



Full wwPDB EM Validation Report ⓘ

Mar 8, 2026 – 03:46 PM UTC

PDB ID : 8VOP / pdb_00008vop
EMDB ID : EMD-43388
Title : Escherichia coli transcription-translation coupled complex (TTC-B) containing mRNA with a 36 nt long spacer, NusG, NusA, and fMet-tRNAs in E-site and P-site
Authors : Molodtsov, V.; Wang, C.; Ebright, R.H.
Deposited on : 2024-01-15
Resolution : 6.00 Å(reported)

This is a Full wwPDB EM Validation Report for a publicly released PDB entry.

We welcome your comments at validation@mail.wwpdb.org

A user guide is available at

<https://www.wwpdb.org/validation/2017/EMValidationReportHelp>

with specific help available everywhere you see the ⓘ symbol.

The types of validation reports are described at

<http://www.wwpdb.org/validation/2017/FAQs#types>.

The following versions of software and data (see [references ⓘ](#)) were used in the production of this report:

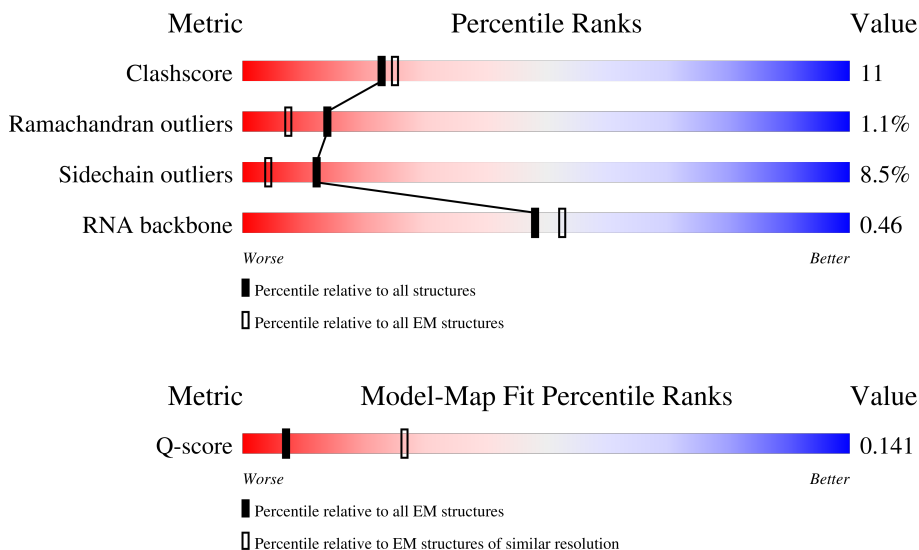
EMDB validation analysis : 0.0.1.dev132
MolProbity : 4-5-2 with Phenix2.0
Percentile statistics : 20250101.v01 (using entries in the PDB archive January 1st 2025)
EM percentile statistics : 202505.v01 (Using data in the EMDB archive up until May 2025)
MapQ : 1.9.13
Ideal geometry (proteins) : Engh & Huber (2001)
Ideal geometry (DNA, RNA) : Parkinson et al. (1996)
Validation Pipeline (wwPDB-VP) : 2.49

1 Overall quality at a glance i

The following experimental techniques were used to determine the structure:
ELECTRON MICROSCOPY

The reported resolution of this entry is 6.00 Å.

Percentile scores (ranging between 0-100) for global validation metrics of the entry are shown in the following graphic. The table shows the number of entries on which the scores are based.




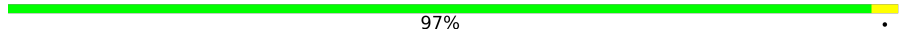
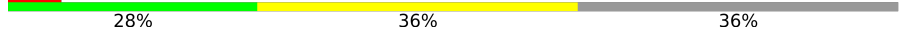











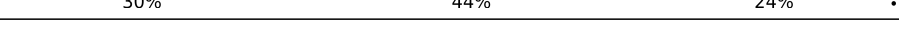










Metric	Whole archive (#Entries)	EM structures (#Entries)	Similar EM resolution (#Entries, resolution range(Å))
Clashscore	229148	23984	-
Ramachandran outliers	224038	23583	-
Sidechain outliers	223484	23102	-
RNA backbone	8273	3508	-
Q-score	-	25397	525 (5.50 - 6.50)

The table below summarises the geometric issues observed across the polymeric chains and their fit to the map. The red, orange, yellow and green segments of the bar indicate the fraction of residues that contain outliers for ≥ 3 , 2, 1 and 0 types of geometric quality criteria respectively. A grey segment represents the fraction of residues that are not modelled. The numeric value for each fraction is indicated below the corresponding segment, with a dot representing fractions $\leq 5\%$. The upper red bar (where present) indicates the fraction of residues that have poor fit to the EM map (all-atom inclusion $< 40\%$). The numeric value is given above the bar.

Mol	Chain	Length	Quality of chain
1	0	103	
2	1	110	
3	2	100	













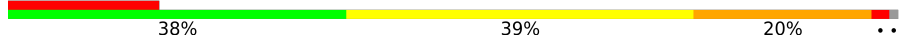












Continued on next page...

Continued from previous page...

Mol	Chain	Length	Quality of chain
4	3	104	
5	4	94	
6	5	36	
7	6	36	
8	7	53	
9	9	165	
10	A	76	
10	B	76	
11	AA	1342	
12	AB	181	
13	AC	329	
13	AD	329	
14	AE	1407	
15	AF	91	
16	AG	495	
17	C	75	
18	D	1542	
19	E	87	
20	F	71	
21	G	241	
22	H	557	
23	I	233	
24	J	206	
25	K	167	
26	L	135	

Continued on next page...

Continued from previous page...

Mol	Chain	Length	Quality of chain
27	M	179	 71% 12% 16%
28	N	130	 90% 8%
29	O	130	 78% 18%
30	P	103	 68% 18% 8%
31	Q	129	 82% 9% 9%
32	R	124	 87% 10%
33	S	101	 88% 9%
34	T	89	 81% 16%
35	U	82	 88% 11%
36	V	84	 87% 7% 5%
37	W	92	 82% 8% 10%
38	X	118	 76% 17% 5%
39	Y	142	 17% 38% 39% 20%
40	Z	121	 7% 11% 7% 75%
41	a	2904	 73% 23%
42	b	85	 85% 5% 11%
43	c	78	 88% 8%
44	d	120	 80% 20%
45	e	63	 86% 11%
46	f	59	 85% 12%
47	g	70	 81% 11% 6%
48	h	273	 85% 14%
49	i	57	 77% 19%
50	j	209	 88% 11%
51	k	55	 89% 5% 5%

Continued on next page...

Continued from previous page...

Mol	Chain	Length	Quality of chain
52	l	201	 85% 14%
53	m	46	 78% 17%
54	n	179	 75% 20%
55	o	65	 88% 8%
56	p	177	 90% 8%
57	q	38	 89% 8%
58	r	149	 88% 9%
59	s	142	 82% 16%
60	t	123	 80% 19%
61	u	144	 90% 10%
62	v	136	 91% 8%
63	w	127	 76% 18% 6%
64	x	117	 82% 16%
65	y	115	 89% 10%
66	z	118	 84% 15%

2 Entry composition [i](#)

There are 68 unique types of molecules in this entry. The entry contains 291613 atoms, of which 109912 are hydrogens and 0 are deuteriums.

In the tables below, the AltConf column contains the number of residues with at least one atom in alternate conformation and the Trace column contains the number of residues modelled with at most 2 atoms.

- Molecule 1 is a protein called Ribosomal protein L21.

Mol	Chain	Residues	Atoms					AltConf	Trace	
			Total	C	H	N	O			S
1	0	103	1655	516	839	153	145	2	0	0

- Molecule 2 is a protein called 50S ribosomal protein L22.

Mol	Chain	Residues	Atoms					AltConf	Trace	
			Total	C	H	N	O			S
2	1	110	1779	532	922	166	156	3	0	0

- Molecule 3 is a protein called 50S ribosomal protein L23.

Mol	Chain	Residues	Atoms					AltConf	Trace	
			Total	C	H	N	O			S
3	2	94	1557	470	811	140	134	2	0	0

- Molecule 4 is a protein called 50S ribosomal protein L24.

Mol	Chain	Residues	Atoms					AltConf	Trace
			Total	C	H	N	O		
4	3	103	1632	498	844	148	142	0	0

- Molecule 5 is a protein called 50S ribosomal protein L25.

Mol	Chain	Residues	Atoms					AltConf	Trace	
			Total	C	H	N	O			S
5	4	94	1533	479	780	137	134	3	0	0

- Molecule 6 is a DNA chain called NT DNA.

Mol	Chain	Residues	Atoms					AltConf	Trace	
			Total	C	H	N	O			P
6	5	23	732	225	260	87	137	23	0	0

- Molecule 7 is a DNA chain called T DNA.

Mol	Chain	Residues	Atoms					AltConf	Trace	
7	6	27	Total	C	H	N	O	P	0	0
			847	259	305	89	167	27		

- Molecule 8 is a RNA chain called mRNA with 36 nt long spacer.

Mol	Chain	Residues	Atoms					AltConf	Trace	
8	7	33	Total	C	H	N	O	P	0	0
			784	307	97	96	251	33		

- Molecule 9 is a protein called 50S ribosomal protein L10.

Mol	Chain	Residues	Atoms					AltConf	Trace
9	9	148	Total	C	N	O	S	0	0
			1117	705	196	209	7		

- Molecule 10 is a RNA chain called E-site and P-site tRNA (fMet).

Mol	Chain	Residues	Atoms					AltConf	Trace	
10	A	76	Total	C	H	N	O	P	0	0
			2446	723	826	295	527	75		
10	B	76	Total	C	H	N	O	P	0	0
			2433	723	813	295	527	75		

- Molecule 11 is a protein called DNA-directed RNA polymerase subunit beta.

Mol	Chain	Residues	Atoms					AltConf	Trace
11	AA	1340	Total	C	N	O	S	0	0
			10567	6631	1841	2052	43		

- Molecule 12 is a protein called Transcription termination/antitermination protein NusG.

Mol	Chain	Residues	Atoms					AltConf	Trace
12	AB	161	Total	C	N	O	S	0	0
			1276	813	221	235	7		

- Molecule 13 is a protein called DNA-directed RNA polymerase subunit alpha.

Mol	Chain	Residues	Atoms					AltConf	Trace
13	AC	301	Total	C	N	O	S	0	0
			2091	1295	379	411	6		

Continued on next page...

Continued from previous page...

Mol	Chain	Residues	Atoms					AltConf	Trace
			Total	C	N	O	S		
13	AD	298	2073	1284	377	406	6	0	0

- Molecule 14 is a protein called DNA-directed RNA polymerase subunit beta'.

Mol	Chain	Residues	Atoms					AltConf	Trace	
			Total	C	H	N	O			S
14	AE	1335	21000	6526	10612	1854	1958	50	0	0

- Molecule 15 is a protein called DNA-directed RNA polymerase subunit omega.

Mol	Chain	Residues	Atoms					AltConf	Trace
			Total	C	N	O	S		
15	AF	82	650	396	122	131	1	0	0

- Molecule 16 is a protein called Transcription termination/antitermination protein NusA.

Mol	Chain	Residues	Atoms					AltConf	Trace
			Total	C	N	O	S		
16	AG	495	3852	2396	669	774	13	0	0

- Molecule 17 is a protein called 30S ribosomal protein S18.

Mol	Chain	Residues	Atoms					AltConf	Trace	
			Total	C	H	N	O			S
17	C	66	1103	344	559	102	97	1	0	0

- Molecule 18 is a RNA chain called 16S rRNA.

Mol	Chain	Residues	Atoms					AltConf	Trace	
			Total	C	H	N	O			P
18	D	1524	49126	14585	16423	6003	10591	1524	0	0

- Molecule 19 is a protein called 30S ribosomal protein S20.

Mol	Chain	Residues	Atoms					AltConf	Trace	
			Total	C	H	N	O			S
19	E	86	1388	414	719	138	114	3	0	0

- Molecule 20 is a protein called 30S ribosomal protein S21.

Mol	Chain	Residues	Atoms					AltConf	Trace	
			Total	C	H	N	O			S
20	F	70	1218	366	629	125	97	1	0	0

- Molecule 21 is a protein called 30S ribosomal protein S2.

Mol	Chain	Residues	Atoms					AltConf	Trace	
			Total	C	H	N	O			S
21	G	225	3545	1113	1785	316	323	8	0	0

- Molecule 22 is a protein called 30S ribosomal protein S1.

Mol	Chain	Residues	Atoms					AltConf	Trace	
			Total	C	H	N	O			S
22	H	259	3184	1073	1454	305	349	3	0	0

- Molecule 23 is a protein called 30S ribosomal protein S3.

Mol	Chain	Residues	Atoms					AltConf	Trace	
			Total	C	H	N	O			S
23	I	208	3346	1036	1710	307	290	3	0	0

- Molecule 24 is a protein called 30S ribosomal protein S4.

Mol	Chain	Residues	Atoms					AltConf	Trace	
			Total	C	H	N	O			S
24	J	205	3350	1026	1707	315	298	4	0	0

- Molecule 25 is a protein called 30S ribosomal protein S5.

Mol	Chain	Residues	Atoms					AltConf	Trace	
			Total	C	H	N	O			S
25	K	156	2348	717	1196	217	212	6	0	0

- Molecule 26 is a protein called 30S ribosomal protein S6.

Mol	Chain	Residues	Atoms					AltConf	Trace	
			Total	C	H	N	O			S
26	L	104	1694	536	846	153	152	7	0	0

- Molecule 27 is a protein called 30S ribosomal protein S7.

Mol	Chain	Residues	Atoms					AltConf	Trace	
			Total	C	H	N	O			S
27	M	151	2416	735	1235	227	215	4	0	0

- Molecule 28 is a protein called 30S ribosomal protein S8.

Mol	Chain	Residues	Atoms					AltConf	Trace	
			Total	C	H	N	O			S
28	N	129	2010	616	1031	173	184	6	0	0

- Molecule 29 is a protein called 30S ribosomal protein S9.

Mol	Chain	Residues	Atoms					AltConf	Trace	
			Total	C	H	N	O			S
29	O	127	2092	634	1070	206	179	3	0	0

- Molecule 30 is a protein called 30S ribosomal protein S10.

Mol	Chain	Residues	Atoms					AltConf	Trace	
			Total	C	H	N	O			S
30	P	99	1621	495	831	151	143	1	0	0

- Molecule 31 is a protein called 30S ribosomal protein S11.

Mol	Chain	Residues	Atoms					AltConf	Trace	
			Total	C	H	N	O			S
31	Q	117	1764	540	887	174	160	3	0	0

- Molecule 32 is a protein called 30S ribosomal protein S12.

Mol	Chain	Residues	Atoms					AltConf	Trace	
			Total	C	H	N	O			S
32	R	121	1940	580	1001	194	161	4	0	0

- Molecule 33 is a protein called 30S ribosomal protein S14.

Mol	Chain	Residues	Atoms					AltConf	Trace	
			Total	C	H	N	O			S
33	S	100	1649	499	844	164	139	3	0	0

- Molecule 34 is a protein called Small ribosomal subunit protein uS15.

Mol	Chain	Residues	Atoms					AltConf	Trace	
34	T	88	Total	C	H	N	O	S	0	0
			1448	439	734	144	130	1		

- Molecule 35 is a protein called 30S ribosomal protein S16.

Mol	Chain	Residues	Atoms					AltConf	Trace	
35	U	82	Total	C	H	N	O	S	0	0
			1315	406	666	128	114	1		

- Molecule 36 is a protein called 30S ribosomal protein S17.

Mol	Chain	Residues	Atoms					AltConf	Trace	
36	V	80	Total	C	H	N	O	S	0	0
			1339	411	691	121	113	3		

- Molecule 37 is a protein called 30S ribosomal protein S19.

Mol	Chain	Residues	Atoms					AltConf	Trace	
37	W	83	Total	C	H	N	O	S	0	0
			1351	424	688	126	111	2		

- Molecule 38 is a protein called 30S ribosomal protein S13.

Mol	Chain	Residues	Atoms					AltConf	Trace	
38	X	116	Total	C	H	N	O	S	0	0
			1864	558	964	181	158	3		

- Molecule 39 is a protein called 50S ribosomal protein L11.

Mol	Chain	Residues	Atoms					AltConf	Trace
39	Y	141	Total	C	N	O	S	0	0
			1032	651	179	196	6		

- Molecule 40 is a protein called 50S ribosomal protein L7/L12.

Mol	Chain	Residues	Atoms					AltConf	Trace
40	Z	30	Total	C	N	O	S	0	0
			227	144	33	47	3		

- Molecule 41 is a RNA chain called 23S rRNA.

Mol	Chain	Residues	Atoms						AltConf	Trace
			Total	C	H	N	O	P		
41	a	2880	92918	27587	31077	11398	19976	2880	0	0

There is a discrepancy between the modelled and reference sequences:

Chain	Residue	Modelled	Actual	Comment	Reference
a	887	A	U	conflict	GB 937521852

- Molecule 42 is a protein called 50S ribosomal protein L27.

Mol	Chain	Residues	Atoms						AltConf	Trace
			Total	C	H	N	O	S		
42	b	76	1181	360	599	117	104	1	0	0

- Molecule 43 is a protein called 50S ribosomal protein L28.

Mol	Chain	Residues	Atoms						AltConf	Trace
			Total	C	H	N	O	S		
43	c	77	1277	388	652	129	106	2	0	0

- Molecule 44 is a RNA chain called 5S rRNA.

Mol	Chain	Residues	Atoms						AltConf	Trace
			Total	C	H	N	O	P		
44	d	120	3870	1144	1301	468	837	120	0	0

- Molecule 45 is a protein called 50S ribosomal protein L29.

Mol	Chain	Residues	Atoms						AltConf	Trace
			Total	C	H	N	O	S		
45	e	62	1032	308	531	98	94	1	0	0

- Molecule 46 is a protein called 50S ribosomal protein L30.

Mol	Chain	Residues	Atoms						AltConf	Trace
			Total	C	H	N	O	S		
46	f	58	936	281	488	87	78	2	0	0

- Molecule 47 is a protein called 50S ribosomal protein L31.

Mol	Chain	Residues	Atoms					AltConf	Trace	
			Total	C	H	N	O			S
47	g	66	1042	323	520	99	94	6	0	0

- Molecule 48 is a protein called 50S ribosomal protein L2.

Mol	Chain	Residues	Atoms					AltConf	Trace	
			Total	C	H	N	O			S
48	h	271	4236	1288	2154	423	364	7	0	0

- Molecule 49 is a protein called 50S ribosomal protein L32.

Mol	Chain	Residues	Atoms					AltConf	Trace	
			Total	C	H	N	O			S
49	i	56	903	269	459	94	80	1	0	0

- Molecule 50 is a protein called 50S ribosomal protein L3.

Mol	Chain	Residues	Atoms					AltConf	Trace	
			Total	C	H	N	O			S
50	j	209	3182	979	1617	288	294	4	0	0

- Molecule 51 is a protein called 50S ribosomal protein L33.

Mol	Chain	Residues	Atoms					AltConf	Trace	
			Total	C	H	N	O			
51	k	52	890	275	464	78	73		0	0

- Molecule 52 is a protein called 50S ribosomal protein L4.

Mol	Chain	Residues	Atoms					AltConf	Trace	
			Total	C	H	N	O			S
52	l	201	3171	974	1619	283	290	5	0	0

- Molecule 53 is a protein called 50S ribosomal protein L34.

Mol	Chain	Residues	Atoms					AltConf	Trace	
			Total	C	H	N	O			S
53	m	46	795	228	418	90	57	2	0	0

- Molecule 54 is a protein called 50S ribosomal protein L5.

Mol	Chain	Residues	Atoms					AltConf	Trace	
54	n	177	Total	C	H	N	O	S	0	0
			2853	899	1443	249	256	6		

- Molecule 55 is a protein called 50S ribosomal protein L35.

Mol	Chain	Residues	Atoms					AltConf	Trace	
55	o	64	Total	C	H	N	O	S	0	0
			1076	323	572	105	74	2		

- Molecule 56 is a protein called 50S ribosomal protein L6.

Mol	Chain	Residues	Atoms					AltConf	Trace	
56	p	175	Total	C	H	N	O	S	0	0
			2671	826	1358	241	244	2		

- Molecule 57 is a protein called 50S ribosomal protein L36.

Mol	Chain	Residues	Atoms					AltConf	Trace	
57	q	38	Total	C	H	N	O	S	0	0
			645	185	343	65	48	4		

- Molecule 58 is a protein called 50S ribosomal protein L9.

Mol	Chain	Residues	Atoms					AltConf	Trace	
58	r	149	Total	C	H	N	O	S	0	0
			2259	699	1148	197	214	1		

- Molecule 59 is a protein called 50S ribosomal protein L13.

Mol	Chain	Residues	Atoms					AltConf	Trace	
59	s	142	Total	C	H	N	O	S	0	0
			2291	714	1162	212	199	4		

- Molecule 60 is a protein called 50S ribosomal protein L14.

Mol	Chain	Residues	Atoms					AltConf	Trace	
60	t	123	Total	C	H	N	O	S	0	0
			1969	593	1023	181	166	6		

- Molecule 61 is a protein called 50S ribosomal protein L15.

Mol	Chain	Residues	Atoms					AltConf	Trace	
61	u	144	Total	C	H	N	O	S	0	0
			2182	654	1129	207	190	2		

- Molecule 62 is a protein called 50S ribosomal protein L16.

Mol	Chain	Residues	Atoms					AltConf	Trace	
62	v	136	Total	C	H	N	O	S	0	0
			2231	686	1157	205	177	6		

- Molecule 63 is a protein called 50S ribosomal protein L17.

Mol	Chain	Residues	Atoms					AltConf	Trace	
63	w	119	Total	C	H	N	O	S	0	0
			1945	588	994	195	163	5		

- Molecule 64 is a protein called 50S ribosomal protein L18.

Mol	Chain	Residues	Atoms					AltConf	Trace	
64	x	116	Total	C	H	N	O		0	0
			1815	552	923	178	162			

- Molecule 65 is a protein called 50S ribosomal protein L19.

Mol	Chain	Residues	Atoms					AltConf	Trace	
65	y	114	Total	C	H	N	O	S	0	0
			1879	574	962	179	163	1		

- Molecule 66 is a protein called 50S ribosomal protein L20.

Mol	Chain	Residues	Atoms					AltConf	Trace	
66	z	117	Total	C	H	N	O		0	0
			1967	604	1020	192	151			

- Molecule 67 is MAGNESIUM ION (CCD ID: MG) (formula: Mg).

Mol	Chain	Residues	Atoms		AltConf
67	AE	1	Total	Mg	0
			1	1	

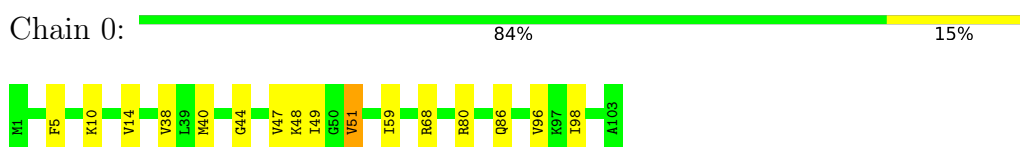
- Molecule 68 is ZINC ION (CCD ID: ZN) (formula: Zn).

Mol	Chain	Residues	Atoms		AltConf
68	AE	2	Total 2	Zn 2	0

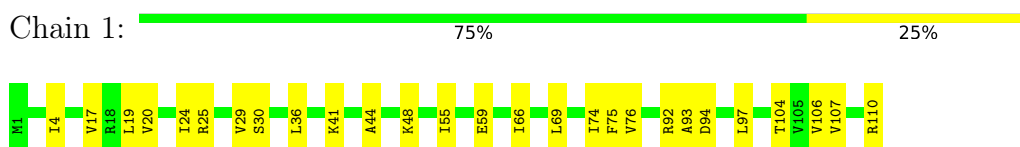
3 Residue-property plots [i](#)

These plots are drawn for all protein, RNA, DNA and oligosaccharide chains in the entry. The first graphic for a chain summarises the proportions of the various outlier classes displayed in the second graphic. The second graphic shows the sequence view annotated by issues in geometry and atom inclusion in map density. Residues are color-coded according to the number of geometric quality criteria for which they contain at least one outlier: green = 0, yellow = 1, orange = 2 and red = 3 or more. A red diamond above a residue indicates a poor fit to the EM map for this residue (all-atom inclusion < 40%). Stretches of 2 or more consecutive residues without any outlier are shown as a green connector. Residues present in the sample, but not in the model, are shown in grey.

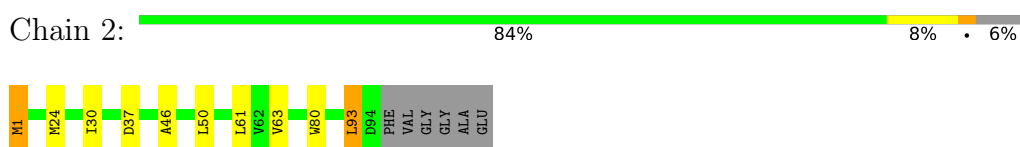
- Molecule 1: Ribosomal protein L21



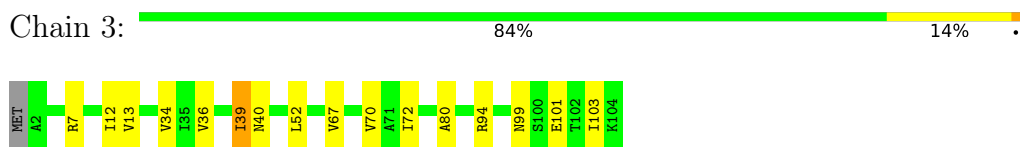
- Molecule 2: 50S ribosomal protein L22



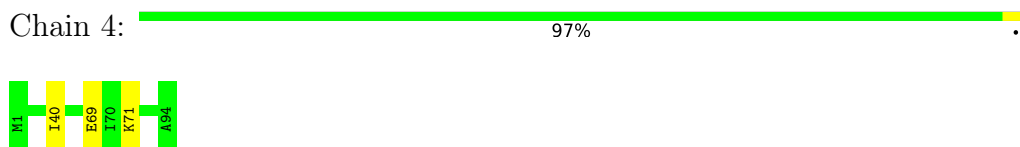
- Molecule 3: 50S ribosomal protein L23



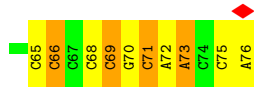
- Molecule 4: 50S ribosomal protein L24



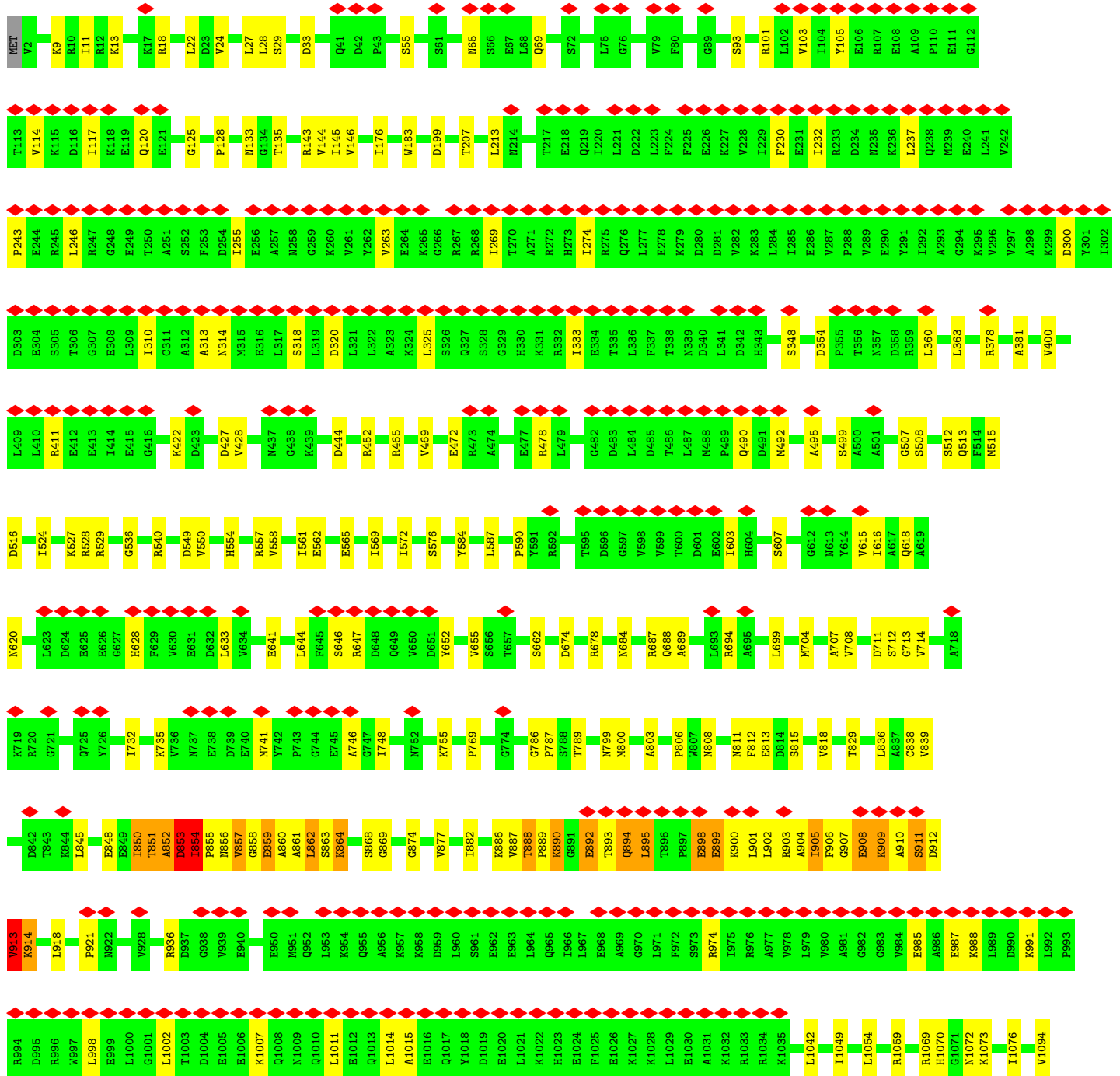
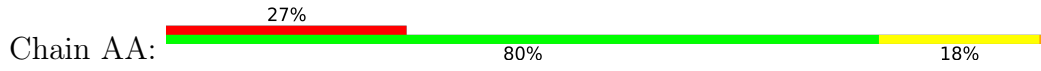
- Molecule 5: 50S ribosomal protein L25

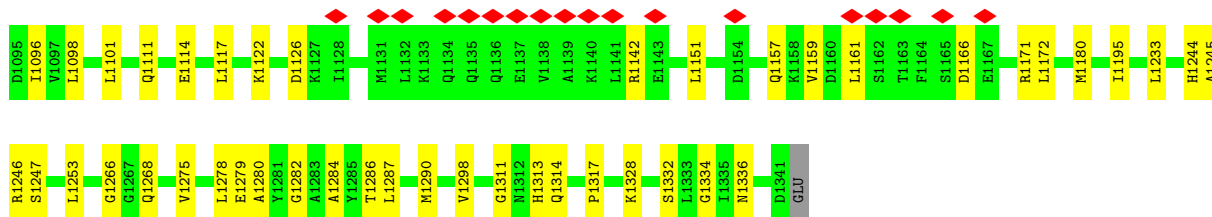


- Molecule 6: NT DNA

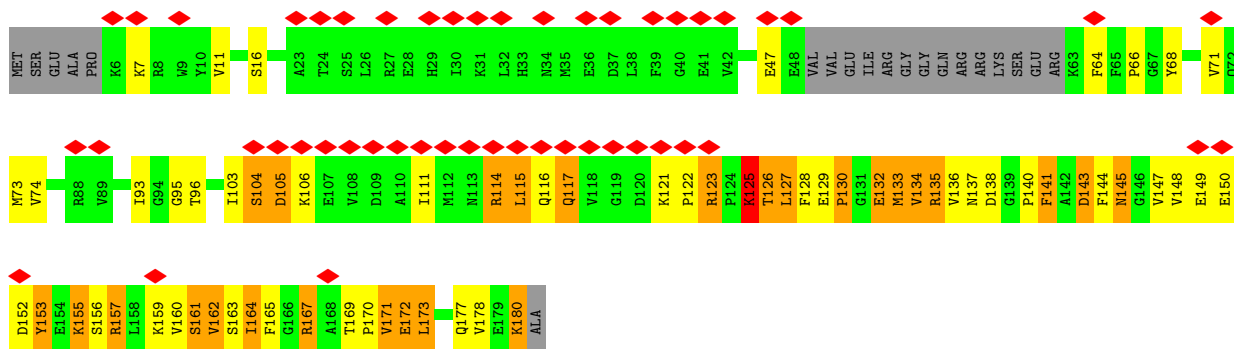


• Molecule 11: DNA-directed RNA polymerase subunit beta

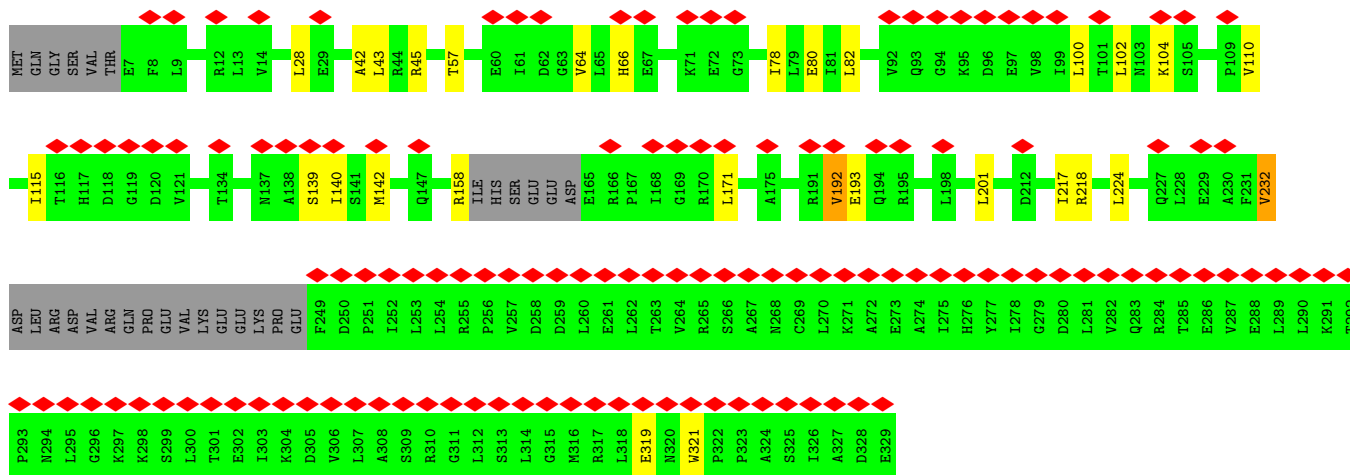
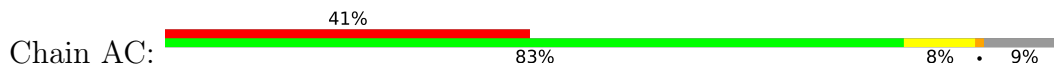




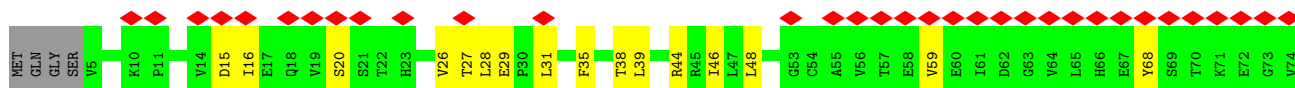
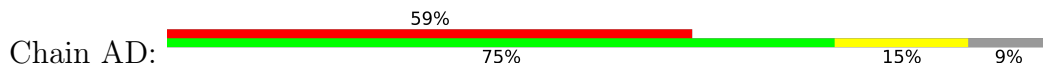
• Molecule 12: Transcription termination/antitermination protein NusG

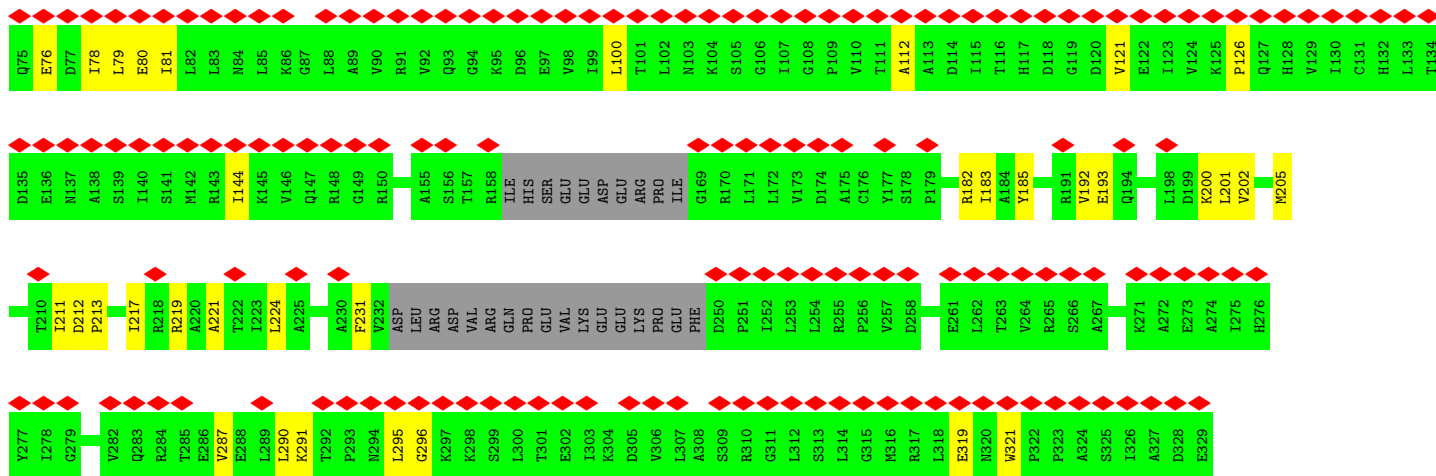


• Molecule 13: DNA-directed RNA polymerase subunit alpha

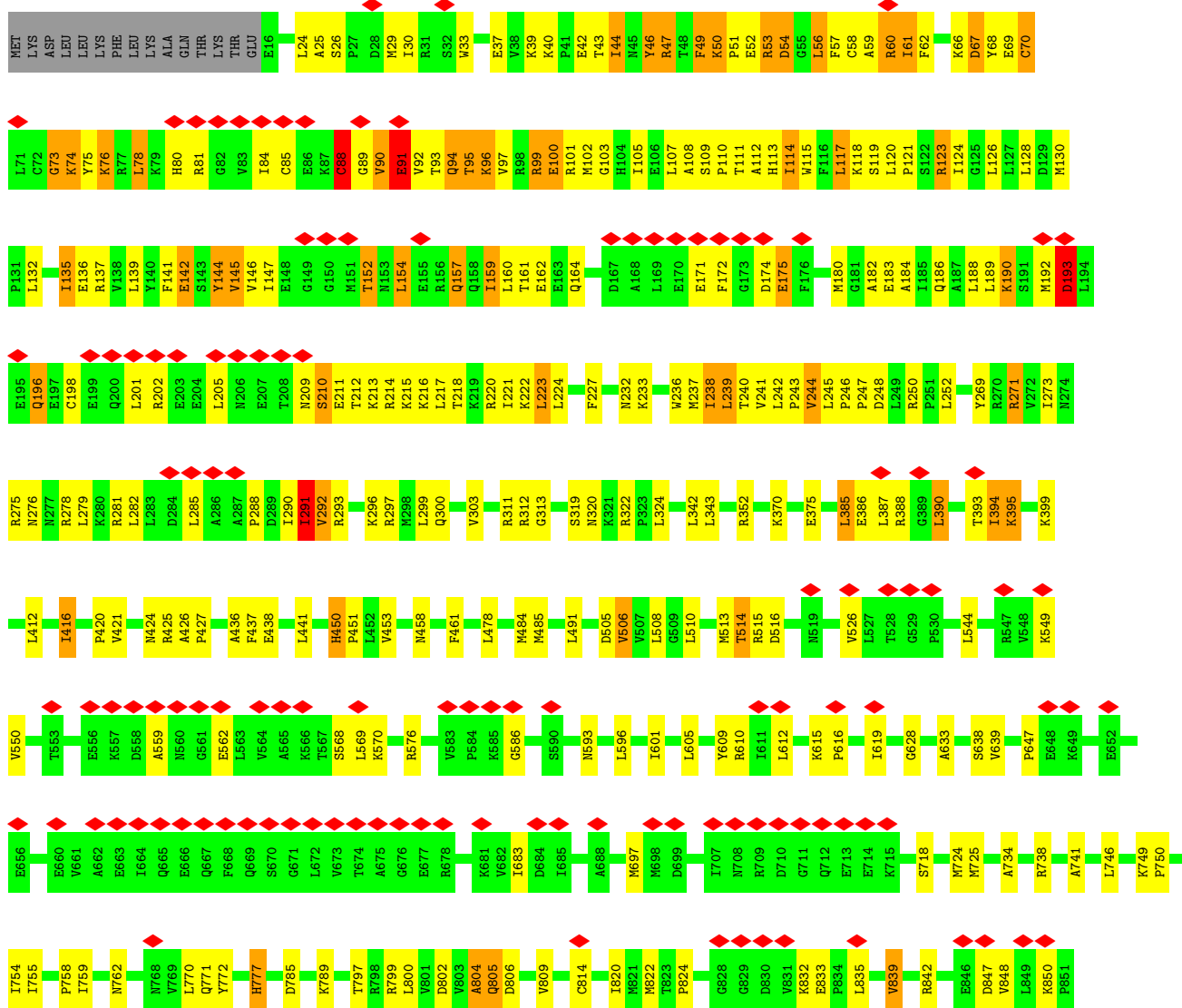


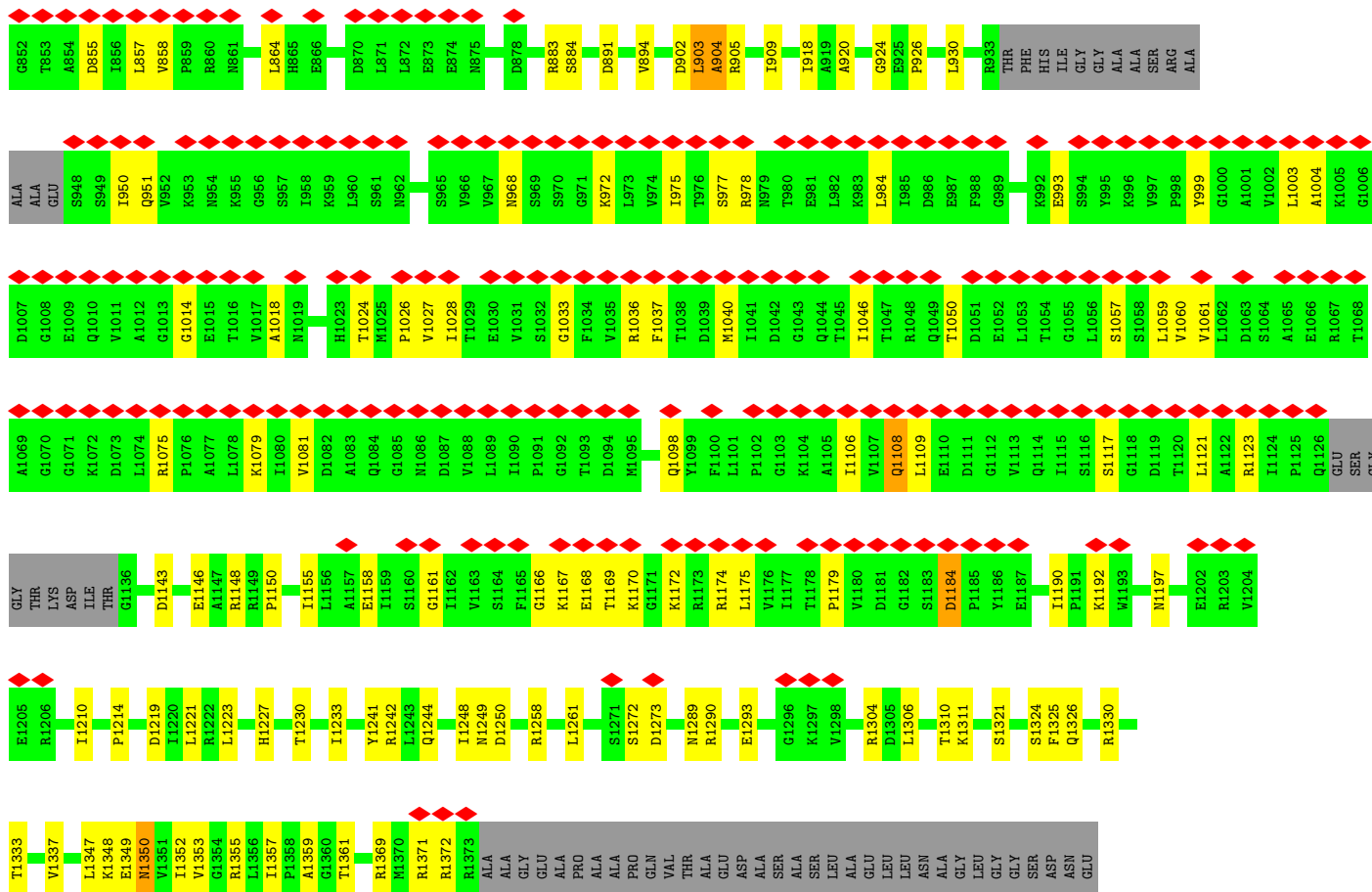
• Molecule 13: DNA-directed RNA polymerase subunit alpha



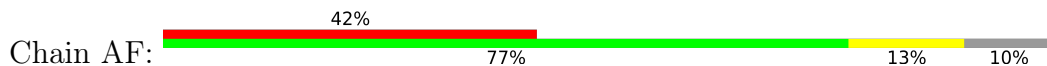


• Molecule 14: DNA-directed RNA polymerase subunit beta'

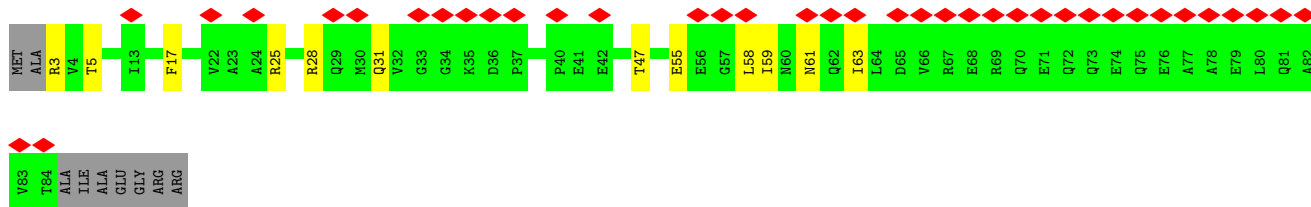




• Molecule 15: DNA-directed RNA polymerase subunit omega



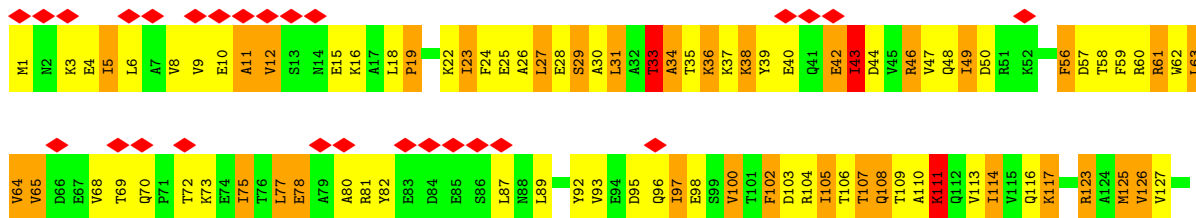
Chain AF:

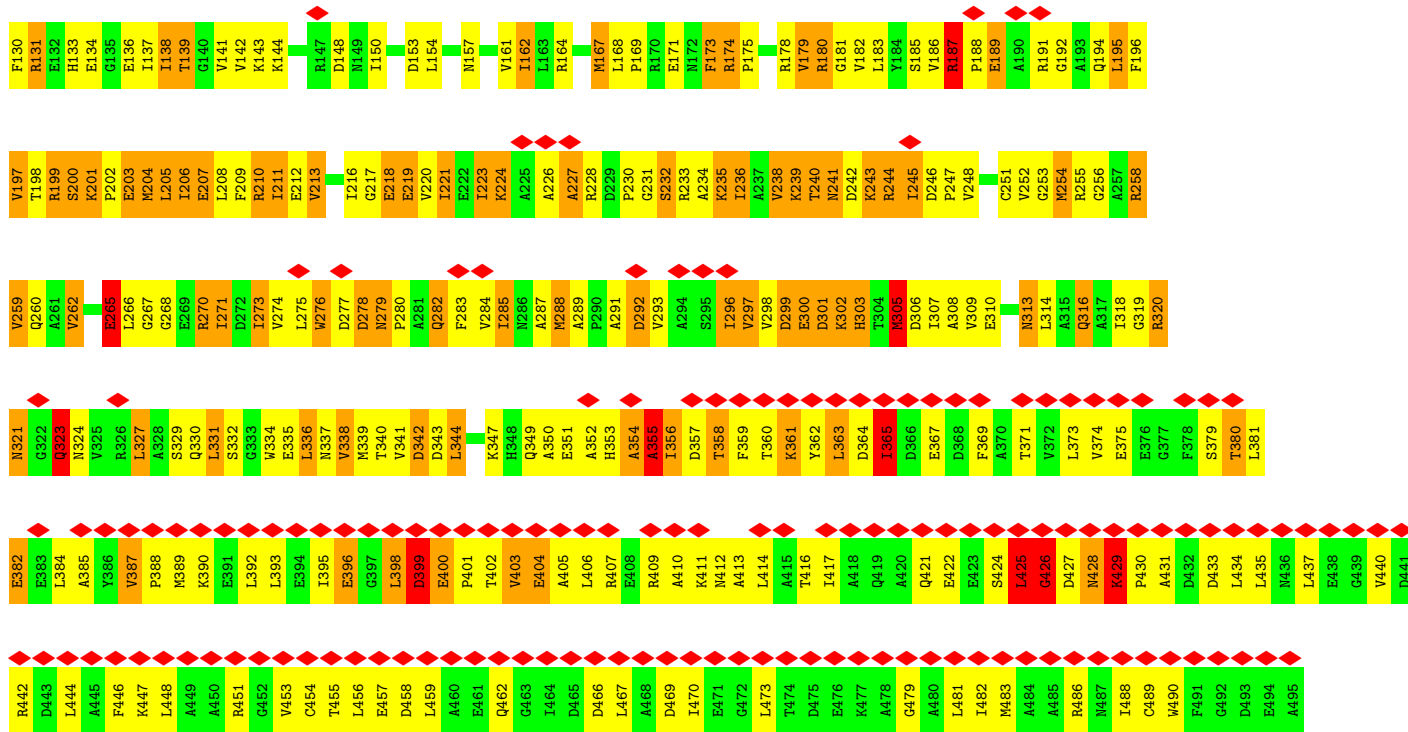


• Molecule 16: Transcription termination/antitermination protein NusA



Chain AG:

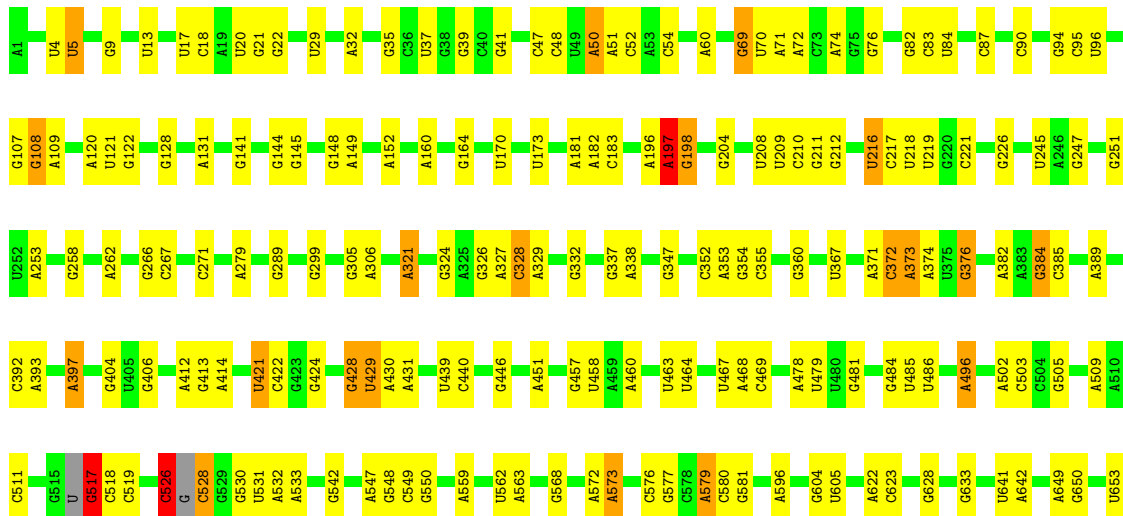


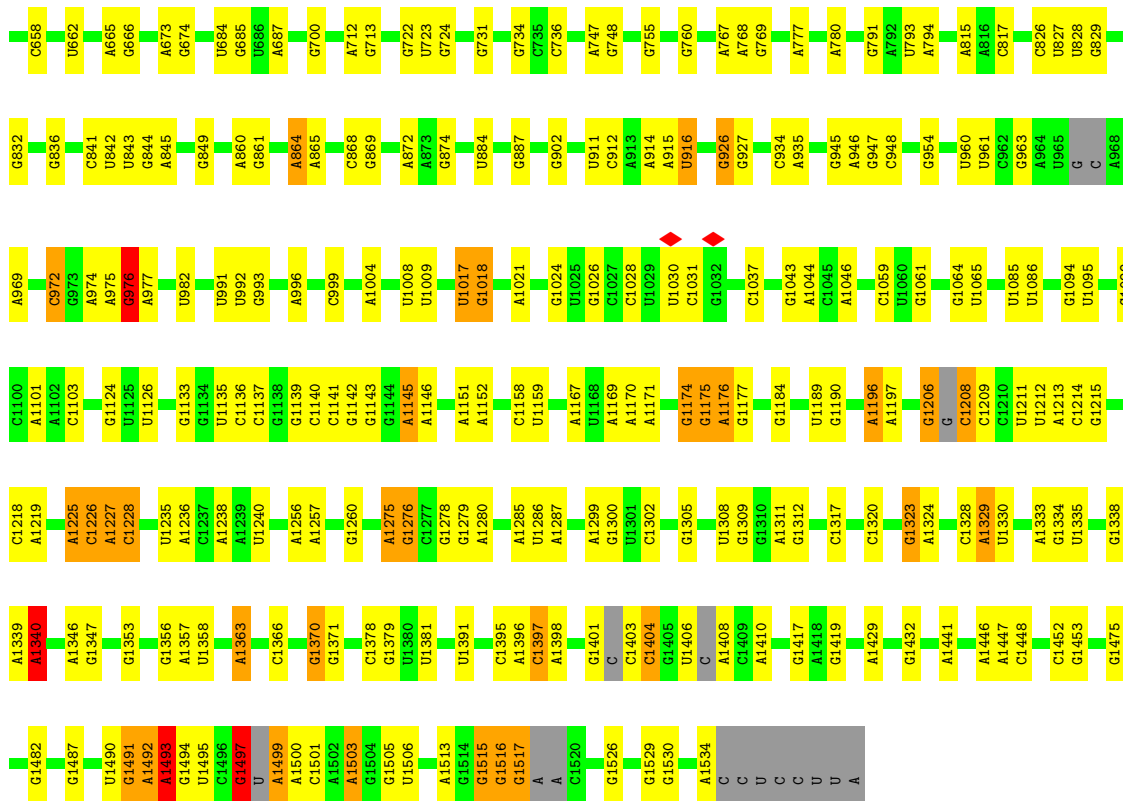


• Molecule 17: 30S ribosomal protein S18

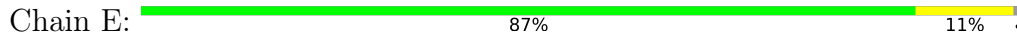


• Molecule 18: 16S rRNA

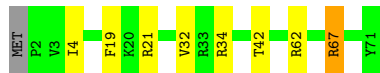
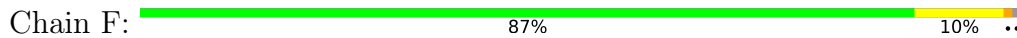




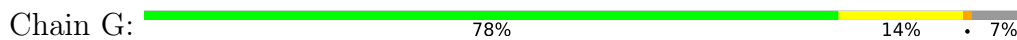
• Molecule 19: 30S ribosomal protein S20



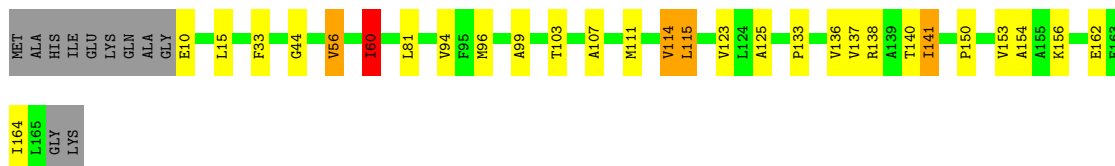
• Molecule 20: 30S ribosomal protein S21



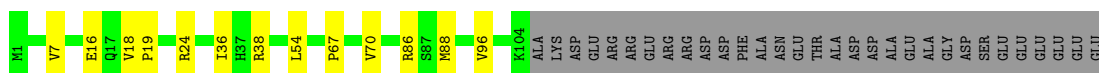
• Molecule 21: 30S ribosomal protein S2



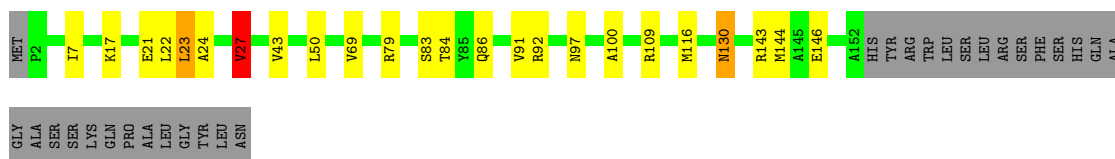
• Molecule 22: 30S ribosomal protein S1



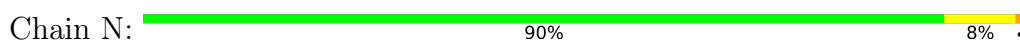
• Molecule 26: 30S ribosomal protein S6



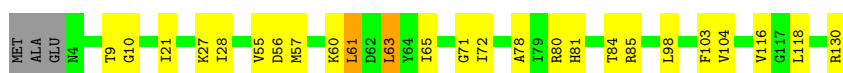
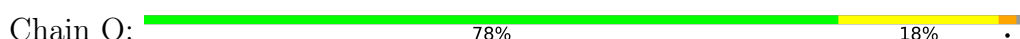
• Molecule 27: 30S ribosomal protein S7



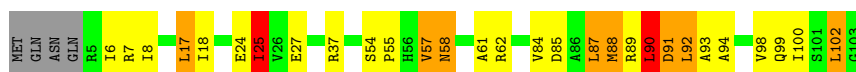
• Molecule 28: 30S ribosomal protein S8



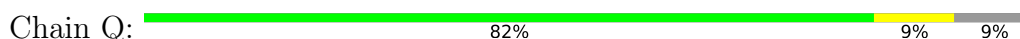
• Molecule 29: 30S ribosomal protein S9



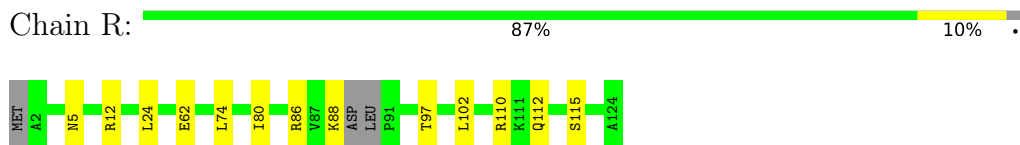
• Molecule 30: 30S ribosomal protein S10



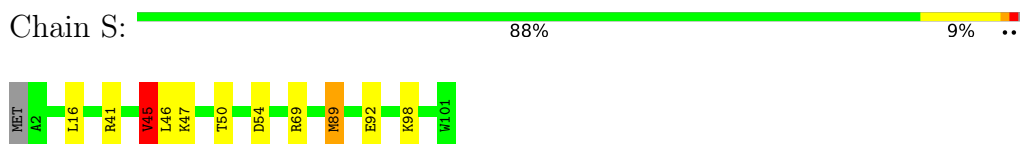
• Molecule 31: 30S ribosomal protein S11



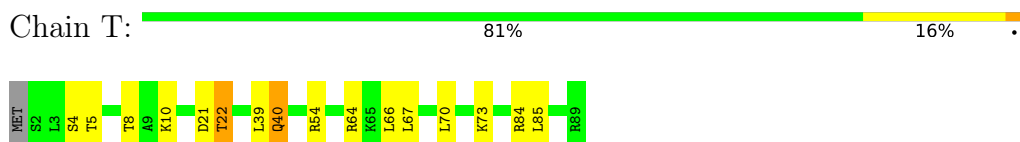
- Molecule 32: 30S ribosomal protein S12



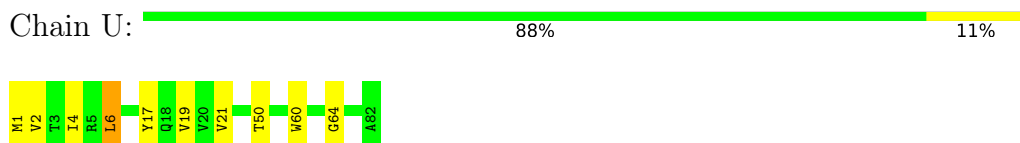
- Molecule 33: 30S ribosomal protein S14



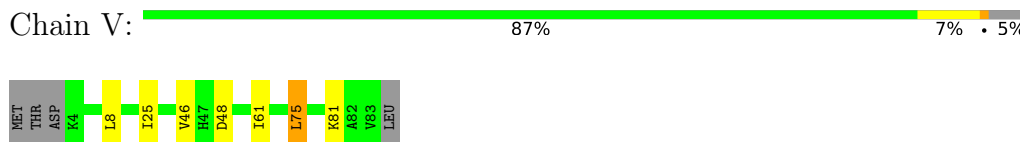
- Molecule 34: Small ribosomal subunit protein uS15



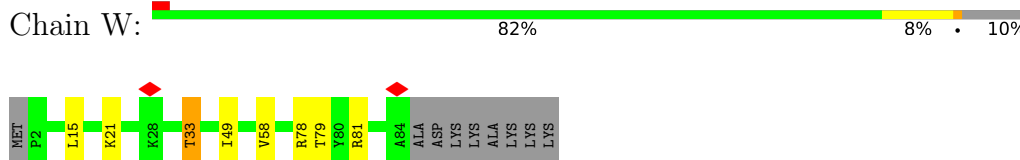
- Molecule 35: 30S ribosomal protein S16



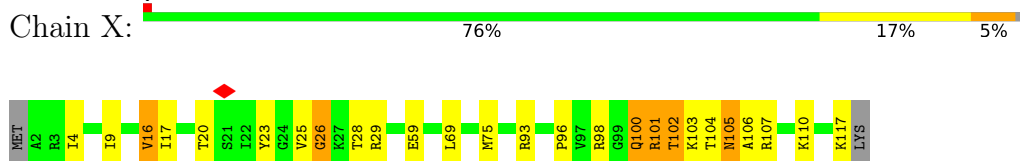
- Molecule 36: 30S ribosomal protein S17



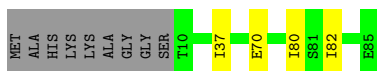
- Molecule 37: 30S ribosomal protein S19



- Molecule 38: 30S ribosomal protein S13

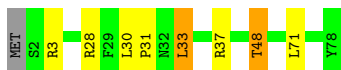


A1027	A1028	U1033	G1041	G1042	C1045	A1046	G1047	A1054	G1055	G1056	U1060	U1061	G1062	G1063	C1064	U1065	U1066	A1067	U1068	A1069	A1070	G1071	C1072	A1073	G1074	G1075	C1076	C1077	C1079	A1080	U1081	U1082	U1083	A1084	A1085	A1086	G1087	A1088	A1089	A1090	A1095	A1096	A1103	G1107	U1108	G1109	G1110	A1111	G1112	U1119																																																																																																																																																																																																																																																																																																																																																																																																																																																																																																																																																																																																																																																																																																																																																																																																																																																																																																																																																																																																																																																																																																																																																																																																											
G1122	G1125	U1132	A1133	A1134	C1135	U1141	A1142	A1143	G1153	A1169	C1170	U1173	U1174	A1175	U1176	G1177	C1178	G1179	U1180	U1181	G1182	U1183	G1186	G1187	U1188	U1189	U1209	A1237	G1238	G1248	U1249	G1250	A1253	G1256	G1266	C1270	G1271	A1272	U1273	A1301	A1321	U1326	A1327	A1328	C1345	U1352	A1365	G1368	A1378	U1379	G1380	A1383	A1384	A1385	C1386	A1387	A1392	A1393	U1394	A1395	C1406	G1407	G1408	U1411	U1412	A1413	C1414	U1415	G1416	C1417	A1418	A1419	A1420	G1421	G1422	C1428	A1433	A1434	G1452	A1453	U1460	U1461	G1478	G1482	A1490																																																																																																																																																																																																																																																																																																																																																																																																																																																																																																																																																																																																																																																																																																																																																																																																																																																																																																																																																																																																																																																																																																																																																																								
G1491	U1497	A1503	A1508	A1509	G1510	A1515	G1529	U1534	A1535	C1536	G1537	A1548	A1549	U1554	U1559	C1566	A1566	G1567	G1568	A1569	A1570	A1571	U1572	U1578	A1579	A1580	G1581	C1582	U1584	G1588	U1589	A1590	A1591	A1596	A1597	A1603	A1608	A1609	A1610	A1614	C1617	A	U1647	U1648	A1650	G1651	A1668	G1674	A1677	U1693	C1694	G1695	G1703	U1714	G1715	G1718	G1719	U1720	G1721	U1729	U1730	G1731	C1732	G1738	G1750	A1755	G1756	U1757	U1758	C1764	A1773	U1779	A1784	A1789	C1790	A1791	U1796	G1797	C1800	A1801	U1826	A1827	A1828	A1829	A1830	A1831	A1832	A1833	A1834	A1835	A1836	A1837	A1838	A1839	A1840	A1841	A1842	A1843	A1844	A1845	A1846	A1847	A1848	A1849	A1850	A1851	A1852	A1853	A1854	A1855	A1856	A1857	A1858	A1859	A1860	A1861	A1862	A1863	A1864	A1865	A1866	A1867	A1868	A1869	A1870	A1871	A1872	A1873	C1905	G1906	G1907	C1908	C1909	G1910	U1912	A1913	C1914	U1916	U1918	A1919	C1920	G1921	G1922	U1923	C1924	U1925	A1926	A1927	A1928	A1929	A1930	A1931	A1932	A1933	A1934	A1935	A1936	A1937	A1938	A1939	A1940	A1941	A1942	A1943	A1944	A1945	A1946	A1947	A1948	A1949	A1950	A1951	A1952	A1953	A1954	A1955	A1956	A1957	A1958	A1959	A1960	A1961	A1962	A1963	A1964	A1965	A1966	A1967	A1968	A1969	A1970	A1971	A1972	A1973	A1974	A1975	A1976	A1977	A1978	A1979	A1980	A1981	A1982	A1983	A1984	A1985	A1986	A1987	A1988	A1989	A1990	A1991	A1992	A1993	A1994	A1995	A1996	A1997	A1998	A1999	C2000	C2001	C2002	C2003	C2004	C2005	C2006	C2007	C2008	C2009	C2010	C2011	C2012	C2013	C2014	C2015	C2016	C2017	C2018	C2019	C2020	C2021	C2022	C2023	C2024	C2025	C2026	C2027	C2028	C2029	C2030	C2031	C2032	C2033	C2034	C2035	C2036	C2037	C2038	C2039	C2040	C2041	C2042	C2043	C2044	C2045	C2046	C2047	C2048	C2049	C2050	C2051	C2052	C2053	C2054	C2055	C2056	C2057	C2058	C2059	C2060	C2061	C2062	C2063	C2064	C2065	C2066	C2067	C2068	C2069	C2070	C2071	C2072	C2073	C2074	C2075	C2076	C2077	C2078	C2079	C2080	C2081	C2082	C2083	C2084	C2085	C2086	C2087	C2088	C2089	C2090	C2091	C2092	C2093	C2094	C2095	C2096	C2097	C2098	C2099	C2100	C2101	C2102	C2103	C2104	C2105	C2106	C2107	C2108	C2109	C2110	C2111	C2112	C2113	C2114	C2115	C2116	C2117	C2118	C2119	C2120	C2121	C2122	C2123	C2124	C2125	C2126	C2127	C2128	C2129	C2130	C2131	C2132	C2133	C2134	C2135	C2136	C2137	C2138	C2139	C2140	C2141	C2142	C2143	C2144	C2145	C2146	C2147	C2148	C2149	C2150	C2151	C2152	C2153	C2154	C2155	C2156	C2157	C2158	C2159	C2160	C2161	C2162	C2163	C2164	C2165	C2166	C2167	C2168	C2169	C2170	C2171	C2172	C2173	C2174	C2175	C2176	C2177	C2178	C2179	C2180	C2181	C2182	C2183	C2184	C2185	C2186	C2187	C2188	C2189	C2190	C2191	C2192	C2193	C2194	C2195	C2196	C2197	C2198	C2199	C2200	C2201	C2202	C2203	C2204	C2205	C2206	C2207	C2208	C2209	C2210	C2211	C2212	C2213	C2214	C2215	C2216	C2217	C2218	C2219	C2220	C2221	C2222	C2223	C2224	C2225	C2226	C2227	C2228	C2229	C2230	C2231	C2232	C2233	C2234	C2235	C2236	C2237	C2238	C2239	C2240	C2241	C2242	C2243	C2244	C2245	C2246	C2247	C2248	C2249	C2250	C2251	C2252	C2253	C2254	C2255	C2256	C2257	C2258	C2259	C2260	C2261	C2262	C2263	C2264	C2265	C2266	C2267	C2268	C2269	C2270	C2271	C2272	C2273	C2274	C2275	C2276	C2277	C2278	C2279	C2280	C2281	C2282	C2283	C2284	C2285	C2286	C2287	C2288	C2289	C2290	C2291	C2292	C2293	C2294	C2295	C2296	C2297	C2298	C2299	C2300	C2301	C2302	C2303	C2304	C2305	C2306	C2307	C2308	C2309	C2310	C2311	C2312	C2313	C2314	C2315	C2316	C2317	C2318	C2319	C2320	C2321	C2322	C2323	C2324	C2325	C2326	C2327	C2328	C2329	C2330	C2331	C2332	C2333	C2334	C2335	C2336	C2337	C2338	C2339	C2340	C2341	C2342	C2343	C2344	C2345	C2346	C2347	C2348	C2349	C2350	C2351	C2352	C2353	C2354	C2355	C2356	C2357	C2358	C2359	C2360	C2361	C2362	C2363	C2364	C2365	C2366	C2367	C2368	C2369	C2370	C2371	C2372	C2373	C2374	C2375	C2376	C2377	C2378	C2379	C2380	C2381	C2382	C2383	C2384	C2385	C2386	C2387	C2388	C2389	C2390	C2391	C2392	C2393	C2394	C2395	C2396	C2397	C2398	C2399	C2400	C2401	C2402	C2403	C2404	C2405	C2406	C2407	C2408	C2409	C2410	C2411	C2412	C2413	C2414	C2415	C2416	C2417	C2418	C2419	C2420	C2421	C2422	C2423	C2424	C2425	C2426	C2427	C2428	C2429	C2430	C2431	C2432	C2433	C2434	C2435	C2436	C2437	C2438	C2439	C2440	C2441	C2442	C2443	C2444	C2445	C2446	C2447	C2448	C2449	C2450	C2451	C2452	C2453	C2454	C2455	C2456	C2457	C2458	C2459	C2460	C2461	C2462	C2463	C2464	C2465	C2466	C2467	C2468	C2469	C2470	C2471	C2472	C2473	C2474	C2475	C2476	C2477	C2478	C2479	C2480	C2481	C2482	C2483	C2484	C2485	C2486	C2487	C2488	C2489	C2490	C2491	C2492	C2493	C2494	C2495	C2496	C2497	C2498	C2499	C2500	C2501	C2502	C2503	C2504	C2505	C2506	C2507	C2508	C2509	C2510	C2511	C2512	C2513	C2514	C2515	C2516	C2517	C2518	C2519	C2520	C2521	C2522	C2523	C2524	C2525	C2526	C2527	C2528	C2529	C2530	C2531	C2532	C2533	C2534	C2535	C2536	C2537	C2538	C2539	C2540	C2541	C2542	C2543	C2544	C2545	C2546	C2547	C2548	C2549	C2550	C2551	C2552	C2553	C2554	C2555	C2556	C2557	C2558	C2559	C2560	C2561	C2562	C2563	C2564	C2565	C2566	C2567	C2568	C2569	C2570	C2571	C2572	C2573	C2574	C2575	C2576	C2577	C2578	C2579	C2580	C2581	C2582	C2583	C2584	C2585	C2586	C2587	C2588	C2589	C2590	C2591	C2592	C2593	C2594	C2595	C2596	C2597	C2598	C2599	C2600	C2601	C2602	C2603	C2604	C2605	C2606	C2607	C2608	C2609	C2610	C2611	C2612	C2613	C2614	C2615	C2616	C2617	C2618	C2619	C2620	C2621	C2622	C2623	C2624	C2625	C2626	C2627	C2628	C2629	C2630	C2631	C2632	C2633	C2634	C2635	C2636	C2637	C2638	C2639	C2640	C2641	C2642	C2643	C2644	C2645	C2646	C2647	C2648	C2649	C2650	C2651	C2652	C2653	C2654	C2655	C2656	C2657	C2658	C2659	C2660	C2661	C2662	C2663	C2664	C2665	C2666	C2667	C2668	C2669	C2670	C2671	C2672	C2673	C2674	C2675	C2676	C2677	C2678	C2679	C2680	C2681	C2682	C2683	C2684	C2685	C2686	C2687	C2688	C2689	C2690	C2691	C2692	C2693	C2694	C2695	C2696	C2697	C2698	C2699	C2700	C2701	C2702	C2703	C2704	C2705	C2706	C2707	C2708	C2709	C2710	C2711	C2712	C2713	C2714	C2715	C2716	C2717	C2718	C2719	C2720	C2721	C2722	C2723	C2724	C2725	C2726	C2727	C2728	C2729	C2730	C2731	C2732	C2733	C2734	C2735	C2736	C2737	C2738	C2739	C2740	C2741	C2742	C2743	C2744	C2745	C2746	C2747	C2748	C2749	C2750	C2751	C2752	C2753	C2754	C2755	C2756	C2757	C2758	C2759	C2760	C2761	C2762	C2763	C2764	C2765	C2766	C2767	C2768	C2769	C2770	C2771	C2772	C2773	C2774	C2775	C2776	C2777	C2778	C2779	C2780	C2781	C2782	C2783	C2784	C2785	C2786	C2787	C2788	C2789	C2790	C2791	C2792	C2793	C2794	C2795	C2796	C2797	C2798	C2799	C2800	C2801	C2802	C2803	C2804	C2805	C2806	C2807	C2808	C2809	C2810	C2811	C2812	C2813	C2814	C2815	C2816	C2817	C2818	C2819	C2820	C2821	C2822	C2823	C2824	C2825	C2826	C2827	C2828	C2829	C2830	C2831	C2832	C2833	C2834	C2835	C2836	C2837	C2838	C2839	C2840	C2841	C2842	C2843	C2844	C2845	C2846	C2847	C2848	C2849	C2850	C2851	C2852	C2853	C2854	C2855	C2856	C2857	C2858	C2859	C2860	C2861	C2862	C2863	C2864	C2865	C2866	C2867	C2868	C2869	C2870	C2871	C2872	C2873	C2874	C2875	C2876	C2877	C2878	C2879	C2880	C2881	C2882	C2883	C2884	C2885	C2886	C2887	C2888	C2889	C2890	C2891	C2892	C2893	C2894	C2895	C2896	C2897	C2898	C2899	C2900	C2901	C2902	C2903	C2904	C2905	C2906	C2907	C2908	C2909	C2910	C2911	C2912	C2913	C2914	C2915	C2916	C2917	C2918	C2919	C2920	C2921	C2922	C2923	C2924	C2925	C2926	C2927	C2928	C2929	C2930	C2931	C2932	C2933	C2934	C2935	C2936	C2937	C2938	C2939	C2940	C2941	C2942	C2943	C2944	C2945	C2946	C2947	C2948	C2949	C2950	C2951	C2952	C2953	C2954	C2955	C2956	C2957	C2958	C2959	C2960	C2961	C2962	C2963	C2964	C2965	C2966	C2967	C2968	C2969	C2970	C2971	C2972	C2973	C2974	C2975	C2976	C2977	C2978	C2979	C2980	C2981	C2982	C2983	C2984	C2985	C2986	C2987	C2988	C2989	C2990	C2991	C299



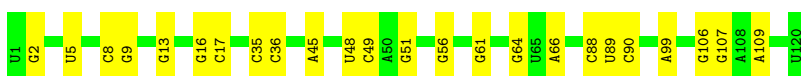
- Molecule 43: 50S ribosomal protein L28

Chain c: 88% 8% ..



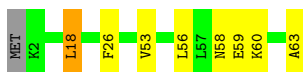
- Molecule 44: 5S rRNA

Chain d: 80% 20%



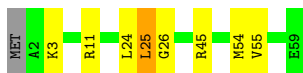
- Molecule 45: 50S ribosomal protein L29

Chain e: 86% 11% ..



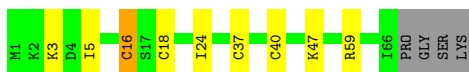
- Molecule 46: 50S ribosomal protein L30

Chain f: 85% 12% ..



- Molecule 47: 50S ribosomal protein L31

Chain g: 81% 11% 6%




- Molecule 48: 50S ribosomal protein L2

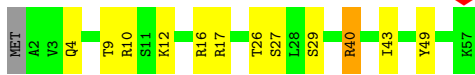
Chain h: 85% 14% ..




- Molecule 49: 50S ribosomal protein L32



Chain i:  77% 19%




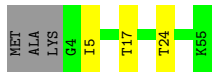
- Molecule 50: 50S ribosomal protein L3

Chain j:  88% 11%




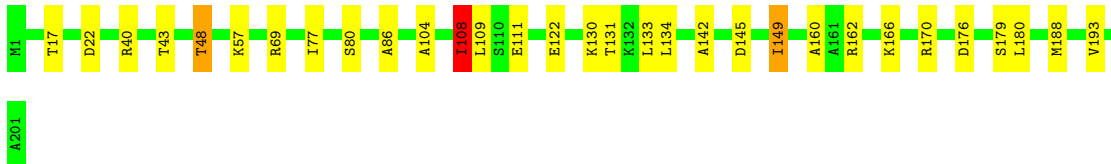
- Molecule 51: 50S ribosomal protein L33

Chain k:  89% 5% 5%




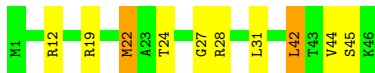
- Molecule 52: 50S ribosomal protein L4

Chain l:  85% 14%




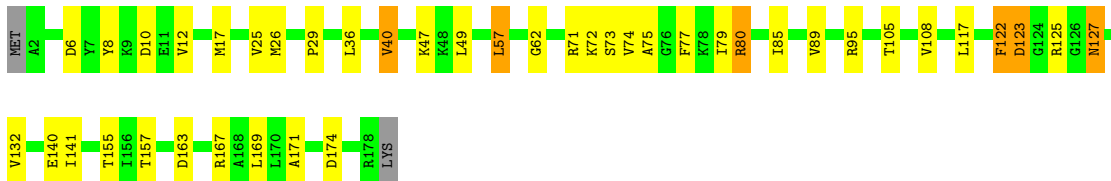
- Molecule 53: 50S ribosomal protein L34

Chain m:  78% 17%



- Molecule 54: 50S ribosomal protein L5

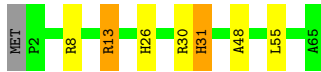
Chain n:  75% 20%



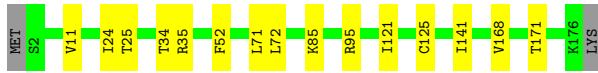
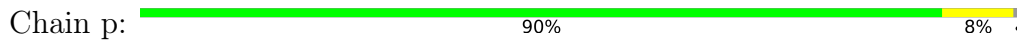
- Molecule 55: 50S ribosomal protein L35

Chain o:  88% 8%

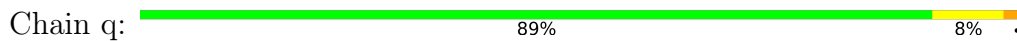




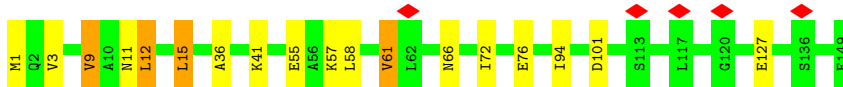
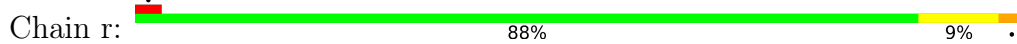
- Molecule 56: 50S ribosomal protein L6



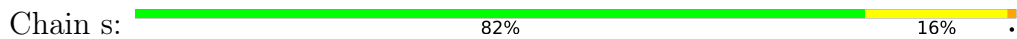
- Molecule 57: 50S ribosomal protein L36



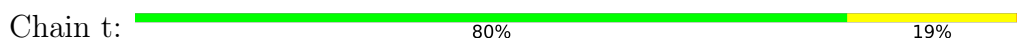
- Molecule 58: 50S ribosomal protein L9



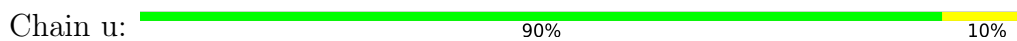
- Molecule 59: 50S ribosomal protein L13



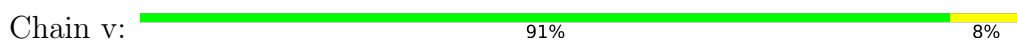
- Molecule 60: 50S ribosomal protein L14

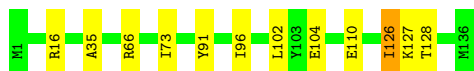


- Molecule 61: 50S ribosomal protein L15

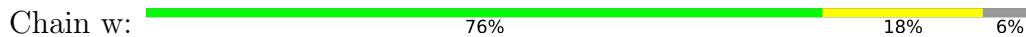


- Molecule 62: 50S ribosomal protein L16

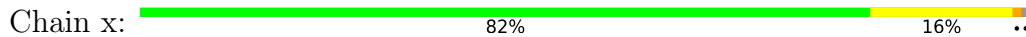




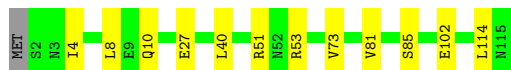
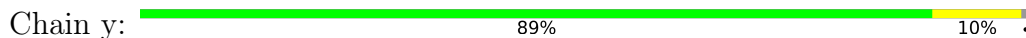
• Molecule 63: 50S ribosomal protein L17



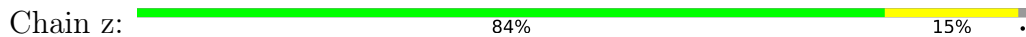
• Molecule 64: 50S ribosomal protein L18



• Molecule 65: 50S ribosomal protein L19



• Molecule 66: 50S ribosomal protein L20



4 Experimental information

Property	Value	Source
EM reconstruction method	SINGLE PARTICLE	Depositor
Imposed symmetry	POINT, Not provided	
Number of particles used	6645	Depositor
Resolution determination method	FSC 0.143 CUT-OFF	Depositor
CTF correction method	PHASE FLIPPING AND AMPLITUDE CORRECTION	Depositor
Microscope	FEI TALOS ARCTICA	Depositor
Voltage (kV)	200	Depositor
Electron dose ($e^-/\text{\AA}^2$)	50	Depositor
Minimum defocus (nm)	1250	Depositor
Maximum defocus (nm)	2500	Depositor
Magnification	Not provided	
Image detector	GATAN K2 SUMMIT (4k x 4k)	Depositor
Maximum map value	0.029	Depositor
Minimum map value	-0.007	Depositor
Average map value	0.000	Depositor
Map value standard deviation	0.002	Depositor
Recommended contour level	0.0034	Depositor
Map size (\AA)	532.48, 532.48, 532.48	wwPDB
Map dimensions	512, 512, 512	wwPDB
Map angles ($^\circ$)	90.0, 90.0, 90.0	wwPDB
Pixel spacing (\AA)	1.04, 1.04, 1.04	Depositor

5 Model quality i

5.1 Standard geometry i

Bond lengths and bond angles in the following residue types are not validated in this section: MG, ZN

The Z score for a bond length (or angle) is the number of standard deviations the observed value is removed from the expected value. A bond length (or angle) with $|Z| > 5$ is considered an outlier worth inspection. RMSZ is the root-mean-square of all Z scores of the bond lengths (or angles).

Mol	Chain	Bond lengths		Bond angles	
		RMSZ	# Z >5	RMSZ	# Z >5
1	0	0.49	0/829	0.74	0/1107
2	1	0.67	0/864	1.08	0/1156
3	2	0.54	0/752	0.89	0/1005
4	3	0.47	0/796	0.77	0/1062
5	4	0.52	0/766	0.88	0/1025
6	5	0.63	1/528 (0.2%)	0.55	0/810
7	6	0.56	1/603 (0.2%)	0.56	0/926
8	7	0.61	3/761 (0.4%)	0.89	4/1178 (0.3%)
9	9	1.15	3/1131 (0.3%)	1.30	4/1524 (0.3%)
10	A	0.36	0/1810	0.72	2/2821 (0.1%)
10	B	0.43	0/1810	0.87	9/2821 (0.3%)
11	AA	0.40	2/10736 (0.0%)	0.68	8/14487 (0.1%)
12	AB	0.71	0/1304	0.90	1/1759 (0.1%)
13	AC	0.35	0/2110	0.61	0/2873
13	AD	0.30	0/2091	0.59	0/2847
14	AE	0.55	10/10545 (0.1%)	0.79	29/14236 (0.2%)
15	AF	0.29	0/652	0.61	0/879
16	AG	0.80	4/3897 (0.1%)	1.07	19/5273 (0.4%)
17	C	0.66	0/553	1.14	1/743 (0.1%)
18	D	0.40	9/36610 (0.0%)	0.75	39/57091 (0.1%)
19	E	0.76	0/675	1.32	0/895
20	F	0.71	0/597	1.20	0/792
21	G	0.65	0/1791	1.07	1/2413 (0.0%)
22	H	0.76	4/1746 (0.2%)	1.58	34/2382 (1.4%)
23	I	0.59	0/1663	0.98	0/2241
24	J	0.63	0/1665	1.08	0/2227
25	K	0.64	1/1165 (0.1%)	1.06	2/1568 (0.1%)
26	L	0.58	0/867	0.94	0/1171
27	M	0.68	0/1195	1.19	3/1602 (0.2%)
28	N	0.55	0/989	0.91	0/1326
29	O	0.59	0/1034	1.02	1/1375 (0.1%)
30	P	0.64	0/800	1.14	4/1082 (0.4%)

Mol	Chain	Bond lengths		Bond angles	
		RMSZ	# Z >5	RMSZ	# Z >5
31	Q	0.55	0/893	0.92	0/1205
32	R	0.49	0/952	0.81	0/1274
33	S	0.64	0/817	1.11	1/1088 (0.1%)
34	T	0.68	0/722	1.21	0/964
35	U	0.58	0/659	0.99	0/884
36	V	0.45	0/657	0.73	0/881
37	W	0.50	0/680	0.83	0/915
38	X	0.67	0/909	1.21	3/1215 (0.2%)
39	Y	1.04	0/1046	1.09	1/1410 (0.1%)
40	Z	1.02	0/227	1.12	0/304
41	a	0.40	3/69247 (0.0%)	0.75	56/107985 (0.1%)
42	b	0.51	0/589	0.76	0/779
43	c	0.63	0/635	0.97	0/848
44	d	0.37	0/2872	0.69	0/4478
45	e	0.69	0/502	1.19	0/667
46	f	0.62	0/452	1.02	0/605
47	g	0.55	0/531	0.99	1/709 (0.1%)
48	h	0.54	0/2121	0.85	0/2852
49	i	0.53	0/450	0.94	0/599
50	j	0.60	0/1586	0.87	0/2134
51	k	0.47	0/433	0.80	0/576
52	l	0.61	0/1571	1.03	1/2113 (0.0%)
53	m	0.68	0/380	1.22	0/498
54	n	0.62	0/1434	1.18	10/1926 (0.5%)
55	o	0.63	0/513	1.11	1/676 (0.1%)
56	p	0.58	0/1333	0.89	0/1805
57	q	0.50	0/303	0.88	0/397
58	r	0.63	0/1122	0.97	1/1515 (0.1%)
59	s	0.68	0/1152	1.02	2/1551 (0.1%)
60	t	0.57	0/955	0.88	0/1279
61	u	0.54	0/1062	0.95	1/1413 (0.1%)
62	v	0.60	0/1093	0.97	0/1460
63	w	0.68	0/964	1.13	0/1289
64	x	0.61	0/902	1.09	0/1209
65	y	0.53	0/929	0.79	0/1242
66	z	0.80	0/960	1.25	0/1278
All	All	0.49	41/194988 (0.0%)	0.83	239/286720 (0.1%)

Chiral center outliers are detected by calculating the chiral volume of a chiral center and verifying if the center is modelled as a planar moiety or with the opposite hand. A planarity outlier is detected by checking planarity of atoms in a peptide group, atoms in a mainchain group or atoms of a sidechain that are expected to be planar.

Mol	Chain	#Chirality outliers	#Planarity outliers
10	A	0	2
10	B	0	2
11	AA	0	2
13	AC	0	3
13	AD	0	3
14	AE	0	5
16	AG	0	3
22	H	0	3
38	X	0	1
All	All	0	24

All (41) bond length outliers are listed below:

Mol	Chain	Res	Type	Atoms	Z	Observed(Å)	Ideal(Å)
9	9	130	PRO	N-CA	18.22	1.70	1.47
16	AG	429	LYS	C-N	13.84	1.51	1.33
14	AE	93	THR	CA-C	12.20	1.69	1.52
22	H	169	SER	N-CA	11.77	1.61	1.46
14	AE	291	ILE	CA-C	11.43	1.67	1.52
18	D	1516	G	O3'-P	-10.71	1.45	1.61
14	AE	70	CYS	CA-CB	-8.80	1.41	1.53
18	D	1339	A	O3'-P	8.38	1.73	1.61
11	AA	913	VAL	C-N	-7.82	1.22	1.33
8	7	19	G	C1'-N9	-7.47	1.36	1.48
16	AG	246	ASP	C-N	7.07	1.50	1.33
8	7	-19	U	C1'-N1	7.06	1.59	1.48
6	5	109	DT	O3'-P	7.00	1.71	1.61
22	H	88	LYS	N-CA	6.97	1.55	1.46
18	D	145	G	O3'-P	6.71	1.71	1.61
18	D	196	A	O3'-P	6.62	1.71	1.61
22	H	168	VAL	C-N	6.37	1.42	1.33
18	D	1275	A	O3'-P	6.34	1.70	1.61
16	AG	355	ALA	N-CA	6.23	1.54	1.46
41	a	2434	A	O3'-P	6.02	1.70	1.61
16	AG	355	ALA	CA-C	5.96	1.60	1.52
18	D	1515	G	O3'-P	-5.88	1.52	1.61
18	D	1395	C	O3'-P	5.76	1.69	1.61
22	H	88	LYS	CA-C	5.73	1.60	1.52
14	AE	90	VAL	CA-C	5.68	1.60	1.52
18	D	1490	U	O3'-P	5.46	1.69	1.61
7	6	10	DG	C1'-N9	-5.40	1.35	1.46
8	7	-3	U	C1'-N1	5.33	1.56	1.48
41	a	1905	C	O3'-P	5.32	1.69	1.61

Continued on next page...

Continued from previous page...

Mol	Chain	Res	Type	Atoms	Z	Observed(Å)	Ideal(Å)
25	K	56	VAL	CA-CB	5.31	1.57	1.54
18	D	1492	A	O3'-P	5.28	1.69	1.61
9	9	116	GLU	N-CA	5.21	1.49	1.46
14	AE	424	ASN	CG-ND2	-5.21	1.22	1.33
41	a	2167	U	O3'-P	5.21	1.69	1.61
14	AE	777	HIS	ND1-CE1	5.20	1.37	1.32
14	AE	1350	ASN	CG-ND2	-5.19	1.22	1.33
14	AE	777	HIS	CD2-NE2	-5.16	1.32	1.37
9	9	129	LEU	C-N	5.12	1.45	1.33
14	AE	291	ILE	N-CA	5.08	1.52	1.46
11	AA	913	VAL	CA-CB	5.05	1.59	1.54
14	AE	1108	GLN	CD-OE1	5.04	1.33	1.23

All (239) bond angle outliers are listed below:

Mol	Chain	Res	Type	Atoms	Z	Observed(°)	Ideal(°)
14	AE	291	ILE	CA-C-N	20.31	158.53	121.97
14	AE	291	ILE	C-N-CA	20.31	158.53	121.97
18	D	1516	G	O3'-P-O5'	17.49	130.23	104.00
22	H	88	LYS	CA-C-N	16.98	143.64	120.38
22	H	88	LYS	C-N-CA	16.98	143.64	120.38
10	B	29	G	C3'-C2'-O2'	15.98	134.68	110.70
9	9	129	LEU	CA-C-N	15.89	139.70	119.84
9	9	129	LEU	C-N-CA	15.89	139.70	119.84
18	D	1516	G	P-O3'-C3'	-15.56	96.86	120.20
16	AG	246	ASP	CA-C-N	14.45	137.91	119.84
16	AG	246	ASP	C-N-CA	14.45	137.91	119.84
16	AG	354	ALA	O-C-N	-13.74	107.25	122.09
22	H	332	VAL	N-CA-C	13.69	124.59	110.62
22	H	169	SER	N-CA-C	12.79	138.05	110.80
11	AA	913	VAL	CA-C-N	12.27	144.97	121.54
11	AA	913	VAL	C-N-CA	12.27	144.97	121.54
22	H	330	VAL	N-CA-C	12.15	126.89	109.51
22	H	305	HIS	N-CA-C	11.93	131.06	111.37
11	AA	913	VAL	CA-C-O	11.73	134.41	121.04
16	AG	429	LYS	CA-C-N	11.49	132.22	119.92
16	AG	429	LYS	C-N-CA	11.49	132.22	119.92
14	AE	291	ILE	CB-CA-C	10.76	128.93	111.29
14	AE	90	VAL	N-CA-C	9.88	122.17	107.75
41	a	2244	U	C1'-C2'-O2'	-9.81	93.69	108.40
11	AA	913	VAL	CB-CA-C	9.70	125.78	111.33
54	n	73	SER	N-CA-CB	-9.61	94.51	110.47

Continued on next page...

Continued from previous page...

Mol	Chain	Res	Type	Atoms	Z	Observed(°)	Ideal(°)
18	D	1206	G	C4'-C3'-O3'	9.51	127.27	113.00
30	P	54	SER	CA-C-N	9.38	129.07	118.85
30	P	54	SER	C-N-CA	9.38	129.07	118.85
41	a	2250	G	C4'-C3'-O3'	-9.23	95.56	109.40
18	D	1401	G	C4'-C3'-O3'	8.80	126.19	113.00
18	D	428	G	C4'-C3'-O3'	8.72	122.48	109.40
9	9	130	PRO	CA-N-CD	-8.63	99.92	112.00
8	7	-20	A	O3'-P-O5'	-8.61	91.09	104.00
22	H	339	ARG	CA-C-N	8.57	137.91	121.54
22	H	339	ARG	C-N-CA	8.57	137.91	121.54
18	D	1515	G	O3'-P-O5'	-8.44	91.34	104.00
41	a	2296	U	C4'-C3'-O3'	8.39	121.98	109.40
33	S	45	VAL	N-CA-CB	8.38	120.36	110.55
8	7	-17	U	C2'-C3'-O3'	8.34	122.01	109.50
41	a	404	A	C2'-C3'-O3'	8.34	122.01	109.50
30	P	57	VAL	N-CA-C	8.28	120.03	107.77
16	AG	292	ASP	O-C-N	-8.26	107.41	122.44
41	a	2252	G	N9-C1'-C2'	-8.19	99.72	112.00
18	D	197	A	C2'-C3'-O3'	8.11	121.66	109.50
18	D	1401	G	N9-C1'-C2'	-7.91	100.13	112.00
22	H	155	LYS	CA-C-N	-7.86	110.82	121.66
22	H	155	LYS	C-N-CA	-7.86	110.82	121.66
41	a	2425	A	C2'-C3'-O3'	7.85	121.28	109.50
41	a	2071	A	C4'-C3'-O3'	-7.75	101.38	113.00
18	D	1493	A	C2'-C3'-O3'	7.70	125.24	113.70
14	AE	903	LEU	CA-C-N	7.67	136.18	121.54
14	AE	903	LEU	C-N-CA	7.67	136.18	121.54
22	H	168	VAL	CA-C-N	7.66	136.17	121.54
22	H	168	VAL	C-N-CA	7.66	136.17	121.54
18	D	1339	A	P-O3'-C3'	7.62	131.63	120.20
22	H	52	GLN	N-CA-C	-7.62	104.13	113.50
25	K	60	ILE	N-CA-CB	7.59	119.43	110.55
22	H	84	LEU	N-CA-C	7.59	120.94	110.24
54	n	75	ALA	CA-C-N	7.59	129.62	120.14
54	n	75	ALA	C-N-CA	7.59	129.62	120.14
18	D	1499	A	N9-C1'-C2'	-7.56	100.66	112.00
38	X	102	THR	CB-CA-C	7.56	123.38	110.84
18	D	528	C	N1-C1'-C2'	-7.49	100.77	112.00
22	H	336	ASP	CB-CA-C	-7.46	98.63	110.79
54	n	73	SER	CB-CA-C	7.42	122.89	110.79
25	K	56	VAL	O-C-N	7.42	125.17	120.42
10	B	28	C	P-O3'-C3'	7.41	131.31	120.20

Continued on next page...

Continued from previous page...

Mol	Chain	Res	Type	Atoms	Z	Observed(°)	Ideal(°)
21	G	47	VAL	O-C-N	7.39	125.15	120.42
41	a	783	A	C4'-C3'-O3'	7.34	124.00	113.00
54	n	108	VAL	O-C-N	7.29	125.25	120.07
41	a	2602	A	C4'-C3'-O3'	7.26	120.29	109.40
18	D	1497	G	C1'-C2'-O2'	-7.21	97.59	108.40
16	AG	426	GLY	O-C-N	-7.20	113.35	122.70
10	B	29	G	N9-C1'-C2'	-7.17	101.25	112.00
16	AG	70	GLN	CA-C-N	7.15	128.78	119.84
16	AG	70	GLN	C-N-CA	7.15	128.78	119.84
41	a	896	A	C4'-C3'-O3'	7.12	120.07	109.40
18	D	196	A	P-O3'-C3'	7.10	130.85	120.20
41	a	2162	G	C4'-C3'-O3'	7.10	120.05	109.40
11	AA	913	VAL	N-CA-CB	7.07	119.00	110.31
41	a	2225	A	C4'-C3'-O3'	7.02	119.93	109.40
41	a	1379	U	C2'-C3'-O3'	7.00	124.21	113.70
27	M	27	VAL	N-CA-CB	6.94	118.67	110.55
41	a	2244	U	C4'-C3'-O3'	6.93	123.39	113.00
41	a	2252	G	C4'-C3'-O3'	6.87	123.30	113.00
22	H	140	PRO	N-CA-CB	6.86	110.46	103.25
22	H	340	ARG	CA-C-N	-6.86	112.46	123.23
22	H	340	ARG	C-N-CA	-6.86	112.46	123.23
16	AG	102	PHE	CB-CA-C	-6.80	108.72	116.54
54	n	71	ARG	CA-C-N	6.78	134.03	122.37
54	n	71	ARG	C-N-CA	6.78	134.03	122.37
22	H	170	ARG	N-CA-C	6.69	119.68	110.24
41	a	2243	U	C4'-C3'-O3'	6.67	123.00	113.00
18	D	517	G	C5'-C4'-C3'	6.64	125.17	115.20
22	H	303	LEU	N-CA-C	6.60	121.17	112.13
22	H	87	GLU	N-CA-C	-6.60	104.09	111.28
18	D	526	C	C4'-C3'-O3'	6.57	122.86	113.00
22	H	132	PRO	N-CA-CB	6.55	110.25	103.38
41	a	2167	U	P-O3'-C3'	6.55	130.02	120.20
41	a	2189	U	C1'-C2'-O2'	-6.54	101.98	111.80
41	a	894	U	C2'-C3'-O3'	6.54	119.30	109.50
29	O	72	ILE	N-CA-C	-6.53	105.34	111.48
54	n	127	ASN	CB-CA-C	6.53	121.68	110.77
22	H	112	ILE	N-CA-C	6.51	117.08	106.72
22	H	155	LYS	N-CA-C	-6.50	98.30	108.90
55	o	13	ARG	N-CA-C	6.50	121.04	113.18
58	r	61	VAL	N-CA-CB	6.48	118.13	110.55
14	AE	450	HIS	CB-CG-CD2	-6.46	122.80	131.20
18	D	1340	A	C1'-C2'-O2'	6.46	118.08	108.40

Continued on next page...

Continued from previous page...

Mol	Chain	Res	Type	Atoms	Z	Observed(°)	Ideal(°)
18	D	526	C	N1-C1'-C2'	-6.45	102.32	112.00
54	n	127	ASN	CA-CB-CG	-6.44	106.16	112.60
14	AE	93	THR	CA-C-N	6.39	133.07	121.06
14	AE	93	THR	C-N-CA	6.39	133.07	121.06
41	a	754	U	N1-C1'-C2'	6.39	121.58	112.00
16	AG	355	ALA	CB-CA-C	6.36	123.08	110.42
18	D	69	G	C4'-C3'-O3'	-6.34	103.48	113.00
18	D	1208	C	N1-C1'-C2'	-6.32	102.52	112.00
14	AE	61	ILE	CA-C-N	-6.30	114.08	121.64
14	AE	61	ILE	C-N-CA	-6.30	114.08	121.64
41	a	2434	A	P-O3'-C3'	6.29	129.64	120.20
8	7	11	U	C4'-C3'-O3'	6.29	118.83	109.40
14	AE	777	HIS	CB-CG-CD2	-6.25	123.07	131.20
22	H	153	GLU	N-CA-C	-6.24	97.51	110.80
41	a	2425	A	C4'-C3'-O3'	6.24	118.76	109.40
10	B	28	C	O3'-P-O5'	-6.23	94.66	104.00
17	C	33	ILE	CA-C-O	-6.23	114.96	121.93
22	H	113	ASN	N-CA-C	6.20	118.12	111.36
16	AG	403	VAL	N-CA-C	-6.18	104.26	111.00
18	D	1206	G	N9-C1'-C2'	-6.15	102.78	112.00
16	AG	404	GLU	N-CA-C	-6.12	104.91	112.38
14	AE	70	CYS	CB-CA-C	6.11	120.32	110.29
11	AA	853	ASP	CA-C-N	6.10	133.42	122.13
11	AA	853	ASP	C-N-CA	6.10	133.42	122.13
41	a	271	G	C4'-C3'-O3'	6.06	118.49	109.40
18	D	1516	G	OP1-P-O3'	-6.05	89.85	108.00
18	D	550	G	C3'-C2'-O2'	6.00	119.70	110.70
14	AE	90	VAL	CA-C-O	-5.99	114.17	120.39
41	a	1913	A	C2'-C3'-O3'	5.97	118.46	109.50
41	a	2210	U	C4'-C3'-O3'	5.97	118.36	109.40
18	D	1408	A	C4'-C3'-O3'	5.96	121.95	113.00
27	M	92	ARG	CA-C-N	5.96	125.44	119.24
27	M	92	ARG	C-N-CA	5.96	125.44	119.24
41	a	2820	A	C4'-C3'-O3'	-5.96	104.06	113.00
12	AB	122	PRO	N-CA-CB	5.95	109.87	103.33
41	a	2308	G	C2'-C3'-O3'	-5.92	104.82	113.70
52	l	108	ILE	N-CA-CB	5.91	118.58	110.54
22	H	109	THR	N-CA-C	-5.88	99.06	109.06
11	AA	913	VAL	O-C-N	5.87	129.07	122.67
14	AE	291	ILE	N-CA-CB	-5.84	101.59	111.23
41	a	2756	U	C4'-C3'-O3'	5.82	118.13	109.40
18	D	1275	A	P-O3'-C3'	5.81	128.91	120.20

Continued on next page...

Continued from previous page...

Mol	Chain	Res	Type	Atoms	Z	Observed(°)	Ideal(°)
22	H	75	VAL	N-CA-C	5.80	116.48	108.12
38	X	26	GLY	N-CA-C	-5.80	104.36	112.13
54	n	72	LYS	N-CA-C	-5.79	99.21	109.06
41	a	1905	C	P-O3'-C3'	5.78	128.87	120.20
10	B	29	G	O5'-C5'-C4'	-5.77	102.84	111.50
18	D	1406	U	N1-C1'-C2'	-5.77	103.34	112.00
22	H	150	LYS	N-CA-C	5.77	118.15	110.53
14	AE	91	GLU	N-CA-C	5.77	123.08	110.80
18	D	1490	U	P-O3'-C3'	5.76	128.84	120.20
41	a	70	G	C4'-C3'-O3'	5.75	118.02	109.40
18	D	976	G	C4'-C3'-O3'	-5.75	104.38	113.00
10	A	48	C	N1-C1'-C2'	5.74	120.60	112.00
18	D	1492	A	P-O3'-C3'	5.72	128.78	120.20
41	a	2168	G	C4'-C3'-O3'	-5.70	104.45	113.00
10	B	48	C	N1-C1'-C2'	5.67	120.51	112.00
18	D	1340	A	C5'-C4'-C3'	5.66	124.49	116.00
22	H	114	GLY	N-CA-C	5.65	121.31	111.14
41	a	1757	A	C4'-C3'-O3'	-5.65	104.53	113.00
41	a	2017	U	C2'-C3'-O3'	-5.63	105.26	113.70
14	AE	450	HIS	CB-CG-ND1	5.61	131.11	122.70
18	D	780	A	C4'-C3'-O3'	-5.58	104.63	113.00
41	a	2731	G	C4'-C3'-O3'	-5.58	104.63	113.00
41	a	2447	G	C2'-C3'-O3'	-5.54	101.18	109.50
41	a	1568	G	C4'-C3'-O3'	-5.54	104.69	113.00
41	a	2572	A	C4'-C3'-O3'	-5.43	101.26	109.40
14	AE	93	THR	CB-CA-C	5.42	121.21	110.42
16	AG	354	ALA	CA-C-N	-5.42	111.19	121.54
16	AG	354	ALA	C-N-CA	-5.42	111.19	121.54
18	D	1499	A	C4'-C3'-O3'	5.41	121.11	113.00
16	AG	355	ALA	N-CA-CB	5.41	119.63	110.49
14	AE	69	GLU	CA-C-N	-5.38	113.91	121.72
14	AE	69	GLU	C-N-CA	-5.38	113.91	121.72
41	a	944	C	C4'-C3'-O3'	-5.38	104.93	113.00
16	AG	108	GLN	N-CA-C	5.37	122.24	110.80
41	a	2481	G	C4'-C3'-O3'	-5.37	104.94	113.00
14	AE	777	HIS	CB-CG-ND1	5.37	130.75	122.70
14	AE	70	CYS	N-CA-C	-5.37	101.04	109.25
41	a	2068	U	C4'-C3'-O3'	-5.36	104.97	113.00
18	D	517	G	C4'-C3'-O3'	-5.36	101.37	109.40
41	a	375	G	C2'-C3'-O3'	5.35	121.73	113.70
18	D	864	A	N9-C1'-C2'	5.35	120.02	112.00
10	B	35	A	P-O3'-C3'	5.34	128.22	120.20

Continued on next page...

Continued from previous page...

Mol	Chain	Res	Type	Atoms	Z	Observed(°)	Ideal(°)
18	D	145	G	P-O3'-C3'	5.34	128.21	120.20
18	D	1145	A	C4'-C3'-O3'	-5.34	104.99	113.00
14	AE	90	VAL	O-C-N	-5.33	117.55	123.20
47	g	5	ILE	N-CA-C	5.32	117.70	111.05
41	a	1270	C	C2'-C3'-O3'	-5.31	105.73	113.70
14	AE	73	GLY	N-CA-C	5.31	125.76	113.18
8	7	-11	U	C2'-C3'-O3'	5.29	117.44	109.50
18	D	1395	C	P-O3'-C3'	5.29	128.13	120.20
41	a	2231	U	C1'-C2'-O2'	5.28	116.32	108.40
41	a	2020	A	C4'-C3'-O3'	-5.28	105.08	113.00
41	a	2529	G	C4'-C3'-O3'	-5.28	105.08	113.00
38	X	102	THR	CA-C-O	-5.25	114.88	121.02
14	AE	88	CYS	N-CA-C	5.23	120.31	113.88
22	H	128	ARG	CA-C-N	-5.21	114.06	122.81
22	H	128	ARG	C-N-CA	-5.21	114.06	122.81
10	B	60	U	C2'-C3'-O3'	5.20	117.30	109.50
10	A	60	U	C2'-C3'-O3'	5.18	117.27	109.50
41	a	1834	U	C4'-C3'-O3'	-5.18	105.23	113.00
14	AE	61	ILE	CA-C-O	-5.17	115.57	120.95
41	a	2245	U	N1-C1'-C2'	-5.17	104.25	112.00
61	u	101	ILE	N-CA-C	5.16	116.45	112.12
41	a	423	A	C2'-C3'-O3'	-5.15	105.97	113.70
39	Y	5	GLN	O-C-N	5.15	124.64	120.83
41	a	479	A	C4'-C3'-O3'	5.14	117.12	109.40
41	a	126	A	C4'-C3'-O3'	-5.14	105.30	113.00
41	a	528	A	C4'-C3'-O3'	-5.12	105.31	113.00
18	D	1335	U	C4'-C3'-O3'	-5.12	105.33	113.00
22	H	154	PHE	N-CA-C	-5.10	100.39	109.06
30	P	25	ILE	N-CA-CB	5.09	117.46	110.54
41	a	614	A	C2'-C3'-O3'	5.06	117.09	109.50
16	AG	111	LYS	CA-C-N	-5.05	113.12	120.29
16	AG	111	LYS	C-N-CA	-5.05	113.12	120.29
41	a	328	U	C4'-C3'-O3'	-5.04	105.44	113.00
14	AE	1184	ASP	N-CA-C	5.03	120.92	109.81
41	a	1025	G	C4'-C3'-O3'	5.01	116.92	109.40
9	9	115	GLY	CA-C-O	-5.01	118.23	122.29
41	a	1991	U	C3'-C2'-O2'	5.01	118.22	110.70
10	B	19	G	N9-C1'-C2'	5.01	119.51	112.00
22	H	108	VAL	N-CA-C	-5.01	98.92	109.34
59	s	28	LEU	CA-C-N	5.01	126.95	120.44
59	s	28	LEU	C-N-CA	5.01	126.95	120.44
14	AE	89	GLY	CA-C-N	5.01	129.76	123.10

Continued on next page...

Continued from previous page...

Mol	Chain	Res	Type	Atoms	Z	Observed(°)	Ideal(°)
14	AE	89	GLY	C-N-CA	5.01	129.76	123.10
41	a	2193	G	C2'-C3'-O3'	5.00	121.21	113.70
18	D	573	A	C4'-C3'-O3'	-5.00	105.50	113.00

There are no chirality outliers.

All (24) planarity outliers are listed below:

Mol	Chain	Res	Type	Group
10	A	19	G	Sidechain
10	A	7	G	Sidechain
11	AA	910	ALA	Peptide
11	AA	913	VAL	Mainchain
13	AC	192	VAL	Peptide
13	AC	319	GLU	Peptide
13	AC	321	TRP	Peptide
13	AD	20	SER	Peptide
13	AD	319	GLU	Peptide
13	AD	321	TRP	Peptide
14	AE	1184	ASP	Peptide
14	AE	1326	GLN	Peptide
14	AE	313	GLY	Peptide
14	AE	416	ILE	Peptide
14	AE	804	ALA	Peptide
16	AG	11	ALA	Peptide
16	AG	292	ASP	Mainchain
16	AG	426	GLY	Mainchain
10	B	19	G	Sidechain
10	B	7	G	Sidechain
22	H	274	TYR	Peptide
22	H	81	GLU	Peptide
22	H	82	THR	Peptide
38	X	100	GLN	Mainchain

5.2 Too-close contacts [\(i\)](#)

In the following table, the Non-H and H(model) columns list the number of non-hydrogen atoms and hydrogen atoms in the chain respectively. The H(added) column lists the number of hydrogen atoms added and optimized by MolProbity. The Clashes column lists the number of clashes within the asymmetric unit, whereas Symm-Clashes lists symmetry-related clashes.

Mol	Chain	Non-H	H(model)	H(added)	Clashes	Symm-Clashes
1	0	816	839	839	8	0
2	1	857	922	922	14	0
3	2	746	811	811	7	0
4	3	788	844	844	10	0
5	4	753	780	780	0	0
6	5	472	260	260	26	0
7	6	542	305	306	24	0
8	7	687	97	341	104	0
9	9	1117	0	1153	164	0
10	A	1620	826	826	172	0
10	B	1620	813	827	137	0
11	AA	10567	0	10583	407	0
12	AB	1276	0	1244	241	0
13	AC	2091	0	1892	18	0
13	AD	2073	0	1889	56	0
14	AE	10388	10612	10610	396	0
15	AF	650	0	658	12	0
16	AG	3852	0	3827	995	0
17	C	544	559	560	24	0
18	D	32703	16423	16459	216	0
19	E	669	719	719	3	0
20	F	589	629	629	8	0
21	G	1760	1785	1785	71	0
22	H	1730	1454	1454	211	0
23	I	1636	1710	1710	20	0
24	J	1643	1707	1707	16	0
25	K	1152	1196	1196	21	0
26	L	848	846	846	3	0
27	M	1181	1235	1235	35	0
28	N	979	1031	1031	6	0
29	O	1022	1070	1070	13	0
30	P	790	831	831	122	0
31	Q	877	887	887	4	0
32	R	939	1001	1001	6	0
33	S	805	844	844	6	0
34	T	714	734	734	7	0
35	U	649	666	666	3	0
36	V	648	691	691	4	0
37	W	663	688	688	2	0
38	X	900	964	964	57	0
39	Y	1032	0	1088	81	0
40	Z	227	0	237	20	0
41	a	61841	31077	31123	304	0

Continued on next page...

Continued from previous page...

Mol	Chain	Non-H	H(model)	H(added)	Clashes	Symm-Clashes
42	b	582	599	599	2	0
43	c	625	652	652	4	0
44	d	2569	1301	1301	4	0
45	e	501	531	531	5	0
46	f	448	488	488	5	0
47	g	522	520	520	11	0
48	h	2082	2154	2154	19	0
49	i	444	459	458	6	0
50	j	1565	1617	1616	15	0
51	k	426	464	464	0	0
52	l	1552	1619	1619	14	0
53	m	377	418	418	10	0
54	n	1410	1443	1444	28	0
55	o	504	572	572	3	0
56	p	1313	1358	1358	7	0
57	q	302	343	343	1	0
58	r	1111	1148	1148	6	0
59	s	1129	1162	1162	14	0
60	t	946	1023	1023	12	0
61	u	1053	1129	1129	7	0
62	v	1074	1157	1157	5	0
63	w	951	994	994	9	0
64	x	892	923	923	10	0
65	y	917	962	962	4	0
66	z	947	1020	1019	12	0
67	AE	1	0	0	0	0
68	AE	2	0	0	0	0
All	All	181701	109912	132821	3495	0

The all-atom clashscore is defined as the number of clashes found per 1000 atoms (including hydrogen atoms). The all-atom clashscore for this structure is 11.

All (3495) close contacts within the same asymmetric unit are listed below, sorted by their clash magnitude.

Atom-1	Atom-2	Interatomic distance (Å)	Clash overlap (Å)
22:H:131:LEU:CB	22:H:167:VAL:CA	1.78	1.62
11:AA:904:ALA:CB	16:AG:8:VAL:CG2	1.75	1.59
16:AG:287:ALA:CA	16:AG:331:LEU:HD12	1.18	1.57
11:AA:887:VAL:HG22	11:AA:913:VAL:CG1	1.15	1.57
16:AG:110:ALA:HB1	16:AG:114:ILE:CG1	1.30	1.56
16:AG:425:LEU:CD2	16:AG:429:LYS:HE2	1.21	1.56

Continued on next page...

Continued from previous page...

Atom-1	Atom-2	Interatomic distance (Å)	Clash overlap (Å)
16:AG:393:LEU:CB	16:AG:398:LEU:CD2	1.83	1.55
17:C:12:ARG:HG3	22:H:264:GLU:CB	1.30	1.54
16:AG:168:LEU:CD2	16:AG:231:GLY:HA3	1.34	1.53
16:AG:110:ALA:HB3	16:AG:114:ILE:CD1	1.28	1.53
16:AG:287:ALA:HA	16:AG:331:LEU:CD1	1.38	1.53
22:H:131:LEU:CB	22:H:167:VAL:HA	1.03	1.50
9:9:130:PRO:N	9:9:130:PRO:CA	1.70	1.49
16:AG:287:ALA:CB	16:AG:331:LEU:HD12	1.41	1.48
16:AG:110:ALA:CB	16:AG:114:ILE:HG13	1.39	1.48
16:AG:363:LEU:CD2	16:AG:410:ALA:H	1.24	1.48
16:AG:425:LEU:CA	16:AG:429:LYS:HE3	1.40	1.47
16:AG:425:LEU:HD23	16:AG:429:LYS:CE	1.45	1.47
11:AA:908:GLU:HG2	16:AG:105:ILE:N	1.23	1.46
11:AA:908:GLU:CB	16:AG:104:ARG:HB3	0.98	1.45
11:AA:908:GLU:HB2	16:AG:104:ARG:CB	0.98	1.44
11:AA:904:ALA:C	16:AG:8:VAL:HG21	1.41	1.44
16:AG:110:ALA:CB	16:AG:114:ILE:CG1	1.93	1.44
16:AG:110:ALA:CB	16:AG:114:ILE:CD1	1.93	1.43
16:AG:363:LEU:CD2	16:AG:410:ALA:N	1.82	1.42
16:AG:168:LEU:HD22	16:AG:231:GLY:CA	1.49	1.42
9:9:31:ARG:NE	41:a:1054:A:H5'	1.31	1.41
12:AB:140:PRO:CD	30:P:102:LEU:HD22	1.51	1.40
11:AA:911:SER:HA	16:AG:105:ILE:CD1	1.48	1.40
16:AG:393:LEU:CD2	16:AG:398:LEU:CD2	1.99	1.40
12:AB:140:PRO:HG2	30:P:102:LEU:CB	1.52	1.39
12:AB:66:PRO:CB	14:AE:281:ARG:HH21	1.34	1.39
11:AA:887:VAL:CG2	11:AA:913:VAL:HG12	1.53	1.37
11:AA:908:GLU:CG	16:AG:105:ILE:N	1.85	1.37
11:AA:904:ALA:HB3	16:AG:8:VAL:CG2	1.42	1.36
16:AG:437:LEU:HD21	16:AG:456:LEU:CD1	1.54	1.35
22:H:118:GLY:O	22:H:133:GLY:CA	1.74	1.35
16:AG:385:ALA:CB	16:AG:411:LYS:HE3	1.56	1.34
16:AG:387:VAL:HG12	16:AG:388:PRO:CD	1.57	1.34
16:AG:393:LEU:CA	16:AG:398:LEU:CD2	2.05	1.34
16:AG:187:ARG:HB3	16:AG:188:PRO:CD	1.45	1.34
22:H:71:ALA:C	22:H:72:LEU:HD12	1.49	1.34
16:AG:434:LEU:HD22	16:AG:459:LEU:CD1	1.58	1.34
9:9:57:ASN:OD1	9:9:62:ARG:CG	1.75	1.33
16:AG:168:LEU:CD2	16:AG:231:GLY:CA	1.98	1.33
18:D:1358:U:O4	18:D:1363:A:N1	1.60	1.33
8:7:-7:U:H5'	23:I:132:ARG:NH1	1.40	1.32

Continued on next page...

Continued from previous page...

Atom-1	Atom-2	Interatomic distance (Å)	Clash overlap (Å)
41:a:1839:G:H1'	41:a:1927:A:C8	1.62	1.32
16:AG:363:LEU:HD23	16:AG:410:ALA:N	1.38	1.32
11:AA:887:VAL:CG2	11:AA:913:VAL:CG1	2.07	1.32
16:AG:434:LEU:CD2	16:AG:456:LEU:HA	1.58	1.32
11:AA:904:ALA:CB	16:AG:8:VAL:HG22	1.45	1.31
16:AG:123:ARG:HH12	16:AG:191:ARG:CA	1.36	1.31
41:a:1021:A:N1	41:a:1141:U:O4	1.63	1.31
16:AG:393:LEU:CA	16:AG:398:LEU:HD22	1.59	1.30
16:AG:448:LEU:HD21	16:AG:473:LEU:CD1	1.61	1.29
13:AD:291:LYS:N	16:AG:81:ARG:HH11	1.28	1.29
16:AG:353:HIS:O	16:AG:356:ILE:HG23	1.13	1.29
9:9:31:ARG:CZ	41:a:1054:A:H5'	1.63	1.28
16:AG:393:LEU:CG	16:AG:398:LEU:HD21	1.63	1.26
18:D:1308:U:H2'	38:X:98:ARG:NH2	1.48	1.26
11:AA:858:GLY:H	11:AA:861:ALA:CB	1.49	1.26
16:AG:362:TYR:O	16:AG:413:ALA:HB2	1.35	1.26
16:AG:425:LEU:HA	16:AG:429:LYS:CE	1.64	1.26
16:AG:434:LEU:HA	16:AG:456:LEU:CD2	1.64	1.26
16:AG:393:LEU:CD2	16:AG:398:LEU:HD21	1.57	1.25
16:AG:393:LEU:HB3	16:AG:398:LEU:CD2	1.51	1.25
16:AG:353:HIS:C	16:AG:356:ILE:HG23	1.62	1.25
18:D:1227:A:OP2	38:X:110:LYS:HE3	1.34	1.25
16:AG:355:ALA:CB	16:AG:382:GLU:CD	2.10	1.25
16:AG:387:VAL:CG1	16:AG:388:PRO:HD2	1.66	1.24
12:AB:140:PRO:HD2	30:P:102:LEU:CD2	1.68	1.24
18:D:948:C:OP2	38:X:105:ASN:OD1	1.53	1.24
17:C:12:ARG:CG	22:H:264:GLU:CB	2.15	1.23
16:AG:363:LEU:HD23	16:AG:409:ARG:C	1.63	1.23
6:5:100:DA:OP1	12:AB:16:SER:O	1.56	1.23
12:AB:66:PRO:CB	14:AE:281:ARG:NH2	2.01	1.23
6:5:100:DA:OP1	12:AB:16:SER:OG	1.57	1.23
10:A:32:C:O4'	27:M:144:MET:HE1	1.09	1.23
12:AB:141:PHE:N	30:P:84:VAL:HG11	1.54	1.23
12:AB:165:PHE:CD2	30:P:92:LEU:HD11	1.73	1.23
16:AG:287:ALA:CB	16:AG:331:LEU:CD1	2.16	1.23
11:AA:908:GLU:HG2	16:AG:104:ARG:C	1.63	1.22
16:AG:39:TYR:HD1	16:AG:60:ARG:NH2	1.37	1.22
11:AA:911:SER:CA	16:AG:105:ILE:HD13	1.70	1.22
9:9:88:HIS:HB3	9:9:89:PRO:CD	1.70	1.22
11:AA:911:SER:CA	16:AG:105:ILE:CD1	2.17	1.22
10:A:18:G:N7	10:A:57:A:N6	1.87	1.22

Continued on next page...

Continued from previous page...

Atom-1	Atom-2	Interatomic distance (Å)	Clash overlap (Å)
18:D:1308:U:C2'	38:X:98:ARG:NH2	2.03	1.22
11:AA:908:GLU:CG	16:AG:104:ARG:C	2.11	1.22
16:AG:355:ALA:HB2	16:AG:382:GLU:OE1	1.40	1.21
16:AG:425:LEU:CG	16:AG:429:LYS:HE2	1.69	1.21
22:H:267:TRP:CZ2	22:H:340:ARG:HG2	1.75	1.21
16:AG:123:ARG:NH1	16:AG:191:ARG:C	1.98	1.21
16:AG:433:ASP:O	16:AG:456:LEU:HD11	1.35	1.21
16:AG:219:GLU:O	21:G:156:GLY:CA	1.88	1.21
18:D:563:A:N1	18:D:884:U:O4	1.73	1.21
11:AA:854:ILE:HD11	11:AA:887:VAL:CG2	1.69	1.21
18:D:1308:U:H3'	38:X:98:ARG:CZ	1.43	1.21
16:AG:219:GLU:O	21:G:156:GLY:HA2	1.41	1.20
22:H:118:GLY:O	22:H:133:GLY:HA3	1.27	1.20
12:AB:140:PRO:HD3	30:P:102:LEU:CD1	1.72	1.19
16:AG:442:ARG:O	16:AG:446:PHE:CD2	1.95	1.19
10:B:18:G:N7	10:B:57:A:N6	1.87	1.19
16:AG:285:ILE:HG23	16:AG:293:VAL:HG12	1.25	1.19
16:AG:39:TYR:CD1	16:AG:60:ARG:NH2	2.11	1.19
16:AG:355:ALA:HA	16:AG:382:GLU:OE2	1.37	1.18
16:AG:434:LEU:HA	16:AG:456:LEU:HD21	1.25	1.18
11:AA:908:GLU:CA	16:AG:104:ARG:HB3	1.72	1.18
16:AG:393:LEU:HD22	16:AG:398:LEU:CD1	1.73	1.17
12:AB:140:PRO:CG	30:P:102:LEU:HB2	1.74	1.17
12:AB:164:ILE:HD11	12:AB:169:THR:OG1	1.01	1.17
16:AG:353:HIS:O	16:AG:357:ASP:N	1.77	1.17
11:AA:854:ILE:HG12	11:AA:855:PRO:HD3	1.25	1.17
12:AB:140:PRO:HG2	30:P:102:LEU:HB3	1.22	1.17
9:9:31:ARG:NE	41:a:1054:A:C5'	2.07	1.16
17:C:44:ILE:HD13	22:H:339:ARG:HG2	1.18	1.16
16:AG:437:LEU:CD2	16:AG:456:LEU:HD13	1.74	1.16
16:AG:430:PRO:HG2	16:AG:435:LEU:HD21	1.29	1.15
21:G:19:GLN:CD	22:H:76:GLU:HB3	1.67	1.15
9:9:57:ASN:OD1	9:9:62:ARG:HG3	1.44	1.15
12:AB:47:GLU:HG3	12:AB:64:PHE:CE1	1.80	1.15
16:AG:355:ALA:HA	16:AG:382:GLU:CD	1.71	1.15
16:AG:424:SER:O	16:AG:429:LYS:HG2	1.47	1.15
11:AA:848:GLU:HG2	11:AA:888:THR:HG22	1.15	1.14
11:AA:905:ILE:CG1	16:AG:8:VAL:HG11	1.77	1.14
11:AA:854:ILE:CD1	11:AA:887:VAL:CG2	2.25	1.14
12:AB:66:PRO:HB2	14:AE:281:ARG:NH2	1.56	1.14
16:AG:287:ALA:CA	16:AG:331:LEU:CD1	2.02	1.14

Continued on next page...

Continued from previous page...

Atom-1	Atom-2	Interatomic distance (Å)	Clash overlap (Å)
12:AB:169:THR:HG21	30:P:98:VAL:HG23	1.26	1.14
16:AG:123:ARG:NH1	16:AG:191:ARG:O	1.80	1.14
22:H:119:GLY:HA2	22:H:133:GLY:HA2	1.14	1.14
16:AG:39:TYR:HE1	16:AG:98:GLU:HG2	1.04	1.13
18:D:1329:A:OP1	38:X:28:THR:HB	1.47	1.13
11:AA:905:ILE:HG13	16:AG:8:VAL:CG1	1.76	1.13
16:AG:355:ALA:HB1	16:AG:382:GLU:CG	1.77	1.13
22:H:135:LEU:CB	22:H:167:VAL:CB	2.27	1.13
8:7:11:U:O2	11:AA:1253:LEU:HD12	1.48	1.13
11:AA:854:ILE:CD1	11:AA:887:VAL:HG23	1.77	1.13
11:AA:906:PHE:HB3	16:AG:104:ARG:CA	1.77	1.13
16:AG:123:ARG:HH12	16:AG:191:ARG:C	1.57	1.13
16:AG:381:LEU:HA	16:AG:384:LEU:HD12	1.21	1.13
12:AB:141:PHE:CE2	12:AB:171:VAL:HG21	1.84	1.12
22:H:267:TRP:CE2	22:H:340:ARG:HG2	1.84	1.13
16:AG:434:LEU:HD21	16:AG:456:LEU:HA	1.26	1.12
11:AA:857:VAL:O	16:AG:35:THR:HG21	1.46	1.12
11:AA:908:GLU:HB2	16:AG:104:ARG:CA	1.78	1.12
16:AG:422:GLU:HA	16:AG:426:GLY:CA	1.79	1.12
17:C:44:ILE:HD13	22:H:339:ARG:CG	1.78	1.12
10:A:32:C:O4'	27:M:144:MET:CE	1.97	1.12
11:AA:859:GLU:O	11:AA:863:SER:HB3	1.46	1.11
12:AB:140:PRO:CG	30:P:102:LEU:CB	2.25	1.11
16:AG:285:ILE:CG1	16:AG:293:VAL:HG11	1.80	1.11
16:AG:393:LEU:CD2	16:AG:398:LEU:CD1	2.27	1.11
16:AG:393:LEU:HD22	16:AG:398:LEU:HD11	1.28	1.11
30:P:87:LEU:HD23	30:P:100:ILE:HD13	1.32	1.11
12:AB:164:ILE:CD1	12:AB:169:THR:OG1	1.97	1.11
16:AG:393:LEU:HA	16:AG:398:LEU:CD2	1.69	1.11
12:AB:141:PHE:CZ	12:AB:171:VAL:HG21	1.85	1.11
16:AG:425:LEU:HA	16:AG:429:LYS:CG	1.80	1.11
13:AD:291:LYS:N	16:AG:81:ARG:NH1	1.98	1.10
11:AA:857:VAL:C	16:AG:35:THR:HG21	1.75	1.10
16:AG:434:LEU:CD2	16:AG:459:LEU:HD12	1.81	1.10
16:AG:279:ASN:OD1	16:AG:280:PRO:HD3	1.50	1.10
22:H:267:TRP:CH2	22:H:340:ARG:HG2	1.87	1.10
12:AB:144:PHE:HE2	30:P:85:ASP:HA	1.09	1.10
16:AG:187:ARG:HB3	16:AG:188:PRO:HD2	1.21	1.10
9:9:50:VAL:HG22	39:Y:119:ALA:CB	1.82	1.10
16:AG:434:LEU:HD23	16:AG:456:LEU:HD23	1.10	1.10
16:AG:434:LEU:HD23	16:AG:456:LEU:HA	1.34	1.10

Continued on next page...

Continued from previous page...

Atom-1	Atom-2	Interatomic distance (Å)	Clash overlap (Å)
13:AD:291:LYS:CB	16:AG:81:ARG:NH1	2.14	1.09
16:AG:353:HIS:O	16:AG:356:ILE:CG2	1.98	1.09
10:B:70:G:H2'	10:B:71:C:H5''	1.23	1.09
10:A:70:G:H2'	10:A:71:C:H5''	1.23	1.09
11:AA:858:GLY:H	11:AA:861:ALA:HB3	1.12	1.09
16:AG:39:TYR:CE1	16:AG:98:GLU:HG2	1.86	1.09
11:AA:859:GLU:CG	16:AG:37:LYS:HG3	1.82	1.09
12:AB:47:GLU:HG3	12:AB:64:PHE:HE1	1.01	1.09
16:AG:393:LEU:HB3	16:AG:398:LEU:HD23	1.26	1.09
12:AB:167:ARG:HA	23:I:61:ALA:HB2	1.22	1.09
16:AG:210:ARG:HG3	16:AG:216:ILE:HG22	1.11	1.08
16:AG:393:LEU:CB	16:AG:398:LEU:HD21	1.58	1.08
41:a:1839:G:C8	41:a:1927:A:H1'	1.87	1.08
11:AA:854:ILE:HD11	11:AA:887:VAL:HG23	1.27	1.08
12:AB:140:PRO:CD	30:P:102:LEU:HD13	1.82	1.08
16:AG:425:LEU:CD2	16:AG:429:LYS:CE	2.13	1.08
18:D:1308:U:C3'	38:X:98:ARG:CZ	2.31	1.08
21:G:19:GLN:CG	22:H:75:VAL:HG22	1.84	1.08
9:9:88:HIS:CB	9:9:89:PRO:HD3	1.82	1.08
16:AG:181:GLY:HA2	16:AG:204:MET:SD	1.92	1.08
16:AG:187:ARG:HB3	16:AG:188:PRO:HD3	1.32	1.08
18:D:1308:U:C3'	38:X:98:ARG:NH2	2.16	1.08
11:AA:887:VAL:HG22	11:AA:913:VAL:HG13	1.26	1.08
11:AA:905:ILE:N	16:AG:8:VAL:HG21	1.69	1.08
12:AB:144:PHE:HE2	30:P:85:ASP:CA	1.66	1.08
16:AG:451:ARG:NH1	16:AG:467:LEU:HA	1.68	1.08
11:AA:911:SER:HA	16:AG:105:ILE:HD13	1.12	1.07
16:AG:302:LYS:H	16:AG:302:LYS:HE3	1.16	1.07
8:7:-18:G:H5''	18:D:1500:A:N6	1.70	1.07
12:AB:144:PHE:CE2	30:P:85:ASP:HA	1.89	1.07
12:AB:165:PHE:CD1	30:P:90:LEU:O	2.08	1.07
16:AG:363:LEU:HD21	16:AG:410:ALA:H	0.94	1.07
16:AG:365:ILE:HD13	16:AG:406:LEU:CD2	1.85	1.07
24:J:162:ALA:HA	24:J:165:ARG:CZ	1.83	1.07
9:9:142:THR:HG21	40:Z:7:ILE:HG12	1.21	1.07
16:AG:434:LEU:CD2	16:AG:456:LEU:CA	2.33	1.07
18:D:1308:U:C2'	38:X:98:ARG:HH21	1.63	1.07
11:AA:905:ILE:HD12	16:AG:27:LEU:HD12	1.37	1.07
13:AC:232:VAL:C	13:AD:221:ALA:HB3	1.80	1.07
8:7:-7:U:C5'	23:I:132:ARG:HH12	1.68	1.06
9:9:129:LEU:N	9:9:130:PRO:HD3	1.66	1.06

Continued on next page...

Continued from previous page...

Atom-1	Atom-2	Interatomic distance (Å)	Clash overlap (Å)
16:AG:425:LEU:HA	16:AG:429:LYS:HG3	1.33	1.06
22:H:71:ALA:O	22:H:72:LEU:HD12	1.53	1.06
11:AA:857:VAL:HG12	11:AA:861:ALA:CB	1.84	1.06
11:AA:911:SER:C	16:AG:105:ILE:HD13	1.78	1.06
12:AB:169:THR:CG2	30:P:98:VAL:HG23	1.86	1.06
13:AD:291:LYS:CA	16:AG:81:ARG:NH1	2.18	1.06
16:AG:363:LEU:HG	16:AG:410:ALA:HB2	1.37	1.06
9:9:129:LEU:H	9:9:130:PRO:HD3	0.90	1.06
16:AG:393:LEU:HD22	16:AG:398:LEU:CD2	1.71	1.06
11:AA:906:PHE:HB3	16:AG:104:ARG:HA	1.33	1.05
16:AG:168:LEU:HD21	16:AG:231:GLY:CA	1.82	1.05
16:AG:387:VAL:HG12	16:AG:388:PRO:HD2	1.06	1.05
12:AB:140:PRO:CD	30:P:102:LEU:CD2	2.28	1.05
16:AG:451:ARG:HH12	16:AG:467:LEU:C	1.62	1.05
10:B:18:G:N2	10:B:55:U:O2	1.90	1.05
12:AB:165:PHE:HD1	30:P:90:LEU:O	1.40	1.05
16:AG:285:ILE:HG13	16:AG:293:VAL:CG1	1.86	1.05
16:AG:385:ALA:CB	16:AG:411:LYS:CE	2.33	1.05
11:AA:859:GLU:HG2	16:AG:37:LYS:HG3	1.36	1.05
21:G:19:GLN:CD	22:H:76:GLU:CB	2.19	1.05
11:AA:904:ALA:C	16:AG:8:VAL:CG2	2.27	1.05
11:AA:906:PHE:HB2	16:AG:104:ARG:HG2	1.09	1.05
22:H:162:LYS:CB	22:H:298:GLU:CD	2.30	1.05
16:AG:285:ILE:HG23	16:AG:293:VAL:CG1	1.87	1.04
16:AG:422:GLU:HA	16:AG:426:GLY:HA3	1.33	1.04
10:B:56:C:H2'	10:B:57:A:H5''	1.39	1.04
16:AG:393:LEU:CB	16:AG:398:LEU:HD23	1.80	1.04
22:H:19:ARG:O	22:H:72:LEU:HB2	1.58	1.04
11:AA:905:ILE:HG13	16:AG:8:VAL:HG11	1.08	1.04
10:A:56:C:H2'	10:A:57:A:H5''	1.39	1.03
14:AE:24:LEU:HG	14:AE:232:ASN:HD21	1.17	1.03
16:AG:448:LEU:CD2	16:AG:473:LEU:CD1	2.36	1.03
10:B:56:C:O4'	54:n:80:ARG:NH2	1.91	1.03
11:AA:1313:HIS:CD2	15:AF:31:GLN:HE22	1.75	1.03
21:G:19:GLN:HG3	22:H:75:VAL:HG22	1.38	1.03
11:AA:902:LEU:HD13	16:AG:114:ILE:HG21	1.38	1.03
12:AB:144:PHE:CE2	30:P:85:ASP:HB2	1.94	1.03
16:AG:210:ARG:HG3	16:AG:216:ILE:CG2	1.88	1.03
16:AG:363:LEU:HD23	16:AG:409:ARG:CA	1.89	1.02
8:7:-10:U:O2'	25:K:33:PHE:CE1	2.11	1.02
10:A:18:G:N2	10:A:55:U:O2	1.90	1.02

Continued on next page...

Continued from previous page...

Atom-1	Atom-2	Interatomic distance (Å)	Clash overlap (Å)
10:A:70:G:C2'	10:A:71:C:H5''	1.89	1.02
11:AA:857:VAL:HG12	11:AA:861:ALA:HB1	1.03	1.02
12:AB:140:PRO:HD3	30:P:102:LEU:HD13	1.08	1.02
10:B:70:G:C2'	10:B:71:C:H5''	1.89	1.02
12:AB:128:PHE:HB2	12:AB:180:LYS:HB2	1.36	1.02
16:AG:187:ARG:CB	16:AG:188:PRO:CD	2.37	1.02
16:AG:385:ALA:HB1	16:AG:411:LYS:HE3	1.35	1.02
16:AG:425:LEU:C	16:AG:429:LYS:HE3	1.84	1.02
22:H:290:TYR:O	22:H:305:HIS:O	1.77	1.02
11:AA:904:ALA:HB1	16:AG:8:VAL:HG23	1.05	1.02
13:AD:291:LYS:CA	16:AG:81:ARG:HH11	1.73	1.02
16:AG:365:ILE:HD13	16:AG:406:LEU:HD22	1.37	1.02
16:AG:434:LEU:HD21	16:AG:456:LEU:CA	1.89	1.02
18:D:1227:A:OP2	38:X:110:LYS:CE	2.06	1.02
16:AG:31:LEU:HD21	16:AG:114:ILE:HD11	1.42	1.01
16:AG:361:LYS:HE2	16:AG:417:ILE:HG12	1.39	1.01
16:AG:393:LEU:CG	16:AG:398:LEU:CD2	2.30	1.01
21:G:38:VAL:CG2	22:H:75:VAL:HG21	1.90	1.01
11:AA:549:ASP:OD2	14:AE:750:PRO:HB3	1.60	1.01
13:AD:290:LEU:CB	16:AG:78:GLU:HB3	1.90	1.01
16:AG:168:LEU:HD22	16:AG:231:GLY:HA2	1.40	1.01
9:9:93:ALA:O	9:9:129:LEU:HD12	1.60	1.01
16:AG:34:ALA:CB	16:AG:113:VAL:HG21	1.89	1.01
16:AG:442:ARG:O	16:AG:446:PHE:HD2	1.34	1.01
30:P:17:LEU:HD21	30:P:93:ALA:CB	1.90	1.01
11:AA:854:ILE:HD13	11:AA:855:PRO:HD2	1.42	1.01
16:AG:363:LEU:CD2	16:AG:409:ARG:HB2	1.91	1.01
16:AG:425:LEU:CG	16:AG:429:LYS:CE	2.34	1.01
14:AE:111:THR:HG23	14:AE:300:GLN:CD	1.86	1.01
16:AG:243:LYS:HB2	21:G:179:LEU:HB3	1.42	1.01
16:AG:393:LEU:CA	16:AG:398:LEU:HD23	1.88	1.01
16:AG:425:LEU:CA	16:AG:429:LYS:CE	2.30	1.01
18:D:1329:A:OP1	38:X:28:THR:CB	2.07	1.01
16:AG:422:GLU:HA	16:AG:426:GLY:N	1.74	1.00
10:B:56:C:H5'	54:n:80:ARG:CZ	1.90	1.00
16:AG:361:LYS:CE	16:AG:417:ILE:HG12	1.90	1.00
16:AG:365:ILE:CG2	16:AG:409:ARG:NH1	2.23	1.00
16:AG:393:LEU:HD22	16:AG:398:LEU:HD21	1.26	1.00
41:a:2297:A:N1	41:a:2321:U:C4	2.29	1.00
12:AB:140:PRO:C	30:P:84:VAL:HG11	1.85	1.00
16:AG:393:LEU:CD2	16:AG:398:LEU:HD11	1.90	1.00

Continued on next page...

Continued from previous page...

Atom-1	Atom-2	Interatomic distance (Å)	Clash overlap (Å)
16:AG:434:LEU:HD23	16:AG:456:LEU:CD2	1.91	1.00
11:AA:859:GLU:HG2	16:AG:37:LYS:CG	1.91	1.00
11:AA:908:GLU:HG3	16:AG:105:ILE:N	1.77	1.00
18:D:13:U:N3	18:D:915:A:C6	2.29	1.00
12:AB:66:PRO:HB3	14:AE:281:ARG:NH2	1.70	1.00
11:AA:906:PHE:CB	16:AG:104:ARG:HG2	1.91	1.00
22:H:131:LEU:CB	22:H:167:VAL:CB	2.40	1.00
11:AA:904:ALA:CA	16:AG:8:VAL:HG21	1.91	0.99
11:AA:906:PHE:HB2	16:AG:104:ARG:CG	1.91	0.99
16:AG:355:ALA:HB1	16:AG:382:GLU:HG3	1.41	0.99
16:AG:362:TYR:O	16:AG:413:ALA:CB	2.10	0.99
16:AG:393:LEU:HD23	16:AG:398:LEU:HD22	1.43	0.99
16:AG:287:ALA:HB2	16:AG:331:LEU:CD1	1.92	0.99
16:AG:287:ALA:HA	16:AG:331:LEU:HD11	1.41	0.98
16:AG:131:ARG:O	16:AG:134:GLU:HG3	1.61	0.98
16:AG:437:LEU:CD2	16:AG:456:LEU:CD1	2.34	0.98
18:D:13:U:O4	18:D:20:U:O4	1.79	0.98
11:AA:1268:GLN:NE2	14:AE:352:ARG:HD2	1.78	0.98
12:AB:66:PRO:HG2	14:AE:282:LEU:HD21	1.45	0.98
16:AG:434:LEU:CD2	16:AG:456:LEU:HD23	1.92	0.98
16:AG:336:LEU:HD12	16:AG:336:LEU:H	1.26	0.98
8:7:-19:U:P	18:D:1505:G:H8	1.87	0.98
10:A:32:C:O2'	27:M:86:GLN:CG	2.12	0.98
13:AD:290:LEU:CB	16:AG:78:GLU:CB	2.42	0.98
16:AG:34:ALA:HB2	16:AG:113:VAL:HG21	1.43	0.98
21:G:38:VAL:HG22	22:H:75:VAL:HG21	1.44	0.98
16:AG:168:LEU:HD21	16:AG:231:GLY:N	1.76	0.98
11:AA:908:GLU:N	16:AG:104:ARG:CB	2.25	0.98
12:AB:47:GLU:CG	12:AB:64:PHE:HE1	1.76	0.98
16:AG:168:LEU:HD22	16:AG:231:GLY:HA3	1.00	0.98
16:AG:168:LEU:HD21	16:AG:230:PRO:C	1.89	0.98
16:AG:218:GLU:HG3	21:G:108:ARG:NH2	1.77	0.97
41:a:1839:G:C1'	41:a:1927:A:C8	2.46	0.97
9:9:31:ARG:CD	41:a:1054:A:H5'	1.94	0.97
11:AA:902:LEU:HD21	16:AG:111:LYS:HG2	1.43	0.97
11:AA:908:GLU:N	16:AG:104:ARG:HB2	1.80	0.97
13:AC:232:VAL:C	13:AD:221:ALA:CB	2.37	0.97
11:AA:902:LEU:CD1	16:AG:114:ILE:HG21	1.94	0.97
10:A:32:C:C4'	27:M:144:MET:HE1	1.93	0.97
12:AB:165:PHE:HZ	30:P:87:LEU:CD1	1.77	0.97
16:AG:285:ILE:HG13	16:AG:293:VAL:HG11	1.45	0.97

Continued on next page...

Continued from previous page...

Atom-1	Atom-2	Interatomic distance (Å)	Clash overlap (Å)
16:AG:279:ASN:CG	16:AG:280:PRO:CD	2.38	0.97
16:AG:393:LEU:HD22	16:AG:398:LEU:CG	1.93	0.97
9:9:142:THR:HG21	40:Z:7:ILE:CG1	1.95	0.96
11:AA:859:GLU:HB3	16:AG:37:LYS:CG	1.95	0.96
16:AG:393:LEU:HD23	16:AG:398:LEU:CD2	1.93	0.96
11:AA:1313:HIS:HD2	15:AF:31:GLN:HE22	0.99	0.96
16:AG:380:THR:O	16:AG:384:LEU:CD1	2.13	0.96
16:AG:433:ASP:O	16:AG:456:LEU:CD1	2.13	0.96
9:9:129:LEU:H	9:9:130:PRO:CD	1.77	0.96
11:AA:901:LEU:HD22	16:AG:15:GLU:OE1	1.64	0.96
12:AB:128:PHE:CZ	12:AB:178:VAL:HG21	2.01	0.96
12:AB:141:PHE:CA	30:P:84:VAL:HG11	1.95	0.96
16:AG:387:VAL:HG12	16:AG:388:PRO:HD3	1.47	0.95
41:a:1839:G:O4'	41:a:1927:A:O4'	1.82	0.95
16:AG:228:ARG:HA	16:AG:327:LEU:HD11	1.46	0.95
16:AG:424:SER:O	16:AG:429:LYS:CG	2.13	0.95
8:7:-7:U:C5'	23:I:132:ARG:NH1	2.26	0.95
16:AG:258:ARG:HH11	16:AG:258:ARG:HG2	1.31	0.95
11:AA:905:ILE:CD1	16:AG:27:LEU:HD12	1.95	0.95
14:AE:68:TYR:O	14:AE:75:TYR:CE2	2.20	0.95
30:P:17:LEU:HD21	30:P:93:ALA:HB1	1.49	0.95
12:AB:66:PRO:HB2	14:AE:281:ARG:HH21	0.78	0.95
16:AG:219:GLU:O	21:G:156:GLY:HA3	1.64	0.95
16:AG:243:LYS:CG	16:AG:245:ILE:HD11	1.97	0.95
16:AG:451:ARG:NH1	16:AG:467:LEU:CA	2.30	0.95
7:6:15:DC:N4	7:6:16:DC:N4	2.15	0.95
10:B:72:A:H2'	10:B:73:A:H5''	1.49	0.94
18:D:13:U:C4	18:D:915:A:N6	2.36	0.94
22:H:119:GLY:CA	22:H:133:GLY:HA2	1.95	0.94
16:AG:241:ASN:ND2	21:G:159:ASP:OD1	2.01	0.94
16:AG:448:LEU:HD21	16:AG:473:LEU:HD13	1.48	0.94
41:a:1839:G:O4'	41:a:1927:A:C1'	2.15	0.94
12:AB:141:PHE:CA	30:P:84:VAL:CG1	2.45	0.94
16:AG:393:LEU:HA	16:AG:398:LEU:HD22	0.96	0.94
22:H:118:GLY:O	22:H:133:GLY:HA2	1.63	0.94
12:AB:144:PHE:HE2	30:P:85:ASP:CB	1.79	0.94
11:AA:904:ALA:CA	16:AG:8:VAL:CG2	2.43	0.94
11:AA:908:GLU:HG3	16:AG:105:ILE:CA	1.98	0.94
18:D:1308:U:H3'	38:X:98:ARG:NH2	1.76	0.94
11:AA:857:VAL:CG1	11:AA:861:ALA:HB1	1.97	0.94
16:AG:440:VAL:CG2	16:AG:481:LEU:HD22	1.97	0.94

Continued on next page...

Continued from previous page...

Atom-1	Atom-2	Interatomic distance (Å)	Clash overlap (Å)
41:a:67:U:N3	41:a:74:A:C6	2.35	0.94
16:AG:210:ARG:CG	16:AG:216:ILE:HG22	1.99	0.93
16:AG:363:LEU:HG	16:AG:410:ALA:CB	1.97	0.93
12:AB:64:PHE:HB2	14:AE:285:LEU:HD23	1.47	0.93
12:AB:140:PRO:HG2	30:P:102:LEU:HB2	1.32	0.93
18:D:13:U:N3	18:D:915:A:N6	2.16	0.93
30:P:87:LEU:CD2	30:P:100:ILE:HD13	1.99	0.93
9:9:57:ASN:OD1	9:9:62:ARG:HG2	1.64	0.93
11:AA:908:GLU:HG2	16:AG:105:ILE:H	1.18	0.93
16:AG:31:LEU:CD2	16:AG:114:ILE:HD11	1.98	0.93
16:AG:365:ILE:CD1	16:AG:406:LEU:HD22	1.97	0.93
10:A:32:C:O2'	27:M:86:GLN:HG3	1.68	0.93
16:AG:31:LEU:CD2	16:AG:110:ALA:HB3	1.99	0.93
16:AG:363:LEU:CG	16:AG:410:ALA:HB2	1.99	0.93
16:AG:448:LEU:HD21	16:AG:473:LEU:HD11	1.48	0.93
16:AG:240:THR:OG1	16:AG:247:PRO:HG3	1.68	0.93
16:AG:243:LYS:HA	21:G:179:LEU:O	1.69	0.93
11:AA:854:ILE:HD11	11:AA:887:VAL:HG21	1.50	0.93
11:AA:858:GLY:H	11:AA:861:ALA:HB2	1.34	0.93
16:AG:451:ARG:NH1	16:AG:466:ASP:O	2.02	0.93
16:AG:183:LEU:HG	16:AG:197:VAL:HG13	1.51	0.92
22:H:135:LEU:HA	22:H:157:ILE:CB	1.98	0.92
16:AG:62:TRP:HB3	16:AG:75:ILE:HD11	1.48	0.92
16:AG:110:ALA:C	16:AG:114:ILE:HD12	1.93	0.92
16:AG:279:ASN:CG	16:AG:280:PRO:HD3	1.93	0.92
16:AG:434:LEU:HD22	16:AG:459:LEU:HD12	0.93	0.92
11:AA:854:ILE:CG1	11:AA:855:PRO:CD	2.47	0.92
16:AG:171:GLU:OE2	16:AG:267:GLY:HA3	1.68	0.92
16:AG:355:ALA:HB2	16:AG:382:GLU:CD	1.83	0.92
16:AG:64:VAL:HG22	16:AG:75:ILE:HD12	1.50	0.92
16:AG:123:ARG:HH12	16:AG:191:ARG:HA	1.32	0.92
41:a:2013:A:N6	41:a:2613:U:H3	1.68	0.92
11:AA:911:SER:C	16:AG:105:ILE:CD1	2.41	0.92
11:AA:854:ILE:HG12	11:AA:855:PRO:CD	2.00	0.92
16:AG:123:ARG:CZ	16:AG:191:ARG:O	2.17	0.92
9:9:88:HIS:CB	9:9:89:PRO:CD	2.41	0.92
11:AA:854:ILE:CG1	11:AA:855:PRO:HD3	1.98	0.92
12:AB:140:PRO:HG3	30:P:102:LEU:HB2	1.51	0.92
22:H:119:GLY:HA3	22:H:131:LEU:O	1.68	0.92
11:AA:911:SER:HA	16:AG:105:ILE:CG1	1.99	0.91
10:B:75:C:OP1	41:a:2602:A:C8	2.22	0.91

Continued on next page...

Continued from previous page...

Atom-1	Atom-2	Interatomic distance (Å)	Clash overlap (Å)
11:AA:911:SER:CA	16:AG:105:ILE:HD11	1.98	0.91
9:9:88:HIS:HB3	9:9:89:PRO:HD3	0.92	0.91
10:A:68:C:H2'	10:A:69:C:H5''	1.51	0.91
16:AG:425:LEU:HA	16:AG:429:LYS:HE3	0.95	0.91
16:AG:453:VAL:HG13	16:AG:458:ASP:CB	2.00	0.91
18:D:13:U:C4	18:D:20:U:O4	2.24	0.91
41:a:1406:U:O2'	41:a:1407:G:C5'	2.19	0.91
9:9:50:VAL:HG22	39:Y:119:ALA:HB1	1.50	0.91
10:A:56:C:H1'	41:a:2112:G:C6	2.06	0.91
12:AB:138:ASP:HB3	12:AB:177:GLN:HA	1.51	0.91
12:AB:163:SER:O	30:P:88:MET:HG3	1.71	0.91
11:AA:851:THR:O	11:AA:869:GLY:HA3	1.70	0.91
11:AA:858:GLY:N	11:AA:861:ALA:CB	2.33	0.91
14:AE:136:GLU:OE1	14:AE:312:ARG:NH1	2.04	0.91
16:AG:174:ARG:HB3	16:AG:175:PRO:HD2	1.51	0.91
16:AG:434:LEU:HD21	16:AG:455:THR:O	1.69	0.91
8:7:-17:U:O2'	18:D:1403:C:O2	1.87	0.91
10:A:72:A:H2'	10:A:73:A:H5''	1.49	0.91
12:AB:165:PHE:CZ	30:P:87:LEU:HG	2.06	0.91
12:AB:125:LYS:HG2	12:AB:153:TYR:HB2	1.52	0.90
10:A:18:G:N2	10:A:58:A:N7	2.19	0.90
12:AB:167:ARG:HA	23:I:61:ALA:CB	2.02	0.90
14:AE:24:LEU:HB2	14:AE:232:ASN:OD1	1.72	0.90
6:5:100:DA:P	12:AB:16:SER:HG	1.95	0.90
9:9:93:ALA:O	9:9:129:LEU:CD1	2.19	0.90
16:AG:363:LEU:HD23	16:AG:409:ARG:CB	2.00	0.90
16:AG:453:VAL:HG23	16:AG:462:GLN:NE2	1.87	0.90
22:H:71:ALA:C	22:H:72:LEU:CD1	2.42	0.90
11:AA:887:VAL:HG22	11:AA:913:VAL:HG12	0.90	0.90
16:AG:110:ALA:HB3	16:AG:114:ILE:HD12	1.47	0.90
16:AG:434:LEU:HA	16:AG:456:LEU:HD23	1.53	0.90
41:a:2314:A:H1'	54:n:155:THR:HG21	1.54	0.90
12:AB:117:GLN:HE21	12:AB:117:GLN:HA	1.36	0.90
12:AB:144:PHE:CE2	30:P:85:ASP:CB	2.53	0.90
13:AD:291:LYS:CB	16:AG:81:ARG:HH12	1.79	0.90
16:AG:123:ARG:NH1	16:AG:191:ARG:CA	2.11	0.90
16:AG:244:ARG:NH1	21:G:179:LEU:O	2.05	0.90
14:AE:202:ARG:HG2	14:AE:202:ARG:HH11	1.35	0.90
10:B:68:C:H2'	10:B:69:C:H5''	1.51	0.90
11:AA:904:ALA:HB1	16:AG:8:VAL:CG2	1.60	0.90
8:7:-18:G:C5'	18:D:1500:A:H62	1.85	0.90

Continued on next page...

Continued from previous page...

Atom-1	Atom-2	Interatomic distance (Å)	Clash overlap (Å)
12:AB:165:PHE:CZ	30:P:87:LEU:CD1	2.54	0.90
16:AG:110:ALA:CB	16:AG:114:ILE:HD11	1.74	0.90
16:AG:302:LYS:HE3	16:AG:302:LYS:N	1.87	0.90
16:AG:385:ALA:HB3	16:AG:411:LYS:CE	2.00	0.90
16:AG:422:GLU:CA	16:AG:426:GLY:HA3	2.02	0.90
16:AG:425:LEU:CA	16:AG:429:LYS:HG3	2.02	0.90
8:7:-19:U:P	18:D:1505:G:C8	2.64	0.90
16:AG:44:ASP:OD2	16:AG:60:ARG:HA	1.71	0.90
12:AB:141:PHE:HA	30:P:84:VAL:CG1	2.02	0.89
16:AG:434:LEU:HD21	16:AG:455:THR:C	1.97	0.89
12:AB:128:PHE:CE1	12:AB:178:VAL:CG2	2.55	0.89
16:AG:240:THR:OG1	16:AG:247:PRO:CG	2.20	0.89
16:AG:425:LEU:HA	16:AG:429:LYS:CD	2.01	0.89
39:Y:104:GLN:HG2	39:Y:108:ILE:HD11	1.53	0.89
10:B:18:G:N2	10:B:58:A:N7	2.19	0.89
10:A:33:U:H5''	27:M:84:THR:HG21	1.55	0.89
16:AG:200:SER:O	16:AG:230:PRO:HG2	1.71	0.89
11:AA:641:GLU:OE2	14:AE:749:LYS:NZ	2.03	0.89
16:AG:31:LEU:HD23	16:AG:110:ALA:HB3	1.54	0.89
16:AG:241:ASN:ND2	21:G:157:LEU:O	2.04	0.89
30:P:17:LEU:CD2	30:P:93:ALA:HB3	2.03	0.89
11:AA:1313:HIS:HD2	15:AF:31:GLN:NE2	1.71	0.89
16:AG:31:LEU:HD23	16:AG:110:ALA:CB	2.02	0.89
30:P:87:LEU:HD23	30:P:100:ILE:CD1	2.02	0.89
14:AE:68:TYR:C	14:AE:75:TYR:HE2	1.80	0.89
12:AB:128:PHE:HB2	12:AB:180:LYS:CB	2.02	0.89
16:AG:39:TYR:HD1	16:AG:60:ARG:HH21	1.19	0.89
6:5:114:DC:H5''	14:AE:1148:ARG:NH2	1.88	0.88
11:AA:857:VAL:HG11	11:AA:862:LEU:HD12	1.53	0.88
16:AG:171:GLU:CD	16:AG:267:GLY:HA3	1.99	0.88
16:AG:363:LEU:HG	16:AG:410:ALA:CA	2.04	0.88
39:Y:21:PRO:HB2	39:Y:22:PRO:HD3	1.54	0.88
9:9:129:LEU:N	9:9:130:PRO:CD	2.34	0.88
12:AB:164:ILE:HD11	12:AB:169:THR:CB	2.02	0.88
18:D:1308:U:H2'	38:X:98:ARG:HH21	1.06	0.88
22:H:131:LEU:CB	22:H:167:VAL:N	2.37	0.88
9:9:50:VAL:CG2	39:Y:119:ALA:HB3	2.04	0.88
12:AB:95:GLY:O	14:AE:162:GLU:CD	2.16	0.88
13:AD:290:LEU:O	16:AG:81:ARG:HD3	1.74	0.88
21:G:18:HIS:HA	22:H:43:LYS:HD2	1.55	0.88
9:9:142:THR:CG2	40:Z:7:ILE:HG12	2.02	0.87

Continued on next page...

Continued from previous page...

Atom-1	Atom-2	Interatomic distance (Å)	Clash overlap (Å)
16:AG:254:MET:HA	16:AG:254:MET:HE3	1.56	0.87
16:AG:363:LEU:HD22	16:AG:409:ARG:HB2	1.53	0.87
22:H:279:LYS:HA	22:H:331:MET:HB3	1.54	0.87
12:AB:128:PHE:CZ	12:AB:178:VAL:CG2	2.58	0.87
16:AG:110:ALA:CA	16:AG:114:ILE:HG13	2.05	0.87
16:AG:453:VAL:HG13	16:AG:458:ASP:HB2	1.55	0.87
11:AA:858:GLY:O	11:AA:861:ALA:N	2.07	0.87
16:AG:168:LEU:HD23	16:AG:231:GLY:HA3	1.56	0.87
16:AG:365:ILE:HG21	16:AG:409:ARG:NH1	1.87	0.87
16:AG:248:VAL:HG13	16:AG:273:ILE:HB	1.56	0.87
47:g:16:CYS:CB	47:g:37:CYS:HB3	2.05	0.87
12:AB:173:LEU:CD1	30:P:102:LEU:CD2	2.53	0.87
16:AG:187:ARG:CB	16:AG:188:PRO:HD2	2.03	0.87
16:AG:362:TYR:C	16:AG:413:ALA:HB2	1.99	0.87
22:H:119:GLY:HA2	22:H:133:GLY:CA	2.01	0.87
16:AG:486:ARG:O	16:AG:490:TRP:HD1	1.57	0.87
16:AG:362:TYR:C	16:AG:413:ALA:CB	2.48	0.87
16:AG:434:LEU:HD12	16:AG:454:CYS:O	1.75	0.87
22:H:162:LYS:N	22:H:298:GLU:OE2	2.06	0.87
14:AE:425:ARG:NH1	14:AE:458:ASN:O	2.08	0.86
16:AG:302:LYS:O	16:AG:302:LYS:NZ	2.08	0.86
16:AG:422:GLU:HA	16:AG:426:GLY:H	1.34	0.86
9:9:52:MET:C	9:9:52:MET:HE3	2.00	0.86
11:AA:857:VAL:HG11	11:AA:862:LEU:CD1	2.04	0.86
16:AG:141:VAL:HG22	16:AG:178:ARG:HG2	1.57	0.86
9:9:31:ARG:CZ	41:a:1054:A:C5'	2.49	0.86
4:3:34:VAL:HG13	4:3:67:VAL:HG22	1.58	0.86
11:AA:888:THR:HB	11:AA:889:PRO:HD2	1.55	0.86
11:AA:906:PHE:HB3	16:AG:104:ARG:CB	2.06	0.86
16:AG:430:PRO:HG2	16:AG:435:LEU:CD2	2.05	0.86
16:AG:448:LEU:CD2	16:AG:473:LEU:HD11	2.05	0.86
41:a:783:A:N3	41:a:783:A:H2'	1.89	0.86
8:7:-7:U:H5'	23:I:132:ARG:HH12	1.01	0.86
9:9:31:ARG:CD	41:a:1054:A:H4'	2.06	0.86
17:C:31:ASN:OD1	22:H:268:VAL:HG22	1.74	0.86
24:J:162:ALA:HB2	24:J:165:ARG:NH2	1.90	0.86
10:A:16:C:O2	41:a:2181:U:H5'	1.76	0.85
11:AA:906:PHE:CB	16:AG:104:ARG:HA	2.06	0.85
12:AB:128:PHE:CE2	12:AB:134:VAL:HG11	2.11	0.85
10:B:18:G:N7	10:B:57:A:C6	2.44	0.85
24:J:61:VAL:HG21	24:J:200:ILE:HD11	1.57	0.85

Continued on next page...

Continued from previous page...

Atom-1	Atom-2	Interatomic distance (Å)	Clash overlap (Å)
12:AB:64:PHE:CB	14:AE:285:LEU:CD2	2.54	0.85
16:AG:287:ALA:HB2	16:AG:331:LEU:HD13	1.58	0.85
16:AG:387:VAL:CB	16:AG:388:PRO:HD2	2.06	0.85
22:H:267:TRP:CZ3	22:H:340:ARG:HG2	2.11	0.85
9:9:31:ARG:HH11	9:9:31:ARG:HG3	1.41	0.85
11:AA:908:GLU:CB	16:AG:104:ARG:C	2.47	0.85
12:AB:140:PRO:CD	30:P:102:LEU:CD1	2.49	0.85
16:AG:61:ARG:HD3	16:AG:63:LEU:HD21	1.58	0.85
11:AA:857:VAL:O	16:AG:35:THR:CG2	2.24	0.85
16:AG:287:ALA:HA	16:AG:331:LEU:HD12	0.87	0.85
39:Y:81:LYS:O	39:Y:81:LYS:HE3	1.75	0.85
10:A:18:G:N7	10:A:57:A:C6	2.44	0.85
22:H:348:GLN:N	22:H:348:GLN:OE1	2.08	0.85
41:a:67:U:N3	41:a:74:A:N6	2.25	0.85
39:Y:60:VAL:HG13	39:Y:66:PHE:HB3	1.58	0.85
25:K:111:MET:HE2	25:K:125:ALA:HB1	1.59	0.85
8:7:-18:G:H5'	18:D:1500:A:H62	1.40	0.85
11:AA:848:GLU:HG2	11:AA:888:THR:CG2	2.02	0.85
14:AE:68:TYR:O	14:AE:75:TYR:HE2	1.58	0.85
16:AG:102:PHE:CD2	16:AG:106:THR:HG21	2.11	0.85
9:9:125:ARG:NH1	9:9:125:ARG:HA	1.92	0.85
12:AB:66:PRO:HG2	14:AE:282:LEU:CD2	2.07	0.85
14:AE:68:TYR:HB3	14:AE:75:TYR:OH	1.77	0.85
16:AG:110:ALA:HB3	16:AG:114:ILE:HD11	0.86	0.85
16:AG:278:ASP:OD2	21:G:63:ARG:CD	2.24	0.85
14:AE:24:LEU:HG	14:AE:232:ASN:ND2	1.90	0.84
16:AG:110:ALA:CB	16:AG:114:ILE:HD12	2.03	0.84
16:AG:285:ILE:CG2	16:AG:293:VAL:HG12	2.05	0.84
11:AA:908:GLU:HB2	16:AG:104:ARG:CG	2.04	0.84
12:AB:136:VAL:HG22	12:AB:178:VAL:HG12	1.57	0.84
12:AB:165:PHE:CZ	30:P:87:LEU:HD12	2.12	0.84
11:AA:845:LEU:HD13	11:AA:892:GLU:HB2	1.60	0.84
18:D:197:A:C6	18:D:221:C:H4'	2.11	0.84
22:H:267:TRP:CH2	22:H:340:ARG:CG	2.61	0.84
22:H:332:VAL:HG11	22:H:335:ILE:HG13	1.57	0.84
22:H:267:TRP:CD2	22:H:340:ARG:HG2	2.11	0.84
12:AB:133:MET:H	12:AB:133:MET:HE2	1.42	0.84
13:AD:290:LEU:C	16:AG:81:ARG:HH11	1.86	0.84
16:AG:355:ALA:CA	16:AG:382:GLU:CD	2.49	0.84
11:AA:848:GLU:CG	11:AA:888:THR:HG22	2.06	0.84
16:AG:365:ILE:HG21	16:AG:409:ARG:HH12	1.42	0.84

Continued on next page...

Continued from previous page...

Atom-1	Atom-2	Interatomic distance (Å)	Clash overlap (Å)
16:AG:434:LEU:HD23	16:AG:456:LEU:CA	2.00	0.84
16:AG:31:LEU:CD2	16:AG:110:ALA:CB	2.56	0.84
21:G:16:PHE:HB3	22:H:43:LYS:HA	1.59	0.84
22:H:135:LEU:CB	22:H:167:VAL:C	2.50	0.84
12:AB:111:ILE:O	12:AB:115:LEU:HD22	1.77	0.84
22:H:131:LEU:CB	22:H:166:VAL:O	2.26	0.84
39:Y:20:SER:HB3	39:Y:21:PRO:HD3	1.59	0.84
7:6:21:DA:N1	8:7:15:G:N2	2.26	0.83
14:AE:26:SER:HB2	14:AE:236:TRP:CZ2	2.12	0.83
16:AG:203:GLU:HA	16:AG:206:ILE:HG12	1.60	0.83
16:AG:279:ASN:CG	16:AG:280:PRO:HD2	2.03	0.83
10:A:68:C:C2'	10:A:69:C:H5''	2.08	0.83
16:AG:354:ALA:HA	16:AG:357:ASP:HB3	1.60	0.83
17:C:12:ARG:HH22	22:H:268:VAL:CG2	1.91	0.83
41:a:2303:G:C2	41:a:2314:A:C2	2.66	0.83
12:AB:117:GLN:HA	12:AB:117:GLN:NE2	1.94	0.83
11:AA:908:GLU:H	16:AG:104:ARG:CB	1.89	0.83
12:AB:165:PHE:HD2	30:P:92:LEU:HD11	1.41	0.83
10:B:56:C:H5'	54:n:80:ARG:NE	1.93	0.83
10:B:72:A:C2'	10:B:73:A:H5''	2.09	0.83
11:AA:859:GLU:HG2	16:AG:37:LYS:NZ	1.93	0.83
12:AB:96:THR:HB	14:AE:162:GLU:HG3	1.60	0.83
10:A:72:A:C2'	10:A:73:A:H5''	2.08	0.83
11:AA:887:VAL:HG22	11:AA:913:VAL:HG11	1.54	0.83
18:D:1227:A:H5'	38:X:110:LYS:NZ	1.93	0.83
8:7:-19:U:OP2	18:D:1505:G:C8	2.32	0.82
9:9:28:ALA:H	9:9:110:ALA:HA	1.43	0.82
9:9:31:ARG:CD	41:a:1054:A:C4'	2.56	0.82
9:9:57:ASN:OD1	9:9:62:ARG:CD	2.27	0.82
11:AA:854:ILE:CD1	11:AA:855:PRO:HD2	2.08	0.82
10:B:54:U:H3	10:B:58:A:N6	1.77	0.82
16:AG:252:VAL:HA	16:AG:259:VAL:HG23	1.61	0.82
16:AG:362:TYR:HA	16:AG:413:ALA:CB	2.09	0.82
16:AG:433:ASP:C	16:AG:456:LEU:HG	2.03	0.82
10:B:68:C:C2'	10:B:69:C:H5''	2.08	0.82
8:7:-19:U:OP1	18:D:1505:G:C8	2.32	0.82
11:AA:808:ASN:H	14:AE:633:ALA:HB2	1.44	0.82
16:AG:226:ALA:HA	16:AG:236:ILE:HG13	1.61	0.82
16:AG:425:LEU:HG	16:AG:429:LYS:CE	2.08	0.82
41:a:1021:A:N6	41:a:1141:U:H3	1.77	0.82
11:AA:858:GLY:N	11:AA:861:ALA:HB3	1.93	0.82

Continued on next page...

Continued from previous page...

Atom-1	Atom-2	Interatomic distance (Å)	Clash overlap (Å)
16:AG:133:HIS:ND1	16:AG:136:GLU:OE1	2.13	0.82
16:AG:285:ILE:CB	16:AG:293:VAL:HG11	2.09	0.82
8:7:-18:G:C5'	18:D:1500:A:N6	2.42	0.82
16:AG:380:THR:O	16:AG:384:LEU:HD11	1.80	0.82
22:H:267:TRP:CZ3	22:H:340:ARG:CG	2.63	0.82
22:H:305:HIS:CD2	22:H:306:VAL:H	1.98	0.82
14:AE:141:PHE:CE2	14:AE:296:LYS:HB2	2.15	0.82
16:AG:285:ILE:CG2	16:AG:293:VAL:CG1	2.57	0.82
16:AG:425:LEU:HG	16:AG:429:LYS:CD	2.10	0.82
18:D:37:U:N3	18:D:397:A:N6	2.28	0.82
22:H:122:VAL:O	22:H:129:ALA:N	2.13	0.82
7:6:18:DC:H42	8:7:17:G:H1	1.27	0.82
41:a:1839:G:C1'	41:a:1927:A:N9	2.43	0.82
16:AG:213:VAL:HG11	16:AG:251:CYS:HA	1.59	0.82
16:AG:353:HIS:CA	16:AG:356:ILE:HG23	2.09	0.82
16:AG:393:LEU:HB3	16:AG:398:LEU:HD21	1.25	0.82
16:AG:451:ARG:HH11	16:AG:467:LEU:HA	1.42	0.82
16:AG:451:ARG:NE	16:AG:470:ILE:HG13	1.95	0.82
30:P:17:LEU:CD2	30:P:93:ALA:CB	2.57	0.82
41:a:1021:A:H61	41:a:1141:U:H3	1.28	0.81
9:9:43:LYS:HD2	9:9:43:LYS:C	2.05	0.81
11:AA:913:VAL:HB	16:AG:105:ILE:HD12	1.60	0.81
16:AG:29:SER:O	16:AG:33:THR:N	1.99	0.81
16:AG:104:ARG:HD2	16:AG:104:ARG:O	1.80	0.81
16:AG:278:ASP:OD2	21:G:63:ARG:HD2	1.79	0.81
16:AG:381:LEU:HA	16:AG:384:LEU:CD1	2.09	0.81
9:9:3:LEU:HD13	9:9:5:LEU:HG	1.62	0.81
11:AA:887:VAL:HG21	11:AA:913:VAL:HG12	1.61	0.81
11:AA:908:GLU:HG2	16:AG:104:ARG:CA	2.10	0.81
16:AG:434:LEU:CG	16:AG:455:THR:C	2.54	0.81
10:B:22:G:H2'	10:B:23:C:C6	2.16	0.81
39:Y:102:ARG:HB3	39:Y:141:ASP:HA	1.61	0.81
16:AG:127:VAL:CG2	16:AG:192:GLY:HA2	2.09	0.81
41:a:1019:U:H3	41:a:1142:A:N6	1.77	0.81
10:A:56:C:C2'	10:A:57:A:H5''	2.10	0.81
14:AE:1169:THR:OG1	14:AE:1192:LYS:NZ	2.13	0.81
22:H:155:LYS:CB	22:H:169:SER:CB	2.58	0.81
10:A:22:G:H2'	10:A:23:C:C6	2.16	0.81
12:AB:141:PHE:HA	30:P:84:VAL:HG12	1.63	0.81
16:AG:363:LEU:HD23	16:AG:409:ARG:HB2	1.62	0.81
17:C:12:ARG:CB	22:H:264:GLU:CB	2.59	0.81

Continued on next page...

Continued from previous page...

Atom-1	Atom-2	Interatomic distance (Å)	Clash overlap (Å)
8:7:-19:U:OP1	18:D:1505:G:H8	1.62	0.81
10:A:54:U:H3	10:A:58:A:N6	1.78	0.81
12:AB:164:ILE:HA	30:P:88:MET:HA	1.63	0.81
10:B:56:C:C2'	10:B:57:A:H5''	2.11	0.81
22:H:162:LYS:CA	22:H:298:GLU:OE2	2.17	0.81
24:J:162:ALA:HA	24:J:165:ARG:NH2	1.95	0.81
39:Y:72:THR:OG1	39:Y:73:PRO:HD2	1.81	0.81
12:AB:148:VAL:HB	12:AB:160:VAL:HG22	1.63	0.80
12:AB:173:LEU:HD12	30:P:102:LEU:HD21	1.62	0.80
10:B:76:A:H1'	41:a:2494:G:P	2.20	0.80
39:Y:27:LEU:HD12	39:Y:27:LEU:O	1.81	0.80
41:a:1019:U:H3	41:a:1142:A:H61	1.28	0.80
7:6:21:DA:N1	8:7:15:G:C2	2.49	0.80
9:9:3:LEU:H	9:9:3:LEU:HD12	1.47	0.80
16:AG:379:SER:OG	16:AG:384:LEU:HD21	1.81	0.80
10:B:58:A:O2'	10:B:59:A:H3'	1.82	0.80
18:D:972:C:O2'	30:P:57:VAL:CG2	2.29	0.80
24:J:162:ALA:CA	24:J:165:ARG:NH2	2.44	0.80
9:9:62:ARG:HG2	9:9:62:ARG:HH21	1.44	0.80
11:AA:903:ARG:HG2	16:AG:104:ARG:CZ	2.11	0.80
16:AG:361:LYS:CD	16:AG:417:ILE:HG12	2.10	0.80
41:a:1406:U:O2'	41:a:1407:G:H5''	1.79	0.80
11:AA:854:ILE:HD12	11:AA:887:VAL:HG23	1.62	0.80
14:AE:37:GLU:O	14:AE:61:ILE:HD11	1.81	0.80
14:AE:111:THR:HG23	14:AE:300:GLN:OE1	1.81	0.80
14:AE:141:PHE:HE2	14:AE:296:LYS:HB2	1.44	0.80
41:a:2297:A:N1	41:a:2321:U:O4	2.14	0.80
11:AA:858:GLY:N	11:AA:861:ALA:HB2	1.96	0.80
18:D:1397:C:OP1	18:D:1397:C:H2'	1.81	0.80
24:J:162:ALA:CB	24:J:165:ARG:NH2	2.44	0.80
54:n:125:ARG:O	54:n:127:ASN:ND2	2.14	0.80
10:A:18:G:N2	10:A:58:A:C5	2.50	0.80
13:AD:290:LEU:O	16:AG:81:ARG:CD	2.30	0.80
16:AG:353:HIS:C	16:AG:356:ILE:CG2	2.50	0.80
16:AG:425:LEU:HD23	16:AG:429:LYS:HE2	0.81	0.80
47:g:18:CYS:HB3	47:g:40:CYS:CB	2.12	0.80
14:AE:144:TYR:HE1	14:AE:162:GLU:OE2	1.64	0.80
16:AG:440:VAL:CG2	16:AG:481:LEU:CD2	2.60	0.80
8:7:0:U:OP1	23:I:80:LYS:HA	1.81	0.80
41:a:585:G:N7	66:z:6:ARG:NH1	2.29	0.80
11:AA:851:THR:O	11:AA:869:GLY:CA	2.30	0.80

Continued on next page...

Continued from previous page...

Atom-1	Atom-2	Interatomic distance (Å)	Clash overlap (Å)
16:AG:365:ILE:CG2	16:AG:409:ARG:HH12	1.91	0.80
18:D:1329:A:P	38:X:28:THR:HB	2.22	0.80
12:AB:141:PHE:HE2	12:AB:171:VAL:HG21	1.45	0.79
22:H:123:GLU:HA	22:H:128:ARG:HA	1.63	0.79
9:9:39:THR:HA	9:9:42:ARG:HD2	1.64	0.79
16:AG:451:ARG:NH2	16:AG:470:ILE:HG13	1.97	0.79
10:B:18:G:N2	10:B:58:A:C5	2.50	0.79
47:g:16:CYS:HB2	47:g:37:CYS:HB3	1.63	0.79
9:9:50:VAL:HG22	39:Y:119:ALA:HB3	1.60	0.79
9:9:78:GLY:N	9:9:79:PRO:HD2	1.97	0.79
10:A:76:A:H2'	41:a:2394:C:H42	1.48	0.79
14:AE:90:VAL:HG13	14:AE:90:VAL:O	1.82	0.79
16:AG:235:LYS:HD3	16:AG:327:LEU:HG	1.65	0.79
16:AG:133:HIS:HD1	16:AG:136:GLU:CD	1.90	0.79
9:9:31:ARG:HD2	41:a:1054:A:H4'	1.62	0.79
10:A:58:A:O2'	10:A:59:A:H3'	1.81	0.79
12:AB:165:PHE:CE1	30:P:87:LEU:HA	2.18	0.79
14:AE:186:GLN:HG3	14:AE:238:ILE:HG13	1.65	0.79
22:H:270:ILE:CG2	22:H:337:GLU:HB3	2.12	0.79
10:B:7:G:H4'	10:B:8:U:OP1	1.81	0.79
16:AG:447:LYS:O	16:AG:470:ILE:CD1	2.31	0.79
16:AG:19:PRO:HB2	16:AG:22:LYS:HB2	1.65	0.79
16:AG:189:GLU:HB3	16:AG:194:GLN:HG3	1.63	0.79
16:AG:381:LEU:CA	16:AG:384:LEU:HD12	2.08	0.78
24:J:162:ALA:HB2	24:J:165:ARG:HH22	1.47	0.78
41:a:1406:U:O2'	41:a:1407:G:O5'	2.01	0.78
16:AG:287:ALA:HB1	16:AG:331:LEU:HD12	1.62	0.78
22:H:19:ARG:HD3	22:H:73:ASP:CG	2.09	0.78
16:AG:31:LEU:HG	16:AG:110:ALA:HB2	1.63	0.78
16:AG:434:LEU:CD2	16:AG:456:LEU:N	2.46	0.78
21:G:35:ARG:HD2	22:H:14:LYS:HD3	1.66	0.78
10:A:7:G:H4'	10:A:8:U:OP1	1.81	0.78
11:AA:859:GLU:CB	16:AG:37:LYS:CG	2.61	0.78
16:AG:233:ARG:HB2	16:AG:327:LEU:HD23	1.66	0.78
16:AG:430:PRO:CG	16:AG:435:LEU:HD21	2.11	0.78
11:AA:618:GLN:HG3	14:AE:770:LEU:HD13	1.64	0.78
14:AE:1075:ARG:NH2	14:AE:1168:GLU:OE2	2.17	0.78
16:AG:218:GLU:CG	21:G:108:ARG:CZ	2.61	0.78
41:a:2298:A:C4	41:a:2321:U:C5	2.70	0.78
8:7:2:U:OP2	14:AE:78:LEU:N	2.17	0.78
12:AB:140:PRO:CD	30:P:102:LEU:CG	2.61	0.78

Continued on next page...

Continued from previous page...

Atom-1	Atom-2	Interatomic distance (Å)	Clash overlap (Å)
16:AG:362:TYR:HA	16:AG:413:ALA:HB1	1.62	0.78
9:9:50:VAL:CG2	39:Y:119:ALA:CB	2.59	0.78
11:AA:853:ASP:HB3	11:AA:862:LEU:HD12	1.65	0.78
11:AA:859:GLU:CG	16:AG:37:LYS:CG	2.54	0.78
16:AG:363:LEU:CG	16:AG:410:ALA:N	2.45	0.78
41:a:1406:U:O2'	41:a:1407:G:P	2.41	0.78
10:A:33:U:O3'	27:M:84:THR:OG1	2.02	0.78
10:A:70:G:H2'	10:A:71:C:C5'	2.11	0.78
11:AA:854:ILE:HD13	11:AA:855:PRO:CD	2.14	0.78
16:AG:26:ALA:HB1	16:AG:117:LYS:HG2	1.64	0.78
10:B:15:G:N1	10:B:20:U:O2	2.17	0.78
39:Y:32:VAL:HG13	39:Y:60:VAL:HG21	1.65	0.78
16:AG:243:LYS:CB	21:G:179:LEU:HB3	2.13	0.78
16:AG:307:ILE:HB	16:AG:338:VAL:HA	1.66	0.78
10:A:18:G:C5	10:A:57:A:C6	2.72	0.77
16:AG:451:ARG:HH12	16:AG:467:LEU:CA	1.92	0.77
50:j:4:LEU:HD23	50:j:29:VAL:HG11	1.65	0.77
10:A:15:G:N1	10:A:20:U:O2	2.17	0.77
10:B:5:G:H2'	10:B:6:G:H5'	1.66	0.77
41:a:2189:U:OP1	41:a:2189:U:O4'	2.00	0.77
16:AG:243:LYS:HG3	16:AG:245:ILE:HG12	1.67	0.77
21:G:16:PHE:CZ	22:H:41:GLY:O	2.37	0.77
12:AB:165:PHE:CZ	30:P:87:LEU:CG	2.67	0.77
12:AB:173:LEU:CD1	30:P:102:LEU:HD21	2.14	0.77
16:AG:284:VAL:HG12	16:AG:296:ILE:HD13	1.66	0.77
16:AG:385:ALA:HB1	16:AG:411:LYS:CE	2.04	0.77
16:AG:387:VAL:CG1	16:AG:388:PRO:CD	2.41	0.77
16:AG:402:THR:O	16:AG:405:ALA:HB3	1.84	0.77
41:a:2756:U:N3	41:a:2758:A:C6	2.53	0.77
9:9:31:ARG:NE	41:a:1054:A:C4'	2.48	0.77
11:AA:908:GLU:HG3	16:AG:105:ILE:HA	1.63	0.77
16:AG:412:ASN:O	16:AG:416:THR:HG23	1.84	0.77
16:AG:354:ALA:C	16:AG:356:ILE:N	2.43	0.77
16:AG:365:ILE:CD1	16:AG:406:LEU:CD2	2.57	0.77
10:B:18:G:C5	10:B:57:A:C6	2.72	0.77
16:AG:425:LEU:HD23	16:AG:429:LYS:NZ	1.99	0.77
16:AG:437:LEU:HD21	16:AG:456:LEU:HD13	0.81	0.77
41:a:2756:U:N3	41:a:2758:A:N6	2.32	0.77
7:6:15:DC:C4	7:6:16:DC:N4	2.53	0.77
11:AA:908:GLU:N	16:AG:104:ARG:HB3	1.96	0.77
14:AE:123:ARG:HG3	14:AE:1337:VAL:HG11	1.67	0.77

Continued on next page...

Continued from previous page...

Atom-1	Atom-2	Interatomic distance (Å)	Clash overlap (Å)
16:AG:218:GLU:HG3	21:G:108:ARG:CZ	2.14	0.77
16:AG:354:ALA:HA	16:AG:357:ASP:CB	2.14	0.77
9:9:27:VAL:HG23	9:9:83:ALA:HB3	1.67	0.76
11:AA:905:ILE:HD12	16:AG:27:LEU:CD1	2.14	0.76
16:AG:354:ALA:C	16:AG:356:ILE:H	1.93	0.76
10:B:68:C:C3'	10:B:69:C:H5''	2.15	0.76
30:P:17:LEU:HD21	30:P:93:ALA:HB3	1.62	0.76
10:A:5:G:H2'	10:A:6:G:H5'	1.66	0.76
11:AA:901:LEU:CD2	16:AG:15:GLU:OE1	2.33	0.76
12:AB:64:PHE:CB	14:AE:285:LEU:HD23	2.15	0.76
16:AG:425:LEU:HG	16:AG:429:LYS:HE2	1.66	0.76
12:AB:64:PHE:HB2	14:AE:285:LEU:CD2	2.16	0.76
10:A:68:C:C3'	10:A:69:C:H5''	2.15	0.76
22:H:305:HIS:CD2	22:H:306:VAL:N	2.53	0.76
9:9:60:LEU:HD23	9:9:64:VAL:HG21	1.67	0.76
16:AG:228:ARG:HD2	16:AG:236:ILE:HB	1.68	0.76
16:AG:240:THR:CG2	16:AG:247:PRO:HG3	2.16	0.76
16:AG:283:PHE:CZ	16:AG:331:LEU:O	2.39	0.76
16:AG:451:ARG:HE	16:AG:470:ILE:HG13	1.51	0.76
17:C:44:ILE:CD1	22:H:339:ARG:CG	2.62	0.76
9:9:11:ILE:HD11	9:9:62:ARG:HA	1.65	0.76
16:AG:248:VAL:HG22	16:AG:273:ILE:HG22	1.68	0.76
18:D:197:A:N6	18:D:221:C:H4'	2.01	0.76
12:AB:141:PHE:CA	30:P:84:VAL:HG12	2.15	0.75
16:AG:371:THR:O	16:AG:375:GLU:HG3	1.86	0.75
16:AG:451:ARG:CZ	16:AG:470:ILE:HG13	2.16	0.75
9:9:52:MET:HG3	9:9:95:LEU:HD11	1.68	0.75
12:AB:135:ARG:HG2	12:AB:135:ARG:HH11	1.50	0.75
16:AG:243:LYS:NZ	16:AG:245:ILE:HD13	2.00	0.75
16:AG:425:LEU:CA	16:AG:429:LYS:CG	2.60	0.75
16:AG:434:LEU:HD11	16:AG:455:THR:O	1.85	0.75
10:B:70:G:H2'	10:B:71:C:C5'	2.11	0.75
22:H:109:THR:HA	22:H:153:GLU:HA	1.69	0.75
47:g:18:CYS:CB	47:g:40:CYS:HB3	2.16	0.75
16:AG:434:LEU:CD2	16:AG:455:THR:C	2.58	0.75
11:AA:859:GLU:HB3	16:AG:37:LYS:HG2	1.67	0.75
4:3:36:VAL:HG11	4:3:39:ILE:HD12	1.68	0.75
11:AA:903:ARG:HG2	16:AG:104:ARG:NH2	2.02	0.75
39:Y:85:ILE:H	39:Y:85:ILE:HD12	1.52	0.75
9:9:31:ARG:CD	41:a:1054:A:C5'	2.58	0.75
16:AG:108:GLN:HA	16:AG:111:LYS:HB2	1.67	0.75

Continued on next page...

Continued from previous page...

Atom-1	Atom-2	Interatomic distance (Å)	Clash overlap (Å)
41:a:1021:A:N1	41:a:1141:U:C4	2.55	0.75
10:A:41:C:H1'	27:M:143:ARG:HH12	1.52	0.75
12:AB:64:PHE:HB3	14:AE:285:LEU:HD21	1.67	0.75
12:AB:144:PHE:CE2	30:P:85:ASP:CA	2.56	0.75
16:AG:201:LYS:HD2	16:AG:201:LYS:N	2.01	0.75
16:AG:354:ALA:O	16:AG:356:ILE:N	2.18	0.75
9:9:97:LYS:HD3	9:9:127:ALA:HA	1.68	0.75
16:AG:363:LEU:CD2	16:AG:409:ARG:CB	2.62	0.75
10:A:6:G:O2'	10:A:7:G:O5'	2.05	0.74
16:AG:363:LEU:CD1	16:AG:410:ALA:HB2	2.17	0.74
16:AG:451:ARG:NH1	16:AG:467:LEU:C	2.40	0.74
10:B:18:G:H1'	10:B:58:A:C2	2.22	0.74
21:G:35:ARG:HG3	22:H:10:GLU:OE2	1.87	0.74
11:AA:845:LEU:HD23	11:AA:889:PRO:HB2	1.70	0.74
16:AG:313:ASN:N	16:AG:313:ASN:OD1	2.19	0.74
10:B:76:A:H2'	10:B:76:A:N3	2.02	0.74
22:H:131:LEU:CB	22:H:166:VAL:C	2.60	0.74
8:7:14:U:H4'	14:AE:322:ARG:CD	2.18	0.74
14:AE:110:PRO:HG2	14:AE:183:GLU:HG3	1.68	0.74
64:x:31:THR:O	64:x:102:ARG:NH1	2.19	0.74
10:A:18:G:H1'	10:A:58:A:C2	2.23	0.74
11:AA:857:VAL:CG1	11:AA:862:LEU:CD1	2.65	0.74
16:AG:131:ARG:HA	16:AG:186:VAL:HG11	1.68	0.74
10:B:70:G:C3'	10:B:71:C:H5''	2.17	0.74
21:G:19:GLN:CG	22:H:76:GLU:HB2	2.18	0.74
22:H:304:VAL:HG12	22:H:309:MET:SD	2.28	0.74
18:D:1358:U:C4	18:D:1363:A:N1	2.52	0.74
12:AB:64:PHE:CB	14:AE:285:LEU:HD21	2.18	0.74
12:AB:141:PHE:HZ	12:AB:171:VAL:HG21	1.48	0.74
21:G:19:GLN:CD	22:H:76:GLU:HB2	2.08	0.74
25:K:137:VAL:O	25:K:140:THR:OG1	2.04	0.74
10:A:18:G:O2'	10:A:60:U:C2	2.41	0.74
14:AE:120:LEU:O	14:AE:1330:ARG:NH1	2.21	0.74
16:AG:385:ALA:HB3	16:AG:411:LYS:HE2	1.69	0.74
10:B:18:G:O2'	10:B:60:U:C2	2.41	0.74
18:D:1228:C:OP1	38:X:107:ARG:NH1	2.20	0.74
39:Y:74:PRO:HG2	39:Y:77:VAL:HB	1.67	0.74
10:A:41:C:O4'	27:M:143:ARG:NH1	2.20	0.74
18:D:1227:A:H5'	38:X:110:LYS:HZ1	1.51	0.74
7:6:18:DC:N3	8:7:17:G:N2	2.31	0.73
17:C:44:ILE:HD13	22:H:339:ARG:HG3	1.69	0.73

Continued on next page...

Continued from previous page...

Atom-1	Atom-2	Interatomic distance (Å)	Clash overlap (Å)
9:9:78:GLY:N	9:9:79:PRO:CD	2.51	0.73
11:AA:864:LYS:HE3	11:AA:877:VAL:HG12	1.70	0.73
16:AG:198:THR:HB	16:AG:201:LYS:HD3	1.70	0.73
16:AG:279:ASN:CB	16:AG:280:PRO:CD	2.66	0.73
16:AG:425:LEU:CB	16:AG:429:LYS:HE3	2.16	0.73
14:AE:44:ILE:HD12	14:AE:252:LEU:CD2	2.18	0.73
14:AE:210:SER:HB3	14:AE:213:LYS:HB2	1.71	0.73
16:AG:425:LEU:O	16:AG:429:LYS:HE3	1.87	0.73
10:A:70:G:C3'	10:A:71:C:H5''	2.18	0.73
11:AA:854:ILE:CD1	11:AA:855:PRO:CD	2.66	0.73
11:AA:908:GLU:HB2	16:AG:104:ARG:C	2.11	0.73
16:AG:393:LEU:C	16:AG:398:LEU:HD23	2.13	0.73
16:AG:365:ILE:HG23	16:AG:409:ARG:HH11	1.51	0.73
16:AG:413:ALA:O	16:AG:416:THR:OG1	2.05	0.73
16:AG:429:LYS:H	16:AG:429:LYS:HD2	1.53	0.73
16:AG:486:ARG:O	16:AG:490:TRP:CD1	2.41	0.73
10:B:6:G:O2'	10:B:7:G:O5'	2.05	0.73
9:9:18:VAL:HA	9:9:86:MET:HE2	1.71	0.73
10:A:33:U:H5''	27:M:84:THR:CG2	2.18	0.73
22:H:109:THR:CA	22:H:153:GLU:HA	2.18	0.73
22:H:110:GLY:CA	22:H:153:GLU:O	2.36	0.73
32:R:86:ARG:HG3	32:R:86:ARG:O	1.89	0.73
14:AE:1143:ASP:OD1	14:AE:1148:ARG:NH1	2.21	0.73
16:AG:107:THR:HG22	16:AG:111:LYS:HG3	1.70	0.73
16:AG:365:ILE:CG2	16:AG:409:ARG:HH11	2.01	0.73
16:AG:393:LEU:CD2	16:AG:398:LEU:CG	2.58	0.73
39:Y:36:GLU:OE1	39:Y:36:GLU:HA	1.88	0.73
6:5:115:DA:OP1	14:AE:1148:ARG:NE	2.21	0.73
11:AA:908:GLU:OE2	16:AG:105:ILE:HG12	1.88	0.73
12:AB:165:PHE:CD1	30:P:87:LEU:O	2.41	0.73
12:AB:169:THR:HG23	30:P:98:VAL:O	1.88	0.73
18:D:517:G:O2'	18:D:530:G:H4'	1.88	0.73
29:O:84:THR:HG21	29:O:103:PHE:HB3	1.71	0.73
11:AA:905:ILE:CG1	16:AG:8:VAL:CG1	2.51	0.72
16:AG:254:MET:HA	16:AG:254:MET:CE	2.17	0.72
16:AG:297:VAL:HG23	16:AG:306:ASP:HB2	1.70	0.72
8:7:-12:U:N3	18:D:1196:A:C8	2.57	0.72
12:AB:133:MET:HE2	12:AB:133:MET:N	2.05	0.72
16:AG:434:LEU:HD21	16:AG:456:LEU:N	2.03	0.72
12:AB:165:PHE:CG	30:P:92:LEU:HD11	2.24	0.72
13:AD:290:LEU:CB	16:AG:78:GLU:CA	2.67	0.72

Continued on next page...

Continued from previous page...

Atom-1	Atom-2	Interatomic distance (Å)	Clash overlap (Å)
16:AG:434:LEU:HG	16:AG:455:THR:C	2.14	0.72
10:A:32:C:C1'	27:M:144:MET:HE1	2.17	0.72
11:AA:913:VAL:HB	16:AG:105:ILE:HG23	1.72	0.72
12:AB:155:LYS:HE3	18:D:1276:G:OP2	1.90	0.72
41:a:1839:G:H1'	41:a:1927:A:N9	2.03	0.72
41:a:2298:A:C4	41:a:2321:U:H5	2.05	0.72
6:5:100:DA:OP1	12:AB:16:SER:C	2.33	0.72
12:AB:164:ILE:HD13	12:AB:167:ARG:O	1.89	0.72
14:AE:44:ILE:HD12	14:AE:252:LEU:HD21	1.71	0.72
16:AG:243:LYS:HG3	16:AG:245:ILE:CG1	2.19	0.72
22:H:19:ARG:HB2	22:H:73:ASP:OD2	1.88	0.72
22:H:267:TRP:CE3	22:H:340:ARG:CG	2.72	0.72
41:a:1839:G:C1'	41:a:1927:A:C1'	2.67	0.72
11:AA:859:GLU:CB	16:AG:37:LYS:HG3	2.20	0.72
11:AA:911:SER:N	16:AG:105:ILE:HD11	2.04	0.72
16:AG:110:ALA:CA	16:AG:114:ILE:HD12	2.19	0.72
16:AG:393:LEU:CD2	16:AG:398:LEU:HD13	2.19	0.72
16:AG:434:LEU:CA	16:AG:456:LEU:HD21	2.12	0.72
10:B:46:G:H1'	10:B:47:U:C5	2.25	0.72
16:AG:31:LEU:CG	16:AG:110:ALA:HB2	2.18	0.72
16:AG:167:MET:HE1	16:AG:199:ARG:HG3	1.72	0.72
9:9:77:VAL:HG12	9:9:82:ILE:HG21	1.71	0.72
16:AG:403:VAL:HG22	16:AG:406:LEU:HD12	1.71	0.72
41:a:1913:A:OP2	41:a:1913:A:H3'	1.89	0.72
14:AE:105:ILE:HD12	14:AE:242:LEU:HD22	1.71	0.72
14:AE:202:ARG:HG2	14:AE:202:ARG:NH1	1.99	0.72
16:AG:241:ASN:CG	21:G:157:LEU:O	2.33	0.72
16:AG:282:GLN:NE2	16:AG:282:GLN:HA	2.04	0.72
10:B:76:A:H1'	41:a:2494:G:OP1	1.88	0.72
14:AE:107:LEU:HD11	14:AE:242:LEU:HB2	1.70	0.71
14:AE:142:GLU:HG3	14:AE:142:GLU:O	1.90	0.71
16:AG:393:LEU:HD23	16:AG:398:LEU:CD1	2.20	0.71
7:6:21:DA:C6	8:7:15:G:N2	2.57	0.71
10:A:46:G:H1'	10:A:47:U:C5	2.25	0.71
10:A:72:A:C3'	10:A:73:A:H5''	2.20	0.71
14:AE:68:TYR:C	14:AE:75:TYR:CE2	2.65	0.71
10:B:72:A:C3'	10:B:73:A:H5''	2.20	0.71
22:H:267:TRP:CE3	22:H:340:ARG:HG2	2.25	0.71
41:a:67:U:C4	41:a:74:A:N6	2.57	0.71
41:a:2013:A:N6	41:a:2613:U:N3	2.33	0.71
11:AA:854:ILE:CG1	11:AA:855:PRO:HD2	2.21	0.71

Continued on next page...

Continued from previous page...

Atom-1	Atom-2	Interatomic distance (Å)	Clash overlap (Å)
11:AA:908:GLU:CG	16:AG:105:ILE:CA	2.60	0.71
16:AG:127:VAL:HG22	16:AG:192:GLY:C	2.15	0.71
16:AG:365:ILE:HG23	16:AG:409:ARG:NH1	2.02	0.71
38:X:96:PRO:HG2	38:X:102:THR:CG2	2.21	0.71
16:AG:223:ILE:O	16:AG:223:ILE:HD13	1.89	0.71
16:AG:442:ARG:HB3	16:AG:446:PHE:HE2	1.53	0.71
18:D:827:U:H3	18:D:872:A:N6	1.87	0.71
22:H:70:VAL:HA	22:H:85:SER:CB	2.20	0.71
14:AE:220:ARG:HG2	14:AE:220:ARG:HH11	1.55	0.71
10:B:18:G:C5	10:B:57:A:N6	2.59	0.71
30:P:102:LEU:HG	30:P:102:LEU:O	1.89	0.71
41:a:2314:A:C1'	54:n:155:THR:HG21	2.21	0.71
17:C:12:ARG:HB2	22:H:264:GLU:CB	2.20	0.71
22:H:86:ARG:O	22:H:89:ALA:HB3	1.91	0.71
11:AA:855:PRO:HB2	16:AG:108:GLN:HB2	1.72	0.71
12:AB:140:PRO:CG	30:P:102:LEU:HD13	2.21	0.71
47:g:18:CYS:CB	47:g:40:CYS:CB	2.68	0.71
10:A:18:G:C5	10:A:57:A:N6	2.59	0.71
11:AA:906:PHE:CB	16:AG:104:ARG:CG	2.60	0.71
13:AC:232:VAL:C	13:AD:221:ALA:HB1	2.16	0.71
14:AE:157:GLN:OE1	14:AE:157:GLN:HA	1.88	0.71
16:AG:244:ARG:CZ	16:AG:244:ARG:HB2	2.21	0.71
16:AG:278:ASP:OD2	21:G:63:ARG:HD3	1.89	0.71
16:AG:352:ALA:O	16:AG:356:ILE:HG22	1.90	0.71
21:G:16:PHE:CB	22:H:43:LYS:HA	2.20	0.71
16:AG:365:ILE:HD13	16:AG:406:LEU:HD21	1.70	0.71
21:G:19:GLN:OE1	22:H:75:VAL:O	1.85	0.71
14:AE:211:GLU:HG2	14:AE:215:LYS:HE3	1.70	0.70
16:AG:389:MET:O	16:AG:404:GLU:OE2	2.09	0.70
16:AG:216:ILE:HD11	16:AG:251:CYS:SG	2.31	0.70
16:AG:285:ILE:HG13	16:AG:293:VAL:HG13	1.71	0.70
18:D:1308:U:O5'	38:X:98:ARG:HG3	1.90	0.70
18:D:1309:G:H8	38:X:98:ARG:NH2	1.89	0.70
8:7:-12:U:O4	18:D:1196:A:N9	2.24	0.70
16:AG:362:TYR:CA	16:AG:413:ALA:CB	2.69	0.70
10:B:76:A:H2'	41:a:2493:U:H5''	1.72	0.70
12:AB:173:LEU:CD1	30:P:102:LEU:HD23	2.21	0.70
16:AG:262:VAL:HA	16:AG:265:GLU:HB2	1.72	0.70
41:a:742:A:H2'	41:a:743:A:C8	2.26	0.70
11:AA:65:ASN:HB3	11:AA:105:TYR:HB2	1.73	0.70
16:AG:353:HIS:HA	16:AG:356:ILE:CG2	2.21	0.70

Continued on next page...

Continued from previous page...

Atom-1	Atom-2	Interatomic distance (Å)	Clash overlap (Å)
18:D:972:C:O2'	30:P:57:VAL:HG23	1.92	0.70
16:AG:110:ALA:CA	16:AG:114:ILE:CD1	2.67	0.70
16:AG:422:GLU:CB	16:AG:426:GLY:HA3	2.21	0.70
9:9:50:VAL:HG13	39:Y:119:ALA:CB	2.22	0.70
18:D:1308:U:C3'	38:X:98:ARG:HH21	1.92	0.70
11:AA:888:THR:HB	11:AA:889:PRO:CD	2.22	0.70
12:AB:140:PRO:HD2	30:P:102:LEU:HD22	0.74	0.70
9:9:3:LEU:HD12	9:9:3:LEU:N	2.05	0.70
10:A:41:C:C1'	27:M:143:ARG:NH1	2.55	0.70
11:AA:904:ALA:HB3	16:AG:8:VAL:HG22	0.71	0.70
16:AG:243:LYS:HG2	16:AG:245:ILE:HD11	1.74	0.70
16:AG:385:ALA:HB3	16:AG:411:LYS:HE3	1.57	0.70
16:AG:433:ASP:C	16:AG:456:LEU:CG	2.64	0.70
18:D:915:A:N6	18:D:916:U:C4	2.60	0.70
12:AB:66:PRO:HD3	14:AE:285:LEU:HD22	1.73	0.69
9:9:31:ARG:HD2	41:a:1054:A:C5'	2.22	0.69
11:AA:845:LEU:CD1	11:AA:892:GLU:HB2	2.23	0.69
16:AG:429:LYS:CD	16:AG:429:LYS:H	2.05	0.69
22:H:70:VAL:HA	22:H:85:SER:CA	2.22	0.69
39:Y:21:PRO:CB	39:Y:22:PRO:HD3	2.22	0.69
41:a:2310:C:O2'	54:n:74:VAL:CG1	2.40	0.69
12:AB:66:PRO:HB3	14:AE:281:ARG:CZ	2.22	0.69
12:AB:128:PHE:HB2	12:AB:180:LYS:HG3	1.74	0.69
10:A:11:A:H2'	10:A:12:G:O4'	1.92	0.69
10:A:15:G:H2'	10:A:15:G:N3	2.06	0.69
13:AD:296:GLY:C	16:AG:82:TYR:CE1	2.70	0.69
16:AG:285:ILE:CD1	16:AG:293:VAL:HG11	2.22	0.69
11:AA:854:ILE:HG12	16:AG:106:THR:HG22	1.75	0.69
10:B:15:G:H2'	10:B:15:G:N3	2.06	0.69
18:D:37:U:H3	18:D:397:A:N6	1.90	0.69
9:9:58:THR:HG21	9:9:81:LEU:HG	1.74	0.69
14:AE:54:ASP:OD1	14:AE:54:ASP:N	2.24	0.69
16:AG:243:LYS:HE2	16:AG:243:LYS:O	1.93	0.69
16:AG:353:HIS:C	16:AG:357:ASP:H	2.01	0.69
16:AG:434:LEU:HD11	16:AG:455:THR:C	2.17	0.69
22:H:19:ARG:HD3	22:H:73:ASP:OD2	1.92	0.69
12:AB:128:PHE:HB2	12:AB:180:LYS:CG	2.23	0.69
16:AG:354:ALA:O	16:AG:355:ALA:C	2.26	0.69
41:a:1839:G:H8	41:a:1927:A:H1'	1.55	0.69
16:AG:171:GLU:OE1	16:AG:267:GLY:HA3	1.92	0.69
10:B:11:A:H2'	10:B:12:G:O4'	1.92	0.69

Continued on next page...

Continued from previous page...

Atom-1	Atom-2	Interatomic distance (Å)	Clash overlap (Å)
22:H:19:ARG:HD3	22:H:73:ASP:OD1	1.92	0.69
10:A:16:C:O2	41:a:2181:U:C5'	2.40	0.69
12:AB:95:GLY:O	14:AE:162:GLU:HG3	1.92	0.69
16:AG:220:VAL:O	16:AG:240:THR:HG22	1.92	0.69
16:AG:266:LEU:H	16:AG:266:LEU:CD2	2.06	0.69
16:AG:462:GLN:OE1	16:AG:467:LEU:HD21	1.93	0.69
22:H:117:LYS:CB	22:H:279:LYS:O	2.41	0.69
41:a:1021:A:H3'	41:a:1021:A:N3	2.07	0.69
41:a:1596:A:H2'	41:a:1597:A:C8	2.28	0.69
9:9:73:LYS:HB2	9:9:117:LEU:HD21	1.75	0.69
11:AA:904:ALA:CB	16:AG:8:VAL:HG23	1.72	0.69
11:AA:1268:GLN:HE22	14:AE:352:ARG:HD2	1.57	0.69
12:AB:64:PHE:HB3	14:AE:285:LEU:CD2	2.22	0.69
16:AG:355:ALA:C	16:AG:380:THR:HG21	2.18	0.69
16:AG:425:LEU:CB	16:AG:429:LYS:CE	2.71	0.69
41:a:1839:G:C4	41:a:1927:A:C4	2.81	0.69
7:6:21:DA:C2	8:7:15:G:N2	2.61	0.68
10:A:32:C:C1'	27:M:144:MET:CE	2.69	0.68
16:AG:239:LYS:HG3	16:AG:276:TRP:HB3	1.75	0.68
41:a:927:A:H2'	41:a:928:A:C8	2.28	0.68
1:0:80:ARG:NH2	41:a:572:A:OP2	2.25	0.68
11:AA:854:ILE:HD12	11:AA:887:VAL:CG2	2.18	0.68
14:AE:128:LEU:HD11	14:AE:189:LEU:HG	1.73	0.68
14:AE:161:THR:HG22	14:AE:164:GLN:HB2	1.75	0.68
16:AG:433:ASP:O	16:AG:437:LEU:HG	1.92	0.68
41:a:2756:U:C4	41:a:2758:A:N6	2.61	0.68
48:h:146:MET:HE3	48:h:154:LEU:HD21	1.74	0.68
11:AA:902:LEU:HD23	16:AG:111:LYS:HE3	1.73	0.68
16:AG:207:GLU:HA	16:AG:210:ARG:HB2	1.76	0.68
16:AG:258:ARG:HG2	16:AG:258:ARG:NH1	1.99	0.68
16:AG:298:VAL:HA	16:AG:303:HIS:HD1	1.58	0.68
16:AG:422:GLU:CA	16:AG:426:GLY:CA	2.64	0.68
16:AG:453:VAL:CG2	16:AG:462:GLN:NE2	2.56	0.68
8:7:14:U:H4'	14:AE:322:ARG:HD2	1.74	0.68
11:AA:1332:SER:O	14:AE:243:PRO:HG2	1.93	0.68
13:AD:48:LEU:HB2	13:AD:183:ILE:HD11	1.76	0.68
16:AG:64:VAL:HA	16:AG:75:ILE:HB	1.75	0.68
18:D:13:U:O4	18:D:21:G:C2	2.46	0.68
7:6:8:DC:C6	7:6:9:DT:H72	2.28	0.68
12:AB:141:PHE:CD1	30:P:84:VAL:HG13	2.27	0.68
12:AB:141:PHE:CB	30:P:84:VAL:HG12	2.24	0.68

Continued on next page...

Continued from previous page...

Atom-1	Atom-2	Interatomic distance (Å)	Clash overlap (Å)
16:AG:279:ASN:CB	16:AG:280:PRO:HD2	2.22	0.68
16:AG:434:LEU:CA	16:AG:456:LEU:CD2	2.58	0.68
22:H:110:GLY:HA3	22:H:153:GLU:O	1.93	0.68
11:AA:906:PHE:CB	16:AG:104:ARG:CB	2.71	0.68
12:AB:96:THR:HB	14:AE:162:GLU:CG	2.23	0.68
14:AE:117:LEU:HD12	14:AE:117:LEU:O	1.94	0.68
38:X:96:PRO:CG	38:X:102:THR:CG2	2.71	0.68
11:AA:887:VAL:CG2	11:AA:913:VAL:HG13	1.99	0.68
14:AE:141:PHE:CD2	14:AE:293:ARG:O	2.47	0.68
14:AE:832:LYS:C	14:AE:1242:ARG:HH12	2.01	0.68
41:a:1153:C:OP1	66:z:92:ARG:NH1	2.27	0.68
9:9:118:ILE:HB	9:9:119:PRO:HD3	1.76	0.67
11:AA:906:PHE:CZ	16:AG:114:ILE:HD11	2.29	0.67
16:AG:210:ARG:HG2	16:AG:217:GLY:CA	2.25	0.67
16:AG:235:LYS:HZ2	16:AG:331:LEU:HG	1.58	0.67
16:AG:448:LEU:CD2	16:AG:473:LEU:HD12	2.24	0.67
10:B:5:G:H2'	10:B:6:G:C5'	2.24	0.67
22:H:267:TRP:CE2	22:H:340:ARG:CG	2.73	0.67
39:Y:116:MET:HB3	39:Y:124:MET:HG2	1.76	0.67
9:9:67:THR:N	9:9:68:PRO:CD	2.58	0.67
12:AB:149:GLU:N	12:AB:149:GLU:OE1	2.27	0.67
12:AB:161:SER:HA	12:AB:170:PRO:HA	1.75	0.67
14:AE:39:LYS:O	14:AE:273:ILE:CG2	2.41	0.67
14:AE:94:GLN:HB2	14:AE:97:VAL:HG23	1.76	0.67
22:H:267:TRP:CD2	22:H:340:ARG:CG	2.76	0.67
16:AG:228:ARG:HA	16:AG:327:LEU:CD1	2.22	0.67
16:AG:453:VAL:HG13	16:AG:458:ASP:HB3	1.77	0.67
12:AB:95:GLY:O	14:AE:162:GLU:CG	2.42	0.67
12:AB:140:PRO:CG	30:P:102:LEU:CG	2.72	0.67
14:AE:1355:ARG:NH1	14:AE:1369:ARG:HH12	1.93	0.67
16:AG:284:VAL:CG1	16:AG:296:ILE:HD13	2.25	0.67
16:AG:447:LYS:O	16:AG:470:ILE:HD13	1.95	0.67
16:AG:168:LEU:HB2	16:AG:171:GLU:HB2	1.76	0.67
18:D:563:A:N1	18:D:884:U:C4	2.60	0.67
36:V:25:ILE:HD11	36:V:61:ILE:HD11	1.77	0.67
6:5:100:DA:P	12:AB:16:SER:OG	2.49	0.67
10:A:5:G:H2'	10:A:6:G:C5'	2.24	0.67
12:AB:164:ILE:HD13	12:AB:164:ILE:H	1.60	0.67
16:AG:355:ALA:CB	16:AG:382:GLU:OE1	2.18	0.67
16:AG:380:THR:O	16:AG:384:LEU:HD12	1.95	0.67
22:H:267:TRP:CZ2	22:H:340:ARG:CG	2.68	0.67

Continued on next page...

Continued from previous page...

Atom-1	Atom-2	Interatomic distance (Å)	Clash overlap (Å)
10:A:32:C:C4'	27:M:144:MET:CE	2.66	0.67
11:AA:854:ILE:CD1	11:AA:914:LYS:O	2.41	0.67
11:AA:902:LEU:CD2	16:AG:111:LYS:HE3	2.25	0.67
14:AE:108:ALA:CB	14:AE:279:LEU:HD22	2.25	0.67
14:AE:108:ALA:HB3	14:AE:279:LEU:HD22	1.77	0.67
39:Y:58:ILE:HD13	39:Y:58:ILE:N	2.10	0.67
9:9:11:ILE:CD1	9:9:62:ARG:HD3	2.24	0.67
9:9:43:LYS:HD2	9:9:43:LYS:O	1.94	0.67
10:A:21:A:H4'	10:A:21:A:OP1	1.95	0.67
16:AG:244:ARG:HB2	16:AG:244:ARG:NH2	2.09	0.67
16:AG:393:LEU:O	16:AG:398:LEU:HD23	1.95	0.67
41:a:2310:C:O2'	54:n:74:VAL:HG12	1.94	0.67
8:7:-6:U:OP1	23:I:136:ARG:NH2	2.28	0.67
10:A:19:G:N2	41:a:2112:G:C8	2.62	0.67
14:AE:395:LYS:HZ2	14:AE:399:LYS:CD	2.08	0.67
10:B:21:A:H4'	10:B:21:A:OP1	1.95	0.67
22:H:70:VAL:HA	22:H:85:SER:HA	1.77	0.67
23:I:75:ILE:O	23:I:75:ILE:HD13	1.94	0.67
38:X:96:PRO:CG	38:X:102:THR:HG22	2.25	0.67
56:p:24:ILE:HD13	56:p:72:LEU:HD21	1.77	0.67
10:A:66:C:H6	10:A:66:C:H5'	1.60	0.66
14:AE:978:ARG:HG2	14:AE:1197:ASN:HD21	1.60	0.66
8:7:-10:U:O2'	25:K:33:PHE:HE1	1.77	0.66
11:AA:903:ARG:CG	16:AG:104:ARG:NH2	2.58	0.66
16:AG:243:LYS:CD	16:AG:245:ILE:HD11	2.24	0.66
22:H:110:GLY:H	22:H:153:GLU:CA	2.08	0.66
12:AB:133:MET:H	12:AB:133:MET:CE	2.08	0.66
16:AG:308:ALA:HB2	16:AG:344:LEU:HD11	1.77	0.66
41:a:1779:U:H5	41:a:1784:A:N7	1.92	0.66
8:7:-12:U:O4	18:D:1196:A:O4'	2.13	0.66
10:A:56:C:C5	41:a:2168:G:C6	2.83	0.66
16:AG:39:TYR:HE1	16:AG:98:GLU:CG	1.96	0.66
16:AG:174:ARG:HB3	16:AG:175:PRO:CD	2.25	0.66
41:a:1923:U:H2'	41:a:1923:U:OP2	1.96	0.66
9:9:50:VAL:CG1	39:Y:119:ALA:HB3	2.26	0.66
9:9:61:ARG:NH1	41:a:1047:G:N7	2.44	0.66
12:AB:165:PHE:CD2	30:P:92:LEU:CD1	2.67	0.66
16:AG:168:LEU:CD2	16:AG:231:GLY:HA2	2.09	0.66
12:AB:141:PHE:N	30:P:84:VAL:CG1	2.45	0.66
14:AE:984:LEU:HB3	14:AE:993:GLU:HB2	1.76	0.66
16:AG:232:SER:HB2	16:AG:323:GLN:OE1	1.96	0.66

Continued on next page...

Continued from previous page...

Atom-1	Atom-2	Interatomic distance (Å)	Clash overlap (Å)
16:AG:321:ASN:OD1	16:AG:321:ASN:N	2.25	0.66
22:H:19:ARG:O	22:H:72:LEU:CB	2.41	0.66
22:H:162:LYS:CB	22:H:298:GLU:OE1	2.44	0.66
12:AB:141:PHE:CZ	12:AB:171:VAL:CG2	2.74	0.66
16:AG:235:LYS:NZ	16:AG:331:LEU:HG	2.11	0.66
16:AG:393:LEU:HD23	16:AG:398:LEU:HD13	1.78	0.66
12:AB:125:LYS:CG	12:AB:153:TYR:HB2	2.24	0.66
16:AG:30:ALA:HB2	16:AG:117:LYS:HD3	1.78	0.66
16:AG:323:GLN:HA	16:AG:323:GLN:HE21	1.59	0.66
22:H:110:GLY:N	22:H:153:GLU:C	2.53	0.66
38:X:96:PRO:HG3	38:X:102:THR:HG22	1.78	0.66
14:AE:1037:PHE:HB3	14:AE:1040:MET:HB2	1.78	0.66
16:AG:210:ARG:HG2	16:AG:217:GLY:N	2.11	0.66
18:D:1358:U:O4	18:D:1363:A:C2	2.47	0.66
9:9:57:ASN:CG	9:9:62:ARG:CG	2.68	0.65
9:9:60:LEU:HA	9:9:64:VAL:HB	1.77	0.65
16:AG:34:ALA:HB2	16:AG:113:VAL:CG2	2.22	0.65
10:B:37:A:H3'	10:B:37:A:OP2	1.96	0.65
7:6:16:DC:H1'	14:AE:426:ALA:HB1	1.77	0.65
16:AG:440:VAL:HG23	16:AG:481:LEU:HD22	1.76	0.65
18:D:1329:A:P	38:X:28:THR:CB	2.83	0.65
39:Y:14:ALA:HB2	39:Y:54:ILE:HD12	1.76	0.65
8:7:-12:U:N3	18:D:1196:A:N7	2.44	0.65
21:G:16:PHE:HZ	22:H:41:GLY:O	1.77	0.65
8:7:-13:U:OP2	18:D:1397:C:N3	2.30	0.65
12:AB:165:PHE:HB2	30:P:92:LEU:HD12	1.78	0.65
16:AG:123:ARG:HG2	16:AG:191:ARG:O	1.96	0.65
16:AG:171:GLU:OE2	16:AG:267:GLY:CA	2.41	0.65
16:AG:285:ILE:CG1	16:AG:293:VAL:CG1	2.54	0.65
22:H:85:SER:O	22:H:88:LYS:CB	2.45	0.65
41:a:1920:C:O5'	41:a:1920:C:H6	1.77	0.65
12:AB:152:ASP:HB2	12:AB:157:ARG:HB3	1.78	0.65
16:AG:183:LEU:HA	16:AG:197:VAL:HA	1.78	0.65
10:B:76:A:H1'	41:a:2493:U:O3'	1.96	0.65
18:D:197:A:C6	18:D:221:C:C4'	2.80	0.65
59:s:114:LEU:HG	59:s:118:MET:HE3	1.78	0.65
9:9:29:ASP:HB2	9:9:56:ARG:HD3	1.79	0.65
10:A:3:C:H2'	10:A:4:G:H8	1.62	0.65
10:B:66:C:H5'	10:B:66:C:H6	1.60	0.65
10:A:18:G:C8	10:A:57:A:C6	2.85	0.65
16:AG:218:GLU:HG2	21:G:108:ARG:CZ	2.27	0.65

Continued on next page...

Continued from previous page...

Atom-1	Atom-2	Interatomic distance (Å)	Clash overlap (Å)
18:D:1308:U:H5'	38:X:98:ARG:HG2	1.78	0.65
22:H:267:TRP:CE3	22:H:340:ARG:HG3	2.32	0.65
41:a:1839:G:O4'	41:a:1927:A:H1'	1.97	0.65
14:AE:67:ASP:OD1	14:AE:95:THR:OG1	2.15	0.65
14:AE:975:ILE:HG22	14:AE:977:SER:H	1.62	0.65
16:AG:363:LEU:CD2	16:AG:409:ARG:CA	2.71	0.65
11:AA:858:GLY:C	11:AA:861:ALA:H	2.03	0.65
11:AA:911:SER:H	16:AG:105:ILE:HD11	1.61	0.65
14:AE:84:ILE:O	14:AE:84:ILE:HG13	1.96	0.65
16:AG:353:HIS:HA	16:AG:356:ILE:HG23	1.78	0.65
18:D:1227:A:OP2	38:X:110:LYS:NZ	2.29	0.65
9:9:142:THR:HG21	40:Z:7:ILE:CD1	2.26	0.65
16:AG:433:ASP:O	16:AG:456:LEU:CG	2.45	0.65
10:B:56:C:H5'	54:n:80:ARG:NH2	2.11	0.65
22:H:52:GLN:O	22:H:53:PHE:CD1	2.50	0.65
55:o:26:HIS:CE1	55:o:48:ALA:HB2	2.32	0.65
16:AG:131:ARG:HG2	16:AG:186:VAL:HG12	1.80	0.64
16:AG:361:LYS:CD	16:AG:417:ILE:CG1	2.75	0.64
10:B:18:G:C8	10:B:57:A:C6	2.85	0.64
10:A:41:C:C4'	27:M:143:ARG:NH1	2.60	0.64
22:H:332:VAL:HG12	22:H:334:ASP:H	1.62	0.64
56:p:121:ILE:HD12	56:p:141:ILE:HG22	1.79	0.64
16:AG:385:ALA:HB2	16:AG:411:LYS:HE3	1.70	0.64
22:H:270:ILE:HG23	22:H:337:GLU:HB3	1.77	0.64
2:1:36:LEU:HD13	2:1:48:LYS:HA	1.80	0.64
17:C:44:ILE:CD1	22:H:339:ARG:HG2	2.12	0.64
11:AA:314:ASN:HD21	11:AA:348:SER:HA	1.62	0.64
16:AG:227:ALA:HB3	16:AG:331:LEU:HA	1.78	0.64
18:D:1358:U:H3	18:D:1363:A:N6	1.96	0.64
12:AB:173:LEU:HD11	30:P:102:LEU:CD2	2.27	0.64
14:AE:162:GLU:OE1	14:AE:162:GLU:HA	1.97	0.64
14:AE:201:LEU:HB2	14:AE:221:ILE:HD13	1.80	0.64
14:AE:245:LEU:HG	14:AE:246:PRO:HD2	1.79	0.64
16:AG:18:LEU:HB3	16:AG:19:PRO:HD2	1.78	0.64
10:B:22:G:H2'	10:B:23:C:H6	1.62	0.64
10:B:50:U:H2'	10:B:51:C:C6	2.33	0.64
18:D:1358:U:N3	18:D:1363:A:N6	2.46	0.64
21:G:35:ARG:HH21	22:H:10:GLU:HG2	1.62	0.64
22:H:72:LEU:HD12	22:H:72:LEU:N	2.11	0.64
39:Y:116:MET:HE2	39:Y:116:MET:HA	1.79	0.64
9:9:78:GLY:H	9:9:79:PRO:CD	2.10	0.64

Continued on next page...

Continued from previous page...

Atom-1	Atom-2	Interatomic distance (Å)	Clash overlap (Å)
11:AA:528:ARG:NH2	11:AA:576:SER:O	2.30	0.64
11:AA:1280:ALA:HB1	14:AE:918:ILE:HG22	1.79	0.64
16:AG:425:LEU:HG	16:AG:429:LYS:HD3	1.79	0.64
10:A:22:G:H2'	10:A:23:C:H6	1.62	0.64
16:AG:354:ALA:CA	16:AG:357:ASP:H	2.10	0.64
41:a:1082:U:N3	41:a:1086:A:N6	2.45	0.64
10:A:50:U:H2'	10:A:51:C:C6	2.33	0.64
11:AA:908:GLU:CD	16:AG:105:ILE:HG12	2.23	0.64
14:AE:193:ASP:HB3	14:AE:196:GLN:HB2	1.78	0.64
16:AG:30:ALA:O	16:AG:109:THR:O	2.15	0.64
10:B:75:C:OP1	41:a:2602:A:N9	2.30	0.64
6:5:101:DT:OP2	14:AE:275:ARG:NH2	2.31	0.64
14:AE:68:TYR:HB3	14:AE:75:TYR:CE2	2.32	0.64
18:D:827:U:N3	18:D:872:A:N6	2.45	0.64
18:D:1308:U:O5'	38:X:98:ARG:CG	2.45	0.64
11:AA:911:SER:HA	16:AG:105:ILE:HG12	1.79	0.63
12:AB:164:ILE:HD13	12:AB:164:ILE:O	1.98	0.63
16:AG:233:ARG:CB	16:AG:327:LEU:HD23	2.28	0.63
16:AG:434:LEU:HD12	16:AG:454:CYS:C	2.22	0.63
11:AA:813:GLU:HB2	14:AE:461:PHE:HD2	1.63	0.63
16:AG:266:LEU:H	16:AG:266:LEU:HD23	1.63	0.63
16:AG:354:ALA:HA	16:AG:357:ASP:CA	2.28	0.63
16:AG:425:LEU:O	16:AG:429:LYS:CE	2.45	0.63
17:C:44:ILE:CD1	22:H:339:ARG:HG3	2.28	0.63
9:9:11:ILE:HG13	9:9:65:GLU:HB3	1.79	0.63
21:G:18:HIS:HA	22:H:43:LYS:CD	2.27	0.63
1:0:40:MET:HE1	66:z:105:ALA:HB1	1.80	0.63
9:9:18:VAL:HG13	9:9:71:CYS:HB2	1.81	0.63
10:A:31:G:O2'	27:M:144:MET:SD	2.56	0.63
11:AA:859:GLU:HG2	16:AG:37:LYS:HZ2	1.60	0.63
12:AB:66:PRO:CG	14:AE:282:LEU:CD2	2.77	0.63
16:AG:36:LYS:HD2	16:AG:43:ILE:HG23	1.81	0.63
16:AG:226:ALA:O	16:AG:228:ARG:HD3	1.97	0.63
12:AB:96:THR:CB	14:AE:162:GLU:HG3	2.28	0.63
12:AB:162:VAL:CG1	12:AB:164:ILE:HG23	2.29	0.63
16:AG:205:LEU:HA	16:AG:208:LEU:HB2	1.80	0.63
16:AG:216:ILE:HA	16:AG:221:ILE:HB	1.80	0.63
16:AG:349:GLN:C	16:AG:351:GLU:H	2.05	0.63
22:H:49:PRO:CD	22:H:84:LEU:HD11	2.29	0.63
10:A:37:A:O2'	10:A:38:A:H5'	1.99	0.63
11:AA:1287:LEU:HD13	14:AE:1357:ILE:HD11	1.81	0.63

Continued on next page...

Continued from previous page...

Atom-1	Atom-2	Interatomic distance (Å)	Clash overlap (Å)
12:AB:144:PHE:CZ	30:P:85:ASP:HB2	2.32	0.63
16:AG:243:LYS:CG	16:AG:245:ILE:CD1	2.73	0.63
10:B:3:C:H2'	10:B:4:G:H8	1.62	0.63
30:P:17:LEU:HD11	30:P:94:ALA:O	1.98	0.63
41:a:2189:U:O4'	41:a:2189:U:P	2.57	0.63
9:9:23:LEU:HB3	9:9:92:ALA:HA	1.81	0.63
12:AB:141:PHE:CD1	30:P:84:VAL:CG1	2.82	0.63
16:AG:389:MET:HE3	16:AG:407:ARG:HD2	1.81	0.63
16:AG:424:SER:C	16:AG:429:LYS:CG	2.72	0.63
18:D:1309:G:C8	38:X:98:ARG:NH2	2.66	0.63
41:a:2297:A:C2	41:a:2321:U:C4	2.86	0.63
6:5:98:DA:C2'	6:5:99:DT:H72	2.28	0.63
16:AG:210:ARG:HG2	16:AG:217:GLY:HA3	1.80	0.63
16:AG:285:ILE:CG2	16:AG:293:VAL:HG11	2.28	0.63
16:AG:422:GLU:CA	16:AG:426:GLY:H	2.08	0.63
41:a:1998:A:OP2	50:j:141:ARG:NH2	2.32	0.63
11:AA:854:ILE:HG23	11:AA:855:PRO:HD2	1.80	0.63
16:AG:63:LEU:HD23	16:AG:63:LEU:H	1.63	0.63
18:D:37:U:O2	18:D:548:G:C2	2.52	0.63
22:H:118:GLY:C	22:H:133:GLY:CA	2.67	0.63
27:M:23:LEU:O	27:M:27:VAL:HG13	1.99	0.63
41:a:1789:A:OP2	48:h:221:ARG:NH1	2.32	0.63
16:AG:63:LEU:HD22	16:AG:92:TYR:HD1	1.63	0.62
16:AG:323:GLN:HE21	16:AG:323:GLN:CA	2.12	0.62
16:AG:380:THR:C	16:AG:384:LEU:HD11	2.24	0.62
24:J:162:ALA:CB	24:J:165:ARG:HH22	2.08	0.62
41:a:2303:G:N3	41:a:2314:A:C2	2.66	0.62
10:A:6:G:HO2'	10:A:7:G:H8	1.47	0.62
11:AA:120:GLN:NE2	11:AA:490:GLN:OE1	2.32	0.62
16:AG:162:ILE:HD11	16:AG:199:ARG:HD2	1.79	0.62
16:AG:223:ILE:HA	16:AG:238:VAL:HG12	1.80	0.62
16:AG:440:VAL:HG23	16:AG:481:LEU:CD2	2.29	0.62
10:B:54:U:N3	10:B:58:A:N6	2.47	0.62
21:G:19:GLN:CG	22:H:76:GLU:CB	2.76	0.62
22:H:110:GLY:N	22:H:153:GLU:O	2.32	0.62
14:AE:44:ILE:CD1	14:AE:252:LEU:HD21	2.29	0.62
16:AG:301:ASP:OD1	16:AG:301:ASP:N	2.32	0.62
16:AG:422:GLU:HG2	16:AG:426:GLY:HA3	1.80	0.62
16:AG:453:VAL:HG21	16:AG:462:GLN:CD	2.25	0.62
41:a:1909:C:O5'	41:a:1909:C:H6	1.81	0.62
8:7:-7:U:H5'	23:I:132:ARG:CZ	2.26	0.62

Continued on next page...

Continued from previous page...

Atom-1	Atom-2	Interatomic distance (Å)	Clash overlap (Å)
16:AG:253:GLY:HA3	16:AG:258:ARG:HD2	1.82	0.62
16:AG:302:LYS:H	16:AG:302:LYS:CE	2.00	0.62
16:AG:433:ASP:C	16:AG:456:LEU:CD1	2.72	0.62
41:a:1839:G:C8	41:a:1927:A:C1'	2.74	0.62
9:9:11:ILE:HD12	9:9:62:ARG:HD3	1.80	0.62
14:AE:128:LEU:HA	14:AE:192:MET:HE1	1.81	0.62
14:AE:136:GLU:CD	14:AE:312:ARG:HH22	2.06	0.62
16:AG:434:LEU:CD1	16:AG:454:CYS:C	2.72	0.62
10:B:69:C:H2'	10:B:70:G:O4'	1.99	0.62
21:G:19:GLN:HG3	22:H:75:VAL:CG2	2.23	0.62
41:a:754:U:H2'	41:a:755:U:C6	2.35	0.62
9:9:57:ASN:OD1	9:9:62:ARG:HD2	1.98	0.62
12:AB:93:ILE:HG21	14:AE:291:ILE:HA	1.80	0.62
16:AG:428:ASN:O	16:AG:428:ASN:ND2	2.32	0.62
22:H:119:GLY:CA	22:H:131:LEU:O	2.46	0.62
33:S:47:LYS:O	33:S:50:THR:OG1	2.12	0.62
6:5:100:DA:OP1	12:AB:16:SER:CB	2.48	0.62
8:7:-14:U:H5''	8:7:-14:U:H6	1.64	0.62
10:A:54:U:N3	10:A:58:A:N6	2.48	0.62
14:AE:111:THR:CG2	14:AE:300:GLN:NE2	2.63	0.62
14:AE:141:PHE:HD2	14:AE:293:ARG:O	1.80	0.62
18:D:1059:C:O2	30:P:55:PRO:HG3	1.99	0.62
7:6:15:DC:N4	7:6:16:DC:H41	1.96	0.62
10:A:56:C:O2	41:a:2112:G:C4	2.52	0.62
12:AB:128:PHE:CE1	12:AB:178:VAL:HG23	2.34	0.62
14:AE:1355:ARG:NH1	14:AE:1369:ARG:NH1	2.47	0.62
41:a:1839:G:N9	41:a:1927:A:N9	2.48	0.62
11:AA:853:ASP:HB3	11:AA:862:LEU:CD1	2.28	0.62
14:AE:111:THR:CG2	14:AE:300:GLN:CD	2.66	0.62
18:D:13:U:C5	18:D:20:U:O4	2.53	0.62
21:G:18:HIS:CA	22:H:43:LYS:HD2	2.29	0.62
22:H:280:LEU:N	22:H:330:VAL:O	2.32	0.62
9:9:6:GLN:OE1	9:9:6:GLN:HA	2.00	0.62
11:AA:890:LYS:HD3	11:AA:912:ASP:OD2	2.00	0.62
11:AA:1101:LEU:HD23	14:AE:725:MET:SD	2.40	0.62
12:AB:128:PHE:CB	12:AB:180:LYS:HB2	2.23	0.62
12:AB:156:SER:O	12:AB:156:SER:OG	2.16	0.62
14:AE:92:VAL:O	14:AE:92:VAL:HG12	1.99	0.62
14:AE:395:LYS:NZ	14:AE:399:LYS:HD3	2.15	0.62
16:AG:210:ARG:CG	16:AG:217:GLY:N	2.63	0.62
16:AG:285:ILE:HD13	16:AG:285:ILE:N	2.15	0.62

Continued on next page...

Continued from previous page...

Atom-1	Atom-2	Interatomic distance (Å)	Clash overlap (Å)
16:AG:287:ALA:HB1	16:AG:331:LEU:HB3	1.81	0.62
22:H:135:LEU:CA	22:H:157:ILE:CB	2.74	0.62
9:9:92:ALA:HB3	9:9:129:LEU:HB2	1.82	0.61
10:A:33:U:H4'	27:M:84:THR:HB	1.82	0.61
10:A:41:C:C1'	27:M:143:ARG:HH12	2.12	0.61
16:AG:243:LYS:HG3	16:AG:245:ILE:CD1	2.29	0.61
38:X:101:ARG:O	38:X:101:ARG:HD3	2.00	0.61
10:A:42:G:H2'	10:A:43:A:H8	1.65	0.61
11:AA:862:LEU:HD22	11:AA:862:LEU:N	2.14	0.61
12:AB:159:LYS:O	12:AB:159:LYS:HG2	2.00	0.61
13:AD:211:ILE:HG12	13:AD:219:ARG:HH12	1.65	0.61
16:AG:288:MET:SD	16:AG:293:VAL:N	2.72	0.61
16:AG:425:LEU:O	16:AG:429:LYS:NZ	2.33	0.61
18:D:13:U:O4	18:D:20:U:C4	2.52	0.61
7:6:15:DC:C4	7:6:16:DC:C4	2.89	0.61
9:9:57:ASN:CG	9:9:62:ARG:HG2	2.24	0.61
10:A:65:C:H2'	10:A:66:C:H5'	1.82	0.61
10:A:69:C:H2'	10:A:70:G:O4'	1.99	0.61
10:A:76:A:H2'	41:a:2394:C:N4	2.11	0.61
14:AE:802:ASP:OD1	14:AE:1348:LYS:NZ	2.31	0.61
14:AE:1161:GLY:HA3	14:AE:1179:PRO:HA	1.83	0.61
22:H:304:VAL:HG12	22:H:304:VAL:O	1.99	0.61
41:a:1406:U:HO2'	41:a:1407:G:C5'	2.06	0.61
3:2:50:LEU:HD23	45:e:26:PHE:CE1	2.35	0.61
9:9:136:ILE:HD12	9:9:139:LEU:HD12	1.83	0.61
16:AG:63:LEU:HD23	16:AG:63:LEU:N	2.16	0.61
16:AG:87:LEU:HD22	16:AG:93:VAL:HG21	1.81	0.61
16:AG:451:ARG:CZ	16:AG:469:ASP:HB2	2.31	0.61
21:G:19:GLN:CD	22:H:75:VAL:HG22	2.25	0.61
39:Y:32:VAL:HA	39:Y:60:VAL:HG11	1.81	0.61
41:a:2885:G:N7	49:i:40:ARG:NH2	2.46	0.61
11:AA:859:GLU:HB3	16:AG:37:LYS:CB	2.29	0.61
16:AG:362:TYR:CA	16:AG:413:ALA:HB1	2.31	0.61
10:B:56:C:C4'	54:n:80:ARG:NH2	2.63	0.61
17:C:29:LEU:O	17:C:33:ILE:HG23	2.00	0.61
21:G:19:GLN:CG	22:H:75:VAL:CG2	2.70	0.61
30:P:57:VAL:O	30:P:58:ASN:CG	2.43	0.61
10:A:34:C:P	27:M:84:THR:HG1	2.22	0.61
11:AA:904:ALA:CB	16:AG:8:VAL:HG21	1.91	0.61
11:AA:1072:ASN:ND2	11:AA:1111:GLN:OE1	2.34	0.61
12:AB:165:PHE:CB	30:P:90:LEU:O	2.48	0.61

Continued on next page...

Continued from previous page...

Atom-1	Atom-2	Interatomic distance (Å)	Clash overlap (Å)
14:AE:68:TYR:HB3	14:AE:75:TYR:CZ	2.35	0.61
14:AE:342:LEU:HD23	14:AE:1352:ILE:HG23	1.83	0.61
16:AG:402:THR:O	16:AG:406:LEU:N	2.33	0.61
10:B:65:C:H2'	10:B:66:C:H5'	1.82	0.61
11:AA:857:VAL:CG1	11:AA:862:LEU:HD13	2.31	0.61
14:AE:144:TYR:CE1	14:AE:162:GLU:OE2	2.51	0.61
22:H:270:ILE:HG21	22:H:337:GLU:HB3	1.80	0.61
25:K:107:ALA:HB2	25:K:125:ALA:HB3	1.83	0.61
30:P:87:LEU:CD2	30:P:100:ILE:CD1	2.71	0.61
11:AA:55:SER:OG	11:AA:465:ARG:NH1	2.33	0.61
12:AB:96:THR:HB	14:AE:162:GLU:CB	2.31	0.61
16:AG:303:HIS:HB3	16:AG:334:TRP:HZ3	1.66	0.61
16:AG:421:GLN:O	16:AG:425:LEU:N	2.34	0.61
16:AG:433:ASP:C	16:AG:456:LEU:HD11	2.23	0.61
10:B:3:C:H2'	10:B:4:G:C8	2.36	0.61
18:D:1218:C:H2'	18:D:1219:A:C8	2.36	0.61
12:AB:128:PHE:HZ	12:AB:178:VAL:HG21	1.61	0.61
12:AB:133:MET:HE2	12:AB:133:MET:O	2.01	0.61
16:AG:279:ASN:HB3	16:AG:280:PRO:HD2	1.83	0.61
22:H:84:LEU:HD22	22:H:84:LEU:N	2.16	0.61
16:AG:433:ASP:HB3	16:AG:456:LEU:HD12	1.83	0.60
8:7:-7:U:OP1	23:I:132:ARG:NH1	2.33	0.60
8:7:17:G:OP2	11:AA:540:ARG:NH1	2.33	0.60
11:AA:549:ASP:OD2	14:AE:750:PRO:CB	2.44	0.60
13:AC:45:ARG:HD3	13:AD:38:THR:HB	1.82	0.60
22:H:305:HIS:O	22:H:306:VAL:HB	2.00	0.60
46:f:24:LEU:HD11	46:f:54:MET:HE2	1.84	0.60
9:9:77:VAL:HG12	9:9:77:VAL:O	2.01	0.60
14:AE:154:LEU:HD21	14:AE:160:LEU:HD21	1.83	0.60
16:AG:127:VAL:CG2	16:AG:192:GLY:CA	2.78	0.60
27:M:69:VAL:HG23	27:M:100:ALA:HB1	1.83	0.60
40:Z:7:ILE:HG23	40:Z:7:ILE:O	2.01	0.60
41:a:2720:U:OP1	65:y:53:ARG:NH2	2.34	0.60
11:AA:862:LEU:HD22	11:AA:862:LEU:H	1.66	0.60
18:D:658:C:H1'	34:T:22:THR:HG21	1.83	0.60
21:G:38:VAL:HG22	22:H:75:VAL:CG2	2.25	0.60
11:AA:618:GLN:CG	14:AE:770:LEU:HD13	2.32	0.60
14:AE:24:LEU:CG	14:AE:232:ASN:ND2	2.63	0.60
14:AE:370:LYS:HG2	14:AE:441:LEU:HD23	1.84	0.60
22:H:162:LYS:CB	22:H:298:GLU:OE2	2.45	0.60
22:H:270:ILE:CG2	22:H:337:GLU:CB	2.77	0.60

Continued on next page...

Continued from previous page...

Atom-1	Atom-2	Interatomic distance (Å)	Clash overlap (Å)
35:U:21:VAL:HG21	35:U:60:TRP:CD1	2.36	0.60
16:AG:25:GLU:HG3	16:AG:49:ILE:HD11	1.84	0.60
16:AG:168:LEU:HD21	16:AG:230:PRO:O	2.00	0.60
16:AG:424:SER:C	16:AG:429:LYS:HG3	2.26	0.60
10:B:42:G:H2'	10:B:43:A:H8	1.65	0.60
21:G:19:GLN:HG3	22:H:76:GLU:HB2	1.82	0.60
10:A:34:C:P	27:M:84:THR:OG1	2.60	0.60
11:AA:854:ILE:CG2	11:AA:855:PRO:HD2	2.31	0.60
12:AB:47:GLU:CG	12:AB:64:PHE:CE1	2.64	0.60
14:AE:118:LYS:HD2	14:AE:312:ARG:NH2	2.17	0.60
16:AG:202:PRO:O	16:AG:205:LEU:HD12	2.02	0.60
18:D:404:G:N7	24:J:2:ALA:HB3	2.17	0.60
9:9:19:ALA:HA	9:9:70:GLU:HG2	1.84	0.60
9:9:62:ARG:CG	9:9:62:ARG:HH21	2.14	0.60
11:AA:850:ILE:O	11:AA:850:ILE:HG22	2.01	0.60
18:D:1308:U:C5'	38:X:98:ARG:HG2	2.32	0.60
39:Y:54:ILE:O	39:Y:54:ILE:HG22	2.00	0.60
41:a:70:G:H4'	41:a:71:A:OP1	2.02	0.60
41:a:84:A:N1	41:a:98:G:O2'	2.33	0.60
41:a:2297:A:C2	41:a:2321:U:C5	2.89	0.60
10:A:3:C:H2'	10:A:4:G:C8	2.35	0.60
10:A:41:C:H4'	27:M:143:ARG:CZ	2.31	0.60
11:AA:854:ILE:CG1	16:AG:106:THR:HG22	2.31	0.60
16:AG:31:LEU:CD2	16:AG:110:ALA:HB2	2.32	0.60
16:AG:233:ARG:HG2	16:AG:270:ARG:HB2	1.83	0.60
22:H:305:HIS:CD2	22:H:307:SER:H	2.19	0.60
41:a:1921:G:O5'	41:a:1921:G:H8	1.85	0.60
9:9:47:GLU:HG3	9:9:95:LEU:HD21	1.83	0.60
11:AA:850:ILE:HD11	11:AA:886:LYS:HD3	1.82	0.60
11:AA:908:GLU:H	16:AG:104:ARG:HB2	1.51	0.60
11:AA:1282:GLY:HA3	15:AF:17:PHE:HE1	1.67	0.60
14:AE:90:VAL:O	14:AE:90:VAL:CG1	2.48	0.60
14:AE:412:LEU:HD22	14:AE:441:LEU:HD21	1.84	0.60
16:AG:139:THR:HG22	16:AG:180:ARG:HB3	1.83	0.60
16:AG:243:LYS:HZ3	16:AG:245:ILE:HD13	1.65	0.60
8:7:20:G:OP1	11:AA:1073:LYS:NZ	2.26	0.59
14:AE:223:LEU:HG	14:AE:223:LEU:O	2.00	0.59
16:AG:243:LYS:HZ2	16:AG:245:ILE:HD13	1.67	0.59
16:AG:437:LEU:CD2	16:AG:456:LEU:HD11	2.27	0.59
10:B:47:U:O2'	10:B:50:U:P	2.60	0.59
18:D:1225:A:H4'	37:W:78:ARG:NH1	2.17	0.59

Continued on next page...

Continued from previous page...

Atom-1	Atom-2	Interatomic distance (Å)	Clash overlap (Å)
21:G:217:VAL:O	21:G:220:THR:HG22	2.02	0.59
11:AA:69:GLN:HE21	11:AA:101:ARG:HD2	1.67	0.59
14:AE:67:ASP:OD1	14:AE:67:ASP:N	2.34	0.59
14:AE:201:LEU:HD11	14:AE:220:ARG:HH11	1.67	0.59
14:AE:514:THR:HG21	14:AE:596:LEU:HD12	1.84	0.59
16:AG:68:VAL:O	16:AG:68:VAL:HG12	2.02	0.59
16:AG:219:GLU:OE1	16:AG:219:GLU:HA	2.02	0.59
16:AG:453:VAL:HG11	16:AG:459:LEU:HG	1.84	0.59
21:G:35:ARG:HD2	22:H:14:LYS:CD	2.32	0.59
39:Y:21:PRO:HB2	39:Y:22:PRO:CD	2.30	0.59
39:Y:112:LYS:HZ2	39:Y:112:LYS:HB3	1.67	0.59
14:AE:395:LYS:HZ2	14:AE:399:LYS:HD3	1.64	0.59
16:AG:133:HIS:ND1	16:AG:136:GLU:CD	2.55	0.59
16:AG:212:GLU:HB3	16:AG:258:ARG:HB3	1.84	0.59
16:AG:434:LEU:CD2	16:AG:459:LEU:CD1	2.54	0.59
16:AG:434:LEU:HG	16:AG:456:LEU:N	2.16	0.59
9:9:52:MET:HE3	9:9:52:MET:O	2.03	0.59
12:AB:165:PHE:HZ	30:P:87:LEU:HD11	1.67	0.59
13:AD:112:ALA:HB3	13:AD:126:PRO:HA	1.83	0.59
16:AG:354:ALA:HA	16:AG:357:ASP:N	2.17	0.59
11:AA:906:PHE:CB	16:AG:104:ARG:CA	2.66	0.59
14:AE:416:ILE:HG13	14:AE:441:LEU:HD11	1.83	0.59
16:AG:127:VAL:HG21	16:AG:192:GLY:HA2	1.84	0.59
16:AG:434:LEU:CD1	16:AG:455:THR:C	2.74	0.59
22:H:270:ILE:HG21	22:H:337:GLU:CB	2.32	0.59
10:A:76:A:C2'	41:a:2394:C:H42	2.16	0.59
14:AE:97:VAL:HG11	14:AE:101:ARG:NH2	2.18	0.59
16:AG:434:LEU:N	16:AG:456:LEU:HG	2.17	0.59
22:H:36:VAL:HB	22:H:48:ILE:HB	1.85	0.59
4:3:36:VAL:CG1	4:3:39:ILE:HD12	2.32	0.59
8:7:-11:U:H5''	8:7:-11:U:O2	2.03	0.59
12:AB:135:ARG:HH11	12:AB:135:ARG:CG	2.14	0.59
14:AE:438:GLU:HG3	14:AE:485:MET:HE1	1.85	0.59
14:AE:926:PRO:HG2	14:AE:1248:ILE:HD11	1.84	0.59
14:AE:951:GLN:NE2	14:AE:1014:GLY:O	2.35	0.59
16:AG:27:LEU:O	16:AG:31:LEU:HG	2.03	0.59
16:AG:110:ALA:HB1	16:AG:114:ILE:HG13	0.62	0.59
10:A:58:A:H1'	10:A:60:U:C5	2.38	0.59
11:AA:854:ILE:CB	11:AA:855:PRO:CD	2.80	0.59
11:AA:859:GLU:CB	16:AG:37:LYS:HG2	2.32	0.59
16:AG:240:THR:CB	16:AG:247:PRO:HG3	2.32	0.59

Continued on next page...

Continued from previous page...

Atom-1	Atom-2	Interatomic distance (Å)	Clash overlap (Å)
16:AG:413:ALA:HA	16:AG:416:THR:OG1	2.03	0.59
40:Z:20:VAL:O	40:Z:20:VAL:HG12	2.02	0.59
11:AA:908:GLU:HG3	16:AG:104:ARG:C	2.13	0.59
14:AE:99:ARG:HG3	14:AE:99:ARG:NH1	2.17	0.59
16:AG:137:ILE:O	16:AG:137:ILE:HG22	2.03	0.59
16:AG:197:VAL:HG11	16:AG:199:ARG:HH21	1.66	0.59
16:AG:221:ILE:HD13	16:AG:247:PRO:HA	1.85	0.59
16:AG:318:ILE:HG12	16:AG:338:VAL:HG11	1.85	0.59
18:D:439:U:O2	18:D:440:C:C6	2.56	0.59
22:H:305:HIS:HD2	22:H:306:VAL:H	1.49	0.59
35:U:4:ILE:HG12	35:U:21:VAL:HG22	1.84	0.59
11:AA:905:ILE:HD13	16:AG:27:LEU:HD12	1.85	0.59
14:AE:638:SER:OG	14:AE:639:VAL:N	2.36	0.59
10:B:56:C:C5'	54:n:80:ARG:CZ	2.76	0.59
22:H:117:LYS:CB	22:H:278:THR:HG23	2.32	0.59
22:H:119:GLY:HA3	22:H:132:PRO:C	2.28	0.59
10:A:35:A:H2'	10:A:36:U:C6	2.38	0.58
11:AA:908:GLU:CB	16:AG:104:ARG:CB	1.90	0.58
11:AA:1142:ARG:NH1	11:AA:1161:LEU:O	2.36	0.58
12:AB:165:PHE:HE1	30:P:87:LEU:HA	1.68	0.58
16:AG:245:ILE:HD11	21:G:157:LEU:HD12	1.85	0.58
18:D:13:U:C2	18:D:915:A:N6	2.70	0.58
41:a:1590:A:H2'	41:a:1591:A:C8	2.38	0.58
7:6:18:DC:N4	8:7:17:G:H1	1.99	0.58
12:AB:125:LYS:HG2	12:AB:153:TYR:CB	2.30	0.58
12:AB:165:PHE:CE1	30:P:87:LEU:HD12	2.38	0.58
14:AE:615:LYS:HG2	15:AF:5:THR:HG21	1.85	0.58
16:AG:361:LYS:CE	16:AG:417:ILE:CG1	2.74	0.58
41:a:2572:A:C8	50:j:149:ASN:OD1	2.56	0.58
6:5:99:DT:H2''	6:5:100:DA:H5''	1.85	0.58
10:A:47:U:O2'	10:A:50:U:P	2.61	0.58
22:H:331:MET:N	22:H:331:MET:SD	2.75	0.58
50:j:33:ARG:NH1	50:j:53:GLY:O	2.36	0.58
11:AA:854:ILE:CD1	11:AA:887:VAL:CB	2.80	0.58
11:AA:911:SER:O	16:AG:105:ILE:CD1	2.51	0.58
16:AG:31:LEU:HD21	16:AG:110:ALA:HB3	1.84	0.58
16:AG:353:HIS:CA	16:AG:356:ILE:CG2	2.76	0.58
16:AG:354:ALA:CA	16:AG:357:ASP:HB3	2.32	0.58
20:F:4:ILE:CD1	20:F:19:PHE:HA	2.33	0.58
11:AA:905:ILE:O	16:AG:5:ILE:HG12	2.03	0.58
18:D:1329:A:P	38:X:28:THR:OG1	2.62	0.58

Continued on next page...

Continued from previous page...

Atom-1	Atom-2	Interatomic distance (Å)	Clash overlap (Å)
22:H:284:VAL:HG12	22:H:294:VAL:HB	1.84	0.58
39:Y:78:LEU:HD13	39:Y:108:ILE:HG22	1.85	0.58
41:a:2683:C:OP1	65:y:51:ARG:NH2	2.32	0.58
12:AB:133:MET:HE2	12:AB:133:MET:CA	2.32	0.58
12:AB:145:ASN:N	12:AB:145:ASN:OD1	2.34	0.58
16:AG:320:ARG:CG	16:AG:320:ARG:HH11	2.14	0.58
16:AG:353:HIS:O	16:AG:356:ILE:C	2.43	0.58
18:D:927:G:O2'	18:D:1503:A:N7	2.36	0.58
18:D:1227:A:H5'	38:X:110:LYS:HZ3	1.68	0.58
8:7:-12:U:O4	18:D:1196:A:C1'	2.52	0.58
11:AA:850:ILE:HD11	11:AA:886:LYS:CD	2.34	0.58
12:AB:133:MET:N	12:AB:133:MET:SD	2.77	0.58
12:AB:157:ARG:HD2	12:AB:172:GLU:HB3	1.86	0.58
16:AG:130:PHE:HB3	16:AG:186:VAL:HG22	1.86	0.58
39:Y:137:LEU:N	39:Y:137:LEU:HD23	2.19	0.58
41:a:1406:U:HO2'	41:a:1407:G:P	2.24	0.58
6:5:115:DA:OP2	14:AE:1148:ARG:HG3	2.04	0.58
11:AA:838:CYS:HB2	11:AA:918:LEU:HD22	1.85	0.58
11:AA:858:GLY:O	11:AA:861:ALA:HB3	2.04	0.58
14:AE:275:ARG:NH1	14:AE:278:ARG:NH1	2.51	0.58
16:AG:434:LEU:HD11	16:AG:455:THR:N	2.19	0.58
16:AG:453:VAL:CG2	16:AG:462:GLN:CD	2.76	0.58
41:a:1839:G:N9	41:a:1927:A:C4	2.72	0.58
9:9:61:ARG:CZ	41:a:1047:G:N7	2.66	0.58
11:AA:908:GLU:HG2	16:AG:104:ARG:N	2.18	0.58
12:AB:165:PHE:CB	30:P:92:LEU:CD1	2.82	0.58
16:AG:31:LEU:HG	16:AG:110:ALA:CB	2.33	0.58
16:AG:233:ARG:O	16:AG:327:LEU:HD21	2.04	0.58
16:AG:287:ALA:CB	16:AG:331:LEU:HB3	2.33	0.58
16:AG:437:LEU:HD22	16:AG:488:ILE:CD1	2.33	0.58
22:H:110:GLY:H	22:H:153:GLU:C	2.12	0.58
53:m:31:LEU:HD22	53:m:42:LEU:HD13	1.84	0.58
11:AA:905:ILE:O	16:AG:5:ILE:CD1	2.52	0.57
14:AE:161:THR:HG23	14:AE:164:GLN:H	1.68	0.57
14:AE:241:VAL:HG12	14:AE:241:VAL:O	2.04	0.57
16:AG:110:ALA:C	16:AG:114:ILE:CD1	2.57	0.57
16:AG:393:LEU:CD2	16:AG:398:LEU:HD22	1.90	0.57
10:B:18:G:C8	10:B:57:A:N6	2.69	0.57
10:B:58:A:H1'	10:B:60:U:C5	2.38	0.57
18:D:496:A:N3	18:D:496:A:H2'	2.19	0.57
41:a:2314:A:O2'	54:n:155:THR:CG2	2.52	0.57

Continued on next page...

Continued from previous page...

Atom-1	Atom-2	Interatomic distance (Å)	Clash overlap (Å)
8:7:-14:U:H5''	8:7:-14:U:C6	2.39	0.57
8:7:-12:U:O4	18:D:1196:A:C8	2.57	0.57
16:AG:130:PHE:C	16:AG:186:VAL:HG11	2.28	0.57
18:D:563:A:N6	18:D:884:U:N3	2.51	0.57
19:E:25:ARG:HA	19:E:66:LEU:HD21	1.85	0.57
25:K:56:VAL:O	25:K:60:ILE:HG23	2.04	0.57
28:N:10:MET:HE3	28:N:61:LEU:HD11	1.87	0.57
47:g:16:CYS:CB	47:g:37:CYS:CB	2.82	0.57
14:AE:198:CYS:HA	14:AE:221:ILE:HD11	1.86	0.57
22:H:330:VAL:HB	22:H:344:LEU:HD23	1.86	0.57
9:9:54:VAL:O	9:9:54:VAL:HG22	2.03	0.57
12:AB:141:PHE:CB	30:P:84:VAL:CG1	2.82	0.57
14:AE:99:ARG:HH11	14:AE:99:ARG:CG	2.18	0.57
10:B:60:U:P	10:B:61:C:H41	2.27	0.57
22:H:290:TYR:C	22:H:305:HIS:O	2.47	0.57
39:Y:59:THR:HG22	39:Y:61:TYR:HE1	1.69	0.57
13:AD:295:LEU:O	16:AG:82:TYR:HE1	1.86	0.57
22:H:267:TRP:CH2	22:H:340:ARG:CB	2.86	0.57
22:H:291:GLY:HA2	22:H:305:HIS:HA	1.86	0.57
11:AA:1328:LYS:HE2	14:AE:100:GLU:HA	1.85	0.57
13:AC:82:LEU:HD11	13:AC:171:LEU:HD23	1.86	0.57
14:AE:741:ALA:O	14:AE:762:ASN:ND2	2.38	0.57
16:AG:49:ILE:HG22	16:AG:49:ILE:O	2.03	0.57
21:G:38:VAL:CG2	22:H:75:VAL:CG2	2.77	0.57
38:X:104:THR:O	38:X:104:THR:HG22	2.03	0.57
41:a:2245:U:O2'	41:a:2436:G:OP2	2.22	0.57
16:AG:392:LEU:CD2	16:AG:395:ILE:HD11	2.34	0.57
8:7:-9:U:H5''	25:K:56:VAL:HG21	1.87	0.57
9:9:34:THR:HG22	9:9:38:MET:HE3	1.85	0.57
11:AA:707:ALA:O	11:AA:711:ASP:HB2	2.03	0.57
14:AE:102:MET:HG2	14:AE:246:PRO:HG3	1.87	0.57
14:AE:247:PRO:HA	14:AE:250:ARG:HG3	1.87	0.57
16:AG:266:LEU:HD23	16:AG:266:LEU:N	2.19	0.57
16:AG:302:LYS:NZ	16:AG:302:LYS:HB2	2.20	0.57
16:AG:379:SER:HG	16:AG:384:LEU:HD21	1.67	0.57
16:AG:387:VAL:CB	16:AG:388:PRO:CD	2.76	0.57
16:AG:393:LEU:CB	16:AG:398:LEU:HD22	1.90	0.57
10:B:6:G:HO2'	10:B:7:G:H8	1.52	0.57
10:B:56:C:C5'	54:n:80:ARG:NH2	2.67	0.57
1:0:51:VAL:HG23	66:z:86:ALA:O	2.05	0.57
2:1:20:VAL:HG11	2:1:44:ALA:HA	1.86	0.57

Continued on next page...

Continued from previous page...

Atom-1	Atom-2	Interatomic distance (Å)	Clash overlap (Å)
10:A:60:U:P	10:A:61:C:H41	2.27	0.57
11:AA:1142:ARG:NH2	11:AA:1166:ASP:OD1	2.38	0.57
12:AB:164:ILE:CD1	12:AB:164:ILE:H	2.17	0.57
12:AB:165:PHE:HA	30:P:90:LEU:O	2.04	0.57
16:AG:422:GLU:CG	16:AG:426:GLY:HA3	2.35	0.57
18:D:1526:G:OP2	20:F:42:THR:HG23	2.04	0.57
22:H:110:GLY:N	22:H:153:GLU:CA	2.67	0.57
11:AA:839:VAL:HG12	11:AA:1049:ILE:HG12	1.87	0.57
11:AA:854:ILE:CD1	11:AA:887:VAL:HG21	2.17	0.57
16:AG:201:LYS:HB3	16:AG:201:LYS:HZ3	1.69	0.57
16:AG:233:ARG:HH12	16:AG:324:ASN:N	2.02	0.57
22:H:49:PRO:HD3	22:H:84:LEU:HD11	1.87	0.57
11:AA:1122:LYS:NZ	11:AA:1126:ASP:OD1	2.38	0.56
12:AB:134:VAL:HG12	12:AB:180:LYS:HA	1.87	0.56
14:AE:74:LYS:HD2	14:AE:85:CYS:SG	2.45	0.56
14:AE:160:LEU:HD22	14:AE:164:GLN:HB3	1.86	0.56
14:AE:491:LEU:HB2	14:AE:904:ALA:HA	1.86	0.56
16:AG:64:VAL:HG13	16:AG:75:ILE:HB	1.87	0.56
16:AG:307:ILE:HD11	16:AG:336:LEU:HB2	1.87	0.56
16:AG:352:ALA:O	16:AG:356:ILE:CG2	2.51	0.56
16:AG:434:LEU:HD22	16:AG:459:LEU:CG	2.31	0.56
18:D:321:A:N7	18:D:328:C:O2'	2.34	0.56
30:P:6:ILE:HG23	30:P:100:ILE:HG23	1.87	0.56
39:Y:77:VAL:O	39:Y:77:VAL:HG12	2.05	0.56
12:AB:165:PHE:CG	30:P:90:LEU:O	2.56	0.56
16:AG:15:GLU:HG2	16:AG:23:ILE:HD13	1.88	0.56
16:AG:334:TRP:N	16:AG:334:TRP:CD1	2.73	0.56
39:Y:96:LYS:HE3	39:Y:136:GLY:HA3	1.87	0.56
41:a:1818:U:OP2	48:h:156:ARG:NH1	2.38	0.56
43:c:31:PRO:HG2	43:c:33:LEU:HD13	1.87	0.56
9:9:17:GLU:HB3	9:9:86:MET:HB2	1.87	0.56
13:AD:287:VAL:HA	16:AG:78:GLU:HG2	1.87	0.56
14:AE:124:ILE:HG22	14:AE:124:ILE:O	2.04	0.56
16:AG:362:TYR:CZ	16:AG:382:GLU:HG2	2.40	0.56
16:AG:367:GLU:O	16:AG:371:THR:HG23	2.04	0.56
18:D:1308:U:H2'	38:X:98:ARG:HH22	1.62	0.56
39:Y:7:TYR:HB2	39:Y:57:VAL:HG22	1.86	0.56
61:u:77:ILE:HD11	61:u:108:ALA:HB1	1.87	0.56
9:9:31:ARG:HD2	41:a:1054:A:C4'	2.29	0.56
14:AE:144:TYR:HE1	14:AE:162:GLU:CD	2.14	0.56
14:AE:1046:ILE:HD12	14:AE:1059:LEU:HB3	1.86	0.56

Continued on next page...

Continued from previous page...

Atom-1	Atom-2	Interatomic distance (Å)	Clash overlap (Å)
16:AG:457:GLU:HG2	16:AG:489:CYS:SG	2.45	0.56
31:Q:67:ALA:HB2	31:Q:96:THR:HG23	1.86	0.56
52:I:104:ALA:O	52:I:108:ILE:HG23	2.05	0.56
11:AA:13:LYS:HB2	11:AA:1180:MET:HE2	1.86	0.56
11:AA:859:GLU:HB3	16:AG:37:LYS:HB2	1.87	0.56
12:AB:148:VAL:HG13	12:AB:148:VAL:O	2.06	0.56
16:AG:162:ILE:HD13	16:AG:167:MET:HE2	1.86	0.56
21:G:19:GLN:NE2	22:H:75:VAL:HG22	2.19	0.56
21:G:148:LEU:HD22	21:G:151:ILE:HD11	1.86	0.56
8:7:-20:A:H2'	8:7:-19:U:H6	1.70	0.56
11:AA:516:ASP:OD1	11:AA:516:ASP:O	2.23	0.56
14:AE:130:MET:HE2	14:AE:135:ILE:HG12	1.87	0.56
14:AE:510:LEU:HD22	14:AE:601:ILE:HD12	1.86	0.56
14:AE:1166:GLY:HA3	14:AE:1174:ARG:HB2	1.88	0.56
16:AG:173:PHE:N	16:AG:173:PHE:CD2	2.73	0.56
16:AG:287:ALA:HB1	16:AG:331:LEU:CB	2.36	0.56
16:AG:354:ALA:HA	16:AG:357:ASP:H	1.70	0.56
2:1:93:ALA:HB2	41:a:1614:A:C2	2.40	0.56
12:AB:140:PRO:CB	30:P:6:ILE:HD11	2.36	0.56
16:AG:320:ARG:HB2	16:AG:323:GLN:HB2	1.88	0.56
10:B:32:C:OP2	29:O:130:ARG:NH2	2.38	0.56
10:B:50:U:H2'	10:B:51:C:H6	1.70	0.56
8:7:-9:U:H3'	8:7:-9:U:H6	1.69	0.56
9:9:31:ARG:HD2	41:a:1054:A:H5'	1.80	0.56
9:9:35:VAL:HA	9:9:38:MET:HB2	1.88	0.56
11:AA:806:PRO:O	14:AE:633:ALA:HA	2.06	0.56
16:AG:244:ARG:HH12	21:G:179:LEU:C	2.13	0.56
16:AG:283:PHE:CE2	16:AG:331:LEU:O	2.58	0.56
7:6:21:DA:N6	8:7:15:G:H1	2.04	0.56
14:AE:343:LEU:HD11	14:AE:1324:SER:HB3	1.87	0.56
14:AE:1175:LEU:HD22	14:AE:1190:ILE:HD11	1.88	0.56
16:AG:285:ILE:O	16:AG:288:MET:CE	2.54	0.56
10:A:11:A:H2'	10:A:12:G:C8	2.40	0.56
11:AA:818:VAL:HG22	11:AA:1096:ILE:HG12	1.87	0.56
11:AA:850:ILE:CD1	11:AA:886:LYS:HD3	2.36	0.56
11:AA:908:GLU:CG	16:AG:104:ARG:CA	2.71	0.56
12:AB:129:GLU:H	12:AB:180:LYS:HD2	1.70	0.56
12:AB:164:ILE:CD1	12:AB:169:THR:CB	2.74	0.56
14:AE:903:LEU:HD21	14:AE:1249:ASN:HD22	1.70	0.56
16:AG:131:ARG:CA	16:AG:186:VAL:HG11	2.35	0.56
16:AG:363:LEU:HD21	16:AG:410:ALA:N	1.79	0.56

Continued on next page...

Continued from previous page...

Atom-1	Atom-2	Interatomic distance (Å)	Clash overlap (Å)
16:AG:425:LEU:N	16:AG:429:LYS:HG3	2.20	0.56
10:B:11:A:H2'	10:B:12:G:C8	2.40	0.56
41:a:2303:G:C4	41:a:2314:A:C2	2.94	0.56
8:7:-12:U:C4	18:D:1196:A:C8	2.93	0.55
12:AB:167:ARG:HB2	12:AB:167:ARG:HH1	1.70	0.55
14:AE:37:GLU:O	14:AE:61:ILE:CD1	2.52	0.55
16:AG:285:ILE:HD12	16:AG:293:VAL:HG11	1.88	0.55
22:H:118:GLY:C	22:H:133:GLY:HA2	2.28	0.55
22:H:267:TRP:CH2	22:H:340:ARG:HB3	2.41	0.55
41:a:1021:A:C2	41:a:1141:U:O4	2.51	0.55
8:7:-10:U:O2'	25:K:33:PHE:CZ	2.52	0.55
10:A:11:A:O5'	10:A:11:A:H8	1.89	0.55
12:AB:141:PHE:CE2	12:AB:171:VAL:CG2	2.75	0.55
16:AG:31:LEU:N	16:AG:110:ALA:HB2	2.22	0.55
16:AG:240:THR:OG1	16:AG:247:PRO:HG2	2.01	0.55
16:AG:305:MET:HG3	16:AG:336:LEU:HB3	1.89	0.55
16:AG:434:LEU:HD23	16:AG:456:LEU:CG	2.35	0.55
41:a:580:U:O3'	66:z:31:VAL:HG13	2.05	0.55
62:v:66:ARG:NH1	62:v:104:GLU:OE1	2.39	0.55
10:A:56:C:C6	41:a:2168:G:C6	2.94	0.55
11:AA:854:ILE:HD12	11:AA:887:VAL:CB	2.35	0.55
11:AA:1268:GLN:HE21	14:AE:352:ARG:HD2	1.66	0.55
12:AB:93:ILE:HG22	14:AE:290:ILE:HG22	1.88	0.55
13:AD:290:LEU:C	16:AG:81:ARG:CD	2.79	0.55
16:AG:209:PHE:HB3	16:AG:216:ILE:HD13	1.89	0.55
16:AG:210:ARG:CG	16:AG:217:GLY:CA	2.84	0.55
18:D:1227:A:P	38:X:110:LYS:HZ1	2.29	0.55
52:l:108:ILE:HD11	52:l:180:LEU:HD13	1.89	0.55
12:AB:140:PRO:CG	30:P:102:LEU:CD1	2.84	0.55
16:AG:210:ARG:HE	16:AG:216:ILE:HG22	1.71	0.55
18:D:769:G:H4'	18:D:1513:A:H4'	1.88	0.55
41:a:2249:U:H3'	41:a:2250:G:C5'	2.36	0.55
41:a:2314:A:O2'	54:n:155:THR:HG21	2.06	0.55
8:7:-18:G:H5''	18:D:1501:C:N4	2.21	0.55
8:7:1:U:O2	8:7:1:U:H2'	2.07	0.55
16:AG:34:ALA:CA	16:AG:113:VAL:HG21	2.36	0.55
16:AG:39:TYR:HB3	16:AG:60:ARG:NH2	2.21	0.55
8:7:-10:U:O2	8:7:-10:U:H2'	2.06	0.55
8:7:20:G:O2'	14:AE:425:ARG:NH2	2.40	0.55
12:AB:141:PHE:HB3	30:P:84:VAL:HG12	1.88	0.55
16:AG:133:HIS:CE1	16:AG:136:GLU:OE1	2.59	0.55

Continued on next page...

Continued from previous page...

Atom-1	Atom-2	Interatomic distance (Å)	Clash overlap (Å)
16:AG:434:LEU:CD2	16:AG:455:THR:O	2.50	0.55
16:AG:440:VAL:HG22	16:AG:481:LEU:CD2	2.34	0.55
9:9:31:ARG:HG3	9:9:31:ARG:NH1	2.17	0.55
13:AC:28:LEU:HD22	13:AC:201:LEU:HD23	1.88	0.55
14:AE:171:GLU:HA	14:AE:171:GLU:OE1	2.05	0.55
16:AG:56:PHE:N	16:AG:56:PHE:CD1	2.73	0.55
16:AG:299:ASP:HB2	16:AG:303:HIS:HA	1.89	0.55
16:AG:448:LEU:HD11	16:AG:481:LEU:HD13	1.89	0.55
22:H:45:GLU:OE1	22:H:45:GLU:N	2.40	0.55
22:H:71:ALA:O	22:H:72:LEU:CD1	2.42	0.55
64:x:27:VAL:HG21	64:x:40:ILE:HD12	1.89	0.55
6:5:110:DA:N7	11:AA:183:TRP:CH2	2.75	0.55
7:6:22:DC:H4'	11:AA:508:SER:OG	2.07	0.55
7:6:26:DT:H2''	7:6:27:DG:H5'	1.88	0.55
11:AA:143:ARG:NH2	11:AA:512:SER:O	2.40	0.55
11:AA:854:ILE:HG13	11:AA:887:VAL:HB	1.88	0.55
11:AA:908:GLU:CB	16:AG:104:ARG:CA	2.55	0.55
16:AG:162:ILE:HG22	16:AG:162:ILE:O	2.06	0.55
16:AG:363:LEU:HG	16:AG:410:ALA:N	2.16	0.55
16:AG:363:LEU:CG	16:AG:410:ALA:CB	2.71	0.55
16:AG:387:VAL:HB	16:AG:388:PRO:HD2	1.85	0.55
11:AA:859:GLU:CD	16:AG:37:LYS:HG3	2.32	0.55
11:AA:985:GLU:HB3	11:AA:988:LYS:HB2	1.89	0.55
18:D:1515:G:H2'	18:D:1516:G:H8	1.72	0.55
22:H:22:SER:N	22:H:69:ASP:OD2	2.40	0.55
3:2:50:LEU:HD23	45:e:26:PHE:CZ	2.42	0.55
11:AA:858:GLY:HA2	16:AG:35:THR:CG2	2.37	0.55
13:AC:100:LEU:HD23	13:AC:115:ILE:HG21	1.89	0.55
14:AE:58:CYS:SG	14:AE:59:ALA:N	2.80	0.55
14:AE:1167:LYS:HZ2	14:AE:1170:LYS:HB2	1.71	0.55
16:AG:448:LEU:HD22	16:AG:467:LEU:HD22	1.89	0.55
39:Y:109:ALA:HB2	39:Y:128:ILE:HG13	1.89	0.55
16:AG:168:LEU:CD2	16:AG:230:PRO:O	2.55	0.54
16:AG:288:MET:HE2	16:AG:293:VAL:HB	1.89	0.54
16:AG:392:LEU:HD22	16:AG:395:ILE:HD11	1.87	0.54
10:B:11:A:H8	10:B:11:A:O5'	1.89	0.54
22:H:332:VAL:O	22:H:334:ASP:N	2.40	0.54
30:P:8:ILE:HD12	30:P:25:ILE:HD11	1.89	0.54
32:R:80:ILE:HD12	32:R:97:THR:HG22	1.89	0.54
41:a:811:U:H2'	61:u:21:ARG:HA	1.89	0.54
64:x:35:ILE:HG21	64:x:71:ALA:HA	1.89	0.54

Continued on next page...

Continued from previous page...

Atom-1	Atom-2	Interatomic distance (Å)	Clash overlap (Å)
9:9:51:TYR:CD1	9:9:51:TYR:C	2.85	0.54
10:A:18:G:C8	10:A:57:A:N6	2.69	0.54
13:AD:287:VAL:O	16:AG:81:ARG:NH1	2.40	0.54
14:AE:1155:ILE:HG13	14:AE:1210:ILE:HB	1.89	0.54
16:AG:130:PHE:O	16:AG:186:VAL:HG11	2.07	0.54
16:AG:131:ARG:O	16:AG:134:GLU:CG	2.47	0.54
16:AG:437:LEU:HD22	16:AG:488:ILE:HD12	1.88	0.54
22:H:154:PHE:CB	22:H:168:VAL:CB	2.85	0.54
39:Y:116:MET:HG3	39:Y:124:MET:HB3	1.89	0.54
8:7:-20:A:C4	8:7:-19:U:C5	2.95	0.54
11:AA:851:THR:O	11:AA:869:GLY:N	2.40	0.54
12:AB:140:PRO:HD3	30:P:102:LEU:CD2	2.25	0.54
14:AE:136:GLU:OE1	14:AE:312:ARG:CZ	2.55	0.54
16:AG:235:LYS:HG2	16:AG:235:LYS:O	2.07	0.54
39:Y:19:PRO:HG2	39:Y:24:GLY:H	1.73	0.54
40:Z:2:ILE:HB	40:Z:5:ASP:HB3	1.89	0.54
14:AE:26:SER:HB2	14:AE:236:TRP:CE2	2.42	0.54
14:AE:39:LYS:O	14:AE:273:ILE:HG21	2.06	0.54
10:B:17:C:O2	10:B:17:C:H2'	2.08	0.54
10:A:50:U:H2'	10:A:51:C:H6	1.69	0.54
12:AB:148:VAL:HA	12:AB:160:VAL:HA	1.90	0.54
58:r:58:LEU:O	58:r:61:VAL:HG22	2.08	0.54
8:7:-13:U:H5'	18:D:1397:C:N3	2.22	0.54
10:A:38:A:H2'	10:A:39:C:H5'	1.89	0.54
11:AA:103:VAL:HB	11:AA:114:VAL:HG11	1.89	0.54
12:AB:66:PRO:CG	14:AE:282:LEU:HD23	2.37	0.54
14:AE:833:GLU:HB2	14:AE:1242:ARG:NH1	2.22	0.54
16:AG:223:ILE:HD13	16:AG:223:ILE:C	2.32	0.54
18:D:528:C:H6	18:D:528:C:H5''	1.71	0.54
9:9:125:ARG:HA	9:9:125:ARG:CZ	2.38	0.54
14:AE:111:THR:HG22	14:AE:300:GLN:NE2	2.23	0.54
14:AE:124:ILE:HG23	14:AE:128:LEU:HD12	1.89	0.54
14:AE:814:CYS:SG	14:AE:883:ARG:NH2	2.81	0.54
10:B:60:U:O2'	10:B:61:C:OP1	2.23	0.54
18:D:439:U:O2	18:D:440:C:C5	2.61	0.54
18:D:563:A:N6	18:D:884:U:H3	2.05	0.54
18:D:1228:C:OP2	38:X:110:LYS:NZ	2.41	0.54
37:W:15:LEU:HD13	37:W:33:THR:HG21	1.88	0.54
2:1:59:GLU:CG	2:1:66:ILE:HD11	2.38	0.54
10:A:17:C:O2	10:A:17:C:H2'	2.08	0.54
11:AA:143:ARG:NH1	11:AA:507:GLY:O	2.32	0.54

Continued on next page...

Continued from previous page...

Atom-1	Atom-2	Interatomic distance (Å)	Clash overlap (Å)
14:AE:205:LEU:HG	14:AE:217:LEU:HB3	1.90	0.54
16:AG:131:ARG:HA	16:AG:186:VAL:CG1	2.38	0.54
16:AG:320:ARG:NH1	16:AG:320:ARG:HG2	2.22	0.54
16:AG:362:TYR:CE1	16:AG:414:LEU:HD21	2.43	0.54
18:D:13:U:C2	18:D:915:A:C6	2.95	0.54
22:H:84:LEU:H	22:H:84:LEU:CD2	2.21	0.54
29:O:81:HIS:O	29:O:84:THR:OG1	2.23	0.54
41:a:2192:U:H2'	41:a:2193:G:C8	2.43	0.54
52:l:130:LYS:HB2	52:l:133:LEU:HD12	1.89	0.54
8:7:-18:G:H3'	18:D:1500:A:N6	2.23	0.54
11:AA:857:VAL:CG1	11:AA:861:ALA:CB	2.71	0.54
11:AA:1117:LEU:HD12	11:AA:1195:ILE:HG12	1.90	0.54
11:AA:1284:ALA:HB3	14:AE:1361:THR:HB	1.90	0.54
14:AE:759:ILE:HG23	14:AE:771:GLN:HB3	1.89	0.54
16:AG:327:LEU:HD12	16:AG:327:LEU:O	2.07	0.54
10:B:12:G:H2'	10:B:13:C:OP1	2.08	0.54
18:D:945:G:C2	18:D:946:A:C8	2.96	0.54
18:D:961:U:O4	18:D:974:A:N1	2.40	0.54
13:AD:290:LEU:O	16:AG:81:ARG:HD2	2.06	0.54
16:AG:210:ARG:CD	16:AG:217:GLY:CA	2.85	0.54
22:H:332:VAL:CG1	22:H:335:ILE:HG13	2.33	0.54
9:9:93:ALA:O	9:9:129:LEU:HD13	2.06	0.53
10:A:56:C:C2	41:a:2112:G:C8	2.96	0.53
11:AA:684:ASN:OD1	11:AA:687:ARG:NH2	2.41	0.53
13:AD:100:LEU:HD21	13:AD:121:VAL:HG11	1.91	0.53
14:AE:804:ALA:O	14:AE:806:ASP:N	2.41	0.53
39:Y:116:MET:HE2	39:Y:117:THR:H	1.73	0.53
8:7:-18:G:C3'	18:D:1500:A:N6	2.71	0.53
11:AA:29:SER:O	11:AA:33:ASP:HB2	2.07	0.53
14:AE:46:TYR:CD1	14:AE:46:TYR:C	2.85	0.53
22:H:52:GLN:OE1	22:H:86:ARG:CB	2.55	0.53
22:H:116:VAL:C	22:H:279:LYS:HB2	2.33	0.53
41:a:523:C:O2	41:a:554:U:O2'	2.25	0.53
41:a:1906:G:H5''	41:a:1906:G:H8	1.73	0.53
11:AA:243:PRO:HB2	11:AA:274:ILE:HG23	1.90	0.53
11:AA:633:LEU:HD13	11:AA:644:LEU:HD23	1.89	0.53
12:AB:141:PHE:HZ	12:AB:171:VAL:CG2	2.17	0.53
13:AD:28:LEU:HD12	13:AD:201:LEU:HD23	1.91	0.53
16:AG:210:ARG:NE	16:AG:216:ILE:HG22	2.24	0.53
16:AG:213:VAL:O	16:AG:213:VAL:HG22	2.08	0.53
18:D:1329:A:OP1	38:X:28:THR:N	2.42	0.53

Continued on next page...

Continued from previous page...

Atom-1	Atom-2	Interatomic distance (Å)	Clash overlap (Å)
9:9:139:LEU:HD11	40:Z:11:VAL:HG13	1.90	0.53
14:AE:78:LEU:O	14:AE:78:LEU:HD13	2.08	0.53
16:AG:244:ARG:CZ	16:AG:244:ARG:CB	2.86	0.53
16:AG:399:ASP:OD2	16:AG:399:ASP:N	2.39	0.53
16:AG:447:LYS:O	16:AG:470:ILE:HD11	2.05	0.53
39:Y:57:VAL:O	39:Y:57:VAL:HG12	2.07	0.53
41:a:2636:C:HO2'	50:j:45:TYR:HH	1.55	0.53
54:n:8:TYR:HA	54:n:12:VAL:HB	1.91	0.53
7:6:2:DC:H2''	7:6:3:DC:C5	2.43	0.53
10:B:76:A:N3	41:a:2493:U:H4'	2.23	0.53
22:H:267:TRP:CZ3	22:H:340:ARG:HG3	2.43	0.53
22:H:321:VAL:HG13	22:H:322:VAL:HG23	1.90	0.53
39:Y:12:VAL:HG12	39:Y:23:VAL:HG21	1.90	0.53
8:7:-18:G:C4'	18:D:1500:A:H62	2.21	0.53
11:AA:859:GLU:HG2	16:AG:37:LYS:HZ3	1.74	0.53
12:AB:117:GLN:HE21	12:AB:117:GLN:CA	2.16	0.53
14:AE:30:ILE:HG21	14:AE:241:VAL:O	2.08	0.53
14:AE:746:LEU:HG	14:AE:758:PRO:HG3	1.90	0.53
16:AG:380:THR:C	16:AG:384:LEU:CD1	2.79	0.53
22:H:84:LEU:HD22	22:H:84:LEU:H	1.72	0.53
24:J:61:VAL:HG21	24:J:200:ILE:CD1	2.35	0.53
39:Y:33:ASN:H	39:Y:66:PHE:HE1	1.56	0.53
41:a:1056:G:O2'	41:a:1103:A:N6	2.41	0.53
52:l:131:THR:HG22	52:l:160:ALA:O	2.08	0.53
10:A:18:G:C2	10:A:58:A:C5	2.96	0.53
14:AE:215:LYS:HA	14:AE:218:THR:HG22	1.91	0.53
16:AG:358:THR:O	16:AG:358:THR:OG1	2.25	0.53
16:AG:374:VAL:O	16:AG:374:VAL:HG12	2.08	0.53
10:B:18:G:C2	10:B:58:A:C5	2.97	0.53
39:Y:138:VAL:HG12	39:Y:138:VAL:O	2.08	0.53
8:7:15:G:H2'	8:7:16:A:C8	2.43	0.53
9:9:58:THR:HG21	9:9:81:LEU:HA	1.90	0.53
11:AA:360:LEU:HD13	11:AA:378:ARG:HH11	1.72	0.53
11:AA:811:ASN:HA	11:AA:815:SER:HB2	1.90	0.53
13:AD:296:GLY:O	16:AG:82:TYR:CZ	2.61	0.53
16:AG:27:LEU:HD22	16:AG:114:ILE:HG12	1.90	0.53
18:D:13:U:C4	18:D:21:G:C2	2.96	0.53
41:a:2298:A:C5	41:a:2321:U:O4	2.62	0.53
8:7:17:G:H2'	8:7:18:A:C8	2.44	0.53
11:AA:618:GLN:HG3	14:AE:770:LEU:CD1	2.38	0.53
13:AD:205:MET:HE3	13:AD:213:PRO:HB3	1.91	0.53

Continued on next page...

Continued from previous page...

Atom-1	Atom-2	Interatomic distance (Å)	Clash overlap (Å)
16:AG:168:LEU:CD2	16:AG:230:PRO:C	2.74	0.53
10:B:16:C:O2	10:B:16:C:H2'	2.09	0.53
22:H:24:VAL:HG12	22:H:69:ASP:H	1.74	0.53
22:H:49:PRO:HD2	22:H:84:LEU:CD1	2.39	0.53
11:AA:856:ASN:OD1	16:AG:108:GLN:HB2	2.09	0.53
14:AE:68:TYR:CA	14:AE:75:TYR:HE2	2.22	0.53
14:AE:145:VAL:HG23	14:AE:159:ILE:HG22	1.89	0.53
14:AE:975:ILE:HD11	14:AE:1003:LEU:HD11	1.90	0.53
22:H:135:LEU:CB	22:H:157:ILE:CB	2.87	0.53
42:b:37:ILE:HD11	42:b:82:ILE:HD11	1.90	0.53
4:3:13:VAL:CG2	4:3:39:ILE:HD13	2.38	0.52
10:A:38:A:C2'	10:A:39:C:H5'	2.39	0.52
11:AA:854:ILE:HD12	11:AA:887:VAL:HB	1.90	0.52
11:AA:858:GLY:HA2	16:AG:35:THR:HG22	1.90	0.52
13:AD:16:ILE:HG23	13:AD:26:VAL:HG22	1.91	0.52
13:AD:290:LEU:CB	16:AG:78:GLU:HA	2.39	0.52
14:AE:291:ILE:HG22	14:AE:292:VAL:HG13	1.91	0.52
17:C:61:ARG:NH2	18:D:736:C:OP1	2.43	0.52
18:D:673:A:H2'	18:D:674:G:C8	2.44	0.52
41:a:2315:G:O2'	54:n:125:ARG:HD3	2.09	0.52
16:AG:59:PHE:CD1	16:AG:97:ILE:HG23	2.43	0.52
16:AG:233:ARG:C	16:AG:327:LEU:HD21	2.34	0.52
18:D:767:A:H2'	18:D:768:A:O4'	2.08	0.52
9:9:123:ILE:O	9:9:123:ILE:HG12	2.08	0.52
11:AA:854:ILE:CD1	11:AA:887:VAL:HB	2.39	0.52
17:C:30:LYS:HA	17:C:33:ILE:HD13	1.91	0.52
60:t:71:ARG:NH2	60:t:123:LEU:O	2.42	0.52
11:AA:246:LEU:HB3	11:AA:269:ILE:HD13	1.92	0.52
12:AB:164:ILE:CD1	12:AB:167:ARG:O	2.56	0.52
14:AE:39:LYS:O	14:AE:273:ILE:HG23	2.08	0.52
14:AE:209:ASN:HA	14:AE:214:ARG:HH21	1.74	0.52
10:B:22:G:O2'	10:B:23:C:P	2.67	0.52
38:X:17:ILE:O	38:X:20:THR:OG1	2.22	0.52
41:a:523:C:H4'	41:a:540:C:O2	2.10	0.52
41:a:1266:G:OP2	49:i:17:ARG:NE	2.43	0.52
4:3:94:ARG:HB3	4:3:103:ILE:HD12	1.92	0.52
9:9:3:LEU:HD13	9:9:5:LEU:H	1.75	0.52
9:9:43:LYS:HG2	9:9:98:GLU:HG2	1.90	0.52
10:A:12:G:H2'	10:A:13:C:OP1	2.08	0.52
11:AA:902:LEU:HD11	16:AG:114:ILE:HD13	1.91	0.52
16:AG:179:VAL:HB	16:AG:199:ARG:HH11	1.73	0.52

Continued on next page...

Continued from previous page...

Atom-1	Atom-2	Interatomic distance (Å)	Clash overlap (Å)
16:AG:210:ARG:CD	16:AG:217:GLY:HA2	2.39	0.52
16:AG:243:LYS:HD3	16:AG:245:ILE:HD11	1.92	0.52
25:K:99:ALA:HB1	25:K:103:THR:HG21	1.89	0.52
41:a:1910:G:O5'	41:a:1910:G:H8	1.93	0.52
10:A:16:C:O2	10:A:16:C:H2'	2.09	0.52
11:AA:714:VAL:HB	11:AA:787:PRO:HD2	1.92	0.52
11:AA:906:PHE:C	16:AG:104:ARG:HB2	2.34	0.52
13:AC:43:LEU:HD13	13:AC:217:ILE:HD11	1.90	0.52
14:AE:832:LYS:HB3	14:AE:1242:ARG:NH1	2.24	0.52
16:AG:285:ILE:CD1	16:AG:285:ILE:N	2.73	0.52
16:AG:398:LEU:HG	16:AG:398:LEU:O	2.09	0.52
16:AG:402:THR:HA	16:AG:405:ALA:HB3	1.91	0.52
22:H:19:ARG:O	22:H:72:LEU:HD22	2.09	0.52
39:Y:27:LEU:HD12	39:Y:27:LEU:C	2.35	0.52
2:1:93:ALA:HB2	41:a:1614:A:N1	2.25	0.52
9:9:71:CYS:HA	9:9:117:LEU:HD13	1.91	0.52
14:AE:201:LEU:HD12	14:AE:224:LEU:HD12	1.92	0.52
14:AE:785:ASP:O	14:AE:789:LYS:HB2	2.08	0.52
16:AG:62:TRP:HE3	16:AG:75:ILE:HG12	1.74	0.52
16:AG:77:LEU:HG	16:AG:89:LEU:HD21	1.92	0.52
16:AG:355:ALA:HB1	16:AG:382:GLU:CB	2.36	0.52
10:B:6:G:O2'	10:B:7:G:H8	1.92	0.52
18:D:1308:U:P	38:X:98:ARG:HG3	2.50	0.52
22:H:135:LEU:CB	22:H:167:VAL:CA	2.86	0.52
47:g:16:CYS:HB3	47:g:37:CYS:HB3	1.86	0.52
66:z:58:ARG:HA	66:z:61:TRP:CE3	2.45	0.52
8:7:-4:U:H2'	8:7:-3:U:H5''	1.90	0.52
10:A:56:C:C3'	10:A:57:A:H5''	2.40	0.52
11:AA:905:ILE:HG23	16:AG:5:ILE:HD13	1.92	0.52
14:AE:56:LEU:CD1	14:AE:273:ILE:HD12	2.39	0.52
10:B:15:G:N3	10:B:15:G:C2'	2.73	0.52
39:Y:37:PHE:CZ	39:Y:56:VAL:HG11	2.44	0.52
41:a:639:U:H2'	41:a:640:C:C6	2.45	0.52
41:a:2328:A:H2'	41:a:2329:U:C6	2.44	0.52
8:7:-18:G:C4'	18:D:1500:A:N6	2.73	0.52
10:A:6:G:O2'	10:A:7:G:H8	1.92	0.52
10:A:15:G:N3	10:A:15:G:C2'	2.73	0.52
14:AE:850:LYS:HB2	14:AE:857:LEU:HB2	1.91	0.52
16:AG:12:VAL:HB	16:AG:16:LYS:HG3	1.91	0.52
16:AG:329:SER:HA	16:AG:336:LEU:HG	1.92	0.52
10:B:12:G:C2'	10:B:13:C:OP1	2.57	0.52

Continued on next page...

Continued from previous page...

Atom-1	Atom-2	Interatomic distance (Å)	Clash overlap (Å)
22:H:279:LYS:HA	22:H:331:MET:CB	2.33	0.52
39:Y:100:ILE:HB	39:Y:105:LEU:HD11	1.92	0.52
9:9:125:ARG:HG3	9:9:125:ARG:O	2.10	0.52
11:AA:854:ILE:CB	11:AA:855:PRO:HD2	2.39	0.52
13:AC:140:ILE:HD12	13:AC:142:MET:HE3	1.92	0.52
14:AE:144:TYR:CE1	14:AE:162:GLU:CD	2.88	0.52
16:AG:451:ARG:NH2	16:AG:470:ILE:CG1	2.67	0.52
10:B:56:C:C3'	10:B:57:A:H5''	2.40	0.52
25:K:94:VAL:HG13	25:K:111:MET:HE1	1.91	0.52
34:T:40:GLN:CA	34:T:40:GLN:HE21	2.23	0.52
39:Y:112:LYS:NZ	39:Y:112:LYS:CB	2.73	0.52
41:a:929:U:H1'	46:f:26:GLY:O	2.10	0.52
44:d:106:G:H2'	44:d:107:G:O4'	2.10	0.52
60:t:7:MET:HE1	60:t:44:LYS:HD2	1.91	0.52
2:1:59:GLU:HG3	2:1:66:ILE:HD11	1.92	0.51
4:3:12:ILE:HG21	4:3:80:ALA:HB2	1.92	0.51
8:7:16:A:H2'	8:7:17:G:C8	2.45	0.51
10:A:12:G:C2'	10:A:13:C:OP1	2.58	0.51
10:A:22:G:O2'	10:A:23:C:P	2.68	0.51
11:AA:854:ILE:CG1	11:AA:887:VAL:HB	2.39	0.51
11:AA:903:ARG:CG	16:AG:104:ARG:CZ	2.85	0.51
12:AB:140:PRO:HB3	30:P:6:ILE:HD11	1.92	0.51
12:AB:165:PHE:CB	30:P:92:LEU:HD12	2.39	0.51
14:AE:88:CYS:HB3	14:AE:90:VAL:HG12	1.92	0.51
16:AG:233:ARG:NH1	16:AG:324:ASN:HB2	2.25	0.51
16:AG:285:ILE:HD12	16:AG:293:VAL:HG21	1.92	0.51
18:D:1276:G:O5'	18:D:1276:G:H8	1.93	0.51
20:F:4:ILE:HD12	20:F:19:PHE:HA	1.93	0.51
8:7:-19:U:H2'	8:7:-18:G:C8	2.45	0.51
8:7:15:G:H2'	8:7:16:A:H8	1.74	0.51
9:9:11:ILE:CD1	9:9:11:ILE:N	2.73	0.51
9:9:78:GLY:H	9:9:79:PRO:HD2	1.68	0.51
11:AA:845:LEU:HB3	11:AA:889:PRO:HB2	1.93	0.51
11:AA:1101:LEU:HD21	14:AE:508:LEU:HD22	1.92	0.51
47:g:18:CYS:HB3	47:g:40:CYS:HB2	1.88	0.51
16:AG:9:VAL:HG22	16:AG:24:PHE:CE2	2.46	0.51
18:D:1404:C:H2'	18:D:1404:C:O2	2.10	0.51
53:m:31:LEU:HD22	53:m:42:LEU:CD1	2.40	0.51
2:1:24:ILE:HD13	2:1:36:LEU:HD11	1.93	0.51
12:AB:123:ARG:H	12:AB:123:ARG:HD2	1.75	0.51
10:B:15:G:H22	10:B:20:U:H3	1.58	0.51

Continued on next page...

Continued from previous page...

Atom-1	Atom-2	Interatomic distance (Å)	Clash overlap (Å)
9:9:41:LEU:HD12	39:Y:117:THR:HG22	1.92	0.51
11:AA:901:LEU:HD12	16:AG:8:VAL:O	2.11	0.51
14:AE:112:ALA:HA	14:AE:238:ILE:HA	1.91	0.51
16:AG:282:GLN:NE2	16:AG:282:GLN:CA	2.73	0.51
16:AG:362:TYR:CE2	16:AG:382:GLU:HG2	2.45	0.51
16:AG:453:VAL:HG11	16:AG:459:LEU:CD2	2.41	0.51
18:D:864:A:C2	18:D:865:A:C2	2.98	0.51
18:D:1499:A:O2'	18:D:1500:A:H5'	2.10	0.51
21:G:35:ARG:NH2	22:H:10:GLU:HG2	2.25	0.51
8:7:11:U:C2	11:AA:1253:LEU:HD12	2.37	0.51
10:A:19:G:C5	41:a:2112:G:H4'	2.44	0.51
12:AB:68:TYR:CE2	14:AE:291:ILE:HG23	2.46	0.51
13:AD:295:LEU:O	16:AG:82:TYR:CE1	2.63	0.51
16:AG:360:THR:HG22	16:AG:360:THR:O	2.10	0.51
16:AG:434:LEU:CG	16:AG:456:LEU:N	2.71	0.51
10:B:18:G:C2	10:B:58:A:C6	2.99	0.51
29:O:98:LEU:HB3	29:O:104:VAL:HG13	1.91	0.51
39:Y:59:THR:HG22	39:Y:61:TYR:CE1	2.45	0.51
63:w:38:LEU:N	63:w:39:PRO:CD	2.73	0.51
11:AA:974:ARG:HD2	11:AA:1014:LEU:HD21	1.92	0.51
16:AG:218:GLU:CG	21:G:108:ARG:NH2	2.62	0.51
10:B:24:U:O2'	41:a:1922:G:O3'	2.29	0.51
30:P:57:VAL:O	30:P:57:VAL:HG13	2.10	0.51
41:a:587:C:OP2	61:u:21:ARG:NH1	2.43	0.51
41:a:1693:U:O2'	48:h:14:ARG:NH2	2.43	0.51
10:A:72:A:H2'	10:A:73:A:C5'	2.32	0.51
11:AA:524:ILE:HG21	11:AA:708:VAL:HG13	1.92	0.51
14:AE:683:ILE:HD12	14:AE:754:ILE:HG21	1.93	0.51
16:AG:320:ARG:CG	16:AG:320:ARG:NH1	2.73	0.51
18:D:1228:C:OP1	38:X:107:ARG:CZ	2.58	0.51
22:H:308:GLU:O	22:H:310:ASP:N	2.43	0.51
6:5:96:DT:H2''	6:5:97:DC:C5	2.46	0.51
6:5:101:DT:H72	14:AE:271:ARG:CZ	2.41	0.51
11:AA:628:HIS:HB3	11:AA:647:ARG:HH21	1.74	0.51
14:AE:99:ARG:HA	14:AE:248:ASP:HB2	1.92	0.51
16:AG:18:LEU:HD21	16:AG:125:MET:HB2	1.93	0.51
22:H:49:PRO:HD2	22:H:84:LEU:HD11	1.92	0.51
34:T:5:THR:O	34:T:8:THR:OG1	2.18	0.51
39:Y:80:LYS:HG3	39:Y:86:LYS:HA	1.93	0.51
41:a:118:A:C8	41:a:119:A:C8	2.99	0.51
41:a:2243:U:H2'	41:a:2244:U:C6	2.46	0.51

Continued on next page...

Continued from previous page...

Atom-1	Atom-2	Interatomic distance (Å)	Clash overlap (Å)
44:d:5:U:OP1	44:d:61:G:O2'	2.26	0.51
10:A:48:C:H2'	10:A:48:C:O2	2.11	0.51
10:A:76:A:O2'	41:a:2395:C:C2	2.64	0.51
11:AA:255:ILE:HB	11:AA:263:VAL:HB	1.93	0.51
11:AA:857:VAL:HB	11:AA:862:LEU:HD11	1.93	0.51
13:AD:290:LEU:C	16:AG:81:ARG:HD2	2.36	0.51
14:AE:390:LEU:N	14:AE:390:LEU:CD1	2.73	0.51
14:AE:972:LYS:HD2	14:AE:1004:ALA:HA	1.93	0.51
16:AG:336:LEU:HD12	16:AG:336:LEU:N	2.01	0.51
22:H:332:VAL:C	22:H:334:ASP:H	2.18	0.51
12:AB:164:ILE:CD1	12:AB:164:ILE:N	2.73	0.50
13:AD:290:LEU:CB	16:AG:81:ARG:HD2	2.41	0.50
14:AE:99:ARG:HG3	14:AE:99:ARG:HH11	1.74	0.50
16:AG:139:THR:HA	16:AG:180:ARG:HA	1.92	0.50
41:a:404:A:O2'	41:a:405:U:OP2	2.22	0.50
60:t:113:MET:O	60:t:116:ILE:HG13	2.11	0.50
10:A:18:G:C2	10:A:58:A:C6	2.99	0.50
10:A:28:C:H2'	10:A:29:G:H8	1.76	0.50
10:A:41:C:H4'	27:M:143:ARG:NH1	2.25	0.50
11:AA:902:LEU:HD11	16:AG:114:ILE:HG21	1.85	0.50
12:AB:71:VAL:HG12	12:AB:73:MET:HB2	1.93	0.50
14:AE:1371:ARG:HE	14:AE:1372:ARG:NH1	2.10	0.50
16:AG:123:ARG:NH1	16:AG:123:ARG:HG2	2.26	0.50
16:AG:213:VAL:HG13	16:AG:216:ILE:HD12	1.94	0.50
41:a:995:C:O2	59:s:3:THR:OG1	2.24	0.50
56:p:35:ARG:HD3	56:p:71:LEU:HD13	1.94	0.50
2:1:55:ILE:HG23	2:1:66:ILE:HD12	1.93	0.50
9:9:23:LEU:HA	9:9:118:ILE:HG13	1.92	0.50
9:9:51:TYR:CG	9:9:89:PRO:HD2	2.47	0.50
12:AB:128:PHE:CE1	12:AB:178:VAL:HG22	2.42	0.50
12:AB:172:GLU:N	12:AB:172:GLU:OE1	2.44	0.50
16:AG:384:LEU:O	16:AG:387:VAL:HG23	2.12	0.50
41:a:1964:G:H4'	41:a:1965:C:OP2	2.11	0.50
9:9:52:MET:HE3	9:9:52:MET:CA	2.42	0.50
11:AA:862:LEU:O	11:AA:862:LEU:HD23	2.12	0.50
11:AA:906:PHE:HB3	16:AG:104:ARG:N	2.24	0.50
14:AE:275:ARG:HH12	14:AE:278:ARG:NH1	2.09	0.50
16:AG:187:ARG:CB	16:AG:188:PRO:HD3	2.20	0.50
16:AG:444:LEU:HD22	16:AG:473:LEU:HD21	1.92	0.50
18:D:108:G:H5''	18:D:108:G:N3	2.27	0.50
10:A:56:C:H1'	41:a:2112:G:C5	2.46	0.50

Continued on next page...

Continued from previous page...

Atom-1	Atom-2	Interatomic distance (Å)	Clash overlap (Å)
12:AB:93:ILE:HG21	14:AE:291:ILE:CA	2.41	0.50
12:AB:165:PHE:HZ	30:P:87:LEU:HD12	1.52	0.50
16:AG:353:HIS:O	16:AG:356:ILE:CB	2.58	0.50
16:AG:448:LEU:CG	16:AG:473:LEU:HD11	2.42	0.50
18:D:1366:C:O2'	30:P:62:ARG:NH2	2.44	0.50
23:I:77:ILE:HA	23:I:84:VAL:HG23	1.91	0.50
11:AA:9:LYS:HG2	11:AA:1171:ARG:HH12	1.77	0.50
11:AA:125:GLY:HA2	11:AA:499:SER:HB2	1.92	0.50
12:AB:165:PHE:HB2	30:P:92:LEU:CD1	2.41	0.50
21:G:35:ARG:CD	22:H:14:LYS:HD3	2.40	0.50
25:K:81:LEU:HD13	25:K:123:VAL:HG12	1.92	0.50
41:a:1141:U:O2	41:a:1142:A:N6	2.44	0.50
56:p:121:ILE:HD12	56:p:141:ILE:CG2	2.41	0.50
63:w:55:ALA:HA	63:w:80:PHE:CE1	2.47	0.50
11:AA:232:ILE:HG12	11:AA:237:LEU:HG	1.94	0.50
16:AG:422:GLU:CA	16:AG:426:GLY:N	2.62	0.50
16:AG:422:GLU:O	16:AG:427:ASP:N	2.45	0.50
18:D:1208:C:H2'	18:D:1209:C:C6	2.47	0.50
22:H:117:LYS:CB	22:H:278:THR:CG2	2.90	0.50
8:7:-7:U:H6	8:7:-7:U:H3'	1.75	0.50
9:9:62:ARG:HG2	9:9:62:ARG:NH2	2.20	0.50
10:A:47:U:H2'	10:A:48:C:H4'	1.94	0.50
10:A:60:U:O2'	10:A:61:C:OP1	2.23	0.50
11:AA:18:ARG:HE	11:AA:620:ASN:HA	1.77	0.50
14:AE:421:VAL:O	14:AE:436:ALA:HA	2.12	0.50
18:D:5:U:O2	18:D:5:U:O4'	2.29	0.50
18:D:1410:A:C2	18:D:1491:G:C2	2.99	0.50
22:H:119:GLY:CA	22:H:133:GLY:CA	2.74	0.50
28:N:3:MET:HA	28:N:3:MET:HE3	1.94	0.50
41:a:1824:G:O2'	48:h:252:THR:HG21	2.11	0.50
41:a:2557:G:H2'	41:a:2558:C:C6	2.47	0.50
48:h:107:PRO:HD2	48:h:110:LEU:HD22	1.94	0.50
54:n:127:ASN:ND2	54:n:127:ASN:N	2.60	0.50
59:s:17:VAL:HG23	59:s:137:PRO:HB2	1.93	0.50
6:5:98:DA:N9	6:5:99:DT:H72	2.27	0.50
10:A:56:C:C5	41:a:2168:G:O6	2.64	0.50
11:AA:400:VAL:HG21	11:AA:452:ARG:HE	1.76	0.50
11:AA:859:GLU:HG2	16:AG:37:LYS:HG2	1.84	0.50
16:AG:285:ILE:HD13	16:AG:285:ILE:H	1.76	0.50
16:AG:365:ILE:HD11	16:AG:406:LEU:HD22	1.87	0.50
18:D:872:A:H2'	18:D:872:A:N3	2.27	0.50

Continued on next page...

Continued from previous page...

Atom-1	Atom-2	Interatomic distance (Å)	Clash overlap (Å)
41:a:1869:G:N2	41:a:1871:A:O2'	2.44	0.50
64:x:51:ALA:HB3	64:x:78:VAL:HB	1.94	0.50
8:7:-15:U:C2	18:D:1493:A:C2	3.00	0.49
11:AA:905:ILE:O	16:AG:5:ILE:HD11	2.12	0.49
14:AE:145:VAL:HG12	14:AE:184:ALA:HB1	1.94	0.49
16:AG:305:MET:HG2	16:AG:336:LEU:HA	1.94	0.49
18:D:1356:G:H2'	18:D:1357:A:C8	2.47	0.49
41:a:1839:G:N9	41:a:1927:A:H1'	2.23	0.49
63:w:67:PHE:O	63:w:71:ARG:N	2.45	0.49
8:7:-13:U:OP2	18:D:1397:C:C2	2.66	0.49
11:AA:888:THR:N	11:AA:913:VAL:HG13	2.27	0.49
14:AE:437:PHE:HZ	14:AE:453:VAL:HG11	1.76	0.49
14:AE:799:ARG:HG2	14:AE:1325:PHE:HZ	1.77	0.49
16:AG:440:VAL:CG2	16:AG:481:LEU:HD21	2.42	0.49
10:B:48:C:O2	10:B:48:C:H2'	2.11	0.49
18:D:1311:A:OP1	47:g:59:ARG:NH1	2.45	0.49
41:a:1814:G:H4'	48:h:51:THR:HG21	1.93	0.49
6:5:108:DT:H73	11:AA:199:ASP:HB3	1.94	0.49
8:7:-19:U:OP2	18:D:926:G:N2	2.45	0.49
10:A:11:A:C2'	10:A:12:G:O4'	2.60	0.49
11:AA:146:VAL:HG21	11:AA:513:GLN:HE21	1.77	0.49
11:AA:786:GLY:N	11:AA:789:THR:OG1	2.41	0.49
16:AG:11:ALA:HB3	16:AG:12:VAL:HA	1.94	0.49
16:AG:296:ILE:HD11	16:AG:307:ILE:HD13	1.93	0.49
22:H:120:PHE:CB	22:H:136:VAL:CB	2.91	0.49
41:a:565:C:H2'	41:a:566:U:O4'	2.13	0.49
41:a:2303:G:C6	41:a:2314:A:N1	2.81	0.49
43:c:3:ARG:HD2	43:c:30:LEU:HD22	1.94	0.49
53:m:24:THR:HG23	53:m:27:GLY:H	1.78	0.49
1:0:14:VAL:HG21	1:0:98:ILE:HG13	1.94	0.49
8:7:-15:U:C2	18:D:1493:A:H2	2.31	0.49
9:9:50:VAL:CG1	39:Y:119:ALA:CB	2.88	0.49
11:AA:400:VAL:HG11	11:AA:452:ARG:HD2	1.94	0.49
16:AG:28:GLU:HA	16:AG:31:LEU:HD12	1.94	0.49
16:AG:243:LYS:HD2	21:G:179:LEU:HD13	1.94	0.49
16:AG:361:LYS:HD2	16:AG:417:ILE:HG12	1.92	0.49
16:AG:369:PHE:O	16:AG:373:LEU:HG	2.12	0.49
16:AG:433:ASP:O	16:AG:456:LEU:HD21	2.12	0.49
16:AG:442:ARG:C	16:AG:446:PHE:CD2	2.85	0.49
10:B:5:G:C2'	10:B:6:G:H5'	2.40	0.49
18:D:1169:A:H2'	18:D:1170:A:C8	2.48	0.49

Continued on next page...

Continued from previous page...

Atom-1	Atom-2	Interatomic distance (Å)	Clash overlap (Å)
18:D:1499:A:H3'	18:D:1499:A:OP2	2.12	0.49
22:H:132:PRO:N	22:H:167:VAL:CB	2.75	0.49
34:T:4:SER:O	34:T:8:THR:HG23	2.12	0.49
41:a:464:U:O3'	53:m:12:ARG:NH2	2.45	0.49
41:a:1433:A:H2'	41:a:1434:A:O4'	2.13	0.49
59:s:30:THR:HG22	59:s:31:GLU:N	2.27	0.49
11:AA:93:SER:HA	11:AA:128:PRO:HA	1.92	0.49
11:AA:812:PHE:HA	14:AE:505:ASP:OD2	2.13	0.49
14:AE:201:LEU:HD11	14:AE:220:ARG:HG2	1.95	0.49
10:B:47:U:H2'	10:B:48:C:H4'	1.93	0.49
58:r:3:VAL:HG22	58:r:36:ALA:HB1	1.95	0.49
10:A:76:A:C2'	41:a:2394:C:N4	2.75	0.49
11:AA:1336:ASN:ND2	14:AE:29:MET:HG2	2.27	0.49
12:AB:140:PRO:CG	30:P:102:LEU:HD22	2.35	0.49
14:AE:749:LYS:HB3	14:AE:755:ILE:HD11	1.94	0.49
10:B:34:C:O2	10:B:34:C:H2'	2.11	0.49
41:a:2297:A:C6	41:a:2321:U:O4	2.65	0.49
41:a:2298:A:N3	41:a:2321:U:C5	2.80	0.49
45:e:18:LEU:HB2	45:e:53:VAL:HG11	1.95	0.49
10:A:25:C:H2'	10:A:26:G:H5'	1.95	0.49
16:AG:248:VAL:HG21	16:AG:275:LEU:HG	1.94	0.49
16:AG:288:MET:O	16:AG:288:MET:HG2	2.13	0.49
16:AG:363:LEU:HD11	16:AG:410:ALA:HB2	1.92	0.49
10:B:76:A:N3	10:B:76:A:C2'	2.74	0.49
18:D:13:U:O4	18:D:21:G:N3	2.46	0.49
18:D:13:U:C4	18:D:915:A:C6	2.92	0.49
9:9:43:LYS:HZ1	9:9:95:LEU:HD13	1.77	0.49
10:A:59:A:H2'	10:A:60:U:H5'	1.94	0.49
13:AD:100:LEU:HB2	13:AD:144:ILE:HG23	1.94	0.49
14:AE:115:TRP:O	14:AE:1333:THR:HG21	2.13	0.49
16:AG:33:THR:HG23	16:AG:43:ILE:HG12	1.95	0.49
16:AG:240:THR:HG21	16:AG:247:PRO:HG3	1.92	0.49
16:AG:342:ASP:N	16:AG:342:ASP:OD1	2.45	0.49
39:Y:21:PRO:CB	39:Y:22:PRO:CD	2.90	0.49
41:a:1412:U:C4	41:a:1413:A:N7	2.81	0.49
50:j:4:LEU:HD23	50:j:29:VAL:CG1	2.39	0.49
7:6:21:DA:N6	8:7:15:G:N1	2.61	0.49
8:7:-13:U:H5'	18:D:1397:C:C2	2.48	0.49
9:9:23:LEU:HD22	9:9:92:ALA:HB1	1.95	0.49
10:A:5:G:C2'	10:A:6:G:H5'	2.40	0.49
10:A:37:A:H2'	10:A:38:A:C8	2.48	0.49

Continued on next page...

Continued from previous page...

Atom-1	Atom-2	Interatomic distance (Å)	Clash overlap (Å)
11:AA:554:HIS:HD2	11:AA:558:VAL:HB	1.77	0.49
11:AA:862:LEU:C	11:AA:862:LEU:CD2	2.86	0.49
14:AE:114:ILE:HG12	14:AE:311:ARG:HD2	1.95	0.49
16:AG:113:VAL:HA	16:AG:116:GLN:HB2	1.94	0.49
16:AG:171:GLU:OE2	16:AG:267:GLY:C	2.55	0.49
16:AG:283:PHE:CE2	16:AG:332:SER:HA	2.47	0.49
16:AG:440:VAL:HG22	16:AG:481:LEU:HD21	1.95	0.49
10:B:18:G:C5	10:B:57:A:C5	3.01	0.49
10:B:49:G:O5'	10:B:49:G:H8	1.96	0.49
18:D:1174:G:H2'	18:D:1175:G:H5'	1.95	0.49
25:K:99:ALA:CB	25:K:103:THR:HG21	2.43	0.49
30:P:6:ILE:CG2	30:P:100:ILE:HG23	2.43	0.49
34:T:21:ASP:O	34:T:22:THR:HG22	2.12	0.49
59:s:32:LEU:CD2	59:s:54:ILE:HG21	2.42	0.49
9:9:44:ALA:HB1	9:9:52:MET:HB3	1.93	0.49
10:A:18:G:C5	10:A:57:A:C5	3.01	0.49
10:A:37:A:H2'	10:A:38:A:H8	1.77	0.49
11:AA:836:LEU:HD13	11:AA:1054:LEU:HD13	1.95	0.49
11:AA:857:VAL:HB	11:AA:862:LEU:CD1	2.43	0.49
12:AB:153:TYR:CD2	12:AB:153:TYR:N	2.81	0.49
14:AE:550:VAL:O	14:AE:569:LEU:HA	2.13	0.49
10:B:11:A:H2'	10:B:12:G:C1'	2.43	0.49
10:B:15:G:C2	10:B:20:U:O2	2.66	0.49
60:t:43:ILE:HD12	60:t:56:ASP:HB2	1.93	0.49
11:AA:529:ARG:HH11	11:AA:572:ILE:HG22	1.77	0.48
11:AA:908:GLU:OE1	16:AG:103:ASP:CG	2.55	0.48
12:AB:11:VAL:HG11	14:AE:291:ILE:CG1	2.43	0.48
12:AB:66:PRO:HG3	14:AE:281:ARG:HE	1.78	0.48
12:AB:162:VAL:HG13	12:AB:164:ILE:HG23	1.95	0.48
14:AE:152:THR:HB	14:AE:172:PHE:CZ	2.48	0.48
15:AF:3:ARG:NH1	15:AF:55:GLU:OE2	2.40	0.48
16:AG:277:ASP:HB2	16:AG:282:GLN:HG3	1.95	0.48
16:AG:453:VAL:HG11	16:AG:459:LEU:HD23	1.95	0.48
18:D:60:A:N1	18:D:107:G:O2'	2.42	0.48
18:D:1308:U:OP1	38:X:100:GLN:OE1	2.22	0.48
18:D:1329:A:OP1	38:X:28:THR:OG1	2.31	0.48
36:V:75:LEU:C	36:V:75:LEU:HD12	2.38	0.48
39:Y:77:VAL:HG13	39:Y:80:LYS:HE3	1.95	0.48
41:a:742:A:C2	41:a:743:A:C6	3.00	0.48
41:a:783:A:N3	41:a:783:A:C2'	2.70	0.48
41:a:2038:G:H2'	41:a:2039:U:O4'	2.12	0.48

Continued on next page...

Continued from previous page...

Atom-1	Atom-2	Interatomic distance (Å)	Clash overlap (Å)
41:a:2646:C:O5'	41:a:2646:C:H6	1.95	0.48
66:z:47:TYR:CD1	66:z:47:TYR:C	2.90	0.48
1:0:14:VAL:CG2	1:0:98:ILE:HG13	2.43	0.48
11:AA:363:LEU:HB3	11:AA:381:ALA:HB1	1.95	0.48
11:AA:906:PHE:CG	16:AG:104:ARG:HA	2.48	0.48
16:AG:453:VAL:HG11	16:AG:459:LEU:CG	2.42	0.48
6:5:110:DA:N7	11:AA:183:TRP:HH2	2.11	0.48
11:AA:565:GLU:HA	11:AA:569:ILE:HG12	1.95	0.48
14:AE:102:MET:HG2	14:AE:246:PRO:HD3	1.95	0.48
14:AE:117:LEU:HG	14:AE:118:LYS:HG3	1.95	0.48
14:AE:123:ARG:HD3	14:AE:123:ARG:HA	1.48	0.48
22:H:23:ILE:N	22:H:69:ASP:OD2	2.46	0.48
36:V:48:ASP:HB3	36:V:75:LEU:HD23	1.94	0.48
10:A:49:G:H8	10:A:49:G:O5'	1.96	0.48
16:AG:130:PHE:C	16:AG:186:VAL:CG1	2.86	0.48
10:B:39:C:O5'	10:B:39:C:H6	1.95	0.48
18:D:1017:U:O2'	18:D:1018:G:O4'	2.31	0.48
41:a:1980:G:O2'	41:a:1982:U:OP2	2.28	0.48
41:a:2685:G:OP1	60:t:78:ARG:NH2	2.47	0.48
2:1:29:VAL:HB	2:1:55:ILE:HD11	1.96	0.48
8:7:-2:U:O2	8:7:-2:U:H2'	2.12	0.48
10:A:11:A:H2'	10:A:12:G:C1'	2.42	0.48
10:A:76:A:N6	41:a:2422:C:O4'	2.46	0.48
11:AA:895:LEU:N	11:AA:895:LEU:HD23	2.27	0.48
12:AB:165:PHE:CG	30:P:92:LEU:CD1	2.95	0.48
16:AG:148:ASP:HA	16:AG:164:ARG:CD	2.44	0.48
16:AG:448:LEU:HD23	16:AG:473:LEU:HD12	1.95	0.48
22:H:318:PRO:HA	22:H:321:VAL:HG12	1.95	0.48
41:a:2627:G:O2'	41:a:2781:A:N1	2.37	0.48
1:0:40:MET:HE3	1:0:49:ILE:CD1	2.43	0.48
7:6:18:DC:C2	8:7:17:G:N2	2.78	0.48
10:A:41:C:H5'	27:M:143:ARG:HD2	1.96	0.48
11:AA:902:LEU:HD13	16:AG:114:ILE:CG2	2.26	0.48
12:AB:137:ASN:OD1	12:AB:143:ASP:N	2.45	0.48
14:AE:968:ASN:HA	14:AE:1117:SER:HB2	1.96	0.48
16:AG:389:MET:HA	16:AG:407:ARG:NH1	2.29	0.48
10:B:25:C:H2'	10:B:26:G:H5'	1.94	0.48
18:D:50:A:O2'	18:D:360:G:N2	2.45	0.48
22:H:330:VAL:HG12	22:H:345:GLY:O	2.14	0.48
26:L:18:VAL:N	26:L:19:PRO:CD	2.76	0.48
40:Z:29:LYS:HE2	40:Z:29:LYS:HB2	1.45	0.48

Continued on next page...

Continued from previous page...

Atom-1	Atom-2	Interatomic distance (Å)	Clash overlap (Å)
42:b:37:ILE:HG21	42:b:80:ILE:HG21	1.95	0.48
11:AA:732:ILE:HD11	11:AA:769:PRO:HB3	1.95	0.48
11:AA:1286:THR:O	11:AA:1290:MET:HB2	2.14	0.48
12:AB:115:LEU:HD13	12:AB:115:LEU:HA	1.72	0.48
14:AE:833:GLU:N	14:AE:1242:ARG:HH12	2.12	0.48
16:AG:31:LEU:HD23	16:AG:114:ILE:HD11	1.89	0.48
16:AG:207:GLU:HG3	16:AG:210:ARG:HB3	1.96	0.48
16:AG:243:LYS:NZ	16:AG:245:ILE:CD1	2.74	0.48
16:AG:323:GLN:CA	16:AG:323:GLN:NE2	2.75	0.48
16:AG:349:GLN:C	16:AG:351:GLU:N	2.71	0.48
39:Y:77:VAL:HG13	39:Y:80:LYS:CE	2.44	0.48
41:a:2000:C:OP1	63:w:5:LYS:NZ	2.36	0.48
46:f:24:LEU:HD11	46:f:54:MET:CE	2.42	0.48
2:1:25:ARG:NH1	2:1:74:ILE:O	2.46	0.48
10:A:42:G:H2'	10:A:43:A:C8	2.47	0.48
10:A:58:A:OP2	10:A:58:A:C8	2.67	0.48
12:AB:126:THR:CG2	12:AB:130:PRO:HD3	2.44	0.48
16:AG:183:LEU:HD23	16:AG:197:VAL:HG22	1.95	0.48
16:AG:266:LEU:CD2	16:AG:266:LEU:N	2.73	0.48
16:AG:444:LEU:HD22	16:AG:473:LEU:CD2	2.43	0.48
25:K:114:VAL:HG21	25:K:141:ILE:HD12	1.94	0.48
41:a:2168:G:H8	41:a:2168:G:OP1	1.97	0.48
1:0:5:PHE:HB3	1:0:59:ILE:HD12	1.96	0.48
4:3:7:ARG:HB2	41:a:85:G:OP2	2.13	0.48
10:A:18:G:N3	10:A:58:A:C6	2.82	0.48
10:A:33:U:H2'	10:A:35:A:OP2	2.14	0.48
11:AA:908:GLU:HB2	16:AG:104:ARG:CD	2.43	0.48
12:AB:68:TYR:CZ	14:AE:291:ILE:HG23	2.49	0.48
14:AE:1347:LEU:HG	14:AE:1357:ILE:HG23	1.96	0.48
10:B:14:A:N3	10:B:14:A:H2'	2.29	0.48
41:a:1588:G:C6	41:a:1589:U:O4	2.67	0.48
48:h:210:ALA:HA	48:h:213:TRP:CE3	2.48	0.48
9:9:57:ASN:CG	9:9:62:ARG:HG3	2.30	0.48
10:A:15:G:C2	10:A:20:U:O2	2.66	0.48
11:AA:854:ILE:HD13	11:AA:914:LYS:O	2.14	0.48
11:AA:857:VAL:CB	11:AA:862:LEU:CD1	2.91	0.48
14:AE:103:GLY:H	14:AE:244:VAL:HG22	1.78	0.48
14:AE:800:LEU:HB3	14:AE:920:ALA:HB1	1.95	0.48
16:AG:27:LEU:HD22	16:AG:114:ILE:HG23	1.95	0.48
16:AG:102:PHE:CG	16:AG:106:THR:HG21	2.47	0.48
16:AG:209:PHE:CE1	16:AG:262:VAL:HG21	2.49	0.48

Continued on next page...

Continued from previous page...

Atom-1	Atom-2	Interatomic distance (Å)	Clash overlap (Å)
18:D:13:U:O2	18:D:915:A:N7	2.47	0.48
39:Y:133:ARG:O	39:Y:133:ARG:HG2	2.14	0.48
59:s:84:ILE:HG23	59:s:84:ILE:O	2.14	0.48
10:A:68:C:C4	10:A:69:C:C5	3.02	0.47
12:AB:123:ARG:H	12:AB:123:ARG:CD	2.27	0.47
14:AE:526:VAL:HG12	14:AE:549:LYS:HB2	1.96	0.47
14:AE:809:VAL:HG21	14:AE:909:ILE:HG12	1.95	0.47
16:AG:46:ARG:HH11	16:AG:61:ARG:HB3	1.78	0.47
18:D:974:A:OP1	33:S:69:ARG:NH1	2.46	0.47
41:a:2585:U:O2	41:a:2585:U:O4'	2.32	0.47
64:x:27:VAL:CG2	64:x:40:ILE:HD12	2.44	0.47
9:9:8:LYS:NZ	41:a:1046:A:H61	2.11	0.47
10:A:56:C:H2'	10:A:57:A:C5'	2.27	0.47
11:AA:400:VAL:HG22	11:AA:584:TYR:HB3	1.96	0.47
11:AA:851:THR:O	11:AA:868:SER:C	2.57	0.47
11:AA:858:GLY:O	11:AA:861:ALA:CB	2.62	0.47
12:AB:96:THR:CA	14:AE:162:GLU:HG3	2.44	0.47
12:AB:129:GLU:N	12:AB:180:LYS:HG3	2.29	0.47
12:AB:165:PHE:CE2	30:P:87:LEU:HG	2.48	0.47
13:AD:182:ARG:O	13:AD:205:MET:HA	2.13	0.47
14:AE:67:ASP:CG	14:AE:95:THR:HG1	2.19	0.47
14:AE:395:LYS:NZ	14:AE:399:LYS:CE	2.77	0.47
14:AE:1150:PRO:HG3	14:AE:1214:PRO:HB2	1.97	0.47
16:AG:87:LEU:CD2	16:AG:93:VAL:HG21	2.44	0.47
16:AG:103:ASP:OD2	16:AG:103:ASP:N	2.47	0.47
16:AG:233:ARG:O	16:AG:327:LEU:CD2	2.62	0.47
16:AG:467:LEU:HD12	16:AG:482:ILE:HD11	1.95	0.47
10:B:58:A:C8	10:B:58:A:OP2	2.67	0.47
10:B:59:A:H2'	10:B:60:U:H5'	1.94	0.47
47:g:37:CYS:N	47:g:40:CYS:SG	2.77	0.47
2:1:4:ILE:HG12	2:1:106:VAL:HG22	1.95	0.47
11:AA:1070:HIS:NE2	11:AA:1114:GLU:OE1	2.36	0.47
14:AE:319:SER:HA	14:AE:320:ASN:HA	1.64	0.47
10:B:68:C:C4	10:B:69:C:C5	3.02	0.47
39:Y:20:SER:CB	39:Y:21:PRO:HD3	2.39	0.47
3:2:61:LEU:C	3:2:61:LEU:HD12	2.39	0.47
9:9:51:TYR:CD1	9:9:88:HIS:HB2	2.49	0.47
10:A:14:A:H2'	10:A:14:A:N3	2.29	0.47
11:AA:411:ARG:NH2	11:AA:427:ASP:OD2	2.44	0.47
11:AA:618:GLN:CD	14:AE:770:LEU:HD13	2.40	0.47
11:AA:908:GLU:OE1	16:AG:103:ASP:OD1	2.32	0.47

Continued on next page...

Continued from previous page...

Atom-1	Atom-2	Interatomic distance (Å)	Clash overlap (Å)
11:AA:1336:ASN:OD1	14:AE:33:TRP:HZ2	1.97	0.47
12:AB:11:VAL:HG11	14:AE:291:ILE:HD11	1.96	0.47
13:AD:59:VAL:HG22	13:AD:144:ILE:HA	1.96	0.47
14:AE:1261:LEU:HD12	14:AE:1304:ARG:HH21	1.78	0.47
14:AE:1321:SER:OG	14:AE:1349:GLU:OE2	2.22	0.47
18:D:911:U:H2'	18:D:912:C:C6	2.49	0.47
24:J:162:ALA:O	24:J:165:ARG:O	2.33	0.47
30:P:6:ILE:HG23	30:P:100:ILE:CG2	2.43	0.47
41:a:1839:G:N9	41:a:1927:A:C1'	2.77	0.47
47:g:18:CYS:HB2	47:g:40:CYS:HB3	1.96	0.47
50:j:25:THR:HG21	50:j:193:VAL:HG22	1.94	0.47
55:o:13:ARG:HD3	61:u:58:TYR:O	2.14	0.47
10:A:60:U:H4'	10:A:61:C:OP2	2.14	0.47
18:D:526:C:P	32:R:88:LYS:HE3	2.55	0.47
18:D:946:A:H2'	18:D:947:G:C8	2.50	0.47
28:N:102:ALA:HB3	28:N:113:ASP:HB3	1.96	0.47
41:a:2303:G:C2	41:a:2314:A:N3	2.82	0.47
53:m:22:MET:O	53:m:28:ARG:NH1	2.45	0.47
8:7:-14:U:C6	8:7:-14:U:C3'	2.97	0.47
9:9:27:VAL:HG22	9:9:99:PHE:HE2	1.80	0.47
9:9:139:LEU:HD21	40:Z:11:VAL:HG22	1.97	0.47
10:A:15:G:H22	10:A:20:U:H3	1.59	0.47
16:AG:314:LEU:HB3	16:AG:318:ILE:HD12	1.97	0.47
18:D:1308:U:P	38:X:98:ARG:CG	3.03	0.47
22:H:72:LEU:CD1	22:H:72:LEU:N	2.73	0.47
50:j:121:THR:HB	50:j:127:PHE:CD2	2.49	0.47
50:j:156:PHE:CE1	59:s:81:ILE:HD13	2.48	0.47
1:0:51:VAL:HG22	1:0:51:VAL:O	2.15	0.47
11:AA:1268:GLN:NE2	14:AE:352:ARG:CD	2.66	0.47
12:AB:128:PHE:C	12:AB:180:LYS:HG3	2.40	0.47
12:AB:141:PHE:CE2	12:AB:171:VAL:HG11	2.49	0.47
13:AC:102:LEU:HD12	13:AC:115:ILE:HG12	1.96	0.47
14:AE:198:CYS:HA	14:AE:221:ILE:CD1	2.45	0.47
14:AE:902:ASP:OD2	14:AE:905:ARG:HB2	2.15	0.47
16:AG:285:ILE:O	16:AG:288:MET:HE3	2.14	0.47
18:D:371:A:H2'	18:D:372:C:O4'	2.14	0.47
18:D:1064:G:O2'	18:D:1190:G:N2	2.47	0.47
22:H:309:MET:HE2	22:H:318:PRO:HB3	1.97	0.47
40:Z:7:ILE:HD12	40:Z:7:ILE:HA	1.77	0.47
9:9:43:LYS:NZ	9:9:95:LEU:HD13	2.30	0.47
9:9:67:THR:H	9:9:68:PRO:HD3	1.80	0.47

Continued on next page...

Continued from previous page...

Atom-1	Atom-2	Interatomic distance (Å)	Clash overlap (Å)
14:AE:1027:VAL:HB	14:AE:1121:LEU:HB2	1.95	0.47
16:AG:31:LEU:CG	16:AG:110:ALA:CB	2.86	0.47
16:AG:62:TRP:CD1	16:AG:95:ASP:HB2	2.49	0.47
16:AG:233:ARG:HG2	16:AG:270:ARG:CB	2.45	0.47
22:H:52:GLN:O	22:H:53:PHE:HD1	1.95	0.47
41:a:686:U:O4	53:m:12:ARG:HB2	2.14	0.47
41:a:1394:U:H4'	41:a:1603:A:H4'	1.97	0.47
54:n:36:LEU:HB3	54:n:57:LEU:HD21	1.97	0.47
3:2:30:ILE:HD13	3:2:93:LEU:HD12	1.97	0.47
9:9:1:MET:SD	9:9:2:ALA:N	2.88	0.47
9:9:17:GLU:HG2	9:9:88:HIS:NE2	2.29	0.47
9:9:18:VAL:HA	9:9:86:MET:CE	2.44	0.47
9:9:31:ARG:NH1	9:9:31:ARG:CG	2.73	0.47
9:9:48:ALA:HB3	9:9:51:TYR:CD2	2.50	0.47
10:A:5:G:C2'	10:A:6:G:C5'	2.93	0.47
10:A:18:G:C6	10:A:57:A:N7	2.83	0.47
11:AA:207:THR:OG1	11:AA:354:ASP:OD2	2.32	0.47
11:AA:898:GLU:OE1	11:AA:898:GLU:HA	2.15	0.47
12:AB:155:LYS:HD3	12:AB:155:LYS:HA	1.53	0.47
14:AE:1060:VAL:HG13	14:AE:1106:ILE:HG12	1.96	0.47
14:AE:1146:GLU:OE2	14:AE:1310:THR:HG22	2.14	0.47
16:AG:63:LEU:HB2	16:AG:73:LYS:HB3	1.97	0.47
10:B:18:G:N3	10:B:58:A:C6	2.82	0.47
4:3:94:ARG:CB	4:3:103:ILE:HD12	2.45	0.47
8:7:-20:A:H2'	8:7:-19:U:C6	2.50	0.47
10:A:9:G:H5''	10:A:10:G:OP2	2.14	0.47
10:A:29:G:H2'	10:A:30:G:O4'	2.15	0.47
14:AE:108:ALA:HB1	14:AE:279:LEU:HD22	1.96	0.47
14:AE:891:ASP:OD2	14:AE:1290:ARG:NH2	2.47	0.47
14:AE:1036:ARG:HE	14:AE:1081:VAL:HG11	1.79	0.47
14:AE:1219:ASP:O	14:AE:1223:LEU:HB2	2.15	0.47
16:AG:61:ARG:HD2	16:AG:73:LYS:CE	2.45	0.47
16:AG:63:LEU:HD22	16:AG:92:TYR:CD1	2.48	0.47
16:AG:479:GLY:O	16:AG:483:MET:HG2	2.15	0.47
41:a:1266:G:OP1	49:i:16:ARG:NE	2.45	0.47
56:p:24:ILE:CD1	56:p:72:LEU:HD21	2.44	0.47
11:AA:318:SER:OG	11:AA:320:ASP:OD1	2.31	0.46
12:AB:133:MET:HE2	12:AB:133:MET:C	2.40	0.46
12:AB:141:PHE:HE2	12:AB:171:VAL:CG2	2.20	0.46
14:AE:24:LEU:CB	14:AE:232:ASN:OD1	2.54	0.46
14:AE:43:THR:HG22	14:AE:57:PHE:HE1	1.80	0.46

Continued on next page...

Continued from previous page...

Atom-1	Atom-2	Interatomic distance (Å)	Clash overlap (Å)
16:AG:210:ARG:HD3	16:AG:217:GLY:CA	2.45	0.46
16:AG:299:ASP:CB	16:AG:303:HIS:HA	2.44	0.46
10:B:18:G:C6	10:B:57:A:N7	2.83	0.46
10:B:60:U:H4'	10:B:61:C:OP2	2.14	0.46
17:C:33:ILE:O	17:C:33:ILE:HG12	2.15	0.46
18:D:604:G:H2'	18:D:605:U:O4'	2.14	0.46
18:D:915:A:C8	18:D:915:A:H3'	2.50	0.46
25:K:111:MET:CE	25:K:125:ALA:HB1	2.39	0.46
39:Y:125:THR:HA	39:Y:128:ILE:HG12	1.98	0.46
40:Z:18:ASP:HB3	40:Z:22:LEU:CD1	2.45	0.46
41:a:517:C:OP2	49:i:10:ARG:NH2	2.48	0.46
41:a:1020:A:C6	41:a:1141:U:O2	2.68	0.46
41:a:1993:U:H4'	50:j:133:THR:HG22	1.96	0.46
8:7:-7:U:C3'	8:7:-7:U:C6	2.98	0.46
12:AB:165:PHE:CA	30:P:91:ASP:HA	2.45	0.46
14:AE:385:LEU:HD23	14:AE:390:LEU:HB2	1.98	0.46
16:AG:353:HIS:HA	16:AG:356:ILE:HG21	1.94	0.46
10:B:60:U:OP2	10:B:61:C:N4	2.45	0.46
18:D:1228:C:P	38:X:107:ARG:HH12	2.38	0.46
19:E:54:MET:O	19:E:57:ILE:HG22	2.15	0.46
40:Z:4:LYS:O	40:Z:4:LYS:HD2	2.15	0.46
41:a:1814:G:C4'	48:h:51:THR:HG21	2.44	0.46
9:9:8:LYS:HZ1	41:a:1046:A:H61	1.63	0.46
14:AE:47:ARG:CZ	14:AE:47:ARG:HB2	2.44	0.46
14:AE:288:PRO:HB2	14:AE:291:ILE:HD12	1.96	0.46
16:AG:12:VAL:CG2	16:AG:16:LYS:HG3	2.46	0.46
10:B:9:G:H5''	10:B:10:G:OP2	2.15	0.46
18:D:1225:A:OP1	38:X:101:ARG:HB2	2.15	0.46
22:H:69:ASP:O	22:H:85:SER:CB	2.63	0.46
25:K:96:MET:CE	25:K:115:LEU:HD11	2.45	0.46
41:a:2756:U:C4	41:a:2759:G:C6	3.03	0.46
62:v:96:ILE:HG21	62:v:126:ILE:HD12	1.98	0.46
10:A:6:G:O2'	10:A:7:G:C5'	2.64	0.46
10:A:18:G:C8	10:A:57:A:N1	2.83	0.46
12:AB:66:PRO:CB	14:AE:281:ARG:CZ	2.85	0.46
12:AB:111:ILE:O	12:AB:114:ARG:O	2.33	0.46
12:AB:140:PRO:HG3	30:P:102:LEU:HD13	1.95	0.46
12:AB:141:PHE:HD1	30:P:84:VAL:HG13	1.79	0.46
12:AB:149:GLU:N	12:AB:149:GLU:CD	2.73	0.46
14:AE:395:LYS:NZ	14:AE:399:LYS:CD	2.74	0.46
16:AG:243:LYS:HG3	16:AG:243:LYS:O	2.16	0.46

Continued on next page...

Continued from previous page...

Atom-1	Atom-2	Interatomic distance (Å)	Clash overlap (Å)
16:AG:353:HIS:O	16:AG:356:ILE:CA	2.63	0.46
18:D:429:U:N3	18:D:431:A:N6	2.63	0.46
18:D:526:C:OP2	32:R:88:LYS:HE3	2.15	0.46
21:G:114:LEU:HA	21:G:144:LEU:HD13	1.98	0.46
8:7:16:A:H2'	8:7:17:G:H8	1.80	0.46
9:9:132:TYR:CE1	40:Z:19:VAL:HG22	2.50	0.46
11:AA:1245:ALA:O	14:AE:375:GLU:HG2	2.15	0.46
12:AB:135:ARG:CG	12:AB:135:ARG:NH1	2.73	0.46
12:AB:144:PHE:CE1	30:P:88:MET:SD	3.08	0.46
14:AE:420:PRO:HA	14:AE:437:PHE:O	2.15	0.46
14:AE:1221:LEU:HD22	14:AE:1306:LEU:HB2	1.96	0.46
16:AG:11:ALA:H	16:AG:12:VAL:HG13	1.81	0.46
16:AG:233:ARG:HB2	16:AG:327:LEU:CD2	2.42	0.46
16:AG:305:MET:HE3	16:AG:305:MET:HB3	1.77	0.46
10:B:18:G:C8	10:B:57:A:N1	2.83	0.46
18:D:1175:G:N3	18:D:1176:A:C8	2.83	0.46
20:F:67:ARG:HD3	20:F:67:ARG:N	2.31	0.46
27:M:24:ALA:O	27:M:27:VAL:HG22	2.16	0.46
30:P:8:ILE:HD12	30:P:25:ILE:CD1	2.46	0.46
60:t:18:ARG:HB2	60:t:45:GLU:HB3	1.97	0.46
10:A:14:A:H1'	10:A:22:G:N2	2.31	0.46
13:AC:64:VAL:HG11	13:AC:78:ILE:HG21	1.97	0.46
14:AE:190:LYS:HB2	14:AE:190:LYS:HE3	1.41	0.46
14:AE:842:ARG:HH22	14:AE:1250:ASP:HB2	1.80	0.46
16:AG:228:ARG:HB3	16:AG:234:ALA:HA	1.98	0.46
10:B:42:G:H2'	10:B:43:A:C8	2.48	0.46
18:D:1103:C:O2	21:G:106:THR:HG21	2.15	0.46
18:D:1308:U:O5'	38:X:98:ARG:HG2	2.16	0.46
22:H:33:LYS:HA	22:H:34:ASP:HA	1.60	0.46
23:I:75:ILE:HD13	23:I:75:ILE:C	2.40	0.46
39:Y:79:LEU:HD13	39:Y:132:ALA:HA	1.97	0.46
11:AA:909:LYS:H	11:AA:909:LYS:HG3	1.60	0.46
12:AB:133:MET:N	12:AB:133:MET:CE	2.73	0.46
16:AG:110:ALA:HB1	16:AG:114:ILE:HG12	1.69	0.46
17:C:12:ARG:CZ	22:H:264:GLU:HA	2.46	0.46
21:G:16:PHE:CD2	22:H:42:LEU:O	2.69	0.46
29:O:63:LEU:HD13	29:O:65:ILE:HD11	1.97	0.46
36:V:8:LEU:HD23	36:V:25:ILE:HG21	1.97	0.46
39:Y:42:ASN:HA	39:Y:45:THR:HB	1.98	0.46
41:a:2291:U:H2'	41:a:2292:U:C6	2.51	0.46
46:f:25:LEU:C	46:f:25:LEU:HD13	2.41	0.46

Continued on next page...

Continued from previous page...

Atom-1	Atom-2	Interatomic distance (Å)	Clash overlap (Å)
50:j:152:PRO:HG3	50:j:156:PHE:CZ	2.50	0.46
63:w:28:LEU:HD23	63:w:48:VAL:HG21	1.98	0.46
10:A:68:C:H3'	10:A:69:C:H5''	1.96	0.46
11:AA:735:LYS:HA	11:AA:748:ILE:HG22	1.98	0.46
11:AA:854:ILE:HG12	16:AG:106:THR:CG2	2.45	0.46
11:AA:861:ALA:O	11:AA:882:ILE:HD13	2.15	0.46
12:AB:126:THR:HG21	12:AB:130:PRO:HD3	1.98	0.46
18:D:373:A:C2	18:D:374:A:C8	3.03	0.46
22:H:291:GLY:HA2	22:H:305:HIS:O	2.15	0.46
30:P:99:GLN:O	30:P:99:GLN:HG2	2.16	0.46
38:X:16:VAL:HG23	38:X:17:ILE:HD12	1.97	0.46
50:j:186:LEU:HD21	65:y:4:ILE:HG21	1.98	0.46
52:l:149:ILE:CD1	52:l:188:MET:HE3	2.46	0.46
7:6:21:DA:C6	8:7:15:G:C2	3.03	0.46
11:AA:689:ALA:HB2	11:AA:1233:LEU:HD23	1.97	0.46
11:AA:854:ILE:HG13	11:AA:887:VAL:CB	2.46	0.46
11:AA:1314:GLN:HB2	15:AF:28:ARG:HH12	1.81	0.46
12:AB:172:GLU:N	12:AB:172:GLU:CD	2.73	0.46
16:AG:226:ALA:HB1	16:AG:228:ARG:HH11	1.81	0.46
16:AG:271:ILE:H	16:AG:271:ILE:HG12	1.49	0.46
16:AG:402:THR:C	16:AG:405:ALA:HB3	2.41	0.46
10:B:11:A:C2'	10:B:12:G:O4'	2.60	0.46
10:B:58:A:C1'	10:B:60:U:C5	2.99	0.46
22:H:316:ILE:HD11	22:H:321:VAL:HG11	1.97	0.46
41:a:299:A:N1	41:a:322:A:O2'	2.47	0.46
48:h:76:ALA:HB2	48:h:96:TYR:CD1	2.51	0.46
59:s:30:THR:CG2	59:s:31:GLU:N	2.79	0.46
9:9:34:THR:HG22	9:9:38:MET:CE	2.46	0.46
10:A:41:C:C5'	27:M:143:ARG:HD2	2.46	0.46
11:AA:176:ILE:HD11	11:AA:428:VAL:HG21	1.98	0.46
11:AA:230:PHE:HB2	11:AA:333:ILE:HB	1.97	0.46
13:AD:185:TYR:HA	13:AD:202:VAL:O	2.16	0.46
14:AE:128:LEU:HD21	14:AE:188:LEU:HB3	1.97	0.46
15:AF:25:ARG:NH1	15:AF:61:ASN:OD1	2.49	0.46
31:Q:34:ILE:HG12	31:Q:70:CYS:SG	2.56	0.46
39:Y:37:PHE:CE1	39:Y:56:VAL:HG11	2.51	0.46
9:9:50:VAL:HG22	39:Y:119:ALA:C	2.41	0.45
9:9:50:VAL:CG2	39:Y:120:ASP:N	2.79	0.45
11:AA:905:ILE:O	16:AG:5:ILE:CG1	2.65	0.45
11:AA:1311:GLY:O	15:AF:31:GLN:NE2	2.49	0.45
14:AE:209:ASN:HA	14:AE:214:ARG:NH2	2.31	0.45

Continued on next page...

Continued from previous page...

Atom-1	Atom-2	Interatomic distance (Å)	Clash overlap (Å)
16:AG:3:LYS:HG2	16:AG:6:LEU:HD12	1.98	0.45
16:AG:138:ILE:HD12	16:AG:183:LEU:CD1	2.45	0.45
16:AG:362:TYR:HA	16:AG:413:ALA:HB3	1.94	0.45
16:AG:403:VAL:C	16:AG:405:ALA:N	2.73	0.45
10:B:14:A:H1'	10:B:22:G:N2	2.31	0.45
26:L:67:PRO:O	26:L:70:VAL:HG22	2.15	0.45
38:X:106:ALA:HB3	38:X:110:LYS:HD2	1.98	0.45
41:a:784:G:H5'	41:a:785:G:OP1	2.15	0.45
41:a:1720:U:H2'	41:a:1721:G:O4'	2.16	0.45
41:a:2168:G:OP1	41:a:2168:G:C8	2.68	0.45
41:a:2298:A:C6	41:a:2299:U:C2	3.04	0.45
9:9:60:LEU:HB2	9:9:61:ARG:NH2	2.31	0.45
11:AA:27:LEU:O	11:AA:528:ARG:NH1	2.43	0.45
13:AD:35:PHE:HA	13:AD:38:THR:HG22	1.97	0.45
13:AD:290:LEU:CB	16:AG:78:GLU:O	2.64	0.45
14:AE:1167:LYS:NZ	14:AE:1170:LYS:HB2	2.30	0.45
16:AG:168:LEU:CB	16:AG:171:GLU:HB2	2.46	0.45
16:AG:288:MET:HE3	16:AG:289:ALA:N	2.31	0.45
16:AG:314:LEU:HD22	16:AG:318:ILE:HD11	1.98	0.45
16:AG:316:GLN:HE21	16:AG:316:GLN:HB2	1.49	0.45
10:B:6:G:O2'	10:B:7:G:C5'	2.63	0.45
10:B:48:C:N4	10:B:59:A:C5	2.84	0.45
21:G:19:GLN:OE1	22:H:76:GLU:HB3	2.12	0.45
41:a:2070:A:H2'	41:a:2071:A:O4'	2.16	0.45
54:n:17:MET:HE2	54:n:25:VAL:HA	1.98	0.45
6:5:110:DA:N1	11:AA:536:GLY:O	2.49	0.45
7:6:15:DC:N3	7:6:16:DC:C4	2.85	0.45
9:9:39:THR:HA	9:9:42:ARG:HH11	1.81	0.45
9:9:111:ALA:HB3	9:9:114:GLU:HG3	1.98	0.45
9:9:127:ALA:O	9:9:130:PRO:HG2	2.16	0.45
10:A:58:A:C1'	10:A:60:U:C5	2.99	0.45
14:AE:220:ARG:HG2	14:AE:220:ARG:NH1	2.26	0.45
18:D:1517:G:H1'	41:a:1919:A:O2'	2.16	0.45
23:I:155:GLY:HA2	23:I:163:ALA:HB1	1.99	0.45
40:Z:26:MET:HE2	40:Z:26:MET:HB2	1.71	0.45
52:l:170:ARG:NH2	52:l:176:ASP:OD1	2.49	0.45
54:n:57:LEU:HD22	54:n:89:VAL:CG2	2.46	0.45
11:AA:103:VAL:HG12	11:AA:117:ILE:HG22	1.97	0.45
11:AA:557:ARG:NH2	11:AA:607:SER:O	2.50	0.45
12:AB:165:PHE:CA	30:P:90:LEU:O	2.63	0.45
14:AE:115:TRP:HB3	14:AE:1333:THR:CG2	2.47	0.45

Continued on next page...

Continued from previous page...

Atom-1	Atom-2	Interatomic distance (Å)	Clash overlap (Å)
14:AE:201:LEU:CD1	14:AE:224:LEU:HD12	2.47	0.45
16:AG:183:LEU:CD2	16:AG:197:VAL:HG22	2.46	0.45
21:G:208:ARG:HH12	22:H:29:VAL:HG11	1.82	0.45
23:I:117:ALA:HB2	23:I:200:VAL:CG1	2.46	0.45
41:a:645:C:H2'	41:a:647:G:C8	2.52	0.45
41:a:1327:A:H2'	41:a:1328:A:O4'	2.17	0.45
41:a:1695:G:N7	48:h:14:ARG:NH2	2.64	0.45
9:9:31:ARG:HE	41:a:1054:A:C5'	2.18	0.45
10:A:60:U:OP2	10:A:61:C:N4	2.45	0.45
11:AA:674:ASP:OD2	11:AA:1070:HIS:ND1	2.50	0.45
11:AA:858:GLY:C	11:AA:860:ALA:N	2.73	0.45
12:AB:129:GLU:H	12:AB:180:LYS:CD	2.29	0.45
14:AE:141:PHE:HE2	14:AE:296:LYS:CB	2.22	0.45
14:AE:161:THR:H	14:AE:164:GLN:HB2	1.82	0.45
16:AG:302:LYS:HZ1	16:AG:302:LYS:C	2.10	0.45
16:AG:437:LEU:CG	16:AG:456:LEU:CD1	2.92	0.45
18:D:868:C:H2'	18:D:869:G:O4'	2.16	0.45
41:a:560:C:O2	66:z:48:ARG:NH1	2.41	0.45
8:7:-7:U:H3'	8:7:-7:U:C6	2.52	0.45
8:7:14:U:H2'	8:7:15:G:C8	2.51	0.45
9:9:106:PHE:CG	9:9:106:PHE:O	2.69	0.45
11:AA:694:ARG:HH22	13:AC:80:GLU:HG3	1.82	0.45
12:AB:165:PHE:CE1	30:P:87:LEU:O	2.69	0.45
13:AC:218:ARG:NH1	13:AD:231:PHE:O	2.50	0.45
14:AE:388:ARG:HG2	14:AE:388:ARG:NH1	2.32	0.45
16:AG:142:VAL:HB	16:AG:175:PRO:HA	1.99	0.45
16:AG:285:ILE:HG23	16:AG:293:VAL:HG11	1.82	0.45
16:AG:434:LEU:HD11	16:AG:455:THR:CA	2.46	0.45
16:AG:440:VAL:HG21	16:AG:481:LEU:HD22	1.88	0.45
18:D:1397:C:O5'	18:D:1397:C:C6	2.70	0.45
22:H:19:ARG:O	22:H:72:LEU:HD13	2.16	0.45
39:Y:64:ARG:HE	39:Y:64:ARG:HB2	1.51	0.45
39:Y:116:MET:CB	39:Y:124:MET:HG2	2.46	0.45
41:a:1067:A:O2'	41:a:1068:G:O4'	2.31	0.45
9:9:58:THR:HB	9:9:82:ILE:H	1.80	0.45
10:A:48:C:C5	10:A:59:A:C8	3.05	0.45
10:A:48:C:N4	10:A:59:A:C5	2.84	0.45
11:AA:24:VAL:HG11	11:AA:704:MET:HE1	1.99	0.45
11:AA:852:ALA:HA	11:AA:869:GLY:N	2.31	0.45
11:AA:908:GLU:CB	16:AG:104:ARG:CD	2.95	0.45
16:AG:433:ASP:HB3	16:AG:456:LEU:CD1	2.47	0.45

Continued on next page...

Continued from previous page...

Atom-1	Atom-2	Interatomic distance (Å)	Clash overlap (Å)
18:D:915:A:H8	18:D:915:A:O5'	2.00	0.45
21:G:114:LEU:HD13	21:G:144:LEU:CB	2.46	0.45
22:H:332:VAL:HG11	22:H:335:ILE:CG1	2.38	0.45
24:J:165:ARG:NH1	24:J:165:ARG:HB2	2.32	0.45
8:7:-13:U:OP2	18:D:1397:C:O2	2.34	0.45
12:AB:165:PHE:HA	30:P:91:ASP:HA	1.99	0.45
13:AD:68:TYR:HE1	13:AD:79:LEU:HD13	1.82	0.45
13:AD:296:GLY:CA	16:AG:82:TYR:CE1	2.99	0.45
14:AE:213:LYS:CA	14:AE:213:LYS:HE3	2.47	0.45
14:AE:478:LEU:HD21	15:AF:47:THR:HG23	1.99	0.45
16:AG:9:VAL:HG12	16:AG:10:GLU:HG3	1.99	0.45
10:B:68:C:H3'	10:B:69:C:H5''	1.96	0.45
18:D:1493:A:C8	18:D:1493:A:OP1	2.70	0.45
20:F:21:ARG:HH22	22:H:341:ARG:HD2	1.82	0.45
27:M:27:VAL:HG12	27:M:43:VAL:HG11	1.98	0.45
41:a:340:A:O2'	52:l:162:ARG:NH1	2.50	0.45
48:h:6:CYS:SG	48:h:13:ARG:NH1	2.89	0.45
2:1:17:VAL:HG12	2:1:76:VAL:HG21	1.98	0.45
9:9:72:LEU:HD22	9:9:72:LEU:C	2.42	0.45
9:9:96:PHE:HD1	9:9:96:PHE:HA	1.70	0.45
11:AA:1334:GLY:O	14:AE:25:ALA:HB3	2.17	0.45
12:AB:128:PHE:CB	12:AB:180:LYS:HG3	2.43	0.45
14:AE:506:VAL:HG23	14:AE:628:GLY:HA3	1.98	0.45
14:AE:1158:GLU:HA	14:AE:1223:LEU:HD21	1.99	0.45
18:D:1240:U:OP1	27:M:116:MET:HB2	2.16	0.45
41:a:1906:G:H4'	41:a:1906:G:OP1	2.16	0.45
41:a:2315:G:H5'	54:n:157:THR:HG23	1.97	0.45
9:9:106:PHE:O	9:9:106:PHE:CD2	2.70	0.45
9:9:139:LEU:CD2	40:Z:11:VAL:HG22	2.47	0.45
14:AE:847:ASP:N	14:AE:847:ASP:OD1	2.49	0.45
14:AE:926:PRO:HB2	14:AE:1241:TYR:HE1	1.82	0.45
16:AG:314:LEU:HD23	16:AG:314:LEU:HA	1.85	0.45
22:H:84:LEU:N	22:H:84:LEU:CD2	2.78	0.45
41:a:1385:A:O2'	41:a:1396:U:O2	2.35	0.45
41:a:1925:C:C5	41:a:1925:C:OP2	2.70	0.45
41:a:2547:A:H2'	41:a:2548:U:C6	2.52	0.45
64:x:18:LEU:HD23	64:x:25:ARG:HD2	1.99	0.45
8:7:-9:U:C3'	8:7:-9:U:C6	3.00	0.44
16:AG:107:THR:HG22	16:AG:111:LYS:CG	2.45	0.44
16:AG:143:LYS:HG3	16:AG:153:ASP:HB2	1.99	0.44
16:AG:429:LYS:HB2	16:AG:430:PRO:HD2	1.99	0.44

Continued on next page...

Continued from previous page...

Atom-1	Atom-2	Interatomic distance (Å)	Clash overlap (Å)
16:AG:434:LEU:HD11	16:AG:454:CYS:C	2.39	0.44
10:B:49:G:C2'	10:B:50:U:H5'	2.47	0.44
29:O:80:ARG:O	29:O:84:THR:HG23	2.17	0.44
39:Y:34:ILE:HG22	39:Y:34:ILE:O	2.17	0.44
41:a:1082:U:H3	41:a:1086:A:N6	2.15	0.44
44:d:48:U:H2'	44:d:49:C:C6	2.52	0.44
10:A:49:G:C2'	10:A:50:U:H5'	2.47	0.44
10:A:76:A:C2	55:o:31:HIS:NE2	2.85	0.44
11:AA:557:ARG:HB3	11:AA:587:LEU:HD13	2.00	0.44
11:AA:561:ILE:HG21	14:AE:772:TYR:HE2	1.82	0.44
11:AA:1246:ARG:HH11	11:AA:1266:GLY:HA2	1.82	0.44
12:AB:169:THR:CG2	30:P:98:VAL:O	2.64	0.44
13:AD:78:ILE:HA	13:AD:81:ILE:HG22	2.00	0.44
14:AE:201:LEU:HD11	14:AE:220:ARG:NH1	2.31	0.44
14:AE:201:LEU:CB	14:AE:221:ILE:HD13	2.47	0.44
14:AE:1357:ILE:HG22	14:AE:1359:ALA:H	1.83	0.44
16:AG:429:LYS:CB	16:AG:430:PRO:HD2	2.47	0.44
10:B:37:A:N3	10:B:37:A:H5''	2.32	0.44
18:D:198:G:OP2	18:D:198:G:C8	2.70	0.44
18:D:376:G:C2	18:D:389:A:C2	3.05	0.44
22:H:290:TYR:O	22:H:305:HIS:C	2.56	0.44
39:Y:140:GLU:OE1	39:Y:140:GLU:N	2.50	0.44
41:a:68:G:N2	41:a:74:A:OP2	2.49	0.44
41:a:930:G:H1'	46:f:25:LEU:HD11	1.98	0.44
41:a:1007:C:OP1	59:s:37:ARG:NH2	2.50	0.44
8:7:11:U:C4	8:7:11:U:OP2	2.70	0.44
11:AA:11:ILE:HG22	11:AA:1172:LEU:HD11	1.99	0.44
11:AA:1002:LEU:HD21	11:AA:1007:LYS:HB2	1.98	0.44
14:AE:109:SER:HB2	14:AE:296:LYS:HG2	1.98	0.44
14:AE:141:PHE:CE2	14:AE:296:LYS:CB	2.94	0.44
14:AE:515:ARG:NH2	14:AE:718:SER:O	2.48	0.44
10:B:25:C:C2'	10:B:26:G:H5'	2.47	0.44
18:D:13:U:C2	18:D:915:A:C5	3.06	0.44
18:D:1176:A:H2'	18:D:1177:G:O4'	2.16	0.44
18:D:1340:A:H8	18:D:1340:A:O5'	2.00	0.44
21:G:114:LEU:HD13	21:G:144:LEU:HB3	1.99	0.44
22:H:135:LEU:CB	22:H:167:VAL:O	2.63	0.44
24:J:197:GLU:HA	24:J:200:ILE:HD12	1.99	0.44
41:a:57:C:H2'	41:a:58:G:O4'	2.18	0.44
8:7:11:U:OP2	8:7:11:U:C5	2.71	0.44
8:7:17:G:H2'	8:7:18:A:H8	1.80	0.44

Continued on next page...

Continued from previous page...

Atom-1	Atom-2	Interatomic distance (Å)	Clash overlap (Å)
9:9:16:SER:HB2	9:9:20:LYS:NZ	2.33	0.44
9:9:43:LYS:C	9:9:43:LYS:CD	2.86	0.44
11:AA:905:ILE:HG23	16:AG:5:ILE:CD1	2.48	0.44
11:AA:908:GLU:CA	16:AG:104:ARG:CB	2.53	0.44
11:AA:1332:SER:C	14:AE:243:PRO:HG2	2.42	0.44
14:AE:128:LEU:CD2	14:AE:188:LEU:HB3	2.47	0.44
14:AE:395:LYS:NZ	14:AE:399:LYS:HE2	2.32	0.44
14:AE:1227:HIS:HA	14:AE:1230:THR:HG22	1.99	0.44
16:AG:200:SER:C	16:AG:230:PRO:HG2	2.39	0.44
16:AG:320:ARG:HB2	16:AG:323:GLN:CB	2.48	0.44
16:AG:362:TYR:HE1	16:AG:414:LEU:HD21	1.80	0.44
10:B:9:G:O2'	10:B:45:G:H2'	2.18	0.44
10:B:49:G:O5'	10:B:49:G:C8	2.71	0.44
17:C:61:ARG:HG2	26:L:88:MET:HE1	1.98	0.44
19:E:55:GLN:N	19:E:56:PRO:HD2	2.32	0.44
22:H:332:VAL:HG13	22:H:342:ILE:HG23	1.98	0.44
34:T:21:ASP:OD1	34:T:22:THR:N	2.49	0.44
39:Y:95:ASP:OD2	39:Y:95:ASP:N	2.50	0.44
41:a:954:G:OP2	62:v:16:ARG:NH2	2.50	0.44
58:r:15:LEU:HD13	58:r:15:LEU:C	2.42	0.44
6:5:108:DT:O4	11:AA:199:ASP:OD2	2.35	0.44
7:6:15:DC:C4	7:6:16:DC:C5	3.05	0.44
8:7:-12:U:C6	8:7:-12:U:OP2	2.71	0.44
9:9:24:SER:HB2	9:9:116:GLU:HG2	1.98	0.44
10:A:18:G:O2'	10:A:60:U:N3	2.48	0.44
11:AA:800:MET:HB2	11:AA:800:MET:HE3	1.69	0.44
11:AA:1314:GLN:HA	15:AF:28:ARG:HH22	1.82	0.44
14:AE:75:TYR:CD2	14:AE:75:TYR:O	2.70	0.44
14:AE:1108:GLN:HG3	14:AE:1109:LEU:HD12	1.99	0.44
16:AG:197:VAL:HG11	16:AG:199:ARG:NH2	2.30	0.44
16:AG:339:MET:HE2	16:AG:343:ASP:HB3	1.98	0.44
16:AG:353:HIS:C	16:AG:357:ASP:HB2	2.43	0.44
18:D:35:G:N3	32:R:115:SER:OG	2.47	0.44
18:D:109:A:C6	18:D:326:G:C6	3.05	0.44
41:a:1326:U:O2'	41:a:2010:G:O2'	2.35	0.44
53:m:12:ARG:HG3	53:m:44:VAL:HG11	2.00	0.44
54:n:29:PRO:HB2	54:n:169:LEU:HD22	1.99	0.44
3:2:1:MET:N	41:a:142:A:O2'	2.48	0.44
9:9:9:GLN:CD	9:9:9:GLN:C	2.85	0.44
10:A:34:C:OP1	27:M:84:THR:OG1	2.35	0.44
10:A:57:A:O5'	10:A:58:A:P	2.76	0.44

Continued on next page...

Continued from previous page...

Atom-1	Atom-2	Interatomic distance (Å)	Clash overlap (Å)
11:AA:28:LEU:HD21	11:AA:524:ILE:HG13	1.98	0.44
11:AA:1298:VAL:HG11	14:AE:96:LYS:NZ	2.33	0.44
14:AE:111:THR:CG2	14:AE:300:GLN:HA	2.48	0.44
14:AE:111:THR:HG21	14:AE:303:VAL:HB	2.00	0.44
14:AE:850:LYS:HB3	14:AE:855:ASP:HB2	2.00	0.44
14:AE:1026:PRO:HB2	14:AE:1028:ILE:HG23	2.00	0.44
16:AG:243:LYS:HE2	21:G:179:LEU:HD22	1.99	0.44
16:AG:282:GLN:HA	16:AG:282:GLN:HE21	1.82	0.44
21:G:16:PHE:CG	22:H:43:LYS:HA	2.52	0.44
22:H:109:THR:C	22:H:153:GLU:HA	2.43	0.44
24:J:61:VAL:CG2	24:J:200:ILE:HD11	2.39	0.44
6:5:116:DG:C6	6:5:117:DA:C6	3.06	0.44
10:A:56:C:OP1	41:a:2168:G:C4	2.71	0.44
11:AA:888:THR:N	11:AA:913:VAL:CG1	2.81	0.44
11:AA:998:LEU:HG	11:AA:1011:LEU:HB3	1.99	0.44
11:AA:1157:GLN:HG3	11:AA:1159:VAL:HG13	2.00	0.44
14:AE:978:ARG:HD3	14:AE:999:TYR:H	1.82	0.44
14:AE:1033:GLY:HA3	14:AE:1081:VAL:O	2.18	0.44
16:AG:227:ALA:HB2	16:AG:330:GLN:O	2.18	0.44
10:B:22:G:H2'	10:B:23:C:C5	2.52	0.44
10:B:34:C:C5	10:B:34:C:OP1	2.70	0.44
10:B:48:C:C5	10:B:59:A:C8	3.05	0.44
18:D:976:G:C8	18:D:1358:U:O2	2.71	0.44
41:a:214:G:N2	41:a:216:A:N3	2.66	0.44
41:a:1927:A:C8	41:a:1927:A:O5'	2.70	0.44
59:s:114:LEU:HA	59:s:114:LEU:HD12	1.87	0.44
12:AB:162:VAL:HG12	12:AB:164:ILE:HG23	1.98	0.44
13:AD:29:GLU:HB3	13:AD:200:LYS:HG3	1.99	0.44
16:AG:27:LEU:CD2	16:AG:114:ILE:HG23	2.48	0.44
16:AG:183:LEU:HD22	16:AG:195:LEU:HD13	2.00	0.44
16:AG:227:ALA:CB	16:AG:330:GLN:C	2.91	0.44
16:AG:442:ARG:O	16:AG:446:PHE:CE2	2.63	0.44
10:B:1:C:C5	10:B:2:G:N7	2.86	0.44
10:B:34:C:O5'	10:B:34:C:C6	2.70	0.44
18:D:17:U:H2'	18:D:18:C:C6	2.52	0.44
38:X:23:TYR:CD2	38:X:69:LEU:HD23	2.53	0.44
39:Y:37:PHE:CD2	39:Y:37:PHE:O	2.70	0.44
40:Z:30:PHE:HD1	40:Z:30:PHE:HA	1.75	0.44
41:a:74:A:N7	41:a:88:G:C5	2.86	0.44
41:a:631:A:N3	41:a:2415:G:O2'	2.48	0.44
41:a:2133:G:O2'	41:a:2157:G:N2	2.51	0.44

Continued on next page...

Continued from previous page...

Atom-1	Atom-2	Interatomic distance (Å)	Clash overlap (Å)
41:a:2395:C:H2'	41:a:2396:G:O4'	2.18	0.44
45:e:59:GLU:O	45:e:63:ALA:HB3	2.18	0.44
59:s:73:VAL:HG11	59:s:75:TYR:CZ	2.53	0.44
8:7:-8:U:H5''	8:7:-8:U:H6	1.82	0.44
10:A:22:G:H2'	10:A:23:C:C5	2.52	0.44
12:AB:95:GLY:C	14:AE:162:GLU:HG3	2.43	0.44
12:AB:173:LEU:HD13	30:P:102:LEU:HD23	1.97	0.44
14:AE:213:LYS:HE3	14:AE:213:LYS:HA	1.99	0.44
16:AG:46:ARG:HH12	16:AG:92:TYR:HB3	1.83	0.44
16:AG:355:ALA:CB	16:AG:382:GLU:CG	2.54	0.44
10:B:5:G:C2'	10:B:6:G:C5'	2.93	0.44
10:B:26:G:N2	10:B:45:G:N2	2.66	0.44
10:B:56:C:H2'	10:B:57:A:C5'	2.27	0.44
10:B:57:A:O5'	10:B:58:A:P	2.76	0.44
18:D:397:A:H3'	18:D:397:A:N3	2.32	0.44
23:I:58:GLU:OE1	30:P:94:ALA:HB3	2.18	0.44
41:a:1047:G:N2	41:a:1110:G:O2'	2.50	0.44
9:9:62:ARG:CG	9:9:62:ARG:NH2	2.73	0.43
9:9:71:CYS:CA	9:9:117:LEU:HD13	2.48	0.43
10:A:9:G:O2'	10:A:45:G:H2'	2.18	0.43
11:AA:829:THR:HG23	11:AA:1059:ARG:HG2	1.99	0.43
12:AB:140:PRO:CG	30:P:102:LEU:CD2	2.94	0.43
16:AG:19:PRO:CB	16:AG:22:LYS:HD2	2.48	0.43
16:AG:440:VAL:HG13	16:AG:444:LEU:HB2	2.00	0.43
16:AG:442:ARG:C	16:AG:446:PHE:HD2	2.15	0.43
22:H:38:VAL:HG22	22:H:48:ILE:HD11	1.99	0.43
22:H:76:GLU:HA	22:H:76:GLU:OE2	2.18	0.43
41:a:39:G:H1'	52:l:43:THR:HG21	1.99	0.43
41:a:742:A:C2	41:a:755:U:N3	2.81	0.43
41:a:1386:C:H2'	41:a:1387:A:C8	2.53	0.43
43:c:37:ARG:HG2	43:c:48:THR:HG23	2.00	0.43
58:r:55:GLU:HA	58:r:58:LEU:HD12	1.99	0.43
8:7:-7:U:P	23:I:132:ARG:HH12	2.41	0.43
10:A:25:C:C2'	10:A:26:G:H5'	2.48	0.43
11:AA:811:ASN:ND2	11:AA:1098:LEU:O	2.51	0.43
12:AB:95:GLY:O	14:AE:162:GLU:OE2	2.36	0.43
12:AB:167:ARG:NH2	30:P:93:ALA:O	2.50	0.43
14:AE:62:PHE:N	14:AE:62:PHE:CD1	2.86	0.43
10:B:72:A:H2'	10:B:73:A:C5'	2.33	0.43
22:H:61:GLU:HG2	22:H:62:ILE:HG23	2.00	0.43
22:H:294:VAL:HG21	22:H:330:VAL:HG21	1.99	0.43

Continued on next page...

Continued from previous page...

Atom-1	Atom-2	Interatomic distance (Å)	Clash overlap (Å)
22:H:335:ILE:HG12	22:H:342:ILE:HG23	2.00	0.43
39:Y:7:TYR:CD2	39:Y:7:TYR:O	2.70	0.43
39:Y:19:PRO:HG2	39:Y:24:GLY:N	2.32	0.43
41:a:1209:U:O2'	41:a:1237:A:N1	2.40	0.43
45:e:56:LEU:HD23	45:e:56:LEU:HA	1.87	0.43
66:z:76:TYR:OH	66:z:92:ARG:NH1	2.51	0.43
11:AA:678:ARG:HD3	11:AA:678:ARG:HA	1.84	0.43
12:AB:165:PHE:CE1	30:P:87:LEU:CA	2.98	0.43
14:AE:1079:LYS:HD3	14:AE:1098:GLN:HB3	2.00	0.43
16:AG:402:THR:C	16:AG:405:ALA:H	2.26	0.43
10:B:22:G:O2'	10:B:23:C:O5'	2.36	0.43
18:D:337:G:H2'	18:D:338:A:C8	2.52	0.43
21:G:76:ALA:CB	21:G:210:VAL:HG11	2.48	0.43
22:H:302:GLY:HA3	22:H:344:LEU:HD13	2.00	0.43
54:n:77:PHE:N	54:n:77:PHE:CD1	2.82	0.43
8:7:-14:U:H6	8:7:-14:U:H3'	1.84	0.43
10:A:1:C:C5	10:A:2:G:N7	2.86	0.43
10:A:22:G:O2'	10:A:23:C:O5'	2.36	0.43
10:A:26:G:N2	10:A:45:G:N2	2.66	0.43
10:A:49:G:O5'	10:A:49:G:C8	2.71	0.43
11:AA:746:ALA:O	11:AA:974:ARG:NH2	2.45	0.43
14:AE:76:LYS:HB3	14:AE:76:LYS:NZ	2.32	0.43
14:AE:126:LEU:HD12	14:AE:223:LEU:HD22	1.99	0.43
16:AG:123:ARG:HG2	16:AG:123:ARG:HH11	1.82	0.43
16:AG:210:ARG:NE	16:AG:217:GLY:HA2	2.32	0.43
16:AG:400:GLU:H	16:AG:400:GLU:HG2	1.40	0.43
18:D:842:U:H3'	18:D:843:U:C5'	2.48	0.43
21:G:206:ALA:O	21:G:210:VAL:HG23	2.18	0.43
22:H:119:GLY:O	22:H:120:PHE:C	2.62	0.43
39:Y:121:ILE:HA	39:Y:124:MET:SD	2.58	0.43
41:a:2469:A:N6	41:a:2481:G:O2'	2.52	0.43
41:a:2638:G:O2'	41:a:2775:G:N2	2.41	0.43
9:9:106:PHE:CD2	9:9:106:PHE:C	2.95	0.43
12:AB:7:LYS:HG2	12:AB:74:VAL:HG13	2.01	0.43
14:AE:105:ILE:HD12	14:AE:242:LEU:CD2	2.44	0.43
14:AE:107:LEU:HA	14:AE:276:ASN:ND2	2.33	0.43
14:AE:824:PRO:HD3	14:AE:835:LEU:HD12	2.00	0.43
15:AF:58:LEU:HD12	15:AF:59:ILE:HG12	2.00	0.43
16:AG:12:VAL:HG23	16:AG:16:LYS:HE3	1.99	0.43
16:AG:210:ARG:HD3	16:AG:217:GLY:HA2	2.01	0.43
16:AG:219:GLU:HG2	21:G:155:GLY:HA2	1.13	0.43

Continued on next page...

Continued from previous page...

Atom-1	Atom-2	Interatomic distance (Å)	Clash overlap (Å)
16:AG:343:ASP:HB3	16:AG:347:LYS:HE3	2.01	0.43
41:a:1589:U:C2	41:a:1590:A:C8	3.06	0.43
41:a:2252:G:O2'	41:a:2253:G:H5'	2.18	0.43
62:v:35:ALA:HB2	62:v:102:LEU:HD11	2.00	0.43
63:w:9:GLN:O	63:w:17:ARG:NH2	2.51	0.43
63:w:49:GLU:HB2	63:w:50:PRO:HD3	2.01	0.43
11:AA:1244:HIS:NE2	11:AA:1266:GLY:O	2.44	0.43
11:AA:1247:SER:HB3	14:AE:375:GLU:O	2.17	0.43
12:AB:132:GLU:CB	12:AB:147:VAL:HG13	2.49	0.43
12:AB:157:ARG:HA	12:AB:157:ARG:HD3	1.33	0.43
13:AD:192:VAL:HG12	13:AD:193:GLU:H	1.83	0.43
13:AD:212:ASP:OD1	13:AD:212:ASP:N	2.48	0.43
13:AD:291:LYS:HA	16:AG:81:ARG:NH1	2.24	0.43
14:AE:126:LEU:CD1	14:AE:223:LEU:HD22	2.49	0.43
16:AG:38:LYS:HB3	16:AG:39:TYR:H	1.48	0.43
16:AG:243:LYS:HB2	21:G:179:LEU:CB	2.30	0.43
16:AG:431:ALA:O	16:AG:435:LEU:HG	2.18	0.43
18:D:684:U:H2'	18:D:685:G:O4'	2.18	0.43
18:D:1499:A:O2'	18:D:1500:A:C5'	2.67	0.43
22:H:280:LEU:HB2	22:H:330:VAL:O	2.18	0.43
25:K:150:PRO:O	25:K:153:VAL:HG22	2.18	0.43
54:n:123:ASP:C	54:n:123:ASP:OD1	2.62	0.43
6:5:115:DA:P	14:AE:1148:ARG:HG3	2.58	0.43
9:9:52:MET:HE1	9:9:85:SER:HB2	2.00	0.43
10:A:46:G:O2'	10:A:47:U:H5''	2.19	0.43
11:AA:300:ASP:OD1	11:AA:313:ALA:N	2.51	0.43
11:AA:646:SER:OG	11:AA:647:ARG:N	2.52	0.43
12:AB:127:LEU:HD12	12:AB:127:LEU:HA	1.87	0.43
14:AE:395:LYS:HE3	14:AE:395:LYS:HB3	1.45	0.43
14:AE:1024:THR:HG23	14:AE:1123:ARG:HA	2.00	0.43
16:AG:226:ALA:HB1	16:AG:228:ARG:NH1	2.34	0.43
16:AG:235:LYS:HZ3	16:AG:235:LYS:HG3	1.61	0.43
16:AG:252:VAL:HG13	16:AG:256:GLY:HA2	1.99	0.43
16:AG:318:ILE:CG1	16:AG:338:VAL:HG11	2.48	0.43
18:D:324:G:N2	18:D:327:A:C8	2.86	0.43
18:D:1126:U:OP1	30:P:7:ARG:NH2	2.51	0.43
18:D:1417:G:C6	18:D:1482:G:C6	3.06	0.43
38:X:106:ALA:HB3	38:X:110:LYS:CD	2.47	0.43
41:a:1668:A:O2'	41:a:1674:G:N7	2.44	0.43
7:6:12:DC:O5'	7:6:12:DC:H6	2.01	0.43
9:9:118:ILE:HB	9:9:119:PRO:CD	2.45	0.43

Continued on next page...

Continued from previous page...

Atom-1	Atom-2	Interatomic distance (Å)	Clash overlap (Å)
11:AA:859:GLU:CG	16:AG:37:LYS:NZ	2.74	0.43
12:AB:116:GLN:HG2	12:AB:116:GLN:O	2.17	0.43
14:AE:245:LEU:CG	14:AE:246:PRO:HD2	2.47	0.43
14:AE:568:SER:HB3	14:AE:570:LYS:NZ	2.34	0.43
16:AG:1:MET:HE3	16:AG:1:MET:HB3	1.96	0.43
16:AG:167:MET:HE3	16:AG:173:PHE:CZ	2.53	0.43
16:AG:363:LEU:CD2	16:AG:409:ARG:N	2.81	0.43
16:AG:393:LEU:CG	16:AG:398:LEU:HD22	2.22	0.43
17:C:12:ARG:HD3	17:C:16:GLU:OE1	2.18	0.43
18:D:826:C:O2	28:N:16:ASN:ND2	2.52	0.43
41:a:1020:A:C2	41:a:1141:U:C2	3.07	0.43
41:a:1095:A:H2'	41:a:1096:A:C8	2.54	0.43
10:A:36:U:H2'	10:A:37:A:O4'	2.19	0.43
16:AG:227:ALA:CB	16:AG:331:LEU:HA	2.46	0.43
16:AG:339:MET:SD	16:AG:347:LYS:CD	2.94	0.43
10:B:46:G:O2'	10:B:47:U:H5''	2.19	0.43
24:J:48:LEU:HD13	24:J:48:LEU:N	2.33	0.43
25:K:156:LYS:HG2	28:N:71:VAL:HG13	2.00	0.43
41:a:813:U:H2'	41:a:814:C:C6	2.53	0.43
41:a:2756:U:C4	41:a:2759:G:O6	2.72	0.43
9:9:31:ARG:NE	41:a:1054:A:O4'	2.46	0.43
9:9:72:LEU:HD22	9:9:72:LEU:O	2.19	0.43
10:A:18:G:N3	10:A:58:A:C5	2.87	0.43
11:AA:444:ASP:OD1	11:AA:444:ASP:N	2.51	0.43
11:AA:858:GLY:N	16:AG:35:THR:HG21	2.29	0.43
11:AA:898:GLU:C	11:AA:898:GLU:CD	2.87	0.43
12:AB:136:VAL:HG21	12:AB:173:LEU:CD2	2.49	0.43
14:AE:242:LEU:C	14:AE:242:LEU:HD23	2.44	0.43
14:AE:1046:ILE:HG22	14:AE:1061:VAL:HA	2.00	0.43
17:C:12:ARG:NH2	22:H:268:VAL:CG2	2.71	0.43
18:D:384:G:H2'	18:D:385:C:C6	2.54	0.43
35:U:6:LEU:HG	35:U:17:TYR:HB3	2.00	0.43
38:X:75:MET:HA	38:X:75:MET:HE3	1.99	0.43
39:Y:123:ALA:HA	39:Y:126:ARG:HG3	2.00	0.43
41:a:879:G:H2'	41:a:880:G:O4'	2.19	0.43
41:a:2093:G:O2'	41:a:2198:A:N1	2.41	0.43
48:h:37:ASN:HB2	48:h:62:TYR:HB2	2.01	0.43
4:3:12:ILE:CG2	4:3:80:ALA:HB2	2.49	0.42
10:A:8:U:O2'	10:A:47:U:C4	2.71	0.42
11:AA:590:PRO:HB2	11:AA:655:VAL:HG21	2.01	0.42
13:AD:31:LEU:HD21	13:AD:39:LEU:HD12	2.00	0.42

Continued on next page...

Continued from previous page...

Atom-1	Atom-2	Interatomic distance (Å)	Clash overlap (Å)
14:AE:47:ARG:HA	14:AE:47:ARG:NE	2.34	0.42
14:AE:120:LEU:HA	14:AE:121:PRO:HA	1.84	0.42
14:AE:559:ALA:HB3	14:AE:562:GLU:HB3	2.01	0.42
16:AG:126:VAL:HG13	16:AG:130:PHE:CE2	2.53	0.42
18:D:421:U:O2	18:D:421:U:O4'	2.37	0.42
18:D:1371:G:O3'	29:O:71:GLY:HA3	2.19	0.42
22:H:136:VAL:HA	22:H:168:VAL:O	2.18	0.42
29:O:55:VAL:O	29:O:57:MET:N	2.52	0.42
31:Q:88:GLY:H	31:Q:114:THR:HG22	1.84	0.42
41:a:320:A:H2'	52:l:131:THR:HG21	2.01	0.42
41:a:705:A:O4'	48:h:9:THR:HG21	2.19	0.42
41:a:1142:A:H2'	41:a:1142:A:N3	2.34	0.42
60:t:76:VAL:HG12	65:y:73:VAL:HB	2.00	0.42
66:z:65:ILE:CD1	66:z:92:ARG:HB2	2.49	0.42
8:7:-19:U:OP2	18:D:1505:G:H8	1.84	0.42
8:7:11:U:H6	8:7:11:U:H2'	1.68	0.42
10:A:53:G:C2	10:A:54:U:C5	3.07	0.42
11:AA:616:ILE:HG13	11:AA:652:TYR:HB2	2.01	0.42
11:AA:911:SER:C	11:AA:913:VAL:N	2.78	0.42
12:AB:95:GLY:HA2	14:AE:293:ARG:HH12	1.84	0.42
12:AB:165:PHE:HB3	30:P:90:LEU:O	2.19	0.42
14:AE:58:CYS:SG	14:AE:60:ARG:HG2	2.59	0.42
14:AE:894:VAL:HG22	14:AE:1258:ARG:HH11	1.83	0.42
16:AG:224:LYS:HB2	16:AG:276:TRP:CH2	2.54	0.42
16:AG:243:LYS:CE	21:G:179:LEU:HD22	2.49	0.42
16:AG:365:ILE:CD1	16:AG:406:LEU:HD21	2.38	0.42
18:D:37:U:O2	18:D:548:G:N2	2.53	0.42
22:H:274:TYR:HD1	22:H:335:ILE:HD12	1.84	0.42
41:a:1028:A:N6	41:a:1125:G:H2'	2.34	0.42
41:a:2511:U:O4	41:a:2575:C:N3	2.52	0.42
52:l:145:ASP:HA	52:l:166:LYS:HB3	2.01	0.42
10:A:15:G:H1	10:A:20:U:H3	1.67	0.42
11:AA:1268:GLN:NE2	14:AE:352:ARG:HB2	2.34	0.42
14:AE:102:MET:HG2	14:AE:246:PRO:CG	2.49	0.42
16:AG:33:THR:HB	16:AG:34:ALA:H	1.59	0.42
16:AG:47:VAL:HG23	16:AG:59:PHE:H	1.84	0.42
16:AG:111:LYS:N	16:AG:114:ILE:HD12	2.32	0.42
16:AG:398:LEU:C	16:AG:398:LEU:HD12	2.44	0.42
10:B:53:G:C2	10:B:54:U:C5	3.07	0.42
18:D:1323:G:H2'	18:D:1324:A:C8	2.54	0.42
21:G:47:VAL:N	21:G:48:PRO:HD2	2.34	0.42

Continued on next page...

Continued from previous page...

Atom-1	Atom-2	Interatomic distance (Å)	Clash overlap (Å)
39:Y:35:MET:HE3	39:Y:35:MET:HB3	1.90	0.42
40:Z:18:ASP:HB3	40:Z:22:LEU:HD12	2.01	0.42
41:a:126:A:O5'	53:m:19:ARG:HG3	2.19	0.42
41:a:1250:G:OP2	61:u:21:ARG:NH2	2.52	0.42
60:t:38:ILE:HD11	60:t:112:PHE:CZ	2.54	0.42
8:7:18:A:O3'	11:AA:688:GLN:NE2	2.53	0.42
9:9:125:ARG:NH1	9:9:125:ARG:CA	2.73	0.42
11:AA:1245:ALA:HB3	14:AE:375:GLU:HB3	2.01	0.42
12:AB:128:PHE:CD2	12:AB:128:PHE:O	2.72	0.42
14:AE:53:ARG:HA	14:AE:54:ASP:HA	1.56	0.42
14:AE:515:ARG:HH12	14:AE:724:MET:HG2	1.83	0.42
16:AG:36:LYS:CD	16:AG:43:ILE:HG23	2.48	0.42
16:AG:185:SER:O	16:AG:185:SER:OG	2.37	0.42
16:AG:354:ALA:O	16:AG:358:THR:HG22	2.19	0.42
10:B:58:A:OP2	10:B:58:A:H8	2.02	0.42
29:O:84:THR:HG21	29:O:103:PHE:CB	2.45	0.42
38:X:96:PRO:HG2	38:X:102:THR:HG23	1.97	0.42
41:a:948:C:H1'	41:a:984:A:C8	2.55	0.42
41:a:2006:C:O2'	41:a:2823:A:N3	2.47	0.42
41:a:2602:A:H5''	41:a:2603:G:C5'	2.49	0.42
48:h:240:PHE:CD2	48:h:240:PHE:O	2.73	0.42
6:5:98:DA:C2'	6:5:99:DT:C7	2.96	0.42
11:AA:889:PRO:C	11:AA:913:VAL:HG22	2.39	0.42
12:AB:152:ASP:HB2	12:AB:157:ARG:CB	2.46	0.42
12:AB:169:THR:CG2	30:P:98:VAL:CG2	2.78	0.42
13:AD:15:ASP:OD1	13:AD:27:THR:OG1	2.30	0.42
13:AD:46:ILE:HD11	13:AD:224:LEU:HD13	2.02	0.42
14:AE:24:LEU:CD1	14:AE:232:ASN:ND2	2.82	0.42
14:AE:26:SER:HB2	14:AE:236:TRP:CH2	2.51	0.42
14:AE:279:LEU:HD13	14:AE:299:LEU:HD13	2.02	0.42
17:C:12:ARG:O	17:C:16:GLU:HG3	2.19	0.42
22:H:152:LEU:CB	22:H:171:ARG:H	2.32	0.42
25:K:153:VAL:HG23	25:K:164:ILE:HD13	2.00	0.42
29:O:28:ILE:HD12	29:O:28:ILE:N	2.34	0.42
41:a:567:U:OP2	61:u:29:LYS:NZ	2.53	0.42
41:a:1925:C:OP2	41:a:1925:C:C6	2.73	0.42
41:a:2615:U:C2	49:i:4:GLN:HA	2.55	0.42
41:a:2788:C:H2'	41:a:2789:C:C6	2.55	0.42
11:AA:741:MET:HE3	11:AA:974:ARG:HH12	1.85	0.42
11:AA:808:ASN:N	14:AE:633:ALA:HB2	2.21	0.42
11:AA:854:ILE:CG1	11:AA:887:VAL:HG21	2.50	0.42

Continued on next page...

Continued from previous page...

Atom-1	Atom-2	Interatomic distance (Å)	Clash overlap (Å)
11:AA:859:GLU:CG	16:AG:37:LYS:HZ3	2.31	0.42
11:AA:907:GLY:HA3	16:AG:4:GLU:HB3	2.00	0.42
11:AA:1275:VAL:HG13	11:AA:1287:LEU:HD11	2.01	0.42
14:AE:839:VAL:HG12	14:AE:864:LEU:HD12	2.02	0.42
16:AG:131:ARG:HG2	16:AG:186:VAL:CG1	2.48	0.42
16:AG:244:ARG:HH21	16:AG:244:ARG:CG	2.32	0.42
16:AG:413:ALA:C	16:AG:416:THR:HG1	2.17	0.42
10:B:18:G:O2'	10:B:60:U:N3	2.48	0.42
10:B:18:G:N3	10:B:58:A:C5	2.87	0.42
18:D:1333:A:H2'	18:D:1334:G:O4'	2.19	0.42
22:H:72:LEU:HB3	22:H:73:ASP:H	1.67	0.42
30:P:57:VAL:O	30:P:58:ASN:ND2	2.53	0.42
41:a:819:A:C4	41:a:1189:A:C2	3.07	0.42
41:a:1921:G:C2'	41:a:1922:G:H5'	2.49	0.42
41:a:1932:A:H2'	41:a:1933:G:O4'	2.19	0.42
49:i:43:ILE:HG22	49:i:49:TYR:HB2	2.01	0.42
50:j:172:VAL:HG11	50:j:175:LEU:HD21	2.01	0.42
61:u:109:LYS:HG2	61:u:126:ARG:HB2	2.02	0.42
9:9:47:GLU:HG3	9:9:95:LEU:CD2	2.49	0.42
11:AA:1072:ASN:OD1	11:AA:1072:ASN:N	2.52	0.42
12:AB:103:ILE:HG13	12:AB:104:SER:H	1.85	0.42
14:AE:244:VAL:HA	14:AE:269:TYR:OH	2.19	0.42
14:AE:1289:ASN:O	14:AE:1293:GLU:HB2	2.20	0.42
16:AG:39:TYR:CG	16:AG:60:ARG:NH2	2.80	0.42
16:AG:44:ASP:OD2	16:AG:60:ARG:HG2	2.20	0.42
16:AG:277:ASP:HB2	16:AG:282:GLN:CG	2.50	0.42
16:AG:331:LEU:HA	16:AG:331:LEU:HD23	1.79	0.42
32:R:110:ARG:NH1	32:R:112:GLN:O	2.53	0.42
41:a:973:A:O4'	41:a:1188:U:C6	2.72	0.42
60:t:24:VAL:HG13	60:t:33:ALA:HB2	2.00	0.42
11:AA:125:GLY:H	11:AA:495:ALA:HB1	1.84	0.42
11:AA:133:ASN:O	11:AA:527:LYS:NZ	2.42	0.42
11:AA:469:VAL:HA	11:AA:472:GLU:HG2	2.01	0.42
11:AA:478:ARG:HD2	11:AA:492:MET:HA	2.02	0.42
14:AE:385:LEU:CD2	14:AE:390:LEU:HB2	2.50	0.42
14:AE:820:ILE:HD11	14:AE:822:MET:HE2	2.02	0.42
18:D:429:U:O2	18:D:430:A:C8	2.72	0.42
18:D:502:A:H2'	18:D:503:C:O4'	2.20	0.42
23:I:50:ALA:HB2	23:I:75:ILE:HD12	2.01	0.42
39:Y:102:ARG:H	39:Y:102:ARG:HG3	1.59	0.42
41:a:67:U:C4	41:a:74:A:C6	3.04	0.42

Continued on next page...

Continued from previous page...

Atom-1	Atom-2	Interatomic distance (Å)	Clash overlap (Å)
41:a:126:A:OP1	53:m:45:SER:OG	2.38	0.42
41:a:984:A:N3	41:a:984:A:H2'	2.35	0.42
41:a:2252:G:H2'	41:a:2253:G:H8	1.84	0.42
6:5:98:DA:H2'	6:5:99:DT:H72	2.01	0.42
6:5:114:DC:H5''	14:AE:1148:ARG:CZ	2.46	0.42
6:5:116:DG:OP1	14:AE:1311:LYS:NZ	2.46	0.42
8:7:13:G:C5'	8:7:13:G:H8	2.33	0.42
10:A:26:G:H1	10:A:44:A:N6	2.17	0.42
11:AA:741:MET:SD	11:AA:974:ARG:NH2	2.93	0.42
11:AA:1282:GLY:O	14:AE:1361:THR:OG1	2.33	0.42
14:AE:136:GLU:OE1	14:AE:312:ARG:NH2	2.53	0.42
14:AE:450:HIS:HA	14:AE:451:PRO:HD3	1.90	0.42
14:AE:848:VAL:HB	14:AE:858:VAL:HG22	2.02	0.42
16:AG:60:ARG:HB2	16:AG:96:GLN:HB3	2.01	0.42
16:AG:226:ALA:O	16:AG:228:ARG:N	2.52	0.42
16:AG:288:MET:HE3	16:AG:288:MET:C	2.45	0.42
16:AG:307:ILE:HG13	16:AG:338:VAL:HG23	2.02	0.42
18:D:1515:G:H2'	18:D:1516:G:C8	2.52	0.42
33:S:41:ARG:O	33:S:45:VAL:HG12	2.20	0.42
41:a:742:A:N1	41:a:755:U:O4	2.53	0.42
41:a:1021:A:N3	41:a:1021:A:C3'	2.78	0.42
41:a:2311:A:C2	54:n:85:ILE:HD11	2.55	0.42
52:l:48:THR:HG23	52:l:86:ALA:HB3	2.02	0.42
52:l:149:ILE:HD11	52:l:188:MET:HE3	2.02	0.42
2:1:92:ARG:NE	2:1:94:ASP:OD1	2.53	0.42
8:7:13:G:H8	8:7:13:G:H5''	1.85	0.42
11:AA:712:SER:OG	11:AA:713:GLY:N	2.49	0.42
14:AE:141:PHE:CD2	14:AE:297:ARG:HB2	2.54	0.42
14:AE:144:TYR:CE1	14:AE:162:GLU:OE1	2.73	0.42
14:AE:513:MET:HG3	14:AE:544:LEU:HD11	2.01	0.42
16:AG:161:VAL:HB	16:AG:196:PHE:CE1	2.54	0.42
16:AG:288:MET:HE2	16:AG:288:MET:HB3	1.75	0.42
16:AG:296:ILE:HD11	16:AG:307:ILE:CD1	2.50	0.42
16:AG:296:ILE:CD1	16:AG:307:ILE:HA	2.50	0.42
20:F:32:VAL:HG11	31:Q:89:PRO:HG3	2.01	0.42
21:G:208:ARG:NH1	22:H:29:VAL:HG11	2.34	0.42
22:H:110:GLY:H	22:H:153:GLU:N	2.17	0.42
22:H:119:GLY:CA	22:H:132:PRO:C	2.92	0.42
38:X:4:ILE:CG1	38:X:9:ILE:HD12	2.50	0.42
39:Y:41:PHE:HA	39:Y:68:PHE:CE2	2.55	0.42
41:a:2683:C:O2	60:t:70:ARG:NH2	2.52	0.42

Continued on next page...

Continued from previous page...

Atom-1	Atom-2	Interatomic distance (Å)	Clash overlap (Å)
48:h:119:GLY:O	48:h:130:LEU:HB3	2.20	0.42
57:q:3:VAL:HA	57:q:36:ARG:O	2.19	0.42
60:t:113:MET:HE3	60:t:116:ILE:HD11	2.01	0.42
4:3:39:ILE:HG22	4:3:40:ASN:N	2.34	0.41
7:6:27:DG:H1'	7:6:28:DA:C5	2.55	0.41
9:9:25:ALA:HA	9:9:96:PHE:HE1	1.85	0.41
9:9:71:CYS:SG	9:9:117:LEU:HB2	2.60	0.41
11:AA:903:ARG:HG2	16:AG:104:ARG:NE	2.33	0.41
11:AA:998:LEU:HD21	11:AA:1015:ALA:HB2	2.02	0.41
11:AA:1279:GLU:HG2	14:AE:1357:ILE:HD13	2.02	0.41
14:AE:388:ARG:HG2	14:AE:388:ARG:HH11	1.84	0.41
14:AE:515:ARG:HG2	14:AE:516:ASP:H	1.85	0.41
14:AE:647:PRO:HG3	14:AE:697:MET:HB3	2.01	0.41
14:AE:1106:ILE:O	14:AE:1123:ARG:N	2.46	0.41
16:AG:77:LEU:HD23	16:AG:77:LEU:HA	1.85	0.41
16:AG:277:ASP:HB2	16:AG:282:GLN:CB	2.49	0.41
16:AG:299:ASP:HB3	16:AG:300:GLU:H	1.70	0.41
16:AG:434:LEU:HD22	16:AG:459:LEU:HD11	1.80	0.41
25:K:136:VAL:O	25:K:140:THR:HG23	2.20	0.41
40:Z:1:SER:HB3	40:Z:2:ILE:H	1.61	0.41
41:a:36:G:N3	41:a:450:G:O2'	2.53	0.41
41:a:548:G:H3'	41:a:549:G:O4'	2.20	0.41
41:a:1394:U:C4	41:a:1395:A:C6	3.07	0.41
44:d:8:C:O3'	64:x:25:ARG:NH1	2.51	0.41
64:x:99:TYR:OH	64:x:111:ARG:NH1	2.53	0.41
8:7:-9:U:H3'	8:7:-9:U:C6	2.53	0.41
8:7:20:G:H21	14:AE:427:PRO:HD3	1.85	0.41
13:AD:205:MET:HE1	13:AD:217:ILE:HG13	2.02	0.41
14:AE:390:LEU:N	14:AE:390:LEU:HD13	2.35	0.41
16:AG:78:GLU:H	16:AG:78:GLU:HG3	1.43	0.41
16:AG:234:ALA:HB3	16:AG:271:ILE:HD13	2.01	0.41
16:AG:307:ILE:CB	16:AG:338:VAL:HA	2.45	0.41
16:AG:434:LEU:CD1	16:AG:455:THR:CA	2.98	0.41
18:D:563:A:C2	18:D:884:U:O4	2.63	0.41
18:D:977:A:H1'	18:D:982:U:O4	2.20	0.41
18:D:1235:U:H2'	18:D:1236:A:O4'	2.20	0.41
25:K:133:PRO:HA	25:K:136:VAL:HG12	2.02	0.41
27:M:22:LEU:HD13	27:M:97:ASN:ND2	2.35	0.41
41:a:2273:A:H2'	41:a:2274:A:C8	2.55	0.41
41:a:2803:G:H2'	41:a:2804:U:C5	2.55	0.41
54:n:171:ALA:O	54:n:174:ASP:N	2.54	0.41

Continued on next page...

Continued from previous page...

Atom-1	Atom-2	Interatomic distance (Å)	Clash overlap (Å)
56:p:25:THR:HG22	56:p:34:THR:HG23	2.02	0.41
10:A:34:C:H41	27:M:83:SER:HA	1.85	0.41
11:AA:853:ASP:OD2	11:AA:853:ASP:N	2.36	0.41
13:AD:79:LEU:HD11	14:AE:526:VAL:HG21	2.02	0.41
13:AD:290:LEU:C	16:AG:81:ARG:HD3	2.37	0.41
16:AG:211:ILE:HD12	16:AG:211:ILE:HA	1.84	0.41
16:AG:258:ARG:HH11	16:AG:258:ARG:CG	2.13	0.41
16:AG:285:ILE:O	16:AG:288:MET:HE2	2.19	0.41
10:B:65:C:C2'	10:B:66:C:H5'	2.49	0.41
17:C:44:ILE:HG21	22:H:339:ARG:HA	2.01	0.41
18:D:429:U:O2	18:D:430:A:N7	2.53	0.41
18:D:622:A:C8	18:D:623:C:C6	3.08	0.41
22:H:155:LYS:O	22:H:169:SER:CB	2.68	0.41
41:a:1182:G:H2'	41:a:1183:U:O4'	2.21	0.41
41:a:1406:U:H3	41:a:1596:A:H2	1.59	0.41
53:m:12:ARG:CG	53:m:44:VAL:HG11	2.50	0.41
9:9:80:THR:O	41:a:1108:U:OP1	2.38	0.41
9:9:118:ILE:H	9:9:119:PRO:HD2	1.86	0.41
11:AA:1278:LEU:HA	11:AA:1278:LEU:HD23	1.86	0.41
14:AE:616:PRO:HA	14:AE:619:ILE:HG22	2.02	0.41
16:AG:15:GLU:HG2	16:AG:23:ILE:CD1	2.50	0.41
16:AG:203:GLU:H	16:AG:203:GLU:HG3	1.55	0.41
16:AG:216:ILE:N	16:AG:221:ILE:HG13	2.34	0.41
10:B:26:G:H1	10:B:44:A:N6	2.18	0.41
41:a:493:G:H2'	41:a:494:G:O4'	2.20	0.41
60:t:107:LEU:HD21	60:t:115:ILE:HG21	2.01	0.41
8:7:2:U:H3'	8:7:2:U:H6	1.84	0.41
9:9:48:ALA:HB3	9:9:51:TYR:HD2	1.86	0.41
9:9:67:THR:N	9:9:68:PRO:HD2	2.36	0.41
11:AA:699:LEU:HG	11:AA:799:ASN:HD22	1.85	0.41
11:AA:899:GLU:H	11:AA:899:GLU:HG3	1.54	0.41
12:AB:163:SER:O	30:P:88:MET:CG	2.56	0.41
14:AE:47:ARG:NE	14:AE:47:ARG:CA	2.83	0.41
14:AE:609:TYR:HD2	14:AE:610:ARG:NH1	2.17	0.41
18:D:218:U:H2'	18:D:219:U:O4'	2.21	0.41
18:D:791:G:N2	18:D:1497:G:O3'	2.53	0.41
18:D:915:A:C6	18:D:916:U:C4	3.08	0.41
23:I:9:GLY:HA3	33:S:89:MET:HE3	2.01	0.41
41:a:197:A:N6	41:a:2430:A:H2'	2.36	0.41
9:9:67:THR:H	9:9:68:PRO:CD	2.29	0.41
10:A:56:C:C2	41:a:2112:G:C5	3.07	0.41

Continued on next page...

Continued from previous page...

Atom-1	Atom-2	Interatomic distance (Å)	Clash overlap (Å)
11:AA:22:LEU:HD22	11:AA:603:ILE:HG21	2.02	0.41
11:AA:135:THR:HG22	11:AA:144:VAL:HG22	2.02	0.41
11:AA:144:VAL:HG23	11:AA:515:MET:HB2	2.02	0.41
11:AA:836:LEU:HD21	11:AA:921:PRO:HD3	2.02	0.41
14:AE:202:ARG:HH11	14:AE:202:ARG:CG	2.14	0.41
14:AE:394:ILE:O	14:AE:394:ILE:HG13	2.18	0.41
14:AE:1272:SER:OG	14:AE:1273:ASP:N	2.53	0.41
14:AE:1350:ASN:HA	14:AE:1353:VAL:HG12	2.01	0.41
16:AG:323:GLN:HE21	16:AG:323:GLN:C	2.28	0.41
10:B:26:G:C2	10:B:45:G:N2	2.88	0.41
17:C:14:THR:CG2	17:C:48:ARG:HE	2.33	0.41
18:D:1526:G:P	20:F:42:THR:HG23	2.61	0.41
41:a:998:C:OP2	66:z:58:ARG:NH2	2.49	0.41
41:a:1548:A:H2'	41:a:1549:A:C8	2.55	0.41
48:h:76:ALA:HB2	48:h:96:TYR:CE1	2.55	0.41
50:j:175:LEU:CD1	50:j:193:VAL:HG12	2.51	0.41
54:n:122:PHE:CZ	54:n:167:ARG:HA	2.55	0.41
58:r:9:VAL:HG11	58:r:12:LEU:HD21	2.03	0.41
9:9:23:LEU:HA	9:9:118:ILE:CG1	2.51	0.41
11:AA:854:ILE:CD1	11:AA:855:PRO:HD3	2.40	0.41
11:AA:905:ILE:CB	16:AG:8:VAL:HG11	2.46	0.41
13:AC:57:THR:HG23	13:AC:158:ARG:HH21	1.86	0.41
14:AE:220:ARG:HH11	14:AE:220:ARG:CG	2.26	0.41
14:AE:390:LEU:HD13	14:AE:390:LEU:H	1.85	0.41
14:AE:586:GLY:HA3	14:AE:612:LEU:HD11	2.01	0.41
14:AE:797:THR:HG22	14:AE:924:GLY:HA3	2.01	0.41
14:AE:950:ILE:HB	14:AE:1018:ALA:HB3	2.01	0.41
16:AG:10:GLU:C	16:AG:12:VAL:HG22	2.46	0.41
16:AG:125:MET:O	16:AG:125:MET:SD	2.79	0.41
10:B:46:G:H2'	10:B:47:U:OP2	2.21	0.41
17:C:12:ARG:HH22	22:H:268:VAL:HG21	1.82	0.41
18:D:216:U:H2'	18:D:217:C:C6	2.55	0.41
18:D:1061:G:H5'	30:P:61:ALA:HB2	2.02	0.41
22:H:292:CYS:SG	22:H:304:VAL:HB	2.60	0.41
24:J:100:ASN:OD1	24:J:111:ARG:NH1	2.54	0.41
40:Z:23:ILE:HD12	40:Z:23:ILE:HA	1.78	0.41
41:a:17:G:H2'	41:a:18:U:C6	2.56	0.41
41:a:1082:U:C4	41:a:1086:A:N6	2.88	0.41
41:a:1169:A:N3	41:a:1169:A:H5''	2.36	0.41
11:AA:22:LEU:HB3	11:AA:655:VAL:HG11	2.01	0.41
11:AA:310:ILE:HG21	11:AA:325:LEU:HB3	2.03	0.41

Continued on next page...

Continued from previous page...

Atom-1	Atom-2	Interatomic distance (Å)	Clash overlap (Å)
11:AA:902:LEU:CD1	16:AG:114:ILE:HD13	2.51	0.41
11:AA:987:GLU:HG2	11:AA:991:LYS:HE3	2.03	0.41
14:AE:144:TYR:N	14:AE:144:TYR:CD1	2.88	0.41
14:AE:239:LEU:N	14:AE:239:LEU:HD23	2.36	0.41
14:AE:242:LEU:HA	14:AE:243:PRO:HD3	1.95	0.41
16:AG:25:GLU:HG2	16:AG:47:VAL:CG1	2.50	0.41
16:AG:34:ALA:HA	16:AG:113:VAL:HG21	2.01	0.41
16:AG:363:LEU:HD21	16:AG:407:ARG:C	2.45	0.41
16:AG:434:LEU:HG	16:AG:455:THR:CA	2.50	0.41
22:H:342:ILE:HG22	22:H:344:LEU:HD12	2.01	0.41
39:Y:21:PRO:HD2	39:Y:22:PRO:HD2	2.03	0.41
41:a:526:A:O2'	41:a:2043:C:O2	2.39	0.41
41:a:1082:U:N3	41:a:1086:A:C6	2.87	0.41
41:a:1406:U:C2'	41:a:1407:G:OP2	2.69	0.41
41:a:2602:A:H5''	41:a:2603:G:H5''	2.03	0.41
66:z:66:ASN:OD1	66:z:70:ARG:NE	2.54	0.41
8:7:-7:U:P	23:I:132:ARG:NH1	2.94	0.41
10:A:26:G:C2	10:A:45:G:N2	2.89	0.41
11:AA:213:LEU:HD13	11:AA:422:LYS:HG2	2.03	0.41
11:AA:862:LEU:HD23	11:AA:862:LEU:C	2.46	0.41
11:AA:908:GLU:H	16:AG:104:ARG:CG	2.33	0.41
11:AA:1278:LEU:HD21	14:AE:484:MET:CE	2.50	0.41
13:AC:104:LYS:O	13:AC:139:SER:OG	2.36	0.41
14:AE:50:LYS:HD3	14:AE:50:LYS:HA	1.71	0.41
14:AE:68:TYR:O	14:AE:75:TYR:CD2	2.70	0.41
14:AE:68:TYR:CB	14:AE:75:TYR:HE2	2.34	0.41
14:AE:109:SER:CB	14:AE:296:LYS:HG2	2.51	0.41
14:AE:111:THR:HG23	14:AE:300:GLN:HA	2.03	0.41
14:AE:576:ARG:HD3	14:AE:593:ASN:HA	2.02	0.41
14:AE:820:ILE:HG12	14:AE:884:SER:HB2	2.02	0.41
16:AG:9:VAL:HA	16:AG:24:PHE:CZ	2.56	0.41
16:AG:148:ASP:HA	16:AG:164:ARG:HD2	2.02	0.41
16:AG:205:LEU:HD12	16:AG:205:LEU:H	1.86	0.41
16:AG:206:ILE:HD11	16:AG:226:ALA:HB2	2.02	0.41
16:AG:207:GLU:HG3	16:AG:210:ARG:CB	2.50	0.41
16:AG:284:VAL:HG22	16:AG:305:MET:CE	2.51	0.41
16:AG:323:GLN:NE2	16:AG:323:GLN:C	2.79	0.41
16:AG:433:ASP:O	16:AG:456:LEU:CD2	2.69	0.41
16:AG:448:LEU:CD2	16:AG:467:LEU:HD22	2.51	0.41
18:D:548:G:C6	18:D:549:C:C4	3.08	0.41
18:D:662:U:O2'	18:D:836:G:OP1	2.32	0.41

Continued on next page...

Continued from previous page...

Atom-1	Atom-2	Interatomic distance (Å)	Clash overlap (Å)
18:D:1330:U:OP2	38:X:26:GLY:HA3	2.21	0.41
28:N:11:LEU:HD22	28:N:75:ILE:HD11	2.03	0.41
33:S:16:LEU:HD13	33:S:54:ASP:HB2	2.03	0.41
39:Y:35:MET:O	39:Y:35:MET:SD	2.79	0.41
41:a:871:U:H2'	41:a:872:U:C6	2.56	0.41
41:a:1021:A:N6	41:a:1141:U:N3	2.47	0.41
41:a:1095:A:O2'	41:a:1096:A:O4'	2.33	0.41
41:a:1365:A:O5'	43:c:28:ARG:NH2	2.52	0.41
41:a:1570:A:H2'	41:a:1571:A:C8	2.55	0.41
41:a:2572:A:N7	50:j:150:GLN:NE2	2.69	0.41
41:a:2641:G:OP1	59:s:78:THR:HG22	2.21	0.41
62:v:73:ILE:HG21	62:v:91:TYR:CZ	2.56	0.41
63:w:67:PHE:O	63:w:71:ARG:HG2	2.21	0.41
3:2:46:ALA:O	3:2:50:LEU:HB2	2.21	0.41
9:9:8:LYS:NZ	41:a:1046:A:N6	2.69	0.41
9:9:72:LEU:C	9:9:72:LEU:CD2	2.94	0.41
11:AA:524:ILE:HD12	11:AA:712:SER:HB2	2.02	0.41
12:AB:162:VAL:CG1	12:AB:164:ILE:CG2	2.97	0.41
13:AC:42:ALA:HB1	13:AC:224:LEU:HD11	2.03	0.41
14:AE:245:LEU:HG	14:AE:246:PRO:CD	2.50	0.41
16:AG:162:ILE:HD13	16:AG:167:MET:CE	2.48	0.41
16:AG:204:MET:SD	16:AG:204:MET:O	2.79	0.41
16:AG:291:ALA:HA	16:AG:316:GLN:HE22	1.86	0.41
18:D:152:A:N6	18:D:170:U:C2	2.89	0.41
18:D:1225:A:H2'	18:D:1226:C:C5	2.56	0.41
39:Y:14:ALA:HB3	39:Y:50:LYS:HA	2.03	0.41
41:a:5:A:H2'	41:a:6:A:C8	2.56	0.41
48:h:29:PRO:HG2	48:h:34:LEU:HD11	2.03	0.41
48:h:175:ARG:NH1	48:h:181:MET:HE2	2.36	0.41
52:l:134:LEU:HB2	52:l:160:ALA:HB1	2.02	0.41
56:p:52:PHE:CZ	56:p:72:LEU:HD22	2.56	0.41
58:r:57:LYS:O	58:r:61:VAL:HG13	2.21	0.41
59:s:32:LEU:HD23	59:s:54:ILE:HD13	2.01	0.41
8:7:-11:U:O2	8:7:-11:U:C3'	2.69	0.40
11:AA:562:GLU:OE1	11:AA:662:SER:OG	2.28	0.40
11:AA:1069:ARG:NH2	11:AA:1114:GLU:OE2	2.44	0.40
13:AD:76:GLU:HB3	13:AD:80:GLU:HB3	2.01	0.40
14:AE:182:ALA:HB1	14:AE:238:ILE:CG2	2.52	0.40
16:AG:108:GLN:HA	16:AG:111:LYS:CB	2.44	0.40
16:AG:220:VAL:O	16:AG:240:THR:CG2	2.67	0.40
16:AG:437:LEU:CD2	16:AG:488:ILE:CD1	2.98	0.40

Continued on next page...

Continued from previous page...

Atom-1	Atom-2	Interatomic distance (Å)	Clash overlap (Å)
18:D:579:A:O2'	34:T:54:ARG:NH1	2.54	0.40
18:D:712:A:H2'	18:D:713:G:O4'	2.21	0.40
18:D:915:A:C8	18:D:915:A:C3'	3.04	0.40
18:D:1370:G:C2	18:D:1371:G:C8	3.09	0.40
29:O:9:THR:O	29:O:85:ARG:HD2	2.21	0.40
39:Y:116:MET:HA	39:Y:116:MET:CE	2.50	0.40
39:Y:133:ARG:HG3	39:Y:136:GLY:HA2	2.03	0.40
41:a:207:A:H2'	41:a:208:C:O4'	2.21	0.40
2:1:75:PHE:CZ	2:1:104:THR:HG21	2.56	0.40
9:9:61:ARG:C	9:9:65:GLU:HB2	2.45	0.40
10:A:32:C:O2'	27:M:86:GLN:CD	2.31	0.40
11:AA:755:LYS:HD2	11:AA:755:LYS:HA	1.86	0.40
11:AA:895:LEU:HB3	11:AA:903:ARG:NH1	2.36	0.40
11:AA:906:PHE:CZ	16:AG:114:ILE:CD1	3.01	0.40
11:AA:936:ARG:HB2	11:AA:1042:LEU:HD12	2.03	0.40
13:AD:44:ARG:HA	13:AD:183:ILE:HD12	2.03	0.40
14:AE:117:LEU:HD22	14:AE:139:LEU:CD1	2.52	0.40
14:AE:137:ARG:HA	14:AE:142:GLU:HG2	2.02	0.40
14:AE:930:LEU:HA	14:AE:1244:GLN:HG3	2.02	0.40
14:AE:1050:THR:HG23	14:AE:1057:SER:HB3	2.03	0.40
16:AG:12:VAL:HG23	16:AG:16:LYS:CE	2.51	0.40
16:AG:285:ILE:CA	16:AG:293:VAL:HG11	2.51	0.40
16:AG:434:LEU:HD23	16:AG:456:LEU:CB	2.49	0.40
10:B:5:G:H2'	10:B:6:G:H5''	2.03	0.40
18:D:976:G:C8	18:D:1358:U:C2	3.10	0.40
25:K:154:ALA:HA	25:K:164:ILE:HD11	2.03	0.40
41:a:2298:A:C5	41:a:2321:U:C4	3.09	0.40
41:a:2314:A:O2'	54:n:155:THR:HG22	2.21	0.40
41:a:2898:U:O2'	59:s:134:ALA:O	2.28	0.40
64:x:53:THR:HG23	64:x:74:VAL:HG21	2.03	0.40
8:7:-4:U:OP1	8:7:-4:U:H4'	2.21	0.40
9:9:31:ARG:HD3	41:a:1054:A:H4'	1.96	0.40
10:A:8:U:OP2	10:A:8:U:H6	2.04	0.40
10:A:56:C:OP1	41:a:2168:G:N3	2.53	0.40
11:AA:550:VAL:HG13	14:AE:777:HIS:CD2	2.56	0.40
11:AA:854:ILE:CG1	11:AA:887:VAL:CG2	2.94	0.40
11:AA:874:GLY:HA2	13:AC:66:HIS:HB3	2.03	0.40
12:AB:129:GLU:OE1	12:AB:130:PRO:HD2	2.22	0.40
12:AB:140:PRO:HD3	30:P:102:LEU:CG	2.28	0.40
13:AC:104:LYS:HG2	13:AC:110:VAL:HG22	2.03	0.40
10:B:26:G:H2'	10:B:27:U:C6	2.57	0.40

Continued on next page...

Continued from previous page...

Atom-1	Atom-2	Interatomic distance (Å)	Clash overlap (Å)
18:D:580:C:H2'	18:D:581:G:O4'	2.21	0.40
18:D:860:A:H2'	18:D:861:G:O4'	2.21	0.40
39:Y:52:LEU:HD21	39:Y:81:LYS:HD3	2.03	0.40
41:a:67:U:C2	41:a:74:A:N6	2.89	0.40
41:a:476:G:H4'	41:a:502:A:N1	2.35	0.40
41:a:642:U:O2'	41:a:644:A:N7	2.51	0.40
41:a:851:C:H2'	41:a:852:U:C6	2.55	0.40
41:a:1421:G:C2	41:a:1422:G:C8	3.09	0.40
41:a:2294:G:OP1	64:x:10:ARG:HD3	2.21	0.40
52:l:188:MET:HE2	52:l:193:VAL:HA	2.03	0.40
3:2:63:VAL:HG21	3:2:80:TRP:CZ2	2.57	0.40
9:9:73:LYS:CB	9:9:117:LEU:HD11	2.51	0.40
10:A:32:C:H1'	27:M:144:MET:CE	2.52	0.40
11:AA:803:ALA:HB2	11:AA:1094:VAL:HG21	2.03	0.40
14:AE:108:ALA:HB2	14:AE:276:ASN:OD1	2.22	0.40
14:AE:113:HIS:ND1	14:AE:115:TRP:HB2	2.37	0.40
14:AE:161:THR:CG2	14:AE:164:GLN:HB2	2.49	0.40
14:AE:605:LEU:HD23	14:AE:605:LEU:HA	1.93	0.40
14:AE:734:ALA:O	14:AE:738:ARG:HB2	2.21	0.40
14:AE:805:GLN:HG3	14:AE:1348:LYS:HD3	2.03	0.40
16:AG:374:VAL:O	16:AG:374:VAL:CG1	2.68	0.40
18:D:1328:C:O3'	38:X:28:THR:HB	2.22	0.40
20:F:67:ARG:HD3	20:F:67:ARG:H	1.85	0.40
21:G:35:ARG:CG	22:H:10:GLU:OE2	2.64	0.40
21:G:38:VAL:HG23	22:H:75:VAL:HG21	1.92	0.40
27:M:27:VAL:HG12	27:M:43:VAL:HG21	2.03	0.40
29:O:21:ILE:HD12	29:O:61:LEU:HD13	2.04	0.40
38:X:16:VAL:O	38:X:20:THR:HG23	2.21	0.40
41:a:1565:C:O2'	41:a:1567:G:N7	2.48	0.40
41:a:1796:U:H2'	41:a:1797:G:C8	2.57	0.40
8:7:-20:A:C6	8:7:-19:U:C4	3.09	0.40
8:7:-14:U:C6	8:7:-14:U:H3'	2.57	0.40
10:A:7:G:O6	10:A:49:G:O6	2.39	0.40
10:A:46:G:H2'	10:A:47:U:OP2	2.21	0.40
10:A:60:U:O3'	10:A:61:C:C6	2.75	0.40
11:AA:911:SER:C	11:AA:913:VAL:H	2.30	0.40
16:AG:80:ALA:HB1	16:AG:87:LEU:HB2	2.03	0.40
16:AG:202:PRO:C	16:AG:204:MET:N	2.79	0.40
16:AG:437:LEU:CD2	16:AG:488:ILE:HD13	2.51	0.40
10:B:76:A:N3	41:a:2493:U:H5''	2.37	0.40
18:D:1189:U:OP1	33:S:98:LYS:NZ	2.55	0.40

Continued on next page...

Continued from previous page...

Atom-1	Atom-2	Interatomic distance (Å)	Clash overlap (Å)
29:O:10:GLY:HA3	29:O:78:ALA:O	2.21	0.40
39:Y:102:ARG:HD2	39:Y:103:ALA:N	2.36	0.40
41:a:2806:C:H2'	41:a:2807:U:O4'	2.22	0.40
63:w:29:VAL:HG11	63:w:75:ILE:HG23	2.03	0.40

There are no symmetry-related clashes.

5.3 Torsion angles [i](#)

5.3.1 Protein backbone [i](#)

In the following table, the Percentiles column shows the percent Ramachandran outliers of the chain as a percentile score with respect to all PDB entries followed by that with respect to all EM entries.

The Analysed column shows the number of residues for which the backbone conformation was analysed, and the total number of residues.

Mol	Chain	Analysed	Favoured	Allowed	Outliers	Percentiles	
1	0	101/103 (98%)	97 (96%)	3 (3%)	1 (1%)	12	48
2	1	108/110 (98%)	104 (96%)	4 (4%)	0	100	100
3	2	92/100 (92%)	90 (98%)	2 (2%)	0	100	100
4	3	101/104 (97%)	96 (95%)	4 (4%)	1 (1%)	12	48
5	4	92/94 (98%)	90 (98%)	2 (2%)	0	100	100
9	9	146/165 (88%)	94 (64%)	38 (26%)	14 (10%)	0	7
11	AA	1338/1342 (100%)	1204 (90%)	127 (10%)	7 (0%)	24	63
12	AB	157/181 (87%)	134 (85%)	19 (12%)	4 (2%)	4	26
13	AC	295/329 (90%)	274 (93%)	19 (6%)	2 (1%)	18	56
13	AD	292/329 (89%)	270 (92%)	22 (8%)	0	100	100
14	AE	1329/1407 (94%)	1199 (90%)	119 (9%)	11 (1%)	16	54
15	AF	80/91 (88%)	77 (96%)	3 (4%)	0	100	100
16	AG	493/495 (100%)	373 (76%)	90 (18%)	30 (6%)	1	12
17	C	64/75 (85%)	63 (98%)	1 (2%)	0	100	100
19	E	84/87 (97%)	83 (99%)	1 (1%)	0	100	100
20	F	68/71 (96%)	68 (100%)	0	0	100	100

Continued on next page...

Continued from previous page...

Mol	Chain	Analysed	Favoured	Allowed	Outliers	Percentiles	
21	G	223/241 (92%)	210 (94%)	13 (6%)	0	100	100
22	H	255/557 (46%)	188 (74%)	55 (22%)	12 (5%)	2	16
23	I	206/233 (88%)	196 (95%)	9 (4%)	1 (0%)	24	63
24	J	203/206 (98%)	198 (98%)	5 (2%)	0	100	100
25	K	154/167 (92%)	146 (95%)	7 (4%)	1 (1%)	21	59
26	L	102/135 (76%)	97 (95%)	4 (4%)	1 (1%)	12	48
27	M	149/179 (83%)	144 (97%)	4 (3%)	1 (1%)	18	56
28	N	127/130 (98%)	121 (95%)	5 (4%)	1 (1%)	16	54
29	O	125/130 (96%)	115 (92%)	9 (7%)	1 (1%)	16	54
30	P	97/103 (94%)	87 (90%)	8 (8%)	2 (2%)	5	29
31	Q	115/129 (89%)	104 (90%)	9 (8%)	2 (2%)	7	36
32	R	117/124 (94%)	116 (99%)	1 (1%)	0	100	100
33	S	98/101 (97%)	97 (99%)	1 (1%)	0	100	100
34	T	86/89 (97%)	82 (95%)	4 (5%)	0	100	100
35	U	80/82 (98%)	75 (94%)	4 (5%)	1 (1%)	9	42
36	V	78/84 (93%)	74 (95%)	4 (5%)	0	100	100
37	W	81/92 (88%)	78 (96%)	3 (4%)	0	100	100
38	X	114/118 (97%)	107 (94%)	5 (4%)	2 (2%)	6	34
39	Y	139/142 (98%)	102 (73%)	25 (18%)	12 (9%)	0	9
40	Z	28/121 (23%)	19 (68%)	7 (25%)	2 (7%)	1	10
42	b	74/85 (87%)	69 (93%)	5 (7%)	0	100	100
43	c	75/78 (96%)	72 (96%)	3 (4%)	0	100	100
45	e	60/63 (95%)	57 (95%)	3 (5%)	0	100	100
46	f	56/59 (95%)	53 (95%)	3 (5%)	0	100	100
47	g	64/70 (91%)	63 (98%)	1 (2%)	0	100	100
48	h	269/273 (98%)	259 (96%)	9 (3%)	1 (0%)	30	67
49	i	54/57 (95%)	51 (94%)	3 (6%)	0	100	100
50	j	207/209 (99%)	198 (96%)	9 (4%)	0	100	100
51	k	50/55 (91%)	50 (100%)	0	0	100	100
52	l	199/201 (99%)	190 (96%)	8 (4%)	1 (0%)	24	63
53	m	44/46 (96%)	43 (98%)	1 (2%)	0	100	100

Continued on next page...

Continued from previous page...

Mol	Chain	Analysed	Favoured	Allowed	Outliers	Percentiles	
54	n	175/179 (98%)	162 (93%)	11 (6%)	2 (1%)	11	46
55	o	62/65 (95%)	59 (95%)	3 (5%)	0	100	100
56	p	173/177 (98%)	161 (93%)	12 (7%)	0	100	100
57	q	36/38 (95%)	35 (97%)	1 (3%)	0	100	100
58	r	147/149 (99%)	136 (92%)	11 (8%)	0	100	100
59	s	140/142 (99%)	135 (96%)	5 (4%)	0	100	100
60	t	121/123 (98%)	111 (92%)	10 (8%)	0	100	100
61	u	142/144 (99%)	135 (95%)	7 (5%)	0	100	100
62	v	134/136 (98%)	129 (96%)	5 (4%)	0	100	100
63	w	117/127 (92%)	107 (92%)	10 (8%)	0	100	100
64	x	114/117 (97%)	108 (95%)	6 (5%)	0	100	100
65	y	112/115 (97%)	105 (94%)	7 (6%)	0	100	100
66	z	115/118 (98%)	110 (96%)	4 (4%)	1 (1%)	14	50
All	All	10157/11072 (92%)	9270 (91%)	773 (8%)	114 (1%)	14	46

All (114) Ramachandran outliers are listed below:

Mol	Chain	Res	Type
9	9	88	HIS
11	AA	854	ILE
11	AA	911	SER
14	AE	291	ILE
16	AG	187	ARG
16	AG	227	ALA
22	H	139	ARG
22	H	153	GLU
22	H	169	SER
22	H	306	VAL
22	H	340	ARG
29	O	56	ASP
38	X	103	LYS
39	Y	48	ILE
9	9	33	VAL
9	9	119	PRO
12	AB	125	LYS
12	AB	130	PRO
14	AE	175	GLU

Continued on next page...

Continued from previous page...

Mol	Chain	Res	Type
14	AE	292	VAL
16	AG	268	GLY
16	AG	279	ASN
16	AG	365	ILE
22	H	108	VAL
22	H	309	MET
22	H	333	LEU
23	I	80	LYS
39	Y	93	ASN
48	h	158	ALA
52	l	142	ALA
66	z	3	ARG
9	9	48	ALA
9	9	91	ALA
9	9	118	ILE
9	9	130	PRO
11	AA	852	ALA
14	AE	51	PRO
14	AE	805	GLN
16	AG	34	ALA
16	AG	200	SER
16	AG	242	ASP
16	AG	305	MET
16	AG	319	GLY
16	AG	350	ALA
16	AG	355	ALA
16	AG	396	GLU
16	AG	425	LEU
22	H	76	GLU
22	H	142	ARG
27	M	130	ASN
30	P	58	ASN
31	Q	119	ASN
38	X	105	ASN
39	Y	20	SER
39	Y	64	ARG
39	Y	106	GLN
9	9	69	PHE
9	9	73	LYS
9	9	108	VAL
9	9	129	LEU
9	9	133	GLU

Continued on next page...

Continued from previous page...

Mol	Chain	Res	Type
11	AA	851	THR
12	AB	105	ASP
13	AC	193	GLU
14	AE	174	ASP
14	AE	193	ASP
16	AG	48	GLN
16	AG	65	VAL
16	AG	265	GLU
16	AG	363	LEU
16	AG	401	PRO
22	H	82	THR
30	P	90	LEU
39	Y	83	ALA
40	Z	21	GLU
54	n	40	VAL
11	AA	853	ASP
11	AA	894	GLN
14	AE	91	GLU
16	AG	33	THR
16	AG	224	LYS
16	AG	399	ASP
22	H	70	VAL
39	Y	22	PRO
39	Y	71	LYS
39	Y	89	SER
40	Z	7	ILE
4	3	39	ILE
9	9	28	ALA
12	AB	121	LYS
13	AC	192	VAL
14	AE	49	PHE
14	AE	73	GLY
14	AE	904	ALA
16	AG	42	GLU
16	AG	43	ILE
16	AG	169	PRO
16	AG	323	GLN
16	AG	364	ASP
16	AG	382	GLU
39	Y	62	ALA
26	L	96	VAL
39	Y	23	VAL

Continued on next page...

Continued from previous page...

Mol	Chain	Res	Type
39	Y	100	ILE
1	0	44	GLY
25	K	44	GLY
31	Q	74	VAL
35	U	64	GLY
9	9	54	VAL
11	AA	1317	PRO
16	AG	100	VAL
28	N	75	ILE
54	n	62	GLY
16	AG	19	PRO

5.3.2 Protein sidechains [i](#)

In the following table, the Percentiles column shows the percent sidechain outliers of the chain as a percentile score with respect to all PDB entries followed by that with respect to all EM entries.

The Analysed column shows the number of residues for which the sidechain conformation was analysed, and the total number of residues.

Mol	Chain	Analysed	Rotameric	Outliers	Percentiles	
1	0	84/84 (100%)	76 (90%)	8 (10%)	8	25
2	1	93/93 (100%)	86 (92%)	7 (8%)	12	33
3	2	81/84 (96%)	77 (95%)	4 (5%)	22	43
4	3	84/85 (99%)	79 (94%)	5 (6%)	17	39
5	4	78/78 (100%)	75 (96%)	3 (4%)	29	50
9	9	112/123 (91%)	63 (56%)	49 (44%)	0	0
11	AA	1155/1157 (100%)	1130 (98%)	25 (2%)	45	64
12	AB	138/158 (87%)	108 (78%)	30 (22%)	1	6
13	AC	185/286 (65%)	184 (100%)	1 (0%)	81	83
13	AD	185/286 (65%)	185 (100%)	0	100	100
14	AE	1120/1168 (96%)	1046 (93%)	74 (7%)	15	37
15	AF	70/75 (93%)	69 (99%)	1 (1%)	59	72
16	AG	409/409 (100%)	274 (67%)	135 (33%)	0	2
17	C	57/65 (88%)	55 (96%)	2 (4%)	32	53
19	E	65/66 (98%)	61 (94%)	4 (6%)	16	38

Continued on next page...

Continued from previous page...

Mol	Chain	Analysed	Rotameric	Outliers	Percentiles	
20	F	60/61 (98%)	57 (95%)	3 (5%)	22	43
21	G	187/199 (94%)	174 (93%)	13 (7%)	14	36
22	H	137/461 (30%)	124 (90%)	13 (10%)	8	25
23	I	171/190 (90%)	163 (95%)	8 (5%)	23	44
24	J	172/173 (99%)	164 (95%)	8 (5%)	23	44
25	K	119/126 (94%)	111 (93%)	8 (7%)	15	36
26	L	91/116 (78%)	84 (92%)	7 (8%)	12	32
27	M	124/147 (84%)	113 (91%)	11 (9%)	9	28
28	N	104/105 (99%)	101 (97%)	3 (3%)	37	58
29	O	105/107 (98%)	99 (94%)	6 (6%)	18	40
30	P	86/90 (96%)	73 (85%)	13 (15%)	3	12
31	Q	90/99 (91%)	88 (98%)	2 (2%)	45	64
32	R	101/104 (97%)	95 (94%)	6 (6%)	18	39
33	S	83/84 (99%)	79 (95%)	4 (5%)	23	44
34	T	76/77 (99%)	65 (86%)	11 (14%)	3	13
35	U	65/65 (100%)	60 (92%)	5 (8%)	12	32
36	V	74/78 (95%)	71 (96%)	3 (4%)	27	48
37	W	72/79 (91%)	66 (92%)	6 (8%)	10	30
38	X	94/96 (98%)	87 (93%)	7 (7%)	13	33
39	Y	109/110 (99%)	69 (63%)	40 (37%)	0	1
40	Z	26/85 (31%)	10 (38%)	16 (62%)	0	0
42	b	58/63 (92%)	57 (98%)	1 (2%)	53	69
43	c	67/68 (98%)	64 (96%)	3 (4%)	24	46
45	e	54/55 (98%)	51 (94%)	3 (6%)	19	40
46	f	48/49 (98%)	43 (90%)	5 (10%)	7	22
47	g	59/62 (95%)	55 (93%)	4 (7%)	14	36
48	h	216/218 (99%)	199 (92%)	17 (8%)	11	32
49	i	47/48 (98%)	41 (87%)	6 (13%)	4	15
50	j	164/164 (100%)	156 (95%)	8 (5%)	22	43
51	k	47/49 (96%)	44 (94%)	3 (6%)	16	37
52	l	165/165 (100%)	151 (92%)	14 (8%)	10	29

Continued on next page...

Continued from previous page...

Mol	Chain	Analysed	Rotameric	Outliers	Percentiles	
53	m	38/38 (100%)	36 (95%)	2 (5%)	20	41
54	n	148/150 (99%)	130 (88%)	18 (12%)	5	17
55	o	51/52 (98%)	47 (92%)	4 (8%)	11	32
56	p	136/138 (99%)	130 (96%)	6 (4%)	25	47
57	q	34/34 (100%)	31 (91%)	3 (9%)	9	28
58	r	114/114 (100%)	102 (90%)	12 (10%)	6	22
59	s	116/116 (100%)	106 (91%)	10 (9%)	10	29
60	t	104/104 (100%)	98 (94%)	6 (6%)	18	40
61	u	103/103 (100%)	96 (93%)	7 (7%)	14	36
62	v	109/109 (100%)	105 (96%)	4 (4%)	30	51
63	w	99/103 (96%)	91 (92%)	8 (8%)	11	31
64	x	86/87 (99%)	80 (93%)	6 (7%)	14	36
65	y	99/100 (99%)	91 (92%)	8 (8%)	11	31
66	z	89/90 (99%)	85 (96%)	4 (4%)	24	46
All	All	8313/9148 (91%)	7610 (92%)	703 (8%)	12	29

All (703) residues with a non-rotameric sidechain are listed below:

Mol	Chain	Res	Type
1	0	10	LYS
1	0	38	VAL
1	0	47	VAL
1	0	48	LYS
1	0	51	VAL
1	0	68	ARG
1	0	86	GLN
1	0	96	VAL
2	1	19	LEU
2	1	30	SER
2	1	41	LYS
2	1	69	LEU
2	1	97	LEU
2	1	107	VAL
2	1	110	ARG
3	2	1	MET
3	2	24	MET
3	2	37	ASP

Continued on next page...

Continued from previous page...

Mol	Chain	Res	Type
3	2	93	LEU
4	3	52	LEU
4	3	70	VAL
4	3	72	ILE
4	3	99	ASN
4	3	101	GLU
5	4	40	ILE
5	4	69	GLU
5	4	71	LYS
9	9	1	MET
9	9	3	LEU
9	9	4	ASN
9	9	5	LEU
9	9	6	GLN
9	9	7	ASP
9	9	11	ILE
9	9	14	GLU
9	9	23	LEU
9	9	24	SER
9	9	27	VAL
9	9	31	ARG
9	9	33	VAL
9	9	34	THR
9	9	35	VAL
9	9	36	ASP
9	9	37	LYS
9	9	39	THR
9	9	42	ARG
9	9	43	LYS
9	9	52	MET
9	9	54	VAL
9	9	55	VAL
9	9	56	ARG
9	9	57	ASN
9	9	61	ARG
9	9	69	PHE
9	9	70	GLU
9	9	71	CYS
9	9	72	LEU
9	9	73	LYS
9	9	81	LEU
9	9	86	MET

Continued on next page...

Continued from previous page...

Mol	Chain	Res	Type
9	9	94	ARG
9	9	96	PHE
9	9	98	GLU
9	9	106	PHE
9	9	107	GLU
9	9	109	LYS
9	9	113	PHE
9	9	117	LEU
9	9	122	GLN
9	9	123	ILE
9	9	125	ARG
9	9	133	GLU
9	9	134	GLU
9	9	138	ARG
9	9	142	THR
9	9	143	MET
11	AA	145	ILE
11	AA	615	VAL
11	AA	850	ILE
11	AA	853	ASP
11	AA	854	ILE
11	AA	857	VAL
11	AA	859	GLU
11	AA	862	LEU
11	AA	864	LYS
11	AA	888	THR
11	AA	890	LYS
11	AA	892	GLU
11	AA	893	THR
11	AA	894	GLN
11	AA	895	LEU
11	AA	898	GLU
11	AA	899	GLU
11	AA	900	LYS
11	AA	905	ILE
11	AA	908	GLU
11	AA	909	LYS
11	AA	913	VAL
11	AA	914	LYS
11	AA	1076	ILE
11	AA	1151	LEU
12	AB	104	SER

Continued on next page...

Continued from previous page...

Mol	Chain	Res	Type
12	AB	105	ASP
12	AB	106	LYS
12	AB	114	ARG
12	AB	115	LEU
12	AB	117	GLN
12	AB	123	ARG
12	AB	125	LYS
12	AB	126	THR
12	AB	127	LEU
12	AB	132	GLU
12	AB	133	MET
12	AB	134	VAL
12	AB	135	ARG
12	AB	141	PHE
12	AB	143	ASP
12	AB	145	ASN
12	AB	150	GLU
12	AB	151	VAL
12	AB	153	TYR
12	AB	155	LYS
12	AB	157	ARG
12	AB	161	SER
12	AB	162	VAL
12	AB	164	ILE
12	AB	167	ARG
12	AB	171	VAL
12	AB	172	GLU
12	AB	173	LEU
12	AB	180	LYS
13	AC	232	VAL
14	AE	40	LYS
14	AE	42	GLU
14	AE	44	ILE
14	AE	46	TYR
14	AE	47	ARG
14	AE	49	PHE
14	AE	50	LYS
14	AE	52	GLU
14	AE	53	ARG
14	AE	54	ASP
14	AE	56	LEU
14	AE	60	ARG

Continued on next page...

Continued from previous page...

Mol	Chain	Res	Type
14	AE	66	LYS
14	AE	67	ASP
14	AE	70	CYS
14	AE	74	LYS
14	AE	76	LYS
14	AE	78	LEU
14	AE	80	HIS
14	AE	81	ARG
14	AE	88	CYS
14	AE	91	GLU
14	AE	94	GLN
14	AE	95	THR
14	AE	96	LYS
14	AE	99	ARG
14	AE	100	GLU
14	AE	114	ILE
14	AE	117	LEU
14	AE	119	SER
14	AE	123	ARG
14	AE	132	LEU
14	AE	135	ILE
14	AE	142	GLU
14	AE	144	TYR
14	AE	145	VAL
14	AE	146	VAL
14	AE	147	ILE
14	AE	152	THR
14	AE	154	LEU
14	AE	157	GLN
14	AE	159	ILE
14	AE	175	GLU
14	AE	180	MET
14	AE	190	LYS
14	AE	193	ASP
14	AE	196	GLN
14	AE	210	SER
14	AE	212	THR
14	AE	216	LYS
14	AE	222	LYS
14	AE	223	LEU
14	AE	227	PHE
14	AE	233	LYS

Continued on next page...

Continued from previous page...

Mol	Chain	Res	Type
14	AE	237	MET
14	AE	238	ILE
14	AE	239	LEU
14	AE	240	THR
14	AE	244	VAL
14	AE	271	ARG
14	AE	291	ILE
14	AE	324	LEU
14	AE	385	LEU
14	AE	386	GLU
14	AE	387	LEU
14	AE	390	LEU
14	AE	393	THR
14	AE	394	ILE
14	AE	395	LYS
14	AE	506	VAL
14	AE	514	THR
14	AE	839	VAL
14	AE	1172	LYS
14	AE	1233	ILE
15	AF	63	ILE
16	AG	5	ILE
16	AG	12	VAL
16	AG	23	ILE
16	AG	27	LEU
16	AG	29	SER
16	AG	31	LEU
16	AG	33	THR
16	AG	36	LYS
16	AG	38	LYS
16	AG	40	GLU
16	AG	42	GLU
16	AG	43	ILE
16	AG	46	ARG
16	AG	49	ILE
16	AG	50	ASP
16	AG	56	PHE
16	AG	57	ASP
16	AG	58	THR
16	AG	61	ARG
16	AG	63	LEU
16	AG	64	VAL

Continued on next page...

Continued from previous page...

Mol	Chain	Res	Type
16	AG	65	VAL
16	AG	69	THR
16	AG	72	THR
16	AG	75	ILE
16	AG	77	LEU
16	AG	78	GLU
16	AG	97	ILE
16	AG	100	VAL
16	AG	105	ILE
16	AG	107	THR
16	AG	111	LYS
16	AG	114	ILE
16	AG	117	LYS
16	AG	123	ARG
16	AG	125	MET
16	AG	126	VAL
16	AG	131	ARG
16	AG	138	ILE
16	AG	139	THR
16	AG	144	LYS
16	AG	150	ILE
16	AG	154	LEU
16	AG	157	ASN
16	AG	162	ILE
16	AG	167	MET
16	AG	173	PHE
16	AG	174	ARG
16	AG	179	VAL
16	AG	180	ARG
16	AG	182	VAL
16	AG	187	ARG
16	AG	189	GLU
16	AG	195	LEU
16	AG	197	VAL
16	AG	199	ARG
16	AG	201	LYS
16	AG	203	GLU
16	AG	204	MET
16	AG	205	LEU
16	AG	206	ILE
16	AG	207	GLU
16	AG	210	ARG

Continued on next page...

Continued from previous page...

Mol	Chain	Res	Type
16	AG	211	ILE
16	AG	213	VAL
16	AG	218	GLU
16	AG	219	GLU
16	AG	221	ILE
16	AG	223	ILE
16	AG	232	SER
16	AG	235	LYS
16	AG	236	ILE
16	AG	238	VAL
16	AG	239	LYS
16	AG	240	THR
16	AG	241	ASN
16	AG	243	LYS
16	AG	244	ARG
16	AG	245	ILE
16	AG	254	MET
16	AG	255	ARG
16	AG	258	ARG
16	AG	259	VAL
16	AG	260	GLN
16	AG	262	VAL
16	AG	265	GLU
16	AG	270	ARG
16	AG	271	ILE
16	AG	273	ILE
16	AG	274	VAL
16	AG	276	TRP
16	AG	278	ASP
16	AG	282	GLN
16	AG	285	ILE
16	AG	288	MET
16	AG	296	ILE
16	AG	297	VAL
16	AG	299	ASP
16	AG	300	GLU
16	AG	301	ASP
16	AG	302	LYS
16	AG	303	HIS
16	AG	305	MET
16	AG	309	VAL
16	AG	310	GLU

Continued on next page...

Continued from previous page...

Mol	Chain	Res	Type
16	AG	313	ASN
16	AG	316	GLN
16	AG	320	ARG
16	AG	321	ASN
16	AG	323	GLN
16	AG	327	LEU
16	AG	331	LEU
16	AG	335	GLU
16	AG	336	LEU
16	AG	337	ASN
16	AG	338	VAL
16	AG	340	THR
16	AG	341	VAL
16	AG	342	ASP
16	AG	344	LEU
16	AG	356	ILE
16	AG	358	THR
16	AG	359	PHE
16	AG	361	LYS
16	AG	365	ILE
16	AG	380	THR
16	AG	387	VAL
16	AG	390	LYS
16	AG	396	GLU
16	AG	398	LEU
16	AG	399	ASP
16	AG	400	GLU
16	AG	425	LEU
16	AG	428	ASN
16	AG	429	LYS
17	C	33	ILE
17	C	74	HIS
19	E	6	SER
19	E	10	ARG
19	E	48	GLN
19	E	64	LYS
20	F	34	ARG
20	F	62	ARG
20	F	67	ARG
21	G	8	ASP
21	G	45	LYS
21	G	59	LYS

Continued on next page...

Continued from previous page...

Mol	Chain	Res	Type
21	G	105	LYS
21	G	108	ARG
21	G	117	LEU
21	G	128	LYS
21	G	129	LEU
21	G	132	LYS
21	G	135	LEU
21	G	161	LEU
21	G	174	LYS
21	G	208	ARG
22	H	9	PHE
22	H	31	ILE
22	H	43	LYS
22	H	54	LYS
22	H	62	ILE
22	H	70	VAL
22	H	294	VAL
22	H	305	HIS
22	H	336	ASP
22	H	337	GLU
22	H	338	GLU
22	H	339	ARG
22	H	340	ARG
23	I	14	ILE
23	I	21	THR
23	I	33	LEU
23	I	75	ILE
23	I	89	LYS
23	I	175	LEU
23	I	178	LEU
23	I	200	VAL
24	J	47	ARG
24	J	48	LEU
24	J	95	GLU
24	J	104	ARG
24	J	105	MET
24	J	116	GLN
24	J	138	SER
24	J	143	VAL
25	K	10	GLU
25	K	15	LEU
25	K	60	ILE

Continued on next page...

Continued from previous page...

Mol	Chain	Res	Type
25	K	114	VAL
25	K	115	LEU
25	K	138	ARG
25	K	141	ILE
25	K	162	GLU
26	L	7	VAL
26	L	16	GLU
26	L	24	ARG
26	L	36	ILE
26	L	38	ARG
26	L	54	LEU
26	L	86	ARG
27	M	7	ILE
27	M	17	LYS
27	M	21	GLU
27	M	23	LEU
27	M	27	VAL
27	M	50	LEU
27	M	79	ARG
27	M	91	VAL
27	M	109	ARG
27	M	130	ASN
27	M	146	GLU
28	N	96	MET
28	N	104	VAL
28	N	117	ARG
29	O	27	LYS
29	O	60	LYS
29	O	61	LEU
29	O	63	LEU
29	O	116	VAL
29	O	118	LEU
30	P	17	LEU
30	P	18	ILE
30	P	24	GLU
30	P	25	ILE
30	P	27	GLU
30	P	37	ARG
30	P	87	LEU
30	P	88	MET
30	P	89	ARG
30	P	90	LEU

Continued on next page...

Continued from previous page...

Mol	Chain	Res	Type
30	P	91	ASP
30	P	92	LEU
30	P	102	LEU
31	Q	15	GLN
31	Q	107	ILE
32	R	5	ASN
32	R	12	ARG
32	R	24	LEU
32	R	62	GLU
32	R	74	LEU
32	R	102	LEU
33	S	45	VAL
33	S	46	LEU
33	S	89	MET
33	S	92	GLU
34	T	10	LYS
34	T	22	THR
34	T	39	LEU
34	T	40	GLN
34	T	64	ARG
34	T	66	LEU
34	T	67	LEU
34	T	70	LEU
34	T	73	LYS
34	T	84	ARG
34	T	85	LEU
35	U	1	MET
35	U	2	VAL
35	U	6	LEU
35	U	19	VAL
35	U	50	THR
36	V	46	VAL
36	V	75	LEU
36	V	81	LYS
37	W	21	LYS
37	W	33	THR
37	W	49	ILE
37	W	58	VAL
37	W	79	THR
37	W	81	ARG
38	X	16	VAL
38	X	25	VAL

Continued on next page...

Continued from previous page...

Mol	Chain	Res	Type
38	X	29	ARG
38	X	59	GLU
38	X	93	ARG
38	X	101	ARG
38	X	117	LYS
39	Y	4	VAL
39	Y	10	LEU
39	Y	16	MET
39	Y	23	VAL
39	Y	27	LEU
39	Y	30	GLN
39	Y	36	GLU
39	Y	44	LYS
39	Y	45	THR
39	Y	48	ILE
39	Y	50	LYS
39	Y	52	LEU
39	Y	57	VAL
39	Y	58	ILE
39	Y	60	VAL
39	Y	61	TYR
39	Y	64	ARG
39	Y	65	SER
39	Y	67	THR
39	Y	71	LYS
39	Y	78	LEU
39	Y	80	LYS
39	Y	81	LYS
39	Y	91	LYS
39	Y	94	LYS
39	Y	95	ASP
39	Y	99	LYS
39	Y	100	ILE
39	Y	102	ARG
39	Y	104	GLN
39	Y	108	ILE
39	Y	112	LYS
39	Y	116	MET
39	Y	124	MET
39	Y	125	THR
39	Y	126	ARG
39	Y	133	ARG

Continued on next page...

Continued from previous page...

Mol	Chain	Res	Type
39	Y	135	MET
39	Y	137	LEU
39	Y	138	VAL
40	Z	1	SER
40	Z	2	ILE
40	Z	3	THR
40	Z	4	LYS
40	Z	6	GLN
40	Z	7	ILE
40	Z	8	ILE
40	Z	14	MET
40	Z	16	VAL
40	Z	17	MET
40	Z	19	VAL
40	Z	23	ILE
40	Z	26	MET
40	Z	28	GLU
40	Z	29	LYS
40	Z	30	PHE
42	b	70	GLU
43	c	33	LEU
43	c	48	THR
43	c	71	LEU
45	e	18	LEU
45	e	58	ASN
45	e	60	LYS
46	f	3	LYS
46	f	11	ARG
46	f	25	LEU
46	f	45	ARG
46	f	55	VAL
47	g	3	LYS
47	g	16	CYS
47	g	24	ILE
47	g	47	LYS
48	h	51	THR
48	h	94	VAL
48	h	105	LEU
48	h	118	SER
48	h	125	LYS
48	h	130	LEU
48	h	141	VAL

Continued on next page...

Continued from previous page...

Mol	Chain	Res	Type
48	h	156	ARG
48	h	183	LYS
48	h	187	ASP
48	h	195	VAL
48	h	202	LEU
48	h	203	ARG
48	h	204	VAL
48	h	205	LEU
48	h	242	LYS
48	h	271	ARG
49	i	9	THR
49	i	12	LYS
49	i	26	THR
49	i	27	SER
49	i	29	SER
49	i	40	ARG
50	j	13	ARG
50	j	18	ASP
50	j	91	THR
50	j	99	GLU
50	j	104	VAL
50	j	177	VAL
50	j	189	VAL
50	j	193	VAL
51	k	5	ILE
51	k	17	THR
51	k	24	THR
52	l	17	THR
52	l	22	ASP
52	l	40	ARG
52	l	48	THR
52	l	57	LYS
52	l	69	ARG
52	l	77	ILE
52	l	80	SER
52	l	108	ILE
52	l	109	LEU
52	l	111	GLU
52	l	122	GLU
52	l	149	ILE
52	l	179	SER
53	m	22	MET

Continued on next page...

Continued from previous page...

Mol	Chain	Res	Type
53	m	42	LEU
54	n	6	ASP
54	n	10	ASP
54	n	26	MET
54	n	40	VAL
54	n	47	LYS
54	n	49	LEU
54	n	57	LEU
54	n	79	ILE
54	n	80	ARG
54	n	95	ARG
54	n	105	THR
54	n	117	LEU
54	n	122	PHE
54	n	123	ASP
54	n	132	VAL
54	n	140	GLU
54	n	141	ILE
54	n	163	ASP
55	o	8	ARG
55	o	30	ARG
55	o	31	HIS
55	o	55	LEU
56	p	11	VAL
56	p	85	LYS
56	p	95	ARG
56	p	125	CYS
56	p	168	VAL
56	p	171	THR
57	q	3	VAL
57	q	26	ILE
57	q	34	LYS
58	r	1	MET
58	r	9	VAL
58	r	11	ASN
58	r	12	LEU
58	r	15	LEU
58	r	41	LYS
58	r	66	ASN
58	r	72	ILE
58	r	76	GLU
58	r	94	ILE

Continued on next page...

Continued from previous page...

Mol	Chain	Res	Type
58	r	101	ASP
58	r	127	GLU
59	s	1	MET
59	s	30	THR
59	s	31	GLU
59	s	43	GLU
59	s	57	LEU
59	s	123	LYS
59	s	124	VAL
59	s	139	VAL
59	s	140	LEU
59	s	142	ILE
60	t	35	VAL
60	t	49	ARG
60	t	67	LYS
60	t	70	ARG
60	t	80	ASP
60	t	104	THR
61	u	5	THR
61	u	27	LEU
61	u	59	ARG
61	u	73	ILE
61	u	76	GLU
61	u	78	ARG
61	u	84	LYS
62	v	110	GLU
62	v	126	ILE
62	v	127	LYS
62	v	128	THR
63	w	2	ARG
63	w	20	MET
63	w	24	MET
63	w	51	LEU
63	w	65	LEU
63	w	69	ARG
63	w	95	THR
63	w	116	VAL
64	x	13	ARG
64	x	31	THR
64	x	47	VAL
64	x	48	LEU
64	x	91	SER

Continued on next page...

Continued from previous page...

Mol	Chain	Res	Type
64	x	116	GLN
65	y	8	LEU
65	y	10	GLN
65	y	27	GLU
65	y	40	LEU
65	y	81	VAL
65	y	85	SER
65	y	102	GLU
65	y	114	LEU
66	z	18	LEU
66	z	51	ARG
66	z	109	LEU
66	z	117	LEU

Sometimes sidechains can be flipped to improve hydrogen bonding and reduce clashes. All (91) such sidechains are listed below:

Mol	Chain	Res	Type
1	0	86	GLN
2	1	61	ASN
3	2	28	ASN
3	2	59	ASN
4	3	54	GLN
5	4	12	GLN
9	9	103	ASN
9	9	122	GLN
11	AA	69	GLN
11	AA	314	ASN
11	AA	330	HIS
11	AA	343	HIS
11	AA	513	GLN
11	AA	554	HIS
11	AA	580	GLN
11	AA	688	GLN
11	AA	762	ASN
11	AA	808	ASN
11	AA	1008	GLN
11	AA	1237	HIS
11	AA	1268	GLN
11	AA	1313	HIS
12	AB	117	GLN
12	AB	177	GLN
13	AC	23	HIS

Continued on next page...

Continued from previous page...

Mol	Chain	Res	Type
13	AD	66	HIS
13	AD	84	ASN
13	AD	117	HIS
13	AD	128	HIS
13	AD	227	GLN
14	AE	94	GLN
14	AE	196	GLN
14	AE	294	ASN
14	AE	424	ASN
14	AE	450	HIS
14	AE	469	HIS
14	AE	865	HIS
14	AE	1195	GLN
14	AE	1238	GLN
14	AE	1249	ASN
15	AF	7	GLN
15	AF	31	GLN
15	AF	62	GLN
16	AG	194	GLN
16	AG	260	GLN
16	AG	282	GLN
16	AG	316	GLN
16	AG	323	GLN
16	AG	324	ASN
16	AG	337	ASN
16	AG	428	ASN
19	E	3	ASN
19	E	55	GLN
19	E	61	GLN
21	G	18	HIS
21	G	58	ASN
21	G	94	HIS
23	I	6	HIS
23	I	123	GLN
24	J	36	GLN
24	J	40	GLN
24	J	41	HIS
25	K	97	GLN
26	L	11	HIS
26	L	63	ASN
26	L	94	HIS
27	M	148	ASN

Continued on next page...

Continued from previous page...

Mol	Chain	Res	Type
29	O	81	HIS
30	P	58	ASN
31	Q	15	GLN
32	R	72	HIS
34	T	40	GLN
35	U	59	HIS
38	X	105	ASN
47	g	41	HIS
47	g	65	ASN
48	h	70	ASN
48	h	260	ASN
49	i	5	GLN
50	j	173	GLN
51	k	26	ASN
54	n	63	GLN
55	o	28	ASN
56	p	88	GLN
57	q	35	GLN
58	r	11	ASN
58	r	20	ASN
58	r	133	GLN
60	t	88	ASN
65	y	15	GLN
65	y	66	ASN

5.3.3 RNA [i](#)

Mol	Chain	Analysed	Backbone Outliers	Pucker Outliers
10	A	75/76 (98%)	29 (38%)	6 (8%)
10	B	75/76 (98%)	35 (46%)	6 (8%)
18	D	1514/1542 (98%)	290 (19%)	33 (2%)
41	a	2859/2904 (98%)	541 (18%)	0
44	d	119/120 (99%)	17 (14%)	0
8	7	32/53 (60%)	20 (62%)	4 (12%)
All	All	4674/4771 (97%)	932 (19%)	49 (1%)

All (932) RNA backbone outliers are listed below:

Mol	Chain	Res	Type
8	7	-18	G
8	7	-17	U

Continued on next page...

Continued from previous page...

Mol	Chain	Res	Type
8	7	-16	U
8	7	-14	U
8	7	-13	U
8	7	-12	U
8	7	-11	U
8	7	-10	U
8	7	-9	U
8	7	-8	U
8	7	-7	U
8	7	-6	U
8	7	-5	U
8	7	-3	U
8	7	-1	U
8	7	0	U
8	7	1	U
8	7	2	U
8	7	12	G
8	7	13	G
10	A	2	G
10	A	6	G
10	A	7	G
10	A	8	U
10	A	10	G
10	A	13	C
10	A	14	A
10	A	15	G
10	A	16	C
10	A	17	C
10	A	18	G
10	A	19	G
10	A	20	U
10	A	21	A
10	A	22	G
10	A	23	C
10	A	46	G
10	A	47	U
10	A	48	C
10	A	49	G
10	A	52	G
10	A	57	A
10	A	58	A
10	A	59	A

Continued on next page...

Continued from previous page...

Mol	Chain	Res	Type
10	A	61	C
10	A	66	C
10	A	69	C
10	A	71	C
10	A	73	A
10	B	2	G
10	B	6	G
10	B	7	G
10	B	8	U
10	B	10	G
10	B	13	C
10	B	14	A
10	B	15	G
10	B	16	C
10	B	17	C
10	B	18	G
10	B	19	G
10	B	20	U
10	B	21	A
10	B	22	G
10	B	23	C
10	B	30	G
10	B	31	G
10	B	32	C
10	B	36	U
10	B	37	A
10	B	38	A
10	B	46	G
10	B	47	U
10	B	48	C
10	B	49	G
10	B	52	G
10	B	57	A
10	B	58	A
10	B	59	A
10	B	61	C
10	B	66	C
10	B	69	C
10	B	71	C
10	B	73	A
18	D	4	U
18	D	5	U

Continued on next page...

Continued from previous page...

Mol	Chain	Res	Type
18	D	9	G
18	D	22	G
18	D	29	U
18	D	32	A
18	D	39	G
18	D	41	G
18	D	47	C
18	D	48	C
18	D	50	A
18	D	51	A
18	D	52	C
18	D	54	C
18	D	69	G
18	D	70	U
18	D	71	A
18	D	72	A
18	D	74	A
18	D	76	G
18	D	82	G
18	D	83	C
18	D	84	U
18	D	87	C
18	D	90	C
18	D	94	G
18	D	95	C
18	D	96	U
18	D	108	G
18	D	120	A
18	D	122	G
18	D	128	G
18	D	131	A
18	D	141	G
18	D	144	G
18	D	148	G
18	D	149	A
18	D	160	A
18	D	164	G
18	D	173	U
18	D	181	A
18	D	182	A
18	D	197	A
18	D	198	G

Continued on next page...

Continued from previous page...

Mol	Chain	Res	Type
18	D	204	G
18	D	208	U
18	D	209	U
18	D	210	C
18	D	211	G
18	D	212	G
18	D	216	U
18	D	226	G
18	D	245	U
18	D	247	G
18	D	251	G
18	D	253	A
18	D	258	G
18	D	262	A
18	D	266	G
18	D	267	C
18	D	271	C
18	D	279	A
18	D	289	G
18	D	299	G
18	D	306	A
18	D	321	A
18	D	328	C
18	D	329	A
18	D	332	G
18	D	347	G
18	D	352	C
18	D	353	A
18	D	354	G
18	D	355	C
18	D	367	U
18	D	372	C
18	D	373	A
18	D	376	G
18	D	382	A
18	D	384	G
18	D	392	C
18	D	393	A
18	D	397	A
18	D	406	G
18	D	412	A
18	D	413	G

Continued on next page...

Continued from previous page...

Mol	Chain	Res	Type
18	D	414	A
18	D	421	U
18	D	422	C
18	D	424	G
18	D	429	U
18	D	446	G
18	D	451	A
18	D	457	G
18	D	458	U
18	D	460	A
18	D	463	U
18	D	464	U
18	D	467	U
18	D	468	A
18	D	469	C
18	D	478	A
18	D	479	U
18	D	481	G
18	D	484	G
18	D	485	U
18	D	486	U
18	D	505	G
18	D	509	A
18	D	511	C
18	D	518	C
18	D	519	C
18	D	526	C
18	D	531	U
18	D	532	A
18	D	533	A
18	D	542	G
18	D	547	A
18	D	559	A
18	D	562	U
18	D	568	G
18	D	572	A
18	D	573	A
18	D	576	C
18	D	577	G
18	D	579	A
18	D	596	A
18	D	628	G

Continued on next page...

Continued from previous page...

Mol	Chain	Res	Type
18	D	633	G
18	D	641	U
18	D	642	A
18	D	649	A
18	D	650	G
18	D	653	U
18	D	665	A
18	D	666	G
18	D	687	A
18	D	700	G
18	D	723	U
18	D	724	G
18	D	731	G
18	D	734	G
18	D	747	A
18	D	748	G
18	D	755	G
18	D	760	G
18	D	777	A
18	D	793	U
18	D	794	A
18	D	815	A
18	D	817	C
18	D	828	U
18	D	829	G
18	D	832	G
18	D	841	C
18	D	844	G
18	D	845	A
18	D	849	G
18	D	874	G
18	D	887	G
18	D	902	G
18	D	914	A
18	D	916	U
18	D	926	G
18	D	934	C
18	D	935	A
18	D	954	G
18	D	960	U
18	D	963	G
18	D	969	A

Continued on next page...

Continued from previous page...

Mol	Chain	Res	Type
18	D	972	C
18	D	975	A
18	D	976	G
18	D	991	U
18	D	992	U
18	D	993	G
18	D	996	A
18	D	999	C
18	D	1004	A
18	D	1008	U
18	D	1009	U
18	D	1017	U
18	D	1018	G
18	D	1021	A
18	D	1024	G
18	D	1026	G
18	D	1028	C
18	D	1030	U
18	D	1031	C
18	D	1037	C
18	D	1043	G
18	D	1044	A
18	D	1046	A
18	D	1065	U
18	D	1085	U
18	D	1086	U
18	D	1094	G
18	D	1095	U
18	D	1099	G
18	D	1101	A
18	D	1124	G
18	D	1133	G
18	D	1135	U
18	D	1136	C
18	D	1137	C
18	D	1139	G
18	D	1140	C
18	D	1141	C
18	D	1142	G
18	D	1143	G
18	D	1145	A
18	D	1146	A

Continued on next page...

Continued from previous page...

Mol	Chain	Res	Type
18	D	1151	A
18	D	1152	A
18	D	1158	C
18	D	1159	U
18	D	1167	A
18	D	1171	A
18	D	1174	G
18	D	1175	G
18	D	1176	A
18	D	1184	G
18	D	1196	A
18	D	1197	A
18	D	1206	G
18	D	1211	U
18	D	1212	U
18	D	1213	A
18	D	1214	C
18	D	1215	G
18	D	1226	C
18	D	1227	A
18	D	1228	C
18	D	1238	A
18	D	1256	A
18	D	1257	A
18	D	1260	G
18	D	1275	A
18	D	1276	G
18	D	1278	G
18	D	1279	G
18	D	1280	A
18	D	1285	A
18	D	1286	U
18	D	1287	A
18	D	1299	A
18	D	1300	G
18	D	1302	C
18	D	1305	G
18	D	1312	G
18	D	1317	C
18	D	1320	C
18	D	1323	G
18	D	1329	A

Continued on next page...

Continued from previous page...

Mol	Chain	Res	Type
18	D	1338	G
18	D	1340	A
18	D	1346	A
18	D	1347	G
18	D	1353	G
18	D	1363	A
18	D	1370	G
18	D	1378	C
18	D	1379	G
18	D	1381	U
18	D	1391	U
18	D	1396	A
18	D	1397	C
18	D	1398	A
18	D	1404	C
18	D	1419	G
18	D	1429	A
18	D	1441	A
18	D	1446	A
18	D	1447	A
18	D	1448	C
18	D	1452	C
18	D	1453	G
18	D	1475	G
18	D	1487	G
18	D	1492	A
18	D	1493	A
18	D	1494	G
18	D	1495	U
18	D	1497	G
18	D	1503	A
18	D	1506	U
18	D	1517	G
18	D	1529	G
18	D	1530	G
18	D	1534	A
41	a	10	A
41	a	15	G
41	a	34	U
41	a	35	G
41	a	46	G
41	a	58	G

Continued on next page...

Continued from previous page...

Mol	Chain	Res	Type
41	a	60	G
41	a	63	A
41	a	71	A
41	a	74	A
41	a	75	G
41	a	83	A
41	a	84	A
41	a	85	G
41	a	93	G
41	a	96	C
41	a	102	U
41	a	103	A
41	a	110	G
41	a	114	U
41	a	118	A
41	a	119	A
41	a	120	U
41	a	122	G
41	a	131	A
41	a	136	G
41	a	139	U
41	a	140	C
41	a	141	G
41	a	145	C
41	a	163	C
41	a	165	A
41	a	181	A
41	a	196	A
41	a	199	A
41	a	200	U
41	a	215	G
41	a	216	A
41	a	222	A
41	a	225	C
41	a	248	G
41	a	249	C
41	a	261	G
41	a	264	C
41	a	265	A
41	a	266	G
41	a	267	C
41	a	271	G

Continued on next page...

Continued from previous page...

Mol	Chain	Res	Type
41	a	272	A
41	a	275	C
41	a	276	U
41	a	278	A
41	a	285	G
41	a	311	A
41	a	324	A
41	a	329	G
41	a	330	A
41	a	353	C
41	a	359	G
41	a	361	G
41	a	362	A
41	a	371	A
41	a	372	G
41	a	373	U
41	a	375	G
41	a	383	C
41	a	386	G
41	a	396	G
41	a	405	U
41	a	411	G
41	a	412	A
41	a	420	C
41	a	424	G
41	a	435	C
41	a	451	U
41	a	456	C
41	a	457	A
41	a	477	A
41	a	481	G
41	a	491	G
41	a	501	A
41	a	503	A
41	a	504	A
41	a	505	A
41	a	509	C
41	a	522	A
41	a	529	A
41	a	532	A
41	a	543	G
41	a	546	U

Continued on next page...

Continued from previous page...

Mol	Chain	Res	Type
41	a	547	A
41	a	548	G
41	a	549	G
41	a	551	G
41	a	563	A
41	a	569	U
41	a	573	U
41	a	575	A
41	a	588	U
41	a	603	A
41	a	609	A
41	a	613	A
41	a	614	A
41	a	615	U
41	a	616	A
41	a	618	G
41	a	620	G
41	a	621	A
41	a	627	A
41	a	637	A
41	a	645	C
41	a	647	G
41	a	654	A
41	a	664	G
41	a	668	A
41	a	685	A
41	a	686	U
41	a	710	U
41	a	717	C
41	a	730	A
41	a	738	G
41	a	757	G
41	a	764	A
41	a	765	C
41	a	775	G
41	a	776	G
41	a	782	A
41	a	784	G
41	a	785	G
41	a	800	A
41	a	802	A
41	a	805	G

Continued on next page...

Continued from previous page...

Mol	Chain	Res	Type
41	a	812	C
41	a	819	A
41	a	827	U
41	a	828	U
41	a	845	A
41	a	846	U
41	a	858	G
41	a	859	G
41	a	869	G
41	a	878	A
41	a	881	G
41	a	883	G
41	a	884	U
41	a	885	C
41	a	888	C
41	a	891	G
41	a	892	A
41	a	893	C
41	a	895	U
41	a	896	A
41	a	897	C
41	a	899	A
41	a	907	G
41	a	910	A
41	a	914	G
41	a	915	C
41	a	931	U
41	a	941	A
41	a	945	A
41	a	946	C
41	a	953	G
41	a	961	C
41	a	974	G
41	a	983	A
41	a	984	A
41	a	985	C
41	a	995	C
41	a	996	A
41	a	999	U
41	a	1005	C
41	a	1012	U
41	a	1013	C

Continued on next page...

Continued from previous page...

Mol	Chain	Res	Type
41	a	1022	G
41	a	1023	U
41	a	1026	G
41	a	1033	U
41	a	1041	G
41	a	1042	G
41	a	1045	C
41	a	1046	A
41	a	1047	G
41	a	1060	U
41	a	1061	U
41	a	1062	G
41	a	1063	G
41	a	1064	C
41	a	1065	U
41	a	1066	U
41	a	1067	A
41	a	1068	G
41	a	1069	A
41	a	1070	A
41	a	1071	G
41	a	1073	A
41	a	1074	G
41	a	1076	C
41	a	1079	C
41	a	1080	A
41	a	1081	U
41	a	1082	U
41	a	1083	U
41	a	1084	A
41	a	1087	G
41	a	1088	A
41	a	1090	A
41	a	1095	A
41	a	1096	A
41	a	1107	G
41	a	1110	G
41	a	1111	A
41	a	1112	G
41	a	1119	U
41	a	1122	G
41	a	1132	U

Continued on next page...

Continued from previous page...

Mol	Chain	Res	Type
41	a	1134	A
41	a	1135	C
41	a	1142	A
41	a	1143	A
41	a	1169	A
41	a	1170	C
41	a	1173	U
41	a	1174	U
41	a	1175	A
41	a	1176	U
41	a	1177	G
41	a	1178	C
41	a	1179	G
41	a	1180	U
41	a	1186	G
41	a	1238	G
41	a	1248	G
41	a	1253	A
41	a	1256	G
41	a	1266	G
41	a	1271	G
41	a	1272	A
41	a	1273	U
41	a	1301	A
41	a	1321	A
41	a	1345	C
41	a	1352	U
41	a	1365	A
41	a	1368	G
41	a	1378	A
41	a	1379	U
41	a	1380	G
41	a	1383	A
41	a	1387	A
41	a	1392	A
41	a	1395	A
41	a	1406	U
41	a	1407	G
41	a	1408	G
41	a	1411	U
41	a	1414	C
41	a	1415	U

Continued on next page...

Continued from previous page...

Mol	Chain	Res	Type
41	a	1416	G
41	a	1417	C
41	a	1419	A
41	a	1420	A
41	a	1428	C
41	a	1452	G
41	a	1453	A
41	a	1460	U
41	a	1478	G
41	a	1482	G
41	a	1490	A
41	a	1491	G
41	a	1497	U
41	a	1503	A
41	a	1508	A
41	a	1509	A
41	a	1510	G
41	a	1515	A
41	a	1529	G
41	a	1534	U
41	a	1535	A
41	a	1536	C
41	a	1537	G
41	a	1554	U
41	a	1559	U
41	a	1566	A
41	a	1569	A
41	a	1578	U
41	a	1580	A
41	a	1581	G
41	a	1582	C
41	a	1583	A
41	a	1584	U
41	a	1589	U
41	a	1590	A
41	a	1608	A
41	a	1609	A
41	a	1610	A
41	a	1647	U
41	a	1648	U
41	a	1649	G
41	a	1651	G

Continued on next page...

Continued from previous page...

Mol	Chain	Res	Type
41	a	1674	G
41	a	1677	A
41	a	1703	G
41	a	1714	U
41	a	1715	G
41	a	1718	G
41	a	1729	U
41	a	1730	C
41	a	1732	C
41	a	1738	G
41	a	1750	G
41	a	1755	A
41	a	1758	U
41	a	1764	C
41	a	1773	A
41	a	1791	A
41	a	1800	C
41	a	1801	A
41	a	1808	A
41	a	1811	G
41	a	1816	C
41	a	1829	A
41	a	1833	C
41	a	1847	A
41	a	1848	A
41	a	1858	A
41	a	1859	U
41	a	1862	G
41	a	1864	U
41	a	1869	G
41	a	1870	C
41	a	1872	A
41	a	1873	G
41	a	1905	C
41	a	1906	G
41	a	1907	G
41	a	1913	A
41	a	1914	C
41	a	1919	A
41	a	1920	C
41	a	1922	G
41	a	1923	U

Continued on next page...

Continued from previous page...

Mol	Chain	Res	Type
41	a	1924	C
41	a	1925	C
41	a	1926	U
41	a	1928	A
41	a	1929	G
41	a	1930	G
41	a	1936	A
41	a	1938	A
41	a	1955	U
41	a	1965	C
41	a	1967	C
41	a	1970	A
41	a	1971	U
41	a	1972	G
41	a	1987	A
41	a	1991	U
41	a	1992	G
41	a	1993	U
41	a	1997	C
41	a	2002	G
41	a	2022	U
41	a	2023	C
41	a	2027	G
41	a	2033	A
41	a	2043	C
41	a	2051	A
41	a	2052	A
41	a	2055	C
41	a	2056	G
41	a	2060	A
41	a	2061	G
41	a	2062	A
41	a	2063	C
41	a	2077	A
41	a	2097	A
41	a	2099	U
41	a	2100	G
41	a	2108	A
41	a	2110	G
41	a	2111	U
41	a	2113	U
41	a	2115	G

Continued on next page...

Continued from previous page...

Mol	Chain	Res	Type
41	a	2116	G
41	a	2117	A
41	a	2118	U
41	a	2121	G
41	a	2122	U
41	a	2124	G
41	a	2125	G
41	a	2126	A
41	a	2127	G
41	a	2128	G
41	a	2131	U
41	a	2132	U
41	a	2133	G
41	a	2134	A
41	a	2139	U
41	a	2141	G
41	a	2146	C
41	a	2147	A
41	a	2154	A
41	a	2157	G
41	a	2158	A
41	a	2159	G
41	a	2162	G
41	a	2163	A
41	a	2164	C
41	a	2165	C
41	a	2169	A
41	a	2171	A
41	a	2172	U
41	a	2178	C
41	a	2182	U
41	a	2183	A
41	a	2185	U
41	a	2188	U
41	a	2189	U
41	a	2190	G
41	a	2191	A
41	a	2193	G
41	a	2194	U
41	a	2198	A
41	a	2204	G
41	a	2210	U

Continued on next page...

Continued from previous page...

Mol	Chain	Res	Type
41	a	2211	A
41	a	2212	A
41	a	2213	U
41	a	2225	A
41	a	2226	C
41	a	2229	U
41	a	2238	G
41	a	2239	G
41	a	2244	U
41	a	2250	G
41	a	2268	A
41	a	2278	A
41	a	2283	C
41	a	2287	A
41	a	2297	A
41	a	2305	U
41	a	2308	G
41	a	2309	A
41	a	2315	G
41	a	2322	A
41	a	2325	G
41	a	2327	A
41	a	2333	A
41	a	2339	C
41	a	2345	G
41	a	2347	C
41	a	2350	C
41	a	2361	G
41	a	2372	U
41	a	2376	A
41	a	2383	G
41	a	2385	C
41	a	2402	U
41	a	2403	C
41	a	2406	A
41	a	2423	U
41	a	2424	C
41	a	2425	A
41	a	2426	A
41	a	2429	G
41	a	2430	A
41	a	2431	U

Continued on next page...

Continued from previous page...

Mol	Chain	Res	Type
41	a	2434	A
41	a	2435	A
41	a	2441	U
41	a	2447	G
41	a	2448	A
41	a	2470	G
41	a	2474	U
41	a	2476	A
41	a	2478	A
41	a	2484	G
41	a	2491	U
41	a	2502	G
41	a	2506	U
41	a	2507	C
41	a	2512	C
41	a	2513	A
41	a	2518	A
41	a	2520	C
41	a	2525	G
41	a	2529	G
41	a	2535	G
41	a	2547	A
41	a	2554	U
41	a	2566	A
41	a	2567	G
41	a	2572	A
41	a	2573	C
41	a	2574	G
41	a	2585	U
41	a	2586	U
41	a	2602	A
41	a	2603	G
41	a	2609	U
41	a	2610	C
41	a	2611	C
41	a	2613	U
41	a	2629	U
41	a	2663	G
41	a	2669	G
41	a	2671	G
41	a	2689	U
41	a	2690	U

Continued on next page...

Continued from previous page...

Mol	Chain	Res	Type
41	a	2714	G
41	a	2722	G
41	a	2726	A
41	a	2744	G
41	a	2748	A
41	a	2757	A
41	a	2758	A
41	a	2765	A
41	a	2777	G
41	a	2778	A
41	a	2791	G
41	a	2793	C
41	a	2796	U
41	a	2797	U
41	a	2798	U
41	a	2799	A
41	a	2801	G
41	a	2818	U
41	a	2820	A
41	a	2823	A
41	a	2825	G
41	a	2849	U
41	a	2850	A
41	a	2859	G
41	a	2861	U
41	a	2867	G
41	a	2880	C
41	a	2884	U
41	a	2885	G
41	a	2891	U
41	a	2902	C
44	d	2	G
44	d	9	G
44	d	13	G
44	d	16	G
44	d	17	C
44	d	35	C
44	d	36	C
44	d	45	A
44	d	51	G
44	d	56	G
44	d	64	G

Continued on next page...

Continued from previous page...

Mol	Chain	Res	Type
44	d	66	A
44	d	88	C
44	d	89	U
44	d	90	C
44	d	99	A
44	d	109	A

All (49) RNA pucker outliers are listed below:

Mol	Chain	Res	Type
8	7	-17	U
8	7	-14	U
8	7	-11	U
8	7	11	U
10	A	6	G
10	A	7	G
10	A	9	G
10	A	22	G
10	A	60	U
10	A	70	G
10	B	6	G
10	B	7	G
10	B	9	G
10	B	22	G
10	B	37	A
10	B	60	U
18	D	70	U
18	D	121	U
18	D	181	A
18	D	183	C
18	D	197	A
18	D	209	U
18	D	305	G
18	D	328	C
18	D	428	G
18	D	496	A
18	D	517	G
18	D	531	U
18	D	532	A
18	D	562	U
18	D	641	U
18	D	722	G

Continued on next page...

Continued from previous page...

Mol	Chain	Res	Type
18	D	793	U
18	D	991	U
18	D	992	U
18	D	1145	A
18	D	1196	A
18	D	1211	U
18	D	1212	U
18	D	1213	A
18	D	1214	C
18	D	1225	A
18	D	1299	A
18	D	1396	A
18	D	1432	G
18	D	1447	A
18	D	1491	G
18	D	1492	A
18	D	1493	A

5.4 Non-standard residues in protein, DNA, RNA chains [i](#)

There are no non-standard protein/DNA/RNA residues in this entry.

5.5 Carbohydrates [i](#)

There are no oligosaccharides in this entry.

5.6 Ligand geometry [i](#)

Of 3 ligands modelled in this entry, 3 are monoatomic - leaving 0 for Mogul analysis.

There are no bond length outliers.

There are no bond angle outliers.

There are no chirality outliers.

There are no torsion outliers.

There are no ring outliers.

No monomer is involved in short contacts.

5.7 Other polymers [i](#)

There are no such residues in this entry.

5.8 Polymer linkage issues [i](#)

There are no chain breaks in this entry.

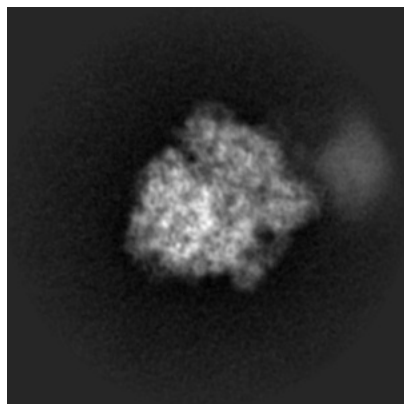
6 Map visualisation [i](#)

This section contains visualisations of the EMDB entry EMD-43388. These allow visual inspection of the internal detail of the map and identification of artifacts.

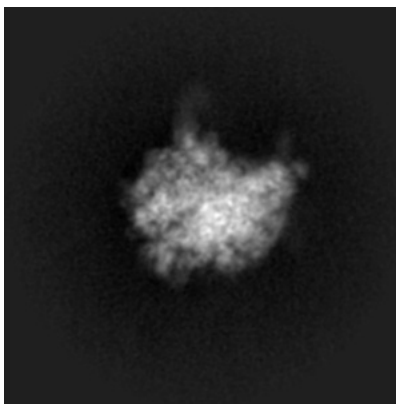
Images derived from a raw map, generated by summing the deposited half-maps, are presented below the corresponding image components of the primary map to allow further visual inspection and comparison with those of the primary map.

6.1 Orthogonal projections [i](#)

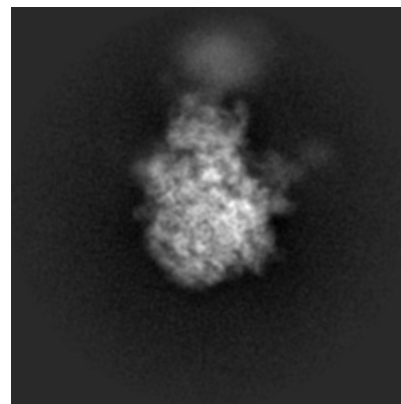
6.1.1 Primary map



X

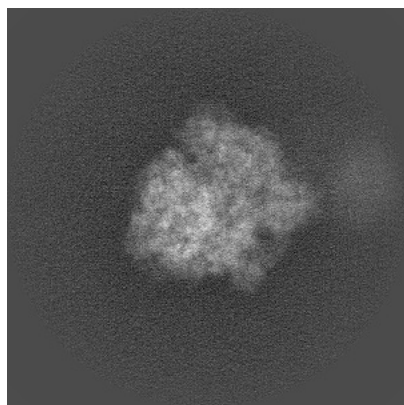


Y

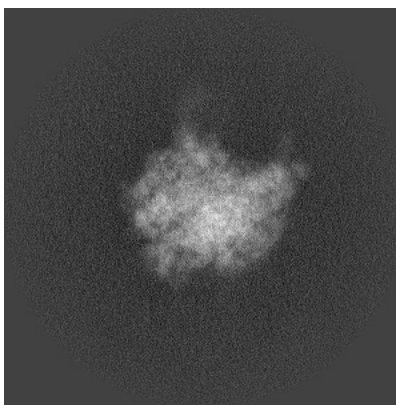


Z

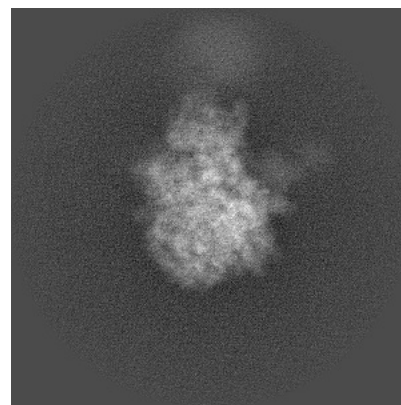
6.1.2 Raw map



X



Y

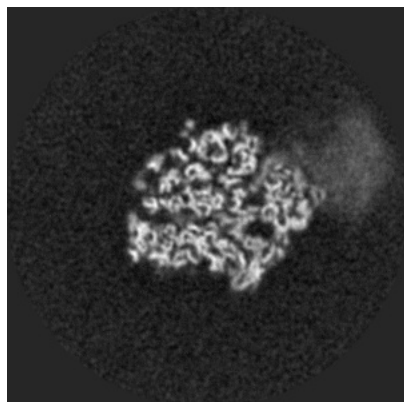


Z

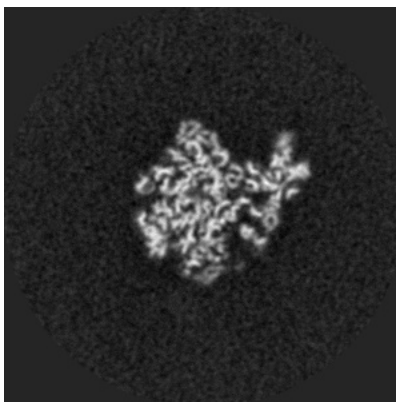
The images above show the map projected in three orthogonal directions.

6.2 Central slices [i](#)

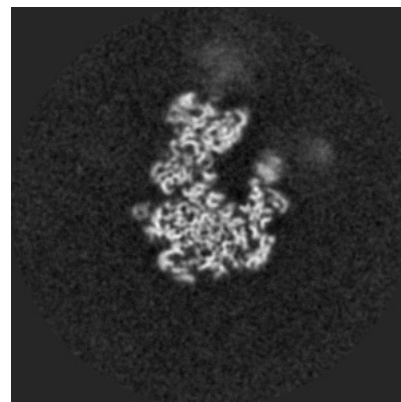
6.2.1 Primary map



X Index: 256

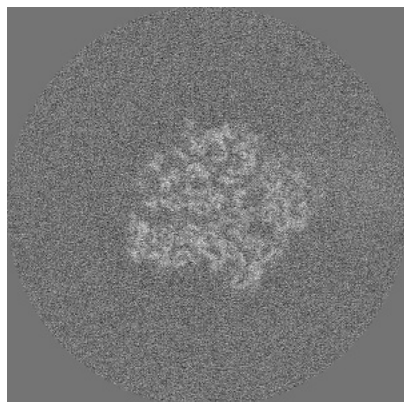


Y Index: 256

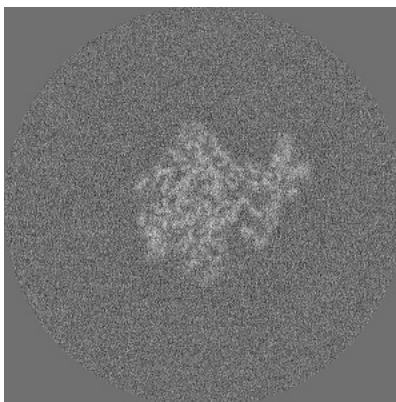


Z Index: 256

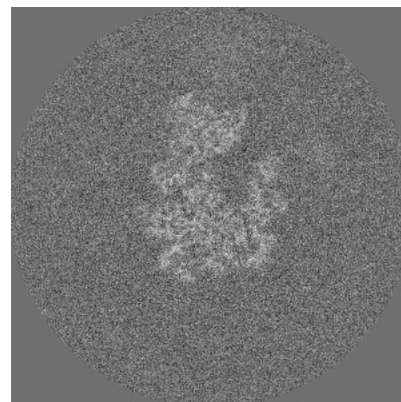
6.2.2 Raw map



X Index: 256



Y Index: 256

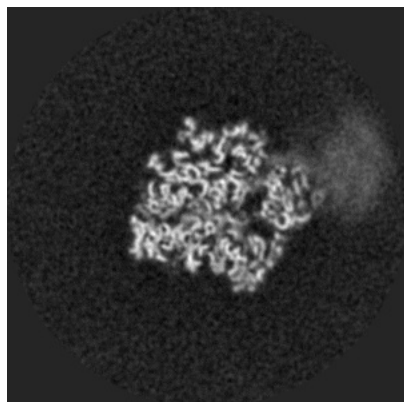


Z Index: 256

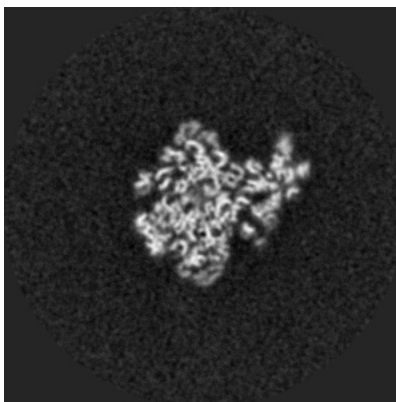
The images above show central slices of the map in three orthogonal directions.

6.3 Largest variance slices [i](#)

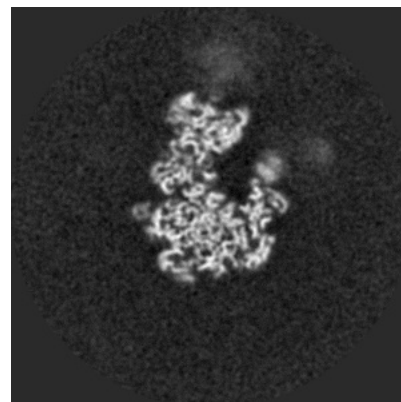
6.3.1 Primary map



X Index: 262

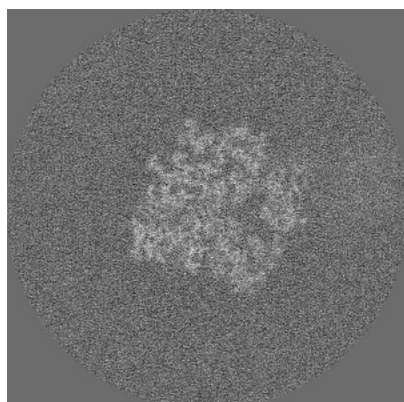


Y Index: 253

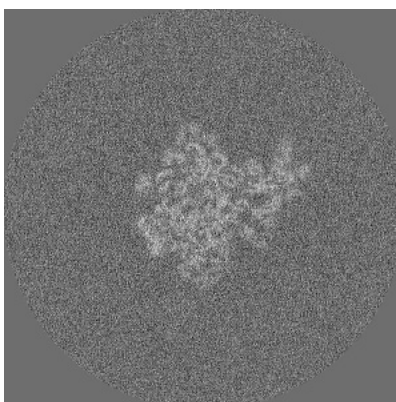


Z Index: 257

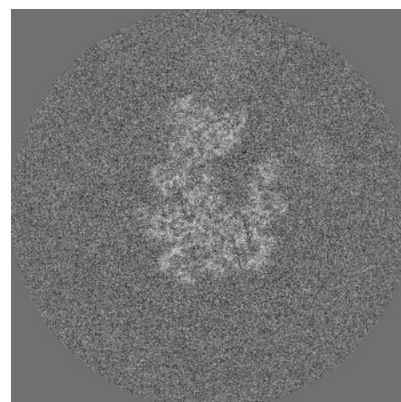
6.3.2 Raw map



X Index: 263



Y Index: 253




Z Index: 256

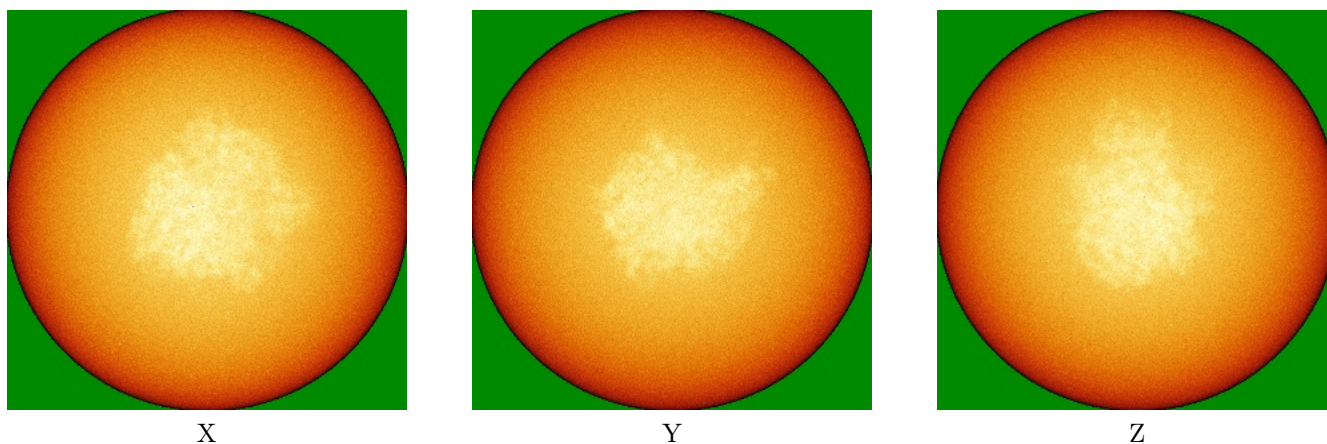
The images above show the largest variance slices of the map in three orthogonal directions.

6.4 Orthogonal standard-deviation projections (False-color) [i](#)

6.4.1 Primary map



6.4.2 Raw map



The images above show the map standard deviation projections with false color in three orthogonal directions. Minimum values are shown in green, max in blue, and dark to light orange shades represent small to large values respectively.

6.5 Orthogonal surface views [i](#)

This section was not generated.

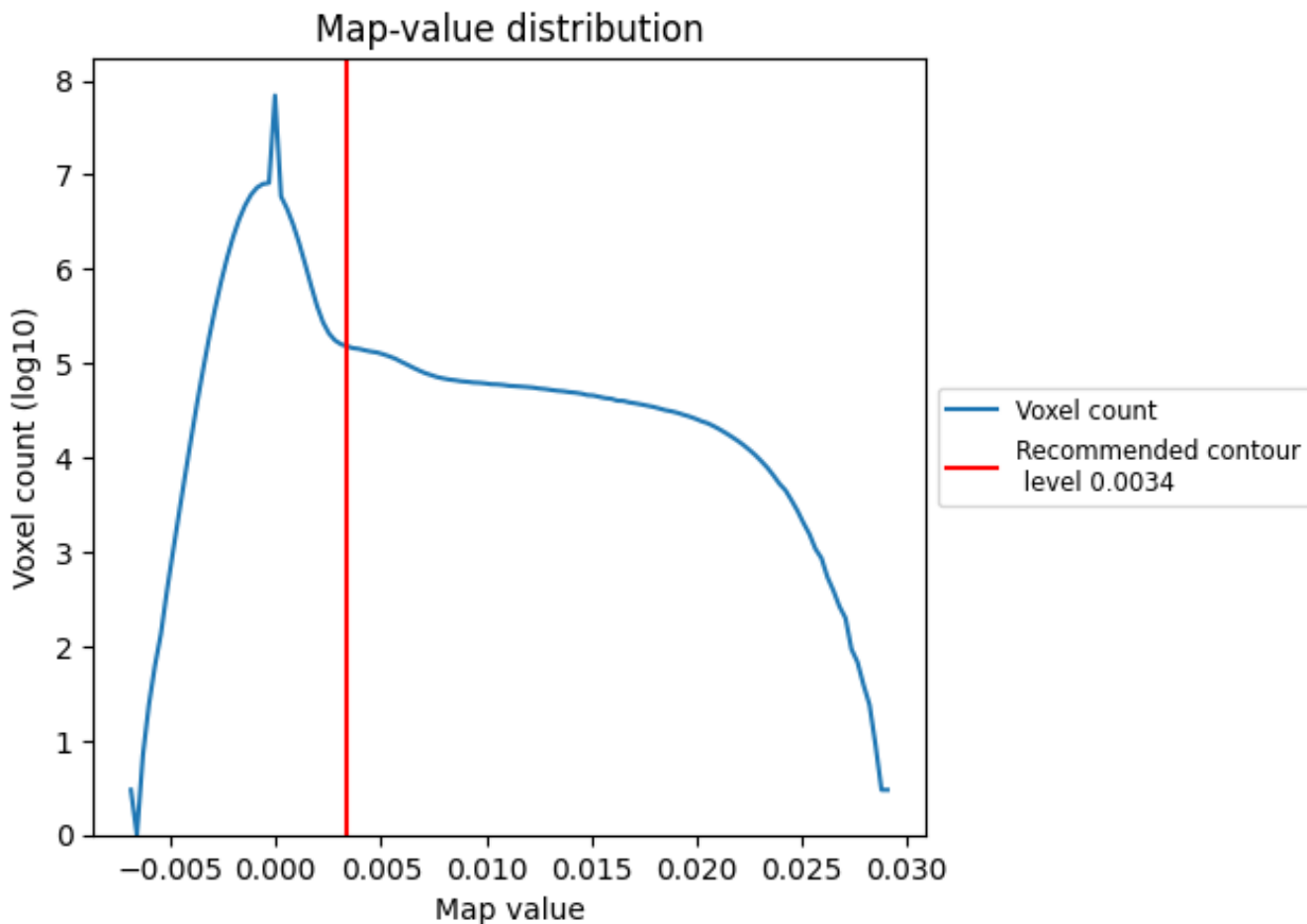
6.6 Mask visualisation [i](#)

This section was not generated. No masks/segmentation were deposited.

7 Map analysis [i](#)

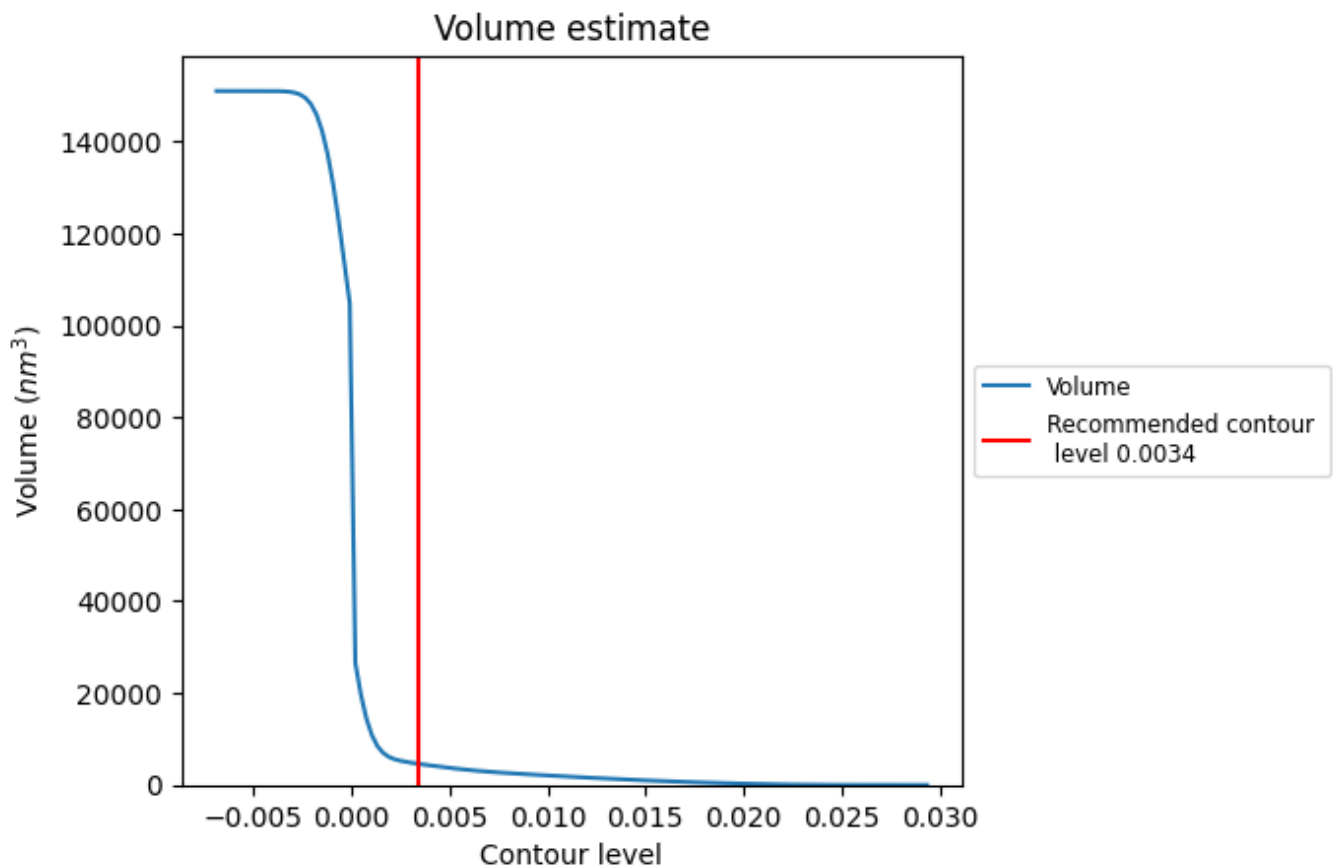
This section contains the results of statistical analysis of the map.

7.1 Map-value distribution [i](#)



The map-value distribution is plotted in 128 intervals along the x-axis. The y-axis is logarithmic. A spike in this graph at zero usually indicates that the volume has been masked.

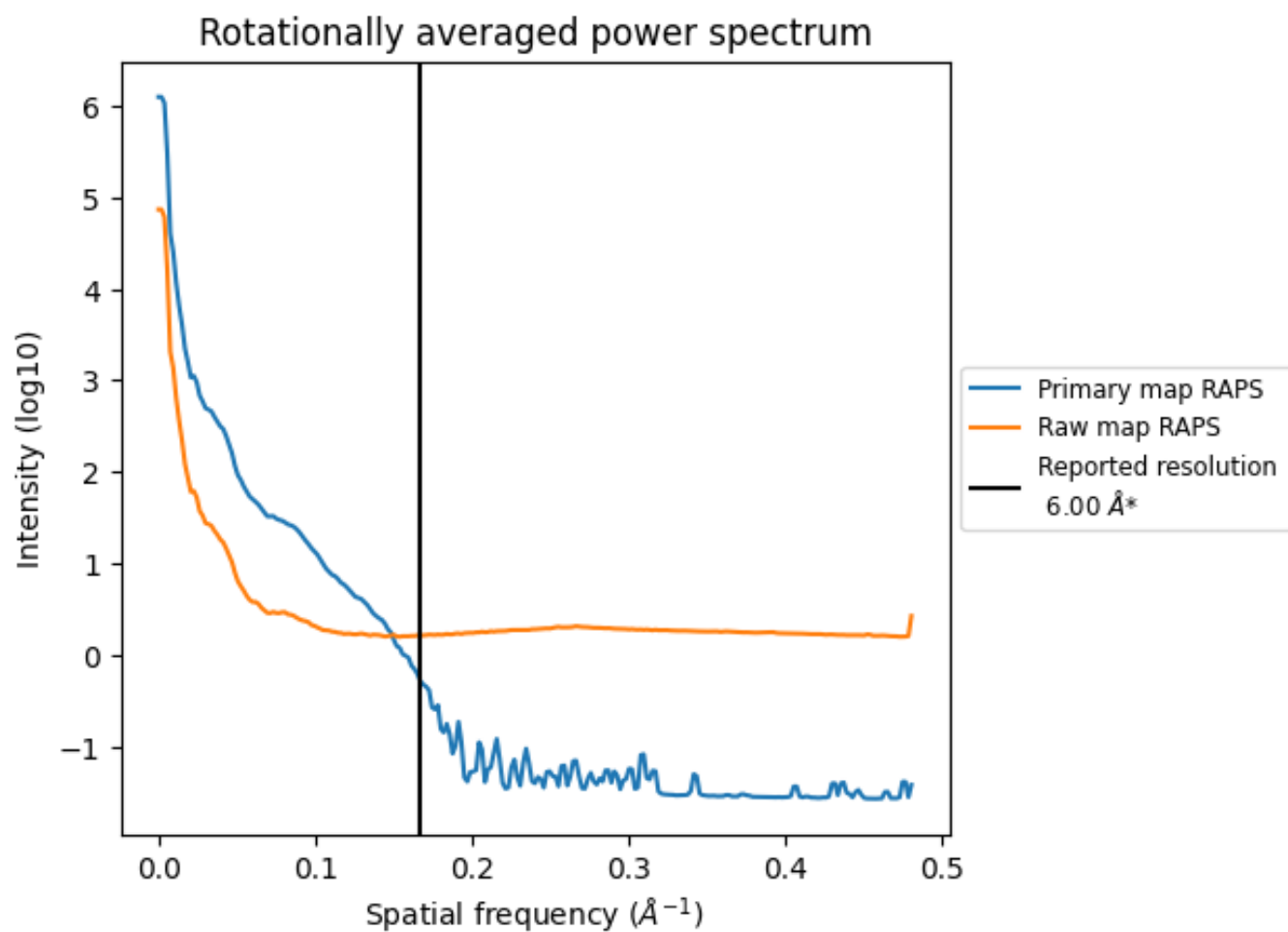
7.2 Volume estimate [\(i\)](#)



The volume at the recommended contour level is 4605 nm^3 ; this corresponds to an approximate mass of 4160 kDa.

The volume estimate graph shows how the enclosed volume varies with the contour level. The recommended contour level is shown as a vertical line and the intersection between the line and the curve gives the volume of the enclosed surface at the given level.

7.3 Rotationally averaged power spectrum [\(i\)](#)

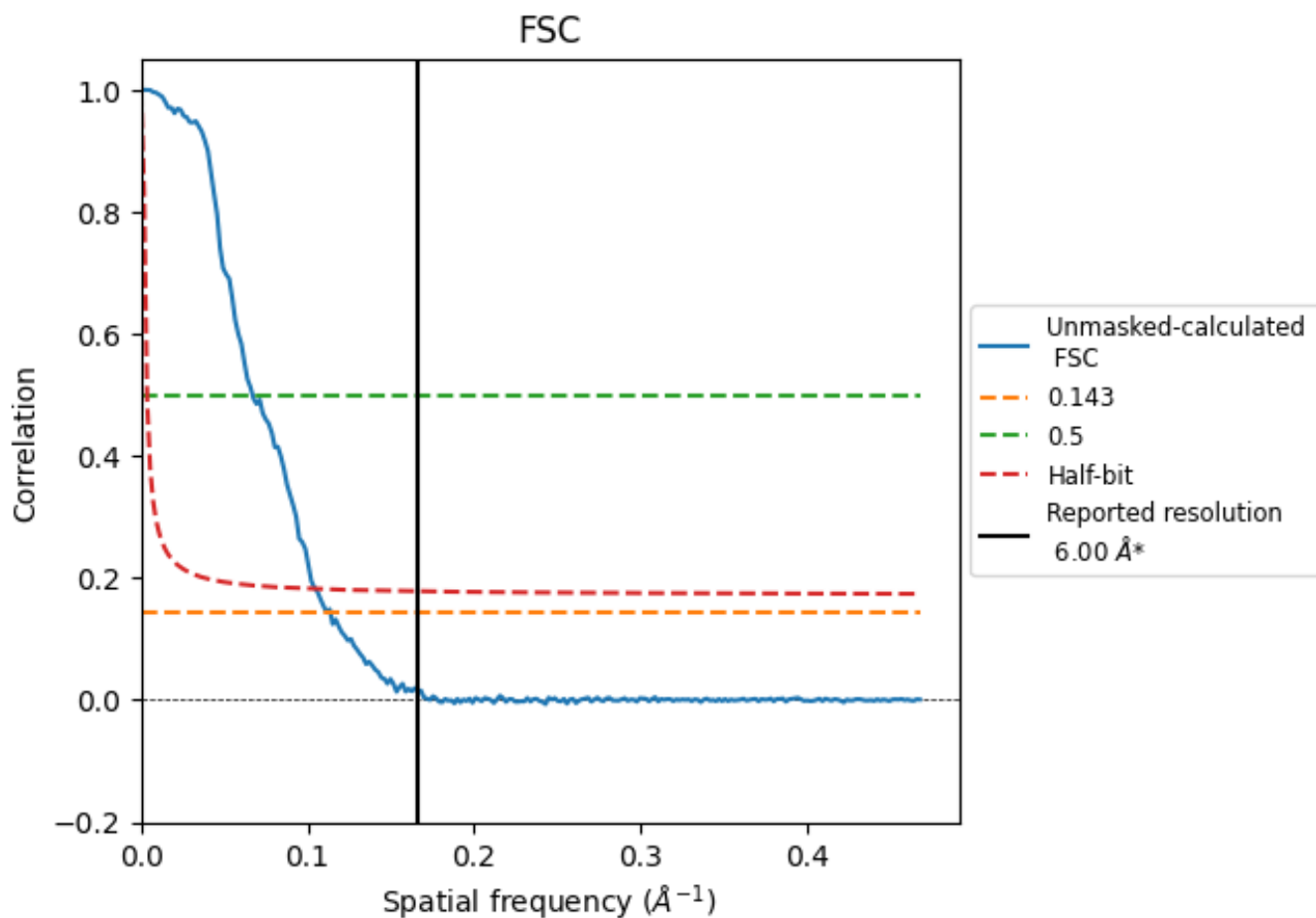


*Reported resolution corresponds to spatial frequency of 0.167 Å⁻¹

8 Fourier-Shell correlation [i](#)

Fourier-Shell Correlation (FSC) is the most commonly used method to estimate the resolution of single-particle and subtomogram-averaged maps. The shape of the curve depends on the imposed symmetry, mask and whether or not the two 3D reconstructions used were processed from a common reference. The reported resolution is shown as a black line. A curve is displayed for the half-bit criterion in addition to lines showing the 0.143 gold standard cut-off and 0.5 cut-off.

8.1 FSC [i](#)



*Reported resolution corresponds to spatial frequency of 0.167 Å⁻¹

8.2 Resolution estimates [i](#)

Resolution estimate (Å)	Estimation criterion (FSC cut-off)		
	0.143	0.5	Half-bit
Reported by author	6.00	-	-
Author-provided FSC curve	-	-	-
Unmasked-calculated*	8.80	14.93	9.55

*Resolution estimate based on FSC curve calculated by comparison of deposited half-maps. The value from deposited half-maps intersecting FSC 0.143 CUT-OFF 8.80 differs from the reported value 6.0 by more than 10 %

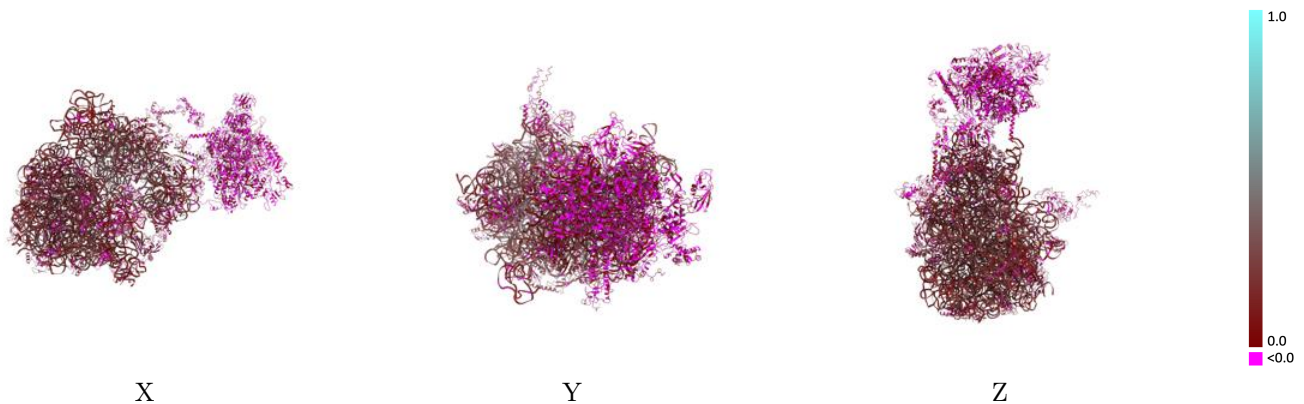
9 Map-model fit [i](#)

This section contains information regarding the fit between EMDB map EMD-43388 and PDB model 8VOP. Per-residue inclusion information can be found in section 3 on page 17.

9.1 Map-model overlay [i](#)

This section was not generated.

9.2 Q-score mapped to coordinate model [i](#)

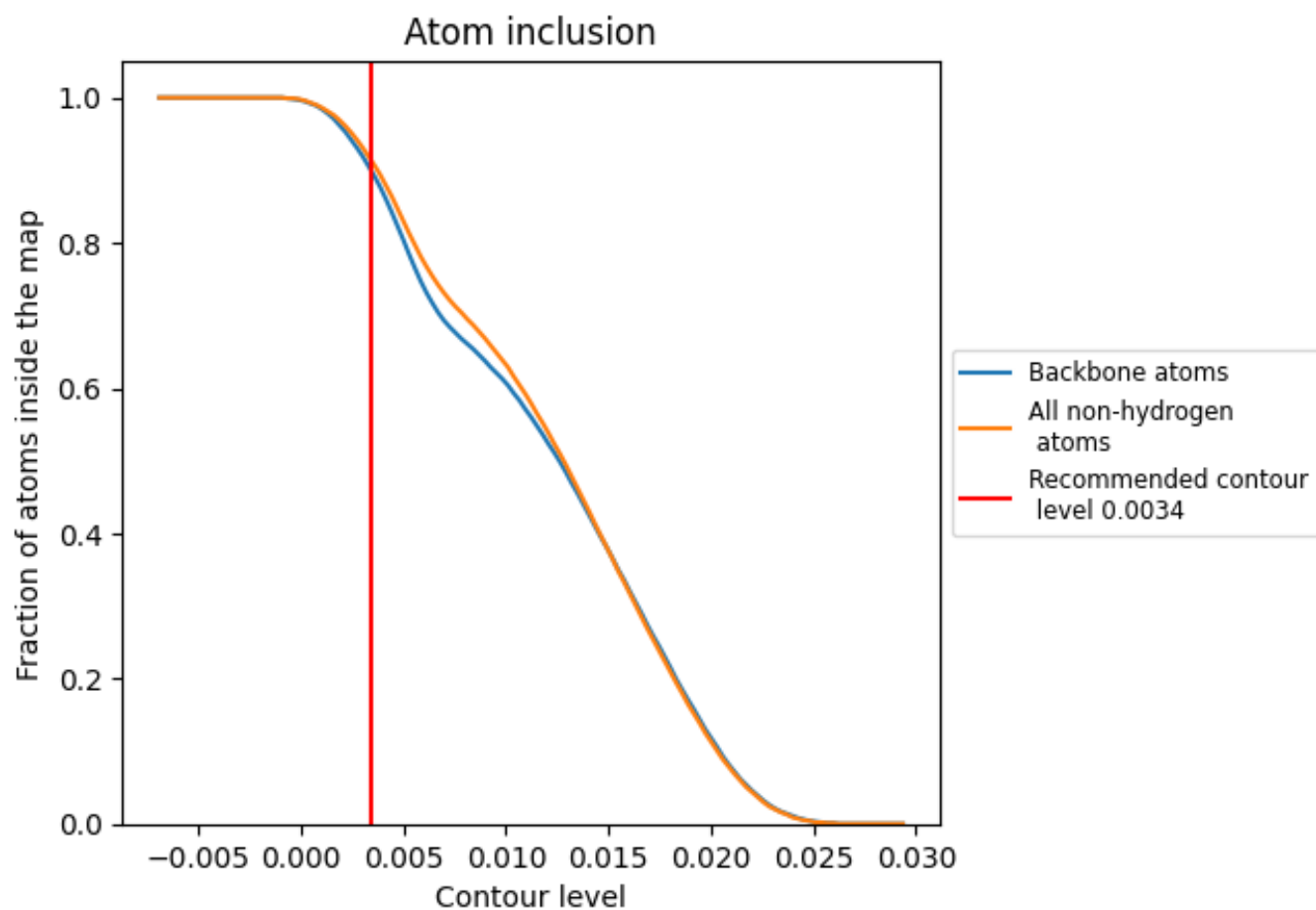


The images above show the model with each residue coloured according its Q-score. This shows their resolvability in the map with higher Q-score values reflecting better resolvability. Please note: Q-score is calculating the resolvability of atoms, and thus high values are only expected at resolutions at which atoms can be resolved. Low Q-score values may therefore be expected for many entries.

9.3 Atom inclusion mapped to coordinate model [i](#)

This section was not generated.







































































9.4 Atom inclusion [i](#)



At the recommended contour level, 90% of all backbone atoms, 92% of all non-hydrogen atoms, are inside the map.

9.5 Map-model fit summary





































































The table lists the average atom inclusion at the recommended contour level (0.0034) and Q-score for the entire model and for each chain.

Chain	Atom inclusion	Q-score
All	 0.9150	 0.1410
0	 0.9700	 0.1330
1	 0.9860	 0.1500
2	 0.9770	 0.1220
3	 0.9810	 0.1080
4	 0.9840	 0.1180
5	 0.8520	 0.0030
6	 0.8840	 0.0050
7	 0.9910	 0.0700
9	 0.9300	 0.0660
A	 1.0000	 0.1650
AA	 0.6860	 0.0100
AB	 0.6370	 0.0140
AC	 0.5660	 0.0060
AD	 0.3580	 0.0090
AE	 0.7170	 0.0160
AF	 0.4970	 0.0260
AG	 0.5900	 0.0720
B	 0.9230	 0.1040
C	 0.9940	 0.1250
D	 0.9980	 0.1990
E	 0.9860	 0.1340
F	 0.9730	 0.1580
G	 0.9540	 0.1250
H	 0.8070	 0.0240
I	 0.9680	 0.1380
J	 0.9900	 0.1270
K	 0.9830	 0.1580
L	 0.9810	 0.1260
M	 0.9810	 0.1290
N	 0.9690	 0.1520
O	 0.9910	 0.1010
P	 0.9970	 0.1050
Q	 0.9860	 0.1410
R	 0.9860	 0.1590



Continued on next page...

Continued from previous page...

Chain	Atom inclusion	Q-score
S	 0.9880	 0.1060
T	 0.9910	 0.1320
U	 0.9890	 0.1210
V	 0.9760	 0.1460
W	 0.9160	 0.0660
X	 0.9670	 0.0990
Y	 0.7980	 0.0400
Z	 0.8990	 0.0400
a	 0.9980	 0.1930
b	 0.9910	 0.1080
c	 0.9820	 0.1270
d	 0.9990	 0.1760
e	 0.9690	 0.0970
f	 0.9910	 0.1410
g	 0.9800	 0.0710
h	 0.9860	 0.1320
i	 0.9700	 0.1440
j	 0.9830	 0.1090
k	 0.9620	 0.1000
l	 0.9760	 0.1150
m	 0.9940	 0.1400
n	 0.9640	 0.0990
o	 0.9800	 0.1250
p	 0.9780	 0.1110
q	 0.9830	 0.0830
r	 0.9300	 0.1020
s	 0.9850	 0.1310
t	 0.9720	 0.1150
u	 0.9830	 0.1240
v	 0.9790	 0.1340
w	 0.9740	 0.1220
x	 0.9900	 0.1080
y	 0.9740	 0.1180
z	 0.9860	 0.1150