



Full wwPDB EM Validation Report ⓘ

Oct 6, 2024 – 05:45 PM EDT

PDB ID : 8VK3
EMDB ID : EMD-43299
Title : Structure of mouse RyR1 in complex with S100A1 (EGTA-only dataset)
Authors : Weninger, G.; Marks, A.R.
Deposited on : 2024-01-08
Resolution : 3.21 Å (reported)

This is a Full wwPDB EM Validation Report for a publicly released PDB entry.

We welcome your comments at validation@mail.wwpdb.org

A user guide is available at

<https://www.wwpdb.org/validation/2017/EMValidationReportHelp>

with specific help available everywhere you see the ⓘ symbol.

The types of validation reports are described at

<http://www.wwpdb.org/validation/2017/FAQs#types>.

The following versions of software and data (see [references ⓘ](#)) were used in the production of this report:

EMDB validation analysis : 0.0.1.dev113
Mogul : 2022.3.0, CSD as543be (2022)
MolProbity : 4.02b-467
buster-report : 1.1.7 (2018)
Percentile statistics : 20231227.v01 (using entries in the PDB archive December 27th 2023)
MapQ : 1.9.13
Ideal geometry (proteins) : Engh & Huber (2001)
Ideal geometry (DNA, RNA) : Parkinson et al. (1996)
Validation Pipeline (wwPDB-VP) : 2.39

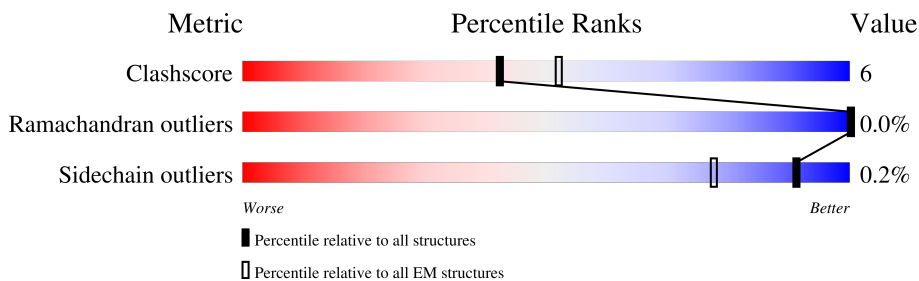
1 Overall quality at a glance

The following experimental techniques were used to determine the structure:

ELECTRON MICROSCOPY

The reported resolution of this entry is 3.21 Å.

Percentile scores (ranging between 0-100) for global validation metrics of the entry are shown in the following graphic. The table shows the number of entries on which the scores are based.



Metric	Whole archive (#Entries)	EM structures (#Entries)
Clashscore	210492	15764
Ramachandran outliers	207382	16835
Sidechain outliers	206894	16415

The table below summarises the geometric issues observed across the polymeric chains and their fit to the map. The red, orange, yellow and green segments of the bar indicate the fraction of residues that contain outliers for ≥ 3 , 2, 1 and 0 types of geometric quality criteria respectively. A grey segment represents the fraction of residues that are not modelled. The numeric value for each fraction is indicated below the corresponding segment, with a dot representing fractions $\leq 5\%$. The upper red bar (where present) indicates the fraction of residues that have poor fit to the EM map (all-atom inclusion $< 40\%$). The numeric value is given above the bar.

Mol	Chain	Length	Quality of chain
1	A	5035	
1	B	5035	
1	C	5035	
1	D	5035	
2	E	108	
2	F	108	
2	G	108	
2	H	108	

Continued on next page...

Continued from previous page...

Mol	Chain	Length	Quality of chain
3	I	94	<p>65%</p> <p>48%</p> <p>52%</p>
3	J	94	<p>66%</p> <p>53%</p> <p>45%</p>
3	K	94	<p>66%</p> <p>47%</p> <p>53%</p>
3	L	94	<p>67%</p> <p>52%</p> <p>46%</p>
3	M	94	<p>65%</p> <p>45%</p> <p>55%</p>
3	N	94	<p>66%</p> <p>53%</p> <p>45%</p>
3	O	94	<p>65%</p> <p>45%</p> <p>55%</p>
3	P	94	<p>67%</p> <p>51%</p> <p>47%</p>

2 Entry composition i

There are 5 unique types of molecules in this entry. The entry contains 148852 atoms, of which 0 are hydrogens and 0 are deuteriums.

In the tables below, the AltConf column contains the number of residues with at least one atom in alternate conformation and the Trace column contains the number of residues modelled with at most 2 atoms.

- Molecule 1 is a protein called Ryanodine receptor 1.

Mol	Chain	Residues	Atoms					AltConf	Trace
			Total	C	N	O	S		
1	A	4374	Total	C	N	O	S	1	0
			34809	22140	5985	6447	237		
1	D	4374	Total	C	N	O	S	1	0
			34809	22140	5985	6447	237		
1	B	4374	Total	C	N	O	S	1	0
			34809	22140	5985	6447	237		
1	C	4374	Total	C	N	O	S	1	0
			34809	22140	5985	6447	237		

- Molecule 2 is a protein called Peptidyl-prolyl cis-trans isomerase FKBP1A.

Mol	Chain	Residues	Atoms					AltConf	Trace
			Total	C	N	O	S		
2	E	107	Total	C	N	O	S	0	0
			829	526	145	155	3		
2	H	107	Total	C	N	O	S	0	0
			829	526	145	155	3		
2	F	107	Total	C	N	O	S	0	0
			829	526	145	155	3		
2	G	107	Total	C	N	O	S	0	0
			829	526	145	155	3		

- Molecule 3 is a protein called Protein S100A1.

Mol	Chain	Residues	Atoms					AltConf	Trace
			Total	C	N	O	S		
3	J	93	Total	C	N	O	S	0	0
			729	460	114	152	3		
3	I	94	Total	C	N	O	S	0	0
			737	465	115	153	4		
3	K	94	Total	C	N	O	S	0	0
			737	465	115	153	4		
3	M	94	Total	C	N	O	S	0	0
			737	465	115	153	4		
3	O	94	Total	C	N	O	S	0	0
			737	465	115	153	4		

Continued on next page...

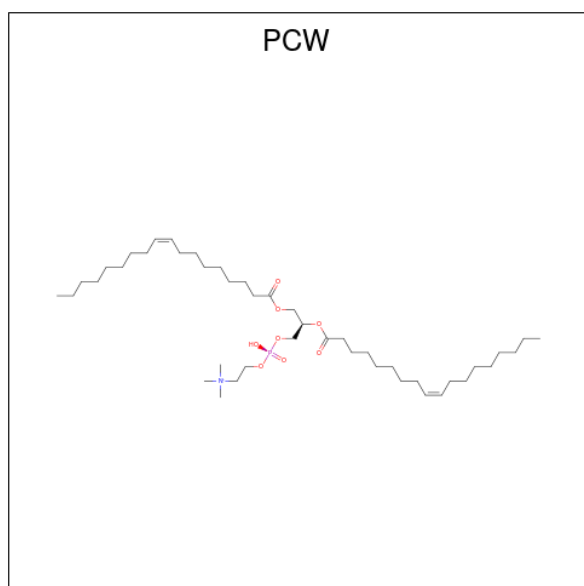
Continued from previous page...

Mol	Chain	Residues	Atoms					AltConf	Trace
			Total	C	N	O	S		
3	L	93	Total 729	C 460	N 114	O 152	S 3	0	0
3	N	93	Total 729	C 460	N 114	O 152	S 3	0	0
3	P	93	Total 729	C 460	N 114	O 152	S 3	0	0

- Molecule 4 is ZINC ION (three-letter code: ZN) (formula: Zn) (labeled as "Ligand of Interest" by depositor).

Mol	Chain	Residues	Atoms		AltConf
4	A	1	Total 1	Zn 1	0
4	D	1	Total 1	Zn 1	0
4	B	1	Total 1	Zn 1	0
4	C	1	Total 1	Zn 1	0

- Molecule 5 is 1,2-DIOLEOYL-SN-GLYCERO-3-PHOSPHOCHOLINE (three-letter code: PCW) (formula: C₄₄H₈₅NO₈P).

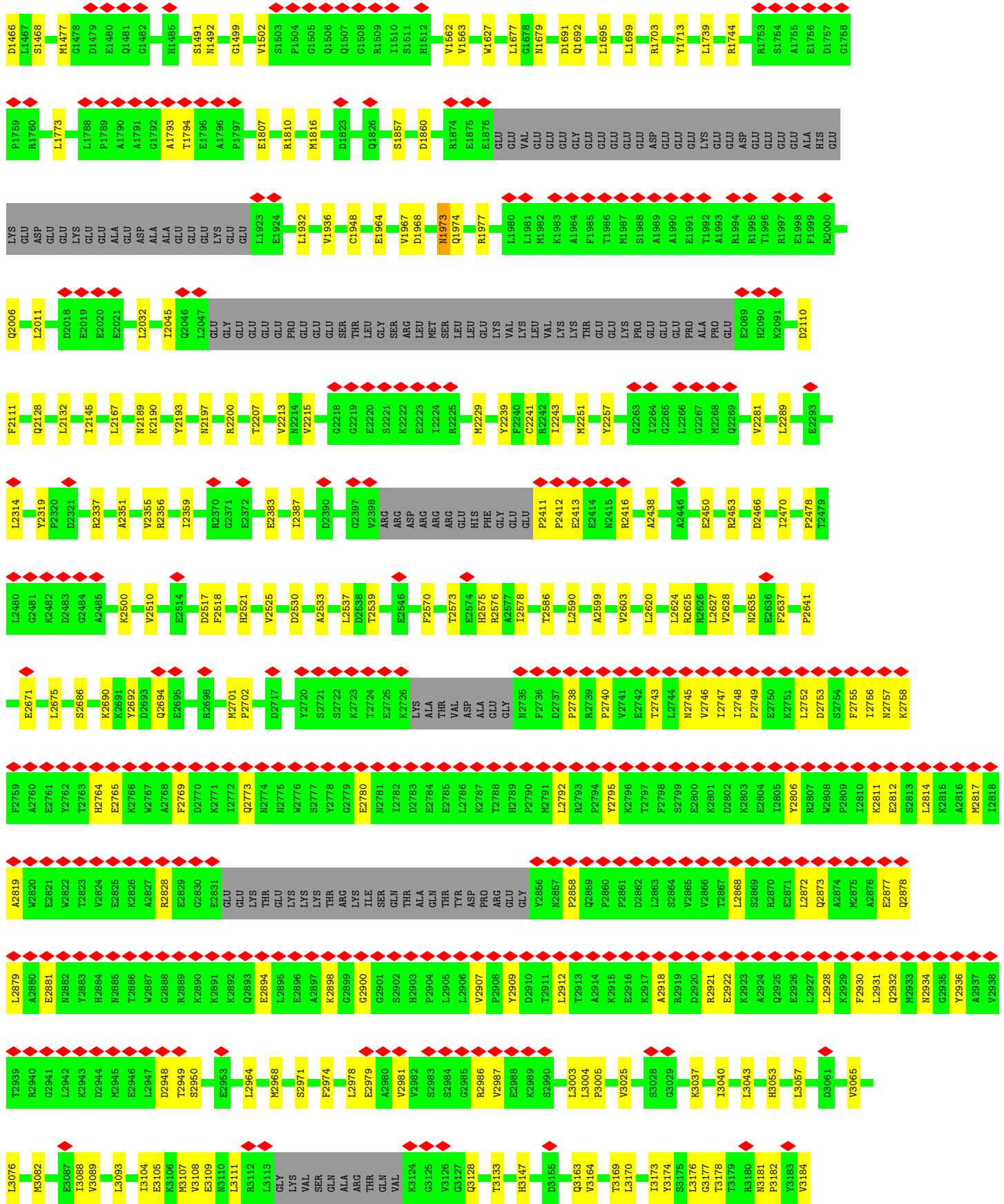


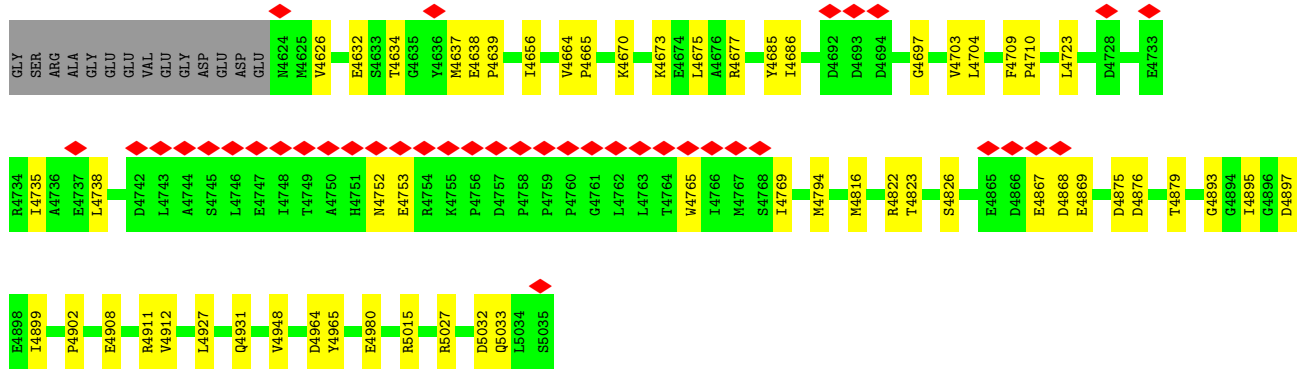
Mol	Chain	Residues	Atoms					AltConf
			Total	C	N	O	P	
5	A	1	Total 54	C 44	N 1	O 8	P 1	0

Continued on next page...

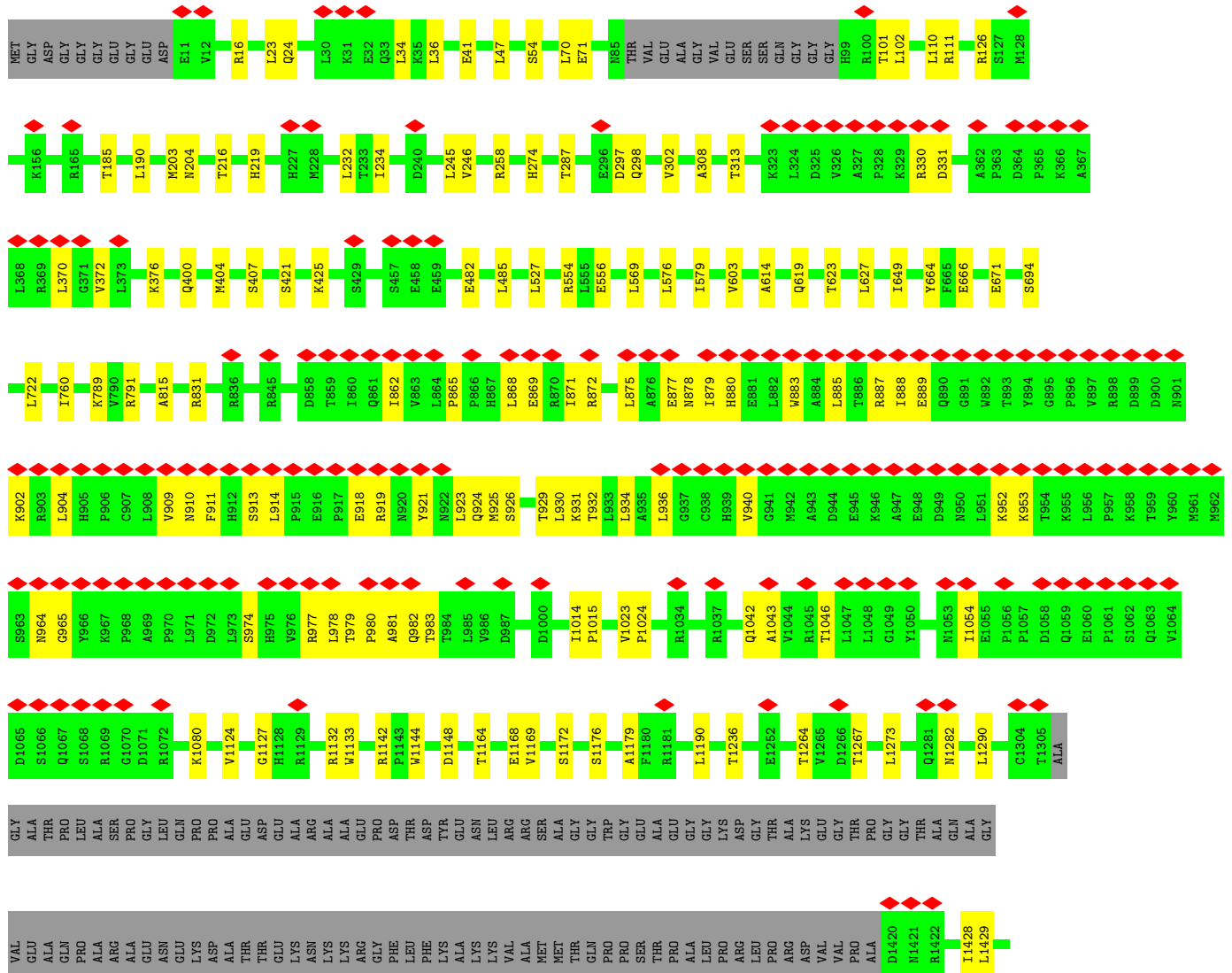
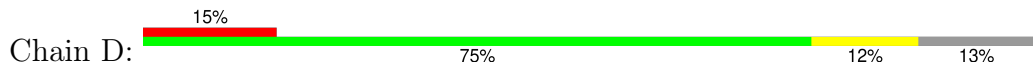
Continued from previous page...

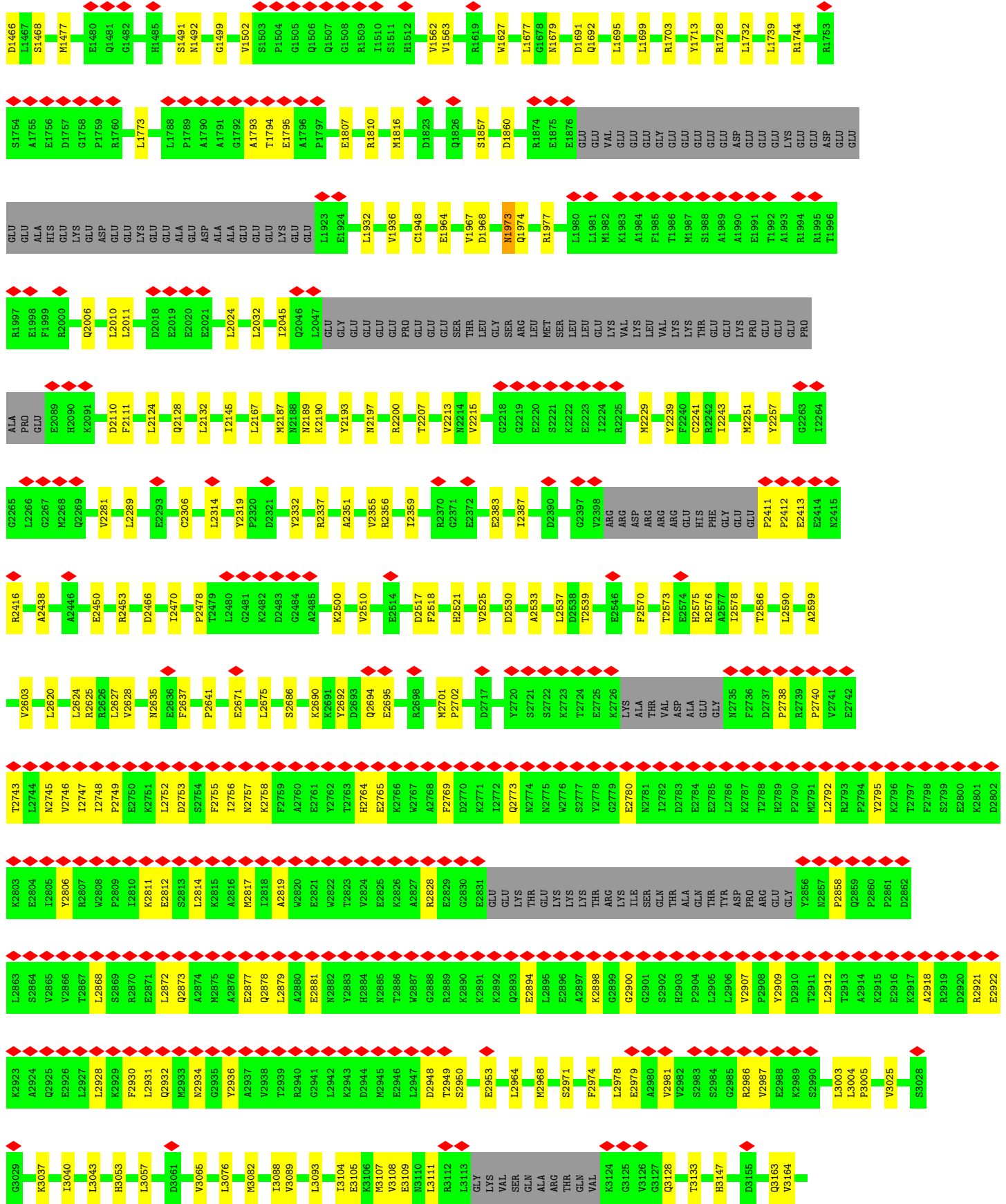
Mol	Chain	Residues	Atoms					AltConf
5	A	1	Total	C	N	O	P	0
			54	44	1	8	1	
5	D	1	Total	C	N	O	P	0
			54	44	1	8	1	
5	D	1	Total	C	N	O	P	0
			54	44	1	8	1	
5	B	1	Total	C	N	O	P	0
			54	44	1	8	1	
5	B	1	Total	C	N	O	P	0
			54	44	1	8	1	
5	C	1	Total	C	N	O	P	0
			54	44	1	8	1	
5	C	1	Total	C	N	O	P	0
			54	44	1	8	1	

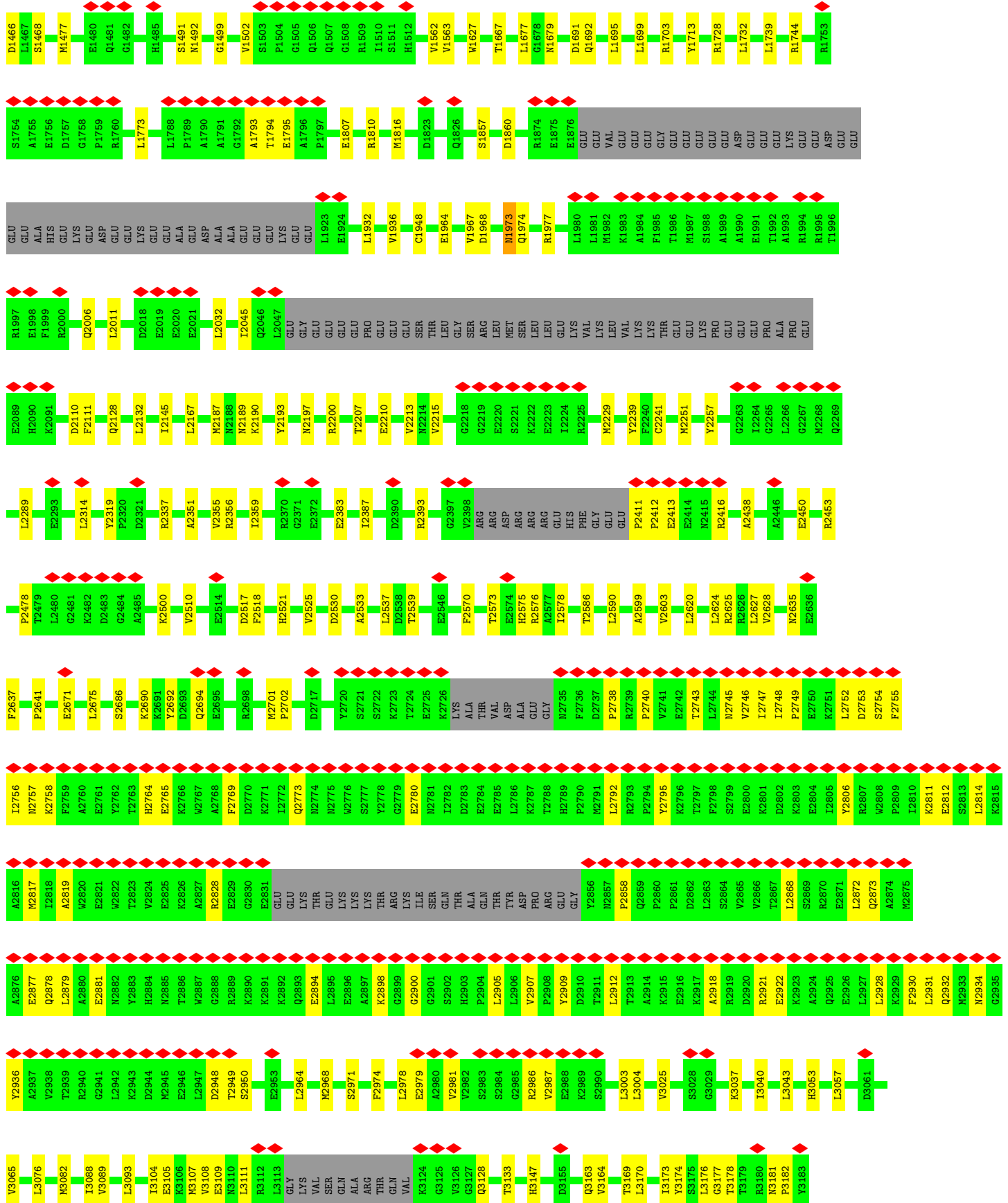


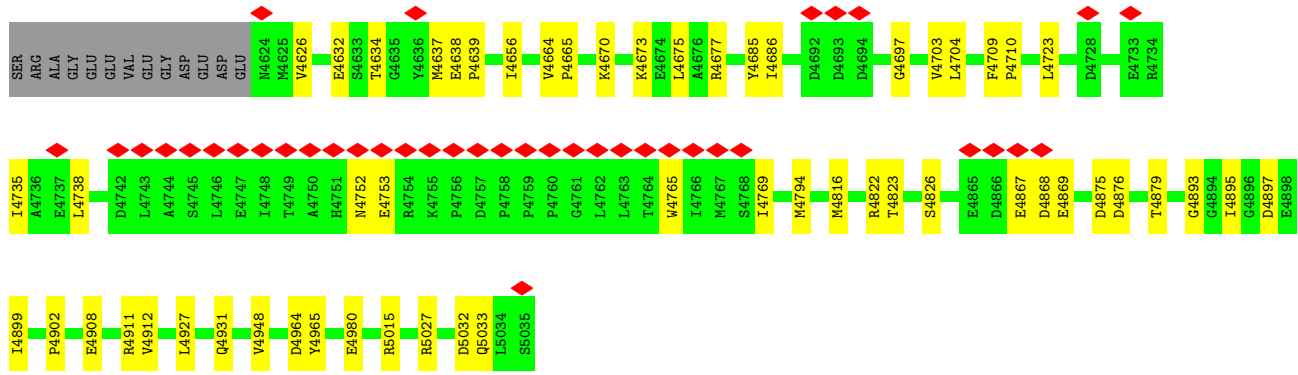


● Molecule 1: Ryanodine receptor 1

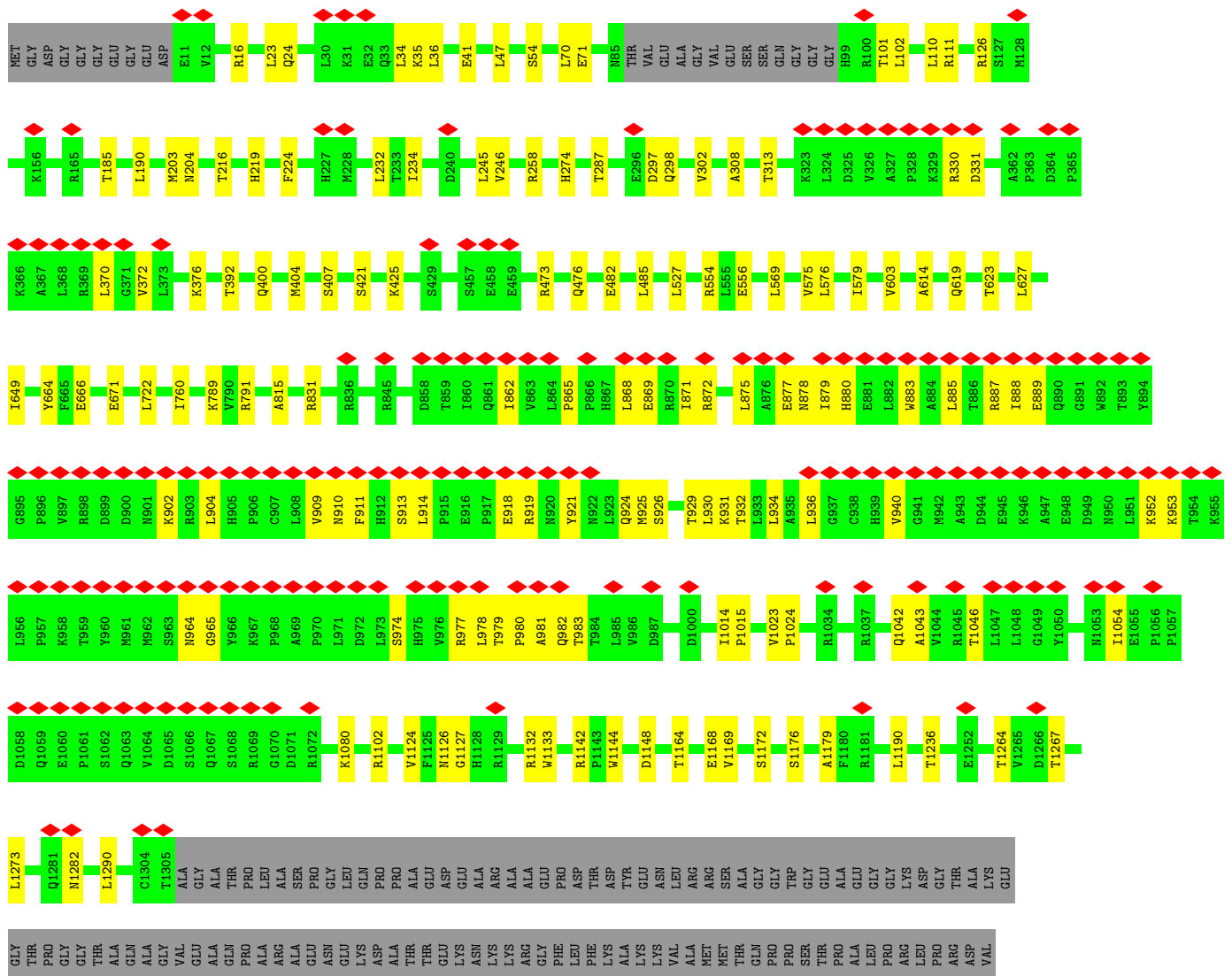
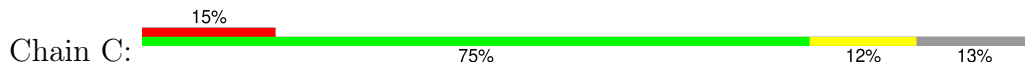


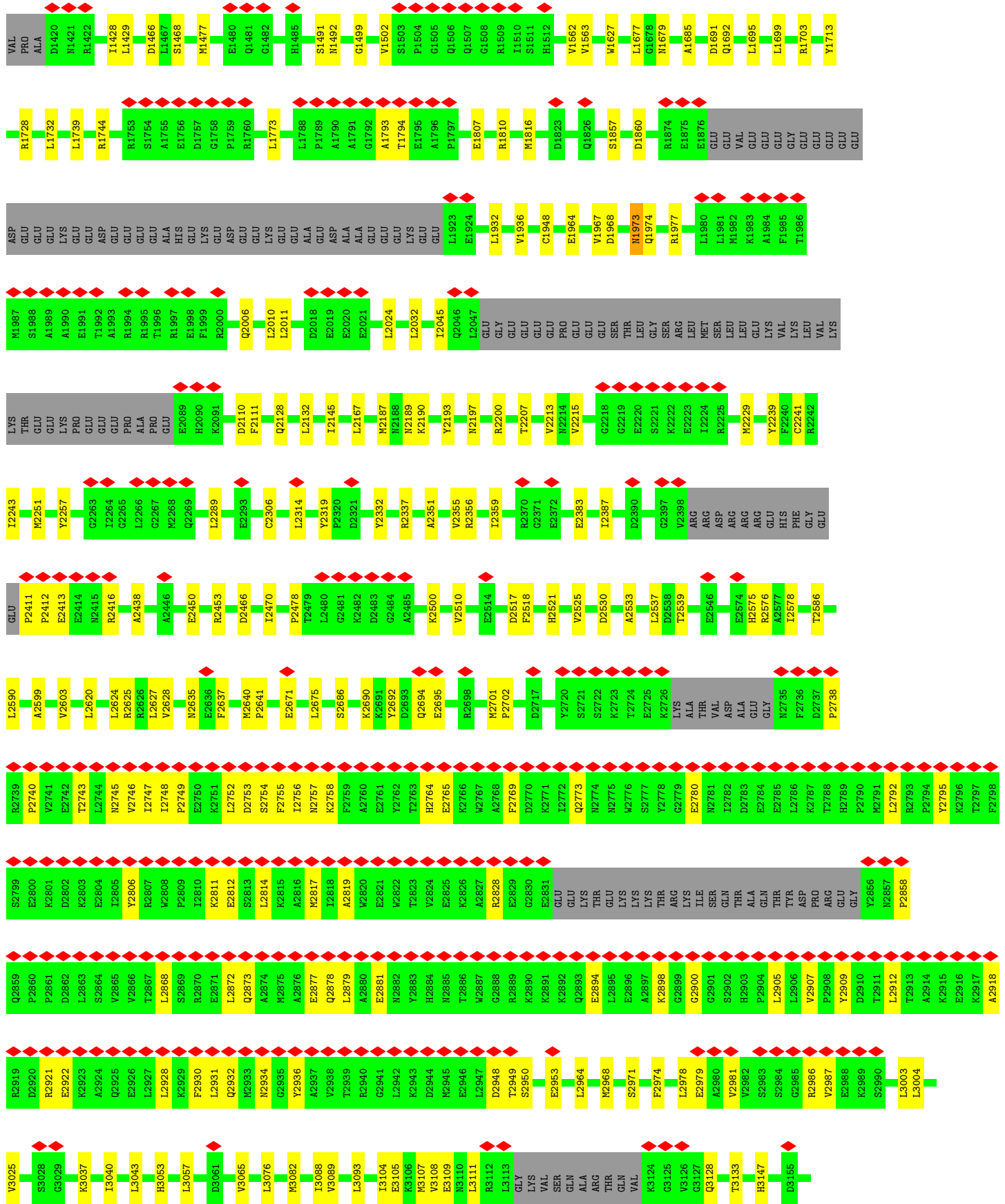


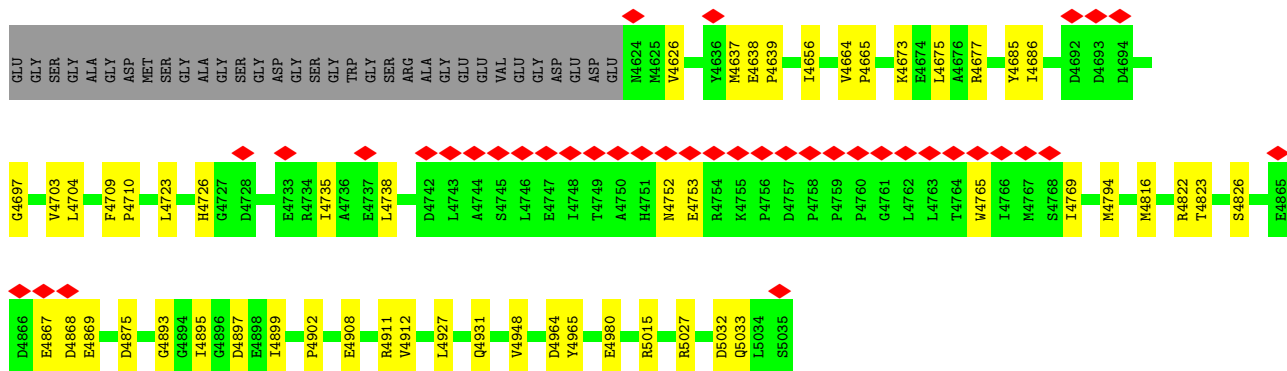




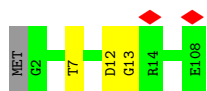
• Molecule 1: Ryanodine receptor 1



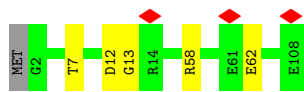




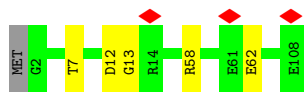
• Molecule 2: Peptidyl-prolyl cis-trans isomerase FKBP1A



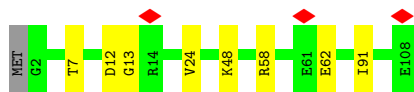
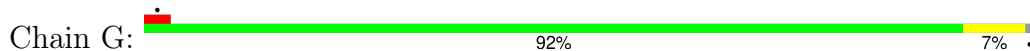
• Molecule 2: Peptidyl-prolyl cis-trans isomerase FKBP1A



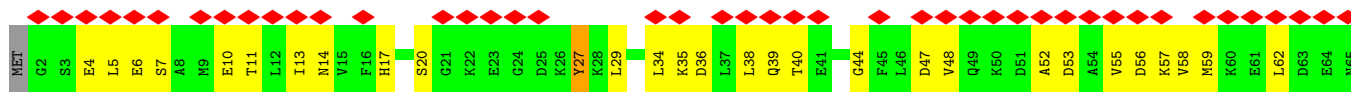
• Molecule 2: Peptidyl-prolyl cis-trans isomerase FKBP1A

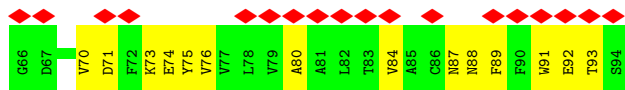


• Molecule 2: Peptidyl-prolyl cis-trans isomerase FKBP1A



• Molecule 3: Protein S100A1

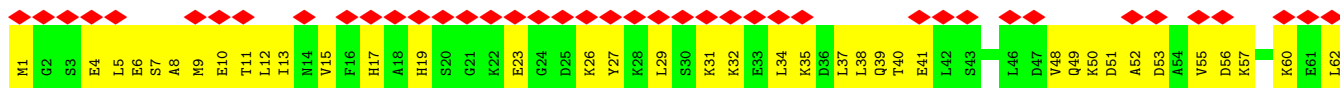




• Molecule 3: Protein S100A1



• Molecule 3: Protein S100A1



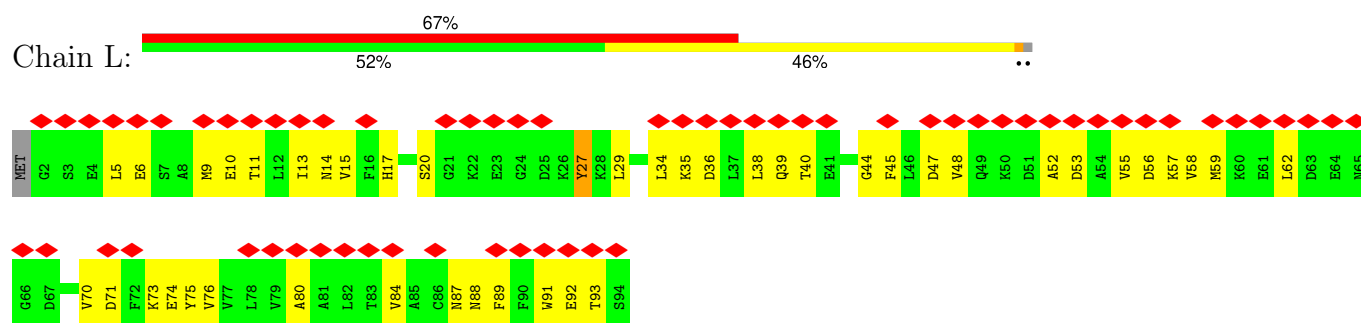
• Molecule 3: Protein S100A1



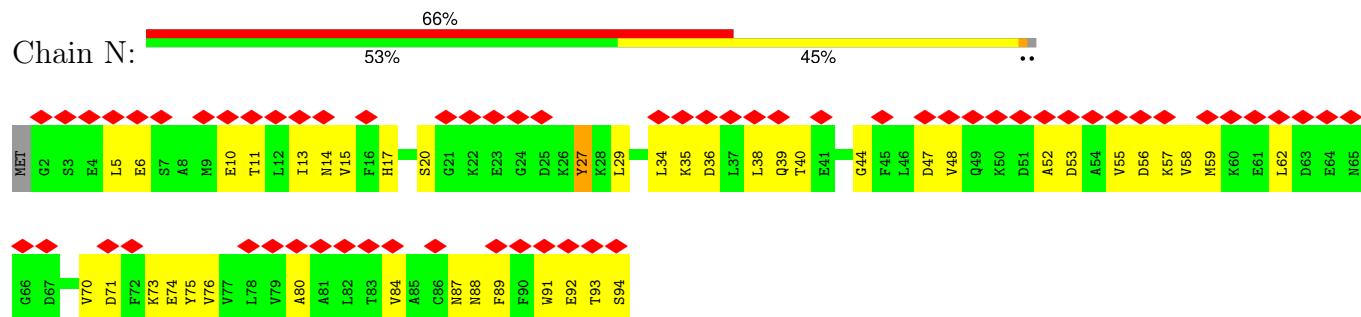
• Molecule 3: Protein S100A1



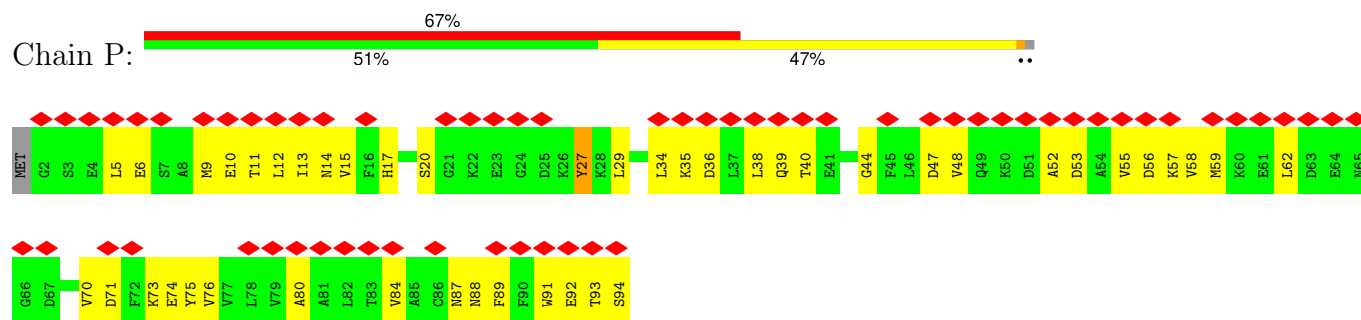
• Molecule 3: Protein S100A1



- Molecule 3: Protein S100A1



- Molecule 3: Protein S100A1



4 Experimental information

Property	Value	Source
EM reconstruction method	SINGLE PARTICLE	Depositor
Imposed symmetry	POINT, C4	Depositor
Number of particles used	36506	Depositor
Resolution determination method	FSC 0.143 CUT-OFF	Depositor
CTF correction method	PHASE FLIPPING AND AMPLITUDE CORRECTION	Depositor
Microscope	FEI TITAN KRIOS	Depositor
Voltage (kV)	300	Depositor
Electron dose ($e^-/\text{\AA}^2$)	58	Depositor
Minimum defocus (nm)	500	Depositor
Maximum defocus (nm)	1200	Depositor
Magnification	Not provided	
Image detector	GATAN K3 BIOQUANTUM (6k x 4k)	Depositor
Maximum map value	0.686	Depositor
Minimum map value	0.000	Depositor
Average map value	0.004	Depositor
Map value standard deviation	0.026	Depositor
Recommended contour level	0.15	Depositor
Map size (Å)	428.544, 428.544, 428.544	wwPDB
Map dimensions	512, 512, 512	wwPDB
Map angles (°)	90.0, 90.0, 90.0	wwPDB
Pixel spacing (Å)	0.837, 0.837, 0.837	Depositor

5 Model quality

5.1 Standard geometry

Bond lengths and bond angles in the following residue types are not validated in this section: ZN, PCW

The Z score for a bond length (or angle) is the number of standard deviations the observed value is removed from the expected value. A bond length (or angle) with $|Z| > 5$ is considered an outlier worth inspection. RMSZ is the root-mean-square of all Z scores of the bond lengths (or angles).

Mol	Chain	Bond lengths		Bond angles	
		RMSZ	# Z >5	RMSZ	# Z >5
1	A	0.25	0/35601	0.48	0/48224
1	B	0.25	0/35601	0.48	0/48224
1	C	0.25	0/35601	0.48	0/48224
1	D	0.25	0/35601	0.48	0/48224
2	E	0.25	0/847	0.49	0/1142
2	F	0.25	0/847	0.50	0/1142
2	G	0.25	0/847	0.49	0/1142
2	H	0.25	0/847	0.49	0/1142
3	I	0.33	0/747	0.54	0/1002
3	J	0.29	0/739	0.50	0/992
3	K	0.33	0/747	0.54	0/1002
3	L	0.29	0/739	0.50	0/992
3	M	0.33	0/747	0.54	0/1002
3	N	0.29	0/739	0.50	0/992
3	O	0.33	0/747	0.54	0/1002
3	P	0.29	0/739	0.50	0/992
All	All	0.25	0/151736	0.49	0/205440

Chiral center outliers are detected by calculating the chiral volume of a chiral center and verifying if the center is modelled as a planar moiety or with the opposite hand. A planarity outlier is detected by checking planarity of atoms in a peptide group, atoms in a mainchain group or atoms of a sidechain that are expected to be planar.

Mol	Chain	#Chirality outliers	#Planarity outliers
1	A	0	1
1	B	0	1
1	C	0	1
1	D	0	1
All	All	0	4

There are no bond length outliers.

There are no bond angle outliers.

There are no chirality outliers.

All (4) planarity outliers are listed below:

Mol	Chain	Res	Type	Group
1	A	3240	MET	Peptide
1	B	3240	MET	Peptide
1	C	3240	MET	Peptide
1	D	3240	MET	Peptide

5.2 Too-close contacts [i](#)

In the following table, the Non-H and H(model) columns list the number of non-hydrogen atoms and hydrogen atoms in the chain respectively. The H(added) column lists the number of hydrogen atoms added and optimized by MolProbity. The Clashes column lists the number of clashes within the asymmetric unit, whereas Symm-Clashes lists symmetry-related clashes.

Mol	Chain	Non-H	H(model)	H(added)	Clashes	Symm-Clashes
1	A	34809	0	34401	393	0
1	B	34809	0	34401	399	0
1	C	34809	0	34401	400	0
1	D	34809	0	34401	400	0
2	E	829	0	826	2	0
2	F	829	0	826	3	0
2	G	829	0	826	5	0
2	H	829	0	826	3	0
3	I	737	0	717	45	0
3	J	729	0	705	40	0
3	K	737	0	717	54	0
3	L	729	0	705	47	0
3	M	737	0	717	52	0
3	N	729	0	705	46	0
3	O	737	0	717	57	0
3	P	729	0	705	52	0
4	A	1	0	0	0	0
4	B	1	0	0	0	0
4	C	1	0	0	0	0
4	D	1	0	0	0	0
5	A	108	0	167	0	0
5	B	108	0	167	0	0
5	C	108	0	167	0	0
5	D	108	0	167	0	0
All	All	148852	0	147264	1911	0

The all-atom clashscore is defined as the number of clashes found per 1000 atoms (including hydrogen atoms). The all-atom clashscore for this structure is 6.

All (1911) close contacts within the same asymmetric unit are listed below, sorted by their clash magnitude.

Atom-1	Atom-2	Interatomic distance (Å)	Clash overlap (Å)
3:M:56:ASP:OD1	1:C:3638:ARG:NH2	1.59	1.34
1:A:3638:ARG:NH2	3:I:56:ASP:OD1	1.63	1.30
3:K:56:ASP:OD1	1:B:3638:ARG:NH2	1.63	1.30
3:O:56:ASP:OD1	1:D:3638:ARG:NH2	1.60	1.28
3:J:44:GLY:O	3:J:47:ASP:OD1	1.65	1.14
3:P:44:GLY:O	3:P:47:ASP:OD1	1.64	1.13
3:L:44:GLY:O	3:L:47:ASP:OD1	1.64	1.13
3:N:44:GLY:O	3:N:47:ASP:OD1	1.65	1.12
3:O:56:ASP:OD1	1:D:3638:ARG:CZ	2.01	1.08
3:M:56:ASP:OD1	1:C:3638:ARG:CZ	2.05	1.03
3:K:56:ASP:OD1	1:B:3638:ARG:CZ	2.05	1.03
1:D:2765:GLU:OE1	1:D:2795:TYR:OH	1.85	0.95
1:A:2765:GLU:OE1	1:A:2795:TYR:OH	1.85	0.94
1:C:2765:GLU:OE1	1:C:2795:TYR:OH	1.85	0.93
1:B:2765:GLU:OE1	1:B:2795:TYR:OH	1.85	0.93
3:J:5:LEU:HD13	3:I:15:VAL:HG11	1.52	0.92
1:C:979:THR:HG22	1:C:982:GLN:OE1	1.71	0.91
1:B:979:THR:HG22	1:B:982:GLN:OE1	1.71	0.91
1:A:3761:MET:SD	1:A:3765:ARG:NH1	2.44	0.91
1:D:979:THR:HG22	1:D:982:GLN:OE1	1.71	0.91
1:B:3761:MET:SD	1:B:3765:ARG:NH1	2.44	0.90
1:A:979:THR:HG22	1:A:982:GLN:OE1	1.71	0.90
1:C:3761:MET:SD	1:C:3765:ARG:NH1	2.44	0.90
1:D:3761:MET:SD	1:D:3765:ARG:NH1	2.44	0.89
1:C:2753:ASP:OD1	1:C:2811:LYS:NZ	2.06	0.89
3:L:47:ASP:OD2	1:B:2986:ARG:NH2	2.07	0.88
1:A:2753:ASP:OD1	1:A:2811:LYS:NZ	2.06	0.88
3:P:47:ASP:OD2	1:D:2986:ARG:NH2	2.07	0.88
1:B:2753:ASP:OD1	1:B:2811:LYS:NZ	2.06	0.87
1:D:2753:ASP:OD1	1:D:2811:LYS:NZ	2.06	0.87
1:A:3224:SER:OG	1:A:3227:GLU:OE1	1.94	0.86
1:B:3224:SER:OG	1:B:3227:GLU:OE1	1.94	0.85
1:C:3224:SER:OG	1:C:3227:GLU:OE1	1.94	0.85
3:M:5:LEU:HD23	3:M:9:MET:HE1	1.58	0.85
1:A:2986:ARG:NH2	3:J:47:ASP:OD2	2.08	0.85
1:D:3224:SER:OG	1:D:3227:GLU:OE1	1.94	0.85
3:K:93:THR:HG23	3:L:27:TYR:HB3	1.62	0.82

Continued on next page...

Continued from previous page...

Atom-1	Atom-2	Interatomic distance (Å)	Clash overlap (Å)
1:C:3538:LYS:NZ	1:C:3608:ASP:OD2	2.13	0.82
3:N:47:ASP:OD2	1:C:2986:ARG:NH2	2.14	0.81
3:I:5:LEU:HD23	3:I:9:MET:HE1	1.62	0.81
1:A:1948:CYS:SG	1:A:2128:GLN:NE2	2.55	0.80
1:D:3538:LYS:NZ	1:D:3608:ASP:OD2	2.13	0.80
1:C:3761:MET:SD	1:C:3765:ARG:NH2	2.55	0.80
1:B:3761:MET:SD	1:B:3765:ARG:NH2	2.55	0.80
1:C:1948:CYS:SG	1:C:2128:GLN:NE2	2.55	0.80
1:A:3714:LYS:NZ	1:A:3718:ASP:OD2	2.16	0.79
1:D:1948:CYS:SG	1:D:2128:GLN:NE2	2.55	0.79
1:D:3761:MET:SD	1:D:3765:ARG:NH2	2.55	0.79
1:C:3714:LYS:NZ	1:C:3718:ASP:OD2	2.16	0.79
1:A:3761:MET:SD	1:A:3765:ARG:NH2	2.55	0.79
1:B:1948:CYS:SG	1:B:2128:GLN:NE2	2.55	0.79
3:L:92:GLU:O	3:L:93:THR:OG1	2.01	0.79
1:A:974:SER:O	1:A:977:ARG:NH1	2.16	0.78
3:J:92:GLU:O	3:J:93:THR:OG1	2.01	0.78
1:C:974:SER:O	1:C:977:ARG:NH1	2.16	0.78
1:D:3714:LYS:NZ	1:D:3718:ASP:OD2	2.16	0.78
1:A:3538:LYS:NZ	1:A:3608:ASP:OD2	2.13	0.78
1:D:974:SER:O	1:D:977:ARG:NH1	2.16	0.78
1:B:974:SER:O	1:B:977:ARG:NH1	2.16	0.78
1:B:3714:LYS:NZ	1:B:3718:ASP:OD2	2.16	0.78
1:A:70:LEU:HD13	1:A:102:LEU:HD11	1.65	0.77
1:A:3638:ARG:CZ	3:I:56:ASP:OD1	2.32	0.77
1:B:70:LEU:HD13	1:B:102:LEU:HD11	1.65	0.77
1:C:1691:ASP:OD1	1:C:1692:GLN:N	2.17	0.77
3:P:92:GLU:O	3:P:93:THR:OG1	2.01	0.77
1:B:1691:ASP:OD1	1:B:1692:GLN:N	2.17	0.77
3:N:92:GLU:O	3:N:93:THR:OG1	2.01	0.77
1:C:70:LEU:HD13	1:C:102:LEU:HD11	1.65	0.77
1:A:3082:MET:CE	1:A:3093:LEU:HD23	2.15	0.76
1:A:2877:GLU:OE2	1:A:2921:ARG:NH1	2.18	0.76
1:D:3082:MET:CE	1:D:3093:LEU:HD23	2.15	0.76
1:D:70:LEU:HD13	1:D:102:LEU:HD11	1.65	0.76
1:A:1691:ASP:OD1	1:A:1692:GLN:N	2.17	0.76
1:D:1691:ASP:OD1	1:D:1692:GLN:N	2.17	0.76
1:B:3538:LYS:NZ	1:B:3608:ASP:OD2	2.13	0.76
1:C:3082:MET:CE	1:C:3093:LEU:HD23	2.15	0.76
3:O:93:THR:HG23	3:P:27:TYR:HB3	1.66	0.76
1:D:2877:GLU:OE2	1:D:2921:ARG:NH1	2.18	0.76

Continued on next page...

Continued from previous page...

Atom-1	Atom-2	Interatomic distance (Å)	Clash overlap (Å)
1:B:3082:MET:CE	1:B:3093:LEU:HD23	2.15	0.76
1:B:1142:ARG:NH2	1:B:1168:GLU:OE2	2.19	0.76
1:C:2877:GLU:OE2	1:C:2921:ARG:NH1	2.18	0.76
3:O:26:LYS:HZ2	3:P:92:GLU:H	1.34	0.75
1:C:918:GLU:OE1	1:C:918:GLU:N	2.20	0.75
1:D:877:GLU:O	1:D:880:HIS:ND1	2.20	0.75
1:C:1142:ARG:NH2	1:C:1168:GLU:OE2	2.19	0.75
1:B:877:GLU:O	1:B:880:HIS:ND1	2.20	0.75
1:B:918:GLU:OE1	1:B:918:GLU:N	2.20	0.75
3:K:5:LEU:HD23	3:K:9:MET:HE1	1.69	0.75
1:A:1142:ARG:NH2	1:A:1168:GLU:OE2	2.19	0.75
1:A:877:GLU:O	1:A:880:HIS:ND1	2.20	0.75
1:C:877:GLU:O	1:C:880:HIS:ND1	2.20	0.75
1:B:2877:GLU:OE2	1:B:2921:ARG:NH1	2.18	0.75
3:M:15:VAL:HG11	3:N:5:LEU:HD13	1.68	0.74
3:O:5:LEU:HD23	3:O:9:MET:HE1	1.69	0.74
1:D:1142:ARG:NH2	1:D:1168:GLU:OE2	2.19	0.74
1:A:918:GLU:N	1:A:918:GLU:OE1	2.20	0.74
3:O:15:VAL:HG11	3:P:5:LEU:HD13	1.69	0.74
1:A:2625:ARG:NH1	1:A:2907:VAL:HG21	2.03	0.74
3:O:5:LEU:HD23	3:O:9:MET:CE	2.18	0.74
1:C:2625:ARG:NH1	1:C:2907:VAL:HG21	2.03	0.74
1:B:2625:ARG:NH1	1:B:2907:VAL:HG21	2.03	0.73
1:B:2949:THR:HG22	1:B:2950:SER:H	1.53	0.73
1:D:2625:ARG:NH1	1:D:2907:VAL:HG21	2.03	0.73
1:D:918:GLU:N	1:D:918:GLU:OE1	2.20	0.73
1:A:2757:ASN:OD1	1:A:2758:LYS:N	2.22	0.73
1:B:2757:ASN:OD1	1:B:2758:LYS:N	2.22	0.73
3:M:5:LEU:HD23	3:M:9:MET:CE	2.18	0.73
3:K:5:LEU:HD23	3:K:9:MET:CE	2.18	0.73
1:D:2757:ASN:OD1	1:D:2758:LYS:N	2.22	0.73
1:C:2757:ASN:OD1	1:C:2758:LYS:N	2.22	0.72
1:B:1466:ASP:OD2	1:B:1468:SER:OG	2.04	0.72
3:M:93:THR:HG23	3:N:27:TYR:HB3	1.72	0.72
1:C:2949:THR:HG22	1:C:2950:SER:H	1.53	0.72
3:J:87:ASN:OD1	3:I:27:TYR:OH	2.07	0.72
3:I:5:LEU:HD23	3:I:9:MET:CE	2.18	0.72
1:D:1466:ASP:OD2	1:D:1468:SER:OG	2.04	0.72
1:A:3547:ASP:OD2	1:A:3548:GLU:N	2.23	0.72
1:D:2949:THR:HG22	1:D:2950:SER:H	1.53	0.71
1:D:3547:ASP:OD2	1:D:3548:GLU:N	2.23	0.71

Continued on next page...

Continued from previous page...

Atom-1	Atom-2	Interatomic distance (Å)	Clash overlap (Å)
1:A:1466:ASP:OD2	1:A:1468:SER:OG	2.04	0.71
1:A:2949:THR:HG22	1:A:2950:SER:H	1.53	0.71
1:D:4100:MET:HE3	1:D:4111:ILE:HG23	1.72	0.71
1:B:2907:VAL:HG23	1:B:2912:LEU:HD22	1.73	0.71
3:J:56:ASP:OD1	3:J:57:LYS:N	2.24	0.71
3:N:56:ASP:OD1	3:N:57:LYS:N	2.24	0.70
1:B:3547:ASP:OD2	1:B:3548:GLU:N	2.23	0.70
1:A:2907:VAL:HG23	1:A:2912:LEU:HD22	1.73	0.70
3:L:56:ASP:OD1	3:L:57:LYS:N	2.24	0.70
3:P:56:ASP:OD1	3:P:57:LYS:N	2.24	0.70
3:L:44:GLY:HA2	1:B:2986:ARG:NH2	2.06	0.70
3:K:15:VAL:HG11	3:L:5:LEU:HD13	1.73	0.70
1:C:3547:ASP:OD2	1:C:3548:GLU:N	2.23	0.69
1:C:1466:ASP:OD2	1:C:1468:SER:OG	2.04	0.69
1:C:2907:VAL:HG23	1:C:2912:LEU:HD22	1.73	0.69
1:C:4100:MET:HE3	1:C:4111:ILE:HG23	1.75	0.69
1:D:2907:VAL:HG23	1:D:2912:LEU:HD22	1.73	0.68
1:A:4138:PRO:O	1:A:4142:ILE:HD12	1.94	0.68
3:K:4:GLU:OE1	3:L:11:THR:HG23	1.93	0.68
3:M:53:ASP:OD2	3:M:57:LYS:NZ	2.27	0.68
1:B:4100:MET:HE3	1:B:4111:ILE:HG23	1.75	0.68
1:B:4138:PRO:O	1:B:4142:ILE:HD12	1.94	0.68
1:A:3589:ASP:OD1	1:A:3592:LYS:HB3	1.94	0.68
3:I:53:ASP:OD2	3:I:57:LYS:NZ	2.27	0.68
1:B:2635:ASN:OD1	1:B:2637:PHE:N	2.27	0.67
1:B:2748:ILE:HG21	1:B:2811:LYS:NZ	2.10	0.67
1:A:2635:ASN:OD1	1:A:2637:PHE:N	2.27	0.67
1:D:2635:ASN:OD1	1:D:2637:PHE:N	2.27	0.67
3:K:53:ASP:OD2	3:K:57:LYS:NZ	2.27	0.67
1:B:3869:ILE:O	1:B:3872:GLN:NE2	2.28	0.67
1:C:2635:ASN:OD1	1:C:2637:PHE:N	2.27	0.67
3:O:53:ASP:OD2	3:O:57:LYS:NZ	2.27	0.67
1:C:3869:ILE:O	1:C:3872:GLN:NE2	2.28	0.67
3:I:39:GLN:NE2	3:I:40:THR:OG1	2.28	0.67
3:M:39:GLN:NE2	3:M:40:THR:OG1	2.28	0.67
1:D:3589:ASP:OD1	1:D:3592:LYS:HB3	1.94	0.67
1:C:3589:ASP:OD1	1:C:3592:LYS:HB3	1.94	0.67
1:A:4100:MET:HE3	1:A:4111:ILE:HG23	1.77	0.67
1:B:3589:ASP:OD1	1:B:3592:LYS:HB3	1.94	0.67
1:C:4138:PRO:O	1:C:4142:ILE:HD12	1.94	0.67
1:A:3530:ASP:O	1:A:3534:ILE:HD12	1.95	0.67

Continued on next page...

Continued from previous page...

Atom-1	Atom-2	Interatomic distance (Å)	Clash overlap (Å)
3:K:39:GLN:NE2	3:K:40:THR:OG1	2.28	0.67
1:D:2748:ILE:HG21	1:D:2811:LYS:NZ	2.10	0.67
1:A:2748:ILE:HG21	1:A:2811:LYS:NZ	2.10	0.66
1:D:4138:PRO:O	1:D:4142:ILE:HD12	1.94	0.66
1:C:2748:ILE:HG21	1:C:2811:LYS:NZ	2.10	0.66
3:O:39:GLN:NE2	3:O:40:THR:OG1	2.28	0.66
1:D:3869:ILE:O	1:D:3872:GLN:NE2	2.28	0.66
1:A:3869:ILE:O	1:A:3872:GLN:NE2	2.28	0.66
1:D:3530:ASP:O	1:D:3534:ILE:HD12	1.95	0.66
1:C:1043:ALA:O	1:C:1046:THR:OG1	2.10	0.66
1:A:1043:ALA:O	1:A:1046:THR:OG1	2.10	0.66
1:D:2197:ASN:OD1	1:D:2200:ARG:NH2	2.29	0.66
1:B:1043:ALA:O	1:B:1046:THR:OG1	2.10	0.66
1:B:3249:ARG:O	1:B:3253:GLU:OE1	2.14	0.66
3:O:56:ASP:HA	1:D:3638:ARG:HH22	1.61	0.66
1:D:3249:ARG:O	1:D:3253:GLU:OE1	2.14	0.66
1:B:3530:ASP:O	1:B:3534:ILE:HD12	1.95	0.66
1:A:3589:ASP:O	1:A:3593:ILE:HD12	1.96	0.66
1:D:3532:ASP:OD1	1:D:3533:LEU:N	2.29	0.66
3:K:1:MET:O	3:K:7:SER:OG	2.14	0.66
3:M:1:MET:O	3:M:7:SER:OG	2.14	0.66
1:A:2197:ASN:OD1	1:A:2200:ARG:NH2	2.29	0.65
3:O:1:MET:O	3:O:7:SER:OG	2.14	0.65
1:B:3532:ASP:OD1	1:B:3533:LEU:N	2.29	0.65
1:A:3249:ARG:O	1:A:3253:GLU:OE1	2.14	0.65
1:A:3457:GLN:OE1	1:A:3504:TYR:N	2.30	0.65
3:O:4:GLU:OE1	3:P:11:THR:HG23	1.96	0.65
1:B:2197:ASN:OD1	1:B:2200:ARG:NH2	2.29	0.65
1:C:3082:MET:HE2	1:C:3093:LEU:HD23	1.77	0.65
1:C:3249:ARG:O	1:C:3253:GLU:OE1	2.14	0.65
1:C:3457:GLN:OE1	1:C:3504:TYR:N	2.30	0.65
3:I:1:MET:O	3:I:7:SER:OG	2.14	0.65
1:D:2599:ALA:O	1:D:2603:VAL:HG23	1.97	0.65
1:C:3532:ASP:OD1	1:C:3533:LEU:N	2.29	0.65
1:A:2599:ALA:O	1:A:2603:VAL:HG23	1.97	0.65
1:D:3589:ASP:O	1:D:3593:ILE:HD12	1.96	0.65
1:C:3589:ASP:O	1:C:3593:ILE:HD12	1.96	0.65
1:D:3457:GLN:OE1	1:D:3504:TYR:N	2.30	0.65
1:C:3530:ASP:O	1:C:3534:ILE:HD12	1.95	0.65
1:A:2045:ILE:HG13	1:A:2132:LEU:HD23	1.79	0.65
1:D:2045:ILE:HG13	1:D:2132:LEU:HD23	1.79	0.65

Continued on next page...

Continued from previous page...

Atom-1	Atom-2	Interatomic distance (Å)	Clash overlap (Å)
1:B:3589:ASP:O	1:B:3593:ILE:HD12	1.96	0.65
1:B:3457:GLN:OE1	1:B:3504:TYR:N	2.30	0.64
1:A:3532:ASP:OD1	1:A:3533:LEU:N	2.29	0.64
1:A:16:ARG:NH1	1:A:101:THR:OG1	2.31	0.64
1:B:2599:ALA:O	1:B:2603:VAL:HG23	1.97	0.64
1:C:3761:MET:SD	1:C:3765:ARG:CZ	2.86	0.64
1:B:1562:VAL:HG12	1:B:1563:VAL:HG13	1.80	0.64
1:C:16:ARG:NH1	1:C:101:THR:OG1	2.31	0.64
1:C:2599:ALA:O	1:C:2603:VAL:HG23	1.97	0.64
1:B:3761:MET:SD	1:B:3765:ARG:CZ	2.86	0.64
1:B:2045:ILE:HG13	1:B:2132:LEU:HD23	1.79	0.64
1:B:3170:LEU:HD12	1:B:3195:LEU:HD11	1.80	0.64
1:C:862:ILE:HG23	1:C:934:LEU:HD22	1.80	0.63
1:C:2045:ILE:HG13	1:C:2132:LEU:HD23	1.79	0.63
1:A:862:ILE:HG23	1:A:934:LEU:HD22	1.80	0.63
1:C:3564:VAL:HA	1:C:3570:LEU:HD22	1.80	0.63
1:A:1562:VAL:HG12	1:A:1563:VAL:HG13	1.80	0.63
1:D:1043:ALA:O	1:D:1046:THR:OG1	2.10	0.63
1:A:3170:LEU:HD12	1:A:3195:LEU:HD11	1.80	0.63
1:D:3761:MET:SD	1:D:3765:ARG:CZ	2.86	0.63
1:C:3282:LEU:HD12	1:C:3316:LEU:HD22	1.81	0.63
1:B:16:ARG:NH1	1:B:101:THR:OG1	2.31	0.63
1:B:862:ILE:HG23	1:B:934:LEU:HD22	1.80	0.63
1:B:3564:VAL:HA	1:B:3570:LEU:HD22	1.80	0.63
1:A:3282:LEU:HD12	1:A:3316:LEU:HD22	1.81	0.63
1:A:3761:MET:SD	1:A:3765:ARG:CZ	2.86	0.63
3:P:44:GLY:HA2	1:D:2986:ARG:NH2	2.14	0.63
1:B:2187:MET:O	1:B:2193:TYR:OH	2.14	0.63
1:C:2197:ASN:OD1	1:C:2200:ARG:NH2	2.29	0.63
1:A:2828:ARG:NH2	1:A:2932:GLN:OE1	2.32	0.62
2:E:12:ASP:OD1	2:E:13:GLY:N	2.33	0.62
2:F:12:ASP:OD1	2:F:13:GLY:N	2.33	0.62
1:D:16:ARG:NH1	1:D:101:THR:OG1	2.31	0.62
1:A:3564:VAL:HA	1:A:3570:LEU:HD22	1.80	0.62
1:D:3282:LEU:HD12	1:D:3316:LEU:HD22	1.81	0.62
2:G:12:ASP:OD1	2:G:13:GLY:N	2.33	0.62
1:B:216:THR:OG1	1:B:219:HIS:NE2	2.33	0.62
1:C:2828:ARG:NH2	1:C:2932:GLN:OE1	2.32	0.62
3:K:56:ASP:HA	1:B:3638:ARG:HH22	1.64	0.62
1:D:1562:VAL:HG12	1:D:1563:VAL:HG13	1.80	0.62
1:B:2828:ARG:NH2	1:B:2932:GLN:OE1	2.32	0.62

Continued on next page...

Continued from previous page...

Atom-1	Atom-2	Interatomic distance (Å)	Clash overlap (Å)
1:C:1562:VAL:HG12	1:C:1563:VAL:HG13	1.80	0.62
1:A:909:VAL:HG22	1:A:913:SER:OG	2.00	0.62
2:H:12:ASP:OD1	2:H:13:GLY:N	2.33	0.62
1:D:3564:VAL:HA	1:D:3570:LEU:HD22	1.80	0.62
1:B:3282:LEU:HD12	1:B:3316:LEU:HD22	1.81	0.62
1:C:2746:VAL:HG21	1:C:2819:ALA:HB2	1.82	0.62
1:B:1857:SER:OG	1:B:1860:ASP:OD2	2.16	0.62
3:I:49:GLN:NE2	3:I:51:ASP:O	2.33	0.62
1:C:3170:LEU:HD12	1:C:3195:LEU:HD11	1.80	0.62
1:D:909:VAL:HG22	1:D:913:SER:OG	2.00	0.61
1:D:2828:ARG:NH2	1:D:2932:GLN:OE1	2.32	0.61
1:C:216:THR:OG1	1:C:219:HIS:NE2	2.33	0.61
1:C:885:LEU:O	1:C:888:ILE:HG22	2.00	0.61
1:D:3170:LEU:HD12	1:D:3195:LEU:HD11	1.80	0.61
1:B:865:PRO:HD2	1:B:868:LEU:HD12	1.82	0.61
1:B:909:VAL:HG22	1:B:913:SER:OG	2.00	0.61
1:C:1857:SER:OG	1:C:1860:ASP:OD2	2.16	0.61
3:M:4:GLU:OE1	3:N:11:THR:HG23	2.00	0.61
3:M:49:GLN:NE2	3:M:51:ASP:O	2.33	0.61
1:A:216:THR:OG1	1:A:219:HIS:NE2	2.33	0.61
1:D:862:ILE:HG23	1:D:934:LEU:HD22	1.80	0.61
1:A:2620:LEU:O	1:A:2624:LEU:HD23	2.01	0.61
3:O:49:GLN:NE2	3:O:51:ASP:O	2.33	0.61
1:A:2746:VAL:HG21	1:A:2819:ALA:HB2	1.82	0.61
1:D:216:THR:OG1	1:D:219:HIS:NE2	2.33	0.61
1:C:865:PRO:HD2	1:C:868:LEU:HD12	1.81	0.61
1:C:2620:LEU:O	1:C:2624:LEU:HD23	2.01	0.61
1:C:3771:SER:OG	1:C:3775:ASN:OD1	2.19	0.61
1:A:865:PRO:HD2	1:A:868:LEU:HD12	1.81	0.61
1:A:2624:LEU:O	1:A:2628:VAL:HG23	2.01	0.61
3:P:6:GLU:O	3:P:10:GLU:OE1	2.19	0.61
1:B:1967:VAL:HG21	1:B:3650:ALA:HB1	1.83	0.61
1:B:2624:LEU:O	1:B:2628:VAL:HG23	2.01	0.61
1:C:918:GLU:HA	1:C:921:TYR:CD1	2.36	0.61
1:C:2624:LEU:O	1:C:2628:VAL:HG23	2.01	0.61
1:A:1932:LEU:HD13	1:A:1936:VAL:HG11	1.83	0.61
3:N:6:GLU:O	3:N:10:GLU:OE1	2.19	0.61
1:D:865:PRO:HD2	1:D:868:LEU:HD12	1.81	0.61
1:D:2746:VAL:HG21	1:D:2819:ALA:HB2	1.82	0.61
1:D:1967:VAL:HG21	1:D:3650:ALA:HB1	1.83	0.61
1:D:2624:LEU:O	1:D:2628:VAL:HG23	2.01	0.61

Continued on next page...

Continued from previous page...

Atom-1	Atom-2	Interatomic distance (Å)	Clash overlap (Å)
1:B:885:LEU:O	1:B:888:ILE:HG22	2.00	0.61
1:B:2907:VAL:HG23	1:B:2912:LEU:CD2	2.31	0.61
1:C:1967:VAL:HG21	1:C:3650:ALA:HB1	1.83	0.61
3:K:12:LEU:HD13	3:L:5:LEU:HD11	1.83	0.60
3:K:49:GLN:NE2	3:K:51:ASP:O	2.33	0.60
3:L:35:LYS:O	3:L:39:GLN:OE1	2.20	0.60
3:L:6:GLU:O	3:L:10:GLU:OE1	2.19	0.60
1:D:918:GLU:HA	1:D:921:TYR:CD1	2.36	0.60
1:C:909:VAL:HG22	1:C:913:SER:OG	2.00	0.60
1:A:918:GLU:HA	1:A:921:TYR:CD1	2.36	0.60
1:A:2907:VAL:HG23	1:A:2912:LEU:CD2	2.31	0.60
3:J:6:GLU:O	3:J:10:GLU:OE1	2.19	0.60
3:N:35:LYS:O	3:N:39:GLN:OE1	2.19	0.60
1:D:885:LEU:O	1:D:888:ILE:HG22	2.00	0.60
1:B:2755:PHE:CD2	1:B:2814:LEU:HD11	2.37	0.60
1:C:2907:VAL:HG23	1:C:2912:LEU:CD2	2.31	0.60
1:D:2620:LEU:O	1:D:2624:LEU:HD23	2.01	0.60
1:B:1932:LEU:HD13	1:B:1936:VAL:HG11	1.83	0.60
1:B:2620:LEU:O	1:B:2624:LEU:HD23	2.01	0.60
1:C:1932:LEU:HD13	1:C:1936:VAL:HG11	1.83	0.60
3:J:35:LYS:O	3:J:39:GLN:OE1	2.20	0.60
3:P:35:LYS:O	3:P:39:GLN:OE1	2.20	0.60
1:A:885:LEU:O	1:A:888:ILE:HG22	2.00	0.60
1:D:1932:LEU:HD13	1:D:1936:VAL:HG11	1.83	0.60
1:C:2755:PHE:CD2	1:C:2814:LEU:HD11	2.36	0.60
1:C:1264:THR:OG1	1:C:1267:THR:OG1	2.18	0.60
1:D:4823:THR:O	1:D:4826:SER:OG	2.16	0.60
1:B:918:GLU:HA	1:B:921:TYR:CD1	2.36	0.60
1:B:2438:ALA:HB2	1:B:2510:VAL:HG22	1.84	0.60
1:A:2438:ALA:HB2	1:A:2510:VAL:HG22	1.84	0.60
1:A:2755:PHE:CD2	1:A:2814:LEU:HD11	2.36	0.60
3:I:6:GLU:O	3:I:10:GLU:OE1	2.20	0.60
1:D:722:LEU:HD12	1:D:1477:MET:CE	2.32	0.60
1:D:2438:ALA:HB2	1:D:2510:VAL:HG22	1.84	0.60
1:B:2746:VAL:HG21	1:B:2819:ALA:HB2	1.82	0.59
1:C:722:LEU:HD12	1:C:1477:MET:CE	2.32	0.59
1:A:1967:VAL:HG21	1:A:3650:ALA:HB1	1.83	0.59
3:O:6:GLU:O	3:O:10:GLU:OE1	2.20	0.59
1:B:722:LEU:HD12	1:B:1477:MET:CE	2.32	0.59
1:C:2006:GLN:NE2	1:C:3640:THR:O	2.36	0.59
1:C:2187:MET:O	1:C:2193:TYR:OH	2.14	0.59

Continued on next page...

Continued from previous page...

Atom-1	Atom-2	Interatomic distance (Å)	Clash overlap (Å)
1:C:2438:ALA:HB2	1:C:2510:VAL:HG22	1.84	0.59
1:C:5032:ASP:OD1	1:C:5033:GLN:N	2.36	0.59
3:O:72:PHE:CZ	3:O:76:VAL:HG11	2.37	0.59
1:D:2755:PHE:CD2	1:D:2814:LEU:HD11	2.36	0.59
1:C:885:LEU:O	1:C:889:GLU:OE1	2.21	0.59
1:A:1857:SER:OG	1:A:1860:ASP:OD2	2.16	0.59
3:I:72:PHE:CZ	3:I:76:VAL:HG11	2.37	0.59
3:M:56:ASP:HA	1:C:3638:ARG:HH22	1.67	0.59
3:M:72:PHE:CZ	3:M:76:VAL:HG11	2.37	0.59
1:D:3771:SER:OG	1:D:3775:ASN:OD1	2.19	0.59
1:D:5032:ASP:OD1	1:D:5033:GLN:N	2.36	0.59
1:C:2753:ASP:HA	1:C:2756:ILE:HD12	1.85	0.59
1:A:722:LEU:HD12	1:A:1477:MET:CE	2.32	0.59
1:D:885:LEU:O	1:D:889:GLU:OE1	2.21	0.59
1:D:2907:VAL:HG23	1:D:2912:LEU:CD2	2.31	0.59
1:A:5032:ASP:OD1	1:A:5033:GLN:N	2.36	0.59
3:M:27:TYR:CD2	3:N:93:THR:HA	2.38	0.59
1:D:2753:ASP:HA	1:D:2756:ILE:HD12	1.85	0.59
1:B:885:LEU:O	1:B:889:GLU:OE1	2.21	0.58
3:J:47:ASP:OD1	3:J:48:VAL:N	2.37	0.58
3:L:47:ASP:OD1	3:L:48:VAL:N	2.37	0.58
1:A:2753:ASP:HA	1:A:2756:ILE:HD12	1.85	0.58
3:K:6:GLU:O	3:K:10:GLU:OE1	2.20	0.58
3:N:34:LEU:HD11	3:N:75:TYR:CD1	2.39	0.58
1:B:71:GLU:OE2	1:B:111:ARG:NE	2.35	0.58
1:C:3865:ASP:OD1	1:C:3870:ASN:ND2	2.37	0.58
1:A:2006:GLN:NE2	1:A:3640:THR:O	2.36	0.58
1:A:2215:VAL:HG21	1:A:2229:MET:HE1	1.86	0.58
1:A:3865:ASP:OD1	1:A:3870:ASN:ND2	2.37	0.58
3:P:34:LEU:HD11	3:P:75:TYR:CD1	2.39	0.58
1:B:2006:GLN:NE2	1:B:3640:THR:O	2.36	0.58
1:B:2753:ASP:HA	1:B:2756:ILE:HD12	1.85	0.58
3:P:47:ASP:OD1	3:P:48:VAL:N	2.37	0.58
1:B:5032:ASP:OD1	1:B:5033:GLN:N	2.35	0.58
1:A:3446:TRP:NE1	1:A:3456:GLU:OE2	2.37	0.58
3:J:34:LEU:HD11	3:J:75:TYR:CD1	2.39	0.58
3:K:72:PHE:CZ	3:K:76:VAL:HG11	2.37	0.58
1:D:2006:GLN:NE2	1:D:3640:THR:O	2.36	0.58
1:B:3865:ASP:OD1	1:B:3870:ASN:ND2	2.37	0.58
1:C:3366:LEU:HD23	1:C:3406:LEU:HD23	1.86	0.58
1:A:885:LEU:O	1:A:889:GLU:OE1	2.21	0.58

Continued on next page...

Continued from previous page...

Atom-1	Atom-2	Interatomic distance (Å)	Clash overlap (Å)
3:M:6:GLU:O	3:M:10:GLU:OE1	2.20	0.58
3:N:47:ASP:OD1	3:N:48:VAL:N	2.37	0.58
1:D:3865:ASP:OD1	1:D:3870:ASN:ND2	2.37	0.58
1:A:2745:ASN:OD1	1:A:2746:VAL:N	2.37	0.58
1:D:2215:VAL:HG21	1:D:2229:MET:CE	2.34	0.58
1:C:1499:GLY:O	1:C:1502:VAL:HG12	2.04	0.58
1:A:3366:LEU:HD23	1:A:3406:LEU:HD23	1.86	0.57
1:D:980:PRO:O	1:D:983:THR:OG1	2.20	0.57
1:D:3587:ALA:HA	1:D:3593:ILE:HD11	1.86	0.57
1:D:2745:ASN:OD1	1:D:2746:VAL:N	2.37	0.57
1:D:3446:TRP:NE1	1:D:3456:GLU:OE2	2.37	0.57
1:B:1499:GLY:O	1:B:1502:VAL:HG12	2.04	0.57
3:L:88:ASN:OD1	3:L:89:PHE:N	2.38	0.57
3:N:88:ASN:OD1	3:N:89:PHE:N	2.37	0.57
1:C:2215:VAL:HG21	1:C:2229:MET:CE	2.34	0.57
1:C:2745:ASN:OD1	1:C:2746:VAL:N	2.37	0.57
1:A:1428:ILE:HG23	1:A:1429:LEU:HD22	1.87	0.57
1:A:2215:VAL:HG21	1:A:2229:MET:CE	2.34	0.57
3:J:88:ASN:OD1	3:J:89:PHE:N	2.38	0.57
3:O:27:TYR:CD2	3:P:93:THR:HA	2.38	0.57
1:B:3366:LEU:HD23	1:B:3406:LEU:HD23	1.86	0.57
1:C:1428:ILE:HG23	1:C:1429:LEU:HD22	1.87	0.57
3:P:88:ASN:OD1	3:P:89:PHE:N	2.37	0.57
1:B:2745:ASN:OD1	1:B:2746:VAL:N	2.37	0.57
3:N:44:GLY:HA2	1:C:2986:ARG:NH2	2.19	0.57
1:D:1499:GLY:O	1:D:1502:VAL:HG12	2.04	0.57
1:B:1428:ILE:HG23	1:B:1429:LEU:HD22	1.87	0.57
1:B:3174:TYR:O	1:B:3178:THR:HG23	2.05	0.57
1:B:3446:TRP:NE1	1:B:3456:GLU:OE2	2.37	0.57
1:C:71:GLU:OE2	1:C:111:ARG:NE	2.35	0.57
1:C:3174:TYR:O	1:C:3178:THR:HG23	2.05	0.57
3:L:34:LEU:HD11	3:L:75:TYR:CD1	2.39	0.57
1:D:1428:ILE:HG23	1:D:1429:LEU:HD22	1.87	0.57
1:B:3587:ALA:HA	1:B:3593:ILE:HD11	1.86	0.57
1:C:3446:TRP:NE1	1:C:3456:GLU:OE2	2.37	0.57
1:D:875:LEU:O	1:D:879:ILE:HG12	2.05	0.57
1:B:1080:LYS:HA	1:B:1190:LEU:HD11	1.86	0.57
1:B:2215:VAL:HG21	1:B:2229:MET:CE	2.34	0.57
1:A:1080:LYS:HA	1:A:1190:LEU:HD11	1.86	0.57
1:A:3174:TYR:O	1:A:3178:THR:HG23	2.05	0.57
1:D:3174:TYR:O	1:D:3178:THR:HG23	2.05	0.57

Continued on next page...

Continued from previous page...

Atom-1	Atom-2	Interatomic distance (Å)	Clash overlap (Å)
1:C:875:LEU:O	1:C:879:ILE:HG12	2.05	0.57
1:C:982:GLN:HG2	1:C:1054:ILE:HD11	1.86	0.57
1:C:4902:PRO:HB3	1:C:4911:ARG:HG2	1.87	0.57
1:B:3972:ILE:HG21	1:B:3983:LEU:HD12	1.87	0.56
1:A:875:LEU:O	1:A:879:ILE:HG12	2.05	0.56
1:A:1264:THR:OG1	1:A:1267:THR:OG1	2.18	0.56
3:O:12:LEU:HD13	3:P:5:LEU:HD11	1.87	0.56
1:B:875:LEU:O	1:B:879:ILE:HG12	2.05	0.56
1:A:310:THR:O	1:A:314:SER:OG	2.14	0.56
1:D:1080:LYS:HA	1:D:1190:LEU:HD11	1.86	0.56
1:D:1132:ARG:NH1	1:D:1179:ALA:O	2.38	0.56
1:D:2215:VAL:HG21	1:D:2229:MET:HE1	1.87	0.56
1:D:4902:PRO:HB3	1:D:4911:ARG:HG2	1.87	0.56
1:D:3366:LEU:HD23	1:D:3406:LEU:HD23	1.86	0.56
1:B:982:GLN:HG2	1:B:1054:ILE:HD11	1.86	0.56
1:C:1080:LYS:HA	1:C:1190:LEU:HD11	1.86	0.56
1:C:3595:ARG:O	1:C:3599:GLU:OE1	2.24	0.56
1:A:3053:HIS:O	1:A:3128:GLN:NE2	2.38	0.56
1:D:2692:TYR:OH	1:D:2694:GLN:HG2	2.06	0.56
1:D:2743:THR:OG1	1:D:2812:GLU:O	2.20	0.56
1:B:1132:ARG:NH1	1:B:1179:ALA:O	2.39	0.56
1:B:4823:THR:O	1:B:4826:SER:OG	2.16	0.56
3:O:25:ASP:HB3	3:P:94:SER:CB	2.36	0.56
1:D:1042:GLN:O	1:D:1046:THR:HG23	2.06	0.56
1:D:4868:ASP:OD1	1:D:4869:GLU:N	2.39	0.56
1:B:878:ASN:ND2	1:B:1046:THR:HG22	2.21	0.56
1:A:878:ASN:ND2	1:A:1046:THR:HG22	2.21	0.56
1:A:1499:GLY:O	1:A:1502:VAL:HG12	2.04	0.56
1:A:4823:THR:O	1:A:4826:SER:OG	2.16	0.56
1:D:982:GLN:HG2	1:D:1054:ILE:HD11	1.86	0.56
1:B:3771:SER:OG	1:B:3775:ASN:OD1	2.19	0.56
1:A:1132:ARG:NH1	1:A:1179:ALA:O	2.38	0.56
1:A:3771:SER:OG	1:A:3775:ASN:OD1	2.19	0.56
1:B:2743:THR:OG1	1:B:2812:GLU:O	2.20	0.56
1:B:4868:ASP:OD1	1:B:4869:GLU:N	2.39	0.56
1:C:3587:ALA:HA	1:C:3593:ILE:HD11	1.86	0.56
1:A:3587:ALA:HA	1:A:3593:ILE:HD11	1.86	0.56
1:B:4235:GLU:OE2	1:B:5015:ARG:NH2	2.39	0.56
1:B:4902:PRO:HB3	1:B:4911:ARG:HG2	1.87	0.56
1:C:34:LEU:HD23	1:C:36:LEU:HD11	1.88	0.56
1:C:1132:ARG:NH1	1:C:1179:ALA:O	2.38	0.56

Continued on next page...

Continued from previous page...

Atom-1	Atom-2	Interatomic distance (Å)	Clash overlap (Å)
1:A:1042:GLN:O	1:A:1046:THR:HG23	2.06	0.56
1:B:1042:GLN:O	1:B:1046:THR:HG23	2.06	0.56
1:C:2692:TYR:OH	1:C:2694:GLN:HG2	2.06	0.56
1:A:287:THR:HG21	1:A:482:GLU:OE1	2.06	0.55
3:M:12:LEU:HD13	3:N:5:LEU:HD11	1.88	0.55
1:D:878:ASN:ND2	1:D:1046:THR:HG22	2.21	0.55
1:B:2213:VAL:HG21	1:B:2257:TYR:OH	2.06	0.55
1:C:2213:VAL:HG21	1:C:2257:TYR:OH	2.06	0.55
1:C:4235:GLU:OE2	1:C:5015:ARG:NH2	2.39	0.55
1:A:982:GLN:HG2	1:A:1054:ILE:HD11	1.86	0.55
1:A:2971:SER:HA	1:A:2974:PHE:CE1	2.41	0.55
1:A:3972:ILE:HG21	1:A:3983:LEU:HD12	1.87	0.55
1:B:3595:ARG:O	1:B:3599:GLU:OE1	2.24	0.55
1:A:4902:PRO:HB3	1:A:4911:ARG:HG2	1.87	0.55
1:D:4235:GLU:OE2	1:D:5015:ARG:NH2	2.39	0.55
1:A:3595:ARG:O	1:A:3599:GLU:OE1	2.24	0.55
1:A:4868:ASP:OD1	1:A:4869:GLU:N	2.39	0.55
3:K:84:VAL:HG23	3:L:27:TYR:CZ	2.41	0.55
1:D:287:THR:HG21	1:D:482:GLU:OE1	2.06	0.55
1:C:287:THR:HG21	1:C:482:GLU:OE1	2.06	0.55
1:D:3972:ILE:HG21	1:D:3983:LEU:HD12	1.87	0.55
1:B:287:THR:HG21	1:B:482:GLU:OE1	2.06	0.55
1:B:2971:SER:HA	1:B:2974:PHE:CE1	2.42	0.55
1:C:3972:ILE:HG21	1:C:3983:LEU:HD12	1.87	0.55
1:A:1236:THR:OG1	1:A:1703:ARG:NH1	2.40	0.55
1:D:3351:ARG:HG2	1:D:3353:GLU:OE1	2.06	0.55
1:B:34:LEU:HD23	1:B:36:LEU:HD11	1.88	0.55
1:B:3351:ARG:HG2	1:B:3353:GLU:OE1	2.06	0.55
1:B:3053:HIS:O	1:B:3128:GLN:NE2	2.38	0.55
1:C:878:ASN:ND2	1:C:1046:THR:HG22	2.21	0.55
1:C:4823:THR:O	1:C:4826:SER:OG	2.16	0.55
1:A:4235:GLU:OE2	1:A:5015:ARG:NH2	2.39	0.55
3:M:27:TYR:OH	3:N:87:ASN:OD1	2.25	0.55
1:D:34:LEU:HD23	1:D:36:LEU:HD11	1.88	0.55
1:B:2828:ARG:NH2	1:B:2936:TYR:O	2.40	0.55
1:C:4868:ASP:OD1	1:C:4869:GLU:N	2.39	0.55
3:K:27:TYR:CD2	3:L:93:THR:HA	2.42	0.55
1:D:2478:PRO:HD2	1:D:2537:LEU:HD21	1.89	0.55
1:D:3595:ARG:O	1:D:3599:GLU:OE1	2.24	0.55
1:C:1236:THR:OG1	1:C:1703:ARG:NH1	2.40	0.55
1:C:3053:HIS:O	1:C:3128:GLN:NE2	2.38	0.55

Continued on next page...

Continued from previous page...

Atom-1	Atom-2	Interatomic distance (Å)	Clash overlap (Å)
1:A:71:GLU:OE2	1:A:111:ARG:NE	2.35	0.55
1:A:2045:ILE:CG1	1:A:2132:LEU:HD23	2.37	0.55
1:A:2748:ILE:HG21	1:A:2811:LYS:HZ1	1.70	0.55
1:D:3292:ALA:O	1:D:3294:PRO:HD3	2.07	0.55
1:B:1236:THR:OG1	1:B:1703:ARG:NH1	2.40	0.55
1:B:2692:TYR:OH	1:B:2694:GLN:HG2	2.06	0.55
1:C:1042:GLN:O	1:C:1046:THR:HG23	2.06	0.55
1:C:2478:PRO:HD2	1:C:2537:LEU:HD21	1.89	0.55
1:C:3351:ARG:HG2	1:C:3353:GLU:OE1	2.06	0.55
1:B:3082:MET:HE1	1:B:3093:LEU:HD23	1.87	0.54
1:C:3460:VAL:HG23	1:C:3465:ILE:HG13	1.89	0.54
1:A:2213:VAL:HG21	1:A:2257:TYR:OH	2.06	0.54
1:A:2743:THR:OG1	1:A:2812:GLU:O	2.20	0.54
1:A:2756:ILE:CG1	1:A:2814:LEU:HD12	2.38	0.54
1:A:2828:ARG:NH2	1:A:2936:TYR:O	2.40	0.54
1:A:3351:ARG:HG2	1:A:3353:GLU:OE1	2.06	0.54
1:D:2213:VAL:HG21	1:D:2257:TYR:OH	2.06	0.54
1:A:4964:ASP:OD1	1:A:4965:TYR:N	2.41	0.54
1:D:3053:HIS:O	1:D:3128:GLN:NE2	2.38	0.54
1:B:3460:VAL:HG23	1:B:3465:ILE:HG13	1.90	0.54
1:C:297:ASP:OD1	1:C:298:GLN:N	2.41	0.54
1:C:3292:ALA:O	1:C:3294:PRO:HD3	2.08	0.54
1:A:2692:TYR:OH	1:A:2694:GLN:HG2	2.06	0.54
1:D:1236:THR:OG1	1:D:1703:ARG:NH1	2.40	0.54
1:D:1793:ALA:O	1:D:1794:THR:OG1	2.20	0.54
1:D:2828:ARG:NH2	1:D:2936:TYR:O	2.40	0.54
1:D:2971:SER:HA	1:D:2974:PHE:CE1	2.41	0.54
1:C:980:PRO:O	1:C:983:THR:OG1	2.20	0.54
1:C:4964:ASP:OD1	1:C:4965:TYR:N	2.41	0.54
1:A:34:LEU:HD23	1:A:36:LEU:HD11	1.88	0.54
1:A:3460:VAL:HG23	1:A:3465:ILE:HG13	1.89	0.54
1:A:3570:LEU:HD23	1:A:3570:LEU:O	2.07	0.54
3:O:27:TYR:OH	3:P:87:ASN:OD1	2.24	0.54
1:D:4964:ASP:OD1	1:D:4965:TYR:N	2.41	0.54
1:C:2045:ILE:CG1	1:C:2132:LEU:HD23	2.37	0.54
1:C:3570:LEU:O	1:C:3570:LEU:HD23	2.07	0.54
1:A:980:PRO:O	1:A:983:THR:OG1	2.20	0.54
1:D:2045:ILE:CG1	1:D:2132:LEU:HD23	2.37	0.54
1:B:3025:VAL:HG23	1:B:3025:VAL:O	2.08	0.54
1:B:3292:ALA:O	1:B:3294:PRO:HD3	2.07	0.54
1:B:3570:LEU:HD23	1:B:3570:LEU:O	2.07	0.54

Continued on next page...

Continued from previous page...

Atom-1	Atom-2	Interatomic distance (Å)	Clash overlap (Å)
1:C:2971:SER:HA	1:C:2974:PHE:CE1	2.42	0.54
1:A:2478:PRO:HD2	1:A:2537:LEU:HD21	1.89	0.54
1:B:2215:VAL:HG21	1:B:2229:MET:HE1	1.90	0.54
1:C:2215:VAL:HG21	1:C:2229:MET:HE1	1.90	0.54
1:A:297:ASP:OD1	1:A:298:GLN:N	2.41	0.54
3:O:5:LEU:HD12	3:P:15:VAL:HG11	1.89	0.54
1:D:71:GLU:OE2	1:D:111:ARG:NE	2.35	0.54
1:D:2756:ILE:CG1	1:D:2814:LEU:HD12	2.38	0.54
1:D:3570:LEU:HD23	1:D:3570:LEU:O	2.07	0.54
1:B:980:PRO:O	1:B:983:THR:OG1	2.20	0.54
1:B:2756:ILE:CG1	1:B:2814:LEU:HD12	2.38	0.54
1:A:914:LEU:O	1:A:919:ARG:NH2	2.41	0.54
1:A:3292:ALA:O	1:A:3294:PRO:HD3	2.08	0.54
3:O:48:VAL:O	3:O:50:LYS:NZ	2.38	0.54
1:B:2045:ILE:CG1	1:B:2132:LEU:HD23	2.38	0.54
1:C:2828:ARG:NH2	1:C:2936:TYR:O	2.40	0.54
1:A:3188:ARG:HG2	1:A:3273:ILE:HD11	1.90	0.54
1:A:4107:THR:O	1:A:4111:ILE:HD12	2.08	0.54
1:D:1857:SER:OG	1:D:1860:ASP:OD2	2.16	0.54
1:B:4107:THR:O	1:B:4111:ILE:HD12	2.08	0.54
1:B:4964:ASP:OD1	1:B:4965:TYR:N	2.41	0.54
1:C:3188:ARG:HG2	1:C:3273:ILE:HD11	1.90	0.54
1:C:914:LEU:O	1:C:919:ARG:NH2	2.41	0.53
1:A:964:ASN:OD1	1:A:965:GLY:N	2.42	0.53
1:A:4816:MET:O	1:A:4822:ARG:NH1	2.42	0.53
1:D:914:LEU:O	1:D:919:ARG:NH2	2.41	0.53
1:A:3025:VAL:HG23	1:A:3025:VAL:O	2.08	0.53
1:D:3025:VAL:HG23	1:D:3025:VAL:O	2.08	0.53
1:D:4107:THR:O	1:D:4111:ILE:HD12	2.08	0.53
1:B:2478:PRO:HD2	1:B:2537:LEU:HD21	1.89	0.53
1:B:3868:VAL:HG22	1:B:3869:ILE:H	1.74	0.53
1:B:4816:MET:O	1:B:4822:ARG:NH1	2.42	0.53
1:C:4816:MET:O	1:C:4822:ARG:NH1	2.42	0.53
1:A:2872:LEU:HB3	1:A:2928:LEU:HD21	1.91	0.53
1:A:3082:MET:HE1	1:A:3093:LEU:HD23	1.89	0.53
1:A:3450:HIS:O	1:A:3454:ARG:NE	2.42	0.53
1:C:2756:ILE:CG1	1:C:2814:LEU:HD12	2.38	0.53
1:D:297:ASP:OD1	1:D:298:GLN:N	2.41	0.53
1:D:2872:LEU:HB3	1:D:2928:LEU:HD21	1.91	0.53
1:B:297:ASP:OD1	1:B:298:GLN:N	2.41	0.53
1:B:3188:ARG:HG2	1:B:3273:ILE:HD11	1.90	0.53

Continued on next page...

Continued from previous page...

Atom-1	Atom-2	Interatomic distance (Å)	Clash overlap (Å)
1:C:2872:LEU:HB3	1:C:2928:LEU:HD21	1.91	0.53
1:A:3868:VAL:HG22	1:A:3869:ILE:H	1.74	0.53
3:K:4:GLU:OE1	3:L:11:THR:CG2	2.56	0.53
3:O:84:VAL:HG23	3:P:27:TYR:CZ	2.43	0.53
1:D:2533:ALA:O	1:D:2537:LEU:HD13	2.09	0.53
1:D:3460:VAL:HG23	1:D:3465:ILE:HG13	1.90	0.53
1:D:4083:TYR:O	1:D:4085:THR:HG23	2.09	0.53
1:B:914:LEU:O	1:B:919:ARG:NH2	2.41	0.53
1:B:2872:LEU:HB3	1:B:2928:LEU:HD21	1.91	0.53
1:A:2533:ALA:O	1:A:2537:LEU:HD13	2.09	0.53
3:L:59:MET:HA	3:L:62:LEU:HD23	1.91	0.53
3:N:59:MET:HA	3:N:62:LEU:HD23	1.91	0.53
1:D:4816:MET:O	1:D:4822:ARG:NH1	2.42	0.53
1:B:2918:ALA:HA	1:B:2921:ARG:HG2	1.91	0.53
1:B:3450:HIS:O	1:B:3454:ARG:NE	2.42	0.53
1:C:3025:VAL:HG23	1:C:3025:VAL:O	2.08	0.53
1:C:3868:VAL:HG22	1:C:3869:ILE:H	1.74	0.53
3:L:44:GLY:O	3:L:48:VAL:HG22	2.09	0.53
1:D:3188:ARG:HG2	1:D:3273:ILE:HD11	1.90	0.53
1:B:964:ASN:OD1	1:B:965:GLY:N	2.42	0.53
1:C:4083:TYR:O	1:C:4085:THR:HG23	2.09	0.53
3:J:44:GLY:O	3:J:48:VAL:HG22	2.09	0.53
1:D:3082:MET:HE1	1:D:3093:LEU:HD23	1.89	0.53
1:B:2533:ALA:O	1:B:2537:LEU:HD13	2.09	0.53
1:C:2949:THR:HG22	1:C:2950:SER:N	2.23	0.53
1:D:3105:GLU:O	1:D:3109:GLU:OE1	2.27	0.53
1:D:3450:HIS:O	1:D:3454:ARG:NE	2.42	0.53
1:C:862:ILE:O	1:C:931:LYS:NZ	2.42	0.53
1:C:2533:ALA:O	1:C:2537:LEU:HD13	2.08	0.53
1:C:2918:ALA:HA	1:C:2921:ARG:HG2	1.91	0.53
3:N:10:GLU:HA	3:N:13:ILE:HG22	1.91	0.52
1:D:2949:THR:HG22	1:D:2950:SER:N	2.23	0.52
1:D:3107:MET:SD	1:D:3133:THR:HG21	2.49	0.52
1:B:862:ILE:O	1:B:931:LYS:NZ	2.42	0.52
1:C:722:LEU:HD12	1:C:1477:MET:HE2	1.89	0.52
1:C:4107:THR:O	1:C:4111:ILE:HD12	2.08	0.52
1:A:3107:MET:SD	1:A:3133:THR:HG21	2.49	0.52
1:A:4083:TYR:O	1:A:4085:THR:HG23	2.09	0.52
3:J:59:MET:HA	3:J:62:LEU:HD23	1.91	0.52
3:L:47:ASP:OD1	3:L:48:VAL:HG13	2.09	0.52
3:N:44:GLY:O	3:N:48:VAL:HG22	2.09	0.52

Continued on next page...

Continued from previous page...

Atom-1	Atom-2	Interatomic distance (Å)	Clash overlap (Å)
1:D:862:ILE:O	1:D:931:LYS:NZ	2.43	0.52
1:D:964:ASN:OD1	1:D:965:GLY:N	2.42	0.52
1:C:918:GLU:HA	1:C:921:TYR:CE1	2.45	0.52
1:A:4016:LEU:HD23	1:A:4135:PHE:HE1	1.75	0.52
3:K:5:LEU:HD12	3:L:15:VAL:HG21	1.91	0.52
3:P:44:GLY:O	3:P:48:VAL:HG22	2.09	0.52
3:P:59:MET:HA	3:P:62:LEU:HD23	1.91	0.52
1:D:918:GLU:HA	1:D:921:TYR:CE1	2.45	0.52
1:D:3868:VAL:HG22	1:D:3869:ILE:H	1.74	0.52
1:D:4249:GLN:O	1:D:4253:GLN:HG3	2.10	0.52
1:C:4249:GLN:O	1:C:4253:GLN:HG3	2.10	0.52
1:A:3173:ILE:HG21	1:A:3195:LEU:HD13	1.90	0.52
3:O:5:LEU:CD1	3:P:15:VAL:HG21	2.39	0.52
1:C:964:ASN:OD1	1:C:965:GLY:N	2.42	0.52
1:A:878:ASN:HD22	1:A:1046:THR:HG22	1.75	0.52
1:A:2918:ALA:HA	1:A:2921:ARG:HG2	1.91	0.52
1:A:4580:VAL:HG12	1:B:4875:ASP:O	2.10	0.52
3:P:10:GLU:HA	3:P:13:ILE:HG22	1.91	0.52
1:D:3173:ILE:HG21	1:D:3195:LEU:HD13	1.90	0.52
1:B:2167:LEU:HD11	1:B:2207:THR:HG23	1.92	0.52
1:B:4016:LEU:HD23	1:B:4135:PHE:HE1	1.75	0.52
1:A:918:GLU:HA	1:A:921:TYR:CE1	2.45	0.52
1:A:3105:GLU:O	1:A:3109:GLU:OE1	2.27	0.52
1:D:878:ASN:HD22	1:D:1046:THR:HG22	1.75	0.52
1:C:3173:ILE:HG21	1:C:3195:LEU:HD13	1.90	0.52
3:P:34:LEU:HD11	3:P:75:TYR:CE1	2.45	0.52
1:C:878:ASN:HD22	1:C:1046:THR:HG22	1.75	0.52
1:C:3547:ASP:O	1:C:3598:GLN:NE2	2.43	0.52
3:L:10:GLU:HA	3:L:13:ILE:HG22	1.91	0.52
1:D:2539:THR:HG21	1:D:2900:GLY:HA2	1.91	0.52
1:B:722:LEU:HD12	1:B:1477:MET:HE2	1.92	0.52
1:B:878:ASN:HD22	1:B:1046:THR:HG22	1.75	0.52
1:B:3105:GLU:O	1:B:3109:GLU:OE1	2.28	0.52
1:B:3173:ILE:HG21	1:B:3195:LEU:HD13	1.91	0.52
1:B:4083:TYR:O	1:B:4085:THR:HG23	2.09	0.52
1:C:2625:ARG:HH11	1:C:2907:VAL:HG21	1.75	0.52
1:C:3930:GLN:HB3	1:C:3995:PHE:CE1	2.45	0.52
3:I:8:ALA:O	3:I:11:THR:OG1	2.24	0.52
1:D:569:LEU:HD12	1:D:603:VAL:HG13	1.92	0.52
1:B:2539:THR:HG21	1:B:2900:GLY:HA2	1.92	0.52
1:B:3547:ASP:O	1:B:3598:GLN:NE2	2.43	0.52

Continued on next page...

Continued from previous page...

Atom-1	Atom-2	Interatomic distance (Å)	Clash overlap (Å)
1:C:2167:LEU:HD11	1:C:2207:THR:HG23	1.92	0.52
1:C:2987:VAL:O	1:C:2987:VAL:HG13	2.10	0.52
1:A:2167:LEU:HD11	1:A:2207:THR:HG23	1.92	0.52
3:O:37:LEU:O	3:O:41:GLU:OE1	2.28	0.52
1:A:2539:THR:HG21	1:A:2900:GLY:HA2	1.91	0.51
3:J:34:LEU:HD11	3:J:75:TYR:CE1	2.45	0.51
3:O:5:LEU:HD12	3:P:15:VAL:HG21	1.91	0.51
3:N:47:ASP:OD1	3:N:48:VAL:HG13	2.09	0.51
1:B:569:LEU:HD12	1:B:603:VAL:HG13	1.92	0.51
1:B:3107:MET:SD	1:B:3133:THR:HG21	2.50	0.51
1:C:554:ARG:NH2	1:C:556:GLU:OE2	2.40	0.51
1:C:3450:HIS:O	1:C:3454:ARG:NE	2.42	0.51
3:J:47:ASP:OD1	3:J:48:VAL:HG13	2.09	0.51
3:I:37:LEU:O	3:I:41:GLU:OE1	2.28	0.51
3:O:31:LYS:NZ	3:O:62:LEU:O	2.38	0.51
3:L:34:LEU:HD11	3:L:75:TYR:CE1	2.45	0.51
1:D:2500:LYS:NZ	1:D:2530:ASP:OD2	2.36	0.51
1:D:2918:ALA:HA	1:D:2921:ARG:HG2	1.91	0.51
1:D:3930:GLN:HB3	1:D:3995:PHE:CE1	2.45	0.51
1:B:2949:THR:HG22	1:B:2950:SER:N	2.23	0.51
1:B:4249:GLN:O	1:B:4253:GLN:HG3	2.10	0.51
1:C:2517:ASP:OD2	1:C:2518:PHE:N	2.43	0.51
1:C:3107:MET:SD	1:C:3133:THR:HG21	2.50	0.51
1:A:2517:ASP:OD2	1:A:2518:PHE:N	2.43	0.51
1:A:3547:ASP:O	1:A:3598:GLN:NE2	2.43	0.51
3:K:37:LEU:O	3:K:41:GLU:OE1	2.28	0.51
3:M:37:LEU:O	3:M:41:GLU:OE1	2.28	0.51
1:D:932:THR:O	1:D:936:LEU:HD23	2.10	0.51
1:B:918:GLU:HA	1:B:921:TYR:CE1	2.45	0.51
1:B:2987:VAL:O	1:B:2987:VAL:HG13	2.10	0.51
1:C:1932:LEU:HD13	1:C:1936:VAL:CG1	2.41	0.51
1:A:2383:GLU:O	1:A:2387:ILE:HG12	2.11	0.51
1:A:4249:GLN:O	1:A:4253:GLN:HG3	2.10	0.51
3:M:84:VAL:HG23	3:N:27:TYR:CZ	2.45	0.51
1:D:3547:ASP:O	1:D:3598:GLN:NE2	2.43	0.51
1:B:4752:ASN:OD1	1:B:4753:GLU:N	2.42	0.51
1:C:569:LEU:HD12	1:C:603:VAL:HG13	1.92	0.51
1:C:3105:GLU:O	1:C:3109:GLU:OE1	2.27	0.51
1:A:877:GLU:O	1:A:880:HIS:CE1	2.63	0.51
1:A:2949:THR:HG22	1:A:2950:SER:N	2.23	0.51
1:A:2987:VAL:HG13	1:A:2987:VAL:O	2.10	0.51

Continued on next page...

Continued from previous page...

Atom-1	Atom-2	Interatomic distance (Å)	Clash overlap (Å)
1:D:2517:ASP:OD2	1:D:2518:PHE:N	2.43	0.51
1:B:2383:GLU:O	1:B:2387:ILE:HG12	2.11	0.51
1:C:4016:LEU:HD23	1:C:4135:PHE:HE1	1.75	0.51
1:A:569:LEU:HD12	1:A:603:VAL:HG13	1.92	0.51
1:B:877:GLU:O	1:B:880:HIS:CE1	2.63	0.51
1:B:1932:LEU:HD13	1:B:1936:VAL:CG1	2.41	0.51
1:B:2625:ARG:HH11	1:B:2907:VAL:HG21	1.75	0.51
1:B:3930:GLN:HB3	1:B:3995:PHE:CE1	2.45	0.51
3:N:34:LEU:HD11	3:N:75:TYR:CE1	2.45	0.51
3:P:47:ASP:OD1	3:P:48:VAL:HG13	2.09	0.51
1:D:722:LEU:HD12	1:D:1477:MET:HE2	1.92	0.51
1:D:877:GLU:O	1:D:880:HIS:CE1	2.63	0.51
1:A:862:ILE:O	1:A:931:LYS:NZ	2.42	0.51
3:O:38:LEU:HD12	3:O:39:GLN:N	2.26	0.51
1:D:2167:LEU:HD11	1:D:2207:THR:HG23	1.92	0.51
1:B:3250:LEU:HD23	1:B:3253:GLU:OE2	2.11	0.51
1:C:877:GLU:O	1:C:880:HIS:CE1	2.63	0.51
1:C:932:THR:O	1:C:936:LEU:HD23	2.10	0.51
1:A:932:THR:O	1:A:936:LEU:HD23	2.10	0.51
3:J:10:GLU:HA	3:J:13:ILE:HG22	1.91	0.51
1:D:1932:LEU:HD13	1:D:1936:VAL:CG1	2.41	0.51
1:A:3250:LEU:HD23	1:A:3253:GLU:OE2	2.11	0.51
1:A:3930:GLN:HB3	1:A:3995:PHE:CE1	2.45	0.51
3:I:31:LYS:NZ	3:I:62:LEU:O	2.38	0.51
1:D:3250:LEU:HD23	1:D:3253:GLU:OE2	2.11	0.51
1:D:2987:VAL:HG13	1:D:2987:VAL:O	2.10	0.50
1:C:1264:THR:HG1	1:C:1267:THR:HG1	1.54	0.50
1:C:2539:THR:HG21	1:C:2900:GLY:HA2	1.91	0.50
1:A:722:LEU:HD12	1:A:1477:MET:HE1	1.93	0.50
1:A:1932:LEU:HD13	1:A:1936:VAL:CG1	2.41	0.50
1:A:4685:TYR:CD1	1:A:4704:LEU:HD11	2.47	0.50
3:M:38:LEU:HD12	3:M:39:GLN:N	2.26	0.50
1:D:4685:TYR:CD1	1:D:4704:LEU:HD11	2.47	0.50
1:B:3433:GLU:OE1	1:B:3525:MET:CG	2.59	0.50
1:C:330:ARG:NH2	1:C:331:ASP:OD1	2.45	0.50
1:C:3467:ASN:ND2	1:C:3508:THR:O	2.44	0.50
1:A:664:TYR:OH	1:A:666:GLU:OE2	2.30	0.50
1:D:3169:THR:O	1:D:3173:ILE:HG12	2.11	0.50
1:C:3433:GLU:OE1	1:C:3525:MET:CG	2.59	0.50
1:D:2625:ARG:HH11	1:D:2907:VAL:HG21	1.75	0.50
1:C:664:TYR:OH	1:C:666:GLU:OE2	2.30	0.50

Continued on next page...

Continued from previous page...

Atom-1	Atom-2	Interatomic distance (Å)	Clash overlap (Å)
1:C:2383:GLU:O	1:C:2387:ILE:HG12	2.11	0.50
1:A:3169:THR:O	1:A:3173:ILE:HG12	2.11	0.50
3:N:29:LEU:HD23	3:N:34:LEU:HD13	1.93	0.50
1:D:4016:LEU:HD23	1:D:4135:PHE:HE1	1.75	0.50
1:B:2517:ASP:OD2	1:B:2518:PHE:N	2.43	0.50
1:A:2755:PHE:CE2	1:A:2814:LEU:HD11	2.47	0.50
3:L:29:LEU:HD23	3:L:34:LEU:HD13	1.93	0.50
1:D:3467:ASN:ND2	1:D:3508:THR:O	2.44	0.50
1:C:3250:LEU:HD23	1:C:3253:GLU:OE2	2.11	0.50
1:B:664:TYR:OH	1:B:666:GLU:OE2	2.30	0.50
1:B:932:THR:O	1:B:936:LEU:HD23	2.10	0.50
1:C:3771:SER:HA	1:C:3774:HIS:CE1	2.47	0.50
1:A:2625:ARG:HH11	1:A:2907:VAL:HG21	1.75	0.50
3:J:29:LEU:HD23	3:J:34:LEU:HD13	1.93	0.50
3:I:38:LEU:HD12	3:I:39:GLN:N	2.26	0.50
1:D:4574:ILE:HG23	1:D:4637:MET:HG2	1.93	0.50
1:B:1739:LEU:HD12	1:B:1964:GLU:CD	2.32	0.50
1:B:4685:TYR:CD1	1:B:4704:LEU:HD11	2.47	0.50
3:M:48:VAL:O	3:M:50:LYS:NZ	2.38	0.50
1:D:330:ARG:NH2	1:D:331:ASP:OD1	2.45	0.50
1:B:3467:ASN:ND2	1:B:3508:THR:O	2.44	0.50
1:C:4685:TYR:CD1	1:C:4704:LEU:HD11	2.47	0.50
3:K:5:LEU:CD1	3:L:15:VAL:HG21	2.42	0.49
3:N:34:LEU:HD23	3:N:70:VAL:HG21	1.95	0.49
1:D:3433:GLU:OE1	1:D:3525:MET:CG	2.59	0.49
1:D:3554:LEU:HB2	1:D:3594:VAL:HG13	1.93	0.49
1:B:330:ARG:NH2	1:B:331:ASP:OD1	2.45	0.49
1:B:3554:LEU:HB2	1:B:3594:VAL:HG13	1.93	0.49
1:C:3316:LEU:HD23	1:C:3346:ILE:HD13	1.94	0.49
1:A:3467:ASN:ND2	1:A:3508:THR:O	2.44	0.49
1:B:2755:PHE:CE2	1:B:2814:LEU:HD11	2.47	0.49
1:C:2755:PHE:CE2	1:C:2814:LEU:HD11	2.47	0.49
1:A:2110:ASP:OD1	1:A:2111:PHE:N	2.45	0.49
1:A:3771:SER:HA	1:A:3774:HIS:CE1	2.47	0.49
3:M:5:LEU:HD12	3:N:15:VAL:HG21	1.94	0.49
3:P:29:LEU:HD23	3:P:34:LEU:HD13	1.93	0.49
1:B:2110:ASP:OD1	1:B:2111:PHE:N	2.45	0.49
1:B:2979:GLU:OE2	1:B:3057:LEU:HD22	2.13	0.49
1:C:2110:ASP:OD1	1:C:2111:PHE:N	2.45	0.49
3:K:6:GLU:HG2	3:L:45:PHE:HE2	1.77	0.49
3:L:52:ALA:HA	3:L:55:VAL:HG12	1.95	0.49

Continued on next page...

Continued from previous page...

Atom-1	Atom-2	Interatomic distance (Å)	Clash overlap (Å)
1:D:1264:THR:OG1	1:D:1267:THR:OG1	2.18	0.49
1:D:1739:LEU:HD12	1:D:1964:GLU:CD	2.32	0.49
1:D:2383:GLU:O	1:D:2387:ILE:HG12	2.11	0.49
1:D:2755:PHE:CE2	1:D:2814:LEU:HD11	2.47	0.49
1:C:1739:LEU:HD12	1:C:1964:GLU:CD	2.32	0.49
1:C:2979:GLU:OE2	1:C:3057:LEU:HD22	2.13	0.49
1:C:4574:ILE:HG23	1:C:4637:MET:HG2	1.93	0.49
1:D:2110:ASP:OD1	1:D:2111:PHE:N	2.45	0.49
1:B:234:ILE:O	1:B:258:ARG:NH1	2.46	0.49
1:B:3316:LEU:HD23	1:B:3346:ILE:HD13	1.94	0.49
1:C:2743:THR:OG1	1:C:2812:GLU:O	2.20	0.49
1:A:4574:ILE:HG23	1:A:4637:MET:HG2	1.93	0.49
3:K:60:LYS:O	3:K:63:ASP:OD1	2.31	0.49
1:D:4709:PHE:HB3	1:D:4710:PRO:HD3	1.94	0.49
1:B:41:GLU:OE2	1:B:407:SER:OG	2.29	0.49
1:B:3169:THR:O	1:B:3173:ILE:HG12	2.11	0.49
1:C:3927:LEU:O	1:C:3930:GLN:HG3	2.13	0.49
1:A:234:ILE:O	1:A:258:ARG:NH1	2.46	0.49
3:K:38:LEU:HD12	3:K:39:GLN:N	2.26	0.49
1:D:41:GLU:OE2	1:D:407:SER:OG	2.29	0.49
1:D:664:TYR:OH	1:D:666:GLU:OE2	2.30	0.49
1:D:3369:ARG:O	1:D:3373:VAL:HG23	2.13	0.49
1:B:3927:LEU:O	1:B:3930:GLN:HG3	2.13	0.49
1:B:4574:ILE:HG23	1:B:4637:MET:HG2	1.93	0.49
1:C:3271:ILE:H	1:C:3271:ILE:HD12	1.78	0.49
1:A:1739:LEU:HD12	1:A:1964:GLU:CD	2.32	0.49
1:A:3433:GLU:OE1	1:A:3525:MET:CG	2.59	0.49
3:J:27:TYR:HB3	3:I:93:THR:HG23	1.95	0.49
3:J:34:LEU:HD23	3:J:70:VAL:HG21	1.95	0.49
3:P:34:LEU:HD23	3:P:70:VAL:HG21	1.95	0.49
1:B:902:LYS:HZ2	1:B:904:LEU:HB2	1.78	0.49
1:B:1164:THR:HG22	1:B:1169:VAL:HA	1.94	0.49
1:B:3771:SER:HA	1:B:3774:HIS:CE1	2.47	0.49
1:C:234:ILE:O	1:C:258:ARG:NH1	2.46	0.49
3:P:53:ASP:O	3:P:57:LYS:HG2	2.13	0.49
1:D:3927:LEU:O	1:D:3930:GLN:HG3	2.13	0.49
1:C:41:GLU:OE2	1:C:407:SER:OG	2.29	0.49
1:C:3369:ARG:O	1:C:3373:VAL:HG23	2.13	0.49
1:A:330:ARG:NH2	1:A:331:ASP:OD1	2.45	0.49
1:A:3554:LEU:HB2	1:A:3594:VAL:HG13	1.93	0.49
3:J:53:ASP:O	3:J:57:LYS:HG2	2.13	0.49

Continued on next page...

Continued from previous page...

Atom-1	Atom-2	Interatomic distance (Å)	Clash overlap (Å)
3:M:60:LYS:O	3:M:63:ASP:OD1	2.31	0.49
1:D:2979:GLU:OE2	1:D:3057:LEU:HD22	2.13	0.49
1:C:2500:LYS:NZ	1:C:2530:ASP:OD2	2.36	0.49
1:C:3169:THR:O	1:C:3173:ILE:HG12	2.11	0.49
1:C:3554:LEU:HB2	1:C:3594:VAL:HG13	1.93	0.49
1:A:3181:ASN:O	1:A:3185:GLU:OE1	2.31	0.48
1:A:3316:LEU:HD23	1:A:3346:ILE:HD13	1.94	0.48
1:A:3927:LEU:O	1:A:3930:GLN:HG3	2.13	0.48
3:I:60:LYS:O	3:I:63:ASP:OD1	2.31	0.48
3:O:60:LYS:O	3:O:63:ASP:OD1	2.31	0.48
1:D:1164:THR:HG22	1:D:1169:VAL:HA	1.94	0.48
1:D:3181:ASN:O	1:D:3185:GLU:OE1	2.31	0.48
1:D:3771:SER:HA	1:D:3774:HIS:CE1	2.47	0.48
1:B:4927:LEU:O	1:B:4931:GLN:OE1	2.32	0.48
1:C:883:TRP:O	1:C:887:ARG:HD3	2.13	0.48
1:C:1164:THR:HG22	1:C:1169:VAL:HA	1.94	0.48
1:A:1164:THR:HG22	1:A:1169:VAL:HA	1.94	0.48
1:A:1973:ASN:ND2	1:A:1973:ASN:O	2.47	0.48
1:A:4875:ASP:O	1:D:4580:VAL:HG12	2.13	0.48
1:A:4927:LEU:O	1:A:4931:GLN:OE1	2.32	0.48
3:K:8:ALA:O	3:K:11:THR:OG1	2.24	0.48
3:O:19:HIS:CE1	3:O:37:LEU:HD13	2.49	0.48
1:D:883:TRP:O	1:D:887:ARG:HD3	2.13	0.48
1:B:554:ARG:NH2	1:B:556:GLU:OE2	2.40	0.48
1:B:883:TRP:O	1:B:887:ARG:HD3	2.13	0.48
1:B:3369:ARG:O	1:B:3373:VAL:HG23	2.13	0.48
1:B:4709:PHE:HB3	1:B:4710:PRO:HD3	1.94	0.48
3:N:53:ASP:O	3:N:57:LYS:HG2	2.13	0.48
3:P:52:ALA:HA	3:P:55:VAL:HG12	1.94	0.48
1:D:2011:LEU:HD11	1:D:2032:LEU:HD21	1.95	0.48
1:D:3271:ILE:H	1:D:3271:ILE:HD12	1.78	0.48
1:D:3316:LEU:HD23	1:D:3346:ILE:HD13	1.94	0.48
3:J:80:ALA:O	3:J:84:VAL:HG12	2.14	0.48
1:B:4580:VAL:HG12	1:C:4875:ASP:O	2.13	0.48
1:A:3369:ARG:O	1:A:3373:VAL:HG23	2.13	0.48
1:A:4908:GLU:O	1:A:4912:VAL:HG13	2.13	0.48
3:J:52:ALA:HA	3:J:55:VAL:HG12	1.95	0.48
3:K:48:VAL:O	3:K:50:LYS:NZ	2.38	0.48
1:D:902:LYS:HZ2	1:D:904:LEU:HB2	1.78	0.48
1:D:3236:SER:OG	1:D:3238:GLU:OE1	2.32	0.48
1:D:3467:ASN:O	1:D:3471:LEU:HD13	2.14	0.48

Continued on next page...

Continued from previous page...

Atom-1	Atom-2	Interatomic distance (Å)	Clash overlap (Å)
1:B:2011:LEU:HD11	1:B:2032:LEU:HD21	1.95	0.48
1:B:3164:VAL:HG22	1:B:3233:LEU:HD21	1.96	0.48
1:A:2450:GLU:OE1	1:A:2453:ARG:NH1	2.47	0.48
1:A:2979:GLU:OE2	1:A:3057:LEU:HD22	2.13	0.48
3:I:19:HIS:CE1	3:I:37:LEU:HD13	2.49	0.48
3:N:52:ALA:HA	3:N:55:VAL:HG12	1.95	0.48
1:D:2450:GLU:OE1	1:D:2453:ARG:NH1	2.47	0.48
1:B:1973:ASN:O	1:B:1973:ASN:ND2	2.47	0.48
1:A:41:GLU:OE2	1:A:407:SER:OG	2.29	0.48
1:A:2918:ALA:O	1:A:2922:GLU:OE1	2.32	0.48
1:A:4709:PHE:HB3	1:A:4710:PRO:HD3	1.94	0.48
3:K:93:THR:HG23	3:L:27:TYR:CB	2.38	0.48
1:D:2755:PHE:HD2	1:D:2814:LEU:HD11	1.79	0.48
1:D:4908:GLU:O	1:D:4912:VAL:HG13	2.13	0.48
1:B:2686:SER:O	1:B:2690:LYS:HG2	2.14	0.48
1:B:2817:MET:SD	1:B:2879:LEU:HD12	2.54	0.48
1:A:883:TRP:O	1:A:887:ARG:HD3	2.13	0.48
1:A:2817:MET:SD	1:A:2879:LEU:HD12	2.54	0.48
1:A:3236:SER:OG	1:A:3238:GLU:OE1	2.32	0.48
1:A:4632:GLU:OE1	1:A:4634:THR:OG1	2.27	0.48
1:B:2764:HIS:N	1:B:2806:TYR:OH	2.47	0.48
1:B:3271:ILE:H	1:B:3271:ILE:HD12	1.78	0.48
1:C:2764:HIS:N	1:C:2806:TYR:OH	2.47	0.48
1:C:3868:VAL:HG22	1:C:3869:ILE:N	2.29	0.48
3:M:31:LYS:NZ	3:M:62:LEU:O	2.38	0.48
3:L:80:ALA:O	3:L:84:VAL:HG12	2.14	0.48
1:D:2764:HIS:N	1:D:2806:TYR:OH	2.47	0.48
1:D:4685:TYR:OH	1:D:4697:GLY:O	2.30	0.48
1:B:2450:GLU:OE1	1:B:2453:ARG:NH1	2.47	0.48
1:B:3316:LEU:O	1:B:3320:ILE:HG12	2.14	0.48
1:B:3789:CYS:SG	1:B:3834:SER:OG	2.72	0.48
1:C:2011:LEU:HD11	1:C:2032:LEU:HD21	1.96	0.48
1:C:3467:ASN:O	1:C:3471:LEU:HD13	2.14	0.48
1:C:4927:LEU:O	1:C:4931:GLN:OE1	2.32	0.48
1:A:2500:LYS:NZ	1:A:2530:ASP:OD2	2.36	0.47
3:I:7:SER:O	3:I:11:THR:HG23	2.14	0.47
3:L:34:LEU:HD23	3:L:70:VAL:HG21	1.95	0.47
1:B:3324:ILE:HG21	1:B:3409:LEU:HD21	1.96	0.47
1:B:4686:ILE:HD11	1:B:4738:LEU:HD23	1.96	0.47
1:C:2817:MET:SD	1:C:2879:LEU:HD12	2.54	0.47
1:C:3164:VAL:HG22	1:C:3233:LEU:HD21	1.96	0.47

Continued on next page...

Continued from previous page...

Atom-1	Atom-2	Interatomic distance (Å)	Clash overlap (Å)
1:C:3181:ASN:O	1:C:3185:GLU:OE1	2.32	0.47
1:C:3236:SER:OG	1:C:3238:GLU:OE1	2.32	0.47
1:C:4709:PHE:HB3	1:C:4710:PRO:HD3	1.94	0.47
1:A:880:HIS:CE1	1:A:911:PHE:HB2	2.49	0.47
1:A:2686:SER:O	1:A:2690:LYS:HG2	2.14	0.47
1:A:3082:MET:HE2	1:A:3093:LEU:HD23	1.94	0.47
1:A:3789:CYS:SG	1:A:3834:SER:OG	2.72	0.47
1:D:234:ILE:O	1:D:258:ARG:NH1	2.46	0.47
1:D:3324:ILE:HG21	1:D:3409:LEU:HD21	1.97	0.47
1:D:4875:ASP:O	1:C:4580:VAL:HG12	2.13	0.47
1:C:2671:GLU:O	1:C:2675:LEU:HD13	2.15	0.47
1:C:4752:ASN:OD1	1:C:4753:GLU:N	2.42	0.47
1:A:2011:LEU:HD11	1:A:2032:LEU:HD21	1.95	0.47
1:A:3271:ILE:H	1:A:3271:ILE:HD12	1.78	0.47
3:K:7:SER:O	3:K:11:THR:HG23	2.14	0.47
3:O:7:SER:O	3:O:11:THR:HG23	2.14	0.47
3:L:53:ASP:O	3:L:57:LYS:HG2	2.13	0.47
1:D:3770:GLN:O	1:D:3774:HIS:ND1	2.47	0.47
1:D:3868:VAL:HG22	1:D:3869:ILE:N	2.29	0.47
1:D:4927:LEU:O	1:D:4931:GLN:OE1	2.32	0.47
1:B:3181:ASN:O	1:B:3185:GLU:OE1	2.31	0.47
1:B:4908:GLU:O	1:B:4912:VAL:HG13	2.13	0.47
1:C:3770:GLN:O	1:C:3774:HIS:ND1	2.47	0.47
1:C:4686:ILE:HD11	1:C:4738:LEU:HD23	1.96	0.47
1:A:1793:ALA:O	1:A:1794:THR:OG1	2.20	0.47
1:A:3467:ASN:O	1:A:3471:LEU:HD13	2.14	0.47
3:I:48:VAL:O	3:I:50:LYS:NZ	2.38	0.47
1:D:4876:ASP:OD2	1:D:4879:THR:OG1	2.28	0.47
1:B:3467:ASN:O	1:B:3471:LEU:HD13	2.14	0.47
1:C:2450:GLU:OE1	1:C:2453:ARG:NH1	2.47	0.47
1:C:4908:GLU:O	1:C:4912:VAL:HG13	2.13	0.47
1:A:2671:GLU:O	1:A:2675:LEU:HD13	2.15	0.47
1:A:3316:LEU:O	1:A:3320:ILE:HG12	2.14	0.47
3:M:19:HIS:CE1	3:M:37:LEU:HD13	2.49	0.47
3:M:26:LYS:HZ2	3:N:92:GLU:H	1.62	0.47
1:D:880:HIS:CE1	1:D:911:PHE:HB2	2.49	0.47
1:D:980:PRO:HA	1:D:983:THR:OG1	2.15	0.47
1:D:2686:SER:O	1:D:2690:LYS:HG2	2.14	0.47
1:D:4055:SER:HG	1:D:4166:PHE:HE1	1.60	0.47
1:D:4686:ILE:HD11	1:D:4738:LEU:HD23	1.96	0.47
1:B:2918:ALA:O	1:B:2922:GLU:OE1	2.32	0.47

Continued on next page...

Continued from previous page...

Atom-1	Atom-2	Interatomic distance (Å)	Clash overlap (Å)
1:C:2747:ILE:HG22	1:C:2748:ILE:N	2.30	0.47
1:A:2755:PHE:HD2	1:A:2814:LEU:HD11	1.79	0.47
1:A:3770:GLN:O	1:A:3774:HIS:ND1	2.47	0.47
1:A:3868:VAL:HG22	1:A:3869:ILE:N	2.29	0.47
3:N:80:ALA:O	3:N:84:VAL:HG12	2.14	0.47
3:P:80:ALA:O	3:P:84:VAL:HG12	2.14	0.47
1:D:2918:ALA:O	1:D:2922:GLU:OE1	2.32	0.47
1:D:3954:PHE:O	1:D:3958:MET:HG3	2.14	0.47
1:B:2500:LYS:NZ	1:B:2530:ASP:OD2	2.36	0.47
1:B:4703:VAL:HG13	1:B:4709:PHE:HE1	1.80	0.47
1:C:926:SER:O	1:C:929:THR:OG1	2.27	0.47
1:C:2930:PHE:O	1:C:2934:ASN:ND2	2.48	0.47
1:A:2747:ILE:HG22	1:A:2748:ILE:N	2.30	0.47
1:A:2764:HIS:N	1:A:2806:TYR:OH	2.47	0.47
1:A:3164:VAL:HG22	1:A:3233:LEU:HD21	1.96	0.47
3:O:8:ALA:O	3:O:11:THR:OG1	2.24	0.47
1:D:2289:LEU:HD21	1:D:3855:LYS:HD2	1.97	0.47
1:D:2671:GLU:O	1:D:2675:LEU:HD13	2.15	0.47
1:D:2747:ILE:HG22	1:D:2748:ILE:H	1.80	0.47
1:D:2747:ILE:HG22	1:D:2748:ILE:N	2.30	0.47
1:B:2930:PHE:O	1:B:2934:ASN:ND2	2.48	0.47
1:B:3868:VAL:HG22	1:B:3869:ILE:N	2.29	0.47
1:C:980:PRO:HA	1:C:983:THR:OG1	2.15	0.47
1:C:1967:VAL:CG2	1:C:3650:ALA:HB1	2.45	0.47
1:C:2918:ALA:O	1:C:2922:GLU:OE1	2.32	0.47
1:C:3316:LEU:O	1:C:3320:ILE:HG12	2.14	0.47
1:C:3324:ILE:HG21	1:C:3409:LEU:HD21	1.97	0.47
1:A:2930:PHE:O	1:A:2934:ASN:ND2	2.48	0.47
1:A:3954:PHE:O	1:A:3958:MET:HG3	2.14	0.47
3:M:5:LEU:CD1	3:N:15:VAL:HG21	2.45	0.47
3:O:4:GLU:OE1	3:P:11:THR:CG2	2.63	0.47
1:D:694:SER:O	1:D:694:SER:OG	2.31	0.47
1:D:2817:MET:SD	1:D:2879:LEU:HD12	2.54	0.47
1:D:3004:LEU:HD21	1:D:3065:VAL:HG22	1.97	0.47
1:D:3316:LEU:O	1:D:3320:ILE:HG12	2.14	0.47
1:D:3600:VAL:O	1:D:3604:LEU:HD13	2.15	0.47
1:B:1264:THR:OG1	1:B:1267:THR:OG1	2.18	0.47
1:C:4893:GLY:N	1:C:4897:ASP:OD2	2.47	0.47
1:A:614:ALA:HB2	1:A:1677:LEU:HD12	1.97	0.47
1:A:980:PRO:HA	1:A:983:THR:OG1	2.15	0.47
1:A:3600:VAL:O	1:A:3604:LEU:HD13	2.15	0.47

Continued on next page...

Continued from previous page...

Atom-1	Atom-2	Interatomic distance (Å)	Clash overlap (Å)
1:A:4686:ILE:HD11	1:A:4738:LEU:HD23	1.96	0.47
1:A:4703:VAL:HG13	1:A:4709:PHE:HE1	1.80	0.47
3:M:7:SER:O	3:M:11:THR:HG23	2.14	0.47
1:D:978:LEU:HD12	1:D:982:GLN:CB	2.45	0.47
1:D:2930:PHE:O	1:D:2934:ASN:ND2	2.48	0.47
1:D:3163:GLN:NE2	1:D:3204:VAL:HG11	2.30	0.47
1:B:3600:VAL:O	1:B:3604:LEU:HD13	2.15	0.47
1:C:2289:LEU:HD21	1:C:3855:LYS:HD2	1.97	0.47
1:C:3600:VAL:O	1:C:3604:LEU:HD13	2.15	0.47
1:A:3163:GLN:NE2	1:A:3204:VAL:HG11	2.30	0.47
1:A:3540:ARG:NH2	1:A:3545:ASP:OD2	2.49	0.47
3:K:19:HIS:CE1	3:K:37:LEU:HD13	2.49	0.47
3:K:31:LYS:NZ	3:K:62:LEU:O	2.38	0.47
3:K:32:LYS:HA	3:K:35:LYS:HE3	1.97	0.47
3:O:32:LYS:HA	3:O:35:LYS:HE3	1.97	0.47
3:N:13:ILE:HD11	3:N:17:HIS:HE1	1.80	0.47
1:B:880:HIS:CE1	1:B:911:PHE:HB2	2.49	0.47
1:B:978:LEU:HD12	1:B:982:GLN:CB	2.45	0.47
1:C:978:LEU:HD12	1:C:982:GLN:CB	2.45	0.47
1:A:554:ARG:NH2	1:A:556:GLU:OE2	2.40	0.46
1:A:3324:ILE:HG21	1:A:3409:LEU:HD21	1.96	0.46
3:J:93:THR:HA	3:I:27:TYR:CD2	2.50	0.46
3:P:13:ILE:HD11	3:P:17:HIS:HE1	1.80	0.46
1:D:1713:TYR:OH	1:D:1816:MET:SD	2.73	0.46
1:D:1967:VAL:CG2	1:D:3650:ALA:HB1	2.45	0.46
1:D:1973:ASN:O	1:D:1973:ASN:ND2	2.47	0.46
1:D:2187:MET:O	1:D:2193:TYR:OH	2.14	0.46
1:B:3163:GLN:NE2	1:B:3204:VAL:HG11	2.30	0.46
1:B:3954:PHE:O	1:B:3958:MET:HG3	2.14	0.46
1:B:4107:THR:O	1:B:4110:GLU:N	2.48	0.46
1:C:2627:LEU:HD22	1:C:2641:PRO:HB3	1.97	0.46
1:C:2747:ILE:HG22	1:C:2748:ILE:H	1.80	0.46
1:C:2748:ILE:HG21	1:C:2811:LYS:CE	2.46	0.46
1:C:3954:PHE:O	1:C:3958:MET:HG3	2.14	0.46
1:C:4107:THR:O	1:C:4110:GLU:N	2.48	0.46
1:A:722:LEU:HD12	1:A:1477:MET:HE2	1.97	0.46
3:O:93:THR:HG23	3:P:27:TYR:CB	2.41	0.46
1:D:3164:VAL:HG22	1:D:3233:LEU:HD21	1.96	0.46
1:D:3540:ARG:NH2	1:D:3545:ASP:OD2	2.49	0.46
1:D:4013:ILE:O	1:D:4017:LYS:HG2	2.16	0.46
1:B:2671:GLU:O	1:B:2675:LEU:HD13	2.15	0.46

Continued on next page...

Continued from previous page...

Atom-1	Atom-2	Interatomic distance (Å)	Clash overlap (Å)
1:B:3236:SER:OG	1:B:3238:GLU:OE1	2.32	0.46
1:C:24:GLN:OE1	1:C:204:ASN:ND2	2.49	0.46
1:C:880:HIS:CE1	1:C:911:PHE:HB2	2.49	0.46
1:C:3372:LYS:O	1:C:3376:GLU:OE1	2.33	0.46
1:A:929:THR:O	1:A:932:THR:OG1	2.28	0.46
1:A:1807:GLU:HA	1:A:1810:ARG:NH1	2.31	0.46
1:A:2747:ILE:HG22	1:A:2748:ILE:H	1.80	0.46
1:A:3559:ASN:O	1:A:3560:LEU:HB2	2.15	0.46
1:A:4107:THR:O	1:A:4110:GLU:N	2.48	0.46
3:K:26:LYS:HZ2	3:L:92:GLU:H	1.62	0.46
1:D:3372:LYS:O	1:D:3376:GLU:OE1	2.33	0.46
1:B:722:LEU:HD12	1:B:1477:MET:HE1	1.98	0.46
1:B:3372:LYS:O	1:B:3376:GLU:OE1	2.33	0.46
1:C:3163:GLN:NE2	1:C:3204:VAL:HG11	2.30	0.46
1:C:4703:VAL:HG13	1:C:4709:PHE:HE1	1.80	0.46
1:A:3004:LEU:HD21	1:A:3065:VAL:HG22	1.97	0.46
3:I:32:LYS:HA	3:I:35:LYS:HE3	1.97	0.46
3:O:25:ASP:HB3	3:P:94:SER:HB3	1.96	0.46
1:D:926:SER:O	1:D:929:THR:OG1	2.27	0.46
1:D:1807:GLU:HA	1:D:1810:ARG:NH1	2.31	0.46
1:B:614:ALA:HB2	1:B:1677:LEU:HD12	1.97	0.46
1:B:2747:ILE:HG22	1:B:2748:ILE:N	2.29	0.46
1:B:2755:PHE:HD2	1:B:2814:LEU:HD11	1.79	0.46
1:B:3540:ARG:NH2	1:B:3545:ASP:OD2	2.48	0.46
1:C:1807:GLU:HA	1:C:1810:ARG:NH1	2.31	0.46
1:A:649:ILE:HG23	1:A:815:ALA:HB3	1.97	0.46
1:A:868:LEU:CD2	1:A:871:ILE:HD12	2.46	0.46
1:A:902:LYS:HZ2	1:A:904:LEU:HB2	1.80	0.46
1:A:4013:ILE:O	1:A:4017:LYS:HG2	2.16	0.46
1:A:4100:MET:CE	1:A:4111:ILE:HG23	2.45	0.46
1:D:982:GLN:CG	1:D:1054:ILE:HD11	2.46	0.46
1:D:3559:ASN:O	1:D:3560:LEU:HB2	2.15	0.46
1:B:24:GLN:OE1	1:B:204:ASN:ND2	2.49	0.46
1:B:2627:LEU:HD22	1:B:2641:PRO:HB3	1.97	0.46
1:C:982:GLN:CG	1:C:1054:ILE:HD11	2.46	0.46
1:C:4013:ILE:O	1:C:4017:LYS:HG2	2.16	0.46
1:A:3372:LYS:O	1:A:3376:GLU:OE1	2.33	0.46
1:A:3458:ASN:O	1:A:3459:PHE:C	2.54	0.46
1:A:3567:SER:O	1:A:3571:ARG:NH1	2.49	0.46
1:D:929:THR:O	1:D:932:THR:OG1	2.29	0.46
1:B:2747:ILE:HG22	1:B:2748:ILE:H	1.80	0.46

Continued on next page...

Continued from previous page...

Atom-1	Atom-2	Interatomic distance (Å)	Clash overlap (Å)
1:B:3770:GLN:O	1:B:3774:HIS:ND1	2.47	0.46
1:C:1713:TYR:OH	1:C:1816:MET:SD	2.73	0.46
1:C:1973:ASN:O	1:C:1973:ASN:ND2	2.47	0.46
1:C:2686:SER:O	1:C:2690:LYS:HG2	2.14	0.46
1:C:3410:TYR:N	1:C:3411:PRO:HD2	2.31	0.46
1:C:3540:ARG:NH2	1:C:3545:ASP:OD2	2.49	0.46
1:A:24:GLN:OE1	1:A:204:ASN:ND2	2.49	0.46
1:A:877:GLU:HA	1:A:880:HIS:ND1	2.31	0.46
1:A:978:LEU:HD12	1:A:982:GLN:CB	2.45	0.46
3:K:67:ASP:N	3:K:67:ASP:OD1	2.49	0.46
3:M:32:LYS:HA	3:M:35:LYS:HE3	1.97	0.46
1:B:3373:VAL:HG12	1:B:3399:PHE:CE2	2.51	0.46
1:C:47:LEU:HD13	1:C:126:ARG:HH12	1.81	0.46
1:C:649:ILE:HG23	1:C:815:ALA:HB3	1.97	0.46
1:C:921:TYR:O	1:C:925:MET:HG2	2.16	0.46
1:A:921:TYR:O	1:A:925:MET:HG2	2.16	0.46
1:A:2193:TYR:HE1	1:A:2239:TYR:HH	1.63	0.46
1:A:2627:LEU:HD22	1:A:2641:PRO:HB3	1.97	0.46
1:A:2765:GLU:OE2	1:A:2858:PRO:HA	2.16	0.46
3:J:5:LEU:HD11	3:I:12:LEU:HD13	1.98	0.46
3:J:13:ILE:HD11	3:J:17:HIS:HE1	1.80	0.46
3:M:67:ASP:OD1	3:M:67:ASP:N	2.49	0.46
1:D:3337:LYS:HD2	1:D:3465:ILE:CG2	2.46	0.46
1:D:4703:VAL:HG13	1:D:4709:PHE:HE1	1.80	0.46
1:B:1807:GLU:HA	1:B:1810:ARG:NH1	2.31	0.46
1:B:3082:MET:HE2	1:B:3093:LEU:HD23	1.96	0.46
1:B:3559:ASN:O	1:B:3560:LEU:HB2	2.15	0.46
1:C:3559:ASN:O	1:C:3560:LEU:HB2	2.15	0.46
1:A:47:LEU:HD13	1:A:126:ARG:HH12	1.81	0.46
1:A:3820:LEU:HD21	1:A:3901:ASP:HB3	1.98	0.46
1:D:614:ALA:HB2	1:D:1677:LEU:HD12	1.97	0.46
1:D:868:LEU:CD2	1:D:871:ILE:HD12	2.46	0.46
1:D:2765:GLU:OE2	1:D:2858:PRO:HA	2.16	0.46
1:D:3789:CYS:SG	1:D:3834:SER:OG	2.72	0.46
1:D:4656:ILE:HD11	1:D:4794:MET:HB2	1.98	0.46
1:D:4765:TRP:O	1:D:4769:ILE:HG12	2.15	0.46
1:C:877:GLU:HA	1:C:880:HIS:ND1	2.31	0.46
1:A:1713:TYR:OH	1:A:1816:MET:SD	2.73	0.46
1:A:3337:LYS:HD2	1:A:3465:ILE:CG2	2.46	0.46
1:A:3526:CYS:SG	1:A:3600:VAL:HG11	2.56	0.46
3:K:5:LEU:HD12	3:L:15:VAL:HG11	1.97	0.46

Continued on next page...

Continued from previous page...

Atom-1	Atom-2	Interatomic distance (Å)	Clash overlap (Å)
3:K:34:LEU:HD23	3:K:38:LEU:HD23	1.98	0.46
1:D:3410:TYR:N	1:D:3411:PRO:HD2	2.31	0.46
1:D:3567:SER:O	1:D:3571:ARG:NH1	2.49	0.46
1:B:980:PRO:HA	1:B:983:THR:OG1	2.15	0.46
1:B:1713:TYR:OH	1:B:1816:MET:SD	2.73	0.46
1:B:1967:VAL:CG2	1:B:3650:ALA:HB1	2.45	0.46
1:C:868:LEU:CD2	1:C:871:ILE:HD12	2.46	0.46
1:C:1172:SER:OG	1:C:1176:SER:N	2.47	0.46
1:C:3076:LEU:O	1:C:3147:HIS:NE2	2.48	0.46
1:C:3789:CYS:SG	1:C:3834:SER:OG	2.72	0.46
1:A:2289:LEU:HD21	1:A:3855:LYS:HD2	1.97	0.45
1:A:4765:TRP:O	1:A:4769:ILE:HG12	2.15	0.45
2:E:7:THR:HG23	2:E:7:THR:O	2.16	0.45
1:D:47:LEU:HD13	1:D:126:ARG:HH12	1.81	0.45
1:B:47:LEU:HD13	1:B:126:ARG:HH12	1.81	0.45
1:B:2748:ILE:HG21	1:B:2811:LYS:CE	2.45	0.45
1:B:3004:LEU:HD21	1:B:3065:VAL:HG22	1.97	0.45
1:C:421:SER:O	1:C:425:LYS:NZ	2.44	0.45
1:C:3567:SER:O	1:C:3571:ARG:NH1	2.49	0.45
1:A:1967:VAL:CG2	1:A:3650:ALA:HB1	2.45	0.45
3:I:34:LEU:HD23	3:I:38:LEU:HD23	1.98	0.45
3:I:80:ALA:HA	3:I:83:THR:HG22	1.98	0.45
1:D:2748:ILE:HG21	1:D:2811:LYS:CE	2.45	0.45
1:D:2881:GLU:OE1	1:D:2909:TYR:HB3	2.17	0.45
1:D:3373:VAL:HG12	1:D:3399:PHE:CE2	2.51	0.45
1:B:868:LEU:CD2	1:B:871:ILE:HD12	2.46	0.45
1:B:982:GLN:CG	1:B:1054:ILE:HD11	2.46	0.45
1:B:3567:SER:O	1:B:3571:ARG:NH1	2.49	0.45
1:B:4685:TYR:OH	1:B:4697:GLY:O	2.30	0.45
1:A:982:GLN:CG	1:A:1054:ILE:HD11	2.46	0.45
1:D:649:ILE:HG23	1:D:815:ALA:HB3	1.97	0.45
1:D:921:TYR:O	1:D:925:MET:HG2	2.16	0.45
1:D:3526:CYS:SG	1:D:3600:VAL:HG11	2.56	0.45
1:D:4107:THR:O	1:D:4110:GLU:N	2.48	0.45
1:B:877:GLU:HA	1:B:880:HIS:ND1	2.31	0.45
1:B:2289:LEU:HD21	1:B:3855:LYS:HD2	1.97	0.45
1:B:3458:ASN:O	1:B:3459:PHE:C	2.54	0.45
1:C:3004:LEU:HD21	1:C:3065:VAL:HG22	1.97	0.45
1:C:3337:LYS:HD2	1:C:3465:ILE:CG2	2.46	0.45
1:C:3820:LEU:HD21	1:C:3901:ASP:HB3	1.98	0.45
1:C:4765:TRP:O	1:C:4769:ILE:HG12	2.15	0.45

Continued on next page...

Continued from previous page...

Atom-1	Atom-2	Interatomic distance (Å)	Clash overlap (Å)
1:A:3177:GLY:HA3	1:A:3273:ILE:HD13	1.98	0.45
3:I:67:ASP:N	3:I:67:ASP:OD1	2.49	0.45
1:D:2814:LEU:HA	1:D:2817:MET:HE2	1.98	0.45
1:B:649:ILE:HG23	1:B:815:ALA:HB3	1.97	0.45
1:B:4013:ILE:O	1:B:4017:LYS:HG2	2.16	0.45
1:C:614:ALA:HB2	1:C:1677:LEU:HD12	1.97	0.45
1:C:3373:VAL:HG12	1:C:3399:PHE:CE2	2.51	0.45
1:C:3434:GLU:O	1:C:3438:MET:HG3	2.17	0.45
1:A:2780:GLU:OE1	1:A:2780:GLU:N	2.49	0.45
1:A:2894:GLU:OE1	1:A:2898:LYS:NZ	2.50	0.45
3:I:12:LEU:O	3:I:15:VAL:HG12	2.17	0.45
3:M:5:LEU:HD12	3:N:15:VAL:HG11	1.98	0.45
3:O:67:ASP:OD1	3:O:67:ASP:N	2.49	0.45
3:L:13:ILE:HD11	3:L:17:HIS:HE1	1.80	0.45
1:D:24:GLN:OE1	1:D:204:ASN:ND2	2.49	0.45
1:D:1773:LEU:HD11	1:D:2145:ILE:HD11	1.99	0.45
1:D:2780:GLU:OE1	1:D:2780:GLU:N	2.49	0.45
1:B:3337:LYS:HD2	1:B:3465:ILE:CG2	2.46	0.45
1:A:1773:LEU:HD11	1:A:2145:ILE:HD11	1.99	0.45
1:A:2881:GLU:OE1	1:A:2909:TYR:HB3	2.17	0.45
1:A:3373:VAL:HG12	1:A:3399:PHE:CE2	2.51	0.45
1:A:3410:TYR:N	1:A:3411:PRO:HD2	2.31	0.45
3:M:80:ALA:HA	3:M:83:THR:HG22	1.98	0.45
1:D:2627:LEU:HD22	1:D:2641:PRO:HB3	1.97	0.45
1:D:3434:GLU:O	1:D:3438:MET:HG3	2.17	0.45
1:D:4893:GLY:N	1:D:4897:ASP:OD2	2.47	0.45
1:B:1773:LEU:HD11	1:B:2145:ILE:HD11	1.99	0.45
1:B:4765:TRP:O	1:B:4769:ILE:HG12	2.15	0.45
1:C:1773:LEU:HD11	1:C:2145:ILE:HD11	1.99	0.45
1:A:473:ARG:NH2	1:A:476:GLN:OE1	2.44	0.45
1:A:760:ILE:HG23	1:A:760:ILE:O	2.17	0.45
3:O:34:LEU:HD23	3:O:38:LEU:HD23	1.98	0.45
3:P:87:ASN:OD1	3:P:91:TRP:CE3	2.70	0.45
1:D:3082:MET:HE2	1:D:3093:LEU:HD23	1.94	0.45
1:B:921:TYR:O	1:B:925:MET:HG2	2.16	0.45
1:B:2193:TYR:HE1	1:B:2239:TYR:HH	1.62	0.45
1:B:3820:LEU:HD21	1:B:3901:ASP:HB3	1.98	0.45
1:B:4876:ASP:OD2	1:B:4879:THR:OG1	2.28	0.45
1:C:2765:GLU:OE2	1:C:2858:PRO:HA	2.16	0.45
1:C:2964:LEU:CD2	1:C:3003:LEU:HD22	2.47	0.45
1:A:2351:ALA:O	1:A:2355:VAL:HG23	2.17	0.45

Continued on next page...

Continued from previous page...

Atom-1	Atom-2	Interatomic distance (Å)	Clash overlap (Å)
3:N:92:GLU:C	3:N:93:THR:HG1	2.11	0.45
1:D:421:SER:O	1:D:425:LYS:NZ	2.44	0.45
1:D:877:GLU:HA	1:D:880:HIS:ND1	2.31	0.45
1:D:2894:GLU:OE1	1:D:2898:LYS:NZ	2.50	0.45
1:D:3282:LEU:CD1	1:D:3316:LEU:HD22	2.46	0.45
1:D:3820:LEU:HD21	1:D:3901:ASP:HB3	1.98	0.45
1:D:4225:VAL:HG11	1:D:4948:VAL:HA	1.98	0.45
1:B:3107:MET:O	1:B:3111:LEU:HD23	2.17	0.45
1:B:3526:CYS:SG	1:B:3600:VAL:HG11	2.56	0.45
1:C:902:LYS:HZ2	1:C:904:LEU:HB2	1.82	0.45
1:C:3460:VAL:HG23	1:C:3465:ILE:CG1	2.47	0.45
1:C:3526:CYS:SG	1:C:3600:VAL:HG11	2.56	0.45
3:J:20:SER:HA	3:J:29:LEU:HD13	1.99	0.45
3:J:87:ASN:OD1	3:J:91:TRP:CE3	2.70	0.45
3:M:34:LEU:HD23	3:M:38:LEU:HD23	1.98	0.45
3:L:87:ASN:OD1	3:L:91:TRP:CE3	2.70	0.45
1:D:554:ARG:NH2	1:D:556:GLU:OE2	2.40	0.45
1:D:2964:LEU:CD2	1:D:3003:LEU:HD22	2.47	0.45
1:D:3177:GLY:HA3	1:D:3273:ILE:HD13	1.98	0.45
1:B:3460:VAL:HG23	1:B:3465:ILE:CG1	2.47	0.45
1:A:2748:ILE:HG21	1:A:2811:LYS:CE	2.46	0.45
2:H:7:THR:HG23	2:H:7:THR:O	2.17	0.45
3:K:12:LEU:O	3:K:15:VAL:HG12	2.17	0.45
3:O:17:HIS:CE1	3:P:87:ASN:HD21	2.35	0.45
1:B:2521:HIS:O	1:B:2525:VAL:HG23	2.17	0.45
1:B:3410:TYR:N	1:B:3411:PRO:HD2	2.31	0.45
1:C:929:THR:O	1:C:932:THR:OG1	2.28	0.45
1:C:2894:GLU:OE1	1:C:2898:LYS:NZ	2.50	0.45
1:C:4656:ILE:HD11	1:C:4794:MET:HB2	1.98	0.45
1:A:3107:MET:O	1:A:3111:LEU:HD23	2.17	0.44
3:K:12:LEU:HD21	3:L:9:MET:CE	2.47	0.44
3:K:34:LEU:HD21	3:K:78:LEU:HD21	2.00	0.44
3:M:8:ALA:O	3:M:11:THR:OG1	2.24	0.44
1:D:3460:VAL:HG23	1:D:3465:ILE:CG1	2.47	0.44
1:B:4656:ILE:HD11	1:B:4794:MET:HB2	1.98	0.44
1:A:3434:GLU:O	1:A:3438:MET:HG3	2.17	0.44
1:A:3460:VAL:HG23	1:A:3465:ILE:CG1	2.47	0.44
1:A:3564:VAL:HG13	1:A:3565:GLU:N	2.33	0.44
1:A:4225:VAL:HG11	1:A:4948:VAL:HA	1.98	0.44
3:K:75:TYR:O	3:K:79:VAL:HG22	2.18	0.44
3:M:34:LEU:HD21	3:M:78:LEU:HD21	2.00	0.44

Continued on next page...

Continued from previous page...

Atom-1	Atom-2	Interatomic distance (Å)	Clash overlap (Å)
3:O:75:TYR:O	3:O:79:VAL:HG22	2.18	0.44
3:L:36:ASP:O	3:L:40:THR:HG23	2.17	0.44
1:D:2351:ALA:O	1:D:2355:VAL:HG23	2.17	0.44
1:B:760:ILE:HG23	1:B:760:ILE:O	2.17	0.44
1:B:1695:LEU:O	1:B:1699:LEU:HD13	2.17	0.44
1:B:3076:LEU:O	1:B:3147:HIS:NE2	2.48	0.44
1:B:3974:GLY:N	1:B:3975:PRO:HA	2.33	0.44
1:C:3107:MET:O	1:C:3111:LEU:HD23	2.17	0.44
1:C:4225:VAL:HG11	1:C:4948:VAL:HA	1.98	0.44
1:A:3974:GLY:N	1:A:3975:PRO:HA	2.32	0.44
3:P:36:ASP:O	3:P:40:THR:HG23	2.18	0.44
1:D:4703:VAL:HG13	1:D:4709:PHE:CE1	2.53	0.44
1:B:370:LEU:HB3	1:B:372:VAL:HG22	1.99	0.44
1:B:623:THR:HG23	1:B:627:LEU:HD12	1.99	0.44
1:B:2351:ALA:O	1:B:2355:VAL:HG23	2.17	0.44
1:B:2894:GLU:OE1	1:B:2898:LYS:NZ	2.50	0.44
1:B:3434:GLU:O	1:B:3438:MET:HG3	2.17	0.44
1:B:3564:VAL:HG13	1:B:3565:GLU:N	2.33	0.44
1:C:2351:ALA:O	1:C:2355:VAL:HG23	2.17	0.44
1:C:2881:GLU:OE1	1:C:2909:TYR:HB3	2.17	0.44
1:C:3564:VAL:HG13	1:C:3565:GLU:N	2.33	0.44
1:C:4100:MET:CE	1:C:4111:ILE:HG23	2.45	0.44
1:A:3275:LEU:HB3	1:A:3276:PRO:HD3	2.00	0.44
1:A:4656:ILE:HD11	1:A:4794:MET:HB2	1.98	0.44
1:A:4723:LEU:HA	1:A:4735:ILE:HG21	2.00	0.44
3:K:8:ALA:O	3:K:12:LEU:HD23	2.18	0.44
3:O:34:LEU:HD21	3:O:78:LEU:HD21	1.99	0.44
3:N:87:ASN:OD1	3:N:91:TRP:CE3	2.70	0.44
1:D:3974:GLY:N	1:D:3975:PRO:HA	2.32	0.44
1:B:3282:LEU:CD1	1:B:3316:LEU:HD22	2.46	0.44
1:C:4107:THR:HG22	1:C:4109:PRO:HD2	2.00	0.44
1:A:1695:LEU:O	1:A:1699:LEU:HD13	2.18	0.44
1:A:2964:LEU:CD2	1:A:3003:LEU:HD22	2.47	0.44
3:I:8:ALA:O	3:I:12:LEU:HD23	2.18	0.44
3:M:8:ALA:O	3:M:12:LEU:HD23	2.18	0.44
3:O:12:LEU:O	3:O:15:VAL:HG12	2.17	0.44
3:N:36:ASP:O	3:N:40:THR:HG23	2.18	0.44
1:D:869:GLU:HA	1:D:872:ARG:HG2	2.00	0.44
1:D:3458:ASN:O	1:D:3459:PHE:C	2.54	0.44
1:D:3564:VAL:HG13	1:D:3565:GLU:N	2.33	0.44
1:B:979:THR:HG22	1:B:982:GLN:CD	2.37	0.44

Continued on next page...

Continued from previous page...

Atom-1	Atom-2	Interatomic distance (Å)	Clash overlap (Å)
1:B:2964:LEU:CD2	1:B:3003:LEU:HD22	2.47	0.44
1:B:3275:LEU:HB3	1:B:3276:PRO:HD3	2.00	0.44
1:B:4225:VAL:HG11	1:B:4948:VAL:HA	1.98	0.44
1:B:4893:GLY:N	1:B:4897:ASP:OD2	2.47	0.44
1:C:2755:PHE:HD2	1:C:2814:LEU:HD11	1.79	0.44
1:A:70:LEU:HD23	1:A:110:LEU:HD23	2.00	0.44
3:O:45:PHE:CE2	3:P:6:GLU:HG2	2.52	0.44
3:O:80:ALA:HA	3:O:83:THR:HG22	1.98	0.44
3:N:55:VAL:O	3:N:58:VAL:HG12	2.18	0.44
1:B:1172:SER:OG	1:B:1176:SER:N	2.47	0.44
1:B:3360:ILE:HB	1:B:3361:PRO:HD3	2.00	0.44
1:B:4107:THR:HG22	1:B:4109:PRO:HD2	2.00	0.44
1:B:4723:LEU:HA	1:B:4735:ILE:HG21	2.00	0.44
1:C:1695:LEU:O	1:C:1699:LEU:HD13	2.17	0.44
1:C:1793:ALA:O	1:C:1794:THR:OG1	2.20	0.44
1:C:2521:HIS:O	1:C:2525:VAL:HG23	2.17	0.44
1:A:2215:VAL:CG2	1:A:2229:MET:HE1	2.48	0.44
1:A:4703:VAL:HG13	1:A:4709:PHE:CE1	2.53	0.44
3:J:36:ASP:O	3:J:40:THR:HG23	2.17	0.44
3:M:12:LEU:O	3:M:15:VAL:HG12	2.17	0.44
1:A:623:THR:HG23	1:A:627:LEU:HD12	1.99	0.44
1:A:3282:LEU:CD1	1:A:3316:LEU:HD22	2.46	0.44
3:L:20:SER:HA	3:L:29:LEU:HD13	1.99	0.44
1:D:3107:MET:O	1:D:3111:LEU:HD23	2.17	0.44
1:D:4107:THR:HG22	1:D:4109:PRO:HD2	2.00	0.44
1:B:473:ARG:NH2	1:B:476:GLN:OE1	2.44	0.44
1:B:869:GLU:HA	1:B:872:ARG:HG2	2.00	0.44
1:B:2765:GLU:OE2	1:B:2858:PRO:HA	2.16	0.44
1:C:3177:GLY:HA3	1:C:3273:ILE:HD13	1.98	0.44
1:C:3974:GLY:N	1:C:3975:PRO:HA	2.32	0.44
1:C:4723:LEU:HA	1:C:4735:ILE:HG21	2.00	0.44
1:A:3380:LEU:HD12	1:A:3395:VAL:HG21	2.00	0.44
3:I:75:TYR:O	3:I:79:VAL:HG22	2.18	0.44
3:K:80:ALA:HA	3:K:83:THR:HG22	1.98	0.44
3:O:8:ALA:O	3:O:12:LEU:HD23	2.18	0.44
3:P:20:SER:HA	3:P:29:LEU:HD13	1.99	0.44
1:D:70:LEU:HD23	1:D:110:LEU:HD23	2.00	0.44
1:D:722:LEU:HD12	1:D:1477:MET:HE1	1.98	0.44
1:D:1744:ARG:NE	1:D:1964:GLU:OE2	2.50	0.44
1:D:2738:PRO:O	1:D:2740:PRO:HD3	2.18	0.44
1:D:3275:LEU:HB3	1:D:3276:PRO:HD3	2.00	0.44

Continued on next page...

Continued from previous page...

Atom-1	Atom-2	Interatomic distance (Å)	Clash overlap (Å)
1:B:3443:PHE:CD2	1:B:3515:LEU:HD13	2.53	0.44
1:C:232:LEU:HD11	1:C:246:VAL:CG1	2.48	0.44
1:C:760:ILE:HG23	1:C:760:ILE:O	2.17	0.44
1:C:2749:PRO:HD2	1:C:2752:LEU:HD12	2.00	0.44
1:C:3360:ILE:HB	1:C:3361:PRO:HD3	2.00	0.44
1:C:3443:PHE:CD2	1:C:3515:LEU:HD13	2.53	0.44
1:C:4703:VAL:HG13	1:C:4709:PHE:CE1	2.53	0.44
1:A:216:THR:OG1	1:A:219:HIS:CD2	2.71	0.43
1:A:370:LEU:HB3	1:A:372:VAL:HG22	2.00	0.43
1:A:1172:SER:OG	1:A:1176:SER:N	2.47	0.43
1:A:1744:ARG:NE	1:A:1964:GLU:OE2	2.50	0.43
1:A:2738:PRO:O	1:A:2740:PRO:HD3	2.18	0.43
1:A:2749:PRO:HD2	1:A:2752:LEU:HD12	2.00	0.43
1:A:3443:PHE:CD2	1:A:3515:LEU:HD13	2.53	0.43
1:D:216:THR:OG1	1:D:219:HIS:CD2	2.71	0.43
1:D:760:ILE:O	1:D:760:ILE:HG23	2.17	0.43
1:D:2749:PRO:HD2	1:D:2752:LEU:HD12	2.00	0.43
1:D:3380:LEU:HD12	1:D:3395:VAL:HG21	2.00	0.43
1:D:4723:LEU:HA	1:D:4735:ILE:HG21	2.00	0.43
1:B:2749:PRO:HD2	1:B:2752:LEU:HD12	2.00	0.43
1:C:1144:TRP:HB2	1:C:1148:ASP:HB2	2.00	0.43
1:C:3267:MET:HG3	1:C:3267:MET:O	2.18	0.43
1:C:3380:LEU:HD12	1:C:3395:VAL:HG21	2.00	0.43
1:C:3458:ASN:O	1:C:3459:PHE:C	2.54	0.43
1:A:869:GLU:HA	1:A:872:ARG:HG2	2.00	0.43
1:A:2521:HIS:O	1:A:2525:VAL:HG23	2.17	0.43
3:J:84:VAL:HG11	3:I:73:LYS:HD2	2.01	0.43
3:I:34:LEU:HD21	3:I:78:LEU:HD21	1.99	0.43
3:M:48:VAL:O	3:M:48:VAL:HG12	2.18	0.43
3:O:48:VAL:O	3:O:48:VAL:HG12	2.18	0.43
3:L:55:VAL:O	3:L:58:VAL:HG12	2.18	0.43
1:D:1695:LEU:O	1:D:1699:LEU:HD13	2.18	0.43
1:B:2881:GLU:OE1	1:B:2909:TYR:HB3	2.17	0.43
1:B:3177:GLY:HA3	1:B:3273:ILE:HD13	1.98	0.43
1:B:4664:VAL:N	1:B:4665:PRO:CD	2.81	0.43
1:C:3275:LEU:HB3	1:C:3276:PRO:HD3	2.00	0.43
1:A:2411:PRO:N	1:A:2412:PRO:CD	2.81	0.43
1:A:2578:ILE:H	1:A:2578:ILE:HD12	1.84	0.43
1:A:3360:ILE:HB	1:A:3361:PRO:HD3	2.00	0.43
1:A:4107:THR:HG22	1:A:4109:PRO:HD2	2.00	0.43
3:N:20:SER:HA	3:N:29:LEU:HD13	1.99	0.43

Continued on next page...

Continued from previous page...

Atom-1	Atom-2	Interatomic distance (Å)	Clash overlap (Å)
1:D:2521:HIS:O	1:D:2525:VAL:HG23	2.17	0.43
1:D:3360:ILE:HB	1:D:3361:PRO:HD3	2.00	0.43
1:B:978:LEU:HD12	1:B:982:GLN:HB2	2.01	0.43
1:B:2738:PRO:O	1:B:2740:PRO:HD3	2.18	0.43
1:A:979:THR:OG1	1:A:980:PRO:HD2	2.18	0.43
1:A:3267:MET:HG3	1:A:3267:MET:O	2.19	0.43
1:A:3515:LEU:HD11	1:A:3603:VAL:HG13	2.01	0.43
3:I:48:VAL:O	3:I:48:VAL:HG12	2.18	0.43
2:F:7:THR:HG23	2:F:7:THR:O	2.18	0.43
3:K:48:VAL:O	3:K:48:VAL:HG12	2.18	0.43
1:D:979:THR:OG1	1:D:980:PRO:HD2	2.18	0.43
1:D:4752:ASN:OD1	1:D:4753:GLU:N	2.42	0.43
1:B:216:THR:OG1	1:B:219:HIS:CD2	2.71	0.43
1:C:1968:ASP:C	1:C:1968:ASP:OD2	2.57	0.43
1:A:2748:ILE:HG21	1:A:2811:LYS:HE3	2.01	0.43
3:J:87:ASN:HD21	3:I:17:HIS:CE1	2.36	0.43
3:P:56:ASP:OD1	3:P:56:ASP:C	2.57	0.43
1:D:978:LEU:HD12	1:D:982:GLN:HB2	2.01	0.43
1:D:2215:VAL:CG2	1:D:2229:MET:HE1	2.49	0.43
1:D:2748:ILE:HG21	1:D:2811:LYS:HE3	2.01	0.43
1:D:3443:PHE:CD2	1:D:3515:LEU:HD13	2.53	0.43
1:B:791:ARG:HA	1:B:1627:TRP:O	2.19	0.43
1:B:979:THR:OG1	1:B:980:PRO:HD2	2.18	0.43
1:B:1968:ASP:C	1:B:1968:ASP:OD2	2.57	0.43
1:B:2411:PRO:N	1:B:2412:PRO:CD	2.81	0.43
1:B:2792:LEU:HD12	1:B:2792:LEU:O	2.19	0.43
1:B:3380:LEU:HD12	1:B:3395:VAL:HG21	2.00	0.43
1:B:4703:VAL:HG13	1:B:4709:PHE:CE1	2.53	0.43
1:C:370:LEU:HB3	1:C:372:VAL:HG22	2.00	0.43
1:C:619:GLN:OE1	1:C:1679:ASN:ND2	2.50	0.43
1:C:868:LEU:HD21	1:C:940:VAL:HG21	2.01	0.43
1:A:978:LEU:HD12	1:A:982:GLN:HB2	2.01	0.43
1:A:3859:LEU:HB3	1:A:3871:ARG:NH2	2.34	0.43
3:L:56:ASP:OD1	3:L:56:ASP:C	2.57	0.43
1:D:3461:VAL:HG23	1:D:3462:GLN:OE1	2.19	0.43
1:D:3515:LEU:HD11	1:D:3603:VAL:HG13	2.01	0.43
1:B:576:LEU:HA	1:B:579:ILE:HG12	2.01	0.43
1:C:4664:VAL:N	1:C:4665:PRO:CD	2.82	0.43
1:A:1144:TRP:HB2	1:A:1148:ASP:HB2	2.00	0.43
1:A:1968:ASP:OD2	1:A:1968:ASP:C	2.57	0.43
3:J:56:ASP:OD1	3:J:56:ASP:C	2.57	0.43

Continued on next page...

Continued from previous page...

Atom-1	Atom-2	Interatomic distance (Å)	Clash overlap (Å)
3:P:55:VAL:O	3:P:58:VAL:HG12	2.18	0.43
1:D:2356:ARG:O	1:D:2359:ILE:HG12	2.19	0.43
1:D:4664:VAL:N	1:D:4665:PRO:CD	2.81	0.43
1:B:1282:ASN:OD1	1:B:1282:ASN:C	2.57	0.43
1:B:3267:MET:O	1:B:3267:MET:HG3	2.19	0.43
1:B:3859:LEU:HB3	1:B:3871:ARG:NH2	2.34	0.43
1:C:70:LEU:HD23	1:C:110:LEU:HD23	2.00	0.43
1:C:216:THR:OG1	1:C:219:HIS:CD2	2.71	0.43
1:C:623:THR:HG23	1:C:627:LEU:HD12	1.99	0.43
1:C:869:GLU:HA	1:C:872:ARG:HG2	2.00	0.43
1:C:1744:ARG:NE	1:C:1964:GLU:OE2	2.50	0.43
1:C:2748:ILE:HG21	1:C:2811:LYS:HE3	2.01	0.43
1:C:2769:PHE:O	1:C:2773:GLN:HG2	2.19	0.43
1:A:576:LEU:HA	1:A:579:ILE:HG12	2.01	0.43
1:A:2769:PHE:O	1:A:2773:GLN:HG2	2.19	0.43
1:A:4664:VAL:N	1:A:4665:PRO:CD	2.82	0.43
3:K:6:GLU:HG2	3:L:45:PHE:CE2	2.53	0.43
3:M:75:TYR:O	3:M:79:VAL:HG22	2.18	0.43
1:D:791:ARG:HA	1:D:1627:TRP:O	2.18	0.43
1:D:1127:GLY:HA3	1:D:1144:TRP:CZ3	2.54	0.43
1:D:2411:PRO:N	1:D:2412:PRO:CD	2.81	0.43
1:D:2578:ILE:HD12	1:D:2578:ILE:H	1.84	0.43
1:D:2792:LEU:O	1:D:2792:LEU:HD12	2.19	0.43
1:D:3267:MET:HG3	1:D:3267:MET:O	2.19	0.43
1:B:70:LEU:HD23	1:B:110:LEU:HD23	2.00	0.43
1:B:2748:ILE:HG21	1:B:2811:LYS:HE3	2.01	0.43
1:B:2780:GLU:OE1	1:B:2780:GLU:N	2.49	0.43
1:C:224:PHE:HD2	1:C:392:THR:HG1	1.66	0.43
1:C:576:LEU:HA	1:C:579:ILE:HG12	2.01	0.43
1:C:791:ARG:HA	1:C:1627:TRP:O	2.18	0.43
1:C:868:LEU:HA	1:C:871:ILE:HD12	2.00	0.43
1:C:2356:ARG:O	1:C:2359:ILE:HG12	2.19	0.43
1:C:2411:PRO:N	1:C:2412:PRO:CD	2.81	0.43
1:C:2792:LEU:HD12	1:C:2792:LEU:O	2.19	0.43
1:A:791:ARG:HA	1:A:1627:TRP:O	2.18	0.43
1:A:4685:TYR:OH	1:A:4697:GLY:O	2.30	0.43
3:J:11:THR:HG21	3:I:8:ALA:HB2	2.01	0.43
1:D:619:GLN:OE1	1:D:1679:ASN:ND2	2.50	0.43
1:D:979:THR:HG22	1:D:982:GLN:CD	2.37	0.43
1:D:1491:SER:OG	1:D:1492:ASN:N	2.52	0.43
1:B:232:LEU:HD11	1:B:246:VAL:CG1	2.49	0.43

Continued on next page...

Continued from previous page...

Atom-1	Atom-2	Interatomic distance (Å)	Clash overlap (Å)
1:B:2769:PHE:O	1:B:2773:GLN:HG2	2.19	0.43
1:C:978:LEU:HD12	1:C:982:GLN:HB2	2.01	0.43
1:C:2978:LEU:HA	1:C:2981:VAL:HG22	2.01	0.43
2:G:7:THR:O	2:G:7:THR:HG23	2.18	0.43
3:N:56:ASP:OD1	3:N:56:ASP:C	2.57	0.43
1:D:232:LEU:HD11	1:D:246:VAL:CG1	2.49	0.43
1:D:308:ALA:HB1	1:D:313:THR:HG21	2.01	0.43
1:B:3461:VAL:HG23	1:B:3462:GLN:OE1	2.19	0.43
1:C:2780:GLU:OE1	1:C:2780:GLU:N	2.49	0.43
1:A:1282:ASN:C	1:A:1282:ASN:OD1	2.57	0.42
1:A:2694:GLN:NE2	3:J:4:GLU:OE2	2.52	0.42
1:A:2792:LEU:O	1:A:2792:LEU:HD12	2.19	0.42
1:A:4752:ASN:OD1	1:A:4753:GLU:N	2.42	0.42
3:J:55:VAL:O	3:J:58:VAL:HG12	2.18	0.42
1:D:623:THR:HG23	1:D:627:LEU:HD12	1.99	0.42
1:D:868:LEU:HD21	1:D:940:VAL:HG21	2.01	0.42
1:D:1282:ASN:OD1	1:D:1282:ASN:C	2.57	0.42
1:D:3765:ARG:NH2	1:D:4753:GLU:HB2	2.34	0.42
1:B:302:VAL:HG23	1:B:302:VAL:O	2.19	0.42
1:B:3568:PRO:HA	1:B:3571:ARG:CZ	2.49	0.42
1:C:1282:ASN:C	1:C:1282:ASN:OD1	2.57	0.42
1:C:2738:PRO:O	1:C:2740:PRO:HD3	2.18	0.42
1:A:4893:GLY:N	1:A:4897:ASP:OD2	2.47	0.42
2:G:91:ILE:HD11	1:C:1685:ALA:HA	2.00	0.42
1:D:868:LEU:HA	1:D:871:ILE:HD12	2.00	0.42
1:D:4980:GLU:OE2	1:D:5027:ARG:NH2	2.53	0.42
1:B:929:THR:O	1:B:932:THR:OG1	2.28	0.42
1:B:2748:ILE:HG21	1:B:2811:LYS:HZ1	1.85	0.42
1:B:3515:LEU:HD11	1:B:3603:VAL:HG13	2.01	0.42
1:C:216:THR:HG22	1:C:274:HIS:HA	2.01	0.42
1:C:869:GLU:O	1:C:872:ARG:HG2	2.19	0.42
1:C:979:THR:HG22	1:C:982:GLN:CD	2.37	0.42
1:C:979:THR:OG1	1:C:980:PRO:HD2	2.18	0.42
1:C:2578:ILE:H	1:C:2578:ILE:HD12	1.84	0.42
1:A:619:GLN:OE1	1:A:1679:ASN:ND2	2.50	0.42
1:A:910:ASN:O	1:A:914:LEU:N	2.52	0.42
1:A:2356:ARG:O	1:A:2359:ILE:HG12	2.19	0.42
1:A:2413:GLU:CG	1:A:2416:ARG:NH2	2.83	0.42
1:A:3104:ILE:O	1:A:3108:VAL:HG23	2.20	0.42
1:A:4895:ILE:O	1:A:4899:ILE:HG12	2.19	0.42
3:J:27:TYR:CZ	3:I:84:VAL:HG23	2.54	0.42

Continued on next page...

Continued from previous page...

Atom-1	Atom-2	Interatomic distance (Å)	Clash overlap (Å)
3:M:72:PHE:O	3:M:76:VAL:HG22	2.20	0.42
3:N:10:GLU:O	3:N:14:ASN:OD1	2.38	0.42
3:P:10:GLU:O	3:P:14:ASN:OD1	2.38	0.42
1:D:1144:TRP:HB2	1:D:1148:ASP:HB2	2.00	0.42
1:D:2953:GLU:OE1	1:D:2953:GLU:N	2.49	0.42
1:D:4895:ILE:O	1:D:4899:ILE:HG12	2.19	0.42
1:B:1144:TRP:HB2	1:B:1148:ASP:HB2	2.00	0.42
1:B:2413:GLU:CG	1:B:2416:ARG:NH2	2.83	0.42
1:B:4100:MET:CE	1:B:4111:ILE:HG23	2.45	0.42
1:B:4686:ILE:HD12	1:B:4735:ILE:CD1	2.50	0.42
1:C:722:LEU:HD12	1:C:1477:MET:HE1	2.01	0.42
1:C:1127:GLY:HA3	1:C:1144:TRP:CZ3	2.54	0.42
1:C:3461:VAL:HG23	1:C:3462:GLN:OE1	2.19	0.42
1:A:302:VAL:HG23	1:A:302:VAL:O	2.19	0.42
1:A:1491:SER:OG	1:A:1492:ASN:N	2.52	0.42
1:A:3076:LEU:O	1:A:3147:HIS:NE2	2.48	0.42
3:K:72:PHE:O	3:K:76:VAL:HG22	2.20	0.42
3:O:52:ALA:HA	3:O:55:VAL:HG12	2.01	0.42
3:N:73:LYS:O	3:N:76:VAL:HG22	2.20	0.42
1:D:370:LEU:HB3	1:D:372:VAL:HG22	2.00	0.42
1:D:869:GLU:O	1:D:872:ARG:HG2	2.19	0.42
1:D:3037:LYS:O	1:D:3040:ILE:HG22	2.20	0.42
1:D:3568:PRO:HA	1:D:3571:ARG:CZ	2.49	0.42
1:B:1491:SER:OG	1:B:1492:ASN:N	2.52	0.42
1:C:910:ASN:O	1:C:914:LEU:N	2.52	0.42
1:C:2413:GLU:CG	1:C:2416:ARG:NH2	2.83	0.42
1:C:2968:MET:HG3	1:C:3043:LEU:HD12	2.02	0.42
1:C:3104:ILE:O	1:C:3108:VAL:HG23	2.20	0.42
1:C:3282:LEU:CD1	1:C:3316:LEU:HD22	2.46	0.42
1:C:3351:ARG:HG2	1:C:3352:PRO:HD2	2.02	0.42
1:C:3515:LEU:HD11	1:C:3603:VAL:HG13	2.01	0.42
1:A:3037:LYS:O	1:A:3040:ILE:HG22	2.20	0.42
3:K:12:LEU:HD11	3:L:9:MET:HE3	2.02	0.42
3:K:23:GLU:OE2	3:K:29:LEU:HA	2.20	0.42
3:M:4:GLU:OE1	3:N:11:THR:CG2	2.65	0.42
1:D:216:THR:HG22	1:D:274:HIS:HA	2.01	0.42
1:D:1023:VAL:HG13	1:D:1024:PRO:HD2	2.02	0.42
1:D:1124:VAL:HG23	1:D:1133:TRP:HB2	2.01	0.42
1:D:2878:GLN:O	1:D:2881:GLU:HB3	2.20	0.42
1:D:3173:ILE:CG2	1:D:3195:LEU:HD13	2.50	0.42
1:B:216:THR:HG22	1:B:274:HIS:HA	2.01	0.42

Continued on next page...

Continued from previous page...

Atom-1	Atom-2	Interatomic distance (Å)	Clash overlap (Å)
1:B:619:GLN:OE1	1:B:1679:ASN:ND2	2.50	0.42
1:B:868:LEU:HA	1:B:871:ILE:HD12	2.00	0.42
1:B:1124:VAL:HG23	1:B:1133:TRP:HB2	2.01	0.42
1:B:1793:ALA:O	1:B:1794:THR:OG1	2.20	0.42
1:B:2575:HIS:ND1	1:B:2576:ARG:HG2	2.35	0.42
1:B:2978:LEU:HA	1:B:2981:VAL:HG22	2.01	0.42
1:B:3351:ARG:HG2	1:B:3352:PRO:HD2	2.01	0.42
1:C:3037:LYS:O	1:C:3040:ILE:HG22	2.20	0.42
1:C:3458:ASN:O	1:C:3462:GLN:OE1	2.37	0.42
1:C:3568:PRO:HA	1:C:3571:ARG:CZ	2.49	0.42
1:C:3600:VAL:HG12	1:C:3604:LEU:HD13	2.02	0.42
1:C:4980:GLU:OE2	1:C:5027:ARG:NH2	2.53	0.42
1:A:34:LEU:HD12	1:A:54:SER:HB2	2.01	0.42
1:A:232:LEU:HD11	1:A:246:VAL:CG1	2.48	0.42
1:A:2575:HIS:ND1	1:A:2576:ARG:HG2	2.35	0.42
1:A:2814:LEU:HA	1:A:2817:MET:HE2	2.02	0.42
1:A:3088:ILE:HG13	1:A:3089:VAL:N	2.35	0.42
3:M:52:ALA:HA	3:M:55:VAL:HG12	2.01	0.42
3:O:45:PHE:HE2	3:P:6:GLU:HG2	1.85	0.42
1:D:576:LEU:HA	1:D:579:ILE:HG12	2.01	0.42
1:D:1172:SER:OG	1:D:1176:SER:N	2.47	0.42
1:D:2314:LEU:HD12	1:D:2319:TYR:CD1	2.55	0.42
1:D:2586:THR:O	1:D:2590:LEU:HD13	2.20	0.42
1:D:3104:ILE:O	1:D:3108:VAL:HG23	2.20	0.42
1:D:3458:ASN:O	1:D:3462:GLN:OE1	2.37	0.42
1:D:4100:MET:CE	1:D:4111:ILE:HG23	2.45	0.42
1:B:868:LEU:HD21	1:B:940:VAL:HG21	2.01	0.42
1:B:2578:ILE:H	1:B:2578:ILE:HD12	1.84	0.42
1:B:2878:GLN:O	1:B:2881:GLU:HB3	2.20	0.42
1:B:3104:ILE:O	1:B:3108:VAL:HG23	2.20	0.42
1:B:3181:ASN:O	1:B:3184:VAL:N	2.53	0.42
1:C:302:VAL:HG23	1:C:302:VAL:O	2.19	0.42
1:C:1124:VAL:HG23	1:C:1133:TRP:HB2	2.01	0.42
1:C:3859:LEU:HB3	1:C:3871:ARG:NH2	2.34	0.42
1:C:4686:ILE:HD12	1:C:4735:ILE:CD1	2.50	0.42
1:A:1124:VAL:HG23	1:A:1133:TRP:HB2	2.01	0.42
1:A:3181:ASN:O	1:A:3184:VAL:N	2.53	0.42
1:A:3182:PRO:HA	1:A:3185:GLU:OE1	2.20	0.42
1:A:3461:VAL:HG23	1:A:3462:GLN:OE1	2.19	0.42
1:A:4867:GLU:N	1:A:4867:GLU:OE2	2.53	0.42
1:A:4980:GLU:OE2	1:A:5027:ARG:NH2	2.53	0.42

Continued on next page...

Continued from previous page...

Atom-1	Atom-2	Interatomic distance (Å)	Clash overlap (Å)
3:J:73:LYS:O	3:J:76:VAL:HG22	2.20	0.42
3:I:52:ALA:HA	3:I:55:VAL:HG12	2.01	0.42
3:L:71:ASP:HB2	3:L:74:GLU:OE1	2.20	0.42
3:P:73:LYS:O	3:P:76:VAL:HG22	2.19	0.42
1:D:34:LEU:HD12	1:D:54:SER:HB2	2.01	0.42
1:D:2868:LEU:HD23	1:D:2873:GLN:HG2	2.02	0.42
1:D:2978:LEU:HA	1:D:2981:VAL:HG22	2.01	0.42
1:D:3088:ILE:HG13	1:D:3089:VAL:N	2.35	0.42
1:D:3600:VAL:HG12	1:D:3604:LEU:HD13	2.02	0.42
1:D:3643:TYR:CD1	1:D:3644:ASN:OD1	2.73	0.42
1:B:869:GLU:O	1:B:872:ARG:HG2	2.19	0.42
1:B:1023:VAL:HG13	1:B:1024:PRO:HD2	2.02	0.42
1:B:1744:ARG:NE	1:B:1964:GLU:OE2	2.50	0.42
1:B:3088:ILE:HG13	1:B:3089:VAL:N	2.35	0.42
1:B:3354:LEU:HD12	1:B:3358:HIS:ND1	2.35	0.42
1:B:4895:ILE:O	1:B:4899:ILE:HG12	2.19	0.42
1:C:2878:GLN:O	1:C:2881:GLU:HB3	2.20	0.42
1:C:3088:ILE:HG13	1:C:3089:VAL:N	2.35	0.42
1:C:4016:LEU:HD23	1:C:4135:PHE:CE1	2.54	0.42
1:C:4685:TYR:OH	1:C:4697:GLY:O	2.30	0.42
1:A:2878:GLN:O	1:A:2881:GLU:HB3	2.20	0.42
3:M:13:ILE:O	3:M:17:HIS:ND1	2.33	0.42
1:D:2575:HIS:ND1	1:D:2576:ARG:HG2	2.35	0.42
1:D:3076:LEU:O	1:D:3147:HIS:NE2	2.48	0.42
1:D:3717:LEU:HD21	1:D:3785:MET:HE3	2.02	0.42
1:C:1491:SER:OG	1:C:1492:ASN:N	2.52	0.42
1:A:185:THR:HG22	1:A:190:LEU:HD22	2.02	0.42
1:A:868:LEU:HA	1:A:871:ILE:HD12	2.00	0.42
1:A:1127:GLY:HA3	1:A:1144:TRP:CZ3	2.54	0.42
1:A:1273:LEU:HD22	1:A:1290:LEU:HD11	2.02	0.42
1:A:2314:LEU:HD12	1:A:2319:TYR:CD1	2.55	0.42
1:A:3173:ILE:CG2	1:A:3195:LEU:HD13	2.50	0.42
1:A:3458:ASN:O	1:A:3462:GLN:OE1	2.37	0.42
1:A:3643:TYR:CD1	1:A:3644:ASN:OD1	2.73	0.42
1:A:3765:ARG:NH2	1:A:4753:GLU:HB2	2.34	0.42
1:A:4686:ILE:HD12	1:A:4735:ILE:CD1	2.50	0.42
3:K:52:ALA:HA	3:K:55:VAL:HG12	2.01	0.42
3:O:23:GLU:OE2	3:O:29:LEU:HA	2.20	0.42
3:L:73:LYS:O	3:L:76:VAL:HG22	2.19	0.42
3:P:38:LEU:HD12	3:P:39:GLN:N	2.35	0.42
1:D:185:THR:HG22	1:D:190:LEU:HD22	2.02	0.42

Continued on next page...

Continued from previous page...

Atom-1	Atom-2	Interatomic distance (Å)	Clash overlap (Å)
1:D:1273:LEU:HD22	1:D:1290:LEU:HD11	2.01	0.42
1:D:2769:PHE:O	1:D:2773:GLN:HG2	2.19	0.42
1:D:3907:ARG:HG2	1:D:3908:THR:HG23	2.02	0.42
1:B:1014:ILE:HB	1:B:1015:PRO:HD3	2.02	0.42
1:B:3765:ARG:NH2	1:B:4753:GLU:HB2	2.34	0.42
1:B:4632:GLU:OE1	1:B:4634:THR:OG1	2.27	0.42
1:C:245:LEU:HD22	1:C:376:LYS:HE2	2.02	0.42
1:C:2314:LEU:HD12	1:C:2319:TYR:CD1	2.55	0.42
1:C:2586:THR:O	1:C:2590:LEU:HD13	2.19	0.42
1:C:3643:TYR:CD1	1:C:3644:ASN:OD1	2.73	0.42
1:A:868:LEU:HD21	1:A:940:VAL:HG21	2.01	0.42
3:I:23:GLU:OE2	3:I:29:LEU:HA	2.20	0.42
3:M:45:PHE:CE2	3:N:6:GLU:HG2	2.55	0.42
3:N:71:ASP:HB2	3:N:74:GLU:OE1	2.20	0.42
1:D:671:GLU:HG2	1:D:789:LYS:HB3	2.01	0.42
1:D:2413:GLU:CG	1:D:2416:ARG:NH2	2.83	0.42
1:D:3351:ARG:HG2	1:D:3352:PRO:HD2	2.01	0.42
1:D:4538:PHE:N	1:D:4541:GLU:OE1	2.53	0.42
1:B:308:ALA:HB1	1:B:313:THR:HG21	2.01	0.42
1:B:2241:CYS:SG	1:B:2251:MET:HG3	2.60	0.42
1:B:2356:ARG:O	1:B:2359:ILE:HG12	2.19	0.42
1:B:4980:GLU:OE2	1:B:5027:ARG:NH2	2.53	0.42
1:C:308:ALA:HB1	1:C:313:THR:HG21	2.01	0.42
1:C:1023:VAL:HG13	1:C:1024:PRO:HD2	2.02	0.42
1:C:2241:CYS:SG	1:C:2251:MET:HG3	2.60	0.42
1:C:3457:GLN:O	1:C:3460:VAL:HG12	2.20	0.42
1:C:4538:PHE:N	1:C:4541:GLU:OE1	2.53	0.42
1:A:3907:ARG:HG2	1:A:3908:THR:HG23	2.02	0.41
3:O:56:ASP:HA	1:D:3638:ARG:NH2	2.33	0.41
3:P:71:ASP:HB2	3:P:74:GLU:OE1	2.20	0.41
1:D:302:VAL:O	1:D:302:VAL:HG23	2.19	0.41
1:D:3859:LEU:HB3	1:D:3871:ARG:NH2	2.34	0.41
1:B:3173:ILE:CG2	1:B:3195:LEU:HD13	2.50	0.41
1:C:34:LEU:HD12	1:C:54:SER:HB2	2.01	0.41
1:C:1273:LEU:HD22	1:C:1290:LEU:HD11	2.02	0.41
1:C:2575:HIS:ND1	1:C:2576:ARG:HG2	2.35	0.41
1:C:2701:MET:HB3	1:C:2702:PRO:HD3	2.03	0.41
1:C:3765:ARG:NH2	1:C:4753:GLU:HB2	2.34	0.41
1:C:3907:ARG:HG2	1:C:3908:THR:HG23	2.02	0.41
1:C:4895:ILE:O	1:C:4899:ILE:HG12	2.20	0.41
1:A:216:THR:HG22	1:A:274:HIS:HA	2.01	0.41

Continued on next page...

Continued from previous page...

Atom-1	Atom-2	Interatomic distance (Å)	Clash overlap (Å)
1:A:869:GLU:O	1:A:872:ARG:HG2	2.19	0.41
1:A:3351:ARG:HG2	1:A:3352:PRO:HD2	2.02	0.41
1:A:3855:LYS:O	1:A:3859:LEU:HD13	2.20	0.41
3:M:23:GLU:OE2	3:M:29:LEU:HA	2.20	0.41
3:N:38:LEU:HD12	3:N:39:GLN:N	2.35	0.41
1:D:3590:PRO:O	1:D:3594:VAL:HG23	2.21	0.41
1:D:3919:ILE:HG22	1:D:3983:LEU:HD21	2.02	0.41
1:D:4686:ILE:HD12	1:D:4735:ILE:CD1	2.50	0.41
1:B:910:ASN:O	1:B:914:LEU:N	2.52	0.41
1:B:1127:GLY:HA3	1:B:1144:TRP:CZ3	2.54	0.41
1:B:2755:PHE:CZ	1:B:2931:LEU:HG	2.55	0.41
1:B:4675:LEU:HD23	1:B:4709:PHE:CE1	2.55	0.41
1:C:4673:LYS:O	1:C:4677:ARG:HD3	2.20	0.41
1:A:2241:CYS:SG	1:A:2251:MET:HG3	2.60	0.41
1:A:2978:LEU:HA	1:A:2981:VAL:HG22	2.01	0.41
1:A:3108:VAL:HA	1:A:3176:LEU:HD12	2.02	0.41
3:J:10:GLU:O	3:J:14:ASN:OD1	2.38	0.41
3:I:72:PHE:O	3:I:76:VAL:HG22	2.20	0.41
2:G:24:VAL:HG22	2:G:48:LYS:HG2	2.02	0.41
1:D:245:LEU:HD22	1:D:376:LYS:HE2	2.02	0.41
1:D:910:ASN:O	1:D:914:LEU:N	2.52	0.41
1:D:3181:ASN:O	1:D:3184:VAL:N	2.53	0.41
1:D:3182:PRO:HA	1:D:3185:GLU:OE1	2.20	0.41
1:D:3354:LEU:HD12	1:D:3358:HIS:ND1	2.35	0.41
1:D:4016:LEU:HD23	1:D:4135:PHE:CE1	2.54	0.41
1:B:671:GLU:HG2	1:B:789:LYS:HB3	2.02	0.41
1:B:1974:GLN:OE1	1:B:1977:ARG:NH1	2.54	0.41
1:B:3458:ASN:O	1:B:3462:GLN:OE1	2.37	0.41
1:C:23:LEU:HD23	1:C:203:MET:HG2	2.02	0.41
1:C:3410:TYR:HB2	1:C:3510:LEU:HD21	2.03	0.41
1:C:3919:ILE:HG22	1:C:3983:LEU:HD21	2.02	0.41
1:A:979:THR:HG23	1:A:981:ALA:HB3	2.02	0.41
1:A:2701:MET:HB3	1:A:2702:PRO:HD3	2.03	0.41
1:A:3354:LEU:HD12	1:A:3358:HIS:ND1	2.35	0.41
3:M:51:ASP:OD2	3:M:88:ASN:HB3	2.21	0.41
3:M:72:PHE:CE2	3:M:76:VAL:HG11	2.55	0.41
3:O:72:PHE:CE2	3:O:76:VAL:HG11	2.55	0.41
1:D:1968:ASP:OD2	1:D:1968:ASP:C	2.57	0.41
1:D:2968:MET:HG3	1:D:3043:LEU:HD12	2.02	0.41
1:D:3367:ARG:NH1	1:D:3441:GLU:OE2	2.53	0.41
1:B:400:GLN:O	1:B:404:MET:HG3	2.21	0.41

Continued on next page...

Continued from previous page...

Atom-1	Atom-2	Interatomic distance (Å)	Clash overlap (Å)
1:B:694:SER:O	1:B:694:SER:OG	2.31	0.41
1:B:1273:LEU:HD22	1:B:1290:LEU:HD11	2.01	0.41
1:B:2586:THR:O	1:B:2590:LEU:HD13	2.20	0.41
1:C:1974:GLN:OE1	1:C:1977:ARG:NH1	2.54	0.41
1:C:3181:ASN:O	1:C:3184:VAL:N	2.53	0.41
1:C:4675:LEU:HD23	1:C:4709:PHE:CE1	2.56	0.41
1:C:4867:GLU:N	1:C:4867:GLU:OE2	2.53	0.41
1:A:245:LEU:HD22	1:A:376:LYS:HE2	2.02	0.41
1:A:1974:GLN:OE1	1:A:1977:ARG:NH1	2.54	0.41
1:A:3568:PRO:HA	1:A:3571:ARG:CZ	2.50	0.41
1:A:4675:LEU:HD23	1:A:4709:PHE:CE1	2.55	0.41
3:J:38:LEU:HD12	3:J:39:GLN:N	2.35	0.41
3:J:71:ASP:HB2	3:J:74:GLU:OE1	2.20	0.41
1:D:3440:GLY:O	1:D:3444:ILE:HG13	2.21	0.41
1:D:4673:LYS:O	1:D:4677:ARG:HD3	2.21	0.41
1:B:1728:ARG:O	1:B:1732:LEU:HG	2.21	0.41
1:B:2570:PHE:O	1:B:2573:THR:HG23	2.21	0.41
1:B:2968:MET:HG3	1:B:3043:LEU:HD12	2.02	0.41
1:B:3182:PRO:HA	1:B:3185:GLU:OE1	2.20	0.41
1:B:3367:ARG:NH1	1:B:3441:GLU:OE2	2.53	0.41
1:B:3907:ARG:HG2	1:B:3908:THR:HG23	2.02	0.41
1:B:4538:PHE:N	1:B:4541:GLU:OE1	2.53	0.41
1:C:1014:ILE:HB	1:C:1015:PRO:HD3	2.02	0.41
1:C:2306:CYS:HG	1:C:2332:TYR:HE2	1.67	0.41
1:C:3182:PRO:HA	1:C:3185:GLU:OE1	2.20	0.41
1:A:2755:PHE:CZ	1:A:2931:LEU:HG	2.55	0.41
1:A:2968:MET:HG3	1:A:3043:LEU:HD12	2.02	0.41
3:J:4:GLU:O	3:J:7:SER:OG	2.30	0.41
3:K:51:ASP:OD2	3:K:88:ASN:HB3	2.21	0.41
3:L:10:GLU:O	3:L:14:ASN:OD1	2.38	0.41
1:D:1728:ARG:O	1:D:1732:LEU:HG	2.21	0.41
1:D:1974:GLN:OE1	1:D:1977:ARG:NH1	2.54	0.41
1:D:2281:VAL:O	1:D:2281:VAL:HG22	2.21	0.41
1:D:3410:TYR:HB2	1:D:3510:LEU:HD21	2.03	0.41
1:D:3457:GLN:O	1:D:3460:VAL:HG12	2.20	0.41
1:D:3855:LYS:O	1:D:3859:LEU:HD13	2.20	0.41
1:D:4675:LEU:HD23	1:D:4709:PHE:CE1	2.55	0.41
1:B:3108:VAL:HA	1:B:3176:LEU:HD12	2.02	0.41
1:C:185:THR:HG22	1:C:190:LEU:HD22	2.02	0.41
1:C:2215:VAL:CG2	1:C:2229:MET:HE1	2.50	0.41
1:C:2868:LEU:HD23	1:C:2873:GLN:HG2	2.02	0.41

Continued on next page...

Continued from previous page...

Atom-1	Atom-2	Interatomic distance (Å)	Clash overlap (Å)
1:C:3590:PRO:O	1:C:3594:VAL:HG23	2.21	0.41
1:C:4703:VAL:O	1:C:4703:VAL:HG22	2.21	0.41
1:A:308:ALA:HB1	1:A:313:THR:HG21	2.01	0.41
1:A:1014:ILE:HB	1:A:1015:PRO:HD3	2.02	0.41
1:A:2189:ASN:OD1	1:A:2190:LYS:N	2.54	0.41
1:A:2757:ASN:OD1	1:A:2757:ASN:C	2.59	0.41
1:A:3590:PRO:O	1:A:3594:VAL:HG23	2.21	0.41
1:D:400:GLN:O	1:D:404:MET:HG3	2.21	0.41
1:B:34:LEU:HD12	1:B:54:SER:HB2	2.01	0.41
1:B:2701:MET:HB3	1:B:2702:PRO:HD3	2.03	0.41
1:B:3919:ILE:HG22	1:B:3983:LEU:HD21	2.02	0.41
1:C:485:LEU:HD11	1:C:527:LEU:HD12	2.03	0.41
1:C:3173:ILE:CG2	1:C:3195:LEU:HD13	2.50	0.41
1:A:868:LEU:HB3	1:A:930:LEU:HD23	2.03	0.41
1:A:2239:TYR:O	1:A:2243:ILE:HG13	2.21	0.41
1:A:4186:ILE:CD1	1:A:4196:ILE:HD11	2.51	0.41
1:D:2466:ASP:O	1:D:2470:ILE:HG13	2.21	0.41
1:D:3108:VAL:HA	1:D:3176:LEU:HD12	2.02	0.41
1:B:23:LEU:HD23	1:B:203:MET:HG2	2.02	0.41
1:B:2189:ASN:OD1	1:B:2190:LYS:N	2.54	0.41
1:B:2314:LEU:HD12	1:B:2319:TYR:CD1	2.55	0.41
1:B:2625:ARG:HH12	1:B:2907:VAL:HG21	1.84	0.41
1:B:2868:LEU:HD23	1:B:2873:GLN:HG2	2.02	0.41
1:B:3600:VAL:HG12	1:B:3604:LEU:HD13	2.02	0.41
1:B:3643:TYR:CD1	1:B:3644:ASN:OD1	2.73	0.41
1:C:35:LYS:C	1:C:36:LEU:HD12	2.41	0.41
1:C:3440:GLY:O	1:C:3444:ILE:HG13	2.21	0.41
1:A:35:LYS:C	1:A:36:LEU:HD12	2.41	0.41
1:A:1023:VAL:HG13	1:A:1024:PRO:HD2	2.02	0.41
1:A:1102:ARG:HG2	1:A:1126:ASN:HB2	2.03	0.41
1:A:2281:VAL:HG22	1:A:2281:VAL:O	2.21	0.41
1:A:2413:GLU:HG3	1:A:2416:ARG:NH2	2.36	0.41
1:A:2466:ASP:O	1:A:2470:ILE:HG13	2.21	0.41
1:A:2570:PHE:O	1:A:2573:THR:HG23	2.21	0.41
1:A:2586:THR:O	1:A:2590:LEU:HD13	2.20	0.41
1:A:2868:LEU:HD23	1:A:2873:GLN:HG2	2.02	0.41
1:A:3457:GLN:O	1:A:3460:VAL:HG12	2.20	0.41
1:A:3717:LEU:HD21	1:A:3785:MET:HE3	2.03	0.41
1:A:3756:PHE:CD1	1:A:3756:PHE:C	2.94	0.41
1:A:3758:GLU:OE1	1:A:3761:MET:CE	2.69	0.41
1:A:3919:ILE:HG22	1:A:3983:LEU:HD21	2.02	0.41

Continued on next page...

Continued from previous page...

Atom-1	Atom-2	Interatomic distance (Å)	Clash overlap (Å)
1:A:4673:LYS:O	1:A:4677:ARG:HD3	2.20	0.41
3:I:13:ILE:O	3:I:17:HIS:ND1	2.33	0.41
3:K:72:PHE:CE2	3:K:76:VAL:HG11	2.55	0.41
3:M:25:ASP:HB3	3:N:94:SER:CB	2.51	0.41
3:O:13:ILE:HG23	3:O:17:HIS:CE1	2.56	0.41
3:O:51:ASP:OD2	3:O:88:ASN:HB3	2.21	0.41
3:O:72:PHE:O	3:O:76:VAL:HG22	2.20	0.41
1:D:1795:GLU:N	1:D:1795:GLU:OE2	2.54	0.41
1:D:2701:MET:HB3	1:D:2702:PRO:HD3	2.03	0.41
1:D:3758:GLU:OE1	1:D:3761:MET:CE	2.69	0.41
1:D:4638:GLU:HB3	1:D:4639:PRO:HD3	2.03	0.41
1:D:4703:VAL:O	1:D:4703:VAL:HG22	2.21	0.41
1:D:4867:GLU:N	1:D:4867:GLU:OE2	2.53	0.41
1:B:35:LYS:C	1:B:36:LEU:HD12	2.41	0.41
1:B:979:THR:HG23	1:B:981:ALA:HB3	2.02	0.41
1:B:1102:ARG:HG2	1:B:1126:ASN:HB2	2.03	0.41
1:B:2754:SER:O	1:B:2757:ASN:OD1	2.39	0.41
1:B:3440:GLY:O	1:B:3444:ILE:HG13	2.21	0.41
1:B:3758:GLU:OE1	1:B:3761:MET:CE	2.69	0.41
1:B:3855:LYS:O	1:B:3859:LEU:HD13	2.20	0.41
1:B:4638:GLU:HB3	1:B:4639:PRO:HD3	2.03	0.41
1:B:4867:GLU:OE2	1:B:4867:GLU:N	2.53	0.41
1:C:400:GLN:O	1:C:404:MET:HG3	2.21	0.41
1:C:868:LEU:HB3	1:C:930:LEU:HD23	2.03	0.41
1:C:2189:ASN:OD1	1:C:2190:LYS:N	2.54	0.41
1:C:2754:SER:O	1:C:2757:ASN:OD1	2.39	0.41
1:C:2757:ASN:OD1	1:C:2757:ASN:C	2.59	0.41
1:C:3108:VAL:HA	1:C:3176:LEU:HD12	2.02	0.41
1:C:3354:LEU:HD12	1:C:3358:HIS:ND1	2.35	0.41
1:C:3855:LYS:O	1:C:3859:LEU:HD13	2.20	0.41
1:C:3972:ILE:CG2	1:C:3983:LEU:HD12	2.51	0.41
1:A:671:GLU:HG2	1:A:789:LYS:HB3	2.02	0.41
1:A:868:LEU:HD22	1:A:871:ILE:HD12	2.03	0.41
1:A:4538:PHE:N	1:A:4541:GLU:OE1	2.53	0.41
1:A:4670:LYS:O	1:A:4673:LYS:HG2	2.21	0.41
3:L:38:LEU:HD12	3:L:39:GLN:N	2.35	0.41
1:D:485:LEU:HD11	1:D:527:LEU:HD12	2.03	0.41
1:D:2189:ASN:OD1	1:D:2190:LYS:N	2.54	0.41
1:D:2570:PHE:O	1:D:2573:THR:HG23	2.21	0.41
1:D:2695:GLU:OE1	1:D:2695:GLU:HA	2.21	0.41
1:D:4632:GLU:OE1	1:D:4634:THR:OG1	2.27	0.41

Continued on next page...

Continued from previous page...

Atom-1	Atom-2	Interatomic distance (Å)	Clash overlap (Å)
1:B:868:LEU:HD22	1:B:871:ILE:HD12	2.03	0.41
1:B:2757:ASN:OD1	1:B:2757:ASN:C	2.59	0.41
1:B:3457:GLN:O	1:B:3460:VAL:HG12	2.20	0.41
1:B:3590:PRO:O	1:B:3594:VAL:HG23	2.21	0.41
1:B:4186:ILE:CD1	1:B:4196:ILE:HD11	2.51	0.41
1:C:575:VAL:O	1:C:579:ILE:HG12	2.21	0.41
1:C:671:GLU:HG2	1:C:789:LYS:HB3	2.02	0.41
1:A:400:GLN:O	1:A:404:MET:HG3	2.21	0.40
1:A:575:VAL:O	1:A:579:ILE:HG12	2.21	0.40
1:A:3367:ARG:NH1	1:A:3441:GLU:OE2	2.53	0.40
1:A:3440:GLY:O	1:A:3444:ILE:HG13	2.21	0.40
3:I:37:LEU:HD23	3:I:75:TYR:CE1	2.56	0.40
2:F:58:ARG:O	2:F:62:GLU:HG3	2.21	0.40
3:K:13:ILE:HG23	3:K:17:HIS:CE1	2.56	0.40
3:M:13:ILE:HG23	3:M:17:HIS:CE1	2.56	0.40
3:O:5:LEU:HD12	3:P:15:VAL:CB	2.52	0.40
3:O:12:LEU:HD11	3:P:9:MET:HE3	2.03	0.40
3:O:62:LEU:HD12	3:O:63:ASP:N	2.36	0.40
1:D:2124:LEU:O	1:D:2128:GLN:HG2	2.22	0.40
1:D:2241:CYS:SG	1:D:2251:MET:HG3	2.60	0.40
1:D:2757:ASN:OD1	1:D:2757:ASN:C	2.59	0.40
1:B:245:LEU:HD22	1:B:376:LYS:HE2	2.02	0.40
1:B:1795:GLU:N	1:B:1795:GLU:OE2	2.54	0.40
1:B:3362:THR:O	1:B:3366:LEU:HD13	2.21	0.40
1:B:3593:ILE:HD12	1:B:3593:ILE:H	1.86	0.40
1:B:4703:VAL:HG22	1:B:4703:VAL:O	2.21	0.40
1:C:2695:GLU:OE1	1:C:2695:GLU:HA	2.21	0.40
1:C:3286:TRP:HA	1:C:3308:VAL:HG13	2.04	0.40
1:C:3758:GLU:OE1	1:C:3761:MET:CE	2.69	0.40
1:C:3989:TRP:HE3	1:C:4050:MET:SD	2.44	0.40
1:A:3004:LEU:HB2	1:A:3005:PRO:HD3	2.03	0.40
1:A:3362:THR:O	1:A:3366:LEU:HD13	2.21	0.40
1:A:3593:ILE:HD12	1:A:3593:ILE:H	1.86	0.40
3:I:51:ASP:OD2	3:I:88:ASN:HB3	2.21	0.40
3:I:72:PHE:CE2	3:I:76:VAL:HG11	2.55	0.40
2:G:58:ARG:O	2:G:62:GLU:HG3	2.21	0.40
3:M:17:HIS:CE1	3:N:87:ASN:HD21	2.39	0.40
3:O:12:LEU:HD11	3:P:9:MET:CE	2.51	0.40
1:D:919:ARG:O	1:D:923:LEU:HG	2.22	0.40
1:D:3362:THR:O	1:D:3366:LEU:HD13	2.21	0.40
1:D:4186:ILE:CD1	1:D:4196:ILE:HD11	2.51	0.40

Continued on next page...

Continued from previous page...

Atom-1	Atom-2	Interatomic distance (Å)	Clash overlap (Å)
1:B:185:THR:HG22	1:B:190:LEU:HD22	2.02	0.40
1:B:2215:VAL:CG2	1:B:2229:MET:HE1	2.50	0.40
1:B:3037:LYS:O	1:B:3040:ILE:HG22	2.20	0.40
1:B:3410:TYR:HB2	1:B:3510:LEU:HD21	2.03	0.40
1:B:3989:TRP:HE3	1:B:4050:MET:SD	2.44	0.40
1:B:4670:LYS:O	1:B:4673:LYS:HG2	2.21	0.40
1:B:4673:LYS:O	1:B:4677:ARG:HD3	2.20	0.40
1:A:3406:LEU:HD22	1:A:3410:TYR:CZ	2.56	0.40
1:A:3600:VAL:HG12	1:A:3604:LEU:HD13	2.02	0.40
1:A:4876:ASP:OD2	1:A:4879:THR:OG1	2.28	0.40
3:I:31:LYS:HA	3:I:34:LEU:HB3	2.03	0.40
3:I:62:LEU:HD12	3:I:63:ASP:N	2.36	0.40
3:K:37:LEU:HD23	3:K:75:TYR:CE1	2.56	0.40
3:M:31:LYS:HA	3:M:34:LEU:HB3	2.03	0.40
1:D:23:LEU:HD23	1:D:203:MET:HG2	2.02	0.40
1:D:2306:CYS:HG	1:D:2332:TYR:HE2	1.68	0.40
1:D:3004:LEU:HB2	1:D:3005:PRO:HD3	2.03	0.40
1:B:4016:LEU:HD23	1:B:4135:PHE:CE1	2.54	0.40
1:C:979:THR:HG23	1:C:981:ALA:HB3	2.02	0.40
1:C:2010:LEU:O	1:C:2024:LEU:HD12	2.22	0.40
1:C:3362:THR:O	1:C:3366:LEU:HD13	2.21	0.40
1:C:4686:ILE:HG21	1:C:4726:HIS:HB3	2.03	0.40
1:A:3989:TRP:HE3	1:A:4050:MET:SD	2.44	0.40
3:K:12:LEU:HD11	3:L:9:MET:CE	2.51	0.40
3:K:31:LYS:HA	3:K:34:LEU:HB3	2.03	0.40
3:M:37:LEU:HD23	3:M:75:TYR:CE1	2.56	0.40
1:D:2239:TYR:O	1:D:2243:ILE:HG13	2.21	0.40
1:D:2413:GLU:HG3	1:D:2416:ARG:NH2	2.36	0.40
1:D:2755:PHE:CZ	1:D:2931:LEU:HG	2.55	0.40
1:D:3534:ILE:HD12	1:D:3534:ILE:H	1.87	0.40
1:D:4696:LYS:HA	1:D:4696:LYS:HE2	2.04	0.40
1:B:633:LEU:HD13	1:B:1667:THR:HG23	2.04	0.40
1:B:868:LEU:HB3	1:B:930:LEU:HD23	2.03	0.40
1:B:1425:PRO:O	1:B:1429:LEU:HD23	2.22	0.40
1:B:2413:GLU:HG3	1:B:2416:ARG:NH2	2.36	0.40
1:B:3286:TRP:HA	1:B:3308:VAL:HG13	2.04	0.40
1:C:473:ARG:NH2	1:C:476:GLN:OE1	2.44	0.40
1:C:1102:ARG:HG2	1:C:1126:ASN:HB2	2.03	0.40
1:C:2466:ASP:O	1:C:2470:ILE:HG13	2.21	0.40
1:C:2755:PHE:CZ	1:C:2931:LEU:HG	2.55	0.40
1:C:3367:ARG:NH1	1:C:3441:GLU:OE2	2.53	0.40

Continued on next page...

Continued from previous page...

Atom-1	Atom-2	Interatomic distance (Å)	Clash overlap (Å)
1:C:4186:ILE:CD1	1:C:4196:ILE:HD11	2.51	0.40
1:C:4638:GLU:HB3	1:C:4639:PRO:HD3	2.03	0.40
1:A:23:LEU:HD23	1:A:203:MET:HG2	2.02	0.40
1:A:3410:TYR:HB2	1:A:3510:LEU:HD21	2.03	0.40
1:A:4638:GLU:HB3	1:A:4639:PRO:HD3	2.03	0.40
1:A:4703:VAL:HG22	1:A:4703:VAL:O	2.21	0.40
2:H:58:ARG:O	2:H:62:GLU:HG3	2.21	0.40
3:K:62:LEU:HD12	3:K:63:ASP:N	2.36	0.40
3:P:12:LEU:O	3:P:15:VAL:HG22	2.22	0.40
1:D:868:LEU:HB3	1:D:930:LEU:HD23	2.03	0.40
1:D:979:THR:HG23	1:D:981:ALA:HB3	2.02	0.40
1:D:1014:ILE:HB	1:D:1015:PRO:HD3	2.02	0.40
1:D:2010:LEU:O	1:D:2024:LEU:HD12	2.21	0.40
1:B:864:LEU:HD21	1:B:872:ARG:HD2	2.04	0.40
1:B:2210:GLU:HA	1:B:2213:VAL:HG22	2.04	0.40
1:B:2387:ILE:HD13	1:B:2393:ARG:NE	2.37	0.40
1:B:2905:LEU:HD12	1:B:2912:LEU:HD11	2.04	0.40
1:C:902:LYS:HZ2	1:C:904:LEU:HD12	1.86	0.40
1:C:1728:ARG:O	1:C:1732:LEU:HG	2.21	0.40
1:C:2239:TYR:O	1:C:2243:ILE:HG13	2.21	0.40
1:C:2640:MET:HB3	1:C:2641:PRO:HD3	2.04	0.40
1:C:2905:LEU:HD12	1:C:2912:LEU:HD11	2.04	0.40
1:C:2953:GLU:OE1	1:C:2953:GLU:N	2.49	0.40
1:C:3344:GLN:HE22	1:C:3470:PHE:HD1	1.70	0.40
1:C:3446:TRP:HA	1:C:3452:PHE:HD2	1.87	0.40

There are no symmetry-related clashes.

5.3 Torsion angles [i](#)

5.3.1 Protein backbone [i](#)

In the following table, the Percentiles column shows the percent Ramachandran outliers of the chain as a percentile score with respect to all PDB entries followed by that with respect to all EM entries.

The Analysed column shows the number of residues for which the backbone conformation was analysed, and the total number of residues.

Mol	Chain	Analysed	Favoured	Allowed	Outliers	Percentiles
1	A	4347/5035 (86%)	4258 (98%)	88 (2%)	1 (0%)	100 100

Continued on next page...

Continued from previous page...

Mol	Chain	Analysed	Favoured	Allowed	Outliers	Percentiles	
1	B	4347/5035 (86%)	4257 (98%)	89 (2%)	1 (0%)	100	100
1	C	4347/5035 (86%)	4257 (98%)	89 (2%)	1 (0%)	100	100
1	D	4347/5035 (86%)	4257 (98%)	89 (2%)	1 (0%)	100	100
2	E	105/108 (97%)	102 (97%)	3 (3%)	0	100	100
2	F	105/108 (97%)	102 (97%)	3 (3%)	0	100	100
2	G	105/108 (97%)	102 (97%)	3 (3%)	0	100	100
2	H	105/108 (97%)	102 (97%)	3 (3%)	0	100	100
3	I	92/94 (98%)	90 (98%)	2 (2%)	0	100	100
3	J	91/94 (97%)	82 (90%)	9 (10%)	0	100	100
3	K	92/94 (98%)	90 (98%)	2 (2%)	0	100	100
3	L	91/94 (97%)	82 (90%)	9 (10%)	0	100	100
3	M	92/94 (98%)	90 (98%)	2 (2%)	0	100	100
3	N	91/94 (97%)	82 (90%)	9 (10%)	0	100	100
3	O	92/94 (98%)	90 (98%)	2 (2%)	0	100	100
3	P	91/94 (97%)	82 (90%)	9 (10%)	0	100	100
All	All	18540/21324 (87%)	18125 (98%)	411 (2%)	4 (0%)	100	100

All (4) Ramachandran outliers are listed below:

Mol	Chain	Res	Type
1	A	2948	ASP
1	D	2948	ASP
1	B	2948	ASP
1	C	2948	ASP

5.3.2 Protein sidechains [i](#)

In the following table, the Percentiles column shows the percent sidechain outliers of the chain as a percentile score with respect to all PDB entries followed by that with respect to all EM entries.

The Analysed column shows the number of residues for which the sidechain conformation was analysed, and the total number of residues.

Mol	Chain	Analysed	Rotameric	Outliers	Percentiles	
1	A	3808/4296 (89%)	3801 (100%)	7 (0%)	92	96

Continued on next page...

Continued from previous page...

Mol	Chain	Analysed	Rotameric	Outliers	Percentiles	
1	B	3808/4296 (89%)	3801 (100%)	7 (0%)	92	96
1	C	3808/4296 (89%)	3801 (100%)	7 (0%)	92	96
1	D	3808/4296 (89%)	3801 (100%)	7 (0%)	92	96
2	E	89/90 (99%)	89 (100%)	0	100	100
2	F	89/90 (99%)	89 (100%)	0	100	100
2	G	89/90 (99%)	89 (100%)	0	100	100
2	H	89/90 (99%)	89 (100%)	0	100	100
3	I	81/81 (100%)	81 (100%)	0	100	100
3	J	80/81 (99%)	79 (99%)	1 (1%)	65	81
3	K	81/81 (100%)	81 (100%)	0	100	100
3	L	80/81 (99%)	79 (99%)	1 (1%)	65	81
3	M	81/81 (100%)	81 (100%)	0	100	100
3	N	80/81 (99%)	79 (99%)	1 (1%)	65	81
3	O	81/81 (100%)	81 (100%)	0	100	100
3	P	80/81 (99%)	79 (99%)	1 (1%)	65	81
All	All	16232/18192 (89%)	16200 (100%)	32 (0%)	91	96

All (32) residues with a non-rotameric sidechain are listed below:

Mol	Chain	Res	Type
1	A	831	ARG
1	A	952	LYS
1	A	953	LYS
1	A	1973	ASN
1	A	2337	ARG
1	A	4582	ASP
1	A	4626	VAL
3	J	27	TYR
3	L	27	TYR
3	N	27	TYR
3	P	27	TYR
1	D	831	ARG
1	D	952	LYS
1	D	953	LYS
1	D	1973	ASN
1	D	2337	ARG
1	D	4582	ASP

Continued on next page...

Continued from previous page...

Mol	Chain	Res	Type
1	D	4626	VAL
1	B	831	ARG
1	B	952	LYS
1	B	953	LYS
1	B	1973	ASN
1	B	2337	ARG
1	B	4582	ASP
1	B	4626	VAL
1	C	831	ARG
1	C	952	LYS
1	C	953	LYS
1	C	1973	ASN
1	C	2337	ARG
1	C	4582	ASP
1	C	4626	VAL

Sometimes sidechains can be flipped to improve hydrogen bonding and reduce clashes. All (28) such sidechains are listed below:

Mol	Chain	Res	Type
1	A	878	ASN
1	A	2128	GLN
1	A	2689	HIS
1	A	3872	GLN
3	I	19	HIS
3	I	39	GLN
3	I	65	ASN
3	K	19	HIS
3	K	39	GLN
3	K	65	ASN
3	M	19	HIS
3	M	39	GLN
3	M	65	ASN
3	O	19	HIS
3	O	39	GLN
3	O	65	ASN
1	D	878	ASN
1	D	2128	GLN
1	D	2689	HIS
1	D	3872	GLN
1	B	878	ASN
1	B	2128	GLN
1	B	2689	HIS

Continued on next page...

Continued from previous page...

Mol	Chain	Res	Type
1	B	3872	GLN
1	C	878	ASN
1	C	2128	GLN
1	C	2689	HIS
1	C	3872	GLN

5.3.3 RNA [i](#)

There are no RNA molecules in this entry.

5.4 Non-standard residues in protein, DNA, RNA chains [i](#)

There are no non-standard protein/DNA/RNA residues in this entry.

5.5 Carbohydrates [i](#)

There are no oligosaccharides in this entry.

5.6 Ligand geometry [i](#)

Of 12 ligands modelled in this entry, 4 are monoatomic - leaving 8 for Mogul analysis.

In the following table, the Counts columns list the number of bonds (or angles) for which Mogul statistics could be retrieved, the number of bonds (or angles) that are observed in the model and the number of bonds (or angles) that are defined in the Chemical Component Dictionary. The Link column lists molecule types, if any, to which the group is linked. The Z score for a bond length (or angle) is the number of standard deviations the observed value is removed from the expected value. A bond length (or angle) with $|Z| > 2$ is considered an outlier worth inspection. RMSZ is the root-mean-square of all Z scores of the bond lengths (or angles).

Mol	Type	Chain	Res	Link	Bond lengths			Bond angles		
					Counts	RMSZ	# Z > 2	Counts	RMSZ	# Z > 2
5	PCW	B	8002	-	53,53,53	1.18	5 (9%)	59,61,61	2.35	9 (15%)
5	PCW	D	5101	-	53,53,53	1.20	5 (9%)	59,61,61	2.29	9 (15%)
5	PCW	B	8003	-	53,53,53	1.20	5 (9%)	59,61,61	2.29	9 (15%)
5	PCW	C	5101	-	53,53,53	1.20	5 (9%)	59,61,61	2.29	9 (15%)
5	PCW	C	5103	-	53,53,53	1.18	6 (11%)	59,61,61	2.35	9 (15%)
5	PCW	A	8002	-	53,53,53	1.18	6 (11%)	59,61,61	2.35	9 (15%)
5	PCW	A	8003	-	53,53,53	1.20	6 (11%)	59,61,61	2.29	9 (15%)

Mol	Type	Chain	Res	Link	Bond lengths			Bond angles		
					Counts	RMSZ	# Z > 2	Counts	RMSZ	# Z > 2
5	PCW	D	5103	-	53,53,53	1.18	6 (11%)	59,61,61	2.35	9 (15%)

In the following table, the Chirals column lists the number of chiral outliers, the number of chiral centers analysed, the number of these observed in the model and the number defined in the Chemical Component Dictionary. Similar counts are reported in the Torsion and Rings columns. '-' means no outliers of that kind were identified.

Mol	Type	Chain	Res	Link	Chirals	Torsions	Rings
5	PCW	B	8002	-	-	28/57/57/57	-
5	PCW	D	5101	-	-	21/57/57/57	-
5	PCW	B	8003	-	-	21/57/57/57	-
5	PCW	C	5101	-	-	21/57/57/57	-
5	PCW	C	5103	-	-	28/57/57/57	-
5	PCW	A	8002	-	-	28/57/57/57	-
5	PCW	A	8003	-	-	21/57/57/57	-
5	PCW	D	5103	-	-	28/57/57/57	-

All (44) bond length outliers are listed below:

Mol	Chain	Res	Type	Atoms	Z	Observed(Å)	Ideal(Å)
5	D	5103	PCW	O3-C11	3.10	1.42	1.33
5	A	8002	PCW	O3-C11	3.08	1.42	1.33
5	B	8002	PCW	O3-C11	3.08	1.42	1.33
5	C	5103	PCW	O3-C11	3.08	1.42	1.33
5	D	5101	PCW	O3-C11	3.07	1.42	1.33
5	A	8003	PCW	O3-C11	3.07	1.42	1.33
5	C	5101	PCW	O3-C11	3.07	1.42	1.33
5	B	8003	PCW	O3-C11	3.07	1.42	1.33
5	D	5101	PCW	O2-C31	2.94	1.42	1.34
5	B	8003	PCW	O2-C31	2.94	1.42	1.34
5	C	5101	PCW	O2-C31	2.94	1.42	1.34
5	A	8003	PCW	O2-C31	2.92	1.42	1.34
5	A	8002	PCW	O2-C31	2.78	1.42	1.34
5	D	5103	PCW	O2-C31	2.78	1.42	1.34
5	A	8002	PCW	O2-C2	-2.78	1.40	1.46
5	D	5103	PCW	O2-C2	-2.78	1.40	1.46
5	B	8002	PCW	O2-C2	-2.78	1.40	1.46
5	C	5103	PCW	O2-C31	2.76	1.42	1.34
5	B	8002	PCW	O2-C31	2.75	1.42	1.34
5	C	5103	PCW	O2-C2	-2.75	1.40	1.46

Continued on next page...

Continued from previous page...

Mol	Chain	Res	Type	Atoms	Z	Observed(Å)	Ideal(Å)
5	A	8003	PCW	O2-C2	-2.64	1.40	1.46
5	D	5101	PCW	O2-C2	-2.64	1.40	1.46
5	B	8003	PCW	O2-C2	-2.62	1.40	1.46
5	C	5101	PCW	O2-C2	-2.62	1.40	1.46
5	C	5103	PCW	P-O4P	2.12	1.67	1.59
5	A	8002	PCW	P-O4P	2.11	1.67	1.59
5	B	8002	PCW	P-O4P	2.11	1.67	1.59
5	A	8003	PCW	P-O4P	2.09	1.67	1.59
5	D	5101	PCW	P-O4P	2.09	1.67	1.59
5	B	8003	PCW	P-O4P	2.09	1.67	1.59
5	D	5103	PCW	P-O4P	2.09	1.67	1.59
5	C	5101	PCW	P-O4P	2.07	1.67	1.59
5	A	8003	PCW	C5-C4	2.02	1.57	1.51
5	C	5103	PCW	P-O3P	2.01	1.67	1.59
5	A	8002	PCW	C5-C4	2.01	1.57	1.51
5	D	5103	PCW	C5-C4	2.01	1.57	1.51
5	C	5103	PCW	C5-C4	2.01	1.57	1.51
5	A	8002	PCW	P-O3P	2.00	1.67	1.59
5	D	5103	PCW	P-O3P	2.00	1.67	1.59
5	B	8003	PCW	P-O3P	2.00	1.67	1.59
5	C	5101	PCW	P-O3P	2.00	1.67	1.59
5	B	8002	PCW	C5-C4	2.00	1.57	1.51
5	A	8003	PCW	P-O3P	2.00	1.67	1.59
5	D	5101	PCW	P-O3P	2.00	1.67	1.59

All (72) bond angle outliers are listed below:

Mol	Chain	Res	Type	Atoms	Z	Observed(°)	Ideal(°)
5	D	5103	PCW	C8-N-C6	11.91	140.27	108.98
5	A	8002	PCW	C8-N-C6	11.89	140.21	108.98
5	B	8002	PCW	C8-N-C6	11.89	140.21	108.98
5	C	5103	PCW	C8-N-C6	11.88	140.19	108.98
5	B	8003	PCW	C8-N-C6	10.78	137.28	108.98
5	D	5101	PCW	C8-N-C6	10.77	137.28	108.98
5	C	5101	PCW	C8-N-C6	10.77	137.28	108.98
5	A	8003	PCW	C8-N-C6	10.77	137.25	108.98
5	A	8003	PCW	C7-N-C5	7.90	141.30	109.91
5	D	5101	PCW	C7-N-C5	7.89	141.29	109.91
5	C	5101	PCW	C7-N-C5	7.89	141.27	109.91
5	B	8003	PCW	C7-N-C5	7.89	141.27	109.91
5	A	8002	PCW	C7-N-C5	7.25	138.72	109.91
5	C	5103	PCW	C7-N-C5	7.25	138.72	109.91

Continued on next page...

Continued from previous page...

Mol	Chain	Res	Type	Atoms	Z	Observed(°)	Ideal(°)
5	B	8002	PCW	C7-N-C5	7.24	138.71	109.91
5	D	5103	PCW	C7-N-C5	7.24	138.69	109.91
5	D	5103	PCW	C8-N-C7	-5.32	95.01	108.98
5	A	8002	PCW	C8-N-C7	-5.31	95.02	108.98
5	C	5103	PCW	C8-N-C7	-5.31	95.02	108.98
5	B	8002	PCW	C8-N-C7	-5.29	95.08	108.98
5	C	5101	PCW	C8-N-C7	-4.98	95.89	108.98
5	D	5101	PCW	C8-N-C7	-4.98	95.90	108.98
5	A	8003	PCW	C8-N-C7	-4.97	95.93	108.98
5	B	8003	PCW	C8-N-C7	-4.96	95.93	108.98
5	B	8003	PCW	C7-N-C6	-4.83	96.30	108.98
5	C	5101	PCW	C7-N-C6	-4.82	96.33	108.98
5	D	5101	PCW	C7-N-C6	-4.81	96.33	108.98
5	A	8003	PCW	C7-N-C6	-4.80	96.37	108.98
5	B	8002	PCW	C7-N-C6	-4.69	96.66	108.98
5	A	8002	PCW	C7-N-C6	-4.69	96.66	108.98
5	D	5103	PCW	C7-N-C6	-4.69	96.66	108.98
5	C	5103	PCW	C7-N-C6	-4.68	96.69	108.98
5	B	8003	PCW	C21-C20-C19	4.15	155.93	124.83
5	A	8003	PCW	C21-C20-C19	4.15	155.91	124.83
5	D	5101	PCW	C21-C20-C19	4.14	155.88	124.83
5	C	5101	PCW	C21-C20-C19	4.14	155.86	124.83
5	A	8002	PCW	C21-C20-C19	3.98	154.65	124.83
5	D	5103	PCW	C21-C20-C19	3.98	154.65	124.83
5	B	8002	PCW	C21-C20-C19	3.98	154.65	124.83
5	C	5103	PCW	C21-C20-C19	3.97	154.59	124.83
5	B	8002	PCW	O2-C31-C32	3.72	119.54	111.48
5	C	5103	PCW	O2-C31-C32	3.72	119.53	111.48
5	A	8002	PCW	O2-C31-C32	3.72	119.52	111.48
5	D	5103	PCW	O2-C31-C32	3.70	119.48	111.48
5	A	8003	PCW	C8-N-C5	-3.56	95.75	109.91
5	D	5101	PCW	C8-N-C5	-3.55	95.81	109.91
5	C	5101	PCW	C8-N-C5	-3.54	95.82	109.91
5	B	8003	PCW	C8-N-C5	-3.54	95.83	109.91
5	B	8002	PCW	C8-N-C5	-3.36	96.57	109.91
5	D	5103	PCW	C8-N-C5	-3.35	96.59	109.91
5	A	8002	PCW	C8-N-C5	-3.35	96.61	109.91
5	C	5103	PCW	C8-N-C5	-3.35	96.61	109.91
5	A	8003	PCW	O2-C31-C32	3.31	118.64	111.48
5	D	5101	PCW	O2-C31-C32	3.30	118.62	111.48
5	B	8003	PCW	O2-C31-C32	3.29	118.59	111.48
5	C	5101	PCW	O2-C31-C32	3.29	118.59	111.48

Continued on next page...

Continued from previous page...

Mol	Chain	Res	Type	Atoms	Z	Observed(°)	Ideal(°)
5	C	5103	PCW	C6-N-C5	-2.70	99.18	109.91
5	B	8002	PCW	C6-N-C5	-2.70	99.19	109.91
5	A	8002	PCW	C6-N-C5	-2.70	99.19	109.91
5	D	5103	PCW	C6-N-C5	-2.69	99.20	109.91
5	C	5101	PCW	O3-C11-C12	2.59	119.73	111.83
5	B	8003	PCW	C6-N-C5	-2.59	99.63	109.91
5	A	8003	PCW	C6-N-C5	-2.58	99.64	109.91
5	D	5101	PCW	C6-N-C5	-2.58	99.64	109.91
5	A	8003	PCW	O3-C11-C12	2.58	119.71	111.83
5	C	5101	PCW	C6-N-C5	-2.58	99.65	109.91
5	D	5101	PCW	O3-C11-C12	2.57	119.66	111.83
5	B	8003	PCW	O3-C11-C12	2.55	119.62	111.83
5	B	8002	PCW	O3-C11-C12	2.37	119.06	111.83
5	C	5103	PCW	O3-C11-C12	2.37	119.06	111.83
5	A	8002	PCW	O3-C11-C12	2.36	119.03	111.83
5	D	5103	PCW	O3-C11-C12	2.35	119.00	111.83

There are no chirality outliers.

All (196) torsion outliers are listed below:

Mol	Chain	Res	Type	Atoms
5	A	8002	PCW	O4P-C4-C5-N
5	A	8002	PCW	C1-O3P-P-O4P
5	A	8003	PCW	O4P-C4-C5-N
5	D	5101	PCW	O4P-C4-C5-N
5	D	5103	PCW	O4P-C4-C5-N
5	D	5103	PCW	C1-O3P-P-O4P
5	B	8002	PCW	O4P-C4-C5-N
5	B	8002	PCW	C1-O3P-P-O4P
5	B	8003	PCW	O4P-C4-C5-N
5	C	5101	PCW	O4P-C4-C5-N
5	C	5103	PCW	O4P-C4-C5-N
5	C	5103	PCW	C1-O3P-P-O4P
5	A	8002	PCW	C13-C14-C15-C16
5	D	5103	PCW	C13-C14-C15-C16
5	B	8002	PCW	C13-C14-C15-C16
5	C	5103	PCW	C13-C14-C15-C16
5	A	8003	PCW	C11-C12-C13-C14
5	D	5101	PCW	C11-C12-C13-C14
5	B	8003	PCW	C11-C12-C13-C14
5	C	5101	PCW	C11-C12-C13-C14
5	A	8003	PCW	C12-C13-C14-C15

Continued on next page...

Continued from previous page...

Mol	Chain	Res	Type	Atoms
5	A	8003	PCW	C44-C45-C46-C47
5	D	5101	PCW	C12-C13-C14-C15
5	D	5101	PCW	C44-C45-C46-C47
5	B	8003	PCW	C12-C13-C14-C15
5	B	8003	PCW	C44-C45-C46-C47
5	C	5101	PCW	C12-C13-C14-C15
5	C	5101	PCW	C44-C45-C46-C47
5	A	8002	PCW	C44-C45-C46-C47
5	D	5103	PCW	C44-C45-C46-C47
5	B	8002	PCW	C44-C45-C46-C47
5	C	5103	PCW	C44-C45-C46-C47
5	A	8003	PCW	C41-C42-C43-C44
5	D	5101	PCW	C41-C42-C43-C44
5	B	8003	PCW	C41-C42-C43-C44
5	C	5101	PCW	C41-C42-C43-C44
5	A	8002	PCW	C11-C12-C13-C14
5	D	5103	PCW	C11-C12-C13-C14
5	B	8002	PCW	C11-C12-C13-C14
5	C	5103	PCW	C11-C12-C13-C14
5	D	5103	PCW	C35-C36-C37-C38
5	B	8002	PCW	C35-C36-C37-C38
5	A	8002	PCW	C35-C36-C37-C38
5	C	5103	PCW	C35-C36-C37-C38
5	A	8002	PCW	C32-C31-O2-C2
5	D	5103	PCW	C32-C31-O2-C2
5	B	8002	PCW	C32-C31-O2-C2
5	C	5103	PCW	C32-C31-O2-C2
5	A	8003	PCW	C20-C21-C22-C23
5	D	5101	PCW	C20-C21-C22-C23
5	B	8003	PCW	C20-C21-C22-C23
5	C	5101	PCW	C20-C21-C22-C23
5	A	8003	PCW	C14-C15-C16-C17
5	D	5101	PCW	C14-C15-C16-C17
5	B	8003	PCW	C14-C15-C16-C17
5	C	5101	PCW	C14-C15-C16-C17
5	A	8003	PCW	C2-C1-O3P-P
5	D	5101	PCW	C2-C1-O3P-P
5	B	8003	PCW	C2-C1-O3P-P
5	C	5101	PCW	C2-C1-O3P-P
5	A	8003	PCW	C16-C17-C18-C19
5	D	5101	PCW	C16-C17-C18-C19
5	B	8003	PCW	C16-C17-C18-C19

Continued on next page...

Continued from previous page...

Mol	Chain	Res	Type	Atoms
5	C	5101	PCW	C16-C17-C18-C19
5	A	8003	PCW	O3P-C1-C2-C3
5	D	5101	PCW	O3P-C1-C2-C3
5	B	8003	PCW	O3P-C1-C2-C3
5	C	5101	PCW	O3P-C1-C2-C3
5	A	8002	PCW	O31-C31-O2-C2
5	D	5103	PCW	O31-C31-O2-C2
5	B	8002	PCW	O31-C31-O2-C2
5	C	5103	PCW	O31-C31-O2-C2
5	A	8002	PCW	C40-C41-C42-C43
5	D	5103	PCW	C40-C41-C42-C43
5	B	8002	PCW	C40-C41-C42-C43
5	C	5103	PCW	C40-C41-C42-C43
5	A	8002	PCW	C12-C11-O3-C3
5	D	5103	PCW	C12-C11-O3-C3
5	B	8002	PCW	C12-C11-O3-C3
5	C	5103	PCW	C12-C11-O3-C3
5	A	8002	PCW	C41-C42-C43-C44
5	D	5103	PCW	C41-C42-C43-C44
5	B	8002	PCW	C41-C42-C43-C44
5	C	5103	PCW	C41-C42-C43-C44
5	B	8002	PCW	C21-C22-C23-C24
5	A	8002	PCW	C21-C22-C23-C24
5	D	5103	PCW	C21-C22-C23-C24
5	C	5103	PCW	C21-C22-C23-C24
5	A	8002	PCW	C1-C2-C3-O3
5	D	5103	PCW	C1-C2-C3-O3
5	B	8002	PCW	C1-C2-C3-O3
5	C	5103	PCW	C1-C2-C3-O3
5	B	8002	PCW	C33-C34-C35-C36
5	A	8002	PCW	C33-C34-C35-C36
5	D	5103	PCW	C33-C34-C35-C36
5	C	5103	PCW	C33-C34-C35-C36
5	A	8002	PCW	C24-C25-C26-C27
5	D	5103	PCW	C24-C25-C26-C27
5	B	8002	PCW	C24-C25-C26-C27
5	C	5103	PCW	C24-C25-C26-C27
5	A	8002	PCW	O11-C11-O3-C3
5	D	5103	PCW	O11-C11-O3-C3
5	B	8002	PCW	O11-C11-O3-C3
5	C	5103	PCW	O11-C11-O3-C3
5	A	8003	PCW	O3P-C1-C2-O2

Continued on next page...

Continued from previous page...

Mol	Chain	Res	Type	Atoms
5	D	5101	PCW	O3P-C1-C2-O2
5	B	8003	PCW	O3P-C1-C2-O2
5	C	5101	PCW	O3P-C1-C2-O2
5	C	5101	PCW	C19-C20-C21-C22
5	A	8003	PCW	C19-C20-C21-C22
5	D	5101	PCW	C19-C20-C21-C22
5	B	8003	PCW	C19-C20-C21-C22
5	A	8003	PCW	C21-C22-C23-C24
5	D	5101	PCW	C21-C22-C23-C24
5	B	8003	PCW	C21-C22-C23-C24
5	C	5101	PCW	C21-C22-C23-C24
5	A	8003	PCW	C35-C36-C37-C38
5	D	5101	PCW	C35-C36-C37-C38
5	B	8003	PCW	C35-C36-C37-C38
5	C	5101	PCW	C35-C36-C37-C38
5	A	8002	PCW	O2-C2-C3-O3
5	D	5103	PCW	O2-C2-C3-O3
5	B	8002	PCW	O2-C2-C3-O3
5	C	5103	PCW	O2-C2-C3-O3
5	D	5103	PCW	C32-C33-C34-C35
5	B	8002	PCW	C32-C33-C34-C35
5	A	8002	PCW	C32-C33-C34-C35
5	C	5103	PCW	C32-C33-C34-C35
5	A	8003	PCW	C4-C5-N-C8
5	D	5101	PCW	C4-C5-N-C8
5	B	8003	PCW	C4-C5-N-C8
5	C	5101	PCW	C4-C5-N-C8
5	A	8002	PCW	C1-O3P-P-O1P
5	A	8002	PCW	C1-O3P-P-O2P
5	A	8002	PCW	C4-O4P-P-O2P
5	D	5103	PCW	C1-O3P-P-O1P
5	D	5103	PCW	C1-O3P-P-O2P
5	D	5103	PCW	C4-O4P-P-O2P
5	B	8002	PCW	C1-O3P-P-O1P
5	B	8002	PCW	C1-O3P-P-O2P
5	B	8002	PCW	C4-O4P-P-O2P
5	C	5103	PCW	C1-O3P-P-O1P
5	C	5103	PCW	C1-O3P-P-O2P
5	C	5103	PCW	C4-O4P-P-O2P
5	A	8003	PCW	C13-C14-C15-C16
5	D	5101	PCW	C13-C14-C15-C16
5	B	8003	PCW	C13-C14-C15-C16

Continued on next page...

Continued from previous page...

Mol	Chain	Res	Type	Atoms
5	C	5101	PCW	C13-C14-C15-C16
5	A	8003	PCW	C40-C41-C42-C43
5	D	5101	PCW	C40-C41-C42-C43
5	B	8003	PCW	C40-C41-C42-C43
5	C	5101	PCW	C40-C41-C42-C43
5	A	8002	PCW	C25-C26-C27-C28
5	D	5103	PCW	C25-C26-C27-C28
5	B	8002	PCW	C25-C26-C27-C28
5	C	5103	PCW	C25-C26-C27-C28
5	A	8002	PCW	C2-C1-O3P-P
5	D	5103	PCW	C2-C1-O3P-P
5	B	8002	PCW	C2-C1-O3P-P
5	C	5103	PCW	C2-C1-O3P-P
5	A	8003	PCW	C1-C2-O2-C31
5	D	5101	PCW	C1-C2-O2-C31
5	B	8003	PCW	C1-C2-O2-C31
5	C	5101	PCW	C1-C2-O2-C31
5	A	8002	PCW	C23-C24-C25-C26
5	D	5103	PCW	C23-C24-C25-C26
5	B	8002	PCW	C23-C24-C25-C26
5	C	5103	PCW	C23-C24-C25-C26
5	A	8002	PCW	C4-C5-N-C8
5	D	5103	PCW	C4-C5-N-C8
5	B	8002	PCW	C4-C5-N-C8
5	C	5103	PCW	C4-C5-N-C8
5	C	5103	PCW	C15-C16-C17-C18
5	B	8002	PCW	C15-C16-C17-C18
5	A	8002	PCW	C15-C16-C17-C18
5	D	5103	PCW	C15-C16-C17-C18
5	C	5101	PCW	C45-C46-C47-C48
5	A	8003	PCW	C45-C46-C47-C48
5	D	5101	PCW	C45-C46-C47-C48
5	B	8003	PCW	C45-C46-C47-C48
5	A	8002	PCW	C43-C44-C45-C46
5	D	5103	PCW	C43-C44-C45-C46
5	B	8002	PCW	C43-C44-C45-C46
5	C	5103	PCW	C43-C44-C45-C46
5	A	8002	PCW	C19-C20-C21-C22
5	D	5103	PCW	C19-C20-C21-C22
5	B	8002	PCW	C19-C20-C21-C22
5	C	5103	PCW	C19-C20-C21-C22
5	D	5101	PCW	C15-C16-C17-C18

Continued on next page...

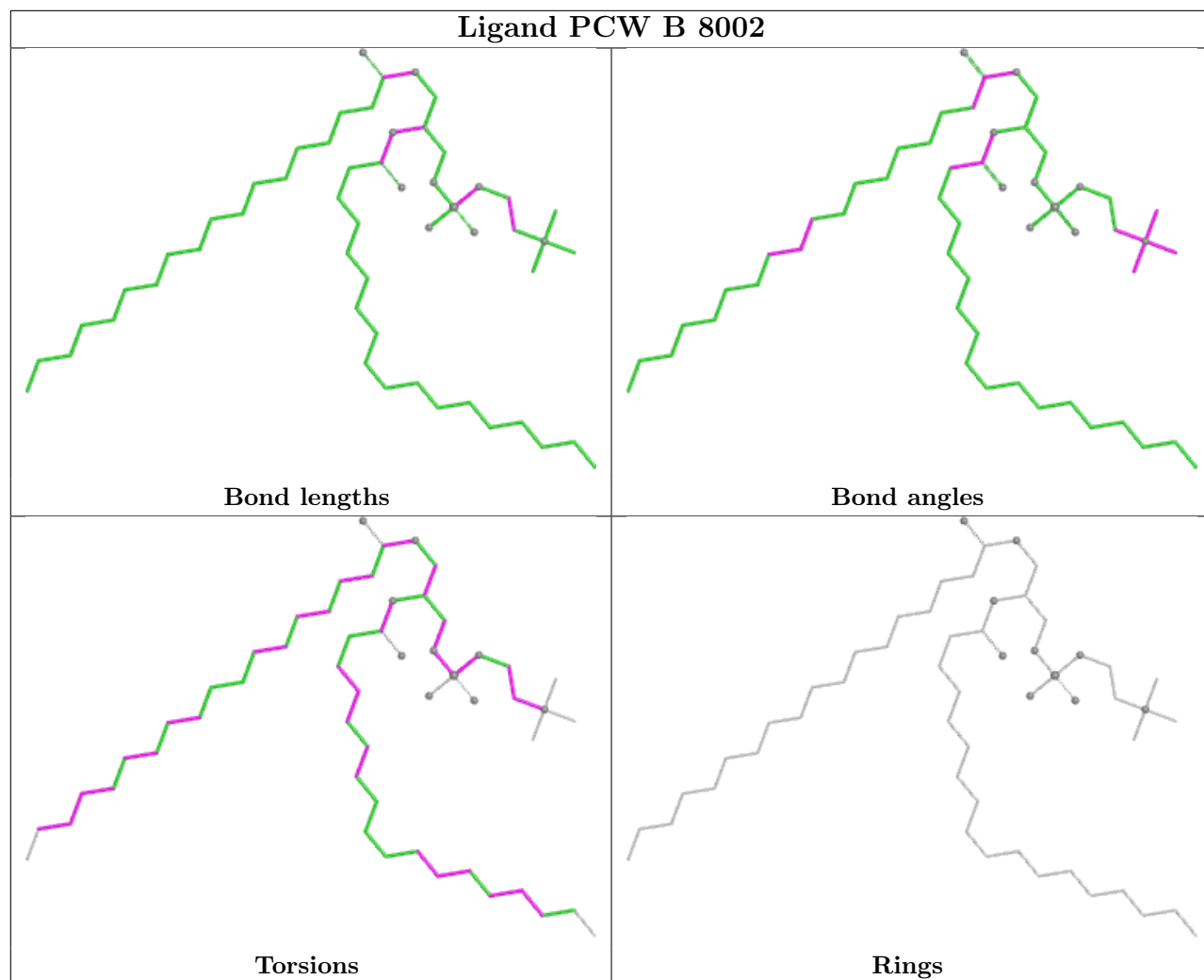
Continued from previous page...

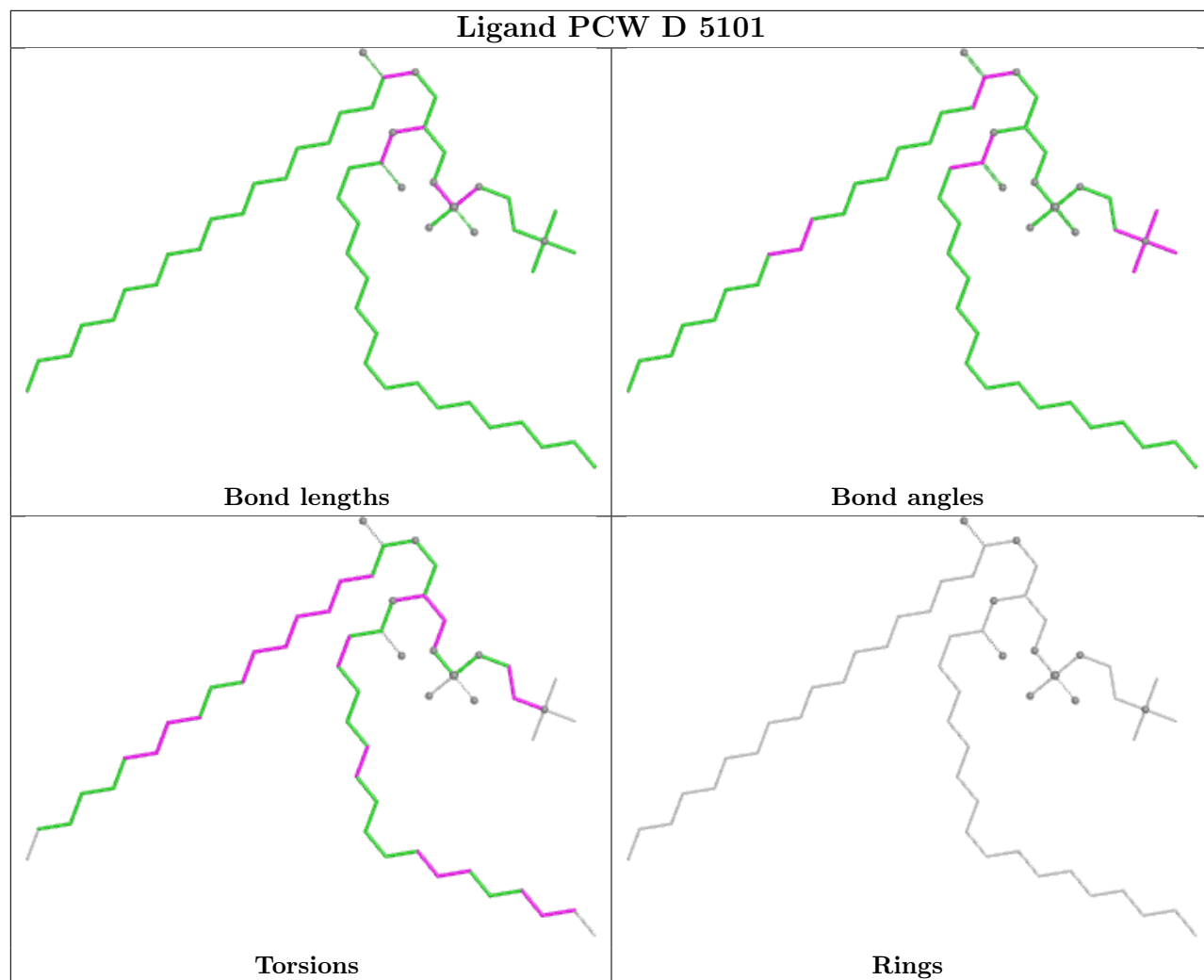
Mol	Chain	Res	Type	Atoms
5	A	8003	PCW	C15-C16-C17-C18
5	B	8003	PCW	C15-C16-C17-C18
5	C	5101	PCW	C15-C16-C17-C18
5	A	8003	PCW	C31-C32-C33-C34
5	D	5101	PCW	C31-C32-C33-C34
5	B	8003	PCW	C31-C32-C33-C34
5	C	5101	PCW	C31-C32-C33-C34

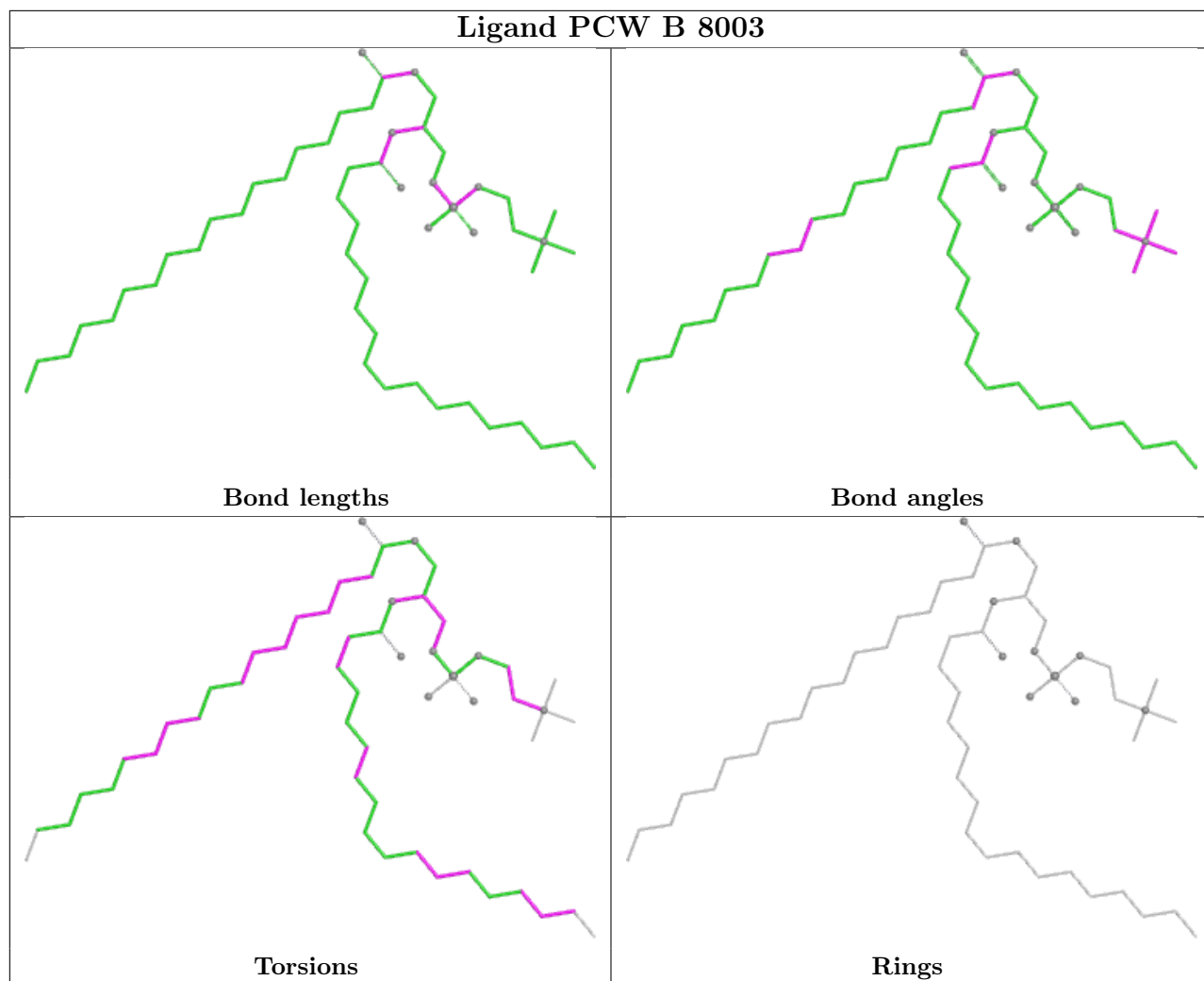
There are no ring outliers.

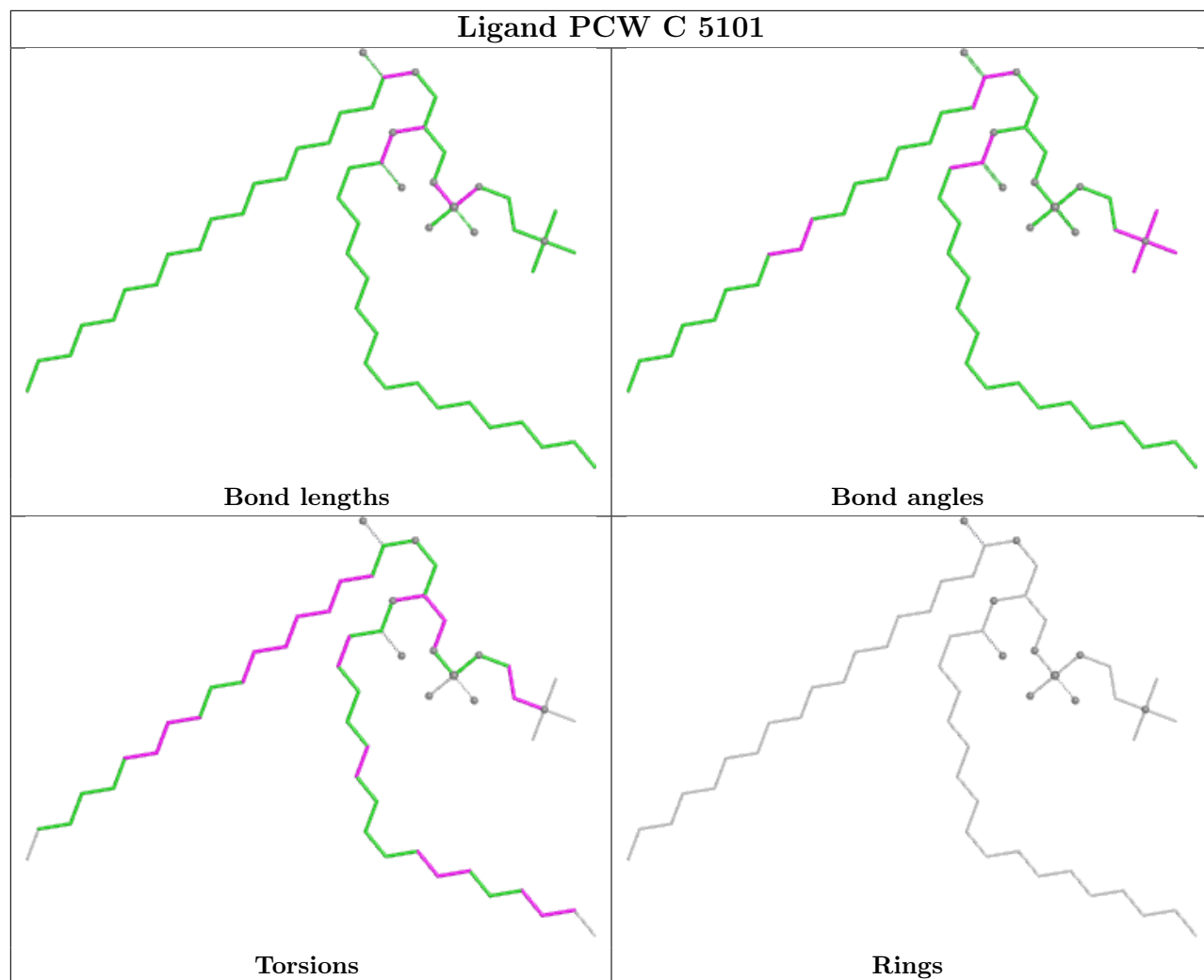
No monomer is involved in short contacts.

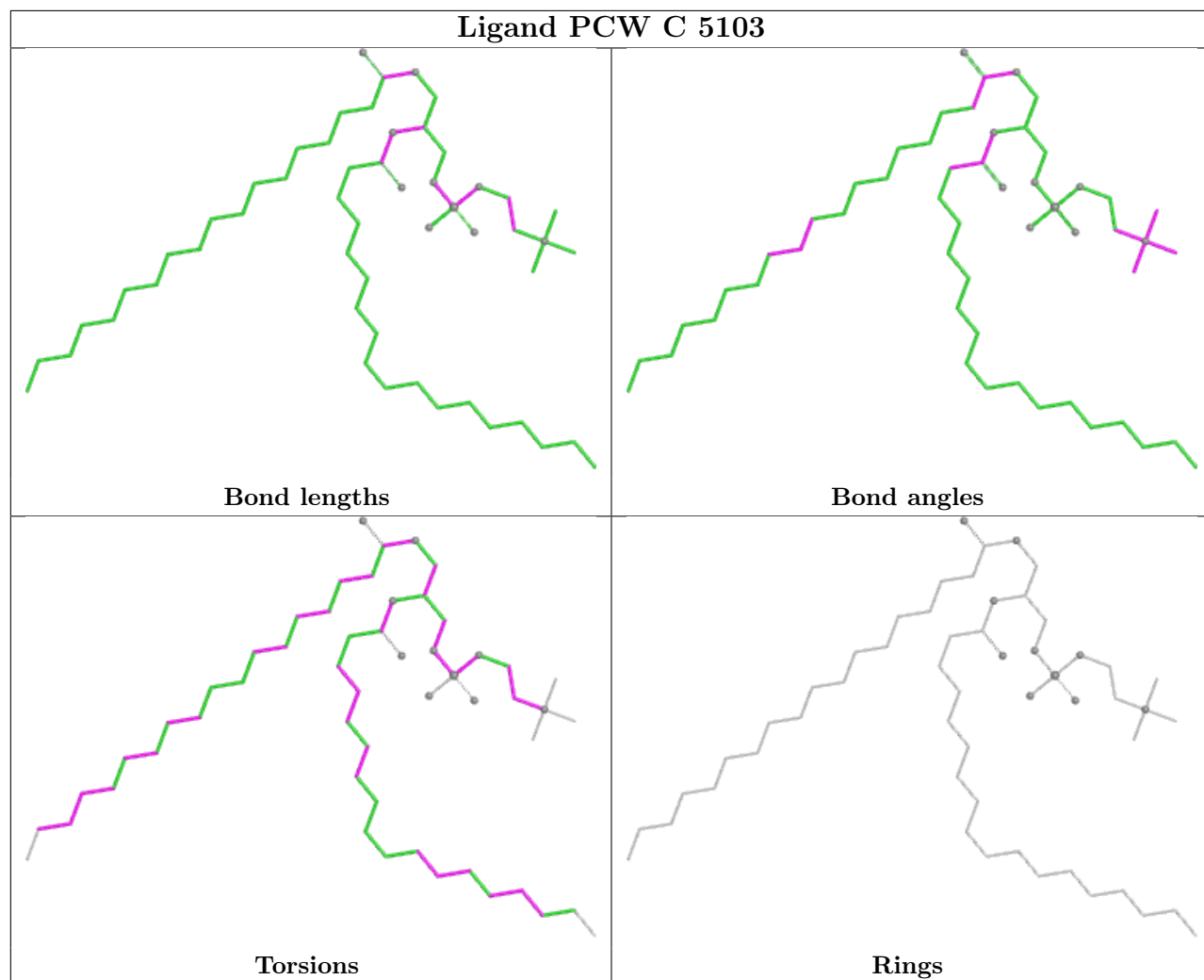
The following is a two-dimensional graphical depiction of Mogul quality analysis of bond lengths, bond angles, torsion angles, and ring geometry for all instances of the Ligand of Interest. In addition, ligands with molecular weight > 250 and outliers as shown on the validation Tables will also be included. For torsion angles, if less than 5% of the Mogul distribution of torsion angles is within 10 degrees of the torsion angle in question, then that torsion angle is considered an outlier. Any bond that is central to one or more torsion angles identified as an outlier by Mogul will be highlighted in the graph. For rings, the root-mean-square deviation (RMSD) between the ring in question and similar rings identified by Mogul is calculated over all ring torsion angles. If the average RMSD is greater than 60 degrees and the minimal RMSD between the ring in question and any Mogul-identified rings is also greater than 60 degrees, then that ring is considered an outlier. The outliers are highlighted in purple. The color gray indicates Mogul did not find sufficient equivalents in the CSD to analyse the geometry.

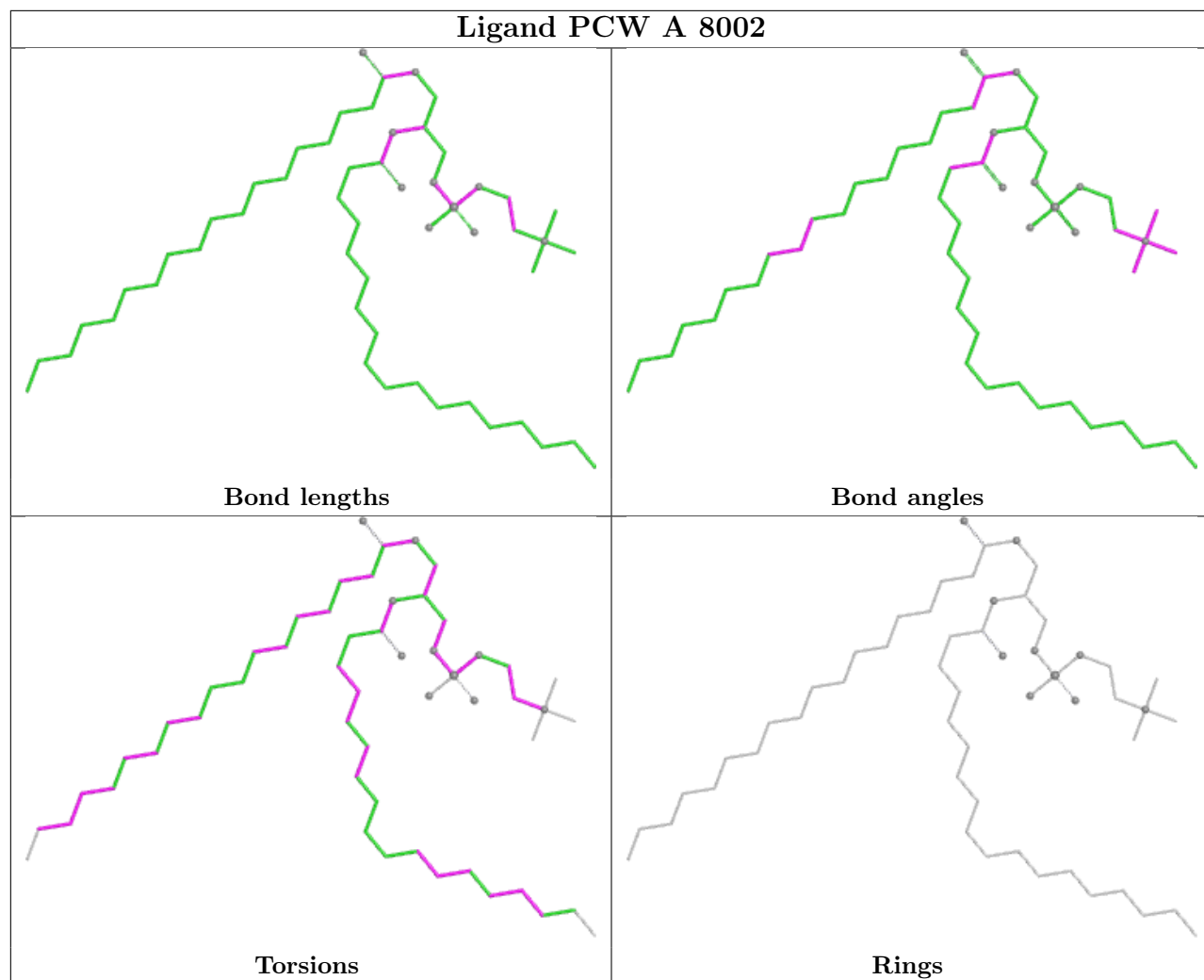


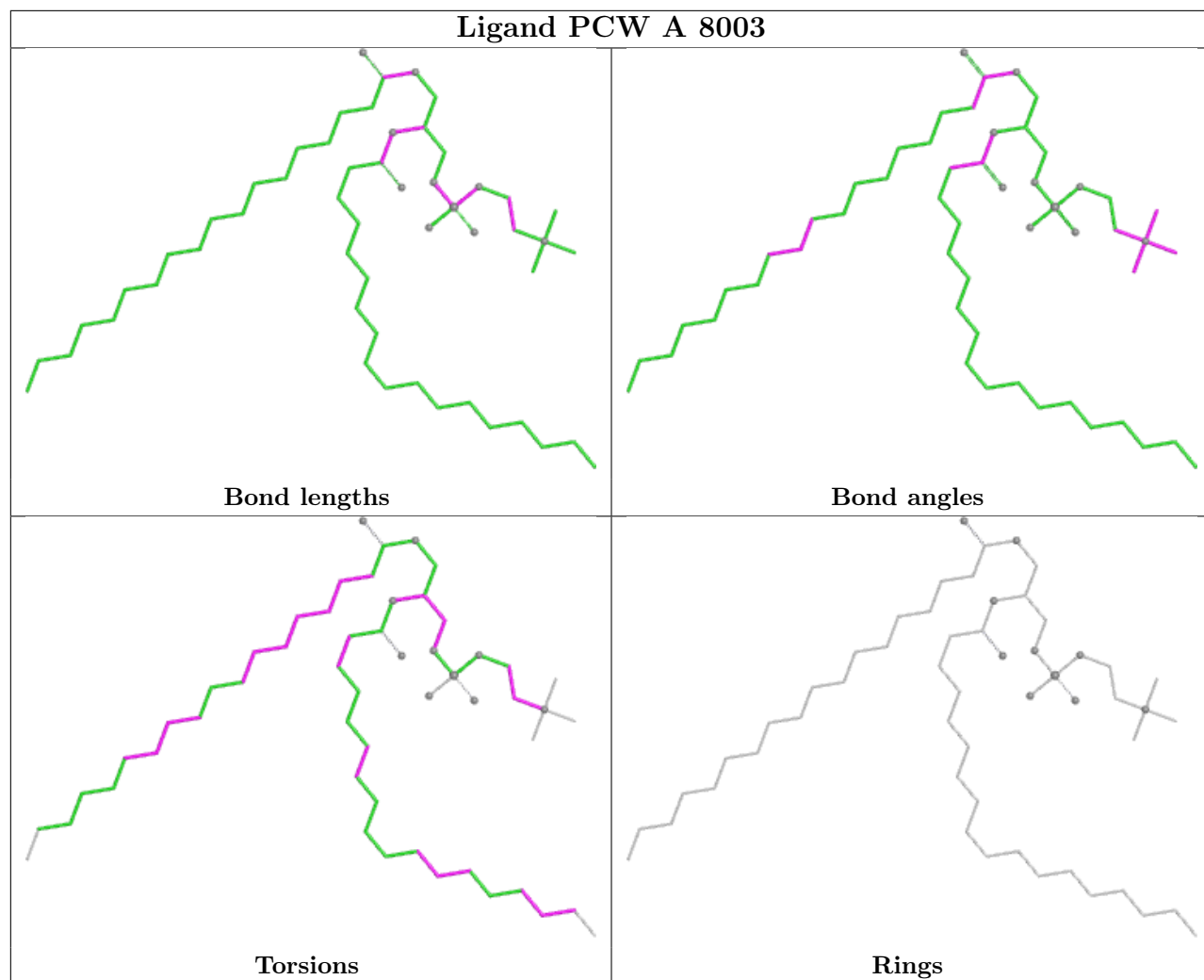


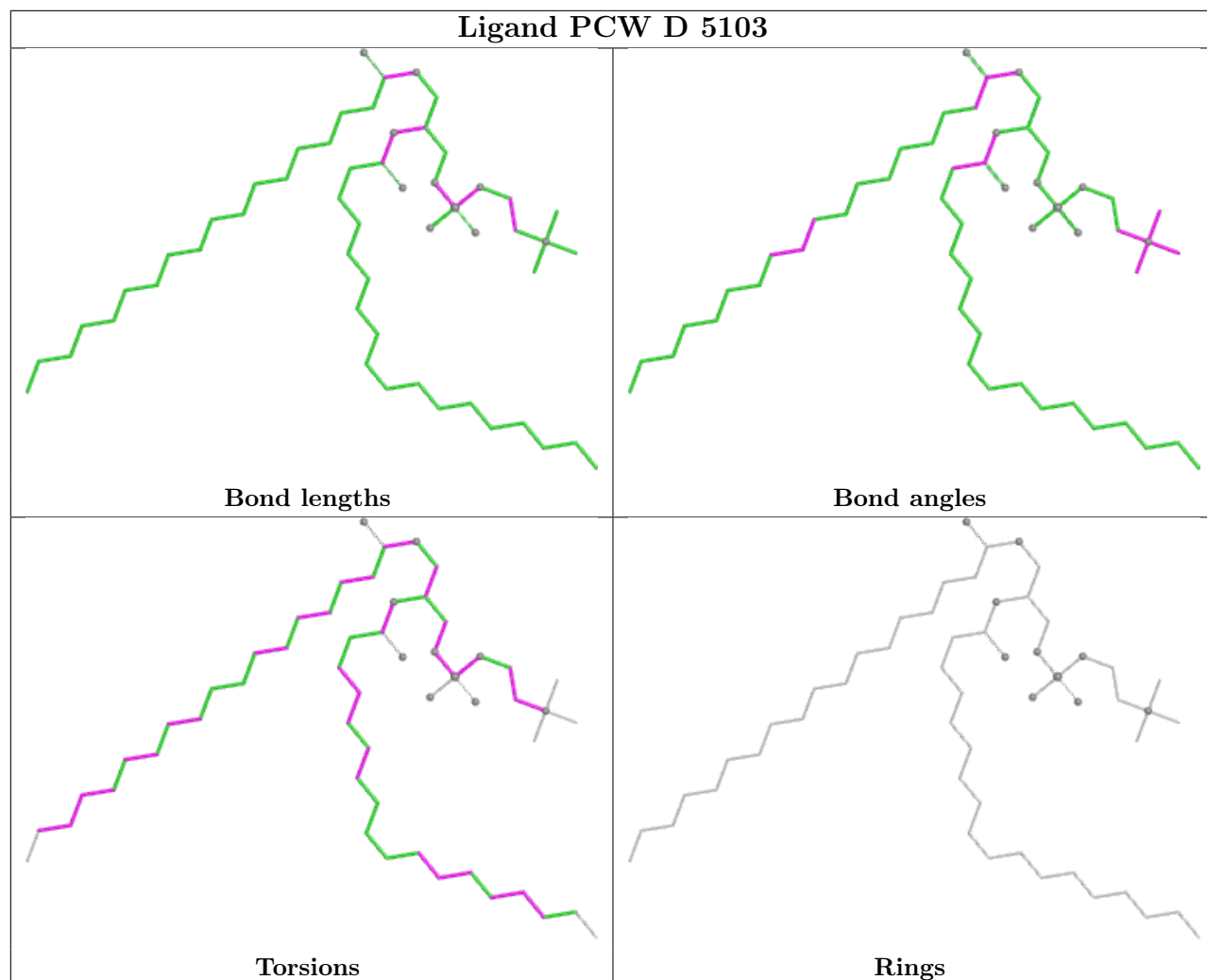












5.7 Other polymers [i](#)

There are no such residues in this entry.

5.8 Polymer linkage issues [i](#)

There are no chain breaks in this entry.

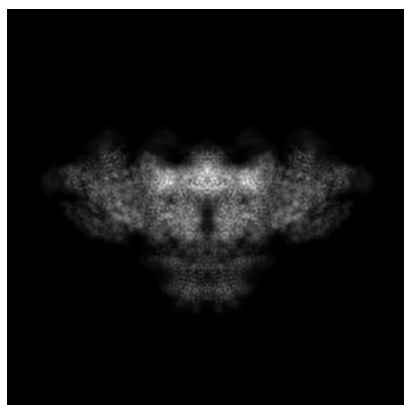
6 Map visualisation [i](#)

This section contains visualisations of the EMDB entry EMD-43299. These allow visual inspection of the internal detail of the map and identification of artifacts.

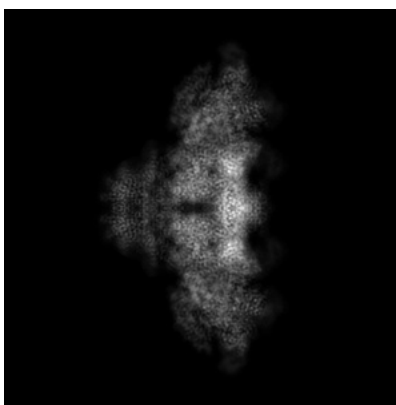
No raw map or half-maps were deposited for this entry and therefore no images, graphs, etc. pertaining to the raw map can be shown.

6.1 Orthogonal projections [i](#)

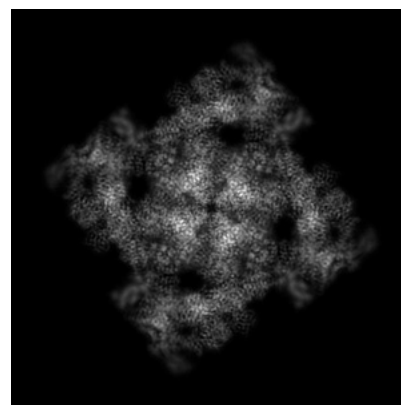
6.1.1 Primary map



X



Y



Z


The images above show the map projected in three orthogonal directions.

6.2 Central slices [i](#)


6.2.1 Primary map



X Index: 256



Y Index: 256



Z Index: 256

The images above show central slices of the map in three orthogonal directions.

6.3 Largest variance slices [\(i\)](#)

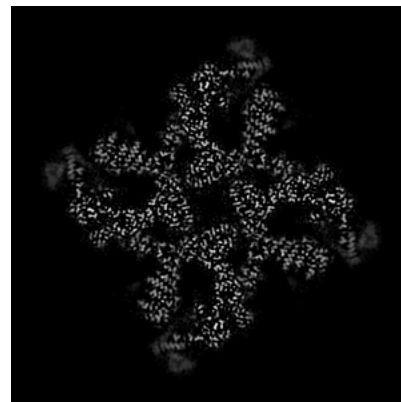
6.3.1 Primary map



X Index: 238



Y Index: 274




Z Index: 289


The images above show the largest variance slices of the map in three orthogonal directions.

6.4 Orthogonal standard-deviation projections (False-color) [\(i\)](#)

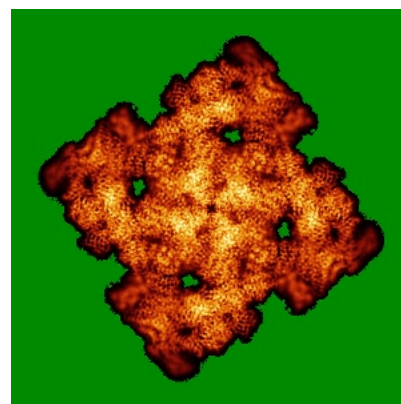
6.4.1 Primary map



X



Y




Z

The images above show the map standard deviation projections with false color in three orthogonal directions. Minimum values are shown in green, max in blue, and dark to light orange shades represent small to large values respectively.

6.5 Orthogonal surface views [i](#)

6.5.1 Primary map



The images above show the 3D surface view of the map at the recommended contour level 0.15. These images, in conjunction with the slice images, may facilitate assessment of whether an appropriate contour level has been provided.

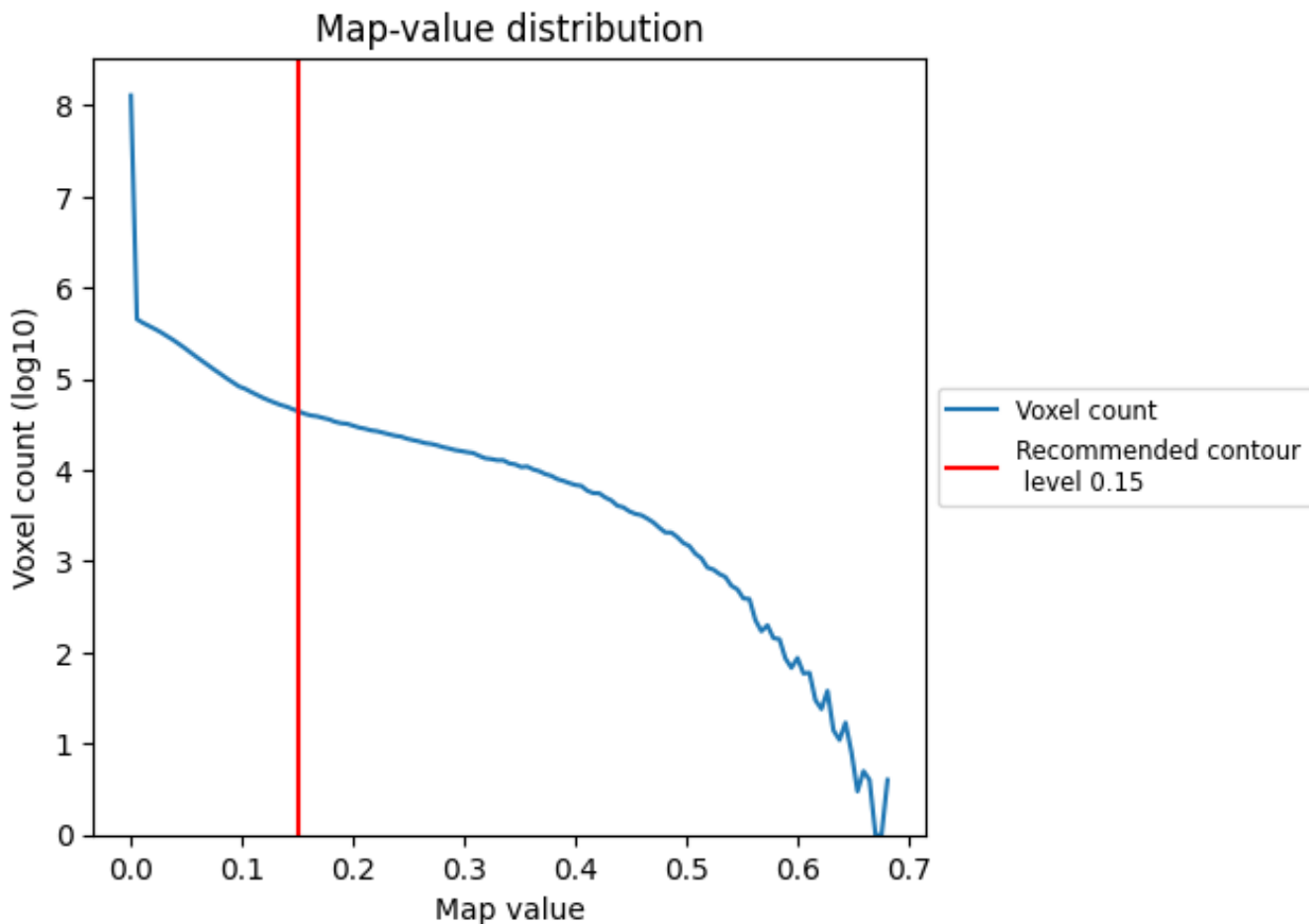
6.6 Mask visualisation [i](#)

This section was not generated. No masks/segmentation were deposited.

7 Map analysis [i](#)

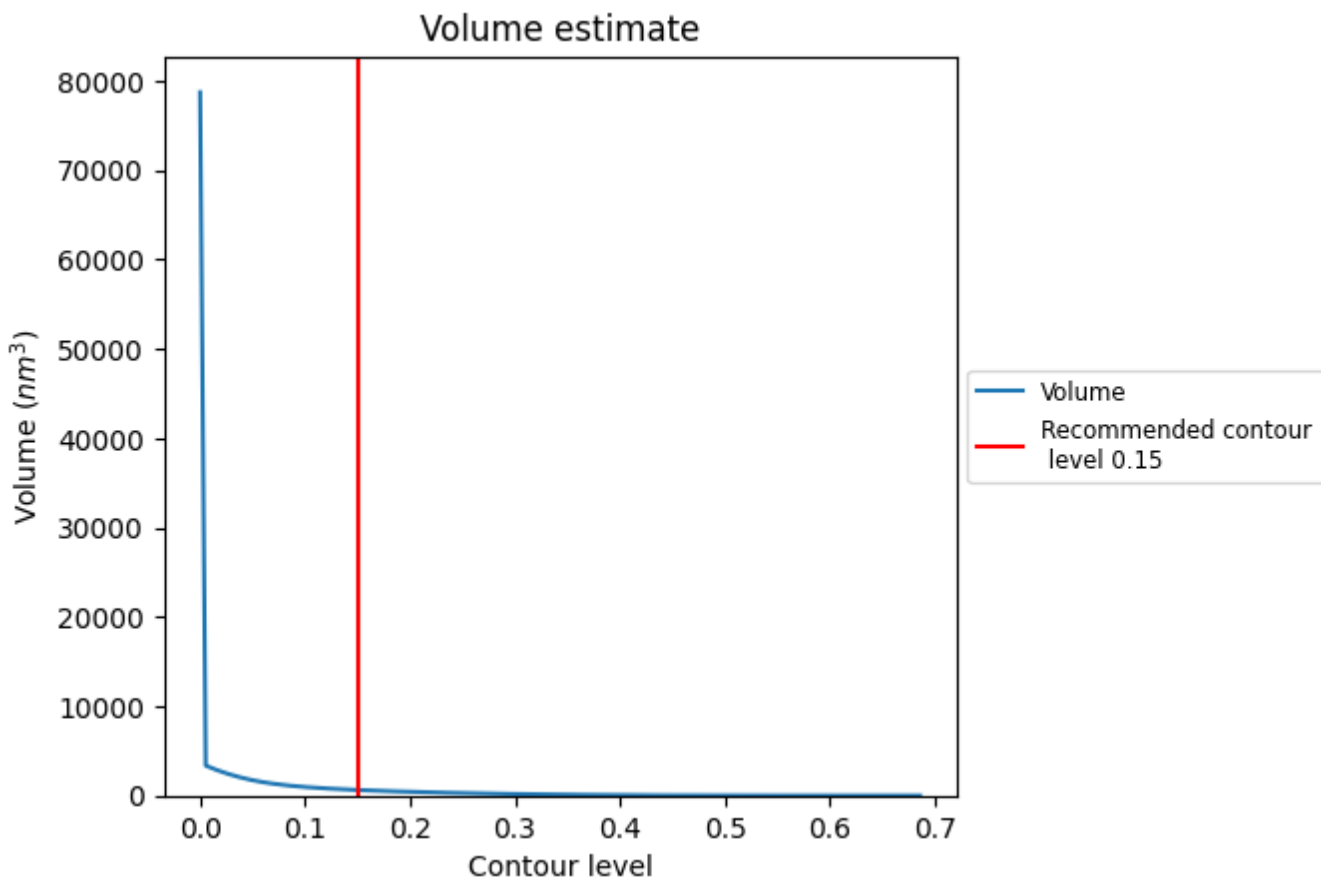
This section contains the results of statistical analysis of the map.

7.1 Map-value distribution [i](#)



The map-value distribution is plotted in 128 intervals along the x-axis. The y-axis is logarithmic. A spike in this graph at zero usually indicates that the volume has been masked.

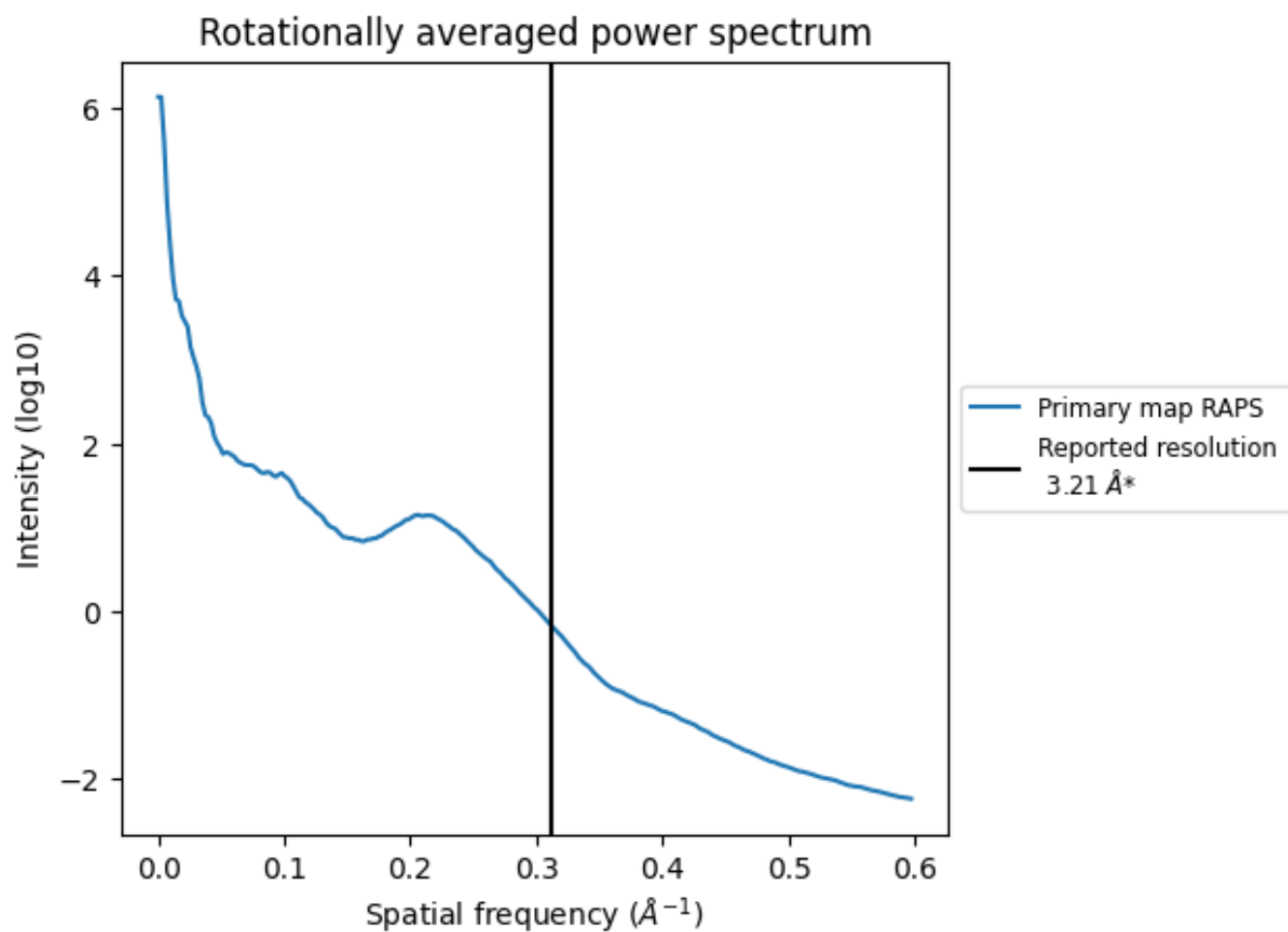
7.2 Volume estimate [i](#)



The volume at the recommended contour level is 624 nm^3 ; this corresponds to an approximate mass of 564 kDa.

The volume estimate graph shows how the enclosed volume varies with the contour level. The recommended contour level is shown as a vertical line and the intersection between the line and the curve gives the volume of the enclosed surface at the given level.

7.3 Rotationally averaged power spectrum [i](#)



*Reported resolution corresponds to spatial frequency of 0.312 Å⁻¹

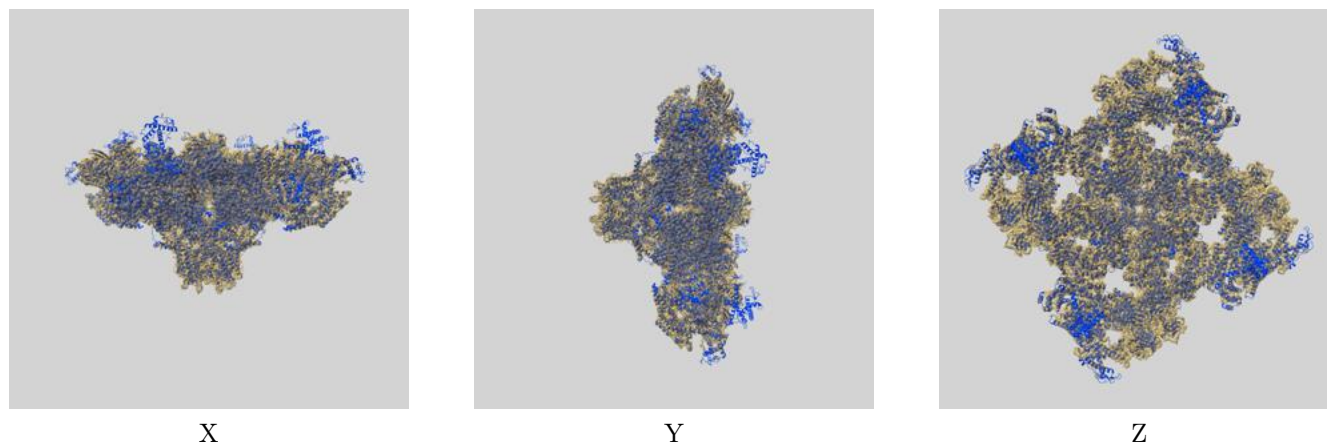
8 Fourier-Shell correlation

This section was not generated. No FSC curve or half-maps provided.

9 Map-model fit [i](#)

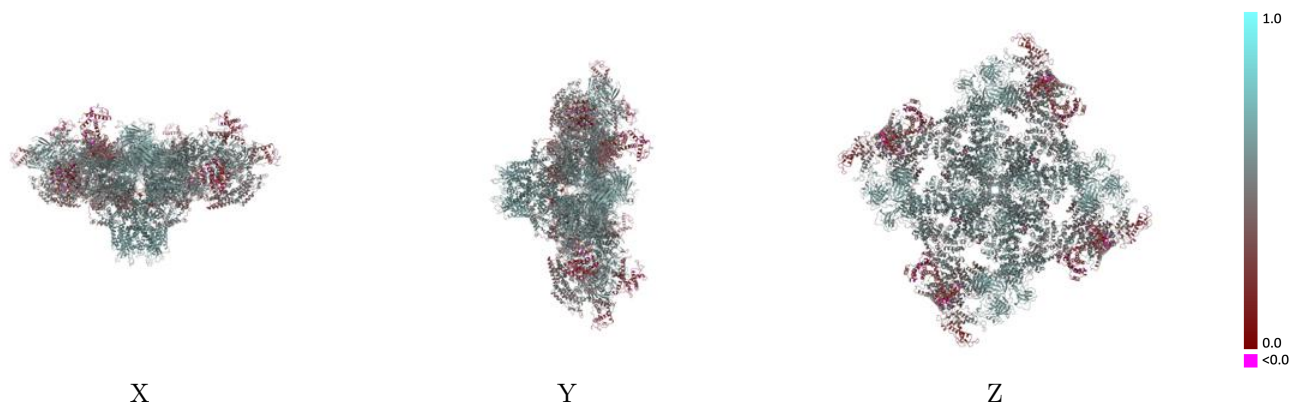
This section contains information regarding the fit between EMDB map EMD-43299 and PDB model 8VK3. Per-residue inclusion information can be found in section 3 on page 7.

9.1 Map-model overlay [i](#)



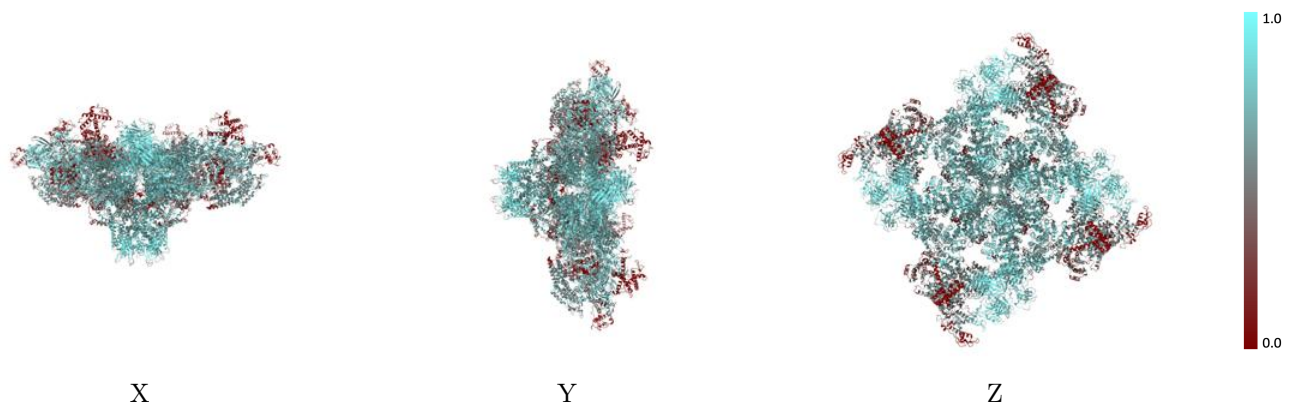
The images above show the 3D surface view of the map at the recommended contour level 0.15 at 50% transparency in yellow overlaid with a ribbon representation of the model coloured in blue. These images allow for the visual assessment of the quality of fit between the atomic model and the map.

9.2 Q-score mapped to coordinate model [i](#)



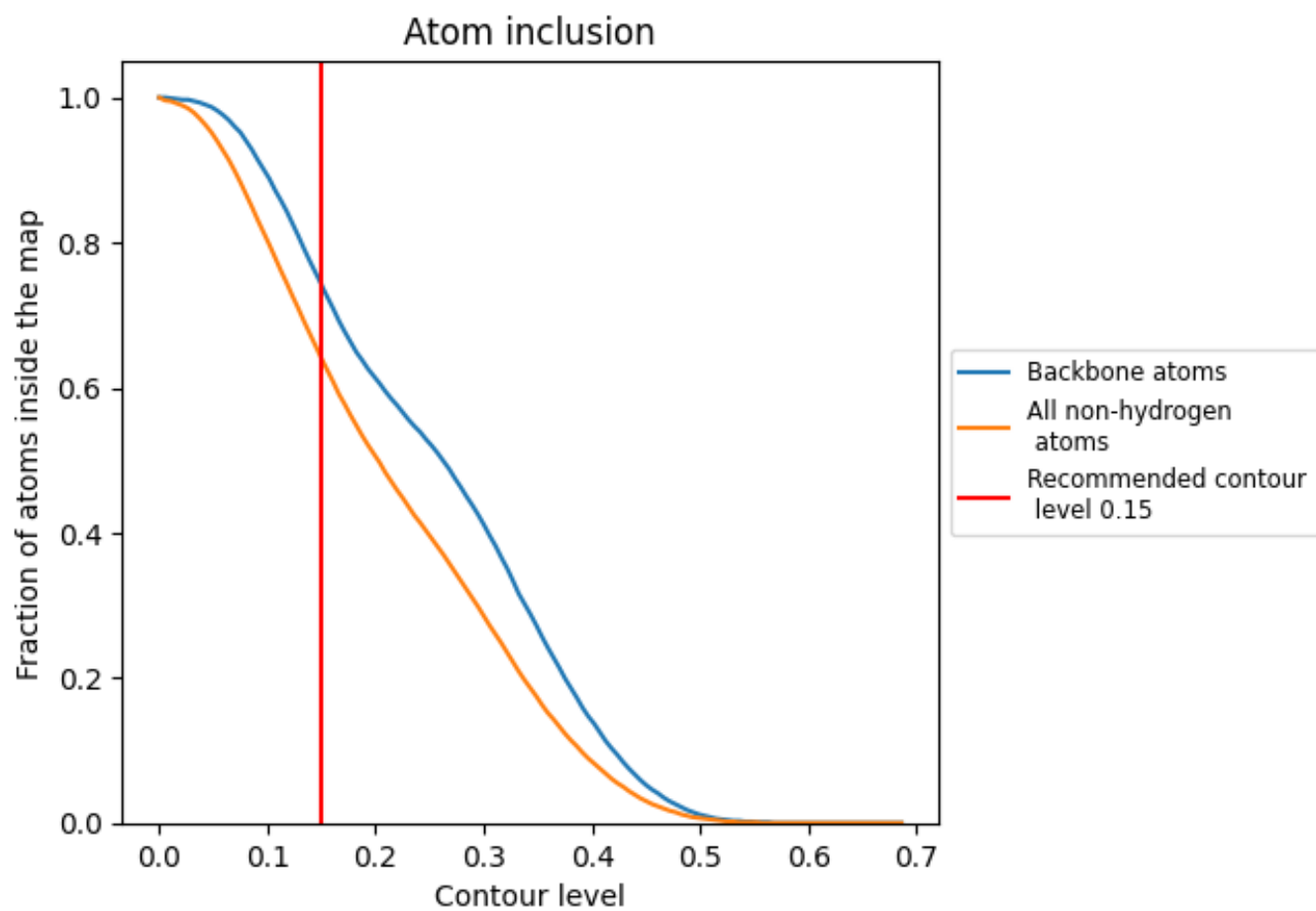
The images above show the model with each residue coloured according to its Q-score. This shows their resolvability in the map with higher Q-score values reflecting better resolvability. Please note: Q-score is calculating the resolvability of atoms, and thus high values are only expected at resolutions at which atoms can be resolved. Low Q-score values may therefore be expected for many entries.

9.3 Atom inclusion mapped to coordinate model [i](#)



The images above show the model with each residue coloured according to its atom inclusion. This shows to what extent they are inside the map at the recommended contour level (0.15).



































9.4 Atom inclusion [i](#)



At the recommended contour level, 74% of all backbone atoms, 64% of all non-hydrogen atoms, are inside the map.

9.5 Map-model fit summary

The table lists the average atom inclusion at the recommended contour level (0.15) and Q-score for the entire model and for each chain.

Chain	Atom inclusion	Q-score
All	 0.6400	 0.4910
A	 0.6520	 0.5030
B	 0.6530	 0.5020
C	 0.6530	 0.5020
D	 0.6520	 0.5030
E	 0.7290	 0.5660
F	 0.7340	 0.5630
G	 0.7320	 0.5630
H	 0.7360	 0.5630
I	 0.3090	 0.1620
J	 0.2960	 0.1670
K	 0.3040	 0.1620
L	 0.2910	 0.1640
M	 0.3010	 0.1640
N	 0.2960	 0.1680
O	 0.3060	 0.1590
P	 0.2930	 0.1660

