



Full wwPDB X-ray Structure Validation Report ⓘ

Dec 16, 2024 – 01:50 AM EST

PDB ID : 8T8B
Title : Crystal structure of the *Thermus thermophilus* 70S ribosome in complex with protein Y, A-site aminoacyl-tRNA analog ACC-PMN, and P-site formyl-MAI-tripeptidyl-tRNA analog ACCA-IAMf at 2.65Å resolution
Authors : Thaler, J.; Syroegin, E.A.; Breuker, K.; Polikanov, Y.S.; Micura, R.
Deposited on : 2023-06-22
Resolution : 2.65 Å(reported)

This is a Full wwPDB X-ray Structure Validation Report for a publicly released PDB entry.

We welcome your comments at validation@mail.wwpdb.org

A user guide is available at

<https://www.wwpdb.org/validation/2017/XrayValidationReportHelp>

with specific help available everywhere you see the ⓘ symbol.

The types of validation reports are described at

<http://www.wwpdb.org/validation/2017/FAQs#types>.

The following versions of software and data (see [references ⓘ](#)) were used in the production of this report:

MolProbity : 4.02b-467
Mogul : 2022.3.0, CSD as543be (2022)
Xtriage (Phenix) : 1.21
EDS : 3.0
Percentile statistics : 20231227.v01 (using entries in the PDB archive December 27th 2023)
CCP4 : 9.0.004 (Gargrove)
Density-Fitness : 1.0.11
Ideal geometry (proteins) : Engh & Huber (2001)
Ideal geometry (DNA, RNA) : Parkinson et al. (1996)
Validation Pipeline (wwPDB-VP) : 2.40

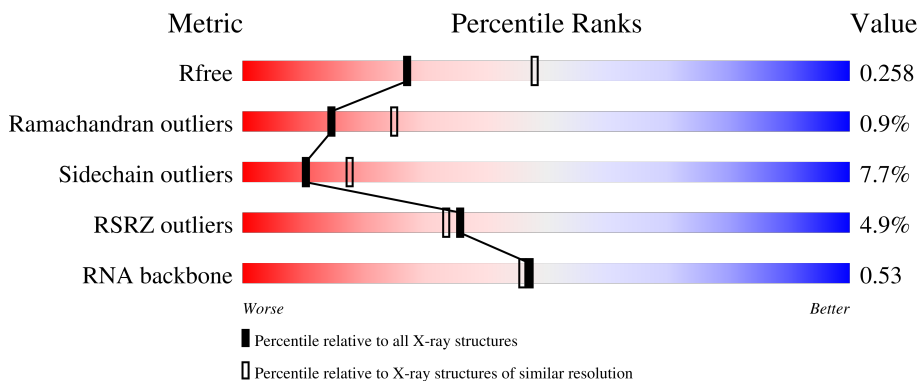
1 Overall quality at a glance

The following experimental techniques were used to determine the structure:

X-RAY DIFFRACTION

The reported resolution of this entry is 2.65 Å.

Percentile scores (ranging between 0-100) for global validation metrics of the entry are shown in the following graphic. The table shows the number of entries on which the scores are based.



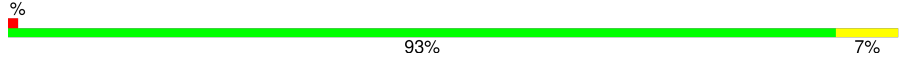
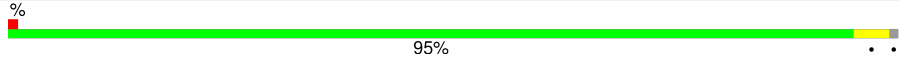
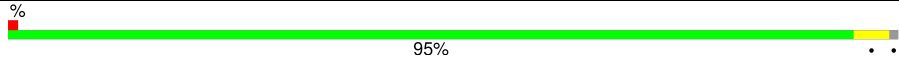
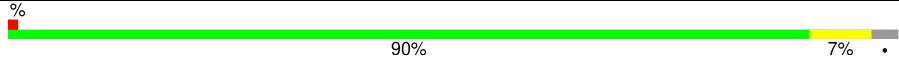
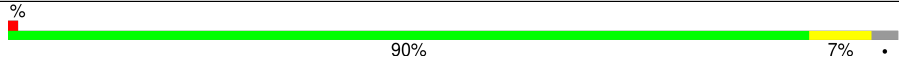
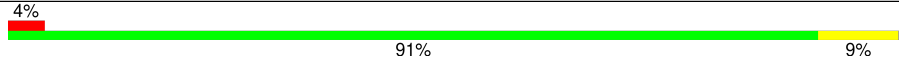
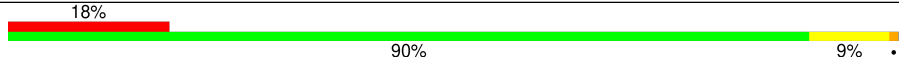
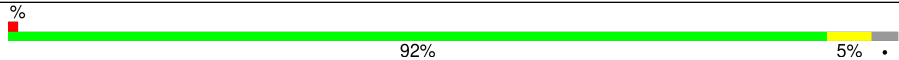
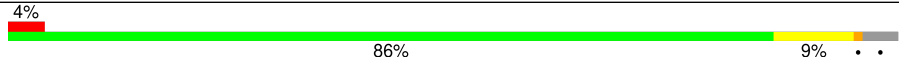
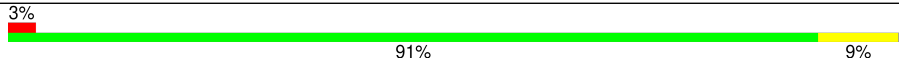
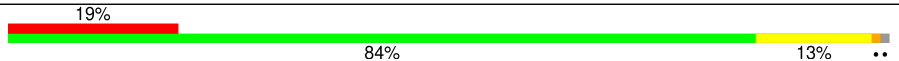
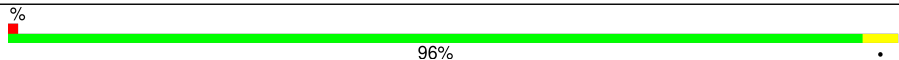
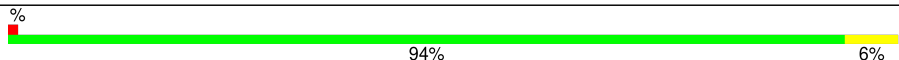
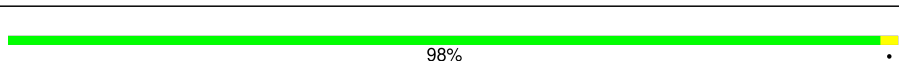
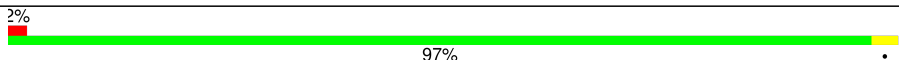
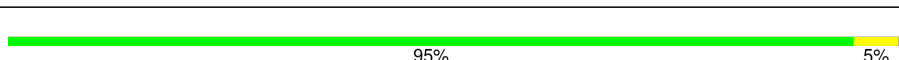
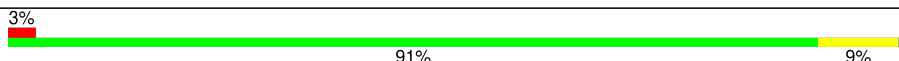
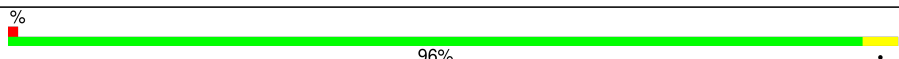
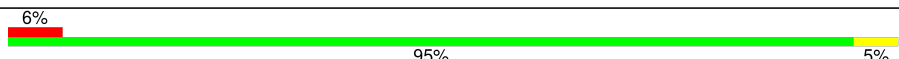
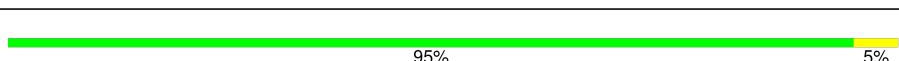
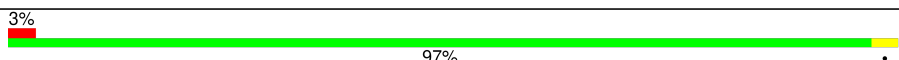
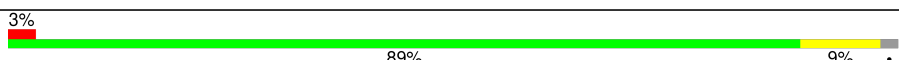
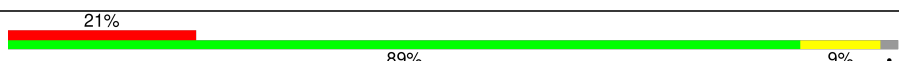
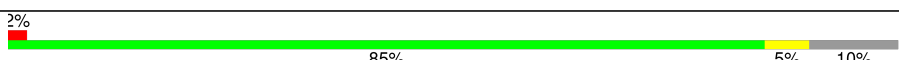
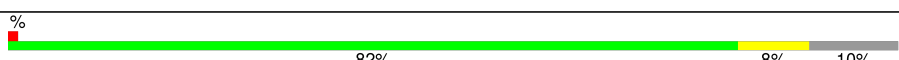
Metric	Whole archive (#Entries)	Similar resolution (#Entries, resolution range(Å))
R_{free}	164625	1003 (2.66-2.66)
Ramachandran outliers	177936	1052 (2.66-2.66)
Sidechain outliers	177891	1052 (2.66-2.66)
RSRZ outliers	164620	1003 (2.66-2.66)
RNA backbone	3690	1015 (2.90-2.42)

The table below summarises the geometric issues observed across the polymeric chains and their fit to the electron density. The red, orange, yellow and green segments of the lower bar indicate the fraction of residues that contain outliers for ≥ 3 , 2, 1 and 0 types of geometric quality criteria respectively. A grey segment represents the fraction of residues that are not modelled. The numeric value for each fraction is indicated below the corresponding segment, with a dot representing fractions $\leq 5\%$. The upper red bar (where present) indicates the fraction of residues that have poor fit to the electron density. The numeric value is given above the bar.

Mol	Chain	Length	Quality of chain
1	1A	2915	 2% 82% 16%
1	2A	2915	 3% 80% 18%
2	1B	121	 0% 84% 15%
2	2B	121	 7% 86% 13%
3	1D	276	 0% 96%

Continued on next page...

Continued from previous page...

Mol	Chain	Length	Quality of chain
3	2D	276	 93% 7%
4	1E	206	 95%
4	2E	206	 95%
5	1F	210	 90% 7%
5	2F	210	 90% 7%
6	1G	182	 91% 9%
6	2G	182	 18% 90% 9%
7	1H	180	 92% 5%
7	2H	180	 4% 86% 9%
8	1I	148	 91% 9%
8	2I	148	 19% 84% 13%
9	1N	140	 96%
9	2N	140	 94% 6%
10	1O	122	 98%
10	2O	122	 97%
11	1P	150	 95% 5%
11	2P	150	 91% 9%
12	1Q	141	 96%
12	2Q	141	 95% 5%
13	1R	118	 95% 5%
13	2R	118	 97%
14	1S	112	 3% 89% 9%
14	2S	112	 21% 89% 9%
15	1T	146	 2% 85% 5% 10%
15	2T	146	 82% 8% 10%



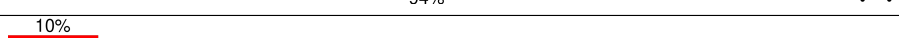
















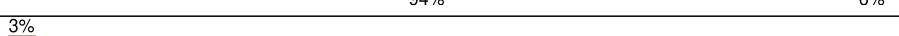





Continued on next page...

Continued from previous page...

Mol	Chain	Length	Quality of chain
16	1U	118	93% 5%
16	2U	118	95% 3%
17	1V	101	95%
17	2V	101	91% 9%
18	1W	113	96%
18	2W	113	91% 8%
19	1X	96	95%
19	2X	96	95% 6%
20	1Y	110	84% 14%
20	2Y	110	93% 5%
21	1Z	206	94% 5%
21	2Z	206	90% 7%
22	10	85	94%
22	20	85	94%
23	11	98	96%
23	21	98	92% 7%
24	12	72	93%
24	22	72	86% 11%
25	13	60	95%
25	23	60	95%
26	14	71	85% 13%
26	24	71	83% 13%
27	15	60	92% 7%
27	25	60	92% 7%
28	16	54	91% 7%

Continued on next page...

Continued from previous page...

Mol	Chain	Length	Quality of chain
28	26	54	 89% 9%
29	17	49	 2% 94%
29	27	49	 10% 92% 6%
30	18	65	 2% 92% 6%
30	28	65	 91% 8%
31	19	37	 92% 8%
31	29	37	 5% 92% 8%
32	1a	1521	 2% 81% 17%
32	2a	1521	 4% 79% 20%
33	1b	256	 8% 80% 10% 10%
33	2b	256	 14% 77% 12% 10%
34	1c	239	 3% 80% 6% 14%
34	2c	239	 12% 78% 8% 14%
35	1d	209	 4% 94% 6%
35	2d	209	 3% 94% 6%
36	1e	162	 2% 85% 6% 9%
36	2e	162	 7% 83% 8% 9%
37	1f	101	 2% 92% 7%
37	2f	101	 3% 96%
38	1g	156	 2% 90% 9%
38	2g	156	 13% 94% 6%
39	1h	138	 3% 94% 5%
39	2h	138	 4% 91% 7%
40	1i	128	 11% 88% 12%
40	2i	128	 34% 90% 8%




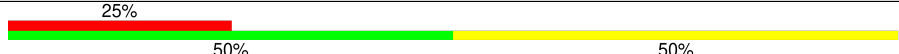
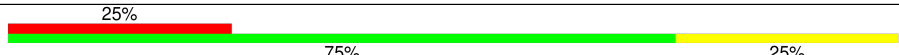

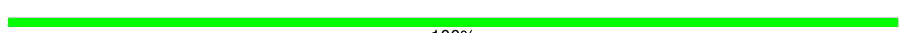
Continued on next page...

Continued from previous page...

Mol	Chain	Length	Quality of chain
41	1j	105	11% 78% 13% 8%
41	2j	105	28% 81% 10% 9%
42	1k	129	% 84% 12%
42	2k	129	4% 80% 9% 12%
43	1l	132	6% 89% 8%
43	2l	132	10% 88% 5% 8%
44	1m	126	5% 84% 7% 8%
44	2m	126	18% 83% 8% 10%
45	1n	61	10% 93% 5%
45	2n	61	49% 92% 7%
46	1o	89	9% 96% 2%
46	2o	89	3% 97% 2%
47	1p	88	15% 83% 10% 7%
47	2p	88	9% 89% 5% 7%
48	1q	105	7% 90% 6%
48	2q	105	3% 88% 7% 6%
49	1r	88	% 75% 23%
49	2r	88	3% 74% 23%
50	1s	93	2% 83% 6% 11%
50	2s	93	19% 76% 13% 11%
51	1t	106	8% 84% 6% 9%
51	2t	106	4% 87% 6% 8%
52	1u	27	7% 74% 11% 15%
52	2u	27	37% 74% 11% 15%
53	1y	113	9% 82% 14%

Continued on next page...

Continued from previous page...

Mol	Chain	Length	Quality of chain
53	2y	113	
54	1w	4	
54	2w	4	
55	1x	4	
55	2x	4	
56	1v	3	
56	2v	3	

The following table lists non-polymeric compounds, carbohydrate monomers and non-standard residues in protein, DNA, RNA chains that are outliers for geometric or electron-density-fit criteria:

Mol	Type	Chain	Res	Chirality	Geometry	Clashes	Electron density
57	MG	1A	3854	-	-	-	X
57	MG	1A	3970	-	-	-	X
57	MG	1D	312	-	-	-	X
57	MG	2A	3177	-	-	-	X
57	MG	2A	3310	-	-	-	X
57	MG	2B	201	-	-	-	X
57	MG	2G	202	-	-	-	X
57	MG	2a	3023	-	-	-	X
57	MG	2a	3058	-	-	-	X
57	MG	2a	3069	-	-	-	X

2 Entry composition [i](#)

There are 62 unique types of molecules in this entry. The entry contains 295092 atoms, of which 0 are hydrogens and 0 are deuteriums.

In the tables below, the ZeroOcc column contains the number of atoms modelled with zero occupancy, the AltConf column contains the number of residues with at least one atom in alternate conformation and the Trace column contains the number of residues modelled with at most 2 atoms.

- Molecule 1 is a RNA chain called 23S Ribosomal RNA.

Mol	Chain	Residues	Atoms					ZeroOcc	AltConf	Trace
			Total	C	N	O	P			
1	1A	2872	Total	C	N	O	P	0	0	0
			61869	27540	11574	19884	2871			
1	2A	2867	Total	C	N	O	P	0	0	0
			61758	27491	11552	19850	2865			

- Molecule 2 is a RNA chain called 5S Ribosomal RNA.

Mol	Chain	Residues	Atoms					ZeroOcc	AltConf	Trace
			Total	C	N	O	P			
2	1B	120	Total	C	N	O	P	0	0	0
			2572	1145	476	832	119			
2	2B	120	Total	C	N	O	P	0	0	0
			2573	1146	476	832	119			

- Molecule 3 is a protein called 50S ribosomal protein L2.

Mol	Chain	Residues	Atoms					ZeroOcc	AltConf	Trace
			Total	C	N	O	S			
3	1D	275	Total	C	N	O	S	0	0	0
			2131	1346	422	360	3			
3	2D	275	Total	C	N	O	S	0	0	0
			2136	1349	423	361	3			

- Molecule 4 is a protein called 50S ribosomal protein L3.

Mol	Chain	Residues	Atoms					ZeroOcc	AltConf	Trace
			Total	C	N	O	S			
4	1E	204	Total	C	N	O	S	0	0	0
			1559	985	298	270	6			
4	2E	204	Total	C	N	O	S	0	0	0
			1559	985	298	270	6			

- Molecule 5 is a protein called 50S ribosomal protein L4.

Mol	Chain	Residues	Atoms					ZeroOcc	AltConf	Trace
			Total	C	N	O	S			
5	1F	203	Total 1584	C 1009	N 298	O 275	S 2	0	0	1
5	2F	203	Total 1580	C 1007	N 297	O 274	S 2	0	0	1

- Molecule 6 is a protein called 50S ribosomal protein L5.

Mol	Chain	Residues	Atoms					ZeroOcc	AltConf	Trace
			Total	C	N	O	S			
6	1G	181	Total 1426	C 916	N 253	O 253	S 4	0	0	0
6	2G	181	Total 1424	C 912	N 259	O 249	S 4	0	0	0

- Molecule 7 is a protein called 50S ribosomal protein L6.

Mol	Chain	Residues	Atoms					ZeroOcc	AltConf	Trace
			Total	C	N	O	S			
7	1H	174	Total 1330	C 845	N 248	O 236	S 1	0	0	0
7	2H	173	Total 1324	C 842	N 247	O 234	S 1	0	0	0

- Molecule 8 is a protein called 50S ribosomal protein L9.

Mol	Chain	Residues	Atoms					ZeroOcc	AltConf	Trace
			Total	C	N	O	S			
8	1I	147	Total 1094	C 699	N 191	O 203	S 1	0	0	0
8	2I	146	Total 1076	C 687	N 186	O 202	S 1	0	0	0

- Molecule 9 is a protein called 50S ribosomal protein L13.

Mol	Chain	Residues	Atoms					ZeroOcc	AltConf	Trace
			Total	C	N	O	S			
9	1N	140	Total 1121	C 722	N 208	O 187	S 4	0	0	0
9	2N	140	Total 1117	C 719	N 207	O 187	S 4	0	0	0

- Molecule 10 is a protein called 50S ribosomal protein L14.

Mol	Chain	Residues	Atoms					ZeroOcc	AltConf	Trace
			Total	C	N	O	S			
10	1O	122	Total 933	C 588	N 171	O 170	S 4	0	0	0

Continued on next page...

Continued from previous page...

Mol	Chain	Residues	Atoms					ZeroOcc	AltConf	Trace
10	2O	122	Total	C	N	O	S	0	0	0
			933	588	171	170	4			

- Molecule 11 is a protein called 50S ribosomal protein L15.

Mol	Chain	Residues	Atoms					ZeroOcc	AltConf	Trace
11	1P	149	Total	C	N	O	S	0	0	0
			1135	706	230	196	3			
11	2P	149	Total	C	N	O	S	0	0	0
			1135	706	230	196	3			

- Molecule 12 is a protein called 50S ribosomal protein L16.

Mol	Chain	Residues	Atoms					ZeroOcc	AltConf	Trace
12	1Q	141	Total	C	N	O	S	0	0	0
			1122	715	212	188	7			
12	2Q	141	Total	C	N	O	S	0	0	0
			1122	715	212	188	7			

- Molecule 13 is a protein called 50S ribosomal protein L17.

Mol	Chain	Residues	Atoms					ZeroOcc	AltConf	Trace
13	1R	118	Total	C	N	O	S	0	0	0
			968	604	203	160	1			
13	2R	118	Total	C	N	O	S	0	0	0
			968	604	203	160	1			

- Molecule 14 is a protein called 50S ribosomal protein L18.

Mol	Chain	Residues	Atoms				ZeroOcc	AltConf	Trace
14	1S	110	Total	C	N	O	0	0	0
			877	553	175	149			
14	2S	110	Total	C	N	O	0	0	0
			870	549	173	148			

- Molecule 15 is a protein called 50S ribosomal protein L19.

Mol	Chain	Residues	Atoms					ZeroOcc	AltConf	Trace
15	1T	131	Total	C	N	O	S	0	0	0
			1091	680	225	185	1			
15	2T	131	Total	C	N	O	S	0	0	0
			1083	675	224	183	1			

- Molecule 16 is a protein called 50S ribosomal protein L20.

Mol	Chain	Residues	Atoms					ZeroOcc	AltConf	Trace
16	1U	116	Total	C	N	O	S	0	0	0
			959	608	201	149	1			
16	2U	116	Total	C	N	O	S	0	0	0
			959	608	201	149	1			

- Molecule 17 is a protein called 50S ribosomal protein L21.

Mol	Chain	Residues	Atoms					ZeroOcc	AltConf	Trace
17	1V	101	Total	C	N	O	S	0	0	0
			775	498	141	135	1			
17	2V	101	Total	C	N	O	S	0	0	0
			771	495	140	135	1			

- Molecule 18 is a protein called 50S ribosomal protein L22.

Mol	Chain	Residues	Atoms					ZeroOcc	AltConf	Trace
18	1W	112	Total	C	N	O	S	0	0	0
			886	557	174	153	2			
18	2W	112	Total	C	N	O	S	0	0	0
			886	557	174	153	2			

- Molecule 19 is a protein called 50S ribosomal protein L23.

Mol	Chain	Residues	Atoms					ZeroOcc	AltConf	Trace
19	1X	95	Total	C	N	O	S	0	0	0
			750	488	135	126	1			
19	2X	95	Total	C	N	O	S	0	0	0
			750	488	135	126	1			

- Molecule 20 is a protein called 50S ribosomal protein L24.

Mol	Chain	Residues	Atoms					ZeroOcc	AltConf	Trace
20	1Y	107	Total	C	N	O	S	0	0	0
			810	520	153	131	6			
20	2Y	107	Total	C	N	O	S	0	0	0
			810	519	153	132	6			

- Molecule 21 is a protein called 50S ribosomal protein L25.

Mol	Chain	Residues	Atoms					ZeroOcc	AltConf	Trace
21	1Z	203	Total	C	N	O	S	0	0	0
			1587	1011	282	292	2			
21	2Z	201	Total	C	N	O	S	0	0	0
			1557	995	274	286	2			

- Molecule 22 is a protein called 50S ribosomal protein L27.

Mol	Chain	Residues	Atoms					ZeroOcc	AltConf	Trace
22	10	83	Total	C	N	O	S	0	0	0
			653	404	139	109	1			
22	20	83	Total	C	N	O	S	0	0	0
			650	401	139	109	1			

- Molecule 23 is a protein called 50S ribosomal protein L28.

Mol	Chain	Residues	Atoms					ZeroOcc	AltConf	Trace
23	11	97	Total	C	N	O	S	0	0	0
			754	475	148	130	1			
23	21	97	Total	C	N	O	S	0	0	0
			759	478	149	131	1			

- Molecule 24 is a protein called 50S ribosomal protein L29.

Mol	Chain	Residues	Atoms					ZeroOcc	AltConf	Trace
24	12	70	Total	C	N	O	S	0	0	0
			588	365	118	103	2			
24	22	70	Total	C	N	O	S	0	0	0
			592	368	119	103	2			

- Molecule 25 is a protein called 50S ribosomal protein L30.

Mol	Chain	Residues	Atoms				ZeroOcc	AltConf	Trace
25	13	59	Total	C	N	O	0	0	0
			469	298	90	81			
25	23	59	Total	C	N	O	0	0	0
			464	296	90	78			

- Molecule 26 is a protein called 50S ribosomal protein L31.

Mol	Chain	Residues	Atoms					ZeroOcc	AltConf	Trace
26	14	69	Total	C	N	O	S	0	0	0
			546	346	96	99	5			

Continued on next page...

Continued from previous page...

Mol	Chain	Residues	Atoms					ZeroOcc	AltConf	Trace
26	24	69	Total	C	N	O	S	0	0	0
			536	342	98	91	5			

- Molecule 27 is a protein called 50S ribosomal protein L32.

Mol	Chain	Residues	Atoms					ZeroOcc	AltConf	Trace
27	15	59	Total	C	N	O	S	0	0	0
			459	288	90	76	5			
27	25	59	Total	C	N	O	S	0	0	0
			455	285	89	76	5			

- Molecule 28 is a protein called 50S ribosomal protein L33.

Mol	Chain	Residues	Atoms					ZeroOcc	AltConf	Trace
28	16	53	Total	C	N	O	S	0	0	0
			453	281	91	77	4			
28	26	53	Total	C	N	O	S	0	0	0
			449	279	91	75	4			

- Molecule 29 is a protein called 50S ribosomal protein L34.

Mol	Chain	Residues	Atoms					ZeroOcc	AltConf	Trace
29	17	48	Total	C	N	O	S	0	0	0
			418	257	104	55	2			
29	27	48	Total	C	N	O	S	0	0	0
			418	257	104	55	2			

- Molecule 30 is a protein called 50S ribosomal protein L35.

Mol	Chain	Residues	Atoms					ZeroOcc	AltConf	Trace
30	18	64	Total	C	N	O	S	0	0	0
			517	331	102	82	2			
30	28	64	Total	C	N	O	S	0	0	0
			517	331	102	82	2			

- Molecule 31 is a protein called 50S ribosomal protein L36.

Mol	Chain	Residues	Atoms					ZeroOcc	AltConf	Trace
31	19	37	Total	C	N	O	S	0	0	0
			307	188	68	47	4			
31	29	37	Total	C	N	O	S	0	0	0
			307	188	68	47	4			

- Molecule 32 is a RNA chain called 16S Ribosomal RNA.

Mol	Chain	Residues	Atoms					ZeroOcc	AltConf	Trace
32	1a	1500	Total	C	N	O	P	0	0	0
			32246	14358	5975	10413	1500			
32	2a	1504	Total	C	N	O	P	0	0	0
			32331	14396	5990	10441	1504			

- Molecule 33 is a protein called 30S ribosomal protein S2.

Mol	Chain	Residues	Atoms					ZeroOcc	AltConf	Trace
33	1b	231	Total	C	N	O	S	0	0	0
			1842	1175	330	332	5			
33	2b	231	Total	C	N	O	S	0	0	0
			1825	1167	326	327	5			

- Molecule 34 is a protein called 30S ribosomal protein S3.

Mol	Chain	Residues	Atoms					ZeroOcc	AltConf	Trace
34	1c	206	Total	C	N	O	S	0	0	0
			1558	979	305	273	1			
34	2c	206	Total	C	N	O	S	0	0	0
			1542	968	300	273	1			

- Molecule 35 is a protein called 30S ribosomal protein S4.

Mol	Chain	Residues	Atoms					ZeroOcc	AltConf	Trace
35	1d	208	Total	C	N	O	S	0	0	0
			1665	1043	329	286	7			
35	2d	208	Total	C	N	O	S	0	0	0
			1668	1047	330	284	7			

- Molecule 36 is a protein called 30S ribosomal protein S5.

Mol	Chain	Residues	Atoms					ZeroOcc	AltConf	Trace
36	1e	148	Total	C	N	O	S	0	0	0
			1133	716	214	199	4			
36	2e	148	Total	C	N	O	S	0	0	0
			1133	716	214	199	4			

- Molecule 37 is a protein called 30S ribosomal protein S6.

Mol	Chain	Residues	Atoms					ZeroOcc	AltConf	Trace
37	1f	100	Total	C	N	O	S	0	0	0
			814	516	144	151	3			
37	2f	100	Total	C	N	O	S	0	0	0
			816	516	146	151	3			

- Molecule 38 is a protein called 30S ribosomal protein S7.

Mol	Chain	Residues	Atoms					ZeroOcc	AltConf	Trace
38	1g	155	Total	C	N	O	S	0	0	0
			1235	769	244	216	6			
38	2g	155	Total	C	N	O	S	0	0	0
			1229	766	241	216	6			

- Molecule 39 is a protein called 30S ribosomal protein S8.

Mol	Chain	Residues	Atoms					ZeroOcc	AltConf	Trace
39	1h	137	Total	C	N	O	S	0	0	0
			1098	694	210	192	2			
39	2h	137	Total	C	N	O	S	0	0	0
			1088	689	206	191	2			

- Molecule 40 is a protein called 30S ribosomal protein S9.

Mol	Chain	Residues	Atoms				ZeroOcc	AltConf	Trace
40	1i	127	Total	C	N	O	0	0	0
			986	625	193	168			
40	2i	126	Total	C	N	O	0	0	0
			966	613	186	167			

- Molecule 41 is a protein called 30S ribosomal protein S10.

Mol	Chain	Residues	Atoms				ZeroOcc	AltConf	Trace
41	1j	97	Total	C	N	O	0	0	0
			719	446	142	131			
41	2j	96	Total	C	N	O	0	0	0
			710	442	137	131			

- Molecule 42 is a protein called 30S ribosomal protein S11.

Mol	Chain	Residues	Atoms					ZeroOcc	AltConf	Trace
42	1k	114	Total	C	N	O	S	0	0	0
			834	520	156	155	3			

Continued on next page...

Continued from previous page...

Mol	Chain	Residues	Atoms					ZeroOcc	AltConf	Trace
			Total	C	N	O	S			
42	2k	114	833	519	156	155	3	0	0	0

- Molecule 43 is a protein called 30S ribosomal protein S12.

Mol	Chain	Residues	Atoms					ZeroOcc	AltConf	Trace
			Total	C	N	O	S			
43	1l	122	932	586	185	159	2	0	0	0
43	2l	122	932	586	185	159	2	0	0	0

- Molecule 44 is a protein called 30S ribosomal protein S13.

Mol	Chain	Residues	Atoms					ZeroOcc	AltConf	Trace
			Total	C	N	O	S			
44	1m	116	914	564	189	159	2	0	0	0
44	2m	114	895	550	186	157	2	0	0	0

- Molecule 45 is a protein called 30S ribosomal protein S14 type Z.

Mol	Chain	Residues	Atoms					ZeroOcc	AltConf	Trace
			Total	C	N	O	S			
45	1n	60	492	312	104	72	4	0	0	0
45	2n	60	492	312	104	72	4	0	0	0

- Molecule 46 is a protein called 30S ribosomal protein S15.

Mol	Chain	Residues	Atoms					ZeroOcc	AltConf	Trace
			Total	C	N	O	S			
46	1o	88	728	456	144	126	2	0	0	0
46	2o	88	728	456	144	126	2	0	0	0

- Molecule 47 is a protein called 30S ribosomal protein S16.

Mol	Chain	Residues	Atoms					ZeroOcc	AltConf	Trace
			Total	C	N	O	S			
47	1p	82	681	433	134	113	1	0	0	0
47	2p	82	677	430	133	113	1	0	0	0

- Molecule 48 is a protein called 30S ribosomal protein S17.

Mol	Chain	Residues	Atoms					ZeroOcc	AltConf	Trace
48	1q	99	Total	C	N	O	S	0	0	0
			823	528	151	142	2			
48	2q	99	Total	C	N	O	S	0	0	0
			823	528	151	142	2			

- Molecule 49 is a protein called 30S ribosomal protein S18.

Mol	Chain	Residues	Atoms					ZeroOcc	AltConf	Trace
49	1r	68	Total	C	N	O		0	0	0
			555	355	108	92				
49	2r	68	Total	C	N	O		0	0	0
			555	355	108	92				

- Molecule 50 is a protein called 30S ribosomal protein S19.

Mol	Chain	Residues	Atoms					ZeroOcc	AltConf	Trace
50	1s	83	Total	C	N	O	S	0	0	0
			648	415	120	111	2			
50	2s	83	Total	C	N	O	S	0	0	0
			645	410	118	115	2			

- Molecule 51 is a protein called 30S ribosomal protein S20.

Mol	Chain	Residues	Atoms					ZeroOcc	AltConf	Trace
51	1t	96	Total	C	N	O	S	0	0	0
			732	449	157	124	2			
51	2t	98	Total	C	N	O	S	0	0	0
			733	451	154	126	2			

- Molecule 52 is a protein called 30S ribosomal protein Thx.

Mol	Chain	Residues	Atoms				ZeroOcc	AltConf	Trace	
52	1u	23	Total	C	N	O		0	0	0
			199	122	48	29				
52	2u	23	Total	C	N	O		0	0	0
			199	122	48	29				

- Molecule 53 is a protein called Ribosome-associated inhibitor A.

Mol	Chain	Residues	Atoms					ZeroOcc	AltConf	Trace
53	1y	97	Total	C	N	O	S	0	0	0
			764	478	144	139	3			
53	2y	96	Total	C	N	O	S	0	0	0
			749	468	141	137	3			

- Molecule 54 is a RNA chain called A-site Aminoacyl-tRNA Analog.

Mol	Chain	Residues	Atoms					ZeroOcc	AltConf	Trace
54	1w	4	Total	C	N	O	P	0	0	1
			78	40	13	22	3			
54	2w	4	Total	C	N	O	P	0	0	1
			78	40	13	22	3			

- Molecule 55 is a RNA chain called P-site Peptidyl-tRNA Analog RNA.

Mol	Chain	Residues	Atoms					ZeroOcc	AltConf	Trace
55	1x	4	Total	C	N	O	P	0	0	1
			63	28	12	20	3			
55	2x	4	Total	C	N	O	P	0	0	1
			63	28	12	20	3			

- Molecule 56 is a protein called P-site Peptidyl-tRNA Analog Peptide.

Mol	Chain	Residues	Atoms					ZeroOcc	AltConf	Trace
56	1v	3	Total	C	N	O	S	0	0	0
			23	15	3	4	1			
56	2v	3	Total	C	N	O	S	0	0	0
			23	15	3	4	1			

- Molecule 57 is MAGNESIUM ION (three-letter code: MG) (formula: Mg).

Mol	Chain	Residues	Atoms		ZeroOcc	AltConf
57	1A	1004	Total	Mg	0	0
			1004	1004		
57	1B	30	Total	Mg	0	0
			30	30		
57	1D	17	Total	Mg	0	0
			17	17		
57	1E	9	Total	Mg	0	0
			9	9		
57	1F	15	Total	Mg	0	0
			15	15		

Continued on next page...

Continued from previous page...

Mol	Chain	Residues	Atoms		ZeroOcc	AltConf
57	1G	4	Total 4	Mg 4	0	0
57	1H	2	Total 2	Mg 2	0	0
57	1N	4	Total 4	Mg 4	0	0
57	1O	1	Total 1	Mg 1	0	0
57	1P	5	Total 5	Mg 5	0	0
57	1Q	9	Total 9	Mg 9	0	0
57	1R	5	Total 5	Mg 5	0	0
57	1S	1	Total 1	Mg 1	0	0
57	1T	6	Total 6	Mg 6	0	0
57	1U	5	Total 5	Mg 5	0	0
57	1V	7	Total 7	Mg 7	0	0
57	1W	4	Total 4	Mg 4	0	0
57	1Z	1	Total 1	Mg 1	0	0
57	10	7	Total 7	Mg 7	0	0
57	11	5	Total 5	Mg 5	0	0
57	13	4	Total 4	Mg 4	0	0
57	15	7	Total 7	Mg 7	0	0
57	17	4	Total 4	Mg 4	0	0
57	18	3	Total 3	Mg 3	0	0
57	19	2	Total 2	Mg 2	0	0
57	1a	257	Total 257	Mg 257	0	0

Continued on next page...

Continued from previous page...

Mol	Chain	Residues	Atoms		ZeroOcc	AltConf
57	1b	1	Total 1	Mg 1	0	0
57	1d	5	Total 5	Mg 5	0	0
57	1e	4	Total 4	Mg 4	0	0
57	1f	1	Total 1	Mg 1	0	0
57	1g	2	Total 2	Mg 2	0	0
57	1h	2	Total 2	Mg 2	0	0
57	1i	1	Total 1	Mg 1	0	0
57	1l	2	Total 2	Mg 2	0	0
57	1m	2	Total 2	Mg 2	0	0
57	1n	2	Total 2	Mg 2	0	0
57	1o	3	Total 3	Mg 3	0	0
57	1r	1	Total 1	Mg 1	0	0
57	1t	2	Total 2	Mg 2	0	0
57	1y	2	Total 2	Mg 2	0	0
57	1x	1	Total 1	Mg 1	0	0
57	2A	716	Total 716	Mg 716	0	0
57	2B	17	Total 17	Mg 17	0	0
57	2D	9	Total 9	Mg 9	0	0
57	2E	8	Total 8	Mg 8	0	0
57	2F	5	Total 5	Mg 5	0	0
57	2G	2	Total 2	Mg 2	0	0

Continued on next page...

Continued from previous page...

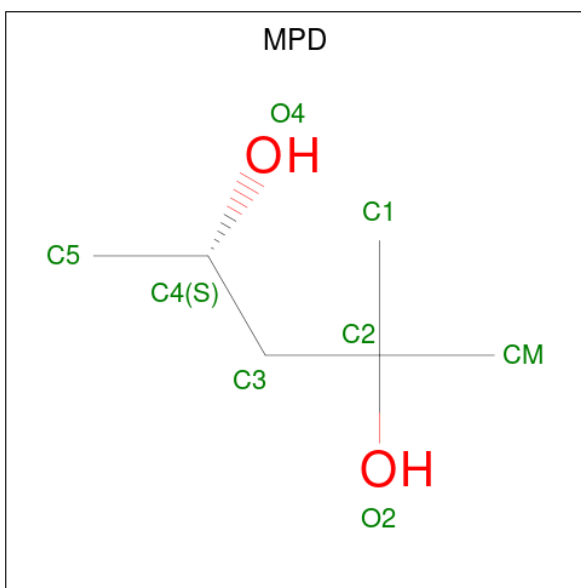
Mol	Chain	Residues	Atoms	ZeroOcc	AltConf
57	2O	1	Total Mg 1 1	0	0
57	2Q	3	Total Mg 3 3	0	0
57	2R	2	Total Mg 2 2	0	0
57	2T	4	Total Mg 4 4	0	0
57	2U	1	Total Mg 1 1	0	0
57	2V	3	Total Mg 3 3	0	0
57	2W	2	Total Mg 2 2	0	0
57	2X	1	Total Mg 1 1	0	0
57	2Y	1	Total Mg 1 1	0	0
57	20	3	Total Mg 3 3	0	0
57	21	2	Total Mg 2 2	0	0
57	23	3	Total Mg 3 3	0	0
57	25	1	Total Mg 1 1	0	0
57	26	1	Total Mg 1 1	0	0
57	27	2	Total Mg 2 2	0	0
57	28	2	Total Mg 2 2	0	0
57	2a	178	Total Mg 178 178	0	0
57	2e	1	Total Mg 1 1	0	0
57	2f	1	Total Mg 1 1	0	0
57	2j	1	Total Mg 1 1	0	0
57	2k	1	Total Mg 1 1	0	0

Continued on next page...

Continued from previous page...

Mol	Chain	Residues	Atoms	ZeroOcc	AltConf
57	2l	1	Total Mg 1 1	0	0
57	2n	1	Total Mg 1 1	0	0
57	2p	1	Total Mg 1 1	0	0
57	2r	2	Total Mg 2 2	0	0
57	2t	1	Total Mg 1 1	0	0
57	2y	1	Total Mg 1 1	0	0
57	2x	1	Total Mg 1 1	0	0

- Molecule 58 is (4S)-2-METHYL-2,4-PENTANEDIOL (three-letter code: MPD) (formula: C₆H₁₄O₂).



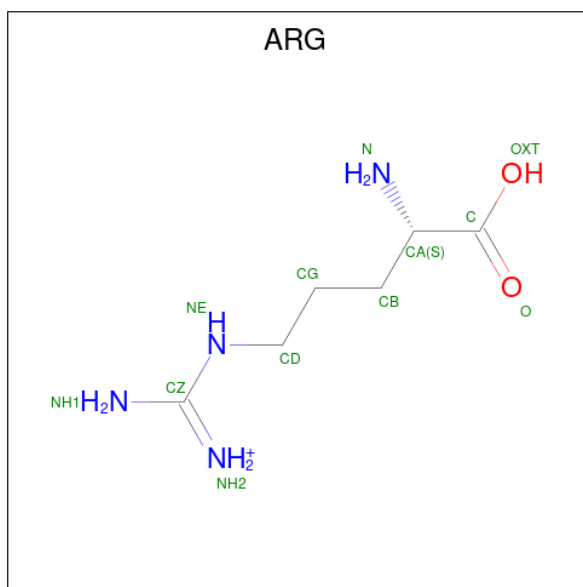
Mol	Chain	Residues	Atoms	ZeroOcc	AltConf
58	1A	1	Total C O 8 6 2	0	0
58	1T	1	Total C O 8 6 2	0	0
58	18	1	Total C O 8 6 2	0	0
58	1a	1	Total C O 8 6 2	0	0

Continued on next page...

Continued from previous page...

Mol	Chain	Residues	Atoms			ZeroOcc	AltConf
58	2A	1	Total	C	O	0	0
			8	6	2		
58	2A	1	Total	C	O	0	0
			8	6	2		

- Molecule 59 is ARGININE (three-letter code: ARG) (formula: C₆H₁₅N₄O₂).



Mol	Chain	Residues	Atoms				ZeroOcc	AltConf
59	1B	1	Total	C	N	O	0	0
			12	6	4	2		
59	1F	1	Total	C	N	O	0	0
			12	6	4	2		

- Molecule 60 is ZINC ION (three-letter code: ZN) (formula: Zn).

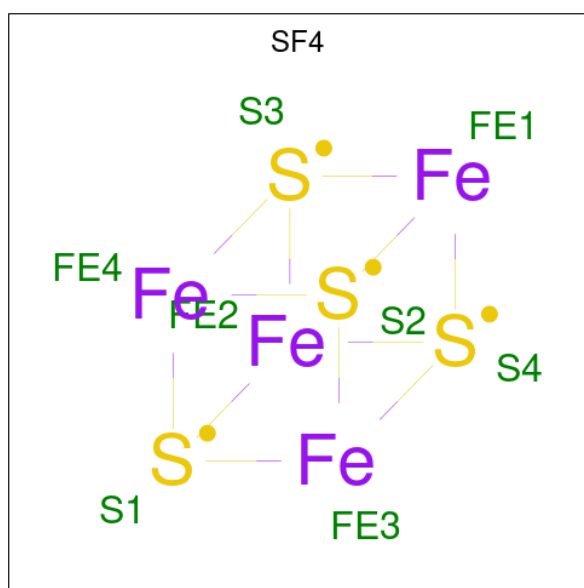
Mol	Chain	Residues	Atoms		ZeroOcc	AltConf
60	1Y	1	Total	Zn	0	0
			1	1		
60	14	1	Total	Zn	0	0
			1	1		
60	15	1	Total	Zn	0	0
			1	1		
60	16	1	Total	Zn	0	0
			1	1		
60	19	1	Total	Zn	0	0
			1	1		

Continued on next page...

Continued from previous page...

Mol	Chain	Residues	Atoms	ZeroOcc	AltConf
60	1n	1	Total Zn 1 1	0	0
60	2Y	1	Total Zn 1 1	0	0
60	24	1	Total Zn 1 1	0	0
60	25	1	Total Zn 1 1	0	0
60	26	1	Total Zn 1 1	0	0
60	29	1	Total Zn 1 1	0	0
60	2n	1	Total Zn 1 1	0	0

- Molecule 61 is IRON/SULFUR CLUSTER (three-letter code: SF4) (formula: Fe₄S₄).



Mol	Chain	Residues	Atoms	ZeroOcc	AltConf
61	1d	1	Total Fe S 8 4 4	0	0
61	2d	1	Total Fe S 8 4 4	0	0

- Molecule 62 is water.

Mol	Chain	Residues	Atoms		ZeroOcc	AltConf
62	1A	3076	Total 3076	O 3076	0	0
62	1B	63	Total 63	O 63	0	0
62	1D	79	Total 79	O 79	0	0
62	1E	51	Total 51	O 51	0	0
62	1F	34	Total 34	O 34	0	0
62	1G	9	Total 9	O 9	0	0
62	1H	5	Total 5	O 5	0	0
62	1I	4	Total 4	O 4	0	0
62	1N	33	Total 33	O 33	0	0
62	1O	8	Total 8	O 8	0	0
62	1P	45	Total 45	O 45	0	0
62	1Q	21	Total 21	O 21	0	0
62	1R	19	Total 19	O 19	0	0
62	1S	7	Total 7	O 7	0	0
62	1T	24	Total 24	O 24	0	0
62	1U	35	Total 35	O 35	0	0
62	1V	24	Total 24	O 24	0	0
62	1W	19	Total 19	O 19	0	0
62	1X	20	Total 20	O 20	0	0
62	1Y	5	Total 5	O 5	0	0
62	1Z	3	Total 3	O 3	0	0
62	10	18	Total 18	O 18	0	0

Continued on next page...

Continued from previous page...

Mol	Chain	Residues	Atoms		ZeroOcc	AltConf
62	11	19	Total 19	O 19	0	0
62	12	6	Total 6	O 6	0	0
62	13	13	Total 13	O 13	0	0
62	14	2	Total 2	O 2	0	0
62	15	18	Total 18	O 18	0	0
62	16	13	Total 13	O 13	0	0
62	17	9	Total 9	O 9	0	0
62	18	19	Total 19	O 19	0	0
62	19	4	Total 4	O 4	0	0
62	1a	316	Total 316	O 316	0	0
62	1b	1	Total 1	O 1	0	0
62	1d	5	Total 5	O 5	0	0
62	1e	1	Total 1	O 1	0	0
62	1f	1	Total 1	O 1	0	0
62	1h	1	Total 1	O 1	0	0
62	1l	3	Total 3	O 3	0	0
62	1m	1	Total 1	O 1	0	0
62	1p	2	Total 2	O 2	0	0
62	1y	1	Total 1	O 1	0	0
62	1w	4	Total 4	O 4	0	0
62	1x	4	Total 4	O 4	0	0

Continued on next page...

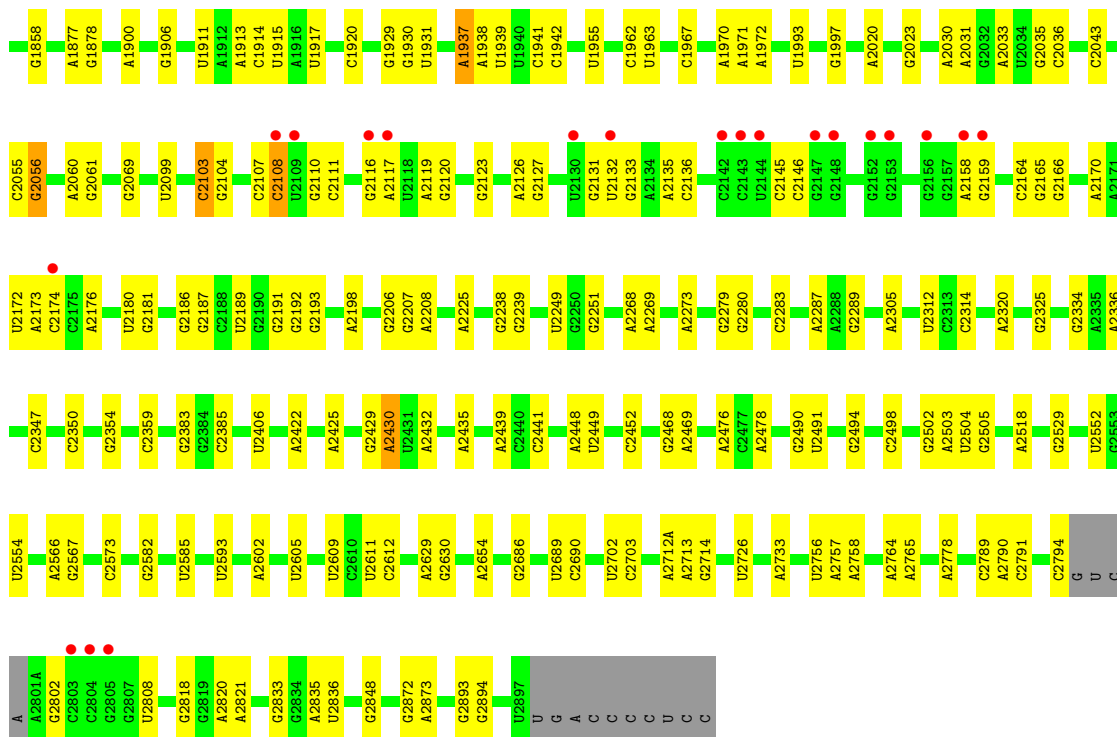
Continued from previous page...

Mol	Chain	Residues	Atoms		ZeroOcc	AltConf
62	2A	1380	Total 1380	O 1380	0	0
62	2B	18	Total 18	O 18	0	0
62	2D	25	Total 25	O 25	0	0
62	2E	14	Total 14	O 14	0	0
62	2F	18	Total 18	O 18	0	0
62	2G	1	Total 1	O 1	0	0
62	2H	1	Total 1	O 1	0	0
62	2I	1	Total 1	O 1	0	0
62	2N	1	Total 1	O 1	0	0
62	2O	5	Total 5	O 5	0	0
62	2P	9	Total 9	O 9	0	0
62	2Q	6	Total 6	O 6	0	0
62	2R	11	Total 11	O 11	0	0
62	2S	1	Total 1	O 1	0	0
62	2T	4	Total 4	O 4	0	0
62	2U	2	Total 2	O 2	0	0
62	2V	2	Total 2	O 2	0	0
62	2W	7	Total 7	O 7	0	0
62	2X	3	Total 3	O 3	0	0
62	2Z	4	Total 4	O 4	0	0
62	20	3	Total 3	O 3	0	0

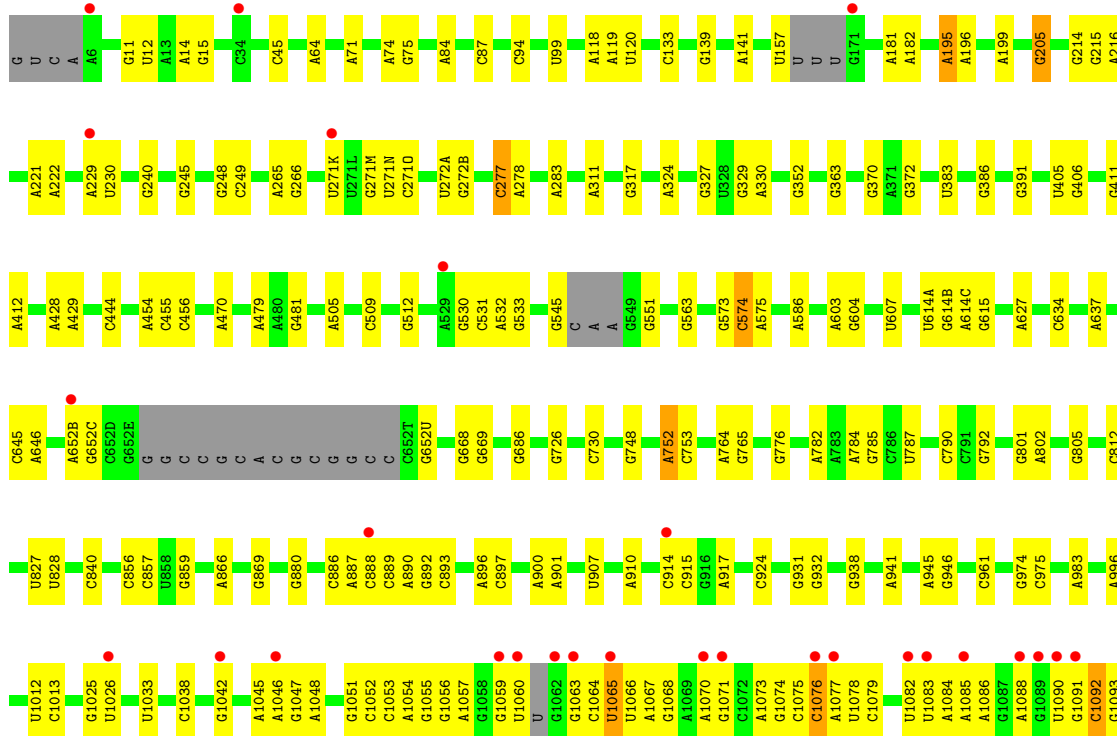
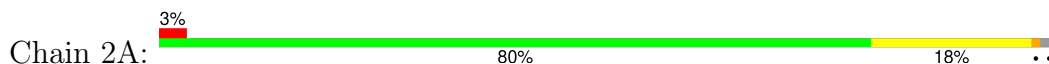
Continued on next page...

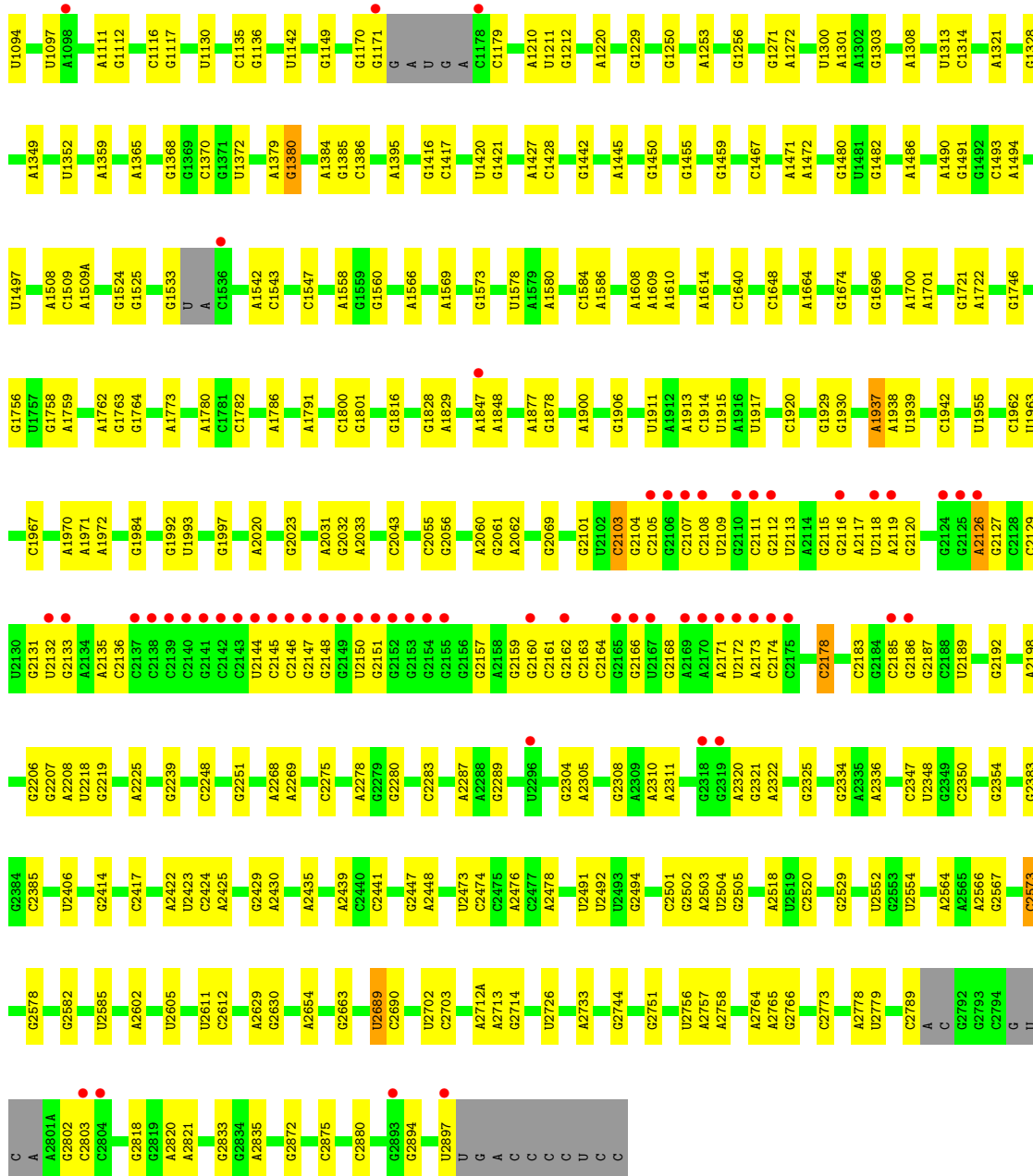
Continued from previous page...

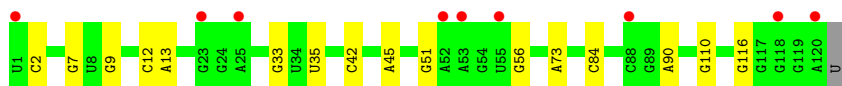
Mol	Chain	Residues	Atoms		ZeroOcc	AltConf
62	21	10	Total 10	O 10	0	0
62	23	3	Total 3	O 3	0	0
62	25	6	Total 6	O 6	0	0
62	26	1	Total 1	O 1	0	0
62	27	5	Total 5	O 5	0	0
62	28	8	Total 8	O 8	0	0
62	2a	179	Total 179	O 179	0	0
62	2d	2	Total 2	O 2	0	0
62	2e	2	Total 2	O 2	0	0
62	2l	2	Total 2	O 2	0	0
62	2m	1	Total 1	O 1	0	0
62	2o	2	Total 2	O 2	0	0
62	2r	1	Total 1	O 1	0	0
62	2t	1	Total 1	O 1	0	0
62	2w	2	Total 2	O 2	0	0
62	2x	2	Total 2	O 2	0	0



● Molecule 1: 23S Ribosomal RNA







- Molecule 3: 50S ribosomal protein L2



- Molecule 3: 50S ribosomal protein L2



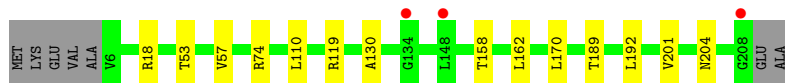
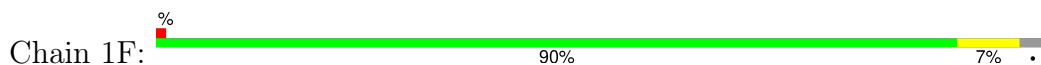
- Molecule 4: 50S ribosomal protein L3



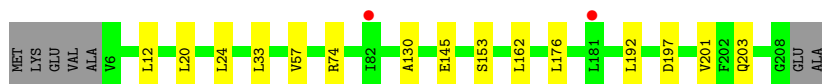
- Molecule 4: 50S ribosomal protein L3



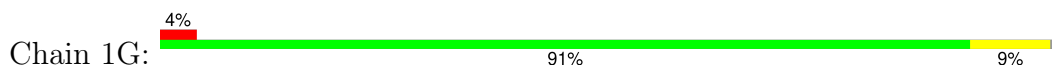
- Molecule 5: 50S ribosomal protein L4



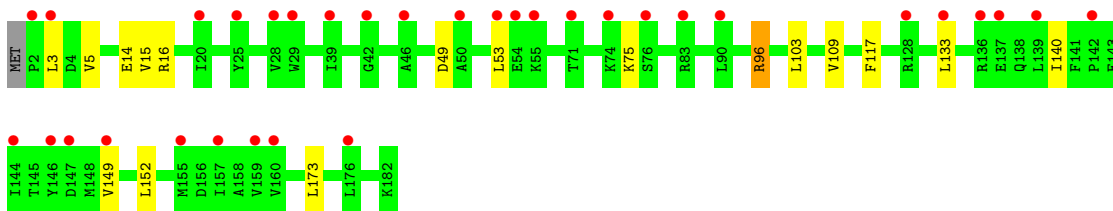
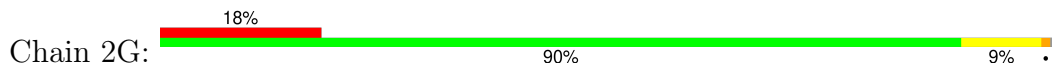
- Molecule 5: 50S ribosomal protein L4



- Molecule 6: 50S ribosomal protein L5



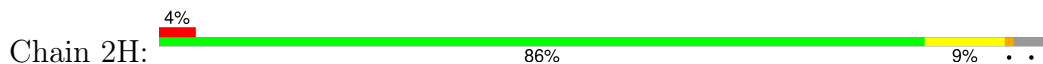
- Molecule 6: 50S ribosomal protein L5



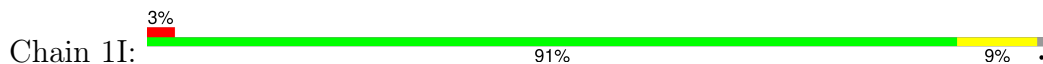
- Molecule 7: 50S ribosomal protein L6



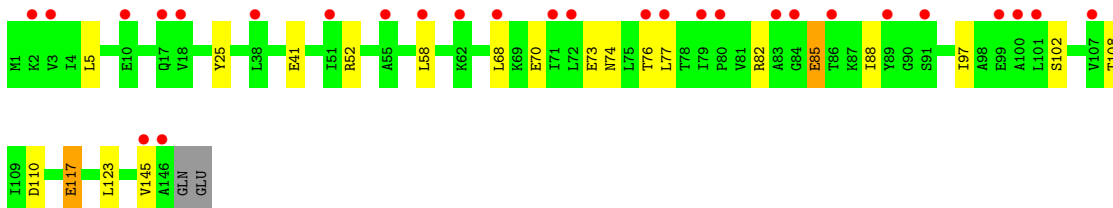
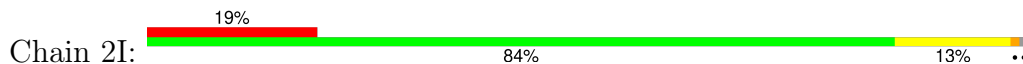
- Molecule 7: 50S ribosomal protein L6



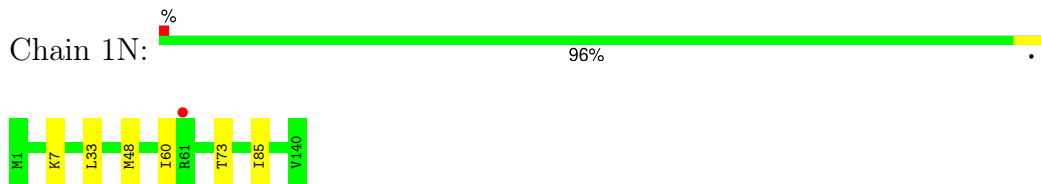
- Molecule 8: 50S ribosomal protein L9



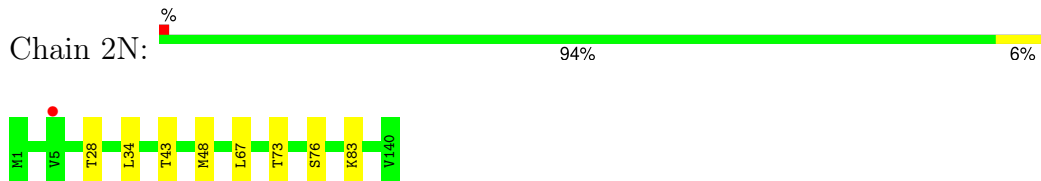
- Molecule 8: 50S ribosomal protein L9



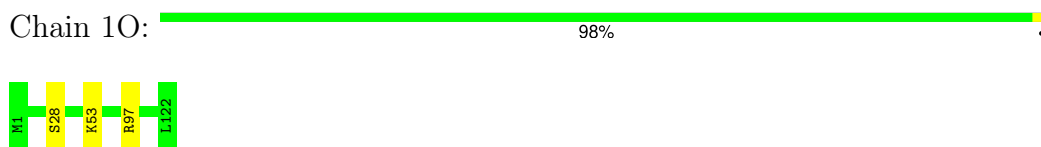
- Molecule 9: 50S ribosomal protein L13



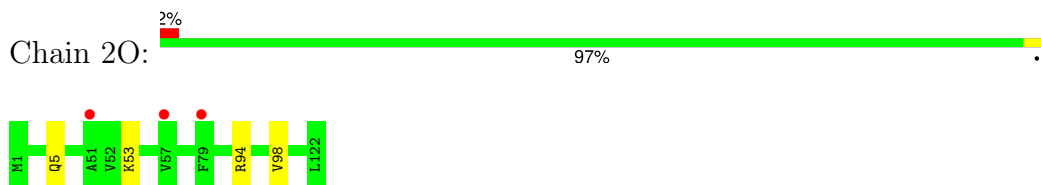
- Molecule 9: 50S ribosomal protein L13



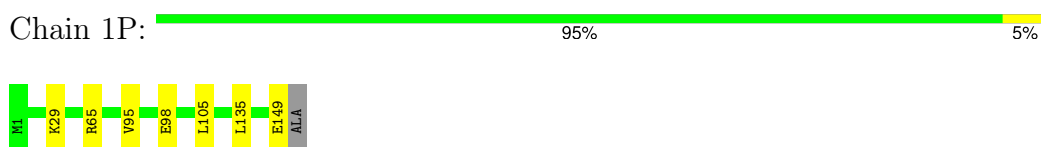
- Molecule 10: 50S ribosomal protein L14



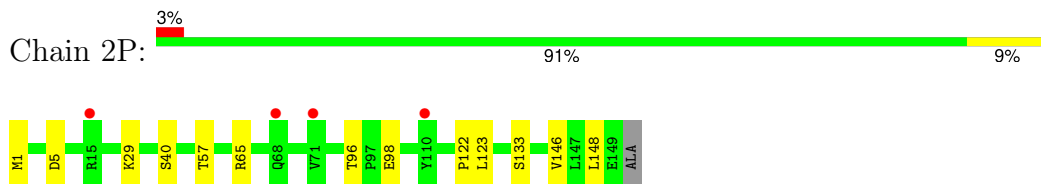
- Molecule 10: 50S ribosomal protein L14



- Molecule 11: 50S ribosomal protein L15



- Molecule 11: 50S ribosomal protein L15

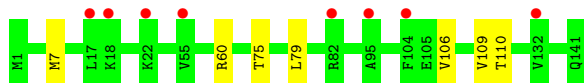


- Molecule 12: 50S ribosomal protein L16

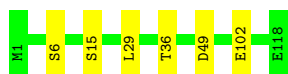




- Molecule 12: 50S ribosomal protein L16



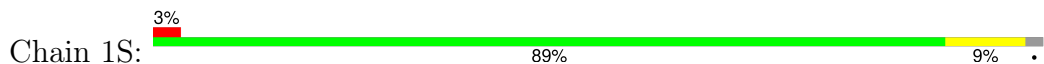
- Molecule 13: 50S ribosomal protein L17



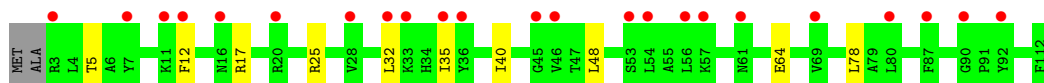
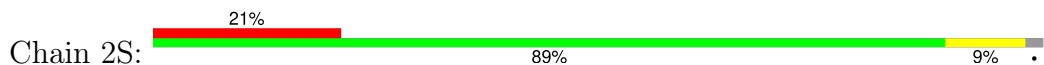
- Molecule 13: 50S ribosomal protein L17



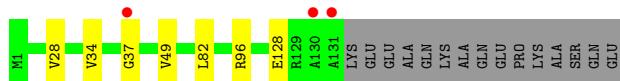
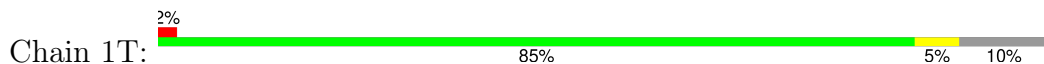
- Molecule 14: 50S ribosomal protein L18



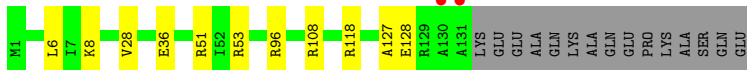
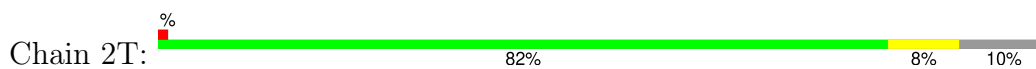
- Molecule 14: 50S ribosomal protein L18



- Molecule 15: 50S ribosomal protein L19



- Molecule 15: 50S ribosomal protein L19



- Molecule 16: 50S ribosomal protein L20



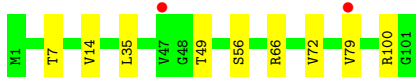
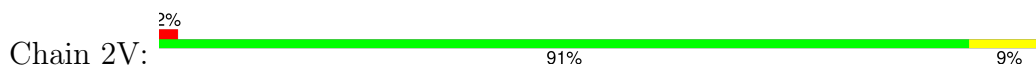
- Molecule 16: 50S ribosomal protein L20



- Molecule 17: 50S ribosomal protein L21



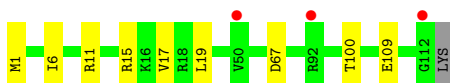
- Molecule 17: 50S ribosomal protein L21



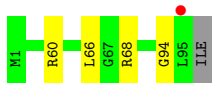
- Molecule 18: 50S ribosomal protein L22



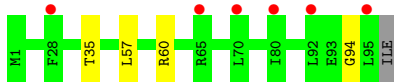
- Molecule 18: 50S ribosomal protein L22



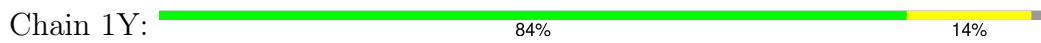
- Molecule 19: 50S ribosomal protein L23



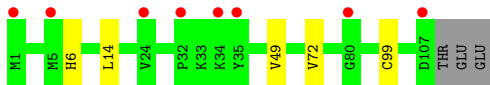
- Molecule 19: 50S ribosomal protein L23



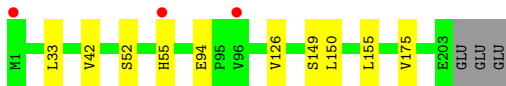
- Molecule 20: 50S ribosomal protein L24



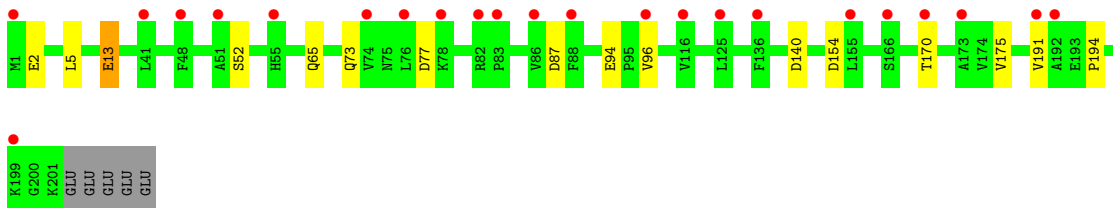
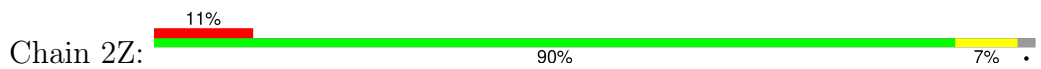
- Molecule 20: 50S ribosomal protein L24



- Molecule 21: 50S ribosomal protein L25



- Molecule 21: 50S ribosomal protein L25



- Molecule 22: 50S ribosomal protein L27



Chain 10:  94%



• Molecule 22: 50S ribosomal protein L27

Chain 20:  8% 94%



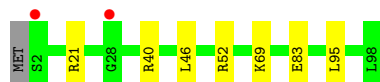
• Molecule 23: 50S ribosomal protein L28

Chain 11:  % 96%

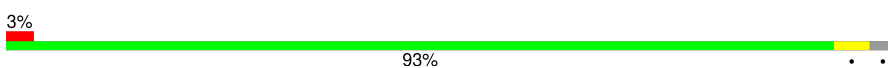


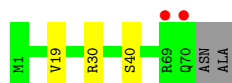
• Molecule 23: 50S ribosomal protein L28

Chain 21:  2% 92% 7%




• Molecule 24: 50S ribosomal protein L29

Chain 12:  3% 93%



• Molecule 24: 50S ribosomal protein L29

Chain 22:  3% 86% 11%

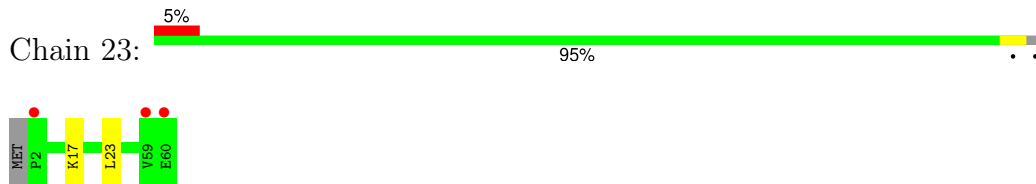


• Molecule 25: 50S ribosomal protein L30

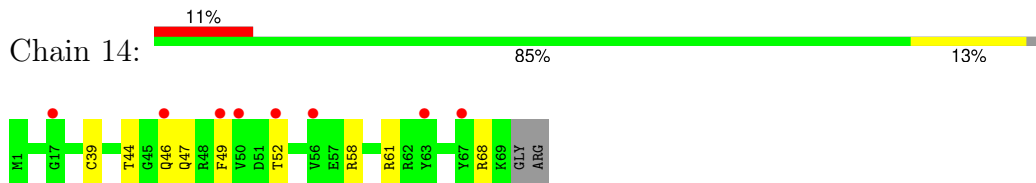
Chain 13:  2% 95%



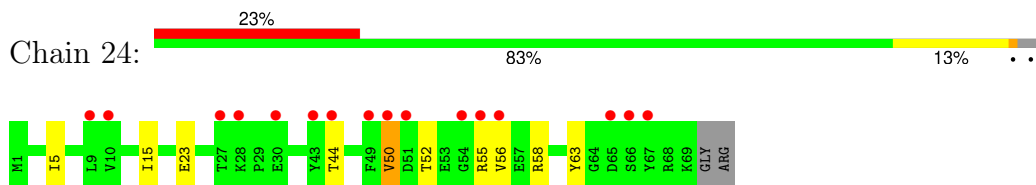
- Molecule 25: 50S ribosomal protein L30



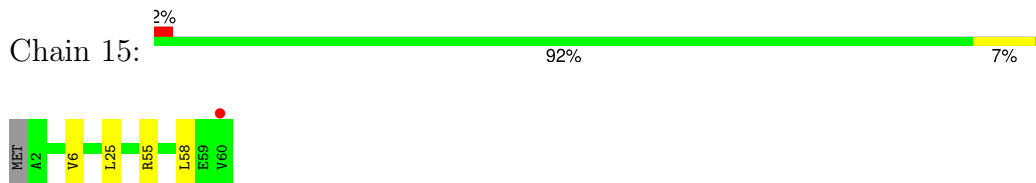
- Molecule 26: 50S ribosomal protein L31



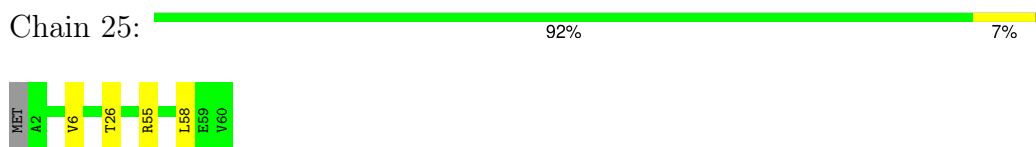
- Molecule 26: 50S ribosomal protein L31



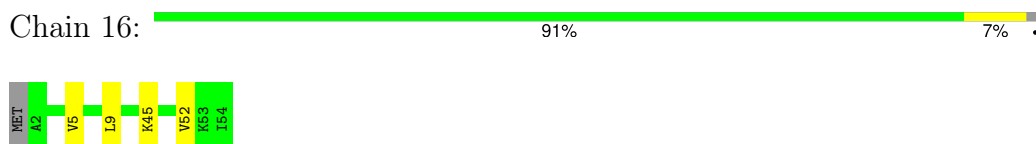
- Molecule 27: 50S ribosomal protein L32



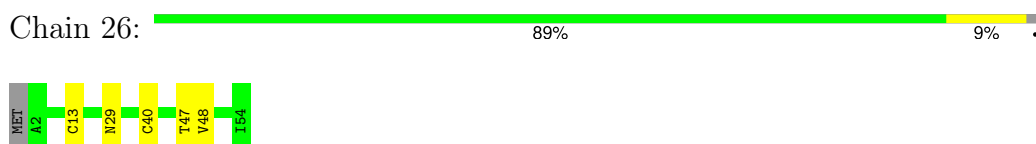
- Molecule 27: 50S ribosomal protein L32



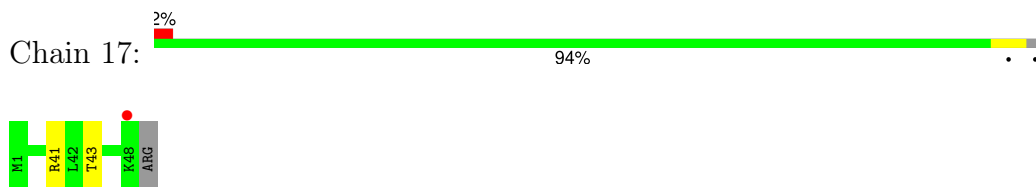
- Molecule 28: 50S ribosomal protein L33



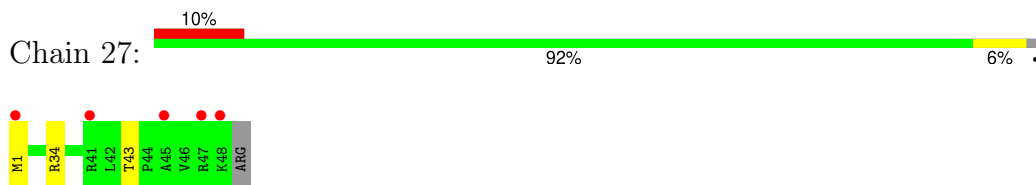
- Molecule 28: 50S ribosomal protein L33



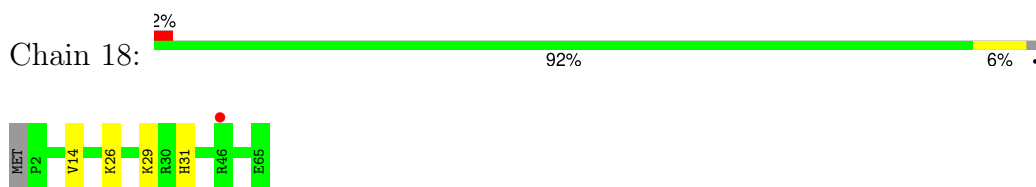
- Molecule 29: 50S ribosomal protein L34



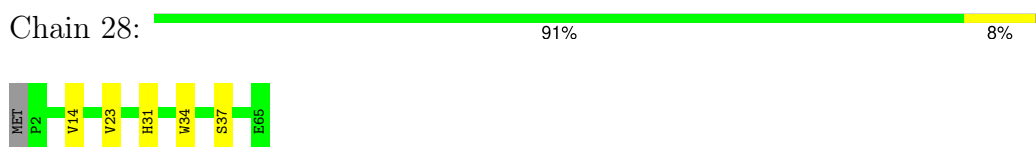
- Molecule 29: 50S ribosomal protein L34



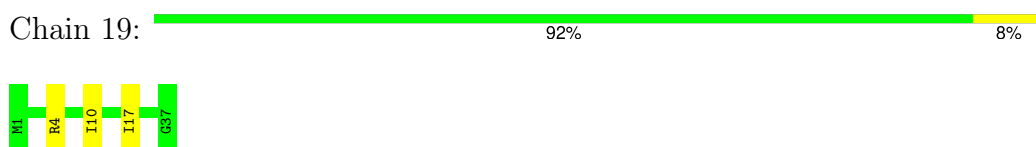
- Molecule 30: 50S ribosomal protein L35



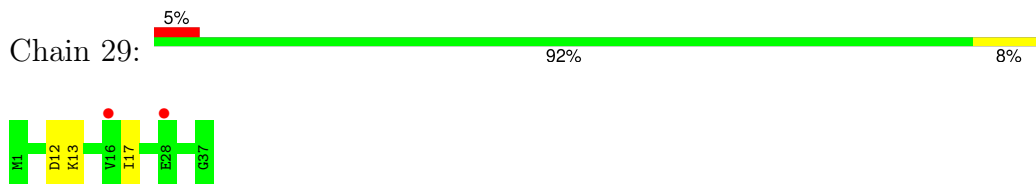
- Molecule 30: 50S ribosomal protein L35



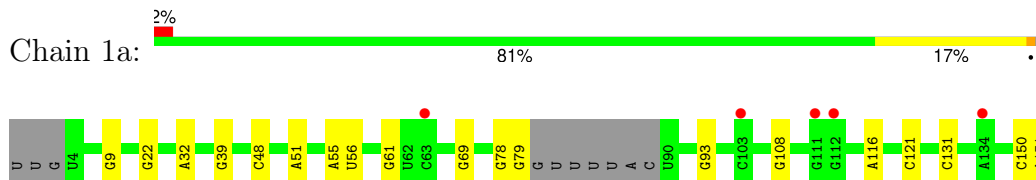
- Molecule 31: 50S ribosomal protein L36




- Molecule 31: 50S ribosomal protein L36

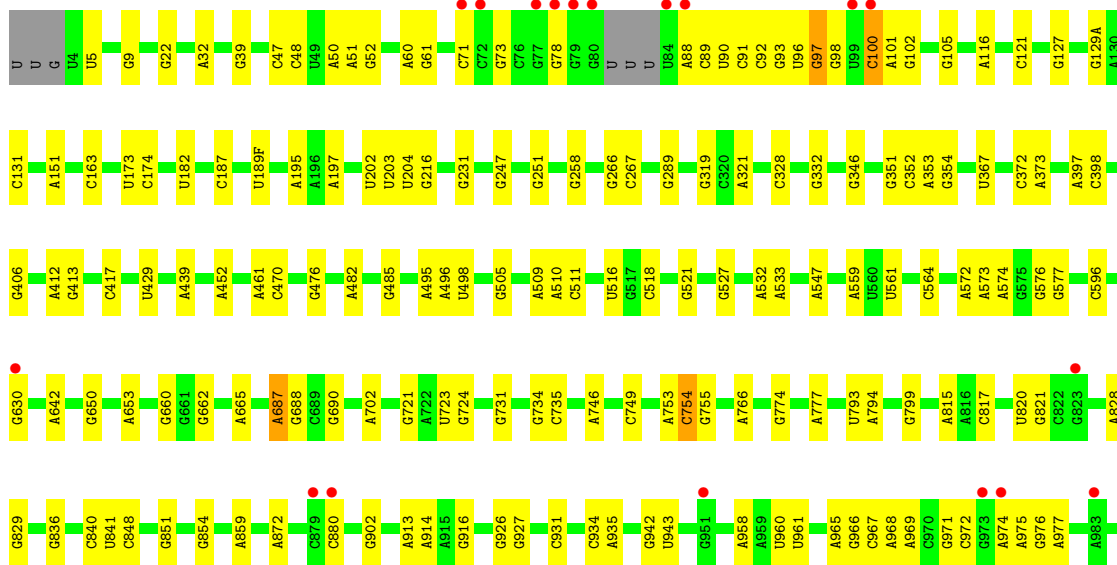
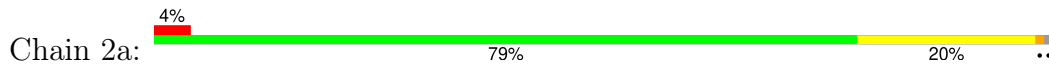


- Molecule 32: 16S Ribosomal RNA



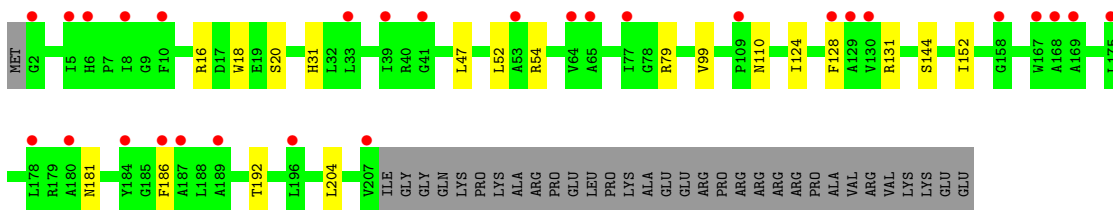
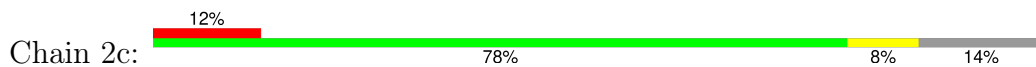


• Molecule 32: 16S Ribosomal RNA



ARG
PRO
ALA
VAL
ARG
VAL
LYS
LYS
GLU
GLU

- Molecule 34: 30S ribosomal protein S3



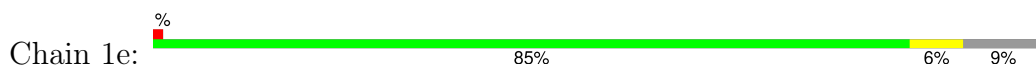
- Molecule 35: 30S ribosomal protein S4



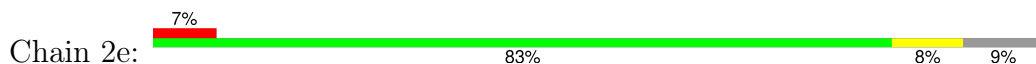
- Molecule 35: 30S ribosomal protein S4



- Molecule 36: 30S ribosomal protein S5



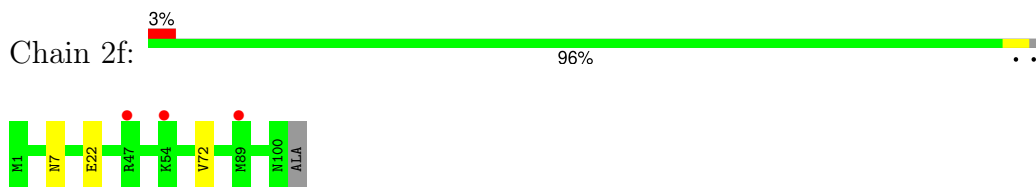
- Molecule 36: 30S ribosomal protein S5



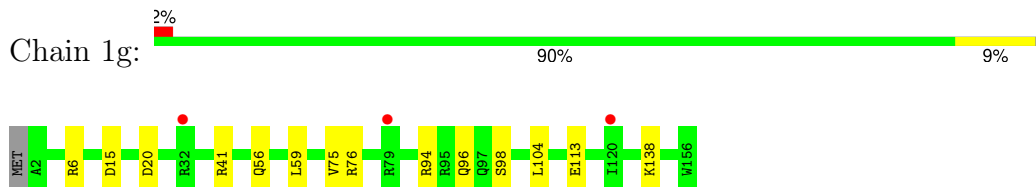
- Molecule 37: 30S ribosomal protein S6



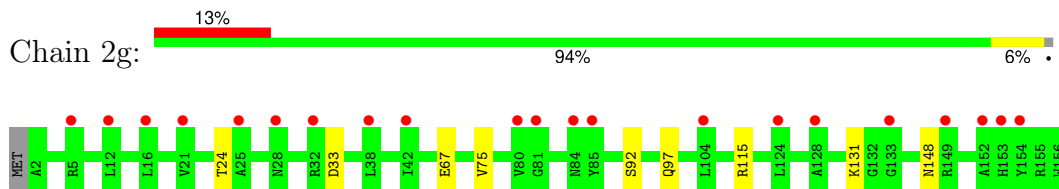
- Molecule 37: 30S ribosomal protein S6



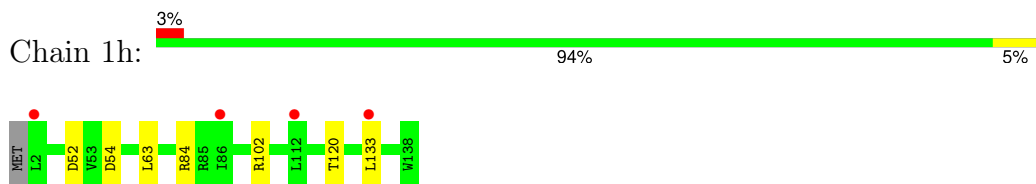
- Molecule 38: 30S ribosomal protein S7



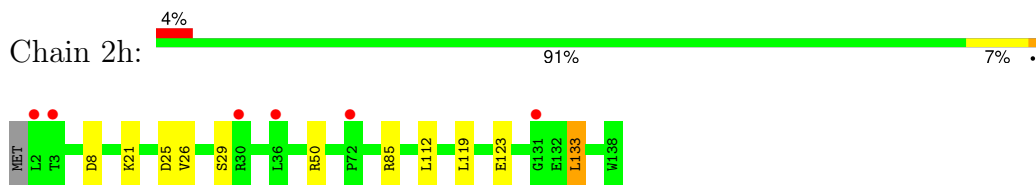
- Molecule 38: 30S ribosomal protein S7



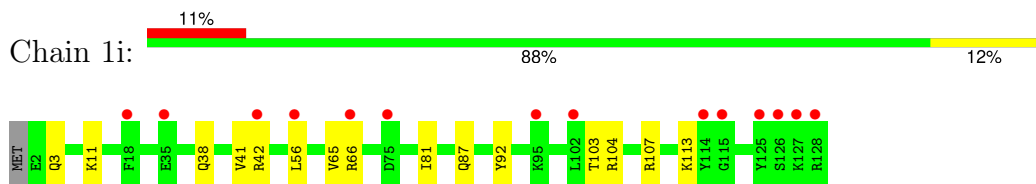
- Molecule 39: 30S ribosomal protein S8



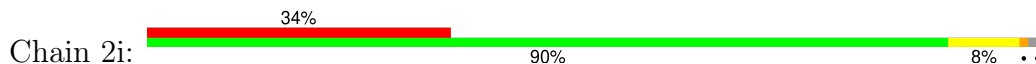
- Molecule 39: 30S ribosomal protein S8

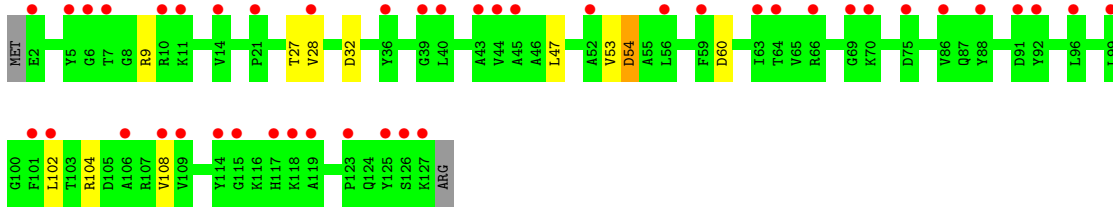


- Molecule 40: 30S ribosomal protein S9

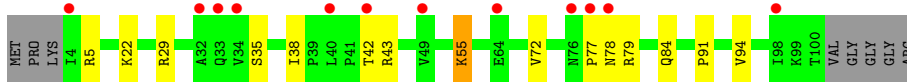
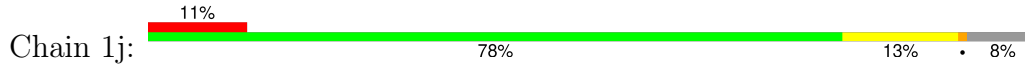


- Molecule 40: 30S ribosomal protein S9

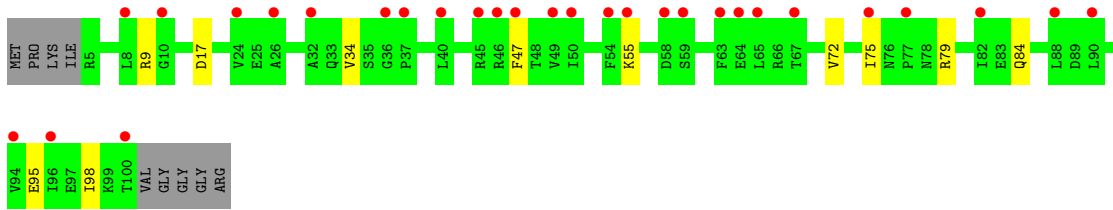
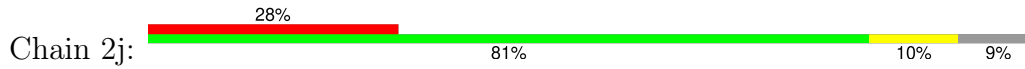




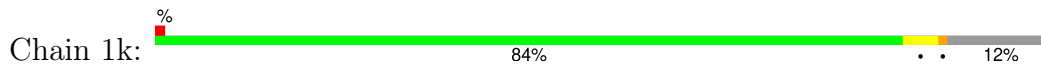
- Molecule 41: 30S ribosomal protein S10



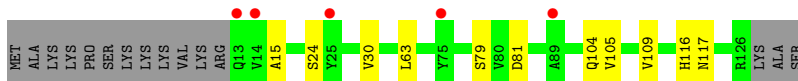
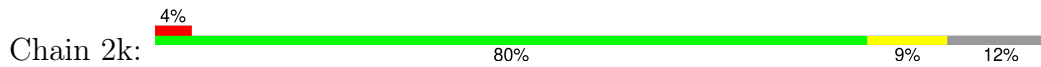
- Molecule 41: 30S ribosomal protein S10



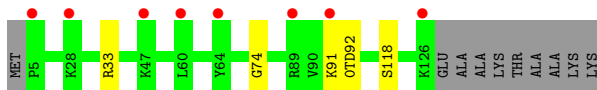
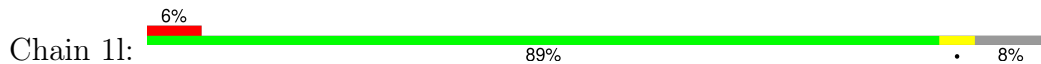
- Molecule 42: 30S ribosomal protein S11



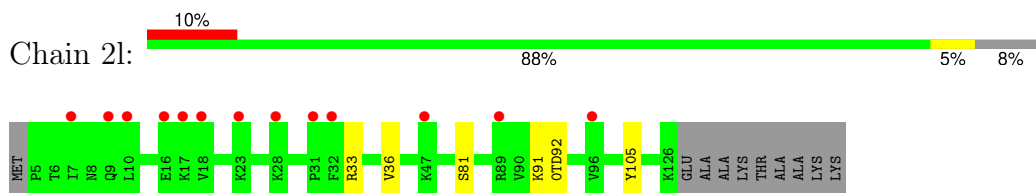
- Molecule 42: 30S ribosomal protein S11



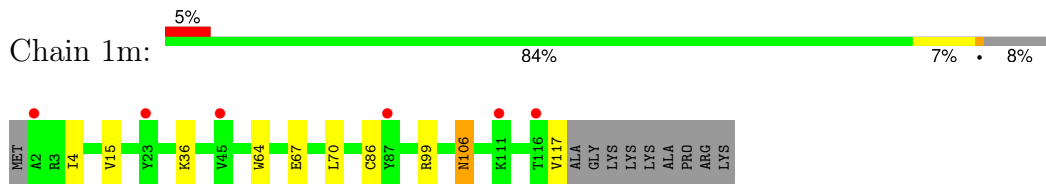
- Molecule 43: 30S ribosomal protein S12



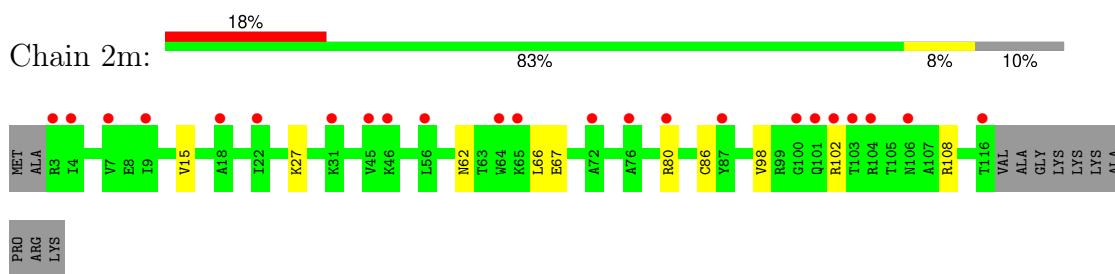
- Molecule 43: 30S ribosomal protein S12



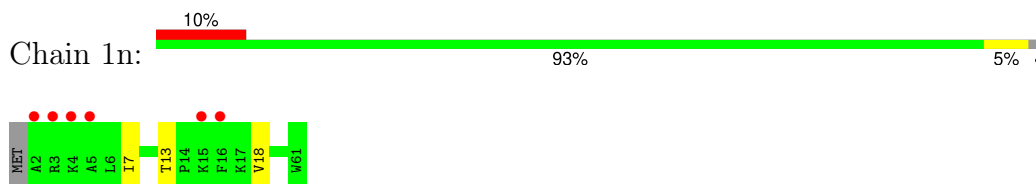
- Molecule 44: 30S ribosomal protein S13



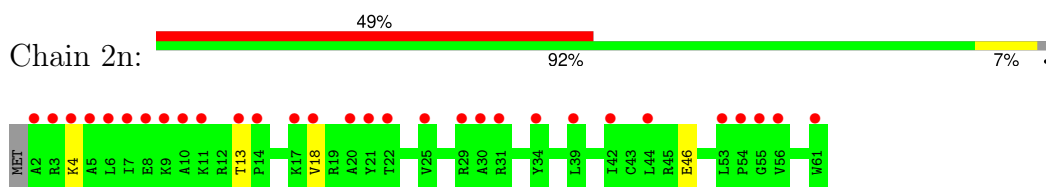
- Molecule 44: 30S ribosomal protein S13



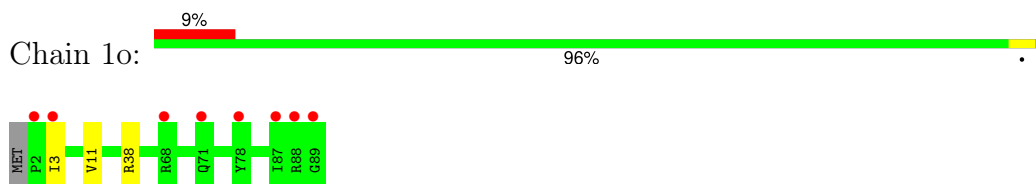
- Molecule 45: 30S ribosomal protein S14 type Z



- Molecule 45: 30S ribosomal protein S14 type Z

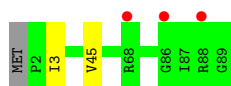


- Molecule 46: 30S ribosomal protein S15

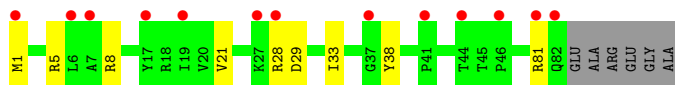
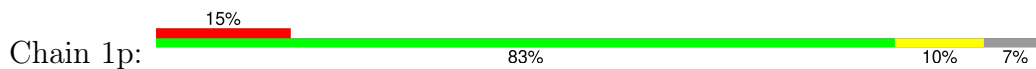


- Molecule 46: 30S ribosomal protein S15

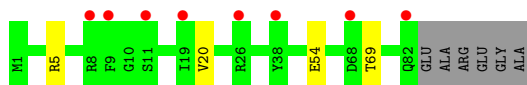
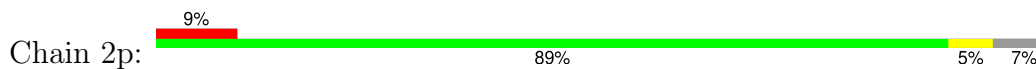




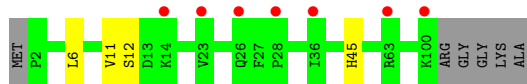
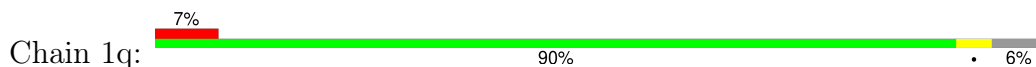
- Molecule 47: 30S ribosomal protein S16



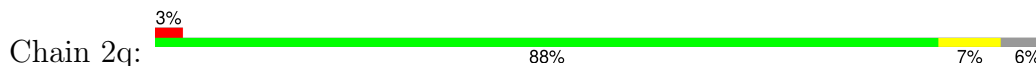
- Molecule 47: 30S ribosomal protein S16



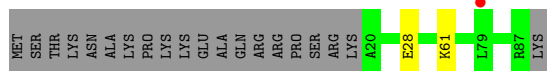
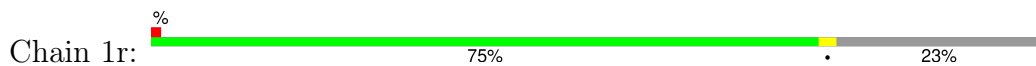
- Molecule 48: 30S ribosomal protein S17




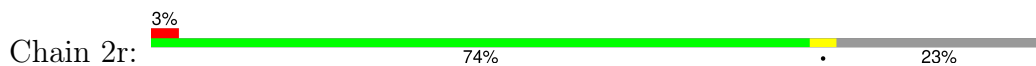
- Molecule 48: 30S ribosomal protein S17



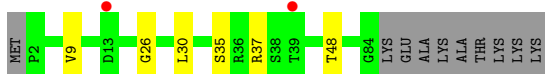
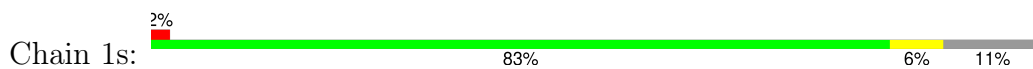
- Molecule 49: 30S ribosomal protein S18



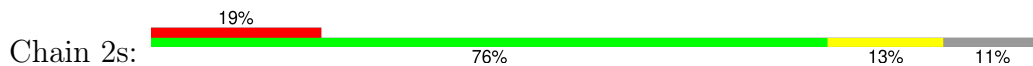
- Molecule 49: 30S ribosomal protein S18



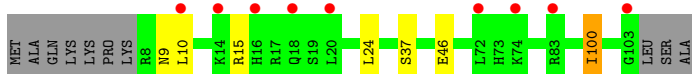
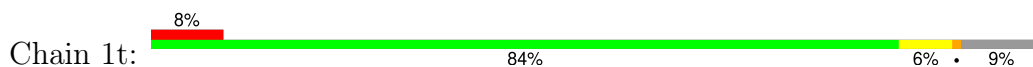
- Molecule 50: 30S ribosomal protein S19



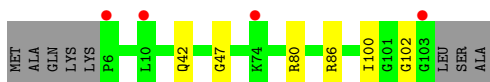
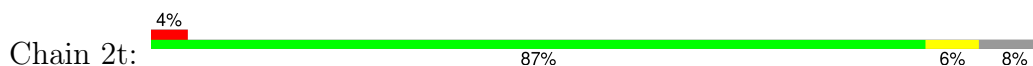
- Molecule 50: 30S ribosomal protein S19



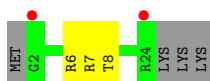
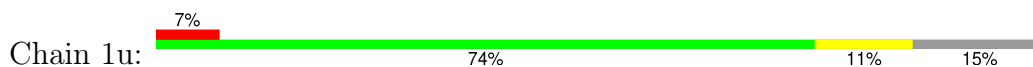
- Molecule 51: 30S ribosomal protein S20



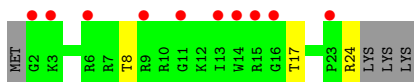
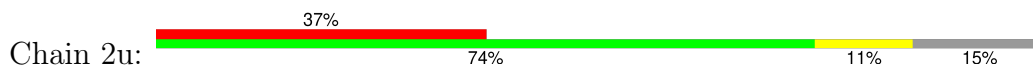
- Molecule 51: 30S ribosomal protein S20



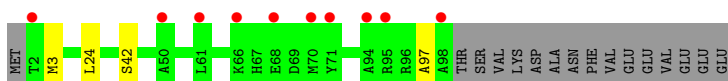
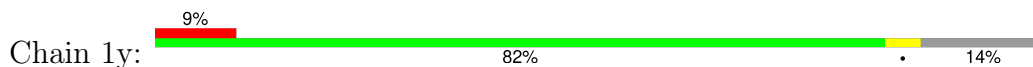
- Molecule 52: 30S ribosomal protein Thx



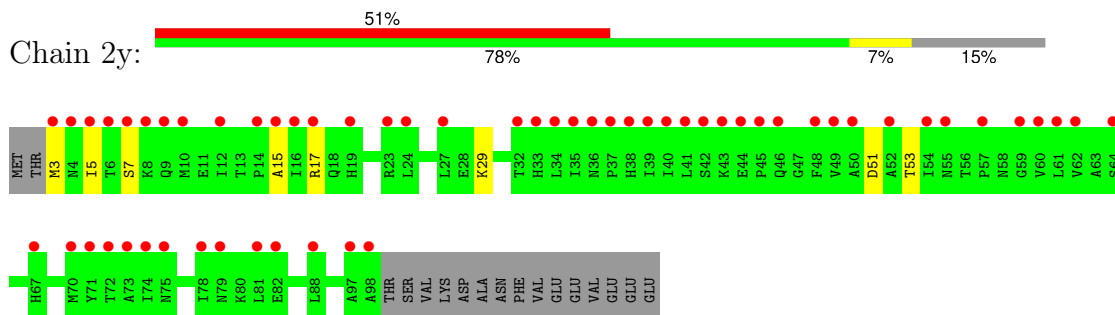
- Molecule 52: 30S ribosomal protein Thx



- Molecule 53: Ribosome-associated inhibitor A




- Molecule 53: Ribosome-associated inhibitor A



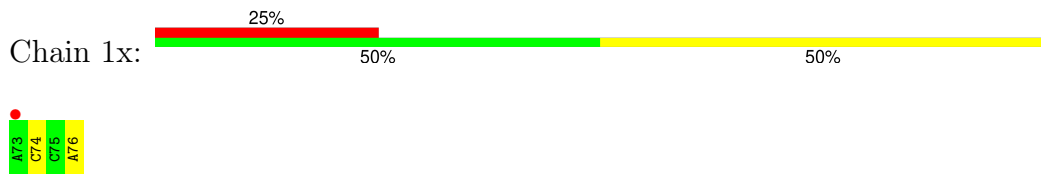
- Molecule 54: A-site Aminoacyl-tRNA Analog



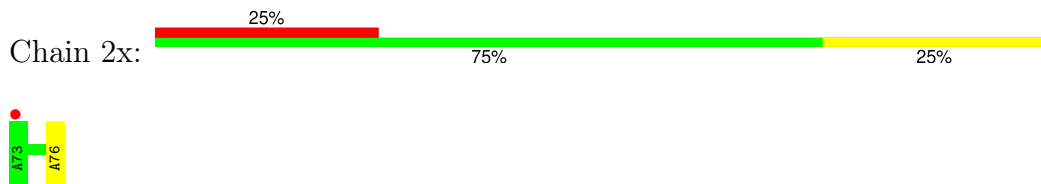
- Molecule 54: A-site Aminoacyl-tRNA Analog




- Molecule 55: P-site Peptidyl-tRNA Analog RNA



- Molecule 55: P-site Peptidyl-tRNA Analog RNA



- Molecule 56: P-site Peptidyl-tRNA Analog Peptide



- Molecule 56: P-site Peptidyl-tRNA Analog Peptide



There are no outlier residues recorded for this chain.

4 Data and refinement statistics

Property	Value	Source
Space group	P 21 21 21	Depositor
Cell constants a, b, c, α , β , γ	207.11Å 441.13Å 612.49Å 90.00° 90.00° 90.00°	Depositor
Resolution (Å)	119.32 – 2.65 119.32 – 2.65	Depositor EDS
% Data completeness (in resolution range)	99.0 (119.32-2.65) 99.0 (119.32-2.65)	Depositor EDS
R_{merge}	0.19	Depositor
R_{sym}	(Not available)	Depositor
$\langle I/\sigma(I) \rangle$ ¹	1.29 (at 2.65Å)	Xtrriage
Refinement program	PHENIX 1.8.2	Depositor
R, R_{free}	0.211 , 0.257 0.214 , 0.258	Depositor DCC
R_{free} test set	80388 reflections (5.02%)	wwPDB-VP
Wilson B-factor (Å ²)	65.4	Xtrriage
Anisotropy	0.172	Xtrriage
Bulk solvent k_{sol} (e/Å ³), B_{sol} (Å ²)	0.30 , 47.1	EDS
L-test for twinning ²	$\langle L \rangle = 0.40$, $\langle L^2 \rangle = 0.22$	Xtrriage
Estimated twinning fraction	No twinning to report.	Xtrriage
F_o, F_c correlation	0.94	EDS
Total number of atoms	295092	wwPDB-VP
Average B, all atoms (Å ²)	73.0	wwPDB-VP

Xtrriage's analysis on translational NCS is as follows: *The largest off-origin peak in the Patterson function is 1.72% of the height of the origin peak. No significant pseudotranslation is detected.*

¹Intensities estimated from amplitudes.

²Theoretical values of $\langle |L| \rangle$, $\langle L^2 \rangle$ for acentric reflections are 0.5, 0.333 respectively for untwinned datasets, and 0.375, 0.2 for perfectly twinned datasets.

5 Model quality

5.1 Standard geometry

Bond lengths and bond angles in the following residue types are not validated in this section: 0TD, 8AN, 2MU, SF4, PPU, M2G, OMG, UR3, 2MG, MPD, 5MC, MA6, 2MA, PSU, 4OC, OMC, ZN, FME, G7M, MG, 5MU

The Z score for a bond length (or angle) is the number of standard deviations the observed value is removed from the expected value. A bond length (or angle) with $|Z| > 5$ is considered an outlier worth inspection. RMSZ is the root-mean-square of all Z scores of the bond lengths (or angles).

Mol	Chain	Bond lengths		Bond angles	
		RMSZ	# Z >5	RMSZ	# Z >5
1	1A	0.54	0/69030	0.96	61/107750 (0.1%)
1	2A	0.42	0/68902	0.88	35/107548 (0.0%)
2	1B	0.44	0/2876	0.89	0/4486
2	2B	0.35	0/2878	0.86	0/4490
3	1D	0.37	0/2181	0.57	0/2940
3	2D	0.34	0/2186	0.53	0/2944
4	1E	0.35	0/1592	0.54	0/2149
4	2E	0.32	0/1592	0.52	0/2149
5	1F	0.35	0/1619	0.51	0/2193
5	2F	0.30	0/1615	0.50	0/2188
6	1G	0.30	0/1451	0.47	0/1961
6	2G	0.30	0/1449	0.51	0/1957
7	1H	0.33	0/1356	0.52	1/1834 (0.1%)
7	2H	0.29	0/1350	0.45	0/1826
8	1I	0.28	0/1109	0.49	0/1512
8	2I	0.30	0/1091	0.52	0/1490
9	1N	0.34	0/1148	0.52	0/1547
9	2N	0.29	0/1144	0.45	0/1543
10	1O	0.36	0/943	0.54	0/1269
10	2O	0.32	0/943	0.52	0/1269
11	1P	0.34	0/1152	0.56	0/1533
11	2P	0.31	0/1152	0.53	0/1533
12	1Q	0.37	0/1143	0.53	1/1527 (0.1%)
12	2Q	0.31	0/1143	0.49	0/1527
13	1R	0.33	0/982	0.53	0/1312
13	2R	0.30	0/982	0.51	0/1312
14	1S	0.31	0/887	0.51	0/1180
14	2S	0.30	0/880	0.50	0/1172
15	1T	0.33	0/1105	0.52	0/1477
15	2T	0.32	0/1097	0.49	0/1468
16	1U	0.36	0/977	0.51	0/1301

Mol	Chain	Bond lengths		Bond angles	
		RMSZ	# Z >5	RMSZ	# Z >5
16	2U	0.29	0/977	0.44	0/1301
17	1V	0.35	0/786	0.53	0/1053
17	2V	0.31	0/782	0.51	0/1049
18	1W	0.37	0/897	0.53	0/1205
18	2W	0.31	0/897	0.47	0/1205
19	1X	0.36	0/764	0.56	0/1025
19	2X	0.33	0/764	0.50	0/1025
20	1Y	0.35	0/823	0.54	0/1099
20	2Y	0.31	0/823	0.50	0/1100
21	1Z	0.32	0/1620	0.51	0/2200
21	2Z	0.31	0/1590	0.50	1/2162 (0.0%)
22	10	0.37	0/662	0.57	0/881
22	20	0.32	0/659	0.51	0/877
23	11	0.36	0/761	0.53	0/1013
23	21	0.33	0/766	0.51	0/1018
24	12	0.31	0/590	0.46	0/781
24	22	0.30	0/594	0.42	0/785
25	13	0.34	0/474	0.51	0/635
25	23	0.28	0/469	0.49	0/630
26	14	0.31	0/559	0.54	0/754
26	24	0.32	0/549	0.54	1/741 (0.1%)
27	15	0.37	0/473	0.60	1/639 (0.2%)
27	25	0.34	0/469	0.49	0/635
28	16	0.36	0/460	0.54	0/613
28	26	0.31	0/456	0.52	0/608
29	17	0.37	0/426	0.57	0/561
29	27	0.31	0/426	0.50	0/561
30	18	0.35	0/525	0.54	0/691
30	28	0.30	0/525	0.48	0/691
31	19	0.39	0/310	0.52	0/407
31	29	0.30	0/310	0.50	0/407
32	1a	0.38	0/35795	0.88	39/55864 (0.1%)
32	2a	0.36	0/35890	0.87	27/56012 (0.0%)
33	1b	0.30	0/1876	0.48	0/2533
33	2b	0.29	0/1860	0.50	0/2518
34	1c	0.29	0/1582	0.46	0/2137
34	2c	0.28	0/1566	0.47	0/2119
35	1d	0.29	0/1695	0.45	0/2274
35	2d	0.30	0/1698	0.44	0/2277
36	1e	0.30	0/1149	0.51	0/1548
36	2e	0.30	0/1149	0.49	0/1548
37	1f	0.31	0/827	0.49	0/1120
37	2f	0.28	0/829	0.48	0/1123

Mol	Chain	Bond lengths		Bond angles	
		RMSZ	# Z >5	RMSZ	# Z >5
38	1g	0.28	0/1254	0.42	0/1683
38	2g	0.28	0/1248	0.41	0/1676
39	1h	0.30	0/1118	0.48	0/1506
39	2h	0.28	0/1108	0.49	0/1494
40	1i	0.29	0/1005	0.47	0/1351
40	2i	0.30	0/985	0.48	0/1329
41	1j	0.29	0/732	0.48	0/993
41	2j	0.30	0/723	0.51	0/984
42	1k	0.30	0/849	0.50	0/1150
42	2k	0.29	0/848	0.49	0/1149
43	1l	0.31	0/937	0.51	0/1260
43	2l	0.30	0/937	0.51	0/1260
44	1m	0.27	0/924	0.48	0/1242
44	2m	0.29	0/905	0.47	0/1217
45	1n	0.33	0/501	0.47	0/664
45	2n	0.29	0/501	0.43	0/664
46	1o	0.28	0/739	0.45	0/985
46	2o	0.26	0/739	0.40	0/985
47	1p	0.30	0/697	0.50	0/939
47	2p	0.30	0/693	0.50	0/935
48	1q	0.29	0/836	0.49	0/1117
48	2q	0.29	0/836	0.48	0/1117
49	1r	0.30	0/560	0.50	0/746
49	2r	0.29	0/560	0.43	0/746
50	1s	0.27	0/663	0.50	0/895
50	2s	0.29	0/660	0.51	0/893
51	1t	0.27	0/734	0.41	0/969
51	2t	0.27	0/736	0.42	0/976
52	1u	0.28	0/203	0.48	0/266
52	2u	0.27	0/203	0.49	0/266
53	1y	0.28	0/776	0.47	0/1048
53	2y	0.30	0/761	0.51	0/1030
54	1w	2.13	1/44 (2.3%)	1.02	0/67
54	2w	1.92	1/44 (2.3%)	0.75	0/67
55	1x	0.52	0/44	0.97	0/67
55	2x	0.62	0/44	0.93	0/67
56	1v	0.34	0/12	0.35	0/15
56	2v	0.34	0/12	0.38	0/15
All	All	0.41	2/310228 (0.0%)	0.81	167/463645 (0.0%)

Chiral center outliers are detected by calculating the chiral volume of a chiral center and verifying if the center is modelled as a planar moiety or with the opposite hand. A planarity outlier is detected by checking planarity of atoms in a peptide group, atoms in a mainchain group or atoms of a

sidechain that are expected to be planar.

Mol	Chain	#Chirality outliers	#Planarity outliers
14	1S	0	1
33	2b	0	1
All	All	0	2

All (2) bond length outliers are listed below:

Mol	Chain	Res	Type	Atoms	Z	Observed(Å)	Ideal(Å)
54	1w	74	C	O3'-P	-8.33	1.51	1.61
54	2w	74	C	O3'-P	-7.43	1.52	1.61

All (167) bond angle outliers are listed below:

Mol	Chain	Res	Type	Atoms	Z	Observed(°)	Ideal(°)
1	1A	999	U	O5'-P-OP2	-9.96	96.74	105.70
1	1A	1352	U	O5'-P-OP1	-9.19	97.43	105.70
1	1A	567	A	O5'-P-OP1	-8.46	98.09	105.70
1	1A	2103	C	N1-C2-O2	8.17	123.80	118.90
1	1A	330	A	C2-N3-C4	-8.04	106.58	110.60
1	1A	740	U	O5'-P-OP2	-8.02	98.48	105.70
1	1A	800	A	O5'-P-OP1	-7.99	98.51	105.70
32	1a	1123	A	C6-N1-C2	7.76	123.26	118.60
32	1a	1020	U	N1-C2-O2	7.76	128.23	122.80
1	1A	1075	C	N1-C2-O2	7.71	123.53	118.90
32	1a	1150	U	C5-C4-O4	7.62	130.47	125.90
1	1A	512	G	O4'-C1'-N9	7.51	114.21	108.20
1	1A	330	A	N1-C2-N3	7.45	133.02	129.30
32	1a	1150	U	C2-N3-C4	7.43	131.46	127.00
1	1A	1061	U	N1-C2-O2	7.11	127.78	122.80
32	1a	1123	A	C5-C6-N6	6.98	129.28	123.70
1	1A	1349	A	O5'-P-OP1	-6.91	99.48	105.70
32	1a	1137	C	C6-N1-C2	-6.83	117.57	120.30
1	1A	205	G	O5'-P-OP2	-6.71	99.66	105.70
1	1A	527	C	N1-C2-O2	-6.66	114.90	118.90
32	2a	1003	G	C2-N3-C4	6.64	115.22	111.90
1	1A	801	G	O5'-P-OP2	-6.59	99.77	105.70
1	1A	1776	G	O5'-P-OP2	-6.45	99.89	105.70
32	2a	1378	C	C2-N1-C1'	6.43	125.87	118.80
1	2A	205	G	O5'-P-OP2	-6.38	99.96	105.70
1	1A	845	G	O4'-C1'-N9	6.34	113.27	108.20
1	1A	271(Y)	U	O4'-C1'-N1	6.32	113.26	108.20
1	2A	787	U	O5'-P-OP1	-6.25	100.07	105.70

Continued on next page...

Continued from previous page...

Mol	Chain	Res	Type	Atoms	Z	Observed(°)	Ideal(°)
1	2A	2573	C	C6-N1-C2	6.25	122.80	120.30
1	1A	1372	U	C5-C4-O4	-6.19	122.19	125.90
32	1a	55	A	C4-N9-C1'	-6.18	115.17	126.30
1	1A	948	G	O5'-P-OP1	-6.18	100.14	105.70
1	2A	1313	U	C2-N1-C1'	6.17	125.11	117.70
1	2A	512	G	O4'-C1'-N9	6.11	113.09	108.20
32	2a	1383	C	C2-N1-C1'	6.11	125.52	118.80
32	1a	55	A	C6-N1-C2	6.10	122.26	118.60
32	2a	100	C	C2-N1-C1'	6.04	125.44	118.80
1	1A	2103	C	C2-N3-C4	6.03	122.91	119.90
1	2A	1092	C	C5-C6-N1	6.02	124.01	121.00
1	1A	1061	U	C2-N1-C1'	6.01	124.92	117.70
1	1A	1086	A	N1-C6-N6	-6.01	114.99	118.60
1	1A	1300	U	P-O3'-C3'	6.01	126.91	119.70
32	2a	1004	A	O4'-C1'-N9	5.98	112.98	108.20
1	1A	1784	A	O5'-P-OP2	-5.96	100.34	105.70
32	2a	1158	C	C2-N1-C1'	5.93	125.33	118.80
1	1A	2181	G	C5-C6-O6	5.93	132.16	128.60
1	1A	2249	U	N3-C4-O4	-5.92	115.25	119.40
1	2A	277	C	N1-C2-O2	5.92	122.45	118.90
32	1a	1137	C	C5-C6-N1	5.92	123.96	121.00
32	2a	1277	C	N3-C2-O2	-5.90	117.77	121.90
1	1A	1614	A	O5'-P-OP1	-5.87	100.42	105.70
32	2a	1384	C	C2-N1-C1'	5.86	125.25	118.80
32	1a	1020	U	C2-N1-C1'	5.86	124.73	117.70
1	1A	2848	G	O4'-C1'-N9	5.84	112.88	108.20
1	1A	2035	G	O5'-P-OP1	-5.84	100.45	105.70
1	2A	1065	U	P-O3'-C3'	5.82	126.68	119.70
1	1A	226	G	O4'-C1'-N9	5.82	112.85	108.20
1	2A	383	U	O4'-C1'-N1	5.81	112.85	108.20
1	2A	2447	G	C4-N9-C1'	-5.80	118.95	126.50
32	2a	1158	C	N1-C2-O2	5.79	122.38	118.90
32	2a	1277	C	N1-C2-O2	5.79	122.37	118.90
7	1H	171	LEU	C-N-CA	5.75	136.09	121.70
1	2A	1076	C	OP1-P-O3'	5.74	117.83	105.20
1	1A	2036	C	O5'-P-OP1	-5.74	100.54	105.70
1	1A	568	U	C5-C4-O4	-5.72	122.47	125.90
32	2a	1009	G	C5-C6-O6	5.71	132.02	128.60
32	1a	1123	A	C5-C6-N1	-5.69	114.86	117.70
1	1A	1372	U	N3-C4-O4	5.68	123.38	119.40
1	2A	2103	C	C2-N3-C4	5.67	122.74	119.90
32	2a	1030	C	N1-C2-O2	5.67	122.30	118.90

Continued on next page...

Continued from previous page...

Mol	Chain	Res	Type	Atoms	Z	Observed(°)	Ideal(°)
1	2A	2689	U	N3-C2-O2	-5.66	118.23	122.20
32	2a	1003	G	N3-C4-C5	-5.66	125.77	128.60
1	1A	1061	U	N3-C2-O2	-5.66	118.24	122.20
32	1a	754	C	C2-N1-C1'	5.64	125.00	118.80
32	1a	55	A	N3-C4-N9	-5.63	122.89	127.40
32	1a	1123	A	N3-C4-N9	-5.60	122.92	127.40
1	2A	748	G	C4-N9-C1'	-5.58	119.24	126.50
1	1A	1653	G	C8-N9-C4	-5.55	104.18	106.40
21	2Z	13	GLU	C-N-CA	-5.55	107.82	121.70
1	2A	2501	C	C2-N1-C1'	-5.55	112.69	118.80
1	2A	214	G	O4'-C1'-N9	5.54	112.63	108.20
1	2A	1614	A	O5'-P-OP1	-5.53	100.72	105.70
1	2A	214	G	C4-N9-C1'	-5.51	119.33	126.50
1	1A	787	U	O5'-P-OP1	-5.50	100.75	105.70
32	1a	55	A	C4-C5-C6	-5.49	114.25	117.00
1	2A	748	G	C8-N9-C1'	5.49	134.14	127.00
1	1A	2181	G	C6-N1-C2	5.48	128.39	125.10
32	1a	687	A	P-O3'-C3'	5.48	126.28	119.70
1	2A	2178	C	N1-C2-O2	5.48	122.19	118.90
32	2a	1378	C	C6-N1-C2	-5.47	118.11	120.30
1	1A	847	U	C2-N1-C1'	5.47	124.26	117.70
1	1A	2030	A	C8-N9-C4	5.46	107.99	105.80
1	1A	2108	C	C5-C4-N4	5.44	124.01	120.20
1	2A	1313	U	N3-C2-O2	-5.43	118.40	122.20
1	1A	1937	A	O4'-C1'-N9	5.42	112.54	108.20
1	1A	1075	C	C2-N3-C4	5.42	122.61	119.90
32	1a	1020	U	N3-C2-O2	-5.42	118.41	122.20
12	1Q	82	ARG	NE-CZ-NH2	-5.38	117.61	120.30
32	1a	754	C	N1-C2-O2	5.38	122.13	118.90
1	1A	2056	G	N9-C4-C5	-5.38	103.25	105.40
32	2a	754	C	C2-N1-C1'	5.38	124.72	118.80
32	2a	97	G	C8-N9-C4	-5.36	104.26	106.40
32	1a	55	A	N9-C1'-C2'	-5.35	106.12	112.00
32	1a	55	A	C6-C5-N7	5.34	136.04	132.30
1	1A	2181	G	N3-C4-N9	-5.34	122.80	126.00
32	2a	73	G	C5-C6-O6	5.33	131.80	128.60
1	1A	383	U	C2-N1-C1'	-5.33	111.31	117.70
1	2A	1372	U	N1-C2-O2	5.33	126.53	122.80
32	1a	563	A	O4'-C1'-N9	5.32	112.45	108.20
32	2a	1378	C	N1-C2-O2	5.31	122.09	118.90
1	1A	655	A	O4'-C1'-N9	5.31	112.45	108.20
1	1A	847	U	N1-C2-O2	5.31	126.52	122.80

Continued on next page...

Continued from previous page...

Mol	Chain	Res	Type	Atoms	Z	Observed(°)	Ideal(°)
1	2A	2126	A	P-O3'-C3'	5.31	126.07	119.70
1	2A	752	A	P-O3'-C3'	5.30	126.06	119.70
32	2a	1031	G	C5-C6-O6	-5.30	125.42	128.60
1	1A	1116	C	C2-N1-C1'	5.29	124.62	118.80
1	1A	269	U	C2-N1-C1'	5.24	123.99	117.70
32	1a	55	A	C8-N9-C1'	5.23	137.11	127.70
32	2a	991	U	P-O3'-C3'	5.22	125.96	119.70
1	1A	372	G	O4'-C1'-N9	5.22	112.37	108.20
1	2A	1380	G	O5'-P-OP2	-5.21	101.01	105.70
1	2A	195	A	P-O3'-C3'	5.21	125.95	119.70
1	1A	2430	A	C2-N3-C4	5.20	113.20	110.60
1	2A	1937	A	O4'-C1'-N9	5.20	112.36	108.20
1	2A	1075	C	C2-N1-C1'	5.20	124.52	118.80
32	1a	55	A	C5-C6-N6	5.20	127.86	123.70
32	2a	60	A	P-O3'-C3'	5.19	125.93	119.70
32	1a	1279	A	C8-N9-C4	-5.19	103.72	105.80
32	2a	913	A	P-O3'-C3'	5.19	125.92	119.70
1	1A	2108	C	C2-N3-C4	5.19	122.49	119.90
32	1a	1201	A	P-O3'-C3'	5.18	125.92	119.70
1	2A	1313	U	O4'-C1'-N1	5.18	112.35	108.20
1	1A	1064	C	C2-N3-C4	5.17	122.49	119.90
1	1A	961	C	C6-N1-C2	5.16	122.37	120.30
32	1a	413	G	C4-N9-C1'	-5.16	119.79	126.50
1	1A	2593	U	N3-C4-O4	-5.15	115.79	119.40
1	1A	2452	C	O5'-P-OP1	-5.15	101.06	105.70
32	1a	1442	G	N3-C4-C5	-5.15	126.02	128.60
1	2A	1075	C	N1-C2-O2	5.15	121.99	118.90
32	1a	55	A	N1-C6-N6	-5.14	115.51	118.60
1	2A	1076	C	P-O3'-C3'	5.14	125.87	119.70
1	2A	1313	U	N1-C2-O2	5.14	126.39	122.80
32	1a	1067	A	P-O3'-C3'	5.12	125.85	119.70
32	2a	1277	C	C6-N1-C2	-5.12	118.25	120.30
1	2A	2103	C	C5-C4-N4	5.12	123.78	120.20
32	1a	1036	G	C4-N9-C1'	5.12	133.16	126.50
26	24	5	ILE	C-N-CA	5.12	134.49	121.70
32	1a	55	A	N3-C4-C5	5.11	130.38	126.80
32	2a	97	G	N7-C8-N9	5.11	115.66	113.10
27	15	25	LEU	C-N-CA	-5.11	108.94	121.70
32	1a	1009	G	C5-C6-O6	-5.11	125.54	128.60
32	1a	1225	A	C6-N1-C2	5.10	121.66	118.60
32	2a	1378	C	N3-C2-O2	-5.09	118.33	121.90
32	1a	955	U	C2-N3-C4	5.09	130.05	127.00

Continued on next page...

Continued from previous page...

Mol	Chain	Res	Type	Atoms	Z	Observed(°)	Ideal(°)
32	1a	1028	C	C5-C6-N1	5.08	123.54	121.00
32	2a	687	A	P-O3'-C3'	5.08	125.80	119.70
32	2a	1158	C	N3-C2-O2	-5.07	118.35	121.90
1	1A	2103	C	N3-C2-O2	-5.06	118.36	121.90
32	1a	413	G	N3-C4-N9	-5.06	122.97	126.00
1	1A	1668	A	C8-N9-C4	5.06	107.82	105.80
1	1A	1116	C	C5-C4-N4	-5.05	116.67	120.20
32	1a	1331	G	O4'-C1'-N9	5.05	112.24	108.20
1	1A	1617	C	N1-C2-O2	-5.03	115.88	118.90
32	1a	1028	C	C6-N1-C2	-5.01	118.30	120.30
32	1a	1123	A	N3-C4-C5	5.01	130.31	126.80
1	2A	801	G	O5'-P-OP2	-5.00	101.20	105.70
1	2A	574	C	C2-N1-C1'	-5.00	113.30	118.80

There are no chirality outliers.

All (2) planarity outliers are listed below:

Mol	Chain	Res	Type	Group
14	1S	58	LEU	Peptide
33	2b	127	ILE	Peptide

5.2 Too-close contacts [i](#)

Due to software issues we are unable to calculate clashes - this section is therefore empty.

5.3 Torsion angles [i](#)

5.3.1 Protein backbone [i](#)

In the following table, the Percentiles column shows the percent Ramachandran outliers of the chain as a percentile score with respect to all X-ray entries followed by that with respect to entries of similar resolution.

The Analysed column shows the number of residues for which the backbone conformation was analysed, and the total number of residues.

Mol	Chain	Analysed	Favoured	Allowed	Outliers	Percentiles	
3	1D	273/276 (99%)	257 (94%)	16 (6%)	0	100	100
3	2D	273/276 (99%)	251 (92%)	22 (8%)	0	100	100
4	1E	202/206 (98%)	189 (94%)	12 (6%)	1 (0%)	25	40

Continued on next page...

Continued from previous page...

Mol	Chain	Analysed	Favoured	Allowed	Outliers	Percentiles	
4	2E	202/206 (98%)	193 (96%)	8 (4%)	1 (0%)	25	40
5	1F	201/210 (96%)	194 (96%)	6 (3%)	1 (0%)	25	40
5	2F	201/210 (96%)	193 (96%)	7 (4%)	1 (0%)	25	40
6	1G	179/182 (98%)	158 (88%)	17 (10%)	4 (2%)	5	9
6	2G	179/182 (98%)	155 (87%)	22 (12%)	2 (1%)	12	19
7	1H	172/180 (96%)	156 (91%)	14 (8%)	2 (1%)	11	18
7	2H	171/180 (95%)	145 (85%)	22 (13%)	4 (2%)	5	8
8	1I	145/148 (98%)	129 (89%)	14 (10%)	2 (1%)	9	15
8	2I	144/148 (97%)	126 (88%)	14 (10%)	4 (3%)	4	6
9	1N	138/140 (99%)	132 (96%)	6 (4%)	0	100	100
9	2N	138/140 (99%)	132 (96%)	6 (4%)	0	100	100
10	1O	120/122 (98%)	111 (92%)	9 (8%)	0	100	100
10	2O	120/122 (98%)	110 (92%)	9 (8%)	1 (1%)	16	28
11	1P	147/150 (98%)	138 (94%)	8 (5%)	1 (1%)	19	31
11	2P	147/150 (98%)	136 (92%)	9 (6%)	2 (1%)	9	15
12	1Q	139/141 (99%)	133 (96%)	6 (4%)	0	100	100
12	2Q	139/141 (99%)	133 (96%)	5 (4%)	1 (1%)	19	31
13	1R	116/118 (98%)	111 (96%)	5 (4%)	0	100	100
13	2R	116/118 (98%)	109 (94%)	7 (6%)	0	100	100
14	1S	108/112 (96%)	99 (92%)	8 (7%)	1 (1%)	14	25
14	2S	108/112 (96%)	98 (91%)	10 (9%)	0	100	100
15	1T	129/146 (88%)	123 (95%)	5 (4%)	1 (1%)	16	28
15	2T	129/146 (88%)	119 (92%)	8 (6%)	2 (2%)	8	13
16	1U	114/118 (97%)	114 (100%)	0	0	100	100
16	2U	114/118 (97%)	112 (98%)	2 (2%)	0	100	100
17	1V	99/101 (98%)	90 (91%)	7 (7%)	2 (2%)	6	10
17	2V	99/101 (98%)	87 (88%)	11 (11%)	1 (1%)	13	21
18	1W	110/113 (97%)	108 (98%)	2 (2%)	0	100	100
18	2W	110/113 (97%)	108 (98%)	2 (2%)	0	100	100
19	1X	93/96 (97%)	90 (97%)	2 (2%)	1 (1%)	12	19
19	2X	93/96 (97%)	87 (94%)	5 (5%)	1 (1%)	12	19

Continued on next page...

Continued from previous page...

Mol	Chain	Analysed	Favoured	Allowed	Outliers	Percentiles	
20	1Y	105/110 (96%)	96 (91%)	7 (7%)	2 (2%)	6	11
20	2Y	105/110 (96%)	96 (91%)	9 (9%)	0	100	100
21	1Z	201/206 (98%)	184 (92%)	16 (8%)	1 (0%)	25	40
21	2Z	199/206 (97%)	177 (89%)	19 (10%)	3 (2%)	8	14
22	10	81/85 (95%)	77 (95%)	4 (5%)	0	100	100
22	20	81/85 (95%)	73 (90%)	7 (9%)	1 (1%)	11	18
23	11	95/98 (97%)	91 (96%)	4 (4%)	0	100	100
23	21	95/98 (97%)	90 (95%)	5 (5%)	0	100	100
24	12	68/72 (94%)	67 (98%)	1 (2%)	0	100	100
24	22	68/72 (94%)	64 (94%)	4 (6%)	0	100	100
25	13	57/60 (95%)	55 (96%)	2 (4%)	0	100	100
25	23	57/60 (95%)	54 (95%)	3 (5%)	0	100	100
26	14	67/71 (94%)	49 (73%)	15 (22%)	3 (4%)	2	2
26	24	67/71 (94%)	45 (67%)	19 (28%)	3 (4%)	2	2
27	15	57/60 (95%)	54 (95%)	3 (5%)	0	100	100
27	25	57/60 (95%)	53 (93%)	4 (7%)	0	100	100
28	16	51/54 (94%)	48 (94%)	3 (6%)	0	100	100
28	26	51/54 (94%)	47 (92%)	4 (8%)	0	100	100
29	17	46/49 (94%)	44 (96%)	2 (4%)	0	100	100
29	27	46/49 (94%)	45 (98%)	1 (2%)	0	100	100
30	18	62/65 (95%)	62 (100%)	0	0	100	100
30	28	62/65 (95%)	60 (97%)	2 (3%)	0	100	100
31	19	35/37 (95%)	35 (100%)	0	0	100	100
31	29	35/37 (95%)	35 (100%)	0	0	100	100
33	1b	229/256 (90%)	185 (81%)	34 (15%)	10 (4%)	2	3
33	2b	229/256 (90%)	186 (81%)	36 (16%)	7 (3%)	3	5
34	1c	204/239 (85%)	181 (89%)	21 (10%)	2 (1%)	13	21
34	2c	204/239 (85%)	181 (89%)	21 (10%)	2 (1%)	13	21
35	1d	206/209 (99%)	192 (93%)	14 (7%)	0	100	100
35	2d	206/209 (99%)	197 (96%)	9 (4%)	0	100	100
36	1e	146/162 (90%)	136 (93%)	8 (6%)	2 (1%)	9	15

Continued on next page...

Continued from previous page...

Mol	Chain	Analysed	Favoured	Allowed	Outliers	Percentiles	
36	2e	146/162 (90%)	139 (95%)	7 (5%)	0	100	100
37	1f	98/101 (97%)	94 (96%)	4 (4%)	0	100	100
37	2f	98/101 (97%)	93 (95%)	5 (5%)	0	100	100
38	1g	153/156 (98%)	144 (94%)	9 (6%)	0	100	100
38	2g	153/156 (98%)	137 (90%)	16 (10%)	0	100	100
39	1h	135/138 (98%)	128 (95%)	7 (5%)	0	100	100
39	2h	135/138 (98%)	124 (92%)	9 (7%)	2 (2%)	8	14
40	1i	125/128 (98%)	113 (90%)	10 (8%)	2 (2%)	8	13
40	2i	124/128 (97%)	102 (82%)	21 (17%)	1 (1%)	16	28
41	1j	95/105 (90%)	79 (83%)	11 (12%)	5 (5%)	1	2
41	2j	94/105 (90%)	81 (86%)	10 (11%)	3 (3%)	3	5
42	1k	112/129 (87%)	105 (94%)	6 (5%)	1 (1%)	14	25
42	2k	112/129 (87%)	104 (93%)	6 (5%)	2 (2%)	7	11
43	1l	119/132 (90%)	110 (92%)	7 (6%)	2 (2%)	7	12
43	2l	119/132 (90%)	108 (91%)	9 (8%)	2 (2%)	7	12
44	1m	114/126 (90%)	100 (88%)	11 (10%)	3 (3%)	4	6
44	2m	112/126 (89%)	100 (89%)	11 (10%)	1 (1%)	14	25
45	1n	58/61 (95%)	55 (95%)	3 (5%)	0	100	100
45	2n	58/61 (95%)	54 (93%)	4 (7%)	0	100	100
46	1o	86/89 (97%)	75 (87%)	11 (13%)	0	100	100
46	2o	86/89 (97%)	81 (94%)	5 (6%)	0	100	100
47	1p	80/88 (91%)	69 (86%)	9 (11%)	2 (2%)	4	7
47	2p	80/88 (91%)	70 (88%)	10 (12%)	0	100	100
48	1q	97/105 (92%)	92 (95%)	5 (5%)	0	100	100
48	2q	97/105 (92%)	91 (94%)	6 (6%)	0	100	100
49	1r	66/88 (75%)	64 (97%)	2 (3%)	0	100	100
49	2r	66/88 (75%)	62 (94%)	3 (4%)	1 (2%)	8	14
50	1s	81/93 (87%)	74 (91%)	6 (7%)	1 (1%)	11	18
50	2s	81/93 (87%)	70 (86%)	10 (12%)	1 (1%)	11	18
51	1t	94/106 (89%)	89 (95%)	4 (4%)	1 (1%)	12	19
51	2t	96/106 (91%)	88 (92%)	5 (5%)	3 (3%)	3	5

Continued on next page...

Continued from previous page...

Mol	Chain	Analysed	Favoured	Allowed	Outliers	Percentiles	
52	1u	21/27 (78%)	20 (95%)	1 (5%)	0	100	100
52	2u	21/27 (78%)	19 (90%)	2 (10%)	0	100	100
53	1y	95/113 (84%)	93 (98%)	1 (1%)	1 (1%)	12	19
53	2y	94/113 (83%)	82 (87%)	11 (12%)	1 (1%)	12	19
56	1v	1/3 (33%)	1 (100%)	0	0	100	100
56	2v	1/3 (33%)	1 (100%)	0	0	100	100
All	All	11643/12360 (94%)	10696 (92%)	840 (7%)	107 (1%)	14	25

All (107) Ramachandran outliers are listed below:

Mol	Chain	Res	Type
5	1F	130	ALA
6	1G	50	ALA
7	1H	159	GLU
26	14	47	GLN
33	1b	17	PHE
33	1b	21	ARG
33	1b	127	ILE
36	1e	96	PRO
43	1l	91	LYS
44	1m	67	GLU
44	1m	106	ASN
5	2F	130	ALA
6	2G	96	ARG
15	2T	128	GLU
33	2b	10	LEU
33	2b	21	ARG
40	2i	54	ASP
43	2l	91	LYS
44	2m	67	GLU
6	1G	47	LYS
8	1I	86	THR
17	1V	79	VAL
19	1X	94	GLY
21	1Z	52	SER
26	14	39	CYS
36	1e	97	GLY
41	1j	55	LYS
42	1k	105	VAL
7	2H	126	PRO

Continued on next page...

Continued from previous page...

Mol	Chain	Res	Type
10	2O	5	GLN
15	2T	127	ALA
21	2Z	77	ASP
34	2c	79	ARG
34	2c	99	VAL
39	2h	50	ARG
41	2j	79	ARG
51	2t	47	GLY
11	1P	29	LYS
14	1S	94	TYR
26	14	44	THR
33	1b	8	LYS
33	1b	20	GLU
33	1b	129	GLU
33	1b	135	GLN
40	1i	11	LYS
53	1y	97	ALA
6	2G	117	PHE
11	2P	29	LYS
17	2V	100	ARG
33	2b	9	GLU
33	2b	20	GLU
39	2h	133	LEU
49	2r	36	ASN
4	1E	52	LEU
8	1I	73	GLU
33	1b	37	ASN
33	1b	232	PRO
41	1j	78	ASN
44	1m	99	ARG
47	1p	28	ARG
47	1p	81	ARG
51	1t	100	ILE
4	2E	52	LEU
7	2H	65	HIS
8	2I	97	ILE
19	2X	94	GLY
22	20	4	LYS
26	24	55	ARG
33	2b	34	ALA
33	2b	211	ILE
41	2j	55	LYS

Continued on next page...

Continued from previous page...

Mol	Chain	Res	Type
42	2k	15	ALA
42	2k	104	GLN
50	2s	29	ARG
53	2y	15	ALA
7	1H	126	PRO
20	1Y	78	ALA
20	1Y	101	LYS
40	1i	107	ARG
41	1j	77	PRO
8	2I	85	GLU
8	2I	117	GLU
21	2Z	52	SER
43	2l	105	TYR
51	2t	100	ILE
41	1j	79	ARG
43	1l	74	GLY
8	2I	77	LEU
12	2Q	60	ARG
33	2b	125	PRO
41	2j	75	ILE
15	1T	37	GLY
7	2H	12	PRO
51	2t	102	GLY
34	1c	81	GLY
41	1j	91	PRO
7	2H	128	PRO
21	2Z	194	PRO
26	24	56	VAL
6	1G	44	GLY
34	1c	174	PRO
50	1s	26	GLY
6	1G	52	ILE
17	1V	61	VAL
11	2P	122	PRO
26	24	50	VAL
33	1b	125	PRO

5.3.2 Protein sidechains [i](#)

In the following table, the Percentiles column shows the percent sidechain outliers of the chain as a percentile score with respect to all X-ray entries followed by that with respect to entries of similar resolution.

The Analysed column shows the number of residues for which the sidechain conformation was analysed, and the total number of residues.

Mol	Chain	Analysed	Rotameric	Outliers	Percentiles	
3	1D	214/218 (98%)	204 (95%)	10 (5%)	22	37
3	2D	215/218 (99%)	196 (91%)	19 (9%)	8	12
4	1E	164/166 (99%)	156 (95%)	8 (5%)	21	36
4	2E	164/166 (99%)	156 (95%)	8 (5%)	21	36
5	1F	160/166 (96%)	147 (92%)	13 (8%)	9	16
5	2F	159/166 (96%)	145 (91%)	14 (9%)	8	12
6	1G	144/156 (92%)	132 (92%)	12 (8%)	9	15
6	2G	142/156 (91%)	126 (89%)	16 (11%)	4	7
7	1H	144/148 (97%)	138 (96%)	6 (4%)	25	42
7	2H	143/148 (97%)	128 (90%)	15 (10%)	5	9
8	1I	111/124 (90%)	100 (90%)	11 (10%)	6	10
8	2I	108/124 (87%)	89 (82%)	19 (18%)	1	2
9	1N	119/119 (100%)	113 (95%)	6 (5%)	20	35
9	2N	118/119 (99%)	110 (93%)	8 (7%)	13	22
10	1O	100/100 (100%)	97 (97%)	3 (3%)	36	56
10	2O	100/100 (100%)	97 (97%)	3 (3%)	36	56
11	1P	115/116 (99%)	109 (95%)	6 (5%)	19	33
11	2P	115/116 (99%)	104 (90%)	11 (10%)	7	10
12	1Q	111/111 (100%)	107 (96%)	4 (4%)	30	48
12	2Q	111/111 (100%)	105 (95%)	6 (5%)	18	32
13	1R	101/101 (100%)	95 (94%)	6 (6%)	16	28
13	2R	101/101 (100%)	98 (97%)	3 (3%)	36	56
14	1S	87/88 (99%)	79 (91%)	8 (9%)	7	12
14	2S	85/88 (97%)	75 (88%)	10 (12%)	4	6
15	1T	115/127 (91%)	109 (95%)	6 (5%)	19	33
15	2T	113/127 (89%)	104 (92%)	9 (8%)	10	16
16	1U	93/94 (99%)	87 (94%)	6 (6%)	14	24
16	2U	93/94 (99%)	89 (96%)	4 (4%)	25	41
17	1V	81/82 (99%)	77 (95%)	4 (5%)	21	36
17	2V	80/82 (98%)	72 (90%)	8 (10%)	6	10

Continued on next page...

Continued from previous page...

Mol	Chain	Analysed	Rotameric	Outliers	Percentiles	
18	1W	90/92 (98%)	86 (96%)	4 (4%)	24	40
18	2W	90/92 (98%)	81 (90%)	9 (10%)	6	10
19	1X	77/78 (99%)	74 (96%)	3 (4%)	27	45
19	2X	77/78 (99%)	74 (96%)	3 (4%)	27	45
20	1Y	86/91 (94%)	73 (85%)	13 (15%)	2	3
20	2Y	86/91 (94%)	81 (94%)	5 (6%)	17	29
21	1Z	169/179 (94%)	160 (95%)	9 (5%)	19	33
21	2Z	165/179 (92%)	152 (92%)	13 (8%)	10	17
22	10	65/67 (97%)	62 (95%)	3 (5%)	23	38
22	20	64/67 (96%)	62 (97%)	2 (3%)	35	55
23	11	79/83 (95%)	76 (96%)	3 (4%)	28	47
23	21	81/83 (98%)	74 (91%)	7 (9%)	8	13
24	12	65/67 (97%)	62 (95%)	3 (5%)	23	38
24	22	66/67 (98%)	58 (88%)	8 (12%)	4	6
25	13	51/52 (98%)	49 (96%)	2 (4%)	27	45
25	23	50/52 (96%)	48 (96%)	2 (4%)	27	44
26	14	58/63 (92%)	52 (90%)	6 (10%)	6	9
26	24	54/63 (86%)	47 (87%)	7 (13%)	3	5
27	15	51/52 (98%)	48 (94%)	3 (6%)	16	28
27	25	50/52 (96%)	46 (92%)	4 (8%)	10	16
28	16	51/52 (98%)	47 (92%)	4 (8%)	10	17
28	26	50/52 (96%)	45 (90%)	5 (10%)	6	10
29	17	41/42 (98%)	39 (95%)	2 (5%)	21	36
29	27	41/42 (98%)	38 (93%)	3 (7%)	11	19
30	18	54/55 (98%)	50 (93%)	4 (7%)	11	19
30	28	54/55 (98%)	49 (91%)	5 (9%)	7	11
31	19	34/34 (100%)	31 (91%)	3 (9%)	8	12
31	29	34/34 (100%)	31 (91%)	3 (9%)	8	12
33	1b	191/220 (87%)	172 (90%)	19 (10%)	6	10
33	2b	187/220 (85%)	160 (86%)	27 (14%)	2	3
34	1c	144/188 (77%)	132 (92%)	12 (8%)	9	15

Continued on next page...

Continued from previous page...

Mol	Chain	Analysed	Rotameric	Outliers	Percentiles	
34	2c	140/188 (74%)	123 (88%)	17 (12%)	4	6
35	1d	171/181 (94%)	159 (93%)	12 (7%)	12	21
35	2d	172/181 (95%)	160 (93%)	12 (7%)	12	21
36	1e	114/123 (93%)	106 (93%)	8 (7%)	12	21
36	2e	114/123 (93%)	101 (89%)	13 (11%)	4	7
37	1f	85/90 (94%)	78 (92%)	7 (8%)	9	15
37	2f	85/90 (94%)	82 (96%)	3 (4%)	31	50
38	1g	120/127 (94%)	106 (88%)	14 (12%)	4	6
38	2g	119/127 (94%)	110 (92%)	9 (8%)	11	18
39	1h	116/119 (98%)	109 (94%)	7 (6%)	16	28
39	2h	114/119 (96%)	104 (91%)	10 (9%)	8	12
40	1i	91/99 (92%)	78 (86%)	13 (14%)	2	3
40	2i	88/99 (89%)	77 (88%)	11 (12%)	3	5
41	1j	68/92 (74%)	57 (84%)	11 (16%)	2	2
41	2j	68/92 (74%)	60 (88%)	8 (12%)	4	6
42	1k	83/99 (84%)	77 (93%)	6 (7%)	12	19
42	2k	83/99 (84%)	74 (89%)	9 (11%)	5	8
43	1l	96/108 (89%)	94 (98%)	2 (2%)	48	70
43	2l	96/108 (89%)	93 (97%)	3 (3%)	35	55
44	1m	90/101 (89%)	82 (91%)	8 (9%)	8	12
44	2m	87/101 (86%)	78 (90%)	9 (10%)	6	9
45	1n	49/50 (98%)	46 (94%)	3 (6%)	15	27
45	2n	49/50 (98%)	45 (92%)	4 (8%)	9	15
46	1o	78/80 (98%)	75 (96%)	3 (4%)	28	47
46	2o	78/80 (98%)	76 (97%)	2 (3%)	41	63
47	1p	69/74 (93%)	62 (90%)	7 (10%)	6	9
47	2p	68/74 (92%)	64 (94%)	4 (6%)	16	28
48	1q	94/97 (97%)	90 (96%)	4 (4%)	25	41
48	2q	94/97 (97%)	87 (93%)	7 (7%)	11	19
49	1r	59/77 (77%)	57 (97%)	2 (3%)	32	51
49	2r	59/77 (77%)	57 (97%)	2 (3%)	32	51

Continued on next page...

Continued from previous page...

Mol	Chain	Analysed	Rotameric	Outliers	Percentiles	
50	1s	68/80 (85%)	63 (93%)	5 (7%)	11	19
50	2s	67/80 (84%)	56 (84%)	11 (16%)	2	2
51	1t	71/82 (87%)	64 (90%)	7 (10%)	6	10
51	2t	70/82 (85%)	67 (96%)	3 (4%)	25	41
52	1u	18/22 (82%)	15 (83%)	3 (17%)	2	2
52	2u	18/22 (82%)	15 (83%)	3 (17%)	2	2
53	1y	82/98 (84%)	79 (96%)	3 (4%)	29	48
53	2y	79/98 (81%)	72 (91%)	7 (9%)	8	12
56	1v	1/1 (100%)	1 (100%)	0	100	100
56	2v	1/1 (100%)	1 (100%)	0	100	100
All	All	9533/10262 (93%)	8803 (92%)	730 (8%)	10	17

All (730) residues with a non-rotameric sidechain are listed below:

Mol	Chain	Res	Type
3	1D	3	VAL
3	1D	71	ASP
3	1D	99	ASP
3	1D	106	ILE
3	1D	111	LEU
3	1D	183	ARG
3	1D	211	ARG
3	1D	212	SER
3	1D	229	VAL
3	1D	242	ARG
4	1E	45	THR
4	1E	59	VAL
4	1E	64	LYS
4	1E	75	VAL
4	1E	113	PHE
4	1E	116	VAL
4	1E	181	LEU
4	1E	197	ILE
5	1F	18	ARG
5	1F	53	THR
5	1F	57	VAL
5	1F	74	ARG
5	1F	110	LEU

Continued on next page...

Continued from previous page...

Mol	Chain	Res	Type
5	1F	119	ARG
5	1F	158	THR
5	1F	162	LEU
5	1F	170	LEU
5	1F	189	THR
5	1F	192	LEU
5	1F	201	VAL
5	1F	204	ASN
6	1G	5	VAL
6	1G	21	ARG
6	1G	28	VAL
6	1G	38	VAL
6	1G	43	LEU
6	1G	45	GLU
6	1G	49	ASP
6	1G	53	LEU
6	1G	79	ASN
6	1G	126	ASP
6	1G	139	LEU
6	1G	144	ILE
7	1H	23	ARG
7	1H	101	ARG
7	1H	106	THR
7	1H	124	GLU
7	1H	127	GLU
7	1H	172	LYS
8	1I	10	GLU
8	1I	12	LEU
8	1I	40	THR
8	1I	42	SER
8	1I	60	GLU
8	1I	66	GLU
8	1I	74	ASN
8	1I	92	VAL
8	1I	101	LEU
8	1I	109	ILE
8	1I	140	LEU
9	1N	7	LYS
9	1N	33	LEU
9	1N	48	MET
9	1N	60	ILE
9	1N	73	THR

Continued on next page...

Continued from previous page...

Mol	Chain	Res	Type
9	1N	85	ILE
10	1O	28	SER
10	1O	53	LYS
10	1O	97	ARG
11	1P	65	ARG
11	1P	95	VAL
11	1P	98	GLU
11	1P	105	LEU
11	1P	135	LEU
11	1P	149	GLU
12	1Q	7	MET
12	1Q	75	THR
12	1Q	109	VAL
12	1Q	133	ARG
13	1R	6	SER
13	1R	15	SER
13	1R	29	LEU
13	1R	36	THR
13	1R	49	ASP
13	1R	102	GLU
14	1S	3	ARG
14	1S	25	ARG
14	1S	27	SER
14	1S	46	VAL
14	1S	50	SER
14	1S	59	LYS
14	1S	85	VAL
14	1S	110	LEU
15	1T	28	VAL
15	1T	34	VAL
15	1T	49	VAL
15	1T	82	LEU
15	1T	96	ARG
15	1T	128	GLU
16	1U	5	LYS
16	1U	30	LYS
16	1U	31	SER
16	1U	74	LEU
16	1U	83	LEU
16	1U	117	GLN
17	1V	73	SER
17	1V	79	VAL

Continued on next page...

Continued from previous page...

Mol	Chain	Res	Type
17	1V	82	ARG
17	1V	95	LEU
18	1W	11	ARG
18	1W	17	VAL
18	1W	19	LEU
18	1W	100	THR
19	1X	60	ARG
19	1X	66	LEU
19	1X	68	ARG
20	1Y	4	LYS
20	1Y	6	HIS
20	1Y	7	VAL
20	1Y	23	ARG
20	1Y	43	ASN
20	1Y	72	VAL
20	1Y	73	ARG
20	1Y	75	ILE
20	1Y	85	VAL
20	1Y	90	LEU
20	1Y	92	ASN
20	1Y	106	LEU
20	1Y	107	ASP
21	1Z	33	LEU
21	1Z	42	VAL
21	1Z	55	HIS
21	1Z	94	GLU
21	1Z	126	VAL
21	1Z	149	SER
21	1Z	150	LEU
21	1Z	155	LEU
21	1Z	175	VAL
22	10	55	ARG
22	10	74	ARG
22	10	82	ARG
23	11	21	ARG
23	11	40	ARG
23	11	46	LEU
24	12	19	VAL
24	12	30	ARG
24	12	40	SER
25	13	17	LYS
25	13	54	VAL

Continued on next page...

Continued from previous page...

Mol	Chain	Res	Type
26	14	46	GLN
26	14	49	PHE
26	14	52	THR
26	14	58	ARG
26	14	61	ARG
26	14	68	ARG
27	15	6	VAL
27	15	55	ARG
27	15	58	LEU
28	16	5	VAL
28	16	9	LEU
28	16	45	LYS
28	16	52	VAL
29	17	41	ARG
29	17	43	THR
30	18	14	VAL
30	18	26	LYS
30	18	29	LYS
30	18	31	HIS
31	19	4	ARG
31	19	10	ILE
31	19	17	ILE
33	1b	8	LYS
33	1b	19	HIS
33	1b	28	PHE
33	1b	40	HIS
33	1b	48	MET
33	1b	63	MET
33	1b	82	ARG
33	1b	102	LEU
33	1b	124	SER
33	1b	135	GLN
33	1b	144	ARG
33	1b	160	ASP
33	1b	163	PHE
33	1b	168	THR
33	1b	185	ILE
33	1b	200	ILE
33	1b	208	ILE
33	1b	229	VAL
33	1b	231	GLU
34	1c	3	ASN

Continued on next page...

Continued from previous page...

Mol	Chain	Res	Type
34	1c	4	LYS
34	1c	15	THR
34	1c	20	SER
34	1c	70	VAL
34	1c	89	GLU
34	1c	98	ASN
34	1c	102	ASN
34	1c	104	GLN
34	1c	115	LEU
34	1c	150	LYS
34	1c	179	ARG
35	1d	8	VAL
35	1d	31	CYS
35	1d	34	GLU
35	1d	67	ILE
35	1d	121	VAL
35	1d	123	HIS
35	1d	135	LEU
35	1d	150	GLU
35	1d	168	ARG
35	1d	187	ARG
35	1d	188	LEU
35	1d	194	LEU
36	1e	53	LEU
36	1e	55	VAL
36	1e	65	ASN
36	1e	67	VAL
36	1e	73	ASN
36	1e	90	VAL
36	1e	112	LEU
36	1e	144	THR
37	1f	10	LEU
37	1f	15	ASP
37	1f	21	LEU
37	1f	42	GLU
37	1f	57	GLN
37	1f	66	GLU
37	1f	78	GLU
38	1g	6	ARG
38	1g	15	ASP
38	1g	20	ASP
38	1g	41	ARG

Continued on next page...

Continued from previous page...

Mol	Chain	Res	Type
38	1g	56	GLN
38	1g	59	LEU
38	1g	75	VAL
38	1g	76	ARG
38	1g	94	ARG
38	1g	96	GLN
38	1g	98	SER
38	1g	104	LEU
38	1g	113	GLU
38	1g	138	LYS
39	1h	52	ASP
39	1h	54	ASP
39	1h	63	LEU
39	1h	84	ARG
39	1h	102	ARG
39	1h	120	THR
39	1h	133	LEU
40	1i	3	GLN
40	1i	38	GLN
40	1i	41	VAL
40	1i	42	ARG
40	1i	56	LEU
40	1i	65	VAL
40	1i	66	ARG
40	1i	81	ILE
40	1i	87	GLN
40	1i	92	TYR
40	1i	103	THR
40	1i	104	ARG
40	1i	113	LYS
41	1j	5	ARG
41	1j	22	LYS
41	1j	29	ARG
41	1j	35	SER
41	1j	38	ILE
41	1j	42	THR
41	1j	43	ARG
41	1j	55	LYS
41	1j	72	VAL
41	1j	84	GLN
41	1j	94	VAL
42	1k	16	SER

Continued on next page...

Continued from previous page...

Mol	Chain	Res	Type
42	1k	84	VAL
42	1k	87	THR
42	1k	105	VAL
42	1k	109	VAL
42	1k	112	THR
43	1l	33	ARG
43	1l	118	SER
44	1m	4	ILE
44	1m	15	VAL
44	1m	36	LYS
44	1m	64	TRP
44	1m	70	LEU
44	1m	86	CYS
44	1m	106	ASN
44	1m	117	VAL
45	1n	7	ILE
45	1n	13	THR
45	1n	18	VAL
46	1o	3	ILE
46	1o	11	VAL
46	1o	38	ARG
47	1p	1	MET
47	1p	5	ARG
47	1p	8	ARG
47	1p	21	VAL
47	1p	29	ASP
47	1p	33	ILE
47	1p	38	TYR
48	1q	6	LEU
48	1q	11	VAL
48	1q	12	SER
48	1q	45	HIS
49	1r	28	GLU
49	1r	61	LYS
50	1s	9	VAL
50	1s	30	LEU
50	1s	35	SER
50	1s	37	ARG
50	1s	48	THR
51	1t	9	ASN
51	1t	10	LEU
51	1t	15	ARG

Continued on next page...

Continued from previous page...

Mol	Chain	Res	Type
51	1t	24	LEU
51	1t	37	SER
51	1t	46	GLU
51	1t	100	ILE
52	1u	6	ARG
52	1u	7	ARG
52	1u	8	THR
53	1y	3	MET
53	1y	24	LEU
53	1y	42	SER
3	2D	3	VAL
3	2D	13	ARG
3	2D	32	SER
3	2D	94	LEU
3	2D	99	ASP
3	2D	103	ARG
3	2D	115	GLN
3	2D	116	GLN
3	2D	142	VAL
3	2D	155	LEU
3	2D	168	ARG
3	2D	173	VAL
3	2D	183	ARG
3	2D	211	ARG
3	2D	221	VAL
3	2D	229	VAL
3	2D	242	ARG
3	2D	267	SER
3	2D	276	LYS
4	2E	75	VAL
4	2E	89	ASP
4	2E	93	VAL
4	2E	113	PHE
4	2E	116	VAL
4	2E	181	LEU
4	2E	184	VAL
4	2E	188	VAL
5	2F	12	LEU
5	2F	20	LEU
5	2F	24	LEU
5	2F	33	LEU
5	2F	57	VAL

Continued on next page...

Continued from previous page...

Mol	Chain	Res	Type
5	2F	74	ARG
5	2F	145	GLU
5	2F	153	SER
5	2F	162	LEU
5	2F	176	LEU
5	2F	192	LEU
5	2F	197	ASP
5	2F	201	VAL
5	2F	203	GLN
6	2G	3	LEU
6	2G	5	VAL
6	2G	14	GLU
6	2G	15	VAL
6	2G	16	ARG
6	2G	49	ASP
6	2G	53	LEU
6	2G	75	LYS
6	2G	96	ARG
6	2G	103	LEU
6	2G	109	VAL
6	2G	133	LEU
6	2G	140	ILE
6	2G	149	VAL
6	2G	152	LEU
6	2G	173	LEU
7	2H	24	VAL
7	2H	27	LYS
7	2H	42	ARG
7	2H	43	VAL
7	2H	65	HIS
7	2H	69	ARG
7	2H	70	THR
7	2H	71	LEU
7	2H	81	GLU
7	2H	95	ARG
7	2H	97	ARG
7	2H	105	LEU
7	2H	106	THR
7	2H	114	VAL
7	2H	122	THR
8	2I	5	LEU
8	2I	25	TYR

Continued on next page...

Continued from previous page...

Mol	Chain	Res	Type
8	2I	41	GLU
8	2I	52	ARG
8	2I	58	LEU
8	2I	68	LEU
8	2I	70	GLU
8	2I	73	GLU
8	2I	74	ASN
8	2I	76	THR
8	2I	82	ARG
8	2I	85	GLU
8	2I	88	ILE
8	2I	102	SER
8	2I	108	THR
8	2I	110	ASP
8	2I	117	GLU
8	2I	123	LEU
8	2I	145	VAL
9	2N	28	THR
9	2N	34	LEU
9	2N	43	THR
9	2N	48	MET
9	2N	67	LEU
9	2N	73	THR
9	2N	76	SER
9	2N	83	LYS
10	2O	53	LYS
10	2O	94	ARG
10	2O	98	VAL
11	2P	1	MET
11	2P	5	ASP
11	2P	40	SER
11	2P	57	THR
11	2P	65	ARG
11	2P	96	THR
11	2P	98	GLU
11	2P	123	LEU
11	2P	133	SER
11	2P	146	VAL
11	2P	148	LEU
12	2Q	7	MET
12	2Q	75	THR
12	2Q	79	LEU

Continued on next page...

Continued from previous page...

Mol	Chain	Res	Type
12	2Q	106	VAL
12	2Q	109	VAL
12	2Q	110	THR
13	2R	24	GLN
13	2R	86	ARG
13	2R	114	VAL
14	2S	5	THR
14	2S	12	PHE
14	2S	17	ARG
14	2S	25	ARG
14	2S	32	LEU
14	2S	35	ILE
14	2S	40	ILE
14	2S	48	LEU
14	2S	64	GLU
14	2S	78	LEU
15	2T	6	LEU
15	2T	8	LYS
15	2T	28	VAL
15	2T	36	GLU
15	2T	51	ARG
15	2T	53	ARG
15	2T	96	ARG
15	2T	108	ARG
15	2T	118	ARG
16	2U	5	LYS
16	2U	31	SER
16	2U	74	LEU
16	2U	108	GLU
17	2V	7	THR
17	2V	14	VAL
17	2V	35	LEU
17	2V	49	THR
17	2V	56	SER
17	2V	66	ARG
17	2V	72	VAL
17	2V	79	VAL
18	2W	1	MET
18	2W	6	ILE
18	2W	11	ARG
18	2W	15	ARG
18	2W	17	VAL

Continued on next page...

Continued from previous page...

Mol	Chain	Res	Type
18	2W	19	LEU
18	2W	67	ASP
18	2W	100	THR
18	2W	109	GLU
19	2X	35	THR
19	2X	57	LEU
19	2X	60	ARG
20	2Y	6	HIS
20	2Y	14	LEU
20	2Y	49	VAL
20	2Y	72	VAL
20	2Y	99	CYS
21	2Z	2	GLU
21	2Z	5	LEU
21	2Z	13	GLU
21	2Z	65	GLN
21	2Z	73	GLN
21	2Z	87	ASP
21	2Z	94	GLU
21	2Z	96	VAL
21	2Z	140	ASP
21	2Z	154	ASP
21	2Z	170	THR
21	2Z	175	VAL
21	2Z	191	VAL
22	20	63	VAL
22	20	67	VAL
23	21	21	ARG
23	21	40	ARG
23	21	46	LEU
23	21	52	ARG
23	21	69	LYS
23	21	83	GLU
23	21	95	LEU
24	22	3	LEU
24	22	7	ARG
24	22	19	VAL
24	22	28	LYS
24	22	32	LEU
24	22	40	SER
24	22	53	LEU
24	22	64	LEU

Continued on next page...

Continued from previous page...

Mol	Chain	Res	Type
25	23	17	LYS
25	23	23	LEU
26	24	15	ILE
26	24	23	GLU
26	24	44	THR
26	24	50	VAL
26	24	52	THR
26	24	58	ARG
26	24	63	TYR
27	25	6	VAL
27	25	26	THR
27	25	55	ARG
27	25	58	LEU
28	26	13	CYS
28	26	29	ASN
28	26	40	CYS
28	26	47	THR
28	26	48	VAL
29	27	1	MET
29	27	34	ARG
29	27	43	THR
30	28	14	VAL
30	28	23	VAL
30	28	31	HIS
30	28	34	TRP
30	28	37	SER
31	29	12	ASP
31	29	13	LYS
31	29	17	ILE
33	2b	8	LYS
33	2b	9	GLU
33	2b	12	GLU
33	2b	16	HIS
33	2b	24	TRP
33	2b	28	PHE
33	2b	44	LEU
33	2b	52	GLU
33	2b	55	PHE
33	2b	60	ASP
33	2b	68	ILE
33	2b	79	ASP
33	2b	98	LEU

Continued on next page...

Continued from previous page...

Mol	Chain	Res	Type
33	2b	107	THR
33	2b	111	ARG
33	2b	114	ARG
33	2b	121	LEU
33	2b	128	GLU
33	2b	133	LYS
33	2b	157	ARG
33	2b	187	LEU
33	2b	191	ASP
33	2b	198	ASP
33	2b	208	ILE
33	2b	211	ILE
33	2b	216	SER
33	2b	233	SER
34	2c	16	ARG
34	2c	18	TRP
34	2c	20	SER
34	2c	31	HIS
34	2c	47	LEU
34	2c	52	LEU
34	2c	54	ARG
34	2c	110	ASN
34	2c	124	ILE
34	2c	128	PHE
34	2c	131	ARG
34	2c	144	SER
34	2c	152	ILE
34	2c	181	ASN
34	2c	186	PHE
34	2c	192	THR
34	2c	204	LEU
35	2d	3	ARG
35	2d	8	VAL
35	2d	17	VAL
35	2d	50	ARG
35	2d	83	SER
35	2d	104	VAL
35	2d	106	TYR
35	2d	127	THR
35	2d	135	LEU
35	2d	170	VAL
35	2d	175	SER

Continued on next page...

Continued from previous page...

Mol	Chain	Res	Type
35	2d	194	LEU
36	2e	5	ASP
36	2e	18	ARG
36	2e	45	PHE
36	2e	47	LYS
36	2e	55	VAL
36	2e	68	GLU
36	2e	73	ASN
36	2e	80	ILE
36	2e	81	GLU
36	2e	107	ARG
36	2e	112	LEU
36	2e	120	THR
36	2e	143	ARG
37	2f	7	ASN
37	2f	22	GLU
37	2f	72	VAL
38	2g	24	THR
38	2g	33	ASP
38	2g	67	GLU
38	2g	75	VAL
38	2g	92	SER
38	2g	97	GLN
38	2g	115	ARG
38	2g	131	LYS
38	2g	148	ASN
39	2h	8	ASP
39	2h	21	LYS
39	2h	25	ASP
39	2h	26	VAL
39	2h	29	SER
39	2h	85	ARG
39	2h	112	LEU
39	2h	119	LEU
39	2h	123	GLU
39	2h	133	LEU
40	2i	9	ARG
40	2i	27	THR
40	2i	28	VAL
40	2i	32	ASP
40	2i	47	LEU
40	2i	53	VAL

Continued on next page...

Continued from previous page...

Mol	Chain	Res	Type
40	2i	54	ASP
40	2i	60	ASP
40	2i	102	LEU
40	2i	104	ARG
40	2i	108	VAL
41	2j	9	ARG
41	2j	17	ASP
41	2j	34	VAL
41	2j	47	PHE
41	2j	72	VAL
41	2j	84	GLN
41	2j	95	GLU
41	2j	98	ILE
42	2k	24	SER
42	2k	30	VAL
42	2k	63	LEU
42	2k	79	SER
42	2k	81	ASP
42	2k	105	VAL
42	2k	109	VAL
42	2k	116	HIS
42	2k	117	ASN
43	2l	33	ARG
43	2l	36	VAL
43	2l	81	SER
44	2m	15	VAL
44	2m	27	LYS
44	2m	62	ASN
44	2m	66	LEU
44	2m	80	ARG
44	2m	86	CYS
44	2m	98	VAL
44	2m	102	ARG
44	2m	108	ARG
45	2n	4	LYS
45	2n	13	THR
45	2n	18	VAL
45	2n	46	GLU
46	2o	3	ILE
46	2o	45	VAL
47	2p	5	ARG
47	2p	20	VAL

Continued on next page...

Continued from previous page...

Mol	Chain	Res	Type
47	2p	54	GLU
47	2p	69	THR
48	2q	5	VAL
48	2q	6	LEU
48	2q	24	GLU
48	2q	45	HIS
48	2q	70	ARG
48	2q	79	SER
48	2q	86	GLU
49	2r	25	THR
49	2r	84	LYS
50	2s	5	LEU
50	2s	7	LYS
50	2s	13	ASP
50	2s	32	LYS
50	2s	33	THR
50	2s	41	VAL
50	2s	48	THR
50	2s	62	ILE
50	2s	69	HIS
50	2s	77	THR
50	2s	83	HIS
51	2t	42	GLN
51	2t	80	ARG
51	2t	86	ARG
52	2u	8	THR
52	2u	17	THR
52	2u	24	ARG
53	2y	3	MET
53	2y	5	ILE
53	2y	7	SER
53	2y	17	ARG
53	2y	29	LYS
53	2y	51	ASP
53	2y	53	THR

Sometimes sidechains can be flipped to improve hydrogen bonding and reduce clashes. All (126) such sidechains are listed below:

Mol	Chain	Res	Type
3	1D	87	ASN
3	1D	143	HIS
3	1D	164	GLN

Continued on next page...

Continued from previous page...

Mol	Chain	Res	Type
3	1D	253	GLN
4	1E	48	GLN
5	1F	8	GLN
5	1F	69	HIS
5	1F	133	ASN
5	1F	204	ASN
6	1G	26	GLN
8	1I	43	ASN
9	1N	133	GLN
13	1R	13	HIS
15	1T	58	ASN
15	1T	123	GLN
19	1X	31	HIS
19	1X	82	GLN
20	1Y	43	ASN
21	1Z	73	GLN
21	1Z	151	HIS
25	13	32	GLN
29	17	36	GLN
30	18	35	GLN
33	1b	40	HIS
33	1b	78	GLN
33	1b	135	GLN
33	1b	224	GLN
34	1c	6	HIS
34	1c	37	GLN
34	1c	110	ASN
34	1c	118	GLN
34	1c	176	HIS
35	1d	45	GLN
35	1d	123	HIS
35	1d	125	HIS
35	1d	129	ASN
36	1e	65	ASN
36	1e	72	GLN
37	1f	18	GLN
37	1f	73	ASN
37	1f	84	ASN
37	1f	100	ASN
38	1g	13	GLN
38	1g	28	ASN
38	1g	56	GLN

Continued on next page...

Continued from previous page...

Mol	Chain	Res	Type
38	1g	86	GLN
38	1g	97	GLN
38	1g	148	ASN
40	1i	3	GLN
40	1i	73	GLN
40	1i	87	GLN
40	1i	117	HIS
41	1j	21	GLN
41	1j	56	HIS
41	1j	84	GLN
42	1k	93	GLN
43	1l	99	HIS
44	1m	77	ASN
45	1n	49	HIS
46	1o	62	GLN
47	1p	13	HIS
47	1p	76	GLN
48	1q	93	GLN
50	1s	57	HIS
50	1s	69	HIS
50	1s	83	HIS
53	1y	9	GLN
53	1y	18	GLN
53	1y	19	HIS
53	1y	38	HIS
3	2D	253	GLN
4	2E	48	GLN
5	2F	69	HIS
5	2F	75	HIS
6	2G	121	ASN
6	2G	138	GLN
8	2I	43	ASN
8	2I	104	GLN
10	2O	3	GLN
11	2P	35	HIS
12	2Q	89	ASN
12	2Q	123	HIS
15	2T	58	ASN
15	2T	79	HIS
19	2X	31	HIS
20	2Y	43	ASN
21	2Z	73	GLN

Continued on next page...

Continued from previous page...

Mol	Chain	Res	Type
21	2Z	132	ASN
21	2Z	151	HIS
22	20	3	HIS
26	24	20	ASN
26	24	40	HIS
29	27	36	GLN
30	28	35	GLN
33	2b	19	HIS
33	2b	45	GLN
33	2b	140	HIS
33	2b	212	GLN
34	2c	110	ASN
34	2c	181	ASN
35	2d	77	ASN
35	2d	116	GLN
35	2d	129	ASN
35	2d	160	GLN
36	2e	65	ASN
36	2e	130	ASN
37	2f	7	ASN
37	2f	73	ASN
38	2g	64	GLN
40	2i	3	GLN
40	2i	73	GLN
41	2j	13	HIS
42	2k	62	GLN
44	2m	62	ASN
44	2m	92	HIS
45	2n	49	HIS
46	2o	71	GLN
48	2q	26	GLN
48	2q	93	GLN
51	2t	42	GLN
51	2t	75	ASN
51	2t	90	GLN
53	2y	33	HIS
53	2y	36	ASN
53	2y	55	ASN
53	2y	84	GLN

5.3.3 RNA [i](#)

Mol	Chain	Analysed	Backbone Outliers	Pucker Outliers
1	1A	2863/2915 (98%)	426 (14%)	28 (0%)
1	2A	2856/2915 (97%)	491 (17%)	31 (1%)
2	1B	119/121 (98%)	18 (15%)	0
2	2B	119/121 (98%)	16 (13%)	0
32	1a	1494/1521 (98%)	244 (16%)	0
32	2a	1498/1521 (98%)	288 (19%)	0
54	1w	2/4 (50%)	1 (50%)	0
54	2w	2/4 (50%)	0	0
55	1x	2/4 (50%)	1 (50%)	0
55	2x	2/4 (50%)	0	0
All	All	8957/9130 (98%)	1485 (16%)	59 (0%)

All (1485) RNA backbone outliers are listed below:

Mol	Chain	Res	Type
1	1A	12	U
1	1A	34	C
1	1A	45	C
1	1A	61	G
1	1A	64	A
1	1A	71	A
1	1A	74	A
1	1A	75	G
1	1A	95	G
1	1A	118	A
1	1A	119	A
1	1A	120	U
1	1A	125	G
1	1A	140	G
1	1A	154(A)	C
1	1A	181	A
1	1A	188	G
1	1A	196	A
1	1A	199	A
1	1A	200	U
1	1A	205	G
1	1A	214	G
1	1A	215	G
1	1A	216	A
1	1A	221	A
1	1A	222	A
1	1A	229	A
1	1A	248	G

Continued on next page...

Continued from previous page...

Mol	Chain	Res	Type
1	1A	271(I)	G
1	1A	271(K)	U
1	1A	271(L)	U
1	1A	271(M)	G
1	1A	271(N)	U
1	1A	271(O)	C
1	1A	271(P)	C
1	1A	271(S)	G
1	1A	272(A)	U
1	1A	272(B)	G
1	1A	272(G)	C
1	1A	272(H)	C
1	1A	272(I)	U
1	1A	275	G
1	1A	279	C
1	1A	288	C
1	1A	311	A
1	1A	330	A
1	1A	335	C
1	1A	345	A
1	1A	352	G
1	1A	353	G
1	1A	363	G
1	1A	370	G
1	1A	386	G
1	1A	396	G
1	1A	405	U
1	1A	411	G
1	1A	412	A
1	1A	421	U
1	1A	422	A
1	1A	428	A
1	1A	447	A
1	1A	448	U
1	1A	456	C
1	1A	457	A
1	1A	481	G
1	1A	505	A
1	1A	509	C
1	1A	530	G
1	1A	531	C
1	1A	532	A

Continued on next page...

Continued from previous page...

Mol	Chain	Res	Type
1	1A	533	G
1	1A	545	G
1	1A	549	G
1	1A	563	G
1	1A	573	G
1	1A	575	A
1	1A	603	A
1	1A	604	G
1	1A	607	U
1	1A	614(B)	G
1	1A	615	G
1	1A	627	A
1	1A	637	A
1	1A	645	C
1	1A	652(E)	G
1	1A	652(F)	G
1	1A	652(U)	G
1	1A	668	G
1	1A	669	G
1	1A	686	G
1	1A	717	G
1	1A	730	C
1	1A	740	U
1	1A	764	A
1	1A	775	G
1	1A	776	G
1	1A	782	A
1	1A	784	A
1	1A	785	G
1	1A	790	C
1	1A	792	G
1	1A	793	A
1	1A	805	G
1	1A	811	U
1	1A	812	C
1	1A	827	U
1	1A	828	U
1	1A	855	G
1	1A	859	G
1	1A	866	A
1	1A	884	C
1	1A	886	C

Continued on next page...

Continued from previous page...

Mol	Chain	Res	Type
1	1A	887	A
1	1A	888	C
1	1A	889	C
1	1A	890	A
1	1A	896	A
1	1A	897	C
1	1A	907	U
1	1A	910	A
1	1A	915	C
1	1A	932	G
1	1A	945	A
1	1A	946	G
1	1A	953	A
1	1A	961	C
1	1A	974	G
1	1A	975	C
1	1A	983	A
1	1A	996	A
1	1A	1008	C
1	1A	1012	U
1	1A	1013	C
1	1A	1026	U
1	1A	1027	A
1	1A	1033	U
1	1A	1039	G
1	1A	1045	A
1	1A	1046	A
1	1A	1047	G
1	1A	1048	A
1	1A	1053	C
1	1A	1054	A
1	1A	1058	G
1	1A	1059	G
1	1A	1061	U
1	1A	1062	G
1	1A	1063	G
1	1A	1065	U
1	1A	1066	U
1	1A	1069	A
1	1A	1070	A
1	1A	1071	G
1	1A	1072	C

Continued on next page...

Continued from previous page...

Mol	Chain	Res	Type
1	1A	1073	A
1	1A	1074	G
1	1A	1075	C
1	1A	1077	A
1	1A	1078	U
1	1A	1079	C
1	1A	1088	A
1	1A	1090	U
1	1A	1095	A
1	1A	1096	A
1	1A	1097	U
1	1A	1098	A
1	1A	1100	C
1	1A	1101	U
1	1A	1110	G
1	1A	1112	G
1	1A	1130	U
1	1A	1135	C
1	1A	1136	G
1	1A	1139	G
1	1A	1149	G
1	1A	1170	G
1	1A	1171	G
1	1A	1173	G
1	1A	1174	A
1	1A	1175	U
1	1A	1176	G
1	1A	1177	A
1	1A	1178	C
1	1A	1195	G
1	1A	1210	A
1	1A	1211	U
1	1A	1218	C
1	1A	1220	A
1	1A	1229	G
1	1A	1253	A
1	1A	1256	G
1	1A	1271	G
1	1A	1272	A
1	1A	1273	U
1	1A	1275	A
1	1A	1300	U

Continued on next page...

Continued from previous page...

Mol	Chain	Res	Type
1	1A	1301	A
1	1A	1303	G
1	1A	1352	U
1	1A	1359	A
1	1A	1360	A
1	1A	1365	A
1	1A	1384	A
1	1A	1385	G
1	1A	1386	C
1	1A	1416	G
1	1A	1417	C
1	1A	1420	U
1	1A	1421	G
1	1A	1428	C
1	1A	1445	A
1	1A	1450	G
1	1A	1459	G
1	1A	1461	G
1	1A	1467	C
1	1A	1471	A
1	1A	1482	G
1	1A	1493	C
1	1A	1495	A
1	1A	1508	A
1	1A	1509	C
1	1A	1509(A)	A
1	1A	1532	C
1	1A	1542	A
1	1A	1543	C
1	1A	1558	A
1	1A	1566	A
1	1A	1569	A
1	1A	1578	U
1	1A	1579	A
1	1A	1581	G
1	1A	1584	C
1	1A	1586	A
1	1A	1608	A
1	1A	1610	A
1	1A	1647	G
1	1A	1648	C
1	1A	1654	A

Continued on next page...

Continued from previous page...

Mol	Chain	Res	Type
1	1A	1664	A
1	1A	1674	G
1	1A	1675	C
1	1A	1700	A
1	1A	1701	A
1	1A	1703	G
1	1A	1718	G
1	1A	1721	G
1	1A	1722	A
1	1A	1739	U
1	1A	1748	G
1	1A	1762	A
1	1A	1763	G
1	1A	1764	G
1	1A	1773	A
1	1A	1780	A
1	1A	1791	A
1	1A	1800	C
1	1A	1801	G
1	1A	1816	G
1	1A	1817	G
1	1A	1828	G
1	1A	1847	A
1	1A	1858	G
1	1A	1877	A
1	1A	1878	G
1	1A	1900	A
1	1A	1906	G
1	1A	1913	A
1	1A	1914	C
1	1A	1929	G
1	1A	1930	G
1	1A	1931	U
1	1A	1937	A
1	1A	1938	A
1	1A	1941	C
1	1A	1955	U
1	1A	1963	U
1	1A	1967	C
1	1A	1970	A
1	1A	1971	A
1	1A	1972	A

Continued on next page...

Continued from previous page...

Mol	Chain	Res	Type
1	1A	1993	U
1	1A	1997	G
1	1A	2020	A
1	1A	2023	G
1	1A	2031	A
1	1A	2033	A
1	1A	2043	C
1	1A	2055	C
1	1A	2056	G
1	1A	2060	A
1	1A	2061	G
1	1A	2069	G
1	1A	2099	U
1	1A	2103	C
1	1A	2104	G
1	1A	2107	C
1	1A	2108	C
1	1A	2110	G
1	1A	2111	C
1	1A	2116	G
1	1A	2117	A
1	1A	2119	A
1	1A	2120	G
1	1A	2123	G
1	1A	2126	A
1	1A	2127	G
1	1A	2131	G
1	1A	2132	U
1	1A	2133	G
1	1A	2135	A
1	1A	2136	C
1	1A	2145	C
1	1A	2146	C
1	1A	2158	A
1	1A	2159	G
1	1A	2164	C
1	1A	2165	G
1	1A	2166	G
1	1A	2170	A
1	1A	2172	U
1	1A	2173	A
1	1A	2174	C

Continued on next page...

Continued from previous page...

Mol	Chain	Res	Type
1	1A	2176	A
1	1A	2180	U
1	1A	2186	G
1	1A	2187	G
1	1A	2189	U
1	1A	2191	G
1	1A	2192	G
1	1A	2193	G
1	1A	2198	A
1	1A	2206	G
1	1A	2207	G
1	1A	2208	A
1	1A	2225	A
1	1A	2238	G
1	1A	2239	G
1	1A	2268	A
1	1A	2269	A
1	1A	2273	A
1	1A	2279	G
1	1A	2280	G
1	1A	2283	C
1	1A	2287	A
1	1A	2289	G
1	1A	2305	A
1	1A	2312	U
1	1A	2314	C
1	1A	2320	A
1	1A	2325	G
1	1A	2334	G
1	1A	2336	A
1	1A	2347	C
1	1A	2350	C
1	1A	2354	G
1	1A	2359	C
1	1A	2383	G
1	1A	2385	C
1	1A	2406	U
1	1A	2422	A
1	1A	2425	A
1	1A	2429	G
1	1A	2430	A
1	1A	2432	A

Continued on next page...

Continued from previous page...

Mol	Chain	Res	Type
1	1A	2435	A
1	1A	2439	A
1	1A	2441	C
1	1A	2448	A
1	1A	2449	U
1	1A	2468	G
1	1A	2469	A
1	1A	2476	A
1	1A	2478	A
1	1A	2490	G
1	1A	2491	U
1	1A	2494	G
1	1A	2498	C
1	1A	2502	G
1	1A	2504	U
1	1A	2505	G
1	1A	2518	A
1	1A	2529	G
1	1A	2554	U
1	1A	2566	A
1	1A	2567	G
1	1A	2573	C
1	1A	2582	G
1	1A	2585	U
1	1A	2602	A
1	1A	2609	U
1	1A	2611	U
1	1A	2612	C
1	1A	2629	A
1	1A	2630	G
1	1A	2654	A
1	1A	2686	G
1	1A	2689	U
1	1A	2690	C
1	1A	2702	U
1	1A	2703	C
1	1A	2712(A)	A
1	1A	2713	A
1	1A	2714	G
1	1A	2726	U
1	1A	2733	A
1	1A	2757	A

Continued on next page...

Continued from previous page...

Mol	Chain	Res	Type
1	1A	2758	A
1	1A	2764	A
1	1A	2765	A
1	1A	2778	A
1	1A	2789	C
1	1A	2790	A
1	1A	2791	C
1	1A	2794	C
1	1A	2802	G
1	1A	2808	U
1	1A	2818	G
1	1A	2820	A
1	1A	2821	A
1	1A	2833	G
1	1A	2835	A
1	1A	2836	U
1	1A	2872	G
1	1A	2873	A
1	1A	2893	G
1	1A	2894	G
2	1B	2	C
2	1B	7	G
2	1B	9	G
2	1B	12	C
2	1B	13	A
2	1B	24	G
2	1B	30	C
2	1B	42	C
2	1B	45	A
2	1B	56	G
2	1B	67	G
2	1B	73	A
2	1B	85	G
2	1B	91	C
2	1B	94	C
2	1B	106	G
2	1B	110	G
2	1B	120	A
32	1a	9	G
32	1a	22	G
32	1a	32	A
32	1a	39	G

Continued on next page...

Continued from previous page...

Mol	Chain	Res	Type
32	1a	48	C
32	1a	51	A
32	1a	56	U
32	1a	61	G
32	1a	69	G
32	1a	78	G
32	1a	79	G
32	1a	93	G
32	1a	108	G
32	1a	116	A
32	1a	121	C
32	1a	131	C
32	1a	150	C
32	1a	151	A
32	1a	156	G
32	1a	158	G
32	1a	160	A
32	1a	163	C
32	1a	165	C
32	1a	169	C
32	1a	173	U
32	1a	174	C
32	1a	182	U
32	1a	189(B)	C
32	1a	195	A
32	1a	197	A
32	1a	201	C
32	1a	202	U
32	1a	216	G
32	1a	218	C
32	1a	220	G
32	1a	222	U
32	1a	231	G
32	1a	247	G
32	1a	251	G
32	1a	259	G
32	1a	266	G
32	1a	267	C
32	1a	289	G
32	1a	306	G
32	1a	316	G
32	1a	318	G

Continued on next page...

Continued from previous page...

Mol	Chain	Res	Type
32	1a	321	A
32	1a	328	C
32	1a	329	A
32	1a	332	G
32	1a	351	G
32	1a	352	C
32	1a	353	A
32	1a	354	G
32	1a	356	A
32	1a	367	U
32	1a	372	C
32	1a	373	A
32	1a	378	G
32	1a	384	G
32	1a	397	A
32	1a	406	G
32	1a	412	A
32	1a	413	G
32	1a	414	A
32	1a	423	G
32	1a	424	G
32	1a	429	U
32	1a	430	A
32	1a	439	A
32	1a	442	C
32	1a	452	A
32	1a	461	A
32	1a	470	C
32	1a	485	G
32	1a	496	A
32	1a	498	U
32	1a	505	G
32	1a	509	A
32	1a	510	A
32	1a	511	C
32	1a	518	C
32	1a	519	C
32	1a	532	A
32	1a	533	A
32	1a	536	C
32	1a	547	A
32	1a	559	A

Continued on next page...

Continued from previous page...

Mol	Chain	Res	Type
32	1a	561	U
32	1a	572	A
32	1a	573	A
32	1a	576	G
32	1a	577	G
32	1a	596	C
32	1a	618	C
32	1a	619	U
32	1a	630	G
32	1a	631	G
32	1a	632	A
32	1a	642	A
32	1a	653	A
32	1a	661	G
32	1a	665	A
32	1a	687	A
32	1a	688	G
32	1a	723	U
32	1a	728	A
32	1a	731	G
32	1a	755	G
32	1a	770	C
32	1a	776	G
32	1a	777	A
32	1a	792	A
32	1a	793	U
32	1a	794	A
32	1a	815	A
32	1a	816	A
32	1a	817	C
32	1a	821	G
32	1a	828	A
32	1a	829	G
32	1a	836	G
32	1a	838	G
32	1a	839	U
32	1a	840	C
32	1a	841	U
32	1a	848	C
32	1a	853	G
32	1a	902	G
32	1a	914	A

Continued on next page...

Continued from previous page...

Mol	Chain	Res	Type
32	1a	926	G
32	1a	927	G
32	1a	934	C
32	1a	960	U
32	1a	961	U
32	1a	968	A
32	1a	969	A
32	1a	971	G
32	1a	975	A
32	1a	976	G
32	1a	977	A
32	1a	983	A
32	1a	991	U
32	1a	992	U
32	1a	993	G
32	1a	998	G
32	1a	999	C
32	1a	1001	A
32	1a	1002	G
32	1a	1004	A
32	1a	1005	A
32	1a	1006	C
32	1a	1009	G
32	1a	1020	U
32	1a	1022	G
32	1a	1023	G
32	1a	1024	G
32	1a	1025	U
32	1a	1026	G
32	1a	1027	C
32	1a	1028	C
32	1a	1029	C
32	1a	1030	C
32	1a	1030(A)	G
32	1a	1032	G
32	1a	1036	G
32	1a	1037	C
32	1a	1044	A
32	1a	1065	U
32	1a	1068	G
32	1a	1081	G
32	1a	1094	G

Continued on next page...

Continued from previous page...

Mol	Chain	Res	Type
32	1a	1095	U
32	1a	1101	A
32	1a	1104	G
32	1a	1122	U
32	1a	1124	G
32	1a	1126	U
32	1a	1130	A
32	1a	1136	U
32	1a	1137	C
32	1a	1139	G
32	1a	1146	A
32	1a	1152	A
32	1a	1168	A
32	1a	1183	A
32	1a	1184	G
32	1a	1196	U
32	1a	1197	G
32	1a	1202	G
32	1a	1212	U
32	1a	1213	A
32	1a	1225	A
32	1a	1227	A
32	1a	1238	A
32	1a	1240	U
32	1a	1256	A
32	1a	1257	U
32	1a	1258	G
32	1a	1270	C
32	1a	1276	G
32	1a	1278	U
32	1a	1280	A
32	1a	1286	A
32	1a	1287	A
32	1a	1299	A
32	1a	1300	G
32	1a	1302	U
32	1a	1305	G
32	1a	1312	G
32	1a	1319	A
32	1a	1320	C
32	1a	1323	G
32	1a	1340	A

Continued on next page...

Continued from previous page...

Mol	Chain	Res	Type
32	1a	1344	C
32	1a	1346	A
32	1a	1347	G
32	1a	1353	G
32	1a	1363	C
32	1a	1370	G
32	1a	1378	C
32	1a	1397	C
32	1a	1398	A
32	1a	1419	G
32	1a	1442	G
32	1a	1442(A)	G
32	1a	1446	U
32	1a	1447	A
32	1a	1452	C
32	1a	1456	G
32	1a	1458	G
32	1a	1475	G
32	1a	1487	G
32	1a	1492	A
32	1a	1493	A
32	1a	1499	A
32	1a	1504	G
32	1a	1505	G
32	1a	1506	U
32	1a	1517	G
32	1a	1520	G
32	1a	1529	G
32	1a	1530	G
32	1a	1531	A
54	1w	75	C
55	1x	74	C
1	2A	11	G
1	2A	12	U
1	2A	14	A
1	2A	15	G
1	2A	45	C
1	2A	64	A
1	2A	71	A
1	2A	74	A
1	2A	75	G
1	2A	84	A

Continued on next page...

Continued from previous page...

Mol	Chain	Res	Type
1	2A	87	C
1	2A	94	C
1	2A	99	U
1	2A	118	A
1	2A	119	A
1	2A	120	U
1	2A	133	C
1	2A	139	G
1	2A	141	A
1	2A	157	U
1	2A	181	A
1	2A	182	A
1	2A	196	A
1	2A	199	A
1	2A	205	G
1	2A	215	G
1	2A	216	A
1	2A	221	A
1	2A	222	A
1	2A	229	A
1	2A	230	U
1	2A	240	G
1	2A	245	G
1	2A	248	G
1	2A	265	A
1	2A	266	G
1	2A	271(K)	U
1	2A	271(M)	G
1	2A	271(N)	U
1	2A	271(O)	C
1	2A	272(A)	U
1	2A	272(B)	G
1	2A	277	C
1	2A	278	A
1	2A	283	A
1	2A	311	A
1	2A	317	G
1	2A	324	A
1	2A	327	G
1	2A	329	G
1	2A	330	A
1	2A	352	G

Continued on next page...

Continued from previous page...

Mol	Chain	Res	Type
1	2A	363	G
1	2A	370	G
1	2A	372	G
1	2A	386	G
1	2A	391	G
1	2A	405	U
1	2A	406	G
1	2A	411	G
1	2A	412	A
1	2A	428	A
1	2A	429	A
1	2A	444	C
1	2A	454	A
1	2A	455	C
1	2A	456	C
1	2A	470	A
1	2A	479	A
1	2A	481	G
1	2A	505	A
1	2A	509	C
1	2A	530	G
1	2A	531	C
1	2A	532	A
1	2A	533	G
1	2A	545	G
1	2A	551	G
1	2A	563	G
1	2A	573	G
1	2A	574	C
1	2A	575	A
1	2A	586	A
1	2A	603	A
1	2A	604	G
1	2A	607	U
1	2A	614(A)	U
1	2A	614(B)	G
1	2A	614(C)	A
1	2A	615	G
1	2A	627	A
1	2A	634	C
1	2A	637	A
1	2A	645	C

Continued on next page...

Continued from previous page...

Mol	Chain	Res	Type
1	2A	646	A
1	2A	652(B)	A
1	2A	652(C)	G
1	2A	652(U)	G
1	2A	668	G
1	2A	669	G
1	2A	686	G
1	2A	726	G
1	2A	730	C
1	2A	752	A
1	2A	753	C
1	2A	764	A
1	2A	765	G
1	2A	776	G
1	2A	782	A
1	2A	784	A
1	2A	785	G
1	2A	790	C
1	2A	792	G
1	2A	802	A
1	2A	805	G
1	2A	812	C
1	2A	827	U
1	2A	828	U
1	2A	857	C
1	2A	859	G
1	2A	866	A
1	2A	869	G
1	2A	880	G
1	2A	886	C
1	2A	887	A
1	2A	888	C
1	2A	889	C
1	2A	890	A
1	2A	892	G
1	2A	893	C
1	2A	896	A
1	2A	897	C
1	2A	900	A
1	2A	901	A
1	2A	907	U
1	2A	910	A

Continued on next page...

Continued from previous page...

Mol	Chain	Res	Type
1	2A	914	C
1	2A	915	C
1	2A	917	A
1	2A	924	C
1	2A	931	G
1	2A	932	G
1	2A	938	G
1	2A	941	A
1	2A	945	A
1	2A	946	G
1	2A	961	C
1	2A	974	G
1	2A	975	C
1	2A	983	A
1	2A	996	A
1	2A	1012	U
1	2A	1013	C
1	2A	1025	G
1	2A	1026	U
1	2A	1033	U
1	2A	1038	C
1	2A	1042	G
1	2A	1045	A
1	2A	1046	A
1	2A	1047	G
1	2A	1048	A
1	2A	1052	C
1	2A	1054	A
1	2A	1055	G
1	2A	1056	G
1	2A	1057	A
1	2A	1059	G
1	2A	1060	U
1	2A	1063	G
1	2A	1064	C
1	2A	1065	U
1	2A	1066	U
1	2A	1067	A
1	2A	1068	G
1	2A	1070	A
1	2A	1071	G
1	2A	1073	A

Continued on next page...

Continued from previous page...

Mol	Chain	Res	Type
1	2A	1074	G
1	2A	1076	C
1	2A	1077	A
1	2A	1078	U
1	2A	1079	C
1	2A	1082	U
1	2A	1083	U
1	2A	1084	A
1	2A	1085	A
1	2A	1086	A
1	2A	1088	A
1	2A	1090	U
1	2A	1091	G
1	2A	1092	C
1	2A	1093	G
1	2A	1094	U
1	2A	1097	U
1	2A	1111	A
1	2A	1112	G
1	2A	1116	C
1	2A	1117	G
1	2A	1130	U
1	2A	1135	C
1	2A	1136	G
1	2A	1142	U
1	2A	1149	G
1	2A	1170	G
1	2A	1171	G
1	2A	1179	C
1	2A	1211	U
1	2A	1212	G
1	2A	1220	A
1	2A	1229	G
1	2A	1250	G
1	2A	1253	A
1	2A	1256	G
1	2A	1271	G
1	2A	1272	A
1	2A	1300	U
1	2A	1301	A
1	2A	1303	G
1	2A	1308	A

Continued on next page...

Continued from previous page...

Mol	Chain	Res	Type
1	2A	1314	C
1	2A	1321	A
1	2A	1328	G
1	2A	1349	A
1	2A	1352	U
1	2A	1359	A
1	2A	1365	A
1	2A	1368	G
1	2A	1370	C
1	2A	1380	G
1	2A	1384	A
1	2A	1385	G
1	2A	1386	C
1	2A	1395	A
1	2A	1416	G
1	2A	1417	C
1	2A	1420	U
1	2A	1421	G
1	2A	1427	A
1	2A	1428	C
1	2A	1445	A
1	2A	1450	G
1	2A	1455	G
1	2A	1459	G
1	2A	1467	C
1	2A	1471	A
1	2A	1472	A
1	2A	1480	G
1	2A	1482	G
1	2A	1486	A
1	2A	1490	A
1	2A	1493	C
1	2A	1494	A
1	2A	1497	U
1	2A	1508	A
1	2A	1509	C
1	2A	1509(A)	A
1	2A	1524	G
1	2A	1525	G
1	2A	1533	G
1	2A	1542	A
1	2A	1543	C

Continued on next page...

Continued from previous page...

Mol	Chain	Res	Type
1	2A	1547	C
1	2A	1558	A
1	2A	1560	G
1	2A	1566	A
1	2A	1569	A
1	2A	1573	G
1	2A	1578	U
1	2A	1580	A
1	2A	1584	C
1	2A	1586	A
1	2A	1608	A
1	2A	1609	A
1	2A	1610	A
1	2A	1640	C
1	2A	1648	C
1	2A	1664	A
1	2A	1674	G
1	2A	1696	G
1	2A	1700	A
1	2A	1701	A
1	2A	1721	G
1	2A	1722	A
1	2A	1746	G
1	2A	1756	G
1	2A	1758	G
1	2A	1759	A
1	2A	1762	A
1	2A	1763	G
1	2A	1764	G
1	2A	1773	A
1	2A	1780	A
1	2A	1782	C
1	2A	1786	A
1	2A	1791	A
1	2A	1800	C
1	2A	1801	G
1	2A	1816	G
1	2A	1828	G
1	2A	1829	A
1	2A	1847	A
1	2A	1848	A
1	2A	1877	A

Continued on next page...

Continued from previous page...

Mol	Chain	Res	Type
1	2A	1878	G
1	2A	1900	A
1	2A	1906	G
1	2A	1913	A
1	2A	1914	C
1	2A	1929	G
1	2A	1930	G
1	2A	1937	A
1	2A	1938	A
1	2A	1955	U
1	2A	1963	U
1	2A	1967	C
1	2A	1970	A
1	2A	1971	A
1	2A	1972	A
1	2A	1984	G
1	2A	1993	U
1	2A	1997	G
1	2A	2020	A
1	2A	2023	G
1	2A	2031	A
1	2A	2032	G
1	2A	2033	A
1	2A	2043	C
1	2A	2055	C
1	2A	2056	G
1	2A	2060	A
1	2A	2061	G
1	2A	2062	A
1	2A	2069	G
1	2A	2101	G
1	2A	2103	C
1	2A	2104	G
1	2A	2105	C
1	2A	2107	C
1	2A	2108	C
1	2A	2109	U
1	2A	2111	C
1	2A	2112	G
1	2A	2113	U
1	2A	2115	G
1	2A	2116	G

Continued on next page...

Continued from previous page...

Mol	Chain	Res	Type
1	2A	2117	A
1	2A	2118	U
1	2A	2119	A
1	2A	2120	G
1	2A	2126	A
1	2A	2127	G
1	2A	2129	C
1	2A	2131	G
1	2A	2132	U
1	2A	2133	G
1	2A	2135	A
1	2A	2136	C
1	2A	2144	U
1	2A	2145	C
1	2A	2146	C
1	2A	2147	G
1	2A	2148	G
1	2A	2150	U
1	2A	2151	G
1	2A	2157	G
1	2A	2159	G
1	2A	2160	G
1	2A	2161	C
1	2A	2162	G
1	2A	2163	C
1	2A	2164	C
1	2A	2166	G
1	2A	2168	G
1	2A	2172	U
1	2A	2173	A
1	2A	2174	C
1	2A	2178	C
1	2A	2183	C
1	2A	2185	C
1	2A	2186	G
1	2A	2187	G
1	2A	2189	U
1	2A	2192	G
1	2A	2198	A
1	2A	2206	G
1	2A	2207	G
1	2A	2208	A

Continued on next page...

Continued from previous page...

Mol	Chain	Res	Type
1	2A	2218	U
1	2A	2219	G
1	2A	2225	A
1	2A	2239	G
1	2A	2248	C
1	2A	2268	A
1	2A	2269	A
1	2A	2275	C
1	2A	2278	A
1	2A	2280	G
1	2A	2283	C
1	2A	2287	A
1	2A	2289	G
1	2A	2304	G
1	2A	2305	A
1	2A	2308	G
1	2A	2310	A
1	2A	2311	A
1	2A	2320	A
1	2A	2321	G
1	2A	2322	A
1	2A	2325	G
1	2A	2334	G
1	2A	2336	A
1	2A	2347	C
1	2A	2348	U
1	2A	2350	C
1	2A	2354	G
1	2A	2383	G
1	2A	2385	C
1	2A	2406	U
1	2A	2414	G
1	2A	2417	C
1	2A	2422	A
1	2A	2423	U
1	2A	2424	C
1	2A	2425	A
1	2A	2429	G
1	2A	2430	A
1	2A	2435	A
1	2A	2439	A
1	2A	2441	C

Continued on next page...

Continued from previous page...

Mol	Chain	Res	Type
1	2A	2448	A
1	2A	2473	U
1	2A	2474	C
1	2A	2476	A
1	2A	2478	A
1	2A	2491	U
1	2A	2492	U
1	2A	2494	G
1	2A	2502	G
1	2A	2504	U
1	2A	2505	G
1	2A	2518	A
1	2A	2520	C
1	2A	2529	G
1	2A	2554	U
1	2A	2564	A
1	2A	2566	A
1	2A	2567	G
1	2A	2573	C
1	2A	2578	G
1	2A	2582	G
1	2A	2585	U
1	2A	2602	A
1	2A	2611	U
1	2A	2612	C
1	2A	2629	A
1	2A	2630	G
1	2A	2654	A
1	2A	2663	G
1	2A	2689	U
1	2A	2690	C
1	2A	2702	U
1	2A	2703	C
1	2A	2712(A)	A
1	2A	2713	A
1	2A	2714	G
1	2A	2726	U
1	2A	2733	A
1	2A	2744	G
1	2A	2751	G
1	2A	2757	A
1	2A	2758	A

Continued on next page...

Continued from previous page...

Mol	Chain	Res	Type
1	2A	2764	A
1	2A	2765	A
1	2A	2766	G
1	2A	2773	C
1	2A	2778	A
1	2A	2779	U
1	2A	2789	C
1	2A	2802	G
1	2A	2803	C
1	2A	2818	G
1	2A	2820	A
1	2A	2821	A
1	2A	2833	G
1	2A	2835	A
1	2A	2872	G
1	2A	2875	C
1	2A	2880	C
1	2A	2894	G
1	2A	2897	U
2	2B	2	C
2	2B	7	G
2	2B	9	G
2	2B	12	C
2	2B	13	A
2	2B	33	G
2	2B	35	U
2	2B	42	C
2	2B	45	A
2	2B	51	G
2	2B	56	G
2	2B	73	A
2	2B	84	C
2	2B	90	A
2	2B	110	G
2	2B	116	G
32	2a	5	U
32	2a	9	G
32	2a	22	G
32	2a	32	A
32	2a	39	G
32	2a	47	C
32	2a	48	C

Continued on next page...

Continued from previous page...

Mol	Chain	Res	Type
32	2a	50	A
32	2a	51	A
32	2a	52	G
32	2a	61	G
32	2a	71	C
32	2a	78	G
32	2a	88	A
32	2a	89	C
32	2a	90	U
32	2a	91	C
32	2a	92	C
32	2a	93	G
32	2a	96	U
32	2a	97	G
32	2a	98	G
32	2a	100	C
32	2a	101	A
32	2a	102	G
32	2a	105	G
32	2a	116	A
32	2a	121	C
32	2a	127	G
32	2a	129(A)	G
32	2a	131	C
32	2a	151	A
32	2a	163	C
32	2a	173	U
32	2a	174	C
32	2a	182	U
32	2a	187	C
32	2a	189(F)	U
32	2a	195	A
32	2a	197	A
32	2a	202	U
32	2a	203	U
32	2a	204	U
32	2a	216	G
32	2a	231	G
32	2a	247	G
32	2a	251	G
32	2a	258	G
32	2a	266	G

Continued on next page...

Continued from previous page...

Mol	Chain	Res	Type
32	2a	267	C
32	2a	289	G
32	2a	319	G
32	2a	321	A
32	2a	328	C
32	2a	332	G
32	2a	346	G
32	2a	351	G
32	2a	352	C
32	2a	353	A
32	2a	354	G
32	2a	367	U
32	2a	372	C
32	2a	373	A
32	2a	397	A
32	2a	398	C
32	2a	406	G
32	2a	412	A
32	2a	413	G
32	2a	417	C
32	2a	429	U
32	2a	439	A
32	2a	452	A
32	2a	461	A
32	2a	470	C
32	2a	476	G
32	2a	482	A
32	2a	485	G
32	2a	495	A
32	2a	496	A
32	2a	498	U
32	2a	505	G
32	2a	509	A
32	2a	510	A
32	2a	511	C
32	2a	518	C
32	2a	521	G
32	2a	532	A
32	2a	533	A
32	2a	547	A
32	2a	559	A
32	2a	561	U

Continued on next page...

Continued from previous page...

Mol	Chain	Res	Type
32	2a	564	C
32	2a	572	A
32	2a	573	A
32	2a	574	A
32	2a	576	G
32	2a	577	G
32	2a	596	C
32	2a	630	G
32	2a	642	A
32	2a	650	G
32	2a	653	A
32	2a	660	G
32	2a	662	G
32	2a	665	A
32	2a	687	A
32	2a	688	G
32	2a	690	G
32	2a	702	A
32	2a	721	G
32	2a	723	U
32	2a	724	G
32	2a	731	G
32	2a	734	G
32	2a	735	C
32	2a	746	A
32	2a	749	C
32	2a	753	A
32	2a	754	C
32	2a	755	G
32	2a	766	A
32	2a	774	G
32	2a	777	A
32	2a	793	U
32	2a	794	A
32	2a	799	G
32	2a	815	A
32	2a	817	C
32	2a	820	U
32	2a	821	G
32	2a	828	A
32	2a	829	G
32	2a	836	G

Continued on next page...

Continued from previous page...

Mol	Chain	Res	Type
32	2a	840	C
32	2a	841	U
32	2a	848	C
32	2a	851	G
32	2a	854	G
32	2a	859	A
32	2a	872	A
32	2a	880	C
32	2a	902	G
32	2a	914	A
32	2a	916	G
32	2a	926	G
32	2a	927	G
32	2a	931	C
32	2a	934	C
32	2a	935	A
32	2a	942	G
32	2a	943	U
32	2a	958	A
32	2a	960	U
32	2a	961	U
32	2a	965	A
32	2a	968	A
32	2a	969	A
32	2a	971	G
32	2a	972	C
32	2a	974	A
32	2a	975	A
32	2a	976	G
32	2a	977	A
32	2a	989	C
32	2a	992	U
32	2a	993	G
32	2a	995	C
32	2a	999	C
32	2a	1002	G
32	2a	1003	G
32	2a	1004	A
32	2a	1005	A
32	2a	1006	C
32	2a	1011	G
32	2a	1020	U

Continued on next page...

Continued from previous page...

Mol	Chain	Res	Type
32	2a	1023	G
32	2a	1025	U
32	2a	1026	G
32	2a	1027	C
32	2a	1028	C
32	2a	1029	C
32	2a	1030(B)	C
32	2a	1030(C)	G
32	2a	1031	G
32	2a	1032	G
32	2a	1034	G
32	2a	1038	C
32	2a	1041	A
32	2a	1044	A
32	2a	1046	A
32	2a	1053	G
32	2a	1065	U
32	2a	1066	C
32	2a	1068	G
32	2a	1070	U
32	2a	1081	G
32	2a	1093	A
32	2a	1094	G
32	2a	1095	U
32	2a	1101	A
32	2a	1113	C
32	2a	1116	C
32	2a	1121	U
32	2a	1125	U
32	2a	1128	C
32	2a	1129	C
32	2a	1130	A
32	2a	1136	U
32	2a	1137	C
32	2a	1138	G
32	2a	1139	G
32	2a	1140	C
32	2a	1142	G
32	2a	1146	A
32	2a	1147	C
32	2a	1152	A
32	2a	1154	G

Continued on next page...

Continued from previous page...

Mol	Chain	Res	Type
32	2a	1159	U
32	2a	1170	A
32	2a	1183	A
32	2a	1184	G
32	2a	1188	A
32	2a	1196	U
32	2a	1197	G
32	2a	1213	A
32	2a	1214	C
32	2a	1215	G
32	2a	1224	G
32	2a	1227	A
32	2a	1233	G
32	2a	1238	A
32	2a	1240	U
32	2a	1241	G
32	2a	1247	U
32	2a	1248	A
32	2a	1250	A
32	2a	1256	A
32	2a	1257	U
32	2a	1258	G
32	2a	1260	C
32	2a	1270	C
32	2a	1275	A
32	2a	1278	U
32	2a	1279	A
32	2a	1280	A
32	2a	1281	U
32	2a	1287	A
32	2a	1297	C
32	2a	1298	C
32	2a	1299	A
32	2a	1300	G
32	2a	1302	U
32	2a	1303	C
32	2a	1307	U
32	2a	1312	G
32	2a	1316	G
32	2a	1317	C
32	2a	1319	A
32	2a	1320	C

Continued on next page...

Continued from previous page...

Mol	Chain	Res	Type
32	2a	1346	A
32	2a	1347	G
32	2a	1353	G
32	2a	1363	C
32	2a	1363(A)	A
32	2a	1364	U
32	2a	1370	G
32	2a	1384	C
32	2a	1400	5MC
32	2a	1419	G
32	2a	1442	G
32	2a	1442(A)	G
32	2a	1446	U
32	2a	1447	A
32	2a	1452	C
32	2a	1456	G
32	2a	1457	G
32	2a	1458	G
32	2a	1459	C
32	2a	1492	A
32	2a	1493	A
32	2a	1499	A
32	2a	1503	A
32	2a	1504	G
32	2a	1506	U
32	2a	1507	A
32	2a	1517	G
32	2a	1529	G
32	2a	1530	G

All (59) RNA pucker outliers are listed below:

Mol	Chain	Res	Type
1	1A	196	A
1	1A	266	G
1	1A	271(K)	U
1	1A	278	A
1	1A	746	A
1	1A	774	A
1	1A	827	U
1	1A	840	C
1	1A	888	C

Continued on next page...

Continued from previous page...

Mol	Chain	Res	Type
1	1A	895	U
1	1A	974	G
1	1A	1047	G
1	1A	1067	A
1	1A	1074	G
1	1A	1176	G
1	1A	1210	A
1	1A	1300	U
1	1A	1301	A
1	1A	1420	U
1	1A	1442	G
1	1A	1608	A
1	1A	1653	G
1	1A	1762	A
1	1A	2126	A
1	1A	2430	A
1	1A	2689	U
1	1A	2756	U
1	1A	2893	G
1	2A	195	A
1	2A	196	A
1	2A	249	C
1	2A	271(M)	G
1	2A	277	C
1	2A	532	A
1	2A	752	A
1	2A	764	A
1	2A	827	U
1	2A	840	C
1	2A	856	C
1	2A	900	A
1	2A	1051	G
1	2A	1053	C
1	2A	1065	U
1	2A	1067	A
1	2A	1073	A
1	2A	1076	C
1	2A	1210	A
1	2A	1379	A
1	2A	1442	G
1	2A	1491	G
1	2A	1992	G

Continued on next page...

Continued from previous page...

Mol	Chain	Res	Type
1	2A	2126	A
1	2A	2171	A
1	2A	2172	U
1	2A	2321	G
1	2A	2406	U
1	2A	2439	A
1	2A	2689	U
1	2A	2756	U

5.4 Non-standard residues in protein, DNA, RNA chains [i](#)

54 non-standard protein/DNA/RNA residues are modelled in this entry.

In the following table, the Counts columns list the number of bonds (or angles) for which Mogul statistics could be retrieved, the number of bonds (or angles) that are observed in the model and the number of bonds (or angles) that are defined in the Chemical Component Dictionary. The Link column lists molecule types, if any, to which the group is linked. The Z score for a bond length (or angle) is the number of standard deviations the observed value is removed from the expected value. A bond length (or angle) with $|Z| > 2$ is considered an outlier worth inspection. RMSZ is the root-mean-square of all Z scores of the bond lengths (or angles).

Mol	Type	Chain	Res	Link	Bond lengths			Bond angles		
					Counts	RMSZ	# Z > 2	Counts	RMSZ	# Z > 2
1	OMG	1A	2251	55,1	19,26,27	0.94	1 (5%)	21,38,41	1.11	2 (9%)
1	PSU	2A	1917	1	18,21,22	1.37	2 (11%)	21,30,33	1.90	3 (14%)
1	5MU	1A	1915	1	19,22,23	1.48	5 (26%)	27,32,35	2.32	8 (29%)
1	OMG	2A	2251	57,55,1	19,26,27	0.90	1 (5%)	21,38,41	1.08	1 (4%)
1	PSU	1A	1911	1	18,21,22	1.39	2 (11%)	21,30,33	1.99	4 (19%)
1	PSU	1A	1917	57,1	18,21,22	1.38	2 (11%)	21,30,33	1.94	3 (14%)
32	5MC	1a	1404	32	19,22,23	1.53	2 (10%)	26,32,35	1.19	4 (15%)
1	5MU	2A	1915	1	19,22,23	1.43	4 (21%)	27,32,35	2.12	8 (29%)
56	FME	1v	1	56	8,9,10	1.01	1 (12%)	8,9,11	0.92	0
32	G7M	1a	527	57,32	20,26,27	1.17	1 (5%)	16,39,42	0.58	0
56	FME	2v	1	56	8,9,10	0.94	0	8,9,11	0.89	0
32	5MC	2a	1404	32	19,22,23	1.67	3 (15%)	26,32,35	1.17	4 (15%)
1	5MU	1A	1939	1	19,22,23	1.27	3 (15%)	27,32,35	2.25	6 (22%)
1	PSU	2A	1911	1	18,21,22	1.42	2 (11%)	21,30,33	2.02	3 (14%)
1	5MC	2A	1942	1	19,22,23	1.79	3 (15%)	26,32,35	1.32	3 (11%)
32	2MG	2a	1207	32	18,26,27	0.94	1 (5%)	16,38,41	1.43	3 (18%)

Mol	Type	Chain	Res	Link	Bond lengths			Bond angles		
					Counts	RMSZ	# Z > 2	Counts	RMSZ	# Z > 2
1	OMC	1A	1920	1	19,22,23	0.76	0	25,31,34	1.03	1 (4%)
32	5MC	2a	1400	32	19,22,23	1.88	2 (10%)	26,32,35	1.33	2 (7%)
32	5MC	1a	967	32	19,22,23	1.69	3 (15%)	26,32,35	1.13	3 (11%)
1	2MU	2A	2552	57,1	19,22,24	1.32	3 (15%)	25,31,36	1.69	5 (20%)
32	5MC	2a	1407	32	19,22,23	1.58	3 (15%)	26,32,35	1.11	3 (11%)
43	0TD	2l	92	43	8,9,10	4.56	2 (25%)	6,11,13	1.73	2 (33%)
54	PPU	2w	76	1,54	33,40,41	2.11	14 (42%)	33,57,60	2.31	13 (39%)
1	2MU	1A	2552	57,1	19,22,24	1.26	2 (10%)	25,31,36	1.82	5 (20%)
32	5MC	1a	1407	32	19,22,23	1.32	3 (15%)	26,32,35	1.18	3 (11%)
1	PSU	2A	2605	1	18,21,22	1.34	2 (11%)	21,30,33	2.01	5 (23%)
32	5MC	1a	1400	32	19,22,23	1.74	3 (15%)	26,32,35	1.15	2 (7%)
32	5MC	2a	967	32	19,22,23	1.69	3 (15%)	26,32,35	1.18	4 (15%)
32	PSU	2a	516	57,32	18,21,22	1.34	2 (11%)	21,30,33	2.01	5 (23%)
1	OMC	2A	1920	1	19,22,23	0.77	0	25,31,34	1.01	1 (4%)
32	4OC	1a	1402	32	20,23,24	0.69	0	25,32,35	0.96	1 (4%)
32	MA6	1a	1519	32	19,26,27	1.03	2 (10%)	18,38,41	2.14	3 (16%)
32	M2G	2a	966	32	20,27,28	1.44	3 (15%)	19,40,43	0.99	1 (5%)
1	2MA	1A	2503	57,1	17,25,26	1.08	1 (5%)	16,37,40	1.47	3 (18%)
1	5MC	1A	1962	57,1	19,22,23	1.65	3 (15%)	26,32,35	1.07	2 (7%)
1	PSU	1A	2605	1	18,21,22	1.34	2 (11%)	21,30,33	2.12	4 (19%)
1	5MU	2A	1939	1	19,22,23	1.47	5 (26%)	27,32,35	2.14	7 (25%)
1	5MC	2A	1962	57,1	19,22,23	1.57	3 (15%)	26,32,35	1.13	2 (7%)
1	2MA	2A	2503	57,1	17,25,26	1.01	0	16,37,40	1.36	3 (18%)
32	MA6	2a	1519	32	19,26,27	1.02	1 (5%)	18,38,41	1.86	3 (16%)
54	PPU	1w	76	1,54	33,40,41	2.29	15 (45%)	33,57,60	2.32	8 (24%)
55	8AN	2x	76	57,55,56	17,24,25	1.14	3 (17%)	13,35,38	2.66	3 (23%)
55	8AN	1x	76	57,55,56	17,24,25	1.27	2 (11%)	13,35,38	2.51	2 (15%)
32	G7M	2a	527	57,32	20,26,27	1.20	2 (10%)	16,39,42	0.56	0
32	MA6	2a	1518	32	19,26,27	1.00	2 (10%)	18,38,41	2.00	3 (16%)
32	2MG	1a	1207	32	18,26,27	0.94	1 (5%)	16,38,41	1.59	3 (18%)
32	PSU	1a	516	57,32	18,21,22	1.41	3 (16%)	21,30,33	2.03	5 (23%)
1	5MC	1A	1942	1	19,22,23	1.27	3 (15%)	26,32,35	1.11	4 (15%)
32	MA6	1a	1518	32	19,26,27	1.03	2 (10%)	18,38,41	1.92	3 (16%)
32	4OC	2a	1402	32	20,23,24	0.74	0	25,32,35	0.96	1 (4%)
32	UR3	2a	1498	32	19,22,23	0.99	0	26,32,35	1.70	2 (7%)

Mol	Type	Chain	Res	Link	Bond lengths			Bond angles		
					Counts	RMSZ	# Z > 2	Counts	RMSZ	# Z > 2
43	0TD	1l	92	43	8,9,10	4.74	2 (25%)	6,11,13	5.32	3 (50%)
32	M2G	1a	966	32	20,27,28	1.26	3 (15%)	19,40,43	1.03	1 (5%)
32	UR3	1a	1498	32	19,22,23	0.92	1 (5%)	26,32,35	1.82	4 (15%)

In the following table, the Chirals column lists the number of chiral outliers, the number of chiral centers analysed, the number of these observed in the model and the number defined in the Chemical Component Dictionary. Similar counts are reported in the Torsion and Rings columns. '-' means no outliers of that kind were identified.

Mol	Type	Chain	Res	Link	Chirals	Torsions	Rings
1	OMG	1A	2251	55,1	-	0/5/27/28	0/3/3/3
1	PSU	2A	1917	1	-	0/7/25/26	0/2/2/2
1	5MU	1A	1915	1	-	2/7/25/26	0/2/2/2
1	OMG	2A	2251	57,55,1	-	0/5/27/28	0/3/3/3
1	PSU	1A	1911	1	-	0/7/25/26	0/2/2/2
1	PSU	1A	1917	57,1	-	0/7/25/26	0/2/2/2
32	5MC	1a	1404	32	-	0/7/25/26	0/2/2/2
1	5MU	2A	1915	1	-	2/7/25/26	0/2/2/2
56	FME	1v	1	56	-	3/7/9/11	-
32	G7M	1a	527	57,32	-	0/3/25/26	0/3/3/3
56	FME	2v	1	56	-	4/7/9/11	-
32	5MC	2a	1404	32	-	0/7/25/26	0/2/2/2
1	5MU	1A	1939	1	-	0/7/25/26	0/2/2/2
1	PSU	2A	1911	1	-	0/7/25/26	0/2/2/2
1	5MC	2A	1942	1	-	0/7/25/26	0/2/2/2
32	2MG	2a	1207	32	-	0/5/27/28	0/3/3/3
1	OMC	1A	1920	1	-	1/9/27/28	0/2/2/2
32	5MC	2a	1400	32	-	6/7/25/26	0/2/2/2
32	5MC	1a	967	32	-	0/7/25/26	0/2/2/2
1	2MU	2A	2552	57,1	-	0/9/27/28	0/2/2/2
32	5MC	2a	1407	32	-	0/7/25/26	0/2/2/2
43	0TD	2l	92	43	-	2/7/12/14	-
54	PPU	2w	76	1,54	-	1/21/43/44	0/4/4/4
1	2MU	1A	2552	57,1	-	0/9/27/28	0/2/2/2
32	5MC	1a	1407	32	-	0/7/25/26	0/2/2/2
1	PSU	2A	2605	1	-	0/7/25/26	0/2/2/2
32	5MC	1a	1400	32	-	1/7/25/26	0/2/2/2
32	5MC	2a	967	32	-	0/7/25/26	0/2/2/2
32	PSU	2a	516	57,32	-	2/7/25/26	0/2/2/2
1	OMC	2A	1920	1	-	1/9/27/28	0/2/2/2

Continued on next page...

Continued from previous page...

Mol	Type	Chain	Res	Link	Chirals	Torsions	Rings
32	4OC	1a	1402	32	-	0/9/29/30	0/2/2/2
32	MA6	1a	1519	32	-	2/7/29/30	0/3/3/3
32	M2G	2a	966	32	-	0/7/29/30	0/3/3/3
1	2MA	1A	2503	57,1	-	2/3/25/26	0/3/3/3
1	5MC	1A	1962	57,1	-	0/7/25/26	0/2/2/2
1	PSU	1A	2605	1	-	0/7/25/26	0/2/2/2
1	5MU	2A	1939	1	-	0/7/25/26	0/2/2/2
1	5MC	2A	1962	57,1	-	0/7/25/26	0/2/2/2
1	2MA	2A	2503	57,1	-	0/3/25/26	0/3/3/3
32	MA6	2a	1519	32	-	3/7/29/30	0/3/3/3
54	PPU	1w	76	1,54	-	3/21/43/44	0/4/4/4
55	8AN	2x	76	57,55,56	-	1/3/25/26	0/3/3/3
55	8AN	1x	76	57,55,56	-	1/3/25/26	0/3/3/3
32	G7M	2a	527	57,32	-	2/3/25/26	0/3/3/3
32	MA6	2a	1518	32	-	0/7/29/30	0/3/3/3
32	2MG	1a	1207	32	-	0/5/27/28	0/3/3/3
32	PSU	1a	516	57,32	-	0/7/25/26	0/2/2/2
1	5MC	1A	1942	1	-	0/7/25/26	0/2/2/2
32	MA6	1a	1518	32	-	0/7/29/30	0/3/3/3
32	4OC	2a	1402	32	-	0/9/29/30	0/2/2/2
32	UR3	2a	1498	32	-	1/7/25/26	0/2/2/2
43	0TD	1l	92	43	-	2/7/12/14	-
32	M2G	1a	966	32	-	0/7/29/30	0/3/3/3
32	UR3	1a	1498	32	-	0/7/25/26	0/2/2/2

All (134) bond length outliers are listed below:

Mol	Chain	Res	Type	Atoms	Z	Observed(Å)	Ideal(Å)
43	1l	92	0TD	CB-SB	-12.79	1.69	1.82
43	2l	92	0TD	CB-SB	-12.37	1.69	1.82
32	2a	1400	5MC	C5-C4	6.94	1.49	1.44
1	2A	1942	5MC	C5-C4	6.56	1.49	1.44
32	2a	967	5MC	C5-C4	6.24	1.48	1.44
32	1a	1400	5MC	C5-C4	6.22	1.48	1.44
32	2a	1404	5MC	C5-C4	6.21	1.48	1.44
32	1a	967	5MC	C5-C4	6.19	1.48	1.44
1	1A	1962	5MC	C5-C4	5.91	1.48	1.44
1	2A	1962	5MC	C5-C4	5.48	1.48	1.44
32	2a	1407	5MC	C5-C4	5.45	1.48	1.44
32	1a	1404	5MC	C5-C4	5.20	1.48	1.44
54	2w	76	PPU	C2'-C3'	-4.47	1.46	1.53

Continued on next page...

Continued from previous page...

Mol	Chain	Res	Type	Atoms	Z	Observed(Å)	Ideal(Å)
32	2a	966	M2G	C2-N3	4.33	1.36	1.30
32	1a	1407	5MC	C5-C4	4.21	1.47	1.44
1	1A	1942	5MC	C5-C4	3.84	1.47	1.44
54	1w	76	PPU	C2'-C3'	-3.79	1.47	1.53
54	1w	76	PPU	C4-N3	-3.72	1.30	1.35
54	2w	76	PPU	O4'-C4'	-3.69	1.36	1.45
54	2w	76	PPU	C4-N3	-3.67	1.30	1.35
32	1a	527	G7M	C5-C4	3.62	1.46	1.39
32	2a	527	G7M	C5-C4	3.59	1.46	1.39
54	1w	76	PPU	O-C	-3.55	1.16	1.23
54	1w	76	PPU	C4'-C3'	-3.55	1.46	1.52
1	1A	1917	PSU	C6-C5	3.54	1.39	1.35
54	1w	76	PPU	C3'-N3'	-3.53	1.40	1.45
1	2A	1917	PSU	C6-C5	3.53	1.39	1.35
1	2A	1911	PSU	C6-C5	3.50	1.39	1.35
1	1A	1911	PSU	C6-C5	3.49	1.39	1.35
54	2w	76	PPU	C4'-C3'	-3.44	1.46	1.52
54	1w	76	PPU	O4'-C4'	-3.44	1.37	1.45
32	2a	516	PSU	C6-C5	3.41	1.39	1.35
32	1a	516	PSU	C6-C5	3.36	1.39	1.35
1	2A	2605	PSU	C6-C5	3.28	1.38	1.35
1	1A	1915	5MU	C2-N1	3.28	1.43	1.38
32	1a	966	M2G	C2-N3	3.27	1.35	1.30
32	2a	1400	5MC	C6-C5	3.25	1.39	1.34
32	1a	1404	5MC	C6-C5	3.18	1.39	1.34
54	1w	76	PPU	C5-N7	-3.13	1.28	1.39
32	1a	1400	5MC	C6-C5	3.09	1.39	1.34
1	1A	2552	2MU	C4-N3	-3.08	1.33	1.38
32	2a	966	M2G	C2-N2	3.06	1.40	1.35
54	1w	76	PPU	CD2-CG	-3.05	1.32	1.38
1	2A	1939	5MU	C6-C5	3.01	1.39	1.34
54	2w	76	PPU	O-C	-3.00	1.17	1.23
32	2a	1407	5MC	C6-C5	2.97	1.39	1.34
1	2A	1962	5MC	C6-C5	2.94	1.39	1.34
1	2A	1915	5MU	C6-C5	2.92	1.39	1.34
55	1x	76	8AN	C5-N7	-2.90	1.29	1.39
1	1A	1939	5MU	C6-C5	2.89	1.39	1.34
43	1l	92	0TD	CB-CA	2.86	1.55	1.54
1	2A	1939	5MU	C4-N3	-2.84	1.33	1.38
1	2A	2552	2MU	C4-N3	-2.83	1.33	1.38
54	2w	76	PPU	C5-N7	-2.83	1.29	1.39
1	2A	1939	5MU	C4-C5	2.81	1.49	1.44

Continued on next page...

Continued from previous page...

Mol	Chain	Res	Type	Atoms	Z	Observed(Å)	Ideal(Å)
1	2A	1915	5MU	C2-N1	2.80	1.42	1.38
55	2x	76	8AN	C6-C5	-2.78	1.33	1.43
1	2A	1911	PSU	C4-N3	-2.76	1.33	1.38
54	1w	76	PPU	C-N3'	-2.76	1.28	1.34
32	1a	967	5MC	C6-C5	2.75	1.39	1.34
32	1a	516	PSU	C4-N3	-2.75	1.33	1.38
1	1A	1915	5MU	C6-C5	2.75	1.39	1.34
1	2A	2605	PSU	C4-N3	-2.74	1.33	1.38
1	1A	2605	PSU	C6-C5	2.73	1.38	1.35
1	1A	1917	PSU	C4-N3	-2.71	1.33	1.38
1	1A	2605	PSU	C4-N3	-2.69	1.33	1.38
1	1A	1942	5MC	C6-C5	2.64	1.38	1.34
1	1A	1915	5MU	C4-N3	-2.64	1.33	1.38
1	1A	1962	5MC	C6-N1	-2.62	1.33	1.38
1	1A	1939	5MU	C4-C5	2.62	1.49	1.44
54	2w	76	PPU	O4'-C1'	-2.61	1.37	1.40
55	1x	76	8AN	C6-C5	-2.58	1.33	1.43
1	2A	2251	OMG	C6-N1	-2.57	1.33	1.37
1	2A	1942	5MC	C6-N1	-2.57	1.33	1.38
54	1w	76	PPU	C6-N1	-2.57	1.29	1.32
32	1a	966	M2G	C6-N1	-2.57	1.33	1.37
1	2A	1915	5MU	C4-N3	-2.56	1.34	1.38
32	1a	966	M2G	C2-N2	2.55	1.39	1.35
1	2A	1942	5MC	C6-C5	2.54	1.38	1.34
32	1a	1407	5MC	C6-C5	2.54	1.38	1.34
32	2a	1404	5MC	C6-C5	2.53	1.38	1.34
32	2a	967	5MC	C6-C5	2.49	1.38	1.34
32	1a	1518	MA6	C6-C5	-2.49	1.41	1.44
1	2A	1917	PSU	C4-N3	-2.47	1.34	1.38
32	2a	516	PSU	C4-N3	-2.46	1.34	1.38
54	2w	76	PPU	O5'-C5'	-2.46	1.37	1.44
32	2a	966	M2G	C6-N1	-2.45	1.34	1.37
1	1A	2251	OMG	C6-N1	-2.43	1.34	1.37
1	1A	1911	PSU	C4-N3	-2.43	1.34	1.38
43	2l	92	0TD	CB-CA	2.37	1.55	1.54
32	1a	1400	5MC	C6-N1	-2.37	1.34	1.38
1	1A	1962	5MC	C6-C5	2.35	1.38	1.34
32	2a	1518	MA6	C6-C5	-2.34	1.41	1.44
1	2A	1915	5MU	C4-C5	2.33	1.48	1.44
32	2a	527	G7M	C6-N1	-2.32	1.34	1.37
32	1a	1519	MA6	C6-C5	-2.31	1.41	1.44
54	1w	76	PPU	C8-N7	-2.30	1.30	1.34

Continued on next page...

Continued from previous page...

Mol	Chain	Res	Type	Atoms	Z	Observed(Å)	Ideal(Å)
54	1w	76	PPU	O5'-C5'	-2.30	1.37	1.44
54	2w	76	PPU	CE1-CZ	-2.28	1.34	1.38
32	1a	1207	2MG	C6-N1	-2.27	1.34	1.37
1	2A	2552	2MU	C5-C4	2.27	1.48	1.43
32	2a	1519	MA6	C6-C5	-2.27	1.41	1.44
1	2A	2552	2MU	C2-N1	2.24	1.42	1.38
32	2a	967	5MC	C6-N1	-2.24	1.34	1.38
54	2w	76	PPU	C3'-N3'	-2.23	1.42	1.45
1	2A	1962	5MC	C6-N1	-2.23	1.34	1.38
54	2w	76	PPU	C1'-N9	-2.23	1.44	1.49
1	1A	1915	5MU	C4-C5	2.22	1.48	1.44
32	2a	1404	5MC	C6-N1	-2.21	1.34	1.38
1	2A	1939	5MU	C2-N3	-2.21	1.34	1.38
54	1w	76	PPU	CE2-CZ	-2.19	1.34	1.38
32	2a	1207	2MG	C6-N1	-2.19	1.34	1.37
1	1A	1939	5MU	C4-N3	-2.19	1.34	1.38
54	1w	76	PPU	CE1-CD1	-2.17	1.35	1.38
32	1a	1407	5MC	C6-N1	-2.17	1.34	1.38
32	1a	967	5MC	C6-N1	-2.16	1.34	1.38
54	2w	76	PPU	CE1-CD1	-2.16	1.35	1.38
32	1a	1498	UR3	C6-C5	2.16	1.40	1.35
55	2x	76	8AN	O4'-C1'	2.15	1.43	1.40
1	1A	1942	5MC	C6-N1	-2.15	1.34	1.38
1	2A	1939	5MU	C6-N1	-2.13	1.34	1.38
54	1w	76	PPU	CE1-CZ	-2.13	1.34	1.38
55	2x	76	8AN	C5-N7	-2.11	1.32	1.39
32	2a	1407	5MC	C6-N1	-2.09	1.34	1.38
32	1a	1519	MA6	C6-N1	2.08	1.35	1.32
32	1a	516	PSU	C2-N3	-2.08	1.34	1.37
54	2w	76	PPU	CE2-CZ	-2.07	1.34	1.38
32	1a	1518	MA6	C6-N1	2.06	1.35	1.32
1	1A	2552	2MU	C2-N3	-2.04	1.34	1.38
54	2w	76	PPU	CD1-CG	-2.03	1.34	1.38
1	1A	1915	5MU	C2-N3	-2.03	1.34	1.38
56	1v	1	FME	CA-N	-2.03	1.43	1.46
32	2a	1518	MA6	C6-N1	2.01	1.35	1.32
1	1A	2503	2MA	C2-N3	2.01	1.36	1.31

All (177) bond angle outliers are listed below:

Mol	Chain	Res	Type	Atoms	Z	Observed(°)	Ideal(°)
43	1l	92	0TD	CSB-SB-CB	12.16	124.23	102.36

Continued on next page...

Continued from previous page...

Mol	Chain	Res	Type	Atoms	Z	Observed(°)	Ideal(°)
32	1a	1498	UR3	C4-N3-C2	-7.37	118.65	124.58
32	2a	1498	UR3	C4-N3-C2	-6.79	119.12	124.58
54	1w	76	PPU	C4'-O4'-C1'	6.73	116.08	109.92
1	1A	2605	PSU	N1-C2-N3	6.50	122.03	115.17
1	2A	1911	PSU	N1-C2-N3	6.45	121.97	115.17
32	1a	516	PSU	N1-C2-N3	6.38	121.89	115.17
54	1w	76	PPU	C2-N1-C6	6.37	123.09	116.84
55	2x	76	8AN	N3-C2-N1	-6.37	120.02	128.67
1	2A	2605	PSU	N1-C2-N3	6.26	121.77	115.17
55	1x	76	8AN	N3-C2-N1	-6.16	120.31	128.67
1	1A	1917	PSU	N1-C2-N3	6.02	121.52	115.17
55	2x	76	8AN	C4'-O4'-C1'	-5.99	104.44	109.92
1	2A	1917	PSU	N1-C2-N3	5.98	121.47	115.17
32	2a	516	PSU	N1-C2-N3	5.98	121.47	115.17
1	1A	1911	PSU	N1-C2-N3	5.96	121.46	115.17
55	1x	76	8AN	C4'-O4'-C1'	-5.90	104.52	109.92
32	1a	1519	MA6	N3-C2-N1	-5.84	120.74	128.67
32	2a	1518	MA6	N3-C2-N1	-5.59	121.08	128.67
1	2A	1939	5MU	N3-C2-N1	5.55	122.12	114.89
32	1a	1519	MA6	C2-N1-C6	5.54	122.27	116.84
1	1A	1939	5MU	C4-N3-C2	-5.38	120.29	127.34
32	2a	1519	MA6	N3-C2-N1	-5.33	121.43	128.67
1	2A	1939	5MU	C4-N3-C2	-5.24	120.47	127.34
32	1a	1518	MA6	N3-C2-N1	-5.24	121.57	128.67
32	2a	1518	MA6	C2-N1-C6	5.23	121.97	116.84
1	1A	2552	2MU	N3-C2-N1	5.18	121.64	114.89
32	1a	1518	MA6	C2-N1-C6	5.18	121.92	116.84
1	1A	1939	5MU	N3-C2-N1	5.11	121.54	114.89
1	2A	1915	5MU	N3-C2-N1	5.06	121.48	114.89
1	1A	1915	5MU	N3-C2-N1	5.03	121.44	114.89
1	1A	1915	5MU	C4-N3-C2	-4.75	121.11	127.34
54	2w	76	PPU	O2'-C2'-C3'	-4.71	99.63	111.16
1	2A	2552	2MU	N3-C2-N1	4.71	121.02	114.89
1	2A	1915	5MU	C4-N3-C2	-4.65	121.24	127.34
54	2w	76	PPU	CA-C-N3'	4.59	122.43	116.21
1	1A	1939	5MU	C5-C4-N3	4.52	119.25	115.32
54	2w	76	PPU	C2-N1-C6	4.50	121.26	116.84
1	1A	1915	5MU	C1'-N1-C2	4.44	125.57	117.59
1	1A	1939	5MU	O2-C2-N1	-4.44	117.02	122.80
54	1w	76	PPU	N1-C6-N6	4.40	121.91	116.83
1	1A	1915	5MU	C5-C4-N3	4.30	119.06	115.32
32	2a	1519	MA6	C2-N1-C6	4.26	121.02	116.84

Continued on next page...

Continued from previous page...

Mol	Chain	Res	Type	Atoms	Z	Observed(°)	Ideal(°)
32	2a	516	PSU	C4-N3-C2	-4.25	120.51	126.37
1	1A	2552	2MU	C4-N3-C2	-4.24	121.35	126.61
1	1A	2605	PSU	O2-C2-N1	-4.22	118.44	122.79
1	1A	2605	PSU	C4-N3-C2	-4.20	120.58	126.37
1	2A	2605	PSU	C4-N3-C2	-4.19	120.59	126.37
1	2A	1939	5MU	C5-C4-N3	4.19	118.97	115.32
1	1A	1939	5MU	O4-C4-C5	-4.19	120.12	124.92
1	1A	1915	5MU	O4-C4-C5	-4.15	120.17	124.92
1	2A	2552	2MU	C4-N3-C2	-4.13	121.49	126.61
32	1a	516	PSU	C4-N3-C2	-4.12	120.69	126.37
1	1A	1917	PSU	C4-N3-C2	-4.02	120.83	126.37
1	1A	1911	PSU	C4-N3-C2	-4.01	120.84	126.37
54	2w	76	PPU	N1-C6-N6	4.01	121.46	116.83
1	2A	1915	5MU	C5-C4-N3	3.93	118.74	115.32
1	2A	1911	PSU	C4-N3-C2	-3.89	121.01	126.37
1	2A	1915	5MU	O4-C4-C5	-3.89	120.47	124.92
1	2A	1939	5MU	C5-C6-N1	-3.86	119.12	123.31
1	1A	1939	5MU	C5-C6-N1	-3.82	119.17	123.31
1	1A	1915	5MU	C1'-N1-C6	-3.73	115.01	121.15
1	2A	1942	5MC	C5-C6-N1	-3.71	119.28	123.31
32	1a	1207	2MG	N1-C2-N2	3.70	120.34	116.56
54	2w	76	PPU	C4-C5-N7	-3.62	105.51	109.34
1	2A	1917	PSU	C4-N3-C2	-3.60	121.41	126.37
1	2A	1962	5MC	C5-C6-N1	-3.58	119.42	123.31
43	1l	92	0TD	OD2-CG-CB	3.51	120.74	113.15
1	2A	1911	PSU	O2-C2-N1	-3.50	119.18	122.79
1	2A	1917	PSU	O2-C2-N1	-3.49	119.19	122.79
32	1a	1400	5MC	C5-C6-N1	-3.48	119.53	123.31
1	1A	1911	PSU	O2-C2-N1	-3.48	119.20	122.79
32	2a	1400	5MC	C5-C4-N3	-3.46	118.21	121.75
54	2w	76	PPU	O-C-CA	-3.43	113.05	120.28
54	1w	76	PPU	C4-C5-N7	-3.39	105.75	109.34
32	1a	1404	5MC	C5-C6-N1	-3.38	119.64	123.31
1	2A	1915	5MU	C1'-N1-C2	3.37	123.65	117.59
32	2a	516	PSU	O2-C2-N1	-3.35	119.33	122.79
32	2a	1404	5MC	C5-C6-N1	-3.33	119.70	123.31
1	1A	2503	2MA	C8-N7-C5	3.31	108.19	102.55
32	1a	516	PSU	O2-C2-N1	-3.21	119.47	122.79
1	1A	1942	5MC	C5-C6-N1	-3.18	119.86	123.31
1	2A	1942	5MC	C5-C4-N3	-3.18	118.50	121.75
32	2a	1498	UR3	C5-C4-N3	3.17	119.22	115.04
1	1A	2503	2MA	C4-N3-C2	-3.16	120.88	123.30

Continued on next page...

Continued from previous page...

Mol	Chain	Res	Type	Atoms	Z	Observed(°)	Ideal(°)
32	2a	1400	5MC	O2-C2-N3	-3.14	117.37	122.33
32	2a	1519	MA6	C4-C5-N7	-3.14	106.02	109.34
54	1w	76	PPU	CG-CB-CA	-3.11	107.76	114.13
32	1a	1207	2MG	C8-N7-C5	3.10	107.83	102.55
1	1A	2251	OMG	C8-N7-C5	3.09	107.81	102.55
54	2w	76	PPU	N3-C2-N1	-3.08	124.50	128.67
43	2l	92	0TD	OD2-CG-CB	3.07	119.79	113.15
1	2A	1939	5MU	O4-C4-C5	-3.04	121.44	124.92
32	2a	1207	2MG	C8-N7-C5	3.03	107.71	102.55
54	1w	76	PPU	N3-C2-N1	-3.03	124.56	128.67
32	1a	967	5MC	C5-C6-N1	-2.98	120.07	123.31
32	1a	1519	MA6	C4-C5-N7	-2.95	106.22	109.34
1	1A	1917	PSU	O2-C2-N1	-2.94	119.76	122.79
1	2A	2503	2MA	C8-N7-C5	2.94	107.55	102.55
1	1A	1915	5MU	O2-C2-N3	-2.91	116.12	121.49
32	2a	1404	5MC	C5-C4-N3	-2.90	118.78	121.75
32	2a	1407	5MC	C5-C6-N1	-2.85	120.22	123.31
32	2a	1207	2MG	N1-C2-N2	2.81	119.43	116.56
54	2w	76	PPU	C-CA-N	-2.81	98.77	109.37
32	1a	1498	UR3	C5-C4-N3	2.81	118.74	115.04
32	2a	1407	5MC	C5-C4-N3	-2.80	118.88	121.75
32	1a	1400	5MC	C5-C4-N3	-2.79	118.90	121.75
32	2a	1518	MA6	C4-C5-N7	-2.78	106.40	109.34
32	2a	967	5MC	C5-C4-N3	-2.78	118.91	121.75
32	1a	1407	5MC	C5-C4-N3	-2.77	118.92	121.75
1	2A	2605	PSU	O2-C2-N1	-2.75	119.95	122.79
1	2A	2503	2MA	C4-N3-C2	-2.75	121.19	123.30
1	2A	2251	OMG	C8-N7-C5	2.74	107.22	102.55
55	2x	76	8AN	O4'-C1'-N9	2.74	112.38	108.75
1	1A	1962	5MC	C5-C6-N1	-2.74	120.34	123.31
1	2A	1939	5MU	O2-C2-N1	-2.74	119.24	122.80
54	1w	76	PPU	O2'-C2'-C3'	-2.73	104.48	111.16
1	1A	1920	OMC	O2-C2-N3	-2.73	118.03	122.33
1	2A	2552	2MU	C5-C4-N3	2.72	118.61	114.80
54	2w	76	PPU	CD1-CE1-CZ	2.72	122.84	119.73
32	1a	1404	5MC	C5-C4-N3	-2.71	118.97	121.75
32	1a	966	M2G	C8-N7-C5	2.71	107.17	102.55
1	1A	2552	2MU	C5-C4-N3	2.71	118.59	114.80
1	2A	1962	5MC	C5-C4-N3	-2.71	118.98	121.75
32	1a	1404	5MC	O2-C2-N3	-2.70	118.07	122.33
43	1l	92	0TD	OD1-CG-CB	-2.70	116.80	122.44
32	1a	1402	4OC	C6-C5-C4	2.66	120.21	117.00

Continued on next page...

Continued from previous page...

Mol	Chain	Res	Type	Atoms	Z	Observed(°)	Ideal(°)
32	2a	966	M2G	C8-N7-C5	2.65	107.05	102.55
32	1a	967	5MC	C5-C4-N3	-2.65	119.04	121.75
32	1a	1207	2MG	N2-C2-N3	-2.61	117.19	120.51
1	1A	1915	5MU	C5-C6-N1	-2.60	120.49	123.31
1	2A	1915	5MU	C1'-N1-C6	-2.59	116.88	121.15
32	2a	967	5MC	C5-C6-N1	-2.57	120.52	123.31
32	1a	1518	MA6	C4-C5-N7	-2.55	106.64	109.34
1	2A	1915	5MU	C5-C6-N1	-2.51	120.58	123.31
1	2A	1920	OMC	O2-C2-N3	-2.51	118.37	122.33
32	2a	1207	2MG	N2-C2-N3	-2.51	117.32	120.51
1	1A	1962	5MC	C5-C4-N3	-2.50	119.20	121.75
32	1a	1498	UR3	C6-N1-C2	-2.48	119.77	121.80
32	1a	1407	5MC	C5-C6-N1	-2.48	120.62	123.31
43	2l	92	0TD	OD1-CG-CB	-2.44	117.33	122.44
54	1w	76	PPU	CM-OC-CZ	2.43	122.70	117.50
54	2w	76	PPU	CM-OC-CZ	2.40	122.64	117.50
1	1A	2552	2MU	O4-C4-C5	-2.38	121.06	125.16
1	2A	1942	5MC	CM5-C5-C6	-2.37	119.64	122.85
1	1A	1911	PSU	C6-C5-C4	-2.37	116.58	118.17
32	1a	1498	UR3	C3U-N3-C4	2.33	121.10	117.87
1	2A	2552	2MU	C2'-C1'-N1	-2.32	109.83	114.24
32	2a	516	PSU	C5-C6-N1	-2.31	118.93	122.14
1	1A	2552	2MU	O2-C2-N1	-2.29	119.81	122.80
32	2a	516	PSU	O4'-C1'-C2'	2.29	108.32	105.15
1	1A	2251	OMG	C5-C6-N1	2.29	118.44	114.07
32	2a	1407	5MC	O2-C2-N3	-2.27	118.76	122.33
32	1a	516	PSU	C5-C6-N1	-2.25	119.02	122.14
54	2w	76	PPU	C3'-N3'-C	-2.22	119.82	123.20
1	1A	1942	5MC	C5-C4-N4	-2.22	118.27	121.39
1	2A	2605	PSU	C5-C6-N1	-2.22	119.06	122.14
1	2A	2552	2MU	O4-C4-C5	-2.21	121.35	125.16
1	2A	2503	2MA	C5-C6-N1	2.19	118.21	114.12
32	1a	516	PSU	O4'-C1'-C2'	2.18	108.17	105.15
32	2a	1404	5MC	O2-C2-N3	-2.18	118.90	122.33
1	1A	2605	PSU	C5-C6-N1	-2.17	119.13	122.14
32	2a	967	5MC	O2-C2-N3	-2.16	118.93	122.33
1	1A	1942	5MC	C5-C4-N3	-2.15	119.55	121.75
32	1a	1407	5MC	N4-C4-N3	2.09	122.29	118.51
32	2a	967	5MC	C1'-N1-C6	-2.08	117.72	121.15
32	1a	1404	5MC	N1-C2-N3	2.08	122.42	118.80
1	1A	2503	2MA	O4'-C1'-N9	-2.08	105.98	108.75
1	2A	1939	5MU	C5M-C5-C4	2.08	121.00	118.78

Continued on next page...

Continued from previous page...

Mol	Chain	Res	Type	Atoms	Z	Observed(°)	Ideal(°)
54	2w	76	PPU	CE1-CD1-CG	-2.07	118.28	121.00
32	2a	1402	4OC	C6-C5-C4	2.07	119.49	117.00
1	2A	1915	5MU	O2-C2-N3	-2.06	117.70	121.49
32	2a	1404	5MC	CM5-C5-C6	-2.04	120.09	122.85
54	2w	76	PPU	CB-CA-N	-2.03	103.63	111.40
1	1A	1942	5MC	N4-C4-N3	2.03	122.18	118.51
1	2A	2605	PSU	O2-C2-N3	-2.02	118.28	121.86
32	1a	967	5MC	CM5-C5-C6	-2.01	120.14	122.85

There are no chirality outliers.

All (42) torsion outliers are listed below:

Mol	Chain	Res	Type	Atoms
1	1A	1915	5MU	O4'-C1'-N1-C2
1	1A	1915	5MU	O4'-C1'-N1-C6
43	1l	92	0TD	CG-CB-SB-CSB
1	2A	1915	5MU	O4'-C1'-N1-C2
1	2A	1915	5MU	O4'-C1'-N1-C6
32	2a	1400	5MC	O4'-C1'-N1-C2
32	2a	1400	5MC	O4'-C1'-N1-C6
32	2a	1519	MA6	O4'-C4'-C5'-O5'
55	1x	76	8AN	C4'-C5'-O5'-P
56	1v	1	FME	O1-CN-N-CA
56	2v	1	FME	O1-CN-N-CA
56	2v	1	FME	C-CA-CB-CG
56	2v	1	FME	CA-CB-CG-SD
56	1v	1	FME	CA-CB-CG-SD
32	2a	1400	5MC	O4'-C4'-C5'-O5'
32	2a	1400	5MC	C3'-C4'-C5'-O5'
32	2a	527	G7M	C3'-C4'-C5'-O5'
32	2a	1519	MA6	C3'-C4'-C5'-O5'
32	1a	1519	MA6	O4'-C4'-C5'-O5'
54	1w	76	PPU	N-CA-CB-CG
55	2x	76	8AN	C4'-C5'-O5'-P
32	2a	1400	5MC	C2'-C1'-N1-C6
54	1w	76	PPU	CE2-CZ-OC-CM
56	2v	1	FME	CB-CA-N-CN
54	1w	76	PPU	CE1-CZ-OC-CM
43	2l	92	0TD	CG-CB-SB-CSB
43	2l	92	0TD	SB-CB-CG-OD1
54	2w	76	PPU	N-CA-CB-CG
32	2a	516	PSU	O4'-C1'-C5-C4

Continued on next page...

Continued from previous page...

Mol	Chain	Res	Type	Atoms
32	2a	527	G7M	O4'-C4'-C5'-O5'
32	2a	1400	5MC	C2'-C1'-N1-C2
1	1A	2503	2MA	C4'-C5'-O5'-P
32	2a	1519	MA6	C4'-C5'-O5'-P
32	1a	1400	5MC	O4'-C4'-C5'-O5'
43	1l	92	0TD	CA-CB-SB-CSB
1	1A	2503	2MA	O4'-C4'-C5'-O5'
32	2a	516	PSU	O4'-C1'-C5-C6
56	1v	1	FME	C-CA-CB-CG
32	2a	1498	UR3	O4'-C4'-C5'-O5'
32	1a	1519	MA6	C3'-C4'-C5'-O5'
1	1A	1920	OMC	C2'-C1'-N1-C2
1	2A	1920	OMC	C2'-C1'-N1-C2

There are no ring outliers.

No monomer is involved in short contacts.

5.5 Carbohydrates [i](#)

There are no oligosaccharides in this entry.

5.6 Ligand geometry [i](#)

Of 2450 ligands modelled in this entry, 2440 are monoatomic - leaving 10 for Mogul analysis.

In the following table, the Counts columns list the number of bonds (or angles) for which Mogul statistics could be retrieved, the number of bonds (or angles) that are observed in the model and the number of bonds (or angles) that are defined in the Chemical Component Dictionary. The Link column lists molecule types, if any, to which the group is linked. The Z score for a bond length (or angle) is the number of standard deviations the observed value is removed from the expected value. A bond length (or angle) with $|Z| > 2$ is considered an outlier worth inspection. RMSZ is the root-mean-square of all Z scores of the bond lengths (or angles).

Mol	Type	Chain	Res	Link	Bond lengths			Bond angles		
					Counts	RMSZ	# Z > 2	Counts	RMSZ	# Z > 2
61	SF4	1d	306	35	0,12,12	-	-	-		
58	MPD	2A	3718	-	7,7,7	0.30	0	9,10,10	0.24	0
59	ARG	1B	231	-	10,11,11	0.72	1 (10%)	9,13,13	1.00	1 (11%)
59	ARG	1F	316	-	10,11,11	0.74	1 (10%)	9,13,13	0.99	1 (11%)
58	MPD	2A	3717	-	7,7,7	0.30	0	9,10,10	0.12	0
58	MPD	1a	1858	32	7,7,7	0.34	0	9,10,10	0.51	0

Mol	Type	Chain	Res	Link	Bond lengths			Bond angles		
					Counts	RMSZ	# Z > 2	Counts	RMSZ	# Z > 2
58	MPD	1A	4005	-	7,7,7	0.32	0	9,10,10	0.33	0
58	MPD	1T	207	-	7,7,7	0.31	0	9,10,10	0.44	0
58	MPD	18	104	-	7,7,7	0.34	0	9,10,10	0.32	0
61	SF4	2d	501	35	0,12,12	-	-	-		

In the following table, the Chirals column lists the number of chiral outliers, the number of chiral centers analysed, the number of these observed in the model and the number defined in the Chemical Component Dictionary. Similar counts are reported in the Torsion and Rings columns. '-' means no outliers of that kind were identified.

Mol	Type	Chain	Res	Link	Chirals	Torsions	Rings
61	SF4	1d	306	35	-	-	0/6/5/5
58	MPD	2A	3718	-	-	3/5/5/5	-
59	ARG	1B	231	-	-	4/11/11/11	-
59	ARG	1F	316	-	-	1/11/11/11	-
58	MPD	2A	3717	-	-	5/5/5/5	-
58	MPD	1a	1858	32	-	4/5/5/5	-
58	MPD	1A	4005	-	-	3/5/5/5	-
58	MPD	1T	207	-	-	4/5/5/5	-
58	MPD	18	104	-	-	4/5/5/5	-
61	SF4	2d	501	35	-	-	0/6/5/5

All (2) bond length outliers are listed below:

Mol	Chain	Res	Type	Atoms	Z	Observed(Å)	Ideal(Å)
59	1F	316	ARG	OXT-C	-2.16	1.23	1.30
59	1B	231	ARG	OXT-C	-2.01	1.24	1.30

All (2) bond angle outliers are listed below:

Mol	Chain	Res	Type	Atoms	Z	Observed(°)	Ideal(°)
59	1B	231	ARG	OXT-C-O	-2.91	117.47	124.08
59	1F	316	ARG	OXT-C-O	-2.70	117.95	124.08

There are no chirality outliers.

All (28) torsion outliers are listed below:

Mol	Chain	Res	Type	Atoms
58	1A	4005	MPD	C2-C3-C4-O4
58	1A	4005	MPD	C2-C3-C4-C5

Continued on next page...

Continued from previous page...

Mol	Chain	Res	Type	Atoms
58	1T	207	MPD	C1-C2-C3-C4
58	1T	207	MPD	O2-C2-C3-C4
58	1a	1858	MPD	C2-C3-C4-O4
58	1a	1858	MPD	C2-C3-C4-C5
58	2A	3717	MPD	C2-C3-C4-O4
58	2A	3717	MPD	C2-C3-C4-C5
59	1B	231	ARG	C-CA-CB-CG
59	1F	316	ARG	NE-CD-CG-CB
58	18	104	MPD	C2-C3-C4-O4
58	1A	4005	MPD	CM-C2-C3-C4
58	1T	207	MPD	CM-C2-C3-C4
58	1a	1858	MPD	C1-C2-C3-C4
58	1a	1858	MPD	CM-C2-C3-C4
58	2A	3717	MPD	CM-C2-C3-C4
58	2A	3718	MPD	CM-C2-C3-C4
58	1T	207	MPD	C2-C3-C4-C5
58	18	104	MPD	C2-C3-C4-C5
59	1B	231	ARG	NE-CD-CG-CB
59	1B	231	ARG	CA-CB-CG-CD
58	18	104	MPD	O2-C2-C3-C4
58	2A	3717	MPD	O2-C2-C3-C4
58	2A	3718	MPD	O2-C2-C3-C4
58	18	104	MPD	C1-C2-C3-C4
58	2A	3717	MPD	C1-C2-C3-C4
58	2A	3718	MPD	C1-C2-C3-C4
59	1B	231	ARG	OXT-C-CA-N

There are no ring outliers.

No monomer is involved in short contacts.

5.7 Other polymers [i](#)

There are no such residues in this entry.

5.8 Polymer linkage issues [i](#)

There are no chain breaks in this entry.

6 Fit of model and data i

6.1 Protein, DNA and RNA chains i

In the following table, the column labelled ‘#RSRZ > 2’ contains the number (and percentage) of RSRZ outliers, followed by percent RSRZ outliers for the chain as percentile scores relative to all X-ray entries and entries of similar resolution. The OWAB column contains the minimum, median, 95th percentile and maximum values of the occupancy-weighted average B-factor per residue. The column labelled ‘Q < 0.9’ lists the number of (and percentage) of residues with an average occupancy less than 0.9.

Mol	Chain	Analysed	<RSRZ>	#RSRZ>2	OWAB(Å ²)	Q<0.9
1	1A	2861/2915 (98%)	-0.41	67 (2%) 61 59	33, 51, 106, 123	0
1	2A	2856/2915 (97%)	-0.02	88 (3%) 51 49	47, 70, 110, 123	0
2	1B	120/121 (99%)	-0.36	1 (0%) 82 80	43, 64, 77, 93	0
2	2B	120/121 (99%)	0.87	9 (7%) 22 20	75, 96, 105, 113	0
3	1D	275/276 (99%)	-0.11	2 (0%) 84 82	35, 49, 62, 75	0
3	2D	275/276 (99%)	0.33	4 (1%) 71 69	44, 64, 76, 93	0
4	1E	204/206 (99%)	-0.02	3 (1%) 71 69	35, 57, 74, 87	0
4	2E	204/206 (99%)	0.22	2 (0%) 79 77	45, 68, 83, 94	0
5	1F	203/210 (96%)	-0.07	3 (1%) 71 69	36, 57, 80, 98	0
5	2F	203/210 (96%)	0.32	2 (0%) 79 77	46, 79, 91, 99	0
6	1G	181/182 (99%)	0.40	7 (3%) 44 41	58, 76, 89, 97	0
6	2G	181/182 (99%)	1.31	33 (18%) 4 4	88, 97, 103, 109	0
7	1H	174/180 (96%)	0.16	1 (0%) 85 83	54, 67, 79, 86	0
7	2H	173/180 (96%)	0.82	8 (4%) 38 35	76, 93, 99, 101	0
8	1I	147/148 (99%)	0.59	4 (2%) 56 54	60, 83, 95, 102	0
8	2I	146/148 (98%)	1.37	28 (19%) 4 3	69, 91, 104, 110	0
9	1N	140/140 (100%)	0.01	1 (0%) 84 82	40, 55, 72, 89	0
9	2N	140/140 (100%)	0.35	1 (0%) 84 82	58, 76, 89, 95	0
10	1O	122/122 (100%)	-0.09	0 100 100	42, 54, 72, 82	0
10	2O	122/122 (100%)	0.22	3 (2%) 58 56	53, 67, 79, 86	0
11	1P	149/150 (99%)	0.02	0 100 100	34, 60, 79, 95	0
11	2P	149/150 (99%)	0.46	4 (2%) 56 54	53, 78, 93, 99	0
12	1Q	141/141 (100%)	-0.23	1 (0%) 84 82	40, 53, 65, 79	0
12	2Q	141/141 (100%)	0.78	8 (5%) 30 28	58, 79, 87, 94	0

Continued on next page...

Continued from previous page...

Mol	Chain	Analysed	<RSRZ>	#RSRZ>2	OWAB(Å ²)	Q<0.9
13	1R	118/118 (100%)	-0.06	0 100 100	40, 51, 64, 72	0
13	2R	118/118 (100%)	0.13	3 (2%) 58 56	53, 63, 74, 81	0
14	1S	110/112 (98%)	0.24	3 (2%) 56 54	51, 63, 73, 80	0
14	2S	110/112 (98%)	1.21	23 (20%) 3 3	80, 90, 95, 97	0
15	1T	131/146 (89%)	-0.01	3 (2%) 61 59	49, 60, 79, 95	0
15	2T	131/146 (89%)	0.24	2 (1%) 71 69	56, 70, 87, 95	0
16	1U	116/118 (98%)	-0.13	1 (0%) 81 79	37, 47, 62, 80	0
16	2U	116/118 (98%)	0.50	3 (2%) 57 55	56, 75, 86, 92	0
17	1V	101/101 (100%)	-0.07	0 100 100	37, 56, 73, 82	0
17	2V	101/101 (100%)	0.36	2 (1%) 64 62	58, 85, 92, 95	0
18	1W	112/113 (99%)	-0.12	1 (0%) 81 79	39, 49, 67, 91	0
18	2W	112/113 (99%)	0.31	3 (2%) 56 54	47, 64, 81, 104	0
19	1X	95/96 (98%)	0.01	1 (1%) 77 75	43, 52, 71, 82	0
19	2X	95/96 (98%)	0.74	6 (6%) 27 25	62, 74, 87, 89	0
20	1Y	107/110 (97%)	0.10	0 100 100	50, 64, 80, 89	0
20	2Y	107/110 (97%)	0.94	8 (7%) 22 20	73, 83, 92, 96	0
21	1Z	203/206 (98%)	0.16	3 (1%) 71 69	54, 69, 83, 97	0
21	2Z	201/206 (97%)	1.03	23 (11%) 11 11	76, 90, 98, 103	0
22	10	83/85 (97%)	-0.01	0 100 100	42, 50, 64, 68	0
22	20	83/85 (97%)	0.91	7 (8%) 18 17	59, 76, 85, 86	0
23	11	97/98 (98%)	0.24	1 (1%) 79 77	39, 58, 78, 82	0
23	21	97/98 (98%)	0.44	2 (2%) 63 61	54, 69, 86, 90	0
24	12	70/72 (97%)	0.19	2 (2%) 54 52	50, 64, 76, 92	0
24	22	70/72 (97%)	0.59	2 (2%) 54 52	71, 84, 89, 92	0
25	13	59/60 (98%)	-0.16	1 (1%) 69 67	41, 51, 72, 83	0
25	23	59/60 (98%)	0.68	3 (5%) 34 33	69, 78, 92, 93	0
26	14	69/71 (97%)	0.79	8 (11%) 11 11	69, 90, 101, 106	0
26	24	69/71 (97%)	1.47	16 (23%) 2 2	88, 102, 108, 110	0
27	15	59/60 (98%)	-0.12	1 (1%) 69 67	36, 50, 66, 76	0
27	25	59/60 (98%)	0.11	0 100 100	49, 64, 75, 79	0
28	16	53/54 (98%)	-0.14	0 100 100	46, 57, 71, 74	0

Continued on next page...

Continued from previous page...

Mol	Chain	Analysed	<RSRZ>	#RSRZ>2	OWAB(Å ²)	Q<0.9
28	26	53/54 (98%)	0.28	0 100 100	66, 75, 83, 85	0
29	17	48/49 (97%)	-0.04	1 (2%) 63 61	36, 43, 63, 73	0
29	27	48/49 (97%)	0.23	5 (10%) 13 12	49, 55, 76, 83	0
30	18	64/65 (98%)	0.01	1 (1%) 70 68	42, 48, 54, 69	0
30	28	64/65 (98%)	0.39	0 100 100	61, 68, 75, 82	0
31	19	37/37 (100%)	0.16	0 100 100	46, 55, 71, 74	0
31	29	37/37 (100%)	1.08	2 (5%) 32 30	70, 79, 89, 92	0
32	1a	1488/1521 (97%)	0.09	26 (1%) 69 67	48, 80, 105, 118	0
32	2a	1492/1521 (98%)	0.43	56 (3%) 44 42	59, 89, 109, 122	0
33	1b	231/256 (90%)	0.68	20 (8%) 17 16	76, 88, 98, 102	0
33	2b	231/256 (90%)	1.16	35 (15%) 6 6	87, 97, 104, 109	0
34	1c	206/239 (86%)	0.55	6 (2%) 54 52	73, 83, 94, 98	0
34	2c	206/239 (86%)	1.15	29 (14%) 7 7	86, 97, 102, 106	0
35	1d	208/209 (99%)	0.63	8 (3%) 44 42	70, 82, 93, 98	0
35	2d	208/209 (99%)	0.76	7 (3%) 48 45	72, 84, 92, 99	0
36	1e	148/162 (91%)	0.40	2 (1%) 73 71	64, 76, 86, 94	0
36	2e	148/162 (91%)	0.65	11 (7%) 22 20	76, 87, 94, 105	0
37	1f	100/101 (99%)	0.23	2 (2%) 64 62	63, 76, 86, 88	0
37	2f	100/101 (99%)	0.33	3 (3%) 52 50	71, 83, 93, 95	0
38	1g	155/156 (99%)	0.33	3 (1%) 66 64	74, 83, 91, 97	0
38	2g	155/156 (99%)	1.05	21 (13%) 8 7	87, 94, 100, 103	0
39	1h	137/138 (99%)	0.44	4 (2%) 54 52	68, 78, 86, 91	0
39	2h	137/138 (99%)	0.61	6 (4%) 39 36	80, 88, 92, 99	0
40	1i	127/128 (99%)	0.94	14 (11%) 12 11	71, 88, 97, 99	0
40	2i	126/128 (98%)	1.75	44 (34%) 1 1	91, 100, 104, 107	0
41	1j	97/105 (92%)	0.97	12 (12%) 9 9	72, 89, 98, 101	0
41	2j	96/105 (91%)	1.55	29 (30%) 1 1	91, 99, 104, 107	0
42	1k	114/129 (88%)	0.18	1 (0%) 81 79	55, 74, 84, 91	0
42	2k	114/129 (88%)	0.58	5 (4%) 39 36	73, 87, 94, 96	0
43	1l	121/132 (91%)	0.49	8 (6%) 26 24	59, 70, 82, 87	0
43	2l	121/132 (91%)	0.74	13 (10%) 12 12	72, 79, 86, 92	0

Continued on next page...

Continued from previous page...

Mol	Chain	Analysed	<RSRZ>	#RSRZ>2	OWAB(Å ²)	Q<0.9
44	1m	116/126 (92%)	0.57	6 (5%) 34 32	75, 85, 91, 95	0
44	2m	114/126 (90%)	1.38	23 (20%) 3 3	90, 97, 101, 103	0
45	1n	60/61 (98%)	0.84	6 (10%) 14 13	74, 82, 89, 90	0
45	2n	60/61 (98%)	2.13	30 (50%) 0 0	87, 98, 103, 104	0
46	1o	88/89 (98%)	0.62	8 (9%) 16 15	59, 76, 87, 93	0
46	2o	88/89 (98%)	0.60	3 (3%) 48 45	73, 85, 93, 99	0
47	1p	82/88 (93%)	1.18	13 (15%) 6 5	70, 83, 93, 98	0
47	2p	82/88 (93%)	1.00	8 (9%) 14 14	70, 81, 91, 95	0
48	1q	99/105 (94%)	0.72	7 (7%) 23 21	67, 79, 89, 94	0
48	2q	99/105 (94%)	0.82	3 (3%) 52 50	72, 83, 90, 94	0
49	1r	68/88 (77%)	0.25	1 (1%) 71 69	64, 75, 86, 89	0
49	2r	68/88 (77%)	0.52	3 (4%) 39 36	78, 87, 93, 99	0
50	1s	83/93 (89%)	0.65	2 (2%) 59 58	76, 88, 96, 99	0
50	2s	83/93 (89%)	1.58	18 (21%) 3 3	91, 99, 103, 106	0
51	1t	96/106 (90%)	0.96	9 (9%) 15 15	75, 83, 93, 95	0
51	2t	98/106 (92%)	0.64	4 (4%) 42 39	69, 81, 91, 92	0
52	1u	23/27 (85%)	0.91	2 (8%) 17 16	79, 83, 87, 89	0
52	2u	23/27 (85%)	2.04	10 (43%) 1 0	94, 98, 101, 103	0
53	1y	97/113 (85%)	0.87	10 (10%) 13 12	64, 74, 85, 94	0
53	2y	96/113 (84%)	2.52	58 (60%) 0 0	83, 98, 104, 108	0
54	1w	3/4 (75%)	0.15	0 100 100	45, 45, 53, 65	0
54	2w	3/4 (75%)	1.09	1 (33%) 1 1	59, 59, 64, 83	0
55	1x	3/4 (75%)	0.23	1 (33%) 1 1	40, 40, 40, 54	0
55	2x	3/4 (75%)	1.53	1 (33%) 1 1	52, 52, 56, 67	0
56	1v	2/3 (66%)	-0.20	0 100 100	38, 38, 38, 39	0
56	2v	2/3 (66%)	0.45	0 100 100	56, 56, 56, 62	0
All	All	20794/21490 (96%)	0.29	1009 (4%) 36 33	33, 76, 102, 123	0

All (1009) RSRZ outliers are listed below:

Mol	Chain	Res	Type	RSRZ
1	1A	1087	G	7.5
45	2n	2	ALA	7.2

Continued on next page...

Continued from previous page...

Mol	Chain	Res	Type	RSRZ
53	2y	40	ILE	6.4
53	2y	8	LYS	6.3
53	1y	98	ALA	6.2
1	1A	1076	C	5.9
1	1A	1077	A	5.8
1	1A	1075	C	5.7
6	2G	39	ILE	5.6
34	2c	2	GLY	5.5
53	2y	42	SER	5.2
53	2y	27	LEU	5.2
34	1c	2	GLY	5.1
53	2y	73	ALA	5.1
53	2y	7	SER	5.0
51	1t	103	GLY	5.0
8	2I	89	TYR	5.0
32	2a	1202	G	4.9
1	1A	1089	G	4.9
44	2m	102	ARG	4.9
38	2g	5	ARG	4.8
23	2I	2	SER	4.8
40	2i	102	LEU	4.8
53	2y	5	ILE	4.8
32	2a	78	G	4.8
1	1A	1090	U	4.7
32	2a	79	G	4.7
21	2Z	192	ALA	4.7
40	2i	126	SER	4.7
32	2a	1001(A)	G	4.6
47	2p	9	PHE	4.6
1	1A	2147	G	4.6
55	2x	73	A	4.5
44	2m	9	ILE	4.5
40	2i	43	ALA	4.5
45	2n	5	ALA	4.5
1	2A	2165	G	4.4
52	2u	14	TRP	4.4
32	2a	1030(B)	C	4.4
21	2Z	1	MET	4.4
6	2G	28	VAL	4.4
53	2y	44	GLU	4.4
1	2A	2174	C	4.3
53	2y	98	ALA	4.3

Continued on next page...

Continued from previous page...

Mol	Chain	Res	Type	RSRZ
1	2A	2166	G	4.3
45	2n	7	ILE	4.3
51	1t	18	GLN	4.3
8	2I	71	ILE	4.3
33	2b	132	LYS	4.3
53	2y	3	MET	4.3
53	1y	68	GLU	4.3
33	2b	133	LYS	4.2
40	2i	109	VAL	4.2
20	2Y	1	MET	4.2
1	1A	1026	U	4.2
3	2D	276	LYS	4.2
45	2n	29	ARG	4.2
1	1A	1088	A	4.2
1	1A	1103	A	4.2
14	2S	54	LEU	4.2
26	14	50	VAL	4.2
40	2i	115	GLY	4.2
53	2y	41	LEU	4.1
53	2y	49	VAL	4.1
51	2t	6	PRO	4.1
45	2n	30	ALA	4.1
7	1H	2	SER	4.1
53	2y	35	ILE	4.1
50	1s	13	ASP	4.1
8	2I	84	GLY	4.1
26	14	52	THR	4.1
34	2c	207	VAL	4.1
52	2u	2	GLY	4.1
1	2A	1171	G	4.0
3	2D	275	LYS	4.0
43	2l	10	LEU	4.0
4	2E	204	ALA	4.0
52	2u	16	GLY	4.0
53	2y	4	ASN	4.0
32	2a	1036	G	4.0
23	11	2	SER	3.9
8	2I	83	ALA	3.9
39	2h	2	LEU	3.9
1	2A	2148	G	3.9
47	1p	82	GLN	3.9
53	2y	43	LYS	3.9

Continued on next page...

Continued from previous page...

Mol	Chain	Res	Type	RSRZ
50	2s	9	VAL	3.9
12	2Q	104	PHE	3.9
33	1b	7	VAL	3.9
40	2i	96	LEU	3.9
41	2j	65	LEU	3.9
50	2s	82	GLY	3.9
53	2y	45	PRO	3.8
32	2a	71	C	3.8
4	1E	204	ALA	3.8
34	2c	189	ALA	3.8
1	2A	2147	G	3.8
26	24	56	VAL	3.8
50	2s	71	LEU	3.8
53	2y	34	LEU	3.8
1	2A	2173	A	3.8
16	1U	117	GLN	3.8
1	1A	1091	G	3.7
29	27	48	LYS	3.7
35	1d	138	TYR	3.7
53	2y	9	GLN	3.7
1	2A	2152	G	3.7
26	24	49	PHE	3.7
1	1A	1078	U	3.7
32	2a	100	C	3.7
54	2w	73	A	3.7
41	2j	37	PRO	3.7
6	2G	139	LEU	3.7
34	2c	129	ALA	3.7
53	2y	24	LEU	3.7
35	1d	167	GLY	3.7
33	2b	121	LEU	3.6
1	1A	1064	C	3.6
8	1I	147	GLN	3.6
51	2t	103	GLY	3.6
6	2G	146	TYR	3.6
36	2e	21	ALA	3.6
1	1A	1092	C	3.6
40	1i	126	SER	3.5
14	2S	7	TYR	3.5
43	2l	28	LYS	3.5
45	2n	34	TYR	3.5
47	2p	82	GLN	3.5

Continued on next page...

Continued from previous page...

Mol	Chain	Res	Type	RSRZ
1	2A	2154	G	3.5
8	2I	146	ALA	3.5
47	1p	17	TYR	3.5
1	1A	1102	C	3.5
40	2i	86	VAL	3.5
41	2j	54	PHE	3.5
1	2A	2172	U	3.5
32	1a	1257	U	3.5
16	2U	109	LEU	3.5
26	24	9	LEU	3.5
14	2S	46	VAL	3.4
21	2Z	166	SER	3.4
53	2y	39	ILE	3.4
53	2y	74	ILE	3.4
44	2m	116	THR	3.4
53	2y	6	THR	3.4
1	2A	2116	G	3.4
53	2y	70	MET	3.4
52	2u	15	ARG	3.4
6	2G	142	PRO	3.4
50	2s	41	VAL	3.4
8	2I	80	PRO	3.4
1	1A	1074	G	3.4
15	1T	130	ALA	3.4
42	2k	13	GLN	3.4
40	1i	128	ARG	3.4
44	2m	18	ALA	3.4
33	2b	127	ILE	3.4
1	1A	2130	U	3.4
26	14	49	PHE	3.4
34	2c	53	ALA	3.3
21	2Z	55	HIS	3.3
1	2A	2139	C	3.3
1	2A	2140	C	3.3
32	1a	63	C	3.3
33	2b	163	PHE	3.3
40	2i	56	LEU	3.3
2	1B	1	U	3.3
32	2a	80	G	3.3
40	2i	2	GLU	3.3
33	1b	10	LEU	3.3
39	1h	112	LEU	3.3

Continued on next page...

Continued from previous page...

Mol	Chain	Res	Type	RSRZ
41	2j	63	PHE	3.3
1	1A	1066	U	3.3
1	1A	1072	C	3.3
44	2m	4	ILE	3.3
53	2y	97	ALA	3.3
32	2a	1030(A)	G	3.3
37	1f	90	VAL	3.3
45	2n	18	VAL	3.3
38	2g	12	LEU	3.3
5	1F	208	GLY	3.3
34	2c	158	GLY	3.3
52	2u	6	ARG	3.3
32	2a	84	U	3.3
45	2n	21	TYR	3.3
48	2q	32	TYR	3.3
1	1A	1079	C	3.3
22	20	3	HIS	3.3
22	20	7	LEU	3.3
52	2u	11	GLY	3.3
12	2Q	82	ARG	3.3
40	2i	123	PRO	3.2
8	2I	107	VAL	3.2
33	2b	136	VAL	3.2
8	2I	72	LEU	3.2
45	2n	14	PRO	3.2
53	2y	37	PRO	3.2
1	2A	2155	G	3.2
40	1i	127	LYS	3.2
1	1A	2803	C	3.2
1	2A	2803	C	3.2
6	2G	2	PRO	3.2
6	1G	52	ILE	3.2
3	1D	276	LYS	3.2
43	1l	126	LYS	3.2
33	2b	158	LEU	3.2
33	2b	165	VAL	3.2
40	2i	14	VAL	3.2
33	1b	236	TYR	3.2
43	2l	89	ARG	3.2
53	2y	48	PHE	3.2
41	2j	58	ASP	3.2
32	2a	1286	A	3.2

Continued on next page...

Continued from previous page...

Mol	Chain	Res	Type	RSRZ
1	2A	2142	C	3.2
40	2i	106	ALA	3.2
21	2Z	96	VAL	3.2
25	23	59	VAL	3.2
40	1i	75	ASP	3.2
45	2n	22	THR	3.1
53	2y	50	ALA	3.1
53	2y	52	ALA	3.1
7	2H	123	PHE	3.1
8	2I	62	LYS	3.1
53	2y	12	ILE	3.1
6	2G	133	LEU	3.1
33	2b	187	LEU	3.1
1	2A	2119	A	3.1
21	2Z	82	ARG	3.1
19	2X	28	PHE	3.1
45	2n	55	GLY	3.1
21	2Z	78	LYS	3.1
26	24	44	THR	3.1
45	2n	42	ILE	3.1
6	2G	50	ALA	3.1
26	24	55	ARG	3.1
32	2a	1235	U	3.1
1	2A	2124	G	3.1
14	2S	92	TYR	3.1
41	1j	64	GLU	3.1
22	20	75	LEU	3.1
33	1b	11	LEU	3.1
32	2a	1030	C	3.1
14	2S	3	ARG	3.1
39	2h	30	ARG	3.1
29	27	1	MET	3.1
44	1m	87	TYR	3.1
53	2y	14	PRO	3.1
1	2A	1088	A	3.0
14	2S	35	ILE	3.0
33	2b	44	LEU	3.0
46	1o	87	ILE	3.0
47	2p	19	ILE	3.0
53	1y	2	THR	3.0
8	2I	3	VAL	3.0
37	2f	47	ARG	3.0

Continued on next page...

Continued from previous page...

Mol	Chain	Res	Type	RSRZ
44	1m	2	ALA	3.0
53	2y	60	VAL	3.0
6	2G	155	MET	3.0
53	2y	10	MET	3.0
34	2c	128	PHE	3.0
1	2A	2107	C	3.0
52	2u	23	PRO	3.0
33	2b	193	ASP	3.0
1	1A	548	A	3.0
6	2G	159	VAL	3.0
38	2g	25	ALA	3.0
41	1j	32	ALA	3.0
1	2A	2125	G	3.0
26	24	28	LYS	3.0
33	1b	133	LYS	3.0
53	2y	64	SER	3.0
1	2A	2146	C	3.0
40	2i	75	ASP	3.0
1	1A	1065	U	3.0
45	2n	25	VAL	3.0
43	1l	91	LYS	3.0
1	1A	1067	A	3.0
1	2A	1070	A	3.0
52	1u	2	GLY	3.0
1	2A	1091	G	3.0
32	2a	77	G	3.0
32	2a	973	G	3.0
51	1t	72	LEU	3.0
53	2y	16	ILE	3.0
45	1n	3	ARG	3.0
1	1A	2108	C	3.0
1	2A	2143	C	3.0
32	2a	1027	C	3.0
33	1b	34	ALA	3.0
44	2m	72	ALA	3.0
45	1n	2	ALA	3.0
1	1A	1081	U	3.0
2	2B	55	U	3.0
40	2i	69	GLY	3.0
32	2a	1236	A	2.9
33	2b	129	GLU	2.9
51	1t	10	LEU	2.9

Continued on next page...

Continued from previous page...

Mol	Chain	Res	Type	RSRZ
18	2W	92	ARG	2.9
53	1y	95	ARG	2.9
1	2A	2141	G	2.9
1	2A	2319	G	2.9
2	2B	118	G	2.9
21	1Z	96	VAL	2.9
32	2a	1156	G	2.9
48	1q	23	VAL	2.9
20	2Y	80	GLY	2.9
43	2l	31	PRO	2.9
44	2m	100	GLY	2.9
2	2B	1	U	2.9
36	2e	13	ILE	2.9
47	2p	26	ARG	2.9
1	2A	2170	A	2.9
32	2a	983	A	2.9
33	1b	165	VAL	2.9
21	2Z	88	PHE	2.9
32	1a	1361	G	2.9
6	2G	53	LEU	2.9
39	1h	2	LEU	2.9
1	1A	2132	U	2.9
52	1u	24	ARG	2.9
32	1a	262	A	2.9
38	1g	120	ILE	2.9
32	1a	309	G	2.9
1	1A	1053	C	2.9
53	2y	72	THR	2.9
19	2X	70	LEU	2.9
19	2X	92	LEU	2.9
32	2a	974	A	2.9
41	1j	40	LEU	2.9
34	2c	5	ILE	2.8
14	2S	20	ARG	2.8
43	1l	28	LYS	2.8
43	2l	16	GLU	2.8
50	2s	35	SER	2.8
17	2V	79	VAL	2.8
41	2j	49	VAL	2.8
53	2y	46	GLN	2.8
43	2l	32	PHE	2.8
1	1A	1093	G	2.8

Continued on next page...

Continued from previous page...

Mol	Chain	Res	Type	RSRZ
32	2a	1002	G	2.8
47	1p	41	PRO	2.8
1	1A	1080	C	2.8
29	27	47	ARG	2.8
1	1A	1086	A	2.8
7	2H	45	VAL	2.8
21	2Z	74	VAL	2.8
15	2T	131	ALA	2.8
40	2i	36	TYR	2.8
33	2b	131	PRO	2.8
14	2S	33	LYS	2.8
33	2b	162	ILE	2.8
1	2A	1062	G	2.8
1	2A	2111	C	2.8
33	1b	17	PHE	2.8
33	1b	33	TYR	2.8
5	2F	181	LEU	2.8
12	1Q	33	GLY	2.8
40	1i	115	GLY	2.8
53	2y	67	HIS	2.8
44	2m	106	ASN	2.8
1	1A	1094	U	2.8
1	2A	34	C	2.8
1	2A	2893	G	2.8
7	2H	24	VAL	2.8
11	2P	71	VAL	2.8
14	2S	53	SER	2.8
47	2p	11	SER	2.8
45	2n	20	ALA	2.8
4	1E	52	LEU	2.8
14	1S	92	TYR	2.8
40	2i	125	TYR	2.8
5	1F	134	GLY	2.8
32	2a	1001	A	2.8
40	2i	10	ARG	2.8
46	1o	68	ARG	2.8
34	2c	77	ILE	2.7
53	2y	78	ILE	2.7
38	2g	28	ASN	2.7
53	2y	75	ASN	2.7
26	14	56	VAL	2.7
8	2I	76	THR	2.7

Continued on next page...

Continued from previous page...

Mol	Chain	Res	Type	RSRZ
15	1T	131	ALA	2.7
26	14	46	GLN	2.7
38	2g	152	ALA	2.7
44	1m	116	THR	2.7
47	1p	46	PRO	2.7
38	2g	16	LEU	2.7
50	2s	15	LEU	2.7
1	2A	1536	C	2.7
45	2n	31	ARG	2.7
41	2j	96	ILE	2.7
46	1o	3	ILE	2.7
1	1A	1057	A	2.7
32	1a	1493	A	2.7
6	2G	149	VAL	2.7
33	2b	7	VAL	2.7
1	1A	2144	U	2.7
45	2n	9	LYS	2.7
4	1E	195	LEU	2.7
6	2G	29	TRP	2.7
51	2t	10	LEU	2.7
40	2i	6	GLY	2.7
53	2y	59	GLY	2.7
26	24	43	TYR	2.7
41	1j	4	ILE	2.7
33	1b	134	GLU	2.7
1	2A	1076	C	2.7
1	2A	1046	A	2.7
14	2S	57	LYS	2.7
51	2t	74	LYS	2.7
40	2i	21	PRO	2.7
33	1b	187	LEU	2.7
45	2n	39	LEU	2.7
3	2D	262	ARG	2.7
40	2i	5	TYR	2.7
44	1m	23	TYR	2.7
53	2y	55	ASN	2.7
6	2G	160	VAL	2.7
41	2j	24	VAL	2.7
40	2i	59	PHE	2.7
39	2h	3	THR	2.7
40	2i	7	THR	2.7
32	2a	951	G	2.7

Continued on next page...

Continued from previous page...

Mol	Chain	Res	Type	RSRZ
32	2a	88	A	2.7
6	1G	119	GLY	2.7
6	2G	25	TYR	2.6
40	2i	11	LYS	2.6
51	1t	74	LYS	2.6
8	2I	38	LEU	2.6
33	2b	237	ALA	2.6
38	2g	128	ALA	2.6
26	24	54	GLY	2.6
32	1a	312	C	2.6
40	2i	63	ILE	2.6
8	1I	29	TYR	2.6
26	14	63	TYR	2.6
53	2y	71	TYR	2.6
6	2G	147	ASP	2.6
1	1A	1082	U	2.6
33	2b	15	VAL	2.6
21	1Z	55	HIS	2.6
41	2j	67	THR	2.6
35	2d	5	ILE	2.6
1	2A	2175	C	2.6
34	1c	201	TYR	2.6
2	2B	52	A	2.6
35	2d	154	ASN	2.6
55	1x	73	A	2.6
1	1A	1068	G	2.6
45	2n	56	VAL	2.6
1	2A	2144	U	2.6
6	2G	136	ARG	2.6
36	1e	21	ALA	2.6
44	2m	104	ARG	2.6
33	2b	99	GLY	2.6
48	1q	36	ILE	2.6
6	2G	76	SER	2.6
8	2I	91	SER	2.6
41	2j	59	SER	2.6
44	1m	111	LYS	2.6
34	2c	184	TYR	2.6
24	22	60	LEU	2.6
35	1d	155	LEU	2.6
41	2j	88	LEU	2.6
44	2m	56	LEU	2.6

Continued on next page...

Continued from previous page...

Mol	Chain	Res	Type	RSRZ
53	2y	79	ASN	2.6
1	1A	2804	C	2.6
8	2I	100	ALA	2.6
40	1i	18	PHE	2.6
40	2i	101	PHE	2.6
46	1o	88	ARG	2.6
47	1p	81	ARG	2.6
1	2A	229	A	2.6
40	2i	64	THR	2.6
45	2n	13	THR	2.6
1	2A	1065	U	2.6
32	2a	1219	U	2.6
32	2a	1257	U	2.6
1	2A	1071	G	2.6
1	2A	2133	G	2.6
1	2A	2153	G	2.6
32	1a	377	G	2.6
44	2m	65	LYS	2.5
8	2I	99	GLU	2.5
6	2G	90	LEU	2.5
7	2H	33	LEU	2.5
33	2b	138	LEU	2.5
40	1i	66	ARG	2.5
33	2b	152	PHE	2.5
48	2q	44	ALA	2.5
53	2y	33	HIS	2.5
1	2A	2108	C	2.5
21	1Z	1	MET	2.5
32	1a	390	C	2.5
1	1A	2117	A	2.5
1	2A	529	A	2.5
53	1y	66	LYS	2.5
1	1A	1061	U	2.5
1	2A	2296	U	2.5
1	1A	1099	G	2.5
1	2A	1059	G	2.5
33	2b	145	LEU	2.5
40	1i	114	TYR	2.5
47	2p	38	TYR	2.5
14	2S	28	VAL	2.5
17	2V	47	VAL	2.5
8	2I	17	GLN	2.5

Continued on next page...

Continued from previous page...

Mol	Chain	Res	Type	RSRZ
26	24	65	ASP	2.5
40	2i	44	VAL	2.5
44	2m	7	VAL	2.5
48	1q	63	ARG	2.5
14	2S	16	ASN	2.5
15	2T	130	ALA	2.5
46	1o	89	GLY	2.5
50	2s	77	THR	2.5
53	2y	82	GLU	2.5
1	1A	2142	C	2.5
1	1A	2143	C	2.5
32	1a	1325	C	2.5
32	2a	879	C	2.5
1	2A	2132	U	2.5
1	2A	2150	U	2.5
38	2g	149	ARG	2.5
50	2s	2	PRO	2.5
40	1i	125	TYR	2.5
40	2i	88	TYR	2.5
48	1q	26	GLN	2.5
40	2i	91	ASP	2.5
34	2c	65	ALA	2.5
45	2n	10	ALA	2.5
32	2a	1003	G	2.5
32	2a	1032	G	2.5
6	1G	182	LYS	2.5
51	1t	14	LYS	2.5
41	2j	64	GLU	2.5
45	2n	61	TRP	2.5
35	2d	47	ARG	2.5
45	2n	3	ARG	2.5
53	2y	23	ARG	2.5
34	2c	130	VAL	2.5
1	2A	888	C	2.5
1	2A	2145	C	2.5
18	1W	111	HIS	2.5
51	1t	16	HIS	2.5
16	2U	16	LYS	2.5
20	2Y	107	ASP	2.5
29	27	45	ALA	2.5
33	1b	37	ASN	2.5
45	1n	4	LYS	2.5

Continued on next page...

Continued from previous page...

Mol	Chain	Res	Type	RSRZ
45	1n	5	ALA	2.5
33	2b	201	ILE	2.5
1	1A	1056	G	2.4
1	1A	1062	G	2.4
31	29	28	GLU	2.4
40	1i	35	GLU	2.4
40	2i	40	LEU	2.4
45	2n	6	LEU	2.4
53	2y	17	ARG	2.4
12	2Q	55	VAL	2.4
33	1b	230	VAL	2.4
40	2i	108	VAL	2.4
21	2Z	173	ALA	2.4
38	2g	154	TYR	2.4
6	2G	157	ILE	2.4
33	1b	214	ILE	2.4
38	2g	42	ILE	2.4
41	2j	82	ILE	2.4
43	2l	7	ILE	2.4
53	2y	54	ILE	2.4
32	1a	134	A	2.4
32	1a	308	C	2.4
34	2c	196	LEU	2.4
11	2P	15	ARG	2.4
41	1j	77	PRO	2.4
1	1A	2152	G	2.4
1	2A	2151	G	2.4
14	2S	69	VAL	2.4
21	2Z	86	VAL	2.4
32	2a	1353	G	2.4
35	1d	8	VAL	2.4
34	1c	10	PHE	2.4
7	2H	136	ILE	2.4
33	2b	58	ILE	2.4
40	2i	114	TYR	2.4
50	2s	84	GLY	2.4
32	1a	389	A	2.4
33	2b	118	LEU	2.4
36	2e	123	LEU	2.4
32	1a	1029	C	2.4
32	2a	72	C	2.4
32	2a	1149	C	2.4

Continued on next page...

Continued from previous page...

Mol	Chain	Res	Type	RSRZ
51	1t	83	ARG	2.4
21	2Z	83	PRO	2.4
53	2y	57	PRO	2.4
14	2S	11	LYS	2.4
8	1I	3	VAL	2.4
21	2Z	136	PHE	2.4
24	12	70	GLN	2.4
38	2g	80	VAL	2.4
50	2s	11	VAL	2.4
5	2F	82	ILE	2.4
33	1b	39	ILE	2.4
33	2b	185	ILE	2.4
35	1d	2	GLY	2.4
46	2o	86	GLY	2.4
1	1A	2116	G	2.4
1	2A	171	G	2.4
1	2A	2318	G	2.4
32	1a	1036	G	2.4
19	2X	95	LEU	2.4
41	2j	40	LEU	2.4
1	2A	1083	U	2.4
32	2a	1364	U	2.4
40	2i	66	ARG	2.4
50	2s	3	ARG	2.4
45	2n	11	LYS	2.4
45	2n	17	LYS	2.4
1	1A	1070	A	2.4
1	2A	1085	A	2.4
32	2a	1256	A	2.4
32	2a	1357	A	2.4
33	2b	164	VAL	2.4
35	1d	110	PHE	2.4
41	1j	33	GLN	2.4
41	1j	34	VAL	2.4
1	1A	154(A)	C	2.4
32	2a	1397	C	2.4
44	2m	101	GLN	2.4
8	2I	51	ILE	2.4
33	2b	208	ILE	2.4
34	1c	182	ILE	2.4
40	2i	119	ALA	2.4
41	2j	32	ALA	2.4

Continued on next page...

Continued from previous page...

Mol	Chain	Res	Type	RSRZ
3	1D	251	GLY	2.4
6	2G	42	GLY	2.4
11	2P	110	TYR	2.4
14	2S	45	GLY	2.4
41	1j	76	ASN	2.4
6	2G	176	LEU	2.3
8	2I	10	GLU	2.3
14	2S	56	LEU	2.3
1	2A	2149	G	2.3
1	2A	2167	U	2.3
1	2A	2897	U	2.3
43	2l	18	VAL	2.3
41	2j	47	PHE	2.3
44	2m	64	TRP	2.3
6	2G	144	ILE	2.3
34	2c	8	ILE	2.3
40	2i	45	ALA	2.3
2	2B	25	A	2.3
47	1p	37	GLY	2.3
1	1A	34	C	2.3
1	2A	2138	C	2.3
5	1F	148	LEU	2.3
47	1p	6	LEU	2.3
44	2m	80	ARG	2.3
47	1p	27	LYS	2.3
49	2r	87	ARG	2.3
7	2H	19	VAL	2.3
21	2Z	191	VAL	2.3
35	2d	79	PHE	2.3
47	1p	19	ILE	2.3
1	1A	275	G	2.3
1	1A	1058	G	2.3
1	1A	1059	G	2.3
16	2U	86	ALA	2.3
1	1A	2109	U	2.3
1	1A	2156	G	2.3
1	2A	1026	U	2.3
1	2A	2160	G	2.3
13	2R	65	LEU	2.3
42	2k	75	TYR	2.3
53	2y	61	LEU	2.3
1	2A	2171	A	2.3

Continued on next page...

Continued from previous page...

Mol	Chain	Res	Type	RSRZ
6	2G	71	THR	2.3
33	2b	86	GLU	2.3
36	2e	121	LYS	2.3
43	2l	17	LYS	2.3
44	2m	31	LYS	2.3
45	1n	15	LYS	2.3
50	2s	63	THR	2.3
19	2X	65	ARG	2.3
22	20	74	ARG	2.3
1	2A	1178	C	2.3
1	2A	2137	C	2.3
2	2B	88	C	2.3
32	2a	1029	C	2.3
48	1q	28	PRO	2.3
9	2N	5	VAL	2.3
21	2Z	48	PHE	2.3
45	1n	16	PHE	2.3
33	2b	200	ILE	2.3
44	2m	22	ILE	2.3
33	2b	207	ALA	2.3
34	2c	187	ALA	2.3
36	2e	17	ALA	2.3
53	2y	15	ALA	2.3
34	2c	41	GLY	2.3
1	1A	1060	U	2.3
8	2I	77	LEU	2.3
38	2g	38	LEU	2.3
20	2Y	34	LYS	2.3
45	2n	4	LYS	2.3
1	1A	2159	G	2.3
1	2A	2162	G	2.3
6	2G	54	GLU	2.3
6	2G	137	GLU	2.3
38	2g	85	TYR	2.3
32	1a	380	G	2.3
32	2a	1033	G	2.3
41	1j	78	ASN	2.3
45	2n	8	GLU	2.3
47	1p	28	ARG	2.3
47	1p	44	THR	2.3
53	2y	32	THR	2.3
32	2a	1493	A	2.3

Continued on next page...

Continued from previous page...

Mol	Chain	Res	Type	RSRZ
38	2g	21	VAL	2.3
1	1A	1104	C	2.3
32	1a	1397	C	2.3
34	2c	39	ILE	2.3
8	2I	55	ALA	2.3
34	2c	167	TRP	2.3
34	2c	180	ALA	2.3
53	1y	94	ALA	2.3
13	2R	7	GLY	2.3
41	2j	10	GLY	2.3
8	2I	101	LEU	2.3
21	2Z	41	LEU	2.3
39	2h	36	LEU	2.3
40	1i	56	LEU	2.3
40	2i	99	LEU	2.3
43	1l	60	LEU	2.3
45	2n	44	LEU	2.3
26	24	27	THR	2.2
26	24	30	GLU	2.2
50	2s	79	THR	2.2
32	2a	99	U	2.2
1	1A	1071	G	2.2
1	2A	1089	G	2.2
1	2A	2106	G	2.2
1	2A	2112	G	2.2
27	15	60	VAL	2.2
32	1a	1030(A)	G	2.2
32	2a	1031	G	2.2
33	1b	136	VAL	2.2
34	1c	207	VAL	2.2
33	2b	80	ILE	2.2
39	1h	86	ILE	2.2
32	2a	1447	A	2.2
42	2k	89	ALA	2.2
29	17	48	LYS	2.2
14	2S	32	LEU	2.2
34	2c	33	LEU	2.2
36	2e	119	LEU	2.2
38	2g	133	GLY	2.2
40	2i	39	GLY	2.2
41	2j	36	GLY	2.2
1	1A	888	C	2.2

Continued on next page...

Continued from previous page...

Mol	Chain	Res	Type	RSRZ
1	2A	914	C	2.2
8	1I	27	ARG	2.2
30	18	46	ARG	2.2
40	1i	42	ARG	2.2
25	23	60	GLU	2.2
20	2Y	35	TYR	2.2
25	23	2	PRO	2.2
26	24	67	TYR	2.2
26	24	51	ASP	2.2
53	2y	38	HIS	2.2
8	2I	18	VAL	2.2
31	29	16	VAL	2.2
37	1f	88	VAL	2.2
41	1j	49	VAL	2.2
22	20	45	PHE	2.2
6	2G	55	LYS	2.2
20	2Y	5	MET	2.2
52	2u	3	LYS	2.2
4	2E	29	GLY	2.2
8	2I	68	LEU	2.2
15	1T	37	GLY	2.2
36	2e	53	LEU	2.2
45	2n	53	LEU	2.2
1	2A	1063	G	2.2
2	2B	53	A	2.2
32	1a	1447	A	2.2
32	2a	1363(A)	A	2.2
33	2b	21	ARG	2.2
43	1l	5	PRO	2.2
44	2m	103	THR	2.2
1	2A	2105	C	2.2
14	2S	61	ASN	2.2
32	1a	103	C	2.2
40	2i	92	TYR	2.2
13	2R	69	ASP	2.2
53	2y	19	HIS	2.2
8	2I	79	ILE	2.2
22	20	69	PHE	2.2
26	24	10	VAL	2.2
34	2c	186	PHE	2.2
36	2e	109	ILE	2.2
41	2j	55	LYS	2.2

Continued on next page...

Continued from previous page...

Mol	Chain	Res	Type	RSRZ
1	2A	1060	U	2.2
34	2c	168	ALA	2.2
34	2c	169	ALA	2.2
49	2r	60	ALA	2.2
19	1X	95	LEU	2.2
34	2c	175	LEU	2.2
41	2j	90	LEU	2.2
53	2y	81	LEU	2.2
38	2g	81	GLY	2.2
46	2o	88	ARG	2.2
41	2j	77	PRO	2.2
50	2s	4	SER	2.2
41	2j	100	THR	2.2
32	2a	1492	A	2.2
32	2a	630	G	2.2
33	2b	148	TYR	2.2
38	2g	84	ASN	2.2
44	2m	87	TYR	2.2
6	2G	20	ILE	2.2
43	2l	9	GLN	2.2
8	2I	2	LYS	2.2
6	1G	46	ALA	2.2
38	2g	124	LEU	2.2
14	2S	90	GLY	2.2
41	2j	45	ARG	2.2
44	2m	3	ARG	2.2
1	2A	271(K)	U	2.1
20	2Y	32	PRO	2.1
46	1o	2	PRO	2.1
40	2i	117	HIS	2.1
6	2G	74	LYS	2.1
14	1S	93	LYS	2.1
18	2W	50	VAL	2.1
33	2b	81	VAL	2.1
48	1q	100	LYS	2.1
1	1A	1095	A	2.1
2	2B	120	A	2.1
32	1a	313	A	2.1
39	1h	133	LEU	2.1
50	2s	16	LEU	2.1
43	1l	89	ARG	2.1
47	2p	8	ARG	2.1

Continued on next page...

Continued from previous page...

Mol	Chain	Res	Type	RSRZ
26	14	17	GLY	2.1
1	1A	2174	C	2.1
32	1a	1030	C	2.1
39	2h	72	PRO	2.1
1	2A	1090	U	2.1
21	2Z	199	LYS	2.1
40	1i	95	LYS	2.1
40	2i	127	LYS	2.1
3	2D	67	PHE	2.1
26	24	50	VAL	2.1
33	1b	148	TYR	2.1
33	1b	229	VAL	2.1
34	2c	64	VAL	2.1
37	2f	89	MET	2.1
53	2y	62	VAL	2.1
6	1G	53	LEU	2.1
6	2G	3	LEU	2.1
35	1d	157	LEU	2.1
41	2j	8	LEU	2.1
42	1k	98	LEU	2.1
24	12	69	ARG	2.1
36	1e	152	ARG	2.1
38	1g	32	ARG	2.1
41	2j	26	ALA	2.1
41	2j	46	ARG	2.1
1	2A	652(B)	A	2.1
23	21	28	GLY	2.1
1	1A	2153	G	2.1
1	2A	2110	G	2.1
45	2n	54	PRO	2.1
32	2a	880	C	2.1
32	2a	1028	C	2.1
32	2a	1234	C	2.1
12	2Q	22	LYS	2.1
40	2i	70	LYS	2.1
41	1j	42	THR	2.1
43	2l	47	LYS	2.1
7	2H	4	ILE	2.1
32	2a	1205	U	2.1
8	2I	145	VAL	2.1
10	2O	79	PHE	2.1
12	2Q	132	VAL	2.1

Continued on next page...

Continued from previous page...

Mol	Chain	Res	Type	RSRZ
24	22	70	GLN	2.1
41	1j	98	ILE	2.1
41	2j	94	VAL	2.1
43	2l	96	VAL	2.1
44	2m	45	VAL	2.1
6	1G	146	TYR	2.1
34	1c	62	ASP	2.1
43	1l	64	TYR	2.1
14	2S	80	LEU	2.1
51	1t	20	LEU	2.1
53	1y	61	LEU	2.1
6	2G	46	ALA	2.1
6	2G	83	ARG	2.1
38	1g	79	ARG	2.1
44	2m	76	ALA	2.1
18	2W	112	GLY	2.1
50	2s	59	PRO	2.1
1	2A	6	A	2.1
1	2A	1077	A	2.1
1	2A	1098	A	2.1
32	2a	1035	A	2.1
38	2g	153	HIS	2.1
12	2Q	18	LYS	2.1
47	1p	1	MET	2.1
50	1s	39	THR	2.1
26	24	66	SER	2.1
41	2j	75	ILE	2.1
1	1A	2148	G	2.1
1	2A	2186	G	2.1
10	2O	57	VAL	2.1
32	2a	823	G	2.1
32	2a	1034	G	2.1
32	2a	1190	G	2.1
32	2a	1224	G	2.1
33	2b	122	PHE	2.1
44	1m	45	VAL	2.1
46	1o	71	GLN	2.1
1	2A	2185	C	2.1
1	2A	2804	C	2.1
8	2I	58	LEU	2.1
21	2Z	155	LEU	2.1
36	2e	130	ASN	2.1

Continued on next page...

Continued from previous page...

Mol	Chain	Res	Type	RSRZ
1	2A	1082	U	2.1
1	2A	2118	U	2.1
6	1G	25	TYR	2.1
26	14	67	TYR	2.1
32	1a	290	C	2.1
49	1r	79	LEU	2.1
46	1o	78	TYR	2.1
47	2p	68	ASP	2.1
53	1y	71	TYR	2.1
35	2d	195	ALA	2.1
47	1p	7	ALA	2.1
49	2r	20	ALA	2.1
53	1y	50	ALA	2.1
25	13	2	PRO	2.0
48	2q	49	GLU	2.0
37	2f	54	LYS	2.0
40	2i	118	LYS	2.0
43	2l	23	LYS	2.0
8	2I	86	THR	2.0
1	2A	2126	A	2.0
1	2A	2169	A	2.0
14	2S	87	PHE	2.0
42	2k	14	VAL	2.0
6	2G	128	ARG	2.0
9	1N	61	ARG	2.0
14	1S	3	ARG	2.0
35	2d	3	ARG	2.0
52	2u	9	ARG	2.0
53	2y	36	ASN	2.0
14	2S	36	TYR	2.0
22	20	71	ASP	2.0
35	2d	4	TYR	2.0
42	2k	25	TYR	2.0
50	2s	52	TYR	2.0
7	2H	145	ALA	2.0
10	2O	51	ALA	2.0
12	2Q	95	ALA	2.0
21	2Z	51	ALA	2.0
1	1A	1055	G	2.0
1	1A	2805	G	2.0
1	2A	1042	G	2.0
2	2B	23	G	2.0

Continued on next page...

Continued from previous page...

Mol	Chain	Res	Type	RSRZ
32	1a	111	G	2.0
32	1a	112	G	2.0
32	2a	1255	G	2.0
39	2h	131	GLY	2.0
32	1a	1354	C	2.0
33	1b	131	PRO	2.0
34	2c	109	PRO	2.0
43	1l	47	LYS	2.0
44	2m	46	LYS	2.0
48	1q	14	LYS	2.0
34	2c	6	HIS	2.0
53	1y	70	MET	2.0
33	1b	97	TRP	2.0
50	2s	34	TRP	2.0
19	2X	80	ILE	2.0
21	2Z	170	THR	2.0
41	2j	50	ILE	2.0
52	2u	13	ILE	2.0
11	2P	68	GLN	2.0
12	2Q	17	LEU	2.0
14	2S	12	PHE	2.0
20	2Y	24	VAL	2.0
21	2Z	76	LEU	2.0
21	2Z	116	VAL	2.0
21	2Z	125	LEU	2.0
34	2c	10	PHE	2.0
34	2c	178	LEU	2.0
36	2e	20	GLN	2.0
38	2g	104	LEU	2.0
40	1i	102	LEU	2.0
40	2i	28	VAL	2.0
53	2y	88	LEU	2.0
29	27	41	ARG	2.0
38	2g	32	ARG	2.0
46	2o	68	ARG	2.0
1	1A	1098	A	2.0
1	1A	2158	A	2.0
1	2A	1847	A	2.0
35	1d	48	ALA	2.0
36	2e	133	TYR	2.0
40	2i	52	ALA	2.0

6.2 Non-standard residues in protein, DNA, RNA chains [i](#)

In the following table, the Atoms column lists the number of modelled atoms in the group and the number defined in the chemical component dictionary. The B-factors column lists the minimum, median, 95th percentile and maximum values of B factors of atoms in the group. The column labelled 'Q< 0.9' lists the number of atoms with occupancy less than 0.9.

Mol	Type	Chain	Res	Atoms	RSCC	RSR	B-factors(Å ²)	Q<0.9
1	5MU	2A	1915	21/22	0.83	0.12	93,99,102,108	0
32	5MC	2a	1400	21/22	0.87	0.19	81,95,104,107	0
1	PSU	2A	1917	20/21	0.88	0.09	85,92,105,108	0
1	PSU	2A	1911	20/21	0.89	0.08	85,90,94,101	0
32	PSU	2a	516	20/21	0.89	0.10	86,90,96,96	0
32	G7M	2a	527	24/25	0.89	0.14	77,84,89,93	0
32	M2G	2a	966	25/26	0.89	0.14	73,90,99,107	0
1	5MU	1A	1915	21/22	0.89	0.10	79,85,96,100	0
32	2MG	2a	1207	24/25	0.90	0.09	98,101,107,112	0
1	OMC	2A	1920	21/22	0.90	0.10	81,86,92,94	0
32	5MC	2a	967	21/22	0.91	0.12	85,90,94,99	0
1	PSU	1A	1917	20/21	0.91	0.09	65,79,88,89	0
1	PSU	1A	1911	20/21	0.91	0.10	62,75,80,83	0
43	0TD	2l	92	10/11	0.93	0.11	78,85,88,92	0
32	4OC	2a	1402	22/23	0.94	0.11	73,81,84,88	0
32	5MC	2a	1404	21/22	0.94	0.09	73,76,80,83	0
1	5MC	2A	1942	21/22	0.94	0.10	55,66,73,81	0
32	MA6	1a	1519	24/25	0.95	0.12	56,61,67,69	0
43	0TD	1l	92	10/11	0.95	0.09	66,72,76,77	0
32	G7M	1a	527	24/25	0.95	0.10	59,67,72,73	0
32	5MC	2a	1407	21/22	0.95	0.10	74,80,83,85	0
32	UR3	2a	1498	21/22	0.95	0.09	73,80,91,94	0
32	MA6	2a	1519	24/25	0.95	0.13	75,81,86,87	0
32	2MG	1a	1207	24/25	0.95	0.08	73,84,88,94	0
56	FME	2v	1	10/11	0.95	0.14	54,64,69,79	0
32	5MC	1a	1407	21/22	0.96	0.10	58,63,71,76	0
32	MA6	1a	1518	24/25	0.96	0.10	50,60,65,68	0
1	5MU	2A	1939	21/22	0.96	0.09	49,54,58,60	0
32	PSU	1a	516	20/21	0.96	0.08	67,73,76,76	0
1	5MC	2A	1962	21/22	0.96	0.09	56,63,67,77	0
1	OMG	2A	2251	24/25	0.96	0.10	45,53,58,59	0
1	PSU	2A	2605	20/21	0.96	0.09	46,53,57,58	0
32	MA6	2a	1518	24/25	0.96	0.09	76,82,87,88	0
1	OMC	1A	1920	21/22	0.96	0.08	58,73,77,79	0
1	5MC	1A	1942	21/22	0.96	0.08	46,53,56,58	0
55	8AN	2x	76	22/23	0.96	0.10	48,55,57,62	0
56	FME	1v	1	10/11	0.96	0.12	38,41,63,71	0

Continued on next page...

Continued from previous page...

Mol	Type	Chain	Res	Atoms	RSCC	RSR	B-factors(\AA^2)	Q<0.9
32	5MC	1a	1404	21/22	0.96	0.11	57,60,65,67	0
1	2MU	1A	2552	21/23	0.97	0.08	42,45,50,51	0
32	5MC	1a	1400	21/22	0.97	0.09	55,64,68,71	0
32	4OC	1a	1402	22/23	0.97	0.10	59,65,67,76	0
32	M2G	1a	966	25/26	0.97	0.09	60,71,81,81	0
32	5MC	1a	967	21/22	0.97	0.09	65,77,84,88	0
54	PPU	1w	76	37/38	0.97	0.08	31,39,44,54	0
54	PPU	2w	76	37/38	0.97	0.09	39,52,57,61	0
1	2MA	2A	2503	23/24	0.97	0.09	44,48,52,54	0
1	2MU	2A	2552	21/23	0.97	0.07	41,52,57,63	0
32	UR3	1a	1498	21/22	0.97	0.10	55,61,66,70	0
1	2MA	1A	2503	23/24	0.98	0.07	27,37,42,44	0
1	5MU	1A	1939	21/22	0.98	0.06	35,41,44,47	0
55	8AN	1x	76	22/23	0.98	0.06	34,40,43,44	0
1	PSU	1A	2605	20/21	0.98	0.07	36,41,47,51	0
1	5MC	1A	1962	21/22	0.98	0.07	38,49,55,61	0
1	OMG	1A	2251	24/25	0.98	0.07	27,37,44,46	0

6.3 Carbohydrates [i](#)

There are no monosaccharides in this entry.

6.4 Ligands [i](#)

In the following table, the Atoms column lists the number of modelled atoms in the group and the number defined in the chemical component dictionary. The B-factors column lists the minimum, median, 95th percentile and maximum values of B factors of atoms in the group. The column labelled 'Q< 0.9' lists the number of atoms with occupancy less than 0.9.

Mol	Type	Chain	Res	Atoms	RSCC	RSR	B-factors(\AA^2)	Q<0.9
57	MG	1A	3302	1/1	0.34	0.26	114,114,114,114	0
57	MG	1A	3690	1/1	0.34	0.15	96,96,96,96	0
57	MG	2a	3049	1/1	0.49	0.40	95,95,95,95	0
57	MG	1A	3965	1/1	0.52	0.18	98,98,98,98	0
57	MG	1A	3998	1/1	0.53	0.24	85,85,85,85	0
57	MG	2a	3119	1/1	0.54	0.18	97,97,97,97	0
57	MG	2a	3069	1/1	0.59	0.51	90,90,90,90	0
57	MG	1A	3970	1/1	0.59	0.41	81,81,81,81	0
57	MG	2a	3131	1/1	0.59	0.23	95,95,95,95	0
57	MG	1a	1712	1/1	0.60	0.21	95,95,95,95	0
57	MG	2a	3113	1/1	0.62	0.35	97,97,97,97	0

Continued on next page...

Continued from previous page...

Mol	Type	Chain	Res	Atoms	RSCC	RSR	B-factors(\AA^2)	Q<0.9
57	MG	1A	3059	1/1	0.62	0.31	74,74,74,74	0
57	MG	2A	3082	1/1	0.62	0.38	94,94,94,94	0
57	MG	2G	202	1/1	0.64	0.41	90,90,90,90	0
57	MG	2a	3040	1/1	0.65	0.21	88,88,88,88	0
57	MG	2A	3603	1/1	0.65	0.25	87,87,87,87	0
57	MG	2A	3641	1/1	0.67	0.22	89,89,89,89	0
57	MG	1a	1643	1/1	0.67	0.32	82,82,82,82	0
57	MG	2A	3320	1/1	0.67	0.33	90,90,90,90	0
57	MG	1a	1843	1/1	0.67	0.20	83,83,83,83	0
57	MG	2A	3389	1/1	0.68	0.15	92,92,92,92	0
57	MG	2a	3003	1/1	0.68	0.27	88,88,88,88	0
57	MG	1a	1717	1/1	0.68	0.25	84,84,84,84	0
57	MG	1A	3848	1/1	0.68	0.29	80,80,80,80	0
57	MG	1D	312	1/1	0.69	0.44	65,65,65,65	0
57	MG	1B	227	1/1	0.69	0.28	78,78,78,78	0
57	MG	2A	3177	1/1	0.69	0.46	91,91,91,91	0
57	MG	2A	3184	1/1	0.69	0.26	79,79,79,79	0
57	MG	1F	313	1/1	0.70	0.29	63,63,63,63	0
57	MG	2A	3105	1/1	0.70	0.24	91,91,91,91	0
57	MG	2a	3166	1/1	0.70	0.37	89,89,89,89	0
57	MG	2A	3464	1/1	0.71	0.23	68,68,68,68	0
57	MG	2A	3488	1/1	0.71	0.30	79,79,79,79	0
57	MG	2A	3500	1/1	0.71	0.24	67,67,67,67	0
57	MG	2a	3089	1/1	0.71	0.19	77,77,77,77	0
57	MG	2A	3319	1/1	0.71	0.28	87,87,87,87	0
57	MG	1a	1671	1/1	0.71	0.39	84,84,84,84	0
57	MG	2A	3379	1/1	0.71	0.24	75,75,75,75	0
57	MG	1A	3176	1/1	0.71	0.29	78,78,78,78	0
57	MG	1B	204	1/1	0.72	0.25	95,95,95,95	0
57	MG	2Y	201	1/1	0.72	0.30	79,79,79,79	0
57	MG	2A	3110	1/1	0.72	0.23	86,86,86,86	0
57	MG	2A	3150	1/1	0.72	0.28	98,98,98,98	0
57	MG	1A	3648	1/1	0.72	0.21	85,85,85,85	0
57	MG	1a	1832	1/1	0.72	0.20	90,90,90,90	0
57	MG	2a	3080	1/1	0.72	0.36	82,82,82,82	0
57	MG	1A	4000	1/1	0.72	0.21	87,87,87,87	0
57	MG	2A	3607	1/1	0.72	0.27	82,82,82,82	0
57	MG	1a	1694	1/1	0.72	0.10	76,76,76,76	0
57	MG	2B	203	1/1	0.72	0.25	83,83,83,83	0
57	MG	2G	201	1/1	0.72	0.21	100,100,100,100	0
57	MG	1A	3063	1/1	0.73	0.29	76,76,76,76	0
57	MG	1A	3610	1/1	0.73	0.22	82,82,82,82	0

Continued on next page...

Continued from previous page...

Mol	Type	Chain	Res	Atoms	RSCC	RSR	B-factors(Å ²)	Q<0.9
57	MG	2a	3022	1/1	0.73	0.34	76,76,76,76	0
57	MG	1A	3207	1/1	0.73	0.13	85,85,85,85	0
57	MG	2a	3171	1/1	0.73	0.38	91,91,91,91	0
57	MG	2A	3264	1/1	0.74	0.32	87,87,87,87	0
57	MG	2A	3283	1/1	0.74	0.22	88,88,88,88	0
57	MG	1A	3854	1/1	0.74	0.41	55,55,55,55	0
57	MG	2A	3713	1/1	0.74	0.21	81,81,81,81	0
57	MG	1a	1783	1/1	0.74	0.20	84,84,84,84	0
57	MG	1B	220	1/1	0.74	0.21	75,75,75,75	0
57	MG	2a	3114	1/1	0.74	0.17	97,97,97,97	0
57	MG	2A	3157	1/1	0.74	0.26	87,87,87,87	0
57	MG	1a	1710	1/1	0.74	0.21	88,88,88,88	0
57	MG	1a	1656	1/1	0.74	0.20	82,82,82,82	0
57	MG	2A	3218	1/1	0.74	0.17	72,72,72,72	0
57	MG	1a	1727	1/1	0.75	0.23	77,77,77,77	0
57	MG	1A	3657	1/1	0.75	0.20	73,73,73,73	0
57	MG	2B	201	1/1	0.75	0.45	91,91,91,91	0
57	MG	1a	1813	1/1	0.75	0.20	80,80,80,80	0
57	MG	2a	3052	1/1	0.76	0.11	104,104,104,104	0
57	MG	1a	1688	1/1	0.76	0.35	84,84,84,84	0
57	MG	2A	3535	1/1	0.76	0.22	88,88,88,88	0
57	MG	1A	3649	1/1	0.76	0.27	80,80,80,80	0
57	MG	2a	3109	1/1	0.76	0.18	81,81,81,81	0
57	MG	1A	3721	1/1	0.76	0.16	80,80,80,80	0
57	MG	2A	3252	1/1	0.76	0.27	66,66,66,66	0
57	MG	1a	1774	1/1	0.76	0.13	75,75,75,75	0
57	MG	2a	3034	1/1	0.76	0.28	80,80,80,80	0
57	MG	2a	3147	1/1	0.76	0.14	100,100,100,100	0
57	MG	2a	3153	1/1	0.76	0.16	101,101,101,101	0
57	MG	2a	3159	1/1	0.76	0.25	92,92,92,92	0
57	MG	2A	3715	1/1	0.76	0.19	80,80,80,80	0
57	MG	2A	3051	1/1	0.76	0.14	86,86,86,86	0
57	MG	2a	3175	1/1	0.76	0.20	86,86,86,86	0
57	MG	2a	3058	1/1	0.77	0.43	89,89,89,89	0
57	MG	2A	3172	1/1	0.77	0.18	85,85,85,85	0
57	MG	2A	3064	1/1	0.77	0.23	80,80,80,80	0
57	MG	1D	315	1/1	0.77	0.18	77,77,77,77	0
57	MG	1a	1833	1/1	0.77	0.14	70,70,70,70	0
57	MG	2A	3231	1/1	0.77	0.26	66,66,66,66	0
57	MG	1a	1693	1/1	0.77	0.23	76,76,76,76	0
57	MG	2A	3528	1/1	0.77	0.27	102,102,102,102	0
57	MG	2A	3149	1/1	0.77	0.31	78,78,78,78	0

Continued on next page...

Continued from previous page...

Mol	Type	Chain	Res	Atoms	RSCC	RSR	B-factors(\AA^2)	Q<0.9
57	MG	2A	3547	1/1	0.77	0.15	80,80,80,80	0
57	MG	2A	3045	1/1	0.77	0.20	69,69,69,69	0
57	MG	2A	3312	1/1	0.77	0.38	78,78,78,78	0
57	MG	2A	3629	1/1	0.77	0.25	76,76,76,76	0
57	MG	2a	3167	1/1	0.77	0.28	82,82,82,82	0
57	MG	1a	1828	1/1	0.77	0.33	79,79,79,79	0
57	MG	2a	3053	1/1	0.77	0.23	76,76,76,76	0
57	MG	2A	3078	1/1	0.78	0.29	85,85,85,85	0
57	MG	1a	1790	1/1	0.78	0.23	95,95,95,95	0
57	MG	1a	1794	1/1	0.78	0.15	91,91,91,91	0
57	MG	2A	3042	1/1	0.78	0.16	68,68,68,68	0
57	MG	2A	3323	1/1	0.78	0.20	75,75,75,75	0
57	MG	1A	3758	1/1	0.78	0.15	52,52,52,52	0
57	MG	1a	1672	1/1	0.78	0.21	96,96,96,96	0
57	MG	1a	1681	1/1	0.78	0.20	79,79,79,79	0
57	MG	2A	3486	1/1	0.78	0.35	85,85,85,85	0
57	MG	2A	3696	1/1	0.78	0.14	89,89,89,89	0
57	MG	2A	3247	1/1	0.79	0.18	68,68,68,68	0
57	MG	2A	3152	1/1	0.79	0.15	82,82,82,82	0
57	MG	2A	3259	1/1	0.79	0.31	76,76,76,76	0
57	MG	1A	3529	1/1	0.79	0.26	86,86,86,86	0
57	MG	2A	3282	1/1	0.79	0.11	94,94,94,94	0
57	MG	2B	214	1/1	0.79	0.13	85,85,85,85	0
57	MG	1a	1857	1/1	0.79	0.15	71,71,71,71	0
57	MG	2A	3299	1/1	0.79	0.27	74,74,74,74	0
57	MG	2A	3301	1/1	0.79	0.32	85,85,85,85	0
57	MG	2A	3310	1/1	0.79	0.56	72,72,72,72	0
57	MG	1a	1753	1/1	0.79	0.23	94,94,94,94	0
57	MG	1A	3486	1/1	0.79	0.17	65,65,65,65	0
57	MG	1a	1660	1/1	0.79	0.17	80,80,80,80	0
57	MG	1a	1639	1/1	0.79	0.32	90,90,90,90	0
57	MG	2a	3170	1/1	0.79	0.23	90,90,90,90	0
57	MG	2A	3662	1/1	0.79	0.24	84,84,84,84	0
57	MG	2a	3172	1/1	0.79	0.15	74,74,74,74	0
57	MG	2A	3673	1/1	0.79	0.32	81,81,81,81	0
57	MG	2a	3177	1/1	0.79	0.17	93,93,93,93	0
58	MPD	2A	3717	8/8	0.79	0.29	76,85,93,98	0
57	MG	1A	3752	1/1	0.80	0.15	69,69,69,69	0
57	MG	1a	1628	1/1	0.80	0.28	79,79,79,79	0
57	MG	1d	301	1/1	0.80	0.29	80,80,80,80	0
57	MG	2A	3023	1/1	0.80	0.21	88,88,88,88	0
57	MG	1a	1636	1/1	0.80	0.25	82,82,82,82	0

Continued on next page...

Continued from previous page...

Mol	Type	Chain	Res	Atoms	RSCC	RSR	B-factors(\AA^2)	Q<0.9
57	MG	1A	3946	1/1	0.80	0.27	72,72,72,72	0
57	MG	2A	3195	1/1	0.80	0.29	82,82,82,82	0
57	MG	2A	3047	1/1	0.80	0.25	80,80,80,80	0
57	MG	2A	3230	1/1	0.80	0.29	80,80,80,80	0
57	MG	1A	3953	1/1	0.80	0.21	85,85,85,85	0
57	MG	1A	3142	1/1	0.80	0.10	76,76,76,76	0
57	MG	1a	1803	1/1	0.80	0.18	94,94,94,94	0
57	MG	1A	3082	1/1	0.80	0.13	66,66,66,66	0
57	MG	1a	1713	1/1	0.80	0.70	84,84,84,84	0
57	MG	1A	3851	1/1	0.80	0.10	84,84,84,84	0
57	MG	2a	3023	1/1	0.80	0.52	84,84,84,84	0
57	MG	1a	1721	1/1	0.80	0.17	76,76,76,76	0
57	MG	2a	3035	1/1	0.80	0.25	94,94,94,94	0
57	MG	2A	3587	1/1	0.80	0.17	79,79,79,79	0
57	MG	2A	3290	1/1	0.80	0.24	81,81,81,81	0
57	MG	2n	101	1/1	0.80	0.28	83,83,83,83	0
57	MG	2A	3294	1/1	0.80	0.26	76,76,76,76	0
57	MG	2A	3436	1/1	0.81	0.14	72,72,72,72	0
57	MG	1A	3759	1/1	0.81	0.26	65,65,65,65	0
57	MG	1a	1806	1/1	0.81	0.28	77,77,77,77	0
57	MG	1A	3715	1/1	0.81	0.10	80,80,80,80	0
57	MG	2A	3490	1/1	0.81	0.19	68,68,68,68	0
57	MG	1A	3639	1/1	0.81	0.17	40,40,40,40	0
57	MG	2A	3194	1/1	0.81	0.12	89,89,89,89	0
57	MG	2V	203	1/1	0.81	0.15	63,63,63,63	0
57	MG	1A	3644	1/1	0.81	0.45	58,58,58,58	0
57	MG	1A	3866	1/1	0.81	0.25	76,76,76,76	0
57	MG	2a	3018	1/1	0.81	0.15	95,95,95,95	0
57	MG	1A	3442	1/1	0.81	0.15	83,83,83,83	0
57	MG	1a	1630	1/1	0.81	0.14	75,75,75,75	0
57	MG	1a	1716	1/1	0.81	0.40	80,80,80,80	0
57	MG	1d	303	1/1	0.81	0.29	80,80,80,80	0
57	MG	1d	305	1/1	0.81	0.10	97,97,97,97	0
57	MG	2A	3658	1/1	0.81	0.13	95,95,95,95	0
57	MG	2A	3386	1/1	0.81	0.14	87,87,87,87	0
57	MG	1a	1800	1/1	0.81	0.14	78,78,78,78	0
57	MG	2A	3429	1/1	0.81	0.24	82,82,82,82	0
57	MG	2Q	201	1/1	0.82	0.25	74,74,74,74	0
57	MG	2A	3412	1/1	0.82	0.14	66,66,66,66	0
57	MG	1a	1657	1/1	0.82	0.28	82,82,82,82	0
57	MG	20	101	1/1	0.82	0.17	68,68,68,68	0
57	MG	27	101	1/1	0.82	0.28	66,66,66,66	0

Continued on next page...

Continued from previous page...

Mol	Type	Chain	Res	Atoms	RSCC	RSR	B-factors(Å ²)	Q<0.9
57	MG	1A	3310	1/1	0.82	0.16	60,60,60,60	0
57	MG	2a	3010	1/1	0.82	0.21	84,84,84,84	0
57	MG	2A	3439	1/1	0.82	0.37	78,78,78,78	0
57	MG	2A	3441	1/1	0.82	0.25	89,89,89,89	0
57	MG	2A	3234	1/1	0.82	0.23	69,69,69,69	0
57	MG	2a	3029	1/1	0.82	0.27	83,83,83,83	0
57	MG	2A	3081	1/1	0.82	0.29	81,81,81,81	0
57	MG	1A	3204	1/1	0.82	0.16	74,74,74,74	0
57	MG	2A	3253	1/1	0.82	0.20	75,75,75,75	0
57	MG	1A	3164	1/1	0.82	0.35	57,57,57,57	0
57	MG	2a	3051	1/1	0.82	0.27	87,87,87,87	0
57	MG	2A	3520	1/1	0.82	0.13	78,78,78,78	0
57	MG	1a	1743	1/1	0.82	0.29	95,95,95,95	0
57	MG	2A	3273	1/1	0.82	0.34	82,82,82,82	0
57	MG	2A	3538	1/1	0.82	0.12	73,73,73,73	0
57	MG	2A	3136	1/1	0.82	0.30	76,76,76,76	0
57	MG	1A	3762	1/1	0.82	0.25	77,77,77,77	0
57	MG	1A	3228	1/1	0.82	0.30	71,71,71,71	0
57	MG	1a	1633	1/1	0.82	0.24	82,82,82,82	0
57	MG	1a	1785	1/1	0.82	0.10	84,84,84,84	0
57	MG	1A	3541	1/1	0.82	0.24	75,75,75,75	0
57	MG	1a	1708	1/1	0.82	0.31	83,83,83,83	0
57	MG	2A	3182	1/1	0.82	0.30	78,78,78,78	0
57	MG	2a	3150	1/1	0.82	0.13	90,90,90,90	0
57	MG	1A	3271	1/1	0.82	0.21	56,56,56,56	0
57	MG	1A	3191	1/1	0.82	0.39	79,79,79,79	0
57	MG	2A	3709	1/1	0.82	0.26	73,73,73,73	0
57	MG	1A	3925	1/1	0.82	0.13	42,42,42,42	0
57	MG	2A	3324	1/1	0.82	0.22	74,74,74,74	0
57	MG	2A	3326	1/1	0.82	0.24	92,92,92,92	0
57	MG	2A	3341	1/1	0.82	0.29	72,72,72,72	0
57	MG	2A	3204	1/1	0.82	0.28	83,83,83,83	0
57	MG	2E	305	1/1	0.82	0.24	57,57,57,57	0
57	MG	2e	201	1/1	0.82	0.25	78,78,78,78	0
57	MG	2A	3207	1/1	0.82	0.19	73,73,73,73	0
57	MG	2A	3053	1/1	0.82	0.40	82,82,82,82	0
57	MG	2A	3174	1/1	0.83	0.39	78,78,78,78	0
57	MG	2a	3020	1/1	0.83	0.36	72,72,72,72	0
57	MG	1A	3627	1/1	0.83	0.21	62,62,62,62	0
57	MG	1a	1666	1/1	0.83	0.35	73,73,73,73	0
57	MG	2a	3028	1/1	0.83	0.15	87,87,87,87	0
57	MG	1A	3677	1/1	0.83	0.37	52,52,52,52	0

Continued on next page...

Continued from previous page...

Mol	Type	Chain	Res	Atoms	RSCC	RSR	B-factors(Å ²)	Q<0.9
57	MG	1a	1810	1/1	0.83	0.18	99,99,99,99	0
57	MG	1A	3629	1/1	0.83	0.17	50,50,50,50	0
57	MG	2a	3038	1/1	0.83	0.25	89,89,89,89	0
57	MG	1a	1816	1/1	0.83	0.24	74,74,74,74	0
57	MG	1A	3979	1/1	0.83	0.24	63,63,63,63	0
57	MG	1a	1683	1/1	0.83	0.26	80,80,80,80	0
57	MG	2A	3224	1/1	0.83	0.31	60,60,60,60	0
57	MG	2A	3227	1/1	0.83	0.26	68,68,68,68	0
57	MG	1A	3702	1/1	0.83	0.35	76,76,76,76	0
57	MG	2A	3351	1/1	0.83	0.21	69,69,69,69	0
57	MG	2A	3676	1/1	0.83	0.20	76,76,76,76	0
57	MG	2a	3087	1/1	0.83	0.26	84,84,84,84	0
57	MG	2A	3682	1/1	0.83	0.33	84,84,84,84	0
57	MG	2a	3108	1/1	0.83	0.24	80,80,80,80	0
57	MG	2A	3375	1/1	0.83	0.25	68,68,68,68	0
57	MG	2A	3708	1/1	0.83	0.24	78,78,78,78	0
57	MG	1A	3337	1/1	0.83	0.17	74,74,74,74	0
57	MG	1a	1848	1/1	0.83	0.20	90,90,90,90	0
57	MG	2A	3387	1/1	0.83	0.13	59,59,59,59	0
57	MG	1a	1853	1/1	0.83	0.14	62,62,62,62	0
57	MG	2A	3391	1/1	0.83	0.27	78,78,78,78	0
57	MG	2a	3152	1/1	0.83	0.18	84,84,84,84	0
57	MG	1A	3309	1/1	0.83	0.41	63,63,63,63	0
57	MG	2A	3413	1/1	0.83	0.14	80,80,80,80	0
57	MG	1A	3913	1/1	0.83	0.14	69,69,69,69	0
57	MG	1A	3590	1/1	0.83	0.15	77,77,77,77	0
57	MG	2A	3263	1/1	0.83	0.17	56,56,56,56	0
57	MG	2U	201	1/1	0.83	0.22	95,95,95,95	0
57	MG	1A	3260	1/1	0.83	0.10	67,67,67,67	0
57	MG	2A	3266	1/1	0.83	0.32	65,65,65,65	0
57	MG	1t	202	1/1	0.83	0.18	75,75,75,75	0
57	MG	2A	3275	1/1	0.83	0.41	84,84,84,84	0
57	MG	2A	3016	1/1	0.83	0.19	82,82,82,82	0
57	MG	2A	3173	1/1	0.83	0.28	70,70,70,70	0
58	MPD	2A	3718	8/8	0.83	0.23	71,79,86,88	0
57	MG	1a	1602	1/1	0.84	0.11	87,87,87,87	0
57	MG	2A	3122	1/1	0.84	0.16	84,84,84,84	0
57	MG	2a	3030	1/1	0.84	0.26	75,75,75,75	0
57	MG	1a	1616	1/1	0.84	0.18	77,77,77,77	0
57	MG	2A	3148	1/1	0.84	0.32	76,76,76,76	0
57	MG	2A	3667	1/1	0.84	0.15	82,82,82,82	0
57	MG	2A	3672	1/1	0.84	0.22	86,86,86,86	0

Continued on next page...

Continued from previous page...

Mol	Type	Chain	Res	Atoms	RSCC	RSR	B-factors(\AA^2)	Q<0.9
57	MG	1A	3625	1/1	0.84	0.19	68,68,68,68	0
57	MG	2A	3675	1/1	0.84	0.40	70,70,70,70	0
57	MG	1A	3188	1/1	0.84	0.27	70,70,70,70	0
57	MG	1A	3982	1/1	0.84	0.27	55,55,55,55	0
57	MG	1o	101	1/1	0.84	0.26	78,78,78,78	0
57	MG	2a	3063	1/1	0.84	0.19	78,78,78,78	0
57	MG	2A	3420	1/1	0.84	0.18	83,83,83,83	0
57	MG	1t	201	1/1	0.84	0.17	74,74,74,74	0
57	MG	1A	3045	1/1	0.84	0.22	70,70,70,70	0
57	MG	1y	3101	1/1	0.84	0.18	77,77,77,77	0
57	MG	2a	3097	1/1	0.84	0.23	88,88,88,88	0
57	MG	2a	3099	1/1	0.84	0.17	81,81,81,81	0
57	MG	1A	3903	1/1	0.84	0.20	81,81,81,81	0
57	MG	2A	3453	1/1	0.84	0.20	61,61,61,61	0
57	MG	2a	3111	1/1	0.84	0.16	88,88,88,88	0
57	MG	2B	205	1/1	0.84	0.21	78,78,78,78	0
57	MG	2B	208	1/1	0.84	0.18	81,81,81,81	0
57	MG	2a	3117	1/1	0.84	0.14	84,84,84,84	0
57	MG	2A	3179	1/1	0.84	0.44	75,75,75,75	0
57	MG	1A	3470	1/1	0.84	0.16	68,68,68,68	0
57	MG	2F	303	1/1	0.84	0.20	76,76,76,76	0
57	MG	1B	207	1/1	0.84	0.22	67,67,67,67	0
57	MG	1a	1812	1/1	0.84	0.19	91,91,91,91	0
57	MG	1A	3920	1/1	0.84	0.27	79,79,79,79	0
57	MG	2A	3514	1/1	0.84	0.18	87,87,87,87	0
57	MG	2a	3160	1/1	0.84	0.28	92,92,92,92	0
57	MG	2A	3198	1/1	0.84	0.16	83,83,83,83	0
57	MG	1a	1658	1/1	0.84	0.17	78,78,78,78	0
57	MG	1A	3314	1/1	0.84	0.29	82,82,82,82	0
57	MG	26	101	1/1	0.84	0.12	77,77,77,77	0
57	MG	1A	3785	1/1	0.84	0.29	83,83,83,83	0
57	MG	1a	1740	1/1	0.84	0.21	70,70,70,70	0
57	MG	1a	1838	1/1	0.84	0.28	74,74,74,74	0
57	MG	2A	3590	1/1	0.84	0.13	70,70,70,70	0
57	MG	2j	201	1/1	0.84	0.13	88,88,88,88	0
57	MG	2k	201	1/1	0.84	0.26	78,78,78,78	0
57	MG	2A	3596	1/1	0.84	0.14	76,76,76,76	0
57	MG	1A	3796	1/1	0.84	0.22	49,49,49,49	0
57	MG	1A	3619	1/1	0.84	0.29	54,54,54,54	0
59	ARG	1F	316	12/12	0.84	0.15	72,81,90,92	0
57	MG	2A	3494	1/1	0.85	0.10	84,84,84,84	0
57	MG	1a	1822	1/1	0.85	0.14	93,93,93,93	0

Continued on next page...

Continued from previous page...

Mol	Type	Chain	Res	Atoms	RSCC	RSR	B-factors(\AA^2)	Q<0.9
57	MG	2A	3086	1/1	0.85	0.19	65,65,65,65	0
57	MG	2A	3092	1/1	0.85	0.16	83,83,83,83	0
57	MG	2A	3093	1/1	0.85	0.20	64,64,64,64	0
57	MG	2A	3533	1/1	0.85	0.25	79,79,79,79	0
57	MG	1A	3396	1/1	0.85	0.20	64,64,64,64	0
57	MG	1A	3663	1/1	0.85	0.17	78,78,78,78	0
57	MG	2A	3543	1/1	0.85	0.15	69,69,69,69	0
57	MG	1A	3795	1/1	0.85	0.15	70,70,70,70	0
57	MG	1A	3665	1/1	0.85	0.23	71,71,71,71	0
57	MG	2a	3039	1/1	0.85	0.20	78,78,78,78	0
57	MG	2A	3141	1/1	0.85	0.12	73,73,73,73	0
57	MG	1a	1718	1/1	0.85	0.13	81,81,81,81	0
57	MG	1a	1720	1/1	0.85	0.12	72,72,72,72	0
57	MG	1A	3810	1/1	0.85	0.11	32,32,32,32	0
57	MG	1A	3255	1/1	0.85	0.20	67,67,67,67	0
57	MG	2a	3054	1/1	0.85	0.25	78,78,78,78	0
57	MG	2a	3055	1/1	0.85	0.11	86,86,86,86	0
57	MG	1A	3999	1/1	0.85	0.26	84,84,84,84	0
57	MG	2A	3656	1/1	0.85	0.14	72,72,72,72	0
57	MG	1A	3850	1/1	0.85	0.11	68,68,68,68	0
57	MG	2a	3076	1/1	0.85	0.17	69,69,69,69	0
57	MG	1a	1749	1/1	0.85	0.18	78,78,78,78	0
57	MG	2a	3086	1/1	0.85	0.33	78,78,78,78	0
57	MG	1h	202	1/1	0.85	0.12	87,87,87,87	0
57	MG	1n	101	1/1	0.85	0.16	90,90,90,90	0
57	MG	1A	3684	1/1	0.85	0.21	72,72,72,72	0
57	MG	2A	3336	1/1	0.85	0.24	78,78,78,78	0
57	MG	1a	1764	1/1	0.85	0.21	86,86,86,86	0
57	MG	2A	3350	1/1	0.85	0.16	92,92,92,92	0
57	MG	1A	3184	1/1	0.85	0.16	86,86,86,86	0
57	MG	2A	3186	1/1	0.85	0.27	59,59,59,59	0
57	MG	1A	3175	1/1	0.85	0.20	58,58,58,58	0
57	MG	2A	3710	1/1	0.85	0.30	81,81,81,81	0
57	MG	1A	3329	1/1	0.85	0.26	55,55,55,55	0
57	MG	2A	3021	1/1	0.85	0.09	61,61,61,61	0
57	MG	2a	3145	1/1	0.85	0.30	82,82,82,82	0
57	MG	1A	3531	1/1	0.85	0.15	59,59,59,59	0
57	MG	2A	3037	1/1	0.85	0.38	77,77,77,77	0
57	MG	2a	3151	1/1	0.85	0.15	75,75,75,75	0
57	MG	2A	3398	1/1	0.85	0.19	82,82,82,82	0
57	MG	2A	3409	1/1	0.85	0.20	86,86,86,86	0
57	MG	2A	3213	1/1	0.85	0.21	77,77,77,77	0

Continued on next page...

Continued from previous page...

Mol	Type	Chain	Res	Atoms	RSCC	RSR	B-factors(\AA^2)	Q<0.9
57	MG	1A	3918	1/1	0.85	0.18	68,68,68,68	0
57	MG	2a	3165	1/1	0.85	0.22	73,73,73,73	0
57	MG	1A	3335	1/1	0.85	0.19	63,63,63,63	0
57	MG	2A	3422	1/1	0.85	0.14	65,65,65,65	0
57	MG	2a	3169	1/1	0.85	0.18	88,88,88,88	0
57	MG	1T	206	1/1	0.85	0.10	67,67,67,67	0
57	MG	10	107	1/1	0.85	0.18	70,70,70,70	0
57	MG	2T	204	1/1	0.85	0.21	72,72,72,72	0
57	MG	15	106	1/1	0.85	0.14	63,63,63,63	0
57	MG	2A	3232	1/1	0.85	0.35	73,73,73,73	0
57	MG	2A	3233	1/1	0.85	0.16	76,76,76,76	0
57	MG	2A	3060	1/1	0.85	0.17	57,57,57,57	0
57	MG	1a	1704	1/1	0.85	0.17	71,71,71,71	0
57	MG	1A	3072	1/1	0.85	0.14	52,52,52,52	0
57	MG	2r	101	1/1	0.85	0.23	84,84,84,84	0
57	MG	1A	3604	1/1	0.85	0.27	74,74,74,74	0
57	MG	2a	3005	1/1	0.85	0.15	74,74,74,74	0
57	MG	2a	3008	1/1	0.85	0.18	69,69,69,69	0
57	MG	2A	3347	1/1	0.86	0.13	57,57,57,57	0
57	MG	2B	210	1/1	0.86	0.33	77,77,77,77	0
57	MG	1B	211	1/1	0.86	0.16	63,63,63,63	0
57	MG	2A	3153	1/1	0.86	0.21	64,64,64,64	0
57	MG	2A	3355	1/1	0.86	0.13	90,90,90,90	0
57	MG	2A	3365	1/1	0.86	0.14	64,64,64,64	0
57	MG	1a	1835	1/1	0.86	0.19	86,86,86,86	0
57	MG	1A	3859	1/1	0.86	0.14	76,76,76,76	0
57	MG	2A	3385	1/1	0.86	0.11	48,48,48,48	0
57	MG	1A	3298	1/1	0.86	0.19	72,72,72,72	0
57	MG	1D	301	1/1	0.86	0.37	73,73,73,73	0
57	MG	2A	3388	1/1	0.86	0.16	58,58,58,58	0
57	MG	1A	3891	1/1	0.86	0.17	63,63,63,63	0
57	MG	23	103	1/1	0.86	0.12	71,71,71,71	0
57	MG	1a	1856	1/1	0.86	0.15	78,78,78,78	0
57	MG	1A	3897	1/1	0.86	0.14	84,84,84,84	0
57	MG	1A	3901	1/1	0.86	0.24	79,79,79,79	0
57	MG	1T	205	1/1	0.86	0.08	87,87,87,87	0
57	MG	2A	3187	1/1	0.86	0.21	75,75,75,75	0
57	MG	1a	1714	1/1	0.86	0.32	81,81,81,81	0
57	MG	2a	3011	1/1	0.86	0.17	84,84,84,84	0
57	MG	1A	3129	1/1	0.86	0.16	70,70,70,70	0
57	MG	1A	3905	1/1	0.86	0.10	65,65,65,65	0
57	MG	2A	3430	1/1	0.86	0.28	87,87,87,87	0

Continued on next page...

Continued from previous page...

Mol	Type	Chain	Res	Atoms	RSCC	RSR	B-factors(\AA^2)	Q<0.9
57	MG	2A	3200	1/1	0.86	0.27	79,79,79,79	0
57	MG	2a	3026	1/1	0.86	0.19	76,76,76,76	0
57	MG	2A	3201	1/1	0.86	0.27	78,78,78,78	0
57	MG	1A	3149	1/1	0.86	0.18	61,61,61,61	0
57	MG	2A	3442	1/1	0.86	0.19	75,75,75,75	0
57	MG	2A	3450	1/1	0.86	0.37	89,89,89,89	0
57	MG	1A	3387	1/1	0.86	0.11	41,41,41,41	0
57	MG	2A	3455	1/1	0.86	0.15	105,105,105,105	0
57	MG	1a	1613	1/1	0.86	0.09	76,76,76,76	0
57	MG	2A	3477	1/1	0.86	0.24	72,72,72,72	0
57	MG	2A	3217	1/1	0.86	0.35	80,80,80,80	0
57	MG	1a	1726	1/1	0.86	0.27	80,80,80,80	0
57	MG	1A	3394	1/1	0.86	0.10	66,66,66,66	0
57	MG	1a	1619	1/1	0.86	0.26	73,73,73,73	0
57	MG	2A	3496	1/1	0.86	0.11	75,75,75,75	0
57	MG	1A	3269	1/1	0.86	0.15	86,86,86,86	0
57	MG	2a	3056	1/1	0.86	0.22	84,84,84,84	0
57	MG	2A	3511	1/1	0.86	0.14	74,74,74,74	0
57	MG	2A	3024	1/1	0.86	0.20	70,70,70,70	0
57	MG	2a	3067	1/1	0.86	0.19	79,79,79,79	0
57	MG	2A	3034	1/1	0.86	0.22	72,72,72,72	0
57	MG	2A	3527	1/1	0.86	0.18	73,73,73,73	0
57	MG	1a	1746	1/1	0.86	0.27	77,77,77,77	0
57	MG	1A	3934	1/1	0.86	0.13	61,61,61,61	0
57	MG	2A	3043	1/1	0.86	0.19	83,83,83,83	0
57	MG	1A	3440	1/1	0.86	0.13	42,42,42,42	0
57	MG	2a	3094	1/1	0.86	0.31	73,73,73,73	0
57	MG	1a	1756	1/1	0.86	0.17	84,84,84,84	0
57	MG	2a	3098	1/1	0.86	0.30	82,82,82,82	0
57	MG	1A	3947	1/1	0.86	0.21	66,66,66,66	0
57	MG	2A	3557	1/1	0.86	0.16	68,68,68,68	0
57	MG	1a	1773	1/1	0.86	0.17	86,86,86,86	0
57	MG	1A	3668	1/1	0.86	0.14	81,81,81,81	0
57	MG	2A	3591	1/1	0.86	0.25	82,82,82,82	0
57	MG	2A	3265	1/1	0.86	0.27	64,64,64,64	0
57	MG	2A	3062	1/1	0.86	0.17	44,44,44,44	0
57	MG	2A	3606	1/1	0.86	0.23	70,70,70,70	0
57	MG	1A	3805	1/1	0.86	0.24	47,47,47,47	0
57	MG	1a	1647	1/1	0.86	0.24	81,81,81,81	0
57	MG	1a	1649	1/1	0.86	0.24	75,75,75,75	0
57	MG	1A	3162	1/1	0.86	0.14	64,64,64,64	0
57	MG	2A	3289	1/1	0.86	0.37	70,70,70,70	0

Continued on next page...

Continued from previous page...

Mol	Type	Chain	Res	Atoms	RSCC	RSR	B-factors(\AA^2)	Q<0.9
57	MG	1A	3811	1/1	0.86	0.16	52,52,52,52	0
57	MG	2A	3663	1/1	0.86	0.26	77,77,77,77	0
57	MG	1A	3825	1/1	0.86	0.15	63,63,63,63	0
57	MG	1A	3995	1/1	0.86	0.13	79,79,79,79	0
57	MG	1A	3826	1/1	0.86	0.16	74,74,74,74	0
57	MG	2A	3303	1/1	0.86	0.34	87,87,87,87	0
57	MG	2A	3109	1/1	0.86	0.17	72,72,72,72	0
57	MG	2A	3681	1/1	0.86	0.19	78,78,78,78	0
57	MG	1A	3620	1/1	0.86	0.15	67,67,67,67	0
57	MG	2A	3688	1/1	0.86	0.31	81,81,81,81	0
57	MG	2A	3692	1/1	0.86	0.23	76,76,76,76	0
57	MG	2A	3115	1/1	0.86	0.23	82,82,82,82	0
57	MG	2A	3705	1/1	0.86	0.16	85,85,85,85	0
57	MG	1A	3460	1/1	0.86	0.19	75,75,75,75	0
57	MG	1a	1675	1/1	0.86	0.55	80,80,80,80	0
57	MG	1a	1817	1/1	0.86	0.14	86,86,86,86	0
57	MG	1A	3323	1/1	0.86	0.39	58,58,58,58	0
57	MG	1A	3475	1/1	0.86	0.18	63,63,63,63	0
58	MPD	1T	207	8/8	0.86	0.16	86,88,94,96	0
57	MG	2A	3337	1/1	0.86	0.44	90,90,90,90	0
57	MG	2A	3340	1/1	0.86	0.24	84,84,84,84	0
57	MG	1a	1684	1/1	0.86	0.30	64,64,64,64	0
57	MG	2I	102	1/1	0.87	0.22	74,74,74,74	0
57	MG	1A	3038	1/1	0.87	0.14	57,57,57,57	0
57	MG	2A	3035	1/1	0.87	0.33	83,83,83,83	0
57	MG	2A	3036	1/1	0.87	0.18	73,73,73,73	0
57	MG	1A	4003	1/1	0.87	0.17	70,70,70,70	0
57	MG	2A	3463	1/1	0.87	0.17	71,71,71,71	0
57	MG	2A	3039	1/1	0.87	0.15	64,64,64,64	0
57	MG	2A	3471	1/1	0.87	0.14	78,78,78,78	0
57	MG	2A	3475	1/1	0.87	0.19	70,70,70,70	0
57	MG	1A	3865	1/1	0.87	0.14	62,62,62,62	0
57	MG	1a	1789	1/1	0.87	0.17	76,76,76,76	0
57	MG	1a	1670	1/1	0.87	0.17	69,69,69,69	0
57	MG	1a	1792	1/1	0.87	0.11	86,86,86,86	0
57	MG	2a	3024	1/1	0.87	0.25	83,83,83,83	0
57	MG	1A	3743	1/1	0.87	0.28	66,66,66,66	0
57	MG	1B	210	1/1	0.87	0.13	72,72,72,72	0
57	MG	2A	3262	1/1	0.87	0.19	71,71,71,71	0
57	MG	1A	3882	1/1	0.87	0.12	38,38,38,38	0
57	MG	1B	212	1/1	0.87	0.36	84,84,84,84	0
57	MG	2A	3516	1/1	0.87	0.20	80,80,80,80	0

Continued on next page...

Continued from previous page...

Mol	Type	Chain	Res	Atoms	RSCC	RSR	B-factors(\AA^2)	Q<0.9
57	MG	2a	3036	1/1	0.87	0.27	88,88,88,88	0
57	MG	2a	3037	1/1	0.87	0.23	78,78,78,78	0
57	MG	1A	3158	1/1	0.87	0.17	52,52,52,52	0
57	MG	2A	3523	1/1	0.87	0.17	56,56,56,56	0
57	MG	2A	3069	1/1	0.87	0.25	65,65,65,65	0
57	MG	2A	3270	1/1	0.87	0.14	82,82,82,82	0
57	MG	2a	3050	1/1	0.87	0.24	71,71,71,71	0
57	MG	2A	3077	1/1	0.87	0.17	70,70,70,70	0
57	MG	2A	3274	1/1	0.87	0.32	63,63,63,63	0
57	MG	1A	3183	1/1	0.87	0.21	80,80,80,80	0
57	MG	2A	3277	1/1	0.87	0.27	71,71,71,71	0
57	MG	1A	3642	1/1	0.87	0.20	63,63,63,63	0
57	MG	1a	1814	1/1	0.87	0.13	81,81,81,81	0
57	MG	1A	3229	1/1	0.87	0.48	56,56,56,56	0
57	MG	2a	3062	1/1	0.87	0.24	81,81,81,81	0
57	MG	1A	3767	1/1	0.87	0.12	50,50,50,50	0
57	MG	2a	3066	1/1	0.87	0.22	74,74,74,74	0
57	MG	1a	1703	1/1	0.87	0.34	68,68,68,68	0
57	MG	2A	3297	1/1	0.87	0.52	81,81,81,81	0
57	MG	2a	3073	1/1	0.87	0.15	83,83,83,83	0
57	MG	2A	3101	1/1	0.87	0.29	75,75,75,75	0
57	MG	1a	1824	1/1	0.87	0.15	83,83,83,83	0
57	MG	2a	3085	1/1	0.87	0.26	78,78,78,78	0
57	MG	1a	1827	1/1	0.87	0.14	86,86,86,86	0
57	MG	2A	3304	1/1	0.87	0.46	74,74,74,74	0
57	MG	1A	3781	1/1	0.87	0.27	72,72,72,72	0
57	MG	1A	3140	1/1	0.87	0.16	64,64,64,64	0
57	MG	2A	3314	1/1	0.87	0.41	71,71,71,71	0
57	MG	2A	3116	1/1	0.87	0.23	74,74,74,74	0
57	MG	1A	3548	1/1	0.87	0.17	78,78,78,78	0
57	MG	2a	3100	1/1	0.87	0.32	80,80,80,80	0
57	MG	2a	3106	1/1	0.87	0.26	73,73,73,73	0
57	MG	1W	201	1/1	0.87	0.32	63,63,63,63	0
57	MG	1A	3551	1/1	0.87	0.24	73,73,73,73	0
57	MG	2A	3144	1/1	0.87	0.21	67,67,67,67	0
57	MG	2a	3112	1/1	0.87	0.13	70,70,70,70	0
57	MG	1A	3932	1/1	0.87	0.17	69,69,69,69	0
57	MG	1A	3801	1/1	0.87	0.18	59,59,59,59	0
57	MG	2A	3680	1/1	0.87	0.20	79,79,79,79	0
57	MG	1A	3553	1/1	0.87	0.11	46,46,46,46	0
57	MG	1A	3664	1/1	0.87	0.08	34,34,34,34	0
57	MG	2a	3139	1/1	0.87	0.12	86,86,86,86	0

Continued on next page...

Continued from previous page...

Mol	Type	Chain	Res	Atoms	RSCC	RSR	B-factors(Å ²)	Q<0.9
57	MG	2A	3684	1/1	0.87	0.20	78,78,78,78	0
57	MG	1A	3399	1/1	0.87	0.11	78,78,78,78	0
57	MG	1A	3591	1/1	0.87	0.13	39,39,39,39	0
57	MG	1d	302	1/1	0.87	0.18	80,80,80,80	0
57	MG	1a	1724	1/1	0.87	0.27	72,72,72,72	0
57	MG	1A	3968	1/1	0.87	0.36	72,72,72,72	0
57	MG	2A	3175	1/1	0.87	0.14	59,59,59,59	0
57	MG	1f	201	1/1	0.87	0.11	57,57,57,57	0
57	MG	1A	3313	1/1	0.87	0.18	71,71,71,71	0
57	MG	1A	3843	1/1	0.87	0.13	49,49,49,49	0
57	MG	1A	3258	1/1	0.87	0.18	72,72,72,72	0
57	MG	1a	1640	1/1	0.87	0.21	65,65,65,65	0
57	MG	1A	3990	1/1	0.87	0.23	71,71,71,71	0
57	MG	2A	3191	1/1	0.87	0.33	68,68,68,68	0
57	MG	2A	3192	1/1	0.87	0.20	74,74,74,74	0
57	MG	2A	3408	1/1	0.87	0.15	52,52,52,52	0
57	MG	1A	3992	1/1	0.87	0.28	70,70,70,70	0
57	MG	1y	3102	1/1	0.87	0.16	80,80,80,80	0
57	MG	2A	3006	1/1	0.87	0.26	70,70,70,70	0
57	MG	2A	3009	1/1	0.87	0.18	60,60,60,60	0
57	MG	1A	3458	1/1	0.87	0.26	63,63,63,63	0
57	MG	1A	3030	1/1	0.87	0.11	44,44,44,44	0
57	MG	1a	1766	1/1	0.87	0.24	82,82,82,82	0
57	MG	1A	3173	1/1	0.87	0.31	51,51,51,51	0
57	MG	2A	3025	1/1	0.87	0.16	59,59,59,59	0
59	ARG	1B	231	12/12	0.87	0.15	41,61,73,75	0
57	MG	2A	3030	1/1	0.87	0.20	79,79,79,79	0
57	MG	2a	3004	1/1	0.88	0.46	76,76,76,76	0
57	MG	1A	3962	1/1	0.88	0.20	66,66,66,66	0
57	MG	2a	3006	1/1	0.88	0.28	86,86,86,86	0
57	MG	1A	3453	1/1	0.88	0.17	71,71,71,71	0
57	MG	1A	3698	1/1	0.88	0.48	54,54,54,54	0
57	MG	2A	3268	1/1	0.88	0.52	65,65,65,65	0
57	MG	1a	1618	1/1	0.88	0.14	65,65,65,65	0
57	MG	1A	3846	1/1	0.88	0.13	58,58,58,58	0
57	MG	1a	1719	1/1	0.88	0.32	78,78,78,78	0
57	MG	1a	1849	1/1	0.88	0.12	73,73,73,73	0
57	MG	1A	3122	1/1	0.88	0.12	78,78,78,78	0
57	MG	1A	3705	1/1	0.88	0.20	51,51,51,51	0
57	MG	2A	3522	1/1	0.88	0.19	85,85,85,85	0
57	MG	1a	1722	1/1	0.88	0.16	74,74,74,74	0
57	MG	1A	3984	1/1	0.88	0.20	69,69,69,69	0

Continued on next page...

Continued from previous page...

Mol	Type	Chain	Res	Atoms	RSCC	RSR	B-factors(\AA^2)	Q<0.9
57	MG	2A	3133	1/1	0.88	0.26	70,70,70,70	0
57	MG	2A	3292	1/1	0.88	0.20	72,72,72,72	0
57	MG	1A	3226	1/1	0.88	0.13	74,74,74,74	0
57	MG	2A	3140	1/1	0.88	0.24	73,73,73,73	0
57	MG	1a	1638	1/1	0.88	0.13	78,78,78,78	0
57	MG	1A	3468	1/1	0.88	0.16	65,65,65,65	0
57	MG	2A	3556	1/1	0.88	0.18	56,56,56,56	0
57	MG	2a	3047	1/1	0.88	0.15	82,82,82,82	0
57	MG	2A	3147	1/1	0.88	0.28	82,82,82,82	0
57	MG	2A	3566	1/1	0.88	0.15	86,86,86,86	0
57	MG	1e	201	1/1	0.88	0.38	80,80,80,80	0
57	MG	1e	203	1/1	0.88	0.28	75,75,75,75	0
57	MG	1A	3332	1/1	0.88	0.31	58,58,58,58	0
57	MG	2A	3151	1/1	0.88	0.14	75,75,75,75	0
57	MG	2A	3600	1/1	0.88	0.17	89,89,89,89	0
57	MG	1A	3861	1/1	0.88	0.10	31,31,31,31	0
57	MG	1A	3034	1/1	0.88	0.21	70,70,70,70	0
57	MG	1A	3108	1/1	0.88	0.17	61,61,61,61	0
57	MG	2A	3614	1/1	0.88	0.11	58,58,58,58	0
57	MG	2A	3164	1/1	0.88	0.32	78,78,78,78	0
57	MG	2A	3634	1/1	0.88	0.14	87,87,87,87	0
57	MG	1a	1651	1/1	0.88	0.18	72,72,72,72	0
57	MG	2a	3070	1/1	0.88	0.13	77,77,77,77	0
57	MG	2a	3072	1/1	0.88	0.28	77,77,77,77	0
57	MG	2A	3644	1/1	0.88	0.15	75,75,75,75	0
57	MG	2A	3649	1/1	0.88	0.20	83,83,83,83	0
57	MG	1A	4001	1/1	0.88	0.14	80,80,80,80	0
57	MG	2a	3084	1/1	0.88	0.19	80,80,80,80	0
57	MG	1A	3488	1/1	0.88	0.10	77,77,77,77	0
57	MG	1A	3499	1/1	0.88	0.12	37,37,37,37	0
57	MG	1A	3895	1/1	0.88	0.17	44,44,44,44	0
57	MG	1a	1778	1/1	0.88	0.10	58,58,58,58	0
57	MG	2a	3091	1/1	0.88	0.34	77,77,77,77	0
57	MG	1a	1782	1/1	0.88	0.16	80,80,80,80	0
57	MG	2a	3096	1/1	0.88	0.22	74,74,74,74	0
57	MG	1A	3361	1/1	0.88	0.16	54,54,54,54	0
57	MG	1a	1784	1/1	0.88	0.12	92,92,92,92	0
57	MG	1A	3299	1/1	0.88	0.33	81,81,81,81	0
57	MG	1A	3238	1/1	0.88	0.15	71,71,71,71	0
57	MG	1B	213	1/1	0.88	0.28	75,75,75,75	0
57	MG	2A	3032	1/1	0.88	0.20	74,74,74,74	0
57	MG	2A	3033	1/1	0.88	0.15	76,76,76,76	0

Continued on next page...

Continued from previous page...

Mol	Type	Chain	Res	Atoms	RSCC	RSR	B-factors(\AA^2)	Q<0.9
57	MG	1A	3790	1/1	0.88	0.21	60,60,60,60	0
57	MG	2A	3199	1/1	0.88	0.14	62,62,62,62	0
57	MG	1A	3793	1/1	0.88	0.17	61,61,61,61	0
57	MG	2A	3698	1/1	0.88	0.24	72,72,72,72	0
57	MG	1a	1799	1/1	0.88	0.15	70,70,70,70	0
57	MG	2A	3707	1/1	0.88	0.37	79,79,79,79	0
57	MG	2a	3120	1/1	0.88	0.21	83,83,83,83	0
57	MG	1A	3239	1/1	0.88	0.20	71,71,71,71	0
57	MG	1A	3398	1/1	0.88	0.10	57,57,57,57	0
57	MG	2A	3041	1/1	0.88	0.20	73,73,73,73	0
57	MG	2a	3146	1/1	0.88	0.17	81,81,81,81	0
57	MG	2A	3411	1/1	0.88	0.23	60,60,60,60	0
57	MG	2A	3214	1/1	0.88	0.28	83,83,83,83	0
57	MG	1A	3921	1/1	0.88	0.15	70,70,70,70	0
57	MG	2A	3414	1/1	0.88	0.21	84,84,84,84	0
57	MG	1A	3194	1/1	0.88	0.20	60,60,60,60	0
57	MG	2a	3156	1/1	0.88	0.27	81,81,81,81	0
57	MG	2A	3421	1/1	0.88	0.19	69,69,69,69	0
57	MG	2A	3223	1/1	0.88	0.18	74,74,74,74	0
57	MG	1P	204	1/1	0.88	0.31	51,51,51,51	0
57	MG	2E	303	1/1	0.88	0.22	66,66,66,66	0
57	MG	1a	1696	1/1	0.88	0.20	61,61,61,61	0
57	MG	2A	3050	1/1	0.88	0.20	68,68,68,68	0
57	MG	1a	1699	1/1	0.88	0.18	77,77,77,77	0
57	MG	1A	3577	1/1	0.88	0.16	67,67,67,67	0
57	MG	1A	3582	1/1	0.88	0.23	69,69,69,69	0
57	MG	2a	3174	1/1	0.88	0.24	86,86,86,86	0
57	MG	1a	1820	1/1	0.88	0.15	71,71,71,71	0
57	MG	1a	1706	1/1	0.88	0.19	72,72,72,72	0
57	MG	2A	3249	1/1	0.88	0.36	69,69,69,69	0
57	MG	1A	3119	1/1	0.88	0.28	67,67,67,67	0
57	MG	1a	1826	1/1	0.88	0.21	65,65,65,65	0
57	MG	20	102	1/1	0.88	0.29	85,85,85,85	0
57	MG	1A	3821	1/1	0.88	0.11	59,59,59,59	0
57	MG	2r	102	1/1	0.88	0.22	76,76,76,76	0
57	MG	2A	3473	1/1	0.88	0.23	78,78,78,78	0
58	MPD	1a	1858	8/8	0.88	0.12	71,81,88,90	0
57	MG	2A	3079	1/1	0.88	0.17	60,60,60,60	0
57	MG	1A	3259	1/1	0.88	0.09	85,85,85,85	0
57	MG	2a	3002	1/1	0.88	0.22	71,71,71,71	0
57	MG	2A	3479	1/1	0.88	0.28	56,56,56,56	0
57	MG	2A	3524	1/1	0.89	0.10	72,72,72,72	0

Continued on next page...

Continued from previous page...

Mol	Type	Chain	Res	Atoms	RSCC	RSR	B-factors(\AA^2)	Q<0.9
57	MG	1d	304	1/1	0.89	0.12	85,85,85,85	0
57	MG	2A	3291	1/1	0.89	0.22	76,76,76,76	0
57	MG	2A	3529	1/1	0.89	0.31	79,79,79,79	0
57	MG	1A	3699	1/1	0.89	0.18	50,50,50,50	0
57	MG	2A	3534	1/1	0.89	0.12	71,71,71,71	0
57	MG	1A	3215	1/1	0.89	0.21	52,52,52,52	0
57	MG	1e	202	1/1	0.89	0.13	73,73,73,73	0
57	MG	2A	3540	1/1	0.89	0.18	51,51,51,51	0
57	MG	2a	3032	1/1	0.89	0.15	72,72,72,72	0
57	MG	2a	3033	1/1	0.89	0.12	88,88,88,88	0
57	MG	2A	3146	1/1	0.89	0.17	59,59,59,59	0
57	MG	1a	1736	1/1	0.89	0.21	80,80,80,80	0
57	MG	1A	3611	1/1	0.89	0.27	72,72,72,72	0
57	MG	1A	3997	1/1	0.89	0.21	75,75,75,75	0
57	MG	2A	3559	1/1	0.89	0.16	69,69,69,69	0
57	MG	1i	201	1/1	0.89	0.17	73,73,73,73	0
57	MG	2A	3582	1/1	0.89	0.13	81,81,81,81	0
57	MG	1A	3151	1/1	0.89	0.31	49,49,49,49	0
57	MG	1A	3189	1/1	0.89	0.17	59,59,59,59	0
57	MG	1r	101	1/1	0.89	0.27	73,73,73,73	0
57	MG	1A	3724	1/1	0.89	0.19	65,65,65,65	0
57	MG	2A	3597	1/1	0.89	0.14	70,70,70,70	0
57	MG	1a	1648	1/1	0.89	0.21	79,79,79,79	0
57	MG	2A	3170	1/1	0.89	0.26	75,75,75,75	0
57	MG	1A	3623	1/1	0.89	0.20	66,66,66,66	0
57	MG	1A	3624	1/1	0.89	0.24	47,47,47,47	0
57	MG	1A	3755	1/1	0.89	0.17	67,67,67,67	0
57	MG	1B	206	1/1	0.89	0.10	67,67,67,67	0
57	MG	1A	3524	1/1	0.89	0.11	68,68,68,68	0
57	MG	2a	3065	1/1	0.89	0.36	75,75,75,75	0
57	MG	1A	3528	1/1	0.89	0.11	41,41,41,41	0
57	MG	2A	3349	1/1	0.89	0.17	70,70,70,70	0
57	MG	1a	1662	1/1	0.89	0.33	71,71,71,71	0
57	MG	1a	1665	1/1	0.89	0.32	66,66,66,66	0
57	MG	1A	3270	1/1	0.89	0.12	95,95,95,95	0
57	MG	2A	3660	1/1	0.89	0.10	96,96,96,96	0
57	MG	2a	3074	1/1	0.89	0.17	79,79,79,79	0
57	MG	2a	3075	1/1	0.89	0.36	74,74,74,74	0
57	MG	1A	3002	1/1	0.89	0.20	58,58,58,58	0
57	MG	2a	3077	1/1	0.89	0.33	71,71,71,71	0
57	MG	2A	3188	1/1	0.89	0.27	74,74,74,74	0
57	MG	1A	3770	1/1	0.89	0.13	44,44,44,44	0

Continued on next page...

Continued from previous page...

Mol	Type	Chain	Res	Atoms	RSCC	RSR	B-factors(\AA^2)	Q<0.9
57	MG	1A	3911	1/1	0.89	0.12	78,78,78,78	0
57	MG	1A	3640	1/1	0.89	0.32	77,77,77,77	0
57	MG	2A	3674	1/1	0.89	0.13	63,63,63,63	0
57	MG	1a	1677	1/1	0.89	0.16	73,73,73,73	0
57	MG	1B	229	1/1	0.89	0.09	69,69,69,69	0
57	MG	1a	1801	1/1	0.89	0.13	83,83,83,83	0
57	MG	2a	3095	1/1	0.89	0.21	63,63,63,63	0
57	MG	1A	3534	1/1	0.89	0.17	40,40,40,40	0
57	MG	1A	3539	1/1	0.89	0.11	76,76,76,76	0
57	MG	2A	3203	1/1	0.89	0.13	80,80,80,80	0
57	MG	1a	1685	1/1	0.89	0.19	68,68,68,68	0
57	MG	2A	3205	1/1	0.89	0.17	63,63,63,63	0
57	MG	2a	3105	1/1	0.89	0.15	70,70,70,70	0
57	MG	1A	3159	1/1	0.89	0.33	49,49,49,49	0
57	MG	2A	3208	1/1	0.89	0.15	76,76,76,76	0
57	MG	1A	3035	1/1	0.89	0.30	69,69,69,69	0
57	MG	2A	3706	1/1	0.89	0.12	81,81,81,81	0
57	MG	1G	202	1/1	0.89	0.08	62,62,62,62	0
57	MG	1a	1695	1/1	0.89	0.31	73,73,73,73	0
57	MG	1A	3653	1/1	0.89	0.12	56,56,56,56	0
57	MG	2A	3425	1/1	0.89	0.20	58,58,58,58	0
57	MG	1a	1697	1/1	0.89	0.23	63,63,63,63	0
57	MG	2A	3055	1/1	0.89	0.12	60,60,60,60	0
57	MG	2a	3123	1/1	0.89	0.10	66,66,66,66	0
57	MG	2A	3056	1/1	0.89	0.15	70,70,70,70	0
57	MG	2a	3133	1/1	0.89	0.09	73,73,73,73	0
57	MG	2A	3228	1/1	0.89	0.10	72,72,72,72	0
57	MG	1a	1698	1/1	0.89	0.35	70,70,70,70	0
57	MG	1T	201	1/1	0.89	0.13	59,59,59,59	0
57	MG	1T	202	1/1	0.89	0.10	71,71,71,71	0
57	MG	2A	3068	1/1	0.89	0.19	63,63,63,63	0
57	MG	2B	216	1/1	0.89	0.18	85,85,85,85	0
57	MG	1A	3067	1/1	0.89	0.41	48,48,48,48	0
57	MG	2A	3458	1/1	0.89	0.13	67,67,67,67	0
57	MG	2E	306	1/1	0.89	0.16	73,73,73,73	0
57	MG	2a	3158	1/1	0.89	0.23	61,61,61,61	0
57	MG	2A	3460	1/1	0.89	0.10	76,76,76,76	0
57	MG	2A	3070	1/1	0.89	0.20	73,73,73,73	0
57	MG	2a	3162	1/1	0.89	0.27	81,81,81,81	0
57	MG	1A	3938	1/1	0.89	0.14	85,85,85,85	0
57	MG	1V	205	1/1	0.89	0.21	68,68,68,68	0
57	MG	1A	3352	1/1	0.89	0.19	77,77,77,77	0

Continued on next page...

Continued from previous page...

Mol	Type	Chain	Res	Atoms	RSCC	RSR	B-factors(\AA^2)	Q<0.9
57	MG	1a	1834	1/1	0.89	0.25	72,72,72,72	0
57	MG	10	103	1/1	0.89	0.15	57,57,57,57	0
57	MG	1A	3575	1/1	0.89	0.22	73,73,73,73	0
57	MG	2A	3087	1/1	0.89	0.13	70,70,70,70	0
57	MG	1a	1842	1/1	0.89	0.15	67,67,67,67	0
57	MG	1A	3308	1/1	0.89	0.22	66,66,66,66	0
57	MG	23	102	1/1	0.89	0.16	72,72,72,72	0
57	MG	2A	3493	1/1	0.89	0.13	45,45,45,45	0
57	MG	2f	201	1/1	0.89	0.22	68,68,68,68	0
57	MG	1A	3814	1/1	0.89	0.12	69,69,69,69	0
57	MG	1a	1605	1/1	0.89	0.18	69,69,69,69	0
57	MG	2l	201	1/1	0.89	0.16	85,85,85,85	0
57	MG	2A	3497	1/1	0.89	0.12	68,68,68,68	0
57	MG	1A	3469	1/1	0.89	0.10	76,76,76,76	0
57	MG	1A	3588	1/1	0.89	0.22	57,57,57,57	0
57	MG	1A	3680	1/1	0.89	0.14	63,63,63,63	0
57	MG	1A	3382	1/1	0.89	0.11	68,68,68,68	0
57	MG	1A	3208	1/1	0.89	0.11	68,68,68,68	0
57	MG	2A	3126	1/1	0.89	0.22	64,64,64,64	0
57	MG	1A	3481	1/1	0.89	0.14	52,52,52,52	0
57	MG	2a	3015	1/1	0.89	0.10	73,73,73,73	0
57	MG	1A	3389	1/1	0.90	0.16	84,84,84,84	0
57	MG	1A	3975	1/1	0.90	0.22	65,65,65,65	0
57	MG	2F	305	1/1	0.90	0.24	72,72,72,72	0
57	MG	1A	3304	1/1	0.90	0.22	58,58,58,58	0
57	MG	1a	1748	1/1	0.90	0.12	65,65,65,65	0
57	MG	1A	3307	1/1	0.90	0.18	70,70,70,70	0
57	MG	2T	201	1/1	0.90	0.23	93,93,93,93	0
57	MG	2T	203	1/1	0.90	0.13	77,77,77,77	0
57	MG	1x	101	1/1	0.90	0.09	46,46,46,46	0
57	MG	2A	3005	1/1	0.90	0.22	73,73,73,73	0
57	MG	1A	3247	1/1	0.90	0.27	54,54,54,54	0
57	MG	1a	1754	1/1	0.90	0.16	59,59,59,59	0
57	MG	2A	3011	1/1	0.90	0.10	60,60,60,60	0
57	MG	1A	3818	1/1	0.90	0.14	44,44,44,44	0
57	MG	2A	3196	1/1	0.90	0.30	64,64,64,64	0
57	MG	1A	3658	1/1	0.90	0.43	59,59,59,59	0
57	MG	2A	3448	1/1	0.90	0.23	75,75,75,75	0
57	MG	1A	3545	1/1	0.90	0.11	67,67,67,67	0
57	MG	2A	3452	1/1	0.90	0.43	64,64,64,64	0
57	MG	1A	3058	1/1	0.90	0.11	67,67,67,67	0
57	MG	1A	3154	1/1	0.90	0.22	71,71,71,71	0

Continued on next page...

Continued from previous page...

Mol	Type	Chain	Res	Atoms	RSCC	RSR	B-factors(\AA^2)	Q<0.9
57	MG	2A	3456	1/1	0.90	0.21	63,63,63,63	0
57	MG	2A	3026	1/1	0.90	0.22	69,69,69,69	0
57	MG	1A	3132	1/1	0.90	0.13	67,67,67,67	0
57	MG	1a	1781	1/1	0.90	0.08	73,73,73,73	0
57	MG	2a	3009	1/1	0.90	0.08	86,86,86,86	0
57	MG	2A	3206	1/1	0.90	0.15	75,75,75,75	0
57	MG	1A	3676	1/1	0.90	0.23	81,81,81,81	0
57	MG	1a	1655	1/1	0.90	0.16	63,63,63,63	0
57	MG	2a	3017	1/1	0.90	0.33	77,77,77,77	0
57	MG	2A	3474	1/1	0.90	0.15	79,79,79,79	0
57	MG	2A	3212	1/1	0.90	0.35	76,76,76,76	0
57	MG	1A	3557	1/1	0.90	0.36	63,63,63,63	0
57	MG	1A	3565	1/1	0.90	0.23	56,56,56,56	0
57	MG	1a	1786	1/1	0.90	0.21	82,82,82,82	0
57	MG	2A	3487	1/1	0.90	0.17	72,72,72,72	0
57	MG	1B	201	1/1	0.90	0.17	77,77,77,77	0
57	MG	2A	3489	1/1	0.90	0.17	73,73,73,73	0
57	MG	1A	3567	1/1	0.90	0.16	54,54,54,54	0
57	MG	1A	3568	1/1	0.90	0.17	57,57,57,57	0
57	MG	1A	3697	1/1	0.90	0.16	69,69,69,69	0
57	MG	1a	1796	1/1	0.90	0.07	67,67,67,67	0
57	MG	2A	3046	1/1	0.90	0.13	80,80,80,80	0
57	MG	1B	208	1/1	0.90	0.33	75,75,75,75	0
57	MG	2A	3505	1/1	0.90	0.12	58,58,58,58	0
57	MG	1A	3444	1/1	0.90	0.18	79,79,79,79	0
57	MG	1A	3110	1/1	0.90	0.15	65,65,65,65	0
57	MG	1A	3315	1/1	0.90	0.12	60,60,60,60	0
57	MG	2a	3041	1/1	0.90	0.27	64,64,64,64	0
57	MG	2A	3239	1/1	0.90	0.24	58,58,58,58	0
57	MG	2A	3054	1/1	0.90	0.22	78,78,78,78	0
57	MG	1a	1805	1/1	0.90	0.13	78,78,78,78	0
57	MG	1A	3883	1/1	0.90	0.15	37,37,37,37	0
57	MG	1a	1809	1/1	0.90	0.24	83,83,83,83	0
57	MG	1A	3187	1/1	0.90	0.17	67,67,67,67	0
57	MG	1A	3141	1/1	0.90	0.17	56,56,56,56	0
57	MG	2A	3067	1/1	0.90	0.13	61,61,61,61	0
57	MG	1A	3331	1/1	0.90	0.27	73,73,73,73	0
57	MG	2a	3057	1/1	0.90	0.16	73,73,73,73	0
57	MG	1A	3900	1/1	0.90	0.09	56,56,56,56	0
57	MG	1a	1815	1/1	0.90	0.16	80,80,80,80	0
57	MG	1D	307	1/1	0.90	0.11	50,50,50,50	0
57	MG	2A	3269	1/1	0.90	0.24	66,66,66,66	0

Continued on next page...

Continued from previous page...

Mol	Type	Chain	Res	Atoms	RSCC	RSR	B-factors(Å ²)	Q<0.9
57	MG	2A	3545	1/1	0.90	0.22	78,78,78,78	0
57	MG	1D	311	1/1	0.90	0.15	55,55,55,55	0
57	MG	1a	1689	1/1	0.90	0.12	72,72,72,72	0
57	MG	1A	3008	1/1	0.90	0.12	54,54,54,54	0
57	MG	2a	3071	1/1	0.90	0.27	78,78,78,78	0
57	MG	1A	3293	1/1	0.90	0.30	69,69,69,69	0
57	MG	2A	3083	1/1	0.90	0.23	73,73,73,73	0
57	MG	2A	3567	1/1	0.90	0.12	60,60,60,60	0
57	MG	2A	3572	1/1	0.90	0.14	59,59,59,59	0
57	MG	2A	3280	1/1	0.90	0.25	69,69,69,69	0
57	MG	2A	3084	1/1	0.90	0.13	66,66,66,66	0
57	MG	2A	3589	1/1	0.90	0.10	58,58,58,58	0
57	MG	1a	1825	1/1	0.90	0.17	76,76,76,76	0
57	MG	1F	311	1/1	0.90	0.10	60,60,60,60	0
57	MG	2A	3091	1/1	0.90	0.23	71,71,71,71	0
57	MG	1A	3295	1/1	0.90	0.14	68,68,68,68	0
57	MG	2A	3598	1/1	0.90	0.17	70,70,70,70	0
57	MG	1A	3343	1/1	0.90	0.27	61,61,61,61	0
57	MG	2A	3095	1/1	0.90	0.17	85,85,85,85	0
57	MG	2A	3295	1/1	0.90	0.19	70,70,70,70	0
57	MG	1A	3190	1/1	0.90	0.26	60,60,60,60	0
57	MG	1A	3496	1/1	0.90	0.15	65,65,65,65	0
57	MG	1a	1701	1/1	0.90	0.28	60,60,60,60	0
57	MG	2A	3631	1/1	0.90	0.10	77,77,77,77	0
57	MG	2A	3302	1/1	0.90	0.21	69,69,69,69	0
57	MG	2a	3103	1/1	0.90	0.08	96,96,96,96	0
57	MG	2A	3635	1/1	0.90	0.15	66,66,66,66	0
57	MG	1A	3497	1/1	0.90	0.13	34,34,34,34	0
57	MG	1A	3095	1/1	0.90	0.13	54,54,54,54	0
57	MG	1A	3502	1/1	0.90	0.11	52,52,52,52	0
57	MG	1a	1707	1/1	0.90	0.28	70,70,70,70	0
57	MG	2A	3124	1/1	0.90	0.09	66,66,66,66	0
57	MG	2A	3315	1/1	0.90	0.20	67,67,67,67	0
57	MG	2A	3317	1/1	0.90	0.19	72,72,72,72	0
57	MG	1A	3513	1/1	0.90	0.12	73,73,73,73	0
57	MG	2A	3129	1/1	0.90	0.27	68,68,68,68	0
57	MG	2A	3669	1/1	0.90	0.12	55,55,55,55	0
57	MG	2a	3121	1/1	0.90	0.22	78,78,78,78	0
57	MG	2A	3670	1/1	0.90	0.22	68,68,68,68	0
57	MG	1A	3632	1/1	0.90	0.12	54,54,54,54	0
57	MG	1a	1850	1/1	0.90	0.16	83,83,83,83	0
57	MG	2a	3138	1/1	0.90	0.12	86,86,86,86	0

Continued on next page...

Continued from previous page...

Mol	Type	Chain	Res	Atoms	RSCC	RSR	B-factors(\AA^2)	Q<0.9
57	MG	2A	3138	1/1	0.90	0.16	72,72,72,72	0
57	MG	2A	3335	1/1	0.90	0.12	73,73,73,73	0
57	MG	1a	1711	1/1	0.90	0.27	73,73,73,73	0
57	MG	1W	202	1/1	0.90	0.17	64,64,64,64	0
57	MG	1A	3635	1/1	0.90	0.14	41,41,41,41	0
57	MG	1b	301	1/1	0.90	0.13	83,83,83,83	0
57	MG	1A	3942	1/1	0.90	0.12	36,36,36,36	0
57	MG	2A	3686	1/1	0.90	0.26	74,74,74,74	0
57	MG	2A	3348	1/1	0.90	0.15	74,74,74,74	0
57	MG	2A	3689	1/1	0.90	0.17	65,65,65,65	0
57	MG	15	104	1/1	0.90	0.30	50,50,50,50	0
57	MG	15	105	1/1	0.90	0.18	58,58,58,58	0
57	MG	2a	3161	1/1	0.90	0.25	67,67,67,67	0
57	MG	2A	3697	1/1	0.90	0.22	77,77,77,77	0
57	MG	1A	3945	1/1	0.90	0.13	59,59,59,59	0
57	MG	2A	3703	1/1	0.90	0.14	87,87,87,87	0
57	MG	1A	3522	1/1	0.90	0.10	66,66,66,66	0
57	MG	2a	3168	1/1	0.90	0.23	63,63,63,63	0
57	MG	2A	3356	1/1	0.90	0.24	68,68,68,68	0
57	MG	2A	3359	1/1	0.90	0.24	81,81,81,81	0
57	MG	1A	3794	1/1	0.90	0.27	75,75,75,75	0
57	MG	1A	3371	1/1	0.90	0.19	63,63,63,63	0
57	MG	2A	3154	1/1	0.90	0.23	63,63,63,63	0
57	MG	1A	3301	1/1	0.90	0.18	71,71,71,71	0
57	MG	2a	3176	1/1	0.90	0.15	79,79,79,79	0
57	MG	2A	3158	1/1	0.90	0.12	74,74,74,74	0
57	MG	1A	3193	1/1	0.90	0.20	61,61,61,61	0
57	MG	2A	3168	1/1	0.90	0.20	76,76,76,76	0
57	MG	1A	3802	1/1	0.90	0.17	59,59,59,59	0
57	MG	2B	207	1/1	0.90	0.12	86,86,86,86	0
57	MG	2A	3171	1/1	0.90	0.20	73,73,73,73	0
57	MG	2B	209	1/1	0.90	0.50	82,82,82,82	0
57	MG	1a	1626	1/1	0.90	0.21	67,67,67,67	0
57	MG	2B	211	1/1	0.90	0.17	79,79,79,79	0
57	MG	2A	3404	1/1	0.90	0.27	70,70,70,70	0
57	MG	1l	202	1/1	0.90	0.21	81,81,81,81	0
57	MG	2D	305	1/1	0.90	0.16	55,55,55,55	0
57	MG	2D	309	1/1	0.90	0.21	70,70,70,70	0
57	MG	1a	1729	1/1	0.90	0.21	71,71,71,71	0
57	MG	1a	1627	1/1	0.90	0.30	83,83,83,83	0
57	MG	2A	3237	1/1	0.91	0.11	77,77,77,77	0
57	MG	1a	1668	1/1	0.91	0.26	65,65,65,65	0

Continued on next page...

Continued from previous page...

Mol	Type	Chain	Res	Atoms	RSCC	RSR	B-factors(Å ²)	Q<0.9
57	MG	2A	3242	1/1	0.91	0.49	68,68,68,68	0
57	MG	1A	3579	1/1	0.91	0.19	82,82,82,82	0
57	MG	27	102	1/1	0.91	0.15	64,64,64,64	0
57	MG	1A	3227	1/1	0.91	0.15	70,70,70,70	0
57	MG	1A	3049	1/1	0.91	0.15	59,59,59,59	0
57	MG	1A	3123	1/1	0.91	0.17	77,77,77,77	0
57	MG	1a	1676	1/1	0.91	0.13	79,79,79,79	0
57	MG	1A	3868	1/1	0.91	0.20	52,52,52,52	0
57	MG	2A	3515	1/1	0.91	0.21	63,63,63,63	0
57	MG	1a	1679	1/1	0.91	0.13	61,61,61,61	0
57	MG	1A	3485	1/1	0.91	0.15	68,68,68,68	0
57	MG	1a	1819	1/1	0.91	0.09	77,77,77,77	0
57	MG	1A	3348	1/1	0.91	0.11	51,51,51,51	0
57	MG	1a	1821	1/1	0.91	0.17	54,54,54,54	0
57	MG	1A	3719	1/1	0.91	0.12	74,74,74,74	0
57	MG	1A	3093	1/1	0.91	0.09	67,67,67,67	0
57	MG	1A	3160	1/1	0.91	0.14	59,59,59,59	0
57	MG	1A	3733	1/1	0.91	0.11	72,72,72,72	0
57	MG	1a	1691	1/1	0.91	0.23	76,76,76,76	0
57	MG	1A	3737	1/1	0.91	0.08	49,49,49,49	0
57	MG	1E	301	1/1	0.91	0.25	49,49,49,49	0
57	MG	1F	305	1/1	0.91	0.22	47,47,47,47	0
57	MG	2A	3099	1/1	0.91	0.10	87,87,87,87	0
57	MG	2a	3031	1/1	0.91	0.20	70,70,70,70	0
57	MG	1A	3615	1/1	0.91	0.22	48,48,48,48	0
57	MG	2A	3103	1/1	0.91	0.28	74,74,74,74	0
57	MG	2A	3549	1/1	0.91	0.33	74,74,74,74	0
57	MG	1A	3065	1/1	0.91	0.15	55,55,55,55	0
57	MG	1a	1837	1/1	0.91	0.17	75,75,75,75	0
57	MG	1F	315	1/1	0.91	0.12	65,65,65,65	0
57	MG	2A	3561	1/1	0.91	0.21	68,68,68,68	0
57	MG	2A	3111	1/1	0.91	0.18	53,53,53,53	0
57	MG	1A	3909	1/1	0.91	0.12	63,63,63,63	0
57	MG	2A	3298	1/1	0.91	0.33	63,63,63,63	0
57	MG	2a	3043	1/1	0.91	0.32	77,77,77,77	0
57	MG	2A	3578	1/1	0.91	0.17	79,79,79,79	0
57	MG	1a	1700	1/1	0.91	0.10	62,62,62,62	0
57	MG	2A	3119	1/1	0.91	0.17	74,74,74,74	0
57	MG	2A	3120	1/1	0.91	0.26	75,75,75,75	0
57	MG	1a	1844	1/1	0.91	0.20	76,76,76,76	0
57	MG	1N	203	1/1	0.91	0.09	66,66,66,66	0
57	MG	2A	3592	1/1	0.91	0.14	56,56,56,56	0

Continued on next page...

Continued from previous page...

Mol	Type	Chain	Res	Atoms	RSCC	RSR	B-factors(Å ²)	Q<0.9
57	MG	1P	203	1/1	0.91	0.22	83,83,83,83	0
57	MG	1A	3305	1/1	0.91	0.26	52,52,52,52	0
57	MG	2A	3132	1/1	0.91	0.18	66,66,66,66	0
57	MG	1A	3102	1/1	0.91	0.31	44,44,44,44	0
57	MG	2A	3602	1/1	0.91	0.11	75,75,75,75	0
57	MG	1a	1855	1/1	0.91	0.18	62,62,62,62	0
57	MG	2a	3064	1/1	0.91	0.52	86,86,86,86	0
57	MG	2A	3137	1/1	0.91	0.11	56,56,56,56	0
57	MG	1A	3505	1/1	0.91	0.16	50,50,50,50	0
57	MG	1A	3919	1/1	0.91	0.18	61,61,61,61	0
57	MG	2a	3068	1/1	0.91	0.12	77,77,77,77	0
57	MG	2A	3627	1/1	0.91	0.22	71,71,71,71	0
57	MG	1A	3172	1/1	0.91	0.11	56,56,56,56	0
57	MG	2A	3630	1/1	0.91	0.20	82,82,82,82	0
57	MG	2A	3143	1/1	0.91	0.15	81,81,81,81	0
57	MG	1V	204	1/1	0.91	0.16	81,81,81,81	0
57	MG	1A	3390	1/1	0.91	0.09	52,52,52,52	0
57	MG	2A	3638	1/1	0.91	0.14	66,66,66,66	0
57	MG	1A	3105	1/1	0.91	0.09	68,68,68,68	0
57	MG	1A	3779	1/1	0.91	0.23	67,67,67,67	0
57	MG	2a	3078	1/1	0.91	0.24	74,74,74,74	0
57	MG	2a	3079	1/1	0.91	0.17	75,75,75,75	0
57	MG	2A	3647	1/1	0.91	0.11	58,58,58,58	0
57	MG	2a	3083	1/1	0.91	0.33	72,72,72,72	0
57	MG	1A	3021	1/1	0.91	0.17	54,54,54,54	0
57	MG	2A	3652	1/1	0.91	0.20	60,60,60,60	0
57	MG	10	104	1/1	0.91	0.15	73,73,73,73	0
57	MG	1A	3266	1/1	0.91	0.27	57,57,57,57	0
57	MG	13	103	1/1	0.91	0.17	49,49,49,49	0
57	MG	1e	204	1/1	0.91	0.11	68,68,68,68	0
57	MG	15	102	1/1	0.91	0.24	56,56,56,56	0
57	MG	1A	3786	1/1	0.91	0.22	80,80,80,80	0
57	MG	1A	3148	1/1	0.91	0.17	59,59,59,59	0
57	MG	2A	3358	1/1	0.91	0.23	66,66,66,66	0
57	MG	2A	3161	1/1	0.91	0.16	73,73,73,73	0
57	MG	1l	201	1/1	0.91	0.31	79,79,79,79	0
57	MG	2A	3166	1/1	0.91	0.13	68,68,68,68	0
57	MG	1A	3401	1/1	0.91	0.10	48,48,48,48	0
57	MG	1A	3641	1/1	0.91	0.21	63,63,63,63	0
57	MG	2A	3679	1/1	0.91	0.11	79,79,79,79	0
57	MG	1A	3412	1/1	0.91	0.12	62,62,62,62	0
57	MG	1a	1728	1/1	0.91	0.12	75,75,75,75	0

Continued on next page...

Continued from previous page...

Mol	Type	Chain	Res	Atoms	RSCC	RSR	B-factors(\AA^2)	Q<0.9
57	MG	1a	1608	1/1	0.91	0.42	73,73,73,73	0
57	MG	1A	3954	1/1	0.91	0.12	74,74,74,74	0
57	MG	1A	3956	1/1	0.91	0.12	60,60,60,60	0
57	MG	2A	3393	1/1	0.91	0.22	59,59,59,59	0
57	MG	2A	3394	1/1	0.91	0.08	56,56,56,56	0
57	MG	1A	3433	1/1	0.91	0.11	60,60,60,60	0
57	MG	2A	3693	1/1	0.91	0.23	61,61,61,61	0
57	MG	1A	3799	1/1	0.91	0.12	56,56,56,56	0
57	MG	2a	3122	1/1	0.91	0.21	74,74,74,74	0
57	MG	1A	3071	1/1	0.91	0.17	54,54,54,54	0
57	MG	1A	3318	1/1	0.91	0.17	65,65,65,65	0
57	MG	2A	3702	1/1	0.91	0.20	69,69,69,69	0
57	MG	2a	3136	1/1	0.91	0.16	58,58,58,58	0
57	MG	2A	3410	1/1	0.91	0.20	74,74,74,74	0
57	MG	2A	3008	1/1	0.91	0.21	53,53,53,53	0
57	MG	1A	3971	1/1	0.91	0.15	55,55,55,55	0
57	MG	1A	3803	1/1	0.91	0.15	78,78,78,78	0
57	MG	2A	3012	1/1	0.91	0.12	76,76,76,76	0
57	MG	2a	3148	1/1	0.91	0.25	83,83,83,83	0
57	MG	2a	3149	1/1	0.91	0.22	75,75,75,75	0
57	MG	1A	3320	1/1	0.91	0.26	72,72,72,72	0
57	MG	1a	1634	1/1	0.91	0.36	73,73,73,73	0
57	MG	1A	3656	1/1	0.91	0.09	45,45,45,45	0
57	MG	2A	3423	1/1	0.91	0.22	61,61,61,61	0
57	MG	2a	3154	1/1	0.91	0.21	77,77,77,77	0
57	MG	2A	3716	1/1	0.91	0.14	89,89,89,89	0
57	MG	1a	1771	1/1	0.91	0.14	72,72,72,72	0
57	MG	1A	3448	1/1	0.91	0.12	36,36,36,36	0
57	MG	1A	3989	1/1	0.91	0.19	67,67,67,67	0
57	MG	2A	3028	1/1	0.91	0.19	60,60,60,60	0
57	MG	1a	1777	1/1	0.91	0.26	85,85,85,85	0
57	MG	2A	3202	1/1	0.91	0.17	63,63,63,63	0
57	MG	1A	3217	1/1	0.91	0.25	64,64,64,64	0
57	MG	1A	3560	1/1	0.91	0.18	63,63,63,63	0
57	MG	1A	3454	1/1	0.91	0.14	45,45,45,45	0
57	MG	1A	3286	1/1	0.91	0.39	64,64,64,64	0
57	MG	1A	3287	1/1	0.91	0.28	71,71,71,71	0
57	MG	1A	3827	1/1	0.91	0.14	57,57,57,57	0
57	MG	1a	1652	1/1	0.91	0.30	61,61,61,61	0
57	MG	2A	3457	1/1	0.91	0.20	80,80,80,80	0
57	MG	1a	1788	1/1	0.91	0.14	71,71,71,71	0
57	MG	2F	301	1/1	0.91	0.31	60,60,60,60	0

Continued on next page...

Continued from previous page...

Mol	Type	Chain	Res	Atoms	RSCC	RSR	B-factors(\AA^2)	Q<0.9
57	MG	1a	1654	1/1	0.91	0.14	85,85,85,85	0
57	MG	2A	3461	1/1	0.91	0.24	68,68,68,68	0
57	MG	2A	3215	1/1	0.91	0.21	73,73,73,73	0
57	MG	1A	3837	1/1	0.91	0.07	75,75,75,75	0
57	MG	1A	3569	1/1	0.91	0.34	67,67,67,67	0
57	MG	1A	3570	1/1	0.91	0.18	49,49,49,49	0
57	MG	1a	1795	1/1	0.91	0.11	76,76,76,76	0
57	MG	2p	101	1/1	0.91	0.26	73,73,73,73	0
57	MG	1A	3847	1/1	0.91	0.12	65,65,65,65	0
57	MG	1A	3678	1/1	0.91	0.09	89,89,89,89	0
57	MG	1A	3573	1/1	0.91	0.19	73,73,73,73	0
57	MG	2X	101	1/1	0.91	0.17	81,81,81,81	0
57	MG	1a	1664	1/1	0.91	0.27	78,78,78,78	0
57	MG	1A	3004	1/1	0.91	0.15	66,66,66,66	0
57	MG	1A	3333	1/1	0.91	0.16	58,58,58,58	0
57	MG	2A	3057	1/1	0.91	0.16	55,55,55,55	0
57	MG	2A	3509	1/1	0.92	0.09	85,85,85,85	0
57	MG	1H	202	1/1	0.92	0.08	70,70,70,70	0
57	MG	2A	3513	1/1	0.92	0.11	68,68,68,68	0
57	MG	1a	1692	1/1	0.92	0.16	62,62,62,62	0
57	MG	28	102	1/1	0.92	0.16	68,68,68,68	0
57	MG	1A	3180	1/1	0.92	0.13	64,64,64,64	0
57	MG	1A	3535	1/1	0.92	0.14	38,38,38,38	0
57	MG	2A	3517	1/1	0.92	0.12	58,58,58,58	0
57	MG	1A	3537	1/1	0.92	0.15	67,67,67,67	0
57	MG	1a	1831	1/1	0.92	0.10	77,77,77,77	0
57	MG	1A	3436	1/1	0.92	0.17	72,72,72,72	0
57	MG	1A	3253	1/1	0.92	0.26	47,47,47,47	0
57	MG	2A	3100	1/1	0.92	0.48	78,78,78,78	0
57	MG	1A	3011	1/1	0.92	0.13	71,71,71,71	0
57	MG	2a	3013	1/1	0.92	0.15	80,80,80,80	0
57	MG	2A	3279	1/1	0.92	0.20	60,60,60,60	0
57	MG	2A	3531	1/1	0.92	0.12	60,60,60,60	0
57	MG	2A	3102	1/1	0.92	0.21	57,57,57,57	0
57	MG	1A	3650	1/1	0.92	0.21	73,73,73,73	0
57	MG	2a	3021	1/1	0.92	0.15	59,59,59,59	0
57	MG	1A	3257	1/1	0.92	0.17	56,56,56,56	0
57	MG	2A	3286	1/1	0.92	0.21	66,66,66,66	0
57	MG	2A	3287	1/1	0.92	0.12	53,53,53,53	0
57	MG	2a	3025	1/1	0.92	0.12	70,70,70,70	0
57	MG	1A	3338	1/1	0.92	0.21	72,72,72,72	0
57	MG	1A	3341	1/1	0.92	0.29	61,61,61,61	0

Continued on next page...

Continued from previous page...

Mol	Type	Chain	Res	Atoms	RSCC	RSR	B-factors(Å ²)	Q<0.9
57	MG	1A	3950	1/1	0.92	0.15	70,70,70,70	0
57	MG	2A	3112	1/1	0.92	0.20	51,51,51,51	0
57	MG	2A	3554	1/1	0.92	0.08	71,71,71,71	0
57	MG	2A	3293	1/1	0.92	0.30	74,74,74,74	0
57	MG	1Z	301	1/1	0.92	0.08	71,71,71,71	0
57	MG	10	102	1/1	0.92	0.19	58,58,58,58	0
57	MG	1A	3088	1/1	0.92	0.32	52,52,52,52	0
57	MG	1A	3212	1/1	0.92	0.14	59,59,59,59	0
57	MG	1a	1852	1/1	0.92	0.26	71,71,71,71	0
57	MG	1A	3306	1/1	0.92	0.12	50,50,50,50	0
57	MG	11	101	1/1	0.92	0.12	57,57,57,57	0
57	MG	2A	3127	1/1	0.92	0.14	56,56,56,56	0
57	MG	2A	3583	1/1	0.92	0.14	51,51,51,51	0
57	MG	2A	3586	1/1	0.92	0.15	67,67,67,67	0
57	MG	2a	3045	1/1	0.92	0.14	72,72,72,72	0
57	MG	1A	3354	1/1	0.92	0.16	36,36,36,36	0
57	MG	1A	3355	1/1	0.92	0.22	59,59,59,59	0
57	MG	1A	3359	1/1	0.92	0.11	30,30,30,30	0
57	MG	2A	3313	1/1	0.92	0.14	67,67,67,67	0
57	MG	1A	3969	1/1	0.92	0.17	30,30,30,30	0
57	MG	1A	3091	1/1	0.92	0.14	30,30,30,30	0
57	MG	2A	3316	1/1	0.92	0.17	71,71,71,71	0
57	MG	18	101	1/1	0.92	0.17	50,50,50,50	0
57	MG	19	101	1/1	0.92	0.10	63,63,63,63	0
57	MG	2A	3601	1/1	0.92	0.19	63,63,63,63	0
57	MG	1A	3165	1/1	0.92	0.15	45,45,45,45	0
57	MG	1a	1603	1/1	0.92	0.39	78,78,78,78	0
57	MG	2A	3604	1/1	0.92	0.11	70,70,70,70	0
57	MG	1A	3972	1/1	0.92	0.10	62,62,62,62	0
57	MG	2A	3145	1/1	0.92	0.16	67,67,67,67	0
57	MG	2A	3328	1/1	0.92	0.30	72,72,72,72	0
57	MG	2A	3621	1/1	0.92	0.13	54,54,54,54	0
57	MG	1A	3484	1/1	0.92	0.17	74,74,74,74	0
57	MG	1A	3375	1/1	0.92	0.19	77,77,77,77	0
57	MG	1a	1614	1/1	0.92	0.18	80,80,80,80	0
57	MG	1g	201	1/1	0.92	0.22	72,72,72,72	0
57	MG	1A	3828	1/1	0.92	0.11	66,66,66,66	0
57	MG	1a	1731	1/1	0.92	0.10	90,90,90,90	0
57	MG	2A	3636	1/1	0.92	0.10	59,59,59,59	0
57	MG	1A	3830	1/1	0.92	0.26	55,55,55,55	0
57	MG	1a	1738	1/1	0.92	0.11	82,82,82,82	0
57	MG	1a	1739	1/1	0.92	0.20	81,81,81,81	0

Continued on next page...

Continued from previous page...

Mol	Type	Chain	Res	Atoms	RSCC	RSR	B-factors(\AA^2)	Q<0.9
57	MG	2A	3646	1/1	0.92	0.10	61,61,61,61	0
57	MG	1A	3987	1/1	0.92	0.19	59,59,59,59	0
57	MG	1a	1741	1/1	0.92	0.12	74,74,74,74	0
57	MG	2a	3082	1/1	0.92	0.17	73,73,73,73	0
57	MG	1a	1622	1/1	0.92	0.39	66,66,66,66	0
57	MG	1A	3833	1/1	0.92	0.11	65,65,65,65	0
57	MG	1A	3267	1/1	0.92	0.18	68,68,68,68	0
57	MG	2A	3362	1/1	0.92	0.14	58,58,58,58	0
57	MG	2A	3661	1/1	0.92	0.14	66,66,66,66	0
57	MG	1A	3839	1/1	0.92	0.13	56,56,56,56	0
57	MG	2A	3369	1/1	0.92	0.08	53,53,53,53	0
57	MG	2a	3092	1/1	0.92	0.13	73,73,73,73	0
57	MG	2A	3665	1/1	0.92	0.10	71,71,71,71	0
57	MG	1A	3694	1/1	0.92	0.08	66,66,66,66	0
57	MG	1a	1631	1/1	0.92	0.09	53,53,53,53	0
57	MG	1A	3696	1/1	0.92	0.12	70,70,70,70	0
57	MG	2A	3671	1/1	0.92	0.28	84,84,84,84	0
57	MG	1a	1758	1/1	0.92	0.09	64,64,64,64	0
57	MG	1a	1761	1/1	0.92	0.32	82,82,82,82	0
57	MG	1A	3070	1/1	0.92	0.20	46,46,46,46	0
57	MG	1A	3491	1/1	0.92	0.10	64,64,64,64	0
57	MG	1a	1767	1/1	0.92	0.26	76,76,76,76	0
57	MG	2A	3677	1/1	0.92	0.09	72,72,72,72	0
57	MG	2A	3392	1/1	0.92	0.12	57,57,57,57	0
57	MG	2a	3110	1/1	0.92	0.23	81,81,81,81	0
57	MG	2A	3019	1/1	0.92	0.32	64,64,64,64	0
57	MG	1a	1770	1/1	0.92	0.14	67,67,67,67	0
57	MG	2A	3022	1/1	0.92	0.19	61,61,61,61	0
57	MG	1A	3494	1/1	0.92	0.11	72,72,72,72	0
57	MG	2A	3406	1/1	0.92	0.12	72,72,72,72	0
57	MG	1a	1772	1/1	0.92	0.21	80,80,80,80	0
57	MG	2A	3189	1/1	0.92	0.18	66,66,66,66	0
57	MG	1A	3139	1/1	0.92	0.08	45,45,45,45	0
57	MG	1A	3592	1/1	0.92	0.10	58,58,58,58	0
57	MG	1a	1775	1/1	0.92	0.14	75,75,75,75	0
57	MG	2a	3124	1/1	0.92	0.13	72,72,72,72	0
57	MG	2a	3127	1/1	0.92	0.10	85,85,85,85	0
57	MG	2a	3128	1/1	0.92	0.07	71,71,71,71	0
57	MG	2A	3029	1/1	0.92	0.10	55,55,55,55	0
57	MG	1a	1641	1/1	0.92	0.18	69,69,69,69	0
57	MG	1A	3708	1/1	0.92	0.12	53,53,53,53	0
57	MG	1B	203	1/1	0.92	0.16	64,64,64,64	0

Continued on next page...

Continued from previous page...

Mol	Type	Chain	Res	Atoms	RSCC	RSR	B-factors(\AA^2)	Q<0.9
57	MG	1A	3595	1/1	0.92	0.15	61,61,61,61	0
57	MG	1A	3596	1/1	0.92	0.25	60,60,60,60	0
57	MG	1A	3079	1/1	0.92	0.12	54,54,54,54	0
57	MG	2A	3427	1/1	0.92	0.18	76,76,76,76	0
57	MG	1A	3867	1/1	0.92	0.21	64,64,64,64	0
57	MG	1a	1653	1/1	0.92	0.15	81,81,81,81	0
57	MG	1A	3285	1/1	0.92	0.15	62,62,62,62	0
57	MG	1A	3500	1/1	0.92	0.10	44,44,44,44	0
57	MG	1A	3120	1/1	0.92	0.27	58,58,58,58	0
57	MG	1A	3886	1/1	0.92	0.11	46,46,46,46	0
57	MG	2B	202	1/1	0.92	0.14	75,75,75,75	0
57	MG	1A	3503	1/1	0.92	0.11	40,40,40,40	0
57	MG	1a	1659	1/1	0.92	0.22	69,69,69,69	0
57	MG	1B	225	1/1	0.92	0.11	70,70,70,70	0
57	MG	1A	3235	1/1	0.92	0.18	50,50,50,50	0
57	MG	2A	3216	1/1	0.92	0.20	67,67,67,67	0
57	MG	2A	3052	1/1	0.92	0.09	67,67,67,67	0
57	MG	1A	3508	1/1	0.92	0.11	39,39,39,39	0
57	MG	1B	230	1/1	0.92	0.18	71,71,71,71	0
57	MG	1A	3756	1/1	0.92	0.17	69,69,69,69	0
57	MG	1A	3179	1/1	0.92	0.16	59,59,59,59	0
57	MG	2D	308	1/1	0.92	0.09	40,40,40,40	0
57	MG	1A	3520	1/1	0.92	0.06	68,68,68,68	0
57	MG	1a	1807	1/1	0.92	0.22	87,87,87,87	0
57	MG	2A	3466	1/1	0.92	0.19	71,71,71,71	0
57	MG	1A	3199	1/1	0.92	0.16	54,54,54,54	0
57	MG	2E	308	1/1	0.92	0.21	70,70,70,70	0
57	MG	1A	3409	1/1	0.92	0.10	44,44,44,44	0
57	MG	2A	3066	1/1	0.92	0.13	64,64,64,64	0
57	MG	2a	3178	1/1	0.92	0.15	71,71,71,71	0
57	MG	1A	3297	1/1	0.92	0.12	55,55,55,55	0
57	MG	1E	302	1/1	0.92	0.41	55,55,55,55	0
57	MG	1E	308	1/1	0.92	0.14	46,46,46,46	0
57	MG	1F	303	1/1	0.92	0.16	49,49,49,49	0
57	MG	2A	3246	1/1	0.92	0.31	63,63,63,63	0
57	MG	2A	3071	1/1	0.92	0.12	71,71,71,71	0
57	MG	1A	3424	1/1	0.92	0.13	38,38,38,38	0
57	MG	1A	3915	1/1	0.92	0.17	59,59,59,59	0
57	MG	1A	3916	1/1	0.92	0.09	45,45,45,45	0
57	MG	2A	3255	1/1	0.92	0.15	66,66,66,66	0
57	MG	1A	3429	1/1	0.92	0.19	65,65,65,65	0
57	MG	2A	3260	1/1	0.92	0.28	74,74,74,74	0

Continued on next page...

Continued from previous page...

Mol	Type	Chain	Res	Atoms	RSCC	RSR	B-factors(\AA^2)	Q<0.9
57	MG	1A	3783	1/1	0.92	0.11	59,59,59,59	0
57	MG	1H	201	1/1	0.92	0.26	74,74,74,74	0
57	MG	2A	3508	1/1	0.92	0.18	79,79,79,79	0
57	MG	1A	3681	1/1	0.93	0.10	85,85,85,85	0
57	MG	1A	3682	1/1	0.93	0.22	78,78,78,78	0
57	MG	2D	303	1/1	0.93	0.16	61,61,61,61	0
57	MG	1A	3446	1/1	0.93	0.09	44,44,44,44	0
57	MG	2A	3424	1/1	0.93	0.13	59,59,59,59	0
57	MG	2A	3176	1/1	0.93	0.12	73,73,73,73	0
57	MG	1A	3554	1/1	0.93	0.08	56,56,56,56	0
57	MG	2E	304	1/1	0.93	0.33	62,62,62,62	0
57	MG	1h	201	1/1	0.93	0.14	62,62,62,62	0
57	MG	1a	1705	1/1	0.93	0.29	75,75,75,75	0
57	MG	1A	3878	1/1	0.93	0.11	74,74,74,74	0
57	MG	1G	201	1/1	0.93	0.15	59,59,59,59	0
57	MG	1A	3555	1/1	0.93	0.12	60,60,60,60	0
57	MG	1a	1709	1/1	0.93	0.48	77,77,77,77	0
57	MG	1n	102	1/1	0.93	0.09	75,75,75,75	0
57	MG	2A	3190	1/1	0.93	0.25	70,70,70,70	0
57	MG	2A	3451	1/1	0.93	0.27	82,82,82,82	0
57	MG	2Q	203	1/1	0.93	0.14	65,65,65,65	0
57	MG	1A	3447	1/1	0.93	0.15	50,50,50,50	0
57	MG	1A	3289	1/1	0.93	0.23	61,61,61,61	0
57	MG	2A	3454	1/1	0.93	0.27	63,63,63,63	0
57	MG	2A	3193	1/1	0.93	0.17	52,52,52,52	0
57	MG	1A	3451	1/1	0.93	0.08	30,30,30,30	0
57	MG	1A	3893	1/1	0.93	0.11	58,58,58,58	0
57	MG	1A	3452	1/1	0.93	0.13	48,48,48,48	0
57	MG	1Q	201	1/1	0.93	0.35	54,54,54,54	0
57	MG	1Q	206	1/1	0.93	0.07	57,57,57,57	0
57	MG	20	103	1/1	0.93	0.14	72,72,72,72	0
57	MG	1A	3064	1/1	0.93	0.09	49,49,49,49	0
57	MG	1A	3339	1/1	0.93	0.17	41,41,41,41	0
57	MG	1A	3707	1/1	0.93	0.18	70,70,70,70	0
57	MG	2A	3469	1/1	0.93	0.13	68,68,68,68	0
57	MG	1A	3457	1/1	0.93	0.13	75,75,75,75	0
57	MG	1U	201	1/1	0.93	0.21	69,69,69,69	0
57	MG	1U	204	1/1	0.93	0.17	50,50,50,50	0
57	MG	1V	203	1/1	0.93	0.15	60,60,60,60	0
57	MG	2A	3018	1/1	0.93	0.24	64,64,64,64	0
57	MG	1A	3109	1/1	0.93	0.21	52,52,52,52	0
57	MG	2A	3210	1/1	0.93	0.14	65,65,65,65	0

Continued on next page...

Continued from previous page...

Mol	Type	Chain	Res	Atoms	RSCC	RSR	B-factors(\AA^2)	Q<0.9
57	MG	2A	3020	1/1	0.93	0.26	59,59,59,59	0
57	MG	1A	3717	1/1	0.93	0.10	49,49,49,49	0
57	MG	1A	3296	1/1	0.93	0.28	70,70,70,70	0
57	MG	1A	3720	1/1	0.93	0.09	63,63,63,63	0
57	MG	1A	3462	1/1	0.93	0.19	69,69,69,69	0
57	MG	1A	3345	1/1	0.93	0.27	50,50,50,50	0
57	MG	1A	3917	1/1	0.93	0.11	60,60,60,60	0
57	MG	1A	3725	1/1	0.93	0.12	55,55,55,55	0
57	MG	1A	3731	1/1	0.93	0.14	52,52,52,52	0
57	MG	2A	3501	1/1	0.93	0.12	43,43,43,43	0
57	MG	2A	3502	1/1	0.93	0.16	73,73,73,73	0
57	MG	1A	3232	1/1	0.93	0.14	60,60,60,60	0
57	MG	2A	3506	1/1	0.93	0.11	60,60,60,60	0
57	MG	2A	3031	1/1	0.93	0.22	63,63,63,63	0
57	MG	2A	3229	1/1	0.93	0.12	70,70,70,70	0
57	MG	1A	3583	1/1	0.93	0.22	64,64,64,64	0
57	MG	2a	3027	1/1	0.93	0.13	77,77,77,77	0
57	MG	15	101	1/1	0.93	0.16	57,57,57,57	0
57	MG	1A	3739	1/1	0.93	0.16	56,56,56,56	0
57	MG	15	103	1/1	0.93	0.15	54,54,54,54	0
57	MG	1A	3929	1/1	0.93	0.09	71,71,71,71	0
57	MG	1A	3930	1/1	0.93	0.07	70,70,70,70	0
57	MG	1A	3931	1/1	0.93	0.13	81,81,81,81	0
57	MG	2A	3241	1/1	0.93	0.30	67,67,67,67	0
57	MG	1A	3740	1/1	0.93	0.18	58,58,58,58	0
57	MG	1a	1762	1/1	0.93	0.21	69,69,69,69	0
57	MG	18	103	1/1	0.93	0.34	59,59,59,59	0
57	MG	1A	3741	1/1	0.93	0.08	72,72,72,72	0
57	MG	2A	3250	1/1	0.93	0.24	60,60,60,60	0
57	MG	2A	3530	1/1	0.93	0.12	71,71,71,71	0
57	MG	19	102	1/1	0.93	0.11	65,65,65,65	0
57	MG	1a	1768	1/1	0.93	0.11	84,84,84,84	0
57	MG	2a	3044	1/1	0.93	0.14	79,79,79,79	0
57	MG	1a	1769	1/1	0.93	0.14	68,68,68,68	0
57	MG	1A	3936	1/1	0.93	0.17	63,63,63,63	0
57	MG	2A	3536	1/1	0.93	0.14	72,72,72,72	0
57	MG	1A	3056	1/1	0.93	0.16	62,62,62,62	0
57	MG	1A	3939	1/1	0.93	0.18	58,58,58,58	0
57	MG	1a	1607	1/1	0.93	0.15	73,73,73,73	0
57	MG	1A	3589	1/1	0.93	0.12	69,69,69,69	0
57	MG	1a	1609	1/1	0.93	0.18	70,70,70,70	0
57	MG	1a	1610	1/1	0.93	0.13	79,79,79,79	0

Continued on next page...

Continued from previous page...

Mol	Type	Chain	Res	Atoms	RSCC	RSR	B-factors(\AA^2)	Q<0.9
57	MG	2A	3550	1/1	0.93	0.08	66,66,66,66	0
57	MG	2A	3267	1/1	0.93	0.25	63,63,63,63	0
57	MG	2A	3058	1/1	0.93	0.10	59,59,59,59	0
57	MG	1A	3472	1/1	0.93	0.16	54,54,54,54	0
57	MG	2A	3061	1/1	0.93	0.16	63,63,63,63	0
57	MG	1A	3236	1/1	0.93	0.32	55,55,55,55	0
57	MG	1A	3757	1/1	0.93	0.14	58,58,58,58	0
57	MG	1A	3113	1/1	0.93	0.15	50,50,50,50	0
57	MG	2A	3571	1/1	0.93	0.12	62,62,62,62	0
57	MG	1A	3077	1/1	0.93	0.43	50,50,50,50	0
57	MG	2A	3574	1/1	0.93	0.12	67,67,67,67	0
57	MG	2A	3278	1/1	0.93	0.19	65,65,65,65	0
57	MG	1A	3240	1/1	0.93	0.10	61,61,61,61	0
57	MG	1a	1623	1/1	0.93	0.24	63,63,63,63	0
57	MG	2A	3281	1/1	0.93	0.09	63,63,63,63	0
57	MG	1a	1787	1/1	0.93	0.18	77,77,77,77	0
57	MG	1A	3763	1/1	0.93	0.12	65,65,65,65	0
57	MG	2A	3284	1/1	0.93	0.22	67,67,67,67	0
57	MG	2A	3075	1/1	0.93	0.18	66,66,66,66	0
57	MG	1A	3364	1/1	0.93	0.15	55,55,55,55	0
57	MG	2A	3594	1/1	0.93	0.08	43,43,43,43	0
57	MG	1A	3367	1/1	0.93	0.10	56,56,56,56	0
57	MG	1a	1791	1/1	0.93	0.18	67,67,67,67	0
57	MG	1A	3060	1/1	0.93	0.22	56,56,56,56	0
57	MG	1A	3613	1/1	0.93	0.08	67,67,67,67	0
57	MG	1A	3174	1/1	0.93	0.13	59,59,59,59	0
57	MG	1A	3197	1/1	0.93	0.16	55,55,55,55	0
57	MG	1A	3383	1/1	0.93	0.16	79,79,79,79	0
57	MG	1a	1637	1/1	0.93	0.12	82,82,82,82	0
57	MG	2A	3090	1/1	0.93	0.36	68,68,68,68	0
57	MG	1A	3973	1/1	0.93	0.12	54,54,54,54	0
57	MG	2a	3093	1/1	0.93	0.13	77,77,77,77	0
57	MG	1A	3198	1/1	0.93	0.16	65,65,65,65	0
57	MG	1A	3978	1/1	0.93	0.29	66,66,66,66	0
57	MG	2A	3622	1/1	0.93	0.11	48,48,48,48	0
57	MG	1A	3792	1/1	0.93	0.26	57,57,57,57	0
57	MG	2A	3098	1/1	0.93	0.29	68,68,68,68	0
57	MG	2A	3306	1/1	0.93	0.36	68,68,68,68	0
57	MG	2A	3309	1/1	0.93	0.17	53,53,53,53	0
57	MG	1A	3097	1/1	0.93	0.35	56,56,56,56	0
57	MG	2A	3311	1/1	0.93	0.23	63,63,63,63	0
57	MG	1A	3983	1/1	0.93	0.15	57,57,57,57	0

Continued on next page...

Continued from previous page...

Mol	Type	Chain	Res	Atoms	RSCC	RSR	B-factors(\AA^2)	Q<0.9
57	MG	2a	3107	1/1	0.93	0.16	74,74,74,74	0
57	MG	2A	3637	1/1	0.93	0.14	78,78,78,78	0
57	MG	1A	3006	1/1	0.93	0.09	40,40,40,40	0
57	MG	2A	3640	1/1	0.93	0.06	72,72,72,72	0
57	MG	1A	3985	1/1	0.93	0.26	50,50,50,50	0
57	MG	2A	3642	1/1	0.93	0.11	51,51,51,51	0
57	MG	1A	3626	1/1	0.93	0.18	42,42,42,42	0
57	MG	2A	3645	1/1	0.93	0.15	61,61,61,61	0
57	MG	2a	3116	1/1	0.93	0.11	71,71,71,71	0
57	MG	1A	3178	1/1	0.93	0.17	45,45,45,45	0
57	MG	1A	3395	1/1	0.93	0.12	69,69,69,69	0
57	MG	1A	3126	1/1	0.93	0.22	52,52,52,52	0
57	MG	2A	3651	1/1	0.93	0.19	71,71,71,71	0
57	MG	1A	3633	1/1	0.93	0.10	79,79,79,79	0
57	MG	1A	3211	1/1	0.93	0.20	49,49,49,49	0
57	MG	1A	3516	1/1	0.93	0.10	49,49,49,49	0
57	MG	1A	3806	1/1	0.93	0.28	59,59,59,59	0
57	MG	1A	3268	1/1	0.93	0.14	61,61,61,61	0
57	MG	1a	1823	1/1	0.93	0.17	82,82,82,82	0
57	MG	1A	3319	1/1	0.93	0.37	69,69,69,69	0
57	MG	1A	3402	1/1	0.93	0.22	57,57,57,57	0
57	MG	1a	1663	1/1	0.93	0.13	70,70,70,70	0
57	MG	2A	3668	1/1	0.93	0.15	64,64,64,64	0
57	MG	2a	3141	1/1	0.93	0.09	69,69,69,69	0
57	MG	2a	3144	1/1	0.93	0.18	77,77,77,77	0
57	MG	1A	3525	1/1	0.93	0.18	56,56,56,56	0
57	MG	2A	3342	1/1	0.93	0.14	61,61,61,61	0
57	MG	1B	202	1/1	0.93	0.13	64,64,64,64	0
57	MG	2A	3130	1/1	0.93	0.18	59,59,59,59	0
57	MG	1A	3819	1/1	0.93	0.21	67,67,67,67	0
57	MG	1A	3527	1/1	0.93	0.09	56,56,56,56	0
57	MG	2A	3135	1/1	0.93	0.15	66,66,66,66	0
57	MG	2A	3352	1/1	0.93	0.10	58,58,58,58	0
57	MG	2A	3354	1/1	0.93	0.16	74,74,74,74	0
57	MG	1A	3406	1/1	0.93	0.10	69,69,69,69	0
57	MG	2a	3155	1/1	0.93	0.06	58,58,58,58	0
57	MG	1A	3156	1/1	0.93	0.24	57,57,57,57	0
57	MG	2a	3157	1/1	0.93	0.17	70,70,70,70	0
57	MG	1A	3651	1/1	0.93	0.28	50,50,50,50	0
57	MG	1A	3410	1/1	0.93	0.08	33,33,33,33	0
57	MG	1A	3654	1/1	0.93	0.20	75,75,75,75	0
57	MG	2A	3364	1/1	0.93	0.09	49,49,49,49	0

Continued on next page...

Continued from previous page...

Mol	Type	Chain	Res	Atoms	RSCC	RSR	B-factors(\AA^2)	Q<0.9
57	MG	1A	3181	1/1	0.93	0.12	58,58,58,58	0
57	MG	2a	3164	1/1	0.93	0.21	79,79,79,79	0
57	MG	1A	3326	1/1	0.93	0.09	54,54,54,54	0
57	MG	1B	219	1/1	0.93	0.15	58,58,58,58	0
57	MG	1a	1846	1/1	0.93	0.17	80,80,80,80	0
57	MG	1a	1847	1/1	0.93	0.13	75,75,75,75	0
57	MG	1A	3536	1/1	0.93	0.08	49,49,49,49	0
57	MG	1A	3327	1/1	0.93	0.18	61,61,61,61	0
57	MG	2A	3701	1/1	0.93	0.19	77,77,77,77	0
57	MG	1B	226	1/1	0.93	0.08	55,55,55,55	0
57	MG	1a	1687	1/1	0.93	0.43	79,79,79,79	0
57	MG	2A	3390	1/1	0.93	0.09	54,54,54,54	0
57	MG	1A	3844	1/1	0.93	0.17	58,58,58,58	0
57	MG	1A	3182	1/1	0.93	0.19	58,58,58,58	0
57	MG	1a	1690	1/1	0.93	0.27	75,75,75,75	0
57	MG	1A	3279	1/1	0.93	0.12	46,46,46,46	0
57	MG	2A	3395	1/1	0.93	0.14	59,59,59,59	0
57	MG	2A	3711	1/1	0.93	0.25	79,79,79,79	0
57	MG	1A	3542	1/1	0.93	0.06	30,30,30,30	0
57	MG	1A	3849	1/1	0.93	0.09	51,51,51,51	0
57	MG	2A	3163	1/1	0.93	0.11	78,78,78,78	0
57	MG	1A	3674	1/1	0.93	0.13	63,63,63,63	0
57	MG	2A	3165	1/1	0.93	0.07	70,70,70,70	0
57	MG	1A	3218	1/1	0.93	0.11	50,50,50,50	0
57	MG	1A	3083	1/1	0.93	0.17	63,63,63,63	0
57	MG	2A	3169	1/1	0.93	0.28	75,75,75,75	0
57	MG	1A	3856	1/1	0.93	0.16	61,61,61,61	0
57	MG	1A	3130	1/1	0.93	0.25	42,42,42,42	0
57	MG	2A	3419	1/1	0.93	0.18	66,66,66,66	0
57	MG	1A	3552	1/1	0.93	0.18	66,66,66,66	0
57	MG	1A	3074	1/1	0.94	0.28	45,45,45,45	0
57	MG	2A	3714	1/1	0.94	0.35	71,71,71,71	0
57	MG	1A	3342	1/1	0.94	0.13	64,64,64,64	0
57	MG	2A	3415	1/1	0.94	0.13	73,73,73,73	0
57	MG	2A	3418	1/1	0.94	0.11	55,55,55,55	0
57	MG	1A	3096	1/1	0.94	0.43	57,57,57,57	0
57	MG	1A	3445	1/1	0.94	0.14	39,39,39,39	0
57	MG	1A	3124	1/1	0.94	0.05	51,51,51,51	0
57	MG	2B	206	1/1	0.94	0.12	80,80,80,80	0
57	MG	1V	207	1/1	0.94	0.18	68,68,68,68	0
57	MG	1a	1725	1/1	0.94	0.17	84,84,84,84	0
57	MG	2A	3010	1/1	0.94	0.12	77,77,77,77	0

Continued on next page...

Continued from previous page...

Mol	Type	Chain	Res	Atoms	RSCC	RSR	B-factors(\AA^2)	Q<0.9
57	MG	1A	3928	1/1	0.94	0.11	54,54,54,54	0
57	MG	1A	3769	1/1	0.94	0.09	50,50,50,50	0
57	MG	2A	3428	1/1	0.94	0.14	62,62,62,62	0
57	MG	1A	3538	1/1	0.94	0.11	33,33,33,33	0
57	MG	2A	3017	1/1	0.94	0.27	71,71,71,71	0
57	MG	2A	3431	1/1	0.94	0.08	56,56,56,56	0
57	MG	1A	3776	1/1	0.94	0.14	42,42,42,42	0
57	MG	1a	1730	1/1	0.94	0.09	55,55,55,55	0
57	MG	1A	3778	1/1	0.94	0.19	70,70,70,70	0
57	MG	1A	3032	1/1	0.94	0.20	63,63,63,63	0
57	MG	2A	3443	1/1	0.94	0.12	65,65,65,65	0
57	MG	2A	3444	1/1	0.94	0.09	48,48,48,48	0
57	MG	2A	3447	1/1	0.94	0.21	76,76,76,76	0
57	MG	1A	3780	1/1	0.94	0.07	46,46,46,46	0
57	MG	1A	3349	1/1	0.94	0.13	70,70,70,70	0
57	MG	13	102	1/1	0.94	0.14	72,72,72,72	0
57	MG	1A	3242	1/1	0.94	0.15	66,66,66,66	0
57	MG	1A	3127	1/1	0.94	0.22	52,52,52,52	0
57	MG	2A	3209	1/1	0.94	0.16	60,60,60,60	0
57	MG	2A	3027	1/1	0.94	0.10	52,52,52,52	0
57	MG	2R	201	1/1	0.94	0.15	58,58,58,58	0
57	MG	2A	3211	1/1	0.94	0.29	63,63,63,63	0
57	MG	1A	3099	1/1	0.94	0.18	52,52,52,52	0
57	MG	1A	3101	1/1	0.94	0.20	54,54,54,54	0
57	MG	2A	3459	1/1	0.94	0.17	56,56,56,56	0
57	MG	2V	201	1/1	0.94	0.07	80,80,80,80	0
57	MG	1A	3791	1/1	0.94	0.08	57,57,57,57	0
57	MG	2W	202	1/1	0.94	0.14	67,67,67,67	0
57	MG	1A	3456	1/1	0.94	0.11	57,57,57,57	0
57	MG	1A	3952	1/1	0.94	0.13	64,64,64,64	0
57	MG	1A	3256	1/1	0.94	0.11	59,59,59,59	0
57	MG	1a	1757	1/1	0.94	0.16	79,79,79,79	0
57	MG	2A	3468	1/1	0.94	0.11	63,63,63,63	0
57	MG	2A	3219	1/1	0.94	0.07	78,78,78,78	0
57	MG	23	101	1/1	0.94	0.20	74,74,74,74	0
57	MG	1A	3655	1/1	0.94	0.09	75,75,75,75	0
57	MG	2A	3472	1/1	0.94	0.17	62,62,62,62	0
57	MG	1a	1760	1/1	0.94	0.23	69,69,69,69	0
57	MG	2A	3225	1/1	0.94	0.10	76,76,76,76	0
57	MG	2A	3226	1/1	0.94	0.24	67,67,67,67	0
57	MG	2A	3476	1/1	0.94	0.29	68,68,68,68	0
57	MG	1A	3202	1/1	0.94	0.20	51,51,51,51	0

Continued on next page...

Continued from previous page...

Mol	Type	Chain	Res	Atoms	RSCC	RSR	B-factors(\AA^2)	Q<0.9
57	MG	2A	3478	1/1	0.94	0.10	48,48,48,48	0
57	MG	1A	3958	1/1	0.94	0.10	61,61,61,61	0
57	MG	2A	3481	1/1	0.94	0.11	58,58,58,58	0
57	MG	2A	3483	1/1	0.94	0.08	79,79,79,79	0
57	MG	2a	3007	1/1	0.94	0.09	77,77,77,77	0
57	MG	2A	3485	1/1	0.94	0.21	61,61,61,61	0
57	MG	1A	3053	1/1	0.94	0.21	44,44,44,44	0
57	MG	1A	3964	1/1	0.94	0.15	48,48,48,48	0
57	MG	1A	3798	1/1	0.94	0.20	75,75,75,75	0
57	MG	1A	3461	1/1	0.94	0.07	30,30,30,30	0
57	MG	1A	3660	1/1	0.94	0.12	65,65,65,65	0
57	MG	2a	3016	1/1	0.94	0.10	65,65,65,65	0
57	MG	2A	3491	1/1	0.94	0.14	77,77,77,77	0
57	MG	1A	3662	1/1	0.94	0.08	39,39,39,39	0
57	MG	2A	3236	1/1	0.94	0.26	63,63,63,63	0
57	MG	1A	3558	1/1	0.94	0.26	78,78,78,78	0
57	MG	1A	3104	1/1	0.94	0.16	59,59,59,59	0
57	MG	2A	3499	1/1	0.94	0.13	63,63,63,63	0
57	MG	1A	3037	1/1	0.94	0.07	62,62,62,62	0
57	MG	1a	1615	1/1	0.94	0.07	81,81,81,81	0
57	MG	2A	3245	1/1	0.94	0.15	64,64,64,64	0
57	MG	1A	3807	1/1	0.94	0.18	53,53,53,53	0
57	MG	1A	3311	1/1	0.94	0.33	55,55,55,55	0
57	MG	2A	3248	1/1	0.94	0.17	76,76,76,76	0
57	MG	1A	3670	1/1	0.94	0.09	59,59,59,59	0
57	MG	2A	3510	1/1	0.94	0.09	70,70,70,70	0
57	MG	1a	1780	1/1	0.94	0.08	72,72,72,72	0
57	MG	1a	1620	1/1	0.94	0.07	65,65,65,65	0
57	MG	2A	3059	1/1	0.94	0.13	64,64,64,64	0
57	MG	2A	3254	1/1	0.94	0.09	49,49,49,49	0
57	MG	1A	3672	1/1	0.94	0.09	78,78,78,78	0
57	MG	2A	3256	1/1	0.94	0.26	59,59,59,59	0
57	MG	2A	3258	1/1	0.94	0.13	78,78,78,78	0
57	MG	1A	3815	1/1	0.94	0.10	64,64,64,64	0
57	MG	1A	3816	1/1	0.94	0.12	57,57,57,57	0
57	MG	2A	3261	1/1	0.94	0.31	63,63,63,63	0
57	MG	2a	3042	1/1	0.94	0.15	68,68,68,68	0
57	MG	2A	3063	1/1	0.94	0.22	55,55,55,55	0
57	MG	1A	3262	1/1	0.94	0.20	59,59,59,59	0
57	MG	1A	3057	1/1	0.94	0.17	37,37,37,37	0
57	MG	2a	3046	1/1	0.94	0.12	76,76,76,76	0
57	MG	1a	1629	1/1	0.94	0.17	60,60,60,60	0

Continued on next page...

Continued from previous page...

Mol	Type	Chain	Res	Atoms	RSCC	RSR	B-factors(\AA^2)	Q<0.9
57	MG	2a	3048	1/1	0.94	0.13	89,89,89,89	0
57	MG	1A	3388	1/1	0.94	0.07	36,36,36,36	0
57	MG	2A	3532	1/1	0.94	0.11	80,80,80,80	0
57	MG	1A	3084	1/1	0.94	0.07	52,52,52,52	0
57	MG	1A	3679	1/1	0.94	0.07	79,79,79,79	0
57	MG	1A	3993	1/1	0.94	0.07	57,57,57,57	0
57	MG	2A	3072	1/1	0.94	0.22	63,63,63,63	0
57	MG	2A	3271	1/1	0.94	0.13	58,58,58,58	0
57	MG	2A	3074	1/1	0.94	0.33	61,61,61,61	0
57	MG	1A	3143	1/1	0.94	0.24	63,63,63,63	0
57	MG	1a	1793	1/1	0.94	0.10	76,76,76,76	0
57	MG	1A	3391	1/1	0.94	0.13	49,49,49,49	0
57	MG	2A	3548	1/1	0.94	0.09	74,74,74,74	0
57	MG	1A	3578	1/1	0.94	0.10	54,54,54,54	0
57	MG	1A	3832	1/1	0.94	0.14	56,56,56,56	0
57	MG	2A	3551	1/1	0.94	0.06	78,78,78,78	0
57	MG	1A	3144	1/1	0.94	0.24	53,53,53,53	0
57	MG	1A	3685	1/1	0.94	0.06	90,90,90,90	0
57	MG	1A	4002	1/1	0.94	0.17	61,61,61,61	0
57	MG	2A	3558	1/1	0.94	0.16	56,56,56,56	0
57	MG	1a	1644	1/1	0.94	0.24	70,70,70,70	0
57	MG	1A	3581	1/1	0.94	0.14	60,60,60,60	0
57	MG	1A	3840	1/1	0.94	0.08	63,63,63,63	0
57	MG	1A	3842	1/1	0.94	0.10	54,54,54,54	0
57	MG	2A	3568	1/1	0.94	0.13	70,70,70,70	0
57	MG	2A	3569	1/1	0.94	0.13	73,73,73,73	0
57	MG	1A	3691	1/1	0.94	0.08	80,80,80,80	0
57	MG	1A	3487	1/1	0.94	0.14	64,64,64,64	0
57	MG	1A	3845	1/1	0.94	0.08	46,46,46,46	0
57	MG	2A	3097	1/1	0.94	0.20	74,74,74,74	0
57	MG	2a	3081	1/1	0.94	0.23	73,73,73,73	0
57	MG	1A	3146	1/1	0.94	0.12	62,62,62,62	0
57	MG	1A	3219	1/1	0.94	0.14	49,49,49,49	0
57	MG	1A	3325	1/1	0.94	0.10	46,46,46,46	0
57	MG	1A	3276	1/1	0.94	0.14	51,51,51,51	0
57	MG	1A	3700	1/1	0.94	0.15	64,64,64,64	0
57	MG	1a	1818	1/1	0.94	0.10	86,86,86,86	0
57	MG	2A	3300	1/1	0.94	0.13	72,72,72,72	0
57	MG	1A	3400	1/1	0.94	0.14	73,73,73,73	0
57	MG	1B	214	1/1	0.94	0.19	62,62,62,62	0
57	MG	1B	218	1/1	0.94	0.07	64,64,64,64	0
57	MG	1A	3220	1/1	0.94	0.17	54,54,54,54	0

Continued on next page...

Continued from previous page...

Mol	Type	Chain	Res	Atoms	RSCC	RSR	B-factors(\AA^2)	Q<0.9
57	MG	1A	3593	1/1	0.94	0.11	42,42,42,42	0
57	MG	2A	3599	1/1	0.94	0.13	68,68,68,68	0
57	MG	2A	3307	1/1	0.94	0.22	56,56,56,56	0
57	MG	1A	3282	1/1	0.94	0.10	60,60,60,60	0
57	MG	1A	3403	1/1	0.94	0.18	65,65,65,65	0
57	MG	1A	3863	1/1	0.94	0.07	50,50,50,50	0
57	MG	1a	1669	1/1	0.94	0.28	61,61,61,61	0
57	MG	1A	3601	1/1	0.94	0.12	51,51,51,51	0
57	MG	1A	3718	1/1	0.94	0.08	40,40,40,40	0
57	MG	2A	3608	1/1	0.94	0.09	62,62,62,62	0
57	MG	1A	3284	1/1	0.94	0.19	73,73,73,73	0
57	MG	1a	1674	1/1	0.94	0.36	76,76,76,76	0
57	MG	1D	305	1/1	0.94	0.13	68,68,68,68	0
57	MG	1D	306	1/1	0.94	0.13	53,53,53,53	0
57	MG	2A	3628	1/1	0.94	0.11	54,54,54,54	0
57	MG	1A	3086	1/1	0.94	0.09	62,62,62,62	0
57	MG	2A	3321	1/1	0.94	0.27	66,66,66,66	0
57	MG	1a	1678	1/1	0.94	0.10	64,64,64,64	0
57	MG	2A	3134	1/1	0.94	0.15	85,85,85,85	0
57	MG	2a	3118	1/1	0.94	0.09	74,74,74,74	0
57	MG	1a	1839	1/1	0.94	0.20	80,80,80,80	0
57	MG	2A	3327	1/1	0.94	0.16	50,50,50,50	0
57	MG	1D	309	1/1	0.94	0.14	55,55,55,55	0
57	MG	2A	3331	1/1	0.94	0.11	37,37,37,37	0
57	MG	2A	3639	1/1	0.94	0.18	54,54,54,54	0
57	MG	1a	1680	1/1	0.94	0.13	75,75,75,75	0
57	MG	1A	3873	1/1	0.94	0.08	65,65,65,65	0
57	MG	2A	3139	1/1	0.94	0.30	62,62,62,62	0
57	MG	1A	3033	1/1	0.94	0.09	59,59,59,59	0
57	MG	1A	3881	1/1	0.94	0.15	49,49,49,49	0
57	MG	2A	3142	1/1	0.94	0.15	68,68,68,68	0
57	MG	1A	3722	1/1	0.94	0.09	50,50,50,50	0
57	MG	2A	3648	1/1	0.94	0.12	67,67,67,67	0
57	MG	2a	3140	1/1	0.94	0.11	79,79,79,79	0
57	MG	1A	3612	1/1	0.94	0.08	52,52,52,52	0
57	MG	1A	3118	1/1	0.94	0.14	51,51,51,51	0
57	MG	1A	3888	1/1	0.94	0.10	38,38,38,38	0
57	MG	1A	3729	1/1	0.94	0.10	65,65,65,65	0
57	MG	1a	1854	1/1	0.94	0.29	68,68,68,68	0
57	MG	2A	3659	1/1	0.94	0.13	82,82,82,82	0
57	MG	2A	3353	1/1	0.94	0.06	45,45,45,45	0
57	MG	1F	306	1/1	0.94	0.11	51,51,51,51	0

Continued on next page...

Continued from previous page...

Mol	Type	Chain	Res	Atoms	RSCC	RSR	B-factors(\AA^2)	Q<0.9
57	MG	1A	3892	1/1	0.94	0.21	44,44,44,44	0
57	MG	1F	312	1/1	0.94	0.14	74,74,74,74	0
57	MG	1A	3514	1/1	0.94	0.09	47,47,47,47	0
57	MG	1F	314	1/1	0.94	0.10	69,69,69,69	0
57	MG	1A	3419	1/1	0.94	0.09	53,53,53,53	0
57	MG	2A	3155	1/1	0.94	0.15	53,53,53,53	0
57	MG	2A	3156	1/1	0.94	0.15	70,70,70,70	0
57	MG	1A	3735	1/1	0.94	0.11	76,76,76,76	0
57	MG	2A	3374	1/1	0.94	0.21	53,53,53,53	0
57	MG	1A	3423	1/1	0.94	0.13	41,41,41,41	0
57	MG	2A	3377	1/1	0.94	0.11	44,44,44,44	0
57	MG	2A	3159	1/1	0.94	0.08	62,62,62,62	0
57	MG	2a	3163	1/1	0.94	0.08	62,62,62,62	0
57	MG	2A	3382	1/1	0.94	0.12	63,63,63,63	0
57	MG	2A	3383	1/1	0.94	0.20	74,74,74,74	0
57	MG	1A	3621	1/1	0.94	0.27	59,59,59,59	0
57	MG	1A	3153	1/1	0.94	0.09	57,57,57,57	0
57	MG	1A	3023	1/1	0.94	0.09	47,47,47,47	0
57	MG	1O	201	1/1	0.94	0.11	72,72,72,72	0
57	MG	2A	3683	1/1	0.94	0.13	72,72,72,72	0
57	MG	1P	202	1/1	0.94	0.24	47,47,47,47	0
57	MG	1A	3907	1/1	0.94	0.14	63,63,63,63	0
57	MG	2a	3173	1/1	0.94	0.15	74,74,74,74	0
57	MG	1A	3048	1/1	0.94	0.29	54,54,54,54	0
57	MG	1g	202	1/1	0.94	0.15	72,72,72,72	0
57	MG	2A	3691	1/1	0.94	0.13	72,72,72,72	0
57	MG	1A	3434	1/1	0.94	0.17	69,69,69,69	0
57	MG	1Q	203	1/1	0.94	0.23	54,54,54,54	0
57	MG	2A	3694	1/1	0.94	0.21	57,57,57,57	0
57	MG	1Q	204	1/1	0.94	0.31	53,53,53,53	0
57	MG	2A	3396	1/1	0.94	0.31	65,65,65,65	0
57	MG	1A	3912	1/1	0.94	0.09	71,71,71,71	0
57	MG	2A	3402	1/1	0.94	0.08	65,65,65,65	0
57	MG	1R	203	1/1	0.94	0.13	64,64,64,64	0
57	MG	2A	3405	1/1	0.94	0.08	73,73,73,73	0
57	MG	1R	205	1/1	0.94	0.18	59,59,59,59	0
57	MG	2A	3407	1/1	0.94	0.09	71,71,71,71	0
57	MG	2y	201	1/1	0.94	0.24	79,79,79,79	0
57	MG	1A	3753	1/1	0.94	0.15	66,66,66,66	0
57	MG	1A	3340	1/1	0.94	0.18	72,72,72,72	0
57	MG	1a	1715	1/1	0.94	0.39	65,65,65,65	0
57	MG	1A	3438	1/1	0.94	0.08	50,50,50,50	0

Continued on next page...

Continued from previous page...

Mol	Type	Chain	Res	Atoms	RSCC	RSR	B-factors(Å ²)	Q<0.9
57	MG	1A	3630	1/1	0.94	0.08	37,37,37,37	0
57	MG	2A	3712	1/1	0.94	0.08	54,54,54,54	0
60	ZN	24	501	1/1	0.94	0.13	155,155,155,155	0
57	MG	2B	204	1/1	0.95	0.19	57,57,57,57	0
57	MG	1A	3647	1/1	0.95	0.21	39,39,39,39	0
57	MG	1a	1723	1/1	0.95	0.13	69,69,69,69	0
57	MG	1A	3277	1/1	0.95	0.35	51,51,51,51	0
57	MG	1A	3334	1/1	0.95	0.32	69,69,69,69	0
57	MG	1U	205	1/1	0.95	0.20	52,52,52,52	0
57	MG	2A	3222	1/1	0.95	0.13	71,71,71,71	0
57	MG	1A	3112	1/1	0.95	0.10	58,58,58,58	0
57	MG	2B	213	1/1	0.95	0.17	71,71,71,71	0
57	MG	1A	3782	1/1	0.95	0.06	45,45,45,45	0
57	MG	2B	215	1/1	0.95	0.09	78,78,78,78	0
57	MG	1A	3933	1/1	0.95	0.17	57,57,57,57	0
57	MG	2D	302	1/1	0.95	0.14	67,67,67,67	0
57	MG	1V	206	1/1	0.95	0.08	54,54,54,54	0
57	MG	2D	304	1/1	0.95	0.13	62,62,62,62	0
57	MG	1A	3435	1/1	0.95	0.07	47,47,47,47	0
57	MG	2D	306	1/1	0.95	0.16	70,70,70,70	0
57	MG	2D	307	1/1	0.95	0.32	69,69,69,69	0
57	MG	1a	1732	1/1	0.95	0.10	59,59,59,59	0
57	MG	1A	3784	1/1	0.95	0.14	45,45,45,45	0
57	MG	2E	301	1/1	0.95	0.14	53,53,53,53	0
57	MG	1A	3336	1/1	0.95	0.22	65,65,65,65	0
57	MG	2A	3462	1/1	0.95	0.08	52,52,52,52	0
57	MG	1A	3001	1/1	0.95	0.09	51,51,51,51	0
57	MG	10	101	1/1	0.95	0.09	51,51,51,51	0
57	MG	1A	3941	1/1	0.95	0.08	52,52,52,52	0
57	MG	1a	1742	1/1	0.95	0.07	65,65,65,65	0
57	MG	2F	302	1/1	0.95	0.17	61,61,61,61	0
57	MG	2A	3235	1/1	0.95	0.29	54,54,54,54	0
57	MG	1A	3787	1/1	0.95	0.16	74,74,74,74	0
57	MG	2A	3040	1/1	0.95	0.15	43,43,43,43	0
57	MG	1A	3283	1/1	0.95	0.09	46,46,46,46	0
57	MG	2O	201	1/1	0.95	0.09	86,86,86,86	0
57	MG	2A	3240	1/1	0.95	0.18	49,49,49,49	0
57	MG	2Q	202	1/1	0.95	0.35	71,71,71,71	0
57	MG	10	106	1/1	0.95	0.06	62,62,62,62	0
57	MG	1A	3441	1/1	0.95	0.09	39,39,39,39	0
57	MG	1a	1751	1/1	0.95	0.13	62,62,62,62	0
57	MG	2T	202	1/1	0.95	0.08	74,74,74,74	0

Continued on next page...

Continued from previous page...

Mol	Type	Chain	Res	Atoms	RSCC	RSR	B-factors(\AA^2)	Q<0.9
57	MG	1A	3546	1/1	0.95	0.08	58,58,58,58	0
57	MG	11	105	1/1	0.95	0.10	58,58,58,58	0
57	MG	2A	3480	1/1	0.95	0.11	76,76,76,76	0
57	MG	1a	1755	1/1	0.95	0.23	56,56,56,56	0
57	MG	1A	3225	1/1	0.95	0.27	46,46,46,46	0
57	MG	2W	201	1/1	0.95	0.10	63,63,63,63	0
57	MG	2A	3484	1/1	0.95	0.11	69,69,69,69	0
57	MG	1A	3951	1/1	0.95	0.09	56,56,56,56	0
57	MG	13	104	1/1	0.95	0.11	53,53,53,53	0
57	MG	1a	1759	1/1	0.95	0.09	75,75,75,75	0
57	MG	1A	3549	1/1	0.95	0.16	62,62,62,62	0
57	MG	1A	3661	1/1	0.95	0.06	53,53,53,53	0
57	MG	21	101	1/1	0.95	0.13	66,66,66,66	0
57	MG	1A	3117	1/1	0.95	0.14	50,50,50,50	0
57	MG	2A	3257	1/1	0.95	0.10	61,61,61,61	0
57	MG	1A	3026	1/1	0.95	0.12	44,44,44,44	0
57	MG	1A	3957	1/1	0.95	0.12	67,67,67,67	0
57	MG	25	101	1/1	0.95	0.44	63,63,63,63	0
57	MG	2A	3495	1/1	0.95	0.13	73,73,73,73	0
57	MG	1A	3027	1/1	0.95	0.08	68,68,68,68	0
57	MG	15	107	1/1	0.95	0.10	58,58,58,58	0
57	MG	1A	3960	1/1	0.95	0.32	48,48,48,48	0
57	MG	18	102	1/1	0.95	0.09	48,48,48,48	0
57	MG	1A	3012	1/1	0.95	0.17	50,50,50,50	0
57	MG	1A	3344	1/1	0.95	0.26	62,62,62,62	0
57	MG	1A	3075	1/1	0.95	0.16	49,49,49,49	0
57	MG	1a	1601	1/1	0.95	0.15	84,84,84,84	0
57	MG	1A	3967	1/1	0.95	0.07	64,64,64,64	0
57	MG	1A	3347	1/1	0.95	0.11	47,47,47,47	0
57	MG	1A	3234	1/1	0.95	0.33	55,55,55,55	0
57	MG	1a	1779	1/1	0.95	0.19	73,73,73,73	0
57	MG	2A	3512	1/1	0.95	0.09	59,59,59,59	0
57	MG	2A	3272	1/1	0.95	0.11	60,60,60,60	0
57	MG	2a	3014	1/1	0.95	0.15	70,70,70,70	0
57	MG	1a	1606	1/1	0.95	0.06	80,80,80,80	0
57	MG	1A	3076	1/1	0.95	0.11	49,49,49,49	0
57	MG	1A	3809	1/1	0.95	0.14	67,67,67,67	0
57	MG	2A	3276	1/1	0.95	0.38	71,71,71,71	0
57	MG	2a	3019	1/1	0.95	0.11	71,71,71,71	0
57	MG	2A	3518	1/1	0.95	0.10	72,72,72,72	0
57	MG	1A	3351	1/1	0.95	0.11	36,36,36,36	0
57	MG	1A	3014	1/1	0.95	0.29	63,63,63,63	0

Continued on next page...

Continued from previous page...

Mol	Type	Chain	Res	Atoms	RSCC	RSR	B-factors(Å ²)	Q<0.9
57	MG	1A	3813	1/1	0.95	0.06	44,44,44,44	0
57	MG	1A	3125	1/1	0.95	0.08	52,52,52,52	0
57	MG	2A	3525	1/1	0.95	0.09	47,47,47,47	0
57	MG	1A	3192	1/1	0.95	0.26	54,54,54,54	0
57	MG	1A	3300	1/1	0.95	0.14	65,65,65,65	0
57	MG	2A	3085	1/1	0.95	0.12	78,78,78,78	0
57	MG	1A	3574	1/1	0.95	0.13	52,52,52,52	0
57	MG	2A	3285	1/1	0.95	0.15	78,78,78,78	0
57	MG	1A	3020	1/1	0.95	0.34	50,50,50,50	0
57	MG	1A	3467	1/1	0.95	0.11	57,57,57,57	0
57	MG	1A	3986	1/1	0.95	0.10	67,67,67,67	0
57	MG	1A	3823	1/1	0.95	0.10	69,69,69,69	0
57	MG	1a	1624	1/1	0.95	0.16	67,67,67,67	0
57	MG	1A	3080	1/1	0.95	0.12	53,53,53,53	0
57	MG	2A	3539	1/1	0.95	0.07	72,72,72,72	0
57	MG	1A	3303	1/1	0.95	0.06	75,75,75,75	0
57	MG	2A	3541	1/1	0.95	0.13	76,76,76,76	0
57	MG	1a	1797	1/1	0.95	0.22	65,65,65,65	0
57	MG	1A	3693	1/1	0.95	0.09	56,56,56,56	0
57	MG	2A	3296	1/1	0.95	0.09	52,52,52,52	0
57	MG	1A	3244	1/1	0.95	0.05	74,74,74,74	0
57	MG	1A	3994	1/1	0.95	0.22	48,48,48,48	0
57	MG	1A	3829	1/1	0.95	0.10	50,50,50,50	0
57	MG	1a	1804	1/1	0.95	0.08	70,70,70,70	0
57	MG	1A	3372	1/1	0.95	0.09	64,64,64,64	0
57	MG	1A	3196	1/1	0.95	0.17	55,55,55,55	0
57	MG	1A	3587	1/1	0.95	0.10	52,52,52,52	0
57	MG	1A	3834	1/1	0.95	0.10	63,63,63,63	0
57	MG	1A	3835	1/1	0.95	0.14	59,59,59,59	0
57	MG	2A	3113	1/1	0.95	0.12	85,85,85,85	0
57	MG	2A	3562	1/1	0.95	0.12	66,66,66,66	0
57	MG	2A	3564	1/1	0.95	0.13	68,68,68,68	0
57	MG	2A	3114	1/1	0.95	0.08	71,71,71,71	0
57	MG	1A	3836	1/1	0.95	0.09	35,35,35,35	0
57	MG	1A	3249	1/1	0.95	0.20	42,42,42,42	0
57	MG	1A	3838	1/1	0.95	0.10	55,55,55,55	0
57	MG	2a	3060	1/1	0.95	0.14	79,79,79,79	0
57	MG	1A	3161	1/1	0.95	0.19	66,66,66,66	0
57	MG	1A	3384	1/1	0.95	0.09	60,60,60,60	0
57	MG	2A	3123	1/1	0.95	0.17	71,71,71,71	0
57	MG	2A	3577	1/1	0.95	0.08	77,77,77,77	0
57	MG	1A	3385	1/1	0.95	0.09	35,35,35,35	0

Continued on next page...

Continued from previous page...

Mol	Type	Chain	Res	Atoms	RSCC	RSR	B-factors(\AA^2)	Q<0.9
57	MG	2A	3580	1/1	0.95	0.16	53,53,53,53	0
57	MG	2A	3581	1/1	0.95	0.12	47,47,47,47	0
57	MG	1B	205	1/1	0.95	0.05	56,56,56,56	0
57	MG	1A	3254	1/1	0.95	0.08	67,67,67,67	0
57	MG	2A	3584	1/1	0.95	0.12	60,60,60,60	0
57	MG	2A	3128	1/1	0.95	0.21	66,66,66,66	0
57	MG	1a	1650	1/1	0.95	0.09	62,62,62,62	0
57	MG	1A	3128	1/1	0.95	0.29	48,48,48,48	0
57	MG	2A	3131	1/1	0.95	0.13	67,67,67,67	0
57	MG	2A	3325	1/1	0.95	0.08	64,64,64,64	0
57	MG	1A	3710	1/1	0.95	0.08	73,73,73,73	0
57	MG	1B	209	1/1	0.95	0.06	59,59,59,59	0
57	MG	2A	3595	1/1	0.95	0.12	65,65,65,65	0
57	MG	1A	3711	1/1	0.95	0.07	56,56,56,56	0
57	MG	1A	3489	1/1	0.95	0.08	61,61,61,61	0
57	MG	2A	3332	1/1	0.95	0.11	87,87,87,87	0
57	MG	1A	3716	1/1	0.95	0.20	52,52,52,52	0
57	MG	1A	3490	1/1	0.95	0.08	64,64,64,64	0
57	MG	1A	3081	1/1	0.95	0.24	57,57,57,57	0
57	MG	1a	1830	1/1	0.95	0.12	68,68,68,68	0
57	MG	1A	3200	1/1	0.95	0.23	54,54,54,54	0
57	MG	1A	3312	1/1	0.95	0.20	44,44,44,44	0
57	MG	2A	3344	1/1	0.95	0.09	49,49,49,49	0
57	MG	2A	3346	1/1	0.95	0.07	51,51,51,51	0
57	MG	1a	1661	1/1	0.95	0.19	73,73,73,73	0
57	MG	2A	3609	1/1	0.95	0.08	54,54,54,54	0
57	MG	1A	3050	1/1	0.95	0.14	45,45,45,45	0
57	MG	2A	3615	1/1	0.95	0.14	62,62,62,62	0
57	MG	2A	3618	1/1	0.95	0.17	56,56,56,56	0
57	MG	2A	3619	1/1	0.95	0.09	58,58,58,58	0
57	MG	1B	223	1/1	0.95	0.08	58,58,58,58	0
57	MG	1A	3857	1/1	0.95	0.10	46,46,46,46	0
57	MG	2a	3102	1/1	0.95	0.17	69,69,69,69	0
57	MG	2A	3625	1/1	0.95	0.08	40,40,40,40	0
57	MG	1A	3203	1/1	0.95	0.38	47,47,47,47	0
57	MG	1A	3169	1/1	0.95	0.13	68,68,68,68	0
57	MG	1a	1841	1/1	0.95	0.14	67,67,67,67	0
57	MG	1A	3316	1/1	0.95	0.16	66,66,66,66	0
57	MG	1A	3616	1/1	0.95	0.09	65,65,65,65	0
57	MG	1A	3730	1/1	0.95	0.07	70,70,70,70	0
57	MG	2A	3357	1/1	0.95	0.15	57,57,57,57	0
57	MG	1a	1845	1/1	0.95	0.13	66,66,66,66	0

Continued on next page...

Continued from previous page...

Mol	Type	Chain	Res	Atoms	RSCC	RSR	B-factors(\AA^2)	Q<0.9
57	MG	1D	303	1/1	0.95	0.27	57,57,57,57	0
57	MG	2A	3361	1/1	0.95	0.18	60,60,60,60	0
57	MG	1A	3261	1/1	0.95	0.10	54,54,54,54	0
57	MG	1A	3106	1/1	0.95	0.20	48,48,48,48	0
57	MG	1A	3734	1/1	0.95	0.08	48,48,48,48	0
57	MG	1D	308	1/1	0.95	0.09	33,33,33,33	0
57	MG	1a	1851	1/1	0.95	0.13	62,62,62,62	0
57	MG	1A	3506	1/1	0.95	0.11	55,55,55,55	0
57	MG	2A	3376	1/1	0.95	0.09	52,52,52,52	0
57	MG	1D	310	1/1	0.95	0.10	46,46,46,46	0
57	MG	2A	3378	1/1	0.95	0.18	74,74,74,74	0
57	MG	2A	3162	1/1	0.95	0.13	70,70,70,70	0
57	MG	2A	3380	1/1	0.95	0.12	51,51,51,51	0
57	MG	1A	3880	1/1	0.95	0.12	59,59,59,59	0
57	MG	1A	3265	1/1	0.95	0.12	47,47,47,47	0
57	MG	2a	3135	1/1	0.95	0.10	83,83,83,83	0
57	MG	1A	3738	1/1	0.95	0.24	64,64,64,64	0
57	MG	1a	1682	1/1	0.95	0.14	68,68,68,68	0
57	MG	1A	3321	1/1	0.95	0.12	56,56,56,56	0
57	MG	1A	3133	1/1	0.95	0.10	60,60,60,60	0
57	MG	1E	303	1/1	0.95	0.16	53,53,53,53	0
57	MG	2a	3142	1/1	0.95	0.14	75,75,75,75	0
57	MG	1a	1686	1/1	0.95	0.23	62,62,62,62	0
57	MG	1E	307	1/1	0.95	0.12	36,36,36,36	0
57	MG	1A	3515	1/1	0.95	0.09	42,42,42,42	0
57	MG	1E	309	1/1	0.95	0.14	43,43,43,43	0
57	MG	1A	3404	1/1	0.95	0.24	61,61,61,61	0
57	MG	1A	3744	1/1	0.95	0.07	47,47,47,47	0
57	MG	1A	3134	1/1	0.95	0.17	50,50,50,50	0
57	MG	1F	307	1/1	0.95	0.08	50,50,50,50	0
57	MG	2A	3181	1/1	0.95	0.10	66,66,66,66	0
57	MG	2A	3403	1/1	0.95	0.19	69,69,69,69	0
57	MG	1F	308	1/1	0.95	0.17	45,45,45,45	0
57	MG	2A	3183	1/1	0.95	0.12	71,71,71,71	0
57	MG	1A	3051	1/1	0.95	0.10	42,42,42,42	0
57	MG	2A	3678	1/1	0.95	0.11	63,63,63,63	0
57	MG	1A	3754	1/1	0.95	0.09	52,52,52,52	0
57	MG	1A	3899	1/1	0.95	0.11	72,72,72,72	0
57	MG	1A	3213	1/1	0.95	0.19	57,57,57,57	0
57	MG	1A	3066	1/1	0.95	0.30	54,54,54,54	0
57	MG	1A	3416	1/1	0.95	0.09	34,34,34,34	0
57	MG	1m	202	1/1	0.95	0.11	77,77,77,77	0

Continued on next page...

Continued from previous page...

Mol	Type	Chain	Res	Atoms	RSCC	RSR	B-factors(\AA^2)	Q<0.9
57	MG	2A	3685	1/1	0.95	0.14	62,62,62,62	0
57	MG	1A	3636	1/1	0.95	0.10	53,53,53,53	0
57	MG	1a	1702	1/1	0.95	0.34	73,73,73,73	0
57	MG	1G	203	1/1	0.95	0.15	55,55,55,55	0
57	MG	2A	3416	1/1	0.95	0.06	76,76,76,76	0
57	MG	2A	3417	1/1	0.95	0.12	41,41,41,41	0
57	MG	1A	3330	1/1	0.95	0.13	57,57,57,57	0
57	MG	1A	3761	1/1	0.95	0.08	41,41,41,41	0
57	MG	2A	3695	1/1	0.95	0.20	68,68,68,68	0
57	MG	1A	3009	1/1	0.95	0.14	36,36,36,36	0
57	MG	1A	3111	1/1	0.95	0.19	50,50,50,50	0
57	MG	1P	201	1/1	0.95	0.26	46,46,46,46	0
57	MG	2A	3699	1/1	0.95	0.10	58,58,58,58	0
57	MG	1A	3532	1/1	0.95	0.08	43,43,43,43	0
57	MG	2A	3001	1/1	0.95	0.32	71,71,71,71	0
57	MG	1A	3914	1/1	0.95	0.09	77,77,77,77	0
57	MG	2A	3704	1/1	0.95	0.17	76,76,76,76	0
57	MG	1A	3768	1/1	0.95	0.11	61,61,61,61	0
57	MG	1A	3643	1/1	0.95	0.25	58,58,58,58	0
57	MG	1A	3428	1/1	0.95	0.16	66,66,66,66	0
57	MG	1A	3772	1/1	0.95	0.17	57,57,57,57	0
57	MG	1A	3773	1/1	0.95	0.11	55,55,55,55	0
57	MG	2A	3434	1/1	0.95	0.09	45,45,45,45	0
57	MG	1R	201	1/1	0.95	0.32	49,49,49,49	0
57	MG	2t	201	1/1	0.95	0.18	54,54,54,54	0
57	MG	2A	3437	1/1	0.95	0.12	42,42,42,42	0
58	MPD	1A	4005	8/8	0.95	0.15	61,67,71,72	0
57	MG	1A	3774	1/1	0.95	0.12	55,55,55,55	0
57	MG	1A	3775	1/1	0.95	0.18	57,57,57,57	0
57	MG	1A	3924	1/1	0.95	0.09	46,46,46,46	0
57	MG	1A	3646	1/1	0.95	0.12	49,49,49,49	0
57	MG	1A	3926	1/1	0.95	0.08	68,68,68,68	0
57	MG	2A	3445	1/1	0.95	0.14	60,60,60,60	0
60	ZN	14	501	1/1	0.95	0.11	133,133,133,133	0
57	MG	2A	3446	1/1	0.95	0.16	63,63,63,63	0
57	MG	1A	3386	1/1	0.96	0.07	54,54,54,54	0
57	MG	1A	3841	1/1	0.96	0.10	57,57,57,57	0
57	MG	1A	3713	1/1	0.96	0.09	49,49,49,49	0
57	MG	2A	3504	1/1	0.96	0.08	72,72,72,72	0
57	MG	1A	3482	1/1	0.96	0.10	34,34,34,34	0
57	MG	1A	3186	1/1	0.96	0.14	52,52,52,52	0
57	MG	2A	3507	1/1	0.96	0.11	58,58,58,58	0

Continued on next page...

Continued from previous page...

Mol	Type	Chain	Res	Atoms	RSCC	RSR	B-factors(\AA^2)	Q<0.9
57	MG	1a	1625	1/1	0.96	0.09	70,70,70,70	0
57	MG	1A	3317	1/1	0.96	0.10	49,49,49,49	0
57	MG	1A	3223	1/1	0.96	0.11	50,50,50,50	0
57	MG	1A	3040	1/1	0.96	0.14	66,66,66,66	0
57	MG	2R	202	1/1	0.96	0.24	68,68,68,68	0
57	MG	1A	3157	1/1	0.96	0.10	45,45,45,45	0
57	MG	1A	3597	1/1	0.96	0.08	61,61,61,61	0
57	MG	1A	3599	1/1	0.96	0.11	56,56,56,56	0
57	MG	1a	1632	1/1	0.96	0.07	61,61,61,61	0
57	MG	1A	3600	1/1	0.96	0.08	56,56,56,56	0
57	MG	1a	1802	1/1	0.96	0.15	75,75,75,75	0
57	MG	2V	202	1/1	0.96	0.15	65,65,65,65	0
57	MG	1A	3852	1/1	0.96	0.06	46,46,46,46	0
57	MG	2A	3519	1/1	0.96	0.13	72,72,72,72	0
57	MG	1a	1635	1/1	0.96	0.12	51,51,51,51	0
57	MG	1A	3853	1/1	0.96	0.06	58,58,58,58	0
57	MG	1A	3392	1/1	0.96	0.17	49,49,49,49	0
57	MG	1A	3727	1/1	0.96	0.10	46,46,46,46	0
57	MG	2A	3106	1/1	0.96	0.11	56,56,56,56	0
57	MG	2A	3107	1/1	0.96	0.08	54,54,54,54	0
57	MG	1a	1808	1/1	0.96	0.09	67,67,67,67	0
57	MG	1A	3602	1/1	0.96	0.09	58,58,58,58	0
57	MG	1A	3092	1/1	0.96	0.08	47,47,47,47	0
57	MG	1B	215	1/1	0.96	0.07	68,68,68,68	0
57	MG	1a	1642	1/1	0.96	0.28	59,59,59,59	0
57	MG	1A	3275	1/1	0.96	0.17	58,58,58,58	0
57	MG	1A	3862	1/1	0.96	0.10	57,57,57,57	0
57	MG	2A	3305	1/1	0.96	0.11	44,44,44,44	0
57	MG	1A	3324	1/1	0.96	0.07	48,48,48,48	0
57	MG	28	101	1/1	0.96	0.07	75,75,75,75	0
57	MG	2A	3537	1/1	0.96	0.23	72,72,72,72	0
57	MG	2a	3001	1/1	0.96	0.07	54,54,54,54	0
57	MG	2A	3118	1/1	0.96	0.14	45,45,45,45	0
57	MG	2A	3308	1/1	0.96	0.17	65,65,65,65	0
57	MG	1B	221	1/1	0.96	0.15	59,59,59,59	0
57	MG	1A	3397	1/1	0.96	0.12	54,54,54,54	0
57	MG	2A	3542	1/1	0.96	0.21	44,44,44,44	0
57	MG	2A	3121	1/1	0.96	0.07	62,62,62,62	0
57	MG	2A	3544	1/1	0.96	0.09	62,62,62,62	0
57	MG	1A	3055	1/1	0.96	0.19	54,54,54,54	0
57	MG	1A	3094	1/1	0.96	0.10	49,49,49,49	0
57	MG	1A	3278	1/1	0.96	0.07	55,55,55,55	0

Continued on next page...

Continued from previous page...

Mol	Type	Chain	Res	Atoms	RSCC	RSR	B-factors(\AA^2)	Q<0.9
57	MG	2a	3012	1/1	0.96	0.07	65,65,65,65	0
57	MG	2A	3125	1/1	0.96	0.24	67,67,67,67	0
57	MG	1B	228	1/1	0.96	0.08	72,72,72,72	0
57	MG	1A	3869	1/1	0.96	0.10	73,73,73,73	0
57	MG	2A	3552	1/1	0.96	0.10	39,39,39,39	0
57	MG	2A	3318	1/1	0.96	0.11	50,50,50,50	0
57	MG	1A	3618	1/1	0.96	0.10	45,45,45,45	0
57	MG	1A	3230	1/1	0.96	0.18	46,46,46,46	0
57	MG	1D	302	1/1	0.96	0.40	52,52,52,52	0
57	MG	1A	3879	1/1	0.96	0.07	71,71,71,71	0
57	MG	1A	3281	1/1	0.96	0.18	51,51,51,51	0
57	MG	1a	1829	1/1	0.96	0.12	54,54,54,54	0
57	MG	1A	3231	1/1	0.96	0.12	47,47,47,47	0
57	MG	1A	3135	1/1	0.96	0.19	50,50,50,50	0
57	MG	1A	3746	1/1	0.96	0.09	40,40,40,40	0
57	MG	2A	3329	1/1	0.96	0.08	42,42,42,42	0
57	MG	2A	3330	1/1	0.96	0.09	59,59,59,59	0
57	MG	2A	3570	1/1	0.96	0.07	61,61,61,61	0
57	MG	1A	3747	1/1	0.96	0.25	62,62,62,62	0
57	MG	1A	3748	1/1	0.96	0.07	73,73,73,73	0
57	MG	1A	3889	1/1	0.96	0.11	36,36,36,36	0
57	MG	2A	3575	1/1	0.96	0.07	65,65,65,65	0
57	MG	1A	3751	1/1	0.96	0.09	60,60,60,60	0
57	MG	1a	1667	1/1	0.96	0.18	59,59,59,59	0
57	MG	1D	313	1/1	0.96	0.11	43,43,43,43	0
57	MG	1A	3405	1/1	0.96	0.15	59,59,59,59	0
57	MG	1D	317	1/1	0.96	0.11	56,56,56,56	0
57	MG	1A	3510	1/1	0.96	0.12	37,37,37,37	0
57	MG	1A	3025	1/1	0.96	0.15	43,43,43,43	0
57	MG	2A	3585	1/1	0.96	0.09	53,53,53,53	0
57	MG	1a	1673	1/1	0.96	0.07	68,68,68,68	0
57	MG	1A	3163	1/1	0.96	0.07	49,49,49,49	0
57	MG	1E	306	1/1	0.96	0.21	49,49,49,49	0
57	MG	1A	3195	1/1	0.96	0.20	52,52,52,52	0
57	MG	1A	3078	1/1	0.96	0.09	56,56,56,56	0
57	MG	1A	3517	1/1	0.96	0.07	61,61,61,61	0
57	MG	1F	302	1/1	0.96	0.16	41,41,41,41	0
57	MG	1A	3519	1/1	0.96	0.12	35,35,35,35	0
57	MG	1A	3634	1/1	0.96	0.13	61,61,61,61	0
57	MG	1A	3415	1/1	0.96	0.13	40,40,40,40	0
57	MG	1A	3288	1/1	0.96	0.08	44,44,44,44	0
57	MG	1A	3910	1/1	0.96	0.12	65,65,65,65	0

Continued on next page...

Continued from previous page...

Mol	Type	Chain	Res	Atoms	RSCC	RSR	B-factors(\AA^2)	Q<0.9
57	MG	1A	3764	1/1	0.96	0.08	40,40,40,40	0
57	MG	1A	3637	1/1	0.96	0.09	37,37,37,37	0
57	MG	1A	3047	1/1	0.96	0.26	60,60,60,60	0
57	MG	1A	3421	1/1	0.96	0.13	38,38,38,38	0
57	MG	1A	3290	1/1	0.96	0.10	62,62,62,62	0
57	MG	2a	3059	1/1	0.96	0.19	60,60,60,60	0
57	MG	2A	3605	1/1	0.96	0.10	60,60,60,60	0
57	MG	2A	3366	1/1	0.96	0.17	60,60,60,60	0
57	MG	2A	3368	1/1	0.96	0.09	74,74,74,74	0
57	MG	1A	3771	1/1	0.96	0.15	61,61,61,61	0
57	MG	1A	3291	1/1	0.96	0.12	45,45,45,45	0
57	MG	2A	3167	1/1	0.96	0.12	60,60,60,60	0
57	MG	1A	3167	1/1	0.96	0.15	63,63,63,63	0
57	MG	1G	204	1/1	0.96	0.18	67,67,67,67	0
57	MG	1A	3294	1/1	0.96	0.06	47,47,47,47	0
57	MG	2A	3620	1/1	0.96	0.13	61,61,61,61	0
57	MG	1A	3068	1/1	0.96	0.22	55,55,55,55	0
57	MG	1N	202	1/1	0.96	0.08	47,47,47,47	0
57	MG	1A	3243	1/1	0.96	0.24	50,50,50,50	0
57	MG	1N	204	1/1	0.96	0.05	82,82,82,82	0
57	MG	1A	3069	1/1	0.96	0.06	53,53,53,53	0
57	MG	1A	3245	1/1	0.96	0.10	56,56,56,56	0
57	MG	1A	3437	1/1	0.96	0.07	45,45,45,45	0
57	MG	2A	3178	1/1	0.96	0.09	68,68,68,68	0
57	MG	2A	3632	1/1	0.96	0.09	57,57,57,57	0
57	MG	1A	3927	1/1	0.96	0.09	60,60,60,60	0
57	MG	1A	3246	1/1	0.96	0.09	60,60,60,60	0
57	MG	1P	205	1/1	0.96	0.12	61,61,61,61	0
57	MG	1A	3439	1/1	0.96	0.06	39,39,39,39	0
57	MG	1A	3018	1/1	0.96	0.12	43,43,43,43	0
57	MG	2A	3185	1/1	0.96	0.07	58,58,58,58	0
57	MG	1A	3350	1/1	0.96	0.10	65,65,65,65	0
57	MG	1o	102	1/1	0.96	0.20	76,76,76,76	0
57	MG	2a	3088	1/1	0.96	0.11	61,61,61,61	0
57	MG	2A	3397	1/1	0.96	0.11	50,50,50,50	0
57	MG	2a	3090	1/1	0.96	0.25	81,81,81,81	0
57	MG	1o	103	1/1	0.96	0.07	75,75,75,75	0
57	MG	1A	3145	1/1	0.96	0.08	48,48,48,48	0
57	MG	1Q	207	1/1	0.96	0.10	47,47,47,47	0
57	MG	1Q	208	1/1	0.96	0.08	58,58,58,58	0
57	MG	1Q	209	1/1	0.96	0.11	60,60,60,60	0
57	MG	1A	3251	1/1	0.96	0.19	55,55,55,55	0

Continued on next page...

Continued from previous page...

Mol	Type	Chain	Res	Atoms	RSCC	RSR	B-factors(\AA^2)	Q<0.9
57	MG	1A	3353	1/1	0.96	0.12	35,35,35,35	0
57	MG	1A	3103	1/1	0.96	0.08	47,47,47,47	0
57	MG	2A	3655	1/1	0.96	0.10	70,70,70,70	0
57	MG	2A	3002	1/1	0.96	0.08	69,69,69,69	0
57	MG	2A	3657	1/1	0.96	0.20	75,75,75,75	0
57	MG	2A	3197	1/1	0.96	0.07	62,62,62,62	0
57	MG	1A	3550	1/1	0.96	0.09	43,43,43,43	0
57	MG	1A	3147	1/1	0.96	0.27	54,54,54,54	0
57	MG	2A	3007	1/1	0.96	0.08	61,61,61,61	0
57	MG	1A	3940	1/1	0.96	0.07	55,55,55,55	0
57	MG	1A	3177	1/1	0.96	0.17	44,44,44,44	0
57	MG	2A	3664	1/1	0.96	0.10	51,51,51,51	0
57	MG	1A	3449	1/1	0.96	0.07	44,44,44,44	0
57	MG	1U	203	1/1	0.96	0.14	45,45,45,45	0
57	MG	1A	3943	1/1	0.96	0.07	58,58,58,58	0
57	MG	2A	3015	1/1	0.96	0.11	55,55,55,55	0
57	MG	2a	3115	1/1	0.96	0.07	69,69,69,69	0
57	MG	1A	3360	1/1	0.96	0.10	49,49,49,49	0
57	MG	1A	3666	1/1	0.96	0.13	37,37,37,37	0
57	MG	1A	3797	1/1	0.96	0.09	58,58,58,58	0
57	MG	1A	3209	1/1	0.96	0.11	44,44,44,44	0
57	MG	1A	3669	1/1	0.96	0.10	44,44,44,44	0
57	MG	1A	3363	1/1	0.96	0.07	54,54,54,54	0
57	MG	2A	3426	1/1	0.96	0.11	78,78,78,78	0
57	MG	1A	3010	1/1	0.96	0.28	63,63,63,63	0
57	MG	1A	3559	1/1	0.96	0.17	52,52,52,52	0
57	MG	1A	3955	1/1	0.96	0.18	45,45,45,45	0
57	MG	1A	3804	1/1	0.96	0.08	38,38,38,38	0
57	MG	2a	3130	1/1	0.96	0.06	73,73,73,73	0
57	MG	1A	3366	1/1	0.96	0.11	56,56,56,56	0
57	MG	2A	3433	1/1	0.96	0.13	52,52,52,52	0
57	MG	1a	1733	1/1	0.96	0.08	55,55,55,55	0
57	MG	2A	3435	1/1	0.96	0.18	65,65,65,65	0
57	MG	2a	3137	1/1	0.96	0.10	75,75,75,75	0
57	MG	1a	1735	1/1	0.96	0.07	88,88,88,88	0
57	MG	2A	3221	1/1	0.96	0.20	69,69,69,69	0
57	MG	2A	3687	1/1	0.96	0.09	84,84,84,84	0
57	MG	1A	3561	1/1	0.96	0.11	38,38,38,38	0
57	MG	2A	3440	1/1	0.96	0.07	53,53,53,53	0
57	MG	2a	3143	1/1	0.96	0.09	74,74,74,74	0
57	MG	2A	3690	1/1	0.96	0.06	62,62,62,62	0
57	MG	1A	3563	1/1	0.96	0.09	52,52,52,52	0

Continued on next page...

Continued from previous page...

Mol	Type	Chain	Res	Atoms	RSCC	RSR	B-factors(\AA^2)	Q<0.9
57	MG	10	105	1/1	0.96	0.14	64,64,64,64	0
57	MG	1A	3961	1/1	0.96	0.11	55,55,55,55	0
57	MG	1A	3808	1/1	0.96	0.17	50,50,50,50	0
57	MG	1A	3963	1/1	0.96	0.12	64,64,64,64	0
57	MG	11	103	1/1	0.96	0.15	67,67,67,67	0
57	MG	1a	1744	1/1	0.96	0.05	84,84,84,84	0
57	MG	1A	3005	1/1	0.96	0.12	39,39,39,39	0
57	MG	2A	3449	1/1	0.96	0.07	54,54,54,54	0
57	MG	2A	3038	1/1	0.96	0.12	71,71,71,71	0
57	MG	13	101	1/1	0.96	0.14	54,54,54,54	0
57	MG	1A	3369	1/1	0.96	0.15	67,67,67,67	0
57	MG	1A	3966	1/1	0.96	0.11	69,69,69,69	0
57	MG	1A	3150	1/1	0.96	0.26	48,48,48,48	0
57	MG	1A	3085	1/1	0.96	0.09	53,53,53,53	0
57	MG	1A	3216	1/1	0.96	0.28	48,48,48,48	0
57	MG	2A	3238	1/1	0.96	0.12	41,41,41,41	0
57	MG	1A	3572	1/1	0.96	0.11	69,69,69,69	0
57	MG	1A	3688	1/1	0.96	0.09	42,42,42,42	0
57	MG	2A	3048	1/1	0.96	0.14	63,63,63,63	0
57	MG	1A	3817	1/1	0.96	0.06	55,55,55,55	0
57	MG	2A	3243	1/1	0.96	0.07	41,41,41,41	0
57	MG	2A	3244	1/1	0.96	0.39	67,67,67,67	0
57	MG	1A	3463	1/1	0.96	0.11	61,61,61,61	0
57	MG	1A	3377	1/1	0.96	0.12	41,41,41,41	0
57	MG	17	101	1/1	0.96	0.06	46,46,46,46	0
57	MG	17	102	1/1	0.96	0.13	53,53,53,53	0
57	MG	1A	3692	1/1	0.96	0.10	53,53,53,53	0
57	MG	1a	1765	1/1	0.96	0.08	61,61,61,61	0
57	MG	2A	3251	1/1	0.96	0.11	65,65,65,65	0
57	MG	1A	3822	1/1	0.96	0.06	55,55,55,55	0
57	MG	1A	3981	1/1	0.96	0.14	78,78,78,78	0
57	MG	1A	3379	1/1	0.96	0.07	28,28,28,28	0
57	MG	1A	3576	1/1	0.96	0.13	60,60,60,60	0
57	MG	1A	3695	1/1	0.96	0.19	50,50,50,50	0
57	MG	1A	3073	1/1	0.96	0.26	53,53,53,53	0
57	MG	1A	3263	1/1	0.96	0.16	46,46,46,46	0
57	MG	1a	1604	1/1	0.96	0.07	75,75,75,75	0
57	MG	2A	3482	1/1	0.96	0.07	43,43,43,43	0
57	MG	2A	3065	1/1	0.96	0.11	52,52,52,52	0
57	MG	1A	3471	1/1	0.96	0.09	59,59,59,59	0
57	MG	1A	3988	1/1	0.96	0.07	50,50,50,50	0
57	MG	1A	3016	1/1	0.96	0.23	46,46,46,46	0

Continued on next page...

Continued from previous page...

Mol	Type	Chain	Res	Atoms	RSCC	RSR	B-factors(\AA^2)	Q<0.9
57	MG	1A	3155	1/1	0.96	0.11	47,47,47,47	0
57	MG	1A	3477	1/1	0.96	0.13	64,64,64,64	0
57	MG	1A	3703	1/1	0.96	0.19	54,54,54,54	0
57	MG	1a	1612	1/1	0.96	0.08	88,88,88,88	0
58	MPD	18	104	8/8	0.96	0.14	38,49,54,54	0
57	MG	2A	3073	1/1	0.96	0.09	54,54,54,54	0
57	MG	1A	3584	1/1	0.96	0.09	66,66,66,66	0
57	MG	1A	3585	1/1	0.96	0.13	59,59,59,59	0
57	MG	1A	3478	1/1	0.96	0.06	56,56,56,56	0
57	MG	1A	3709	1/1	0.96	0.09	39,39,39,39	0
57	MG	1A	3479	1/1	0.96	0.07	65,65,65,65	0
57	MG	2A	3080	1/1	0.96	0.11	63,63,63,63	0
57	MG	1A	3465	1/1	0.97	0.06	50,50,50,50	0
57	MG	1A	3906	1/1	0.97	0.07	67,67,67,67	0
57	MG	1A	3393	1/1	0.97	0.15	49,49,49,49	0
57	MG	1A	3652	1/1	0.97	0.20	60,60,60,60	0
57	MG	1A	3556	1/1	0.97	0.06	63,63,63,63	0
57	MG	1A	3292	1/1	0.97	0.05	29,29,29,29	0
57	MG	1D	316	1/1	0.97	0.17	66,66,66,66	0
57	MG	2A	3400	1/1	0.97	0.07	46,46,46,46	0
57	MG	1A	3248	1/1	0.97	0.17	53,53,53,53	0
57	MG	1A	3052	1/1	0.97	0.06	31,31,31,31	0
57	MG	1A	3250	1/1	0.97	0.08	61,61,61,61	0
57	MG	1A	3131	1/1	0.97	0.23	40,40,40,40	0
57	MG	1a	1645	1/1	0.97	0.12	58,58,58,58	0
57	MG	1A	3659	1/1	0.97	0.08	65,65,65,65	0
57	MG	1a	1798	1/1	0.97	0.07	76,76,76,76	0
57	MG	1A	3562	1/1	0.97	0.07	50,50,50,50	0
57	MG	1A	3252	1/1	0.97	0.39	48,48,48,48	0
57	MG	1A	3564	1/1	0.97	0.08	43,43,43,43	0
57	MG	1F	301	1/1	0.97	0.11	39,39,39,39	0
57	MG	1A	3476	1/1	0.97	0.08	69,69,69,69	0
57	MG	1A	3566	1/1	0.97	0.07	58,58,58,58	0
57	MG	1A	3039	1/1	0.97	0.10	52,52,52,52	0
57	MG	1A	3214	1/1	0.97	0.27	52,52,52,52	0
57	MG	2A	3613	1/1	0.97	0.09	73,73,73,73	0
57	MG	2A	3076	1/1	0.97	0.06	56,56,56,56	0
57	MG	1A	3022	1/1	0.97	0.10	53,53,53,53	0
57	MG	2A	3616	1/1	0.97	0.12	58,58,58,58	0
57	MG	2A	3617	1/1	0.97	0.07	64,64,64,64	0
57	MG	1A	3789	1/1	0.97	0.08	57,57,57,57	0
57	MG	1F	310	1/1	0.97	0.04	53,53,53,53	0

Continued on next page...

Continued from previous page...

Mol	Type	Chain	Res	Atoms	RSCC	RSR	B-factors(\AA^2)	Q<0.9
57	MG	1A	3185	1/1	0.97	0.18	52,52,52,52	0
57	MG	1A	3571	1/1	0.97	0.07	48,48,48,48	0
57	MG	1A	3671	1/1	0.97	0.06	69,69,69,69	0
57	MG	2A	3624	1/1	0.97	0.05	54,54,54,54	0
57	MG	1A	3346	1/1	0.97	0.08	41,41,41,41	0
57	MG	1A	3673	1/1	0.97	0.08	54,54,54,54	0
57	MG	1A	3483	1/1	0.97	0.09	39,39,39,39	0
57	MG	1A	3675	1/1	0.97	0.05	47,47,47,47	0
57	MG	1A	3042	1/1	0.97	0.13	34,34,34,34	0
57	MG	2A	3088	1/1	0.97	0.07	51,51,51,51	0
57	MG	2A	3089	1/1	0.97	0.09	67,67,67,67	0
57	MG	2A	3633	1/1	0.97	0.05	59,59,59,59	0
57	MG	1A	3114	1/1	0.97	0.16	47,47,47,47	0
57	MG	1A	3408	1/1	0.97	0.09	50,50,50,50	0
57	MG	1A	3137	1/1	0.97	0.13	46,46,46,46	0
57	MG	1N	201	1/1	0.97	0.07	58,58,58,58	0
57	MG	2A	3094	1/1	0.97	0.09	55,55,55,55	0
57	MG	1A	3138	1/1	0.97	0.07	48,48,48,48	0
57	MG	2A	3438	1/1	0.97	0.07	56,56,56,56	0
57	MG	2A	3096	1/1	0.97	0.12	59,59,59,59	0
57	MG	1A	3411	1/1	0.97	0.06	47,47,47,47	0
57	MG	2A	3643	1/1	0.97	0.06	61,61,61,61	0
57	MG	1A	3580	1/1	0.97	0.08	68,68,68,68	0
57	MG	1A	3944	1/1	0.97	0.06	61,61,61,61	0
57	MG	1A	3683	1/1	0.97	0.07	67,67,67,67	0
57	MG	1A	3221	1/1	0.97	0.36	48,48,48,48	0
57	MG	1A	3414	1/1	0.97	0.09	43,43,43,43	0
57	MG	1A	3948	1/1	0.97	0.07	35,35,35,35	0
57	MG	1A	3949	1/1	0.97	0.11	45,45,45,45	0
57	MG	1A	3686	1/1	0.97	0.21	37,37,37,37	0
57	MG	2A	3654	1/1	0.97	0.09	66,66,66,66	0
57	MG	1A	3493	1/1	0.97	0.07	45,45,45,45	0
57	MG	2A	3108	1/1	0.97	0.10	45,45,45,45	0
57	MG	1A	3115	1/1	0.97	0.13	36,36,36,36	0
57	MG	1Q	205	1/1	0.97	0.23	55,55,55,55	0
57	MG	1A	3495	1/1	0.97	0.14	59,59,59,59	0
57	MG	1A	3586	1/1	0.97	0.05	32,32,32,32	0
57	MG	1A	3224	1/1	0.97	0.12	59,59,59,59	0
57	MG	1a	1840	1/1	0.97	0.09	46,46,46,46	0
57	MG	1A	3264	1/1	0.97	0.17	48,48,48,48	0
57	MG	1A	3007	1/1	0.97	0.09	53,53,53,53	0
57	MG	2A	3117	1/1	0.97	0.49	69,69,69,69	0

Continued on next page...

Continued from previous page...

Mol	Type	Chain	Res	Atoms	RSCC	RSR	B-factors(Å ²)	Q<0.9
57	MG	1R	202	1/1	0.97	0.06	51,51,51,51	0
57	MG	1A	3356	1/1	0.97	0.10	45,45,45,45	0
57	MG	1R	204	1/1	0.97	0.06	43,43,43,43	0
57	MG	1A	3046	1/1	0.97	0.06	42,42,42,42	0
57	MG	1S	201	1/1	0.97	0.13	76,76,76,76	0
57	MG	2A	3465	1/1	0.97	0.09	57,57,57,57	0
57	MG	1A	3426	1/1	0.97	0.08	31,31,31,31	0
57	MG	1A	3504	1/1	0.97	0.06	57,57,57,57	0
57	MG	1T	204	1/1	0.97	0.05	55,55,55,55	0
57	MG	2A	3470	1/1	0.97	0.06	75,75,75,75	0
57	MG	1A	3427	1/1	0.97	0.10	37,37,37,37	0
57	MG	2A	3288	1/1	0.97	0.18	48,48,48,48	0
57	MG	1A	3701	1/1	0.97	0.18	54,54,54,54	0
57	MG	1A	3100	1/1	0.97	0.08	40,40,40,40	0
57	MG	1A	3507	1/1	0.97	0.10	44,44,44,44	0
57	MG	1A	3704	1/1	0.97	0.07	50,50,50,50	0
57	MG	1A	3024	1/1	0.97	0.08	37,37,37,37	0
57	MG	1A	3431	1/1	0.97	0.09	63,63,63,63	0
57	MG	1A	3512	1/1	0.97	0.06	44,44,44,44	0
57	MG	1A	3831	1/1	0.97	0.07	51,51,51,51	0
57	MG	1A	3432	1/1	0.97	0.09	40,40,40,40	0
57	MG	1A	3603	1/1	0.97	0.13	46,46,46,46	0
57	MG	1A	3974	1/1	0.97	0.20	61,61,61,61	0
57	MG	1A	3362	1/1	0.97	0.08	43,43,43,43	0
57	MG	1W	203	1/1	0.97	0.09	48,48,48,48	0
57	MG	1W	204	1/1	0.97	0.07	66,66,66,66	0
57	MG	1A	3605	1/1	0.97	0.06	37,37,37,37	0
57	MG	1A	3714	1/1	0.97	0.14	47,47,47,47	0
57	MG	1A	3606	1/1	0.97	0.10	58,58,58,58	0
57	MG	1A	3607	1/1	0.97	0.08	63,63,63,63	0
57	MG	2a	3104	1/1	0.97	0.11	71,71,71,71	0
57	MG	1A	3608	1/1	0.97	0.13	60,60,60,60	0
57	MG	1A	3609	1/1	0.97	0.07	49,49,49,49	0
57	MG	1A	3121	1/1	0.97	0.06	49,49,49,49	0
57	MG	2A	3700	1/1	0.97	0.09	65,65,65,65	0
57	MG	1A	3170	1/1	0.97	0.10	53,53,53,53	0
57	MG	1A	3365	1/1	0.97	0.09	39,39,39,39	0
57	MG	1l	102	1/1	0.97	0.12	57,57,57,57	0
57	MG	1m	201	1/1	0.97	0.06	83,83,83,83	0
57	MG	1A	3518	1/1	0.97	0.15	72,72,72,72	0
57	MG	1l	104	1/1	0.97	0.07	57,57,57,57	0
57	MG	1A	3723	1/1	0.97	0.15	67,67,67,67	0

Continued on next page...

Continued from previous page...

Mol	Type	Chain	Res	Atoms	RSCC	RSR	B-factors(\AA^2)	Q<0.9
57	MG	1A	3614	1/1	0.97	0.11	49,49,49,49	0
57	MG	1A	3991	1/1	0.97	0.11	57,57,57,57	0
57	MG	1A	3171	1/1	0.97	0.06	40,40,40,40	0
57	MG	1A	3019	1/1	0.97	0.14	42,42,42,42	0
57	MG	1A	3617	1/1	0.97	0.06	79,79,79,79	0
57	MG	2A	3322	1/1	0.97	0.06	82,82,82,82	0
57	MG	1A	3521	1/1	0.97	0.09	60,60,60,60	0
57	MG	1A	3368	1/1	0.97	0.06	48,48,48,48	0
57	MG	1A	3732	1/1	0.97	0.06	57,57,57,57	0
57	MG	2a	3125	1/1	0.97	0.12	75,75,75,75	0
57	MG	1A	3523	1/1	0.97	0.07	57,57,57,57	0
57	MG	1A	3233	1/1	0.97	0.16	47,47,47,47	0
57	MG	1A	3370	1/1	0.97	0.07	44,44,44,44	0
57	MG	2A	3003	1/1	0.97	0.07	69,69,69,69	0
57	MG	1A	3061	1/1	0.97	0.06	54,54,54,54	0
57	MG	1A	3443	1/1	0.97	0.06	44,44,44,44	0
57	MG	17	103	1/1	0.97	0.08	56,56,56,56	0
57	MG	2A	3333	1/1	0.97	0.11	56,56,56,56	0
57	MG	2A	3521	1/1	0.97	0.06	67,67,67,67	0
57	MG	17	104	1/1	0.97	0.10	66,66,66,66	0
57	MG	1A	3087	1/1	0.97	0.24	48,48,48,48	0
57	MG	2B	212	1/1	0.97	0.07	76,76,76,76	0
57	MG	1A	3373	1/1	0.97	0.10	45,45,45,45	0
57	MG	2A	3338	1/1	0.97	0.11	51,51,51,51	0
57	MG	1A	3628	1/1	0.97	0.09	60,60,60,60	0
57	MG	1a	1745	1/1	0.97	0.07	52,52,52,52	0
57	MG	2D	301	1/1	0.97	0.13	58,58,58,58	0
57	MG	2A	3013	1/1	0.97	0.11	39,39,39,39	0
57	MG	1A	3864	1/1	0.97	0.05	60,60,60,60	0
57	MG	2A	3345	1/1	0.97	0.05	57,57,57,57	0
57	MG	1A	3742	1/1	0.97	0.11	59,59,59,59	0
57	MG	1A	3201	1/1	0.97	0.12	46,46,46,46	0
57	MG	2A	3180	1/1	0.97	0.04	73,73,73,73	0
57	MG	1A	3280	1/1	0.97	0.07	54,54,54,54	0
57	MG	1a	1752	1/1	0.97	0.06	68,68,68,68	0
57	MG	1A	3745	1/1	0.97	0.08	47,47,47,47	0
57	MG	2E	302	1/1	0.97	0.14	59,59,59,59	0
57	MG	1A	3237	1/1	0.97	0.16	58,58,58,58	0
57	MG	1A	3871	1/1	0.97	0.06	54,54,54,54	0
57	MG	1A	3381	1/1	0.97	0.13	44,44,44,44	0
57	MG	1A	3013	1/1	0.97	0.08	46,46,46,46	0
57	MG	1A	3749	1/1	0.97	0.12	58,58,58,58	0

Continued on next page...

Continued from previous page...

Mol	Type	Chain	Res	Atoms	RSCC	RSR	B-factors(Å ²)	Q<0.9
57	MG	1A	3089	1/1	0.97	0.06	58,58,58,58	0
57	MG	1A	3107	1/1	0.97	0.28	47,47,47,47	0
57	MG	1B	216	1/1	0.97	0.12	60,60,60,60	0
57	MG	2F	304	1/1	0.97	0.09	56,56,56,56	0
57	MG	2A	3546	1/1	0.97	0.10	69,69,69,69	0
57	MG	2A	3360	1/1	0.97	0.12	66,66,66,66	0
57	MG	1A	3328	1/1	0.97	0.11	51,51,51,51	0
57	MG	1a	1763	1/1	0.97	0.11	72,72,72,72	0
57	MG	1A	3638	1/1	0.97	0.11	50,50,50,50	0
57	MG	1A	3884	1/1	0.97	0.07	52,52,52,52	0
57	MG	1A	3885	1/1	0.97	0.06	63,63,63,63	0
57	MG	2A	3553	1/1	0.97	0.09	61,61,61,61	0
57	MG	2A	3367	1/1	0.97	0.07	49,49,49,49	0
57	MG	2A	3555	1/1	0.97	0.06	71,71,71,71	0
57	MG	1a	1617	1/1	0.97	0.12	59,59,59,59	0
57	MG	1A	3241	1/1	0.97	0.20	46,46,46,46	0
57	MG	2A	3370	1/1	0.97	0.06	61,61,61,61	0
57	MG	2A	3372	1/1	0.97	0.14	43,43,43,43	0
57	MG	2A	3373	1/1	0.97	0.10	44,44,44,44	0
57	MG	1B	224	1/1	0.97	0.10	74,74,74,74	0
57	MG	1A	3543	1/1	0.97	0.09	41,41,41,41	0
57	MG	1a	1621	1/1	0.97	0.09	66,66,66,66	0
57	MG	1A	3205	1/1	0.97	0.05	33,33,33,33	0
57	MG	1A	3206	1/1	0.97	0.14	51,51,51,51	0
57	MG	1A	3459	1/1	0.97	0.05	67,67,67,67	0
57	MG	1A	3760	1/1	0.97	0.10	54,54,54,54	0
57	MG	2A	3381	1/1	0.97	0.07	50,50,50,50	0
57	MG	1a	1776	1/1	0.97	0.15	84,84,84,84	0
57	MG	1A	3894	1/1	0.97	0.06	69,69,69,69	0
57	MG	2A	3384	1/1	0.97	0.06	63,63,63,63	0
57	MG	1A	3017	1/1	0.97	0.15	34,34,34,34	0
57	MG	1A	3645	1/1	0.97	0.13	38,38,38,38	0
57	MG	2A	3579	1/1	0.97	0.11	74,74,74,74	0
57	MG	1A	3152	1/1	0.97	0.18	51,51,51,51	0
57	MG	1A	3028	1/1	0.97	0.26	37,37,37,37	0
57	MG	1A	3210	1/1	0.97	0.12	63,63,63,63	0
57	MG	1A	3464	1/1	0.97	0.09	65,65,65,65	0
60	ZN	2Y	202	1/1	0.97	0.05	111,111,111,111	0
57	MG	1A	3904	1/1	0.97	0.06	42,42,42,42	0
60	ZN	2n	102	1/1	0.97	0.06	110,110,110,110	0
57	MG	1V	202	1/1	0.98	0.18	48,48,48,48	0
57	MG	1A	3976	1/1	0.98	0.04	44,44,44,44	0

Continued on next page...

Continued from previous page...

Mol	Type	Chain	Res	Atoms	RSCC	RSR	B-factors(\AA^2)	Q<0.9
57	MG	1A	3765	1/1	0.98	0.07	51,51,51,51	0
57	MG	1A	3766	1/1	0.98	0.04	53,53,53,53	0
57	MG	1A	3980	1/1	0.98	0.09	47,47,47,47	0
57	MG	1D	314	1/1	0.98	0.12	74,74,74,74	0
57	MG	1A	3858	1/1	0.98	0.07	37,37,37,37	0
57	MG	1A	3480	1/1	0.98	0.09	61,61,61,61	0
57	MG	1A	3860	1/1	0.98	0.06	54,54,54,54	0
57	MG	1A	3812	1/1	0.98	0.09	44,44,44,44	0
57	MG	1A	3687	1/1	0.98	0.10	58,58,58,58	0
57	MG	1a	1646	1/1	0.98	0.08	67,67,67,67	0
57	MG	1A	3922	1/1	0.98	0.04	76,76,76,76	0
57	MG	2A	3363	1/1	0.98	0.07	60,60,60,60	0
57	MG	2a	3101	1/1	0.98	0.04	76,76,76,76	0
57	MG	2A	3004	1/1	0.98	0.04	50,50,50,50	0
57	MG	1E	304	1/1	0.98	0.06	47,47,47,47	0
57	MG	1E	305	1/1	0.98	0.27	64,64,64,64	0
57	MG	1A	3726	1/1	0.98	0.07	62,62,62,62	0
57	MG	2A	3565	1/1	0.98	0.05	67,67,67,67	0
57	MG	1a	1811	1/1	0.98	0.13	71,71,71,71	0
57	MG	1A	3358	1/1	0.98	0.06	48,48,48,48	0
57	MG	1A	3728	1/1	0.98	0.06	50,50,50,50	0
57	MG	2A	3467	1/1	0.98	0.05	70,70,70,70	0
57	MG	2A	3371	1/1	0.98	0.10	48,48,48,48	0
57	MG	1A	3689	1/1	0.98	0.06	53,53,53,53	0
57	MG	1A	3450	1/1	0.98	0.08	33,33,33,33	0
57	MG	2A	3573	1/1	0.98	0.09	57,57,57,57	0
57	MG	1A	3378	1/1	0.98	0.06	43,43,43,43	0
57	MG	2A	3014	1/1	0.98	0.07	64,64,64,64	0
57	MG	1a	1734	1/1	0.98	0.07	54,54,54,54	0
57	MG	1A	3425	1/1	0.98	0.06	39,39,39,39	0
57	MG	2A	3104	1/1	0.98	0.08	58,58,58,58	0
57	MG	1F	304	1/1	0.98	0.07	47,47,47,47	0
57	MG	1a	1737	1/1	0.98	0.05	53,53,53,53	0
57	MG	1A	3870	1/1	0.98	0.07	36,36,36,36	0
57	MG	1A	3015	1/1	0.98	0.05	50,50,50,50	0
57	MG	1A	3996	1/1	0.98	0.08	70,70,70,70	0
57	MG	1A	3777	1/1	0.98	0.05	51,51,51,51	0
57	MG	2a	3126	1/1	0.98	0.10	70,70,70,70	0
57	MG	1F	309	1/1	0.98	0.07	47,47,47,47	0
57	MG	1A	3875	1/1	0.98	0.05	38,38,38,38	0
57	MG	2a	3129	1/1	0.98	0.15	72,72,72,72	0
57	MG	2A	3588	1/1	0.98	0.10	64,64,64,64	0

Continued on next page...

Continued from previous page...

Mol	Type	Chain	Res	Atoms	RSCC	RSR	B-factors(\AA^2)	Q<0.9
57	MG	1A	3935	1/1	0.98	0.07	59,59,59,59	0
57	MG	2a	3132	1/1	0.98	0.10	82,82,82,82	0
57	MG	1A	3876	1/1	0.98	0.04	53,53,53,53	0
57	MG	1A	3937	1/1	0.98	0.12	60,60,60,60	0
57	MG	1a	1747	1/1	0.98	0.08	50,50,50,50	0
57	MG	2A	3593	1/1	0.98	0.11	72,72,72,72	0
57	MG	1A	3877	1/1	0.98	0.04	63,63,63,63	0
57	MG	1A	3622	1/1	0.98	0.24	51,51,51,51	0
57	MG	1a	1750	1/1	0.98	0.15	66,66,66,66	0
57	MG	1A	4004	1/1	0.98	0.06	52,52,52,52	0
57	MG	2A	3492	1/1	0.98	0.07	67,67,67,67	0
57	MG	1A	3380	1/1	0.98	0.09	47,47,47,47	0
57	MG	1A	3455	1/1	0.98	0.07	50,50,50,50	0
57	MG	1A	3031	1/1	0.98	0.05	43,43,43,43	0
57	MG	1A	3041	1/1	0.98	0.10	45,45,45,45	0
57	MG	2A	3399	1/1	0.98	0.12	60,60,60,60	0
57	MG	1A	3430	1/1	0.98	0.06	46,46,46,46	0
57	MG	1A	3036	1/1	0.98	0.08	56,56,56,56	0
57	MG	1A	3594	1/1	0.98	0.08	50,50,50,50	0
57	MG	1A	3526	1/1	0.98	0.07	54,54,54,54	0
57	MG	1A	3887	1/1	0.98	0.06	44,44,44,44	0
57	MG	1A	3273	1/1	0.98	0.06	38,38,38,38	0
57	MG	2A	3611	1/1	0.98	0.14	48,48,48,48	0
57	MG	2A	3612	1/1	0.98	0.08	72,72,72,72	0
57	MG	2A	3220	1/1	0.98	0.13	66,66,66,66	0
57	MG	1A	3166	1/1	0.98	0.23	43,43,43,43	0
57	MG	2A	3044	1/1	0.98	0.19	64,64,64,64	0
57	MG	1A	3890	1/1	0.98	0.04	35,35,35,35	0
57	MG	1A	3043	1/1	0.98	0.20	44,44,44,44	0
57	MG	1A	3407	1/1	0.98	0.06	51,51,51,51	0
57	MG	1A	3003	1/1	0.98	0.08	38,38,38,38	0
57	MG	2A	3049	1/1	0.98	0.05	67,67,67,67	0
57	MG	1A	3098	1/1	0.98	0.05	68,68,68,68	0
57	MG	1Q	202	1/1	0.98	0.08	40,40,40,40	0
57	MG	2A	3623	1/1	0.98	0.08	42,42,42,42	0
57	MG	1A	3029	1/1	0.98	0.10	45,45,45,45	0
57	MG	2B	217	1/1	0.98	0.12	74,74,74,74	0
57	MG	1A	3896	1/1	0.98	0.05	55,55,55,55	0
57	MG	2A	3626	1/1	0.98	0.06	67,67,67,67	0
57	MG	1a	1611	1/1	0.98	0.05	38,38,38,38	0
57	MG	1A	3322	1/1	0.98	0.06	45,45,45,45	0
57	MG	1A	3959	1/1	0.98	0.05	35,35,35,35	0

Continued on next page...

Continued from previous page...

Mol	Type	Chain	Res	Atoms	RSCC	RSR	B-factors(\AA^2)	Q<0.9
57	MG	1B	222	1/1	0.98	0.05	41,41,41,41	0
57	MG	1A	3898	1/1	0.98	0.05	65,65,65,65	0
57	MG	2a	3061	1/1	0.98	0.08	68,68,68,68	0
57	MG	1A	3712	1/1	0.98	0.05	51,51,51,51	0
57	MG	1A	3062	1/1	0.98	0.12	43,43,43,43	0
57	MG	1A	3413	1/1	0.98	0.09	47,47,47,47	0
57	MG	2A	3526	1/1	0.98	0.08	58,58,58,58	0
57	MG	1A	3902	1/1	0.98	0.04	53,53,53,53	0
57	MG	1A	3090	1/1	0.98	0.07	41,41,41,41	0
57	MG	1A	3800	1/1	0.98	0.04	51,51,51,51	0
57	MG	1A	3540	1/1	0.98	0.05	53,53,53,53	0
57	MG	2E	307	1/1	0.98	0.09	45,45,45,45	0
57	MG	2A	3334	1/1	0.98	0.10	58,58,58,58	0
57	MG	1A	3136	1/1	0.98	0.07	36,36,36,36	0
57	MG	1A	3054	1/1	0.98	0.08	49,49,49,49	0
57	MG	1T	203	1/1	0.98	0.10	61,61,61,61	0
57	MG	2x	101	1/1	0.98	0.10	48,48,48,48	0
57	MG	1A	3417	1/1	0.98	0.09	37,37,37,37	0
57	MG	1D	304	1/1	0.98	0.07	57,57,57,57	0
57	MG	1A	3357	1/1	0.98	0.08	36,36,36,36	0
57	MG	2A	3160	1/1	0.98	0.10	56,56,56,56	0
57	MG	1A	3511	1/1	0.98	0.10	31,31,31,31	0
57	MG	1U	202	1/1	0.98	0.18	49,49,49,49	0
57	MG	2A	3650	1/1	0.98	0.10	60,60,60,60	0
57	MG	1A	3420	1/1	0.98	0.09	53,53,53,53	0
57	MG	1A	3376	1/1	0.98	0.05	42,42,42,42	0
57	MG	2A	3653	1/1	0.98	0.07	67,67,67,67	0
57	MG	1A	3855	1/1	0.98	0.07	36,36,36,36	0
57	MG	1V	201	1/1	0.98	0.20	39,39,39,39	0
61	SF4	1d	306	8/8	0.98	0.05	73,76,85,90	0
61	SF4	2d	501	8/8	0.98	0.05	79,92,94,98	0
57	MG	1A	3501	1/1	0.99	0.04	37,37,37,37	0
57	MG	1A	3736	1/1	0.99	0.03	36,36,36,36	0
57	MG	1A	3872	1/1	0.99	0.05	56,56,56,56	0
57	MG	1A	3824	1/1	0.99	0.03	35,35,35,35	0
57	MG	1A	3874	1/1	0.99	0.09	53,53,53,53	0
57	MG	1A	3533	1/1	0.99	0.06	37,37,37,37	0
57	MG	1A	3418	1/1	0.99	0.08	35,35,35,35	0
57	MG	2A	3610	1/1	0.99	0.08	50,50,50,50	0
57	MG	1A	3116	1/1	0.99	0.04	38,38,38,38	0
57	MG	2a	3134	1/1	0.99	0.05	60,60,60,60	0
57	MG	2A	3432	1/1	0.99	0.08	50,50,50,50	0

Continued on next page...

Continued from previous page...

Mol	Type	Chain	Res	Atoms	RSCC	RSR	B-factors(\AA^2)	Q<0.9
57	MG	1A	3274	1/1	0.99	0.09	30,30,30,30	0
57	MG	2A	3503	1/1	0.99	0.05	58,58,58,58	0
57	MG	1A	3466	1/1	0.99	0.03	38,38,38,38	0
57	MG	1A	3044	1/1	0.99	0.06	37,37,37,37	0
57	MG	1B	217	1/1	0.99	0.03	54,54,54,54	0
57	MG	1A	3422	1/1	0.99	0.11	43,43,43,43	0
57	MG	1A	3908	1/1	0.99	0.08	58,58,58,58	0
57	MG	1A	3222	1/1	0.99	0.02	43,43,43,43	0
57	MG	2A	3339	1/1	0.99	0.07	58,58,58,58	0
57	MG	1A	3667	1/1	0.99	0.03	65,65,65,65	0
57	MG	1A	3788	1/1	0.99	0.09	38,38,38,38	0
57	MG	1A	3509	1/1	0.99	0.05	61,61,61,61	0
57	MG	2A	3343	1/1	0.99	0.04	48,48,48,48	0
57	MG	1A	3168	1/1	0.99	0.10	46,46,46,46	0
57	MG	1A	3374	1/1	0.99	0.09	48,48,48,48	0
57	MG	2A	3666	1/1	0.99	0.07	65,65,65,65	0
57	MG	1A	3272	1/1	0.99	0.05	65,65,65,65	0
57	MG	1A	3750	1/1	0.99	0.05	46,46,46,46	0
57	MG	1A	3598	1/1	0.99	0.08	49,49,49,49	0
57	MG	1A	3498	1/1	0.99	0.06	63,63,63,63	0
57	MG	1A	3473	1/1	0.99	0.09	37,37,37,37	0
57	MG	1A	3530	1/1	0.99	0.05	61,61,61,61	0
57	MG	1A	3977	1/1	0.99	0.04	55,55,55,55	0
60	ZN	1Y	501	1/1	0.99	0.03	76,76,76,76	0
57	MG	1a	1836	1/1	0.99	0.04	62,62,62,62	0
60	ZN	1n	103	1/1	0.99	0.03	80,80,80,80	0
57	MG	2A	3560	1/1	0.99	0.05	43,43,43,43	0
57	MG	1A	3820	1/1	0.99	0.03	48,48,48,48	0
60	ZN	25	102	1/1	0.99	0.05	72,72,72,72	0
60	ZN	26	102	1/1	0.99	0.04	78,78,78,78	0
60	ZN	29	501	1/1	0.99	0.04	77,77,77,77	0
57	MG	1A	3474	1/1	0.99	0.05	34,34,34,34	0
57	MG	2A	3563	1/1	0.99	0.03	59,59,59,59	0
57	MG	1A	3923	1/1	0.99	0.05	34,34,34,34	0
60	ZN	16	501	1/1	1.00	0.06	60,60,60,60	0
60	ZN	19	103	1/1	1.00	0.05	59,59,59,59	0
57	MG	2A	3401	1/1	1.00	0.03	50,50,50,50	0
57	MG	2A	3498	1/1	1.00	0.05	44,44,44,44	0
57	MG	2A	3576	1/1	1.00	0.03	47,47,47,47	0
57	MG	1A	3492	1/1	1.00	0.04	39,39,39,39	0
57	MG	1A	3706	1/1	1.00	0.02	56,56,56,56	0
57	MG	1A	3544	1/1	1.00	0.08	32,32,32,32	0

Continued on next page...

Continued from previous page...

Mol	Type	Chain	Res	Atoms	RSCC	RSR	B-factors(\AA^2)	Q<0.9
57	MG	1A	3631	1/1	1.00	0.08	44,44,44,44	0
57	MG	1A	3547	1/1	1.00	0.05	37,37,37,37	0
60	ZN	15	108	1/1	1.00	0.03	60,60,60,60	0

6.5 Other polymers [i](#)

There are no such residues in this entry.