



## Full wwPDB EM Validation Report ⓘ

Jul 29, 2024 – 06:15 PM EDT

PDB ID : 8SYF  
EMDB ID : EMD-29646  
Title : Homology model of Acto-HMM complex in ADP-state. Chicken smooth muscle HMM and chicken pectoralis actin  
Authors : Hojjatian, A.; Taylor, D.W.; Daneshparvar, N.; Trybus, K.M.; Taylor, K.A.  
Deposited on : 2023-05-25  
Resolution : 19.00 Å(reported)

This is a Full wwPDB EM Validation Report for a publicly released PDB entry.

We welcome your comments at [validation@mail.wwpdb.org](mailto:validation@mail.wwpdb.org)

A user guide is available at

<https://www.wwpdb.org/validation/2017/EMValidationReportHelp>

with specific help available everywhere you see the ⓘ symbol.

The types of validation reports are described at

<http://www.wwpdb.org/validation/2017/FAQs#types>.

---

The following versions of software and data (see [references ⓘ](#)) were used in the production of this report:

EMDB validation analysis : 0.0.1.dev92  
MolProbity : 4.02b-467  
Percentile statistics : 20191225.v01 (using entries in the PDB archive December 25th 2019)  
MapQ : 1.9.13  
Ideal geometry (proteins) : Engh & Huber (2001)  
Ideal geometry (DNA, RNA) : Parkinson et al. (1996)  
Validation Pipeline (wwPDB-VP) : 2.37.1

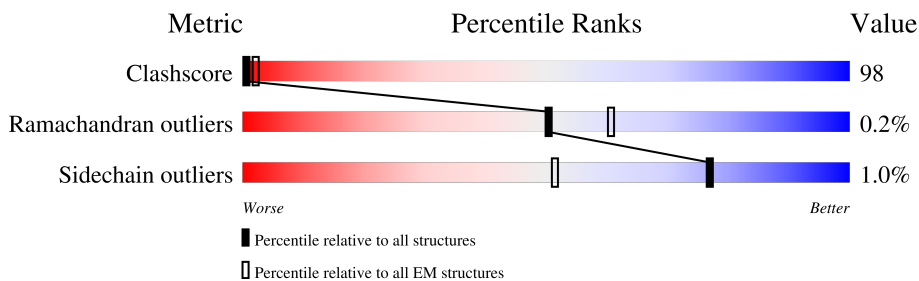
# 1 Overall quality at a glance i

The following experimental techniques were used to determine the structure:

*ELECTRON MICROSCOPY*

The reported resolution of this entry is 19.00 Å.

Percentile scores (ranging between 0-100) for global validation metrics of the entry are shown in the following graphic. The table shows the number of entries on which the scores are based.



Metric	Whole archive (#Entries)	EM structures (#Entries)
Clashscore	158937	4297
Ramachandran outliers	154571	4023
Sidechain outliers	154315	3826

The table below summarises the geometric issues observed across the polymeric chains and their fit to the map. The red, orange, yellow and green segments of the bar indicate the fraction of residues that contain outliers for  $\geq 3$ , 2, 1 and 0 types of geometric quality criteria respectively. A grey segment represents the fraction of residues that are not modelled. The numeric value for each fraction is indicated below the corresponding segment, with a dot representing fractions  $\leq 5\%$ . The upper red bar (where present) indicates the fraction of residues that have poor fit to the EM map (all-atom inclusion  $< 40\%$ ). The numeric value is given above the bar.

Mol	Chain	Length	Quality of chain
1	A	843	12% (green), 81% (yellow), 5% (grey)
1	B	843	11% (green), 82% (yellow), 5% (grey)
2	C	375	17% (green), 82% (yellow), 1% (grey)
2	D	375	15% (green), 84% (yellow), 1% (grey)
3	E	148	16% (green), 84% (yellow), 1% (grey)
3	H	148	21% (green), 78% (yellow), 1% (grey)
4	F	143	6% (red), 41% (green), 59% (yellow)
4	G	143	52% (red), 63% (green), 37% (yellow)

## 2 Entry composition [i](#)

There are 4 unique types of molecules in this entry. The entry contains 23456 atoms, of which 0 are hydrogens and 0 are deuteriums.

In the tables below, the AltConf column contains the number of residues with at least one atom in alternate conformation and the Trace column contains the number of residues modelled with at most 2 atoms.

- Molecule 1 is a protein called Myosin, heavy chain 11, smooth muscle.

Mol	Chain	Residues	Atoms					AltConf	Trace
			Total	C	N	O	S		
1	A	800	Total	C	N	O	S	0	0
			6474	4129	1118	1195	32		
1	B	800	Total	C	N	O	S	0	0
			6474	4129	1118	1195	32		

- Molecule 2 is a protein called Actin, alpha skeletal muscle.

Mol	Chain	Residues	Atoms					AltConf	Trace
			Total	C	N	O	S		
2	C	375	Total	C	N	O	S	0	0
			2933	1854	493	565	21		
2	D	375	Total	C	N	O	S	0	0
			2933	1854	493	565	21		

- Molecule 3 is a protein called Myosin light polypeptide 6.

Mol	Chain	Residues	Atoms					AltConf	Trace
			Total	C	N	O	S		
3	E	148	Total	C	N	O	S	0	0
			1160	720	193	236	11		
3	H	148	Total	C	N	O	S	0	0
			1160	720	193	236	11		

There are 2 discrepancies between the modelled and reference sequences:

Chain	Residue	Modelled	Actual	Comment	Reference
E	65	ASN	LYS	conflict	UNP P02607
H	65	ASN	LYS	conflict	UNP P02607

- Molecule 4 is a protein called Myosin regulatory light chain 2, smooth muscle major isoform.

Mol	Chain	Residues	Atoms					AltConf	Trace
			Total	C	N	O	S		
4	F	143	Total	C	N	O	S	0	0
			1161	727	189	235	10		

*Continued on next page...*

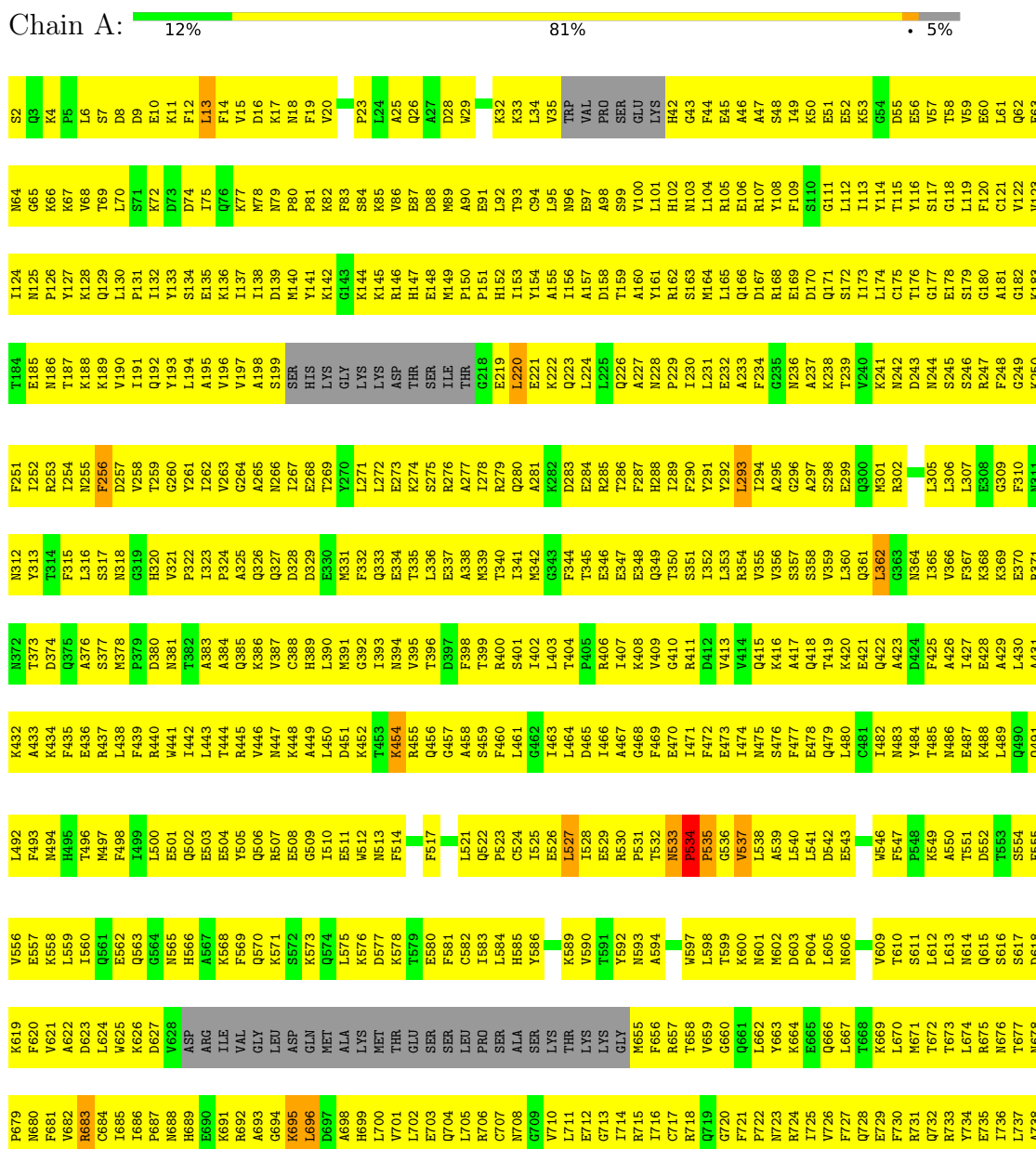
*Continued from previous page...*

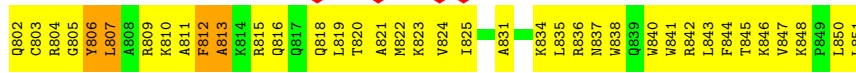
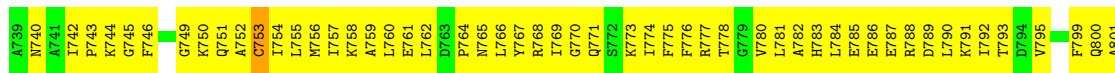
Mol	Chain	Residues	Atoms					AltConf	Trace
			Total	C	N	O	S		
4	G	143	1161	727	189	235	10	0	0

### 3 Residue-property plots

These plots are drawn for all protein, RNA, DNA and oligosaccharide chains in the entry. The first graphic for a chain summarises the proportions of the various outlier classes displayed in the second graphic. The second graphic shows the sequence view annotated by issues in geometry and atom inclusion in map density. Residues are color-coded according to the number of geometric quality criteria for which they contain at least one outlier: green = 0, yellow = 1, orange = 2 and red = 3 or more. A red diamond above a residue indicates a poor fit to the EM map for this residue (all-atom inclusion < 40%). Stretches of 2 or more consecutive residues without any outlier are shown as a green connector. Residues present in the sample, but not in the model, are shown in grey.


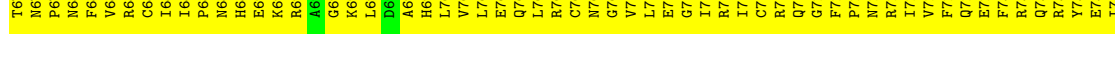




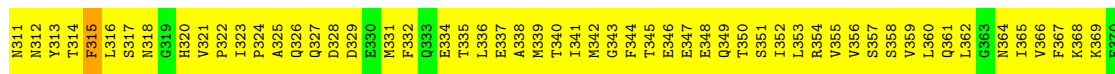
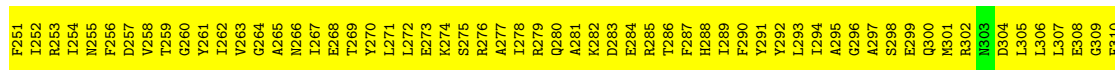
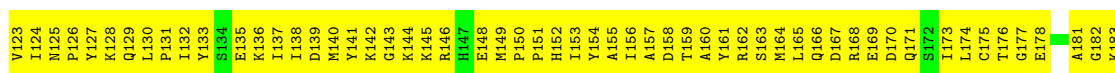
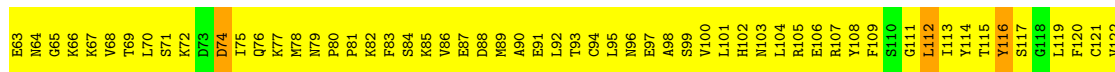
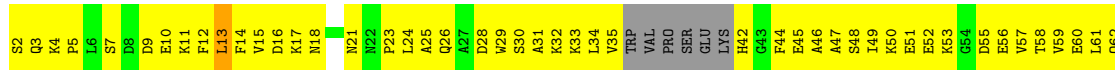
- Molecule 1: Myosin, heavy chain 11, smooth muscle





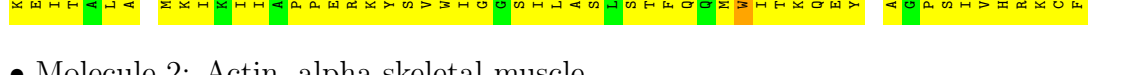


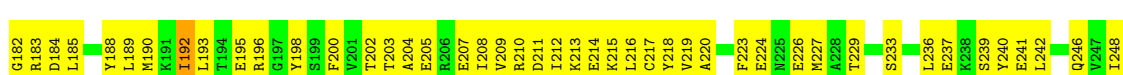
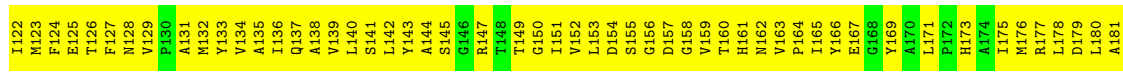
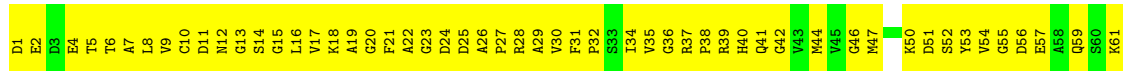
● Molecule 1: Myosin, heavy chain 11, smooth muscle

Chain B: 11% 82% 5%


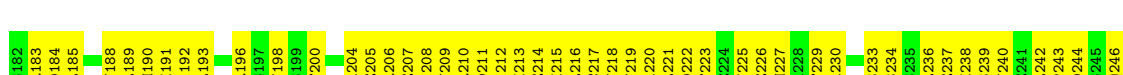
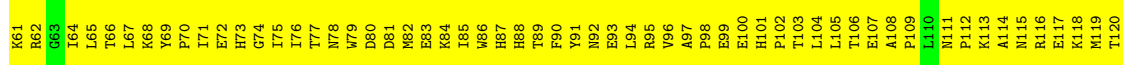
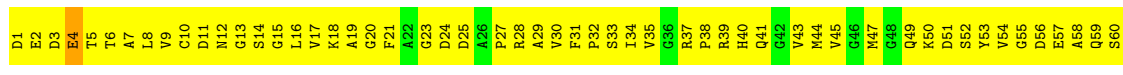





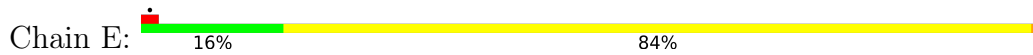
• Molecule 2: Actin, alpha skeletal muscle



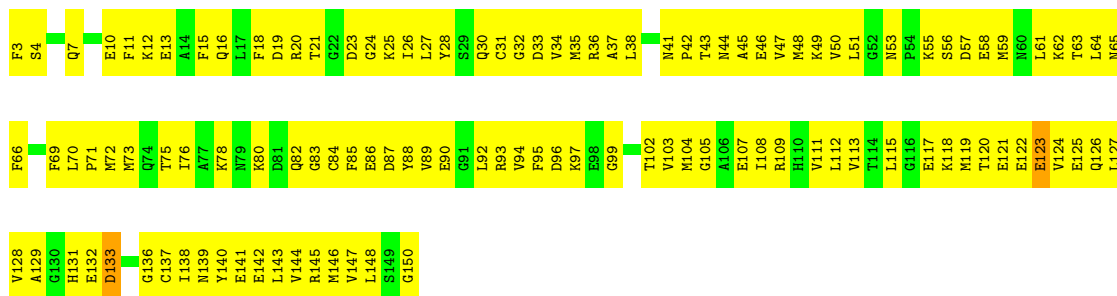
• Molecule 2: Actin, alpha skeletal muscle



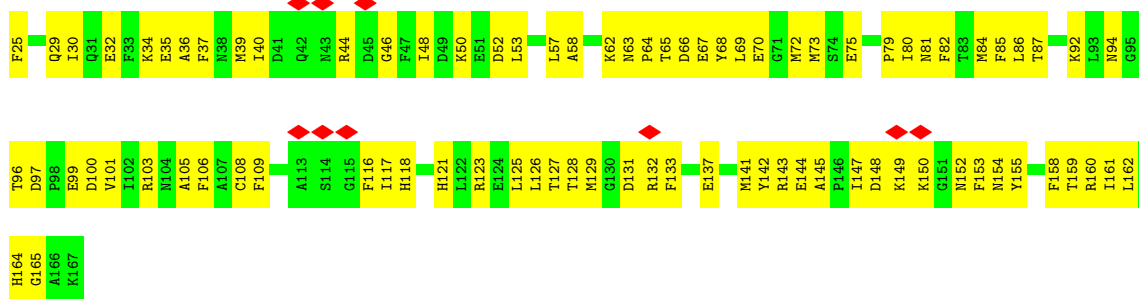
• Molecule 3: Myosin light polypeptide 6



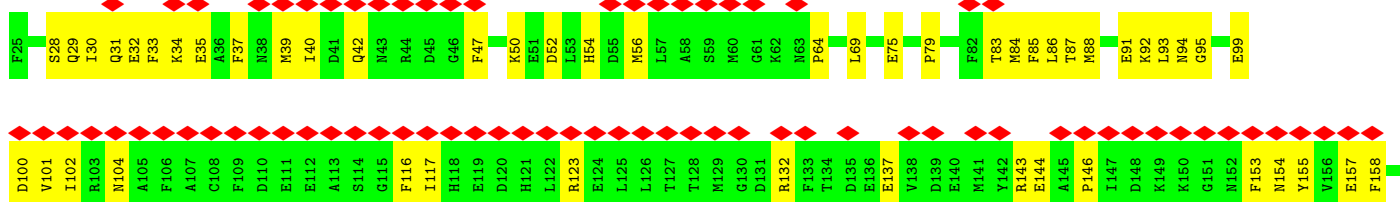
• Molecule 3: Myosin light polypeptide 6



• Molecule 4: Myosin regulatory light chain 2, smooth muscle major isoform



• Molecule 4: Myosin regulatory light chain 2, smooth muscle major isoform





L161
L162
K163
H164
G165
K166
K167

## 4 Experimental information

Property	Value	Source
EM reconstruction method	SINGLE PARTICLE	Depositor
Imposed symmetry	POINT, Not provided	
Number of particles used	17394	Depositor
Resolution determination method	FSC 0.143 CUT-OFF	Depositor
CTF correction method	NONE	Depositor
Microscope	FEI TITAN KRIOS	Depositor
Voltage (kV)	300	Depositor
Electron dose ( $e^-/\text{\AA}^2$ )	29.6	Depositor
Minimum defocus (nm)	200	Depositor
Maximum defocus (nm)	2000	Depositor
Magnification	Not provided	
Image detector	DIRECT ELECTRON DE-64 (8k x 8k)	Depositor
Maximum map value	0.261	Depositor
Minimum map value	-0.127	Depositor
Average map value	0.000	Depositor
Map value standard deviation	0.026	Depositor
Recommended contour level	0.0472	Depositor
Map size ( $\text{\AA}$ )	537.6, 537.6, 537.6	wwPDB
Map dimensions	210, 210, 210	wwPDB
Map angles ( $^\circ$ )	90.0, 90.0, 90.0	wwPDB
Pixel spacing ( $\text{\AA}$ )	2.56, 2.56, 2.56	Depositor

## 5 Model quality [i](#)

### 5.1 Standard geometry [i](#)

The Z score for a bond length (or angle) is the number of standard deviations the observed value is removed from the expected value. A bond length (or angle) with  $|Z| > 5$  is considered an outlier worth inspection. RMSZ is the root-mean-square of all Z scores of the bond lengths (or angles).

Mol	Chain	Bond lengths		Bond angles	
		RMSZ	# $ Z  > 5$	RMSZ	# $ Z  > 5$
1	A	0.47	1/6595 (0.0%)	0.63	7/8886 (0.1%)
1	B	0.46	0/6595	0.63	3/8886 (0.0%)
2	C	0.43	0/2996	0.59	1/4058 (0.0%)
2	D	0.45	0/2996	0.58	0/4058
3	E	0.39	0/1175	0.63	0/1575
3	H	0.36	0/1175	0.54	0/1575
4	F	0.28	0/1185	0.47	0/1589
4	G	0.27	0/1185	0.45	0/1589
All	All	0.43	1/23902 (0.0%)	0.60	11/32216 (0.0%)

Chiral center outliers are detected by calculating the chiral volume of a chiral center and verifying if the center is modelled as a planar moiety or with the opposite hand. A planarity outlier is detected by checking planarity of atoms in a peptide group, atoms in a mainchain group or atoms of a sidechain that are expected to be planar.

Mol	Chain	#Chirality outliers	#Planarity outliers
1	A	0	3
1	B	0	1
2	C	0	1
2	D	0	1
All	All	0	6

All (1) bond length outliers are listed below:

Mol	Chain	Res	Type	Atoms	Z	Observed(Å)	Ideal(Å)
1	A	806	TYR	CD1-CE1	-5.40	1.31	1.39

All (11) bond angle outliers are listed below:

Mol	Chain	Res	Type	Atoms	Z	Observed(°)	Ideal(°)
1	A	220	LEU	CA-CB-CG	-8.53	95.68	115.30
1	B	13	LEU	CB-CG-CD1	-7.79	97.75	111.00
1	B	220	LEU	CA-CB-CG	-7.74	97.50	115.30

*Continued on next page...*

Continued from previous page...

Mol	Chain	Res	Type	Atoms	Z	Observed(°)	Ideal(°)
1	B	403	LEU	CA-CB-CG	6.06	129.24	115.30
1	A	293	LEU	CA-CB-CG	-5.86	101.82	115.30
1	A	696	LEU	CA-CB-CG	-5.56	102.51	115.30
1	A	13	LEU	CB-CG-CD2	-5.55	101.57	111.00
2	C	94	LEU	CB-CG-CD2	-5.53	101.60	111.00
1	A	807	LEU	CA-CB-CG	-5.46	102.74	115.30
1	A	527	LEU	CB-CG-CD2	-5.44	101.76	111.00
1	A	362	LEU	CA-CB-CG	-5.30	103.11	115.30

There are no chirality outliers.

All (6) planarity outliers are listed below:

Mol	Chain	Res	Type	Group
1	A	533	ASN	Peptide
1	A	534	PRO	Peptide
1	A	683	ARG	Peptide
1	B	533	ASN	Peptide
2	C	356	TRP	Peptide
2	D	4	GLU	Peptide

## 5.2 Too-close contacts [i](#)

In the following table, the Non-H and H(model) columns list the number of non-hydrogen atoms and hydrogen atoms in the chain respectively. The H(added) column lists the number of hydrogen atoms added and optimized by MolProbity. The Clashes column lists the number of clashes within the asymmetric unit, whereas Symm-Clashes lists symmetry-related clashes.

Mol	Chain	Non-H	H(model)	H(added)	Clashes	Symm-Clashes
1	A	6474	0	6518	1431	0
1	B	6474	0	6518	1470	0
2	C	2933	0	2894	641	0
2	D	2933	0	2894	621	0
3	E	1160	0	1119	274	0
3	H	1160	0	1119	192	0
4	F	1161	0	1076	97	0
4	G	1161	0	1076	57	0
All	All	23456	0	23214	4552	0

The all-atom clashscore is defined as the number of clashes found per 1000 atoms (including hydrogen atoms). The all-atom clashscore for this structure is 98.

All (4552) close contacts within the same asymmetric unit are listed below, sorted by their clash

magnitude.

Atom-1	Atom-2	Interatomic distance (Å)	Clash overlap (Å)
1:B:2:SER:N	1:B:141:TYR:HH	1.38	1.22
1:B:446:VAL:O	1:B:450:LEU:HB2	1.45	1.16
2:C:154:ASP:O	2:C:160:THR:HA	1.46	1.14
1:A:61:LEU:O	1:A:65:GLY:N	1.91	1.03
1:A:488:LYS:HB3	1:A:667:LEU:HD11	1.41	1.02
2:D:156:GLY:HA2	2:D:302:GLY:H	1.26	1.01
1:B:194:LEU:HD11	1:B:461:LEU:HD23	1.43	1.00
1:B:540:LEU:HD22	1:B:558:LYS:HB3	1.40	1.00
1:A:768:ARG:O	1:A:774:ILE:HA	1.60	1.00
1:A:510:ILE:HG12	1:A:768:ARG:HG2	1.44	0.99
3:E:104:MET:HA	3:E:137:CYS:HA	1.41	0.99
2:D:237:GLU:HA	2:D:251:GLY:HA2	1.45	0.97
1:A:233:ALA:HA	1:A:288:HIS:HB2	1.47	0.96
1:A:221:GLU:O	1:A:224:LEU:HB3	1.65	0.96
1:B:16:ASP:H	1:B:112:LEU:HD11	1.28	0.96
1:B:138:ILE:HG12	1:B:193:TYR:HA	1.45	0.95
1:B:299:GLU:HA	1:B:302:ARG:HB2	1.47	0.95
2:C:79:TRP:HA	2:C:82:MET:HB2	1.47	0.95
1:B:512:TRP:NE1	1:B:764:PRO:O	1.99	0.95
1:A:97:GLU:O	1:A:101:LEU:HB2	1.68	0.94
1:A:101:LEU:HD11	1:A:702:LEU:HB2	1.47	0.94
1:B:411:ARG:H	2:C:28:ARG:HG3	1.32	0.94
1:A:274:LYS:O	1:A:277:ALA:HB3	1.67	0.94
1:B:375:GLN:HB2	1:B:417:ALA:HB3	1.49	0.94
1:A:122:VAL:HG13	1:A:685:ILE:HD12	1.49	0.94
1:B:739:ALA:HB1	1:B:742:ILE:HB	1.51	0.94
1:B:293:LEU:HD11	1:B:353:LEU:HB3	1.49	0.93
1:B:289:ILE:HA	1:B:292:TYR:HB2	1.50	0.93
2:D:361:GLU:HB3	2:D:369:ILE:HG12	1.48	0.93
2:C:218:TYR:HB3	2:C:255:PHE:HB3	1.50	0.93
2:C:156:GLY:HA3	2:C:303:THR:H	1.34	0.93
2:C:218:TYR:HA	2:C:307:PRO:HD2	1.48	0.92
1:B:294:ILE:HG12	1:B:307:LEU:HD22	1.51	0.92
2:C:237:GLU:HA	2:C:250:ILE:O	1.69	0.92
1:B:492:LEU:HD11	1:B:671:MET:HG2	1.50	0.91
1:A:61:LEU:HD21	1:A:70:LEU:HD22	1.52	0.91
1:A:293:LEU:HG	1:A:307:LEU:HD11	1.53	0.91
1:A:294:ILE:HG12	1:A:307:LEU:HD22	1.49	0.91
1:B:221:GLU:O	1:B:224:LEU:HB3	1.71	0.90
2:D:242:LEU:HB3	2:D:246:GLN:HB3	1.52	0.90
1:A:299:GLU:HA	1:A:302:ARG:HB2	1.53	0.90

*Continued on next page...*

*Continued from previous page...*

Atom-1	Atom-2	Interatomic distance (Å)	Clash overlap (Å)
1:B:130:LEU:O	1:B:189:LYS:NZ	2.04	0.90
1:B:29:TRP:HZ2	1:B:34:LEU:H	1.16	0.90
1:B:430:LEU:O	1:B:434:LYS:HB2	1.69	0.90
1:B:545:CYS:SG	1:B:601:ASN:ND2	2.44	0.90
2:D:219:VAL:HG23	2:D:306:TYR:HB2	1.54	0.90
2:D:11:ASP:O	2:D:17:VAL:HA	1.72	0.90
2:D:81:ASP:HA	2:D:84:LYS:HD2	1.53	0.89
1:A:610:THR:HA	1:A:613:LEU:HD12	1.53	0.89
2:C:185:LEU:HB3	2:C:213:LYS:HD2	1.54	0.89
1:A:238:LYS:HG3	1:A:324:PRO:HD2	1.54	0.88
1:A:10:GLU:O	1:A:14:PHE:N	2.06	0.88
1:A:416:LYS:HD2	2:D:25:ASP:HB3	1.55	0.88
3:E:43:THR:HG22	3:E:45:ALA:H	1.38	0.88
1:B:488:LYS:HG3	1:B:671:MET:HG3	1.54	0.88
2:C:321:ALA:HB2	2:C:327:ILE:HD11	1.56	0.88
1:B:686:ILE:HG22	1:B:700:LEU:HB3	1.55	0.88
2:C:76:ILE:HG23	2:C:82:MET:HG3	1.54	0.88
1:B:239:THR:HA	1:B:284:GLU:HG2	1.53	0.88
1:B:558:LYS:O	1:B:562:GLU:HB2	1.74	0.88
3:H:33:ASP:HA	3:H:36:ARG:HD2	1.55	0.88
1:A:116:TYR:HA	1:A:120:PHE:O	1.73	0.88
1:B:232:GLU:HA	1:B:236:ASN:HB2	1.56	0.88
1:B:132:ILE:O	1:B:152:HIS:NE2	2.06	0.88
2:C:88:HIS:O	2:C:93:GLU:N	2.07	0.87
1:A:806:TYR:OH	3:H:144:VAL:O	1.91	0.87
1:A:138:ILE:HD11	1:A:192:GLN:HG3	1.56	0.87
1:B:488:LYS:HB3	1:B:667:LEU:HD11	1.54	0.87
1:A:34:LEU:HD23	1:A:78:MET:HG3	1.56	0.87
1:B:173:ILE:HG12	1:B:461:LEU:HD11	1.57	0.87
2:C:6:THR:HA	2:C:22:ALA:HB3	1.56	0.87
3:E:35:MET:O	3:E:40:GLN:NE2	2.06	0.87
2:D:212:ILE:HG23	2:D:216:LEU:HB2	1.54	0.87
1:A:193:TYR:HD2	1:A:194:LEU:HD23	1.40	0.87
1:B:238:LYS:HB3	1:B:285:ARG:H	1.39	0.87
1:B:50:LYS:HG3	1:B:60:GLU:H	1.37	0.86
1:B:285:ARG:NH2	1:B:328:ASP:OD1	2.07	0.86
1:B:753:CYS:HB3	1:B:774:ILE:HD11	1.53	0.86
2:C:347:ALA:HA	2:C:352:PHE:HB2	1.55	0.86
2:D:78:ASN:HB3	2:D:81:ASP:HB2	1.56	0.86
1:B:173:ILE:HA	1:B:680:ASN:HB2	1.55	0.86
1:B:570:GLN:HB3	1:B:582:CYS:HB2	1.56	0.86

*Continued on next page...*

*Continued from previous page...*

Atom-1	Atom-2	Interatomic distance (Å)	Clash overlap (Å)
2:D:153:LEU:HD11	2:D:274:ILE:HG12	1.57	0.86
3:H:32:GLY:HA3	3:H:47:VAL:HG13	1.58	0.86
1:B:79:ASN:HB2	1:B:83:PHE:HB2	1.55	0.86
2:C:193:LEU:HD21	2:C:250:ILE:HG13	1.58	0.86
1:A:228:ASN:O	1:A:232:GLU:N	2.09	0.85
1:B:293:LEU:HG	1:B:307:LEU:HD11	1.57	0.85
3:H:125:GLU:O	3:H:129:ALA:N	2.10	0.85
1:A:512:TRP:HE1	1:A:721:PHE:HZ	1.24	0.85
3:E:28:TYR:HB2	3:E:59:MET:HA	1.58	0.85
1:A:352:ILE:HG13	1:A:620:PHE:CE2	2.12	0.85
1:A:570:GLN:HB2	1:A:582:CYS:HB2	1.59	0.85
1:A:848:LYS:HA	1:A:851:LEU:HB2	1.58	0.85
2:C:11:ASP:HB3	2:C:18:LYS:HB2	1.58	0.85
1:B:107:ARG:HG2	1:B:112:LEU:HD12	1.59	0.85
1:A:505:TYR:HA	1:A:510:ILE:HD12	1.58	0.84
1:A:249:GLY:H	1:A:271:LEU:HB2	1.38	0.84
3:H:113:VAL:HG11	3:H:121:GLU:HA	1.59	0.84
1:A:285:ARG:HH21	1:A:291:TYR:HB2	1.41	0.84
1:B:293:LEU:HD22	1:B:356:VAL:HB	1.58	0.84
1:B:340:THR:OG1	1:B:349:GLN:NE2	2.10	0.84
1:B:722:PRO:HG2	1:B:778:THR:H	1.40	0.84
2:C:361:GLU:HB3	2:C:369:ILE:HG12	1.59	0.84
1:A:114:TYR:HA	1:A:122:VAL:O	1.78	0.84
2:C:219:VAL:HG23	2:C:306:TYR:HB2	1.59	0.84
1:A:163:SER:O	1:A:169:GLU:N	2.09	0.84
1:B:138:ILE:HG23	1:B:197:VAL:HG23	1.60	0.84
1:A:597:TRP:O	1:A:601:ASN:N	2.10	0.84
2:C:151:ILE:HB	2:C:297:ASN:HA	1.59	0.84
2:D:90:PHE:HA	2:D:94:LEU:HB2	1.60	0.84
2:C:155:SER:N	2:C:300:SER:O	2.09	0.83
2:C:286:ASP:OD2	2:D:39:ARG:NH1	2.10	0.83
1:A:290:PHE:HB3	1:A:316:LEU:HD21	1.60	0.83
2:C:304:THR:HB	2:C:335:ARG:HE	1.41	0.83
1:A:385:GLN:HG3	1:A:395:VAL:HG21	1.61	0.83
1:B:704:GLN:HA	1:B:707:CYS:HB3	1.59	0.83
3:H:35:MET:HB3	3:H:76:ILE:HG21	1.58	0.83
1:B:601:ASN:OD1	1:B:660:GLY:N	2.09	0.83
1:B:61:LEU:O	1:B:65:GLY:N	2.12	0.83
1:B:220:LEU:HD21	1:B:452:LYS:HG3	1.60	0.83
1:A:336:LEU:O	1:A:349:GLN:NE2	2.12	0.82
1:B:171:GLN:HE22	1:B:678:ASN:HB3	1.43	0.82

*Continued on next page...*

*Continued from previous page...*

Atom-1	Atom-2	Interatomic distance (Å)	Clash overlap (Å)
3:E:32:GLY:HA3	3:E:47:VAL:HG13	1.58	0.82
1:B:120:PHE:HZ	1:B:497:MET:HB2	1.43	0.82
2:D:136:ILE:HB	2:D:139:VAL:HB	1.62	0.82
1:A:48:SER:O	1:A:60:GLU:N	2.11	0.82
1:A:355:VAL:HG21	1:A:624:LEU:HD13	1.60	0.82
3:E:104:MET:O	3:E:108:ILE:N	2.12	0.82
1:B:138:ILE:HD11	1:B:192:GLN:HG3	1.59	0.82
2:C:177:ARG:NH1	2:C:179:ASP:OD1	2.13	0.82
2:C:236:LEU:HB3	2:C:255:PHE:HE1	1.44	0.82
1:A:187:THR:OG1	1:A:465:ASP:OD1	1.97	0.82
1:A:223:GLN:HB3	1:A:342:MET:HE1	1.59	0.82
1:A:540:LEU:HD22	1:A:558:LYS:HB3	1.58	0.82
1:B:802:GLN:HG3	3:E:147:VAL:HG12	1.61	0.82
3:E:40:GLN:HG3	3:E:80:LYS:HA	1.62	0.82
1:A:224:LEU:HD13	1:A:267:ILE:HG21	1.62	0.81
2:C:8:LEU:HG	2:C:101:HIS:HB2	1.62	0.81
2:C:239:SER:HA	2:C:248:ILE:O	1.80	0.81
2:D:317:ILE:HG22	2:D:327:ILE:HD13	1.60	0.81
1:A:53:LYS:HE2	1:A:56:GLU:HB3	1.60	0.81
1:A:686:ILE:HB	1:A:704:GLN:HG3	1.62	0.81
2:C:111:ASN:OD1	2:C:177:ARG:NH2	2.12	0.81
1:A:162:ARG:O	1:A:166:GLN:N	2.13	0.81
1:B:152:HIS:CD2	1:B:154:TYR:HB2	2.15	0.81
1:B:480:LEU:HD11	1:B:528:ILE:HD12	1.62	0.81
2:D:98:PRO:HB2	2:D:127:PHE:HB3	1.61	0.81
1:A:32:LYS:HB3	1:A:49:ILE:HB	1.63	0.81
1:B:803:CYS:SG	3:E:127:LEU:HB2	2.20	0.81
3:E:46:GLU:HA	3:E:49:LYS:HG3	1.63	0.81
1:A:179:SER:O	1:A:242:ASN:ND2	2.12	0.81
1:B:826:GLN:HG2	4:F:129:MET:HB3	1.61	0.81
1:A:174:LEU:HA	1:A:464:LEU:HB3	1.63	0.81
2:C:279:TYR:HA	2:C:282:ILE:HD12	1.63	0.81
1:A:762:LEU:HD11	1:A:784:LEU:HD21	1.62	0.81
2:D:166:TYR:HD1	2:D:293:LEU:HD21	1.44	0.81
2:C:90:PHE:HA	2:C:94:LEU:HB2	1.62	0.80
1:A:115:THR:HB	1:A:122:VAL:HB	1.63	0.80
1:B:233:ALA:HB1	1:B:289:ILE:HB	1.63	0.80
1:B:242:ASN:HB3	1:B:245:SER:HB3	1.64	0.80
1:B:271:LEU:H	1:B:666:GLN:HB3	1.45	0.80
2:D:79:TRP:HE3	2:D:122:ILE:HG12	1.44	0.80
2:C:123:MET:O	2:C:129:VAL:N	2.12	0.80

*Continued on next page...*



*Continued from previous page...*

Atom-1	Atom-2	Interatomic distance (Å)	Clash overlap (Å)
1:B:347:GLU:OE1	1:B:354:ARG:NH2	2.13	0.80
1:A:107:ARG:HB3	1:A:112:LEU:HB2	1.63	0.80
1:A:292:TYR:HB3	1:A:332:PHE:HB2	1.63	0.80
1:B:105:ARG:HB2	1:B:698:ALA:HB2	1.62	0.80
1:B:294:ILE:HD12	1:B:310:PHE:HA	1.64	0.80
2:C:241:GLU:HA	2:C:246:GLN:O	1.82	0.80
2:D:24:ASP:HB2	2:D:340:TRP:HH2	1.43	0.80
1:B:29:TRP:HE1	1:B:34:LEU:HB2	1.47	0.80
2:D:11:ASP:HB3	2:D:18:LYS:HB2	1.61	0.80
2:D:102:PRO:HB3	2:D:131:ALA:HB3	1.60	0.80
2:D:190:MET:HG3	2:D:200:PHE:HB2	1.62	0.80
1:A:313:TYR:CG	1:A:360:LEU:HB3	2.17	0.80
1:B:187:THR:HG21	1:B:252:ILE:HD13	1.62	0.80
1:B:527:LEU:HD11	1:B:583:ILE:HG12	1.63	0.80
1:A:530:ARG:O	1:A:536:GLY:N	2.14	0.80
1:B:726:VAL:HA	1:B:773:LYS:HG2	1.63	0.80
1:A:809:ARG:HB2	3:H:41:ASN:HB3	1.63	0.80
1:B:451:ASP:OD2	1:B:455:ARG:NH1	2.15	0.80
2:D:365:ALA:O	2:D:372:ARG:NH1	2.15	0.80
1:B:163:SER:HA	1:B:167:ASP:HB2	1.62	0.79
1:B:336:LEU:HD21	1:B:353:LEU:HD11	1.64	0.79
3:H:42:PRO:HG3	3:H:76:ILE:HD12	1.61	0.79
3:H:141:GLU:HB3	3:H:145:ARG:HH21	1.47	0.79
1:A:733:ARG:NH2	1:A:734:TYR:OH	2.15	0.79
1:B:80:PRO:HG2	1:B:785:GLU:HB2	1.64	0.79
1:A:194:LEU:HD12	1:A:254:ILE:HD12	1.65	0.79
1:B:586:TYR:OH	1:B:715:ARG:NH2	2.15	0.79
1:B:579:THR:HG1	1:B:595:SER:HG	1.22	0.79
2:C:105:LEU:HD12	2:C:119:MET:HB3	1.64	0.79
1:B:610:THR:HA	1:B:613:LEU:HD12	1.64	0.79
1:A:220:LEU:HD11	1:A:452:LYS:HE3	1.64	0.79
1:B:198:ALA:HB1	1:B:261:TYR:HA	1.62	0.79
1:B:153:ILE:O	1:B:157:ALA:HB2	1.82	0.79
2:C:105:LEU:HD11	2:C:123:MET:HG2	1.65	0.79
2:D:262:PHE:HB3	2:D:275:HIS:HE1	1.45	0.79
1:B:291:TYR:OH	1:B:318:ASN:O	2.00	0.79
1:B:532:THR:HA	1:B:535:PRO:HG3	1.62	0.79
1:A:186:ASN:ND2	1:A:684:CYS:SG	2.55	0.79
1:B:101:LEU:HD11	1:B:702:LEU:HB2	1.63	0.79
3:E:35:MET:HB3	3:E:76:ILE:HG21	1.65	0.79
1:B:57:VAL:HB	1:B:75:ILE:HD13	1.65	0.79

*Continued on next page...*

*Continued from previous page...*

Atom-1	Atom-2	Interatomic distance (Å)	Clash overlap (Å)
1:B:807:LEU:HD12	3:E:123:GLU:HG3	1.64	0.79
1:A:445:ARG:HD3	1:A:448:LYS:HD2	1.65	0.78
1:B:79:ASN:HD21	1:B:94:CYS:HB2	1.48	0.78
1:B:469:PHE:HB2	1:B:707:CYS:HA	1.63	0.78
1:B:613:LEU:HB3	1:B:625:TRP:HE3	1.48	0.78
1:B:757:ILE:HD11	1:B:774:ILE:HD13	1.64	0.78
1:B:702:LEU:HD12	1:B:705:LEU:HD12	1.63	0.78
2:C:212:ILE:O	2:C:216:LEU:N	2.12	0.78
1:B:416:LYS:HG2	2:C:333:PRO:HB2	1.65	0.78
2:D:121:GLN:O	2:D:125:GLU:N	2.16	0.78
1:A:135:GLU:HA	1:A:138:ILE:HD12	1.65	0.78
1:A:293:LEU:HD13	1:A:353:LEU:HD22	1.66	0.78
1:A:470:GLU:HB3	1:A:472:PHE:CZ	2.19	0.78
1:A:527:LEU:HD23	1:A:583:ILE:HG23	1.65	0.78
2:D:151:ILE:HA	2:D:164:PRO:HA	1.65	0.78
1:B:191:ILE:HG12	1:B:254:ILE:HD11	1.64	0.78
1:A:402:ILE:HG12	1:A:606:ASN:HD22	1.49	0.78
1:B:406:ARG:H	1:B:608:ASN:HD21	1.30	0.78
1:A:141:TYR:CE1	1:A:149:MET:HB2	2.19	0.78
1:A:171:GLN:HA	1:A:677:THR:HB	1.64	0.78
1:A:186:ASN:ND2	1:A:683:ARG:O	2.17	0.78
1:A:315:PHE:HB2	1:A:360:LEU:HD23	1.66	0.78
1:A:813:ALA:HB3	1:A:815:ARG:HG2	1.66	0.78
1:B:26:GLN:H	1:B:789:ASP:HB3	1.49	0.78
3:H:50:VAL:HB	3:H:75:THR:HG23	1.65	0.78
1:A:285:ARG:NH2	1:A:291:TYR:HB2	1.97	0.78
1:A:446:VAL:O	1:A:450:LEU:CB	2.32	0.78
1:B:29:TRP:NE1	1:B:34:LEU:HB2	1.98	0.78
1:B:173:ILE:HG13	1:B:190:VAL:HG11	1.65	0.78
1:B:293:LEU:HD23	1:B:307:LEU:HD21	1.64	0.78
2:C:123:MET:HG3	2:C:132:MET:HG3	1.66	0.78
1:A:191:ILE:HD11	1:A:224:LEU:HD23	1.66	0.77
1:B:716:ILE:HA	1:B:719:GLN:HB2	1.65	0.77
2:D:150:GLY:H	2:D:165:ILE:HB	1.49	0.77
1:B:70:LEU:HB3	1:B:75:ILE:HD11	1.66	0.77
2:D:188:TYR:HE2	2:D:256:ARG:HB3	1.49	0.77
1:A:816:GLN:NE2	3:H:37:ALA:O	2.17	0.77
1:B:352:ILE:HG13	1:B:620:PHE:CE2	2.19	0.77
2:D:176:MET:SD	2:D:277:THR:OG1	2.42	0.77
1:A:621:VAL:HG13	1:A:625:TRP:CZ3	2.19	0.77
1:B:359:VAL:HG21	1:B:435:PHE:HB2	1.66	0.77

*Continued on next page...*

*Continued from previous page...*

Atom-1	Atom-2	Interatomic distance (Å)	Clash overlap (Å)
1:A:156:ILE:HG22	1:A:173:ILE:HD12	1.67	0.77
1:A:288:HIS:HB3	1:A:292:TYR:CZ	2.20	0.77
1:B:313:TYR:CG	1:B:360:LEU:HB3	2.20	0.77
1:B:349:GLN:O	1:B:353:LEU:HG	1.85	0.77
2:D:8:LEU:HD22	2:D:94:LEU:HD22	1.66	0.77
2:D:90:PHE:HB2	2:D:98:PRO:HG3	1.66	0.77
1:A:705:LEU:HB3	1:A:711:LEU:HB2	1.66	0.77
1:B:2:SER:N	1:B:141:TYR:OH	2.16	0.77
1:B:392:GLY:HA3	1:B:618:ASP:H	1.50	0.77
1:B:437:ARG:HH21	1:B:605:LEU:HD21	1.49	0.77
1:A:340:THR:OG1	1:A:349:GLN:NE2	2.17	0.77
1:B:705:LEU:O	1:B:710:VAL:N	2.17	0.77
1:B:13:LEU:HD11	1:B:152:HIS:HB2	1.64	0.77
1:B:418:GLN:HB2	1:B:422:GLN:HB2	1.65	0.77
2:C:185:LEU:HD11	2:C:261:LEU:HB2	1.67	0.77
2:C:166:TYR:HA	2:D:44:MET:HG3	1.65	0.77
1:A:194:LEU:HD11	1:A:461:LEU:HD13	1.65	0.77
1:B:186:ASN:ND2	1:B:684:CYS:SG	2.57	0.77
1:B:220:LEU:HB2	1:B:265:ALA:HB3	1.65	0.77
1:B:402:ILE:HG13	1:B:609:VAL:HG21	1.66	0.77
1:B:731:ARG:NH1	1:B:753:CYS:SG	2.58	0.77
1:A:132:ILE:O	1:A:152:HIS:NE2	2.18	0.76
1:A:346:GLU:HA	1:A:349:GLN:HB2	1.66	0.76
1:A:532:THR:HG22	1:A:533:ASN:H	1.51	0.76
2:D:35:VAL:HG11	2:D:84:LYS:HD3	1.65	0.76
1:A:255:ASN:HB3	1:A:457:GLY:HA2	1.67	0.76
1:A:810:LYS:HB2	3:H:147:VAL:HG13	1.67	0.76
2:D:252:ASN:HA	2:D:255:PHE:CZ	2.20	0.76
1:A:368:LYS:HB2	1:A:376:ALA:HA	1.67	0.76
1:B:148:GLU:OE2	1:B:162:ARG:NH2	2.18	0.76
1:B:344:PHE:O	1:B:349:GLN:NE2	2.19	0.76
2:C:188:TYR:HE2	2:C:256:ARG:HB3	1.49	0.76
1:B:621:VAL:HA	1:B:624:LEU:HD12	1.66	0.76
3:H:28:TYR:HB2	3:H:59:MET:HA	1.66	0.76
1:A:237:ALA:HB3	1:A:247:ARG:HG3	1.66	0.76
1:B:289:ILE:HD13	1:B:335:THR:HG21	1.67	0.76
1:B:406:ARG:HB3	1:B:413:VAL:HG12	1.68	0.76
2:C:153:LEU:HD21	2:C:274:ILE:HD11	1.68	0.76
1:A:107:ARG:NH2	1:A:114:TYR:O	2.14	0.76
1:B:107:ARG:HE	1:B:115:THR:HG22	1.50	0.76
1:B:165:LEU:HB2	1:B:260:GLY:HA3	1.68	0.76

*Continued on next page...*

*Continued from previous page...*

Atom-1	Atom-2	Interatomic distance (Å)	Clash overlap (Å)
1:A:101:LEU:HA	1:A:104:LEU:HD12	1.66	0.76
1:B:164:MET:O	1:B:168:ARG:NH1	2.19	0.76
1:B:799:PHE:CE1	3:E:127:LEU:HD11	2.21	0.76
4:F:142:TYR:HA	4:F:147:ILE:HD11	1.68	0.76
1:A:49:ILE:HG23	1:A:57:VAL:HG13	1.67	0.75
1:A:349:GLN:O	1:A:353:LEU:HG	1.85	0.75
2:C:356:TRP:O	2:C:373:LYS:NZ	2.14	0.75
1:A:121:CYS:H	1:A:146:ARG:HH22	1.33	0.75
1:B:289:ILE:O	1:B:293:LEU:N	2.17	0.75
2:D:12:ASN:HA	2:D:17:VAL:HG22	1.68	0.75
2:D:20:GLY:HA3	2:D:340:TRP:CZ2	2.21	0.75
1:A:88:ASP:OD1	1:A:118:GLY:N	2.17	0.75
1:A:302:ARG:O	1:A:307:LEU:N	2.13	0.75
1:B:45:GLU:OE2	1:B:64:ASN:ND2	2.19	0.75
1:B:484:TYR:HE1	1:B:525:ILE:HG23	1.51	0.75
2:D:226:GLU:HB3	2:D:236:LEU:HD12	1.68	0.75
1:A:359:VAL:HG13	1:A:431:ALA:HB1	1.69	0.75
1:B:276:ARG:HH21	1:B:478:GLU:HG3	1.52	0.75
1:B:803:CYS:HB2	3:E:127:LEU:HD13	1.67	0.75
1:A:179:SER:HB2	1:A:246:SER:HB2	1.68	0.75
1:A:713:GLY:HA2	1:A:716:ILE:HD12	1.68	0.75
1:B:715:ARG:O	1:B:719:GLN:N	2.18	0.75
2:D:62:ARG:NH2	2:D:211:ASP:OD2	2.20	0.75
2:D:111:ASN:OD1	2:D:177:ARG:NH2	2.19	0.75
1:A:345:THR:HG23	1:A:348:GLU:H	1.52	0.75
1:B:295:ALA:HB3	1:B:328:ASP:HB2	1.68	0.75
1:B:381:ASN:HB2	1:B:384:ALA:HB3	1.67	0.75
1:B:485:THR:HA	1:B:667:LEU:HD13	1.67	0.75
2:D:180:LEU:HD21	2:D:261:LEU:HA	1.67	0.75
2:D:260:THR:HG22	2:D:266:PHE:HB2	1.69	0.75
3:H:104:MET:HB2	3:H:107:GLU:HB3	1.68	0.75
3:H:131:HIS:HB2	3:H:138:ILE:HG23	1.68	0.75
1:B:34:LEU:O	1:B:78:MET:N	2.19	0.75
1:A:339:MET:SD	1:A:352:ILE:HD13	2.26	0.74
1:B:438:LEU:HA	1:B:624:LEU:HD22	1.68	0.74
1:B:490:GLN:HA	1:B:493:PHE:HB3	1.68	0.74
1:B:732:GLN:HG2	1:B:744:LYS:HE3	1.68	0.74
2:D:117:GLU:HA	2:D:367:PRO:HB2	1.68	0.74
3:E:128:VAL:HG13	3:E:138:ILE:HG21	1.66	0.74
1:A:123:VAL:H	1:A:683:ARG:HB2	1.53	0.74
1:A:802:GLN:O	1:A:806:TYR:HB2	1.86	0.74

*Continued on next page...*

*Continued from previous page...*

Atom-1	Atom-2	Interatomic distance (Å)	Clash overlap (Å)
1:B:306:LEU:HB2	1:B:390:LEU:HD21	1.69	0.74
1:A:12:PHE:HD1	1:A:111:GLY:HA3	1.50	0.74
1:B:161:TYR:O	1:B:164:MET:N	2.20	0.74
2:C:302:GLY:HA2	2:C:336:LYS:HD3	1.69	0.74
4:F:58:ALA:HA	4:F:62:LYS:HA	1.69	0.74
1:A:229:PRO:HA	1:A:232:GLU:HB2	1.69	0.74
1:A:602:MET:HG3	1:A:604:PRO:HD3	1.69	0.74
1:B:355:VAL:HG21	1:B:624:LEU:HD13	1.69	0.74
1:B:527:LEU:HD21	1:B:583:ILE:HG23	1.67	0.74
1:B:804:ARG:NH1	3:E:43:THR:OG1	2.19	0.74
1:B:807:LEU:HD11	3:E:126:GLN:HB2	1.69	0.74
1:B:809:ARG:NH2	3:E:41:ASN:OD1	2.21	0.74
3:E:127:LEU:O	3:E:131:HIS:ND1	2.20	0.74
4:F:29:GLN:HE22	4:F:94:ASN:HD21	1.35	0.74
1:B:292:TYR:HB3	1:B:332:PHE:HB2	1.69	0.74
1:B:756:MET:O	1:B:760:LEU:HB2	1.88	0.74
3:H:92:LEU:HA	3:H:95:PHE:HB2	1.69	0.74
1:A:79:ASN:ND2	1:A:99:SER:OG	2.19	0.74
1:A:446:VAL:O	1:A:450:LEU:HB2	1.88	0.74
1:A:269:THR:HG23	1:A:443:LEU:HD13	1.68	0.74
2:C:297:ASN:HB3	2:C:329:ILE:HA	1.70	0.74
2:C:300:SER:HA	2:C:335:ARG:HB3	1.69	0.74
1:A:323:ILE:HB	1:A:326:GLN:HB2	1.69	0.74
1:A:799:PHE:O	1:A:803:CYS:HB2	1.88	0.74
1:B:94:CYS:HA	1:B:778:THR:HB	1.67	0.74
1:A:116:TYR:CZ	1:A:151:PRO:HA	2.23	0.74
1:A:122:VAL:HG22	1:A:710:VAL:HG11	1.70	0.74
1:A:294:ILE:HD12	1:A:316:LEU:HD12	1.69	0.74
1:B:72:LYS:HA	1:B:75:ILE:HB	1.69	0.74
2:C:35:VAL:HG22	2:C:54:VAL:HA	1.70	0.74
1:A:79:ASN:ND2	1:A:94:CYS:O	2.19	0.73
1:A:158:ASP:OD1	1:A:193:TYR:OH	2.06	0.73
2:D:87:HIS:HA	2:D:91:TYR:HB2	1.69	0.73
3:H:25:LYS:HE2	3:H:63:THR:HG23	1.70	0.73
1:A:138:ILE:HG12	1:A:193:TYR:HA	1.69	0.73
1:B:612:LEU:HA	1:B:615:GLN:HB2	1.70	0.73
2:C:152:VAL:O	2:C:162:ASN:HA	1.87	0.73
2:C:332:PRO:HD2	2:C:335:ARG:HG2	1.70	0.73
1:A:127:TYR:HE1	1:A:181:ALA:HB1	1.53	0.73
2:C:19:ALA:HA	2:C:89:THR:HG23	1.68	0.73
2:C:369:ILE:HA	2:C:372:ARG:HB2	1.70	0.73

*Continued on next page...*

*Continued from previous page...*

Atom-1	Atom-2	Interatomic distance (Å)	Clash overlap (Å)
2:D:105:LEU:HD11	2:D:123:MET:HG3	1.70	0.73
2:D:251:GLY:N	2:D:253:GLU:OE1	2.19	0.73
1:B:585:HIS:HD2	1:B:590:VAL:HB	1.52	0.73
1:B:731:ARG:HA	1:B:756:MET:SD	2.28	0.73
2:D:297:ASN:HD22	2:D:317:ILE:HG13	1.51	0.73
3:E:89:VAL:HA	3:E:140:TYR:HE2	1.53	0.73
1:B:292:TYR:CE1	1:B:331:MET:HE3	2.23	0.73
1:B:294:ILE:O	1:B:302:ARG:NE	2.20	0.73
1:B:496:THR:OG1	1:B:675:ARG:NH1	2.22	0.73
2:C:8:LEU:HB2	2:C:103:THR:HG22	1.68	0.73
2:C:129:VAL:O	2:C:359:LYS:HB2	1.89	0.73
2:C:138:ALA:HB2	2:C:161:HIS:HB2	1.71	0.73
2:C:292:ASP:HB3	2:D:45:VAL:HB	1.70	0.73
2:D:132:MET:O	2:D:357:ILE:N	2.20	0.73
1:A:271:LEU:H	1:A:666:GLN:HB3	1.54	0.73
1:A:393:ILE:HB	1:A:612:LEU:HG	1.69	0.73
1:B:452:LYS:HD3	1:B:454:LYS:HE3	1.69	0.73
1:B:508:GLU:HG3	1:B:773:LYS:HB2	1.71	0.73
2:D:8:LEU:O	2:D:104:LEU:N	2.21	0.73
2:D:104:LEU:HD12	2:D:352:PHE:HD1	1.53	0.73
2:D:181:ALA:HB3	2:D:183:ARG:HG2	1.70	0.73
3:H:27:LEU:O	3:H:31:CYS:N	2.20	0.73
1:A:17:LYS:HE2	1:A:86:VAL:HG12	1.70	0.73
1:A:173:ILE:HG12	1:A:461:LEU:HD21	1.71	0.73
2:D:162:ASN:HB2	2:D:176:MET:HE2	1.70	0.73
1:A:160:ALA:HA	1:A:171:GLN:HG3	1.71	0.73
1:A:355:VAL:HG11	1:A:438:LEU:HB2	1.71	0.73
1:A:438:LEU:HA	1:A:624:LEU:HD11	1.69	0.73
1:A:659:VAL:HG12	1:A:662:LEU:HD12	1.69	0.73
1:B:107:ARG:NH2	1:B:114:TYR:O	2.22	0.73
1:B:543:GLU:HA	1:B:546:TRP:CE3	2.24	0.73
3:H:46:GLU:HA	3:H:49:LYS:HB3	1.70	0.73
1:B:117:SER:HB3	1:B:714:ILE:HD11	1.69	0.73
2:C:226:GLU:HB2	2:C:236:LEU:HD13	1.71	0.73
1:A:138:ILE:O	1:A:142:LYS:N	2.20	0.72
1:B:785:GLU:HA	1:B:788:ARG:CZ	2.20	0.72
2:D:370:VAL:O	2:D:374:CYS:N	2.20	0.72
1:B:15:VAL:HG22	1:B:107:ARG:HH12	1.54	0.72
1:B:143:GLY:HA2	1:B:162:ARG:HD3	1.69	0.72
2:D:104:LEU:HG	2:D:133:TYR:HB3	1.71	0.72
1:B:57:VAL:HG12	1:B:59:VAL:HG13	1.70	0.72

*Continued on next page...*

*Continued from previous page...*

Atom-1	Atom-2	Interatomic distance (Å)	Clash overlap (Å)
1:B:165:LEU:HG	1:B:166:GLN:HG2	1.71	0.72
1:B:736:ILE:HB	3:E:94:VAL:HG21	1.71	0.72
2:C:10:CYS:N	2:C:104:LEU:O	2.21	0.72
2:C:121:GLN:O	2:C:125:GLU:N	2.22	0.72
1:A:44:PHE:HD1	1:A:98:ALA:HA	1.54	0.72
1:A:254:ILE:HD11	1:A:463:ILE:HD11	1.72	0.72
1:A:285:ARG:HH12	1:A:288:HIS:HA	1.54	0.72
1:B:114:TYR:HE1	1:B:153:ILE:HG13	1.55	0.72
1:B:154:TYR:HA	1:B:157:ALA:HB3	1.71	0.72
2:C:1:ASP:HB2	2:C:6:THR:HG21	1.71	0.72
2:C:18:LYS:HA	2:C:29:ALA:O	1.90	0.72
2:D:185:LEU:HB3	2:D:257:CYS:HB3	1.70	0.72
2:D:233:SER:HA	2:D:237:GLU:HB3	1.70	0.72
3:H:89:VAL:O	3:H:93:ARG:HB2	1.89	0.72
1:A:180:GLY:H	1:A:183:LYS:HB3	1.53	0.72
1:B:171:GLN:N	1:B:460:PHE:O	2.17	0.72
1:B:256:PHE:HB3	1:B:260:GLY:HA2	1.71	0.72
2:C:358:THR:HB	2:C:361:GLU:H	1.55	0.72
2:D:79:TRP:O	2:D:83:GLU:N	2.23	0.72
1:A:190:VAL:HG11	1:A:463:ILE:HG12	1.71	0.72
1:A:194:LEU:HD22	1:A:256:PHE:HZ	1.54	0.72
1:A:712:GLU:OE1	1:A:715:ARG:NH2	2.21	0.72
1:B:808:ALA:CB	3:E:36:ARG:HD2	2.20	0.72
2:D:20:GLY:HA3	2:D:340:TRP:HZ2	1.55	0.72
1:A:436:GLU:OE1	1:A:437:ARG:NH1	2.21	0.72
1:B:275:SER:HB2	1:B:600:LYS:HD2	1.72	0.72
1:B:531:PRO:HA	1:B:539:ALA:HB1	1.71	0.72
3:E:85:PHE:HA	3:E:88:TYR:HB2	1.71	0.72
2:C:16:LEU:HA	2:C:32:PRO:HA	1.70	0.72
3:E:131:HIS:HB3	3:E:143:LEU:HA	1.72	0.72
1:A:381:ASN:O	1:A:385:GLN:N	2.22	0.72
1:B:238:LYS:HE2	1:B:324:PRO:HG2	1.72	0.72
1:A:267:ILE:H	1:A:450:LEU:HD21	1.54	0.72
1:A:280:GLN:NE2	1:A:317:SER:O	2.23	0.72
1:B:35:VAL:HG23	1:B:47:ALA:H	1.53	0.72
2:D:248:ILE:HG22	2:D:250:ILE:HG13	1.72	0.72
3:E:11:PHE:HD1	3:E:38:LEU:HD13	1.52	0.72
1:A:435:PHE:CD1	1:A:438:LEU:HD23	2.25	0.71
1:A:688:ASN:HA	1:A:700:LEU:HD13	1.70	0.71
1:B:3:GLN:HA	1:B:14:PHE:HA	1.72	0.71
1:B:145:LYS:HG3	1:B:162:ARG:HH21	1.55	0.71

*Continued on next page...*

*Continued from previous page...*

Atom-1	Atom-2	Interatomic distance (Å)	Clash overlap (Å)
1:B:234:PHE:CD1	1:B:289:ILE:HG21	2.25	0.71
1:B:389:HIS:HD2	1:B:390:LEU:HD23	1.55	0.71
1:B:804:ARG:O	3:E:36:ARG:NH1	2.23	0.71
2:C:162:ASN:ND2	2:C:281:SER:OG	2.22	0.71
1:A:160:ALA:O	1:A:164:MET:HG3	1.89	0.71
1:A:357:SER:HA	1:A:360:LEU:HD12	1.71	0.71
1:A:393:ILE:HG21	1:A:613:LEU:HA	1.72	0.71
1:A:530:ARG:NH1	1:A:565:ASN:O	2.22	0.71
1:B:26:GLN:NE2	1:B:786:GLU:O	2.23	0.71
1:B:231:LEU:O	1:B:236:ASN:N	2.16	0.71
1:B:339:MET:HB3	1:B:344:PHE:HB2	1.70	0.71
2:C:8:LEU:N	2:C:102:PRO:O	2.23	0.71
2:C:117:GLU:HA	2:C:367:PRO:HB2	1.71	0.71
3:E:20:ARG:HG2	3:E:30:GLN:HE22	1.55	0.71
1:A:11:LYS:HA	1:A:14:PHE:HB3	1.72	0.71
1:B:35:VAL:HG21	1:B:75:ILE:HA	1.71	0.71
1:B:393:ILE:HB	1:B:612:LEU:HG	1.71	0.71
2:D:105:LEU:N	2:D:133:TYR:O	2.22	0.71
1:A:306:LEU:HD13	1:A:386:LYS:HG2	1.70	0.71
2:D:82:MET:HA	2:D:85:ILE:HB	1.72	0.71
2:D:242:LEU:HD12	2:D:243:PRO:HD2	1.72	0.71
1:A:35:VAL:HG12	1:A:45:GLU:H	1.55	0.71
1:A:297:ALA:HB1	1:A:301:MET:HB2	1.73	0.71
1:B:120:PHE:CZ	1:B:497:MET:HB2	2.24	0.71
1:B:224:LEU:HD22	1:B:252:ILE:HG12	1.72	0.71
1:A:13:LEU:HG	1:A:150:PRO:HB2	1.73	0.71
1:A:289:ILE:HA	1:A:292:TYR:HB2	1.73	0.71
1:A:401:SER:OG	1:A:606:ASN:ND2	2.20	0.71
1:B:281:ALA:HB1	1:B:474:ILE:HG21	1.72	0.71
2:D:62:ARG:HA	2:D:65:LEU:HB2	1.71	0.71
3:E:12:LYS:HZ3	3:E:66:PHE:HB2	1.55	0.71
4:G:50:LYS:HG2	4:G:69:LEU:HD22	1.71	0.71
1:A:232:GLU:O	1:A:288:HIS:ND1	2.24	0.71
1:B:177:GLY:O	1:B:468:GLY:N	2.16	0.71
1:B:223:GLN:HB2	1:B:450:LEU:HA	1.73	0.71
3:E:89:VAL:HA	3:E:140:TYR:CE2	2.26	0.71
1:B:355:VAL:HG11	1:B:438:LEU:HB2	1.73	0.71
1:B:415:GLN:HE21	1:B:417:ALA:HB2	1.56	0.71
2:C:202:THR:HG23	2:C:205:GLU:H	1.55	0.71
2:C:297:ASN:HD21	2:C:317:ILE:HG13	1.55	0.71
2:D:8:LEU:HB3	2:D:94:LEU:HD13	1.73	0.71

*Continued on next page...*



*Continued from previous page...*

Atom-1	Atom-2	Interatomic distance (Å)	Clash overlap (Å)
2:D:47:MET:SD	2:D:49:GLN:NE2	2.64	0.71
1:A:711:LEU:HD12	1:A:714:ILE:HD12	1.72	0.71
1:A:834:LYS:HZ1	4:G:161:ILE:HD12	1.54	0.71
1:B:492:LEU:HD13	1:B:675:ARG:HB2	1.72	0.71
2:C:67:LEU:HD13	2:C:204:ALA:HA	1.72	0.71
2:D:31:PHE:HB2	2:D:55:GLY:HA3	1.71	0.71
2:D:88:HIS:HA	2:D:92:ASN:HB2	1.71	0.71
3:H:105:GLY:N	3:H:136:GLY:O	2.23	0.71
1:B:443:LEU:HA	1:B:446:VAL:HB	1.73	0.71
1:B:621:VAL:HG13	1:B:625:TRP:CZ3	2.26	0.71
2:C:304:THR:HA	2:C:309:ILE:HG12	1.72	0.71
1:B:221:GLU:OE1	1:B:221:GLU:N	2.21	0.70
2:C:62:ARG:HD2	2:C:208:ILE:HG13	1.72	0.70
2:C:73:HIS:O	2:C:177:ARG:NH2	2.24	0.70
2:D:153:LEU:HD21	2:D:274:ILE:HD11	1.72	0.70
1:B:108:TYR:CD1	1:B:113:ILE:HG13	2.26	0.70
2:D:300:SER:HA	2:D:335:ARG:HG3	1.72	0.70
3:E:11:PHE:CD1	3:E:38:LEU:HD13	2.26	0.70
3:E:36:ARG:HE	3:E:47:VAL:HG21	1.55	0.70
1:A:80:PRO:HB2	1:A:82:LYS:HG2	1.72	0.70
1:B:133:TYR:HB3	1:B:189:LYS:HD3	1.73	0.70
1:B:542:ASP:OD2	1:B:664:LYS:NZ	2.24	0.70
2:C:156:GLY:HA2	2:C:182:GLY:H	1.56	0.70
1:A:13:LEU:HD21	1:A:152:HIS:HB2	1.72	0.70
1:A:13:LEU:HD22	1:A:152:HIS:HD2	1.57	0.70
2:C:79:TRP:CE3	2:C:122:ILE:HD11	2.27	0.70
3:E:105:GLY:HA2	3:E:108:ILE:HG22	1.73	0.70
1:A:125:ASN:N	1:A:685:ILE:O	2.19	0.70
1:A:806:TYR:HA	3:H:41:ASN:HD22	1.55	0.70
1:B:466:ILE:HD12	1:B:670:LEU:HD23	1.72	0.70
1:B:730:PHE:CE2	1:B:756:MET:HB2	2.27	0.70
2:C:212:ILE:HG21	2:C:250:ILE:HG12	1.73	0.70
3:E:124:VAL:HA	3:E:127:LEU:HD23	1.73	0.70
1:B:228:ASN:O	1:B:232:GLU:N	2.24	0.70
1:A:49:ILE:HA	1:A:59:VAL:HA	1.74	0.70
1:A:307:LEU:HD23	1:A:313:TYR:HE2	1.57	0.70
1:A:492:LEU:HD22	1:A:675:ARG:HB2	1.73	0.70
1:B:16:ASP:H	1:B:112:LEU:CD1	2.04	0.70
1:B:737:LEU:HB3	1:B:760:LEU:HD21	1.73	0.70
2:C:10:CYS:HB2	2:C:90:PHE:CZ	2.26	0.70
2:C:236:LEU:HB3	2:C:255:PHE:CE1	2.26	0.70

*Continued on next page...*

*Continued from previous page...*

Atom-1	Atom-2	Interatomic distance (Å)	Clash overlap (Å)
2:D:229:THR:O	2:D:234:SER:OG	2.10	0.70
1:A:226:GLN:HG3	1:A:341:ILE:HG21	1.73	0.70
1:B:398:PHE:HA	1:B:609:VAL:HG22	1.73	0.70
2:C:94:LEU:HB3	2:C:96:VAL:HG22	1.74	0.70
2:D:360:GLN:O	2:D:364:GLU:HG3	1.90	0.70
1:B:50:LYS:H	1:B:59:VAL:HG12	1.57	0.70
2:C:233:SER:HA	2:C:237:GLU:HB3	1.73	0.70
1:A:128:LYS:HE3	1:A:130:LEU:HD11	1.72	0.70
1:B:26:GLN:HG3	1:B:789:ASP:HB2	1.74	0.70
2:C:14:SER:HG	2:C:74:GLY:H	1.40	0.70
3:H:103:VAL:O	3:H:138:ILE:N	2.25	0.70
1:A:123:VAL:O	1:A:685:ILE:N	2.24	0.69
1:A:220:LEU:HD13	1:A:264:GLY:HA2	1.74	0.69
1:B:302:ARG:O	1:B:307:LEU:N	2.25	0.69
1:B:812:PHE:CZ	3:E:34:VAL:HA	2.27	0.69
2:C:151:ILE:HG12	2:C:282:ILE:HG12	1.74	0.69
2:D:16:LEU:HA	2:D:32:PRO:HA	1.73	0.69
1:A:276:ARG:NH2	1:A:479:GLN:OE1	2.25	0.69
1:A:534:PRO:HB2	1:A:562:GLU:HG2	1.75	0.69
2:C:20:GLY:HA3	2:C:340:TRP:CZ2	2.28	0.69
2:C:59:GLN:HB3	2:C:62:ARG:HH21	1.54	0.69
2:C:74:GLY:HA3	2:C:108:ALA:HB2	1.73	0.69
2:D:189:LEU:HA	2:D:192:ILE:HD11	1.74	0.69
3:H:48:MET:HG2	3:H:59:MET:HG2	1.74	0.69
1:B:292:TYR:HA	1:B:328:ASP:HB3	1.73	0.69
2:C:115:ASN:HA	2:C:118:LYS:HD2	1.73	0.69
2:D:259:GLU:HB3	2:D:266:PHE:HE2	1.57	0.69
3:H:75:THR:HA	3:H:78:LYS:HD2	1.74	0.69
1:A:92:LEU:HD11	1:A:103:ASN:HD21	1.55	0.69
1:A:301:MET:O	1:A:305:LEU:HG	1.92	0.69
1:B:58:THR:O	1:B:67:LYS:NZ	2.26	0.69
2:D:123:MET:HG3	2:D:132:MET:HG3	1.72	0.69
4:F:123:ARG:NH1	4:F:133:PHE:O	2.26	0.69
1:A:72:LYS:HA	1:A:75:ILE:HB	1.74	0.69
1:A:223:GLN:O	1:A:227:ALA:N	2.24	0.69
1:A:492:LEU:HD13	1:A:674:LEU:HB2	1.74	0.69
1:A:508:GLU:HG2	1:A:770:GLY:HA3	1.73	0.69
1:A:731:ARG:O	1:A:735:GLU:N	2.25	0.69
1:B:31:ALA:HA	1:B:786:GLU:HB3	1.74	0.69
1:B:411:ARG:N	2:C:28:ARG:HG3	2.07	0.69
3:E:140:TYR:HA	3:E:143:LEU:HB3	1.72	0.69

*Continued on next page...*

*Continued from previous page...*

Atom-1	Atom-2	Interatomic distance (Å)	Clash overlap (Å)
1:A:78:MET:SD	1:A:102:HIS:ND1	2.65	0.69
1:B:47:ALA:HB2	1:B:61:LEU:HA	1.73	0.69
1:B:730:PHE:HE2	1:B:756:MET:HB2	1.56	0.69
2:C:18:LYS:HG3	2:C:30:VAL:HG22	1.75	0.69
2:D:87:HIS:O	2:D:92:ASN:N	2.24	0.69
1:A:386:LYS:O	1:A:390:LEU:HG	1.92	0.69
1:A:485:THR:HA	1:A:667:LEU:HD13	1.73	0.69
1:B:173:ILE:HG21	1:B:190:VAL:HG21	1.75	0.69
1:B:234:PHE:HB2	1:B:439:PHE:CD1	2.28	0.69
1:B:437:ARG:HH22	1:B:610:THR:HG21	1.58	0.69
1:B:491:GLN:HA	1:B:521:LEU:HD13	1.75	0.69
1:B:793:THR:HA	3:E:115:LEU:HD13	1.74	0.69
2:D:79:TRP:HA	2:D:82:MET:HB2	1.74	0.69
2:D:162:ASN:ND2	2:D:278:THR:OG1	2.26	0.69
1:A:367:PHE:HA	1:A:378:MET:HA	1.75	0.69
2:C:259:GLU:O	2:C:263:GLN:N	2.26	0.69
2:C:262:PHE:HA	2:C:274:ILE:HG22	1.74	0.69
2:D:54:VAL:HG22	2:D:84:LYS:HB3	1.74	0.69
1:A:672:THR:O	1:A:676:ASN:N	2.25	0.69
1:B:138:ILE:HG21	1:B:196:VAL:HB	1.75	0.69
2:C:78:ASN:O	2:C:82:MET:N	2.24	0.69
2:C:86:TRP:CE2	2:C:105:LEU:HD13	2.28	0.69
4:F:99:GLU:HB2	4:F:159:THR:HB	1.74	0.69
1:A:89:MET:HB3	1:A:100:VAL:HG22	1.75	0.68
1:A:146:ARG:NH2	1:A:681:PHE:O	2.26	0.68
1:A:394:ASN:H	1:A:612:LEU:HD11	1.58	0.68
1:B:280:GLN:OE1	1:B:317:SER:OG	2.11	0.68
1:B:365:ILE:HG21	1:B:398:PHE:HE2	1.57	0.68
1:B:376:ALA:HB1	1:B:403:LEU:HB3	1.74	0.68
2:C:285:CYS:HB3	2:C:289:ILE:HG22	1.75	0.68
1:A:15:VAL:HG11	1:A:87:GLU:N	2.08	0.68
1:A:25:ALA:HB3	1:A:786:GLU:HA	1.74	0.68
1:A:336:LEU:HD21	1:A:353:LEU:HD11	1.76	0.68
1:B:346:GLU:HA	1:B:349:GLN:HB2	1.75	0.68
2:D:47:MET:HE2	2:D:49:GLN:H	1.59	0.68
1:B:105:ARG:NH2	1:B:106:GLU:OE2	2.26	0.68
1:B:101:LEU:HB3	1:B:698:ALA:HB1	1.73	0.68
1:B:125:ASN:N	1:B:685:ILE:O	2.25	0.68
1:B:469:PHE:CZ	1:B:586:TYR:HB3	2.28	0.68
1:B:487:GLU:OE2	1:B:585:HIS:ND1	2.26	0.68
1:B:568:LYS:HB3	1:B:584:LEU:HB2	1.75	0.68

*Continued on next page...*

*Continued from previous page...*

Atom-1	Atom-2	Interatomic distance (Å)	Clash overlap (Å)
1:A:263:VAL:HB	1:A:455:ARG:HA	1.76	0.68
1:B:107:ARG:HB3	1:B:112:LEU:HB2	1.74	0.68
1:B:114:TYR:HB3	1:B:151:PRO:O	1.93	0.68
1:B:173:ILE:HB	1:B:463:ILE:HG23	1.75	0.68
1:B:276:ARG:NH2	1:B:284:GLU:OE2	2.27	0.68
2:D:198:TYR:HB3	2:D:248:ILE:HD12	1.75	0.68
3:H:92:LEU:O	3:H:96:ASP:N	2.26	0.68
1:A:441:TRP:HE1	1:A:445:ARG:HH21	1.42	0.68
1:B:736:ILE:HG21	1:B:792:ILE:HD11	1.76	0.68
2:C:182:GLY:HA2	2:C:185:LEU:HB2	1.76	0.68
2:C:213:LYS:O	2:C:217:CYS:HB2	1.94	0.68
2:D:188:TYR:CE2	2:D:256:ARG:HB3	2.28	0.68
1:B:123:VAL:HG21	1:B:153:ILE:HD11	1.75	0.68
1:B:586:TYR:O	1:B:706:ARG:NE	2.24	0.68
2:C:289:ILE:HD13	2:D:44:MET:HG2	1.75	0.68
2:D:313:MET:O	2:D:317:ILE:HG12	1.93	0.68
3:H:15:PHE:HE2	3:H:31:CYS:HB2	1.59	0.68
3:H:44:ASN:HA	3:H:47:VAL:HB	1.75	0.68
1:B:323:ILE:HB	1:B:331:MET:HE1	1.76	0.68
2:C:188:TYR:CE2	2:C:256:ARG:HB3	2.29	0.68
2:D:189:LEU:HB2	2:D:257:CYS:SG	2.34	0.68
1:B:141:TYR:HA	1:B:144:LYS:HB2	1.76	0.68
1:B:708:ASN:HB2	1:B:710:VAL:HG23	1.76	0.68
2:D:37:ARG:NE	2:D:51:ASP:O	2.21	0.68
2:D:208:ILE:HD11	2:D:242:LEU:HD13	1.75	0.68
1:B:537:VAL:HG21	1:B:583:ILE:HD11	1.76	0.68
1:B:757:ILE:HD11	1:B:774:ILE:HG21	1.76	0.68
1:B:805:GLY:HA3	3:E:41:ASN:HA	1.75	0.68
2:C:62:ARG:NH2	2:C:211:ASP:OD1	2.27	0.68
3:E:125:GLU:O	3:E:129:ALA:N	2.27	0.68
1:A:244:ASN:HA	1:A:288:HIS:HE1	1.58	0.67
1:A:807:LEU:HD13	3:H:124:VAL:HA	1.75	0.67
1:B:722:PRO:HD2	1:B:777:ARG:HA	1.76	0.67
2:C:51:ASP:OD2	2:C:52:SER:N	2.27	0.67
3:H:4:SER:H	3:H:7:GLN:HE22	1.41	0.67
1:A:316:LEU:HG	1:A:360:LEU:HD21	1.75	0.67
1:A:418:GLN:HA	2:D:333:PRO:HB3	1.76	0.67
1:B:138:ILE:HD13	1:B:196:VAL:HB	1.74	0.67
1:B:357:SER:HA	1:B:360:LEU:HD12	1.75	0.67
1:B:533:ASN:H	2:C:353:GLN:HE22	1.42	0.67
1:B:709:GLY:O	1:B:713:GLY:N	2.27	0.67

*Continued on next page...*

*Continued from previous page...*

Atom-1	Atom-2	Interatomic distance (Å)	Clash overlap (Å)
1:B:815:ARG:O	3:E:20:ARG:NH1	2.27	0.67
2:C:282:ILE:HG23	2:C:293:LEU:HB2	1.75	0.67
1:A:145:LYS:HA	1:A:162:ARG:HH22	1.59	0.67
1:A:359:VAL:HG21	1:A:435:PHE:HB2	1.75	0.67
1:B:769:ILE:HD13	1:B:774:ILE:HG12	1.76	0.67
2:C:252:ASN:HA	2:C:255:PHE:CZ	2.29	0.67
2:D:10:CYS:HB2	2:D:89:THR:HG21	1.76	0.67
1:B:793:THR:HG23	3:E:115:LEU:HD22	1.75	0.67
3:H:127:LEU:HD12	3:H:143:LEU:HD11	1.76	0.67
1:A:785:GLU:HB3	1:A:788:ARG:HH21	1.59	0.67
1:A:804:ARG:HH12	3:H:113:VAL:HA	1.58	0.67
1:B:194:LEU:HD13	1:B:256:PHE:HZ	1.58	0.67
1:B:568:LYS:HD2	1:B:584:LEU:HB2	1.76	0.67
1:B:604:PRO:HA	1:B:655:MET:HA	1.75	0.67
2:D:216:LEU:HD23	2:D:238:LYS:HG2	1.77	0.67
3:E:28:TYR:CD1	3:E:51:LEU:HD22	2.29	0.67
1:A:127:TYR:CE1	1:A:181:ALA:HB1	2.29	0.67
1:A:48:SER:OG	1:A:62:GLN:NE2	2.27	0.67
1:A:346:GLU:O	1:A:350:THR:OG1	2.08	0.67
1:A:401:SER:OG	1:A:609:VAL:HG23	1.95	0.67
1:A:506:GLN:OE1	1:A:513:ASN:ND2	2.28	0.67
1:A:834:LYS:HG2	1:A:835:LEU:HG	1.77	0.67
1:B:501:GLU:OE2	1:B:724:ARG:NH2	2.28	0.67
1:B:757:ILE:O	1:B:761:GLU:N	2.27	0.67
2:C:70:PRO:HB2	2:C:82:MET:HG2	1.77	0.67
2:C:73:HIS:HA	2:C:159:VAL:HB	1.76	0.67
2:D:99:GLU:HG2	2:D:128:ASN:HB2	1.77	0.67
2:D:156:GLY:HA2	2:D:302:GLY:N	2.05	0.67
4:F:148:ASP:OD2	4:F:150:LYS:NZ	2.27	0.67
1:B:714:ILE:HG22	1:B:718:ARG:HH21	1.60	0.67
2:C:131:ALA:HB1	2:C:356:TRP:CG	2.29	0.67
2:D:37:ARG:HB2	2:D:68:LYS:HZ2	1.60	0.67
2:D:140:LEU:O	2:D:342:GLY:HA3	1.94	0.67
2:D:356:TRP:NE1	2:D:358:THR:OG1	2.27	0.67
3:H:82:GLN:O	3:H:88:TYR:OH	2.13	0.67
1:A:464:LEU:HD13	1:A:674:LEU:HD21	1.75	0.67
1:B:23:PRO:HB2	3:E:94:VAL:HB	1.77	0.67
1:B:226:GLN:O	1:B:338:ALA:HB1	1.93	0.67
3:E:112:LEU:HD22	3:E:127:LEU:HD21	1.76	0.67
1:A:492:LEU:HD21	1:A:671:MET:HG2	1.77	0.67
1:B:162:ARG:HA	1:B:166:GLN:HG3	1.76	0.67

*Continued on next page...*

*Continued from previous page...*

Atom-1	Atom-2	Interatomic distance (Å)	Clash overlap (Å)
2:D:151:ILE:HD13	2:D:278:THR:HG23	1.76	0.67
2:D:239:SER:HB2	2:D:249:THR:HG23	1.77	0.67
2:D:368:SER:HA	2:D:371:HIS:CD2	2.30	0.67
1:A:35:VAL:H	1:A:46:ALA:HA	1.60	0.66
1:A:274:LYS:HG2	1:A:436:GLU:HB2	1.77	0.66
1:B:298:SER:O	1:B:302:ARG:N	2.22	0.66
1:B:302:ARG:HA	1:B:307:LEU:HD12	1.77	0.66
2:C:88:HIS:HA	2:C:92:ASN:HB2	1.75	0.66
2:D:164:PRO:HB2	2:D:293:LEU:HD22	1.76	0.66
1:A:139:ASP:HA	1:A:142:LYS:HB3	1.75	0.66
1:A:234:PHE:HB3	1:A:439:PHE:HB2	1.76	0.66
1:B:85:LYS:HA	1:B:103:ASN:HA	1.76	0.66
1:B:114:TYR:HE2	1:B:130:LEU:HD12	1.59	0.66
2:D:212:ILE:O	2:D:216:LEU:N	2.27	0.66
1:A:58:THR:HA	1:A:68:VAL:O	1.95	0.66
1:A:108:TYR:HB3	1:A:696:LEU:HD12	1.77	0.66
1:A:160:ALA:HB2	1:A:173:ILE:HD11	1.75	0.66
1:A:267:ILE:HG23	1:A:450:LEU:HD21	1.76	0.66
1:A:295:ALA:HB2	1:A:310:PHE:HZ	1.59	0.66
1:A:389:HIS:HD2	1:A:390:LEU:HD23	1.60	0.66
1:B:276:ARG:HG3	1:B:286:THR:HA	1.77	0.66
1:B:536:GLY:HA2	1:B:566:HIS:NE2	2.09	0.66
1:B:802:GLN:NE2	3:E:41:ASN:OD1	2.22	0.66
1:B:850:LEU:HD22	4:F:40:ILE:HG12	1.77	0.66
2:C:317:ILE:HA	2:C:320:LEU:HB2	1.77	0.66
3:H:16:GLN:HA	3:H:19:ASP:HB2	1.76	0.66
1:A:583:ILE:HG22	1:A:585:HIS:HD1	1.59	0.66
1:A:809:ARG:HA	1:A:812:PHE:CE1	2.31	0.66
1:A:810:LYS:HD3	3:H:147:VAL:HG22	1.76	0.66
1:B:44:PHE:HE2	1:B:101:LEU:HD12	1.59	0.66
1:B:153:ILE:HG23	1:B:682:VAL:HG21	1.77	0.66
2:C:67:LEU:H	2:C:203:THR:HG23	1.60	0.66
2:D:218:TYR:HD2	2:D:255:PHE:HB3	1.61	0.66
3:H:36:ARG:NE	3:H:42:PRO:O	2.23	0.66
1:A:47:ALA:HB2	1:A:61:LEU:HD23	1.75	0.66
1:A:163:SER:HA	1:A:167:ASP:HB2	1.76	0.66
1:A:566:HIS:HB3	1:A:569:PHE:HB3	1.78	0.66
1:B:402:ILE:HG13	1:B:606:ASN:HD22	1.59	0.66
1:B:445:ARG:HD3	1:B:448:LYS:HD2	1.76	0.66
2:C:217:CYS:O	2:C:254:ARG:NH2	2.29	0.66
2:D:24:ASP:HB2	2:D:340:TRP:CH2	2.27	0.66

*Continued on next page...*

*Continued from previous page...*

Atom-1	Atom-2	Interatomic distance (Å)	Clash overlap (Å)
2:D:262:PHE:HA	2:D:274:ILE:HG22	1.75	0.66
1:A:79:ASN:ND2	1:A:92:LEU:HB3	2.11	0.66
1:A:178:GLU:HG3	1:A:242:ASN:HB2	1.77	0.66
1:A:194:LEU:O	1:A:198:ALA:N	2.27	0.66
1:A:219:GLU:HG3	1:A:220:LEU:HG	1.76	0.66
1:B:116:TYR:OH	1:B:146:ARG:O	2.09	0.66
2:D:14:SER:OG	2:D:73:HIS:N	2.28	0.66
2:D:88:HIS:O	2:D:93:GLU:N	2.16	0.66
2:D:262:PHE:HB3	2:D:275:HIS:CE1	2.30	0.66
1:A:86:VAL:HG23	1:A:89:MET:HE1	1.76	0.66
1:A:345:THR:O	1:A:349:GLN:N	2.19	0.66
1:A:456:GLN:HG3	1:A:458:ALA:H	1.59	0.66
2:D:105:LEU:HD21	2:D:123:MET:SD	2.34	0.66
2:D:106:THR:HG21	2:D:339:VAL:HG12	1.77	0.66
2:D:123:MET:SD	2:D:129:VAL:HG21	2.36	0.66
2:D:220:ALA:HB2	2:D:255:PHE:HB2	1.77	0.66
3:E:107:GLU:O	3:E:111:VAL:HG22	1.96	0.66
1:A:362:LEU:HD23	1:A:365:ILE:HD12	1.78	0.66
1:B:437:ARG:NH2	1:B:605:LEU:HD21	2.09	0.66
2:C:12:ASN:HA	2:C:17:VAL:HG22	1.78	0.66
2:C:220:ALA:HB2	2:C:255:PHE:HB2	1.76	0.66
1:A:277:ALA:HB1	1:A:435:PHE:HB3	1.77	0.66
1:B:33:LYS:HD2	1:B:49:ILE:HD12	1.78	0.66
1:B:237:ALA:HB3	1:B:247:ARG:HG3	1.76	0.66
1:B:244:ASN:HD21	1:B:326:GLN:HG3	1.61	0.66
2:C:14:SER:HA	2:C:71:ILE:HB	1.77	0.66
2:C:216:LEU:HD12	2:C:250:ILE:HD13	1.76	0.66
1:A:392:GLY:HA3	1:A:618:ASP:H	1.61	0.66
2:D:98:PRO:HG2	2:D:127:PHE:CD1	2.30	0.66
3:E:105:GLY:N	3:E:136:GLY:O	2.28	0.66
3:H:18:PHE:O	3:H:30:GLN:NE2	2.28	0.66
1:A:141:TYR:HE1	1:A:149:MET:HB2	1.60	0.65
1:B:59:VAL:O	1:B:67:LYS:HA	1.96	0.65
1:B:135:GLU:HA	1:B:138:ILE:HB	1.77	0.65
1:B:530:ARG:NH2	1:B:535:PRO:O	2.30	0.65
2:C:136:ILE:HB	2:C:139:VAL:HB	1.79	0.65
1:A:391:MET:HA	1:A:621:VAL:HG21	1.78	0.65
1:A:801:ALA:O	3:H:43:THR:OG1	2.14	0.65
1:B:4:LYS:HB2	1:B:10:GLU:HB2	1.77	0.65
1:B:688:ASN:HA	1:B:700:LEU:HD13	1.77	0.65
2:C:116:ARG:HH11	2:C:371:HIS:CE1	2.14	0.65

*Continued on next page...*

*Continued from previous page...*

Atom-1	Atom-2	Interatomic distance (Å)	Clash overlap (Å)
2:D:106:THR:HG22	2:D:140:LEU:HD12	1.77	0.65
1:B:556:VAL:HA	1:B:559:LEU:HD12	1.78	0.65
2:C:70:PRO:HA	2:C:78:ASN:HB3	1.77	0.65
2:C:155:SER:HB3	2:C:304:THR:HG23	1.79	0.65
2:D:15:GLY:O	2:D:33:SER:N	2.29	0.65
1:A:371:ARG:NH1	1:A:421:GLU:OE2	2.28	0.65
1:A:683:ARG:NE	1:A:710:VAL:HG22	2.12	0.65
1:B:342:MET:HA	1:B:449:ALA:HB3	1.79	0.65
1:B:386:LYS:O	1:B:390:LEU:HG	1.95	0.65
1:B:505:TYR:OH	1:B:720:GLY:HA3	1.96	0.65
1:A:295:ALA:HB3	1:A:328:ASP:HB3	1.79	0.65
1:A:348:GLU:OE2	1:A:445:ARG:NH2	2.28	0.65
1:B:603:ASP:HB2	1:B:659:VAL:HG23	1.78	0.65
2:C:98:PRO:HB2	2:C:127:PHE:HB3	1.79	0.65
2:D:136:ILE:HD11	2:D:375:PHE:HB2	1.78	0.65
3:E:44:ASN:HA	3:E:47:VAL:HB	1.76	0.65
1:A:279:ARG:NH2	1:A:428:GLU:OE2	2.23	0.65
1:A:419:THR:HG21	1:A:549:LYS:HG2	1.79	0.65
2:C:39:ARG:NH2	2:C:62:ARG:O	2.28	0.65
4:F:99:GLU:OE2	4:F:160:ARG:NH2	2.29	0.65
1:A:72:LYS:HD2	1:A:75:ILE:HB	1.78	0.65
1:A:485:THR:HG23	1:A:667:LEU:HD13	1.79	0.65
1:B:345:THR:O	1:B:349:GLN:N	2.19	0.65
1:A:475:ASN:HA	1:A:479:GLN:HB2	1.79	0.65
1:A:527:LEU:O	1:A:537:VAL:N	2.20	0.65
1:B:160:ALA:O	1:B:171:GLN:HG3	1.96	0.65
1:B:224:LEU:HD13	1:B:267:ILE:HG21	1.79	0.65
1:A:58:THR:HB	1:A:67:LYS:HG2	1.78	0.65
1:A:86:VAL:O	1:A:107:ARG:NH1	2.30	0.65
1:A:116:TYR:CE2	1:A:147:HIS:HA	2.31	0.65
1:A:294:ILE:HD11	1:A:313:TYR:HD2	1.60	0.65
1:B:224:LEU:HD11	1:B:250:LYS:HZ2	1.60	0.65
1:B:367:PHE:HA	1:B:378:MET:HB2	1.78	0.65
1:B:416:LYS:HE2	2:C:333:PRO:HD2	1.79	0.65
2:D:278:THR:HG21	2:D:297:ASN:ND2	2.12	0.65
2:D:368:SER:O	2:D:371:HIS:HB2	1.97	0.65
3:E:41:ASN:HD22	3:E:81:ASP:HA	1.60	0.65
1:A:158:ASP:OD2	1:A:162:ARG:NH1	2.30	0.65
1:A:190:VAL:O	1:A:194:LEU:HG	1.97	0.65
1:A:788:ARG:NH1	1:A:789:ASP:OD1	2.30	0.65
1:B:116:TYR:CZ	1:B:151:PRO:HA	2.31	0.65

*Continued on next page...*



*Continued from previous page...*

Atom-1	Atom-2	Interatomic distance (Å)	Clash overlap (Å)
1:B:278:ILE:HG13	1:B:279:ARG:H	1.61	0.65
1:B:504:GLU:HA	1:B:507:ARG:HD2	1.78	0.65
1:B:570:GLN:O	1:B:582:CYS:N	2.28	0.65
1:B:809:ARG:NH1	3:E:40:GLN:O	2.30	0.65
2:C:365:ALA:O	2:C:372:ARG:NH1	2.31	0.65
4:F:159:THR:HA	4:F:162:LEU:HD12	1.79	0.65
3:H:43:THR:HG22	3:H:45:ALA:H	1.62	0.65
1:A:81:PRO:HA	1:A:84:SER:HB2	1.79	0.64
2:C:14:SER:H	2:C:158:GLY:HA2	1.62	0.64
2:D:67:LEU:HD12	2:D:207:GLU:HG3	1.78	0.64
2:D:200:PHE:HD1	2:D:205:GLU:HB3	1.62	0.64
1:A:138:ILE:HG23	1:A:193:TYR:CD1	2.32	0.64
1:B:113:ILE:HG21	1:B:126:PRO:HD3	1.79	0.64
1:B:446:VAL:O	1:B:450:LEU:CB	2.36	0.64
1:B:800:GLN:HG3	3:E:112:LEU:HD23	1.78	0.64
4:G:50:LYS:HA	4:G:69:LEU:HD13	1.77	0.64
1:A:586:TYR:HH	1:A:715:ARG:HH22	1.45	0.64
1:B:381:ASN:O	1:B:385:GLN:N	2.27	0.64
2:C:131:ALA:HB1	2:C:356:TRP:CD1	2.31	0.64
2:D:240:TYR:HB3	2:D:250:ILE:HD11	1.79	0.64
1:B:346:GLU:O	1:B:350:THR:OG1	2.08	0.64
1:B:359:VAL:HG13	1:B:431:ALA:HB1	1.79	0.64
1:B:429:ALA:HB2	1:B:603:ASP:HA	1.80	0.64
1:A:118:GLY:HA3	1:A:717:CYS:SG	2.37	0.64
1:A:159:THR:HA	1:A:162:ARG:HH21	1.63	0.64
1:A:351:SER:O	1:A:355:VAL:HG23	1.98	0.64
1:A:355:VAL:HB	1:A:438:LEU:HD22	1.78	0.64
1:A:702:LEU:HA	1:A:705:LEU:HD12	1.80	0.64
1:A:845:THR:HB	4:G:75:GLU:HG2	1.77	0.64
1:B:10:GLU:O	1:B:14:PHE:N	2.30	0.64
1:B:46:ALA:H	1:B:63:GLU:HG2	1.63	0.64
1:B:101:LEU:HA	1:B:104:LEU:HD12	1.78	0.64
1:B:223:GLN:O	1:B:227:ALA:N	2.27	0.64
1:B:704:GLN:O	1:B:708:ASN:N	2.28	0.64
1:B:752:ALA:O	1:B:756:MET:HG3	1.98	0.64
2:D:298:VAL:HG22	2:D:330:ILE:HB	1.78	0.64
3:E:26:ILE:O	3:E:64:LEU:N	2.29	0.64
1:A:362:LEU:HD21	1:A:398:PHE:HZ	1.63	0.64
1:A:429:ALA:HB2	1:A:603:ASP:HA	1.79	0.64
1:A:476:SER:O	1:A:480:LEU:N	2.20	0.64
1:A:477:PHE:HD2	1:A:600:LYS:HB3	1.63	0.64

*Continued on next page...*

*Continued from previous page...*

Atom-1	Atom-2	Interatomic distance (Å)	Clash overlap (Å)
1:B:23:PRO:O	1:B:792:ILE:HD13	1.97	0.64
1:B:50:LYS:HZ2	1:B:60:GLU:HB2	1.62	0.64
1:A:243:ASP:OD1	1:A:244:ASN:N	2.30	0.64
1:B:50:LYS:HB2	1:B:59:VAL:HA	1.79	0.64
1:B:385:GLN:HG3	1:B:395:VAL:HG21	1.79	0.64
1:B:480:LEU:HD23	1:B:538:LEU:HD13	1.77	0.64
1:B:686:ILE:HD13	1:B:689:HIS:HB3	1.78	0.64
2:C:132:MET:N	2:C:357:ILE:O	2.31	0.64
1:A:352:ILE:HG13	1:A:620:PHE:HE2	1.61	0.64
1:A:489:LEU:HA	1:A:492:LEU:HD12	1.80	0.64
1:A:754:ILE:HG12	1:A:769:ILE:HG13	1.78	0.64
1:A:799:PHE:HD1	1:A:802:GLN:HE21	1.45	0.64
1:B:566:HIS:HB2	1:B:569:PHE:HB2	1.79	0.64
1:B:611:SER:O	1:B:615:GLN:N	2.29	0.64
1:B:734:TYR:CD2	1:B:760:LEU:HD11	2.32	0.64
1:A:105:ARG:HA	1:A:696:LEU:HD22	1.78	0.64
1:A:274:LYS:HB3	1:A:432:LYS:HB3	1.80	0.64
1:A:378:MET:HB2	1:A:399:THR:HG23	1.78	0.64
1:B:400:ARG:HA	1:B:403:LEU:HD13	1.79	0.64
2:C:75:ILE:HG13	2:C:177:ARG:NH2	2.13	0.64
2:C:189:LEU:HB2	2:C:257:CYS:SG	2.38	0.64
2:C:297:ASN:HD22	2:C:314:GLN:HE22	1.43	0.64
3:E:132:GLU:HA	3:E:138:ILE:HG23	1.78	0.64
4:F:118:HIS:HA	4:F:152:ASN:HD22	1.63	0.64
1:A:49:ILE:HG21	1:A:52:GLU:HB2	1.80	0.64
1:A:84:SER:HA	1:A:103:ASN:OD1	1.97	0.64
1:A:294:ILE:HA	1:A:307:LEU:HD13	1.80	0.64
1:A:531:PRO:HA	1:A:539:ALA:HB1	1.79	0.64
2:C:15:GLY:H	2:C:158:GLY:HA2	1.63	0.64
2:D:113:LYS:HA	2:D:371:HIS:CE1	2.33	0.64
2:D:151:ILE:HG23	2:D:297:ASN:HA	1.81	0.64
2:D:314:GLN:NE2	2:D:327:ILE:O	2.31	0.64
1:A:85:LYS:H	1:A:103:ASN:HA	1.63	0.63
1:A:333:GLN:O	1:A:337:GLU:HG2	1.98	0.63
1:A:504:GLU:OE1	1:A:507:ARG:NH1	2.31	0.63
1:B:367:PHE:N	1:B:424:ASP:OD1	2.28	0.63
1:B:437:ARG:NH1	1:B:627:ASP:O	2.31	0.63
1:B:681:PHE:HA	1:B:683:ARG:HH21	1.62	0.63
2:C:62:ARG:NH1	2:C:240:TYR:OH	2.30	0.63
2:C:220:ALA:HB1	2:C:223:PHE:HA	1.79	0.63
2:D:13:GLY:HA3	2:D:158:GLY:HA3	1.78	0.63

*Continued on next page...*

*Continued from previous page...*

Atom-1	Atom-2	Interatomic distance (Å)	Clash overlap (Å)
2:D:17:VAL:HG11	2:D:85:ILE:HG23	1.80	0.63
2:D:134:VAL:HG23	2:D:374:CYS:HB2	1.79	0.63
2:D:193:LEU:HD21	2:D:250:ILE:HA	1.80	0.63
1:A:328:ASP:O	1:A:332:PHE:CB	2.47	0.63
1:B:17:LYS:HD2	1:B:86:VAL:HA	1.78	0.63
1:B:182:GLY:HA2	1:B:185:GLU:HB3	1.80	0.63
1:B:535:PRO:HG2	1:B:543:GLU:CD	2.17	0.63
2:C:317:ILE:O	2:C:327:ILE:HD12	1.99	0.63
4:F:117:ILE:H	4:F:155:TYR:HE1	1.45	0.63
1:A:107:ARG:O	1:A:112:LEU:N	2.30	0.63
1:A:121:CYS:N	1:A:146:ARG:HH22	1.96	0.63
1:A:185:GLU:O	1:A:189:LYS:NZ	2.25	0.63
1:A:409:VAL:HG22	2:D:24:ASP:HB3	1.80	0.63
1:B:187:THR:OG1	1:B:465:ASP:OD1	2.12	0.63
1:B:352:ILE:HG13	1:B:620:PHE:HE2	1.60	0.63
2:C:208:ILE:HG23	2:C:240:TYR:CE2	2.33	0.63
2:D:125:GLU:OE1	2:D:362:TYR:OH	2.07	0.63
1:B:34:LEU:HB3	1:B:78:MET:HB3	1.80	0.63
1:B:275:SER:O	1:B:279:ARG:N	2.31	0.63
2:C:145:SER:HB3	2:C:330:ILE:HG21	1.79	0.63
2:D:104:LEU:HD13	2:D:343:GLY:O	1.99	0.63
1:A:182:GLY:HA2	1:A:185:GLU:HB3	1.80	0.63
1:B:45:GLU:HA	1:B:63:GLU:HB2	1.80	0.63
1:B:223:GLN:HB2	1:B:450:LEU:HG	1.78	0.63
1:B:274:LYS:HE2	1:B:432:LYS:HB3	1.79	0.63
1:B:584:LEU:HD23	1:B:589:LYS:HG3	1.80	0.63
1:B:800:GLN:HE22	3:E:115:LEU:HB2	1.63	0.63
2:C:24:ASP:HB2	2:C:340:TRP:HH2	1.64	0.63
2:D:54:VAL:N	2:D:57:GLU:OE1	2.31	0.63
1:A:102:HIS:CD2	1:A:105:ARG:HH22	2.17	0.63
1:A:289:ILE:HD13	1:A:335:THR:HG21	1.81	0.63
1:B:401:SER:O	1:B:606:ASN:ND2	2.28	0.63
1:B:499:ILE:HD11	1:B:675:ARG:HH22	1.64	0.63
1:A:251:PHE:HA	1:A:463:ILE:O	1.98	0.63
1:A:285:ARG:HH12	1:A:288:HIS:CD2	2.17	0.63
1:A:510:ILE:O	1:A:513:ASN:ND2	2.31	0.63
1:A:559:LEU:HD22	1:A:569:PHE:CE2	2.34	0.63
1:B:356:VAL:HG22	1:B:435:PHE:HE1	1.64	0.63
1:B:751:GLN:HA	1:B:754:ILE:HB	1.81	0.63
3:E:102:THR:OG1	3:E:137:CYS:O	2.15	0.63
1:A:138:ILE:HG21	1:A:196:VAL:HB	1.79	0.63

*Continued on next page...*

*Continued from previous page...*

Atom-1	Atom-2	Interatomic distance (Å)	Clash overlap (Å)
1:B:12:PHE:HE2	1:B:131:PRO:HD2	1.64	0.63
1:B:104:LEU:HB3	1:B:701:VAL:HG11	1.80	0.63
1:B:601:ASN:HA	1:B:659:VAL:HB	1.80	0.63
2:C:151:ILE:HG23	2:C:162:ASN:HD21	1.63	0.63
2:D:116:ARG:HH11	2:D:371:HIS:HA	1.63	0.63
1:A:47:ALA:HB2	1:A:61:LEU:HA	1.81	0.63
1:A:173:ILE:HG12	1:A:461:LEU:HD11	1.81	0.63
1:A:256:PHE:HB2	1:A:459:SER:HB3	1.79	0.63
1:A:392:GLY:O	1:A:617:SER:N	2.24	0.63
1:A:488:LYS:HD3	1:A:525:ILE:HG21	1.81	0.63
1:A:834:LYS:HZ2	4:G:161:ILE:HG23	1.62	0.63
1:B:80:PRO:HG2	1:B:785:GLU:CB	2.29	0.63
1:B:480:LEU:HD21	1:B:528:ILE:HG23	1.80	0.63
2:C:219:VAL:HG13	2:C:262:PHE:CE2	2.34	0.63
1:A:276:ARG:NH1	1:A:284:GLU:OE2	2.30	0.62
1:A:496:THR:OG1	1:A:675:ARG:NH1	2.32	0.62
1:B:276:ARG:HD3	1:B:280:GLN:HA	1.79	0.62
1:B:357:SER:O	1:B:361:GLN:HG2	1.98	0.62
1:B:508:GLU:OE2	1:B:773:LYS:N	2.29	0.62
1:B:750:LYS:O	1:B:754:ILE:N	2.22	0.62
1:B:799:PHE:HZ	3:E:143:LEU:HG	1.62	0.62
2:C:156:GLY:HA3	2:C:303:THR:N	2.10	0.62
2:D:239:SER:HA	2:D:249:THR:HA	1.81	0.62
1:A:257:ASP:N	1:A:261:TYR:O	2.22	0.62
1:A:446:VAL:O	1:A:450:LEU:HB3	1.98	0.62
1:A:705:LEU:HD13	1:A:711:LEU:HD13	1.81	0.62
1:B:305:LEU:HD23	1:B:354:ARG:HG3	1.81	0.62
1:B:344:PHE:CZ	1:B:442:ILE:HA	2.33	0.62
2:C:74:GLY:O	2:C:111:ASN:ND2	2.31	0.62
2:C:97:ALA:O	2:C:100:GLU:HG2	1.99	0.62
2:D:136:ILE:HG21	2:D:163:VAL:HG21	1.81	0.62
1:A:313:TYR:HD1	1:A:364:ASN:HD21	1.46	0.62
1:A:487:GLU:HG2	1:A:521:LEU:HB3	1.81	0.62
1:A:586:TYR:OH	1:A:715:ARG:NH2	2.30	0.62
1:B:306:LEU:HD13	1:B:386:LYS:HG2	1.82	0.62
1:B:310:PHE:O	1:B:316:LEU:HB2	1.99	0.62
1:B:422:GLN:NE2	1:B:548:PRO:O	2.32	0.62
1:B:613:LEU:HB3	1:B:625:TRP:CE3	2.31	0.62
1:A:52:GLU:HG3	1:A:57:VAL:HG22	1.81	0.62
1:A:79:ASN:OD1	1:A:94:CYS:N	2.19	0.62
1:A:362:LEU:HA	1:A:365:ILE:HD12	1.82	0.62

*Continued on next page...*

*Continued from previous page...*

Atom-1	Atom-2	Interatomic distance (Å)	Clash overlap (Å)
1:A:477:PHE:CE2	1:A:601:ASN:HB2	2.34	0.62
1:A:491:GLN:HA	1:A:521:LEU:HD13	1.82	0.62
1:A:492:LEU:HD11	1:A:671:MET:HA	1.80	0.62
1:A:848:LYS:HD3	4:G:84:MET:HE3	1.80	0.62
1:B:12:PHE:CG	1:B:130:LEU:HD13	2.35	0.62
1:B:114:TYR:CE2	1:B:130:LEU:HD12	2.34	0.62
1:B:198:ALA:HB3	1:B:262:ILE:HG13	1.80	0.62
1:B:527:LEU:CD2	1:B:583:ILE:HG23	2.29	0.62
2:D:154:ASP:N	2:D:161:HIS:O	2.31	0.62
3:H:64:LEU:HD21	3:H:69:PHE:HA	1.81	0.62
1:A:406:ARG:HG2	1:A:415:GLN:HG3	1.81	0.62
1:B:3:GLN:N	1:B:150:PRO:HG2	2.14	0.62
1:B:82:LYS:HD2	1:B:733:ARG:HH21	1.63	0.62
1:B:799:PHE:CD1	3:E:144:VAL:HG22	2.33	0.62
2:C:131:ALA:HA	2:C:358:THR:HA	1.81	0.62
2:C:196:ARG:NH1	2:C:237:GLU:OE2	2.31	0.62
2:D:142:LEU:HB2	2:D:152:VAL:HG21	1.82	0.62
3:E:131:HIS:HD2	3:E:146:MET:HB2	1.65	0.62
3:H:36:ARG:HG3	3:H:42:PRO:HG2	1.81	0.62
1:A:530:ARG:HH22	1:A:566:HIS:CG	2.17	0.62
1:B:278:ILE:HB	1:B:279:ARG:HH11	1.63	0.62
1:B:327:GLN:HG3	1:B:329:ASP:H	1.64	0.62
2:C:27:PRO:HA	2:C:340:TRP:CD2	2.35	0.62
2:C:250:ILE:HG23	2:C:253:GLU:HB2	1.82	0.62
2:D:61:LYS:HG3	2:D:64:ILE:HG12	1.79	0.62
2:D:147:ARG:HE	2:D:330:ILE:HG21	1.65	0.62
2:D:196:ARG:NH2	2:D:198:TYR:OH	2.32	0.62
1:A:55:ASP:O	1:A:57:VAL:N	2.33	0.62
1:A:105:ARG:O	1:A:109:PHE:CB	2.48	0.62
1:A:269:THR:O	1:A:440:ARG:NH1	2.32	0.62
1:A:302:ARG:HA	1:A:307:LEU:HD12	1.82	0.62
1:A:721:PHE:CD1	1:A:775:PHE:HB3	2.34	0.62
1:A:812:PHE:O	1:A:815:ARG:NH2	2.33	0.62
1:B:76:GLN:HB2	1:B:98:ALA:HB3	1.80	0.62
1:B:289:ILE:HD12	1:B:292:TYR:HB2	1.81	0.62
1:B:804:ARG:NH2	3:E:119:MET:HG2	2.14	0.62
2:C:212:ILE:HG23	2:C:216:LEU:HD12	1.81	0.62
2:D:96:VAL:HB	2:D:101:HIS:CD2	2.34	0.62
3:H:11:PHE:O	3:H:15:PHE:HB2	2.00	0.62
1:A:291:TYR:HD1	1:A:310:PHE:CD1	2.17	0.62
1:A:305:LEU:HB2	1:A:307:LEU:HG	1.82	0.62

*Continued on next page...*

*Continued from previous page...*

Atom-1	Atom-2	Interatomic distance (Å)	Clash overlap (Å)
1:A:406:ARG:HA	1:A:415:GLN:HA	1.82	0.62
1:B:89:MET:HG3	1:B:100:VAL:HG13	1.82	0.62
1:B:93:THR:HG22	1:B:781:LEU:HD13	1.82	0.62
1:B:193:TYR:CZ	1:B:197:VAL:HG21	2.35	0.62
1:B:219:GLU:OE1	1:B:452:LYS:NZ	2.27	0.62
1:B:373:THR:HG23	2:C:332:PRO:HA	1.81	0.62
2:C:28:ARG:NH2	2:C:94:LEU:O	2.32	0.62
2:C:86:TRP:CE3	2:C:122:ILE:HG21	2.34	0.62
3:E:15:PHE:O	3:E:26:ILE:HG12	2.00	0.62
1:A:302:ARG:HG2	1:A:307:LEU:HD12	1.82	0.62
1:B:162:ARG:O	1:B:167:ASP:N	2.30	0.62
1:B:562:GLU:O	1:B:566:HIS:ND1	2.32	0.62
2:C:300:SER:HB2	2:C:335:ARG:O	1.99	0.62
4:G:99:GLU:HA	4:G:102:ILE:HD12	1.82	0.62
1:A:296:GLY:HA3	1:A:329:ASP:HA	1.82	0.62
1:B:302:ARG:HA	1:B:307:LEU:HB2	1.81	0.62
2:C:38:PRO:HA	2:C:65:LEU:HA	1.82	0.62
2:C:192:ILE:HD12	2:C:256:ARG:HD3	1.80	0.62
1:A:118:GLY:HA2	1:A:722:PRO:HB2	1.81	0.61
1:A:141:TYR:CE1	1:A:155:ALA:HB2	2.35	0.61
1:A:174:LEU:HB3	1:A:464:LEU:HD23	1.82	0.61
1:A:402:ILE:CG1	1:A:606:ASN:HD22	2.13	0.61
1:B:326:GLN:HB3	1:B:331:MET:CE	2.30	0.61
1:B:419:THR:O	1:B:422:GLN:N	2.33	0.61
3:E:128:VAL:HA	3:E:143:LEU:HD13	1.81	0.61
4:F:72:MET:HE1	4:F:92:LYS:HG3	1.81	0.61
1:A:117:SER:HB3	1:A:714:ILE:HG12	1.82	0.61
1:A:221:GLU:OE2	1:A:254:ILE:HG23	2.00	0.61
1:A:685:ILE:HD11	1:A:710:VAL:HG21	1.82	0.61
1:B:505:TYR:CE1	1:B:721:PHE:HB2	2.34	0.61
2:D:69:TYR:OH	2:D:207:GLU:OE2	2.09	0.61
1:A:234:PHE:CD1	1:A:289:ILE:HG21	2.35	0.61
1:A:804:ARG:NH1	3:H:113:VAL:HA	2.16	0.61
1:B:231:LEU:HB3	1:B:248:PHE:HZ	1.65	0.61
1:B:339:MET:SD	1:B:352:ILE:HD13	2.41	0.61
1:B:622:ALA:O	1:B:626:LYS:N	2.33	0.61
1:B:805:GLY:HA2	3:E:36:ARG:HD3	1.82	0.61
1:B:812:PHE:HZ	3:E:34:VAL:HA	1.64	0.61
2:C:274:ILE:HG23	2:C:275:HIS:H	1.66	0.61
2:D:85:ILE:HG22	2:D:86:TRP:CD1	2.35	0.61
2:D:109:PRO:HD3	2:D:136:ILE:HG23	1.82	0.61

*Continued on next page...*

*Continued from previous page...*

Atom-1	Atom-2	Interatomic distance (Å)	Clash overlap (Å)
2:D:174:ALA:HB2	2:D:284:LYS:HB2	1.82	0.61
3:E:32:GLY:HA2	3:E:72:MET:HE1	1.81	0.61
3:H:108:ILE:HA	3:H:111:VAL:HG22	1.80	0.61
1:A:359:VAL:HA	1:A:362:LEU:HD12	1.82	0.61
1:B:344:PHE:CE2	1:B:442:ILE:HA	2.35	0.61
2:C:5:THR:HG21	2:C:352:PHE:HB3	1.81	0.61
3:E:55:LYS:O	3:E:59:MET:N	2.28	0.61
4:G:117:ILE:HD13	4:G:155:TYR:HB3	1.81	0.61
1:A:194:LEU:HD22	1:A:256:PHE:CZ	2.35	0.61
1:A:388:CYS:HA	1:A:393:ILE:HG12	1.82	0.61
1:B:305:LEU:HD22	1:B:354:ARG:N	2.15	0.61
1:B:559:LEU:HD11	1:B:594:ALA:HB3	1.80	0.61
2:C:280:ASN:HA	2:C:283:MET:HE2	1.83	0.61
2:C:353:GLN:HA	2:C:356:TRP:CZ3	2.36	0.61
2:D:75:ILE:HG13	2:D:115:ASN:HD21	1.66	0.61
2:D:86:TRP:HH2	2:D:119:MET:HG2	1.63	0.61
1:A:103:ASN:O	1:A:107:ARG:HG3	2.00	0.61
1:B:96:ASN:O	1:B:100:VAL:N	2.22	0.61
1:B:132:ILE:HG13	1:B:152:HIS:CE1	2.35	0.61
2:C:70:PRO:HG3	2:C:81:ASP:HB3	1.81	0.61
2:C:313:MET:O	2:C:317:ILE:HG12	2.00	0.61
2:D:8:LEU:N	2:D:102:PRO:O	2.30	0.61
3:E:110:HIS:O	3:E:114:THR:N	2.32	0.61
4:F:161:ILE:HA	4:F:165:GLY:H	1.65	0.61
3:H:112:LEU:HB3	3:H:124:VAL:HG11	1.82	0.61
1:A:33:LYS:HD2	1:A:77:LYS:HA	1.83	0.61
1:A:35:VAL:HG22	1:A:75:ILE:HA	1.83	0.61
1:A:61:LEU:HD13	1:A:64:ASN:HD22	1.64	0.61
1:A:133:TYR:HD2	1:A:152:HIS:HE2	1.48	0.61
1:A:273:GLU:H	1:A:287:PHE:HZ	1.46	0.61
1:A:326:GLN:HB3	1:A:331:MET:HG3	1.82	0.61
1:A:498:PHE:HA	1:A:501:GLU:HB2	1.80	0.61
1:A:517:PHE:CD2	1:A:716:ILE:HG23	2.35	0.61
1:B:187:THR:HA	1:B:463:ILE:HG21	1.81	0.61
1:B:400:ARG:O	1:B:404:THR:N	2.24	0.61
2:C:104:LEU:HD12	2:C:352:PHE:HE1	1.65	0.61
2:C:142:LEU:HA	2:C:298:VAL:HG11	1.82	0.61
2:D:5:THR:HG21	2:D:352:PHE:HB3	1.83	0.61
2:D:12:ASN:HD22	2:D:82:MET:HE1	1.65	0.61
2:D:83:GLU:O	2:D:127:PHE:HZ	1.84	0.61
1:A:82:LYS:NZ	1:A:789:ASP:OD2	2.33	0.61

*Continued on next page...*

*Continued from previous page...*

Atom-1	Atom-2	Interatomic distance (Å)	Clash overlap (Å)
1:A:368:LYS:N	1:A:377:SER:O	2.34	0.61
1:A:706:ARG:NH1	1:A:712:GLU:OE2	2.34	0.61
1:B:265:ALA:N	1:B:451:ASP:OD1	2.25	0.61
1:B:348:GLU:OE2	1:B:445:ARG:NH1	2.28	0.61
1:B:381:ASN:HB3	1:B:399:THR:HG21	1.83	0.61
1:A:176:THR:O	1:A:684:CYS:N	2.33	0.61
1:A:295:ALA:HB2	1:A:310:PHE:CZ	2.35	0.61
1:A:377:SER:HA	1:A:403:LEU:HD22	1.82	0.61
1:A:753:CYS:HB3	1:A:769:ILE:HD11	1.83	0.61
1:A:804:ARG:HG3	3:H:117:GLU:HG3	1.83	0.61
1:B:12:PHE:CD2	1:B:130:LEU:HB3	2.36	0.61
1:B:278:ILE:HG13	1:B:279:ARG:N	2.15	0.61
1:B:294:ILE:HB	1:B:310:PHE:CE1	2.36	0.61
1:B:307:LEU:HD23	1:B:313:TYR:HE2	1.65	0.61
1:B:523:PRO:HB2	1:B:568:LYS:HG2	1.82	0.61
1:B:754:ILE:HG12	1:B:769:ILE:HG13	1.83	0.61
2:C:70:PRO:O	2:C:77:THR:N	2.32	0.61
3:E:43:THR:HG22	3:E:45:ALA:N	2.14	0.61
1:A:305:LEU:HB3	1:A:357:SER:OG	2.01	0.61
1:A:508:GLU:HA	1:A:771:GLN:HG2	1.82	0.61
1:B:234:PHE:CE1	1:B:289:ILE:HG12	2.36	0.61
4:F:65:THR:HB	4:F:67:GLU:HG2	1.82	0.61
1:A:78:MET:HA	1:A:99:SER:HB3	1.83	0.60
1:A:114:TYR:HE1	1:A:123:VAL:HG13	1.66	0.60
1:B:840:TRP:NE1	4:F:75:GLU:OE2	2.34	0.60
2:C:157:ASP:OD1	2:C:213:LYS:NZ	2.32	0.60
1:A:116:TYR:OH	1:A:146:ARG:O	2.14	0.60
1:A:177:GLY:HA3	1:A:684:CYS:HB2	1.83	0.60
1:A:264:GLY:HA3	1:A:455:ARG:HD3	1.84	0.60
1:A:488:LYS:HD3	1:A:525:ILE:HD13	1.84	0.60
1:A:683:ARG:HE	1:A:710:VAL:HG22	1.66	0.60
1:B:186:ASN:HB3	1:B:682:VAL:HG11	1.83	0.60
1:B:271:LEU:N	1:B:666:GLN:HB3	2.15	0.60
2:C:278:THR:O	2:C:281:SER:OG	2.16	0.60
2:C:317:ILE:HG22	2:C:327:ILE:CD1	2.30	0.60
4:G:34:LYS:HE3	4:G:86:LEU:HD13	1.82	0.60
1:A:441:TRP:CH2	1:A:623:ASP:HB3	2.36	0.60
1:A:575:LEU:HA	1:A:578:LYS:HE3	1.83	0.60
1:A:583:ILE:HB	1:A:592:TYR:CD2	2.36	0.60
1:A:593:ASN:O	1:A:597:TRP:NE1	2.34	0.60
1:B:232:GLU:O	1:B:288:HIS:ND1	2.34	0.60

*Continued on next page...*



*Continued from previous page...*

Atom-1	Atom-2	Interatomic distance (Å)	Clash overlap (Å)
2:C:151:ILE:N	2:C:296:ASN:O	2.35	0.60
2:D:70:PRO:O	2:D:77:THR:N	2.33	0.60
4:G:50:LYS:O	4:G:54:HIS:HB2	2.02	0.60
1:A:224:LEU:HD22	1:A:252:ILE:HG12	1.82	0.60
1:A:362:LEU:HD11	1:A:434:LYS:HD3	1.83	0.60
1:A:500:LEU:O	1:A:504:GLU:HG2	2.01	0.60
1:A:554:SER:HA	1:A:557:GLU:HB2	1.84	0.60
1:A:584:LEU:HA	1:A:589:LYS:HA	1.84	0.60
1:A:611:SER:O	1:A:615:GLN:N	2.34	0.60
1:B:61:LEU:HD11	1:B:70:LEU:HB2	1.82	0.60
1:B:114:TYR:CE1	1:B:153:ILE:HG13	2.35	0.60
1:B:800:GLN:NE2	3:E:111:VAL:O	2.33	0.60
2:C:122:ILE:O	2:C:127:PHE:N	2.34	0.60
2:C:166:TYR:HB2	2:C:289:ILE:HG21	1.82	0.60
2:C:294:TYR:HB3	2:C:327:ILE:HG12	1.82	0.60
2:D:305:MET:HG3	2:D:336:LYS:HB2	1.84	0.60
3:H:35:MET:HG3	3:H:73:MET:HA	1.84	0.60
1:A:105:ARG:O	1:A:109:PHE:HB2	2.02	0.60
1:A:176:THR:HG21	1:A:683:ARG:HH11	1.66	0.60
1:A:237:ALA:H	1:A:247:ARG:HG2	1.66	0.60
1:A:556:VAL:HA	1:A:559:LEU:HD12	1.83	0.60
1:B:102:HIS:CD2	1:B:105:ARG:HE	2.19	0.60
1:B:288:HIS:ND1	1:B:323:ILE:HD11	2.17	0.60
2:C:220:ALA:HB3	2:C:259:GLU:CG	2.31	0.60
1:B:9:ASP:O	1:B:132:ILE:HG22	2.01	0.60
1:B:26:GLN:HE22	1:B:31:ALA:HB2	1.65	0.60
1:B:712:GLU:HB3	1:B:715:ARG:HH21	1.67	0.60
1:B:785:GLU:CD	1:B:788:ARG:HH22	2.04	0.60
1:B:809:ARG:HG2	3:E:37:ALA:HA	1.83	0.60
2:D:214:GLU:HB3	2:D:215:LYS:HE3	1.81	0.60
2:D:246:GLN:HE21	2:D:248:ILE:HD11	1.64	0.60
1:A:47:ALA:HA	1:A:62:GLN:H	1.66	0.60
1:A:306:LEU:HB2	1:A:390:LEU:HD21	1.84	0.60
1:A:433:ALA:O	1:A:437:ARG:HD2	2.02	0.60
1:B:26:GLN:NE2	1:B:31:ALA:HB2	2.16	0.60
1:B:405:PRO:HA	1:B:608:ASN:HD22	1.66	0.60
1:B:437:ARG:HA	1:B:440:ARG:HB2	1.82	0.60
1:B:555:PHE:CE2	1:B:594:ALA:HB1	2.37	0.60
2:C:59:GLN:HA	2:C:67:LEU:HD21	1.82	0.60
1:A:546:TRP:HZ3	2:D:349:LEU:HA	1.67	0.60
1:A:804:ARG:NH1	3:H:112:LEU:O	2.33	0.60

*Continued on next page...*

*Continued from previous page...*

Atom-1	Atom-2	Interatomic distance (Å)	Clash overlap (Å)
1:B:405:PRO:HG3	1:B:418:GLN:CD	2.22	0.60
2:C:23:GLY:H	2:C:348:SER:HB2	1.67	0.60
2:C:135:ALA:HB1	2:C:140:LEU:HD21	1.83	0.60
2:C:151:ILE:HD11	2:C:294:TYR:HA	1.83	0.60
2:C:258:PRO:O	2:C:261:LEU:HB3	2.01	0.60
2:D:166:TYR:CD1	2:D:293:LEU:HD21	2.33	0.60
1:A:190:VAL:HG11	1:A:461:LEU:HD22	1.84	0.60
1:A:505:TYR:HB3	1:A:513:ASN:HD22	1.66	0.60
1:A:696:LEU:HD11	1:A:701:VAL:HG21	1.83	0.60
1:A:807:LEU:O	1:A:811:ALA:CB	2.50	0.60
1:B:286:THR:CG2	1:B:316:LEU:HD23	2.32	0.60
1:B:295:ALA:HB2	1:B:310:PHE:HZ	1.66	0.60
1:B:359:VAL:HA	1:B:362:LEU:HD12	1.82	0.60
1:B:536:GLY:O	1:B:540:LEU:HG	2.02	0.60
1:B:811:ALA:HB1	1:B:814:LYS:HE2	1.84	0.60
2:C:167:GLU:HG2	2:D:40:HIS:HB3	1.83	0.60
2:C:298:VAL:HA	2:C:330:ILE:HB	1.82	0.60
2:D:120:THR:OG1	2:D:362:TYR:HB2	2.01	0.60
2:D:120:THR:HG21	2:D:367:PRO:HA	1.84	0.60
1:B:124:ILE:HA	1:B:685:ILE:HB	1.83	0.60
1:B:138:ILE:HG13	1:B:154:TYR:HE2	1.65	0.60
1:B:288:HIS:CG	1:B:323:ILE:HD11	2.37	0.60
1:B:290:PHE:HD1	1:B:360:LEU:HG	1.66	0.60
2:D:219:VAL:HG11	2:D:309:ILE:HA	1.83	0.60
3:E:11:PHE:O	3:E:15:PHE:HB2	2.01	0.60
1:A:61:LEU:HD12	1:A:68:VAL:HB	1.84	0.59
1:A:141:TYR:CD1	1:A:155:ALA:HB2	2.37	0.59
1:A:251:PHE:HE2	1:A:253:ARG:HB2	1.67	0.59
1:A:505:TYR:OH	1:A:720:GLY:HA2	2.02	0.59
1:B:168:ARG:CZ	1:B:258:VAL:HA	2.32	0.59
1:B:799:PHE:HE1	3:E:127:LEU:HD11	1.67	0.59
2:C:11:ASP:HA	2:C:106:THR:CG2	2.32	0.59
2:C:128:ASN:HA	2:C:359:LYS:HE2	1.83	0.59
1:A:116:TYR:HE1	1:A:156:ILE:HD11	1.66	0.59
1:A:410:GLY:HA3	2:D:28:ARG:NH2	2.16	0.59
1:A:426:ALA:HB1	1:A:606:ASN:HB2	1.84	0.59
1:A:734:TYR:HA	1:A:737:LEU:HB3	1.83	0.59
1:A:803:CYS:HA	1:A:806:TYR:HB3	1.83	0.59
1:B:107:ARG:CG	1:B:112:LEU:HD12	2.31	0.59
1:B:808:ALA:HB2	3:E:36:ARG:HD2	1.84	0.59
2:C:5:THR:OG1	2:C:347:ALA:O	2.17	0.59

*Continued on next page...*

*Continued from previous page...*

Atom-1	Atom-2	Interatomic distance (Å)	Clash overlap (Å)
2:C:105:LEU:HD11	2:C:123:MET:CG	2.32	0.59
2:C:105:LEU:HG	2:C:132:MET:SD	2.42	0.59
2:C:180:LEU:HG	2:C:261:LEU:HA	1.83	0.59
2:C:261:LEU:HD22	2:C:303:THR:HG21	1.83	0.59
2:D:287:ILE:O	2:D:291:LYS:HB2	2.03	0.59
3:H:28:TYR:HA	3:H:31:CYS:SG	2.42	0.59
1:A:254:ILE:O	1:A:460:PHE:HA	2.02	0.59
1:A:425:PHE:HB3	1:A:604:PRO:HD2	1.83	0.59
1:A:510:ILE:HD13	1:A:721:PHE:CE2	2.37	0.59
1:B:231:LEU:HB3	1:B:248:PHE:CZ	2.37	0.59
1:B:272:LEU:HD23	1:B:436:GLU:HG3	1.85	0.59
1:B:437:ARG:HD2	1:B:625:TRP:HD1	1.65	0.59
2:C:164:PRO:HD3	2:C:281:SER:HB2	1.84	0.59
2:D:16:LEU:H	2:D:157:ASP:HB2	1.68	0.59
2:D:131:ALA:HB1	2:D:356:TRP:CD1	2.38	0.59
3:E:105:GLY:HA3	3:E:138:ILE:HG12	1.83	0.59
1:A:161:TYR:HA	1:A:256:PHE:HE2	1.67	0.59
1:A:231:LEU:HD13	1:A:269:THR:HG21	1.85	0.59
1:A:737:LEU:HD21	1:A:760:LEU:HD21	1.85	0.59
1:A:805:GLY:O	3:H:41:ASN:HB2	2.02	0.59
1:B:411:ARG:NE	2:C:93:GLU:O	2.35	0.59
1:B:439:PHE:HA	1:B:442:ILE:HB	1.84	0.59
2:C:31:PHE:HE2	2:C:85:ILE:HG12	1.66	0.59
2:D:54:VAL:HB	2:D:88:HIS:CD2	2.36	0.59
3:E:127:LEU:HD12	3:E:147:VAL:HG21	1.84	0.59
1:A:272:LEU:HD13	1:A:439:PHE:CG	2.38	0.59
1:B:5:PRO:HB3	1:B:14:PHE:CD2	2.37	0.59
1:B:18:ASN:HD22	1:B:81:PRO:HB2	1.67	0.59
1:B:21:ASN:H	1:B:82:LYS:HB3	1.68	0.59
1:B:601:ASN:ND2	1:B:658:THR:HB	2.17	0.59
1:A:2:SER:HB3	1:A:10:GLU:OE1	2.03	0.59
1:B:257:ASP:HA	1:B:456:GLN:HG2	1.85	0.59
4:G:83:THR:HA	4:G:86:LEU:HB3	1.83	0.59
1:A:537:VAL:HA	1:A:559:LEU:HD21	1.84	0.59
1:B:7:SER:O	1:B:11:LYS:N	2.36	0.59
1:B:229:PRO:O	1:B:232:GLU:HB2	2.03	0.59
1:B:563:GLN:HG2	1:B:571:LYS:HE3	1.85	0.59
1:B:735:GLU:HG2	3:E:90:GLU:HB2	1.83	0.59
2:C:19:ALA:HB3	2:C:29:ALA:HB3	1.82	0.59
2:C:20:GLY:HA3	2:C:340:TRP:HZ2	1.66	0.59
2:C:165:ILE:HG22	2:D:43:VAL:O	2.03	0.59

*Continued on next page...*

*Continued from previous page...*

Atom-1	Atom-2	Interatomic distance (Å)	Clash overlap (Å)
2:C:188:TYR:O	2:C:192:ILE:HG12	2.03	0.59
1:A:156:ILE:HG21	1:A:682:VAL:HG23	1.84	0.59
1:A:509:GLY:H	1:A:771:GLN:HE21	1.50	0.59
1:A:527:LEU:HD22	1:A:568:LYS:HB2	1.83	0.59
1:A:742:ILE:HG21	1:A:746:PHE:HB2	1.85	0.59
1:A:800:GLN:NE2	3:H:111:VAL:O	2.25	0.59
1:B:12:PHE:O	1:B:114:TYR:HB2	2.03	0.59
1:B:113:ILE:HG12	1:B:126:PRO:HD3	1.83	0.59
2:C:124:PHE:HZ	2:C:132:MET:H	1.49	0.59
2:D:35:VAL:HA	2:D:53:TYR:O	2.03	0.59
2:D:75:ILE:HA	2:D:115:ASN:ND2	2.17	0.59
2:D:104:LEU:HA	2:D:133:TYR:HB3	1.84	0.59
4:F:82:PHE:HA	4:F:85:PHE:CE1	2.37	0.59
3:H:111:VAL:HA	3:H:115:LEU:HB2	1.83	0.59
1:A:258:VAL:H	1:A:456:GLN:HG2	1.66	0.59
1:A:305:LEU:HD23	1:A:354:ARG:HG3	1.85	0.59
1:B:92:LEU:HD12	1:B:95:LEU:HD23	1.85	0.59
1:B:288:HIS:HB3	1:B:292:TYR:CE1	2.38	0.59
1:B:532:THR:HG21	2:C:4:GLU:HA	1.83	0.59
1:B:825:ILE:HG12	4:F:109:PHE:HB2	1.85	0.59
2:D:131:ALA:O	2:D:352:PHE:HZ	1.86	0.59
3:E:119:MET:HB2	3:E:124:VAL:HG13	1.85	0.59
4:G:30:ILE:O	4:G:34:LYS:HG2	2.03	0.59
1:A:114:TYR:HB2	1:A:151:PRO:O	2.02	0.59
1:A:401:SER:HG	1:A:609:VAL:HG23	1.66	0.59
1:A:726:VAL:HB	1:A:729:GLU:HG3	1.84	0.59
1:B:44:PHE:CE2	1:B:98:ALA:HA	2.37	0.59
1:B:289:ILE:HA	1:B:292:TYR:CB	2.30	0.59
1:B:388:CYS:HB3	1:B:393:ILE:O	2.02	0.59
1:B:688:ASN:ND2	1:B:690:GLU:OE1	2.36	0.59
2:C:314:GLN:HE21	2:C:329:ILE:HG13	1.68	0.59
2:D:19:ALA:O	2:D:28:ARG:N	2.36	0.59
2:D:141:SER:OG	2:D:154:ASP:OD1	2.12	0.59
2:D:191:LYS:HZ1	2:D:267:ILE:HA	1.67	0.59
4:F:126:LEU:HD22	4:F:133:PHE:HB2	1.84	0.59
1:A:276:ARG:HB3	1:A:287:PHE:CZ	2.38	0.58
1:A:754:ILE:HA	1:A:757:ILE:HD12	1.85	0.58
1:B:26:GLN:HA	1:B:29:TRP:O	2.03	0.58
1:B:135:GLU:HA	1:B:138:ILE:HD12	1.85	0.58
1:B:157:ALA:HA	1:B:173:ILE:HD11	1.84	0.58
1:B:530:ARG:NE	1:B:534:PRO:O	2.28	0.58

*Continued on next page...*

*Continued from previous page...*

Atom-1	Atom-2	Interatomic distance (Å)	Clash overlap (Å)
1:B:533:ASN:ND2	2:C:353:GLN:OE1	2.36	0.58
1:B:695:LYS:HG2	1:B:696:LEU:N	2.18	0.58
1:B:764:PRO:HB3	1:B:768:ARG:HH11	1.68	0.58
2:C:54:VAL:N	2:C:57:GLU:OE1	2.36	0.58
2:C:192:ILE:HG21	2:C:256:ARG:HE	1.68	0.58
2:C:362:TYR:HA	2:C:369:ILE:HG21	1.85	0.58
3:E:50:VAL:HG21	3:E:76:ILE:HG12	1.85	0.58
3:H:15:PHE:CD1	3:H:26:ILE:HD13	2.37	0.58
1:B:59:VAL:HG21	1:B:75:ILE:HG12	1.84	0.58
1:B:199:SER:HB3	1:B:261:TYR:HD2	1.67	0.58
1:B:552:ASP:OD1	1:B:598:LEU:HD13	2.03	0.58
1:B:799:PHE:CZ	3:E:143:LEU:HG	2.37	0.58
2:C:367:PRO:O	2:C:370:VAL:HG23	2.03	0.58
2:D:73:HIS:C	2:D:159:VAL:HB	2.23	0.58
4:F:34:LYS:HD2	4:F:86:LEU:HD21	1.86	0.58
1:A:141:TYR:CD2	1:A:154:TYR:HB2	2.38	0.58
1:A:153:ILE:O	1:A:157:ALA:CB	2.52	0.58
1:A:271:LEU:N	1:A:666:GLN:HB3	2.19	0.58
1:A:388:CYS:HB3	1:A:393:ILE:O	2.03	0.58
1:A:734:TYR:CZ	1:A:784:LEU:HB3	2.38	0.58
1:A:822:MET:HA	1:A:825:ILE:HD12	1.85	0.58
1:B:281:ALA:HB3	1:B:284:GLU:HB2	1.84	0.58
1:B:281:ALA:HA	1:B:474:ILE:HD13	1.86	0.58
1:B:286:THR:OG1	1:B:290:PHE:HB2	2.03	0.58
2:C:27:PRO:HG3	2:C:337:TYR:CD2	2.38	0.58
2:C:301:GLY:O	2:C:304:THR:OG1	2.20	0.58
1:A:16:ASP:O	1:A:85:LYS:HD2	2.03	0.58
1:A:177:GLY:HA2	1:A:708:ASN:OD1	2.03	0.58
1:A:193:TYR:CD2	1:A:194:LEU:HD23	2.28	0.58
1:A:257:ASP:HA	1:A:456:GLN:HB3	1.84	0.58
1:A:328:ASP:O	1:A:332:PHE:HB3	2.03	0.58
1:A:501:GLU:OE2	1:A:721:PHE:N	2.35	0.58
1:A:815:ARG:HA	1:A:818:GLN:HG3	1.86	0.58
1:B:309:GLY:N	1:B:312:ASN:HB2	2.17	0.58
1:B:373:THR:OG1	1:B:549:LYS:NZ	2.36	0.58
1:B:721:PHE:O	1:B:724:ARG:NH2	2.37	0.58
2:C:50:LYS:HG2	2:C:51:ASP:H	1.67	0.58
3:E:87:ASP:HA	3:E:90:GLU:HG2	1.85	0.58
3:E:121:GLU:HA	3:E:124:VAL:HG22	1.83	0.58
3:H:133:ASP:OD2	3:H:133:ASP:N	2.35	0.58
1:A:138:ILE:CD1	1:A:192:GLN:HG3	2.31	0.58

*Continued on next page...*

*Continued from previous page...*

Atom-1	Atom-2	Interatomic distance (Å)	Clash overlap (Å)
1:A:237:ALA:O	1:A:245:SER:OG	2.20	0.58
1:A:480:LEU:HA	1:A:592:TYR:CE1	2.37	0.58
1:A:621:VAL:O	1:A:625:TRP:HE3	1.87	0.58
1:A:844:PHE:HE2	4:G:87:THR:HG23	1.68	0.58
1:A:847:VAL:HG11	4:F:62:LYS:HB2	1.85	0.58
1:B:95:LEU:O	1:B:718:ARG:NH1	2.37	0.58
1:B:100:VAL:HG11	1:B:714:ILE:HD13	1.85	0.58
1:B:133:TYR:HA	1:B:154:TYR:CZ	2.38	0.58
1:B:177:GLY:HA2	1:B:707:CYS:SG	2.43	0.58
2:C:9:VAL:HA	2:C:104:LEU:HB3	1.85	0.58
2:C:192:ILE:HG13	2:C:253:GLU:HB3	1.84	0.58
2:D:11:ASP:HB3	2:D:18:LYS:HD3	1.85	0.58
2:D:132:MET:N	2:D:357:ILE:O	2.36	0.58
3:E:15:PHE:CD2	3:E:26:ILE:HD13	2.38	0.58
1:A:70:LEU:HB3	1:A:75:ILE:HD11	1.86	0.58
1:A:408:LYS:HG3	1:A:413:VAL:HG22	1.85	0.58
1:B:93:THR:HB	1:B:781:LEU:HB3	1.86	0.58
1:B:171:GLN:OE1	1:B:680:ASN:ND2	2.34	0.58
1:B:717:CYS:SG	1:B:722:PRO:HA	2.43	0.58
2:C:304:THR:HG22	2:C:309:ILE:HG12	1.84	0.58
2:D:32:PRO:O	2:D:55:GLY:HA2	2.03	0.58
3:E:109:ARG:HG3	3:E:128:VAL:HG21	1.85	0.58
4:F:132:ARG:NH1	4:F:133:PHE:O	2.35	0.58
1:A:469:PHE:CZ	1:A:586:TYR:HB3	2.38	0.58
1:A:571:LYS:HG3	1:A:577:ASP:CB	2.33	0.58
1:B:543:GLU:HA	1:B:546:TRP:CD2	2.38	0.58
1:B:766:LEU:O	1:B:776:PHE:HA	2.03	0.58
1:B:804:ARG:NH2	3:E:117:GLU:O	2.37	0.58
2:C:37:ARG:NH2	2:C:81:ASP:OD1	2.37	0.58
2:C:314:GLN:NE2	2:C:329:ILE:HG13	2.18	0.58
2:D:79:TRP:CE3	2:D:122:ILE:HG12	2.34	0.58
2:D:86:TRP:HZ3	2:D:122:ILE:HB	1.68	0.58
2:D:153:LEU:HD11	2:D:274:ILE:CG1	2.32	0.58
2:D:218:TYR:HD1	2:D:307:PRO:HG2	1.68	0.58
4:F:116:PHE:HB3	4:F:154:ASN:HA	1.86	0.58
1:A:34:LEU:HA	1:A:47:ALA:O	2.04	0.58
1:A:280:GLN:O	1:A:600:LYS:NZ	2.36	0.58
1:B:25:ALA:HB2	1:B:82:LYS:HE2	1.86	0.58
1:B:152:HIS:CG	1:B:154:TYR:H	2.21	0.58
1:B:358:SER:OG	1:B:434:LYS:NZ	2.21	0.58
2:C:8:LEU:HD22	2:C:94:LEU:HD22	1.86	0.58

*Continued on next page...*

*Continued from previous page...*

Atom-1	Atom-2	Interatomic distance (Å)	Clash overlap (Å)
2:C:188:TYR:CZ	2:C:266:PHE:HB3	2.39	0.58
2:D:133:TYR:CE2	2:D:135:ALA:HB2	2.39	0.58
4:F:50:LYS:HZ2	4:F:69:LEU:HB3	1.68	0.58
1:A:351:SER:HA	1:A:354:ARG:HD2	1.86	0.58
1:A:387:VAL:HG11	1:A:398:PHE:CE1	2.39	0.58
1:A:503:GLU:OE2	1:A:507:ARG:NH2	2.36	0.58
1:A:541:LEU:HA	1:A:555:PHE:HB2	1.84	0.58
1:A:804:ARG:HE	3:H:119:MET:N	2.01	0.58
1:B:114:TYR:CE2	1:B:132:ILE:HD11	2.39	0.58
1:B:153:ILE:O	1:B:157:ALA:CB	2.50	0.58
1:B:757:ILE:HG23	1:B:762:LEU:HB2	1.84	0.58
2:C:227:MET:HG3	2:C:252:ASN:HD22	1.69	0.58
2:C:262:PHE:HE1	2:C:313:MET:HG2	1.68	0.58
2:D:19:ALA:HB2	2:D:89:THR:HA	1.86	0.58
2:D:86:TRP:HB2	2:D:127:PHE:CE2	2.39	0.58
3:E:93:ARG:NH2	3:E:103:VAL:HG13	2.18	0.58
1:A:32:LYS:HD2	1:A:49:ILE:HB	1.84	0.58
1:A:146:ARG:HG3	1:A:156:ILE:HG13	1.85	0.58
1:A:290:PHE:CB	1:A:316:LEU:HD21	2.32	0.58
1:B:89:MET:HG2	1:B:117:SER:HA	1.85	0.58
1:B:332:PHE:O	1:B:335:THR:HB	2.04	0.58
1:B:391:MET:HB3	1:B:621:VAL:HG11	1.85	0.58
1:B:732:GLN:HA	1:B:744:LYS:HB2	1.86	0.58
1:B:404:THR:HA	1:B:417:ALA:HB1	1.86	0.57
1:B:604:PRO:HB3	1:B:655:MET:HG3	1.86	0.57
1:B:763:ASP:OD1	1:B:766:LEU:N	2.24	0.57
1:B:793:THR:O	1:B:797:ILE:HG13	2.04	0.57
2:D:142:LEU:HD21	2:D:148:THR:HA	1.86	0.57
3:E:28:TYR:HE1	3:E:64:LEU:HD13	1.69	0.57
3:H:43:THR:HB	3:H:46:GLU:HG2	1.84	0.57
1:A:114:TYR:CE1	1:A:123:VAL:HG22	2.39	0.57
1:A:170:ASP:OD2	1:A:460:PHE:N	2.37	0.57
1:A:344:PHE:CE1	1:A:352:ILE:HD11	2.39	0.57
1:B:250:LYS:HG3	1:B:465:ASP:HB2	1.86	0.57
1:B:545:CYS:SG	1:B:598:LEU:HG	2.44	0.57
1:B:766:LEU:HA	1:B:777:ARG:HG3	1.86	0.57
2:C:76:ILE:HB	2:C:115:ASN:HB3	1.86	0.57
2:D:2:GLU:O	2:D:5:THR:HA	2.04	0.57
2:D:73:HIS:HB2	2:D:183:ARG:HH21	1.69	0.57
1:A:42:HIS:ND1	1:A:699:HIS:HA	2.20	0.57
1:A:125:ASN:HB3	1:A:686:ILE:HD13	1.85	0.57

*Continued on next page...*

*Continued from previous page...*

Atom-1	Atom-2	Interatomic distance (Å)	Clash overlap (Å)
1:A:133:TYR:HA	1:A:154:TYR:CE2	2.40	0.57
1:A:266:ASN:HD21	1:A:447:ASN:HB3	1.67	0.57
1:A:491:GLN:OE1	1:A:522:GLN:NE2	2.37	0.57
1:A:807:LEU:O	3:H:126:GLN:NE2	2.37	0.57
1:B:145:LYS:NZ	1:B:159:THR:O	2.37	0.57
1:B:292:TYR:CZ	1:B:331:MET:HB3	2.39	0.57
1:B:344:PHE:HB3	1:B:349:GLN:HG3	1.87	0.57
1:B:411:ARG:NH2	2:C:92:ASN:O	2.37	0.57
2:D:10:CYS:SG	2:D:86:TRP:NE1	2.40	0.57
2:D:57:GLU:O	2:D:60:SER:OG	2.21	0.57
2:D:86:TRP:CZ3	2:D:122:ILE:HB	2.39	0.57
2:D:123:MET:O	2:D:129:VAL:N	2.26	0.57
1:A:229:PRO:O	1:A:233:ALA:N	2.37	0.57
1:A:407:ILE:HG21	2:D:25:ASP:HB2	1.87	0.57
1:A:468:GLY:O	1:A:486:ASN:ND2	2.37	0.57
1:B:154:TYR:CZ	1:B:193:TYR:HB2	2.39	0.57
1:B:306:LEU:O	1:B:361:GLN:NE2	2.37	0.57
3:E:46:GLU:HA	3:E:49:LYS:CG	2.32	0.57
1:A:139:ASP:O	1:A:144:LYS:NZ	2.27	0.57
1:B:161:TYR:HA	1:B:164:MET:HE3	1.86	0.57
1:B:546:TRP:CE3	2:C:4:GLU:HG2	2.40	0.57
2:D:68:LYS:HG3	2:D:81:ASP:OD2	2.05	0.57
1:A:79:ASN:H	1:A:99:SER:HB3	1.69	0.57
1:A:129:GLN:HA	1:A:133:TYR:HD1	1.69	0.57
1:A:269:THR:OG1	1:A:443:LEU:HD22	2.05	0.57
1:A:546:TRP:CD1	1:A:657:ARG:HG3	2.40	0.57
1:A:731:ARG:NH1	1:A:746:PHE:O	2.35	0.57
1:A:809:ARG:HA	1:A:812:PHE:CZ	2.39	0.57
1:B:78:MET:HA	1:B:99:SER:HB2	1.86	0.57
1:B:127:TYR:CE1	1:B:181:ALA:HA	2.39	0.57
1:B:269:THR:H	1:B:443:LEU:HD21	1.69	0.57
1:B:391:MET:HA	1:B:621:VAL:HG21	1.86	0.57
1:B:498:PHE:HA	1:B:517:PHE:HD2	1.69	0.57
1:B:808:ALA:HB3	3:E:36:ARG:HD2	1.87	0.57
2:C:32:PRO:O	2:C:55:GLY:HA2	2.05	0.57
2:D:92:ASN:HA	2:D:95:ARG:CZ	2.35	0.57
2:D:189:LEU:HD21	2:D:212:ILE:HG22	1.86	0.57
2:D:219:VAL:HA	2:D:258:PRO:HB2	1.86	0.57
4:F:81:ASN:O	4:F:85:PHE:N	2.25	0.57
1:A:153:ILE:O	1:A:157:ALA:HB3	2.04	0.57
1:A:252:ILE:HG23	1:A:267:ILE:HG22	1.85	0.57

*Continued on next page...*



*Continued from previous page...*

Atom-1	Atom-2	Interatomic distance (Å)	Clash overlap (Å)
1:B:422:GLN:HA	1:B:425:PHE:HB2	1.85	0.57
1:B:484:TYR:CE1	1:B:525:ILE:HG23	2.35	0.57
1:B:530:ARG:HB3	1:B:536:GLY:N	2.19	0.57
1:B:731:ARG:NH2	1:B:749:GLY:HA2	2.20	0.57
2:C:167:GLU:CG	2:D:40:HIS:HB3	2.35	0.57
2:C:190:MET:HG3	2:C:200:PHE:HB2	1.87	0.57
2:C:299:MET:HE1	2:C:313:MET:HB3	1.85	0.57
2:D:83:GLU:HA	2:D:127:PHE:HE2	1.68	0.57
2:D:222:ASP:HB2	2:D:225:ASN:ND2	2.19	0.57
1:A:85:LYS:HG2	1:A:107:ARG:HG2	1.87	0.57
1:A:172:SER:HB3	1:A:677:THR:HG21	1.87	0.57
1:A:224:LEU:HA	1:A:227:ALA:HB3	1.85	0.57
1:B:115:THR:O	1:B:122:VAL:HB	2.05	0.57
1:B:152:HIS:HB3	1:B:155:ALA:H	1.70	0.57
1:B:163:SER:O	1:B:169:GLU:N	2.22	0.57
1:B:290:PHE:CB	1:B:316:LEU:HD21	2.35	0.57
1:B:315:PHE:HB2	1:B:360:LEU:HD23	1.87	0.57
1:B:731:ARG:HH22	1:B:749:GLY:HA2	1.67	0.57
1:B:799:PHE:CD2	3:E:112:LEU:HD21	2.39	0.57
2:C:32:PRO:HD2	2:C:56:ASP:N	2.19	0.57
2:C:189:LEU:HD23	2:C:213:LYS:HB2	1.86	0.57
2:D:166:TYR:HD2	2:D:167:GLU:HG2	1.70	0.57
2:D:262:PHE:CZ	2:D:312:ARG:HG2	2.40	0.57
1:A:129:GLN:HA	1:A:133:TYR:CD1	2.40	0.57
1:A:129:GLN:HG3	1:A:133:TYR:HD1	1.70	0.57
1:A:153:ILE:HG23	1:A:682:VAL:HG21	1.87	0.57
1:A:556:VAL:HA	1:A:559:LEU:HB2	1.87	0.57
1:A:776:PHE:HB3	1:A:781:LEU:HB2	1.87	0.57
1:B:108:TYR:CE1	1:B:113:ILE:HG13	2.40	0.57
2:C:19:ALA:HB2	2:C:89:THR:HA	1.85	0.57
2:C:317:ILE:C	2:C:327:ILE:HD12	2.24	0.57
2:D:151:ILE:O	2:D:297:ASN:HA	2.04	0.57
3:H:109:ARG:HG2	3:H:124:VAL:HG23	1.87	0.57
1:A:58:THR:HA	1:A:68:VAL:C	2.25	0.57
1:A:111:GLY:O	1:A:113:ILE:N	2.37	0.57
1:A:370:GLU:HB2	1:A:374:ASP:OD1	2.05	0.57
2:C:87:HIS:O	2:C:92:ASN:N	2.38	0.57
1:A:336:LEU:HD23	1:A:339:MET:HE1	1.85	0.56
1:B:388:CYS:SG	1:B:395:VAL:HA	2.44	0.56
2:C:226:GLU:CB	2:C:236:LEU:HD13	2.35	0.56
4:F:67:GLU:HB3	4:G:137:GLU:HG3	1.87	0.56

*Continued on next page...*

*Continued from previous page...*

Atom-1	Atom-2	Interatomic distance (Å)	Clash overlap (Å)
1:A:117:SER:HB2	1:A:120:PHE:CD2	2.39	0.56
1:A:161:TYR:CZ	1:A:197:VAL:HG12	2.40	0.56
1:A:688:ASN:HB3	1:A:692:ARG:HB2	1.86	0.56
1:B:12:PHE:CZ	1:B:130:LEU:HD22	2.40	0.56
1:B:126:PRO:HG3	1:B:130:LEU:HD11	1.87	0.56
1:B:508:GLU:HB3	1:B:770:GLY:HA3	1.86	0.56
2:C:120:THR:OG1	2:C:370:VAL:HG22	2.05	0.56
2:C:169:TYR:OH	2:D:43:VAL:N	2.23	0.56
2:C:352:PHE:CE2	2:C:356:TRP:HB3	2.40	0.56
3:E:32:GLY:HA2	3:E:72:MET:CE	2.34	0.56
1:A:104:LEU:CD2	1:A:122:VAL:HG11	2.36	0.56
1:A:179:SER:HB3	1:A:467:ALA:N	2.20	0.56
1:A:290:PHE:CD1	1:A:356:VAL:HG13	2.40	0.56
1:A:355:VAL:HA	1:A:391:MET:HE3	1.87	0.56
1:A:377:SER:HA	1:A:403:LEU:HD13	1.86	0.56
1:A:502:GLN:HA	1:A:505:TYR:CD2	2.40	0.56
1:A:568:LYS:HD3	1:A:584:LEU:HD12	1.86	0.56
1:A:616:SER:OG	1:A:621:VAL:HG12	2.05	0.56
1:B:57:VAL:HG21	1:B:72:LYS:HG2	1.86	0.56
1:B:266:ASN:ND2	1:B:447:ASN:HB3	2.20	0.56
1:B:291:TYR:CE1	1:B:316:LEU:HB3	2.40	0.56
1:B:294:ILE:HG22	1:B:302:ARG:CZ	2.36	0.56
1:B:368:LYS:N	1:B:377:SER:O	2.37	0.56
1:B:731:ARG:HH11	1:B:752:ALA:HB3	1.70	0.56
2:D:107:GLU:HG3	2:D:111:ASN:HD22	1.70	0.56
3:E:36:ARG:HG2	3:E:42:PRO:HG2	1.85	0.56
1:A:171:GLN:NE2	1:A:678:ASN:HB3	2.20	0.56
1:A:291:TYR:CG	1:A:316:LEU:HD22	2.40	0.56
1:A:366:VAL:HG22	1:A:380:ASP:HB3	1.87	0.56
1:A:443:LEU:HA	1:A:446:VAL:HB	1.88	0.56
1:A:552:ASP:OD2	1:A:598:LEU:N	2.38	0.56
1:A:820:THR:O	1:A:824:VAL:HG23	2.06	0.56
1:B:25:ALA:H	1:B:789:ASP:HB3	1.70	0.56
1:B:264:GLY:HA3	1:B:455:ARG:HD2	1.88	0.56
1:B:276:ARG:NH1	1:B:284:GLU:HB3	2.20	0.56
1:B:368:LYS:O	1:B:377:SER:HB2	2.06	0.56
2:C:12:ASN:OD1	2:C:106:THR:N	2.38	0.56
2:C:183:ARG:HH22	2:C:210:ARG:HD2	1.69	0.56
2:D:86:TRP:CH2	2:D:119:MET:HA	2.40	0.56
3:H:64:LEU:HD21	3:H:72:MET:HG2	1.87	0.56
1:A:55:ASP:OD2	1:A:72:LYS:HG2	2.05	0.56

*Continued on next page...*

*Continued from previous page...*

Atom-1	Atom-2	Interatomic distance (Å)	Clash overlap (Å)
1:A:571:LYS:HG3	1:A:577:ASP:HB3	1.88	0.56
1:A:756:MET:HA	1:A:759:ALA:HB3	1.86	0.56
1:B:13:LEU:HD23	1:B:132:ILE:HD12	1.88	0.56
1:B:263:VAL:HB	1:B:455:ARG:HA	1.88	0.56
1:B:294:ILE:HD13	1:B:308:GLU:O	2.05	0.56
1:B:407:ILE:HD11	1:B:418:GLN:HA	1.87	0.56
2:C:50:LYS:HB3	2:C:53:TYR:CZ	2.39	0.56
2:C:75:ILE:HG13	2:C:177:ARG:HH22	1.69	0.56
2:C:108:ALA:HA	2:C:161:HIS:CE1	2.41	0.56
2:C:162:ASN:HB2	2:C:176:MET:HE2	1.88	0.56
2:C:294:TYR:CG	2:C:327:ILE:HG12	2.40	0.56
2:D:71:ILE:HD11	2:D:82:MET:HE2	1.88	0.56
4:F:36:ALA:O	4:F:40:ILE:HG13	2.05	0.56
1:A:57:VAL:HG12	1:A:59:VAL:HG13	1.87	0.56
1:A:278:ILE:HG13	1:A:279:ARG:HG2	1.88	0.56
1:A:430:LEU:O	1:A:434:LYS:HG3	2.06	0.56
1:B:288:HIS:CE1	1:B:323:ILE:HD11	2.41	0.56
1:B:464:LEU:HD13	1:B:674:LEU:HD21	1.87	0.56
1:B:721:PHE:CG	1:B:775:PHE:HB3	2.41	0.56
2:C:301:GLY:H	2:C:336:LYS:HA	1.70	0.56
2:C:304:THR:HA	2:C:309:ILE:HG21	1.86	0.56
2:D:14:SER:N	2:D:158:GLY:HA2	2.20	0.56
2:D:144:ALA:HB2	2:D:338:SER:O	2.05	0.56
3:E:105:GLY:O	3:E:109:ARG:HB2	2.04	0.56
1:A:411:ARG:HE	2:D:94:LEU:HD23	1.71	0.56
1:A:517:PHE:HB3	1:A:715:ARG:HH12	1.71	0.56
1:A:807:LEU:HD11	3:H:127:LEU:HD22	1.86	0.56
1:B:256:PHE:HB2	1:B:459:SER:OG	2.05	0.56
1:B:263:VAL:HG21	1:B:456:GLN:H	1.70	0.56
1:B:517:PHE:CG	1:B:716:ILE:HG23	2.40	0.56
1:B:540:LEU:HD12	1:B:559:LEU:HD23	1.85	0.56
2:C:79:TRP:HB3	2:C:118:LYS:HD3	1.86	0.56
2:D:86:TRP:CZ2	2:D:105:LEU:HD13	2.40	0.56
2:D:124:PHE:CD2	2:D:362:TYR:HB3	2.41	0.56
1:A:105:ARG:HA	1:A:696:LEU:HD13	1.86	0.56
1:A:119:LEU:HD13	1:A:500:LEU:HB2	1.88	0.56
1:A:612:LEU:HA	1:A:615:GLN:HB2	1.87	0.56
1:B:58:THR:HA	1:B:68:VAL:O	2.05	0.56
1:B:141:TYR:CE1	1:B:149:MET:HB2	2.41	0.56
1:B:768:ARG:H	1:B:774:ILE:HG22	1.69	0.56
2:C:109:PRO:HD2	2:C:161:HIS:CG	2.41	0.56

*Continued on next page...*

*Continued from previous page...*

Atom-1	Atom-2	Interatomic distance (Å)	Clash overlap (Å)
1:A:159:THR:HA	1:A:162:ARG:NH2	2.20	0.56
1:A:224:LEU:CD2	1:A:252:ILE:HG12	2.36	0.56
1:A:291:TYR:CD1	1:A:316:LEU:HD22	2.41	0.56
1:A:292:TYR:CD1	1:A:328:ASP:HA	2.41	0.56
1:A:609:VAL:HG13	1:A:612:LEU:HD23	1.86	0.56
1:B:276:ARG:NH2	1:B:479:GLN:HE22	2.03	0.56
1:B:290:PHE:CD1	1:B:360:LEU:HG	2.41	0.56
1:B:468:GLY:O	1:B:486:ASN:ND2	2.39	0.56
1:B:481:CYS:HB3	1:B:663:TYR:HB3	1.87	0.56
1:B:542:ASP:HA	1:B:658:THR:HG21	1.86	0.56
3:E:20:ARG:HG2	3:E:30:GLN:NE2	2.20	0.56
1:A:243:ASP:OD2	1:A:325:ALA:HB3	2.06	0.56
1:A:313:TYR:OH	1:A:361:GLN:NE2	2.39	0.56
1:B:95:LEU:H	1:B:778:THR:HB	1.71	0.56
1:B:434:LYS:HE3	1:B:625:TRP:CH2	2.41	0.56
1:B:476:SER:O	1:B:480:LEU:N	2.28	0.56
1:B:478:GLU:OE1	1:B:600:LYS:NZ	2.38	0.56
2:C:120:THR:HA	2:C:132:MET:CE	2.36	0.56
2:C:155:SER:O	2:C:303:THR:N	2.39	0.56
2:C:352:PHE:CD2	2:C:356:TRP:HE3	2.23	0.56
2:D:136:ILE:O	2:D:140:LEU:N	2.32	0.56
2:D:221:LEU:HD23	2:D:312:ARG:HB2	1.88	0.56
1:A:157:ALA:HA	1:A:173:ILE:HG13	1.88	0.55
1:B:60:GLU:O	1:B:62:GLN:HG3	2.06	0.55
1:B:269:THR:HG1	1:B:439:PHE:HE2	1.54	0.55
1:B:411:ARG:CZ	2:C:93:GLU:HA	2.37	0.55
1:B:562:GLU:HB3	1:B:566:HIS:CE1	2.41	0.55
2:C:14:SER:OG	2:C:74:GLY:N	2.28	0.55
2:C:352:PHE:HD2	2:C:356:TRP:HE3	1.53	0.55
2:D:124:PHE:CG	2:D:359:LYS:HA	2.41	0.55
1:A:89:MET:O	1:A:95:LEU:HD22	2.06	0.55
1:A:114:TYR:HD1	1:A:123:VAL:HA	1.70	0.55
1:A:256:PHE:HA	1:A:262:ILE:HA	1.88	0.55
1:A:765:ASN:O	1:A:777:ARG:NH2	2.39	0.55
1:B:17:LYS:NZ	1:B:18:ASN:O	2.37	0.55
1:B:311:ASN:ND2	1:B:316:LEU:O	2.39	0.55
1:B:560:ILE:HG23	1:B:571:LYS:HE2	1.87	0.55
1:B:724:ARG:HG2	1:B:775:PHE:CD1	2.41	0.55
2:D:85:ILE:O	2:D:89:THR:OG1	2.18	0.55
2:D:150:GLY:N	2:D:165:ILE:HB	2.19	0.55
2:D:152:VAL:HG13	2:D:298:VAL:HB	1.88	0.55

*Continued on next page...*

*Continued from previous page...*

Atom-1	Atom-2	Interatomic distance (Å)	Clash overlap (Å)
2:D:219:VAL:HG13	2:D:262:PHE:CE2	2.41	0.55
3:E:79:ASN:OD1	3:E:80:LYS:N	2.37	0.55
4:F:66:ASP:O	4:F:70:GLU:HG2	2.06	0.55
4:F:80:ILE:HB	4:F:85:PHE:HB3	1.88	0.55
3:H:16:GLN:HG2	3:H:24:GLY:HA2	1.89	0.55
1:A:53:LYS:HB2	1:A:56:GLU:HB2	1.87	0.55
1:A:285:ARG:NH1	1:A:288:HIS:CD2	2.75	0.55
1:A:613:LEU:O	1:A:616:SER:OG	2.16	0.55
1:A:834:LYS:NZ	4:G:161:ILE:HG23	2.21	0.55
1:B:12:PHE:CE2	1:B:131:PRO:HD2	2.41	0.55
1:B:313:TYR:CD1	1:B:360:LEU:HB3	2.42	0.55
1:B:368:LYS:O	1:B:420:LYS:HG2	2.07	0.55
1:B:397:ASP:HA	1:B:400:ARG:HH12	1.71	0.55
1:B:437:ARG:HB2	1:B:625:TRP:CD1	2.40	0.55
1:B:845:THR:HA	1:B:848:LYS:HD3	1.88	0.55
3:E:90:GLU:O	3:E:94:VAL:HG22	2.07	0.55
3:H:103:VAL:HG23	3:H:138:ILE:HB	1.89	0.55
3:H:119:MET:HG3	3:H:120:THR:H	1.72	0.55
1:A:362:LEU:CD1	1:A:434:LYS:HD3	2.37	0.55
1:B:10:GLU:HA	1:B:13:LEU:HB2	1.88	0.55
2:C:19:ALA:C	2:C:340:TRP:HE1	2.09	0.55
2:C:124:PHE:HB3	2:C:359:LYS:HG3	1.87	0.55
2:C:369:ILE:O	2:C:373:LYS:N	2.40	0.55
2:D:27:PRO:HA	2:D:340:TRP:CE2	2.41	0.55
2:D:189:LEU:HD21	2:D:212:ILE:CG2	2.36	0.55
1:A:230:ILE:O	1:A:234:PHE:N	2.28	0.55
1:A:527:LEU:HD11	1:A:566:HIS:HB3	1.87	0.55
1:B:701:VAL:O	1:B:705:LEU:HG	2.07	0.55
1:B:702:LEU:HD11	1:B:711:LEU:HD13	1.88	0.55
2:C:90:PHE:HB2	2:C:98:PRO:HD3	1.89	0.55
2:C:237:GLU:CA	2:C:250:ILE:O	2.51	0.55
4:F:126:LEU:HD13	4:F:133:PHE:H	1.72	0.55
1:A:231:LEU:HD12	1:A:250:LYS:HZ1	1.71	0.55
1:A:394:ASN:ND2	1:A:396:THR:OG1	2.39	0.55
1:A:475:ASN:ND2	1:A:479:GLN:O	2.38	0.55
1:A:496:THR:HB	1:A:681:PHE:CE1	2.41	0.55
1:A:530:ARG:HH22	1:A:566:HIS:CD2	2.24	0.55
1:A:752:ALA:O	1:A:756:MET:HG3	2.06	0.55
1:A:767:TYR:HB3	1:A:776:PHE:CD1	2.42	0.55
1:A:844:PHE:HD2	4:G:88:MET:HA	1.72	0.55
1:B:220:LEU:HD22	1:B:452:LYS:N	2.22	0.55

*Continued on next page...*

*Continued from previous page...*

Atom-1	Atom-2	Interatomic distance (Å)	Clash overlap (Å)
1:B:342:MET:CG	1:B:446:VAL:HA	2.37	0.55
2:C:28:ARG:NH1	2:C:94:LEU:HD23	2.22	0.55
2:C:317:ILE:HG22	2:C:327:ILE:HD13	1.88	0.55
2:D:105:LEU:HD12	2:D:134:VAL:HG13	1.89	0.55
2:D:253:GLU:HA	2:D:256:ARG:HD2	1.89	0.55
2:D:302:GLY:HA2	2:D:336:LYS:HG3	1.88	0.55
3:H:71:PRO:O	3:H:75:THR:HG22	2.06	0.55
1:A:29:TRP:HA	1:A:34:LEU:HD22	1.87	0.55
1:A:234:PHE:CZ	1:A:289:ILE:HG12	2.42	0.55
1:A:488:LYS:HG3	1:A:671:MET:HG3	1.89	0.55
1:B:156:ILE:HG23	1:B:680:ASN:HB3	1.89	0.55
1:B:241:LYS:NZ	1:B:703:GLU:OE2	2.38	0.55
1:B:313:TYR:OH	1:B:361:GLN:NE2	2.40	0.55
1:B:367:PHE:CD2	1:B:403:LEU:HD12	2.40	0.55
2:C:124:PHE:CG	2:C:359:LYS:HA	2.42	0.55
2:D:34:ILE:O	2:D:55:GLY:N	2.39	0.55
4:F:131:ASP:N	4:F:131:ASP:OD1	2.39	0.55
1:A:97:GLU:OE1	1:A:101:LEU:HD12	2.07	0.55
1:A:134:SER:H	1:A:154:TYR:HE2	1.54	0.55
1:A:220:LEU:CD1	1:A:452:LYS:HB2	2.37	0.55
1:A:434:LYS:HG2	1:A:625:TRP:CZ2	2.42	0.55
1:A:546:TRP:NE1	1:A:657:ARG:HG3	2.21	0.55
1:A:737:LEU:HA	1:A:791:LYS:HG2	1.87	0.55
1:B:362:LEU:HA	1:B:365:ILE:HD12	1.88	0.55
1:B:365:ILE:HG21	1:B:398:PHE:CE2	2.40	0.55
1:B:508:GLU:CG	1:B:773:LYS:HB2	2.36	0.55
2:C:66:THR:OG1	2:C:68:LYS:NZ	2.38	0.55
2:D:193:LEU:HD21	2:D:250:ILE:HG23	1.89	0.55
3:E:119:MET:SD	3:E:124:VAL:HG12	2.46	0.55
4:F:34:LYS:HD3	4:F:82:PHE:HE1	1.71	0.55
4:F:80:ILE:HA	4:F:84:MET:HE2	1.88	0.55
3:H:20:ARG:HG2	3:H:30:GLN:HE22	1.71	0.55
3:H:83:GLY:HA3	3:H:88:TYR:CE1	2.41	0.55
1:A:35:VAL:CG2	1:A:47:ALA:HB3	2.37	0.55
1:A:47:ALA:CB	1:A:61:LEU:HA	2.35	0.55
1:A:141:TYR:OH	1:A:150:PRO:O	2.24	0.55
1:A:244:ASN:HA	1:A:288:HIS:CE1	2.39	0.55
1:A:527:LEU:HD12	1:A:530:ARG:NH2	2.21	0.55
1:A:570:GLN:N	1:A:582:CYS:O	2.21	0.55
1:A:598:LEU:HG	1:A:602:MET:HB2	1.88	0.55
1:B:35:VAL:CG2	1:B:47:ALA:H	2.20	0.55

*Continued on next page...*

*Continued from previous page...*

Atom-1	Atom-2	Interatomic distance (Å)	Clash overlap (Å)
1:B:46:ALA:N	1:B:102:HIS:HE1	2.04	0.55
1:B:286:THR:HG23	1:B:316:LEU:HD23	1.88	0.55
1:B:291:TYR:HD1	1:B:310:PHE:CD1	2.25	0.55
1:B:438:LEU:HD12	1:B:624:LEU:HD22	1.87	0.55
1:B:799:PHE:CE1	3:E:144:VAL:HG22	2.42	0.55
2:C:59:GLN:HB3	2:C:62:ARG:NH2	2.22	0.55
2:D:1:ASP:N	2:D:353:GLN:HG2	2.22	0.55
2:D:119:MET:SD	2:D:134:VAL:HG11	2.46	0.55
2:D:198:TYR:HB3	2:D:248:ILE:HG23	1.89	0.55
1:A:194:LEU:HB2	1:A:262:ILE:HD11	1.87	0.55
1:A:540:LEU:HD13	1:A:559:LEU:HA	1.89	0.55
1:B:26:GLN:NE2	1:B:790:LEU:HB2	2.21	0.55
1:B:141:TYR:HE1	1:B:149:MET:HB2	1.72	0.55
1:B:165:LEU:HD13	1:B:259:THR:HA	1.89	0.55
1:B:175:CYS:HB2	1:B:464:LEU:O	2.07	0.55
1:B:190:VAL:HG11	1:B:461:LEU:HD21	1.87	0.55
1:B:504:GLU:HB3	1:B:724:ARG:HE	1.71	0.55
1:B:757:ILE:HD13	1:B:767:TYR:CD2	2.42	0.55
2:C:185:LEU:HD21	2:C:303:THR:HG23	1.89	0.55
2:C:219:VAL:HG11	2:C:309:ILE:HA	1.89	0.55
2:C:358:THR:N	2:C:361:GLU:HB2	2.22	0.55
2:D:1:ASP:H2	2:D:353:GLN:HG2	1.72	0.55
2:D:123:MET:HA	2:D:127:PHE:HB2	1.87	0.55
2:D:299:MET:O	2:D:335:ARG:NE	2.40	0.55
1:A:141:TYR:HD2	1:A:154:TYR:HB2	1.70	0.54
1:A:154:TYR:CD1	1:A:193:TYR:HB2	2.43	0.54
1:A:227:ALA:HA	1:A:446:VAL:HG22	1.89	0.54
1:A:273:GLU:O	1:A:276:ARG:N	2.41	0.54
1:A:728:GLN:NE2	1:A:732:GLN:HG3	2.22	0.54
1:B:228:ASN:OD1	1:B:250:LYS:NZ	2.23	0.54
1:B:292:TYR:CD1	1:B:328:ASP:HA	2.43	0.54
1:B:800:GLN:HG2	3:E:112:LEU:HA	1.88	0.54
1:B:806:TYR:HB2	3:E:147:VAL:O	2.07	0.54
2:C:76:ILE:O	2:C:115:ASN:ND2	2.39	0.54
3:E:28:TYR:CE1	3:E:64:LEU:HD13	2.42	0.54
1:A:580:GLU:HB3	1:A:593:ASN:HD22	1.72	0.54
1:B:291:TYR:CG	1:B:316:LEU:HD22	2.42	0.54
1:B:301:MET:O	1:B:305:LEU:HG	2.07	0.54
1:B:305:LEU:HB2	1:B:307:LEU:HG	1.87	0.54
1:B:536:GLY:O	1:B:540:LEU:N	2.40	0.54
2:C:113:LYS:O	2:C:117:GLU:HG3	2.08	0.54

*Continued on next page...*

*Continued from previous page...*

Atom-1	Atom-2	Interatomic distance (Å)	Clash overlap (Å)
2:D:35:VAL:HG22	2:D:54:VAL:HA	1.87	0.54
2:D:105:LEU:HB2	2:D:134:VAL:HG12	1.89	0.54
2:D:107:GLU:HB3	2:D:374:CYS:SG	2.47	0.54
2:D:200:PHE:CD1	2:D:205:GLU:HB3	2.42	0.54
2:D:351:THR:O	2:D:355:MET:N	2.40	0.54
1:A:179:SER:OG	1:A:246:SER:N	2.40	0.54
1:A:223:GLN:HB2	1:A:450:LEU:HA	1.90	0.54
1:A:247:ARG:NH2	1:A:470:GLU:OE1	2.37	0.54
1:A:357:SER:HB2	1:A:390:LEU:HD13	1.90	0.54
1:A:491:GLN:N	1:A:521:LEU:HD22	2.23	0.54
1:A:523:PRO:O	1:A:527:LEU:HB2	2.07	0.54
1:B:190:VAL:HB	1:B:463:ILE:HD13	1.88	0.54
1:B:447:ASN:HA	1:B:450:LEU:HB3	1.89	0.54
1:B:718:ARG:O	1:B:777:ARG:NH1	2.39	0.54
2:D:20:GLY:N	2:D:340:TRP:HE1	2.05	0.54
2:D:223:PHE:CG	2:D:259:GLU:HG3	2.42	0.54
3:E:127:LEU:CD1	3:E:147:VAL:HG21	2.38	0.54
4:F:48:ILE:HB	4:F:80:ILE:HD11	1.89	0.54
4:F:109:PHE:CE1	4:F:125:LEU:HD13	2.43	0.54
3:H:64:LEU:CD2	3:H:72:MET:HG2	2.38	0.54
1:A:108:TYR:HD2	1:A:696:LEU:HB2	1.71	0.54
1:A:114:TYR:CD2	1:A:152:HIS:HA	2.42	0.54
1:B:164:MET:HB3	1:B:459:SER:OG	2.08	0.54
1:B:705:LEU:HB3	1:B:711:LEU:N	2.22	0.54
1:B:802:GLN:N	3:E:82:GLN:HG3	2.23	0.54
2:C:86:TRP:HB3	2:C:123:MET:HE1	1.89	0.54
2:C:154:ASP:HB3	2:C:161:HIS:CD2	2.42	0.54
2:C:369:ILE:HD12	2:C:372:ARG:HB2	1.90	0.54
2:D:294:TYR:HB3	2:D:326:LYS:O	2.07	0.54
4:G:52:ASP:O	4:G:56:MET:HG2	2.07	0.54
1:A:45:GLU:CD	1:A:64:ASN:HD21	2.10	0.54
1:A:97:GLU:HA	1:A:100:VAL:HB	1.88	0.54
1:A:313:TYR:CD2	1:A:360:LEU:HB3	2.43	0.54
1:A:521:LEU:HG	1:A:586:TYR:CG	2.43	0.54
1:A:524:CYS:O	1:A:528:ILE:HG12	2.08	0.54
1:B:23:PRO:CB	3:E:94:VAL:HB	2.37	0.54
1:B:35:VAL:C	1:B:78:MET:HB2	2.28	0.54
1:B:109:PHE:CE1	1:B:696:LEU:HB3	2.42	0.54
1:B:295:ALA:HB2	1:B:310:PHE:CZ	2.42	0.54
1:B:387:VAL:O	1:B:391:MET:HG2	2.07	0.54
1:B:530:ARG:O	1:B:536:GLY:N	2.19	0.54

*Continued on next page...*



*Continued from previous page...*

Atom-1	Atom-2	Interatomic distance (Å)	Clash overlap (Å)
1:B:606:ASN:HB3	1:B:609:VAL:HB	1.89	0.54
2:C:212:ILE:HD13	2:C:250:ILE:HD11	1.90	0.54
2:C:310:ALA:O	2:C:329:ILE:HD12	2.07	0.54
2:D:78:ASN:CB	2:D:81:ASP:HB2	2.34	0.54
2:D:83:GLU:HA	2:D:127:PHE:CE2	2.43	0.54
3:E:12:LYS:HD3	3:E:66:PHE:CG	2.42	0.54
1:A:141:TYR:HA	1:A:144:LYS:HB2	1.88	0.54
1:A:254:ILE:HG22	1:A:256:PHE:HE1	1.72	0.54
1:B:127:TYR:CG	1:B:691:LYS:HA	2.42	0.54
1:B:174:LEU:HD12	1:B:683:ARG:HH22	1.72	0.54
1:B:188:LYS:HA	1:B:191:ILE:HB	1.90	0.54
1:B:393:ILE:HG21	1:B:613:LEU:HA	1.89	0.54
1:B:487:GLU:CD	1:B:585:HIS:HD1	2.11	0.54
1:B:687:PRO:HB2	1:B:695:LYS:O	2.08	0.54
1:B:795:VAL:HG21	3:E:91:GLY:HA3	1.89	0.54
2:C:79:TRP:HE3	2:C:122:ILE:HD11	1.71	0.54
4:F:64:PRO:HB2	4:F:68:TYR:CD1	2.42	0.54
1:A:108:TYR:CZ	1:A:687:PRO:HG3	2.42	0.54
1:A:237:ALA:HA	1:A:288:HIS:CD2	2.42	0.54
1:A:609:VAL:HA	1:A:612:LEU:HB3	1.89	0.54
1:A:705:LEU:O	1:A:710:VAL:N	2.41	0.54
1:B:153:ILE:HD13	1:B:186:ASN:HA	1.90	0.54
1:B:323:ILE:HD12	1:B:331:MET:SD	2.48	0.54
1:B:541:LEU:HB2	1:B:555:PHE:CZ	2.41	0.54
2:C:14:SER:N	2:C:158:GLY:HA2	2.22	0.54
2:C:141:SER:HB3	2:C:300:SER:HB3	1.88	0.54
2:C:157:ASP:N	2:C:302:GLY:HA3	2.22	0.54
2:C:185:LEU:HG	2:C:257:CYS:C	2.27	0.54
2:D:151:ILE:HD12	2:D:282:ILE:HG13	1.89	0.54
2:D:315:LYS:NZ	2:D:316:GLU:OE2	2.37	0.54
2:D:317:ILE:CG2	2:D:327:ILE:HD13	2.34	0.54
3:H:83:GLY:HA3	3:H:88:TYR:CZ	2.43	0.54
1:A:129:GLN:HG3	1:A:133:TYR:HB2	1.89	0.54
1:A:293:LEU:HD11	1:A:305:LEU:HD13	1.90	0.54
1:A:400:ARG:HH12	1:A:406:ARG:NH1	2.04	0.54
1:A:480:LEU:HD21	1:A:538:LEU:HD22	1.89	0.54
1:A:537:VAL:O	1:A:555:PHE:HE1	1.91	0.54
1:A:547:PHE:HE1	2:D:349:LEU:HD21	1.72	0.54
1:A:806:TYR:CZ	3:H:147:VAL:HB	2.42	0.54
1:B:273:GLU:N	1:B:287:PHE:HZ	2.05	0.54
1:B:812:PHE:CZ	3:E:37:ALA:HB3	2.43	0.54

*Continued on next page...*

*Continued from previous page...*

Atom-1	Atom-2	Interatomic distance (Å)	Clash overlap (Å)
2:C:156:GLY:CA	2:C:182:GLY:H	2.21	0.54
2:D:56:ASP:HA	2:D:59:GLN:HG2	1.89	0.54
2:D:133:TYR:CE1	2:D:373:LYS:HG3	2.43	0.54
2:D:165:ILE:HD12	2:D:169:TYR:CD2	2.42	0.54
2:D:189:LEU:HD12	2:D:253:GLU:HB3	1.90	0.54
4:G:93:LEU:HB3	4:G:163:LYS:NZ	2.23	0.54
3:H:84:CYS:O	3:H:88:TYR:N	2.28	0.54
1:A:250:LYS:HE3	1:A:269:THR:HG22	1.89	0.54
1:A:846:LYS:HD3	4:G:75:GLU:HG3	1.90	0.54
1:B:508:GLU:OE2	1:B:771:GLN:N	2.41	0.54
1:B:517:PHE:HB3	1:B:716:ILE:HG12	1.90	0.54
1:B:538:LEU:HD23	1:B:664:LYS:HE3	1.90	0.54
1:B:573:LYS:HG3	1:B:576:LYS:H	1.72	0.54
2:C:224:GLU:N	2:C:224:GLU:OE1	2.41	0.54
2:D:225:ASN:O	2:D:229:THR:HG23	2.07	0.54
3:H:127:LEU:O	3:H:131:HIS:ND1	2.40	0.54
1:A:114:TYR:CD1	1:A:123:VAL:HG22	2.42	0.54
1:A:275:SER:H	1:A:663:TYR:HH	1.54	0.54
1:A:560:ILE:HA	1:A:563:GLN:HE21	1.73	0.54
1:B:122:VAL:HG13	1:B:685:ILE:HD13	1.90	0.54
1:B:514:PHE:HE2	1:B:721:PHE:CD2	2.25	0.54
1:B:822:MET:O	1:B:826:GLN:HG3	2.08	0.54
2:C:26:ALA:HA	2:C:341:ILE:HG12	1.91	0.54
2:C:124:PHE:CZ	2:C:132:MET:HB3	2.43	0.54
1:A:44:PHE:CD1	1:A:98:ALA:HA	2.39	0.53
1:A:46:ALA:HB3	1:A:63:GLU:HG3	1.90	0.53
1:A:239:THR:HA	1:A:284:GLU:HG2	1.89	0.53
1:A:294:ILE:CD1	1:A:316:LEU:HD12	2.35	0.53
1:A:331:MET:HA	1:A:334:GLU:HG2	1.90	0.53
1:A:724:ARG:HA	1:A:775:PHE:HA	1.90	0.53
1:A:810:LYS:HB2	3:H:147:VAL:CG1	2.37	0.53
1:B:66:LYS:HD3	1:B:68:VAL:HG21	1.89	0.53
1:B:80:PRO:O	1:B:83:PHE:N	2.31	0.53
1:B:186:ASN:O	1:B:189:LYS:HB2	2.08	0.53
1:B:223:GLN:CB	1:B:450:LEU:HA	2.38	0.53
1:B:248:PHE:HB2	1:B:270:TYR:O	2.08	0.53
1:B:253:ARG:NE	1:B:255:ASN:OD1	2.41	0.53
1:B:300:GLN:NE2	1:B:304:ASP:OD2	2.40	0.53
2:C:159:VAL:HG13	2:C:161:HIS:CE1	2.42	0.53
2:C:236:LEU:HD23	2:C:254:ARG:HH12	1.73	0.53
2:C:261:LEU:HD22	2:C:303:THR:CG2	2.39	0.53

*Continued on next page...*

*Continued from previous page...*

Atom-1	Atom-2	Interatomic distance (Å)	Clash overlap (Å)
2:C:279:TYR:OH	2:C:294:TYR:OH	2.26	0.53
2:C:282:ILE:HA	2:C:293:LEU:HD12	1.91	0.53
2:C:286:ASP:O	2:C:290:ARG:N	2.28	0.53
3:E:38:LEU:HB2	3:E:40:GLN:HE22	1.73	0.53
3:E:103:VAL:CG2	3:E:140:TYR:HB3	2.38	0.53
1:A:114:TYR:HB3	1:A:121:CYS:SG	2.49	0.53
1:A:398:PHE:HA	1:A:609:VAL:CG2	2.38	0.53
1:A:407:ILE:HD11	1:A:418:GLN:OE1	2.09	0.53
1:A:437:ARG:HG2	1:A:627:ASP:HB3	1.89	0.53
1:A:807:LEU:O	1:A:811:ALA:HB2	2.08	0.53
1:B:290:PHE:HB2	1:B:316:LEU:HD21	1.90	0.53
1:B:425:PHE:CD2	1:B:602:MET:HG2	2.43	0.53
1:B:537:VAL:HA	1:B:540:LEU:HD12	1.89	0.53
1:B:763:ASP:O	1:B:767:TYR:N	2.32	0.53
2:C:94:LEU:C	2:C:96:VAL:H	2.12	0.53
2:C:118:LYS:O	2:C:122:ILE:HB	2.08	0.53
2:C:127:PHE:O	2:C:129:VAL:N	2.41	0.53
2:C:291:LYS:HA	2:C:294:TYR:CD2	2.42	0.53
2:D:120:THR:HB	2:D:370:VAL:CG2	2.37	0.53
2:D:150:GLY:HA3	2:D:296:ASN:HB2	1.91	0.53
3:E:36:ARG:HA	3:E:42:PRO:HD2	1.89	0.53
3:E:96:ASP:OD1	3:E:98:GLU:HG2	2.07	0.53
3:H:92:LEU:HD22	3:H:103:VAL:HG21	1.90	0.53
1:A:104:LEU:CD1	1:A:705:LEU:HD11	2.38	0.53
1:A:253:ARG:HG3	1:A:460:PHE:CD2	2.43	0.53
1:A:402:ILE:HD11	1:A:609:VAL:HG11	1.89	0.53
1:A:537:VAL:HG21	1:A:583:ILE:HD11	1.90	0.53
1:A:586:TYR:OH	1:A:712:GLU:HB3	2.08	0.53
1:A:831:ALA:O	1:A:834:LYS:HB3	2.08	0.53
1:B:9:ASP:C	1:B:132:ILE:HG22	2.28	0.53
1:B:158:ASP:OD1	1:B:193:TYR:OH	2.26	0.53
1:B:274:LYS:O	1:B:277:ALA:HB3	2.07	0.53
2:C:8:LEU:HD13	2:C:94:LEU:HD13	1.89	0.53
2:D:37:ARG:HD3	2:D:51:ASP:HB3	1.90	0.53
2:D:369:ILE:HD12	2:D:372:ARG:HD2	1.90	0.53
3:E:68:GLN:HA	3:E:71:PRO:HD2	1.91	0.53
3:E:93:ARG:HH11	3:E:100:ASN:N	2.07	0.53
3:H:15:PHE:O	3:H:26:ILE:HG12	2.09	0.53
1:A:309:GLY:H	1:A:312:ASN:HB2	1.73	0.53
1:A:484:TYR:OH	1:A:529:GLU:OE1	2.21	0.53
1:B:95:LEU:HD22	1:B:714:ILE:HG23	1.89	0.53

*Continued on next page...*

*Continued from previous page...*

Atom-1	Atom-2	Interatomic distance (Å)	Clash overlap (Å)
1:B:352:ILE:O	1:B:356:VAL:HG23	2.07	0.53
1:B:355:VAL:HG21	1:B:624:LEU:CD1	2.38	0.53
1:B:476:SER:H	1:B:479:GLN:HB2	1.73	0.53
2:C:54:VAL:HG22	2:C:84:LYS:HB3	1.89	0.53
2:C:189:LEU:HA	2:C:192:ILE:HD11	1.91	0.53
3:E:12:LYS:HB2	3:E:66:PHE:CZ	2.43	0.53
3:E:36:ARG:HG2	3:E:42:PRO:HD2	1.90	0.53
4:F:103:ARG:NH2	4:F:159:THR:OG1	2.42	0.53
3:H:32:GLY:CA	3:H:47:VAL:HG13	2.33	0.53
1:A:8:ASP:HA	1:A:11:LYS:HB3	1.91	0.53
1:A:17:LYS:HB3	1:A:86:VAL:HA	1.90	0.53
1:A:354:ARG:O	1:A:358:SER:HB2	2.09	0.53
1:A:543:GLU:HG3	2:D:349:LEU:HD22	1.91	0.53
1:A:583:ILE:HG22	1:A:585:HIS:ND1	2.24	0.53
1:A:728:GLN:HE22	1:A:745:GLY:HA2	1.73	0.53
1:B:15:VAL:HG21	1:B:87:GLU:HB2	1.91	0.53
1:B:278:ILE:O	1:B:280:GLN:NE2	2.42	0.53
1:B:510:ILE:HG22	1:B:512:TRP:H	1.72	0.53
1:B:555:PHE:CZ	1:B:594:ALA:HB1	2.44	0.53
1:B:601:ASN:HD21	1:B:658:THR:HB	1.72	0.53
1:B:729:GLU:O	1:B:733:ARG:HG2	2.08	0.53
1:B:781:LEU:O	1:B:785:GLU:HG2	2.09	0.53
2:C:76:ILE:HD12	2:C:119:MET:HG2	1.91	0.53
2:D:37:ARG:HH21	2:D:52:SER:HA	1.74	0.53
2:D:117:GLU:HA	2:D:367:PRO:CB	2.37	0.53
2:D:331:ALA:HA	2:D:335:ARG:HH21	1.73	0.53
2:D:357:ILE:HG13	2:D:373:LYS:HB3	1.91	0.53
3:E:141:GLU:HB3	3:E:145:ARG:NH2	2.23	0.53
3:H:88:TYR:HB3	3:H:144:VAL:HG11	1.89	0.53
1:A:620:PHE:CZ	1:A:624:LEU:HD12	2.43	0.53
1:B:2:SER:O	1:B:10:GLU:HB3	2.09	0.53
1:B:49:ILE:HA	1:B:59:VAL:HG12	1.91	0.53
1:B:142:LYS:HB2	1:B:197:VAL:HG22	1.89	0.53
1:B:145:LYS:HG3	1:B:162:ARG:NH2	2.24	0.53
1:B:426:ALA:HB1	1:B:606:ASN:HB2	1.90	0.53
1:B:510:ILE:HD12	1:B:768:ARG:HB3	1.90	0.53
1:B:556:VAL:HG11	1:B:579:THR:HA	1.91	0.53
2:C:15:GLY:N	2:C:158:GLY:HA2	2.23	0.53
2:C:178:LEU:HD22	2:C:274:ILE:HA	1.90	0.53
2:D:7:ALA:HB3	2:D:347:ALA:HB1	1.91	0.53
2:D:185:LEU:HD21	2:D:261:LEU:HB2	1.89	0.53

*Continued on next page...*

*Continued from previous page...*

Atom-1	Atom-2	Interatomic distance (Å)	Clash overlap (Å)
1:A:326:GLN:HG2	1:A:331:MET:HE2	1.90	0.53
1:B:160:ALA:HA	1:B:171:GLN:HG3	1.90	0.53
1:B:441:TRP:CH2	1:B:623:ASP:HB3	2.43	0.53
1:B:734:TYR:HE2	1:B:784:LEU:HB3	1.72	0.53
1:B:792:ILE:HG12	3:E:94:VAL:CG2	2.39	0.53
2:C:16:LEU:HD23	2:C:32:PRO:HA	1.90	0.53
2:C:46:GLY:O	2:C:61:LYS:NZ	2.42	0.53
2:C:62:ARG:HB3	2:C:204:ALA:HB1	1.89	0.53
2:C:334:GLU:O	2:C:338:SER:HB3	2.08	0.53
2:D:118:LYS:HB3	2:D:122:ILE:HD11	1.90	0.53
2:D:303:THR:HA	2:D:306:TYR:CZ	2.43	0.53
2:D:356:TRP:C	2:D:373:LYS:HG2	2.29	0.53
3:E:47:VAL:HG12	3:E:48:MET:SD	2.49	0.53
1:A:138:ILE:HA	1:A:154:TYR:HB3	1.91	0.53
1:A:224:LEU:HD22	1:A:252:ILE:HG21	1.91	0.53
1:A:471:ILE:HG13	1:A:483:ASN:ND2	2.23	0.53
1:B:12:PHE:HA	1:B:112:LEU:HA	1.91	0.53
1:B:77:LYS:HD2	1:B:782:ALA:HB3	1.91	0.53
1:B:218:GLY:HA3	1:B:262:ILE:HG21	1.91	0.53
1:B:500:LEU:O	1:B:504:GLU:HG2	2.08	0.53
1:B:517:PHE:HB3	1:B:716:ILE:HD13	1.91	0.53
1:B:521:LEU:HG	1:B:586:TYR:CG	2.44	0.53
1:B:594:ALA:HA	1:B:597:TRP:CE2	2.44	0.53
2:C:189:LEU:HG	2:C:209:VAL:HG13	1.90	0.53
2:D:71:ILE:HG12	2:D:76:ILE:HA	1.91	0.53
2:D:94:LEU:HB3	2:D:96:VAL:HG22	1.90	0.53
3:H:43:THR:HG21	3:H:117:GLU:HG2	1.89	0.53
1:A:232:GLU:O	1:A:236:ASN:HB2	2.08	0.53
1:A:309:GLY:N	1:A:312:ASN:HB2	2.24	0.53
1:A:605:LEU:O	1:A:655:MET:N	2.42	0.53
1:A:834:LYS:HG3	4:G:144:GLU:OE1	2.09	0.53
1:B:35:VAL:CG2	1:B:75:ILE:HA	2.39	0.53
1:B:44:PHE:CD2	1:B:98:ALA:HA	2.44	0.53
1:B:195:ALA:HA	1:B:262:ILE:HD12	1.90	0.53
1:B:224:LEU:HD11	1:B:250:LYS:NZ	2.23	0.53
1:B:554:SER:HA	1:B:557:GLU:HB2	1.90	0.53
2:C:286:ASP:N	2:C:289:ILE:HB	2.23	0.53
3:E:28:TYR:N	3:E:59:MET:O	2.42	0.53
4:G:85:PHE:HA	4:G:88:MET:HB2	1.90	0.53
3:H:58:GLU:HG3	3:H:62:LYS:HB3	1.91	0.53
1:A:90:ALA:O	1:A:723:ASN:ND2	2.33	0.53

*Continued on next page...*

*Continued from previous page...*

Atom-1	Atom-2	Interatomic distance (Å)	Clash overlap (Å)
1:A:114:TYR:CE2	1:A:133:TYR:HE2	2.27	0.53
1:A:411:ARG:HH21	2:D:94:LEU:HD23	1.74	0.53
1:A:550:ALA:HB3	1:A:602:MET:SD	2.49	0.53
1:B:10:GLU:HG3	1:B:137:ILE:HD12	1.91	0.53
1:B:294:ILE:HD11	1:B:313:TYR:HD2	1.74	0.53
1:B:355:VAL:HG22	1:B:625:TRP:CH2	2.44	0.53
1:B:685:ILE:HG12	1:B:705:LEU:HD23	1.90	0.53
1:B:687:PRO:O	1:B:695:LYS:NZ	2.41	0.53
2:C:153:LEU:HD21	2:C:155:SER:HB2	1.91	0.53
2:D:18:LYS:HB3	2:D:27:PRO:HB3	1.91	0.53
2:D:124:PHE:HD2	2:D:362:TYR:HB3	1.74	0.53
2:D:180:LEU:HD22	2:D:264:PRO:HG3	1.91	0.53
4:G:84:MET:HE2	4:G:88:MET:HG3	1.91	0.53
1:A:123:VAL:HG11	1:A:186:ASN:OD1	2.09	0.52
1:A:176:THR:HG21	1:A:683:ARG:NH1	2.23	0.52
1:A:256:PHE:HB3	1:A:261:TYR:N	2.24	0.52
1:A:624:LEU:HD22	1:A:625:TRP:CH2	2.44	0.52
1:A:685:ILE:HA	1:A:704:GLN:HB3	1.90	0.52
1:A:807:LEU:HD21	3:H:127:LEU:HD13	1.91	0.52
1:A:845:THR:HG23	4:G:92:LYS:NZ	2.23	0.52
1:B:51:GLU:O	1:B:57:VAL:HA	2.09	0.52
1:B:352:ILE:HA	1:B:438:LEU:HD11	1.90	0.52
1:B:362:LEU:HB2	1:B:431:ALA:HB2	1.90	0.52
1:B:841:TRP:CH2	4:F:162:LEU:HA	2.44	0.52
2:C:9:VAL:HG22	2:C:104:LEU:HB3	1.90	0.52
2:D:70:PRO:HB3	2:D:81:ASP:C	2.29	0.52
2:D:358:THR:H	2:D:361:GLU:CD	2.13	0.52
3:E:42:PRO:HG3	3:E:76:ILE:HD12	1.90	0.52
1:A:124:ILE:HG21	1:A:696:LEU:HD12	1.91	0.52
1:B:78:MET:HG3	1:B:84:SER:OG	2.09	0.52
1:B:154:TYR:CE1	1:B:193:TYR:HB2	2.44	0.52
1:B:234:PHE:CD2	1:B:442:ILE:HD13	2.44	0.52
1:B:326:GLN:HB3	1:B:331:MET:HE1	1.90	0.52
1:B:430:LEU:O	1:B:434:LYS:CB	2.52	0.52
1:B:794:ASP:HA	1:B:797:ILE:HD12	1.91	0.52
2:C:76:ILE:HD12	2:C:119:MET:CG	2.39	0.52
2:C:219:VAL:HA	2:C:258:PRO:HB2	1.92	0.52
2:C:314:GLN:HE22	2:C:327:ILE:HG22	1.74	0.52
2:D:166:TYR:CD2	2:D:289:ILE:HG23	2.44	0.52
3:H:102:THR:HA	3:H:140:TYR:H	1.74	0.52
1:A:101:LEU:HD13	1:A:698:ALA:HB1	1.90	0.52

*Continued on next page...*

*Continued from previous page...*

Atom-1	Atom-2	Interatomic distance (Å)	Clash overlap (Å)
1:A:266:ASN:ND2	1:A:447:ASN:HB3	2.25	0.52
1:A:477:PHE:HE1	1:A:538:LEU:HD21	1.75	0.52
1:A:485:THR:HA	1:A:667:LEU:HD22	1.92	0.52
1:A:526:GLU:HA	1:A:529:GLU:HB3	1.91	0.52
1:B:316:LEU:HG	1:B:360:LEU:HD21	1.92	0.52
2:C:122:ILE:HG23	2:C:126:THR:HB	1.92	0.52
2:C:185:LEU:HB3	2:C:257:CYS:HB3	1.92	0.52
2:D:137:GLN:HG3	2:D:339:VAL:HG11	1.90	0.52
3:E:40:GLN:HG2	3:E:76:ILE:HG22	1.91	0.52
4:G:29:GLN:NE2	4:G:94:ASN:OD1	2.29	0.52
1:A:66:LYS:HB3	1:A:68:VAL:HG23	1.91	0.52
1:A:137:ILE:HB	1:A:154:TYR:CD2	2.44	0.52
1:A:310:PHE:CZ	1:A:321:VAL:HG13	2.44	0.52
1:A:484:TYR:HE1	1:A:525:ILE:HG23	1.75	0.52
1:A:683:ARG:HH21	1:A:710:VAL:HA	1.74	0.52
1:B:293:LEU:HD21	1:B:353:LEU:O	2.08	0.52
1:B:799:PHE:HE2	3:E:108:ILE:HD11	1.75	0.52
2:C:14:SER:HB2	2:C:158:GLY:O	2.08	0.52
2:C:133:TYR:HB2	2:C:356:TRP:HA	1.90	0.52
2:C:155:SER:HA	2:C:160:THR:HG23	1.92	0.52
1:A:100:VAL:HA	1:A:103:ASN:ND2	2.25	0.52
1:A:466:ILE:HD12	1:A:670:LEU:HD23	1.91	0.52
1:A:760:LEU:HB3	1:A:762:LEU:HG	1.92	0.52
1:A:762:LEU:HB2	1:A:767:TYR:OH	2.08	0.52
1:A:795:VAL:HG11	3:H:90:GLU:HB3	1.91	0.52
1:B:141:TYR:CE2	1:B:152:HIS:HD2	2.28	0.52
1:B:406:ARG:H	1:B:608:ASN:ND2	2.03	0.52
1:B:734:TYR:CD2	1:B:737:LEU:HD12	2.44	0.52
1:B:804:ARG:HD2	3:E:43:THR:HG23	1.91	0.52
2:C:120:THR:HG23	2:C:124:PHE:CE2	2.45	0.52
2:C:192:ILE:HD12	2:C:253:GLU:HA	1.91	0.52
2:D:113:LYS:O	2:D:117:GLU:HG3	2.08	0.52
4:F:128:THR:HG23	4:F:129:MET:HG2	1.89	0.52
1:A:56:GLU:HA	1:A:69:THR:HG23	1.91	0.52
1:A:532:THR:HG22	1:A:533:ASN:N	2.21	0.52
1:A:582:CYS:O	1:A:583:ILE:HG13	2.09	0.52
1:B:18:ASN:HB3	1:B:81:PRO:HB2	1.92	0.52
1:B:273:GLU:O	1:B:276:ARG:N	2.43	0.52
1:B:282:LYS:H	1:B:474:ILE:HG21	1.74	0.52
1:B:418:GLN:HB3	1:B:655:MET:HE1	1.92	0.52
1:B:598:LEU:O	1:B:602:MET:N	2.32	0.52

*Continued on next page...*

*Continued from previous page...*

Atom-1	Atom-2	Interatomic distance (Å)	Clash overlap (Å)
1:B:668:THR:O	1:B:672:THR:HG23	2.10	0.52
2:C:103:THR:O	2:C:132:MET:HA	2.10	0.52
2:C:125:GLU:OE2	2:C:362:TYR:OH	2.25	0.52
2:C:178:LEU:HG	2:C:180:LEU:H	1.75	0.52
2:C:219:VAL:HG21	2:C:309:ILE:HB	1.91	0.52
2:C:314:GLN:HB2	2:C:329:ILE:HD12	1.91	0.52
2:D:98:PRO:HB3	2:D:103:THR:HG21	1.90	0.52
2:D:122:ILE:HG22	2:D:127:PHE:CE2	2.45	0.52
2:D:279:TYR:HA	2:D:282:ILE:HD12	1.91	0.52
3:E:46:GLU:O	3:E:50:VAL:HG13	2.10	0.52
4:G:42:GLN:HG2	4:G:52:ASP:HB3	1.91	0.52
4:G:146:PRO:HD2	4:G:153:PHE:HE2	1.73	0.52
3:H:33:ASP:O	3:H:36:ARG:HB2	2.10	0.52
3:H:102:THR:OG1	3:H:137:CYS:HB3	2.09	0.52
1:A:6:LEU:HD23	1:A:6:LEU:H	1.74	0.52
1:A:198:ALA:HB3	1:A:262:ILE:HG13	1.91	0.52
1:A:285:ARG:NH1	1:A:288:HIS:HA	2.23	0.52
1:A:809:ARG:HB2	3:H:41:ASN:CB	2.35	0.52
1:B:335:THR:HG22	1:B:339:MET:HE1	1.91	0.52
1:B:489:LEU:HD13	1:B:674:LEU:HD11	1.91	0.52
2:C:279:TYR:HH	2:C:294:TYR:HH	1.56	0.52
2:D:12:ASN:HD22	2:D:86:TRP:HZ2	1.57	0.52
2:D:73:HIS:CE1	2:D:179:ASP:HA	2.45	0.52
3:E:109:ARG:NH2	3:E:132:GLU:OE2	2.43	0.52
3:E:128:VAL:HA	3:E:143:LEU:CD1	2.39	0.52
3:H:49:LYS:HA	3:H:53:ASN:HD22	1.75	0.52
1:A:15:VAL:HG23	1:A:150:PRO:HB3	1.91	0.52
1:A:23:PRO:HG2	1:A:793:THR:HG22	1.91	0.52
1:A:138:ILE:CG1	1:A:193:TYR:HA	2.40	0.52
1:A:728:GLN:NE2	1:A:745:GLY:HA2	2.24	0.52
1:B:238:LYS:HB2	1:B:285:ARG:HD3	1.92	0.52
1:B:291:TYR:CD1	1:B:316:LEU:HD22	2.45	0.52
1:B:408:LYS:HA	1:B:413:VAL:HG13	1.92	0.52
1:B:728:GLN:HE22	1:B:745:GLY:H	1.58	0.52
1:B:795:VAL:HG13	3:E:88:TYR:HA	1.91	0.52
1:B:832:TYR:OH	4:F:141:MET:SD	2.55	0.52
2:C:261:LEU:HD11	2:C:274:ILE:HD12	1.91	0.52
2:D:34:ILE:HD11	2:D:210:ARG:HD3	1.91	0.52
2:D:120:THR:HB	2:D:370:VAL:HG21	1.92	0.52
2:D:218:TYR:C	2:D:258:PRO:HG2	2.30	0.52
4:F:160:ARG:HG3	4:F:165:GLY:HA3	1.92	0.52

*Continued on next page...*



*Continued from previous page...*

Atom-1	Atom-2	Interatomic distance (Å)	Clash overlap (Å)
3:H:3:PHE:HB3	3:H:7:GLN:NE2	2.24	0.52
1:A:185:GLU:O	1:A:189:LYS:HG2	2.08	0.52
1:A:402:ILE:HG13	1:A:609:VAL:HG21	1.90	0.52
1:A:700:LEU:O	1:A:703:GLU:HB3	2.10	0.52
1:B:95:LEU:H	1:B:778:THR:CB	2.23	0.52
1:B:164:MET:SD	1:B:461:LEU:HB2	2.50	0.52
1:B:182:GLY:HA3	1:B:684:CYS:HB3	1.92	0.52
1:B:290:PHE:O	1:B:316:LEU:HD11	2.10	0.52
1:B:367:PHE:CE2	1:B:403:LEU:HD12	2.45	0.52
1:B:411:ARG:HG3	2:C:28:ARG:HE	1.75	0.52
1:B:602:MET:HG3	1:B:604:PRO:HD3	1.92	0.52
1:B:688:ASN:HD22	1:B:692:ARG:HD2	1.74	0.52
1:B:722:PRO:O	1:B:724:ARG:NH1	2.41	0.52
1:B:739:ALA:HB2	1:B:756:MET:HG2	1.91	0.52
1:B:754:ILE:O	1:B:758:LYS:HG2	2.10	0.52
1:B:757:ILE:HG22	1:B:758:LYS:HD3	1.92	0.52
2:C:86:TRP:NE1	2:C:105:LEU:HD13	2.25	0.52
2:C:318:THR:HG22	2:C:327:ILE:H	1.75	0.52
2:D:304:THR:O	2:D:309:ILE:HG21	2.09	0.52
3:E:86:GLU:HA	3:E:89:VAL:HG22	1.92	0.52
3:E:88:TYR:CD2	3:E:144:VAL:HG11	2.45	0.52
1:A:338:ALA:HA	1:A:341:ILE:HD12	1.91	0.52
1:B:101:LEU:HD21	1:B:702:LEU:HB2	1.91	0.52
1:B:243:ASP:OD1	1:B:691:LYS:NZ	2.22	0.52
1:B:514:PHE:CG	1:B:720:GLY:HA2	2.45	0.52
1:B:750:LYS:HE3	1:B:771:GLN:HA	1.92	0.52
1:B:768:ARG:NH2	1:B:769:ILE:HB	2.25	0.52
2:C:67:LEU:HD22	2:C:207:GLU:CB	2.40	0.52
2:D:9:VAL:HA	2:D:104:LEU:O	2.10	0.52
2:D:107:GLU:HB2	2:D:119:MET:SD	2.50	0.52
2:D:275:HIS:HB2	2:D:317:ILE:HD13	1.91	0.52
2:D:350:SER:O	2:D:354:GLN:HG2	2.10	0.52
1:A:165:LEU:HD22	1:A:260:GLY:HA3	1.92	0.51
1:A:187:THR:HG23	1:A:463:ILE:HG21	1.92	0.51
1:A:541:LEU:HB2	1:A:555:PHE:CG	2.45	0.51
1:A:757:ILE:O	1:A:761:GLU:N	2.42	0.51
1:A:848:LYS:HE2	4:G:87:THR:HG21	1.91	0.51
1:B:13:LEU:HD21	1:B:152:HIS:CG	2.45	0.51
1:B:108:TYR:OH	1:B:694:GLY:N	2.43	0.51
1:B:229:PRO:HA	1:B:232:GLU:HB2	1.92	0.51
1:B:559:LEU:HB3	1:B:569:PHE:HZ	1.75	0.51

*Continued on next page...*

*Continued from previous page...*

Atom-1	Atom-2	Interatomic distance (Å)	Clash overlap (Å)
1:B:616:SER:HB2	1:B:622:ALA:HB2	1.92	0.51
1:B:723:ASN:O	1:B:724:ARG:HG3	2.10	0.51
1:B:734:TYR:HA	1:B:737:LEU:HB2	1.92	0.51
1:B:734:TYR:CE2	1:B:784:LEU:HB3	2.45	0.51
2:D:53:TYR:CE2	2:D:65:LEU:HD21	2.45	0.51
2:D:90:PHE:HZ	2:D:105:LEU:HD23	1.74	0.51
2:D:313:MET:O	2:D:316:GLU:HB2	2.10	0.51
1:A:83:PHE:HB2	1:A:92:LEU:HD23	1.93	0.51
1:A:477:PHE:HE2	1:A:659:VAL:HG23	1.75	0.51
1:B:231:LEU:HD11	1:B:267:ILE:HD12	1.93	0.51
2:C:12:ASN:HB2	2:C:71:ILE:HD11	1.91	0.51
2:D:12:ASN:ND2	2:D:86:TRP:HZ2	2.08	0.51
2:D:78:ASN:O	2:D:82:MET:N	2.43	0.51
2:D:192:ILE:HD12	2:D:256:ARG:HD3	1.92	0.51
2:D:208:ILE:HG23	2:D:240:TYR:CE2	2.45	0.51
3:E:4:SER:OG	3:E:7:GLN:OE1	2.24	0.51
1:A:59:VAL:HG23	1:A:61:LEU:HG	1.92	0.51
1:A:368:LYS:HB2	1:A:376:ALA:CA	2.40	0.51
1:A:416:LYS:HE3	2:D:334:GLU:HB3	1.92	0.51
1:A:534:PRO:HB2	1:A:562:GLU:CG	2.40	0.51
1:A:657:ARG:H	1:A:657:ARG:HD2	1.75	0.51
1:A:710:VAL:O	1:A:714:ILE:HG13	2.10	0.51
1:A:728:GLN:HA	1:A:731:ARG:HE	1.76	0.51
1:A:821:ALA:O	1:A:825:ILE:HG13	2.11	0.51
1:B:727:PHE:HB3	1:B:731:ARG:HH22	1.75	0.51
1:B:776:PHE:HB3	1:B:781:LEU:HD11	1.92	0.51
2:C:16:LEU:HD12	2:C:336:LYS:HD2	1.91	0.51
2:C:68:LYS:C	2:C:69:TYR:HD1	2.14	0.51
2:C:86:TRP:HZ3	2:C:122:ILE:HD13	1.75	0.51
2:C:365:ALA:HB1	2:C:372:ARG:HH11	1.75	0.51
2:D:108:ALA:HB2	2:D:159:VAL:HG11	1.90	0.51
2:D:118:LYS:O	2:D:122:ILE:HG13	2.11	0.51
2:D:171:LEU:HB2	2:D:174:ALA:HB3	1.92	0.51
3:E:32:GLY:CA	3:E:47:VAL:HG13	2.34	0.51
3:H:97:LYS:NZ	3:H:111:VAL:HG11	2.26	0.51
1:A:77:LYS:H	1:A:96:ASN:HD22	1.58	0.51
1:A:113:ILE:HG23	1:A:124:ILE:O	2.11	0.51
1:A:156:ILE:CG2	1:A:173:ILE:HD12	2.37	0.51
1:A:434:LYS:HA	1:A:625:TRP:HE1	1.74	0.51
1:A:444:THR:O	1:A:448:LYS:HG3	2.11	0.51
1:A:504:GLU:HG3	1:A:721:PHE:O	2.09	0.51

*Continued on next page...*

*Continued from previous page...*

Atom-1	Atom-2	Interatomic distance (Å)	Clash overlap (Å)
1:B:146:ARG:N	1:B:159:THR:OG1	2.43	0.51
2:C:113:LYS:HG3	2:C:371:HIS:NE2	2.26	0.51
2:C:370:VAL:O	2:C:374:CYS:N	2.22	0.51
2:D:12:ASN:OD1	2:D:12:ASN:N	2.37	0.51
2:D:361:GLU:CB	2:D:369:ILE:HG12	2.30	0.51
1:A:92:LEU:HD22	1:A:99:SER:HB2	1.93	0.51
1:A:142:LYS:HA	1:A:193:TYR:OH	2.11	0.51
1:A:186:ASN:O	1:A:190:VAL:HG23	2.09	0.51
1:A:256:PHE:N	1:A:256:PHE:CD1	2.78	0.51
1:A:488:LYS:HB2	1:A:667:LEU:HD21	1.92	0.51
1:B:101:LEU:HD23	1:B:104:LEU:HD13	1.92	0.51
1:B:251:PHE:CE1	1:B:268:GLU:HB3	2.45	0.51
1:B:510:ILE:HA	1:B:768:ARG:HG3	1.93	0.51
1:B:802:GLN:NE2	3:E:148:LEU:HA	2.25	0.51
1:B:837:ASN:ND2	4:F:137:GLU:OE2	2.40	0.51
2:D:258:PRO:O	2:D:261:LEU:HB3	2.10	0.51
3:E:3:PHE:HE2	3:E:11:PHE:HZ	1.58	0.51
4:F:105:ALA:HA	4:F:108:CYS:SG	2.51	0.51
3:H:35:MET:SD	3:H:73:MET:HB2	2.51	0.51
1:A:484:TYR:HA	1:A:585:HIS:NE2	2.25	0.51
1:B:194:LEU:HD13	1:B:256:PHE:CZ	2.42	0.51
1:B:358:SER:HB2	1:B:387:VAL:HG23	1.91	0.51
1:B:539:ALA:O	1:B:543:GLU:HG3	2.10	0.51
1:B:585:HIS:CD2	1:B:590:VAL:HB	2.41	0.51
1:B:735:GLU:HG3	1:B:743:PRO:HA	1.93	0.51
1:B:796:ILE:HB	3:E:115:LEU:HD12	1.91	0.51
2:C:86:TRP:CZ3	2:C:122:ILE:HD13	2.46	0.51
2:D:72:GLU:HB2	2:D:77:THR:HG21	1.92	0.51
3:E:105:GLY:CA	3:E:138:ILE:HG12	2.39	0.51
3:H:56:SER:HA	3:H:59:MET:SD	2.51	0.51
3:H:111:VAL:HA	3:H:115:LEU:HD12	1.92	0.51
1:A:104:LEU:O	1:A:696:LEU:HD13	2.11	0.51
1:A:249:GLY:HA3	1:A:670:LEU:HD22	1.92	0.51
1:A:301:MET:O	1:A:305:LEU:N	2.41	0.51
1:B:272:LEU:N	1:B:666:GLN:OE1	2.42	0.51
1:B:393:ILE:HD12	1:B:612:LEU:HD23	1.92	0.51
1:B:470:GLU:OE1	1:B:470:GLU:HA	2.11	0.51
1:B:586:TYR:OH	1:B:712:GLU:HB3	2.11	0.51
1:B:726:VAL:O	1:B:730:PHE:N	2.37	0.51
2:C:24:ASP:HB2	2:C:340:TRP:CH2	2.44	0.51
2:C:180:LEU:HD21	2:C:260:THR:O	2.10	0.51

*Continued on next page...*

*Continued from previous page...*

Atom-1	Atom-2	Interatomic distance (Å)	Clash overlap (Å)
2:C:220:ALA:N	2:C:259:GLU:OE2	2.43	0.51
2:C:223:PHE:HD1	2:C:255:PHE:HD2	1.59	0.51
4:F:100:ASP:OD1	4:F:101:VAL:N	2.40	0.51
3:H:139:ASN:HB3	3:H:142:GLU:HB3	1.92	0.51
1:A:137:ILE:HB	1:A:154:TYR:HD2	1.76	0.51
1:A:344:PHE:HE1	1:A:441:TRP:CD1	2.28	0.51
1:A:425:PHE:CD2	1:A:602:MET:HG2	2.46	0.51
1:A:806:TYR:OH	3:H:148:LEU:N	2.44	0.51
1:B:138:ILE:CG2	1:B:197:VAL:HG23	2.39	0.51
1:B:527:LEU:HA	1:B:566:HIS:HD2	1.75	0.51
1:B:746:PHE:HD2	1:B:752:ALA:HB2	1.75	0.51
2:C:163:VAL:HG22	2:C:175:ILE:HD13	1.92	0.51
2:D:15:GLY:HA3	2:D:157:ASP:HB3	1.93	0.51
2:D:103:THR:OG1	2:D:123:MET:SD	2.50	0.51
2:D:105:LEU:HB2	2:D:134:VAL:CG1	2.40	0.51
2:D:282:ILE:HG12	2:D:293:LEU:C	2.31	0.51
2:D:355:MET:HA	2:D:373:LYS:HD2	1.92	0.51
2:D:365:ALA:HB3	2:D:369:ILE:HB	1.93	0.51
3:E:70:LEU:O	3:E:74:GLN:HG2	2.11	0.51
3:E:141:GLU:HB3	3:E:145:ARG:HH22	1.75	0.51
1:A:2:SER:HA	1:A:141:TYR:OH	2.10	0.51
1:A:119:LEU:CD1	1:A:500:LEU:HB2	2.40	0.51
1:A:272:LEU:CD2	1:A:436:GLU:HA	2.40	0.51
1:B:48:SER:O	1:B:50:LYS:HG2	2.10	0.51
1:B:156:ILE:HG21	1:B:682:VAL:HG23	1.93	0.51
1:B:291:TYR:CD2	1:B:316:LEU:HD22	2.46	0.51
1:B:514:PHE:HB2	1:B:720:GLY:HA2	1.92	0.51
2:C:277:THR:HG22	2:C:280:ASN:HD22	1.76	0.51
2:D:153:LEU:HD12	2:D:278:THR:OG1	2.10	0.51
3:H:93:ARG:HD3	3:H:140:TYR:OH	2.11	0.51
1:A:293:LEU:HD21	1:A:305:LEU:HD13	1.92	0.51
1:A:616:SER:HB2	1:A:622:ALA:HB2	1.92	0.51
1:B:9:ASP:HB3	1:B:137:ILE:HD11	1.93	0.51
1:B:12:PHE:HD1	1:B:111:GLY:O	1.94	0.51
1:B:32:LYS:HB3	1:B:49:ILE:N	2.25	0.51
1:B:126:PRO:HB2	1:B:128:LYS:HG2	1.93	0.51
1:B:143:GLY:C	1:B:144:LYS:HD3	2.31	0.51
1:B:171:GLN:NE2	1:B:678:ASN:HB3	2.20	0.51
1:B:175:CYS:H	1:B:464:LEU:HB3	1.76	0.51
1:B:291:TYR:CE1	1:B:321:VAL:HA	2.46	0.51
1:B:561:GLN:HB2	1:B:562:GLU:OE1	2.11	0.51

*Continued on next page...*

*Continued from previous page...*

Atom-1	Atom-2	Interatomic distance (Å)	Clash overlap (Å)
1:B:736:ILE:HG12	1:B:792:ILE:HG13	1.93	0.51
2:C:109:PRO:HG3	2:C:136:ILE:HG22	1.93	0.51
2:D:2:GLU:OE1	2:D:6:THR:OG1	2.22	0.51
2:D:34:ILE:HG12	2:D:69:TYR:CE2	2.46	0.51
3:E:104:MET:N	3:E:107:GLU:HG2	2.26	0.51
1:A:34:LEU:HD12	1:A:47:ALA:O	2.11	0.50
1:A:126:PRO:HB2	1:A:128:LYS:CG	2.41	0.50
1:A:296:GLY:CA	1:A:329:ASP:HA	2.41	0.50
1:A:327:GLN:HG2	1:A:329:ASP:H	1.76	0.50
1:A:357:SER:O	1:A:361:GLN:HG2	2.11	0.50
1:A:530:ARG:NH2	1:A:536:GLY:HA2	2.26	0.50
1:A:736:ILE:HG12	1:A:792:ILE:HG12	1.92	0.50
1:A:844:PHE:HA	4:F:62:LYS:HB3	1.93	0.50
1:B:17:LYS:HA	1:B:85:LYS:HE3	1.92	0.50
1:B:18:ASN:ND2	1:B:81:PRO:HB2	2.27	0.50
1:B:29:TRP:HZ2	1:B:34:LEU:N	1.97	0.50
1:B:130:LEU:C	1:B:132:ILE:H	2.14	0.50
1:B:144:LYS:HB3	1:B:149:MET:HG2	1.94	0.50
1:B:365:ILE:HB	1:B:427:ILE:HD12	1.92	0.50
1:B:583:ILE:HD12	1:B:592:TYR:CD2	2.46	0.50
1:B:669:LYS:O	1:B:673:THR:HG23	2.12	0.50
2:C:17:VAL:HG11	2:C:85:ILE:HG23	1.93	0.50
2:C:137:GLN:HB3	2:C:161:HIS:NE2	2.27	0.50
2:C:223:PHE:CE1	2:C:256:ARG:HG2	2.46	0.50
3:H:7:GLN:HA	3:H:10:GLU:HB2	1.93	0.50
1:A:132:ILE:HG13	1:A:133:TYR:CE2	2.46	0.50
1:A:136:LYS:O	1:A:140:MET:N	2.22	0.50
1:A:342:MET:N	1:A:342:MET:SD	2.83	0.50
1:A:344:PHE:CE1	1:A:441:TRP:HD1	2.29	0.50
1:B:289:ILE:HG13	1:B:356:VAL:HG11	1.93	0.50
1:B:339:MET:HE3	1:B:349:GLN:HB3	1.93	0.50
2:C:153:LEU:HA	2:C:161:HIS:O	2.11	0.50
2:C:299:MET:HG3	2:C:329:ILE:HG23	1.94	0.50
2:C:370:VAL:HG12	2:C:374:CYS:O	2.11	0.50
2:D:86:TRP:CE2	2:D:105:LEU:HD22	2.46	0.50
2:D:223:PHE:CD1	2:D:259:GLU:HG3	2.47	0.50
2:D:368:SER:O	2:D:372:ARG:N	2.43	0.50
3:E:41:ASN:ND2	3:E:81:ASP:HA	2.26	0.50
1:A:10:GLU:HG2	1:A:137:ILE:CD1	2.41	0.50
1:A:104:LEU:HD11	1:A:705:LEU:HD11	1.93	0.50
1:A:127:TYR:OH	1:A:686:ILE:HD12	2.10	0.50

*Continued on next page...*

*Continued from previous page...*

Atom-1	Atom-2	Interatomic distance (Å)	Clash overlap (Å)
1:A:230:ILE:HG22	1:A:234:PHE:CD2	2.46	0.50
1:A:294:ILE:HB	1:A:310:PHE:CE1	2.46	0.50
1:A:730:PHE:HB3	1:A:753:CYS:SG	2.50	0.50
1:B:107:ARG:O	1:B:112:LEU:N	2.38	0.50
1:B:161:TYR:HB2	1:B:193:TYR:HE2	1.76	0.50
1:B:191:ILE:HD13	1:B:221:GLU:HB3	1.92	0.50
1:B:762:LEU:HD22	1:B:780:VAL:HG21	1.93	0.50
2:C:294:TYR:HA	2:C:327:ILE:HG23	1.93	0.50
2:D:86:TRP:HH2	2:D:119:MET:HA	1.75	0.50
2:D:218:TYR:CE2	2:D:220:ALA:HA	2.47	0.50
2:D:297:ASN:ND2	2:D:317:ILE:HG13	2.24	0.50
3:E:64:LEU:HD21	3:E:69:PHE:HA	1.92	0.50
4:F:48:ILE:O	4:F:73:MET:HE1	2.12	0.50
4:F:106:PHE:HB3	4:F:155:TYR:CE1	2.47	0.50
1:A:42:HIS:HB2	1:A:101:LEU:CD1	2.41	0.50
1:A:83:PHE:CE2	1:A:782:ALA:HB1	2.46	0.50
1:A:275:SER:O	1:A:279:ARG:N	2.31	0.50
1:A:344:PHE:CE1	1:A:441:TRP:CD1	2.99	0.50
1:A:494:ASN:ND2	1:A:586:TYR:OH	2.32	0.50
1:A:541:LEU:HG	1:A:601:ASN:OD1	2.11	0.50
1:A:704:GLN:HB3	1:A:708:ASN:ND2	2.26	0.50
1:B:485:THR:CA	1:B:667:LEU:HD13	2.40	0.50
1:B:517:PHE:HB3	1:B:716:ILE:CG1	2.41	0.50
1:B:815:ARG:HA	3:E:20:ARG:HH2	1.76	0.50
2:C:147:ARG:HE	2:C:330:ILE:HG21	1.75	0.50
2:D:14:SER:HA	2:D:71:ILE:O	2.12	0.50
2:D:98:PRO:CB	2:D:127:PHE:HB3	2.38	0.50
2:D:294:TYR:HD1	2:D:327:ILE:HD11	1.76	0.50
3:E:28:TYR:CE1	3:E:51:LEU:HD22	2.46	0.50
3:E:128:VAL:HG22	3:E:143:LEU:HD21	1.93	0.50
4:G:91:GLU:HA	4:G:94:ASN:HB2	1.94	0.50
3:H:4:SER:OG	3:H:7:GLN:OE1	2.19	0.50
1:A:13:LEU:HD11	1:A:151:PRO:O	2.12	0.50
1:A:15:VAL:HG21	1:A:87:GLU:HG2	1.93	0.50
1:A:563:GLN:HA	1:A:566:HIS:ND1	2.27	0.50
1:A:687:PRO:HB2	1:A:695:LYS:O	2.12	0.50
1:A:730:PHE:CE2	1:A:757:ILE:HG13	2.47	0.50
1:B:266:ASN:HD21	1:B:447:ASN:HB3	1.76	0.50
1:B:358:SER:HG	1:B:391:MET:CE	2.24	0.50
1:B:570:GLN:CB	1:B:582:CYS:HB2	2.37	0.50
2:C:17:VAL:HG11	2:C:85:ILE:CG2	2.41	0.50

*Continued on next page...*

*Continued from previous page...*

Atom-1	Atom-2	Interatomic distance (Å)	Clash overlap (Å)
2:C:120:THR:CG2	2:C:362:TYR:HB2	2.41	0.50
2:C:214:GLU:HA	2:C:306:TYR:CE1	2.45	0.50
2:D:70:PRO:HB2	2:D:82:MET:SD	2.51	0.50
2:D:183:ARG:NH1	2:D:184:ASP:OD1	2.44	0.50
4:F:29:GLN:HA	4:F:32:GLU:HG2	1.92	0.50
3:H:84:CYS:HB3	3:H:87:ASP:HB2	1.94	0.50
3:H:103:VAL:HG22	3:H:140:TYR:HB3	1.93	0.50
1:A:8:ASP:OD1	1:A:11:LYS:HB3	2.12	0.50
1:A:51:GLU:HB3	1:A:58:THR:OG1	2.12	0.50
1:A:275:SER:OG	1:A:478:GLU:HG3	2.11	0.50
1:A:373:THR:OG1	1:A:417:ALA:O	2.14	0.50
1:A:438:LEU:O	1:A:442:ILE:HG12	2.11	0.50
1:B:76:GLN:HB3	1:B:96:ASN:HB3	1.92	0.50
1:B:294:ILE:HA	1:B:307:LEU:HD13	1.93	0.50
1:B:420:LYS:HA	1:B:423:ALA:HB3	1.93	0.50
1:B:735:GLU:CD	1:B:744:LYS:H	2.15	0.50
2:C:149:THR:HA	2:C:165:ILE:HG21	1.93	0.50
2:C:185:LEU:HG	2:C:257:CYS:O	2.11	0.50
2:C:188:TYR:CE2	2:C:192:ILE:HD13	2.46	0.50
2:C:207:GLU:OE1	2:C:210:ARG:NE	2.44	0.50
2:C:218:TYR:C	2:C:258:PRO:HG2	2.31	0.50
2:D:155:SER:HB3	2:D:160:THR:HA	1.92	0.50
3:E:128:VAL:O	3:E:132:GLU:HG3	2.12	0.50
4:G:100:ASP:OD1	4:G:101:VAL:N	2.41	0.50
3:H:70:LEU:HA	3:H:73:MET:HG3	1.93	0.50
1:A:35:VAL:HG13	1:A:74:ASP:C	2.32	0.50
1:A:199:SER:H	1:A:261:TYR:HD1	1.58	0.50
1:A:251:PHE:HB3	1:A:673:THR:HG21	1.94	0.50
1:A:342:MET:O	1:A:445:ARG:HG3	2.11	0.50
1:A:399:THR:CG2	1:A:403:LEU:HD21	2.41	0.50
1:A:789:ASP:O	1:A:793:THR:HG23	2.11	0.50
1:B:57:VAL:HG12	1:B:59:VAL:CG1	2.39	0.50
1:B:79:ASN:CG	1:B:94:CYS:H	2.15	0.50
1:B:108:TYR:HB3	1:B:696:LEU:HD13	1.93	0.50
1:B:338:ALA:O	1:B:342:MET:HG2	2.11	0.50
1:B:517:PHE:HB3	1:B:716:ILE:CD1	2.41	0.50
1:B:705:LEU:O	1:B:709:GLY:N	2.45	0.50
2:C:101:HIS:O	2:C:129:VAL:HG13	2.12	0.50
2:C:123:MET:SD	2:C:129:VAL:HG21	2.52	0.50
2:C:189:LEU:HD21	2:C:212:ILE:HG22	1.94	0.50
2:D:70:PRO:HG3	2:D:85:ILE:HG12	1.94	0.50

*Continued on next page...*

*Continued from previous page...*

Atom-1	Atom-2	Interatomic distance (Å)	Clash overlap (Å)
2:D:79:TRP:HB2	2:D:122:ILE:HD11	1.92	0.50
2:D:368:SER:HA	2:D:371:HIS:HD2	1.76	0.50
3:E:65:ASN:OD1	3:E:68:GLN:HB2	2.12	0.50
4:F:125:LEU:HD12	4:F:129:MET:HG3	1.94	0.50
1:A:126:PRO:HB2	1:A:128:LYS:HG3	1.94	0.50
1:A:156:ILE:HG22	1:A:173:ILE:HG23	1.93	0.50
1:A:177:GLY:O	1:A:468:GLY:N	2.40	0.50
1:A:342:MET:HG3	1:A:446:VAL:HA	1.94	0.50
1:A:555:PHE:CZ	1:A:559:LEU:HD11	2.47	0.50
1:A:737:LEU:CD2	1:A:760:LEU:HD21	2.42	0.50
1:B:18:ASN:ND2	1:B:28:ASP:OD2	2.45	0.50
1:B:35:VAL:HG13	1:B:76:GLN:H	1.77	0.50
1:B:101:LEU:HD11	1:B:702:LEU:CB	2.39	0.50
1:B:233:ALA:HB2	1:B:335:THR:OG1	2.12	0.50
1:B:395:VAL:O	1:B:399:THR:OG1	2.22	0.50
2:C:166:TYR:CD2	2:C:285:CYS:HA	2.47	0.50
2:D:37:ARG:HB2	2:D:68:LYS:NZ	2.26	0.50
2:D:41:GLN:HG2	2:D:51:ASP:OD1	2.11	0.50
2:D:98:PRO:HG2	2:D:127:PHE:CG	2.46	0.50
2:D:257:CYS:O	2:D:260:THR:OG1	2.16	0.50
2:D:297:ASN:O	2:D:329:ILE:HG12	2.11	0.50
3:E:93:ARG:HH22	3:E:103:VAL:HG13	1.76	0.50
3:H:146:MET:O	3:H:150:GLY:N	2.42	0.50
1:A:2:SER:N	1:A:137:ILE:HG23	2.27	0.50
1:A:241:LYS:NZ	1:A:707:CYS:SG	2.75	0.50
1:A:253:ARG:HG3	1:A:460:PHE:CG	2.47	0.50
1:A:276:ARG:HB2	1:A:478:GLU:HG2	1.94	0.50
1:A:508:GLU:HB2	1:A:510:ILE:HG13	1.94	0.50
1:B:45:GLU:HB2	1:B:61:LEU:HD22	1.94	0.50
1:B:282:LYS:O	1:B:284:GLU:HG3	2.12	0.50
1:B:314:THR:N	1:B:364:ASN:HD21	2.10	0.50
1:B:659:VAL:HG22	1:B:662:LEU:HD12	1.94	0.50
1:B:796:ILE:HG21	3:E:111:VAL:CG2	2.42	0.50
1:B:797:ILE:HG12	3:E:116:GLY:N	2.27	0.50
1:A:356:VAL:HG23	1:A:438:LEU:HD21	1.94	0.49
1:A:404:THR:OG1	1:A:415:GLN:NE2	2.45	0.49
1:B:42:HIS:N	1:B:101:LEU:HD13	2.27	0.49
1:B:95:LEU:H	1:B:778:THR:CG2	2.24	0.49
1:B:121:CYS:HB2	1:B:156:ILE:HD13	1.94	0.49
1:B:323:ILE:HG22	1:B:324:PRO:O	2.12	0.49
1:B:384:ALA:HA	1:B:387:VAL:HG12	1.93	0.49

*Continued on next page...*



*Continued from previous page...*

Atom-1	Atom-2	Interatomic distance (Å)	Clash overlap (Å)
1:B:444:THR:O	1:B:448:LYS:HG3	2.11	0.49
1:B:543:GLU:OE2	1:B:558:LYS:NZ	2.45	0.49
1:B:575:LEU:HA	1:B:578:LYS:HE3	1.92	0.49
2:C:135:ALA:HB3	2:C:140:LEU:HD11	1.94	0.49
2:C:365:ALA:HB3	2:C:369:ILE:HB	1.93	0.49
3:E:18:PHE:CZ	3:E:30:GLN:HG2	2.47	0.49
3:E:97:LYS:N	3:E:97:LYS:HD2	2.26	0.49
4:G:54:HIS:NE2	4:G:64:PRO:O	2.43	0.49
3:H:80:LYS:HA	3:H:82:GLN:OE1	2.12	0.49
1:A:13:LEU:HD13	1:A:132:ILE:HD12	1.94	0.49
1:A:95:LEU:HB2	1:A:718:ARG:HE	1.77	0.49
1:A:339:MET:SD	1:A:349:GLN:HG2	2.52	0.49
1:A:434:LYS:HG2	1:A:625:TRP:CE2	2.47	0.49
1:B:59:VAL:HG23	1:B:61:LEU:HG	1.94	0.49
1:B:92:LEU:HD11	1:B:103:ASN:HD21	1.78	0.49
1:B:221:GLU:H	1:B:221:GLU:CD	2.11	0.49
1:B:296:GLY:HA2	1:B:329:ASP:HA	1.94	0.49
1:B:521:LEU:HG	1:B:586:TYR:CD1	2.47	0.49
1:B:806:TYR:CZ	3:E:131:HIS:HE1	2.30	0.49
2:C:20:GLY:C	2:C:94:LEU:HD21	2.33	0.49
2:D:23:GLY:N	2:D:344:SER:O	2.35	0.49
2:D:100:GLU:N	2:D:130:PRO:HD3	2.27	0.49
2:D:227:MET:HG3	2:D:252:ASN:CB	2.42	0.49
2:D:257:CYS:HB2	2:D:258:PRO:HD3	1.94	0.49
3:H:85:PHE:HA	3:H:88:TYR:HB2	1.94	0.49
1:A:92:LEU:HD11	1:A:103:ASN:ND2	2.24	0.49
1:A:113:ILE:CG2	1:A:126:PRO:HD3	2.42	0.49
1:A:290:PHE:C	1:A:316:LEU:HD11	2.33	0.49
1:A:361:GLN:HE22	1:A:386:LYS:HD3	1.77	0.49
1:A:843:LEU:HD23	4:F:65:THR:HA	1.93	0.49
1:B:156:ILE:CG2	1:B:680:ASN:HB3	2.43	0.49
1:B:271:LEU:HD11	1:B:485:THR:HG21	1.93	0.49
1:B:361:GLN:OE1	1:B:386:LYS:HD3	2.12	0.49
1:B:502:GLN:HB3	1:B:506:GLN:NE2	2.28	0.49
1:B:677:THR:O	1:B:679:PRO:HD3	2.12	0.49
1:B:727:PHE:HB3	1:B:731:ARG:NH2	2.27	0.49
1:B:785:GLU:O	1:B:788:ARG:HG2	2.12	0.49
1:B:844:PHE:O	1:B:848:LYS:HG3	2.12	0.49
2:C:13:GLY:O	2:C:71:ILE:HD12	2.11	0.49
2:C:109:PRO:HB2	2:C:175:ILE:HG21	1.94	0.49
2:C:157:ASP:H	2:C:302:GLY:HA3	1.78	0.49

*Continued on next page...*

*Continued from previous page...*

Atom-1	Atom-2	Interatomic distance (Å)	Clash overlap (Å)
2:C:303:THR:HA	2:C:306:TYR:CD2	2.48	0.49
2:D:106:THR:HG22	2:D:140:LEU:CD1	2.43	0.49
2:D:108:ALA:HB1	2:D:161:HIS:CD2	2.47	0.49
2:D:163:VAL:HG22	2:D:175:ILE:HD11	1.94	0.49
4:F:109:PHE:CZ	4:F:125:LEU:HB2	2.47	0.49
3:H:96:ASP:OD2	3:H:99:GLY:N	2.46	0.49
3:H:104:MET:HB2	3:H:107:GLU:CB	2.40	0.49
3:H:139:ASN:O	3:H:143:LEU:N	2.35	0.49
1:A:2:SER:HB2	1:A:137:ILE:HG23	1.94	0.49
1:A:34:LEU:HB3	1:A:78:MET:O	2.12	0.49
1:A:168:ARG:HH12	1:A:459:SER:N	2.09	0.49
1:A:175:CYS:HB3	1:A:183:LYS:HA	1.93	0.49
1:A:389:HIS:CD2	1:A:390:LEU:HD23	2.43	0.49
1:A:447:ASN:HA	1:A:450:LEU:HB3	1.93	0.49
1:A:559:LEU:O	1:A:563:GLN:HB3	2.13	0.49
1:B:242:ASN:ND2	1:B:691:LYS:HE2	2.27	0.49
1:B:257:ASP:HA	1:B:456:GLN:HB3	1.95	0.49
1:B:269:THR:HG23	1:B:443:LEU:HD13	1.92	0.49
1:B:283:ASP:HA	1:B:320:HIS:NE2	2.27	0.49
1:B:388:CYS:HA	1:B:393:ILE:HG12	1.94	0.49
1:B:418:GLN:NE2	1:B:423:ALA:HA	2.28	0.49
1:B:514:PHE:CB	1:B:720:GLY:HA2	2.43	0.49
2:C:207:GLU:OE2	2:C:210:ARG:HD3	2.12	0.49
2:C:347:ALA:HA	2:C:352:PHE:CB	2.35	0.49
2:D:20:GLY:HA2	2:D:28:ARG:HD2	1.95	0.49
2:D:54:VAL:CG2	2:D:84:LYS:HB3	2.41	0.49
2:D:62:ARG:HB3	2:D:204:ALA:HA	1.94	0.49
3:E:113:VAL:HG13	3:E:124:VAL:HG11	1.94	0.49
4:F:106:PHE:CE2	4:F:153:PHE:HE2	2.31	0.49
1:A:132:ILE:O	1:A:137:ILE:HG21	2.12	0.49
1:A:173:ILE:CG1	1:A:461:LEU:HD11	2.41	0.49
1:A:425:PHE:CG	1:A:602:MET:HG2	2.47	0.49
1:A:509:GLY:H	1:A:771:GLN:NE2	2.09	0.49
1:A:823:LYS:HE3	3:H:10:GLU:HG3	1.92	0.49
1:B:25:ALA:H	1:B:789:ASP:CG	2.15	0.49
1:B:530:ARG:O	1:B:539:ALA:HB3	2.11	0.49
1:B:568:LYS:HA	1:B:584:LEU:HD12	1.94	0.49
2:C:214:GLU:HA	2:C:306:TYR:HE1	1.77	0.49
2:C:274:ILE:HG23	2:C:275:HIS:N	2.26	0.49
2:C:326:LYS:HD2	2:C:327:ILE:N	2.28	0.49
3:H:70:LEU:O	3:H:73:MET:HG3	2.12	0.49

*Continued on next page...*

*Continued from previous page...*

Atom-1	Atom-2	Interatomic distance (Å)	Clash overlap (Å)
1:A:108:TYR:HE2	1:A:695:LYS:C	2.16	0.49
1:A:138:ILE:HG13	1:A:154:TYR:CD2	2.48	0.49
1:A:411:ARG:NE	2:D:28:ARG:HD3	2.28	0.49
1:A:735:GLU:HB2	1:A:756:MET:SD	2.53	0.49
1:B:95:LEU:HD12	1:B:722:PRO:CB	2.43	0.49
1:B:153:ILE:HG12	1:B:682:VAL:HG13	1.95	0.49
1:B:176:THR:HG21	1:B:490:GLN:OE1	2.11	0.49
1:B:270:TYR:O	1:B:271:LEU:HB2	2.12	0.49
1:B:293:LEU:O	1:B:297:ALA:HB3	2.12	0.49
1:B:389:HIS:CD2	1:B:390:LEU:HD23	2.42	0.49
1:B:508:GLU:OE2	1:B:772:SER:N	2.33	0.49
1:B:686:ILE:H	1:B:704:GLN:HG3	1.78	0.49
1:B:725:ILE:HG13	1:B:781:LEU:CD2	2.43	0.49
2:C:289:ILE:HD11	2:D:64:ILE:HG21	1.95	0.49
2:D:73:HIS:HB2	2:D:183:ARG:NH2	2.27	0.49
2:D:299:MET:HE3	2:D:313:MET:SD	2.53	0.49
3:E:104:MET:HB2	3:E:107:GLU:HG2	1.94	0.49
3:H:140:TYR:CE2	3:H:141:GLU:HG3	2.48	0.49
1:A:504:GLU:HB2	1:A:721:PHE:HB2	1.95	0.49
1:A:730:PHE:CG	1:A:774:ILE:HD12	2.47	0.49
1:B:176:THR:C	1:B:183:LYS:HE3	2.33	0.49
1:B:194:LEU:CB	1:B:262:ILE:HD11	2.43	0.49
1:B:502:GLN:HE22	1:B:513:ASN:HB3	1.77	0.49
1:B:537:VAL:HG22	1:B:569:PHE:CE2	2.48	0.49
1:B:683:ARG:HG3	1:B:710:VAL:HG21	1.94	0.49
1:B:767:TYR:CE2	1:B:769:ILE:HG12	2.47	0.49
2:C:119:MET:HE1	2:C:134:VAL:HG13	1.94	0.49
2:D:291:LYS:HA	2:D:294:TYR:HD2	1.78	0.49
2:D:305:MET:SD	2:D:335:ARG:HB3	2.53	0.49
3:H:10:GLU:HA	3:H:13:GLU:HG2	1.95	0.49
3:H:25:LYS:HE3	3:H:65:ASN:HB2	1.94	0.49
3:H:55:LYS:HG2	3:H:58:GLU:HB2	1.94	0.49
3:H:92:LEU:HD13	3:H:140:TYR:HB2	1.95	0.49
1:A:241:LYS:NZ	1:A:469:PHE:O	2.46	0.49
1:A:248:PHE:CZ	1:A:250:LYS:HD2	2.48	0.49
1:A:469:PHE:HA	1:A:486:ASN:HD22	1.78	0.49
1:A:624:LEU:HD22	1:A:625:TRP:CZ3	2.47	0.49
1:A:764:PRO:HG2	1:A:769:ILE:HG12	1.94	0.49
1:B:53:LYS:HE2	1:B:56:GLU:HG2	1.93	0.49
1:B:114:TYR:CE2	1:B:123:VAL:HG13	2.48	0.49
1:B:146:ARG:HG3	1:B:156:ILE:HD11	1.93	0.49

*Continued on next page...*

*Continued from previous page...*

Atom-1	Atom-2	Interatomic distance (Å)	Clash overlap (Å)
1:B:275:SER:H	1:B:663:TYR:HH	1.54	0.49
1:B:562:GLU:HA	1:B:565:ASN:OD1	2.13	0.49
1:B:828:ASN:HD22	4:F:105:ALA:HB2	1.78	0.49
2:C:92:ASN:HA	2:C:95:ARG:CZ	2.43	0.49
2:C:114:ALA:O	2:C:118:LYS:HG3	2.13	0.49
2:C:355:MET:HB2	2:C:355:MET:HE2	1.59	0.49
2:C:357:ILE:HG13	2:C:373:LYS:HB3	1.94	0.49
3:E:66:PHE:CE2	3:E:69:PHE:HD2	2.30	0.49
1:A:47:ALA:HB1	1:A:59:VAL:HB	1.95	0.49
1:A:269:THR:OG1	1:A:440:ARG:NH1	2.46	0.49
1:A:551:THR:HA	1:A:598:LEU:HD22	1.95	0.49
1:B:49:ILE:HA	1:B:59:VAL:CG1	2.43	0.49
1:B:238:LYS:HG2	1:B:239:THR:N	2.28	0.49
1:B:274:LYS:CE	1:B:432:LYS:HB3	2.43	0.49
1:B:527:LEU:HG	1:B:528:ILE:HD13	1.94	0.49
1:B:541:LEU:HD11	1:B:601:ASN:HB3	1.95	0.49
1:B:547:PHE:HD2	1:B:549:LYS:H	1.61	0.49
1:B:556:VAL:HG21	1:B:579:THR:HA	1.94	0.49
2:C:37:ARG:HG2	2:C:51:ASP:O	2.13	0.49
2:C:66:THR:C	2:C:67:LEU:HD12	2.33	0.49
2:C:90:PHE:HA	2:C:94:LEU:HD12	1.95	0.49
2:C:98:PRO:CB	2:C:127:PHE:HB3	2.43	0.49
2:C:132:MET:O	2:C:357:ILE:N	2.45	0.49
2:C:352:PHE:HA	2:C:355:MET:HE2	1.95	0.49
2:D:124:PHE:HE1	2:D:129:VAL:HB	1.78	0.49
2:D:192:ILE:HB	2:D:256:ARG:HH11	1.77	0.49
1:A:42:HIS:HB3	1:A:44:PHE:CZ	2.47	0.49
1:A:276:ARG:HE	1:A:478:GLU:HG2	1.77	0.49
1:A:529:GLU:HA	1:A:664:LYS:HD3	1.95	0.49
1:A:799:PHE:HA	1:A:802:GLN:NE2	2.28	0.49
1:B:5:PRO:HD3	1:B:14:PHE:CD1	2.48	0.49
1:B:183:LYS:HE2	1:B:466:ILE:O	2.12	0.49
1:B:194:LEU:HD22	1:B:256:PHE:CZ	2.48	0.49
1:B:469:PHE:HB2	1:B:707:CYS:CA	2.38	0.49
1:B:535:PRO:HB2	1:B:540:LEU:HD23	1.95	0.49
2:C:19:ALA:O	2:C:28:ARG:HB3	2.12	0.49
2:C:152:VAL:HB	2:C:163:VAL:HB	1.94	0.49
3:E:41:ASN:O	3:E:82:GLN:NE2	2.45	0.49
3:E:110:HIS:CD2	3:E:114:THR:HG21	2.48	0.49
1:A:168:ARG:HH22	1:A:458:ALA:C	2.15	0.48
1:A:220:LEU:HD13	1:A:452:LYS:HB2	1.95	0.48

*Continued on next page...*

*Continued from previous page...*

Atom-1	Atom-2	Interatomic distance (Å)	Clash overlap (Å)
1:A:267:ILE:N	1:A:450:LEU:HD21	2.27	0.48
1:A:291:TYR:OH	1:A:318:ASN:HB3	2.13	0.48
1:A:416:LYS:HG3	2:D:334:GLU:HB2	1.95	0.48
1:A:547:PHE:CE1	2:D:349:LEU:HD21	2.48	0.48
1:A:810:LYS:HE3	3:H:146:MET:HE1	1.93	0.48
1:B:161:TYR:HA	1:B:164:MET:CE	2.42	0.48
1:B:171:GLN:HA	1:B:677:THR:HB	1.95	0.48
1:B:302:ARG:CA	1:B:307:LEU:HB2	2.42	0.48
1:B:584:LEU:HA	1:B:589:LYS:HA	1.95	0.48
2:C:61:LYS:O	2:C:65:LEU:N	2.46	0.48
2:C:143:TYR:CZ	2:C:346:LEU:HD21	2.48	0.48
2:C:178:LEU:HG	2:C:180:LEU:HB3	1.95	0.48
2:C:286:ASP:HB2	2:C:289:ILE:HG13	1.95	0.48
2:C:304:THR:HB	2:C:335:ARG:NE	2.21	0.48
2:D:11:ASP:HA	2:D:106:THR:CG2	2.42	0.48
2:D:38:PRO:HB2	2:D:41:GLN:HG3	1.95	0.48
2:D:279:TYR:OH	2:D:322:PRO:HD3	2.13	0.48
4:G:153:PHE:CZ	4:G:158:PHE:HB2	2.49	0.48
3:H:28:TYR:HB3	3:H:51:LEU:HD13	1.95	0.48
1:A:12:PHE:CD1	1:A:111:GLY:HA3	2.40	0.48
1:A:90:ALA:HB1	1:A:722:PRO:HG2	1.96	0.48
1:A:180:GLY:HA3	1:A:244:ASN:O	2.13	0.48
1:B:29:TRP:CE3	1:B:80:PRO:HA	2.48	0.48
1:B:44:PHE:CE2	1:B:101:LEU:HD12	2.46	0.48
1:B:194:LEU:O	1:B:198:ALA:N	2.38	0.48
1:B:194:LEU:HB3	1:B:256:PHE:CZ	2.48	0.48
1:B:219:GLU:O	1:B:222:LYS:HB2	2.13	0.48
1:B:438:LEU:HG	1:B:442:ILE:HD12	1.95	0.48
1:B:573:LYS:HE2	1:B:575:LEU:H	1.76	0.48
2:C:117:GLU:CA	2:C:367:PRO:HB2	2.41	0.48
2:D:67:LEU:HD12	2:D:207:GLU:CB	2.43	0.48
2:D:78:ASN:CG	2:D:81:ASP:H	2.16	0.48
2:D:124:PHE:CE2	2:D:357:ILE:HG22	2.48	0.48
4:F:64:PRO:HB2	4:F:68:TYR:HD1	1.78	0.48
1:A:13:LEU:HD22	1:A:152:HIS:CD2	2.42	0.48
1:A:15:VAL:CG2	1:A:107:ARG:HH12	2.27	0.48
1:A:171:GLN:HE22	1:A:678:ASN:HB3	1.76	0.48
1:A:242:ASN:O	1:A:245:SER:HB3	2.12	0.48
1:A:255:ASN:OD1	1:A:455:ARG:NH1	2.47	0.48
1:A:302:ARG:HB3	1:A:307:LEU:HB2	1.94	0.48
1:A:342:MET:HA	1:A:449:ALA:HB3	1.95	0.48

*Continued on next page...*

*Continued from previous page...*

Atom-1	Atom-2	Interatomic distance (Å)	Clash overlap (Å)
1:A:488:LYS:HD2	1:A:491:GLN:NE2	2.28	0.48
1:B:70:LEU:HG	1:B:71:SER:N	2.28	0.48
1:B:116:TYR:HA	1:B:120:PHE:O	2.13	0.48
1:B:487:GLU:HB3	1:B:525:ILE:HG12	1.95	0.48
1:B:835:LEU:HD13	4:F:162:LEU:HD22	1.94	0.48
2:C:11:ASP:O	2:C:17:VAL:HA	2.14	0.48
2:D:220:ALA:HB1	2:D:223:PHE:HA	1.95	0.48
4:F:118:HIS:HB2	4:F:121:HIS:HB2	1.95	0.48
3:H:55:LYS:NZ	3:H:58:GLU:OE1	2.45	0.48
1:A:193:TYR:CZ	1:A:197:VAL:HG21	2.49	0.48
1:A:305:LEU:HD22	1:A:354:ARG:N	2.28	0.48
1:A:378:MET:HE1	1:A:398:PHE:CD2	2.48	0.48
1:A:533:ASN:CG	1:A:565:ASN:HB3	2.33	0.48
1:A:685:ILE:HG23	1:A:704:GLN:HB2	1.95	0.48
1:B:35:VAL:HB	1:B:45:GLU:O	2.13	0.48
1:B:57:VAL:HB	1:B:75:ILE:CD1	2.40	0.48
1:B:430:LEU:HD21	1:B:613:LEU:HD11	1.96	0.48
1:B:498:PHE:CD1	1:B:516:ASP:HA	2.48	0.48
2:C:142:LEU:HD11	2:C:149:THR:N	2.28	0.48
2:C:218:TYR:CE2	2:C:220:ALA:HA	2.48	0.48
2:D:104:LEU:HD12	2:D:352:PHE:CD1	2.42	0.48
2:D:291:LYS:HG3	2:D:325:MET:HB3	1.95	0.48
1:A:89:MET:HG2	1:A:116:TYR:O	2.14	0.48
1:A:108:TYR:OH	1:A:694:GLY:N	2.47	0.48
1:A:127:TYR:CD2	1:A:691:LYS:HA	2.48	0.48
1:A:274:LYS:HE3	1:A:433:ALA:HA	1.94	0.48
1:A:570:GLN:HG3	1:A:589:LYS:HD2	1.95	0.48
1:A:711:LEU:HA	1:A:714:ILE:HD12	1.95	0.48
1:A:754:ILE:HG22	1:A:758:LYS:HE3	1.94	0.48
1:A:809:ARG:HH22	3:H:148:LEU:HD12	1.78	0.48
1:B:416:LYS:HB2	2:C:26:ALA:HB2	1.96	0.48
1:B:531:PRO:C	1:B:535:PRO:HB3	2.34	0.48
1:B:540:LEU:O	1:B:544:GLU:HG2	2.14	0.48
1:B:785:GLU:HA	1:B:788:ARG:NH1	2.28	0.48
2:C:82:MET:HB3	2:C:86:TRP:CZ3	2.48	0.48
2:C:226:GLU:HG3	2:C:255:PHE:CE2	2.49	0.48
2:D:11:ASP:CG	2:D:339:VAL:HB	2.34	0.48
2:D:124:PHE:HA	2:D:128:ASN:HA	1.96	0.48
2:D:130:PRO:O	2:D:358:THR:HG23	2.14	0.48
4:F:35:GLU:O	4:F:39:MET:HG3	2.14	0.48
1:A:230:ILE:HG21	1:A:339:MET:HG3	1.96	0.48

*Continued on next page...*

*Continued from previous page...*

Atom-1	Atom-2	Interatomic distance (Å)	Clash overlap (Å)
1:A:717:CYS:HB3	1:A:722:PRO:HG3	1.94	0.48
1:A:731:ARG:CZ	1:A:749:GLY:HA2	2.43	0.48
1:A:750:LYS:O	1:A:754:ILE:HG13	2.14	0.48
1:A:837:ASN:HB2	4:G:143:ARG:HH22	1.79	0.48
1:B:132:ILE:HA	1:B:137:ILE:HG13	1.96	0.48
1:B:418:GLN:CB	1:B:422:GLN:HB2	2.41	0.48
1:B:485:THR:HA	1:B:667:LEU:HD22	1.95	0.48
1:B:498:PHE:HB2	1:B:517:PHE:H	1.79	0.48
2:C:317:ILE:HG22	2:C:327:ILE:HD12	1.96	0.48
2:D:70:PRO:HG3	2:D:85:ILE:CG1	2.43	0.48
2:D:180:LEU:HD13	2:D:264:PRO:HB3	1.95	0.48
3:E:27:LEU:HD12	3:E:63:THR:HG22	1.94	0.48
3:H:36:ARG:HA	3:H:42:PRO:HD2	1.96	0.48
1:A:43:GLY:N	1:A:698:ALA:HB3	2.29	0.48
1:A:79:ASN:HD22	1:A:92:LEU:HD22	1.78	0.48
1:A:175:CYS:SG	1:A:186:ASN:HB2	2.53	0.48
1:A:198:ALA:C	1:A:262:ILE:H	2.16	0.48
1:A:234:PHE:CG	1:A:442:ILE:HG13	2.49	0.48
1:A:250:LYS:CG	1:A:465:ASP:HB2	2.44	0.48
1:A:469:PHE:CZ	1:A:487:GLU:HA	2.47	0.48
1:A:744:LYS:HG2	3:H:93:ARG:HE	1.77	0.48
1:A:751:GLN:NE2	1:A:751:GLN:O	2.47	0.48
1:B:35:VAL:HG11	1:B:74:ASP:C	2.34	0.48
1:B:42:HIS:HA	1:B:699:HIS:CA	2.43	0.48
1:B:101:LEU:HD23	1:B:104:LEU:CD1	2.44	0.48
1:B:102:HIS:CG	1:B:105:ARG:HH21	2.32	0.48
1:B:420:LYS:HA	1:B:423:ALA:CB	2.44	0.48
2:C:124:PHE:CD1	2:C:359:LYS:HA	2.49	0.48
2:C:200:PHE:HZ	2:C:248:ILE:HD12	1.78	0.48
2:C:358:THR:H	2:C:361:GLU:CD	2.16	0.48
2:D:86:TRP:HB3	2:D:123:MET:HE3	1.96	0.48
2:D:117:GLU:HG2	2:D:367:PRO:HB2	1.96	0.48
2:D:124:PHE:CE1	2:D:129:VAL:HB	2.49	0.48
2:D:134:VAL:HG21	2:D:370:VAL:HG13	1.95	0.48
2:D:218:TYR:CD1	2:D:307:PRO:HG2	2.49	0.48
2:D:220:ALA:O	2:D:312:ARG:NH1	2.47	0.48
2:D:345:ILE:O	2:D:349:LEU:HG	2.14	0.48
3:E:11:PHE:CE2	3:E:73:MET:HB2	2.49	0.48
3:H:125:GLU:HA	3:H:128:VAL:HG22	1.96	0.48
1:A:19:PHE:HA	1:A:82:LYS:HA	1.95	0.48
1:A:178:GLU:HB3	1:A:181:ALA:O	2.13	0.48

*Continued on next page...*

*Continued from previous page...*

Atom-1	Atom-2	Interatomic distance (Å)	Clash overlap (Å)
1:A:254:ILE:CD1	1:A:463:ILE:HD11	2.43	0.48
1:A:293:LEU:HD11	1:A:305:LEU:CD1	2.43	0.48
1:B:56:GLU:HG3	1:B:69:THR:CG2	2.44	0.48
1:B:391:MET:HA	1:B:391:MET:HE2	1.94	0.48
1:B:392:GLY:HA3	1:B:618:ASP:N	2.25	0.48
1:B:481:CYS:SG	1:B:663:TYR:HD2	2.37	0.48
1:B:505:TYR:HE1	1:B:721:PHE:HB2	1.78	0.48
1:B:531:PRO:HA	1:B:539:ALA:CB	2.43	0.48
2:C:8:LEU:HB2	2:C:103:THR:HA	1.96	0.48
2:C:188:TYR:CE2	2:C:266:PHE:HB3	2.48	0.48
2:C:214:GLU:C	2:C:215:LYS:HD2	2.34	0.48
2:D:178:LEU:HD11	2:D:272:ALA:O	2.13	0.48
3:E:112:LEU:HD13	3:E:127:LEU:HD21	1.96	0.48
4:G:35:GLU:O	4:G:39:MET:HG3	2.14	0.48
1:A:13:LEU:HB2	1:A:132:ILE:HG21	1.96	0.48
1:A:44:PHE:CG	1:A:74:ASP:HA	2.48	0.48
1:A:113:ILE:HG21	1:A:126:PRO:HD3	1.96	0.48
1:A:127:TYR:CG	1:A:691:LYS:HA	2.48	0.48
1:A:251:PHE:CE1	1:A:268:GLU:HB3	2.49	0.48
1:B:92:LEU:HD11	1:B:103:ASN:ND2	2.29	0.48
1:B:165:LEU:O	1:B:168:ARG:HD2	2.14	0.48
1:B:397:ASP:HA	1:B:400:ARG:NH1	2.29	0.48
1:B:539:ALA:HB2	1:B:664:LYS:HZ1	1.79	0.48
2:D:75:ILE:HA	2:D:115:ASN:CG	2.33	0.48
3:E:8:THR:HG23	3:E:70:LEU:HD11	1.96	0.48
1:A:220:LEU:HB2	1:A:265:ALA:HB3	1.96	0.48
1:A:263:VAL:HG21	1:A:456:GLN:HB3	1.96	0.48
1:A:285:ARG:HD2	1:A:322:PRO:O	2.13	0.48
1:B:220:LEU:HD13	1:B:452:LYS:H	1.79	0.48
1:B:437:ARG:NH1	1:B:625:TRP:HB3	2.29	0.48
1:B:768:ARG:O	1:B:774:ILE:HA	2.14	0.48
1:B:812:PHE:CE1	3:E:34:VAL:HA	2.48	0.48
2:C:288:ASP:O	2:C:291:LYS:HB3	2.14	0.48
2:D:20:GLY:H	2:D:94:LEU:HD11	1.78	0.48
2:D:309:ILE:HD11	2:D:313:MET:HE3	1.95	0.48
1:A:35:VAL:HB	1:A:45:GLU:O	2.14	0.47
1:A:480:LEU:HD22	1:A:597:TRP:CH2	2.49	0.47
1:A:744:LYS:NZ	3:H:96:ASP:O	2.33	0.47
1:B:85:LYS:HD3	1:B:106:GLU:HB2	1.96	0.47
1:B:129:GLN:HG3	1:B:189:LYS:HE2	1.96	0.47
1:B:243:ASP:OD1	1:B:244:ASN:N	2.47	0.47

*Continued on next page...*



*Continued from previous page...*

Atom-1	Atom-2	Interatomic distance (Å)	Clash overlap (Å)
1:B:276:ARG:HH22	1:B:479:GLN:HE22	1.61	0.47
1:B:477:PHE:HE1	1:B:660:GLY:HA2	1.78	0.47
1:B:504:GLU:HB3	1:B:775:PHE:CE2	2.49	0.47
1:B:744:LYS:HE2	3:E:99:GLY:HA3	1.95	0.47
1:B:826:GLN:CG	4:F:129:MET:HB3	2.40	0.47
2:C:219:VAL:HG13	2:C:262:PHE:CZ	2.49	0.47
2:C:220:ALA:HB1	2:C:223:PHE:CA	2.45	0.47
2:D:326:LYS:C	2:D:327:ILE:HG13	2.34	0.47
2:D:357:ILE:HG12	2:D:370:VAL:HA	1.96	0.47
3:E:93:ARG:NH1	3:E:100:ASN:OD1	2.47	0.47
4:F:25:PHE:HB2	4:F:30:ILE:HD11	1.96	0.47
4:F:117:ILE:N	4:F:155:TYR:HE1	2.11	0.47
3:H:90:GLU:O	3:H:94:VAL:HG22	2.13	0.47
3:H:108:ILE:O	3:H:112:LEU:N	2.47	0.47
1:A:12:PHE:C	1:A:132:ILE:HG21	2.35	0.47
1:A:257:ASP:O	1:A:260:GLY:N	2.45	0.47
1:A:267:ILE:HG12	1:A:450:LEU:CD2	2.44	0.47
1:A:620:PHE:CE2	1:A:624:LEU:HD12	2.48	0.47
1:B:55:ASP:OD1	1:B:72:LYS:N	2.46	0.47
1:B:405:PRO:HA	1:B:608:ASN:ND2	2.28	0.47
1:B:443:LEU:CA	1:B:446:VAL:HB	2.44	0.47
1:B:477:PHE:HB2	1:B:597:TRP:CG	2.49	0.47
1:B:742:ILE:HD11	1:B:755:LEU:HD12	1.95	0.47
2:C:140:LEU:O	2:C:342:GLY:HA3	2.14	0.47
2:D:21:PHE:O	2:D:344:SER:HB3	2.14	0.47
2:D:137:GLN:HA	2:D:339:VAL:HG13	1.96	0.47
2:D:174:ALA:O	2:D:281:SER:HB2	2.14	0.47
3:E:29:SER:HB3	3:E:60:ASN:OD1	2.14	0.47
3:H:123:GLU:O	3:H:126:GLN:NE2	2.47	0.47
1:A:50:LYS:HG2	1:A:60:GLU:HB2	1.97	0.47
1:A:116:TYR:CE1	1:A:156:ILE:HD11	2.48	0.47
1:A:290:PHE:HA	1:A:356:VAL:CG1	2.44	0.47
1:A:295:ALA:HB3	1:A:328:ASP:CB	2.44	0.47
1:A:532:THR:HG23	2:D:350:SER:HB3	1.96	0.47
1:A:744:LYS:HG2	3:H:93:ARG:NE	2.28	0.47
1:A:847:VAL:O	1:A:850:LEU:HG	2.15	0.47
1:B:142:LYS:HD2	1:B:197:VAL:HG22	1.97	0.47
1:B:361:GLN:O	1:B:365:ILE:HG13	2.14	0.47
1:B:502:GLN:HB3	1:B:506:GLN:HE22	1.79	0.47
1:B:533:ASN:H	2:C:353:GLN:NE2	2.10	0.47
1:B:806:TYR:CZ	3:E:131:HIS:CE1	3.02	0.47

*Continued on next page...*

*Continued from previous page...*

Atom-1	Atom-2	Interatomic distance (Å)	Clash overlap (Å)
2:C:120:THR:HG23	2:C:124:PHE:CD2	2.50	0.47
2:C:289:ILE:HA	2:C:292:ASP:OD2	2.14	0.47
2:C:336:LYS:HE3	2:C:337:TYR:CZ	2.50	0.47
2:D:76:ILE:HD13	2:D:82:MET:HG3	1.97	0.47
2:D:136:ILE:HG22	2:D:139:VAL:H	1.79	0.47
2:D:217:CYS:HA	2:D:254:ARG:HB3	1.95	0.47
3:E:107:GLU:O	3:E:110:HIS:HB3	2.14	0.47
1:A:107:ARG:NE	1:A:115:THR:OG1	2.47	0.47
1:A:441:TRP:HE1	1:A:445:ARG:NH2	2.10	0.47
1:A:688:ASN:HB2	1:A:695:LYS:NZ	2.30	0.47
1:B:291:TYR:HB3	1:B:328:ASP:CG	2.35	0.47
1:B:362:LEU:HA	1:B:365:ILE:CD1	2.45	0.47
1:B:731:ARG:HD2	1:B:746:PHE:H	1.80	0.47
1:B:734:TYR:HD2	1:B:737:LEU:HB2	1.79	0.47
2:C:73:HIS:NE2	2:C:183:ARG:HB2	2.29	0.47
2:C:213:LYS:O	2:C:215:LYS:N	2.48	0.47
2:C:275:HIS:CD2	2:C:316:GLU:HB3	2.50	0.47
2:D:219:VAL:HG21	2:D:309:ILE:HB	1.95	0.47
2:D:300:SER:HA	2:D:335:ARG:CG	2.42	0.47
3:E:3:PHE:HE2	3:E:11:PHE:CZ	2.31	0.47
3:H:48:MET:HA	3:H:51:LEU:HD12	1.96	0.47
1:A:26:GLN:HG3	1:A:786:GLU:HB3	1.97	0.47
1:A:120:PHE:HZ	1:A:497:MET:HE3	1.78	0.47
1:A:272:LEU:HD13	1:A:439:PHE:CD2	2.48	0.47
1:A:393:ILE:HD13	1:A:613:LEU:HD23	1.97	0.47
1:A:511:GLU:OE1	1:A:511:GLU:N	2.37	0.47
1:A:555:PHE:HE2	1:A:594:ALA:HB2	1.80	0.47
1:A:657:ARG:NH1	2:D:4:GLU:OE1	2.47	0.47
1:A:844:PHE:H	4:G:92:LYS:HE3	1.80	0.47
1:B:82:LYS:HZ2	1:B:733:ARG:HE	1.62	0.47
1:B:272:LEU:HD21	1:B:439:PHE:HB3	1.94	0.47
1:B:328:ASP:O	1:B:332:PHE:CB	2.63	0.47
1:B:339:MET:SD	1:B:352:ILE:HG21	2.54	0.47
1:B:355:VAL:HG22	1:B:625:TRP:HH2	1.79	0.47
1:B:686:ILE:CD1	1:B:689:HIS:HB3	2.45	0.47
1:B:800:GLN:NE2	3:E:115:LEU:HB2	2.28	0.47
2:C:252:ASN:N	2:C:252:ASN:OD1	2.45	0.47
2:C:297:ASN:HD22	2:C:314:GLN:NE2	2.12	0.47
2:D:14:SER:H	2:D:158:GLY:HA2	1.79	0.47
2:D:74:GLY:N	2:D:159:VAL:HB	2.29	0.47
3:H:128:VAL:HG12	3:H:138:ILE:HG13	1.96	0.47

*Continued on next page...*

*Continued from previous page...*

Atom-1	Atom-2	Interatomic distance (Å)	Clash overlap (Å)
1:A:120:PHE:CZ	1:A:497:MET:HE3	2.50	0.47
1:A:129:GLN:HG3	1:A:133:TYR:CD1	2.49	0.47
1:A:400:ARG:NH2	1:A:401:SER:HB3	2.30	0.47
1:A:447:ASN:HA	1:A:450:LEU:HD23	1.97	0.47
1:A:704:GLN:HA	1:A:707:CYS:SG	2.54	0.47
1:A:736:ILE:O	1:A:791:LYS:HG2	2.15	0.47
1:B:80:PRO:O	1:B:82:LYS:N	2.48	0.47
1:B:269:THR:H	1:B:443:LEU:CD2	2.26	0.47
1:B:272:LEU:HD22	1:B:440:ARG:NH1	2.29	0.47
1:B:437:ARG:NH2	1:B:610:THR:HG21	2.28	0.47
1:B:675:ARG:NH1	1:B:679:PRO:HG2	2.29	0.47
2:C:208:ILE:O	2:C:212:ILE:HG13	2.15	0.47
2:D:200:PHE:HZ	2:D:248:ILE:HG21	1.80	0.47
2:D:230:ALA:O	2:D:251:GLY:HA3	2.13	0.47
3:E:28:TYR:HA	3:E:31:CYS:SG	2.54	0.47
3:H:19:ASP:OD2	3:H:24:GLY:N	2.48	0.47
3:H:20:ARG:HG2	3:H:30:GLN:NE2	2.29	0.47
3:H:31:CYS:SG	3:H:64:LEU:HD22	2.54	0.47
1:A:108:TYR:CD2	1:A:696:LEU:HD12	2.50	0.47
1:A:113:ILE:HG13	1:A:130:LEU:HD13	1.96	0.47
1:A:154:TYR:HE1	1:A:189:LYS:O	1.98	0.47
1:A:158:ASP:HB2	1:A:193:TYR:CE1	2.50	0.47
1:A:232:GLU:HA	1:A:236:ASN:CG	2.35	0.47
1:A:294:ILE:HD12	1:A:310:PHE:HA	1.95	0.47
1:A:418:GLN:OE1	1:A:422:GLN:HG3	2.15	0.47
1:A:469:PHE:HB2	1:A:707:CYS:O	2.15	0.47
1:A:585:HIS:HB2	1:A:590:VAL:HG23	1.96	0.47
1:A:776:PHE:CD1	1:A:781:LEU:HA	2.50	0.47
1:A:807:LEU:HA	1:A:807:LEU:HD23	1.48	0.47
1:B:25:ALA:H	1:B:789:ASP:CB	2.27	0.47
1:B:33:LYS:N	1:B:49:ILE:H	2.12	0.47
1:B:66:LYS:HB3	1:B:68:VAL:HG23	1.97	0.47
1:B:142:LYS:NZ	1:B:197:VAL:O	2.37	0.47
1:B:156:ILE:CG2	1:B:682:VAL:HG23	2.45	0.47
1:B:269:THR:O	1:B:440:ARG:NH2	2.47	0.47
1:B:278:ILE:HD12	1:B:279:ARG:HD3	1.95	0.47
1:B:290:PHE:O	1:B:294:ILE:HG13	2.15	0.47
1:B:367:PHE:CE2	1:B:402:ILE:HB	2.49	0.47
1:B:368:LYS:HE2	1:B:378:MET:HA	1.96	0.47
1:B:501:GLU:HB3	1:B:505:TYR:OH	2.15	0.47
1:B:537:VAL:HG12	1:B:597:TRP:HZ3	1.80	0.47

*Continued on next page...*

*Continued from previous page...*

Atom-1	Atom-2	Interatomic distance (Å)	Clash overlap (Å)
2:C:20:GLY:HA3	2:C:340:TRP:HE1	1.80	0.47
2:C:103:THR:H	2:C:129:VAL:HG11	1.79	0.47
2:C:133:TYR:CE1	2:C:135:ALA:HA	2.50	0.47
2:C:285:CYS:O	2:C:290:ARG:NH2	2.46	0.47
2:C:291:LYS:NZ	2:C:325:MET:HG2	2.30	0.47
2:C:294:TYR:CB	2:C:327:ILE:HG12	2.45	0.47
2:D:11:ASP:OD2	2:D:339:VAL:HB	2.15	0.47
2:D:70:PRO:HD3	2:D:81:ASP:HB3	1.97	0.47
2:D:79:TRP:O	2:D:83:GLU:HG3	2.15	0.47
2:D:107:GLU:HB3	2:D:134:VAL:HB	1.97	0.47
2:D:114:ALA:HB1	2:D:118:LYS:HE3	1.97	0.47
2:D:153:LEU:HD22	2:D:299:MET:SD	2.54	0.47
2:D:279:TYR:O	2:D:282:ILE:HB	2.15	0.47
2:D:282:ILE:HA	2:D:293:LEU:HB3	1.97	0.47
2:D:347:ALA:HA	2:D:352:PHE:HB2	1.97	0.47
3:E:49:LYS:O	3:E:53:ASN:ND2	2.48	0.47
3:H:108:ILE:HG21	3:H:127:LEU:HD23	1.96	0.47
3:H:125:GLU:O	3:H:128:VAL:N	2.48	0.47
1:A:233:ALA:O	1:A:289:ILE:N	2.34	0.47
1:A:246:SER:HB3	1:A:248:PHE:O	2.14	0.47
1:A:255:ASN:HB3	1:A:457:GLY:CA	2.42	0.47
1:A:376:ALA:HB3	1:A:403:LEU:O	2.14	0.47
1:A:398:PHE:HA	1:A:609:VAL:HG22	1.96	0.47
1:A:407:ILE:HD11	1:A:418:GLN:CD	2.35	0.47
1:A:473:GLU:HG2	1:A:474:ILE:H	1.78	0.47
1:A:480:LEU:HD11	1:A:528:ILE:HD12	1.95	0.47
1:A:500:LEU:O	1:A:503:GLU:HB3	2.14	0.47
1:A:505:TYR:CZ	1:A:514:PHE:HD2	2.33	0.47
1:A:521:LEU:HG	1:A:586:TYR:CD1	2.50	0.47
1:A:705:LEU:HA	1:A:710:VAL:HB	1.96	0.47
1:A:813:ALA:CB	1:A:815:ARG:HG2	2.41	0.47
1:B:257:ASP:HA	1:B:456:GLN:CG	2.45	0.47
1:B:315:PHE:O	1:B:316:LEU:HB2	2.14	0.47
1:B:796:ILE:HG21	3:E:111:VAL:HG23	1.95	0.47
2:C:86:TRP:CZ2	2:C:105:LEU:HD13	2.50	0.47
2:D:218:TYR:CD2	2:D:255:PHE:HB3	2.47	0.47
3:E:15:PHE:HA	3:E:34:VAL:HG11	1.96	0.47
3:E:55:LYS:NZ	3:E:58:GLU:HB2	2.29	0.47
3:E:120:THR:OG1	3:E:123:GLU:HB2	2.14	0.47
3:H:11:PHE:CD1	3:H:38:LEU:HD13	2.50	0.47
1:A:153:ILE:HD13	1:A:186:ASN:HA	1.97	0.47

*Continued on next page...*

*Continued from previous page...*

Atom-1	Atom-2	Interatomic distance (Å)	Clash overlap (Å)
1:A:328:ASP:O	1:A:332:PHE:HB2	2.14	0.47
1:A:435:PHE:HD1	1:A:438:LEU:HD23	1.73	0.47
1:A:704:GLN:OE1	1:A:708:ASN:ND2	2.45	0.47
1:A:846:LYS:HD2	1:A:846:LYS:HA	1.74	0.47
1:B:50:LYS:N	1:B:59:VAL:HG12	2.27	0.47
1:B:145:LYS:H	1:B:148:GLU:CD	2.18	0.47
1:B:280:GLN:CG	1:B:286:THR:HG22	2.44	0.47
1:B:393:ILE:HG21	1:B:613:LEU:HD23	1.97	0.47
1:B:527:LEU:HA	1:B:566:HIS:CD2	2.49	0.47
1:B:527:LEU:HD22	1:B:568:LYS:C	2.35	0.47
1:B:683:ARG:HB3	1:B:708:ASN:HD22	1.80	0.47
1:B:696:LEU:HD11	1:B:701:VAL:HG21	1.97	0.47
2:C:53:TYR:HB3	2:C:57:GLU:C	2.34	0.47
2:D:67:LEU:HD12	2:D:207:GLU:CG	2.44	0.47
2:D:133:TYR:HA	2:D:357:ILE:HD12	1.97	0.47
2:D:219:VAL:HA	2:D:258:PRO:CB	2.45	0.47
2:D:314:GLN:NE2	2:D:318:THR:HG23	2.30	0.47
1:A:4:LYS:HB2	1:A:10:GLU:CG	2.45	0.47
1:A:105:ARG:CA	1:A:696:LEU:HD22	2.44	0.47
1:A:250:LYS:HG2	1:A:465:ASP:HB2	1.97	0.47
1:A:274:LYS:O	1:A:277:ALA:CB	2.52	0.47
1:A:355:VAL:HG22	1:A:625:TRP:CH2	2.50	0.47
1:A:484:TYR:CE1	1:A:525:ILE:HG23	2.50	0.47
1:A:527:LEU:CD2	1:A:583:ILE:HG23	2.41	0.47
1:A:552:ASP:HB3	1:A:594:ALA:HB1	1.96	0.47
1:B:58:THR:HG22	1:B:67:LYS:HG2	1.97	0.47
1:B:322:PRO:HA	1:B:328:ASP:OD1	2.16	0.47
1:B:536:GLY:HA2	1:B:566:HIS:CD2	2.49	0.47
1:B:681:PHE:HA	1:B:683:ARG:NH2	2.30	0.47
1:B:836:ARG:HD3	4:F:158:PHE:CZ	2.50	0.47
2:C:188:TYR:OH	2:C:256:ARG:NH2	2.40	0.47
2:C:192:ILE:HG21	2:C:256:ARG:NE	2.28	0.47
2:C:279:TYR:CD1	2:C:282:ILE:HB	2.50	0.47
2:D:134:VAL:CG2	2:D:370:VAL:HG13	2.45	0.47
3:E:41:ASN:HB2	3:E:82:GLN:HG2	1.95	0.47
4:G:30:ILE:HA	4:G:33:PHE:CD2	2.49	0.47
3:H:28:TYR:CE1	3:H:64:LEU:HB2	2.50	0.47
3:H:124:VAL:O	3:H:127:LEU:HB3	2.14	0.47
1:A:18:ASN:HB3	1:A:81:PRO:O	2.15	0.46
1:A:25:ALA:HB2	1:A:789:ASP:OD2	2.15	0.46
1:A:291:TYR:CE1	1:A:316:LEU:HB3	2.50	0.46

*Continued on next page...*

*Continued from previous page...*

Atom-1	Atom-2	Interatomic distance (Å)	Clash overlap (Å)
1:A:399:THR:HG22	1:A:403:LEU:HD21	1.95	0.46
1:A:480:LEU:HD11	1:A:528:ILE:HG23	1.97	0.46
1:A:560:ILE:HA	1:A:563:GLN:NE2	2.29	0.46
1:B:97:GLU:HA	1:B:100:VAL:HB	1.96	0.46
1:B:238:LYS:HE2	1:B:324:PRO:CG	2.44	0.46
1:B:291:TYR:CD1	1:B:316:LEU:HD13	2.50	0.46
1:B:297:ALA:HA	1:B:332:PHE:CE2	2.49	0.46
2:C:75:ILE:HA	2:C:111:ASN:HD21	1.80	0.46
2:C:140:LEU:HB3	2:C:339:VAL:O	2.15	0.46
2:C:314:GLN:OE1	2:C:327:ILE:HB	2.15	0.46
2:D:96:VAL:HB	2:D:101:HIS:NE2	2.29	0.46
2:D:97:ALA:O	2:D:101:HIS:HB2	2.15	0.46
2:D:139:VAL:O	2:D:142:LEU:HB3	2.15	0.46
2:D:140:LEU:HD22	2:D:342:GLY:C	2.35	0.46
2:D:151:ILE:N	2:D:296:ASN:O	2.48	0.46
2:D:274:ILE:HG23	2:D:275:HIS:N	2.30	0.46
3:E:28:TYR:CE2	3:E:58:GLU:HG2	2.50	0.46
3:E:109:ARG:HG2	3:E:124:VAL:HG23	1.96	0.46
3:E:109:ARG:O	3:E:113:VAL:HG22	2.15	0.46
3:E:133:ASP:O	3:E:135:ASN:N	2.48	0.46
1:A:15:VAL:HG22	1:A:112:LEU:HD13	1.97	0.46
1:A:198:ALA:HA	1:A:260:GLY:O	2.14	0.46
1:A:331:MET:O	1:A:335:THR:OG1	2.21	0.46
1:A:336:LEU:HD22	1:A:349:GLN:HB3	1.95	0.46
1:A:342:MET:HB3	1:A:445:ARG:C	2.36	0.46
1:A:355:VAL:HG13	1:A:625:TRP:CH2	2.50	0.46
1:B:51:GLU:HG3	1:B:67:LYS:HZ1	1.79	0.46
1:B:160:ALA:HB1	1:B:461:LEU:HD22	1.97	0.46
1:B:327:GLN:HE21	1:B:329:ASP:H	1.63	0.46
1:B:537:VAL:HG11	1:B:583:ILE:HD11	1.98	0.46
1:B:583:ILE:HB	1:B:592:TYR:CD2	2.50	0.46
1:B:736:ILE:HD11	1:B:791:LYS:HG3	1.97	0.46
2:C:103:THR:OG1	2:C:129:VAL:HG21	2.15	0.46
2:C:104:LEU:HD21	2:C:140:LEU:HD11	1.97	0.46
2:C:166:TYR:OH	2:C:284:LYS:HB3	2.15	0.46
2:C:287:ILE:O	2:C:290:ARG:HG2	2.15	0.46
2:C:291:LYS:HZ2	2:C:325:MET:HG2	1.80	0.46
2:C:314:GLN:HE21	2:C:329:ILE:N	2.13	0.46
2:D:100:GLU:H	2:D:130:PRO:HD3	1.80	0.46
2:D:151:ILE:CD1	2:D:282:ILE:HG13	2.45	0.46
2:D:212:ILE:HG21	2:D:250:ILE:HG12	1.97	0.46

*Continued on next page...*

*Continued from previous page...*

Atom-1	Atom-2	Interatomic distance (Å)	Clash overlap (Å)
2:D:357:ILE:HG12	2:D:370:VAL:HG22	1.97	0.46
3:E:50:VAL:HG21	3:E:76:ILE:CG1	2.46	0.46
3:E:93:ARG:NH1	3:E:101:GLY:H	2.13	0.46
3:H:25:LYS:HA	3:H:64:LEU:O	2.15	0.46
1:A:122:VAL:HG12	1:A:124:ILE:HG13	1.98	0.46
1:A:123:VAL:HG21	1:A:682:VAL:HG13	1.98	0.46
1:A:336:LEU:O	1:A:339:MET:HB2	2.14	0.46
1:A:411:ARG:NE	2:D:94:LEU:HA	2.30	0.46
1:A:443:LEU:O	1:A:446:VAL:HB	2.15	0.46
1:A:527:LEU:HD23	1:A:583:ILE:CG2	2.40	0.46
1:A:811:ALA:HB2	3:H:126:GLN:CD	2.35	0.46
1:B:135:GLU:HG2	1:B:196:VAL:HG21	1.97	0.46
1:B:237:ALA:HB1	1:B:285:ARG:O	2.14	0.46
1:B:547:PHE:HB3	1:B:549:LYS:O	2.15	0.46
1:B:566:HIS:CE1	1:B:569:PHE:CD2	3.04	0.46
2:C:217:CYS:SG	2:C:257:CYS:HB2	2.56	0.46
2:D:112:PRO:HD2	2:D:115:ASN:ND2	2.30	0.46
2:D:123:MET:O	2:D:128:ASN:N	2.49	0.46
2:D:192:ILE:HB	2:D:256:ARG:NH1	2.30	0.46
2:D:279:TYR:CZ	2:D:321:ALA:HA	2.49	0.46
2:D:358:THR:O	2:D:361:GLU:HB2	2.15	0.46
3:H:46:GLU:O	3:H:50:VAL:HG13	2.16	0.46
3:H:123:GLU:HA	3:H:126:GLN:HE21	1.79	0.46
1:A:53:LYS:NZ	1:A:56:GLU:O	2.42	0.46
1:A:95:LEU:C	1:A:718:ARG:HH21	2.18	0.46
1:A:315:PHE:O	1:A:316:LEU:HB2	2.15	0.46
1:A:355:VAL:HG22	1:A:625:TRP:HH2	1.81	0.46
1:A:361:GLN:NE2	1:A:386:LYS:HD3	2.31	0.46
1:A:409:VAL:HG13	2:D:24:ASP:HB3	1.96	0.46
1:A:434:LYS:HG2	1:A:625:TRP:NE1	2.30	0.46
1:A:773:LYS:HB2	1:A:775:PHE:CD1	2.50	0.46
1:B:77:LYS:O	1:B:79:ASN:ND2	2.49	0.46
1:B:280:GLN:NE2	1:B:286:THR:HG22	2.30	0.46
2:C:69:TYR:OH	2:C:207:GLU:OE2	2.22	0.46
2:D:10:CYS:SG	2:D:12:ASN:HB3	2.56	0.46
2:D:50:LYS:O	2:D:53:TYR:OH	2.21	0.46
2:D:124:PHE:CD2	2:D:359:LYS:HA	2.50	0.46
2:D:219:VAL:HG13	2:D:262:PHE:HE2	1.79	0.46
2:D:361:GLU:O	2:D:365:ALA:HB3	2.15	0.46
3:H:15:PHE:CG	3:H:26:ILE:HD13	2.49	0.46
1:A:7:SER:OG	1:A:136:LYS:NZ	2.48	0.46

*Continued on next page...*

*Continued from previous page...*

Atom-1	Atom-2	Interatomic distance (Å)	Clash overlap (Å)
1:A:18:ASN:N	1:A:84:SER:O	2.40	0.46
1:A:95:LEU:HB2	1:A:718:ARG:NE	2.31	0.46
1:A:136:LYS:HG3	1:A:137:ILE:H	1.81	0.46
1:A:263:VAL:HG21	1:A:456:GLN:N	2.30	0.46
1:A:344:PHE:CZ	1:A:442:ILE:HA	2.50	0.46
1:A:438:LEU:N	1:A:624:LEU:HD21	2.31	0.46
1:A:543:GLU:HA	1:A:546:TRP:CD2	2.50	0.46
1:A:675:ARG:C	1:A:677:THR:H	2.18	0.46
1:A:807:LEU:CD1	3:H:127:LEU:HB2	2.45	0.46
1:B:46:ALA:O	1:B:62:GLN:HB2	2.15	0.46
1:B:102:HIS:CE1	1:B:105:ARG:HH21	2.33	0.46
1:B:114:TYR:OH	1:B:189:LYS:HE3	2.16	0.46
1:B:799:PHE:CE2	3:E:108:ILE:HD11	2.49	0.46
2:C:107:GLU:OE1	2:C:116:ARG:HG2	2.16	0.46
2:C:144:ALA:HB2	2:C:342:GLY:N	2.31	0.46
2:C:145:SER:OG	2:C:332:PRO:HG3	2.15	0.46
2:C:278:THR:O	2:C:282:ILE:HG13	2.16	0.46
2:C:282:ILE:HG21	2:C:294:TYR:CE1	2.51	0.46
2:D:58:ALA:HB1	2:D:67:LEU:HD13	1.97	0.46
2:D:140:LEU:HA	2:D:140:LEU:HD23	1.55	0.46
3:E:3:PHE:N	3:E:74:GLN:HE22	2.14	0.46
3:H:7:GLN:O	3:H:11:PHE:N	2.45	0.46
1:A:117:SER:O	1:A:119:LEU:N	2.45	0.46
1:A:718:ARG:HA	1:A:778:THR:HB	1.97	0.46
1:A:750:LYS:HG3	1:A:769:ILE:HG23	1.98	0.46
1:B:87:GLU:HA	1:B:107:ARG:NH1	2.30	0.46
1:B:114:TYR:CZ	1:B:132:ILE:HD11	2.51	0.46
1:B:730:PHE:CD1	1:B:774:ILE:HD12	2.50	0.46
1:B:760:LEU:HD13	1:B:762:LEU:HD11	1.97	0.46
1:B:781:LEU:HD23	1:B:781:LEU:HA	1.59	0.46
1:B:792:ILE:HG23	3:E:91:GLY:O	2.15	0.46
2:C:12:ASN:HB2	2:C:71:ILE:CD1	2.46	0.46
2:C:120:THR:HG21	2:C:369:ILE:CG2	2.45	0.46
2:C:257:CYS:O	2:C:260:THR:OG1	2.17	0.46
2:D:30:VAL:HG21	2:D:337:TYR:CZ	2.51	0.46
2:D:138:ALA:HB3	2:D:163:VAL:HG23	1.98	0.46
2:D:213:LYS:HE2	2:D:306:TYR:OH	2.16	0.46
3:E:133:ASP:OD1	3:E:138:ILE:HA	2.16	0.46
1:A:159:THR:O	1:A:163:SER:OG	2.25	0.46
1:A:219:GLU:HA	1:A:222:LYS:HD2	1.97	0.46
1:A:263:VAL:HG21	1:A:456:GLN:H	1.79	0.46

*Continued on next page...*



*Continued from previous page...*

Atom-1	Atom-2	Interatomic distance (Å)	Clash overlap (Å)
1:A:298:SER:OG	1:A:301:MET:HG3	2.16	0.46
1:A:362:LEU:HA	1:A:365:ILE:CD1	2.46	0.46
1:A:403:LEU:O	1:A:423:ALA:HB2	2.15	0.46
1:A:508:GLU:CG	1:A:770:GLY:HA3	2.42	0.46
1:A:592:TYR:HB3	1:A:597:TRP:CZ2	2.51	0.46
1:A:737:LEU:HD22	1:A:788:ARG:N	2.31	0.46
1:B:127:TYR:CD1	1:B:691:LYS:HA	2.50	0.46
1:B:313:TYR:HE1	1:B:361:GLN:CD	2.19	0.46
1:B:342:MET:O	1:B:445:ARG:HG3	2.16	0.46
1:B:517:PHE:CD2	1:B:716:ILE:HG23	2.50	0.46
1:B:527:LEU:HD13	1:B:569:PHE:HB2	1.98	0.46
1:B:528:ILE:HD11	1:B:583:ILE:HG21	1.98	0.46
1:B:657:ARG:HH21	1:B:662:LEU:HA	1.79	0.46
1:B:659:VAL:HA	1:B:662:LEU:HD12	1.98	0.46
1:B:666:GLN:HA	1:B:669:LYS:HE3	1.96	0.46
1:B:808:ALA:HA	1:B:815:ARG:HH22	1.79	0.46
2:C:16:LEU:HD22	2:C:30:VAL:HG12	1.97	0.46
2:C:105:LEU:HD12	2:C:119:MET:CB	2.40	0.46
2:C:142:LEU:HB2	2:C:152:VAL:HG13	1.98	0.46
2:C:160:THR:HG22	2:C:176:MET:HE1	1.98	0.46
2:C:286:ASP:H	2:C:289:ILE:HB	1.81	0.46
2:D:160:THR:HB	2:D:178:LEU:HB3	1.97	0.46
2:D:368:SER:O	2:D:372:ARG:HG3	2.16	0.46
3:E:40:GLN:HB3	3:E:42:PRO:HD3	1.97	0.46
3:H:108:ILE:HG23	3:H:112:LEU:HD23	1.97	0.46
1:A:61:LEU:HD11	1:A:70:LEU:HD13	1.97	0.46
1:A:153:ILE:H	1:A:153:ILE:HG13	1.39	0.46
1:A:236:ASN:OD1	1:A:248:PHE:HE1	1.99	0.46
1:A:302:ARG:O	1:A:306:LEU:N	2.49	0.46
1:A:471:ILE:HG13	1:A:483:ASN:HD21	1.79	0.46
1:A:531:PRO:O	1:A:535:PRO:HG3	2.16	0.46
1:A:720:GLY:O	1:A:722:PRO:HD3	2.15	0.46
1:B:33:LYS:HB3	1:B:77:LYS:HG3	1.97	0.46
1:B:249:GLY:HA2	1:B:466:ILE:HA	1.97	0.46
1:B:358:SER:HB3	1:B:390:LEU:HB2	1.97	0.46
1:B:685:ILE:HG12	1:B:705:LEU:CD2	2.46	0.46
1:B:804:ARG:HH21	3:E:119:MET:HG2	1.81	0.46
1:B:814:LYS:O	1:B:817:GLN:HG3	2.15	0.46
2:C:18:LYS:HD2	2:C:30:VAL:HG13	1.97	0.46
2:C:189:LEU:HD11	2:C:250:ILE:HG23	1.97	0.46
2:C:218:TYR:CD2	2:C:220:ALA:HA	2.51	0.46

*Continued on next page...*

*Continued from previous page...*

Atom-1	Atom-2	Interatomic distance (Å)	Clash overlap (Å)
2:D:305:MET:HG3	2:D:336:LYS:N	2.31	0.46
2:D:346:LEU:HD23	2:D:349:LEU:HD12	1.98	0.46
2:D:357:ILE:HG23	2:D:369:ILE:HG23	1.97	0.46
3:E:55:LYS:HG3	3:E:57:ASP:HB3	1.96	0.46
3:E:89:VAL:O	3:E:93:ARG:HG2	2.15	0.46
1:A:35:VAL:HG22	1:A:75:ILE:HG23	1.97	0.46
1:A:116:TYR:CE1	1:A:151:PRO:HA	2.51	0.46
1:A:283:ASP:HB3	1:A:473:GLU:HG3	1.97	0.46
1:A:409:VAL:HG13	2:D:24:ASP:CB	2.45	0.46
1:A:466:ILE:HG12	1:A:467:ALA:N	2.30	0.46
1:A:734:TYR:CD1	1:A:760:LEU:HD11	2.51	0.46
1:A:783:HIS:O	1:A:787:GLU:HG3	2.16	0.46
1:B:51:GLU:HB2	1:B:58:THR:HB	1.97	0.46
1:B:102:HIS:CD2	1:B:105:ARG:HH21	2.34	0.46
1:B:194:LEU:HD12	1:B:254:ILE:HD12	1.98	0.46
1:B:240:VAL:HG21	1:B:473:GLU:OE1	2.16	0.46
1:B:803:CYS:HB3	3:E:119:MET:HE1	1.97	0.46
2:C:123:MET:O	2:C:128:ASN:N	2.49	0.46
2:D:20:GLY:C	2:D:94:LEU:HD21	2.37	0.46
2:D:27:PRO:HA	2:D:340:TRP:CZ2	2.51	0.46
2:D:332:PRO:HD2	2:D:335:ARG:HE	1.81	0.46
1:A:11:LYS:CE	1:A:16:ASP:HB2	2.46	0.46
1:A:28:ASP:HB2	1:A:81:PRO:HD2	1.97	0.46
1:A:50:LYS:N	1:A:58:THR:O	2.38	0.46
1:A:124:ILE:HG21	1:A:696:LEU:CD1	2.46	0.46
1:A:451:ASP:OD2	1:A:455:ARG:NE	2.46	0.46
1:A:524:CYS:SG	1:A:568:LYS:HB3	2.56	0.46
1:A:551:THR:HG1	1:A:554:SER:H	1.55	0.46
1:B:87:GLU:HB3	1:B:91:GLU:OE1	2.16	0.46
1:B:351:SER:O	1:B:355:VAL:HG23	2.16	0.46
2:C:312:ARG:HH11	2:C:315:LYS:NZ	2.14	0.46
2:D:3:ASP:OD2	2:D:4:GLU:N	2.45	0.46
2:D:86:TRP:CH2	2:D:119:MET:HG2	2.48	0.46
2:D:218:TYR:O	2:D:258:PRO:HG2	2.15	0.46
2:D:257:CYS:O	2:D:260:THR:N	2.48	0.46
3:H:85:PHE:HA	3:H:88:TYR:CD2	2.50	0.46
1:A:116:TYR:HD1	1:A:120:PHE:O	1.99	0.45
1:A:190:VAL:CG1	1:A:463:ILE:HG12	2.44	0.45
1:A:247:ARG:HB3	1:A:482:ILE:HD11	1.99	0.45
1:A:269:THR:C	1:A:440:ARG:HH12	2.19	0.45
1:A:477:PHE:HD1	1:A:480:LEU:HD23	1.80	0.45

*Continued on next page...*

*Continued from previous page...*

Atom-1	Atom-2	Interatomic distance (Å)	Clash overlap (Å)
1:A:493:PHE:O	1:A:497:MET:HG3	2.16	0.45
1:A:497:MET:N	1:A:681:PHE:HZ	2.14	0.45
1:A:742:ILE:HD12	1:A:746:PHE:CD1	2.51	0.45
1:A:819:LEU:HA	1:A:822:MET:HG2	1.98	0.45
1:B:141:TYR:O	1:B:144:LYS:N	2.43	0.45
1:B:161:TYR:OH	1:B:260:GLY:O	2.21	0.45
1:B:290:PHE:HA	1:B:356:VAL:CG1	2.46	0.45
1:B:292:TYR:HE1	1:B:331:MET:HE3	1.79	0.45
1:B:309:GLY:H	1:B:312:ASN:HB2	1.80	0.45
1:B:314:THR:H	1:B:364:ASN:HD21	1.63	0.45
1:B:441:TRP:HB3	1:B:624:LEU:HD23	1.97	0.45
1:B:618:ASP:O	1:B:621:VAL:HB	2.16	0.45
2:C:20:GLY:HA3	2:C:340:TRP:NE1	2.32	0.45
2:C:22:ALA:HB2	2:C:347:ALA:CB	2.45	0.45
2:D:20:GLY:HA2	2:D:28:ARG:HB2	1.98	0.45
2:D:76:ILE:HD11	2:D:119:MET:CG	2.46	0.45
2:D:145:SER:HB2	2:D:147:ARG:CD	2.45	0.45
2:D:212:ILE:HG12	2:D:216:LEU:HD13	1.97	0.45
3:E:113:VAL:HG23	3:E:114:THR:HG23	1.97	0.45
1:A:79:ASN:N	1:A:99:SER:HB3	2.31	0.45
1:A:273:GLU:N	1:A:287:PHE:HZ	2.13	0.45
1:A:391:MET:HB3	1:A:621:VAL:HG11	1.98	0.45
1:A:528:ILE:HD11	1:A:583:ILE:HG21	1.98	0.45
1:A:547:PHE:HB2	1:A:549:LYS:O	2.17	0.45
1:A:624:LEU:HB3	1:A:625:TRP:CE3	2.50	0.45
1:A:727:PHE:CE1	1:A:774:ILE:HG13	2.52	0.45
1:A:840:TRP:HA	1:A:840:TRP:CE3	2.51	0.45
1:B:42:HIS:HA	1:B:699:HIS:N	2.31	0.45
1:B:56:GLU:HA	1:B:69:THR:HG23	1.98	0.45
1:B:569:PHE:CE1	1:B:581:PHE:HB2	2.50	0.45
1:B:572:SER:O	1:B:577:ASP:HB3	2.16	0.45
1:B:804:ARG:HG3	3:E:119:MET:HE3	1.98	0.45
2:C:87:HIS:ND1	2:C:127:PHE:HE1	2.13	0.45
2:C:176:MET:SD	2:C:277:THR:OG1	2.56	0.45
2:C:189:LEU:HD13	2:C:253:GLU:O	2.16	0.45
2:C:236:LEU:O	2:C:254:ARG:HD3	2.16	0.45
2:D:111:ASN:HB3	2:D:115:ASN:HD22	1.80	0.45
2:D:117:GLU:O	2:D:120:THR:HG22	2.16	0.45
2:D:124:PHE:HE2	2:D:357:ILE:HG22	1.81	0.45
2:D:151:ILE:HG12	2:D:162:ASN:OD1	2.16	0.45
2:D:189:LEU:HG	2:D:209:VAL:HG13	1.97	0.45

*Continued on next page...*

*Continued from previous page...*

Atom-1	Atom-2	Interatomic distance (Å)	Clash overlap (Å)
2:D:192:ILE:HD12	2:D:253:GLU:HA	1.98	0.45
4:F:145:ALA:O	4:F:149:LYS:NZ	2.50	0.45
4:G:157:GLU:O	4:G:161:ILE:HG12	2.16	0.45
3:H:28:TYR:CB	3:H:51:LEU:HD13	2.46	0.45
1:A:50:LYS:CG	1:A:60:GLU:HB2	2.46	0.45
1:A:82:LYS:HB2	1:A:82:LYS:HE3	1.75	0.45
1:A:105:ARG:O	1:A:109:PHE:HB3	2.15	0.45
1:A:153:ILE:HG12	1:A:682:VAL:CG2	2.47	0.45
1:A:293:LEU:CD1	1:A:297:ALA:HB2	2.46	0.45
1:A:441:TRP:HZ3	1:A:626:LYS:HD3	1.82	0.45
1:A:527:LEU:HD21	1:A:569:PHE:CA	2.47	0.45
1:B:95:LEU:H	1:B:778:THR:HG21	1.82	0.45
1:B:194:LEU:HB2	1:B:262:ILE:HD11	1.99	0.45
1:B:272:LEU:HB2	1:B:440:ARG:NH2	2.32	0.45
1:B:704:GLN:NE2	1:B:707:CYS:SG	2.89	0.45
2:C:44:MET:HB2	2:C:47:MET:HG2	1.97	0.45
2:C:98:PRO:O	2:C:129:VAL:HA	2.16	0.45
2:C:124:PHE:CE1	2:C:129:VAL:HB	2.52	0.45
2:C:237:GLU:HB2	2:C:251:GLY:HA2	1.98	0.45
3:E:72:MET:O	3:E:72:MET:HG2	2.17	0.45
3:E:113:VAL:O	3:E:118:LYS:HD2	2.16	0.45
3:H:15:PHE:CZ	3:H:69:PHE:HB2	2.52	0.45
3:H:92:LEU:HB3	3:H:140:TYR:HB2	1.97	0.45
3:H:112:LEU:HB3	3:H:124:VAL:CG1	2.47	0.45
1:A:89:MET:SD	1:A:103:ASN:ND2	2.77	0.45
1:A:123:VAL:HG11	1:A:186:ASN:HD21	1.81	0.45
1:A:179:SER:O	1:A:245:SER:HA	2.17	0.45
1:A:257:ASP:N	1:A:263:VAL:HG22	2.31	0.45
1:A:351:SER:HA	1:A:354:ARG:HB2	1.97	0.45
1:A:488:LYS:CB	1:A:667:LEU:HD11	2.30	0.45
1:A:533:ASN:ND2	1:A:565:ASN:O	2.48	0.45
1:A:806:TYR:HD1	1:A:809:ARG:HH21	1.64	0.45
1:B:29:TRP:CG	1:B:30:SER:N	2.85	0.45
1:B:33:LYS:HB3	1:B:77:LYS:HA	1.99	0.45
1:B:181:ALA:HB1	1:B:686:ILE:HG13	1.99	0.45
1:B:274:LYS:HD3	1:B:659:VAL:HG13	1.98	0.45
1:B:471:ILE:HD12	1:B:703:GLU:HG2	1.98	0.45
1:B:488:LYS:NZ	1:B:525:ILE:HG21	2.32	0.45
1:B:530:ARG:HH22	1:B:566:HIS:CG	2.34	0.45
2:C:34:ILE:HD11	2:C:183:ARG:HH12	1.82	0.45
2:C:120:THR:HA	2:C:132:MET:HE1	1.98	0.45

*Continued on next page...*

*Continued from previous page...*

Atom-1	Atom-2	Interatomic distance (Å)	Clash overlap (Å)
2:C:317:ILE:O	2:C:320:LEU:N	2.50	0.45
2:D:124:PHE:HZ	2:D:357:ILE:O	2.00	0.45
3:E:23:ASP:OD1	3:E:23:ASP:N	2.49	0.45
1:A:195:ALA:HA	1:A:262:ILE:HD12	1.97	0.45
1:A:563:GLN:HA	1:A:566:HIS:CG	2.52	0.45
1:A:563:GLN:HE22	1:A:571:LYS:HD3	1.81	0.45
1:A:838:TRP:HB2	4:G:143:ARG:NH1	2.31	0.45
1:B:119:LEU:HD12	1:B:497:MET:HE1	1.98	0.45
1:B:124:ILE:HG21	1:B:696:LEU:HD12	1.98	0.45
1:B:158:ASP:OD2	1:B:162:ARG:NE	2.49	0.45
1:B:362:LEU:HD22	1:B:430:LEU:HB3	1.98	0.45
1:B:400:ARG:O	1:B:403:LEU:HB2	2.16	0.45
1:B:732:GLN:HA	1:B:744:LYS:HD2	1.97	0.45
1:B:781:LEU:O	1:B:784:LEU:HB2	2.15	0.45
1:B:808:ALA:HB2	3:E:36:ARG:HH11	1.81	0.45
2:C:285:CYS:HB3	2:C:289:ILE:CG2	2.46	0.45
2:D:217:CYS:SG	2:D:258:PRO:HD3	2.57	0.45
2:D:223:PHE:HE1	2:D:256:ARG:HG3	1.82	0.45
2:D:312:ARG:O	2:D:316:GLU:HG2	2.16	0.45
1:A:9:ASP:HA	1:A:131:PRO:HG2	1.98	0.45
1:A:13:LEU:HD21	1:A:151:PRO:O	2.17	0.45
1:A:48:SER:HB2	1:A:60:GLU:HB3	1.99	0.45
1:A:133:TYR:HD2	1:A:152:HIS:NE2	2.12	0.45
1:A:164:MET:O	1:A:168:ARG:NH1	2.49	0.45
1:A:169:GLU:O	1:A:171:GLN:HG2	2.17	0.45
1:A:221:GLU:HG2	1:A:254:ILE:CD1	2.47	0.45
1:A:276:ARG:O	1:A:286:THR:HB	2.17	0.45
1:A:440:ARG:HD3	1:A:440:ARG:HA	1.70	0.45
1:A:477:PHE:HZ	1:A:660:GLY:HA2	1.82	0.45
1:A:535:PRO:HB2	1:A:540:LEU:HG	1.97	0.45
1:B:45:GLU:HA	1:B:63:GLU:CB	2.46	0.45
1:B:93:THR:O	1:B:781:LEU:HB2	2.16	0.45
1:B:113:ILE:HG23	1:B:124:ILE:O	2.17	0.45
1:B:163:SER:OG	1:B:171:GLN:NE2	2.49	0.45
1:B:296:GLY:CA	1:B:329:ASP:HA	2.47	0.45
1:B:706:ARG:NH1	1:B:712:GLU:OE2	2.49	0.45
1:B:850:LEU:HD13	4:F:53:LEU:HD23	1.97	0.45
2:C:19:ALA:O	2:C:340:TRP:NE1	2.49	0.45
2:D:83:GLU:HG2	2:D:122:ILE:HG23	1.98	0.45
2:D:112:PRO:HD2	2:D:115:ASN:HD21	1.81	0.45
2:D:262:PHE:CE2	2:D:312:ARG:HG2	2.52	0.45

*Continued on next page...*

*Continued from previous page...*

Atom-1	Atom-2	Interatomic distance (Å)	Clash overlap (Å)
3:E:55:LYS:HG2	3:E:58:GLU:H	1.81	0.45
3:E:93:ARG:NE	3:E:93:ARG:HA	2.32	0.45
1:A:57:VAL:CG1	1:A:59:VAL:HG13	2.46	0.45
1:A:361:GLN:HA	1:A:364:ASN:ND2	2.31	0.45
1:A:546:TRP:CE3	2:D:349:LEU:HD23	2.52	0.45
1:A:781:LEU:O	1:A:785:GLU:HG3	2.16	0.45
1:A:806:TYR:O	1:A:809:ARG:HB3	2.17	0.45
1:B:116:TYR:CD1	1:B:151:PRO:HB3	2.52	0.45
1:B:247:ARG:HG3	1:B:276:ARG:NH1	2.32	0.45
1:B:282:LYS:HD3	1:B:474:ILE:HB	1.99	0.45
1:B:285:ARG:HG2	1:B:320:HIS:O	2.17	0.45
1:B:342:MET:HG3	1:B:446:VAL:HA	1.99	0.45
1:B:424:ASP:O	1:B:428:GLU:HG3	2.17	0.45
1:B:429:ALA:HA	1:B:432:LYS:HE3	1.98	0.45
1:B:440:ARG:HD3	1:B:440:ARG:HA	1.72	0.45
1:B:498:PHE:CG	1:B:516:ASP:HA	2.52	0.45
1:B:511:GLU:HB2	1:B:512:TRP:CE2	2.52	0.45
1:B:538:LEU:O	1:B:541:LEU:HB3	2.17	0.45
1:B:731:ARG:HG3	1:B:753:CYS:SG	2.57	0.45
1:B:757:ILE:HD13	1:B:767:TYR:CG	2.51	0.45
1:B:757:ILE:HD12	1:B:769:ILE:HD11	1.99	0.45
2:C:20:GLY:HA3	2:C:340:TRP:CE2	2.50	0.45
2:C:61:LYS:O	2:C:64:ILE:N	2.42	0.45
2:C:180:LEU:HD21	2:C:264:PRO:HG3	1.98	0.45
2:C:314:GLN:OE1	2:C:318:THR:HG23	2.16	0.45
2:C:368:SER:HB2	2:C:372:ARG:CZ	2.47	0.45
2:D:43:VAL:HA	2:D:47:MET:SD	2.57	0.45
2:D:59:GLN:OE1	2:D:207:GLU:HB3	2.16	0.45
2:D:190:MET:N	2:D:209:VAL:HG11	2.31	0.45
2:D:314:GLN:OE1	2:D:329:ILE:HG13	2.17	0.45
1:A:120:PHE:HE2	1:A:714:ILE:N	2.15	0.45
1:A:188:LYS:CG	1:A:189:LYS:HZ2	2.30	0.45
1:A:237:ALA:HB3	1:A:276:ARG:NH1	2.31	0.45
1:A:309:GLY:H	1:A:312:ASN:HD22	1.65	0.45
1:A:472:PHE:HE2	1:A:479:GLN:NE2	2.15	0.45
1:B:291:TYR:HB3	1:B:328:ASP:OD1	2.17	0.45
1:B:510:ILE:HA	1:B:768:ARG:CG	2.47	0.45
2:C:98:PRO:O	2:C:129:VAL:HG22	2.16	0.45
2:C:237:GLU:CG	2:C:251:GLY:HA2	2.46	0.45
2:C:279:TYR:HD1	2:C:282:ILE:HB	1.82	0.45
2:D:8:LEU:HB2	2:D:103:THR:HG22	1.99	0.45

*Continued on next page...*

*Continued from previous page...*

Atom-1	Atom-2	Interatomic distance (Å)	Clash overlap (Å)
2:D:32:PRO:HD2	2:D:56:ASP:N	2.31	0.45
2:D:71:ILE:HG12	2:D:76:ILE:HG12	1.99	0.45
2:D:113:LYS:HA	2:D:371:HIS:HE1	1.78	0.45
2:D:369:ILE:O	2:D:373:LYS:N	2.50	0.45
3:E:70:LEU:HA	3:E:73:MET:HG3	1.98	0.45
3:E:79:ASN:C	3:E:81:ASP:H	2.20	0.45
3:E:131:HIS:CB	3:E:143:LEU:HA	2.45	0.45
4:F:40:ILE:HG22	4:F:52:ASP:HB3	1.99	0.45
1:A:384:ALA:HB1	1:A:398:PHE:CD2	2.52	0.45
1:A:484:TYR:CE2	1:A:664:LYS:HG2	2.52	0.45
1:A:537:VAL:HG13	1:A:559:LEU:HD21	1.99	0.45
1:A:543:GLU:HA	1:A:546:TRP:CE2	2.52	0.45
1:A:583:ILE:HB	1:A:592:TYR:CE2	2.52	0.45
1:A:583:ILE:HB	1:A:592:TYR:HD2	1.79	0.45
1:A:614:ASN:HB2	1:A:625:TRP:O	2.17	0.45
1:B:3:GLN:H	1:B:150:PRO:HG2	1.81	0.45
1:B:224:LEU:HA	1:B:450:LEU:HD11	1.99	0.45
1:B:302:ARG:HG2	1:B:307:LEU:CD1	2.46	0.45
1:B:496:THR:HB	1:B:681:PHE:CZ	2.52	0.45
1:B:524:CYS:HA	1:B:568:LYS:HB2	1.99	0.45
1:B:535:PRO:HG2	1:B:543:GLU:OE1	2.17	0.45
1:B:836:ARG:HH11	4:F:158:PHE:HZ	1.65	0.45
2:C:39:ARG:HG2	2:C:66:THR:HG23	1.99	0.45
2:C:115:ASN:O	2:C:119:MET:HG3	2.17	0.45
2:D:73:HIS:HE1	2:D:178:LEU:O	2.00	0.45
2:D:185:LEU:HB2	2:D:213:LYS:HE3	1.99	0.45
2:D:274:ILE:HG23	2:D:275:HIS:H	1.81	0.45
2:D:328:LYS:HG2	2:D:329:ILE:N	2.32	0.45
4:F:123:ARG:O	4:F:127:THR:HG23	2.16	0.45
1:A:145:LYS:N	1:A:162:ARG:HH12	2.14	0.45
1:A:348:GLU:HG3	1:A:620:PHE:CD1	2.52	0.45
1:A:371:ARG:O	1:A:371:ARG:NE	2.50	0.45
1:A:402:ILE:HG21	1:A:427:ILE:HG12	1.98	0.45
1:A:416:LYS:O	1:A:418:GLN:N	2.50	0.45
1:A:549:LYS:NZ	2:D:145:SER:HB3	2.32	0.45
1:A:702:LEU:HD11	1:A:711:LEU:HD22	1.98	0.45
1:B:90:ALA:HA	1:B:95:LEU:HD11	1.99	0.45
1:B:95:LEU:HD12	1:B:722:PRO:HB2	1.98	0.45
1:B:116:TYR:CE1	1:B:151:PRO:HA	2.51	0.45
1:B:367:PHE:HE2	1:B:399:THR:O	2.00	0.45
1:B:385:GLN:HA	1:B:395:VAL:HB	1.99	0.45

*Continued on next page...*

*Continued from previous page...*

Atom-1	Atom-2	Interatomic distance (Å)	Clash overlap (Å)
1:B:530:ARG:HH22	1:B:566:HIS:CD2	2.34	0.45
1:B:620:PHE:HA	1:B:623:ASP:OD2	2.17	0.45
1:B:793:THR:HG22	1:B:797:ILE:HD11	1.99	0.45
2:C:31:PHE:CZ	2:C:88:HIS:HB3	2.52	0.45
2:C:70:PRO:HB2	2:C:82:MET:CG	2.46	0.45
2:C:135:ALA:CB	2:C:140:LEU:HD11	2.47	0.45
2:C:252:ASN:O	2:C:256:ARG:HG3	2.17	0.45
2:C:346:LEU:O	2:C:351:THR:OG1	2.33	0.45
2:D:66:THR:C	2:D:67:LEU:HD23	2.38	0.45
2:D:133:TYR:CZ	2:D:355:MET:HB3	2.52	0.45
3:E:50:VAL:HB	3:E:75:THR:OG1	2.17	0.45
3:E:109:ARG:CZ	3:E:125:GLU:HG2	2.47	0.45
3:H:33:ASP:HA	3:H:36:ARG:CD	2.36	0.45
1:A:193:TYR:CD2	1:A:193:TYR:C	2.90	0.44
1:A:313:TYR:HE1	1:A:361:GLN:CD	2.21	0.44
1:A:342:MET:C	1:A:445:ARG:HG3	2.38	0.44
1:A:470:GLU:HB3	1:A:472:PHE:HZ	1.79	0.44
1:B:2:SER:O	1:B:13:LEU:HB3	2.18	0.44
1:B:23:PRO:HG3	1:B:733:ARG:HA	1.99	0.44
1:B:727:PHE:H	1:B:773:LYS:HA	1.82	0.44
1:B:730:PHE:CZ	1:B:757:ILE:HG13	2.52	0.44
1:B:743:PRO:O	1:B:746:PHE:HB2	2.18	0.44
2:C:38:PRO:HD2	2:C:41:GLN:OE1	2.17	0.44
2:C:193:LEU:O	2:C:198:TYR:N	2.46	0.44
2:C:205:GLU:HA	2:C:208:ILE:HD12	2.00	0.44
2:C:224:GLU:HA	2:C:227:MET:HB3	1.98	0.44
2:C:282:ILE:HG23	2:C:293:LEU:HD12	1.99	0.44
2:D:198:TYR:CD1	2:D:248:ILE:HA	2.51	0.44
1:A:61:LEU:HD23	1:A:61:LEU:HA	1.82	0.44
1:A:291:TYR:CD2	1:A:316:LEU:HD22	2.52	0.44
1:A:293:LEU:CD1	1:A:353:LEU:HB3	2.47	0.44
1:A:480:LEU:HD13	1:A:597:TRP:CH2	2.53	0.44
1:A:540:LEU:HD11	1:A:566:HIS:CE1	2.52	0.44
1:A:603:ASP:HB3	1:A:658:THR:HA	2.00	0.44
1:B:79:ASN:ND2	1:B:94:CYS:HB2	2.25	0.44
1:B:129:GLN:HE22	1:B:188:LYS:HD3	1.82	0.44
1:B:156:ILE:HG22	1:B:173:ILE:HD13	1.99	0.44
1:B:176:THR:HG22	1:B:683:ARG:HH11	1.83	0.44
1:B:275:SER:OG	1:B:478:GLU:HB3	2.17	0.44
1:B:280:GLN:HE21	1:B:286:THR:HG22	1.81	0.44
1:B:314:THR:OG1	1:B:364:ASN:ND2	2.50	0.44

*Continued on next page...*



*Continued from previous page...*

Atom-1	Atom-2	Interatomic distance (Å)	Clash overlap (Å)
1:B:505:TYR:O	1:B:510:ILE:HB	2.17	0.44
1:B:538:LEU:HD23	1:B:664:LYS:HG3	1.99	0.44
1:B:621:VAL:HG13	1:B:625:TRP:HZ3	1.77	0.44
1:B:720:GLY:O	1:B:777:ARG:NH1	2.50	0.44
1:B:733:ARG:HB3	1:B:788:ARG:CZ	2.47	0.44
1:B:811:ALA:O	1:B:814:LYS:HG2	2.18	0.44
2:C:116:ARG:O	2:C:370:VAL:HG21	2.17	0.44
2:C:262:PHE:CZ	2:C:309:ILE:HD12	2.52	0.44
2:D:138:ALA:HB1	2:D:152:VAL:O	2.17	0.44
2:D:225:ASN:ND2	2:D:225:ASN:H	2.15	0.44
3:E:18:PHE:CE2	3:E:30:GLN:HA	2.52	0.44
3:E:44:ASN:O	3:E:48:MET:HG2	2.16	0.44
3:E:71:PRO:O	3:E:75:THR:HG23	2.17	0.44
3:H:61:LEU:HD12	3:H:62:LYS:N	2.33	0.44
3:H:102:THR:HG22	3:H:139:ASN:HA	1.98	0.44
1:A:121:CYS:HB3	1:A:682:VAL:HA	1.99	0.44
1:A:135:GLU:O	1:A:138:ILE:HB	2.16	0.44
1:A:238:LYS:HE3	1:A:238:LYS:HB3	1.87	0.44
1:A:294:ILE:CD1	1:A:313:TYR:HD2	2.27	0.44
1:A:469:PHE:HB2	1:A:707:CYS:CA	2.48	0.44
1:A:733:ARG:HB3	1:A:788:ARG:HD3	1.99	0.44
1:B:554:SER:O	1:B:558:LYS:HG2	2.17	0.44
1:B:833:LEU:O	1:B:837:ASN:ND2	2.51	0.44
2:C:21:PHE:O	2:C:344:SER:HB3	2.17	0.44
2:C:86:TRP:NE1	2:C:105:LEU:HD22	2.33	0.44
2:C:182:GLY:HA2	2:C:185:LEU:HD22	1.98	0.44
2:C:358:THR:OG1	2:C:361:GLU:OE1	2.35	0.44
2:D:4:GLU:O	2:D:6:THR:N	2.51	0.44
2:D:104:LEU:HD22	2:D:343:GLY:HA2	1.98	0.44
2:D:222:ASP:HB2	2:D:225:ASN:HD22	1.82	0.44
2:D:279:TYR:CE1	2:D:321:ALA:HA	2.52	0.44
3:E:51:LEU:HD21	3:E:72:MET:SD	2.58	0.44
1:A:156:ILE:HG12	1:A:681:PHE:O	2.18	0.44
1:A:367:PHE:O	1:A:369:LYS:HE3	2.16	0.44
1:A:576:LYS:HB3	1:A:576:LYS:HE2	1.65	0.44
1:A:766:LEU:HD12	1:A:780:VAL:HG23	1.99	0.44
1:B:44:PHE:C	1:B:102:HIS:HE2	2.21	0.44
1:B:130:LEU:O	1:B:132:ILE:N	2.50	0.44
1:B:133:TYR:HB3	1:B:189:LYS:NZ	2.33	0.44
1:B:163:SER:OG	1:B:169:GLU:HB3	2.17	0.44
1:B:290:PHE:HA	1:B:356:VAL:HG12	1.99	0.44

*Continued on next page...*

*Continued from previous page...*

Atom-1	Atom-2	Interatomic distance (Å)	Clash overlap (Å)
1:B:335:THR:HG22	1:B:339:MET:CE	2.47	0.44
1:B:397:ASP:O	1:B:401:SER:OG	2.30	0.44
1:B:400:ARG:NH1	1:B:400:ARG:HB3	2.33	0.44
1:B:796:ILE:HD13	3:E:111:VAL:HG21	2.00	0.44
1:B:812:PHE:O	1:B:816:GLN:HG2	2.17	0.44
1:B:851:LEU:HB2	4:F:164:HIS:CD2	2.52	0.44
2:C:17:VAL:C	2:C:18:LYS:HD3	2.38	0.44
2:C:156:GLY:O	2:C:181:ALA:HB1	2.18	0.44
2:C:208:ILE:HD11	2:C:242:LEU:HD22	1.98	0.44
2:C:253:GLU:HA	2:C:256:ARG:HB2	1.98	0.44
2:D:227:MET:HG3	2:D:252:ASN:HB3	1.98	0.44
3:E:31:CYS:O	3:E:34:VAL:HB	2.18	0.44
3:H:27:LEU:HB2	3:H:30:GLN:HB2	1.99	0.44
3:H:55:LYS:O	3:H:59:MET:HG3	2.17	0.44
3:H:88:TYR:HE2	3:H:148:LEU:HD13	1.82	0.44
1:A:23:PRO:O	1:A:789:ASP:HB3	2.18	0.44
1:A:162:ARG:HE	1:A:162:ARG:HB2	1.53	0.44
1:A:233:ALA:CA	1:A:288:HIS:HB2	2.35	0.44
1:A:265:ALA:O	1:A:450:LEU:HG	2.17	0.44
1:A:365:ILE:HD13	1:A:398:PHE:CE2	2.52	0.44
1:A:475:ASN:HD22	1:A:592:TYR:HE1	1.65	0.44
1:A:527:LEU:HA	1:A:530:ARG:NH2	2.32	0.44
1:A:584:LEU:HD23	1:A:589:LYS:HB2	2.00	0.44
1:B:15:VAL:HG12	1:B:17:LYS:HG2	1.99	0.44
1:B:165:LEU:HB2	1:B:260:GLY:CA	2.45	0.44
1:B:502:GLN:HE22	1:B:513:ASN:CB	2.30	0.44
1:B:583:ILE:O	1:B:585:HIS:N	2.49	0.44
1:B:802:GLN:CD	3:E:148:LEU:HA	2.37	0.44
1:B:806:TYR:CD2	3:E:147:VAL:HG22	2.52	0.44
2:C:1:ASP:N	2:C:6:THR:HB	2.33	0.44
2:C:8:LEU:HD11	2:C:96:VAL:HG23	1.98	0.44
2:C:32:PRO:HB3	2:C:34:ILE:HD12	1.99	0.44
2:C:192:ILE:HG12	2:C:192:ILE:H	1.56	0.44
2:D:122:ILE:HG22	2:D:127:PHE:CD2	2.53	0.44
2:D:239:SER:HA	2:D:248:ILE:O	2.18	0.44
2:D:274:ILE:HD13	2:D:313:MET:HE1	1.99	0.44
3:E:119:MET:HE2	3:E:123:GLU:HG2	2.00	0.44
4:F:79:PRO:O	4:F:84:MET:HE1	2.18	0.44
4:G:101:VAL:HA	4:G:104:ASN:HD22	1.82	0.44
3:H:25:LYS:HB3	3:H:63:THR:HG23	1.98	0.44
1:A:95:LEU:HG	1:A:718:ARG:HG2	1.99	0.44

*Continued on next page...*

*Continued from previous page...*

Atom-1	Atom-2	Interatomic distance (Å)	Clash overlap (Å)
1:A:194:LEU:HD12	1:A:254:ILE:CD1	2.43	0.44
1:A:239:THR:HG21	1:A:472:PHE:CZ	2.53	0.44
1:A:267:ILE:H	1:A:450:LEU:CD2	2.27	0.44
1:A:336:LEU:HB3	1:A:349:GLN:OE1	2.18	0.44
1:A:344:PHE:CE2	1:A:445:ARG:HB3	2.53	0.44
1:A:530:ARG:HH12	1:A:566:HIS:HA	1.82	0.44
1:A:800:GLN:HE22	3:H:115:LEU:HB3	1.83	0.44
1:B:29:TRP:CZ3	1:B:786:GLU:HG2	2.52	0.44
1:B:80:PRO:HA	1:B:81:PRO:HD3	1.92	0.44
1:B:122:VAL:CG2	1:B:710:VAL:HG11	2.48	0.44
1:B:241:LYS:HB3	1:B:689:HIS:HB2	2.00	0.44
1:B:577:ASP:HA	1:B:580:GLU:O	2.18	0.44
1:B:807:LEU:HD12	3:E:123:GLU:HA	1.99	0.44
2:D:53:TYR:HB3	2:D:57:GLU:HB3	2.00	0.44
2:D:142:LEU:HD12	2:D:152:VAL:HG21	1.99	0.44
2:D:156:GLY:O	2:D:303:THR:HG23	2.18	0.44
3:E:27:LEU:HD22	3:E:30:GLN:OE1	2.18	0.44
3:E:35:MET:HB2	3:E:72:MET:HE1	1.98	0.44
3:H:15:PHE:CE2	3:H:26:ILE:HB	2.52	0.44
1:A:61:LEU:O	1:A:65:GLY:CA	2.63	0.44
1:A:173:ILE:CD1	1:A:680:ASN:HB2	2.47	0.44
1:A:391:MET:HA	1:A:621:VAL:HG11	2.00	0.44
1:A:485:THR:HA	1:A:667:LEU:CD1	2.46	0.44
1:A:521:LEU:HD21	1:A:586:TYR:CD2	2.53	0.44
1:A:674:LEU:O	1:A:679:PRO:HG3	2.17	0.44
1:B:12:PHE:CE2	1:B:130:LEU:HB3	2.53	0.44
1:B:234:PHE:HB2	1:B:439:PHE:HD1	1.82	0.44
1:B:280:GLN:NE2	1:B:315:PHE:HB3	2.33	0.44
1:B:313:TYR:CD2	1:B:360:LEU:HD13	2.53	0.44
1:B:497:MET:HE2	1:B:717:CYS:HB2	1.98	0.44
1:B:510:ILE:HD12	1:B:775:PHE:HB2	1.98	0.44
2:C:12:ASN:HD21	2:C:105:LEU:HB3	1.83	0.44
2:C:116:ARG:HH12	2:C:375:PHE:HD2	1.66	0.44
2:C:149:THR:HG23	2:D:45:VAL:HG22	1.99	0.44
2:C:198:TYR:CE1	2:C:248:ILE:HA	2.53	0.44
2:D:221:LEU:CD2	2:D:312:ARG:HB2	2.47	0.44
2:D:230:ALA:HB2	2:D:236:LEU:HB2	1.99	0.44
2:D:330:ILE:HD13	2:D:330:ILE:HA	1.91	0.44
2:D:361:GLU:C	2:D:369:ILE:HG21	2.38	0.44
3:E:11:PHE:HB3	3:E:69:PHE:CE2	2.52	0.44
3:E:92:LEU:HD23	3:E:95:PHE:CD2	2.52	0.44

*Continued on next page...*

*Continued from previous page...*

Atom-1	Atom-2	Interatomic distance (Å)	Clash overlap (Å)
3:E:135:ASN:ND2	3:E:137:CYS:HB3	2.33	0.44
3:H:92:LEU:HD22	3:H:140:TYR:HB2	2.00	0.44
1:A:124:ILE:HG23	1:A:701:VAL:HG22	1.99	0.44
1:A:294:ILE:HD11	1:A:360:LEU:HD13	1.99	0.44
1:A:344:PHE:CZ	1:A:441:TRP:HD1	2.36	0.44
1:A:441:TRP:CD1	1:A:620:PHE:HE1	2.36	0.44
1:A:517:PHE:HB2	1:A:716:ILE:HG12	2.00	0.44
1:A:527:LEU:HG	1:A:537:VAL:HG23	1.98	0.44
1:B:79:ASN:HB3	1:B:80:PRO:HD2	1.99	0.44
1:B:494:ASN:HD22	1:B:521:LEU:HD11	1.81	0.44
1:B:516:ASP:HB3	1:B:519:LEU:HG	2.00	0.44
1:B:568:LYS:O	1:B:584:LEU:HG	2.18	0.44
1:B:725:ILE:HG23	1:B:729:GLU:HG2	2.00	0.44
2:C:145:SER:O	2:C:147:ARG:NE	2.50	0.44
2:C:153:LEU:HD11	2:C:274:ILE:HD11	1.98	0.44
2:C:259:GLU:HG3	2:C:263:GLN:HE21	1.82	0.44
2:D:124:PHE:CZ	2:D:132:MET:HB3	2.52	0.44
2:D:236:LEU:O	2:D:254:ARG:HD3	2.17	0.44
3:E:96:ASP:HB2	3:E:103:VAL:HG12	1.99	0.44
3:H:50:VAL:HG23	3:H:51:LEU:HG	1.99	0.44
1:A:77:LYS:H	1:A:96:ASN:ND2	2.15	0.44
1:A:113:ILE:HD12	1:A:126:PRO:HB3	2.00	0.44
1:A:243:ASP:HB2	1:A:324:PRO:O	2.17	0.44
1:A:365:ILE:HG12	1:A:384:ALA:N	2.33	0.44
1:A:390:LEU:C	1:A:391:MET:HE2	2.38	0.44
1:A:452:LYS:HB3	1:A:454:LYS:O	2.17	0.44
1:A:484:TYR:CZ	1:A:667:LEU:HD23	2.53	0.44
1:A:804:ARG:HD3	1:A:804:ARG:HA	1.73	0.44
1:A:806:TYR:HE1	3:H:148:LEU:HA	1.82	0.44
1:A:811:ALA:HB2	3:H:126:GLN:NE2	2.33	0.44
1:A:838:TRP:CE3	1:A:840:TRP:HB2	2.52	0.44
1:B:101:LEU:HD22	1:B:698:ALA:O	2.18	0.44
1:B:127:TYR:CD2	1:B:691:LYS:HA	2.53	0.44
1:B:402:ILE:CG1	1:B:609:VAL:HG21	2.41	0.44
1:B:583:ILE:HG22	1:B:585:HIS:CD2	2.53	0.44
1:B:584:LEU:HD23	1:B:589:LYS:CG	2.47	0.44
1:B:686:ILE:HB	1:B:704:GLN:HG2	2.00	0.44
1:B:804:ARG:HG2	3:E:123:GLU:OE2	2.18	0.44
2:C:40:HIS:HB2	2:C:44:MET:SD	2.57	0.44
2:C:227:MET:HA	2:C:252:ASN:HB3	2.00	0.44
2:C:305:MET:HG3	2:C:336:LYS:HE2	2.00	0.44

*Continued on next page...*

*Continued from previous page...*

Atom-1	Atom-2	Interatomic distance (Å)	Clash overlap (Å)
2:D:29:ALA:HB3	2:D:93:GLU:HB3	2.00	0.44
2:D:129:VAL:O	2:D:359:LYS:HB2	2.17	0.44
2:D:164:PRO:HB2	2:D:293:LEU:HD13	2.00	0.44
1:A:7:SER:OG	1:A:10:GLU:HG3	2.18	0.43
1:A:108:TYR:CD1	1:A:113:ILE:HD12	2.53	0.43
1:A:173:ILE:H	1:A:461:LEU:HD21	1.82	0.43
1:A:291:TYR:HB3	1:A:328:ASP:OD2	2.18	0.43
1:A:321:VAL:HB	1:A:322:PRO:HD3	2.00	0.43
1:A:349:GLN:HA	1:A:352:ILE:HB	2.00	0.43
1:A:406:ARG:O	1:A:655:MET:HG3	2.18	0.43
1:A:441:TRP:CE2	1:A:620:PHE:HE1	2.36	0.43
1:B:16:ASP:O	1:B:85:LYS:HB3	2.18	0.43
1:B:288:HIS:HB3	1:B:292:TYR:CZ	2.53	0.43
1:B:306:LEU:CB	1:B:390:LEU:HD21	2.44	0.43
1:B:356:VAL:HG22	1:B:435:PHE:CE1	2.50	0.43
1:B:493:PHE:HD1	1:B:683:ARG:CZ	2.31	0.43
1:B:496:THR:HB	1:B:681:PHE:CE1	2.53	0.43
1:B:508:GLU:CD	1:B:772:SER:H	2.16	0.43
1:B:580:GLU:HG2	1:B:581:PHE:H	1.83	0.43
1:B:738:ALA:O	1:B:759:ALA:HB3	2.18	0.43
1:B:837:ASN:HB3	4:F:137:GLU:HG2	2.00	0.43
2:C:20:GLY:N	2:C:340:TRP:HE1	2.16	0.43
2:C:80:ASP:O	2:C:84:LYS:HG2	2.18	0.43
2:D:33:SER:HB3	2:D:70:PRO:HG2	2.00	0.43
2:D:105:LEU:HD11	2:D:123:MET:CG	2.46	0.43
2:D:282:ILE:HG21	2:D:294:TYR:CD1	2.53	0.43
3:E:14:ALA:HB3	3:E:38:LEU:HD11	2.00	0.43
3:H:128:VAL:O	3:H:132:GLU:N	2.51	0.43
1:A:163:SER:HB2	1:A:171:GLN:HG3	2.00	0.43
1:A:220:LEU:O	1:A:450:LEU:HD12	2.18	0.43
1:A:234:PHE:CB	1:A:439:PHE:HD1	2.31	0.43
1:A:339:MET:C	1:A:344:PHE:HB2	2.37	0.43
1:A:362:LEU:CD2	1:A:398:PHE:HZ	2.28	0.43
1:A:378:MET:SD	1:A:399:THR:HA	2.57	0.43
1:A:496:THR:HB	1:A:681:PHE:HE1	1.81	0.43
1:A:539:ALA:HB2	1:A:664:LYS:NZ	2.33	0.43
1:B:52:GLU:HG3	1:B:57:VAL:HG13	2.00	0.43
1:B:87:GLU:O	1:B:116:TYR:N	2.50	0.43
1:B:187:THR:HA	1:B:463:ILE:CG2	2.47	0.43
1:B:229:PRO:CB	1:B:334:GLU:HB3	2.48	0.43
1:B:231:LEU:HA	1:B:439:PHE:CE1	2.53	0.43

*Continued on next page...*

*Continued from previous page...*

Atom-1	Atom-2	Interatomic distance (Å)	Clash overlap (Å)
1:B:276:ARG:HD2	1:B:285:ARG:O	2.17	0.43
1:B:292:TYR:CE2	1:B:331:MET:HB3	2.53	0.43
1:B:367:PHE:HE1	1:B:427:ILE:HD11	1.82	0.43
1:B:409:VAL:HG12	2:C:25:ASP:H	1.82	0.43
1:B:530:ARG:HG2	1:B:535:PRO:HA	2.00	0.43
1:B:563:GLN:HA	1:B:566:HIS:HD1	1.83	0.43
1:B:623:ASP:O	1:B:626:LYS:HE3	2.18	0.43
1:B:733:ARG:HB3	1:B:788:ARG:NH2	2.33	0.43
1:B:792:ILE:HG12	3:E:94:VAL:HG23	2.00	0.43
1:B:803:CYS:CB	3:E:127:LEU:HD22	2.47	0.43
2:C:17:VAL:HG21	2:C:85:ILE:HG21	1.99	0.43
2:C:75:ILE:O	2:C:77:THR:HG23	2.17	0.43
2:D:68:LYS:HE2	2:D:81:ASP:OD1	2.18	0.43
2:D:123:MET:O	2:D:129:VAL:HG23	2.18	0.43
2:D:185:LEU:HG	2:D:257:CYS:O	2.17	0.43
2:D:259:GLU:O	2:D:263:GLN:N	2.50	0.43
2:D:358:THR:CG2	2:D:360:GLN:HG3	2.49	0.43
3:E:25:LYS:HA	3:E:64:LEU:O	2.18	0.43
3:E:33:ASP:O	3:E:36:ARG:HB2	2.18	0.43
3:E:55:LYS:HZ3	3:E:58:GLU:HB2	1.83	0.43
4:F:25:PHE:HE2	4:F:87:THR:HG1	1.66	0.43
4:F:96:THR:HG22	4:F:97:ASP:OD2	2.17	0.43
4:F:142:TYR:CZ	4:F:149:LYS:HG3	2.53	0.43
1:A:13:LEU:HA	1:A:13:LEU:HD12	1.71	0.43
1:A:163:SER:HA	1:A:167:ASP:CB	2.45	0.43
1:A:288:HIS:HB3	1:A:292:TYR:CE2	2.53	0.43
1:A:306:LEU:O	1:A:361:GLN:NE2	2.52	0.43
1:A:340:THR:HA	1:A:344:PHE:O	2.17	0.43
1:A:394:ASN:HB3	1:A:612:LEU:HD11	2.00	0.43
1:A:466:ILE:HG21	1:A:489:LEU:HD12	2.01	0.43
1:A:487:GLU:HB2	1:A:585:HIS:HD2	1.83	0.43
1:A:807:LEU:HD21	3:H:127:LEU:CD1	2.48	0.43
1:A:834:LYS:HE3	4:G:165:GLY:N	2.32	0.43
1:B:15:VAL:HG13	1:B:107:ARG:NH1	2.33	0.43
1:B:85:LYS:N	1:B:103:ASN:OD1	2.47	0.43
1:B:183:LYS:HB3	1:B:465:ASP:HA	2.00	0.43
1:B:284:GLU:OE2	1:B:479:GLN:NE2	2.51	0.43
1:B:291:TYR:HD1	1:B:310:PHE:HD1	1.63	0.43
1:B:512:TRP:HD1	1:B:721:PHE:HE2	1.66	0.43
1:B:546:TRP:CZ3	2:C:4:GLU:HG2	2.53	0.43
1:B:782:ALA:HA	1:B:785:GLU:CG	2.48	0.43

*Continued on next page...*

*Continued from previous page...*

Atom-1	Atom-2	Interatomic distance (Å)	Clash overlap (Å)
1:B:807:LEU:HD23	1:B:807:LEU:HA	1.58	0.43
1:B:836:ARG:HD3	4:F:158:PHE:HZ	1.81	0.43
2:C:103:THR:O	2:C:132:MET:HG2	2.19	0.43
2:C:139:VAL:HG23	2:C:163:VAL:HG21	2.01	0.43
3:E:11:PHE:HB3	3:E:69:PHE:HE2	1.84	0.43
3:E:29:SER:HB2	3:E:59:MET:SD	2.59	0.43
1:A:339:MET:HB3	1:A:344:PHE:HB2	2.01	0.43
1:A:436:GLU:O	1:A:440:ARG:HG2	2.18	0.43
1:A:487:GLU:OE2	1:A:524:CYS:HB2	2.17	0.43
1:B:104:LEU:HA	1:B:115:THR:HG21	2.00	0.43
1:B:224:LEU:CD2	1:B:252:ILE:HG12	2.47	0.43
1:B:237:ALA:CB	1:B:276:ARG:HG2	2.49	0.43
1:B:275:SER:HG	1:B:478:GLU:HB3	1.83	0.43
1:B:313:TYR:HB3	1:B:360:LEU:HD22	2.00	0.43
1:B:367:PHE:H	1:B:424:ASP:CG	2.19	0.43
1:B:540:LEU:HB2	1:B:555:PHE:CE1	2.53	0.43
1:B:731:ARG:HD2	1:B:746:PHE:N	2.32	0.43
2:C:350:SER:HA	2:C:353:GLN:HE21	1.83	0.43
2:D:113:LYS:HG3	2:D:371:HIS:NE2	2.33	0.43
2:D:275:HIS:CD2	2:D:316:GLU:HB3	2.53	0.43
4:G:123:ARG:HD3	4:G:123:ARG:HA	1.74	0.43
3:H:27:LEU:HD13	3:H:30:GLN:NE2	2.33	0.43
3:H:30:GLN:O	3:H:34:VAL:HG23	2.18	0.43
3:H:136:GLY:O	3:H:138:ILE:N	2.52	0.43
1:A:108:TYR:HE1	1:A:126:PRO:HB3	1.83	0.43
1:A:141:TYR:CE2	1:A:152:HIS:HB3	2.53	0.43
1:A:164:MET:HG2	1:A:169:GLU:O	2.18	0.43
1:A:228:ASN:HA	1:A:250:LYS:NZ	2.34	0.43
1:A:473:GLU:HG2	1:A:474:ILE:N	2.34	0.43
1:A:484:TYR:HB2	1:A:528:ILE:HG13	2.01	0.43
1:A:660:GLY:O	1:A:664:LYS:HG3	2.19	0.43
1:B:119:LEU:C	1:B:146:ARG:HH21	2.21	0.43
1:B:138:ILE:HG22	1:B:139:ASP:OD1	2.18	0.43
1:B:178:GLU:OE1	1:B:241:LYS:HB2	2.19	0.43
1:B:290:PHE:C	1:B:316:LEU:HD11	2.38	0.43
1:B:306:LEU:HB3	1:B:386:LYS:NZ	2.34	0.43
1:B:365:ILE:HG22	1:B:367:PHE:CE1	2.53	0.43
1:B:670:LEU:HD12	1:B:673:THR:OG1	2.19	0.43
2:C:71:ILE:HG12	2:C:76:ILE:HG12	2.00	0.43
2:C:75:ILE:HG12	2:C:112:PRO:HD2	2.00	0.43
2:C:156:GLY:C	2:C:182:GLY:H	2.21	0.43

*Continued on next page...*

*Continued from previous page...*

Atom-1	Atom-2	Interatomic distance (Å)	Clash overlap (Å)
2:C:345:ILE:HD13	2:C:345:ILE:HA	1.82	0.43
2:D:34:ILE:HG12	2:D:69:TYR:CD2	2.54	0.43
2:D:178:LEU:O	2:D:180:LEU:N	2.51	0.43
2:D:242:LEU:O	2:D:244:ASP:N	2.43	0.43
3:E:14:ALA:HA	3:E:17:LEU:HB2	1.99	0.43
4:F:116:PHE:HA	4:F:155:TYR:CE1	2.54	0.43
4:F:150:LYS:NZ	4:F:152:ASN:HB3	2.32	0.43
1:A:104:LEU:HD13	1:A:701:VAL:HG12	2.01	0.43
1:A:132:ILE:HA	1:A:137:ILE:CD1	2.49	0.43
1:A:276:ARG:HB3	1:A:287:PHE:CE2	2.54	0.43
1:A:316:LEU:HA	1:A:316:LEU:HD23	1.60	0.43
1:A:388:CYS:SG	1:A:393:ILE:HG13	2.58	0.43
1:A:475:ASN:HD21	1:A:483:ASN:CG	2.21	0.43
1:A:746:PHE:HB3	1:A:752:ALA:HB1	2.01	0.43
1:A:813:ALA:HB3	1:A:815:ARG:CG	2.42	0.43
1:B:89:MET:SD	1:B:103:ASN:HB2	2.58	0.43
1:B:126:PRO:C	1:B:128:LYS:H	2.22	0.43
1:B:136:LYS:O	1:B:140:MET:HB2	2.18	0.43
1:B:153:ILE:HD12	1:B:189:LYS:HG3	2.00	0.43
1:B:168:ARG:NH2	1:B:459:SER:HB3	2.34	0.43
1:B:231:LEU:HD22	1:B:439:PHE:HZ	1.83	0.43
1:B:246:SER:HB3	1:B:248:PHE:O	2.18	0.43
1:B:520:ASP:OD2	1:B:715:ARG:NH1	2.40	0.43
1:B:543:GLU:OE2	2:C:350:SER:OG	2.36	0.43
1:B:620:PHE:CE2	1:B:624:LEU:HD11	2.54	0.43
1:B:686:ILE:N	1:B:704:GLN:HG3	2.34	0.43
1:B:730:PHE:HE1	1:B:776:PHE:CZ	2.37	0.43
1:B:734:TYR:HD2	1:B:737:LEU:HD12	1.84	0.43
1:B:832:TYR:HE1	4:F:158:PHE:HE2	1.66	0.43
2:C:38:PRO:HB3	2:C:65:LEU:HD22	2.01	0.43
2:C:94:LEU:C	2:C:96:VAL:N	2.72	0.43
2:C:157:ASP:HB2	2:C:302:GLY:HA3	1.99	0.43
2:D:8:LEU:HD11	2:D:96:VAL:HG23	2.00	0.43
2:D:10:CYS:SG	2:D:17:VAL:HG13	2.58	0.43
3:E:30:GLN:O	3:E:34:VAL:HG23	2.18	0.43
4:F:143:ARG:HG3	4:F:144:GLU:HG2	2.00	0.43
3:H:42:PRO:HA	3:H:46:GLU:CD	2.39	0.43
1:A:15:VAL:HG21	1:A:87:GLU:HA	2.00	0.43
1:A:254:ILE:HG22	1:A:256:PHE:CE1	2.51	0.43
1:A:263:VAL:HG12	1:A:454:LYS:NZ	2.33	0.43
1:A:358:SER:OG	1:A:387:VAL:HG13	2.18	0.43

*Continued on next page...*



*Continued from previous page...*

Atom-1	Atom-2	Interatomic distance (Å)	Clash overlap (Å)
1:A:364:ASN:HB2	1:A:383:ALA:HB1	2.00	0.43
1:A:528:ILE:HA	1:A:537:VAL:HB	2.00	0.43
1:A:532:THR:OG1	2:D:3:ASP:O	2.31	0.43
1:A:611:SER:O	1:A:615:GLN:HG3	2.18	0.43
1:A:790:LEU:O	1:A:793:THR:OG1	2.30	0.43
1:A:840:TRP:CH2	4:G:92:LYS:HA	2.53	0.43
1:B:45:GLU:HA	1:B:63:GLU:CG	2.48	0.43
1:B:103:ASN:O	1:B:107:ARG:HB2	2.19	0.43
1:B:105:ARG:HG3	1:B:696:LEU:CD2	2.49	0.43
1:B:161:TYR:HE2	1:B:165:LEU:HD23	1.83	0.43
1:B:407:ILE:HD12	1:B:416:LYS:O	2.19	0.43
1:B:534:PRO:HB3	1:B:562:GLU:OE2	2.18	0.43
1:B:801:ALA:HA	1:B:804:ARG:NH1	2.34	0.43
2:C:28:ARG:CZ	2:C:94:LEU:HA	2.49	0.43
2:C:153:LEU:HB3	2:C:299:MET:HA	2.01	0.43
2:D:118:LYS:O	2:D:121:GLN:N	2.51	0.43
2:D:128:ASN:HA	2:D:359:LYS:HD2	2.00	0.43
2:D:217:CYS:SG	2:D:257:CYS:HB2	2.59	0.43
2:D:362:TYR:N	2:D:369:ILE:HG21	2.33	0.43
3:E:109:ARG:HE	3:E:128:VAL:HB	1.84	0.43
3:E:131:HIS:HD2	3:E:146:MET:CB	2.31	0.43
3:H:131:HIS:CD2	3:H:143:LEU:HA	2.53	0.43
1:A:12:PHE:HB3	1:A:130:LEU:HD23	2.01	0.43
1:A:79:ASN:HB2	1:A:92:LEU:HD22	2.01	0.43
1:A:175:CYS:HB2	1:A:464:LEU:O	2.19	0.43
1:A:367:PHE:HB3	1:A:376:ALA:O	2.18	0.43
1:A:416:LYS:HE2	2:D:333:PRO:HB2	2.00	0.43
1:A:480:LEU:HD22	1:A:597:TRP:CZ3	2.54	0.43
1:A:757:ILE:HD11	1:A:774:ILE:HD11	2.01	0.43
1:B:232:GLU:HA	1:B:236:ASN:CB	2.38	0.43
1:B:392:GLY:C	1:B:617:SER:H	2.21	0.43
1:B:416:LYS:HD2	2:C:25:ASP:HB3	2.00	0.43
1:B:501:GLU:O	1:B:504:GLU:HB2	2.18	0.43
2:C:38:PRO:HD3	2:C:53:TYR:CE1	2.53	0.43
2:C:50:LYS:HB3	2:C:53:TYR:CE1	2.54	0.43
2:C:99:GLU:HG3	2:C:127:PHE:C	2.38	0.43
2:C:211:ASP:O	2:C:215:LYS:HG2	2.19	0.43
2:D:86:TRP:CH2	2:D:105:LEU:HD13	2.53	0.43
2:D:94:LEU:O	2:D:96:VAL:HG22	2.19	0.43
4:F:150:LYS:HZ3	4:F:152:ASN:HB3	1.83	0.43
4:G:92:LYS:O	4:G:93:LEU:HD22	2.19	0.43

*Continued on next page...*

*Continued from previous page...*

Atom-1	Atom-2	Interatomic distance (Å)	Clash overlap (Å)
4:G:153:PHE:CE1	4:G:158:PHE:HB2	2.54	0.43
1:A:12:PHE:O	1:A:112:LEU:HA	2.18	0.43
1:A:230:ILE:CG2	1:A:339:MET:HG3	2.49	0.43
1:A:241:LYS:O	1:A:689:HIS:HB2	2.18	0.43
1:A:272:LEU:HD22	1:A:439:PHE:CD2	2.54	0.43
1:A:273:GLU:HB2	1:A:276:ARG:CB	2.48	0.43
1:A:305:LEU:HA	1:A:390:LEU:HD22	2.00	0.43
1:A:480:LEU:HA	1:A:592:TYR:HE1	1.84	0.43
1:A:527:LEU:HD21	1:A:569:PHE:N	2.34	0.43
1:A:531:PRO:HA	1:A:539:ALA:CB	2.47	0.43
1:A:570:GLN:O	1:A:582:CYS:N	2.43	0.43
1:B:70:LEU:HG	1:B:71:SER:H	1.82	0.43
1:B:539:ALA:HB2	1:B:664:LYS:NZ	2.33	0.43
1:B:612:LEU:HD12	1:B:615:GLN:HB2	2.00	0.43
1:B:722:PRO:HG2	1:B:778:THR:HG23	2.01	0.43
2:C:7:ALA:HB3	2:C:347:ALA:HB1	2.00	0.43
2:C:144:ALA:HB3	2:C:338:SER:HB2	2.00	0.43
2:C:359:LYS:HB3	2:C:360:GLN:OE1	2.18	0.43
2:D:9:VAL:HB	2:D:340:TRP:NE1	2.34	0.43
2:D:10:CYS:HB2	2:D:90:PHE:CZ	2.54	0.43
2:D:116:ARG:HB2	2:D:371:HIS:NE2	2.34	0.43
2:D:189:LEU:HA	2:D:192:ILE:CD1	2.44	0.43
3:E:36:ARG:NE	3:E:47:VAL:HG21	2.27	0.43
4:F:160:ARG:O	4:F:165:GLY:N	2.52	0.43
3:H:86:GLU:HA	3:H:89:VAL:HG22	2.00	0.43
3:H:95:PHE:HA	3:H:97:LYS:HE2	2.00	0.43
1:A:238:LYS:HB2	1:A:285:ARG:HD3	2.00	0.43
1:A:241:LYS:HB2	1:A:472:PHE:HE1	1.83	0.43
1:A:272:LEU:HD23	1:A:436:GLU:HA	2.01	0.43
1:A:411:ARG:CZ	2:D:28:ARG:HH11	2.31	0.43
1:A:566:HIS:CB	1:A:569:PHE:HB3	2.47	0.43
1:A:725:ILE:HB	1:A:776:PHE:CD2	2.54	0.43
1:B:2:SER:HA	1:B:150:PRO:HB2	2.01	0.43
1:B:74:ASP:OD1	1:B:74:ASP:N	2.52	0.43
1:B:76:GLN:HE22	1:B:97:GLU:HG2	1.84	0.43
1:B:247:ARG:HH12	1:B:472:PHE:HE2	1.67	0.43
1:B:351:SER:OG	1:B:621:VAL:HG23	2.19	0.43
1:B:658:THR:H	1:B:658:THR:HG23	1.57	0.43
1:B:722:PRO:HB2	1:B:778:THR:HG23	2.00	0.43
2:C:303:THR:HG23	2:C:306:TYR:HD2	1.84	0.43
2:D:286:ASP:O	2:D:290:ARG:N	2.46	0.43

*Continued on next page...*

*Continued from previous page...*

Atom-1	Atom-2	Interatomic distance (Å)	Clash overlap (Å)
3:E:29:SER:HB2	3:E:59:MET:HG2	2.01	0.43
4:G:28:SER:O	4:G:31:GLN:HG3	2.19	0.43
3:H:12:LYS:HG2	3:H:66:PHE:CZ	2.54	0.43
1:A:14:PHE:HA	1:A:150:PRO:HG2	2.01	0.42
1:A:160:ALA:CB	1:A:171:GLN:HB2	2.49	0.42
1:A:252:ILE:HB	1:A:463:ILE:HD12	2.01	0.42
1:A:326:GLN:HG2	1:A:331:MET:CE	2.49	0.42
1:A:477:PHE:CZ	1:A:660:GLY:HA2	2.54	0.42
1:A:675:ARG:NH2	1:A:679:PRO:HD2	2.34	0.42
1:B:227:ALA:O	1:B:231:LEU:HG	2.19	0.42
1:B:238:LYS:HE3	1:B:320:HIS:CE1	2.54	0.42
1:B:374:ASP:O	1:B:419:THR:HA	2.19	0.42
1:B:477:PHE:HB3	1:B:600:LYS:NZ	2.33	0.42
1:B:484:TYR:O	1:B:487:GLU:HB2	2.19	0.42
1:B:696:LEU:HD11	1:B:701:VAL:CG2	2.49	0.42
2:D:50:LYS:HE2	2:D:50:LYS:HB3	1.85	0.42
2:D:240:TYR:O	2:D:248:ILE:HB	2.19	0.42
3:E:27:LEU:HD13	3:E:30:GLN:NE2	2.34	0.42
4:G:32:GLU:HA	4:G:35:GLU:HG3	2.01	0.42
1:A:34:LEU:C	1:A:78:MET:HB3	2.39	0.42
1:A:60:GLU:O	1:A:62:GLN:N	2.52	0.42
1:A:101:LEU:HD23	1:A:104:LEU:HD12	2.01	0.42
1:A:234:PHE:CD1	1:A:442:ILE:HG13	2.53	0.42
1:A:237:ALA:HB1	1:A:285:ARG:O	2.20	0.42
1:A:279:ARG:NH2	1:A:315:PHE:HE1	2.17	0.42
1:A:292:TYR:HD1	1:A:328:ASP:HA	1.82	0.42
1:A:387:VAL:O	1:A:391:MET:HG2	2.19	0.42
1:A:464:LEU:HD11	1:A:466:ILE:HG22	2.01	0.42
1:A:573:LYS:HD3	1:A:575:LEU:H	1.84	0.42
1:A:752:ALA:HA	1:A:755:LEU:HB2	2.01	0.42
1:A:844:PHE:CD1	4:F:62:LYS:HB3	2.54	0.42
1:B:142:LYS:HA	1:B:193:TYR:HH	1.84	0.42
1:B:351:SER:CB	1:B:620:PHE:HB3	2.49	0.42
1:B:468:GLY:O	1:B:470:GLU:HG2	2.20	0.42
1:B:504:GLU:O	1:B:507:ARG:HB2	2.19	0.42
2:C:10:CYS:SG	2:C:86:TRP:CD1	3.10	0.42
2:C:36:GLY:CA	2:C:53:TYR:HB2	2.50	0.42
2:C:159:VAL:HG22	2:C:161:HIS:CE1	2.53	0.42
2:C:217:CYS:SG	2:C:258:PRO:HD3	2.59	0.42
4:F:68:TYR:CD1	4:G:95:GLY:HA3	2.54	0.42
3:H:15:PHE:CE2	3:H:31:CYS:HB2	2.47	0.42

*Continued on next page...*

*Continued from previous page...*

Atom-1	Atom-2	Interatomic distance (Å)	Clash overlap (Å)
3:H:41:ASN:OD1	3:H:82:GLN:HG3	2.18	0.42
3:H:122:GLU:O	3:H:126:GLN:HG3	2.19	0.42
1:A:15:VAL:HG22	1:A:107:ARG:HH12	1.84	0.42
1:A:66:LYS:HB2	1:A:66:LYS:HE3	1.69	0.42
1:A:145:LYS:HB2	1:A:148:GLU:CD	2.38	0.42
1:A:291:TYR:CE1	1:A:310:PHE:HB3	2.55	0.42
1:A:292:TYR:HA	1:A:328:ASP:CA	2.49	0.42
1:A:365:ILE:HG21	1:A:384:ALA:HB2	2.00	0.42
1:A:391:MET:CA	1:A:621:VAL:HG11	2.49	0.42
1:A:434:LYS:HA	1:A:625:TRP:NE1	2.33	0.42
1:A:477:PHE:CE2	1:A:659:VAL:HG23	2.53	0.42
1:B:104:LEU:CD2	1:B:122:VAL:HG11	2.50	0.42
1:B:237:ALA:O	1:B:247:ARG:HG2	2.19	0.42
1:B:274:LYS:HG2	1:B:663:TYR:OH	2.19	0.42
1:B:556:VAL:HG22	1:B:559:LEU:HD12	2.01	0.42
1:B:825:ILE:HA	4:F:105:ALA:HB1	2.02	0.42
2:C:8:LEU:HB3	2:C:90:PHE:CD1	2.54	0.42
2:C:11:ASP:HA	2:C:106:THR:HG23	1.99	0.42
2:C:19:ALA:HB1	2:C:94:LEU:HG	2.01	0.42
2:C:79:TRP:CD1	2:C:118:LYS:HG2	2.55	0.42
2:C:90:PHE:CE1	2:C:103:THR:HB	2.55	0.42
2:D:15:GLY:N	2:D:157:ASP:O	2.53	0.42
2:D:247:VAL:O	2:D:248:ILE:HD13	2.19	0.42
3:E:91:GLY:HA2	3:E:94:VAL:HG22	2.00	0.42
3:E:103:VAL:HG21	3:E:108:ILE:HD13	2.00	0.42
3:E:142:GLU:HA	3:E:145:ARG:HG2	2.01	0.42
1:A:194:LEU:HB3	1:A:256:PHE:CZ	2.55	0.42
1:A:238:LYS:HE2	1:A:320:HIS:CD2	2.55	0.42
1:A:252:ILE:HB	1:A:463:ILE:HB	2.00	0.42
1:A:398:PHE:HA	1:A:609:VAL:HG21	2.02	0.42
1:A:487:GLU:O	1:A:521:LEU:HD22	2.20	0.42
1:A:742:ILE:HD12	1:A:746:PHE:CE1	2.55	0.42
1:B:95:LEU:HD22	1:B:714:ILE:CG2	2.49	0.42
1:B:174:LEU:HB2	1:B:683:ARG:NH2	2.34	0.42
1:B:342:MET:C	1:B:445:ARG:HG3	2.40	0.42
1:B:342:MET:SD	1:B:446:VAL:HA	2.59	0.42
1:B:411:ARG:H	2:C:28:ARG:CG	2.17	0.42
1:B:571:LYS:HD3	1:B:577:ASP:OD2	2.19	0.42
1:B:585:HIS:CD2	1:B:592:TYR:HE2	2.36	0.42
1:B:683:ARG:CB	1:B:685:ILE:HD11	2.49	0.42
2:C:104:LEU:HD12	2:C:352:PHE:CE1	2.48	0.42

*Continued on next page...*

*Continued from previous page...*

Atom-1	Atom-2	Interatomic distance (Å)	Clash overlap (Å)
2:C:108:ALA:O	2:C:111:ASN:HB2	2.20	0.42
2:C:134:VAL:HB	2:C:370:VAL:HG13	2.00	0.42
2:C:305:MET:SD	2:C:336:LYS:HB2	2.60	0.42
2:D:208:ILE:HG12	2:D:240:TYR:OH	2.18	0.42
2:D:369:ILE:HA	2:D:372:ARG:HB2	2.02	0.42
4:F:29:GLN:NE2	4:F:94:ASN:HD21	2.09	0.42
3:H:35:MET:HG3	3:H:76:ILE:HG13	2.01	0.42
1:A:43:GLY:HA2	1:A:105:ARG:NH1	2.34	0.42
1:A:113:ILE:HG13	1:A:126:PRO:HG3	2.02	0.42
1:A:137:ILE:O	1:A:141:TYR:N	2.52	0.42
1:A:145:LYS:HA	1:A:162:ARG:NH2	2.32	0.42
1:A:194:LEU:HB3	1:A:256:PHE:CE1	2.54	0.42
1:A:288:HIS:CG	1:A:323:ILE:HD11	2.54	0.42
1:A:315:PHE:CD2	1:A:359:VAL:HG12	2.55	0.42
1:A:504:GLU:HA	1:A:507:ARG:HD2	2.02	0.42
1:A:541:LEU:HD21	1:A:601:ASN:HB3	2.02	0.42
1:A:586:TYR:CZ	1:A:712:GLU:HB3	2.55	0.42
1:A:734:TYR:CG	1:A:760:LEU:HD11	2.55	0.42
1:A:812:PHE:HE1	3:H:36:ARG:HB3	1.84	0.42
1:B:124:ILE:HG21	1:B:696:LEU:CD1	2.50	0.42
1:B:164:MET:O	1:B:168:ARG:HA	2.18	0.42
1:B:177:GLY:CA	1:B:704:GLN:HE22	2.33	0.42
1:B:343:GLY:O	1:B:445:ARG:NH1	2.50	0.42
1:B:491:GLN:N	1:B:521:LEU:HD22	2.33	0.42
1:B:742:ILE:HG23	1:B:746:PHE:CD2	2.53	0.42
2:C:42:GLY:H	2:C:47:MET:HE1	1.84	0.42
2:C:116:ARG:HB3	2:C:370:VAL:CB	2.49	0.42
2:C:116:ARG:NH1	2:C:375:PHE:HD2	2.16	0.42
2:C:181:ALA:C	2:C:185:LEU:HD13	2.40	0.42
2:C:198:TYR:HB3	2:C:200:PHE:CE2	2.54	0.42
2:C:227:MET:HG3	2:C:252:ASN:ND2	2.34	0.42
2:D:7:ALA:HB3	2:D:347:ALA:CB	2.48	0.42
1:A:168:ARG:NH2	1:A:458:ALA:O	2.36	0.42
1:A:238:LYS:HA	1:A:243:ASP:O	2.20	0.42
1:A:278:ILE:HD11	1:A:599:THR:O	2.20	0.42
1:A:335:THR:HG22	1:A:339:MET:CE	2.49	0.42
1:A:738:ALA:CB	1:A:759:ALA:HB1	2.50	0.42
1:B:153:ILE:HA	1:B:682:VAL:HG22	2.01	0.42
1:B:243:ASP:HB2	1:B:323:ILE:HG23	2.00	0.42
1:B:244:ASN:HA	1:B:323:ILE:HD13	2.02	0.42
1:B:248:PHE:CG	1:B:269:THR:HB	2.54	0.42

*Continued on next page...*

*Continued from previous page...*

Atom-1	Atom-2	Interatomic distance (Å)	Clash overlap (Å)
1:B:253:ARG:HG3	1:B:460:PHE:HB2	2.00	0.42
1:B:365:ILE:HD13	1:B:384:ALA:HA	2.00	0.42
1:B:498:PHE:O	1:B:502:GLN:HG2	2.20	0.42
1:B:715:ARG:NH1	1:B:719:GLN:HG3	2.35	0.42
2:C:79:TRP:HB2	2:C:122:ILE:CD1	2.50	0.42
2:C:118:LYS:HA	2:C:121:GLN:NE2	2.34	0.42
2:D:34:ILE:HD13	2:D:207:GLU:CD	2.40	0.42
2:D:90:PHE:CD2	2:D:98:PRO:HG3	2.55	0.42
2:D:116:ARG:HB3	2:D:370:VAL:CG1	2.50	0.42
2:D:334:GLU:HB3	2:D:341:ILE:HD11	2.02	0.42
3:H:15:PHE:HA	3:H:34:VAL:HG21	2.00	0.42
3:H:138:ILE:HG22	3:H:143:LEU:HB2	2.00	0.42
1:A:130:LEU:O	1:A:133:TYR:N	2.45	0.42
1:A:292:TYR:CB	1:A:332:PHE:HB2	2.40	0.42
1:A:357:SER:O	1:A:360:LEU:HB2	2.19	0.42
1:A:469:PHE:O	1:A:707:CYS:HB2	2.19	0.42
1:A:728:GLN:HE21	1:A:732:GLN:HG3	1.85	0.42
1:A:845:THR:HG23	4:G:92:LYS:HZ1	1.85	0.42
1:B:306:LEU:HA	1:B:306:LEU:HD23	1.78	0.42
1:B:399:THR:HG22	1:B:403:LEU:CD1	2.50	0.42
1:B:464:LEU:HB2	1:B:674:LEU:HD21	2.01	0.42
1:B:581:PHE:HE2	1:B:583:ILE:HG13	1.84	0.42
2:C:10:CYS:SG	2:C:12:ASN:HB3	2.59	0.42
2:C:11:ASP:OD2	2:C:339:VAL:HB	2.19	0.42
2:C:237:GLU:HG3	2:C:251:GLY:HA2	2.02	0.42
2:C:346:LEU:HB3	2:C:355:MET:CE	2.49	0.42
2:D:11:ASP:HB2	2:D:340:TRP:HB2	2.01	0.42
2:D:124:PHE:CD1	2:D:359:LYS:HA	2.55	0.42
2:D:133:TYR:CG	2:D:356:TRP:HA	2.54	0.42
2:D:155:SER:HB3	2:D:160:THR:HG23	2.02	0.42
2:D:212:ILE:HD13	2:D:250:ILE:HG12	2.02	0.42
2:D:317:ILE:HB	2:D:327:ILE:HG21	2.01	0.42
4:F:37:PHE:HD1	4:F:48:ILE:HG12	1.85	0.42
4:G:37:PHE:O	4:G:40:ILE:HG22	2.20	0.42
3:H:89:VAL:HA	3:H:140:TYR:CE2	2.55	0.42
1:A:18:ASN:O	1:A:82:LYS:HA	2.20	0.42
1:A:123:VAL:CG2	1:A:682:VAL:HG13	2.49	0.42
1:A:226:GLN:O	1:A:338:ALA:HB1	2.18	0.42
1:A:355:VAL:CG1	1:A:438:LEU:HB2	2.46	0.42
1:A:469:PHE:HB2	1:A:707:CYS:HA	2.02	0.42
1:A:743:PRO:HB2	3:H:93:ARG:NE	2.35	0.42

*Continued on next page...*

*Continued from previous page...*

Atom-1	Atom-2	Interatomic distance (Å)	Clash overlap (Å)
1:B:94:CYS:SG	1:B:782:ALA:HB3	2.60	0.42
1:B:104:LEU:HD23	1:B:115:THR:OG1	2.19	0.42
1:B:158:ASP:OD1	1:B:162:ARG:HG3	2.19	0.42
1:B:369:LYS:HG2	1:B:420:LYS:HB3	2.01	0.42
1:B:408:LYS:HG3	1:B:413:VAL:HG22	2.00	0.42
1:B:470:GLU:HB3	1:B:472:PHE:CD2	2.55	0.42
1:B:535:PRO:O	1:B:540:LEU:HD21	2.19	0.42
1:B:536:GLY:C	1:B:540:LEU:HG	2.39	0.42
1:B:681:PHE:HD1	1:B:683:ARG:HH21	1.68	0.42
1:B:744:LYS:NZ	3:E:94:VAL:HA	2.35	0.42
1:B:781:LEU:HD23	1:B:784:LEU:HD12	2.01	0.42
1:B:818:GLN:HB2	3:E:20:ARG:HH12	1.84	0.42
2:C:123:MET:HG3	2:C:132:MET:CG	2.44	0.42
2:C:136:ILE:O	2:C:140:LEU:HG	2.19	0.42
2:C:142:LEU:HD13	2:C:152:VAL:HG22	2.01	0.42
2:C:166:TYR:HB3	2:C:285:CYS:SG	2.59	0.42
2:C:213:LYS:HG3	2:C:217:CYS:SG	2.60	0.42
2:D:12:ASN:H	2:D:106:THR:HG1	1.67	0.42
2:D:166:TYR:CG	2:D:289:ILE:HG23	2.55	0.42
2:D:317:ILE:CB	2:D:327:ILE:HG21	2.50	0.42
1:A:4:LYS:HB2	1:A:10:GLU:HG3	2.02	0.42
1:A:33:LYS:HD3	1:A:33:LYS:HA	1.79	0.42
1:A:194:LEU:HD13	1:A:256:PHE:CZ	2.55	0.42
1:A:244:ASN:N	1:A:326:GLN:HE22	2.18	0.42
1:A:275:SER:HB2	1:A:600:LYS:HB3	2.02	0.42
1:A:535:PRO:HG2	1:A:543:GLU:HB2	2.01	0.42
1:A:744:LYS:NZ	3:H:93:ARG:O	2.41	0.42
1:A:769:ILE:HD13	1:A:769:ILE:HA	1.93	0.42
1:B:18:ASN:O	1:B:82:LYS:HA	2.20	0.42
1:B:34:LEU:HG	1:B:46:ALA:HB1	2.02	0.42
1:B:170:ASP:HA	1:B:460:PHE:H	1.85	0.42
1:B:385:GLN:CG	1:B:395:VAL:HG21	2.49	0.42
1:B:782:ALA:HA	1:B:785:GLU:HG3	2.02	0.42
2:C:137:GLN:HG3	2:C:339:VAL:HG11	2.02	0.42
2:C:171:LEU:HD13	2:C:173:HIS:CE1	2.54	0.42
2:C:205:GLU:HA	2:C:208:ILE:HB	2.02	0.42
2:D:54:VAL:HG11	2:D:84:LYS:O	2.19	0.42
2:D:90:PHE:CE2	2:D:123:MET:HE3	2.55	0.42
2:D:193:LEU:HB3	2:D:200:PHE:HE2	1.85	0.42
2:D:216:LEU:HA	2:D:238:LYS:NZ	2.35	0.42
2:D:220:ALA:HB3	2:D:259:GLU:OE2	2.19	0.42

*Continued on next page...*

*Continued from previous page...*

Atom-1	Atom-2	Interatomic distance (Å)	Clash overlap (Å)
2:D:222:ASP:OD1	2:D:226:GLU:HG3	2.20	0.42
2:D:259:GLU:HB3	2:D:266:PHE:CE2	2.46	0.42
2:D:301:GLY:C	2:D:336:LYS:HA	2.40	0.42
3:E:58:GLU:HA	3:E:62:LYS:HB3	2.01	0.42
3:E:66:PHE:HE2	3:E:69:PHE:HD2	1.66	0.42
1:A:70:LEU:HD21	1:A:74:ASP:HB2	2.02	0.42
1:A:227:ALA:HB2	1:A:446:VAL:HG13	2.01	0.42
1:A:230:ILE:H	1:A:230:ILE:HG13	1.66	0.42
1:A:292:TYR:HB3	1:A:332:PHE:CB	2.42	0.42
1:A:294:ILE:HB	1:A:310:PHE:CD1	2.54	0.42
1:A:315:PHE:HD2	1:A:359:VAL:HG12	1.84	0.42
1:A:485:THR:CA	1:A:667:LEU:HD13	2.44	0.42
1:A:494:ASN:ND2	1:A:716:ILE:HD11	2.35	0.42
1:A:685:ILE:HG21	1:A:701:VAL:HG13	2.02	0.42
1:A:738:ALA:HB1	1:A:759:ALA:HB1	2.02	0.42
1:B:68:VAL:HG12	1:B:69:THR:O	2.19	0.42
1:B:88:ASP:HB3	1:B:91:GLU:HG3	2.02	0.42
1:B:116:TYR:HD1	1:B:120:PHE:O	2.03	0.42
1:B:119:LEU:HD13	1:B:500:LEU:CB	2.49	0.42
1:B:528:ILE:CD1	1:B:583:ILE:HD13	2.50	0.42
1:B:533:ASN:N	2:C:353:GLN:HE22	2.15	0.42
1:B:661:GLN:HA	1:B:664:LYS:HD2	2.02	0.42
1:B:804:ARG:HD2	3:E:43:THR:HA	2.00	0.42
2:C:10:CYS:HB2	2:C:90:PHE:HZ	1.80	0.42
2:C:31:PHE:CE2	2:C:85:ILE:HG23	2.55	0.42
2:C:220:ALA:HB3	2:C:259:GLU:CD	2.41	0.42
2:D:116:ARG:NH1	2:D:371:HIS:HA	2.32	0.42
3:E:36:ARG:HG2	3:E:42:PRO:CD	2.49	0.42
3:E:97:LYS:HD2	3:E:97:LYS:H	1.85	0.42
3:E:128:VAL:O	3:E:132:GLU:N	2.53	0.42
1:A:108:TYR:HB3	1:A:696:LEU:CD1	2.48	0.41
1:A:191:ILE:HG12	1:A:221:GLU:HB3	2.01	0.41
1:A:275:SER:HB2	1:A:600:LYS:CB	2.50	0.41
1:A:290:PHE:HB3	1:A:316:LEU:CD2	2.39	0.41
1:A:293:LEU:HA	1:A:293:LEU:HD12	1.55	0.41
1:A:294:ILE:CG1	1:A:307:LEU:HD22	2.35	0.41
1:A:505:TYR:HB3	1:A:513:ASN:ND2	2.34	0.41
1:A:569:PHE:HE2	1:A:581:PHE:CG	2.37	0.41
1:A:656:PHE:HB3	1:A:657:ARG:H	1.61	0.41
1:A:732:GLN:HG2	1:A:745:GLY:N	2.35	0.41
1:A:736:ILE:HD11	1:A:795:VAL:HB	2.00	0.41

*Continued on next page...*



*Continued from previous page...*

Atom-1	Atom-2	Interatomic distance (Å)	Clash overlap (Å)
1:B:12:PHE:HB2	1:B:132:ILE:HD13	2.02	0.41
1:B:35:VAL:HG23	1:B:47:ALA:N	2.30	0.41
1:B:170:ASP:O	1:B:677:THR:HB	2.20	0.41
1:B:194:LEU:CD1	1:B:461:LEU:HD23	2.30	0.41
1:B:475:ASN:HB3	1:B:592:TYR:CE1	2.54	0.41
1:B:499:ILE:O	1:B:503:GLU:HG3	2.20	0.41
1:B:510:ILE:HG13	1:B:775:PHE:CG	2.55	0.41
1:B:566:HIS:CB	1:B:569:PHE:HB2	2.48	0.41
1:B:613:LEU:O	1:B:616:SER:OG	2.28	0.41
2:C:35:VAL:HA	2:C:53:TYR:O	2.20	0.41
2:C:69:TYR:HD2	2:C:72:GLU:OE1	2.02	0.41
2:C:70:PRO:HG2	2:C:85:ILE:HD12	2.01	0.41
2:C:150:GLY:H	2:C:165:ILE:HB	1.85	0.41
2:C:282:ILE:O	2:C:285:CYS:HB2	2.20	0.41
2:C:317:ILE:HG23	2:C:317:ILE:HD12	1.70	0.41
2:D:20:GLY:N	2:D:94:LEU:HD11	2.35	0.41
2:D:299:MET:HE3	2:D:313:MET:HB3	2.02	0.41
3:E:35:MET:O	3:E:40:GLN:HB2	2.19	0.41
1:A:145:LYS:HA	1:A:162:ARG:HH12	1.85	0.41
1:A:145:LYS:HD2	1:A:162:ARG:NH1	2.34	0.41
1:A:281:ALA:HB3	1:A:284:GLU:HB2	2.02	0.41
1:A:293:LEU:HD12	1:A:297:ALA:HB2	2.01	0.41
1:A:542:ASP:OD1	1:A:658:THR:OG1	2.33	0.41
1:A:721:PHE:HE1	1:A:775:PHE:O	2.03	0.41
1:A:767:TYR:CD1	1:A:780:VAL:HG11	2.55	0.41
1:B:165:LEU:HD13	1:B:259:THR:C	2.40	0.41
1:B:230:ILE:H	1:B:230:ILE:HG13	1.56	0.41
1:B:256:PHE:HA	1:B:261:TYR:O	2.20	0.41
1:B:394:ASN:HB3	1:B:397:ASP:HB2	2.02	0.41
1:B:498:PHE:HA	1:B:517:PHE:CD2	2.53	0.41
1:B:532:THR:CA	1:B:535:PRO:HG3	2.41	0.41
1:B:721:PHE:CD2	1:B:775:PHE:HB3	2.55	0.41
1:B:792:ILE:HG12	3:E:94:VAL:HG21	2.02	0.41
1:B:799:PHE:CE2	3:E:112:LEU:HD21	2.55	0.41
2:C:20:GLY:HA2	2:C:28:ARG:HB3	2.02	0.41
2:C:94:LEU:HB3	2:C:96:VAL:CG2	2.45	0.41
2:C:218:TYR:O	2:C:258:PRO:HG2	2.20	0.41
2:C:261:LEU:HG	2:C:274:ILE:CG2	2.50	0.41
2:D:58:ALA:HB1	2:D:67:LEU:HD22	2.02	0.41
2:D:75:ILE:HG23	2:D:115:ASN:OD1	2.20	0.41
2:D:178:LEU:HD22	2:D:274:ILE:HA	2.02	0.41

*Continued on next page...*

*Continued from previous page...*

Atom-1	Atom-2	Interatomic distance (Å)	Clash overlap (Å)
3:E:43:THR:HB	3:E:46:GLU:CD	2.40	0.41
4:F:80:ILE:HA	4:F:84:MET:CE	2.50	0.41
4:F:109:PHE:CZ	4:F:125:LEU:HD13	2.55	0.41
3:H:80:LYS:HD2	3:H:82:GLN:OE1	2.20	0.41
1:A:101:LEU:HA	1:A:101:LEU:HD23	1.84	0.41
1:A:161:TYR:HA	1:A:256:PHE:CE2	2.52	0.41
1:A:552:ASP:O	1:A:555:PHE:HB3	2.20	0.41
1:A:667:LEU:C	1:A:667:LEU:HD12	2.40	0.41
1:A:802:GLN:OE1	3:H:83:GLY:HA2	2.20	0.41
1:A:841:TRP:O	4:G:92:LYS:HE2	2.20	0.41
1:B:52:GLU:OE2	1:B:72:LYS:NZ	2.36	0.41
1:B:133:TYR:CB	1:B:189:LYS:HD3	2.46	0.41
1:B:156:ILE:HG12	1:B:681:PHE:O	2.20	0.41
1:B:231:LEU:HD11	1:B:267:ILE:CD1	2.49	0.41
1:B:294:ILE:HB	1:B:310:PHE:CD1	2.55	0.41
1:B:391:MET:CB	1:B:621:VAL:HG11	2.49	0.41
1:B:571:LYS:HG2	1:B:577:ASP:HB2	2.02	0.41
1:B:687:PRO:HB3	1:B:696:LEU:HD12	2.01	0.41
1:B:718:ARG:HA	1:B:722:PRO:CG	2.50	0.41
1:B:722:PRO:CG	1:B:778:THR:H	2.22	0.41
1:B:730:PHE:HB3	1:B:753:CYS:HG	1.84	0.41
1:B:755:LEU:HD23	1:B:755:LEU:HA	1.75	0.41
2:C:38:PRO:HG2	2:C:41:GLN:HB3	2.02	0.41
2:C:54:VAL:HG11	2:C:88:HIS:HB2	2.02	0.41
2:C:118:LYS:O	2:C:122:ILE:HD12	2.21	0.41
2:C:188:TYR:CE2	2:C:266:PHE:HD2	2.38	0.41
2:C:261:LEU:HD23	2:C:262:PHE:CE1	2.56	0.41
2:C:262:PHE:HB3	2:C:275:HIS:CE1	2.56	0.41
2:D:5:THR:C	2:D:7:ALA:N	2.73	0.41
2:D:18:LYS:HB3	2:D:27:PRO:CB	2.49	0.41
2:D:37:ARG:CD	2:D:51:ASP:HB3	2.50	0.41
2:D:90:PHE:HE2	2:D:123:MET:HE3	1.85	0.41
2:D:118:LYS:O	2:D:119:MET:C	2.57	0.41
2:D:140:LEU:HD22	2:D:343:GLY:N	2.35	0.41
2:D:145:SER:OG	2:D:333:PRO:HD2	2.20	0.41
2:D:208:ILE:O	2:D:212:ILE:HG13	2.21	0.41
3:E:112:LEU:HD13	3:E:127:LEU:CD2	2.50	0.41
4:G:93:LEU:HB3	4:G:163:LYS:HZ1	1.84	0.41
3:H:55:LYS:HG3	3:H:57:ASP:OD2	2.20	0.41
1:A:15:VAL:HA	1:A:112:LEU:HD13	2.02	0.41
1:A:116:TYR:HA	1:A:116:TYR:HD1	1.77	0.41

*Continued on next page...*

*Continued from previous page...*

Atom-1	Atom-2	Interatomic distance (Å)	Clash overlap (Å)
1:A:158:ASP:HA	1:A:193:TYR:CZ	2.55	0.41
1:A:161:TYR:HE1	1:A:260:GLY:O	2.04	0.41
1:A:232:GLU:HB3	1:A:244:ASN:OD1	2.20	0.41
1:A:238:LYS:HE2	1:A:320:HIS:CG	2.55	0.41
1:A:292:TYR:HA	1:A:328:ASP:HA	2.03	0.41
1:A:352:ILE:HG23	1:A:438:LEU:HD11	2.01	0.41
1:B:9:ASP:HA	1:B:131:PRO:O	2.21	0.41
1:B:271:LEU:H	1:B:666:GLN:CB	2.25	0.41
1:B:393:ILE:CG2	1:B:613:LEU:HA	2.50	0.41
1:B:402:ILE:HG22	1:B:423:ALA:HB1	2.01	0.41
1:B:785:GLU:OE1	1:B:788:ARG:NH1	2.32	0.41
2:C:39:ARG:HH22	2:C:202:THR:HG21	1.85	0.41
2:C:79:TRP:HB2	2:C:122:ILE:HD11	2.03	0.41
2:C:229:THR:HG21	2:C:236:LEU:HD12	2.02	0.41
2:D:17:VAL:HG21	2:D:85:ILE:HD12	2.02	0.41
2:D:98:PRO:O	2:D:129:VAL:HA	2.20	0.41
2:D:317:ILE:HG23	2:D:317:ILE:HD12	1.66	0.41
3:E:57:ASP:O	3:E:61:LEU:N	2.48	0.41
4:F:123:ARG:O	4:F:126:LEU:HG	2.21	0.41
4:G:84:MET:HG3	4:G:88:MET:HE3	2.03	0.41
1:A:35:VAL:HG21	1:A:47:ALA:HB3	2.02	0.41
1:A:156:ILE:CG2	1:A:173:ILE:HG23	2.50	0.41
1:A:173:ILE:HG12	1:A:461:LEU:CD2	2.47	0.41
1:A:175:CYS:SG	1:A:187:THR:N	2.94	0.41
1:A:310:PHE:CD2	1:A:321:VAL:HG22	2.56	0.41
1:A:327:GLN:NE2	1:A:329:ASP:HB2	2.36	0.41
1:A:327:GLN:O	1:A:331:MET:HB2	2.20	0.41
1:A:844:PHE:N	4:G:92:LYS:HE3	2.34	0.41
1:B:4:LYS:NZ	1:B:10:GLU:OE1	2.30	0.41
1:B:16:ASP:N	1:B:112:LEU:HD11	2.12	0.41
1:B:26:GLN:HE21	1:B:786:GLU:C	2.21	0.41
1:B:310:PHE:HA	1:B:316:LEU:HD12	2.03	0.41
1:B:378:MET:HB3	1:B:403:LEU:HD11	2.02	0.41
1:B:619:LYS:HE2	1:B:619:LYS:HA	2.02	0.41
1:B:792:ILE:CG2	3:E:95:PHE:HB2	2.50	0.41
1:B:831:ALA:O	4:F:96:THR:HG21	2.21	0.41
2:C:8:LEU:HD23	2:C:21:PHE:HB3	2.02	0.41
2:C:76:ILE:HG23	2:C:82:MET:CG	2.37	0.41
2:C:83:GLU:OE1	2:C:126:THR:OG1	2.16	0.41
2:D:302:GLY:CA	2:D:336:LYS:HG3	2.51	0.41
3:E:46:GLU:HB2	3:E:49:LYS:HE3	2.03	0.41

*Continued on next page...*

*Continued from previous page...*

Atom-1	Atom-2	Interatomic distance (Å)	Clash overlap (Å)
1:A:271:LEU:H	1:A:666:GLN:CB	2.28	0.41
1:A:275:SER:N	1:A:663:TYR:OH	2.32	0.41
1:A:278:ILE:HB	1:A:315:PHE:CZ	2.55	0.41
1:A:331:MET:O	1:A:334:GLU:HG2	2.19	0.41
1:A:530:ARG:O	1:A:539:ALA:HB3	2.20	0.41
1:A:540:LEU:HD13	1:A:559:LEU:CA	2.51	0.41
1:A:686:ILE:CB	1:A:704:GLN:HG3	2.41	0.41
1:A:840:TRP:CZ2	4:G:92:LYS:HA	2.54	0.41
1:B:9:ASP:O	1:B:137:ILE:HG13	2.20	0.41
1:B:45:GLU:H	1:B:74:ASP:HB3	1.85	0.41
1:B:157:ALA:CB	1:B:190:VAL:HG13	2.51	0.41
1:B:299:GLU:HA	1:B:302:ARG:CB	2.34	0.41
1:B:357:SER:O	1:B:360:LEU:HB2	2.20	0.41
1:B:362:LEU:HD11	1:B:430:LEU:HD23	2.01	0.41
1:B:381:ASN:HB3	1:B:399:THR:CG2	2.50	0.41
1:B:474:ILE:O	1:B:479:GLN:HG2	2.20	0.41
1:B:502:GLN:NE2	1:B:513:ASN:HB3	2.35	0.41
1:B:662:LEU:O	1:B:665:GLU:HB3	2.21	0.41
1:B:757:ILE:CD1	1:B:774:ILE:HD13	2.44	0.41
1:B:768:ARG:HD2	1:B:768:ARG:HA	1.76	0.41
1:B:851:LEU:HB2	4:F:164:HIS:NE2	2.36	0.41
2:C:2:GLU:H	2:C:6:THR:HG21	1.85	0.41
2:C:90:PHE:HZ	2:C:105:LEU:CD2	2.34	0.41
2:C:105:LEU:HD21	2:C:123:MET:SD	2.61	0.41
2:C:106:THR:HG21	2:C:339:VAL:HG12	2.02	0.41
2:C:180:LEU:HA	2:C:184:ASP:OD2	2.21	0.41
2:C:317:ILE:CG2	2:C:327:ILE:HG21	2.50	0.41
2:D:16:LEU:CD1	2:D:336:LYS:HD3	2.50	0.41
2:D:35:VAL:O	2:D:68:LYS:HG2	2.20	0.41
2:D:73:HIS:C	2:D:75:ILE:H	2.23	0.41
2:D:107:GLU:OE1	2:D:116:ARG:HG2	2.19	0.41
2:D:129:VAL:HG12	2:D:131:ALA:H	1.85	0.41
2:D:297:ASN:HD21	2:D:299:MET:HE1	1.86	0.41
3:E:120:THR:OG1	3:E:122:GLU:HG3	2.21	0.41
4:F:57:LEU:HG	4:F:63:ASN:HA	2.01	0.41
3:H:15:PHE:HA	3:H:34:VAL:HG11	2.02	0.41
3:H:35:MET:HG2	3:H:69:PHE:CE1	2.56	0.41
1:A:80:PRO:HD2	1:A:93:THR:OG1	2.21	0.41
1:A:276:ARG:HH21	1:A:478:GLU:HB3	1.86	0.41
1:A:362:LEU:HD21	1:A:398:PHE:CZ	2.49	0.41
1:A:381:ASN:HB2	1:A:384:ALA:HB3	2.01	0.41

*Continued on next page...*

*Continued from previous page...*

Atom-1	Atom-2	Interatomic distance (Å)	Clash overlap (Å)
1:A:391:MET:O	1:A:616:SER:HB3	2.21	0.41
1:A:527:LEU:HA	1:A:530:ARG:HH21	1.86	0.41
1:A:563:GLN:HE22	1:A:571:LYS:CD	2.33	0.41
1:A:807:LEU:HB3	3:H:123:GLU:HG2	2.03	0.41
1:B:60:GLU:HG2	1:B:62:GLN:HG2	2.02	0.41
1:B:234:PHE:CE2	1:B:442:ILE:HD13	2.56	0.41
1:B:306:LEU:O	1:B:313:TYR:OH	2.39	0.41
1:B:362:LEU:HD13	1:B:431:ALA:N	2.35	0.41
1:B:366:VAL:N	1:B:378:MET:HE3	2.35	0.41
1:B:368:LYS:HE2	1:B:378:MET:HG3	2.02	0.41
1:B:425:PHE:HB3	1:B:604:PRO:CD	2.50	0.41
1:B:541:LEU:HB2	1:B:555:PHE:CE2	2.55	0.41
1:B:541:LEU:HD12	1:B:598:LEU:HD12	2.02	0.41
1:B:586:TYR:CE2	1:B:712:GLU:HG3	2.56	0.41
1:B:613:LEU:O	1:B:622:ALA:HA	2.20	0.41
1:B:797:ILE:HG12	3:E:116:GLY:CA	2.50	0.41
1:B:829:CYS:O	1:B:833:LEU:HG	2.21	0.41
2:C:4:GLU:HB2	2:C:6:THR:H	1.85	0.41
2:C:182:GLY:O	2:C:213:LYS:HE2	2.20	0.41
2:C:217:CYS:HA	2:C:254:ARG:O	2.21	0.41
2:D:37:ARG:N	2:D:65:LEU:HD22	2.35	0.41
2:D:80:ASP:O	2:D:83:GLU:HB2	2.21	0.41
2:D:153:LEU:HD13	2:D:299:MET:CE	2.50	0.41
2:D:153:LEU:HD13	2:D:299:MET:SD	2.60	0.41
2:D:275:HIS:CG	2:D:316:GLU:HB3	2.55	0.41
2:D:299:MET:CE	2:D:313:MET:HB3	2.51	0.41
2:D:315:LYS:HE3	2:D:315:LYS:HB3	1.88	0.41
3:E:92:LEU:HA	3:E:95:PHE:HB3	2.02	0.41
3:E:93:ARG:HA	3:E:93:ARG:CZ	2.49	0.41
3:E:93:ARG:HD3	3:E:99:GLY:HA2	2.01	0.41
3:E:139:ASN:OD1	3:E:142:GLU:N	2.31	0.41
4:G:116:PHE:CD1	4:G:154:ASN:HB3	2.55	0.41
1:A:10:GLU:OE2	1:A:137:ILE:HD13	2.20	0.41
1:A:53:LYS:HB2	1:A:56:GLU:CB	2.49	0.41
1:A:276:ARG:HA	1:A:279:ARG:O	2.20	0.41
1:A:290:PHE:CE2	1:A:435:PHE:CG	3.08	0.41
1:A:332:PHE:O	1:A:335:THR:HB	2.19	0.41
1:A:435:PHE:HA	1:A:438:LEU:HB3	2.02	0.41
1:A:740:ASN:OD1	1:A:759:ALA:HB2	2.21	0.41
1:B:325:ALA:O	1:B:326:GLN:HG2	2.21	0.41
1:B:366:VAL:H	1:B:378:MET:HE3	1.85	0.41

*Continued on next page...*

*Continued from previous page...*

Atom-1	Atom-2	Interatomic distance (Å)	Clash overlap (Å)
1:B:544:GLU:HG3	1:B:555:PHE:CA	2.50	0.41
1:B:831:ALA:HA	1:B:834:LYS:HD2	2.03	0.41
2:C:47:MET:HB3	2:C:64:ILE:HD12	2.02	0.41
2:C:71:ILE:CD1	2:C:76:ILE:HG12	2.51	0.41
2:C:90:PHE:CD2	2:C:98:PRO:HB3	2.56	0.41
2:C:131:ALA:HB1	2:C:356:TRP:CD2	2.55	0.41
2:C:180:LEU:CD2	2:C:264:PRO:HG3	2.50	0.41
2:D:71:ILE:HG13	2:D:82:MET:SD	2.60	0.41
2:D:108:ALA:CB	2:D:159:VAL:HG11	2.50	0.41
2:D:132:MET:SD	2:D:357:ILE:HD13	2.61	0.41
2:D:140:LEU:HB3	2:D:339:VAL:O	2.21	0.41
3:E:15:PHE:CE2	3:E:26:ILE:HD13	2.55	0.41
3:E:31:CYS:HA	3:E:34:VAL:HB	2.01	0.41
4:F:37:PHE:HZ	4:F:46:GLY:H	1.68	0.41
3:H:113:VAL:O	3:H:118:LYS:NZ	2.45	0.41
1:A:79:ASN:CG	1:A:92:LEU:HB3	2.40	0.41
1:A:128:LYS:HE2	1:A:694:GLY:N	2.36	0.41
1:A:161:TYR:CB	1:A:193:TYR:HE2	2.33	0.41
1:A:163:SER:O	1:A:168:ARG:N	2.53	0.41
1:A:163:SER:HB2	1:A:171:GLN:CG	2.50	0.41
1:A:251:PHE:CE2	1:A:253:ARG:HB2	2.50	0.41
1:A:279:ARG:HA	1:A:279:ARG:HD3	1.89	0.41
1:A:359:VAL:O	1:A:362:LEU:HB2	2.21	0.41
1:A:376:ALA:O	1:A:403:LEU:HD22	2.21	0.41
1:A:398:PHE:O	1:A:402:ILE:HG13	2.21	0.41
1:A:528:ILE:CD1	1:A:583:ILE:HD13	2.50	0.41
1:A:537:VAL:HG21	1:A:583:ILE:CD1	2.51	0.41
1:A:666:GLN:O	1:A:669:LYS:HB2	2.20	0.41
1:A:696:LEU:CD1	1:A:701:VAL:HG21	2.49	0.41
1:A:708:ASN:HB2	1:A:710:VAL:HG23	2.02	0.41
1:A:728:GLN:HB2	1:A:731:ARG:HH21	1.84	0.41
1:A:767:TYR:HD2	1:A:774:ILE:CG2	2.33	0.41
1:A:834:LYS:HG3	4:G:144:GLU:CD	2.42	0.41
1:B:17:LYS:HE2	1:B:84:SER:O	2.21	0.41
1:B:44:PHE:O	1:B:63:GLU:HG3	2.21	0.41
1:B:45:GLU:O	1:B:47:ALA:N	2.54	0.41
1:B:89:MET:C	1:B:95:LEU:HD21	2.40	0.41
1:B:133:TYR:HA	1:B:154:TYR:CE2	2.56	0.41
1:B:173:ILE:HG22	1:B:175:CYS:SG	2.60	0.41
1:B:178:GLU:HA	1:B:470:GLU:OE2	2.20	0.41
1:B:293:LEU:HD12	1:B:293:LEU:HA	1.53	0.41

*Continued on next page...*

*Continued from previous page...*

Atom-1	Atom-2	Interatomic distance (Å)	Clash overlap (Å)
1:B:305:LEU:O	1:B:357:SER:OG	2.31	0.41
1:B:352:ILE:O	1:B:355:VAL:HB	2.21	0.41
1:B:446:VAL:HG13	1:B:450:LEU:HD12	2.03	0.41
1:B:496:THR:C	1:B:681:PHE:HZ	2.24	0.41
1:B:541:LEU:HD22	1:B:597:TRP:HB3	2.03	0.41
1:B:544:GLU:HG3	1:B:555:PHE:N	2.36	0.41
1:B:559:LEU:HD13	1:B:581:PHE:CD1	2.56	0.41
1:B:724:ARG:HG2	1:B:775:PHE:CG	2.56	0.41
1:B:736:ILE:H	3:E:94:VAL:HG11	1.86	0.41
1:B:789:ASP:HA	1:B:792:ILE:HD12	2.02	0.41
1:B:807:LEU:CD1	3:E:123:GLU:HA	2.50	0.41
2:C:20:GLY:O	2:C:94:LEU:HD11	2.20	0.41
2:C:72:GLU:O	2:C:75:ILE:HB	2.21	0.41
2:C:90:PHE:CZ	2:C:103:THR:HB	2.56	0.41
2:C:107:GLU:O	2:C:137:GLN:HB2	2.21	0.41
2:C:113:LYS:HZ1	2:C:368:SER:CB	2.33	0.41
2:C:123:MET:CG	2:C:132:MET:HE2	2.51	0.41
2:C:129:VAL:HG11	2:C:132:MET:HB2	2.03	0.41
2:C:138:ALA:HB3	2:C:163:VAL:HG23	2.02	0.41
2:C:164:PRO:HD2	2:C:175:ILE:HG12	2.03	0.41
2:C:253:GLU:HA	2:C:256:ARG:HD3	2.02	0.41
2:C:304:THR:HA	2:C:309:ILE:CG1	2.46	0.41
2:D:83:GLU:O	2:D:127:PHE:CZ	2.68	0.41
2:D:128:ASN:OD1	2:D:359:LYS:NZ	2.54	0.41
2:D:143:TYR:CD2	2:D:346:LEU:HD21	2.55	0.41
2:D:188:TYR:O	2:D:192:ILE:HG12	2.21	0.41
2:D:188:TYR:CD2	2:D:192:ILE:HD13	2.55	0.41
3:E:62:LYS:NZ	3:E:63:THR:O	2.35	0.41
3:E:93:ARG:NH2	3:E:102:THR:O	2.54	0.41
3:E:104:MET:O	3:E:107:GLU:N	2.53	0.41
4:F:123:ARG:HD2	4:F:123:ARG:HA	1.88	0.41
4:F:123:ARG:NH2	4:F:132:ARG:HH12	2.19	0.41
3:H:21:THR:OG1	3:H:23:ASP:OD1	2.39	0.41
3:H:31:CYS:O	3:H:34:VAL:HB	2.19	0.41
1:A:20:VAL:CG1	1:A:28:ASP:HB3	2.51	0.41
1:A:86:VAL:HB	1:A:91:GLU:OE1	2.21	0.41
1:A:93:THR:HA	1:A:782:ALA:HB3	2.02	0.41
1:A:120:PHE:N	1:A:120:PHE:CD1	2.87	0.41
1:A:249:GLY:N	1:A:271:LEU:HB2	2.19	0.41
1:A:524:CYS:SG	1:A:584:LEU:C	2.99	0.41
1:A:686:ILE:H	1:A:704:GLN:HB2	1.85	0.41

*Continued on next page...*

*Continued from previous page...*

Atom-1	Atom-2	Interatomic distance (Å)	Clash overlap (Å)
1:A:725:ILE:HB	1:A:776:PHE:CE2	2.56	0.41
1:A:799:PHE:HA	1:A:802:GLN:HG2	2.01	0.41
1:A:807:LEU:O	1:A:811:ALA:HB3	2.20	0.41
1:A:840:TRP:HA	1:A:840:TRP:HE3	1.86	0.41
1:B:24:LEU:HD12	1:B:24:LEU:HA	1.83	0.41
1:B:77:LYS:HD2	1:B:94:CYS:SG	2.60	0.41
1:B:92:LEU:HD21	1:B:103:ASN:HD21	1.86	0.41
1:B:220:LEU:CD2	1:B:452:LYS:HG3	2.43	0.41
1:B:238:LYS:HB3	1:B:285:ARG:N	2.21	0.41
1:B:291:TYR:CG	1:B:321:VAL:O	2.74	0.41
1:B:367:PHE:CZ	1:B:399:THR:HA	2.56	0.41
1:B:434:LYS:HA	1:B:625:TRP:NE1	2.35	0.41
1:B:685:ILE:HD12	1:B:685:ILE:N	2.36	0.41
1:B:734:TYR:CE2	1:B:737:LEU:HD12	2.56	0.41
2:C:144:ALA:CB	2:C:341:ILE:HB	2.51	0.41
2:C:252:ASN:ND2	2:C:256:ARG:HH11	2.19	0.41
1:A:28:ASP:CB	1:A:81:PRO:HD2	2.51	0.40
1:A:45:GLU:OE1	1:A:64:ASN:ND2	2.46	0.40
1:A:46:ALA:O	1:A:62:GLN:HB2	2.21	0.40
1:A:128:LYS:HE2	1:A:693:ALA:HB1	2.02	0.40
1:A:278:ILE:HB	1:A:315:PHE:CE2	2.57	0.40
1:A:344:PHE:CE2	1:A:442:ILE:HA	2.55	0.40
1:A:532:THR:HG21	2:D:353:GLN:CD	2.40	0.40
1:A:569:PHE:HE2	1:A:581:PHE:CD2	2.39	0.40
1:A:836:ARG:HG3	1:A:841:TRP:CE2	2.55	0.40
1:A:836:ARG:HG3	1:A:841:TRP:CD2	2.56	0.40
1:B:171:GLN:O	1:B:461:LEU:HA	2.22	0.40
1:B:178:GLU:CD	1:B:241:LYS:HB2	2.41	0.40
1:B:229:PRO:O	1:B:233:ALA:N	2.51	0.40
1:B:280:GLN:HE22	1:B:315:PHE:HB3	1.86	0.40
1:B:315:PHE:CD2	1:B:360:LEU:HA	2.55	0.40
1:B:336:LEU:HA	1:B:339:MET:HE2	2.03	0.40
1:B:563:GLN:HB3	1:B:571:LYS:HB2	2.03	0.40
1:B:612:LEU:O	1:B:616:SER:N	2.54	0.40
1:B:757:ILE:HG21	1:B:767:TYR:CD1	2.56	0.40
2:C:2:GLU:OE2	2:C:23:GLY:HA3	2.21	0.40
2:C:153:LEU:CD2	2:C:155:SER:HB2	2.52	0.40
2:C:192:ILE:HA	2:C:195:GLU:HB2	2.02	0.40
2:D:5:THR:O	2:D:7:ALA:N	2.54	0.40
2:D:11:ASP:HA	2:D:106:THR:HG21	2.04	0.40
2:D:54:VAL:HG11	2:D:85:ILE:HA	2.03	0.40

*Continued on next page...*



*Continued from previous page...*

Atom-1	Atom-2	Interatomic distance (Å)	Clash overlap (Å)
2:D:107:GLU:HG3	2:D:111:ASN:ND2	2.36	0.40
2:D:192:ILE:HD12	2:D:256:ARG:CD	2.50	0.40
2:D:216:LEU:HD22	2:D:250:ILE:HD13	2.03	0.40
3:E:104:MET:HB2	3:E:107:GLU:H	1.86	0.40
3:E:108:ILE:HG13	3:E:112:LEU:HD11	2.02	0.40
4:G:99:GLU:OE1	4:G:163:LYS:HG2	2.21	0.40
1:A:12:PHE:O	1:A:132:ILE:HD13	2.21	0.40
1:A:278:ILE:HG22	1:A:359:VAL:HG13	2.02	0.40
1:A:291:TYR:HB3	1:A:321:VAL:O	2.20	0.40
1:A:302:ARG:HG2	1:A:307:LEU:CD1	2.50	0.40
1:A:348:GLU:HG3	1:A:620:PHE:CG	2.56	0.40
1:A:351:SER:OG	1:A:621:VAL:HG23	2.22	0.40
1:A:378:MET:SD	1:A:381:ASN:HB3	2.61	0.40
1:A:480:LEU:CD2	1:A:538:LEU:HD22	2.50	0.40
1:A:532:THR:HG21	2:D:353:GLN:OE1	2.21	0.40
1:A:764:PRO:CG	1:A:769:ILE:HG12	2.51	0.40
1:A:823:LYS:HG2	3:H:10:GLU:CG	2.52	0.40
1:B:111:GLY:O	1:B:113:ILE:HD12	2.20	0.40
1:B:271:LEU:HD21	1:B:485:THR:OG1	2.21	0.40
1:B:278:ILE:HD11	1:B:600:LYS:HA	2.03	0.40
1:B:339:MET:HB3	1:B:344:PHE:CB	2.46	0.40
2:C:28:ARG:HD3	2:C:94:LEU:HD23	2.03	0.40
2:C:54:VAL:CG2	2:C:84:LYS:HB3	2.49	0.40
2:C:116:ARG:HB3	2:C:370:VAL:HB	2.03	0.40
2:D:91:TYR:O	2:D:95:ARG:HA	2.21	0.40
2:D:113:LYS:HG3	2:D:371:HIS:CE1	2.56	0.40
3:E:103:VAL:HG22	3:E:140:TYR:HB3	2.03	0.40
4:F:117:ILE:HD11	4:F:121:HIS:HB3	2.04	0.40
1:A:13:LEU:HB2	1:A:132:ILE:CG2	2.51	0.40
1:A:85:LYS:HB2	1:A:106:GLU:OE1	2.21	0.40
1:A:114:TYR:OH	1:A:133:TYR:CE2	2.74	0.40
1:A:165:LEU:HD13	1:A:259:THR:C	2.40	0.40
1:A:173:ILE:N	1:A:461:LEU:HD21	2.36	0.40
1:A:232:GLU:HA	1:A:236:ASN:OD1	2.22	0.40
1:A:290:PHE:HA	1:A:356:VAL:HG11	2.04	0.40
1:A:291:TYR:HD1	1:A:310:PHE:HD1	1.63	0.40
1:A:347:GLU:HA	1:A:350:THR:HB	2.02	0.40
1:A:517:PHE:HB3	1:A:715:ARG:NH1	2.35	0.40
1:A:569:PHE:CE2	1:A:581:PHE:HB2	2.56	0.40
1:A:688:ASN:HB2	1:A:695:LYS:HZ1	1.84	0.40
1:A:809:ARG:NH2	3:H:148:LEU:HA	2.36	0.40

*Continued on next page...*

*Continued from previous page...*

Atom-1	Atom-2	Interatomic distance (Å)	Clash overlap (Å)
1:B:49:ILE:HG12	1:B:75:ILE:CG2	2.52	0.40
1:B:120:PHE:HE2	1:B:713:GLY:HA3	1.86	0.40
1:B:165:LEU:HA	1:B:168:ARG:HH11	1.87	0.40
1:B:292:TYR:HB3	1:B:332:PHE:CB	2.44	0.40
1:B:294:ILE:HD12	1:B:310:PHE:CA	2.43	0.40
1:B:359:VAL:O	1:B:362:LEU:HB2	2.22	0.40
1:B:407:ILE:HG21	2:C:25:ASP:HB2	2.03	0.40
1:B:610:THR:HG23	1:B:613:LEU:HD12	2.02	0.40
1:B:657:ARG:NH2	1:B:662:LEU:HD23	2.36	0.40
1:B:832:TYR:CD2	4:F:106:PHE:HZ	2.39	0.40
2:C:20:GLY:CA	2:C:28:ARG:HB3	2.52	0.40
2:C:99:GLU:CG	2:C:128:ASN:HB2	2.51	0.40
2:C:151:ILE:HG13	2:C:293:LEU:O	2.21	0.40
2:C:153:LEU:HD22	2:C:299:MET:SD	2.62	0.40
2:C:200:PHE:HD1	2:C:205:GLU:HB3	1.87	0.40
2:C:212:ILE:HG12	2:C:240:TYR:CB	2.51	0.40
2:C:219:VAL:O	2:C:219:VAL:HG12	2.20	0.40
2:C:236:LEU:HD23	2:C:254:ARG:NH1	2.35	0.40
2:C:275:HIS:HD2	2:C:320:LEU:HD11	1.86	0.40
2:D:38:PRO:HG2	2:D:41:GLN:HG3	2.03	0.40
2:D:189:LEU:HD11	2:D:250:ILE:CG2	2.51	0.40
2:D:261:LEU:HD22	2:D:303:THR:O	2.21	0.40
3:E:7:GLN:HG2	3:E:11:PHE:CE2	2.56	0.40
3:E:18:PHE:O	3:E:30:GLN:NE2	2.54	0.40
3:E:112:LEU:O	3:E:119:MET:HG3	2.22	0.40
4:G:47:PHE:CE1	4:G:79:PRO:HB2	2.57	0.40
3:H:109:ARG:HH11	3:H:128:VAL:HG21	1.87	0.40
1:A:8:ASP:HA	1:A:11:LYS:CB	2.51	0.40
1:A:161:TYR:HD1	1:A:256:PHE:CE2	2.39	0.40
1:A:245:SER:OG	1:A:247:ARG:NE	2.54	0.40
1:A:327:GLN:HG2	1:A:328:ASP:N	2.37	0.40
1:A:434:LYS:HG2	1:A:613:LEU:HD13	2.04	0.40
1:A:730:PHE:CD1	1:A:734:TYR:HE1	2.39	0.40
1:A:733:ARG:CB	1:A:788:ARG:HD3	2.52	0.40
1:A:735:GLU:OE1	1:A:736:ILE:N	2.55	0.40
1:B:76:GLN:OE1	1:B:96:ASN:HB3	2.21	0.40
1:B:78:MET:HE3	1:B:84:SER:HB3	2.03	0.40
1:B:119:LEU:HB2	1:B:497:MET:SD	2.61	0.40
1:B:293:LEU:HD23	1:B:357:SER:HB2	2.02	0.40
1:B:322:PRO:HB3	1:B:327:GLN:OE1	2.21	0.40
1:B:387:VAL:HG11	1:B:398:PHE:CZ	2.57	0.40

*Continued on next page...*

*Continued from previous page...*

Atom-1	Atom-2	Interatomic distance (Å)	Clash overlap (Å)
1:B:485:THR:O	1:B:489:LEU:HG	2.21	0.40
1:B:686:ILE:HG23	1:B:688:ASN:C	2.41	0.40
1:B:727:PHE:HD1	1:B:727:PHE:HA	1.75	0.40
1:B:800:GLN:CG	3:E:112:LEU:HD23	2.49	0.40
2:C:17:VAL:HG21	2:C:85:ILE:HD13	2.03	0.40
2:C:92:ASN:HA	2:C:95:ARG:NH2	2.37	0.40
2:C:217:CYS:HB3	2:C:306:TYR:CD1	2.57	0.40
2:C:297:ASN:OD1	2:C:299:MET:HE3	2.22	0.40
2:D:3:ASP:HA	2:D:353:GLN:OE1	2.22	0.40
2:D:109:PRO:HG2	2:D:161:HIS:ND1	2.37	0.40
2:D:238:LYS:HD3	2:D:254:ARG:HD2	2.02	0.40
3:E:28:TYR:HE2	3:E:58:GLU:HG2	1.86	0.40
3:E:128:VAL:C	3:E:132:GLU:HG3	2.42	0.40
4:F:96:THR:HG22	4:F:97:ASP:N	2.36	0.40
1:A:4:LYS:HE3	1:A:140:MET:CG	2.51	0.40
1:A:153:ILE:HD12	1:A:189:LYS:HG3	2.04	0.40
1:A:234:PHE:CE1	1:A:289:ILE:HG21	2.57	0.40
1:A:307:LEU:HD23	1:A:313:TYR:CE2	2.46	0.40
1:A:332:PHE:CZ	1:A:336:LEU:HD11	2.56	0.40
1:A:466:ILE:HG23	1:A:467:ALA:O	2.21	0.40
1:A:483:ASN:HD22	1:A:590:VAL:HG11	1.86	0.40
1:A:510:ILE:CG1	1:A:768:ARG:HG2	2.32	0.40
1:A:729:GLU:O	1:A:733:ARG:HB2	2.21	0.40
1:A:754:ILE:HA	1:A:757:ILE:HB	2.02	0.40
1:A:807:LEU:CD2	3:H:127:LEU:HB2	2.51	0.40
1:A:836:ARG:O	1:A:842:ARG:NH1	2.52	0.40
1:A:843:LEU:HG	4:F:63:ASN:O	2.21	0.40
1:B:33:LYS:HG2	1:B:77:LYS:HG3	2.02	0.40
1:B:258:VAL:H	1:B:456:GLN:HG2	1.87	0.40
1:B:290:PHE:HB3	1:B:316:LEU:HD21	2.03	0.40
1:B:337:GLU:O	1:B:341:ILE:HG13	2.21	0.40
1:B:469:PHE:HZ	1:B:586:TYR:HB3	1.85	0.40
1:B:560:ILE:HA	1:B:571:LYS:HG3	2.03	0.40
1:B:685:ILE:HA	1:B:704:GLN:HB3	2.03	0.40
1:B:702:LEU:HD21	1:B:711:LEU:HD13	2.03	0.40
1:B:764:PRO:HB3	1:B:768:ARG:NH1	2.35	0.40
1:B:841:TRP:O	1:B:845:THR:HB	2.20	0.40
2:C:104:LEU:HA	2:C:133:TYR:O	2.22	0.40
2:C:150:GLY:O	2:C:152:VAL:HG23	2.22	0.40
2:C:287:ILE:HG21	2:D:244:ASP:HB2	2.04	0.40
2:D:61:LYS:CG	2:D:64:ILE:HG12	2.49	0.40

*Continued on next page...*

Continued from previous page...

Atom-1	Atom-2	Interatomic distance (Å)	Clash overlap (Å)
3:E:119:MET:HB3	3:E:123:GLU:HB3	2.04	0.40

There are no symmetry-related clashes.

## 5.3 Torsion angles [i](#)

### 5.3.1 Protein backbone [i](#)

In the following table, the Percentiles column shows the percent Ramachandran outliers of the chain as a percentile score with respect to all PDB entries followed by that with respect to all EM entries.

The Analysed column shows the number of residues for which the backbone conformation was analysed, and the total number of residues.

Mol	Chain	Analysed	Favoured	Allowed	Outliers	Percentiles	
1	A	792/843 (94%)	655 (83%)	132 (17%)	5 (1%)	25	66
1	B	792/843 (94%)	653 (82%)	138 (17%)	1 (0%)	51	86
2	C	373/375 (100%)	319 (86%)	54 (14%)	0	100	100
2	D	373/375 (100%)	313 (84%)	60 (16%)	0	100	100
3	E	146/148 (99%)	120 (82%)	26 (18%)	0	100	100
3	H	146/148 (99%)	129 (88%)	17 (12%)	0	100	100
4	F	141/143 (99%)	133 (94%)	8 (6%)	0	100	100
4	G	141/143 (99%)	128 (91%)	13 (9%)	0	100	100
All	All	2904/3018 (96%)	2450 (84%)	448 (15%)	6 (0%)	50	81

All (6) Ramachandran outliers are listed below:

Mol	Chain	Res	Type
1	A	812	PHE
1	B	534	PRO
1	A	813	ALA
1	A	535	PRO
1	A	537	VAL
1	A	534	PRO

### 5.3.2 Protein sidechains [i](#)

In the following table, the Percentiles column shows the percent sidechain outliers of the chain as a percentile score with respect to all PDB entries followed by that with respect to all EM entries.

The Analysed column shows the number of residues for which the sidechain conformation was analysed, and the total number of residues.

Mol	Chain	Analysed	Rotameric	Outliers	Percentiles	
1	A	703/741 (95%)	697 (99%)	6 (1%)	78	87
1	B	703/741 (95%)	694 (99%)	9 (1%)	69	81
2	C	318/318 (100%)	317 (100%)	1 (0%)	92	95
2	D	318/318 (100%)	314 (99%)	4 (1%)	69	81
3	E	127/127 (100%)	125 (98%)	2 (2%)	62	79
3	H	127/127 (100%)	125 (98%)	2 (2%)	62	79
4	F	125/125 (100%)	124 (99%)	1 (1%)	81	89
4	G	125/125 (100%)	124 (99%)	1 (1%)	81	89
All	All	2546/2622 (97%)	2520 (99%)	26 (1%)	77	86

All (26) residues with a non-rotameric sidechain are listed below:

Mol	Chain	Res	Type
1	A	256	PHE
1	A	420	LYS
1	A	454	LYS
1	A	619	LYS
1	A	695	LYS
1	A	753	CYS
1	B	74	ASP
1	B	112	LEU
1	B	116	TYR
1	B	315	PHE
1	B	371	ARG
1	B	454	LYS
1	B	493	PHE
1	B	767	TYR
1	B	812	PHE
2	C	192	ILE
2	D	206	ARG
2	D	249	THR
2	D	315	LYS

*Continued on next page...*

*Continued from previous page...*

Mol	Chain	Res	Type
2	D	326	LYS
3	E	49	LYS
3	E	78	LYS
4	F	44	ARG
4	G	132	ARG
3	H	123	GLU
3	H	133	ASP

Sometimes sidechains can be flipped to improve hydrogen bonding and reduce clashes. All (86) such sidechains are listed below:

Mol	Chain	Res	Type
1	A	22	ASN
1	A	64	ASN
1	A	96	ASN
1	A	186	ASN
1	A	266	ASN
1	A	288	HIS
1	A	312	ASN
1	A	320	HIS
1	A	326	GLN
1	A	327	GLN
1	A	349	GLN
1	A	361	GLN
1	A	389	HIS
1	A	475	ASN
1	A	483	ASN
1	A	486	ASN
1	A	494	ASN
1	A	513	ASN
1	A	561	GLN
1	A	563	GLN
1	A	606	ASN
1	A	661	GLN
1	A	728	GLN
1	A	751	GLN
1	A	765	ASN
1	A	771	GLN
1	A	802	GLN
1	A	828	ASN
1	B	3	GLN
1	B	18	ASN
1	B	26	GLN

*Continued on next page...*

*Continued from previous page...*

<b>Mol</b>	<b>Chain</b>	<b>Res</b>	<b>Type</b>
1	B	186	ASN
1	B	242	ASN
1	B	266	ASN
1	B	312	ASN
1	B	327	GLN
1	B	361	GLN
1	B	364	ASN
1	B	389	HIS
1	B	415	GLN
1	B	475	ASN
1	B	479	GLN
1	B	486	ASN
1	B	490	GLN
1	B	494	ASN
1	B	502	GLN
1	B	506	GLN
1	B	513	ASN
1	B	533	ASN
1	B	570	GLN
1	B	606	ASN
1	B	608	ASN
1	B	615	GLN
1	B	661	GLN
1	B	732	GLN
1	B	816	GLN
1	B	826	GLN
1	B	839	GLN
2	C	161	HIS
2	C	263	GLN
2	C	314	GLN
2	C	353	GLN
2	D	40	HIS
2	D	49	GLN
2	D	73	HIS
2	D	115	ASN
2	D	162	ASN
2	D	225	ASN
2	D	246	GLN
2	D	275	HIS
2	D	297	ASN
3	E	53	ASN
3	E	74	GLN

*Continued on next page...*

*Continued from previous page...*

Mol	Chain	Res	Type
3	E	131	HIS
4	F	38	ASN
4	F	81	ASN
4	F	94	ASN
4	F	121	HIS
4	G	42	GLN
4	G	104	ASN
3	H	16	GLN
3	H	30	GLN
3	H	40	GLN
3	H	53	ASN
3	H	60	ASN
3	H	68	GLN

### 5.3.3 RNA [i](#)

There are no RNA molecules in this entry.

### 5.4 Non-standard residues in protein, DNA, RNA chains [i](#)

There are no non-standard protein/DNA/RNA residues in this entry.

### 5.5 Carbohydrates [i](#)

There are no monosaccharides in this entry.

### 5.6 Ligand geometry [i](#)

There are no ligands in this entry.

### 5.7 Other polymers [i](#)

There are no such residues in this entry.

### 5.8 Polymer linkage issues [i](#)

There are no chain breaks in this entry.




## 6 Map visualisation [i](#)

This section contains visualisations of the EMDB entry EMD-29646. These allow visual inspection of the internal detail of the map and identification of artifacts.


Images derived from a raw map, generated by summing the deposited half-maps, are presented below the corresponding image components of the primary map to allow further visual inspection and comparison with those of the primary map.

### 6.1 Orthogonal projections [i](#)

#### 6.1.1 Primary map



#### 6.1.2 Raw map



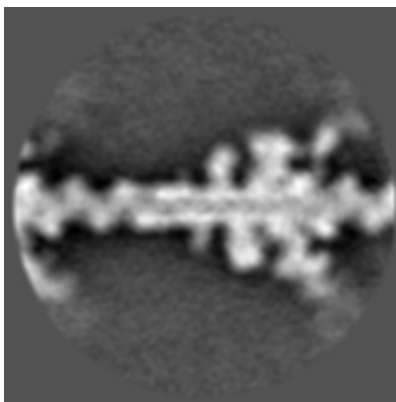
The images above show the map projected in three orthogonal directions.

## 6.2 Central slices [i](#)

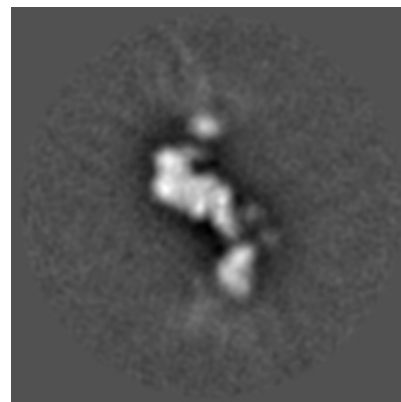
### 6.2.1 Primary map



X Index: 105

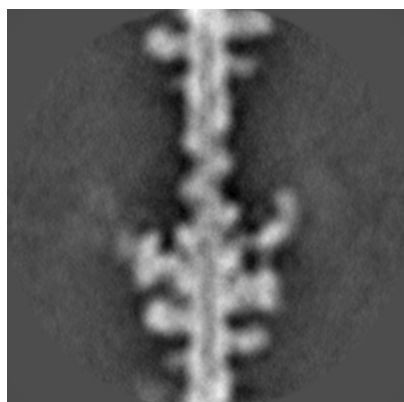


Y Index: 105

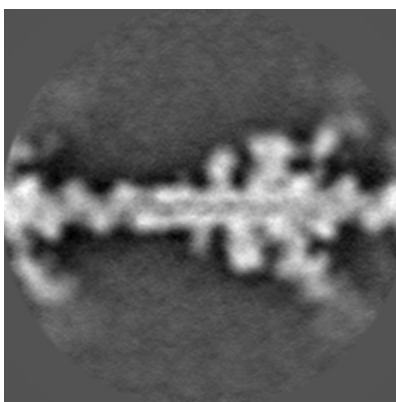


Z Index: 105

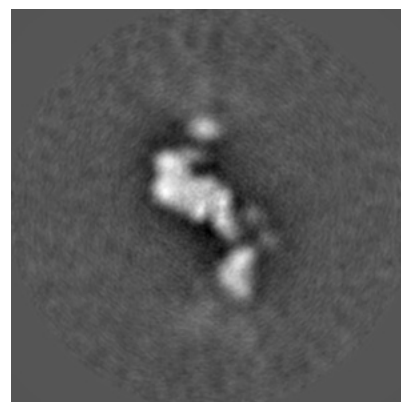
### 6.2.2 Raw map



X Index: 105



Y Index: 105



Z Index: 105

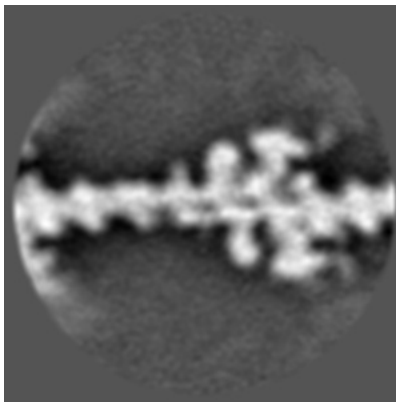
The images above show central slices of the map in three orthogonal directions.

## 6.3 Largest variance slices [i](#)

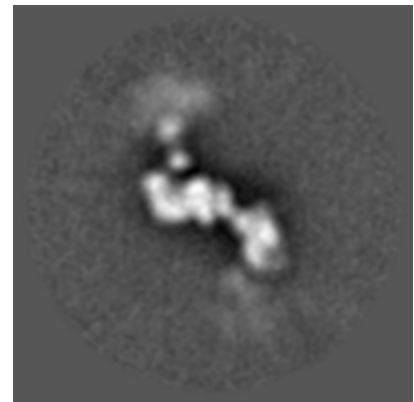
### 6.3.1 Primary map



X Index: 107

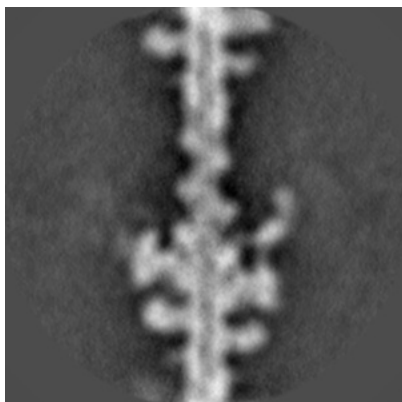


Y Index: 101

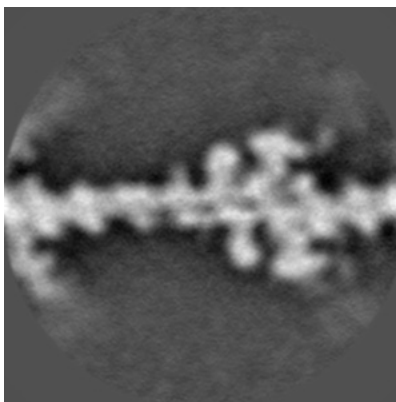


Z Index: 123

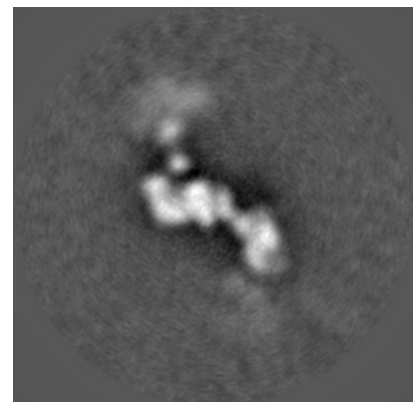
### 6.3.2 Raw map



X Index: 106



Y Index: 101




Z Index: 123


The images above show the largest variance slices of the map in three orthogonal directions.

## 6.4 Orthogonal standard-deviation projections (False-color) [i](#)

### 6.4.1 Primary map



### 6.4.2 Raw map



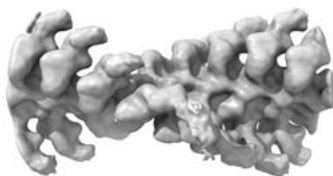
The images above show the map standard deviation projections with false color in three orthogonal directions. Minimum values are shown in green, max in blue, and dark to light orange shades represent small to large values respectively.

## 6.5 Orthogonal surface views [i](#)

### 6.5.1 Primary map



X



Y



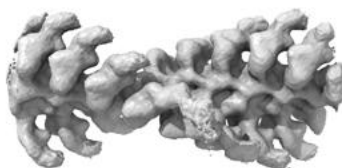
Z

The images above show the 3D surface view of the map at the recommended contour level 0.0472. These images, in conjunction with the slice images, may facilitate assessment of whether an appropriate contour level has been provided.

### 6.5.2 Raw map



X



Y



Z

These images show the 3D surface of the raw map. The raw map's contour level was selected so that its surface encloses the same volume as the primary map does at its recommended contour level.

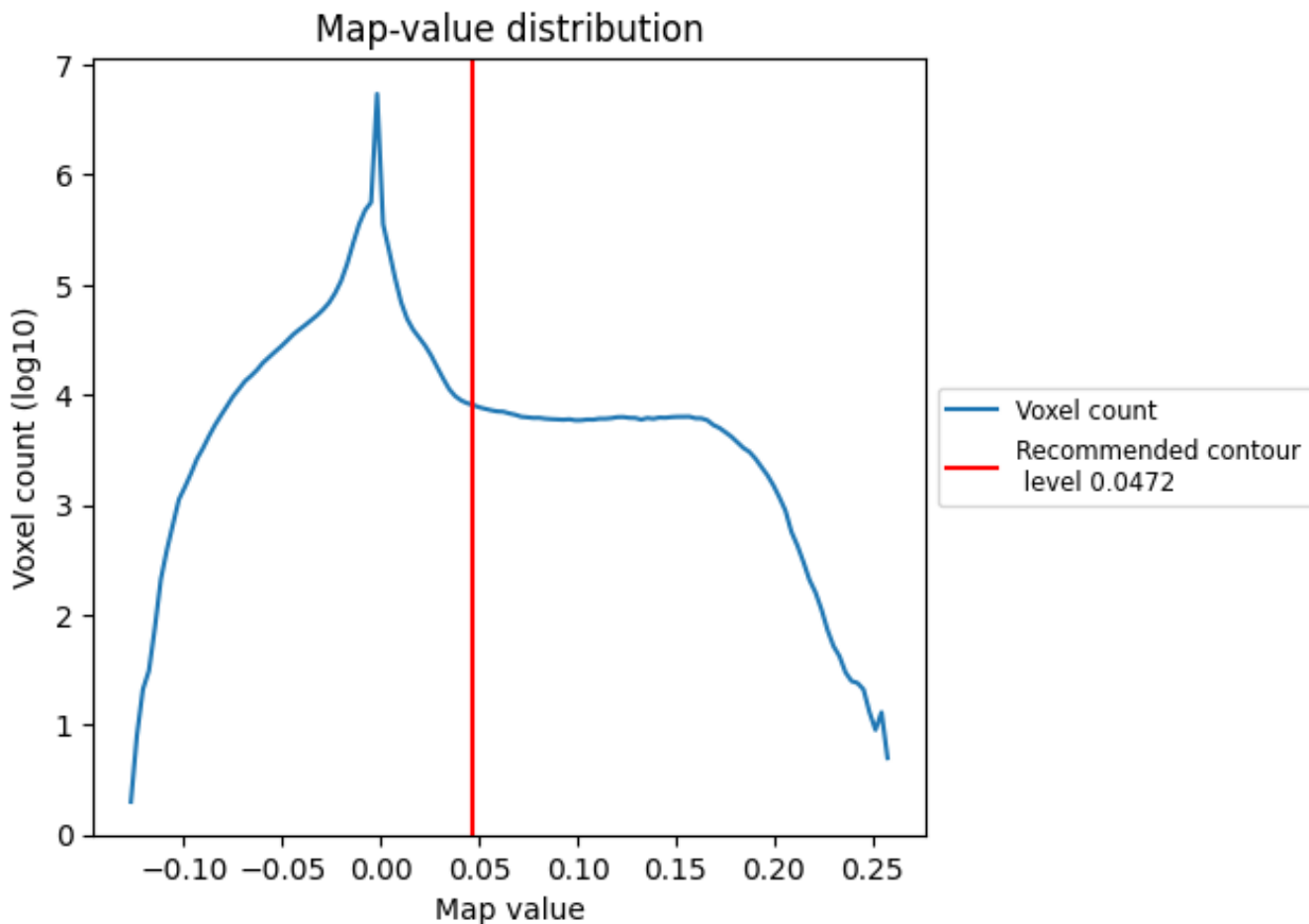
## 6.6 Mask visualisation [i](#)

This section was not generated. No masks/segmentation were deposited.

## 7 Map analysis [i](#)

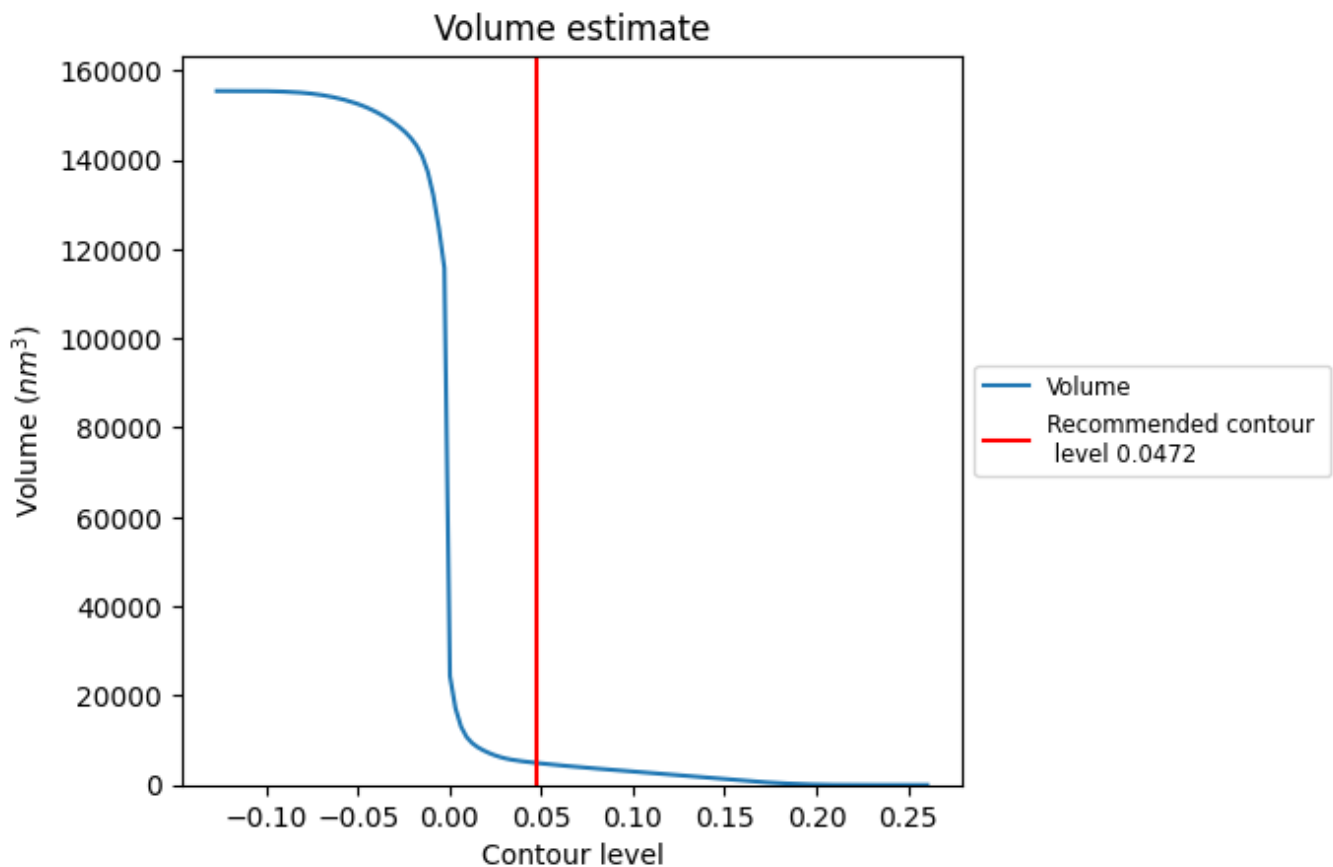
This section contains the results of statistical analysis of the map.

### 7.1 Map-value distribution [i](#)



The map-value distribution is plotted in 128 intervals along the x-axis. The y-axis is logarithmic. A spike in this graph at zero usually indicates that the volume has been masked.

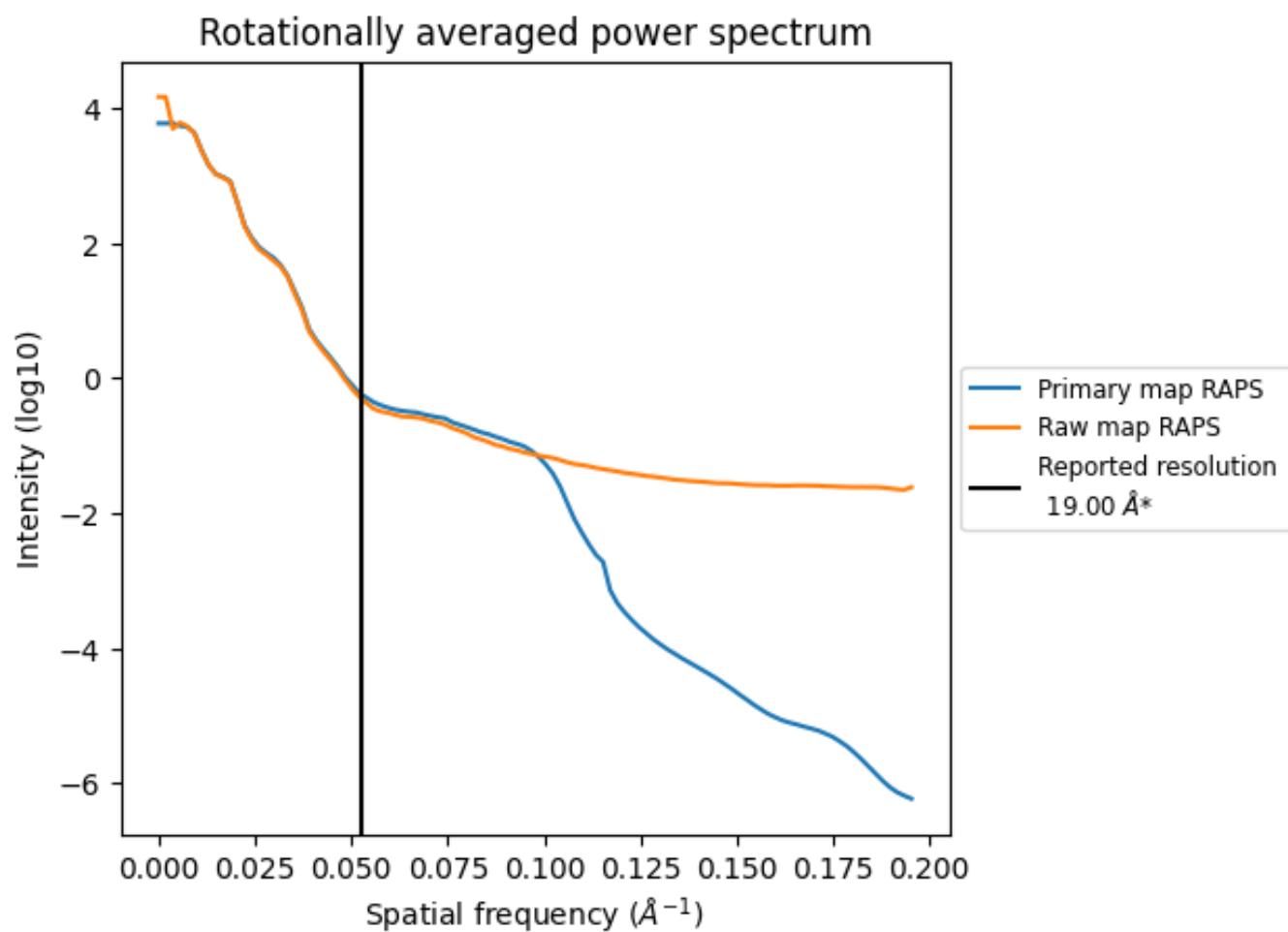
## 7.2 Volume estimate [\(i\)](#)



The volume at the recommended contour level is 4944  $\text{nm}^3$ ; this corresponds to an approximate mass of 4466 kDa.

The volume estimate graph shows how the enclosed volume varies with the contour level. The recommended contour level is shown as a vertical line and the intersection between the line and the curve gives the volume of the enclosed surface at the given level.

### 7.3 Rotationally averaged power spectrum [i](#)



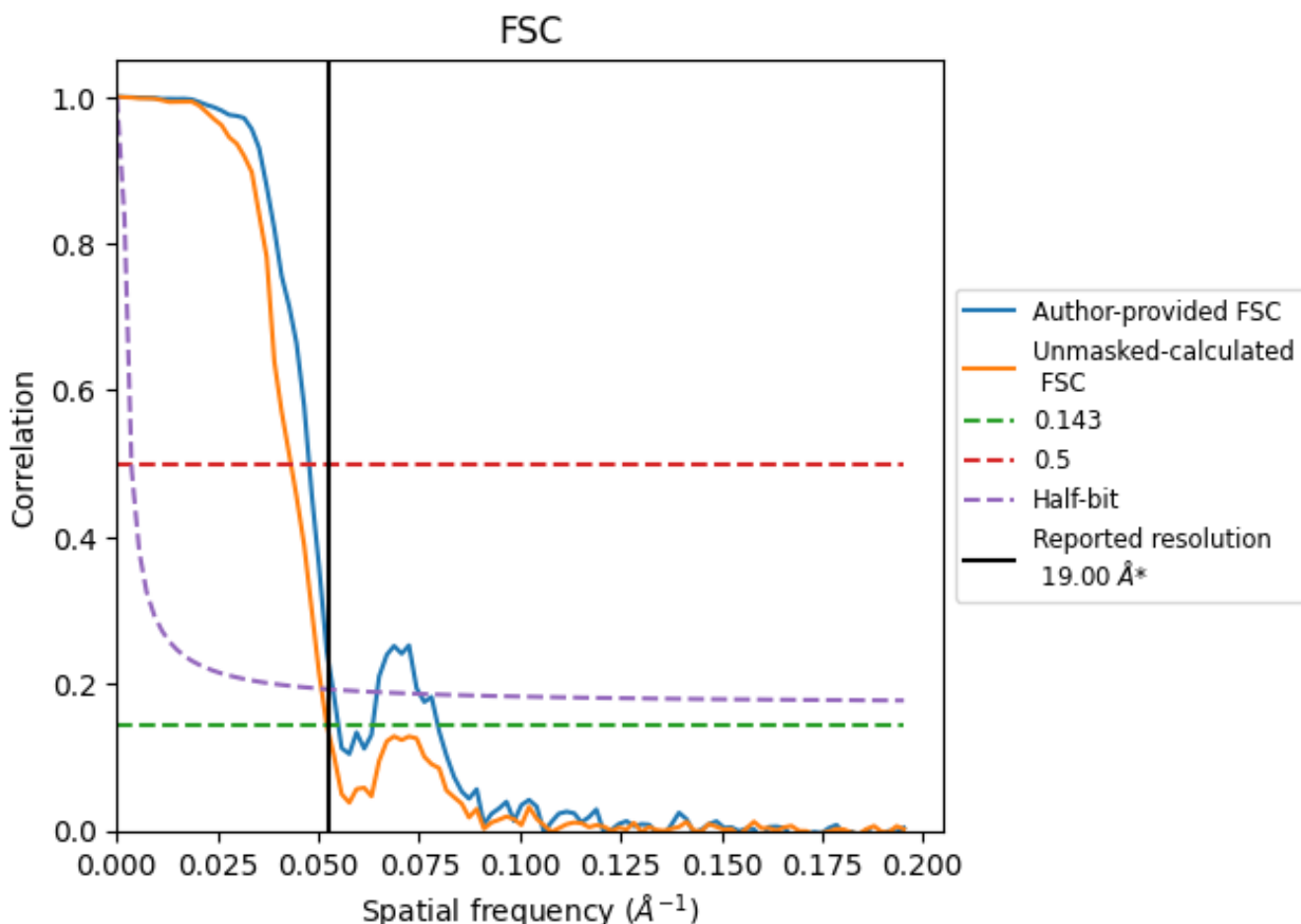
\*Reported resolution corresponds to spatial frequency of 0.053 Å<sup>-1</sup>



## 8 Fourier-Shell correlation [i](#)

Fourier-Shell Correlation (FSC) is the most commonly used method to estimate the resolution of single-particle and subtomogram-averaged maps. The shape of the curve depends on the imposed symmetry, mask and whether or not the two 3D reconstructions used were processed from a common reference. The reported resolution is shown as a black line. A curve is displayed for the half-bit criterion in addition to lines showing the 0.143 gold standard cut-off and 0.5 cut-off.

### 8.1 FSC [i](#)



\*Reported resolution corresponds to spatial frequency of 0.053 Å<sup>-1</sup>

## 8.2 Resolution estimates [i](#)

Resolution estimate (Å)	Estimation criterion (FSC cut-off)		
	0.143	0.5	Half-bit
Reported by author	19.00	-	-
Author-provided FSC curve	18.18	20.96	18.62
Unmasked-calculated*	19.19	23.15	19.69

\*Resolution estimate based on FSC curve calculated by comparison of deposited half-maps.

## 9 Map-model fit [i](#)

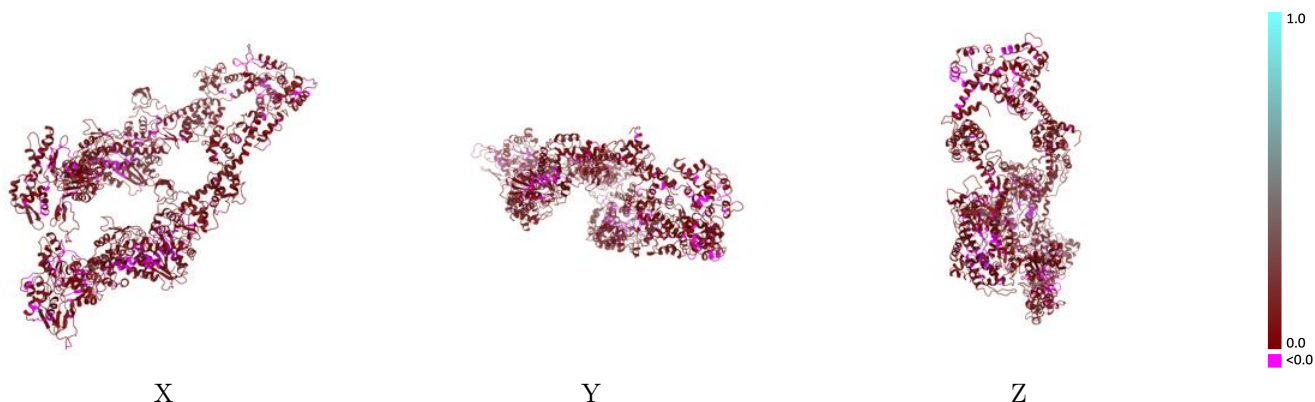
This section contains information regarding the fit between EMDB map EMD-29646 and PDB model 8SYF. Per-residue inclusion information can be found in section 3 on page 5.

### 9.1 Map-model overlay [i](#)



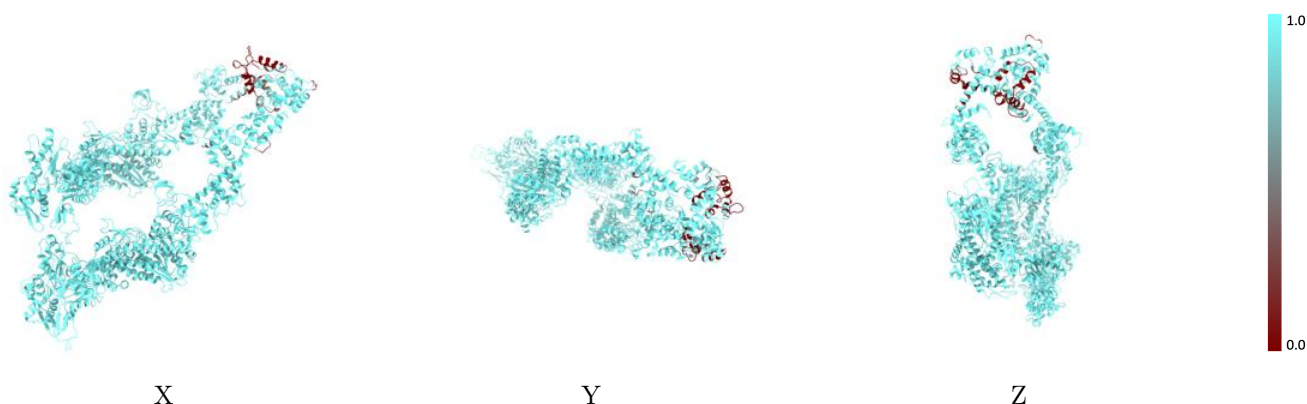
The images above show the 3D surface view of the map at the recommended contour level 0.0472 at 50% transparency in yellow overlaid with a ribbon representation of the model coloured in blue. These images allow for the visual assessment of the quality of fit between the atomic model and the map.

## 9.2 Q-score mapped to coordinate model [i](#)



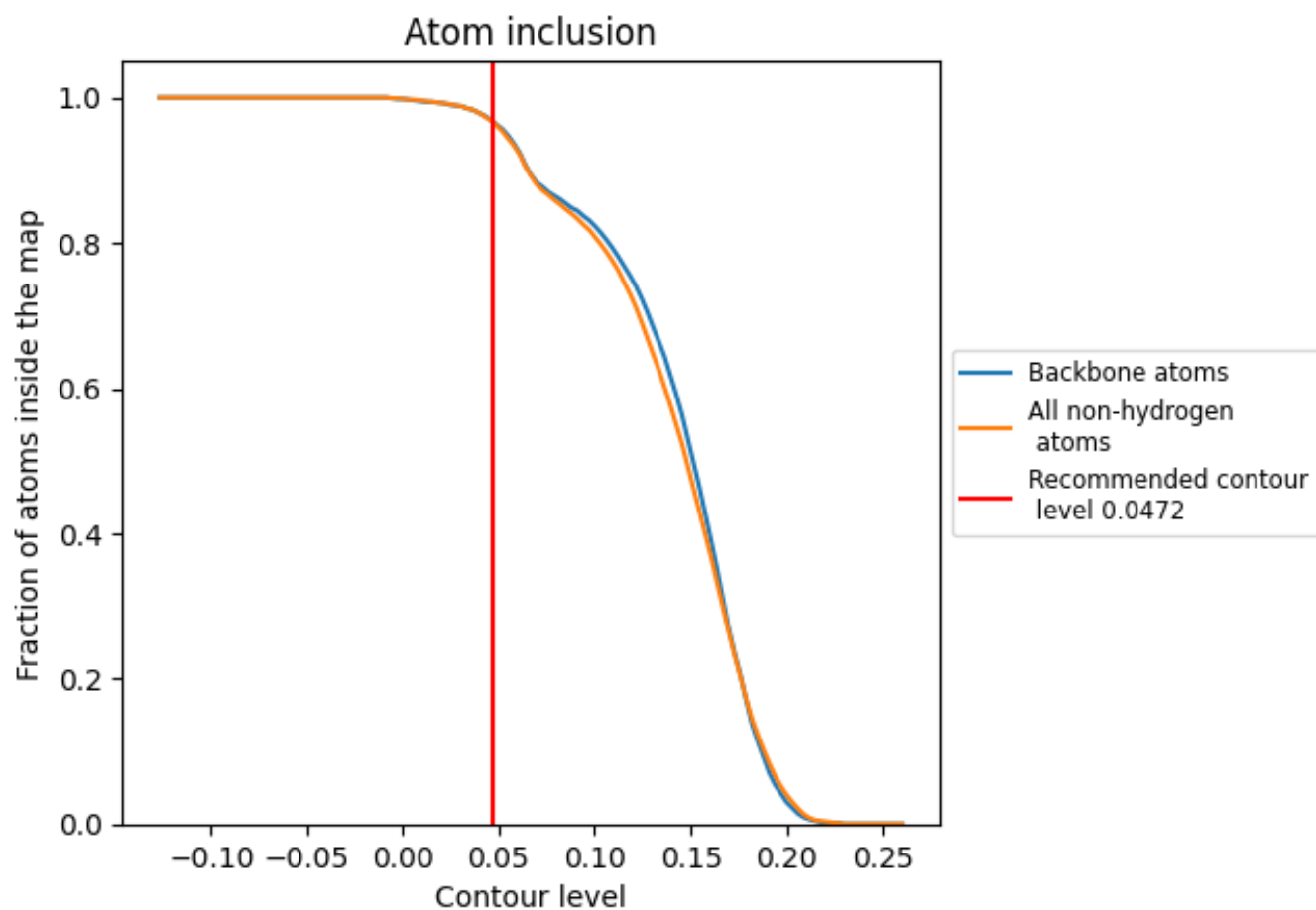
The images above show the model with each residue coloured according to its Q-score. This shows their resolvability in the map with higher Q-score values reflecting better resolvability. Please note: Q-score is calculating the resolvability of atoms, and thus high values are only expected at resolutions at which atoms can be resolved. Low Q-score values may therefore be expected for many entries.

## 9.3 Atom inclusion mapped to coordinate model [i](#)



The images above show the model with each residue coloured according to its atom inclusion. This shows to what extent they are inside the map at the recommended contour level (0.0472).



















## 9.4 Atom inclusion [i](#)



At the recommended contour level, 97% of all backbone atoms, 97% of all non-hydrogen atoms, are inside the map.

## 9.5 Map-model fit summary

The table lists the average atom inclusion at the recommended contour level (0.0472) and Q-score for the entire model and for each chain.

Chain	Atom inclusion	Q-score
All	 0.9660	 0.0800
A	 0.9950	 0.0810
B	 1.0000	 0.0810
C	 1.0000	 0.0740
D	 1.0000	 0.0790
E	 0.9800	 0.0890
F	 0.9160	 0.0870
G	 0.4470	 0.0570
H	 0.9970	 0.1000

