



## Full wwPDB EM Validation Report ⓘ

Oct 13, 2024 – 06:30 am BST

PDB ID : 8Q7N  
EMDB ID : EMD-18225  
Title : cryo-EM structure of the human spliceosomal B complex protomer (tri-snRNP core region)  
Authors : Zhang, Z.; Kumar, V.; Dybkov, O.; Will, C.L.; Urlaub, H.; Stark, H.; Luehrmann, R.  
Deposited on : 2023-08-16  
Resolution : 3.10 Å(reported)

This is a Full wwPDB EM Validation Report for a publicly released PDB entry.

We welcome your comments at [validation@mail.wwpdb.org](mailto:validation@mail.wwpdb.org)

A user guide is available at

<https://www.wwpdb.org/validation/2017/EMValidationReportHelp>

with specific help available everywhere you see the ⓘ symbol.

The types of validation reports are described at

<http://www.wwpdb.org/validation/2017/FAQs#types>.

---

The following versions of software and data (see [references ⓘ](#)) were used in the production of this report:

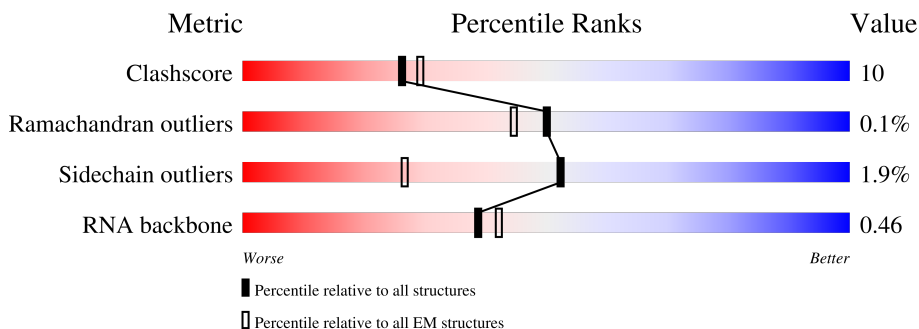
EMDB validation analysis : 0.0.1.dev113  
MolProbity : 4.02b-467  
Percentile statistics : 20231227.v01 (using entries in the PDB archive December 27th 2023)  
MapQ : 1.9.13  
Ideal geometry (proteins) : Engh & Huber (2001)  
Ideal geometry (DNA, RNA) : Parkinson et al. (1996)  
Validation Pipeline (wwPDB-VP) : 2.39

# 1 Overall quality at a glance

The following experimental techniques were used to determine the structure:  
*ELECTRON MICROSCOPY*

The reported resolution of this entry is 3.10 Å.

Percentile scores (ranging between 0-100) for global validation metrics of the entry are shown in the following graphic. The table shows the number of entries on which the scores are based.






Metric	Whole archive (#Entries)	EM structures (#Entries)
Clashscore	210492	15764
Ramachandran outliers	207382	16835
Sidechain outliers	206894	16415
RNA backbone	6643	2191

The table below summarises the geometric issues observed across the polymeric chains and their fit to the map. The red, orange, yellow and green segments of the bar indicate the fraction of residues that contain outliers for  $\geq 3$ , 2, 1 and 0 types of geometric quality criteria respectively. A grey segment represents the fraction of residues that are not modelled. The numeric value for each fraction is indicated below the corresponding segment, with a dot representing fractions  $\leq 5\%$ . The upper red bar (where present) indicates the fraction of residues that have poor fit to the EM map (all-atom inclusion  $< 40\%$ ). The numeric value is given above the bar.

Mol	Chain	Length	Quality of chain
1	5	117	
2	6	106	
3	7	793	
4	C	972	
5	D	142	
6	I	312	
7	K	439	

Continued on next page...

Continued from previous page...

Mol	Chain	Length	Quality of chain
8	M	128	 66% 31%
9	Q	144	 79% 19%
10	X	376	 17% 78%
11	Z	347	 91%
12	r	199	 44% 55%
13	s	73	 97%
14	L	499	 58% 17% 25%
15	F	522	 68% 14% 17% 11%
16	N	941	 73% 10% 16% 22%
17	A	2335	 72% 23%
18	S	800	 79% 17%
19	T	1098	 36% 62% 28%
20	4	145	 24% 22% 6% 48% 7%
21	J	683	 28% 10% 62% 6%

## 2 Entry composition

There are 21 unique types of molecules in this entry. The entry contains 55463 atoms, of which 0 are hydrogens and 0 are deuteriums.

In the tables below, the AltConf column contains the number of residues with at least one atom in alternate conformation and the Trace column contains the number of residues modelled with at most 2 atoms.

- Molecule 1 is a RNA chain called U5 snRNA.

Mol	Chain	Residues	Atoms					AltConf	Trace
			Total	C	N	O	P		
1	5	115	2420	1084	403	818	115	0	0

- Molecule 2 is a RNA chain called U6 snRNA.

Mol	Chain	Residues	Atoms					AltConf	Trace
			Total	C	N	O	P		
2	6	78	1670	747	309	536	78	0	0

- Molecule 3 is a protein called Splicing factor 3A subunit 1.

Mol	Chain	Residues	Atoms					AltConf	Trace
			Total	C	N	O	S		
3	7	81	650	405	115	128	2	0	0

- Molecule 4 is a protein called 116 kDa U5 small nuclear ribonucleoprotein component.

Mol	Chain	Residues	Atoms					AltConf	Trace
			Total	C	N	O	S		
4	C	843	6649	4250	1117	1249	33	0	0

- Molecule 5 is a protein called Thioredoxin-like protein 4A.

Mol	Chain	Residues	Atoms					AltConf	Trace
			Total	C	N	O	S		
5	D	141	1170	751	194	215	10	0	0

- Molecule 6 is a protein called Pre-mRNA-splicing factor 38A.

Mol	Chain	Residues	Atoms					AltConf	Trace
			Total	C	N	O	S		
6	I	184	1521	978	256	277	10	0	0

- Molecule 7 is a protein called Microfibrillar-associated protein 1.

Mol	Chain	Residues	Atoms					AltConf	Trace
			Total	C	N	O	S		
7	K	135	922	577	166	177	2	0	0

- Molecule 8 is a protein called NHP2-like protein 1, N-terminally processed.

Mol	Chain	Residues	Atoms					AltConf	Trace
			Total	C	N	O	S		
8	M	124	962	608	171	178	5	0	0

- Molecule 9 is a protein called Protein BUD31 homolog.

Mol	Chain	Residues	Atoms					AltConf	Trace
			Total	C	N	O	S		
9	Q	142	1174	738	216	209	11	0	0

- Molecule 10 is a protein called WW domain-binding protein 4.

Mol	Chain	Residues	Atoms					AltConf	Trace
			Total	C	N	O	S		
10	X	81	668	419	120	125	4	0	0

- Molecule 11 is a RNA chain called MINX pre-mRNA.

Mol	Chain	Residues	Atoms					AltConf	Trace
			Total	C	N	O	P		
11	Z	31	664	297	124	212	31	0	0

- Molecule 12 is a protein called Zinc finger matrin-type protein 2.

Mol	Chain	Residues	Atoms					AltConf	Trace
			Total	C	N	O	S		
12	r	89	728	452	137	132	7	0	0

- Molecule 13 is a protein called Ubiquitin-like protein 5.

Mol	Chain	Residues	Atoms					AltConf	Trace
			Total	C	N	O	S		
13	s	73	600	383	103	110	4	0	0

- Molecule 14 is a protein called U4/U6 small nuclear ribonucleoprotein Prp31.

Mol	Chain	Residues	Atoms					AltConf	Trace
14	L	373	Total	C	N	O	S	0	0
			2853	1777	520	544	12		

- Molecule 15 is a protein called U4/U6 small nuclear ribonucleoprotein Prp4.

Mol	Chain	Residues	Atoms					AltConf	Trace
15	F	431	Total	C	N	O	S	0	0
			3415	2142	621	632	20		

- Molecule 16 is a protein called Pre-mRNA-processing factor 6.

Mol	Chain	Residues	Atoms					AltConf	Trace
16	N	791	Total	C	N	O	S	0	0
			4613	2822	892	894	5		

- Molecule 17 is a protein called Pre-mRNA-processing-splicing factor 8.

Mol	Chain	Residues	Atoms					AltConf	Trace
17	A	2234	Total	C	N	O	S	0	0
			17494	11122	3130	3172	70		

- Molecule 18 is a protein called U4/U6.U5 tri-snRNP-associated protein 1.

Mol	Chain	Residues	Atoms					AltConf	Trace
18	S	171	Total	C	N	O	S	0	0
			1386	855	258	271	2		

- Molecule 19 is a protein called Transcription elongation regulator 1.

Mol	Chain	Residues	Atoms					AltConf	Trace
19	T	412	Total	C	N	O	S	0	0
			2268	1363	452	452	1		

- Molecule 20 is a RNA chain called U4 snRNA.

Mol	Chain	Residues	Atoms					AltConf	Trace
20	4	76	Total	C	N	O	P	0	0
			1610	720	277	537	76		

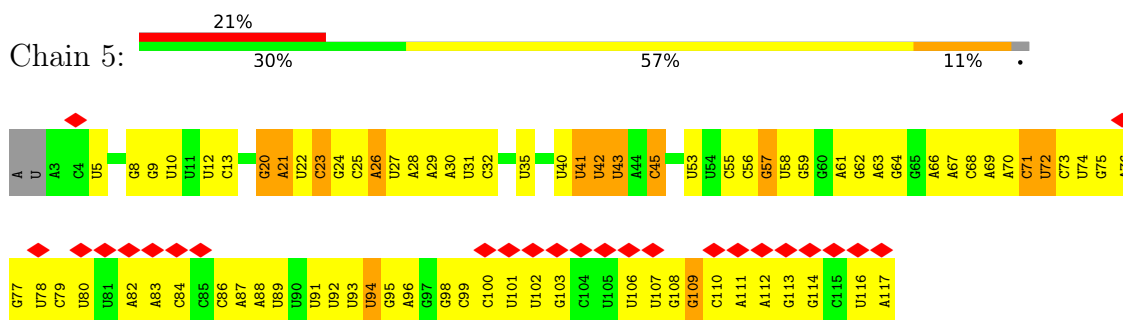
- Molecule 21 is a protein called U4/U6 small nuclear ribonucleoprotein Prp3.

Mol	Chain	Residues	Atoms					AltConf	Trace
			Total	C	N	O	S		
21	J	260	2026	1273	382	363	8	0	0

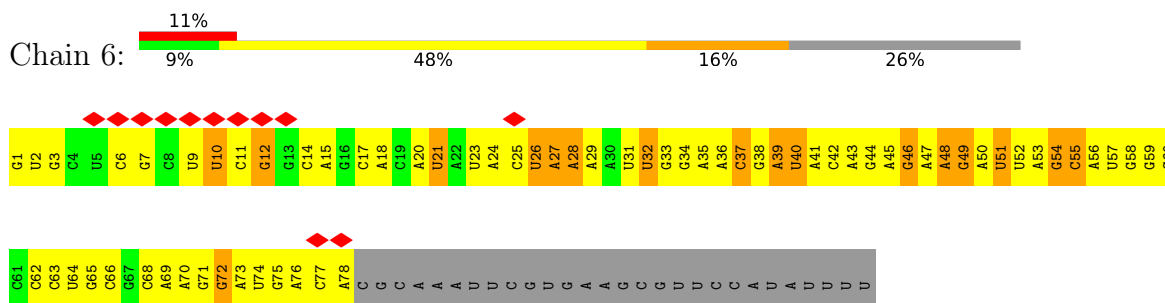
### 3 Residue-property plots

These plots are drawn for all protein, RNA, DNA and oligosaccharide chains in the entry. The first graphic for a chain summarises the proportions of the various outlier classes displayed in the second graphic. The second graphic shows the sequence view annotated by issues in geometry and atom inclusion in map density. Residues are color-coded according to the number of geometric quality criteria for which they contain at least one outlier: green = 0, yellow = 1, orange = 2 and red = 3 or more. A red diamond above a residue indicates a poor fit to the EM map for this residue (all-atom inclusion < 40%). Stretches of 2 or more consecutive residues without any outlier are shown as a green connector. Residues present in the sample, but not in the model, are shown in grey.


#### • Molecule 1: U5 snRNA




#### • Molecule 2: U6 snRNA




#### • Molecule 3: Splicing factor 3A subunit 1



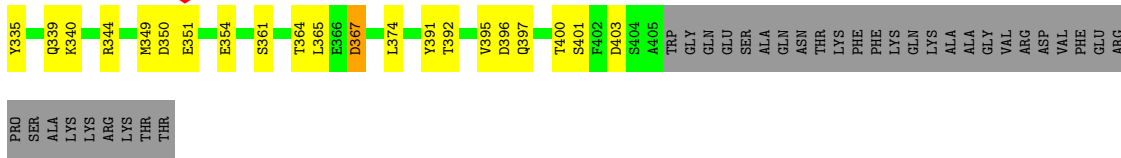




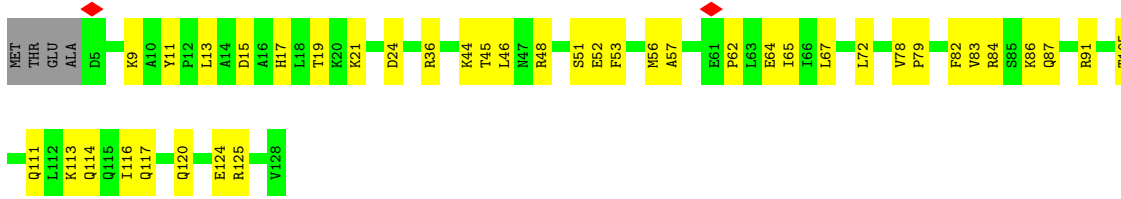
● Molecule 4: 116 kDa U5 small nuclear ribonucleoprotein component



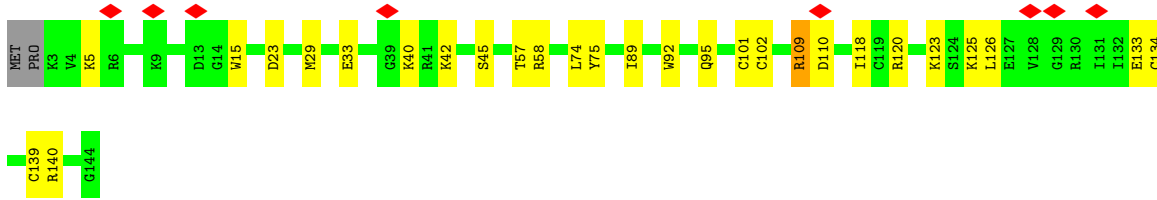
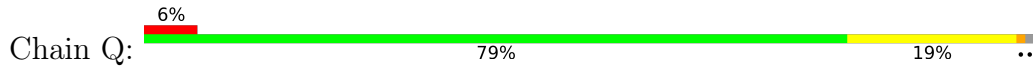





- Molecule 8: NHP2-like protein 1, N-terminally processed



- Molecule 9: Protein BUD31 homolog



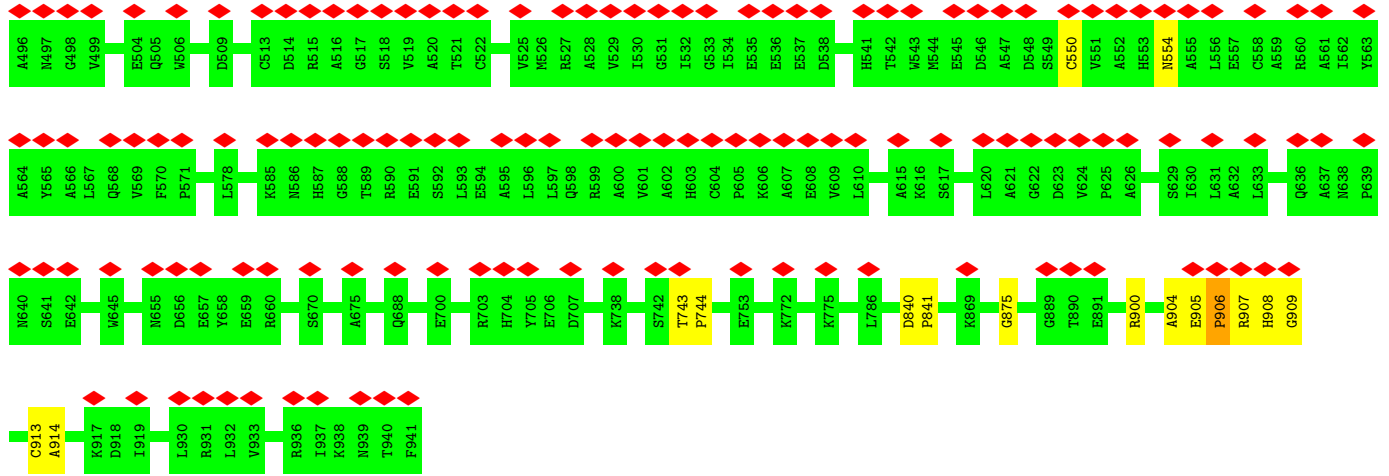
- Molecule 10: WW domain-binding protein 4



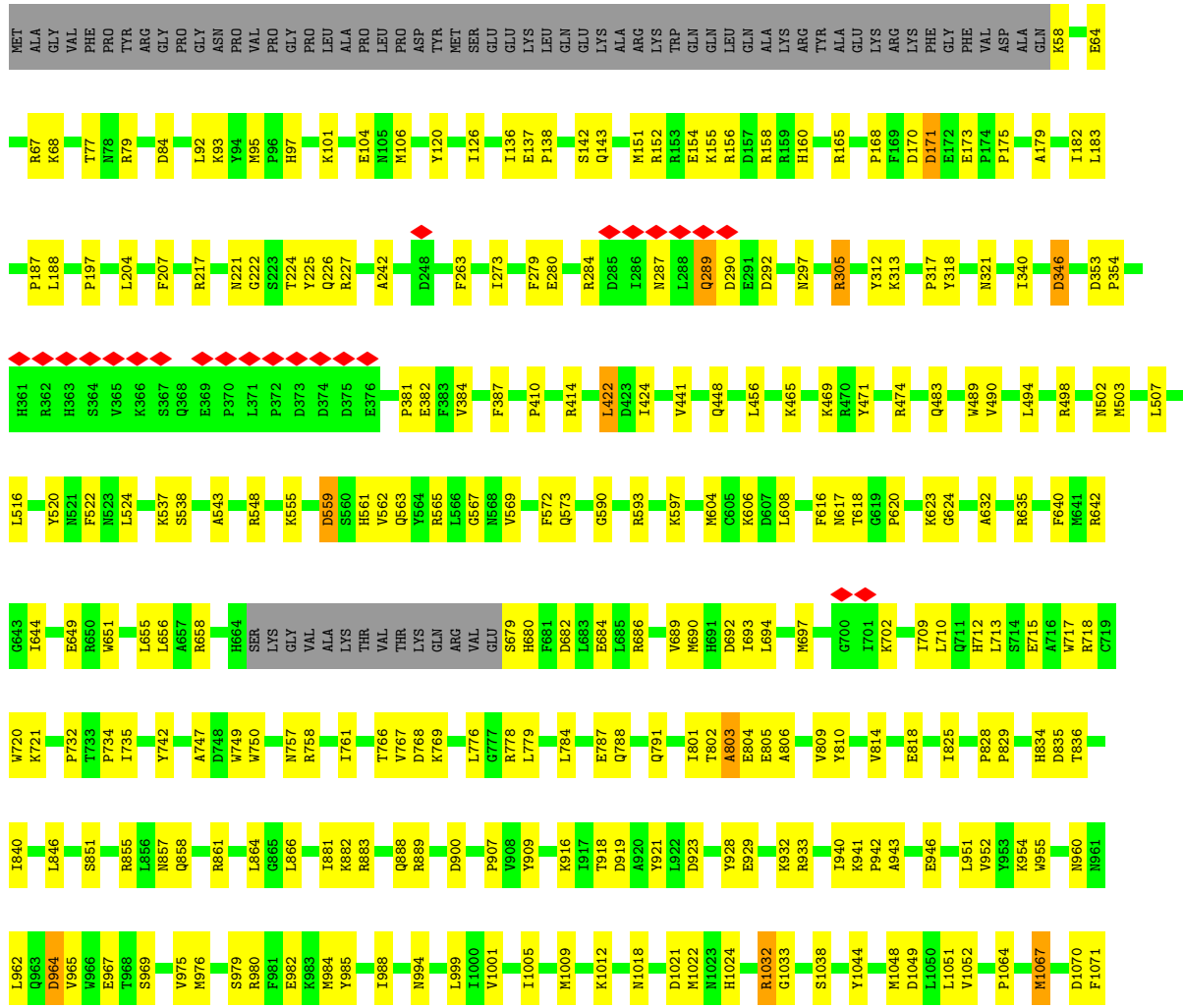
- Molecule 11: MINX pre-mRNA








● Molecule 17: Pre-mRNA-processing-splicing factor 8





• Molecule 18: U4/U6.U5 tri-snRNP-associated protein 1



MET  
GLY  
SER  
ASN  
LYS  
LYS  
HIS  
ARG  
GLY  
GLU  
GLU  
LYS  
ALA  
ALA  
GLY  
GLU  
THR  
THR  
ALA  
GLN  
GLY  
GLU  
VAL  
ASN  
HIS  
ALA  
ALA  
ILE  
LYS  
ARG  
GLU  
GLY  
GLU  
GLY  
ALA  
GLN  
ALA  
THR  
LYS

GLY  
GLU  
ARG  
GLY  
SER  
SER  
ARG  
ARG  
ARG  
ALA  
LEU  
ALA  
GLY  
GLU  
LEU  
ALA  
GLY  
GLU  
SER  
VAL  
ASN  
HIS  
HIS  
ILE  
LYS  
ARG  
GLY  
GLU  
GLU  
GLY  
ALA  
GLN  
ALA  
THR  
LYS

GLU  
GLU  
THR  
ASN  
LYS  
LEU  
ARG  
ARG  
ALA  
LEU  
GLY  
GLU  
LEU  
LYS  
PRO  
LEU  
ARG  
SER  
VAL  
ASN  
HIS  
ILE  
LYS  
ARG  
GLU  
GLY  
GLU  
GLY  
ALA  
GLY  
THR  
LYS


E148  
E149  
P150  
V151  
T152  
A153  
M157  
P158  
M159  
A160  
L161  
R164  
E165  
K175  
E178  
L179  
L180  
M181  
Q182  
K183  
G185  
K186  
I187  
K188  
T189  
G191  
GLU

PHE  
ALA  
LEU  
LEU  
GLN  
GLY  
GLY  
VAL  
TYR  
SER  
GLY  
ASP  
GLY  
GLU  
SER  
ASP  
TYR  
GLY  
GLY  
SER  
SER  
GLY  
GLU  
SER  
ASP  
TYR  
SER  
SER  
GLY  
TYR  
ALA

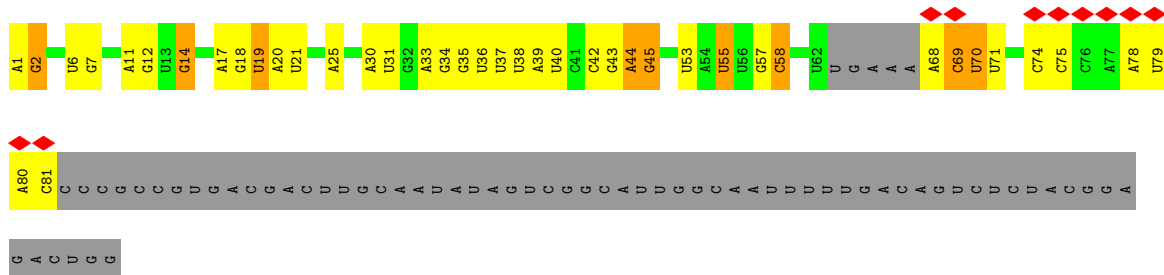
Q2008  
D2009  
I2010  
G2013  
M2014  
E2015  
I2016  
S2017  
Q2024  
Q2025  
I2026  
ALA  
GLU  
GLU  
ILE  
GLU  
LYS  
GLN  
THR  
LYS  
GLU  
GLN  
SER  
Q2038  
Q2043  
T2046  
V2047  
N2048  
G2051  
T2056  
E2063  
S2094  
D2095  
D2096  
I2097  
K2098  
K2098  
T2100  
G2101  
Y2102  
T2103  
G2126  
P2133  
P2134  
D2135  
N2136  
P2137  
K2140  
G2161







• Molecule 20: U4 snRNA





## 4 Experimental information

Property	Value	Source
EM reconstruction method	SINGLE PARTICLE	Depositor
Imposed symmetry	POINT, Not provided	
Number of particles used	251564	Depositor
Resolution determination method	FSC 0.143 CUT-OFF	Depositor
CTF correction method	PHASE FLIPPING AND AMPLITUDE CORRECTION	Depositor
Microscope	FEI TITAN KRIOS	Depositor
Voltage (kV)	300	Depositor
Electron dose ( $e^-/\text{\AA}^2$ )	48	Depositor
Minimum defocus (nm)	1500	Depositor
Maximum defocus (nm)	3000	Depositor
Magnification	Not provided	
Image detector	FEI FALCON III (4k x 4k)	Depositor
Maximum map value	0.240	Depositor
Minimum map value	-0.112	Depositor
Average map value	0.000	Depositor
Map value standard deviation	0.006	Depositor
Recommended contour level	0.03	Depositor
Map size (Å)	603.2, 603.2, 603.2	wwPDB
Map dimensions	520, 520, 520	wwPDB
Map angles (°)	90.0, 90.0, 90.0	wwPDB
Pixel spacing (Å)	1.16, 1.16, 1.16	Depositor

## 5 Model quality

### 5.1 Standard geometry

The Z score for a bond length (or angle) is the number of standard deviations the observed value is removed from the expected value. A bond length (or angle) with  $|Z| > 5$  is considered an outlier worth inspection. RMSZ is the root-mean-square of all Z scores of the bond lengths (or angles).

Mol	Chain	Bond lengths		Bond angles	
		RMSZ	# Z  >5	RMSZ	# Z  >5
1	5	0.28	0/2698	0.81	0/4195
2	6	0.32	0/1870	0.84	0/2913
3	7	0.44	1/659 (0.2%)	0.78	3/884 (0.3%)
4	C	0.28	0/6798	0.49	0/9234
5	D	0.30	0/1199	0.48	0/1620
6	I	0.29	0/1551	0.51	0/2090
7	K	0.28	0/938	0.50	0/1275
8	M	0.26	0/974	0.51	0/1316
9	Q	0.28	0/1199	0.52	0/1605
10	X	0.26	0/681	0.43	0/906
11	Z	0.37	0/743	0.93	5/1156 (0.4%)
12	r	0.28	0/736	0.57	0/978
13	s	0.31	0/610	0.50	0/819
14	L	0.27	0/2890	0.50	0/3893
15	F	0.25	0/3497	0.50	1/4735 (0.0%)
16	N	0.25	0/4666	0.51	3/6450 (0.0%)
17	A	0.29	0/17943	0.50	2/24236 (0.0%)
18	S	0.26	0/1392	0.52	0/1853
19	T	0.23	0/2274	0.42	0/3145
20	4	0.34	0/1796	0.87	7/2792 (0.3%)
21	J	0.26	0/2058	0.52	0/2762
All	All	0.28	1/57172 (0.0%)	0.57	21/78857 (0.0%)

Chiral center outliers are detected by calculating the chiral volume of a chiral center and verifying if the center is modelled as a planar moiety or with the opposite hand. A planarity outlier is detected by checking planarity of atoms in a peptide group, atoms in a mainchain group or atoms of a sidechain that are expected to be planar.

Mol	Chain	#Chirality outliers	#Planarity outliers
13	s	0	1

All (1) bond length outliers are listed below:

Mol	Chain	Res	Type	Atoms	Z	Observed(Å)	Ideal(Å)
3	7	421	PRO	CG-CD	-6.85	1.28	1.50

All (21) bond angle outliers are listed below:

Mol	Chain	Res	Type	Atoms	Z	Observed(°)	Ideal(°)
3	7	421	PRO	CA-N-CD	-13.71	92.31	111.50
16	N	270	PRO	CA-N-CD	-13.36	92.79	111.50
3	7	421	PRO	N-CD-CG	-8.44	90.53	103.20
20	4	70	U	C2-N1-C1'	7.82	127.08	117.70
17	A	1853	PRO	CA-N-CD	-7.28	101.31	111.50
20	4	70	U	N1-C2-O2	7.28	127.90	122.80
11	Z	71	C	C2-N1-C1'	6.95	126.45	118.80
20	4	70	U	N3-C2-O2	-6.71	117.50	122.20
11	Z	72	A	O4'-C1'-N9	6.48	113.39	108.20
16	N	270	PRO	N-CD-CG	-6.12	94.02	103.20
20	4	79	U	C2-N1-C1'	5.66	124.49	117.70
11	Z	71	C	N1-C2-O2	5.63	122.28	118.90
17	A	1853	PRO	N-CD-CG	-5.55	94.87	103.20
15	F	451	LEU	CA-CB-CG	5.52	128.01	115.30
20	4	58	C	C2-N1-C1'	5.48	124.83	118.80
11	Z	71	C	C6-N1-C1'	-5.22	114.54	120.80
20	4	79	U	N1-C2-O2	5.19	126.43	122.80
3	7	421	PRO	CA-CB-CG	-5.08	94.34	104.00
16	N	369	LEU	CA-CB-CG	5.04	126.90	115.30
20	4	70	U	C6-N1-C1'	-5.04	114.14	121.20
11	Z	72	A	P-O3'-C3'	5.02	125.72	119.70

There are no chirality outliers.

All (1) planarity outliers are listed below:

Mol	Chain	Res	Type	Group
13	s	10	LEU	Peptide

## 5.2 Too-close contacts [i](#)

In the following table, the Non-H and H(model) columns list the number of non-hydrogen atoms and hydrogen atoms in the chain respectively. The H(added) column lists the number of hydrogen atoms added and optimized by MolProbity. The Clashes column lists the number of clashes within the asymmetric unit, whereas Symm-Clashes lists symmetry-related clashes.

Mol	Chain	Non-H	H(model)	H(added)	Clashes	Symm-Clashes
1	5	2420	0	1226	42	0

*Continued on next page...*

Continued from previous page...

Mol	Chain	Non-H	H(model)	H(added)	Clashes	Symm-Clashes
2	6	1670	0	844	68	0
3	7	650	0	655	15	0
4	C	6649	0	6671	137	0
5	D	1170	0	1141	31	0
6	I	1521	0	1544	30	0
7	K	922	0	727	20	0
8	M	962	0	1012	29	0
9	Q	1174	0	1182	19	0
10	X	668	0	661	11	0
11	Z	664	0	337	20	0
12	r	728	0	757	0	0
13	s	600	0	613	0	0
14	L	2853	0	2840	58	0
15	F	3415	0	3337	50	0
16	N	4613	0	3231	85	0
17	A	17494	0	16691	412	0
18	S	1386	0	1429	27	0
19	T	2268	0	1282	18	0
20	4	1610	0	815	21	0
21	J	2026	0	2048	56	0
All	All	55463	0	49043	995	0

The all-atom clashscore is defined as the number of clashes found per 1000 atoms (including hydrogen atoms). The all-atom clashscore for this structure is 10.

All (995) close contacts within the same asymmetric unit are listed below, sorted by their clash magnitude.

Atom-1	Atom-2	Interatomic distance (Å)	Clash overlap (Å)
3:7:429:MET:HG3	8:M:91:ARG:HH12	1.35	0.89
21:J:545:VAL:HG12	21:J:583:VAL:HG23	1.57	0.85
3:7:410:TYR:HB3	3:7:419:LYS:HE2	1.63	0.81
17:A:1308:PRO:HB3	17:A:1547:VAL:HG23	1.64	0.79
4:C:193:THR:HG23	4:C:325:LYS:HD2	1.65	0.78
17:A:1809:ILE:HB	17:A:1818:PHE:HB2	1.65	0.78
16:N:277:LEU:O	16:N:278:ASN:ND2	2.17	0.78
11:Z:71:C:H3'	11:Z:72:A:H2'	1.64	0.77
4:C:568:PRO:O	4:C:569:ARG:NH1	2.15	0.76
17:A:1792:LYS:NZ	17:A:1796:GLY:O	2.18	0.76
2:6:34:G:H1	11:Z:71:C:H42	1.34	0.75
17:A:64:GLU:OE1	17:A:67:ARG:NH1	2.19	0.75
15:F:139:VAL:HG13	15:F:140:VAL:HG23	1.69	0.73

Continued on next page...

*Continued from previous page...*

Atom-1	Atom-2	Interatomic distance (Å)	Clash overlap (Å)
17:A:67:ARG:HD3	17:A:179:ALA:HB2	1.72	0.72
17:A:280:GLU:OE1	17:A:284:ARG:NH2	2.23	0.72
17:A:1146:ASP:OD2	17:A:1182:ASN:ND2	2.22	0.72
2:6:76:A:N6	21:J:563:ASN:OD1	2.22	0.71
4:C:137:HIS:O	4:C:142:LYS:NZ	2.22	0.71
17:A:182:ILE:HD11	17:A:562:VAL:HG13	1.72	0.71
17:A:92:LEU:HB3	17:A:656:LEU:HD11	1.72	0.71
17:A:1518:LEU:HB2	17:A:1523:ARG:HE	1.55	0.71
16:N:369:LEU:HD12	16:N:370:PRO:HD2	1.73	0.70
4:C:227:LEU:HD21	4:C:239:THR:HG23	1.73	0.70
15:F:301:ALA:HA	15:F:325:ARG:HG3	1.73	0.70
5:D:40:LYS:HZ1	17:A:680:HIS:HA	1.57	0.70
15:F:305:VAL:HB	15:F:319:ILE:HB	1.71	0.70
14:L:358:ARG:NH2	20:4:18:G:O2'	2.22	0.70
16:N:179:LEU:HD12	17:A:855:ARG:HB3	1.74	0.70
17:A:788:GLN:HG2	17:A:1024:HIS:HB3	1.73	0.70
17:A:1198:PRO:HG2	17:A:1201:ARG:HB2	1.72	0.69
4:C:853:ARG:NH2	4:C:886:ASP:OD2	2.25	0.69
17:A:919:ASP:OD2	17:A:1012:LYS:NZ	2.26	0.69
21:J:563:ASN:HD22	21:J:597:LEU:HD22	1.56	0.69
4:C:214:GLU:OE2	4:C:480:LYS:NZ	2.21	0.69
4:C:255:VAL:HG21	4:C:285:VAL:HG11	1.73	0.69
17:A:761:ILE:HD12	17:A:767:VAL:HG11	1.73	0.69
17:A:923:ASP:OD1	17:A:1439:ARG:NH1	2.27	0.68
11:Z:59:G:H4'	17:A:1565:LYS:HD3	1.75	0.68
14:L:305:VAL:HG21	14:L:316:VAL:HG11	1.74	0.68
17:A:909:TYR:HB2	17:A:1033:GLY:HA3	1.76	0.68
21:J:545:VAL:HG23	21:J:633:VAL:HB	1.74	0.68
4:C:347:ILE:HD11	4:C:356:PHE:HB3	1.76	0.67
9:Q:45:SER:O	17:A:68:LYS:NZ	2.26	0.67
14:L:209:GLU:HA	14:L:212:MET:HG2	1.76	0.67
17:A:1296:GLN:NE2	17:A:1317:TYR:OH	2.28	0.67
4:C:645:ARG:NH1	17:A:318:TYR:O	2.28	0.67
4:C:277:LYS:NZ	4:C:864:PRO:O	2.28	0.66
7:K:344:ARG:NH1	7:K:349:MET:SD	2.69	0.66
8:M:51:SER:HA	8:M:105:THR:HA	1.77	0.66
17:A:802:THR:HG23	17:A:805:GLU:HG2	1.77	0.66
17:A:1817:LEU:HD12	17:A:1919:LEU:HD11	1.77	0.66
14:L:408:ARG:HG2	17:A:1877:LEU:HD23	1.78	0.66
17:A:1809:ILE:HD11	17:A:1845:VAL:HG22	1.77	0.66
17:A:1898:LYS:HD3	17:A:1947:ASN:HD22	1.60	0.66

*Continued on next page...*

*Continued from previous page...*

Atom-1	Atom-2	Interatomic distance (Å)	Clash overlap (Å)
17:A:858:GLN:OE1	17:A:861:ARG:NH1	2.29	0.65
18:S:256:GLY:O	18:S:350:ARG:NH1	2.29	0.65
21:J:547:ARG:NH2	21:J:680:GLU:OE1	2.29	0.65
11:Z:76:A:H2'	11:Z:77:G:C8	2.31	0.65
16:N:32:SER:OG	17:A:537:LYS:O	2.15	0.65
5:D:138:THR:HG21	17:A:1298:ARG:HH22	1.60	0.65
4:C:774:THR:HA	4:C:784:ILE:HD12	1.77	0.65
17:A:1781:ASP:HB3	17:A:1808:PHE:HB2	1.79	0.65
4:C:682:LYS:HD2	4:C:797:ALA:HB3	1.79	0.64
8:M:46:LEU:HB3	8:M:72:LEU:HD22	1.80	0.64
17:A:516:LEU:HD11	17:A:538:SER:HB2	1.79	0.64
16:N:269:ASP:H	17:A:1915:VAL:HG23	1.61	0.64
2:6:73:A:H2	20:4:2:G:H1	1.46	0.64
16:N:196:ASN:O	16:N:197:HIS:ND1	2.30	0.64
2:6:40:U:H2'	2:6:41:A:H8	1.62	0.64
15:F:329:VAL:HG22	15:F:340:THR:HG22	1.79	0.64
17:A:287:ASN:HB3	17:A:290:ASP:HB2	1.79	0.64
8:M:91:ARG:NH2	21:J:444:GLU:OE1	2.31	0.64
17:A:750:TRP:CZ2	17:A:778:ARG:HG3	2.33	0.64
2:6:48:A:OP1	5:D:127:ARG:NH1	2.28	0.64
21:J:477:ARG:H	21:J:480:ASN:HB2	1.62	0.64
8:M:120:GLN:O	8:M:124:GLU:HG2	1.98	0.64
17:A:1609:VAL:HG22	17:A:1631:LEU:HG	1.80	0.63
16:N:875:GLY:H	16:N:914:ALA:HB3	1.64	0.63
2:6:48:A:N1	17:A:1532:ARG:NH1	2.46	0.63
6:I:82:PRO:HG2	6:I:87:ILE:HD11	1.80	0.63
14:L:386:ASP:OD2	17:A:1471:ARG:NH2	2.32	0.63
17:A:1214:TRP:NE1	17:A:1276:GLU:OE1	2.31	0.63
16:N:299:LYS:HG2	16:N:302:ARG:HH21	1.64	0.63
4:C:667:VAL:HG23	4:C:668:GLU:HG2	1.80	0.62
4:C:762:VAL:HG21	4:C:796:VAL:HG21	1.80	0.62
2:6:75:G:OP2	21:J:601:ARG:NH2	2.31	0.62
21:J:545:VAL:HG22	21:J:634:TRP:HB3	1.81	0.62
1:5:87:A:N6	1:5:94:U:OP2	2.32	0.62
5:D:13:GLN:NE2	16:N:8:PHE:O	2.31	0.62
17:A:623:LYS:HD2	17:A:624:GLY:H	1.65	0.62
10:X:73:LEU:O	10:X:77:GLN:HG2	2.00	0.62
17:A:1378:GLU:OE2	17:A:1418:ARG:NH2	2.32	0.62
4:C:261:ASP:OD2	4:C:311:SER:OG	2.13	0.62
6:I:85:ASP:OD1	6:I:85:ASP:N	2.33	0.62
17:A:1926:THR:O	21:J:501:ARG:NH1	2.33	0.62

*Continued on next page...*



*Continued from previous page...*

Atom-1	Atom-2	Interatomic distance (Å)	Clash overlap (Å)
6:I:35:TRP:HA	6:I:39:CYS:HB2	1.81	0.62
4:C:348:TYR:HD2	4:C:360:ALA:HA	1.65	0.62
16:N:445:THR:O	16:N:449:ALA:N	2.33	0.62
2:6:73:A:N1	20:4:2:G:O6	2.33	0.62
17:A:1737:ASN:HB3	17:A:1740:LEU:HB2	1.81	0.62
3:7:413:SER:HB3	3:7:417:GLY:H	1.64	0.61
17:A:1038:SER:HB2	17:A:1438:VAL:HG12	1.83	0.61
17:A:715:GLU:OE2	17:A:718:ARG:NH2	2.29	0.61
15:F:216:LYS:O	15:F:216:LYS:NZ	2.32	0.61
1:5:41:U:H2'	1:5:42:U:C6	2.36	0.61
17:A:1087:LEU:HB2	17:A:1098:PHE:HB3	1.81	0.61
20:4:68:A:H4'	20:4:69:C:H5	1.65	0.61
10:X:14:ASP:O	10:X:43:ARG:NH2	2.32	0.61
14:L:402:SER:HA	16:N:290:ASP:HA	1.82	0.61
16:N:161:PRO:O	17:A:712:HIS:NE2	2.32	0.61
4:C:507:VAL:HA	4:C:568:PRO:HD3	1.83	0.61
17:A:1434:LYS:O	17:A:1439:ARG:NH2	2.34	0.61
2:6:74:U:H3'	21:J:601:ARG:HH21	1.65	0.60
16:N:180:THR:OG1	17:A:861:ARG:NE	2.34	0.60
17:A:1263:TRP:HB2	17:A:1295:ILE:HD13	1.83	0.60
1:5:45:C:OP1	17:A:597:LYS:N	2.32	0.60
5:D:22:GLU:N	5:D:22:GLU:OE2	2.34	0.60
17:A:1607:GLU:HG3	17:A:1608:THR:HG22	1.82	0.60
17:A:757:ASN:O	17:A:761:ILE:HG12	2.00	0.60
17:A:941:LYS:O	17:A:943:ALA:N	2.33	0.60
3:7:464:SER:O	3:7:468:GLN:HG2	2.02	0.60
15:F:351:ASP:HB2	15:F:358:ILE:HD11	1.84	0.60
17:A:1375:TRP:HZ3	17:A:1416:ILE:HD11	1.66	0.60
4:C:719:GLN:NE2	4:C:724:TRP:O	2.32	0.60
17:A:1382:SER:HA	17:A:1415:GLY:HA2	1.84	0.60
17:A:2008:ARG:HD3	21:J:487:THR:HG22	1.83	0.60
2:6:45:A:C8	17:A:1575:GLN:HG2	2.37	0.60
19:T:880:ARG:O	19:T:884:THR:HG23	2.02	0.59
2:6:40:U:OP1	17:A:2048:ASN:HB2	2.02	0.59
17:A:975:VAL:HG22	17:A:1177:VAL:HG22	1.83	0.59
17:A:1275:ARG:NH1	17:A:1378:GLU:OE1	2.35	0.59
17:A:1362:ASP:OD1	17:A:1362:ASP:N	2.34	0.59
4:C:215:VAL:HG11	4:C:242:LEU:HD22	1.85	0.59
5:D:40:LYS:NZ	17:A:680:HIS:HA	2.17	0.59
14:L:356:GLY:H	14:L:359:TYR:HB3	1.66	0.59
1:5:29:A:H2'	1:5:30:A:H8	1.67	0.59

*Continued on next page...*

*Continued from previous page...*

Atom-1	Atom-2	Interatomic distance (Å)	Clash overlap (Å)
6:I:101:MET:HE1	6:I:130:ILE:HG21	1.83	0.59
2:6:35:A:N6	11:Z:69:A:H5''	2.17	0.59
4:C:680:ASN:ND2	4:C:802:HIS:O	2.35	0.59
17:A:1217:GLN:HB3	17:A:1224:ARG:HH11	1.68	0.59
16:N:302:ARG:HH12	16:N:331:LEU:HD13	1.68	0.59
18:S:178:ARG:O	18:S:182:GLN:HG3	2.02	0.59
16:N:248:ASN:ND2	17:A:1875:HIS:HA	2.16	0.59
20:4:20:A:H2'	20:4:21:U:C6	2.38	0.59
2:6:42:C:OP2	17:A:1617:ARG:NH1	2.36	0.58
17:A:1963:GLU:HG3	17:A:1965:HIS:HB3	1.84	0.58
1:5:75:G:H2'	1:5:76:A:H8	1.68	0.58
4:C:313:GLN:O	4:C:417:ARG:NH1	2.36	0.58
17:A:960:ASN:ND2	17:A:1216:LEU:O	2.37	0.58
2:6:73:A:OP1	21:J:596:ARG:NH1	2.37	0.58
3:7:474:THR:OG1	3:7:482:THR:OG1	2.11	0.58
15:F:361:GLN:NE2	21:J:419:GLU:O	2.21	0.58
17:A:1992:GLY:HA2	17:A:1997:VAL:HG22	1.86	0.58
2:6:58:G:H22	20:4:17:A:H2	1.51	0.58
4:C:692:LEU:HD22	4:C:696:LEU:HD13	1.84	0.58
16:N:299:LYS:O	16:N:303:GLU:HG2	2.03	0.58
16:N:377:ILE:H	16:N:377:ILE:HD12	1.68	0.58
6:I:4:ARG:O	6:I:79:GLN:NE2	2.34	0.58
14:L:424:LEU:HD11	17:A:866:LEU:HD11	1.85	0.58
14:L:97:ASN:O	14:L:100:THR:OG1	2.18	0.58
5:D:8:LEU:HB2	5:D:61:VAL:HG22	1.85	0.58
1:5:23:C:N4	17:A:465:LYS:O	2.37	0.58
7:K:374:LEU:HD21	17:A:1334:LEU:HD11	1.84	0.58
8:M:48:ARG:NH1	20:4:42:C:OP1	2.36	0.58
4:C:732:ILE:HG12	4:C:746:VAL:HG22	1.86	0.57
17:A:1518:LEU:O	17:A:1523:ARG:NH2	2.37	0.57
5:D:13:GLN:HE22	16:N:10:GLY:H	1.50	0.57
17:A:979:SER:OG	17:A:980:ARG:N	2.36	0.57
17:A:942:PRO:HD3	17:A:1091:TYR:HA	1.87	0.57
5:D:48:ILE:HG22	5:D:109:LYS:HG3	1.87	0.57
16:N:310:PRO:HA	16:N:313:ILE:HB	1.86	0.57
6:I:29:ILE:HA	6:I:67:PRO:HG3	1.86	0.57
6:I:29:ILE:HD11	6:I:71:LEU:HG	1.87	0.57
18:S:257:LEU:HD23	18:S:289:LEU:HD21	1.86	0.57
21:J:550:ASN:O	21:J:628:ASN:ND2	2.38	0.57
1:5:74:U:H2'	1:5:75:G:H8	1.70	0.56
17:A:1354:ARG:HG2	18:S:150:PRO:HB2	1.86	0.56

*Continued on next page...*

*Continued from previous page...*

Atom-1	Atom-2	Interatomic distance (Å)	Clash overlap (Å)
17:A:1593:LEU:HD12	17:A:1664:ILE:HD11	1.87	0.56
4:C:478:THR:HA	4:C:494:GLY:HA3	1.85	0.56
4:C:886:ASP:OD2	17:A:312:TYR:OH	2.21	0.56
17:A:1265:THR:HG22	17:A:1452:PRO:HG3	1.87	0.56
8:M:86:LYS:NZ	20:4:31:U:O4	2.34	0.56
17:A:224:THR:HG23	17:A:226:GLN:HG2	1.86	0.56
17:A:941:LYS:CG	17:A:1089:CYS:HB2	2.35	0.56
17:A:1233:ASP:OD1	17:A:1234:ASP:N	2.38	0.56
17:A:1416:ILE:HG22	17:A:1417:PRO:HD3	1.87	0.56
17:A:1418:ARG:HE	17:A:1464:LEU:HA	1.70	0.56
17:A:1808:PHE:HZ	17:A:1896:CYS:HB3	1.70	0.56
2:6:51:U:OP1	14:L:351:ARG:NH2	2.38	0.56
17:A:1418:ARG:HE	17:A:1464:LEU:HD23	1.69	0.56
2:6:1:G:H2'	2:6:2:U:C6	2.41	0.56
4:C:162:ASP:OD1	4:C:162:ASP:N	2.38	0.56
17:A:142:SER:HA	17:A:242:ALA:HB2	1.88	0.56
17:A:175:PRO:HD2	17:A:498:ARG:HH21	1.70	0.56
17:A:1342:TRP:HB2	17:A:1486:GLU:HG3	1.88	0.56
17:A:1560:ILE:HG21	17:A:1573:LEU:HD13	1.87	0.56
8:M:11:TYR:OH	15:F:325:ARG:NH1	2.38	0.56
8:M:64:GLU:N	8:M:64:GLU:OE1	2.39	0.56
15:F:119:ILE:HG22	15:F:120:THR:HG23	1.86	0.56
2:6:38:G:H2'	2:6:39:A:C8	2.40	0.56
4:C:779:LEU:O	4:C:938:ARG:NH1	2.35	0.56
4:C:826:ARG:NH2	19:T:909:ASP:OD1	2.39	0.56
17:A:1075:GLN:OE1	17:A:1075:GLN:N	2.32	0.56
17:A:1779:PHE:HE2	17:A:1812:PRO:HG3	1.71	0.56
17:A:2047:VAL:HB	17:A:2051:GLY:HA2	1.87	0.56
17:A:1186:LEU:HB3	17:A:1195:ARG:HB2	1.88	0.56
16:N:550:CYS:O	16:N:554:ASN:N	2.39	0.56
17:A:1318:THR:HB	17:A:1324:GLY:HA3	1.88	0.56
17:A:1289:VAL:HG22	17:A:1331:GLY:HA2	1.88	0.55
1:5:58:U:H2'	1:5:59:G:H8	1.71	0.55
4:C:474:LEU:HB3	4:C:567:GLU:HG3	1.88	0.55
4:C:501:ILE:HG12	4:C:530:LEU:HD11	1.88	0.55
10:X:24:ARG:HG3	10:X:25:PRO:HD3	1.87	0.55
17:A:1809:ILE:HG22	17:A:1809:ILE:O	2.06	0.55
5:D:142:TYR:HE2	17:A:1298:ARG:HH11	1.55	0.55
16:N:267:VAL:O	16:N:268:VAL:HG23	2.06	0.55
14:L:374:GLN:NE2	14:L:398:HIS:O	2.40	0.55
15:F:325:ARG:HD3	15:F:343:TYR:HE2	1.71	0.55

*Continued on next page...*

*Continued from previous page...*

Atom-1	Atom-2	Interatomic distance (Å)	Clash overlap (Å)
17:A:522:PHE:HB3	17:A:548:ARG:HD2	1.88	0.55
17:A:686:ARG:HD2	17:A:710:LEU:HD11	1.88	0.55
21:J:520:LEU:HG	21:J:524:GLN:HB3	1.88	0.55
19:T:861:ARG:NH1	19:T:864:ARG:HB2	2.22	0.55
17:A:1072:LEU:HD22	17:A:1087:LEU:HD22	1.87	0.55
3:7:424:LYS:HB2	3:7:424:LYS:NZ	2.22	0.55
1:5:71:C:O2'	1:5:72:U:O4'	2.25	0.55
7:K:365:LEU:HD13	17:A:1310:ARG:HH12	1.71	0.55
17:A:137:GLU:HG3	17:A:424:ILE:HD12	1.88	0.55
2:6:57:U:C2	2:6:58:G:C8	2.95	0.55
3:7:435:ASP:OD2	3:7:437:ARG:NE	2.39	0.55
4:C:166:CYS:HB3	4:C:169:ASP:HB2	1.88	0.55
17:A:171:ASP:N	17:A:171:ASP:OD1	2.36	0.55
4:C:126:SER:HA	4:C:129:ILE:HD12	1.90	0.54
11:Z:59:G:OP1	17:A:1305:SER:OG	2.24	0.54
2:6:49:G:N2	2:6:51:U:O4'	2.40	0.54
4:C:614:TYR:OH	4:C:643:ASP:OD2	2.14	0.54
16:N:186:PHE:HZ	17:A:864:LEU:HD11	1.72	0.54
17:A:498:ARG:HH11	17:A:502:ASN:HD21	1.56	0.54
4:C:465:MET:HG2	4:C:498:SER:HB2	1.90	0.54
14:L:131:ASN:HB3	14:L:134:ASP:HB2	1.89	0.54
17:A:1342:TRP:CB	17:A:1486:GLU:HG3	2.38	0.54
4:C:168:THR:OG1	4:C:204:ASP:OD2	2.19	0.54
3:7:476:ILE:HG23	16:N:138:ILE:HD12	1.88	0.54
16:N:144:ASP:OD1	16:N:144:ASP:N	2.37	0.54
16:N:359:LYS:NZ	16:N:383:GLU:O	2.40	0.54
2:6:17:C:H2'	2:6:18:A:C8	2.43	0.54
2:6:75:G:H2'	2:6:76:A:C8	2.42	0.54
8:M:52:GLU:HG3	8:M:116:ILE:HG21	1.90	0.54
17:A:292:ASP:HA	17:A:1136:ARG:HG3	1.89	0.54
17:A:809:VAL:HG22	17:A:1051:LEU:HD11	1.90	0.54
17:A:1808:PHE:CZ	17:A:1896:CYS:HB3	2.43	0.54
5:D:25:VAL:HG23	5:D:120:TYR:HD1	1.72	0.53
17:A:263:PHE:CE1	17:A:273:ILE:HD11	2.43	0.53
17:A:561:HIS:O	17:A:565:ARG:HG2	2.07	0.53
17:A:1845:VAL:HG11	17:A:1872:LEU:HD21	1.89	0.53
2:6:1:G:H2'	2:6:2:U:H6	1.74	0.53
17:A:313:LYS:O	17:A:321:ASN:ND2	2.41	0.53
17:A:888:GLN:O	17:A:889:ARG:NH1	2.37	0.53
1:5:23:C:O2'	1:5:57:G:N2	2.39	0.53
3:7:409:GLU:O	3:7:421:PRO:HA	2.08	0.53

*Continued on next page...*

*Continued from previous page...*

Atom-1	Atom-2	Interatomic distance (Å)	Clash overlap (Å)
1:5:29:A:H2'	1:5:30:A:C8	2.44	0.53
4:C:208:HIS:HB3	4:C:211:PHE:HD2	1.73	0.53
15:F:349:LEU:HD12	15:F:359:LEU:HD22	1.89	0.53
2:6:21:U:H3	9:Q:125:LYS:HD2	1.73	0.53
16:N:905:GLU:O	16:N:907:ARG:N	2.41	0.53
17:A:1840:LYS:O	17:A:1844:GLU:HG2	2.08	0.53
2:6:44:G:N2	17:A:1556:ASP:OD2	2.33	0.53
4:C:916:ILE:HB	4:C:931:ARG:HG2	1.91	0.53
1:5:110:C:H2'	1:5:111:A:C8	2.43	0.53
7:K:403:ASP:OD1	7:K:403:ASP:N	2.42	0.53
17:A:354:PRO:O	19:T:880:ARG:NH2	2.42	0.53
17:A:1410:ASP:OD1	17:A:1410:ASP:N	2.41	0.53
5:D:141:ARG:HB3	17:A:766:THR:HG22	1.89	0.53
7:K:354:GLU:H	7:K:354:GLU:CD	2.13	0.53
17:A:1819:LEU:HB3	17:A:1915:VAL:HG13	1.90	0.53
17:A:1823:HIS:HB2	17:A:1912:PRO:HG3	1.89	0.53
18:S:175:LYS:O	18:S:178:ARG:HG3	2.09	0.53
4:C:185:PRO:HG2	4:C:533:SER:HB3	1.91	0.53
17:A:941:LYS:HG3	17:A:1089:CYS:HB2	1.92	0.53
17:A:955:TRP:HE1	17:A:976:MET:HE3	1.74	0.52
21:J:458:LYS:O	21:J:462:GLU:HG2	2.09	0.52
4:C:213:ASP:OD1	4:C:214:GLU:N	2.42	0.52
4:C:687:MET:HG2	4:C:791:ILE:HA	1.90	0.52
11:Z:75:U:H4'	11:Z:76:A:N7	2.24	0.52
14:L:412:VAL:HG13	16:N:184:ASP:HB2	1.90	0.52
17:A:962:LEU:HB2	17:A:965:VAL:HB	1.91	0.52
18:S:199:ASP:OD1	18:S:202:ALA:HB3	2.09	0.52
6:I:48:VAL:O	6:I:52:MET:HG3	2.10	0.52
16:N:362:VAL:HG11	16:N:379:ALA:HB2	1.92	0.52
21:J:674:LEU:O	21:J:678:VAL:HG13	2.09	0.52
17:A:1782:ASP:HB3	17:A:1841:THR:HG21	1.92	0.52
4:C:354:ARG:NH2	17:A:384:VAL:O	2.43	0.52
4:C:683:ASN:HA	4:C:795:VAL:O	2.09	0.52
16:N:369:LEU:O	16:N:371:GLN:N	2.41	0.52
17:A:881:ILE:HG23	17:A:918:THR:HG23	1.91	0.52
4:C:230:ASP:HB3	4:C:233:GLU:HB2	1.91	0.52
11:Z:66:C:H2'	11:Z:67:C:C6	2.45	0.52
15:F:409:GLU:OE2	15:F:411:TYR:OH	2.21	0.52
16:N:35:GLY:H	17:A:658:ARG:HD3	1.75	0.52
14:L:96:ALA:HB1	14:L:204:ILE:HD11	1.91	0.52
21:J:512:GLU:OE2	21:J:512:GLU:HA	2.10	0.52

*Continued on next page...*

*Continued from previous page...*

Atom-1	Atom-2	Interatomic distance (Å)	Clash overlap (Å)
21:J:569:LEU:HB3	21:J:584:VAL:HG13	1.92	0.52
1:5:108:G:H3'	1:5:109:G:H8	1.75	0.52
6:I:101:MET:CE	6:I:130:ILE:HG21	2.39	0.52
17:A:801:ILE:HG22	17:A:806:ALA:HB2	1.92	0.52
17:A:1596:VAL:HG21	17:A:1729:ALA:HB2	1.92	0.52
2:6:40:U:H2'	2:6:41:A:C8	2.45	0.51
4:C:679:PRO:HD2	4:C:807:GLN:OE1	2.10	0.51
17:A:1780:VAL:HG22	17:A:1809:ILE:HD13	1.92	0.51
14:L:109:ILE:HD12	14:L:112:LYS:HD2	1.91	0.51
17:A:825:ILE:HB	17:A:1001:VAL:HG12	1.92	0.51
17:A:946:GLU:OE2	17:A:954:LYS:HG3	2.10	0.51
8:M:52:GLU:HG3	8:M:116:ILE:HD13	1.92	0.51
14:L:87:ALA:HA	14:L:91:ARG:HD3	1.91	0.51
17:A:93:LYS:O	17:A:649:GLU:HG2	2.10	0.51
17:A:555:LYS:O	17:A:559:ASP:HB2	2.09	0.51
17:A:608:LEU:HD13	17:A:632:ALA:HB1	1.91	0.51
17:A:1868:MET:HG3	17:A:1868:MET:O	2.11	0.51
19:T:861:ARG:NH2	19:T:864:ARG:HH11	2.09	0.51
4:C:731:SER:HB3	4:C:747:ASP:HB3	1.93	0.51
7:K:325:VAL:O	17:A:160:HIS:ND1	2.29	0.51
9:Q:15:TRP:HE3	9:Q:74:LEU:HD11	1.76	0.51
16:N:249:THR:OG1	16:N:250:LEU:N	2.42	0.51
16:N:362:VAL:HG21	16:N:382:LEU:HD21	1.93	0.51
1:5:58:U:H2'	1:5:59:G:C8	2.45	0.51
4:C:555:VAL:HG21	4:C:565:ILE:HD11	1.92	0.51
14:L:357:ARG:HG2	14:L:361:LYS:HE2	1.92	0.51
4:C:192:ASP:OD1	4:C:196:LYS:N	2.43	0.51
16:N:297:LEU:O	16:N:301:VAL:HG23	2.11	0.51
14:L:89:GLU:OE2	14:L:211:ARG:HD3	2.11	0.51
17:A:1179:SER:O	17:A:1201:ARG:NH1	2.43	0.51
17:A:1926:THR:HG23	17:A:1927:ILE:HG23	1.93	0.51
1:5:113:G:H2'	1:5:114:G:C8	2.45	0.50
17:A:95:MET:HA	17:A:126:ILE:HD11	1.92	0.50
20:4:45:G:H8	21:J:443:LYS:HZ2	1.60	0.50
4:C:534:VAL:HG12	4:C:534:VAL:O	2.11	0.50
5:D:10:ASN:OD1	5:D:13:GLN:HG3	2.11	0.50
1:5:100:C:H2'	1:5:101:U:C6	2.46	0.50
4:C:618:THR:HB	4:C:630:LEU:HB2	1.92	0.50
17:A:1021:ASP:OD1	17:A:1021:ASP:N	2.42	0.50
17:A:1436:TRP:HA	17:A:1439:ARG:HE	1.75	0.50
4:C:486:ASP:N	4:C:486:ASP:OD1	2.44	0.50

*Continued on next page...*

*Continued from previous page...*

Atom-1	Atom-2	Interatomic distance (Å)	Clash overlap (Å)
17:A:143:GLN:NE2	17:A:207:PHE:O	2.39	0.50
17:A:1130:ASN:HA	17:A:1174:PHE:HE1	1.77	0.50
17:A:1485:LEU:HD12	17:A:1490:PHE:HB2	1.94	0.50
19:T:868:SER:O	19:T:871:GLU:HG3	2.12	0.50
1:5:111:A:H2'	1:5:112:A:C8	2.47	0.50
8:M:53:PHE:HA	8:M:78:VAL:HG13	1.94	0.50
8:M:79:PRO:HG2	8:M:120:GLN:HG2	1.92	0.50
9:Q:57:THR:HG22	9:Q:92:TRP:CZ3	2.47	0.50
16:N:254:ARG:NH1	17:A:1914:MET:SD	2.76	0.50
21:J:679:LEU:O	21:J:682:THR:OG1	2.27	0.50
16:N:199:SER:HB2	17:A:1402:ARG:HE	1.77	0.50
6:I:5:THR:HA	6:I:79:GLN:HG3	1.92	0.50
17:A:1202:THR:HG22	17:A:1204:TYR:HB2	1.94	0.50
17:A:1509:PHE:CE1	17:A:1513:MET:HG3	2.47	0.50
19:T:871:GLU:O	19:T:874:ARG:HG3	2.11	0.50
17:A:1921:ASP:CG	17:A:1966:HIS:HB2	2.32	0.50
19:T:885:LYS:HD2	19:T:885:LYS:O	2.12	0.50
1:5:100:C:H2'	1:5:101:U:H6	1.76	0.50
7:K:365:LEU:HD13	17:A:1310:ARG:NH1	2.27	0.50
8:M:87:GLN:O	8:M:91:ARG:HG2	2.11	0.50
9:Q:133:GLU:HG3	9:Q:140:ARG:HH22	1.77	0.50
11:Z:65:G:H2'	11:Z:66:C:C6	2.46	0.50
14:L:169:VAL:HG13	17:A:810:TYR:CG	2.47	0.50
14:L:171:ALA:HA	14:L:174:THR:HG22	1.92	0.50
17:A:1615:HIS:CD2	17:A:1617:ARG:H	2.30	0.50
17:A:1879:PHE:HB3	17:A:1882:ILE:CD1	2.42	0.50
21:J:583:VAL:HG11	21:J:643:PHE:HE2	1.77	0.50
4:C:609:LYS:HD2	4:C:648:TYR:HB3	1.94	0.49
5:D:132:SER:OG	5:D:134:LYS:O	2.30	0.49
9:Q:110:ASP:OD1	17:A:58:LYS:NZ	2.45	0.49
17:A:1219:GLU:OE1	17:A:1219:GLU:N	2.39	0.49
17:A:1347:ASP:N	17:A:1347:ASP:OD1	2.44	0.49
17:A:1481:VAL:HG13	17:A:1485:LEU:HD23	1.94	0.49
4:C:221:ILE:HB	4:C:495:ARG:HB2	1.94	0.49
4:C:243:ILE:HD11	4:C:285:VAL:HG13	1.94	0.49
4:C:737:PRO:HG3	4:C:783:LEU:HD23	1.93	0.49
8:M:64:GLU:HA	8:M:67:LEU:HG	1.94	0.49
15:F:240:SER:HB3	15:F:245:MET:HB3	1.93	0.49
17:A:857:ASN:O	17:A:861:ARG:N	2.34	0.49
17:A:1614:ILE:HD11	17:A:2063:GLU:OE1	2.13	0.49
17:A:1813:ARG:O	17:A:1929:SER:OG	2.30	0.49

*Continued on next page...*

*Continued from previous page...*

Atom-1	Atom-2	Interatomic distance (Å)	Clash overlap (Å)
2:6:46:G:H3'	10:X:5:TRP:HZ2	1.77	0.49
6:I:12:ILE:HD13	6:I:110:THR:HG23	1.92	0.49
17:A:422:LEU:O	17:A:635:ARG:NE	2.37	0.49
2:6:20:A:O2'	9:Q:120:ARG:NH2	2.45	0.49
4:C:483:SER:HA	4:C:490:PHE:CD1	2.48	0.49
17:A:828:PRO:HB2	17:A:882:LYS:HE2	1.93	0.49
4:C:119:LEU:HD12	4:C:189:VAL:HG23	1.93	0.49
4:C:664:GLU:HB3	4:C:820:PHE:HZ	1.77	0.49
6:I:1:MET:CE	6:I:3:ASN:HB2	2.43	0.49
15:F:178:ARG:HH12	21:J:417:LEU:H	1.61	0.49
17:A:1260:VAL:HG21	17:A:1325:LEU:HB3	1.94	0.49
17:A:1556:ASP:OD1	17:A:1556:ASP:N	2.40	0.49
17:A:1597:PHE:HB3	17:A:1609:VAL:HG21	1.95	0.49
18:S:284:GLU:OE2	18:S:284:GLU:N	2.45	0.49
20:4:14:G:OP2	21:J:477:ARG:NH1	2.44	0.49
4:C:724:TRP:HZ3	4:C:732:ILE:HD11	1.78	0.49
17:A:1504:GLU:HG3	17:A:1754:TYR:CE2	2.48	0.49
1:5:61:A:H2'	1:5:62:G:H8	1.76	0.49
1:5:75:G:H2'	1:5:76:A:C8	2.47	0.49
2:6:2:U:O2	9:Q:95:GLN:NE2	2.46	0.49
3:7:457:ALA:HB1	3:7:461:ASP:HB3	1.94	0.49
4:C:137:HIS:HD2	4:C:238:ASN:H	1.59	0.49
5:D:27:VAL:HG22	5:D:83:PHE:HD1	1.77	0.49
15:F:421:HIS:CE1	15:F:442:VAL:HG21	2.48	0.49
17:A:221:ASN:HD22	17:A:227:ARG:HH21	1.59	0.49
17:A:802:THR:O	17:A:804:GLU:N	2.46	0.49
8:M:44:LYS:NZ	20:4:43:G:N7	2.60	0.49
11:Z:74:G:N7	17:A:79:ARG:NH2	2.60	0.49
15:F:421:HIS:CD2	15:F:479:HIS:HE1	2.31	0.49
17:A:1761:PRO:HB2	17:A:1885:LYS:HG3	1.94	0.49
17:A:1899:VAL:HG11	17:A:1967:ILE:HD11	1.94	0.49
16:N:276:ASP:O	16:N:277:LEU:HG	2.13	0.49
17:A:168:PRO:HB3	17:A:563:GLN:HG3	1.94	0.49
17:A:1139:ARG:HA	17:A:1186:LEU:HD21	1.94	0.49
17:A:1321:GLU:OE2	17:A:1321:GLU:N	2.40	0.49
18:S:157:ASN:HB3	18:S:160:ALA:HB3	1.94	0.49
21:J:572:VAL:HG12	21:J:647:LYS:HB2	1.93	0.49
5:D:13:GLN:HE22	16:N:10:GLY:N	2.11	0.48
17:A:1545:ALA:HB2	17:A:1563:HIS:ND1	2.27	0.48
4:C:147:ASP:OD2	4:C:166:CYS:N	2.44	0.48
4:C:170:ILE:HG21	4:C:535:ALA:O	2.13	0.48

*Continued on next page...*



*Continued from previous page...*

Atom-1	Atom-2	Interatomic distance (Å)	Clash overlap (Å)
6:I:1:MET:HG2	6:I:3:ASN:H	1.78	0.48
15:F:190:MET:O	15:F:194:GLU:HG2	2.13	0.48
16:N:455:LYS:O	16:N:459:ASN:N	2.45	0.48
17:A:1124:ASN:ND2	17:A:1148:ASN:OD1	2.44	0.48
17:A:1217:GLN:HB3	17:A:1224:ARG:NH1	2.28	0.48
17:A:1576:ILE:O	17:A:1746:ARG:HD2	2.14	0.48
5:D:120:TYR:CE2	5:D:124:ARG:HD2	2.48	0.48
17:A:1064:PRO:HG2	17:A:1067:MET:HG2	1.95	0.48
17:A:1146:ASP:HA	17:A:1149:LEU:HB3	1.94	0.48
17:A:1357:MET:HE1	18:S:153:ALA:H	1.78	0.48
17:A:1618:LYS:HE2	17:A:1625:SER:HB2	1.94	0.48
4:C:348:TYR:CD2	4:C:360:ALA:HA	2.46	0.48
15:F:245:MET:HG2	15:F:281:PHE:HZ	1.77	0.48
15:F:282:HIS:CD2	15:F:283:PRO:HD2	2.48	0.48
16:N:288:ILE:HG21	16:N:291:ILE:HD12	1.96	0.48
17:A:682:ASP:N	17:A:682:ASP:OD1	2.45	0.48
19:T:861:ARG:HD3	19:T:861:ARG:O	2.14	0.48
2:6:35:A:H61	11:Z:69:A:H5''	1.78	0.48
4:C:604:LEU:HD21	4:C:627:HIS:CE1	2.48	0.48
8:M:62:PRO:HB2	8:M:65:ILE:HG23	1.95	0.48
17:A:1798:LEU:HD12	18:S:357:ALA:HB3	1.95	0.48
17:A:1971:LEU:HB3	17:A:1975:GLU:OE1	2.13	0.48
4:C:841:ASP:OD1	4:C:841:ASP:N	2.45	0.48
10:X:16:CYS:HG	10:X:30:HIS:CE1	2.31	0.48
15:F:488:LEU:HD22	15:F:519:TRP:CE3	2.48	0.48
16:N:165:ASP:OD2	16:N:167:ARG:NH1	2.47	0.48
17:A:952:VAL:HG22	17:A:1189:MET:HB3	1.96	0.48
17:A:1596:VAL:HG23	18:S:333:ILE:HD12	1.95	0.48
2:6:10:U:O2'	2:6:12:G:N7	2.31	0.48
4:C:264:ILE:HG12	4:C:378:TYR:CE1	2.49	0.48
4:C:478:THR:OG1	4:C:492:ALA:HB1	2.14	0.48
14:L:117:LYS:HB2	14:L:187:LEU:HD21	1.95	0.48
14:L:181:GLU:O	14:L:185:GLU:HG2	2.14	0.48
14:L:389:GLN:HG2	17:A:1465:TRP:HE1	1.79	0.48
14:L:431:GLN:HE22	17:A:883:ARG:HE	1.60	0.48
17:A:1973:ASP:HA	17:A:1976:TRP:HB2	1.94	0.48
19:T:889:ARG:HG3	19:T:890:GLU:N	2.29	0.48
21:J:492:ASP:N	21:J:492:ASP:OD1	2.44	0.48
4:C:831:TYR:CZ	4:C:876:PRO:HG3	2.48	0.48
14:L:298:LYS:HD2	14:L:320:LEU:HD22	1.96	0.48
17:A:136:ILE:HG22	17:A:138:PRO:HD2	1.96	0.48

*Continued on next page...*

*Continued from previous page...*

Atom-1	Atom-2	Interatomic distance (Å)	Clash overlap (Å)
1:5:74:U:H2'	1:5:75:G:C8	2.48	0.48
4:C:388:VAL:HG23	4:C:392:LEU:HD22	1.96	0.48
4:C:401:ILE:HD11	4:C:423:PHE:HB2	1.96	0.48
4:C:589:LYS:HD2	4:C:661:THR:HG22	1.96	0.48
10:X:34:LYS:HG2	11:Z:66:C:OP1	2.14	0.48
14:L:201:LYS:HD3	14:L:205:TYR:CE2	2.48	0.48
16:N:249:THR:HA	16:N:310:PRO:CB	2.44	0.48
17:A:155:LYS:NZ	17:A:617:ASN:OD1	2.46	0.48
17:A:1110:ILE:HD11	17:A:1149:LEU:HB2	1.96	0.48
17:A:1335:ILE:HD11	17:A:1365:ILE:HG22	1.94	0.48
17:A:1405:LEU:O	17:A:1405:LEU:HD23	2.14	0.48
4:C:863:ILE:HD12	4:C:868:LEU:HB2	1.94	0.48
15:F:191:LYS:NZ	15:F:195:GLU:OE2	2.46	0.48
16:N:248:ASN:HD22	17:A:1875:HIS:HA	1.77	0.48
16:N:368:HIS:C	16:N:368:HIS:CD2	2.87	0.48
17:A:1130:ASN:OD1	17:A:1130:ASN:N	2.46	0.48
18:S:161:LEU:O	18:S:165:GLU:HG2	2.13	0.48
19:T:921:THR:O	19:T:925:LEU:N	2.37	0.48
16:N:333:MET:HG3	18:S:180:LEU:HD13	1.95	0.47
17:A:776:LEU:HD13	17:A:900:ASP:HB2	1.97	0.47
21:J:447:LYS:O	21:J:451:GLN:HG3	2.14	0.47
4:C:140:HIS:CD2	4:C:230:ASP:HB2	2.49	0.47
4:C:607:LEU:HD21	4:C:629:ILE:HD11	1.96	0.47
17:A:1895:ALA:O	17:A:1898:LYS:HB2	2.14	0.47
20:4:57:G:O2'	21:J:461:GLN:OE1	2.31	0.47
7:K:395:VAL:HG12	17:A:441:VAL:HG21	1.95	0.47
7:K:396:ASP:OD1	7:K:396:ASP:N	2.47	0.47
10:X:16:CYS:HG	10:X:36:HIS:HD1	1.59	0.47
11:Z:72:A:H1'	11:Z:73:U:OP2	2.14	0.47
15:F:254:LEU:HD22	15:F:270:ARG:HG2	1.97	0.47
15:F:426:SER:OG	15:F:427:GLY:N	2.47	0.47
17:A:1976:TRP:HA	17:A:1979:VAL:HG12	1.97	0.47
3:7:473:ARG:HG3	5:D:34:TRP:HB2	1.95	0.47
4:C:695:GLY:HA2	4:C:698:GLU:HG2	1.96	0.47
14:L:368:LEU:HD23	14:L:373:LYS:HE2	1.96	0.47
17:A:292:ASP:OD2	17:A:1130:ASN:ND2	2.20	0.47
17:A:768:ASP:OD1	17:A:769:LYS:N	2.47	0.47
17:A:1386:TRP:CZ2	17:A:1417:PRO:HG2	2.49	0.47
17:A:1639:VAL:HG13	17:A:1717:ASN:HB3	1.95	0.47
17:A:1889:LEU:HB2	17:A:2013:GLY:HA3	1.96	0.47
4:C:483:SER:HA	4:C:490:PHE:HD1	1.80	0.47

*Continued on next page...*

*Continued from previous page...*

Atom-1	Atom-2	Interatomic distance (Å)	Clash overlap (Å)
6:I:19:TYR:HE2	17:A:77:THR:HG21	1.80	0.47
17:A:101:LYS:NZ	17:A:104:GLU:OE2	2.32	0.47
17:A:494:LEU:HD21	17:A:562:VAL:HG21	1.96	0.47
17:A:1354:ARG:NE	17:A:1356:GLY:O	2.40	0.47
1:5:20:G:H2'	1:5:21:A:C8	2.49	0.47
5:D:29:ARG:NH2	5:D:42:ASP:OD2	2.44	0.47
15:F:165:THR:HG22	21:J:421:PRO:HA	1.97	0.47
16:N:149:LEU:HD23	17:A:734:PRO:HB2	1.95	0.47
17:A:640:PHE:CE1	17:A:644:ILE:HG13	2.49	0.47
17:A:689:VAL:HG21	17:A:742:TYR:HB2	1.95	0.47
17:A:1593:LEU:HA	17:A:1596:VAL:HG12	1.96	0.47
17:A:1614:ILE:HD12	17:A:1618:LYS:HD2	1.97	0.47
17:A:1645:LEU:HB2	17:A:1714:ALA:HB3	1.97	0.47
21:J:530:ILE:HG12	21:J:568:TYR:OH	2.15	0.47
21:J:556:LYS:NZ	21:J:603:LYS:O	2.34	0.47
1:5:102:U:H2'	1:5:103:G:C8	2.49	0.47
2:6:65:G:H2'	2:6:66:C:H6	1.80	0.47
21:J:541:VAL:HG21	21:J:641:ARG:HG3	1.95	0.47
4:C:692:LEU:HB2	4:C:786:ASN:OD1	2.15	0.47
14:L:93:ILE:HG21	14:L:215:ILE:HG12	1.95	0.47
16:N:139:GLN:NE2	17:A:692:ASP:OD1	2.36	0.47
17:A:1389:TYR:HB2	17:A:1419:ILE:HD11	1.97	0.47
4:C:255:VAL:O	4:C:307:VAL:HA	2.15	0.47
6:I:94:GLU:O	6:I:128:ARG:NH1	2.48	0.47
9:Q:5:LYS:HE2	17:A:565:ARG:HH22	1.79	0.47
17:A:732:PRO:HB2	17:A:735:ILE:HD12	1.96	0.47
17:A:1701:VAL:HG21	17:A:1718:TRP:CH2	2.49	0.47
17:A:1778:TRP:CE2	17:A:1858:PRO:HG3	2.50	0.47
20:4:33:A:H2'	20:4:34:G:O4'	2.14	0.47
15:F:293:ASP:O	15:F:295:ASN:ND2	2.48	0.46
17:A:187:PRO:HB3	17:A:565:ARG:HH21	1.78	0.46
17:A:1005:ILE:O	17:A:1009:MET:HG3	2.15	0.46
21:J:634:TRP:CZ2	21:J:636:GLY:HA3	2.50	0.46
2:6:73:A:OP1	8:M:114:GLN:NE2	2.48	0.46
11:Z:67:C:H2'	11:Z:68:U:C6	2.50	0.46
14:L:396:LEU:HB3	14:L:399:LEU:HD12	1.98	0.46
17:A:217:ARG:HH11	17:A:222:GLY:HA2	1.80	0.46
17:A:623:LYS:HD2	17:A:624:GLY:N	2.29	0.46
17:A:1762:TYR:CE2	17:A:1888:GLU:HB2	2.50	0.46
17:A:1146:ASP:OD1	17:A:1146:ASP:N	2.40	0.46
17:A:1629:ILE:HB	17:A:1662:ILE:HB	1.96	0.46

*Continued on next page...*

*Continued from previous page...*

Atom-1	Atom-2	Interatomic distance (Å)	Clash overlap (Å)
17:A:1689:THR:O	17:A:1689:THR:OG1	2.32	0.46
17:A:1872:LEU:HA	17:A:1872:LEU:HD23	1.58	0.46
2:6:36:A:O2'	2:6:37:C:O4'	2.33	0.46
5:D:62:ASP:OD1	5:D:64:THR:OG1	2.27	0.46
15:F:276:VAL:HA	15:F:300:ALA:HA	1.96	0.46
17:A:713:LEU:HD22	17:A:742:TYR:CD2	2.50	0.46
17:A:984:MET:O	17:A:988:ILE:HG13	2.16	0.46
17:A:1560:ILE:HD11	17:A:1577:PHE:CE2	2.51	0.46
18:S:251:ALA:HA	18:S:254:LEU:HD13	1.97	0.46
18:S:302:LYS:HE3	18:S:302:LYS:HB3	1.76	0.46
14:L:298:LYS:HB2	14:L:324:ILE:HD11	1.96	0.46
17:A:1049:ASP:OD1	17:A:1090:ARG:HD3	2.16	0.46
17:A:1275:ARG:HD2	17:A:1375:TRP:CE2	2.51	0.46
17:A:1592:ASP:OD2	18:S:337:TYR:OH	2.19	0.46
17:A:1939:ILE:HA	17:A:1983:LEU:HD21	1.98	0.46
4:C:135:CYS:HB2	4:C:242:LEU:HD13	1.97	0.46
7:K:339:GLN:HG3	7:K:367:ASP:OD2	2.16	0.46
9:Q:75:TYR:OH	9:Q:89:ILE:HG21	2.15	0.46
14:L:96:ALA:O	14:L:100:THR:HG23	2.15	0.46
17:A:543:ALA:HB2	17:A:651:TRP:HB3	1.98	0.46
2:6:20:A:C8	2:6:21:U:H5	2.33	0.46
16:N:900:ARG:O	16:N:904:ALA:HB2	2.16	0.46
17:A:1718:TRP:HZ3	17:A:1726:ILE:HD12	1.81	0.46
21:J:548:VAL:O	21:J:580:ASN:HB2	2.16	0.46
2:6:9:U:H2'	2:6:10:U:C6	2.51	0.46
3:7:476:ILE:HD13	17:A:684:GLU:HB3	1.97	0.46
4:C:201:ASN:HB3	4:C:549:TRP:CE3	2.50	0.46
4:C:860:ASP:N	4:C:860:ASP:OD1	2.47	0.46
14:L:266:SER:O	14:L:269:PRO:HD3	2.16	0.46
1:5:12:U:H2'	1:5:13:C:C6	2.51	0.46
4:C:120:ALA:HA	4:C:123:MET:HG3	1.98	0.46
4:C:514:TYR:CD2	4:C:522:SER:HB3	2.50	0.46
14:L:371:ILE:HG13	14:L:399:LEU:HD21	1.98	0.46
17:A:152:ARG:NH2	17:A:618:THR:O	2.49	0.46
17:A:175:PRO:HD3	17:A:520:TYR:CD1	2.51	0.46
4:C:132:VAL:HG22	4:C:438:ILE:HD13	1.98	0.46
15:F:172:ASN:O	15:F:176:VAL:HG12	2.15	0.46
15:F:235:SER:OG	15:F:276:VAL:O	2.30	0.46
17:A:836:THR:O	17:A:840:ILE:HG12	2.16	0.46
21:J:572:VAL:HG22	21:J:643:PHE:CE2	2.51	0.46
1:5:74:U:C2	1:5:75:G:C8	3.04	0.45

*Continued on next page...*

Continued from previous page...

Atom-1	Atom-2	Interatomic distance (Å)	Clash overlap (Å)
4:C:328:ALA:O	4:C:332:GLY:N	2.48	0.45
7:K:335:TYR:HE1	7:K:361:SER:HB2	1.80	0.45
7:K:350:ASP:OD2	17:A:165:ARG:HB2	2.16	0.45
9:Q:109:ARG:HH21	17:A:58:LYS:HG3	1.81	0.45
9:Q:58:ARG:HD2	9:Q:92:TRP:CH2	2.51	0.45
21:J:509:LYS:O	21:J:513:GLU:HG3	2.15	0.45
9:Q:123:LYS:HA	9:Q:126:LEU:HB2	1.98	0.45
17:A:156:ARG:HG3	17:A:620:PRO:HB2	1.98	0.45
17:A:1659:LYS:HB2	17:A:1697:SER:HB3	1.98	0.45
17:A:1978:LYS:O	17:A:1982:GLN:HG3	2.17	0.45
2:6:43:A:H2'	2:6:44:G:O4'	2.17	0.45
16:N:178:LYS:NZ	20:4:19:U:OP2	2.29	0.45
17:A:490:VAL:HG21	17:A:565:ARG:HG3	1.98	0.45
4:C:331:PHE:CD2	17:A:384:VAL:HG22	2.51	0.45
4:C:664:GLU:HB3	4:C:820:PHE:CZ	2.51	0.45
17:A:1137:ASP:OD1	17:A:1137:ASP:N	2.47	0.45
20:4:30:A:N6	20:4:44:A:H2'	2.31	0.45
2:6:54:G:H5'	21:J:483:ARG:HB3	1.97	0.45
4:C:531:TRP:HZ3	4:C:553:GLU:HB3	1.81	0.45
4:C:828:MET:HG2	4:C:906:ILE:HA	1.98	0.45
6:I:114:ILE:HD12	6:I:114:ILE:H	1.82	0.45
16:N:179:LEU:HB2	17:A:1515:TRP:HB3	1.99	0.45
16:N:299:LYS:HG2	16:N:302:ARG:NH2	2.32	0.45
17:A:263:PHE:HE1	17:A:273:ILE:HD11	1.80	0.45
21:J:569:LEU:HD23	21:J:586:GLY:HA3	1.99	0.45
4:C:614:TYR:HB3	4:C:636:TYR:OH	2.17	0.45
15:F:470:TYR:HA	15:F:494:LYS:HB3	1.98	0.45
16:N:190:HIS:NE2	17:A:851:SER:HB3	2.31	0.45
16:N:326:GLN:NE2	16:N:330:ASN:OD1	2.49	0.45
16:N:840:ASP:N	16:N:841:PRO:HD3	2.32	0.45
17:A:1275:ARG:HG2	17:A:1372:ILE:HG21	1.97	0.45
20:4:12:G:O2'	21:J:508:GLN:NE2	2.49	0.45
1:5:55:C:H2'	1:5:56:C:H6	1.82	0.45
17:A:569:VAL:HG22	17:A:573:GLN:HB2	1.98	0.45
17:A:1018:ASN:HA	17:A:1022:MET:O	2.17	0.45
17:A:1207:PHE:HD1	17:A:1209:HIS:H	1.63	0.45
4:C:614:TYR:HB2	4:C:617:LEU:HB2	1.99	0.45
14:L:97:ASN:ND2	14:L:237:GLY:HA2	2.32	0.45
16:N:743:THR:N	16:N:744:PRO:HD3	2.31	0.45
17:A:120:TYR:CZ	17:A:483:GLN:HB2	2.52	0.45
17:A:292:ASP:HB3	17:A:1139:ARG:HH11	1.81	0.45

Continued on next page...

*Continued from previous page...*

Atom-1	Atom-2	Interatomic distance (Å)	Clash overlap (Å)
17:A:422:LEU:H	17:A:422:LEU:HD23	1.82	0.45
17:A:803:ALA:HA	17:A:806:ALA:HB3	1.99	0.45
17:A:2103:THR:O	17:A:2140:LYS:N	2.40	0.45
2:6:26:U:H5'	2:6:27:A:C8	2.52	0.45
2:6:32:U:H3'	2:6:33:G:H21	1.82	0.45
11:Z:59:G:N2	17:A:1564:GLY:H	2.15	0.45
15:F:303:GLY:HA2	15:F:326:VAL:HG23	1.99	0.45
17:A:346:ASP:OD1	19:T:861:ARG:NH1	2.50	0.45
5:D:80:THR:HG23	5:D:101:LYS:HB2	1.98	0.44
6:I:84:LYS:O	6:I:88:VAL:HG23	2.16	0.44
8:M:124:GLU:HB2	15:F:494:LYS:NZ	2.31	0.44
11:Z:72:A:H4'	11:Z:73:U:O5'	2.17	0.44
16:N:196:ASN:HB2	17:A:1423:PHE:O	2.16	0.44
17:A:967:GLU:OE2	17:A:969:SER:OG	2.24	0.44
17:A:1797:ASN:OD1	17:A:1797:ASN:N	2.48	0.44
9:Q:42:LYS:NZ	17:A:84:ASP:OD2	2.44	0.44
17:A:846:LEU:HD22	17:A:916:LYS:HE2	2.00	0.44
21:J:603:LYS:HA	21:J:603:LYS:HD3	1.79	0.44
1:5:31:U:H2'	1:5:32:C:H6	1.82	0.44
2:6:42:C:H2'	2:6:43:A:C8	2.51	0.44
3:7:411:LEU:O	3:7:419:LYS:HA	2.18	0.44
7:K:350:ASP:OD1	7:K:351:GLU:N	2.51	0.44
16:N:160:ILE:HD11	17:A:709:ILE:HD11	2.00	0.44
17:A:313:LYS:HB3	17:A:321:ASN:HD21	1.81	0.44
17:A:1418:ARG:NE	17:A:1464:LEU:HD23	2.33	0.44
20:4:6:U:H2'	20:4:7:G:C8	2.52	0.44
5:D:142:TYR:OH	17:A:1298:ARG:HD2	2.18	0.44
7:K:392:THR:OG1	7:K:396:ASP:OD2	2.20	0.44
8:M:46:LEU:HD13	8:M:72:LEU:HB3	1.98	0.44
15:F:218:LEU:HD13	15:F:476:ILE:HG21	1.99	0.44
17:A:941:LYS:N	17:A:942:PRO:HD2	2.33	0.44
17:A:1130:ASN:HA	17:A:1174:PHE:CE1	2.52	0.44
1:5:61:A:H2'	1:5:62:G:C8	2.53	0.44
14:L:268:LEU:HA	14:L:271:THR:OG1	2.18	0.44
16:N:181:PRO:HB3	17:A:1515:TRP:CH2	2.52	0.44
4:C:334:ILE:HD11	17:A:384:VAL:HG21	2.00	0.44
4:C:772:TRP:CZ3	4:C:813:ARG:HD2	2.53	0.44
14:L:159:LEU:HB3	14:L:163:THR:HG23	1.99	0.44
14:L:256:ARG:HD2	14:L:256:ARG:N	2.33	0.44
16:N:249:THR:HA	16:N:310:PRO:HB2	2.00	0.44
17:A:507:LEU:HD21	17:A:655:LEU:HD21	1.99	0.44

*Continued on next page...*

*Continued from previous page...*

Atom-1	Atom-2	Interatomic distance (Å)	Clash overlap (Å)
17:A:787:GLU:OE2	17:A:791:GLN:NE2	2.50	0.44
17:A:928:TYR:CZ	17:A:932:LYS:HE2	2.52	0.44
17:A:929:GLU:O	17:A:933:ARG:HG2	2.18	0.44
17:A:980:ARG:HD2	17:A:1094:ARG:NH1	2.33	0.44
2:6:14:C:H2'	2:6:15:A:C8	2.52	0.44
3:7:425:MET:O	3:7:428:HIS:HB3	2.18	0.44
4:C:265:LEU:HG	4:C:381:LEU:HD23	2.00	0.44
5:D:120:TYR:CD2	14:L:346:PRO:HG2	2.53	0.44
6:I:48:VAL:HG22	6:I:90:PHE:CZ	2.53	0.44
14:L:218:ASN:ND2	14:L:306:ASP:OD1	2.49	0.44
17:A:197:PRO:HA	17:A:204:LEU:HD13	2.00	0.44
17:A:340:ILE:HG21	17:A:353:ASP:OD2	2.18	0.44
17:A:1233:ASP:OD2	17:A:1235:GLU:HB3	2.18	0.44
17:A:1991:TYR:CE2	17:A:2010:ILE:HG12	2.53	0.44
1:5:55:C:H2'	1:5:56:C:C6	2.53	0.44
2:6:65:G:H2'	2:6:66:C:C6	2.52	0.44
4:C:641:MET:SD	4:C:644:LEU:HD23	2.58	0.44
11:Z:63:G:H3'	11:Z:64:A:C2	2.52	0.44
16:N:137:LYS:O	16:N:138:ILE:C	2.56	0.44
17:A:151:MET:HB3	17:A:616:PHE:HZ	1.83	0.44
2:6:58:G:C2	2:6:59:G:C8	3.06	0.44
2:6:64:U:H2'	2:6:65:G:H8	1.83	0.44
4:C:209:VAL:HG21	4:C:900:VAL:HB	2.00	0.44
4:C:800:PRO:HA	4:C:803:ARG:HE	1.83	0.44
7:K:400:THR:HG23	17:A:448:GLN:NE2	2.33	0.44
15:F:230:ASP:O	15:F:514:ARG:HB3	2.17	0.44
15:F:411:TYR:CE2	15:F:451:LEU:HD22	2.53	0.44
17:A:941:LYS:HD2	17:A:1071:PHE:CE1	2.53	0.44
17:A:964:ASP:HB3	17:A:1100:ARG:NH2	2.33	0.44
17:A:1504:GLU:HG3	17:A:1754:TYR:HE2	1.83	0.44
4:C:743:ASN:ND2	4:C:784:ILE:O	2.43	0.43
15:F:216:LYS:HZ1	15:F:220:SER:HB3	1.83	0.43
15:F:429:ASN:ND2	21:J:636:GLY:HA2	2.32	0.43
17:A:1357:MET:HE1	18:S:152:THR:HA	2.00	0.43
2:6:23:U:C6	9:Q:118:ILE:HB	2.53	0.43
4:C:780:CYS:O	4:C:941:LYS:NZ	2.51	0.43
5:D:27:VAL:HG22	5:D:83:PHE:CD1	2.54	0.43
6:I:168:ARG:HH21	6:I:180:ARG:N	2.15	0.43
7:K:364:THR:H	7:K:367:ASP:HB2	1.84	0.43
14:L:257:LYS:HG3	14:L:268:LEU:HB2	2.00	0.43
16:N:247:ARG:HA	16:N:317:ARG:HH11	1.84	0.43

*Continued on next page...*

*Continued from previous page...*

Atom-1	Atom-2	Interatomic distance (Å)	Clash overlap (Å)
17:A:1561:PHE:CZ	17:A:1622:MET:HG3	2.53	0.43
17:A:1800:THR:HG22	18:S:254:LEU:HD22	1.99	0.43
18:S:274:LEU:HD23	18:S:291:ASN:HB2	1.99	0.43
8:M:36:ARG:HG3	8:M:45:THR:HG21	2.00	0.43
17:A:717:TRP:NE1	17:A:721:LYS:HD2	2.34	0.43
2:6:28:A:H2'	2:6:29:A:O4'	2.19	0.43
4:C:589:LYS:HE3	4:C:628:VAL:HG11	2.00	0.43
4:C:933:PHE:HZ	17:A:305:ARG:HD2	1.82	0.43
5:D:138:THR:OG1	5:D:139:LYS:N	2.51	0.43
8:M:57:ALA:HA	8:M:83:VAL:HG23	2.00	0.43
17:A:170:ASP:HB3	17:A:173:GLU:HG3	2.01	0.43
17:A:524:LEU:HD12	17:A:524:LEU:HA	1.88	0.43
17:A:555:LYS:NZ	17:A:559:ASP:OD2	2.43	0.43
17:A:1923:TRP:HB3	17:A:1927:ILE:HD11	2.01	0.43
17:A:1988:LEU:HD21	17:A:2007:ILE:HG23	1.99	0.43
4:C:531:TRP:HB3	4:C:538:HIS:HB3	2.01	0.43
5:D:92:ILE:HG12	5:D:94:LEU:HG	2.00	0.43
11:Z:52:C:OP2	17:A:606:LYS:NZ	2.41	0.43
15:F:302:ASP:OD1	15:F:302:ASP:N	2.45	0.43
15:F:476:ILE:HG22	15:F:485:LEU:HB2	2.01	0.43
17:A:1207:PHE:HE1	17:A:1210:LYS:HG2	1.84	0.43
17:A:1555:LEU:HD21	17:A:1570:LYS:HG3	2.01	0.43
17:A:1770:GLU:OE1	17:A:1885:LYS:NZ	2.51	0.43
17:A:1788:VAL:HG22	18:S:274:LEU:HB2	2.00	0.43
2:6:21:U:N3	9:Q:125:LYS:HD2	2.34	0.43
4:C:701:GLU:CD	4:C:785:ARG:HH12	2.22	0.43
6:I:85:ASP:HA	6:I:88:VAL:HG23	2.01	0.43
17:A:92:LEU:HD13	17:A:503:MET:HB3	2.01	0.43
17:A:1504:GLU:HB2	17:A:1752:GLN:HB3	1.99	0.43
17:A:1870:ASP:HB2	17:A:1871:PRO:HD3	2.00	0.43
10:X:46:GLU:O	10:X:50:LYS:HG2	2.19	0.43
15:F:325:ARG:HD3	15:F:343:TYR:CE2	2.52	0.43
17:A:1354:ARG:HD3	17:A:1357:MET:HA	2.00	0.43
18:S:252:ARG:HG2	18:S:253:ASP:N	2.34	0.43
4:C:226:VAL:HA	4:C:254:THR:O	2.18	0.43
7:K:391:TYR:CE1	7:K:397:GLN:HG3	2.54	0.43
10:X:50:LYS:HA	10:X:50:LYS:HD2	1.81	0.43
14:L:108:ASN:OD1	14:L:109:ILE:N	2.52	0.43
14:L:159:LEU:HB2	14:L:164:ILE:HG13	2.01	0.43
17:A:590:GLY:O	17:A:593:ARG:HG2	2.19	0.43
17:A:720:TRP:CZ2	17:A:747:ALA:HB1	2.54	0.43

*Continued on next page...*



*Continued from previous page...*

Atom-1	Atom-2	Interatomic distance (Å)	Clash overlap (Å)
17:A:814:VAL:O	17:A:818:GLU:HG3	2.19	0.43
19:T:867:ALA:HA	19:T:870:ARG:CZ	2.47	0.43
2:6:58:G:H1'	20:4:55:U:C2	2.53	0.43
5:D:117:GLU:HG3	14:L:346:PRO:HB3	2.01	0.43
8:M:15:ASP:O	8:M:19:THR:OG1	2.30	0.43
8:M:64:GLU:OE2	14:L:305:VAL:HG22	2.19	0.43
10:X:5:TRP:HE3	17:A:1575:GLN:HE21	1.66	0.43
17:A:784:LEU:O	17:A:788:GLN:HG3	2.19	0.43
17:A:828:PRO:HA	17:A:829:PRO:HD3	1.90	0.43
17:A:940:ILE:HG12	17:A:1090:ARG:HH21	1.83	0.43
21:J:672:LEU:HD23	21:J:672:LEU:HA	1.85	0.43
1:5:12:U:H2'	1:5:13:C:H6	1.83	0.43
1:5:59:G:O6	17:A:469:LYS:HE3	2.19	0.43
5:D:103:ASN:OD1	5:D:103:ASN:N	2.46	0.43
14:L:357:ARG:CZ	14:L:357:ARG:HB3	2.49	0.43
15:F:236:TYR:HD2	15:F:279:ILE:H	1.66	0.43
16:N:332:ILE:HD12	16:N:332:ILE:HA	1.87	0.43
17:A:689:VAL:O	17:A:693:ILE:HG13	2.19	0.43
17:A:1322:LEU:HD22	17:A:1485:LEU:HD21	2.01	0.43
1:5:42:U:H2'	1:5:43:U:O4'	2.18	0.42
9:Q:101:CYS:SG	9:Q:102:CYS:N	2.92	0.42
14:L:270:HIS:NE2	20:4:37:U:OP1	2.52	0.42
16:N:369:LEU:HD12	16:N:370:PRO:CD	2.45	0.42
17:A:1044:TYR:O	17:A:1048:MET:HG2	2.18	0.42
19:T:859:LEU:HD23	19:T:859:LEU:HA	1.79	0.42
21:J:440:LEU:HB2	21:J:445:GLN:HG3	2.01	0.42
21:J:668:HIS:HA	21:J:671:ASP:HB3	2.01	0.42
2:6:41:A:OP1	17:A:1615:HIS:HE1	2.01	0.42
4:C:303:LEU:HG	4:C:344:TRP:HB3	2.00	0.42
7:K:364:THR:H	7:K:367:ASP:CB	2.32	0.42
16:N:298:LEU:HD12	16:N:318:LEU:HD13	2.01	0.42
16:N:354:PRO:O	16:N:357:THR:OG1	2.34	0.42
17:A:1637:TRP:O	17:A:1656:THR:HA	2.18	0.42
2:6:63:C:H2'	2:6:64:U:H6	1.82	0.42
4:C:644:LEU:O	4:C:649:SER:OG	2.25	0.42
9:Q:29:MET:O	9:Q:33:GLU:HG3	2.19	0.42
14:L:169:VAL:HG13	17:A:810:TYR:CD2	2.54	0.42
15:F:143:ASP:OD1	15:F:144:ALA:N	2.52	0.42
17:A:1785:VAL:O	17:A:1805:GLY:HA3	2.18	0.42
17:A:1934:SER:HB2	21:J:493:PRO:HB3	2.01	0.42
21:J:571:GLY:HA2	21:J:643:PHE:HD2	1.84	0.42

*Continued on next page...*

*Continued from previous page...*

Atom-1	Atom-2	Interatomic distance (Å)	Clash overlap (Å)
21:J:584:VAL:HG21	21:J:594:PHE:CZ	2.54	0.42
14:L:212:MET:HA	14:L:215:ILE:HG22	2.02	0.42
14:L:282:SER:O	14:L:283:LEU:HD12	2.19	0.42
15:F:282:HIS:HB3	15:F:285:SER:HB3	2.01	0.42
16:N:270:PRO:HA	17:A:1914:MET:O	2.19	0.42
16:N:329:ARG:HB3	16:N:353:GLN:OE1	2.19	0.42
17:A:758:ARG:HD2	17:A:779:LEU:CD1	2.50	0.42
17:A:907:PRO:HG2	17:A:1032:ARG:NH2	2.34	0.42
17:A:1109:LEU:HG	17:A:1152:ALA:HB1	2.01	0.42
2:6:55:C:H2'	2:6:56:A:O4'	2.19	0.42
6:I:34:TYR:CZ	6:I:69:PRO:HB3	2.55	0.42
17:A:1264:ASN:HD21	17:A:1327:MET:HA	1.85	0.42
18:S:264:ASP:OD1	18:S:360:LEU:HD21	2.19	0.42
4:C:516:LEU:HD11	4:C:575:GLN:HE21	1.85	0.42
4:C:595:VAL:HG22	4:C:654:LYS:HG3	2.02	0.42
4:C:931:ARG:CZ	4:C:935:ILE:HD11	2.49	0.42
6:I:91:ILE:HG23	6:I:123:LEU:HD11	2.01	0.42
11:Z:71:C:H3'	11:Z:72:A:C2'	2.41	0.42
14:L:228:ALA:HA	14:L:231:ILE:HG12	2.01	0.42
15:F:255:CYS:HB2	15:F:269:LEU:HB2	2.02	0.42
16:N:196:ASN:O	17:A:1425:LYS:HD2	2.18	0.42
17:A:1214:TRP:CD1	17:A:1376:GLU:HB2	2.55	0.42
17:A:1353:PHE:HD1	18:S:153:ALA:HB2	1.84	0.42
17:A:1418:ARG:HA	17:A:1418:ARG:HD3	1.71	0.42
17:A:1882:ILE:H	17:A:1882:ILE:HD12	1.84	0.42
17:A:1984:LYS:HE2	21:J:491:GLN:HB3	2.00	0.42
17:A:2043:GLN:HA	17:A:2056:THR:O	2.19	0.42
19:T:861:ARG:HA	19:T:864:ARG:HG3	2.01	0.42
1:5:106:U:H2'	1:5:107:U:C6	2.55	0.42
1:5:107:U:H2'	1:5:108:G:O4'	2.20	0.42
2:6:46:G:H3'	10:X:5:TRP:CZ2	2.54	0.42
3:7:470:ALA:HA	3:7:477:PHE:CD2	2.54	0.42
4:C:167:TYR:CZ	4:C:536:ARG:HB2	2.55	0.42
4:C:584:THR:OG1	4:C:585:THR:N	2.52	0.42
14:L:99:LEU:HD23	14:L:204:ILE:HD12	2.01	0.42
14:L:144:ASN:HB2	14:L:184:LEU:HD21	2.01	0.42
16:N:378:ARG:HG3	16:N:382:LEU:HD23	2.01	0.42
16:N:905:GLU:O	16:N:908:HIS:N	2.53	0.42
17:A:951:LEU:HD12	17:A:1071:PHE:HZ	1.85	0.42
17:A:1641:ARG:HH22	17:A:1651:VAL:HG12	1.85	0.42
17:A:1660:TYR:OH	17:A:1717:ASN:O	2.29	0.42

*Continued on next page...*

*Continued from previous page...*

Atom-1	Atom-2	Interatomic distance (Å)	Clash overlap (Å)
4:C:326:ILE:HG22	17:A:387:PHE:CZ	2.54	0.42
5:D:72:MET:HE3	16:N:25:ALA:HB3	2.02	0.42
8:M:17:HIS:NE2	8:M:21:LYS:HE3	2.35	0.42
15:F:178:ARG:HD3	15:F:395:ARG:O	2.20	0.42
17:A:471:TYR:HB3	17:A:474:ARG:HG3	2.02	0.42
17:A:694:LEU:HD23	17:A:694:LEU:HA	1.89	0.42
17:A:1052:VAL:HG23	17:A:1161:LEU:HD21	2.02	0.42
17:A:1615:HIS:ND1	17:A:2046:THR:HG21	2.35	0.42
2:6:70:A:H2'	2:6:71:G:O4'	2.20	0.42
7:K:364:THR:HB	7:K:365:LEU:H	1.66	0.42
17:A:292:ASP:HB3	17:A:1139:ARG:NH1	2.35	0.42
17:A:1354:ARG:HE	17:A:1356:GLY:C	2.23	0.42
17:A:1723:LYS:HB3	17:A:1724:PRO:HD3	2.02	0.42
19:T:870:ARG:HE	19:T:870:ARG:HB2	1.67	0.42
6:I:64:ASN:ND2	17:A:2051:GLY:O	2.53	0.42
8:M:113:LYS:O	8:M:117:GLN:HG2	2.20	0.42
17:A:1314:VAL:O	17:A:1318:THR:OG1	2.24	0.42
17:A:1771:LEU:HD12	17:A:1771:LEU:HA	1.82	0.42
1:5:73:C:H2'	1:5:74:U:H6	1.85	0.41
2:6:2:U:H2'	2:6:3:G:C8	2.55	0.41
4:C:383:GLN:OE1	4:C:391:SER:OG	2.31	0.41
4:C:808:ILE:O	4:C:812:ALA:N	2.43	0.41
16:N:375:ILE:H	16:N:375:ILE:HD12	1.85	0.41
17:A:279:PHE:HE1	17:A:456:LEU:HG	1.84	0.41
17:A:289:GLN:OE1	17:A:1139:ARG:NH2	2.53	0.41
17:A:787:GLU:O	17:A:791:GLN:HG2	2.20	0.41
19:T:861:ARG:HH12	19:T:864:ARG:HB2	1.85	0.41
21:J:573:VAL:HB	21:J:648:PHE:CD1	2.55	0.41
2:6:24:A:H2'	2:6:26:U:H1'	2.01	0.41
4:C:375:GLU:HB3	4:C:376:PRO:HD3	2.02	0.41
8:M:56:MET:O	8:M:82:PHE:HA	2.20	0.41
15:F:474:ALA:HB3	15:F:488:LEU:HB2	2.01	0.41
16:N:250:LEU:H	17:A:1850:ARG:NH1	2.18	0.41
17:A:980:ARG:NH2	17:A:982:GLU:O	2.53	0.41
17:A:1267:LEU:HD23	17:A:1328:LEU:HB2	2.02	0.41
4:C:112:THR:HG22	4:C:154:HIS:CD2	2.55	0.41
4:C:666:VAL:HG22	4:C:787:VAL:HG12	2.03	0.41
17:A:154:GLU:OE2	17:A:158:ARG:NE	2.52	0.41
17:A:835:ASP:OD1	17:A:921:TYR:OH	2.29	0.41
17:A:1919:LEU:HD12	17:A:1936:LEU:HD21	2.02	0.41
4:C:137:HIS:HA	4:C:238:ASN:HB3	2.03	0.41

*Continued on next page...*

*Continued from previous page...*

Atom-1	Atom-2	Interatomic distance (Å)	Clash overlap (Å)
4:C:354:ARG:NH1	17:A:382:GLU:O	2.46	0.41
4:C:571:ASN:HB2	4:C:574:ALA:HB2	2.02	0.41
6:I:23:LYS:O	6:I:27:THR:HG23	2.21	0.41
14:L:222:ILE:HG22	14:L:223:ILE:HG23	2.02	0.41
15:F:346:SER:HB3	15:F:362:GLU:HG2	2.02	0.41
17:A:1070:ASP:OD1	17:A:1071:PHE:N	2.47	0.41
17:A:1686:ASP:O	17:A:1690:ASP:HB2	2.21	0.41
17:A:1910:THR:O	17:A:1911:GLU:HG3	2.20	0.41
20:4:20:A:H2'	20:4:21:U:H6	1.85	0.41
2:6:38:G:H2'	2:6:39:A:H8	1.86	0.41
2:6:48:A:OP2	5:D:127:ARG:NH2	2.48	0.41
2:6:49:G:H2'	2:6:49:G:N3	2.35	0.41
2:6:72:G:H2'	2:6:73:A:C8	2.55	0.41
2:6:76:A:H2'	21:J:558:PHE:CZ	2.56	0.41
4:C:129:ILE:HD13	4:C:548:ASN:HD21	1.85	0.41
4:C:137:HIS:HB3	4:C:140:HIS:CE1	2.56	0.41
4:C:479:THR:OG1	4:C:580:LEU:HD11	2.20	0.41
4:C:481:MET:HE3	4:C:490:PHE:HB3	2.02	0.41
4:C:682:LYS:HE3	4:C:683:ASN:ND2	2.35	0.41
14:L:383:ILE:HD13	18:S:159:MET:HG3	2.03	0.41
17:A:138:PRO:HG3	17:A:410:PRO:HG2	2.02	0.41
17:A:679:SER:HA	17:A:749:TRP:HZ2	1.85	0.41
17:A:1345:GLN:HB2	17:A:1711:LEU:HD23	2.03	0.41
17:A:1421:THR:HA	17:A:1424:GLN:HG3	2.03	0.41
19:T:885:LYS:HD2	19:T:885:LYS:C	2.39	0.41
2:6:44:G:O2'	2:6:46:G:OP1	2.29	0.41
4:C:374:LEU:HD23	4:C:374:LEU:HA	1.94	0.41
7:K:335:TYR:CE1	7:K:361:SER:HB2	2.55	0.41
14:L:105:ASN:HA	14:L:108:ASN:ND2	2.35	0.41
16:N:332:ILE:HG13	16:N:349:ALA:HB2	2.01	0.41
17:A:188:LEU:HD11	17:A:567:GLY:HA2	2.02	0.41
17:A:1292:GLU:OE2	17:A:1317:TYR:OH	2.26	0.41
17:A:1890:GLN:HA	17:A:1890:GLN:OE1	2.21	0.41
1:5:26:A:H2'	1:5:27:U:O4'	2.20	0.41
16:N:297:LEU:HD21	17:A:1870:ASP:HB3	2.02	0.41
16:N:906:PRO:C	16:N:908:HIS:H	2.24	0.41
17:A:106:MET:HG3	17:A:489:TRP:CZ2	2.56	0.41
17:A:810:TYR:OH	17:A:999:LEU:HD21	2.21	0.41
17:A:941:LYS:HG2	17:A:1089:CYS:HB2	2.02	0.41
17:A:1545:ALA:HB2	17:A:1563:HIS:CE1	2.56	0.41
17:A:1818:PHE:HB3	17:A:1914:MET:CE	2.51	0.41

*Continued on next page...*

*Continued from previous page...*

Atom-1	Atom-2	Interatomic distance (Å)	Clash overlap (Å)
1:5:66:A:H2'	1:5:67:A:O4'	2.19	0.41
9:Q:134:CYS:HB3	9:Q:139:CYS:H	1.85	0.41
14:L:423:THR:O	14:L:427:THR:HG23	2.21	0.41
15:F:470:TYR:CD1	15:F:494:LYS:HB3	2.55	0.41
17:A:317:PRO:O	17:A:321:ASN:HB2	2.21	0.41
17:A:979:SER:HB2	17:A:1173:SER:OG	2.20	0.41
17:A:985:TYR:HB3	17:A:1032:ARG:HD2	2.02	0.41
17:A:1386:TRP:HE1	17:A:1417:PRO:HD2	1.86	0.41
17:A:1561:PHE:HZ	17:A:1622:MET:HG3	1.85	0.41
17:A:1766:GLN:HA	17:A:1766:GLN:OE1	2.21	0.41
21:J:520:LEU:HD23	21:J:525:ARG:HG2	2.03	0.41
1:5:63:A:H2'	1:5:64:G:C8	2.56	0.41
1:5:98:G:H2'	1:5:99:C:C6	2.55	0.41
1:5:112:A:H2'	1:5:113:G:C8	2.55	0.41
2:6:14:C:H2'	2:6:15:A:H8	1.86	0.41
4:C:150:ILE:HD11	4:C:186:VAL:HG11	2.02	0.41
4:C:779:LEU:HD11	4:C:825:PRO:HB2	2.03	0.41
6:I:134:ASN:HD21	6:I:140:GLU:HG3	1.86	0.41
8:M:13:LEU:HD11	8:M:84:ARG:HG2	2.01	0.41
14:L:144:ASN:HD22	14:L:184:LEU:HD11	1.85	0.41
15:F:458:GLU:HG2	15:F:459:PRO:HD2	2.03	0.41
15:F:472:ASN:ND2	15:F:492:GLU:O	2.54	0.41
16:N:199:SER:HA	17:A:1403:LEU:O	2.21	0.41
16:N:269:ASP:O	17:A:1915:VAL:HA	2.21	0.41
16:N:297:LEU:HD21	18:S:282:LEU:HD11	2.03	0.41
16:N:344:ASP:OD1	16:N:348:GLU:HG2	2.21	0.41
17:A:1244:VAL:HG11	17:A:1291:CYS:HB3	2.02	0.41
17:A:1491:LYS:O	17:A:1710:ASN:ND2	2.47	0.41
17:A:1991:TYR:OH	17:A:2015:GLU:OE1	2.39	0.41
21:J:465:ARG:HE	21:J:465:ARG:HB2	1.66	0.41
2:6:68:C:H2'	2:6:69:A:C8	2.56	0.41
2:6:71:G:N2	8:M:111:GLN:OE1	2.49	0.41
4:C:235:VAL:HG11	4:C:288:LEU:HD11	2.02	0.41
4:C:827:LEU:HD11	4:C:934:MET:HB2	2.03	0.41
4:C:854:ARG:HB2	4:C:876:PRO:HG2	2.03	0.41
6:I:10:HIS:HB2	6:I:81:GLN:HE22	1.85	0.41
6:I:54:LEU:HD11	6:I:73:LEU:HD12	2.03	0.41
6:I:175:GLU:O	6:I:175:GLU:HG3	2.20	0.41
16:N:168:ASN:OD1	16:N:171:GLN:HG2	2.20	0.41
16:N:343:GLU:O	16:N:347:LEU:HD23	2.20	0.41
17:A:623:LYS:CD	17:A:624:GLY:H	2.31	0.41

*Continued on next page...*

Continued from previous page...

Atom-1	Atom-2	Interatomic distance (Å)	Clash overlap (Å)
17:A:1984:LYS:NZ	17:A:1988:LEU:HD11	2.36	0.41
4:C:390:THR:OG1	4:C:391:SER:N	2.54	0.40
4:C:600:LEU:HD11	4:C:627:HIS:HE2	1.86	0.40
5:D:2:SER:HA	5:D:42:ASP:HB3	2.03	0.40
16:N:157:TRP:HB3	17:A:702:LYS:HE2	2.01	0.40
17:A:381:PRO:HD2	17:A:384:VAL:HG21	2.03	0.40
17:A:932:LYS:HA	17:A:932:LYS:HD2	1.81	0.40
17:A:1416:ILE:HD12	17:A:1416:ILE:HA	1.88	0.40
17:A:1485:LEU:HD13	17:A:1485:LEU:HA	1.88	0.40
17:A:1772:PHE:CD2	21:J:482:MET:HG3	2.56	0.40
18:S:286:GLU:OE2	18:S:286:GLU:HA	2.22	0.40
4:C:181:ILE:HG23	4:C:211:PHE:CE1	2.56	0.40
17:A:690:MET:HG2	17:A:713:LEU:HD12	2.03	0.40
17:A:1012:LYS:HD2	17:A:1012:LYS:HA	1.92	0.40
17:A:1141:ARG:N	17:A:1182:ASN:OD1	2.40	0.40
17:A:1390:ALA:O	17:A:1394:GLN:HG2	2.21	0.40
1:5:112:A:H2'	1:5:113:G:H8	1.86	0.40
4:C:510:LEU:HD22	4:C:514:TYR:CE2	2.56	0.40
4:C:600:LEU:HD11	4:C:627:HIS:NE2	2.36	0.40
6:I:16:ASN:HB3	6:I:19:TYR:CD2	2.56	0.40
6:I:44:ALA:O	6:I:48:VAL:HG23	2.21	0.40
14:L:106:GLU:HA	14:L:109:ILE:HG22	2.04	0.40
15:F:376:ASP:OD1	15:F:376:ASP:N	2.54	0.40
17:A:154:GLU:HG2	17:A:572:PHE:CG	2.56	0.40
17:A:1263:TRP:CZ2	17:A:1267:LEU:HD22	2.55	0.40
18:S:333:ILE:HD13	18:S:333:ILE:HA	1.93	0.40
20:4:1:A:H2'	20:4:2:G:C8	2.56	0.40
2:6:60:C:OP1	21:J:446:LYS:NZ	2.44	0.40
4:C:531:TRP:CZ3	4:C:553:GLU:HB3	2.57	0.40
4:C:682:LYS:HZ3	4:C:797:ALA:HB3	1.86	0.40
21:J:549:ARG:HB3	21:J:628:ASN:HA	2.03	0.40
1:5:31:U:H2'	1:5:32:C:C6	2.56	0.40
2:6:43:A:H2	11:Z:62:A:N1	2.19	0.40
2:6:68:C:H2'	2:6:69:A:H8	1.86	0.40
16:N:197:HIS:HB2	17:A:1423:PHE:O	2.22	0.40
16:N:201:ASP:O	16:N:203:ARG:N	2.47	0.40
16:N:909:GLY:O	16:N:913:CYS:N	2.54	0.40
17:A:183:LEU:HD12	17:A:183:LEU:O	2.22	0.40
17:A:801:ILE:HG22	17:A:801:ILE:O	2.22	0.40

There are no symmetry-related clashes.

## 5.3 Torsion angles

### 5.3.1 Protein backbone

In the following table, the Percentiles column shows the percent Ramachandran outliers of the chain as a percentile score with respect to all PDB entries followed by that with respect to all EM entries.

The Analysed column shows the number of residues for which the backbone conformation was analysed, and the total number of residues.

Mol	Chain	Analysed	Favoured	Allowed	Outliers	Percentiles	
3	7	79/793 (10%)	73 (92%)	6 (8%)	0	100	100
4	C	841/972 (86%)	809 (96%)	32 (4%)	0	100	100
5	D	139/142 (98%)	137 (99%)	2 (1%)	0	100	100
6	I	182/312 (58%)	175 (96%)	7 (4%)	0	100	100
7	K	133/439 (30%)	118 (89%)	15 (11%)	0	100	100
8	M	122/128 (95%)	118 (97%)	4 (3%)	0	100	100
9	Q	140/144 (97%)	133 (95%)	7 (5%)	0	100	100
10	X	79/376 (21%)	76 (96%)	3 (4%)	0	100	100
12	r	87/199 (44%)	85 (98%)	2 (2%)	0	100	100
13	s	71/73 (97%)	65 (92%)	6 (8%)	0	100	100
14	L	367/499 (74%)	344 (94%)	22 (6%)	1 (0%)	37	68
15	F	427/522 (82%)	416 (97%)	11 (3%)	0	100	100
16	N	783/941 (83%)	690 (88%)	91 (12%)	2 (0%)	37	68
17	A	2228/2335 (95%)	2099 (94%)	128 (6%)	1 (0%)	100	100
18	S	161/800 (20%)	157 (98%)	4 (2%)	0	100	100
19	T	406/1098 (37%)	395 (97%)	11 (3%)	0	100	100
21	J	252/683 (37%)	244 (97%)	8 (3%)	0	100	100
All	All	6497/10456 (62%)	6134 (94%)	359 (6%)	4 (0%)	50	79

All (4) Ramachandran outliers are listed below:

Mol	Chain	Res	Type
17	A	803	ALA
16	N	138	ILE
16	N	906	PRO
14	L	344	PRO

### 5.3.2 Protein sidechains [i](#)

In the following table, the Percentiles column shows the percent sidechain outliers of the chain as a percentile score with respect to all PDB entries followed by that with respect to all EM entries.

The Analysed column shows the number of residues for which the sidechain conformation was analysed, and the total number of residues.

Mol	Chain	Analysed	Rotameric	Outliers	Percentiles	
3	7	71/709 (10%)	71 (100%)	0	100	100
4	C	745/866 (86%)	738 (99%)	7 (1%)	75	88
5	D	129/130 (99%)	126 (98%)	3 (2%)	45	70
6	I	167/293 (57%)	162 (97%)	5 (3%)	36	64
7	K	66/395 (17%)	63 (96%)	3 (4%)	23	53
8	M	108/111 (97%)	105 (97%)	3 (3%)	38	66
9	Q	128/130 (98%)	125 (98%)	3 (2%)	45	70
10	X	69/333 (21%)	66 (96%)	3 (4%)	25	55
12	r	84/181 (46%)	83 (99%)	1 (1%)	67	83
13	s	66/66 (100%)	65 (98%)	1 (2%)	60	80
14	L	297/424 (70%)	292 (98%)	5 (2%)	56	78
15	F	367/442 (83%)	364 (99%)	3 (1%)	79	89
16	N	208/792 (26%)	199 (96%)	9 (4%)	25	55
17	A	1800/2108 (85%)	1769 (98%)	31 (2%)	56	78
18	S	149/681 (22%)	143 (96%)	6 (4%)	27	58
19	T	57/956 (6%)	54 (95%)	3 (5%)	19	48
21	J	208/599 (35%)	204 (98%)	4 (2%)	52	75
All	All	4719/9216 (51%)	4629 (98%)	90 (2%)	52	75

All (90) residues with a non-rotameric sidechain are listed below:

Mol	Chain	Res	Type
4	C	364	SER
4	C	489	GLN
4	C	533	SER
4	C	569	ARG
4	C	783	LEU
4	C	799	GLU
4	C	859	GLN

*Continued on next page...*



*Continued from previous page...*

<b>Mol</b>	<b>Chain</b>	<b>Res</b>	<b>Type</b>
5	D	20	SER
5	D	23	ASP
5	D	132	SER
6	I	49	ASP
6	I	127	TYR
6	I	132	SER
6	I	136	ASN
6	I	180	ARG
7	K	340	LYS
7	K	367	ASP
7	K	401	SER
8	M	9	LYS
8	M	24	ASP
8	M	125	ARG
9	Q	23	ASP
9	Q	40	LYS
9	Q	109	ARG
10	X	7	SER
10	X	53	ASP
10	X	79	ASP
12	r	102	LYS
13	s	21	ASP
14	L	186	ARG
14	L	214	PHE
14	L	250	MET
14	L	369	THR
14	L	378	MET
15	F	184	TYR
15	F	420	TYR
15	F	429	ASN
16	N	137	LYS
16	N	250	LEU
16	N	254	ARG
16	N	269	ASP
16	N	276	ASP
16	N	300	SER
16	N	347	LEU
16	N	351	ARG
16	N	356	ASP
17	A	97	HIS
17	A	171	ASP
17	A	225	TYR

*Continued on next page...*

*Continued from previous page...*

<b>Mol</b>	<b>Chain</b>	<b>Res</b>	<b>Type</b>
17	A	289	GLN
17	A	297	ASN
17	A	305	ARG
17	A	346	ASP
17	A	414	ARG
17	A	422	LEU
17	A	559	ASP
17	A	604	MET
17	A	642	ARG
17	A	697	MET
17	A	834	HIS
17	A	964	ASP
17	A	994	ASN
17	A	1032	ARG
17	A	1067	MET
17	A	1121	ASN
17	A	1344	LYS
17	A	1441	ASP
17	A	1471	ARG
17	A	1515	TRP
17	A	1638	ASN
17	A	1649	LYS
17	A	1691	ASN
17	A	1757	GLU
17	A	1820	LYS
17	A	1911	GLU
17	A	1929	SER
17	A	2024	GLN
18	S	149	GLU
18	S	178	ARG
18	S	252	ARG
18	S	296	ASP
18	S	307	ARG
18	S	373	ARG
19	T	871	GLU
19	T	874	ARG
19	T	881	SER
21	J	532	LYS
21	J	558	PHE
21	J	643	PHE
21	J	661	PHE

Sometimes sidechains can be flipped to improve hydrogen bonding and reduce clashes. All (9) such

sidechains are listed below:

Mol	Chain	Res	Type
4	C	137	HIS
4	C	548	ASN
5	D	13	GLN
16	N	368	HIS
17	A	680	HIS
17	A	1296	GLN
17	A	1563	HIS
17	A	1615	HIS
21	J	508	GLN

### 5.3.3 RNA [i](#)

Mol	Chain	Analysed	Backbone Outliers	Pucker Outliers
1	5	114/117 (97%)	43 (37%)	2 (1%)
11	Z	30/347 (8%)	10 (33%)	1 (3%)
2	6	77/106 (72%)	27 (35%)	4 (5%)
20	4	74/145 (51%)	23 (31%)	0
All	All	295/715 (41%)	103 (34%)	7 (2%)

All (103) RNA backbone outliers are listed below:

Mol	Chain	Res	Type
1	5	5	U
1	5	8	G
1	5	9	G
1	5	10	U
1	5	20	G
1	5	21	A
1	5	22	U
1	5	23	C
1	5	24	G
1	5	25	C
1	5	26	A
1	5	28	A
1	5	35	U
1	5	40	U
1	5	41	U
1	5	42	U
1	5	43	U
1	5	45	C
1	5	53	U

*Continued on next page...*

*Continued from previous page...*

<b>Mol</b>	<b>Chain</b>	<b>Res</b>	<b>Type</b>
1	5	57	G
1	5	68	C
1	5	69	A
1	5	70	A
1	5	71	C
1	5	72	U
1	5	78	U
1	5	79	C
1	5	80	U
1	5	82	A
1	5	83	A
1	5	84	C
1	5	86	C
1	5	88	A
1	5	89	U
1	5	91	U
1	5	92	U
1	5	93	U
1	5	94	U
1	5	95	G
1	5	96	A
1	5	109	G
1	5	116	U
1	5	117	A
2	6	6	C
2	6	7	G
2	6	10	U
2	6	11	C
2	6	12	G
2	6	21	U
2	6	25	C
2	6	26	U
2	6	27	A
2	6	28	A
2	6	31	U
2	6	32	U
2	6	37	C
2	6	40	U
2	6	46	G
2	6	47	A
2	6	48	A
2	6	49	G

*Continued on next page...*

*Continued from previous page...*

<b>Mol</b>	<b>Chain</b>	<b>Res</b>	<b>Type</b>
2	6	50	A
2	6	51	U
2	6	53	A
2	6	54	G
2	6	55	C
2	6	62	C
2	6	72	G
2	6	77	C
2	6	78	A
11	Z	50	C
11	Z	52	C
11	Z	54	G
11	Z	55	A
11	Z	59	G
11	Z	63	G
11	Z	71	C
11	Z	72	A
11	Z	73	U
11	Z	74	G
20	4	2	G
20	4	11	A
20	4	14	G
20	4	19	U
20	4	25	A
20	4	35	G
20	4	36	U
20	4	38	U
20	4	39	A
20	4	40	U
20	4	44	A
20	4	45	G
20	4	53	U
20	4	55	U
20	4	58	C
20	4	69	C
20	4	70	U
20	4	71	U
20	4	74	C
20	4	75	C
20	4	78	A
20	4	80	A
20	4	81	C

All (7) RNA pucker outliers are listed below:

Mol	Chain	Res	Type
1	5	69	A
1	5	77	G
2	6	25	C
2	6	39	A
2	6	52	U
2	6	77	C
11	Z	72	A

#### 5.4 Non-standard residues in protein, DNA, RNA chains [i](#)

There are no non-standard protein/DNA/RNA residues in this entry.

#### 5.5 Carbohydrates [i](#)

There are no oligosaccharides in this entry.

#### 5.6 Ligand geometry [i](#)

There are no ligands in this entry.

#### 5.7 Other polymers [i](#)

There are no such residues in this entry.

#### 5.8 Polymer linkage issues [i](#)

There are no chain breaks in this entry.

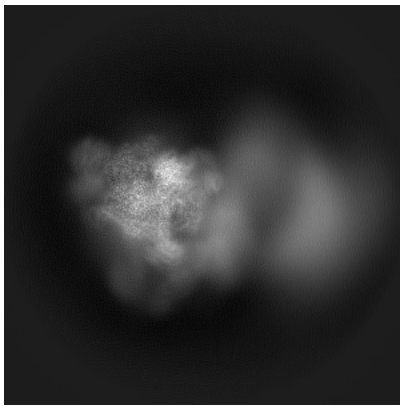
## 6 Map visualisation [i](#)

This section contains visualisations of the EMDB entry EMD-18225. These allow visual inspection of the internal detail of the map and identification of artifacts.

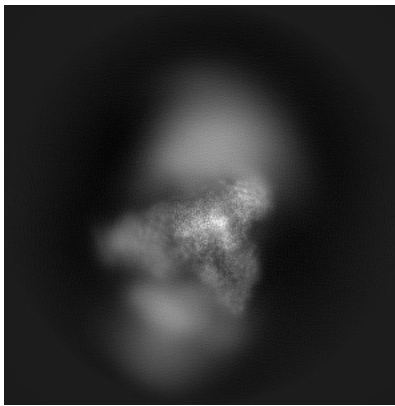
Images derived from a raw map, generated by summing the deposited half-maps, are presented below the corresponding image components of the primary map to allow further visual inspection and comparison with those of the primary map.

### 6.1 Orthogonal projections [i](#)

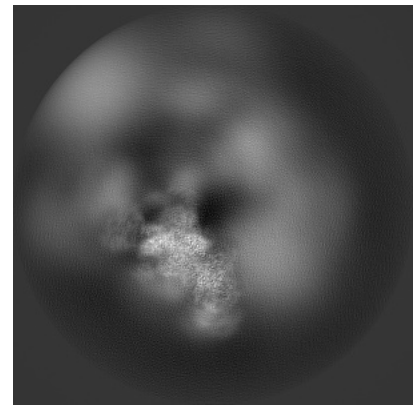
#### 6.1.1 Primary map



X

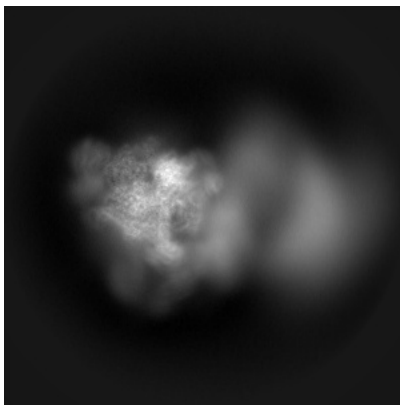


Y

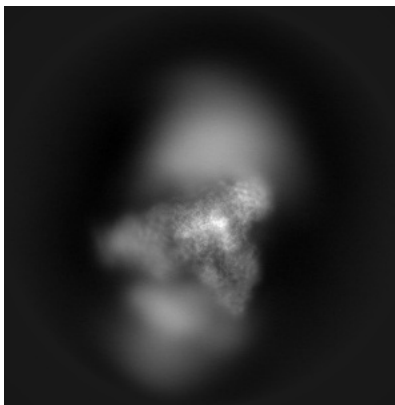


Z

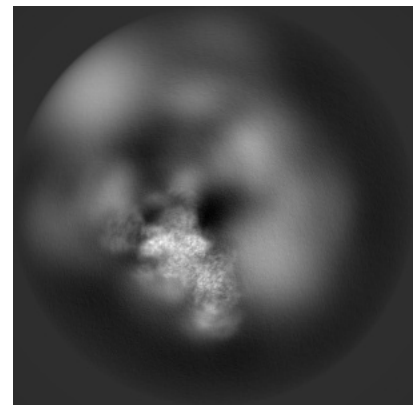
#### 6.1.2 Raw map



X



Y

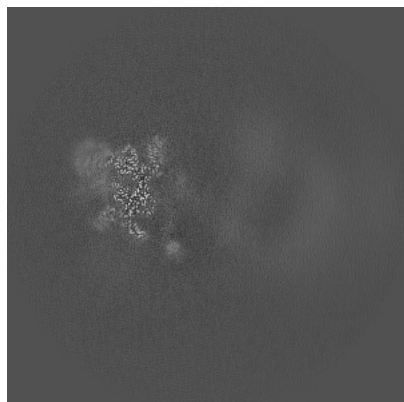


Z

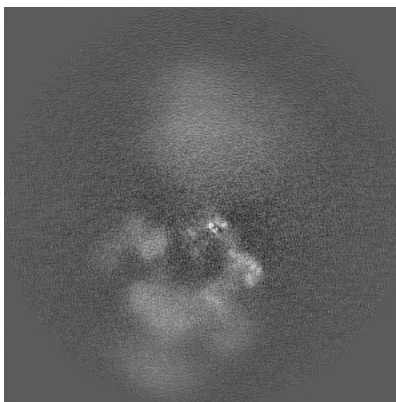
The images above show the map projected in three orthogonal directions.

## 6.2 Central slices [i](#)

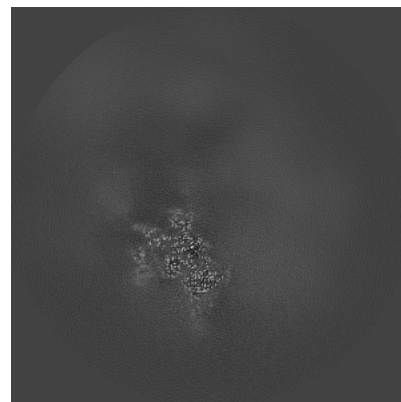
### 6.2.1 Primary map



X Index: 260

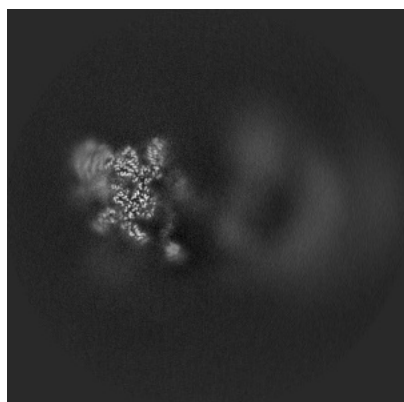


Y Index: 260

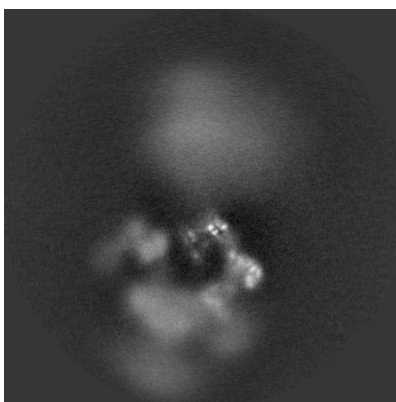


Z Index: 260

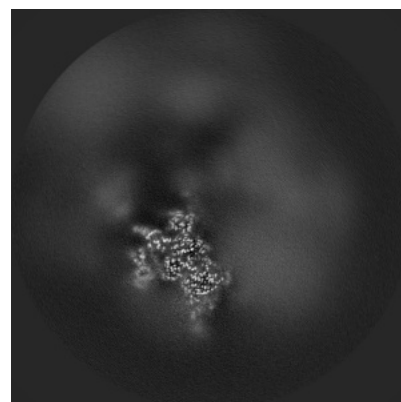
### 6.2.2 Raw map



X Index: 260



Y Index: 260



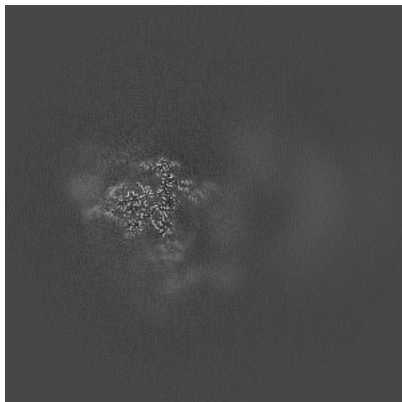
Z Index: 260

The images above show central slices of the map in three orthogonal directions.

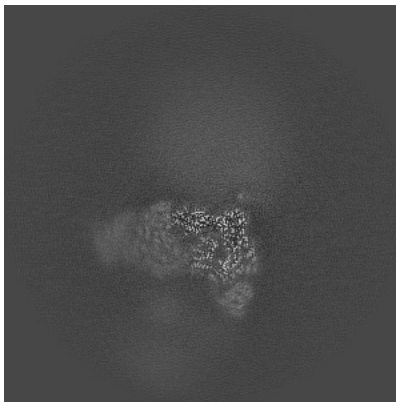


## 6.3 Largest variance slices [i](#)

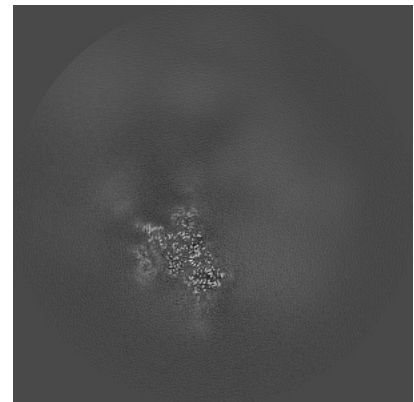
### 6.3.1 Primary map



X Index: 239

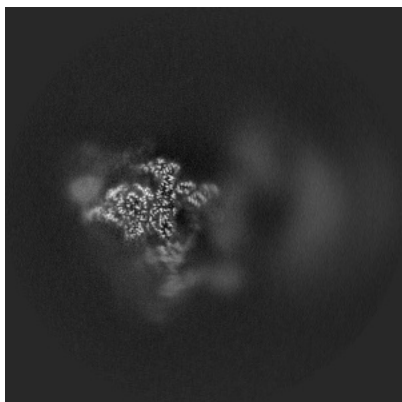


Y Index: 211

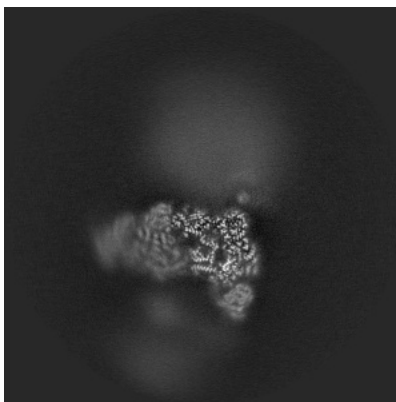


Z Index: 262

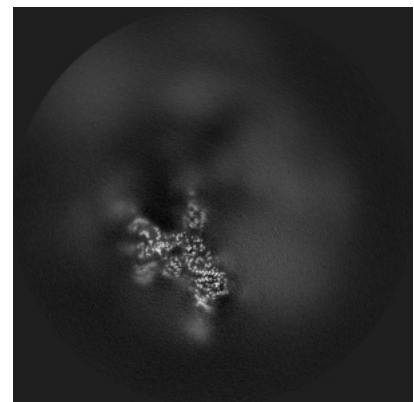
### 6.3.2 Raw map



X Index: 238



Y Index: 212




Z Index: 270


The images above show the largest variance slices of the map in three orthogonal directions.

## 6.4 Orthogonal standard-deviation projections (False-color) [i](#)

### 6.4.1 Primary map




### 6.4.2 Raw map



The images above show the map standard deviation projections with false color in three orthogonal directions. Minimum values are shown in green, max in blue, and dark to light orange shades represent small to large values respectively.

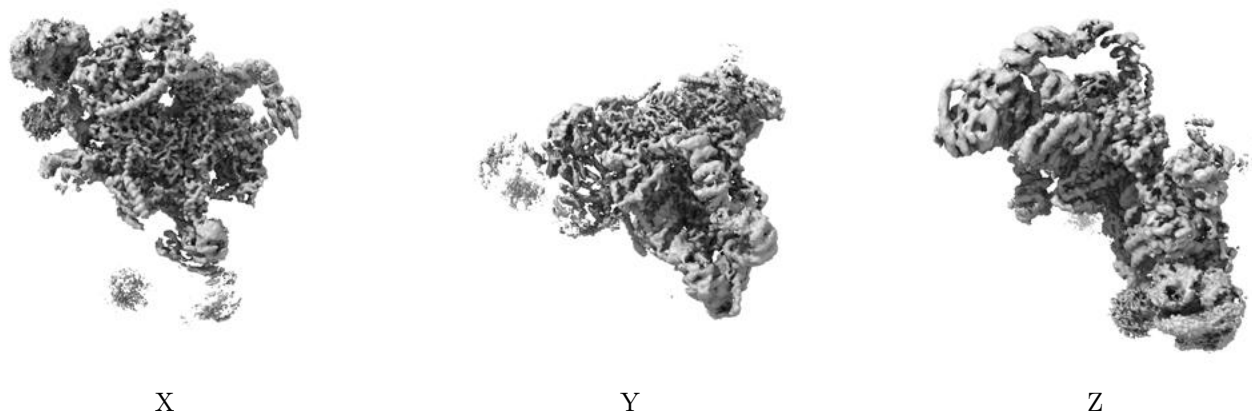
## 6.5 Orthogonal surface views [i](#)

### 6.5.1 Primary map



The images above show the 3D surface view of the map at the recommended contour level 0.03. These images, in conjunction with the slice images, may facilitate assessment of whether an appropriate contour level has been provided.

### 6.5.2 Raw map



These images show the 3D surface of the raw map. The raw map's contour level was selected so that its surface encloses the same volume as the primary map does at its recommended contour level.

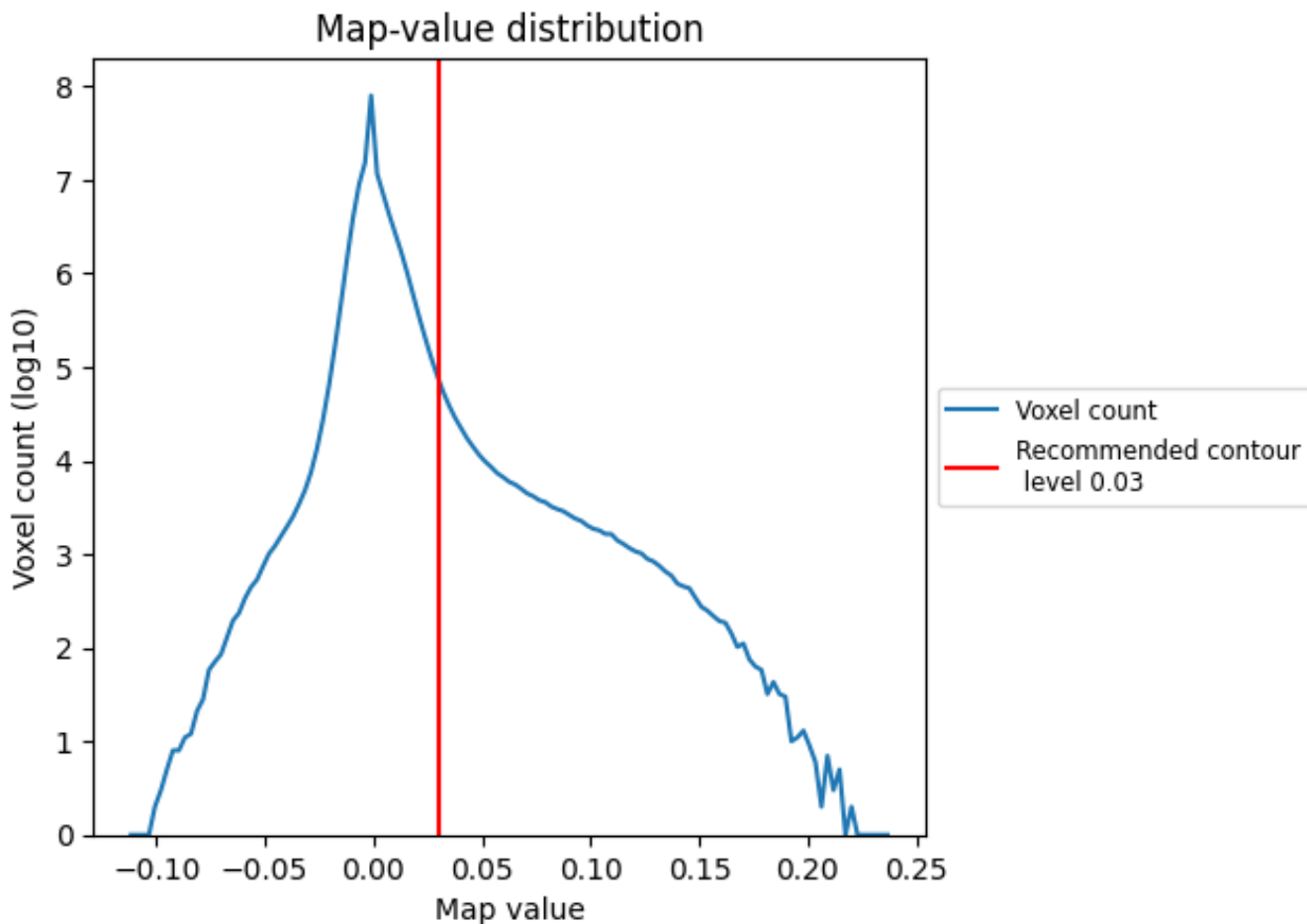
## 6.6 Mask visualisation [i](#)

This section was not generated. No masks/segmentation were deposited.

## 7 Map analysis [i](#)

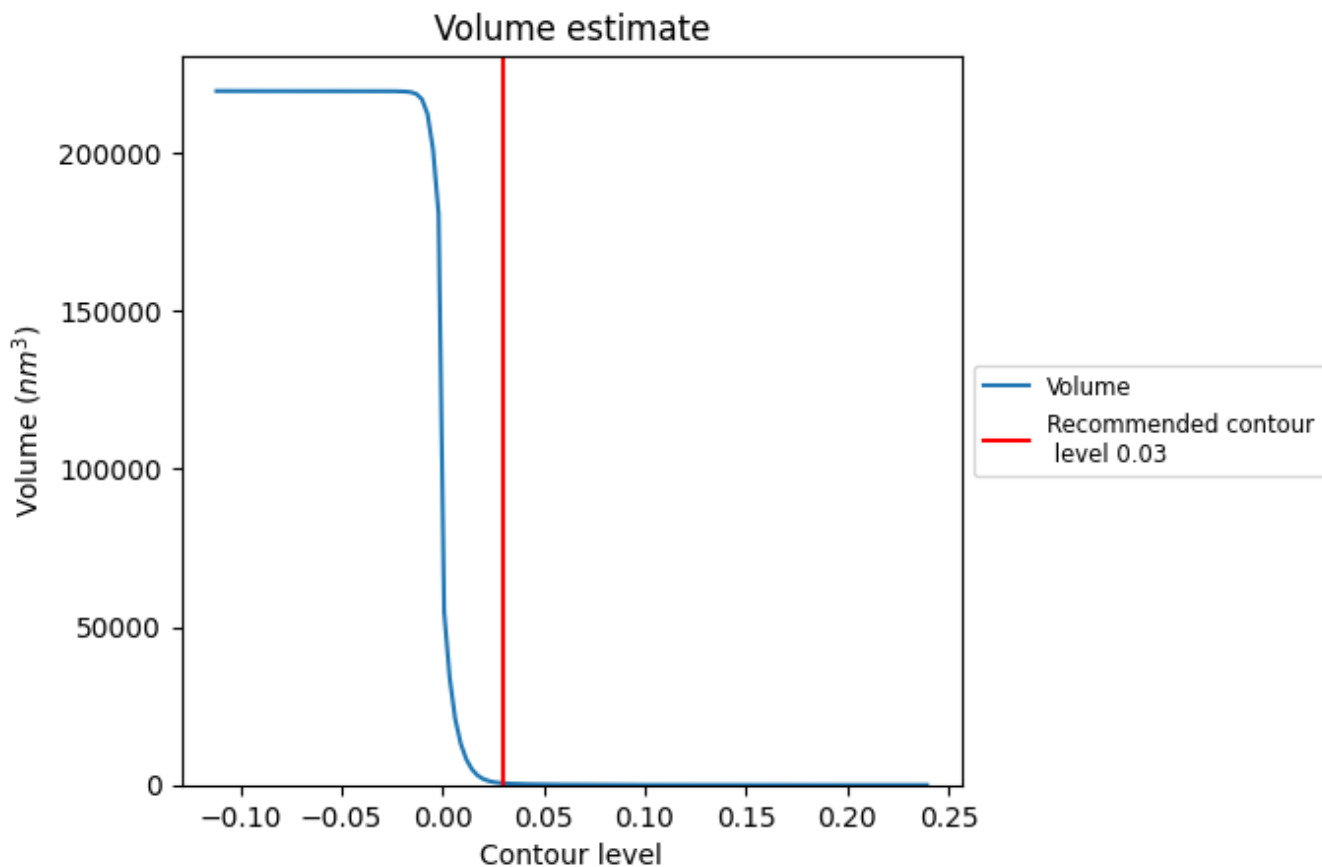
This section contains the results of statistical analysis of the map.

### 7.1 Map-value distribution [i](#)



The map-value distribution is plotted in 128 intervals along the x-axis. The y-axis is logarithmic. A spike in this graph at zero usually indicates that the volume has been masked.

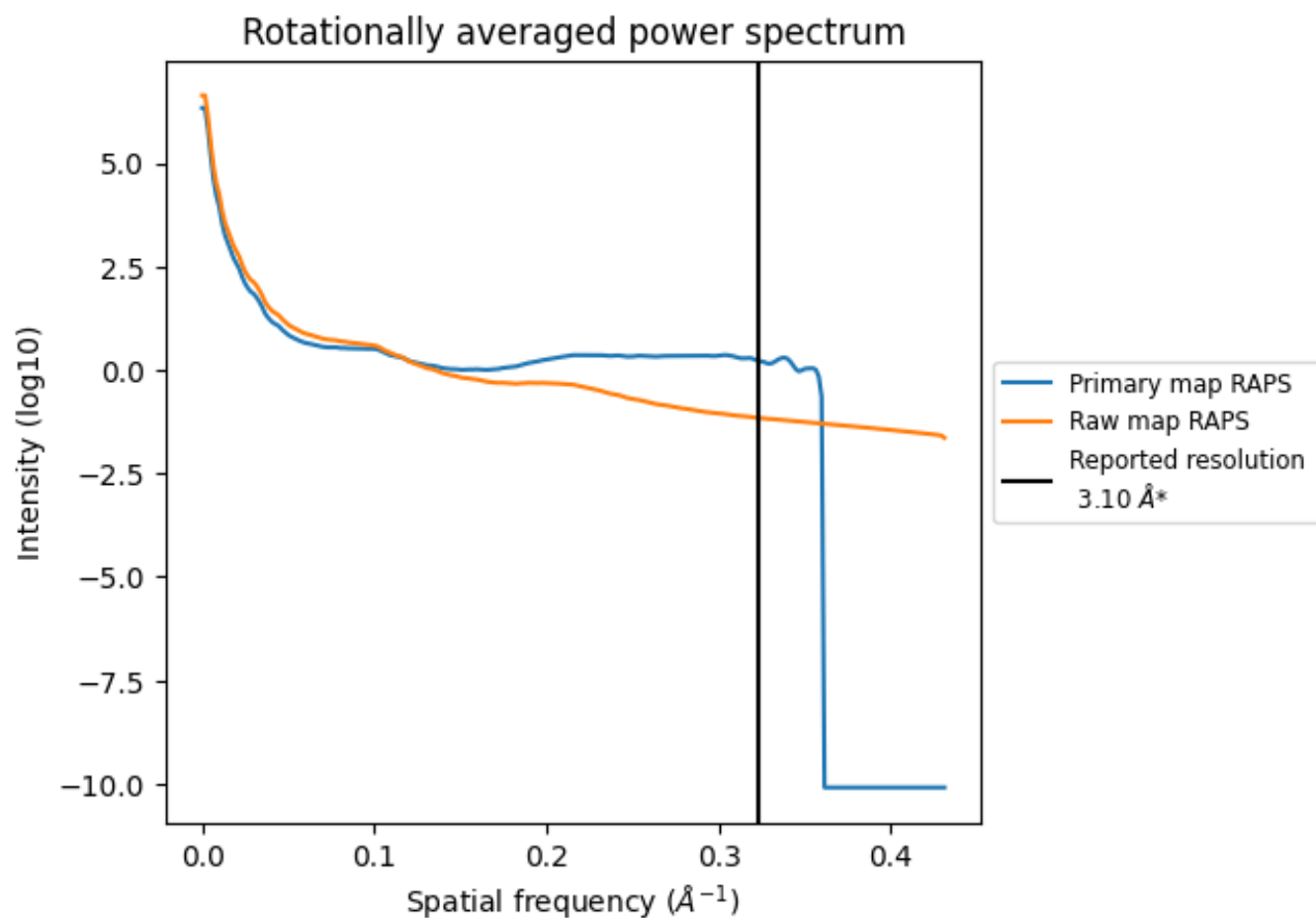
## 7.2 Volume estimate [i](#)



The volume at the recommended contour level is  $551 \text{ nm}^3$ ; this corresponds to an approximate mass of 498 kDa.

The volume estimate graph shows how the enclosed volume varies with the contour level. The recommended contour level is shown as a vertical line and the intersection between the line and the curve gives the volume of the enclosed surface at the given level.

### 7.3 Rotationally averaged power spectrum i

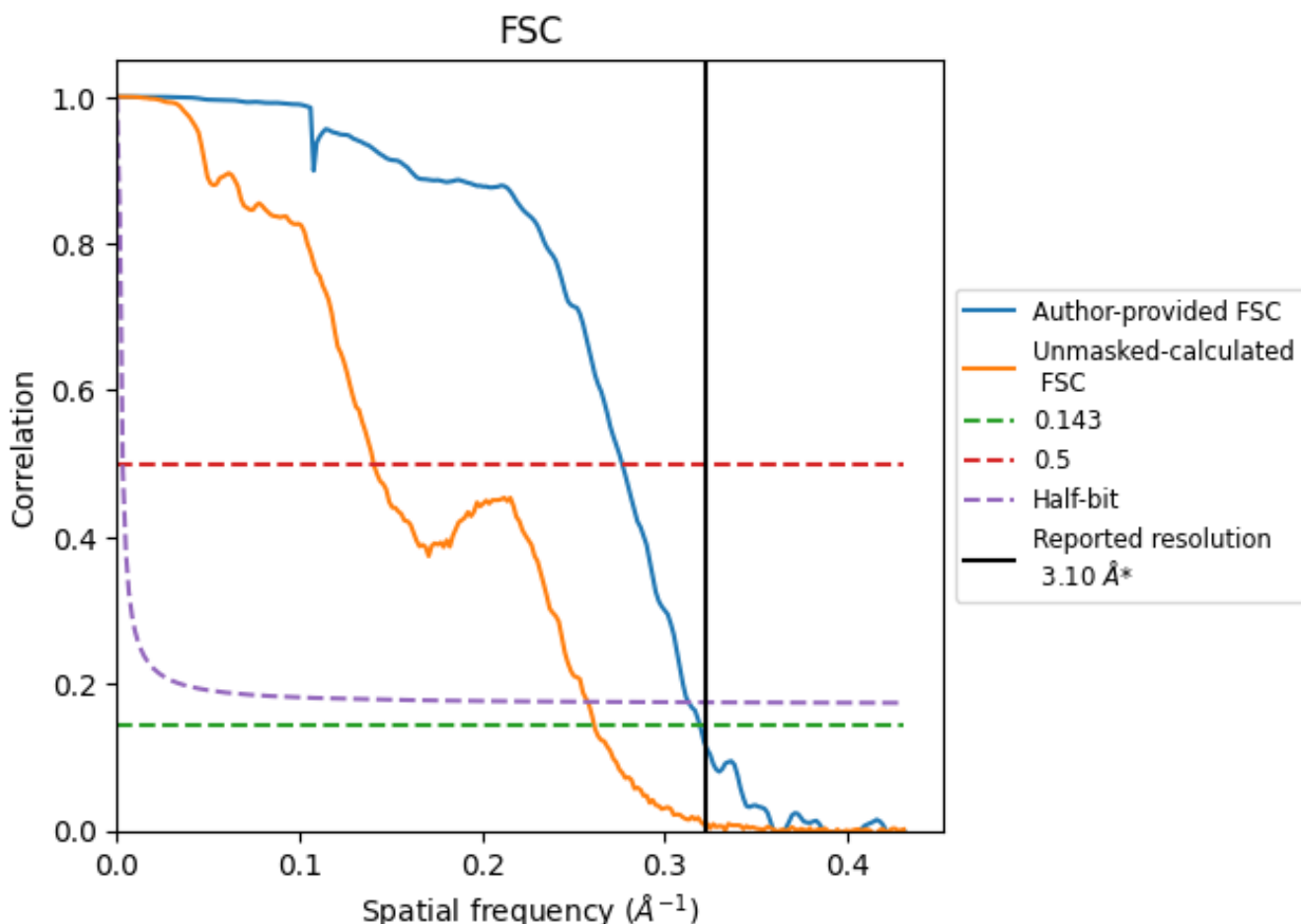


\*Reported resolution corresponds to spatial frequency of 0.323 Å<sup>-1</sup>

## 8 Fourier-Shell correlation [i](#)

Fourier-Shell Correlation (FSC) is the most commonly used method to estimate the resolution of single-particle and subtomogram-averaged maps. The shape of the curve depends on the imposed symmetry, mask and whether or not the two 3D reconstructions used were processed from a common reference. The reported resolution is shown as a black line. A curve is displayed for the half-bit criterion in addition to lines showing the 0.143 gold standard cut-off and 0.5 cut-off.

### 8.1 FSC [i](#)



\*Reported resolution corresponds to spatial frequency of 0.323 Å<sup>-1</sup>

## 8.2 Resolution estimates [i](#)

Resolution estimate (Å)	Estimation criterion (FSC cut-off)		
	0.143	0.5	Half-bit
Reported by author	3.10	-	-
Author-provided FSC curve	3.13	3.61	3.19
Unmasked-calculated*	3.82	7.11	3.88


\*Resolution estimate based on FSC curve calculated by comparison of deposited half-maps. The value from deposited half-maps intersecting FSC 0.143 CUT-OFF 3.82 differs from the reported value 3.1 by more than 10 %



## 9 Map-model fit [i](#)

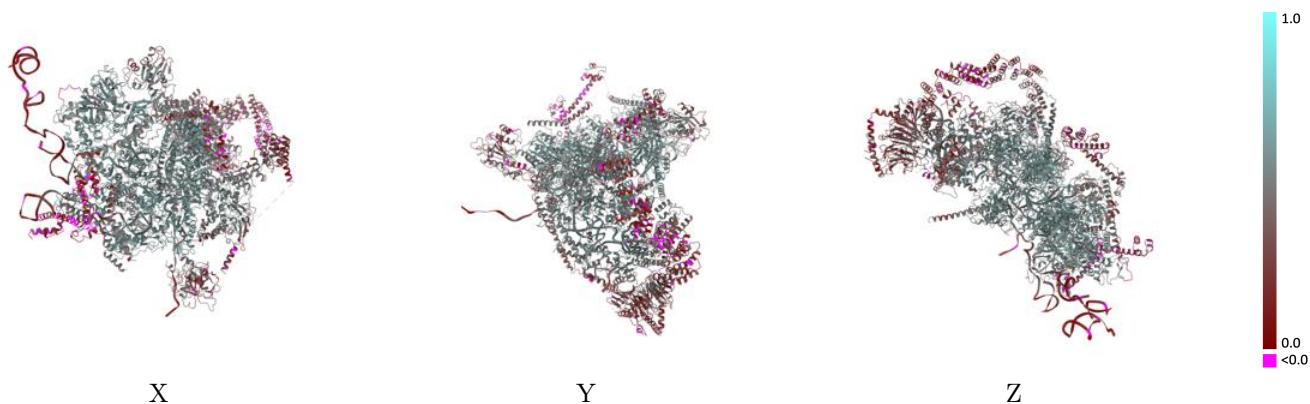
This section contains information regarding the fit between EMDB map EMD-18225 and PDB model 8Q7N. Per-residue inclusion information can be found in section 3 on page 8.

### 9.1 Map-model overlay [i](#)



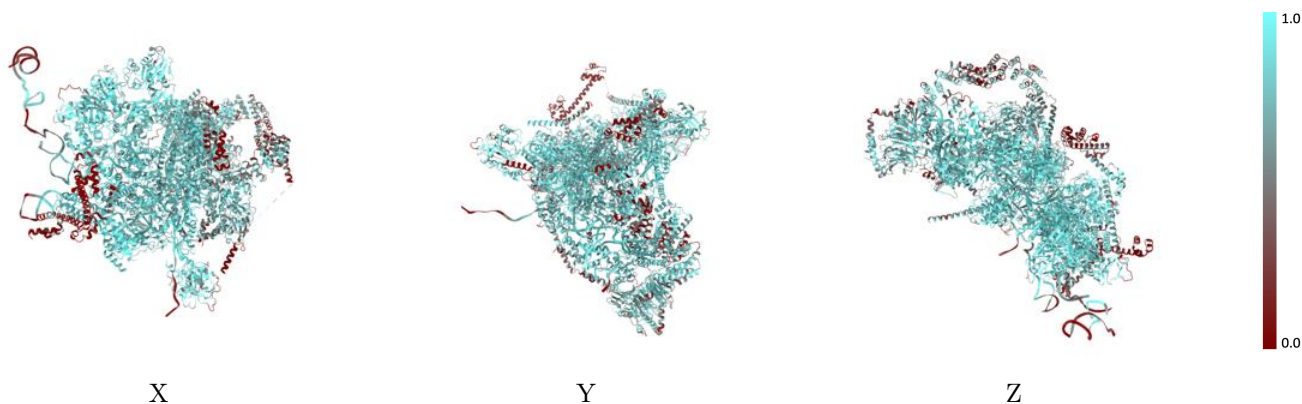
The images above show the 3D surface view of the map at the recommended contour level 0.03 at 50% transparency in yellow overlaid with a ribbon representation of the model coloured in blue. These images allow for the visual assessment of the quality of fit between the atomic model and the map.

## 9.2 Q-score mapped to coordinate model [\(i\)](#)



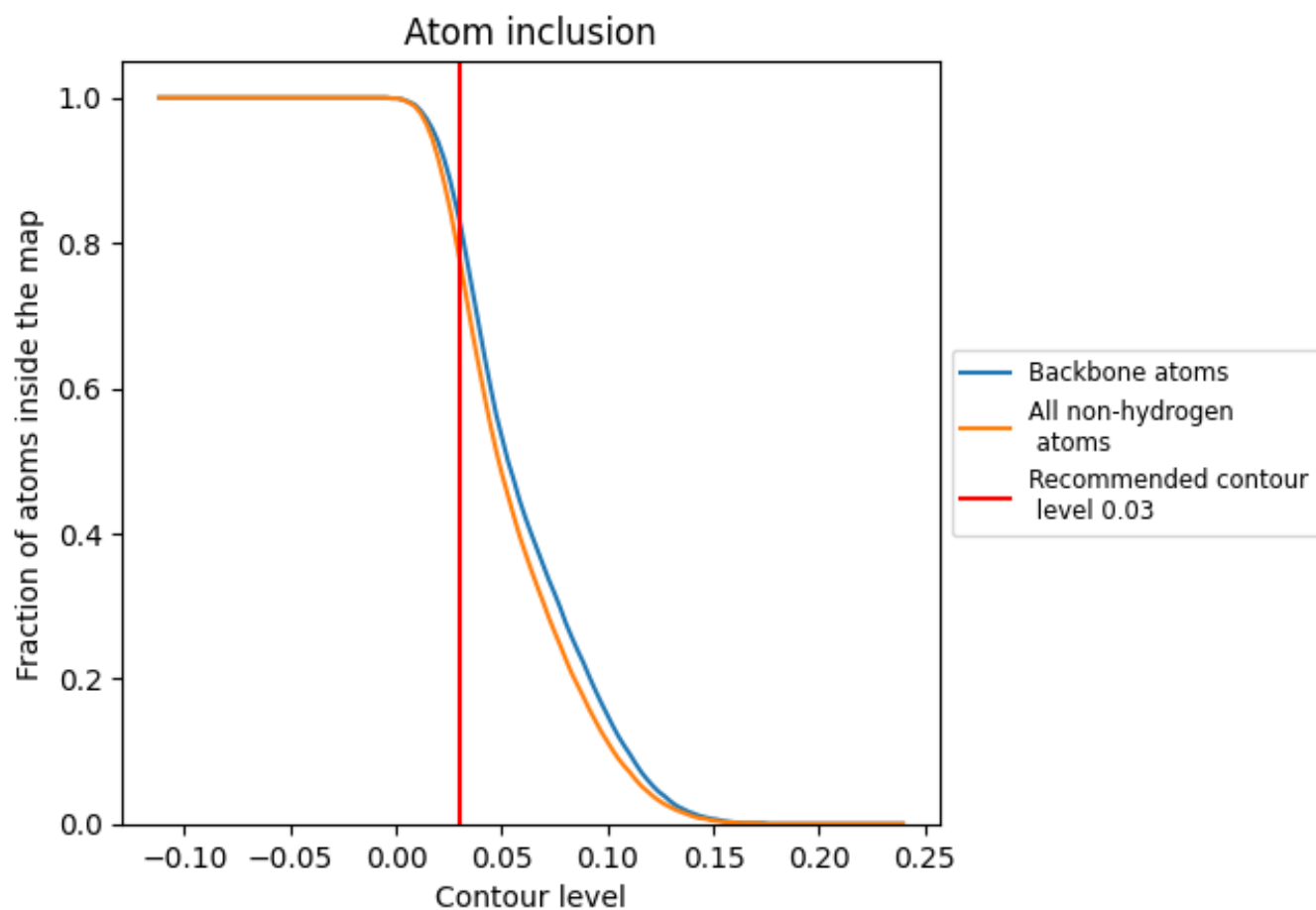
The images above show the model with each residue coloured according to its Q-score. This shows their resolvability in the map with higher Q-score values reflecting better resolvability. Please note: Q-score is calculating the resolvability of atoms, and thus high values are only expected at resolutions at which atoms can be resolved. Low Q-score values may therefore be expected for many entries.

## 9.3 Atom inclusion mapped to coordinate model [\(i\)](#)



The images above show the model with each residue coloured according to its atom inclusion. This shows to what extent they are inside the map at the recommended contour level (0.03).













































## 9.4 Atom inclusion [i](#)



At the recommended contour level, 83% of all backbone atoms, 78% of all non-hydrogen atoms, are inside the map.

## 9.5 Map-model fit summary

The table lists the average atom inclusion at the recommended contour level (0.03) and Q-score for the entire model and for each chain.

Chain	Atom inclusion	Q-score
All	 0.7790	 0.4630
4	 0.8300	 0.4830
5	 0.7120	 0.3330
6	 0.7780	 0.3980
7	 0.6570	 0.4320
A	 0.8720	 0.5440
C	 0.8710	 0.5230
D	 0.9240	 0.5820
F	 0.6850	 0.3050
I	 0.8870	 0.5570
J	 0.6610	 0.3710
K	 0.7770	 0.4980
L	 0.8080	 0.4770
M	 0.8280	 0.5040
N	 0.6650	 0.3380
Q	 0.8280	 0.4810
S	 0.4750	 0.3750
T	 0.2830	 0.2320
X	 0.6840	 0.4570
Z	 0.8090	 0.4740
r	 0.8230	 0.5160
s	 0.9220	 0.5950

