



## Full wwPDB EM Validation Report ⓘ

Oct 16, 2024 – 12:23 AM JST

PDB ID : 8H8E  
EMDB ID : EMD-34544  
Title : Structure of the dimeric *Xenopus* tropical acid-sensitive outwardly rectifying channel ASOR trimer bound with tRNA (closed state)  
Authors : Chi, P.; Wang, X.; Li, J.; Li, K.; Zhang, Y.; Geng, J.; Wu, J.; Deng, D.  
Deposited on : 2022-10-22  
Resolution : 3.81 Å(reported)

This is a Full wwPDB EM Validation Report for a publicly released PDB entry.

We welcome your comments at [validation@mail.wwpdb.org](mailto:validation@mail.wwpdb.org)

A user guide is available at

<https://www.wwpdb.org/validation/2017/EMValidationReportHelp>

with specific help available everywhere you see the ⓘ symbol.

The types of validation reports are described at

<http://www.wwpdb.org/validation/2017/FAQs#types>.

---

The following versions of software and data (see [references ⓘ](#)) were used in the production of this report:

EMDB validation analysis : **FAILED**  
MolProbity : 4.02b-467  
Percentile statistics : 20231227.v01 (using entries in the PDB archive December 27th 2023)  
MapQ : **FAILED**  
Ideal geometry (proteins) : Engh & Huber (2001)  
Ideal geometry (DNA, RNA) : Parkinson et al. (1996)  
Validation Pipeline (wwPDB-VP) : 2.39

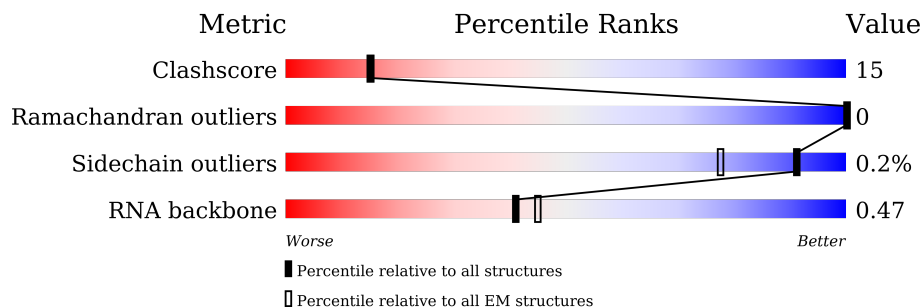
# 1 Overall quality at a glance

The following experimental techniques were used to determine the structure:

*ELECTRON MICROSCOPY*

The reported resolution of this entry is 3.81 Å.

Percentile scores (ranging between 0-100) for global validation metrics of the entry are shown in the following graphic. The table shows the number of entries on which the scores are based.



Metric	Whole archive (#Entries)	EM structures (#Entries)
Clashscore	210492	15764
Ramachandran outliers	207382	16835
Sidechain outliers	206894	16415
RNA backbone	6643	2191

The table below summarises the geometric issues observed across the polymeric chains and their fit to the map. The red, orange, yellow and green segments of the bar indicate the fraction of residues that contain outliers for  $\geq 3$ , 2, 1 and 0 types of geometric quality criteria respectively. A grey segment represents the fraction of residues that are not modelled. The numeric value for each fraction is indicated below the corresponding segment, with a dot representing fractions  $\leq 5\%$ .

Mol	Chain	Length	Quality of chain
1	A	352	56% 26% 18%
1	B	352	53% 28% 20%
1	C	352	50% 31% 19%
1	D	352	55% 28% 17%
1	E	352	53% 29% 18%
1	F	352	57% 24% 19%
2	G	75	32% 47% 21%

## 2 Entry composition

There are 2 unique types of molecules in this entry. The entry contains 15818 atoms, of which 0 are hydrogens and 0 are deuteriums.

In the tables below, the AltConf column contains the number of residues with at least one atom in alternate conformation and the Trace column contains the number of residues modelled with at most 2 atoms.

- Molecule 1 is a protein called Proton-activated chloride channel.

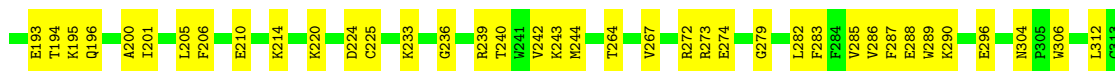
Mol	Chain	Residues	Atoms					AltConf	Trace
			Total	C	N	O	S		
1	A	288	2366	1536	398	419	13	0	0
1	B	283	2337	1521	389	414	13	0	0
1	C	285	2351	1530	392	416	13	0	0
1	D	293	2425	1575	409	428	13	0	0
1	E	289	2392	1556	402	421	13	0	0
1	F	285	2354	1533	391	417	13	0	0

- Molecule 2 is a RNA chain called tRNA (75-MER)of Spodoptera frugiperda.

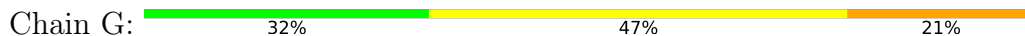
Mol	Chain	Residues	Atoms					AltConf	Trace
			Total	C	N	O	P		
2	G	75	1593	711	281	527	74	0	0







• Molecule 2: tRNA (75-MER)of Spodoptera frugiperda



## 4 Experimental information

Property	Value	Source
EM reconstruction method	SINGLE PARTICLE	Depositor
Imposed symmetry	POINT, Not provided	
Number of particles used	182807	Depositor
Resolution determination method	FSC 0.143 CUT-OFF	Depositor
CTF correction method	NONE	Depositor
Microscope	FEI TITAN KRIOS	Depositor
Voltage (kV)	300	Depositor
Electron dose ( $e^-/\text{\AA}^2$ )	57	Depositor
Minimum defocus (nm)	1100	Depositor
Maximum defocus (nm)	1800	Depositor
Magnification	Not provided	
Image detector	GATAN K3 (6k x 4k)	Depositor

## 5 Model quality [i](#)

### 5.1 Standard geometry [i](#)

The Z score for a bond length (or angle) is the number of standard deviations the observed value is removed from the expected value. A bond length (or angle) with  $|Z| > 5$  is considered an outlier worth inspection. RMSZ is the root-mean-square of all Z scores of the bond lengths (or angles).

Mol	Chain	Bond lengths		Bond angles	
		RMSZ	# Z  >5	RMSZ	# Z  >5
1	A	0.30	0/2429	0.54	0/3283
1	B	0.27	0/2400	0.49	0/3246
1	C	0.27	0/2414	0.54	0/3264
1	D	0.28	0/2490	0.52	0/3365
1	E	0.27	0/2456	0.50	0/3319
1	F	0.28	0/2418	0.50	0/3270
2	G	0.19	0/1778	0.77	0/2770
All	All	0.27	0/16385	0.55	0/22517

There are no bond length outliers.

There are no bond angle outliers.

There are no chirality outliers.

There are no planarity outliers.

### 5.2 Too-close contacts [i](#)

In the following table, the Non-H and H(model) columns list the number of non-hydrogen atoms and hydrogen atoms in the chain respectively. The H(added) column lists the number of hydrogen atoms added and optimized by MolProbity. The Clashes column lists the number of clashes within the asymmetric unit, whereas Symm-Clashes lists symmetry-related clashes.

Mol	Chain	Non-H	H(model)	H(added)	Clashes	Symm-Clashes
1	A	2366	0	2348	72	0
1	B	2337	0	2331	70	0
1	C	2351	0	2349	85	0
1	D	2425	0	2419	75	0
1	E	2392	0	2393	79	0
1	F	2354	0	2345	70	0
2	G	1593	0	811	33	0
All	All	15818	0	14996	447	0



The all-atom clashscore is defined as the number of clashes found per 1000 atoms (including hydrogen atoms). The all-atom clashscore for this structure is 15.

All (447) close contacts within the same asymmetric unit are listed below, sorted by their clash magnitude.

Atom-1	Atom-2	Interatomic distance (Å)	Clash overlap (Å)
1:C:133:TRP:HA	1:C:183:GLU:HG3	1.51	0.90
1:D:158:TYR:HB3	1:D:223:GLN:HE22	1.45	0.81
1:D:121:PRO:HG3	1:D:171:LEU:HD21	1.63	0.79
1:B:248:LYS:HG2	1:B:258:VAL:HG12	1.67	0.74
1:C:111:MET:HG3	1:F:214:LYS:HA	1.70	0.73
1:C:235:SER:H	1:C:240:THR:HG21	1.53	0.72
1:A:193:GLU:HG2	1:A:281:GLN:HG2	1.70	0.72
1:B:126:LEU:HD21	1:B:129:CYS:HB2	1.71	0.72
1:D:68:SER:HA	1:D:71:LEU:HD12	1.72	0.71
1:A:204:LEU:HD11	1:A:229:PHE:HB2	1.72	0.70
1:B:246:LEU:HD11	1:B:258:VAL:HB	1.74	0.70
1:A:338:ARG:HE	1:A:341:LEU:HD21	1.57	0.69
2:G:17:G:O2'	2:G:56:G:N2	2.24	0.68
1:D:336:VAL:O	1:D:340:HIS:ND1	2.27	0.68
1:A:176:PRO:O	1:A:289:TRP:NE1	2.26	0.68
1:A:304:ASN:ND2	1:C:92:ASP:OD2	2.28	0.67
1:D:338:ARG:HE	1:D:342:LYS:HE3	1.60	0.67
2:G:22:G:OP2	2:G:46:A:N6	2.27	0.67
1:E:281:GLN:OE1	1:F:272:ARG:NH2	2.28	0.66
1:A:128:SER:HB3	1:A:188:GLN:HB3	1.78	0.66
2:G:15:G:H3'	2:G:16:U:H5''	1.75	0.66
1:E:60:ARG:NH1	1:E:60:ARG:O	2.29	0.65
1:E:344:ARG:NH1	2:G:67:G:O2'	2.30	0.65
1:F:86:VAL:HG12	1:F:312:LEU:HD21	1.78	0.65
1:B:263:GLU:OE2	1:B:290:LYS:NZ	2.24	0.65
1:A:273:ARG:NH1	1:C:193:GLU:OE2	2.27	0.65
1:C:177:ARG:O	1:C:183:GLU:HB3	1.96	0.65
1:E:236:GLY:H	1:F:267:VAL:HG23	1.62	0.64
2:G:4:U:H3	2:G:68:G:H22	1.45	0.64
1:A:268:ASN:HB2	1:C:238:PHE:HE2	1.63	0.64
1:A:212:PHE:O	1:A:218:GLN:NE2	2.27	0.64
1:D:158:TYR:HB3	1:D:223:GLN:NE2	2.13	0.64
1:E:340:HIS:O	1:E:343:LYS:NZ	2.30	0.64
1:A:318:VAL:HG21	1:B:313:CYS:HB3	1.78	0.64
1:D:159:ILE:O	1:D:223:GLN:NE2	2.32	0.63
2:G:54:U:N3	2:G:57:A:OP2	2.26	0.63
1:B:193:GLU:OE2	1:C:273:ARG:NH2	2.32	0.62

*Continued on next page...*

*Continued from previous page...*

Atom-1	Atom-2	Interatomic distance (Å)	Clash overlap (Å)
1:C:176:PRO:HG3	1:C:185:VAL:HG23	1.81	0.62
1:E:250:LYS:NZ	1:E:256:GLN:OE1	2.32	0.62
1:C:70:LEU:HA	1:C:73:LEU:HB3	1.80	0.62
1:C:212:PHE:HA	1:C:221:PHE:HE2	1.65	0.61
1:C:242:VAL:HG22	1:C:264:THR:HG22	1.82	0.61
1:F:182:ARG:NH2	1:F:288:GLU:OE2	2.33	0.61
1:E:275:THR:O	1:E:278:LYS:NZ	2.34	0.61
1:C:315:VAL:HA	1:C:318:VAL:HG12	1.83	0.60
1:C:132:HIS:HB3	1:C:135:ASP:HB3	1.83	0.60
2:G:23:U:H2'	2:G:24:A:C8	2.36	0.60
1:B:242:VAL:HG13	1:B:262:GLN:HG3	1.83	0.60
1:D:133:TRP:CE3	1:D:134:TYR:HB3	2.37	0.60
1:A:133:TRP:HA	1:A:183:GLU:HA	1.83	0.60
1:D:63:LEU:HD13	1:D:344:ARG:HH12	1.67	0.60
1:E:131:HIS:HE2	1:E:151:CYS:HA	1.66	0.60
2:G:18:G:N2	2:G:55:C:N3	2.50	0.60
1:D:178:ASP:HB3	1:D:183:GLU:HG3	1.82	0.60
1:D:302:THR:HA	1:D:306:TRP:CD1	2.36	0.60
1:C:248:LYS:HG2	1:C:258:VAL:HG22	1.83	0.59
1:E:64:LYS:HA	1:E:67:PHE:CE1	2.37	0.59
1:E:158:TYR:H	1:E:222:MET:HE1	1.67	0.59
1:B:175:GLY:HA2	1:B:185:VAL:HG21	1.84	0.59
1:B:187:LEU:HD23	1:B:189:PHE:HE2	1.67	0.59
1:B:189:PHE:HB2	1:B:283:PHE:HB2	1.84	0.59
1:E:190:HIS:NE2	1:E:280:ASP:OD1	2.35	0.59
1:C:187:LEU:HD23	1:C:189:PHE:HE1	1.68	0.59
1:A:102:MET:HG2	1:B:104:VAL:HG22	1.84	0.58
1:A:126:LEU:HD11	1:A:129:CYS:HB2	1.83	0.58
2:G:66:C:H2'	2:G:67:G:C8	2.38	0.58
1:E:210:GLU:HA	1:E:213:LEU:HB3	1.86	0.58
1:B:60:ARG:HH21	1:B:63:LEU:HD22	1.68	0.58
1:C:200:ALA:HB1	1:C:233:LYS:HD3	1.85	0.58
1:D:121:PRO:HG3	1:D:171:LEU:CD2	2.33	0.58
1:B:110:ASN:OD1	1:B:111:MET:N	2.37	0.58
1:B:242:VAL:HG22	1:B:264:THR:HG22	1.84	0.58
2:G:4:U:H3	2:G:68:G:H1	1.51	0.57
1:B:235:SER:HB2	1:C:267:VAL:HA	1.85	0.57
1:C:130:GLU:OE1	1:C:132:HIS:NE2	2.37	0.57
1:C:288:GLU:HG2	1:C:289:TRP:H	1.68	0.57
1:D:176:PRO:O	1:D:289:TRP:NE1	2.36	0.57
1:A:235:SER:HB2	1:A:238:PHE:HB2	1.85	0.57

*Continued on next page...*

*Continued from previous page...*

Atom-1	Atom-2	Interatomic distance (Å)	Clash overlap (Å)
1:B:250:LYS:NZ	1:B:251:GLU:O	2.38	0.57
1:C:130:GLU:HB2	1:C:186:PHE:HB3	1.85	0.57
1:E:241:TRP:NE1	1:E:288:GLU:OE2	2.33	0.57
1:E:248:LYS:HG2	1:E:258:VAL:HG12	1.86	0.57
1:A:116:GLY:N	1:A:206:PHE:O	2.36	0.56
1:E:178:ASP:OD1	1:E:181:ARG:N	2.32	0.56
1:C:161:PRO:HG3	1:C:223:GLN:HA	1.86	0.56
1:F:200:ALA:HB1	1:F:233:LYS:HD3	1.87	0.56
1:C:156:ILE:HD12	1:C:158:TYR:HE2	1.71	0.56
1:C:290:LYS:HG2	1:C:291:ASP:H	1.71	0.56
2:G:13:U:H3	2:G:22:G:H1	1.53	0.56
1:D:100:PRO:HB3	1:D:301:ILE:HG22	1.88	0.55
1:E:240:THR:HG22	1:E:266:VAL:HG12	1.87	0.55
1:D:109:VAL:O	1:D:180:ARG:NH2	2.39	0.55
2:G:1:U:O4	2:G:72:G:N2	2.40	0.55
1:A:242:VAL:HG22	1:A:264:THR:HG22	1.87	0.55
1:B:235:SER:OG	1:C:268:ASN:N	2.32	0.55
1:F:112:TYR:O	1:F:177:ARG:NH1	2.33	0.55
1:A:118:ALA:HB3	1:A:204:LEU:HB3	1.88	0.55
1:B:268:ASN:OD1	1:B:269:PHE:N	2.40	0.54
1:E:71:LEU:HA	1:E:74:VAL:HG22	1.90	0.54
1:E:134:TYR:O	1:E:182:ARG:NH1	2.41	0.54
1:F:205:LEU:HD21	1:F:244:MET:HE2	1.88	0.54
1:E:117:ILE:HD11	1:E:173:VAL:HB	1.88	0.54
1:B:121:PRO:HB2	1:B:124:ALA:HB3	1.88	0.54
1:F:141:LYS:NZ	1:F:142:ASP:O	2.41	0.54
1:C:119:LEU:HD12	1:C:171:LEU:HD22	1.88	0.54
1:A:242:VAL:HG13	1:A:262:GLN:HG3	1.89	0.54
1:A:83:VAL:HA	1:A:86:VAL:HG12	1.89	0.54
1:D:249:THR:OG1	1:D:257:SER:OG	2.25	0.54
1:E:197:ASP:HB3	1:F:273:ARG:HE	1.73	0.54
2:G:36:C:OP1	2:G:38:C:N4	2.39	0.54
1:B:69:VAL:HA	1:B:72:ILE:HD12	1.90	0.53
1:F:286:VAL:HG12	1:F:286:VAL:O	2.08	0.53
1:B:243:LYS:HB3	1:B:290:LYS:HB2	1.89	0.53
1:F:96:LYS:HA	1:F:99:HIS:CG	2.43	0.53
1:A:224:ASP:OD1	1:A:225:CYS:N	2.42	0.53
1:E:134:TYR:HB3	1:E:181:ARG:HG3	1.90	0.53
1:E:157:SER:HB2	1:E:169:HIS:HA	1.90	0.53
2:G:36:C:P	2:G:38:C:H41	2.31	0.53
1:B:202:ASP:N	1:B:202:ASP:OD1	2.42	0.53

*Continued on next page...*

*Continued from previous page...*

Atom-1	Atom-2	Interatomic distance (Å)	Clash overlap (Å)
1:B:330:VAL:O	1:B:334:ILE:HG12	2.09	0.53
1:B:159:ILE:HA	1:B:167:MET:HA	1.91	0.53
1:D:193:GLU:OE2	1:E:272:ARG:NH1	2.42	0.53
1:F:243:LYS:HB3	1:F:290:LYS:HB2	1.91	0.53
1:B:208:SER:OG	1:B:210:GLU:OE1	2.27	0.52
1:E:198:PHE:HB3	1:F:239:ARG:HH12	1.73	0.52
2:G:19:U:O2'	2:G:21:A:OP2	2.27	0.52
1:A:159:ILE:HG12	1:A:160:ASP:H	1.74	0.52
1:B:112:TYR:OH	1:B:293:TYR:O	2.27	0.52
1:B:215:SER:O	1:B:218:GLN:NE2	2.42	0.52
1:D:333:MET:HA	1:D:336:VAL:HG22	1.91	0.52
1:A:105:SER:OG	1:A:296:GLU:OE1	2.26	0.52
1:A:133:TRP:HB3	1:A:183:GLU:HG3	1.91	0.52
1:A:235:SER:H	1:A:240:THR:HG21	1.74	0.52
1:A:176:PRO:HG3	1:A:185:VAL:HG13	1.90	0.52
1:A:117:ILE:HG21	1:A:287:PHE:CE2	2.45	0.52
1:D:239:ARG:HH21	1:D:267:VAL:HG21	1.74	0.52
1:F:67:PHE:HZ	1:F:337:ARG:HD2	1.75	0.52
1:B:193:GLU:N	1:B:280:ASP:OD1	2.41	0.52
1:D:307:SER:O	1:D:311:LEU:HB2	2.10	0.51
1:A:188:GLN:HG3	1:A:284:PHE:CE1	2.45	0.51
1:D:201:ILE:HB	1:D:234:PHE:CE1	2.46	0.51
1:A:132:HIS:CE1	1:A:139:PRO:HD2	2.46	0.51
1:F:58:PHE:N	2:G:75:A:OP2	2.43	0.51
1:F:116:GLY:HA3	1:F:206:PHE:CE1	2.46	0.51
1:A:273:ARG:NH2	1:C:194:THR:O	2.43	0.51
1:C:63:LEU:HD12	1:C:341:LEU:HD11	1.92	0.51
1:C:176:PRO:O	1:C:289:TRP:NE1	2.25	0.51
1:C:330:VAL:O	1:C:334:ILE:HG12	2.10	0.51
1:A:116:GLY:HA3	1:A:206:PHE:CZ	2.44	0.51
1:C:207:SER:OG	1:C:208:SER:N	2.43	0.51
1:C:248:LYS:HE2	1:C:294:ILE:HG21	1.91	0.51
1:D:242:VAL:HG22	1:D:264:THR:HG22	1.93	0.51
1:A:278:LYS:HD3	1:B:272:ARG:HH21	1.75	0.51
1:D:172:ILE:HD12	1:D:172:ILE:H	1.76	0.51
1:E:151:CYS:HB2	1:E:173:VAL:HG13	1.92	0.51
1:E:219:VAL:O	1:E:223:GLN:HG2	2.11	0.51
1:C:109:VAL:HG21	1:C:294:ILE:HD12	1.92	0.51
1:D:97:LEU:HD12	1:D:303:ALA:HB1	1.93	0.51
1:E:64:LYS:HA	1:E:67:PHE:HE1	1.75	0.51
1:E:166:THR:OG1	1:E:167:MET:N	2.43	0.51

*Continued on next page...*

*Continued from previous page...*

Atom-1	Atom-2	Interatomic distance (Å)	Clash overlap (Å)
1:D:90:ILE:HD13	1:D:311:LEU:HD21	1.92	0.51
1:E:113:ASP:OD1	1:E:113:ASP:N	2.42	0.50
1:B:161:PRO:HB3	1:B:223:GLN:HG2	1.93	0.50
1:C:241:TRP:HE1	1:C:243:LYS:HG2	1.76	0.50
1:D:108:GLU:HA	1:D:293:TYR:HA	1.94	0.50
1:D:157:SER:OG	1:D:167:MET:SD	2.70	0.50
1:D:241:TRP:HA	1:D:286:VAL:HG22	1.94	0.50
1:A:268:ASN:HB2	1:C:238:PHE:CE2	2.44	0.50
1:B:247:VAL:HG11	1:B:261:ARG:HH21	1.77	0.50
1:C:108:GLU:OE2	1:C:108:GLU:N	2.44	0.50
1:D:142:ASP:HB2	1:D:145:GLN:HE22	1.75	0.50
1:D:317:LEU:HD23	1:E:314:SER:OG	2.12	0.50
1:D:330:VAL:HA	1:D:333:MET:HG3	1.93	0.50
1:F:242:VAL:HG22	1:F:264:THR:HG22	1.93	0.50
1:F:96:LYS:HA	1:F:99:HIS:ND1	2.26	0.50
1:C:237:GLY:N	1:C:283:PHE:HB3	2.27	0.49
1:D:313:CYS:O	1:D:317:LEU:HD13	2.12	0.49
1:A:102:MET:HA	1:A:299:ASP:HA	1.92	0.49
1:A:187:LEU:HB3	1:A:189:PHE:HE1	1.77	0.49
1:A:117:ILE:HG22	1:A:119:LEU:HD12	1.94	0.49
1:C:64:LYS:HA	1:C:67:PHE:CE2	2.47	0.49
2:G:32:C:C4	2:G:37:A:N6	2.80	0.49
1:A:288:GLU:HG2	1:A:289:TRP:H	1.77	0.49
1:D:133:TRP:O	1:D:183:GLU:HG2	2.11	0.49
1:B:110:ASN:HA	1:B:180:ARG:CZ	2.42	0.49
1:B:198:PHE:HA	1:C:270:ILE:HG12	1.95	0.49
1:D:219:VAL:O	1:D:223:GLN:HB2	2.13	0.49
1:E:238:PHE:HB3	1:E:269:PHE:HD1	1.77	0.49
1:B:142:ASP:HB3	1:B:145:GLN:HG2	1.94	0.49
1:F:178:ASP:HB3	1:F:183:GLU:HG3	1.95	0.49
2:G:15:G:O2'	2:G:16:U:OP1	2.28	0.49
1:F:132:HIS:CE1	1:F:138:PRO:HA	2.48	0.49
1:A:85:LEU:O	1:A:88:GLN:HG3	2.12	0.49
1:B:86:VAL:HG22	1:B:312:LEU:HD22	1.95	0.49
1:C:110:ASN:OD1	1:C:180:ARG:NE	2.45	0.49
1:E:108:GLU:OE2	1:E:180:ARG:NH2	2.37	0.49
2:G:8:U:H3	2:G:14:A:H62	1.61	0.49
1:E:121:PRO:HB2	1:E:124:ALA:HB3	1.95	0.48
1:A:328:LEU:O	1:A:331:LYS:HG2	2.12	0.48
1:E:224:ASP:OD1	1:E:225:CYS:N	2.47	0.48
1:B:96:LYS:HE2	1:C:303:ALA:HB2	1.94	0.48

*Continued on next page...*

*Continued from previous page...*

Atom-1	Atom-2	Interatomic distance (Å)	Clash overlap (Å)
1:D:129:CYS:HB3	1:D:151:CYS:HB2	1.56	0.48
1:E:67:PHE:O	1:E:71:LEU:HB2	2.12	0.48
1:D:168:LYS:HD2	1:D:168:LYS:HA	1.63	0.48
1:D:304:ASN:HB3	1:D:305:PRO:HD3	1.94	0.48
1:D:340:HIS:O	1:D:343:LYS:HG3	2.13	0.48
1:F:194:THR:HG23	1:F:196:GLN:HB2	1.95	0.48
2:G:36:C:H5'	2:G:37:A:N3	2.28	0.48
1:D:116:GLY:HA3	1:D:206:PHE:CE2	2.49	0.48
1:A:334:ILE:O	1:A:338:ARG:HG2	2.12	0.48
1:A:247:VAL:HG21	1:A:261:ARG:HE	1.79	0.48
1:F:132:HIS:HB3	1:F:135:ASP:HB2	1.95	0.48
1:A:114:ALA:HB1	1:A:174:GLN:HB2	1.96	0.48
1:B:271:ASP:HB2	1:B:276:PRO:HG3	1.96	0.48
1:B:316:PHE:O	1:B:319:LEU:HG	2.14	0.48
1:D:116:GLY:HA3	1:D:206:PHE:CZ	2.48	0.48
2:G:61:C:H2'	2:G:62:C:H6	1.79	0.48
1:C:215:SER:O	1:C:218:GLN:NE2	2.47	0.48
1:D:235:SER:OG	1:E:266:VAL:O	2.32	0.48
1:E:82:ALA:HB2	1:E:319:LEU:HD12	1.96	0.48
1:F:172:ILE:HD12	1:F:172:ILE:H	1.79	0.48
1:B:257:SER:OG	1:B:259:GLU:OE1	2.32	0.47
1:C:83:VAL:HA	1:C:86:VAL:HG12	1.96	0.47
1:E:332:TRP:O	1:E:336:VAL:HG13	2.14	0.47
1:C:205:LEU:O	1:C:205:LEU:HD23	2.14	0.47
1:D:176:PRO:HB3	1:D:183:GLU:HB3	1.97	0.47
2:G:55:C:N4	2:G:56:G:O6	2.47	0.47
1:A:159:ILE:HG12	1:A:160:ASP:N	2.28	0.47
1:E:268:ASN:OD1	1:E:269:PHE:N	2.45	0.47
1:D:67:PHE:HD1	1:D:70:LEU:HD12	1.79	0.47
1:F:176:PRO:HG2	1:F:289:TRP:CD1	2.50	0.47
1:A:247:VAL:HG21	1:A:261:ARG:HH21	1.79	0.47
1:B:115:PRO:HG3	1:B:289:TRP:HE1	1.79	0.47
1:C:110:ASN:HA	1:C:180:ARG:HH21	1.80	0.47
1:C:316:PHE:O	1:C:319:LEU:HG	2.13	0.47
1:D:133:TRP:HE3	1:D:134:TYR:HB3	1.78	0.47
1:A:163:THR:O	1:A:165:LYS:NZ	2.39	0.47
1:C:115:PRO:HD2	1:C:175:GLY:HA3	1.95	0.47
1:C:234:PHE:HB2	1:C:240:THR:OG1	2.14	0.47
1:E:244:MET:HG2	1:E:288:GLU:O	2.14	0.47
1:F:304:ASN:HB2	1:F:306:TRP:HD1	1.79	0.47
1:A:267:VAL:HA	1:C:235:SER:HB2	1.97	0.47

*Continued on next page...*

*Continued from previous page...*

Atom-1	Atom-2	Interatomic distance (Å)	Clash overlap (Å)
1:A:268:ASN:OD1	1:A:269:PHE:N	2.48	0.47
1:D:317:LEU:HD21	1:F:314:SER:HB3	1.95	0.47
1:A:115:PRO:HG3	1:A:289:TRP:HZ2	1.79	0.47
1:D:83:VAL:HA	1:D:86:VAL:HG12	1.96	0.47
1:D:273:ARG:HH21	1:F:195:LYS:HA	1.80	0.47
1:B:250:LYS:HB3	1:B:298:GLN:HG2	1.98	0.46
1:C:71:LEU:O	1:C:74:VAL:HG22	2.13	0.46
1:C:128:SER:HB2	1:C:188:GLN:HB3	1.97	0.46
1:C:239:ARG:HA	1:C:284:PHE:HB2	1.96	0.46
1:F:236:GLY:HA2	1:F:283:PHE:CD1	2.50	0.46
2:G:15:G:H3'	2:G:16:U:C5'	2.45	0.46
1:D:268:ASN:OD1	1:D:269:PHE:N	2.48	0.46
2:G:18:G:O4'	2:G:56:G:N2	2.47	0.46
2:G:21:A:N6	2:G:47:C:OP2	2.46	0.46
1:C:238:PHE:HB2	1:C:268:ASN:HA	1.97	0.46
1:C:248:LYS:HB2	1:C:296:GLU:HG2	1.97	0.46
1:E:156:ILE:HD13	1:E:212:PHE:CZ	2.50	0.46
1:F:206:PHE:HB3	1:F:225:CYS:SG	2.55	0.46
1:A:115:PRO:HG3	1:A:289:TRP:CZ2	2.51	0.46
1:C:86:VAL:HG23	1:C:312:LEU:HD21	1.98	0.46
1:D:117:ILE:HG21	1:D:287:PHE:CE2	2.50	0.46
1:B:112:TYR:OH	1:B:291:ASP:O	2.34	0.46
1:C:186:PHE:C	1:C:187:LEU:HD12	2.36	0.46
1:D:152:VAL:HG12	1:D:154:GLN:HE22	1.81	0.46
1:E:157:SER:OG	1:E:167:MET:HB2	2.16	0.46
1:D:93:PHE:HD2	1:D:311:LEU:HD13	1.81	0.46
1:E:65:ASN:O	1:E:69:VAL:HG22	2.16	0.46
1:A:174:GLN:HB3	1:A:209:TYR:CD2	2.51	0.46
1:A:317:LEU:HD21	1:C:318:VAL:HG23	1.98	0.46
1:B:269:PHE:CE2	1:B:271:ASP:HB3	2.51	0.46
1:D:311:LEU:O	1:D:315:VAL:HG22	2.15	0.46
1:A:310:ALA:HB1	1:C:311:LEU:HD12	1.98	0.46
1:A:326:ALA:O	1:A:330:VAL:HG23	2.16	0.46
1:D:101:VAL:HG12	1:E:300:ILE:HD11	1.98	0.46
1:E:71:LEU:HD12	1:E:75:TYR:CE2	2.51	0.46
1:E:129:CYS:HB3	1:E:151:CYS:HB3	1.42	0.46
1:E:190:HIS:HE2	1:E:192:ASN:HB3	1.81	0.46
2:G:23:U:H2'	2:G:24:A:H8	1.81	0.46
1:C:171:LEU:O	1:C:171:LEU:HD23	2.16	0.45
1:F:129:CYS:HB3	1:F:151:CYS:HB3	1.78	0.45
1:A:116:GLY:HA3	1:A:206:PHE:CE1	2.52	0.45

*Continued on next page...*



*Continued from previous page...*

Atom-1	Atom-2	Interatomic distance (Å)	Clash overlap (Å)
1:B:204:LEU:HD12	1:B:229:PHE:HB2	1.98	0.45
1:F:129:CYS:O	1:F:131:HIS:ND1	2.49	0.45
1:D:207:SER:HB3	1:D:258:VAL:HG21	1.97	0.45
1:F:115:PRO:HG3	1:F:289:TRP:CZ2	2.51	0.45
1:F:121:PRO:HA	1:F:201:ILE:HG23	1.99	0.45
1:A:158:TYR:CD2	1:A:219:VAL:HA	2.52	0.45
1:E:82:ALA:HB1	1:E:316:PHE:HE1	1.80	0.45
1:E:236:GLY:HA2	1:E:283:PHE:CD1	2.50	0.45
1:F:93:PHE:O	1:F:96:LYS:HB3	2.17	0.45
1:A:119:LEU:O	1:A:170:ALA:HA	2.17	0.45
1:A:247:VAL:HG11	1:A:261:ARG:HH21	1.81	0.45
1:B:241:TRP:CD2	1:B:286:VAL:HG21	2.51	0.45
1:F:210:GLU:OE2	1:F:210:GLU:HA	2.16	0.45
2:G:66:C:H2'	2:G:67:G:H8	1.79	0.45
1:C:142:ASP:HB3	1:C:145:GLN:HG2	1.99	0.45
1:D:241:TRP:CE3	1:D:286:VAL:HG21	2.52	0.45
1:E:66:PHE:O	1:E:70:LEU:HB2	2.17	0.45
1:B:115:PRO:HB3	1:B:289:TRP:HZ2	1.81	0.45
1:F:71:LEU:O	1:F:74:VAL:HG12	2.17	0.45
1:C:131:HIS:ND1	1:C:183:GLU:OE2	2.40	0.45
1:B:212:PHE:CE1	1:B:218:GLN:HB3	2.52	0.45
1:B:335:LYS:HA	1:B:338:ARG:HB2	1.99	0.45
1:C:107:LYS:HG3	1:C:109:VAL:HG23	1.99	0.45
1:D:248:LYS:O	1:D:297:ILE:N	2.31	0.45
1:A:252:GLU:O	1:A:253:ASP:HB2	2.17	0.44
1:B:60:ARG:HB2	1:B:337:ARG:HH22	1.81	0.44
1:C:179:VAL:HG11	1:C:292:PRO:HB3	2.00	0.44
1:D:154:GLN:CD	1:D:209:TYR:HH	2.20	0.44
1:A:130:GLU:HG2	1:A:132:HIS:NE2	2.31	0.44
2:G:63:C:H2'	2:G:64:G:H8	1.82	0.44
1:B:87:TYR:O	1:B:90:ILE:HG22	2.17	0.44
1:F:163:THR:O	1:F:165:LYS:NZ	2.40	0.44
1:B:97:LEU:HD23	1:B:97:LEU:HA	1.86	0.44
1:C:205:LEU:HD21	1:C:244:MET:SD	2.57	0.44
1:E:133:TRP:HA	1:E:183:GLU:OE1	2.17	0.44
1:F:142:ASP:HB3	1:F:145:GLN:HG2	1.99	0.44
1:F:176:PRO:HG2	1:F:289:TRP:HD1	1.82	0.44
1:A:140:LEU:HD23	1:A:140:LEU:H	1.82	0.44
1:C:238:PHE:CD1	1:C:266:VAL:HB	2.52	0.44
1:E:83:VAL:HA	1:E:86:VAL:HG12	2.00	0.44
1:A:317:LEU:HD11	1:C:318:VAL:HB	2.00	0.44

*Continued on next page...*



*Continued from previous page...*

Atom-1	Atom-2	Interatomic distance (Å)	Clash overlap (Å)
1:C:176:PRO:HB2	1:C:289:TRP:CD1	2.53	0.44
1:A:202:ASP:OD1	1:A:233:LYS:HE2	2.18	0.44
1:B:176:PRO:HG2	1:B:289:TRP:HD1	1.82	0.44
1:E:212:PHE:HA	1:E:221:PHE:CZ	2.53	0.44
1:E:236:GLY:HA2	1:E:283:PHE:HD1	1.82	0.44
1:F:107:LYS:N	1:F:296:GLU:OE1	2.51	0.44
1:E:190:HIS:HD2	1:E:192:ASN:H	1.65	0.44
1:A:263:GLU:OE1	1:A:263:GLU:N	2.51	0.44
1:D:132:HIS:CE1	1:D:138:PRO:HB3	2.52	0.43
1:E:56:VAL:HG12	1:E:58:PHE:H	1.82	0.43
1:A:66:PHE:CZ	1:A:70:LEU:HD11	2.53	0.43
1:E:185:VAL:HG22	1:E:287:PHE:HB2	2.00	0.43
1:F:160:ASP:O	1:F:164:ASN:HA	2.18	0.43
1:B:130:GLU:OE1	1:B:132:HIS:ND1	2.51	0.43
1:B:161:PRO:HG3	1:B:223:GLN:HA	2.00	0.43
1:C:84:PHE:O	1:C:88:GLN:HG2	2.18	0.43
1:C:238:PHE:CB	1:C:268:ASN:HA	2.49	0.43
1:D:282:LEU:HB3	1:D:284:PHE:CE1	2.53	0.43
1:A:237:GLY:N	1:A:283:PHE:HB3	2.33	0.43
1:C:207:SER:HB2	1:C:260:PHE:CE2	2.54	0.43
1:C:247:VAL:HG11	1:C:261:ARG:HH21	1.83	0.43
1:D:108:GLU:HB3	1:D:293:TYR:CD2	2.53	0.43
1:F:193:GLU:HG3	1:F:279:GLY:HA3	2.00	0.43
1:B:327:LYS:O	1:B:330:VAL:HG12	2.18	0.43
1:C:250:LYS:HG3	1:C:298:GLN:HG3	2.01	0.43
1:F:134:TYR:HD1	1:F:181:ARG:HD3	1.84	0.43
1:B:224:ASP:OD1	1:B:224:ASP:N	2.52	0.43
1:E:68:SER:OG	1:E:69:VAL:N	2.52	0.43
1:E:176:PRO:HG2	1:E:289:TRP:CD1	2.54	0.43
1:E:269:PHE:HB2	1:E:271:ASP:OD2	2.18	0.43
2:G:25:U:H2'	2:G:26:C:O4'	2.19	0.43
1:A:228:SER:OG	1:A:229:PHE:N	2.52	0.42
1:B:113:ASP:OD1	1:B:114:ALA:N	2.52	0.42
1:C:114:ALA:HB3	1:C:210:GLU:OE1	2.19	0.42
1:C:138:PRO:HA	1:C:139:PRO:HD3	1.87	0.42
1:D:136:HIS:NE2	1:D:182:ARG:HB2	2.34	0.42
1:D:320:PHE:HZ	1:F:318:VAL:HA	1.84	0.42
1:B:125:ARG:HG3	1:B:127:LEU:HD21	2.00	0.42
1:D:60:ARG:H	1:D:60:ARG:HG2	1.65	0.42
1:F:133:TRP:O	1:F:183:GLU:HG2	2.20	0.42
1:C:202:ASP:OD1	1:C:233:LYS:HE3	2.19	0.42

*Continued on next page...*

*Continued from previous page...*

Atom-1	Atom-2	Interatomic distance (Å)	Clash overlap (Å)
1:C:207:SER:HB2	1:C:260:PHE:HE2	1.85	0.42
1:E:135:ASP:C	1:E:182:ARG:HH12	2.21	0.42
1:E:163:THR:HG22	1:F:181:ARG:HH12	1.83	0.42
1:E:270:ILE:O	1:E:270:ILE:HG22	2.19	0.42
1:F:315:VAL:O	1:F:318:VAL:HG12	2.19	0.42
1:A:132:HIS:O	1:A:184:LEU:HG	2.19	0.42
1:E:151:CYS:SG	1:E:153:THR:OG1	2.77	0.42
1:E:178:ASP:H	1:E:183:GLU:HG3	1.85	0.42
1:E:189:PHE:HB3	1:E:283:PHE:HD2	1.85	0.42
1:C:64:LYS:HA	1:C:67:PHE:CD2	2.54	0.42
1:F:240:THR:HG22	1:F:242:VAL:HG23	2.02	0.42
1:D:103:SER:HB2	1:F:101:VAL:HG12	2.01	0.42
2:G:4:U:H3	2:G:68:G:N2	2.14	0.42
1:E:318:VAL:HG22	1:F:317:LEU:HD11	2.00	0.42
1:B:64:LYS:HA	1:B:64:LYS:HD3	1.82	0.42
1:E:63:LEU:O	1:E:67:PHE:HD1	2.03	0.42
1:B:251:GLU:OE2	1:B:255:SER:OG	2.25	0.41
1:C:89:THR:HG21	1:C:312:LEU:HD13	2.01	0.41
1:E:125:ARG:NH1	1:E:192:ASN:OD1	2.43	0.41
1:E:269:PHE:HD2	1:E:271:ASP:H	1.68	0.41
1:A:75:TYR:O	1:A:78:LEU:HB3	2.20	0.41
1:F:132:HIS:HE1	1:F:138:PRO:HA	1.85	0.41
1:F:159:ILE:HG13	1:F:160:ASP:H	1.85	0.41
1:D:132:HIS:NE2	1:D:139:PRO:HD2	2.36	0.41
1:E:135:ASP:O	1:E:182:ARG:NH2	2.47	0.41
1:F:99:HIS:O	1:F:101:VAL:HG13	2.20	0.41
1:F:130:GLU:HG3	1:F:186:PHE:HB3	2.03	0.41
1:F:285:VAL:HG11	1:F:287:PHE:CE2	2.55	0.41
1:A:156:ILE:HD12	1:A:158:TYR:CE2	2.55	0.41
1:B:127:LEU:HB2	1:B:188:GLN:HG2	2.01	0.41
1:B:180:ARG:NH1	1:B:292:PRO:HB3	2.34	0.41
1:D:199:SER:OG	1:D:236:GLY:HA3	2.20	0.41
1:D:250:LYS:HA	1:D:250:LYS:HD3	1.83	0.41
1:E:132:HIS:CE1	1:E:138:PRO:HB3	2.56	0.41
2:G:61:C:H2'	2:G:62:C:C6	2.56	0.41
1:D:174:GLN:HB2	1:D:209:TYR:CE2	2.56	0.41
1:E:145:GLN:HA	1:E:146:PRO:HD3	1.93	0.41
1:F:224:ASP:OD1	1:F:225:CYS:N	2.54	0.41
1:F:304:ASN:HB2	1:F:306:TRP:CD1	2.55	0.41
1:D:239:ARG:HG3	1:D:284:PHE:HB3	2.02	0.41
1:D:241:TRP:CD2	1:D:286:VAL:HG21	2.56	0.41

*Continued on next page...*

*Continued from previous page...*

Atom-1	Atom-2	Interatomic distance (Å)	Clash overlap (Å)
1:F:160:ASP:HB3	1:F:164:ASN:H	1.85	0.41
1:F:178:ASP:OD1	1:F:180:ARG:N	2.54	0.41
2:G:16:U:H1'	2:G:59:U:C2	2.56	0.41
1:F:274:GLU:OE2	1:F:282:LEU:HD13	2.21	0.41
2:G:62:C:H2'	2:G:63:C:H6	1.85	0.41
1:C:72:ILE:HA	1:C:75:TYR:HD2	1.86	0.41
1:F:205:LEU:HD21	1:F:244:MET:CE	2.49	0.41
1:F:244:MET:HG2	1:F:288:GLU:O	2.20	0.41
1:B:339:ARG:HD3	1:B:339:ARG:HA	1.88	0.41
1:C:109:VAL:HG11	1:C:113:ASP:OD2	2.21	0.41
1:D:103:SER:OG	1:F:100:PRO:O	2.36	0.41
1:E:119:LEU:HD13	1:E:189:PHE:CZ	2.56	0.41
1:F:115:PRO:HG3	1:F:289:TRP:HZ2	1.85	0.41
1:D:93:PHE:HB3	1:D:307:SER:OG	2.20	0.41
1:F:67:PHE:CZ	1:F:337:ARG:HD2	2.53	0.41
1:C:201:ILE:HG13	1:C:283:PHE:CE1	2.56	0.40
1:D:341:LEU:HA	1:D:344:ARG:HD2	2.02	0.40
1:A:89:THR:HG23	1:A:308:MET:SD	2.61	0.40
1:B:160:ASP:N	1:B:166:THR:O	2.53	0.40
1:B:176:PRO:HG2	1:B:289:TRP:CD1	2.56	0.40
1:B:251:GLU:OE1	1:B:251:GLU:N	2.54	0.40
1:E:121:PRO:HB3	1:E:189:PHE:HE2	1.86	0.40
1:B:87:TYR:O	1:B:91:THR:HG23	2.20	0.40
1:C:86:VAL:HG23	1:C:312:LEU:HD11	2.03	0.40
1:C:193:GLU:HB3	1:C:278:LYS:HE3	2.03	0.40
1:E:105:SER:OG	1:E:296:GLU:OE2	2.34	0.40
1:E:185:VAL:O	1:E:187:LEU:HD22	2.21	0.40
1:E:190:HIS:NE2	1:E:192:ASN:HB3	2.37	0.40
1:F:285:VAL:HG11	1:F:287:PHE:CZ	2.56	0.40
1:B:160:ASP:HB3	1:B:164:ASN:H	1.85	0.40
1:B:279:GLY:HA2	1:C:272:ARG:CZ	2.51	0.40
1:F:141:LYS:HE2	1:F:141:LYS:HB2	1.88	0.40
1:A:201:ILE:HD12	1:A:283:PHE:CZ	2.57	0.40
1:A:239:ARG:HH21	1:A:284:PHE:HD2	1.64	0.40
1:A:278:LYS:HD3	1:A:278:LYS:HA	1.95	0.40
1:B:156:ILE:HB	1:B:158:TYR:CZ	2.56	0.40
1:C:247:VAL:CG1	1:C:261:ARG:HE	2.35	0.40
1:D:161:PRO:O	1:D:162:TYR:HB3	2.22	0.40
1:D:195:LYS:HA	1:D:195:LYS:HD3	1.94	0.40
1:E:235:SER:OG	1:F:267:VAL:HA	2.21	0.40
1:F:220:LYS:HA	1:F:220:LYS:HD3	1.85	0.40

There are no symmetry-related clashes.

### 5.3 Torsion angles [i](#)

#### 5.3.1 Protein backbone [i](#)

In the following table, the Percentiles column shows the percent Ramachandran outliers of the chain as a percentile score with respect to all PDB entries followed by that with respect to all EM entries.

The Analysed column shows the number of residues for which the backbone conformation was analysed, and the total number of residues.

Mol	Chain	Analysed	Favoured	Allowed	Outliers	Percentiles	
1	A	286/352 (81%)	258 (90%)	28 (10%)	0	100	100
1	B	281/352 (80%)	265 (94%)	16 (6%)	0	100	100
1	C	283/352 (80%)	258 (91%)	25 (9%)	0	100	100
1	D	291/352 (83%)	263 (90%)	28 (10%)	0	100	100
1	E	287/352 (82%)	260 (91%)	27 (9%)	0	100	100
1	F	283/352 (80%)	249 (88%)	34 (12%)	0	100	100
All	All	1711/2112 (81%)	1553 (91%)	158 (9%)	0	100	100

There are no Ramachandran outliers to report.

#### 5.3.2 Protein sidechains [i](#)

In the following table, the Percentiles column shows the percent sidechain outliers of the chain as a percentile score with respect to all PDB entries followed by that with respect to all EM entries.

The Analysed column shows the number of residues for which the sidechain conformation was analysed, and the total number of residues.

Mol	Chain	Analysed	Rotameric	Outliers	Percentiles	
1	A	262/321 (82%)	262 (100%)	0	100	100
1	B	261/321 (81%)	261 (100%)	0	100	100
1	C	262/321 (82%)	261 (100%)	1 (0%)	89	92
1	D	270/321 (84%)	268 (99%)	2 (1%)	81	86
1	E	267/321 (83%)	267 (100%)	0	100	100
1	F	263/321 (82%)	263 (100%)	0	100	100

*Continued on next page...*

*Continued from previous page...*

Mol	Chain	Analysed	Rotameric	Outliers	Percentiles
All	All	1585/1926 (82%)	1582 (100%)	3 (0%)	91 94

All (3) residues with a non-rotameric sidechain are listed below:

Mol	Chain	Res	Type
1	C	174	GLN
1	D	171	LEU
1	D	343	LYS

Sometimes sidechains can be flipped to improve hydrogen bonding and reduce clashes. All (4) such sidechains are listed below:

Mol	Chain	Res	Type
1	B	99	HIS
1	C	174	GLN
1	D	223	GLN
1	E	174	GLN

### 5.3.3 RNA [i](#)

Mol	Chain	Analysed	Backbone Outliers	Pucker Outliers
2	G	74/75 (98%)	30 (40%)	2 (2%)

All (30) RNA backbone outliers are listed below:

Mol	Chain	Res	Type
2	G	4	U
2	G	6	G
2	G	9	A
2	G	10	G
2	G	11	U
2	G	12	A
2	G	13	U
2	G	16	U
2	G	17	G
2	G	18	G
2	G	19	U
2	G	20	C
2	G	21	A
2	G	32	C

*Continued on next page...*

*Continued from previous page...*

Mol	Chain	Res	Type
2	G	34	G
2	G	35	U
2	G	36	C
2	G	37	A
2	G	38	C
2	G	42	G
2	G	45	G
2	G	48	C
2	G	56	G
2	G	57	A
2	G	58	U
2	G	67	G
2	G	70	G
2	G	73	C
2	G	74	C
2	G	75	A

All (2) RNA pucker outliers are listed below:

Mol	Chain	Res	Type
2	G	57	A
2	G	72	G

#### 5.4 Non-standard residues in protein, DNA, RNA chains [i](#)

There are no non-standard protein/DNA/RNA residues in this entry.

#### 5.5 Carbohydrates [i](#)

There are no oligosaccharides in this entry.

#### 5.6 Ligand geometry [i](#)

There are no ligands in this entry.

#### 5.7 Other polymers [i](#)

There are no such residues in this entry.

## 5.8 Polymer linkage issues

There are no chain breaks in this entry.