



## Full wwPDB EM Validation Report ⓘ

Oct 20, 2024 – 05:40 PM EDT

PDB ID : 7U9Q  
EMDB ID : EMD-26405  
Title : Structure of PKA phosphorylated human RyR2 in the closed state  
Authors : Miotto, M.C.; Marks, A.R.  
Deposited on : 2022-03-11  
Resolution : 3.11 Å (reported)  
Based on initial model : 7U9X

This is a Full wwPDB EM Validation Report for a publicly released PDB entry.

We welcome your comments at [validation@mail.wwpdb.org](mailto:validation@mail.wwpdb.org)

A user guide is available at

<https://www.wwpdb.org/validation/2017/EMValidationReportHelp>

with specific help available everywhere you see the ⓘ symbol.

The types of validation reports are described at

<http://www.wwpdb.org/validation/2017/FAQs#types>.

---

The following versions of software and data (see [references ⓘ](#)) were used in the production of this report:

EMDB validation analysis : 0.0.1.dev113  
Mogul : 2022.3.0, CSD as543be (2022)  
MolProbity : 4.02b-467  
buster-report : 1.1.7 (2018)  
Percentile statistics : 20231227.v01 (using entries in the PDB archive December 27th 2023)  
MapQ : 1.9.13  
Ideal geometry (proteins) : Engh & Huber (2001)  
Ideal geometry (DNA, RNA) : Parkinson et al. (1996)  
Validation Pipeline (wwPDB-VP) : 2.39

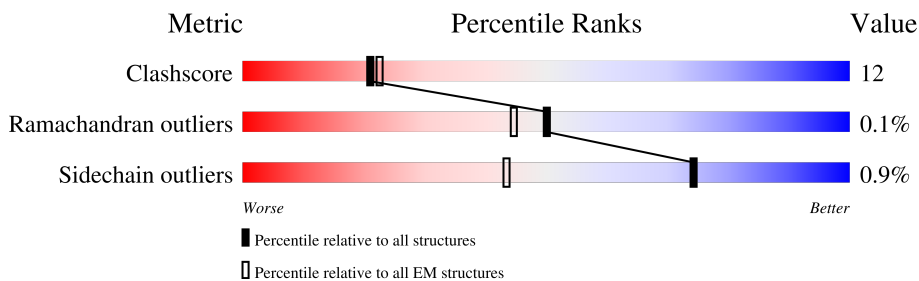
# 1 Overall quality at a glance i

The following experimental techniques were used to determine the structure:

*ELECTRON MICROSCOPY*

The reported resolution of this entry is 3.11 Å.

Percentile scores (ranging between 0-100) for global validation metrics of the entry are shown in the following graphic. The table shows the number of entries on which the scores are based.



Metric	Whole archive (#Entries)	EM structures (#Entries)
Clashscore	210492	15764
Ramachandran outliers	207382	16835
Sidechain outliers	206894	16415

The table below summarises the geometric issues observed across the polymeric chains and their fit to the map. The red, orange, yellow and green segments of the bar indicate the fraction of residues that contain outliers for  $\geq 3$ , 2, 1 and 0 types of geometric quality criteria respectively. A grey segment represents the fraction of residues that are not modelled. The numeric value for each fraction is indicated below the corresponding segment, with a dot representing fractions  $\leq 5\%$ . The upper red bar (where present) indicates the fraction of residues that have poor fit to the EM map (all-atom inclusion  $< 40\%$ ). The numeric value is given above the bar.

Mol	Chain	Length	Quality of chain
1	E	108	
1	F	108	
1	G	108	
1	H	108	
2	A	4967	
2	B	4967	
2	C	4967	
2	D	4967	

## 2 Entry composition [i](#)

There are 4 unique types of molecules in this entry. The entry contains 138608 atoms, of which 0 are hydrogens and 0 are deuteriums.

In the tables below, the AltConf column contains the number of residues with at least one atom in alternate conformation and the Trace column contains the number of residues modelled with at most 2 atoms.

- Molecule 1 is a protein called Peptidyl-prolyl cis-trans isomerase FKBP1B.

Mol	Chain	Residues	Atoms					AltConf	Trace
			Total	C	N	O	S		
1	H	107	818	516	144	154	4	0	0
1	E	107	818	516	144	154	4	0	0
1	F	107	818	516	144	154	4	0	0
1	G	107	818	516	144	154	4	0	0

- Molecule 2 is a protein called Ryanodine receptor 2.

Mol	Chain	Residues	Atoms					AltConf	Trace
			Total	C	N	O	S		
2	A	4224	33771	21516	5745	6280	230	2	0
2	D	4224	33771	21516	5745	6280	230	2	0
2	B	4224	33771	21516	5745	6280	230	2	0
2	C	4224	33771	21516	5745	6280	230	2	0

- Molecule 3 is ZINC ION (three-letter code: ZN) (formula: Zn) (labeled as "Ligand of Interest" by depositor).

Mol	Chain	Residues	Atoms		AltConf
3	A	1	Total 1	Zn 1	0
3	D	1	Total 1	Zn 1	0
3	B	1	Total 1	Zn 1	0
3	C	1	Total 1	Zn 1	0

- Molecule 4 is ADENOSINE-5'-TRIPHOSPHATE (three-letter code: ATP) (formula:  $C_{10}H_{16}N_5O_{13}P_3$ ) (labeled as "Ligand of Interest" by depositor).




Mol	Chain	Residues	Atoms					AltConf
			Total	C	N	O	P	
4	A	1	Total	C	N	O	P	0
			31	10	5	13	3	
4	A	1	Total	C	N	O	P	0
			31	10	5	13	3	
4	D	1	Total	C	N	O	P	0
			31	10	5	13	3	
4	D	1	Total	C	N	O	P	0
			31	10	5	13	3	
4	B	1	Total	C	N	O	P	0
			31	10	5	13	3	
4	B	1	Total	C	N	O	P	0
			31	10	5	13	3	
4	C	1	Total	C	N	O	P	0
			31	10	5	13	3	
4	C	1	Total	C	N	O	P	0
			31	10	5	13	3	

### 3 Residue-property plots


These plots are drawn for all protein, RNA, DNA and oligosaccharide chains in the entry. The first graphic for a chain summarises the proportions of the various outlier classes displayed in the second graphic. The second graphic shows the sequence view annotated by issues in geometry and atom inclusion in map density. Residues are color-coded according to the number of geometric quality criteria for which they contain at least one outlier: green = 0, yellow = 1, orange = 2 and red = 3 or more. A red diamond above a residue indicates a poor fit to the EM map for this residue (all-atom inclusion < 40%). Stretches of 2 or more consecutive residues without any outlier are shown as a green connector. Residues present in the sample, but not in the model, are shown in grey.

- Molecule 1: Peptidyl-prolyl cis-trans isomerase FKBP1B

Chain H: 




- Molecule 1: Peptidyl-prolyl cis-trans isomerase FKBP1B

Chain E: 




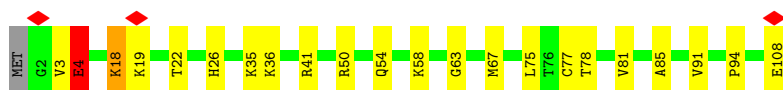
- Molecule 1: Peptidyl-prolyl cis-trans isomerase FKBP1B

Chain F: 



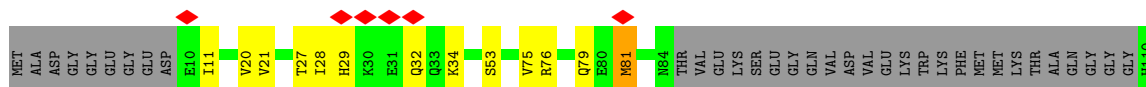
- Molecule 1: Peptidyl-prolyl cis-trans isomerase FKBP1B

Chain G: 

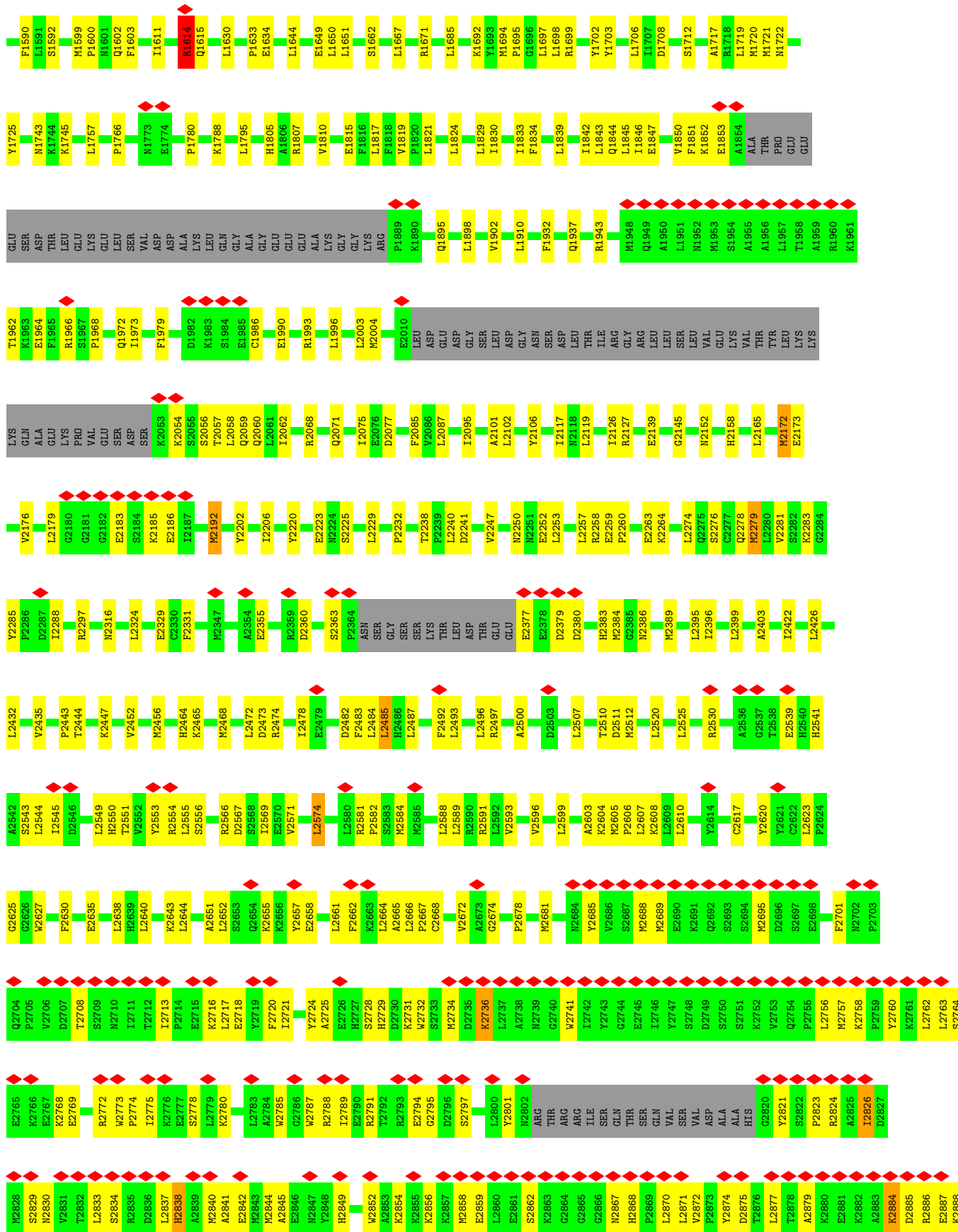


- Molecule 2: Ryanodine receptor 2

Chain A: 

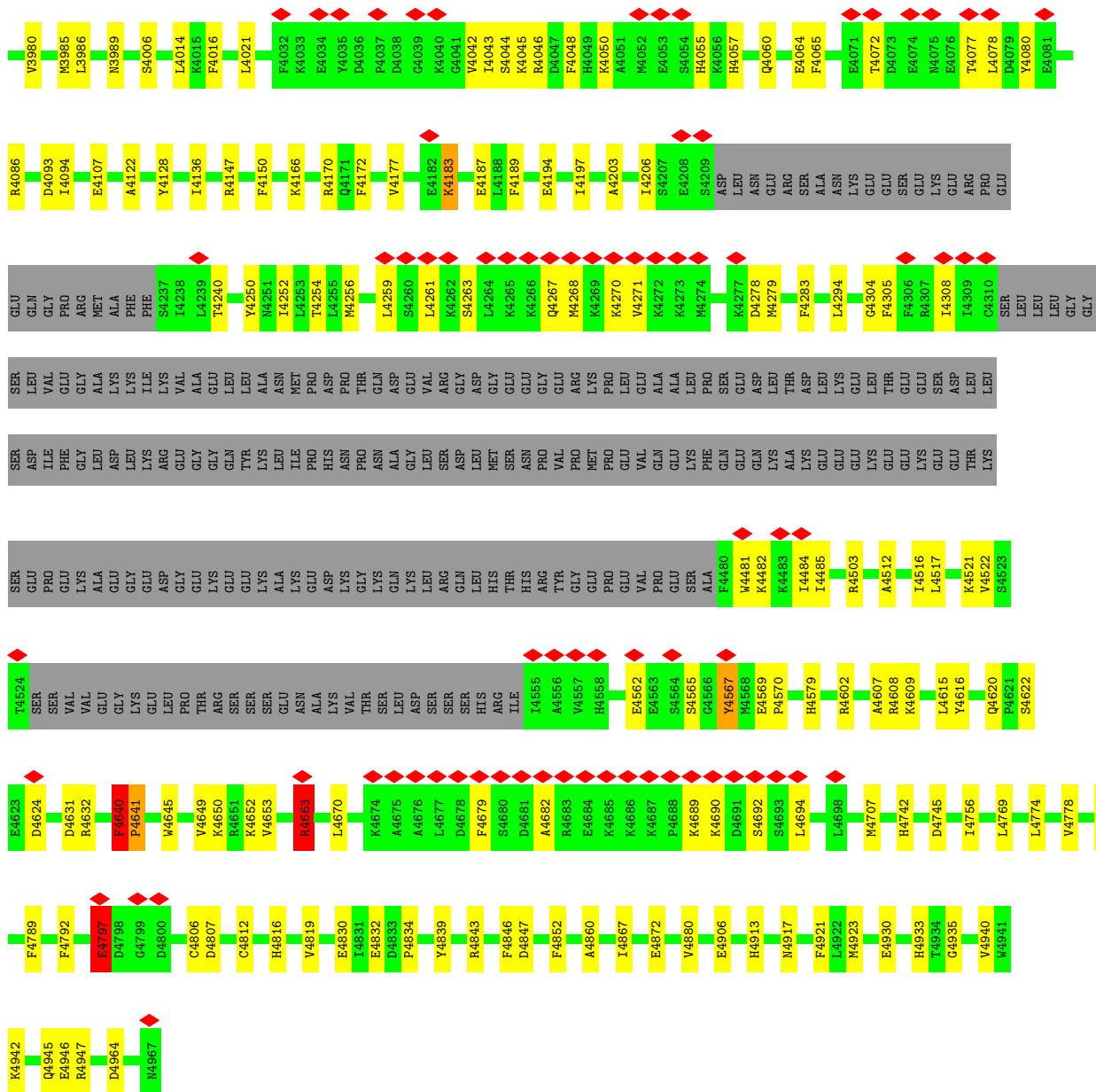




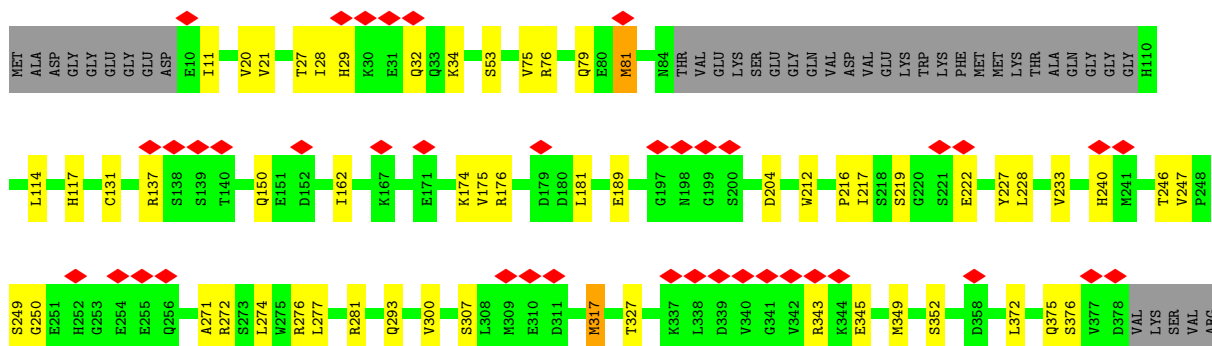


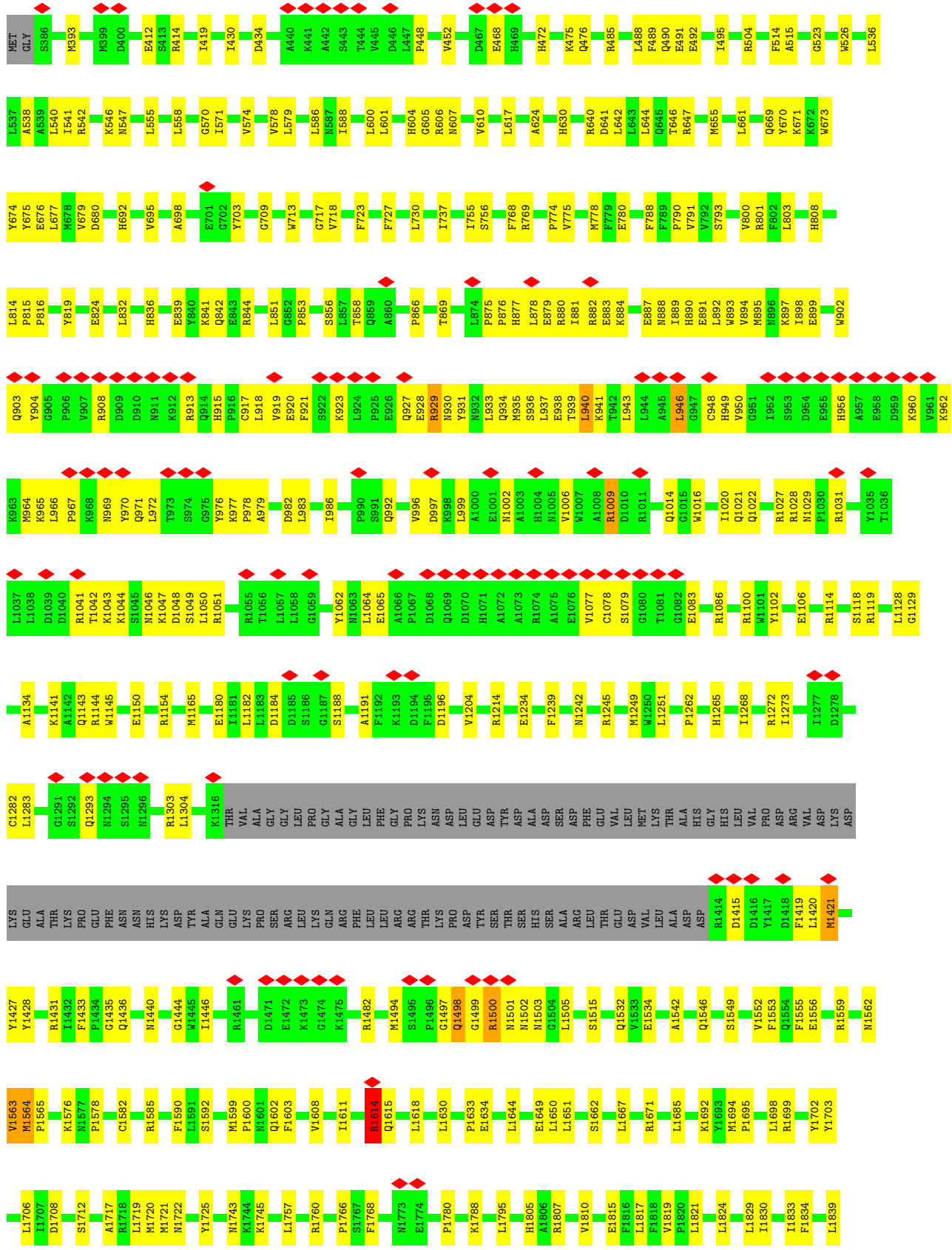







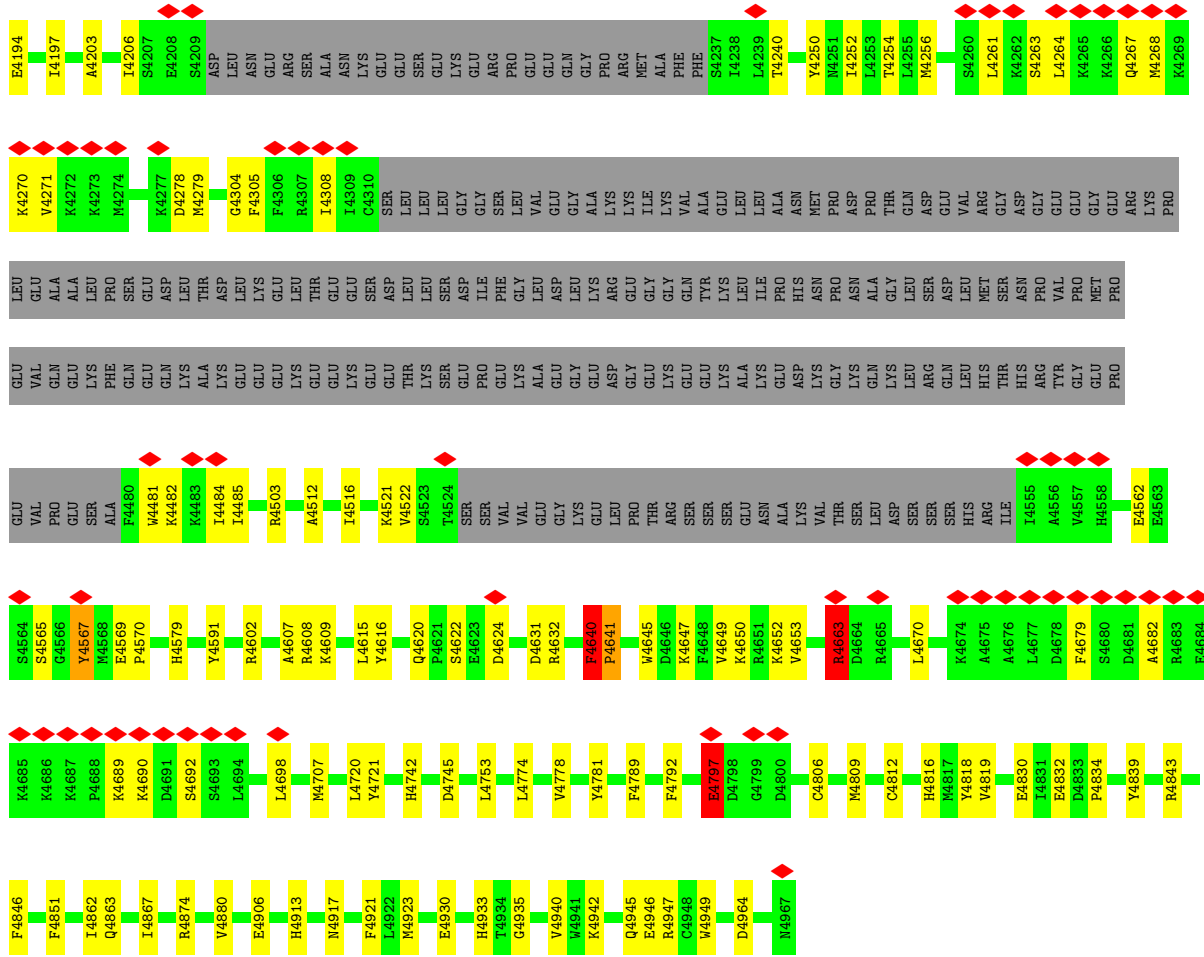
• Molecule 2: Ryanodine receptor 2



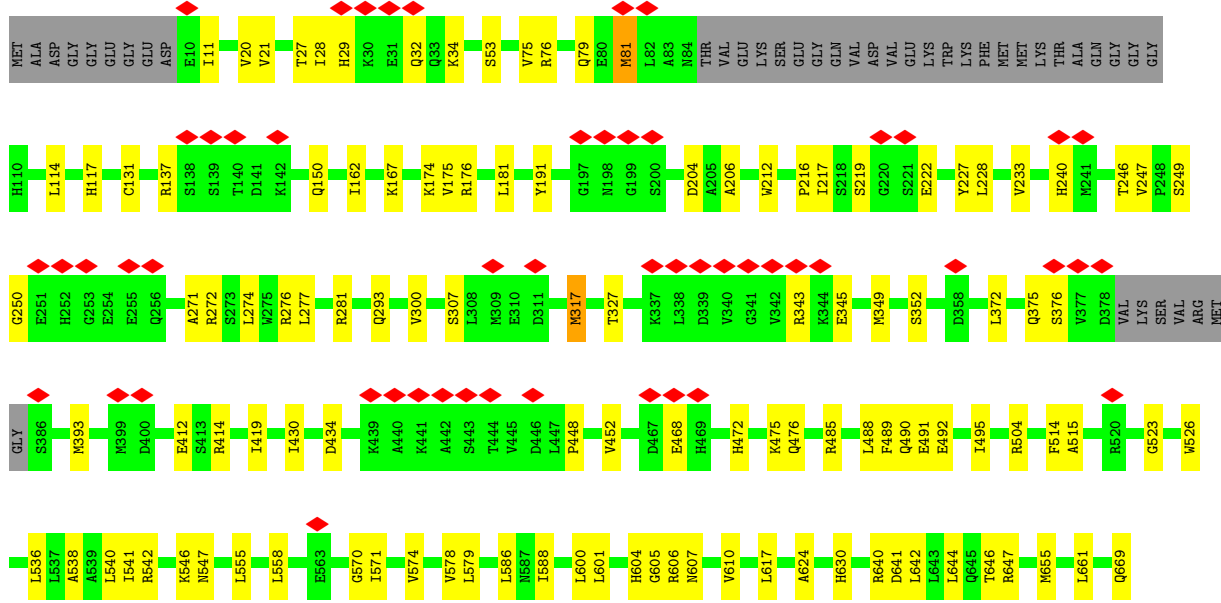


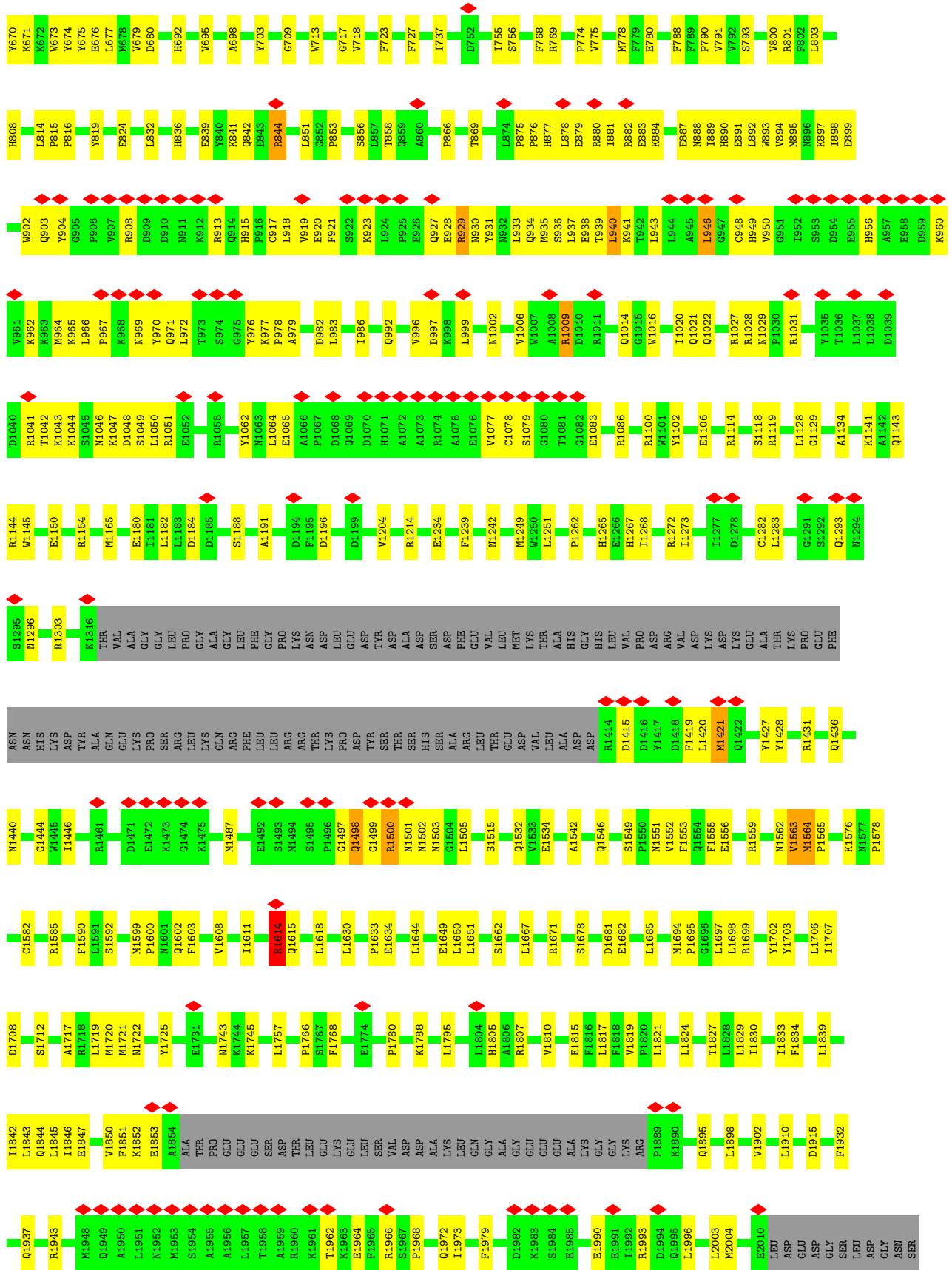






• Molecule 2: Ryanodine receptor 2

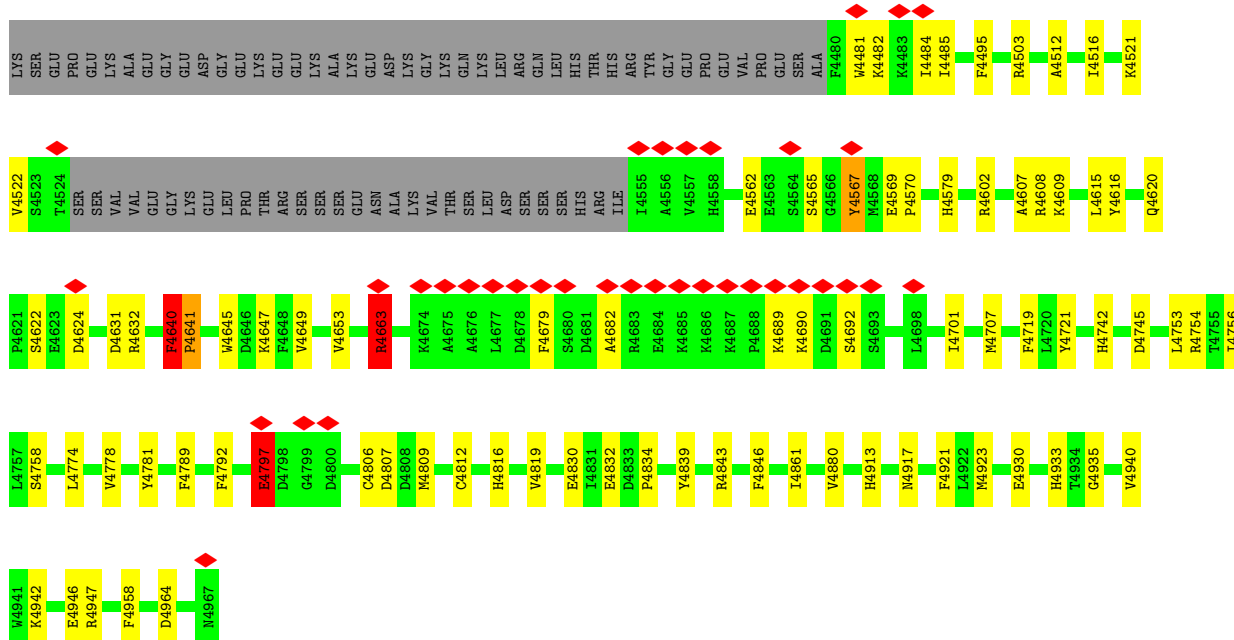




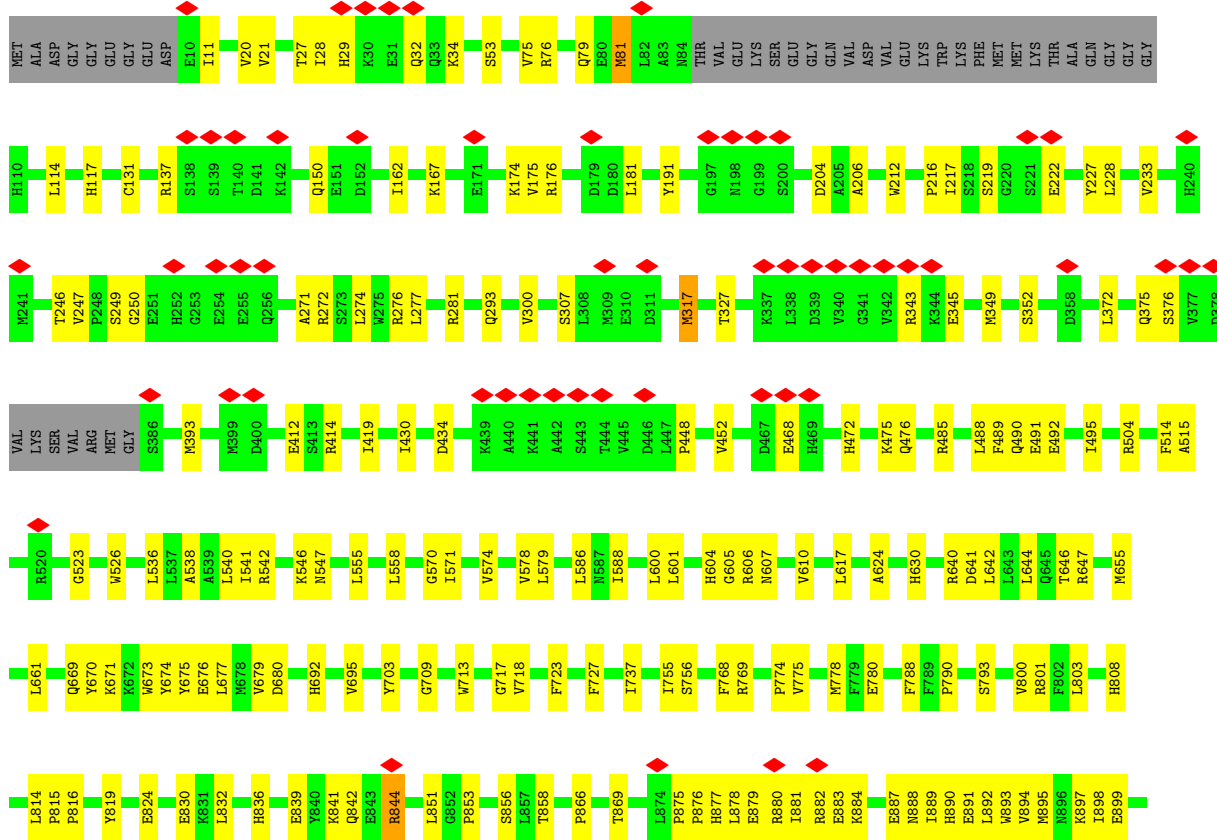


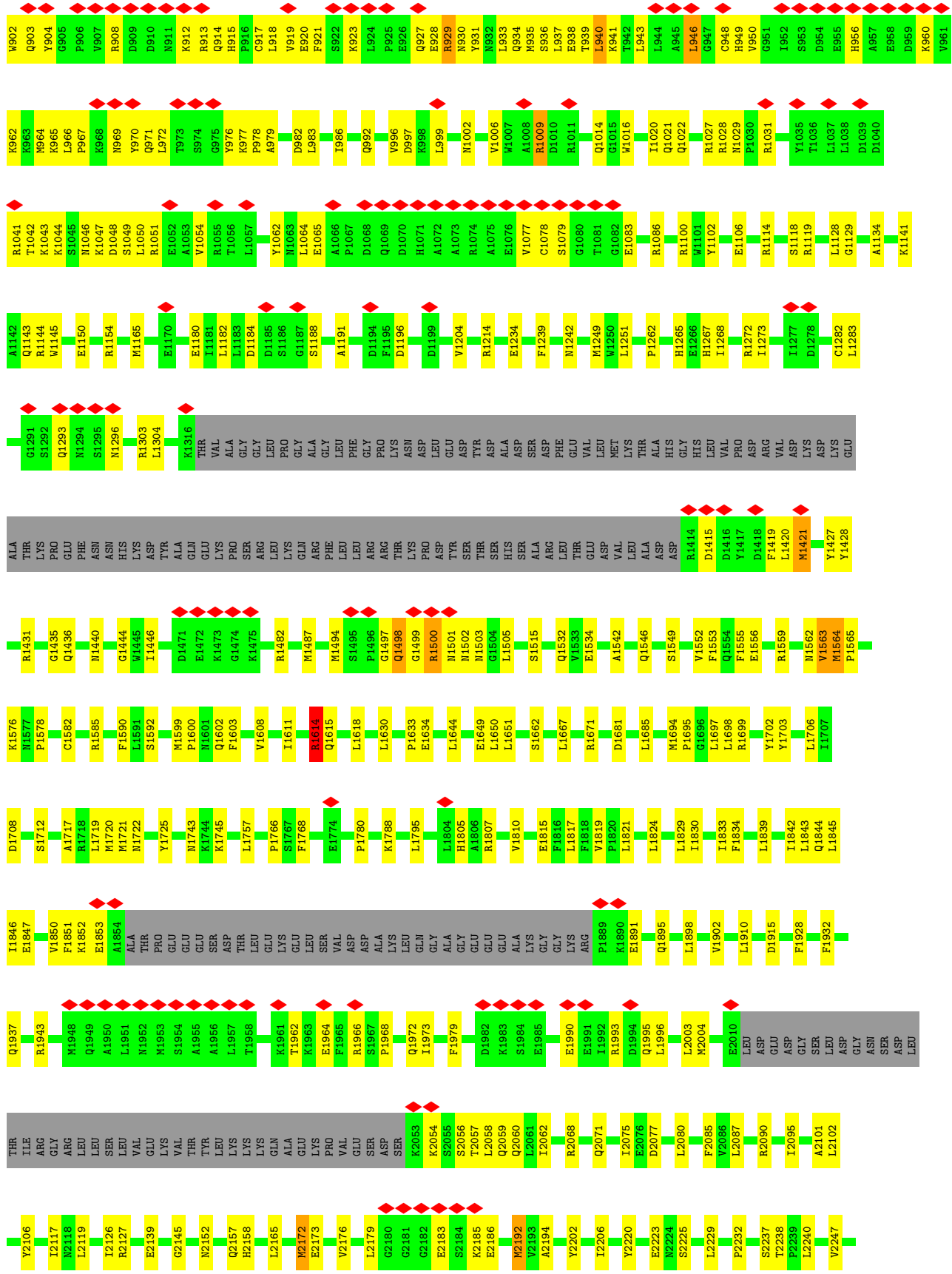






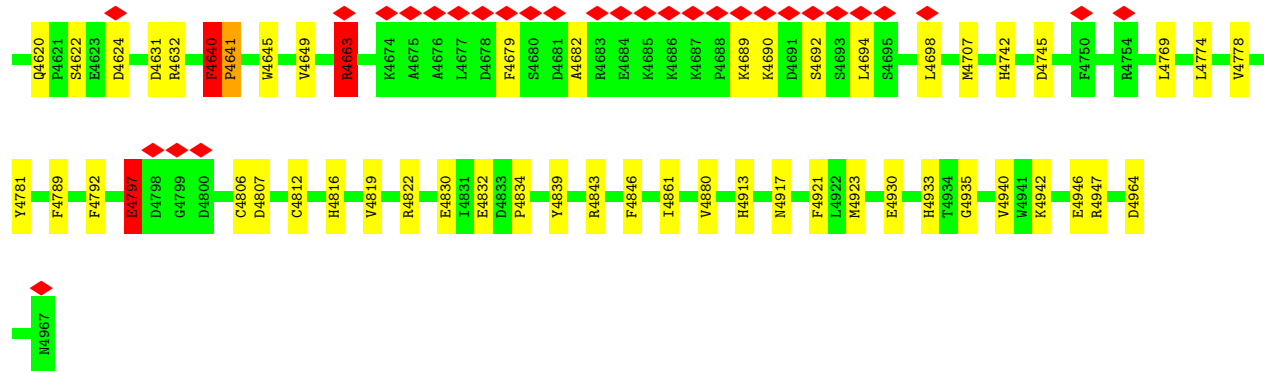
● Molecule 2: Ryanodine receptor 2











## 4 Experimental information

Property	Value	Source
EM reconstruction method	SINGLE PARTICLE	Depositor
Imposed symmetry	POINT, Not provided	
Number of particles used	94476	Depositor
Resolution determination method	FSC 0.143 CUT-OFF	Depositor
CTF correction method	PHASE FLIPPING AND AMPLITUDE CORRECTION	Depositor
Microscope	FEI TITAN KRIOS	Depositor
Voltage (kV)	300	Depositor
Electron dose ( $e^-/\text{\AA}^2$ )	58	Depositor
Minimum defocus (nm)	400	Depositor
Maximum defocus (nm)	1200	Depositor
Magnification	Not provided	
Image detector	GATAN K3 BIOQUANTUM (6k x 4k)	Depositor
Maximum map value	0.590	Depositor
Minimum map value	-0.009	Depositor
Average map value	0.010	Depositor
Map value standard deviation	0.028	Depositor
Recommended contour level	0.13	Depositor
Map size (Å)	425.984, 425.984, 425.984	wwPDB
Map dimensions	512, 512, 512	wwPDB
Map angles (°)	90.0, 90.0, 90.0	wwPDB
Pixel spacing (Å)	0.832, 0.832, 0.832	Depositor

## 5 Model quality i

### 5.1 Standard geometry i

Bond lengths and bond angles in the following residue types are not validated in this section: ATP, ZN

The Z score for a bond length (or angle) is the number of standard deviations the observed value is removed from the expected value. A bond length (or angle) with  $|Z| > 5$  is considered an outlier worth inspection. RMSZ is the root-mean-square of all Z scores of the bond lengths (or angles).

Mol	Chain	Bond lengths		Bond angles	
		RMSZ	# Z  >5	RMSZ	# Z  >5
1	E	0.31	0/834	0.59	1/1123 (0.1%)
1	F	0.31	0/834	0.60	1/1123 (0.1%)
1	G	0.30	0/834	0.59	1/1123 (0.1%)
1	H	0.31	0/834	0.59	1/1123 (0.1%)
2	A	0.26	0/34511	0.53	15/46614 (0.0%)
2	B	0.26	0/34511	0.53	15/46614 (0.0%)
2	C	0.26	0/34511	0.53	15/46614 (0.0%)
2	D	0.26	0/34511	0.53	14/46614 (0.0%)
All	All	0.26	0/141380	0.53	63/190948 (0.0%)

Chiral center outliers are detected by calculating the chiral volume of a chiral center and verifying if the center is modelled as a planar moiety or with the opposite hand. A planarity outlier is detected by checking planarity of atoms in a peptide group, atoms in a mainchain group or atoms of a sidechain that are expected to be planar.

Mol	Chain	#Chirality outliers	#Planarity outliers
2	A	0	2
2	B	0	2
2	C	0	2
2	D	0	2
All	All	0	8

There are no bond length outliers.

All (63) bond angle outliers are listed below:

Mol	Chain	Res	Type	Atoms	Z	Observed(°)	Ideal(°)
1	F	4	GLU	CA-CB-CG	8.33	131.72	113.40
1	G	4	GLU	CA-CB-CG	8.31	131.68	113.40
1	H	4	GLU	CA-CB-CG	8.31	131.68	113.40
1	E	4	GLU	CA-CB-CG	8.30	131.66	113.40

*Continued on next page...*

*Continued from previous page...*

Mol	Chain	Res	Type	Atoms	Z	Observed(°)	Ideal(°)
2	A	2736	LYS	CD-CE-NZ	-7.74	93.90	111.70
2	C	2736	LYS	CD-CE-NZ	-7.74	93.91	111.70
2	D	2736	LYS	CD-CE-NZ	-7.73	93.92	111.70
2	B	2736	LYS	CD-CE-NZ	-7.71	93.97	111.70
2	A	3075	LEU	CA-CB-CG	7.27	132.02	115.30
2	B	3075	LEU	CA-CB-CG	7.27	132.01	115.30
2	D	3075	LEU	CA-CB-CG	7.24	131.94	115.30
2	C	3075	LEU	CA-CB-CG	7.23	131.92	115.30
2	A	317	MET	CA-CB-CG	7.09	125.35	113.30
2	C	317	MET	CA-CB-CG	7.08	125.33	113.30
2	B	317	MET	CA-CB-CG	7.06	125.31	113.30
2	D	317	MET	CA-CB-CG	7.05	125.28	113.30
2	C	4640	PHE	C-N-CD	-6.70	105.86	120.60
2	B	4640	PHE	C-N-CD	-6.69	105.89	120.60
2	A	4640	PHE	C-N-CD	-6.68	105.89	120.60
2	D	4640	PHE	C-N-CD	-6.68	105.91	120.60
2	D	81	MET	CA-CB-CG	6.23	123.89	113.30
2	A	81	MET	CA-CB-CG	6.22	123.87	113.30
2	B	81	MET	CA-CB-CG	6.21	123.86	113.30
2	C	81	MET	CA-CB-CG	6.20	123.84	113.30
2	C	81	MET	CB-CG-SD	6.13	130.78	112.40
2	D	81	MET	CB-CG-SD	6.12	130.78	112.40
2	A	81	MET	CB-CG-SD	6.12	130.77	112.40
2	B	81	MET	CB-CG-SD	6.12	130.77	112.40
2	B	4797	GLU	CA-CB-CG	6.09	126.81	113.40
2	C	4797	GLU	CA-CB-CG	6.09	126.80	113.40
2	A	4797	GLU	CA-CB-CG	6.07	126.75	113.40
2	D	4797	GLU	CA-CB-CG	6.06	126.73	113.40
2	C	1563	VAL	C-N-CA	5.93	136.52	121.70
2	B	1563	VAL	C-N-CA	5.92	136.50	121.70
2	B	2485	LEU	CA-CB-CG	5.92	128.91	115.30
2	C	2485	LEU	CA-CB-CG	5.92	128.91	115.30
2	A	1563	VAL	C-N-CA	5.91	136.48	121.70
2	D	1563	VAL	C-N-CA	5.91	136.48	121.70
2	D	2485	LEU	CA-CB-CG	5.91	128.90	115.30
2	A	2485	LEU	CA-CB-CG	5.91	128.89	115.30
2	B	3296	MET	CB-CG-SD	-5.90	94.70	112.40
2	D	3296	MET	CB-CG-SD	-5.89	94.72	112.40
2	C	3296	MET	CB-CG-SD	-5.88	94.75	112.40
2	A	3296	MET	CB-CG-SD	-5.88	94.75	112.40
2	C	1614	ARG	CA-CB-CG	5.56	125.64	113.40
2	A	1614	ARG	CA-CB-CG	5.56	125.63	113.40

*Continued on next page...*



Continued from previous page...

Mol	Chain	Res	Type	Atoms	Z	Observed(°)	Ideal(°)
2	D	1614	ARG	CA-CB-CG	5.54	125.58	113.40
2	B	1614	ARG	CA-CB-CG	5.53	125.56	113.40
2	A	2574	LEU	CA-CB-CG	5.43	127.79	115.30
2	C	2574	LEU	CA-CB-CG	5.43	127.78	115.30
2	D	2574	LEU	CA-CB-CG	5.41	127.75	115.30
2	B	2574	LEU	CA-CB-CG	5.41	127.75	115.30
2	A	4663	ARG	CG-CD-NE	5.34	123.02	111.80
2	C	4663	ARG	CG-CD-NE	5.33	123.00	111.80
2	B	4663	ARG	CG-CD-NE	5.33	123.00	111.80
2	D	4663	ARG	CG-CD-NE	5.32	122.97	111.80
2	C	1293	GLN	C-N-CA	5.18	134.66	121.70
2	D	1293	GLN	C-N-CA	5.18	134.64	121.70
2	A	1293	GLN	C-N-CA	5.17	134.63	121.70
2	B	1293	GLN	C-N-CA	5.17	134.62	121.70
2	A	844	ARG	CB-CG-CD	5.01	124.63	111.60
2	C	844	ARG	CB-CG-CD	5.01	124.62	111.60
2	B	844	ARG	CB-CG-CD	5.00	124.61	111.60

There are no chirality outliers.

All (8) planarity outliers are listed below:

Mol	Chain	Res	Type	Group
2	A	1009	ARG	Sidechain
2	A	4640	PHE	Peptide
2	B	1009	ARG	Sidechain
2	B	4640	PHE	Peptide
2	C	1009	ARG	Sidechain
2	C	4640	PHE	Peptide
2	D	1009	ARG	Sidechain
2	D	4640	PHE	Peptide

## 5.2 Too-close contacts [\(i\)](#)

In the following table, the Non-H and H(model) columns list the number of non-hydrogen atoms and hydrogen atoms in the chain respectively. The H(added) column lists the number of hydrogen atoms added and optimized by MolProbity. The Clashes column lists the number of clashes within the asymmetric unit, whereas Symm-Clashes lists symmetry-related clashes.

Mol	Chain	Non-H	H(model)	H(added)	Clashes	Symm-Clashes
1	E	818	0	821	15	0
1	F	818	0	821	16	0

Continued on next page...

Continued from previous page...

Mol	Chain	Non-H	H(model)	H(added)	Clashes	Symm-Clashes
1	G	818	0	821	16	0
1	H	818	0	821	17	0
2	A	33771	0	33455	816	0
2	B	33771	0	33455	808	0
2	C	33771	0	33455	811	0
2	D	33771	0	33455	819	0
3	A	1	0	0	0	0
3	B	1	0	0	0	0
3	C	1	0	0	0	0
3	D	1	0	0	0	0
4	A	62	0	24	2	0
4	B	62	0	24	2	0
4	C	62	0	24	2	0
4	D	62	0	24	2	0
All	All	138608	0	137200	3223	0

The all-atom clashscore is defined as the number of clashes found per 1000 atoms (including hydrogen atoms). The all-atom clashscore for this structure is 12.

All (3223) close contacts within the same asymmetric unit are listed below, sorted by their clash magnitude.

Atom-1	Atom-2	Interatomic distance (Å)	Clash overlap (Å)
2:C:4663:ARG:HG2	2:C:4663:ARG:HH11	1.37	0.90
2:D:4797:GLU:N	2:D:4797:GLU:OE1	2.07	0.88
2:B:2830:ASN:HB3	2:C:1549:SER:HB2	1.55	0.88
2:C:4797:GLU:OE1	2:C:4797:GLU:N	2.07	0.88
2:B:4797:GLU:OE1	2:B:4797:GLU:N	2.07	0.88
2:B:4663:ARG:HH11	2:B:4663:ARG:HG2	1.37	0.87
2:A:4797:GLU:OE1	2:A:4797:GLU:N	2.07	0.87
2:D:4663:ARG:HG2	2:D:4663:ARG:HH11	1.37	0.87
2:A:4663:ARG:HG2	2:A:4663:ARG:HH11	1.37	0.86
2:D:3171:LEU:HB3	2:D:3211:LEU:HB2	1.58	0.86
2:C:3171:LEU:HB3	2:C:3211:LEU:HB2	1.58	0.85
2:A:3171:LEU:HB3	2:A:3211:LEU:HB2	1.58	0.83
2:B:3171:LEU:HB3	2:B:3211:LEU:HB2	1.58	0.82
2:D:2923:TYR:O	2:D:2927:GLN:NE2	2.13	0.81
2:B:2923:TYR:O	2:B:2927:GLN:NE2	2.14	0.81
2:C:2923:TYR:O	2:C:2927:GLN:NE2	2.14	0.81
2:A:2923:TYR:O	2:A:2927:GLN:NE2	2.14	0.81
2:B:904:TYR:OH	2:B:923:LYS:NZ	2.16	0.79
2:C:904:TYR:OH	2:C:923:LYS:NZ	2.16	0.79

Continued on next page...

*Continued from previous page...*

Atom-1	Atom-2	Interatomic distance (Å)	Clash overlap (Å)
2:A:3294:ALA:HA	2:A:3297:LYS:HE2	1.64	0.79
2:B:3294:ALA:HA	2:B:3297:LYS:HE2	1.64	0.79
2:A:904:TYR:OH	2:A:923:LYS:NZ	2.16	0.79
2:D:904:TYR:OH	2:D:923:LYS:NZ	2.16	0.79
2:D:2179:LEU:O	2:D:2183:GLU:HB2	1.83	0.78
2:B:2360:ASP:OD2	2:B:2383:HIS:ND1	2.14	0.78
2:B:2824:ARG:NH1	2:C:1502:ASN:OD1	2.16	0.78
2:C:2179:LEU:O	2:C:2183:GLU:HB2	1.83	0.78
2:C:3294:ALA:HA	2:C:3297:LYS:HE2	1.64	0.78
2:D:3294:ALA:HA	2:D:3297:LYS:HE2	1.64	0.77
2:B:2179:LEU:O	2:B:2183:GLU:HB2	1.84	0.77
2:A:2179:LEU:O	2:A:2183:GLU:HB2	1.84	0.77
2:B:2640:LEU:HD23	2:B:2643:LYS:HZ3	1.49	0.77
2:B:3227:ARG:HE	2:B:3290:ILE:HG12	1.50	0.76
2:A:2953:HIS:ND1	2:A:2953:HIS:O	2.19	0.76
2:A:1498:GLN:HB2	2:D:2794:GLU:HG3	1.67	0.76
2:B:2953:HIS:ND1	2:B:2953:HIS:O	2.19	0.76
2:C:3227:ARG:HE	2:C:3290:ILE:HG12	1.50	0.76
2:A:3227:ARG:HE	2:A:3290:ILE:HG12	1.50	0.76
2:D:3227:ARG:HE	2:D:3290:ILE:HG12	1.50	0.75
2:D:1502:ASN:OD1	2:C:2824:ARG:NH1	2.20	0.75
2:A:3205:CYS:HB2	2:A:3208:ILE:HB	1.69	0.75
2:A:2640:LEU:HD23	2:A:2643:LYS:HZ3	1.52	0.74
2:D:2953:HIS:ND1	2:D:2953:HIS:O	2.19	0.74
2:D:670:TYR:O	2:D:673:TRP:NE1	2.20	0.74
2:B:4481:TRP:HA	2:B:4484:ILE:HG12	1.70	0.74
2:C:2953:HIS:ND1	2:C:2953:HIS:O	2.19	0.74
2:A:670:TYR:O	2:A:673:TRP:NE1	2.20	0.74
2:C:670:TYR:O	2:C:673:TRP:NE1	2.20	0.74
2:A:4481:TRP:HA	2:A:4484:ILE:HG12	1.70	0.74
2:D:2856:LYS:HA	2:D:2859:GLU:HG3	1.70	0.74
2:D:3205:CYS:HB2	2:D:3208:ILE:HB	1.69	0.74
2:B:670:TYR:O	2:B:673:TRP:NE1	2.20	0.74
2:C:2640:LEU:HD23	2:C:2643:LYS:HZ3	1.50	0.74
2:C:3205:CYS:HB2	2:C:3208:ILE:HB	1.69	0.74
2:A:2360:ASP:OD2	2:A:2383:HIS:ND1	2.14	0.74
2:D:1283:LEU:HB2	2:D:1555:PHE:HB2	1.70	0.73
2:D:2360:ASP:OD2	2:D:2383:HIS:ND1	2.14	0.73
2:A:2856:LYS:HA	2:A:2859:GLU:HG3	1.70	0.73
2:D:1788:LYS:HD2	2:D:1833:ILE:HG22	1.71	0.73
2:C:4481:TRP:HA	2:C:4484:ILE:HG12	1.70	0.73

*Continued on next page...*

*Continued from previous page...*

Atom-1	Atom-2	Interatomic distance (Å)	Clash overlap (Å)
2:C:2360:ASP:OD2	2:C:2383:HIS:ND1	2.14	0.73
2:A:2830:ASN:HB3	2:B:1549:SER:HB2	1.70	0.73
2:B:2824:ARG:NH2	2:C:1502:ASN:O	2.21	0.73
2:C:1788:LYS:HD2	2:C:1833:ILE:HG22	1.70	0.73
2:A:1129:GLY:HA3	2:A:1145:TRP:HB3	1.71	0.73
2:A:1283:LEU:HB2	2:A:1555:PHE:HB2	1.70	0.73
2:D:491:GLU:OE2	2:D:546:LYS:NZ	2.22	0.73
2:A:1788:LYS:HD2	2:A:1833:ILE:HG22	1.71	0.72
2:B:1283:LEU:HB2	2:B:1555:PHE:HB2	1.70	0.72
2:C:491:GLU:OE2	2:C:546:LYS:NZ	2.22	0.72
2:C:1129:GLY:HA3	2:C:1145:TRP:HB3	1.71	0.72
2:C:2856:LYS:HA	2:C:2859:GLU:HG3	1.70	0.72
2:A:491:GLU:OE2	2:A:546:LYS:NZ	2.22	0.72
1:F:35:LYS:NZ	2:B:640:ARG:O	2.22	0.72
2:D:1129:GLY:HA3	2:D:1145:TRP:HB3	1.71	0.72
2:D:4481:TRP:HA	2:D:4484:ILE:HG12	1.70	0.72
2:B:3205:CYS:HB2	2:B:3208:ILE:HB	1.69	0.72
2:C:2905:ARG:HD2	2:C:2906:GLY:H	1.54	0.72
2:D:281:ARG:NH1	2:D:345:GLU:OE2	2.23	0.72
2:B:491:GLU:OE2	2:B:546:LYS:NZ	2.22	0.72
2:B:1129:GLY:HA3	2:B:1145:TRP:HB3	1.71	0.72
2:A:2905:ARG:HD2	2:A:2906:GLY:H	1.54	0.72
2:C:824:GLU:OE1	2:C:1028:ARG:NH1	2.23	0.72
2:C:1283:LEU:HB2	2:C:1555:PHE:HB2	1.70	0.72
2:C:281:ARG:NH1	2:C:345:GLU:OE2	2.23	0.71
2:A:824:GLU:OE1	2:A:1028:ARG:NH1	2.23	0.71
2:A:2666:LEU:HD11	2:A:2969:PRO:HB2	1.72	0.71
2:B:2856:LYS:HA	2:B:2859:GLU:HG3	1.70	0.71
2:B:3701:ASP:OD2	2:B:3727:GLN:NE2	2.23	0.71
2:B:1788:LYS:HD2	2:B:1833:ILE:HG22	1.70	0.71
2:C:876:PRO:HA	2:C:879:GLU:HG3	1.72	0.71
2:B:281:ARG:NH1	2:B:345:GLU:OE2	2.23	0.71
2:A:281:ARG:NH1	2:A:345:GLU:OE2	2.23	0.71
2:D:3701:ASP:OD2	2:D:3727:GLN:NE2	2.23	0.71
2:D:2905:ARG:HD2	2:D:2906:GLY:H	1.54	0.71
2:B:2905:ARG:HD2	2:B:2906:GLY:H	1.54	0.71
2:C:2935:GLU:HB3	2:C:2939:TYR:HE1	1.56	0.71
2:D:824:GLU:OE1	2:D:1028:ARG:NH1	2.23	0.71
2:D:2935:GLU:HB3	2:D:2939:TYR:HE1	1.56	0.71
2:D:876:PRO:HA	2:D:879:GLU:HG3	1.72	0.70
2:D:2640:LEU:HD23	2:D:2643:LYS:HZ3	1.53	0.70

*Continued on next page...*

Continued from previous page...

Atom-1	Atom-2	Interatomic distance (Å)	Clash overlap (Å)
2:D:2666:LEU:HD11	2:D:2969:PRO:HB2	1.72	0.70
2:C:2736:LYS:HG3	2:C:2741:TRP:CD1	2.26	0.70
2:A:2842:GLU:HA	2:A:2886:ARG:HH22	1.56	0.70
2:B:2769:GLU:HA	2:B:2772:ARG:HB2	1.74	0.70
2:D:76:ARG:NH1	2:C:3890:TRP:O	2.25	0.70
2:B:3139:ALA:O	2:B:3143:SER:HB3	1.92	0.70
2:B:3955:GLN:NE2	2:B:3972:MET:SD	2.65	0.70
2:C:3955:GLN:NE2	2:C:3972:MET:SD	2.65	0.70
2:A:3955:GLN:NE2	2:A:3972:MET:SD	2.65	0.70
2:D:2736:LYS:HG3	2:D:2741:TRP:CD1	2.26	0.70
2:A:876:PRO:HA	2:A:879:GLU:HG3	1.72	0.70
2:A:2935:GLU:HB3	2:A:2939:TYR:HE1	1.56	0.70
2:A:3139:ALA:O	2:A:3143:SER:HB3	1.92	0.70
2:A:4579:HIS:CE1	2:A:4742:HIS:CD2	2.80	0.70
2:B:2666:LEU:HD11	2:B:2969:PRO:HB2	1.72	0.70
2:C:2769:GLU:HA	2:C:2772:ARG:HB2	1.74	0.70
2:C:2842:GLU:HA	2:C:2886:ARG:HH22	1.56	0.70
2:A:2769:GLU:HA	2:A:2772:ARG:HB2	1.74	0.70
2:B:876:PRO:HA	2:B:879:GLU:HG3	1.72	0.70
2:C:3139:ALA:O	2:C:3143:SER:HB3	1.92	0.70
2:C:3701:ASP:OD2	2:C:3727:GLN:NE2	2.23	0.70
2:B:2736:LYS:HG3	2:B:2741:TRP:CD1	2.26	0.70
2:D:2769:GLU:HA	2:D:2772:ARG:HB2	1.74	0.69
2:B:2935:GLU:HB3	2:B:2939:TYR:HE1	1.56	0.69
2:A:2736:LYS:HG3	2:A:2741:TRP:CD1	2.26	0.69
2:C:2666:LEU:HD11	2:C:2969:PRO:HB2	1.72	0.69
2:A:1503:ASN:OD1	2:D:2824:ARG:NH2	2.23	0.69
2:D:1503:ASN:OD1	2:C:2824:ARG:NH2	2.24	0.69
2:A:3969:LYS:NZ	2:A:4086:ARG:O	2.26	0.69
2:A:3701:ASP:OD2	2:A:3727:GLN:NE2	2.23	0.69
2:D:3139:ALA:O	2:D:3143:SER:HB3	1.92	0.69
2:B:2842:GLU:HA	2:B:2886:ARG:HH22	1.56	0.69
2:A:3292:GLU:HB2	2:A:3296:MET:HE1	1.75	0.69
2:D:2842:GLU:HA	2:D:2886:ARG:HH22	1.56	0.69
2:D:4521:LYS:HE2	2:D:4562:GLU:HB3	1.75	0.69
2:B:2127:ARG:NH2	2:B:2165:LEU:O	2.26	0.69
2:C:2688:MET:SD	2:C:2905:ARG:NH1	2.66	0.69
2:B:3292:GLU:HB2	2:B:3296:MET:HE1	1.75	0.69
2:A:878:LEU:HD11	2:A:950:VAL:HG11	1.75	0.69
2:D:3955:GLN:NE2	2:D:3972:MET:SD	2.65	0.69
2:D:3969:LYS:NZ	2:D:4086:ARG:O	2.26	0.69

Continued on next page...

Continued from previous page...

Atom-1	Atom-2	Interatomic distance (Å)	Clash overlap (Å)
2:B:2688:MET:SD	2:B:2905:ARG:NH1	2.66	0.69
2:B:3969:LYS:NZ	2:B:4086:ARG:O	2.26	0.69
2:C:3969:LYS:NZ	2:C:4086:ARG:O	2.26	0.69
2:C:2127:ARG:NH2	2:C:2165:LEU:O	2.26	0.68
2:D:2688:MET:SD	2:D:2905:ARG:NH1	2.66	0.68
2:B:824:GLU:OE1	2:B:1028:ARG:NH1	2.23	0.68
2:A:880:ARG:HG3	2:A:881:ILE:HD12	1.75	0.68
2:A:2688:MET:SD	2:A:2905:ARG:NH1	2.66	0.68
2:B:878:LEU:HD11	2:B:950:VAL:HG11	1.75	0.68
2:A:2127:ARG:NH2	2:A:2165:LEU:O	2.26	0.68
2:C:2185:LYS:O	2:C:2186:GLU:HG3	1.94	0.68
2:A:4521:LYS:HE2	2:A:4562:GLU:HB3	1.75	0.68
2:D:880:ARG:HG3	2:D:881:ILE:HD12	1.75	0.68
2:D:2127:ARG:NH2	2:D:2165:LEU:O	2.26	0.68
2:C:880:ARG:HG3	2:C:881:ILE:HD12	1.75	0.68
2:A:2435:VAL:O	2:A:2465:LYS:NZ	2.27	0.68
2:D:1114:ARG:NH1	2:D:1128:LEU:O	2.27	0.68
1:F:22:THR:HG22	1:F:50:ARG:HG2	1.76	0.68
2:D:2185:LYS:O	2:D:2186:GLU:HG3	1.94	0.68
2:D:2435:VAL:O	2:D:2465:LYS:NZ	2.27	0.67
2:B:2826:ILE:HD13	2:C:1501:ASN:HB2	1.77	0.67
2:B:4521:LYS:HE2	2:B:4562:GLU:HB3	1.75	0.67
2:D:878:LEU:HD11	2:D:950:VAL:HG11	1.75	0.67
2:C:4521:LYS:HE2	2:C:4562:GLU:HB3	1.75	0.67
2:B:4834:PRO:HB3	2:B:4843:ARG:HD3	1.76	0.67
2:C:2435:VAL:O	2:C:2465:LYS:NZ	2.27	0.67
2:D:4834:PRO:HB3	2:D:4843:ARG:HD3	1.76	0.67
2:B:880:ARG:HG3	2:B:881:ILE:HD12	1.75	0.67
1:G:22:THR:HG22	1:G:50:ARG:HG2	1.76	0.67
2:B:2185:LYS:O	2:B:2186:GLU:HG3	1.94	0.67
2:B:2435:VAL:O	2:B:2465:LYS:NZ	2.27	0.67
2:C:3926:GLY:HA2	2:C:4935:GLY:HA3	1.77	0.67
2:B:3926:GLY:HA2	2:B:4935:GLY:HA3	1.77	0.67
2:A:1114:ARG:NH1	2:A:1128:LEU:O	2.27	0.67
2:A:1501:ASN:HB2	2:D:2826:ILE:HD13	1.76	0.67
1:E:22:THR:HG22	1:E:50:ARG:HG2	1.76	0.67
2:D:2920:ARG:HH12	2:D:3000:GLU:HG3	1.60	0.67
2:B:2593:VAL:HA	2:B:2644:LEU:HD13	1.77	0.67
2:B:4607:ALA:HB1	2:B:4649:VAL:HG21	1.77	0.67
2:C:878:LEU:HD11	2:C:950:VAL:HG11	1.75	0.67
2:C:2593:VAL:HA	2:C:2644:LEU:HD13	1.77	0.66

Continued on next page...

*Continued from previous page...*

Atom-1	Atom-2	Interatomic distance (Å)	Clash overlap (Å)
2:A:2185:LYS:O	2:A:2186:GLU:HG3	1.94	0.66
2:C:1114:ARG:NH1	2:C:1128:LEU:O	2.27	0.66
2:D:4622:SER:OG	2:D:4624:ASP:OD2	2.13	0.66
2:C:1031:ARG:HE	2:C:1042:THR:HG21	1.61	0.66
2:B:1031:ARG:HE	2:B:1042:THR:HG21	1.61	0.66
2:A:4834:PRO:HB3	2:A:4843:ARG:HD3	1.76	0.66
2:D:2943:PHE:HZ	2:D:2955:PRO:HD2	1.60	0.66
2:D:4707:MET:HG3	2:C:4252:ILE:HG21	1.77	0.66
2:B:1114:ARG:NH1	2:B:1128:LEU:O	2.27	0.66
2:D:2057:THR:HB	2:D:2060:GLN:HG3	1.78	0.66
2:D:2085:PHE:HB3	2:D:3691:TYR:HE2	1.61	0.66
2:B:2920:ARG:HH12	2:B:3000:GLU:HG3	1.60	0.66
2:D:3926:GLY:HA2	2:D:4935:GLY:HA3	1.77	0.66
2:C:2658:GLU:OE1	2:C:2661:LEU:N	2.25	0.66
2:A:1843:LEU:HD23	2:A:1846:ILE:HD12	1.78	0.66
2:D:2658:GLU:OE1	2:D:2661:LEU:N	2.25	0.66
2:C:2085:PHE:HB3	2:C:3691:TYR:HE2	1.61	0.66
2:A:2920:ARG:HH12	2:A:3000:GLU:HG3	1.60	0.66
2:A:3926:GLY:HA2	2:A:4935:GLY:HA3	1.77	0.66
2:A:1031:ARG:HE	2:A:1042:THR:HG21	1.61	0.66
2:A:2057:THR:HB	2:A:2060:GLN:HG3	1.78	0.66
2:D:1843:LEU:HD23	2:D:1846:ILE:HD12	1.78	0.66
2:B:2943:PHE:HZ	2:B:2955:PRO:HD2	1.60	0.66
2:C:4834:PRO:HB3	2:C:4843:ARG:HD3	1.76	0.66
2:A:1910:LEU:HD13	2:A:2062:ILE:HG12	1.78	0.65
2:C:1910:LEU:HD13	2:C:2062:ILE:HG12	1.78	0.65
2:C:2057:THR:HB	2:C:2060:GLN:HG3	1.78	0.65
2:C:2920:ARG:HH12	2:C:3000:GLU:HG3	1.60	0.65
2:C:2943:PHE:HZ	2:C:2955:PRO:HD2	1.60	0.65
2:A:2085:PHE:HB3	2:A:3691:TYR:HE2	1.61	0.65
2:D:1910:LEU:HD13	2:D:2062:ILE:HG12	1.78	0.65
2:B:1910:LEU:HD13	2:B:2062:ILE:HG12	1.78	0.65
2:B:2057:THR:HB	2:B:2060:GLN:HG3	1.78	0.65
1:H:22:THR:HG22	1:H:50:ARG:HG2	1.76	0.65
2:A:2975:PHE:O	2:A:2979:ARG:NE	2.23	0.65
2:C:842:GLN:HE22	2:C:1602:GLN:HG3	1.62	0.65
2:A:372:LEU:HA	2:A:393:MET:HG2	1.79	0.65
2:D:1501:ASN:HB2	2:C:2826:ILE:HD13	1.77	0.65
2:D:3292:GLU:HB2	2:D:3296:MET:CE	2.27	0.65
2:A:276:ARG:HG3	2:A:300:VAL:HG22	1.79	0.65
2:A:2658:GLU:OE1	2:A:2661:LEU:N	2.25	0.65

*Continued on next page...*

*Continued from previous page...*

Atom-1	Atom-2	Interatomic distance (Å)	Clash overlap (Å)
2:D:372:LEU:HA	2:D:393:MET:HG2	1.79	0.65
2:C:4622:SER:OG	2:C:4624:ASP:OD2	2.13	0.65
2:A:2593:VAL:HA	2:A:2644:LEU:HD13	1.77	0.65
2:D:2593:VAL:HA	2:D:2644:LEU:HD13	1.77	0.65
2:D:4607:ALA:HB1	2:D:4649:VAL:HG21	1.77	0.65
2:C:4607:ALA:HB1	2:C:4649:VAL:HG21	1.78	0.65
2:B:1843:LEU:HD23	2:B:1846:ILE:HD12	1.78	0.65
2:B:4622:SER:OG	2:B:4624:ASP:OD2	2.13	0.65
2:A:4607:ALA:HB1	2:A:4649:VAL:HG21	1.77	0.65
2:B:276:ARG:HG3	2:B:300:VAL:HG22	1.79	0.65
2:A:2943:PHE:HZ	2:A:2955:PRO:HD2	1.60	0.65
2:A:4622:SER:OG	2:A:4624:ASP:OD2	2.13	0.65
2:D:1757:LEU:HD22	2:D:2117:ILE:HD11	1.79	0.65
2:B:842:GLN:HE22	2:B:1602:GLN:HG3	1.62	0.64
2:B:2975:PHE:HB3	2:B:2979:ARG:HH21	1.62	0.64
2:B:4187:GLU:OE2	2:B:4947:ARG:NH2	2.30	0.64
2:A:842:GLN:HE22	2:A:1602:GLN:HG3	1.62	0.64
2:A:2975:PHE:HB3	2:A:2979:ARG:HH21	1.62	0.64
2:D:842:GLN:HE22	2:D:1602:GLN:HG3	1.62	0.64
2:B:2126:ILE:HD11	2:B:2145:GLY:HA3	1.80	0.64
2:C:2975:PHE:HB3	2:C:2979:ARG:HH21	1.62	0.64
2:A:2651:ALA:O	2:A:2655:LYS:HG2	1.98	0.64
2:A:4852:PHE:HE1	2:D:4862:ILE:HD13	1.63	0.64
2:D:2975:PHE:HB3	2:D:2979:ARG:HH21	1.62	0.64
2:B:3292:GLU:HB2	2:B:3296:MET:CE	2.27	0.64
2:C:1757:LEU:HD22	2:C:2117:ILE:HD11	1.79	0.64
2:A:2126:ILE:HD11	2:A:2145:GLY:HA3	1.80	0.64
2:D:1031:ARG:HE	2:D:1042:THR:HG21	1.61	0.64
2:C:1843:LEU:HD23	2:C:1846:ILE:HD12	1.78	0.64
2:D:2126:ILE:HD11	2:D:2145:GLY:HA3	1.80	0.64
2:D:2651:ALA:O	2:D:2655:LYS:HG2	1.98	0.64
2:C:3292:GLU:HB2	2:C:3296:MET:CE	2.27	0.64
2:A:167:LYS:HE2	2:D:240:HIS:HB3	1.80	0.64
2:A:1757:LEU:HD22	2:A:2117:ILE:HD11	1.79	0.64
2:B:2658:GLU:OE1	2:B:2661:LEU:N	2.25	0.64
2:C:4187:GLU:OE2	2:C:4947:ARG:NH2	2.30	0.64
2:A:3292:GLU:HB2	2:A:3296:MET:CE	2.27	0.64
2:A:4187:GLU:OE2	2:A:4947:ARG:NH2	2.30	0.64
2:D:1043:LYS:HG2	2:D:1047:LYS:HE2	1.79	0.64
2:D:1549:SER:HB2	2:C:2830:ASN:HB3	1.80	0.64
2:B:2085:PHE:HB3	2:B:3691:TYR:HE2	1.61	0.64

*Continued on next page...*



*Continued from previous page...*

Atom-1	Atom-2	Interatomic distance (Å)	Clash overlap (Å)
2:D:2386:ASN:HA	2:D:2389:MET:HE2	1.79	0.64
2:C:1043:LYS:HG2	2:C:1047:LYS:HE2	1.79	0.64
2:D:276:ARG:HG3	2:D:300:VAL:HG22	1.79	0.64
2:B:2975:PHE:O	2:B:2979:ARG:NE	2.23	0.64
2:D:1795:LEU:HA	2:D:1821:LEU:HD21	1.80	0.64
2:B:1757:LEU:HD22	2:B:2117:ILE:HD11	1.79	0.64
2:B:2541:HIS:HB3	2:B:2544:LEU:HD21	1.80	0.64
2:A:4579:HIS:HE1	2:A:4742:HIS:CD2	2.15	0.63
2:D:1503:ASN:CG	2:C:2824:ARG:HH22	2.02	0.63
2:B:2824:ARG:NH2	2:C:1503:ASN:OD1	2.23	0.63
2:D:4187:GLU:OE2	2:D:4947:ARG:NH2	2.30	0.63
2:C:2126:ILE:HD11	2:C:2145:GLY:HA3	1.80	0.63
2:D:2553:TYR:O	2:D:2556:SER:OG	2.15	0.63
2:B:1043:LYS:HG2	2:B:1047:LYS:HE2	1.79	0.63
2:C:276:ARG:HG3	2:C:300:VAL:HG22	1.79	0.63
2:D:3945:VAL:HG23	2:D:4006:SER:HB3	1.81	0.63
2:B:3945:VAL:HG23	2:B:4006:SER:HB3	1.81	0.63
2:C:2403:ALA:O	2:C:2474:ARG:NH2	2.31	0.63
2:A:3261:ALA:O	2:A:3262:GLU:HG3	1.99	0.63
2:D:2403:ALA:O	2:D:2474:ARG:NH2	2.31	0.63
2:D:3172:GLU:OE2	2:D:3266:THR:OG1	2.17	0.63
2:B:372:LEU:HA	2:B:393:MET:HG2	1.79	0.63
2:C:372:LEU:HA	2:C:393:MET:HG2	1.79	0.63
2:C:3172:GLU:OE2	2:C:3266:THR:OG1	2.17	0.63
2:A:1043:LYS:HG2	2:A:1047:LYS:HE2	1.79	0.63
2:D:3261:ALA:O	2:D:3262:GLU:HG3	1.99	0.63
2:A:1795:LEU:HA	2:A:1821:LEU:HD21	1.80	0.63
2:A:2833:LEU:HB2	2:A:2838[B]:HIS:CE1	2.34	0.63
2:A:3172:GLU:OE2	2:A:3266:THR:OG1	2.17	0.63
2:D:2975:PHE:O	2:D:2979:ARG:NE	2.23	0.63
2:C:1795:LEU:HA	2:C:1821:LEU:HD21	1.80	0.63
2:B:2651:ALA:O	2:B:2655:LYS:HG2	1.98	0.63
2:C:2651:ALA:O	2:C:2655:LYS:HG2	1.98	0.63
2:C:3227:ARG:HB2	2:C:3230:GLN:HG2	1.81	0.63
2:C:3945:VAL:HG23	2:C:4006:SER:HB3	1.81	0.63
2:D:137:ARG:HH12	2:D:204:ASP:HB3	1.64	0.62
2:D:2935:GLU:O	2:D:2939:TYR:HD1	1.82	0.62
2:C:2541:HIS:HB3	2:C:2544:LEU:HD21	1.80	0.62
2:A:137:ARG:HH12	2:A:204:ASP:HB3	1.64	0.62
2:B:2497:ARG:HH12	2:B:2877:LEU:HA	1.65	0.62
2:A:2545:ILE:HD11	2:A:2584:MET:HG2	1.81	0.62

*Continued on next page...*

*Continued from previous page...*

Atom-1	Atom-2	Interatomic distance (Å)	Clash overlap (Å)
2:D:2545:ILE:HD11	2:D:2584:MET:HG2	1.81	0.62
2:B:2403:ALA:O	2:B:2474:ARG:NH2	2.31	0.62
2:C:2386:ASN:HA	2:C:2389:MET:HE2	1.82	0.62
2:C:3261:ALA:O	2:C:3262:GLU:HG3	1.99	0.62
2:A:2935:GLU:O	2:A:2939:TYR:HD1	1.82	0.62
2:A:3227:ARG:HB2	2:A:3230:GLN:HG2	1.81	0.62
2:C:137:ARG:HH12	2:C:204:ASP:HB3	1.64	0.62
2:A:2541:HIS:HB3	2:A:2544:LEU:HD21	1.80	0.62
2:D:1041:ARG:HA	2:D:1044:LYS:HZ3	1.64	0.62
2:D:2982:PHE:O	2:D:3001:LYS:NZ	2.33	0.62
2:C:2935:GLU:O	2:C:2939:TYR:HD1	1.82	0.62
2:D:2541:HIS:HB3	2:D:2544:LEU:HD21	1.80	0.62
2:B:3728:GLN:HG2	2:B:3765:ILE:HA	1.82	0.62
2:D:3184:TYR:CD1	2:D:3192:ARG:HD3	2.35	0.62
2:B:1795:LEU:HA	2:B:1821:LEU:HD21	1.80	0.62
2:B:2545:ILE:HD11	2:B:2584:MET:HG2	1.81	0.62
2:B:2935:GLU:O	2:B:2939:TYR:HD1	1.82	0.62
2:D:3227:ARG:HB2	2:D:3230:GLN:HG2	1.81	0.62
2:C:2497:ARG:HH12	2:C:2877:LEU:HA	1.65	0.62
2:A:2386:ASN:HA	2:A:2389:MET:HE2	1.82	0.62
2:A:2497:ARG:HH12	2:A:2877:LEU:HA	1.65	0.62
2:A:3945:VAL:HG23	2:A:4006:SER:HB3	1.81	0.62
2:B:3184:TYR:CD1	2:B:3192:ARG:HD3	2.35	0.62
2:A:2982:PHE:O	2:A:3001:LYS:NZ	2.33	0.61
2:A:3184:TYR:CD1	2:A:3192:ARG:HD3	2.35	0.61
2:B:3261:ALA:O	2:B:3262:GLU:HG3	1.99	0.61
2:C:3728:GLN:HG2	2:C:3765:ILE:HA	1.81	0.61
2:A:1844:GLN:NE2	2:A:1851:PHE:O	2.34	0.61
2:A:2553:TYR:O	2:A:2556:SER:OG	2.15	0.61
2:B:3227:ARG:HB2	2:B:3230:GLN:HG2	1.81	0.61
2:C:2982:PHE:O	2:C:3001:LYS:NZ	2.33	0.61
2:A:2403:ALA:O	2:A:2474:ARG:NH2	2.31	0.61
2:A:2826:ILE:HD13	2:B:1501:ASN:HB2	1.82	0.61
2:B:1844:GLN:NE2	2:B:1851:PHE:O	2.34	0.61
2:B:2386:ASN:HA	2:B:2389:MET:HE2	1.82	0.61
2:B:2982:PHE:O	2:B:3001:LYS:NZ	2.33	0.61
2:C:2545:ILE:HD11	2:C:2584:MET:HG2	1.81	0.61
2:A:2623:LEU:HD23	2:A:2625:GLY:H	1.66	0.61
2:A:3004:VAL:HG13	2:A:3036:LEU:HD11	1.82	0.61
2:D:1844:GLN:NE2	2:D:1851:PHE:O	2.34	0.61
2:C:2257:LEU:HB2	2:C:2316:ASN:HD21	1.66	0.61

*Continued on next page...*

Continued from previous page...

Atom-1	Atom-2	Interatomic distance (Å)	Clash overlap (Å)
2:A:3015:VAL:HB	2:A:3029:ILE:HG21	1.82	0.61
2:D:3004:VAL:HG13	2:D:3036:LEU:HD11	1.82	0.61
2:D:3728:GLN:HG2	2:D:3765:ILE:HA	1.82	0.61
2:B:2257:LEU:HB2	2:B:2316:ASN:HD21	1.66	0.61
2:D:1842:ILE:HD12	2:D:1845:LEU:HD12	1.83	0.61
2:B:137:ARG:HH12	2:B:204:ASP:HB3	1.64	0.61
2:C:1844:GLN:NE2	2:C:1851:PHE:O	2.34	0.61
2:C:2223:GLU:OE2	2:C:2264:LYS:NZ	2.29	0.61
2:C:2732:TRP:CD1	2:C:2736:LYS:NZ	2.67	0.61
2:C:3015:VAL:HB	2:C:3029:ILE:HG21	1.82	0.61
2:C:3141:GLY:O	2:C:3152:ARG:NH2	2.34	0.61
1:H:35:LYS:NZ	2:D:640:ARG:O	2.34	0.61
2:A:2257:LEU:HB2	2:A:2316:ASN:HD21	1.66	0.61
2:A:2824:ARG:NH2	2:B:1503:ASN:OD1	2.28	0.61
2:A:3072:MET:SD	2:A:3136:SER:HA	2.41	0.61
2:D:3015:VAL:HB	2:D:3029:ILE:HG21	1.82	0.61
2:C:3184:TYR:CD1	2:C:3192:ARG:HD3	2.35	0.60
2:D:2623:LEU:HD23	2:D:2625:GLY:H	1.66	0.60
2:B:1842:ILE:HD12	2:B:1845:LEU:HD12	1.83	0.60
2:D:3072:MET:SD	2:D:3136:SER:HA	2.41	0.60
2:B:894:VAL:HA	2:B:915:HIS:HE1	1.67	0.60
2:B:3172:GLU:OE2	2:B:3266:THR:OG1	2.17	0.60
2:C:877:HIS:O	2:C:1062:TYR:OH	2.15	0.60
2:C:2553:TYR:O	2:C:2556:SER:OG	2.15	0.60
2:A:2833:LEU:HB2	2:A:2838[A]:HIS:CE1	2.35	0.60
2:A:4769:LEU:HD22	2:D:4753:LEU:HD21	1.82	0.60
2:B:2789:ILE:HD11	2:B:2901:TYR:HB3	1.83	0.60
2:A:877:HIS:O	2:A:1062:TYR:OH	2.15	0.60
2:D:2497:ARG:HH12	2:D:2877:LEU:HA	1.65	0.60
2:B:3004:VAL:HG13	2:B:3036:LEU:HD11	1.82	0.60
2:C:2778:SER:OG	2:C:2888:LYS:NZ	2.24	0.60
2:A:3728:GLN:HG2	2:A:3765:ILE:HA	1.82	0.60
2:D:2223:GLU:OE2	2:D:2264:LYS:NZ	2.29	0.60
2:B:2708:THR:HB	2:B:2780:LYS:HB3	1.84	0.60
2:C:894:VAL:HA	2:C:915:HIS:HE1	1.67	0.60
2:B:3072:MET:SD	2:B:3136:SER:HA	2.41	0.60
2:C:1842:ILE:HD12	2:C:1845:LEU:HD12	1.83	0.60
2:C:3004:VAL:HG13	2:C:3036:LEU:HD11	1.82	0.60
2:A:3141:GLY:O	2:A:3152:ARG:NH2	2.34	0.60
2:C:2834:SER:O	2:C:2838[A]:HIS:HB2	2.02	0.60
2:D:2257:LEU:HB2	2:D:2316:ASN:HD21	1.66	0.60

Continued on next page...

*Continued from previous page...*

Atom-1	Atom-2	Interatomic distance (Å)	Clash overlap (Å)
2:B:2599:LEU:HD11	2:B:2652:LEU:HD12	1.84	0.60
2:B:2623:LEU:HD23	2:B:2625:GLY:H	1.66	0.60
2:B:2732:TRP:HH2	2:B:2756:LEU:HB3	1.67	0.60
2:A:972:LEU:HD11	2:A:976:TYR:HB3	1.83	0.60
2:A:2708:THR:HB	2:A:2780:LYS:HB3	1.84	0.60
2:B:3015:VAL:HB	2:B:3029:ILE:HG21	1.82	0.60
2:A:894:VAL:HA	2:A:915:HIS:HE1	1.67	0.59
2:A:1842:ILE:HD12	2:A:1845:LEU:HD12	1.83	0.59
2:D:894:VAL:HA	2:D:915:HIS:HE1	1.66	0.59
2:B:972:LEU:HD11	2:B:976:TYR:HB3	1.83	0.59
2:C:972:LEU:HD11	2:C:976:TYR:HB3	1.83	0.59
2:D:992:GLN:HG2	2:D:1064:LEU:HD11	1.85	0.59
2:D:3130:CYS:HB3	2:D:3162:PHE:HZ	1.67	0.59
2:B:2225:SER:HB2	2:B:2240:LEU:HD13	1.85	0.59
2:B:3043:ARG:NH1	2:B:3115:HIS:O	2.35	0.59
2:C:2500:ALA:HB2	2:C:2555:LEU:HD11	1.84	0.59
2:C:2708:THR:HB	2:C:2780:LYS:HB3	1.84	0.59
2:C:2975:PHE:O	2:C:2979:ARG:NE	2.23	0.59
2:C:3805:LEU:HD11	2:C:3887:ASP:HB3	1.85	0.59
2:D:2789:ILE:HD11	2:D:2901:TYR:HB3	1.83	0.59
2:D:4921:PHE:HE2	2:D:4940:VAL:HG11	1.67	0.59
2:C:2789:ILE:HD11	2:C:2901:TYR:HB3	1.83	0.59
2:C:3072:MET:SD	2:C:3136:SER:HA	2.41	0.59
2:C:2225:SER:HB2	2:C:2240:LEU:HD13	1.85	0.59
2:C:2917:ILE:HB	2:C:2920:ARG:HH21	1.66	0.59
2:C:3043:ARG:NH1	2:C:3115:HIS:O	2.35	0.59
2:A:2789:ILE:HD11	2:A:2901:TYR:HB3	1.83	0.59
2:A:3130:CYS:HB3	2:A:3162:PHE:HZ	1.67	0.59
2:B:3805:LEU:HD11	2:B:3887:ASP:HB3	1.85	0.59
2:C:2623:LEU:HD23	2:C:2625:GLY:H	1.66	0.59
2:A:2599:LEU:HD11	2:A:2652:LEU:HD12	1.84	0.59
2:A:3043:ARG:NH1	2:A:3115:HIS:O	2.35	0.59
2:A:3184:TYR:HD1	2:A:3192:ARG:HD3	1.67	0.59
2:D:972:LEU:HD11	2:D:976:TYR:HB3	1.83	0.59
2:D:2917:ILE:HB	2:D:2920:ARG:HH21	1.67	0.59
2:D:3292:GLU:HB2	2:D:3296:MET:HE1	1.84	0.59
2:B:2917:ILE:HB	2:B:2920:ARG:HH21	1.66	0.59
2:B:3184:TYR:HD1	2:B:3192:ARG:HD3	1.68	0.59
2:C:1041:ARG:HA	2:C:1044:LYS:HZ3	1.67	0.59
2:A:2500:ALA:HB2	2:A:2555:LEU:HD11	1.84	0.59
2:D:996:VAL:HG12	2:D:1051:ARG:NH1	2.18	0.59

*Continued on next page...*

*Continued from previous page...*

Atom-1	Atom-2	Interatomic distance (Å)	Clash overlap (Å)
2:D:2732:TRP:HH2	2:D:2756:LEU:HB3	1.67	0.59
2:C:992:GLN:HG2	2:C:1064:LEU:HD11	1.84	0.59
2:A:680:ASP:OD1	2:A:801:ARG:NH2	2.36	0.59
2:A:992:GLN:HG2	2:A:1064:LEU:HD11	1.84	0.59
2:A:2732:TRP:HH2	2:A:2756:LEU:HB3	1.67	0.59
2:D:2708:THR:HB	2:D:2780:LYS:HB3	1.84	0.59
2:D:2732:TRP:CD1	2:D:2736:LYS:NZ	2.67	0.59
2:D:3184:TYR:HD1	2:D:3192:ARG:HD3	1.67	0.59
2:D:3805:LEU:HD11	2:D:3887:ASP:HB3	1.85	0.59
2:C:680:ASP:OD1	2:C:801:ARG:NH2	2.36	0.59
1:H:3:VAL:HG12	1:H:77:CYS:HA	1.84	0.59
2:A:434:ASP:OD1	2:A:504:ARG:NE	2.35	0.59
2:B:2732:TRP:CD1	2:B:2736:LYS:NZ	2.67	0.59
2:A:1503:ASN:CG	2:D:2824:ARG:HH22	2.06	0.58
2:A:1766:PRO:HG3	2:A:1780:PRO:HB3	1.85	0.58
2:A:2225:SER:HB2	2:A:2240:LEU:HD13	1.85	0.58
2:A:2791:ARG:NH1	2:A:2901:TYR:OH	2.36	0.58
2:D:983:LEU:HD13	2:D:986:ILE:HD12	1.85	0.58
2:B:983:LEU:HD13	2:B:986:ILE:HD12	1.85	0.58
2:B:1766:PRO:HG3	2:B:1780:PRO:HB3	1.85	0.58
2:A:2223:GLU:OE2	2:A:2264:LYS:NZ	2.28	0.58
1:G:3:VAL:HG12	1:G:77:CYS:HA	1.84	0.58
2:D:2225:SER:HB2	2:D:2240:LEU:HD13	1.84	0.58
2:D:3043:ARG:NH1	2:D:3115:HIS:O	2.35	0.58
2:B:1119:ARG:NH2	2:B:1196:ASP:OD1	2.36	0.58
2:B:2553:TYR:O	2:B:2556:SER:OG	2.15	0.58
2:B:2791:ARG:NH1	2:B:2901:TYR:OH	2.36	0.58
2:C:983:LEU:HD13	2:C:986:ILE:HD12	1.85	0.58
2:A:3805:LEU:HD11	2:A:3887:ASP:HB3	1.85	0.58
2:D:680:ASP:OD1	2:D:801:ARG:NH2	2.36	0.58
2:D:997:ASP:HA	2:D:1051:ARG:HH12	1.68	0.58
2:B:996:VAL:HG12	2:B:1051:ARG:NH1	2.18	0.58
2:C:997:ASP:HA	2:C:1051:ARG:HH12	1.68	0.58
2:C:2834:SER:O	2:C:2838[B]:HIS:HB2	2.03	0.58
2:C:3130:CYS:HB3	2:C:3162:PHE:HZ	1.67	0.58
2:C:3184:TYR:HD1	2:C:3192:ARG:HD3	1.68	0.58
2:A:2917:ILE:HB	2:A:2920:ARG:HH21	1.67	0.58
2:A:2929:LEU:HD21	2:A:2970:LEU:HD11	1.86	0.58
2:D:4579:HIS:CE1	2:D:4742:HIS:ND1	2.72	0.58
2:C:824:GLU:HA	2:C:1020:ILE:HD12	1.85	0.58
2:C:894:VAL:HG12	2:C:918:LEU:HA	1.85	0.58

*Continued on next page...*

*Continued from previous page...*

Atom-1	Atom-2	Interatomic distance (Å)	Clash overlap (Å)
2:C:2599:LEU:HD11	2:C:2652:LEU:HD12	1.84	0.58
2:A:875:PRO:HB2	2:A:878:LEU:HD13	1.85	0.58
2:A:1119:ARG:NH2	2:A:1196:ASP:OD1	2.37	0.58
2:A:4921:PHE:HE2	2:A:4940:VAL:HG11	1.67	0.58
2:D:894:VAL:HG12	2:D:918:LEU:HA	1.85	0.58
2:D:1502:ASN:O	2:C:2824:ARG:NH2	2.37	0.58
2:D:2500:ALA:HB2	2:D:2555:LEU:HD11	1.84	0.58
2:B:3141:GLY:O	2:B:3152:ARG:NH2	2.34	0.58
2:C:3778:LEU:HD13	2:C:3854:PHE:HD1	1.69	0.58
2:A:156:GLU:OE1	2:D:2418:ARG:NH2	2.26	0.58
2:A:983:LEU:HD13	2:A:986:ILE:HD12	1.85	0.58
2:A:1564:MET:HE1	2:A:1578:PRO:HA	1.85	0.58
2:A:2778:SER:OG	2:A:2888:LYS:NZ	2.24	0.58
2:D:2966:VAL:HG12	2:D:2970:LEU:HD23	1.85	0.58
2:D:3192:ARG:HG2	2:D:3197:LEU:HG	1.86	0.58
2:B:2202:TYR:O	2:B:2206:ILE:HG12	2.03	0.58
2:B:3209:PRO:HB2	2:B:3214:LEU:HG	1.86	0.58
2:C:2202:TYR:O	2:C:2206:ILE:HG12	2.04	0.58
2:A:3209:PRO:HB2	2:A:3214:LEU:HG	1.86	0.58
2:D:1766:PRO:HG3	2:D:1780:PRO:HB3	1.85	0.58
2:D:2202:TYR:O	2:D:2206:ILE:HG12	2.04	0.58
2:D:2791:ARG:NH1	2:D:2901:TYR:OH	2.36	0.58
2:B:2701:PHE:HE2	2:B:2867:ASN:HD21	1.52	0.58
2:C:434:ASP:OD1	2:C:504:ARG:NE	2.35	0.58
2:C:555:LEU:HD12	2:C:588:ILE:HD11	1.86	0.58
2:C:1766:PRO:HG3	2:C:1780:PRO:HB3	1.85	0.58
2:C:3315:LEU:HD12	2:C:3319:PHE:CD2	2.39	0.58
2:A:996:VAL:HG12	2:A:1051:ARG:NH1	2.18	0.58
2:A:997:ASP:HA	2:A:1051:ARG:HH12	1.68	0.58
2:A:2202:TYR:O	2:A:2206:ILE:HG12	2.04	0.58
2:A:2966:VAL:HG12	2:A:2970:LEU:HD23	1.86	0.58
2:A:3192:ARG:HG2	2:A:3197:LEU:HG	1.86	0.58
2:D:4055:HIS:CE1	2:D:4057:HIS:HB2	2.39	0.58
2:B:824:GLU:HA	2:B:1020:ILE:HD12	1.85	0.58
2:B:3130:CYS:HB3	2:B:3162:PHE:HZ	1.67	0.58
2:C:2791:ARG:NH1	2:C:2901:TYR:OH	2.36	0.58
2:C:2966:VAL:HG12	2:C:2970:LEU:HD23	1.86	0.58
2:C:3142:THR:O	2:C:3144:LYS:NZ	2.35	0.58
2:A:1041:ARG:HA	2:A:1044:LYS:HZ3	1.68	0.58
2:A:2732:TRP:CD1	2:A:2736:LYS:NZ	2.67	0.58
2:D:2778:SER:OG	2:D:2888:LYS:NZ	2.24	0.58

*Continued on next page...*

*Continued from previous page...*

Atom-1	Atom-2	Interatomic distance (Å)	Clash overlap (Å)
2:D:3209:PRO:HB2	2:D:3214:LEU:HG	1.86	0.58
2:B:894:VAL:HG12	2:B:918:LEU:HA	1.85	0.58
2:B:997:ASP:HA	2:B:1051:ARG:HH12	1.68	0.58
2:B:1415:ASP:OD2	2:B:1559:ARG:NH2	2.37	0.58
2:B:2500:ALA:HB2	2:B:2555:LEU:HD11	1.84	0.58
2:B:2929:LEU:HD21	2:B:2970:LEU:HD11	1.86	0.58
2:B:4579:HIS:CE1	2:B:4742:HIS:ND1	2.72	0.58
2:C:4921:PHE:HE2	2:C:4940:VAL:HG11	1.67	0.58
2:A:2591:ARG:NH2	2:A:2695:MET:HB2	2.19	0.58
2:A:2824:ARG:NH1	2:B:1502:ASN:OD1	2.36	0.58
2:D:1119:ARG:NH2	2:D:1196:ASP:OD1	2.36	0.58
2:D:2599:LEU:HD11	2:D:2652:LEU:HD12	1.84	0.58
2:B:992:GLN:HG2	2:B:1064:LEU:HD11	1.84	0.58
2:C:646:THR:HG21	2:C:1702:TYR:OH	2.04	0.58
2:C:2591:ARG:NH2	2:C:2695:MET:HB2	2.19	0.58
2:C:2732:TRP:HH2	2:C:2756:LEU:HB3	1.67	0.58
2:C:4579:HIS:CE1	2:C:4742:HIS:ND1	2.72	0.58
2:A:3861:GLN:HB3	2:A:3864:ASN:HD22	1.69	0.57
2:D:3142:THR:O	2:D:3144:LYS:NZ	2.35	0.57
2:C:2701:PHE:HE2	2:C:2867:ASN:HD21	1.52	0.57
2:C:2943:PHE:CZ	2:C:2955:PRO:HD2	2.39	0.57
2:A:555:LEU:HD12	2:A:588:ILE:HD11	1.86	0.57
1:E:3:VAL:HG12	1:E:77:CYS:HA	1.84	0.57
2:D:875:PRO:HB2	2:D:878:LEU:HD13	1.85	0.57
2:C:233:VAL:HG12	2:C:274:LEU:HD22	1.87	0.57
2:C:996:VAL:HG12	2:C:1051:ARG:NH1	2.18	0.57
2:C:4930:GLU:HA	2:C:4933:HIS:CE1	2.40	0.57
2:A:1415:ASP:OD2	2:A:1559:ARG:NH2	2.37	0.57
2:A:3315:LEU:HD12	2:A:3319:PHE:CD2	2.39	0.57
1:G:18:LYS:HB2	1:G:18:LYS:NZ	2.19	0.57
2:D:2591:ARG:NH2	2:D:2695:MET:HB2	2.19	0.57
2:B:894:VAL:HB	2:B:972:LEU:HB3	1.86	0.57
2:C:3861:GLN:HB3	2:C:3864:ASN:HD22	1.69	0.57
2:A:4055:HIS:CE1	2:A:4057:HIS:HB2	2.39	0.57
1:F:3:VAL:HG12	1:F:77:CYS:HA	1.84	0.57
2:D:1943:ARG:NH1	2:D:1964:GLU:OE1	2.35	0.57
2:D:2834:SER:O	2:D:2838[A]:HIS:HB2	2.05	0.57
2:D:4930:GLU:HA	2:D:4933:HIS:CE1	2.40	0.57
2:B:3315:LEU:HD12	2:B:3319:PHE:CD2	2.39	0.57
2:B:3861:GLN:HB3	2:B:3864:ASN:HD22	1.69	0.57
2:C:889:ILE:HG22	2:C:893:TRP:CZ3	2.40	0.57

*Continued on next page...*

*Continued from previous page...*

Atom-1	Atom-2	Interatomic distance (Å)	Clash overlap (Å)
2:C:2760:TYR:O	2:C:2768:LYS:NZ	2.37	0.57
2:C:2845:ALA:HB1	2:C:2885:ASP:HB3	1.87	0.57
2:C:3192:ARG:HG2	2:C:3197:LEU:HG	1.86	0.57
2:C:3209:PRO:HB2	2:C:3214:LEU:HG	1.86	0.57
2:C:4055:HIS:CE1	2:C:4057:HIS:HB2	2.39	0.57
2:C:4913:HIS:O	4:C:5002:ATP:N6	2.38	0.57
2:B:240:HIS:HB3	2:C:167:LYS:HE2	1.86	0.57
2:B:2845:ALA:HB1	2:B:2885:ASP:HB3	1.87	0.57
2:B:3013:VAL:O	2:B:3018:ARG:NH2	2.37	0.57
2:B:3192:ARG:HG2	2:B:3197:LEU:HG	1.86	0.57
2:C:1415:ASP:OD2	2:C:1559:ARG:NH2	2.37	0.57
2:C:3292:GLU:HB2	2:C:3296:MET:HE1	1.87	0.57
2:A:1515:SER:O	2:A:1532:GLN:NE2	2.37	0.57
2:A:4913:HIS:O	4:A:5002:ATP:N6	2.38	0.57
2:D:1415:ASP:OD2	2:D:1559:ARG:NH2	2.37	0.57
2:B:646:THR:HG21	2:B:1702:TYR:OH	2.04	0.57
2:B:3142:THR:O	2:B:3144:LYS:NZ	2.35	0.57
2:A:824:GLU:HA	2:A:1020:ILE:HD12	1.85	0.57
2:A:839:GLU:HB3	2:A:851:LEU:HD12	1.87	0.57
2:D:1273:ILE:HB	2:D:1282:CYS:HB2	1.87	0.57
2:D:2929:LEU:HD21	2:D:2970:LEU:HD11	1.86	0.57
2:D:3141:GLY:O	2:D:3152:ARG:NH2	2.34	0.57
2:B:875:PRO:HB2	2:B:878:LEU:HD13	1.85	0.57
2:B:2760:TYR:O	2:B:2768:LYS:NZ	2.37	0.57
2:B:2841:ALA:HA	2:B:2844:MET:HG3	1.87	0.57
2:B:3246:MET:SD	2:B:3306:ILE:HD12	2.45	0.57
2:B:4055:HIS:CE1	2:B:4057:HIS:HB2	2.39	0.57
2:C:875:PRO:HB2	2:C:878:LEU:HD13	1.85	0.57
2:C:1273:ILE:HB	2:C:1282:CYS:HB2	1.87	0.57
2:D:646:THR:HG21	2:D:1702:TYR:OH	2.04	0.57
2:D:4913:HIS:O	4:D:5002:ATP:N6	2.38	0.57
2:B:233:VAL:HG12	2:B:274:LEU:HD22	1.87	0.57
2:B:3146:ILE:O	2:B:3150:ARG:NH1	2.38	0.57
2:B:4913:HIS:O	4:B:5002:ATP:N6	2.38	0.57
2:C:1119:ARG:NH2	2:C:1196:ASP:OD1	2.37	0.57
2:C:1515:SER:O	2:C:1532:GLN:NE2	2.37	0.57
2:C:3246:MET:SD	2:C:3306:ILE:HD12	2.45	0.57
2:A:2845:ALA:HB1	2:A:2885:ASP:HB3	1.87	0.57
2:D:1564:MET:HE1	2:D:1578:PRO:HA	1.85	0.57
2:D:2845:ALA:HB1	2:D:2885:ASP:HB3	1.87	0.57
2:D:3013:VAL:O	2:D:3018:ARG:NH2	2.37	0.57

*Continued on next page...*



*Continued from previous page...*

Atom-1	Atom-2	Interatomic distance (Å)	Clash overlap (Å)
2:B:1515:SER:O	2:B:1532:GLN:NE2	2.37	0.57
2:B:2591:ARG:NH2	2:B:2695:MET:HB2	2.19	0.57
2:A:3013:VAL:O	2:A:3018:ARG:NH2	2.37	0.57
2:D:3173:THR:HG23	2:D:3201:VAL:HG22	1.87	0.57
2:D:4698:LEU:HD11	2:C:4264:LEU:HD21	1.87	0.57
2:B:4806:CYS:HA	2:B:4812:CYS:HB2	1.87	0.57
2:C:3273:MET:O	2:C:3277:LEU:HG	2.05	0.57
2:A:114:LEU:HD12	2:A:117:HIS:HE1	1.70	0.56
2:D:839:GLU:HB3	2:D:851:LEU:HD12	1.87	0.56
2:D:889:ILE:HG22	2:D:893:TRP:CZ3	2.40	0.56
2:D:3315:LEU:HD12	2:D:3319:PHE:CD2	2.39	0.56
2:B:2966:VAL:HG12	2:B:2970:LEU:HD23	1.86	0.56
2:A:2841:ALA:HA	2:A:2844:MET:HG3	1.87	0.56
2:A:2868:HIS:HB3	2:A:2871:LEU:HB2	1.87	0.56
2:D:2868:HIS:HB3	2:D:2871:LEU:HB2	1.87	0.56
2:B:2868:HIS:HB3	2:B:2871:LEU:HB2	1.87	0.56
2:B:3173:THR:HG23	2:B:3201:VAL:HG22	1.87	0.56
2:B:4921:PHE:HE2	2:B:4940:VAL:HG11	1.67	0.56
2:C:3013:VAL:O	2:C:3018:ARG:NH2	2.37	0.56
2:A:3891:TYR:O	2:A:3895:LYS:NZ	2.38	0.56
1:F:36:LYS:HB2	2:B:647:ARG:HH12	1.71	0.56
2:D:894:VAL:HB	2:D:972:LEU:HB3	1.86	0.56
2:D:1440:ASN:HB3	2:D:1546:GLN:HB3	1.88	0.56
2:D:2943:PHE:CZ	2:D:2955:PRO:HD2	2.39	0.56
2:D:3215:MET:SD	2:D:3279:ASN:ND2	2.76	0.56
2:B:430:ILE:HG23	2:B:504:ARG:HD2	1.87	0.56
2:B:836:HIS:HB2	2:B:841:LYS:HE3	1.87	0.56
2:B:2447:LYS:NZ	2:B:2862:SER:O	2.38	0.56
2:B:2549:LEU:HD13	2:B:2588:LEU:HD22	1.87	0.56
2:B:2943:PHE:CZ	2:B:2955:PRO:HD2	2.39	0.56
2:B:3141:GLY:HA3	2:B:3237:VAL:HG11	1.88	0.56
2:B:4930:GLU:HA	2:B:4933:HIS:CE1	2.40	0.56
2:C:839:GLU:HB3	2:C:851:LEU:HD12	1.87	0.56
2:C:894:VAL:HB	2:C:972:LEU:HB3	1.86	0.56
2:C:2868:HIS:HB3	2:C:2871:LEU:HB2	1.87	0.56
2:C:2929:LEU:HD21	2:C:2970:LEU:HD11	1.86	0.56
2:A:894:VAL:HG12	2:A:918:LEU:HA	1.85	0.56
2:A:1721:MET:SD	2:A:2127:ARG:NH1	2.79	0.56
2:A:2447:LYS:NZ	2:A:2862:SER:O	2.38	0.56
2:A:3141:GLY:HA3	2:A:3237:VAL:HG11	1.88	0.56
2:D:233:VAL:HG12	2:D:274:LEU:HD22	1.87	0.56

*Continued on next page...*

*Continued from previous page...*

Atom-1	Atom-2	Interatomic distance (Å)	Clash overlap (Å)
2:D:555:LEU:HD12	2:D:588:ILE:HD11	1.86	0.56
2:D:824:GLU:HA	2:D:1020:ILE:HD12	1.85	0.56
2:D:2596:VAL:HG21	2:D:2610:LEU:HD11	1.88	0.56
2:D:3778:LEU:HD13	2:D:3854:PHE:HD1	1.69	0.56
2:B:889:ILE:HG22	2:B:893:TRP:CZ3	2.40	0.56
2:A:1433:PHE:HB3	2:D:2830:ASN:ND2	2.20	0.56
2:A:2760:TYR:O	2:A:2768:LYS:NZ	2.37	0.56
2:A:2943:PHE:CZ	2:A:2955:PRO:HD2	2.39	0.56
2:A:4930:GLU:HA	2:A:4933:HIS:CE1	2.40	0.56
1:E:18:LYS:HB2	1:E:18:LYS:NZ	2.19	0.56
2:D:2701:PHE:HE2	2:D:2867:ASN:HD21	1.52	0.56
2:D:2834:SER:O	2:D:2838[B]:HIS:HB2	2.06	0.56
2:B:3273:MET:O	2:B:3277:LEU:HG	2.05	0.56
2:B:3778:LEU:HD13	2:B:3854:PHE:HD1	1.69	0.56
2:A:962:LYS:HG3	2:A:982:ASP:H	1.71	0.56
2:A:1273:ILE:HB	2:A:1282:CYS:HB2	1.87	0.56
2:D:962:LYS:HG3	2:D:982:ASP:H	1.71	0.56
2:B:555:LEU:HD12	2:B:588:ILE:HD11	1.86	0.56
2:B:1721:MET:SD	2:B:2127:ARG:NH1	2.79	0.56
2:C:2841:ALA:HA	2:C:2844:MET:HG3	1.87	0.56
1:H:18:LYS:HB2	1:H:18:LYS:NZ	2.19	0.56
1:H:36:LYS:HB2	2:D:647:ARG:HH12	1.71	0.56
2:A:894:VAL:HB	2:A:972:LEU:HB3	1.86	0.56
2:D:2760:TYR:O	2:D:2768:LYS:NZ	2.37	0.56
2:D:3246:MET:SD	2:D:3306:ILE:HD12	2.45	0.56
2:D:3912:VAL:O	2:D:3916:VAL:HG23	2.06	0.56
2:B:3215:MET:SD	2:B:3279:ASN:ND2	2.76	0.56
2:B:3891:TYR:O	2:B:3895:LYS:NZ	2.38	0.56
2:C:3173:THR:HG23	2:C:3201:VAL:HG22	1.87	0.56
2:A:233:VAL:HG12	2:A:274:LEU:HD22	1.87	0.56
2:A:646:THR:HG21	2:A:1702:TYR:OH	2.04	0.56
2:A:889:ILE:HG22	2:A:893:TRP:CZ3	2.40	0.56
2:A:919:VAL:HG11	2:A:923:LYS:HD3	1.88	0.56
2:A:2785:TRP:HB2	2:A:2787:TRP:CD1	2.41	0.56
2:A:4806:CYS:HA	2:A:4812:CYS:HB2	1.87	0.56
2:D:114:LEU:HD12	2:D:117:HIS:HE1	1.71	0.56
2:B:680:ASP:OD1	2:B:801:ARG:NH2	2.36	0.56
2:B:839:GLU:HB3	2:B:851:LEU:HD12	1.87	0.56
2:B:1431:ARG:NE	2:B:1556:GLU:OE2	2.39	0.56
2:C:2106:TYR:OH	2:C:2158:HIS:ND1	2.29	0.56
2:A:1440:ASN:HB3	2:A:1546:GLN:HB3	1.88	0.56

*Continued on next page...*

*Continued from previous page...*

Atom-1	Atom-2	Interatomic distance (Å)	Clash overlap (Å)
2:A:2549:LEU:HD13	2:A:2588:LEU:HD22	1.87	0.56
2:A:2596:VAL:HG21	2:A:2610:LEU:HD11	1.88	0.56
2:A:2701:PHE:HE2	2:A:2867:ASN:HD21	1.52	0.56
2:A:3200:ASN:HB2	2:A:3203:ASP:HB2	1.88	0.56
2:D:2841:ALA:HA	2:D:2844:MET:HG3	1.87	0.56
2:B:1041:ARG:HA	2:B:1044:LYS:HZ3	1.71	0.56
2:C:1419:PHE:HE2	2:C:1562:ASN:HB3	1.71	0.56
2:C:1431:ARG:NE	2:C:1556:GLU:OE2	2.39	0.56
2:A:430:ILE:HG23	2:A:504:ARG:HD2	1.87	0.56
2:A:2980:LEU:HD21	2:A:2989:PRO:HB3	1.88	0.56
2:A:3173:THR:HG23	2:A:3201:VAL:HG22	1.87	0.56
2:A:3215:MET:SD	2:A:3279:ASN:ND2	2.76	0.56
2:A:4503:ARG:NH1	2:A:4745:ASP:OD2	2.39	0.56
2:D:891:GLU:O	2:D:894:VAL:HG22	2.06	0.56
2:D:1419:PHE:HE2	2:D:1562:ASN:HB3	1.71	0.56
2:D:2549:LEU:HD13	2:D:2588:LEU:HD22	1.87	0.56
2:B:891:GLU:O	2:B:894:VAL:HG22	2.06	0.56
2:B:1273:ILE:HB	2:B:1282:CYS:HB2	1.87	0.56
2:B:3912:VAL:O	2:B:3916:VAL:HG23	2.06	0.56
2:C:114:LEU:HD12	2:C:117:HIS:HE1	1.70	0.56
2:C:2596:VAL:HG21	2:C:2610:LEU:HD11	1.88	0.56
2:C:2785:TRP:HB2	2:C:2787:TRP:CD1	2.41	0.56
2:C:3912:VAL:O	2:C:3916:VAL:HG23	2.06	0.56
2:A:1419:PHE:HE2	2:A:1562:ASN:HB3	1.71	0.55
2:A:3146:ILE:O	2:A:3150:ARG:NH1	2.38	0.55
2:A:3778:LEU:HD13	2:A:3854:PHE:HD1	1.69	0.55
2:D:430:ILE:HG23	2:D:504:ARG:HD2	1.87	0.55
2:D:2829:SER:OG	2:D:2830:ASN:ND2	2.39	0.55
2:D:3141:GLY:HA3	2:D:3237:VAL:HG11	1.88	0.55
2:D:3200:ASN:HB2	2:D:3203:ASP:HB2	1.88	0.55
2:D:3273:MET:O	2:D:3277:LEU:HG	2.05	0.55
2:C:1721:MET:SD	2:C:2127:ARG:NH1	2.79	0.55
2:C:3146:ILE:O	2:C:3150:ARG:NH1	2.38	0.55
2:C:3200:ASN:HB2	2:C:3203:ASP:HB2	1.88	0.55
2:A:2829:SER:OG	2:A:2830:ASN:ND2	2.39	0.55
2:A:3246:MET:SD	2:A:3306:ILE:HD12	2.45	0.55
1:G:35:LYS:NZ	2:C:640:ARG:O	2.39	0.55
2:D:836:HIS:HB2	2:D:841:LYS:HE3	1.87	0.55
2:D:2854:LYS:HG2	2:D:2858:MET:HE1	1.89	0.55
2:D:3891:TYR:O	2:D:3895:LYS:NZ	2.38	0.55
2:B:434:ASP:OD1	2:B:504:ARG:NE	2.35	0.55

*Continued on next page...*

*Continued from previous page...*

Atom-1	Atom-2	Interatomic distance (Å)	Clash overlap (Å)
2:B:4503:ARG:NH1	2:B:4745:ASP:OD2	2.39	0.55
2:B:4579:HIS:HE1	2:B:4742:HIS:CE1	2.25	0.55
2:C:2447:LYS:NZ	2:C:2862:SER:O	2.38	0.55
2:C:4579:HIS:HE1	2:C:4742:HIS:CE1	2.25	0.55
2:C:4806:CYS:HA	2:C:4812:CYS:HB2	1.87	0.55
2:D:919:VAL:HG11	2:D:923:LYS:HD3	1.88	0.55
2:D:4809:MET:HG2	2:C:4518:LEU:HA	1.89	0.55
2:B:2377:GLU:OE2	2:B:2383:HIS:NE2	2.40	0.55
2:A:836:HIS:HB2	2:A:841:LYS:HE3	1.88	0.55
2:A:4240:THR:HG22	2:A:4308:ILE:HD12	1.89	0.55
2:D:434:ASP:OD1	2:D:504:ARG:NE	2.35	0.55
2:D:1721:MET:SD	2:D:2127:ARG:NH1	2.79	0.55
2:D:1932:PHE:HZ	2:D:1979:PHE:HE2	1.54	0.55
2:D:2106:TYR:OH	2:D:2158:HIS:ND1	2.29	0.55
2:D:2833:LEU:HB3	2:D:2837:LEU:HD22	1.89	0.55
2:B:919:VAL:HG11	2:B:923:LYS:HD3	1.88	0.55
2:B:927:GLN:NE2	2:B:928:GLU:HG2	2.22	0.55
2:C:962:LYS:HG3	2:C:982:ASP:H	1.71	0.55
2:C:1564:MET:HE3	2:C:1565:PRO:HD2	1.87	0.55
2:C:2833:LEU:HB3	2:C:2837:LEU:HD22	1.89	0.55
2:C:3141:GLY:HA3	2:C:3237:VAL:HG11	1.88	0.55
2:A:1551:ASN:HB2	2:D:2830:ASN:OD1	2.06	0.55
1:F:18:LYS:NZ	1:F:18:LYS:HB2	2.19	0.55
2:D:2980:LEU:HD21	2:D:2989:PRO:HB3	1.88	0.55
2:D:4240:THR:HG22	2:D:4308:ILE:HD12	1.89	0.55
2:D:4806:CYS:HA	2:D:4812:CYS:HB2	1.87	0.55
2:B:114:LEU:HD12	2:B:117:HIS:HE1	1.71	0.55
2:B:4240:THR:HG22	2:B:4308:ILE:HD12	1.89	0.55
2:C:430:ILE:HG23	2:C:504:ARG:HD2	1.87	0.55
2:C:2760:TYR:HA	2:C:2763:LEU:HD13	1.89	0.55
2:A:891:GLU:O	2:A:894:VAL:HG22	2.06	0.55
2:A:1708:ASP:HA	2:A:1712:SER:HB2	1.89	0.55
2:D:2447:LYS:NZ	2:D:2862:SER:O	2.38	0.55
2:D:4503:ARG:NH1	2:D:4745:ASP:OD2	2.39	0.55
2:B:1564:MET:HE1	2:B:1578:PRO:HA	1.87	0.55
2:B:1979:PHE:HB2	2:B:3628:TRP:HZ2	1.72	0.55
2:B:2760:TYR:HA	2:B:2763:LEU:HD13	1.89	0.55
2:B:2785:TRP:HB2	2:B:2787:TRP:CD1	2.41	0.55
2:B:2833:LEU:HB3	2:B:2837:LEU:HD22	1.89	0.55
2:C:836:HIS:HB2	2:C:841:LYS:HE3	1.87	0.55
2:C:891:GLU:O	2:C:894:VAL:HG22	2.06	0.55

*Continued on next page...*

*Continued from previous page...*

Atom-1	Atom-2	Interatomic distance (Å)	Clash overlap (Å)
2:C:2980:LEU:HD21	2:C:2989:PRO:HB3	1.88	0.55
2:A:3273:MET:O	2:A:3277:LEU:HG	2.05	0.55
2:D:2785:TRP:HB2	2:D:2787:TRP:CD1	2.41	0.55
2:B:962:LYS:HG3	2:B:982:ASP:H	1.71	0.55
2:B:3200:ASN:HB2	2:B:3203:ASP:HB2	1.88	0.55
2:C:1979:PHE:HB2	2:C:3628:TRP:HZ2	1.72	0.55
2:C:2549:LEU:HD13	2:C:2588:LEU:HD22	1.87	0.55
2:C:4240:THR:HG22	2:C:4308:ILE:HD12	1.89	0.55
2:A:1979:PHE:HB2	2:A:3628:TRP:HZ2	1.72	0.55
2:A:2377:GLU:OE2	2:A:2383:HIS:NE2	2.40	0.55
2:A:3250:TRP:O	2:A:3256:ASN:ND2	2.40	0.55
2:A:3912:VAL:O	2:A:3916:VAL:HG23	2.06	0.55
2:D:1141:LYS:O	2:D:1143:GLN:NE2	2.40	0.55
2:D:1895:GLN:NE2	2:D:2068:ARG:HH22	2.05	0.55
2:B:1440:ASN:HB3	2:B:1546:GLN:HB3	1.88	0.55
2:B:2724:TYR:HD2	2:B:2775:ILE:HG12	1.72	0.55
2:C:927:GLN:NE2	2:C:928:GLU:HG2	2.21	0.55
2:C:1141:LYS:O	2:C:1143:GLN:NE2	2.40	0.55
2:C:1564:MET:HE1	2:C:1578:PRO:HA	1.88	0.55
2:D:1708:ASP:HA	2:D:1712:SER:HB2	1.89	0.55
2:B:2980:LEU:HD21	2:B:2989:PRO:HB3	1.88	0.55
2:B:3250:TRP:O	2:B:3256:ASN:ND2	2.40	0.55
2:B:4620:GLN:OE1	2:B:4632:ARG:NH2	2.34	0.55
2:C:1708:ASP:HA	2:C:1712:SER:HB2	1.89	0.55
2:C:1932:PHE:HZ	2:C:1979:PHE:HE2	1.55	0.55
2:C:1943:ARG:NH1	2:C:1964:GLU:OE1	2.35	0.55
2:C:3891:TYR:O	2:C:3895:LYS:NZ	2.38	0.55
2:C:4792:PHE:HB3	2:C:4843:ARG:HH21	1.72	0.55
2:A:2724:TYR:HD2	2:A:2775:ILE:HG12	1.72	0.55
2:A:4792:PHE:HB3	2:A:4843:ARG:HH21	1.72	0.55
2:D:943:LEU:HD21	2:D:999:LEU:HD11	1.89	0.55
2:D:3254:PRO:HD3	2:D:3266:THR:O	2.08	0.55
2:B:2596:VAL:HG21	2:B:2610:LEU:HD11	1.88	0.55
2:B:4792:PHE:HB3	2:B:4843:ARG:HH21	1.72	0.55
2:C:2713:ILE:HG21	2:C:2721:ILE:HD11	1.89	0.55
2:A:1662:SER:OG	2:A:1708:ASP:OD2	2.22	0.54
2:A:2833:LEU:HB3	2:A:2837:LEU:HD22	1.89	0.54
2:A:4707:MET:HG3	2:D:4252:ILE:HG21	1.89	0.54
2:D:881:ILE:HG23	2:D:884:LYS:HE2	1.89	0.54
2:D:927:GLN:NE2	2:D:928:GLU:HG2	2.22	0.54
2:D:2377:GLU:OE2	2:D:2383:HIS:NE2	2.40	0.54

*Continued on next page...*

*Continued from previous page...*

Atom-1	Atom-2	Interatomic distance (Å)	Clash overlap (Å)
2:D:4792:PHE:HB3	2:D:4843:ARG:HH21	1.72	0.54
2:B:1564:MET:HE3	2:B:1565:PRO:HD2	1.89	0.54
2:B:2829:SER:OG	2:B:2830:ASN:ND2	2.39	0.54
2:C:1844:GLN:NE2	2:C:1853:GLU:OE1	2.41	0.54
2:C:2605:MET:CG	2:C:2606:PRO:HD3	2.37	0.54
2:C:2829:SER:OG	2:C:2830:ASN:ND2	2.39	0.54
2:A:4517:LEU:O	2:B:4809:MET:HG2	2.06	0.54
2:D:4579:HIS:HE1	2:D:4742:HIS:CE1	2.25	0.54
2:B:938:GLU:HA	2:B:941:LYS:HB2	1.90	0.54
2:B:1708:ASP:HA	2:B:1712:SER:HB2	1.89	0.54
2:B:4252:ILE:HG21	2:C:4707:MET:HG3	1.89	0.54
2:C:866:PRO:HB3	2:C:1002:ASN:OD1	2.07	0.54
2:A:579:LEU:HD22	2:A:586:LEU:HD23	1.90	0.54
2:D:247:VAL:O	2:D:272:ARG:NH1	2.40	0.54
2:D:4707:MET:HG3	2:C:4252:ILE:CG2	2.37	0.54
2:B:1419:PHE:HE2	2:B:1562:ASN:HB3	1.71	0.54
2:B:1564:MET:CE	2:B:1565:PRO:HD2	2.38	0.54
2:B:1895:GLN:HE22	2:B:2068:ARG:HH22	1.55	0.54
2:C:1895:GLN:NE2	2:C:2068:ARG:HH22	2.05	0.54
2:A:927:GLN:NE2	2:A:928:GLU:HG2	2.22	0.54
2:A:938:GLU:HA	2:A:941:LYS:HB2	1.90	0.54
2:D:1564:MET:CE	2:D:1565:PRO:HD2	2.38	0.54
2:B:1895:GLN:NE2	2:B:2068:ARG:HH22	2.05	0.54
2:C:1440:ASN:HB3	2:C:1546:GLN:HB3	1.88	0.54
2:C:2724:TYR:HD2	2:C:2775:ILE:HG12	1.72	0.54
2:A:640:ARG:O	1:E:35:LYS:NZ	2.40	0.54
2:A:4756:ILE:HG23	2:B:4861:ILE:HG21	1.89	0.54
2:B:247:VAL:O	2:B:272:ARG:NH1	2.41	0.54
2:B:2713:ILE:HG21	2:B:2721:ILE:HD11	1.89	0.54
2:C:247:VAL:O	2:C:272:ARG:NH1	2.40	0.54
2:A:866:PRO:HB3	2:A:1002:ASN:OD1	2.07	0.54
2:A:881:ILE:HG23	2:A:884:LYS:HE2	1.89	0.54
2:A:1564:MET:CE	2:A:1565:PRO:HD2	2.38	0.54
2:D:890:HIS:HA	2:D:893:TRP:HE3	1.73	0.54
2:D:3250:TRP:O	2:D:3256:ASN:ND2	2.40	0.54
2:B:2605:MET:CG	2:B:2606:PRO:HD3	2.37	0.54
2:C:943:LEU:HD21	2:C:999:LEU:HD11	1.89	0.54
2:C:1564:MET:CE	2:C:1565:PRO:HD2	2.38	0.54
2:A:943:LEU:HD21	2:A:999:LEU:HD11	1.89	0.54
2:A:1943:ARG:NH1	2:A:1964:GLU:OE1	2.35	0.54
2:A:2713:ILE:HG21	2:A:2721:ILE:HD11	1.89	0.54

*Continued on next page...*

*Continued from previous page...*

Atom-1	Atom-2	Interatomic distance (Å)	Clash overlap (Å)
2:D:866:PRO:HB3	2:D:1002:ASN:OD1	2.07	0.54
2:D:1844:GLN:NE2	2:D:1853:GLU:OE1	2.41	0.54
2:D:4197:ILE:HG23	2:D:4923:MET:HE2	1.89	0.54
2:B:881:ILE:HG23	2:B:884:LYS:HE2	1.89	0.54
2:B:3025:ASP:O	2:B:3028:SER:OG	2.17	0.54
2:C:881:ILE:HG23	2:C:884:LYS:HE2	1.89	0.54
2:A:1141:LYS:O	2:A:1143:GLN:NE2	2.40	0.54
2:A:3254:PRO:HD3	2:A:3266:THR:O	2.08	0.54
2:D:579:LEU:HD22	2:D:586:LEU:HD23	1.90	0.54
2:D:1515:SER:O	2:D:1532:GLN:NE2	2.37	0.54
2:D:2605:MET:CG	2:D:2606:PRO:HD3	2.37	0.54
2:D:4014:LEU:HD13	2:D:4122:ALA:HB2	1.89	0.54
2:B:866:PRO:HB3	2:B:1002:ASN:OD1	2.07	0.54
2:B:890:HIS:HA	2:B:893:TRP:HE3	1.73	0.54
2:B:943:LEU:HD21	2:B:999:LEU:HD11	1.89	0.54
2:B:2232:PRO:HB2	2:B:2379:ASP:HA	1.90	0.54
2:C:3254:PRO:HD3	2:C:3266:THR:O	2.08	0.54
2:A:247:VAL:O	2:A:272:ARG:NH1	2.41	0.54
2:A:890:HIS:HA	2:A:893:TRP:HE3	1.73	0.54
2:A:1420:LEU:HD21	2:A:1559:ARG:HH12	1.73	0.54
2:A:1498:GLN:O	2:A:1500:ARG:NH1	2.41	0.54
2:A:1962:THR:HG23	2:A:1966:ARG:HE	1.73	0.54
2:A:2605:MET:CG	2:A:2606:PRO:HD3	2.37	0.54
2:A:2760:TYR:HA	2:A:2763:LEU:HD13	1.89	0.54
2:A:4867:ILE:HD12	2:D:4867:ILE:HD13	1.90	0.54
2:D:935:MET:O	2:D:939:THR:OG1	2.17	0.54
2:D:938:GLU:HA	2:D:941:LYS:HB2	1.90	0.54
2:D:1431:ARG:NE	2:D:1556:GLU:OE2	2.39	0.54
2:B:877:HIS:O	2:B:1062:TYR:OH	2.15	0.54
2:B:1851:PHE:HZ	2:B:2058:LEU:HD13	1.73	0.54
2:B:2223:GLU:OE2	2:B:2264:LYS:NZ	2.28	0.54
2:B:2824:ARG:CZ	2:C:1502:ASN:O	2.55	0.54
2:A:185:SER:HG	2:A:188:SER:HG	1.51	0.54
2:A:940:LEU:HA	2:A:943:LEU:HD12	1.90	0.54
2:A:1895:GLN:HE22	2:A:2068:ARG:HH22	1.56	0.54
2:A:1932:PHE:HZ	2:A:1979:PHE:HE2	1.55	0.54
2:A:4620:GLN:OE1	2:A:4632:ARG:NH2	2.34	0.54
2:D:2724:TYR:HD2	2:D:2775:ILE:HG12	1.72	0.54
2:B:1141:LYS:O	2:B:1143:GLN:NE2	2.40	0.54
2:B:2834:SER:O	2:B:2838[A]:HIS:HB2	2.08	0.54
2:C:919:VAL:HG11	2:C:923:LYS:HD3	1.88	0.54

*Continued on next page...*

*Continued from previous page...*

Atom-1	Atom-2	Interatomic distance (Å)	Clash overlap (Å)
2:C:2854:LYS:HG2	2:C:2858:MET:HE1	1.89	0.54
2:C:4014:LEU:HD13	2:C:4122:ALA:HB2	1.89	0.54
2:A:4484:ILE:HG13	2:A:4485:ILE:HD12	1.90	0.53
2:D:1498:GLN:O	2:D:1500:ARG:NH1	2.41	0.53
2:B:2102:LEU:HD23	2:B:3625:GLU:HB2	1.90	0.53
2:C:713:TRP:HH2	2:C:1251:LEU:HD21	1.73	0.53
2:C:890:HIS:HA	2:C:893:TRP:HE3	1.73	0.53
2:C:1895:GLN:HE22	2:C:2068:ARG:HH22	1.56	0.53
2:C:2102:LEU:HD23	2:C:3625:GLU:HB2	1.90	0.53
2:C:2377:GLU:OE2	2:C:2383:HIS:NE2	2.40	0.53
2:C:3250:TRP:O	2:C:3256:ASN:ND2	2.40	0.53
2:C:4567:TYR:O	2:C:4571:THR:OG1	2.23	0.53
2:A:1851:PHE:HZ	2:A:2058:LEU:HD13	1.73	0.53
2:D:1100:ARG:NH2	2:D:1234:GLU:O	2.42	0.53
2:D:1895:GLN:HE22	2:D:2068:ARG:HH22	1.56	0.53
2:D:2674:GLY:HA3	2:D:2977:ASN:HD22	1.74	0.53
2:D:3146:ILE:O	2:D:3150:ARG:NH1	2.38	0.53
2:C:271:ALA:HB2	2:C:488:LEU:HD22	1.91	0.53
2:C:1100:ARG:NH2	2:C:1234:GLU:O	2.42	0.53
2:C:1498:GLN:O	2:C:1500:ARG:NH1	2.41	0.53
2:C:1962:THR:HG23	2:C:1966:ARG:HE	1.73	0.53
2:A:1895:GLN:NE2	2:A:2068:ARG:HH22	2.05	0.53
2:A:3796:LEU:HD22	2:A:3835:PHE:HZ	1.73	0.53
2:A:4694:LEU:HD21	2:D:4264:LEU:HG	1.90	0.53
2:D:1079:SER:OG	2:D:1083:GLU:O	2.27	0.53
2:D:1979:PHE:HB2	2:D:3628:TRP:HZ2	1.72	0.53
2:B:579:LEU:HD22	2:B:586:LEU:HD23	1.90	0.53
2:B:1844:GLN:NE2	2:B:1853:GLU:OE1	2.41	0.53
2:B:1932:PHE:HZ	2:B:1979:PHE:HE2	1.54	0.53
2:C:4620:GLN:OE1	2:C:4632:ARG:NH2	2.34	0.53
2:A:930:ASN:HA	2:A:933:LEU:HD13	1.91	0.53
2:A:2102:LEU:HD23	2:A:3625:GLU:HB2	1.90	0.53
2:A:3743:THR:HB	2:A:3758:THR:HG21	1.90	0.53
2:A:4283:PHE:HE2	2:B:4495:PHE:HE2	1.57	0.53
2:D:938:GLU:HG3	2:D:941:LYS:HE2	1.91	0.53
2:D:2102:LEU:HD23	2:D:3625:GLU:HB2	1.90	0.53
2:D:2760:TYR:HA	2:D:2763:LEU:HD13	1.89	0.53
2:D:3796:LEU:HD22	2:D:3835:PHE:HZ	1.74	0.53
2:B:713:TRP:HH2	2:B:1251:LEU:HD21	1.73	0.53
2:B:938:GLU:HG3	2:B:941:LYS:HE2	1.91	0.53
2:B:2824:ARG:HH22	2:C:1503:ASN:CG	2.08	0.53

*Continued on next page...*



*Continued from previous page...*

Atom-1	Atom-2	Interatomic distance (Å)	Clash overlap (Å)
2:B:3254:PRO:HD3	2:B:3266:THR:O	2.08	0.53
2:C:3025:ASP:O	2:C:3029:ILE:HD12	2.09	0.53
2:C:4503:ARG:NH1	2:C:4745:ASP:OD2	2.39	0.53
2:A:938:GLU:HG3	2:A:941:LYS:HE2	1.91	0.53
2:A:1844:GLN:NE2	2:A:1853:GLU:OE1	2.41	0.53
1:G:36:LYS:HB2	2:C:647:ARG:HH12	1.72	0.53
2:D:2787:TRP:HH2	2:D:2840:MET:HB3	1.74	0.53
2:D:2874:TYR:OH	2:D:2886:ARG:NH2	2.42	0.53
2:D:3025:ASP:O	2:D:3029:ILE:HD12	2.09	0.53
2:D:4484:ILE:HG13	2:D:4485:ILE:HD12	1.90	0.53
2:B:930:ASN:HA	2:B:933:LEU:HD13	1.91	0.53
2:B:1498:GLN:O	2:B:1500:ARG:NH1	2.41	0.53
2:B:1943:ARG:NH1	2:B:1964:GLU:OE1	2.35	0.53
2:B:2627:TRP:HB2	2:B:2630:PHE:HB2	1.91	0.53
2:B:3025:ASP:O	2:B:3029:ILE:HD12	2.09	0.53
2:C:2232:PRO:HB2	2:C:2379:ASP:HA	1.90	0.53
2:C:2627:TRP:HB2	2:C:2630:PHE:HB2	1.91	0.53
2:C:3796:LEU:HD22	2:C:3835:PHE:HZ	1.74	0.53
2:A:883:GLU:OE2	2:A:929:ARG:NH2	2.42	0.53
2:A:1100:ARG:NH2	2:A:1234:GLU:O	2.42	0.53
2:D:930:ASN:HA	2:D:933:LEU:HD13	1.91	0.53
2:D:1420:LEU:HD21	2:D:1559:ARG:HH12	1.73	0.53
2:D:2172:MET:O	2:D:2176:VAL:N	2.38	0.53
2:D:2713:ILE:HG21	2:D:2721:ILE:HD11	1.89	0.53
2:B:2787:TRP:HH2	2:B:2840:MET:HB3	1.74	0.53
2:B:3796:LEU:HD22	2:B:3835:PHE:HZ	1.74	0.53
2:C:579:LEU:HD22	2:C:586:LEU:HD23	1.90	0.53
2:C:915:HIS:NE2	2:C:917:CYS:HB2	2.24	0.53
2:C:930:ASN:HA	2:C:933:LEU:HD13	1.91	0.53
2:C:938:GLU:HA	2:C:941:LYS:HB2	1.90	0.53
2:C:4484:ILE:HG13	2:C:4485:ILE:HD12	1.90	0.53
2:A:915:HIS:NE2	2:A:917:CYS:HB2	2.24	0.53
2:A:1431:ARG:NE	2:A:1556:GLU:OE2	2.39	0.53
2:B:1100:ARG:NH2	2:B:1234:GLU:O	2.42	0.53
2:B:2605:MET:HG2	2:B:2606:PRO:HD3	1.91	0.53
2:B:4484:ILE:HG13	2:B:4485:ILE:HD12	1.90	0.53
2:C:940:LEU:HA	2:C:943:LEU:HD12	1.90	0.53
2:C:2605:MET:HG2	2:C:2606:PRO:HD3	1.91	0.53
2:C:2787:TRP:HH2	2:C:2840:MET:HB3	1.74	0.53
2:C:3292:GLU:HB2	2:C:3296:MET:HE2	1.91	0.53
2:A:2674:GLY:HA3	2:A:2977:ASN:HD22	1.74	0.53

*Continued on next page...*

*Continued from previous page...*

Atom-1	Atom-2	Interatomic distance (Å)	Clash overlap (Å)
2:A:2874:TYR:OH	2:A:2886:ARG:NH2	2.42	0.53
2:D:3743:THR:HB	2:D:3758:THR:HG21	1.90	0.53
2:B:1420:LEU:HD21	2:B:1559:ARG:HH12	1.73	0.53
2:B:2778:SER:OG	2:B:2888:LYS:NZ	2.24	0.53
2:C:1420:LEU:HD21	2:C:1559:ARG:HH12	1.73	0.53
2:C:2874:TYR:OH	2:C:2886:ARG:NH2	2.42	0.53
2:A:233:VAL:HG22	2:A:276:ARG:HG2	1.91	0.53
2:A:2854:LYS:HG2	2:A:2858:MET:HE1	1.91	0.53
2:A:4014:LEU:HD13	2:A:4122:ALA:HB2	1.89	0.53
2:D:713:TRP:HH2	2:D:1251:LEU:HD21	1.73	0.53
2:D:887:GLU:O	2:D:976:TYR:OH	2.27	0.53
2:D:915:HIS:NE2	2:D:917:CYS:HB2	2.24	0.53
2:D:4177:VAL:HG11	2:D:4880:VAL:HA	1.91	0.53
2:B:3743:THR:HB	2:B:3758:THR:HG21	1.90	0.53
2:C:679:VAL:HG13	2:C:800:VAL:HG12	1.91	0.53
2:C:938:GLU:HG3	2:C:941:LYS:HE2	1.91	0.53
2:A:2603:ALA:C	2:A:2606:PRO:HD2	2.29	0.53
2:A:2666:LEU:HD13	2:A:2966:VAL:HA	1.91	0.53
2:A:2732:TRP:O	2:A:2736:LYS:NZ	2.41	0.53
2:A:2787:TRP:HH2	2:A:2840:MET:HB3	1.74	0.53
2:D:966:LEU:HD22	2:D:970:TYR:HD2	1.74	0.53
2:B:1144:ARG:NH2	2:B:1191:ALA:O	2.42	0.53
2:B:1962:THR:HG23	2:B:1966:ARG:HE	1.73	0.53
2:B:2603:ALA:C	2:B:2606:PRO:HD2	2.30	0.53
2:C:1144:ARG:NH2	2:C:1191:ALA:O	2.42	0.53
2:C:2935:GLU:HB3	2:C:2939:TYR:CE1	2.43	0.53
2:A:1144:ARG:NH2	2:A:1191:ALA:O	2.42	0.52
2:A:2232:PRO:HB2	2:A:2379:ASP:HA	1.90	0.52
2:A:3145:SER:HB3	2:A:3148:VAL:HG12	1.91	0.52
2:A:3297:LYS:HD2	2:A:3334:VAL:HA	1.91	0.52
2:A:4267:GLN:HG3	2:A:4270:LYS:HZ3	1.74	0.52
2:D:1851:PHE:HZ	2:D:2058:LEU:HD13	1.73	0.52
2:D:2497:ARG:HH22	2:D:2877:LEU:HD13	1.74	0.52
2:D:2666:LEU:HD13	2:D:2966:VAL:HA	1.91	0.52
2:D:3273:MET:HA	2:D:3276:LEU:HG	1.90	0.52
2:B:915:HIS:NE2	2:B:917:CYS:HB2	2.24	0.52
2:B:2666:LEU:HD13	2:B:2966:VAL:HA	1.91	0.52
2:B:2854:LYS:HG2	2:B:2858:MET:HE1	1.90	0.52
2:B:4014:LEU:HD13	2:B:4122:ALA:HB2	1.89	0.52
2:C:1851:PHE:HZ	2:C:2058:LEU:HD13	1.73	0.52
2:A:27:THR:OG1	2:A:32:GLN:OE1	2.27	0.52

*Continued on next page...*

*Continued from previous page...*

Atom-1	Atom-2	Interatomic distance (Å)	Clash overlap (Å)
2:A:966:LEU:HD22	2:A:970:TYR:HD2	1.75	0.52
2:A:1433:PHE:HB3	2:D:2830:ASN:CG	2.29	0.52
2:A:2718:GLU:HA	2:A:2721:ILE:HD12	1.91	0.52
2:A:3284:ILE:O	2:A:3288:LEU:HG	2.10	0.52
2:D:940:LEU:HA	2:D:943:LEU:HD12	1.90	0.52
2:D:1962:THR:HG23	2:D:1966:ARG:HE	1.73	0.52
2:D:2232:PRO:HB2	2:D:2379:ASP:HA	1.90	0.52
2:D:2718:GLU:HA	2:D:2721:ILE:HD12	1.91	0.52
2:D:2895:PHE:O	2:D:2899:ASN:ND2	2.29	0.52
2:D:4267:GLN:HG3	2:D:4270:LYS:HZ3	1.75	0.52
2:D:4579:HIS:CE1	2:D:4742:HIS:CE1	2.98	0.52
2:B:2849:HIS:CD2	2:B:2852:TRP:HE3	2.27	0.52
2:B:3327:LYS:HA	2:B:3330:ALA:HB2	1.91	0.52
2:C:943:LEU:HA	2:C:946:LEU:HD23	1.92	0.52
2:C:2172:MET:O	2:C:2176:VAL:N	2.38	0.52
2:C:2252:GLU:HB2	2:C:3819:MET:SD	2.50	0.52
2:C:2849:HIS:CD2	2:C:2852:TRP:HE3	2.27	0.52
2:A:1071:HIS:CD2	2:D:2986:ALA:HB1	2.45	0.52
2:A:2591:ARG:HH22	2:A:2695:MET:HB2	1.74	0.52
2:D:3284:ILE:O	2:D:3288:LEU:HG	2.10	0.52
2:B:679:VAL:HG13	2:B:800:VAL:HG12	1.91	0.52
2:B:2252:GLU:HB2	2:B:3819:MET:SD	2.50	0.52
2:B:2278:GLN:HA	2:B:2281:VAL:HG22	1.91	0.52
2:B:2544:LEU:HD23	2:B:2544:LEU:H	1.74	0.52
2:B:2834:SER:O	2:B:2838[B]:HIS:HB2	2.09	0.52
2:B:2935:GLU:HB3	2:B:2939:TYR:CE1	2.43	0.52
2:C:966:LEU:HD22	2:C:970:TYR:HD2	1.74	0.52
2:C:1079:SER:OG	2:C:1083:GLU:O	2.27	0.52
2:C:2544:LEU:HD23	2:C:2544:LEU:H	1.74	0.52
2:A:1303:ARG:HA	2:A:1542:ALA:HA	1.91	0.52
2:A:4847:ASP:OD2	2:D:4818:TYR:OH	2.22	0.52
2:D:271:ALA:HB2	2:D:488:LEU:HD22	1.91	0.52
2:D:943:LEU:HA	2:D:946:LEU:HD23	1.92	0.52
2:D:1421:MET:HE1	2:D:1576:LYS:HB3	1.91	0.52
2:D:3297:LYS:HD2	2:D:3334:VAL:HA	1.91	0.52
2:B:940:LEU:HA	2:B:943:LEU:HD12	1.90	0.52
2:B:966:LEU:HD22	2:B:970:TYR:HD2	1.74	0.52
2:B:2874:TYR:OH	2:B:2886:ARG:NH2	2.42	0.52
2:B:3159:LEU:HD12	2:B:3241:MET:SD	2.50	0.52
2:B:3297:LYS:HD2	2:B:3334:VAL:HA	1.91	0.52
2:C:1303:ARG:HA	2:C:1542:ALA:HA	1.91	0.52

*Continued on next page...*

*Continued from previous page...*

Atom-1	Atom-2	Interatomic distance (Å)	Clash overlap (Å)
2:A:271:ALA:HB2	2:A:488:LEU:HD22	1.91	0.52
2:A:943:LEU:HA	2:A:946:LEU:HD23	1.92	0.52
2:A:1047:LYS:O	2:A:1051:ARG:HD3	2.10	0.52
2:A:2593:VAL:HG21	2:A:2640:LEU:HD22	1.92	0.52
2:A:3273:MET:HA	2:A:3276:LEU:HG	1.90	0.52
2:D:883:GLU:OE2	2:D:929:ARG:NH2	2.42	0.52
2:D:934:GLN:HG3	2:D:937:LEU:HD12	1.92	0.52
2:D:1144:ARG:NH2	2:D:1191:ALA:O	2.42	0.52
2:D:2278:GLN:HA	2:D:2281:VAL:HG22	1.91	0.52
2:B:2553:TYR:HE1	2:B:2606:PRO:HG3	1.75	0.52
2:B:3145:SER:HB3	2:B:3148:VAL:HG12	1.91	0.52
2:B:3284:ILE:O	2:B:3288:LEU:HG	2.10	0.52
2:C:233:VAL:HG22	2:C:276:ARG:HG2	1.91	0.52
2:C:1047:LYS:O	2:C:1051:ARG:HD3	2.10	0.52
2:C:1154:ARG:H	2:C:1182:LEU:HD22	1.75	0.52
2:C:2278:GLN:HA	2:C:2281:VAL:HG22	1.91	0.52
2:C:3297:LYS:HD2	2:C:3334:VAL:HA	1.91	0.52
2:C:3327:LYS:HA	2:C:3330:ALA:HB2	1.91	0.52
2:A:2544:LEU:HD23	2:A:2544:LEU:H	1.74	0.52
2:A:2553:TYR:HE1	2:A:2606:PRO:HG3	1.75	0.52
2:A:4177:VAL:HG11	2:A:4880:VAL:HA	1.91	0.52
2:D:3145:SER:HB3	2:D:3148:VAL:HG12	1.91	0.52
2:D:4591:TYR:HD2	2:C:4287:TYR:HH	1.57	0.52
2:B:27:THR:OG1	2:B:32:GLN:OE1	2.27	0.52
2:B:233:VAL:HG22	2:B:276:ARG:HG2	1.91	0.52
2:B:2674:GLY:HA3	2:B:2977:ASN:HD22	1.74	0.52
2:B:4177:VAL:HG11	2:B:4880:VAL:HA	1.91	0.52
2:C:934:GLN:HG3	2:C:937:LEU:HD12	1.92	0.52
2:C:1421:MET:HE1	2:C:1576:LYS:HB3	1.92	0.52
2:C:3273:MET:HA	2:C:3276:LEU:HG	1.90	0.52
2:A:713:TRP:HH2	2:A:1251:LEU:HD21	1.73	0.52
2:A:1079:SER:OG	2:A:1083:GLU:O	2.27	0.52
2:A:3920:LEU:HD22	2:A:3935:LEU:HD21	1.92	0.52
2:A:4616:TYR:HE2	2:A:4632:ARG:HG2	1.75	0.52
2:D:27:THR:OG1	2:D:32:GLN:OE1	2.27	0.52
2:D:4620:GLN:OE1	2:D:4632:ARG:NH2	2.34	0.52
2:B:887:GLU:O	2:B:976:TYR:OH	2.27	0.52
2:B:934:GLN:HG3	2:B:937:LEU:HD12	1.92	0.52
2:B:943:LEU:HA	2:B:946:LEU:HD23	1.92	0.52
2:B:3273:MET:HA	2:B:3276:LEU:HG	1.90	0.52
2:C:27:THR:OG1	2:C:32:GLN:OE1	2.27	0.52

*Continued on next page...*

*Continued from previous page...*

Atom-1	Atom-2	Interatomic distance (Å)	Clash overlap (Å)
2:C:2593:VAL:HG21	2:C:2640:LEU:HD22	1.92	0.52
2:C:2603:ALA:C	2:C:2606:PRO:HD2	2.29	0.52
2:C:2674:GLY:HA3	2:C:2977:ASN:HD22	1.74	0.52
2:C:3159:LEU:HD12	2:C:3241:MET:SD	2.50	0.52
2:C:3743:THR:HB	2:C:3758:THR:HG21	1.90	0.52
2:A:412:GLU:HG3	2:A:488:LEU:HD11	1.92	0.52
2:A:2497:ARG:HH22	2:A:2877:LEU:HD13	1.74	0.52
2:A:2935:GLU:HB3	2:A:2939:TYR:CE1	2.42	0.52
2:D:233:VAL:HG22	2:D:276:ARG:HG2	1.91	0.52
2:D:1047:LYS:O	2:D:1051:ARG:HD3	2.10	0.52
2:D:2544:LEU:HD23	2:D:2544:LEU:H	1.74	0.52
2:D:2593:VAL:HG21	2:D:2640:LEU:HD22	1.92	0.52
2:B:2681:MET:HE3	2:B:2919:LYS:HE2	1.92	0.52
2:C:2666:LEU:HD13	2:C:2966:VAL:HA	1.91	0.52
2:A:34:LYS:N	2:A:53:SER:OG	2.37	0.52
2:A:2678:PRO:HD3	2:A:2978:HIS:NE2	2.25	0.52
2:D:2603:ALA:C	2:D:2606:PRO:HD2	2.29	0.52
2:D:2605:MET:HG2	2:D:2606:PRO:HD3	1.91	0.52
2:D:3159:LEU:HD12	2:D:3241:MET:SD	2.50	0.52
2:B:412:GLU:HG3	2:B:488:LEU:HD11	1.92	0.52
2:B:1047:LYS:O	2:B:1051:ARG:HD3	2.10	0.52
2:B:2593:VAL:HG21	2:B:2640:LEU:HD22	1.92	0.52
2:C:891:GLU:HA	2:C:894:VAL:HG22	1.92	0.52
2:C:2553:TYR:HE1	2:C:2606:PRO:HG3	1.75	0.52
1:H:83:TYR:OH	2:D:1768:PHE:O	2.19	0.52
2:A:2605:MET:HG2	2:A:2606:PRO:HD3	1.91	0.52
1:E:22:THR:OG1	1:E:108:GLU:HG3	2.10	0.52
2:D:679:VAL:HG13	2:D:800:VAL:HG12	1.91	0.52
2:D:2591:ARG:HH22	2:D:2695:MET:HB2	1.74	0.52
2:D:2678:PRO:HD3	2:D:2978:HIS:NE2	2.25	0.52
2:B:1303:ARG:HA	2:B:1542:ALA:HA	1.91	0.52
2:B:4689:LYS:HG3	2:B:4690:LYS:H	1.75	0.52
2:C:2718:GLU:HA	2:C:2721:ILE:HD12	1.91	0.52
2:A:934:GLN:HG3	2:A:937:LEU:HD12	1.92	0.51
2:A:2252:GLU:HB2	2:A:3819:MET:SD	2.50	0.51
2:A:2627:TRP:HB2	2:A:2630:PHE:HB2	1.91	0.51
2:A:3025:ASP:O	2:A:3029:ILE:HD12	2.09	0.51
2:D:2627:TRP:HB2	2:D:2630:PHE:HB2	1.91	0.51
2:D:2935:GLU:HB3	2:D:2939:TYR:CE1	2.43	0.51
2:B:676:GLU:HB3	2:B:803:LEU:HB2	1.92	0.51
2:B:883:GLU:OE2	2:B:929:ARG:NH2	2.42	0.51

*Continued on next page...*

*Continued from previous page...*

Atom-1	Atom-2	Interatomic distance (Å)	Clash overlap (Å)
2:B:1154:ARG:H	2:B:1182:LEU:HD22	1.75	0.51
2:B:2497:ARG:HH22	2:B:2877:LEU:HD13	1.74	0.51
2:B:3920:LEU:HD22	2:B:3935:LEU:HD21	1.92	0.51
2:B:4616:TYR:HE2	2:B:4632:ARG:HG2	1.75	0.51
2:C:883:GLU:OE2	2:C:929:ARG:NH2	2.42	0.51
2:C:4177:VAL:HG11	2:C:4880:VAL:HA	1.91	0.51
2:C:4689:LYS:HG3	2:C:4690:LYS:H	1.75	0.51
2:A:2250:ASN:HB3	2:A:2253:LEU:HB2	1.92	0.51
2:D:2252:GLU:HB2	2:D:3819:MET:SD	2.50	0.51
2:C:2732:TRP:O	2:C:2736:LYS:NZ	2.41	0.51
2:A:891:GLU:HA	2:A:894:VAL:HG22	1.92	0.51
2:A:2172:MET:O	2:A:2176:VAL:N	2.38	0.51
2:A:3159:LEU:HD12	2:A:3241:MET:SD	2.50	0.51
2:D:1788:LYS:HE3	2:D:1834:PHE:HA	1.93	0.51
2:B:271:ALA:HB2	2:B:488:LEU:HD22	1.91	0.51
2:B:2591:ARG:HH22	2:B:2695:MET:HB2	1.74	0.51
2:A:679:VAL:HG13	2:A:800:VAL:HG12	1.91	0.51
1:G:22:THR:OG1	1:G:108:GLU:HG3	2.10	0.51
2:D:2581:ARG:HG2	2:D:2630:PHE:CE1	2.46	0.51
2:D:2732:TRP:O	2:D:2736:LYS:NZ	2.41	0.51
2:D:4616:TYR:HE2	2:D:4632:ARG:HG2	1.75	0.51
2:B:2250:ASN:HB3	2:B:2253:LEU:HB2	1.92	0.51
2:B:4579:HIS:CE1	2:B:4742:HIS:CE1	2.98	0.51
2:C:2591:ARG:HH22	2:C:2695:MET:HB2	1.74	0.51
2:A:3327:LYS:HA	2:A:3330:ALA:HB2	1.91	0.51
2:D:412:GLU:HG3	2:D:488:LEU:HD11	1.92	0.51
2:D:877:HIS:O	2:D:1062:TYR:OH	2.15	0.51
2:D:1303:ARG:HA	2:D:1542:ALA:HA	1.91	0.51
2:D:2054:LYS:NZ	2:D:2056:SER:OG	2.31	0.51
2:D:3270:SER:HA	2:D:3273:MET:HG3	1.93	0.51
2:D:3324:GLU:OE2	2:D:3325:LYS:HG3	2.10	0.51
2:B:2718:GLU:HA	2:B:2721:ILE:HD12	1.91	0.51
2:C:3145:SER:HB3	2:C:3148:VAL:HG12	1.91	0.51
2:C:3284:ILE:O	2:C:3288:LEU:HG	2.10	0.51
2:C:3920:LEU:HD22	2:C:3935:LEU:HD21	1.92	0.51
2:C:4579:HIS:CE1	2:C:4742:HIS:CE1	2.98	0.51
2:A:887:GLU:O	2:A:976:TYR:OH	2.27	0.51
2:A:1788:LYS:HE3	2:A:1834:PHE:HA	1.93	0.51
2:A:2794:GLU:HG3	2:B:1498:GLN:HB2	1.91	0.51
2:A:3324:GLU:OE2	2:A:3325:LYS:HG3	2.10	0.51
2:D:878:LEU:HD23	2:D:940:LEU:HD22	1.93	0.51

*Continued on next page...*

*Continued from previous page...*

Atom-1	Atom-2	Interatomic distance (Å)	Clash overlap (Å)
2:D:1154:ARG:H	2:D:1182:LEU:HD22	1.75	0.51
2:D:2553:TYR:HE1	2:D:2606:PRO:HG3	1.75	0.51
2:D:4689:LYS:HG3	2:D:4690:LYS:H	1.75	0.51
2:D:4720:LEU:HD23	2:C:4294:LEU:HD21	1.92	0.51
2:B:808:HIS:CE1	2:B:832:LEU:HB3	2.46	0.51
2:B:3729:ALA:HA	2:B:3732:HIS:CD2	2.46	0.51
2:C:3215:MET:SD	2:C:3279:ASN:ND2	2.76	0.51
2:A:808:HIS:CE1	2:A:832:LEU:HB3	2.46	0.51
2:D:536:LEU:O	2:D:540:LEU:HG	2.11	0.51
2:D:2250:ASN:HB3	2:D:2253:LEU:HB2	1.92	0.51
2:D:3327:LYS:HA	2:D:3330:ALA:HB2	1.91	0.51
2:D:4267:GLN:HG3	2:D:4270:LYS:NZ	2.26	0.51
2:C:878:LEU:HD23	2:C:940:LEU:HD22	1.93	0.51
2:A:1154:ARG:H	2:A:1182:LEU:HD22	1.75	0.51
2:A:1184:ASP:OD2	2:A:1188:SER:OG	2.29	0.51
2:A:2849:HIS:CD2	2:A:2852:TRP:HE3	2.27	0.51
2:A:3977:ASP:HA	2:A:3980:VAL:HG12	1.92	0.51
2:A:4689:LYS:HG3	2:A:4690:LYS:H	1.76	0.51
2:D:808:HIS:CE1	2:D:832:LEU:HB3	2.46	0.51
2:D:1184:ASP:OD2	2:D:1188:SER:OG	2.29	0.51
2:D:2849:HIS:CD2	2:D:2852:TRP:HE3	2.27	0.51
2:C:676:GLU:HB3	2:C:803:LEU:HB2	1.92	0.51
2:C:1184:ASP:OD2	2:C:1188:SER:OG	2.29	0.51
2:C:2274:LEU:HD21	2:C:2329:GLU:HG2	1.93	0.51
2:C:3069:GLU:O	2:C:3072:MET:HB2	2.11	0.51
2:A:3270:SER:HA	2:A:3273:MET:HG3	1.93	0.51
2:A:4197:ILE:HG23	2:A:4923:MET:HE2	1.92	0.51
1:F:22:THR:OG1	1:F:108:GLU:HG3	2.10	0.51
2:D:3729:ALA:HA	2:D:3732:HIS:CD2	2.46	0.51
2:B:515:ALA:HB2	2:B:523:GLY:HA3	1.93	0.51
2:B:891:GLU:HA	2:B:894:VAL:HG22	1.92	0.51
2:B:3324:GLU:OE2	2:B:3325:LYS:HG3	2.10	0.51
2:C:2497:ARG:HH22	2:C:2877:LEU:HD13	1.74	0.51
2:C:2717:LEU:O	2:C:2721:ILE:HG13	2.11	0.51
2:C:3324:GLU:OE2	2:C:3325:LYS:HG3	2.10	0.51
2:A:536:LEU:O	2:A:540:LEU:HG	2.11	0.51
2:A:2824:ARG:NH2	2:B:1502:ASN:O	2.44	0.51
2:D:2119:LEU:HB2	2:D:2152:ASN:ND2	2.26	0.51
2:D:3920:LEU:HD22	2:D:3935:LEU:HD21	1.92	0.51
2:C:412:GLU:HG3	2:C:488:LEU:HD11	1.92	0.51
1:H:22:THR:OG1	1:H:108:GLU:HG3	2.11	0.50

*Continued on next page...*

Continued from previous page...

Atom-1	Atom-2	Interatomic distance (Å)	Clash overlap (Å)
2:A:2119:LEU:HB2	2:A:2152:ASN:ND2	2.27	0.50
2:A:2278:GLN:HA	2:A:2281:VAL:HG22	1.91	0.50
2:D:2274:LEU:HD21	2:D:2329:GLU:HG2	1.93	0.50
2:B:1079:SER:OG	2:B:1083:GLU:O	2.27	0.50
2:C:1788:LYS:HE3	2:C:1834:PHE:HA	1.93	0.50
2:C:3729:ALA:HA	2:C:3732:HIS:CD2	2.46	0.50
2:A:2581:ARG:HG2	2:A:2630:PHE:CE1	2.46	0.50
2:A:3250:TRP:HE1	2:A:3270:SER:HA	1.76	0.50
2:A:3264:CYS:SG	2:A:3265:CYS:N	2.84	0.50
2:D:249:SER:OG	2:D:250:GLY:N	2.44	0.50
2:C:2119:LEU:HB2	2:C:2152:ASN:ND2	2.27	0.50
2:A:515:ALA:HB2	2:A:523:GLY:HA3	1.93	0.50
2:A:2176:VAL:HG22	2:A:2220:TYR:CE2	2.47	0.50
2:A:3142:THR:O	2:A:3144:LYS:NZ	2.35	0.50
2:D:1016:TRP:CE3	2:D:1029:ASN:HB2	2.47	0.50
2:D:2496:LEU:HD13	2:D:2520:LEU:HD13	1.94	0.50
2:D:3250:TRP:HE1	2:D:3270:SER:HA	1.76	0.50
2:B:1184:ASP:OD2	2:B:1188:SER:OG	2.29	0.50
2:B:2119:LEU:HB2	2:B:2152:ASN:ND2	2.27	0.50
2:B:2432:LEU:HB3	2:B:2472:LEU:HD21	1.94	0.50
2:B:2830:ASN:HB2	2:C:1435:GLY:HA3	1.94	0.50
2:B:3977:ASP:HA	2:B:3980:VAL:HG12	1.93	0.50
2:C:515:ALA:HB2	2:C:523:GLY:HA3	1.93	0.50
2:C:1016:TRP:CE3	2:C:1029:ASN:HB2	2.47	0.50
2:C:2250:ASN:HB3	2:C:2253:LEU:HB2	1.92	0.50
2:C:2678:PRO:HD3	2:C:2978:HIS:NE2	2.25	0.50
2:C:3977:ASP:HA	2:C:3980:VAL:HG12	1.92	0.50
2:C:4267:GLN:HG3	2:C:4270:LYS:NZ	2.26	0.50
2:A:2456:MET:SD	2:A:2456:MET:N	2.76	0.50
2:A:3729:ALA:HA	2:A:3732:HIS:CD2	2.46	0.50
2:A:3958:LEU:HB2	2:A:3968:LEU:HD13	1.93	0.50
2:D:676:GLU:HB3	2:D:803:LEU:HB2	1.92	0.50
2:B:2176:VAL:HG22	2:B:2220:TYR:CE2	2.47	0.50
2:B:2456:MET:SD	2:B:2456:MET:N	2.76	0.50
2:C:249:SER:OG	2:C:250:GLY:N	2.44	0.50
2:A:676:GLU:HB3	2:A:803:LEU:HB2	1.92	0.50
2:A:695:VAL:O	2:A:727:PHE:N	2.44	0.50
2:D:703:TYR:HD2	2:D:858:THR:HA	1.77	0.50
2:D:2176:VAL:HG22	2:D:2220:TYR:CE2	2.47	0.50
2:D:2971:ILE:HG23	2:D:2975:PHE:CE2	2.47	0.50
2:D:3069:GLU:O	2:D:3072:MET:HB2	2.11	0.50

Continued on next page...



Continued from previous page...

Atom-1	Atom-2	Interatomic distance (Å)	Clash overlap (Å)
2:B:965:LYS:HA	2:B:977:LYS:HZ1	1.75	0.50
2:B:2717:LEU:O	2:B:2721:ILE:HG13	2.11	0.50
2:B:3270:SER:HA	2:B:3273:MET:HG3	1.93	0.50
2:B:4267:GLN:HG3	2:B:4270:LYS:NZ	2.26	0.50
2:C:448:PRO:HB2	2:C:452:VAL:HG23	1.94	0.50
2:C:2176:VAL:HG22	2:C:2220:TYR:CE2	2.47	0.50
2:C:4616:TYR:HE2	2:C:4632:ARG:HG2	1.75	0.50
2:A:899:GLU:HB2	2:A:970:TYR:HD1	1.76	0.50
2:A:965:LYS:HA	2:A:977:LYS:HZ1	1.75	0.50
2:A:4194:GLU:HG2	2:A:4645:TRP:HZ3	1.77	0.50
2:D:1144:ARG:HG2	2:D:1150:GLU:O	2.11	0.50
2:D:1435:GLY:HA3	2:C:2830:ASN:HB2	1.94	0.50
2:D:2541:HIS:HB3	2:D:2544:LEU:CD2	2.42	0.50
2:D:3292:GLU:HB2	2:D:3296:MET:HE2	1.93	0.50
2:B:1144:ARG:HG2	2:B:1150:GLU:O	2.11	0.50
2:B:2581:ARG:HG2	2:B:2630:PHE:CE1	2.46	0.50
2:B:2678:PRO:HD3	2:B:2978:HIS:NE2	2.25	0.50
2:B:3264:CYS:SG	2:B:3265:CYS:N	2.84	0.50
2:B:3319:PHE:O	2:B:3323:MET:N	2.39	0.50
2:B:3875:VAL:HG21	2:B:3940:LEU:HB2	1.93	0.50
2:B:4194:GLU:HG2	2:B:4645:TRP:HZ3	1.77	0.50
2:C:536:LEU:O	2:C:540:LEU:HG	2.11	0.50
2:A:1016:TRP:CE3	2:A:1029:ASN:HB2	2.47	0.50
2:A:3875:VAL:HG21	2:A:3940:LEU:HB2	1.93	0.50
2:D:448:PRO:HB2	2:D:452:VAL:HG23	1.94	0.50
2:D:2432:LEU:HB3	2:D:2472:LEU:HD21	1.94	0.50
2:D:2484:LEU:O	2:D:2487:LEU:HG	2.11	0.50
2:B:1016:TRP:CE3	2:B:1029:ASN:HB2	2.47	0.50
2:B:1788:LYS:HE3	2:B:1834:PHE:HA	1.93	0.50
2:C:935:MET:O	2:C:939:THR:OG1	2.17	0.50
2:C:2432:LEU:HB3	2:C:2472:LEU:HD21	1.94	0.50
2:A:2274:LEU:HD21	2:A:2329:GLU:HG2	1.93	0.50
2:A:2541:HIS:HB3	2:A:2544:LEU:CD2	2.42	0.50
2:D:891:GLU:HA	2:D:894:VAL:HG22	1.92	0.50
2:D:965:LYS:HA	2:D:977:LYS:HZ1	1.76	0.50
2:D:2157:GLN:O	2:D:3615:ARG:NH2	2.38	0.50
2:D:2717:LEU:O	2:D:2721:ILE:HG13	2.11	0.50
2:D:3977:ASP:HA	2:D:3980:VAL:HG12	1.93	0.50
2:D:4194:GLU:HG2	2:D:4645:TRP:HZ3	1.77	0.50
2:B:2971:ILE:HG23	2:B:2975:PHE:CE2	2.47	0.50
2:C:2541:HIS:HB3	2:C:2544:LEU:CD2	2.42	0.50

Continued on next page...

*Continued from previous page...*

Atom-1	Atom-2	Interatomic distance (Å)	Clash overlap (Å)
2:C:2581:ARG:HG2	2:C:2630:PHE:CE1	2.46	0.50
2:C:2756:LEU:HD13	2:C:2758:LYS:HE3	1.94	0.50
2:C:3958:LEU:HB2	2:C:3968:LEU:HD13	1.93	0.50
2:C:4194:GLU:HG2	2:C:4645:TRP:HZ3	1.77	0.50
2:A:1144:ARG:HG2	2:A:1150:GLU:O	2.11	0.50
2:A:2496:LEU:HD13	2:A:2520:LEU:HD13	1.94	0.50
2:A:2717:LEU:O	2:A:2721:ILE:HG13	2.11	0.50
2:A:3069:GLU:O	2:A:3072:MET:HB2	2.11	0.50
2:D:1614:ARG:HD2	2:D:1614:ARG:O	2.12	0.50
2:D:2582:PRO:HG3	2:D:2617:CYS:SG	2.52	0.50
2:D:3958:LEU:HB2	2:D:3968:LEU:HD13	1.93	0.50
2:B:249:SER:OG	2:B:250:GLY:N	2.44	0.50
2:B:899:GLU:HB2	2:B:970:TYR:HD1	1.76	0.50
2:B:2484:LEU:O	2:B:2487:LEU:HG	2.11	0.50
2:C:891:GLU:HB3	2:C:978:PRO:HB3	1.94	0.50
2:C:908:ARG:NH2	4:C:5003:ATP:O1A	2.43	0.50
2:C:2681:MET:HE3	2:C:2919:LYS:HE2	1.94	0.50
2:A:75:VAL:O	2:A:79:GLN:HG2	2.12	0.49
2:A:878:LEU:HD23	2:A:940:LEU:HD22	1.93	0.49
2:A:1703:TYR:OH	2:A:1824:LEU:HB3	2.12	0.49
2:A:2432:LEU:HB3	2:A:2472:LEU:HD21	1.94	0.49
2:A:2484:LEU:O	2:A:2487:LEU:HG	2.11	0.49
2:A:2980:LEU:O	2:A:2984:SER:N	2.44	0.49
2:A:4860:ALA:HB2	2:D:4863:GLN:OE1	2.11	0.49
1:F:36:LYS:NZ	2:B:1681:ASP:OD2	2.32	0.49
2:D:3664:LEU:O	2:D:3668:ILE:HG13	2.11	0.49
2:B:703:TYR:HD2	2:B:858:THR:HA	1.77	0.49
2:B:1614:ARG:HD2	2:B:1614:ARG:O	2.12	0.49
2:B:1685:LEU:HD22	2:B:1706:LEU:HB2	1.94	0.49
2:B:2106:TYR:OH	2:B:2158:HIS:ND1	2.29	0.49
2:C:703:TYR:HD2	2:C:858:THR:HA	1.77	0.49
2:C:887:GLU:O	2:C:976:TYR:OH	2.27	0.49
2:C:1144:ARG:HG2	2:C:1150:GLU:O	2.11	0.49
2:C:3664:LEU:O	2:C:3668:ILE:HG13	2.11	0.49
2:A:76:ARG:NH1	2:D:3890:TRP:O	2.44	0.49
2:A:1990:GLU:HA	2:A:1993:ARG:HB2	1.94	0.49
2:B:448:PRO:HB2	2:B:452:VAL:HG23	1.94	0.49
2:B:536:LEU:O	2:B:540:LEU:HG	2.11	0.49
2:C:808:HIS:CE1	2:C:832:LEU:HB3	2.46	0.49
2:C:965:LYS:HA	2:C:977:LYS:HZ1	1.76	0.49
2:C:2484:LEU:O	2:C:2487:LEU:HG	2.12	0.49

*Continued on next page...*

*Continued from previous page...*

Atom-1	Atom-2	Interatomic distance (Å)	Clash overlap (Å)
2:A:908:ARG:NH2	4:A:5003:ATP:O1A	2.44	0.49
2:A:2937:HIS:HB2	2:A:3014:LEU:HD21	1.94	0.49
2:A:3664:LEU:O	2:A:3668:ILE:HG13	2.11	0.49
2:D:1703:TYR:OH	2:D:1824:LEU:HB3	2.12	0.49
2:D:3264:CYS:SG	2:D:3265:CYS:N	2.84	0.49
2:B:897:LYS:HA	2:B:902:TRP:HE3	1.78	0.49
2:B:898:ILE:HG23	2:B:969:ASN:O	2.13	0.49
2:B:931:TYR:O	2:B:935:MET:HG2	2.12	0.49
2:B:2895:PHE:O	2:B:2899:ASN:ND2	2.29	0.49
2:B:3958:LEU:HB2	2:B:3968:LEU:HD13	1.93	0.49
2:C:1614:ARG:O	2:C:1614:ARG:HD2	2.12	0.49
2:A:3145:SER:O	2:A:3149:GLU:HG2	2.13	0.49
2:D:898:ILE:HG23	2:D:969:ASN:O	2.13	0.49
2:D:1662:SER:OG	2:D:1708:ASP:OD2	2.21	0.49
2:D:1990:GLU:HA	2:D:1993:ARG:HB2	1.94	0.49
2:D:3025:ASP:O	2:D:3028:SER:OG	2.17	0.49
2:D:3145:SER:O	2:D:3149:GLU:HG2	2.13	0.49
2:B:878:LEU:HD23	2:B:940:LEU:HD22	1.93	0.49
2:B:1703:TYR:OH	2:B:1824:LEU:HB3	2.12	0.49
2:B:2496:LEU:HD13	2:B:2520:LEU:HD13	1.94	0.49
2:B:2980:LEU:O	2:B:2984:SER:N	2.44	0.49
2:C:768:PHE:O	2:C:775:VAL:HG12	2.13	0.49
2:C:2259:GLU:O	2:C:2263:GLU:HG2	2.13	0.49
2:C:2980:LEU:O	2:C:2984:SER:N	2.44	0.49
2:C:3264:CYS:SG	2:C:3265:CYS:N	2.84	0.49
2:C:3270:SER:HA	2:C:3273:MET:HG3	1.93	0.49
2:A:891:GLU:HB3	2:A:978:PRO:HB3	1.94	0.49
2:A:897:LYS:HA	2:A:902:TRP:HE3	1.78	0.49
2:A:898:ILE:HG23	2:A:969:ASN:O	2.13	0.49
2:A:3888:PHE:HD2	2:A:3906:PHE:CE1	2.31	0.49
2:D:75:VAL:O	2:D:79:GLN:HG2	2.12	0.49
2:D:897:LYS:HA	2:D:902:TRP:HE3	1.78	0.49
2:D:3216:GLU:HA	2:D:3219:VAL:HG22	1.94	0.49
2:B:2582:PRO:HG3	2:B:2617:CYS:SG	2.52	0.49
2:C:34:LYS:N	2:C:53:SER:OG	2.37	0.49
2:C:899:GLU:HB2	2:C:970:TYR:HD1	1.77	0.49
2:C:3250:TRP:HE1	2:C:3270:SER:HA	1.76	0.49
2:A:703:TYR:HD2	2:A:858:THR:HA	1.77	0.49
2:A:1006:VAL:HG22	2:A:1009:ARG:HH12	1.78	0.49
2:A:2717:LEU:HD21	2:A:2789:ILE:HG21	1.94	0.49
2:D:515:ALA:HB2	2:D:523:GLY:HA3	1.93	0.49

*Continued on next page...*

*Continued from previous page...*

Atom-1	Atom-2	Interatomic distance (Å)	Clash overlap (Å)
2:D:2591:ARG:HH12	2:D:2695:MET:HA	1.78	0.49
2:B:3213:LYS:HA	2:B:3216:GLU:HG3	1.94	0.49
2:B:3250:TRP:HE1	2:B:3270:SER:HA	1.76	0.49
2:B:3664:LEU:O	2:B:3668:ILE:HG13	2.11	0.49
2:C:897:LYS:HA	2:C:902:TRP:HE3	1.78	0.49
2:C:898:ILE:HG23	2:C:969:ASN:O	2.13	0.49
2:C:3875:VAL:HG21	2:C:3940:LEU:HB2	1.93	0.49
2:A:448:PRO:HB2	2:A:452:VAL:HG23	1.94	0.49
2:A:555:LEU:HD11	2:A:578:VAL:HG11	1.94	0.49
2:A:935:MET:O	2:A:939:THR:OG1	2.17	0.49
2:A:2285:TYR:HD2	2:A:2384:MET:HE1	1.78	0.49
2:A:2756:LEU:HD13	2:A:2758:LYS:HE3	1.94	0.49
2:A:2971:ILE:HG23	2:A:2975:PHE:CE2	2.47	0.49
2:D:1428:TYR:OH	2:D:1444:GLY:O	2.31	0.49
2:D:3888:PHE:HD2	2:D:3906:PHE:CE1	2.31	0.49
2:B:2274:LEU:HD21	2:B:2329:GLU:HG2	1.93	0.49
2:C:876:PRO:HA	2:C:879:GLU:CG	2.42	0.49
2:C:931:TYR:O	2:C:935:MET:HG2	2.12	0.49
2:C:2496:LEU:HD13	2:C:2520:LEU:HD13	1.94	0.49
2:A:2582:PRO:HG3	2:A:2617:CYS:SG	2.52	0.49
2:A:2591:ARG:HH12	2:A:2695:MET:HA	1.78	0.49
2:D:899:GLU:HB2	2:D:970:TYR:HD1	1.77	0.49
2:D:2259:GLU:O	2:D:2263:GLU:HG2	2.13	0.49
2:D:2756:LEU:HD13	2:D:2758:LYS:HE3	1.94	0.49
2:D:3213:LYS:HA	2:D:3216:GLU:HG3	1.95	0.49
2:B:1990:GLU:HA	2:B:1993:ARG:HB2	1.94	0.49
2:C:1644:LEU:HD23	2:C:1651:LEU:HA	1.95	0.49
2:C:2591:ARG:HH12	2:C:2695:MET:HA	1.78	0.49
2:C:2937:HIS:HB2	2:C:3014:LEU:HD21	1.94	0.49
2:C:2971:ILE:HG23	2:C:2975:PHE:CE2	2.47	0.49
2:A:249:SER:OG	2:A:250:GLY:N	2.44	0.49
2:A:1614:ARG:O	2:A:1614:ARG:HD2	2.12	0.49
2:A:3179:ASN:O	2:A:3185:ASN:ND2	2.46	0.49
2:D:3009:CYS:O	2:D:3013:VAL:HG23	2.13	0.49
2:D:3875:VAL:HG21	2:D:3940:LEU:HB2	1.93	0.49
2:B:75:VAL:O	2:B:79:GLN:HG2	2.12	0.49
2:B:768:PHE:O	2:B:775:VAL:HG12	2.13	0.49
2:B:2756:LEU:HD13	2:B:2758:LYS:HE3	1.94	0.49
2:B:3069:GLU:O	2:B:3072:MET:HB2	2.11	0.49
2:C:75:VAL:O	2:C:79:GLN:HG2	2.12	0.49
2:C:1703:TYR:OH	2:C:1824:LEU:HB3	2.12	0.49

*Continued on next page...*

*Continued from previous page...*

Atom-1	Atom-2	Interatomic distance (Å)	Clash overlap (Å)
2:C:1990:GLU:HA	2:C:1993:ARG:HB2	1.94	0.49
2:C:4942:LYS:O	2:C:4946:GLU:HG3	2.13	0.49
2:A:902:TRP:HA	2:A:913:ARG:HB3	1.95	0.49
2:A:4267:GLN:HG3	2:A:4270:LYS:NZ	2.26	0.49
1:E:78:THR:HG22	1:E:81:VAL:HG22	1.95	0.49
2:D:1644:LEU:HD23	2:D:1651:LEU:HA	1.95	0.49
2:D:2937:HIS:HB2	2:D:3014:LEU:HD21	1.94	0.49
2:B:902:TRP:HA	2:B:913:ARG:HB3	1.95	0.49
2:B:1006:VAL:HG22	2:B:1009:ARG:HH12	1.78	0.49
2:C:816:PRO:HB2	2:C:819:TYR:CD1	2.48	0.49
2:C:3216:GLU:HA	2:C:3219:VAL:HG22	1.94	0.49
2:C:4203:ALA:HA	2:C:4206:ILE:HG12	1.95	0.49
1:H:78:THR:HG22	1:H:81:VAL:HG22	1.95	0.48
2:A:768:PHE:O	2:A:775:VAL:HG12	2.13	0.48
2:A:1644:LEU:HD23	2:A:1651:LEU:HA	1.95	0.48
2:A:4045:LYS:HE3	2:A:4078:LEU:HD22	1.96	0.48
1:G:78:THR:HG22	1:G:81:VAL:HG22	1.95	0.48
2:B:1239:PHE:O	2:B:1807:ARG:NH1	2.45	0.48
2:B:3216:GLU:HA	2:B:3219:VAL:HG22	1.94	0.48
2:B:3888:PHE:HD2	2:B:3906:PHE:CE1	2.31	0.48
2:C:695:VAL:O	2:C:727:PHE:N	2.44	0.48
2:C:3009:CYS:O	2:C:3013:VAL:HG23	2.13	0.48
2:C:3145:SER:O	2:C:3149:GLU:HG2	2.13	0.48
2:A:2106:TYR:OH	2:A:2158:HIS:ND1	2.29	0.48
2:A:4042:VAL:HG12	2:A:4077:THR:HB	1.95	0.48
2:A:4203:ALA:HA	2:A:4206:ILE:HG12	1.95	0.48
2:A:4690:LYS:HG3	2:A:4692:SER:H	1.78	0.48
1:F:78:THR:HG22	1:F:81:VAL:HG22	1.95	0.48
2:D:931:TYR:O	2:D:935:MET:HG2	2.12	0.48
2:D:1685:LEU:HD22	2:D:1706:LEU:HB2	1.94	0.48
2:D:4042:VAL:HG12	2:D:4077:THR:HB	1.95	0.48
2:D:4579:HIS:HE1	2:D:4742:HIS:ND1	2.12	0.48
2:B:1743:ASN:HB3	2:B:1745:LYS:HD3	1.96	0.48
2:B:2259:GLU:O	2:B:2263:GLU:HG2	2.13	0.48
2:B:2717:LEU:HD21	2:B:2789:ILE:HG21	1.94	0.48
2:B:3145:SER:O	2:B:3149:GLU:HG2	2.13	0.48
2:B:3179:ASN:O	2:B:3185:ASN:ND2	2.46	0.48
2:B:4690:LYS:HG3	2:B:4692:SER:H	1.78	0.48
2:B:4942:LYS:O	2:B:4946:GLU:HG3	2.13	0.48
2:C:2582:PRO:HG3	2:C:2617:CYS:SG	2.52	0.48
2:C:3179:ASN:O	2:C:3185:ASN:ND2	2.46	0.48

*Continued on next page...*

*Continued from previous page...*

Atom-1	Atom-2	Interatomic distance (Å)	Clash overlap (Å)
2:C:3213:LYS:HA	2:C:3216:GLU:HG3	1.95	0.48
2:A:931:TYR:O	2:A:935:MET:HG2	2.12	0.48
2:A:996:VAL:HG12	2:A:1051:ARG:HH11	1.78	0.48
2:A:3216:GLU:HA	2:A:3219:VAL:HG22	1.94	0.48
2:A:4044:SER:HA	2:A:4077:THR:HG22	1.95	0.48
2:D:768:PHE:O	2:D:775:VAL:HG12	2.13	0.48
2:D:902:TRP:HA	2:D:913:ARG:HB3	1.95	0.48
2:D:3179:ASN:O	2:D:3185:ASN:ND2	2.46	0.48
2:D:4569:GLU:HB3	2:D:4570:PRO:HD3	1.95	0.48
2:B:876:PRO:HA	2:B:879:GLU:CG	2.42	0.48
2:B:966:LEU:HB3	2:B:971:GLN:HB2	1.95	0.48
2:B:4044:SER:HA	2:B:4077:THR:HG22	1.96	0.48
2:B:4754:ARG:O	2:B:4758:SER:OG	2.27	0.48
2:C:1428:TYR:OH	2:C:1444:GLY:O	2.31	0.48
2:C:3888:PHE:HD2	2:C:3906:PHE:CE1	2.31	0.48
2:A:2259:GLU:O	2:A:2263:GLU:HG2	2.13	0.48
2:A:2905:ARG:NH2	2:A:2907:PHE:O	2.47	0.48
2:D:3166:PHE:CE2	2:D:3168:VAL:HB	2.49	0.48
2:B:227:TYR:CG	2:B:352:SER:HB3	2.49	0.48
2:B:695:VAL:O	2:B:727:PHE:N	2.44	0.48
2:B:891:GLU:HB3	2:B:978:PRO:HB3	1.94	0.48
2:B:1446:ILE:HG12	2:B:1542:ALA:HB2	1.95	0.48
2:B:1644:LEU:HD23	2:B:1651:LEU:HA	1.95	0.48
2:B:2473:ASP:OD2	2:B:2530:ARG:NH2	2.47	0.48
2:B:4569:GLU:HB3	2:B:4570:PRO:HD3	1.95	0.48
2:C:555:LEU:HD11	2:C:578:VAL:HG11	1.94	0.48
2:C:2905:ARG:NH2	2:C:2907:PHE:O	2.47	0.48
2:C:3840:PHE:HE1	2:C:3874:THR:HG23	1.79	0.48
2:A:1046:ASN:OD1	2:A:1047:LYS:N	2.47	0.48
2:A:3166:PHE:CE2	2:A:3168:VAL:HB	2.49	0.48
2:D:2355:GLU:OE1	2:D:2355:GLU:N	2.47	0.48
2:D:2607:LEU:HD22	2:D:2664:LEU:HB3	1.95	0.48
2:D:2657:TYR:HA	2:D:2662:PHE:CZ	2.49	0.48
2:B:908:ARG:NH2	4:B:5003:ATP:O1A	2.43	0.48
2:B:1428:TYR:OH	2:B:1444:GLY:O	2.31	0.48
2:B:2591:ARG:HH12	2:B:2695:MET:HA	1.78	0.48
2:B:3320:LEU:O	2:B:3323:MET:HB2	2.13	0.48
2:B:3890:TRP:O	2:C:76:ARG:NH1	2.45	0.48
2:B:4579:HIS:HE1	2:B:4742:HIS:ND1	2.12	0.48
2:C:915:HIS:HD1	2:C:918:LEU:HD13	1.78	0.48
2:C:996:VAL:HG12	2:C:1051:ARG:HH11	1.78	0.48

*Continued on next page...*

*Continued from previous page...*

Atom-1	Atom-2	Interatomic distance (Å)	Clash overlap (Å)
2:A:227:TYR:CG	2:A:352:SER:HB3	2.49	0.48
2:A:1428:TYR:OH	2:A:1444:GLY:O	2.31	0.48
2:A:2355:GLU:OE1	2:A:2355:GLU:N	2.47	0.48
2:A:4569:GLU:HB3	2:A:4570:PRO:HD3	1.96	0.48
2:D:1006:VAL:HG22	2:D:1009:ARG:HH12	1.78	0.48
2:D:1743:ASN:HB3	2:D:1745:LYS:HD3	1.96	0.48
2:D:3012:GLY:O	2:D:3016:ARG:HG3	2.14	0.48
2:D:3184:TYR:HE2	2:D:3201:VAL:HA	1.78	0.48
2:D:4851:PHE:CD2	2:C:4822:ARG:HG2	2.48	0.48
2:B:2607:LEU:HD22	2:B:2664:LEU:HB3	1.95	0.48
2:B:4197:ILE:HG23	2:B:4923:MET:HE2	1.95	0.48
2:C:1685:LEU:HD22	2:C:1706:LEU:HB2	1.94	0.48
2:C:1743:ASN:HB3	2:C:1745:LYS:HD3	1.96	0.48
2:C:2717:LEU:HD21	2:C:2789:ILE:HG21	1.94	0.48
2:C:3012:GLY:O	2:C:3016:ARG:HG3	2.14	0.48
2:C:3166:PHE:CE2	2:C:3168:VAL:HB	2.49	0.48
2:A:966:LEU:HB3	2:A:971:GLN:HB2	1.95	0.48
2:A:2895:PHE:O	2:A:2899:ASN:ND2	2.29	0.48
2:A:3319:PHE:O	2:A:3323:MET:N	2.39	0.48
2:A:3320:LEU:O	2:A:3323:MET:HB2	2.14	0.48
1:G:36:LYS:NZ	2:C:1681:ASP:OD2	2.36	0.48
2:D:2057:THR:HG22	2:D:2059:GLN:H	1.78	0.48
2:B:555:LEU:HD11	2:B:578:VAL:HG11	1.94	0.48
2:B:915:HIS:HD1	2:B:918:LEU:HD13	1.78	0.48
2:B:936:SER:O	2:B:940:LEU:HD12	2.14	0.48
2:B:2157:GLN:O	2:B:3615:ARG:NH2	2.38	0.48
2:B:2937:HIS:HB2	2:B:3014:LEU:HD21	1.94	0.48
2:C:1662:SER:OG	2:C:1708:ASP:OD2	2.22	0.48
2:C:3184:TYR:HE2	2:C:3201:VAL:HA	1.78	0.48
2:A:647:ARG:HH12	1:E:36:LYS:HB2	1.79	0.48
2:A:3906:PHE:HD2	2:A:3967:LEU:HD21	1.79	0.48
2:D:891:GLU:HB3	2:D:978:PRO:HB3	1.94	0.48
2:D:4942:LYS:O	2:D:4946:GLU:HG3	2.13	0.48
2:B:2057:THR:HG22	2:B:2059:GLN:H	1.78	0.48
2:B:3012:GLY:O	2:B:3016:ARG:HG3	2.14	0.48
2:B:3166:PHE:CE2	2:B:3168:VAL:HB	2.49	0.48
2:C:966:LEU:HB3	2:C:971:GLN:HB2	1.95	0.48
2:C:1006:VAL:HG22	2:C:1009:ARG:HH12	1.78	0.48
2:C:2736:LYS:HG3	2:C:2741:TRP:NE1	2.29	0.48
2:C:3290:ILE:O	2:C:3292:GLU:N	2.47	0.48
2:A:11:ILE:HG12	2:A:176:ARG:HH11	1.79	0.48

*Continued on next page...*

*Continued from previous page...*

Atom-1	Atom-2	Interatomic distance (Å)	Clash overlap (Å)
2:A:162:ILE:HD12	2:A:175:VAL:HG21	1.96	0.48
2:A:1446:ILE:HG12	2:A:1542:ALA:HB2	1.95	0.48
2:A:2681:MET:HE3	2:A:2919:LYS:HE2	1.96	0.48
2:A:2824:ARG:HH22	2:B:1503:ASN:CG	2.16	0.48
2:A:3009:CYS:O	2:A:3013:VAL:HG23	2.13	0.48
2:A:3213:LYS:HA	2:A:3216:GLU:HG3	1.95	0.48
2:A:4271:VAL:HG23	2:A:4278:ASP:OD1	2.14	0.48
2:D:1046:ASN:OD1	2:D:1047:LYS:N	2.47	0.48
2:D:2717:LEU:HD21	2:D:2789:ILE:HG21	1.95	0.48
2:D:2905:ARG:NH2	2:D:2907:PHE:O	2.47	0.48
2:D:4609:LYS:HD2	2:D:4615:LEU:HD22	1.96	0.48
2:B:816:PRO:HB2	2:B:819:TYR:CD1	2.48	0.48
2:B:2657:TYR:HA	2:B:2662:PHE:CZ	2.49	0.48
2:B:3290:ILE:O	2:B:3292:GLU:N	2.47	0.48
2:C:162:ILE:HD12	2:C:175:VAL:HG21	1.96	0.48
2:C:936:SER:O	2:C:940:LEU:HD12	2.14	0.48
2:C:4569:GLU:HB3	2:C:4570:PRO:HD3	1.95	0.48
2:A:490:GLN:HG2	2:A:495:ILE:HG13	1.96	0.48
2:A:1421:MET:HE1	2:A:1576:LYS:HB3	1.94	0.48
2:A:1685:LEU:HD22	2:A:1706:LEU:HB2	1.94	0.48
2:A:2854:LYS:HG2	2:A:2858:MET:CE	2.44	0.48
2:D:769:ARG:HG2	2:D:774:PRO:HA	1.96	0.48
2:D:3840:PHE:HE1	2:D:3874:THR:HG23	1.78	0.48
2:D:4203:ALA:HA	2:D:4206:ILE:HG12	1.95	0.48
2:B:996:VAL:HG12	2:B:1051:ARG:HH11	1.78	0.48
2:B:1662:SER:OG	2:B:1708:ASP:OD2	2.22	0.48
2:B:2355:GLU:N	2:B:2355:GLU:OE1	2.47	0.48
2:B:2854:LYS:HG2	2:B:2858:MET:CE	2.44	0.48
2:B:2905:ARG:NH2	2:B:2907:PHE:O	2.47	0.48
2:B:4271:VAL:HG23	2:B:4278:ASP:OD1	2.14	0.48
2:C:2379:ASP:OD1	2:C:2380:ASP:N	2.47	0.48
2:C:2984:SER:OG	2:C:2994:GLY:O	2.28	0.48
2:C:3320:LEU:O	2:C:3323:MET:HB2	2.14	0.48
2:A:769:ARG:HG2	2:A:774:PRO:HA	1.96	0.47
2:A:2468:MET:O	2:A:2472:LEU:HD23	2.14	0.47
2:A:2607:LEU:HD22	2:A:2664:LEU:HB3	1.95	0.47
2:A:3012:GLY:O	2:A:3016:ARG:HG3	2.14	0.47
2:A:3184:TYR:HE2	2:A:3201:VAL:HA	1.78	0.47
2:D:28:ILE:HG22	2:D:29:HIS:CD2	2.49	0.47
2:D:816:PRO:HB2	2:D:819:TYR:CD1	2.48	0.47
2:D:966:LEU:HB3	2:D:971:GLN:HB2	1.95	0.47

*Continued on next page...*



*Continued from previous page...*

Atom-1	Atom-2	Interatomic distance (Å)	Clash overlap (Å)
2:B:966:LEU:HD12	2:B:978:PRO:HD2	1.96	0.47
2:B:1046:ASN:OD1	2:B:1047:LYS:N	2.47	0.47
2:B:2541:HIS:HB3	2:B:2544:LEU:CD2	2.42	0.47
2:B:4203:ALA:HA	2:B:4206:ILE:HG12	1.95	0.47
2:B:4819:VAL:HG12	2:B:4830:GLU:HG3	1.96	0.47
2:C:1046:ASN:OD1	2:C:1047:LYS:N	2.47	0.47
2:C:1937:GLN:NE2	2:C:3608:LEU:O	2.46	0.47
2:C:2607:LEU:HD22	2:C:2664:LEU:HB3	1.95	0.47
2:C:3906:PHE:HD2	2:C:3967:LEU:HD21	1.79	0.47
2:C:4609:LYS:HD2	2:C:4615:LEU:HD22	1.96	0.47
2:A:28:ILE:HG22	2:A:29:HIS:CD2	2.49	0.47
2:A:661:LEU:O	2:A:788:PHE:N	2.47	0.47
2:A:966:LEU:HD12	2:A:978:PRO:HD2	1.97	0.47
2:A:1427:TYR:HB2	2:A:1563:VAL:HG11	1.96	0.47
2:A:1720:MET:SD	2:A:2127:ARG:HB3	2.55	0.47
2:A:1743:ASN:HB3	2:A:1745:LYS:HD3	1.96	0.47
2:A:3213:LYS:O	2:A:3216:GLU:HG3	2.15	0.47
2:D:2980:LEU:O	2:D:2984:SER:N	2.44	0.47
2:D:4044:SER:HA	2:D:4077:THR:HG22	1.96	0.47
2:B:2259:GLU:OE2	2:B:3806:ASN:ND2	2.47	0.47
2:B:2736:LYS:HG3	2:B:2741:TRP:NE1	2.29	0.47
2:C:902:TRP:HA	2:C:913:ARG:HB3	1.95	0.47
2:C:1041:ARG:HA	2:C:1044:LYS:NZ	2.29	0.47
2:C:1446:ILE:HG12	2:C:1542:ALA:HB2	1.95	0.47
2:C:3712:LYS:O	2:C:3717:LYS:NZ	2.46	0.47
2:C:4045:LYS:HE3	2:C:4078:LEU:HD22	1.96	0.47
2:A:307:SER:HB3	2:A:327:THR:HG22	1.96	0.47
2:A:816:PRO:HB2	2:A:819:TYR:CD1	2.48	0.47
2:A:936:SER:O	2:A:940:LEU:HD12	2.14	0.47
2:A:1937:GLN:NE2	2:A:3608:LEU:O	2.46	0.47
2:A:2473:ASP:OD2	2:A:2530:ARG:NH2	2.47	0.47
2:D:555:LEU:HD11	2:D:578:VAL:HG11	1.94	0.47
2:D:936:SER:O	2:D:940:LEU:HD12	2.14	0.47
2:D:2259:GLU:OE2	2:D:3806:ASN:ND2	2.47	0.47
2:D:2854:LYS:HG2	2:D:2858:MET:CE	2.44	0.47
2:D:4045:LYS:HE3	2:D:4078:LEU:HD22	1.95	0.47
2:B:1421:MET:HE2	2:B:1576:LYS:HD2	1.95	0.47
2:B:3009:CYS:O	2:B:3013:VAL:HG23	2.13	0.47
2:B:3184:TYR:HE2	2:B:3201:VAL:HA	1.78	0.47
2:B:3840:PHE:HE1	2:B:3874:THR:HG23	1.78	0.47
2:C:692:HIS:HE1	2:C:717:GLY:HA3	1.80	0.47

*Continued on next page...*

*Continued from previous page...*

Atom-1	Atom-2	Interatomic distance (Å)	Clash overlap (Å)
2:C:2057:THR:HG22	2:C:2059:GLN:H	1.78	0.47
2:C:2355:GLU:OE1	2:C:2355:GLU:N	2.47	0.47
2:C:2468:MET:O	2:C:2472:LEU:HD23	2.14	0.47
2:C:3650:GLU:HB2	2:C:3651:PRO:HD3	1.96	0.47
2:A:2259:GLU:OE2	2:A:3806:ASN:ND2	2.47	0.47
2:A:2830:ASN:OD1	2:B:1551:ASN:HB2	2.13	0.47
2:D:34:LYS:N	2:D:53:SER:OG	2.37	0.47
2:D:162:ILE:HD12	2:D:175:VAL:HG21	1.96	0.47
2:D:227:TYR:CG	2:D:352:SER:HB3	2.49	0.47
2:D:490:GLN:HG2	2:D:495:ILE:HG13	1.96	0.47
2:D:2468:MET:O	2:D:2472:LEU:HD23	2.14	0.47
2:D:2478:ILE:HG21	2:D:2484:LEU:HD13	1.96	0.47
2:D:2681:MET:HE3	2:D:2919:LYS:HE2	1.96	0.47
2:D:3290:ILE:O	2:D:3292:GLU:N	2.47	0.47
2:D:4048:PHE:HZ	2:D:4080:TYR:HB3	1.80	0.47
2:B:2859:GLU:O	2:B:2862:SER:OG	2.27	0.47
2:C:490:GLN:HG2	2:C:495:ILE:HG13	1.96	0.47
2:C:661:LEU:O	2:C:788:PHE:N	2.47	0.47
2:C:2854:LYS:HG2	2:C:2858:MET:CE	2.44	0.47
2:C:3213:LYS:O	2:C:3216:GLU:HG3	2.14	0.47
2:C:4044:SER:HA	2:C:4077:THR:HG22	1.96	0.47
2:C:4690:LYS:HG3	2:C:4692:SER:H	1.78	0.47
2:A:877:HIS:HA	2:A:880:ARG:NH1	2.30	0.47
2:A:915:HIS:HD1	2:A:918:LEU:HD13	1.78	0.47
2:A:1041:ARG:HA	2:A:1044:LYS:NZ	2.29	0.47
2:A:2492:PHE:O	2:A:2496:LEU:N	2.45	0.47
2:A:2657:TYR:HA	2:A:2662:PHE:CZ	2.49	0.47
2:A:4259:LEU:HD21	2:B:4701:ILE:HD13	1.96	0.47
2:A:4819:VAL:HG12	2:A:4830:GLU:HG3	1.96	0.47
2:D:307:SER:HB3	2:D:327:THR:HG22	1.96	0.47
2:D:3712:LYS:O	2:D:3717:LYS:NZ	2.46	0.47
2:B:3072:MET:HE3	2:B:3072:MET:HB3	1.70	0.47
2:B:3213:LYS:O	2:B:3216:GLU:HG3	2.15	0.47
2:C:4197:ILE:HG23	2:C:4923:MET:HE2	1.95	0.47
2:A:2179:LEU:O	2:A:2183:GLU:CB	2.60	0.47
2:A:2872:VAL:HG23	2:A:2877:LEU:HD22	1.96	0.47
2:A:3013:VAL:HA	2:A:3016:ARG:HD3	1.97	0.47
2:D:11:ILE:HG12	2:D:176:ARG:HH11	1.79	0.47
2:D:842:GLN:HB2	2:D:1603:PHE:HB2	1.97	0.47
2:D:1446:ILE:HG12	2:D:1542:ALA:HB2	1.95	0.47
2:B:11:ILE:HG12	2:B:176:ARG:HH11	1.79	0.47

*Continued on next page...*

*Continued from previous page...*

Atom-1	Atom-2	Interatomic distance (Å)	Clash overlap (Å)
2:B:28:ILE:HG22	2:B:29:HIS:CD2	2.49	0.47
2:B:2172:MET:O	2:B:2176:VAL:N	2.38	0.47
2:B:2379:ASP:OD1	2:B:2380:ASP:N	2.47	0.47
2:B:2635:GLU:HA	2:B:2638:LEU:HB2	1.96	0.47
2:B:3042:ALA:HB1	2:B:3121:LEU:HB2	1.97	0.47
2:B:4045:LYS:HE3	2:B:4078:LEU:HD22	1.95	0.47
2:C:227:TYR:CG	2:C:352:SER:HB3	2.49	0.47
2:C:4789:PHE:HE1	2:C:4839:TYR:HB3	1.80	0.47
2:A:1239:PHE:O	2:A:1807:ARG:NH1	2.45	0.47
2:A:2478:ILE:HG21	2:A:2484:LEU:HD13	1.96	0.47
2:A:3042:ALA:HB1	2:A:3121:LEU:HB2	1.96	0.47
2:A:3840:PHE:HE1	2:A:3874:THR:HG23	1.79	0.47
2:A:4609:LYS:HD2	2:A:4615:LEU:HD22	1.96	0.47
2:A:4942:LYS:O	2:A:4946:GLU:HG3	2.13	0.47
2:D:877:HIS:HA	2:D:880:ARG:NH1	2.30	0.47
2:D:915:HIS:HD1	2:D:918:LEU:HD13	1.78	0.47
2:D:1720:MET:SD	2:D:2127:ARG:HB3	2.55	0.47
2:D:1968:PRO:O	2:D:1972:GLN:HG3	2.15	0.47
2:D:2456:MET:SD	2:D:2456:MET:N	2.76	0.47
2:D:2984:SER:HA	2:D:2989:PRO:HB2	1.97	0.47
2:D:4690:LYS:HG3	2:D:4692:SER:H	1.78	0.47
2:D:4789:PHE:HE1	2:D:4839:TYR:HB3	1.80	0.47
2:B:162:ILE:HD12	2:B:175:VAL:HG21	1.96	0.47
2:B:490:GLN:HG2	2:B:495:ILE:HG13	1.96	0.47
2:B:692:HIS:HE1	2:B:717:GLY:HA3	1.80	0.47
2:B:713:TRP:CE2	2:B:1600:PRO:HD3	2.50	0.47
2:B:877:HIS:HA	2:B:880:ARG:NH1	2.30	0.47
2:B:2331:PHE:HD1	2:B:2395:LEU:HD21	1.80	0.47
2:B:2468:MET:O	2:B:2472:LEU:HD23	2.14	0.47
2:B:3650:GLU:HB2	2:B:3651:PRO:HD3	1.96	0.47
2:B:4774:LEU:O	2:B:4778:VAL:HG23	2.15	0.47
2:C:713:TRP:CE2	2:C:1600:PRO:HD3	2.50	0.47
2:C:2259:GLU:OE2	2:C:3806:ASN:ND2	2.47	0.47
2:C:2473:ASP:OD2	2:C:2530:ARG:NH2	2.47	0.47
2:C:2657:TYR:HA	2:C:2662:PHE:CZ	2.49	0.47
2:C:2664:LEU:O	2:C:2667:PRO:HD2	2.15	0.47
2:C:4271:VAL:HG23	2:C:4278:ASP:OD1	2.14	0.47
2:C:4819:VAL:HG12	2:C:4830:GLU:HG3	1.96	0.47
1:H:26:HIS:NE2	1:H:41:ARG:HG2	2.30	0.47
2:A:2057:THR:HG22	2:A:2059:GLN:H	1.78	0.47
2:A:3143:SER:O	2:A:3152:ARG:NH1	2.48	0.47

*Continued on next page...*

*Continued from previous page...*

Atom-1	Atom-2	Interatomic distance (Å)	Clash overlap (Å)
2:D:11:ILE:HG12	2:D:176:ARG:HD2	1.97	0.47
2:D:962:LYS:HD2	2:D:982:ASP:HB2	1.97	0.47
2:D:1498:GLN:HB2	2:C:2794:GLU:HG3	1.96	0.47
2:D:4271:VAL:HG23	2:D:4278:ASP:OD1	2.14	0.47
2:D:4512:ALA:O	2:D:4516:ILE:HG13	2.15	0.47
2:B:962:LYS:HD2	2:B:982:ASP:HB2	1.97	0.47
2:B:1041:ARG:HA	2:B:1044:LYS:NZ	2.29	0.47
2:B:4267:GLN:HG3	2:B:4270:LYS:HZ3	1.80	0.47
2:C:28:ILE:HG22	2:C:29:HIS:CD2	2.49	0.47
2:C:1427:TYR:HB2	2:C:1563:VAL:HG11	1.96	0.47
2:A:2331:PHE:HD1	2:A:2395:LEU:HD21	1.80	0.47
1:F:26:HIS:NE2	1:F:41:ARG:HG2	2.30	0.47
2:D:1552:VAL:HG12	2:D:1553:PHE:HD2	1.80	0.47
2:D:2635:GLU:HA	2:D:2638:LEU:HB2	1.96	0.47
2:D:2664:LEU:O	2:D:2667:PRO:HD2	2.15	0.47
2:D:2872:VAL:HG23	2:D:2877:LEU:HD22	1.96	0.47
2:D:3320:LEU:O	2:D:3323:MET:HB2	2.14	0.47
2:B:1500:ARG:HG2	2:B:1505:LEU:HG	1.97	0.47
2:B:1720:MET:SD	2:B:2127:ARG:HB3	2.55	0.47
2:B:2478:ILE:HG21	2:B:2484:LEU:HD13	1.96	0.47
2:C:1500:ARG:HG2	2:C:1505:LEU:HG	1.97	0.47
2:C:2925:PHE:HZ	2:C:2970:LEU:HD13	1.80	0.47
2:C:4512:ALA:O	2:C:4516:ILE:HG13	2.15	0.47
2:A:2482:ASP:OD1	2:A:2483:PHE:N	2.48	0.47
2:A:2635:GLU:HA	2:A:2638:LEU:HB2	1.96	0.47
2:A:3712:LYS:O	2:A:3717:LYS:NZ	2.46	0.47
2:D:713:TRP:CE2	2:D:1600:PRO:HD3	2.50	0.47
2:D:996:VAL:HG12	2:D:1051:ARG:HH11	1.78	0.47
2:D:2473:ASP:OD2	2:D:2530:ARG:NH2	2.47	0.47
2:D:3100:ALA:O	2:D:3104:MET:HG3	2.15	0.47
2:B:4512:ALA:O	2:B:4516:ILE:HG13	2.15	0.47
2:C:11:ILE:HG12	2:C:176:ARG:HH11	1.79	0.47
2:C:1239:PHE:O	2:C:1807:ARG:NH1	2.45	0.47
2:C:3100:ALA:O	2:C:3104:MET:HG3	2.15	0.47
2:C:3155:LEU:O	2:C:3159:LEU:HD23	2.15	0.47
2:A:1154:ARG:NH2	2:A:1180:GLU:OE2	2.48	0.46
2:A:1552:VAL:HG12	2:A:1553:PHE:HD2	1.80	0.46
2:A:4774:LEU:O	2:A:4778:VAL:HG23	2.15	0.46
2:D:222:GLU:HB3	2:D:349:MET:HG3	1.97	0.46
2:D:661:LEU:O	2:D:788:PHE:N	2.47	0.46
2:D:908:ARG:NH2	4:D:5003:ATP:O1A	2.43	0.46

*Continued on next page...*

*Continued from previous page...*

Atom-1	Atom-2	Interatomic distance (Å)	Clash overlap (Å)
2:B:842:GLN:HB2	2:B:1603:PHE:HB2	1.97	0.46
2:B:2884:LYS:HA	2:B:2887:GLU:HG3	1.97	0.46
2:B:2925:PHE:HZ	2:B:2970:LEU:HD13	1.80	0.46
2:B:3100:ALA:O	2:B:3104:MET:HG3	2.15	0.46
2:B:3903:GLN:HG3	2:B:3967:LEU:HD22	1.96	0.46
2:B:3906:PHE:HD2	2:B:3967:LEU:HD21	1.79	0.46
2:B:4042:VAL:HG12	2:B:4077:THR:HB	1.95	0.46
2:B:4789:PHE:HE1	2:B:4839:TYR:HB3	1.80	0.46
2:C:842:GLN:HB2	2:C:1603:PHE:HB2	1.97	0.46
2:C:877:HIS:HA	2:C:880:ARG:NH1	2.30	0.46
2:C:2872:VAL:HG23	2:C:2877:LEU:HD22	1.96	0.46
2:C:4042:VAL:HG12	2:C:4077:THR:HB	1.95	0.46
2:A:11:ILE:HG12	2:A:176:ARG:HD2	1.97	0.46
2:A:114:LEU:HB2	2:A:117:HIS:CE1	2.51	0.46
2:A:713:TRP:CE2	2:A:1600:PRO:HD3	2.50	0.46
2:A:897:LYS:HB3	2:A:902:TRP:HB2	1.98	0.46
2:A:1549:SER:HB2	2:D:2830:ASN:HB3	1.96	0.46
2:A:4789:PHE:HE1	2:A:4839:TYR:HB3	1.80	0.46
1:F:4:GLU:C	1:F:4:GLU:OE1	2.54	0.46
2:D:674:TYR:CE1	2:D:756:SER:HB2	2.51	0.46
2:D:2736:LYS:HG3	2:D:2741:TRP:NE1	2.29	0.46
2:D:2971:ILE:HG23	2:D:2975:PHE:CD2	2.51	0.46
2:D:3074:ASN:HA	2:D:3077:GLN:HG3	1.98	0.46
2:D:3155:LEU:O	2:D:3159:LEU:HD23	2.15	0.46
2:D:3906:PHE:HD2	2:D:3967:LEU:HD21	1.79	0.46
2:D:4832:GLU:O	2:D:4843:ARG:NH2	2.48	0.46
2:B:1154:ARG:NH2	2:B:1180:GLU:OE2	2.48	0.46
2:C:11:ILE:HG12	2:C:176:ARG:HD2	1.97	0.46
2:C:769:ARG:HG2	2:C:774:PRO:HA	1.96	0.46
2:C:1118:SER:HA	2:C:1134:ALA:HA	1.97	0.46
2:C:2478:ILE:HG21	2:C:2484:LEU:HD13	1.96	0.46
2:C:2984:SER:HA	2:C:2989:PRO:HB2	1.97	0.46
2:C:3074:ASN:HA	2:C:3077:GLN:HG3	1.98	0.46
2:C:3177:LYS:HE2	2:C:3178:HIS:CE1	2.51	0.46
2:C:3903:GLN:HG3	2:C:3967:LEU:HD22	1.96	0.46
2:C:4832:GLU:O	2:C:4843:ARG:NH2	2.48	0.46
2:A:1421:MET:HE2	2:A:1576:LYS:HD2	1.98	0.46
2:A:2607:LEU:HD11	2:A:2665:ALA:HA	1.97	0.46
2:A:2720:PHE:HB2	2:A:2901:TYR:CE2	2.51	0.46
2:A:2724:TYR:CD2	2:A:2775:ILE:HG12	2.51	0.46
2:A:2834:SER:O	2:A:2838[A]:HIS:HB2	2.15	0.46

*Continued on next page...*

*Continued from previous page...*

Atom-1	Atom-2	Interatomic distance (Å)	Clash overlap (Å)
2:A:2856:LYS:HA	2:A:2859:GLU:CG	2.44	0.46
2:A:4048:PHE:HZ	2:A:4080:TYR:HB3	1.80	0.46
2:A:4512:ALA:O	2:A:4516:ILE:HG13	2.15	0.46
2:D:692:HIS:HE1	2:D:717:GLY:HA3	1.80	0.46
2:D:1590:PHE:CE2	2:D:1592:SER:HB3	2.51	0.46
2:D:2482:ASP:OD1	2:D:2483:PHE:N	2.48	0.46
2:D:3013:VAL:HA	2:D:3016:ARG:HD3	1.97	0.46
2:D:3213:LYS:O	2:D:3216:GLU:HG3	2.15	0.46
2:D:3650:GLU:HB2	2:D:3651:PRO:HD3	1.96	0.46
2:B:1968:PRO:O	2:B:1972:GLN:HG3	2.15	0.46
2:B:2482:ASP:OD1	2:B:2483:PHE:N	2.48	0.46
2:B:2664:LEU:O	2:B:2667:PRO:HD2	2.15	0.46
2:B:2872:VAL:HG23	2:B:2877:LEU:HD22	1.96	0.46
2:B:4609:LYS:HD2	2:B:4615:LEU:HD22	1.96	0.46
2:B:4832:GLU:O	2:B:4843:ARG:NH2	2.48	0.46
2:C:962:LYS:HD2	2:C:982:ASP:HB2	1.97	0.46
2:C:1552:VAL:HG12	2:C:1553:PHE:HD2	1.80	0.46
2:C:2635:GLU:HA	2:C:2638:LEU:HB2	1.97	0.46
2:C:3805:LEU:HD21	2:C:3888:PHE:HA	1.98	0.46
2:C:4482:LYS:N	2:C:4482:LYS:HD2	2.31	0.46
2:C:4774:LEU:O	2:C:4778:VAL:HG23	2.15	0.46
2:A:222:GLU:HB3	2:A:349:MET:HG3	1.97	0.46
2:A:240:HIS:HB3	2:B:167:LYS:HE2	1.97	0.46
2:A:962:LYS:HD2	2:A:982:ASP:HB2	1.97	0.46
2:A:2664:LEU:O	2:A:2667:PRO:HD2	2.15	0.46
2:A:2984:SER:OG	2:A:2994:GLY:O	2.28	0.46
2:A:3100:ALA:O	2:A:3104:MET:HG3	2.15	0.46
2:D:869:THR:OG1	2:D:941:LYS:HB3	2.15	0.46
2:D:2797:SER:HB3	2:D:2801:TYR:CE2	2.51	0.46
2:D:3042:ALA:HB1	2:D:3121:LEU:HB2	1.96	0.46
2:D:3235:MET:HA	2:D:3239:LEU:HD23	1.97	0.46
2:D:4774:LEU:O	2:D:4778:VAL:HG23	2.15	0.46
2:B:114:LEU:HB2	2:B:117:HIS:CE1	2.51	0.46
2:B:307:SER:HB3	2:B:327:THR:HG22	1.96	0.46
2:B:601:LEU:HB3	2:B:642:LEU:HD11	1.98	0.46
2:B:2980:LEU:CD2	2:B:2990:LEU:HG	2.46	0.46
2:B:4640:PHE:CD2	2:B:4641:PRO:HD3	2.51	0.46
2:C:1932:PHE:CZ	2:C:1996:LEU:HB2	2.51	0.46
2:C:4107:GLU:OE1	2:C:4147:ARG:NH1	2.43	0.46
2:C:4579:HIS:HE1	2:C:4742:HIS:ND1	2.12	0.46
1:H:4:GLU:C	1:H:4:GLU:OE1	2.54	0.46

*Continued on next page...*

Continued from previous page...

Atom-1	Atom-2	Interatomic distance (Å)	Clash overlap (Å)
2:A:692:HIS:HE1	2:A:717:GLY:HA3	1.80	0.46
2:A:1590:PHE:CE2	2:A:1592:SER:HB3	2.51	0.46
2:A:1844:GLN:HE22	2:A:1852:LYS:HA	1.81	0.46
2:A:3650:GLU:HB2	2:A:3651:PRO:HD3	1.96	0.46
2:A:4640:PHE:CD2	2:A:4641:PRO:HD3	2.51	0.46
1:E:4:GLU:OE1	1:E:4:GLU:C	2.54	0.46
2:D:1154:ARG:NH2	2:D:1180:GLU:OE2	2.48	0.46
2:D:2720:PHE:HB2	2:D:2901:TYR:CE2	2.51	0.46
2:D:2980:LEU:CD2	2:D:2990:LEU:HG	2.46	0.46
2:D:4482:LYS:HD2	2:D:4482:LYS:N	2.31	0.46
2:D:4819:VAL:HG12	2:D:4830:GLU:HG3	1.96	0.46
2:B:2984:SER:OG	2:B:2994:GLY:O	2.28	0.46
2:B:3122:ILE:HD11	2:B:3127:GLN:HA	1.98	0.46
2:C:1720:MET:SD	2:C:2127:ARG:HB3	2.55	0.46
2:C:3013:VAL:HA	2:C:3016:ARG:HD3	1.97	0.46
2:C:3042:ALA:HB1	2:C:3121:LEU:HB2	1.96	0.46
2:C:4640:PHE:CD2	2:C:4641:PRO:HD3	2.51	0.46
2:A:842:GLN:HB2	2:A:1603:PHE:HB2	1.97	0.46
2:A:1968:PRO:O	2:A:1972:GLN:HG3	2.15	0.46
2:A:2379:ASP:OD1	2:A:2380:ASP:N	2.47	0.46
2:A:2925:PHE:HZ	2:A:2970:LEU:HD13	1.80	0.46
2:A:3122:ILE:HD11	2:A:3127:GLN:HA	1.98	0.46
2:A:3290:ILE:O	2:A:3292:GLU:N	2.47	0.46
2:A:3903:GLN:HG3	2:A:3967:LEU:HD22	1.96	0.46
2:A:4294:LEU:HD22	2:B:4719:PHE:CE2	2.50	0.46
1:E:26:HIS:NE2	1:E:41:ARG:HG2	2.30	0.46
1:G:91:VAL:HG21	2:C:1768:PHE:CE1	2.51	0.46
2:D:897:LYS:HB3	2:D:902:TRP:HB2	1.98	0.46
2:D:1500:ARG:HG2	2:D:1505:LEU:HG	1.97	0.46
2:D:1694:MET:SD	2:D:1695:PRO:HD2	2.56	0.46
2:B:769:ARG:HG2	2:B:774:PRO:HA	1.96	0.46
2:B:1118:SER:HA	2:B:1134:ALA:HA	1.97	0.46
2:B:1844:GLN:HE22	2:B:1852:LYS:HA	1.81	0.46
2:B:3074:ASN:HA	2:B:3077:GLN:HG3	1.98	0.46
2:C:307:SER:HB3	2:C:327:THR:HG22	1.96	0.46
2:C:1154:ARG:NH2	2:C:1180:GLU:OE2	2.48	0.46
2:C:1829:LEU:HD11	2:C:1839:LEU:HD13	1.97	0.46
2:C:2482:ASP:OD1	2:C:2483:PHE:N	2.48	0.46
2:C:2797:SER:HB3	2:C:2801:TYR:CE2	2.51	0.46
2:C:4048:PHE:HZ	2:C:4080:TYR:HB3	1.80	0.46
2:C:4267:GLN:HG3	2:C:4270:LYS:HZ3	1.80	0.46

Continued on next page...

*Continued from previous page...*

Atom-1	Atom-2	Interatomic distance (Å)	Clash overlap (Å)
2:A:674:TYR:CE1	2:A:756:SER:HB2	2.51	0.46
2:A:3074:ASN:HA	2:A:3077:GLN:HG3	1.98	0.46
2:A:4194:GLU:CD	2:A:4608:ARG:HH22	2.19	0.46
2:D:114:LEU:HB2	2:D:117:HIS:CE1	2.51	0.46
2:D:2316:ASN:OD1	2:D:3810:ARG:NH1	2.49	0.46
2:D:2724:TYR:CD2	2:D:2775:ILE:HG12	2.51	0.46
2:D:4640:PHE:CD2	2:D:4641:PRO:HD3	2.51	0.46
2:B:1427:TYR:HB2	2:B:1563:VAL:HG11	1.96	0.46
2:B:1910:LEU:HD22	2:B:2062:ILE:HD11	1.97	0.46
2:B:2316:ASN:OD1	2:B:3810:ARG:NH1	2.49	0.46
2:B:3155:LEU:O	2:B:3159:LEU:HD23	2.15	0.46
2:B:3712:LYS:O	2:B:3717:LYS:NZ	2.46	0.46
2:C:114:LEU:HB2	2:C:117:HIS:CE1	2.51	0.46
2:C:695:VAL:HG11	2:C:755:ILE:HG21	1.98	0.46
2:C:869:THR:OG1	2:C:941:LYS:HB3	2.15	0.46
2:C:1590:PHE:CE2	2:C:1592:SER:HB3	2.51	0.46
2:C:1968:PRO:O	2:C:1972:GLN:HG3	2.15	0.46
2:C:2157:GLN:O	2:C:3615:ARG:NH2	2.38	0.46
2:C:2331:PHE:HD1	2:C:2395:LEU:HD21	1.80	0.46
2:C:2724:TYR:CD2	2:C:2775:ILE:HG12	2.51	0.46
2:A:1500:ARG:HG2	2:A:1505:LEU:HG	1.97	0.46
2:A:1932:PHE:CZ	2:A:1996:LEU:HB2	2.51	0.46
2:A:2736:LYS:HG3	2:A:2741:TRP:NE1	2.29	0.46
2:A:2895:PHE:HA	2:A:2898:ILE:HG22	1.98	0.46
2:D:966:LEU:HD12	2:D:978:PRO:HD2	1.97	0.46
2:D:1427:TYR:HB2	2:D:1563:VAL:HG11	1.96	0.46
2:D:2285:TYR:HD2	2:D:2384:MET:HE1	1.80	0.46
2:D:2331:PHE:HD1	2:D:2395:LEU:HD21	1.80	0.46
2:D:3805:LEU:HD21	2:D:3888:PHE:HA	1.98	0.46
2:D:4652:LYS:NZ	2:D:4945:GLN:OE1	2.35	0.46
2:B:34:LYS:N	2:B:53:SER:OG	2.37	0.46
2:B:756:SER:OG	2:B:769:ARG:HB2	2.16	0.46
2:B:869:THR:OG1	2:B:941:LYS:HB3	2.15	0.46
2:B:2984:SER:HA	2:B:2989:PRO:HB2	1.97	0.46
2:C:756:SER:OG	2:C:769:ARG:HB2	2.16	0.46
2:C:2068:ARG:HA	2:C:2071:GLN:HG2	1.98	0.46
2:A:1829:LEU:HD11	2:A:1839:LEU:HD13	1.97	0.46
2:A:2316:ASN:OD1	2:A:3810:ARG:NH1	2.49	0.46
2:A:2971:ILE:HG23	2:A:2975:PHE:CD2	2.51	0.46
2:A:2980:LEU:CD2	2:A:2990:LEU:HG	2.46	0.46
2:A:3025:ASP:O	2:A:3028:SER:OG	2.17	0.46

*Continued on next page...*



Continued from previous page...

Atom-1	Atom-2	Interatomic distance (Å)	Clash overlap (Å)
2:A:4832:GLU:O	2:A:4843:ARG:NH2	2.48	0.46
2:D:541:ILE:HG22	2:D:547:ASN:HB3	1.98	0.46
2:D:1065:GLU:O	2:D:1065:GLU:HG2	2.16	0.46
2:D:1910:LEU:HD22	2:D:2062:ILE:HD11	1.98	0.46
2:D:2068:ARG:HA	2:D:2071:GLN:HG2	1.98	0.46
2:D:2736:LYS:HD3	2:D:2736:LYS:N	2.31	0.46
2:D:3903:GLN:HG3	2:D:3967:LEU:HD22	1.96	0.46
2:D:4194:GLU:CD	2:D:4608:ARG:HH22	2.19	0.46
2:B:897:LYS:HB3	2:B:902:TRP:HB2	1.98	0.46
2:C:966:LEU:HD12	2:C:978:PRO:HD2	1.97	0.46
2:C:1106:GLU:HB3	2:C:1214:ARG:HB2	1.98	0.46
2:C:2856:LYS:HA	2:C:2859:GLU:CG	2.44	0.46
2:C:2884:LYS:HA	2:C:2887:GLU:HG3	1.97	0.46
2:C:4778:VAL:HG12	2:C:4816:HIS:HB3	1.98	0.46
2:A:869:THR:OG1	2:A:941:LYS:HB3	2.15	0.46
2:A:1694:MET:SD	2:A:1695:PRO:HD2	2.56	0.46
2:A:3152:ARG:HA	2:A:3155:LEU:HD12	1.98	0.46
2:A:3235:MET:HA	2:A:3239:LEU:HD23	1.98	0.46
2:A:4482:LYS:N	2:A:4482:LYS:HD2	2.31	0.46
2:D:1829:LEU:HD11	2:D:1839:LEU:HD13	1.97	0.46
2:D:2379:ASP:OD1	2:D:2380:ASP:N	2.47	0.46
2:D:3122:ILE:HD11	2:D:3127:GLN:HA	1.98	0.46
2:B:1590:PHE:CE2	2:B:1592:SER:HB3	2.51	0.46
2:B:1932:PHE:CZ	2:B:1996:LEU:HB2	2.51	0.46
2:B:2396:ILE:HD11	2:B:2432:LEU:HD21	1.98	0.46
2:B:2736:LYS:HD3	2:B:2736:LYS:N	2.31	0.46
2:B:3235:MET:HA	2:B:3239:LEU:HD23	1.97	0.46
2:B:4482:LYS:HD2	2:B:4482:LYS:N	2.31	0.46
2:C:2736:LYS:HD3	2:C:2736:LYS:N	2.31	0.46
2:C:2895:PHE:HA	2:C:2898:ILE:HG22	1.98	0.46
2:C:3918:ASN:HA	2:C:3921:THR:HG22	1.98	0.46
2:A:601:LEU:HB3	2:A:642:LEU:HD11	1.98	0.45
2:A:756:SER:OG	2:A:769:ARG:HB2	2.16	0.45
1:G:4:GLU:C	1:G:4:GLU:OE1	2.54	0.45
2:D:1118:SER:HA	2:D:1134:ALA:HA	1.97	0.45
2:D:2075:ILE:HG22	2:D:2077:ASP:H	1.81	0.45
2:D:2238:THR:HG22	2:D:2240:LEU:H	1.82	0.45
2:D:2247:VAL:HG11	2:D:2257:LEU:HD21	1.98	0.45
2:D:2925:PHE:HZ	2:D:2970:LEU:HD13	1.80	0.45
2:D:3143:SER:O	2:D:3152:ARG:NH1	2.48	0.45
2:D:3177:LYS:HE2	2:D:3178:HIS:CE1	2.51	0.45

Continued on next page...

*Continued from previous page...*

Atom-1	Atom-2	Interatomic distance (Å)	Clash overlap (Å)
2:B:11:ILE:HG12	2:B:176:ARG:HD2	1.97	0.45
2:B:1106:GLU:HB3	2:B:1214:ARG:HB2	1.98	0.45
2:B:2068:ARG:HA	2:B:2071:GLN:HG2	1.98	0.45
2:B:2797:SER:HB3	2:B:2801:TYR:CE2	2.51	0.45
2:B:2895:PHE:HA	2:B:2898:ILE:HG22	1.98	0.45
2:B:3013:VAL:HA	2:B:3016:ARG:HD3	1.97	0.45
2:C:1694:MET:SD	2:C:1695:PRO:HD2	2.56	0.45
2:C:2247:VAL:HG11	2:C:2257:LEU:HD21	1.98	0.45
2:C:2607:LEU:HD11	2:C:2665:ALA:HA	1.97	0.45
2:C:2732:TRP:CH2	2:C:2756:LEU:HB3	2.51	0.45
2:C:3074:ASN:HD21	2:C:3093:ILE:HD11	1.81	0.45
1:H:8:ILE:HA	2:D:730:LEU:HD11	1.97	0.45
2:A:661:LEU:HD12	2:A:673:TRP:CD1	2.51	0.45
2:A:695:VAL:HG11	2:A:755:ILE:HG21	1.98	0.45
2:A:1979:PHE:HB2	2:A:3628:TRP:CZ2	2.51	0.45
2:A:2238:THR:HG22	2:A:2240:LEU:H	1.82	0.45
2:A:2443:PRO:HD3	2:A:2512:MET:HG3	1.97	0.45
2:A:2797:SER:HB3	2:A:2801:TYR:CE2	2.51	0.45
1:G:26:HIS:NE2	1:G:41:ARG:HG2	2.30	0.45
2:D:1041:ARG:HA	2:D:1044:LYS:NZ	2.29	0.45
2:D:2179:LEU:O	2:D:2183:GLU:CB	2.60	0.45
2:D:2895:PHE:HA	2:D:2898:ILE:HG22	1.98	0.45
2:B:222:GLU:HB3	2:B:349:MET:HG3	1.97	0.45
2:B:674:TYR:CE1	2:B:756:SER:HB2	2.51	0.45
2:B:1829:LEU:HD11	2:B:1839:LEU:HD13	1.97	0.45
2:B:2551:THR:O	2:B:2555:LEU:HD13	2.16	0.45
2:B:2720:PHE:HB2	2:B:2901:TYR:CE2	2.51	0.45
2:B:3985:MET:HA	2:B:3985:MET:HE3	1.98	0.45
2:C:1242:ASN:HB3	2:C:1807:ARG:HG3	1.99	0.45
2:C:1649:GLU:HG2	2:C:1650:LEU:N	2.32	0.45
2:C:2285:TYR:HD2	2:C:2384:MET:HE1	1.80	0.45
2:C:2396:ILE:HD11	2:C:2432:LEU:HD21	1.98	0.45
2:C:2720:PHE:HB2	2:C:2901:TYR:CE2	2.51	0.45
1:H:54:GLN:HG3	1:H:58:LYS:NZ	2.32	0.45
2:A:605:GLY:HA2	2:A:1585:ARG:HG3	1.99	0.45
2:A:1065:GLU:O	2:A:1065:GLU:HG2	2.16	0.45
2:A:2258:ARG:HH22	2:A:3810:ARG:HD2	1.82	0.45
1:E:54:GLN:HG3	1:E:58:LYS:NZ	2.32	0.45
2:D:1937:GLN:NE2	2:D:3608:LEU:O	2.46	0.45
2:D:2258:ARG:HH22	2:D:3810:ARG:HD2	1.82	0.45
2:D:2757:MET:SD	2:D:2757:MET:N	2.90	0.45

*Continued on next page...*

*Continued from previous page...*

Atom-1	Atom-2	Interatomic distance (Å)	Clash overlap (Å)
2:D:4046:ARG:HG3	2:D:4050:LYS:NZ	2.32	0.45
2:B:605:GLY:HA2	2:B:1585:ARG:HG3	1.99	0.45
2:B:892:LEU:HD22	2:B:895:MET:HE3	1.99	0.45
2:B:2716:LYS:HG3	2:B:2717:LEU:HD12	1.99	0.45
2:B:3143:SER:O	2:B:3152:ARG:NH1	2.48	0.45
2:B:3805:LEU:HD21	2:B:3888:PHE:HA	1.98	0.45
2:C:1065:GLU:HG2	2:C:1065:GLU:O	2.16	0.45
2:C:2981:TYR:O	2:C:2984:SER:OG	2.34	0.45
2:C:3062:ASP:OD1	2:C:3132:ARG:NH2	2.50	0.45
2:C:3235:MET:HA	2:C:3239:LEU:HD23	1.97	0.45
2:A:2884:LYS:HA	2:A:2887:GLU:HG3	1.98	0.45
2:D:644:LEU:HB3	2:D:1630:LEU:HD11	1.99	0.45
2:D:1979:PHE:HB2	2:D:3628:TRP:CZ2	2.51	0.45
2:D:2607:LEU:HD11	2:D:2665:ALA:HA	1.97	0.45
2:D:2981:TYR:O	2:D:2984:SER:OG	2.34	0.45
2:B:935:MET:O	2:B:939:THR:OG1	2.17	0.45
2:B:1552:VAL:HG12	2:B:1553:PHE:HD2	1.80	0.45
2:B:1694:MET:SD	2:B:1695:PRO:HD2	2.56	0.45
2:B:1937:GLN:NE2	2:B:3608:LEU:O	2.46	0.45
2:B:2247:VAL:HG11	2:B:2257:LEU:HD21	1.98	0.45
2:B:2443:PRO:HD3	2:B:2512:MET:HG3	1.97	0.45
2:B:2724:TYR:CD2	2:B:2775:ILE:HG12	2.51	0.45
2:B:2830:ASN:HB3	2:C:1549:SER:CB	2.39	0.45
2:C:2075:ILE:HG22	2:C:2077:ASP:H	1.81	0.45
2:C:2980:LEU:CD2	2:C:2990:LEU:HG	2.46	0.45
2:C:3025:ASP:O	2:C:3028:SER:OG	2.17	0.45
2:C:3143:SER:O	2:C:3152:ARG:NH1	2.48	0.45
2:A:541:ILE:HG22	2:A:547:ASN:HB3	1.98	0.45
2:A:2543:SER:HB3	2:A:2879:ALA:HB2	1.99	0.45
2:A:4906:GLU:OE2	2:B:4182:GLU:HG3	2.17	0.45
1:G:54:GLN:HG3	1:G:58:LYS:NZ	2.32	0.45
2:D:1844:GLN:HE22	2:D:1852:LYS:HA	1.81	0.45
2:D:2283:LYS:HD3	2:D:2285:TYR:HE1	1.82	0.45
2:D:2443:PRO:HD3	2:D:2512:MET:HG3	1.98	0.45
2:D:2821:TYR:O	2:D:2823:PRO:HD3	2.17	0.45
2:D:3918:ASN:HA	2:D:3921:THR:HG22	1.98	0.45
2:B:921:PHE:HB3	2:B:929:ARG:HG3	1.98	0.45
2:B:1649:GLU:HG2	2:B:1650:LEU:N	2.32	0.45
2:B:2507:LEU:HA	2:B:2510:THR:HG23	1.99	0.45
2:B:2550:HIS:CE1	2:B:2875:ASP:HB3	2.52	0.45
2:B:2607:LEU:HD11	2:B:2665:ALA:HA	1.97	0.45

*Continued on next page...*

*Continued from previous page...*

Atom-1	Atom-2	Interatomic distance (Å)	Clash overlap (Å)
2:B:4048:PHE:HZ	2:B:4080:TYR:HB3	1.80	0.45
2:B:4778:VAL:HG12	2:B:4816:HIS:HB3	1.98	0.45
2:C:674:TYR:CE1	2:C:756:SER:HB2	2.51	0.45
2:C:4046:ARG:HG3	2:C:4050:LYS:NZ	2.32	0.45
2:A:2068:ARG:HA	2:A:2071:GLN:HG2	1.98	0.45
2:A:2736:LYS:HD3	2:A:2736:LYS:N	2.31	0.45
2:A:2757:MET:N	2:A:2757:MET:SD	2.90	0.45
2:A:3155:LEU:O	2:A:3159:LEU:HD23	2.15	0.45
2:D:1932:PHE:CZ	2:D:1996:LEU:HB2	2.51	0.45
2:D:2444:THR:O	2:D:2452:VAL:N	2.42	0.45
2:D:2884:LYS:HA	2:D:2887:GLU:HG3	1.97	0.45
2:D:3319:PHE:O	2:D:3323:MET:N	2.39	0.45
2:B:274:LEU:HD23	2:B:274:LEU:HA	1.85	0.45
2:B:661:LEU:O	2:B:788:PHE:N	2.47	0.45
2:B:695:VAL:HG11	2:B:755:ILE:HG21	1.98	0.45
2:B:888:ASN:O	2:B:892:LEU:HD23	2.17	0.45
2:B:1242:ASN:ND2	2:B:1805:HIS:O	2.50	0.45
2:B:4264:LEU:HD21	2:C:4698:LEU:HD11	1.99	0.45
2:C:222:GLU:HB3	2:C:349:MET:HG3	1.97	0.45
2:C:605:GLY:HA2	2:C:1585:ARG:HG3	1.99	0.45
2:C:2316:ASN:OD1	2:C:3810:ARG:NH1	2.49	0.45
2:C:2895:PHE:O	2:C:2899:ASN:ND2	2.29	0.45
2:C:2932:TYR:CD2	2:C:2967:VAL:HG21	2.51	0.45
2:A:2172:MET:O	2:A:2176:VAL:HG23	2.17	0.45
2:A:3125:ASP:O	2:A:3128:VAL:HG12	2.17	0.45
2:A:3177:LYS:HE2	2:A:3178:HIS:CE1	2.51	0.45
2:D:756:SER:OG	2:D:769:ARG:HB2	2.16	0.45
2:D:888:ASN:HA	2:D:891:GLU:HB2	1.99	0.45
2:D:943:LEU:O	2:D:948:CYS:N	2.43	0.45
2:D:967:PRO:O	2:D:971:GLN:HB3	2.17	0.45
2:D:1239:PHE:O	2:D:1807:ARG:NH1	2.45	0.45
2:D:1242:ASN:HB3	2:D:1807:ARG:HG3	1.99	0.45
2:D:1262:PRO:HD3	2:D:1590:PHE:HE1	1.82	0.45
2:D:1962:THR:O	2:D:1966:ARG:HG3	2.17	0.45
2:D:2543:SER:HB3	2:D:2879:ALA:HB2	1.99	0.45
2:D:3152:ARG:HA	2:D:3155:LEU:HD12	1.98	0.45
2:B:541:ILE:HG22	2:B:547:ASN:HB3	1.98	0.45
2:B:661:LEU:HD12	2:B:673:TRP:CD1	2.51	0.45
2:B:2172:MET:O	2:B:2176:VAL:HG23	2.17	0.45
2:B:2324:LEU:HD23	2:B:2399:LEU:HD21	1.98	0.45
2:B:2757:MET:N	2:B:2757:MET:SD	2.90	0.45

*Continued on next page...*

*Continued from previous page...*

Atom-1	Atom-2	Interatomic distance (Å)	Clash overlap (Å)
2:B:2788:ARG:HB2	2:B:2904:SER:OG	2.17	0.45
2:B:2971:ILE:HG23	2:B:2975:PHE:CD2	2.51	0.45
2:B:3152:ARG:HA	2:B:3155:LEU:HD12	1.98	0.45
2:B:3177:LYS:HE2	2:B:3178:HIS:CE1	2.50	0.45
2:C:601:LEU:HB3	2:C:642:LEU:HD11	1.98	0.45
2:C:644:LEU:HB3	2:C:1630:LEU:HD11	1.99	0.45
2:C:778:MET:HG3	2:C:780:GLU:OE2	2.17	0.45
2:C:888:ASN:HA	2:C:891:GLU:HB2	1.99	0.45
2:C:897:LYS:HB3	2:C:902:TRP:HB2	1.98	0.45
2:C:1719:LEU:HD21	2:C:1830:ILE:HD12	1.99	0.45
2:C:1844:GLN:HE22	2:C:1852:LYS:HA	1.81	0.45
2:C:2238:THR:HG22	2:C:2240:LEU:H	1.82	0.45
2:C:2324:LEU:HD23	2:C:2399:LEU:HD21	1.98	0.45
2:C:2971:ILE:HG23	2:C:2975:PHE:CD2	2.51	0.45
2:A:644:LEU:HB3	2:A:1630:LEU:HD11	1.99	0.45
2:A:1118:SER:HA	2:A:1134:ALA:HA	1.97	0.45
2:A:1962:THR:O	2:A:1966:ARG:HG3	2.17	0.45
2:A:2075:ILE:HG22	2:A:2077:ASP:H	1.81	0.45
2:A:2550:HIS:CE1	2:A:2875:ASP:HB3	2.52	0.45
2:A:2932:TYR:CD2	2:A:2967:VAL:HG21	2.51	0.45
2:A:3805:LEU:HD21	2:A:3888:PHE:HA	1.98	0.45
2:D:601:LEU:HB3	2:D:642:LEU:HD11	1.98	0.45
2:D:1242:ASN:ND2	2:D:1805:HIS:O	2.50	0.45
2:D:3074:ASN:HD21	2:D:3093:ILE:HD11	1.81	0.45
2:B:181:LEU:N	2:B:212:TRP:O	2.39	0.45
2:B:1719:LEU:HD21	2:B:1830:ILE:HD12	1.99	0.45
2:B:1898:LEU:HD22	2:B:1902:VAL:HG11	1.99	0.45
2:B:2422:ILE:O	2:B:2426:LEU:HG	2.17	0.45
2:B:2935:GLU:O	2:B:2939:TYR:CD1	2.67	0.45
2:B:3062:ASP:OD1	2:B:3132:ARG:NH2	2.50	0.45
2:B:4194:GLU:CD	2:B:4608:ARG:HH22	2.19	0.45
2:C:888:ASN:O	2:C:892:LEU:HD23	2.17	0.45
2:C:956:HIS:O	2:C:960:LYS:HG3	2.17	0.45
2:C:1910:LEU:HD22	2:C:2062:ILE:HD11	1.97	0.45
2:C:2443:PRO:HD3	2:C:2512:MET:HG3	1.98	0.45
2:C:2507:LEU:HA	2:C:2510:THR:HG23	1.99	0.45
2:C:2716:LYS:HG3	2:C:2717:LEU:HD12	1.99	0.45
2:C:4044:SER:O	2:C:4048:PHE:HD2	2.00	0.45
2:A:876:PRO:HA	2:A:879:GLU:CG	2.42	0.45
2:A:892:LEU:HD22	2:A:895:MET:HE3	1.99	0.45
2:A:956:HIS:O	2:A:960:LYS:HG3	2.17	0.45

*Continued on next page...*

*Continued from previous page...*

Atom-1	Atom-2	Interatomic distance (Å)	Clash overlap (Å)
2:A:1242:ASN:HB3	2:A:1807:ARG:HG3	1.99	0.45
2:A:2247:VAL:HG11	2:A:2257:LEU:HD21	1.98	0.45
2:A:2324:LEU:HD23	2:A:2399:LEU:HD21	1.98	0.45
2:A:2824:ARG:HA	2:A:2824:ARG:HD2	1.64	0.45
2:A:2984:SER:HA	2:A:2989:PRO:HB2	1.97	0.45
2:A:4046:ARG:HG3	2:A:4050:LYS:NZ	2.32	0.45
2:A:4652:LYS:NZ	2:A:4945:GLN:OE1	2.35	0.45
1:F:54:GLN:HG3	1:F:58:LYS:NZ	2.31	0.45
2:D:605:GLY:HA2	2:D:1585:ARG:HG3	1.99	0.45
2:D:2324:LEU:HD23	2:D:2399:LEU:HD21	1.98	0.45
2:D:4778:VAL:HG12	2:D:4816:HIS:HB3	1.98	0.45
2:B:778:MET:HG3	2:B:780:GLU:OE2	2.17	0.45
2:B:1962:THR:O	2:B:1966:ARG:HG3	2.17	0.45
2:B:1979:PHE:HB2	2:B:3628:TRP:CZ2	2.52	0.45
2:B:2238:THR:HG22	2:B:2240:LEU:H	1.82	0.45
2:B:4044:SER:O	2:B:4048:PHE:HD2	2.00	0.45
2:C:892:LEU:HD22	2:C:895:MET:HE3	1.99	0.45
2:C:2551:THR:O	2:C:2555:LEU:HD13	2.17	0.45
2:C:2824:ARG:HA	2:C:2824:ARG:HD2	1.64	0.45
2:A:778:MET:HG3	2:A:780:GLU:OE2	2.17	0.45
2:A:1719:LEU:HD21	2:A:1830:ILE:HD12	1.99	0.45
2:A:1910:LEU:HD22	2:A:2062:ILE:HD11	1.97	0.45
2:A:2054:LYS:NZ	2:A:2056:SER:OG	2.31	0.45
2:A:2283:LYS:HD3	2:A:2285:TYR:HE1	1.82	0.45
2:A:2716:LYS:HG3	2:A:2717:LEU:HD12	1.99	0.45
2:D:375:GLN:O	2:D:376:SER:OG	2.33	0.45
2:D:778:MET:HG3	2:D:780:GLU:OE2	2.17	0.45
2:D:1719:LEU:HD21	2:D:1830:ILE:HD12	1.99	0.45
2:D:2551:THR:O	2:D:2555:LEU:HD13	2.16	0.45
2:D:3972:MET:HE3	2:D:4094:ILE:HD12	1.98	0.45
2:B:644:LEU:HB3	2:B:1630:LEU:HD11	1.99	0.45
2:B:853:PRO:HD3	2:B:1086:ARG:HB2	1.99	0.45
2:B:1065:GLU:O	2:B:1065:GLU:HG2	2.16	0.45
2:B:2525:LEU:HD12	2:B:2569:ILE:HG22	1.99	0.45
2:B:2589:LEU:O	2:B:2593:VAL:HG13	2.17	0.45
2:B:2605:MET:HA	2:B:2608:LYS:HE2	1.99	0.45
2:C:1262:PRO:HD3	2:C:1590:PHE:HE1	1.82	0.45
2:C:1962:THR:O	2:C:1966:ARG:HG3	2.17	0.45
2:C:2492:PHE:O	2:C:2496:LEU:N	2.45	0.45
2:C:2657:TYR:HA	2:C:2662:PHE:CE2	2.52	0.45
2:C:2757:MET:N	2:C:2757:MET:SD	2.90	0.45

*Continued on next page...*

*Continued from previous page...*

Atom-1	Atom-2	Interatomic distance (Å)	Clash overlap (Å)
2:C:2821:TYR:O	2:C:2823:PRO:HD3	2.17	0.45
2:C:3122:ILE:HD11	2:C:3127:GLN:HA	1.98	0.45
2:C:3976:LYS:HD2	2:C:4093:ASP:OD2	2.17	0.45
2:A:219:SER:H	2:A:349:MET:CE	2.30	0.44
2:A:888:ASN:HA	2:A:891:GLU:HB2	1.99	0.44
2:A:1649:GLU:HG2	2:A:1650:LEU:N	2.32	0.44
2:A:2173:GLU:HA	2:A:2176:VAL:HB	2.00	0.44
2:A:2500:ALA:HB1	2:A:2554:ARG:HH22	1.82	0.44
2:A:2525:LEU:HD12	2:A:2569:ILE:HG22	2.00	0.44
2:A:2605:MET:HA	2:A:2608:LYS:HE2	1.99	0.44
2:A:2729:HIS:CD2	2:A:2760:TYR:HB2	2.52	0.44
2:A:2981:TYR:O	2:A:2984:SER:OG	2.34	0.44
2:A:3074:ASN:HD21	2:A:3093:ILE:HD11	1.81	0.44
2:A:3976:LYS:HD2	2:A:4093:ASP:OD2	2.17	0.44
2:A:4183:LYS:HB3	2:D:4906:GLU:OE2	2.17	0.44
2:A:4778:VAL:HG12	2:A:4816:HIS:HB3	1.98	0.44
2:D:661:LEU:HD12	2:D:673:TRP:CD1	2.51	0.44
2:D:695:VAL:HG11	2:D:755:ILE:HG21	1.98	0.44
2:D:2456:MET:CE	2:D:2511:ASP:HB2	2.48	0.44
2:D:3976:LYS:HD2	2:D:4093:ASP:OD2	2.17	0.44
2:B:472:HIS:O	2:B:476:GLN:HG2	2.17	0.44
2:B:888:ASN:HA	2:B:891:GLU:HB2	1.99	0.44
2:B:1419:PHE:CE2	2:B:1562:ASN:HB3	2.52	0.44
2:B:2075:ILE:HG22	2:B:2077:ASP:H	1.81	0.44
2:B:2731:LYS:O	2:B:2734:MET:HG2	2.17	0.44
2:C:181:LEU:N	2:C:212:TRP:O	2.39	0.44
2:C:661:LEU:HD12	2:C:673:TRP:CD1	2.51	0.44
2:C:853:PRO:HD3	2:C:1086:ARG:HB2	1.99	0.44
2:C:904:TYR:HB2	2:C:918:LEU:HD23	1.99	0.44
2:C:934:GLN:HA	2:C:937:LEU:HD12	1.99	0.44
2:C:1077:VAL:O	2:C:1077:VAL:HG13	2.18	0.44
2:C:1697:LEU:HD23	2:C:1697:LEU:HA	1.87	0.44
2:C:2422:ILE:O	2:C:2426:LEU:HG	2.17	0.44
2:C:3125:ASP:O	2:C:3128:VAL:HG12	2.17	0.44
2:C:3178:HIS:CD2	2:C:3263:MET:HA	2.53	0.44
2:C:4194:GLU:CD	2:C:4608:ARG:HH22	2.19	0.44
1:H:91:VAL:HG21	2:D:1768:PHE:CE1	2.52	0.44
2:A:967:PRO:O	2:A:971:GLN:HB3	2.17	0.44
2:A:1262:PRO:HD3	2:A:1590:PHE:HE1	1.82	0.44
2:A:1501:ASN:CB	2:D:2826:ILE:HD13	2.45	0.44
2:A:1553:PHE:HE1	2:A:1555:PHE:CE2	2.35	0.44

*Continued on next page...*

*Continued from previous page...*

Atom-1	Atom-2	Interatomic distance (Å)	Clash overlap (Å)
2:A:2456:MET:CE	2:A:2511:ASP:HB2	2.48	0.44
2:A:2551:THR:O	2:A:2555:LEU:HD13	2.16	0.44
2:A:2821:TYR:O	2:A:2823:PRO:HD3	2.17	0.44
2:D:1077:VAL:O	2:D:1077:VAL:HG13	2.18	0.44
2:D:1106:GLU:HB3	2:D:1214:ARG:HB2	1.98	0.44
2:D:1553:PHE:HE1	2:D:1555:PHE:CE2	2.35	0.44
2:D:1717:ALA:HA	2:D:1720:MET:HE2	2.00	0.44
2:D:2525:LEU:HD12	2:D:2569:ILE:HG22	1.99	0.44
2:D:2550:HIS:CE1	2:D:2875:ASP:HB3	2.52	0.44
2:D:2731:LYS:O	2:D:2734:MET:HG2	2.17	0.44
2:C:921:PHE:HB3	2:C:929:ARG:HG3	1.98	0.44
2:C:2543:SER:HB3	2:C:2879:ALA:HB2	1.99	0.44
2:C:2550:HIS:CE1	2:C:2875:ASP:HB3	2.52	0.44
2:C:2685:TYR:HB2	2:C:2909:ASP:OD1	2.17	0.44
2:A:472:HIS:O	2:A:476:GLN:HG2	2.17	0.44
2:A:1717:ALA:HA	2:A:1720:MET:HE2	1.99	0.44
2:A:1898:LEU:HD22	2:A:1902:VAL:HG11	1.99	0.44
2:A:2422:ILE:O	2:A:2426:LEU:HG	2.17	0.44
2:A:3918:ASN:HA	2:A:3921:THR:HG22	1.98	0.44
2:A:4044:SER:O	2:A:4048:PHE:HD2	2.00	0.44
2:D:219:SER:H	2:D:349:MET:CE	2.30	0.44
2:D:228:LEU:HD21	2:D:277:LEU:HD13	1.99	0.44
2:D:246:THR:HG22	2:D:247:VAL:O	2.17	0.44
2:D:586:LEU:HD22	2:D:617:LEU:HD23	2.00	0.44
2:D:904:TYR:HB2	2:D:918:LEU:HD23	1.99	0.44
2:D:921:PHE:HB3	2:D:929:ARG:HG3	1.98	0.44
2:D:2396:ILE:HD11	2:D:2432:LEU:HD21	1.98	0.44
2:D:2500:ALA:HB1	2:D:2554:ARG:HH22	1.82	0.44
2:D:3125:ASP:O	2:D:3128:VAL:HG12	2.17	0.44
2:B:967:PRO:O	2:B:971:GLN:HB3	2.17	0.44
2:B:2732:TRP:O	2:B:2736:LYS:NZ	2.41	0.44
2:B:2821:TYR:O	2:B:2823:PRO:HD3	2.17	0.44
2:B:3918:ASN:HA	2:B:3921:THR:HG22	1.98	0.44
2:B:4046:ARG:HG3	2:B:4050:LYS:NZ	2.32	0.44
2:C:607:ASN:HB3	2:C:610:VAL:HG23	2.00	0.44
2:C:1553:PHE:HE1	2:C:1555:PHE:CE2	2.35	0.44
2:C:2172:MET:O	2:C:2176:VAL:HG23	2.17	0.44
2:C:2258:ARG:HH22	2:C:3810:ARG:HD2	1.82	0.44
2:C:2589:LEU:O	2:C:2593:VAL:HG13	2.17	0.44
2:C:2788:ARG:HB2	2:C:2904:SER:OG	2.17	0.44
2:C:3109:PHE:O	2:C:3165:ALA:HB2	2.17	0.44

*Continued on next page...*



*Continued from previous page...*

Atom-1	Atom-2	Interatomic distance (Å)	Clash overlap (Å)
2:C:3697:LYS:HG3	2:C:3700:HIS:HE2	1.83	0.44
2:A:228:LEU:HD21	2:A:277:LEU:HD13	1.99	0.44
2:A:246:THR:HG22	2:A:247:VAL:O	2.18	0.44
2:A:607:ASN:HB3	2:A:610:VAL:HG23	2.00	0.44
2:A:2507:LEU:HA	2:A:2510:THR:HG23	1.99	0.44
2:D:1649:GLU:HG2	2:D:1650:LEU:N	2.32	0.44
2:D:3062:ASP:OD1	2:D:3132:ARG:NH2	2.50	0.44
2:B:246:THR:HG22	2:B:247:VAL:O	2.18	0.44
2:B:2567:ASP:O	2:B:2571:VAL:HG23	2.18	0.44
2:B:2657:TYR:HA	2:B:2662:PHE:CE2	2.52	0.44
2:B:2728:SER:HA	2:B:2731:LYS:NZ	2.33	0.44
2:B:2981:TYR:O	2:B:2984:SER:OG	2.34	0.44
2:B:3137:LEU:HA	2:B:3140:LEU:HD12	1.99	0.44
2:C:2003:LEU:HG	2:C:2004:MET:HE1	2.00	0.44
2:C:2179:LEU:O	2:C:2183:GLU:CB	2.60	0.44
2:C:2444:THR:O	2:C:2452:VAL:N	2.42	0.44
2:C:3072:MET:HE3	2:C:3072:MET:HB3	1.72	0.44
2:C:3152:ARG:HA	2:C:3155:LEU:HD12	1.98	0.44
2:A:586:LEU:HD22	2:A:617:LEU:HD23	2.00	0.44
2:A:888:ASN:O	2:A:892:LEU:HD23	2.17	0.44
2:A:2396:ILE:HD11	2:A:2432:LEU:HD21	1.98	0.44
2:A:2589:LEU:O	2:A:2593:VAL:HG13	2.17	0.44
2:A:4060:GLN:O	2:A:4064:GLU:OE1	2.36	0.44
2:A:4172:PHE:CZ	2:A:4189:PHE:HA	2.53	0.44
2:D:641:ASP:OD2	2:D:641:ASP:N	2.51	0.44
2:D:934:GLN:HA	2:D:937:LEU:HD12	1.99	0.44
2:D:2507:LEU:HA	2:D:2510:THR:HG23	1.99	0.44
2:D:2657:TYR:HA	2:D:2662:PHE:CE2	2.52	0.44
2:D:2788:ARG:HB2	2:D:2904:SER:OG	2.17	0.44
2:D:2932:TYR:CD2	2:D:2967:VAL:HG21	2.52	0.44
2:D:3697:LYS:HG3	2:D:3700:HIS:HE2	1.83	0.44
2:D:4964:ASP:OD1	2:D:4964:ASP:N	2.50	0.44
2:B:1262:PRO:HD3	2:B:1590:PHE:HE1	1.82	0.44
2:B:2456:MET:CE	2:B:2511:ASP:HB2	2.48	0.44
2:B:2456:MET:HE2	2:B:2511:ASP:HB2	1.99	0.44
2:B:2932:TYR:CD2	2:B:2967:VAL:HG21	2.51	0.44
2:B:3125:ASP:O	2:B:3128:VAL:HG12	2.17	0.44
2:C:912:LYS:HZ3	2:C:914:GLN:HG3	1.82	0.44
2:C:967:PRO:O	2:C:971:GLN:HB3	2.17	0.44
2:C:1436:GLN:NE2	2:C:1546:GLN:O	2.51	0.44
2:C:2456:MET:SD	2:C:2456:MET:N	2.76	0.44

*Continued on next page...*

*Continued from previous page...*

Atom-1	Atom-2	Interatomic distance (Å)	Clash overlap (Å)
2:C:2525:LEU:HD12	2:C:2569:ILE:HG22	2.00	0.44
2:A:3228:TYR:CE1	2:A:3232:PRO:HB3	2.53	0.44
2:A:4522:VAL:HG12	2:B:4807:ASP:O	2.18	0.44
2:D:1419:PHE:CE2	2:D:1562:ASN:HB3	2.52	0.44
2:D:2003:LEU:HG	2:D:2004:MET:HE1	2.00	0.44
2:D:2567:ASP:O	2:D:2571:VAL:HG23	2.18	0.44
2:D:2716:LYS:HG3	2:D:2717:LEU:HD12	1.99	0.44
2:D:2729:HIS:CD2	2:D:2760:TYR:HB2	2.52	0.44
2:D:3109:PHE:O	2:D:3165:ALA:HB2	2.17	0.44
2:D:3178:HIS:CD2	2:D:3263:MET:HA	2.53	0.44
2:D:3668:ILE:HD13	2:D:3736:ALA:HB2	1.99	0.44
2:D:4044:SER:O	2:D:4048:PHE:HD2	2.00	0.44
2:D:4641:PRO:O	2:D:4647:LYS:NZ	2.35	0.44
2:B:586:LEU:HD22	2:B:617:LEU:HD23	2.00	0.44
2:B:655:MET:HE1	2:B:836:HIS:HA	2.00	0.44
2:B:934:GLN:HA	2:B:937:LEU:HD12	2.00	0.44
2:B:943:LEU:O	2:B:948:CYS:N	2.43	0.44
2:B:2258:ARG:HH22	2:B:3810:ARG:HD2	1.82	0.44
2:B:2497:ARG:NH2	2:B:2870:LEU:HA	2.33	0.44
2:B:2852:TRP:O	2:B:2856:LYS:HE2	2.17	0.44
2:B:3668:ILE:HD13	2:B:3736:ALA:HB2	1.98	0.44
2:C:2620:TYR:HB2	2:C:2627:TRP:CD1	2.53	0.44
2:C:2764:SER:O	2:C:2768:LYS:HG3	2.18	0.44
2:C:3148:VAL:O	2:C:3152:ARG:HG3	2.18	0.44
2:C:3319:PHE:O	2:C:3323:MET:N	2.39	0.44
2:C:4172:PHE:CZ	2:C:4189:PHE:HA	2.53	0.44
2:A:669:GLN:HE22	2:A:671:LYS:HG2	1.83	0.44
2:A:853:PRO:HD3	2:A:1086:ARG:HB2	2.00	0.44
2:A:921:PHE:HB3	2:A:929:ARG:HG3	1.98	0.44
2:A:1106:GLU:HB3	2:A:1214:ARG:HB2	1.98	0.44
2:A:1242:ASN:ND2	2:A:1805:HIS:O	2.50	0.44
2:A:2003:LEU:HG	2:A:2004:MET:HE1	2.00	0.44
2:A:2567:ASP:O	2:A:2571:VAL:HG23	2.18	0.44
2:D:181:LEU:N	2:D:212:TRP:O	2.39	0.44
2:D:888:ASN:O	2:D:892:LEU:HD23	2.17	0.44
2:D:892:LEU:HD22	2:D:895:MET:HE3	1.99	0.44
2:D:2668:CYS:O	2:D:2672:VAL:HG23	2.18	0.44
2:B:1242:ASN:HB3	2:B:1807:ARG:HG3	1.99	0.44
2:B:1553:PHE:HE1	2:B:1555:PHE:CE2	2.35	0.44
2:B:2003:LEU:HG	2:B:2004:MET:HE1	2.00	0.44
2:B:2492:PHE:O	2:B:2496:LEU:N	2.45	0.44

*Continued on next page...*

*Continued from previous page...*

Atom-1	Atom-2	Interatomic distance (Å)	Clash overlap (Å)
2:B:2685:TYR:HB2	2:B:2909:ASP:OD1	2.17	0.44
2:B:3926:GLY:CA	2:B:4935:GLY:HA3	2.47	0.44
2:C:472:HIS:O	2:C:476:GLN:HG2	2.17	0.44
2:C:541:ILE:HG22	2:C:547:ASN:HB3	1.98	0.44
2:C:1242:ASN:ND2	2:C:1805:HIS:O	2.50	0.44
2:C:1419:PHE:CE2	2:C:1562:ASN:HB3	2.52	0.44
2:C:1651:LEU:HD12	2:C:1698:LEU:HG	2.00	0.44
2:C:2500:ALA:HB1	2:C:2554:ARG:NH2	2.33	0.44
2:C:2605:MET:HA	2:C:2608:LYS:HE2	1.99	0.44
2:C:2731:LYS:O	2:C:2734:MET:HG2	2.17	0.44
2:A:903:GLN:O	2:A:915:HIS:N	2.51	0.44
2:A:2657:TYR:HA	2:A:2662:PHE:CE2	2.52	0.44
2:A:2666:LEU:HB3	2:A:2667:PRO:HD3	2.00	0.44
2:A:2678:PRO:HB2	2:A:2981:TYR:CE2	2.53	0.44
2:A:2852:TRP:O	2:A:2856:LYS:HE2	2.17	0.44
1:F:63:GLY:HA3	1:F:75:LEU:HD21	2.00	0.44
1:G:63:GLY:HA3	1:G:75:LEU:HD21	2.00	0.44
2:D:655:MET:HE1	2:D:836:HIS:HA	2.00	0.44
2:D:3228:TYR:CE1	2:D:3232:PRO:HB3	2.53	0.44
2:B:293:GLN:HB2	2:B:343:ARG:HH22	1.83	0.44
2:B:607:ASN:HB3	2:B:610:VAL:HG23	2.00	0.44
2:B:669:GLN:HE22	2:B:671:LYS:HG2	1.83	0.44
2:B:904:TYR:HB2	2:B:918:LEU:HD23	1.99	0.44
2:B:1717:ALA:HA	2:B:1720:MET:HE2	1.99	0.44
2:B:2173:GLU:HA	2:B:2176:VAL:HB	2.00	0.44
2:B:2543:SER:HB3	2:B:2879:ALA:HB2	1.99	0.44
2:B:3148:VAL:O	2:B:3152:ARG:HG3	2.18	0.44
2:B:3976:LYS:HD2	2:B:4093:ASP:OD2	2.17	0.44
2:C:219:SER:H	2:C:349:MET:CE	2.30	0.44
2:C:669:GLN:HE22	2:C:671:LYS:HG2	1.83	0.44
2:C:1898:LEU:HD22	2:C:1902:VAL:HG11	1.98	0.44
2:C:2668:CYS:O	2:C:2672:VAL:HG23	2.18	0.44
2:C:2678:PRO:HB2	2:C:2981:TYR:CE2	2.53	0.44
1:H:63:GLY:HA3	1:H:75:LEU:HD21	2.00	0.44
2:A:293:GLN:HB2	2:A:343:ARG:HH22	1.83	0.44
2:A:2728:SER:HA	2:A:2731:LYS:NZ	2.33	0.44
2:A:2731:LYS:O	2:A:2734:MET:HG2	2.17	0.44
2:A:2788:ARG:HB2	2:A:2904:SER:OG	2.17	0.44
2:A:2834:SER:O	2:A:2838[B]:HIS:HB2	2.17	0.44
2:A:3137:LEU:HA	2:A:3140:LEU:HD12	1.99	0.44
2:D:607:ASN:HB3	2:D:610:VAL:HG23	2.00	0.44

*Continued on next page...*

*Continued from previous page...*

Atom-1	Atom-2	Interatomic distance (Å)	Clash overlap (Å)
2:D:956:HIS:O	2:D:960:LYS:HG3	2.17	0.44
2:D:1421:MET:HE2	2:D:1576:LYS:HD2	2.00	0.44
2:D:1725:TYR:CE2	2:D:2101:ALA:HB1	2.53	0.44
2:D:1847:GLU:HG3	2:D:1850:VAL:H	1.83	0.44
2:D:1898:LEU:HD22	2:D:1902:VAL:HG11	1.98	0.44
2:D:2422:ILE:O	2:D:2426:LEU:HG	2.17	0.44
2:D:2685:TYR:HB2	2:D:2909:ASP:OD1	2.17	0.44
2:D:2764:SER:O	2:D:2768:LYS:HG3	2.18	0.44
2:D:2984:SER:OG	2:D:2994:GLY:O	2.28	0.44
2:B:903:GLN:O	2:B:915:HIS:N	2.51	0.44
2:B:3061:LEU:HD13	2:B:3126:VAL:HG13	2.00	0.44
2:B:3178:HIS:CD2	2:B:3263:MET:HA	2.53	0.44
2:B:4197:ILE:HG12	2:B:4923:MET:HE2	2.00	0.44
2:C:228:LEU:HD21	2:C:277:LEU:HD13	2.00	0.44
2:C:570:GLY:O	2:C:574:VAL:HG23	2.18	0.44
2:C:655:MET:HE1	2:C:836:HIS:HA	2.00	0.44
2:C:2456:MET:CE	2:C:2511:ASP:HB2	2.48	0.44
2:C:2728:SER:HA	2:C:2731:LYS:NZ	2.33	0.44
2:C:2935:GLU:O	2:C:2939:TYR:CD1	2.67	0.44
2:C:4616:TYR:CE2	2:C:4632:ARG:HG2	2.53	0.44
2:A:2849:HIS:HD2	2:A:2852:TRP:HE3	1.65	0.43
2:A:3062:ASP:OD1	2:A:3132:ARG:NH2	2.50	0.43
2:A:3246:MET:HE2	2:A:3276:LEU:HD21	2.00	0.43
2:A:3668:ILE:HD13	2:A:3736:ALA:HB2	1.98	0.43
2:D:876:PRO:HA	2:D:879:GLU:CG	2.42	0.43
2:D:903:GLN:O	2:D:915:HIS:N	2.51	0.43
2:D:1760:ARG:HE	2:D:1760:ARG:HB3	1.68	0.43
2:D:2279:MET:HE3	2:D:2279:MET:HB2	1.84	0.43
2:D:2589:LEU:O	2:D:2593:VAL:HG13	2.17	0.43
2:D:2605:MET:HA	2:D:2608:LYS:HE2	1.99	0.43
2:D:2620:TYR:HB2	2:D:2627:TRP:CD1	2.53	0.43
2:D:2678:PRO:HB2	2:D:2981:TYR:CE2	2.53	0.43
2:B:1651:LEU:HD12	2:B:1698:LEU:HG	2.00	0.43
2:B:1847:GLU:HG3	2:B:1850:VAL:H	1.83	0.43
2:B:2283:LYS:HD3	2:B:2285:TYR:HE1	1.82	0.43
2:B:2285:TYR:HD2	2:B:2384:MET:HE1	1.82	0.43
2:B:2729:HIS:CD2	2:B:2760:TYR:HB2	2.52	0.43
2:B:4060:GLN:O	2:B:4064:GLU:OE1	2.36	0.43
2:B:4304:GLY:O	2:B:4308:ILE:HG12	2.18	0.43
2:C:897:LYS:HB2	2:C:915:HIS:CE1	2.53	0.43
2:C:903:GLN:O	2:C:915:HIS:N	2.51	0.43

*Continued on next page...*

*Continued from previous page...*

Atom-1	Atom-2	Interatomic distance (Å)	Clash overlap (Å)
2:C:2852:TRP:O	2:C:2856:LYS:HE2	2.17	0.43
2:C:2927:GLN:OE1	2:C:3003:MET:HG2	2.18	0.43
2:C:2967:VAL:HA	2:C:2970:LEU:HG	2.00	0.43
2:C:3228:TYR:CE1	2:C:3232:PRO:HB3	2.53	0.43
2:A:897:LYS:HB2	2:A:915:HIS:CE1	2.53	0.43
2:A:1077:VAL:O	2:A:1077:VAL:HG13	2.18	0.43
2:A:1502:ASN:OD1	2:D:2824:ARG:NH1	2.51	0.43
2:A:1699:ARG:O	2:A:1703:TYR:HB2	2.18	0.43
2:A:1703:TYR:HH	2:A:1824:LEU:H	1.66	0.43
2:A:2456:MET:HE2	2:A:2511:ASP:HB2	1.99	0.43
2:A:2497:ARG:NH2	2:A:2870:LEU:HA	2.33	0.43
2:A:3016:ARG:O	2:A:3018:ARG:NH1	2.51	0.43
2:A:3061:LEU:HD13	2:A:3126:VAL:HG13	2.00	0.43
2:A:3109:PHE:O	2:A:3165:ALA:HB2	2.18	0.43
2:D:189:GLU:OE2	2:C:2322:ARG:NH2	2.44	0.43
2:D:669:GLN:HE22	2:D:671:LYS:HG2	1.83	0.43
2:D:1118:SER:HB3	2:D:1204:VAL:HG11	2.00	0.43
2:D:1651:LEU:HD12	2:D:1698:LEU:HG	2.00	0.43
2:D:1915:ASP:OD1	2:D:2090:ARG:NH1	2.51	0.43
2:D:2500:ALA:HB1	2:D:2554:ARG:NH2	2.33	0.43
2:B:1421:MET:HE1	2:B:1576:LYS:HB3	1.99	0.43
2:B:2179:LEU:O	2:B:2183:GLU:CB	2.60	0.43
2:B:2678:PRO:HB2	2:B:2981:TYR:CE2	2.53	0.43
2:B:2764:SER:O	2:B:2768:LYS:HG3	2.18	0.43
2:B:3109:PHE:O	2:B:3165:ALA:HB2	2.17	0.43
2:C:2283:LYS:HD3	2:C:2285:TYR:HE1	1.82	0.43
2:C:2497:ARG:NH2	2:C:2870:LEU:HA	2.33	0.43
2:C:2975:PHE:CE2	2:C:3036:LEU:HD13	2.53	0.43
2:C:3137:LEU:HA	2:C:3140:LEU:HD12	1.99	0.43
2:C:4060:GLN:O	2:C:4064:GLU:OE1	2.36	0.43
2:C:4565:SER:HB2	2:C:4567:TYR:CD2	2.54	0.43
2:A:655:MET:HE1	2:A:836:HIS:HA	2.00	0.43
2:A:904:TYR:HB2	2:A:918:LEU:HD23	1.99	0.43
2:A:2967:VAL:HA	2:A:2970:LEU:HG	2.01	0.43
2:A:3178:HIS:CD2	2:A:3263:MET:HA	2.53	0.43
2:D:853:PRO:HD3	2:D:1086:ARG:HB2	1.99	0.43
2:D:3016:ARG:O	2:D:3018:ARG:NH1	2.51	0.43
2:D:4177:VAL:HB	2:D:4880:VAL:HG22	2.00	0.43
2:B:219:SER:H	2:B:349:MET:CE	2.30	0.43
2:B:219:SER:H	2:B:349:MET:HE3	1.83	0.43
2:B:2500:ALA:HB1	2:B:2554:ARG:NH2	2.33	0.43

*Continued on next page...*

*Continued from previous page...*

Atom-1	Atom-2	Interatomic distance (Å)	Clash overlap (Å)
2:B:2666:LEU:HB3	2:B:2667:PRO:HD3	2.00	0.43
2:B:2975:PHE:CE2	2:B:3036:LEU:HD13	2.53	0.43
2:B:3228:TYR:CE1	2:B:3232:PRO:HB3	2.53	0.43
2:C:641:ASP:OD2	2:C:641:ASP:N	2.51	0.43
2:C:1421:MET:HE2	2:C:1576:LYS:HD2	1.99	0.43
2:C:1725:TYR:CE2	2:C:2101:ALA:HB1	2.53	0.43
2:C:2500:ALA:HB1	2:C:2554:ARG:HH22	1.83	0.43
2:C:2729:HIS:CD2	2:C:2760:TYR:HB2	2.52	0.43
2:C:3061:LEU:HD13	2:C:3126:VAL:HG13	2.00	0.43
2:A:641:ASP:N	2:A:641:ASP:OD2	2.51	0.43
2:A:1725:TYR:CE2	2:A:2101:ALA:HB1	2.53	0.43
2:A:2685:TYR:HB2	2:A:2909:ASP:OD1	2.17	0.43
2:A:3148:VAL:O	2:A:3152:ARG:HG3	2.18	0.43
2:A:3846:LEU:HD13	2:A:3854:PHE:CZ	2.53	0.43
1:E:63:GLY:HA3	1:E:75:LEU:HD21	2.00	0.43
2:D:114:LEU:HA	2:D:174:LYS:HA	2.00	0.43
2:D:1810:VAL:HB	2:D:1817:LEU:HD13	2.00	0.43
2:D:3148:VAL:O	2:D:3152:ARG:HG3	2.18	0.43
2:D:4565:SER:HB2	2:D:4567:TYR:CD2	2.54	0.43
2:B:114:LEU:HA	2:B:174:LYS:HA	2.00	0.43
2:B:956:HIS:O	2:B:960:LYS:HG3	2.17	0.43
2:B:1077:VAL:HG13	2:B:1077:VAL:O	2.18	0.43
2:B:1725:TYR:CE2	2:B:2101:ALA:HB1	2.53	0.43
2:B:2620:TYR:HB2	2:B:2627:TRP:CD1	2.53	0.43
2:B:2927:GLN:OE1	2:B:3003:MET:HG2	2.18	0.43
2:B:3278:GLY:O	2:B:3281:LEU:HG	2.19	0.43
2:B:3777:MET:SD	2:B:3846:LEU:HD21	2.59	0.43
2:B:3846:LEU:HD13	2:B:3854:PHE:CZ	2.53	0.43
2:C:1979:PHE:HB2	2:C:3628:TRP:CZ2	2.52	0.43
2:C:2791:ARG:HA	2:C:2901:TYR:HA	2.01	0.43
2:C:3926:GLY:CA	2:C:4935:GLY:HA3	2.47	0.43
2:C:4177:VAL:HB	2:C:4880:VAL:HG22	1.99	0.43
2:A:934:GLN:HA	2:A:937:LEU:HD12	1.99	0.43
2:A:3278:GLY:O	2:A:3281:LEU:HG	2.19	0.43
2:A:3777:MET:SD	2:A:3846:LEU:HD21	2.59	0.43
2:A:4304:GLY:O	2:A:4308:ILE:HG12	2.18	0.43
2:D:570:GLY:O	2:D:574:VAL:HG23	2.18	0.43
2:D:897:LYS:HB2	2:D:915:HIS:CE1	2.53	0.43
2:D:2728:SER:HA	2:D:2731:LYS:NZ	2.33	0.43
2:D:3061:LEU:HD13	2:D:3126:VAL:HG13	2.00	0.43
2:D:3316:LYS:O	2:D:3317:THR:OG1	2.35	0.43

*Continued on next page...*

*Continued from previous page...*

Atom-1	Atom-2	Interatomic distance (Å)	Clash overlap (Å)
2:B:228:LEU:HD21	2:B:277:LEU:HD13	2.00	0.43
2:B:2791:ARG:HE	2:B:2795:GLY:C	2.22	0.43
2:B:3074:ASN:HD21	2:B:3093:ILE:HD11	1.81	0.43
2:C:246:THR:HG22	2:C:247:VAL:O	2.18	0.43
2:C:2567:ASP:O	2:C:2571:VAL:HG23	2.18	0.43
2:C:2791:ARG:HE	2:C:2795:GLY:C	2.22	0.43
2:C:3846:LEU:HD13	2:C:3854:PHE:CZ	2.54	0.43
2:C:4197:ILE:HG12	2:C:4923:MET:HE2	2.00	0.43
2:C:4304:GLY:O	2:C:4308:ILE:HG12	2.18	0.43
2:A:1436:GLN:NE2	2:A:1546:GLN:O	2.51	0.43
2:A:1810:VAL:HB	2:A:1817:LEU:HD13	2.00	0.43
2:A:2500:ALA:HB1	2:A:2554:ARG:NH2	2.33	0.43
2:A:3612:PRO:HG2	2:A:3615:ARG:HG3	2.01	0.43
2:A:4045:LYS:NZ	2:A:4072:THR:HA	2.34	0.43
2:D:472:HIS:O	2:D:476:GLN:HG2	2.17	0.43
2:D:1815:GLU:O	2:D:1819:VAL:HB	2.19	0.43
2:D:2852:TRP:O	2:D:2856:LYS:HE2	2.17	0.43
2:D:2967:VAL:HA	2:D:2970:LEU:HG	2.01	0.43
2:D:3138:TYR:CZ	2:D:3209:PRO:HD3	2.54	0.43
2:D:3278:GLY:O	2:D:3281:LEU:HG	2.19	0.43
2:D:3846:LEU:HD13	2:D:3854:PHE:CZ	2.54	0.43
2:D:4172:PHE:CZ	2:D:4189:PHE:HA	2.53	0.43
2:B:2668:CYS:O	2:B:2672:VAL:HG23	2.18	0.43
2:B:2791:ARG:HA	2:B:2901:TYR:HA	2.01	0.43
2:B:3138:TYR:CZ	2:B:3209:PRO:HD3	2.54	0.43
2:B:4781:TYR:HD1	2:B:4846:PHE:CE1	2.37	0.43
2:C:1717:ALA:HA	2:C:1720:MET:HE2	2.01	0.43
2:C:2758:LYS:HB2	2:C:2762:LEU:HB2	2.01	0.43
2:A:1815:GLU:O	2:A:1819:VAL:HB	2.19	0.43
2:A:1847:GLU:HG3	2:A:1850:VAL:H	1.83	0.43
2:A:2444:THR:O	2:A:2452:VAL:N	2.42	0.43
2:A:2668:CYS:O	2:A:2672:VAL:HG23	2.18	0.43
2:A:2764:SER:O	2:A:2768:LYS:HG3	2.18	0.43
2:A:2975:PHE:CE2	2:A:3036:LEU:HD13	2.53	0.43
2:A:4252:ILE:HG21	2:B:4707:MET:HG3	2.01	0.43
2:D:558:LEU:HG	2:D:571:ILE:HG23	2.01	0.43
2:D:737:ILE:HG21	2:D:1534:GLU:OE1	2.19	0.43
2:D:2172:MET:O	2:D:2176:VAL:HG23	2.17	0.43
2:D:3649:ALA:C	2:D:3652:PRO:HD2	2.39	0.43
2:D:3956:MET:HG2	2:D:4065:PHE:CZ	2.54	0.43
2:D:4060:GLN:O	2:D:4064:GLU:OE1	2.36	0.43

*Continued on next page...*

*Continued from previous page...*

Atom-1	Atom-2	Interatomic distance (Å)	Clash overlap (Å)
2:B:2856:LYS:HA	2:B:2859:GLU:CG	2.44	0.43
2:B:3129:SER:HA	2:B:3132:ARG:HE	1.84	0.43
2:B:4172:PHE:CZ	2:B:4189:PHE:HA	2.53	0.43
2:B:4565:SER:HB2	2:B:4567:TYR:CD2	2.53	0.43
2:C:114:LEU:HA	2:C:174:LYS:HA	2.00	0.43
2:C:293:GLN:HB2	2:C:343:ARG:HH22	1.83	0.43
2:C:586:LEU:HD22	2:C:617:LEU:HD23	2.00	0.43
2:C:943:LEU:O	2:C:948:CYS:N	2.43	0.43
2:C:1282:CYS:SG	2:C:1556:GLU:HG2	2.59	0.43
2:C:3138:TYR:CZ	2:C:3209:PRO:HD3	2.54	0.43
2:C:4045:LYS:NZ	2:C:4072:THR:HA	2.34	0.43
2:C:4136:ILE:HG23	2:C:4150:PHE:HE1	1.83	0.43
2:A:274:LEU:HD23	2:A:274:LEU:HA	1.85	0.43
2:A:2833:LEU:HB2	2:A:2838[B]:HIS:ND1	2.33	0.43
2:A:4283:PHE:HE2	2:B:4495:PHE:CE2	2.36	0.43
2:D:20:VAL:HG12	2:D:216:PRO:HA	2.00	0.43
2:D:1282:CYS:SG	2:D:1556:GLU:HG2	2.59	0.43
2:D:3137:LEU:HA	2:D:3140:LEU:HD12	1.99	0.43
2:D:4136:ILE:HG23	2:D:4150:PHE:HE1	1.83	0.43
2:D:4304:GLY:O	2:D:4308:ILE:HG12	2.18	0.43
2:B:485:ARG:O	2:B:489:PHE:HB2	2.18	0.43
2:B:2967:VAL:HA	2:B:2970:LEU:HG	2.01	0.43
2:C:485:ARG:O	2:C:489:PHE:HB2	2.18	0.43
2:C:3016:ARG:O	2:C:3018:ARG:NH1	2.51	0.43
2:C:3668:ILE:HD13	2:C:3736:ALA:HB2	1.99	0.43
2:C:4781:TYR:HD1	2:C:4846:PHE:CE1	2.37	0.43
2:A:485:ARG:O	2:A:489:PHE:HB2	2.18	0.43
2:A:570:GLY:O	2:A:574:VAL:HG23	2.18	0.43
2:A:737:ILE:HG21	2:A:1534:GLU:OE1	2.19	0.43
2:A:1282:CYS:SG	2:A:1556:GLU:HG2	2.59	0.43
2:A:1651:LEU:HD12	2:A:1698:LEU:HG	2.00	0.43
2:A:2229:LEU:HD12	2:A:2297:ARG:HB3	2.01	0.43
2:A:2925:PHE:CZ	2:A:2970:LEU:HD13	2.54	0.43
2:A:3016:ARG:HA	2:A:3096:TYR:OH	2.19	0.43
2:A:3129:SER:HA	2:A:3132:ARG:HE	1.84	0.43
2:A:3800:CYS:O	2:A:3880:ARG:NH2	2.52	0.43
2:A:4177:VAL:HB	2:A:4880:VAL:HG22	2.00	0.43
2:D:485:ARG:O	2:D:489:PHE:HB2	2.18	0.43
2:D:675:TYR:CE1	2:D:790:PRO:HB3	2.54	0.43
2:D:1699:ARG:O	2:D:1703:TYR:HB2	2.18	0.43
2:D:2229:LEU:HD12	2:D:2297:ARG:HB3	2.01	0.43

*Continued on next page...*



*Continued from previous page...*

Atom-1	Atom-2	Interatomic distance (Å)	Clash overlap (Å)
2:D:2638:LEU:HD23	2:D:2638:LEU:HA	1.83	0.43
2:D:2791:ARG:HA	2:D:2901:TYR:HA	2.01	0.43
2:D:2849:HIS:HD2	2:D:2852:TRP:HE3	1.65	0.43
2:D:3016:ARG:HA	2:D:3096:TYR:OH	2.19	0.43
2:D:3612:PRO:HG2	2:D:3615:ARG:HG3	2.01	0.43
2:D:4107:GLU:OE1	2:D:4147:ARG:NH1	2.43	0.43
2:B:20:VAL:HG12	2:B:216:PRO:HA	2.00	0.43
2:B:570:GLY:O	2:B:574:VAL:HG23	2.18	0.43
2:B:675:TYR:CE1	2:B:790:PRO:HB3	2.54	0.43
2:B:897:LYS:HB2	2:B:915:HIS:CE1	2.53	0.43
2:B:1118:SER:HB3	2:B:1204:VAL:HG11	2.00	0.43
2:B:2500:ALA:HB1	2:B:2554:ARG:HH22	1.82	0.43
2:B:2849:HIS:HD2	2:B:2852:TRP:HE3	1.65	0.43
2:B:3697:LYS:HG3	2:B:3700:HIS:HE2	1.83	0.43
2:B:4045:LYS:NZ	2:B:4072:THR:HA	2.34	0.43
2:B:4964:ASP:N	2:B:4964:ASP:OD1	2.50	0.43
2:C:675:TYR:CE1	2:C:790:PRO:HB3	2.54	0.43
2:C:1699:ARG:O	2:C:1703:TYR:HB2	2.18	0.43
2:C:2666:LEU:HB3	2:C:2667:PRO:HD3	2.00	0.43
2:C:2925:PHE:CZ	2:C:2970:LEU:HD13	2.54	0.43
2:A:114:LEU:HA	2:A:174:LYS:HA	2.00	0.43
2:A:2791:ARG:HA	2:A:2901:TYR:HA	2.01	0.43
2:A:2975:PHE:HB3	2:A:2979:ARG:NH2	2.32	0.43
2:A:3956:MET:HG2	2:A:4065:PHE:CZ	2.54	0.43
2:D:293:GLN:HB2	2:D:343:ARG:HH22	1.83	0.43
2:D:1433:PHE:HB3	2:C:2830:ASN:ND2	2.34	0.43
2:D:2640:LEU:HA	2:D:2643:LYS:HZ3	1.82	0.43
2:D:2666:LEU:HB3	2:D:2667:PRO:HD3	2.00	0.43
2:D:3830:LEU:HD11	2:D:3909:ALA:HB2	2.01	0.43
2:B:1979:PHE:CD1	2:B:1993:ARG:HG2	2.54	0.43
2:B:2054:LYS:NZ	2:B:2056:SER:OG	2.31	0.43
2:B:3612:PRO:HG2	2:B:3615:ARG:HG3	2.01	0.43
2:B:4177:VAL:HB	2:B:4880:VAL:HG22	2.00	0.43
2:C:2173:GLU:HA	2:C:2176:VAL:HB	2.00	0.43
2:C:3232:PRO:HA	2:C:3235:MET:HE2	2.01	0.43
2:C:3777:MET:SD	2:C:3846:LEU:HD21	2.59	0.43
2:A:1048:ASP:OD1	2:A:1049:SER:N	2.52	0.42
2:A:2758:LYS:HB2	2:A:2762:LEU:HB2	2.00	0.42
2:A:3011:LEU:HD23	2:A:3011:LEU:HA	1.94	0.42
2:A:3697:LYS:HG3	2:A:3700:HIS:HE2	1.83	0.42
2:A:3890:TRP:O	2:B:76:ARG:NH1	2.52	0.42

*Continued on next page...*

*Continued from previous page...*

Atom-1	Atom-2	Interatomic distance (Å)	Clash overlap (Å)
2:D:468:GLU:HA	2:D:475:LYS:NZ	2.34	0.42
2:D:898:ILE:HD13	2:D:918:LEU:HD21	2.01	0.42
2:D:1048:ASP:OD1	2:D:1049:SER:N	2.52	0.42
2:D:2492:PHE:O	2:D:2496:LEU:N	2.45	0.42
2:D:2497:ARG:NH2	2:D:2870:LEU:HA	2.33	0.42
2:D:2975:PHE:CE2	2:D:3036:LEU:HD13	2.53	0.42
2:B:558:LEU:HG	2:B:571:ILE:HG23	2.01	0.42
2:B:1048:ASP:OD1	2:B:1049:SER:N	2.52	0.42
2:B:2758:LYS:HB2	2:B:2762:LEU:HB2	2.00	0.42
2:B:3016:ARG:HA	2:B:3096:TYR:OH	2.19	0.42
2:B:3800:CYS:O	2:B:3880:ARG:NH2	2.52	0.42
2:B:3956:MET:HG2	2:B:4065:PHE:CZ	2.54	0.42
2:B:4107:GLU:OE1	2:B:4147:ARG:NH1	2.43	0.42
2:B:4264:LEU:HG	2:C:4694:LEU:HD21	2.00	0.42
2:C:20:VAL:HG12	2:C:216:PRO:HA	1.99	0.42
2:C:274:LEU:HD23	2:C:274:LEU:HA	1.85	0.42
2:C:1048:ASP:OD1	2:C:1049:SER:N	2.52	0.42
2:C:2729:HIS:O	2:C:2732:TRP:HB3	2.19	0.42
2:C:3830:LEU:HD11	2:C:3909:ALA:HB2	2.01	0.42
2:A:20:VAL:HG12	2:A:216:PRO:HA	2.00	0.42
2:A:1973:ILE:HB	2:A:3608:LEU:HD21	2.01	0.42
2:A:4136:ILE:HG23	2:A:4150:PHE:HE1	1.83	0.42
2:A:4807:ASP:O	2:D:4522:VAL:HG12	2.18	0.42
2:A:4834:PRO:HB3	2:A:4843:ARG:HH11	1.85	0.42
2:A:4964:ASP:N	2:A:4964:ASP:OD1	2.50	0.42
2:D:2758:LYS:HB2	2:D:2762:LEU:HB2	2.00	0.42
2:D:4043:ILE:HG23	2:D:4048:PHE:CE2	2.55	0.42
2:B:3016:ARG:O	2:B:3018:ARG:NH1	2.51	0.42
2:C:1847:GLU:HG3	2:C:1850:VAL:H	1.83	0.42
2:C:1915:ASP:OD1	2:C:2090:ARG:NH1	2.51	0.42
2:C:1979:PHE:CD1	2:C:1993:ARG:HG2	2.54	0.42
2:C:2773:TRP:HB3	2:C:2774:PRO:HD3	2.02	0.42
2:C:2968:LEU:HB2	2:C:2969:PRO:HD3	2.01	0.42
2:C:3972:MET:O	2:C:4094:ILE:HD11	2.20	0.42
2:A:606:ARG:HH21	2:A:1633:PRO:HD2	1.84	0.42
2:A:814:LEU:HD12	2:A:815:PRO:HD2	2.02	0.42
2:A:3027:THR:HA	2:A:3030:VAL:HG12	2.02	0.42
2:A:3649:ALA:C	2:A:3652:PRO:HD2	2.39	0.42
2:A:3830:LEU:HD11	2:A:3909:ALA:HB2	2.01	0.42
2:A:4107:GLU:OE1	2:A:4147:ARG:NH1	2.43	0.42
2:A:4565:SER:HB2	2:A:4567:TYR:CD2	2.54	0.42

*Continued on next page...*

*Continued from previous page...*

Atom-1	Atom-2	Interatomic distance (Å)	Clash overlap (Å)
2:D:2173:GLU:HA	2:D:2176:VAL:HB	2.00	0.42
2:D:2732:TRP:CH2	2:D:2756:LEU:HB3	2.51	0.42
2:D:2791:ARG:HE	2:D:2795:GLY:C	2.22	0.42
2:D:3296:MET:HE3	2:D:3296:MET:HB2	1.98	0.42
2:D:4136:ILE:HG22	2:D:4917:ASN:HB3	2.01	0.42
2:D:4616:TYR:CE2	2:D:4632:ARG:HG2	2.53	0.42
2:D:4781:TYR:HD1	2:D:4846:PHE:CE1	2.37	0.42
2:B:2729:HIS:O	2:B:2732:TRP:HB3	2.19	0.42
2:C:630:HIS:CE1	2:C:1671:ARG:HE	2.38	0.42
2:C:3016:ARG:HA	2:C:3096:TYR:OH	2.19	0.42
2:A:2620:TYR:HB2	2:A:2627:TRP:CD1	2.53	0.42
2:A:4616:TYR:CE2	2:A:4632:ARG:HG2	2.53	0.42
2:D:630:HIS:CE1	2:D:1671:ARG:HE	2.38	0.42
2:D:695:VAL:O	2:D:727:PHE:N	2.44	0.42
2:D:1973:ILE:HB	2:D:3608:LEU:HD21	2.02	0.42
2:D:2927:GLN:OE1	2:D:3003:MET:HG2	2.18	0.42
2:D:3228:TYR:H	2:D:3290:ILE:HG21	1.85	0.42
2:B:814:LEU:HD12	2:B:815:PRO:HD2	2.02	0.42
2:B:1699:ARG:O	2:B:1703:TYR:HB2	2.19	0.42
2:B:3304:GLN:HB3	2:B:3305:PRO:HD3	2.01	0.42
2:B:3649:ALA:C	2:B:3652:PRO:HD2	2.39	0.42
2:C:1118:SER:HB3	2:C:1204:VAL:HG11	2.00	0.42
2:C:1272:ARG:NH2	2:C:1582:CYS:SG	2.93	0.42
2:C:3027:THR:HA	2:C:3030:VAL:HG12	2.02	0.42
2:C:3602:CYS:HA	2:C:3605:MET:CE	2.50	0.42
2:C:3612:PRO:HG2	2:C:3615:ARG:HG3	2.01	0.42
2:C:3956:MET:HG2	2:C:4065:PHE:CZ	2.54	0.42
2:A:558:LEU:HG	2:A:571:ILE:HG23	2.00	0.42
2:A:675:TYR:CE1	2:A:790:PRO:HB3	2.54	0.42
2:A:2258:ARG:HB3	2:A:2260:PRO:HD2	2.02	0.42
2:A:3010:LYS:O	2:A:3014:LEU:HD23	2.20	0.42
2:A:3175:LEU:O	2:A:3175:LEU:HD23	2.19	0.42
2:A:4136:ILE:HG22	2:A:4917:ASN:HB3	2.01	0.42
2:A:4781:TYR:HD1	2:A:4846:PHE:CE1	2.37	0.42
1:E:63:GLY:O	1:E:67:MET:HG2	2.20	0.42
2:D:856:SER:HB3	2:D:1078:CYS:SG	2.60	0.42
2:D:881:ILE:HD13	2:D:1062:TYR:CZ	2.55	0.42
2:D:2773:TRP:HB3	2:D:2774:PRO:HD3	2.02	0.42
2:D:4048:PHE:CZ	2:D:4080:TYR:HB3	2.55	0.42
2:B:538:ALA:O	2:B:542:ARG:HB2	2.20	0.42
2:B:2840:MET:HB3	2:B:2840:MET:HE3	1.98	0.42

*Continued on next page...*

*Continued from previous page...*

Atom-1	Atom-2	Interatomic distance (Å)	Clash overlap (Å)
2:B:2925:PHE:CZ	2:B:2970:LEU:HD13	2.54	0.42
2:B:3602:CYS:HA	2:B:3605:MET:CE	2.50	0.42
2:B:4043:ILE:HG23	2:B:4048:PHE:CE2	2.55	0.42
2:C:856:SER:HB3	2:C:1078:CYS:SG	2.60	0.42
2:C:881:ILE:HD13	2:C:1062:TYR:CZ	2.55	0.42
2:C:2935:GLU:O	2:C:2938:GLN:N	2.53	0.42
2:C:3010:LYS:O	2:C:3014:LEU:HD23	2.20	0.42
2:C:3175:LEU:HD23	2:C:3175:LEU:O	2.19	0.42
2:A:2935:GLU:O	2:A:2938:GLN:N	2.53	0.42
2:A:3222:ALA:HB1	2:A:3282:LYS:HG2	2.02	0.42
2:A:3972:MET:O	2:A:4094:ILE:HD11	2.19	0.42
1:E:19:LYS:HD3	1:E:19:LYS:HA	1.85	0.42
2:D:814:LEU:HD12	2:D:815:PRO:HD2	2.01	0.42
2:D:1979:PHE:CD1	2:D:1993:ARG:HG2	2.54	0.42
2:D:3129:SER:HA	2:D:3132:ARG:HE	1.84	0.42
2:D:3777:MET:SD	2:D:3846:LEU:HD21	2.59	0.42
2:B:131:CYS:SG	2:B:150:GLN:HB2	2.60	0.42
2:B:641:ASP:OD2	2:B:641:ASP:N	2.51	0.42
2:B:718:VAL:HG23	2:B:793:SER:HB3	2.01	0.42
2:B:1973:ILE:HB	2:B:3608:LEU:HD21	2.02	0.42
2:B:3175:LEU:O	2:B:3175:LEU:HD23	2.19	0.42
2:B:3972:MET:O	2:B:4094:ILE:HD11	2.20	0.42
2:B:4616:TYR:CE2	2:B:4632:ARG:HG2	2.53	0.42
2:C:2638:LEU:HD23	2:C:2638:LEU:HA	1.83	0.42
2:C:3129:SER:HA	2:C:3132:ARG:HE	1.84	0.42
2:C:3304:GLN:HB3	2:C:3305:PRO:HD3	2.01	0.42
2:C:3972:MET:HE3	2:C:4094:ILE:HD12	2.02	0.42
2:A:1249:MET:HB2	2:A:1599:MET:HB3	2.02	0.42
2:A:1272:ARG:NH2	2:A:1582:CYS:SG	2.93	0.42
2:A:2729:HIS:O	2:A:2732:TRP:HB3	2.19	0.42
2:A:2927:GLN:OE1	2:A:3003:MET:HG2	2.18	0.42
2:A:3138:TYR:CZ	2:A:3209:PRO:HD3	2.54	0.42
1:F:63:GLY:O	1:F:67:MET:HG2	2.20	0.42
2:D:2925:PHE:CZ	2:D:2970:LEU:HD13	2.54	0.42
2:D:3187:LYS:O	2:D:3191:GLU:HB2	2.20	0.42
2:B:630:HIS:CE1	2:B:1671:ARG:HE	2.38	0.42
2:B:737:ILE:HG21	2:B:1534:GLU:OE1	2.19	0.42
2:B:2258:ARG:HB3	2:B:2260:PRO:HD2	2.02	0.42
2:B:3222:ALA:HB1	2:B:3282:LYS:HG2	2.02	0.42
2:B:3600:VAL:O	2:B:3604:ARG:HD3	2.20	0.42
2:C:919:VAL:HG12	2:C:920:GLU:N	2.35	0.42

*Continued on next page...*

*Continued from previous page...*

Atom-1	Atom-2	Interatomic distance (Å)	Clash overlap (Å)
2:C:2849:HIS:HD2	2:C:2852:TRP:HE3	1.65	0.42
2:C:3649:ALA:C	2:C:3652:PRO:HD2	2.39	0.42
2:A:468:GLU:HA	2:A:475:LYS:NZ	2.34	0.42
2:A:630:HIS:CE1	2:A:1671:ARG:HE	2.38	0.42
2:A:1697:LEU:HD23	2:A:1697:LEU:HA	1.87	0.42
2:A:1839:LEU:HA	2:A:1842:ILE:HG22	2.02	0.42
2:A:1979:PHE:CD1	2:A:1993:ARG:HG2	2.54	0.42
2:A:2791:ARG:HE	2:A:2795:GLY:C	2.22	0.42
2:A:3159:LEU:HB3	2:A:3241:MET:HG2	2.02	0.42
2:A:3602:CYS:HA	2:A:3605:MET:CE	2.50	0.42
2:A:3955:GLN:HG2	2:A:4016:PHE:CE2	2.55	0.42
2:A:4602:ARG:NH1	2:A:4631:ASP:OD1	2.53	0.42
2:A:4872:GLU:CD	2:D:4874:ARG:HD2	2.40	0.42
2:D:1272:ARG:NH2	2:D:1582:CYS:SG	2.93	0.42
2:D:1304:LEU:HD23	2:D:1304:LEU:HA	1.92	0.42
2:D:2935:GLU:O	2:D:2938:GLN:N	2.53	0.42
2:D:3027:THR:HA	2:D:3030:VAL:HG12	2.02	0.42
2:D:3961:ASP:OD2	2:D:3963:SER:OG	2.32	0.42
2:D:4045:LYS:NZ	2:D:4072:THR:HA	2.34	0.42
2:B:919:VAL:HG12	2:B:920:GLU:N	2.34	0.42
2:B:1719:LEU:HA	2:B:1722:ASN:HB2	2.02	0.42
2:B:2571:VAL:HA	2:B:2574:LEU:CD2	2.50	0.42
2:B:3159:LEU:HB3	2:B:3241:MET:HG2	2.02	0.42
2:B:3830:LEU:HD11	2:B:3909:ALA:HB2	2.01	0.42
2:B:4136:ILE:HG22	2:B:4917:ASN:HB3	2.01	0.42
2:B:4136:ILE:HG23	2:B:4150:PHE:HE1	1.83	0.42
2:C:737:ILE:HG21	2:C:1534:GLU:OE1	2.19	0.42
2:C:814:LEU:HD12	2:C:815:PRO:HD2	2.02	0.42
2:C:1719:LEU:HA	2:C:1722:ASN:HB2	2.02	0.42
2:C:1819:VAL:HG23	2:C:1902:VAL:HG22	2.01	0.42
2:C:3159:LEU:HB3	2:C:3241:MET:HG2	2.02	0.42
2:C:3228:TYR:H	2:C:3290:ILE:HG21	1.85	0.42
2:C:3600:VAL:O	2:C:3604:ARG:HD3	2.20	0.42
2:C:3800:CYS:O	2:C:3880:ARG:NH2	2.52	0.42
2:A:1014:GLN:O	2:A:1027:ARG:NH2	2.53	0.42
2:A:1118:SER:HB3	2:A:1204:VAL:HG11	2.00	0.42
2:A:2095:ILE:HD11	2:A:3629:ILE:HG23	2.02	0.42
2:A:2571:VAL:HA	2:A:2574:LEU:CD2	2.50	0.42
2:A:2772:ARG:HA	2:A:2772:ARG:HD3	1.90	0.42
2:A:2935:GLU:O	2:A:2939:TYR:CD1	2.67	0.42
2:D:2729:HIS:O	2:D:2732:TRP:HB3	2.19	0.42

*Continued on next page...*

*Continued from previous page...*

Atom-1	Atom-2	Interatomic distance (Å)	Clash overlap (Å)
2:D:2935:GLU:O	2:D:2939:TYR:CD1	2.67	0.42
2:D:3042:ALA:HB3	2:D:3117:PHE:HB3	2.02	0.42
2:D:3972:MET:O	2:D:4094:ILE:HD11	2.19	0.42
2:D:4602:ARG:NH1	2:D:4631:ASP:OD1	2.53	0.42
2:B:1819:VAL:HG23	2:B:1902:VAL:HG22	2.02	0.42
2:B:2139:GLU:O	2:B:2192:MET:HE3	2.20	0.42
2:B:2539:GLU:HB2	2:B:2581:ARG:HD3	2.02	0.42
2:B:3027:THR:HA	2:B:3030:VAL:HG12	2.02	0.42
2:C:558:LEU:HG	2:C:571:ILE:HG23	2.00	0.42
2:C:898:ILE:HD13	2:C:918:LEU:HD21	2.01	0.42
2:C:1810:VAL:HB	2:C:1817:LEU:HD13	2.00	0.42
2:C:1973:ILE:HB	2:C:3608:LEU:HD21	2.01	0.42
2:C:4048:PHE:CZ	2:C:4080:TYR:HB3	2.55	0.42
2:C:4602:ARG:NH1	2:C:4631:ASP:OD1	2.53	0.42
2:A:943:LEU:O	2:A:948:CYS:N	2.43	0.42
2:A:2732:TRP:CH2	2:A:2756:LEU:HB3	2.51	0.42
2:A:2773:TRP:HB3	2:A:2774:PRO:HD3	2.02	0.42
2:A:2930:ILE:HG23	2:A:3010:LYS:HZ1	1.85	0.42
1:G:26:HIS:CD2	1:G:41:ARG:HG2	2.55	0.42
2:D:606:ARG:HH21	2:D:1633:PRO:HD2	1.84	0.42
2:D:919:VAL:HG12	2:D:920:GLU:N	2.34	0.42
2:D:2139:GLU:O	2:D:2192:MET:HE3	2.20	0.42
2:D:3955:GLN:HG2	2:D:4016:PHE:CE2	2.55	0.42
2:B:709:GLY:HA3	2:B:723:PHE:CD1	2.55	0.42
2:B:881:ILE:HD13	2:B:1062:TYR:CZ	2.55	0.42
2:B:1272:ARG:NH2	2:B:1582:CYS:SG	2.93	0.42
2:B:1810:VAL:HB	2:B:1817:LEU:HD13	2.00	0.42
2:B:2095:ILE:HD11	2:B:3629:ILE:HG23	2.02	0.42
2:B:2773:TRP:HB3	2:B:2774:PRO:HD3	2.02	0.42
2:B:3138:TYR:CG	2:B:3208:ILE:HG13	2.55	0.42
2:C:538:ALA:O	2:C:542:ARG:HB2	2.20	0.42
2:C:1021:GLN:NE2	2:C:1022:GLN:O	2.53	0.42
2:C:1815:GLU:O	2:C:1819:VAL:HB	2.19	0.42
2:C:2095:ILE:HD11	2:C:3629:ILE:HG23	2.02	0.42
2:C:3955:GLN:HG2	2:C:4016:PHE:CE2	2.55	0.42
1:H:63:GLY:O	1:H:67:MET:HG2	2.20	0.41
2:A:709:GLY:HA3	2:A:723:PHE:CD1	2.55	0.41
2:A:856:SER:HB3	2:A:1078:CYS:SG	2.60	0.41
2:A:881:ILE:HD13	2:A:1062:TYR:CZ	2.55	0.41
2:A:1497:GLY:O	2:A:1499:GLY:N	2.53	0.41
2:A:1719:LEU:HA	2:A:1722:ASN:HB2	2.02	0.41

*Continued on next page...*

Continued from previous page...

Atom-1	Atom-2	Interatomic distance (Å)	Clash overlap (Å)
2:A:4043:ILE:HG23	2:A:4048:PHE:CE2	2.55	0.41
1:G:63:GLY:O	1:G:67:MET:HG2	2.20	0.41
2:D:1014:GLN:O	2:D:1027:ARG:NH2	2.53	0.41
2:D:1265:HIS:CE1	2:D:1268:ILE:HG13	2.55	0.41
2:D:1839:LEU:HA	2:D:1842:ILE:HG22	2.02	0.41
2:D:2389:MET:HG3	2:D:2464:HIS:CE1	2.55	0.41
2:D:2891:ASP:OD1	2:D:2892:ILE:N	2.53	0.41
2:D:3600:VAL:O	2:D:3604:ARG:HD3	2.20	0.41
2:D:3800:CYS:O	2:D:3880:ARG:NH2	2.52	0.41
2:B:419:ILE:HG21	2:B:492:GLU:HG3	2.02	0.41
2:B:1497:GLY:O	2:B:1499:GLY:N	2.53	0.41
2:B:1815:GLU:O	2:B:1819:VAL:HB	2.19	0.41
2:B:1839:LEU:HA	2:B:1842:ILE:HG22	2.02	0.41
2:B:3228:TYR:H	2:B:3290:ILE:HG21	1.85	0.41
2:B:4602:ARG:NH1	2:B:4631:ASP:OD1	2.53	0.41
2:C:468:GLU:HA	2:C:475:LYS:NZ	2.34	0.41
2:C:514:PHE:HD2	2:C:526:TRP:HB2	1.85	0.41
2:C:1014:GLN:O	2:C:1027:ARG:NH2	2.53	0.41
2:C:2772:ARG:HA	2:C:2772:ARG:HD3	1.90	0.41
2:C:3187:LYS:O	2:C:3191:GLU:HB2	2.20	0.41
2:C:4964:ASP:N	2:C:4964:ASP:OD1	2.50	0.41
2:A:375:GLN:O	2:A:376:SER:OG	2.32	0.41
2:A:538:ALA:O	2:A:542:ARG:HB2	2.20	0.41
2:A:600:LEU:O	2:A:604:HIS:HB2	2.20	0.41
2:A:1265:HIS:CE1	2:A:1268:ILE:HG13	2.55	0.41
2:A:2891:ASP:OD1	2:A:2892:ILE:N	2.53	0.41
2:A:2968:LEU:HB2	2:A:2969:PRO:HD3	2.01	0.41
2:A:3237:VAL:O	2:A:3240:PRO:HD2	2.21	0.41
2:A:3249:TRP:HE3	2:A:3266:THR:HG21	1.86	0.41
2:A:3279:ASN:O	2:A:3283:ILE:HD12	2.21	0.41
2:D:600:LEU:O	2:D:604:HIS:HB2	2.20	0.41
2:D:1249:MET:HB2	2:D:1599:MET:HB3	2.02	0.41
2:D:1497:GLY:O	2:D:1499:GLY:N	2.53	0.41
2:D:1719:LEU:HA	2:D:1722:ASN:HB2	2.02	0.41
2:D:2689:MET:HG3	2:D:2689:MET:O	2.20	0.41
2:D:3304:GLN:HB3	2:D:3305:PRO:HD3	2.01	0.41
2:B:468:GLU:HA	2:B:475:LYS:NZ	2.34	0.41
2:B:606:ARG:HH21	2:B:1633:PRO:HD2	1.84	0.41
2:B:2935:GLU:O	2:B:2938:GLN:N	2.53	0.41
2:B:2939:TYR:CD2	2:B:2956:TYR:CD2	3.09	0.41
2:B:3246:MET:SD	2:B:3247:SER:N	2.93	0.41

Continued on next page...

*Continued from previous page...*

Atom-1	Atom-2	Interatomic distance (Å)	Clash overlap (Å)
2:B:3279:ASN:O	2:B:3283:ILE:HD12	2.21	0.41
2:C:131:CYS:SG	2:C:150:GLN:HB2	2.60	0.41
2:C:2229:LEU:HD12	2:C:2297:ARG:HB3	2.01	0.41
2:C:2721:ILE:HG22	2:C:2772:ARG:HH11	1.85	0.41
2:C:3138:TYR:CG	2:C:3208:ILE:HG13	2.55	0.41
2:C:3246:MET:SD	2:C:3247:SER:N	2.93	0.41
2:C:4043:ILE:HG23	2:C:4048:PHE:CE2	2.55	0.41
2:C:4305:PHE:HA	2:C:4308:ILE:HG12	2.03	0.41
2:A:898:ILE:HD13	2:A:918:LEU:HD21	2.01	0.41
2:A:919:VAL:HG12	2:A:920:GLU:N	2.35	0.41
2:A:1021:GLN:NE2	2:A:1022:GLN:O	2.53	0.41
2:D:538:ALA:O	2:D:542:ARG:HB2	2.20	0.41
2:D:718:VAL:HG23	2:D:793:SER:HB3	2.01	0.41
2:D:977:LYS:NZ	2:D:979:ALA:HB2	2.36	0.41
2:D:2095:ILE:HD11	2:D:3629:ILE:HG23	2.02	0.41
2:D:2571:VAL:HA	2:D:2574:LEU:CD2	2.50	0.41
2:D:3249:TRP:HE3	2:D:3266:THR:HG21	1.86	0.41
2:B:2389:MET:HG3	2:B:2464:HIS:CE1	2.55	0.41
2:B:2721:ILE:HG22	2:B:2772:ARG:HH11	1.85	0.41
2:B:3010:LYS:O	2:B:3014:LEU:HD23	2.20	0.41
2:B:3249:TRP:HE3	2:B:3266:THR:HG21	1.86	0.41
2:C:419:ILE:HG21	2:C:492:GLU:HG3	2.02	0.41
2:C:606:ARG:HH21	2:C:1633:PRO:HD2	1.84	0.41
2:C:964:MET:O	2:C:977:LYS:NZ	2.53	0.41
2:C:977:LYS:NZ	2:C:979:ALA:HB2	2.36	0.41
2:C:1839:LEU:HA	2:C:1842:ILE:HG22	2.02	0.41
2:C:2389:MET:HG3	2:C:2464:HIS:CE1	2.55	0.41
2:C:2689:MET:O	2:C:2689:MET:HG3	2.20	0.41
2:C:2716:LYS:O	2:C:2901:TYR:OH	2.39	0.41
2:C:3278:GLY:O	2:C:3281:LEU:HG	2.19	0.41
1:H:26:HIS:CD2	1:H:41:ARG:HG2	2.55	0.41
2:A:718:VAL:HG23	2:A:793:SER:HB3	2.01	0.41
2:A:1102:TYR:HD1	2:A:1165:MET:HG2	1.85	0.41
2:A:2539:GLU:HB2	2:A:2581:ARG:HD3	2.02	0.41
2:A:2566:ARG:HA	2:A:2569:ILE:HG12	2.02	0.41
2:A:2640:LEU:HA	2:A:2643:LYS:HZ3	1.86	0.41
2:A:2760:TYR:HD1	2:A:2763:LEU:HD22	1.86	0.41
2:A:3304:GLN:HB3	2:A:3305:PRO:HD3	2.01	0.41
2:D:21:VAL:HG13	2:D:217:ILE:HG13	2.02	0.41
2:D:419:ILE:HG21	2:D:492:GLU:HG3	2.02	0.41
2:D:1021:GLN:NE2	2:D:1022:GLN:O	2.53	0.41

*Continued on next page...*



*Continued from previous page...*

Atom-1	Atom-2	Interatomic distance (Å)	Clash overlap (Å)
2:D:1585:ARG:NE	2:D:1634:GLU:OE1	2.53	0.41
2:D:2062:ILE:HG21	2:D:2087:LEU:HG	2.02	0.41
2:D:2566:ARG:HA	2:D:2569:ILE:HG12	2.02	0.41
2:D:2968:LEU:HB2	2:D:2969:PRO:HD3	2.01	0.41
2:D:3154:ALA:O	2:D:3157:GLU:HG3	2.21	0.41
2:D:3246:MET:SD	2:D:3247:SER:N	2.93	0.41
2:D:4305:PHE:HA	2:D:4308:ILE:HG12	2.03	0.41
2:B:856:SER:HB3	2:B:1078:CYS:SG	2.60	0.41
2:B:1021:GLN:NE2	2:B:1022:GLN:O	2.53	0.41
2:B:1436:GLN:NE2	2:B:1546:GLN:O	2.51	0.41
2:B:1915:ASP:OD1	2:B:2090:ARG:NH1	2.51	0.41
2:B:2229:LEU:HD12	2:B:2297:ARG:HB3	2.01	0.41
2:B:2566:ARG:HA	2:B:2569:ILE:HG12	2.03	0.41
2:B:2968:LEU:HB2	2:B:2969:PRO:HD3	2.01	0.41
2:B:3154:ALA:O	2:B:3157:GLU:HG3	2.21	0.41
2:B:3684:GLU:OE1	2:B:3754:MET:HG3	2.21	0.41
2:C:2054:LYS:NZ	2:C:2056:SER:OG	2.31	0.41
2:C:2725:ALA:HB1	2:C:2760:TYR:CZ	2.56	0.41
2:C:2939:TYR:CD2	2:C:2956:TYR:CD2	3.09	0.41
2:A:1419:PHE:CE2	2:A:1562:ASN:HB3	2.52	0.41
2:A:2725:ALA:HB1	2:A:2760:TYR:CZ	2.56	0.41
2:A:3246:MET:HG2	2:A:3276:LEU:HD22	2.02	0.41
2:A:3600:VAL:O	2:A:3604:ARG:HD3	2.20	0.41
2:A:4166:LYS:O	2:A:4170:ARG:HG3	2.21	0.41
2:D:514:PHE:HD2	2:D:526:TRP:HB2	1.85	0.41
2:D:709:GLY:HA3	2:D:723:PHE:CD1	2.55	0.41
2:D:882:ARG:CZ	2:D:933:LEU:HD23	2.51	0.41
2:D:2539:GLU:HB2	2:D:2581:ARG:HD3	2.02	0.41
2:D:2716:LYS:O	2:D:2901:TYR:OH	2.39	0.41
2:D:2760:TYR:HD1	2:D:2763:LEU:HD22	1.86	0.41
2:D:2859:GLU:O	2:D:2862:SER:OG	2.27	0.41
2:D:3159:LEU:HB3	2:D:3241:MET:HG2	2.02	0.41
2:D:3602:CYS:HA	2:D:3605:MET:CE	2.50	0.41
2:D:4261:LEU:HG	2:D:4263:SER:HB2	2.03	0.41
2:B:191:TYR:N	2:B:206:ALA:O	2.54	0.41
2:B:882:ARG:CZ	2:B:933:LEU:HD23	2.51	0.41
2:B:1064:LEU:HD12	2:B:1064:LEU:O	2.21	0.41
2:B:1102:TYR:HD1	2:B:1165:MET:HG2	1.85	0.41
2:B:1585:ARG:NE	2:B:1634:GLU:OE1	2.53	0.41
2:B:4048:PHE:CZ	2:B:4080:TYR:HB3	2.55	0.41
2:C:999:LEU:HD12	2:C:1050:LEU:HD21	2.03	0.41

*Continued on next page...*

*Continued from previous page...*

Atom-1	Atom-2	Interatomic distance (Å)	Clash overlap (Å)
2:C:1102:TYR:HD1	2:C:1165:MET:HG2	1.85	0.41
2:C:2566:ARG:HA	2:C:2569:ILE:HG12	2.03	0.41
2:C:2785:TRP:HE3	2:C:2787:TRP:NE1	2.19	0.41
2:A:1611:ILE:CG2	2:A:1615:GLN:HG3	2.50	0.41
2:A:2279:MET:HE2	2:A:2279:MET:HB2	1.83	0.41
2:A:2363:SER:O	2:A:2363:SER:OG	2.38	0.41
2:A:4261:LEU:HG	2:A:4263:SER:HB2	2.03	0.41
1:E:26:HIS:CD2	1:E:41:ARG:HG2	2.55	0.41
1:F:26:HIS:CD2	1:F:41:ARG:HG2	2.55	0.41
2:D:131:CYS:SG	2:D:150:GLN:HB2	2.60	0.41
2:D:1611:ILE:CG2	2:D:1615:GLN:HG3	2.51	0.41
2:D:2172:MET:HB2	2:D:2172:MET:HE2	1.85	0.41
2:D:2258:ARG:HB3	2:D:2260:PRO:HD2	2.01	0.41
2:D:2276:SER:HB2	2:D:2288:ILE:O	2.21	0.41
2:D:2721:ILE:HG22	2:D:2772:ARG:HH11	1.85	0.41
2:D:2725:ALA:HB1	2:D:2760:TYR:CZ	2.56	0.41
2:D:2785:TRP:HE3	2:D:2787:TRP:NE1	2.19	0.41
2:D:3175:LEU:O	2:D:3175:LEU:HD23	2.19	0.41
2:D:4679:PHE:O	2:D:4682:ALA:C	2.59	0.41
2:D:4834:PRO:HB3	2:D:4843:ARG:HH11	1.85	0.41
2:B:898:ILE:HD13	2:B:918:LEU:HD21	2.01	0.41
2:B:1265:HIS:CE1	2:B:1268:ILE:HG13	2.56	0.41
2:B:1282:CYS:SG	2:B:1556:GLU:HG2	2.59	0.41
2:B:2785:TRP:HE3	2:B:2787:TRP:NE1	2.19	0.41
2:B:3011:LEU:HD23	2:B:3011:LEU:HA	1.94	0.41
2:B:3237:VAL:O	2:B:3240:PRO:HD2	2.21	0.41
2:B:3955:GLN:HG2	2:B:4016:PHE:CE2	2.55	0.41
2:B:4166:LYS:O	2:B:4170:ARG:HG3	2.21	0.41
2:B:4834:PRO:HB3	2:B:4843:ARG:HH11	1.85	0.41
2:C:21:VAL:HG13	2:C:217:ILE:HG13	2.02	0.41
2:C:2571:VAL:HA	2:C:2574:LEU:CD2	2.50	0.41
2:C:4834:PRO:HB3	2:C:4843:ARG:HH11	1.85	0.41
2:A:21:VAL:HG13	2:A:217:ILE:HG13	2.02	0.41
2:A:514:PHE:HD2	2:A:526:TRP:HB2	1.85	0.41
2:A:1585:ARG:NE	2:A:1634:GLU:OE1	2.53	0.41
2:A:2276:SER:HB2	2:A:2288:ILE:O	2.21	0.41
2:A:2389:MET:HG3	2:A:2464:HIS:CE1	2.55	0.41
2:A:2939:TYR:CD2	2:A:2956:TYR:CD2	3.09	0.41
2:A:3246:MET:SD	2:A:3247:SER:N	2.93	0.41
2:A:3684:GLU:OE1	2:A:3754:MET:HG3	2.21	0.41
2:D:999:LEU:HD12	2:D:1050:LEU:HD21	2.03	0.41

*Continued on next page...*

*Continued from previous page...*

Atom-1	Atom-2	Interatomic distance (Å)	Clash overlap (Å)
2:D:1064:LEU:O	2:D:1064:LEU:HD12	2.21	0.41
2:D:1102:TYR:HD1	2:D:1165:MET:HG2	1.85	0.41
2:D:1819:VAL:HG23	2:D:1902:VAL:HG22	2.01	0.41
2:D:3010:LYS:O	2:D:3014:LEU:HD23	2.20	0.41
2:D:3138:TYR:CG	2:D:3208:ILE:HG13	2.55	0.41
2:D:3324:GLU:CD	2:D:3325:LYS:HG3	2.41	0.41
2:B:514:PHE:HD2	2:B:526:TRP:HB2	1.85	0.41
2:B:2276:SER:HB2	2:B:2288:ILE:O	2.21	0.41
2:B:3311:LYS:H	2:B:3314:LEU:HD23	1.86	0.41
2:C:624:ALA:HB2	2:C:1667:LEU:HD12	2.02	0.41
2:C:718:VAL:HG23	2:C:793:SER:HB3	2.01	0.41
2:C:2176:VAL:HG22	2:C:2220:TYR:CZ	2.56	0.41
2:C:3042:ALA:HB3	2:C:3117:PHE:HB3	2.02	0.41
2:C:3178:HIS:NE2	2:C:3263:MET:HA	2.36	0.41
2:C:3324:GLU:CD	2:C:3325:LYS:HG3	2.41	0.41
2:A:882:ARG:CZ	2:A:933:LEU:HD23	2.51	0.41
2:A:964:MET:O	2:A:977:LYS:NZ	2.53	0.41
2:A:1819:VAL:HG23	2:A:1902:VAL:HG22	2.02	0.41
2:A:1979:PHE:HD1	2:A:1986:CYS:HG	1.69	0.41
2:A:2604:LYS:HB3	2:A:2608:LYS:HZ3	1.86	0.41
2:A:3187:LYS:O	2:A:3191:GLU:HB2	2.20	0.41
2:A:3311:LYS:H	2:A:3314:LEU:HD23	1.86	0.41
2:A:3324:GLU:CD	2:A:3325:LYS:HG3	2.41	0.41
2:A:4650:LYS:HG2	2:A:4670:LEU:HD22	2.03	0.41
1:F:43:ARG:HA	2:B:1682:GLU:OE1	2.21	0.41
2:D:964:MET:O	2:D:977:LYS:NZ	2.53	0.41
2:D:1245:ARG:HD3	2:D:1692:LYS:HB3	2.03	0.41
2:D:1436:GLN:NE2	2:D:1546:GLN:O	2.51	0.41
2:D:2176:VAL:HG22	2:D:2220:TYR:CZ	2.55	0.41
2:D:3279:ASN:O	2:D:3283:ILE:HD12	2.20	0.41
2:D:3985:MET:HA	2:D:3985:MET:HE3	2.03	0.41
2:B:992:GLN:O	2:B:996:VAL:HG23	2.21	0.41
2:B:2176:VAL:HG22	2:B:2220:TYR:CZ	2.56	0.41
2:B:2732:TRP:CH2	2:B:2756:LEU:HB3	2.50	0.41
2:B:2826:ILE:HD13	2:C:1501:ASN:CB	2.48	0.41
2:B:3114:GLN:HE22	2:B:3115:HIS:CE1	2.39	0.41
2:B:3246:MET:HG2	2:B:3276:LEU:HD22	2.03	0.41
2:B:4641:PRO:O	2:B:4647:LYS:NZ	2.35	0.41
2:C:737:ILE:HD13	2:C:1482:ARG:HD3	2.03	0.41
2:C:2139:GLU:O	2:C:2192:MET:HE3	2.20	0.41
2:C:2891:ASP:OD1	2:C:2892:ILE:N	2.53	0.41

*Continued on next page...*

*Continued from previous page...*

Atom-1	Atom-2	Interatomic distance (Å)	Clash overlap (Å)
2:C:3137:LEU:HB3	2:C:3159:LEU:HD11	2.03	0.41
2:C:3154:ALA:O	2:C:3157:GLU:HG3	2.21	0.41
2:C:3222:ALA:HB1	2:C:3282:LYS:HG2	2.02	0.41
2:A:131:CYS:SG	2:A:150:GLN:HB2	2.60	0.41
2:A:419:ILE:HG21	2:A:492:GLU:HG3	2.02	0.41
2:A:624:ALA:HB2	2:A:1667:LEU:HD12	2.02	0.41
2:A:677:LEU:HD12	2:A:801:ARG:O	2.21	0.41
2:A:977:LYS:NZ	2:A:979:ALA:HB2	2.36	0.41
2:A:2241:ASP:CG	2:A:2297:ARG:HH22	2.24	0.41
2:A:2638:LEU:HD23	2:A:2638:LEU:HA	1.83	0.41
2:A:2785:TRP:HE3	2:A:2787:TRP:NE1	2.19	0.41
2:A:3042:ALA:HB3	2:A:3117:PHE:HB3	2.02	0.41
2:A:3138:TYR:CG	2:A:3208:ILE:HG13	2.55	0.41
2:A:3154:ALA:O	2:A:3157:GLU:HG3	2.21	0.41
2:A:3228:TYR:H	2:A:3290:ILE:HG21	1.85	0.41
2:A:3661:VAL:HB	2:A:3665:HIS:HB3	2.03	0.41
2:A:3715:GLU:O	2:A:3719:MET:HG2	2.21	0.41
2:A:4649:VAL:O	2:A:4653:VAL:HG23	2.21	0.41
2:A:4679:PHE:O	2:A:4682:ALA:C	2.59	0.41
2:D:737:ILE:HD13	2:D:1482:ARG:HD3	2.03	0.41
2:D:1564:MET:HE3	2:D:1565:PRO:HD2	2.01	0.41
2:D:1891:GLU:HB3	2:D:1895:GLN:HB2	2.03	0.41
2:D:2972:ASP:O	2:D:2976:LYS:HG2	2.21	0.41
2:D:4187:GLU:OE1	2:D:4949:TRP:NE1	2.46	0.41
2:D:4649:VAL:O	2:D:4653:VAL:HG23	2.21	0.41
2:B:600:LEU:O	2:B:604:HIS:HB2	2.20	0.41
2:B:677:LEU:HD12	2:B:801:ARG:O	2.21	0.41
2:B:933:LEU:O	2:B:937:LEU:HG	2.21	0.41
2:B:999:LEU:HD12	2:B:1050:LEU:HD21	2.03	0.41
2:B:1014:GLN:O	2:B:1027:ARG:NH2	2.53	0.41
2:B:1267:HIS:CE1	2:B:1296:ASN:H	2.39	0.41
2:B:1444:GLY:HA3	2:B:1487:MET:HA	2.03	0.41
2:B:2062:ILE:HG21	2:B:2087:LEU:HG	2.02	0.41
2:B:2363:SER:O	2:B:2363:SER:OG	2.38	0.41
2:B:2785:TRP:HB2	2:B:2787:TRP:HD1	1.85	0.41
2:B:3042:ALA:HB3	2:B:3117:PHE:HB3	2.02	0.41
2:B:3324:GLU:CD	2:B:3325:LYS:HG3	2.41	0.41
2:B:3848:GLU:HA	2:B:3922:GLU:OE2	2.21	0.41
2:B:4305:PHE:HA	2:B:4308:ILE:HG12	2.03	0.41
2:C:219:SER:H	2:C:349:MET:HE3	1.86	0.41
2:C:882:ARG:CZ	2:C:933:LEU:HD23	2.50	0.41

*Continued on next page...*

Continued from previous page...

Atom-1	Atom-2	Interatomic distance (Å)	Clash overlap (Å)
2:C:1064:LEU:HD12	2:C:1064:LEU:O	2.21	0.41
2:C:1249:MET:HB2	2:C:1599:MET:HB3	2.02	0.41
2:C:1494:MET:HG3	2:C:1500:ARG:HD2	2.03	0.41
2:C:2062:ILE:HG21	2:C:2087:LEU:HG	2.02	0.41
2:C:2258:ARG:HB3	2:C:2260:PRO:HD2	2.02	0.41
2:C:2276:SER:HB2	2:C:2288:ILE:O	2.21	0.41
2:C:2972:ASP:O	2:C:2976:LYS:HG2	2.21	0.41
2:C:3183:ILE:HD11	2:C:3187:LYS:HE2	2.03	0.41
2:C:3249:TRP:HE3	2:C:3266:THR:HG21	1.85	0.41
2:C:3279:ASN:O	2:C:3283:ILE:HD12	2.20	0.41
1:H:85:ALA:O	1:H:94:PRO:HB3	2.21	0.41
2:A:992:GLN:O	2:A:996:VAL:HG23	2.21	0.41
2:A:1245:ARG:HD3	2:A:1692:LYS:HB3	2.03	0.41
2:A:2721:ILE:HG22	2:A:2772:ARG:HH11	1.85	0.41
2:A:3846:LEU:HB3	2:A:3854:PHE:CE2	2.56	0.41
2:A:3926:GLY:CA	2:A:4935:GLY:HA3	2.47	0.41
1:E:85:ALA:O	1:E:94:PRO:HB3	2.21	0.41
2:D:2456:MET:HE2	2:D:2511:ASP:HB2	2.03	0.41
2:D:2939:TYR:CD2	2:D:2956:TYR:CD2	3.09	0.41
2:D:3222:ALA:HB1	2:D:3282:LYS:HG2	2.02	0.41
2:D:4250:TYR:O	2:D:4254:THR:HG23	2.21	0.41
2:B:964:MET:O	2:B:977:LYS:NZ	2.53	0.41
2:B:1427:TYR:HB2	2:B:1563:VAL:CG1	2.51	0.41
2:B:2194:ALA:HA	2:B:2237:SER:HB3	2.03	0.41
2:B:4522:VAL:HG12	2:C:4807:ASP:O	2.21	0.41
2:C:191:TYR:N	2:C:206:ALA:O	2.54	0.41
2:C:709:GLY:HA3	2:C:723:PHE:CD1	2.55	0.41
2:C:893:TRP:HD1	2:C:897:LYS:HZ3	1.66	0.41
2:C:992:GLN:O	2:C:996:VAL:HG23	2.21	0.41
2:C:1608:VAL:HA	2:C:1618:LEU:O	2.21	0.41
2:C:1928:PHE:HE1	2:C:1995:GLN:HG2	1.86	0.41
2:C:2077:ASP:HB3	2:C:2080:LEU:HB3	2.03	0.41
2:C:2760:TYR:HD1	2:C:2763:LEU:HD22	1.86	0.41
2:C:3766:LEU:O	2:C:3845:LEU:HD22	2.21	0.41
2:C:4136:ILE:HG22	2:C:4917:ASN:HB3	2.01	0.41
2:A:1064:LEU:HD12	2:A:1064:LEU:O	2.21	0.40
2:A:1427:TYR:HB2	2:A:1563:VAL:CG1	2.51	0.40
1:G:85:ALA:O	1:G:94:PRO:HB3	2.21	0.40
2:D:2241:ASP:CG	2:D:2297:ARG:HH22	2.24	0.40
2:D:3302:PHE:O	2:D:3305:PRO:HD2	2.22	0.40
2:D:3715:GLU:O	2:D:3719:MET:HG2	2.21	0.40

Continued on next page...

*Continued from previous page...*

Atom-1	Atom-2	Interatomic distance (Å)	Clash overlap (Å)
2:D:4650:LYS:HG2	2:D:4670:LEU:HD22	2.03	0.40
2:B:1707:ILE:HG23	2:B:1827:THR:HG21	2.03	0.40
2:B:2077:ASP:HB3	2:B:2080:LEU:HB3	2.03	0.40
2:B:2604:LYS:HB3	2:B:2608:LYS:HZ3	1.86	0.40
2:B:2891:ASP:OD1	2:B:2892:ILE:N	2.53	0.40
2:B:2972:ASP:O	2:B:2976:LYS:HG2	2.21	0.40
2:B:3661:VAL:HB	2:B:3665:HIS:HB3	2.03	0.40
2:B:4094:ILE:O	2:B:4098:VAL:HG23	2.21	0.40
2:B:4756:ILE:HG23	2:C:4861:ILE:HG21	2.02	0.40
2:C:600:LEU:O	2:C:604:HIS:HB2	2.20	0.40
2:C:1304:LEU:HD23	2:C:1304:LEU:HA	1.92	0.40
2:C:2194:ALA:HA	2:C:2237:SER:HB3	2.03	0.40
2:C:4021:LEU:HD22	2:C:4128:TYR:CE2	2.56	0.40
2:C:4079:ASP:HB3	2:C:4082:GLU:HG3	2.03	0.40
2:C:4261:LEU:HG	2:C:4263:SER:HB2	2.03	0.40
2:C:4663:ARG:HG2	2:C:4663:ARG:NH1	2.17	0.40
2:A:1291:GLY:HA2	2:D:2835:ARG:HH12	1.85	0.40
2:A:2689:MET:O	2:A:2689:MET:HG3	2.20	0.40
2:A:3910:ILE:HG23	2:A:3974:LEU:HB2	2.03	0.40
2:A:4021:LEU:HD22	2:A:4128:TYR:CE2	2.56	0.40
2:A:4305:PHE:HA	2:A:4308:ILE:HG12	2.02	0.40
2:D:677:LEU:HD12	2:D:801:ARG:O	2.21	0.40
2:D:992:GLN:O	2:D:996:VAL:HG23	2.21	0.40
2:D:2939:TYR:HD2	2:D:2956:TYR:HD2	1.70	0.40
2:D:3011:LEU:HD23	2:D:3011:LEU:HA	1.94	0.40
2:D:3246:MET:HG2	2:D:3276:LEU:HD22	2.02	0.40
2:D:3684:GLU:OE1	2:D:3754:MET:HG3	2.21	0.40
2:D:4021:LEU:HD22	2:D:4128:TYR:CE2	2.56	0.40
2:B:21:VAL:HG13	2:B:217:ILE:HG13	2.02	0.40
2:B:375:GLN:O	2:B:376:SER:OG	2.33	0.40
2:B:624:ALA:HB2	2:B:1667:LEU:HD12	2.02	0.40
2:B:698:ALA:HB2	2:B:791:VAL:HG11	2.03	0.40
2:B:977:LYS:NZ	2:B:979:ALA:HB2	2.35	0.40
2:B:1611:ILE:CG2	2:B:1615:GLN:HG3	2.51	0.40
2:B:1697:LEU:HD23	2:B:1697:LEU:HA	1.87	0.40
2:B:2833:LEU:HB2	2:B:2838[B]:HIS:CE1	2.55	0.40
2:B:3766:LEU:O	2:B:3845:LEU:HD22	2.21	0.40
2:B:4679:PHE:O	2:B:4682:ALA:C	2.59	0.40
2:B:4753:LEU:HD21	2:C:4769:LEU:HD22	2.03	0.40
2:C:1497:GLY:O	2:C:1499:GLY:N	2.53	0.40
2:C:1891:GLU:HB3	2:C:1895:GLN:HB2	2.03	0.40

*Continued on next page...*

*Continued from previous page...*

Atom-1	Atom-2	Interatomic distance (Å)	Clash overlap (Å)
2:C:2939:TYR:HD2	2:C:2956:TYR:HD2	1.70	0.40
2:C:3661:VAL:HB	2:C:3665:HIS:HB3	2.03	0.40
2:C:3846:LEU:HB3	2:C:3854:PHE:CE2	2.56	0.40
2:C:3846:LEU:HD23	2:C:3846:LEU:HA	1.96	0.40
2:A:219:SER:H	2:A:349:MET:HE3	1.87	0.40
2:A:698:ALA:HB2	2:A:791:VAL:HG11	2.03	0.40
2:A:1444:GLY:HA3	2:A:1487:MET:HA	2.03	0.40
2:A:1494:MET:HG3	2:A:1500:ARG:HD2	2.03	0.40
2:A:2139:GLU:O	2:A:2192:MET:HE3	2.20	0.40
2:A:2605:MET:HG3	2:A:2606:PRO:HD3	2.04	0.40
2:A:3137:LEU:HB3	2:A:3159:LEU:HD11	2.03	0.40
2:A:3302:PHE:O	2:A:3305:PRO:HD2	2.22	0.40
2:A:3766:LEU:O	2:A:3845:LEU:HD22	2.21	0.40
2:A:3986:LEU:HD22	2:A:3989:ASN:ND2	2.37	0.40
2:A:4048:PHE:CZ	2:A:4080:TYR:HB3	2.55	0.40
2:A:4250:TYR:O	2:A:4254:THR:HG23	2.21	0.40
1:F:85:ALA:O	1:F:94:PRO:HB3	2.21	0.40
2:D:698:ALA:HB2	2:D:791:VAL:HG11	2.04	0.40
2:D:933:LEU:O	2:D:937:LEU:HG	2.21	0.40
2:D:3097:THR:HG22	2:D:3102:LEU:HG	2.04	0.40
2:D:3237:VAL:O	2:D:3240:PRO:HD2	2.21	0.40
2:D:3661:VAL:HB	2:D:3665:HIS:HB3	2.03	0.40
2:D:3840:PHE:CE1	2:D:3874:THR:HG23	2.56	0.40
2:D:3910:ILE:HG23	2:D:3974:LEU:HB2	2.03	0.40
2:B:1249:MET:HB2	2:B:1599:MET:HB3	2.02	0.40
2:B:1608:VAL:HA	2:B:1618:LEU:O	2.21	0.40
2:B:3292:GLU:HB2	2:B:3296:MET:HE2	2.02	0.40
2:B:3951:PHE:HZ	2:B:3974:LEU:HG	1.87	0.40
2:B:4649:VAL:O	2:B:4653:VAL:HG23	2.21	0.40
2:C:677:LEU:HD12	2:C:801:ARG:O	2.21	0.40
2:C:1265:HIS:CE1	2:C:1268:ILE:HG13	2.55	0.40
2:C:1267:HIS:CE1	2:C:1296:ASN:H	2.40	0.40
2:C:1444:GLY:HA3	2:C:1487:MET:HA	2.03	0.40
2:C:1611:ILE:CG2	2:C:1615:GLN:HG3	2.51	0.40
2:C:3303:SER:HA	2:C:3306:ILE:CG1	2.52	0.40
2:A:737:ILE:HD13	2:A:1482:ARG:HD3	2.03	0.40
2:A:967:PRO:O	2:A:971:GLN:CB	2.70	0.40
2:A:2176:VAL:HG22	2:A:2220:TYR:CZ	2.56	0.40
2:A:2957:GLU:O	2:A:2961:LYS:HG2	2.22	0.40
2:A:3644:LEU:HD23	2:A:3644:LEU:HA	1.94	0.40
2:D:274:LEU:HD23	2:D:274:LEU:HA	1.85	0.40

*Continued on next page...*

Continued from previous page...

Atom-1	Atom-2	Interatomic distance (Å)	Clash overlap (Å)
2:D:891:GLU:HG2	2:D:978:PRO:HG3	2.03	0.40
2:D:1494:MET:HG3	2:D:1500:ARG:HD2	2.03	0.40
2:D:2785:TRP:HB2	2:D:2787:TRP:HD1	1.85	0.40
2:D:2856:LYS:HA	2:D:2859:GLU:CG	2.44	0.40
2:D:3229:THR:HA	2:D:3232:PRO:HG3	2.04	0.40
2:D:3232:PRO:HA	2:D:3235:MET:HE2	2.04	0.40
2:B:1678:SER:HB2	2:B:1768:PHE:CE2	2.57	0.40
2:B:2725:ALA:HB1	2:B:2760:TYR:CZ	2.55	0.40
2:B:2760:TYR:HD1	2:B:2763:LEU:HD22	1.86	0.40
2:B:2833:LEU:HB2	2:B:2838[A]:HIS:CE1	2.56	0.40
2:B:3910:ILE:HG23	2:B:3974:LEU:HB2	2.04	0.40
2:B:4137:GLU:OE1	2:B:4958:PHE:HB2	2.22	0.40
2:C:830:GLU:OE1	2:C:830:GLU:N	2.54	0.40
2:C:967:PRO:O	2:C:971:GLN:CB	2.70	0.40
2:C:2539:GLU:HB2	2:C:2581:ARG:HD3	2.02	0.40
2:C:2957:GLU:O	2:C:2961:LYS:HG2	2.22	0.40
2:C:3302:PHE:O	2:C:3305:PRO:HD2	2.22	0.40
2:C:4250:TYR:O	2:C:4254:THR:HG23	2.21	0.40
2:C:4679:PHE:O	2:C:4682:ALA:C	2.59	0.40
2:A:933:LEU:O	2:A:937:LEU:HG	2.21	0.40
2:A:999:LEU:HD12	2:A:1050:LEU:HD21	2.03	0.40
2:A:1081:THR:HG23	2:A:1082:GLY:H	1.86	0.40
2:A:1685:LEU:HD23	2:A:1685:LEU:HA	1.95	0.40
2:A:2062:ILE:HG21	2:A:2087:LEU:HG	2.02	0.40
2:A:3178:HIS:NE2	2:A:3263:MET:HA	2.36	0.40
2:A:4481:TRP:CG	2:A:4484:ILE:HD11	2.56	0.40
2:D:624:ALA:HB2	2:D:1667:LEU:HD12	2.02	0.40
2:D:1608:VAL:HA	2:D:1618:LEU:O	2.21	0.40
2:D:2824:ARG:HA	2:D:2824:ARG:HD2	1.64	0.40
2:D:3926:GLY:CA	2:D:4935:GLY:HA3	2.47	0.40
2:D:4079:ASP:HB3	2:D:4082:GLU:HG3	2.03	0.40
2:D:4481:TRP:CG	2:D:4484:ILE:HD11	2.56	0.40
2:D:4503:ARG:NH2	2:D:4721:TYR:HE2	2.20	0.40
2:B:3171:LEU:HD23	2:B:3171:LEU:HA	1.93	0.40
2:B:3210:SER:OG	2:B:3213:LYS:NZ	2.48	0.40
2:B:3303:SER:HA	2:B:3306:ILE:CG1	2.52	0.40
2:B:3846:LEU:HB3	2:B:3854:PHE:CE2	2.56	0.40
2:B:3846:LEU:HD23	2:B:3846:LEU:HA	1.96	0.40
2:B:4503:ARG:NH2	2:B:4721:TYR:HE2	2.20	0.40
2:C:375:GLN:O	2:C:376:SER:OG	2.33	0.40
2:C:996:VAL:HG22	2:C:1054:VAL:HG21	2.04	0.40

Continued on next page...



Continued from previous page...

Atom-1	Atom-2	Interatomic distance (Å)	Clash overlap (Å)
2:C:1427:TYR:HB2	2:C:1563:VAL:CG1	2.51	0.40
2:C:1585:ARG:NE	2:C:1634:GLU:OE1	2.53	0.40
2:C:3097:THR:HG22	2:C:3102:LEU:HG	2.04	0.40
2:C:3246:MET:HG2	2:C:3276:LEU:HD22	2.02	0.40
2:C:3311:LYS:H	2:C:3314:LEU:HD23	1.86	0.40
2:C:3951:PHE:HZ	2:C:3974:LEU:HG	1.87	0.40

There are no symmetry-related clashes.

## 5.3 Torsion angles [i](#)

### 5.3.1 Protein backbone [i](#)

In the following table, the Percentiles column shows the percent Ramachandran outliers of the chain as a percentile score with respect to all PDB entries followed by that with respect to all EM entries.

The Analysed column shows the number of residues for which the backbone conformation was analysed, and the total number of residues.

Mol	Chain	Analysed	Favoured	Allowed	Outliers	Percentiles	
1	E	105/108 (97%)	103 (98%)	2 (2%)	0	100	100
1	F	105/108 (97%)	103 (98%)	2 (2%)	0	100	100
1	G	105/108 (97%)	103 (98%)	2 (2%)	0	100	100
1	H	105/108 (97%)	103 (98%)	2 (2%)	0	100	100
2	A	4198/4967 (84%)	4052 (96%)	142 (3%)	4 (0%)	48	78
2	B	4198/4967 (84%)	4052 (96%)	142 (3%)	4 (0%)	48	78
2	C	4198/4967 (84%)	4052 (96%)	142 (3%)	4 (0%)	48	78
2	D	4198/4967 (84%)	4050 (96%)	144 (3%)	4 (0%)	48	78
All	All	17212/20300 (85%)	16618 (96%)	578 (3%)	16 (0%)	50	78

All (16) Ramachandran outliers are listed below:

Mol	Chain	Res	Type
2	A	2988	ARG
2	A	3292	GLU
2	A	4641	PRO
2	D	2988	ARG

Continued on next page...

*Continued from previous page...*

Mol	Chain	Res	Type
2	D	3292	GLU
2	D	4641	PRO
2	B	2988	ARG
2	B	3292	GLU
2	B	4641	PRO
2	C	2988	ARG
2	C	3292	GLU
2	C	4641	PRO
2	A	1498	GLN
2	D	1498	GLN
2	B	1498	GLN
2	C	1498	GLN

### 5.3.2 Protein sidechains [i](#)

In the following table, the Percentiles column shows the percent sidechain outliers of the chain as a percentile score with respect to all PDB entries followed by that with respect to all EM entries.

The Analysed column shows the number of residues for which the sidechain conformation was analysed, and the total number of residues.

Mol	Chain	Analysed	Rotameric	Outliers	Percentiles	
1	E	88/89 (99%)	85 (97%)	3 (3%)	32	60
1	F	88/89 (99%)	85 (97%)	3 (3%)	32	60
1	G	88/89 (99%)	85 (97%)	3 (3%)	32	60
1	H	88/89 (99%)	85 (97%)	3 (3%)	32	60
2	A	3708/4358 (85%)	3675 (99%)	33 (1%)	75	87
2	B	3708/4358 (85%)	3675 (99%)	33 (1%)	75	87
2	C	3708/4358 (85%)	3675 (99%)	33 (1%)	75	87
2	D	3708/4358 (85%)	3675 (99%)	33 (1%)	75	87
All	All	15184/17788 (85%)	15040 (99%)	144 (1%)	74	87

All (144) residues with a non-rotameric sidechain are listed below:

Mol	Chain	Res	Type
1	H	4	GLU
1	H	18	LYS
1	H	19	LYS

*Continued on next page...*

*Continued from previous page...*

<b>Mol</b>	<b>Chain</b>	<b>Res</b>	<b>Type</b>
2	A	81	MET
2	A	317	MET
2	A	414	ARG
2	A	844	ARG
2	A	929	ARG
2	A	940	LEU
2	A	946	LEU
2	A	949	HIS
2	A	1421	MET
2	A	1500	ARG
2	A	1564	MET
2	A	1614	ARG
2	A	2172	MET
2	A	2192	MET
2	A	2279	MET
2	A	2485	LEU
2	A	2493	LEU
2	A	2826	ILE
2	A	2838[A]	HIS
2	A	2838[B]	HIS
2	A	2884	LYS
2	A	2953	HIS
2	A	3072	MET
2	A	3314	LEU
2	A	3882	GLN
2	A	3985	MET
2	A	4183	LYS
2	A	4256	MET
2	A	4268	MET
2	A	4279	MET
2	A	4567	TYR
2	A	4663	ARG
2	A	4797	GLU
1	E	4	GLU
1	E	18	LYS
1	E	19	LYS
1	F	4	GLU
1	F	18	LYS
1	F	19	LYS
1	G	4	GLU
1	G	18	LYS
1	G	19	LYS

*Continued on next page...*

*Continued from previous page...*

<b>Mol</b>	<b>Chain</b>	<b>Res</b>	<b>Type</b>
2	D	81	MET
2	D	317	MET
2	D	414	ARG
2	D	844	ARG
2	D	929	ARG
2	D	940	LEU
2	D	946	LEU
2	D	949	HIS
2	D	1421	MET
2	D	1500	ARG
2	D	1564	MET
2	D	1614	ARG
2	D	2172	MET
2	D	2192	MET
2	D	2279	MET
2	D	2485	LEU
2	D	2493	LEU
2	D	2826	ILE
2	D	2838[A]	HIS
2	D	2838[B]	HIS
2	D	2884	LYS
2	D	2953	HIS
2	D	3072	MET
2	D	3314	LEU
2	D	3882	GLN
2	D	3985	MET
2	D	4183	LYS
2	D	4256	MET
2	D	4268	MET
2	D	4279	MET
2	D	4567	TYR
2	D	4663	ARG
2	D	4797	GLU
2	B	81	MET
2	B	317	MET
2	B	414	ARG
2	B	844	ARG
2	B	929	ARG
2	B	940	LEU
2	B	946	LEU
2	B	949	HIS
2	B	1421	MET

*Continued on next page...*

*Continued from previous page...*

<b>Mol</b>	<b>Chain</b>	<b>Res</b>	<b>Type</b>
2	B	1500	ARG
2	B	1564	MET
2	B	1614	ARG
2	B	2172	MET
2	B	2192	MET
2	B	2279	MET
2	B	2485	LEU
2	B	2493	LEU
2	B	2826	ILE
2	B	2838[A]	HIS
2	B	2838[B]	HIS
2	B	2884	LYS
2	B	2953	HIS
2	B	3072	MET
2	B	3314	LEU
2	B	3882	GLN
2	B	3985	MET
2	B	4183	LYS
2	B	4256	MET
2	B	4268	MET
2	B	4279	MET
2	B	4567	TYR
2	B	4663	ARG
2	B	4797	GLU
2	C	81	MET
2	C	317	MET
2	C	414	ARG
2	C	844	ARG
2	C	929	ARG
2	C	940	LEU
2	C	946	LEU
2	C	949	HIS
2	C	1421	MET
2	C	1500	ARG
2	C	1564	MET
2	C	1614	ARG
2	C	2172	MET
2	C	2192	MET
2	C	2279	MET
2	C	2485	LEU
2	C	2493	LEU
2	C	2826	ILE

*Continued on next page...*

*Continued from previous page...*

Mol	Chain	Res	Type
2	C	2838[A]	HIS
2	C	2838[B]	HIS
2	C	2884	LYS
2	C	2953	HIS
2	C	3072	MET
2	C	3314	LEU
2	C	3882	GLN
2	C	3985	MET
2	C	4183	LYS
2	C	4256	MET
2	C	4268	MET
2	C	4279	MET
2	C	4567	TYR
2	C	4663	ARG
2	C	4797	GLU

Sometimes sidechains can be flipped to improve hydrogen bonding and reduce clashes. All (56) such sidechains are listed below:

Mol	Chain	Res	Type
2	A	117	HIS
2	A	669	GLN
2	A	927	GLN
2	A	1071	HIS
2	A	1844	GLN
2	A	1974	ASN
2	A	2217	HIS
2	A	2410	HIS
2	A	2540	HIS
2	A	2830	ASN
2	A	3114	GLN
2	A	3256	ASN
2	A	3864	ASN
2	A	4579	HIS
2	A	4742	HIS
2	A	4936	GLN
2	D	117	HIS
2	D	669	GLN
2	D	927	GLN
2	D	1974	ASN
2	D	2217	HIS
2	D	2410	HIS
2	D	2540	HIS

*Continued on next page...*

*Continued from previous page...*

Mol	Chain	Res	Type
2	D	2830	ASN
2	D	3114	GLN
2	D	3256	ASN
2	D	3864	ASN
2	D	4579	HIS
2	D	4936	GLN
2	B	117	HIS
2	B	669	GLN
2	B	927	GLN
2	B	1844	GLN
2	B	2217	HIS
2	B	2410	HIS
2	B	2540	HIS
2	B	2830	ASN
2	B	3114	GLN
2	B	3256	ASN
2	B	3864	ASN
2	B	4579	HIS
2	B	4936	GLN
2	C	117	HIS
2	C	669	GLN
2	C	927	GLN
2	C	1844	GLN
2	C	2217	HIS
2	C	2410	HIS
2	C	2540	HIS
2	C	2830	ASN
2	C	2977	ASN
2	C	3114	GLN
2	C	3256	ASN
2	C	3864	ASN
2	C	4579	HIS
2	C	4936	GLN

### 5.3.3 RNA [i](#)

There are no RNA molecules in this entry.

### 5.4 Non-standard residues in protein, DNA, RNA chains [i](#)

There are no non-standard protein/DNA/RNA residues in this entry.

## 5.5 Carbohydrates [i](#)

There are no oligosaccharides in this entry.

## 5.6 Ligand geometry [i](#)

Of 12 ligands modelled in this entry, 4 are monoatomic - leaving 8 for Mogul analysis.

In the following table, the Counts columns list the number of bonds (or angles) for which Mogul statistics could be retrieved, the number of bonds (or angles) that are observed in the model and the number of bonds (or angles) that are defined in the Chemical Component Dictionary. The Link column lists molecule types, if any, to which the group is linked. The Z score for a bond length (or angle) is the number of standard deviations the observed value is removed from the expected value. A bond length (or angle) with  $|Z| > 2$  is considered an outlier worth inspection. RMSZ is the root-mean-square of all Z scores of the bond lengths (or angles).

Mol	Type	Chain	Res	Link	Bond lengths			Bond angles		
					Counts	RMSZ	# Z  > 2	Counts	RMSZ	# Z  > 2
4	ATP	C	5003	-	28,33,33	0.61	0	34,52,52	0.59	1 (2%)
4	ATP	D	5002	-	28,33,33	0.62	0	34,52,52	0.67	1 (2%)
4	ATP	C	5002	-	28,33,33	0.63	0	34,52,52	0.67	1 (2%)
4	ATP	A	5003	-	28,33,33	0.62	0	34,52,52	0.59	1 (2%)
4	ATP	B	5003	-	28,33,33	0.61	0	34,52,52	0.60	1 (2%)
4	ATP	B	5002	-	28,33,33	0.63	0	34,52,52	0.67	1 (2%)
4	ATP	A	5002	-	28,33,33	0.62	0	34,52,52	0.67	1 (2%)
4	ATP	D	5003	-	28,33,33	0.61	0	34,52,52	0.59	1 (2%)

In the following table, the Chirals column lists the number of chiral outliers, the number of chiral centers analysed, the number of these observed in the model and the number defined in the Chemical Component Dictionary. Similar counts are reported in the Torsion and Rings columns. '-' means no outliers of that kind were identified.

Mol	Type	Chain	Res	Link	Chirals	Torsions	Rings
4	ATP	C	5003	-	-	9/18/38/38	0/3/3/3
4	ATP	D	5002	-	-	5/18/38/38	0/3/3/3
4	ATP	C	5002	-	-	5/18/38/38	0/3/3/3
4	ATP	A	5003	-	-	9/18/38/38	0/3/3/3
4	ATP	B	5003	-	-	9/18/38/38	0/3/3/3
4	ATP	B	5002	-	-	5/18/38/38	0/3/3/3
4	ATP	A	5002	-	-	5/18/38/38	0/3/3/3
4	ATP	D	5003	-	-	9/18/38/38	0/3/3/3



There are no bond length outliers.

All (8) bond angle outliers are listed below:

Mol	Chain	Res	Type	Atoms	Z	Observed(°)	Ideal(°)
4	D	5002	ATP	C5-C6-N6	2.34	123.88	120.31
4	A	5002	ATP	C5-C6-N6	2.34	123.87	120.31
4	C	5003	ATP	C5-C6-N6	2.33	123.86	120.31
4	B	5002	ATP	C5-C6-N6	2.32	123.84	120.31
4	B	5003	ATP	C5-C6-N6	2.32	123.84	120.31
4	A	5003	ATP	C5-C6-N6	2.31	123.83	120.31
4	D	5003	ATP	C5-C6-N6	2.29	123.80	120.31
4	C	5002	ATP	C5-C6-N6	2.29	123.80	120.31

There are no chirality outliers.

All (56) torsion outliers are listed below:

Mol	Chain	Res	Type	Atoms
4	A	5002	ATP	O4'-C4'-C5'-O5'
4	A	5003	ATP	C5'-O5'-PA-O1A
4	A	5003	ATP	C5'-O5'-PA-O3A
4	D	5002	ATP	O4'-C4'-C5'-O5'
4	D	5003	ATP	C5'-O5'-PA-O1A
4	D	5003	ATP	C5'-O5'-PA-O3A
4	B	5002	ATP	O4'-C4'-C5'-O5'
4	B	5003	ATP	C5'-O5'-PA-O1A
4	B	5003	ATP	C5'-O5'-PA-O3A
4	C	5002	ATP	O4'-C4'-C5'-O5'
4	C	5003	ATP	C5'-O5'-PA-O1A
4	C	5003	ATP	C5'-O5'-PA-O3A
4	A	5002	ATP	C3'-C4'-C5'-O5'
4	D	5002	ATP	C3'-C4'-C5'-O5'
4	B	5002	ATP	C3'-C4'-C5'-O5'
4	C	5002	ATP	C3'-C4'-C5'-O5'
4	A	5002	ATP	PB-O3A-PA-O5'
4	A	5003	ATP	PB-O3A-PA-O5'
4	D	5002	ATP	PB-O3A-PA-O5'
4	D	5003	ATP	PB-O3A-PA-O5'
4	B	5002	ATP	PB-O3A-PA-O5'
4	B	5003	ATP	PB-O3A-PA-O5'
4	C	5002	ATP	PB-O3A-PA-O5'
4	C	5003	ATP	PB-O3A-PA-O5'
4	A	5003	ATP	PG-O3B-PB-O3A
4	D	5003	ATP	PG-O3B-PB-O3A
4	B	5003	ATP	PG-O3B-PB-O3A

*Continued on next page...*

*Continued from previous page...*

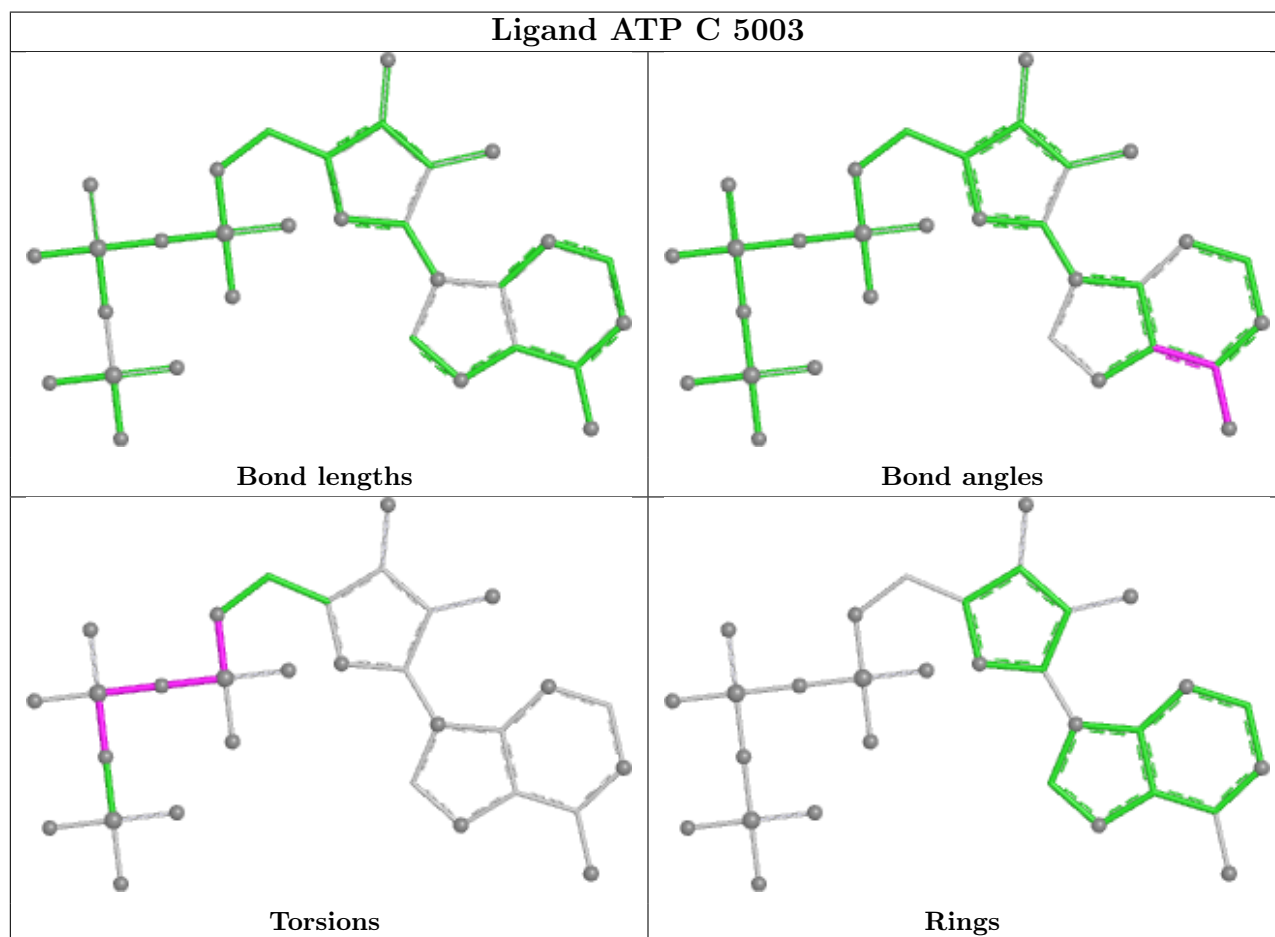
Mol	Chain	Res	Type	Atoms
4	C	5003	ATP	PG-O3B-PB-O3A
4	A	5003	ATP	PA-O3A-PB-O2B
4	D	5003	ATP	PA-O3A-PB-O2B
4	B	5003	ATP	PA-O3A-PB-O2B
4	C	5003	ATP	PA-O3A-PB-O2B
4	A	5003	ATP	C5'-O5'-PA-O2A
4	D	5003	ATP	C5'-O5'-PA-O2A
4	B	5003	ATP	C5'-O5'-PA-O2A
4	C	5003	ATP	C5'-O5'-PA-O2A
4	A	5002	ATP	PG-O3B-PB-O3A
4	D	5002	ATP	PG-O3B-PB-O3A
4	C	5002	ATP	PG-O3B-PB-O3A
4	B	5002	ATP	PG-O3B-PB-O3A
4	A	5002	ATP	PG-O3B-PB-O1B
4	A	5003	ATP	PG-O3B-PB-O1B
4	D	5002	ATP	PG-O3B-PB-O1B
4	D	5003	ATP	PG-O3B-PB-O1B
4	B	5002	ATP	PG-O3B-PB-O1B
4	B	5003	ATP	PG-O3B-PB-O1B
4	C	5002	ATP	PG-O3B-PB-O1B
4	C	5003	ATP	PG-O3B-PB-O1B
4	A	5003	ATP	PG-O3B-PB-O2B
4	A	5003	ATP	PA-O3A-PB-O1B
4	D	5003	ATP	PG-O3B-PB-O2B
4	D	5003	ATP	PA-O3A-PB-O1B
4	B	5003	ATP	PG-O3B-PB-O2B
4	B	5003	ATP	PA-O3A-PB-O1B
4	C	5003	ATP	PG-O3B-PB-O2B
4	C	5003	ATP	PA-O3A-PB-O1B

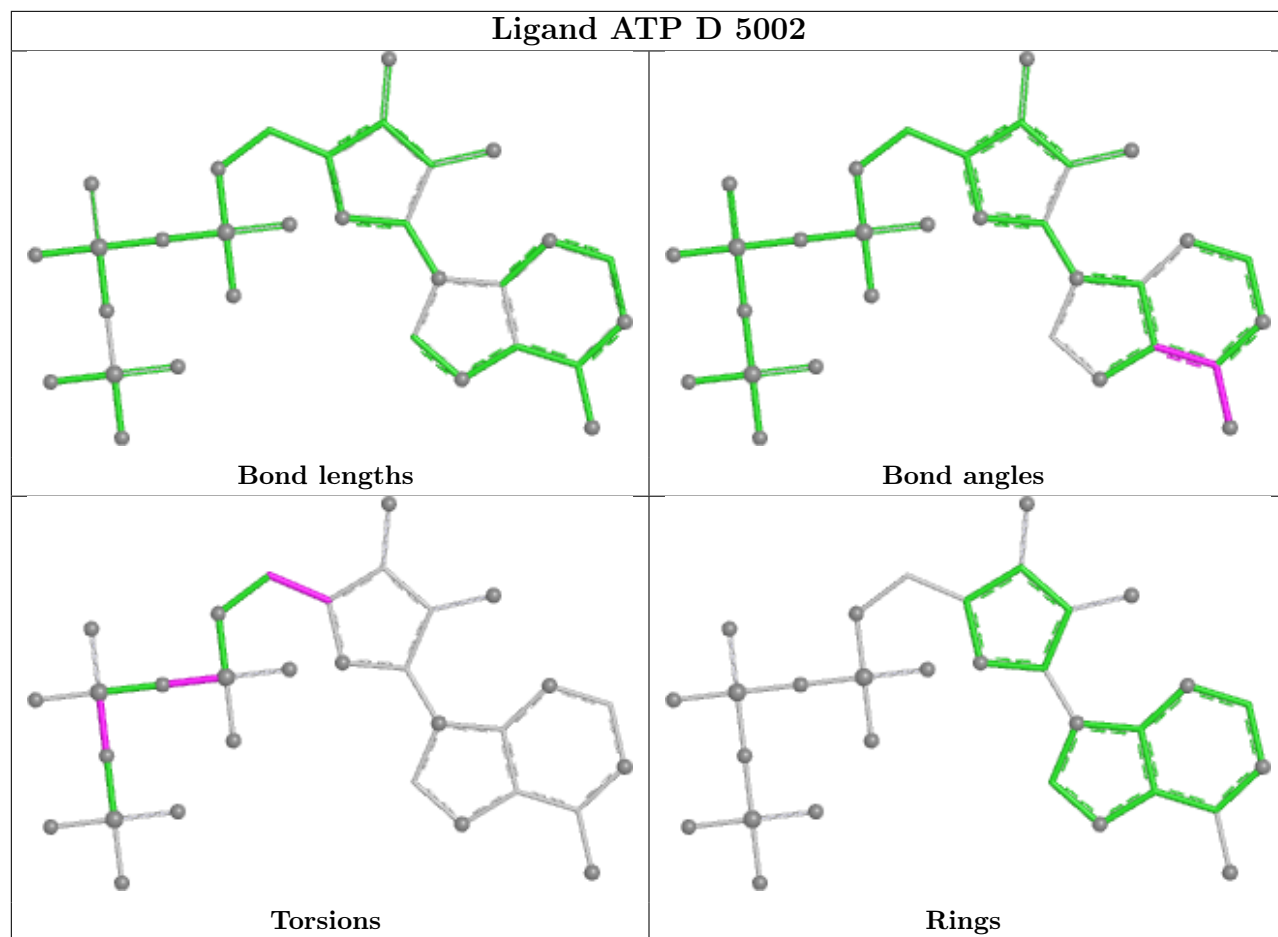
There are no ring outliers.

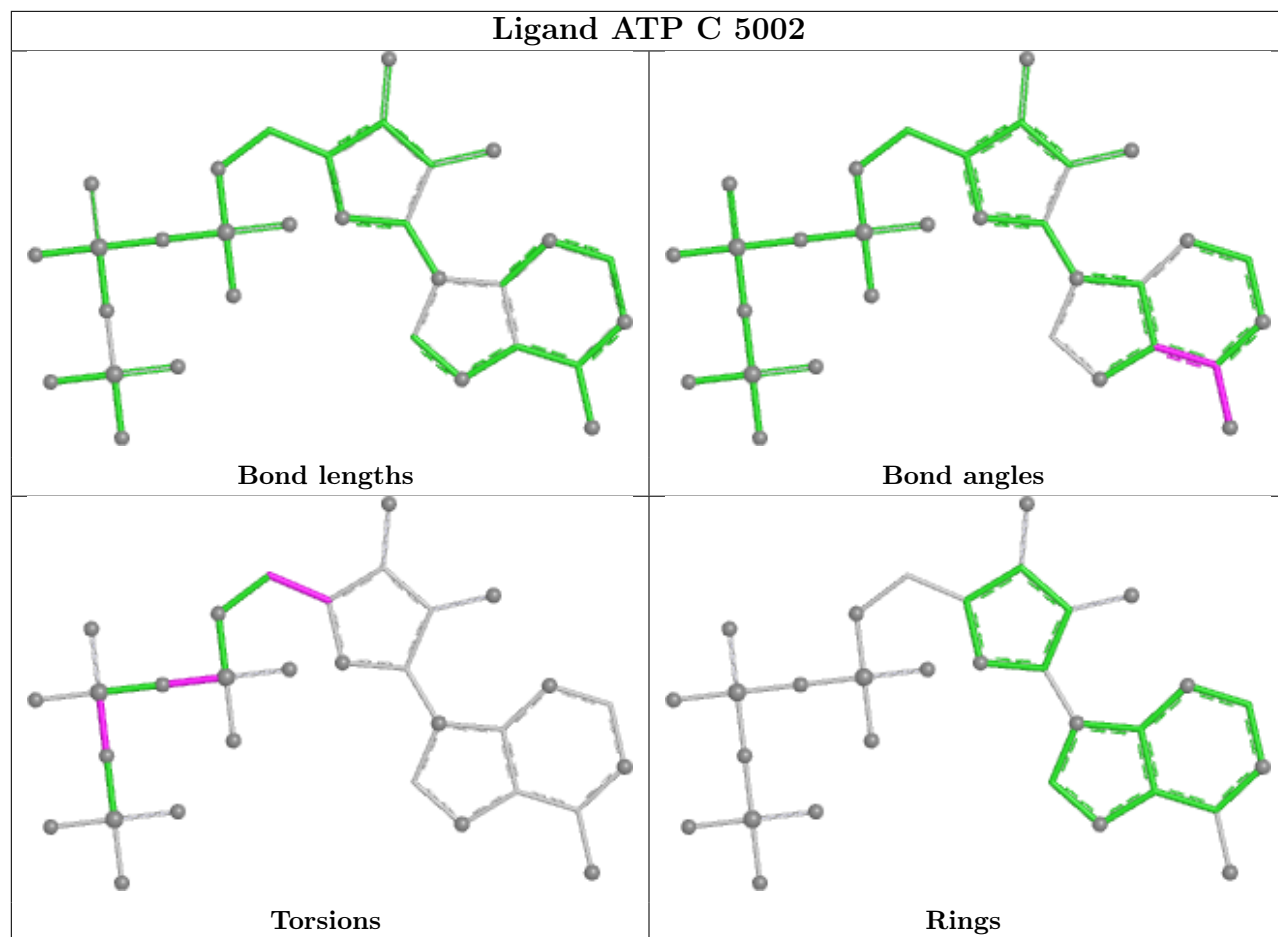
8 monomers are involved in 8 short contacts:

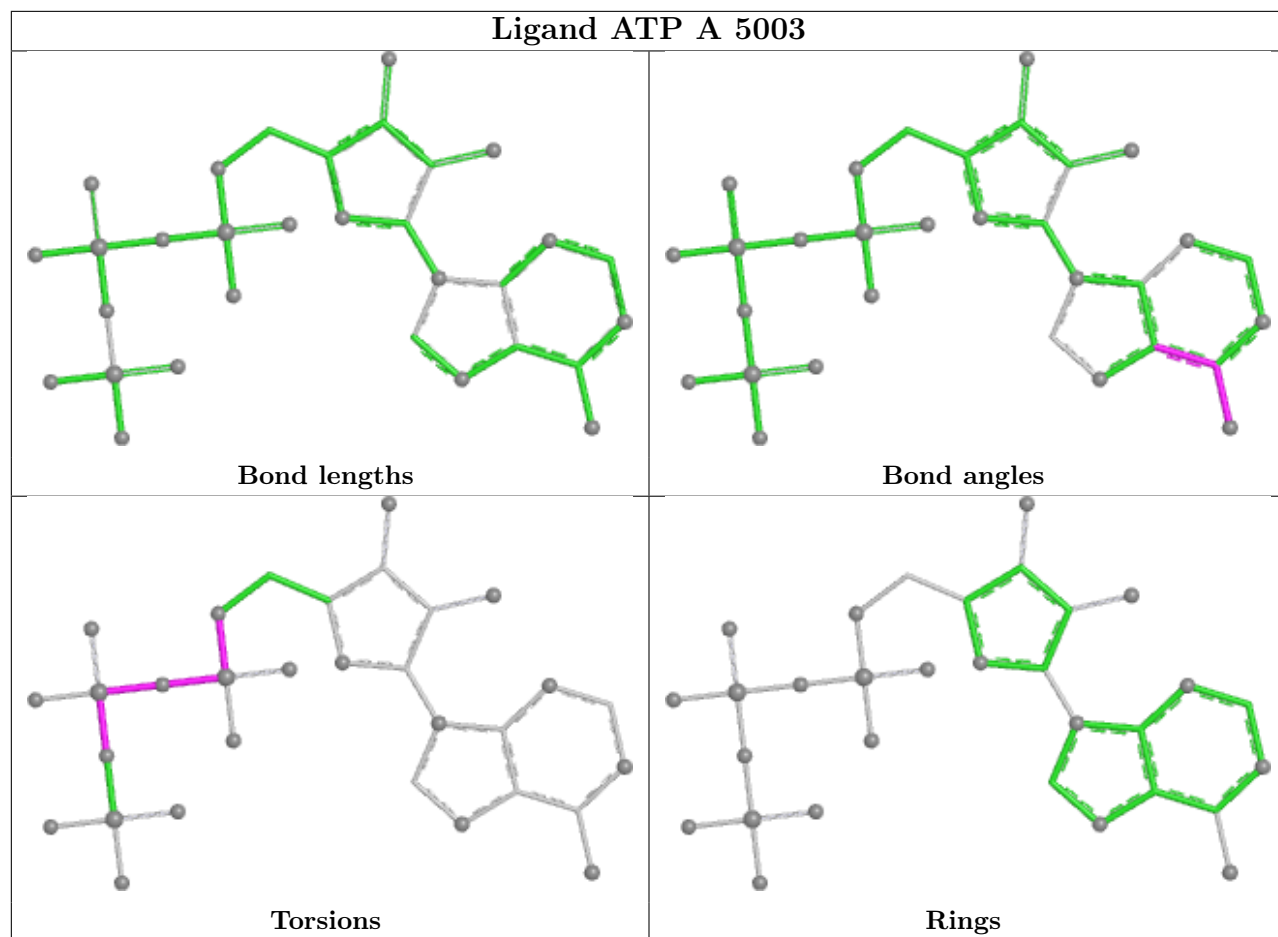
Mol	Chain	Res	Type	Clashes	Symm-Clashes
4	C	5003	ATP	1	0
4	D	5002	ATP	1	0
4	C	5002	ATP	1	0
4	A	5003	ATP	1	0
4	B	5003	ATP	1	0
4	B	5002	ATP	1	0
4	A	5002	ATP	1	0
4	D	5003	ATP	1	0

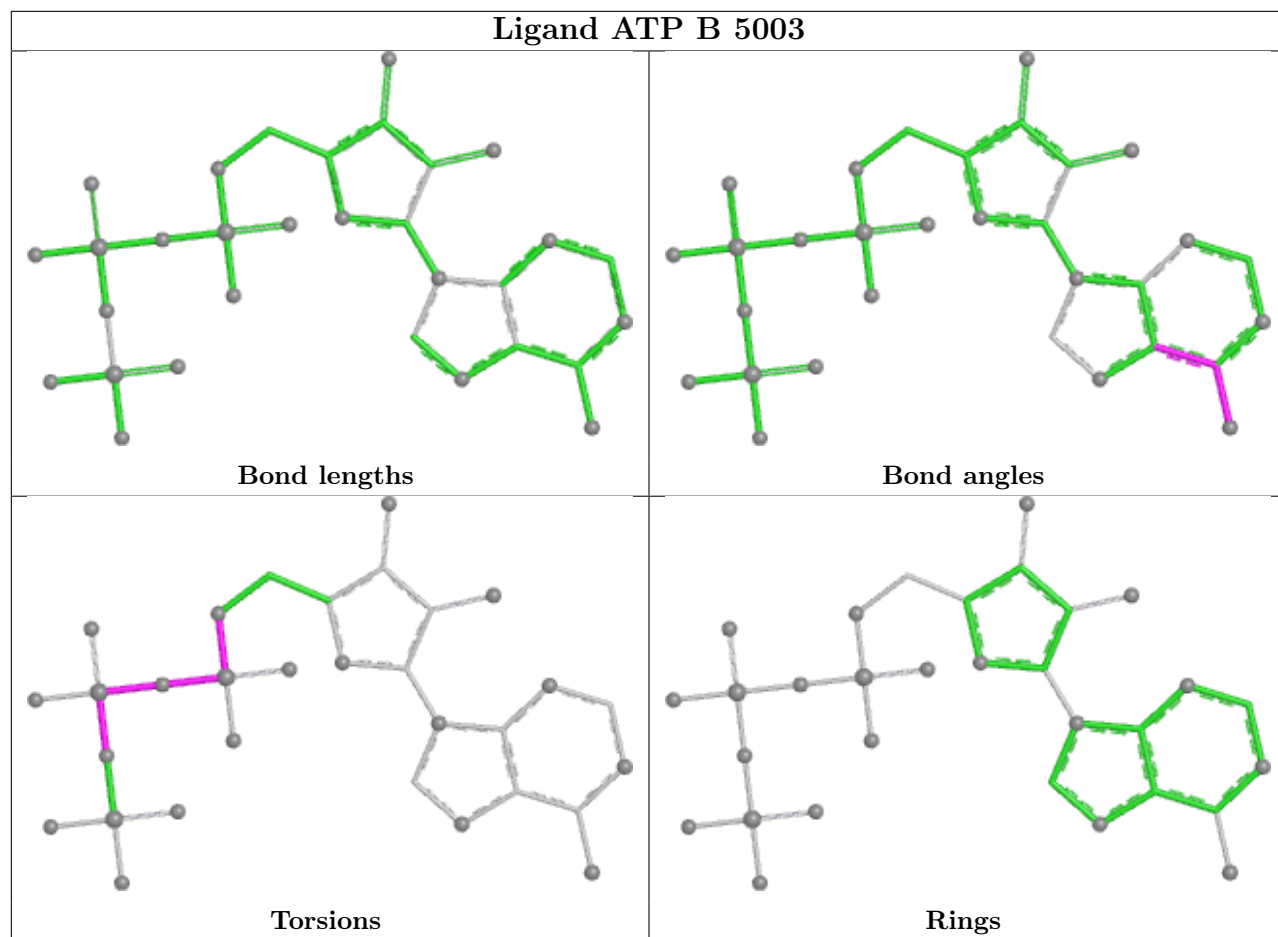
The following is a two-dimensional graphical depiction of Mogul quality analysis of bond lengths, bond angles, torsion angles, and ring geometry for all instances of the Ligand of Interest. In addition, ligands with molecular weight > 250 and outliers as shown on the validation Tables will also be included. For torsion angles, if less than 5% of the Mogul distribution of torsion angles is within 10 degrees of the torsion angle in question, then that torsion angle is considered an outlier. Any bond that is central to one or more torsion angles identified as an outlier by Mogul will be highlighted in the graph. For rings, the root-mean-square deviation (RMSD) between the ring in question and similar rings identified by Mogul is calculated over all ring torsion angles. If the average RMSD is greater than 60 degrees and the minimal RMSD between the ring in question and any Mogul-identified rings is also greater than 60 degrees, then that ring is considered an outlier. The outliers are highlighted in purple. The color gray indicates Mogul did not find sufficient equivalents in the CSD to analyse the geometry.

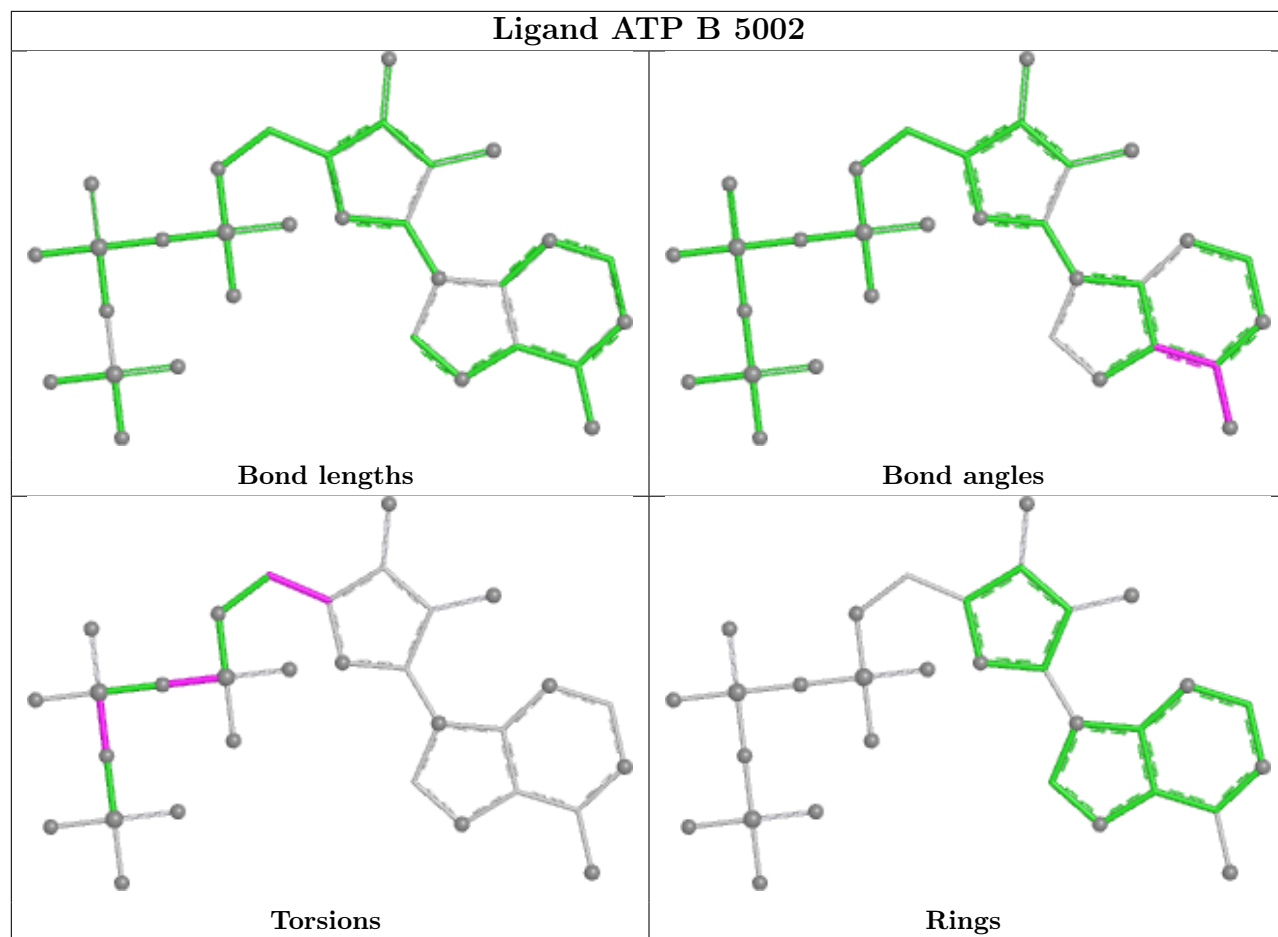




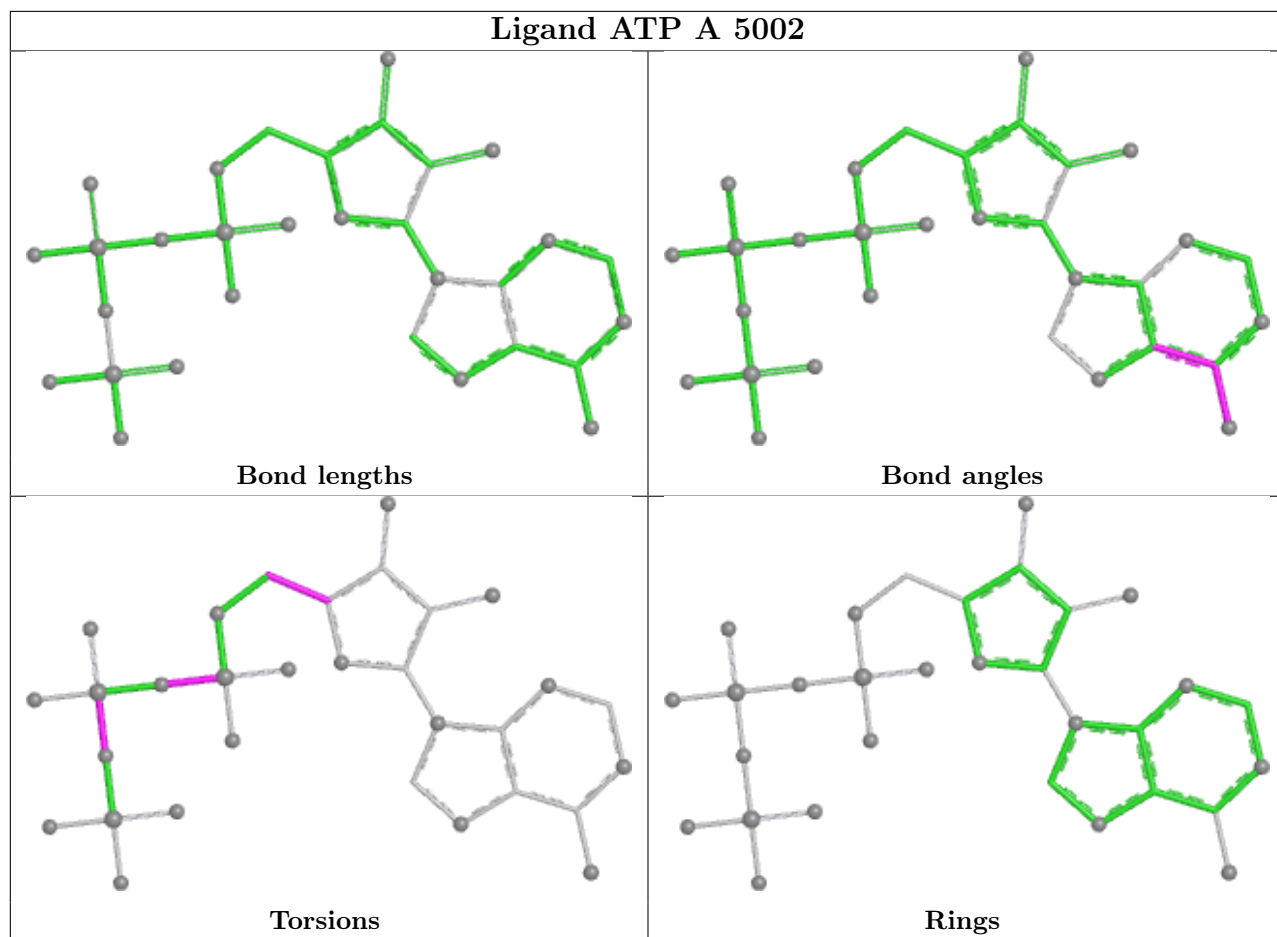


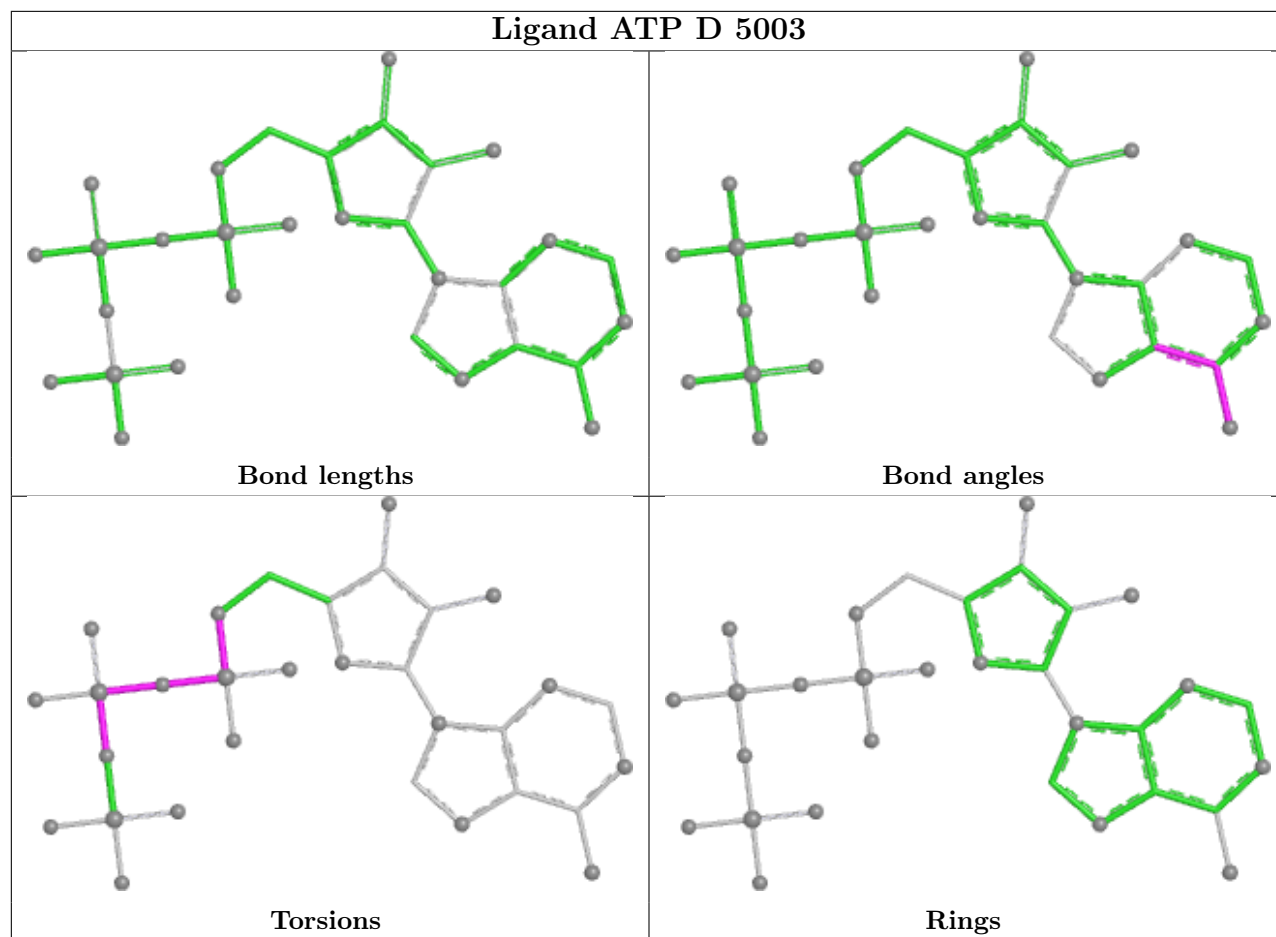












## 5.7 Other polymers [i](#)

There are no such residues in this entry.

## 5.8 Polymer linkage issues [i](#)

There are no chain breaks in this entry.


## 6 Map visualisation [i](#)

This section contains visualisations of the EMDB entry EMD-26405. These allow visual inspection of the internal detail of the map and identification of artifacts.


No raw map or half-maps were deposited for this entry and therefore no images, graphs, etc. pertaining to the raw map can be shown.

### 6.1 Orthogonal projections [i](#)

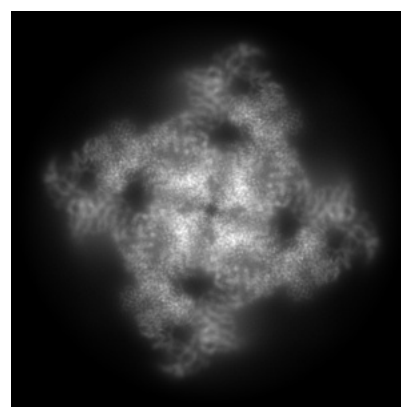
#### 6.1.1 Primary map



X



Y

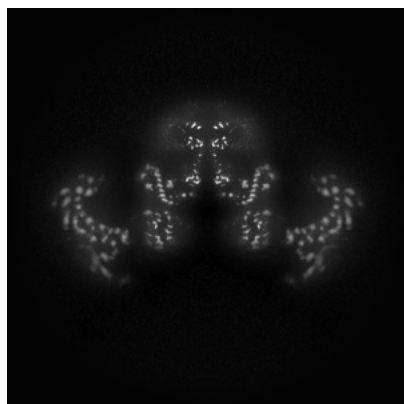


Z

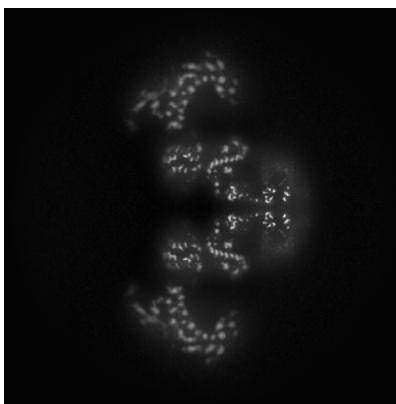
The images above show the map projected in three orthogonal directions.

### 6.2 Central slices [i](#)

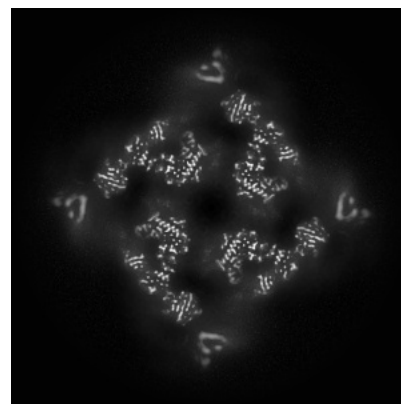
#### 6.2.1 Primary map



X Index: 256



Y Index: 256

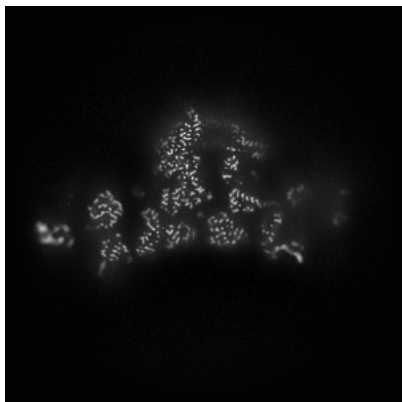


Z Index: 256

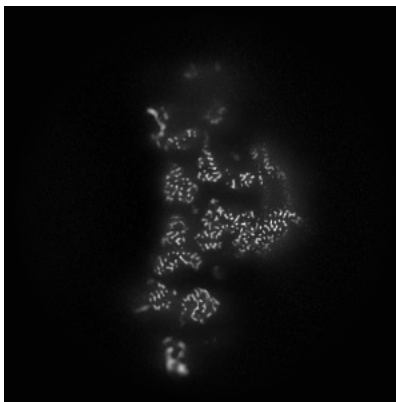
The images above show central slices of the map in three orthogonal directions.

## 6.3 Largest variance slices [i](#)

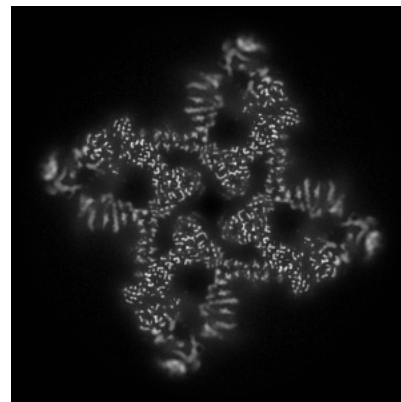
### 6.3.1 Primary map



X Index: 219



Y Index: 293




Z Index: 224

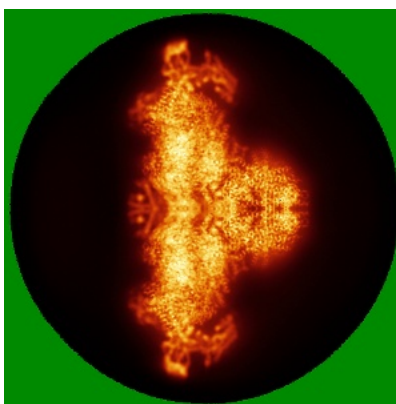
The images above show the largest variance slices of the map in three orthogonal directions.

## 6.4 Orthogonal standard-deviation projections (False-color) [i](#)

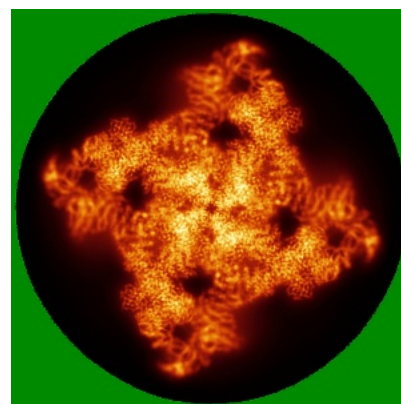
### 6.4.1 Primary map



X



Y

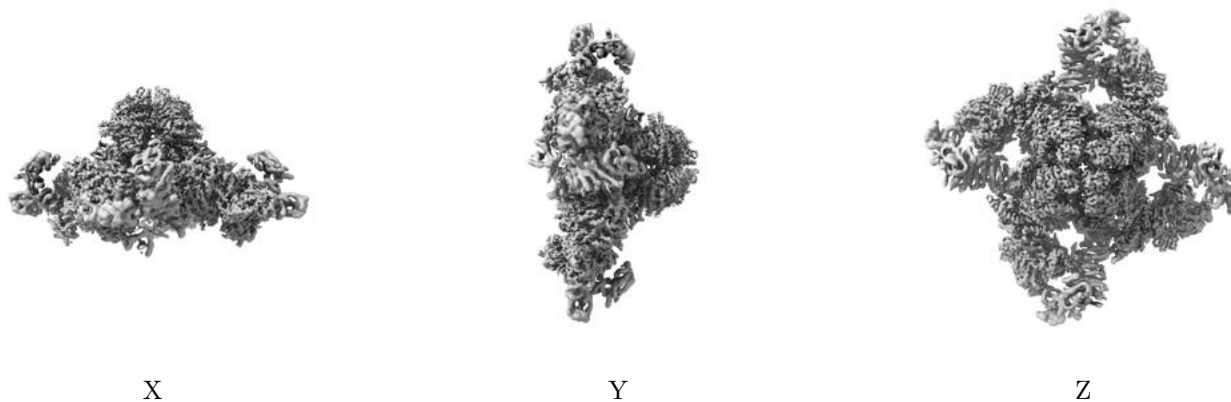


Z

The images above show the map standard deviation projections with false color in three orthogonal directions. Minimum values are shown in green, max in blue, and dark to light orange shades represent small to large values respectively.

## 6.5 Orthogonal surface views [i](#)

### 6.5.1 Primary map



The images above show the 3D surface view of the map at the recommended contour level 0.13. These images, in conjunction with the slice images, may facilitate assessment of whether an appropriate contour level has been provided.

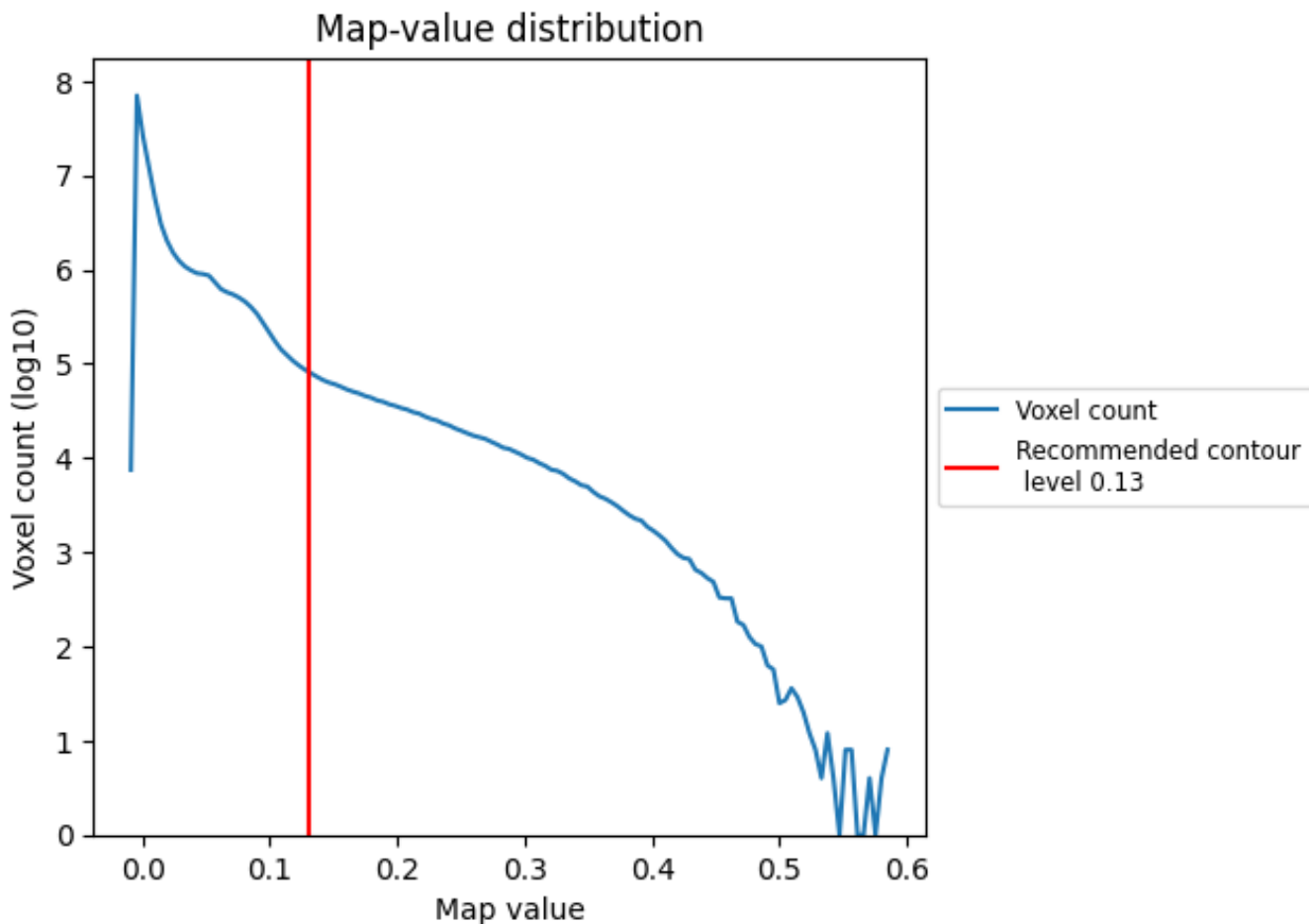
## 6.6 Mask visualisation [i](#)

This section was not generated. No masks/segmentation were deposited.

## 7 Map analysis [i](#)

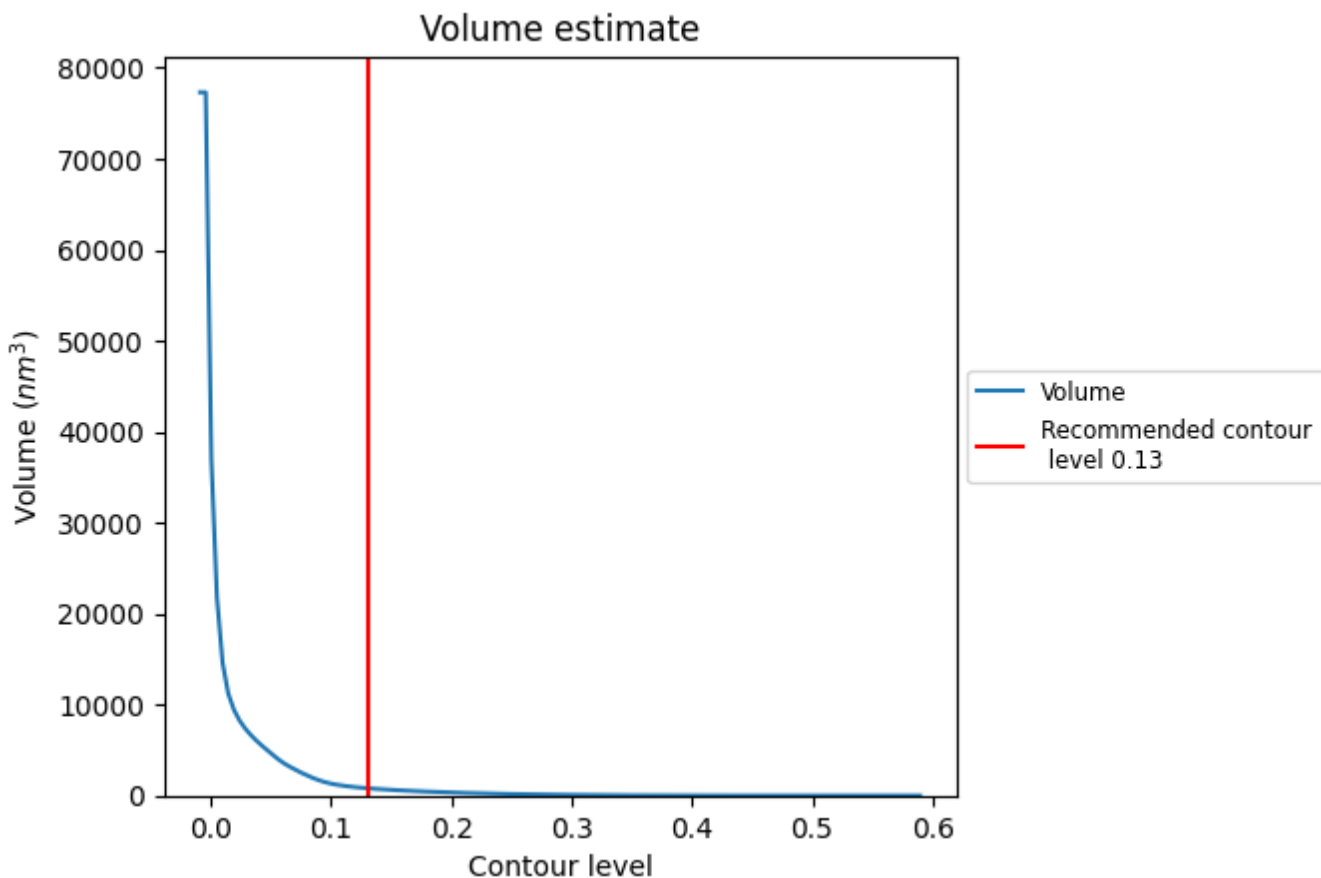
This section contains the results of statistical analysis of the map.

### 7.1 Map-value distribution [i](#)



The map-value distribution is plotted in 128 intervals along the x-axis. The y-axis is logarithmic. A spike in this graph at zero usually indicates that the volume has been masked.

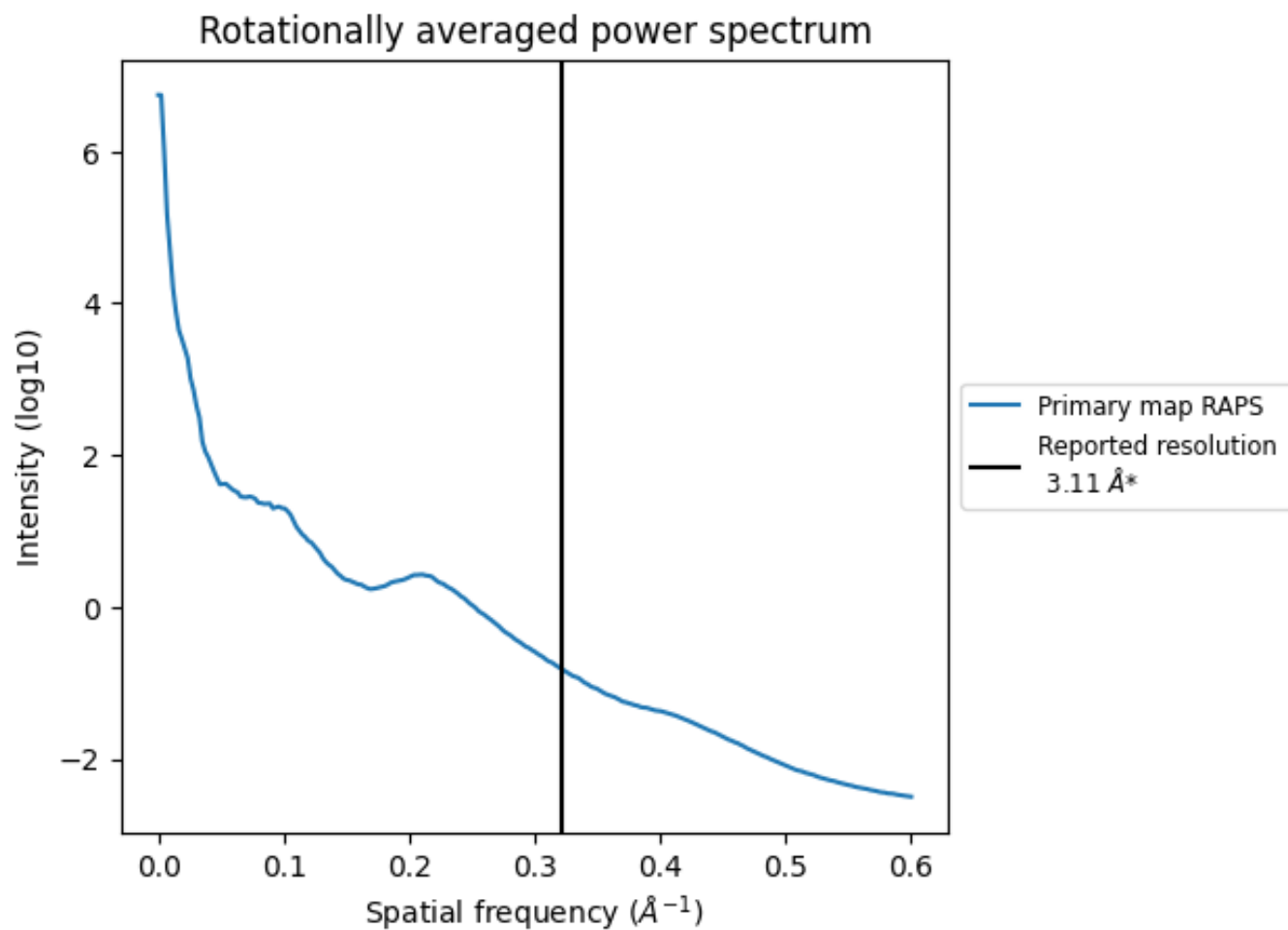
## 7.2 Volume estimate [i](#)



The volume at the recommended contour level is 805 nm<sup>3</sup>; this corresponds to an approximate mass of 728 kDa.

The volume estimate graph shows how the enclosed volume varies with the contour level. The recommended contour level is shown as a vertical line and the intersection between the line and the curve gives the volume of the enclosed surface at the given level.

### 7.3 Rotationally averaged power spectrum [i](#)



\*Reported resolution corresponds to spatial frequency of 0.322 Å<sup>-1</sup>



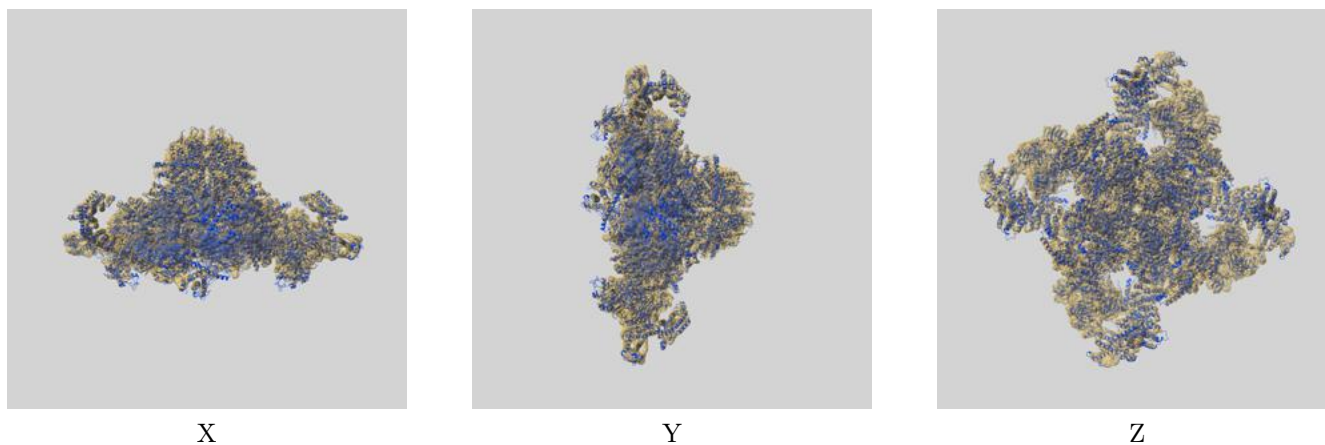
## 8 Fourier-Shell correlation

This section was not generated. No FSC curve or half-maps provided.

## 9 Map-model fit [i](#)

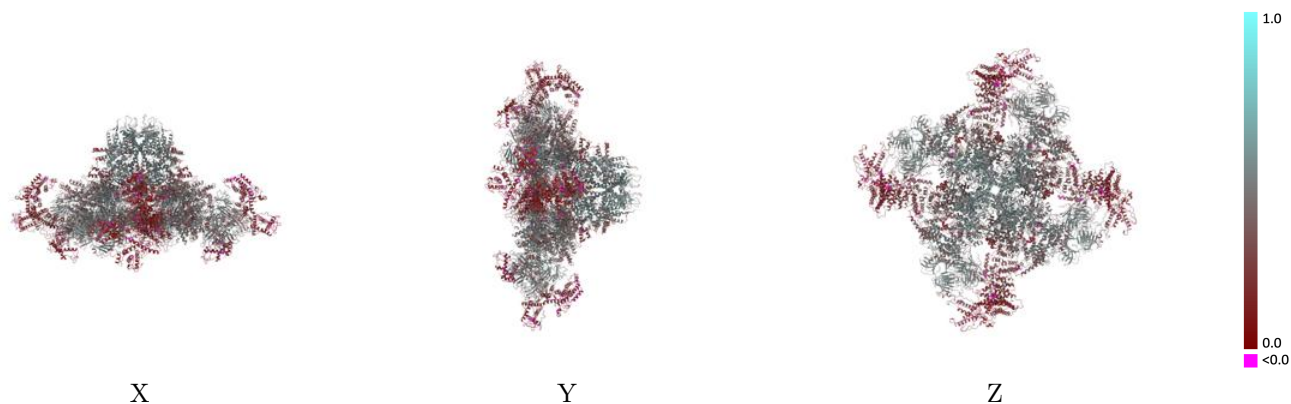
This section contains information regarding the fit between EMDB map EMD-26405 and PDB model 7U9Q. Per-residue inclusion information can be found in section 3 on page 5.

### 9.1 Map-model overlay [i](#)



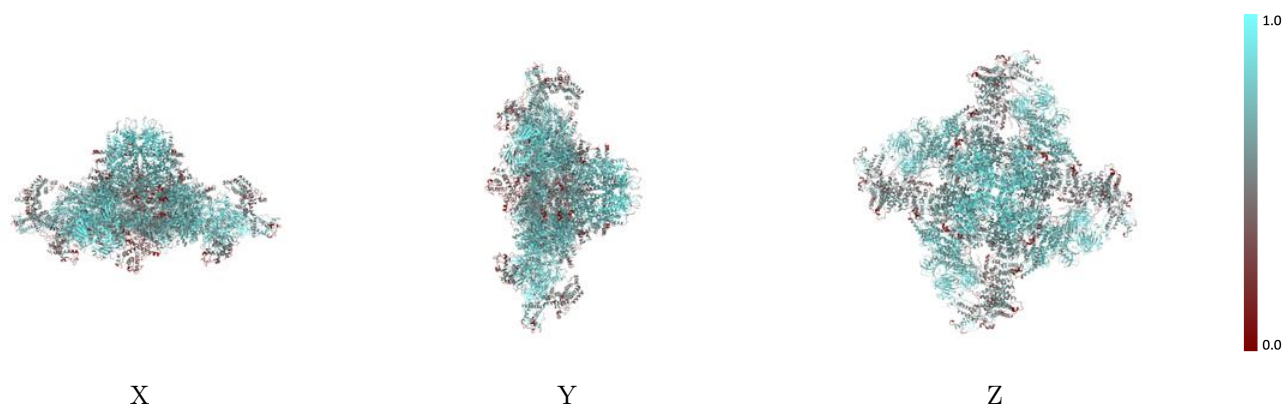
The images above show the 3D surface view of the map at the recommended contour level 0.13 at 50% transparency in yellow overlaid with a ribbon representation of the model coloured in blue. These images allow for the visual assessment of the quality of fit between the atomic model and the map.

## 9.2 Q-score mapped to coordinate model [i](#)



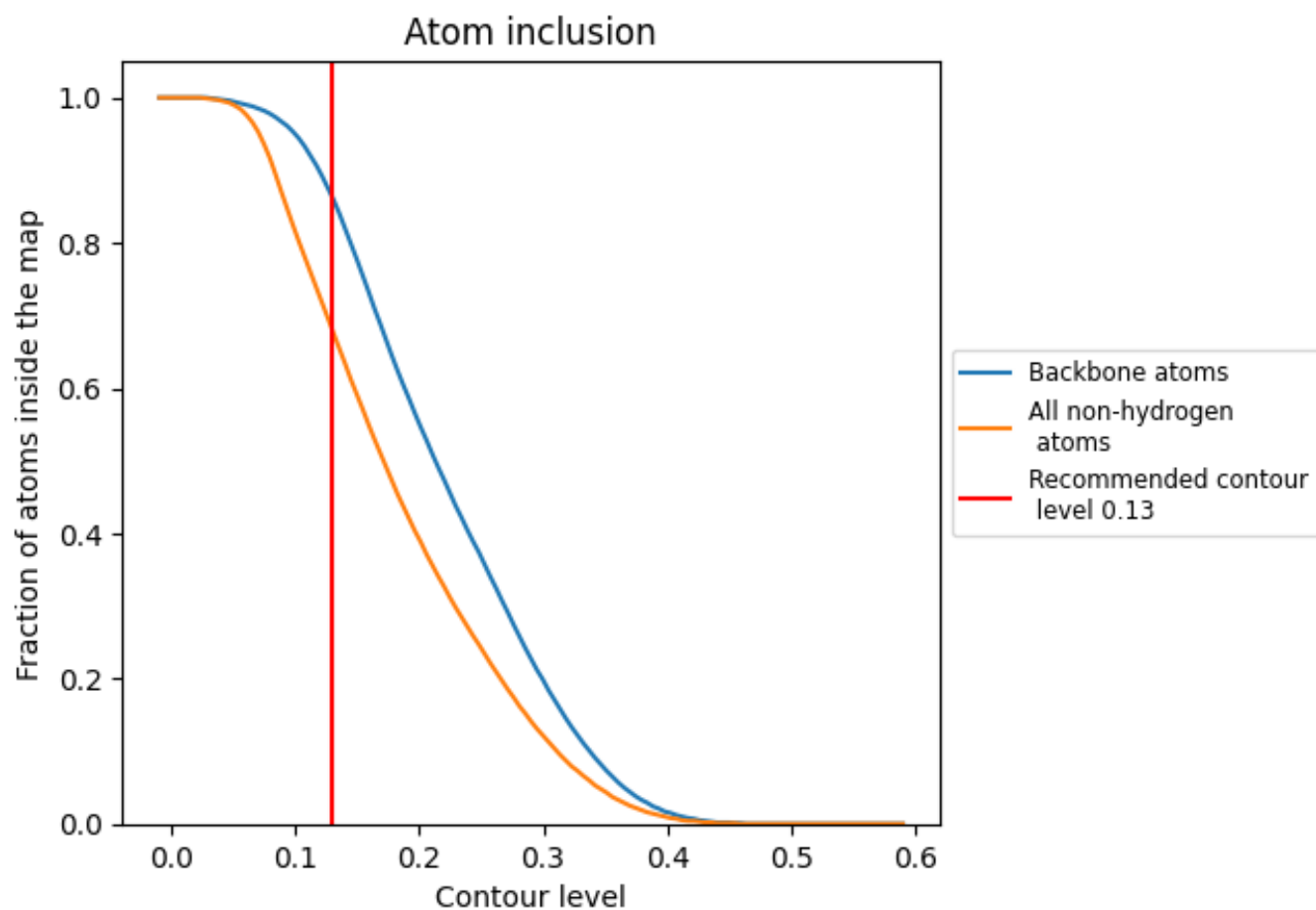
The images above show the model with each residue coloured according to its Q-score. This shows their resolvability in the map with higher Q-score values reflecting better resolvability. Please note: Q-score is calculating the resolvability of atoms, and thus high values are only expected at resolutions at which atoms can be resolved. Low Q-score values may therefore be expected for many entries.

## 9.3 Atom inclusion mapped to coordinate model [i](#)



The images above show the model with each residue coloured according to its atom inclusion. This shows to what extent they are inside the map at the recommended contour level (0.13).



















## 9.4 Atom inclusion [i](#)



At the recommended contour level, 86% of all backbone atoms, 68% of all non-hydrogen atoms, are inside the map.

## 9.5 Map-model fit summary

The table lists the average atom inclusion at the recommended contour level (0.13) and Q-score for the entire model and for each chain.

Chain	Atom inclusion	Q-score
All	 0.6810	 0.3770
A	 0.6830	 0.3810
B	 0.6700	 0.3640
C	 0.6810	 0.3790
D	 0.6780	 0.3740
E	 0.7980	 0.4950
F	 0.7870	 0.4900
G	 0.7890	 0.5020
H	 0.8090	 0.5130

