



## Full wwPDB EM Validation Report ⓘ

Jul 7, 2024 – 06:34 pm BST

PDB ID : 7QJD  
EMDB ID : EMD-14018  
Title : Structure of recombinant human gamma-Tubulin Ring Complex without actin  
Authors : Zupa, E.; Pfeffer, S.  
Deposited on : 2021-12-16  
Resolution : 7.10 Å(reported)  
Based on initial models : 6L81, 6X0U, 6V6S, 7AS4

This is a Full wwPDB EM Validation Report for a publicly released PDB entry.

We welcome your comments at [validation@mail.wwpdb.org](mailto:validation@mail.wwpdb.org)

A user guide is available at

<https://www.wwpdb.org/validation/2017/EMValidationReportHelp>

with specific help available everywhere you see the ⓘ symbol.

The types of validation reports are described at

<http://www.wwpdb.org/validation/2017/FAQs#types>.

---

The following versions of software and data (see [references ⓘ](#)) were used in the production of this report:

EMDB validation analysis : 0.0.1.dev92  
MolProbity : 4.02b-467  
Percentile statistics : 20191225.v01 (using entries in the PDB archive December 25th 2019)  
MapQ : 1.9.13  
Ideal geometry (proteins) : Engh & Huber (2001)  
Ideal geometry (DNA, RNA) : Parkinson et al. (1996)  
Validation Pipeline (wwPDB-VP) : 2.37.1

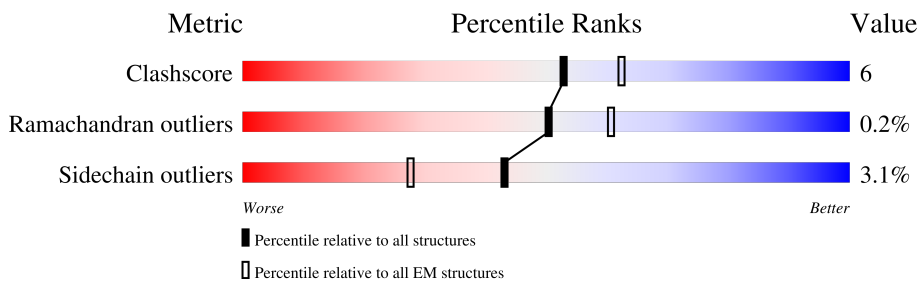
# 1 Overall quality at a glance i

The following experimental techniques were used to determine the structure:

*ELECTRON MICROSCOPY*

The reported resolution of this entry is 7.10 Å.

Percentile scores (ranging between 0-100) for global validation metrics of the entry are shown in the following graphic. The table shows the number of entries on which the scores are based.



Metric	Whole archive (#Entries)	EM structures (#Entries)
Clashscore	158937	4297
Ramachandran outliers	154571	4023
Sidechain outliers	154315	3826

The table below summarises the geometric issues observed across the polymeric chains and their fit to the map. The red, orange, yellow and green segments of the bar indicate the fraction of residues that contain outliers for  $\geq 3$ , 2, 1 and 0 types of geometric quality criteria respectively. A grey segment represents the fraction of residues that are not modelled. The numeric value for each fraction is indicated below the corresponding segment, with a dot representing fractions  $\leq 5\%$ . The upper red bar (where present) indicates the fraction of residues that have poor fit to the EM map (all-atom inclusion  $< 40\%$ ). The numeric value is given above the bar.

Mol	Chain	Length	Quality of chain
1	1	451	
1	2	451	
1	O	451	
1	P	451	
1	Q	451	
1	R	451	
1	S	451	
1	T	451	



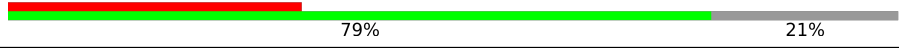


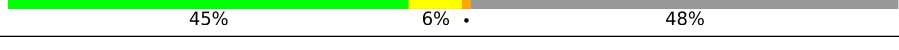


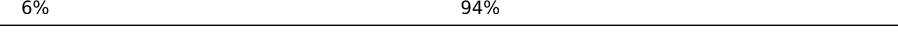
Continued on next page...

Continued from previous page...

Mol	Chain	Length	Quality of chain
1	U	451	70% 20% 7%
1	V	451	71% 20% 7%
1	W	451	69% 22% 7%
1	X	451	71% 19% 7%
1	Y	451	69% 21% 7%
1	Z	451	70% 20% 7%
2	A	902	62% 5% 32%
2	C	902	63% 5% 31%
2	E	902	64% 7% 29%
2	G	902	63% 7% 29%
2	M	902	14% 62% 8% 29%
3	B	907	62% 5% 33%
3	D	907	58% 6% 36%
3	F	907	60% 6% 34%
3	H	907	58% 7% 35%
3	N	907	14% 55% 9% 35%
3	a	907	12% 87%
3	f	907	11% 89%
3	h	907	11% 88%
3	j	907	11% 88%
3	n	907	6% 11% 89%
4	b	82	76% 2% 21%
4	d	82	38% 70% 28%
4	g	82	16% 79% 21%
4	i	82	79% 21%

Continued on next page...

*Continued from previous page...*

Mol	Chain	Length	Quality of chain
4	k	82	 79% 21%
4	m	82	 79% 21%
4	o	82	 33% 79% 21%
5	I	667	 68% 9% 22%
5	K	667	 74% 8% 16%
6	J	1024	 45% 6% 48%
6	l	1024	 10% 89%
7	L	1819	 28% 69%
7	c	1819	 6% 94%

## 2 Entry composition [i](#)

There are 8 unique types of molecules in this entry. The entry contains 124666 atoms, of which 0 are hydrogens and 0 are deuteriums.

In the tables below, the AltConf column contains the number of residues with at least one atom in alternate conformation and the Trace column contains the number of residues modelled with at most 2 atoms.

- Molecule 1 is a protein called Tubulin gamma-1 chain.

Mol	Chain	Residues	Atoms					AltConf	Trace
			Total	C	N	O	S		
1	1	420	3373	2134	586	638	15	0	0
1	2	420	3373	2134	586	638	15	0	0
1	O	420	3373	2134	586	638	15	0	0
1	P	420	3373	2134	586	638	15	0	0
1	Q	420	3373	2134	586	638	15	0	0
1	R	420	3373	2134	586	638	15	0	0
1	S	420	3373	2134	586	638	15	0	0
1	T	420	3373	2134	586	638	15	0	0
1	U	420	3373	2134	586	638	15	0	0
1	V	420	3373	2134	586	638	15	0	0
1	W	420	3373	2134	586	638	15	0	0
1	X	420	3373	2134	586	638	15	0	0
1	Y	420	3373	2134	586	638	15	0	0
1	Z	420	3373	2134	586	638	15	0	0

- Molecule 2 is a protein called Gamma-tubulin complex component 2.

Mol	Chain	Residues	Atoms					AltConf	Trace
			Total	C	N	O	S		
2	A	613	4978	3212	831	903	32	0	0

*Continued on next page...*

*Continued from previous page...*

Mol	Chain	Residues	Atoms					AltConf	Trace
			Total	C	N	O	S		
2	C	620	Total	C	N	O	S	0	0
			5044	3257	845	910	32		
2	G	640	Total	C	N	O	S	0	0
			5216	3359	878	946	33		
2	M	636	Total	C	N	O	S	0	0
			5186	3342	871	940	33		
2	E	640	Total	C	N	O	S	0	0
			5216	3359	878	946	33		

- Molecule 3 is a protein called Gamma-tubulin complex component 3.

Mol	Chain	Residues	Atoms					AltConf	Trace
			Total	C	N	O	S		
3	B	610	Total	C	N	O	S	0	0
			5029	3203	888	913	25		
3	D	581	Total	C	N	O	S	0	0
			4796	3061	842	868	25		
3	F	599	Total	C	N	O	S	0	0
			4941	3151	871	894	25		
3	H	594	Total	C	N	O	S	0	0
			4907	3130	864	888	25		
3	N	594	Total	C	N	O	S	0	0
			4907	3130	864	888	25		
3	n	99	Total	C	N	O	S	0	0
			803	509	148	144	2		
3	f	99	Total	C	N	O	S	0	0
			803	509	148	144	2		
3	j	107	Total	C	N	O	S	0	0
			863	545	161	155	2		
3	a	116	Total	C	N	O	S	0	0
			933	591	171	169	2		
3	h	107	Total	C	N	O	S	0	0
			863	545	161	155	2		

- Molecule 4 is a protein called Mitotic-spindle organizing protein 1.

Mol	Chain	Residues	Atoms					AltConf	Trace
			Total	C	N	O	S		
4	o	65	Total	C	N	O	S	0	0
			484	299	85	96	4		
4	k	65	Total	C	N	O	S	0	0
			484	299	85	96	4		
4	i	65	Total	C	N	O	S	0	0
			484	299	85	96	4		

*Continued on next page...*

*Continued from previous page...*

Mol	Chain	Residues	Atoms					AltConf	Trace
4	g	65	Total	C	N	O	S	0	0
			484	299	85	96	4		
4	m	65	Total	C	N	O	S	0	0
			484	299	85	96	4		
4	b	65	Total	C	N	O	S	0	0
			484	299	85	96	4		
4	d	59	Total	C	N	O	S	0	0
			454	281	79	90	4		

- Molecule 5 is a protein called Gamma-tubulin complex component 4.

Mol	Chain	Residues	Atoms					AltConf	Trace
5	I	521	Total	C	N	O	S	0	0
			4225	2737	720	750	18		
5	K	562	Total	C	N	O	S	0	0
			4579	2964	781	816	18		

- Molecule 6 is a protein called Gamma-tubulin complex component 5.

Mol	Chain	Residues	Atoms					AltConf	Trace
6	J	534	Total	C	N	O	S	0	0
			4429	2893	737	776	23		
6	l	108	Total	C	N	O	S	0	0
			876	556	151	168	1		

- Molecule 7 is a protein called Gamma-tubulin complex component 6.

Mol	Chain	Residues	Atoms					AltConf	Trace
7	L	566	Total	C	N	O	S	0	0
			4587	3000	773	789	25		
7	c	118	Total	C	N	O	S	0	0
			899	565	151	176	7		

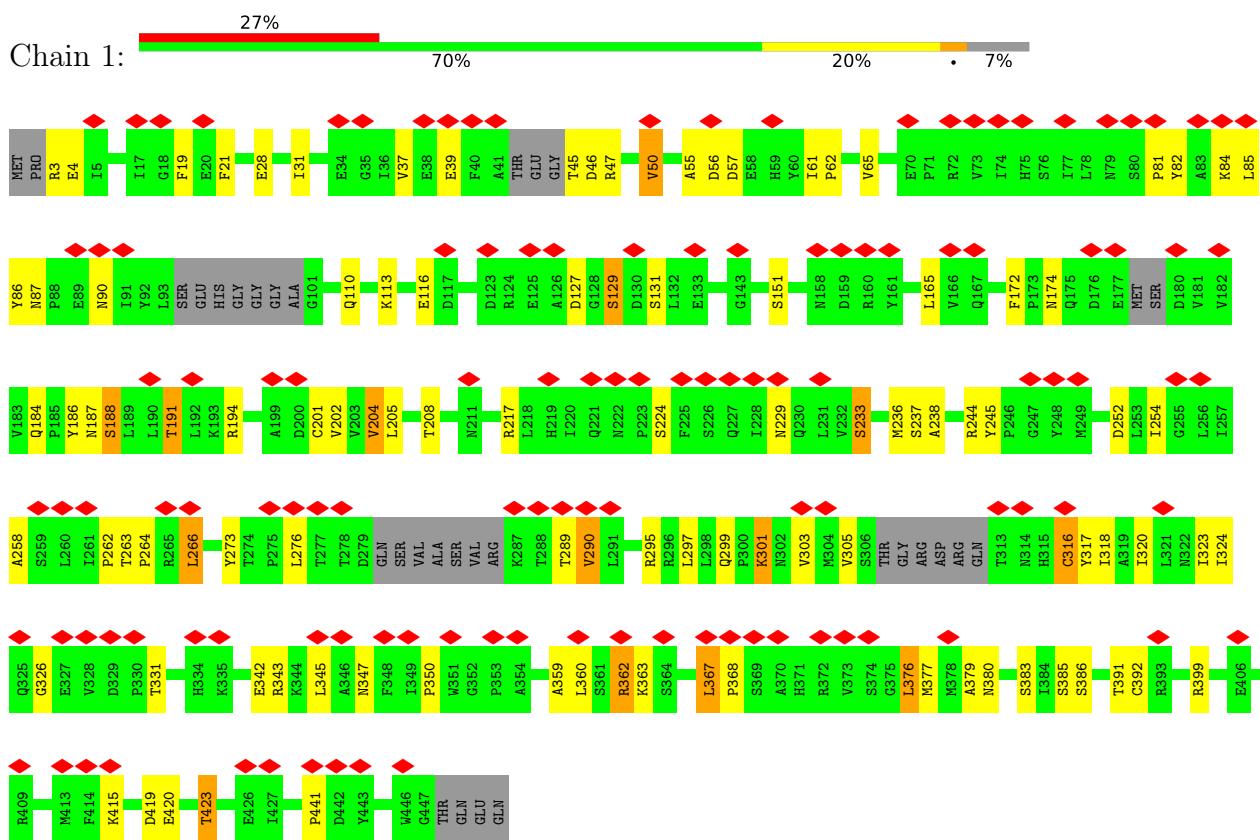
- Molecule 8 is water.

Mol	Chain	Residues	Atoms		AltConf
8	l	6	Total	O	0
			6	6	

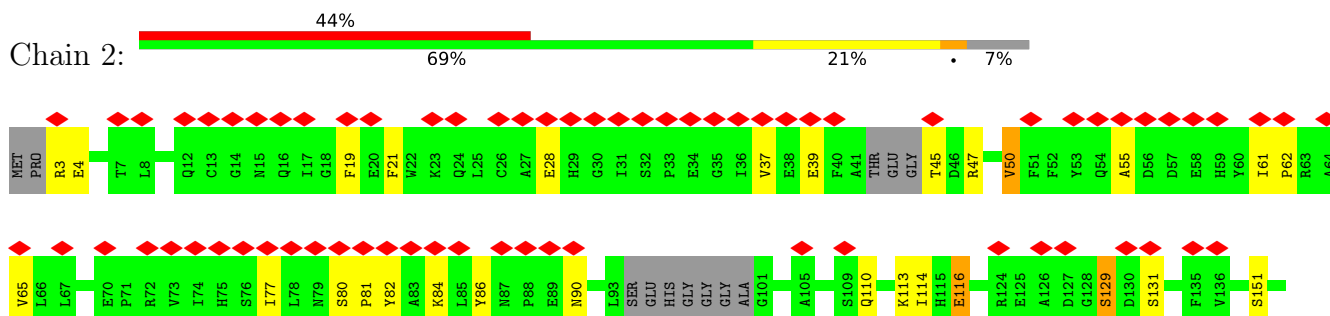
### 3 Residue-property plots

These plots are drawn for all protein, RNA, DNA and oligosaccharide chains in the entry. The first graphic for a chain summarises the proportions of the various outlier classes displayed in the second graphic. The second graphic shows the sequence view annotated by issues in geometry and atom inclusion in map density. Residues are color-coded according to the number of geometric quality criteria for which they contain at least one outlier: green = 0, yellow = 1, orange = 2 and red = 3 or more. A red diamond above a residue indicates a poor fit to the EM map for this residue (all-atom inclusion < 40%). Stretches of 2 or more consecutive residues without any outlier are shown as a green connector. Residues present in the sample, but not in the model, are shown in grey.

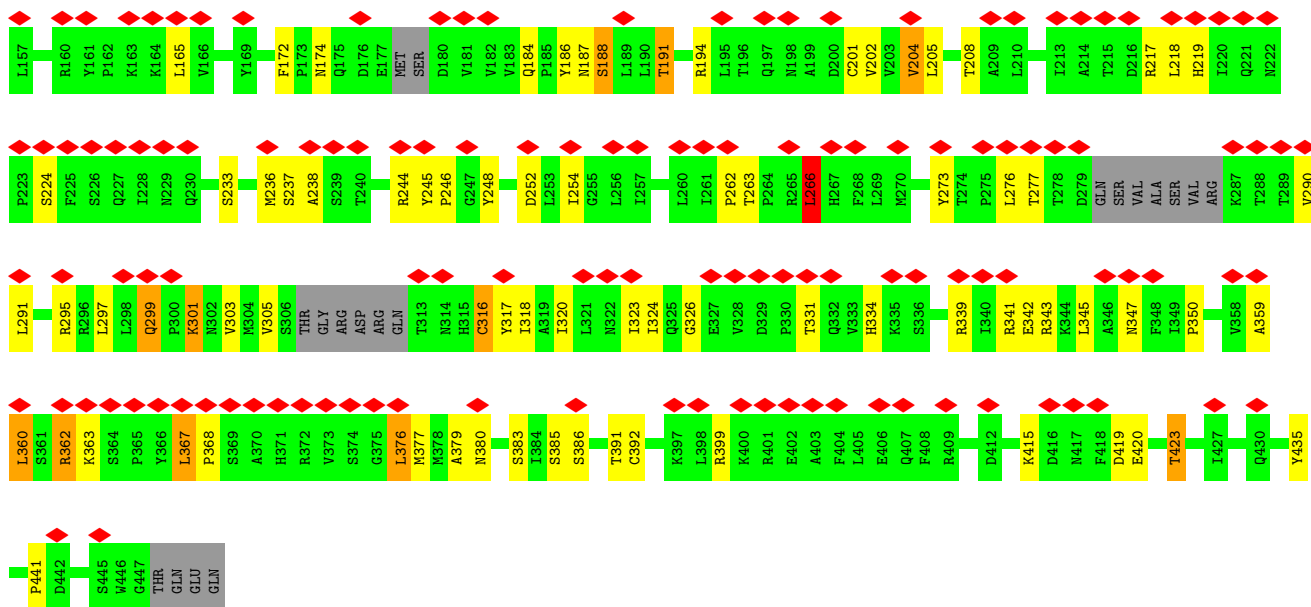
- Molecule 1: Tubulin gamma-1 chain



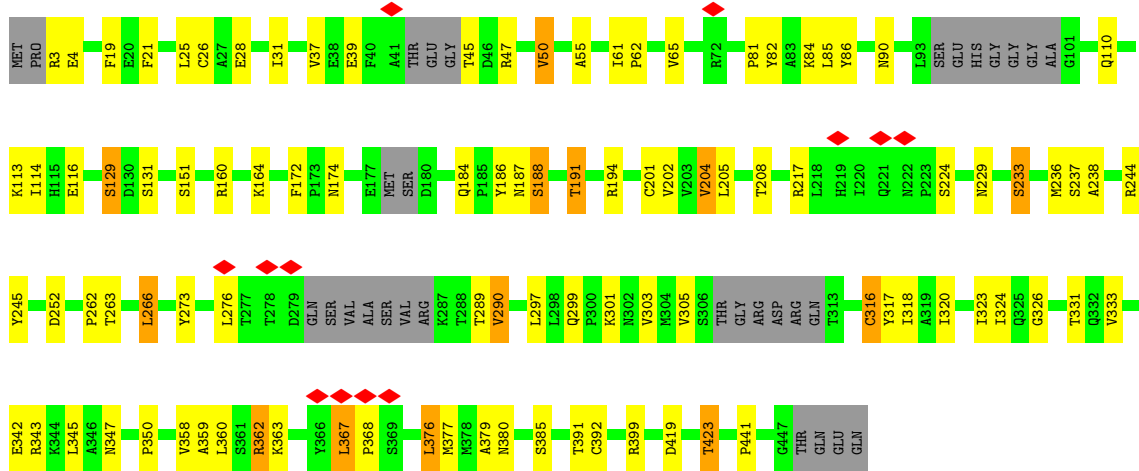
- Molecule 1: Tubulin gamma-1 chain



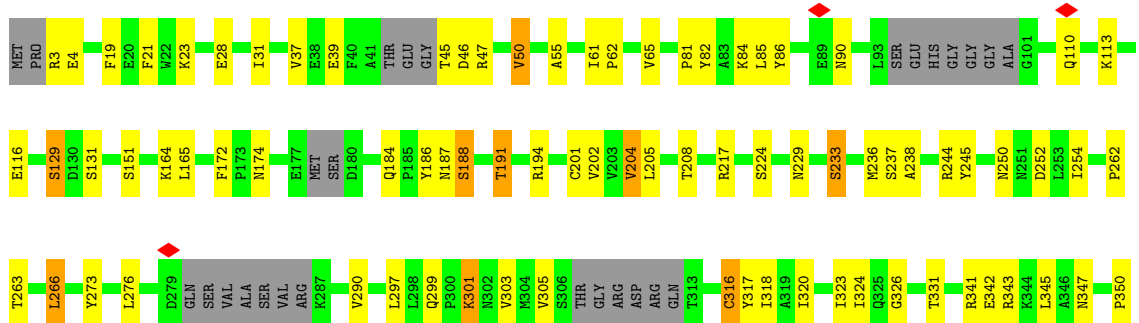




• Molecule 1: Tubulin gamma-1 chain

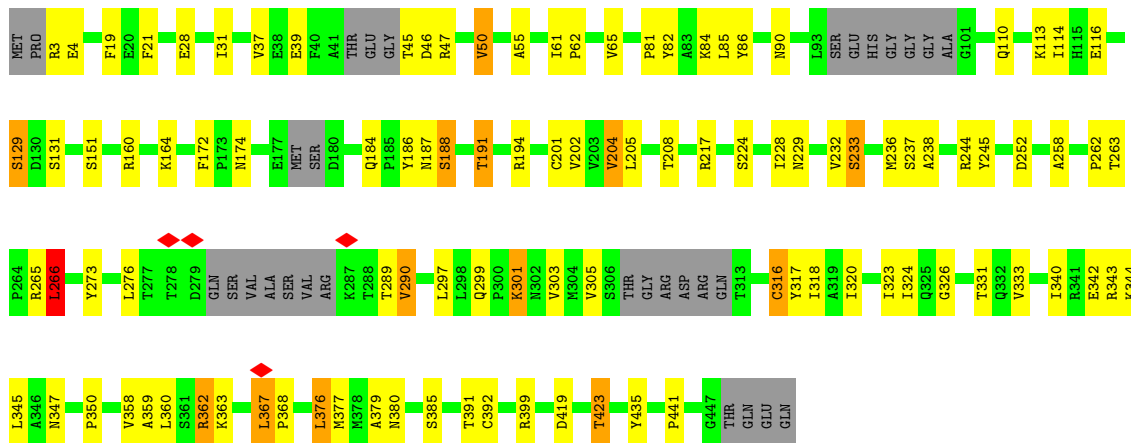


• Molecule 1: Tubulin gamma-1 chain

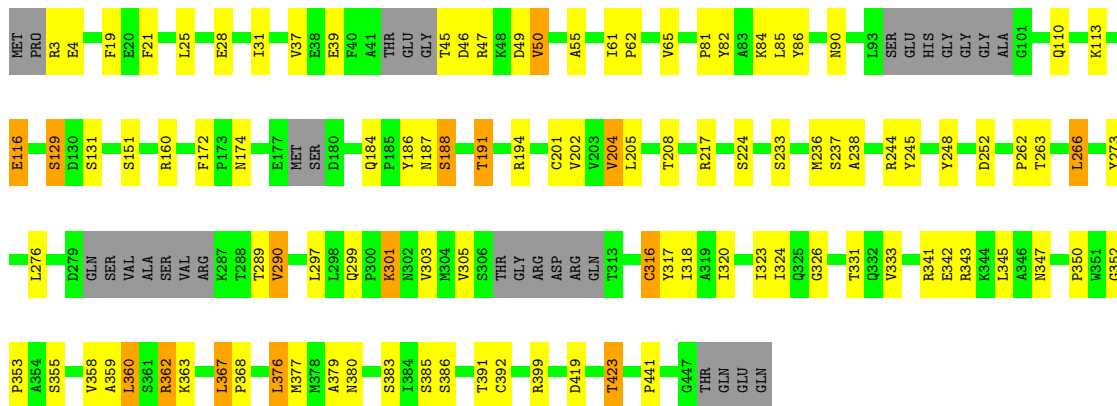




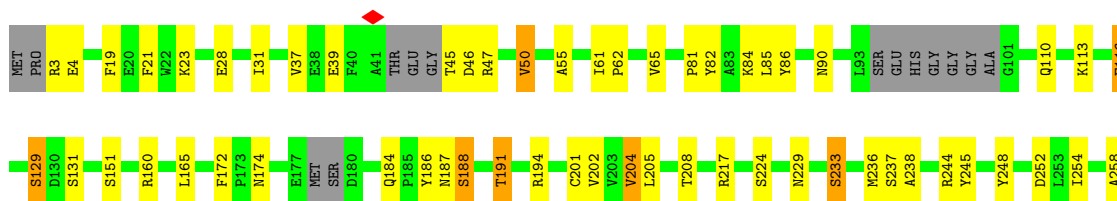
• Molecule 1: Tubulin gamma-1 chain

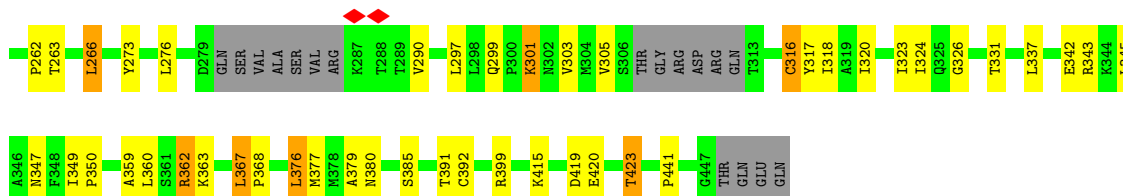


• Molecule 1: Tubulin gamma-1 chain

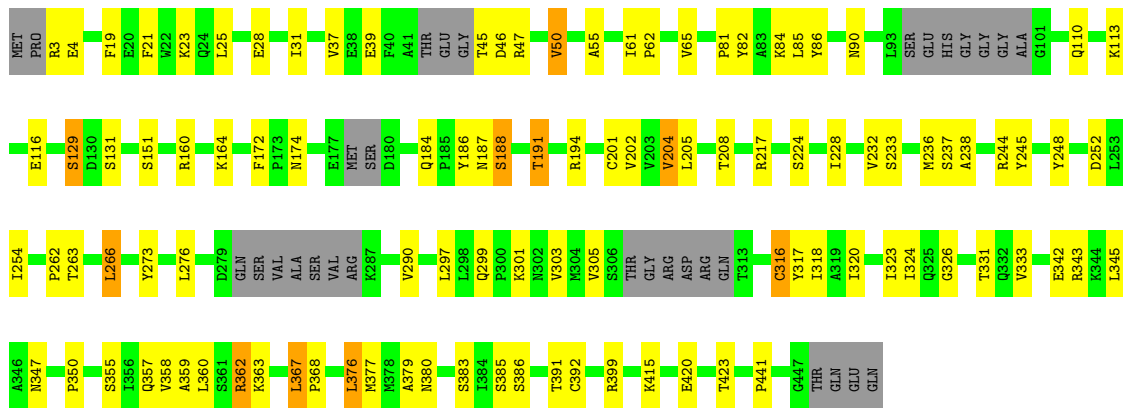


• Molecule 1: Tubulin gamma-1 chain

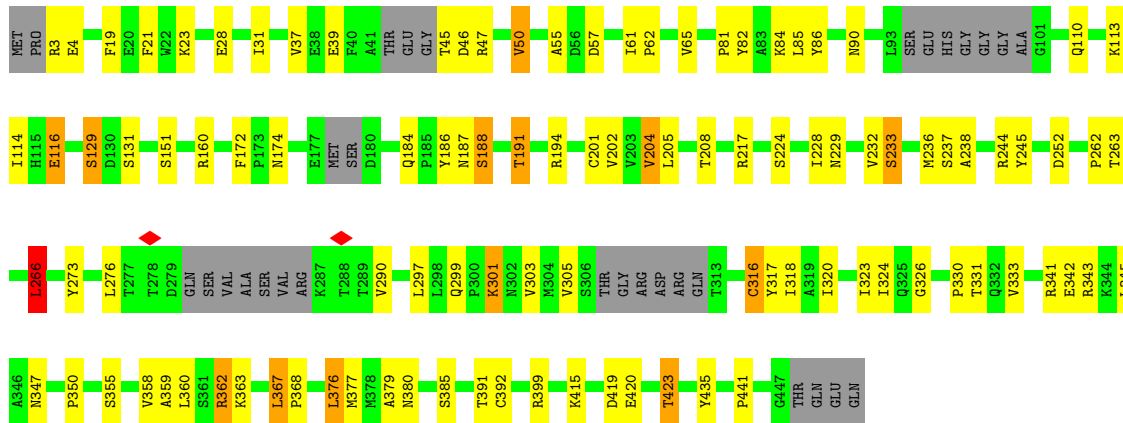




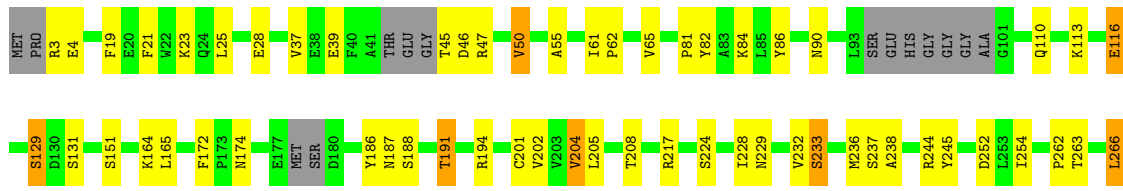
• Molecule 1: Tubulin gamma-1 chain

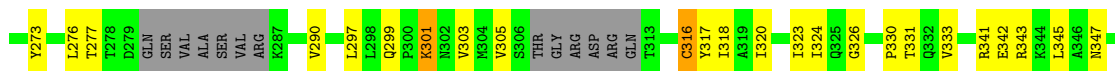


• Molecule 1: Tubulin gamma-1 chain

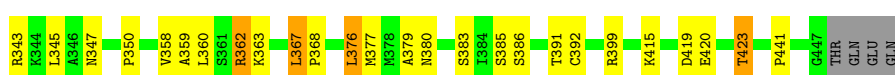

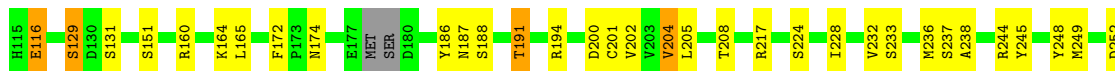
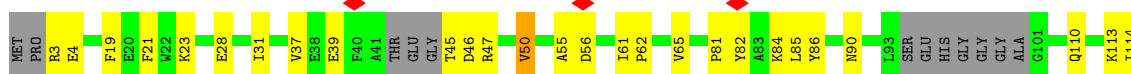


• Molecule 1: Tubulin gamma-1 chain

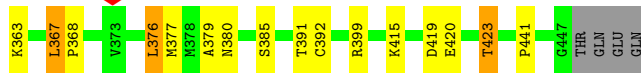
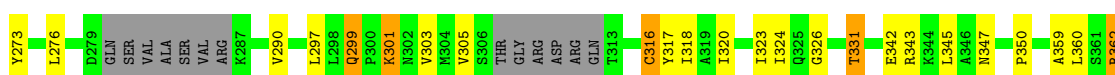
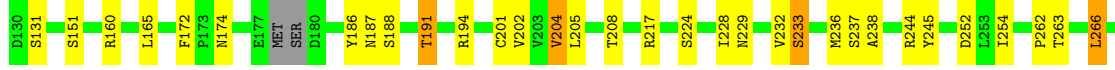




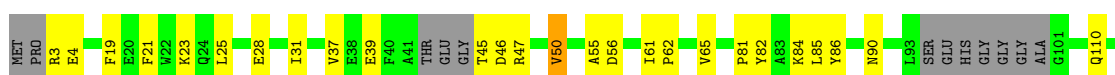
• Molecule 1: Tubulin gamma-1 chain

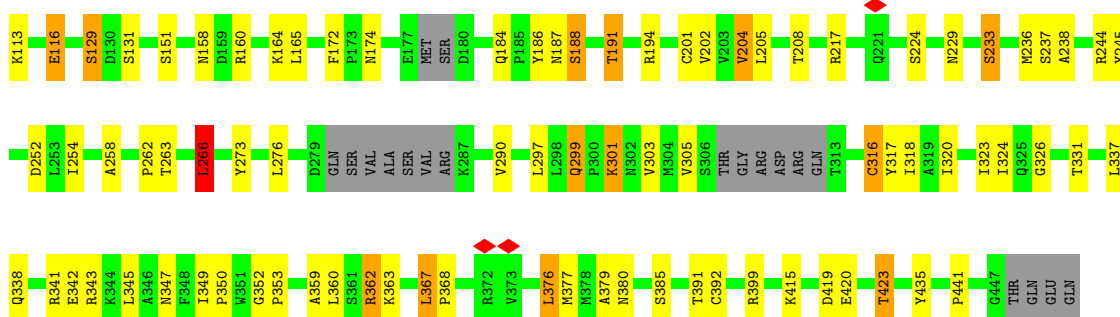


• Molecule 1: Tubulin gamma-1 chain

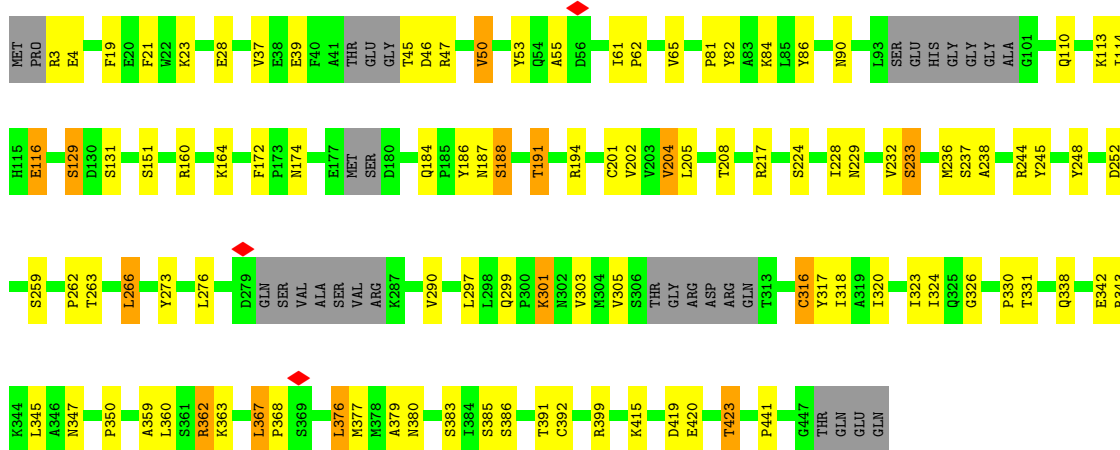


• Molecule 1: Tubulin gamma-1 chain




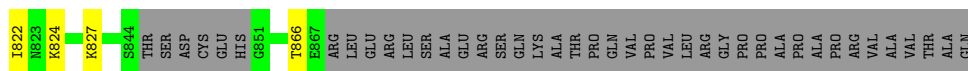


• Molecule 1: Tubulin gamma-1 chain




• Molecule 2: Gamma-tubulin complex component 2






• Molecule 2: Gamma-tubulin complex component 2



• Molecule 2: Gamma-tubulin complex component 2












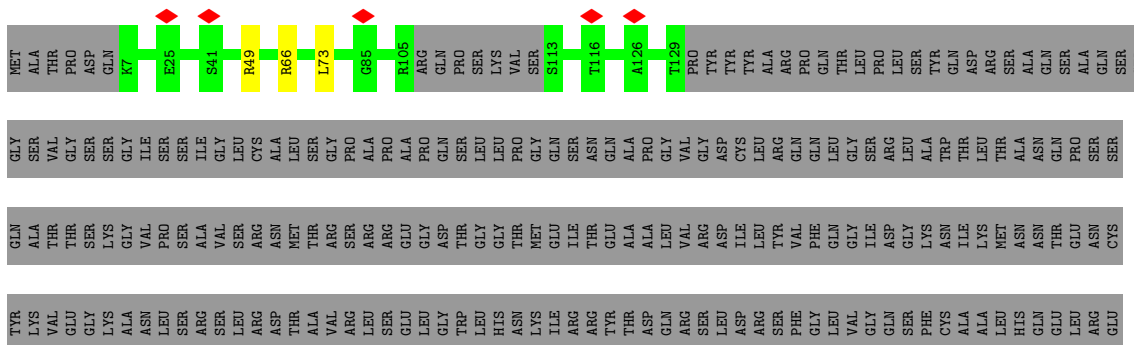








• Molecule 3: Gamma-tubulin complex component 3





















## 4 Experimental information

Property	Value	Source
EM reconstruction method	SINGLE PARTICLE	Depositor
Imposed symmetry	POINT, Not provided	
Number of particles used	40115	Depositor
Resolution determination method	FSC 0.143 CUT-OFF	Depositor
CTF correction method	PHASE FLIPPING AND AMPLITUDE CORRECTION	Depositor
Microscope	FEI TITAN KRIOS	Depositor
Voltage (kV)	300	Depositor
Electron dose ( $e^-/\text{\AA}^2$ )	42.6	Depositor
Minimum defocus (nm)	2000	Depositor
Maximum defocus (nm)	2500	Depositor
Magnification	Not provided	
Image detector	GATAN K3 (6k x 4k)	Depositor
Maximum map value	0.203	Depositor
Minimum map value	-0.030	Depositor
Average map value	0.002	Depositor
Map value standard deviation	0.008	Depositor
Recommended contour level	0.0274	Depositor
Map size ( $\text{\AA}$ )	532.0, 532.0, 532.0	wwPDB
Map dimensions	200, 200, 200	wwPDB
Map angles ( $^\circ$ )	90.0, 90.0, 90.0	wwPDB
Pixel spacing ( $\text{\AA}$ )	2.66, 2.66, 2.66	Depositor

## 5 Model quality i

### 5.1 Standard geometry i

The Z score for a bond length (or angle) is the number of standard deviations the observed value is removed from the expected value. A bond length (or angle) with  $|Z| > 5$  is considered an outlier worth inspection. RMSZ is the root-mean-square of all Z scores of the bond lengths (or angles).

Mol	Chain	Bond lengths		Bond angles	
		RMSZ	# Z  >5	RMSZ	# Z  >5
1	1	0.31	0/3441	0.53	1/4661 (0.0%)
1	2	0.31	0/3441	0.53	1/4661 (0.0%)
1	O	0.31	0/3441	0.53	1/4661 (0.0%)
1	P	0.31	0/3441	0.53	1/4661 (0.0%)
1	Q	0.31	0/3441	0.53	1/4661 (0.0%)
1	R	0.31	0/3441	0.53	1/4661 (0.0%)
1	S	0.31	0/3441	0.53	1/4661 (0.0%)
1	T	0.31	0/3441	0.53	1/4661 (0.0%)
1	U	0.31	0/3441	0.53	1/4661 (0.0%)
1	V	0.31	0/3441	0.53	1/4661 (0.0%)
1	W	0.31	0/3441	0.53	1/4661 (0.0%)
1	X	0.31	0/3441	0.53	1/4661 (0.0%)
1	Y	0.31	0/3441	0.53	1/4661 (0.0%)
1	Z	0.31	0/3441	0.53	1/4661 (0.0%)
2	A	0.39	1/5085 (0.0%)	0.64	6/6866 (0.1%)
2	C	0.42	1/5151 (0.0%)	0.68	6/6955 (0.1%)
2	E	0.43	2/5325 (0.0%)	0.67	2/7187 (0.0%)
2	G	0.41	1/5325 (0.0%)	0.65	6/7187 (0.1%)
2	M	0.40	0/5295	0.75	8/7147 (0.1%)
3	B	0.39	0/5133	0.65	5/6930 (0.1%)
3	D	0.41	0/4897	0.63	3/6610 (0.0%)
3	F	0.36	0/5044	0.64	5/6809 (0.1%)
3	H	0.40	0/5009	0.68	4/6761 (0.1%)
3	N	0.47	4/5009 (0.1%)	0.74	6/6761 (0.1%)
3	a	0.39	0/948	0.67	1/1277 (0.1%)
3	f	0.49	0/815	0.64	0/1096
3	h	0.35	0/876	0.66	1/1178 (0.1%)
3	j	0.35	0/876	0.62	1/1178 (0.1%)
3	n	0.37	0/815	0.65	0/1096
4	b	0.36	0/484	0.76	3/653 (0.5%)
4	d	0.37	0/454	0.71	1/611 (0.2%)
4	g	0.39	0/484	0.63	0/653
4	i	0.37	0/484	0.69	0/653
4	k	0.32	0/484	0.57	0/653

Mol	Chain	Bond lengths		Bond angles	
		RMSZ	# Z  >5	RMSZ	# Z  >5
4	m	0.31	0/484	0.61	0/653
4	o	0.40	0/484	0.64	0/653
5	I	0.44	2/4322 (0.0%)	0.68	5/5853 (0.1%)
5	K	0.46	1/4683 (0.0%)	0.76	18/6338 (0.3%)
6	J	0.43	1/4525 (0.0%)	0.75	8/6119 (0.1%)
6	l	0.36	0/895	0.69	3/1210 (0.2%)
7	L	0.37	0/4697	0.66	6/6348 (0.1%)
7	c	0.43	0/911	0.76	3/1231 (0.2%)
All	All	0.38	13/127168 (0.0%)	0.63	115/171920 (0.1%)

Chiral center outliers are detected by calculating the chiral volume of a chiral center and verifying if the center is modelled as a planar moiety or with the opposite hand. A planarity outlier is detected by checking planarity of atoms in a peptide group, atoms in a mainchain group or atoms of a sidechain that are expected to be planar.

Mol	Chain	#Chirality outliers	#Planarity outliers
1	1	0	1
1	2	0	1
1	O	0	1
1	P	0	1
1	Q	0	1
1	R	0	1
1	S	0	1
1	T	0	1
1	U	0	1
1	V	0	1
1	W	0	1
1	X	0	1
1	Y	0	1
1	Z	0	1
2	A	0	2
2	C	0	3
2	E	0	5
2	G	0	3
2	M	0	4
3	B	0	1
3	F	0	1
3	H	0	2
3	N	0	2
3	f	0	1
3	h	0	1
3	j	0	2

*Continued on next page...*



Continued from previous page...

Mol	Chain	#Chirality outliers	#Planarity outliers
5	I	0	7
5	K	0	2
6	J	0	4
7	L	0	2
All	All	0	56

All (13) bond length outliers are listed below:

Mol	Chain	Res	Type	Atoms	Z	Observed(Å)	Ideal(Å)
5	K	651	TYR	CE2-CZ	-8.55	1.27	1.38
5	I	530	TYR	CD1-CE1	-8.09	1.27	1.39
3	N	674	GLU	CG-CD	-7.69	1.40	1.51
2	C	862	ASN	CB-CG	-7.10	1.34	1.51
3	N	674	GLU	CB-CG	-6.86	1.39	1.52
5	I	530	TYR	CB-CG	-6.62	1.41	1.51
6	J	225	TRP	CE3-CZ3	5.91	1.48	1.38
3	N	723	THR	CB-CG2	-5.83	1.33	1.52
3	N	674	GLU	CD-OE2	-5.83	1.19	1.25
2	E	563	THR	CB-CG2	-5.65	1.33	1.52
2	A	624	TRP	CE3-CZ3	-5.43	1.29	1.38
2	G	747	VAL	CB-CG2	-5.05	1.42	1.52
2	E	484	TYR	CD2-CE2	-5.03	1.31	1.39

All (115) bond angle outliers are listed below:

Mol	Chain	Res	Type	Atoms	Z	Observed(°)	Ideal(°)
2	M	557	LEU	CB-CG-CD2	-20.05	76.91	111.00
3	H	366	ARG	NE-CZ-NH1	-10.91	114.85	120.30
2	C	220	ASP	CB-CG-OD1	9.31	126.67	118.30
5	K	651	TYR	CB-CG-CD1	8.86	126.31	121.00
2	A	557	LEU	CA-CB-CG	8.61	135.11	115.30
2	M	557	LEU	CB-CG-CD1	-8.53	96.50	111.00
2	M	836	LEU	CA-CB-CG	8.44	134.72	115.30
5	K	651	TYR	CB-CG-CD2	-8.41	115.95	121.00
6	l	121	PRO	CA-N-CD	-8.41	99.73	111.50
3	h	108	PRO	CA-N-CD	-8.35	99.81	111.50
6	l	130	PRO	CA-N-CD	-8.32	99.86	111.50
3	j	108	PRO	CA-N-CD	-8.26	99.94	111.50
6	J	796	LEU	CA-CB-CG	7.86	133.38	115.30
5	K	34	LEU	CB-CG-CD2	-7.82	97.71	111.00
2	C	814	LEU	CA-CB-CG	7.78	133.18	115.30
3	B	581	LEU	CA-CB-CG	7.64	132.88	115.30

Continued on next page...

*Continued from previous page...*

Mol	Chain	Res	Type	Atoms	Z	Observed(°)	Ideal(°)
6	J	256	LEU	CA-CB-CG	7.42	132.36	115.30
6	J	238	LEU	CA-CB-CG	7.40	132.32	115.30
5	I	530	TYR	CB-CG-CD1	-7.27	116.64	121.00
3	B	691	LEU	CA-CB-CG	7.11	131.65	115.30
3	B	568	LEU	CA-CB-CG	6.94	131.27	115.30
2	M	150	LEU	CA-CB-CG	6.89	131.16	115.30
2	C	187	LEU	CB-CG-CD2	-6.78	99.48	111.00
5	K	410	LEU	CA-CB-CG	6.69	130.69	115.30
5	K	94	ASP	CB-CG-OD1	6.61	124.25	118.30
7	L	339	LEU	CA-CB-CG	6.55	130.37	115.30
5	K	198	ASP	CB-CG-OD1	-6.45	112.49	118.30
7	L	1800	LEU	CB-CG-CD2	-6.40	100.11	111.00
2	E	872	LEU	CA-CB-CG	6.40	130.02	115.30
7	c	92	LEU	CA-CB-CG	6.39	129.99	115.30
7	c	148	TYR	CA-CB-CG	6.33	125.43	113.40
3	N	408	ASP	CB-CG-OD1	6.24	123.91	118.30
3	H	336	TYR	CB-CG-CD2	-6.20	117.28	121.00
3	D	592	LEU	CB-CG-CD2	-6.18	100.50	111.00
5	I	330	ASP	CB-CG-OD1	6.17	123.85	118.30
2	A	161	LEU	CA-CB-CG	6.16	129.48	115.30
2	G	861	PHE	CD1-CE1-CZ	6.11	127.43	120.10
3	F	427	LEU	CA-CB-CG	6.09	129.30	115.30
3	N	439	LEU	CA-CB-CG	6.08	129.28	115.30
2	A	751	LEU	CA-CB-CG	6.00	129.10	115.30
7	L	287	LEU	CA-CB-CG	6.00	129.09	115.30
1	Y	266	LEU	CA-CB-CG	5.92	128.93	115.30
1	2	266	LEU	CA-CB-CG	5.91	128.90	115.30
1	Z	266	LEU	CA-CB-CG	5.91	128.90	115.30
1	P	266	LEU	CA-CB-CG	5.91	128.89	115.30
1	T	266	LEU	CA-CB-CG	5.91	128.89	115.30
1	S	266	LEU	CA-CB-CG	5.91	128.88	115.30
1	U	266	LEU	CA-CB-CG	5.90	128.86	115.30
1	O	266	LEU	CA-CB-CG	5.90	128.86	115.30
1	Q	266	LEU	CA-CB-CG	5.90	128.86	115.30
1	R	266	LEU	CA-CB-CG	5.90	128.86	115.30
1	V	266	LEU	CA-CB-CG	5.89	128.85	115.30
1	X	266	LEU	CA-CB-CG	5.88	128.83	115.30
1	W	266	LEU	CA-CB-CG	5.88	128.82	115.30
1	1	266	LEU	CA-CB-CG	5.88	128.82	115.30
7	L	307	ARG	NE-CZ-NH2	-5.87	117.36	120.30
5	K	645	LEU	CB-CG-CD2	-5.83	101.09	111.00
7	L	1535	LEU	CA-CB-CG	5.82	128.68	115.30

*Continued on next page...*

*Continued from previous page...*

Mol	Chain	Res	Type	Atoms	Z	Observed(°)	Ideal(°)
3	F	581	LEU	CA-CB-CG	5.80	128.65	115.30
3	B	797	LEU	CA-CB-CG	5.80	128.64	115.30
5	K	651	TYR	OH-CZ-CE2	-5.77	104.52	120.10
7	L	1737	LEU	CA-CB-CG	5.74	128.50	115.30
5	K	34	LEU	CB-CG-CD1	5.74	120.75	111.00
6	J	242	LEU	CB-CG-CD2	5.68	120.66	111.00
5	K	330	ASP	CB-CG-OD1	5.62	123.36	118.30
3	F	790	ASP	CB-CG-OD1	5.59	123.33	118.30
5	K	651	TYR	CG-CD1-CE1	-5.56	116.85	121.30
2	G	872	LEU	CA-CB-CG	5.51	127.96	115.30
5	K	626	LEU	CA-CB-CG	5.50	127.95	115.30
3	F	556	LEU	CA-CB-CG	5.49	127.93	115.30
3	H	882	PHE	CB-CA-C	5.48	121.36	110.40
2	M	240	GLY	C-N-CA	5.47	135.38	121.70
3	N	577	LEU	CA-CB-CG	5.47	127.89	115.30
6	J	386	ILE	CG1-CB-CG2	-5.47	99.36	111.40
2	A	247	LEU	CA-CB-CG	5.46	127.87	115.30
2	C	862	ASN	CB-CA-C	-5.46	99.48	110.40
5	K	646	LEU	CB-CG-CD1	5.46	120.28	111.00
4	b	44	LEU	CA-CB-CG	5.46	127.85	115.30
6	J	237	HIS	C-N-CA	5.44	135.29	121.70
5	I	512	ALA	N-CA-C	-5.43	96.34	111.00
5	K	645	LEU	CA-CB-CG	5.41	127.75	115.30
7	c	73	LEU	CB-CG-CD1	5.41	120.19	111.00
3	N	625	LEU	CA-CB-CG	5.40	127.73	115.30
2	G	730	LEU	CA-CB-CG	5.40	127.72	115.30
2	G	577	LEU	CA-CB-CG	5.40	127.71	115.30
5	K	409	ASN	C-N-CA	5.39	135.17	121.70
3	D	581	LEU	CA-CB-CG	5.34	127.59	115.30
5	K	649	LEU	CB-CG-CD1	-5.34	101.91	111.00
2	M	203	LEU	CA-CB-CG	5.34	127.59	115.30
2	M	238	LEU	CA-CB-CG	5.33	127.56	115.30
4	b	39	LEU	CA-CB-CG	5.29	127.47	115.30
2	M	252	LEU	CA-CB-CG	5.25	127.38	115.30
5	K	651	TYR	CE1-CZ-OH	5.25	134.27	120.10
2	A	427	TYR	CA-CB-CG	5.22	123.33	113.40
6	J	798	GLY	C-N-CA	5.22	134.74	121.70
4	b	28	LEU	CA-CB-CG	5.20	127.26	115.30
3	F	625	LEU	CA-CB-CG	5.18	127.23	115.30
5	I	124	TYR	CB-CG-CD1	-5.18	117.89	121.00
2	C	375	LEU	CB-CG-CD1	-5.18	102.19	111.00
4	d	29	LEU	CA-CB-CG	5.18	127.21	115.30

*Continued on next page...*

*Continued from previous page...*

Mol	Chain	Res	Type	Atoms	Z	Observed(°)	Ideal(°)
3	H	581	LEU	CA-CB-CG	5.17	127.19	115.30
3	D	622	ASP	CB-CG-OD1	5.16	122.94	118.30
2	G	586	LEU	CA-CB-CG	5.16	127.17	115.30
6	I	119	ASP	CB-CG-OD2	5.16	122.94	118.30
2	A	156	LEU	CA-CB-CG	5.14	127.12	115.30
2	C	864	PHE	CB-CG-CD1	5.12	124.38	120.80
5	K	565	LEU	CA-CB-CG	5.09	127.01	115.30
6	J	885	LEU	CA-CB-CG	5.07	126.97	115.30
2	E	423	TYR	CA-CB-CG	5.07	123.04	113.40
2	G	708	ILE	CG1-CB-CG2	-5.07	100.25	111.40
3	N	864	LEU	CB-CG-CD2	-5.05	102.41	111.00
5	I	511	ASP	C-N-CA	5.04	134.31	121.70
3	a	73	LEU	CA-CB-CG	5.04	126.89	115.30
3	N	667	LEU	CA-CB-CG	5.02	126.85	115.30
3	B	459	LEU	CA-CB-CG	5.01	126.82	115.30

There are no chirality outliers.

All (56) planarity outliers are listed below:

Mol	Chain	Res	Type	Group
1	1	55	ALA	Peptide
1	2	55	ALA	Peptide
2	A	583	ILE	Peptide
2	A	584	THR	Mainchain
3	B	887	LYS	Peptide
2	C	238	LEU	Peptide
2	C	674	GLN	Peptide
2	C	862	ASN	Sidechain
2	E	240	GLY	Peptide
2	E	522	MET	Mainchain
2	E	563	THR	Peptide
2	E	580	HIS	Peptide
2	E	866	THR	Peptide
3	F	373	ASP	Peptide
2	G	240	GLY	Peptide
2	G	580	HIS	Peptide
2	G	674	GLN	Peptide
3	H	627	GLU	Peptide
3	H	867	THR	Peptide
5	I	403	VAL	Peptide
5	I	404	LEU	Mainchain
5	I	407	ASP	Peptide

*Continued on next page...*

*Continued from previous page...*

Mol	Chain	Res	Type	Group
5	I	408	ASP	Mainchain
5	I	507	SER	Peptide
5	I	508	ASN	Mainchain
5	I	600	ASN	Peptide
6	J	235	SER	Peptide
6	J	237	HIS	Peptide
6	J	256	LEU	Peptide
6	J	798	GLY	Peptide
5	K	653	LYS	Peptide
5	K	67	GLN	Peptide
7	L	1805	ASN	Peptide
7	L	346	LEU	Peptide
2	M	240	GLY	Peptide
2	M	241	ARG	Mainchain
2	M	430	GLN	Peptide
2	M	581	ASP	Mainchain
3	N	454	VAL	Peptide
3	N	501	THR	Peptide
1	O	55	ALA	Peptide
1	P	55	ALA	Peptide
1	Q	55	ALA	Peptide
1	R	55	ALA	Peptide
1	S	55	ALA	Peptide
1	T	55	ALA	Peptide
1	U	55	ALA	Peptide
1	V	55	ALA	Peptide
1	W	55	ALA	Peptide
1	X	55	ALA	Peptide
1	Y	55	ALA	Peptide
1	Z	55	ALA	Peptide
3	f	49	ARG	Peptide
3	h	106	ARG	Peptide
3	j	104	PRO	Peptide
3	j	111	VAL	Peptide

## 5.2 Too-close contacts

In the following table, the Non-H and H(model) columns list the number of non-hydrogen atoms and hydrogen atoms in the chain respectively. The H(added) column lists the number of hydrogen atoms added and optimized by MolProbity. The Clashes column lists the number of clashes within the asymmetric unit, whereas Symm-Clashes lists symmetry-related clashes.

Mol	Chain	Non-H	H(model)	H(added)	Clashes	Symm-Clashes
1	1	3373	0	3325	63	0
1	2	3373	0	3325	70	0
1	O	3373	0	3325	49	0
1	P	3373	0	3325	53	0
1	Q	3373	0	3325	55	0
1	R	3373	0	3325	57	0
1	S	3373	0	3325	53	0
1	T	3373	0	3325	53	0
1	U	3373	0	3325	56	0
1	V	3373	0	3325	52	0
1	W	3373	0	3325	55	0
1	X	3373	0	3325	49	0
1	Y	3373	0	3325	62	0
1	Z	3373	0	3325	59	0
2	A	4978	0	4996	25	0
2	C	5044	0	5081	34	0
2	E	5216	0	5247	36	0
2	G	5216	0	5245	34	0
2	M	5186	0	5219	43	0
3	B	5029	0	5018	29	0
3	D	4796	0	4775	32	0
3	F	4941	0	4934	34	0
3	H	4907	0	4896	36	0
3	N	4907	0	4896	50	0
3	a	933	0	953	0	0
3	f	803	0	831	0	0
3	h	863	0	896	0	0
3	j	863	0	896	0	0
3	n	803	0	831	0	0
4	b	484	0	512	0	0
4	d	454	0	482	0	0
4	g	484	0	512	0	0
4	i	484	0	512	0	0
4	k	484	0	511	0	0
4	m	484	0	512	0	0
4	o	484	0	512	0	0
5	I	4225	0	4259	37	0
5	K	4579	0	4586	40	0
6	J	4429	0	4482	36	0
6	l	876	0	842	0	0
7	L	4587	0	4636	32	0
7	c	899	0	895	0	0
8	l	6	0	0	0	0

*Continued on next page...*

*Continued from previous page...*

Mol	Chain	Non-H	H(model)	H(added)	Clashes	Symm-Clashes
All	All	124666	0	124517	1188	0

The all-atom clashscore is defined as the number of clashes found per 1000 atoms (including hydrogen atoms). The all-atom clashscore for this structure is 6.

All (1188) close contacts within the same asymmetric unit are listed below, sorted by their clash magnitude.

Atom-1	Atom-2	Interatomic distance (Å)	Clash overlap (Å)
5:K:651:TYR:HD2	1:Y:349:ILE:HG22	1.44	0.83
1:1:56:ASP:HB2	1:2:217:ARG:HB3	1.64	0.78
2:E:424:ASN:HD21	2:E:426:LYS:HB3	1.52	0.74
5:K:649:LEU:HD11	5:K:654:TYR:HB2	1.70	0.73
3:H:587:ARG:HG3	3:H:592:LEU:HD21	1.71	0.72
3:H:728:GLU:HG3	1:V:330:PRO:HB3	1.69	0.72
1:U:57:ASP:OD1	1:V:277:THR:OG1	2.06	0.71
7:L:1800:LEU:HD22	1:Z:338:GLN:HE21	1.54	0.71
2:G:861:PHE:HE1	1:U:341:ARG:HA	1.56	0.70
5:K:646:LEU:HD22	1:Y:338:GLN:NE2	2.08	0.69
1:S:258:ALA:HB1	2:E:687:LEU:HD21	1.73	0.69
7:L:1663:HIS:HE1	1:Z:259:SER:HA	1.58	0.68
6:J:313:VAL:HG21	6:J:395:LEU:HD12	1.76	0.68
7:L:328:GLN:NE2	7:L:341:ALA:O	2.26	0.68
7:L:294:ARG:HH11	7:L:306:HIS:H	1.41	0.67
3:D:885:HIS:CD2	1:R:353:PRO:HD3	2.30	0.67
6:J:884:PHE:HB3	1:X:262:PRO:O	1.95	0.67
5:I:501:GLN:HG3	5:I:502:ARG:HG3	1.77	0.66
1:S:349:ILE:O	2:E:862:ASN:ND2	2.28	0.66
3:B:799:GLU:HG2	3:B:802:ARG:HH11	1.61	0.66
2:C:334:THR:HA	2:C:375:LEU:HD11	1.77	0.66
3:B:884:GLU:OE2	1:P:341:ARG:NH2	2.29	0.66
5:I:555:GLU:HA	5:I:558:ARG:HE	1.61	0.65
5:K:646:LEU:HD22	1:Y:338:GLN:HE22	1.62	0.65
6:J:387:ILE:O	7:L:307:ARG:NH2	2.30	0.65
6:J:232:PHE:O	6:J:234:HIS:ND1	2.25	0.64
3:D:883:ASN:ND2	1:R:355:SER:OG	2.30	0.64
2:C:235:ALA:HB1	2:C:244:ARG:HH21	1.61	0.64
1:W:297:LEU:HD21	1:W:377:MET:HB3	1.80	0.64
3:N:798:GLU:OE2	3:N:802:ARG:NH2	2.30	0.64
1:X:297:LEU:HD21	1:X:377:MET:HB3	1.80	0.64
5:K:647:LEU:HG	1:Y:337:LEU:HD21	1.79	0.64
1:1:297:LEU:HD21	1:1:377:MET:HB3	1.80	0.64

*Continued on next page...*

*Continued from previous page...*

Atom-1	Atom-2	Interatomic distance (Å)	Clash overlap (Å)
5:I:530:TYR:CE2	1:W:249:MET:HB2	2.32	0.64
3:F:594:GLN:HB2	3:F:625:LEU:HD23	1.79	0.64
5:I:362:LEU:HD23	5:I:537:LEU:HD22	1.78	0.64
1:O:62:PRO:HD2	1:O:86:TYR:HB3	1.81	0.63
1:W:62:PRO:HD2	1:W:86:TYR:HB3	1.81	0.63
2:C:563:THR:OG1	1:Q:46:ASP:O	2.16	0.63
5:K:631:SER:HA	5:K:645:LEU:HD21	1.80	0.63
1:O:297:LEU:HD21	1:O:377:MET:HB3	1.80	0.63
1:S:297:LEU:HD21	1:S:377:MET:HB3	1.80	0.63
1:Y:297:LEU:HD21	1:Y:377:MET:HB3	1.80	0.63
3:N:543:LYS:HD3	3:N:742:GLN:HG3	1.80	0.63
1:P:297:LEU:HD21	1:P:377:MET:HB3	1.80	0.63
1:Q:62:PRO:HD2	1:Q:86:TYR:HB3	1.81	0.63
1:R:297:LEU:HD21	1:R:377:MET:HB3	1.80	0.63
1:1:62:PRO:HD2	1:1:86:TYR:HB3	1.81	0.63
3:D:586:VAL:HG12	3:D:635:TRP:HE1	1.63	0.63
1:V:297:LEU:HD21	1:V:377:MET:HB3	1.80	0.63
1:S:62:PRO:HD2	1:S:86:TYR:HB3	1.81	0.63
1:T:297:LEU:HD21	1:T:377:MET:HB3	1.80	0.63
1:V:62:PRO:HD2	1:V:86:TYR:HB3	1.80	0.63
1:P:62:PRO:HD2	1:P:86:TYR:HB3	1.81	0.62
1:V:50:VAL:HG21	1:V:244:ARG:HA	1.81	0.62
1:Q:297:LEU:HD21	1:Q:377:MET:HB3	1.79	0.62
1:U:50:VAL:HG21	1:U:244:ARG:HA	1.81	0.62
6:J:358:PHE:HE2	6:J:361:TYR:H	1.47	0.62
1:O:50:VAL:HG21	1:O:244:ARG:HA	1.81	0.62
1:Q:50:VAL:HG21	1:Q:244:ARG:HA	1.81	0.62
1:U:62:PRO:HD2	1:U:86:TYR:HB3	1.81	0.62
1:2:297:LEU:HD21	1:2:377:MET:HB3	1.80	0.62
1:2:62:PRO:HD2	1:2:86:TYR:HB3	1.81	0.62
1:R:50:VAL:HG21	1:R:244:ARG:HA	1.81	0.62
1:S:50:VAL:HG21	1:S:244:ARG:HA	1.81	0.62
1:Y:50:VAL:HG21	1:Y:244:ARG:HA	1.81	0.62
1:Y:62:PRO:HD2	1:Y:86:TYR:HB3	1.81	0.62
1:U:297:LEU:HD21	1:U:377:MET:HB3	1.80	0.62
7:L:1677:ALA:HA	7:L:1681:LEU:HD12	1.80	0.62
1:Z:297:LEU:HD21	1:Z:377:MET:HB3	1.80	0.62
5:I:131:LEU:HD11	5:I:165:LEU:HD13	1.81	0.61
2:E:540:ARG:HA	2:E:613:LEU:HD23	1.81	0.61
1:1:50:VAL:HG21	1:1:244:ARG:HA	1.81	0.61
3:N:546:LEU:HD21	3:N:744:LEU:H	1.65	0.61

*Continued on next page...*



*Continued from previous page...*

Atom-1	Atom-2	Interatomic distance (Å)	Clash overlap (Å)
3:N:774:GLN:HG3	3:N:864:LEU:HD21	1.82	0.61
1:Z:62:PRO:HD2	1:Z:86:TYR:HB3	1.81	0.61
1:T:62:PRO:HD2	1:T:86:TYR:HB3	1.81	0.61
1:2:317:TYR:HD2	1:2:347:ASN:HB2	1.66	0.61
1:O:317:TYR:HD2	1:O:347:ASN:HB2	1.66	0.61
1:Y:317:TYR:HD2	1:Y:347:ASN:HB2	1.66	0.61
3:F:720:TYR:HE2	1:T:357:GLN:HB3	1.66	0.61
5:I:345:VAL:HA	5:I:350:LEU:HB2	1.83	0.61
1:P:317:TYR:HD2	1:P:347:ASN:HB2	1.66	0.61
1:R:62:PRO:HD2	1:R:86:TYR:HB3	1.81	0.61
1:R:317:TYR:HD2	1:R:347:ASN:HB2	1.66	0.61
1:X:50:VAL:HG21	1:X:244:ARG:HA	1.81	0.61
1:Q:317:TYR:HD2	1:Q:347:ASN:HB2	1.66	0.61
1:T:317:TYR:HD2	1:T:347:ASN:HB2	1.66	0.61
1:1:317:TYR:HD2	1:1:347:ASN:HB2	1.66	0.61
1:T:50:VAL:HG21	1:T:244:ARG:HA	1.81	0.61
1:U:317:TYR:HD2	1:U:347:ASN:HB2	1.66	0.61
3:H:589:ALA:HA	3:H:592:LEU:HD23	1.82	0.60
1:S:317:TYR:HD2	1:S:347:ASN:HB2	1.66	0.60
1:V:317:TYR:HD2	1:V:347:ASN:HB2	1.66	0.60
1:Z:50:VAL:HG21	1:Z:244:ARG:HA	1.81	0.60
1:X:62:PRO:HD2	1:X:86:TYR:HB3	1.81	0.60
1:X:317:TYR:HD2	1:X:347:ASN:HB2	1.66	0.60
1:2:50:VAL:HG21	1:2:244:ARG:HA	1.81	0.60
1:P:50:VAL:HG21	1:P:244:ARG:HA	1.81	0.60
1:W:50:VAL:HG21	1:W:244:ARG:HA	1.81	0.60
1:1:258:ALA:HB1	2:M:687:LEU:HD21	1.83	0.60
1:W:317:TYR:HD2	1:W:347:ASN:HB2	1.66	0.60
3:B:460:TRP:HA	3:B:488:LYS:HE2	1.83	0.60
1:Z:317:TYR:HD2	1:Z:347:ASN:HB2	1.66	0.60
2:E:236:GLN:HB2	2:E:245:THR:HG23	1.83	0.60
3:F:268:MET:HG3	3:F:276:LYS:H	1.67	0.60
3:F:365:ARG:HE	2:E:308:SER:HB3	1.68	0.59
2:G:356:LEU:HG	2:G:440:PRO:HB3	1.84	0.59
2:E:169:ASN:HA	2:E:172:GLN:HE21	1.68	0.59
2:M:581:ASP:O	2:M:643:ARG:NH1	2.35	0.59
1:U:262:PRO:HG2	1:U:263:THR:HG22	1.85	0.59
1:X:262:PRO:HG2	1:X:263:THR:HG22	1.85	0.59
3:B:459:LEU:HG	3:B:463:LYS:HD3	1.85	0.59
1:P:28:GLU:OE2	1:P:244:ARG:NH1	2.36	0.59
1:Y:262:PRO:HG2	1:Y:263:THR:HG22	1.85	0.59

*Continued on next page...*

*Continued from previous page...*

Atom-1	Atom-2	Interatomic distance (Å)	Clash overlap (Å)
1:Q:262:PRO:HG2	1:Q:263:THR:HG22	1.85	0.59
1:U:28:GLU:OE2	1:U:244:ARG:NH1	2.36	0.59
2:A:554:LEU:HA	2:A:557:LEU:HD13	1.85	0.58
3:H:555:LEU:HD11	3:H:651:VAL:HG11	1.85	0.58
1:R:28:GLU:OE2	1:R:244:ARG:NH1	2.36	0.58
1:W:262:PRO:HG2	1:W:263:THR:HG22	1.85	0.58
1:Z:262:PRO:HG2	1:Z:263:THR:HG22	1.85	0.58
1:2:262:PRO:HG2	1:2:263:THR:HG22	1.85	0.58
3:B:720:TYR:OH	1:P:250:ASN:ND2	2.36	0.58
1:T:262:PRO:HG2	1:T:263:THR:HG22	1.85	0.58
1:W:28:GLU:OE2	1:W:244:ARG:NH1	2.36	0.58
1:2:28:GLU:OE2	1:2:244:ARG:NH1	2.36	0.58
5:I:355:LYS:NZ	5:I:359:ASP:OD1	2.37	0.58
1:T:28:GLU:OE2	1:T:244:ARG:NH1	2.36	0.58
1:1:28:GLU:OE2	1:1:244:ARG:NH1	2.36	0.58
1:1:56:ASP:HA	1:2:277:THR:OG1	2.04	0.58
3:B:653:THR:HG1	3:B:656:CYS:HG	1.48	0.58
6:J:273:GLU:HG3	6:J:286:ILE:HD12	1.86	0.58
1:Q:28:GLU:OE2	1:Q:244:ARG:NH1	2.36	0.58
5:K:192:LEU:HB3	5:K:304:GLU:HG3	1.86	0.58
1:O:262:PRO:HG2	1:O:263:THR:HG22	1.85	0.58
1:Y:28:GLU:OE2	1:Y:244:ARG:NH1	2.36	0.58
2:M:741:ASN:HD22	2:M:745:LEU:HG	1.68	0.58
1:S:28:GLU:OE2	1:S:244:ARG:NH1	2.36	0.58
1:2:339:ARG:NH2	2:M:557:LEU:HA	2.19	0.58
1:R:262:PRO:HG2	1:R:263:THR:HG22	1.85	0.57
5:K:340:LEU:HA	5:K:343:LEU:HD12	1.85	0.57
1:P:237:SER:O	1:P:244:ARG:NH2	2.37	0.57
1:S:237:SER:O	1:S:244:ARG:NH2	2.37	0.57
1:W:237:SER:O	1:W:244:ARG:NH2	2.37	0.57
1:O:28:GLU:OE2	1:O:244:ARG:NH1	2.36	0.57
1:U:237:SER:O	1:U:244:ARG:NH2	2.37	0.57
1:X:28:GLU:OE2	1:X:244:ARG:NH1	2.36	0.57
1:Z:28:GLU:OE2	1:Z:244:ARG:NH1	2.36	0.57
1:1:262:PRO:HG2	1:1:263:THR:HG22	1.85	0.57
1:S:262:PRO:HG2	1:S:263:THR:HG22	1.85	0.57
1:X:237:SER:O	1:X:244:ARG:NH2	2.37	0.57
3:H:608:THR:HG23	3:H:610:ALA:H	1.69	0.57
3:N:471:ILE:HD12	3:N:472:PRO:HD2	1.86	0.57
1:R:237:SER:O	1:R:244:ARG:NH2	2.37	0.57
1:V:28:GLU:OE2	1:V:244:ARG:NH1	2.36	0.57

*Continued on next page...*

*Continued from previous page...*

Atom-1	Atom-2	Interatomic distance (Å)	Clash overlap (Å)
5:I:328:VAL:HG12	5:I:331:ARG:HH22	1.69	0.57
2:M:316:GLN:HG3	2:M:318:LEU:HG	1.87	0.57
1:2:237:SER:O	1:2:244:ARG:NH2	2.37	0.57
2:C:613:LEU:HB2	2:C:646:PHE:HE2	1.68	0.57
6:J:477:ASP:HB2	6:J:638:LEU:HG	1.86	0.57
2:M:610:LEU:HD21	2:M:613:LEU:HB2	1.87	0.57
7:L:1766:GLN:NE2	7:L:1770:ASN:OD1	2.38	0.57
1:O:237:SER:O	1:O:244:ARG:NH2	2.37	0.57
1:V:262:PRO:HG2	1:V:263:THR:HG22	1.85	0.56
3:B:848:ARG:O	3:B:852:HIS:ND1	2.34	0.56
1:Q:237:SER:O	1:Q:244:ARG:NH2	2.37	0.56
1:V:237:SER:O	1:V:244:ARG:NH2	2.37	0.56
6:J:408:GLN:HB3	6:J:460:LEU:HD22	1.87	0.56
7:L:1800:LEU:HD22	1:Z:338:GLN:NE2	2.20	0.56
1:P:262:PRO:HG2	1:P:263:THR:HG22	1.85	0.56
1:Y:237:SER:O	1:Y:244:ARG:NH2	2.37	0.56
5:I:399:SER:HA	5:I:402:LYS:HE2	1.86	0.56
1:1:264:PRO:HG3	2:M:663:LYS:HB2	1.86	0.56
3:F:597:LEU:HB2	3:F:623:VAL:HG11	1.86	0.56
5:I:530:TYR:OH	1:W:248:TYR:O	2.19	0.56
1:1:237:SER:O	1:1:244:ARG:NH2	2.37	0.55
2:G:704:PRO:HG3	1:U:330:PRO:HB2	1.88	0.55
3:N:318:GLY:HA3	3:N:392:LYS:HD2	1.87	0.55
1:P:350:PRO:HB2	1:P:441:PRO:HA	1.89	0.55
1:Z:237:SER:O	1:Z:244:ARG:NH2	2.37	0.55
3:F:613:ASP:HB3	3:F:617:ILE:HD11	1.87	0.55
2:G:360:HIS:CE1	2:G:442:PHE:HB3	2.41	0.55
2:G:696:TYR:O	2:G:700:GLU:HB3	2.05	0.55
1:T:237:SER:O	1:T:244:ARG:NH2	2.37	0.55
2:C:834:LEU:HD22	2:C:868:ARG:HB2	1.89	0.55
1:T:350:PRO:HB2	1:T:441:PRO:HA	1.89	0.55
2:C:814:LEU:HG	2:C:815:VAL:HG22	1.88	0.55
5:K:330:ASP:HA	5:K:333:ARG:HB2	1.89	0.55
1:1:87:ASN:HB3	1:2:219:HIS:ND1	2.21	0.55
3:H:614:SER:OG	3:H:616:GLU:OE1	2.24	0.55
1:S:350:PRO:HB2	1:S:441:PRO:HA	1.89	0.55
1:2:350:PRO:HB2	1:2:441:PRO:HA	1.89	0.55
3:H:573:PHE:HA	3:H:608:THR:HG21	1.88	0.55
1:R:65:VAL:HA	1:R:90:ASN:HD21	1.72	0.55
1:T:65:VAL:HA	1:T:90:ASN:HD21	1.72	0.55
1:V:174:ASN:O	1:V:208:THR:OG1	2.25	0.55

*Continued on next page...*

*Continued from previous page...*

Atom-1	Atom-2	Interatomic distance (Å)	Clash overlap (Å)
3:F:636:ASP:OD1	3:F:669:ARG:NH1	2.39	0.55
3:N:768:SER:HA	3:N:771:LEU:HD13	1.89	0.55
1:Y:65:VAL:HA	1:Y:90:ASN:HD21	1.72	0.55
3:H:455:LYS:HA	3:H:458:ARG:HH21	1.71	0.54
1:Z:350:PRO:HB2	1:Z:441:PRO:HA	1.89	0.54
1:1:65:VAL:HA	1:1:90:ASN:HD21	1.72	0.54
1:1:350:PRO:HB2	1:1:441:PRO:HA	1.89	0.54
3:N:388:CYS:HB3	3:N:396:LEU:HG	1.89	0.54
1:Q:174:ASN:O	1:Q:208:THR:OG1	2.25	0.54
1:V:65:VAL:HA	1:V:90:ASN:HD21	1.72	0.54
1:2:291:LEU:HD22	2:M:560:ARG:HD2	1.89	0.54
3:H:829:GLU:OE1	3:H:832:ARG:NH1	2.41	0.54
7:L:1676:ILE:HG23	7:L:1680:ILE:HD12	1.88	0.54
1:Y:350:PRO:HB2	1:Y:441:PRO:HA	1.89	0.54
2:A:526:ASP:HA	2:A:529:VAL:HG12	1.90	0.54
3:F:285:ARG:NH1	2:E:220:ASP:OD1	2.40	0.54
1:P:65:VAL:HA	1:P:90:ASN:HD21	1.72	0.54
1:U:174:ASN:O	1:U:208:THR:OG1	2.25	0.54
1:U:350:PRO:HB2	1:U:441:PRO:HA	1.89	0.54
1:V:350:PRO:HB2	1:V:441:PRO:HA	1.89	0.54
3:B:568:LEU:HD22	3:B:671:LYS:HZ1	1.73	0.54
2:G:299:LEU:HD22	2:G:338:LEU:HD11	1.88	0.54
5:K:653:LYS:HD2	1:Y:352:GLY:HA2	1.88	0.54
1:R:174:ASN:O	1:R:208:THR:OG1	2.25	0.54
1:U:65:VAL:HA	1:U:90:ASN:HD21	1.72	0.54
1:W:65:VAL:HA	1:W:90:ASN:HD21	1.72	0.54
1:W:350:PRO:HB2	1:W:441:PRO:HA	1.89	0.54
6:J:904:ARG:HH22	1:X:331:THR:HG23	1.73	0.54
2:M:551:LEU:HB3	2:M:575:ILE:HD12	1.89	0.54
1:Z:65:VAL:HA	1:Z:90:ASN:HD21	1.72	0.54
1:P:174:ASN:O	1:P:208:THR:OG1	2.25	0.54
1:Q:65:VAL:HA	1:Q:90:ASN:HD21	1.72	0.54
6:J:427:THR:OG1	6:J:428:ARG:N	2.38	0.53
1:O:350:PRO:HB2	1:O:441:PRO:HA	1.89	0.53
1:X:65:VAL:HA	1:X:90:ASN:HD21	1.72	0.53
1:1:187:ASN:O	1:1:191:THR:OG1	2.26	0.53
1:2:343:ARG:HD3	2:M:557:LEU:HD21	1.88	0.53
1:1:367:LEU:HD12	1:1:368:PRO:HD2	1.91	0.53
1:S:65:VAL:HA	1:S:90:ASN:HD21	1.72	0.53
1:Y:174:ASN:O	1:Y:208:THR:OG1	2.25	0.53
1:Z:187:ASN:O	1:Z:191:THR:OG1	2.27	0.53

*Continued on next page...*

*Continued from previous page...*

Atom-1	Atom-2	Interatomic distance (Å)	Clash overlap (Å)
1:2:367:LEU:HD12	1:2:368:PRO:HD2	1.91	0.53
7:L:1682:HIS:HB3	1:Z:330:PRO:HB3	1.89	0.53
2:M:218:VAL:HG23	2:M:324:LEU:HD13	1.91	0.53
1:X:350:PRO:HB2	1:X:441:PRO:HA	1.89	0.53
1:2:174:ASN:O	1:2:208:THR:OG1	2.25	0.53
3:B:464:TYR:H	3:B:488:LYS:HZ1	1.55	0.53
3:H:712:VAL:O	3:H:716:HIS:ND1	2.29	0.53
1:Y:367:LEU:HD12	1:Y:368:PRO:HD2	1.91	0.53
2:E:415:ARG:HE	2:E:419:ILE:HA	1.73	0.53
3:D:885:HIS:CE1	3:D:890:GLU:HG3	2.44	0.53
1:X:367:LEU:HD12	1:X:368:PRO:HD2	1.91	0.53
1:2:360:LEU:HB2	3:N:724:PHE:CE1	2.44	0.53
3:D:266:ILE:HG12	3:D:277:VAL:HG22	1.91	0.53
3:D:585:LEU:HD22	3:D:635:TRP:HA	1.91	0.53
3:F:563:ARG:NH2	1:T:248:TYR:OH	2.41	0.53
2:G:637:ARG:NH2	2:G:640:MET:SD	2.82	0.53
2:M:232:TYR:HB3	2:M:249:ASP:HB2	1.90	0.53
3:N:433:TRP:HE1	3:N:484:LEU:HA	1.74	0.53
1:Q:367:LEU:HD12	1:Q:368:PRO:HD2	1.91	0.53
1:R:350:PRO:HB2	1:R:441:PRO:HA	1.89	0.53
1:V:367:LEU:HD12	1:V:368:PRO:HD2	1.91	0.53
1:1:129:SER:OG	1:1:131:SER:O	2.27	0.53
1:2:65:VAL:HA	1:2:90:ASN:HD21	1.72	0.53
7:L:1566:THR:HG23	7:L:1569:ALA:H	1.73	0.53
1:Y:129:SER:OG	1:Y:131:SER:O	2.27	0.53
1:O:65:VAL:HA	1:O:90:ASN:HD21	1.72	0.53
1:O:367:LEU:HD12	1:O:368:PRO:HD2	1.91	0.53
1:W:129:SER:OG	1:W:131:SER:O	2.27	0.53
2:C:674:GLN:HB3	1:Q:265:ARG:HH22	1.74	0.53
1:V:187:ASN:O	1:V:191:THR:OG1	2.26	0.53
6:J:224:TYR:OH	6:J:269:GLN:HG2	2.09	0.52
2:M:509:LEU:HD13	2:M:626:LEU:HD22	1.91	0.52
1:P:367:LEU:HD12	1:P:368:PRO:HD2	1.91	0.52
1:Q:350:PRO:HB2	1:Q:441:PRO:HA	1.89	0.52
1:Z:129:SER:OG	1:Z:131:SER:O	2.27	0.52
2:A:437:GLN:HG3	2:A:438:GLN:HE21	1.74	0.52
3:B:464:TYR:H	3:B:488:LYS:NZ	2.07	0.52
7:L:1513:ARG:NH1	1:Z:248:TYR:OH	2.43	0.52
1:T:187:ASN:O	1:T:191:THR:OG1	2.26	0.52
3:H:627:GLU:O	3:H:630:PRO:HD3	2.09	0.52
1:T:367:LEU:HD12	1:T:368:PRO:HD2	1.91	0.52

*Continued on next page...*

*Continued from previous page...*

Atom-1	Atom-2	Interatomic distance (Å)	Clash overlap (Å)
2:M:835:ASP:OD2	2:M:835:ASP:N	2.40	0.52
1:R:367:LEU:HD12	1:R:368:PRO:HD2	1.91	0.52
2:G:509:LEU:HD13	2:G:626:LEU:HD22	1.91	0.52
5:I:499:GLN:OE1	5:I:504:HIS:NE2	2.40	0.52
1:1:57:ASP:OD1	1:2:217:ARG:NE	2.43	0.52
3:B:803:ARG:HD3	3:B:833:ILE:HD11	1.91	0.52
3:H:308:THR:O	3:H:312:SER:OG	2.27	0.52
1:U:367:LEU:HD12	1:U:368:PRO:HD2	1.91	0.52
2:A:408:MET:HA	2:A:438:GLN:HB2	1.92	0.52
2:C:238:LEU:HB3	2:C:244:ARG:NH1	2.25	0.52
3:H:546:LEU:O	3:H:550:ASN:ND2	2.43	0.52
2:M:837:LEU:HD22	2:M:856:ILE:HG23	1.92	0.52
1:S:129:SER:OG	1:S:131:SER:O	2.27	0.52
1:S:337:LEU:HD21	2:E:858:ARG:HG3	1.92	0.52
2:C:254:LEU:HD13	2:C:257:ARG:HD2	1.91	0.52
1:S:367:LEU:HD12	1:S:368:PRO:HD2	1.91	0.52
1:T:129:SER:OG	1:T:131:SER:O	2.27	0.52
2:C:285:TYR:O	2:C:289:ASN:ND2	2.37	0.51
2:G:580:HIS:HB2	2:G:584:THR:HG23	1.91	0.51
5:I:553:ASP:O	5:I:556:SER:OG	2.23	0.51
1:Q:129:SER:OG	1:Q:131:SER:O	2.27	0.51
1:Z:174:ASN:O	1:Z:208:THR:OG1	2.25	0.51
1:Z:367:LEU:HD12	1:Z:368:PRO:HD2	1.91	0.51
2:A:353:GLY:H	2:A:438:GLN:HA	1.74	0.51
6:J:796:LEU:HG	6:J:797:ASP:H	1.75	0.51
5:K:279:VAL:HG23	5:K:333:ARG:HD2	1.92	0.51
1:1:56:ASP:HB3	1:2:276:LEU:HB2	1.91	0.51
3:F:563:ARG:HA	3:F:567:LEU:HD12	1.90	0.51
2:M:457:LEU:HB3	2:M:467:VAL:HG11	1.92	0.51
1:R:187:ASN:O	1:R:191:THR:OG1	2.26	0.51
3:B:404:THR:HG21	3:B:419:LEU:HD22	1.90	0.51
1:W:367:LEU:HD12	1:W:368:PRO:HD2	1.91	0.51
3:N:608:THR:HG23	3:N:610:ALA:H	1.75	0.51
2:E:422:ASP:OD2	2:E:426:LYS:NZ	2.44	0.51
1:P:187:ASN:O	1:P:191:THR:OG1	2.27	0.51
1:Q:187:ASN:O	1:Q:191:THR:OG1	2.26	0.51
2:G:837:LEU:HD22	2:G:856:ILE:HG12	1.92	0.51
3:H:315:ARG:NH1	3:H:322:GLN:OE1	2.44	0.51
1:W:174:ASN:O	1:W:208:THR:OG1	2.25	0.51
1:Y:273:TYR:HA	1:Y:376:LEU:HA	1.93	0.51
1:1:174:ASN:O	1:1:208:THR:OG1	2.25	0.51

*Continued on next page...*

*Continued from previous page...*

Atom-1	Atom-2	Interatomic distance (Å)	Clash overlap (Å)
1:2:295:ARG:NH1	2:M:561:MET:HB2	2.26	0.51
5:K:516:ARG:NH1	5:K:519:ASN:OD1	2.44	0.51
2:E:205:ILE:HG13	2:E:213:GLN:HG2	1.93	0.50
2:E:727:THR:HA	2:E:730:LEU:HD12	1.93	0.50
6:J:820:ILE:HD13	6:J:934:LEU:HD13	1.93	0.50
1:O:187:ASN:O	1:O:191:THR:OG1	2.27	0.50
1:1:273:TYR:HA	1:1:376:LEU:HA	1.94	0.50
3:B:319:LEU:N	3:B:445:GLU:OE2	2.44	0.50
2:G:427:TYR:HB2	2:G:628:LEU:HD21	1.94	0.50
3:H:400:VAL:HG21	3:H:422:VAL:HG21	1.93	0.50
3:N:765:ASP:HB2	3:N:768:SER:H	1.77	0.50
3:D:738:VAL:HG12	3:D:747:ILE:HG23	1.94	0.50
1:P:273:TYR:HA	1:P:376:LEU:HA	1.93	0.50
1:R:129:SER:OG	1:R:131:SER:O	2.27	0.50
1:Y:187:ASN:O	1:Y:191:THR:OG1	2.26	0.50
1:2:273:TYR:HA	1:2:376:LEU:HA	1.93	0.50
1:V:273:TYR:HA	1:V:376:LEU:HA	1.93	0.50
1:X:174:ASN:O	1:X:208:THR:OG1	2.25	0.50
6:J:758:LEU:HD13	6:J:799:LEU:HD13	1.93	0.50
3:N:681:ARG:HH11	3:N:685:MET:HE3	1.76	0.50
1:Z:21:PHE:HB2	1:Z:236:MET:HE3	1.94	0.50
2:E:296:MET:HG3	2:E:338:LEU:HD22	1.93	0.50
2:A:161:LEU:HD12	2:A:162:ARG:HG2	1.94	0.50
5:I:7:LEU:HD11	6:J:395:LEU:HD21	1.93	0.50
5:I:548:ILE:HD12	5:I:557:ILE:HG23	1.94	0.50
3:N:644:VAL:O	3:N:654:ARG:NH1	2.45	0.50
1:O:129:SER:OG	1:O:131:SER:O	2.27	0.50
1:O:273:TYR:HA	1:O:376:LEU:HA	1.93	0.50
1:S:187:ASN:O	1:S:191:THR:OG1	2.27	0.50
1:V:21:PHE:HB2	1:V:236:MET:HE3	1.94	0.50
3:F:726:VAL:HG13	3:F:761:ARG:HB2	1.93	0.50
2:G:162:ARG:O	2:G:166:ASN:ND2	2.44	0.50
2:G:712:ASN:HB3	2:G:725:HIS:CG	2.47	0.50
1:O:174:ASN:O	1:O:208:THR:OG1	2.25	0.50
1:T:4:GLU:HG2	1:T:47:ARG:HH22	1.77	0.50
1:2:4:GLU:HG2	1:2:47:ARG:HH22	1.77	0.50
3:B:598:THR:HG22	3:B:623:VAL:HB	1.94	0.50
2:C:244:ARG:NH2	2:C:245:THR:O	2.45	0.50
5:I:8:ALA:HA	5:I:13:PRO:HA	1.94	0.50
1:P:129:SER:OG	1:P:131:SER:O	2.27	0.50
1:S:21:PHE:HB2	1:S:236:MET:HE3	1.94	0.50

*Continued on next page...*

*Continued from previous page...*

Atom-1	Atom-2	Interatomic distance (Å)	Clash overlap (Å)
1:T:21:PHE:HB2	1:T:236:MET:HE3	1.94	0.50
1:1:4:GLU:HG2	1:1:47:ARG:HH22	1.77	0.49
5:K:501:GLN:NE2	1:Y:158:ASN:O	2.44	0.49
2:M:210:LEU:HA	2:M:213:GLN:HE21	1.77	0.49
3:N:539:PHE:O	3:N:543:LYS:HG2	2.12	0.49
1:T:174:ASN:O	1:T:208:THR:OG1	2.25	0.49
1:2:334:HIS:HE1	3:N:875:PHE:CG	2.30	0.49
6:J:367:ALA:HB2	6:J:467:GLU:HB2	1.94	0.49
2:M:708:ILE:HG22	2:M:712:ASN:HD21	1.76	0.49
1:W:238:ALA:HB1	1:W:376:LEU:HD22	1.94	0.49
1:Z:4:GLU:HG2	1:Z:47:ARG:HH22	1.77	0.49
1:1:238:ALA:HB1	1:1:376:LEU:HD22	1.94	0.49
2:M:460:VAL:HG22	2:M:465:HIS:HB3	1.93	0.49
1:P:238:ALA:HB1	1:P:376:LEU:HD22	1.94	0.49
1:Q:4:GLU:HG2	1:Q:47:ARG:HH22	1.77	0.49
1:Q:229:ASN:O	1:Q:233:SER:OG	2.29	0.49
1:R:4:GLU:HG2	1:R:47:ARG:HH22	1.77	0.49
1:S:4:GLU:HG2	1:S:47:ARG:HH22	1.77	0.49
1:V:4:GLU:HG2	1:V:47:ARG:HH22	1.77	0.49
1:V:238:ALA:HB1	1:V:376:LEU:HD22	1.94	0.49
1:W:4:GLU:HG2	1:W:47:ARG:HH22	1.77	0.49
1:Z:273:TYR:HA	1:Z:376:LEU:HA	1.93	0.49
3:F:559:MET:HG2	3:F:652:PHE:HZ	1.77	0.49
1:P:21:PHE:HB2	1:P:236:MET:HE3	1.94	0.49
1:Q:238:ALA:HB1	1:Q:376:LEU:HD22	1.94	0.49
1:S:238:ALA:HB1	1:S:376:LEU:HD22	1.94	0.49
1:X:129:SER:OG	1:X:131:SER:O	2.27	0.49
1:Y:4:GLU:HG2	1:Y:47:ARG:HH22	1.77	0.49
1:2:238:ALA:HB1	1:2:376:LEU:HD22	1.94	0.49
2:A:429:ASP:N	2:A:429:ASP:OD1	2.45	0.49
6:J:265:VAL:HG11	6:J:300:ILE:HD12	1.95	0.49
1:P:4:GLU:HG2	1:P:47:ARG:HH22	1.77	0.49
1:Q:273:TYR:HA	1:Q:376:LEU:HA	1.93	0.49
1:R:238:ALA:HB1	1:R:376:LEU:HD22	1.94	0.49
1:S:273:TYR:HA	1:S:376:LEU:HA	1.93	0.49
1:2:21:PHE:HB2	1:2:236:MET:HE3	1.94	0.49
3:H:675:TYR:HA	3:H:678:THR:HG22	1.94	0.49
1:U:238:ALA:HB1	1:U:376:LEU:HD22	1.94	0.49
1:X:187:ASN:O	1:X:191:THR:OG1	2.27	0.49
1:X:303:VAL:HG12	1:X:305:VAL:H	1.78	0.49
2:A:613:LEU:HD11	2:A:650:HIS:HB2	1.94	0.49

*Continued on next page...*



*Continued from previous page...*

Atom-1	Atom-2	Interatomic distance (Å)	Clash overlap (Å)
2:A:744:LEU:HD22	2:A:746:LYS:HD3	1.95	0.49
3:F:503:THR:HG23	3:F:504:THR:HG23	1.93	0.49
3:H:336:TYR:HA	3:H:339:LEU:HG	1.94	0.49
5:I:151:CYS:H	5:I:202:GLU:HG2	1.78	0.49
2:M:640:MET:SD	2:M:643:ARG:NH1	2.85	0.49
1:O:303:VAL:HG12	1:O:305:VAL:H	1.78	0.49
1:P:303:VAL:HG12	1:P:305:VAL:H	1.78	0.49
1:R:21:PHE:HB2	1:R:236:MET:HE3	1.95	0.49
1:W:303:VAL:HG12	1:W:305:VAL:H	1.78	0.49
5:I:345:VAL:HG13	5:I:346:GLU:HG3	1.95	0.49
1:T:273:TYR:HA	1:T:376:LEU:HA	1.93	0.49
1:W:21:PHE:HB2	1:W:236:MET:HE3	1.94	0.49
1:O:21:PHE:HB2	1:O:236:MET:HE3	1.94	0.49
1:R:273:TYR:HA	1:R:376:LEU:HA	1.93	0.49
1:R:303:VAL:HG12	1:R:305:VAL:H	1.78	0.49
1:U:21:PHE:HB2	1:U:236:MET:HE3	1.94	0.49
1:U:273:TYR:HA	1:U:376:LEU:HA	1.93	0.49
1:X:21:PHE:HB2	1:X:236:MET:HE3	1.95	0.49
1:Z:303:VAL:HG12	1:Z:305:VAL:H	1.78	0.49
2:A:268:ALA:O	2:A:271:SER:OG	2.31	0.49
2:C:447:ALA:HA	2:C:450:ILE:HD12	1.94	0.49
3:D:712:VAL:O	3:D:716:HIS:HB2	2.13	0.49
2:M:313:LEU:HA	2:M:316:GLN:HE21	1.77	0.49
1:S:303:VAL:HG12	1:S:305:VAL:H	1.78	0.49
1:T:238:ALA:HB1	1:T:376:LEU:HD22	1.94	0.49
1:U:129:SER:OG	1:U:131:SER:O	2.27	0.49
1:O:238:ALA:HB1	1:O:376:LEU:HD22	1.94	0.48
1:T:184:GLN:O	1:T:188:SER:OG	2.31	0.48
1:T:303:VAL:HG12	1:T:305:VAL:H	1.78	0.48
1:U:4:GLU:HG2	1:U:47:ARG:HH22	1.77	0.48
1:W:273:TYR:HA	1:W:376:LEU:HA	1.93	0.48
1:Y:21:PHE:HB2	1:Y:236:MET:HE3	1.95	0.48
3:F:718:MET:HB3	3:F:880:LEU:HD21	1.95	0.48
5:I:503:LYS:NZ	5:I:507:SER:O	2.40	0.48
7:L:1637:CYS:SG	7:L:1641:LYS:NZ	2.86	0.48
1:Z:238:ALA:HB1	1:Z:376:LEU:HD22	1.94	0.48
3:B:273:ASN:HB3	3:B:299:TRP:CE2	2.48	0.48
5:I:358:LYS:HA	5:I:362:LEU:HD13	1.95	0.48
1:X:4:GLU:HG2	1:X:47:ARG:HH22	1.77	0.48
1:Y:238:ALA:HB1	1:Y:376:LEU:HD22	1.94	0.48
1:Y:303:VAL:HG12	1:Y:305:VAL:H	1.78	0.48

*Continued on next page...*

*Continued from previous page...*

Atom-1	Atom-2	Interatomic distance (Å)	Clash overlap (Å)
2:C:181:VAL:HG13	2:C:187:LEU:HD23	1.95	0.48
5:K:518:ARG:HH11	5:K:615:LEU:HB3	1.77	0.48
1:Q:303:VAL:HG12	1:Q:305:VAL:H	1.78	0.48
1:X:238:ALA:HB1	1:X:376:LEU:HD22	1.94	0.48
3:B:633:THR:OG1	3:B:634:GLY:N	2.45	0.48
3:B:701:LEU:HG	3:B:705:HIS:CE1	2.48	0.48
1:W:187:ASN:O	1:W:191:THR:OG1	2.26	0.48
2:E:578:MET:H	2:E:615:ALA:HB1	1.78	0.48
3:H:677:LEU:HD13	3:H:712:VAL:HG22	1.94	0.48
7:L:1630:MET:HE1	7:L:1670:LYS:HD3	1.95	0.48
2:M:405:SER:O	2:M:405:SER:OG	2.32	0.48
1:U:303:VAL:HG12	1:U:305:VAL:H	1.78	0.48
1:1:21:PHE:HB2	1:1:236:MET:HE3	1.95	0.48
2:C:395:ILE:HD11	2:C:450:ILE:HG23	1.95	0.48
2:G:226:VAL:HG11	2:G:307:VAL:HG21	1.94	0.48
2:M:554:LEU:HA	2:M:557:LEU:HD23	1.95	0.48
2:M:581:ASP:HB2	2:M:615:ALA:HB2	1.95	0.48
1:R:262:PRO:HG3	1:R:318:ILE:HG21	1.96	0.48
1:S:174:ASN:O	1:S:208:THR:OG1	2.25	0.48
1:T:262:PRO:HG3	1:T:318:ILE:HG21	1.96	0.48
1:X:273:TYR:HA	1:X:376:LEU:HA	1.93	0.48
1:2:303:VAL:HG12	1:2:305:VAL:H	1.78	0.48
3:D:774:GLN:HG3	3:D:864:LEU:HD12	1.95	0.48
7:L:294:ARG:NH1	7:L:306:HIS:H	2.10	0.48
3:N:433:TRP:HB2	3:N:439:LEU:HD23	1.96	0.48
1:O:4:GLU:HG2	1:O:47:ARG:HH22	1.77	0.48
1:Q:21:PHE:HB2	1:Q:236:MET:HE3	1.96	0.48
1:Q:262:PRO:HG3	1:Q:318:ILE:HG21	1.96	0.48
1:1:262:PRO:HG3	1:1:318:ILE:HG21	1.96	0.48
1:1:303:VAL:HG12	1:1:305:VAL:H	1.78	0.48
1:V:129:SER:OG	1:V:131:SER:O	2.27	0.48
3:N:563:ARG:HD2	3:N:731:TRP:CD2	2.48	0.48
1:1:84:LYS:HA	1:2:219:HIS:CD2	2.49	0.47
1:1:383:SER:O	1:1:386:SER:OG	2.28	0.47
1:P:262:PRO:HG3	1:P:318:ILE:HG21	1.96	0.47
1:R:217:ARG:NH1	1:R:276:LEU:O	2.47	0.47
1:Y:262:PRO:HG3	1:Y:318:ILE:HG21	1.96	0.47
1:Z:262:PRO:HG3	1:Z:318:ILE:HG21	1.96	0.47
5:K:132:LEU:O	5:K:135:SER:OG	2.30	0.47
5:K:579:VAL:HB	5:K:629:ILE:HG21	1.96	0.47
1:O:217:ARG:NH1	1:O:276:LEU:O	2.47	0.47

*Continued on next page...*

*Continued from previous page...*

Atom-1	Atom-2	Interatomic distance (Å)	Clash overlap (Å)
1:Y:217:ARG:NH1	1:Y:276:LEU:O	2.47	0.47
2:C:819:GLU:HA	2:C:822:ILE:HD12	1.96	0.47
2:G:395:ILE:HD11	2:G:450:ILE:HG23	1.97	0.47
2:M:756:VAL:HA	2:M:759:THR:HG22	1.97	0.47
3:N:398:SER:HB3	3:N:472:PRO:HA	1.96	0.47
1:O:262:PRO:HG3	1:O:318:ILE:HG21	1.96	0.47
1:1:57:ASP:OD2	1:2:218:LEU:HG	2.14	0.47
5:I:498:LEU:HD21	5:I:517:LEU:HD13	1.95	0.47
1:S:262:PRO:HG3	1:S:318:ILE:HG21	1.96	0.47
3:N:546:LEU:HD21	3:N:744:LEU:N	2.28	0.47
1:P:217:ARG:NH1	1:P:276:LEU:O	2.47	0.47
1:V:303:VAL:HG12	1:V:305:VAL:H	1.78	0.47
1:W:217:ARG:NH1	1:W:276:LEU:O	2.47	0.47
5:K:6:LEU:O	5:K:10:SER:OG	2.26	0.47
1:2:262:PRO:HG3	1:2:318:ILE:HG21	1.96	0.47
1:2:341:ARG:NH2	3:N:884:GLU:OE2	2.46	0.47
3:H:285:ARG:HE	3:H:288:ARG:HH22	1.61	0.47
7:L:1618:GLY:O	7:L:1621:SER:OG	2.32	0.47
3:N:334:GLU:OE1	3:N:377:ARG:NH1	2.47	0.47
1:Q:217:ARG:NH1	1:Q:276:LEU:O	2.47	0.47
1:Q:252:ASP:OD1	1:Q:252:ASP:N	2.48	0.47
1:S:217:ARG:NH1	1:S:276:LEU:O	2.47	0.47
1:W:252:ASP:OD1	1:W:252:ASP:N	2.48	0.47
1:X:217:ARG:NH1	1:X:276:LEU:O	2.47	0.47
1:X:252:ASP:N	1:X:252:ASP:OD1	2.48	0.47
1:2:217:ARG:NH1	1:2:276:LEU:O	2.47	0.47
3:F:677:LEU:HA	3:F:680:ILE:HD12	1.97	0.47
3:F:869:SER:H	3:F:873:LEU:HD12	1.79	0.47
5:I:42:LEU:HA	5:I:42:LEU:HD23	1.80	0.47
1:S:252:ASP:N	1:S:252:ASP:OD1	2.48	0.47
1:U:217:ARG:NH1	1:U:276:LEU:O	2.47	0.47
1:V:229:ASN:O	1:V:233:SER:OG	2.29	0.47
1:1:217:ARG:NH1	1:1:276:LEU:O	2.47	0.47
1:2:252:ASP:OD1	1:2:252:ASP:N	2.48	0.47
2:C:768:SER:O	2:C:768:SER:OG	2.33	0.47
1:U:262:PRO:HG3	1:U:318:ILE:HG21	1.96	0.47
1:V:217:ARG:NH1	1:V:276:LEU:O	2.47	0.47
1:Z:184:GLN:O	1:Z:188:SER:OG	2.31	0.47
6:J:904:ARG:HD2	6:J:904:ARG:HA	1.60	0.47
1:R:301:LYS:H	1:R:301:LYS:HG3	1.65	0.47
1:Z:217:ARG:NH1	1:Z:276:LEU:O	2.47	0.47

*Continued on next page...*

*Continued from previous page...*

Atom-1	Atom-2	Interatomic distance (Å)	Clash overlap (Å)
2:A:402:ASP:OD1	2:A:402:ASP:N	2.48	0.46
2:G:767:GLN:NE2	2:G:768:SER:OG	2.48	0.46
3:N:805:GLN:HA	3:N:808:GLU:HG2	1.96	0.46
1:X:262:PRO:HG3	1:X:318:ILE:HG21	1.96	0.46
1:2:187:ASN:O	1:2:191:THR:OG1	2.27	0.46
2:A:738:MET:HG3	2:A:745:LEU:HD12	1.96	0.46
3:F:476:THR:HG22	3:F:479:GLN:HG3	1.98	0.46
5:I:333:ARG:HA	5:I:336:VAL:HG12	1.97	0.46
3:N:860:GLN:HA	3:N:863:VAL:HG22	1.98	0.46
1:O:252:ASP:OD1	1:O:252:ASP:N	2.48	0.46
1:P:316:CYS:HA	1:P:347:ASN:HB3	1.98	0.46
1:T:383:SER:O	1:T:386:SER:OG	2.28	0.46
1:V:23:LYS:HE3	1:V:23:LYS:HB3	1.83	0.46
1:W:160:ARG:HA	1:W:160:ARG:HD2	1.74	0.46
1:1:252:ASP:N	1:1:252:ASP:OD1	2.48	0.46
2:A:478:THR:OG1	2:A:481:GLU:O	2.33	0.46
3:D:886:TYR:HE2	1:R:353:PRO:HG3	1.81	0.46
1:1:184:GLN:O	1:1:188:SER:OG	2.31	0.46
3:B:886:TYR:CE2	1:P:353:PRO:HD3	2.50	0.46
5:K:410:LEU:HD13	5:K:413:LEU:HD22	1.96	0.46
3:N:477:MET:SD	3:N:477:MET:N	2.89	0.46
1:R:316:CYS:HA	1:R:347:ASN:HB3	1.98	0.46
1:S:160:ARG:HD2	1:S:160:ARG:HA	1.74	0.46
1:T:217:ARG:NH1	1:T:276:LEU:O	2.47	0.46
1:2:248:TYR:OH	3:N:728:GLU:OE1	2.29	0.46
3:F:653:THR:HG1	3:F:656:CYS:HG	1.62	0.46
5:I:361:TYR:HB2	5:I:362:LEU:HD12	1.97	0.46
6:J:239:HIS:HB2	7:L:300:VAL:HG11	1.97	0.46
1:S:229:ASN:O	1:S:233:SER:OG	2.29	0.46
1:V:262:PRO:HG3	1:V:318:ILE:HG21	1.96	0.46
1:W:262:PRO:HG3	1:W:318:ILE:HG21	1.96	0.46
1:Y:316:CYS:HA	1:Y:347:ASN:HB3	1.98	0.46
1:Z:23:LYS:HE3	1:Z:23:LYS:HB3	1.83	0.46
1:2:316:CYS:HA	1:2:347:ASN:HB3	1.98	0.46
2:A:655:LEU:HD12	2:A:683:ARG:HG3	1.97	0.46
2:C:758:PHE:HD1	2:C:762:MET:HE3	1.80	0.46
5:I:499:GLN:HA	1:W:264:PRO:HG3	1.98	0.46
1:T:252:ASP:OD1	1:T:252:ASP:N	2.48	0.46
1:Z:252:ASP:N	1:Z:252:ASP:OD1	2.48	0.46
1:1:56:ASP:OD1	1:2:276:LEU:HB2	2.16	0.46
1:1:316:CYS:HA	1:1:347:ASN:HB3	1.98	0.46

*Continued on next page...*

*Continued from previous page...*

Atom-1	Atom-2	Interatomic distance (Å)	Clash overlap (Å)
1:2:129:SER:OG	1:2:131:SER:O	2.27	0.46
3:D:885:HIS:CE1	3:D:890:GLU:HA	2.51	0.46
2:G:241:ARG:HG2	2:G:242:GLN:H	1.80	0.46
1:V:252:ASP:OD1	1:V:252:ASP:N	2.48	0.46
1:W:316:CYS:HA	1:W:347:ASN:HB3	1.98	0.46
2:C:738:MET:HA	2:C:741:ASN:ND2	2.30	0.46
5:K:654:TYR:CE2	1:Y:353:PRO:HG3	2.51	0.46
1:U:252:ASP:N	1:U:252:ASP:OD1	2.48	0.46
1:Z:110:GLN:HA	1:Z:113:LYS:HE3	1.98	0.46
1:Z:316:CYS:HA	1:Z:347:ASN:HB3	1.98	0.46
2:C:458:ASN:OD1	2:C:461:ARG:NH2	2.48	0.46
5:K:520:HIS:HD2	1:Y:258:ALA:O	1.99	0.46
7:L:1590:VAL:HA	7:L:1628:LEU:HD13	1.98	0.46
1:P:252:ASP:OD1	1:P:252:ASP:N	2.48	0.46
1:R:110:GLN:HA	1:R:113:LYS:HE3	1.98	0.46
1:R:252:ASP:OD1	1:R:252:ASP:N	2.48	0.46
1:Z:229:ASN:O	1:Z:233:SER:OG	2.29	0.46
1:2:248:TYR:CD1	3:N:723:THR:HG23	2.51	0.46
2:G:709:LEU:HD13	2:G:729:PHE:HB2	1.97	0.46
3:N:763:LEU:HD11	3:N:873:LEU:HD11	1.98	0.46
1:Q:318:ILE:HB	1:Q:380:ASN:HB3	1.98	0.46
1:R:318:ILE:HB	1:R:380:ASN:HB3	1.98	0.46
1:W:110:GLN:HA	1:W:113:LYS:HE3	1.98	0.46
1:X:316:CYS:HA	1:X:347:ASN:HB3	1.98	0.46
3:D:433:TRP:HZ2	3:D:484:LEU:HD23	1.81	0.45
3:F:293:ARG:HA	2:E:186:ALA:HB1	1.98	0.45
1:U:318:ILE:HB	1:U:380:ASN:HB3	1.98	0.45
1:X:318:ILE:HB	1:X:380:ASN:HB3	1.98	0.45
1:P:3:ARG:HB2	1:P:4:GLU:H	1.63	0.45
1:Z:301:LYS:H	1:Z:301:LYS:HG3	1.65	0.45
3:H:550:ASN:OD1	3:H:551:LYS:NZ	2.38	0.45
5:I:148:ILE:HG22	5:I:153:ILE:HG12	1.99	0.45
1:R:383:SER:O	1:R:386:SER:OG	2.28	0.45
1:S:316:CYS:HA	1:S:347:ASN:HB3	1.98	0.45
1:U:110:GLN:HA	1:U:113:LYS:HE3	1.98	0.45
1:X:151:SER:HB2	1:X:194:ARG:HG2	1.99	0.45
1:Z:151:SER:HB2	1:Z:194:ARG:HG2	1.99	0.45
2:C:861:PHE:HZ	1:Q:340:ILE:HG22	1.81	0.45
7:L:365:SER:OG	7:L:366:ALA:N	2.49	0.45
3:N:657:MET:O	3:N:661:LEU:HG	2.17	0.45
1:Q:110:GLN:HA	1:Q:113:LYS:HE3	1.98	0.45

*Continued on next page...*

*Continued from previous page...*

Atom-1	Atom-2	Interatomic distance (Å)	Clash overlap (Å)
1:Q:172:PHE:N	1:Q:205:LEU:O	2.50	0.45
1:S:172:PHE:N	1:S:205:LEU:O	2.50	0.45
1:U:151:SER:HB2	1:U:194:ARG:HG2	1.98	0.45
1:V:316:CYS:HA	1:V:347:ASN:HB3	1.98	0.45
1:W:318:ILE:HB	1:W:380:ASN:HB3	1.98	0.45
1:1:151:SER:HB2	1:1:194:ARG:HG2	1.99	0.45
1:2:318:ILE:HB	1:2:380:ASN:HB3	1.98	0.45
1:S:301:LYS:H	1:S:301:LYS:HG3	1.65	0.45
1:U:160:ARG:HA	1:U:160:ARG:HD2	1.74	0.45
1:V:110:GLN:HA	1:V:113:LYS:HE3	1.98	0.45
1:W:172:PHE:N	1:W:205:LEU:O	2.50	0.45
1:Y:151:SER:HB2	1:Y:194:ARG:HG2	1.99	0.45
1:Z:172:PHE:N	1:Z:205:LEU:O	2.50	0.45
1:1:318:ILE:HB	1:1:380:ASN:HB3	1.98	0.45
1:2:172:PHE:N	1:2:205:LEU:O	2.50	0.45
1:P:151:SER:HB2	1:P:194:ARG:HG2	1.98	0.45
1:Q:184:GLN:O	1:Q:188:SER:OG	2.31	0.45
1:R:151:SER:HB2	1:R:194:ARG:HG2	1.99	0.45
1:S:110:GLN:HA	1:S:113:LYS:HE3	1.98	0.45
1:T:172:PHE:N	1:T:205:LEU:O	2.50	0.45
1:U:187:ASN:O	1:U:191:THR:OG1	2.27	0.45
1:U:229:ASN:O	1:U:233:SER:OG	2.29	0.45
1:Y:184:GLN:O	1:Y:188:SER:OG	2.31	0.45
3:D:563:ARG:NH2	1:R:248:TYR:OH	2.49	0.45
1:U:172:PHE:N	1:U:205:LEU:O	2.50	0.45
1:1:46:ASP:O	2:M:563:THR:HG21	2.17	0.45
1:1:110:GLN:HA	1:1:113:LYS:HE3	1.98	0.45
1:2:151:SER:HB2	1:2:194:ARG:HG2	1.99	0.45
2:A:679:ALA:HB2	2:A:822:ILE:HG21	1.99	0.45
3:B:622:ASP:N	3:B:622:ASP:OD2	2.49	0.45
5:I:610:ALA:O	5:I:613:SER:OG	2.30	0.45
1:O:172:PHE:N	1:O:205:LEU:O	2.50	0.45
1:R:184:GLN:O	1:R:188:SER:OG	2.31	0.45
1:V:172:PHE:N	1:V:205:LEU:O	2.50	0.45
1:X:229:ASN:O	1:X:233:SER:OG	2.29	0.45
1:Y:110:GLN:HA	1:Y:113:LYS:HE3	1.98	0.45
1:Y:318:ILE:HB	1:Y:380:ASN:HB3	1.98	0.45
1:Z:160:ARG:HD2	1:Z:160:ARG:HA	1.74	0.45
3:D:337:ARG:O	3:D:340:SER:OG	2.27	0.45
3:D:388:CYS:HA	3:D:391:ARG:HE	1.82	0.45
3:F:369:VAL:HB	3:F:370:TRP:CE2	2.52	0.45

*Continued on next page...*

*Continued from previous page...*

Atom-1	Atom-2	Interatomic distance (Å)	Clash overlap (Å)
6:J:358:PHE:HD2	6:J:360:THR:H	1.65	0.45
1:O:110:GLN:HA	1:O:113:LYS:HE3	1.98	0.45
1:O:151:SER:HB2	1:O:194:ARG:HG2	1.98	0.45
1:Q:316:CYS:HA	1:Q:347:ASN:HB3	1.98	0.45
1:T:23:LYS:HE3	1:T:23:LYS:HB3	1.83	0.45
1:W:383:SER:O	1:W:386:SER:OG	2.28	0.45
1:X:172:PHE:N	1:X:205:LEU:O	2.50	0.45
1:Y:172:PHE:N	1:Y:205:LEU:O	2.50	0.45
2:E:206:GLY:H	2:E:251:ASN:ND2	2.15	0.45
2:A:279:GLU:O	2:A:282:SER:OG	2.29	0.45
1:S:116:GLU:H	1:S:116:GLU:HG2	1.45	0.45
1:V:320:ILE:HG23	1:V:379:ALA:HB2	1.99	0.45
1:Y:252:ASP:OD1	1:Y:252:ASP:N	2.48	0.45
1:Z:383:SER:O	1:Z:386:SER:OG	2.28	0.45
1:1:320:ILE:HG23	1:1:379:ALA:HB2	1.99	0.44
1:2:320:ILE:HG23	1:2:379:ALA:HB2	1.99	0.44
3:F:645:ASP:OD1	3:F:645:ASP:N	2.50	0.44
3:N:597:LEU:H	3:N:597:LEU:HD12	1.82	0.44
1:P:110:GLN:HA	1:P:113:LYS:HE3	1.98	0.44
1:S:318:ILE:HB	1:S:380:ASN:HB3	1.98	0.44
1:S:320:ILE:HG23	1:S:379:ALA:HB2	1.99	0.44
1:T:110:GLN:HA	1:T:113:LYS:HE3	1.98	0.44
1:T:151:SER:HB2	1:T:194:ARG:HG2	1.99	0.44
1:T:316:CYS:HA	1:T:347:ASN:HB3	1.98	0.44
1:V:151:SER:HB2	1:V:194:ARG:HG2	1.99	0.44
1:V:318:ILE:HB	1:V:380:ASN:HB3	1.98	0.44
1:W:323:ILE:HG12	1:W:359:ALA:HB3	1.99	0.44
1:Y:160:ARG:HD2	1:Y:160:ARG:HA	1.74	0.44
1:1:229:ASN:O	1:1:233:SER:OG	2.29	0.44
1:1:323:ILE:HG12	1:1:359:ALA:HB3	2.00	0.44
1:2:116:GLU:H	1:2:116:GLU:HG2	1.45	0.44
6:J:556:LEU:HA	6:J:559:ILE:HD12	2.00	0.44
1:O:316:CYS:HA	1:O:347:ASN:HB3	1.98	0.44
1:P:318:ILE:HB	1:P:380:ASN:HB3	1.98	0.44
1:Q:151:SER:HB2	1:Q:194:ARG:HG2	1.99	0.44
1:T:318:ILE:HB	1:T:380:ASN:HB3	1.98	0.44
1:T:320:ILE:HG23	1:T:379:ALA:HB2	1.99	0.44
1:W:56:ASP:HB3	1:X:299:GLN:NE2	2.32	0.44
1:W:320:ILE:HG23	1:W:379:ALA:HB2	1.99	0.44
1:Z:318:ILE:HB	1:Z:380:ASN:HB3	1.98	0.44
1:2:110:GLN:HA	1:2:113:LYS:HE3	1.98	0.44

*Continued on next page...*

*Continued from previous page...*

Atom-1	Atom-2	Interatomic distance (Å)	Clash overlap (Å)
3:D:404:THR:HG22	3:D:415:VAL:HG11	1.98	0.44
3:D:691:LEU:HD13	3:D:800:LEU:HD11	1.99	0.44
5:I:502:ARG:O	5:I:508:ASN:ND2	2.50	0.44
1:O:318:ILE:HB	1:O:380:ASN:HB3	1.98	0.44
1:Q:320:ILE:HG23	1:Q:379:ALA:HB2	1.99	0.44
1:S:151:SER:HB2	1:S:194:ARG:HG2	1.99	0.44
1:U:184:GLN:O	1:U:188:SER:OG	2.31	0.44
1:W:151:SER:HB2	1:W:194:ARG:HG2	1.99	0.44
1:X:301:LYS:H	1:X:301:LYS:HG3	1.65	0.44
5:K:540:GLN:NE2	5:K:543:GLN:OE1	2.49	0.44
2:M:418:ARG:HD2	2:M:423:TYR:H	1.83	0.44
3:N:597:LEU:HB3	3:N:623:VAL:HG21	1.98	0.44
1:P:323:ILE:HG12	1:P:359:ALA:HB3	2.00	0.44
1:X:110:GLN:HA	1:X:113:LYS:HE3	1.98	0.44
2:C:461:ARG:HG3	2:C:467:VAL:HB	1.99	0.44
3:F:653:THR:OG1	3:F:656:CYS:SG	2.73	0.44
2:G:557:LEU:O	2:G:561:MET:HB3	2.18	0.44
1:O:229:ASN:O	1:O:233:SER:OG	2.29	0.44
2:E:206:GLY:H	2:E:251:ASN:HD22	1.65	0.44
1:I:172:PHE:N	1:I:205:LEU:O	2.50	0.44
3:B:659:HIS:CD2	3:B:662:ARG:HH21	2.35	0.44
2:C:314:HIS:CE1	2:C:315:ARG:HG3	2.52	0.44
2:G:861:PHE:CE1	1:U:341:ARG:HA	2.43	0.44
6:J:838:LEU:HD11	6:J:890:LEU:HD23	1.99	0.44
5:K:115:PRO:HA	7:L:317:ARG:NH2	2.32	0.44
5:K:529:GLN:HE22	5:K:586:ILE:HG21	1.82	0.44
3:N:406:THR:HG23	3:N:412:ARG:HB2	2.00	0.44
1:P:172:PHE:N	1:P:205:LEU:O	2.50	0.44
1:T:323:ILE:HG12	1:T:359:ALA:HB3	2.00	0.44
1:R:323:ILE:HG12	1:R:359:ALA:HB3	2.00	0.44
1:Y:320:ILE:HG23	1:Y:379:ALA:HB2	1.99	0.44
6:J:384:LYS:NZ	6:J:385:CYS:SG	2.78	0.44
1:U:316:CYS:HA	1:U:347:ASN:HB3	1.98	0.44
1:V:323:ILE:HG12	1:V:359:ALA:HB3	2.00	0.44
1:X:343:ARG:HB3	1:X:345:LEU:HG	2.00	0.44
1:I:245:TYR:O	1:I:362:ARG:NH1	2.51	0.44
3:D:878:PHE:CE1	1:R:341:ARG:HD3	2.53	0.44
5:I:158:TYR:HB3	5:I:159:LYS:NZ	2.32	0.44
1:O:323:ILE:HG12	1:O:359:ALA:HB3	2.00	0.44
1:W:343:ARG:HB3	1:W:345:LEU:HG	2.00	0.44
1:X:320:ILE:HG23	1:X:379:ALA:HB2	1.99	0.44

*Continued on next page...*



*Continued from previous page...*

Atom-1	Atom-2	Interatomic distance (Å)	Clash overlap (Å)
3:H:630:PRO:HD2	3:H:637:VAL:HG13	1.99	0.43
1:Q:323:ILE:HG12	1:Q:359:ALA:HB3	2.00	0.43
1:V:61:ILE:HG23	1:V:86:TYR:HA	2.00	0.43
1:V:116:GLU:H	1:V:116:GLU:HG2	1.45	0.43
1:X:323:ILE:HG12	1:X:359:ALA:HB3	2.00	0.43
1:Y:343:ARG:HB3	1:Y:345:LEU:HG	2.00	0.43
2:C:184:ARG:NH2	3:D:273:ASN:OD1	2.44	0.43
3:F:424:HIS:HA	3:F:427:LEU:HG	1.99	0.43
3:F:682:LYS:HE3	1:T:254:ILE:HD12	1.99	0.43
6:J:412:LEU:HD11	6:J:460:LEU:HD11	2.01	0.43
5:K:646:LEU:HD23	1:Y:341:ARG:HD3	2.00	0.43
7:L:1773:LYS:HD2	7:L:1773:LYS:HA	1.86	0.43
3:N:419:LEU:HA	3:N:422:VAL:HG22	2.00	0.43
1:P:343:ARG:HB3	1:P:345:LEU:HG	2.00	0.43
1:R:172:PHE:N	1:R:205:LEU:O	2.50	0.43
1:T:61:ILE:HG23	1:T:86:TYR:HA	2.00	0.43
1:V:19:PHE:HE1	1:V:82:TYR:HB2	1.84	0.43
1:Y:229:ASN:O	1:Y:233:SER:OG	2.29	0.43
2:G:428:TRP:HE1	2:G:723:LEU:HD22	1.84	0.43
1:O:61:ILE:HG23	1:O:86:TYR:HA	2.00	0.43
1:Q:61:ILE:HG23	1:Q:86:TYR:HA	2.00	0.43
1:R:320:ILE:HG23	1:R:379:ALA:HB2	1.99	0.43
1:V:343:ARG:HB3	1:V:345:LEU:HG	2.00	0.43
1:1:61:ILE:HG23	1:1:86:TYR:HA	2.00	0.43
1:1:81:PRO:HA	1:1:84:LYS:HE2	2.01	0.43
1:2:299:GLN:H	1:2:299:GLN:HG2	1.67	0.43
3:D:887:LYS:HA	3:D:887:LYS:HD3	1.76	0.43
2:G:351:LEU:H	2:G:354:SER:HG	1.64	0.43
5:I:481:TYR:O	5:I:484:SER:OG	2.35	0.43
6:J:234:HIS:CD2	6:J:236:LEU:HG	2.53	0.43
5:K:518:ARG:HH12	5:K:589:LEU:HD13	1.83	0.43
7:L:328:GLN:HG3	7:L:332:GLN:HE22	1.83	0.43
3:N:248:ALA:O	3:N:252:ARG:HG2	2.19	0.43
1:Q:245:TYR:O	1:Q:362:ARG:NH1	2.51	0.43
1:U:202:VAL:HG12	1:U:204:VAL:HG22	2.01	0.43
1:U:245:TYR:O	1:U:362:ARG:NH1	2.51	0.43
1:Z:61:ILE:HG23	1:Z:86:TYR:HA	2.00	0.43
1:Z:343:ARG:HB3	1:Z:345:LEU:HG	2.00	0.43
1:2:323:ILE:HG12	1:2:359:ALA:HB3	2.00	0.43
2:A:186:ALA:HB1	3:B:293:ARG:HA	2.01	0.43
2:G:713:LEU:HD11	2:G:722:VAL:HG13	2.00	0.43

*Continued on next page...*

*Continued from previous page...*

Atom-1	Atom-2	Interatomic distance (Å)	Clash overlap (Å)
3:H:554:SER:HB3	3:H:557:ASP:HB2	2.00	0.43
3:H:689:LYS:HB2	3:H:692:ARG:NH2	2.33	0.43
6:J:271:ILE:HA	6:J:274:THR:HG22	1.99	0.43
1:O:19:PHE:HE1	1:O:82:TYR:HB2	1.84	0.43
1:R:81:PRO:HA	1:R:84:LYS:HE2	2.01	0.43
1:R:245:TYR:O	1:R:362:ARG:NH1	2.51	0.43
1:V:245:TYR:O	1:V:362:ARG:NH1	2.51	0.43
1:W:19:PHE:HE1	1:W:82:TYR:HB2	1.84	0.43
1:W:245:TYR:O	1:W:362:ARG:NH1	2.51	0.43
1:Z:19:PHE:HE1	1:Z:82:TYR:HB2	1.84	0.43
1:Z:320:ILE:HG23	1:Z:379:ALA:HB2	1.99	0.43
1:Z:323:ILE:HG12	1:Z:359:ALA:HB3	2.00	0.43
1:2:295:ARG:HH11	2:M:561:MET:HB2	1.81	0.43
5:I:158:TYR:HB3	5:I:159:LYS:HZ2	1.83	0.43
5:I:197:LEU:HD11	5:I:200:HIS:HA	2.01	0.43
2:M:306:LEU:O	2:M:310:LEU:HG	2.19	0.43
3:N:706:ILE:O	3:N:709:SER:OG	2.36	0.43
1:O:202:VAL:HG12	1:O:204:VAL:HG22	2.01	0.43
1:P:61:ILE:HG23	1:P:86:TYR:HA	2.01	0.43
1:S:323:ILE:HG12	1:S:359:ALA:HB3	1.99	0.43
1:T:245:TYR:O	1:T:362:ARG:NH1	2.51	0.43
1:T:326:GLY:HA2	1:T:363:LYS:HD3	2.01	0.43
1:U:301:LYS:H	1:U:301:LYS:HG3	1.65	0.43
1:U:320:ILE:HG23	1:U:379:ALA:HB2	1.99	0.43
1:U:323:ILE:HG12	1:U:359:ALA:HB3	2.00	0.43
2:E:747:VAL:HG13	2:E:836:LEU:HD12	2.00	0.43
2:E:869:LEU:HD23	2:E:869:LEU:HA	1.91	0.43
1:1:56:ASP:CG	1:2:276:LEU:HB2	2.39	0.43
1:2:3:ARG:HB2	1:2:4:GLU:H	1.62	0.43
1:2:61:ILE:HG23	1:2:86:TYR:HA	2.00	0.43
2:C:289:ASN:HA	2:C:292:LEU:HB2	2.01	0.43
2:G:244:ARG:HA	2:G:244:ARG:HD3	1.88	0.43
5:I:333:ARG:NH2	5:I:553:ASP:OD1	2.47	0.43
7:L:346:LEU:HA	7:L:347:VAL:HA	1.67	0.43
3:N:312:SER:HB3	3:N:325:CYS:SG	2.58	0.43
3:N:563:ARG:NH1	3:N:728:GLU:OE1	2.51	0.43
1:P:81:PRO:HA	1:P:84:LYS:HE2	2.01	0.43
1:Q:160:ARG:HD2	1:Q:160:ARG:HA	1.74	0.43
1:Q:326:GLY:HA2	1:Q:363:LYS:HD3	2.01	0.43
1:R:326:GLY:HA2	1:R:363:LYS:HD3	2.01	0.43
1:W:81:PRO:HA	1:W:84:LYS:HE2	2.01	0.43

*Continued on next page...*

*Continued from previous page...*

Atom-1	Atom-2	Interatomic distance (Å)	Clash overlap (Å)
1:Y:245:TYR:O	1:Y:362:ARG:NH1	2.51	0.43
2:G:861:PHE:CD2	1:U:355:SER:HB3	2.54	0.43
3:H:419:LEU:HA	3:H:422:VAL:HG22	2.01	0.43
3:H:882:PHE:CE1	1:V:341:ARG:HA	2.54	0.43
7:L:427:LEU:HA	7:L:430:GLN:HE21	1.84	0.43
1:P:320:ILE:HG23	1:P:379:ALA:HB2	1.99	0.43
1:R:116:GLU:H	1:R:116:GLU:HG2	1.45	0.43
1:S:245:TYR:O	1:S:362:ARG:NH1	2.51	0.43
1:T:343:ARG:HB3	1:T:345:LEU:HG	2.00	0.43
1:U:19:PHE:HE1	1:U:82:TYR:HB2	1.84	0.43
1:W:326:GLY:HA2	1:W:363:LYS:HD3	2.01	0.43
1:X:61:ILE:HG23	1:X:86:TYR:HA	2.00	0.43
1:X:81:PRO:HA	1:X:84:LYS:HE2	2.01	0.43
1:Y:23:LYS:HE3	1:Y:23:LYS:HB3	1.83	0.43
1:2:343:ARG:HB3	1:2:345:LEU:HG	2.00	0.43
3:F:493:LEU:HB2	3:F:545:LEU:HD13	2.01	0.43
5:K:2:ILE:HG21	7:L:317:ARG:HH12	1.84	0.43
3:N:641:ASP:N	3:N:641:ASP:OD2	2.52	0.43
1:O:245:TYR:O	1:O:362:ARG:NH1	2.51	0.43
1:O:343:ARG:HB3	1:O:345:LEU:HG	2.00	0.43
1:P:301:LYS:H	1:P:301:LYS:HG3	1.65	0.43
1:S:184:GLN:O	1:S:188:SER:OG	2.31	0.43
1:V:301:LYS:H	1:V:301:LYS:HG3	1.65	0.43
1:X:3:ARG:HB2	1:X:4:GLU:H	1.62	0.43
1:Y:323:ILE:HG12	1:Y:359:ALA:HB3	1.99	0.43
1:2:19:PHE:HE1	1:2:82:TYR:HB2	1.84	0.43
2:C:551:LEU:HD21	2:C:616:PHE:HD1	1.84	0.43
3:H:545:LEU:O	3:H:549:LEU:HG	2.19	0.43
6:J:225:TRP:HE1	5:K:35:HIS:CE1	2.37	0.43
6:J:642:HIS:HB3	6:J:691:LEU:HD13	2.01	0.43
2:M:526:ASP:HA	2:M:529:VAL:HG12	2.01	0.43
3:N:392:LYS:NZ	3:N:443:TYR:HB3	2.33	0.43
1:O:81:PRO:HA	1:O:84:LYS:HE2	2.01	0.43
1:R:343:ARG:HB3	1:R:345:LEU:HG	2.00	0.43
1:S:61:ILE:HG23	1:S:86:TYR:HA	2.00	0.43
1:X:19:PHE:HE1	1:X:82:TYR:HB2	1.84	0.43
1:X:326:GLY:HA2	1:X:363:LYS:HD3	2.01	0.43
1:Y:164:LYS:HA	1:Y:164:LYS:HD3	1.85	0.43
1:Z:202:VAL:HG12	1:Z:204:VAL:HG22	2.01	0.43
1:Z:326:GLY:HA2	1:Z:363:LYS:HD3	2.01	0.43
1:1:202:VAL:HG12	1:1:204:VAL:HG22	2.01	0.42

*Continued on next page...*

*Continued from previous page...*

Atom-1	Atom-2	Interatomic distance (Å)	Clash overlap (Å)
2:C:862:ASN:HD21	1:Q:344:LYS:NZ	2.17	0.42
3:D:609:ASN:HD21	1:R:49:ASP:HB2	1.84	0.42
3:F:713:HIS:CE1	1:T:355:SER:H	2.36	0.42
3:H:730:SER:HB3	3:H:754:PHE:CE1	2.53	0.42
6:J:256:LEU:HG	6:J:257:TYR:H	1.84	0.42
5:K:29:GLN:HA	5:K:34:LEU:HD21	2.00	0.42
5:K:275:LYS:HB3	5:K:333:ARG:HG3	1.99	0.42
2:M:682:LEU:HD22	2:M:826:ASP:HB2	2.00	0.42
3:N:245:ILE:HG21	3:N:288:ARG:HH22	1.83	0.42
3:N:262:ASP:OD1	3:N:267:LYS:HG2	2.19	0.42
1:R:19:PHE:HE1	1:R:82:TYR:HB2	1.84	0.42
1:S:81:PRO:HA	1:S:84:LYS:HE2	2.01	0.42
1:S:326:GLY:HA2	1:S:363:LYS:HD3	2.01	0.42
1:S:343:ARG:HB3	1:S:345:LEU:HG	2.00	0.42
1:T:81:PRO:HA	1:T:84:LYS:HE2	2.01	0.42
1:U:23:LYS:HE3	1:U:23:LYS:HB3	1.83	0.42
1:U:343:ARG:HB3	1:U:345:LEU:HG	2.00	0.42
1:V:202:VAL:HG12	1:V:204:VAL:HG22	2.01	0.42
2:E:398:GLY:N	2:E:457:LEU:HD22	2.34	0.42
1:1:326:GLY:HA2	1:1:363:LYS:HD3	2.01	0.42
1:2:81:PRO:HA	1:2:84:LYS:HE2	2.01	0.42
2:C:696:TYR:O	2:C:700:GLU:HB2	2.20	0.42
2:C:743:GLU:HB2	2:C:745:LEU:HD23	2.01	0.42
3:D:431:TYR:HA	3:D:434:ILE:HG22	2.01	0.42
3:D:568:LEU:HD23	3:D:574:ILE:HG21	2.01	0.42
3:F:836:PHE:O	3:F:840:ILE:HG12	2.20	0.42
3:N:806:PHE:HA	3:N:809:LYS:HD2	2.02	0.42
1:O:25:LEU:HD23	1:O:25:LEU:HA	1.90	0.42
1:O:184:GLN:O	1:O:188:SER:OG	2.31	0.42
1:P:229:ASN:O	1:P:233:SER:OG	2.29	0.42
1:R:3:ARG:HB2	1:R:4:GLU:H	1.62	0.42
1:R:202:VAL:HG12	1:R:204:VAL:HG22	2.01	0.42
1:U:326:GLY:HA2	1:U:363:LYS:HD3	2.01	0.42
1:V:3:ARG:HD2	1:V:131:SER:HB2	2.02	0.42
1:W:61:ILE:HG23	1:W:86:TYR:HA	2.00	0.42
1:Y:61:ILE:HG23	1:Y:86:TYR:HA	2.01	0.42
1:Z:116:GLU:H	1:Z:116:GLU:HG2	1.45	0.42
1:Z:245:TYR:O	1:Z:362:ARG:NH1	2.51	0.42
1:2:3:ARG:HD2	1:2:131:SER:HB2	2.02	0.42
1:2:77:ILE:O	1:2:80:SER:OG	2.35	0.42
2:G:746:LYS:O	2:G:749:SER:OG	2.33	0.42

*Continued on next page...*

*Continued from previous page...*

Atom-1	Atom-2	Interatomic distance (Å)	Clash overlap (Å)
5:K:111:PHE:O	7:L:317:ARG:NH2	2.50	0.42
7:L:1731:SER:O	7:L:1735:LEU:HG	2.19	0.42
1:O:320:ILE:HG23	1:O:379:ALA:HB2	1.99	0.42
1:S:419:ASP:O	1:S:423:THR:OG1	2.37	0.42
1:U:116:GLU:H	1:U:116:GLU:HG2	1.45	0.42
1:W:202:VAL:HG12	1:W:204:VAL:HG22	2.01	0.42
1:Y:19:PHE:HE1	1:Y:82:TYR:HB2	1.84	0.42
2:E:547:THR:HA	2:E:548:PRO:HD3	1.88	0.42
1:1:19:PHE:HE1	1:1:82:TYR:HB2	1.84	0.42
1:2:326:GLY:HA2	1:2:363:LYS:HD3	2.01	0.42
1:2:383:SER:O	1:2:386:SER:OG	2.28	0.42
3:B:874:ARG:O	3:B:877:SER:OG	2.32	0.42
2:C:302:GLU:HA	2:C:305:ILE:HD12	2.01	0.42
3:H:459:LEU:HD21	3:H:492:PHE:HA	2.01	0.42
5:I:504:HIS:HE1	1:W:200:ASP:OD1	2.02	0.42
5:K:94:ASP:OD1	5:K:95:SER:N	2.52	0.42
1:P:245:TYR:O	1:P:362:ARG:NH1	2.51	0.42
1:S:19:PHE:HE1	1:S:82:TYR:HB2	1.83	0.42
1:S:248:TYR:HE2	2:E:522:MET:O	2.02	0.42
1:Z:81:PRO:HA	1:Z:84:LYS:HE2	2.01	0.42
1:1:3:ARG:HD2	1:1:131:SER:HB2	2.02	0.42
1:2:186:TYR:HE1	1:2:399:ARG:HD3	1.85	0.42
3:B:724:PHE:CE1	1:P:360:LEU:HB2	2.54	0.42
3:H:601:LEU:HD22	3:H:623:VAL:HG13	2.02	0.42
6:J:641:VAL:O	6:J:645:LEU:HG	2.19	0.42
1:P:3:ARG:HD2	1:P:131:SER:HB2	2.02	0.42
1:P:19:PHE:HE1	1:P:82:TYR:HB2	1.84	0.42
1:Q:343:ARG:HB3	1:Q:345:LEU:HG	2.00	0.42
1:R:160:ARG:HA	1:R:160:ARG:HD2	1.74	0.42
1:T:46:ASP:N	1:T:46:ASP:OD1	2.53	0.42
1:V:326:GLY:HA2	1:V:363:LYS:HD3	2.01	0.42
1:W:46:ASP:OD1	1:W:46:ASP:N	2.53	0.42
1:X:46:ASP:OD1	1:X:46:ASP:N	2.53	0.42
1:2:202:VAL:HG12	1:2:204:VAL:HG22	2.01	0.42
3:D:457:ASP:OD1	3:D:457:ASP:N	2.51	0.42
2:M:567:ASP:HA	2:M:568:PRO:HD3	1.95	0.42
1:P:46:ASP:OD1	1:P:46:ASP:N	2.53	0.42
1:Q:19:PHE:HE1	1:Q:82:TYR:HB2	1.84	0.42
1:Q:186:TYR:HE1	1:Q:399:ARG:HD3	1.85	0.42
1:X:160:ARG:HD2	1:X:160:ARG:HA	1.74	0.42
1:X:186:TYR:HE1	1:X:399:ARG:HD3	1.85	0.42

*Continued on next page...*

*Continued from previous page...*

Atom-1	Atom-2	Interatomic distance (Å)	Clash overlap (Å)
1:X:202:VAL:HG12	1:X:204:VAL:HG22	2.01	0.42
2:G:499:LEU:O	2:G:503:LEU:HG	2.20	0.42
1:P:326:GLY:HA2	1:P:363:LYS:HD3	2.01	0.42
1:P:419:ASP:O	1:P:423:THR:OG1	2.37	0.42
1:Q:46:ASP:OD1	1:Q:46:ASP:N	2.53	0.42
1:Q:301:LYS:H	1:Q:301:LYS:HG3	1.65	0.42
1:V:46:ASP:OD1	1:V:46:ASP:N	2.53	0.42
1:X:245:TYR:O	1:X:362:ARG:NH1	2.51	0.42
1:Y:301:LYS:H	1:Y:301:LYS:HG3	1.65	0.42
2:E:241:ARG:O	2:E:243:SER:N	2.51	0.42
2:E:573:LEU:HG	2:E:620:TYR:HD1	1.84	0.42
2:E:696:TYR:CZ	2:E:855:VAL:HB	2.55	0.42
3:F:555:LEU:HD11	3:F:651:VAL:HG21	2.02	0.42
2:G:414:LEU:HB2	2:G:426:LYS:HD3	2.00	0.42
2:M:512:HIS:CE1	2:M:622:VAL:HG13	2.55	0.42
1:R:3:ARG:HD2	1:R:131:SER:HB2	2.02	0.42
1:R:186:TYR:HE1	1:R:399:ARG:HD3	1.85	0.42
1:S:202:VAL:HG12	1:S:204:VAL:HG22	2.01	0.42
1:T:3:ARG:HD2	1:T:131:SER:HB2	2.02	0.42
1:U:3:ARG:HD2	1:U:131:SER:HB2	2.02	0.42
1:W:186:TYR:HE1	1:W:399:ARG:HD3	1.85	0.42
1:1:343:ARG:HB3	1:1:345:LEU:HG	2.00	0.42
2:A:866:THR:O	2:A:866:THR:OG1	2.31	0.42
3:B:261:ILE:HD11	2:C:262:ARG:HH11	1.84	0.42
3:F:592:LEU:HD11	3:F:597:LEU:HD21	2.01	0.42
5:I:544:LEU:O	5:I:548:ILE:HG12	2.19	0.42
5:K:318:PRO:HA	5:K:319:LEU:HA	1.86	0.42
5:K:639:ASN:O	5:K:642:LEU:N	2.50	0.42
2:M:855:VAL:O	2:M:859:LEU:HG	2.19	0.42
1:O:3:ARG:HD2	1:O:131:SER:HB2	2.02	0.42
1:O:186:TYR:HE1	1:O:399:ARG:HD3	1.85	0.42
1:P:202:VAL:HG12	1:P:204:VAL:HG22	2.01	0.42
1:Q:3:ARG:HD2	1:Q:131:SER:HB2	2.02	0.42
1:Q:419:ASP:O	1:Q:423:THR:OG1	2.37	0.42
1:U:419:ASP:O	1:U:423:THR:OG1	2.37	0.42
1:W:419:ASP:O	1:W:423:THR:OG1	2.37	0.42
1:X:415:LYS:HG2	1:X:420:GLU:HG2	2.02	0.42
2:E:249:ASP:HB3	2:E:251:ASN:OD1	2.20	0.42
2:E:449:LYS:O	2:E:453:THR:OG1	2.29	0.42
1:1:186:TYR:HE1	1:1:399:ARG:HD3	1.85	0.42
2:A:734:LEU:HB3	2:A:740:THR:HG22	2.02	0.42

*Continued on next page...*

*Continued from previous page...*

Atom-1	Atom-2	Interatomic distance (Å)	Clash overlap (Å)
3:D:762:CYS:SG	3:D:763:LEU:N	2.93	0.42
3:N:546:LEU:HD13	3:N:546:LEU:HA	1.77	0.42
3:N:666:PHE:HB2	3:N:764:LEU:HD21	2.02	0.42
1:Q:81:PRO:HA	1:Q:84:LYS:HE2	2.01	0.42
1:R:46:ASP:N	1:R:46:ASP:OD1	2.53	0.42
1:S:3:ARG:HD2	1:S:131:SER:HB2	2.02	0.42
1:U:46:ASP:OD1	1:U:46:ASP:N	2.53	0.42
1:V:81:PRO:HA	1:V:84:LYS:HE2	2.01	0.42
1:X:419:ASP:O	1:X:423:THR:OG1	2.37	0.42
1:Y:3:ARG:HD2	1:Y:131:SER:HB2	2.02	0.42
1:Y:202:VAL:HG12	1:Y:204:VAL:HG22	2.01	0.42
1:1:127:ASP:O	1:2:301:LYS:HG2	2.20	0.41
1:2:415:LYS:HG2	1:2:420:GLU:HG2	2.02	0.41
3:H:700:VAL:HB	3:H:844:CYS:SG	2.60	0.41
2:M:175:PRO:HG3	3:N:402:ALA:HB1	2.02	0.41
2:M:277:ILE:HG12	2:M:293:ALA:HB1	2.01	0.41
1:P:23:LYS:HE3	1:P:23:LYS:HB3	1.83	0.41
1:R:61:ILE:HG23	1:R:86:TYR:HA	2.01	0.41
1:V:415:LYS:HG2	1:V:420:GLU:HG2	2.02	0.41
1:Y:186:TYR:HE1	1:Y:399:ARG:HD3	1.85	0.41
1:Z:46:ASP:OD1	1:Z:46:ASP:N	2.53	0.41
1:Z:415:LYS:HG2	1:Z:420:GLU:HG2	2.02	0.41
2:E:613:LEU:HD12	2:E:614:GLU:HG2	2.01	0.41
1:1:3:ARG:HB2	1:1:4:GLU:H	1.62	0.41
3:F:597:LEU:HA	3:F:600:ILE:HG22	2.01	0.41
2:G:353:GLY:H	2:G:438:GLN:NE2	2.17	0.41
5:K:96:VAL:HG21	5:K:175:ILE:HG13	2.02	0.41
2:M:238:LEU:HD11	2:M:241:ARG:HH21	1.85	0.41
2:M:304:LEU:HB3	3:N:369:VAL:HG13	2.02	0.41
1:T:19:PHE:HE1	1:T:82:TYR:HB2	1.84	0.41
1:U:81:PRO:HA	1:U:84:LYS:HE2	2.01	0.41
1:U:415:LYS:HG2	1:U:420:GLU:HG2	2.02	0.41
1:W:164:LYS:HD3	1:W:164:LYS:HA	1.85	0.41
1:W:415:LYS:HG2	1:W:420:GLU:HG2	2.02	0.41
1:Y:46:ASP:OD1	1:Y:46:ASP:N	2.53	0.41
1:Y:81:PRO:HA	1:Y:84:LYS:HE2	2.01	0.41
1:Y:299:GLN:H	1:Y:299:GLN:HG2	1.67	0.41
1:2:245:TYR:O	1:2:362:ARG:NH1	2.51	0.41
6:J:432:ARG:HA	6:J:435:HIS:CD2	2.56	0.41
5:K:533:GLN:O	5:K:537:LEU:HG	2.20	0.41
1:P:186:TYR:HE1	1:P:399:ARG:HD3	1.85	0.41

*Continued on next page...*

*Continued from previous page...*

Atom-1	Atom-2	Interatomic distance (Å)	Clash overlap (Å)
1:Q:31:ILE:HD12	1:Q:85:LEU:HD11	2.02	0.41
1:U:31:ILE:HD12	1:U:85:LEU:HD11	2.02	0.41
1:V:164:LYS:HA	1:V:164:LYS:HD3	1.85	0.41
1:V:186:TYR:HE1	1:V:399:ARG:HD3	1.85	0.41
1:Y:116:GLU:H	1:Y:116:GLU:HG2	1.45	0.41
1:Z:3:ARG:HD2	1:Z:131:SER:HB2	2.02	0.41
2:A:824:LYS:HA	2:A:827:LYS:HD3	2.03	0.41
3:D:563:ARG:NH2	3:D:728:GLU:OE1	2.43	0.41
3:F:365:ARG:NH1	2:E:304:LEU:HB3	2.34	0.41
3:H:287:LEU:HB3	3:H:366:ARG:HH12	1.85	0.41
1:Q:202:VAL:HG12	1:Q:204:VAL:HG22	2.01	0.41
1:T:202:VAL:HG12	1:T:204:VAL:HG22	2.01	0.41
1:T:415:LYS:HG2	1:T:420:GLU:HG2	2.02	0.41
1:W:116:GLU:H	1:W:116:GLU:HG2	1.45	0.41
1:X:31:ILE:HD12	1:X:85:LEU:HD11	2.02	0.41
1:Z:3:ARG:HB2	1:Z:4:GLU:H	1.62	0.41
1:2:184:GLN:O	1:2:188:SER:OG	2.31	0.41
3:D:300:LEU:HD22	3:D:379:LYS:HA	2.02	0.41
3:D:672:ARG:O	3:D:676:ILE:HG12	2.21	0.41
7:L:1595:GLU:OE2	7:L:1617:SER:OG	2.39	0.41
1:Q:164:LYS:HD3	1:Q:164:LYS:HA	1.85	0.41
1:U:61:ILE:HG23	1:U:86:TYR:HA	2.01	0.41
1:Y:326:GLY:HA2	1:Y:363:LYS:HD3	2.01	0.41
1:1:301:LYS:H	1:1:301:LYS:HG3	1.65	0.41
2:A:409:VAL:HG22	2:A:451:LEU:HD12	2.03	0.41
3:B:625:LEU:HD12	3:B:638:PHE:HA	2.03	0.41
3:F:626:LEU:HB2	3:F:637:VAL:HG12	2.02	0.41
5:I:20:ASN:H	5:I:24:GLY:HA2	1.85	0.41
6:J:327:LEU:HD22	6:J:368:LEU:HD21	2.03	0.41
6:J:402:LEU:HD13	6:J:402:LEU:HA	1.79	0.41
6:J:640:ASP:OD1	6:J:640:ASP:N	2.53	0.41
5:K:492:LEU:HB2	5:K:590:CYS:SG	2.61	0.41
1:P:164:LYS:HA	1:P:164:LYS:HD3	1.85	0.41
1:P:415:LYS:HG2	1:P:420:GLU:HG2	2.02	0.41
1:R:25:LEU:HD23	1:R:25:LEU:HA	1.90	0.41
1:S:23:LYS:HB3	1:S:23:LYS:HE3	1.83	0.41
1:W:31:ILE:HD12	1:W:85:LEU:HD11	2.02	0.41
1:1:31:ILE:HD12	1:1:85:LEU:HD11	2.02	0.41
1:1:56:ASP:HB3	1:2:276:LEU:CB	2.50	0.41
1:1:165:LEU:HD11	1:1:254:ILE:HB	2.03	0.41
2:A:282:SER:O	2:A:290:HIS:NE2	2.51	0.41

*Continued on next page...*



*Continued from previous page...*

Atom-1	Atom-2	Interatomic distance (Å)	Clash overlap (Å)
2:C:306:LEU:HA	2:C:309:GLN:HE21	1.85	0.41
5:I:147:LYS:HD2	5:I:147:LYS:HA	1.86	0.41
7:L:1681:LEU:HD13	1:Z:248:TYR:CE2	2.56	0.41
7:L:1805:ASN:O	7:L:1805:ASN:ND2	2.54	0.41
2:M:233:VAL:HG22	2:M:248:VAL:HG23	2.02	0.41
1:O:326:GLY:HA2	1:O:363:LYS:HD3	2.01	0.41
1:P:31:ILE:HD12	1:P:85:LEU:HD11	2.02	0.41
1:P:383:SER:O	1:P:386:SER:OG	2.28	0.41
1:S:186:TYR:HE1	1:S:399:ARG:HD3	1.85	0.41
1:Y:31:ILE:HD12	1:Y:85:LEU:HD11	2.02	0.41
2:E:866:THR:HB	2:E:868:ARG:HH12	1.86	0.41
1:1:295:ARG:NH2	1:Z:53:TYR:OH	2.54	0.41
1:2:165:LEU:HD11	1:2:254:ILE:HB	2.03	0.41
3:B:859:GLN:HE22	3:B:887:LYS:H	1.68	0.41
2:C:226:VAL:HG23	2:C:228:VAL:HG12	2.01	0.41
3:H:338:LEU:O	3:H:342:LEU:HG	2.20	0.41
7:L:299:ARG:HH22	7:L:305:GLY:HA2	1.85	0.41
2:M:554:LEU:O	2:M:557:LEU:HB3	2.21	0.41
3:N:454:VAL:HG13	3:N:455:LYS:H	1.86	0.41
1:O:160:ARG:HA	1:O:160:ARG:HD2	1.74	0.41
1:O:419:ASP:O	1:O:423:THR:OG1	2.37	0.41
1:T:186:TYR:HE1	1:T:399:ARG:HD3	1.85	0.41
1:U:333:VAL:HB	1:U:358:VAL:HG11	2.03	0.41
1:V:25:LEU:HD23	1:V:25:LEU:HA	1.90	0.41
1:W:23:LYS:HE3	1:W:23:LYS:HB3	1.83	0.41
1:Z:164:LYS:HA	1:Z:164:LYS:HD3	1.85	0.41
2:E:818:PHE:O	2:E:822:ILE:HG12	2.21	0.41
2:C:687:LEU:HD21	1:Q:258:ALA:HB1	2.02	0.41
3:D:667:LEU:O	3:D:671:LYS:HG2	2.21	0.41
2:G:377:LEU:HD13	2:G:479:LEU:HB2	2.03	0.41
2:G:512:HIS:CE1	2:G:630:ILE:HD13	2.56	0.41
3:H:737:LYS:HE3	3:H:750:ALA:HB1	2.02	0.41
6:J:739:TYR:HE2	6:J:833:TRP:HB2	1.85	0.41
5:K:410:LEU:HA	5:K:413:LEU:HD13	2.03	0.41
5:K:466:LEU:HD21	5:K:561:HIS:CE1	2.56	0.41
3:N:324:PHE:O	3:N:328:LEU:HG	2.20	0.41
1:O:113:LYS:HG3	1:O:114:ILE:HG23	2.03	0.41
1:O:164:LYS:HA	1:O:164:LYS:HD3	1.85	0.41
1:S:165:LEU:HD11	1:S:254:ILE:HB	2.03	0.41
1:T:25:LEU:HD23	1:T:25:LEU:HA	1.90	0.41
1:V:165:LEU:HD11	1:V:254:ILE:HB	2.03	0.41

*Continued on next page...*

*Continued from previous page...*

Atom-1	Atom-2	Interatomic distance (Å)	Clash overlap (Å)
1:W:3:ARG:HD2	1:W:131:SER:HB2	2.02	0.41
1:W:113:LYS:HG3	1:W:114:ILE:HG23	2.03	0.41
1:W:165:LEU:HD11	1:W:254:ILE:HB	2.03	0.41
1:X:165:LEU:HD11	1:X:254:ILE:HB	2.03	0.41
1:Z:186:TYR:HE1	1:Z:399:ARG:HD3	1.85	0.41
2:A:333:ARG:HH21	2:A:372:ALA:HB2	1.85	0.41
3:B:273:ASN:HB3	3:B:299:TRP:NE1	2.36	0.41
3:B:400:VAL:O	3:B:404:THR:HG23	2.21	0.41
3:D:855:GLN:HA	3:D:858:VAL:HG12	2.03	0.41
5:I:48:LEU:HD11	5:I:129:PHE:HB2	2.03	0.41
2:M:424:ASN:HD21	2:M:426:LYS:HB3	1.86	0.41
1:P:184:GLN:O	1:P:188:SER:OG	2.31	0.41
1:R:31:ILE:HD12	1:R:85:LEU:HD11	2.02	0.41
1:R:289:THR:OG1	1:R:290:VAL:N	2.55	0.41
1:S:363:LYS:HD2	1:S:363:LYS:HA	1.97	0.41
1:T:31:ILE:HD12	1:T:85:LEU:HD11	2.02	0.41
1:Y:415:LYS:HG2	1:Y:420:GLU:HG2	2.02	0.41
1:Z:228:ILE:O	1:Z:232:VAL:HG12	2.21	0.41
1:1:415:LYS:HG2	1:1:420:GLU:HG2	2.02	0.40
2:G:419:ILE:O	2:G:420:GLN:HG3	2.21	0.40
3:H:482:LYS:NZ	3:H:534:ILE:HG22	2.36	0.40
2:M:321:LEU:HD12	2:M:324:LEU:HD22	2.03	0.40
1:Q:228:ILE:O	1:Q:232:VAL:HG12	2.21	0.40
1:R:333:VAL:HB	1:R:358:VAL:HG11	2.03	0.40
1:T:164:LYS:HA	1:T:164:LYS:HD3	1.85	0.40
1:T:333:VAL:HB	1:T:358:VAL:HG11	2.03	0.40
1:X:228:ILE:O	1:X:232:VAL:HG12	2.21	0.40
1:Y:419:ASP:O	1:Y:423:THR:OG1	2.37	0.40
2:E:306:LEU:O	2:E:310:LEU:HG	2.21	0.40
2:A:337:ILE:HG23	2:A:362:ARG:HH21	1.87	0.40
2:G:164:LYS:HG2	2:G:404:TYR:HA	2.04	0.40
2:G:696:TYR:O	2:G:700:GLU:CB	2.69	0.40
3:H:615:PRO:HA	3:H:618:LEU:HD12	2.04	0.40
3:N:677:LEU:HD21	3:N:712:VAL:HA	2.02	0.40
1:Q:289:THR:OG1	1:Q:290:VAL:N	2.55	0.40
1:Q:333:VAL:HB	1:Q:358:VAL:HG11	2.03	0.40
1:S:415:LYS:HG2	1:S:420:GLU:HG2	2.02	0.40
1:U:228:ILE:O	1:U:232:VAL:HG12	2.21	0.40
1:V:423:THR:H	1:V:423:THR:HG1	1.55	0.40
1:Y:25:LEU:HD23	1:Y:25:LEU:HA	1.90	0.40
1:Y:165:LEU:HD11	1:Y:254:ILE:HB	2.03	0.40

*Continued on next page...*

*Continued from previous page...*

Atom-1	Atom-2	Interatomic distance (Å)	Clash overlap (Å)
1:Z:113:LYS:HG3	1:Z:114:ILE:HG23	2.03	0.40
1:Z:419:ASP:O	1:Z:423:THR:OG1	2.37	0.40
2:E:689:PHE:O	2:E:693:ILE:HG12	2.21	0.40
3:D:885:HIS:CE1	1:R:352:GLY:HA2	2.56	0.40
3:F:290:THR:HG21	3:F:366:ARG:HG3	2.02	0.40
6:J:553:LYS:HD3	6:J:553:LYS:HA	1.89	0.40
7:L:465:LYS:HE3	7:L:465:LYS:HB3	1.93	0.40
1:O:333:VAL:HB	1:O:358:VAL:HG11	2.03	0.40
1:Q:266:LEU:HD22	1:Q:435:TYR:CD1	2.57	0.40
1:U:113:LYS:HG3	1:U:114:ILE:HG23	2.03	0.40
1:U:186:TYR:HE1	1:U:399:ARG:HD3	1.85	0.40
1:V:333:VAL:HB	1:V:358:VAL:HG11	2.03	0.40
1:W:228:ILE:O	1:W:232:VAL:HG12	2.21	0.40
1:Y:56:ASP:HB2	1:Z:301:LYS:HE2	2.03	0.40
2:E:572:ASP:HB3	2:E:621:ILE:HG12	2.03	0.40
1:1:46:ASP:OD1	1:1:46:ASP:N	2.53	0.40
1:2:245:TYR:HA	1:2:246:PRO:HD3	1.97	0.40
1:2:266:LEU:HD22	1:2:435:TYR:CD1	2.57	0.40
1:2:419:ASP:O	1:2:423:THR:OG1	2.37	0.40
2:A:319:LEU:HD21	2:A:324:LEU:HD12	2.02	0.40
3:B:568:LEU:HD13	3:B:671:LYS:HZ1	1.87	0.40
2:C:644:HIS:CE1	2:C:738:MET:HB2	2.56	0.40
3:N:447:PHE:O	3:N:467:ARG:N	2.54	0.40
1:O:363:LYS:HD2	1:O:363:LYS:HA	1.97	0.40
1:Q:113:LYS:HG3	1:Q:114:ILE:HG23	2.03	0.40
1:S:31:ILE:HD12	1:S:85:LEU:HD11	2.02	0.40
1:S:46:ASP:OD1	1:S:46:ASP:N	2.53	0.40
1:Y:266:LEU:HD22	1:Y:435:TYR:CD1	2.57	0.40
1:1:289:THR:OG1	1:1:290:VAL:N	2.55	0.40
1:1:419:ASP:O	1:1:423:THR:OG1	2.37	0.40
1:2:113:LYS:HG3	1:2:114:ILE:HG23	2.03	0.40
3:D:724:PHE:CE1	1:R:360:LEU:HB2	2.57	0.40
3:F:848:ARG:HD2	3:F:848:ARG:HA	1.89	0.40
3:H:874:ARG:O	3:H:877:SER:OG	2.36	0.40
5:K:300:LEU:HD23	5:K:339:HIS:HE1	1.86	0.40
5:K:381:LYS:HD2	5:K:381:LYS:HA	1.94	0.40
1:O:26:CYS:HA	1:O:31:ILE:HD11	2.04	0.40
1:O:31:ILE:HD12	1:O:85:LEU:HD11	2.02	0.40
1:O:289:THR:OG1	1:O:290:VAL:N	2.55	0.40
1:P:165:LEU:HD11	1:P:254:ILE:HB	2.03	0.40
1:R:419:ASP:O	1:R:423:THR:OG1	2.37	0.40

*Continued on next page...*

*Continued from previous page...*

Atom-1	Atom-2	Interatomic distance (Å)	Clash overlap (Å)
1:T:3:ARG:HB2	1:T:4:GLU:H	1.62	0.40
1:T:160:ARG:HD2	1:T:160:ARG:HA	1.74	0.40
1:T:228:ILE:O	1:T:232:VAL:HG12	2.21	0.40
1:U:266:LEU:HD22	1:U:435:TYR:CD1	2.57	0.40
1:V:228:ILE:O	1:V:232:VAL:HG12	2.21	0.40
1:W:333:VAL:HB	1:W:358:VAL:HG11	2.03	0.40
2:E:174:LEU:HB3	2:E:404:TYR:OH	2.21	0.40

There are no symmetry-related clashes.

## 5.3 Torsion angles [i](#)

### 5.3.1 Protein backbone [i](#)

In the following table, the Percentiles column shows the percent Ramachandran outliers of the chain as a percentile score with respect to all PDB entries followed by that with respect to all EM entries.

The Analysed column shows the number of residues for which the backbone conformation was analysed, and the total number of residues.

Mol	Chain	Analysed	Favoured	Allowed	Outliers	Percentiles	
1	1	408/451 (90%)	391 (96%)	17 (4%)	0	100	100
1	2	408/451 (90%)	391 (96%)	17 (4%)	0	100	100
1	O	408/451 (90%)	391 (96%)	17 (4%)	0	100	100
1	P	408/451 (90%)	391 (96%)	17 (4%)	0	100	100
1	Q	408/451 (90%)	391 (96%)	17 (4%)	0	100	100
1	R	408/451 (90%)	391 (96%)	17 (4%)	0	100	100
1	S	408/451 (90%)	391 (96%)	17 (4%)	0	100	100
1	T	408/451 (90%)	391 (96%)	17 (4%)	0	100	100
1	U	408/451 (90%)	391 (96%)	17 (4%)	0	100	100
1	V	408/451 (90%)	391 (96%)	17 (4%)	0	100	100
1	W	408/451 (90%)	391 (96%)	17 (4%)	0	100	100
1	X	408/451 (90%)	391 (96%)	17 (4%)	0	100	100
1	Y	408/451 (90%)	391 (96%)	17 (4%)	0	100	100
1	Z	408/451 (90%)	391 (96%)	17 (4%)	0	100	100

*Continued on next page...*

Continued from previous page...

Mol	Chain	Analysed	Favoured	Allowed	Outliers	Percentiles	
2	A	599/902 (66%)	567 (95%)	31 (5%)	1 (0%)	47	81
2	C	606/902 (67%)	579 (96%)	27 (4%)	0	100	100
2	E	628/902 (70%)	589 (94%)	36 (6%)	3 (0%)	29	69
2	G	628/902 (70%)	600 (96%)	27 (4%)	1 (0%)	47	81
2	M	624/902 (69%)	585 (94%)	38 (6%)	1 (0%)	47	81
3	B	602/907 (66%)	580 (96%)	20 (3%)	2 (0%)	41	77
3	D	571/907 (63%)	540 (95%)	31 (5%)	0	100	100
3	F	591/907 (65%)	567 (96%)	24 (4%)	0	100	100
3	H	584/907 (64%)	560 (96%)	23 (4%)	1 (0%)	47	81
3	N	584/907 (64%)	556 (95%)	25 (4%)	3 (0%)	29	69
3	a	112/907 (12%)	107 (96%)	5 (4%)	0	100	100
3	f	97/907 (11%)	92 (95%)	5 (5%)	0	100	100
3	h	105/907 (12%)	102 (97%)	2 (2%)	1 (1%)	15	54
3	j	105/907 (12%)	96 (91%)	5 (5%)	4 (4%)	3	24
3	n	97/907 (11%)	93 (96%)	4 (4%)	0	100	100
4	b	63/82 (77%)	63 (100%)	0	0	100	100
4	d	57/82 (70%)	55 (96%)	2 (4%)	0	100	100
4	g	63/82 (77%)	62 (98%)	1 (2%)	0	100	100
4	i	63/82 (77%)	63 (100%)	0	0	100	100
4	k	63/82 (77%)	62 (98%)	1 (2%)	0	100	100
4	m	63/82 (77%)	63 (100%)	0	0	100	100
4	o	63/82 (77%)	62 (98%)	1 (2%)	0	100	100
5	I	511/667 (77%)	483 (94%)	23 (4%)	5 (1%)	15	54
5	K	548/667 (82%)	532 (97%)	15 (3%)	1 (0%)	47	81
6	J	506/1024 (49%)	470 (93%)	29 (6%)	7 (1%)	11	46
6	l	104/1024 (10%)	92 (88%)	10 (10%)	2 (2%)	8	38
7	L	540/1819 (30%)	500 (93%)	35 (6%)	5 (1%)	17	57
7	c	112/1819 (6%)	108 (96%)	4 (4%)	0	100	100
All	All	15001/27488 (55%)	14302 (95%)	662 (4%)	37 (0%)	50	81

All (37) Ramachandran outliers are listed below:

Mol	Chain	Res	Type
2	A	584	THR
2	G	675	TRP
5	I	404	LEU
5	I	408	ASP
5	I	508	ASN
6	J	236	LEU
6	J	238	LEU
6	J	799	LEU
2	M	241	ARG
3	N	455	LYS
2	E	241	ARG
3	B	871	GLU
3	H	628	VAL
7	L	308	GLU
3	j	104	PRO
3	j	108	PRO
3	j	112	SER
5	I	601	LEU
5	K	409	ASN
7	L	303	PRO
2	E	581	ASP
5	I	509	GLN
6	J	257	TYR
6	J	881	HIS
7	L	309	GLU
3	N	743	ASP
3	N	744	LEU
3	h	107	GLN
6	l	120	SER
3	B	870	ASP
6	J	264	LEU
2	E	522	MET
6	l	125	SER
6	J	237	HIS
7	L	310	PRO
3	j	111	VAL
7	L	343	GLN

### 5.3.2 Protein sidechains [i](#)

In the following table, the Percentiles column shows the percent sidechain outliers of the chain as a percentile score with respect to all PDB entries followed by that with respect to all EM entries.

The Analysed column shows the number of residues for which the sidechain conformation was analysed, and the total number of residues.

Mol	Chain	Analysed	Rotameric	Outliers	Percentiles	
1	1	376/400 (94%)	348 (93%)	28 (7%)	13	38
1	2	376/400 (94%)	348 (93%)	28 (7%)	13	38
1	O	376/400 (94%)	348 (93%)	28 (7%)	13	38
1	P	376/400 (94%)	348 (93%)	28 (7%)	13	38
1	Q	376/400 (94%)	348 (93%)	28 (7%)	13	38
1	R	376/400 (94%)	348 (93%)	28 (7%)	13	38
1	S	376/400 (94%)	348 (93%)	28 (7%)	13	38
1	T	376/400 (94%)	348 (93%)	28 (7%)	13	38
1	U	376/400 (94%)	348 (93%)	28 (7%)	13	38
1	V	376/400 (94%)	348 (93%)	28 (7%)	13	38
1	W	376/400 (94%)	348 (93%)	28 (7%)	13	38
1	X	376/400 (94%)	348 (93%)	28 (7%)	13	38
1	Y	376/400 (94%)	348 (93%)	28 (7%)	13	38
1	Z	376/400 (94%)	348 (93%)	28 (7%)	13	38
2	A	549/791 (69%)	547 (100%)	2 (0%)	91	94
2	C	556/791 (70%)	554 (100%)	2 (0%)	91	94
2	E	575/791 (73%)	574 (100%)	1 (0%)	93	96
2	G	575/791 (73%)	572 (100%)	3 (0%)	88	93
2	M	572/791 (72%)	569 (100%)	3 (0%)	88	93
3	B	551/798 (69%)	550 (100%)	1 (0%)	93	96
3	D	525/798 (66%)	523 (100%)	2 (0%)	91	94
3	F	542/798 (68%)	540 (100%)	2 (0%)	91	94
3	H	539/798 (68%)	538 (100%)	1 (0%)	93	96
3	N	539/798 (68%)	533 (99%)	6 (1%)	73	84
3	a	101/798 (13%)	99 (98%)	2 (2%)	55	74
3	f	88/798 (11%)	88 (100%)	0	100	100
3	h	96/798 (12%)	95 (99%)	1 (1%)	76	86
3	j	96/798 (12%)	96 (100%)	0	100	100
3	n	88/798 (11%)	87 (99%)	1 (1%)	73	84
4	b	53/62 (86%)	52 (98%)	1 (2%)	57	75

Continued on next page...

*Continued from previous page...*

Mol	Chain	Analysed	Rotameric	Outliers	Percentiles	
4	d	53/62 (86%)	52 (98%)	1 (2%)	57	75
4	g	53/62 (86%)	53 (100%)	0	100	100
4	i	53/62 (86%)	53 (100%)	0	100	100
4	k	53/62 (86%)	53 (100%)	0	100	100
4	m	53/62 (86%)	53 (100%)	0	100	100
4	o	53/62 (86%)	53 (100%)	0	100	100
5	I	472/594 (80%)	471 (100%)	1 (0%)	93	96
5	K	509/594 (86%)	505 (99%)	4 (1%)	81	89
6	J	498/933 (53%)	495 (99%)	3 (1%)	86	92
6	l	96/933 (10%)	96 (100%)	0	100	100
7	L	501/1546 (32%)	499 (100%)	2 (0%)	91	94
7	c	101/1546 (6%)	101 (100%)	0	100	100
All	All	13804/24115 (57%)	13373 (97%)	431 (3%)	43	62

All (431) residues with a non-rotameric sidechain are listed below:

Mol	Chain	Res	Type
1	1	37	VAL
1	1	39	GLU
1	1	45	THR
1	1	50	VAL
1	1	116	GLU
1	1	129	SER
1	1	188	SER
1	1	191	THR
1	1	201	CYS
1	1	204	VAL
1	1	224	SER
1	1	233	SER
1	1	266	LEU
1	1	290	VAL
1	1	299	GLN
1	1	301	LYS
1	1	316	CYS
1	1	324	ILE
1	1	331	THR
1	1	342	GLU
1	1	360	LEU

*Continued on next page...*



*Continued from previous page...*

<b>Mol</b>	<b>Chain</b>	<b>Res</b>	<b>Type</b>
1	1	362	ARG
1	1	367	LEU
1	1	376	LEU
1	1	385	SER
1	1	391	THR
1	1	392	CYS
1	1	423	THR
1	2	37	VAL
1	2	39	GLU
1	2	45	THR
1	2	50	VAL
1	2	116	GLU
1	2	129	SER
1	2	188	SER
1	2	191	THR
1	2	201	CYS
1	2	204	VAL
1	2	224	SER
1	2	233	SER
1	2	266	LEU
1	2	290	VAL
1	2	299	GLN
1	2	301	LYS
1	2	316	CYS
1	2	324	ILE
1	2	331	THR
1	2	342	GLU
1	2	360	LEU
1	2	362	ARG
1	2	367	LEU
1	2	376	LEU
1	2	385	SER
1	2	391	THR
1	2	392	CYS
1	2	423	THR
2	A	563	THR
2	A	733	CYS
3	B	692	ARG
2	C	862	ASN
2	C	864	PHE
3	D	575	ARG
3	D	592	LEU

*Continued on next page...*

*Continued from previous page...*

<b>Mol</b>	<b>Chain</b>	<b>Res</b>	<b>Type</b>
3	F	285	ARG
3	F	490	ILE
2	G	241	ARG
2	G	563	THR
2	G	633	LYS
3	H	543	LYS
5	I	516	ARG
6	J	226	THR
6	J	266	THR
6	J	711	LYS
5	K	1	MET
5	K	162	CYS
5	K	469	PRO
5	K	645	LEU
7	L	1637	CYS
7	L	1740	ARG
2	M	475	ILE
2	M	700	GLU
2	M	742	PRO
3	N	271	THR
3	N	339	LEU
3	N	551	LYS
3	N	575	ARG
3	N	729	CYS
3	N	730	SER
1	O	37	VAL
1	O	39	GLU
1	O	45	THR
1	O	50	VAL
1	O	116	GLU
1	O	129	SER
1	O	188	SER
1	O	191	THR
1	O	201	CYS
1	O	204	VAL
1	O	224	SER
1	O	233	SER
1	O	266	LEU
1	O	290	VAL
1	O	299	GLN
1	O	301	LYS
1	O	316	CYS

*Continued on next page...*

*Continued from previous page...*

<b>Mol</b>	<b>Chain</b>	<b>Res</b>	<b>Type</b>
1	O	324	ILE
1	O	331	THR
1	O	342	GLU
1	O	360	LEU
1	O	362	ARG
1	O	367	LEU
1	O	376	LEU
1	O	385	SER
1	O	391	THR
1	O	392	CYS
1	O	423	THR
1	P	37	VAL
1	P	39	GLU
1	P	45	THR
1	P	50	VAL
1	P	116	GLU
1	P	129	SER
1	P	188	SER
1	P	191	THR
1	P	201	CYS
1	P	204	VAL
1	P	224	SER
1	P	233	SER
1	P	266	LEU
1	P	290	VAL
1	P	299	GLN
1	P	301	LYS
1	P	316	CYS
1	P	324	ILE
1	P	331	THR
1	P	342	GLU
1	P	360	LEU
1	P	362	ARG
1	P	367	LEU
1	P	376	LEU
1	P	385	SER
1	P	391	THR
1	P	392	CYS
1	P	423	THR
1	Q	37	VAL
1	Q	39	GLU
1	Q	45	THR

*Continued on next page...*

*Continued from previous page...*

<b>Mol</b>	<b>Chain</b>	<b>Res</b>	<b>Type</b>
1	Q	50	VAL
1	Q	116	GLU
1	Q	129	SER
1	Q	188	SER
1	Q	191	THR
1	Q	201	CYS
1	Q	204	VAL
1	Q	224	SER
1	Q	233	SER
1	Q	266	LEU
1	Q	290	VAL
1	Q	299	GLN
1	Q	301	LYS
1	Q	316	CYS
1	Q	324	ILE
1	Q	331	THR
1	Q	342	GLU
1	Q	360	LEU
1	Q	362	ARG
1	Q	367	LEU
1	Q	376	LEU
1	Q	385	SER
1	Q	391	THR
1	Q	392	CYS
1	Q	423	THR
1	R	37	VAL
1	R	39	GLU
1	R	45	THR
1	R	50	VAL
1	R	116	GLU
1	R	129	SER
1	R	188	SER
1	R	191	THR
1	R	201	CYS
1	R	204	VAL
1	R	224	SER
1	R	233	SER
1	R	266	LEU
1	R	290	VAL
1	R	299	GLN
1	R	301	LYS
1	R	316	CYS

*Continued on next page...*

*Continued from previous page...*

<b>Mol</b>	<b>Chain</b>	<b>Res</b>	<b>Type</b>
1	R	324	ILE
1	R	331	THR
1	R	342	GLU
1	R	360	LEU
1	R	362	ARG
1	R	367	LEU
1	R	376	LEU
1	R	385	SER
1	R	391	THR
1	R	392	CYS
1	R	423	THR
1	S	37	VAL
1	S	39	GLU
1	S	45	THR
1	S	50	VAL
1	S	116	GLU
1	S	129	SER
1	S	188	SER
1	S	191	THR
1	S	201	CYS
1	S	204	VAL
1	S	224	SER
1	S	233	SER
1	S	266	LEU
1	S	290	VAL
1	S	299	GLN
1	S	301	LYS
1	S	316	CYS
1	S	324	ILE
1	S	331	THR
1	S	342	GLU
1	S	360	LEU
1	S	362	ARG
1	S	367	LEU
1	S	376	LEU
1	S	385	SER
1	S	391	THR
1	S	392	CYS
1	S	423	THR
1	T	37	VAL
1	T	39	GLU
1	T	45	THR

*Continued on next page...*

*Continued from previous page...*

<b>Mol</b>	<b>Chain</b>	<b>Res</b>	<b>Type</b>
1	T	50	VAL
1	T	116	GLU
1	T	129	SER
1	T	188	SER
1	T	191	THR
1	T	201	CYS
1	T	204	VAL
1	T	224	SER
1	T	233	SER
1	T	266	LEU
1	T	290	VAL
1	T	299	GLN
1	T	301	LYS
1	T	316	CYS
1	T	324	ILE
1	T	331	THR
1	T	342	GLU
1	T	360	LEU
1	T	362	ARG
1	T	367	LEU
1	T	376	LEU
1	T	385	SER
1	T	391	THR
1	T	392	CYS
1	T	423	THR
1	U	37	VAL
1	U	39	GLU
1	U	45	THR
1	U	50	VAL
1	U	116	GLU
1	U	129	SER
1	U	188	SER
1	U	191	THR
1	U	201	CYS
1	U	204	VAL
1	U	224	SER
1	U	233	SER
1	U	266	LEU
1	U	290	VAL
1	U	299	GLN
1	U	301	LYS
1	U	316	CYS

*Continued on next page...*

*Continued from previous page...*

<b>Mol</b>	<b>Chain</b>	<b>Res</b>	<b>Type</b>
1	U	324	ILE
1	U	331	THR
1	U	342	GLU
1	U	360	LEU
1	U	362	ARG
1	U	367	LEU
1	U	376	LEU
1	U	385	SER
1	U	391	THR
1	U	392	CYS
1	U	423	THR
1	V	37	VAL
1	V	39	GLU
1	V	45	THR
1	V	50	VAL
1	V	116	GLU
1	V	129	SER
1	V	188	SER
1	V	191	THR
1	V	201	CYS
1	V	204	VAL
1	V	224	SER
1	V	233	SER
1	V	266	LEU
1	V	290	VAL
1	V	299	GLN
1	V	301	LYS
1	V	316	CYS
1	V	324	ILE
1	V	331	THR
1	V	342	GLU
1	V	360	LEU
1	V	362	ARG
1	V	367	LEU
1	V	376	LEU
1	V	385	SER
1	V	391	THR
1	V	392	CYS
1	V	423	THR
1	W	37	VAL
1	W	39	GLU
1	W	45	THR

*Continued on next page...*

*Continued from previous page...*

<b>Mol</b>	<b>Chain</b>	<b>Res</b>	<b>Type</b>
1	W	50	VAL
1	W	116	GLU
1	W	129	SER
1	W	188	SER
1	W	191	THR
1	W	201	CYS
1	W	204	VAL
1	W	224	SER
1	W	233	SER
1	W	266	LEU
1	W	290	VAL
1	W	299	GLN
1	W	301	LYS
1	W	316	CYS
1	W	324	ILE
1	W	331	THR
1	W	342	GLU
1	W	360	LEU
1	W	362	ARG
1	W	367	LEU
1	W	376	LEU
1	W	385	SER
1	W	391	THR
1	W	392	CYS
1	W	423	THR
1	X	37	VAL
1	X	39	GLU
1	X	45	THR
1	X	50	VAL
1	X	116	GLU
1	X	129	SER
1	X	188	SER
1	X	191	THR
1	X	201	CYS
1	X	204	VAL
1	X	224	SER
1	X	233	SER
1	X	266	LEU
1	X	290	VAL
1	X	299	GLN
1	X	301	LYS
1	X	316	CYS

*Continued on next page...*



*Continued from previous page...*

<b>Mol</b>	<b>Chain</b>	<b>Res</b>	<b>Type</b>
1	X	324	ILE
1	X	331	THR
1	X	342	GLU
1	X	360	LEU
1	X	362	ARG
1	X	367	LEU
1	X	376	LEU
1	X	385	SER
1	X	391	THR
1	X	392	CYS
1	X	423	THR
1	Y	37	VAL
1	Y	39	GLU
1	Y	45	THR
1	Y	50	VAL
1	Y	116	GLU
1	Y	129	SER
1	Y	188	SER
1	Y	191	THR
1	Y	201	CYS
1	Y	204	VAL
1	Y	224	SER
1	Y	233	SER
1	Y	266	LEU
1	Y	290	VAL
1	Y	299	GLN
1	Y	301	LYS
1	Y	316	CYS
1	Y	324	ILE
1	Y	331	THR
1	Y	342	GLU
1	Y	360	LEU
1	Y	362	ARG
1	Y	367	LEU
1	Y	376	LEU
1	Y	385	SER
1	Y	391	THR
1	Y	392	CYS
1	Y	423	THR
1	Z	37	VAL
1	Z	39	GLU
1	Z	45	THR

*Continued on next page...*

*Continued from previous page...*

Mol	Chain	Res	Type
1	Z	50	VAL
1	Z	116	GLU
1	Z	129	SER
1	Z	188	SER
1	Z	191	THR
1	Z	201	CYS
1	Z	204	VAL
1	Z	224	SER
1	Z	233	SER
1	Z	266	LEU
1	Z	290	VAL
1	Z	299	GLN
1	Z	301	LYS
1	Z	316	CYS
1	Z	324	ILE
1	Z	331	THR
1	Z	342	GLU
1	Z	360	LEU
1	Z	362	ARG
1	Z	367	LEU
1	Z	376	LEU
1	Z	385	SER
1	Z	391	THR
1	Z	392	CYS
1	Z	423	THR
4	b	39	LEU
3	n	7	LYS
3	a	49	ARG
3	a	66	ARG
4	d	51	CYS
2	E	656	CYS
3	h	17	CYS

Sometimes sidechains can be flipped to improve hydrogen bonding and reduce clashes. All (166) such sidechains are listed below:

Mol	Chain	Res	Type
1	1	29	HIS
1	1	175	GLN
1	1	322	ASN
1	2	29	HIS
1	2	175	GLN
1	2	322	ASN

*Continued on next page...*

*Continued from previous page...*

<b>Mol</b>	<b>Chain</b>	<b>Res</b>	<b>Type</b>
1	2	334	HIS
1	2	436	HIS
2	A	261	HIS
2	A	303	HIS
2	A	438	GLN
2	A	688	ASN
2	A	763	GLN
3	B	273	ASN
3	B	705	HIS
3	B	774	GLN
3	B	830	ASN
3	B	859	GLN
3	B	883	ASN
2	C	309	GLN
2	C	322	GLN
2	C	438	GLN
2	C	644	HIS
2	C	726	HIS
2	C	862	ASN
3	D	609	ASN
3	D	684	HIS
3	D	716	HIS
3	D	719	GLN
3	D	773	ASN
3	D	789	GLN
3	D	883	ASN
3	D	885	HIS
4	o	17	ASN
4	o	19	ASN
3	F	479	GLN
3	F	595	HIS
3	F	684	HIS
3	F	703	GLN
3	F	705	HIS
3	F	751	HIS
2	G	151	GLN
2	G	166	ASN
2	G	329	GLN
2	G	401	HIS
2	G	438	GLN
2	G	524	GLN
2	G	674	GLN

*Continued on next page...*

*Continued from previous page...*

<b>Mol</b>	<b>Chain</b>	<b>Res</b>	<b>Type</b>
2	G	767	GLN
3	H	273	ASN
3	H	329	HIS
3	H	401	HIS
3	H	416	GLN
3	H	491	ASN
3	H	495	GLN
3	H	570	GLN
3	H	609	ASN
3	H	713	HIS
3	H	751	HIS
5	I	116	HIS
5	I	142	GLN
5	I	186	GLN
5	I	316	GLN
5	I	415	HIS
5	I	460	GLN
5	I	543	GLN
5	I	599	GLN
6	J	223	GLN
6	J	435	HIS
6	J	642	HIS
6	J	761	GLN
6	J	879	GLN
6	J	914	GLN
6	J	1009	HIS
5	K	3	HIS
5	K	26	GLN
5	K	43	ASN
5	K	116	HIS
5	K	142	GLN
5	K	160	HIS
5	K	290	ASN
5	K	353	GLN
5	K	377	GLN
5	K	493	GLN
5	K	529	GLN
5	K	561	HIS
5	K	571	GLN
5	K	657	GLN
7	L	430	GLN
7	L	1492	ASN

*Continued on next page...*

*Continued from previous page...*

<b>Mol</b>	<b>Chain</b>	<b>Res</b>	<b>Type</b>
7	L	1654	GLN
7	L	1663	HIS
7	L	1742	GLN
7	L	1766	GLN
7	L	1770	ASN
7	L	1792	GLN
2	M	213	GLN
2	M	316	GLN
2	M	493	ASN
2	M	585	GLN
2	M	712	ASN
2	M	726	HIS
3	N	273	ASN
3	N	416	GLN
3	N	461	HIS
3	N	643	HIS
3	N	742	GLN
3	N	751	HIS
3	N	774	GLN
3	N	885	HIS
1	O	29	HIS
1	O	322	ASN
1	P	29	HIS
1	P	175	GLN
1	P	250	ASN
1	P	322	ASN
1	P	334	HIS
1	Q	29	HIS
1	Q	322	ASN
1	R	29	HIS
1	R	175	GLN
1	R	322	ASN
1	S	29	HIS
1	S	322	ASN
1	T	29	HIS
1	T	175	GLN
1	T	322	ASN
1	U	29	HIS
1	U	175	GLN
1	U	322	ASN
1	V	29	HIS
1	V	175	GLN

*Continued on next page...*

*Continued from previous page...*

Mol	Chain	Res	Type
1	V	322	ASN
1	V	338	GLN
1	W	29	HIS
1	W	322	ASN
1	W	338	GLN
1	X	29	HIS
1	X	322	ASN
1	Y	29	HIS
1	Y	322	ASN
1	Y	334	HIS
1	Y	338	GLN
1	Z	29	HIS
1	Z	322	ASN
1	Z	338	GLN
4	i	56	ASN
4	b	17	ASN
4	b	53	GLN
3	n	30	GLN
3	n	31	GLN
3	n	33	GLN
3	a	31	GLN
3	a	65	GLN
3	a	78	HIS
2	E	169	ASN
2	E	172	GLN
2	E	420	GLN
2	E	424	ASN
2	E	438	GLN
2	E	512	HIS
2	E	530	HIS
2	E	631	ASN
2	E	691	GLN
2	E	763	GLN
6	l	123	ASN

### 5.3.3 RNA [i](#)

There are no RNA molecules in this entry.

### 5.4 Non-standard residues in protein, DNA, RNA chains [i](#)

There are no non-standard protein/DNA/RNA residues in this entry.

## 5.5 Carbohydrates [i](#)

There are no monosaccharides in this entry.

## 5.6 Ligand geometry [i](#)

There are no ligands in this entry.

## 5.7 Other polymers [i](#)

There are no such residues in this entry.

## 5.8 Polymer linkage issues [i](#)

There are no chain breaks in this entry.

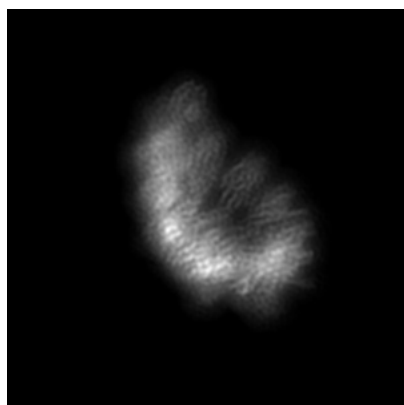
## 6 Map visualisation [i](#)

This section contains visualisations of the EMDB entry EMD-14018. These allow visual inspection of the internal detail of the map and identification of artifacts.

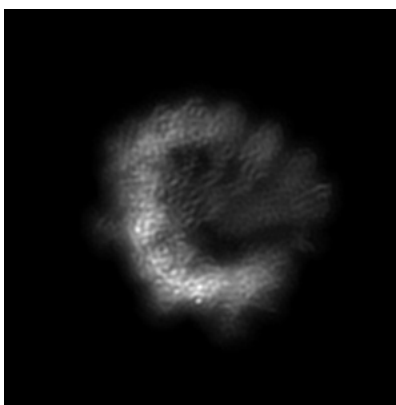
No raw map or half-maps were deposited for this entry and therefore no images, graphs, etc. pertaining to the raw map can be shown.

### 6.1 Orthogonal projections [i](#)

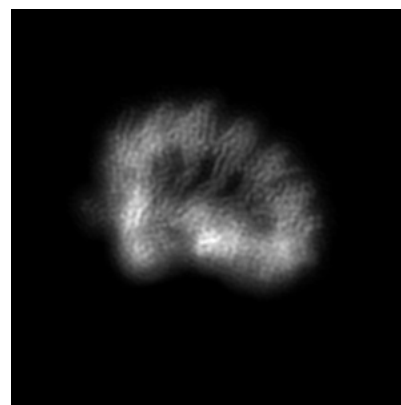
#### 6.1.1 Primary map



X



Y



Z

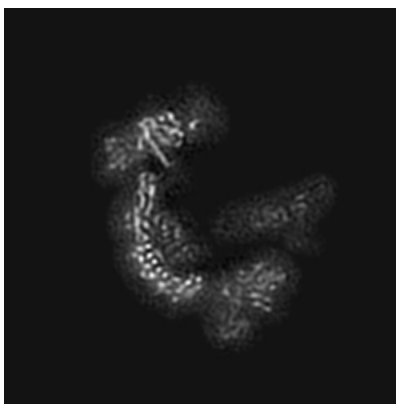
The images above show the map projected in three orthogonal directions.

### 6.2 Central slices [i](#)

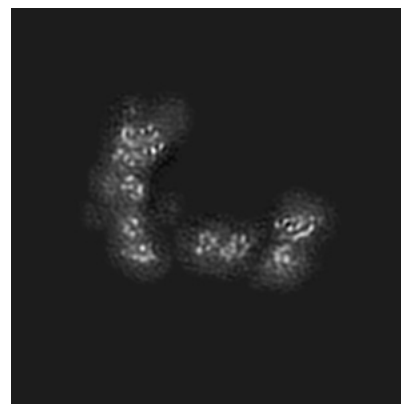
#### 6.2.1 Primary map



X Index: 100



Y Index: 100



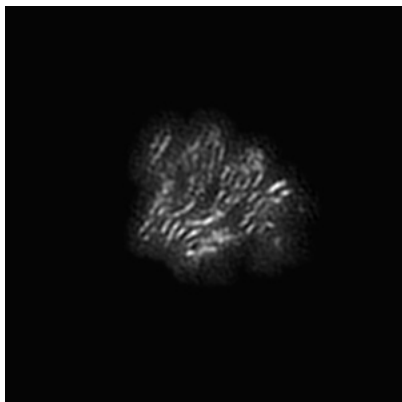
Z Index: 100



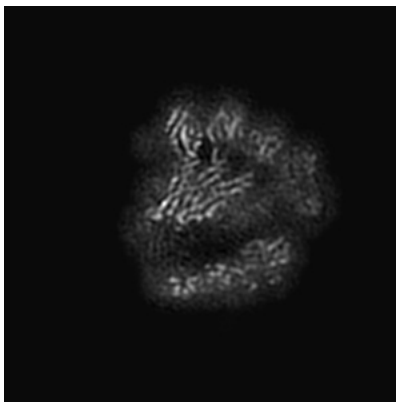
The images above show central slices of the map in three orthogonal directions.

## 6.3 Largest variance slices [i](#)

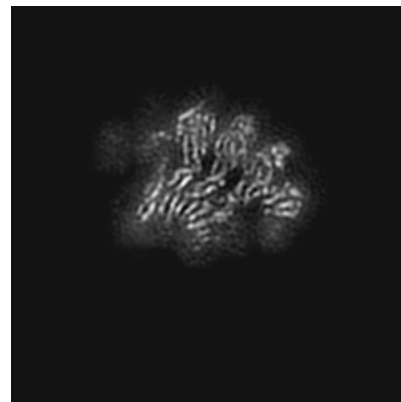
### 6.3.1 Primary map



X Index: 62



Y Index: 82




Z Index: 71


The images above show the largest variance slices of the map in three orthogonal directions.

## 6.4 Orthogonal standard-deviation projections (False-color) [i](#)

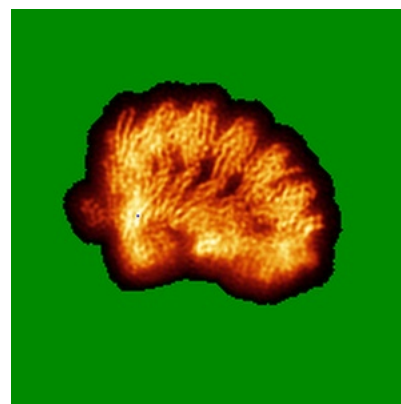
### 6.4.1 Primary map



X



Y



Z

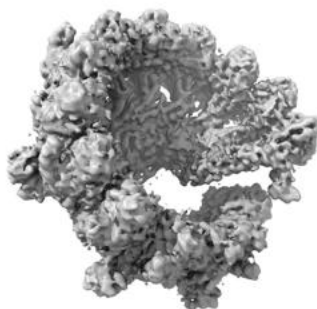
The images above show the map standard deviation projections with false color in three orthogonal directions. Minimum values are shown in green, max in blue, and dark to light orange shades represent small to large values respectively.

## 6.5 Orthogonal surface views [i](#)

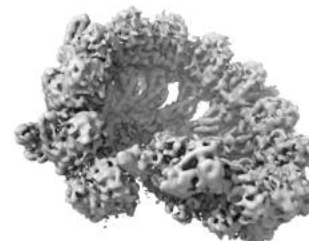
### 6.5.1 Primary map



X



Y



Z

The images above show the 3D surface view of the map at the recommended contour level 0.0274. These images, in conjunction with the slice images, may facilitate assessment of whether an appropriate contour level has been provided.

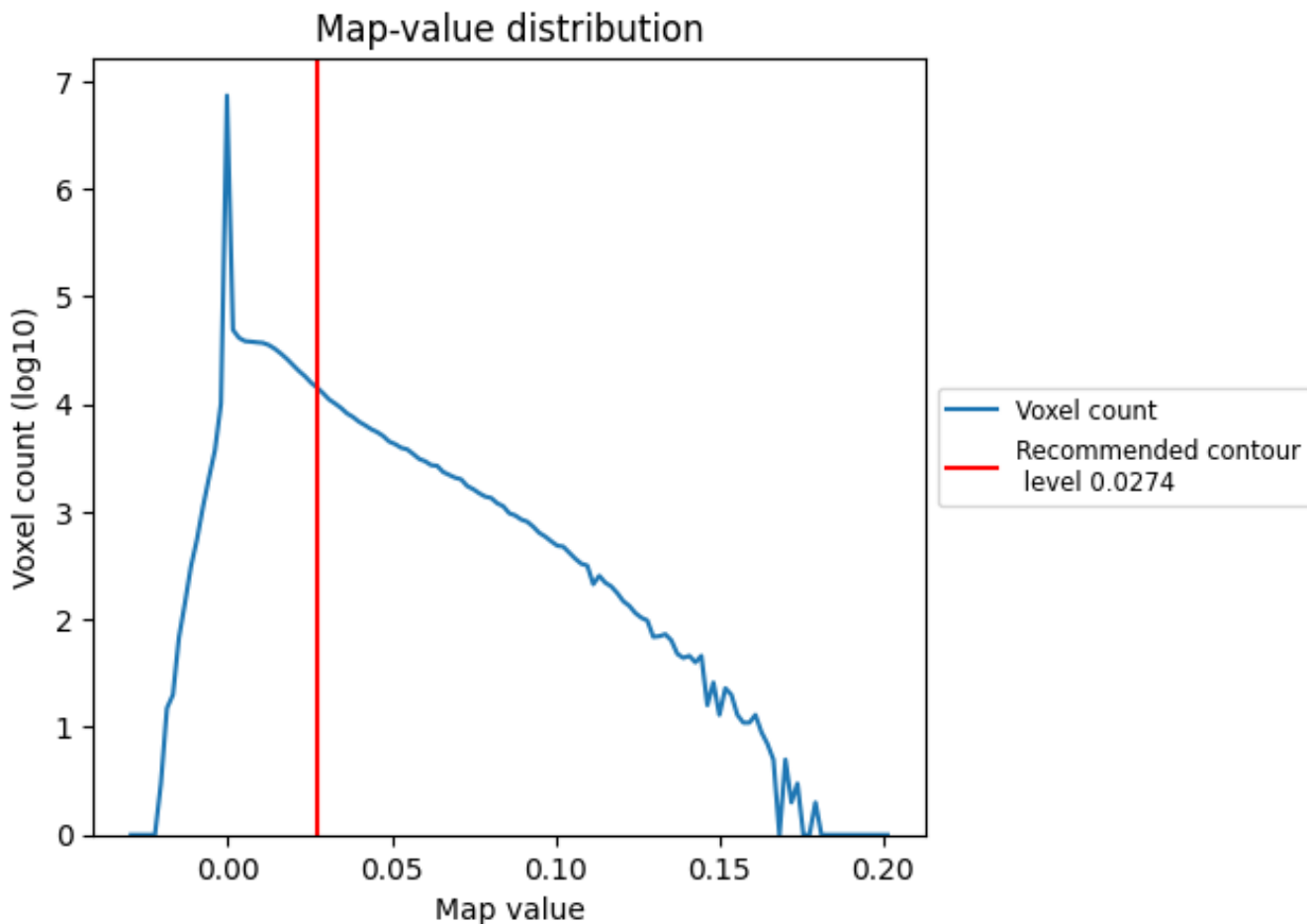
## 6.6 Mask visualisation [i](#)

This section was not generated. No masks/segmentation were deposited.

## 7 Map analysis [i](#)

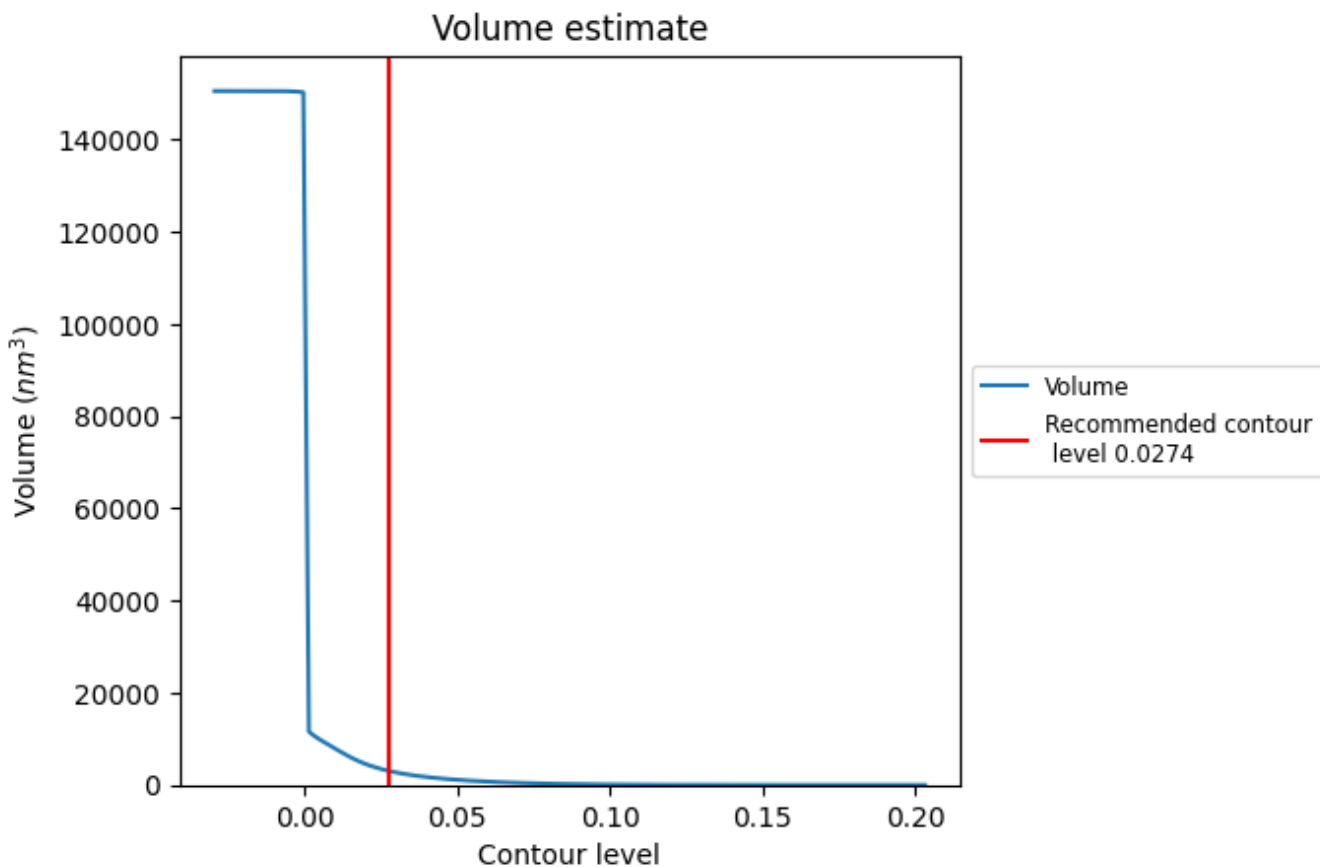
This section contains the results of statistical analysis of the map.

### 7.1 Map-value distribution [i](#)



The map-value distribution is plotted in 128 intervals along the x-axis. The y-axis is logarithmic. A spike in this graph at zero usually indicates that the volume has been masked.

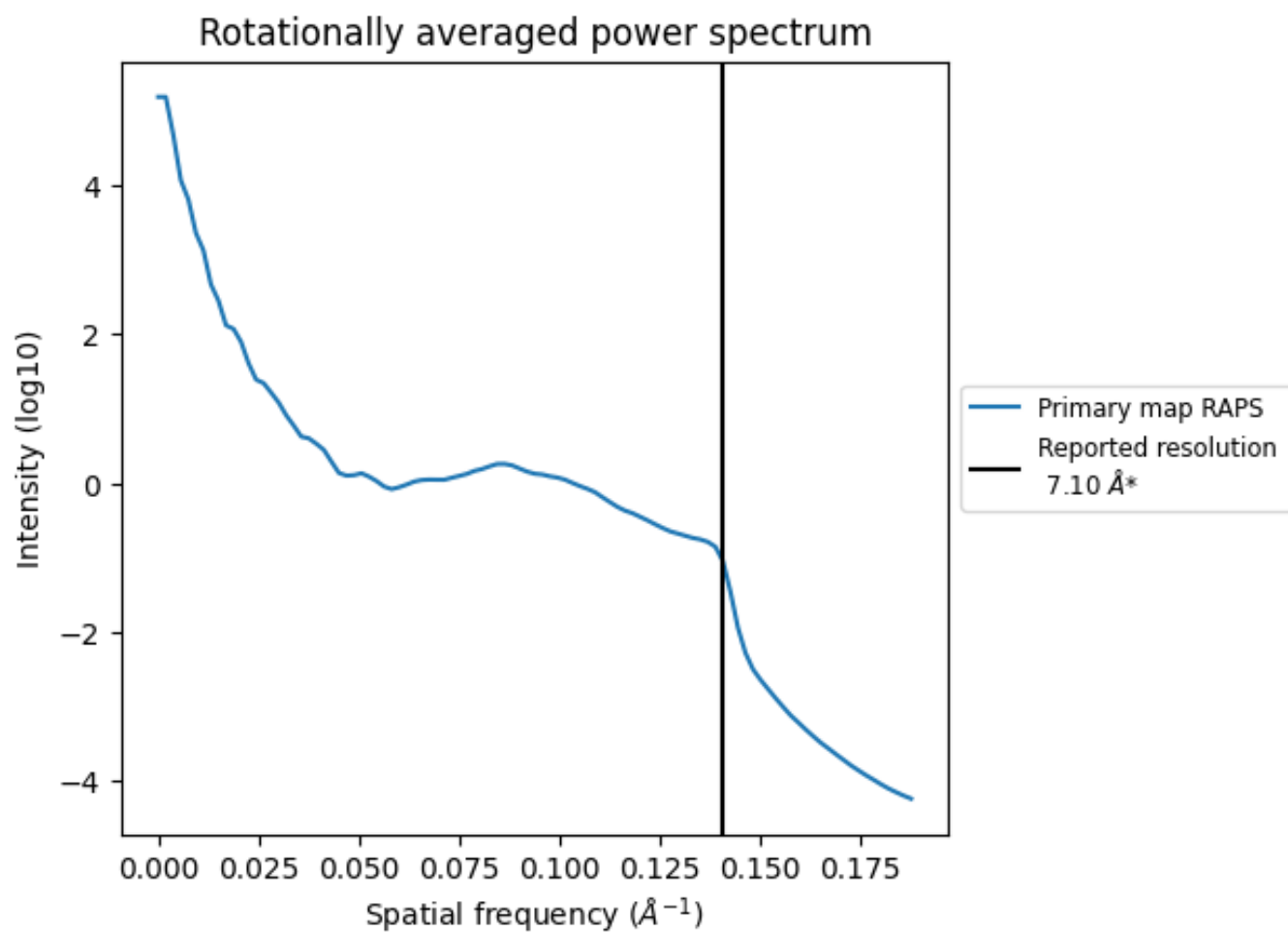
## 7.2 Volume estimate [\(i\)](#)



The volume at the recommended contour level is  $3057 \text{ nm}^3$ ; this corresponds to an approximate mass of 2762 kDa.

The volume estimate graph shows how the enclosed volume varies with the contour level. The recommended contour level is shown as a vertical line and the intersection between the line and the curve gives the volume of the enclosed surface at the given level.

### 7.3 Rotationally averaged power spectrum [i](#)



\*Reported resolution corresponds to spatial frequency of  $0.141 \text{\AA}^{-1}$

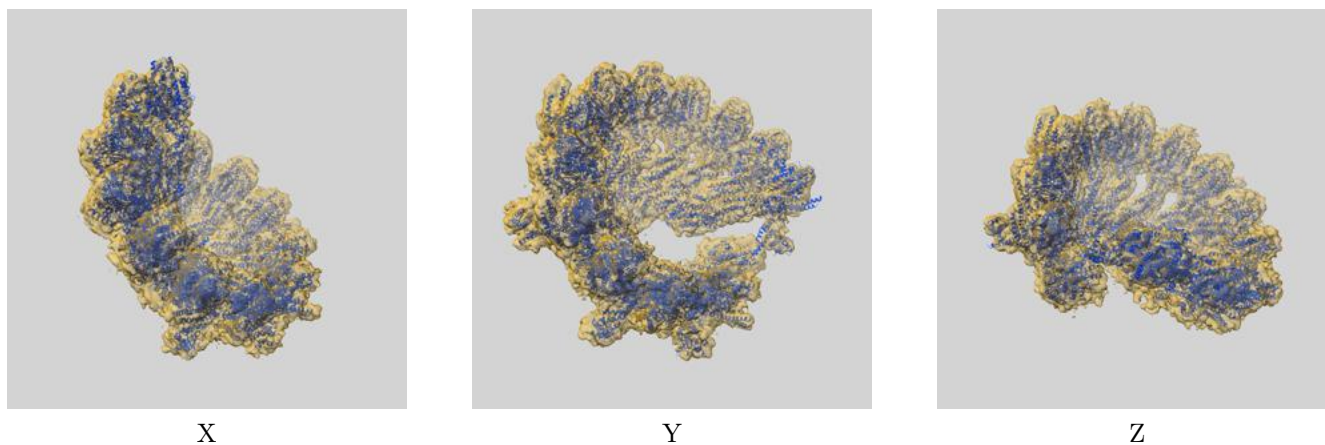
## 8 Fourier-Shell correlation

This section was not generated. No FSC curve or half-maps provided.

## 9 Map-model fit [i](#)


This section contains information regarding the fit between EMDB map EMD-14018 and PDB model 7QJD. Per-residue inclusion information can be found in section 3 on page 8.

### 9.1 Map-model overlay [i](#)



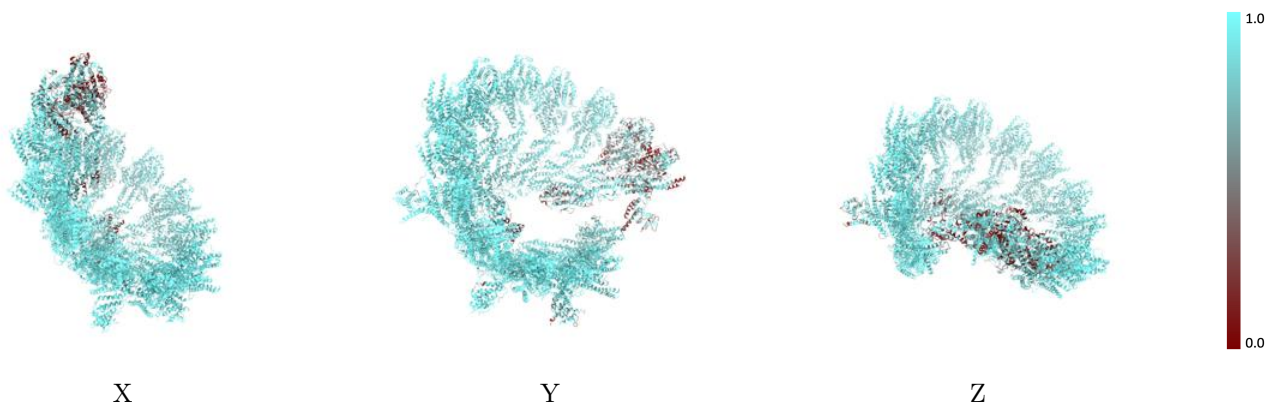
The images above show the 3D surface view of the map at the recommended contour level 0.0274 at 50% transparency in yellow overlaid with a ribbon representation of the model coloured in blue. These images allow for the visual assessment of the quality of fit between the atomic model and the map.

## 9.2 Q-score mapped to coordinate model [i](#)



The images above show the model with each residue coloured according to its Q-score. This shows their resolvability in the map with higher Q-score values reflecting better resolvability. Please note: Q-score is calculating the resolvability of atoms, and thus high values are only expected at resolutions at which atoms can be resolved. Low Q-score values may therefore be expected for many entries.

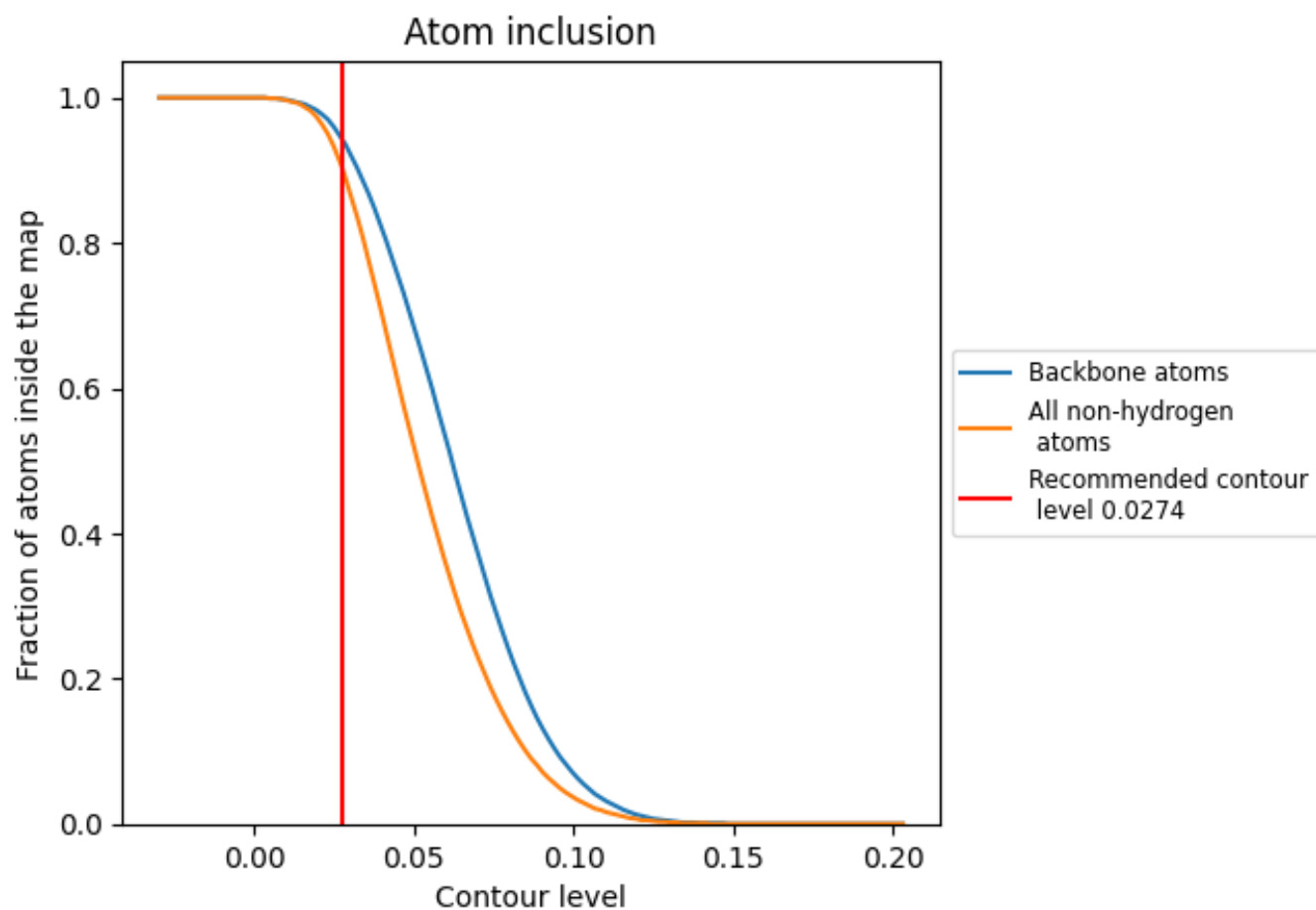
## 9.3 Atom inclusion mapped to coordinate model [i](#)



The images above show the model with each residue coloured according to its atom inclusion. This shows to what extent they are inside the map at the recommended contour level (0.0274).









































































## 9.4 Atom inclusion [i](#)



At the recommended contour level, 94% of all backbone atoms, 91% of all non-hydrogen atoms, are inside the map.

## 9.5 Map-model fit summary

















The table lists the average atom inclusion at the recommended contour level (0.0274) and Q-score for the entire model and for each chain.

Chain	Atom inclusion	Q-score
All	 0.9060	 0.1100
1	 0.6200	 0.0410
2	 0.4660	 0.0060
A	 0.9530	 0.1130
B	 0.9430	 0.1190
C	 0.9840	 0.1270
D	 0.9790	 0.1300
E	 0.9820	 0.1300
F	 0.9690	 0.1280
G	 0.9610	 0.1340
H	 0.9610	 0.1380
I	 0.9430	 0.1440
J	 0.9680	 0.1380
K	 0.9530	 0.1210
L	 0.9600	 0.1160
M	 0.7100	 0.0800
N	 0.7020	 0.0790
O	 0.9080	 0.0810
P	 0.9410	 0.0990
Q	 0.9560	 0.1120
R	 0.9730	 0.1140
S	 0.9730	 0.1140
T	 0.9790	 0.1310
U	 0.9720	 0.1210
V	 0.9710	 0.1220
W	 0.9620	 0.1140
X	 0.9770	 0.1190
Y	 0.9720	 0.0760
Z	 0.9580	 0.0800
a	 0.8160	 0.1300
b	 0.8490	 0.1630
c	 0.7680	 0.1160
d	 0.4130	 0.1250
f	 0.7210	 0.0840
g	 0.7460	 0.1280



*Continued on next page...*

*Continued from previous page...*

Chain	Atom inclusion	Q-score
h	 0.9040	 0.1040
i	 0.9310	 0.1110
j	 0.9190	 0.0920
k	 0.9240	 0.1570
l	 0.9430	 0.1030
m	 0.9450	 0.1230
n	 0.4260	 0.0490
o	 0.5610	 0.0750