



## Full wwPDB EM Validation Report ⓘ

Mar 6, 2025 – 06:38 pm GMT

PDB ID : 7OT5  
EMDB ID : EMD-13055  
Title : CspA-70 cotranslational folding intermediate 1  
Authors : Agirrezabala, X.; Samatova, E.; Macher, M.; Liutkute, M.; Gil-Carton, D.;  
Novacek, J.; Valle, M.; Rodnina, M.V.  
Deposited on : 2021-06-09  
Resolution : 2.90 Å(reported)  
Based on initial model : 6ORE

This is a Full wwPDB EM Validation Report for a publicly released PDB entry.

We welcome your comments at [validation@mail.wwpdb.org](mailto:validation@mail.wwpdb.org)

A user guide is available at

<https://www.wwpdb.org/validation/2017/EMValidationReportHelp>

with specific help available everywhere you see the ⓘ symbol.

The types of validation reports are described at

<http://www.wwpdb.org/validation/2017/FAQs#types>.

---

The following versions of software and data (see [references ⓘ](#)) were used in the production of this report:

EMDB validation analysis : **FAILED**  
Mogul : 1.8.4, CSD as541be (2020)  
MolProbity : 4.02b-467  
Percentile statistics : 20231227.v01 (using entries in the PDB archive December 27th 2023)  
MapQ : **FAILED**  
Ideal geometry (proteins) : Engh & Huber (2001)  
Ideal geometry (DNA, RNA) : Parkinson et al. (1996)  
Validation Pipeline (wwPDB-VP) : 2.41

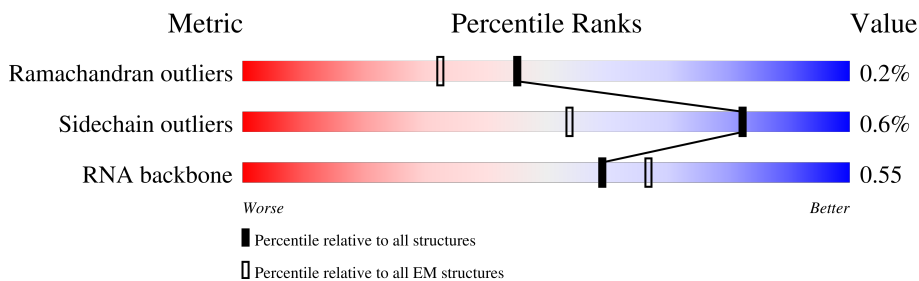
# 1 Overall quality at a glance

The following experimental techniques were used to determine the structure:

*ELECTRON MICROSCOPY*

The reported resolution of this entry is 2.90 Å.

Percentile scores (ranging between 0-100) for global validation metrics of the entry are shown in the following graphic. The table shows the number of entries on which the scores are based.




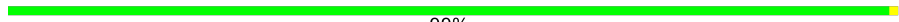
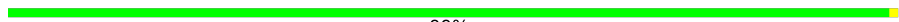












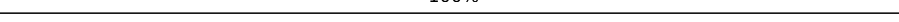
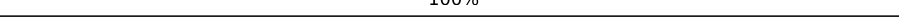
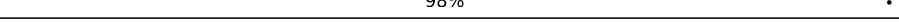
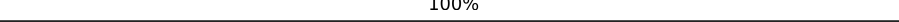
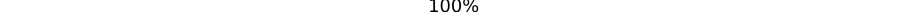
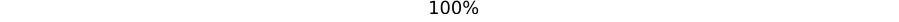
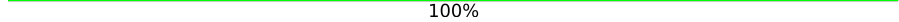
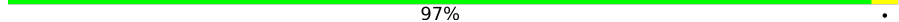

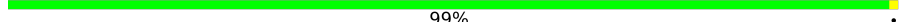
Metric	Whole archive (#Entries)	EM structures (#Entries)
Ramachandran outliers	207382	16835
Sidechain outliers	206894	16415
RNA backbone	6643	2191

The table below summarises the geometric issues observed across the polymeric chains and their fit to the map. The red, orange, yellow and green segments of the bar indicate the fraction of residues that contain outliers for  $\geq 3$ , 2, 1 and 0 types of geometric quality criteria respectively. A grey segment represents the fraction of residues that are not modelled. The numeric value for each fraction is indicated below the corresponding segment, with a dot representing fractions  $\leq 5\%$ .

Mol	Chain	Length	Quality of chain
1	1	2903	81% 18% .
2	2	1534	82% 17% .
3	3	120	87% 12% .
4	C	271	100%
5	D	209	98% .
6	E	201	100%
7	F	177	99% .
8	G	175	99% .
9	H	149	98% .

*Continued on next page...*

*Continued from previous page...*

Mol	Chain	Length	Quality of chain
10	I	142	 100%
11	J	123	 99%
12	K	144	 99%
13	L	136	 99%
14	M	119	 100%
15	N	116	 100%
16	O	114	 100%
17	P	117	 100%
18	Q	103	 98%
19	R	110	 99%
20	S	94	 100%
21	T	103	 100%
22	U	94	 100%
23	V	81	 99%
24	W	77	 100%
25	X	62	 100%
26	Y	58	 98%
27	Z	66	 100%
28	a	56	 100%
29	b	52	 100%
30	c	46	 100%
31	d	64	 97%
32	e	38	 100%
33	f	225	 99%
34	g	208	 100%

*Continued on next page...*

Continued from previous page...

Mol	Chain	Length	Quality of chain
35	h	205	100%
36	i	156	99%
37	j	104	100%
38	k	151	100%
39	l	129	100%
40	m	127	99%
41	n	99	99%
42	o	117	99%
43	p	123	99%
44	q	116	100%
45	r	100	100%
46	s	88	99%
47	t	82	100%
48	u	80	100%
49	v	66	100%
50	w	83	99%
51	x	86	98%
52	y	70	99%
53	4	6	83% 17%
54	z	85	55% 34% 11%
55	B	66	92% 8%

## 2 Entry composition

There are 57 unique types of molecules in this entry. The entry contains 145365 atoms, of which 0 are hydrogens and 0 are deuteriums.

In the tables below, the AltConf column contains the number of residues with at least one atom in alternate conformation and the Trace column contains the number of residues modelled with at most 2 atoms.

- Molecule 1 is a RNA chain called 23S rRNA.

Mol	Chain	Residues	Atoms					AltConf	Trace
			Total	C	N	O	P		
1	1	2903	62336	27816	11470	20147	2903	0	0

- Molecule 2 is a RNA chain called 16S rRNA.

Mol	Chain	Residues	Atoms					AltConf	Trace
			Total	C	N	O	P		
2	2	1534	32929	14693	6041	10661	1534	0	0

- Molecule 3 is a RNA chain called 5S rRNA.

Mol	Chain	Residues	Atoms					AltConf	Trace
			Total	C	N	O	P		
3	3	120	2569	1144	468	837	120	0	0

- Molecule 4 is a protein called 50S ribosomal protein L2.

Mol	Chain	Residues	Atoms					AltConf	Trace
			Total	C	N	O	S		
4	C	271	2082	1288	423	364	7	0	0

- Molecule 5 is a protein called 50S ribosomal protein L3.

Mol	Chain	Residues	Atoms					AltConf	Trace
			Total	C	N	O	S		
5	D	209	1565	979	288	294	4	0	0

- Molecule 6 is a protein called 50S ribosomal protein L4.

Mol	Chain	Residues	Atoms					AltConf	Trace
			Total	C	N	O	S		
6	E	201	1552	974	283	290	5	0	0

- Molecule 7 is a protein called 50S ribosomal protein L5.

Mol	Chain	Residues	Atoms					AltConf	Trace
			Total	C	N	O	S		
7	F	177	1410	899	249	256	6	0	0

- Molecule 8 is a protein called 50S ribosomal protein L6.

Mol	Chain	Residues	Atoms					AltConf	Trace
			Total	C	N	O	S		
8	G	175	1313	826	241	244	2	0	0

- Molecule 9 is a protein called 50S ribosomal protein L9.

Mol	Chain	Residues	Atoms					AltConf	Trace
			Total	C	N	O	S		
9	H	149	1111	699	197	214	1	0	0

- Molecule 10 is a protein called 50S ribosomal protein L13.

Mol	Chain	Residues	Atoms					AltConf	Trace
			Total	C	N	O	S		
10	I	142	1129	714	212	199	4	0	0

- Molecule 11 is a protein called 50S ribosomal protein L14.

Mol	Chain	Residues	Atoms					AltConf	Trace
			Total	C	N	O	S		
11	J	123	946	593	181	166	6	0	0

- Molecule 12 is a protein called 50S ribosomal protein L15.

Mol	Chain	Residues	Atoms					AltConf	Trace
			Total	C	N	O	S		
12	K	144	1053	654	207	190	2	0	0

- Molecule 13 is a protein called 50S ribosomal protein L16.

Mol	Chain	Residues	Atoms					AltConf	Trace
			Total	C	N	O	S		
13	L	136	1074	686	205	177	6	0	0

- Molecule 14 is a protein called 50S ribosomal protein L17.

Mol	Chain	Residues	Atoms					AltConf	Trace
14	M	119	Total	C	N	O	S	0	0
			951	588	195	163	5		

- Molecule 15 is a protein called 50S ribosomal protein L18.

Mol	Chain	Residues	Atoms					AltConf	Trace
15	N	116	Total	C	N	O	S	0	0
			892	552	178	162			

- Molecule 16 is a protein called 50S ribosomal protein L19.

Mol	Chain	Residues	Atoms					AltConf	Trace
16	O	114	Total	C	N	O	S	0	0
			917	574	179	163	1		

- Molecule 17 is a protein called 50S ribosomal protein L20.

Mol	Chain	Residues	Atoms					AltConf	Trace
17	P	117	Total	C	N	O	S	0	0
			947	604	192	151			

- Molecule 18 is a protein called 50S ribosomal protein L21.

Mol	Chain	Residues	Atoms					AltConf	Trace
18	Q	103	Total	C	N	O	S	0	0
			816	516	153	145	2		

- Molecule 19 is a protein called 50S ribosomal protein L22.

Mol	Chain	Residues	Atoms					AltConf	Trace
19	R	110	Total	C	N	O	S	0	0
			857	532	166	156	3		

- Molecule 20 is a protein called 50S ribosomal protein L23.

Mol	Chain	Residues	Atoms					AltConf	Trace
20	S	94	Total	C	N	O	S	0	0
			746	470	140	134	2		

- Molecule 21 is a protein called Ribosomal protein L24.

Mol	Chain	Residues	Atoms				AltConf	Trace
21	T	103	Total	C	N	O	0	0
			788	498	148	142		

- Molecule 22 is a protein called 50S ribosomal protein L25.

Mol	Chain	Residues	Atoms					AltConf	Trace
22	U	94	Total	C	N	O	S	0	0
			753	479	137	134	3		

- Molecule 23 is a protein called 50S ribosomal protein L27.

Mol	Chain	Residues	Atoms					AltConf	Trace
23	V	81	Total	C	N	O	S	0	0
			610	376	123	110	1		

- Molecule 24 is a protein called 50S ribosomal protein L28.

Mol	Chain	Residues	Atoms					AltConf	Trace
24	W	77	Total	C	N	O	S	0	0
			625	388	129	106	2		

- Molecule 25 is a protein called 50S ribosomal protein L29.

Mol	Chain	Residues	Atoms					AltConf	Trace
25	X	62	Total	C	N	O	S	0	0
			501	308	98	94	1		

- Molecule 26 is a protein called 50S ribosomal protein L30.

Mol	Chain	Residues	Atoms					AltConf	Trace
26	Y	58	Total	C	N	O	S	0	0
			448	281	87	78	2		

- Molecule 27 is a protein called 50S ribosomal protein L31.

Mol	Chain	Residues	Atoms					AltConf	Trace
27	Z	66	Total	C	N	O	S	0	0
			522	323	99	94	6		

- Molecule 28 is a protein called 50S ribosomal protein L32.



Mol	Chain	Residues	Atoms					AltConf	Trace
28	a	56	Total	C	N	O	S	0	0
			444	269	94	80	1		

- Molecule 29 is a protein called 50S ribosomal protein L33.

Mol	Chain	Residues	Atoms					AltConf	Trace
29	b	52	Total	C	N	O	S	0	0
			426	275	78	73			

- Molecule 30 is a protein called 50S ribosomal protein L34.

Mol	Chain	Residues	Atoms					AltConf	Trace
30	c	46	Total	C	N	O	S	0	0
			377	228	90	57	2		

- Molecule 31 is a protein called 50S ribosomal protein L35.

Mol	Chain	Residues	Atoms					AltConf	Trace
31	d	64	Total	C	N	O	S	0	0
			504	323	105	74	2		

- Molecule 32 is a protein called 50S ribosomal protein L36.

Mol	Chain	Residues	Atoms					AltConf	Trace
32	e	38	Total	C	N	O	S	0	0
			302	185	65	48	4		

- Molecule 33 is a protein called 30S ribosomal protein S2.

Mol	Chain	Residues	Atoms					AltConf	Trace
33	f	225	Total	C	N	O	S	0	0
			1760	1113	316	323	8		

- Molecule 34 is a protein called 30S ribosomal protein S3.

Mol	Chain	Residues	Atoms					AltConf	Trace
34	g	208	Total	C	N	O	S	0	0
			1636	1036	307	290	3		

- Molecule 35 is a protein called 30S ribosomal protein S4.

Mol	Chain	Residues	Atoms					AltConf	Trace
			Total	C	N	O	S		
35	h	205	1643	1026	315	298	4	0	0

- Molecule 36 is a protein called 30S ribosomal protein S5.

Mol	Chain	Residues	Atoms					AltConf	Trace
			Total	C	N	O	S		
36	i	156	1152	717	217	212	6	0	0

- Molecule 37 is a protein called 30S ribosomal protein S6.

Mol	Chain	Residues	Atoms					AltConf	Trace
			Total	C	N	O	S		
37	j	104	848	536	153	152	7	0	0

- Molecule 38 is a protein called 30S ribosomal protein S7.

Mol	Chain	Residues	Atoms					AltConf	Trace
			Total	C	N	O	S		
38	k	151	1181	735	227	215	4	0	0

- Molecule 39 is a protein called 30S ribosomal protein S8.

Mol	Chain	Residues	Atoms					AltConf	Trace
			Total	C	N	O	S		
39	l	129	979	616	173	184	6	0	0

- Molecule 40 is a protein called 30S ribosomal protein S9.

Mol	Chain	Residues	Atoms					AltConf	Trace
			Total	C	N	O	S		
40	m	127	1022	634	206	179	3	0	0

- Molecule 41 is a protein called 30S ribosomal protein S10.

Mol	Chain	Residues	Atoms					AltConf	Trace
			Total	C	N	O	S		
41	n	99	790	495	151	143	1	0	0

- Molecule 42 is a protein called 30S ribosomal protein S11.

Mol	Chain	Residues	Atoms					AltConf	Trace
42	o	117	Total	C	N	O	S	0	0
			877	540	174	160	3		

- Molecule 43 is a protein called 30S ribosomal protein S12.

Mol	Chain	Residues	Atoms					AltConf	Trace
43	p	123	Total	C	N	O	S	0	0
			957	591	196	165	5		

- Molecule 44 is a protein called 30S ribosomal protein S13.

Mol	Chain	Residues	Atoms					AltConf	Trace
44	q	116	Total	C	N	O	S	0	0
			900	558	181	158	3		

- Molecule 45 is a protein called 30S ribosomal protein S14.

Mol	Chain	Residues	Atoms					AltConf	Trace
45	r	100	Total	C	N	O	S	0	0
			805	499	164	139	3		

- Molecule 46 is a protein called 30S ribosomal protein S15.

Mol	Chain	Residues	Atoms					AltConf	Trace
46	s	88	Total	C	N	O	S	0	0
			714	439	144	130	1		

- Molecule 47 is a protein called 30S ribosomal protein S16.

Mol	Chain	Residues	Atoms					AltConf	Trace
47	t	82	Total	C	N	O	S	0	0
			649	406	128	114	1		

- Molecule 48 is a protein called 30S ribosomal protein S17.

Mol	Chain	Residues	Atoms					AltConf	Trace
48	u	80	Total	C	N	O	S	0	0
			648	411	121	113	3		

- Molecule 49 is a protein called 30S ribosomal protein S18.

Mol	Chain	Residues	Atoms					AltConf	Trace
49	v	66	Total	C	N	O	S	0	0
			544	344	102	97	1		

- Molecule 50 is a protein called Ribosomal protein S19.

Mol	Chain	Residues	Atoms					AltConf	Trace
50	w	83	Total	C	N	O	S	0	0
			663	424	126	111	2		

- Molecule 51 is a protein called 30S ribosomal protein S20.

Mol	Chain	Residues	Atoms					AltConf	Trace
51	x	86	Total	C	N	O	S	0	0
			669	414	138	114	3		

- Molecule 52 is a protein called 30S ribosomal protein S21.

Mol	Chain	Residues	Atoms					AltConf	Trace
52	y	70	Total	C	N	O	S	0	0
			589	366	125	97	1		

- Molecule 53 is a RNA chain called mRNA.

Mol	Chain	Residues	Atoms					AltConf	Trace
53	4	6	Total	C	N	O	P	0	0
			122	55	17	44	6		

- Molecule 54 is a RNA chain called tRNA-Leu.

Mol	Chain	Residues	Atoms					AltConf	Trace
54	z	85	Total	C	N	O	P	0	0
			1830	822	328	595	85		

- Molecule 55 is a protein called Cold shock protein CspB.

Mol	Chain	Residues	Atoms					AltConf	Trace
55	B	66	Total	C	N	O	S	0	0
			496	316	81	98	1		

There are 2 discrepancies between the modelled and reference sequences:

Chain	Residue	Modelled	Actual	Comment	Reference
B	45	LYS	LEU	conflict	UNP A0A7U8W1U7
B	61	ALA	GLY	conflict	UNP A0A7U8W1U7

- Molecule 56 is MAGNESIUM ION (three-letter code: MG) (formula: Mg).

Mol	Chain	Residues	Atoms		AltConf
56	1	261	Total 261	Mg 261	0
56	2	113	Total 113	Mg 113	0
56	3	8	Total 8	Mg 8	0
56	C	1	Total 1	Mg 1	0
56	D	2	Total 2	Mg 2	0
56	P	1	Total 1	Mg 1	0
56	T	1	Total 1	Mg 1	0
56	a	2	Total 2	Mg 2	0
56	h	1	Total 1	Mg 1	0
56	m	1	Total 1	Mg 1	0
56	q	1	Total 1	Mg 1	0
56	z	2	Total 2	Mg 2	0

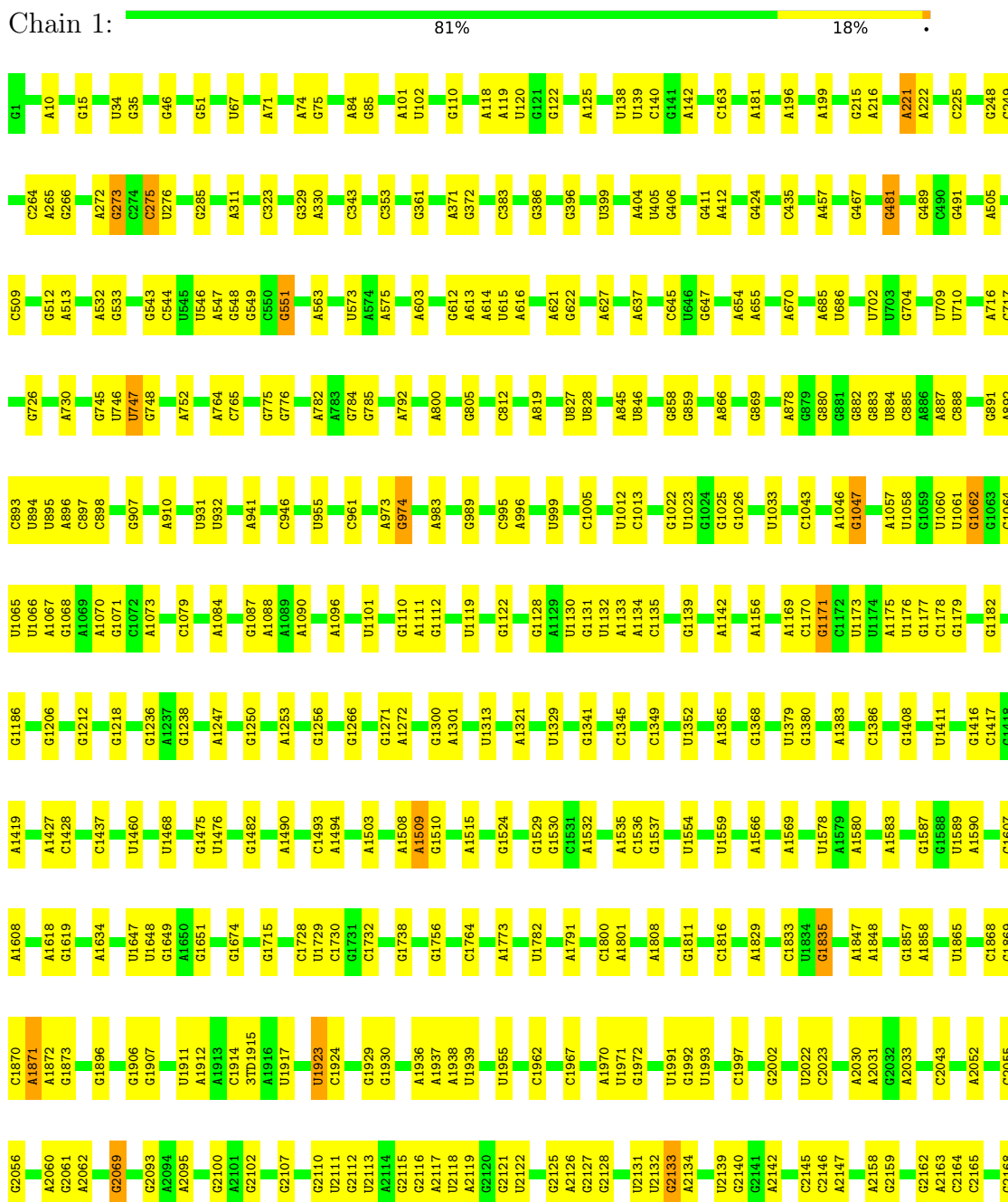
- Molecule 57 is ZINC ION (three-letter code: ZN) (formula: Zn).

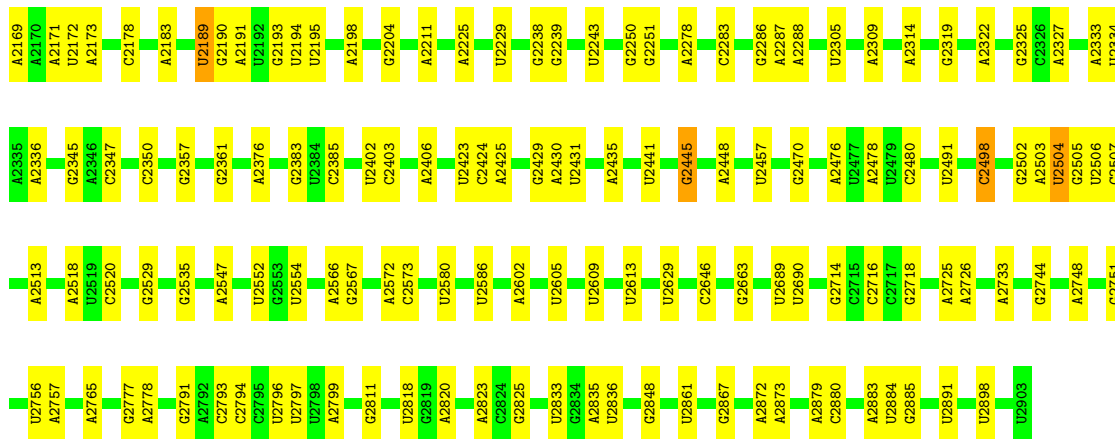
Mol	Chain	Residues	Atoms		AltConf
57	Z	1	Total 1	Zn 1	0
57	e	1	Total 1	Zn 1	0

### 3 Residue-property plots [i](#)

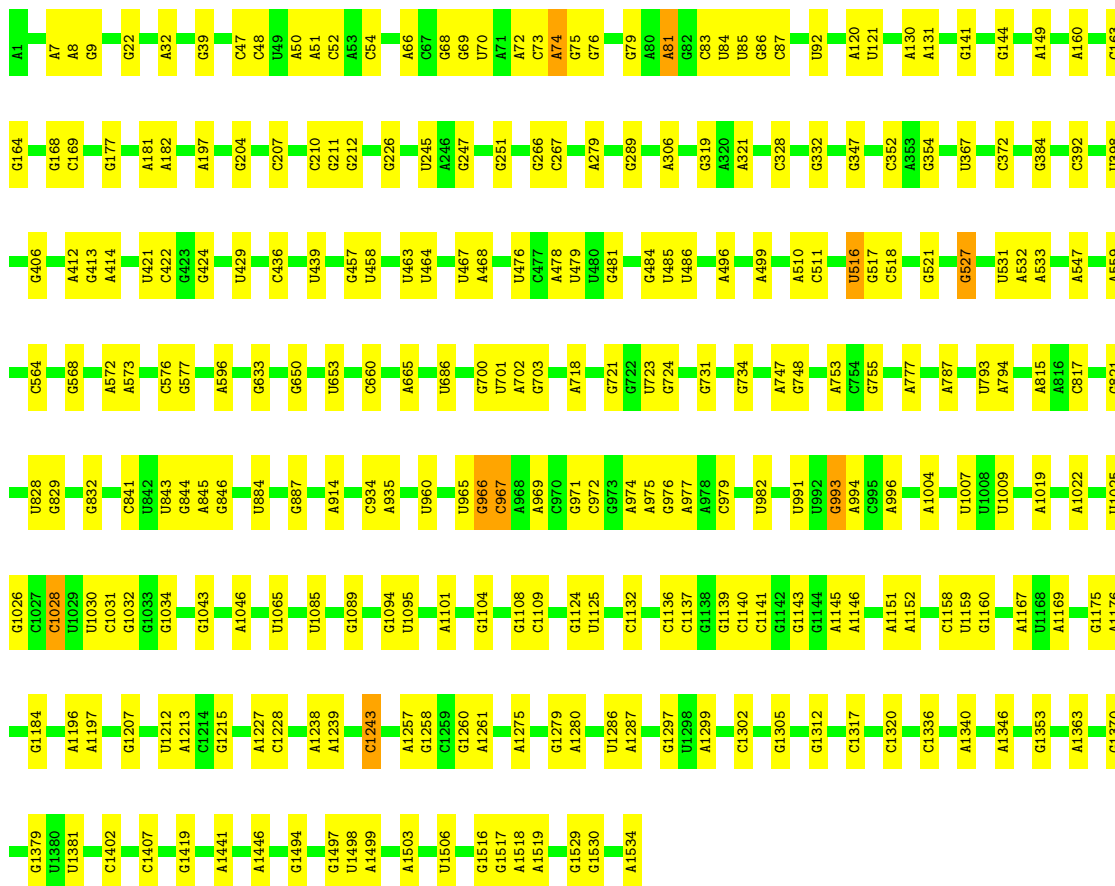
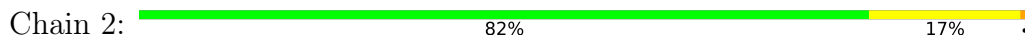
These plots are drawn for all protein, RNA, DNA and oligosaccharide chains in the entry. The first graphic for a chain summarises the proportions of the various outlier classes displayed in the second graphic. The second graphic shows the sequence view annotated by issues in geometry. Residues are color-coded according to the number of geometric quality criteria for which they contain at least one outlier: green = 0, yellow = 1, orange = 2 and red = 3 or more. Stretches of 2 or more consecutive residues without any outlier are shown as a green connector. Residues present in the sample, but not in the model, are shown in grey.

- Molecule 1: 23S rRNA

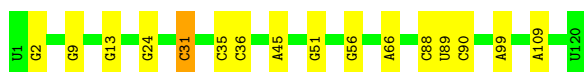
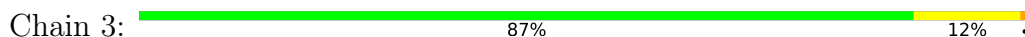




• Molecule 2: 16S rRNA



• Molecule 3: 5S rRNA




- Molecule 4: 50S ribosomal protein L2

Chain C:  100%

There are no outlier residues recorded for this chain.

- Molecule 5: 50S ribosomal protein L3

Chain D:  98%



- Molecule 6: 50S ribosomal protein L4

Chain E:  100%

There are no outlier residues recorded for this chain.

- Molecule 7: 50S ribosomal protein L5

Chain F:  99%



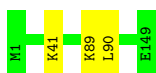
- Molecule 8: 50S ribosomal protein L6

Chain G:  99%



- Molecule 9: 50S ribosomal protein L9

Chain H:  98%



- Molecule 10: 50S ribosomal protein L13

Chain I:  100%

There are no outlier residues recorded for this chain.

- Molecule 11: 50S ribosomal protein L14

Chain J:  99%





- Molecule 12: 50S ribosomal protein L15

Chain K:  99%



- Molecule 13: 50S ribosomal protein L16

Chain L:  99%



- Molecule 14: 50S ribosomal protein L17

Chain M:  100%

There are no outlier residues recorded for this chain.

- Molecule 15: 50S ribosomal protein L18

Chain N:  100%

There are no outlier residues recorded for this chain.

- Molecule 16: 50S ribosomal protein L19

Chain O:  100%

There are no outlier residues recorded for this chain.

- Molecule 17: 50S ribosomal protein L20

Chain P:  100%

There are no outlier residues recorded for this chain.

- Molecule 18: 50S ribosomal protein L21

Chain Q:  98%



- Molecule 19: 50S ribosomal protein L22

Chain R:  99%



- Molecule 20: 50S ribosomal protein L23

Chain S:  100%

There are no outlier residues recorded for this chain.

- Molecule 21: Ribosomal protein L24

Chain T:  100%

There are no outlier residues recorded for this chain.

- Molecule 22: 50S ribosomal protein L25

Chain U:  100%

There are no outlier residues recorded for this chain.

- Molecule 23: 50S ribosomal protein L27

Chain V:  99%



- Molecule 24: 50S ribosomal protein L28

Chain W:  100%

There are no outlier residues recorded for this chain.

- Molecule 25: 50S ribosomal protein L29

Chain X:  100%

There are no outlier residues recorded for this chain.

- Molecule 26: 50S ribosomal protein L30

Chain Y:  98%



- Molecule 27: 50S ribosomal protein L31

Chain Z:  100%

There are no outlier residues recorded for this chain.

- Molecule 28: 50S ribosomal protein L32

Chain a: 100%

There are no outlier residues recorded for this chain.

- Molecule 29: 50S ribosomal protein L33

Chain b: 100%

There are no outlier residues recorded for this chain.

- Molecule 30: 50S ribosomal protein L34

Chain c: 100%

There are no outlier residues recorded for this chain.

- Molecule 31: 50S ribosomal protein L35

Chain d: 97%



- Molecule 32: 50S ribosomal protein L36

Chain e: 100%

There are no outlier residues recorded for this chain.

- Molecule 33: 30S ribosomal protein S2

Chain f: 99%



- Molecule 34: 30S ribosomal protein S3

Chain g: 100%



- Molecule 35: 30S ribosomal protein S4

Chain h: 100%

There are no outlier residues recorded for this chain.

- Molecule 36: 30S ribosomal protein S5

Chain i:  99%



- Molecule 37: 30S ribosomal protein S6

Chain j:  100%

There are no outlier residues recorded for this chain.

- Molecule 38: 30S ribosomal protein S7

Chain k:  100%

There are no outlier residues recorded for this chain.

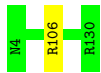
- Molecule 39: 30S ribosomal protein S8

Chain l:  100%

There are no outlier residues recorded for this chain.

- Molecule 40: 30S ribosomal protein S9

Chain m:  99%



- Molecule 41: 30S ribosomal protein S10

Chain n:  99%



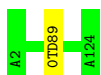
- Molecule 42: 30S ribosomal protein S11

Chain o:  99%



- Molecule 43: 30S ribosomal protein S12

Chain p:  99%



- Molecule 44: 30S ribosomal protein S13

Chain q: 100%

There are no outlier residues recorded for this chain.

- Molecule 45: 30S ribosomal protein S14

Chain r: 100%

There are no outlier residues recorded for this chain.

- Molecule 46: 30S ribosomal protein S15

Chain s: 99%



- Molecule 47: 30S ribosomal protein S16

Chain t: 100%

There are no outlier residues recorded for this chain.

- Molecule 48: 30S ribosomal protein S17

Chain u: 100%

There are no outlier residues recorded for this chain.

- Molecule 49: 30S ribosomal protein S18

Chain v: 100%

There are no outlier residues recorded for this chain.

- Molecule 50: Ribosomal protein S19

Chain w: 99%



- Molecule 51: 30S ribosomal protein S20

Chain x: 98%




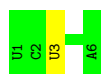
- Molecule 52: 30S ribosomal protein S21

Chain y:  99%



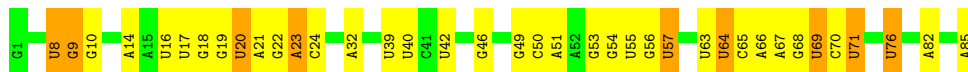
- Molecule 53: mRNA

Chain 4:  83% 17%



- Molecule 54: tRNA-Leu

Chain z:  55% 34% 11%



- Molecule 55: Cold shock protein CspB

Chain B:  92% 8%



## 4 Experimental information

Property	Value	Source
EM reconstruction method	SINGLE PARTICLE	Depositor
Imposed symmetry	POINT, C1	Depositor
Number of particles used	26765	Depositor
Resolution determination method	FSC 0.143 CUT-OFF	Depositor
CTF correction method	NONE	Depositor
Microscope	FEI TITAN KRIOS	Depositor
Voltage (kV)	300	Depositor
Electron dose ( $e^-/\text{\AA}^2$ )	2.2	Depositor
Minimum defocus (nm)	-500	Depositor
Maximum defocus (nm)	-2200	Depositor
Magnification	75000	Depositor
Image detector	FEI FALCON III (4k x 4k)	Depositor

## 5 Model quality

### 5.1 Standard geometry

Bond lengths and bond angles in the following residue types are not validated in this section: 2MA, 5MU, 5MC, OMC, PSU, G7M, OMG, UR3, OMU, 0TD, 4OC, 3TD, ZN, 2MG, MG, MA6, 6MZ, 1MG

The Z score for a bond length (or angle) is the number of standard deviations the observed value is removed from the expected value. A bond length (or angle) with  $|Z| > 5$  is considered an outlier worth inspection. RMSZ is the root-mean-square of all Z scores of the bond lengths (or angles).

Mol	Chain	Bond lengths		Bond angles	
		RMSZ	# Z  >5	RMSZ	# Z  >5
1	1	0.92	0/69286	1.00	48/108087 (0.0%)
2	2	0.82	0/36590	0.97	16/57074 (0.0%)
3	3	0.78	0/2872	0.94	2/4478 (0.0%)
4	C	0.63	0/2121	0.60	0/2852
5	D	0.62	0/1586	0.59	0/2134
6	E	0.55	0/1571	0.57	0/2113
7	F	0.47	0/1434	0.58	0/1926
8	G	0.45	0/1333	0.57	0/1805
9	H	0.37	0/1122	0.70	0/1515
10	I	0.62	0/1152	0.56	0/1551
11	J	0.60	0/955	0.59	0/1279
12	K	0.56	0/1062	0.62	0/1413
13	L	0.58	0/1093	0.58	0/1460
14	M	0.59	0/964	0.59	0/1289
15	N	0.51	0/902	0.59	0/1209
16	O	0.60	0/929	0.51	0/1242
17	P	0.68	0/960	0.59	0/1278
18	Q	0.61	0/829	0.64	0/1107
19	R	0.61	0/864	0.62	0/1156
20	S	0.56	0/752	0.55	0/1005
21	T	0.53	0/796	0.57	0/1062
22	U	0.55	0/766	0.59	0/1025
23	V	0.61	0/617	0.58	0/815
24	W	0.57	0/635	0.59	0/848
25	X	0.47	0/502	0.65	0/667
26	Y	0.53	0/452	0.58	0/605
27	Z	0.40	0/531	0.54	0/709
28	a	0.58	0/450	0.63	0/599
29	b	0.50	0/433	0.57	0/576
30	c	0.63	0/380	0.58	0/498
31	d	0.63	0/513	0.60	0/676



Mol	Chain	Bond lengths		Bond angles	
		RMSZ	# Z  >5	RMSZ	# Z  >5
32	e	0.59	0/303	0.53	0/397
33	f	0.45	0/1791	0.62	0/2413
34	g	0.50	0/1663	0.58	0/2241
35	h	0.50	0/1665	0.55	0/2227
36	i	0.57	0/1165	0.61	0/1568
37	j	0.49	0/867	0.56	0/1171
38	k	0.47	0/1195	0.59	0/1602
39	l	0.53	0/989	0.57	0/1326
40	m	0.49	0/1034	0.60	0/1375
41	n	0.47	0/800	0.63	0/1082
42	o	0.49	0/893	0.58	0/1205
43	p	0.57	0/960	0.59	0/1286
44	q	0.47	0/909	0.59	0/1215
45	r	0.50	0/817	0.56	0/1088
46	s	0.48	0/722	0.55	0/964
47	t	0.54	0/659	0.60	0/884
48	u	0.48	0/657	0.57	0/881
49	v	0.51	0/553	0.58	0/743
50	w	0.46	0/680	0.53	0/915
51	x	0.48	0/675	0.65	0/895
52	y	0.43	0/597	0.58	0/792
53	4	0.97	0/134	1.30	0/205
54	z	0.83	1/1768 (0.1%)	1.04	4/2759 (0.1%)
55	B	0.42	0/507	0.64	0/682
All	All	0.80	1/156455 (0.0%)	0.90	70/233969 (0.0%)

All (1) bond length outliers are listed below:

Mol	Chain	Res	Type	Atoms	Z	Observed(Å)	Ideal(Å)
54	z	32	A	N9-C4	-5.83	1.34	1.37

All (70) bond angle outliers are listed below:

Mol	Chain	Res	Type	Atoms	Z	Observed(°)	Ideal(°)
1	1	2193	G	C4-N9-C1'	9.56	138.93	126.50
1	1	2193	G	C8-N9-C1'	-8.51	115.94	127.00
1	1	1313	U	C2-N1-C1'	7.81	127.07	117.70
1	1	221	A	O4'-C1'-N9	7.42	114.14	108.20
1	1	1509	A	O4'-C1'-N9	7.37	114.09	108.20
1	1	2193	G	C6-C5-N7	-7.16	126.10	130.40
1	1	1923	U	O4'-C1'-N1	6.93	113.74	108.20
1	1	2314	A	O4'-C1'-N9	6.80	113.64	108.20

*Continued on next page...*

*Continued from previous page...*

Mol	Chain	Res	Type	Atoms	Z	Observed(°)	Ideal(°)
1	1	974	G	O4'-C1'-N9	6.74	113.59	108.20
1	1	481	G	O4'-C1'-N9	6.58	113.46	108.20
1	1	1079	C	C2-N1-C1'	6.54	125.99	118.80
54	z	9	G	OP1-P-OP2	6.42	129.23	119.60
1	1	2133	G	N9-C1'-C2'	6.39	122.31	114.00
1	1	1313	U	C6-N1-C1'	-6.39	112.25	121.20
1	1	716	A	P-O3'-C3'	6.38	127.35	119.70
1	1	2193	G	N3-C4-N9	6.24	129.74	126.00
1	1	1047	G	O4'-C1'-N9	6.17	113.14	108.20
2	2	74	A	O4'-C1'-N9	6.09	113.07	108.20
1	1	2195	U	O4'-C1'-N1	6.03	113.02	108.20
2	2	1007	U	O4'-C1'-N1	5.96	112.97	108.20
1	1	1313	U	O4'-C1'-N1	5.95	112.96	108.20
1	1	275	C	C2-N1-C1'	-5.94	112.27	118.80
2	2	1028	C	C2-N1-C1'	-5.91	112.30	118.80
1	1	323	C	C2-N1-C1'	5.77	125.15	118.80
1	1	1728	C	C2-N1-C1'	-5.75	112.47	118.80
1	1	1062	G	C8-N9-C1'	-5.74	119.53	127.00
1	1	752	A	N1-C6-N6	5.67	122.00	118.60
1	1	551	G	C8-N9-C1'	-5.66	119.65	127.00
1	1	2111	U	O4'-C1'-N1	5.64	112.72	108.20
1	1	551	G	C4-N9-C1'	5.63	133.82	126.50
2	2	207	C	C2-N1-C1'	-5.62	112.62	118.80
54	z	66	A	P-O3'-C3'	5.62	126.44	119.70
2	2	168	G	C8-N9-C1'	-5.53	119.81	127.00
1	1	748	G	O4'-C1'-N9	5.51	112.61	108.20
1	1	1062	G	C4-N9-C1'	5.44	133.58	126.50
1	1	2848	G	O4'-C1'-N9	5.43	112.55	108.20
1	1	704	G	O4'-C1'-N9	5.42	112.53	108.20
54	z	23	A	O4'-C1'-N9	5.38	112.51	108.20
2	2	1243	C	O4'-C1'-N1	-5.38	103.90	108.20
1	1	1728	C	N1-C2-O2	-5.36	115.69	118.90
3	3	31	C	C6-N1-C1'	-5.35	114.38	120.80
1	1	1079	C	C6-N1-C1'	-5.34	114.39	120.80
2	2	686	U	O4'-C1'-N1	5.32	112.46	108.20
1	1	2193	G	N7-C8-N9	5.32	115.76	113.10
1	1	273	G	C8-N9-C1'	-5.31	120.09	127.00
2	2	168	G	C4-N9-C1'	5.31	133.40	126.50
1	1	67	U	N3-C4-O4	5.29	123.10	119.40
1	1	2133	G	C8-N9-C1'	-5.28	120.13	127.00
3	3	31	C	C2-N1-C1'	5.28	124.60	118.80
1	1	1857	G	O4'-C1'-N9	5.27	112.42	108.20

*Continued on next page...*

Continued from previous page...

Mol	Chain	Res	Type	Atoms	Z	Observed(°)	Ideal(°)
1	1	1058	U	C5-C4-O4	-5.23	122.76	125.90
1	1	2189	U	O4'-C1'-N1	5.22	112.38	108.20
2	2	1243	C	C2-N1-C1'	5.22	124.54	118.80
1	1	273	G	C4-N9-C1'	5.19	133.25	126.50
2	2	1007	U	C6-N1-C2	-5.18	117.89	121.00
1	1	1349	C	C6-N1-C2	-5.13	118.25	120.30
1	1	1416	G	O4'-C1'-N9	5.13	112.30	108.20
2	2	169	C	O4'-C1'-N1	5.13	112.30	108.20
1	1	1871	A	O4'-C1'-N9	5.11	112.29	108.20
1	1	883	G	N3-C4-N9	-5.11	122.94	126.00
2	2	81	A	C8-N9-C4	-5.10	103.76	105.80
1	1	2128	G	C8-N9-C4	-5.09	104.36	106.40
54	z	32	A	C2-N3-C4	-5.07	108.06	110.60
1	1	512	G	O4'-C1'-N9	5.06	112.25	108.20
1	1	275	C	C6-N1-C1'	5.04	126.84	120.80
1	1	1171	G	C8-N9-C1'	-5.03	120.46	127.00
2	2	993	G	O4'-C1'-N9	5.03	112.22	108.20
2	2	168	G	C6-C5-N7	-5.02	127.39	130.40
2	2	991	U	O4'-C1'-N1	5.02	112.22	108.20
2	2	1243	C	C6-N1-C1'	-5.01	114.79	120.80

There are no chirality outliers.

There are no planarity outliers.

## 5.2 Too-close contacts [i](#)

Due to software issues we are unable to calculate clashes - this section is therefore empty.

## 5.3 Torsion angles [i](#)

### 5.3.1 Protein backbone [i](#)

In the following table, the Percentiles column shows the percent Ramachandran outliers of the chain as a percentile score with respect to all PDB entries followed by that with respect to all EM entries.

The Analysed column shows the number of residues for which the backbone conformation was analysed, and the total number of residues.

Mol	Chain	Analysed	Favoured	Allowed	Outliers	Percentiles
4	C	269/271 (99%)	257 (96%)	12 (4%)	0	<b>100</b> <b>100</b>

Continued on next page...

Continued from previous page...

Mol	Chain	Analysed	Favoured	Allowed	Outliers	Percentiles	
5	D	207/209 (99%)	201 (97%)	3 (1%)	3 (1%)	9	31
6	E	199/201 (99%)	197 (99%)	2 (1%)	0	100	100
7	F	175/177 (99%)	165 (94%)	9 (5%)	1 (1%)	22	52
8	G	173/175 (99%)	162 (94%)	11 (6%)	0	100	100
9	H	147/149 (99%)	136 (92%)	9 (6%)	2 (1%)	9	31
10	I	140/142 (99%)	137 (98%)	3 (2%)	0	100	100
11	J	121/123 (98%)	119 (98%)	2 (2%)	0	100	100
12	K	142/144 (99%)	139 (98%)	3 (2%)	0	100	100
13	L	134/136 (98%)	130 (97%)	4 (3%)	0	100	100
14	M	117/119 (98%)	114 (97%)	3 (3%)	0	100	100
15	N	114/116 (98%)	111 (97%)	3 (3%)	0	100	100
16	O	112/114 (98%)	111 (99%)	1 (1%)	0	100	100
17	P	115/117 (98%)	114 (99%)	1 (1%)	0	100	100
18	Q	101/103 (98%)	94 (93%)	5 (5%)	2 (2%)	6	23
19	R	108/110 (98%)	107 (99%)	1 (1%)	0	100	100
20	S	92/94 (98%)	90 (98%)	2 (2%)	0	100	100
21	T	101/103 (98%)	93 (92%)	8 (8%)	0	100	100
22	U	92/94 (98%)	89 (97%)	3 (3%)	0	100	100
23	V	79/81 (98%)	72 (91%)	6 (8%)	1 (1%)	10	33
24	W	75/77 (97%)	74 (99%)	1 (1%)	0	100	100
25	X	60/62 (97%)	59 (98%)	1 (2%)	0	100	100
26	Y	56/58 (97%)	55 (98%)	1 (2%)	0	100	100
27	Z	64/66 (97%)	60 (94%)	4 (6%)	0	100	100
28	a	54/56 (96%)	52 (96%)	2 (4%)	0	100	100
29	b	50/52 (96%)	49 (98%)	1 (2%)	0	100	100
30	c	44/46 (96%)	44 (100%)	0	0	100	100
31	d	62/64 (97%)	58 (94%)	4 (6%)	0	100	100
32	e	36/38 (95%)	35 (97%)	1 (3%)	0	100	100
33	f	223/225 (99%)	212 (95%)	11 (5%)	0	100	100
34	g	206/208 (99%)	197 (96%)	9 (4%)	0	100	100
35	h	203/205 (99%)	199 (98%)	4 (2%)	0	100	100

Continued on next page...

Continued from previous page...

Mol	Chain	Analysed	Favoured	Allowed	Outliers	Percentiles	
36	i	154/156 (99%)	144 (94%)	10 (6%)	0	100	100
37	j	102/104 (98%)	99 (97%)	3 (3%)	0	100	100
38	k	149/151 (99%)	145 (97%)	4 (3%)	0	100	100
39	l	127/129 (98%)	125 (98%)	2 (2%)	0	100	100
40	m	125/127 (98%)	118 (94%)	7 (6%)	0	100	100
41	n	97/99 (98%)	92 (95%)	5 (5%)	0	100	100
42	o	115/117 (98%)	109 (95%)	6 (5%)	0	100	100
43	p	120/123 (98%)	114 (95%)	6 (5%)	0	100	100
44	q	114/116 (98%)	110 (96%)	4 (4%)	0	100	100
45	r	98/100 (98%)	97 (99%)	1 (1%)	0	100	100
46	s	86/88 (98%)	84 (98%)	2 (2%)	0	100	100
47	t	80/82 (98%)	78 (98%)	2 (2%)	0	100	100
48	u	78/80 (98%)	75 (96%)	3 (4%)	0	100	100
49	v	64/66 (97%)	63 (98%)	1 (2%)	0	100	100
50	w	81/83 (98%)	80 (99%)	1 (1%)	0	100	100
51	x	84/86 (98%)	84 (100%)	0	0	100	100
52	y	68/70 (97%)	67 (98%)	1 (2%)	0	100	100
55	B	64/66 (97%)	46 (72%)	17 (27%)	1 (2%)	8	28
All	All	5677/5778 (98%)	5462 (96%)	205 (4%)	10 (0%)	45	73

All (10) Ramachandran outliers are listed below:

Mol	Chain	Res	Type
5	D	152	PRO
5	D	153	GLY
5	D	154	LYS
9	H	90	LEU
18	Q	52	PRO
18	Q	53	PHE
23	V	11	ARG
55	B	54	THR
9	H	89	LYS
7	F	124	GLY

### 5.3.2 Protein sidechains

In the following table, the Percentiles column shows the percent sidechain outliers of the chain as a percentile score with respect to all PDB entries followed by that with respect to all EM entries.

The Analysed column shows the number of residues for which the sidechain conformation was analysed, and the total number of residues.

Mol	Chain	Analysed	Rotameric	Outliers	Percentiles	
4	C	216/216 (100%)	216 (100%)	0	100	100
5	D	164/164 (100%)	163 (99%)	1 (1%)	84	95
6	E	165/165 (100%)	165 (100%)	0	100	100
7	F	148/148 (100%)	148 (100%)	0	100	100
8	G	136/136 (100%)	135 (99%)	1 (1%)	81	94
9	H	114/114 (100%)	113 (99%)	1 (1%)	75	92
10	I	116/116 (100%)	116 (100%)	0	100	100
11	J	104/104 (100%)	103 (99%)	1 (1%)	73	91
12	K	103/103 (100%)	102 (99%)	1 (1%)	73	91
13	L	109/109 (100%)	108 (99%)	1 (1%)	75	92
14	M	99/99 (100%)	99 (100%)	0	100	100
15	N	86/86 (100%)	86 (100%)	0	100	100
16	O	99/99 (100%)	99 (100%)	0	100	100
17	P	89/89 (100%)	89 (100%)	0	100	100
18	Q	84/84 (100%)	84 (100%)	0	100	100
19	R	93/93 (100%)	92 (99%)	1 (1%)	70	90
20	S	81/81 (100%)	81 (100%)	0	100	100
21	T	84/84 (100%)	84 (100%)	0	100	100
22	U	78/78 (100%)	78 (100%)	0	100	100
23	V	60/60 (100%)	60 (100%)	0	100	100
24	W	67/67 (100%)	67 (100%)	0	100	100
25	X	54/54 (100%)	54 (100%)	0	100	100
26	Y	48/48 (100%)	47 (98%)	1 (2%)	48	78
27	Z	59/59 (100%)	59 (100%)	0	100	100
28	a	47/47 (100%)	47 (100%)	0	100	100
29	b	47/47 (100%)	47 (100%)	0	100	100

*Continued on next page...*

Continued from previous page...

Mol	Chain	Analysed	Rotameric	Outliers	Percentiles	
30	c	38/38 (100%)	38 (100%)	0	100	100
31	d	51/51 (100%)	49 (96%)	2 (4%)	27	62
32	e	34/34 (100%)	34 (100%)	0	100	100
33	f	187/187 (100%)	185 (99%)	2 (1%)	70	90
34	g	171/171 (100%)	170 (99%)	1 (1%)	84	95
35	h	172/172 (100%)	172 (100%)	0	100	100
36	i	119/119 (100%)	118 (99%)	1 (1%)	79	93
37	j	91/91 (100%)	91 (100%)	0	100	100
38	k	124/124 (100%)	124 (100%)	0	100	100
39	l	104/104 (100%)	104 (100%)	0	100	100
40	m	105/105 (100%)	104 (99%)	1 (1%)	73	91
41	n	86/86 (100%)	85 (99%)	1 (1%)	67	89
42	o	90/90 (100%)	89 (99%)	1 (1%)	70	90
43	p	102/102 (100%)	102 (100%)	0	100	100
44	q	94/94 (100%)	94 (100%)	0	100	100
45	r	83/83 (100%)	83 (100%)	0	100	100
46	s	76/76 (100%)	75 (99%)	1 (1%)	65	88
47	t	65/65 (100%)	65 (100%)	0	100	100
48	u	74/74 (100%)	74 (100%)	0	100	100
49	v	57/57 (100%)	57 (100%)	0	100	100
50	w	72/72 (100%)	71 (99%)	1 (1%)	62	86
51	x	65/65 (100%)	63 (97%)	2 (3%)	35	70
52	y	60/60 (100%)	59 (98%)	1 (2%)	56	83
55	B	52/52 (100%)	48 (92%)	4 (8%)	10	31
All	All	4722/4722 (100%)	4696 (99%)	26 (1%)	82	95

All (26) residues with a non-rotameric sidechain are listed below:

Mol	Chain	Res	Type
5	D	151	THR
8	G	47	ASP
9	H	41	LYS
11	J	17	ARG
12	K	48	ARG

Continued on next page...

*Continued from previous page...*

Mol	Chain	Res	Type
13	L	59	ARG
19	R	34	ASP
26	Y	31	ARG
31	d	30	ARG
31	d	31	HIS
33	f	116	ASP
33	f	128	LYS
34	g	164	ARG
36	i	29	ARG
40	m	106	ARG
41	n	5	ARG
42	o	56	ARG
46	s	89	ARG
50	w	78	ARG
51	x	57	ILE
51	x	85	LYS
52	y	58	LYS
55	B	42	TYR
55	B	45	LYS
55	B	52	SER
55	B	53	PHE

Sometimes sidechains can be flipped to improve hydrogen bonding and reduce clashes. All (6) such sidechains are listed below:

Mol	Chain	Res	Type
9	H	33	GLN
9	H	43	ASN
9	H	119	ASN
16	O	56	HIS
31	d	31	HIS
47	t	79	ASN

### 5.3.3 RNA [i](#)

Mol	Chain	Analysed	Backbone Outliers	Pucker Outliers
1	1	2898/2903 (99%)	497 (17%)	14 (0%)
2	2	1529/1534 (99%)	253 (16%)	3 (0%)
3	3	119/120 (99%)	16 (13%)	0
53	4	5/6 (83%)	0	1 (20%)
54	z	84/85 (98%)	31 (36%)	0

*Continued on next page...*



*Continued from previous page...*

Mol	Chain	Analysed	Backbone Outliers	Pucker Outliers
All	All	4635/4648 (99%)	797 (17%)	18 (0%)

All (797) RNA backbone outliers are listed below:

Mol	Chain	Res	Type
1	1	10	A
1	1	15	G
1	1	34	U
1	1	35	G
1	1	46	G
1	1	51	G
1	1	71	A
1	1	74	A
1	1	75	G
1	1	84	A
1	1	85	G
1	1	101	A
1	1	102	U
1	1	110	G
1	1	118	A
1	1	119	A
1	1	120	U
1	1	122	G
1	1	125	A
1	1	138	U
1	1	139	U
1	1	140	C
1	1	142	A
1	1	163	C
1	1	181	A
1	1	196	A
1	1	199	A
1	1	215	G
1	1	216	A
1	1	221	A
1	1	222	A
1	1	225	C
1	1	248	G
1	1	249	C
1	1	264	C
1	1	265	A
1	1	266	G

*Continued on next page...*

*Continued from previous page...*

<b>Mol</b>	<b>Chain</b>	<b>Res</b>	<b>Type</b>
1	1	272	A
1	1	273	G
1	1	275	C
1	1	276	U
1	1	285	G
1	1	311	A
1	1	329	G
1	1	330	A
1	1	343	C
1	1	353	C
1	1	361	G
1	1	371	A
1	1	372	G
1	1	383	C
1	1	386	G
1	1	396	G
1	1	399	U
1	1	405	U
1	1	406	G
1	1	411	G
1	1	412	A
1	1	424	G
1	1	435	C
1	1	457	A
1	1	467	G
1	1	481	G
1	1	489	G
1	1	491	G
1	1	505	A
1	1	509	C
1	1	513	A
1	1	532	A
1	1	533	G
1	1	543	G
1	1	544	C
1	1	546	U
1	1	547	A
1	1	548	G
1	1	549	G
1	1	551	G
1	1	563	A
1	1	573	U

*Continued on next page...*

*Continued from previous page...*

<b>Mol</b>	<b>Chain</b>	<b>Res</b>	<b>Type</b>
1	1	575	A
1	1	603	A
1	1	612	G
1	1	613	A
1	1	614	A
1	1	615	U
1	1	616	A
1	1	621	A
1	1	622	G
1	1	627	A
1	1	637	A
1	1	645	C
1	1	647	G
1	1	654	A
1	1	655	A
1	1	670	A
1	1	685	A
1	1	686	U
1	1	702	U
1	1	709	U
1	1	710	U
1	1	717	C
1	1	726	G
1	1	730	A
1	1	747	5MU
1	1	764	A
1	1	765	C
1	1	775	G
1	1	776	G
1	1	782	A
1	1	784	G
1	1	785	G
1	1	792	A
1	1	800	A
1	1	805	G
1	1	812	C
1	1	819	A
1	1	827	U
1	1	828	U
1	1	845	A
1	1	846	U
1	1	858	G

*Continued on next page...*

*Continued from previous page...*

<b>Mol</b>	<b>Chain</b>	<b>Res</b>	<b>Type</b>
1	1	859	G
1	1	866	A
1	1	869	G
1	1	878	A
1	1	880	G
1	1	882	G
1	1	884	U
1	1	885	C
1	1	887	A
1	1	888	C
1	1	891	G
1	1	892	A
1	1	893	C
1	1	895	U
1	1	896	A
1	1	897	C
1	1	898	C
1	1	907	G
1	1	910	A
1	1	931	U
1	1	932	U
1	1	941	A
1	1	946	C
1	1	961	C
1	1	973	A
1	1	974	G
1	1	983	A
1	1	989	G
1	1	995	C
1	1	996	A
1	1	999	U
1	1	1005	C
1	1	1012	U
1	1	1013	C
1	1	1022	G
1	1	1023	U
1	1	1025	G
1	1	1026	G
1	1	1033	U
1	1	1043	C
1	1	1046	A
1	1	1047	G

*Continued on next page...*

*Continued from previous page...*

<b>Mol</b>	<b>Chain</b>	<b>Res</b>	<b>Type</b>
1	1	1057	A
1	1	1060	U
1	1	1061	U
1	1	1062	G
1	1	1064	C
1	1	1065	U
1	1	1066	U
1	1	1067	A
1	1	1068	G
1	1	1070	A
1	1	1071	G
1	1	1073	A
1	1	1084	A
1	1	1087	G
1	1	1088	A
1	1	1090	A
1	1	1096	A
1	1	1101	U
1	1	1110	G
1	1	1111	A
1	1	1112	G
1	1	1119	U
1	1	1122	G
1	1	1128	G
1	1	1130	U
1	1	1131	G
1	1	1132	U
1	1	1133	A
1	1	1134	A
1	1	1135	C
1	1	1139	G
1	1	1142	A
1	1	1156	A
1	1	1169	A
1	1	1170	C
1	1	1171	G
1	1	1173	U
1	1	1175	A
1	1	1176	U
1	1	1177	G
1	1	1178	C
1	1	1179	G

*Continued on next page...*

*Continued from previous page...*

<b>Mol</b>	<b>Chain</b>	<b>Res</b>	<b>Type</b>
1	1	1182	G
1	1	1186	G
1	1	1206	G
1	1	1212	G
1	1	1218	G
1	1	1236	G
1	1	1238	G
1	1	1247	A
1	1	1250	G
1	1	1253	A
1	1	1256	G
1	1	1266	G
1	1	1271	G
1	1	1272	A
1	1	1300	G
1	1	1301	A
1	1	1321	A
1	1	1329	U
1	1	1341	G
1	1	1345	C
1	1	1352	U
1	1	1365	A
1	1	1368	G
1	1	1379	U
1	1	1380	G
1	1	1383	A
1	1	1386	C
1	1	1408	G
1	1	1411	U
1	1	1417	C
1	1	1419	A
1	1	1427	A
1	1	1428	C
1	1	1437	C
1	1	1460	U
1	1	1468	U
1	1	1476	U
1	1	1482	G
1	1	1490	A
1	1	1493	C
1	1	1494	A
1	1	1503	A

*Continued on next page...*

*Continued from previous page...*

<b>Mol</b>	<b>Chain</b>	<b>Res</b>	<b>Type</b>
1	1	1508	A
1	1	1509	A
1	1	1510	G
1	1	1515	A
1	1	1524	G
1	1	1529	G
1	1	1530	G
1	1	1532	A
1	1	1535	A
1	1	1536	C
1	1	1537	G
1	1	1554	U
1	1	1559	U
1	1	1566	A
1	1	1569	A
1	1	1578	U
1	1	1580	A
1	1	1583	A
1	1	1587	G
1	1	1589	U
1	1	1590	A
1	1	1607	C
1	1	1608	A
1	1	1619	G
1	1	1634	A
1	1	1647	U
1	1	1648	U
1	1	1649	G
1	1	1651	G
1	1	1674	G
1	1	1715	G
1	1	1729	U
1	1	1730	C
1	1	1732	C
1	1	1738	G
1	1	1756	G
1	1	1764	C
1	1	1773	A
1	1	1782	U
1	1	1791	A
1	1	1800	C
1	1	1801	A

*Continued on next page...*

*Continued from previous page...*

<b>Mol</b>	<b>Chain</b>	<b>Res</b>	<b>Type</b>
1	1	1808	A
1	1	1811	G
1	1	1816	C
1	1	1829	A
1	1	1833	C
1	1	1835	2MG
1	1	1847	A
1	1	1848	A
1	1	1858	A
1	1	1865	U
1	1	1868	C
1	1	1869	G
1	1	1870	C
1	1	1871	A
1	1	1872	A
1	1	1873	G
1	1	1896	G
1	1	1906	G
1	1	1907	G
1	1	1912	A
1	1	1914	C
1	1	1923	U
1	1	1924	C
1	1	1929	G
1	1	1930	G
1	1	1936	A
1	1	1937	A
1	1	1938	A
1	1	1955	U
1	1	1967	C
1	1	1970	A
1	1	1971	U
1	1	1972	G
1	1	1991	U
1	1	1992	G
1	1	1993	U
1	1	1997	C
1	1	2002	G
1	1	2022	U
1	1	2023	C
1	1	2031	A
1	1	2033	A

*Continued on next page...*



*Continued from previous page...*

<b>Mol</b>	<b>Chain</b>	<b>Res</b>	<b>Type</b>
1	1	2043	C
1	1	2052	A
1	1	2055	C
1	1	2056	G
1	1	2060	A
1	1	2061	G
1	1	2062	A
1	1	2069	G7M
1	1	2093	G
1	1	2095	A
1	1	2100	G
1	1	2102	G
1	1	2107	G
1	1	2110	G
1	1	2112	G
1	1	2113	U
1	1	2115	G
1	1	2116	G
1	1	2117	A
1	1	2118	U
1	1	2119	A
1	1	2121	G
1	1	2122	U
1	1	2125	G
1	1	2126	A
1	1	2127	G
1	1	2131	U
1	1	2132	U
1	1	2133	G
1	1	2134	A
1	1	2139	U
1	1	2140	G
1	1	2142	A
1	1	2145	C
1	1	2146	C
1	1	2147	A
1	1	2158	A
1	1	2159	G
1	1	2162	G
1	1	2163	A
1	1	2164	C
1	1	2165	C

*Continued on next page...*

*Continued from previous page...*

<b>Mol</b>	<b>Chain</b>	<b>Res</b>	<b>Type</b>
1	1	2168	G
1	1	2169	A
1	1	2171	A
1	1	2172	U
1	1	2173	A
1	1	2178	C
1	1	2183	A
1	1	2189	U
1	1	2190	G
1	1	2191	A
1	1	2194	U
1	1	2198	A
1	1	2204	G
1	1	2211	A
1	1	2225	A
1	1	2229	U
1	1	2238	G
1	1	2239	G
1	1	2243	U
1	1	2250	G
1	1	2278	A
1	1	2283	C
1	1	2286	G
1	1	2287	A
1	1	2288	A
1	1	2305	U
1	1	2309	A
1	1	2319	G
1	1	2322	A
1	1	2325	G
1	1	2327	A
1	1	2333	A
1	1	2334	U
1	1	2336	A
1	1	2345	G
1	1	2347	C
1	1	2350	C
1	1	2357	G
1	1	2361	G
1	1	2376	A
1	1	2383	G
1	1	2385	C

*Continued on next page...*

*Continued from previous page...*

<b>Mol</b>	<b>Chain</b>	<b>Res</b>	<b>Type</b>
1	1	2402	U
1	1	2403	C
1	1	2406	A
1	1	2423	U
1	1	2424	C
1	1	2425	A
1	1	2429	G
1	1	2430	A
1	1	2431	U
1	1	2435	A
1	1	2441	U
1	1	2445	2MG
1	1	2448	A
1	1	2470	G
1	1	2476	A
1	1	2478	A
1	1	2480	C
1	1	2491	U
1	1	2498	OMC
1	1	2502	G
1	1	2504	PSU
1	1	2505	G
1	1	2506	U
1	1	2507	C
1	1	2513	A
1	1	2518	A
1	1	2520	C
1	1	2529	G
1	1	2535	G
1	1	2547	A
1	1	2554	U
1	1	2566	A
1	1	2567	G
1	1	2572	A
1	1	2573	C
1	1	2586	U
1	1	2602	A
1	1	2609	U
1	1	2613	U
1	1	2629	U
1	1	2646	C
1	1	2663	G

*Continued on next page...*

*Continued from previous page...*

<b>Mol</b>	<b>Chain</b>	<b>Res</b>	<b>Type</b>
1	1	2689	U
1	1	2690	U
1	1	2714	G
1	1	2716	C
1	1	2718	G
1	1	2725	A
1	1	2726	A
1	1	2733	A
1	1	2744	G
1	1	2748	A
1	1	2751	G
1	1	2757	A
1	1	2765	A
1	1	2777	G
1	1	2778	A
1	1	2791	G
1	1	2793	C
1	1	2794	C
1	1	2796	U
1	1	2797	U
1	1	2799	A
1	1	2811	G
1	1	2818	U
1	1	2820	A
1	1	2823	A
1	1	2825	G
1	1	2833	U
1	1	2835	A
1	1	2836	U
1	1	2861	U
1	1	2867	G
1	1	2872	A
1	1	2873	A
1	1	2879	A
1	1	2880	C
1	1	2883	A
1	1	2884	U
1	1	2885	G
1	1	2891	U
1	1	2898	U
2	2	7	A
2	2	8	A

*Continued on next page...*

*Continued from previous page...*

<b>Mol</b>	<b>Chain</b>	<b>Res</b>	<b>Type</b>
2	2	9	G
2	2	22	G
2	2	32	A
2	2	39	G
2	2	47	C
2	2	48	C
2	2	50	A
2	2	51	A
2	2	52	C
2	2	54	C
2	2	66	A
2	2	68	G
2	2	69	G
2	2	70	U
2	2	72	A
2	2	73	C
2	2	74	A
2	2	75	G
2	2	76	G
2	2	79	G
2	2	81	A
2	2	83	C
2	2	84	U
2	2	85	U
2	2	86	G
2	2	87	C
2	2	92	U
2	2	120	A
2	2	121	U
2	2	130	A
2	2	131	A
2	2	141	G
2	2	144	G
2	2	149	A
2	2	160	A
2	2	163	C
2	2	164	G
2	2	177	G
2	2	181	A
2	2	182	A
2	2	197	A
2	2	204	G

*Continued on next page...*

*Continued from previous page...*

<b>Mol</b>	<b>Chain</b>	<b>Res</b>	<b>Type</b>
2	2	210	C
2	2	211	G
2	2	212	G
2	2	226	G
2	2	245	U
2	2	247	G
2	2	251	G
2	2	266	G
2	2	267	C
2	2	279	A
2	2	289	G
2	2	306	A
2	2	319	G
2	2	321	A
2	2	328	C
2	2	332	G
2	2	347	G
2	2	352	C
2	2	354	G
2	2	367	U
2	2	372	C
2	2	384	G
2	2	392	C
2	2	398	U
2	2	406	G
2	2	412	A
2	2	413	G
2	2	414	A
2	2	421	U
2	2	422	C
2	2	424	G
2	2	429	U
2	2	436	C
2	2	439	U
2	2	457	G
2	2	458	U
2	2	463	U
2	2	464	U
2	2	467	U
2	2	468	A
2	2	476	U
2	2	478	A

*Continued on next page...*

*Continued from previous page...*

<b>Mol</b>	<b>Chain</b>	<b>Res</b>	<b>Type</b>
2	2	479	U
2	2	481	G
2	2	484	G
2	2	485	U
2	2	486	U
2	2	496	A
2	2	499	A
2	2	510	A
2	2	511	C
2	2	517	G
2	2	518	C
2	2	521	G
2	2	527	G7M
2	2	531	U
2	2	532	A
2	2	533	A
2	2	547	A
2	2	559	A
2	2	564	C
2	2	568	G
2	2	572	A
2	2	573	A
2	2	576	C
2	2	577	G
2	2	596	A
2	2	633	G
2	2	650	G
2	2	653	U
2	2	660	C
2	2	665	A
2	2	700	G
2	2	701	U
2	2	702	A
2	2	703	G
2	2	718	A
2	2	721	G
2	2	723	U
2	2	724	G
2	2	731	G
2	2	734	G
2	2	747	A
2	2	748	G

*Continued on next page...*

*Continued from previous page...*

<b>Mol</b>	<b>Chain</b>	<b>Res</b>	<b>Type</b>
2	2	753	A
2	2	755	G
2	2	777	A
2	2	787	A
2	2	793	U
2	2	794	A
2	2	815	A
2	2	817	C
2	2	821	G
2	2	828	U
2	2	829	G
2	2	832	G
2	2	841	C
2	2	843	U
2	2	844	G
2	2	845	A
2	2	846	G
2	2	884	U
2	2	887	G
2	2	914	A
2	2	934	C
2	2	935	A
2	2	960	U
2	2	965	U
2	2	966	2MG
2	2	967	5MC
2	2	969	A
2	2	971	G
2	2	972	C
2	2	974	A
2	2	975	A
2	2	976	G
2	2	977	A
2	2	979	C
2	2	982	U
2	2	993	G
2	2	994	A
2	2	996	A
2	2	1004	A
2	2	1009	U
2	2	1019	A
2	2	1022	A

*Continued on next page...*



*Continued from previous page...*

<b>Mol</b>	<b>Chain</b>	<b>Res</b>	<b>Type</b>
2	2	1025	U
2	2	1026	G
2	2	1028	C
2	2	1030	U
2	2	1031	C
2	2	1032	G
2	2	1034	G
2	2	1043	G
2	2	1046	A
2	2	1065	U
2	2	1085	U
2	2	1089	G
2	2	1094	G
2	2	1095	U
2	2	1101	A
2	2	1104	G
2	2	1108	G
2	2	1124	G
2	2	1125	U
2	2	1132	C
2	2	1136	C
2	2	1137	C
2	2	1139	G
2	2	1140	C
2	2	1141	C
2	2	1143	G
2	2	1146	A
2	2	1151	A
2	2	1152	A
2	2	1158	C
2	2	1159	U
2	2	1160	G
2	2	1167	A
2	2	1169	A
2	2	1175	G
2	2	1176	A
2	2	1184	G
2	2	1196	A
2	2	1197	A
2	2	1212	U
2	2	1213	A
2	2	1215	G

*Continued on next page...*

*Continued from previous page...*

<b>Mol</b>	<b>Chain</b>	<b>Res</b>	<b>Type</b>
2	2	1227	A
2	2	1228	C
2	2	1238	A
2	2	1239	A
2	2	1243	C
2	2	1257	A
2	2	1258	G
2	2	1260	G
2	2	1261	A
2	2	1275	A
2	2	1279	G
2	2	1280	A
2	2	1286	U
2	2	1287	A
2	2	1297	G
2	2	1299	A
2	2	1302	C
2	2	1305	G
2	2	1312	G
2	2	1317	C
2	2	1320	C
2	2	1336	C
2	2	1340	A
2	2	1346	A
2	2	1353	G
2	2	1363	A
2	2	1370	G
2	2	1379	G
2	2	1381	U
2	2	1419	G
2	2	1441	A
2	2	1446	A
2	2	1494	G
2	2	1497	G
2	2	1499	A
2	2	1503	A
2	2	1506	U
2	2	1517	G
2	2	1529	G
2	2	1530	G
2	2	1534	A
3	3	2	G

*Continued on next page...*

*Continued from previous page...*

<b>Mol</b>	<b>Chain</b>	<b>Res</b>	<b>Type</b>
3	3	9	G
3	3	13	G
3	3	24	G
3	3	31	C
3	3	35	C
3	3	36	C
3	3	45	A
3	3	51	G
3	3	56	G
3	3	66	A
3	3	88	C
3	3	89	U
3	3	90	C
3	3	99	A
3	3	109	A
54	z	8	5MU
54	z	9	G
54	z	10	G
54	z	14	A
54	z	16	U
54	z	17	U
54	z	18	G
54	z	19	G
54	z	20	5MU
54	z	21	A
54	z	22	G
54	z	23	A
54	z	24	C
54	z	46	G
54	z	49	G
54	z	50	C
54	z	51	A
54	z	53	G
54	z	54	G
54	z	56	G
54	z	57	5MU
54	z	64	5MU
54	z	65	C
54	z	67	A
54	z	68	G
54	z	69	5MU
54	z	70	C

*Continued on next page...*

*Continued from previous page...*

Mol	Chain	Res	Type
54	z	71	5MU
54	z	76	5MU
54	z	82	A
54	z	85	A

All (18) RNA pucker outliers are listed below:

Mol	Chain	Res	Type
1	1	125	A
1	1	404	A
1	1	613	A
1	1	621	A
1	1	784	G
1	1	887	A
1	1	891	G
1	1	894	U
1	1	1379	U
1	1	1475	G
1	1	1608	A
1	1	2146	C
1	1	2189	U
1	1	2756	U
2	2	516	PSU
2	2	1109	C
2	2	1145	A
53	4	3	U

## 5.4 Non-standard residues in protein, DNA, RNA chains [i](#)

46 non-standard protein/DNA/RNA residues are modelled in this entry.

In the following table, the Counts columns list the number of bonds (or angles) for which Mogul statistics could be retrieved, the number of bonds (or angles) that are observed in the model and the number of bonds (or angles) that are defined in the Chemical Component Dictionary. The Link column lists molecule types, if any, to which the group is linked. The Z score for a bond length (or angle) is the number of standard deviations the observed value is removed from the expected value. A bond length (or angle) with  $|Z| > 2$  is considered an outlier worth inspection. RMSZ is the root-mean-square of all Z scores of the bond lengths (or angles).

Mol	Type	Chain	Res	Link	Bond lengths			Bond angles		
					Counts	RMSZ	$\# Z  > 2$	Counts	RMSZ	$\# Z  > 2$
54	5MU	z	42	2,54	19,22,23	4.58	7 (36%)	28,32,35	3.73	10 (35%)

Mol	Type	Chain	Res	Link	Bond lengths			Bond angles		
					Counts	RMSZ	# Z  > 2	Counts	RMSZ	# Z  > 2
43	0TD	p	89	43	7,9,10	1.51	1 (14%)	6,11,13	1.91	2 (33%)
54	5MU	z	55	54	19,22,23	4.79	7 (36%)	28,32,35	3.58	9 (32%)
2	MA6	2	1519	2	18,26,27	1.18	2 (11%)	19,38,41	3.42	2 (10%)
54	5MU	z	63	54	19,22,23	1.46	6 (31%)	28,32,35	2.18	8 (28%)
1	6MZ	1	1618	1	18,25,26	1.78	4 (22%)	16,36,39	3.37	4 (25%)
2	G7M	2	527	2	20,26,27	2.31	7 (35%)	17,39,42	1.04	1 (5%)
2	2MG	2	966	2	18,26,27	2.39	7 (38%)	16,38,41	1.41	3 (18%)
1	OMG	1	2251	54,1	18,26,27	2.20	7 (38%)	19,38,41	1.42	3 (15%)
1	5MC	1	1962	1	18,22,23	3.29	7 (38%)	26,32,35	1.13	3 (11%)
54	5MU	z	20	54,56	19,22,23	4.94	7 (36%)	28,32,35	3.63	10 (35%)
1	PSU	1	746	1,56	18,21,22	1.02	1 (5%)	22,30,33	1.77	4 (18%)
54	5MU	z	40	54	19,22,23	1.39	5 (26%)	28,32,35	2.29	12 (42%)
1	PSU	1	2605	1	18,21,22	0.98	2 (11%)	22,30,33	1.96	5 (22%)
1	PSU	1	2504	1	18,21,22	0.98	2 (11%)	22,30,33	1.82	4 (18%)
2	MA6	2	1518	2	18,26,27	1.14	2 (11%)	19,38,41	3.25	2 (10%)
1	2MA	1	2503	1,56	19,25,26	3.18	7 (36%)	21,37,40	1.97	4 (19%)
1	OMU	1	2552	1	19,22,23	2.87	8 (42%)	26,31,34	1.64	5 (19%)
54	5MU	z	8	54	19,22,23	4.71	7 (36%)	28,32,35	3.68	10 (35%)
54	5MU	z	57	54	19,22,23	4.71	7 (36%)	28,32,35	3.64	10 (35%)
2	4OC	2	1402	2	20,23,24	2.93	8 (40%)	26,32,35	0.94	0
54	5MU	z	39	54	19,22,23	1.44	6 (31%)	28,32,35	2.20	9 (32%)
54	5MU	z	69	54	19,22,23	1.41	6 (31%)	28,32,35	1.92	7 (25%)
2	5MC	2	1407	2	18,22,23	3.34	7 (38%)	26,32,35	0.85	1 (3%)
2	2MG	2	1207	2	18,26,27	2.34	7 (38%)	16,38,41	1.35	4 (25%)
1	2MG	1	1835	1	18,26,27	2.26	7 (38%)	16,38,41	1.34	3 (18%)
1	G7M	1	2069	1	20,26,27	2.18	8 (40%)	17,39,42	1.26	2 (11%)
1	1MG	1	745	1	18,26,27	2.81	5 (27%)	19,39,42	1.32	3 (15%)
1	PSU	1	1911	1	18,21,22	0.98	1 (5%)	22,30,33	1.87	5 (22%)
2	5MC	2	967	2	18,22,23	3.44	7 (38%)	26,32,35	1.03	2 (7%)
1	2MG	1	2445	1	18,26,27	2.22	7 (38%)	16,38,41	1.35	4 (25%)
1	PSU	1	2580	1,56	18,21,22	1.01	1 (5%)	22,30,33	1.95	6 (27%)
54	5MU	z	64	54	19,22,23	1.44	6 (31%)	28,32,35	2.38	10 (35%)
54	5MU	z	76	54	19,22,23	1.45	5 (26%)	28,32,35	2.21	7 (25%)
1	5MU	1	747	1	19,22,23	4.63	7 (36%)	28,32,35	3.73	10 (35%)
1	PSU	1	2457	1	18,21,22	1.02	1 (5%)	22,30,33	1.98	5 (22%)

Mol	Type	Chain	Res	Link	Bond lengths			Bond angles		
					Counts	RMSZ	# Z  > 2	Counts	RMSZ	# Z  > 2
2	2MG	2	1516	2	18,26,27	2.34	7 (38%)	16,38,41	1.35	4 (25%)
2	UR3	2	1498	2,56	19,22,23	2.63	6 (31%)	26,32,35	1.07	2 (7%)
54	5MU	z	71	54	19,22,23	1.44	6 (31%)	28,32,35	2.15	8 (28%)
2	PSU	2	516	2,56	18,21,22	0.98	1 (5%)	22,30,33	1.85	4 (18%)
1	3TD	1	1915	1	18,22,23	4.07	7 (38%)	22,32,35	1.58	2 (9%)
1	5MU	1	1939	1,56	19,22,23	4.61	7 (36%)	28,32,35	3.72	9 (32%)
1	6MZ	1	2030	1	18,25,26	1.85	3 (16%)	16,36,39	3.13	3 (18%)
1	PSU	1	1917	1	18,21,22	1.06	1 (5%)	22,30,33	1.88	5 (22%)
1	OMC	1	2498	1,56	19,22,23	2.73	7 (36%)	26,31,34	0.86	0
1	PSU	1	955	1,56	18,21,22	0.99	2 (11%)	22,30,33	1.93	5 (22%)

In the following table, the Chirals column lists the number of chiral outliers, the number of chiral centers analysed, the number of these observed in the model and the number defined in the Chemical Component Dictionary. Similar counts are reported in the Torsion and Rings columns. '-' means no outliers of that kind were identified.

Mol	Type	Chain	Res	Link	Chirals	Torsions	Rings
54	5MU	z	42	2,54	-	0/7/25/26	0/2/2/2
43	0TD	p	89	43	-	2/7/12/14	-
54	5MU	z	55	54	-	0/7/25/26	0/2/2/2
2	MA6	2	1519	2	-	2/7/29/30	0/3/3/3
54	5MU	z	63	54	-	0/7/25/26	0/2/2/2
1	6MZ	1	1618	1	-	2/5/27/28	0/3/3/3
2	G7M	2	527	2	-	3/3/25/26	0/3/3/3
2	2MG	2	966	2	-	0/5/27/28	0/3/3/3
1	OMG	1	2251	54,1	-	0/5/27/28	0/3/3/3
1	5MC	1	1962	1	-	0/7/25/26	0/2/2/2
54	5MU	z	20	54,56	-	2/7/25/26	0/2/2/2
1	PSU	1	746	1,56	-	1/7/25/26	0/2/2/2
54	5MU	z	40	54	-	2/7/25/26	0/2/2/2
1	PSU	1	2605	1	-	0/7/25/26	0/2/2/2
1	PSU	1	2504	1	-	2/7/25/26	0/2/2/2
2	MA6	2	1518	2	-	0/7/29/30	0/3/3/3
1	2MA	1	2503	1,56	-	2/3/25/26	0/3/3/3
1	OMU	1	2552	1	-	0/9/27/28	0/2/2/2
54	5MU	z	8	54	-	2/7/25/26	0/2/2/2
54	5MU	z	57	54	-	0/7/25/26	0/2/2/2
2	4OC	2	1402	2	-	2/9/29/30	0/2/2/2

Continued on next page...

Continued from previous page...

Mol	Type	Chain	Res	Link	Chirals	Torsions	Rings
54	5MU	z	39	54	-	3/7/25/26	0/2/2/2
54	5MU	z	69	54	-	5/7/25/26	0/2/2/2
2	5MC	2	1407	2	-	0/7/25/26	0/2/2/2
2	2MG	2	1207	2	-	0/5/27/28	0/3/3/3
1	2MG	1	1835	1	-	2/5/27/28	0/3/3/3
1	G7M	1	2069	1	-	1/3/25/26	0/3/3/3
1	1MG	1	745	1	-	0/3/25/26	0/3/3/3
1	PSU	1	1911	1	-	0/7/25/26	0/2/2/2
2	5MC	2	967	2	-	2/7/25/26	0/2/2/2
1	2MG	1	2445	1	-	2/5/27/28	0/3/3/3
1	PSU	1	2580	1,56	-	0/7/25/26	0/2/2/2
54	5MU	z	64	54	-	4/7/25/26	0/2/2/2
54	5MU	z	76	54	-	0/7/25/26	0/2/2/2
1	5MU	1	747	1	-	0/7/25/26	0/2/2/2
1	PSU	1	2457	1	-	0/7/25/26	0/2/2/2
2	2MG	2	1516	2	-	0/5/27/28	0/3/3/3
2	UR3	2	1498	2,56	-	0/7/25/26	0/2/2/2
54	5MU	z	71	54	-	3/7/25/26	0/2/2/2
2	PSU	2	516	2,56	-	2/7/25/26	0/2/2/2
1	3TD	1	1915	1	-	3/7/25/26	0/2/2/2
1	5MU	1	1939	1,56	-	0/7/25/26	0/2/2/2
1	6MZ	1	2030	1	-	2/5/27/28	0/3/3/3
1	PSU	1	1917	1	-	0/7/25/26	0/2/2/2
1	OMC	1	2498	1,56	-	0/9/27/28	0/2/2/2
1	PSU	1	955	1,56	-	0/7/25/26	0/2/2/2

All (239) bond length outliers are listed below:

Mol	Chain	Res	Type	Atoms	Z	Observed(Å)	Ideal(Å)
1	1	1915	3TD	C6-C5	11.83	1.49	1.35
54	z	20	5MU	C2-N1	11.28	1.56	1.38
54	z	57	5MU	C2-N1	11.11	1.56	1.38
54	z	55	5MU	C2-N1	11.07	1.56	1.38
54	z	20	5MU	C6-N1	10.90	1.56	1.38
1	1	747	5MU	C2-N1	10.77	1.55	1.38
54	z	42	5MU	C2-N1	10.75	1.55	1.38
54	z	8	5MU	C2-N1	10.73	1.55	1.38
1	1	1939	5MU	C2-N1	10.62	1.55	1.38
54	z	20	5MU	C4-C5	10.30	1.61	1.44
54	z	55	5MU	C6-N1	10.27	1.55	1.38

Continued on next page...

*Continued from previous page...*

Mol	Chain	Res	Type	Atoms	Z	Observed(Å)	Ideal(Å)
54	z	8	5MU	C6-N1	10.20	1.55	1.38
54	z	57	5MU	C6-N1	10.03	1.55	1.38
54	z	55	5MU	C4-C5	9.84	1.61	1.44
1	1	747	5MU	C6-N1	9.78	1.54	1.38
1	1	1939	5MU	C6-N1	9.74	1.54	1.38
54	z	42	5MU	C6-N1	9.60	1.54	1.38
54	z	8	5MU	C4-C5	9.48	1.60	1.44
1	1	1939	5MU	C4-C5	9.42	1.60	1.44
1	1	747	5MU	C4-C5	9.27	1.60	1.44
54	z	57	5MU	C4-C5	9.27	1.60	1.44
1	1	1915	3TD	C2-N1	8.95	1.48	1.37
54	z	42	5MU	C4-C5	8.91	1.59	1.44
2	2	1407	5MC	C6-C5	8.79	1.49	1.34
2	2	967	5MC	C6-C5	8.55	1.48	1.34
1	1	745	1MG	C2-N2	8.37	1.49	1.34
1	1	2503	2MA	C4-N3	8.31	1.48	1.35
1	1	1962	5MC	C6-C5	8.09	1.47	1.34
54	z	42	5MU	C4-N3	-7.76	1.24	1.38
1	1	747	5MU	C4-N3	-7.67	1.24	1.38
54	z	57	5MU	C4-N3	-7.63	1.24	1.38
1	1	1939	5MU	C4-N3	-7.57	1.24	1.38
54	z	8	5MU	C4-N3	-7.40	1.25	1.38
54	z	55	5MU	C4-N3	-7.37	1.25	1.38
54	z	20	5MU	C4-N3	-7.03	1.25	1.38
54	z	20	5MU	C6-C5	6.60	1.45	1.34
2	2	1402	4OC	C4-N3	6.48	1.44	1.32
1	1	2552	OMU	C2-N1	6.45	1.48	1.38
2	2	967	5MC	C4-N3	6.38	1.44	1.34
1	1	2552	OMU	C2-N3	6.37	1.49	1.38
1	1	2503	2MA	C2-N3	6.34	1.45	1.34
2	2	1498	UR3	C6-C5	6.31	1.49	1.35
1	1	1962	5MC	C4-N3	6.31	1.44	1.34
54	z	55	5MU	C6-C5	6.22	1.44	1.34
2	2	967	5MC	C2-N3	5.98	1.48	1.36
54	z	8	5MU	C6-C5	5.97	1.44	1.34
2	2	1498	UR3	C2-N1	5.97	1.47	1.38
54	z	57	5MU	C6-C5	5.93	1.44	1.34
1	1	2030	6MZ	C6-N6	5.89	1.44	1.35
2	2	1402	4OC	C6-C5	5.84	1.48	1.35
1	1	2498	OMC	C2-N3	5.83	1.48	1.36
2	2	1407	5MC	C4-N3	5.82	1.44	1.34
1	1	1962	5MC	C2-N3	5.79	1.48	1.36

*Continued on next page...*



*Continued from previous page...*

Mol	Chain	Res	Type	Atoms	Z	Observed(Å)	Ideal(Å)
1	1	1915	3TD	C6-N1	5.73	1.45	1.36
2	2	1402	4OC	C2-N3	5.68	1.47	1.36
1	1	1618	6MZ	C6-N6	5.62	1.44	1.35
1	1	747	5MU	C6-C5	5.57	1.43	1.34
2	2	1407	5MC	C2-N3	5.54	1.47	1.36
1	1	2498	OMC	C6-C5	5.51	1.47	1.35
1	1	1939	5MU	C6-C5	5.50	1.43	1.34
1	1	2552	OMU	C6-C5	5.47	1.47	1.35
1	1	2503	2MA	C2-N1	5.46	1.43	1.34
54	z	42	5MU	C6-C5	5.45	1.43	1.34
1	1	2503	2MA	C6-N1	5.41	1.43	1.33
2	2	527	G7M	C2-N3	5.25	1.45	1.33
2	2	966	2MG	C2-N2	5.14	1.44	1.33
2	2	1498	UR3	C2-N3	5.11	1.48	1.39
1	1	745	1MG	C2-N3	5.02	1.43	1.34
1	1	2251	OMG	C2-N3	4.87	1.45	1.33
2	2	1207	2MG	C2-N2	4.87	1.44	1.33
2	2	966	2MG	C4-N3	4.83	1.49	1.37
1	1	1835	2MG	C2-N2	4.77	1.44	1.33
2	2	527	G7M	C4-N3	4.74	1.48	1.37
2	2	1516	2MG	C2-N2	4.72	1.43	1.33
1	1	1915	3TD	C2-N3	4.66	1.48	1.38
1	1	2498	OMC	C4-N3	4.60	1.43	1.34
2	2	1207	2MG	C4-N3	4.57	1.48	1.37
1	1	2445	2MG	C2-N2	4.56	1.43	1.33
1	1	1835	2MG	C4-N3	4.54	1.48	1.37
1	1	2069	G7M	C2-N3	4.53	1.44	1.33
2	2	1516	2MG	C2-N1	4.46	1.43	1.36
2	2	1516	2MG	C4-N3	4.41	1.48	1.37
1	1	745	1MG	C4-N3	4.40	1.48	1.37
2	2	966	2MG	C2-N1	4.39	1.43	1.36
2	2	527	G7M	C2-N2	4.39	1.44	1.34
1	1	2498	OMC	C4-N4	4.32	1.44	1.33
2	2	1207	2MG	C2-N1	4.29	1.43	1.36
1	1	2445	2MG	C4-N3	4.28	1.47	1.37
2	2	967	5MC	C4-N4	4.22	1.45	1.34
2	2	1402	4OC	C4-N4	4.20	1.44	1.35
1	1	2069	G7M	C4-N3	4.18	1.47	1.37
1	1	2251	OMG	C4-N3	4.16	1.47	1.37
2	2	967	5MC	C2-N1	4.11	1.48	1.40
1	1	1835	2MG	C2-N1	4.09	1.43	1.36
2	2	1407	5MC	C4-N4	4.07	1.44	1.34

*Continued on next page...*

*Continued from previous page...*

Mol	Chain	Res	Type	Atoms	Z	Observed(Å)	Ideal(Å)
2	2	1407	5MC	C6-N1	4.07	1.45	1.38
2	2	967	5MC	C6-N1	4.04	1.44	1.38
1	1	1962	5MC	C2-N1	4.03	1.48	1.40
1	1	2069	G7M	C2-N2	4.01	1.43	1.34
1	1	1962	5MC	C4-N4	3.96	1.44	1.34
1	1	2498	OMC	C2-N1	3.91	1.48	1.40
1	1	2445	2MG	C2-N1	3.90	1.43	1.36
2	2	1402	4OC	C2-N1	3.90	1.48	1.40
1	1	745	1MG	O6-C6	-3.79	1.15	1.22
1	1	1962	5MC	C6-N1	3.78	1.44	1.38
1	1	2552	OMU	C4-N3	3.78	1.45	1.38
2	2	1407	5MC	C2-N1	3.62	1.47	1.40
2	2	1402	4OC	C5-C4	3.32	1.47	1.40
2	2	1516	2MG	C6-N1	3.31	1.42	1.37
2	2	1207	2MG	C6-N1	3.27	1.42	1.37
1	1	2069	G7M	C6-N1	3.21	1.42	1.37
2	2	1519	MA6	C5-C4	-3.18	1.32	1.40
1	1	747	5MU	O4-C4	-3.18	1.17	1.23
54	z	42	5MU	O4-C4	-3.15	1.17	1.23
2	2	527	G7M	C6-N1	3.13	1.42	1.37
54	z	8	5MU	O4-C4	-3.08	1.17	1.23
2	2	966	2MG	C6-N1	3.06	1.42	1.37
1	1	2251	OMG	C2-N2	3.02	1.41	1.34
2	2	1518	MA6	C5-C4	-3.00	1.33	1.40
1	1	2030	6MZ	C5-C4	-2.99	1.33	1.40
1	1	1917	PSU	C6-C5	2.99	1.38	1.35
54	z	57	5MU	O4-C4	-2.98	1.17	1.23
2	2	1407	5MC	O2-C2	-2.97	1.18	1.23
1	1	1939	5MU	O4-C4	-2.97	1.17	1.23
2	2	1402	4OC	O2-C2	-2.94	1.18	1.23
2	2	1516	2MG	C5-C6	2.94	1.53	1.47
1	1	2552	OMU	O4-C4	-2.94	1.18	1.24
1	1	2251	OMG	C5-C4	-2.92	1.35	1.43
1	1	2251	OMG	C6-N1	2.91	1.42	1.37
2	2	1207	2MG	C5-C6	2.90	1.53	1.47
2	2	967	5MC	O2-C2	-2.90	1.18	1.23
1	1	2445	2MG	C5-C4	-2.89	1.35	1.43
1	1	1962	5MC	O2-C2	-2.86	1.18	1.23
1	1	746	PSU	C6-C5	2.86	1.38	1.35
54	z	20	5MU	O4-C4	-2.86	1.18	1.23
2	2	966	2MG	C5-C6	2.84	1.53	1.47
1	1	1835	2MG	C5-C6	2.83	1.53	1.47

*Continued on next page...*

*Continued from previous page...*

Mol	Chain	Res	Type	Atoms	Z	Observed(Å)	Ideal(Å)
1	1	2498	OMC	O2-C2	-2.82	1.18	1.23
1	1	1618	6MZ	C5-C4	-2.81	1.33	1.40
54	z	55	5MU	O4-C4	-2.80	1.18	1.23
54	z	69	5MU	C4-N3	-2.80	1.33	1.38
1	1	1835	2MG	C6-N1	2.80	1.42	1.37
54	z	64	5MU	C4-N3	-2.79	1.33	1.38
2	2	527	G7M	C5-C6	2.78	1.52	1.45
54	z	39	5MU	C4-N3	-2.76	1.33	1.38
2	2	1498	UR3	C6-N1	2.75	1.44	1.38
1	1	1835	2MG	C5-C4	-2.74	1.36	1.43
54	z	8	5MU	O2-C2	-2.74	1.18	1.23
54	z	39	5MU	C6-C5	2.73	1.39	1.34
1	1	2069	G7M	C5-C6	2.72	1.52	1.45
54	z	69	5MU	C6-C5	2.72	1.39	1.34
2	2	1207	2MG	C5-C4	-2.72	1.36	1.43
54	z	63	5MU	C4-N3	-2.71	1.33	1.38
2	2	1402	4OC	C6-N1	2.70	1.44	1.38
2	2	1516	2MG	C5-C4	-2.68	1.36	1.43
54	z	76	5MU	C4-N3	-2.67	1.33	1.38
1	1	2445	2MG	C6-N1	2.67	1.41	1.37
54	z	71	5MU	C6-C5	2.66	1.39	1.34
1	1	2251	OMG	O6-C6	-2.66	1.17	1.23
1	1	1911	PSU	C6-C5	2.66	1.38	1.35
1	1	1939	5MU	O2-C2	-2.65	1.18	1.23
54	z	42	5MU	O2-C2	-2.64	1.18	1.23
2	2	516	PSU	C6-C5	2.63	1.38	1.35
54	z	63	5MU	C6-C5	2.61	1.38	1.34
1	1	2580	PSU	C6-C5	2.61	1.38	1.35
54	z	57	5MU	O2-C2	-2.60	1.18	1.23
2	2	966	2MG	C5-C4	-2.59	1.36	1.43
54	z	71	5MU	C4-N3	-2.59	1.34	1.38
1	1	2503	2MA	C6-C5	2.59	1.52	1.43
54	z	76	5MU	C6-C5	2.58	1.38	1.34
1	1	747	5MU	O2-C2	-2.56	1.18	1.23
1	1	1915	3TD	O2-C2	-2.55	1.18	1.23
1	1	2552	OMU	O2-C2	-2.55	1.18	1.23
54	z	40	5MU	C4-N3	-2.54	1.34	1.38
54	z	63	5MU	C4-C5	2.53	1.49	1.44
1	1	2457	PSU	C6-C5	2.53	1.38	1.35
1	1	2251	OMG	C5-C6	2.52	1.52	1.47
54	z	64	5MU	C2-N1	2.51	1.42	1.38
1	1	2503	2MA	C6-N6	-2.51	1.24	1.34

*Continued on next page...*

*Continued from previous page...*

Mol	Chain	Res	Type	Atoms	Z	Observed(Å)	Ideal(Å)
54	z	64	5MU	C6-N1	-2.51	1.33	1.38
1	1	2504	PSU	C6-C5	2.49	1.38	1.35
2	2	527	G7M	C2-N1	2.48	1.43	1.37
1	1	2445	2MG	C5-C6	2.48	1.52	1.47
1	1	2498	OMC	C6-N1	2.48	1.44	1.38
54	z	71	5MU	C4-C5	2.47	1.48	1.44
1	1	2552	OMU	C6-N1	2.47	1.44	1.38
54	z	40	5MU	C6-C5	2.45	1.38	1.34
54	z	55	5MU	O2-C2	-2.45	1.18	1.23
54	z	76	5MU	C4-C5	2.45	1.48	1.44
54	z	40	5MU	C6-N1	-2.45	1.33	1.38
54	z	39	5MU	C2-N1	2.44	1.42	1.38
1	1	1915	3TD	C4-N3	2.44	1.45	1.40
1	1	2445	2MG	O6-C6	-2.44	1.18	1.23
1	1	2069	G7M	O6-C6	-2.43	1.18	1.23
54	z	76	5MU	C2-N1	2.43	1.42	1.38
54	z	40	5MU	C4-C5	2.42	1.48	1.44
2	2	527	G7M	O6-C6	-2.40	1.18	1.23
54	z	76	5MU	C6-N1	-2.38	1.34	1.38
1	1	1915	3TD	O4-C4	-2.36	1.18	1.23
1	1	1618	6MZ	C2-N3	2.34	1.35	1.32
2	2	1498	UR3	C3U-N3	-2.34	1.42	1.47
54	z	64	5MU	C6-C5	2.34	1.38	1.34
54	z	20	5MU	O2-C2	-2.33	1.18	1.23
1	1	1835	2MG	O6-C6	-2.32	1.18	1.23
1	1	745	1MG	C5-C4	-2.31	1.37	1.43
54	z	71	5MU	C6-N1	-2.31	1.34	1.38
2	2	1207	2MG	O6-C6	-2.30	1.18	1.23
2	2	966	2MG	O6-C6	-2.30	1.18	1.23
54	z	39	5MU	C4-C5	2.29	1.48	1.44
54	z	63	5MU	C6-N1	-2.28	1.34	1.38
1	1	2605	PSU	C6-C5	2.26	1.38	1.35
54	z	71	5MU	C2-N1	2.24	1.42	1.38
54	z	64	5MU	C4-C5	2.22	1.48	1.44
54	z	69	5MU	C4-C5	2.22	1.48	1.44
2	2	1519	MA6	C2-N3	2.22	1.35	1.32
54	z	39	5MU	C6-N1	-2.21	1.34	1.38
2	2	1516	2MG	O6-C6	-2.20	1.18	1.23
1	1	2069	G7M	C2-N1	2.20	1.43	1.37
1	1	955	PSU	C6-C5	2.20	1.37	1.35
54	z	69	5MU	C6-N1	-2.19	1.34	1.38
54	z	40	5MU	C2-N1	2.19	1.42	1.38

*Continued on next page...*

Continued from previous page...

Mol	Chain	Res	Type	Atoms	Z	Observed(Å)	Ideal(Å)
54	z	69	5MU	C2-N1	2.19	1.42	1.38
54	z	63	5MU	C2-N1	2.18	1.41	1.38
1	1	2552	OMU	C5-C4	2.16	1.48	1.43
54	z	63	5MU	C2-N3	-2.15	1.34	1.38
2	2	1518	MA6	C2-N3	2.15	1.35	1.32
2	2	1498	UR3	O2-C2	-2.11	1.18	1.22
1	1	2030	6MZ	C5-N7	-2.10	1.32	1.39
54	z	64	5MU	C2-N3	-2.10	1.34	1.38
43	p	89	0TD	CSB-SB	-2.10	1.75	1.79
1	1	955	PSU	C4-C5	-2.05	1.38	1.44
1	1	2504	PSU	C4-C5	-2.05	1.38	1.44
54	z	71	5MU	C2-N3	-2.05	1.34	1.38
1	1	2503	2MA	C5-C4	-2.05	1.35	1.40
1	1	1618	6MZ	C6-N1	-2.04	1.31	1.34
1	1	2069	G7M	C5-C4	-2.04	1.34	1.39
54	z	39	5MU	C2-N3	-2.03	1.34	1.38
54	z	69	5MU	C2-N3	-2.03	1.34	1.38
1	1	2605	PSU	C4-C5	-2.02	1.38	1.44

All (231) bond angle outliers are listed below:

Mol	Chain	Res	Type	Atoms	Z	Observed(°)	Ideal(°)
2	2	1519	MA6	N1-C6-N6	-13.50	102.84	117.06
2	2	1518	MA6	N1-C6-N6	-12.98	103.40	117.06
54	z	8	5MU	C5-C4-N3	12.58	126.05	115.31
54	z	20	5MU	C5-C4-N3	12.49	125.97	115.31
1	1	747	5MU	C5-C4-N3	12.27	125.78	115.31
54	z	42	5MU	C5-C4-N3	12.23	125.75	115.31
54	z	57	5MU	C5-C4-N3	12.17	125.70	115.31
54	z	55	5MU	C5-C4-N3	12.12	125.65	115.31
1	1	1939	5MU	C5-C4-N3	12.04	125.58	115.31
1	1	1618	6MZ	C1'-N9-C4	-11.61	106.24	126.64
1	1	2030	6MZ	C1'-N9-C4	-11.07	107.19	126.64
54	z	42	5MU	C5-C6-N1	-10.12	112.93	123.34
54	z	57	5MU	C5-C6-N1	-9.78	113.28	123.34
1	1	1939	5MU	C5-C6-N1	-9.72	113.34	123.34
1	1	747	5MU	C5-C6-N1	-9.63	113.43	123.34
54	z	55	5MU	C5-C6-N1	-9.42	113.64	123.34
54	z	8	5MU	C5-C6-N1	-9.17	113.90	123.34
54	z	20	5MU	C5-C6-N1	-8.84	114.24	123.34
54	z	42	5MU	O4-C4-C5	-5.79	118.19	124.90
1	1	2503	2MA	C1'-N9-C4	5.79	136.81	126.64

Continued on next page...

*Continued from previous page...*

Mol	Chain	Res	Type	Atoms	Z	Observed(°)	Ideal(°)
54	z	8	5MU	O4-C4-C5	-5.67	118.33	124.90
2	2	1519	MA6	N3-C2-N1	-5.58	119.95	128.68
54	z	42	5MU	C4-N3-C2	-5.53	120.20	127.35
1	1	747	5MU	O4-C4-C5	-5.52	118.51	124.90
1	1	747	5MU	C4-N3-C2	-5.49	120.24	127.35
54	z	76	5MU	C4-N3-C2	-5.40	120.36	127.35
54	z	57	5MU	C4-N3-C2	-5.36	120.41	127.35
1	1	1939	5MU	C4-N3-C2	-5.35	120.43	127.35
1	1	2457	PSU	C4-N3-C2	-5.33	118.66	126.34
1	1	1618	6MZ	N3-C2-N1	-5.33	120.35	128.68
54	z	57	5MU	O4-C4-C5	-5.32	118.73	124.90
54	z	8	5MU	C4-N3-C2	-5.22	120.60	127.35
54	z	64	5MU	C4-N3-C2	-5.21	120.61	127.35
54	z	63	5MU	C4-N3-C2	-5.21	120.61	127.35
54	z	71	5MU	C4-N3-C2	-5.19	120.64	127.35
1	1	1939	5MU	O4-C4-C5	-5.18	118.90	124.90
2	2	1518	MA6	N3-C2-N1	-5.17	120.59	128.68
54	z	39	5MU	N3-C2-N1	5.11	121.68	114.89
1	1	2605	PSU	C4-N3-C2	-5.10	119.00	126.34
54	z	40	5MU	C4-N3-C2	-5.05	120.82	127.35
1	1	2457	PSU	N1-C2-N3	4.98	120.77	115.13
54	z	39	5MU	C4-N3-C2	-4.97	120.92	127.35
54	z	20	5MU	C4-N3-C2	-4.96	120.93	127.35
54	z	55	5MU	C4-N3-C2	-4.96	120.93	127.35
54	z	76	5MU	N3-C2-N1	4.95	121.47	114.89
1	1	2580	PSU	C4-N3-C2	-4.91	119.26	126.34
1	1	955	PSU	C4-N3-C2	-4.91	119.27	126.34
1	1	1911	PSU	C4-N3-C2	-4.90	119.27	126.34
1	1	1915	3TD	N1-C2-N3	4.90	120.01	116.14
2	2	516	PSU	C4-N3-C2	-4.89	119.29	126.34
54	z	69	5MU	N3-C2-N1	4.88	121.37	114.89
54	z	64	5MU	N3-C2-N1	4.88	121.37	114.89
54	z	20	5MU	O4-C4-C5	-4.87	119.25	124.90
54	z	57	5MU	N3-C2-N1	4.87	121.35	114.89
1	1	2552	OMU	C4-N3-C2	-4.86	120.17	126.58
54	z	71	5MU	N3-C2-N1	4.85	121.33	114.89
1	1	2605	PSU	N1-C2-N3	4.84	120.62	115.13
1	1	2504	PSU	C4-N3-C2	-4.83	119.38	126.34
1	1	1917	PSU	C4-N3-C2	-4.80	119.42	126.34
1	1	2580	PSU	N1-C2-N3	4.78	120.55	115.13
1	1	1939	5MU	N3-C2-N1	4.78	121.24	114.89
1	1	746	PSU	C4-N3-C2	-4.77	119.46	126.34

*Continued on next page...*

*Continued from previous page...*

Mol	Chain	Res	Type	Atoms	Z	Observed(°)	Ideal(°)
54	z	40	5MU	N3-C2-N1	4.75	121.20	114.89
1	1	1939	5MU	C5M-C5-C6	-4.74	116.51	122.85
54	z	20	5MU	C5M-C5-C4	4.71	123.95	118.77
1	1	747	5MU	N3-C2-N1	4.70	121.13	114.89
54	z	63	5MU	C5-C4-N3	4.70	119.32	115.31
54	z	63	5MU	N3-C2-N1	4.68	121.10	114.89
1	1	2030	6MZ	N3-C2-N1	-4.67	121.38	128.68
54	z	76	5MU	C5-C4-N3	4.67	119.30	115.31
1	1	955	PSU	N1-C2-N3	4.67	120.42	115.13
1	1	1917	PSU	N1-C2-N3	4.66	120.42	115.13
54	z	42	5MU	N3-C2-N1	4.66	121.07	114.89
1	1	1911	PSU	N1-C2-N3	4.63	120.38	115.13
1	1	1939	5MU	C5M-C5-C4	4.62	123.85	118.77
54	z	55	5MU	O4-C4-C5	-4.57	119.60	124.90
54	z	8	5MU	N3-C2-N1	4.57	120.95	114.89
54	z	69	5MU	C4-N3-C2	-4.56	121.44	127.35
54	z	20	5MU	N3-C2-N1	4.54	120.91	114.89
1	1	746	PSU	N1-C2-N3	4.51	120.24	115.13
54	z	71	5MU	C5-C4-N3	4.49	119.14	115.31
1	1	2503	2MA	C2-N3-C4	4.47	119.16	115.52
54	z	55	5MU	N3-C2-N1	4.40	120.73	114.89
1	1	2504	PSU	N1-C2-N3	4.40	120.11	115.13
1	1	747	5MU	C5M-C5-C6	-4.27	117.14	122.85
54	z	64	5MU	C5-C4-N3	4.27	118.96	115.31
2	2	516	PSU	N1-C2-N3	4.23	119.93	115.13
54	z	40	5MU	C5-C4-N3	4.15	118.85	115.31
54	z	63	5MU	C5-C6-N1	-4.15	119.07	123.34
54	z	39	5MU	C5-C4-N3	4.13	118.83	115.31
1	1	1915	3TD	C4-N3-C2	-4.01	120.26	124.61
54	z	20	5MU	C5M-C5-C6	-3.98	117.53	122.85
1	1	747	5MU	C5M-C5-C4	3.95	123.11	118.77
54	z	76	5MU	O4-C4-C5	-3.93	120.34	124.90
54	z	55	5MU	C5M-C5-C4	3.91	123.07	118.77
54	z	8	5MU	C5M-C5-C4	3.87	123.02	118.77
54	z	69	5MU	C5-C4-N3	3.86	118.61	115.31
54	z	64	5MU	C5-C6-N1	-3.84	119.38	123.34
54	z	55	5MU	C5M-C5-C6	-3.84	117.72	122.85
54	z	64	5MU	O4-C4-C5	-3.84	120.45	124.90
54	z	76	5MU	C5-C6-N1	-3.82	119.41	123.34
1	1	2552	OMU	N3-C2-N1	3.78	119.91	114.89
54	z	71	5MU	C5-C6-N1	-3.73	119.50	123.34
1	1	745	1MG	C5-C6-N1	3.71	119.48	113.90

*Continued on next page...*

*Continued from previous page...*

Mol	Chain	Res	Type	Atoms	Z	Observed(°)	Ideal(°)
43	p	89	0TD	OD2-CG-CB	3.68	121.09	113.15
54	z	71	5MU	O4-C4-C5	-3.66	120.65	124.90
54	z	40	5MU	O4-C4-C5	-3.65	120.67	124.90
54	z	64	5MU	C2'-C1'-N1	-3.62	102.96	113.22
54	z	39	5MU	O4-C4-C5	-3.58	120.75	124.90
54	z	42	5MU	C5M-C5-C6	-3.58	118.07	122.85
54	z	63	5MU	O4-C4-C5	-3.58	120.75	124.90
54	z	8	5MU	C5M-C5-C6	-3.56	118.10	122.85
2	2	1498	UR3	C4-N3-C2	-3.49	121.28	124.56
54	z	69	5MU	O4-C4-C5	-3.37	120.99	124.90
1	1	2580	PSU	O2-C2-N1	-3.35	119.10	122.79
54	z	40	5MU	C5-C6-N1	-3.34	119.90	123.34
54	z	57	5MU	C5M-C5-C6	-3.34	118.39	122.85
2	2	966	2MG	C5-C6-N1	3.28	119.75	113.95
54	z	39	5MU	C5-C6-N1	-3.24	120.00	123.34
1	1	1835	2MG	C5-C6-N1	3.23	119.65	113.95
2	2	1207	2MG	C5-C6-N1	3.21	119.62	113.95
1	1	2503	2MA	N3-C2-N1	-3.19	119.91	125.73
54	z	64	5MU	C1'-N1-C2	3.19	123.34	117.57
1	1	1618	6MZ	C9-N6-C6	-3.18	120.13	122.87
1	1	2251	OMG	C2-N1-C6	-3.16	119.27	125.10
1	1	747	5MU	O2-C2-N1	-3.15	118.60	122.79
1	1	746	PSU	O2-C2-N1	-3.09	119.39	122.79
54	z	64	5MU	C1'-N1-C6	-3.08	116.00	121.12
2	2	1516	2MG	C5-C6-N1	3.07	119.37	113.95
2	2	527	G7M	C2-N1-C6	-3.04	119.49	125.10
1	1	2251	OMG	C5-C6-N1	3.04	119.33	113.95
54	z	39	5MU	C1'-N1-C2	3.03	123.06	117.57
1	1	2445	2MG	C5-C6-N1	3.03	119.30	113.95
1	1	1962	5MC	C5-C6-N1	-2.94	120.31	123.34
2	2	1407	5MC	C5-C6-N1	-2.93	120.33	123.34
1	1	2552	OMU	C5-C4-N3	2.92	119.21	114.84
1	1	1917	PSU	O2-C2-N1	-2.91	119.59	122.79
1	1	955	PSU	C6-C5-C4	2.87	120.21	118.20
54	z	8	5MU	O2-C2-N1	-2.84	119.01	122.79
54	z	40	5MU	O4'-C1'-N1	2.82	114.82	108.36
54	z	69	5MU	C5-C6-N1	-2.82	120.43	123.34
54	z	55	5MU	O4-C4-N3	-2.80	114.75	120.12
54	z	20	5MU	O4-C4-N3	-2.78	114.78	120.12
1	1	2503	2MA	CM2-C2-N1	2.78	121.49	117.15
1	1	1911	PSU	O2-C2-N1	-2.78	119.73	122.79
54	z	40	5MU	C1'-N1-C2	2.77	122.59	117.57

*Continued on next page...*



*Continued from previous page...*

Mol	Chain	Res	Type	Atoms	Z	Observed(°)	Ideal(°)
54	z	40	5MU	C5M-C5-C4	2.77	121.81	118.77
1	1	2605	PSU	C6-C5-C4	2.77	120.13	118.20
54	z	42	5MU	C5M-C5-C4	2.76	121.80	118.77
1	1	2445	2MG	CM2-N2-C2	-2.75	117.79	123.86
54	z	20	5MU	O2-C2-N1	-2.74	119.15	122.79
54	z	57	5MU	C5M-C5-C4	2.72	121.77	118.77
1	1	2504	PSU	O2-C2-N1	-2.72	119.79	122.79
1	1	1939	5MU	O2-C2-N1	-2.71	119.18	122.79
1	1	2069	G7M	C2-N1-C6	-2.69	120.15	125.10
54	z	40	5MU	C2'-C1'-N1	-2.66	105.67	113.22
1	1	2457	PSU	O2-C2-N1	-2.66	119.86	122.79
54	z	40	5MU	C1'-N1-C6	-2.63	116.75	121.12
54	z	55	5MU	O2-C2-N1	-2.59	119.35	122.79
54	z	42	5MU	O2-C2-N1	-2.58	119.36	122.79
2	2	967	5MC	C5-C6-N1	-2.58	120.69	123.34
1	1	2251	OMG	C8-N7-C5	2.56	107.86	102.99
1	1	1835	2MG	CM2-N2-C2	-2.55	118.23	123.86
2	2	516	PSU	O2-C2-N1	-2.55	119.99	122.79
2	2	1207	2MG	CM2-N2-C2	-2.52	118.29	123.86
1	1	2552	OMU	O4-C4-C5	-2.52	120.73	125.16
1	1	2605	PSU	O2-C2-N1	-2.52	120.02	122.79
54	z	42	5MU	C6-C5-C4	2.51	120.13	118.03
54	z	39	5MU	O4'-C1'-N1	2.51	114.11	108.36
2	2	967	5MC	CM5-C5-C6	-2.50	119.51	122.85
54	z	64	5MU	O4'-C1'-N1	2.49	114.05	108.36
2	2	1207	2MG	C8-N7-C5	2.47	107.70	102.99
54	z	39	5MU	C1'-N1-C6	-2.46	117.03	121.12
1	1	745	1MG	C8-N7-C5	2.46	107.67	102.99
2	2	966	2MG	C8-N7-C5	2.45	107.65	102.99
1	1	2069	G7M	N2-C2-N1	2.45	121.92	116.71
54	z	40	5MU	C5M-C5-C6	-2.44	119.60	122.85
2	2	1516	2MG	C8-N7-C5	2.43	107.62	102.99
54	z	57	5MU	O2-C2-N1	-2.40	119.59	122.79
1	1	2030	6MZ	C9-N6-C6	-2.40	120.80	122.87
1	1	2504	PSU	C6-C5-C4	2.40	119.88	118.20
2	2	1516	2MG	CM2-N2-C2	-2.40	118.56	123.86
1	1	1939	5MU	O4-C4-N3	-2.40	115.52	120.12
1	1	1917	PSU	C6-C5-C4	2.38	119.86	118.20
54	z	57	5MU	O4-C4-N3	-2.37	115.57	120.12
1	1	955	PSU	O2-C2-N1	-2.35	120.20	122.79
54	z	8	5MU	C1'-N1-C2	2.35	121.82	117.57
54	z	8	5MU	O4-C4-N3	-2.35	115.62	120.12

*Continued on next page...*

*Continued from previous page...*

Mol	Chain	Res	Type	Atoms	Z	Observed(°)	Ideal(°)
1	1	1835	2MG	C8-N7-C5	2.33	107.43	102.99
54	z	63	5MU	C3'-C2'-C1'	2.33	105.85	101.43
1	1	2445	2MG	C8-N7-C5	2.32	107.40	102.99
1	1	747	5MU	O4-C4-N3	-2.30	115.71	120.12
1	1	2580	PSU	O4'-C1'-C2'	2.29	108.37	105.14
43	p	89	0TD	OD1-CG-CB	-2.28	117.66	122.44
54	z	69	5MU	C1'-N1-C2	2.27	121.67	117.57
54	z	63	5MU	C5M-C5-C4	2.26	121.25	118.77
54	z	76	5MU	O2-C2-N1	-2.25	119.79	122.79
54	z	64	5MU	O2-C2-N3	-2.25	117.31	121.50
1	1	2457	PSU	O4'-C1'-C2'	2.24	108.30	105.14
54	z	39	5MU	O2-C2-N3	-2.22	117.36	121.50
54	z	71	5MU	O2-C2-N1	-2.21	119.85	122.79
54	z	63	5MU	O2-C2-N1	-2.19	119.87	122.79
1	1	2457	PSU	C6-N1-C2	-2.19	120.44	122.68
1	1	746	PSU	C6-N1-C2	-2.19	120.45	122.68
1	1	1962	5MC	C5-C4-N4	-2.18	118.22	121.48
54	z	71	5MU	C5M-C5-C4	2.18	121.17	118.77
1	1	1917	PSU	C6-N1-C2	-2.18	120.46	122.68
54	z	57	5MU	C6-C5-C4	2.17	119.84	118.03
1	1	2580	PSU	C6-N1-C2	-2.15	120.49	122.68
1	1	955	PSU	C6-N1-C2	-2.14	120.49	122.68
1	1	1962	5MC	CM5-C5-C6	-2.14	120.00	122.85
2	2	966	2MG	O6-C6-C5	-2.13	120.20	124.37
1	1	1911	PSU	C6-N1-C2	-2.12	120.51	122.68
2	2	1498	UR3	C1'-N1-C2	2.12	120.57	116.99
1	1	2445	2MG	O6-C6-C5	-2.12	120.23	124.37
54	z	42	5MU	O4-C4-N3	-2.12	116.06	120.12
1	1	1618	6MZ	C2-N1-C6	2.11	118.39	116.59
1	1	2605	PSU	C6-N1-C2	-2.09	120.55	122.68
2	2	516	PSU	O4'-C1'-C2'	2.08	108.08	105.14
54	z	40	5MU	O2-C2-N1	-2.07	120.03	122.79
54	z	69	5MU	O2-C2-N3	-2.07	117.64	121.50
2	2	1516	2MG	O6-C6-C5	-2.07	120.33	124.37
1	1	2552	OMU	O2-C2-N1	-2.07	120.03	122.79
1	1	747	5MU	C6-C5-C4	2.05	119.75	118.03
2	2	1207	2MG	O6-C6-C5	-2.05	120.38	124.37
1	1	1911	PSU	C6-C5-C4	2.04	119.62	118.20
54	z	20	5MU	C1'-N1-C2	2.03	121.25	117.57
54	z	71	5MU	C2'-C1'-N1	-2.02	107.50	113.22
1	1	2580	PSU	C6-C5-C4	2.01	119.61	118.20
1	1	745	1MG	O6-C6-C5	-2.01	120.64	124.19

*Continued on next page...*

*Continued from previous page...*

Mol	Chain	Res	Type	Atoms	Z	Observed(°)	Ideal(°)
54	z	76	5MU	C5M-C5-C4	2.00	120.97	118.77

There are no chirality outliers.

All (51) torsion outliers are listed below:

Mol	Chain	Res	Type	Atoms
1	1	1618	6MZ	O4'-C4'-C5'-O5'
1	1	1618	6MZ	C3'-C4'-C5'-O5'
1	1	1915	3TD	C2'-C1'-C5-C4
1	1	1915	3TD	O4'-C1'-C5-C4
1	1	1915	3TD	O4'-C1'-C5-C6
1	1	2445	2MG	C3'-C4'-C5'-O5'
1	1	2504	PSU	O4'-C4'-C5'-O5'
2	2	516	PSU	O4'-C1'-C5-C4
2	2	516	PSU	O4'-C1'-C5-C6
2	2	527	G7M	C3'-C4'-C5'-O5'
2	2	967	5MC	O4'-C4'-C5'-O5'
2	2	967	5MC	C3'-C4'-C5'-O5'
2	2	1519	MA6	O4'-C4'-C5'-O5'
54	z	8	5MU	O4'-C4'-C5'-O5'
54	z	39	5MU	O4'-C1'-N1-C2
54	z	39	5MU	O4'-C1'-N1-C6
54	z	40	5MU	O4'-C1'-N1-C2
54	z	40	5MU	O4'-C1'-N1-C6
54	z	64	5MU	O4'-C1'-N1-C2
54	z	64	5MU	O4'-C1'-N1-C6
54	z	69	5MU	C2'-C1'-N1-C2
54	z	69	5MU	C3'-C4'-C5'-O5'
54	z	69	5MU	C2'-C1'-N1-C6
1	1	2030	6MZ	O4'-C4'-C5'-O5'
1	1	2030	6MZ	C3'-C4'-C5'-O5'
1	1	2504	PSU	C3'-C4'-C5'-O5'
2	2	1519	MA6	C3'-C4'-C5'-O5'
54	z	8	5MU	C3'-C4'-C5'-O5'
1	1	2503	2MA	O4'-C4'-C5'-O5'
2	2	527	G7M	O4'-C4'-C5'-O5'
54	z	69	5MU	O4'-C4'-C5'-O5'
54	z	71	5MU	C3'-C4'-C5'-O5'
54	z	71	5MU	O4'-C4'-C5'-O5'
1	1	1835	2MG	C3'-C4'-C5'-O5'
54	z	64	5MU	C3'-C4'-C5'-O5'
1	1	1835	2MG	O4'-C4'-C5'-O5'

*Continued on next page...*

*Continued from previous page...*

Mol	Chain	Res	Type	Atoms
1	1	2445	2MG	O4'-C4'-C5'-O5'
2	2	1402	4OC	O4'-C4'-C5'-O5'
1	1	2503	2MA	C3'-C4'-C5'-O5'
43	p	89	0TD	CG-CB-SB-CSB
2	2	527	G7M	C4'-C5'-O5'-P
43	p	89	0TD	SB-CB-CG-OD1
54	z	64	5MU	O4'-C4'-C5'-O5'
54	z	71	5MU	C4'-C5'-O5'-P
1	1	2069	G7M	O4'-C4'-C5'-O5'
54	z	39	5MU	O4'-C4'-C5'-O5'
54	z	20	5MU	C2'-C1'-N1-C6
2	2	1402	4OC	C3'-C4'-C5'-O5'
54	z	69	5MU	O4'-C1'-N1-C6
1	1	746	PSU	O4'-C1'-C5-C6
54	z	20	5MU	C2'-C1'-N1-C2

There are no ring outliers.

No monomer is involved in short contacts.

## 5.5 Carbohydrates [i](#)

There are no oligosaccharides in this entry.

## 5.6 Ligand geometry [i](#)

Of 396 ligands modelled in this entry, 396 are monoatomic - leaving 0 for Mogul analysis.

There are no bond length outliers.

There are no bond angle outliers.

There are no chirality outliers.

There are no torsion outliers.

There are no ring outliers.

No monomer is involved in short contacts.

## 5.7 Other polymers [i](#)

There are no such residues in this entry.

## 5.8 Polymer linkage issues

There are no chain breaks in this entry.