



Full wwPDB EM Validation Report ⓘ

Jul 3, 2024 – 11:52 am BST

PDB ID : 7OIE
EMDB ID : EMD-12927
Title : Cryo-EM structure of late human 39S mitoribosome assembly intermediates, state 5B
Authors : Cheng, J.; Berninghausen, O.; Beckmann, R.
Deposited on : 2021-05-11
Resolution : 3.50 Å(reported)

This is a Full wwPDB EM Validation Report for a publicly released PDB entry.

We welcome your comments at validation@mail.wwpdb.org

A user guide is available at

<https://www.wwpdb.org/validation/2017/EMValidationReportHelp>

with specific help available everywhere you see the ⓘ symbol.

The types of validation reports are described at

<http://www.wwpdb.org/validation/2017/FAQs#types>.

The following versions of software and data (see [references ⓘ](#)) were used in the production of this report:

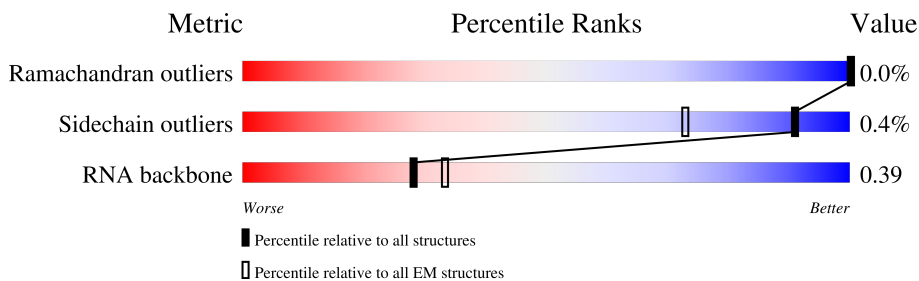
EMDB validation analysis : 0.0.1.dev92
Mogul : 1.8.4, CSD as541be (2020)
MolProbity : 4.02b-467
buster-report : 1.1.7 (2018)
Percentile statistics : 20191225.v01 (using entries in the PDB archive December 25th 2019)
MapQ : 1.9.13
Ideal geometry (proteins) : Engh & Huber (2001)
Ideal geometry (DNA, RNA) : Parkinson et al. (1996)
Validation Pipeline (wwPDB-VP) : 2.37.1

1 Overall quality at a glance

The following experimental techniques were used to determine the structure:
ELECTRON MICROSCOPY

The reported resolution of this entry is 3.50 Å.

Percentile scores (ranging between 0-100) for global validation metrics of the entry are shown in the following graphic. The table shows the number of entries on which the scores are based.



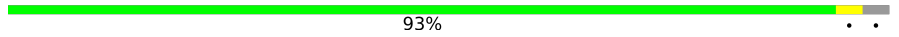










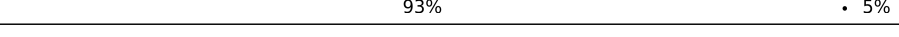













Metric	Whole archive (#Entries)	EM structures (#Entries)
Ramachandran outliers	154571	4023
Sidechain outliers	154315	3826
RNA backbone	4643	859

The table below summarises the geometric issues observed across the polymeric chains and their fit to the map. The red, orange, yellow and green segments of the bar indicate the fraction of residues that contain outliers for ≥ 3 , 2, 1 and 0 types of geometric quality criteria respectively. A grey segment represents the fraction of residues that are not modelled. The numeric value for each fraction is indicated below the corresponding segment, with a dot representing fractions $\leq 5\%$. The upper red bar (where present) indicates the fraction of residues that have poor fit to the EM map (all-atom inclusion $< 40\%$). The numeric value is given above the bar.

Mol	Chain	Length	Quality of chain
1	D	305	76% 23%
2	E	348	85% 13%
3	F	311	79% 20%
4	H	267	36% 64%
5	I	261	21% 59% 39%
6	J	192	60% 73% 27%
7	K	178	96%
8	L	145	78% 21%

Continued on next page...

Continued from previous page...

Mol	Chain	Length	Quality of chain
9	M	296	 93%
10	N	251	 80% 18%
11	O	175	 86% 13%
12	P	180	 77% 22%
13	Q	292	 73% 26%
14	R	149	 7% 91% 6%
15	S	205	 73% 24%
16	T	206	 75% 23%
17	U	153	 8% 90% 9%
18	V	216	 35% 87% 11%
19	W	148	 70% 26%
20	X	256	 93% 5%
21	Y	250	 70% 30%
22	Z	161	 73% 25%
23	0	188	 55% 43%
24	1	65	 11% 78% 20%
25	2	92	 47% 53%
26	3	188	 48% 49%
27	4	103	 34% 65%
28	5	423	 5% 91% 9%
29	6	380	 6% 85% 15%
30	7	338	 84% 15%
31	8	206	 48% 48% 52%
32	9	137	 82% 15%
33	a	142	 50% 49%

Continued on next page...

Continued from previous page...

Mol	Chain	Length	Quality of chain
34	b	215	
35	c	332	
36	d	306	
37	e	279	
38	f	212	
39	g	166	
40	h	158	
41	i	128	
42	j	123	
43	k	112	
44	l	138	
45	m	128	
46	o	102	
47	p	206	
48	q	222	
49	r	196	
50	s	439	
51	u	234	
52	v	70	
53	w	156	
54	A	1559	
55	B	69	

2 Entry composition [i](#)

There are 58 unique types of molecules in this entry. The entry contains 99578 atoms, of which 0 are hydrogens and 0 are deuteriums.

In the tables below, the AltConf column contains the number of residues with at least one atom in alternate conformation and the Trace column contains the number of residues modelled with at most 2 atoms.

- Molecule 1 is a protein called 39S ribosomal protein L2, mitochondrial.

Mol	Chain	Residues	Atoms					AltConf	Trace
			Total	C	N	O	S		
1	D	236	Total	C	N	O	S	0	0
			1842	1145	373	315	9		

- Molecule 2 is a protein called 39S ribosomal protein L3, mitochondrial.

Mol	Chain	Residues	Atoms					AltConf	Trace
			Total	C	N	O	S		
2	E	304	Total	C	N	O	S	0	0
			2396	1539	416	430	11		

- Molecule 3 is a protein called 39S ribosomal protein L4, mitochondrial.

Mol	Chain	Residues	Atoms					AltConf	Trace
			Total	C	N	O	S		
3	F	250	Total	C	N	O	S	0	0
			2013	1294	365	348	6		

- Molecule 4 is a protein called 39S ribosomal protein L9, mitochondrial.

Mol	Chain	Residues	Atoms				AltConf	Trace
			Total	C	N	O		
4	H	95	Total	C	N	O	0	0
			784	498	152	134		

- Molecule 5 is a protein called 39S ribosomal protein L10, mitochondrial.

Mol	Chain	Residues	Atoms					AltConf	Trace
			Total	C	N	O	S		
5	I	158	Total	C	N	O	S	0	0
			1283	828	235	210	10		

- Molecule 6 is a protein called 39S ribosomal protein L11, mitochondrial.

Mol	Chain	Residues	Atoms					AltConf	Trace
			Total	C	N	O	S		
6	J	140	Total	C	N	O	S	0	0
			1061	680	192	187	2		

- Molecule 7 is a protein called 39S ribosomal protein L13, mitochondrial.

Mol	Chain	Residues	Atoms					AltConf	Trace
			Total	C	N	O	S		
7	K	177	1451	934	259	251	7	0	0

- Molecule 8 is a protein called 39S ribosomal protein L14, mitochondrial.

Mol	Chain	Residues	Atoms					AltConf	Trace
			Total	C	N	O	S		
8	L	115	889	559	171	154	5	0	0

- Molecule 9 is a protein called 39S ribosomal protein L15, mitochondrial.

Mol	Chain	Residues	Atoms					AltConf	Trace
			Total	C	N	O	S		
9	M	287	2305	1472	425	402	6	0	0

- Molecule 10 is a protein called 39S ribosomal protein L16, mitochondrial.

Mol	Chain	Residues	Atoms					AltConf	Trace
			Total	C	N	O	S		
10	N	205	1654	1056	308	280	10	0	0

- Molecule 11 is a protein called 39S ribosomal protein L17, mitochondrial.

Mol	Chain	Residues	Atoms					AltConf	Trace
			Total	C	N	O	S		
11	O	152	1245	784	239	215	7	0	0

- Molecule 12 is a protein called 39S ribosomal protein L18, mitochondrial.

Mol	Chain	Residues	Atoms					AltConf	Trace
			Total	C	N	O	S		
12	P	141	1148	719	221	203	5	0	0

- Molecule 13 is a protein called 39S ribosomal protein L19, mitochondrial.

Mol	Chain	Residues	Atoms					AltConf	Trace
			Total	C	N	O	S		
13	Q	217	1805	1159	317	320	9	0	0

- Molecule 14 is a protein called 39S ribosomal protein L20, mitochondrial.

Mol	Chain	Residues	Atoms					AltConf	Trace
			Total	C	N	O	S		
14	R	140	1153	732	231	186	4	0	0

- Molecule 15 is a protein called 39S ribosomal protein L21, mitochondrial.

Mol	Chain	Residues	Atoms					AltConf	Trace
			Total	C	N	O	S		
15	S	156	1251	806	222	219	4	0	0

- Molecule 16 is a protein called 39S ribosomal protein L22, mitochondrial.

Mol	Chain	Residues	Atoms					AltConf	Trace
			Total	C	N	O	S		
16	T	159	1305	835	239	224	7	0	0

- Molecule 17 is a protein called 39S ribosomal protein L23, mitochondrial.

Mol	Chain	Residues	Atoms					AltConf	Trace
			Total	C	N	O	S		
17	U	139	1154	734	220	197	3	0	0

- Molecule 18 is a protein called 39S ribosomal protein L24, mitochondrial.

Mol	Chain	Residues	Atoms					AltConf	Trace
			Total	C	N	O	S		
18	V	192	1575	1003	281	283	8	0	0

- Molecule 19 is a protein called 39S ribosomal protein L27, mitochondrial.

Mol	Chain	Residues	Atoms					AltConf	Trace
			Total	C	N	O	S		
19	W	109	859	552	162	142	3	0	0

- Molecule 20 is a protein called 39S ribosomal protein L28, mitochondrial.

Mol	Chain	Residues	Atoms					AltConf	Trace
			Total	C	N	O	S		
20	X	243	2035	1317	351	362	5	0	0

- Molecule 21 is a protein called 39S ribosomal protein L47, mitochondrial.

Mol	Chain	Residues	Atoms					AltConf	Trace
21	Y	176	Total	C	N	O	S	0	0
			1517	970	291	252	4		

- Molecule 22 is a protein called 39S ribosomal protein L30, mitochondrial.

Mol	Chain	Residues	Atoms					AltConf	Trace
22	Z	120	Total	C	N	O	S	0	0
			978	626	183	166	3		

- Molecule 23 is a protein called 39S ribosomal protein L32, mitochondrial.

Mol	Chain	Residues	Atoms					AltConf	Trace
23	0	108	Total	C	N	O	S	0	0
			880	545	172	157	6		

- Molecule 24 is a protein called 39S ribosomal protein L33, mitochondrial.

Mol	Chain	Residues	Atoms					AltConf	Trace
24	1	52	Total	C	N	O	S	0	0
			433	278	83	70	2		

- Molecule 25 is a protein called 39S ribosomal protein L34, mitochondrial.

Mol	Chain	Residues	Atoms					AltConf	Trace
25	2	43	Total	C	N	O	S	0	0
			351	218	76	56	1		

- Molecule 26 is a protein called 39S ribosomal protein L35, mitochondrial.

Mol	Chain	Residues	Atoms					AltConf	Trace
26	3	95	Total	C	N	O	S	0	0
			831	539	162	127	3		

- Molecule 27 is a protein called 39S ribosomal protein L36, mitochondrial.

Mol	Chain	Residues	Atoms					AltConf	Trace
27	4	36	Total	C	N	O	S	0	0
			322	203	70	46	3		

- Molecule 28 is a protein called 39S ribosomal protein L37, mitochondrial.

Mol	Chain	Residues	Atoms					AltConf	Trace
			Total	C	N	O	S		
28	5	387	3156	2039	548	558	11	0	0

- Molecule 29 is a protein called 39S ribosomal protein L38, mitochondrial.

Mol	Chain	Residues	Atoms					AltConf	Trace
			Total	C	N	O	S		
29	6	324	2640	1694	470	468	8	0	0

- Molecule 30 is a protein called 39S ribosomal protein L39, mitochondrial.

Mol	Chain	Residues	Atoms					AltConf	Trace
			Total	C	N	O	S		
30	7	287	2334	1495	397	425	17	0	0

- Molecule 31 is a protein called 39S ribosomal protein L40, mitochondrial.

Mol	Chain	Residues	Atoms					AltConf	Trace
			Total	C	N	O	S		
31	8	99	836	535	144	155	2	0	0

- Molecule 32 is a protein called 39S ribosomal protein L41, mitochondrial.

Mol	Chain	Residues	Atoms					AltConf	Trace
			Total	C	N	O	S		
32	9	117	947	614	163	168	2	0	0

- Molecule 33 is a protein called 39S ribosomal protein L42, mitochondrial.

Mol	Chain	Residues	Atoms					AltConf	Trace
			Total	C	N	O	S		
33	a	73	611	385	115	106	5	0	0

- Molecule 34 is a protein called 39S ribosomal protein L43, mitochondrial.

Mol	Chain	Residues	Atoms					AltConf	Trace
			Total	C	N	O	S		
34	b	148	1178	733	229	213	3	0	0

- Molecule 35 is a protein called 39S ribosomal protein L44, mitochondrial.

Mol	Chain	Residues	Atoms					AltConf	Trace
35	c	275	Total	C	N	O	S	0	0
			2217	1415	383	410	9		

- Molecule 36 is a protein called 39S ribosomal protein L45, mitochondrial.

Mol	Chain	Residues	Atoms					AltConf	Trace
36	d	211	Total	C	N	O	S	0	0
			1741	1123	299	309	10		

- Molecule 37 is a protein called 39S ribosomal protein L46, mitochondrial.

Mol	Chain	Residues	Atoms					AltConf	Trace
37	e	217	Total	C	N	O	S	0	0
			1762	1124	310	323	5		

- Molecule 38 is a protein called 39S ribosomal protein L48, mitochondrial.

Mol	Chain	Residues	Atoms					AltConf	Trace
38	f	116	Total	C	N	O	S	0	0
			915	585	152	175	3		

- Molecule 39 is a protein called 39S ribosomal protein L49, mitochondrial.

Mol	Chain	Residues	Atoms					AltConf	Trace
39	g	129	Total	C	N	O	S	0	0
			1067	690	185	190	2		

- Molecule 40 is a protein called 39S ribosomal protein L50, mitochondrial.

Mol	Chain	Residues	Atoms					AltConf	Trace
40	h	100	Total	C	N	O	S	0	0
			827	524	146	155	2		

- Molecule 41 is a protein called 39S ribosomal protein L51, mitochondrial.

Mol	Chain	Residues	Atoms					AltConf	Trace
41	i	97	Total	C	N	O	S	0	0
			827	532	165	126	4		

- Molecule 42 is a protein called 39S ribosomal protein L52, mitochondrial.

Mol	Chain	Residues	Atoms					AltConf	Trace
			Total	C	N	O	S		
42	j	85	684	423	133	126	2	0	0

- Molecule 43 is a protein called 39S ribosomal protein L53, mitochondrial.

Mol	Chain	Residues	Atoms					AltConf	Trace
			Total	C	N	O	S		
43	k	80	627	392	116	114	5	0	0

- Molecule 44 is a protein called 39S ribosomal protein L54, mitochondrial.

Mol	Chain	Residues	Atoms				AltConf	Trace
			Total	C	N	O		
44	l	23	221	137	52	32	0	0

- Molecule 45 is a protein called 39S ribosomal protein L55, mitochondrial.

Mol	Chain	Residues	Atoms					AltConf	Trace
			Total	C	N	O	S		
45	m	45	372	232	76	62	2	0	0

- Molecule 46 is a protein called Ribosomal protein 63, mitochondrial.

Mol	Chain	Residues	Atoms					AltConf	Trace
			Total	C	N	O	S		
46	o	93	786	495	161	127	3	0	0

- Molecule 47 is a protein called Peptidyl-tRNA hydrolase ICT1, mitochondrial.

Mol	Chain	Residues	Atoms					AltConf	Trace
			Total	C	N	O	S		
47	p	127	1058	661	201	192	4	0	0

- Molecule 48 is a protein called Growth arrest and DNA damage-inducible proteins-interacting protein 1.

Mol	Chain	Residues	Atoms					AltConf	Trace
			Total	C	N	O	S		
48	q	164	1379	858	267	249	5	0	0

- Molecule 49 is a protein called 39S ribosomal protein S18a, mitochondrial.

Mol	Chain	Residues	Atoms					AltConf	Trace
			Total	C	N	O	S		
49	r	146	1203	764	232	199	8	0	0

- Molecule 50 is a protein called 39S ribosomal protein S30, mitochondrial.

Mol	Chain	Residues	Atoms					AltConf	Trace
			Total	C	N	O	S		
50	s	370	3036	1946	542	534	14	0	0

- Molecule 51 is a protein called Mitochondrial assembly of ribosomal large subunit protein 1.

Mol	Chain	Residues	Atoms					AltConf	Trace
			Total	C	N	O	S		
51	u	111	927	595	155	167	10	0	0

- Molecule 52 is a protein called MIEF1 upstream open reading frame protein.

Mol	Chain	Residues	Atoms				AltConf	Trace
			Total	C	N	O		
52	v	69	588	372	116	100	0	0

- Molecule 53 is a protein called Acyl carrier protein, mitochondrial.

Mol	Chain	Residues	Atoms					AltConf	Trace
			Total	C	N	O	S		
53	w	79	638	410	95	128	5	0	0

- Molecule 54 is a RNA chain called 16S rRNA.

Mol	Chain	Residues	Atoms					AltConf	Trace
			Total	C	N	O	P		
54	A	1472	31265	14027	5646	10120	1472	0	0

There is a discrepancy between the modelled and reference sequences:

Chain	Residue	Modelled	Actual	Comment	Reference
A	1437	U	UNK	conflict	GB 1025814679

- Molecule 55 is a RNA chain called mitochondrial Val tRNA.

Mol	Chain	Residues	Atoms					AltConf	Trace
			Total	C	N	O	P		
55	B	56	1191	534	214	387	56	0	0

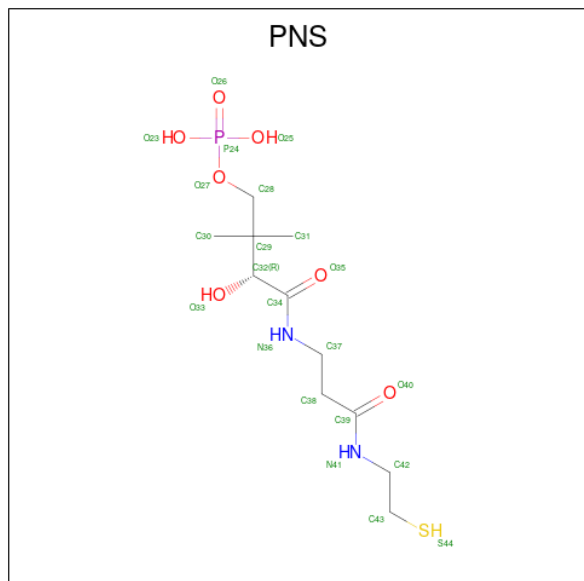
- Molecule 56 is ZINC ION (three-letter code: ZN) (formula: Zn).

Mol	Chain	Residues	Atoms		AltConf
			Total	Zn	
56	0	1	1	1	0
56	r	1	1	1	0

- Molecule 57 is MAGNESIUM ION (three-letter code: MG) (formula: Mg).

Mol	Chain	Residues	Atoms		AltConf
			Total	Mg	
57	g	1	1	1	0
57	A	1	1	1	0

- Molecule 58 is 4'-PHOSPHOPANTETHEINE (three-letter code: PNS) (formula: C₁₁H₂₃N₂O₇PS).

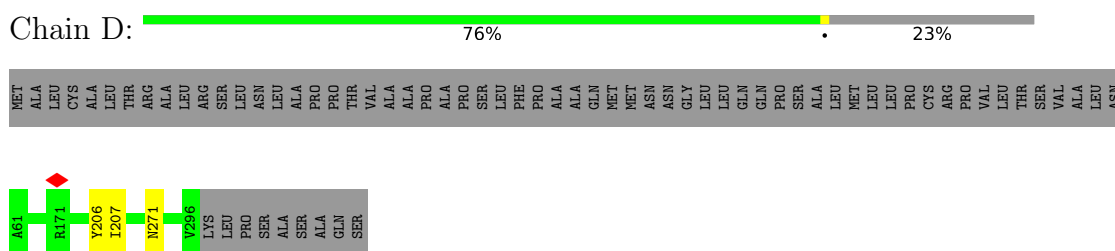


Mol	Chain	Residues	Atoms					AltConf	
			Total	C	N	O	P		S
58	v	1	21	11	2	6	1	1	0

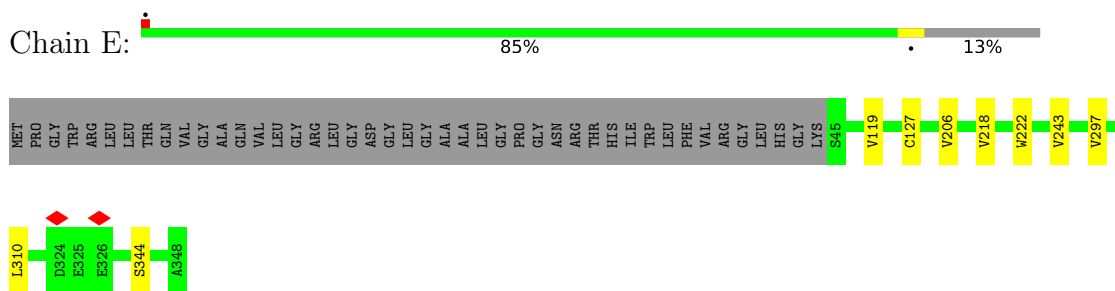
3 Residue-property plots

These plots are drawn for all protein, RNA, DNA and oligosaccharide chains in the entry. The first graphic for a chain summarises the proportions of the various outlier classes displayed in the second graphic. The second graphic shows the sequence view annotated by issues in geometry and atom inclusion in map density. Residues are color-coded according to the number of geometric quality criteria for which they contain at least one outlier: green = 0, yellow = 1, orange = 2 and red = 3 or more. A red diamond above a residue indicates a poor fit to the EM map for this residue (all-atom inclusion < 40%). Stretches of 2 or more consecutive residues without any outlier are shown as a green connector. Residues present in the sample, but not in the model, are shown in grey.

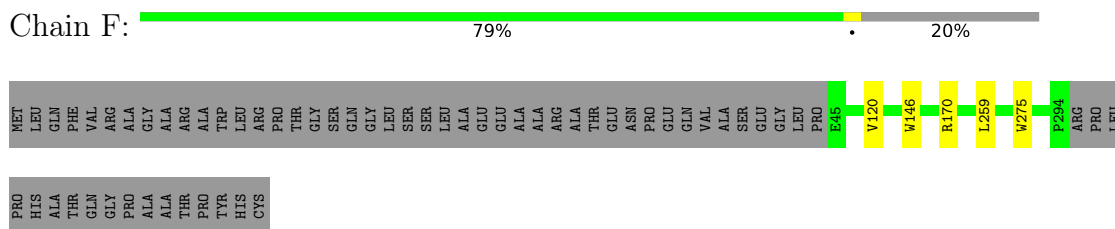
- Molecule 1: 39S ribosomal protein L2, mitochondrial




- Molecule 2: 39S ribosomal protein L3, mitochondrial



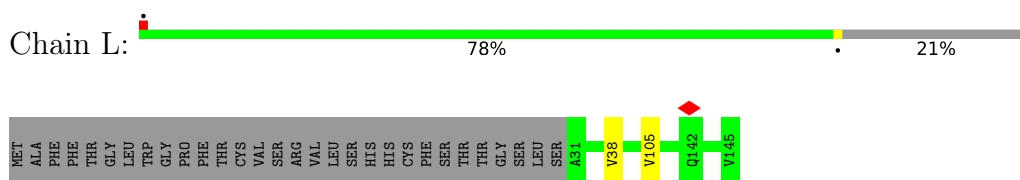
- Molecule 3: 39S ribosomal protein L4, mitochondrial



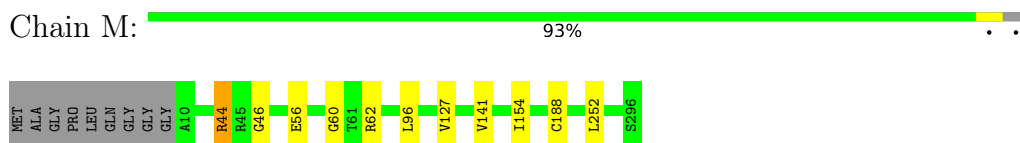
- Molecule 4: 39S ribosomal protein L9, mitochondrial



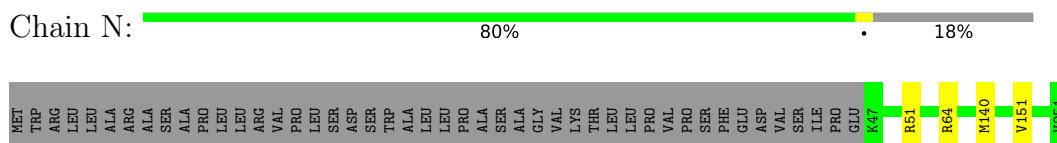
- Molecule 8: 39S ribosomal protein L14, mitochondrial



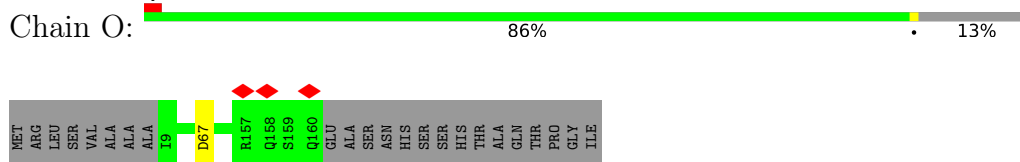
- Molecule 9: 39S ribosomal protein L15, mitochondrial



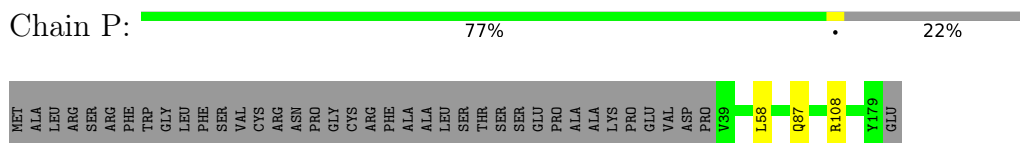
- Molecule 10: 39S ribosomal protein L16, mitochondrial



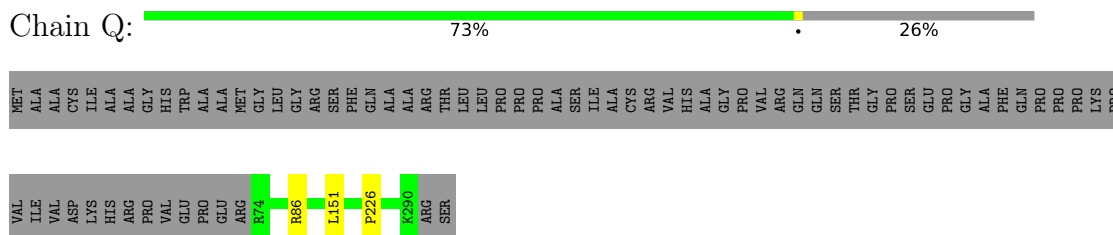
- Molecule 11: 39S ribosomal protein L17, mitochondrial



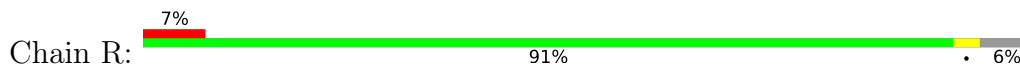
- Molecule 12: 39S ribosomal protein L18, mitochondrial

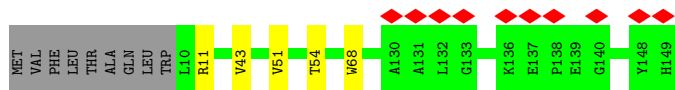


- Molecule 13: 39S ribosomal protein L19, mitochondrial




- Molecule 14: 39S ribosomal protein L20, mitochondrial

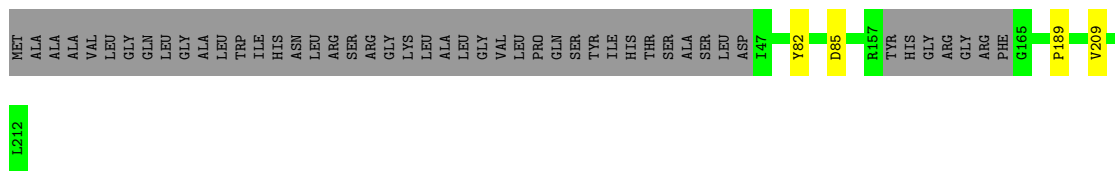




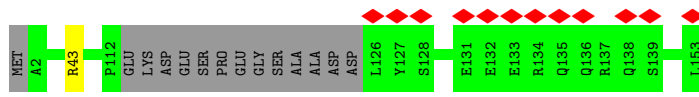
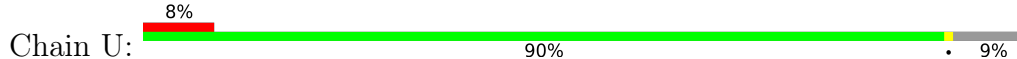
• Molecule 15: 39S ribosomal protein L21, mitochondrial



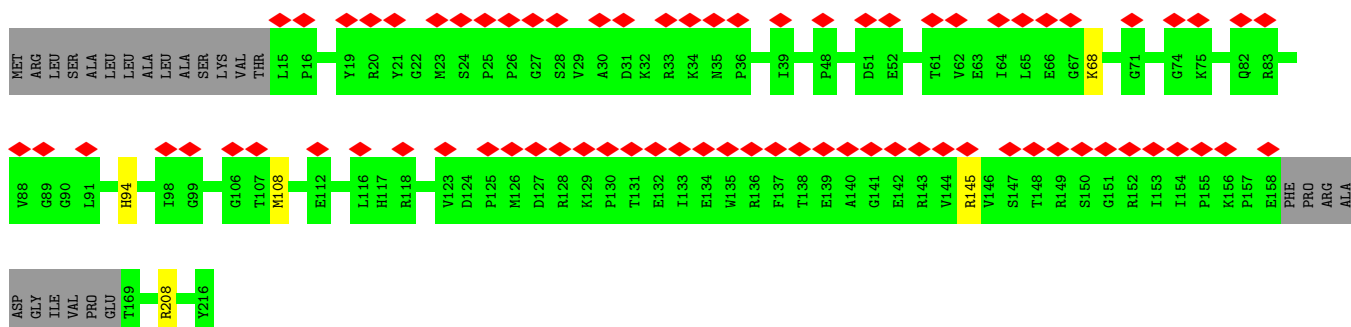
• Molecule 16: 39S ribosomal protein L22, mitochondrial



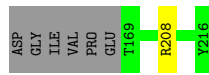
• Molecule 17: 39S ribosomal protein L23, mitochondrial




• Molecule 18: 39S ribosomal protein L24, mitochondrial

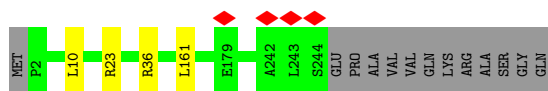


• Molecule 19: 39S ribosomal protein L27, mitochondrial

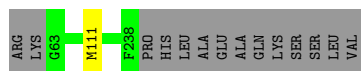




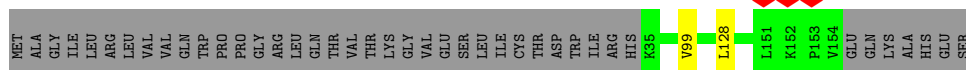
- Molecule 20: 39S ribosomal protein L28, mitochondrial



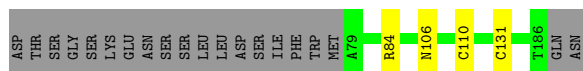
- Molecule 21: 39S ribosomal protein L47, mitochondrial



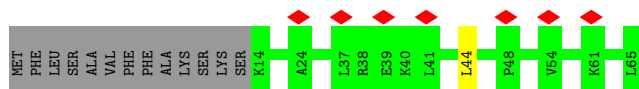
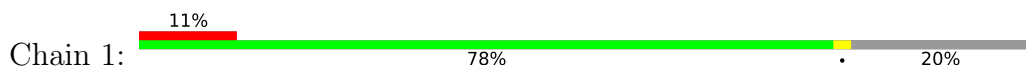
- Molecule 22: 39S ribosomal protein L30, mitochondrial



- Molecule 23: 39S ribosomal protein L32, mitochondrial

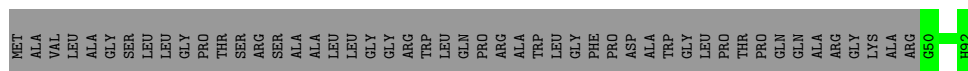


- Molecule 24: 39S ribosomal protein L33, mitochondrial

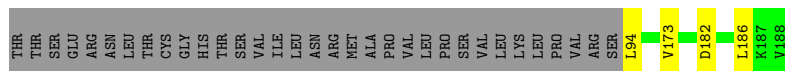


- Molecule 25: 39S ribosomal protein L34, mitochondrial

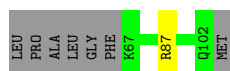
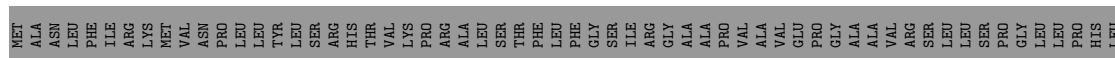




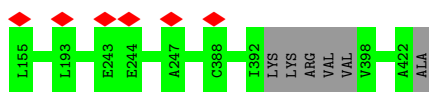
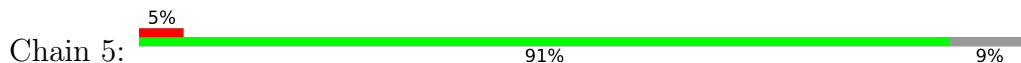
• Molecule 26: 39S ribosomal protein L35, mitochondrial



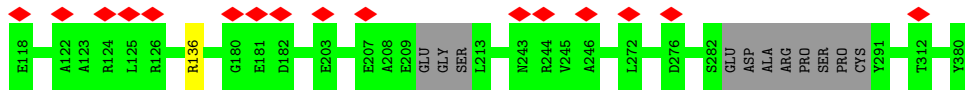
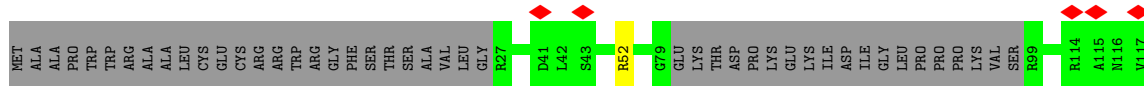
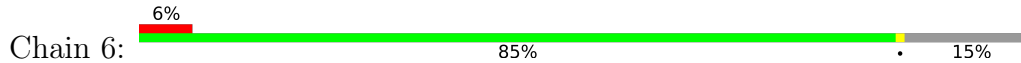
• Molecule 27: 39S ribosomal protein L36, mitochondrial



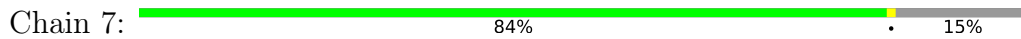
• Molecule 28: 39S ribosomal protein L37, mitochondrial

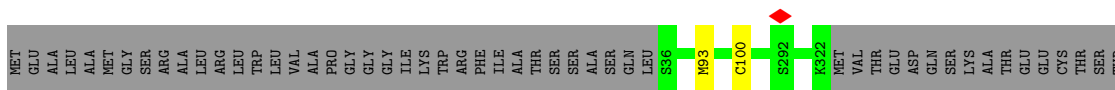


• Molecule 29: 39S ribosomal protein L38, mitochondrial

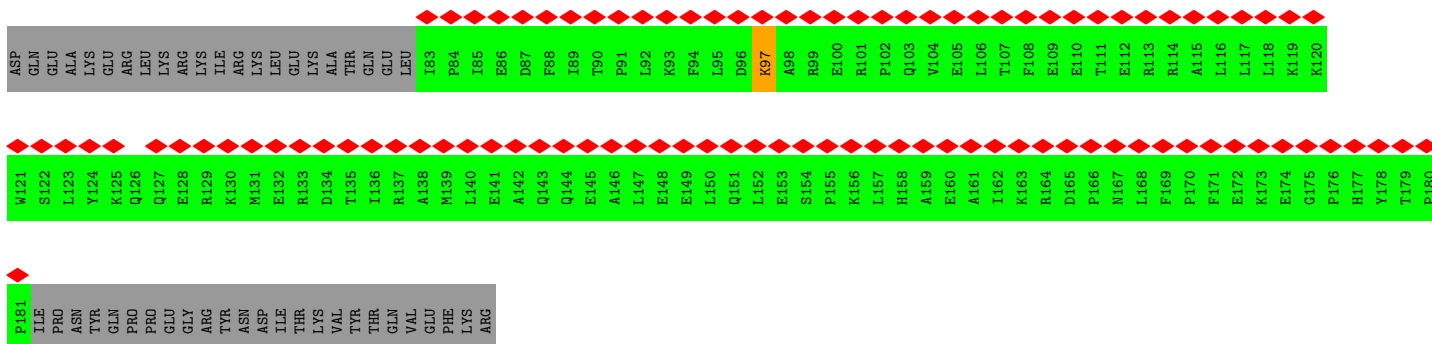
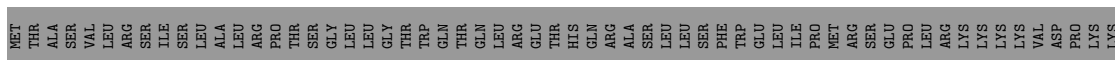


• Molecule 30: 39S ribosomal protein L39, mitochondrial

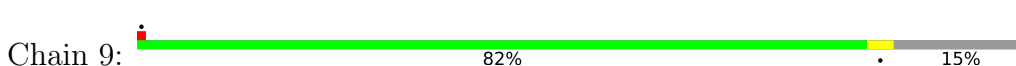




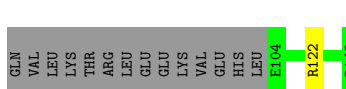
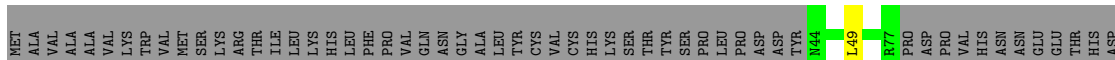
• Molecule 31: 39S ribosomal protein L40, mitochondrial



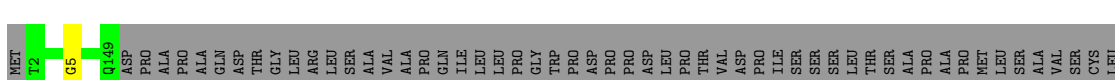
• Molecule 32: 39S ribosomal protein L41, mitochondrial




• Molecule 33: 39S ribosomal protein L42, mitochondrial

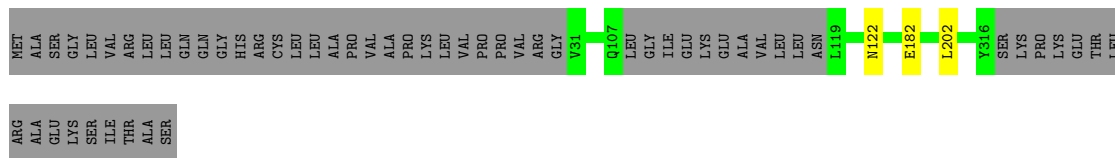


• Molecule 34: 39S ribosomal protein L43, mitochondrial



• Molecule 35: 39S ribosomal protein L44, mitochondrial

Chain c:  82% 17%




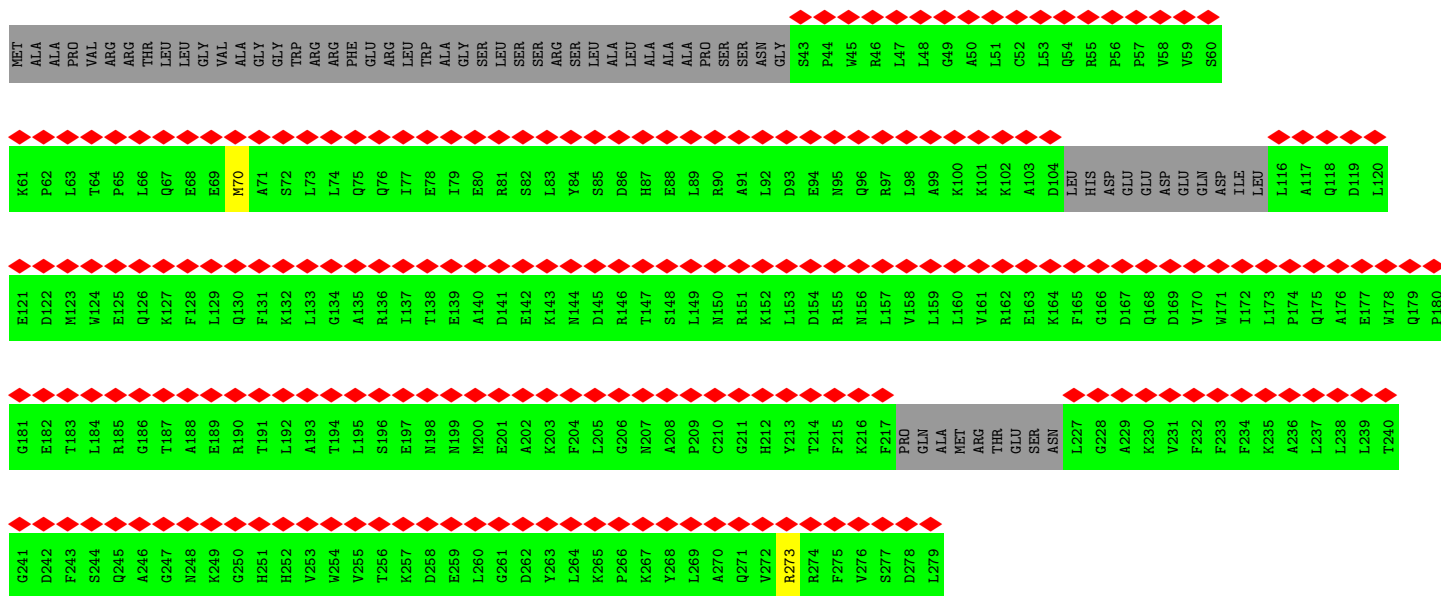
• Molecule 36: 39S ribosomal protein L45, mitochondrial

Chain d:  13% 67% 31%




• Molecule 37: 39S ribosomal protein L46, mitochondrial

Chain e:  78% 77% 22%

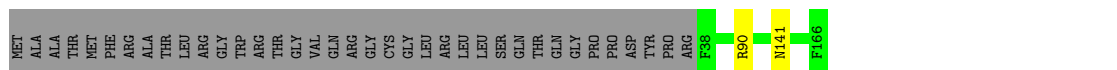
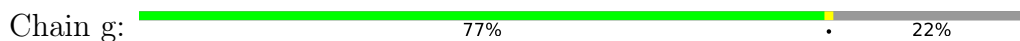


• Molecule 38: 39S ribosomal protein L48, mitochondrial

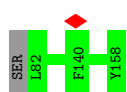
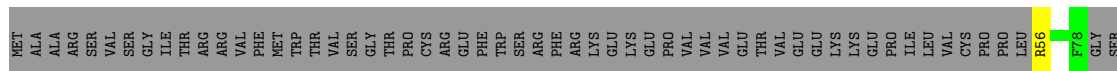
Chain f:  46% 54% 45%



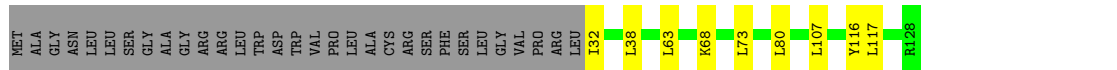
• Molecule 39: 39S ribosomal protein L49, mitochondrial




• Molecule 40: 39S ribosomal protein L50, mitochondrial



• Molecule 41: 39S ribosomal protein L51, mitochondrial

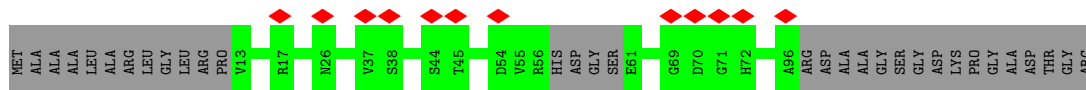


• Molecule 42: 39S ribosomal protein L52, mitochondrial

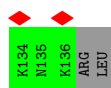
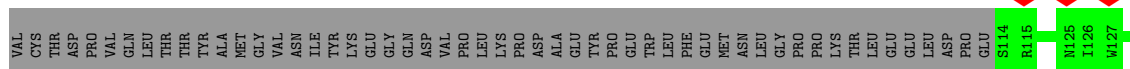


• Molecule 43: 39S ribosomal protein L53, mitochondrial








- Molecule 44: 39S ribosomal protein L54, mitochondrial



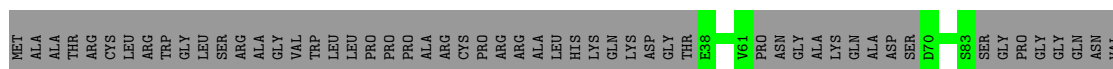
- Molecule 45: 39S ribosomal protein L55, mitochondrial



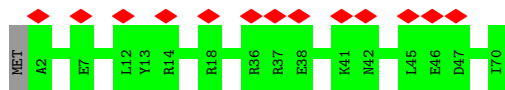
- Molecule 46: Ribosomal protein 63, mitochondrial



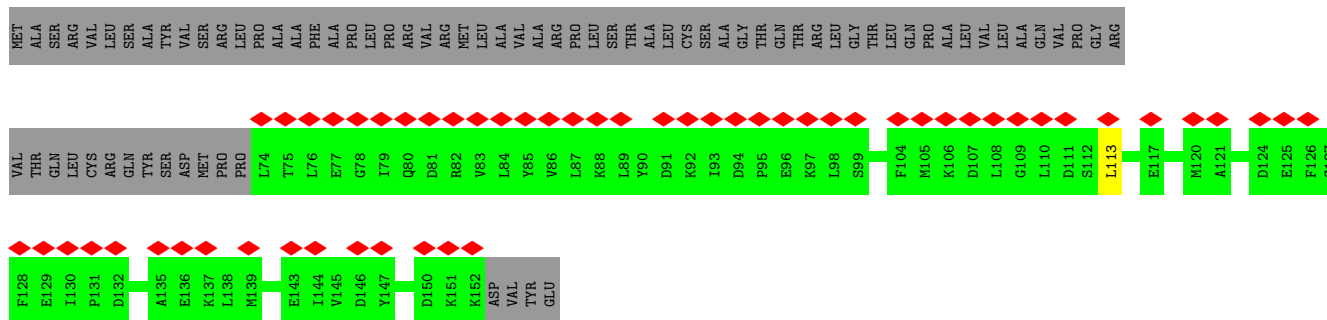
- Molecule 47: Peptidyl-tRNA hydrolase ICT1, mitochondrial



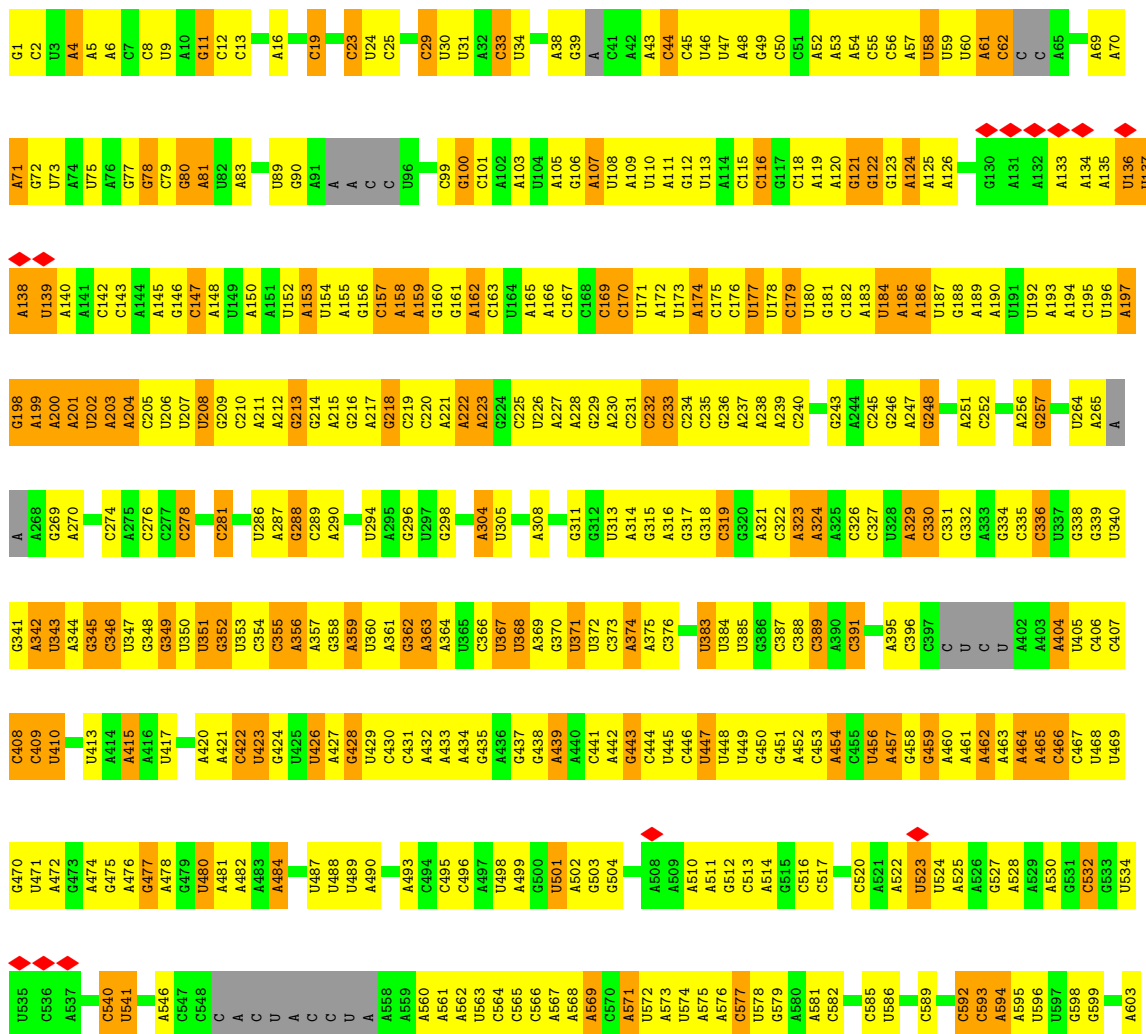
- Molecule 48: Growth arrest and DNA damage-inducible proteins-interacting protein 1




• Molecule 53: Acyl carrier protein, mitochondrial



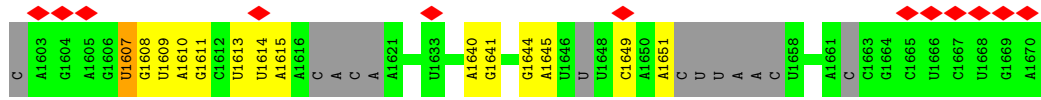
• Molecule 54: 16S rRNA





● Molecule 55: mitochondrial Val tRNA





4 Experimental information

Property	Value	Source
EM reconstruction method	SINGLE PARTICLE	Depositor
Imposed symmetry	POINT, Not provided	
Number of particles used	28807	Depositor
Resolution determination method	FSC 0.143 CUT-OFF	Depositor
CTF correction method	NONE	Depositor
Microscope	FEI TITAN KRIOS	Depositor
Voltage (kV)	300	Depositor
Electron dose ($e^-/\text{\AA}^2$)	28	Depositor
Minimum defocus (nm)	Not provided	
Maximum defocus (nm)	Not provided	
Magnification	Not provided	
Image detector	FEI FALCON II (4k x 4k)	Depositor
Maximum map value	1.178	Depositor
Minimum map value	-0.747	Depositor
Average map value	0.001	Depositor
Map value standard deviation	0.027	Depositor
Recommended contour level	0.05	Depositor
Map size (\AA)	390.24, 390.24, 390.24	wwPDB
Map dimensions	360, 360, 360	wwPDB
Map angles ($^\circ$)	90.0, 90.0, 90.0	wwPDB
Pixel spacing (\AA)	1.084, 1.084, 1.084	Depositor

5 Model quality

5.1 Standard geometry

Bond lengths and bond angles in the following residue types are not validated in this section: MG, PNS, ZN

The Z score for a bond length (or angle) is the number of standard deviations the observed value is removed from the expected value. A bond length (or angle) with $|Z| > 5$ is considered an outlier worth inspection. RMSZ is the root-mean-square of all Z scores of the bond lengths (or angles).

Mol	Chain	Bond lengths		Bond angles	
		RMSZ	# Z >5	RMSZ	# Z >5
1	D	0.57	0/1879	0.71	0/2527
2	E	0.91	5/2465 (0.2%)	0.79	4/3344 (0.1%)
3	F	1.02	3/2071 (0.1%)	0.82	1/2817 (0.0%)
4	H	0.66	0/798	0.80	0/1073
5	I	0.51	0/1308	0.73	1/1761 (0.1%)
6	J	0.26	0/1077	0.48	0/1452
7	K	0.94	1/1495 (0.1%)	0.82	5/2029 (0.2%)
8	L	0.81	2/904 (0.2%)	0.83	2/1218 (0.2%)
9	M	1.01	6/2359 (0.3%)	0.85	4/3185 (0.1%)
10	N	0.78	2/1697 (0.1%)	0.70	1/2281 (0.0%)
11	O	0.77	0/1269	0.84	1/1708 (0.1%)
12	P	0.61	0/1173	0.71	0/1588
13	Q	0.74	0/1846	0.77	1/2487 (0.0%)
14	R	1.10	3/1174 (0.3%)	0.88	2/1572 (0.1%)
15	S	0.96	0/1276	0.89	3/1729 (0.2%)
16	T	1.04	4/1335 (0.3%)	0.98	4/1796 (0.2%)
17	U	0.83	1/1183 (0.1%)	0.74	0/1600
18	V	0.43	0/1616	0.64	1/2189 (0.0%)
19	W	1.03	2/881 (0.2%)	0.83	3/1188 (0.3%)
20	X	0.68	0/2090	0.70	3/2825 (0.1%)
21	Y	0.73	0/1552	0.67	1/2079 (0.0%)
22	Z	0.85	0/1003	0.78	2/1354 (0.1%)
23	0	0.86	1/895 (0.1%)	0.83	3/1201 (0.2%)
24	1	0.35	0/438	0.71	1/583 (0.2%)
25	2	1.06	0/357	0.80	0/475
26	3	1.19	1/852 (0.1%)	0.88	3/1136 (0.3%)
27	4	0.73	0/329	0.67	0/435
28	5	0.48	0/3250	0.67	2/4429 (0.0%)
29	6	0.60	0/2726	0.68	0/3715
30	7	0.57	1/2391 (0.0%)	0.66	1/3234 (0.0%)
31	8	0.30	0/855	0.56	1/1152 (0.1%)
32	9	0.71	0/972	0.77	2/1306 (0.2%)

Mol	Chain	Bond lengths		Bond angles	
		RMSZ	# Z >5	RMSZ	# Z >5
33	a	0.76	0/630	0.66	1/852 (0.1%)
34	b	0.88	0/1202	0.81	1/1626 (0.1%)
35	c	0.69	1/2264 (0.0%)	0.71	1/3059 (0.0%)
36	d	0.40	0/1790	0.67	2/2423 (0.1%)
37	e	0.26	0/1797	0.54	1/2422 (0.0%)
38	f	0.43	0/931	0.63	2/1259 (0.2%)
39	g	0.87	1/1102 (0.1%)	0.77	0/1503
40	h	0.48	0/847	0.66	1/1150 (0.1%)
41	i	1.17	2/849 (0.2%)	0.97	7/1135 (0.6%)
42	j	0.68	0/698	0.69	0/940
43	k	0.29	0/635	0.62	0/855
44	l	0.28	0/226	0.61	0/299
45	m	0.24	0/379	0.53	0/510
46	o	0.94	1/807 (0.1%)	0.83	0/1083
47	p	0.49	0/1071	0.66	0/1433
48	q	0.52	0/1413	0.63	0/1906
49	r	0.79	0/1238	0.72	1/1676 (0.1%)
50	s	0.70	1/3114 (0.0%)	0.73	4/4225 (0.1%)
51	u	0.47	0/949	0.72	0/1281
52	v	0.36	0/597	0.66	0/796
53	w	0.29	0/647	0.75	1/871 (0.1%)
54	A	1.86	830/34974 (2.4%)	1.66	951/54421 (1.7%)
55	B	0.39	0/1328	1.05	4/2056 (0.2%)
All	All	1.23	868/105004 (0.8%)	1.17	1029/149249 (0.7%)

Chiral center outliers are detected by calculating the chiral volume of a chiral center and verifying if the center is modelled as a planar moiety or with the opposite hand. A planarity outlier is detected by checking planarity of atoms in a peptide group, atoms in a mainchain group or atoms of a sidechain that are expected to be planar.

Mol	Chain	#Chirality outliers	#Planarity outliers
1	D	0	1
2	E	0	1
5	I	0	1
9	M	0	2
12	P	0	1
13	Q	0	1
15	S	0	1
16	T	0	1
18	V	0	1
23	0	0	1
26	3	0	1

Continued on next page...

Continued from previous page...

Mol	Chain	#Chirality outliers	#Planarity outliers
32	9	0	1
35	c	0	1
36	d	0	3
50	s	0	1
All	All	0	18

All (868) bond length outliers are listed below:

Mol	Chain	Res	Type	Atoms	Z	Observed(Å)	Ideal(Å)
54	A	158	A	N9-C4	-14.04	1.29	1.37
16	T	189	PRO	CG-CD	-10.93	1.14	1.50
54	A	351	U	C2-N3	-9.90	1.30	1.37
54	A	1430	U	N3-C4	-9.73	1.29	1.38
54	A	304	A	C6-N1	-9.49	1.28	1.35
54	A	1521	A	C6-N1	-9.34	1.29	1.35
41	i	68	LYS	C-N	-9.27	1.12	1.34
54	A	238	A	N7-C5	-9.20	1.33	1.39
54	A	177	U	C2-N3	-9.07	1.31	1.37
54	A	451	G	C5-C4	-9.01	1.32	1.38
2	E	206	VAL	CB-CG1	-8.56	1.34	1.52
54	A	236	G	C6-N1	-8.53	1.33	1.39
54	A	165	A	N9-C4	-8.51	1.32	1.37
54	A	158	A	N3-C4	-8.43	1.29	1.34
54	A	198	G	C2-N3	-8.41	1.26	1.32
54	A	482	A	N9-C4	-8.40	1.32	1.37
54	A	1045	A	N7-C5	-8.37	1.34	1.39
54	A	122	G	C5-C4	-8.29	1.32	1.38
54	A	313	U	C2-N3	-8.19	1.32	1.37
54	A	198	G	N1-C2	-8.08	1.31	1.37
54	A	52	A	N7-C5	-8.07	1.34	1.39
54	A	174	A	C5-C4	-8.03	1.33	1.38
54	A	340	U	N3-C4	-8.02	1.31	1.38
54	A	238	A	N9-C4	-8.00	1.33	1.37
54	A	1043	C	N1-C6	-7.91	1.32	1.37
54	A	1061	U	N3-C4	-7.90	1.31	1.38
54	A	1264	G	N9-C8	-7.83	1.32	1.37
54	A	238	A	C5-C6	-7.82	1.34	1.41
54	A	987	C	C4-C5	-7.76	1.36	1.43
54	A	174	A	N9-C4	-7.75	1.33	1.37
54	A	237	A	C6-N1	-7.73	1.30	1.35
54	A	346	C	N1-C6	-7.72	1.32	1.37
54	A	632	U	C2-N3	-7.61	1.32	1.37

Continued on next page...

Continued from previous page...

Mol	Chain	Res	Type	Atoms	Z	Observed(Å)	Ideal(Å)
54	A	627	A	C5-C4	-7.60	1.33	1.38
54	A	53	A	N3-C4	-7.60	1.30	1.34
16	T	189	PRO	CB-CG	-7.59	1.11	1.50
54	A	359	A	N9-C4	-7.58	1.33	1.37
54	A	357	A	C5-C4	-7.53	1.33	1.38
54	A	348	G	N7-C5	-7.50	1.34	1.39
54	A	1137	U	C2-N3	7.50	1.43	1.37
54	A	568	A	N3-C4	-7.48	1.30	1.34
54	A	1479	C	N1-C6	-7.46	1.32	1.37
54	A	1001	C	C4-C5	-7.45	1.36	1.43
54	A	101	C	N1-C6	-7.41	1.32	1.37
54	A	349	G	C5-C4	-7.39	1.33	1.38
54	A	161	G	C5-C4	-7.36	1.33	1.38
54	A	69	A	N9-C4	-7.36	1.33	1.37
54	A	194	A	N9-C4	-7.36	1.33	1.37
54	A	211	A	N7-C5	-7.33	1.34	1.39
54	A	353	U	N1-C2	-7.31	1.31	1.38
54	A	1006	A	C6-N1	-7.30	1.30	1.35
54	A	1430	U	C2-N3	-7.30	1.32	1.37
54	A	228	A	N9-C4	-7.28	1.33	1.37
54	A	349	G	C2-N3	-7.25	1.26	1.32
54	A	194	A	C6-N1	-7.24	1.30	1.35
54	A	197	A	N9-C4	-7.22	1.33	1.37
54	A	481	A	C5-C4	-7.22	1.33	1.38
54	A	304	A	N7-C5	-7.21	1.34	1.39
54	A	634	G	C5-C4	-7.21	1.33	1.38
54	A	334	G	N7-C5	-7.20	1.34	1.39
54	A	177	U	N1-C2	-7.19	1.32	1.38
54	A	463	A	N7-C5	-7.17	1.34	1.39
8	L	38	VAL	CB-CG1	-7.17	1.37	1.52
54	A	120	A	C8-N7	-7.17	1.26	1.31
54	A	759	A	N9-C4	-7.16	1.33	1.37
54	A	1008	A	N7-C5	-7.15	1.34	1.39
54	A	1046	G	C5-C4	-7.14	1.33	1.38
54	A	13	C	N1-C6	-7.13	1.32	1.37
54	A	1012	A	N9-C4	-7.13	1.33	1.37
54	A	1262	G	C5-C4	-7.12	1.33	1.38
54	A	1014	C	N1-C6	-7.12	1.32	1.37
54	A	1196	A	C5-C4	-7.11	1.33	1.38
54	A	197	A	C6-N1	-7.10	1.30	1.35
54	A	120	A	C5-C4	-7.08	1.33	1.38
54	A	482	A	C6-N1	-7.06	1.30	1.35

Continued on next page...

Continued from previous page...

Mol	Chain	Res	Type	Atoms	Z	Observed(Å)	Ideal(Å)
54	A	81	A	N7-C5	-7.04	1.35	1.39
54	A	1394	A	N9-C4	-7.04	1.33	1.37
54	A	430	C	N3-C4	-7.03	1.29	1.33
54	A	344	A	N7-C5	-7.02	1.35	1.39
54	A	1012	A	N7-C5	-7.00	1.35	1.39
54	A	624	A	C5-C4	-7.00	1.33	1.38
54	A	1549	G	N9-C8	-6.98	1.32	1.37
54	A	1047	A	C5-C6	-6.96	1.34	1.41
54	A	640	G	C5-C4	-6.95	1.33	1.38
54	A	1013	C	C4-C5	-6.95	1.37	1.43
54	A	1058	C	C4-C5	-6.94	1.37	1.43
54	A	256	A	N9-C4	-6.93	1.33	1.37
54	A	443	G	C8-N7	-6.90	1.26	1.30
54	A	457	A	C5-C4	-6.90	1.33	1.38
54	A	998	A	N7-C5	-6.89	1.35	1.39
54	A	122	G	N1-C2	-6.88	1.32	1.37
14	R	43	VAL	CB-CG2	-6.88	1.38	1.52
54	A	336	C	N3-C4	-6.88	1.29	1.33
54	A	234	C	N3-C4	-6.87	1.29	1.33
54	A	628	A	N9-C8	-6.87	1.32	1.37
54	A	343	U	C2-N3	-6.87	1.32	1.37
54	A	1026	A	N7-C5	-6.86	1.35	1.39
54	A	463	A	N3-C4	-6.85	1.30	1.34
54	A	469	U	C2-N3	-6.85	1.32	1.37
54	A	246	G	N7-C5	-6.84	1.35	1.39
54	A	197	A	N7-C5	-6.83	1.35	1.39
54	A	1433	C	C4-C5	-6.83	1.37	1.43
54	A	1267	A	C6-N1	-6.83	1.30	1.35
54	A	327	C	N1-C6	-6.82	1.33	1.37
54	A	1058	C	N1-C6	-6.82	1.33	1.37
54	A	157	C	C4-C5	-6.82	1.37	1.43
54	A	433	A	N9-C4	-6.81	1.33	1.37
54	A	1314	A	C5-C4	-6.81	1.33	1.38
54	A	1433	C	N3-C4	-6.80	1.29	1.33
54	A	1045	A	C5-C4	-6.79	1.33	1.38
54	A	346	C	N3-C4	-6.77	1.29	1.33
54	A	1005	G	N1-C2	-6.77	1.32	1.37
54	A	1031	G	N7-C5	-6.77	1.35	1.39
54	A	608	A	N7-C5	-6.76	1.35	1.39
54	A	1028	G	N3-C4	-6.75	1.30	1.35
54	A	122	G	N9-C8	-6.74	1.33	1.37
54	A	1318	C	N3-C4	-6.74	1.29	1.33

Continued on next page...

Continued from previous page...

Mol	Chain	Res	Type	Atoms	Z	Observed(Å)	Ideal(Å)
54	A	640	G	N1-C2	-6.74	1.32	1.37
54	A	1316	C	N1-C6	-6.73	1.33	1.37
54	A	78	G	N7-C5	-6.73	1.35	1.39
54	A	475	G	C5-C4	-6.73	1.33	1.38
54	A	458	G	C5-C4	-6.72	1.33	1.38
54	A	1044	A	C5-C4	-6.71	1.34	1.38
54	A	344	A	C5-C4	-6.71	1.34	1.38
54	A	622	G	C8-N7	-6.71	1.26	1.30
54	A	1028	G	C2-N3	-6.71	1.27	1.32
54	A	246	G	C5-C4	-6.69	1.33	1.38
54	A	1019	C	N3-C4	-6.69	1.29	1.33
54	A	188	G	N1-C2	-6.69	1.32	1.37
54	A	1046	G	C6-N1	-6.67	1.34	1.39
54	A	183	A	N9-C4	-6.67	1.33	1.37
54	A	326	C	N1-C6	-6.67	1.33	1.37
54	A	200	A	C6-N1	-6.66	1.30	1.35
54	A	643	A	N3-C4	-6.66	1.30	1.34
54	A	432	A	C5-C4	-6.65	1.34	1.38
54	A	251	A	C5-C4	-6.64	1.34	1.38
54	A	632	U	C4-C5	-6.63	1.37	1.43
54	A	233	C	C4-C5	-6.62	1.37	1.43
54	A	463	A	N9-C4	-6.62	1.33	1.37
17	U	43	ARG	CA-CB	-6.61	1.39	1.53
54	A	81	A	N9-C8	-6.60	1.32	1.37
54	A	1061	U	C4-O4	-6.60	1.18	1.23
54	A	200	A	N3-C4	-6.59	1.30	1.34
54	A	159	A	C5-C4	-6.58	1.34	1.38
54	A	1317	U	N1-C2	-6.57	1.32	1.38
54	A	70	A	N9-C4	-6.57	1.33	1.37
54	A	788	A	N9-C4	-6.57	1.33	1.37
54	A	122	G	N7-C5	-6.56	1.35	1.39
54	A	237	A	N9-C4	-6.56	1.33	1.37
54	A	1018	C	N3-C4	-6.56	1.29	1.33
54	A	1031	G	C5-C4	-6.54	1.33	1.38
54	A	606	C	N3-C4	-6.53	1.29	1.33
54	A	1263	G	N1-C2	-6.53	1.32	1.37
54	A	1491	G	C5-C4	-6.53	1.33	1.38
54	A	56	C	C4-C5	-6.52	1.37	1.43
10	N	151	VAL	CB-CG1	-6.52	1.39	1.52
54	A	373	C	N1-C2	-6.52	1.33	1.40
54	A	1030	G	C6-N1	-6.52	1.34	1.39
54	A	214	G	C5-C4	-6.52	1.33	1.38

Continued on next page...

Continued from previous page...

Mol	Chain	Res	Type	Atoms	Z	Observed(Å)	Ideal(Å)
54	A	987	C	N3-C4	-6.51	1.29	1.33
54	A	1003	G	N7-C5	-6.50	1.35	1.39
54	A	454	A	N9-C4	-6.50	1.33	1.37
54	A	181	G	N7-C5	-6.50	1.35	1.39
54	A	1199	A	N7-C5	-6.49	1.35	1.39
54	A	357	A	N7-C5	-6.48	1.35	1.39
54	A	445	U	N1-C6	-6.48	1.32	1.38
54	A	1199	A	N9-C8	-6.48	1.32	1.37
54	A	1521	A	N7-C5	-6.48	1.35	1.39
54	A	188	G	N9-C8	-6.48	1.33	1.37
54	A	193	A	N9-C8	-6.48	1.32	1.37
54	A	77	G	C6-N1	-6.47	1.35	1.39
54	A	433	A	C5-C4	-6.47	1.34	1.38
10	N	151	VAL	C-N	6.45	1.48	1.34
54	A	629	U	C4-C5	-6.45	1.37	1.43
54	A	248	G	C2-N3	-6.45	1.27	1.32
54	A	116	C	N1-C6	-6.45	1.33	1.37
54	A	641	U	C4-C5	-6.44	1.37	1.43
54	A	825	U	C4-O4	-6.44	1.18	1.23
54	A	1002	A	N9-C4	-6.44	1.33	1.37
54	A	1024	A	C5-C6	-6.44	1.35	1.41
54	A	622	G	N7-C5	-6.42	1.35	1.39
54	A	1017	C	C4-C5	-6.42	1.37	1.43
54	A	1044	A	N7-C5	-6.42	1.35	1.39
54	A	1003	G	C5-C4	-6.41	1.33	1.38
54	A	1031	G	N9-C8	-6.41	1.33	1.37
54	A	482	A	N3-C4	-6.41	1.31	1.34
54	A	1023	A	C8-N7	-6.41	1.27	1.31
54	A	233	C	N1-C6	-6.40	1.33	1.37
54	A	118	C	N1-C6	-6.39	1.33	1.37
54	A	237	A	C5-C4	-6.39	1.34	1.38
54	A	349	G	N1-C2	-6.39	1.32	1.37
54	A	123	G	C5-C4	-6.38	1.33	1.38
54	A	1263	G	C6-N1	-6.37	1.35	1.39
54	A	347	U	C5-C6	-6.37	1.28	1.34
54	A	1312	C	N3-C4	-6.37	1.29	1.33
54	A	341	G	N9-C8	-6.37	1.33	1.37
54	A	229	G	C5-C4	-6.37	1.33	1.38
54	A	239	A	C6-N1	-6.37	1.31	1.35
54	A	476	A	N7-C5	-6.37	1.35	1.39
54	A	374	A	C6-N1	-6.36	1.31	1.35
54	A	162	A	C5-C4	-6.36	1.34	1.38

Continued on next page...

Continued from previous page...

Mol	Chain	Res	Type	Atoms	Z	Observed(Å)	Ideal(Å)
54	A	373	C	C4-C5	-6.36	1.37	1.43
54	A	800	G	C5-C4	-6.36	1.33	1.38
54	A	311	G	C5-C4	-6.36	1.33	1.38
54	A	594	A	N7-C5	-6.36	1.35	1.39
54	A	634	G	C6-N1	-6.35	1.35	1.39
54	A	1314	A	N7-C5	-6.35	1.35	1.39
54	A	1028	G	N9-C4	-6.35	1.32	1.38
54	A	622	G	N9-C8	-6.34	1.33	1.37
54	A	122	G	C2-N3	-6.34	1.27	1.32
9	M	56	GLU	CB-CG	-6.33	1.40	1.52
54	A	453	C	N3-C4	-6.33	1.29	1.33
54	A	1433	C	N1-C6	-6.32	1.33	1.37
54	A	1013	C	C2-N3	-6.32	1.30	1.35
54	A	176	C	C4-C5	-6.31	1.38	1.43
54	A	991	U	C2-N3	-6.31	1.33	1.37
54	A	246	G	C5-C6	-6.30	1.36	1.42
54	A	1482	C	N1-C6	-6.30	1.33	1.37
54	A	449	U	N1-C2	-6.29	1.32	1.38
54	A	462	A	N7-C5	-6.29	1.35	1.39
54	A	1049	G	C6-N1	-6.29	1.35	1.39
54	A	161	G	N9-C8	-6.28	1.33	1.37
50	s	66	TRP	CB-CG	-6.27	1.39	1.50
54	A	105	A	C5-C4	-6.27	1.34	1.38
54	A	481	A	N7-C5	-6.27	1.35	1.39
54	A	1005	G	C5-C4	-6.26	1.33	1.38
54	A	1549	G	N7-C5	-6.26	1.35	1.39
54	A	1008	A	N9-C4	-6.25	1.34	1.37
54	A	451	G	C6-N1	-6.25	1.35	1.39
54	A	174	A	N9-C8	-6.25	1.32	1.37
54	A	194	A	C5-C4	-6.24	1.34	1.38
54	A	1001	C	N1-C6	-6.23	1.33	1.37
54	A	1327	A	N9-C4	-6.22	1.34	1.37
54	A	1242	C	N3-C4	-6.21	1.29	1.33
54	A	338	G	N7-C5	-6.21	1.35	1.39
54	A	992	A	N9-C4	-6.21	1.34	1.37
54	A	630	G	C5-C4	-6.21	1.34	1.38
54	A	1001	C	C5-C6	-6.21	1.29	1.34
54	A	1005	G	C6-N1	-6.21	1.35	1.39
54	A	1001	C	N3-C4	-6.20	1.29	1.33
54	A	181	G	N1-C2	-6.20	1.32	1.37
54	A	314	A	N7-C5	-6.20	1.35	1.39
54	A	624	A	N7-C5	-6.19	1.35	1.39

Continued on next page...

Continued from previous page...

Mol	Chain	Res	Type	Atoms	Z	Observed(Å)	Ideal(Å)
54	A	1046	G	N1-C2	-6.19	1.32	1.37
54	A	71	A	C5-C4	-6.18	1.34	1.38
54	A	431	C	C4-C5	-6.18	1.38	1.43
54	A	1049	G	C2-N3	-6.18	1.27	1.32
54	A	358	G	N1-C2	-6.17	1.32	1.37
54	A	582	C	C4-C5	-6.17	1.38	1.43
54	A	226	U	C4-C5	-6.17	1.38	1.43
54	A	358	G	C6-N1	-6.17	1.35	1.39
54	A	628	A	C5-C4	-6.17	1.34	1.38
54	A	183	A	C5-C6	-6.16	1.35	1.41
54	A	349	G	N9-C8	-6.16	1.33	1.37
54	A	205	C	N1-C6	-6.15	1.33	1.37
54	A	1043	C	C4-C5	-6.13	1.38	1.43
54	A	758	C	N1-C6	-6.12	1.33	1.37
54	A	1041	A	C5-C4	-6.12	1.34	1.38
54	A	1388	U	N1-C2	-6.12	1.33	1.38
54	A	633	A	N9-C4	-6.12	1.34	1.37
54	A	182	C	N1-C6	-6.11	1.33	1.37
54	A	985	G	N9-C8	-6.11	1.33	1.37
54	A	628	A	N7-C5	-6.09	1.35	1.39
54	A	177	U	N3-C4	-6.09	1.32	1.38
54	A	450	G	C5-C4	-6.09	1.34	1.38
54	A	236	G	C5-C4	-6.08	1.34	1.38
54	A	1159	C	N3-C4	-6.08	1.29	1.33
54	A	630	G	C2-N3	-6.07	1.27	1.32
2	E	297	VAL	CB-CG2	-6.07	1.40	1.52
54	A	1010	U	C2-N3	-6.07	1.33	1.37
54	A	345	G	C5-C4	-6.06	1.34	1.38
54	A	800	G	N1-C2	-6.05	1.32	1.37
54	A	1330	A	C5-C4	-6.05	1.34	1.38
54	A	1273	G	N7-C5	-6.05	1.35	1.39
54	A	642	A	N3-C4	-6.05	1.31	1.34
54	A	1022	G	N9-C8	-6.04	1.33	1.37
54	A	1329	C	N1-C6	-6.04	1.33	1.37
54	A	624	A	N9-C8	-6.03	1.32	1.37
54	A	1197	C	N3-C4	-6.03	1.29	1.33
54	A	1259	C	N3-C4	-6.02	1.29	1.33
54	A	1045	A	N3-C4	-6.02	1.31	1.34
54	A	638	A	N9-C4	-6.01	1.34	1.37
54	A	176	C	N1-C6	-6.01	1.33	1.37
54	A	156	G	N9-C4	-6.01	1.33	1.38
54	A	200	A	C5-C4	-6.01	1.34	1.38

Continued on next page...

Continued from previous page...

Mol	Chain	Res	Type	Atoms	Z	Observed(Å)	Ideal(Å)
54	A	1016	G	N9-C8	-6.01	1.33	1.37
54	A	1031	G	C8-N7	-6.00	1.27	1.30
2	E	243	VAL	CB-CG1	-6.00	1.40	1.52
54	A	334	G	C5-C4	-6.00	1.34	1.38
54	A	1319	G	C5-C4	-6.00	1.34	1.38
54	A	786	U	C4-C5	-5.99	1.38	1.43
54	A	1316	C	N3-C4	-5.99	1.29	1.33
54	A	100	G	C5-C4	-5.99	1.34	1.38
54	A	1048	C	C4-C5	-5.98	1.38	1.43
54	A	705	C	C4-C5	-5.98	1.38	1.43
54	A	1479	C	N3-C4	-5.98	1.29	1.33
54	A	634	G	N1-C2	-5.97	1.32	1.37
54	A	423	U	N3-C4	-5.97	1.33	1.38
54	A	240	C	N1-C6	-5.96	1.33	1.37
54	A	372	U	N1-C2	-5.96	1.33	1.38
54	A	101	C	N3-C4	-5.96	1.29	1.33
54	A	1488	A	C5-C6	-5.96	1.35	1.41
54	A	459	G	C5-C4	-5.95	1.34	1.38
54	A	160	G	N9-C8	-5.94	1.33	1.37
54	A	458	G	C2-N3	-5.94	1.28	1.32
54	A	83	A	N9-C4	-5.93	1.34	1.37
54	A	1026	A	N9-C8	-5.93	1.33	1.37
54	A	185	A	C6-N1	-5.93	1.31	1.35
54	A	1546	C	N1-C6	-5.93	1.33	1.37
54	A	185	A	C5-C6	-5.92	1.35	1.41
54	A	83	A	C5-C4	-5.92	1.34	1.38
54	A	345	G	N7-C5	-5.92	1.35	1.39
54	A	189	A	N9-C4	-5.90	1.34	1.37
54	A	52	A	C5-C4	-5.90	1.34	1.38
54	A	991	U	N1-C2	-5.90	1.33	1.38
54	A	451	G	N7-C5	-5.90	1.35	1.39
14	R	68	TRP	CB-CG	-5.89	1.39	1.50
54	A	465	A	N7-C5	-5.89	1.35	1.39
54	A	170	C	C4-C5	-5.88	1.38	1.43
54	A	1020	G	C6-N1	-5.88	1.35	1.39
54	A	1026	A	C8-N7	-5.88	1.27	1.31
54	A	246	G	N9-C8	-5.88	1.33	1.37
54	A	373	C	C2-N3	-5.88	1.31	1.35
54	A	640	G	C6-N1	-5.87	1.35	1.39
54	A	247	A	C6-N1	-5.87	1.31	1.35
54	A	999	A	C6-N1	-5.87	1.31	1.35
54	A	121	G	N9-C8	-5.86	1.33	1.37

Continued on next page...

Continued from previous page...

Mol	Chain	Res	Type	Atoms	Z	Observed(Å)	Ideal(Å)
54	A	16	A	N9-C4	-5.86	1.34	1.37
54	A	1023	A	N3-C4	-5.86	1.31	1.34
54	A	329	A	C6-N1	-5.85	1.31	1.35
54	A	79	C	N1-C6	-5.85	1.33	1.37
54	A	183	A	N7-C5	-5.85	1.35	1.39
54	A	341	G	C5-C4	-5.85	1.34	1.38
54	A	452	A	N9-C8	-5.85	1.33	1.37
54	A	1391	G	N7-C5	-5.85	1.35	1.39
54	A	1046	G	C5-C6	-5.85	1.36	1.42
54	A	1045	A	C5-C6	-5.85	1.35	1.41
54	A	1246	G	N9-C8	-5.85	1.33	1.37
54	A	636	A	N3-C4	-5.84	1.31	1.34
54	A	163	C	N1-C6	-5.84	1.33	1.37
54	A	1435	A	N9-C8	-5.84	1.33	1.37
54	A	247	A	N9-C8	-5.84	1.33	1.37
54	A	370	G	N7-C5	-5.84	1.35	1.39
54	A	105	A	N9-C8	-5.83	1.33	1.37
54	A	106	G	C8-N7	-5.83	1.27	1.30
54	A	278	C	N1-C6	-5.83	1.33	1.37
54	A	839	A	N9-C4	-5.83	1.34	1.37
54	A	631	U	N1-C6	-5.83	1.32	1.38
54	A	1044	A	N9-C8	-5.83	1.33	1.37
54	A	165	A	N3-C4	-5.83	1.31	1.34
54	A	443	G	N9-C8	-5.83	1.33	1.37
54	A	1248	A	N9-C4	-5.83	1.34	1.37
54	A	351	U	C2-O2	-5.82	1.17	1.22
54	A	251	A	C5-C6	-5.82	1.35	1.41
54	A	420	A	N9-C4	-5.82	1.34	1.37
54	A	156	G	N3-C4	-5.81	1.31	1.35
54	A	367	U	C2-N3	-5.81	1.33	1.37
54	A	1275	A	N9-C4	-5.81	1.34	1.37
54	A	765	G	N7-C5	-5.81	1.35	1.39
54	A	99	C	N1-C6	-5.81	1.33	1.37
54	A	119	A	C5-C4	-5.80	1.34	1.38
54	A	376	C	N1-C6	-5.80	1.33	1.37
54	A	992	A	N7-C5	-5.80	1.35	1.39
54	A	765	G	C5-C4	-5.80	1.34	1.38
54	A	338	G	N9-C8	-5.80	1.33	1.37
19	W	75	TRP	CB-CG	-5.79	1.39	1.50
54	A	638	A	N7-C5	-5.79	1.35	1.39
54	A	155	A	C5-C4	-5.79	1.34	1.38
54	A	205	C	N3-C4	-5.79	1.29	1.33

Continued on next page...

Continued from previous page...

Mol	Chain	Res	Type	Atoms	Z	Observed(Å)	Ideal(Å)
54	A	985	G	N7-C5	-5.79	1.35	1.39
30	7	100	CYS	CB-SG	-5.78	1.72	1.81
54	A	474	A	N9-C8	-5.78	1.33	1.37
54	A	1023	A	N7-C5	-5.78	1.35	1.39
54	A	989	C	N1-C6	-5.78	1.33	1.37
54	A	786	U	N1-C2	-5.78	1.33	1.38
54	A	1031	G	N1-C2	-5.78	1.33	1.37
16	T	209	VAL	CB-CG1	-5.77	1.40	1.52
54	A	1319	G	C6-N1	-5.77	1.35	1.39
54	A	1022	G	C8-N7	-5.77	1.27	1.30
54	A	184	U	C4-C5	-5.77	1.38	1.43
54	A	346	C	C4-C5	-5.76	1.38	1.43
54	A	1154	C	N1-C6	-5.76	1.33	1.37
54	A	1267	A	C2-N3	-5.76	1.28	1.33
54	A	1021	U	C2-N3	-5.76	1.33	1.37
54	A	119	A	N9-C4	-5.76	1.34	1.37
54	A	313	U	C5-C6	-5.76	1.28	1.34
54	A	434	A	C6-N1	-5.76	1.31	1.35
54	A	1331	G	C5-C4	-5.76	1.34	1.38
54	A	424	G	N1-C2	-5.76	1.33	1.37
54	A	237	A	N3-C4	-5.75	1.31	1.34
54	A	53	A	C6-N1	-5.75	1.31	1.35
54	A	417	U	C4-C5	-5.75	1.38	1.43
3	F	146	TRP	CB-CG	-5.75	1.40	1.50
54	A	1392	U	C2-N3	-5.75	1.33	1.37
46	o	42	GLU	CG-CD	-5.75	1.43	1.51
54	A	215	A	N9-C8	-5.74	1.33	1.37
54	A	430	C	C4-C5	-5.74	1.38	1.43
54	A	627	A	N7-C5	-5.74	1.35	1.39
54	A	59	U	C2-N3	-5.74	1.33	1.37
54	A	831	C	N3-C4	-5.74	1.29	1.33
54	A	630	G	C6-N1	-5.74	1.35	1.39
54	A	1061	U	C2-N3	-5.74	1.33	1.37
54	A	1246	G	N7-C5	-5.74	1.35	1.39
54	A	1269	C	N1-C6	-5.73	1.33	1.37
54	A	1331	G	N9-C8	-5.73	1.33	1.37
54	A	238	A	N3-C4	-5.73	1.31	1.34
54	A	1488	A	N7-C5	-5.73	1.35	1.39
54	A	458	G	N9-C8	-5.72	1.33	1.37
54	A	248	G	N1-C2	-5.72	1.33	1.37
54	A	196	U	C4-C5	-5.72	1.38	1.43
54	A	841	C	N3-C4	-5.72	1.29	1.33

Continued on next page...

Continued from previous page...

Mol	Chain	Res	Type	Atoms	Z	Observed(Å)	Ideal(Å)
54	A	52	A	N9-C4	-5.72	1.34	1.37
54	A	58	U	C4-C5	-5.71	1.38	1.43
54	A	1070	A	C6-N1	-5.71	1.31	1.35
54	A	1396	C	N3-C4	-5.71	1.29	1.33
54	A	209	G	C8-N7	-5.71	1.27	1.30
54	A	120	A	N9-C4	-5.71	1.34	1.37
54	A	159	A	N3-C4	-5.71	1.31	1.34
54	A	1326	G	N1-C2	-5.71	1.33	1.37
9	M	188	CYS	CB-SG	-5.70	1.72	1.81
54	A	335	C	N3-C4	-5.70	1.29	1.33
54	A	339	G	N9-C8	-5.70	1.33	1.37
54	A	349	G	N7-C5	-5.70	1.35	1.39
54	A	329	A	C5-C4	-5.70	1.34	1.38
54	A	595	A	C5-C4	-5.70	1.34	1.38
54	A	107	A	C5-C4	-5.69	1.34	1.38
54	A	1024	A	N7-C5	-5.69	1.35	1.39
54	A	209	G	N9-C8	-5.69	1.33	1.37
54	A	1246	G	N1-C2	-5.69	1.33	1.37
54	A	1394	A	N3-C4	-5.68	1.31	1.34
54	A	1549	G	C8-N7	-5.68	1.27	1.30
54	A	1162	A	N7-C5	-5.68	1.35	1.39
54	A	569	A	C5-C4	-5.67	1.34	1.38
54	A	783	G	C5-C4	-5.67	1.34	1.38
8	L	105	VAL	CB-CG1	-5.67	1.41	1.52
54	A	169	C	N1-C6	-5.67	1.33	1.37
54	A	638	A	C5-C4	-5.67	1.34	1.38
54	A	354	C	C4-C5	-5.67	1.38	1.43
54	A	1491	G	N9-C8	-5.67	1.33	1.37
54	A	451	G	N1-C2	-5.66	1.33	1.37
54	A	1313	G	C5-C4	-5.66	1.34	1.38
54	A	109	A	N9-C8	-5.66	1.33	1.37
26	3	173	VAL	CB-CG1	-5.65	1.41	1.52
54	A	1199	A	C5-C6	-5.65	1.35	1.41
54	A	126	A	N9-C4	-5.65	1.34	1.37
54	A	313	U	N3-C4	-5.64	1.33	1.38
54	A	431	C	N3-C4	-5.64	1.29	1.33
54	A	634	G	C2-N3	-5.64	1.28	1.32
54	A	1020	G	C2-N3	-5.64	1.28	1.32
54	A	1027	G	N3-C4	-5.64	1.31	1.35
54	A	1262	G	N9-C8	-5.64	1.33	1.37
54	A	424	G	C5-C4	-5.64	1.34	1.38
54	A	604	A	C5-C6	-5.63	1.35	1.41

Continued on next page...

Continued from previous page...

Mol	Chain	Res	Type	Atoms	Z	Observed(Å)	Ideal(Å)
54	A	430	C	N1-C6	-5.63	1.33	1.37
54	A	239	A	N9-C8	-5.63	1.33	1.37
7	K	104	VAL	CB-CG2	-5.62	1.41	1.52
54	A	433	A	N3-C4	-5.62	1.31	1.34
54	A	189	A	N7-C5	-5.62	1.35	1.39
54	A	632	U	N1-C2	-5.62	1.33	1.38
54	A	335	C	C4-C5	-5.61	1.38	1.43
54	A	1022	G	C5-C4	-5.61	1.34	1.38
54	A	77	G	C5-C4	-5.61	1.34	1.38
54	A	182	C	C2-O2	-5.60	1.19	1.24
54	A	1044	A	C8-N7	-5.60	1.27	1.31
54	A	228	A	C5-C6	-5.60	1.36	1.41
54	A	338	G	C5-C4	-5.60	1.34	1.38
54	A	219	C	C4-C5	-5.60	1.38	1.43
54	A	342	A	N7-C5	-5.60	1.35	1.39
54	A	228	A	N7-C5	-5.59	1.35	1.39
54	A	348	G	C8-N7	-5.59	1.27	1.30
54	A	1020	G	N3-C4	-5.59	1.31	1.35
54	A	1261	A	N7-C5	-5.59	1.35	1.39
54	A	451	G	N9-C8	-5.59	1.33	1.37
54	A	1245	C	N1-C6	-5.58	1.33	1.37
54	A	1482	C	N3-C4	-5.58	1.30	1.33
54	A	1057	C	N3-C4	-5.57	1.30	1.33
54	A	463	A	C5-C6	-5.57	1.36	1.41
54	A	208	U	C2-N3	-5.57	1.33	1.37
54	A	197	A	N3-C4	-5.56	1.31	1.34
54	A	1021	U	C4-C5	-5.56	1.38	1.43
54	A	1020	G	C5-C4	-5.56	1.34	1.38
54	A	189	A	C5-C4	-5.56	1.34	1.38
54	A	568	A	N9-C4	-5.55	1.34	1.37
54	A	477	G	C5-C4	-5.55	1.34	1.38
54	A	248	G	C6-N1	-5.55	1.35	1.39
54	A	404	A	N9-C4	-5.55	1.34	1.37
54	A	1252	A	C6-N1	-5.55	1.31	1.35
54	A	1549	G	C5-C4	-5.54	1.34	1.38
54	A	78	G	C5-C4	-5.54	1.34	1.38
54	A	243	G	N7-C5	-5.54	1.35	1.39
54	A	69	A	N9-C8	-5.54	1.33	1.37
54	A	99	C	N3-C4	-5.54	1.30	1.33
54	A	178	U	C4-C5	-5.54	1.38	1.43
54	A	222	A	C5-C4	-5.54	1.34	1.38
54	A	324	A	N9-C4	-5.54	1.34	1.37

Continued on next page...

Continued from previous page...

Mol	Chain	Res	Type	Atoms	Z	Observed(Å)	Ideal(Å)
54	A	53	A	N9-C4	-5.54	1.34	1.37
54	A	441	C	C4-C5	-5.54	1.38	1.43
54	A	157	C	N3-C4	-5.54	1.30	1.33
54	A	182	C	N1-C2	-5.53	1.34	1.40
3	F	120	VAL	CB-CG1	-5.53	1.41	1.52
54	A	331	C	N1-C6	-5.53	1.33	1.37
54	A	579	G	N7-C5	-5.53	1.35	1.39
54	A	606	C	N1-C6	-5.53	1.33	1.37
54	A	183	A	C5-C4	-5.52	1.34	1.38
54	A	344	A	C8-N7	-5.52	1.27	1.31
54	A	147	C	C4-C5	-5.52	1.38	1.43
54	A	636	A	C6-N1	-5.52	1.31	1.35
54	A	220	C	N1-C6	-5.51	1.33	1.37
54	A	630	G	N1-C2	-5.51	1.33	1.37
54	A	596	U	C2-N3	-5.50	1.33	1.37
54	A	786	U	N1-C6	-5.50	1.32	1.38
54	A	448	U	C2-N3	-5.50	1.33	1.37
54	A	621	A	N9-C4	-5.50	1.34	1.37
54	A	457	A	C5-C6	-5.50	1.36	1.41
54	A	70	A	C5-C4	-5.49	1.34	1.38
54	A	81	A	N3-C4	-5.49	1.31	1.34
54	A	246	G	C8-N7	-5.49	1.27	1.30
54	A	1320	A	N7-C5	-5.49	1.35	1.39
54	A	1330	A	C6-N1	-5.49	1.31	1.35
54	A	768	A	N9-C4	-5.49	1.34	1.37
54	A	233	C	N3-C4	-5.48	1.30	1.33
54	A	480	U	C4-C5	-5.48	1.38	1.43
54	A	565	C	N3-C4	-5.48	1.30	1.33
54	A	105	A	N7-C5	-5.48	1.35	1.39
54	A	1053	A	C5-C4	-5.48	1.34	1.38
54	A	1053	A	N7-C5	-5.48	1.35	1.39
54	A	336	C	N1-C6	-5.47	1.33	1.37
54	A	1271	G	N9-C8	-5.47	1.34	1.37
54	A	211	A	C5-C4	-5.47	1.34	1.38
54	A	146	G	C2-N3	-5.47	1.28	1.32
54	A	464	A	C6-N1	-5.47	1.31	1.35
54	A	1010	U	C5-C6	-5.47	1.29	1.34
54	A	765	G	C8-N7	-5.46	1.27	1.30
54	A	145	A	C6-N1	-5.46	1.31	1.35
54	A	78	G	C8-N7	-5.45	1.27	1.30
54	A	468	U	C4-C5	-5.45	1.38	1.43
54	A	791	A	N7-C5	-5.45	1.35	1.39

Continued on next page...

Continued from previous page...

Mol	Chain	Res	Type	Atoms	Z	Observed(Å)	Ideal(Å)
35	c	182	GLU	CB-CG	-5.45	1.41	1.52
54	A	200	A	C6-N6	-5.45	1.29	1.33
54	A	69	A	C5-C4	-5.45	1.34	1.38
54	A	1262	G	C6-N1	-5.44	1.35	1.39
54	A	1010	U	C4-C5	-5.44	1.38	1.43
54	A	120	A	N7-C5	-5.43	1.35	1.39
54	A	29	C	N3-C4	-5.43	1.30	1.33
54	A	314	A	C5-C6	-5.43	1.36	1.41
54	A	837	A	N7-C5	-5.43	1.35	1.39
54	A	1045	A	N9-C4	-5.43	1.34	1.37
54	A	1263	G	C5-C4	-5.43	1.34	1.38
54	A	162	A	N9-C4	-5.42	1.34	1.37
54	A	346	C	C2-N3	-5.42	1.31	1.35
54	A	185	A	C5-C4	-5.42	1.34	1.38
54	A	460	A	C5-C4	-5.41	1.34	1.38
54	A	643	A	N9-C4	-5.41	1.34	1.37
54	A	252	C	C4-C5	-5.41	1.38	1.43
54	A	1267	A	C5-C4	-5.41	1.34	1.38
54	A	633	A	C5-C4	-5.41	1.34	1.38
54	A	1274	C	N1-C6	-5.40	1.33	1.37
54	A	608	A	C5-C4	-5.40	1.34	1.38
54	A	1314	A	C6-N1	-5.40	1.31	1.35
54	A	579	G	C8-N7	-5.40	1.27	1.30
54	A	158	A	C2-N3	-5.40	1.28	1.33
54	A	179	C	C2-N3	-5.39	1.31	1.35
54	A	362	G	C6-N1	-5.39	1.35	1.39
54	A	797	A	C5-C6	-5.39	1.36	1.41
23	0	131	CYS	CB-SG	-5.39	1.73	1.81
54	A	1434	U	C5-C6	-5.39	1.29	1.34
54	A	215	A	N9-C4	-5.39	1.34	1.37
54	A	454	A	C5-C6	-5.39	1.36	1.41
54	A	616	A	C5-C4	-5.39	1.34	1.38
54	A	1483	U	C2-N3	-5.39	1.33	1.37
54	A	55	C	N3-C4	-5.38	1.30	1.33
54	A	214	G	N9-C8	-5.38	1.34	1.37
54	A	238	A	C5-C4	-5.38	1.34	1.38
54	A	347	U	N1-C6	-5.38	1.33	1.38
54	A	1330	A	N3-C4	-5.38	1.31	1.34
54	A	357	A	C6-N1	-5.38	1.31	1.35
54	A	579	G	C5-C4	-5.38	1.34	1.38
54	A	124	A	N7-C5	-5.38	1.36	1.39
54	A	146	G	C5-C4	-5.38	1.34	1.38

Continued on next page...

Continued from previous page...

Mol	Chain	Res	Type	Atoms	Z	Observed(Å)	Ideal(Å)
54	A	341	G	C6-N1	-5.38	1.35	1.39
54	A	586	U	N1-C6	-5.38	1.33	1.38
54	A	1007	A	N9-C8	-5.38	1.33	1.37
54	A	290	A	C5-C4	-5.38	1.34	1.38
54	A	1431	A	N7-C5	-5.38	1.36	1.39
54	A	348	G	N9-C8	-5.37	1.34	1.37
54	A	796	A	N9-C8	-5.37	1.33	1.37
54	A	1273	G	N9-C8	-5.37	1.34	1.37
54	A	621	A	C5-C4	-5.37	1.34	1.38
54	A	119	A	N3-C4	-5.37	1.31	1.34
54	A	1016	G	C8-N7	-5.37	1.27	1.30
54	A	1032	G	C6-N1	-5.37	1.35	1.39
54	A	108	U	C2-N3	-5.37	1.33	1.37
54	A	184	U	N1-C2	-5.37	1.33	1.38
54	A	209	G	N7-C5	-5.36	1.36	1.39
54	A	239	A	C8-N7	-5.36	1.27	1.31
54	A	664	C	C4-C5	-5.36	1.38	1.43
54	A	1196	A	C6-N1	-5.36	1.31	1.35
54	A	1022	G	N7-C5	-5.36	1.36	1.39
54	A	1190	G	C5-C4	-5.36	1.34	1.38
54	A	339	G	C5-C4	-5.36	1.34	1.38
54	A	1019	C	N1-C6	-5.36	1.33	1.37
54	A	158	A	C5-C4	-5.35	1.35	1.38
54	A	225	C	N1-C2	-5.35	1.34	1.40
54	A	375	A	C5-C4	-5.35	1.35	1.38
54	A	203	A	C5-C4	-5.35	1.35	1.38
54	A	987	C	N1-C6	-5.35	1.33	1.37
54	A	175	C	N3-C4	-5.35	1.30	1.33
2	E	222	TRP	CB-CG	-5.34	1.40	1.50
54	A	213	G	C5-C4	-5.34	1.34	1.38
54	A	630	G	N3-C4	-5.34	1.31	1.35
54	A	802	A	C5-C4	-5.34	1.35	1.38
54	A	465	A	C8-N7	-5.34	1.27	1.31
54	A	1495	C	N1-C6	-5.34	1.33	1.37
3	F	275	TRP	CB-CG	-5.34	1.40	1.50
54	A	248	G	C5-C4	-5.34	1.34	1.38
54	A	476	A	N9-C4	-5.34	1.34	1.37
54	A	56	C	N3-C4	-5.34	1.30	1.33
54	A	617	U	C4-C5	-5.34	1.38	1.43
54	A	214	G	C6-N1	-5.34	1.35	1.39
54	A	797	A	N9-C4	-5.33	1.34	1.37
54	A	78	G	N9-C8	-5.33	1.34	1.37

Continued on next page...

Continued from previous page...

Mol	Chain	Res	Type	Atoms	Z	Observed(Å)	Ideal(Å)
54	A	177	U	C4-C5	-5.33	1.38	1.43
54	A	754	A	N9-C4	-5.33	1.34	1.37
54	A	458	G	N1-C2	-5.33	1.33	1.37
54	A	793	A	C5-C6	-5.33	1.36	1.41
54	A	1020	G	N1-C2	-5.33	1.33	1.37
54	A	229	G	C8-N7	-5.32	1.27	1.30
54	A	106	G	N1-C2	-5.32	1.33	1.37
54	A	1329	C	C4-C5	-5.32	1.38	1.43
54	A	1262	G	N7-C5	-5.32	1.36	1.39
54	A	11	G	C6-N1	-5.31	1.35	1.39
9	M	44	ARG	CG-CD	-5.31	1.38	1.51
54	A	11	G	N7-C5	-5.31	1.36	1.39
54	A	115	C	N3-C4	-5.31	1.30	1.33
54	A	562	A	C5-C4	-5.31	1.35	1.38
54	A	618	A	N7-C5	-5.31	1.36	1.39
54	A	103	A	N9-C4	-5.31	1.34	1.37
54	A	1026	A	N9-C4	-5.31	1.34	1.37
54	A	364	A	C8-N7	-5.30	1.27	1.31
54	A	1003	G	C8-N7	-5.30	1.27	1.30
54	A	1062	G	C5-C4	-5.30	1.34	1.38
54	A	452	A	N3-C4	-5.30	1.31	1.34
54	A	370	G	C5-C4	-5.29	1.34	1.38
54	A	1313	G	N9-C8	-5.29	1.34	1.37
54	A	223	A	C5-C4	-5.29	1.35	1.38
54	A	633	A	C5-C6	-5.29	1.36	1.41
54	A	1000	C	C2-N3	-5.29	1.31	1.35
54	A	185	A	N7-C5	-5.28	1.36	1.39
54	A	457	A	N9-C8	-5.28	1.33	1.37
54	A	1006	A	C6-N6	-5.28	1.29	1.33
54	A	335	C	N1-C6	-5.28	1.33	1.37
54	A	799	A	N7-C5	-5.28	1.36	1.39
54	A	1024	A	C5-C4	-5.28	1.35	1.38
54	A	71	A	C6-N1	-5.28	1.31	1.35
54	A	72	G	C6-N1	-5.28	1.35	1.39
54	A	145	A	N3-C4	-5.27	1.31	1.34
54	A	1249	A	N7-C5	-5.27	1.36	1.39
54	A	225	C	C2-N3	-5.27	1.31	1.35
54	A	384	U	C2-N3	-5.27	1.34	1.37
54	A	628	A	C8-N7	-5.27	1.27	1.31
54	A	211	A	N9-C8	-5.27	1.33	1.37
54	A	1021	U	N3-C4	-5.27	1.33	1.38
54	A	805	U	C4-C5	-5.27	1.38	1.43

Continued on next page...

Continued from previous page...

Mol	Chain	Res	Type	Atoms	Z	Observed(Å)	Ideal(Å)
54	A	341	G	N7-C5	-5.27	1.36	1.39
54	A	1550	A	N7-C5	-5.26	1.36	1.39
2	E	127	CYS	CB-SG	-5.26	1.73	1.81
54	A	452	A	C5-C4	-5.26	1.35	1.38
54	A	453	C	N1-C6	-5.26	1.33	1.37
54	A	469	U	N1-C2	-5.26	1.33	1.38
54	A	1202	C	N1-C6	-5.26	1.33	1.37
54	A	804	C	N3-C4	-5.26	1.30	1.33
54	A	1252	A	N3-C4	-5.25	1.31	1.34
54	A	751	G	N9-C8	-5.25	1.34	1.37
54	A	1199	A	N9-C4	-5.25	1.34	1.37
54	A	1314	A	N9-C8	-5.25	1.33	1.37
54	A	77	G	C2-N2	-5.25	1.29	1.34
54	A	236	G	N1-C2	-5.25	1.33	1.37
54	A	1273	G	C8-N7	-5.25	1.27	1.30
54	A	1551	A	C6-N1	-5.25	1.31	1.35
54	A	5	A	N9-C4	-5.25	1.34	1.37
54	A	83	A	N9-C8	-5.25	1.33	1.37
54	A	1005	G	N9-C8	-5.25	1.34	1.37
54	A	1019	C	C4-C5	-5.25	1.38	1.43
54	A	373	C	N3-C4	-5.24	1.30	1.33
54	A	633	A	N3-C4	-5.24	1.31	1.34
54	A	233	C	C2-N3	-5.24	1.31	1.35
54	A	561	A	C5-C4	-5.24	1.35	1.38
54	A	1016	G	C5-C4	-5.24	1.34	1.38
54	A	586	U	C4-C5	-5.24	1.38	1.43
54	A	1262	G	C8-N7	-5.23	1.27	1.30
54	A	478	A	N9-C4	-5.23	1.34	1.37
54	A	1018	C	N1-C6	-5.23	1.34	1.37
54	A	751	G	C5-C4	-5.23	1.34	1.38
54	A	673	G	C2-N3	-5.22	1.28	1.32
54	A	1270	A	N7-C5	-5.22	1.36	1.39
54	A	1479	C	C4-C5	-5.22	1.38	1.43
54	A	1050	A	C6-N1	-5.22	1.31	1.35
54	A	4	A	N9-C4	-5.22	1.34	1.37
54	A	443	G	C5-C4	-5.22	1.34	1.38
54	A	1478	C	N1-C6	-5.22	1.34	1.37
9	M	141	VAL	CB-CG1	-5.22	1.41	1.52
54	A	791	A	C5-C6	-5.22	1.36	1.41
54	A	1262	G	C5-C6	-5.22	1.37	1.42
54	A	171	U	C4-C5	-5.22	1.38	1.43
41	i	116	TYR	CD1-CE1	-5.21	1.31	1.39

Continued on next page...

Continued from previous page...

Mol	Chain	Res	Type	Atoms	Z	Observed(Å)	Ideal(Å)
54	A	797	A	C5-C4	-5.21	1.35	1.38
54	A	172	A	C5-C4	-5.21	1.35	1.38
54	A	628	A	C5-C6	-5.21	1.36	1.41
54	A	31	U	C2-N3	-5.21	1.34	1.37
54	A	985	G	C6-N1	-5.21	1.35	1.39
54	A	475	G	N1-C2	-5.21	1.33	1.37
54	A	481	A	N9-C4	-5.21	1.34	1.37
54	A	1003	G	N9-C8	-5.21	1.34	1.37
54	A	100	G	C2-N3	-5.20	1.28	1.32
54	A	787	A	N9-C4	-5.20	1.34	1.37
54	A	345	G	N1-C2	-5.20	1.33	1.37
54	A	227	A	N9-C8	-5.20	1.33	1.37
54	A	169	C	C4-C5	-5.20	1.38	1.43
54	A	1316	C	N1-C2	-5.20	1.34	1.40
54	A	221	A	C5-C4	-5.20	1.35	1.38
54	A	219	C	N1-C6	-5.19	1.34	1.37
54	A	147	C	N1-C2	-5.19	1.34	1.40
54	A	1271	G	C5-C4	-5.19	1.34	1.38
54	A	247	A	C5-C4	-5.18	1.35	1.38
54	A	180	U	C5-C6	-5.18	1.29	1.34
54	A	207	U	C2-N3	-5.18	1.34	1.37
54	A	785	U	C2-N3	-5.18	1.34	1.37
54	A	1056	C	N3-C4	-5.18	1.30	1.33
54	A	352	G	C6-N1	-5.18	1.35	1.39
54	A	77	G	N3-C4	-5.18	1.31	1.35
54	A	439	A	N9-C4	-5.18	1.34	1.37
54	A	236	G	N7-C5	-5.17	1.36	1.39
54	A	608	A	N9-C8	-5.17	1.33	1.37
54	A	665	A	N7-C5	-5.17	1.36	1.39
54	A	998	A	C5-C6	-5.17	1.36	1.41
9	M	127	VAL	CB-CG2	-5.17	1.42	1.52
54	A	571	A	N7-C5	-5.16	1.36	1.39
54	A	1060	A	C5-C6	-5.16	1.36	1.41
54	A	346	C	C5-C6	-5.16	1.30	1.34
54	A	1034	A	N7-C5	-5.16	1.36	1.39
54	A	121	G	C5-C4	-5.15	1.34	1.38
9	M	127	VAL	CB-CG1	-5.15	1.42	1.52
54	A	985	G	C8-N7	-5.15	1.27	1.30
54	A	451	G	C5-C6	-5.14	1.37	1.42
54	A	452	A	C8-N7	-5.14	1.27	1.31
54	A	1479	C	N1-C2	-5.14	1.35	1.40
54	A	432	A	N9-C8	-5.14	1.33	1.37

Continued on next page...

Continued from previous page...

Mol	Chain	Res	Type	Atoms	Z	Observed(Å)	Ideal(Å)
54	A	1258	C	N1-C6	-5.14	1.34	1.37
54	A	327	C	N3-C4	-5.14	1.30	1.33
54	A	444	C	N3-C4	-5.14	1.30	1.33
14	R	51	VAL	CB-CG2	-5.13	1.42	1.52
54	A	318	G	N1-C2	-5.13	1.33	1.37
54	A	319	C	N1-C6	-5.13	1.34	1.37
54	A	1246	G	C2-N3	-5.13	1.28	1.32
54	A	616	A	N9-C4	-5.13	1.34	1.37
54	A	334	G	C8-N7	-5.13	1.27	1.30
54	A	450	G	N9-C4	-5.13	1.33	1.38
54	A	1226	G	C5-C4	-5.13	1.34	1.38
54	A	1041	A	N9-C4	-5.13	1.34	1.37
54	A	1391	G	N9-C8	-5.13	1.34	1.37
54	A	351	U	N3-C4	-5.13	1.33	1.38
54	A	12	C	C2-N3	-5.12	1.31	1.35
54	A	193	A	N7-C5	-5.12	1.36	1.39
54	A	1017	C	N1-C6	-5.12	1.34	1.37
54	A	632	U	N3-C4	-5.12	1.33	1.38
54	A	288	G	C5-C4	-5.12	1.34	1.38
54	A	643	A	C5-C6	-5.12	1.36	1.41
54	A	207	U	N1-C2	-5.12	1.33	1.38
54	A	476	A	C5-C6	-5.12	1.36	1.41
54	A	593	C	N1-C6	-5.12	1.34	1.37
54	A	797	A	C6-N1	-5.12	1.31	1.35
54	A	431	C	N1-C6	-5.11	1.34	1.37
54	A	598	G	N7-C5	-5.11	1.36	1.39
54	A	1253	G	C6-N1	-5.11	1.35	1.39
54	A	1202	C	C4-C5	-5.11	1.38	1.43
54	A	1268	A	N9-C4	-5.11	1.34	1.37
54	A	462	A	C5-C4	-5.11	1.35	1.38
54	A	1042	G	C5-C4	-5.11	1.34	1.38
54	A	186	A	C6-N6	-5.11	1.29	1.33
54	A	433	A	C6-N1	-5.10	1.31	1.35
54	A	205	C	C4-C5	-5.10	1.38	1.43
54	A	466	C	C4-C5	-5.10	1.38	1.43
54	A	1162	A	C5-C6	-5.10	1.36	1.41
54	A	116	C	C4-C5	-5.10	1.38	1.43
54	A	184	U	C5-C6	-5.09	1.29	1.34
54	A	435	G	N9-C8	-5.09	1.34	1.37
54	A	784	G	C6-N1	-5.09	1.35	1.39
54	A	1262	G	N1-C2	-5.09	1.33	1.37
54	A	77	G	N1-C2	-5.09	1.33	1.37

Continued on next page...

Continued from previous page...

Mol	Chain	Res	Type	Atoms	Z	Observed(Å)	Ideal(Å)
54	A	407	C	N1-C6	-5.09	1.34	1.37
54	A	462	A	N9-C8	-5.09	1.33	1.37
19	W	61	VAL	CB-CG1	-5.09	1.42	1.52
54	A	112	G	C2-N3	-5.09	1.28	1.32
54	A	356	A	N7-C5	-5.09	1.36	1.39
54	A	568	A	C5-C4	-5.09	1.35	1.38
54	A	1170	C	N3-C4	-5.09	1.30	1.33
54	A	484	A	N9-C4	-5.09	1.34	1.37
16	T	82	TYR	CD2-CE2	-5.08	1.31	1.39
54	A	1332	G	C5-C4	-5.08	1.34	1.38
39	g	90	ARG	CB-CG	-5.08	1.38	1.52
54	A	53	A	C5-C4	-5.08	1.35	1.38
54	A	638	A	C8-N7	-5.08	1.27	1.31
54	A	759	A	C5-C6	-5.08	1.36	1.41
54	A	388	C	N1-C6	-5.08	1.34	1.37
54	A	195	C	C4-C5	-5.08	1.38	1.43
54	A	198	G	C8-N7	-5.08	1.27	1.30
54	A	1023	A	N9-C4	-5.08	1.34	1.37
54	A	239	A	C2-N3	5.08	1.38	1.33
54	A	1433	C	N1-C2	-5.08	1.35	1.40
54	A	213	G	N9-C8	-5.08	1.34	1.37
54	A	474	A	C5-C4	-5.08	1.35	1.38
54	A	442	A	C8-N7	-5.07	1.27	1.31
54	A	796	A	N7-C5	-5.07	1.36	1.39
54	A	176	C	N3-C4	-5.07	1.30	1.33
54	A	1020	G	C8-N7	-5.07	1.27	1.30
54	A	1041	A	N9-C8	-5.07	1.33	1.37
54	A	350	U	C2-N3	-5.07	1.34	1.37
54	A	468	U	N3-C4	-5.07	1.33	1.38
54	A	788	A	N3-C4	-5.07	1.31	1.34
54	A	33	C	C4-C5	-5.07	1.38	1.43
54	A	112	G	C5-C4	-5.07	1.34	1.38
54	A	800	G	N9-C8	-5.06	1.34	1.37
54	A	987	C	N1-C2	-5.06	1.35	1.40
54	A	358	G	C8-N7	-5.06	1.27	1.30
54	A	1430	U	C4-O4	-5.06	1.19	1.23
54	A	304	A	C8-N7	-5.06	1.28	1.31
54	A	632	U	C5-C6	-5.06	1.29	1.34
54	A	1261	A	N3-C4	-5.06	1.31	1.34
54	A	1435	A	C8-N7	-5.05	1.28	1.31
54	A	421	A	N9-C8	-5.05	1.33	1.37
54	A	1319	G	N7-C5	-5.05	1.36	1.39

Continued on next page...

Continued from previous page...

Mol	Chain	Res	Type	Atoms	Z	Observed(Å)	Ideal(Å)
54	A	209	G	C6-N1	-5.05	1.36	1.39
54	A	1267	A	N1-C2	-5.05	1.29	1.34
54	A	1012	A	C5-C4	-5.05	1.35	1.38
54	A	188	G	C6-N1	-5.05	1.36	1.39
54	A	586	U	C5-C6	-5.05	1.29	1.34
54	A	450	G	C8-N7	-5.04	1.27	1.30
54	A	198	G	N7-C5	-5.04	1.36	1.39
54	A	433	A	N9-C8	-5.04	1.33	1.37
54	A	467	C	N1-C6	-5.04	1.34	1.37
54	A	200	A	N9-C4	-5.04	1.34	1.37
54	A	421	A	N7-C5	-5.03	1.36	1.39
54	A	449	U	C4-C5	-5.03	1.39	1.43
54	A	1022	G	C2-N3	-5.03	1.28	1.32
54	A	1260	U	C2-N3	-5.03	1.34	1.37
54	A	120	A	C5-C6	-5.03	1.36	1.41
54	A	81	A	C8-N7	-5.03	1.28	1.31
54	A	186	A	C6-N1	-5.03	1.32	1.35
54	A	669	G	N7-C5	-5.03	1.36	1.39
54	A	1271	G	C6-N1	-5.03	1.36	1.39
54	A	1315	C	C2-N3	-5.03	1.31	1.35
54	A	1059	U	N3-C4	-5.03	1.33	1.38
54	A	124	A	N3-C4	-5.02	1.31	1.34
54	A	749	C	C4-C5	-5.02	1.39	1.43
54	A	373	C	C2-O2	-5.02	1.20	1.24
54	A	1437	U	C4-C5	-5.02	1.39	1.43
54	A	364	A	N7-C5	-5.02	1.36	1.39
54	A	459	G	N9-C8	-5.02	1.34	1.37
54	A	214	G	N1-C2	-5.01	1.33	1.37
54	A	777	A	N7-C5	-5.01	1.36	1.39
54	A	791	A	C5-C4	-5.01	1.35	1.38
54	A	989	C	N1-C2	-5.01	1.35	1.40
54	A	1011	G	N7-C5	-5.00	1.36	1.39
54	A	1030	G	C5-C4	-5.00	1.34	1.38
54	A	228	A	C5-C4	-5.00	1.35	1.38
54	A	372	U	C2-N3	-5.00	1.34	1.37
54	A	788	A	N7-C5	-5.00	1.36	1.39
54	A	1431	A	C6-N1	-5.00	1.32	1.35

All (1029) bond angle outliers are listed below:

Mol	Chain	Res	Type	Atoms	Z	Observed(°)	Ideal(°)
54	A	1061	U	C5-C4-O4	22.75	139.55	125.90

Continued on next page...

Continued from previous page...

Mol	Chain	Res	Type	Atoms	Z	Observed(°)	Ideal(°)
54	A	1061	U	N3-C4-O4	-22.73	103.49	119.40
54	A	1430	U	C5-C4-O4	22.47	139.38	125.90
54	A	1430	U	N3-C4-O4	-22.19	103.86	119.40
54	A	340	U	N3-C4-O4	-20.52	105.04	119.40
54	A	340	U	C5-C4-O4	20.42	138.15	125.90
54	A	239	A	N1-C6-N6	-18.78	107.33	118.60
16	T	189	PRO	N-CD-CG	-17.70	76.64	103.20
54	A	1252	A	N1-C6-N6	-16.65	108.61	118.60
54	A	62	C	N3-C2-O2	-14.54	111.72	121.90
54	A	143	C	N1-C2-O2	14.27	127.46	118.90
54	A	178	U	C5-C6-N1	13.88	129.64	122.70
54	A	1006	A	N1-C6-N6	-13.51	110.49	118.60
16	T	189	PRO	CA-CB-CG	-13.05	79.21	104.00
54	A	62	C	N1-C2-O2	12.86	126.62	118.90
54	A	1314	A	O5'-P-OP1	-12.56	94.40	105.70
54	A	143	C	N3-C2-O2	-12.38	113.23	121.90
54	A	314	A	N7-C8-N9	12.35	119.97	113.80
54	A	363	A	C6-N1-C2	-12.33	111.20	118.60
54	A	1248	A	N1-C6-N6	-12.26	111.24	118.60
54	A	360	U	C4-C5-C6	-11.92	112.55	119.70
54	A	193	A	C6-N1-C2	-11.85	111.49	118.60
16	T	189	PRO	CB-CG-CD	11.82	152.60	106.50
54	A	29	C	C6-N1-C2	-11.72	115.61	120.30
54	A	227	A	C6-N1-C2	-11.55	111.67	118.60
54	A	410	U	N3-C2-O2	-11.20	114.36	122.20
54	A	234	C	C6-N1-C2	-11.16	115.84	120.30
54	A	1252	A	N1-C2-N3	11.10	134.85	129.30
54	A	1433	C	C6-N1-C2	-11.04	115.89	120.30
54	A	62	C	C6-N1-C2	-10.95	115.92	120.30
54	A	1137	U	N1-C2-N3	10.83	121.40	114.90
54	A	1137	U	C2-N3-C4	-10.78	120.53	127.00
54	A	170	C	C6-N1-C2	-10.77	115.99	120.30
54	A	1500	C	C2-N1-C1'	10.73	130.60	118.80
54	A	614	C	N1-C2-O2	10.71	125.33	118.90
54	A	360	U	N1-C2-N3	-10.69	108.48	114.90
54	A	340	U	N1-C2-N3	-10.63	108.52	114.90
54	A	1500	C	N1-C2-O2	10.61	125.26	118.90
54	A	614	C	C2-N1-C1'	10.56	130.41	118.80
54	A	1137	U	N3-C4-O4	-10.55	112.01	119.40
54	A	294	U	C5-C6-N1	10.50	127.95	122.70
54	A	363	A	C5-C6-N1	10.45	122.92	117.70
54	A	314	A	C5-N7-C8	-10.41	98.69	103.90

Continued on next page...

Continued from previous page...

Mol	Chain	Res	Type	Atoms	Z	Observed(°)	Ideal(°)
54	A	1396	C	C6-N1-C2	-10.27	116.19	120.30
54	A	887	C	N1-C2-O2	10.24	125.05	118.90
54	A	304	A	N1-C6-N6	-10.19	112.48	118.60
54	A	31	U	N3-C2-O2	-10.12	115.12	122.20
54	A	170	C	C5-C6-N1	10.10	126.05	121.00
54	A	825	U	C2-N3-C4	-9.97	121.02	127.00
54	A	1252	A	C6-N1-C2	-9.95	112.63	118.60
54	A	143	C	C2-N1-C1'	9.93	129.72	118.80
54	A	796	A	C6-N1-C2	-9.91	112.65	118.60
54	A	360	U	C5-C6-N1	9.81	127.61	122.70
54	A	1252	A	C5-C6-N6	9.75	131.50	123.70
54	A	825	U	N3-C4-C5	9.71	120.43	114.60
54	A	143	C	C6-N1-C2	-9.66	116.44	120.30
54	A	314	A	C8-N9-C4	-9.60	101.96	105.80
54	A	463	A	C5-N7-C8	-9.54	99.13	103.90
54	A	463	A	C6-C5-N7	-9.53	125.63	132.30
54	A	565	C	N3-C2-O2	-9.48	115.26	121.90
54	A	442	A	O5'-P-OP1	-9.48	97.17	105.70
54	A	1038	C	C5-C6-N1	9.44	125.72	121.00
54	A	1500	C	C6-N1-C2	-9.41	116.54	120.30
54	A	158	A	N3-C4-N9	-9.38	119.89	127.40
54	A	565	C	C6-N1-C2	-9.36	116.56	120.30
54	A	158	A	C2-N3-C4	-9.35	105.93	110.60
54	A	77	G	C4-C5-N7	-9.32	107.07	110.80
54	A	1137	U	C5-C4-O4	9.32	131.49	125.90
54	A	1487	C	O5'-P-OP2	9.31	121.88	110.70
54	A	196	U	C5-C6-N1	9.28	127.34	122.70
54	A	1542	C	C2-N1-C1'	9.24	128.96	118.80
54	A	1518	U	N1-C2-O2	-9.22	116.34	122.80
54	A	463	A	C4-C5-N7	9.21	115.31	110.70
54	A	983	C	C6-N1-C2	-9.15	116.64	120.30
54	A	612	C	N3-C2-O2	-9.14	115.50	121.90
54	A	1028	G	N3-C4-N9	-9.13	120.52	126.00
54	A	371	U	C2-N3-C4	-9.10	121.54	127.00
54	A	167	C	C2-N1-C1'	9.08	128.79	118.80
54	A	195	C	C4-C5-C6	-9.07	112.86	117.40
54	A	1061	U	C4-C5-C6	-9.01	114.30	119.70
54	A	614	C	N3-C2-O2	-8.95	115.63	121.90
54	A	206	U	N1-C2-N3	8.94	120.26	114.90
54	A	454	A	C5-C6-N6	-8.93	116.56	123.70
54	A	523	U	C5-C4-O4	8.92	131.25	125.90
54	A	178	U	C6-N1-C2	-8.83	115.70	121.00

Continued on next page...

Continued from previous page...

Mol	Chain	Res	Type	Atoms	Z	Observed(°)	Ideal(°)
54	A	1142	U	C2-N1-C1'	8.83	128.30	117.70
54	A	239	A	C5-C6-N6	8.83	130.76	123.70
54	A	638	A	O5'-P-OP1	-8.77	97.81	105.70
54	A	33	C	C6-N1-C2	-8.73	116.81	120.30
54	A	156	G	N3-C4-N9	-8.72	120.77	126.00
20	X	36	ARG	C-N-CA	8.71	143.49	121.70
54	A	227	A	N3-C4-C5	-8.69	120.72	126.80
54	A	415	A	C6-N1-C2	-8.67	113.40	118.60
54	A	29	C	N3-C2-O2	-8.65	115.84	121.90
54	A	33	C	C5-C6-N1	8.60	125.30	121.00
54	A	1258	C	C6-N1-C2	-8.59	116.86	120.30
54	A	1500	C	N3-C2-O2	-8.59	115.89	121.90
54	A	625	C	O5'-P-OP1	-8.56	98.00	105.70
54	A	389	C	N1-C2-O2	8.53	124.02	118.90
54	A	239	A	N3-C4-N9	8.52	134.22	127.40
54	A	582	C	C5-C6-N1	8.50	125.25	121.00
54	A	239	A	N3-C4-C5	-8.49	120.86	126.80
54	A	1076	U	C2-N1-C1'	8.45	127.83	117.70
54	A	62	C	C2-N1-C1'	8.44	128.08	118.80
54	A	31	U	N1-C2-O2	8.43	128.70	122.80
54	A	1038	C	C6-N1-C2	-8.43	116.93	120.30
54	A	825	U	N1-C2-O2	-8.39	116.93	122.80
54	A	1433	C	C5-C6-N1	8.37	125.18	121.00
3	F	259	LEU	CB-CG-CD1	-8.35	96.81	111.00
54	A	463	A	N1-C6-N6	8.34	123.60	118.60
54	A	239	A	C5-C6-N1	8.33	121.87	117.70
54	A	887	C	N3-C2-O2	-8.33	116.07	121.90
54	A	29	C	C2-N1-C1'	8.32	127.96	118.80
54	A	465	A	O4'-C1'-N9	8.31	114.85	108.20
54	A	375	A	C5-C6-N1	8.30	121.85	117.70
54	A	81	A	N7-C8-N9	8.29	117.95	113.80
54	A	77	G	N1-C2-N3	8.29	128.87	123.90
54	A	158	A	N3-C4-C5	8.26	132.59	126.80
54	A	417	U	C5-C6-N1	8.26	126.83	122.70
54	A	347	U	C2-N3-C4	-8.26	122.05	127.00
54	A	852	U	C2-N1-C1'	8.25	127.60	117.70
54	A	156	G	C8-N9-C4	-8.23	103.11	106.40
54	A	612	C	N1-C2-O2	8.23	123.84	118.90
54	A	206	U	C2-N3-C4	-8.21	122.07	127.00
54	A	1061	U	C2-N3-C4	8.20	131.92	127.00
54	A	441	C	C5-C6-N1	8.19	125.10	121.00
54	A	1014	C	C2-N1-C1'	8.18	127.80	118.80

Continued on next page...

Continued from previous page...

Mol	Chain	Res	Type	Atoms	Z	Observed(°)	Ideal(°)
54	A	1542	C	N1-C2-O2	8.13	123.78	118.90
54	A	190	A	O5'-P-OP2	-8.13	98.39	105.70
54	A	238	A	C2-N3-C4	-8.11	106.54	110.60
54	A	853	C	N1-C2-O2	8.10	123.76	118.90
54	A	702	U	N3-C2-O2	-8.07	116.55	122.20
54	A	997	U	C5-C6-N1	8.05	126.72	122.70
54	A	396	C	C2-N1-C1'	8.01	127.61	118.80
54	A	716	C	C2-N1-C1'	7.99	127.59	118.80
54	A	375	A	C6-N1-C2	-7.98	113.81	118.60
54	A	383	U	C2-N1-C1'	7.97	127.27	117.70
54	A	1044	A	O5'-P-OP1	-7.96	98.54	105.70
54	A	1534	C	N3-C2-O2	-7.95	116.33	121.90
54	A	990	U	C2-N3-C4	-7.94	122.23	127.00
54	A	239	A	C6-N1-C2	-7.94	113.83	118.60
54	A	158	A	C5-N7-C8	-7.93	99.94	103.90
54	A	1521	A	N1-C6-N6	-7.92	113.85	118.60
54	A	593	C	C6-N1-C2	-7.90	117.14	120.30
54	A	1137	U	C6-N1-C2	-7.89	116.26	121.00
54	A	355	C	C5-C6-N1	7.88	124.94	121.00
54	A	593	C	C2-N1-C1'	7.86	127.45	118.80
54	A	409	C	C2-N1-C1'	7.86	127.44	118.80
54	A	1068	U	C5-C6-N1	7.85	126.63	122.70
54	A	340	U	C2-N3-C4	7.84	131.71	127.00
54	A	1500	C	C5-C6-N1	7.84	124.92	121.00
54	A	565	C	C2-N1-C1'	7.84	127.42	118.80
54	A	1518	U	C2-N3-C4	-7.80	122.32	127.00
54	A	638	A	C5-C6-N1	7.78	121.59	117.70
54	A	805	U	C5-C6-N1	7.78	126.59	122.70
54	A	424	G	N3-C4-C5	-7.78	124.71	128.60
54	A	340	U	C4-C5-C6	-7.76	115.04	119.70
54	A	640	G	C5-C6-N1	7.75	115.38	111.50
54	A	1396	C	C5-C6-N1	7.74	124.87	121.00
54	A	443	G	O5'-P-OP2	-7.71	98.76	105.70
54	A	371	U	O5'-P-OP1	-7.71	98.76	105.70
54	A	227	A	C4-C5-C6	7.71	120.85	117.00
54	A	29	C	N1-C2-O2	7.67	123.50	118.90
54	A	165	A	C2-N3-C4	-7.67	106.77	110.60
54	A	523	U	N3-C4-O4	-7.65	114.04	119.40
54	A	462	A	O5'-P-OP1	-7.64	98.82	105.70
54	A	198	G	C5-C6-O6	7.64	133.18	128.60
54	A	178	U	N3-C4-O4	7.63	124.74	119.40
54	A	193	A	N3-C4-C5	-7.62	121.47	126.80

Continued on next page...

Continued from previous page...

Mol	Chain	Res	Type	Atoms	Z	Observed(°)	Ideal(°)
54	A	167	C	N3-C2-O2	-7.61	116.57	121.90
54	A	1138	U	C5-C6-N1	7.60	126.50	122.70
54	A	454	A	N1-C6-N6	7.57	123.14	118.60
54	A	77	G	C5-N7-C8	7.57	108.08	104.30
54	A	59	U	N3-C2-O2	-7.56	116.91	122.20
54	A	1275	A	O5'-P-OP1	-7.56	98.89	105.70
54	A	396	C	C6-N1-C2	-7.55	117.28	120.30
54	A	640	G	N1-C6-O6	-7.55	115.37	119.90
54	A	475	G	N1-C6-O6	-7.54	115.37	119.90
54	A	823	C	C2-N1-C1'	7.54	127.09	118.80
54	A	1230	C	C5-C6-N1	7.54	124.77	121.00
54	A	192	U	C5-C6-N1	7.53	126.47	122.70
54	A	409	C	C6-N1-C2	-7.53	117.29	120.30
54	A	238	A	N1-C6-N6	7.51	123.11	118.60
54	A	1272	C	C5-C6-N1	7.51	124.75	121.00
54	A	396	C	N3-C2-O2	-7.51	116.64	121.90
54	A	1137	U	N1-C2-O2	-7.50	117.55	122.80
54	A	1248	A	C5-C6-N6	7.50	129.70	123.70
54	A	1542	C	C6-N1-C1'	-7.49	111.81	120.80
54	A	805	U	C6-N1-C2	-7.48	116.51	121.00
54	A	443	G	C8-N9-C4	7.47	109.39	106.40
54	A	55	C	N3-C2-O2	-7.43	116.70	121.90
54	A	227	A	N1-C6-N6	-7.42	114.15	118.60
54	A	614	C	C6-N1-C2	-7.40	117.34	120.30
18	V	108	MET	CB-CG-SD	-7.40	90.21	112.40
54	A	887	C	C6-N1-C2	-7.39	117.34	120.30
54	A	314	A	C4-C5-N7	7.38	114.39	110.70
54	A	1265	A	C8-N9-C4	-7.38	102.85	105.80
54	A	184	U	C5-C4-O4	-7.36	121.48	125.90
54	A	1009	U	C5-C6-N1	7.36	126.38	122.70
54	A	841	C	N3-C2-O2	-7.35	116.75	121.90
54	A	853	C	C2-N1-C1'	7.34	126.88	118.80
54	A	236	G	O5'-P-OP2	-7.34	99.09	105.70
54	A	239	A	C4-N9-C1'	7.33	139.50	126.30
54	A	139	U	N1-C2-O2	7.33	127.93	122.80
54	A	1417	C	C2-N1-C1'	7.33	126.86	118.80
9	M	252	LEU	CA-CB-CG	7.33	132.15	115.30
54	A	1534	C	N1-C2-O2	7.32	123.30	118.90
54	A	80	G	O4'-C1'-N9	7.31	114.05	108.20
54	A	1399	A	C2-N3-C4	7.31	114.25	110.60
54	A	410	U	N1-C2-O2	7.31	127.92	122.80
54	A	209	G	C6-C5-N7	-7.30	126.02	130.40

Continued on next page...

Continued from previous page...

Mol	Chain	Res	Type	Atoms	Z	Observed(°)	Ideal(°)
54	A	209	G	N3-C4-N9	7.30	130.38	126.00
54	A	339	G	C6-N1-C2	-7.29	120.72	125.10
54	A	1534	C	C2-N1-C1'	7.29	126.82	118.80
54	A	193	A	C4-C5-C6	7.28	120.64	117.00
54	A	709	C	C2-N1-C1'	7.26	126.79	118.80
54	A	374	A	O5'-P-OP1	-7.26	99.17	105.70
54	A	463	A	N7-C8-N9	7.24	117.42	113.80
54	A	823	C	N1-C2-O2	7.24	123.25	118.90
54	A	887	C	C2-N1-C1'	7.24	126.76	118.80
54	A	1316	C	N3-C4-C5	7.22	124.79	121.90
54	A	1061	U	N1-C2-N3	-7.21	110.57	114.90
54	A	428	G	C2-N3-C4	7.20	115.50	111.90
54	A	1051	G	N9-C4-C5	7.20	108.28	105.40
54	A	1373	C	N1-C2-O2	7.20	123.22	118.90
54	A	1272	C	C6-N1-C2	-7.20	117.42	120.30
54	A	147	C	C5-C6-N1	7.19	124.59	121.00
54	A	808	G	C4-C5-N7	7.18	113.67	110.80
54	A	107	A	O4'-C1'-N9	7.17	113.94	108.20
54	A	1339	C	C2-N1-C1'	7.17	126.68	118.80
28	5	74	ILE	C-N-CA	7.16	139.59	121.70
54	A	304	A	N1-C2-N3	7.15	132.88	129.30
54	A	614	C	C6-N1-C1'	-7.15	112.22	120.80
15	S	193	LEU	CA-CB-CG	7.13	131.71	115.30
54	A	1056	C	C6-N1-C2	-7.12	117.45	120.30
54	A	773	C	C2-N1-C1'	7.12	126.63	118.80
54	A	175	C	C6-N1-C2	-7.11	117.46	120.30
54	A	1248	A	N1-C2-N3	-7.10	125.75	129.30
54	A	870	C	N1-C2-O2	7.10	123.16	118.90
54	A	1007	A	O5'-P-OP1	-7.08	99.32	105.70
54	A	314	A	C6-C5-N7	-7.07	127.35	132.30
54	A	1430	U	O5'-P-OP1	-7.07	99.33	105.70
54	A	153	A	N7-C8-N9	7.07	117.33	113.80
54	A	81	A	C8-N9-C4	-7.07	102.97	105.80
54	A	327	C	N3-C4-C5	7.06	124.73	121.90
54	A	410	U	C5-C4-O4	7.06	130.14	125.90
54	A	760	A	O5'-P-OP2	-7.06	99.34	105.70
54	A	167	C	C6-N1-C1'	-7.06	112.33	120.80
54	A	56	C	C6-N1-C2	-7.05	117.48	120.30
54	A	466	C	C2-N1-C1'	7.05	126.56	118.80
54	A	375	A	C2-N3-C4	7.04	114.12	110.60
54	A	1076	U	C6-N1-C1'	-7.03	111.35	121.20
54	A	1518	U	N3-C2-O2	7.02	127.11	122.20

Continued on next page...

Continued from previous page...

Mol	Chain	Res	Type	Atoms	Z	Observed(°)	Ideal(°)
54	A	1393	G	C4-N9-C1'	7.02	135.62	126.50
54	A	986	U	N3-C2-O2	-7.01	117.29	122.20
16	T	189	PRO	CA-N-CD	-7.01	101.68	111.50
54	A	1499	C	C2-N1-C1'	6.99	126.49	118.80
54	A	1319	G	O5'-P-OP1	-6.98	99.42	105.70
54	A	373	C	C5-C6-N1	6.97	124.49	121.00
54	A	1536	C	C6-N1-C2	-6.97	117.51	120.30
54	A	232	C	N3-C4-C5	6.96	124.69	121.90
54	A	1038	C	C2-N1-C1'	6.96	126.45	118.80
54	A	152	U	C5-C6-N1	6.95	126.18	122.70
15	S	134	LEU	CA-CB-CG	6.95	131.29	115.30
54	A	808	G	N9-C4-C5	-6.95	102.62	105.40
54	A	636	A	N1-C6-N6	-6.94	114.43	118.60
54	A	180	U	C2-N1-C1'	6.93	126.02	117.70
54	A	239	A	C8-N9-C1'	-6.93	115.23	127.70
54	A	1323	U	N1-C2-O2	6.93	127.65	122.80
54	A	631	U	N1-C2-N3	6.91	119.05	114.90
54	A	161	G	C8-N9-C4	6.91	109.16	106.40
54	A	363	A	N3-C4-C5	-6.91	121.97	126.80
54	A	716	C	N1-C2-O2	6.90	123.04	118.90
54	A	1006	A	C5-C6-N6	6.90	129.22	123.70
54	A	581	A	C8-N9-C4	-6.89	103.05	105.80
54	A	205	C	C5-C6-N1	6.88	124.44	121.00
54	A	1396	C	N1-C2-O2	6.88	123.03	118.90
54	A	1228	U	C2-N1-C1'	6.88	125.95	117.70
54	A	1014	C	N1-C2-O2	6.87	123.02	118.90
54	A	248	G	C2-N3-C4	6.87	115.34	111.90
54	A	704	A	P-O3'-C3'	6.86	127.94	119.70
54	A	180	U	C6-N1-C1'	-6.86	111.59	121.20
54	A	565	C	N1-C2-O2	6.86	123.02	118.90
54	A	1431	A	C8-N9-C4	-6.85	103.06	105.80
54	A	195	C	C5-C6-N1	6.84	124.42	121.00
11	O	67	ASP	CB-CG-OD2	6.83	124.45	118.30
54	A	1129	U	C2-N3-C4	-6.83	122.91	127.00
54	A	227	A	C8-N9-C4	-6.82	103.07	105.80
54	A	56	C	N1-C2-O2	6.79	122.98	118.90
54	A	589	C	N1-C2-O2	6.79	122.97	118.90
54	A	422	C	C6-N1-C2	-6.78	117.59	120.30
54	A	466	C	C5-C6-N1	6.78	124.39	121.00
54	A	1373	C	C5-C6-N1	6.78	124.39	121.00
54	A	179	C	C6-N1-C2	-6.77	117.59	120.30
54	A	235	C	C6-N1-C2	-6.77	117.59	120.30

Continued on next page...

Continued from previous page...

Mol	Chain	Res	Type	Atoms	Z	Observed(°)	Ideal(°)
54	A	165	A	O4'-C1'-N9	6.76	113.61	108.20
54	A	1038	C	N1-C2-O2	6.76	122.96	118.90
54	A	772	U	N3-C2-O2	-6.76	117.47	122.20
41	i	63	LEU	CA-CB-CG	6.76	130.84	115.30
54	A	354	C	C5-C6-N1	6.75	124.38	121.00
54	A	612	C	C6-N1-C2	-6.74	117.61	120.30
54	A	294	U	C6-N1-C2	-6.73	116.96	121.00
54	A	348	G	C8-N9-C4	-6.73	103.71	106.40
54	A	990	U	N1-C2-N3	6.73	118.94	114.90
54	A	139	U	C2-N1-C1'	6.72	125.77	117.70
54	A	278	C	C6-N1-C2	-6.72	117.61	120.30
54	A	409	C	N3-C2-O2	-6.72	117.20	121.90
54	A	174	A	N1-C2-N3	-6.71	125.94	129.30
30	7	93	MET	CG-SD-CE	6.71	110.93	100.20
7	K	25	MET	CA-CB-CG	6.70	124.69	113.30
54	A	1079	A	N7-C8-N9	6.70	117.15	113.80
54	A	464	A	C5-C6-N1	6.69	121.05	117.70
54	A	1078	A	C6-N1-C2	-6.69	114.58	118.60
54	A	180	U	N1-C2-O2	6.68	127.48	122.80
54	A	1518	U	N3-C4-O4	-6.68	114.72	119.40
54	A	1047	A	C2-N3-C4	-6.67	107.26	110.60
54	A	1373	C	C6-N1-C2	-6.67	117.63	120.30
54	A	1534	C	C6-N1-C2	-6.67	117.63	120.30
54	A	404	A	C8-N9-C4	6.66	108.46	105.80
54	A	48	A	C8-N9-C4	-6.64	103.14	105.80
54	A	120	A	N1-C6-N6	6.64	122.58	118.60
54	A	1162	A	C6-C5-N7	-6.63	127.66	132.30
54	A	466	C	N1-C2-O2	6.63	122.88	118.90
54	A	1429	C	C5-C6-N1	6.63	124.32	121.00
54	A	112	G	O4'-C1'-N9	6.63	113.51	108.20
54	A	428	G	O5'-P-OP2	-6.63	99.73	105.70
54	A	1239	G	N9-C4-C5	-6.62	102.75	105.40
54	A	387	C	C5-C6-N1	6.62	124.31	121.00
54	A	1500	C	C6-N1-C1'	-6.62	112.86	120.80
54	A	1010	U	N1-C2-O2	6.61	127.43	122.80
54	A	796	A	C4-C5-C6	6.61	120.30	117.00
54	A	825	U	N3-C4-O4	-6.58	114.79	119.40
54	A	73	U	C5-C6-N1	6.58	125.99	122.70
54	A	228	A	N1-C6-N6	6.58	122.55	118.60
54	A	641	U	C5-C6-N1	6.56	125.98	122.70
50	s	229	LEU	CA-CB-CG	6.56	130.40	115.30
54	A	1228	U	N3-C2-O2	-6.56	117.61	122.20

Continued on next page...

Continued from previous page...

Mol	Chain	Res	Type	Atoms	Z	Observed(°)	Ideal(°)
54	A	1397	U	C5-C6-N1	6.56	125.98	122.70
54	A	1558	U	C2-N1-C1'	6.56	125.57	117.70
54	A	1558	U	N3-C2-O2	-6.56	117.61	122.20
54	A	153	A	P-O3'-C3'	6.55	127.56	119.70
54	A	1195	C	C2-N1-C1'	6.54	126.00	118.80
54	A	1531	A	P-O3'-C3'	6.54	127.55	119.70
54	A	1268	A	C5-N7-C8	-6.54	100.63	103.90
54	A	31	U	C2-N1-C1'	6.54	125.54	117.70
54	A	1142	U	C6-N1-C1'	-6.54	112.05	121.20
54	A	823	C	N3-C2-O2	-6.53	117.33	121.90
54	A	1056	C	N3-C2-O2	-6.53	117.33	121.90
54	A	139	U	N3-C2-O2	-6.53	117.63	122.20
54	A	424	G	C6-N1-C2	-6.53	121.18	125.10
41	i	32	ILE	CG1-CB-CG2	-6.53	97.04	111.40
54	A	694	C	N1-C2-O2	6.52	122.81	118.90
54	A	156	G	C2-N3-C4	-6.52	108.64	111.90
54	A	829	U	C2-N1-C1'	6.52	125.52	117.70
54	A	443	G	N9-C4-C5	-6.52	102.79	105.40
54	A	574	U	N3-C2-O2	-6.51	117.64	122.20
54	A	612	C	C2-N1-C1'	6.50	125.95	118.80
54	A	1067	U	C6-N1-C2	-6.50	117.10	121.00
54	A	201	A	O5'-P-OP2	-6.50	99.85	105.70
54	A	363	A	N1-C2-N3	6.50	132.55	129.30
50	s	312	LEU	CA-CB-CG	6.50	130.24	115.30
54	A	1400	G	C4-N9-C1'	6.49	134.94	126.50
54	A	156	G	N9-C4-C5	6.49	108.00	105.40
54	A	987	C	C5-C6-N1	6.49	124.24	121.00
54	A	109	A	C8-N9-C4	6.48	108.39	105.80
53	w	113	LEU	CA-CB-CG	6.47	130.19	115.30
54	A	373	C	C6-N1-C2	-6.47	117.71	120.30
54	A	304	A	C5-C6-N6	6.47	128.87	123.70
54	A	1039	A	N1-C6-N6	6.45	122.47	118.60
54	A	825	U	N3-C2-O2	6.45	126.71	122.20
54	A	196	U	N1-C2-O2	6.45	127.31	122.80
54	A	278	C	C2-N1-C1'	6.45	125.89	118.80
54	A	410	U	C6-N1-C2	-6.44	117.13	121.00
7	K	125	LEU	CB-CG-CD2	-6.44	100.05	111.00
54	A	1028	G	N3-C4-C5	6.44	131.82	128.60
54	A	610	C	C5-C4-N4	-6.44	115.69	120.20
41	i	80	LEU	CA-CB-CG	6.43	130.10	115.30
54	A	198	G	N1-C6-O6	-6.42	116.05	119.90
54	A	396	C	N1-C2-O2	6.42	122.75	118.90

Continued on next page...

Continued from previous page...

Mol	Chain	Res	Type	Atoms	Z	Observed(°)	Ideal(°)
54	A	772	U	C5-C6-N1	6.42	125.91	122.70
54	A	1316	C	C2-N3-C4	-6.42	116.69	119.90
54	A	193	A	C5-C6-N1	6.41	120.90	117.70
54	A	843	C	C6-N1-C2	-6.40	117.74	120.30
54	A	424	G	C5-C6-N1	6.40	114.70	111.50
54	A	466	C	C6-N1-C2	-6.40	117.74	120.30
54	A	1487	C	O4'-C1'-N1	6.40	113.32	108.20
36	d	216	MET	CA-CB-CG	6.39	124.17	113.30
54	A	227	A	C5-C6-N1	6.39	120.90	117.70
54	A	702	U	C2-N1-C1'	6.39	125.37	117.70
54	A	566	C	N1-C2-O2	6.39	122.73	118.90
54	A	819	C	C5-C6-N1	6.38	124.19	121.00
54	A	470	G	C8-N9-C4	-6.38	103.85	106.40
54	A	1264	G	N1-C6-O6	6.38	123.73	119.90
54	A	852	U	N1-C2-O2	6.38	127.26	122.80
54	A	853	C	N3-C2-O2	-6.37	117.44	121.90
54	A	1014	C	C6-N1-C1'	-6.37	113.16	120.80
54	A	804	C	C6-N1-C2	-6.36	117.76	120.30
54	A	1398	G	N3-C4-N9	6.36	129.81	126.00
54	A	1558	U	N1-C2-O2	6.36	127.25	122.80
54	A	763	C	C6-N1-C2	-6.35	117.76	120.30
54	A	415	A	N1-C2-N3	6.35	132.48	129.30
54	A	578	U	C2-N3-C4	-6.35	123.19	127.00
54	A	136	U	P-O3'-C3'	6.34	127.31	119.70
54	A	1139	C	N1-C2-O2	6.34	122.70	118.90
54	A	1319	G	C8-N9-C4	-6.34	103.86	106.40
54	A	582	C	C6-N1-C2	-6.34	117.77	120.30
54	A	143	C	C5-C6-N1	6.33	124.16	121.00
54	A	1317	U	OP1-P-OP2	-6.33	110.11	119.60
54	A	123	G	N1-C6-O6	-6.32	116.11	119.90
54	A	631	U	C6-N1-C2	-6.31	117.21	121.00
54	A	167	C	N1-C2-O2	6.31	122.69	118.90
54	A	1252	A	N9-C4-C5	6.31	108.32	105.80
5	I	100	GLN	CA-CB-CG	6.31	127.28	113.40
54	A	983	C	C5-C6-N1	6.31	124.15	121.00
54	A	1027	G	C2-N3-C4	-6.30	108.75	111.90
54	A	1162	A	C5-N7-C8	-6.30	100.75	103.90
38	f	171	LEU	CA-CB-CG	6.29	129.77	115.30
54	A	248	G	N1-C6-O6	-6.29	116.12	119.90
54	A	362	G	C4-C5-N7	6.29	113.32	110.80
54	A	1040	C	C6-N1-C2	-6.29	117.78	120.30
54	A	1162	A	N7-C8-N9	6.29	116.94	113.80

Continued on next page...

Continued from previous page...

Mol	Chain	Res	Type	Atoms	Z	Observed(°)	Ideal(°)
54	A	1464	C	N1-C2-O2	6.28	122.67	118.90
54	A	727	C	N1-C2-O2	6.28	122.67	118.90
54	A	350	U	C5-C4-O4	-6.28	122.13	125.90
54	A	709	C	C6-N1-C2	-6.28	117.79	120.30
54	A	1139	C	C2-N1-C1'	6.26	125.68	118.80
54	A	1239	G	C5-C6-O6	-6.26	124.84	128.60
54	A	23	C	C2-N1-C1'	6.25	125.68	118.80
54	A	852	U	C6-N1-C1'	-6.25	112.44	121.20
54	A	308	A	N1-C6-N6	6.24	122.34	118.60
54	A	360	U	C5-C4-O4	-6.23	122.16	125.90
50	s	363	ASP	CB-CG-OD2	6.22	123.90	118.30
54	A	1391	G	C6-C5-N7	-6.22	126.67	130.40
54	A	314	A	C4-N9-C1'	6.21	137.49	126.30
54	A	640	G	N3-C4-C5	-6.21	125.49	128.60
54	A	276	C	C5-C6-N1	6.21	124.11	121.00
54	A	659	C	C2-N1-C1'	6.21	125.63	118.80
54	A	1068	U	C5-C4-O4	-6.21	122.18	125.90
54	A	987	C	C6-N1-C2	-6.20	117.82	120.30
54	A	1324	U	C2-N1-C1'	6.19	125.13	117.70
54	A	156	G	N7-C8-N9	6.18	116.19	113.10
54	A	1488	A	C4-C5-N7	6.18	113.79	110.70
54	A	819	C	C2-N1-C1'	6.18	125.60	118.80
54	A	196	U	C4-C5-C6	-6.18	115.99	119.70
54	A	383	U	C6-N1-C1'	-6.18	112.55	121.20
54	A	323	A	C2-N3-C4	6.17	113.68	110.60
54	A	772	U	N1-C2-O2	6.16	127.11	122.80
54	A	1164	C	N1-C2-O2	6.16	122.60	118.90
54	A	1269	C	N3-C4-C5	6.16	124.36	121.90
54	A	187	U	C2-N3-C4	-6.16	123.31	127.00
54	A	652	C	C6-N1-C2	-6.15	117.84	120.30
54	A	335	C	C6-N1-C2	-6.14	117.84	120.30
54	A	1250	C	C6-N1-C2	-6.13	117.85	120.30
54	A	60	U	N3-C2-O2	-6.13	117.91	122.20
54	A	456	U	C5-C6-N1	6.13	125.76	122.70
54	A	294	U	N3-C4-O4	6.12	123.69	119.40
54	A	1491	G	C2-N3-C4	6.12	114.96	111.90
54	A	604	A	O4'-C1'-N9	6.12	113.09	108.20
54	A	454	A	C4-C5-C6	-6.12	113.94	117.00
54	A	153	A	C8-N9-C4	-6.12	103.35	105.80
54	A	610	C	C2-N1-C1'	6.11	125.53	118.80
54	A	424	G	C8-N9-C4	-6.10	103.96	106.40
54	A	278	C	N3-C4-C5	-6.10	119.46	121.90

Continued on next page...

Continued from previous page...

Mol	Chain	Res	Type	Atoms	Z	Observed(°)	Ideal(°)
54	A	1488	A	C5-N7-C8	-6.10	100.85	103.90
54	A	156	G	N1-C2-N3	6.09	127.55	123.90
54	A	640	G	C2-N3-C4	6.09	114.94	111.90
54	A	772	U	C2-N1-C1'	6.09	125.00	117.70
54	A	1380	U	N1-C2-N3	6.08	118.55	114.90
54	A	574	U	N1-C2-O2	6.08	127.06	122.80
54	A	796	A	N3-C4-C5	-6.08	122.55	126.80
54	A	985	G	O4'-C1'-N9	-6.07	103.34	108.20
54	A	187	U	N3-C2-O2	-6.07	117.95	122.20
54	A	29	C	C5-C6-N1	6.07	124.03	121.00
54	A	644	C	C6-N1-C2	-6.07	117.87	120.30
54	A	227	A	N1-C2-N3	6.06	132.33	129.30
54	A	824	C	N1-C2-O2	6.06	122.54	118.90
54	A	375	A	N1-C6-N6	-6.06	114.96	118.60
54	A	214	G	C8-N9-C4	6.06	108.82	106.40
54	A	323	A	C8-N9-C4	-6.06	103.38	105.80
54	A	582	C	C2-N1-C1'	6.06	125.46	118.80
54	A	771	C	C6-N1-C2	-6.06	117.88	120.30
54	A	796	A	N1-C6-N6	-6.05	114.97	118.60
54	A	638	A	C5-N7-C8	-6.05	100.88	103.90
54	A	228	A	C4-C5-N7	6.04	113.72	110.70
54	A	1242	C	N3-C4-N4	-6.04	113.78	118.00
54	A	181	G	C8-N9-C4	-6.03	103.99	106.40
54	A	929	U	N3-C2-O2	-6.03	117.98	122.20
54	A	887	C	C5-C6-N1	6.03	124.02	121.00
54	A	81	A	O5'-P-OP1	-6.03	100.27	105.70
54	A	759	A	N3-C4-C5	6.03	131.02	126.80
54	A	183	A	C4-C5-N7	6.03	113.71	110.70
54	A	1430	U	C2-N3-C4	6.02	130.61	127.00
54	A	53	A	N1-C6-N6	-6.01	114.99	118.60
54	A	478	A	O5'-P-OP1	-6.01	100.29	105.70
54	A	814	C	O4'-C1'-N1	6.01	113.01	108.20
54	A	424	G	N1-C6-O6	-6.00	116.30	119.90
54	A	178	U	C2-N1-C1'	6.00	124.90	117.70
54	A	1077	U	C5-C6-N1	6.00	125.70	122.70
54	A	1429	C	C4-C5-C6	-6.00	114.40	117.40
54	A	1429	C	C6-N1-C2	-6.00	117.90	120.30
54	A	137	U	C2-N1-C1'	5.99	124.89	117.70
54	A	1499	C	C5-C6-N1	5.99	124.00	121.00
54	A	1239	G	N3-C4-N9	5.99	129.59	126.00
21	Y	111	MET	CB-CG-SD	-5.98	94.46	112.40
54	A	1487	C	N3-C2-O2	-5.97	117.72	121.90

Continued on next page...

Continued from previous page...

Mol	Chain	Res	Type	Atoms	Z	Observed(°)	Ideal(°)
54	A	156	G	C8-N9-C1'	5.97	134.76	127.00
54	A	19	C	N1-C2-O2	5.96	122.48	118.90
54	A	360	U	N3-C2-O2	5.96	126.37	122.20
54	A	148	A	N1-C6-N6	-5.96	115.02	118.60
54	A	1184	U	N1-C2-O2	5.96	126.97	122.80
54	A	12	C	C4-C5-C6	-5.95	114.42	117.40
54	A	843	C	C5-C6-N1	5.94	123.97	121.00
54	A	193	A	N1-C6-N6	-5.93	115.04	118.60
54	A	1264	G	C5-C6-O6	-5.93	125.04	128.60
54	A	331	C	N1-C2-O2	-5.93	115.34	118.90
13	Q	151	LEU	CA-CB-CG	5.93	128.94	115.30
54	A	219	C	C5-C6-N1	5.93	123.96	121.00
54	A	44	C	N1-C2-O2	5.92	122.45	118.90
54	A	1248	A	C4-C5-C6	-5.92	114.04	117.00
54	A	1337	C	C6-N1-C2	-5.91	117.94	120.30
54	A	49	G	N3-C4-C5	-5.91	125.64	128.60
54	A	1308	U	O4'-C1'-N1	5.91	112.93	108.20
54	A	1023	A	O5'-P-OP2	-5.91	100.38	105.70
2	E	310	LEU	CA-CB-CG	5.91	128.88	115.30
54	A	143	C	C6-N1-C1'	-5.90	113.72	120.80
54	A	371	U	N1-C2-N3	5.90	118.44	114.90
9	M	62	ARG	NE-CZ-NH2	-5.90	117.35	120.30
41	i	107	LEU	CB-CG-CD1	-5.90	100.97	111.00
54	A	1402	U	O4'-C1'-N1	5.90	112.92	108.20
54	A	428	G	N1-C6-O6	-5.90	116.36	119.90
54	A	1005	G	N3-C4-C5	-5.89	125.65	128.60
54	A	1318	C	O5'-P-OP1	-5.89	100.39	105.70
54	A	50	C	N1-C2-O2	5.89	122.44	118.90
54	A	193	A	N1-C2-N3	5.89	132.25	129.30
54	A	1393	G	C8-N9-C1'	-5.89	119.34	127.00
54	A	579	G	N3-C4-N9	5.89	129.53	126.00
54	A	841	C	C6-N1-C2	-5.88	117.95	120.30
54	A	1373	C	C2-N1-C1'	5.88	125.27	118.80
54	A	727	C	C6-N1-C2	-5.88	117.95	120.30
54	A	1014	C	N3-C2-O2	-5.88	117.78	121.90
54	A	789	A	O5'-P-OP2	-5.87	100.42	105.70
54	A	811	A	N1-C6-N6	-5.87	115.08	118.60
54	A	662	C	N3-C2-O2	-5.86	117.80	121.90
54	A	1198	C	N3-C4-C5	5.86	124.25	121.90
54	A	113	U	O5'-P-OP1	-5.86	100.42	105.70
54	A	56	C	C5-C6-N1	5.86	123.93	121.00
54	A	77	G	C6-N1-C2	-5.86	121.58	125.10

Continued on next page...

Continued from previous page...

Mol	Chain	Res	Type	Atoms	Z	Observed(°)	Ideal(°)
54	A	716	C	C6-N1-C1'	-5.86	113.77	120.80
7	K	65	ILE	CG1-CB-CG2	-5.84	98.55	111.40
54	A	1054	G	O4'-C1'-N9	5.84	112.87	108.20
54	A	48	A	N7-C8-N9	5.84	116.72	113.80
54	A	829	U	O4'-C1'-N1	5.84	112.87	108.20
55	B	1607	U	C2-N1-C1'	5.84	124.70	117.70
54	A	1521	A	N1-C2-N3	5.83	132.22	129.30
54	A	19	C	N3-C2-O2	-5.83	117.82	121.90
54	A	211	A	C8-N9-C4	-5.83	103.47	105.80
54	A	218	G	C5-C6-O6	-5.83	125.11	128.60
54	A	200	A	P-O3'-C3'	5.82	126.69	119.70
54	A	236	G	OP2-P-O3'	5.82	118.00	105.20
54	A	986	U	C2-N1-C1'	5.82	124.68	117.70
54	A	501	U	C2-N1-C1'	5.81	124.68	117.70
54	A	1322	G	O5'-P-OP2	-5.81	100.47	105.70
54	A	238	A	C6-C5-N7	-5.81	128.23	132.30
54	A	986	U	C6-N1-C2	-5.81	117.51	121.00
54	A	187	U	OP2-P-O3'	5.81	117.98	105.20
54	A	340	U	O4'-C1'-N1	-5.81	103.55	108.20
54	A	406	C	C2-N1-C1'	5.81	125.19	118.80
54	A	205	C	N1-C2-O2	5.80	122.38	118.90
54	A	1078	A	C5-C6-N1	5.79	120.60	117.70
54	A	1417	C	C6-N1-C1'	-5.79	113.85	120.80
7	K	21	LEU	CA-CB-CG	5.79	128.63	115.30
54	A	233	C	C6-N1-C2	-5.79	117.98	120.30
54	A	702	U	N1-C2-O2	5.79	126.85	122.80
54	A	986	U	C5-C6-N1	5.79	125.59	122.70
54	A	1258	C	N3-C2-O2	-5.79	117.85	121.90
54	A	659	C	N1-C2-O2	5.78	122.37	118.90
54	A	694	C	C2-N1-C1'	5.78	125.16	118.80
54	A	1430	U	C4-C5-C6	-5.78	116.23	119.70
54	A	208	U	N1-C2-O2	5.77	126.84	122.80
54	A	899	C	N1-C2-O2	5.77	122.36	118.90
54	A	319	C	C6-N1-C2	-5.75	118.00	120.30
54	A	227	A	C2-N3-C4	5.75	113.48	110.60
54	A	577	C	N1-C2-O2	5.75	122.35	118.90
54	A	61	A	C8-N9-C1'	-5.75	117.35	127.70
54	A	228	A	C5-N7-C8	-5.75	101.03	103.90
54	A	189	A	N3-C4-C5	5.75	130.82	126.80
54	A	156	G	N3-C2-N2	-5.75	115.88	119.90
54	A	933	C	N1-C2-O2	5.75	122.35	118.90
54	A	1020	G	N1-C6-O6	-5.75	116.45	119.90

Continued on next page...

Continued from previous page...

Mol	Chain	Res	Type	Atoms	Z	Observed(°)	Ideal(°)
54	A	367	U	N3-C2-O2	-5.75	118.18	122.20
54	A	1219	C	N1-C2-O2	5.74	122.35	118.90
54	A	1057	C	N3-C4-N4	-5.74	113.98	118.00
54	A	188	G	N3-C4-N9	5.74	129.44	126.00
54	A	599	G	O5'-P-OP1	-5.74	100.53	105.70
54	A	1162	A	C4-C5-N7	5.74	113.57	110.70
54	A	256	A	C2-N3-C4	-5.74	107.73	110.60
54	A	1002	A	O5'-P-OP2	-5.74	100.54	105.70
54	A	137	U	OP1-P-O3'	5.73	117.80	105.20
54	A	193	A	N3-C4-N9	5.73	131.98	127.40
19	W	147	MET	CB-CG-SD	5.72	129.57	112.40
54	A	363	A	C8-N9-C4	-5.72	103.51	105.80
54	A	371	U	N1-C2-O2	-5.72	118.79	122.80
26	3	186	LEU	CA-CB-CG	5.72	128.46	115.30
54	A	656	C	C6-N1-C2	-5.72	118.01	120.30
54	A	49	G	C8-N9-C4	-5.71	104.11	106.40
54	A	360	U	N3-C4-C5	5.71	118.03	114.60
54	A	659	C	C5-C6-N1	5.71	123.85	121.00
54	A	136	U	N1-C2-O2	5.71	126.80	122.80
54	A	137	U	P-O3'-C3'	5.71	126.55	119.70
54	A	1176	G	O4'-C1'-N9	5.70	112.76	108.20
54	A	113	U	N1-C2-O2	5.70	126.79	122.80
54	A	1010	U	N3-C2-O2	-5.70	118.21	122.20
54	A	405	U	N3-C2-O2	-5.70	118.21	122.20
54	A	1371	U	N3-C2-O2	-5.69	118.21	122.20
54	A	339	G	N3-C2-N2	-5.69	115.92	119.90
54	A	603	A	N1-C6-N6	5.69	122.01	118.60
54	A	1230	C	C5-C4-N4	-5.69	116.22	120.20
54	A	1547	A	OP1-P-O3'	5.69	117.71	105.20
54	A	1055	A	C8-N9-C4	5.69	108.08	105.80
54	A	410	U	C2-N1-C1'	5.68	124.52	117.70
54	A	726	C	N1-C2-O2	5.68	122.31	118.90
54	A	727	C	N3-C2-O2	-5.68	117.92	121.90
54	A	823	C	C6-N1-C1'	-5.68	113.98	120.80
54	A	997	U	OP1-P-O3'	5.68	117.70	105.20
54	A	1396	C	N3-C2-O2	-5.68	117.92	121.90
54	A	1043	C	C5-C4-N4	-5.68	116.22	120.20
54	A	837	A	P-O3'-C3'	5.68	126.51	119.70
2	E	218	VAL	CG1-CB-CG2	5.68	119.98	110.90
54	A	222	A	N1-C2-N3	-5.68	126.46	129.30
9	M	154	ILE	CG1-CB-CG2	-5.67	98.92	111.40
54	A	205	C	C6-N1-C2	-5.67	118.03	120.30

Continued on next page...

Continued from previous page...

Mol	Chain	Res	Type	Atoms	Z	Observed(°)	Ideal(°)
54	A	1488	A	C6-C5-N7	-5.67	128.33	132.30
54	A	1067	U	C5-C4-O4	5.67	129.30	125.90
54	A	239	A	C2-N3-C4	5.67	113.43	110.60
31	8	97	LYS	CA-CB-CG	5.67	125.86	113.40
54	A	209	G	C8-N9-C1'	-5.67	119.64	127.00
54	A	106	G	C8-N9-C4	-5.66	104.14	106.40
54	A	363	A	N3-C4-N9	5.66	131.93	127.40
54	A	990	U	C2-N1-C1'	5.66	124.49	117.70
54	A	592	C	C4-C5-C6	-5.65	114.57	117.40
54	A	1399	A	C8-N9-C1'	-5.65	117.53	127.70
54	A	348	G	C4-N9-C1'	5.65	133.85	126.50
54	A	238	A	C4-C5-N7	5.65	113.52	110.70
54	A	1028	G	N9-C4-C5	5.65	107.66	105.40
54	A	1308	U	C5-C6-N1	5.64	125.52	122.70
54	A	148	A	C5-C6-N1	5.64	120.52	117.70
54	A	1399	A	C4-N9-C1'	5.64	136.45	126.30
26	3	173	VAL	CG1-CB-CG2	-5.63	101.89	110.90
54	A	582	C	C2-N3-C4	5.63	122.72	119.90
20	X	161	LEU	CB-CG-CD2	-5.62	101.44	111.00
54	A	446	C	C6-N1-C2	-5.62	118.05	120.30
54	A	480	U	N1-C2-O2	5.61	126.73	122.80
54	A	1027	G	C5-C6-N1	-5.61	108.69	111.50
54	A	1398	G	N3-C4-C5	-5.61	125.79	128.60
54	A	625	C	C6-N1-C2	-5.61	118.06	120.30
54	A	1402	U	C5-C6-N1	5.61	125.50	122.70
54	A	200	A	OP1-P-O3'	5.60	117.53	105.20
54	A	1308	U	C5-C4-O4	-5.60	122.54	125.90
54	A	69	A	C8-N9-C4	5.60	108.04	105.80
54	A	1399	A	N3-C4-N9	5.60	131.88	127.40
54	A	1535	C	C6-N1-C2	-5.60	118.06	120.30
54	A	180	U	C5-C4-O4	-5.59	122.54	125.90
54	A	1372	U	N3-C2-O2	-5.59	118.28	122.20
9	M	96	LEU	CB-CG-CD2	-5.59	101.49	111.00
49	r	192	TRP	CA-CB-CG	5.59	124.33	113.70
54	A	1417	C	N1-C2-O2	5.59	122.25	118.90
54	A	137	U	N3-C2-O2	-5.59	118.29	122.20
54	A	206	U	C6-N1-C2	-5.59	117.65	121.00
54	A	562	A	C5-C6-N1	5.59	120.50	117.70
54	A	1386	C	C6-N1-C2	-5.59	118.06	120.30
54	A	1488	A	N1-C6-N6	5.59	121.95	118.60
54	A	1028	G	C2-N3-C4	-5.59	109.11	111.90
54	A	1499	C	C6-N1-C2	-5.58	118.07	120.30

Continued on next page...

Continued from previous page...

Mol	Chain	Res	Type	Atoms	Z	Observed(°)	Ideal(°)
26	3	94	LEU	CA-CB-CG	5.57	128.12	115.30
54	A	165	A	C5-N7-C8	-5.57	101.11	103.90
54	A	178	U	C2-N3-C4	5.57	130.34	127.00
54	A	77	G	N9-C4-C5	5.57	107.63	105.40
54	A	604	A	C4-C5-N7	5.57	113.48	110.70
54	A	706	A	C8-N9-C4	-5.57	103.57	105.80
54	A	25	C	N3-C2-O2	-5.57	118.00	121.90
54	A	437	G	N1-C6-O6	-5.57	116.56	119.90
15	S	113	LEU	CB-CG-CD2	-5.56	101.54	111.00
54	A	138	A	OP1-P-O3'	5.56	117.44	105.20
54	A	482	A	N1-C6-N6	-5.56	115.26	118.60
54	A	641	U	O5'-P-OP2	-5.56	100.70	105.70
54	A	759	A	N9-C4-C5	-5.56	103.58	105.80
54	A	1016	G	N9-C4-C5	-5.56	103.18	105.40
54	A	1291	C	N1-C2-O2	5.56	122.23	118.90
41	i	38	LEU	CA-CB-CG	5.55	128.07	115.30
54	A	532	C	C2-N1-C1'	5.55	124.91	118.80
54	A	77	G	N7-C8-N9	-5.55	110.33	113.10
54	A	1033	C	C6-N1-C2	-5.54	118.08	120.30
54	A	363	A	N1-C6-N6	-5.53	115.28	118.60
54	A	805	U	N3-C4-O4	5.53	123.27	119.40
54	A	1077	U	N1-C2-O2	5.53	126.67	122.80
54	A	179	C	C5-C6-N1	5.53	123.76	121.00
54	A	889	U	P-O3'-C3'	5.52	126.33	119.70
54	A	1230	C	N3-C4-N4	5.52	121.86	118.00
54	A	1317	U	C2-N1-C1'	-5.52	111.07	117.70
54	A	773	C	C6-N1-C2	-5.51	118.09	120.30
54	A	1068	U	N3-C4-O4	5.51	123.26	119.40
54	A	246	G	C5-C6-O6	-5.50	125.30	128.60
54	A	257	G	C5-C6-O6	-5.50	125.30	128.60
54	A	370	G	C6-C5-N7	-5.50	127.10	130.40
20	X	10	LEU	CA-CB-CG	5.50	127.94	115.30
54	A	816	U	O4'-C1'-N1	5.50	112.60	108.20
54	A	139	U	P-O3'-C3'	5.49	126.29	119.70
54	A	239	A	C4-C5-C6	5.49	119.75	117.00
54	A	852	U	C5-C6-N1	5.49	125.45	122.70
54	A	1322	G	N3-C4-N9	-5.49	122.70	126.00
54	A	759	A	C4-C5-N7	5.49	113.44	110.70
54	A	1531	A	C8-N9-C4	-5.49	103.61	105.80
54	A	1319	G	N9-C4-C5	5.48	107.59	105.40
54	A	1230	C	N1-C2-O2	5.48	122.19	118.90
54	A	1005	G	N3-C4-N9	5.48	129.29	126.00

Continued on next page...

Continued from previous page...

Mol	Chain	Res	Type	Atoms	Z	Observed(°)	Ideal(°)
54	A	1500	C	C2-N3-C4	5.48	122.64	119.90
54	A	1339	C	N3-C2-O2	-5.47	118.07	121.90
54	A	1	G	O4'-C1'-N9	5.47	112.58	108.20
54	A	204	A	C6-N1-C2	-5.47	115.32	118.60
54	A	1082	C	C5-C6-N1	5.47	123.73	121.00
54	A	1298	A	C5-C6-N6	-5.47	119.32	123.70
54	A	1062	G	N1-C6-O6	-5.46	116.62	119.90
54	A	1078	A	N3-C4-N9	5.46	131.77	127.40
32	9	54	LYS	CD-CE-NZ	-5.46	99.14	111.70
54	A	585	C	C6-N1-C2	-5.46	118.12	120.30
54	A	871	C	C2-N1-C1'	5.46	124.80	118.80
54	A	1010	U	C5-C6-N1	5.46	125.43	122.70
54	A	75	U	C2-N1-C1'	5.46	124.25	117.70
54	A	808	G	C6-C5-N7	-5.45	127.13	130.40
54	A	1373	C	N3-C2-O2	-5.45	118.08	121.90
54	A	454	A	C5-N7-C8	-5.45	101.17	103.90
54	A	1042	G	N1-C6-O6	-5.45	116.63	119.90
54	A	202	U	C5-C6-N1	5.45	125.42	122.70
54	A	1051	G	C4-C5-N7	-5.45	108.62	110.80
54	A	234	C	N1-C2-N3	5.45	123.01	119.20
54	A	351	U	N3-C2-O2	-5.45	118.39	122.20
54	A	757	C	N3-C4-C5	5.44	124.08	121.90
14	R	43	VAL	CG1-CB-CG2	-5.43	102.21	110.90
54	A	1051	G	C8-N9-C4	-5.43	104.23	106.40
54	A	1405	G	C4-C5-N7	5.43	112.97	110.80
55	B	1607	U	N1-C2-O2	5.43	126.60	122.80
54	A	1138	U	C4-C5-C6	-5.42	116.45	119.70
54	A	146	G	O5'-P-OP1	-5.42	100.82	105.70
54	A	644	C	C5-C6-N1	5.42	123.71	121.00
54	A	182	C	N1-C2-O2	-5.42	115.65	118.90
54	A	614	C	C5-C6-N1	5.42	123.71	121.00
54	A	463	A	N9-C4-C5	-5.42	103.63	105.80
54	A	359	A	C8-N9-C4	5.41	107.96	105.80
8	L	38	VAL	CG1-CB-CG2	-5.41	102.25	110.90
54	A	214	G	N9-C4-C5	-5.41	103.24	105.40
54	A	831	C	N3-C4-C5	5.41	124.06	121.90
54	A	1009	U	C6-N1-C2	-5.40	117.76	121.00
14	R	54	THR	CA-CB-CG2	-5.40	104.84	112.40
54	A	1162	A	C4-N9-C1'	5.40	136.02	126.30
54	A	348	G	N7-C8-N9	5.40	115.80	113.10
54	A	641	U	C4-C5-C6	-5.40	116.46	119.70
54	A	1077	U	C2-N1-C1'	5.40	124.18	117.70

Continued on next page...

Continued from previous page...

Mol	Chain	Res	Type	Atoms	Z	Observed(°)	Ideal(°)
54	A	60	U	N1-C2-O2	5.39	126.57	122.80
54	A	1199	A	C5-N7-C8	-5.39	101.20	103.90
54	A	592	C	OP1-P-O3'	5.39	117.05	105.20
54	A	569	A	C8-N9-C4	5.39	107.95	105.80
54	A	664	C	N1-C2-O2	5.39	122.13	118.90
54	A	1225	U	N1-C2-O2	5.39	126.57	122.80
37	e	70	MET	CG-SD-CE	-5.38	91.59	100.20
54	A	634	G	N1-C6-O6	-5.38	116.67	119.90
54	A	705	C	C5-C6-N1	5.38	123.69	121.00
54	A	246	G	C4-C5-N7	5.38	112.95	110.80
54	A	1399	A	C5-C6-N1	5.38	120.39	117.70
54	A	1542	C	C5-C6-N1	5.38	123.69	121.00
54	A	218	G	C4-C5-N7	5.38	112.95	110.80
7	K	25	MET	CB-CG-SD	5.37	128.52	112.40
54	A	929	U	N1-C2-O2	5.37	126.56	122.80
54	A	1067	U	N3-C4-C5	-5.37	111.38	114.60
54	A	357	A	N1-C2-N3	-5.37	126.61	129.30
54	A	610	C	N3-C4-C5	5.37	124.05	121.90
54	A	1230	C	C2-N1-C1'	5.37	124.70	118.80
54	A	1159	C	N3-C4-N4	-5.37	114.24	118.00
54	A	304	A	C2-N3-C4	-5.37	107.92	110.60
54	A	1139	C	C6-N1-C1'	-5.36	114.37	120.80
54	A	1430	U	N1-C2-N3	-5.36	111.69	114.90
54	A	629	U	C5-C6-N1	5.35	125.38	122.70
54	A	188	G	N9-C4-C5	-5.35	103.26	105.40
54	A	667	A	O5'-P-OP2	-5.34	100.89	105.70
40	h	56	ARG	NE-CZ-NH1	5.34	122.97	120.30
35	c	202	LEU	CB-CG-CD2	-5.34	101.93	111.00
54	A	56	C	C2-N3-C4	5.34	122.57	119.90
54	A	209	G	C4-N9-C1'	5.34	133.44	126.50
54	A	1079	A	C5-N7-C8	-5.34	101.23	103.90
54	A	240	C	C6-N1-C2	-5.33	118.17	120.30
54	A	351	U	N1-C2-N3	5.33	118.10	114.90
54	A	450	G	C4-C5-N7	5.33	112.93	110.80
54	A	198	G	C8-N9-C4	-5.33	104.27	106.40
54	A	354	C	C6-N1-C2	-5.33	118.17	120.30
54	A	694	C	C5-C6-N1	5.32	123.66	121.00
54	A	179	C	C4-C5-C6	-5.32	114.74	117.40
54	A	383	U	C2-N3-C4	-5.32	123.81	127.00
54	A	640	G	N9-C4-C5	5.32	107.53	105.40
54	A	1080	U	C2-N1-C1'	5.32	124.08	117.70
22	Z	99	VAL	CG1-CB-CG2	-5.32	102.39	110.90

Continued on next page...

Continued from previous page...

Mol	Chain	Res	Type	Atoms	Z	Observed(°)	Ideal(°)
54	A	627	A	N1-C2-N3	-5.31	126.64	129.30
54	A	391	C	N1-C2-O2	5.31	122.09	118.90
54	A	758	C	C5-C6-N1	5.31	123.66	121.00
54	A	1555	G	N3-C4-N9	-5.31	122.81	126.00
54	A	170	C	C2-N3-C4	5.31	122.56	119.90
54	A	187	U	C5-C6-N1	-5.31	120.05	122.70
54	A	236	G	N3-C4-C5	-5.31	125.94	128.60
54	A	1195	C	N3-C2-O2	-5.31	118.18	121.90
54	A	248	G	C8-N9-C4	-5.31	104.28	106.40
54	A	1005	G	N1-C2-N2	-5.31	111.42	116.20
54	A	709	C	N1-C2-O2	5.30	122.08	118.90
54	A	1022	G	OP1-P-OP2	5.30	127.56	119.60
54	A	1263	G	N1-C6-O6	-5.30	116.72	119.90
54	A	289	C	C6-N1-C2	-5.30	118.18	120.30
54	A	339	G	C5-C6-N1	5.30	114.15	111.50
54	A	1436	C	C5-C6-N1	5.30	123.65	121.00
54	A	153	A	C5-N7-C8	-5.29	101.25	103.90
54	A	638	A	N7-C8-N9	5.29	116.45	113.80
54	A	1404	A	C2-N3-C4	5.29	113.25	110.60
54	A	1225	U	C2-N1-C1'	5.29	124.05	117.70
54	A	256	A	N3-C4-N9	-5.29	123.17	127.40
54	A	1542	C	O4'-C1'-N1	5.29	112.43	108.20
54	A	209	G	N9-C4-C5	-5.29	103.28	105.40
54	A	751	G	N9-C4-C5	-5.28	103.29	105.40
54	A	796	A	C5-N7-C8	5.28	106.54	103.90
54	A	631	U	C4-C5-C6	5.28	122.87	119.70
54	A	1017	C	C5-C6-N1	5.28	123.64	121.00
54	A	1322	G	C8-N9-C1'	5.28	133.87	127.00
55	B	1607	U	P-O3'-C3'	5.28	126.03	119.70
54	A	990	U	C5'-C4'-O4'	5.28	115.43	109.10
54	A	782	A	C8-N9-C4	-5.28	103.69	105.80
54	A	1235	A	P-O3'-C3'	5.28	126.03	119.70
54	A	958	U	OP2-P-O3'	5.27	116.80	105.20
54	A	1253	G	N3-C4-C5	-5.27	125.96	128.60
54	A	156	G	N3-C4-C5	5.27	131.24	128.60
54	A	459	G	N9-C4-C5	-5.27	103.29	105.40
54	A	796	A	N1-C2-N3	5.27	131.94	129.30
54	A	709	C	N3-C2-O2	-5.27	118.21	121.90
54	A	771	C	C5-C6-N1	5.27	123.63	121.00
19	W	89	LEU	CB-CG-CD1	-5.26	102.05	111.00
54	A	118	C	N3-C4-C5	5.26	124.00	121.90
54	A	1206	G	N3-C4-N9	-5.26	122.84	126.00

Continued on next page...

Continued from previous page...

Mol	Chain	Res	Type	Atoms	Z	Observed(°)	Ideal(°)
54	A	1141	G	C6-C5-N7	-5.26	127.24	130.40
54	A	442	A	C5-N7-C8	-5.26	101.27	103.90
54	A	972	C	N3-C2-O2	-5.26	118.22	121.90
54	A	61	A	C4-N9-C1'	5.25	135.76	126.30
54	A	178	U	O5'-P-OP2	-5.25	100.97	105.70
54	A	1502	C	C2-N1-C1'	5.25	124.58	118.80
54	A	579	G	C6-C5-N7	-5.25	127.25	130.40
54	A	1080	U	N3-C2-O2	-5.25	118.52	122.20
54	A	1306	G	N9-C4-C5	-5.25	103.30	105.40
54	A	541	U	N3-C2-O2	-5.25	118.53	122.20
54	A	421	A	O5'-P-OP2	-5.25	100.98	105.70
54	A	406	C	C5-C6-N1	5.25	123.62	121.00
54	A	1499	C	N1-C2-O2	5.25	122.05	118.90
55	B	1613	U	N3-C2-O2	-5.25	118.53	122.20
23	0	84	ARG	CG-CD-NE	5.24	122.81	111.80
54	A	924	U	N1-C2-O2	5.24	126.47	122.80
54	A	454	A	C4-C5-N7	5.24	113.32	110.70
54	A	540	C	C5-C6-N1	5.24	123.62	121.00
54	A	727	C	C2-N1-C1'	5.24	124.56	118.80
54	A	703	A	O5'-P-OP1	-5.23	100.99	105.70
54	A	179	C	N3-C4-N4	-5.23	114.34	118.00
54	A	1315	C	C5-C6-N1	5.23	123.62	121.00
54	A	56	C	N3-C4-N4	5.23	121.66	118.00
54	A	188	G	C5-C6-N1	5.23	114.11	111.50
54	A	613	C	C6-N1-C2	-5.23	118.21	120.30
54	A	2	C	N1-C2-O2	5.22	122.03	118.90
54	A	281	C	C5-C6-N1	5.22	123.61	121.00
54	A	1038	C	C2-N3-C4	5.21	122.51	119.90
54	A	1074	U	N3-C2-O2	-5.21	118.55	122.20
2	E	206	VAL	CG1-CB-CG2	-5.21	102.56	110.90
54	A	308	A	C5-C6-N6	-5.21	119.53	123.70
54	A	640	G	C6-N1-C2	-5.21	121.97	125.10
54	A	1545	C	C6-N1-C2	-5.21	118.22	120.30
41	i	117	LEU	CB-CG-CD1	-5.21	102.14	111.00
54	A	870	C	N3-C2-O2	-5.21	118.25	121.90
54	A	340	U	N1-C2-O2	5.21	126.44	122.80
54	A	1138	U	C5-C4-O4	-5.21	122.78	125.90
23	0	110	CYS	CA-CB-SG	5.20	123.36	114.00
54	A	424	G	C2-N3-C4	5.20	114.50	111.90
54	A	454	A	C5-C6-N1	5.20	120.30	117.70
54	A	826	G	C4-N9-C1'	5.20	133.26	126.50
54	A	53	A	N9-C4-C5	5.20	107.88	105.80

Continued on next page...

Continued from previous page...

Mol	Chain	Res	Type	Atoms	Z	Observed(°)	Ideal(°)
54	A	929	U	C2-N1-C1'	5.20	123.94	117.70
54	A	281	C	C6-N1-C2	-5.20	118.22	120.30
54	A	447	U	C2-N1-C1'	5.19	123.93	117.70
2	E	119	VAL	CG1-CB-CG2	-5.19	102.60	110.90
54	A	1391	G	C4-N9-C1'	5.19	133.25	126.50
54	A	227	A	N9-C4-C5	5.19	107.88	105.80
54	A	214	G	N3-C4-N9	5.19	129.11	126.00
54	A	853	C	C6-N1-C1'	-5.19	114.58	120.80
54	A	137	U	N1-C2-O2	5.19	126.43	122.80
54	A	579	G	N3-C4-C5	-5.19	126.01	128.60
54	A	540	C	C6-N1-C2	-5.18	118.23	120.30
54	A	1239	G	C4-C5-N7	5.18	112.87	110.80
54	A	1252	A	C4-C5-N7	-5.18	108.11	110.70
54	A	1518	U	N3-C4-C5	5.18	117.71	114.60
54	A	426	U	C2-N1-C1'	-5.18	111.48	117.70
54	A	759	A	C4-C5-C6	-5.18	114.41	117.00
54	A	958	U	P-O3'-C3'	5.18	125.92	119.70
54	A	1291	C	C2-N1-C1'	5.18	124.50	118.80
54	A	1432	U	C2-N1-C1'	5.18	123.91	117.70
54	A	12	C	C5-C6-N1	5.17	123.59	121.00
54	A	195	C	O5'-P-OP1	-5.17	101.05	105.70
54	A	860	A	P-O3'-C3'	5.17	125.91	119.70
54	A	80	G	N3-C2-N2	-5.17	116.28	119.90
22	Z	128	LEU	CA-CB-CG	5.17	127.18	115.30
54	A	367	U	N1-C2-O2	5.17	126.42	122.80
54	A	1076	U	N1-C2-O2	5.17	126.42	122.80
54	A	256	A	N3-C4-C5	5.17	130.41	126.80
32	9	69	LYS	CA-CB-CG	5.16	124.76	113.40
54	A	235	C	C2-N3-C4	-5.16	117.32	119.90
54	A	463	A	C4-N9-C1'	5.16	135.59	126.30
54	A	604	A	C5-N7-C8	-5.16	101.32	103.90
54	A	1001	C	C5-C6-N1	5.16	123.58	121.00
54	A	631	U	C2-N3-C4	-5.15	123.91	127.00
54	A	1006	A	C5-C6-N1	5.15	120.28	117.70
54	A	219	C	C6-N1-C2	-5.15	118.24	120.30
54	A	349	G	N9-C4-C5	5.15	107.46	105.40
54	A	1265	A	N7-C8-N9	5.15	116.38	113.80
28	5	98	LEU	CA-CB-CG	5.15	127.14	115.30
54	A	761	C	N3-C2-O2	5.15	125.50	121.90
54	A	1164	C	N3-C2-O2	-5.15	118.30	121.90
54	A	52	A	N1-C2-N3	-5.14	126.73	129.30
54	A	204	A	N1-C2-N3	5.14	131.87	129.30

Continued on next page...

Continued from previous page...

Mol	Chain	Res	Type	Atoms	Z	Observed(°)	Ideal(°)
54	A	308	A	N9-C4-C5	-5.14	103.74	105.80
54	A	442	A	N9-C4-C5	-5.14	103.74	105.80
19	W	143	LYS	N-CA-CB	5.14	119.85	110.60
54	A	819	C	C6-N1-C2	-5.14	118.25	120.30
54	A	56	C	C2-N1-C1'	5.13	124.45	118.80
54	A	123	G	C8-N9-C1'	5.13	133.68	127.00
54	A	1043	C	N3-C4-N4	5.13	121.59	118.00
24	1	44	LEU	CA-CB-CG	5.13	127.11	115.30
54	A	802	A	C2-N3-C4	5.13	113.17	110.60
54	A	73	U	N1-C2-O2	5.13	126.39	122.80
54	A	112	G	N1-C6-O6	-5.13	116.82	119.90
54	A	181	G	N7-C8-N9	5.13	115.66	113.10
34	b	5	GLY	C-N-CA	5.13	134.51	121.70
54	A	371	U	N3-C4-C5	5.13	117.68	114.60
54	A	372	U	C4-C5-C6	-5.13	116.62	119.70
54	A	1452	U	C2-N1-C1'	5.12	123.85	117.70
54	A	193	A	C2-N3-C4	5.12	113.16	110.60
54	A	1430	U	C2-N1-C1'	-5.12	111.55	117.70
54	A	187	U	N1-C2-N3	5.12	117.97	114.90
54	A	330	C	C6-N1-C2	-5.12	118.25	120.30
54	A	631	U	N3-C2-O2	-5.12	118.62	122.20
54	A	759	A	C6-N1-C2	5.12	121.67	118.60
54	A	1038	C	N3-C2-O2	-5.12	118.32	121.90
54	A	783	G	N9-C4-C5	-5.12	103.35	105.40
54	A	826	G	C4-C5-N7	5.12	112.85	110.80
54	A	837	A	C8-N9-C4	-5.11	103.75	105.80
54	A	1199	A	N1-C6-N6	5.11	121.67	118.60
54	A	1323	U	N3-C2-O2	-5.11	118.62	122.20
54	A	1267	A	N1-C6-N6	-5.11	115.53	118.60
50	s	162	ARG	NE-CZ-NH1	-5.11	117.74	120.30
54	A	198	G	C2-N3-C4	5.11	114.46	111.90
54	A	444	C	N3-C4-C5	5.11	123.94	121.90
54	A	1027	G	O5'-P-OP1	-5.11	101.10	105.70
54	A	1464	C	C2-N1-C1'	5.11	124.42	118.80
23	0	84	ARG	NE-CZ-NH1	5.11	122.85	120.30
54	A	469	U	C5-C4-O4	5.11	128.96	125.90
38	f	172	GLU	N-CA-CB	5.10	119.78	110.60
54	A	1258	C	N3-C4-C5	-5.10	119.86	121.90
54	A	55	C	C6-N1-C2	-5.10	118.26	120.30
54	A	227	A	C4-C5-N7	-5.10	108.15	110.70
54	A	1265	A	P-O3'-C3'	5.10	125.82	119.70
54	A	161	G	N7-C8-N9	-5.09	110.55	113.10

Continued on next page...

Continued from previous page...

Mol	Chain	Res	Type	Atoms	Z	Observed(°)	Ideal(°)
54	A	1436	C	C4-C5-C6	-5.09	114.85	117.40
54	A	541	U	N1-C2-O2	5.09	126.36	122.80
54	A	1347	C	N1-C2-O2	5.09	121.95	118.90
54	A	80	G	OP1-P-O3'	5.09	116.40	105.20
54	A	501	U	N3-C2-O2	-5.09	118.64	122.20
54	A	1554	G	C4-C5-N7	5.09	112.84	110.80
54	A	1192	C	C6-N1-C2	-5.09	118.27	120.30
10	N	140	MET	CG-SD-CE	-5.08	92.06	100.20
54	A	1534	C	O4'-C1'-N1	5.08	112.27	108.20
54	A	228	A	C6-N1-C2	5.08	121.65	118.60
54	A	1324	U	N3-C4-O4	5.08	122.96	119.40
54	A	758	C	O5'-P-OP1	-5.08	101.13	105.70
54	A	1000	C	C4-C5-C6	-5.08	114.86	117.40
54	A	25	C	C6-N1-C2	-5.08	118.27	120.30
54	A	173	U	N3-C2-O2	5.08	125.75	122.20
54	A	664	C	C5-C6-N1	5.08	123.54	121.00
54	A	62	C	OP1-P-OP2	-5.07	111.99	119.60
54	A	210	C	C6-N1-C2	-5.07	118.27	120.30
54	A	1372	U	N1-C2-O2	5.07	126.35	122.80
54	A	1262	G	N9-C4-C5	-5.07	103.37	105.40
54	A	428	G	N3-C4-C5	-5.07	126.07	128.60
54	A	199	A	C8-N9-C4	-5.06	103.78	105.80
54	A	368	U	N3-C4-C5	-5.06	111.56	114.60
54	A	408	C	C6-N1-C2	5.06	122.32	120.30
54	A	972	C	C6-N1-C2	-5.06	118.28	120.30
54	A	1398	G	O4'-C1'-N9	5.06	112.25	108.20
54	A	25	C	C2-N1-C1'	5.06	124.36	118.80
54	A	1483	U	N1-C2-N3	5.06	117.94	114.90
54	A	803	A	C2-N3-C4	5.06	113.13	110.60
54	A	762	A	OP2-P-O3'	5.05	116.31	105.20
54	A	1405	G	C5-N7-C8	-5.05	101.77	104.30
54	A	235	C	N1-C2-N3	5.05	122.73	119.20
54	A	89	U	N3-C2-O2	-5.05	118.67	122.20
54	A	603	A	C4-C5-N7	5.05	113.22	110.70
54	A	1521	A	C5-C6-N6	5.04	127.74	123.70
8	L	105	VAL	CG1-CB-CG2	-5.04	102.83	110.90
54	A	165	A	N3-C4-C5	5.04	130.33	126.80
54	A	990	U	C6-N1-C2	-5.04	117.97	121.00
54	A	442	A	N1-C6-N6	5.04	121.62	118.60
54	A	1001	C	N1-C2-O2	5.04	121.92	118.90
54	A	1251	A	N1-C6-N6	-5.04	115.58	118.60
54	A	178	U	N1-C2-O2	5.04	126.33	122.80

Continued on next page...

Continued from previous page...

Mol	Chain	Res	Type	Atoms	Z	Observed(°)	Ideal(°)
54	A	1260	U	N3-C2-O2	-5.04	118.67	122.20
54	A	592	C	C5-C6-N1	5.04	123.52	121.00
54	A	438	G	C8-N9-C4	5.03	108.41	106.40
54	A	1371	U	P-O3'-C3'	5.03	125.74	119.70
54	A	1391	G	C8-N9-C1'	-5.03	120.46	127.00
54	A	195	C	N3-C4-C5	5.03	123.91	121.90
54	A	137	U	C5-C6-N1	5.02	125.21	122.70
33	a	49	LEU	CB-CG-CD2	-5.02	102.47	111.00
54	A	1325	G	N3-C4-N9	5.02	129.01	126.00
54	A	1400	G	C8-N9-C1'	-5.02	120.48	127.00
54	A	240	C	O5'-P-OP2	-5.02	101.19	105.70
54	A	136	U	C2-N1-C1'	5.01	123.72	117.70
54	A	798	A	N1-C6-N6	-5.01	115.59	118.60
54	A	80	G	C6-N1-C2	-5.01	122.09	125.10
36	d	261	MET	CA-CB-CG	5.01	121.81	113.30
54	A	1324	U	C5-C6-N1	5.01	125.20	122.70
54	A	716	C	N3-C2-O2	-5.01	118.40	121.90
54	A	1337	C	C5-C6-N1	5.00	123.50	121.00
41	i	73	LEU	CB-CG-CD1	-5.00	102.50	111.00
54	A	359	A	N7-C8-N9	-5.00	111.30	113.80

There are no chirality outliers.

All (18) planarity outliers are listed below:

Mol	Chain	Res	Type	Group
23	0	106	ASN	Peptide
26	3	182	ASP	Peptide
32	9	68	PHE	Peptide
1	D	206	TYR	Peptide
2	E	344	SER	Peptide
5	I	101	ASN	Peptide
9	M	46	GLY	Peptide
9	M	60	GLY	Peptide
12	P	58	LEU	Peptide
13	Q	226	PRO	Peptide
15	S	101	PHE	Peptide
16	T	85	ASP	Peptide
18	V	94	HIS	Peptide
35	c	122	ASN	Peptide
36	d	172	MET	Peptide
36	d	186	VAL	Peptide
36	d	232	MET	Peptide

Continued on next page...

Continued from previous page...

Mol	Chain	Res	Type	Group
50	s	270	LYS	Peptide

5.2 Too-close contacts [i](#)

Due to software issues we are unable to calculate clashes - this section is therefore empty.

5.3 Torsion angles [i](#)

5.3.1 Protein backbone [i](#)

In the following table, the Percentiles column shows the percent Ramachandran outliers of the chain as a percentile score with respect to all PDB entries followed by that with respect to all EM entries.

The Analysed column shows the number of residues for which the backbone conformation was analysed, and the total number of residues.

Mol	Chain	Analysed	Favoured	Allowed	Outliers	Percentiles	
1	D	234/305 (77%)	209 (89%)	23 (10%)	2 (1%)	17	56
2	E	302/348 (87%)	272 (90%)	30 (10%)	0	100	100
3	F	248/311 (80%)	231 (93%)	17 (7%)	0	100	100
4	H	93/267 (35%)	89 (96%)	4 (4%)	0	100	100
5	I	154/261 (59%)	141 (92%)	13 (8%)	0	100	100
6	J	138/192 (72%)	128 (93%)	10 (7%)	0	100	100
7	K	175/178 (98%)	164 (94%)	11 (6%)	0	100	100
8	L	113/145 (78%)	105 (93%)	8 (7%)	0	100	100
9	M	285/296 (96%)	269 (94%)	16 (6%)	0	100	100
10	N	203/251 (81%)	189 (93%)	14 (7%)	0	100	100
11	O	150/175 (86%)	143 (95%)	7 (5%)	0	100	100
12	P	139/180 (77%)	129 (93%)	10 (7%)	0	100	100
13	Q	215/292 (74%)	200 (93%)	15 (7%)	0	100	100
14	R	138/149 (93%)	130 (94%)	8 (6%)	0	100	100
15	S	154/205 (75%)	142 (92%)	12 (8%)	0	100	100
16	T	155/206 (75%)	150 (97%)	5 (3%)	0	100	100
17	U	135/153 (88%)	125 (93%)	10 (7%)	0	100	100

Continued on next page...

Continued from previous page...

Mol	Chain	Analysed	Favoured	Allowed	Outliers	Percentiles	
18	V	188/216 (87%)	180 (96%)	8 (4%)	0	100	100
19	W	107/148 (72%)	99 (92%)	8 (8%)	0	100	100
20	X	241/256 (94%)	229 (95%)	12 (5%)	0	100	100
21	Y	174/250 (70%)	169 (97%)	5 (3%)	0	100	100
22	Z	118/161 (73%)	106 (90%)	12 (10%)	0	100	100
23	0	106/188 (56%)	99 (93%)	7 (7%)	0	100	100
24	1	50/65 (77%)	46 (92%)	4 (8%)	0	100	100
25	2	41/92 (45%)	40 (98%)	1 (2%)	0	100	100
26	3	93/188 (50%)	87 (94%)	6 (6%)	0	100	100
27	4	34/103 (33%)	33 (97%)	1 (3%)	0	100	100
28	5	383/423 (90%)	353 (92%)	30 (8%)	0	100	100
29	6	316/380 (83%)	296 (94%)	20 (6%)	0	100	100
30	7	285/338 (84%)	263 (92%)	22 (8%)	0	100	100
31	8	97/206 (47%)	91 (94%)	6 (6%)	0	100	100
32	9	113/137 (82%)	107 (95%)	6 (5%)	0	100	100
33	a	69/142 (49%)	67 (97%)	2 (3%)	0	100	100
34	b	146/215 (68%)	128 (88%)	18 (12%)	0	100	100
35	c	271/332 (82%)	254 (94%)	17 (6%)	0	100	100
36	d	203/306 (66%)	187 (92%)	16 (8%)	0	100	100
37	e	211/279 (76%)	194 (92%)	17 (8%)	0	100	100
38	f	110/212 (52%)	102 (93%)	8 (7%)	0	100	100
39	g	127/166 (76%)	116 (91%)	11 (9%)	0	100	100
40	h	96/158 (61%)	93 (97%)	3 (3%)	0	100	100
41	i	95/128 (74%)	87 (92%)	8 (8%)	0	100	100
42	j	83/123 (68%)	80 (96%)	3 (4%)	0	100	100
43	k	76/112 (68%)	72 (95%)	4 (5%)	0	100	100
44	l	21/138 (15%)	21 (100%)	0	0	100	100
45	m	43/128 (34%)	37 (86%)	6 (14%)	0	100	100
46	o	91/102 (89%)	83 (91%)	8 (9%)	0	100	100
47	p	119/206 (58%)	114 (96%)	5 (4%)	0	100	100
48	q	162/222 (73%)	156 (96%)	6 (4%)	0	100	100

Continued on next page...

Continued from previous page...

Mol	Chain	Analysed	Favoured	Allowed	Outliers	Percentiles	
49	r	140/196 (71%)	131 (94%)	9 (6%)	0	100	100
50	s	366/439 (83%)	349 (95%)	17 (5%)	0	100	100
51	u	109/234 (47%)	99 (91%)	10 (9%)	0	100	100
52	v	67/70 (96%)	67 (100%)	0	0	100	100
53	w	77/156 (49%)	71 (92%)	6 (8%)	0	100	100
All	All	8059/11129 (72%)	7522 (93%)	535 (7%)	2 (0%)	100	100

All (2) Ramachandran outliers are listed below:

Mol	Chain	Res	Type
1	D	271	ASN
1	D	207	ILE

5.3.2 Protein sidechains [i](#)

In the following table, the Percentiles column shows the percent sidechain outliers of the chain as a percentile score with respect to all PDB entries followed by that with respect to all EM entries.

The Analysed column shows the number of residues for which the sidechain conformation was analysed, and the total number of residues.

Mol	Chain	Analysed	Rotameric	Outliers	Percentiles	
1	D	190/245 (78%)	190 (100%)	0	100	100
2	E	259/290 (89%)	259 (100%)	0	100	100
3	F	217/262 (83%)	216 (100%)	1 (0%)	88	94
4	H	86/228 (38%)	86 (100%)	0	100	100
5	I	145/232 (62%)	143 (99%)	2 (1%)	67	85
6	J	113/150 (75%)	113 (100%)	0	100	100
7	K	155/156 (99%)	154 (99%)	1 (1%)	86	94
8	L	98/124 (79%)	98 (100%)	0	100	100
9	M	245/249 (98%)	244 (100%)	1 (0%)	91	96
10	N	172/211 (82%)	170 (99%)	2 (1%)	71	87
11	O	133/150 (89%)	133 (100%)	0	100	100
12	P	123/155 (79%)	121 (98%)	2 (2%)	62	83
13	Q	199/256 (78%)	198 (100%)	1 (0%)	88	94

Continued on next page...

Continued from previous page...

Mol	Chain	Analysed	Rotameric	Outliers	Percentiles	
14	R	118/126 (94%)	117 (99%)	1 (1%)	81	91
15	S	141/180 (78%)	139 (99%)	2 (1%)	67	85
16	T	141/176 (80%)	141 (100%)	0	100	100
17	U	124/135 (92%)	124 (100%)	0	100	100
18	V	172/191 (90%)	169 (98%)	3 (2%)	60	82
19	W	89/119 (75%)	89 (100%)	0	100	100
20	X	219/229 (96%)	218 (100%)	1 (0%)	88	94
21	Y	159/223 (71%)	159 (100%)	0	100	100
22	Z	111/147 (76%)	111 (100%)	0	100	100
23	0	97/164 (59%)	97 (100%)	0	100	100
24	1	49/60 (82%)	49 (100%)	0	100	100
25	2	38/72 (53%)	38 (100%)	0	100	100
26	3	88/166 (53%)	88 (100%)	0	100	100
27	4	35/89 (39%)	34 (97%)	1 (3%)	42	71
28	5	348/368 (95%)	348 (100%)	0	100	100
29	6	265/332 (80%)	263 (99%)	2 (1%)	81	91
30	7	263/303 (87%)	263 (100%)	0	100	100
31	8	91/190 (48%)	90 (99%)	1 (1%)	73	88
32	9	99/112 (88%)	98 (99%)	1 (1%)	76	88
33	a	69/133 (52%)	68 (99%)	1 (1%)	67	85
34	b	130/186 (70%)	130 (100%)	0	100	100
35	c	241/288 (84%)	241 (100%)	0	100	100
36	d	193/274 (70%)	192 (100%)	1 (0%)	88	94
37	e	188/236 (80%)	187 (100%)	1 (0%)	88	94
38	f	101/188 (54%)	101 (100%)	0	100	100
39	g	119/148 (80%)	118 (99%)	1 (1%)	81	91
40	h	95/148 (64%)	95 (100%)	0	100	100
41	i	86/110 (78%)	86 (100%)	0	100	100
42	j	68/97 (70%)	68 (100%)	0	100	100
43	k	71/90 (79%)	71 (100%)	0	100	100
44	l	23/116 (20%)	23 (100%)	0	100	100

Continued on next page...

Continued from previous page...

Mol	Chain	Analysed	Rotameric	Outliers	Percentiles	
45	m	40/113 (35%)	40 (100%)	0	100	100
46	o	79/87 (91%)	79 (100%)	0	100	100
47	p	117/181 (65%)	117 (100%)	0	100	100
48	q	141/178 (79%)	139 (99%)	2 (1%)	67	85
49	r	133/169 (79%)	132 (99%)	1 (1%)	81	91
50	s	326/381 (86%)	325 (100%)	1 (0%)	92	97
51	u	105/200 (52%)	105 (100%)	0	100	100
52	v	59/60 (98%)	59 (100%)	0	100	100
53	w	73/136 (54%)	73 (100%)	0	100	100
All	All	7239/9609 (75%)	7209 (100%)	30 (0%)	91	96

All (30) residues with a non-rotameric sidechain are listed below:

Mol	Chain	Res	Type
3	F	170	ARG
5	I	100	GLN
5	I	139	LYS
7	K	168	ARG
9	M	44	ARG
10	N	51	ARG
10	N	64	ARG
12	P	87	GLN
12	P	108	ARG
13	Q	86	ARG
14	R	11	ARG
15	S	118	ASN
15	S	129	ARG
18	V	68	LYS
18	V	145	ARG
18	V	208	ARG
20	X	23	ARG
27	4	87	ARG
29	6	52	ARG
29	6	136	ARG
31	8	97	LYS
32	9	113	ASN
33	a	122	ARG
36	d	159	ARG
37	e	273	ARG

Continued on next page...

Continued from previous page...

Mol	Chain	Res	Type
39	g	141	ASN
48	q	131	MET
48	q	140	ARG
49	r	74	ARG
50	s	230	ARG

Sometimes sidechains can be flipped to improve hydrogen bonding and reduce clashes. All (17) such sidechains are listed below:

Mol	Chain	Res	Type
2	E	52	HIS
5	I	61	HIS
9	M	123	ASN
11	O	109	GLN
12	P	147	GLN
14	R	36	ASN
16	T	109	ASN
16	T	210	HIS
18	V	92	ASN
22	Z	150	HIS
28	5	191	GLN
31	8	143	GLN
35	c	310	ASN
37	e	212	HIS
49	r	79	HIS
53	w	101	ASN
53	w	142	GLN

5.3.3 RNA [i](#)

Mol	Chain	Analysed	Backbone Outliers	Pucker Outliers
54	A	1460/1559 (93%)	487 (33%)	35 (2%)
55	B	51/69 (73%)	13 (25%)	1 (1%)
All	All	1511/1628 (92%)	500 (33%)	36 (2%)

All (500) RNA backbone outliers are listed below:

Mol	Chain	Res	Type
54	A	4	A
54	A	6	A
54	A	8	C

Continued on next page...

Continued from previous page...

Mol	Chain	Res	Type
54	A	9	U
54	A	11	G
54	A	19	C
54	A	23	C
54	A	24	U
54	A	29	C
54	A	30	U
54	A	34	U
54	A	38	A
54	A	39	G
54	A	43	A
54	A	44	C
54	A	45	C
54	A	46	U
54	A	47	U
54	A	54	A
54	A	57	A
54	A	58	U
54	A	61	A
54	A	62	C
54	A	71	A
54	A	78	G
54	A	80	G
54	A	81	A
54	A	90	G
54	A	100	G
54	A	107	A
54	A	110	U
54	A	111	A
54	A	116	C
54	A	121	G
54	A	122	G
54	A	124	A
54	A	125	A
54	A	133	A
54	A	134	A
54	A	135	A
54	A	136	U
54	A	137	U
54	A	138	A
54	A	139	U
54	A	140	A

Continued on next page...

Continued from previous page...

Mol	Chain	Res	Type
54	A	142	C
54	A	147	C
54	A	150	A
54	A	153	A
54	A	154	U
54	A	157	C
54	A	158	A
54	A	159	A
54	A	162	A
54	A	166	A
54	A	169	C
54	A	170	C
54	A	174	A
54	A	177	U
54	A	179	C
54	A	184	U
54	A	185	A
54	A	186	A
54	A	197	A
54	A	198	G
54	A	199	A
54	A	200	A
54	A	201	A
54	A	202	U
54	A	203	A
54	A	204	A
54	A	208	U
54	A	212	A
54	A	213	G
54	A	216	G
54	A	217	A
54	A	218	G
54	A	222	A
54	A	223	A
54	A	230	A
54	A	231	C
54	A	232	C
54	A	233	C
54	A	245	C
54	A	248	G
54	A	257	G
54	A	264	U

Continued on next page...

Continued from previous page...

Mol	Chain	Res	Type
54	A	265	A
54	A	269	G
54	A	270	A
54	A	274	C
54	A	278	C
54	A	281	C
54	A	287	A
54	A	288	G
54	A	296	G
54	A	298	G
54	A	304	A
54	A	305	U
54	A	315	G
54	A	316	A
54	A	317	G
54	A	319	C
54	A	321	A
54	A	322	C
54	A	323	A
54	A	324	A
54	A	329	A
54	A	330	C
54	A	332	G
54	A	336	C
54	A	342	A
54	A	343	U
54	A	345	G
54	A	346	C
54	A	349	G
54	A	351	U
54	A	352	G
54	A	355	C
54	A	356	A
54	A	359	A
54	A	361	A
54	A	362	G
54	A	363	A
54	A	366	C
54	A	367	U
54	A	368	U
54	A	369	A
54	A	371	U

Continued on next page...

Continued from previous page...

Mol	Chain	Res	Type
54	A	374	A
54	A	383	U
54	A	385	U
54	A	389	C
54	A	391	C
54	A	395	A
54	A	404	A
54	A	408	C
54	A	409	C
54	A	410	U
54	A	413	U
54	A	415	A
54	A	422	C
54	A	423	U
54	A	426	U
54	A	427	A
54	A	428	G
54	A	429	U
54	A	439	A
54	A	443	G
54	A	447	U
54	A	454	A
54	A	456	U
54	A	457	A
54	A	459	G
54	A	461	A
54	A	462	A
54	A	464	A
54	A	465	A
54	A	466	C
54	A	471	U
54	A	472	A
54	A	477	G
54	A	480	U
54	A	484	A
54	A	487	U
54	A	488	U
54	A	489	U
54	A	490	A
54	A	493	A
54	A	495	C
54	A	496	C

Continued on next page...

Continued from previous page...

Mol	Chain	Res	Type
54	A	498	U
54	A	499	A
54	A	501	U
54	A	502	A
54	A	503	G
54	A	504	G
54	A	510	A
54	A	511	A
54	A	512	G
54	A	513	C
54	A	514	A
54	A	516	C
54	A	517	C
54	A	520	C
54	A	522	A
54	A	523	U
54	A	524	U
54	A	525	A
54	A	527	G
54	A	528	A
54	A	530	A
54	A	532	C
54	A	534	U
54	A	540	C
54	A	541	U
54	A	546	A
54	A	560	A
54	A	563	U
54	A	564	C
54	A	567	A
54	A	569	A
54	A	571	A
54	A	572	U
54	A	573	A
54	A	575	A
54	A	576	A
54	A	577	C
54	A	592	C
54	A	593	C
54	A	594	A
54	A	610	C
54	A	611	A

Continued on next page...

Continued from previous page...

Mol	Chain	Res	Type
54	A	612	C
54	A	615	U
54	A	620	A
54	A	625	C
54	A	627	A
54	A	629	U
54	A	630	G
54	A	631	U
54	A	635	U
54	A	639	A
54	A	645	A
54	A	647	G
54	A	651	A
54	A	652	C
54	A	654	U
54	A	661	C
54	A	664	C
54	A	665	A
54	A	672	U
54	A	675	G
54	A	678	A
54	A	679	G
54	A	694	C
54	A	695	U
54	A	699	A
54	A	700	A
54	A	701	U
54	A	702	U
54	A	704	A
54	A	705	C
54	A	711	A
54	A	716	C
54	A	717	U
54	A	718	A
54	A	720	A
54	A	723	C
54	A	726	C
54	A	731	A
54	A	734	U
54	A	735	C
54	A	737	U
54	A	744	C

Continued on next page...

Continued from previous page...

Mol	Chain	Res	Type
54	A	746	U
54	A	748	A
54	A	756	C
54	A	762	A
54	A	764	A
54	A	774	A
54	A	776	A
54	A	777	A
54	A	781	A
54	A	792	A
54	A	808	G
54	A	810	A
54	A	811	A
54	A	813	U
54	A	814	C
54	A	815	U
54	A	818	C
54	A	823	C
54	A	832	C
54	A	837	A
54	A	838	C
54	A	841	C
54	A	849	G
54	A	850	C
54	A	851	A
54	A	852	U
54	A	853	C
54	A	854	A
54	A	856	C
54	A	857	A
54	A	860	A
54	A	861	U
54	A	866	G
54	A	869	A
54	A	870	C
54	A	874	C
54	A	876	G
54	A	887	C
54	A	888	A
54	A	889	U
54	A	890	G
54	A	893	U

Continued on next page...

Continued from previous page...

Mol	Chain	Res	Type
54	A	900	C
54	A	904	G
54	A	911	A
54	A	913	C
54	A	920	A
54	A	922	G
54	A	923	G
54	A	924	U
54	A	929	U
54	A	930	A
54	A	931	A
54	A	933	C
54	A	936	U
54	A	937	U
54	A	948	U
54	A	949	A
54	A	954	C
54	A	956	U
54	A	957	G
54	A	958	U
54	A	959	A
54	A	960	U
54	A	962	A
54	A	963	A
54	A	964	U
54	A	965	G
54	A	968	U
54	A	971	A
54	A	975	G
54	A	984	U
54	A	986	U
54	A	990	U
54	A	1013	C
54	A	1014	C
54	A	1016	G
54	A	1024	A
54	A	1025	G
54	A	1026	A
54	A	1028	G
54	A	1030	G
54	A	1031	G
54	A	1036	A

Continued on next page...

Continued from previous page...

Mol	Chain	Res	Type
54	A	1037	A
54	A	1039	A
54	A	1048	C
54	A	1049	G
54	A	1053	A
54	A	1054	G
54	A	1055	A
54	A	1060	A
54	A	1062	G
54	A	1069	U
54	A	1070	A
54	A	1073	U
54	A	1075	A
54	A	1078	A
54	A	1080	U
54	A	1086	C
54	A	1087	A
54	A	1088	G
54	A	1124	C
54	A	1128	A
54	A	1134	A
54	A	1136	U
54	A	1139	C
54	A	1140	G
54	A	1143	U
54	A	1144	G
54	A	1151	C
54	A	1161	G
54	A	1162	A
54	A	1163	A
54	A	1164	C
54	A	1165	C
54	A	1168	A
54	A	1169	C
54	A	1174	G
54	A	1177	C
54	A	1181	A
54	A	1184	U
54	A	1185	G
54	A	1189	A
54	A	1191	A
54	A	1194	U

Continued on next page...

Continued from previous page...

Mol	Chain	Res	Type
54	A	1195	C
54	A	1200	G
54	A	1202	C
54	A	1220	U
54	A	1222	A
54	A	1223	A
54	A	1226	G
54	A	1231	A
54	A	1236	C
54	A	1240	A
54	A	1243	A
54	A	1246	G
54	A	1247	G
54	A	1248	A
54	A	1249	A
54	A	1256	A
54	A	1258	C
54	A	1262	G
54	A	1264	G
54	A	1265	A
54	A	1266	U
54	A	1270	A
54	A	1273	G
54	A	1285	U
54	A	1286	A
54	A	1288	A
54	A	1293	A
54	A	1301	A
54	A	1304	A
54	A	1307	G
54	A	1308	U
54	A	1314	A
54	A	1316	C
54	A	1319	G
54	A	1320	A
54	A	1323	U
54	A	1324	U
54	A	1326	G
54	A	1334	C
54	A	1335	A
54	A	1346	G
54	A	1351	C

Continued on next page...

Continued from previous page...

Mol	Chain	Res	Type
54	A	1359	A
54	A	1360	A
54	A	1366	G
54	A	1370	G
54	A	1371	U
54	A	1372	U
54	A	1379	U
54	A	1381	A
54	A	1383	A
54	A	1384	G
54	A	1395	U
54	A	1396	C
54	A	1399	A
54	A	1402	U
54	A	1403	C
54	A	1404	A
54	A	1407	C
54	A	1408	C
54	A	1410	G
54	A	1411	A
54	A	1416	U
54	A	1417	C
54	A	1418	C
54	A	1419	A
54	A	1420	G
54	A	1423	C
54	A	1426	U
54	A	1428	U
54	A	1430	U
54	A	1432	U
54	A	1438	U
54	A	1439	U
54	A	1444	U
54	A	1452	U
54	A	1453	G
54	A	1458	A
54	A	1459	A
54	A	1461	G
54	A	1466	A
54	A	1471	A
54	A	1480	U
54	A	1485	C

Continued on next page...

Continued from previous page...

Mol	Chain	Res	Type
54	A	1486	A
54	A	1487	C
54	A	1488	A
54	A	1492	C
54	A	1498	C
54	A	1499	C
54	A	1501	C
54	A	1502	C
54	A	1507	A
54	A	1510	A
54	A	1511	U
54	A	1513	U
54	A	1514	C
54	A	1519	C
54	A	1520	A
54	A	1526	G
54	A	1532	U
54	A	1537	A
54	A	1543	A
54	A	1547	A
54	A	1548	A
54	A	1553	A
55	B	1607	U
55	B	1608	G
55	B	1609	U
55	B	1610	A
55	B	1611	G
55	B	1614	U
55	B	1615	A
55	B	1640	A
55	B	1641	G
55	B	1644	G
55	B	1645	A
55	B	1649	C
55	B	1651	A

All (36) RNA pucker outliers are listed below:

Mol	Chain	Res	Type
54	A	33	C
54	A	57	A
54	A	135	A

Continued on next page...

Continued from previous page...

Mol	Chain	Res	Type
54	A	136	U
54	A	137	U
54	A	139	U
54	A	153	A
54	A	200	A
54	A	201	A
54	A	286	U
54	A	324	A
54	A	351	U
54	A	427	A
54	A	461	A
54	A	495	C
54	A	502	A
54	A	516	C
54	A	604	A
54	A	704	A
54	A	837	A
54	A	860	A
54	A	888	A
54	A	889	U
54	A	936	U
54	A	958	U
54	A	983	C
54	A	990	U
54	A	1074	U
54	A	1235	A
54	A	1319	G
54	A	1371	U
54	A	1422	U
54	A	1443	A
54	A	1531	A
54	A	1536	C
55	B	1607	U

5.4 Non-standard residues in protein, DNA, RNA chains [i](#)

There are no non-standard protein/DNA/RNA residues in this entry.

5.5 Carbohydrates [i](#)

There are no monosaccharides in this entry.

5.6 Ligand geometry [i](#)

Of 5 ligands modelled in this entry, 4 are monoatomic - leaving 1 for Mogul analysis.

In the following table, the Counts columns list the number of bonds (or angles) for which Mogul statistics could be retrieved, the number of bonds (or angles) that are observed in the model and the number of bonds (or angles) that are defined in the Chemical Component Dictionary. The Link column lists molecule types, if any, to which the group is linked. The Z score for a bond length (or angle) is the number of standard deviations the observed value is removed from the expected value. A bond length (or angle) with $|Z| > 2$ is considered an outlier worth inspection. RMSZ is the root-mean-square of all Z scores of the bond lengths (or angles).

Mol	Type	Chain	Res	Link	Bond lengths			Bond angles		
					Counts	RMSZ	# Z > 2	Counts	RMSZ	# Z > 2
58	PNS	v	101	-	13,20,21	2.40	4 (30%)	18,26,29	1.13	1 (5%)

In the following table, the Chirals column lists the number of chiral outliers, the number of chiral centers analysed, the number of these observed in the model and the number defined in the Chemical Component Dictionary. Similar counts are reported in the Torsion and Rings columns. '-' means no outliers of that kind were identified.

Mol	Type	Chain	Res	Link	Chirals	Torsions	Rings
58	PNS	v	101	-	-	11/24/26/27	-

All (4) bond length outliers are listed below:

Mol	Chain	Res	Type	Atoms	Z	Observed(Å)	Ideal(Å)
58	v	101	PNS	C34-N36	5.57	1.45	1.33
58	v	101	PNS	C39-N41	5.37	1.45	1.33
58	v	101	PNS	O35-C34	-2.21	1.19	1.23
58	v	101	PNS	O40-C39	-2.07	1.19	1.23

All (1) bond angle outliers are listed below:

Mol	Chain	Res	Type	Atoms	Z	Observed(°)	Ideal(°)
58	v	101	PNS	C37-C38-C39	-2.23	108.65	112.36

There are no chirality outliers.

All (11) torsion outliers are listed below:

Mol	Chain	Res	Type	Atoms
58	v	101	PNS	C28-C29-C32-O33
58	v	101	PNS	C31-C29-C32-O33
58	v	101	PNS	N41-C42-C43-S44

Continued on next page...


Continued from previous page...

Mol	Chain	Res	Type	Atoms
58	v	101	PNS	C30-C29-C32-O33
58	v	101	PNS	N36-C37-C38-C39
58	v	101	PNS	C31-C29-C32-C34
58	v	101	PNS	C28-C29-C32-C34
58	v	101	PNS	O27-C28-C29-C30
58	v	101	PNS	O27-C28-C29-C31
58	v	101	PNS	C37-C38-C39-O40
58	v	101	PNS	C37-C38-C39-N41

There are no ring outliers.

No monomer is involved in short contacts.

The following is a two-dimensional graphical depiction of Mogul quality analysis of bond lengths, bond angles, torsion angles, and ring geometry for all instances of the Ligand of Interest. In addition, ligands with molecular weight > 250 and outliers as shown on the validation Tables will also be included. For torsion angles, if less than 5% of the Mogul distribution of torsion angles is within 10 degrees of the torsion angle in question, then that torsion angle is considered an outlier. Any bond that is central to one or more torsion angles identified as an outlier by Mogul will be highlighted in the graph. For rings, the root-mean-square deviation (RMSD) between the ring in question and similar rings identified by Mogul is calculated over all ring torsion angles. If the average RMSD is greater than 60 degrees and the minimal RMSD between the ring in question and any Mogul-identified rings is also greater than 60 degrees, then that ring is considered an outlier. The outliers are highlighted in purple. The color gray indicates Mogul did not find sufficient equivalents in the CSD to analyse the geometry.



5.7 Other polymers [i](#)

There are no such residues in this entry.

5.8 Polymer linkage issues

The following chains have linkage breaks:

Mol	Chain	Number of breaks
41	i	1

All chain breaks are listed below:

Model	Chain	Residue-1	Atom-1	Residue-2	Atom-2	Distance (Å)
1	i	68:LYS	C	69:HIS	N	1.12


6 Map visualisation [i](#)

This section contains visualisations of the EMDB entry EMD-12927. These allow visual inspection of the internal detail of the map and identification of artifacts.

No raw map or half-maps were deposited for this entry and therefore no images, graphs, etc. pertaining to the raw map can be shown.

6.1 Orthogonal projections [i](#)


6.1.1 Primary map



The images above show the map projected in three orthogonal directions.

6.2 Central slices [i](#)


6.2.1 Primary map




The images above show central slices of the map in three orthogonal directions.

6.3 Largest variance slices [i](#)


6.3.1 Primary map



X Index: 172



Y Index: 174

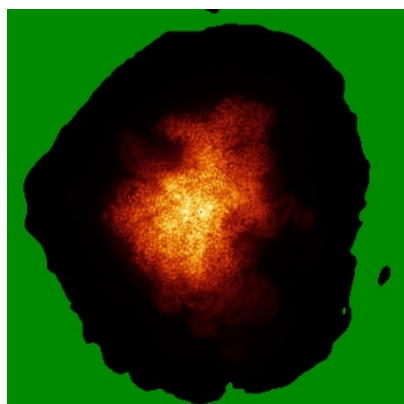


Z Index: 178

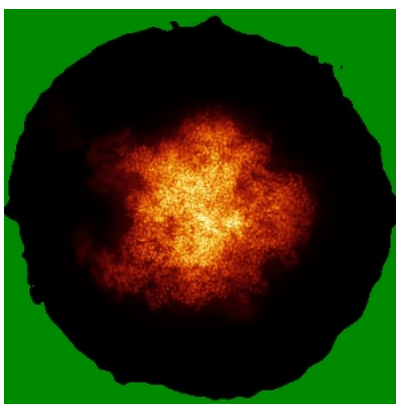
The images above show the largest variance slices of the map in three orthogonal directions.

6.4 Orthogonal standard-deviation projections (False-color) [i](#)

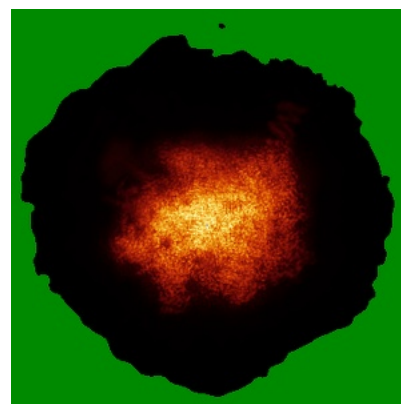
6.4.1 Primary map



X



Y



Z

The images above show the map standard deviation projections with false color in three orthogonal directions. Minimum values are shown in green, max in blue, and dark to light orange shades represent small to large values respectively.

6.5 Orthogonal surface views [i](#)

6.5.1 Primary map



The images above show the 3D surface view of the map at the recommended contour level 0.05. These images, in conjunction with the slice images, may facilitate assessment of whether an appropriate contour level has been provided.

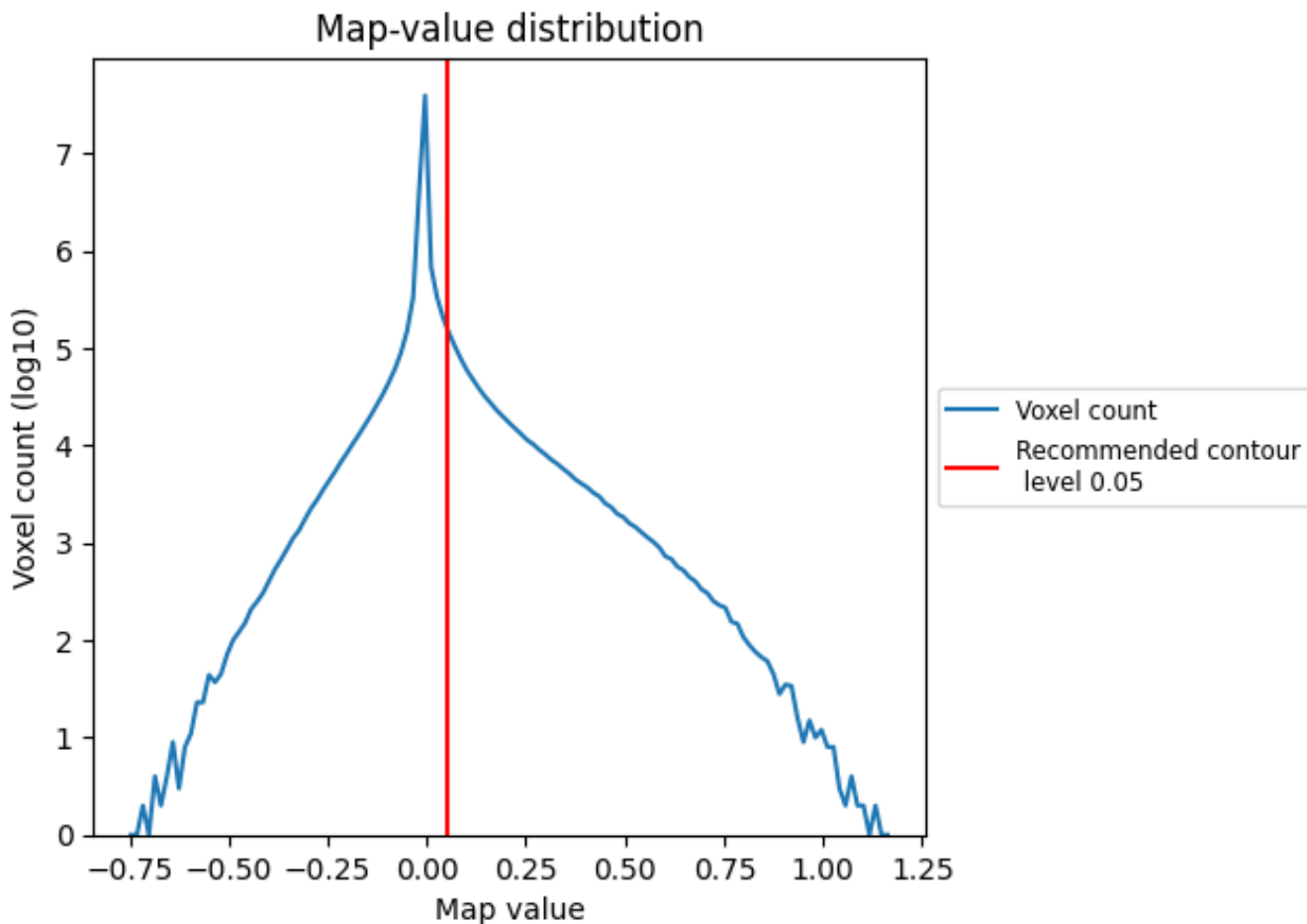
6.6 Mask visualisation [i](#)

This section was not generated. No masks/segmentation were deposited.

7 Map analysis [i](#)

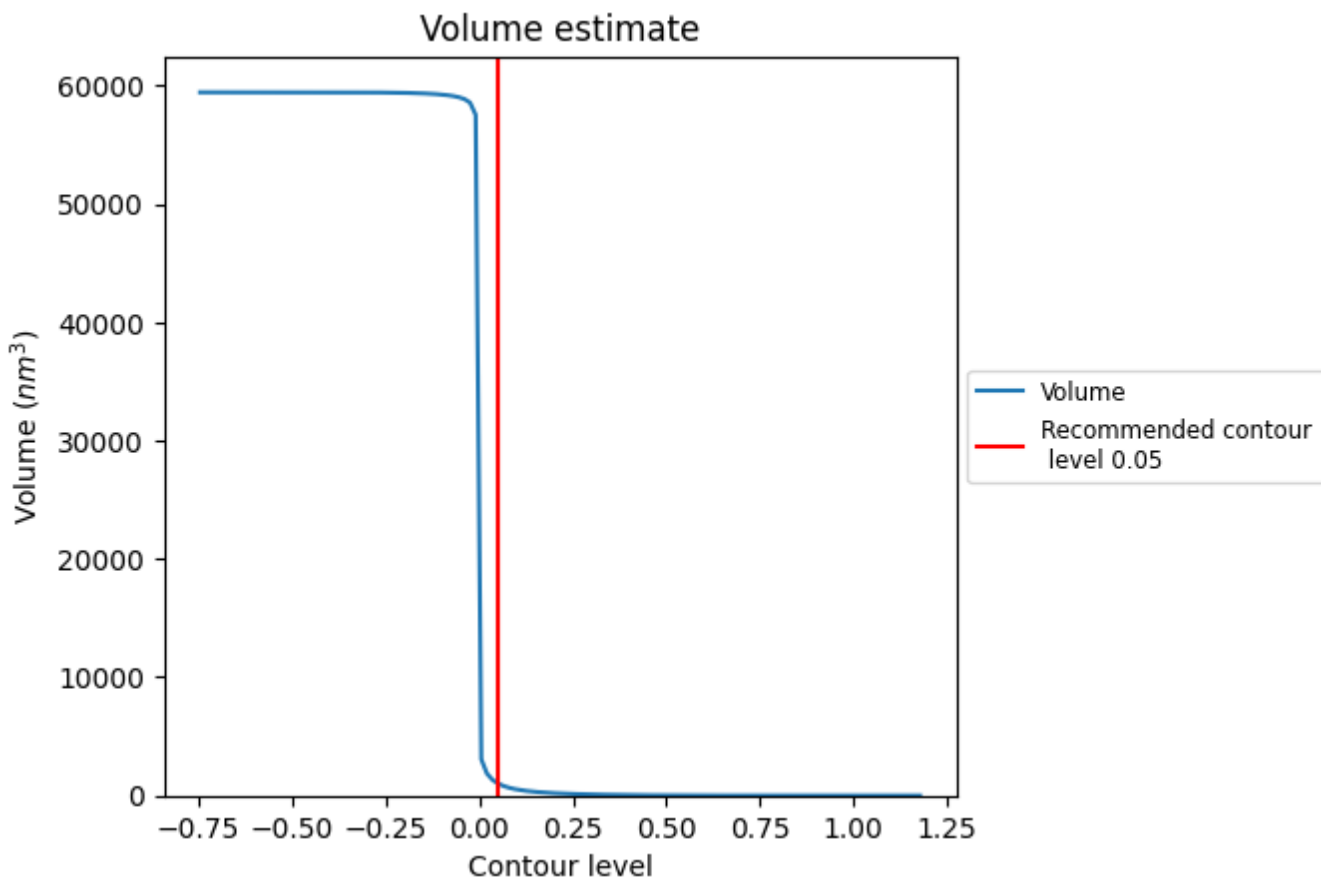
This section contains the results of statistical analysis of the map.

7.1 Map-value distribution [i](#)



The map-value distribution is plotted in 128 intervals along the x-axis. The y-axis is logarithmic. A spike in this graph at zero usually indicates that the volume has been masked.

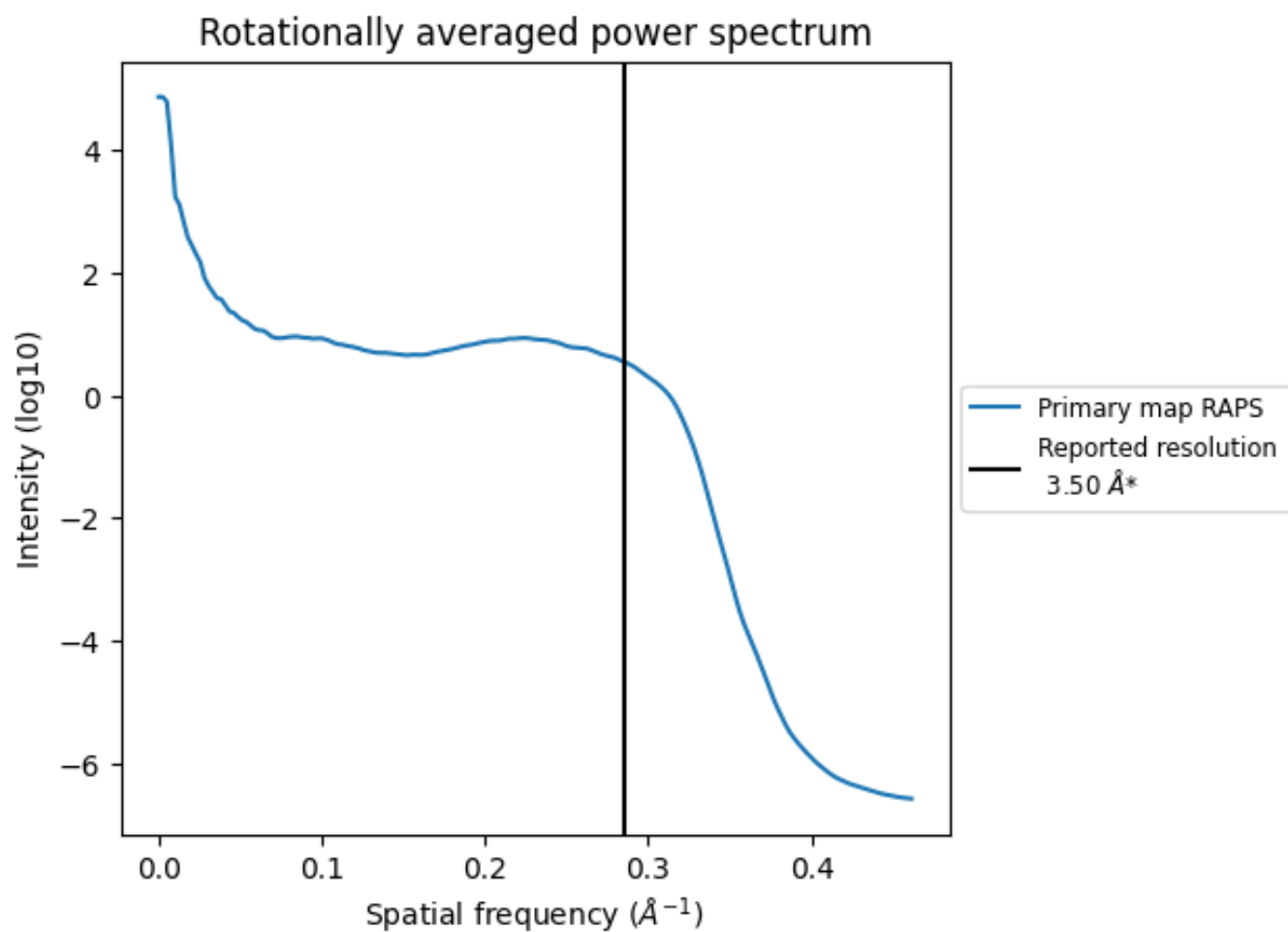
7.2 Volume estimate [i](#)



The volume at the recommended contour level is 1014 nm^3 ; this corresponds to an approximate mass of 916 kDa.

The volume estimate graph shows how the enclosed volume varies with the contour level. The recommended contour level is shown as a vertical line and the intersection between the line and the curve gives the volume of the enclosed surface at the given level.

7.3 Rotationally averaged power spectrum [i](#)

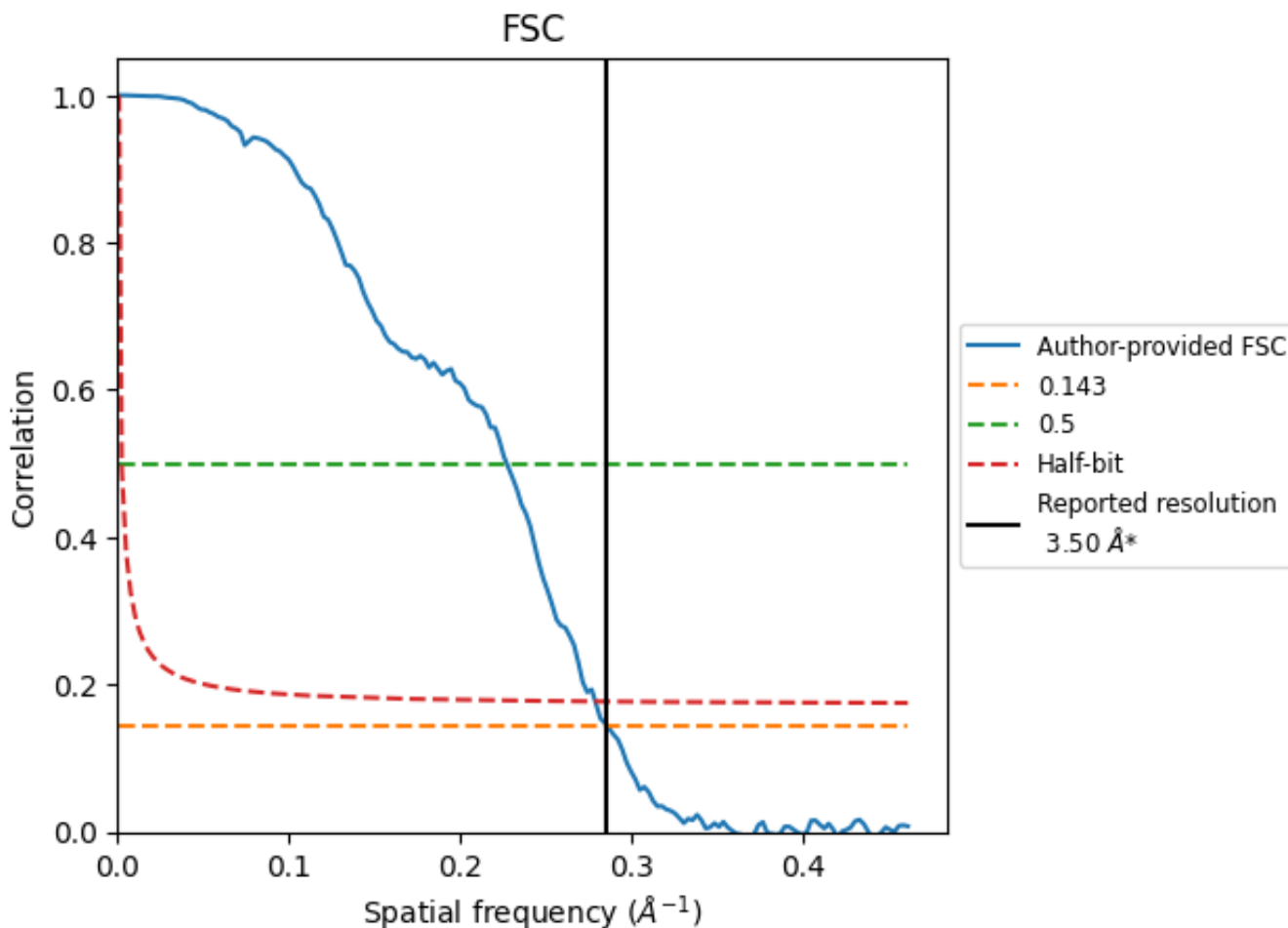


*Reported resolution corresponds to spatial frequency of 0.286 Å⁻¹

8 Fourier-Shell correlation [i](#)

Fourier-Shell Correlation (FSC) is the most commonly used method to estimate the resolution of single-particle and subtomogram-averaged maps. The shape of the curve depends on the imposed symmetry, mask and whether or not the two 3D reconstructions used were processed from a common reference. The reported resolution is shown as a black line. A curve is displayed for the half-bit criterion in addition to lines showing the 0.143 gold standard cut-off and 0.5 cut-off.

8.1 FSC [i](#)



*Reported resolution corresponds to spatial frequency of 0.286 Å⁻¹

8.2 Resolution estimates [i](#)

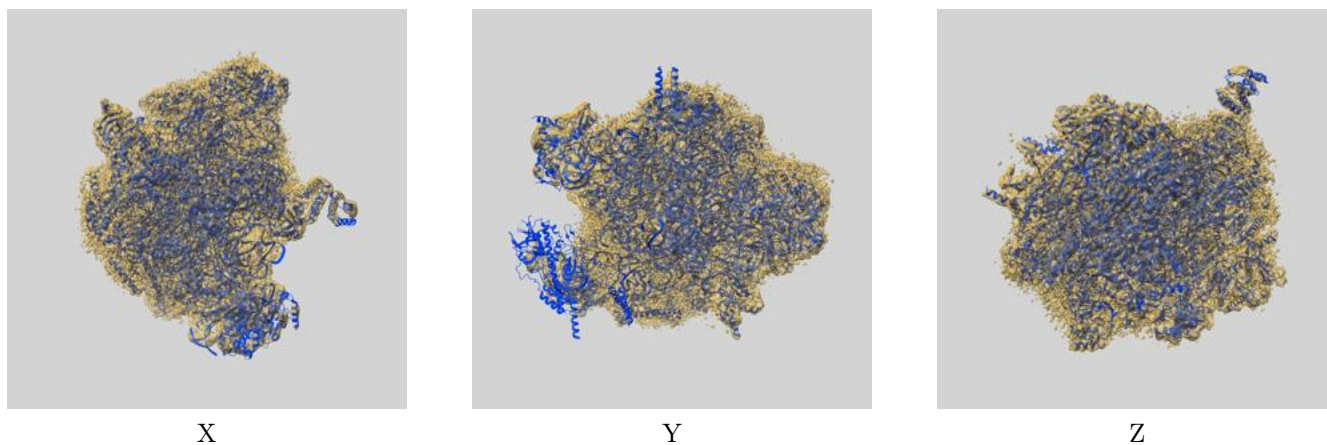
Resolution estimate (Å)	Estimation criterion (FSC cut-off)		
	0.143	0.5	Half-bit
Reported by author	3.50	-	-
Author-provided FSC curve	3.50	4.40	3.59
Unmasked-calculated*	-	-	-

*Resolution estimate based on FSC curve calculated by comparison of deposited half-maps.

9 Map-model fit [i](#)

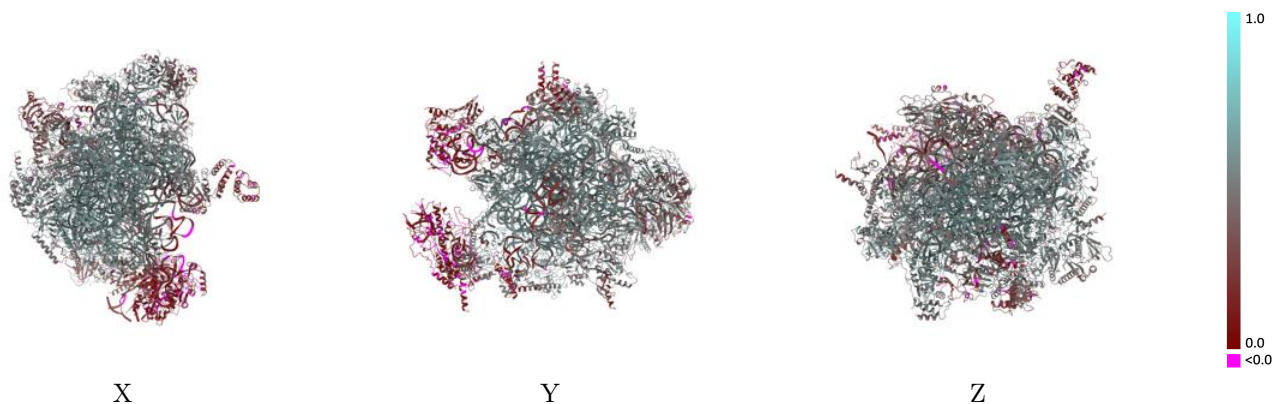
This section contains information regarding the fit between EMDB map EMD-12927 and PDB model 7OIE. Per-residue inclusion information can be found in section 3 on page 14.

9.1 Map-model overlay [i](#)



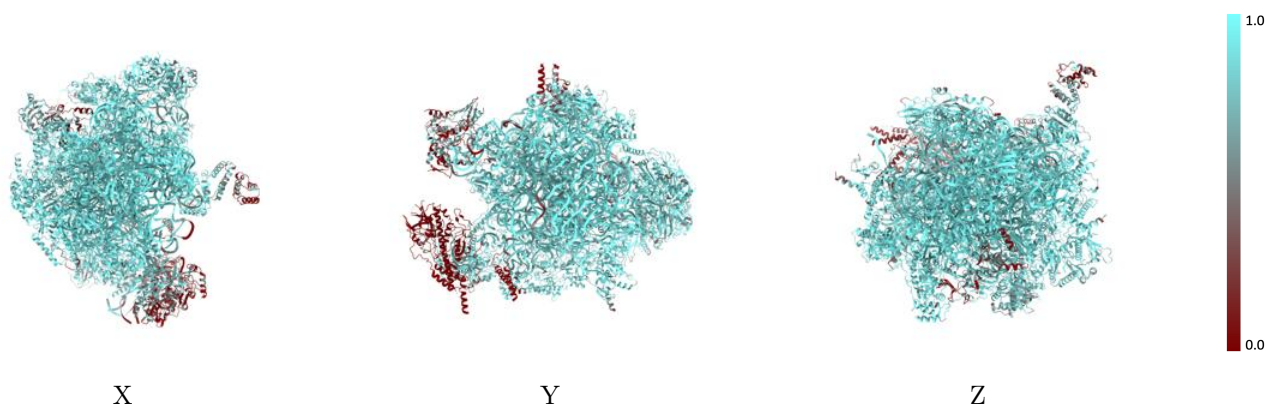
The images above show the 3D surface view of the map at the recommended contour level 0.05 at 50% transparency in yellow overlaid with a ribbon representation of the model coloured in blue. These images allow for the visual assessment of the quality of fit between the atomic model and the map.

9.2 Q-score mapped to coordinate model [i](#)



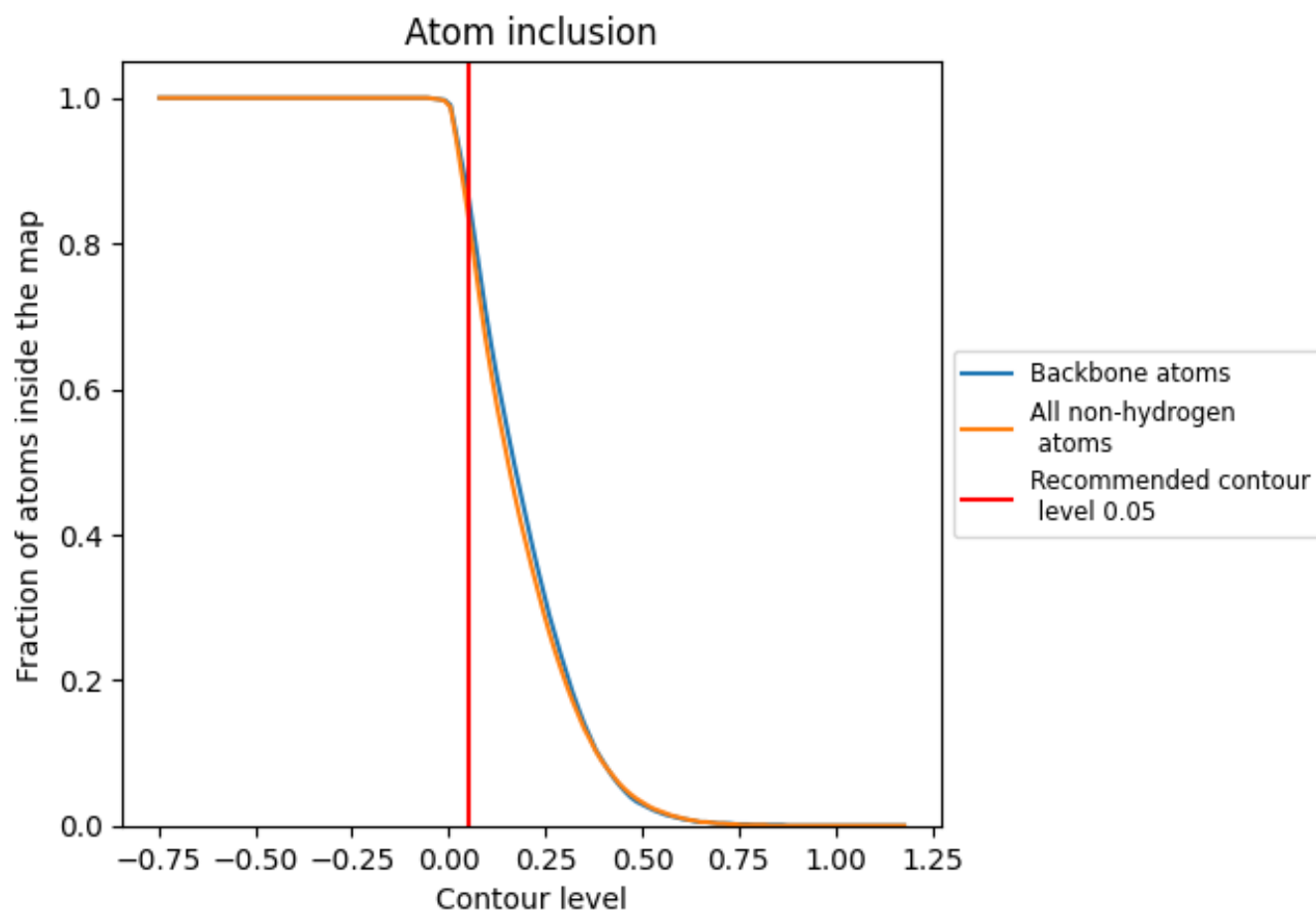
The images above show the model with each residue coloured according to its Q-score. This shows their resolvability in the map with higher Q-score values reflecting better resolvability. Please note: Q-score is calculating the resolvability of atoms, and thus high values are only expected at resolutions at which atoms can be resolved. Low Q-score values may therefore be expected for many entries.

9.3 Atom inclusion mapped to coordinate model [i](#)



The images above show the model with each residue coloured according to its atom inclusion. This shows to what extent they are inside the map at the recommended contour level (0.05).







































































9.4 Atom inclusion [i](#)



At the recommended contour level, 87% of all backbone atoms, 84% of all non-hydrogen atoms, are inside the map.

9.5 Map-model fit summary











































The table lists the average atom inclusion at the recommended contour level (0.05) and Q-score for the entire model and for each chain.

Chain	Atom inclusion	Q-score
All	 0.8420	 0.4580
0	 0.9190	 0.5100
1	 0.6880	 0.2760
2	 0.9760	 0.5900
3	 0.9700	 0.5920
4	 0.9380	 0.5160
5	 0.8110	 0.4020
6	 0.8330	 0.4010
7	 0.8610	 0.4520
8	 0.0060	 0.0970
9	 0.8950	 0.4840
A	 0.9350	 0.4980
B	 0.6950	 0.2100
D	 0.9280	 0.4980
E	 0.9380	 0.5370
F	 0.9490	 0.5560
H	 0.8070	 0.4370
I	 0.5280	 0.2330
J	 0.1480	 0.1010
K	 0.9510	 0.5480
L	 0.9270	 0.5260
M	 0.9480	 0.5510
N	 0.9300	 0.5260
O	 0.9280	 0.5350
P	 0.9060	 0.4620
Q	 0.9220	 0.5140
R	 0.8940	 0.5360
S	 0.9250	 0.5410
T	 0.9490	 0.5500
U	 0.8580	 0.4790
V	 0.5080	 0.3040
W	 0.9360	 0.5440
X	 0.9030	 0.5040
Y	 0.9160	 0.5170
Z	 0.9030	 0.5320



Continued on next page...

Continued from previous page...

Chain	Atom inclusion	Q-score
a	 0.9540	 0.5360
b	 0.9530	 0.5460
c	 0.9160	 0.5060
d	 0.6300	 0.3030
e	 0.0000	 0.0820
f	 0.1550	 0.1700
g	 0.9500	 0.5420
h	 0.8790	 0.4450
i	 0.9740	 0.5760
j	 0.8960	 0.4980
k	 0.6570	 0.2270
l	 0.6120	 0.1990
m	 0.0000	 0.0590
o	 0.9440	 0.5590
p	 0.8800	 0.4630
q	 0.5580	 0.3330
r	 0.9160	 0.5050
s	 0.9110	 0.4960
u	 0.8450	 0.4080
v	 0.6020	 0.2620
w	 0.2310	 0.1690