



Full wwPDB EM Validation Report ⓘ

Oct 28, 2024 – 07:54 pm GMT

PDB ID : 7NWG
EMDB ID : EMD-12631
Title : Mammalian pre-termination 80S ribosome with Hybrid P/E- and A/P-site tRNA's bound by Blastocidin S.
Authors : Powers, K.T.; Yadav, S.K.N.; Bufton, J.C.; Schaffitzel, C.
Deposited on : 2021-03-16
Resolution : 3.80 Å(reported)
Based on initial model : 6HCJ

This is a Full wwPDB EM Validation Report for a publicly released PDB entry.

We welcome your comments at validation@mail.wwpdb.org

A user guide is available at

<https://www.wwpdb.org/validation/2017/EMValidationReportHelp>

with specific help available everywhere you see the ⓘ symbol.

The types of validation reports are described at

<http://www.wwpdb.org/validation/2017/FAQs#types>.

The following versions of software and data (see [references ⓘ](#)) were used in the production of this report:

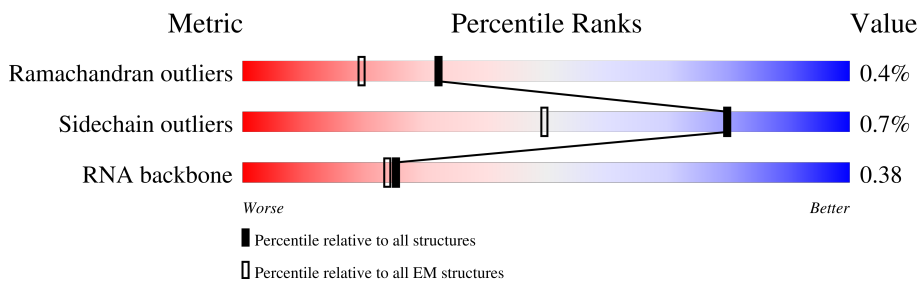
EMDB validation analysis : 0.0.1.dev113
Mogul : 1.8.4, CSD as541be (2020)
MolProbity : 4.02b-467
buster-report : 1.1.7 (2018)
Percentile statistics : 20231227.v01 (using entries in the PDB archive December 27th 2023)
MapQ : 1.9.13
Ideal geometry (proteins) : Engh & Huber (2001)
Ideal geometry (DNA, RNA) : Parkinson et al. (1996)
Validation Pipeline (wwPDB-VP) : 2.39

1 Overall quality at a glance i

The following experimental techniques were used to determine the structure:
ELECTRON MICROSCOPY

The reported resolution of this entry is 3.80 Å.

Percentile scores (ranging between 0-100) for global validation metrics of the entry are shown in the following graphic. The table shows the number of entries on which the scores are based.



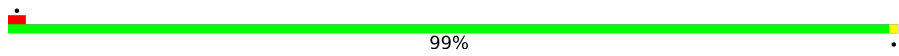


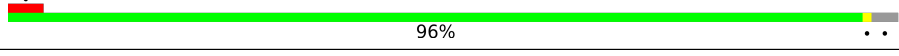
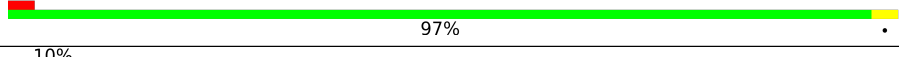
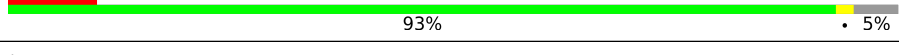

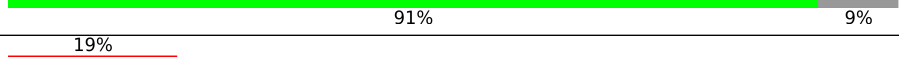

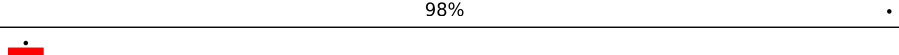
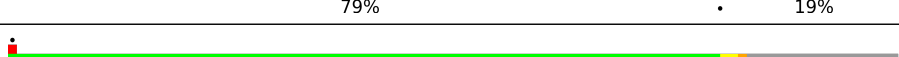
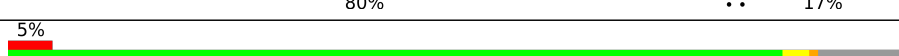


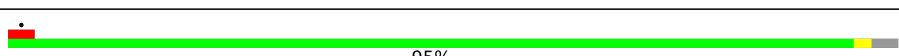
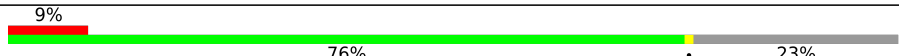
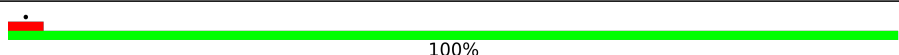
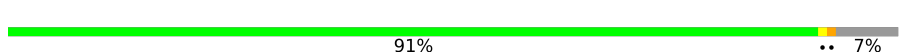
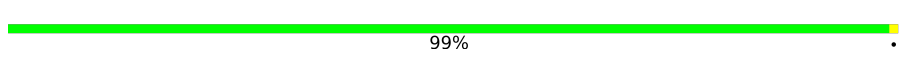


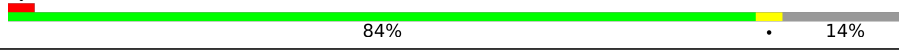
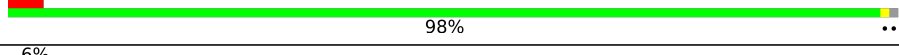


Metric	Whole archive (#Entries)	EM structures (#Entries)
Ramachandran outliers	207382	16835
Sidechain outliers	206894	16415
RNA backbone	6643	2191

The table below summarises the geometric issues observed across the polymeric chains and their fit to the map. The red, orange, yellow and green segments of the bar indicate the fraction of residues that contain outliers for ≥ 3 , 2, 1 and 0 types of geometric quality criteria respectively. A grey segment represents the fraction of residues that are not modelled. The numeric value for each fraction is indicated below the corresponding segment, with a dot representing fractions $\leq 5\%$. The upper red bar (where present) indicates the fraction of residues that have poor fit to the EM map (all-atom inclusion $< 40\%$). The numeric value is given above the bar.

Mol	Chain	Length	Quality of chain
1	51	3788	
2	71	120	
3	81	151	
4	A2	1818	
5	B2	295	
6	C2	264	
7	D2	259	
8	E2	281	

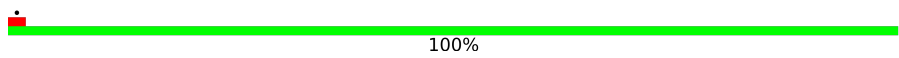

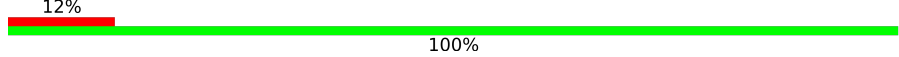
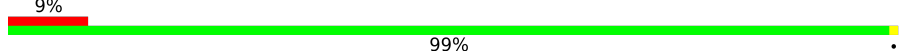
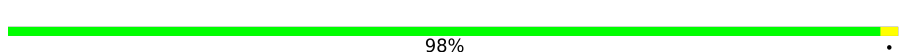
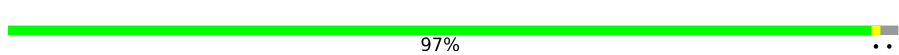

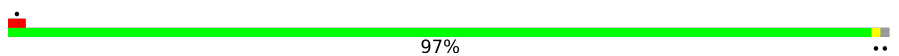



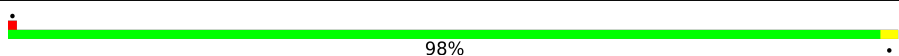
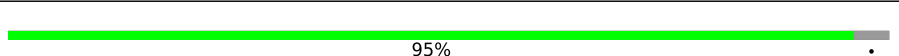
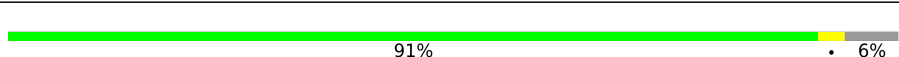
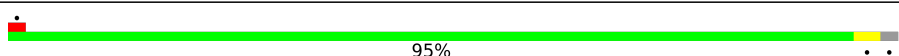

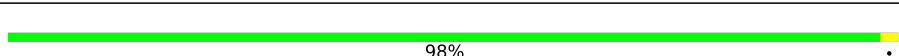
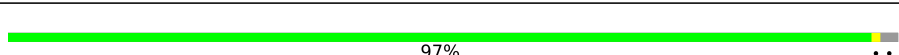
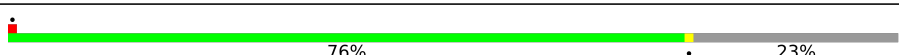
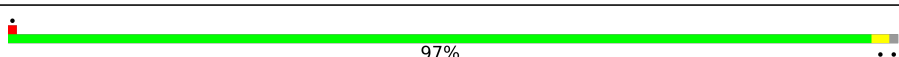
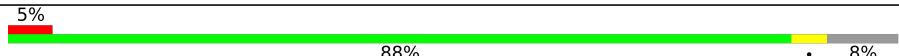
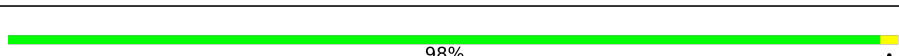
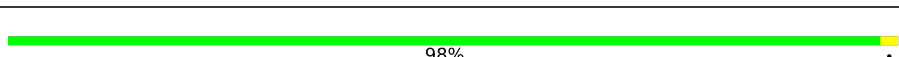

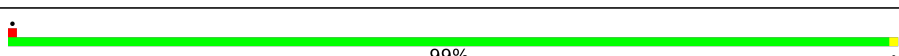
Continued on next page...

Continued from previous page...

Mol	Chain	Length	Quality of chain
9	F2	262	 99%
10	G2	205	 89% 10%
11	H2	262	 85% 5% 10%
12	I2	190	 96%
13	J2	206	 97%
14	K2	194	 10% 93% 5%
15	L2	151	 61% 36%
16	M2	158	 91% 9%
17	N2	123	 19% 93% 5%
18	O2	149	 98%
19	P2	168	 79% 19%
20	Q2	145	 80% 17%
21	R2	157	 5% 87% 10%
22	S2	145	 90% 9%
23	T2	152	 90% 5% 5%
24	U2	145	 95%
25	V2	130	 9% 76% 23%
26	W2	83	 100%
27	X2	139	 91% 7%
28	Y2	141	 99%
29	Z2	146	 84% 15%
30	a2	198	 36% 62%
31	b2	117	 84% 14%
32	c2	84	 98%
33	d2	69	 6% 90% 10%


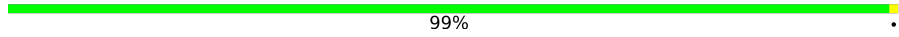
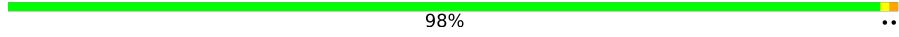



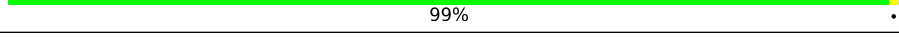
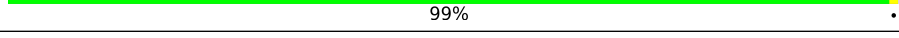
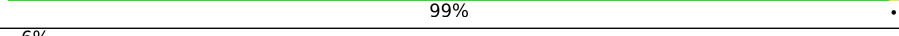

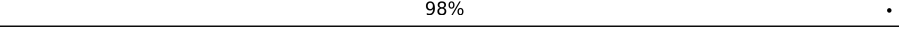


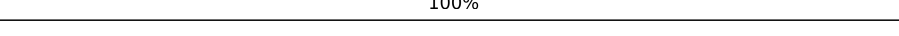
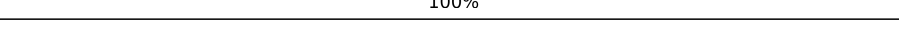

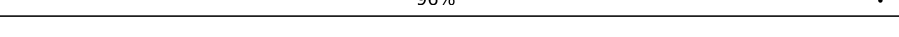








Continued on next page...

Continued from previous page...

Mol	Chain	Length	Quality of chain
34	e2	55	 100%
35	f2	133	 41% 59%
36	g2	68	 100%
37	h2	313	 99%
38	A3	246	 98%
39	B3	403	 97%
40	C3	425	 84% 15%
41	D3	297	 97%
42	E3	291	 74% 26%
43	F3	249	 90% 10%
44	G3	241	 7% 89% 7%
45	H3	190	 98%
46	I3	214	 95%
47	J3	181	 91% 6%
48	L3	211	 95%
49	M3	218	 61% 37%
50	N3	203	 98%
51	O3	203	 97%
52	P3	199	 76% 23%
53	Q3	188	 97%
54	R3	196	 5% 88% 8%
55	S3	176	 98%
56	T3	159	 98%
57	U3	128	 75% 23%
58	V3	131	 99%

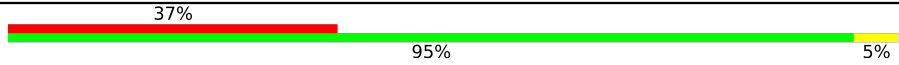
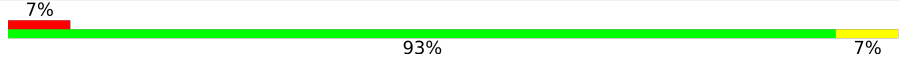

Continued on next page...

Continued from previous page...

Mol	Chain	Length	Quality of chain
59	X3	156	 74% 24%
60	Y3	132	 99%
61	Z3	135	 98%
62	a3	160	 92% 8%
63	b3	245	 41% 58%
64	c3	115	 80% 5% 15%
65	d3	107	 99%
66	e3	128	 99%
67	f3	109	 99%
68	g3	126	 6% 90% 10%
69	h3	122	 98%
70	i3	117	 84% 13%
71	j3	97	 89% 11%
72	k3	69	 100%
73	l3	50	 100%
74	m3	128	 41% 59%
75	n3	25	 96%
76	o3	142	 71% 27%
77	p3	109	 81% 17%
78	r3	137	 88% 9%
79	q3	74	 43% 51% 5%
80	t3	318	 33% 58% 38%
81	u3	195	 35% 78% 22%
82	v3	18	 33% 67%
83	33	75	 55% 45%

Continued on next page...

Continued from previous page...

Mol	Chain	Length	Quality of chain
84	w3	217	 <p>37% 95% 5%</p>
85	1	15	 <p>7% 93% 7%</p>
86	W	134	 <p>47% 53%</p>

2 Entry composition

There are 89 unique types of molecules in this entry. The entry contains 383415 atoms, of which 163452 are hydrogens and 0 are deuteriums.

In the tables below, the AltConf column contains the number of residues with at least one atom in alternate conformation and the Trace column contains the number of residues modelled with at most 2 atoms.

- Molecule 1 is a RNA chain called 28S Ribosomal RNA.

Mol	Chain	Residues	Atoms						AltConf	Trace
			Total	C	H	N	O	P		
1	51	3626	116849	34571	39208	14211	25233	3626	0	0

- Molecule 2 is a RNA chain called 5S Ribosomal RNA.

Mol	Chain	Residues	Atoms						AltConf	Trace
			Total	C	H	N	O	P		
2	71	120	3853	1141	1295	456	842	119	0	0

- Molecule 3 is a RNA chain called 5.8S Ribosomal RNA.

Mol	Chain	Residues	Atoms						AltConf	Trace
			Total	C	H	N	O	P		
3	81	151	4835	1432	1627	564	1062	150	0	0

- Molecule 4 is a RNA chain called 18S Ribosomal RNA.

Mol	Chain	Residues	Atoms						AltConf	Trace
			Total	C	H	N	O	P		
4	A2	1740	55909	16578	18768	6668	12156	1739	0	0

- Molecule 5 is a protein called 40S ribosomal protein SA.

Mol	Chain	Residues	Atoms						AltConf	Trace
			Total	C	H	N	O	S		
5	B2	217	3418	1086	1708	300	316	8	0	0

There is a discrepancy between the modelled and reference sequences:

Chain	Residue	Modelled	Actual	Comment	Reference
B2	114	THR	ALA	conflict	UNP G1TLT8

- Molecule 6 is a protein called 40S ribosomal protein S3a.

Mol	Chain	Residues	Atoms					AltConf	Trace	
			Total	C	H	N	O			S
6	C2	213	3532	1098	1803	309	308	14	0	0

There are 2 discrepancies between the modelled and reference sequences:

Chain	Residue	Modelled	Actual	Comment	Reference
C2	236	GLY	SER	conflict	UNP G1SS70
C2	242	ALA	THR	conflict	UNP G1SS70

- Molecule 7 is a protein called 40S ribosomal protein S2.

Mol	Chain	Residues	Atoms					AltConf	Trace	
			Total	C	H	N	O			S
7	D2	221	3522	1111	1806	295	301	9	0	0

- Molecule 8 is a protein called 40S ribosomal protein S3.

Mol	Chain	Residues	Atoms					AltConf	Trace	
			Total	C	H	N	O			S
8	E2	228	3624	1125	1859	316	316	8	0	0

- Molecule 9 is a protein called S4.

Mol	Chain	Residues	Atoms					AltConf	Trace	
			Total	C	H	N	O			S
9	F2	262	4252	1324	2176	386	358	8	0	0

- Molecule 10 is a protein called Ribosomal protein S5.

Mol	Chain	Residues	Atoms					AltConf	Trace	
			Total	C	H	N	O			S
10	G2	185	2993	921	1522	277	266	7	0	0

There is a discrepancy between the modelled and reference sequences:

Chain	Residue	Modelled	Actual	Comment	Reference
G2	0	MET	-	initiating methionine	UNP G1TFM5

- Molecule 11 is a protein called 40S ribosomal protein S6.

Mol	Chain	Residues	Atoms						AltConf	Trace
			Total	C	H	N	O	S		
11	H2	237	4008	1200	2085	387	329	7	0	0

There are 13 discrepancies between the modelled and reference sequences:

Chain	Residue	Modelled	Actual	Comment	Reference
H2	-12	LEU	-	expression tag	UNP A0A5K1UJS7
H2	-11	PHE	-	expression tag	UNP A0A5K1UJS7
H2	-10	ARG	-	expression tag	UNP A0A5K1UJS7
H2	-9	GLY	-	expression tag	UNP A0A5K1UJS7
H2	-8	ALA	-	expression tag	UNP A0A5K1UJS7
H2	-7	SER	-	expression tag	UNP A0A5K1UJS7
H2	-6	GLU	-	expression tag	UNP A0A5K1UJS7
H2	-5	ALA	-	expression tag	UNP A0A5K1UJS7
H2	-4	VAL	-	expression tag	UNP A0A5K1UJS7
H2	-3	GLY	-	expression tag	UNP A0A5K1UJS7
H2	-2	SER	-	expression tag	UNP A0A5K1UJS7
H2	-1	LEU	-	expression tag	UNP A0A5K1UJS7
H2	0	LYS	-	expression tag	UNP A0A5K1UJS7

- Molecule 12 is a protein called ribosomal protein eS7.

Mol	Chain	Residues	Atoms						AltConf	Trace
			Total	C	H	N	O	S		
12	I2	185	3070	952	1582	271	264	1	0	0

- Molecule 13 is a protein called 40S ribosomal protein S8.

Mol	Chain	Residues	Atoms						AltConf	Trace
			Total	C	H	N	O	S		
13	J2	206	3457	1058	1771	332	291	5	0	0

There is a discrepancy between the modelled and reference sequences:

Chain	Residue	Modelled	Actual	Comment	Reference
J2	47	ARG	GLY	variant	UNP G1TJW1

- Molecule 14 is a protein called 40S ribosomal protein S9.

Mol	Chain	Residues	Atoms						AltConf	Trace
			Total	C	H	N	O	S		
14	K2	185	3165	969	1640	306	248	2	0	0

- Molecule 15 is a protein called 40S ribosomal protein S10.

Mol	Chain	Residues	Atoms					AltConf	Trace	
			Total	C	H	N	O			S
15	L2	96	1646	530	836	143	131	6	0	0

- Molecule 16 is a protein called 40S ribosomal protein S11.

Mol	Chain	Residues	Atoms					AltConf	Trace	
			Total	C	H	N	O			S
16	M2	143	2424	749	1249	222	198	6	0	0

There are 2 discrepancies between the modelled and reference sequences:

Chain	Residue	Modelled	Actual	Comment	Reference
M2	25	GLN	LEU	conflict	UNP G1TRM4
M2	29	SER	GLY	conflict	UNP G1TRM4

- Molecule 17 is a protein called 40S ribosomal protein S12.

Mol	Chain	Residues	Atoms					AltConf	Trace	
			Total	C	H	N	O			S
17	N2	117	1847	570	939	161	169	8	0	0

- Molecule 18 is a protein called ribosomal protein uS15.

Mol	Chain	Residues	Atoms					AltConf	Trace	
			Total	C	H	N	O			S
18	O2	149	2491	770	1289	228	203	1	0	0

- Molecule 19 is a protein called uS11.

Mol	Chain	Residues	Atoms					AltConf	Trace	
			Total	C	H	N	O			S
19	P2	136	2055	621	1039	199	190	6	0	0

There are 12 discrepancies between the modelled and reference sequences:

Chain	Residue	Modelled	Actual	Comment	Reference
P2	-16	MET	-	initiating methionine	UNP G1T1F0
P2	-15	LYS	-	expression tag	UNP G1T1F0
P2	-14	ALA	-	expression tag	UNP G1T1F0
P2	-13	ARG	-	expression tag	UNP G1T1F0

Continued on next page...

Continued from previous page...

Chain	Residue	Modelled	Actual	Comment	Reference
P2	-12	ALA	-	expression tag	UNP G1T1F0
P2	-11	LEU	-	expression tag	UNP G1T1F0
P2	-10	SER	-	expression tag	UNP G1T1F0
P2	-9	GLY	-	expression tag	UNP G1T1F0
P2	-8	SER	-	expression tag	UNP G1T1F0
P2	-7	GLY	-	expression tag	UNP G1T1F0
P2	-6	VAL	-	expression tag	UNP G1T1F0
P2	-5	ARG	-	expression tag	UNP G1T1F0

- Molecule 20 is a protein called 40S ribosomal protein uS19.

Mol	Chain	Residues	Atoms						AltConf	Trace
			Total	C	H	N	O	S		
20	Q2	120	2042	635	1045	187	168	7	0	0

- Molecule 21 is a protein called Ribosomal protein S16.

Mol	Chain	Residues	Atoms						AltConf	Trace
			Total	C	H	N	O	S		
21	R2	142	2323	717	1195	213	195	3	0	0

There are 8 discrepancies between the modelled and reference sequences:

Chain	Residue	Modelled	Actual	Comment	Reference
R2	-8	VAL	GLU	conflict	UNP G1SGX4
R2	-7	GLU	ASP	conflict	UNP G1SGX4
R2	-6	LEU	ARG	conflict	UNP G1SGX4
R2	-5	VAL	HIS	conflict	UNP G1SGX4
R2	-4	LEU	SER	conflict	UNP G1SGX4
R2	-3	VAL	SER	conflict	UNP G1SGX4
R2	-2	LEU	ALA	conflict	UNP G1SGX4
R2	-1	GLY	ALA	conflict	UNP G1SGX4

- Molecule 22 is a protein called 40S ribosomal protein S17.

Mol	Chain	Residues	Atoms						AltConf	Trace
			Total	C	H	N	O	S		
22	S2	132	2189	670	1121	199	195	4	0	0

- Molecule 23 is a protein called 40S ribosomal protein uS13.

Mol	Chain	Residues	Atoms					AltConf	Trace	
			Total	C	H	N	O			S
23	T2	144	2439	746	1249	241	202	1	0	0

- Molecule 24 is a protein called S19.

Mol	Chain	Residues	Atoms					AltConf	Trace	
			Total	C	H	N	O			S
24	U2	141	2227	688	1130	211	195	3	0	0

There is a discrepancy between the modelled and reference sequences:

Chain	Residue	Modelled	Actual	Comment	Reference
U2	119	GLY	TRP	conflict	UNP G1TN62

- Molecule 25 is a protein called 40S ribosomal protein S20.

Mol	Chain	Residues	Atoms					AltConf	Trace	
			Total	C	H	N	O			S
25	V2	100	1657	498	862	152	141	4	0	0

- Molecule 26 is a protein called 40S ribosomal protein S21.

Mol	Chain	Residues	Atoms					AltConf	Trace	
			Total	C	H	N	O			S
26	W2	83	1273	393	637	117	121	5	0	0

- Molecule 27 is a protein called Ribosomal protein S15a.

Mol	Chain	Residues	Atoms					AltConf	Trace	
			Total	C	H	N	O			S
27	X2	129	2114	659	1080	193	176	6	0	0

- Molecule 28 is a protein called Ribosomal protein S23.

Mol	Chain	Residues	Atoms					AltConf	Trace	
			Total	C	H	N	O			S
28	Y2	141	2263	693	1165	219	183	3	0	0

- Molecule 29 is a protein called 40S ribosomal protein S24.

Mol	Chain	Residues	Atoms					AltConf	Trace	
			Total	C	H	N	O			S
29	Z2	124	2094	640	1083	198	168	5	0	0

- Molecule 30 is a protein called ribosomal protein eS25.

Mol	Chain	Residues	Atoms					AltConf	Trace	
			Total	C	H	N	O			S
30	a2	75	1254	382	656	111	104	1	0	0

- Molecule 31 is a protein called 40S ribosomal protein S26.

Mol	Chain	Residues	Atoms					AltConf	Trace	
			Total	C	H	N	O			S
31	b2	101	1678	507	864	170	132	5	0	0

- Molecule 32 is a protein called 40S ribosomal protein S27.

Mol	Chain	Residues	Atoms					AltConf	Trace	
			Total	C	H	N	O			S
32	c2	83	1323	408	672	121	115	7	0	0

- Molecule 33 is a protein called 40S ribosomal protein S28.

Mol	Chain	Residues	Atoms					AltConf	Trace	
			Total	C	H	N	O			S
33	d2	62	1002	297	514	97	92	2	0	0

There is a discrepancy between the modelled and reference sequences:

Chain	Residue	Modelled	Actual	Comment	Reference
d2	5	HIS	ARG	conflict	UNP G1TIB4

- Molecule 34 is a protein called uS14.

Mol	Chain	Residues	Atoms					AltConf	Trace	
			Total	C	H	N	O			S
34	e2	55	911	286	452	94	74	5	0	0

- Molecule 35 is a protein called 40S ribosomal protein S30.

Mol	Chain	Residues	Atoms					AltConf	Trace	
			Total	C	H	N	O			S
35	f2	55	935	274	492	97	71	1	0	0

- Molecule 36 is a protein called eS31.

Mol	Chain	Residues	Atoms					AltConf	Trace	
			Total	C	H	N	O			S
36	g2	68	1122	351	567	103	94	7	0	0

- Molecule 37 is a protein called ribosomal protein RACK1.

Mol	Chain	Residues	Atoms					AltConf	Trace	
			Total	C	H	N	O			S
37	h2	313	4829	1535	2393	424	465	12	0	0

- Molecule 38 is a protein called L8.

Mol	Chain	Residues	Atoms					AltConf	Trace	
			Total	C	H	N	O			S
38	A3	246	3870	1183	1983	387	311	6	0	0

- Molecule 39 is a protein called uL3.

Mol	Chain	Residues	Atoms					AltConf	Trace	
			Total	C	H	N	O			S
39	B3	394	6482	2020	3310	597	542	13	0	0

There is a discrepancy between the modelled and reference sequences:

Chain	Residue	Modelled	Actual	Comment	Reference
B3	1	MET	-	initiating methionine	UNP G1TL06

- Molecule 40 is a protein called uL4.

Mol	Chain	Residues	Atoms					AltConf	Trace	
			Total	C	H	N	O			S
40	C3	362	5937	1812	3054	577	480	14	0	0

There are 47 discrepancies between the modelled and reference sequences:

Chain	Residue	Modelled	Actual	Comment	Reference
C3	379	VAL	-	expression tag	UNP G1SVW5

Continued on next page...

Continued from previous page...

Chain	Residue	Modelled	Actual	Comment	Reference
C3	380	LYS	-	expression tag	UNP G1SVW5
C3	381	LYS	-	expression tag	UNP G1SVW5
C3	382	PRO	-	expression tag	UNP G1SVW5
C3	383	ARG	-	expression tag	UNP G1SVW5
C3	384	ALA	-	expression tag	UNP G1SVW5
C3	385	VAL	-	expression tag	UNP G1SVW5
C3	386	GLY	-	expression tag	UNP G1SVW5
C3	387	ILE	-	expression tag	UNP G1SVW5
C3	388	LYS	-	expression tag	UNP G1SVW5
C3	389	GLN	-	expression tag	UNP G1SVW5
C3	390	LYS	-	expression tag	UNP G1SVW5
C3	391	LYS	-	expression tag	UNP G1SVW5
C3	392	LYS	-	expression tag	UNP G1SVW5
C3	393	PRO	-	expression tag	UNP G1SVW5
C3	394	VAL	-	expression tag	UNP G1SVW5
C3	395	VAL	-	expression tag	UNP G1SVW5
C3	396	GLY	-	expression tag	UNP G1SVW5
C3	397	ARG	-	expression tag	UNP G1SVW5
C3	398	LYS	-	expression tag	UNP G1SVW5
C3	399	ALA	-	expression tag	UNP G1SVW5
C3	400	ALA	-	expression tag	UNP G1SVW5
C3	401	ALA	-	expression tag	UNP G1SVW5
C3	402	ALA	-	expression tag	UNP G1SVW5
C3	403	LYS	-	expression tag	UNP G1SVW5
C3	404	LYS	-	expression tag	UNP G1SVW5
C3	405	PRO	-	expression tag	UNP G1SVW5
C3	406	ALA	-	expression tag	UNP G1SVW5
C3	407	ALA	-	expression tag	UNP G1SVW5
C3	408	ASP	-	expression tag	UNP G1SVW5
C3	409	LYS	-	expression tag	UNP G1SVW5
C3	410	LYS	-	expression tag	UNP G1SVW5
C3	411	ALA	-	expression tag	UNP G1SVW5
C3	412	ALA	-	expression tag	UNP G1SVW5
C3	413	ASP	-	expression tag	UNP G1SVW5
C3	414	LYS	-	expression tag	UNP G1SVW5
C3	415	ARG	-	expression tag	UNP G1SVW5
C3	416	ALA	-	expression tag	UNP G1SVW5
C3	417	GLY	-	expression tag	UNP G1SVW5
C3	418	PRO	-	expression tag	UNP G1SVW5
C3	419	GLU	-	expression tag	UNP G1SVW5
C3	420	ASP	-	expression tag	UNP G1SVW5
C3	421	LYS	-	expression tag	UNP G1SVW5

Continued on next page...

Continued from previous page...

Chain	Residue	Modelled	Actual	Comment	Reference
C3	422	LYS	-	expression tag	UNP G1SVW5
C3	423	PRO	-	expression tag	UNP G1SVW5
C3	424	ALA	-	expression tag	UNP G1SVW5
C3	425	ALA	-	expression tag	UNP G1SVW5

- Molecule 41 is a protein called 60S ribosomal protein L5.

Mol	Chain	Residues	Atoms						AltConf	Trace
			Total	C	H	N	O	S		
41	D3	293	4815	1512	2424	438	427	14	0	0

There is a discrepancy between the modelled and reference sequences:

Chain	Residue	Modelled	Actual	Comment	Reference
D3	1	MET	-	initiating methionine	UNP G1SYJ6

- Molecule 42 is a protein called 60S ribosomal protein L6.

Mol	Chain	Residues	Atoms						AltConf	Trace
			Total	C	H	N	O	S		
42	E3	216	3616	1115	1887	329	282	3	0	0

- Molecule 43 is a protein called uL30.

Mol	Chain	Residues	Atoms						AltConf	Trace
			Total	C	H	N	O	S		
43	F3	225	3870	1205	1995	358	303	9	0	0

- Molecule 44 is a protein called L7a.

Mol	Chain	Residues	Atoms						AltConf	Trace
			Total	C	H	N	O	S		
44	G3	233	3905	1199	2026	361	315	4	0	0

There is a discrepancy between the modelled and reference sequences:

Chain	Residue	Modelled	Actual	Comment	Reference
G3	244	GLY	CYS	conflict	UNP G1STW0

- Molecule 45 is a protein called L9.

Mol	Chain	Residues	Atoms					AltConf	Trace	
			Total	C	H	N	O			S
45	H3	190	3113	954	1597	284	272	6	0	0

- Molecule 46 is a protein called 60S ribosomal protein L10.

Mol	Chain	Residues	Atoms					AltConf	Trace	
			Total	C	H	N	O			S
46	I3	205	3376	1056	1712	321	274	13	0	0

- Molecule 47 is a protein called 60S ribosomal protein L11.

Mol	Chain	Residues	Atoms					AltConf	Trace	
			Total	C	H	N	O			S
47	J3	170	2761	861	1399	254	241	6	0	0

There are 3 discrepancies between the modelled and reference sequences:

Chain	Residue	Modelled	Actual	Comment	Reference
J3	0	GLN	-	insertion	UNP G1TUB8
J3	1	ARG	-	insertion	UNP G1TUB8
J3	2	PRO	-	insertion	UNP G1TUB8

- Molecule 48 is a protein called L13.

Mol	Chain	Residues	Atoms					AltConf	Trace	
			Total	C	H	N	O			S
48	L3	207	3455	1047	1781	348	275	4	0	0

There are 2 discrepancies between the modelled and reference sequences:

Chain	Residue	Modelled	Actual	Comment	Reference
L3	74	ARG	HIS	conflict	UNP G1TKB3
L3	190	ARG	HIS	conflict	UNP G1TKB3

- Molecule 49 is a protein called Ribosomal protein L14.

Mol	Chain	Residues	Atoms					AltConf	Trace	
			Total	C	H	N	O			S
49	M3	138	2348	727	1211	221	182	7	0	0

- Molecule 50 is a protein called Ribosomal protein L15.

Mol	Chain	Residues	Atoms						AltConf	Trace
			Total	C	H	N	O	S		
50	N3	203	3450	1072	1749	359	266	4	0	0

- Molecule 51 is a protein called 60S RIBOSOMAL PROTEIN UL13.

Mol	Chain	Residues	Atoms						AltConf	Trace
			Total	C	H	N	O	S		
51	O3	199	3408	1051	1778	319	255	5	0	0

- Molecule 52 is a protein called uL22.

Mol	Chain	Residues	Atoms						AltConf	Trace
			Total	C	H	N	O	S		
52	P3	153	2516	777	1274	241	215	9	0	0

- Molecule 53 is a protein called L18.

Mol	Chain	Residues	Atoms						AltConf	Trace
			Total	C	H	N	O	S		
53	Q3	187	3149	946	1634	315	250	4	0	0

- Molecule 54 is a protein called 60S ribosomal protein L19.

Mol	Chain	Residues	Atoms						AltConf	Trace
			Total	C	H	N	O	S		
54	R3	180	3172	933	1664	328	238	9	0	0

- Molecule 55 is a protein called 60S ribosomal protein L18a.

Mol	Chain	Residues	Atoms						AltConf	Trace
			Total	C	H	N	O	S		
55	S3	176	2970	930	1508	285	236	11	0	0

- Molecule 56 is a protein called eL21.

Mol	Chain	Residues	Atoms						AltConf	Trace
			Total	C	H	N	O	S		
56	T3	159	2664	823	1366	252	217	6	0	0

- Molecule 57 is a protein called L22.

Mol	Chain	Residues	Atoms					AltConf	Trace	
			Total	C	H	N	O			S
57	U3	99	1642	519	833	141	147	2	0	0

- Molecule 58 is a protein called eL14.

Mol	Chain	Residues	Atoms					AltConf	Trace	
			Total	C	H	N	O			S
58	V3	131	2018	618	1039	184	172	5	0	0

- Molecule 59 is a protein called uL23.

Mol	Chain	Residues	Atoms					AltConf	Trace	
			Total	C	H	N	O			S
59	X3	118	2003	618	1036	181	167	1	0	0

- Molecule 60 is a protein called Ribosomal protein L26.

Mol	Chain	Residues	Atoms					AltConf	Trace	
			Total	C	H	N	O			S
60	Y3	132	2291	692	1189	223	184	3	0	0

- Molecule 61 is a protein called 60S ribosomal protein L27.

Mol	Chain	Residues	Atoms					AltConf	Trace	
			Total	C	H	N	O			S
61	Z3	135	2289	714	1182	208	182	3	0	0

- Molecule 62 is a protein called uL15.

Mol	Chain	Residues	Atoms					AltConf	Trace	
			Total	C	H	N	O			S
62	a3	147	2372	734	1210	239	185	4	0	0

- Molecule 63 is a protein called eL29.

Mol	Chain	Residues	Atoms					AltConf	Trace	
			Total	C	H	N	O			S
63	b3	104	1768	527	920	189	129	3	0	0

There are 19 discrepancies between the modelled and reference sequences:

Chain	Residue	Modelled	Actual	Comment	Reference
b3	227	ALA	-	expression tag	UNP G1SGR6
b3	228	PRO	-	expression tag	UNP G1SGR6
b3	229	VAL	-	expression tag	UNP G1SGR6
b3	230	PRO	-	expression tag	UNP G1SGR6
b3	231	ALA	-	expression tag	UNP G1SGR6
b3	232	GLN	-	expression tag	UNP G1SGR6
b3	233	ALA	-	expression tag	UNP G1SGR6
b3	234	PRO	-	expression tag	UNP G1SGR6
b3	235	PRO	-	expression tag	UNP G1SGR6
b3	236	LYS	-	expression tag	UNP G1SGR6
b3	237	GLY	-	expression tag	UNP G1SGR6
b3	238	ALA	-	expression tag	UNP G1SGR6
b3	239	GLN	-	expression tag	UNP G1SGR6
b3	240	PRO	-	expression tag	UNP G1SGR6
b3	241	PRO	-	expression tag	UNP G1SGR6
b3	242	ALA	-	expression tag	UNP G1SGR6
b3	243	LYS	-	expression tag	UNP G1SGR6
b3	244	ALA	-	expression tag	UNP G1SGR6
b3	245	PRO	-	expression tag	UNP G1SGR6

- Molecule 64 is a protein called eL30.

Mol	Chain	Residues	Atoms					AltConf	Trace	
			Total	C	H	N	O			S
64	c3	98	1555	481	794	134	140	6	0	0

- Molecule 65 is a protein called eL31.

Mol	Chain	Residues	Atoms					AltConf	Trace	
			Total	C	H	N	O			S
65	d3	107	1818	560	930	171	155	2	0	0

- Molecule 66 is a protein called eL32.

Mol	Chain	Residues	Atoms					AltConf	Trace	
			Total	C	H	N	O			S
66	e3	128	2200	667	1147	216	165	5	0	0

- Molecule 67 is a protein called eL33.

Mol	Chain	Residues	Atoms					AltConf	Trace	
			Total	C	H	N	O			S
67	f3	109	1788	555	912	174	143	4	0	0

- Molecule 68 is a protein called 60S ribosomal protein L34.

Mol	Chain	Residues	Atoms					AltConf	Trace	
			Total	C	H	N	O			S
68	g3	114	1905	566	999	187	147	6	0	0

- Molecule 69 is a protein called uL29.

Mol	Chain	Residues	Atoms					AltConf	Trace	
			Total	C	H	N	O			S
69	h3	122	2160	640	1147	204	168	1	0	0

- Molecule 70 is a protein called 60S ribosomal protein L36.

Mol	Chain	Residues	Atoms					AltConf	Trace	
			Total	C	H	N	O			S
70	i3	102	1746	520	916	176	129	5	0	0

- Molecule 71 is a protein called Ribosomal protein L37.

Mol	Chain	Residues	Atoms					AltConf	Trace	
			Total	C	H	N	O			S
71	j3	86	1442	434	737	155	111	5	0	0

- Molecule 72 is a protein called L38.

Mol	Chain	Residues	Atoms					AltConf	Trace	
			Total	C	H	N	O			S
72	k3	69	1206	366	637	103	99	1	0	0

- Molecule 73 is a protein called eL39.

Mol	Chain	Residues	Atoms					AltConf	Trace	
			Total	C	H	N	O			S
73	l3	50	927	286	480	96	64	1	0	0

- Molecule 74 is a protein called 60S RIBOSOMAL PROTEIN EL40.

Mol	Chain	Residues	Atoms					AltConf	Trace	
			Total	C	H	N	O			S
74	m3	52	895	266	466	90	67	6	0	0

- Molecule 75 is a protein called 60s ribosomal protein l41.

Mol	Chain	Residues	Atoms					AltConf	Trace	
			Total	C	H	N	O			S
75	n3	25	528	145	289	64	27	3	0	0

- Molecule 76 is a protein called eL42.

Mol	Chain	Residues	Atoms					AltConf	Trace	
			Total	C	H	N	O			S
76	o3	104	1775	533	924	174	138	6	0	0

- Molecule 77 is a protein called ribosomal protein eL43.

Mol	Chain	Residues	Atoms					AltConf	Trace	
			Total	C	H	N	O			S
77	p3	91	1466	445	758	136	120	7	0	0

- Molecule 78 is a protein called eL28.

Mol	Chain	Residues	Atoms					AltConf	Trace	
			Total	C	H	N	O			S
78	r3	124	2045	616	1051	205	167	6	0	0

- Molecule 79 is a RNA chain called A/P-Site tRNA.

Mol	Chain	Residues	Atoms					AltConf	Trace	
			Total	C	H	N	O			P
79	q3	74	2381	705	805	286	512	73	0	0

- Molecule 80 is a protein called 60S acidic ribosomal protein P0.

Mol	Chain	Residues	Atoms					AltConf	Trace	
			Total	C	H	N	O			S
80	t3	196	3071	959	1564	263	276	9	0	0

- Molecule 81 is a protein called uL12.

Mol	Chain	Residues	Atoms					AltConf	Trace	
			Total	C	H	N	O			S
81	u3	153	2378	722	1218	218	217	3	0	0

- Molecule 82 is a RNA chain called mRNA.

Mol	Chain	Residues	Atoms						AltConf	Trace
			Total	C	H	N	O	P		
82	v3	18	573	171	192	65	127	18	0	0

- Molecule 83 is a RNA chain called P/E-Site tRNA.

Mol	Chain	Residues	Atoms						AltConf	Trace
			Total	C	H	N	O	P		
83	33	75	2403	712	809	281	527	74	0	0

- Molecule 84 is a protein called Ribosomal protein.

Mol	Chain	Residues	Atoms						AltConf	Trace
			Total	C	H	N	O	S		
84	w3	217	3595	1113	1854	312	307	9	0	0

- Molecule 85 is a protein called Sec61Beta.

Mol	Chain	Residues	Atoms						AltConf	Trace
			Total	C	H	N	O	S		
85	1	15	242	82	117	20	22	1	0	0

- Molecule 86 is a protein called 60S ribosomal protein L24-like protein.

Mol	Chain	Residues	Atoms						AltConf	Trace
			Total	C	H	N	O	S		
86	W	63	1069	337	541	103	85	3	0	0

- Molecule 87 is MAGNESIUM ION (three-letter code: MG) (formula: Mg).

Mol	Chain	Residues	Atoms		AltConf
87	51	193	Total	Mg	0
			193	193	
87	71	6	Total	Mg	0
			6	6	
87	81	7	Total	Mg	0
			7	7	
87	A2	74	Total	Mg	0
			74	74	
87	F2	1	Total	Mg	0
			1	1	
87	K2	1	Total	Mg	0
			1	1	

Continued on next page...

Continued from previous page...

Mol	Chain	Residues	Atoms		AltConf
87	M2	1	Total 1	Mg 1	0
87	b2	1	Total 1	Mg 1	0
87	g2	1	Total 1	Mg 1	0
87	B3	3	Total 3	Mg 3	0
87	J3	1	Total 1	Mg 1	0
87	N3	1	Total 1	Mg 1	0
87	P3	2	Total 2	Mg 2	0
87	R3	1	Total 1	Mg 1	0
87	V3	2	Total 2	Mg 2	0
87	a3	1	Total 1	Mg 1	0
87	e3	1	Total 1	Mg 1	0
87	g3	1	Total 1	Mg 1	0
87	33	1	Total 1	Mg 1	0

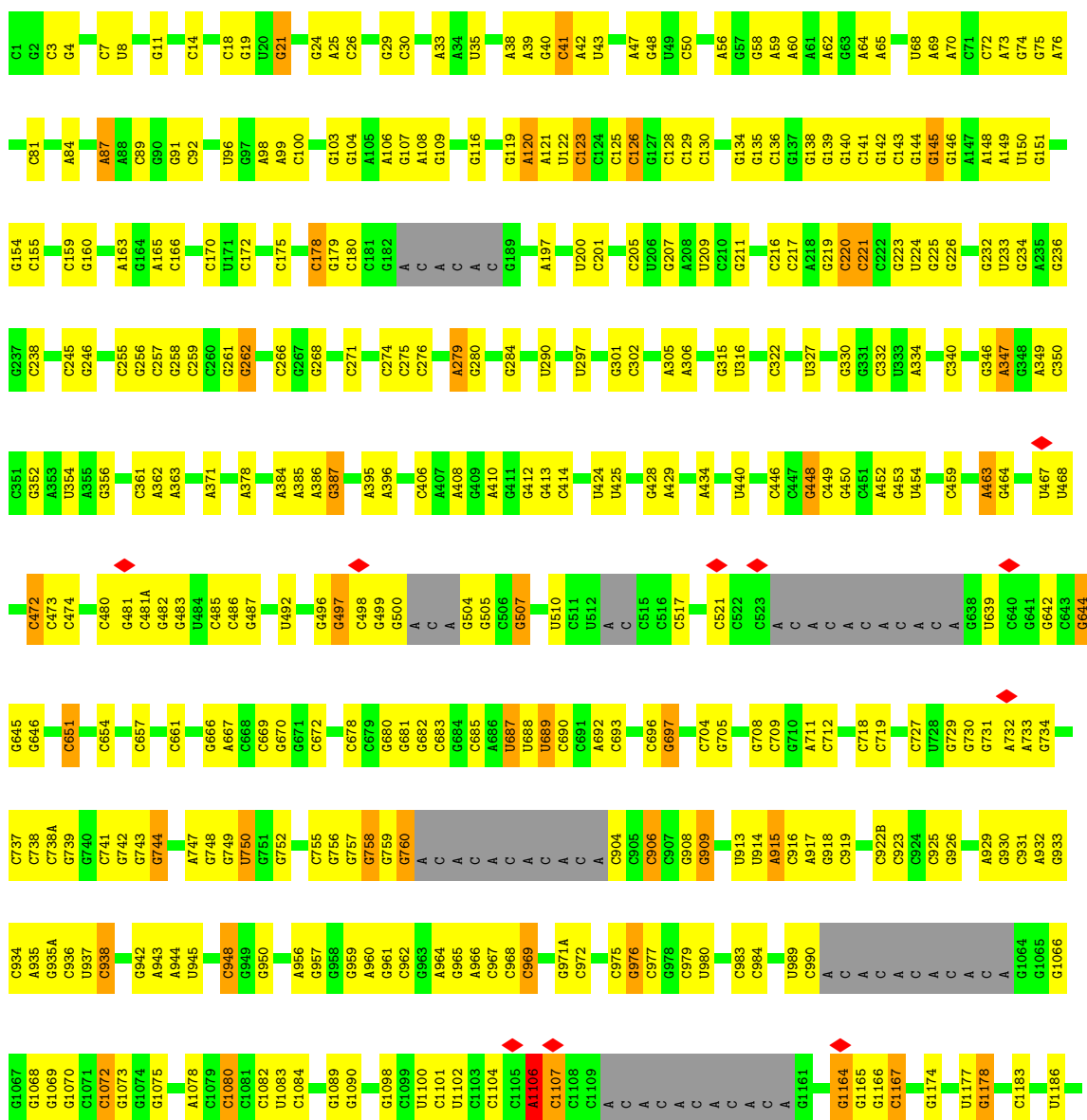
- Molecule 88 is BLASTICIDIN S (three-letter code: BLS) (formula: $C_{17}H_{26}N_8O_5$) (labeled as "Ligand of Interest" by depositor).

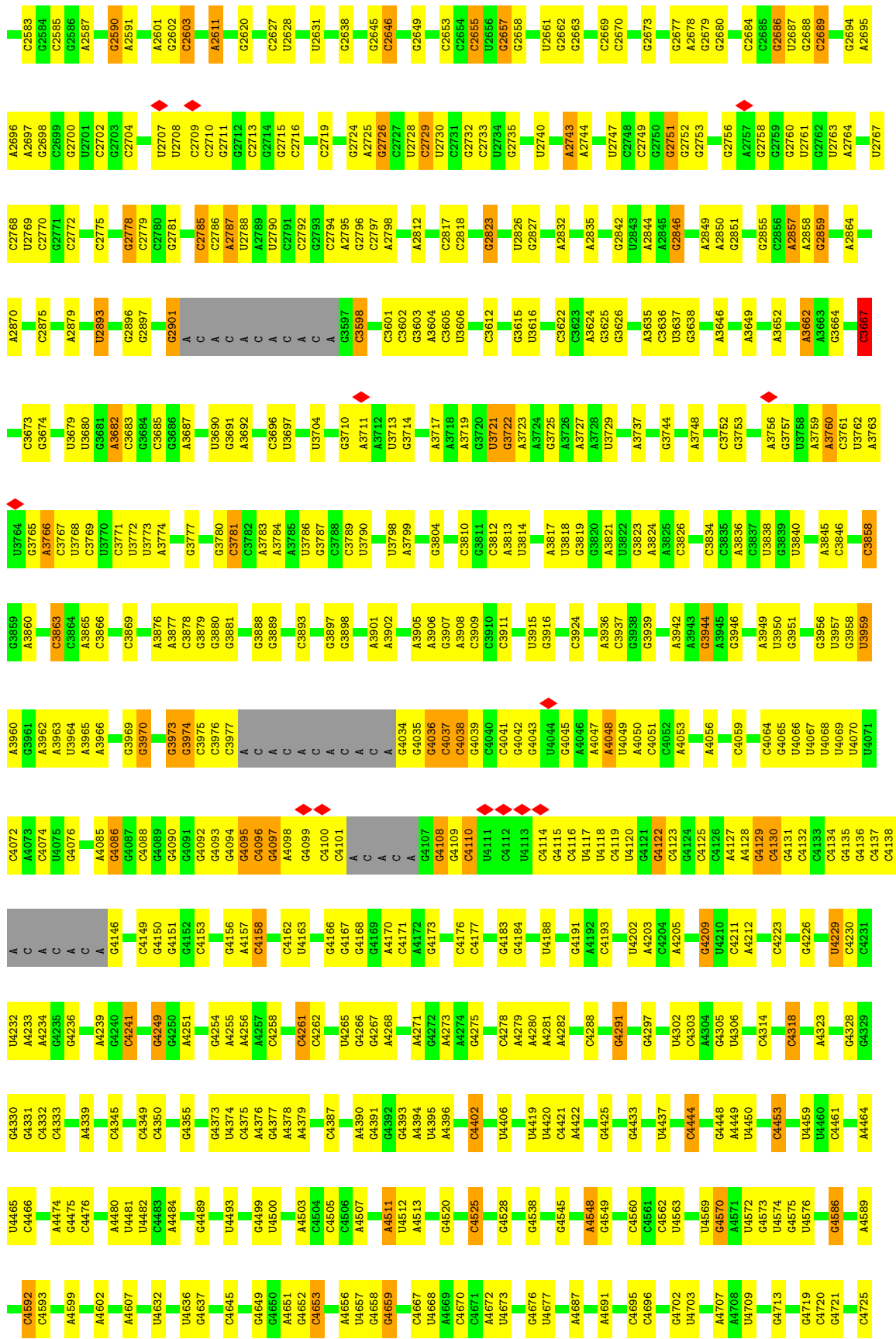
3 Residue-property plots [i](#)


These plots are drawn for all protein, RNA, DNA and oligosaccharide chains in the entry. The first graphic for a chain summarises the proportions of the various outlier classes displayed in the second graphic. The second graphic shows the sequence view annotated by issues in geometry and atom inclusion in map density. Residues are color-coded according to the number of geometric quality criteria for which they contain at least one outlier: green = 0, yellow = 1, orange = 2 and red = 3 or more. A red diamond above a residue indicates a poor fit to the EM map for this residue (all-atom inclusion < 40%). Stretches of 2 or more consecutive residues without any outlier are shown as a green connector. Residues present in the sample, but not in the model, are shown in grey.

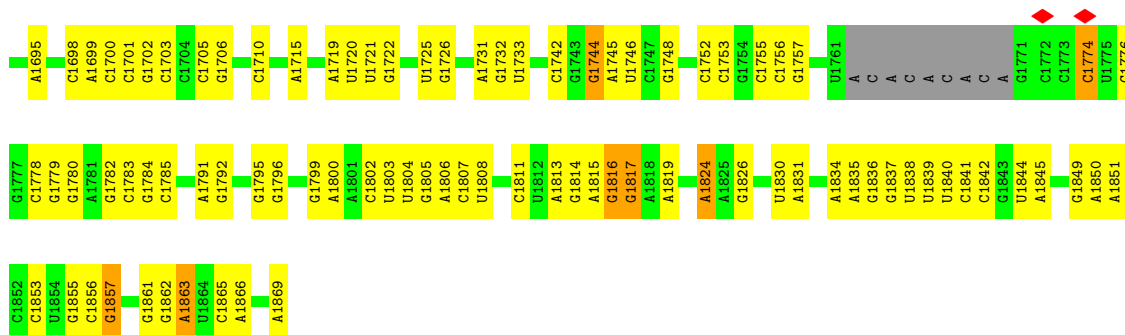
• Molecule 1: 28S Ribosomal RNA

Chain 51: 


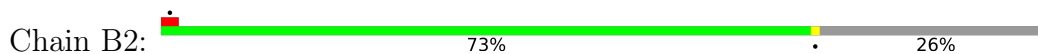




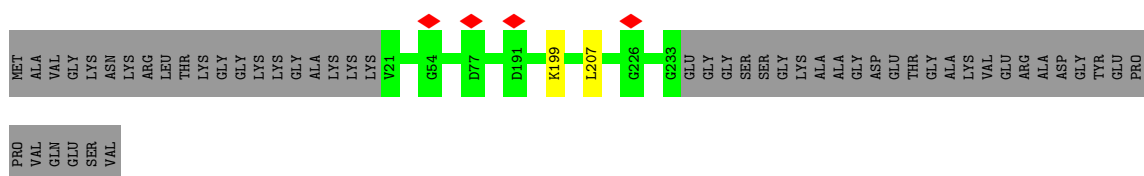
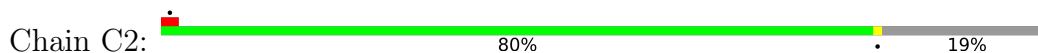





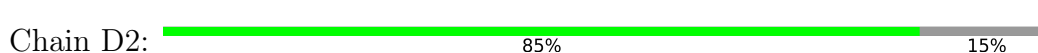
• Molecule 5: 40S ribosomal protein SA




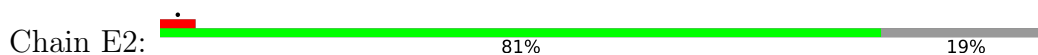
• Molecule 6: 40S ribosomal protein S3a



• Molecule 7: 40S ribosomal protein S2

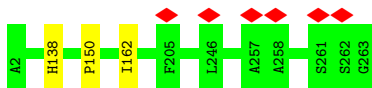


• Molecule 8: 40S ribosomal protein S3



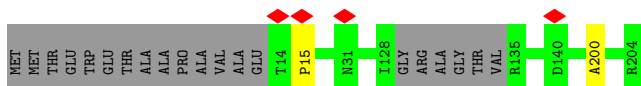
• Molecule 9: S4

Chain F2:  99%




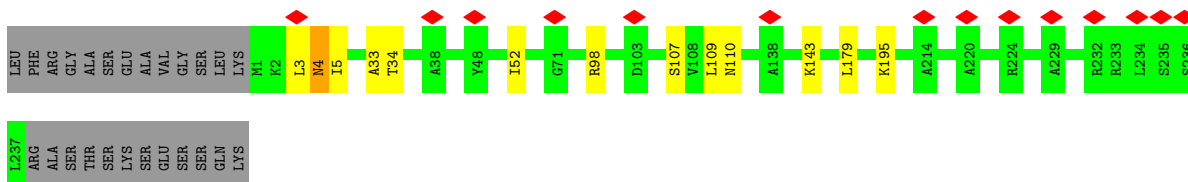
- Molecule 10: Ribosomal protein S5

Chain G2:  89% 10%



- Molecule 11: 40S ribosomal protein S6

Chain H2:  5% 85% 5% 10%



- Molecule 12: ribosomal protein eS7

Chain I2:  96%



- Molecule 13: 40S ribosomal protein S8

Chain J2:  97%




- Molecule 14: 40S ribosomal protein S9

Chain K2:  10% 93% 5%

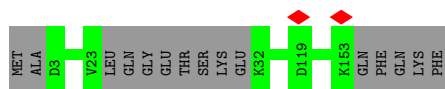


- Molecule 15: 40S ribosomal protein S10

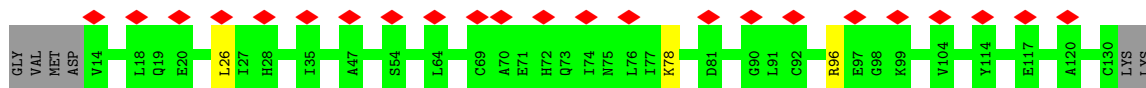
Chain L2:  61% 36%



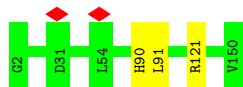
• Molecule 16: 40S ribosomal protein S11




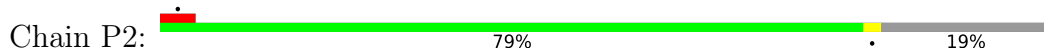
• Molecule 17: 40S ribosomal protein S12



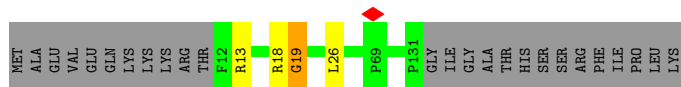
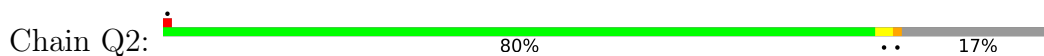
• Molecule 18: ribosomal protein uS15



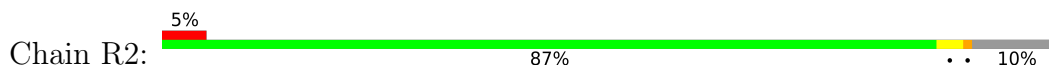
• Molecule 19: uS11

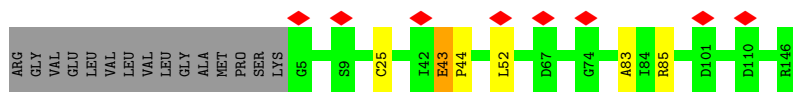


• Molecule 20: 40S ribosomal protein uS19

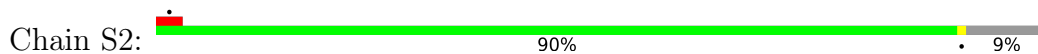


• Molecule 21: Ribosomal protein S16

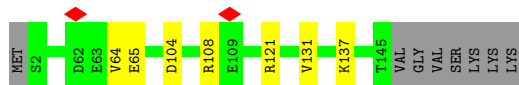




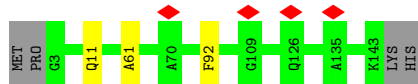
• Molecule 22: 40S ribosomal protein S17



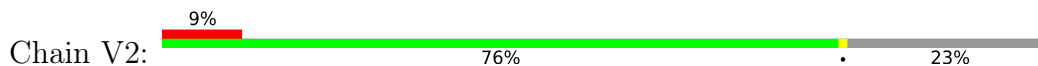
• Molecule 23: 40S ribosomal protein uS13



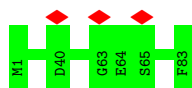
• Molecule 24: S19




• Molecule 25: 40S ribosomal protein S20



• Molecule 26: 40S ribosomal protein S21



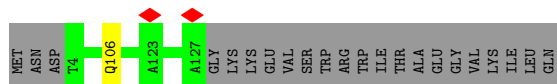
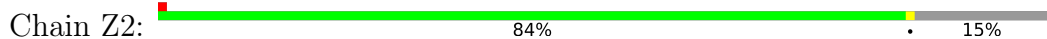
• Molecule 27: Ribosomal protein S15a




• Molecule 28: Ribosomal protein S23



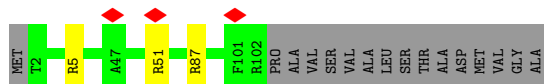
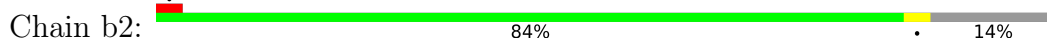
- Molecule 29: 40S ribosomal protein S24



- Molecule 30: ribosomal protein eS25



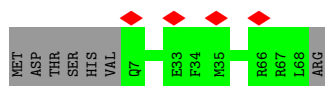
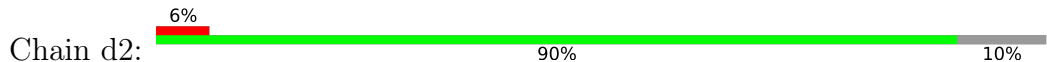
- Molecule 31: 40S ribosomal protein S26



- Molecule 32: 40S ribosomal protein S27




- Molecule 33: 40S ribosomal protein S28



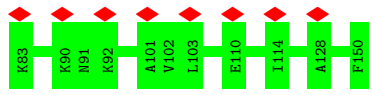
- Molecule 34: uS14



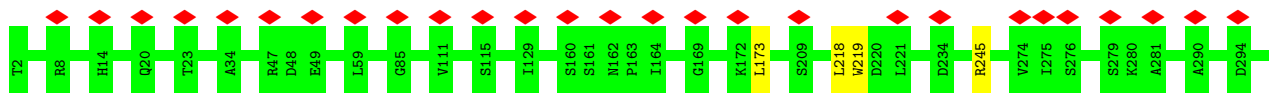
- Molecule 35: 40S ribosomal protein S30



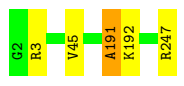
- Molecule 36: eS31



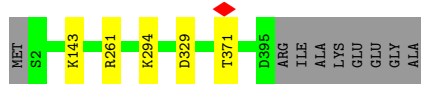
- Molecule 37: ribosomal protein RACK1



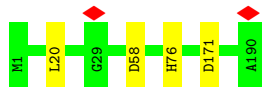
- Molecule 38: L8




- Molecule 39: uL3



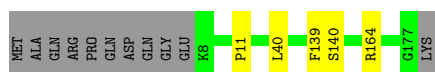
- Molecule 40: uL4



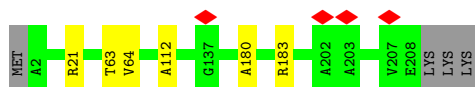
• Molecule 46: 60S ribosomal protein L10



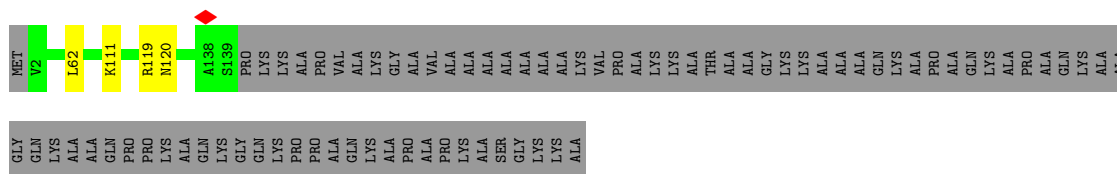
• Molecule 47: 60S ribosomal protein L11



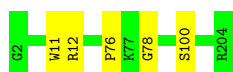
• Molecule 48: L13



• Molecule 49: Ribosomal protein L14



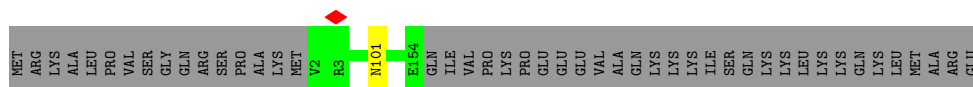
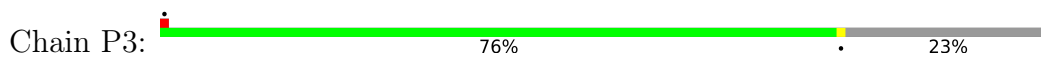
• Molecule 50: Ribosomal protein L15



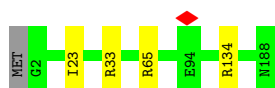
• Molecule 51: 60S RIBOSOMAL PROTEIN UL13



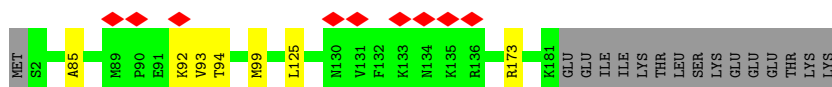
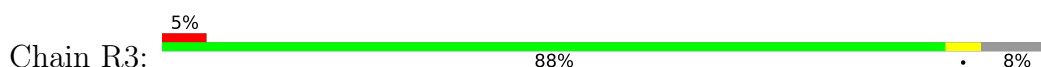
• Molecule 52: uL22



• Molecule 53: L18




• Molecule 54: 60S ribosomal protein L19



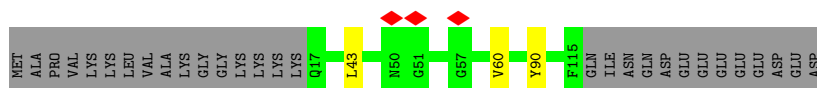
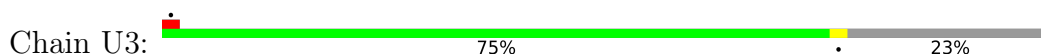
• Molecule 55: 60S ribosomal protein L18a



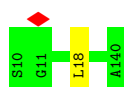
• Molecule 56: eL21



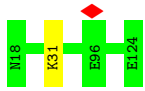
• Molecule 57: L22



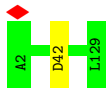
• Molecule 58: eL14



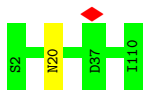
• Molecule 59: uL23



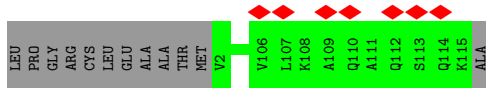
- Molecule 66: eL32



- Molecule 67: eL33



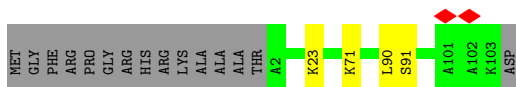
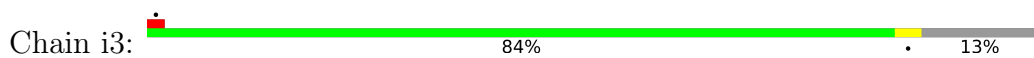
- Molecule 68: 60S ribosomal protein L34




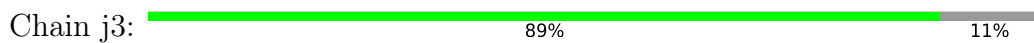
- Molecule 69: uL29



- Molecule 70: 60S ribosomal protein L36

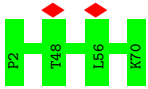


- Molecule 71: Ribosomal protein L37



- Molecule 72: L38

Chain k3:  100%



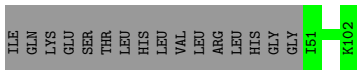
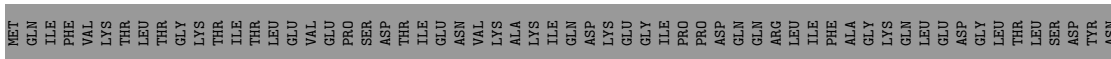
- Molecule 73: eL39

Chain l3:  100%

There are no outlier residues recorded for this chain.

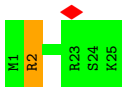
- Molecule 74: 60S RIBOSOMAL PROTEIN EL40

Chain m3:  41% 59%



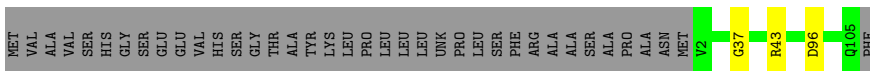
- Molecule 75: 60s ribosomal protein l41

Chain n3:  96%





- Molecule 76: eL42

Chain o3:  71% 27%




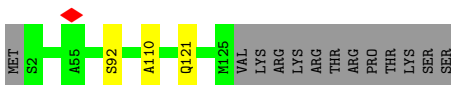
- Molecule 77: ribosomal protein eL43

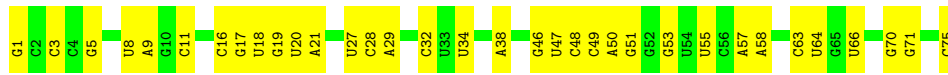
Chain p3:  81% 17%



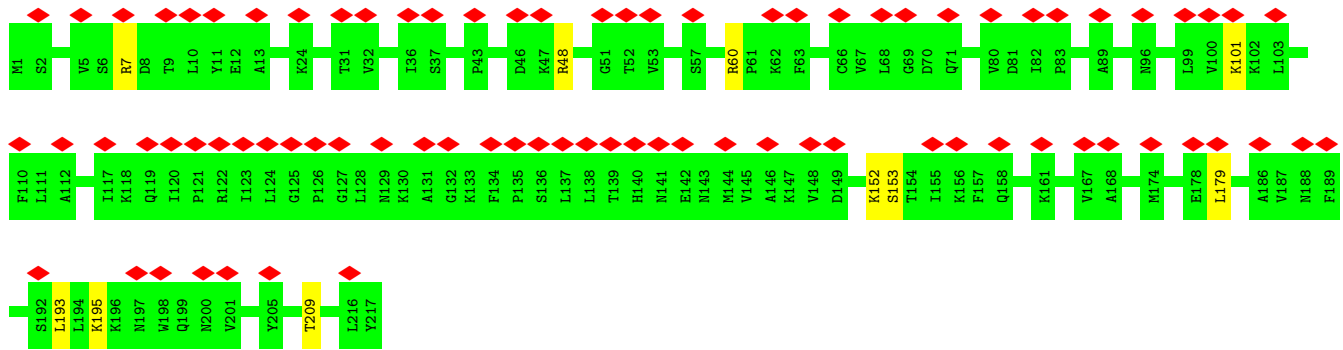
- Molecule 78: eL28

Chain r3:  88% 9%

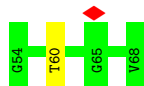





• Molecule 84: Ribosomal protein



• Molecule 85: Sec61Beta



• Molecule 86: 60S ribosomal protein L24-like protein



4 Experimental information

Property	Value	Source
EM reconstruction method	SINGLE PARTICLE	Depositor
Imposed symmetry	POINT, Not provided	
Number of particles used	29879	Depositor
Resolution determination method	FSC 0.143 CUT-OFF	Depositor
CTF correction method	PHASE FLIPPING AND AMPLITUDE CORRECTION	Depositor
Microscope	FEI TECNAI ARCTICA	Depositor
Voltage (kV)	200	Depositor
Electron dose ($e^-/\text{\AA}^2$)	41.9	Depositor
Minimum defocus (nm)	400	Depositor
Maximum defocus (nm)	2000	Depositor
Magnification	79000	Depositor
Image detector	GATAN K2 SUMMIT (4k x 4k)	Depositor
Maximum map value	0.172	Depositor
Minimum map value	-0.107	Depositor
Average map value	0.001	Depositor
Map value standard deviation	0.008	Depositor
Recommended contour level	0.014	Depositor
Map size (\AA)	405.0, 405.0, 405.0	wwPDB
Map dimensions	300, 300, 300	wwPDB
Map angles ($^\circ$)	90.0, 90.0, 90.0	wwPDB
Pixel spacing (\AA)	1.35, 1.35, 1.35	Depositor

5 Model quality i

5.1 Standard geometry i

Bond lengths and bond angles in the following residue types are not validated in this section: ZN, MG, BLS

The Z score for a bond length (or angle) is the number of standard deviations the observed value is removed from the expected value. A bond length (or angle) with $|Z| > 5$ is considered an outlier worth inspection. RMSZ is the root-mean-square of all Z scores of the bond lengths (or angles).

Mol	Chain	Bond lengths		Bond angles	
		RMSZ	# Z >5	RMSZ	# Z >5
1	51	1.13	47/86836 (0.1%)	1.56	873/135406 (0.6%)
2	71	1.03	1/2858 (0.0%)	1.31	19/4455 (0.4%)
3	81	1.43	6/3581 (0.2%)	1.32	23/5577 (0.4%)
4	A2	0.94	4/41517 (0.0%)	1.33	306/64674 (0.5%)
5	B2	0.58	0/1747	0.77	0/2374
6	C2	0.63	0/1756	0.78	0/2350
7	D2	0.69	0/1753	0.74	0/2369
8	E2	0.54	0/1793	0.72	0/2413
9	F2	0.55	0/2118	0.70	0/2849
10	G2	0.53	0/1492	0.77	0/2005
11	H2	0.51	0/1946	0.82	0/2590
12	I2	0.53	0/1510	0.77	0/2022
13	J2	0.56	0/1715	0.80	0/2287
14	K2	0.58	1/1550 (0.1%)	0.83	1/2069 (0.0%)
15	L2	0.54	0/834	0.79	0/1125
16	M2	0.68	0/1195	0.73	0/1597
17	N2	0.46	0/918	0.80	1/1233 (0.1%)
18	O2	0.65	0/1226	0.74	0/1649
19	P2	0.60	0/1029	0.74	0/1380
20	Q2	0.61	0/1017	0.80	1/1358 (0.1%)
21	R2	0.57	0/1146	0.76	0/1534
22	S2	0.53	0/1082	0.73	0/1452
23	T2	0.55	0/1208	0.79	0/1618
24	U2	0.56	0/1115	0.78	0/1493
25	V2	0.53	0/805	0.80	1/1081 (0.1%)
26	W2	0.56	0/643	0.73	0/860
27	X2	0.70	0/1051	0.78	1/1406 (0.1%)
28	Y2	0.71	0/1116	0.76	0/1490
29	Z2	0.53	0/1028	0.78	0/1366
30	a2	0.51	0/604	0.82	0/810
31	b2	0.67	0/828	0.74	0/1109
32	c2	0.54	0/665	0.68	0/891

Mol	Chain	Bond lengths		Bond angles	
		RMSZ	# Z >5	RMSZ	# Z >5
33	d2	0.51	0/490	0.84	0/656
34	e2	0.64	0/470	0.72	0/623
35	f2	0.50	0/447	0.78	0/587
36	g2	0.49	0/567	0.80	0/753
37	h2	0.47	0/2493	0.75	1/3394 (0.0%)
38	A3	0.86	0/1925	0.79	0/2581
39	B3	0.76	0/3240	0.73	0/4339
40	C3	0.82	1/2937 (0.0%)	0.79	0/3946
41	D3	0.67	0/2437	0.76	1/3264 (0.0%)
42	E3	0.67	0/1762	0.77	0/2362
43	F3	0.87	1/1911 (0.1%)	0.78	0/2549
44	G3	1.57	1/1909 (0.1%)	0.90	5/2566 (0.2%)
45	H3	0.70	0/1535	0.78	0/2063
46	I3	0.76	0/1702	0.74	0/2272
47	J3	0.70	1/1385 (0.1%)	0.78	0/1852
48	L3	0.69	0/1705	0.76	0/2283
49	M3	0.76	0/1158	0.81	0/1547
50	N3	0.83	0/1746	0.78	0/2338
51	O3	0.83	0/1662	0.76	0/2222
52	P3	0.82	0/1268	0.75	0/1700
53	Q3	0.84	0/1539	0.80	0/2054
54	R3	0.69	0/1524	0.90	0/2013
55	S3	0.81	1/1501 (0.1%)	0.75	0/2012
56	T3	0.79	0/1326	0.74	0/1770
57	U3	0.59	0/823	0.80	1/1104 (0.1%)
58	V3	0.80	0/993	0.76	0/1332
59	X3	0.73	0/984	0.76	0/1323
60	Y3	0.78	0/1119	0.75	0/1488
61	Z3	0.67	0/1130	0.77	0/1507
62	a3	0.81	0/1191	0.73	0/1590
63	b3	0.57	0/861	0.78	0/1138
64	c3	0.68	0/771	0.77	1/1034 (0.1%)
65	d3	0.71	0/903	0.73	0/1216
66	e3	0.81	0/1071	0.78	0/1429
67	f3	0.88	0/895	0.80	0/1198
68	g3	0.72	0/916	0.82	0/1220
69	h3	0.71	0/1021	0.76	0/1348
70	i3	0.65	0/841	0.76	0/1112
71	j3	0.85	0/720	0.78	0/952
72	k3	0.62	0/575	0.82	0/761
73	l3	0.74	0/459	0.77	0/608
74	m3	0.62	0/435	0.76	0/575
75	n3	0.65	0/240	1.05	0/305

Mol	Chain	Bond lengths		Bond angles	
		RMSZ	# Z >5	RMSZ	# Z >5
76	o3	0.70	0/864	0.75	0/1140
77	p3	0.87	0/718	0.86	0/953
78	r3	0.80	2/1010 (0.2%)	0.78	0/1354
79	q3	0.69	0/1759	1.16	12/2733 (0.4%)
80	t3	0.38	0/1530	0.83	2/2064 (0.1%)
81	u3	0.39	0/1174	0.81	0/1582
82	v3	0.59	0/425	0.89	0/659
83	33	0.73	0/1780	1.11	6/2773 (0.2%)
84	w3	0.41	0/1769	0.85	2/2371 (0.1%)
85	1	0.42	0/129	0.63	0/173
86	W	0.71	0/541	0.54	0/720
All	All	0.94	66/235968 (0.0%)	1.26	1257/346400 (0.4%)

Chiral center outliers are detected by calculating the chiral volume of a chiral center and verifying if the center is modelled as a planar moiety or with the opposite hand. A planarity outlier is detected by checking planarity of atoms in a peptide group, atoms in a mainchain group or atoms of a sidechain that are expected to be planar.

Mol	Chain	#Chirality outliers	#Planarity outliers
1	51	0	14
2	71	0	1
3	81	0	1
4	A2	0	4
5	B2	0	1
8	E2	0	1
9	F2	0	1
10	G2	0	1
11	H2	0	7
12	I2	0	1
13	J2	0	4
15	L2	0	2
18	O2	0	3
20	Q2	0	2
21	R2	0	2
22	S2	0	1
23	T2	0	3
24	U2	0	1
27	X2	0	2
29	Z2	0	1
30	a2	0	1
37	h2	0	1
38	A3	0	1

Continued on next page...

Continued from previous page...

Mol	Chain	#Chirality outliers	#Planarity outliers
39	B3	0	1
40	C3	0	4
42	E3	0	1
43	F3	0	1
44	G3	0	11
45	H3	0	2
47	J3	0	2
48	L3	0	3
49	M3	0	2
50	N3	0	5
51	O3	0	3
52	P3	0	1
53	Q3	0	2
54	R3	0	2
55	S3	0	2
56	T3	0	2
57	U3	0	2
59	X3	0	1
61	Z3	0	2
63	b3	0	2
64	c3	0	3
66	e3	0	1
67	f3	0	1
69	h3	0	2
70	i3	0	3
75	n3	0	1
76	o3	0	1
77	p3	0	1
78	r3	0	1
80	t3	0	6
84	w3	0	2
All	All	0	129

All (66) bond length outliers are listed below:

Mol	Chain	Res	Type	Atoms	Z	Observed(Å)	Ideal(Å)
44	G3	117	GLN	CB-CG	62.24	3.20	1.52
1	51	1966	C	N1-C6	41.23	1.61	1.37
3	81	151	G	C6-N1	29.84	1.60	1.39
3	81	151	G	N1-C2	25.61	1.58	1.37
3	81	151	G	N3-C4	22.98	1.51	1.35
1	51	1966	C	C2-N3	22.61	1.53	1.35

Continued on next page...

Continued from previous page...

Mol	Chain	Res	Type	Atoms	Z	Observed(Å)	Ideal(Å)
3	81	151	G	C2-N3	22.04	1.50	1.32
1	51	1966	C	N1-C2	-21.35	1.18	1.40
3	81	151	G	C5-C4	19.47	1.51	1.38
3	81	151	G	C5-C6	14.00	1.56	1.42
1	51	1966	C	C4-C5	-10.31	1.34	1.43
4	A2	1516	G	N9-C4	-7.53	1.31	1.38
1	51	4226	G	N9-C4	-6.46	1.32	1.38
1	51	4167	G	N9-C4	-6.05	1.33	1.38
1	51	1312	A	N9-C4	-5.93	1.34	1.37
1	51	1318	C	N1-C6	-5.87	1.33	1.37
1	51	1668	A	N9-C4	-5.85	1.34	1.37
43	F3	199	HIS	CA-CB	-5.84	1.41	1.53
1	51	4525	C	N1-C6	-5.82	1.33	1.37
1	51	2792	C	N1-C6	-5.81	1.33	1.37
1	51	92	C	N1-C6	-5.71	1.33	1.37
78	r3	110	ALA	CA-C	-5.68	1.38	1.52
1	51	4209	G	N7-C5	-5.61	1.35	1.39
1	51	2053	C	N1-C6	-5.57	1.33	1.37
4	A2	964	A	N9-C4	-5.51	1.34	1.37
78	r3	121	GLN	C-N	-5.51	1.21	1.34
1	51	1648	C	N1-C6	-5.47	1.33	1.37
1	51	4562	C	N1-C6	-5.46	1.33	1.37
1	51	4167	G	N3-C4	-5.45	1.31	1.35
1	51	103	G	N9-C4	-5.40	1.33	1.38
55	S3	145	PHE	CA-C	-5.39	1.39	1.52
1	51	2295	C	N1-C6	-5.38	1.33	1.37
1	51	1666	C	N1-C6	-5.38	1.33	1.37
4	A2	1032	C	N1-C6	-5.37	1.33	1.37
1	51	2786	C	N1-C6	-5.35	1.33	1.37
1	51	1888	A	N9-C4	-5.34	1.34	1.37
1	51	4602	A	N9-C4	-5.32	1.34	1.37
1	51	2832	A	N9-C4	-5.31	1.34	1.37
1	51	4466	C	N1-C6	-5.30	1.33	1.37
1	51	1653	A	N9-C4	-5.29	1.34	1.37
1	51	2870	A	N9-C4	-5.26	1.34	1.37
1	51	1838	A	N9-C4	-5.26	1.34	1.37
1	51	1519	C	N1-C6	-5.24	1.34	1.37
1	51	2818	C	N1-C6	-5.24	1.34	1.37
1	51	3649	A	N9-C4	-5.22	1.34	1.37
47	J3	139	PHE	CA-C	-5.20	1.39	1.52
1	51	473	C	C2-O2	-5.19	1.19	1.24
14	K2	146	SER	CA-CB	-5.19	1.45	1.52

Continued on next page...

Continued from previous page...

Mol	Chain	Res	Type	Atoms	Z	Observed(Å)	Ideal(Å)
1	51	3687	A	N9-C4	-5.17	1.34	1.37
40	C3	79	VAL	CB-CG1	-5.12	1.42	1.52
1	51	4167	G	C2-N3	-5.10	1.28	1.32
4	A2	11	A	N9-C4	-5.09	1.34	1.37
1	51	4390	A	N9-C4	-5.08	1.34	1.37
1	51	347	A	N9-C4	-5.08	1.34	1.37
1	51	1855	G	N9-C4	-5.08	1.33	1.38
1	51	2275	G	N9-C4	-5.07	1.33	1.38
1	51	1535	C	N1-C6	-5.06	1.34	1.37
1	51	4545	G	N9-C4	-5.06	1.33	1.38
1	51	350	C	N1-C6	-5.05	1.34	1.37
1	51	1350	C	N1-C6	-5.03	1.34	1.37
1	51	1684	A	N9-C4	-5.02	1.34	1.37
1	51	1314	C	N1-C6	-5.02	1.34	1.37
1	51	1322	A	C6-N6	-5.02	1.29	1.33
1	51	2844	A	N9-C4	-5.01	1.34	1.37
2	71	13	A	N9-C4	-5.01	1.34	1.37
1	51	3781	C	N1-C6	-5.00	1.34	1.37

All (1257) bond angle outliers are listed below:

Mol	Chain	Res	Type	Atoms	Z	Observed(°)	Ideal(°)
1	51	1966	C	C6-N1-C2	-187.56	45.27	120.30
1	51	1966	C	N1-C2-N3	-136.00	24.00	119.20
1	51	1966	C	N3-C4-C5	-65.39	95.74	121.90
1	51	1966	C	C4-C5-C6	-57.09	88.85	117.40
1	51	1966	C	C6-N1-C1'	29.32	155.99	120.80
1	51	1966	C	N3-C2-O2	25.30	139.61	121.90
1	51	1966	C	C5-C4-N4	19.74	134.02	120.20
1	51	2417	A	C8-N9-C4	-19.43	98.03	105.80
1	51	1966	C	C2-N3-C4	18.03	128.92	119.90
3	81	151	G	C2-N3-C4	17.58	120.69	111.90
1	51	1966	C	N3-C4-N4	17.48	130.23	118.00
1	51	4569	U	O4'-C1'-N1	-15.29	95.97	108.20
3	81	151	G	N1-C2-N3	-13.30	115.92	123.90
1	51	3909	C	O5'-P-OP2	12.50	125.70	110.70
1	51	2417	A	N9-C4-C5	11.50	110.40	105.80
4	A2	1516	G	N3-C4-C5	11.35	134.27	128.60
4	A2	1307	U	N3-C4-O4	-11.12	111.61	119.40
3	81	151	G	N3-C4-N9	10.95	132.57	126.00
4	A2	1516	G	N3-C4-N9	-10.76	119.54	126.00
1	51	221	C	C6-N1-C2	-10.59	116.06	120.30

Continued on next page...

Continued from previous page...

Mol	Chain	Res	Type	Atoms	Z	Observed(°)	Ideal(°)
1	51	1966	C	C5-C6-N1	-10.47	115.76	121.00
1	51	4226	G	N3-C4-N9	-10.35	119.79	126.00
1	51	4167	G	N3-C4-N9	-10.20	119.88	126.00
1	51	1977	C	C6-N1-C2	-10.19	116.22	120.30
1	51	2417	A	N3-C4-N9	-10.19	119.25	127.40
1	51	474	C	N3-C2-O2	-10.14	114.80	121.90
1	51	4095	G	N3-C4-N9	-10.10	119.94	126.00
3	81	151	G	N7-C8-N9	10.06	118.13	113.10
1	51	3667	C	C6-N1-C2	-10.01	116.30	120.30
1	51	651	C	C2-N1-C1'	9.99	129.79	118.80
1	51	41	C	C6-N1-C2	-9.98	116.31	120.30
4	A2	1412	C	C6-N1-C2	-9.88	116.35	120.30
4	A2	1630	A	N1-C6-N6	-9.87	112.68	118.60
1	51	3909	C	O5'-P-OP1	-9.86	96.83	105.70
1	51	2082	G	C8-N9-C1'	-9.76	114.31	127.00
4	A2	1802	C	N3-C2-O2	-9.71	115.10	121.90
1	51	2417	A	C8-N9-C1'	-9.65	110.33	127.70
4	A2	1307	U	C5-C4-O4	9.62	131.67	125.90
1	51	100	C	C2-N1-C1'	9.57	129.32	118.80
1	51	1363	C	C6-N1-C2	-9.47	116.51	120.30
1	51	2082	G	C4-N9-C1'	9.37	138.68	126.50
4	A2	318	A	N1-C6-N6	9.28	124.17	118.60
1	51	2715	G	C5-C6-O6	9.21	134.13	128.60
4	A2	1620	A	N1-C6-N6	9.19	124.11	118.60
4	A2	173	A	O4'-C1'-N9	-9.17	100.86	108.20
1	51	330	G	N3-C4-N9	-9.17	120.50	126.00
1	51	3636	C	N3-C2-O2	-9.11	115.53	121.90
1	51	2417	A	C4-N9-C1'	9.10	142.68	126.30
44	G3	117	GLN	CA-CB-CG	8.96	133.10	113.40
1	51	2715	G	C2-N3-C4	-8.95	107.42	111.90
4	A2	17	C	N3-C2-O2	-8.95	115.63	121.90
1	51	126	C	C2-N1-C1'	8.94	128.64	118.80
1	51	473	C	N1-C2-O2	-8.85	113.59	118.90
1	51	2311	C	C6-N1-C2	-8.81	116.78	120.30
4	A2	1292	C	C2-N1-C1'	8.81	128.49	118.80
1	51	1406	G	N3-C4-N9	-8.75	120.75	126.00
3	81	151	G	N3-C4-C5	-8.72	124.24	128.60
1	51	2733	C	C6-N1-C2	-8.68	116.83	120.30
4	A2	1719	A	N1-C6-N6	-8.66	113.40	118.60
1	51	221	C	C6-N1-C1'	-8.66	110.41	120.80
4	A2	853	C	C2-N1-C1'	8.65	128.31	118.80
1	51	2107	A	O4'-C1'-N9	8.64	115.11	108.20

Continued on next page...

Continued from previous page...

Mol	Chain	Res	Type	Atoms	Z	Observed(°)	Ideal(°)
1	51	3974	G	C4-C5-N7	8.63	114.25	110.80
4	A2	639	C	N3-C2-O2	-8.63	115.86	121.90
4	A2	1520	G	C4-N9-C1'	8.61	137.69	126.50
4	A2	1268	C	O4'-C1'-N1	8.58	115.06	108.20
1	51	3976	C	N3-C2-O2	-8.58	115.89	121.90
4	A2	1520	G	C8-N9-C1'	-8.55	115.89	127.00
4	A2	456	C	N3-C2-O2	-8.54	115.92	121.90
4	A2	17	C	N1-C2-O2	8.53	124.02	118.90
4	A2	1853	C	N1-C2-O2	8.52	124.01	118.90
1	51	1859	C	O4'-C1'-N1	-8.52	101.39	108.20
1	51	689	U	O4'-C1'-N1	-8.50	101.40	108.20
1	51	2655	C	C6-N1-C2	-8.49	116.90	120.30
1	51	100	C	C6-N1-C1'	-8.48	110.62	120.80
4	A2	281	C	C6-N1-C2	-8.46	116.92	120.30
4	A2	1863	A	N1-C6-N6	8.45	123.67	118.60
1	51	919	C	N3-C2-O2	-8.43	116.00	121.90
1	51	38	A	N1-C6-N6	8.40	123.64	118.60
1	51	904	C	N3-C2-O2	-8.38	116.03	121.90
1	51	507	G	N3-C4-C5	-8.36	124.42	128.60
1	51	4114	C	C5-C4-N4	8.36	126.05	120.20
1	51	1308	C	N3-C2-O2	-8.34	116.06	121.90
1	51	3975	C	C2-N1-C1'	8.33	127.96	118.80
1	51	1441	C	O4'-C1'-N1	8.31	114.85	108.20
1	51	60	A	O4'-C1'-N9	-8.26	101.59	108.20
3	81	21	C	C6-N1-C2	-8.24	117.00	120.30
1	51	221	C	C2-N1-C1'	8.20	127.82	118.80
1	51	758	G	N3-C4-N9	-8.20	121.08	126.00
4	A2	1268	C	C2-N1-C1'	-8.18	109.80	118.80
1	51	3636	C	N1-C2-O2	8.16	123.79	118.90
1	51	123	C	C2-N1-C1'	8.15	127.77	118.80
1	51	4074	C	C6-N1-C2	-8.14	117.04	120.30
1	51	3949	A	O5'-P-OP1	-8.09	98.42	105.70
1	51	4035	G	N3-C4-N9	8.06	130.84	126.00
1	51	915	A	N1-C6-N6	8.04	123.43	118.60
1	51	2528	G	C8-N9-C4	-8.01	103.19	106.40
1	51	2603	C	C6-N1-C2	-8.00	117.10	120.30
1	51	4226	G	N3-C4-C5	7.99	132.59	128.60
4	A2	612	U	C6-N1-C2	-7.98	116.21	121.00
1	51	4167	G	N3-C4-C5	7.97	132.58	128.60
1	51	2528	G	C4-N9-C1'	7.96	136.85	126.50
1	51	4746	C	C6-N1-C2	-7.96	117.12	120.30
1	51	2715	G	N3-C4-N9	-7.95	121.23	126.00

Continued on next page...

Continued from previous page...

Mol	Chain	Res	Type	Atoms	Z	Observed(°)	Ideal(°)
1	51	2785	C	N1-C2-O2	7.94	123.66	118.90
4	A2	976	G	N3-C4-N9	-7.93	121.24	126.00
1	51	2026	A	O4'-C1'-N9	-7.93	101.85	108.20
4	A2	1620	A	C5-C6-N6	-7.93	117.36	123.70
1	51	4922	C	C2-N3-C4	-7.91	115.94	119.90
4	A2	330	G	N1-C6-O6	-7.91	115.15	119.90
1	51	5031	G	C8-N9-C1'	-7.91	116.72	127.00
4	A2	1802	C	N1-C2-O2	7.90	123.64	118.90
1	51	4738	C	C6-N1-C2	-7.88	117.15	120.30
1	51	651	C	N1-C2-O2	7.87	123.62	118.90
1	51	1777	C	N1-C2-O2	7.87	123.62	118.90
1	51	103	G	N3-C4-N9	-7.86	121.29	126.00
1	51	1535	C	C5-C4-N4	-7.85	114.70	120.20
1	51	3975	C	N1-C2-O2	7.85	123.61	118.90
1	51	651	C	C6-N1-C2	-7.81	117.18	120.30
1	51	2430	C	N3-C2-O2	-7.81	116.43	121.90
4	A2	1516	G	C4-N9-C1'	-7.80	116.36	126.50
1	51	1455	G	C4-N9-C1'	7.79	136.62	126.50
1	51	1806	G	C8-N9-C1'	-7.76	116.91	127.00
1	51	1417	C	N1-C2-O2	7.74	123.55	118.90
4	A2	318	A	C5-C6-N6	-7.74	117.50	123.70
1	51	1375	C	N1-C2-O2	7.74	123.54	118.90
1	51	969	C	O4'-C1'-N1	7.73	114.39	108.20
4	A2	73	C	C2-N1-C1'	7.73	127.30	118.80
1	51	2603	C	C2-N1-C1'	7.72	127.30	118.80
1	51	2733	C	N3-C2-O2	-7.72	116.50	121.90
4	A2	1425	G	C8-N9-C4	-7.71	103.32	106.40
1	51	258	G	C4-N9-C1'	7.71	136.52	126.50
1	51	126	C	C5-C6-N1	7.70	124.85	121.00
1	51	3946	G	C8-N9-C1'	7.70	137.01	127.00
4	A2	1425	G	C4-N9-C1'	7.70	136.51	126.50
4	A2	811	A	N1-C6-N6	-7.68	113.99	118.60
2	71	36	C	C6-N1-C2	-7.67	117.23	120.30
1	51	2528	G	C8-N9-C1'	-7.67	117.03	127.00
1	51	915	A	C5-C6-N6	-7.65	117.58	123.70
1	51	651	C	C6-N1-C1'	-7.63	111.64	120.80
4	A2	1454	A	O4'-C1'-N9	7.62	114.29	108.20
1	51	4562	C	N3-C2-O2	-7.61	116.57	121.90
4	A2	1490	G	C4-N9-C1'	7.60	136.38	126.50
4	A2	1412	C	C6-N1-C1'	-7.60	111.68	120.80
1	51	2603	C	C6-N1-C1'	-7.58	111.70	120.80
1	51	2719	C	N1-C2-O2	7.58	123.45	118.90

Continued on next page...

Continued from previous page...

Mol	Chain	Res	Type	Atoms	Z	Observed(°)	Ideal(°)
1	51	4667	C	N3-C2-O2	-7.58	116.60	121.90
1	51	1658	G	N3-C4-N9	-7.57	121.46	126.00
1	51	387	G	O4'-C1'-N9	7.53	114.22	108.20
1	51	651	C	N3-C2-O2	-7.53	116.63	121.90
1	51	3946	G	C4-N9-C1'	-7.53	116.71	126.50
4	A2	1490	G	C8-N9-C1'	-7.53	117.22	127.00
1	51	4318	C	N1-C2-O2	7.49	123.39	118.90
1	51	682	G	N3-C4-N9	-7.47	121.52	126.00
1	51	123	C	C6-N1-C1'	-7.47	111.84	120.80
4	A2	1824	A	O4'-C1'-N9	-7.47	102.23	108.20
1	51	4592	C	N1-C2-O2	7.46	123.38	118.90
4	A2	1412	C	C2-N1-C1'	7.46	127.01	118.80
1	51	1455	G	C8-N9-C1'	-7.46	117.31	127.00
1	51	256	G	C4-N9-C1'	7.45	136.18	126.50
4	A2	1230	C	C6-N1-C2	-7.45	117.32	120.30
1	51	4226	G	C2-N3-C4	-7.44	108.18	111.90
4	A2	1293	A	O4'-C1'-N9	7.43	114.14	108.20
2	71	95	C	C6-N1-C2	-7.43	117.33	120.30
1	51	4048	A	O4'-C1'-N9	-7.42	102.27	108.20
1	51	1685	G	C8-N9-C4	-7.42	103.43	106.40
1	51	2417	A	N7-C8-N9	7.41	117.50	113.80
1	51	258	G	C8-N9-C1'	-7.40	117.37	127.00
1	51	4036	G	C2-N3-C4	-7.38	108.21	111.90
1	51	1966	C	C2-N1-C1'	-7.35	110.72	118.80
1	51	330	G	N3-C4-C5	7.35	132.27	128.60
4	A2	330	G	C5-C6-O6	7.35	133.01	128.60
1	51	4667	C	N1-C2-O2	7.34	123.31	118.90
1	51	1978	C	C2-N1-C1'	7.33	126.86	118.80
1	51	2729	C	N1-C2-O2	7.33	123.30	118.90
1	51	4193	C	C2-N1-C1'	7.32	126.85	118.80
1	51	41	C	C2-N1-C1'	7.32	126.85	118.80
1	51	4167	G	C2-N3-C4	-7.32	108.24	111.90
4	A2	478	G	C2-N3-C4	-7.31	108.24	111.90
1	51	1375	C	N3-C2-O2	-7.30	116.79	121.90
4	A2	169	U	C6-N1-C2	-7.28	116.63	121.00
4	A2	811	A	O4'-C1'-N9	7.27	114.01	108.20
1	51	3975	C	C6-N1-C2	-7.26	117.39	120.30
2	71	36	C	C5-C6-N1	7.26	124.63	121.00
1	51	948	C	C2-N1-C1'	7.23	126.75	118.80
4	A2	976	G	C5-C6-O6	7.23	132.94	128.60
1	51	41	C	N3-C2-O2	-7.22	116.84	121.90
4	A2	312	G	O4'-C1'-N9	-7.22	102.42	108.20

Continued on next page...

Continued from previous page...

Mol	Chain	Res	Type	Atoms	Z	Observed(°)	Ideal(°)
1	51	4114	C	N3-C4-N4	-7.21	112.95	118.00
1	51	1651	G	C8-N9-C1'	-7.20	117.64	127.00
1	51	3974	G	C6-C5-N7	-7.20	126.08	130.40
1	51	1963	C	O4'-C1'-N1	7.18	113.95	108.20
1	51	4229	U	O4'-C1'-N1	7.18	113.95	108.20
1	51	3909	C	O4'-C1'-N1	7.18	113.95	108.20
1	51	100	C	C5-C4-N4	-7.18	115.17	120.20
1	51	2859	G	C8-N9-C1'	-7.17	117.68	127.00
4	A2	1425	G	C6-C5-N7	-7.16	126.10	130.40
1	51	1072	C	P-O3'-C3'	7.14	128.27	119.70
1	51	2646	C	N1-C2-O2	7.14	123.19	118.90
1	51	1879	C	C6-N1-C2	7.14	123.16	120.30
1	51	4258	C	N1-C2-O2	7.13	123.18	118.90
4	A2	530	U	N3-C2-O2	-7.13	117.21	122.20
4	A2	478	G	N1-C2-N2	-7.12	109.79	116.20
1	51	2657	G	O4'-C1'-N9	-7.10	102.52	108.20
1	51	3	C	C6-N1-C2	-7.10	117.46	120.30
1	51	41	C	C6-N1-C1'	-7.10	112.28	120.80
1	51	1363	C	C6-N1-C1'	-7.10	112.28	120.80
1	51	3826	C	N3-C2-O2	-7.09	116.93	121.90
1	51	1847	C	C6-N1-C2	-7.08	117.47	120.30
4	A2	796	G	O5'-P-OP2	-7.08	99.33	105.70
1	51	221	C	N3-C2-O2	-7.08	116.95	121.90
1	51	302	C	C6-N1-C2	-7.06	117.47	120.30
1	51	2901	G	N3-C2-N2	7.06	124.84	119.90
4	A2	1529	C	N3-C2-O2	-7.05	116.97	121.90
1	51	2430	C	C6-N1-C2	-7.04	117.48	120.30
1	51	1589	C	C2-N1-C1'	7.04	126.54	118.80
4	A2	1425	G	N3-C4-C5	-7.02	125.09	128.60
1	51	752	G	C8-N9-C1'	-7.01	117.88	127.00
1	51	98	A	N1-C2-N3	7.01	132.80	129.30
4	A2	548	C	O4'-C1'-N1	7.00	113.80	108.20
4	A2	1095	U	C2-N1-C1'	7.00	126.10	117.70
1	51	2680	G	N3-C4-N9	-6.99	121.81	126.00
1	51	1414	C	N3-C2-O2	-6.98	117.01	121.90
1	51	3722	G	C8-N9-C1'	-6.98	117.92	127.00
1	51	4096	C	O4'-C1'-N1	6.98	113.78	108.20
1	51	4548	A	O4'-C1'-N9	6.96	113.77	108.20
4	A2	223	C	N3-C2-O2	-6.96	117.03	121.90
1	51	3722	G	C4-N9-C1'	6.96	135.54	126.50
1	51	1375	C	C2-N1-C1'	6.95	126.45	118.80
1	51	1651	G	C4-N9-C1'	6.95	135.54	126.50

Continued on next page...

Continued from previous page...

Mol	Chain	Res	Type	Atoms	Z	Observed(°)	Ideal(°)
1	51	682	G	C2-N3-C4	-6.95	108.42	111.90
4	A2	1774	C	C6-N1-C2	-6.94	117.52	120.30
1	51	4461	C	N3-C2-O2	-6.93	117.05	121.90
1	51	474	C	N1-C2-O2	6.91	123.05	118.90
1	51	4774	C	O4'-C1'-N1	6.91	113.72	108.20
4	A2	600	G	C8-N9-C1'	-6.91	118.02	127.00
1	51	3944	G	C4-C5-N7	6.89	113.56	110.80
4	A2	874	G	P-O3'-C3'	6.89	127.96	119.70
4	A2	1425	G	N7-C8-N9	6.89	116.54	113.10
1	51	4935	C	N3-C2-O2	-6.88	117.08	121.90
1	51	1208	G	C4-N9-C1'	-6.88	117.56	126.50
1	51	2441	C	N1-C2-O2	6.87	123.02	118.90
1	51	3667	C	N1-C2-O2	-6.87	114.78	118.90
1	51	3876	A	N1-C6-N6	-6.87	114.48	118.60
1	51	305	A	N1-C6-N6	6.86	122.71	118.60
4	A2	1853	C	C2-N1-C1'	6.84	126.33	118.80
1	51	220	C	C2-N1-C1'	6.84	126.32	118.80
4	A2	1655	C	C2-N1-C1'	6.84	126.32	118.80
4	A2	886	A	O4'-C1'-N9	-6.83	102.74	108.20
4	A2	751	G	C4-N9-C1'	6.82	135.37	126.50
1	51	1208	G	N3-C4-N9	-6.82	121.91	126.00
1	51	98	A	O4'-C1'-N9	-6.81	102.75	108.20
4	A2	1537	A	C4-N9-C1'	6.81	138.55	126.30
1	51	474	C	C6-N1-C2	-6.80	117.58	120.30
1	51	4096	C	N3-C2-O2	-6.80	117.14	121.90
1	51	2311	C	C6-N1-C1'	-6.80	112.64	120.80
1	51	4659	G	O4'-C1'-N9	-6.79	102.77	108.20
1	51	507	G	N3-C4-N9	6.78	130.07	126.00
1	51	2785	C	C2-N1-C1'	6.77	126.25	118.80
44	G3	234	TYR	CA-CB-CG	-6.76	100.55	113.40
1	51	4096	C	C6-N1-C2	-6.76	117.60	120.30
1	51	1322	A	O4'-C1'-N9	6.75	113.60	108.20
4	A2	73	C	N1-C2-O2	6.75	122.95	118.90
1	51	201	C	C6-N1-C2	-6.75	117.60	120.30
1	51	2729	C	C2-N1-C1'	6.75	126.22	118.80
79	q3	73	A	P-O3'-C3'	6.75	127.80	119.70
1	51	4891	G	C8-N9-C1'	-6.74	118.23	127.00
1	51	5031	G	C4-N9-C1'	6.74	135.27	126.50
1	51	1777	C	N3-C2-O2	-6.74	117.18	121.90
1	51	4226	G	C5-C6-O6	6.74	132.64	128.60
1	51	2417	A	P-O3'-C3'	6.72	127.77	119.70
1	51	3722	G	C6-C5-N7	-6.72	126.36	130.40

Continued on next page...

Continued from previous page...

Mol	Chain	Res	Type	Atoms	Z	Observed(°)	Ideal(°)
1	51	4968	A	C8-N9-C4	-6.72	103.11	105.80
4	A2	289	G	N3-C4-C5	6.72	131.96	128.60
1	51	718	C	N1-C2-O2	6.72	122.93	118.90
1	51	3975	C	N3-C2-O2	-6.72	117.20	121.90
1	51	459	C	N1-C2-O2	6.71	122.93	118.90
4	A2	798	G	N3-C4-N9	-6.71	121.97	126.00
1	51	1363	C	N3-C2-O2	-6.71	117.20	121.90
4	A2	950	C	O4'-C1'-N1	6.71	113.57	108.20
1	51	123	C	N3-C2-O2	-6.71	117.20	121.90
4	A2	1609	C	C6-N1-C2	6.71	122.98	120.30
1	51	74	G	C4-N9-C1'	6.70	135.21	126.50
1	51	2077	C	N3-C2-O2	-6.70	117.21	121.90
1	51	1328	G	C8-N9-C1'	-6.70	118.29	127.00
1	51	4158	C	N3-C2-O2	-6.70	117.21	121.90
1	51	1662	C	O4'-C1'-N1	6.70	113.56	108.20
4	A2	456	C	C6-N1-C2	-6.68	117.63	120.30
4	A2	1047	C	C6-N1-C2	-6.68	117.63	120.30
4	A2	478	G	C5-C6-O6	6.68	132.61	128.60
1	51	2021	G	O4'-C1'-N9	6.67	113.54	108.20
1	51	2292	C	C6-N1-C2	-6.67	117.63	120.30
1	51	4520	G	C8-N9-C1'	-6.67	118.33	127.00
4	A2	853	C	C6-N1-C1'	-6.66	112.81	120.80
1	51	1072	C	C2-N1-C1'	6.65	126.12	118.80
1	51	4562	C	C6-N1-C1'	-6.65	112.82	120.80
1	51	2677	G	C8-N9-C1'	-6.65	118.36	127.00
1	51	4573	G	C8-N9-C4	-6.64	103.74	106.40
4	A2	1620	A	N9-C4-C5	-6.64	103.14	105.80
1	51	2430	C	C2-N1-C1'	6.64	126.10	118.80
1	51	1806	G	C8-N9-C4	-6.63	103.75	106.40
4	A2	600	G	C4-N9-C1'	6.63	135.12	126.50
1	51	3858	C	C5-C4-N4	-6.62	115.56	120.20
1	51	4562	C	C2-N1-C1'	6.61	126.07	118.80
1	51	1658	G	C5-C6-O6	6.61	132.57	128.60
4	A2	751	G	C8-N9-C1'	-6.61	118.41	127.00
4	A2	976	G	C2-N3-C4	-6.61	108.60	111.90
4	A2	1268	C	C6-N1-C1'	6.60	128.72	120.80
4	A2	400	C	O4'-C1'-N1	6.60	113.48	108.20
1	51	2679	G	C4-N9-C1'	6.60	135.08	126.50
1	51	103	G	N3-C4-C5	6.59	131.90	128.60
1	51	258	G	N3-C4-N9	6.59	129.96	126.00
1	51	680	G	C8-N9-C1'	-6.59	118.43	127.00
1	51	255	C	O4'-C1'-N1	6.59	113.47	108.20

Continued on next page...

Continued from previous page...

Mol	Chain	Res	Type	Atoms	Z	Observed(°)	Ideal(°)
1	51	2523	G	N1-C2-N3	6.59	127.85	123.90
4	A2	1628	C	N3-C2-O2	-6.58	117.29	121.90
1	51	1455	G	C8-N9-C4	-6.58	103.77	106.40
1	51	2733	C	C2-N1-C1'	6.58	126.03	118.80
1	51	4114	C	C2-N1-C1'	-6.57	111.57	118.80
83	33	70	G	C5-C6-O6	6.57	132.54	128.60
1	51	3944	G	N9-C1'-C2'	-6.57	104.77	112.00
2	71	31	G	N3-C4-C5	-6.57	125.31	128.60
1	51	211	G	C2-N3-C4	-6.55	108.62	111.90
4	A2	1185	C	C6-N1-C2	-6.55	117.68	120.30
4	A2	106	C	C2-N1-C1'	6.54	126.00	118.80
4	A2	1516	G	C8-N9-C1'	6.54	135.50	127.00
1	51	3944	G	N9-C4-C5	-6.54	102.78	105.40
4	A2	1855	G	C8-N9-C4	-6.53	103.79	106.40
1	51	2677	G	C4-N9-C1'	6.53	134.99	126.50
1	51	2689	C	C6-N1-C2	-6.52	117.69	120.30
1	51	1814	C	N1-C2-O2	6.52	122.81	118.90
1	51	2325	C	N3-C2-O2	-6.52	117.34	121.90
1	51	3974	G	C8-N9-C1'	-6.52	118.53	127.00
1	51	2393	C	C2-N1-C1'	6.51	125.97	118.80
1	51	256	G	C8-N9-C1'	-6.51	118.53	127.00
1	51	1072	C	C6-N1-C2	-6.51	117.69	120.30
4	A2	1364	U	O4'-C1'-N1	-6.50	103.00	108.20
1	51	3974	G	N9-C4-C5	-6.50	102.80	105.40
1	51	4525	C	C5-C4-N4	-6.50	115.65	120.20
1	51	4095	G	C5-C6-O6	6.49	132.49	128.60
1	51	3946	G	O4'-C1'-N9	6.49	113.39	108.20
1	51	4193	C	C6-N1-C1'	-6.49	113.02	120.80
2	71	34	C	N1-C1'-C2'	-6.48	104.87	112.00
1	51	948	C	C6-N1-C1'	-6.48	113.02	120.80
4	A2	318	A	N9-C4-C5	-6.48	103.21	105.80
1	51	4545	G	N3-C4-N9	-6.47	122.11	126.00
1	51	126	C	C6-N1-C1'	-6.47	113.03	120.80
1	51	4562	C	N1-C2-O2	6.47	122.78	118.90
4	A2	1630	A	C5-C6-N6	6.47	128.88	123.70
1	51	414	C	N3-C2-O2	-6.47	117.37	121.90
1	51	3909	C	OP1-P-OP2	-6.46	109.91	119.60
2	71	7	G	C8-N9-C1'	-6.45	118.61	127.00
4	A2	1047	C	C2-N1-C1'	6.45	125.89	118.80
1	51	302	C	C2-N1-C1'	6.44	125.89	118.80
1	51	2026	A	N9-C4-C5	-6.44	103.22	105.80
1	51	4453	C	C5-C4-N4	-6.44	115.69	120.20

Continued on next page...

Continued from previous page...

Mol	Chain	Res	Type	Atoms	Z	Observed(°)	Ideal(°)
1	51	2553	A	O4'-C1'-N9	6.44	113.35	108.20
1	51	1341	U	C2-N1-C1'	6.43	125.42	117.70
4	A2	1429	G	N3-C4-N9	6.43	129.86	126.00
1	51	3846	C	N3-C2-O2	-6.43	117.40	121.90
1	51	2082	G	C6-C5-N7	-6.42	126.55	130.40
1	51	4110	C	C2-N1-C1'	6.42	125.86	118.80
1	51	915	A	N9-C4-C5	-6.42	103.23	105.80
1	51	4261	C	C6-N1-C2	-6.42	117.73	120.30
4	A2	1796	G	N3-C4-N9	-6.41	122.15	126.00
1	51	919	C	N1-C2-O2	6.41	122.75	118.90
4	A2	1292	C	C6-N1-C1'	-6.41	113.11	120.80
4	A2	1429	G	N3-C4-C5	-6.40	125.40	128.60
1	51	1406	G	N3-C4-C5	6.39	131.80	128.60
4	A2	1802	C	C2-N1-C1'	6.39	125.83	118.80
1	51	3974	G	C5-C6-O6	-6.39	124.77	128.60
4	A2	64	A	N1-C6-N6	-6.39	114.77	118.60
83	33	70	G	N3-C4-N9	-6.39	122.17	126.00
4	A2	1230	C	C6-N1-C1'	-6.39	113.14	120.80
1	51	100	C	N3-C4-N4	6.38	122.47	118.00
1	51	1880	G	C4-N9-C1'	6.38	134.79	126.50
1	51	2104	A	O4'-C1'-N9	6.38	113.30	108.20
1	51	2603	C	N3-C2-O2	-6.38	117.44	121.90
1	51	4653	C	N1-C2-O2	6.37	122.72	118.90
4	A2	632	C	N1-C2-O2	6.37	122.72	118.90
4	A2	311	C	P-O3'-C3'	6.36	127.34	119.70
4	A2	1537	A	C6-C5-N7	-6.36	127.85	132.30
83	33	3	C	N3-C2-O2	-6.35	117.46	121.90
1	51	123	C	N1-C2-O2	6.34	122.71	118.90
1	51	1990	A	O4'-C1'-N9	6.34	113.28	108.20
1	51	4739	C	P-O3'-C3'	6.33	127.30	119.70
1	51	2846	G	C8-N9-C1'	-6.33	118.77	127.00
2	71	17	C	C6-N1-C2	-6.32	117.77	120.30
1	51	4318	C	N3-C2-O2	-6.32	117.47	121.90
4	A2	1603	G	O4'-C1'-N9	6.32	113.26	108.20
1	51	2521	G	C8-N9-C1'	-6.32	118.78	127.00
1	51	915	A	C4-C5-N7	6.32	113.86	110.70
1	51	711	A	C8-N9-C1'	-6.31	116.34	127.70
1	51	4095	G	N3-C4-C5	6.31	131.76	128.60
1	51	1978	C	O5'-C5'-C4'	-6.31	99.71	111.70
4	A2	42	A	N1-C6-N6	6.31	122.39	118.60
4	A2	852	G	C4-N9-C1'	-6.30	118.31	126.50
1	51	1558	A	O4'-C1'-N9	-6.30	103.16	108.20

Continued on next page...

Continued from previous page...

Mol	Chain	Res	Type	Atoms	Z	Observed(°)	Ideal(°)
1	51	1612	G	N3-C4-C5	6.30	131.75	128.60
1	51	2686	G	C4-N9-C1'	6.30	134.69	126.50
83	33	5	G	N1-C6-O6	-6.29	116.13	119.90
1	51	2846	G	C4-N9-C1'	6.28	134.67	126.50
1	51	2679	G	C8-N9-C1'	-6.28	118.83	127.00
1	51	2749	C	N3-C2-O2	-6.28	117.50	121.90
4	A2	1620	A	C6-C5-N7	-6.28	127.91	132.30
1	51	4653	C	N3-C2-O2	-6.28	117.50	121.90
2	71	36	C	C2-N1-C1'	6.28	125.70	118.80
4	A2	1598	G	N3-C2-N2	-6.28	115.51	119.90
4	A2	1612	G	N3-C4-N9	-6.28	122.23	126.00
1	51	48	G	O4'-C1'-N9	6.27	113.22	108.20
1	51	2276	A	N1-C6-N6	6.27	122.36	118.60
1	51	2704	C	C2-N1-C1'	6.27	125.70	118.80
1	51	1855	G	C2-N3-C4	-6.27	108.77	111.90
4	A2	1753	C	N1-C2-O2	-6.27	115.14	118.90
4	A2	79	A	C8-N9-C4	-6.26	103.30	105.80
1	51	258	G	C6-C5-N7	-6.25	126.65	130.40
1	51	4230	C	N3-C2-O2	-6.25	117.53	121.90
1	51	4114	C	C6-N1-C1'	6.24	128.29	120.80
1	51	4545	G	N3-C4-C5	6.24	131.72	128.60
1	51	4891	G	C4-N9-C1'	6.24	134.61	126.50
1	51	1208	G	C8-N9-C1'	6.24	135.10	127.00
1	51	4101	C	C6-N1-C2	-6.24	117.81	120.30
4	A2	1796	G	N3-C4-C5	6.24	131.72	128.60
1	51	1855	G	N3-C4-N9	-6.23	122.26	126.00
1	51	2035	C	O4'-C1'-N1	6.23	113.19	108.20
4	A2	633	C	C6-N1-C2	-6.23	117.81	120.30
4	A2	478	G	N1-C2-N3	6.23	127.64	123.90
1	51	268	G	C4-N9-C1'	6.22	134.59	126.50
4	A2	1516	G	C2-N3-C4	-6.22	108.79	111.90
1	51	155	C	C2-N1-C1'	6.22	125.64	118.80
1	51	4258	C	C2-N1-C1'	6.22	125.64	118.80
1	51	74	G	C8-N9-C1'	-6.22	118.92	127.00
1	51	4241	C	C6-N1-C2	-6.21	117.82	120.30
1	51	429	A	C8-N9-C4	-6.21	103.32	105.80
4	A2	1389	C	C6-N1-C1'	-6.21	113.35	120.80
1	51	2334	C	N1-C2-O2	6.20	122.62	118.90
79	q3	6	C	N1-C2-O2	6.20	122.62	118.90
1	51	4288	C	O4'-C1'-N1	-6.20	103.24	108.20
4	A2	317	C	C2-N1-C1'	6.20	125.62	118.80
4	A2	1230	C	C2-N1-C1'	6.20	125.61	118.80

Continued on next page...

Continued from previous page...

Mol	Chain	Res	Type	Atoms	Z	Observed(°)	Ideal(°)
79	q3	67	G	C4-N9-C1'	6.20	134.55	126.50
4	A2	1425	G	N3-C4-N9	6.19	129.72	126.00
1	51	644	G	C4-N9-C1'	-6.19	118.46	126.50
1	51	4036	G	O4'-C1'-N9	-6.19	103.25	108.20
4	A2	106	C	C6-N1-C1'	-6.18	113.38	120.80
4	A2	1389	C	C6-N1-C2	-6.18	117.83	120.30
1	51	1807	C	C2-N1-C1'	6.18	125.59	118.80
1	51	5059	C	N3-C2-O2	-6.18	117.58	121.90
1	51	1328	G	C4-N9-C1'	6.17	134.53	126.50
1	51	1806	G	C4-N9-C1'	6.17	134.53	126.50
79	q3	67	G	C8-N9-C1'	-6.17	118.97	127.00
44	G3	98	ILE	C-N-CA	6.17	137.13	121.70
1	51	1164	G	N3-C4-C5	6.17	131.69	128.60
4	A2	659	G	C4-N9-C1'	6.17	134.52	126.50
4	A2	1842	C	N3-C4-N4	6.17	122.32	118.00
1	51	1855	G	N3-C4-C5	6.17	131.68	128.60
4	A2	1537	A	C8-N9-C1'	-6.16	116.61	127.70
1	51	497	G	N3-C4-N9	-6.16	122.30	126.00
4	A2	167	G	C4-N9-C1'	6.16	134.51	126.50
1	51	1375	C	C6-N1-C1'	-6.16	113.41	120.80
1	51	2334	C	N3-C2-O2	-6.16	117.59	121.90
4	A2	289	G	N3-C4-N9	-6.16	122.31	126.00
1	51	2059	C	N3-C2-O2	-6.15	117.59	121.90
1	51	3908	A	OP1-P-O3'	-6.15	91.67	105.20
1	51	4193	C	N1-C2-O2	6.15	122.59	118.90
1	51	682	G	N3-C4-C5	6.14	131.67	128.60
1	51	497	G	C8-N9-C4	-6.13	103.95	106.40
1	51	2859	G	C4-N9-C1'	6.12	134.45	126.50
4	A2	1185	C	C6-N1-C1'	-6.12	113.46	120.80
1	51	2646	C	C2-N1-C1'	6.11	125.52	118.80
4	A2	1863	A	C5-C6-N6	-6.11	118.81	123.70
1	51	1564	A	N1-C6-N6	6.11	122.27	118.60
1	51	1880	G	C8-N9-C1'	-6.11	119.06	127.00
1	51	1967	A	O4'-C1'-N9	6.11	113.09	108.20
1	51	2752	G	C8-N9-C1'	-6.11	119.06	127.00
1	51	5031	G	O4'-C1'-N9	-6.11	103.32	108.20
1	51	4863	G	N3-C4-N9	-6.10	122.34	126.00
1	51	138	G	C4-N9-C1'	6.10	134.43	126.50
1	51	3976	C	C5-C4-N4	6.10	124.47	120.20
1	51	2752	G	C4-N9-C1'	6.09	134.42	126.50
1	51	3970	G	N9-C4-C5	6.09	107.84	105.40
1	51	4350	C	C6-N1-C1'	-6.09	113.49	120.80

Continued on next page...

Continued from previous page...

Mol	Chain	Res	Type	Atoms	Z	Observed(°)	Ideal(°)
4	A2	1139	C	N1-C2-O2	6.08	122.55	118.90
1	51	3682	A	N1-C6-N6	6.08	122.25	118.60
1	51	4570	G	N3-C4-N9	-6.08	122.35	126.00
4	A2	796	G	N3-C4-C5	6.07	131.63	128.60
1	51	1604	G	C8-N9-C1'	-6.07	119.11	127.00
80	t3	112	ARG	NE-CZ-NH2	6.07	123.33	120.30
3	81	28	C	C6-N1-C2	-6.07	117.87	120.30
1	51	4097	G	C8-N9-C1'	-6.06	119.12	127.00
4	A2	74	G	O4'-C1'-N9	6.06	113.05	108.20
4	A2	1857	G	OP1-P-O3'	6.06	118.53	105.20
1	51	507	G	C4-N9-C1'	6.06	134.37	126.50
4	A2	1606	G	N3-C4-C5	6.06	131.63	128.60
1	51	155	C	C6-N1-C2	-6.05	117.88	120.30
1	51	1938	C	C5-C4-N4	-6.05	115.96	120.20
1	51	1978	C	C6-N1-C1'	-6.05	113.53	120.80
1	51	2726	G	C4-N9-C1'	6.05	134.37	126.50
4	A2	1185	C	C2-N1-C1'	6.05	125.46	118.80
1	51	2275	G	N3-C4-N9	-6.05	122.37	126.00
1	51	4095	G	C2-N3-C4	-6.05	108.88	111.90
1	51	3908	A	OP2-P-O3'	6.04	118.50	105.20
4	A2	632	C	C2-N1-C1'	6.04	125.45	118.80
1	51	718	C	N3-C2-O2	-6.04	117.67	121.90
1	51	1417	C	C2-N1-C1'	6.04	125.45	118.80
25	V2	39	LEU	CA-CB-CG	6.04	129.19	115.30
4	A2	167	G	N3-C4-N9	6.04	129.62	126.00
1	51	2026	A	N1-C6-N6	6.04	122.22	118.60
1	51	4209	G	C6-C5-N7	-6.04	126.78	130.40
4	A2	83	A	N1-C6-N6	6.04	122.22	118.60
1	51	2785	C	C6-N1-C1'	-6.04	113.56	120.80
4	A2	1863	A	C6-C5-N7	-6.03	128.08	132.30
1	51	4520	G	C4-N9-C1'	6.03	134.34	126.50
3	81	21	C	C6-N1-C1'	-6.03	113.57	120.80
1	51	1236	C	C2-N3-C4	-6.03	116.89	119.90
1	51	2458	C	C6-N1-C1'	-6.02	113.57	120.80
1	51	2585	C	O4'-C1'-N1	6.02	113.02	108.20
1	51	2405	G	C4-N9-C1'	6.02	134.33	126.50
1	51	3974	G	C5-N7-C8	-6.02	101.29	104.30
1	51	1977	C	N3-C2-O2	-6.01	117.69	121.90
1	51	4942	C	O4'-C1'-N1	-6.01	103.39	108.20
4	A2	17	C	C2-N1-C1'	6.01	125.41	118.80
3	81	151	G	N1-C2-N2	6.01	121.61	116.20
1	51	145	G	N3-C4-N9	-6.00	122.40	126.00

Continued on next page...

Continued from previous page...

Mol	Chain	Res	Type	Atoms	Z	Observed(°)	Ideal(°)
1	51	472	C	N3-C2-O2	-6.00	117.70	121.90
1	51	1089	G	C8-N9-C4	-6.00	104.00	106.40
1	51	4777	C	C5'-C4'-O4'	6.00	116.30	109.10
1	51	1640	C	N3-C4-C5	5.99	124.30	121.90
1	51	4239	A	C8-N9-C1'	-5.99	116.93	127.70
1	51	1941	A	N1-C6-N6	-5.98	115.01	118.60
1	51	4570	G	N3-C4-C5	5.98	131.59	128.60
4	A2	1063	C	C5-C4-N4	-5.98	116.01	120.20
1	51	74	G	C6-C5-N7	-5.97	126.82	130.40
1	51	680	G	C4-N9-C1'	5.97	134.26	126.50
1	51	3974	G	C4-N9-C1'	5.97	134.26	126.50
1	51	3598	C	N1-C2-O2	5.97	122.48	118.90
1	51	4241	C	C2-N1-C1'	5.97	125.36	118.80
1	51	155	C	C6-N1-C1'	-5.96	113.64	120.80
4	A2	342	C	C2-N1-C1'	5.96	125.36	118.80
1	51	1929	A	C4-N9-C1'	5.96	137.03	126.30
2	71	8	G	O4'-C1'-N9	-5.96	103.43	108.20
1	51	1363	C	C2-N1-C1'	5.96	125.36	118.80
1	51	1657	G	C8-N9-C1'	-5.96	119.26	127.00
1	51	3975	C	C6-N1-C1'	-5.96	113.65	120.80
4	A2	612	U	C6-N1-C1'	-5.96	112.86	121.20
2	71	31	G	C4-N9-C1'	5.95	134.24	126.50
4	A2	1732	G	C8-N9-C1'	-5.94	119.28	127.00
79	q3	5	C	C2-N1-C1'	5.94	125.34	118.80
1	51	4136	G	N3-C4-N9	-5.94	122.44	126.00
1	51	1362	G	C4-C5-N7	5.93	113.17	110.80
4	A2	190	G	O4'-C1'-N9	5.93	112.95	108.20
4	A2	532	C	C2-N1-C1'	5.93	125.33	118.80
1	51	5045	G	C4-N9-C1'	5.93	134.21	126.50
1	51	1362	G	C6-C5-N7	-5.93	126.84	130.40
1	51	4444	C	C2-N1-C1'	5.93	125.32	118.80
1	51	2645	G	N3-C4-C5	5.93	131.56	128.60
4	A2	530	U	C2-N1-C1'	5.92	124.81	117.70
1	51	517	C	C2-N1-C1'	5.92	125.31	118.80
1	51	1236	C	N3-C2-O2	-5.92	117.76	121.90
1	51	1208	G	O4'-C1'-N9	5.92	112.93	108.20
1	51	2349	A	N1-C6-N6	-5.92	115.05	118.60
4	A2	1795	G	C2-N3-C4	-5.91	108.94	111.90
1	51	957	G	C6-C5-N7	-5.91	126.85	130.40
1	51	1977	C	C2-N1-C1'	5.91	125.30	118.80
1	51	352	G	C8-N9-C1'	-5.91	119.32	127.00
1	51	4122	G	N3-C4-N9	-5.90	122.46	126.00

Continued on next page...

Continued from previous page...

Mol	Chain	Res	Type	Atoms	Z	Observed(°)	Ideal(°)
4	A2	1425	G	N1-C2-N2	-5.90	110.89	116.20
4	A2	1842	C	C5-C4-N4	-5.90	116.07	120.20
1	51	2430	C	C6-N1-C1'	-5.89	113.73	120.80
1	51	38	A	C6-C5-N7	-5.89	128.18	132.30
1	51	1604	G	C4-N9-C1'	5.89	134.16	126.50
4	A2	387	C	N3-C2-O2	-5.89	117.78	121.90
1	51	2893	U	C6-N1-C1'	-5.88	112.97	121.20
3	81	39	G	O4'-C1'-N9	5.88	112.90	108.20
1	51	904	C	C2-N3-C4	-5.88	116.96	119.90
1	51	919	C	C6-N1-C2	-5.88	117.95	120.30
4	A2	1490	G	N1-C2-N2	-5.87	110.91	116.20
1	51	915	A	C6-C5-N7	-5.87	128.19	132.30
1	51	2464	C	N1-C2-O2	5.87	122.42	118.90
1	51	4777	C	O4'-C1'-N1	5.87	112.89	108.20
1	51	2713	C	N3-C2-O2	-5.87	117.80	121.90
1	51	1625	G	C8-N9-C1'	-5.86	119.38	127.00
4	A2	612	U	C2-N1-C1'	5.86	124.74	117.70
1	51	757	G	O4'-C1'-N9	-5.86	103.51	108.20
4	A2	1620	A	C4-C5-N7	5.86	113.63	110.70
1	51	26	C	C6-N1-C2	-5.85	117.96	120.30
1	51	2337	C	C5-C4-N4	-5.85	116.11	120.20
4	A2	1425	G	C4-C5-C6	5.85	122.31	118.80
1	51	2109	A	C5-N7-C8	-5.85	100.97	103.90
1	51	4035	G	C4-N9-C1'	5.85	134.10	126.50
1	51	3863	C	C6-N1-C1'	-5.84	113.79	120.80
4	A2	1606	G	N3-C4-N9	-5.84	122.50	126.00
1	51	1810	G	C8-N9-C1'	-5.84	119.41	127.00
1	51	1561	G	C4-N9-C1'	5.84	134.09	126.50
1	51	4230	C	C6-N1-C1'	-5.84	113.80	120.80
1	51	2772	C	C2-N1-C1'	5.83	125.22	118.80
4	A2	432	G	N3-C4-N9	-5.83	122.50	126.00
4	A2	1670	C	C2-N1-C1'	5.83	125.21	118.80
1	51	128	C	C2-N1-C1'	-5.83	112.39	118.80
4	A2	977	C	N1-C2-O2	5.83	122.40	118.90
4	A2	852	G	C8-N9-C1'	5.83	134.57	127.00
4	A2	1483	A	N1-C6-N6	5.83	122.10	118.60
1	51	472	C	N1-C2-O2	5.82	122.39	118.90
1	51	2441	C	C2-N1-C1'	5.82	125.20	118.80
1	51	4738	C	C2-N1-C1'	5.82	125.20	118.80
4	A2	190	G	C4-N9-C1'	-5.82	118.93	126.50
1	51	2719	C	N3-C2-O2	-5.81	117.83	121.90
1	51	2113	G	N3-C4-C5	-5.81	125.69	128.60

Continued on next page...

Continued from previous page...

Mol	Chain	Res	Type	Atoms	Z	Observed(°)	Ideal(°)
4	A2	1148	A	O4'-C1'-N9	5.81	112.85	108.20
1	51	256	G	C6-C5-N7	-5.81	126.92	130.40
1	51	2109	A	C8-N9-C4	-5.80	103.48	105.80
1	51	2523	G	C6-N1-C2	-5.80	121.62	125.10
1	51	1657	G	C4-N9-C1'	5.80	134.04	126.50
27	X2	11	LEU	CB-CG-CD1	-5.79	101.15	111.00
1	51	2611	A	C5-C6-N6	-5.79	119.07	123.70
4	A2	73	C	C6-N1-C1'	-5.79	113.85	120.80
4	A2	174	C	N3-C4-C5	5.79	124.22	121.90
1	51	752	G	C4-N9-C1'	5.79	134.02	126.50
1	51	1916	G	C8-N9-C1'	-5.78	119.48	127.00
1	51	2785	C	N3-C2-O2	-5.78	117.85	121.90
4	A2	1047	C	C6-N1-C1'	-5.78	113.86	120.80
1	51	2405	G	C8-N9-C1'	-5.78	119.49	127.00
4	A2	639	C	N1-C2-O2	5.78	122.37	118.90
1	51	4592	C	C2-N1-C1'	5.78	125.15	118.80
1	51	163	A	O4'-C1'-N9	5.77	112.82	108.20
4	A2	1853	C	C6-N1-C1'	-5.77	113.88	120.80
1	51	2646	C	C6-N1-C1'	-5.76	113.89	120.80
4	A2	1863	A	C4-C5-N7	5.76	113.58	110.70
1	51	4241	C	N3-C2-O2	-5.76	117.87	121.90
4	A2	1670	C	N3-C2-O2	-5.76	117.87	121.90
1	51	4968	A	C6-N1-C2	-5.76	115.14	118.60
4	A2	530	U	N1-C2-O2	5.75	126.83	122.80
44	G3	99	GLN	N-CA-C	5.75	126.53	111.00
1	51	2715	G	N1-C2-N3	5.75	127.35	123.90
1	51	1362	G	C8-N9-C1'	-5.75	119.53	127.00
1	51	38	A	N9-C4-C5	-5.74	103.50	105.80
1	51	975	C	C5-C4-N4	-5.74	116.18	120.20
1	51	459	C	C2-N1-C1'	5.73	125.11	118.80
1	51	2779	C	N3-C2-O2	-5.73	117.89	121.90
1	51	463	A	O4'-C1'-N9	5.72	112.78	108.20
4	A2	798	G	N3-C4-C5	5.72	131.46	128.60
1	51	4230	C	C6-N1-C2	-5.72	118.01	120.30
1	51	744	G	N9-C4-C5	-5.72	103.11	105.40
1	51	2393	C	C6-N1-C1'	-5.72	113.94	120.80
1	51	1412	G	C4-N9-C1'	-5.72	119.07	126.50
1	51	1308	C	N1-C2-O2	5.71	122.33	118.90
1	51	3662	A	O4'-C1'-N9	5.71	112.77	108.20
1	51	4975	G	N3-C4-C5	5.71	131.46	128.60
1	51	1589	C	C6-N1-C1'	-5.71	113.94	120.80
2	71	30	C	C2-N1-C1'	5.71	125.08	118.80

Continued on next page...

Continued from previous page...

Mol	Chain	Res	Type	Atoms	Z	Observed(°)	Ideal(°)
1	51	1464	C	N3-C2-O2	-5.71	117.90	121.90
1	51	128	C	O4'-C1'-N1	5.71	112.76	108.20
1	51	2751	G	C4-N9-C1'	5.70	133.91	126.50
79	q3	67	G	N3-C4-N9	5.70	129.42	126.00
4	A2	822	U	O4'-C1'-N1	5.70	112.76	108.20
1	51	1611	C	O4'-C1'-N1	5.70	112.76	108.20
1	51	3721	U	C2-N1-C1'	5.69	124.53	117.70
1	51	2713	C	N1-C2-O2	5.69	122.31	118.90
4	A2	1103	C	C2-N1-C1'	5.69	125.06	118.80
79	q3	67	G	N3-C2-N2	5.69	123.89	119.90
1	51	4230	C	C2-N1-C1'	5.69	125.06	118.80
4	A2	317	C	C6-N1-C1'	-5.69	113.97	120.80
4	A2	845	G	N3-C4-C5	5.69	131.44	128.60
1	51	2059	C	N1-C2-O2	5.68	122.31	118.90
1	51	2823	G	C8-N9-C1'	-5.68	119.61	127.00
1	51	1692	C	N3-C2-O2	-5.68	117.92	121.90
1	51	2726	G	C8-N9-C1'	-5.68	119.62	127.00
4	A2	1147	C	N3-C2-O2	-5.68	117.92	121.90
1	51	3976	C	N3-C4-N4	-5.68	114.03	118.00
1	51	4035	G	N3-C4-C5	-5.67	125.76	128.60
4	A2	1855	G	C8-N9-C1'	-5.67	119.62	127.00
1	51	268	G	C8-N9-C1'	-5.67	119.63	127.00
1	51	1200	G	C6-C5-N7	-5.67	127.00	130.40
1	51	4167	G	N3-C2-N2	-5.67	115.93	119.90
4	A2	951	C	N1-C2-N3	5.67	123.17	119.20
4	A2	1517	G	O4'-C1'-N9	-5.67	103.67	108.20
3	81	32	C	N3-C2-O2	-5.67	117.94	121.90
4	A2	313	A	C6-C5-N7	-5.67	128.33	132.30
1	51	4034	G	C4-N9-C1'	5.66	133.86	126.50
4	A2	1285	G	P-O3'-C3'	5.66	126.50	119.70
1	51	2410	C	N3-C4-C5	5.66	124.17	121.90
1	51	2713	C	C2-N1-C1'	5.66	125.03	118.80
1	51	1847	C	C2-N1-C1'	5.66	125.02	118.80
1	51	2572	C	N1-C2-O2	-5.66	115.51	118.90
4	A2	1744	G	O4'-C1'-N9	5.66	112.72	108.20
4	A2	1779	G	C8-N9-C1'	-5.65	119.65	127.00
1	51	948	C	C6-N1-C2	-5.65	118.04	120.30
1	51	3780	G	C2-N3-C4	-5.65	109.08	111.90
4	A2	1429	G	C4-N9-C1'	5.65	133.84	126.50
4	A2	1817	G	C5'-C4'-O4'	5.65	115.88	109.10
1	51	1505	C	C6-N1-C1'	-5.65	114.02	120.80
1	51	2715	G	N3-C4-C5	5.65	131.42	128.60

Continued on next page...

Continued from previous page...

Mol	Chain	Res	Type	Atoms	Z	Observed(°)	Ideal(°)
1	51	4146	G	C4-N9-C1'	5.65	133.84	126.50
1	51	2026	A	C4-C5-N7	5.64	113.52	110.70
1	51	4035	G	C8-N9-C1'	-5.64	119.66	127.00
1	51	2686	G	C8-N9-C1'	-5.64	119.67	127.00
1	51	3937	C	C2-N1-C1'	5.64	125.01	118.80
1	51	2446	C	C6-N1-C1'	-5.64	114.04	120.80
1	51	4961	G	C8-N9-C4	-5.64	104.14	106.40
4	A2	659	G	C8-N9-C1'	-5.64	119.67	127.00
4	A2	1610	G	C8-N9-C1'	-5.64	119.67	127.00
1	51	942	G	N1-C2-N2	-5.63	111.13	116.20
1	51	1857	C	N3-C2-O2	-5.63	117.95	121.90
1	51	2704	C	C6-N1-C1'	-5.63	114.04	120.80
4	A2	318	A	C4-C5-N7	5.63	113.52	110.70
1	51	4592	C	N3-C2-O2	-5.63	117.96	121.90
1	51	4059	C	C6-N1-C2	-5.63	118.05	120.30
79	q3	55	U	C2-N1-C1'	5.63	124.45	117.70
1	51	178	C	C2-N1-C1'	5.63	124.99	118.80
1	51	744	G	C8-N9-C1'	-5.63	119.69	127.00
1	51	2751	G	C8-N9-C1'	-5.62	119.69	127.00
1	51	4573	G	N7-C8-N9	5.62	115.91	113.10
4	A2	744	G	C8-N9-C1'	-5.62	119.69	127.00
1	51	126	C	N1-C2-O2	5.62	122.27	118.90
1	51	4153	C	C2-N1-C1'	5.62	124.98	118.80
4	A2	1811	C	N3-C2-O2	-5.62	117.97	121.90
1	51	1075	G	N3-C4-N9	-5.62	122.63	126.00
1	51	2441	C	N3-C2-O2	-5.62	117.97	121.90
1	51	1464	C	N1-C2-O2	5.62	122.27	118.90
1	51	1658	G	N1-C6-O6	-5.62	116.53	119.90
1	51	1901	C	N3-C2-O2	-5.61	117.97	121.90
1	51	3866	C	N3-C4-C5	5.61	124.14	121.90
1	51	284	G	N3-C4-N9	-5.61	122.64	126.00
1	51	1535	C	N3-C4-N4	5.61	121.92	118.00
3	81	117	C	C2-N1-C1'	5.61	124.97	118.80
1	51	709	C	O4'-C1'-N1	5.60	112.68	108.20
14	K2	108	ARG	NE-CZ-NH2	-5.60	117.50	120.30
1	51	4563	U	O4'-C1'-N1	5.60	112.68	108.20
4	A2	441	C	O4'-C1'-N1	5.60	112.68	108.20
1	51	4291	G	C8-N9-C1'	-5.60	119.72	127.00
1	51	2393	C	C6-N1-C2	-5.59	118.06	120.30
1	51	2430	C	N1-C2-O2	5.59	122.26	118.90
4	A2	1520	G	C8-N9-C4	-5.59	104.16	106.40
4	A2	976	G	N3-C4-C5	5.59	131.39	128.60

Continued on next page...

Continued from previous page...

Mol	Chain	Res	Type	Atoms	Z	Observed(°)	Ideal(°)
1	51	750	U	C2-N1-C1'	5.59	124.41	117.70
1	51	3823	G	C6-C5-N7	-5.59	127.05	130.40
1	51	1537	A	C8-N9-C4	-5.58	103.57	105.80
1	51	4328	G	N3-C4-N9	-5.58	122.65	126.00
1	51	1386	C	C5-C4-N4	-5.58	116.29	120.20
1	51	2729	C	N3-C2-O2	-5.58	117.99	121.90
4	A2	1292	C	P-O3'-C3'	5.58	126.40	119.70
4	A2	1752	C	C2-N1-C1'	-5.58	112.66	118.80
1	51	956	A	C5-C6-N6	-5.58	119.24	123.70
1	51	4593	C	N1-C2-N3	5.58	123.10	119.20
1	51	1847	C	C6-N1-C1'	-5.57	114.11	120.80
4	A2	651	U	O4'-C1'-N1	5.57	112.66	108.20
4	A2	1802	C	C6-N1-C1'	-5.57	114.11	120.80
1	51	3722	G	C4-C5-N7	5.57	113.03	110.80
1	51	4402	C	C5-C4-N4	-5.56	116.31	120.20
4	A2	811	A	N9-C4-C5	5.56	108.03	105.80
1	51	2405	G	N3-C4-N9	5.56	129.34	126.00
1	51	2702	C	C2-N1-C1'	-5.56	112.69	118.80
1	51	2260	C	O4'-C1'-N1	5.55	112.64	108.20
1	51	2702	C	C6-N1-C1'	5.55	127.46	120.80
1	51	178	C	C6-N1-C1'	-5.55	114.14	120.80
1	51	2733	C	C6-N1-C1'	-5.55	114.14	120.80
1	51	220	C	C6-N1-C1'	-5.55	114.14	120.80
3	81	151	G	N9-C4-C5	-5.55	103.18	105.40
1	51	2893	U	C2-N1-C1'	5.54	124.35	117.70
1	51	2901	G	N1-C2-N2	-5.54	111.22	116.20
4	A2	1067	C	N3-C2-O2	-5.54	118.02	121.90
4	A2	1655	C	C6-N1-C1'	-5.54	114.16	120.80
1	51	1362	G	N9-C4-C5	-5.54	103.19	105.40
1	51	3860	A	N1-C6-N6	-5.54	115.28	118.60
4	A2	532	C	C6-N1-C2	-5.53	118.09	120.30
1	51	258	G	N9-C4-C5	-5.53	103.19	105.40
4	A2	1293	A	C5-C6-N6	5.53	128.12	123.70
1	51	103	G	C5-C6-O6	5.53	131.91	128.60
1	51	644	G	N3-C4-C5	5.53	131.36	128.60
1	51	2578	G	C6-C5-N7	-5.53	127.08	130.40
1	51	123	C	C6-N1-C2	-5.52	118.09	120.30
1	51	1577	G	O4'-C1'-N9	5.52	112.62	108.20
1	51	4122	G	N3-C4-C5	5.52	131.36	128.60
1	51	1644	C	C5-C4-N4	-5.51	116.34	120.20
4	A2	456	C	C2-N1-C1'	5.51	124.86	118.80
1	51	1417	C	N3-C2-O2	-5.51	118.04	121.90

Continued on next page...

Continued from previous page...

Mol	Chain	Res	Type	Atoms	Z	Observed(°)	Ideal(°)
1	51	1814	C	N3-C2-O2	-5.51	118.04	121.90
1	51	681	G	C2-N3-C4	-5.51	109.15	111.90
1	51	975	C	C2-N1-C1'	5.50	124.85	118.80
1	51	976	G	N3-C4-C5	5.50	131.35	128.60
1	51	330	G	C8-N9-C1'	5.50	134.15	127.00
4	A2	1115	U	O4'-C1'-N1	5.50	112.60	108.20
1	51	1351	G	C8-N9-C1'	-5.50	119.85	127.00
1	51	4177	C	N3-C2-O2	-5.50	118.05	121.90
1	51	4258	C	C6-N1-C1'	-5.50	114.20	120.80
4	A2	474	G	C4-N9-C1'	5.50	133.65	126.50
1	51	262	G	C4-N9-C1'	5.50	133.65	126.50
1	51	2310	C	C5-C4-N4	-5.50	116.35	120.20
1	51	4935	C	N1-C2-O2	5.50	122.20	118.90
4	A2	320	G	C8-N9-C4	-5.50	104.20	106.40
1	51	3612	C	N3-C2-O2	-5.50	118.05	121.90
1	51	279	A	C8-N9-C4	-5.50	103.60	105.80
1	51	5059	C	N1-C2-O2	5.49	122.20	118.90
1	51	1327	C	C6-N1-C2	5.49	122.50	120.30
1	51	1978	C	O4'-C1'-N1	-5.49	103.81	108.20
1	51	4034	G	C8-N9-C1'	-5.49	119.87	127.00
1	51	4291	G	C4-N9-C1'	5.49	133.63	126.50
4	A2	1139	C	N3-C2-O2	-5.48	118.06	121.90
1	51	1966	C	N1-C2-O2	-5.48	115.61	118.90
1	51	2729	C	C6-N1-C1'	-5.48	114.22	120.80
4	A2	798	G	P-O3'-C3'	5.48	126.28	119.70
4	A2	811	A	C5-C6-N6	5.48	128.09	123.70
1	51	2311	C	C2-N1-C1'	5.48	124.83	118.80
1	51	4153	C	N1-C2-O2	5.47	122.19	118.90
1	51	330	G	C4-N9-C1'	-5.47	119.39	126.50
1	51	2046	G	C2-N3-C4	-5.47	109.16	111.90
84	w3	179	LEU	CA-CB-CG	5.47	127.89	115.30
1	51	3924	C	C2-N1-C1'	5.47	124.82	118.80
4	A2	223	C	N1-C2-O2	5.47	122.18	118.90
4	A2	1518	C	C2-N1-C1'	5.47	124.82	118.80
1	51	2857	A	C8-N9-C1'	-5.47	117.86	127.70
1	51	3958	G	P-O3'-C3'	-5.47	113.14	119.70
1	51	3598	C	C6-N1-C1'	-5.46	114.24	120.80
2	71	44	C	C5-C4-N4	-5.46	116.38	120.20
4	A2	227	U	O5'-P-OP1	5.46	117.26	110.70
79	q3	23	C	N3-C2-O2	-5.46	118.08	121.90
1	51	4249	G	C4-N9-C1'	5.46	133.60	126.50
4	A2	144	U	O4'-C1'-N1	5.46	112.57	108.20

Continued on next page...

Continued from previous page...

Mol	Chain	Res	Type	Atoms	Z	Observed(°)	Ideal(°)
1	51	1965	G	O4'-C1'-N9	5.46	112.57	108.20
3	81	135	C	N1-C2-O2	5.46	122.17	118.90
4	A2	1705	C	C6-N1-C1'	-5.45	114.25	120.80
1	51	4525	C	C6-N1-C1'	-5.45	114.26	120.80
4	A2	1186	U	C6-N1-C2	-5.45	117.73	121.00
1	51	2646	C	N3-C2-O2	-5.45	118.08	121.90
1	51	3598	C	C2-N1-C1'	5.45	124.79	118.80
4	A2	1425	G	C8-N9-C1'	-5.45	119.92	127.00
1	51	2275	G	O4'-C1'-N9	-5.45	103.84	108.20
1	51	4039	G	O4'-C1'-N9	-5.45	103.84	108.20
57	U3	43	LEU	CA-CB-CG	-5.45	102.77	115.30
1	51	4725	C	N3-C2-O2	-5.44	118.09	121.90
1	51	145	G	C2-N3-C4	-5.44	109.18	111.90
1	51	255	C	C2-N1-C1'	-5.44	112.82	118.80
1	51	330	G	C2-N3-C4	-5.44	109.18	111.90
4	A2	858	A	OP2-P-O3'	5.44	117.17	105.20
1	51	3937	C	C6-N1-C1'	-5.44	114.28	120.80
1	51	138	G	C8-N9-C1'	-5.43	119.94	127.00
1	51	473	C	C5-C4-N4	5.43	124.00	120.20
1	51	3959	U	O4'-C1'-N1	-5.43	103.85	108.20
1	51	4538	G	C8-N9-C1'	-5.43	119.94	127.00
4	A2	190	G	C8-N9-C1'	5.43	134.06	127.00
1	51	3973	G	C8-N9-C4	-5.43	104.23	106.40
1	51	4241	C	C6-N1-C1'	-5.43	114.28	120.80
1	51	4086	G	C2-N3-C4	-5.43	109.19	111.90
4	A2	1855	G	C4-N9-C1'	5.43	133.56	126.50
1	51	26	C	C6-N1-C1'	-5.43	114.29	120.80
1	51	4094	G	N3-C4-N9	-5.43	122.74	126.00
1	51	4176	C	N3-C2-O2	-5.43	118.10	121.90
4	A2	320	G	O4'-C1'-N9	-5.42	103.86	108.20
4	A2	524	U	C5-C4-O4	-5.42	122.64	125.90
1	51	2407	G	C4-N9-C1'	5.42	133.55	126.50
1	51	1807	C	C6-N1-C1'	-5.42	114.30	120.80
1	51	1351	G	C4-N9-C1'	5.42	133.54	126.50
1	51	3612	C	N1-C2-O2	5.42	122.15	118.90
1	51	4592	C	C6-N1-C1'	-5.42	114.30	120.80
1	51	1651	G	C6-C5-N7	-5.42	127.15	130.40
1	51	2487	G	C4-N9-C1'	5.41	133.54	126.50
1	51	2684	C	N1-C2-O2	5.41	122.15	118.90
1	51	2686	G	O4'-C1'-N9	5.41	112.53	108.20
1	51	258	G	C4-C5-N7	5.41	112.96	110.80
1	51	2590	G	C4-N9-C1'	5.41	133.53	126.50

Continued on next page...

Continued from previous page...

Mol	Chain	Res	Type	Atoms	Z	Observed(°)	Ideal(°)
4	A2	1466	G	C4-N9-C1'	5.41	133.53	126.50
1	51	428	G	N3-C2-N2	5.41	123.68	119.90
1	51	938	C	N3-C2-O2	-5.40	118.12	121.90
1	51	1455	G	N7-C8-N9	5.40	115.80	113.10
1	51	2743	A	N1-C6-N6	-5.40	115.36	118.60
4	A2	1147	C	N1-C2-O2	5.40	122.14	118.90
1	51	687	U	P-O3'-C3'	-5.40	113.22	119.70
1	51	1411(B)	C	C6-N1-C2	-5.40	118.14	120.30
4	A2	1025	U	O4'-C1'-N1	-5.40	103.88	108.20
1	51	301	G	O4'-C1'-N9	5.40	112.52	108.20
2	71	31	G	C8-N9-C1'	-5.39	119.99	127.00
1	51	1885	G	C8-N9-C1'	-5.39	119.99	127.00
1	51	4090	G	C4-N9-C1'	5.39	133.51	126.50
4	A2	1148	A	N1-C6-N6	5.39	121.83	118.60
1	51	4994	G	N1-C2-N2	-5.39	111.35	116.20
2	71	97	G	C2-N3-C4	-5.39	109.20	111.90
1	51	734	G	C2-N3-C4	-5.39	109.20	111.90
1	51	3893	C	C2-N1-C1'	5.39	124.73	118.80
1	51	89	C	C2-N1-C1'	5.39	124.73	118.80
1	51	1412	G	N3-C4-C5	5.39	131.29	128.60
1	51	2726	G	C6-C5-N7	-5.39	127.17	130.40
1	51	758	G	N3-C4-C5	5.38	131.29	128.60
4	A2	18	C	N1-C2-O2	5.38	122.13	118.90
1	51	4738	C	C6-N1-C1'	-5.38	114.34	120.80
1	51	1314	C	O4'-C1'-N1	5.38	112.50	108.20
1	51	2684	C	N3-C2-O2	-5.38	118.14	121.90
1	51	957	G	C4-N9-C1'	5.38	133.49	126.50
4	A2	474	G	C8-N9-C1'	-5.38	120.01	127.00
4	A2	167	G	C8-N9-C1'	-5.37	120.01	127.00
83	33	5	G	C5-C6-O6	5.37	131.82	128.60
1	51	2715	G	N1-C6-O6	-5.37	116.68	119.90
4	A2	1774	C	C2-N1-C1'	5.37	124.71	118.80
1	51	681	G	C5-C6-O6	5.37	131.82	128.60
1	51	106	A	O4'-C1'-N9	-5.37	103.91	108.20
1	51	3944	G	N1-C6-O6	5.37	123.12	119.90
1	51	356	G	C2-N3-C4	-5.37	109.22	111.90
4	A2	746	C	O4'-C1'-N1	5.37	112.49	108.20
1	51	2376	A	C8-N9-C1'	-5.36	118.05	127.70
4	A2	588	G	N3-C4-N9	-5.36	122.78	126.00
1	51	2441	C	C6-N1-C1'	-5.36	114.37	120.80
1	51	2469	C	O4'-C1'-N1	-5.36	103.91	108.20
1	51	5045	G	C8-N9-C1'	-5.36	120.03	127.00

Continued on next page...

Continued from previous page...

Mol	Chain	Res	Type	Atoms	Z	Observed(°)	Ideal(°)
4	A2	1067	C	O4'-C1'-N1	5.36	112.48	108.20
4	A2	456	C	N1-C2-O2	5.35	122.11	118.90
1	51	1994	C	O4'-C1'-N1	5.35	112.48	108.20
4	A2	601	G	C8-N9-C1'	-5.35	120.05	127.00
1	51	957	G	C8-N9-C1'	-5.35	120.05	127.00
1	51	2064	G	C2-N3-C4	-5.34	109.23	111.90
4	A2	1853	C	N3-C2-O2	-5.34	118.16	121.90
1	51	3638	G	C2-N3-C4	-5.34	109.23	111.90
1	51	4176	C	N1-C2-O2	5.34	122.11	118.90
1	51	1625	G	C4-N9-C1'	5.34	133.44	126.50
1	51	4167	G	N9-C4-C5	5.34	107.54	105.40
4	A2	1294	G	C5-C6-O6	5.34	131.81	128.60
4	A2	1630	A	O4'-C1'-N9	5.34	112.47	108.20
1	51	2851	G	C8-N9-C1'	-5.34	120.06	127.00
1	51	3946	G	N3-C4-N9	-5.34	122.80	126.00
4	A2	1389	C	C2-N1-C1'	5.34	124.67	118.80
1	51	2473	A	P-O3'-C3'	5.34	126.11	119.70
1	51	3722	G	N3-C4-N9	5.34	129.20	126.00
1	51	4444	C	C6-N1-C1'	-5.34	114.40	120.80
1	51	2077	C	N1-C2-O2	5.33	122.10	118.90
4	A2	313	A	N7-C8-N9	5.33	116.47	113.80
4	A2	1610	G	C4-N9-C1'	5.33	133.43	126.50
1	51	352	G	C4-N9-C1'	5.33	133.43	126.50
1	51	1080	C	C5-C4-N4	5.33	123.93	120.20
1	51	1174	G	C4-N9-C1'	5.33	133.43	126.50
1	51	2504	C	P-O3'-C3'	-5.33	113.31	119.70
1	51	33	A	C5-N7-C8	-5.33	101.24	103.90
1	51	1581	G	C4-N9-C1'	5.33	133.43	126.50
79	q3	23	C	N1-C2-O2	5.33	122.10	118.90
1	51	140	G	N3-C4-N9	-5.32	122.81	126.00
1	51	2778	G	N3-C4-N9	-5.32	122.81	126.00
1	51	4586	G	C8-N9-C1'	-5.32	120.08	127.00
1	51	4940	C	C6-N1-C2	5.32	122.43	120.30
1	51	654	C	C2-N1-C1'	5.32	124.65	118.80
1	51	1291	G	C8-N9-C1'	-5.32	120.08	127.00
1	51	1746	A	O4'-C1'-N9	-5.32	103.94	108.20
1	51	4035	G	N3-C2-N2	5.32	123.62	119.90
1	51	3893	C	C6-N1-C1'	-5.32	114.42	120.80
4	A2	548	C	C6-N1-C1'	5.32	127.18	120.80
1	51	4922	C	N1-C2-N3	5.31	122.92	119.20
1	51	1502	G	C2-N3-C4	-5.31	109.24	111.90
4	A2	317	C	C6-N1-C2	-5.31	118.18	120.30

Continued on next page...

Continued from previous page...

Mol	Chain	Res	Type	Atoms	Z	Observed(°)	Ideal(°)
79	q3	6	C	N3-C2-O2	-5.31	118.18	121.90
80	t3	178	LEU	CB-CG-CD2	5.31	120.03	111.00
1	51	11	G	C8-N9-C1'	-5.30	120.10	127.00
1	51	2417	A	C4-C5-N7	-5.30	108.05	110.70
3	81	37	A	O4'-C1'-N9	5.30	112.44	108.20
1	51	2528	G	N7-C8-N9	5.30	115.75	113.10
1	51	975	C	C6-N1-C1'	-5.30	114.44	120.80
1	51	1810	G	C4-N9-C1'	5.30	133.39	126.50
1	51	2093	G	O4'-C1'-N9	5.30	112.44	108.20
1	51	3970	G	C8-N9-C4	-5.30	104.28	106.40
1	51	1977	C	N3-C4-C5	-5.30	119.78	121.90
1	51	2392	C	C5-C4-N4	-5.30	116.49	120.20
1	51	1394	G	O4'-C1'-N9	-5.30	103.96	108.20
4	A2	1732	G	C4-N9-C1'	5.30	133.39	126.50
4	A2	141	A	O4'-C1'-N9	-5.29	103.96	108.20
1	51	1951	G	C8-N9-C1'	-5.29	120.12	127.00
4	A2	600	G	C6-C5-N7	-5.29	127.22	130.40
4	A2	363	A	O4'-C1'-N9	5.29	112.43	108.20
1	51	1685	G	N3-C4-N9	-5.29	122.83	126.00
1	51	2601	A	O4'-C1'-N9	-5.29	103.97	108.20
1	51	1508	A	N9-C4-C5	-5.29	103.69	105.80
4	A2	1091	C	O4'-C1'-N1	5.29	112.43	108.20
1	51	2414	G	C8-N9-C1'	-5.29	120.13	127.00
1	51	2446	C	C2-N1-C1'	5.29	124.61	118.80
1	51	4209	G	N3-C4-N9	5.29	129.17	126.00
4	A2	1191	C	C6-N1-C1'	-5.29	114.46	120.80
1	51	26	C	C2-N1-C1'	5.28	124.61	118.80
1	51	1436	C	N3-C4-N4	-5.28	114.30	118.00
1	51	3682	A	C5-C6-N6	-5.28	119.48	123.70
4	A2	1540	G	C4-N9-C1'	5.28	133.36	126.50
4	A2	1373	C	N3-C2-O2	-5.28	118.21	121.90
1	51	744	G	C4-C5-N7	5.28	112.91	110.80
1	51	1814	C	C2-N1-C1'	5.28	124.60	118.80
1	51	40	G	C8-N9-C4	-5.27	104.29	106.40
1	51	1737	A	C6-N1-C2	-5.27	115.44	118.60
1	51	3876	A	O4'-C1'-N9	5.27	112.42	108.20
1	51	4135	G	O4'-C1'-N9	5.27	112.42	108.20
1	51	1641	G	C8-N9-C1'	-5.27	120.15	127.00
4	A2	1427	C	O4'-C1'-N1	5.27	112.42	108.20
1	51	2792	C	C5-C4-N4	-5.27	116.51	120.20
2	71	53	U	O4'-C1'-N1	-5.27	103.99	108.20
1	51	1308	C	C6-N1-C1'	-5.26	114.48	120.80

Continued on next page...

Continued from previous page...

Mol	Chain	Res	Type	Atoms	Z	Observed(°)	Ideal(°)
1	51	38	A	C5-C6-N6	-5.26	119.49	123.70
4	A2	1132	C	C5-C4-N4	-5.26	116.52	120.20
4	A2	1816	G	N9-C4-C5	5.26	107.50	105.40
1	51	3760	A	O4'-C1'-N9	-5.26	103.99	108.20
1	51	4632	U	N1-C1'-C2'	5.26	120.83	114.00
1	51	1308	C	C2-N1-C1'	5.26	124.58	118.80
1	51	2558	C	C2-N1-C1'	5.26	124.58	118.80
1	51	4193	C	N3-C2-O2	-5.25	118.22	121.90
4	A2	1752	C	C6-N1-C1'	5.25	127.10	120.80
1	51	4653	C	C6-N1-C1'	-5.25	114.51	120.80
4	A2	167	G	N3-C4-C5	-5.25	125.98	128.60
4	A2	1060	A	N1-C6-N6	5.24	121.75	118.60
1	51	1665	C	N1-C2-O2	5.24	122.05	118.90
1	51	332	C	O4'-C1'-N1	5.24	112.39	108.20
4	A2	1841	C	O4'-C1'-N1	5.24	112.39	108.20
84	w3	193	LEU	CA-CB-CG	5.24	127.35	115.30
4	A2	1139	C	N3-C4-N4	-5.24	114.33	118.00
1	51	2082	G	N7-C8-N9	5.24	115.72	113.10
1	51	305	A	C5-C6-N6	-5.24	119.51	123.70
4	A2	504	G	N3-C4-N9	-5.24	122.86	126.00
1	51	21	G	C8-N9-C1'	-5.23	120.20	127.00
4	A2	1598	G	N1-C2-N2	5.23	120.91	116.20
1	51	4239	A	C8-N9-C4	-5.23	103.71	105.80
1	51	4444	C	N1-C2-O2	5.23	122.04	118.90
3	81	36	G	C4-N9-C1'	5.23	133.30	126.50
4	A2	1207	G	N3-C4-C5	5.23	131.22	128.60
1	51	2325	C	N1-C2-O2	5.23	122.04	118.90
1	51	2521	G	C4-N9-C1'	5.23	133.30	126.50
2	71	17	C	C6-N1-C1'	-5.23	114.53	120.80
4	A2	632	C	N3-C2-O2	-5.23	118.24	121.90
1	51	2087	C	C2-N1-C1'	5.22	124.55	118.80
1	51	4037	C	N3-C4-C5	5.22	123.99	121.90
1	51	2779	C	N1-C2-O2	5.22	122.03	118.90
4	A2	1779	G	C4-N9-C1'	5.22	133.29	126.50
1	51	2075	G	N1-C2-N2	-5.22	111.50	116.20
1	51	1564	A	C5-C6-N6	-5.22	119.53	123.70
4	A2	1482	C	C5-C4-N4	-5.22	116.55	120.20
1	51	3601	C	N1-C2-O2	5.21	122.03	118.90
1	51	4249	G	C8-N9-C1'	-5.21	120.22	127.00
1	51	3911	C	C6-N1-C1'	-5.21	114.55	120.80
1	51	126	C	C6-N1-C2	-5.21	118.22	120.30
1	51	256	G	N7-C8-N9	5.21	115.70	113.10

Continued on next page...

Continued from previous page...

Mol	Chain	Res	Type	Atoms	Z	Observed(°)	Ideal(°)
1	51	3721	U	C6-N1-C1'	-5.21	113.91	121.20
4	A2	307	G	C4-N9-C1'	5.21	133.27	126.50
1	51	180	C	C2-N1-C1'	-5.21	113.08	118.80
4	A2	1110	G	N3-C4-C5	5.21	131.20	128.60
1	51	130	C	N3-C2-O2	-5.20	118.26	121.90
1	51	957	G	N1-C2-N2	-5.20	111.52	116.20
1	51	1612	G	C2-N3-C4	-5.20	109.30	111.90
1	51	2772	C	C6-N1-C1'	-5.20	114.56	120.80
4	A2	730	C	C6-N1-C2	-5.20	118.22	120.30
1	51	2540	C	N3-C2-O2	-5.20	118.26	121.90
1	51	3667	C	N3-C2-O2	-5.19	118.26	121.90
4	A2	1095	U	C5-C6-N1	5.19	125.30	122.70
1	51	459	C	N3-C2-O2	-5.19	118.27	121.90
1	51	1322	A	C5-C6-N1	5.19	120.30	117.70
1	51	2556	G	N3-C4-N9	-5.19	122.89	126.00
1	51	718	C	C6-N1-C1'	-5.19	114.57	120.80
1	51	4036	G	C5-C6-O6	5.19	131.71	128.60
1	51	4525	C	C2-N1-C1'	5.19	124.51	118.80
4	A2	1856	C	C5-C4-N4	-5.19	116.57	120.20
1	51	62	A	N1-C6-N6	5.19	121.71	118.60
1	51	138	G	N1-C2-N2	-5.19	111.53	116.20
1	51	4226	G	N1-C6-O6	-5.19	116.79	119.90
4	A2	660	C	C6-N1-C2	5.19	122.38	120.30
20	Q2	26	LEU	CA-CB-CG	5.19	127.23	115.30
1	51	4130	C	C2-N1-C1'	-5.18	113.10	118.80
4	A2	1612	G	C8-N9-C4	-5.18	104.33	106.40
1	51	2435	G	C2-N3-C4	-5.18	109.31	111.90
1	51	255	C	C6-N1-C1'	5.18	127.02	120.80
4	A2	1373	C	O4'-C1'-N1	5.18	112.34	108.20
1	51	1417	C	C6-N1-C1'	-5.18	114.59	120.80
4	A2	1520	G	N7-C8-N9	5.18	115.69	113.10
1	51	2823	G	C4-N9-C1'	5.17	133.23	126.50
1	51	1414	C	N3-C4-N4	-5.17	114.38	118.00
1	51	302	C	C5-C6-N1	5.17	123.58	121.00
1	51	2713	C	C6-N1-C2	-5.17	118.23	120.30
4	A2	235	A	N1-C6-N6	-5.17	115.50	118.60
1	51	4997	G	N3-C4-N9	-5.17	122.90	126.00
1	51	1626	G	C8-N9-C1'	-5.16	120.29	127.00
1	51	4038	C	O4'-C1'-N1	-5.16	104.07	108.20
4	A2	547	G	P-O3'-C3'	-5.16	113.51	119.70
1	51	4090	G	C8-N9-C1'	-5.16	120.29	127.00
1	51	4177	C	N1-C2-O2	5.16	122.00	118.90

Continued on next page...

Continued from previous page...

Mol	Chain	Res	Type	Atoms	Z	Observed(°)	Ideal(°)
1	51	1089	G	C8-N9-C1'	-5.16	120.30	127.00
1	51	760	G	N3-C2-N2	-5.16	116.29	119.90
1	51	744	G	O4'-C1'-N9	-5.16	104.08	108.20
1	51	1178	G	N3-C4-C5	-5.16	126.02	128.60
1	51	2578	G	N3-C4-N9	5.16	129.09	126.00
1	51	3804	G	O4'-C1'-N9	-5.16	104.08	108.20
1	51	4538	G	C4-N9-C1'	5.16	133.20	126.50
1	51	2005	G	O4'-C1'-N9	-5.15	104.08	108.20
1	51	4122	G	N3-C2-N2	-5.15	116.29	119.90
1	51	2414	G	N1-C2-N2	-5.15	111.56	116.20
1	51	4258	C	N3-C2-O2	-5.15	118.29	121.90
1	51	697	G	C8-N9-C1'	-5.15	120.31	127.00
1	51	4511	A	O4'-C1'-N9	5.15	112.32	108.20
1	51	2071	A	N9-C4-C5	-5.15	103.74	105.80
1	51	1581	G	C8-N9-C1'	-5.15	120.31	127.00
2	71	40	U	O4'-C1'-N1	5.15	112.32	108.20
4	A2	1236	G	N3-C4-C5	5.15	131.17	128.60
1	51	2276	A	C5-C6-N6	-5.14	119.58	123.70
1	51	4096	C	N1-C2-O2	5.14	121.99	118.90
4	A2	548	C	C2-N1-C1'	-5.14	113.14	118.80
1	51	644	G	C8-N9-C1'	5.14	133.68	127.00
1	51	1929	A	C8-N9-C1'	-5.14	118.45	127.70
4	A2	611	G	C8-N9-C1'	-5.14	120.32	127.00
4	A2	1429	G	C8-N9-C1'	-5.14	120.32	127.00
1	51	4108	G	N3-C4-N9	-5.14	122.92	126.00
1	51	2006	U	C2-N1-C1'	5.14	123.86	117.70
3	81	101	C	C2-N1-C1'	5.14	124.45	118.80
4	A2	1514	G	C8-N9-C1'	-5.14	120.32	127.00
1	51	70	A	O4'-C1'-N9	5.13	112.31	108.20
1	51	1772	C	O4'-C1'-N1	-5.13	104.09	108.20
1	51	4993	G	N9-C1'-C2'	5.13	120.67	114.00
1	51	1080	C	N3-C4-N4	-5.13	114.41	118.00
1	51	4223	C	O4'-C1'-N1	5.13	112.31	108.20
3	81	117	C	C6-N1-C1'	-5.13	114.64	120.80
1	51	4433	G	C8-N9-C1'	-5.13	120.33	127.00
1	51	4645	C	N1-C2-O2	5.13	121.98	118.90
1	51	2075	G	N3-C2-N2	5.13	123.49	119.90
1	51	3766	A	N1-C6-N6	-5.13	115.52	118.60
1	51	140	G	C2-N3-C4	-5.12	109.34	111.90
1	51	3737	A	N1-C6-N6	5.12	121.67	118.60
1	51	3823	G	N7-C8-N9	5.12	115.66	113.10
1	51	236	G	N3-C2-N2	5.12	123.48	119.90

Continued on next page...

Continued from previous page...

Mol	Chain	Res	Type	Atoms	Z	Observed(°)	Ideal(°)
1	51	1107	C	C2-N1-C1'	5.12	124.43	118.80
1	51	1310	C	N3-C2-O2	-5.12	118.31	121.90
1	51	1335	G	N9-C1'-C2'	-5.12	106.37	112.00
4	A2	1601	A	O4'-C1'-N9	-5.12	104.10	108.20
37	h2	218	LEU	CA-CB-CG	5.12	127.08	115.30
1	51	302	C	C6-N1-C1'	-5.12	114.66	120.80
1	51	2464	C	N3-C2-O2	-5.12	118.32	121.90
3	81	135	C	N3-C2-O2	-5.12	118.32	121.90
4	A2	929	G	O4'-C1'-N9	-5.12	104.11	108.20
1	51	682	G	C5-C6-O6	5.12	131.67	128.60
1	51	1916	G	C4-N9-C1'	5.12	133.15	126.50
1	51	1106	A	N3-C4-N9	-5.12	123.31	127.40
1	51	2678	A	O4'-C1'-N9	5.11	112.29	108.20
2	71	82	G	C8-N9-C1'	-5.11	120.35	127.00
79	q3	55	U	N3-C2-O2	-5.11	118.62	122.20
1	51	2487	G	C8-N9-C1'	-5.11	120.35	127.00
1	51	81	C	N3-C2-O2	-5.11	118.32	121.90
4	A2	41	G	O4'-C1'-N9	5.11	112.29	108.20
4	A2	1620	A	O4'-C1'-N9	5.11	112.29	108.20
1	51	50	C	C6-N1-C2	5.11	122.34	120.30
3	81	45	C	C5-C4-N4	-5.11	116.62	120.20
1	51	942	G	C8-N9-C1'	-5.11	120.36	127.00
4	A2	1490	G	C6-C5-N7	-5.11	127.33	130.40
1	51	50	C	N3-C4-C5	5.11	123.94	121.90
4	A2	730	C	N3-C2-O2	-5.11	118.33	121.90
1	51	120	A	C6-C5-N7	-5.10	128.73	132.30
1	51	1200	G	C4-N9-C1'	5.10	133.13	126.50
1	51	448	G	P-O3'-C3'	5.10	125.82	119.70
1	51	4158	C	N1-C2-O2	5.10	121.96	118.90
4	A2	816	A	C5-C6-N1	5.10	120.25	117.70
4	A2	853	C	N1-C2-O2	5.10	121.96	118.90
1	51	1075	G	N9-C4-C5	5.10	107.44	105.40
41	D3	208	MET	CB-CG-SD	5.10	127.70	112.40
1	51	4333	C	N3-C2-O2	-5.10	118.33	121.90
1	51	1302	U	C6-N1-C2	-5.10	117.94	121.00
1	51	35	U	C6-N1-C2	-5.09	117.94	121.00
1	51	138	G	N3-C4-C5	-5.09	126.05	128.60
1	51	140	G	C5-C6-O6	5.09	131.66	128.60
1	51	1493	G	C2-N3-C4	-5.09	109.35	111.90
1	51	2655	C	C2-N1-C1'	5.09	124.40	118.80
1	51	3976	C	N1-C2-O2	5.09	121.96	118.90
1	51	4167	G	C4-N9-C1'	-5.09	119.88	126.50

Continued on next page...

Continued from previous page...

Mol	Chain	Res	Type	Atoms	Z	Observed(°)	Ideal(°)
4	A2	1542	C	C2-N1-C1'	5.09	124.40	118.80
1	51	4649	G	C4-N9-C1'	5.09	133.12	126.50
1	51	760	G	N3-C4-N9	-5.09	122.94	126.00
1	51	906	C	O4'-C1'-N1	-5.09	104.13	108.20
1	51	2787	A	C5-C6-N1	5.09	120.24	117.70
4	A2	1684	C	C6-N1-C2	-5.09	118.26	120.30
1	51	1982	G	P-O3'-C3'	-5.09	113.60	119.70
1	51	201	C	C6-N1-C1'	-5.08	114.70	120.80
1	51	258	G	N7-C8-N9	5.08	115.64	113.10
1	51	977	C	O4'-C1'-N1	5.08	112.27	108.20
1	51	4167	G	C8-N9-C1'	5.08	133.61	127.00
1	51	4350	C	C2-N1-C1'	5.08	124.39	118.80
1	51	3	C	O4'-C1'-N1	5.08	112.27	108.20
1	51	4129	G	C8-N9-C4	-5.08	104.37	106.40
1	51	718	C	C2-N1-C1'	5.08	124.39	118.80
1	51	2520	C	O4'-C1'-N1	5.08	112.26	108.20
4	A2	865	A	C5-C6-N1	5.08	120.24	117.70
1	51	1400	G	N3-C4-N9	5.08	129.05	126.00
1	51	3601	C	N3-C2-O2	-5.08	118.34	121.90
1	51	4239	A	C4-N9-C1'	5.08	135.44	126.30
3	81	2	G	C8-N9-C1'	-5.08	120.40	127.00
4	A2	1268	C	C2-N3-C4	-5.08	117.36	119.90
1	51	3863	C	C2-N1-C1'	5.07	124.38	118.80
1	51	1295	U	O4'-C1'-N1	-5.07	104.14	108.20
1	51	1964	A	N1-C6-N6	5.07	121.64	118.60
1	51	744	G	C4-N9-C1'	5.07	133.09	126.50
1	51	1963	C	C5'-C4'-O4'	5.07	115.18	109.10
4	A2	1490	G	O4'-C1'-N9	-5.07	104.15	108.20
1	51	4331	G	N1-C2-N2	-5.07	111.64	116.20
4	A2	1550	G	C5-C6-O6	5.07	131.64	128.60
1	51	680	G	N3-C4-C5	-5.06	126.07	128.60
1	51	3826	C	N1-C2-O2	5.06	121.94	118.90
1	51	103	G	C2-N3-C4	-5.06	109.37	111.90
4	A2	320	G	C4-N9-C1'	5.06	133.08	126.50
1	51	497	G	O4'-C1'-N9	5.06	112.25	108.20
1	51	4572	U	P-O3'-C3'	-5.06	113.63	119.70
1	51	1412	G	N3-C4-N9	-5.06	122.96	126.00
1	51	2611	A	N1-C6-N6	5.06	121.64	118.60
1	51	4036	G	P-O3'-C3'	5.06	125.77	119.70
1	51	507	G	C8-N9-C1'	-5.06	120.42	127.00
1	51	3757	G	N3-C4-N9	-5.06	122.97	126.00
1	51	4135	G	N3-C4-C5	-5.06	126.07	128.60

Continued on next page...

Continued from previous page...

Mol	Chain	Res	Type	Atoms	Z	Observed(°)	Ideal(°)
4	A2	1349	G	C8-N9-C1'	-5.06	120.43	127.00
1	51	4942	C	N3-C2-O2	-5.05	118.36	121.90
1	51	1208	G	C6-C5-N7	5.05	133.43	130.40
1	51	2688	G	C8-N9-C1'	-5.05	120.43	127.00
1	51	4489	G	C8-N9-C1'	-5.05	120.43	127.00
1	51	89	C	C6-N1-C1'	-5.05	114.74	120.80
83	33	1	G	N3-C4-N9	-5.05	122.97	126.00
1	51	1291	G	C4-N9-C1'	5.05	133.07	126.50
2	71	7	G	C4-N9-C1'	5.05	133.06	126.50
3	81	143	G	N9-C4-C5	-5.05	103.38	105.40
4	A2	1630	A	C6-C5-N7	5.05	135.84	132.30
1	51	2407	G	C8-N9-C1'	-5.05	120.44	127.00
1	51	4236	G	C2-N3-C4	-5.05	109.38	111.90
1	51	4576	U	C2-N1-C1'	5.05	123.76	117.70
4	A2	1540	G	C8-N9-C1'	-5.05	120.44	127.00
64	c3	48	LEU	CA-CB-CG	5.05	126.91	115.30
1	51	4736	C	C2-N1-C1'	5.04	124.35	118.80
1	51	1658	G	C2-N3-C4	-5.04	109.38	111.90
1	51	4267	G	C8-N9-C4	-5.04	104.38	106.40
4	A2	1529	C	N1-C2-O2	5.04	121.93	118.90
1	51	1988	G	C5-C6-O6	-5.04	125.58	128.60
4	A2	1529	C	C6-N1-C1'	-5.04	114.75	120.80
4	A2	1490	G	N3-C2-N2	5.04	123.43	119.90
1	51	909	G	C5-C6-O6	5.04	131.62	128.60
1	51	4108	G	N3-C4-C5	5.04	131.12	128.60
1	51	4586	G	C4-N9-C1'	5.04	133.05	126.50
1	51	2364	G	C8-N9-C1'	-5.04	120.45	127.00
1	51	2700	G	O4'-C1'-N9	-5.04	104.17	108.20
3	81	19	C	N1-C2-O2	5.04	121.92	118.90
1	51	4035	G	N9-C4-C5	-5.03	103.39	105.40
1	51	950	G	C2-N3-C4	-5.03	109.39	111.90
1	51	2797	C	N3-C4-C5	5.03	123.91	121.90
17	N2	26	LEU	CA-CB-CG	5.03	126.87	115.30
4	A2	1816	G	N3-C4-N9	-5.03	122.98	126.00
1	51	1783	C	C6-N1-C2	5.03	122.31	120.30
4	A2	167	G	C6-C5-N7	-5.03	127.39	130.40
1	51	2072	C	C2-N1-C1'	5.02	124.33	118.80
4	A2	744	G	P-O3'-C3'	5.02	125.73	119.70
1	51	3722	G	N9-C4-C5	-5.02	103.39	105.40
1	51	1167	C	O4'-C1'-N1	5.02	112.22	108.20
1	51	98	A	C2-N3-C4	-5.02	108.09	110.60
1	51	1625	G	O4'-C1'-N9	-5.02	104.19	108.20

Continued on next page...

Continued from previous page...

Mol	Chain	Res	Type	Atoms	Z	Observed(°)	Ideal(°)
1	51	2053	C	C6-N1-C1'	-5.02	114.78	120.80
1	51	361	C	C5-C4-N4	-5.02	116.69	120.20
1	51	139	G	N3-C4-N9	-5.01	122.99	126.00
4	A2	632	C	C6-N1-C1'	-5.01	114.78	120.80
1	51	87	A	C8-N9-C4	5.01	107.81	105.80
4	A2	318	A	C6-C5-N7	-5.01	128.79	132.30
1	51	154	G	C8-N9-C1'	-5.01	120.48	127.00
44	G3	268	LEU	CA-CB-CG	5.01	126.83	115.30
1	51	130	C	O4'-C1'-N1	5.01	112.21	108.20
1	51	1431	C	O4'-C1'-N1	5.01	112.21	108.20
4	A2	197	U	O4'-C1'-N1	5.01	112.21	108.20
1	51	236	G	N1-C2-N2	-5.01	111.69	116.20
1	51	1977	C	C6-N1-C1'	-5.01	114.79	120.80
1	51	1670	G	N9-C1'-C2'	-5.00	106.49	112.00
1	51	2082	G	C8-N9-C4	-5.00	104.40	106.40
1	51	2291	G	N3-C4-C5	5.00	131.10	128.60
1	51	2781	G	N1-C2-N2	-5.00	111.70	116.20
4	A2	915	G	O4'-C1'-N9	5.00	112.20	108.20
1	51	4211	C	N3-C4-C5	5.00	123.90	121.90

There are no chirality outliers.

All (129) planarity outliers are listed below:

Mol	Chain	Res	Type	Group
1	51	1106	A	Sidechain
1	51	1363	C	Sidechain
1	51	1806	G	Sidechain
1	51	1991	A	Sidechain
1	51	221	C	Sidechain
1	51	2311	C	Sidechain
1	51	2417	A	Sidechain
1	51	2893	U	Sidechain
1	51	3667	C	Sidechain
1	51	41	C	Sidechain
1	51	4261	C	Sidechain
1	51	4968	A	Sidechain
1	51	497	G	Sidechain
1	51	727	C	Sidechain
2	71	95	C	Sidechain
3	81	21	C	Sidechain
4	A2	1389	C	Sidechain
4	A2	1412	C	Sidechain

Continued on next page...

Continued from previous page...

Mol	Chain	Res	Type	Group
4	A2	612	U	Sidechain
4	A2	633	C	Sidechain
38	A3	191	ALA	Peptide
5	B2	42	LYS	Peptide
39	B3	143	LYS	Mainchain
40	C3	167	ALA	Mainchain
40	C3	171	LEU	Mainchain
40	C3	341	LEU	Mainchain
40	C3	35	ASP	Mainchain
8	E2	44	THR	Peptide
42	E3	61	ARG	Mainchain
9	F2	138	HIS	Mainchain
43	F3	240	ASN	Mainchain
10	G2	200	ALA	Mainchain
44	G3	105	THR	Peptide
44	G3	118	ARG	Mainchain
44	G3	193	VAL	Mainchain
44	G3	194	ASN	Mainchain
44	G3	215	ASP	Peptide
44	G3	242	ARG	Peptide
44	G3	249	ARG	Peptide
44	G3	250	LYS	Peptide
44	G3	251	THR	Peptide
44	G3	97	ASP	Peptide
44	G3	99	GLN	Peptide
11	H2	109	LEU	Peptide
11	H2	110	ASN	Peptide
11	H2	179	LEU	Peptide
11	H2	3	LEU	Peptide
11	H2	33	ALA	Peptide
11	H2	4	ASN	Peptide
11	H2	52	ILE	Peptide
45	H3	171	ASP	Mainchain
45	H3	76	HIS	Mainchain
12	I2	30	LEU	Mainchain
13	J2	107	THR	Peptide
13	J2	123	ARG	Peptide
13	J2	124	LYS	Peptide
13	J2	56	ARG	Mainchain
47	J3	140	SER	Mainchain
47	J3	164	ARG	Mainchain
15	L2	44	HIS	Mainchain

Continued on next page...

Continued from previous page...

Mol	Chain	Res	Type	Group
15	L2	51	SER	Mainchain
48	L3	112	ALA	Mainchain
48	L3	180	ALA	Mainchain
48	L3	183	ARG	Mainchain
49	M3	111	LYS	Mainchain
49	M3	120	ASN	Mainchain
50	N3	100	SER	Mainchain
50	N3	11	TRP	Peptide
50	N3	12	ARG	Peptide
50	N3	76	PRO	Peptide
50	N3	78	GLY	Peptide
18	O2	121	ARG	Mainchain
18	O2	90	HIS	Mainchain
18	O2	91	LEU	Mainchain
51	O3	15	LEU	Mainchain
51	O3	170	LYS	Mainchain
51	O3	179	LYS	Mainchain
52	P3	101	ASN	Mainchain
20	Q2	18	ARG	Peptide
20	Q2	19	GLY	Peptide
53	Q3	23	ILE	Mainchain
53	Q3	65	ARG	Mainchain
21	R2	43	GLU	Peptide
21	R2	83	ALA	Mainchain
54	R3	92	LYS	Peptide
54	R3	99	MET	Mainchain
22	S2	29	HIS	Mainchain
55	S3	105	ALA	Mainchain
55	S3	45	TRP	Mainchain
23	T2	131	VAL	Peptide
23	T2	64	VAL	Mainchain
23	T2	65	GLU	Mainchain
56	T3	104	SER	Mainchain
56	T3	107	LYS	Mainchain
24	U2	61	ALA	Mainchain
57	U3	60	VAL	Peptide
57	U3	90	TYR	Mainchain
27	X2	54	ASP	Peptide
27	X2	9	ASP	Mainchain
59	X3	112	ALA	Mainchain
29	Z2	106	GLN	Mainchain
61	Z3	70	SER	Peptide

Continued on next page...

Continued from previous page...

Mol	Chain	Res	Type	Group
61	Z3	84	ARG	Peptide
30	a2	58	LEU	Mainchain
63	b3	114	ARG	Peptide
63	b3	69	ALA	Mainchain
64	c3	52	CYS	Peptide
64	c3	61	GLU	Mainchain
64	c3	78	ASN	Mainchain
66	e3	42	ASP	Peptide
67	f3	20	ASN	Peptide
37	h2	219	TRP	Mainchain
69	h3	56	ARG	Mainchain
69	h3	67	GLU	Mainchain
70	i3	71	LYS	Mainchain
70	i3	90	LEU	Mainchain
70	i3	91	SER	Mainchain
75	n3	2	ARG	Peptide
76	o3	37	GLY	Mainchain
77	p3	47	MET	Peptide
78	r3	92	SER	Mainchain
80	t3	100	ASP	Peptide
80	t3	40	MET	Peptide
80	t3	44	ARG	Peptide
80	t3	50	LYS	Peptide
80	t3	74	ALA	Peptide
80	t3	76	GLU	Peptide
84	w3	209	THR	Peptide
84	w3	60	ARG	Peptide

5.2 Too-close contacts [i](#)

Due to software issues we are unable to calculate clashes - this section is therefore empty.

5.3 Torsion angles [i](#)

5.3.1 Protein backbone [i](#)

In the following table, the Percentiles column shows the percent Ramachandran outliers of the chain as a percentile score with respect to all PDB entries followed by that with respect to all EM entries.

The Analysed column shows the number of residues for which the backbone conformation was analysed, and the total number of residues.

Mol	Chain	Analysed	Favoured	Allowed	Outliers	Percentiles	
5	B2	215/295 (73%)	189 (88%)	26 (12%)	0	100	100
6	C2	211/264 (80%)	192 (91%)	19 (9%)	0	100	100
7	D2	219/259 (85%)	205 (94%)	14 (6%)	0	100	100
8	E2	226/281 (80%)	209 (92%)	17 (8%)	0	100	100
9	F2	260/262 (99%)	232 (89%)	27 (10%)	1 (0%)	30	63
10	G2	181/205 (88%)	162 (90%)	18 (10%)	1 (1%)	22	55
11	H2	235/262 (90%)	184 (78%)	47 (20%)	4 (2%)	7	34
12	I2	181/190 (95%)	169 (93%)	12 (7%)	0	100	100
13	J2	204/206 (99%)	168 (82%)	33 (16%)	3 (2%)	8	37
14	K2	183/194 (94%)	157 (86%)	26 (14%)	0	100	100
15	L2	94/151 (62%)	86 (92%)	8 (8%)	0	100	100
16	M2	139/158 (88%)	129 (93%)	10 (7%)	0	100	100
17	N2	115/123 (94%)	96 (84%)	19 (16%)	0	100	100
18	O2	147/149 (99%)	136 (92%)	11 (8%)	0	100	100
19	P2	134/168 (80%)	122 (91%)	12 (9%)	0	100	100
20	Q2	118/145 (81%)	106 (90%)	11 (9%)	1 (1%)	16	49
21	R2	140/157 (89%)	126 (90%)	12 (9%)	2 (1%)	9	37
22	S2	130/145 (90%)	122 (94%)	8 (6%)	0	100	100
23	T2	142/152 (93%)	119 (84%)	22 (16%)	1 (1%)	19	52
24	U2	139/145 (96%)	125 (90%)	12 (9%)	2 (1%)	9	37
25	V2	98/130 (75%)	92 (94%)	6 (6%)	0	100	100
26	W2	81/83 (98%)	72 (89%)	9 (11%)	0	100	100
27	X2	127/139 (91%)	117 (92%)	10 (8%)	0	100	100
28	Y2	139/141 (99%)	126 (91%)	11 (8%)	2 (1%)	9	37
29	Z2	122/146 (84%)	109 (89%)	13 (11%)	0	100	100
30	a2	73/198 (37%)	65 (89%)	8 (11%)	0	100	100
31	b2	99/117 (85%)	89 (90%)	10 (10%)	0	100	100
32	c2	81/84 (96%)	76 (94%)	5 (6%)	0	100	100
33	d2	60/69 (87%)	58 (97%)	2 (3%)	0	100	100
34	e2	53/55 (96%)	50 (94%)	3 (6%)	0	100	100
35	f2	53/133 (40%)	49 (92%)	4 (8%)	0	100	100
36	g2	66/68 (97%)	53 (80%)	13 (20%)	0	100	100

Continued on next page...

Continued from previous page...

Mol	Chain	Analysed	Favoured	Allowed	Outliers	Percentiles	
37	h2	311/313 (99%)	261 (84%)	50 (16%)	0	100	100
38	A3	244/246 (99%)	205 (84%)	36 (15%)	3 (1%)	11	40
39	B3	392/403 (97%)	354 (90%)	38 (10%)	0	100	100
40	C3	360/425 (85%)	330 (92%)	30 (8%)	0	100	100
41	D3	291/297 (98%)	257 (88%)	32 (11%)	2 (1%)	19	52
42	E3	208/291 (72%)	189 (91%)	19 (9%)	0	100	100
43	F3	223/249 (90%)	208 (93%)	15 (7%)	0	100	100
44	G3	227/241 (94%)	188 (83%)	35 (15%)	4 (2%)	7	34
45	H3	188/190 (99%)	175 (93%)	13 (7%)	0	100	100
46	I3	201/214 (94%)	178 (89%)	23 (11%)	0	100	100
47	J3	168/181 (93%)	150 (89%)	17 (10%)	1 (1%)	22	55
48	L3	205/211 (97%)	185 (90%)	18 (9%)	2 (1%)	13	44
49	M3	136/218 (62%)	123 (90%)	13 (10%)	0	100	100
50	N3	201/203 (99%)	179 (89%)	22 (11%)	0	100	100
51	O3	197/203 (97%)	182 (92%)	15 (8%)	0	100	100
52	P3	151/199 (76%)	143 (95%)	8 (5%)	0	100	100
53	Q3	185/188 (98%)	170 (92%)	15 (8%)	0	100	100
54	R3	178/196 (91%)	156 (88%)	19 (11%)	3 (2%)	7	34
55	S3	174/176 (99%)	157 (90%)	16 (9%)	1 (1%)	22	55
56	T3	157/159 (99%)	146 (93%)	11 (7%)	0	100	100
57	U3	97/128 (76%)	77 (79%)	20 (21%)	0	100	100
58	V3	129/131 (98%)	117 (91%)	12 (9%)	0	100	100
59	X3	116/156 (74%)	99 (85%)	15 (13%)	2 (2%)	7	34
60	Y3	130/132 (98%)	121 (93%)	9 (7%)	0	100	100
61	Z3	133/135 (98%)	113 (85%)	18 (14%)	2 (2%)	8	37
62	a3	145/160 (91%)	133 (92%)	12 (8%)	0	100	100
63	b3	100/245 (41%)	95 (95%)	5 (5%)	0	100	100
64	c3	96/115 (84%)	87 (91%)	8 (8%)	1 (1%)	13	44
65	d3	105/107 (98%)	93 (89%)	12 (11%)	0	100	100
66	e3	126/128 (98%)	116 (92%)	10 (8%)	0	100	100
67	f3	107/109 (98%)	94 (88%)	13 (12%)	0	100	100

Continued on next page...

Continued from previous page...

Mol	Chain	Analysed	Favoured	Allowed	Outliers	Percentiles	
68	g3	112/126 (89%)	100 (89%)	12 (11%)	0	100	100
69	h3	120/122 (98%)	114 (95%)	6 (5%)	0	100	100
70	i3	100/117 (86%)	93 (93%)	7 (7%)	0	100	100
71	j3	84/97 (87%)	74 (88%)	10 (12%)	0	100	100
72	k3	67/69 (97%)	54 (81%)	13 (19%)	0	100	100
73	l3	48/50 (96%)	41 (85%)	7 (15%)	0	100	100
74	m3	50/128 (39%)	46 (92%)	4 (8%)	0	100	100
75	n3	23/25 (92%)	20 (87%)	2 (9%)	1 (4%)	2	20
76	o3	102/142 (72%)	93 (91%)	9 (9%)	0	100	100
77	p3	89/109 (82%)	72 (81%)	16 (18%)	1 (1%)	12	42
78	r3	122/137 (89%)	111 (91%)	11 (9%)	0	100	100
80	t3	194/318 (61%)	152 (78%)	41 (21%)	1 (0%)	25	58
81	u3	151/195 (77%)	127 (84%)	24 (16%)	0	100	100
84	w3	215/217 (99%)	181 (84%)	31 (14%)	3 (1%)	9	37
85	1	13/15 (87%)	7 (54%)	5 (38%)	1 (8%)	1	11
86	W	61/134 (46%)	50 (82%)	11 (18%)	0	100	100
All	All	11697/13624 (86%)	10406 (89%)	1246 (11%)	45 (0%)	32	63

All (45) Ramachandran outliers are listed below:

Mol	Chain	Res	Type
11	H2	34	THR
13	J2	105	ASP
23	T2	137	LYS
28	Y2	61	GLN
54	R3	85	ALA
54	R3	93	VAL
11	H2	5	ILE
48	L3	64	VAL
54	R3	94	THR
55	S3	166	ARG
84	w3	153	SER
85	1	60	THR
28	Y2	60	LYS
38	A3	192	LYS
44	G3	107	PHE

Continued on next page...

Continued from previous page...

Mol	Chain	Res	Type
61	Z3	85	TYR
75	n3	2	ARG
84	w3	101	LYS
9	F2	150	PRO
11	H2	4	ASN
11	H2	107	SER
24	U2	11	GLN
24	U2	92	PHE
41	D3	154	THR
44	G3	157	PRO
48	L3	63	THR
59	X3	43	SER
64	c3	53	PRO
10	G2	15	PRO
13	J2	174	CYS
21	R2	44	PRO
38	A3	191	ALA
41	D3	26	GLY
44	G3	216	PRO
80	t3	61	MET
84	w3	152	LYS
13	J2	108	PRO
20	Q2	19	GLY
21	R2	43	GLU
61	Z3	70	SER
44	G3	99	GLN
38	A3	45	VAL
47	J3	11	PRO
77	p3	58	GLY
59	X3	44	PRO

5.3.2 Protein sidechains [i](#)

In the following table, the Percentiles column shows the percent sidechain outliers of the chain as a percentile score with respect to all PDB entries followed by that with respect to all EM entries.

The Analysed column shows the number of residues for which the sidechain conformation was analysed, and the total number of residues.

Mol	Chain	Analysed	Rotameric	Outliers	Percentiles
5	B2	180/245 (74%)	179 (99%)	1 (1%)	84 88

Continued on next page...

Continued from previous page...

Mol	Chain	Analysed	Rotameric	Outliers	Percentiles	
6	C2	194/229 (85%)	192 (99%)	2 (1%)	73	80
7	D2	187/208 (90%)	187 (100%)	0	100	100
8	E2	189/232 (82%)	189 (100%)	0	100	100
9	F2	224/224 (100%)	223 (100%)	1 (0%)	89	91
10	G2	158/171 (92%)	158 (100%)	0	100	100
11	H2	207/227 (91%)	204 (99%)	3 (1%)	62	75
12	I2	165/170 (97%)	164 (99%)	1 (1%)	84	88
13	J2	178/178 (100%)	178 (100%)	0	100	100
14	K2	161/168 (96%)	159 (99%)	2 (1%)	67	77
15	L2	87/127 (68%)	85 (98%)	2 (2%)	45	63
16	M2	130/143 (91%)	130 (100%)	0	100	100
17	N2	99/104 (95%)	97 (98%)	2 (2%)	50	68
18	O2	130/130 (100%)	130 (100%)	0	100	100
19	P2	106/130 (82%)	103 (97%)	3 (3%)	38	59
20	Q2	109/130 (84%)	108 (99%)	1 (1%)	75	82
21	R2	117/129 (91%)	114 (97%)	3 (3%)	41	61
22	S2	119/131 (91%)	118 (99%)	1 (1%)	79	84
23	T2	125/132 (95%)	122 (98%)	3 (2%)	44	62
24	U2	111/115 (96%)	111 (100%)	0	100	100
25	V2	92/115 (80%)	92 (100%)	0	100	100
26	W2	67/67 (100%)	67 (100%)	0	100	100
27	X2	112/119 (94%)	111 (99%)	1 (1%)	75	82
28	Y2	113/113 (100%)	113 (100%)	0	100	100
29	Z2	107/126 (85%)	107 (100%)	0	100	100
30	a2	66/167 (40%)	63 (96%)	3 (4%)	23	47
31	b2	88/99 (89%)	85 (97%)	3 (3%)	32	55
32	c2	75/76 (99%)	74 (99%)	1 (1%)	65	76
33	d2	55/62 (89%)	55 (100%)	0	100	100
34	e2	48/48 (100%)	48 (100%)	0	100	100
35	f2	46/106 (43%)	46 (100%)	0	100	100
36	g2	61/61 (100%)	61 (100%)	0	100	100

Continued on next page...

Continued from previous page...

Mol	Chain	Analysed	Rotameric	Outliers	Percentiles	
37	h2	272/272 (100%)	270 (99%)	2 (1%)	81	86
38	A3	189/189 (100%)	187 (99%)	2 (1%)	70	79
39	B3	342/348 (98%)	338 (99%)	4 (1%)	67	77
40	C3	302/347 (87%)	300 (99%)	2 (1%)	81	86
41	D3	247/250 (99%)	246 (100%)	1 (0%)	89	91
42	E3	190/251 (76%)	189 (100%)	1 (0%)	86	90
43	F3	196/218 (90%)	196 (100%)	0	100	100
44	G3	200/206 (97%)	198 (99%)	2 (1%)	73	80
45	H3	169/169 (100%)	167 (99%)	2 (1%)	67	77
46	I3	175/181 (97%)	174 (99%)	1 (1%)	84	88
47	J3	143/152 (94%)	142 (99%)	1 (1%)	81	86
48	L3	172/176 (98%)	171 (99%)	1 (1%)	84	88
49	M3	117/161 (73%)	115 (98%)	2 (2%)	56	72
50	N3	171/171 (100%)	171 (100%)	0	100	100
51	O3	171/173 (99%)	171 (100%)	0	100	100
52	P3	134/175 (77%)	134 (100%)	0	100	100
53	Q3	164/165 (99%)	162 (99%)	2 (1%)	67	77
54	R3	159/175 (91%)	157 (99%)	2 (1%)	65	76
55	S3	157/157 (100%)	157 (100%)	0	100	100
56	T3	139/139 (100%)	138 (99%)	1 (1%)	81	86
57	U3	89/114 (78%)	89 (100%)	0	100	100
58	V3	101/101 (100%)	100 (99%)	1 (1%)	73	80
59	X3	106/134 (79%)	106 (100%)	0	100	100
60	Y3	123/123 (100%)	122 (99%)	1 (1%)	79	84
61	Z3	117/117 (100%)	117 (100%)	0	100	100
62	a3	119/127 (94%)	119 (100%)	0	100	100
63	b3	84/184 (46%)	83 (99%)	1 (1%)	67	77
64	c3	84/98 (86%)	83 (99%)	1 (1%)	67	77
65	d3	98/98 (100%)	97 (99%)	1 (1%)	73	80
66	e3	114/114 (100%)	114 (100%)	0	100	100
67	f3	88/88 (100%)	88 (100%)	0	100	100

Continued on next page...

Continued from previous page...

Mol	Chain	Analysed	Rotameric	Outliers	Percentiles	
68	g3	98/106 (92%)	98 (100%)	0	100	100
69	h3	109/109 (100%)	108 (99%)	1 (1%)	75	82
70	i3	86/96 (90%)	85 (99%)	1 (1%)	67	77
71	j3	73/80 (91%)	73 (100%)	0	100	100
72	k3	64/64 (100%)	64 (100%)	0	100	100
73	l3	47/47 (100%)	47 (100%)	0	100	100
74	m3	48/116 (41%)	48 (100%)	0	100	100
75	n3	24/24 (100%)	24 (100%)	0	100	100
76	o3	92/121 (76%)	90 (98%)	2 (2%)	47	64
77	p3	74/87 (85%)	73 (99%)	1 (1%)	62	75
78	r3	108/121 (89%)	108 (100%)	0	100	100
80	t3	164/258 (64%)	161 (98%)	3 (2%)	54	71
81	u3	126/163 (77%)	126 (100%)	0	100	100
84	w3	195/196 (100%)	192 (98%)	3 (2%)	60	74
85	1	13/13 (100%)	13 (100%)	0	100	100
86	W	55/109 (50%)	55 (100%)	0	100	100
All	All	10214/11565 (88%)	10139 (99%)	75 (1%)	80	86

All (75) residues with a non-rotameric sidechain are listed below:

Mol	Chain	Res	Type
5	B2	16	LEU
6	C2	199	LYS
6	C2	207	LEU
9	F2	162	ILE
11	H2	98	ARG
11	H2	143	LYS
11	H2	195	LYS
12	I2	85	LYS
14	K2	150	ARG
14	K2	151	LEU
15	L2	6	LYS
15	L2	96	ARG
17	N2	78	LYS
17	N2	96	ARG
19	P2	84	ARG

Continued on next page...

Continued from previous page...

Mol	Chain	Res	Type
19	P2	98	ARG
19	P2	150	ARG
20	Q2	13	ARG
21	R2	25	CYS
21	R2	52	LEU
21	R2	85	ARG
22	S2	108	LEU
23	T2	104	ASP
23	T2	108	ARG
23	T2	121	ARG
27	X2	11	LEU
30	a2	62	VAL
30	a2	91	LEU
30	a2	102	LYS
31	b2	5	ARG
31	b2	51	ARG
31	b2	87	ARG
32	c2	36	LYS
37	h2	173	LEU
37	h2	245	ARG
38	A3	3	ARG
38	A3	247	ARG
39	B3	261	ARG
39	B3	294	LYS
39	B3	329	ASP
39	B3	371	THR
40	C3	95	MET
40	C3	113	ARG
41	D3	209	ARG
42	E3	58	ARG
44	G3	232	VAL
44	G3	251	THR
45	H3	20	LEU
45	H3	58	ASP
46	I3	3	ARG
47	J3	40	LEU
48	L3	21	ARG
49	M3	62	LEU
49	M3	119	ARG
53	Q3	33	ARG
53	Q3	134	ARG
54	R3	125	LEU

Continued on next page...

Continued from previous page...

Mol	Chain	Res	Type
54	R3	173	ARG
56	T3	108	ARG
58	V3	18	LEU
60	Y3	2	LYS
63	b3	117	ARG
64	c3	29	LEU
65	d3	31	LYS
69	h3	113	LEU
70	i3	23	LYS
76	o3	43	ARG
76	o3	96	ASP
77	p3	4	ARG
80	t3	9	TRP
80	t3	178	LEU
80	t3	197	SER
84	w3	7	ARG
84	w3	48	ARG
84	w3	195	LYS

Sometimes sidechains can be flipped to improve hydrogen bonding and reduce clashes. All (106) such sidechains are listed below:

Mol	Chain	Res	Type
5	B2	131	HIS
5	B2	141	ASN
6	C2	118	GLN
6	C2	179	ASN
8	E2	74	GLN
8	E2	207	HIS
9	F2	157	ASN
9	F2	201	HIS
10	G2	65	GLN
10	G2	148	ASN
11	H2	105	ASN
11	H2	110	ASN
11	H2	163	ASN
12	I2	44	ASN
12	I2	73	GLN
12	I2	91	HIS
12	I2	114	GLN
12	I2	162	GLN
12	I2	168	HIS
13	J2	87	ASN

Continued on next page...

Continued from previous page...

Mol	Chain	Res	Type
13	J2	88	ASN
13	J2	181	GLN
16	M2	108	ASN
16	M2	141	ASN
17	N2	72	HIS
18	O2	49	GLN
19	P2	20	GLN
19	P2	32	HIS
20	Q2	79	HIS
24	U2	63	HIS
24	U2	85	ASN
28	Y2	31	HIS
29	Z2	89	HIS
29	Z2	124	ASN
30	a2	46	ASN
32	c2	26	GLN
34	e2	3	HIS
35	f2	112	ASN
36	g2	93	HIS
36	g2	139	HIS
37	h2	104	HIS
37	h2	188	HIS
38	A3	19	HIS
39	B3	186	ASN
40	C3	116	ASN
40	C3	119	GLN
41	D3	195	HIS
41	D3	202	GLN
41	D3	222	GLN
41	D3	225	GLN
41	D3	229	ASN
43	F3	38	GLN
43	F3	240	ASN
44	G3	82	ASN
44	G3	117	GLN
44	G3	161	GLN
44	G3	261	ASN
45	H3	79	ASN
46	I3	123	GLN
47	J3	112	HIS
48	L3	87	HIS
49	M3	125	ASN

Continued on next page...

Continued from previous page...

Mol	Chain	Res	Type
50	N3	145	ASN
50	N3	181	HIS
50	N3	201	HIS
51	O3	50	ASN
51	O3	63	ASN
52	P3	116	HIS
52	P3	118	GLN
52	P3	133	HIS
53	Q3	151	HIS
54	R3	130	ASN
54	R3	141	HIS
55	S3	146	HIS
56	T3	70	HIS
56	T3	90	ASN
57	U3	55	ASN
58	V3	77	HIS
59	X3	108	GLN
60	Y3	61	HIS
62	a3	14	HIS
62	a3	62	HIS
62	a3	74	ASN
63	b3	50	ASN
64	c3	15	ASN
64	c3	19	GLN
65	d3	93	ASN
66	e3	57	ASN
66	e3	68	HIS
69	h3	108	GLN
73	l3	43	HIS
76	o3	105	GLN
78	r3	4	HIS
80	t3	34	ASN
80	t3	179	ASN
81	u3	95	GLN
81	u3	142	ASN
81	u3	147	HIS
81	u3	156	ASN
84	w3	40	ASN
84	w3	73	HIS
84	w3	171	HIS
84	w3	184	HIS
84	w3	188	ASN

Continued on next page...

Continued from previous page...

Mol	Chain	Res	Type
84	w3	197	ASN
86	W	59	HIS

5.3.3 RNA [i](#)

Mol	Chain	Analysed	Backbone Outliers	Pucker Outliers
1	51	3589/3788 (94%)	1190 (33%)	53 (1%)
2	71	119/120 (99%)	43 (36%)	0
3	81	149/151 (98%)	45 (30%)	0
4	A2	1718/1818 (94%)	607 (35%)	31 (1%)
79	q3	70/74 (94%)	40 (57%)	0
82	v3	17/18 (94%)	12 (70%)	0
83	33	74/75 (98%)	29 (39%)	2 (2%)
All	All	5736/6044 (94%)	1966 (34%)	86 (1%)

All (1966) RNA backbone outliers are listed below:

Mol	Chain	Res	Type
1	51	4	G
1	51	7	C
1	51	8	U
1	51	14	C
1	51	18	C
1	51	19	G
1	51	21	G
1	51	24	G
1	51	25	A
1	51	29	G
1	51	30	C
1	51	39	A
1	51	42	A
1	51	43	U
1	51	47	A
1	51	56	A
1	51	58	G
1	51	59	A
1	51	64	A
1	51	65	A
1	51	68	U
1	51	69	A
1	51	72	C

Continued on next page...

Continued from previous page...

Mol	Chain	Res	Type
1	51	73	A
1	51	75	G
1	51	76	A
1	51	84	A
1	51	87	A
1	51	91	G
1	51	96	U
1	51	99	A
1	51	104	G
1	51	107	G
1	51	108	A
1	51	109	G
1	51	116	G
1	51	119	G
1	51	120	A
1	51	121	A
1	51	122	U
1	51	123	C
1	51	126	C
1	51	129	C
1	51	134	G
1	51	135	G
1	51	136	C
1	51	141	C
1	51	142	G
1	51	143	C
1	51	144	G
1	51	145	G
1	51	146	G
1	51	148	A
1	51	149	A
1	51	150	U
1	51	151	G
1	51	159	C
1	51	160	G
1	51	165	A
1	51	166	C
1	51	170	C
1	51	172	C
1	51	175	C
1	51	178	C
1	51	179	G

Continued on next page...

Continued from previous page...

Mol	Chain	Res	Type
1	51	197	A
1	51	200	U
1	51	205	C
1	51	207	G
1	51	209	U
1	51	216	C
1	51	217	C
1	51	219	G
1	51	220	C
1	51	223	G
1	51	224	U
1	51	225	G
1	51	226	G
1	51	232	G
1	51	233	U
1	51	234	G
1	51	238	C
1	51	246	G
1	51	257	C
1	51	259	C
1	51	261	G
1	51	262	G
1	51	266	C
1	51	271	C
1	51	274	C
1	51	276	C
1	51	279	A
1	51	280	G
1	51	290	U
1	51	297	U
1	51	306	A
1	51	315	G
1	51	316	U
1	51	322	C
1	51	327	U
1	51	334	A
1	51	340	C
1	51	346	G
1	51	347	A
1	51	349	A
1	51	354	U
1	51	362	A

Continued on next page...

Continued from previous page...

Mol	Chain	Res	Type
1	51	363	A
1	51	371	A
1	51	378	A
1	51	384	A
1	51	385	A
1	51	386	A
1	51	387	G
1	51	395	A
1	51	396	A
1	51	406	C
1	51	408	A
1	51	410	A
1	51	412	G
1	51	413	G
1	51	424	U
1	51	425	U
1	51	434	A
1	51	440	U
1	51	446	C
1	51	449	C
1	51	450	G
1	51	452	A
1	51	453	G
1	51	454	U
1	51	463	A
1	51	464	G
1	51	467	U
1	51	468	U
1	51	472	C
1	51	481	G
1	51	481(A)	C
1	51	482	G
1	51	483	G
1	51	486	C
1	51	487	G
1	51	492	U
1	51	496	G
1	51	498	C
1	51	499	G
1	51	500	G
1	51	505	G
1	51	507	G

Continued on next page...

Continued from previous page...

Mol	Chain	Res	Type
1	51	510	U
1	51	521	C
1	51	639	U
1	51	642	G
1	51	644	G
1	51	645	G
1	51	646	G
1	51	651	C
1	51	657	C
1	51	661	C
1	51	666	G
1	51	667	A
1	51	669	C
1	51	670	G
1	51	672	C
1	51	678	C
1	51	683	C
1	51	685	C
1	51	687	U
1	51	688	U
1	51	689	U
1	51	690	C
1	51	692	A
1	51	693	C
1	51	696	C
1	51	697	G
1	51	704	C
1	51	705	G
1	51	708	G
1	51	712	C
1	51	719	C
1	51	729	G
1	51	730	G
1	51	731	G
1	51	732	A
1	51	733	A
1	51	737	C
1	51	738	C
1	51	738(A)	C
1	51	739	G
1	51	741	C
1	51	742	G

Continued on next page...

Continued from previous page...

Mol	Chain	Res	Type
1	51	743	G
1	51	744	G
1	51	747	A
1	51	748	G
1	51	749	G
1	51	750	U
1	51	755	C
1	51	756	G
1	51	758	G
1	51	759	G
1	51	760	G
1	51	906	C
1	51	908	G
1	51	909	G
1	51	913	U
1	51	914	U
1	51	915	A
1	51	916	C
1	51	917	A
1	51	918	G
1	51	923	C
1	51	925	C
1	51	926	G
1	51	929	A
1	51	931	C
1	51	932	A
1	51	933	G
1	51	934	C
1	51	935	A
1	51	935(A)	G
1	51	936	C
1	51	937	U
1	51	938	C
1	51	943	A
1	51	944	A
1	51	945	U
1	51	948	C
1	51	959	G
1	51	960	A
1	51	961	G
1	51	962	C
1	51	964	A

Continued on next page...

Continued from previous page...

Mol	Chain	Res	Type
1	51	965	G
1	51	966	A
1	51	967	C
1	51	968	C
1	51	969	C
1	51	972	C
1	51	976	G
1	51	979	C
1	51	980	U
1	51	983	C
1	51	984	C
1	51	989	U
1	51	990	C
1	51	1066	G
1	51	1068	G
1	51	1069	G
1	51	1070	G
1	51	1072	C
1	51	1073	G
1	51	1078	A
1	51	1080	C
1	51	1082	C
1	51	1083	U
1	51	1084	C
1	51	1090	G
1	51	1098	G
1	51	1100	U
1	51	1101	C
1	51	1102	U
1	51	1104	C
1	51	1106	A
1	51	1107	C
1	51	1164	G
1	51	1165	G
1	51	1166	G
1	51	1167	C
1	51	1177	U
1	51	1178	G
1	51	1183	C
1	51	1186	U
1	51	1199	G
1	51	1203	G

Continued on next page...

Continued from previous page...

Mol	Chain	Res	Type
1	51	1204	C
1	51	1210	C
1	51	1211	G
1	51	1212	G
1	51	1214	C
1	51	1215	C
1	51	1216	C
1	51	1219	G
1	51	1220	G
1	51	1221	G
1	51	1222	A
1	51	1231	C
1	51	1234	G
1	51	1235	G
1	51	1236	C
1	51	1238	A
1	51	1272	C
1	51	1273	G
1	51	1275	G
1	51	1276	C
1	51	1277	G
1	51	1278	C
1	51	1279	A
1	51	1281	G
1	51	1284	G
1	51	1287	G
1	51	1292	C
1	51	1295	U
1	51	1296	G
1	51	1297	U
1	51	1299	G
1	51	1301	C
1	51	1303	A
1	51	1304	C
1	51	1316	G
1	51	1318	C
1	51	1320	U
1	51	1321	G
1	51	1322	A
1	51	1326	A
1	51	1327	C
1	51	1330	A

Continued on next page...

Continued from previous page...

Mol	Chain	Res	Type
1	51	1332	C
1	51	1339	U
1	51	1341	U
1	51	1347	G
1	51	1354	A
1	51	1356	U
1	51	1359	G
1	51	1360	G
1	51	1361	G
1	51	1362	G
1	51	1371	A
1	51	1375	C
1	51	1377	G
1	51	1378	C
1	51	1379	C
1	51	1384	C
1	51	1387	A
1	51	1388	A
1	51	1389	U
1	51	1392	A
1	51	1394	G
1	51	1396	G
1	51	1397	A
1	51	1398	A
1	51	1402	C
1	51	1404	G
1	51	1405	C
1	51	1413	C
1	51	1414	C
1	51	1416	G
1	51	1417	C
1	51	1418	C
1	51	1419	G
1	51	1421	G
1	51	1437	C
1	51	1438	U
1	51	1441	C
1	51	1444	G
1	51	1446	C
1	51	1448	G
1	51	1453	G
1	51	1455	G

Continued on next page...

Continued from previous page...

Mol	Chain	Res	Type
1	51	1456	C
1	51	1457	G
1	51	1477	C
1	51	1481	C
1	51	1482	G
1	51	1483	C
1	51	1490	G
1	51	1493	G
1	51	1497	A
1	51	1498	G
1	51	1502	G
1	51	1518	A
1	51	1523	A
1	51	1534	A
1	51	1540	C
1	51	1543	G
1	51	1547	A
1	51	1554	A
1	51	1557	C
1	51	1561	G
1	51	1562	G
1	51	1564	A
1	51	1565	A
1	51	1566	C
1	51	1568	C
1	51	1571	G
1	51	1573	G
1	51	1578	U
1	51	1584	G
1	51	1586	G
1	51	1590	C
1	51	1591	U
1	51	1596	U
1	51	1602	U
1	51	1605	G
1	51	1609	U
1	51	1612	G
1	51	1613	A
1	51	1624	G
1	51	1625	G
1	51	1626	G
1	51	1627	G

Continued on next page...

Continued from previous page...

Mol	Chain	Res	Type
1	51	1631	A
1	51	1632	A
1	51	1633	G
1	51	1634	A
1	51	1642	A
1	51	1646	A
1	51	1647	U
1	51	1649	U
1	51	1650	A
1	51	1651	G
1	51	1652	U
1	51	1654	G
1	51	1657	G
1	51	1661	C
1	51	1673	U
1	51	1676	C
1	51	1677	U
1	51	1679	A
1	51	1680	G
1	51	1682	A
1	51	1696	C
1	51	1721	G
1	51	1725	U
1	51	1731	C
1	51	1734	G
1	51	1735	U
1	51	1740	C
1	51	1741	G
1	51	1742	A
1	51	1745	G
1	51	1755	C
1	51	1756	U
1	51	1758	G
1	51	1762	C
1	51	1763	C
1	51	1764	G
1	51	1767	A
1	51	1769	G
1	51	1772	C
1	51	1773	U
1	51	1775	A
1	51	1776	A

Continued on next page...

Continued from previous page...

Mol	Chain	Res	Type
1	51	1784	U
1	51	1785	C
1	51	1787	A
1	51	1796	U
1	51	1803	G
1	51	1804	A
1	51	1810	G
1	51	1818	G
1	51	1819	G
1	51	1821	G
1	51	1822	U
1	51	1824	G
1	51	1828	C
1	51	1829	G
1	51	1836	G
1	51	1837	A
1	51	1842	G
1	51	1845	U
1	51	1855	G
1	51	1856	C
1	51	1862	U
1	51	1866	U
1	51	1867	A
1	51	1869	G
1	51	1876	U
1	51	1882	U
1	51	1889	U
1	51	1896	A
1	51	1897	A
1	51	1899	G
1	51	1910	G
1	51	1918	U
1	51	1920	C
1	51	1921	C
1	51	1922	G
1	51	1929	A
1	51	1930	U
1	51	1931	C
1	51	1932	A
1	51	1942	A
1	51	1944	A
1	51	1945	G

Continued on next page...

Continued from previous page...

Mol	Chain	Res	Type
1	51	1947	U
1	51	1948	G
1	51	1955	G
1	51	1956	A
1	51	1958	A
1	51	1959	U
1	51	1960	A
1	51	1961	G
1	51	1963	C
1	51	1964	A
1	51	1965	G
1	51	1966	C
1	51	1968	G
1	51	1969	G
1	51	1970	A
1	51	1971	U
1	51	1972	G
1	51	1973	G
1	51	1975	G
1	51	1976	G
1	51	1977	C
1	51	1978	C
1	51	1980	U
1	51	1984	A
1	51	1985	G
1	51	1987	C
1	51	1990	A
1	51	1991	A
1	51	1993	C
1	51	1994	C
1	51	1996	C
1	51	1997	U
1	51	1998	A
1	51	1999	A
1	51	2000	G
1	51	2001	G
1	51	2002	A
1	51	2003	G
1	51	2004	U
1	51	2005	G
1	51	2007	G
1	51	2011	C

Continued on next page...

Continued from previous page...

Mol	Chain	Res	Type
1	51	2014	C
1	51	2015	U
1	51	2017	A
1	51	2018	C
1	51	2020	U
1	51	2021	G
1	51	2022	C
1	51	2025	A
1	51	2026	A
1	51	2028	C
1	51	2031	C
1	51	2032	U
1	51	2033	A
1	51	2044	U
1	51	2046	G
1	51	2047	A
1	51	2048	U
1	51	2052	G
1	51	2054	U
1	51	2055	G
1	51	2056	G
1	51	2062	C
1	51	2064	G
1	51	2066	C
1	51	2069	A
1	51	2072	C
1	51	2084	U
1	51	2089	G
1	51	2090	U
1	51	2093	G
1	51	2094	C
1	51	2095	A
1	51	2098	G
1	51	2099	C
1	51	2100	G
1	51	2102	G
1	51	2104	A
1	51	2105	A
1	51	2106	G
1	51	2107	A
1	51	2108	G
1	51	2111	U

Continued on next page...

Continued from previous page...

Mol	Chain	Res	Type
1	51	2112	G
1	51	2113	G
1	51	2259	G
1	51	2260	C
1	51	2267	U
1	51	2268	A
1	51	2269	C
1	51	2270	G
1	51	2279	A
1	51	2281	U
1	51	2288	G
1	51	2289	C
1	51	2294	G
1	51	2299	G
1	51	2300	A
1	51	2301	G
1	51	2305	U
1	51	2308	A
1	51	2310	C
1	51	2313	A
1	51	2314	G
1	51	2329	U
1	51	2330	G
1	51	2333	G
1	51	2337	C
1	51	2341	A
1	51	2348	G
1	51	2349	A
1	51	2351	C
1	51	2353	U
1	51	2354	G
1	51	2360	A
1	51	2363	A
1	51	2364	G
1	51	2369	U
1	51	2370	A
1	51	2372	U
1	51	2385	U
1	51	2398	U
1	51	2405	G
1	51	2409	U
1	51	2415	U

Continued on next page...

Continued from previous page...

Mol	Chain	Res	Type
1	51	2417	A
1	51	2422	C
1	51	2424	G
1	51	2426	U
1	51	2428	A
1	51	2433	G
1	51	2437	C
1	51	2438	A
1	51	2441	C
1	51	2446	C
1	51	2447	U
1	51	2450	G
1	51	2458	C
1	51	2460	A
1	51	2463	G
1	51	2471	G
1	51	2472	A
1	51	2475	G
1	51	2482	C
1	51	2484	A
1	51	2486	G
1	51	2488	C
1	51	2489	C
1	51	2490	U
1	51	2491	C
1	51	2492	C
1	51	2499	C
1	51	2503	G
1	51	2504	C
1	51	2505	C
1	51	2506	G
1	51	2508	U
1	51	2512	A
1	51	2513	A
1	51	2521	G
1	51	2527	A
1	51	2529	A
1	51	2535	G
1	51	2540	C
1	51	2543	A
1	51	2544	G
1	51	2546	G

Continued on next page...

Continued from previous page...

Mol	Chain	Res	Type
1	51	2547	G
1	51	2551	A
1	51	2552	G
1	51	2553	A
1	51	2554	U
1	51	2556	G
1	51	2561	C
1	51	2562	G
1	51	2564	G
1	51	2565	A
1	51	2566	G
1	51	2569	G
1	51	2572	C
1	51	2573	A
1	51	2575	U
1	51	2576	G
1	51	2578	G
1	51	2583	C
1	51	2587	A
1	51	2590	G
1	51	2591	A
1	51	2602	G
1	51	2603	C
1	51	2611	A
1	51	2620	G
1	51	2627	C
1	51	2628	U
1	51	2631	U
1	51	2638	G
1	51	2646	C
1	51	2649	G
1	51	2653	C
1	51	2655	C
1	51	2657	G
1	51	2658	G
1	51	2661	U
1	51	2662	G
1	51	2663	G
1	51	2669	C
1	51	2670	C
1	51	2673	G
1	51	2686	G

Continued on next page...

Continued from previous page...

Mol	Chain	Res	Type
1	51	2687	U
1	51	2689	C
1	51	2694	G
1	51	2695	A
1	51	2696	A
1	51	2697	A
1	51	2698	G
1	51	2707	U
1	51	2708	U
1	51	2709	C
1	51	2710	C
1	51	2711	G
1	51	2716	C
1	51	2724	G
1	51	2725	A
1	51	2726	G
1	51	2728	U
1	51	2729	C
1	51	2730	U
1	51	2732	G
1	51	2735	G
1	51	2740	U
1	51	2743	A
1	51	2744	A
1	51	2747	U
1	51	2751	G
1	51	2753	G
1	51	2756	G
1	51	2758	G
1	51	2760	G
1	51	2761	U
1	51	2763	U
1	51	2764	A
1	51	2767	U
1	51	2768	C
1	51	2769	U
1	51	2770	C
1	51	2775	C
1	51	2778	G
1	51	2785	C
1	51	2787	A
1	51	2788	U

Continued on next page...

Continued from previous page...

Mol	Chain	Res	Type
1	51	2790	U
1	51	2794	C
1	51	2795	A
1	51	2796	G
1	51	2798	A
1	51	2812	A
1	51	2817	C
1	51	2823	G
1	51	2826	U
1	51	2827	G
1	51	2835	A
1	51	2842	G
1	51	2846	G
1	51	2849	A
1	51	2850	A
1	51	2855	G
1	51	2857	A
1	51	2858	A
1	51	2859	G
1	51	2864	A
1	51	2875	C
1	51	2879	A
1	51	2896	G
1	51	2897	G
1	51	2901	G
1	51	3598	C
1	51	3602	C
1	51	3604	A
1	51	3605	C
1	51	3606	U
1	51	3615	G
1	51	3616	U
1	51	3622	C
1	51	3624	A
1	51	3625	G
1	51	3626	G
1	51	3635	A
1	51	3637	U
1	51	3646	A
1	51	3652	A
1	51	3662	A
1	51	3664	G

Continued on next page...

Continued from previous page...

Mol	Chain	Res	Type
1	51	3667	C
1	51	3673	C
1	51	3674	G
1	51	3679	U
1	51	3680	U
1	51	3682	A
1	51	3683	C
1	51	3685	C
1	51	3690	U
1	51	3691	G
1	51	3692	A
1	51	3696	C
1	51	3697	U
1	51	3704	U
1	51	3710	G
1	51	3711	A
1	51	3713	U
1	51	3714	G
1	51	3717	A
1	51	3719	A
1	51	3721	U
1	51	3722	G
1	51	3723	A
1	51	3725	G
1	51	3727	A
1	51	3729	U
1	51	3744	G
1	51	3748	A
1	51	3752	C
1	51	3753	G
1	51	3756	A
1	51	3759	A
1	51	3760	A
1	51	3761	C
1	51	3762	U
1	51	3763	A
1	51	3765	G
1	51	3766	A
1	51	3767	C
1	51	3768	U
1	51	3769	C
1	51	3771	C

Continued on next page...

Continued from previous page...

Mol	Chain	Res	Type
1	51	3772	U
1	51	3773	U
1	51	3774	A
1	51	3777	G
1	51	3781	C
1	51	3783	A
1	51	3784	A
1	51	3786	U
1	51	3787	G
1	51	3789	C
1	51	3790	U
1	51	3798	U
1	51	3799	A
1	51	3810	C
1	51	3812	C
1	51	3813	A
1	51	3814	U
1	51	3817	A
1	51	3818	U
1	51	3819	G
1	51	3821	A
1	51	3824	A
1	51	3834	C
1	51	3836	A
1	51	3838	U
1	51	3840	U
1	51	3845	A
1	51	3858	C
1	51	3863	C
1	51	3865	A
1	51	3869	C
1	51	3877	A
1	51	3878	C
1	51	3879	G
1	51	3880	G
1	51	3881	G
1	51	3889	G
1	51	3897	G
1	51	3898	G
1	51	3901	A
1	51	3902	A
1	51	3905	A

Continued on next page...

Continued from previous page...

Mol	Chain	Res	Type
1	51	3906	A
1	51	3907	G
1	51	3915	U
1	51	3916	G
1	51	3936	A
1	51	3939	G
1	51	3942	A
1	51	3944	G
1	51	3950	U
1	51	3951	G
1	51	3956	G
1	51	3957	U
1	51	3959	U
1	51	3960	A
1	51	3962	A
1	51	3963	A
1	51	3964	U
1	51	3965	A
1	51	3966	A
1	51	3969	G
1	51	3970	G
1	51	3973	G
1	51	3974	G
1	51	3977	C
1	51	4037	C
1	51	4038	C
1	51	4041	C
1	51	4042	G
1	51	4043	G
1	51	4045	G
1	51	4047	A
1	51	4048	A
1	51	4049	U
1	51	4050	A
1	51	4051	C
1	51	4053	A
1	51	4056	A
1	51	4064	C
1	51	4065	G
1	51	4066	U
1	51	4067	U
1	51	4068	U

Continued on next page...

Continued from previous page...

Mol	Chain	Res	Type
1	51	4069	U
1	51	4070	U
1	51	4072	C
1	51	4076	G
1	51	4085	A
1	51	4086	G
1	51	4088	C
1	51	4092	G
1	51	4093	G
1	51	4095	G
1	51	4096	C
1	51	4097	G
1	51	4098	A
1	51	4099	G
1	51	4100	C
1	51	4108	G
1	51	4109	G
1	51	4110	C
1	51	4115	G
1	51	4116	C
1	51	4117	U
1	51	4118	U
1	51	4119	C
1	51	4120	U
1	51	4122	G
1	51	4123	C
1	51	4125	C
1	51	4127	A
1	51	4128	A
1	51	4129	G
1	51	4130	C
1	51	4131	G
1	51	4132	C
1	51	4134	C
1	51	4138	C
1	51	4149	C
1	51	4150	G
1	51	4151	G
1	51	4156	G
1	51	4157	A
1	51	4158	C
1	51	4162	C

Continued on next page...

Continued from previous page...

Mol	Chain	Res	Type
1	51	4163	U
1	51	4166	G
1	51	4168	G
1	51	4170	A
1	51	4171	C
1	51	4173	G
1	51	4183	G
1	51	4184	G
1	51	4188	U
1	51	4191	G
1	51	4202	U
1	51	4203	A
1	51	4205	A
1	51	4209	G
1	51	4212	A
1	51	4229	U
1	51	4233	A
1	51	4234	A
1	51	4241	C
1	51	4249	G
1	51	4251	A
1	51	4254	G
1	51	4255	A
1	51	4256	A
1	51	4262	C
1	51	4265	U
1	51	4266	G
1	51	4268	A
1	51	4271	A
1	51	4273	A
1	51	4275	G
1	51	4278	C
1	51	4279	A
1	51	4280	A
1	51	4281	A
1	51	4282	A
1	51	4291	G
1	51	4297	G
1	51	4303	C
1	51	4305	G
1	51	4306	U
1	51	4314	C

Continued on next page...

Continued from previous page...

Mol	Chain	Res	Type
1	51	4318	C
1	51	4323	A
1	51	4330	G
1	51	4332	C
1	51	4339	A
1	51	4345	C
1	51	4349	C
1	51	4355	G
1	51	4373	G
1	51	4374	U
1	51	4375	C
1	51	4376	A
1	51	4377	G
1	51	4378	A
1	51	4379	A
1	51	4387	C
1	51	4391	G
1	51	4393	G
1	51	4394	A
1	51	4395	U
1	51	4396	A
1	51	4402	C
1	51	4406	U
1	51	4419	U
1	51	4420	U
1	51	4421	C
1	51	4422	A
1	51	4425	G
1	51	4437	U
1	51	4444	C
1	51	4448	G
1	51	4449	A
1	51	4450	U
1	51	4453	C
1	51	4459	U
1	51	4464	A
1	51	4465	U
1	51	4474	A
1	51	4475	G
1	51	4476	C
1	51	4480	A
1	51	4481	U

Continued on next page...

Continued from previous page...

Mol	Chain	Res	Type
1	51	4482	U
1	51	4484	A
1	51	4493	U
1	51	4499	G
1	51	4500	U
1	51	4503	A
1	51	4505	C
1	51	4507	A
1	51	4511	A
1	51	4512	U
1	51	4513	A
1	51	4525	C
1	51	4528	G
1	51	4548	A
1	51	4549	G
1	51	4560	C
1	51	4570	G
1	51	4574	U
1	51	4575	G
1	51	4586	G
1	51	4589	A
1	51	4592	C
1	51	4599	A
1	51	4607	A
1	51	4636	U
1	51	4637	G
1	51	4651	A
1	51	4652	G
1	51	4653	C
1	51	4656	A
1	51	4657	U
1	51	4658	G
1	51	4659	G
1	51	4668	U
1	51	4670	C
1	51	4672	A
1	51	4673	U
1	51	4676	G
1	51	4677	U
1	51	4687	A
1	51	4691	A
1	51	4695	C

Continued on next page...

Continued from previous page...

Mol	Chain	Res	Type
1	51	4696	C
1	51	4702	G
1	51	4703	U
1	51	4707	A
1	51	4709	U
1	51	4713	G
1	51	4720	C
1	51	4721	G
1	51	4726	G
1	51	4727	A
1	51	4728	U
1	51	4736	C
1	51	4737	G
1	51	4744	A
1	51	4745	G
1	51	4746	C
1	51	4751	G
1	51	4753	U
1	51	4754	G
1	51	4756	C
1	51	4757	C
1	51	4758	U
1	51	4759	C
1	51	4761	G
1	51	4764	A
1	51	4765	G
1	51	4766	C
1	51	4769	G
1	51	4771	C
1	51	4773	C
1	51	4861	G
1	51	4866	C
1	51	4870	G
1	51	4871	C
1	51	4872	G
1	51	4873	G
1	51	4875	G
1	51	4876	A
1	51	4877	G
1	51	4879	C
1	51	4881	U
1	51	4882	U

Continued on next page...

Continued from previous page...

Mol	Chain	Res	Type
1	51	4883	C
1	51	4885	U
1	51	4887	C
1	51	4888	C
1	51	4889	G
1	51	4893	A
1	51	4895	C
1	51	4896	G
1	51	4903	G
1	51	4908	G
1	51	4910	A
1	51	4912	G
1	51	4914	G
1	51	4915	G
1	51	4917	C
1	51	4919	G
1	51	4920	C
1	51	4921	C
1	51	4923	U
1	51	4925	U
1	51	4926	C
1	51	4928	C
1	51	4933	C
1	51	4934	A
1	51	4935	C
1	51	4937	C
1	51	4939	C
1	51	4940	C
1	51	4941	G
1	51	4942	C
1	51	4943	A
1	51	4944	C
1	51	4949	G
1	51	4950	U
1	51	4951	G
1	51	4953	G
1	51	4955	A
1	51	4956	A
1	51	4960	G
1	51	4964	C
1	51	4965	U
1	51	4966	A

Continued on next page...

Continued from previous page...

Mol	Chain	Res	Type
1	51	4967	A
1	51	4973	U
1	51	4976	U
1	51	4977	A
1	51	4979	A
1	51	4980	C
1	51	4982	A
1	51	4983	C
1	51	4988	U
1	51	4990	C
1	51	4991	U
1	51	4996	C
1	51	5002	U
1	51	5006	U
1	51	5009	G
1	51	5010	U
1	51	5014	A
1	51	5017	G
1	51	5022	U
1	51	5030	U
1	51	5031	G
1	51	5034	A
1	51	5040	U
1	51	5041	G
1	51	5047	C
1	51	5048	A
1	51	5050	C
1	51	5053	U
1	51	5054	C
1	51	5061	A
1	51	5062	G
1	51	5065	U
1	51	5068	G
2	71	2	U
2	71	6	C
2	71	7	G
2	71	8	G
2	71	9	C
2	71	10	C
2	71	11	A
2	71	17	C
2	71	25	G

Continued on next page...

Continued from previous page...

Mol	Chain	Res	Type
2	71	26	C
2	71	30	C
2	71	31	G
2	71	34	C
2	71	35	U
2	71	36	C
2	71	37	G
2	71	47	G
2	71	50	A
2	71	52	C
2	71	53	U
2	71	54	A
2	71	55	A
2	71	56	G
2	71	57	C
2	71	60	G
2	71	64	G
2	71	69	U
2	71	74	A
2	71	88	A
2	71	90	A
2	71	93	G
2	71	97	G
2	71	100	A
2	71	102	U
2	71	110	G
2	71	111	C
2	71	112	U
2	71	113	G
2	71	114	U
2	71	116	G
2	71	117	G
2	71	119	U
2	71	120	U
3	81	2	G
3	81	15	G
3	81	18	U
3	81	23	C
3	81	34	U
3	81	35	C
3	81	39	G
3	81	49	G

Continued on next page...

Continued from previous page...

Mol	Chain	Res	Type
3	81	56	G
3	81	57	C
3	81	59	A
3	81	62	A
3	81	63	U
3	81	69	U
3	81	71	A
3	81	78	G
3	81	87	G
3	81	95	A
3	81	103	A
3	81	105	C
3	81	107	C
3	81	109	C
3	81	110	U
3	81	111	U
3	81	113	C
3	81	114	G
3	81	117	C
3	81	120	G
3	81	122	G
3	81	123	U
3	81	124	U
3	81	125	C
3	81	126	C
3	81	127	U
3	81	128	C
3	81	129	C
3	81	135	C
3	81	137	A
3	81	143	G
3	81	150	C
3	81	151	G
3	81	152	U
3	81	153	C
3	81	154	G
3	81	156	U
4	A2	3	C
4	A2	4	C
4	A2	5	U
4	A2	6	G
4	A2	8	U

Continued on next page...

Continued from previous page...

Mol	Chain	Res	Type
4	A2	16	G
4	A2	17	C
4	A2	26	U
4	A2	33	G
4	A2	34	U
4	A2	35	C
4	A2	39	A
4	A2	44	U
4	A2	46	A
4	A2	47	G
4	A2	56	G
4	A2	57	U
4	A2	62	G
4	A2	64	A
4	A2	65	C
4	A2	66	G
4	A2	67	C
4	A2	68	A
4	A2	69	C
4	A2	70	G
4	A2	71	G
4	A2	72	C
4	A2	73	C
4	A2	75	G
4	A2	77	A
4	A2	78	C
4	A2	79	A
4	A2	83	A
4	A2	88	G
4	A2	89	C
4	A2	95	G
4	A2	100	U
4	A2	103	A
4	A2	104	A
4	A2	111	A
4	A2	113	G
4	A2	114	G
4	A2	115	U
4	A2	116	U
4	A2	126	G
4	A2	128	U
4	A2	129	C

Continued on next page...

Continued from previous page...

Mol	Chain	Res	Type
4	A2	130	G
4	A2	141	A
4	A2	142	C
4	A2	143	U
4	A2	144	U
4	A2	147	A
4	A2	155	G
4	A2	161	U
4	A2	162	C
4	A2	163	U
4	A2	167	G
4	A2	168	C
4	A2	170	A
4	A2	172	U
4	A2	175	A
4	A2	178	C
4	A2	181	A
4	A2	182	C
4	A2	183	G
4	A2	184	G
4	A2	187	G
4	A2	188	C
4	A2	189	U
4	A2	190	G
4	A2	191	A
4	A2	192	C
4	A2	209	A
4	A2	213	G
4	A2	215	G
4	A2	219	U
4	A2	224	A
4	A2	226	A
4	A2	227	U
4	A2	228	C
4	A2	229	A
4	A2	230	A
4	A2	234	C
4	A2	236	A
4	A2	237	C
4	A2	238	C
4	A2	240	G
4	A2	241	G

Continued on next page...

Continued from previous page...

Mol	Chain	Res	Type
4	A2	242	U
4	A2	243	C
4	A2	244	A
4	A2	281	C
4	A2	283	G
4	A2	285	U
4	A2	286	U
4	A2	287	U
4	A2	292	A
4	A2	294	U
4	A2	297	A
4	A2	298	G
4	A2	302	A
4	A2	306	C
4	A2	307	G
4	A2	308	G
4	A2	309	G
4	A2	310	C
4	A2	312	G
4	A2	313	A
4	A2	314	U
4	A2	318	A
4	A2	319	C
4	A2	320	G
4	A2	334	C
4	A2	335	G
4	A2	337	C
4	A2	347	G
4	A2	356	C
4	A2	361	U
4	A2	362	C
4	A2	364	A
4	A2	368	U
4	A2	369	C
4	A2	370	G
4	A2	384	U
4	A2	385	G
4	A2	386	C
4	A2	400	C
4	A2	401	A
4	A2	407	G
4	A2	408	A

Continued on next page...

Continued from previous page...

Mol	Chain	Res	Type
4	A2	409	C
4	A2	417	C
4	A2	418	A
4	A2	426	A
4	A2	435	A
4	A2	438	G
4	A2	439	A
4	A2	448	A
4	A2	450	C
4	A2	452	G
4	A2	460	A
4	A2	461	U
4	A2	463	C
4	A2	464	A
4	A2	465	A
4	A2	466	G
4	A2	472	C
4	A2	473	A
4	A2	474	G
4	A2	478	G
4	A2	482	G
4	A2	487	U
4	A2	492	C
4	A2	493	A
4	A2	497	C
4	A2	502	C
4	A2	503	C
4	A2	507	G
4	A2	509	G
4	A2	518	G
4	A2	523	A
4	A2	525	A
4	A2	529	A
4	A2	530	U
4	A2	532	C
4	A2	533	A
4	A2	534	G
4	A2	536	A
4	A2	537	C
4	A2	539	C
4	A2	541	U
4	A2	545	A

Continued on next page...

Continued from previous page...

Mol	Chain	Res	Type
4	A2	548	C
4	A2	549	C
4	A2	550	C
4	A2	551	U
4	A2	552	G
4	A2	554	A
4	A2	555	A
4	A2	556	U
4	A2	559	G
4	A2	560	A
4	A2	561	A
4	A2	564	A
4	A2	567	C
4	A2	568	C
4	A2	570	C
4	A2	576	A
4	A2	582	U
4	A2	588	G
4	A2	590	A
4	A2	591	U
4	A2	592	C
4	A2	593	C
4	A2	594	A
4	A2	598	G
4	A2	600	G
4	A2	606	G
4	A2	607	U
4	A2	608	C
4	A2	614	C
4	A2	615	C
4	A2	621	C
4	A2	622	C
4	A2	627	U
4	A2	628	A
4	A2	629	A
4	A2	631	U
4	A2	637	U
4	A2	639	C
4	A2	641	A
4	A2	643	A
4	A2	644	G
4	A2	646	G

Continued on next page...

Continued from previous page...

Mol	Chain	Res	Type
4	A2	651	U
4	A2	660	C
4	A2	664	A
4	A2	668	A
4	A2	669	A
4	A2	671	A
4	A2	672	A
4	A2	673	G
4	A2	675	U
4	A2	680	G
4	A2	684	G
4	A2	688	U
4	A2	689	U
4	A2	690	G
4	A2	692	G
4	A2	699	C
4	A2	701	G
4	A2	727	G
4	A2	745	C
4	A2	746	C
4	A2	747	U
4	A2	750	C
4	A2	751	G
4	A2	752	G
4	A2	753	C
4	A2	755	C
4	A2	756	C
4	A2	793	G
4	A2	796	G
4	A2	798	G
4	A2	799	U
4	A2	810	A
4	A2	811	A
4	A2	812	A
4	A2	818	A
4	A2	821	G
4	A2	822	U
4	A2	830	A
4	A2	844	U
4	A2	847	A
4	A2	852	G
4	A2	853	C

Continued on next page...

Continued from previous page...

Mol	Chain	Res	Type
4	A2	861	A
4	A2	862	A
4	A2	869	A
4	A2	870	A
4	A2	871	U
4	A2	872	A
4	A2	873	G
4	A2	874	G
4	A2	875	A
4	A2	876	C
4	A2	879	C
4	A2	887	U
4	A2	889	U
4	A2	890	U
4	A2	893	U
4	A2	894	G
4	A2	898	U
4	A2	901	G
4	A2	902	G
4	A2	909	G
4	A2	913	A
4	A2	914	U
4	A2	915	G
4	A2	917	U
4	A2	920	A
4	A2	921	G
4	A2	929	G
4	A2	930	C
4	A2	931	C
4	A2	933	G
4	A2	938	A
4	A2	943	U
4	A2	953	C
4	A2	958	G
4	A2	960	U
4	A2	964	A
4	A2	966	U
4	A2	969	U
4	A2	971	G
4	A2	974	C
4	A2	978	G
4	A2	980	A

Continued on next page...

Continued from previous page...

Mol	Chain	Res	Type
4	A2	985	G
4	A2	987	A
4	A2	988	C
4	A2	989	C
4	A2	990	A
4	A2	991	G
4	A2	992	A
4	A2	997	A
4	A2	999	G
4	A2	1001	A
4	A2	1002	U
4	A2	1007	C
4	A2	1017	U
4	A2	1021	U
4	A2	1023	A
4	A2	1028	A
4	A2	1041	G
4	A2	1042	A
4	A2	1047	C
4	A2	1060	A
4	A2	1068	G
4	A2	1069	U
4	A2	1071	G
4	A2	1082	A
4	A2	1083	A
4	A2	1085	C
4	A2	1087	A
4	A2	1088	U
4	A2	1089	G
4	A2	1093	A
4	A2	1096	G
4	A2	1099	G
4	A2	1100	A
4	A2	1109	C
4	A2	1110	G
4	A2	1111	U
4	A2	1113	A
4	A2	1115	U
4	A2	1116	C
4	A2	1117	C
4	A2	1118	C
4	A2	1131	G

Continued on next page...

Continued from previous page...

Mol	Chain	Res	Type
4	A2	1138	C
4	A2	1139	C
4	A2	1144	A
4	A2	1145	A
4	A2	1146	C
4	A2	1148	A
4	A2	1149	A
4	A2	1150	A
4	A2	1153	C
4	A2	1154	U
4	A2	1166	G
4	A2	1168	G
4	A2	1170	A
4	A2	1176	G
4	A2	1181	A
4	A2	1191	C
4	A2	1195	A
4	A2	1200	A
4	A2	1207	G
4	A2	1212	G
4	A2	1213	C
4	A2	1215	C
4	A2	1220	A
4	A2	1224	G
4	A2	1234	C
4	A2	1240	A
4	A2	1241	A
4	A2	1242	U
4	A2	1248	U
4	A2	1249	C
4	A2	1251	A
4	A2	1253	A
4	A2	1254	C
4	A2	1256	G
4	A2	1257	G
4	A2	1258	A
4	A2	1263	U
4	A2	1264	C
4	A2	1265	A
4	A2	1271	C
4	A2	1274	G
4	A2	1275	G

Continued on next page...

Continued from previous page...

Mol	Chain	Res	Type
4	A2	1282	A
4	A2	1284	A
4	A2	1285	G
4	A2	1286	G
4	A2	1287	A
4	A2	1288	U
4	A2	1289	U
4	A2	1290	G
4	A2	1291	A
4	A2	1292	C
4	A2	1294	G
4	A2	1298	G
4	A2	1299	A
4	A2	1301	A
4	A2	1302	G
4	A2	1303	C
4	A2	1304	U
4	A2	1308	U
4	A2	1310	U
4	A2	1311	C
4	A2	1312	G
4	A2	1313	A
4	A2	1315	U
4	A2	1317	C
4	A2	1320	G
4	A2	1329	U
4	A2	1330	G
4	A2	1331	C
4	A2	1332	A
4	A2	1336	C
4	A2	1337	C
4	A2	1342	U
4	A2	1345	G
4	A2	1366	G
4	A2	1371	U
4	A2	1372	U
4	A2	1374	C
4	A2	1375	G
4	A2	1377	U
4	A2	1378	A
4	A2	1381	G
4	A2	1394	G

Continued on next page...

Continued from previous page...

Mol	Chain	Res	Type
4	A2	1395	C
4	A2	1396	A
4	A2	1397	U
4	A2	1398	G
4	A2	1401	A
4	A2	1404	U
4	A2	1410	C
4	A2	1411	G
4	A2	1413	G
4	A2	1416	C
4	A2	1417	C
4	A2	1424	G
4	A2	1425	G
4	A2	1427	C
4	A2	1428	G
4	A2	1429	G
4	A2	1430	C
4	A2	1439	A
4	A2	1450	G
4	A2	1452	A
4	A2	1454	A
4	A2	1455	A
4	A2	1462	U
4	A2	1463	U
4	A2	1464	C
4	A2	1466	G
4	A2	1476	A
4	A2	1477	U
4	A2	1478	U
4	A2	1480	A
4	A2	1489	A
4	A2	1494	U
4	A2	1498	A
4	A2	1506	A
4	A2	1521	C
4	A2	1522	A
4	A2	1531	A
4	A2	1533	A
4	A2	1536	G
4	A2	1538	C
4	A2	1539	U
4	A2	1548	G

Continued on next page...

Continued from previous page...

Mol	Chain	Res	Type
4	A2	1552	G
4	A2	1553	C
4	A2	1556	A
4	A2	1557	C
4	A2	1560	U
4	A2	1561	A
4	A2	1562	C
4	A2	1563	G
4	A2	1565	C
4	A2	1567	G
4	A2	1568	C
4	A2	1570	G
4	A2	1575	G
4	A2	1579	A
4	A2	1580	A
4	A2	1581	C
4	A2	1582	C
4	A2	1584	G
4	A2	1585	U
4	A2	1586	U
4	A2	1587	G
4	A2	1588	A
4	A2	1589	A
4	A2	1590	C
4	A2	1591	C
4	A2	1593	C
4	A2	1595	U
4	A2	1596	U
4	A2	1597	C
4	A2	1598	G
4	A2	1599	U
4	A2	1600	G
4	A2	1601	A
4	A2	1602	U
4	A2	1603	G
4	A2	1604	G
4	A2	1606	G
4	A2	1607	A
4	A2	1608	U
4	A2	1609	C
4	A2	1610	G
4	A2	1611	G

Continued on next page...

Continued from previous page...

Mol	Chain	Res	Type
4	A2	1613	G
4	A2	1619	A
4	A2	1621	U
4	A2	1622	U
4	A2	1623	A
4	A2	1624	U
4	A2	1625	U
4	A2	1627	C
4	A2	1628	C
4	A2	1629	C
4	A2	1632	G
4	A2	1637	A
4	A2	1638	G
4	A2	1641	A
4	A2	1647	A
4	A2	1648	G
4	A2	1651	A
4	A2	1654	G
4	A2	1655	C
4	A2	1660	C
4	A2	1665	G
4	A2	1667	U
4	A2	1671	G
4	A2	1674	G
4	A2	1680	G
4	A2	1681	U
4	A2	1689	C
4	A2	1695	A
4	A2	1698	C
4	A2	1699	A
4	A2	1700	C
4	A2	1701	C
4	A2	1702	G
4	A2	1703	C
4	A2	1706	G
4	A2	1710	C
4	A2	1715	A
4	A2	1720	U
4	A2	1721	U
4	A2	1722	G
4	A2	1725	U
4	A2	1726	G

Continued on next page...

Continued from previous page...

Mol	Chain	Res	Type
4	A2	1731	A
4	A2	1733	U
4	A2	1742	C
4	A2	1744	G
4	A2	1745	A
4	A2	1746	U
4	A2	1748	G
4	A2	1755	C
4	A2	1756	C
4	A2	1757	G
4	A2	1774	C
4	A2	1776	G
4	A2	1778	C
4	A2	1780	G
4	A2	1782	G
4	A2	1783	C
4	A2	1784	G
4	A2	1785	C
4	A2	1791	A
4	A2	1792	G
4	A2	1799	G
4	A2	1800	A
4	A2	1803	U
4	A2	1804	U
4	A2	1805	G
4	A2	1806	A
4	A2	1807	C
4	A2	1808	U
4	A2	1813	A
4	A2	1814	G
4	A2	1815	A
4	A2	1816	G
4	A2	1819	A
4	A2	1824	A
4	A2	1826	G
4	A2	1830	U
4	A2	1831	A
4	A2	1834	A
4	A2	1835	A
4	A2	1836	G
4	A2	1837	G
4	A2	1838	U

Continued on next page...

Continued from previous page...

Mol	Chain	Res	Type
4	A2	1839	U
4	A2	1840	U
4	A2	1844	U
4	A2	1845	A
4	A2	1849	G
4	A2	1850	A
4	A2	1851	A
4	A2	1857	G
4	A2	1861	G
4	A2	1862	G
4	A2	1863	A
4	A2	1865	C
4	A2	1866	A
4	A2	1869	A
79	q3	2	U
79	q3	3	C
79	q3	4	U
79	q3	5	C
79	q3	6	C
79	q3	7	G
79	q3	8	U
79	q3	10	G
79	q3	15	G
79	q3	19	G
79	q3	20	U
79	q3	21	A
79	q3	22	U
79	q3	29	C
79	q3	30	G
79	q3	34	A
79	q3	35	A
79	q3	36	C
79	q3	37	A
79	q3	42	A
79	q3	43	A
79	q3	46	G
79	q3	47	U
79	q3	48	C
79	q3	49	C
79	q3	50	U
79	q3	52	G
79	q3	54	U

Continued on next page...

Continued from previous page...

Mol	Chain	Res	Type
79	q3	57	G
79	q3	58	A
79	q3	60	A
79	q3	62	C
79	q3	64	G
79	q3	67	G
79	q3	68	G
79	q3	72	C
79	q3	73	A
79	q3	74	C
79	q3	75	C
79	q3	76	A
82	v3	25	G
82	v3	26	C
82	v3	28	U
82	v3	29	A
82	v3	30	A
82	v3	34	U
82	v3	35	U
82	v3	36	G
82	v3	37	A
82	v3	39	A
82	v3	40	C
82	v3	41	U
83	33	8	U
83	33	9	A
83	33	11	C
83	33	17	G
83	33	18	U
83	33	19	G
83	33	20	U
83	33	21	A
83	33	27	U
83	33	28	C
83	33	29	A
83	33	32	C
83	33	34	U
83	33	38	A
83	33	46	G
83	33	47	U
83	33	48	C
83	33	49	C

Continued on next page...

Continued from previous page...

Mol	Chain	Res	Type
83	33	50	A
83	33	51	G
83	33	53	G
83	33	55	U
83	33	57	A
83	33	58	A
83	33	63	C
83	33	64	U
83	33	66	U
83	33	71	G
83	33	75	C

All (86) RNA pucker outliers are listed below:

Mol	Chain	Res	Type
1	51	125	C
1	51	142	G
1	51	245	C
1	51	275	C
1	51	448	G
1	51	480	C
1	51	485	C
1	51	504	G
1	51	704	C
1	51	922(B)	C
1	51	930	G
1	51	971(A)	G
1	51	983	C
1	51	1072	C
1	51	1106	A
1	51	1211	G
1	51	1272	C
1	51	1291	G
1	51	1329	G
1	51	1370	G
1	51	1445	U
1	51	1633	G
1	51	1821	G
1	51	1835	G
1	51	1921	C
1	51	1979	A
1	51	2016	C

Continued on next page...

Continued from previous page...

Mol	Chain	Res	Type
1	51	2046	G
1	51	2111	U
1	51	2259	G
1	51	2266	C
1	51	2502	A
1	51	2572	C
1	51	2575	U
1	51	2695	A
1	51	3603	G
1	51	3625	G
1	51	3760	A
1	51	3888	G
1	51	3959	U
1	51	4036	G
1	51	4066	U
1	51	4137	C
1	51	4170	A
1	51	4232	U
1	51	4302	U
1	51	4448	G
1	51	4548	A
1	51	4719	G
1	51	4884	G
1	51	4902	C
1	51	4925	U
1	51	4936	G
4	A2	110	U
4	A2	182	C
4	A2	214	U
4	A2	228	C
4	A2	241	G
4	A2	286	U
4	A2	434	G
4	A2	465	A
4	A2	531	A
4	A2	536	A
4	A2	555	A
4	A2	642	U
4	A2	688	U
4	A2	698	G
4	A2	751	G
4	A2	752	G

Continued on next page...

Continued from previous page...

Mol	Chain	Res	Type
4	A2	797	C
4	A2	798	G
4	A2	870	A
4	A2	874	G
4	A2	986	G
4	A2	1137	U
4	A2	1253	A
4	A2	1298	G
4	A2	1394	G
4	A2	1395	C
4	A2	1424	G
4	A2	1520	G
4	A2	1590	C
4	A2	1637	A
4	A2	1817	G
83	33	16	C
83	33	18	U

5.4 Non-standard residues in protein, DNA, RNA chains [i](#)

There are no non-standard protein/DNA/RNA residues in this entry.

5.5 Carbohydrates [i](#)

There are no oligosaccharides in this entry.

5.6 Ligand geometry [i](#)

Of 308 ligands modelled in this entry, 307 are monoatomic - leaving 1 for Mogul analysis.

In the following table, the Counts columns list the number of bonds (or angles) for which Mogul statistics could be retrieved, the number of bonds (or angles) that are observed in the model and the number of bonds (or angles) that are defined in the Chemical Component Dictionary. The Link column lists molecule types, if any, to which the group is linked. The Z score for a bond length (or angle) is the number of standard deviations the observed value is removed from the expected value. A bond length (or angle) with $|Z| > 2$ is considered an outlier worth inspection. RMSZ is the root-mean-square of all Z scores of the bond lengths (or angles).

Mol	Type	Chain	Res	Link	Bond lengths			Bond angles		
					Counts	RMSZ	$\# Z > 2$	Counts	RMSZ	$\# Z > 2$
88	BLS	51	5294	-	28,31,31	0.83	0	28,43,43	1.72	4 (14%)

In the following table, the Chirals column lists the number of chiral outliers, the number of chiral centers analysed, the number of these observed in the model and the number defined in the Chemical Component Dictionary. Similar counts are reported in the Torsion and Rings columns. '-' means no outliers of that kind were identified.

Mol	Type	Chain	Res	Link	Chirals	Torsions	Rings
88	BLS	51	5294	-	-	9/21/38/38	0/2/2/2

There are no bond length outliers.

All (4) bond angle outliers are listed below:

Mol	Chain	Res	Type	Atoms	Z	Observed(°)	Ideal(°)
88	51	5294	BLS	O5'-C1'-C2'	-5.95	109.92	113.13
88	51	5294	BLS	C4-N3-C2	3.74	120.13	116.34
88	51	5294	BLS	C10-C11-N12	-3.21	106.98	112.15
88	51	5294	BLS	N4-C4-N3	2.34	120.19	116.49

There are no chirality outliers.

All (9) torsion outliers are listed below:

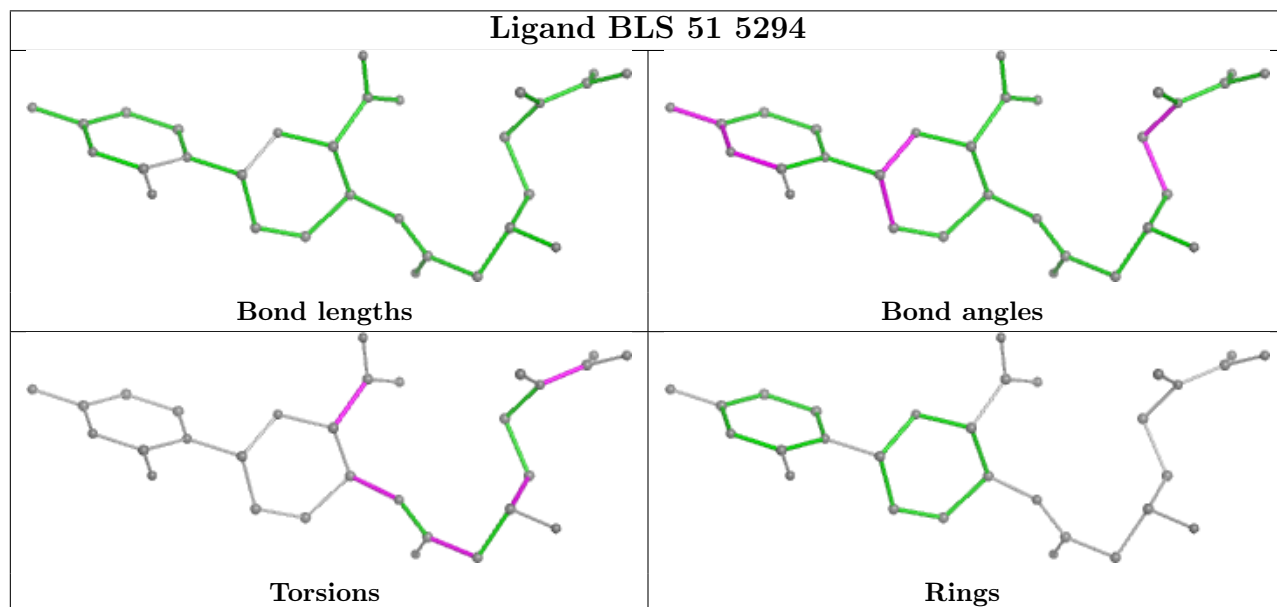
Mol	Chain	Res	Type	Atoms
88	51	5294	BLS	C4'-C5'-C6'-O4
88	51	5294	BLS	C4'-C5'-C6'-O3
88	51	5294	BLS	C11-C10-C9-C8
88	51	5294	BLS	C11-C10-C9-N9
88	51	5294	BLS	O7-C7-C8-C9
88	51	5294	BLS	N6-C7-C8-C9
88	51	5294	BLS	N14-C14-N12-C13
88	51	5294	BLS	N15-C14-N12-C13
88	51	5294	BLS	C5'-C4'-N6-C7

There are no ring outliers.

No monomer is involved in short contacts.

The following is a two-dimensional graphical depiction of Mogul quality analysis of bond lengths, bond angles, torsion angles, and ring geometry for all instances of the Ligand of Interest. In addition, ligands with molecular weight > 250 and outliers as shown on the validation Tables will also be included. For torsion angles, if less than 5% of the Mogul distribution of torsion angles is within 10 degrees of the torsion angle in question, then that torsion angle is considered an outlier. Any bond that is central to one or more torsion angles identified as an outlier by Mogul will be highlighted in the graph. For rings, the root-mean-square deviation (RMSD) between the ring in question and similar rings identified by Mogul is calculated over all ring torsion angles. If the average RMSD is greater than 60 degrees and the minimal RMSD between the ring in question and any Mogul-identified rings is also greater than 60 degrees, then that ring is considered an outlier.

The outliers are highlighted in purple. The color gray indicates Mogul did not find sufficient equivalents in the CSD to analyse the geometry.



5.7 Other polymers [i](#)

There are no such residues in this entry.

5.8 Polymer linkage issues [i](#)

The following chains have linkage breaks:

Mol	Chain	Number of breaks
4	A2	11
1	51	7
79	q3	3
3	81	1
44	G3	1

All chain breaks are listed below:

Model	Chain	Residue-1	Atom-1	Residue-2	Atom-2	Distance (Å)
1	81	79:G	O3'	85:U	P	13.18
1	A2	201:C	O3'	202:G	P	8.18
1	q3	15:G	O3'	18:G	P	7.28
1	A2	747:U	O3'	748:C	P	6.91
1	51	1232:G	O3'	1233:G	P	5.66
1	A2	322:C	O3'	323:C	P	5.64
1	A2	728:U	O3'	729:C	P	5.49

Continued on next page...

Continued from previous page...

Model	Chain	Residue-1	Atom-1	Residue-2	Atom-2	Distance (Å)
1	51	3948:C	O3'	3949:A	P	5.01
1	G3	317:LYS	C	318:LEU	N	4.96
1	A2	202:G	O3'	203:G	P	4.69
1	q3	60:A	O3'	61:C	P	4.44
1	A2	903:A	O3'	904:A	P	4.18
1	A2	787:G	O3'	788:G	P	4.17
1	51	1956:A	O3'	1957:U	P	3.86
1	A2	902:G	O3'	903:A	P	3.63
1	A2	304:C	O3'	305:U	P	3.53
1	51	5020:G	O3'	5021:C	P	3.34
1	51	3947:A	O3'	3948:C	P	3.33
1	q3	58:A	O3'	59:A	P	3.18
1	51	170:C	O3'	171:U	P	3.03
1	A2	748:C	O3'	749:U	P	3.03
1	A2	1295:A	O3'	1296:U	P	2.95
1	51	751:G	O3'	752:G	P	2.76

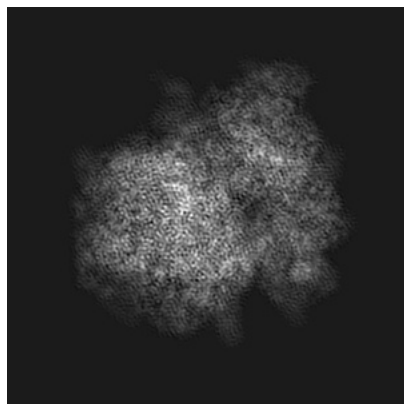
6 Map visualisation [i](#)

This section contains visualisations of the EMDB entry EMD-12631. These allow visual inspection of the internal detail of the map and identification of artifacts.

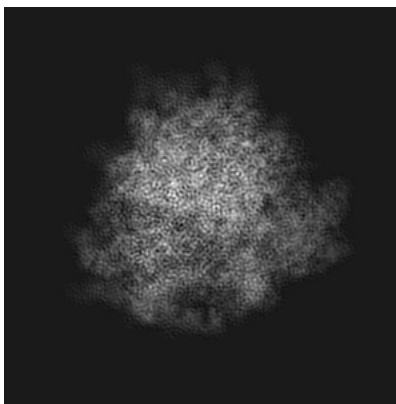
Images derived from a raw map, generated by summing the deposited half-maps, are presented below the corresponding image components of the primary map to allow further visual inspection and comparison with those of the primary map.

6.1 Orthogonal projections [i](#)

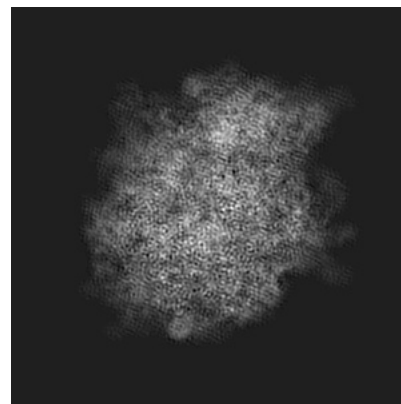
6.1.1 Primary map



X

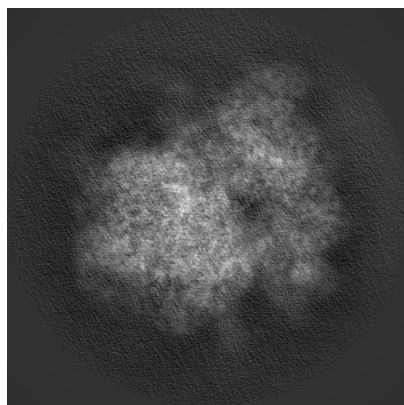


Y

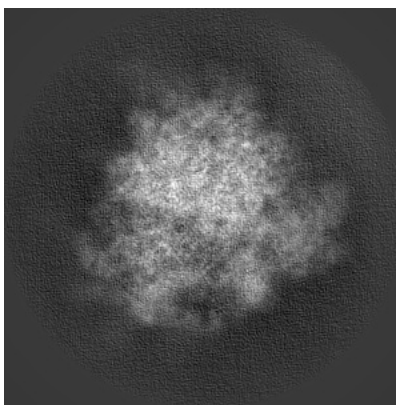


Z

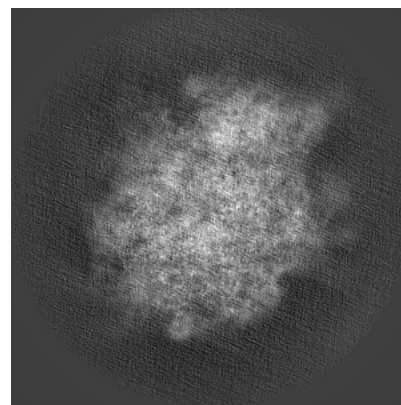
6.1.2 Raw map



X



Y




Z


The images above show the map projected in three orthogonal directions.

6.2 Central slices [i](#)

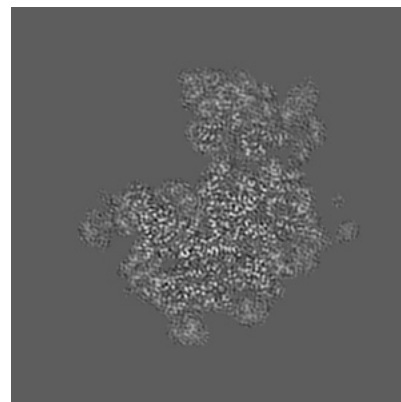
6.2.1 Primary map



X Index: 150

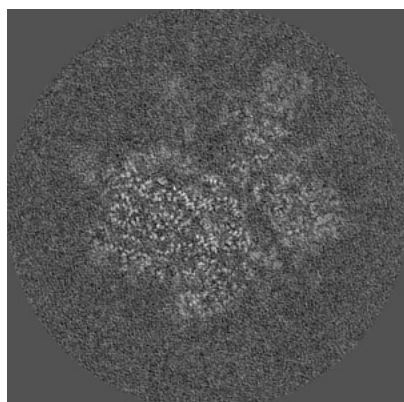


Y Index: 150

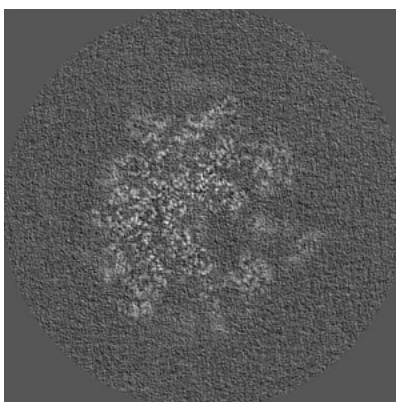


Z Index: 150

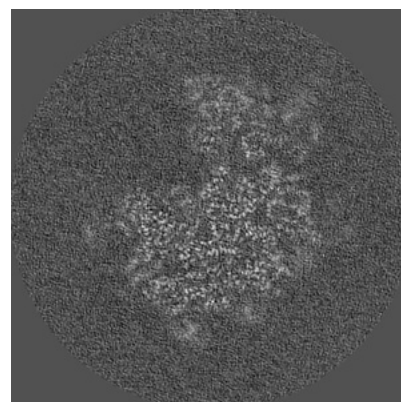
6.2.2 Raw map



X Index: 150



Y Index: 150




Z Index: 150


The images above show central slices of the map in three orthogonal directions.

6.3 Largest variance slices [i](#)


6.3.1 Primary map



X Index: 158

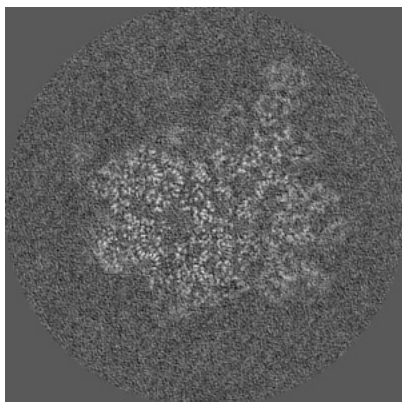


Y Index: 130

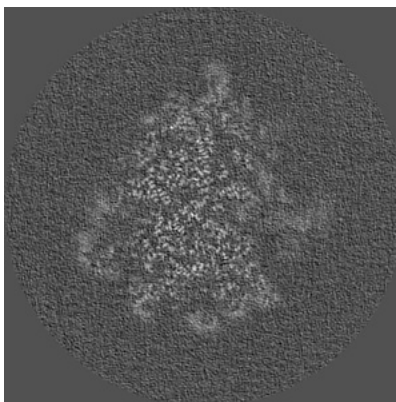


Z Index: 124

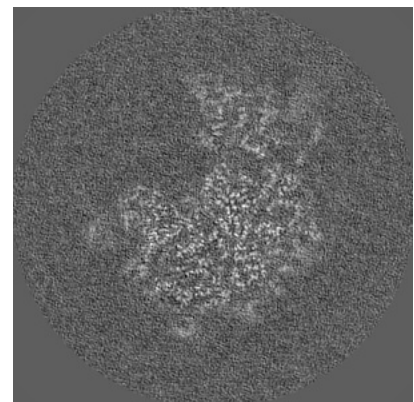
6.3.2 Raw map



X Index: 159



Y Index: 130

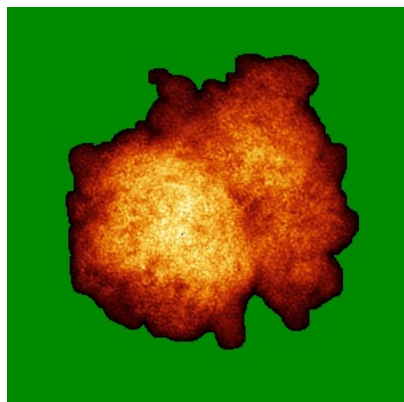


Z Index: 148


The images above show the largest variance slices of the map in three orthogonal directions.

6.4 Orthogonal standard-deviation projections (False-color) [i](#)


6.4.1 Primary map



X




Y




Z


6.4.2 Raw map



X



Y

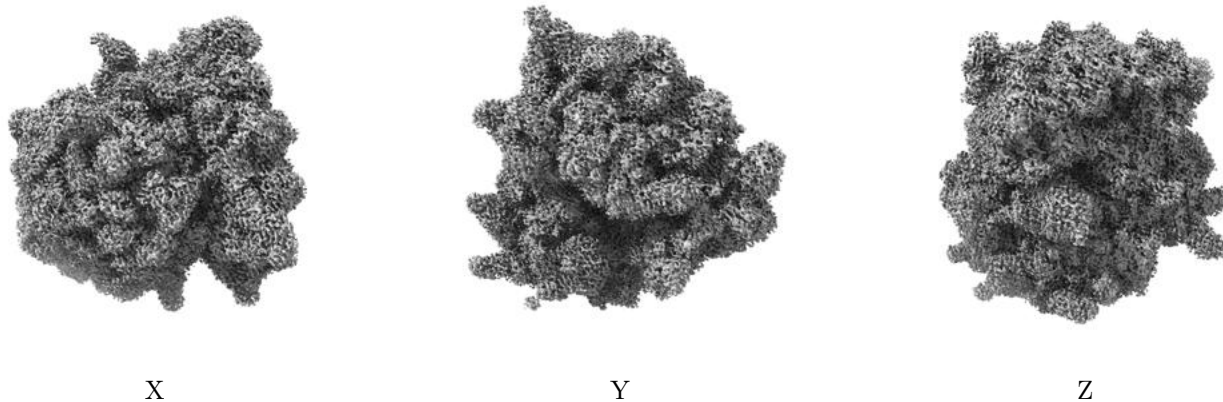


Z

The images above show the map standard deviation projections with false color in three orthogonal directions. Minimum values are shown in green, max in blue, and dark to light orange shades represent small to large values respectively.


6.5 Orthogonal surface views [i](#)

6.5.1 Primary map



The images above show the 3D surface view of the map at the recommended contour level 0.014. These images, in conjunction with the slice images, may facilitate assessment of whether an appropriate contour level has been provided.

6.5.2 Raw map



These images show the 3D surface of the raw map. The raw map's contour level was selected so that its surface encloses the same volume as the primary map does at its recommended contour level.

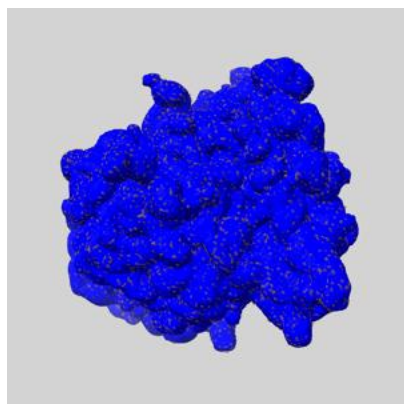
6.6 Mask visualisation [i](#)

This section shows the 3D surface view of the primary map at 50% transparency overlaid with the specified mask at 0% transparency

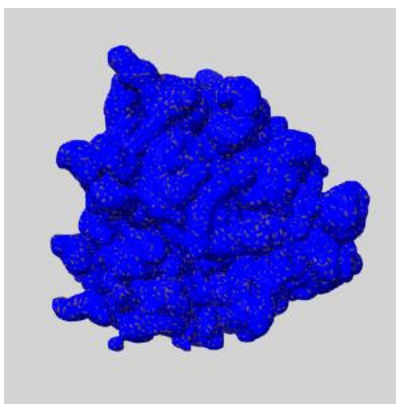
A mask typically either:

- Encompasses the whole structure
- Separates out a domain, a functional unit, a monomer or an area of interest from a larger structure

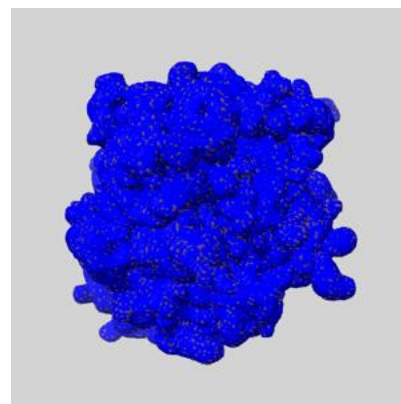
6.6.1 emd_12631_msk_1.map [i](#)



X



Y

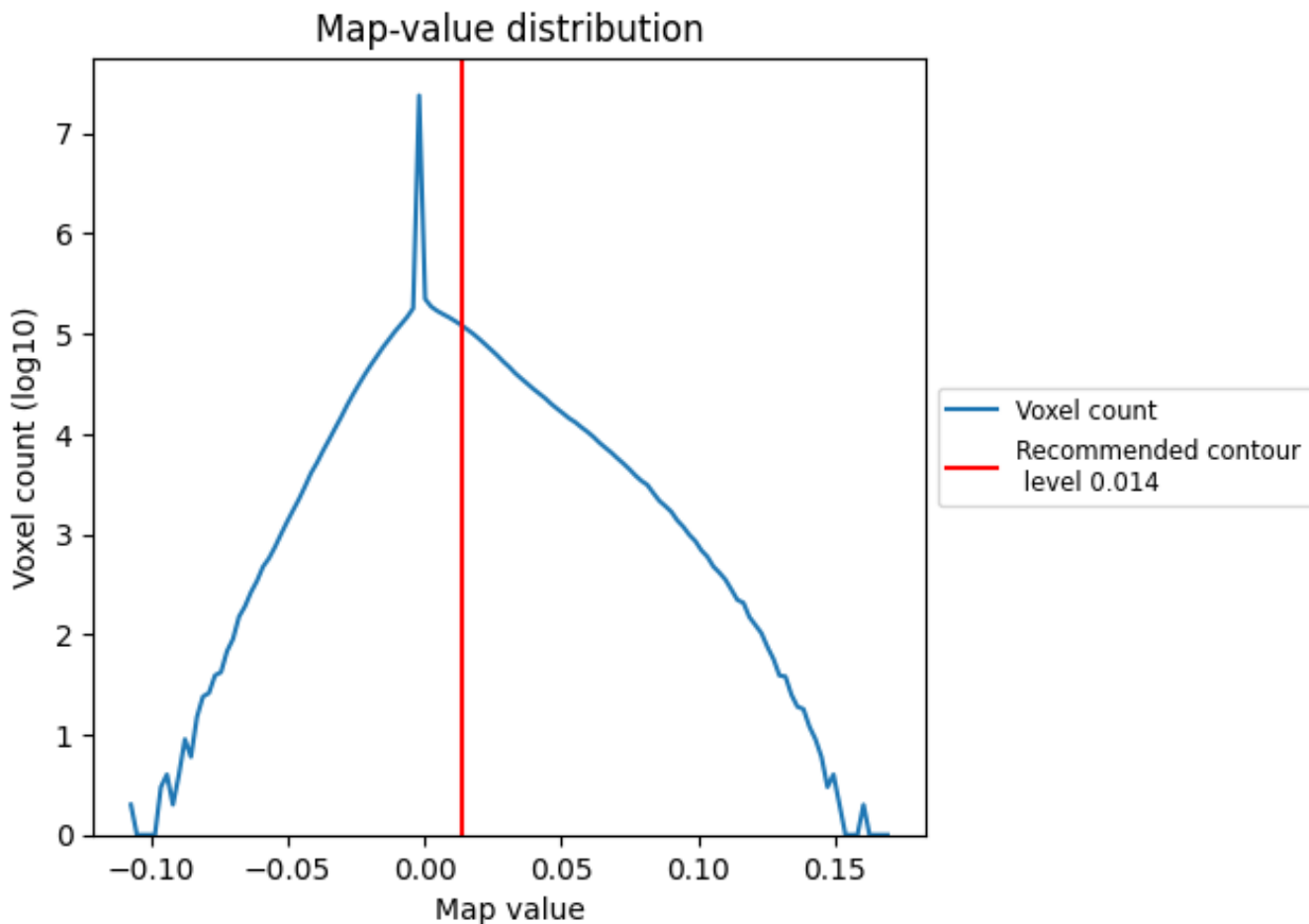


Z

7 Map analysis [i](#)

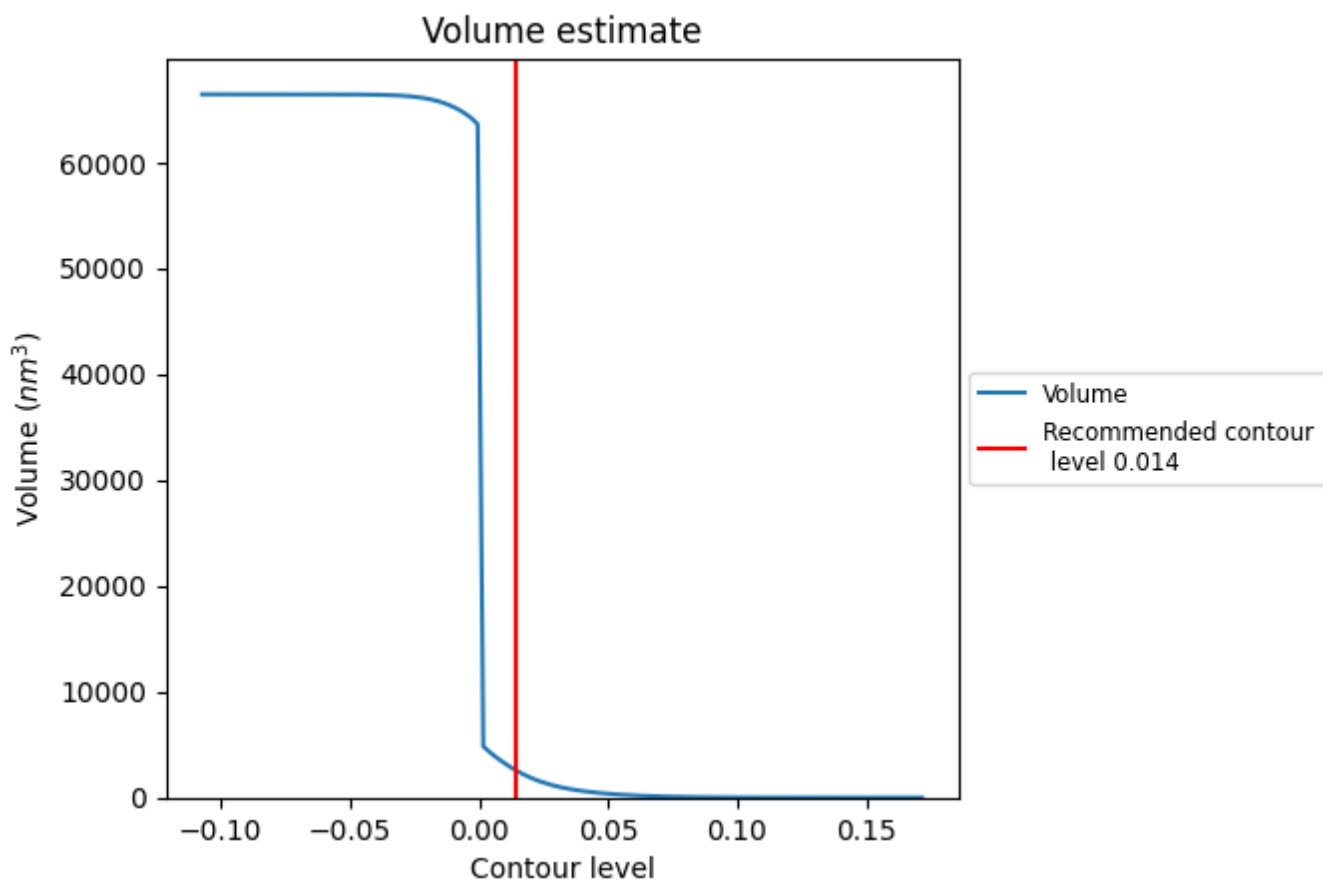
This section contains the results of statistical analysis of the map.

7.1 Map-value distribution [i](#)



The map-value distribution is plotted in 128 intervals along the x-axis. The y-axis is logarithmic. A spike in this graph at zero usually indicates that the volume has been masked.

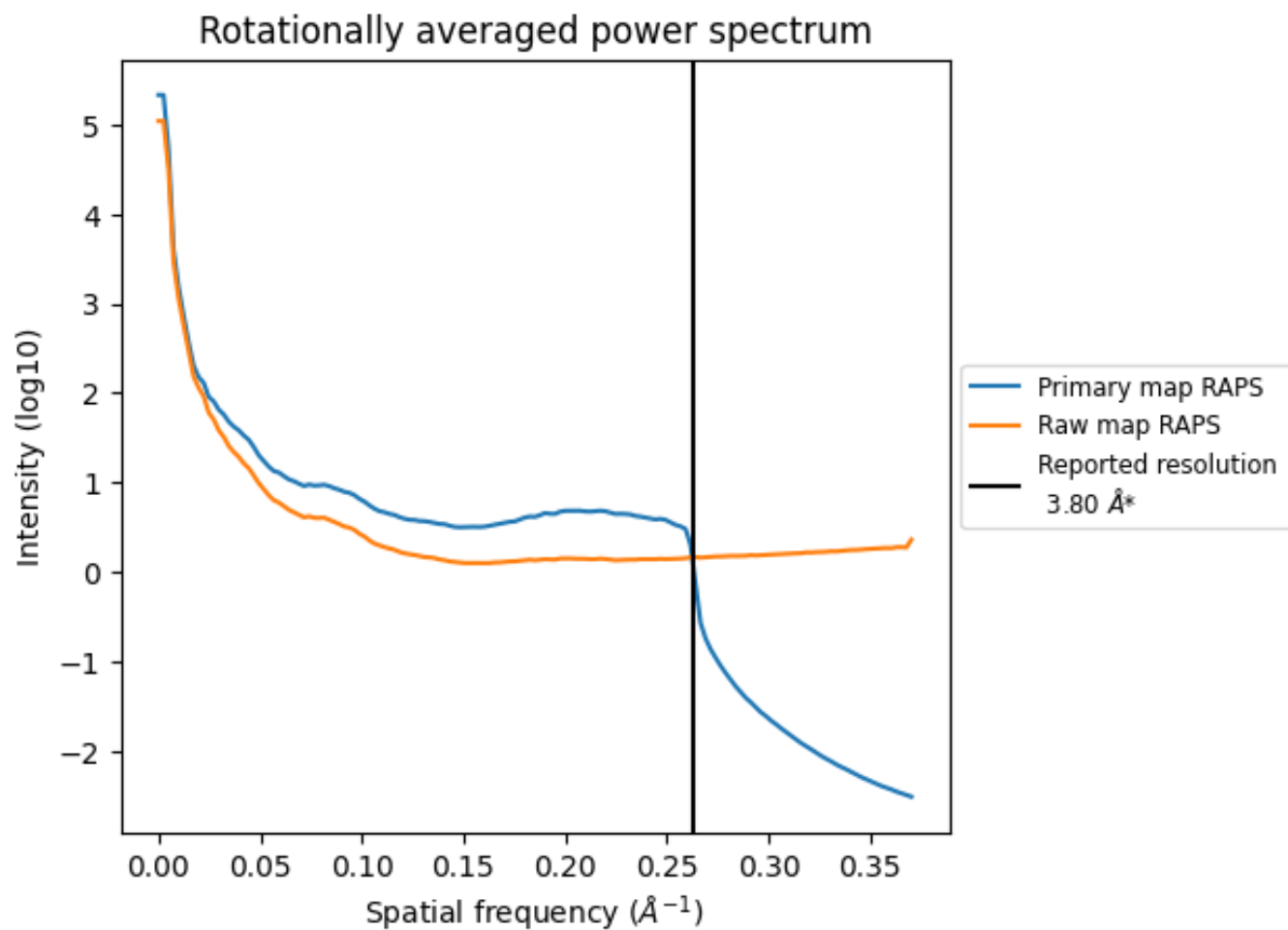
7.2 Volume estimate [i](#)



The volume at the recommended contour level is 2614 nm³; this corresponds to an approximate mass of 2362 kDa.

The volume estimate graph shows how the enclosed volume varies with the contour level. The recommended contour level is shown as a vertical line and the intersection between the line and the curve gives the volume of the enclosed surface at the given level.

7.3 Rotationally averaged power spectrum [i](#)

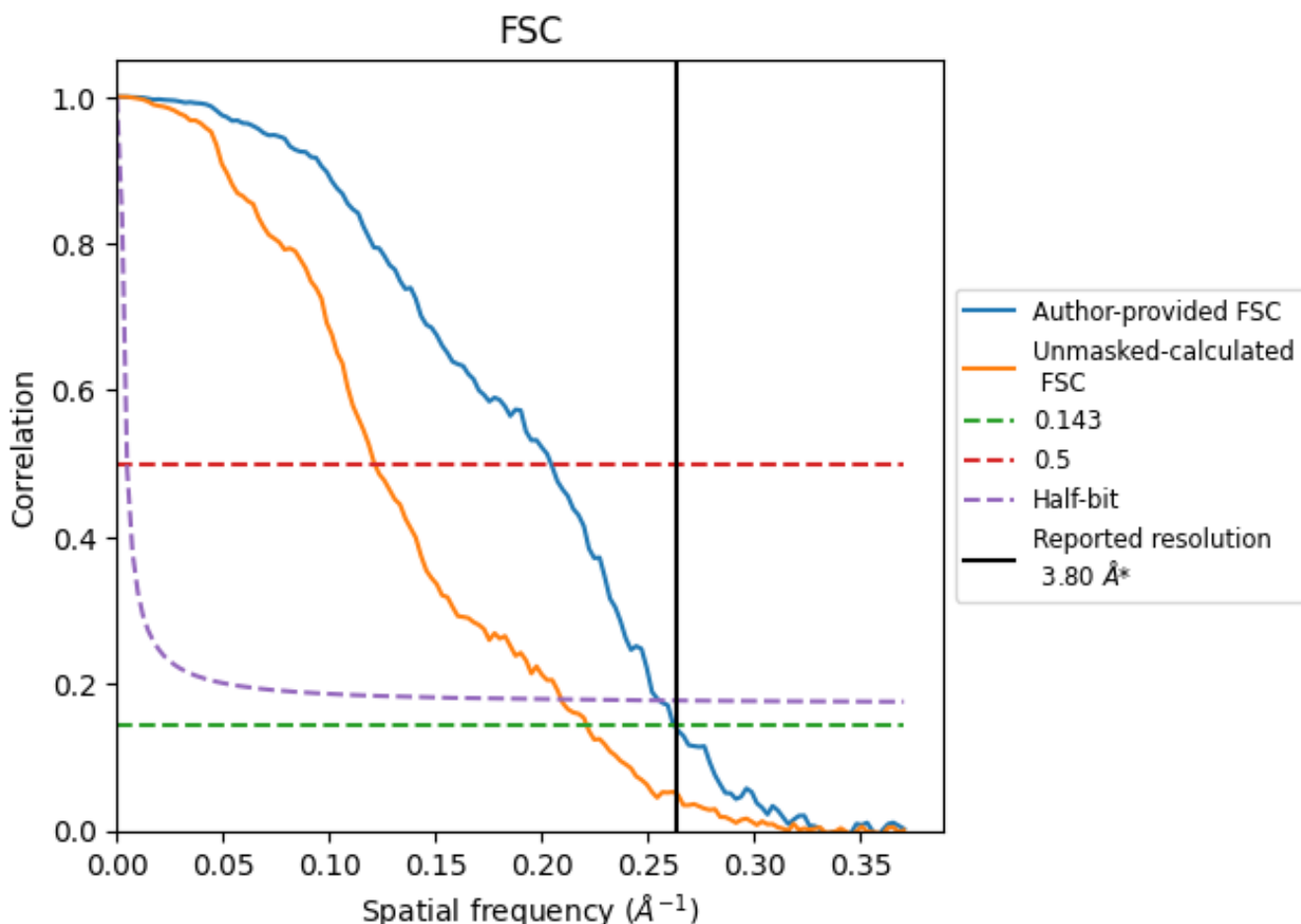


*Reported resolution corresponds to spatial frequency of 0.263 Å⁻¹

8 Fourier-Shell correlation [i](#)

Fourier-Shell Correlation (FSC) is the most commonly used method to estimate the resolution of single-particle and subtomogram-averaged maps. The shape of the curve depends on the imposed symmetry, mask and whether or not the two 3D reconstructions used were processed from a common reference. The reported resolution is shown as a black line. A curve is displayed for the half-bit criterion in addition to lines showing the 0.143 gold standard cut-off and 0.5 cut-off.

8.1 FSC [i](#)



*Reported resolution corresponds to spatial frequency of 0.263 Å⁻¹

8.2 Resolution estimates [i](#)

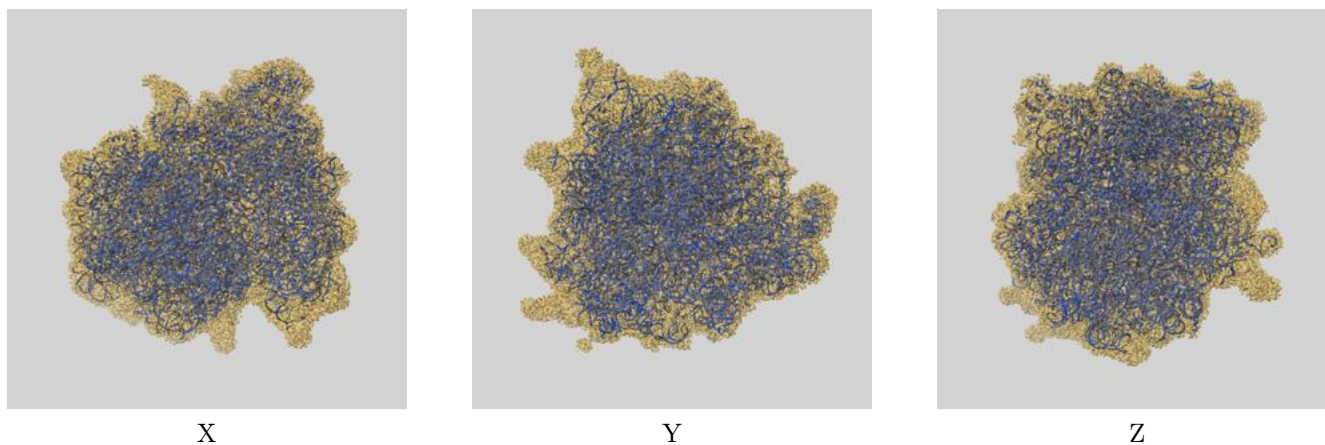
Resolution estimate (Å)	Estimation criterion (FSC cut-off)		
	0.143	0.5	Half-bit
Reported by author	3.80	-	-
Author-provided FSC curve	3.81	4.89	3.92
Unmasked-calculated*	4.52	8.24	4.78

*Resolution estimate based on FSC curve calculated by comparison of deposited half-maps. The value from deposited half-maps intersecting FSC 0.143 CUT-OFF 4.52 differs from the reported value 3.8 by more than 10 %

9 Map-model fit [i](#)

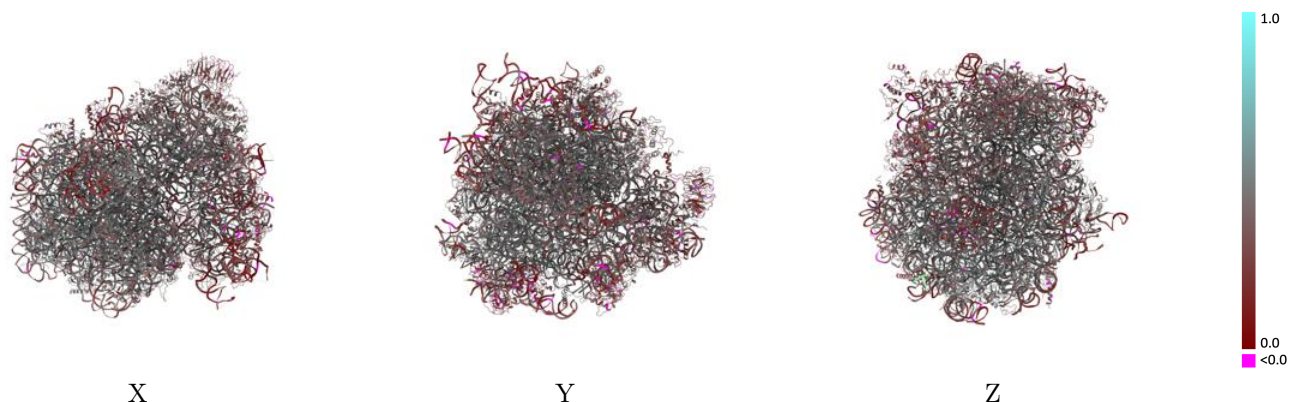
This section contains information regarding the fit between EMDB map EMD-12631 and PDB model 7NWG. Per-residue inclusion information can be found in section 3 on page 26.

9.1 Map-model overlay [i](#)



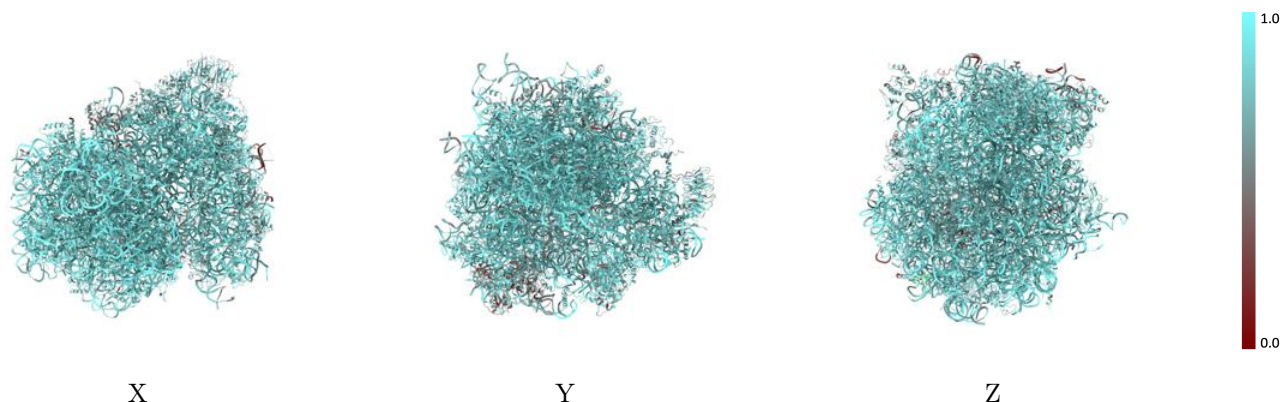
The images above show the 3D surface view of the map at the recommended contour level 0.014 at 50% transparency in yellow overlaid with a ribbon representation of the model coloured in blue. These images allow for the visual assessment of the quality of fit between the atomic model and the map.

9.2 Q-score mapped to coordinate model [i](#)



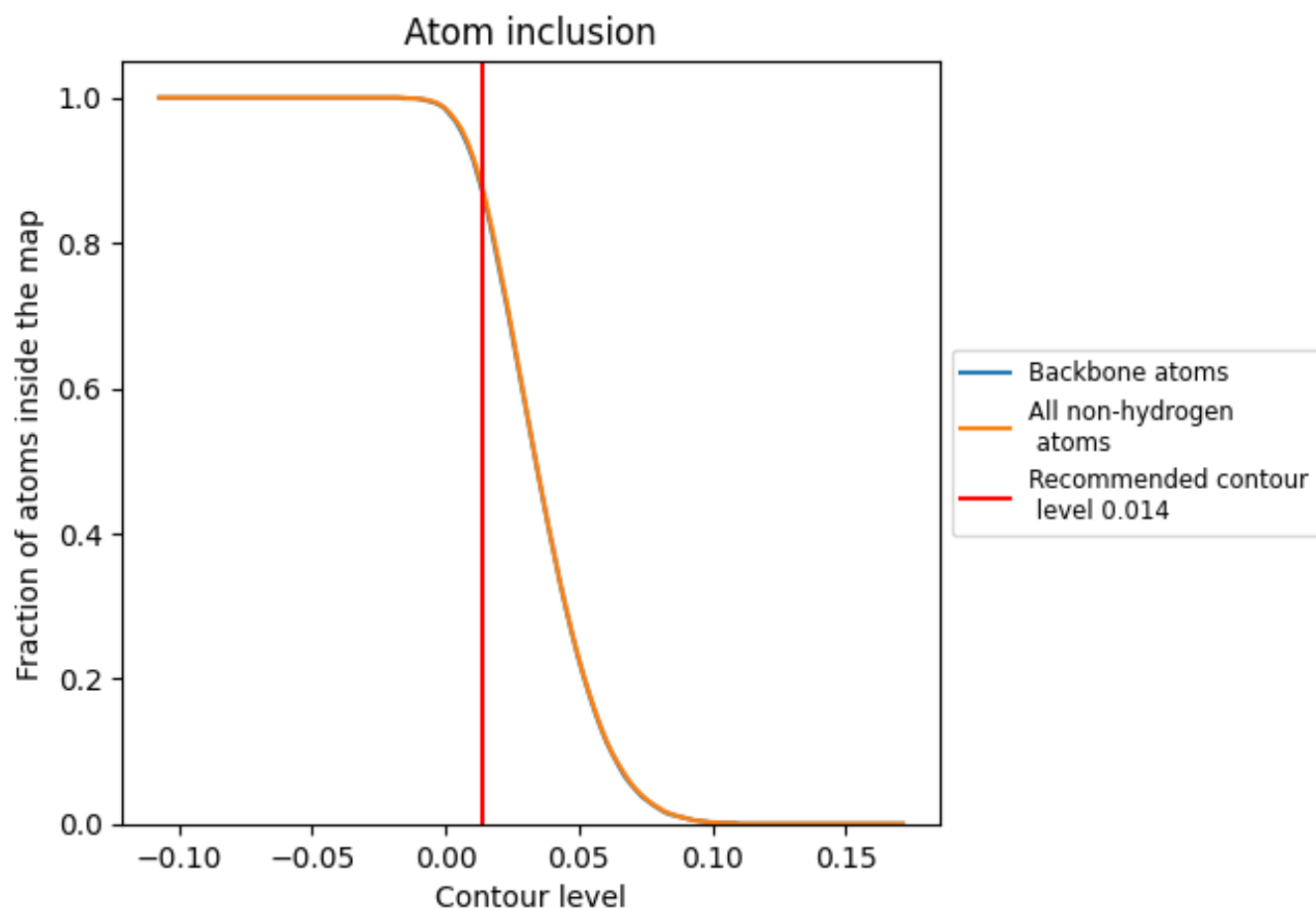
The images above show the model with each residue coloured according to its Q-score. This shows their resolvability in the map with higher Q-score values reflecting better resolvability. Please note: Q-score is calculating the resolvability of atoms, and thus high values are only expected at resolutions at which atoms can be resolved. Low Q-score values may therefore be expected for many entries.

9.3 Atom inclusion mapped to coordinate model [i](#)



The images above show the model with each residue coloured according to its atom inclusion. This shows to what extent they are inside the map at the recommended contour level (0.014).







































































9.4 Atom inclusion [i](#)



At the recommended contour level, 87% of all backbone atoms, 87% of all non-hydrogen atoms, are inside the map.

9.5 Map-model fit summary

The table lists the average atom inclusion at the recommended contour level (0.014) and Q-score for the entire model and for each chain.

Chain	Atom inclusion	Q-score
All	 0.8740	 0.4060
1	 0.6860	 0.3610
33	 0.9050	 0.3580
51	 0.9180	 0.4110
71	 0.9300	 0.4220
81	 0.9390	 0.4300
A2	 0.8970	 0.3760
A3	 0.8880	 0.4770
B2	 0.8090	 0.3910
B3	 0.8830	 0.4690
C2	 0.8350	 0.4220
C3	 0.8890	 0.4760
D2	 0.8340	 0.4300
D3	 0.8580	 0.4190
E2	 0.7640	 0.3760
E3	 0.8800	 0.4330
F2	 0.8190	 0.3980
F3	 0.8730	 0.4680
G2	 0.7980	 0.3780
G3	 0.7890	 0.3830
H2	 0.7680	 0.3290
H3	 0.8580	 0.4320
I2	 0.7690	 0.3580
I3	 0.8790	 0.4660
J2	 0.7960	 0.3770
J3	 0.8660	 0.4220
K2	 0.7720	 0.3610
L2	 0.8250	 0.3680
L3	 0.8660	 0.4520
M2	 0.8550	 0.4460
M3	 0.8580	 0.4290
N2	 0.6400	 0.2720
N3	 0.9090	 0.4930
O2	 0.8440	 0.4200
O3	 0.8830	 0.4770























Continued on next page...

Continued from previous page...

Chain	Atom inclusion	Q-score
P2	0.8090	0.4110
P3	0.8920	0.4810
Q2	0.8740	0.4130
Q3	0.8970	0.4880
R2	0.7920	0.3860
R3	0.8420	0.4200
S2	0.7750	0.3610
S3	0.8920	0.4630
T2	0.8460	0.3890
T3	0.8810	0.4690
U2	0.8240	0.3670
U3	0.8390	0.3840
V2	0.7200	0.3400
V3	0.8770	0.4820
W	0.9020	0.4820
W2	0.8100	0.3940
X2	0.8550	0.4380
X3	0.8610	0.4430
Y2	0.8610	0.4590
Y3	0.8970	0.4750
Z2	0.8180	0.3680
Z3	0.8390	0.4200
a2	0.7580	0.3490
a3	0.9060	0.4900
b2	0.8600	0.4570
b3	0.8060	0.4070
c2	0.7900	0.4040
c3	0.8320	0.4270
d2	0.7530	0.3530
d3	0.8500	0.4450
e2	0.8930	0.4270
e3	0.8770	0.4870
f2	0.8070	0.3960
f3	0.8880	0.4840
g2	0.7260	0.2860
g3	0.8510	0.4460
h2	0.7100	0.2930
h3	0.8810	0.4460
i3	0.8590	0.4390
j3	0.9200	0.5020
k3	0.7900	0.3770
l3	0.9020	0.4820

Continued on next page...

Continued from previous page...

Chain	Atom inclusion	Q-score
m3	 0.8970	 0.4580
n3	 0.8390	 0.4600
o3	 0.8910	 0.4680
p3	 0.8480	 0.4630
q3	 0.8730	 0.3480
r3	 0.8920	 0.4740
t3	 0.4090	 0.2180
u3	 0.4240	 0.2080
v3	 0.8320	 0.4020
w3	 0.4850	 0.2100