



## Full wwPDB EM Validation Report ⓘ

May 19, 2024 – 11:07 AM EDT

PDB ID : 7MBN  
EMDB ID : EMD-23739  
Title : Cryo-EM structure of MLL1-NCP (H3K4M) complex, mode02  
Authors : Park, S.H.; Ayoub, A.; Lee, Y.T.; Dou, Y.; Cho, U.  
Deposited on : 2021-04-01  
Resolution : Not provided

This is a Full wwPDB EM Validation Report for a publicly released PDB entry.

We welcome your comments at [validation@mail.wwpdb.org](mailto:validation@mail.wwpdb.org)

A user guide is available at

<https://www.wwpdb.org/validation/2017/EMValidationReportHelp>

with specific help available everywhere you see the ⓘ symbol.

The types of validation reports are described at

<http://www.wwpdb.org/validation/2017/FAQs#types>.

---

The following versions of software and data (see [references ⓘ](#)) were used in the production of this report:

EMDB validation analysis : 0.0.1.dev92  
MolProbity : 4.02b-467  
Percentile statistics : 20191225.v01 (using entries in the PDB archive December 25th 2019)  
MapQ : **FAILED**  
Ideal geometry (proteins) : Engh & Huber (2001)  
Ideal geometry (DNA, RNA) : Parkinson et al. (1996)  
Validation Pipeline (wwPDB-VP) : 2.36.2

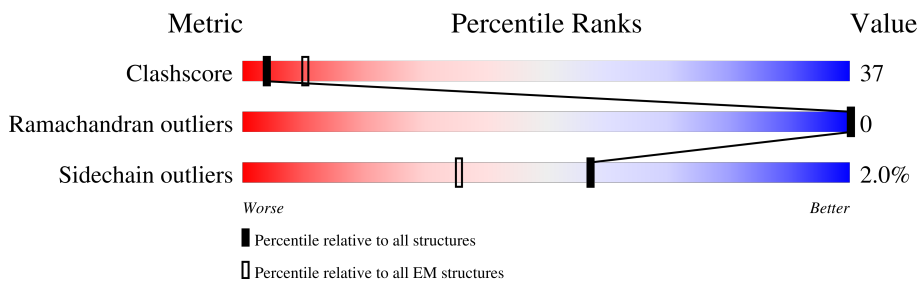
# 1 Overall quality at a glance i

The following experimental techniques were used to determine the structure:

*ELECTRON MICROSCOPY*

The reported resolution of this entry is unknown.

Percentile scores (ranging between 0-100) for global validation metrics of the entry are shown in the following graphic. The table shows the number of entries on which the scores are based.




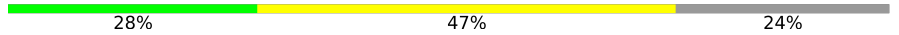

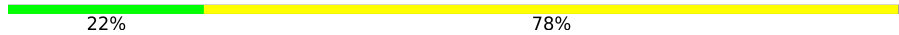
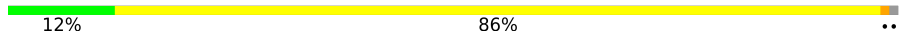
Metric	Whole archive (#Entries)	EM structures (#Entries)
Clashscore	158937	4297
Ramachandran outliers	154571	4023
Sidechain outliers	154315	3826

The table below summarises the geometric issues observed across the polymeric chains and their fit to the map. The red, orange, yellow and green segments of the bar indicate the fraction of residues that contain outliers for  $\geq 3$ , 2, 1 and 0 types of geometric quality criteria respectively. A grey segment represents the fraction of residues that are not modelled. The numeric value for each fraction is indicated below the corresponding segment, with a dot representing fractions  $\leq 5\%$ .

Mol	Chain	Length	Quality of chain
1	A	538	
2	B	313	
3	C	209	
4	D	534	
5	G	136	
5	K	136	
6	H	103	
6	L	103	
7	I	129	

*Continued on next page...*

*Continued from previous page...*

Mol	Chain	Length	Quality of chain
7	M	129	
8	J	123	
8	N	123	
9	O	147	
10	P	147	

## 2 Entry composition

There are 10 unique types of molecules in this entry. The entry contains 20222 atoms, of which 0 are hydrogens and 0 are deuteriums.

In the tables below, the AltConf column contains the number of residues with at least one atom in alternate conformation and the Trace column contains the number of residues modelled with at most 2 atoms.

- Molecule 1 is a protein called Retinoblastoma-binding protein 5.

Mol	Chain	Residues	Atoms					AltConf	Trace
			Total	C	N	O	S		
1	A	333	2613	1648	457	493	15	0	0

There is a discrepancy between the modelled and reference sequences:

Chain	Residue	Modelled	Actual	Comment	Reference
A	1	SER	-	expression tag	UNP Q15291

- Molecule 2 is a protein called WD repeat-containing protein 5.

Mol	Chain	Residues	Atoms					AltConf	Trace
			Total	C	N	O	S		
2	B	303	2342	1492	388	451	11	3	0

- Molecule 3 is a protein called Histone-lysine N-methyltransferase 2A.

Mol	Chain	Residues	Atoms					AltConf	Trace
			Total	C	N	O	S		
3	C	153	1228	780	218	217	13	0	0

There are 3 discrepancies between the modelled and reference sequences:

Chain	Residue	Modelled	Actual	Comment	Reference
C	3761	SER	-	expression tag	UNP Q03164
C	3861	ILE	ASN	conflict	UNP Q03164
C	3867	LEU	GLN	conflict	UNP Q03164

- Molecule 4 is a protein called Set1/Ash2 histone methyltransferase complex subunit ASH2.

Mol	Chain	Residues	Atoms					AltConf	Trace
			Total	C	N	O	S		
4	D	257	2075	1342	343	383	7	0	0

There is a discrepancy between the modelled and reference sequences:

Chain	Residue	Modelled	Actual	Comment	Reference
D	1	SER	-	expression tag	UNP Q9UBL3

- Molecule 5 is a protein called Histone H3.

Mol	Chain	Residues	Atoms					AltConf	Trace
5	G	98	Total	C	N	O	S	0	0
			801	506	153	139	3		
5	K	98	Total	C	N	O	S	0	0
			801	506	153	139	3		

There are 2 discrepancies between the modelled and reference sequences:

Chain	Residue	Modelled	Actual	Comment	Reference
G	4	MET	LYS	conflict	UNP A0A310TTQ1
K	4	MET	LYS	conflict	UNP A0A310TTQ1

- Molecule 6 is a protein called Histone H4.

Mol	Chain	Residues	Atoms					AltConf	Trace
6	H	82	Total	C	N	O	S	0	0
			653	413	127	112	1		
6	L	82	Total	C	N	O	S	0	0
			653	413	127	112	1		

- Molecule 7 is a protein called Histone H2A.

Mol	Chain	Residues	Atoms				AltConf	Trace
7	I	107	Total	C	N	O	0	0
			811	510	158	143		
7	M	107	Total	C	N	O	0	0
			815	513	159	143		

- Molecule 8 is a protein called Histone H2B 1.1.

Mol	Chain	Residues	Atoms					AltConf	Trace
8	J	93	Total	C	N	O	S	0	0
			718	451	128	137	2		
8	N	93	Total	C	N	O	S	0	0
			726	457	130	137	2		

There are 4 discrepancies between the modelled and reference sequences:

Chain	Residue	Modelled	Actual	Comment	Reference
J	0	MET	-	initiating methionine	UNP P02281
J	29	THR	SER	engineered mutation	UNP P02281
N	0	MET	-	initiating methionine	UNP P02281
N	29	THR	SER	engineered mutation	UNP P02281

- Molecule 9 is a DNA chain called DNA (146-MER).

Mol	Chain	Residues	Atoms					AltConf	Trace
			Total	C	N	O	P		
9	O	146	2975	1413	540	876	146	0	0


- Molecule 10 is a DNA chain called DNA (146-MER).

Mol	Chain	Residues	Atoms					AltConf	Trace
			Total	C	N	O	P		
10	P	146	3011	1425	564	876	146	0	0

### 3 Residue-property plots [i](#)

These plots are drawn for all protein, RNA, DNA and oligosaccharide chains in the entry. The first graphic for a chain summarises the proportions of the various outlier classes displayed in the second graphic. The second graphic shows the sequence view annotated by issues in geometry. Residues are color-coded according to the number of geometric quality criteria for which they contain at least one outlier: green = 0, yellow = 1, orange = 2 and red = 3 or more. Stretches of 2 or more consecutive residues without any outlier are shown as a green connector. Residues present in the sample, but not in the model, are shown in grey.

- Molecule 1: Retinoblastoma-binding protein 5

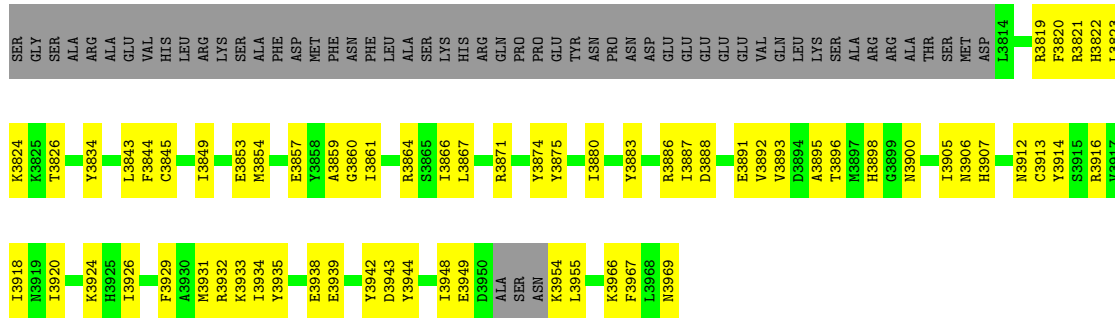


- Molecule 2: WD repeat-containing protein 5






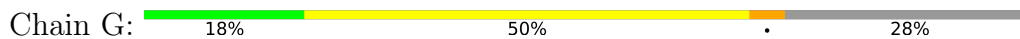
• Molecule 3: Histone-lysine N-methyltransferase 2A



• Molecule 4: Set1/Ash2 histone methyltransferase complex subunit ASH2



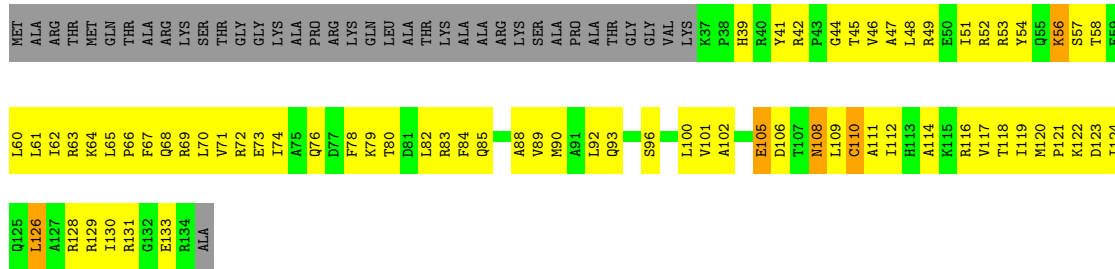
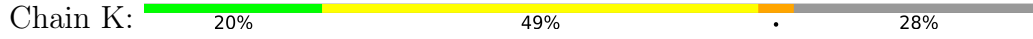
• Molecule 5: Histone H3



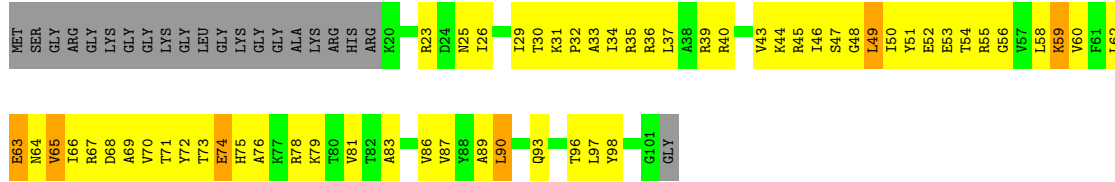
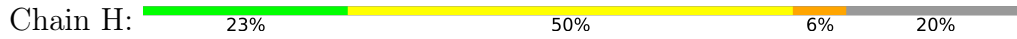




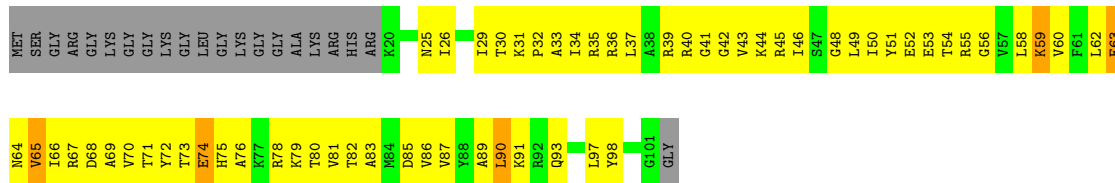
• Molecule 5: Histone H3



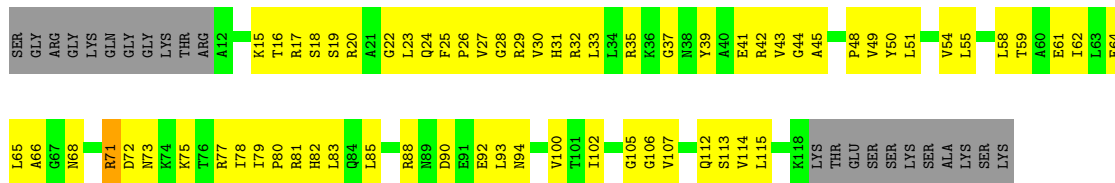
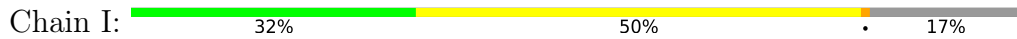
• Molecule 6: Histone H4



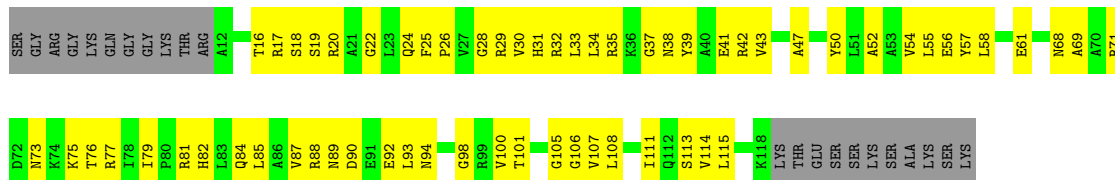
• Molecule 6: Histone H4



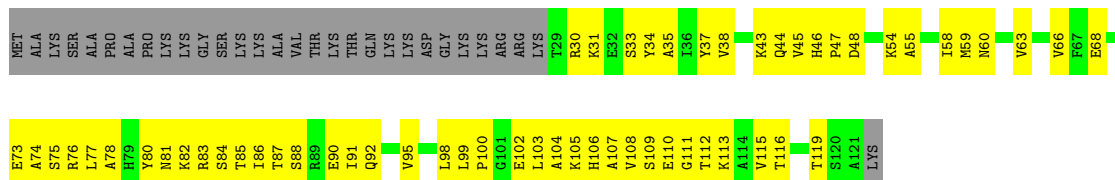
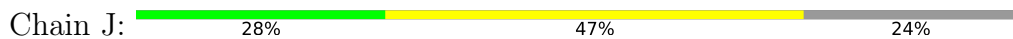
• Molecule 7: Histone H2A



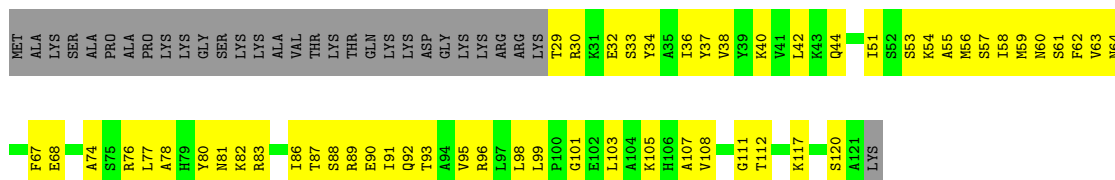
• Molecule 7: Histone H2A



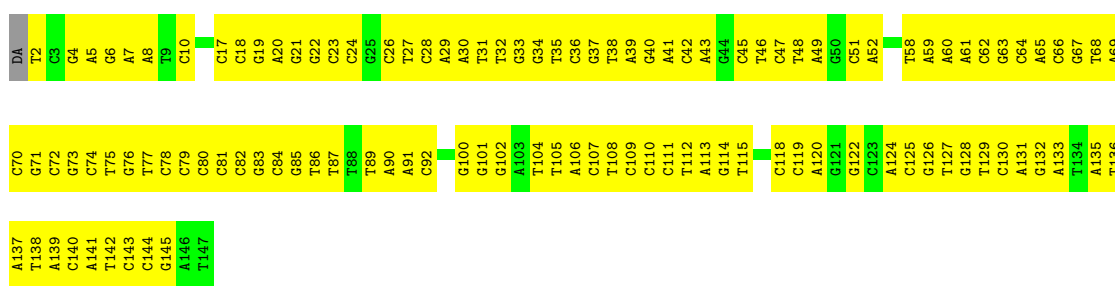
• Molecule 8: Histone H2B 1.1



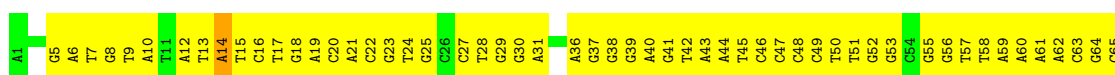
• Molecule 8: Histone H2B 1.1



• Molecule 9: DNA (146-MER)



• Molecule 10: DNA (146-MER)



G68	G69	G70	A71	C72	A73	G74	C75	G76	C77	G78	T79	A80	C81	G82	T83	G84	C85	G86	T87	T88	T89	A90	A91	G92	C93	G94	G95	T96	G97	C98	T99	A100	G101	A102	G103	C104	T105	G106	T107	C108	T109	A110	C111	G112	A113	C114	C115	A116	A117	T118	T119	G120	A121	G122	C123	G124	G125	C126
-----	-----	-----	-----	-----	-----	-----	-----	-----	-----	-----	-----	-----	-----	-----	-----	-----	-----	-----	-----	-----	-----	-----	-----	-----	-----	-----	-----	-----	-----	-----	-----	------	------	------	------	------	------	------	------	------	------	------	------	------	------	------	------	------	------	------	------	------	------	------	------	------	------	------

C127	T128	C129	G130	G131	C132	A133	C134	C135	G136	G137	G138	A139	T140	T141	C142	T143	C144	G145	A146	DT
------	------	------	------	------	------	------	------	------	------	------	------	------	------	------	------	------	------	------	------	----

## 4 Experimental information

Property	Value	Source
EM reconstruction method	SINGLE PARTICLE	Depositor
Imposed symmetry	POINT, Not provided	
Number of particles used	30847	Depositor
Resolution determination method	Not provided	
CTF correction method	PHASE FLIPPING ONLY	Depositor
Microscope	FEI TITAN KRIOS	Depositor
Voltage (kV)	300	Depositor
Electron dose ( $e^-/\text{\AA}^2$ )	53.4	Depositor
Minimum defocus (nm)	Not provided	
Maximum defocus (nm)	Not provided	
Magnification	Not provided	
Image detector	GATAN K2 SUMMIT (4k x 4k)	Depositor

## 5 Model quality i

### 5.1 Standard geometry i

The Z score for a bond length (or angle) is the number of standard deviations the observed value is removed from the expected value. A bond length (or angle) with  $|Z| > 5$  is considered an outlier worth inspection. RMSZ is the root-mean-square of all Z scores of the bond lengths (or angles).

Mol	Chain	Bond lengths		Bond angles	
		RMSZ	# Z  >5	RMSZ	# Z  >5
1	A	0.29	0/2667	0.48	0/3620
2	B	0.28	0/2413	0.47	0/3275
3	C	0.28	0/1253	0.41	0/1678
4	D	0.29	0/2138	0.49	0/2897
5	G	0.30	0/813	0.43	0/1093
5	K	0.30	0/813	0.43	0/1093
6	H	0.33	0/660	0.50	0/885
6	L	0.33	0/660	0.50	0/885
7	I	0.30	0/821	0.46	0/1112
7	M	0.29	0/825	0.45	0/1116
8	J	0.32	0/729	0.47	1/985 (0.1%)
8	N	0.31	0/737	0.45	0/993
9	O	0.75	0/3333	0.95	0/5137
10	P	0.77	0/3381	0.93	2/5221 (0.0%)
All	All	0.49	0/21243	0.67	3/29990 (0.0%)

Chiral center outliers are detected by calculating the chiral volume of a chiral center and verifying if the center is modelled as a planar moiety or with the opposite hand. A planarity outlier is detected by checking planarity of atoms in a peptide group, atoms in a mainchain group or atoms of a sidechain that are expected to be planar.

Mol	Chain	#Chirality outliers	#Planarity outliers
1	A	0	1
4	D	0	1
All	All	0	2

There are no bond length outliers.

All (3) bond angle outliers are listed below:

Mol	Chain	Res	Type	Atoms	Z	Observed(°)	Ideal(°)
8	J	98	LEU	C-N-CA	-5.37	108.28	121.70
10	P	14	DA	O4'-C4'-C3'	-5.20	102.42	104.50
10	P	130	DG	O4'-C4'-C3'	-5.15	102.44	104.50

There are no chirality outliers.

All (2) planarity outliers are listed below:

Mol	Chain	Res	Type	Group
1	A	328	ASN	Peptide
4	D	531	PRO	Peptide

## 5.2 Too-close contacts [i](#)

In the following table, the Non-H and H(model) columns list the number of non-hydrogen atoms and hydrogen atoms in the chain respectively. The H(added) column lists the number of hydrogen atoms added and optimized by MolProbity. The Clashes column lists the number of clashes within the asymmetric unit, whereas Symm-Clashes lists symmetry-related clashes.

Mol	Chain	Non-H	H(model)	H(added)	Clashes	Symm-Clashes
1	A	2613	0	2582	164	0
2	B	2342	0	2298	115	0
3	C	1228	0	1227	62	0
4	D	2075	0	2021	139	0
5	G	801	0	830	147	0
5	K	801	0	831	127	0
6	H	653	0	695	108	0
6	L	653	0	695	100	0
7	I	811	0	849	78	0
7	M	815	0	860	108	0
8	J	718	0	725	68	0
8	N	726	0	747	84	0
9	O	2975	0	1639	235	0
10	P	3011	0	1639	251	0
All	All	20222	0	17638	1364	0

The all-atom clashscore is defined as the number of clashes found per 1000 atoms (including hydrogen atoms). The all-atom clashscore for this structure is 37.

All (1364) close contacts within the same asymmetric unit are listed below, sorted by their clash magnitude.

Atom-1	Atom-2	Interatomic distance (Å)	Clash overlap (Å)
5:G:69:ARG:NH1	9:O:91:DA:OP2	1.60	1.34
6:H:78:ARG:HB3	9:O:102:DG:OP1	1.27	1.31
1:A:348:ARG:CA	4:D:475:TYR:OH	1.88	1.21
6:H:36:ARG:HH22	10:P:61:DA:P	1.65	1.19
1:A:348:ARG:HA	4:D:475:TYR:OH	1.36	1.18

*Continued on next page...*

*Continued from previous page...*

Atom-1	Atom-2	Interatomic distance (Å)	Clash overlap (Å)
5:G:42:ARG:NH2	10:P:145:DG:OP2	1.78	1.15
6:L:78:ARG:HD2	10:P:102:DA:H5''	1.25	1.15
5:G:63:ARG:HH21	10:P:60:DA:H5''	1.08	1.13
6:H:36:ARG:NH2	10:P:61:DA:OP1	1.80	1.12
7:I:77:ARG:NH2	9:O:131:DA:O4'	1.82	1.12
6:H:30:THR:HG21	10:P:61:DA:H5''	1.25	1.11
5:G:56:LYS:NZ	9:O:10:DC:OP1	1.83	1.10
6:H:36:ARG:NH1	10:P:61:DA:OP2	1.84	1.08
1:A:348:ARG:C	4:D:475:TYR:CZ	2.25	1.07
7:M:42:ARG:NH2	10:P:112:DG:O4'	1.88	1.07
1:A:348:ARG:C	4:D:475:TYR:OH	1.93	1.05
5:G:64:LYS:H	9:O:92:DC:P	1.79	1.04
3:C:3864:ARG:NH1	4:D:354:GLN:NE2	2.07	1.03
6:H:36:ARG:NH2	10:P:61:DA:P	2.30	1.03
5:K:118:THR:N	9:O:71:DG:OP1	1.91	1.03
5:G:46:VAL:HG21	9:O:83:DG:H3'	1.42	0.99
1:A:327:GLU:HB2	2:B:204:GLN:HE21	1.24	0.98
7:M:24:GLN:CD	8:N:44:GLN:HE22	1.66	0.98
1:A:342:ASN:OD1	3:C:3860:GLY:O	1.81	0.98
1:A:348:ARG:O	4:D:475:TYR:CE1	2.17	0.97
8:J:83:ARG:HE	10:P:40:DA:H3'	1.28	0.97
5:K:78:PHE:HZ	6:L:63:GLU:OE2	1.46	0.96
7:M:29:ARG:NH1	8:N:33:SER:O	1.99	0.96
6:L:78:ARG:HB3	10:P:102:DA:OP1	1.65	0.95
6:H:30:THR:HB	10:P:61:DA:H3'	1.48	0.95
5:G:64:LYS:HB2	9:O:92:DC:OP2	1.66	0.94
6:H:79:LYS:HB2	9:O:101:DG:H5''	1.50	0.93
5:G:64:LYS:HG2	9:O:92:DC:OP1	1.68	0.93
5:K:61:LEU:HD12	6:L:36:ARG:HD2	1.47	0.92
5:G:61:LEU:HD12	6:H:36:ARG:HD2	1.48	0.91
5:G:63:ARG:HH21	10:P:60:DA:C5'	1.82	0.91
3:C:3864:ARG:NH1	4:D:354:GLN:HE21	1.67	0.90
1:A:327:GLU:HB2	2:B:204:GLN:NE2	1.86	0.90
4:D:313:TYR:HA	4:D:474:LEU:O	1.71	0.90
5:K:116:ARG:HB3	9:O:71:DG:P	2.11	0.90
5:G:64:LYS:N	9:O:92:DC:OP1	2.05	0.90
5:K:117:VAL:N	9:O:71:DG:OP1	2.06	0.89
8:J:83:ARG:NH2	10:P:41:DG:OP2	2.05	0.89
5:G:63:ARG:NH2	10:P:60:DA:H5''	1.87	0.89
9:O:83:DG:N2	10:P:65:DC:O2	2.07	0.88
6:H:78:ARG:CB	9:O:102:DG:OP1	2.21	0.87

*Continued on next page...*

*Continued from previous page...*

Atom-1	Atom-2	Interatomic distance (Å)	Clash overlap (Å)
7:M:77:ARG:N	10:P:132:DC:OP1	2.07	0.87
9:O:83:DG:N1	10:P:65:DC:N3	2.23	0.86
5:G:85:GLN:HA	10:P:50:DT:OP1	1.75	0.86
5:K:63:ARG:NH1	9:O:61:DA:OP1	2.09	0.86
6:L:71:THR:O	6:L:74:GLU:HB3	1.75	0.86
6:H:71:THR:O	6:H:74:GLU:HB3	1.75	0.85
5:G:64:LYS:N	9:O:92:DC:P	2.50	0.84
6:H:46:ILE:O	9:O:81:DC:H3'	1.77	0.84
2:B:111:LEU:HB2	2:B:125:LEU:HB2	1.60	0.84
7:M:42:ARG:HA	10:P:113:DA:OP1	1.78	0.84
5:G:83:ARG:HG2	10:P:51:DT:C5'	2.07	0.83
7:M:20:ARG:O	8:N:117:LYS:NZ	2.11	0.83
7:M:42:ARG:HB2	10:P:112:DG:O3'	1.79	0.83
2:B:178:HIS:HD2	2:B:222:PHE:H	1.27	0.82
5:G:42:ARG:HH12	10:P:144:DC:H2'	1.43	0.82
7:M:50:TYR:OH	8:N:108:VAL:O	1.96	0.82
6:H:79:LYS:CB	9:O:101:DG:H5''	2.10	0.81
6:L:36:ARG:NH2	9:O:61:DA:OP1	2.12	0.81
5:G:83:ARG:HG2	10:P:51:DT:H5''	1.62	0.81
7:M:32:ARG:NH2	9:O:30:DA:OP1	2.14	0.81
6:H:78:ARG:HB3	9:O:102:DG:P	2.21	0.80
5:G:65:LEU:N	9:O:92:DC:OP2	2.15	0.80
6:H:30:THR:HG21	10:P:61:DA:C5'	2.08	0.80
4:D:451:LYS:HB2	4:D:456:GLN:HE21	1.47	0.80
5:G:46:VAL:CG2	9:O:83:DG:H3'	2.12	0.80
1:A:349:GLU:N	4:D:475:TYR:CZ	2.50	0.79
9:O:79:DC:N4	10:P:68:DG:O6	2.16	0.79
2:B:38:LYS:HE3	2:B:331:LYS:HB3	1.64	0.79
5:K:42:ARG:NH1	9:O:144:DC:H2'	1.98	0.78
9:O:90:DA:H1'	9:O:91:DA:N7	1.98	0.78
6:L:70:VAL:O	6:L:74:GLU:N	2.15	0.78
9:O:28:DC:N4	10:P:119:DT:C4	2.52	0.78
5:G:44:GLY:C	9:O:83:DG:OP1	2.22	0.78
5:G:44:GLY:N	9:O:82:DC:O3'	2.12	0.78
7:I:44:GLY:N	8:J:86:ILE:O	2.17	0.77
1:A:300:ASP:HB3	1:A:313:ILE:HB	1.66	0.77
1:A:100:CYS:SG	1:A:103:ARG:NH2	2.58	0.77
3:C:3906:ASN:ND2	3:C:3939:GLU:OE2	2.17	0.77
6:H:70:VAL:O	6:H:74:GLU:N	2.15	0.77
5:K:79:LYS:HB3	5:K:82:LEU:HD11	1.67	0.77
1:A:224:VAL:O	1:A:242:MET:N	2.18	0.77

*Continued on next page...*



*Continued from previous page...*

Atom-1	Atom-2	Interatomic distance (Å)	Clash overlap (Å)
5:G:79:LYS:HB3	5:G:82:LEU:HD11	1.67	0.77
6:H:36:ARG:CZ	10:P:61:DA:OP2	2.33	0.77
7:I:73:ASN:O	7:I:75:LYS:NZ	2.17	0.77
5:K:83:ARG:O	6:L:81:VAL:HG23	1.83	0.77
5:G:63:ARG:HG2	9:O:91:DA:H4'	1.68	0.76
5:K:116:ARG:HB3	9:O:71:DG:OP1	1.84	0.76
2:B:283:VAL:HB	2:B:297:LEU:HB2	1.66	0.76
5:K:57:SER:OG	6:L:40:ARG:NH2	2.18	0.76
5:K:90:MET:SD	5:K:93:GLN:NE2	2.59	0.76
5:G:90:MET:SD	5:G:93:GLN:NE2	2.59	0.76
3:C:3864:ARG:HH11	4:D:354:GLN:NE2	1.80	0.76
4:D:484:PHE:HD2	4:D:486:PRO:HD2	1.52	0.75
6:L:31:LYS:HA	6:L:34:ILE:HD12	1.68	0.75
7:I:32:ARG:NH1	10:P:29:DG:H3'	2.01	0.75
6:L:36:ARG:NH1	9:O:61:DA:OP2	2.20	0.75
3:C:3955:LEU:H	3:C:3969:ASN:HD21	1.35	0.74
3:C:3949:GLU:H	3:C:3969:ASN:HB2	1.51	0.74
5:K:45:THR:HG21	9:O:144:DC:OP1	1.87	0.74
1:A:348:ARG:HA	4:D:475:TYR:HH	1.49	0.74
1:A:352:PHE:CZ	3:C:3867:LEU:HD21	2.22	0.74
3:C:3864:ARG:HH12	4:D:354:GLN:HE21	1.32	0.74
2:B:41:LEU:N	2:B:327:ILE:O	2.18	0.73
9:O:132:DG:N2	10:P:17:DT:O2	2.21	0.73
6:L:78:ARG:HD2	10:P:102:DA:C5'	2.13	0.73
1:A:349:GLU:HG2	4:D:341:ALA:HB3	1.70	0.73
2:B:285:ILE:HD12	2:B:295:GLN:HB3	1.70	0.73
10:P:86:DG:H3'	10:P:87:DT:H71	1.69	0.73
6:H:31:LYS:HA	6:H:34:ILE:HD12	1.68	0.73
7:M:69:ALA:O	7:M:73:ASN:ND2	2.21	0.73
5:G:66:PRO:HD3	9:O:91:DA:H3'	1.71	0.73
5:G:119:ILE:HG22	6:H:46:ILE:HA	1.70	0.73
8:N:55:ALA:HA	8:N:58:ILE:HD12	1.69	0.72
6:H:32:PRO:HG3	10:P:61:DA:H2'	1.70	0.72
1:A:278:ILE:O	1:A:287:VAL:N	2.22	0.72
5:G:116:ARG:HA	10:P:71:DA:OP2	1.89	0.72
5:G:63:ARG:NH2	10:P:60:DA:C5'	2.49	0.72
7:I:42:ARG:HA	9:O:113:DA:OP1	1.89	0.72
1:A:288:LYS:NZ	1:A:323:GLN:OE1	2.22	0.72
7:I:88:ARG:NH1	7:I:94:ASN:OD1	2.23	0.72
5:K:42:ARG:HH12	9:O:144:DC:H2'	1.52	0.72
10:P:89:DT:H2''	10:P:90:DA:C8	2.25	0.72

*Continued on next page...*

*Continued from previous page...*

Atom-1	Atom-2	Interatomic distance (Å)	Clash overlap (Å)
5:G:49:ARG:HD2	9:O:8:DA:O3'	1.90	0.72
5:K:85:GLN:OE1	6:L:83:ALA:N	2.23	0.72
10:P:112:DG:H2''	10:P:113:DA:C8	2.25	0.72
4:D:441:GLN:HG3	4:D:463:ILE:H	1.54	0.71
1:A:252:THR:HG21	1:A:270:SER:HB2	1.70	0.71
1:A:278:ILE:HD13	1:A:288:LYS:HG3	1.71	0.71
3:C:3887:ILE:HD12	3:C:3891:GLU:HB3	1.73	0.71
2:B:136:ASN:ND2	2:B:177:VAL:O	2.23	0.71
5:G:42:ARG:CZ	10:P:144:DC:H3'	2.21	0.71
5:G:63:ARG:NH2	10:P:60:DA:H3'	2.06	0.71
7:M:31:HIS:CD2	7:M:35:ARG:HH11	2.08	0.71
1:A:161:ARG:NE	1:A:210:GLY:O	2.23	0.71
5:K:117:VAL:HG11	9:O:70:DC:H5''	1.73	0.71
8:N:53:SER:N	9:O:20:DA:OP1	2.22	0.70
5:K:66:PRO:HG3	10:P:91:DA:OP1	1.91	0.70
5:K:78:PHE:CZ	6:L:63:GLU:OE2	2.38	0.70
4:D:361:LYS:NZ	4:D:436:GLU:O	2.25	0.70
7:I:30:VAL:HA	7:I:33:LEU:HD12	1.71	0.70
2:B:180:ASN:ND2	2:B:182:ASP:OD1	2.25	0.70
5:G:47:ALA:HB2	9:O:83:DG:OP2	1.91	0.70
5:K:44:GLY:O	5:K:48:LEU:N	2.22	0.70
5:K:128:ARG:HB3	5:K:133:GLU:HB2	1.74	0.70
4:D:309:GLY:HA3	4:D:474:LEU:HD13	1.74	0.70
5:G:44:GLY:O	5:G:48:LEU:N	2.21	0.70
5:G:57:SER:OG	6:H:40:ARG:NH2	2.24	0.70
6:H:52:GLU:OE1	6:H:52:GLU:N	2.25	0.69
5:K:78:PHE:CE1	6:L:67:ARG:HD3	2.27	0.69
2:B:272:LYS:HB3	2:B:288:LEU:HD13	1.74	0.69
2:B:305:ILE:HB	2:B:321:LEU:HG	1.74	0.69
5:G:49:ARG:NH2	9:O:8:DA:H5''	2.07	0.69
6:H:36:ARG:NH2	10:P:61:DA:OP2	2.26	0.69
10:P:111:DC:H2''	10:P:112:DG:C8	2.28	0.69
4:D:284:TYR:OH	4:D:289:LEU:O	2.10	0.69
6:L:52:GLU:N	6:L:52:GLU:OE1	2.25	0.69
5:G:121:PRO:HG3	6:H:49:LEU:HB3	1.74	0.69
5:K:83:ARG:HB2	6:L:80:THR:HA	1.75	0.69
1:A:327:GLU:CB	2:B:204:GLN:HE21	2.01	0.69
5:G:42:ARG:NH1	10:P:144:DC:H2'	2.08	0.69
6:H:45:ARG:HA	9:O:82:DC:OP1	1.92	0.69
5:K:63:ARG:CZ	9:O:61:DA:OP1	2.41	0.69
5:K:116:ARG:NH1	5:K:118:THR:O	2.26	0.69

*Continued on next page...*

*Continued from previous page...*

Atom-1	Atom-2	Interatomic distance (Å)	Clash overlap (Å)
10:P:87:DT:H3'	10:P:88:DT:H71	1.75	0.69
5:K:63:ARG:CZ	9:O:61:DA:P	2.81	0.68
5:G:116:ARG:NH1	5:G:118:THR:O	2.26	0.68
4:D:289:LEU:HA	4:D:318:ALA:HA	1.75	0.68
1:A:347:GLU:CD	4:D:312:GLY:HA3	2.14	0.68
6:L:29:ILE:O	6:L:55:ARG:NH2	2.20	0.68
1:A:217:THR:OG1	1:A:219:ASP:OD1	2.11	0.68
5:G:49:ARG:NE	9:O:8:DA:H4'	2.07	0.68
1:A:348:ARG:C	4:D:475:TYR:CE1	2.63	0.68
7:I:42:ARG:HG2	9:O:113:DA:H5'	1.75	0.68
7:M:32:ARG:NH2	8:N:32:GLU:OE2	2.27	0.68
5:G:64:LYS:CB	9:O:92:DC:OP2	2.41	0.68
8:J:78:ALA:HA	8:J:81:ASN:HD22	1.59	0.67
4:D:331:ILE:HD12	4:D:472:ILE:HD11	1.77	0.67
5:G:128:ARG:HB3	5:G:133:GLU:HB2	1.74	0.67
10:P:52:DG:H2'	10:P:53:DG:H8	1.59	0.67
5:K:63:ARG:CZ	9:O:60:DA:O3'	2.43	0.67
1:A:122:LYS:HG2	1:A:136:THR:HG22	1.77	0.67
4:D:287:VAL:HG21	4:D:504:GLY:HA3	1.75	0.67
8:N:83:ARG:NH1	9:O:40:DG:OP2	2.28	0.67
1:A:195:THR:OG1	1:A:196:SER:N	2.28	0.67
1:A:170:ASN:OD1	1:A:174:LYS:N	2.28	0.66
5:K:116:ARG:HA	9:O:71:DG:OP2	1.95	0.66
3:C:3866:ILE:HD11	4:D:355:ALA:HB2	1.76	0.66
3:C:3932:ARG:NH2	3:C:3938:GLU:OE2	2.24	0.66
6:H:29:ILE:O	6:H:55:ARG:NH2	2.20	0.66
7:M:94:ASN:O	7:M:98:GLY:N	2.29	0.66
3:C:3886:ARG:HA	3:C:3892:VAL:HG22	1.78	0.66
7:M:88:ARG:NH1	7:M:94:ASN:OD1	2.28	0.66
2:B:50[B]:SER:HG	2:B:63:SER:HG	1.37	0.66
7:M:33:LEU:HD11	8:N:34:TYR:OH	1.95	0.66
8:N:90:GLU:OE1	8:N:90:GLU:N	2.25	0.66
5:G:63:ARG:NH2	10:P:60:DA:C3'	2.58	0.66
7:I:68:ASN:O	7:I:71:ARG:NH1	2.29	0.66
5:K:74:ILE:HG13	6:L:62:LEU:CD1	2.26	0.66
5:G:83:ARG:HG2	10:P:51:DT:H5'	1.78	0.65
2:B:199:ASP:HB2	2:B:206:LEU:HD21	1.77	0.65
6:H:89:ALA:O	6:H:93:GLN:N	2.29	0.65
7:I:51:LEU:O	7:I:55:LEU:HG	1.96	0.65
7:M:20:ARG:O	8:N:117:LYS:HG2	1.95	0.65
3:C:3849:ILE:N	3:C:3934:ILE:O	2.28	0.65

*Continued on next page...*

*Continued from previous page...*

Atom-1	Atom-2	Interatomic distance (Å)	Clash overlap (Å)
5:K:47:ALA:N	10:P:83:DT:OP2	2.29	0.65
5:G:42:ARG:HG3	10:P:144:DC:O5'	1.97	0.65
2:B:273:TRP:HE3	2:B:287:ASN:HA	1.61	0.65
9:O:30:DA:H2'	9:O:31:DT:H71	1.79	0.65
7:M:26:PRO:HD3	8:N:37:TYR:CZ	2.32	0.64
7:M:25:PHE:N	7:M:56:GLU:OE2	2.25	0.64
7:M:54:VAL:HG13	8:N:107:ALA:HB1	1.79	0.64
9:O:45:DC:H2'	9:O:46:DT:C6	2.32	0.64
3:C:3849:ILE:O	3:C:3934:ILE:N	2.31	0.64
4:D:357:LEU:HG	4:D:365:SER:HB3	1.77	0.64
5:K:41:TYR:HA	9:O:144:DC:H5''	1.78	0.64
5:G:44:GLY:H	9:O:83:DG:P	2.21	0.64
8:J:100:PRO:HD2	8:J:103:LEU:HD12	1.80	0.64
7:M:79:ILE:HG12	7:M:82:HIS:CE1	2.33	0.64
6:H:30:THR:CB	10:P:61:DA:H3'	2.25	0.64
5:G:46:VAL:HG21	9:O:84:DC:OP2	1.97	0.64
10:P:48:DC:H1'	10:P:49:DC:C4	2.32	0.64
8:J:109:SER:O	8:J:112:THR:OG1	2.12	0.63
1:A:33:ASN:ND2	1:A:37:THR:OG1	2.31	0.63
1:A:304:HIS:CG	1:A:307:ARG:HB2	2.33	0.63
9:O:138:DT:H2''	9:O:139:DA:C8	2.34	0.63
1:A:102:GLN:NE2	1:A:137:LEU:O	2.18	0.63
4:D:301:SER:OG	4:D:306:THR:OG1	2.13	0.63
6:L:68:ASP:O	6:L:71:THR:HB	1.99	0.63
5:G:117:VAL:HG13	6:H:45:ARG:HD3	1.81	0.63
6:H:68:ASP:O	6:H:71:THR:HB	1.99	0.63
5:K:109:LEU:HA	5:K:112:ILE:HD12	1.79	0.63
2:B:80:GLU:HG3	2:B:81:LYS:HG2	1.79	0.63
6:H:96:THR:O	7:M:101:THR:OG1	2.12	0.62
8:J:102:GLU:HG3	8:J:106:HIS:CD2	2.34	0.62
7:M:20:ARG:C	8:N:117:LYS:HZ2	2.01	0.62
1:A:220:ARG:NH1	1:A:251:ARG:O	2.32	0.62
5:G:108:ASN:HB2	6:H:43:VAL:HG22	1.81	0.62
6:L:39:ARG:NH1	6:L:43:VAL:O	2.32	0.62
1:A:229:GLU:N	1:A:229:GLU:OE1	2.32	0.62
3:C:3821:ARG:HA	3:C:3824:LYS:HE3	1.81	0.62
6:H:39:ARG:NH1	6:H:43:VAL:O	2.32	0.62
8:J:115:VAL:O	8:J:119:THR:N	2.28	0.62
6:L:89:ALA:O	6:L:93:GLN:N	2.29	0.62
2:B:112:LYS:NZ	2:B:124:THR:OG1	2.30	0.62
4:D:399:PRO:HD3	4:D:445:SER:HB2	1.82	0.62

*Continued on next page...*

*Continued from previous page...*

Atom-1	Atom-2	Interatomic distance (Å)	Clash overlap (Å)
10:P:112:DG:H2''	10:P:113:DA:H8	1.61	0.62
1:A:38:LEU:HD12	1:A:50:ILE:HG22	1.81	0.62
2:B:88:LEU:HD12	2:B:108:ASP:HA	1.81	0.62
5:G:51:ILE:HG13	6:H:39:ARG:HD2	1.80	0.62
5:G:109:LEU:HA	5:G:112:ILE:HD12	1.79	0.62
5:K:64:LYS:HG2	10:P:92:DG:OP1	2.00	0.62
1:A:194:GLY:HA2	6:H:23:ARG:NH1	2.15	0.62
2:B:41:LEU:HB2	2:B:327:ILE:HB	1.82	0.62
5:G:63:ARG:CG	9:O:91:DA:H4'	2.29	0.62
6:L:46:ILE:O	10:P:81:DC:H3'	1.99	0.62
8:N:53:SER:H	9:O:20:DA:P	2.23	0.62
9:O:118:DC:N4	10:P:29:DG:O6	2.32	0.62
2:B:192:ASP:O	2:B:214:ASN:ND2	2.27	0.62
8:J:30:ARG:CZ	10:P:28:DT:H5''	2.30	0.61
1:A:113:VAL:HG12	1:A:125:VAL:HG22	1.82	0.61
8:N:81:ASN:O	8:N:83:ARG:NE	2.31	0.61
1:A:147:VAL:HG12	1:A:150:ASP:H	1.65	0.61
2:B:267:SER:HG	2:B:273:TRP:HD1	1.46	0.61
7:I:42:ARG:HB2	8:J:85:THR:HG22	1.81	0.61
7:M:29:ARG:O	7:M:33:LEU:HG	2.00	0.61
4:D:451:LYS:HB2	4:D:456:GLN:NE2	2.15	0.61
6:H:48:GLY:HA2	6:H:51:TYR:CE2	2.36	0.61
6:L:78:ARG:HB3	10:P:102:DA:P	2.41	0.61
4:D:336:MET:HB3	4:D:388:GLN:HG3	1.81	0.61
9:O:85:DG:H2'	9:O:86:DT:H71	1.83	0.61
1:A:349:GLU:N	4:D:475:TYR:OH	2.34	0.61
5:G:63:ARG:NH1	10:P:61:DA:OP1	2.34	0.61
7:I:64:GLU:HG2	8:J:46:HIS:NE2	2.16	0.61
5:K:119:ILE:HG22	6:L:46:ILE:HA	1.82	0.61
6:L:48:GLY:HA2	6:L:51:TYR:CE2	2.36	0.61
5:G:117:VAL:HG12	10:P:70:DG:H5''	1.83	0.61
7:I:29:ARG:NH2	9:O:122:DG:H4'	2.16	0.60
7:I:17:ARG:NH2	10:P:31:DA:OP2	2.24	0.60
1:A:65:HIS:CG	1:A:85:SER:HB3	2.35	0.60
5:K:49:ARG:NH2	10:P:8:DG:H5''	2.17	0.60
2:B:70:LYS:HB3	2:B:72:TRP:HE1	1.66	0.60
4:D:392:LEU:HD22	4:D:449:PHE:HE1	1.66	0.60
6:H:33:ALA:O	6:H:37:LEU:HG	2.02	0.60
7:M:26:PRO:HG3	8:N:37:TYR:CZ	2.37	0.60
1:A:347:GLU:OE2	4:D:312:GLY:HA3	2.02	0.60
5:K:96:SER:O	5:K:100:LEU:HG	2.02	0.60

*Continued on next page...*

*Continued from previous page...*

Atom-1	Atom-2	Interatomic distance (Å)	Clash overlap (Å)
9:O:45:DC:H3'	9:O:46:DT:H71	1.81	0.60
10:P:17:DT:H2''	10:P:18:DG:C5	2.35	0.60
5:G:96:SER:O	5:G:100:LEU:HG	2.02	0.60
7:I:81:ARG:O	7:I:85:LEU:HG	2.02	0.60
8:J:83:ARG:CZ	10:P:41:DG:OP2	2.49	0.60
5:K:67:PHE:O	5:K:71:VAL:HG23	2.02	0.60
10:P:52:DG:H2'	10:P:53:DG:C8	2.37	0.60
10:P:58:DT:H2''	10:P:59:DA:N7	2.16	0.60
1:A:51:TRP:HA	1:A:58:ILE:HA	1.84	0.60
7:M:20:ARG:C	8:N:117:LYS:NZ	2.55	0.60
10:P:38:DG:H4'	10:P:39:DG:H5'	1.83	0.60
1:A:26:MET:HB3	1:A:44:ASN:H	1.66	0.60
4:D:299:LYS:NZ	4:D:310:GLU:OE1	2.34	0.60
4:D:502:ASP:HA	4:D:505:TRP:CE2	2.37	0.60
7:M:26:PRO:HD3	8:N:37:TYR:CE1	2.37	0.60
7:I:80:PRO:HA	7:I:83:LEU:HD13	1.84	0.60
10:P:130:DG:H1'	10:P:131:DG:C5	2.37	0.60
2:B:149:PHE:HA	2:B:173:PRO:HB3	1.84	0.59
8:N:33:SER:OG	8:N:60:ASN:ND2	2.35	0.59
9:O:106:DA:H2''	9:O:107:DC:H5''	1.84	0.59
3:C:3887:ILE:HG12	3:C:3926:ILE:HD11	1.85	0.59
6:L:33:ALA:O	6:L:37:LEU:HG	2.02	0.59
1:A:194:GLY:HA2	6:H:23:ARG:CZ	2.32	0.59
10:P:28:DT:H1'	10:P:29:DG:C5	2.37	0.59
7:M:50:TYR:CD1	8:N:111:GLY:HA3	2.37	0.59
1:A:182:SER:OG	1:A:184:ASP:OD1	2.20	0.59
3:C:3857:GLU:O	3:C:3900:ASN:ND2	2.33	0.59
4:D:367:ARG:HH21	4:D:372:THR:HG21	1.68	0.59
4:D:392:LEU:HD13	4:D:449:PHE:HZ	1.68	0.59
4:D:521:GLU:HG2	4:D:527:ARG:HE	1.67	0.59
5:G:43:PRO:HA	9:O:83:DG:H5'	1.85	0.59
8:J:35:ALA:HA	8:J:38:VAL:HG22	1.83	0.59
7:M:31:HIS:HA	7:M:34:LEU:HD12	1.83	0.59
10:P:106:DG:H2''	10:P:107:DT:H5''	1.85	0.59
2:B:34:ASN:OD1	2:B:332:SER:OG	2.18	0.59
5:G:63:ARG:NH2	10:P:60:DA:C4'	2.66	0.59
5:G:117:VAL:CG1	10:P:70:DG:H5''	2.31	0.59
6:H:73:THR:HA	6:H:76:ALA:HB3	1.85	0.59
7:M:42:ARG:NH2	10:P:111:DC:O3'	2.36	0.59
8:N:87:THR:H	8:N:90:GLU:CD	2.06	0.59
4:D:343:ARG:HG2	4:D:367:ARG:HA	1.84	0.59

*Continued on next page...*

*Continued from previous page...*

Atom-1	Atom-2	Interatomic distance (Å)	Clash overlap (Å)
8:N:33:SER:OG	8:N:34:TYR:N	2.35	0.59
1:A:110:ILE:HA	1:A:127:PRO:HA	1.84	0.59
5:G:67:PHE:O	5:G:71:VAL:HG23	2.02	0.59
8:J:106:HIS:O	8:J:109:SER:OG	2.16	0.59
9:O:114:DG:H1'	9:O:115:DT:H5'	1.85	0.59
8:J:33:SER:OG	8:J:60:ASN:ND2	2.36	0.58
5:K:108:ASN:O	5:K:112:ILE:HG13	2.03	0.58
4:D:494:ASP:OD2	4:D:497:TYR:N	2.33	0.58
7:I:16:THR:HG23	7:I:19:SER:H	1.67	0.58
5:G:108:ASN:O	5:G:112:ILE:HG13	2.03	0.58
5:K:46:VAL:HG21	10:P:84:DG:OP2	2.02	0.58
10:P:85:DC:H2''	10:P:86:DG:H8	1.67	0.58
7:I:32:ARG:HH12	10:P:29:DG:H3'	1.67	0.58
5:K:70:LEU:HD22	6:L:26:ILE:HA	1.84	0.58
8:N:51:ILE:O	9:O:20:DA:H3'	2.03	0.58
2:B:138:ASN:OD1	2:B:143:LEU:N	2.35	0.58
5:G:130:ILE:HB	5:K:130:ILE:HG21	1.84	0.58
7:I:31:HIS:CD2	7:I:35:ARG:HE	2.22	0.58
8:J:113:LYS:O	8:J:116:THR:OG1	2.19	0.58
8:N:30:ARG:NH1	9:O:28:DC:OP1	2.37	0.58
7:M:32:ARG:NH1	9:O:29:DA:H3'	2.19	0.58
8:N:117:LYS:O	8:N:120:SER:OG	2.20	0.58
9:O:4:DG:H2''	9:O:5:DA:C8	2.39	0.58
2:B:111:LEU:HD21	2:B:146:SER:HB3	1.85	0.58
3:C:3907:HIS:HB2	3:C:3944:TYR:CD1	2.38	0.58
6:L:73:THR:HA	6:L:76:ALA:HB3	1.85	0.58
1:A:197:ASN:OD1	1:A:198:THR:N	2.37	0.58
2:B:188:SER:HG	2:B:198:TRP:HE1	1.51	0.58
4:D:314:SER:O	4:D:473:SER:HA	2.04	0.58
4:D:475:TYR:CZ	4:D:476:LYS:HE2	2.39	0.58
7:M:29:ARG:HH22	10:P:123:DC:P	2.26	0.58
7:M:41:GLU:OE1	7:M:41:GLU:N	2.36	0.58
2:B:169:ALA:O	2:B:196:ARG:NH1	2.36	0.57
9:O:60:DA:H2''	9:O:61:DA:H8	1.69	0.57
3:C:3916:ARG:HB2	3:C:3929:PHE:CE1	2.39	0.57
4:D:294:ARG:HH12	4:D:300:ILE:HG12	1.69	0.57
4:D:450:TYR:CD1	4:D:455:ASN:HA	2.38	0.57
5:K:83:ARG:O	6:L:81:VAL:N	2.36	0.57
8:N:91:ILE:O	8:N:95:VAL:HG23	2.04	0.57
1:A:108:SER:HB2	1:A:129:LYS:H	1.70	0.57
6:H:97:LEU:HD12	6:H:98:TYR:H	1.69	0.57

*Continued on next page...*

*Continued from previous page...*

Atom-1	Atom-2	Interatomic distance (Å)	Clash overlap (Å)
9:O:128:DG:H2'	9:O:129:DT:H71	1.85	0.57
3:C:3864:ARG:HD3	4:D:297:GLN:OE1	2.04	0.57
3:C:3888:ASP:OD2	3:C:3924:LYS:NZ	2.32	0.57
8:J:99:LEU:HB2	8:J:104:ALA:HB2	1.86	0.57
6:L:75:HIS:CE1	8:N:89:ARG:HG2	2.40	0.57
5:G:41:TYR:OH	9:O:7:DA:H4'	2.05	0.57
7:I:50:TYR:CE1	8:J:111:GLY:HA3	2.39	0.57
7:M:111:ILE:HG23	7:M:115:LEU:HD22	1.87	0.57
1:A:92:GLN:O	1:A:101:ASP:N	2.37	0.57
7:I:24:GLN:HG3	8:J:44:GLN:HE22	1.69	0.57
6:L:97:LEU:HD12	6:L:98:TYR:H	1.69	0.57
7:M:42:ARG:CB	10:P:113:DA:P	2.93	0.57
9:O:36:DC:H2''	9:O:37:DG:C8	2.40	0.57
7:M:87:VAL:HA	7:M:93:LEU:HD22	1.86	0.57
1:A:67:HIS:CG	1:A:87:ASP:HB2	2.40	0.57
10:P:100:DA:H1'	10:P:101:DG:O4'	2.05	0.57
5:G:119:ILE:HG22	6:H:47:SER:H	1.70	0.56
5:G:130:ILE:HG21	5:K:130:ILE:HB	1.85	0.56
5:K:68:GLN:HE21	5:K:72:ARG:HE	1.52	0.56
5:K:117:VAL:CG1	9:O:70:DC:H5''	2.34	0.56
7:M:37:GLY:HA3	7:M:39:TYR:CE2	2.40	0.56
5:K:85:GLN:CD	6:L:82:THR:HA	2.26	0.56
2:B:73:GLY:N	2:B:78:LYS:O	2.28	0.56
5:G:47:ALA:H	9:O:83:DG:P	2.29	0.56
5:G:48:LEU:HD21	6:H:44:LYS:NZ	2.20	0.56
5:G:117:VAL:O	6:H:45:ARG:HB2	2.06	0.56
10:P:7:DT:H2''	10:P:8:DG:C8	2.39	0.56
10:P:15:DT:H4'	10:P:16:DC:OP1	2.06	0.56
1:A:39:LEU:HB2	1:A:53:PHE:CE1	2.41	0.56
2:B:96:SER:HB3	2:B:101:LEU:HB2	1.87	0.56
2:B:310:HIS:CD2	2:B:313:GLU:H	2.23	0.56
1:A:286:LEU:HD21	1:A:289:ILE:HG13	1.85	0.56
4:D:335:GLU:HG2	4:D:337:PRO:HD3	1.87	0.56
6:H:79:LYS:H	9:O:102:DG:P	2.28	0.56
3:C:3871:ARG:O	3:C:3874:TYR:HB3	2.06	0.56
4:D:301:SER:O	4:D:305:LEU:N	2.38	0.56
4:D:330:GLU:HB3	4:D:488:PHE:CE1	2.40	0.56
7:M:50:TYR:CE1	8:N:111:GLY:HA3	2.41	0.56
10:P:141:DT:H2''	10:P:142:DC:C5	2.41	0.56
2:B:70:LYS:NZ	2:B:82:THR:OG1	2.34	0.56
6:H:98:TYR:CE2	7:M:100:VAL:HG11	2.41	0.56

*Continued on next page...*



*Continued from previous page...*

Atom-1	Atom-2	Interatomic distance (Å)	Clash overlap (Å)
6:L:54:THR:O	6:L:58:LEU:HG	2.06	0.56
9:O:90:DA:H1'	9:O:91:DA:C5	2.40	0.56
1:A:177:VAL:HB	1:A:187:ALA:HB3	1.88	0.56
2:B:91:SER:OG	2:B:107:ASP:OD1	2.24	0.56
2:B:199:ASP:OD1	2:B:202:SER:N	2.38	0.56
2:B:138:ASN:ND2	2:B:142:ASN:OD1	2.32	0.56
4:D:300:ILE:HG22	4:D:307:VAL:HG12	1.88	0.56
5:K:65:LEU:O	5:K:69:ARG:HG3	2.06	0.56
6:L:36:ARG:HH22	9:O:61:DA:P	2.29	0.56
1:A:347:GLU:HB2	4:D:312:GLY:HA2	1.88	0.56
2:B:310:HIS:HD2	2:B:313:GLU:H	1.54	0.56
5:G:65:LEU:O	5:G:69:ARG:HG3	2.06	0.56
5:K:116:ARG:CB	9:O:71:DG:P	2.93	0.56
7:M:16:THR:HG23	7:M:19:SER:H	1.71	0.56
7:I:39:TYR:HB3	8:J:75:SER:HB3	1.88	0.55
1:A:308:PRO:HB2	1:A:323:GLN:HB3	1.88	0.55
2:B:157:ASP:OD1	2:B:158:VAL:N	2.40	0.55
3:C:3843:LEU:HD22	3:C:3905:ILE:HG12	1.88	0.55
7:M:32:ARG:HD2	7:M:33:LEU:HD23	1.87	0.55
5:G:68:GLN:HE21	5:G:72:ARG:HE	1.52	0.55
6:H:69:ALA:HA	6:H:72:TYR:HD2	1.71	0.55
6:L:69:ALA:HA	6:L:72:TYR:HD2	1.71	0.55
7:I:112:GLN:HG2	7:I:115:LEU:HD11	1.89	0.55
5:K:63:ARG:NH2	9:O:60:DA:C3'	2.69	0.55
9:O:31:DT:C6	9:O:32:DT:H72	2.41	0.55
6:H:54:THR:O	6:H:58:LEU:HG	2.06	0.55
5:K:51:ILE:HG13	6:L:39:ARG:HD2	1.88	0.55
9:O:74:DC:H1'	9:O:75:DT:H5'	1.88	0.55
10:P:127:DC:C6	10:P:128:DT:H72	2.41	0.55
6:L:51:TYR:O	6:L:54:THR:HB	2.06	0.55
10:P:79:DT:H2''	10:P:80:DA:C8	2.41	0.55
10:P:104:DC:H2'	10:P:105:DT:C6	2.41	0.55
5:G:44:GLY:N	9:O:83:DG:OP1	2.40	0.55
7:M:18:SER:O	7:M:22:GLY:N	2.39	0.55
5:G:78:PHE:HZ	6:H:63:GLU:OE2	1.90	0.55
5:G:104:PHE:HE2	6:H:37:LEU:HB2	1.72	0.55
1:A:205:GLU:HB2	1:A:214:LEU:HG	1.89	0.55
2:B:242:ASP:HB3	2:B:245:LYS:HB2	1.88	0.55
6:H:60:VAL:O	6:H:63:GLU:HB2	2.07	0.55
7:I:17:ARG:HA	7:I:20:ARG:HD2	1.89	0.55
5:G:100:LEU:HD22	6:H:58:LEU:CD2	2.37	0.55

*Continued on next page...*

*Continued from previous page...*

Atom-1	Atom-2	Interatomic distance (Å)	Clash overlap (Å)
7:M:26:PRO:O	7:M:30:VAL:HG23	2.06	0.55
2:B:253:THR:O	2:B:286:TRP:NE1	2.40	0.54
4:D:509:VAL:O	4:D:513:LEU:HG	2.07	0.54
6:H:51:TYR:O	6:H:54:THR:HB	2.06	0.54
5:K:42:ARG:NH1	9:O:144:DC:C2'	2.70	0.54
5:K:46:VAL:HG21	10:P:84:DG:P	2.47	0.54
5:K:63:ARG:NH2	9:O:60:DA:O3'	2.39	0.54
6:L:60:VAL:O	6:L:63:GLU:HB2	2.07	0.54
10:P:48:DC:H4'	10:P:49:DC:H5'	1.89	0.54
1:A:65:HIS:HD2	1:A:69:VAL:HG22	1.73	0.54
3:C:3949:GLU:O	3:C:3954:LYS:NZ	2.40	0.54
5:K:74:ILE:HG13	6:L:62:LEU:HD11	1.89	0.54
10:P:36:DA:H2''	10:P:37:DG:C8	2.42	0.54
1:A:348:ARG:O	4:D:475:TYR:CZ	2.48	0.54
5:G:48:LEU:HA	5:G:51:ILE:HD12	1.89	0.54
5:K:48:LEU:HA	5:K:51:ILE:HD12	1.89	0.54
7:M:81:ARG:NH1	7:M:105:GLY:O	2.37	0.54
10:P:38:DG:H1'	10:P:39:DG:C5	2.42	0.54
1:A:88:ASN:ND2	1:A:106:PHE:O	2.41	0.54
2:B:128:HIS:CE1	2:B:154:ARG:HB2	2.43	0.54
10:P:37:DG:N2	10:P:38:DG:C2	2.75	0.54
1:A:116:HIS:HB3	1:A:119:ASP:O	2.08	0.54
2:B:33:PRO:HD2	2:B:294:VAL:HB	1.89	0.54
5:G:117:VAL:CG1	6:H:45:ARG:HD3	2.37	0.54
5:K:88:ALA:O	5:K:92:LEU:HG	2.08	0.54
6:L:34:ILE:HD13	6:L:51:TYR:HB3	1.90	0.54
3:C:3854:MET:SD	3:C:3854:MET:N	2.80	0.54
3:C:3887:ILE:HD11	3:C:3893:VAL:HG23	1.90	0.54
2:B:178:HIS:CD2	2:B:222:PHE:H	2.17	0.54
2:B:301:THR:N	2:B:324:ASP:OD2	2.31	0.54
8:N:59:MET:O	8:N:63:VAL:HG23	2.07	0.54
9:O:101:DG:O6	10:P:46:DC:N4	2.41	0.54
10:P:5:DG:H1'	10:P:6:DA:H5'	1.90	0.54
2:B:179:PHE:HD2	2:B:183:GLY:HA2	1.73	0.53
5:G:44:GLY:N	9:O:83:DG:P	2.79	0.53
5:G:88:ALA:O	5:G:92:LEU:HG	2.08	0.53
7:I:64:GLU:HG2	8:J:46:HIS:CE1	2.44	0.53
5:K:117:VAL:H	9:O:71:DG:P	2.30	0.53
9:O:41:DA:C8	9:O:41:DA:H5'	2.44	0.53
1:A:50:ILE:O	1:A:59:ALA:N	2.37	0.53
2:B:236:ASN:OD1	2:B:257:ASN:N	2.36	0.53

*Continued on next page...*

*Continued from previous page...*

Atom-1	Atom-2	Interatomic distance (Å)	Clash overlap (Å)
5:G:64:LYS:HB2	9:O:92:DC:P	2.48	0.53
5:G:89:VAL:HA	5:G:92:LEU:HG	1.90	0.53
5:K:89:VAL:HA	5:K:92:LEU:HG	1.90	0.53
7:M:42:ARG:HB3	10:P:113:DA:O5'	2.09	0.53
7:M:55:LEU:HD11	8:N:63:VAL:HG13	1.89	0.53
6:H:34:ILE:HD13	6:H:51:TYR:HB3	1.90	0.53
7:I:77:ARG:HE	9:O:131:DA:H4'	1.74	0.53
1:A:339:LEU:CD2	3:C:3898:HIS:HB3	2.38	0.53
4:D:441:GLN:NE2	4:D:461:LYS:O	2.41	0.53
7:M:84:GLN:HE22	7:M:108:LEU:N	2.07	0.53
9:O:76:DG:H1'	9:O:77:DT:H5'	1.89	0.53
1:A:53:PHE:O	1:A:56:ARG:HG2	2.08	0.53
4:D:280:ARG:HD3	4:D:511:HIS:HB3	1.90	0.53
9:O:80:DC:H2''	9:O:81:DC:C5	2.43	0.53
10:P:105:DT:H2''	10:P:106:DG:C8	2.44	0.53
7:I:50:TYR:O	7:I:54:VAL:HG23	2.08	0.53
7:M:24:GLN:CD	8:N:44:GLN:NE2	2.50	0.53
10:P:7:DT:H2''	10:P:8:DG:H8	1.74	0.53
10:P:91:DA:H2''	10:P:92:DG:H8	1.73	0.53
4:D:403:GLU:HB3	4:D:443:PRO:HG2	1.90	0.53
6:H:78:ARG:CB	9:O:102:DG:P	2.95	0.53
5:K:62:ILE:HG21	5:K:67:PHE:HD2	1.74	0.53
5:K:111:ALA:HA	5:K:114:ALA:HB3	1.91	0.53
1:A:349:GLU:OE2	4:D:341:ALA:CB	2.57	0.53
3:C:3916:ARG:HB2	3:C:3929:PHE:HE1	1.72	0.53
7:M:42:ARG:CZ	10:P:112:DG:O4'	2.56	0.53
7:M:42:ARG:CA	10:P:113:DA:OP1	2.53	0.53
9:O:136:DT:H2''	9:O:137:DA:C8	2.44	0.53
4:D:278:LEU:HB2	4:D:426:PHE:CZ	2.43	0.53
7:I:64:GLU:HA	8:J:46:HIS:NE2	2.24	0.53
7:M:85:LEU:O	7:M:89:ASN:ND2	2.42	0.53
10:P:19:DA:H1'	10:P:20:DC:H5'	1.91	0.53
10:P:44:DA:H1'	10:P:45:DT:H5'	1.90	0.53
10:P:50:DT:H2''	10:P:51:DT:C6	2.44	0.53
10:P:129:DC:H1'	10:P:130:DG:C5	2.44	0.53
3:C:3948:ILE:HA	3:C:3969:ASN:HB2	1.91	0.53
7:M:42:ARG:HB2	10:P:113:DA:P	2.48	0.53
10:P:83:DT:H2''	10:P:84:DG:C8	2.44	0.53
1:A:139:ASP:OD1	1:A:139:ASP:N	2.38	0.52
1:A:260:SER:HB3	1:A:265:TYR:HB2	1.91	0.52
5:G:62:ILE:HG21	5:G:67:PHE:HD2	1.74	0.52

*Continued on next page...*

*Continued from previous page...*

Atom-1	Atom-2	Interatomic distance (Å)	Clash overlap (Å)
5:G:117:VAL:HG13	6:H:45:ARG:HB2	1.91	0.52
5:G:126:LEU:O	5:G:130:ILE:HG12	2.09	0.52
5:K:126:LEU:O	5:K:130:ILE:HG12	2.09	0.52
6:L:75:HIS:HA	8:N:89:ARG:NH2	2.24	0.52
7:M:31:HIS:HE1	7:M:43:VAL:HB	1.74	0.52
8:N:98:LEU:HG	8:N:99:LEU:HD23	1.91	0.52
1:A:178:LEU:HD23	1:A:185:LEU:HA	1.91	0.52
2:B:242:ASP:HB2	2:B:249:LEU:HD11	1.91	0.52
3:C:3907:HIS:CE1	3:C:3943:ASP:HA	2.45	0.52
1:A:52:ASP:HB3	1:A:55:THR:HG22	1.90	0.52
1:A:349:GLU:CG	4:D:341:ALA:HB3	2.38	0.52
5:G:116:ARG:HB3	10:P:71:DA:P	2.49	0.52
7:M:32:ARG:NH2	8:N:32:GLU:OE1	2.41	0.52
9:O:23:DC:H1'	9:O:24:DC:H5'	1.91	0.52
9:O:86:DT:H2'	9:O:87:DT:H72	1.90	0.52
4:D:298:LEU:HD11	4:D:316:VAL:HB	1.91	0.52
6:L:36:ARG:NH2	9:O:61:DA:P	2.82	0.52
8:N:64:ASN:O	8:N:68:GLU:HG2	2.10	0.52
10:P:141:DT:H2''	10:P:142:DC:H5	1.73	0.52
1:A:93:TRP:HA	1:A:99:ASP:O	2.08	0.52
2:B:35:TYR:H	2:B:295:GLN:HE22	1.56	0.52
5:G:64:LYS:CG	9:O:92:DC:OP1	2.52	0.52
7:I:77:ARG:NH2	9:O:132:DG:H5'	2.25	0.52
1:A:190:ARG:HD3	1:A:198:THR:HG22	1.92	0.52
9:O:7:DA:H2''	9:O:8:DA:C8	2.45	0.52
1:A:349:GLU:CG	4:D:341:ALA:CB	2.87	0.52
2:B:238:LEU:HB2	2:B:252:TYR:HB2	1.91	0.52
4:D:288:LEU:HD22	4:D:305:LEU:HD22	1.92	0.52
5:G:45:THR:N	9:O:83:DG:OP1	2.42	0.52
8:J:78:ALA:O	8:J:82:LYS:N	2.43	0.52
5:K:63:ARG:HH21	9:O:60:DA:H5''	1.73	0.52
5:G:124:ILE:O	5:G:128:ARG:HG3	2.10	0.52
7:I:79:ILE:HG12	7:I:82:HIS:CE1	2.45	0.52
8:J:88:SER:HA	8:J:91:ILE:HG12	1.91	0.52
6:L:50:ILE:HA	6:L:53:GLU:OE1	2.10	0.52
6:L:80:THR:HG22	10:P:102:DA:H5'	1.92	0.52
7:M:37:GLY:HA3	7:M:39:TYR:CZ	2.44	0.52
9:O:66:DC:H2''	9:O:67:DG:C8	2.44	0.52
1:A:75:SER:HB3	1:A:80:LYS:HB2	1.91	0.52
1:A:260:SER:N	1:A:265:TYR:O	2.43	0.52
2:B:279:GLU:HA	2:B:303:VAL:HG13	1.92	0.52

*Continued on next page...*

*Continued from previous page...*

Atom-1	Atom-2	Interatomic distance (Å)	Clash overlap (Å)
3:C:3912:ASN:O	3:C:3931:MET:N	2.42	0.52
4:D:315:MET:HB3	4:D:353:LEU:HA	1.92	0.52
4:D:419:LYS:HE2	4:D:424:LEU:HB3	1.92	0.52
6:H:50:ILE:HA	6:H:53:GLU:OE1	2.10	0.52
7:M:57:TYR:O	7:M:61:GLU:HG2	2.10	0.52
7:I:17:ARG:NH2	7:I:28:GLY:HA2	2.25	0.51
7:I:112:GLN:HB2	7:I:115:LEU:HG	1.92	0.51
5:K:124:ILE:O	5:K:128:ARG:HG3	2.10	0.51
8:N:77:LEU:HA	8:N:80:TYR:CD2	2.44	0.51
8:J:110:GLU:O	8:J:113:LYS:HB2	2.10	0.51
6:L:90:LEU:HA	6:L:93:GLN:HB2	1.92	0.51
7:M:25:PHE:CD2	7:M:56:GLU:HG2	2.45	0.51
9:O:28:DC:N4	10:P:119:DT:N3	2.58	0.51
1:A:252:THR:HG23	1:A:272:ARG:HB3	1.91	0.51
5:G:47:ALA:CB	9:O:83:DG:OP2	2.59	0.51
5:G:69:ARG:NH1	9:O:91:DA:P	2.78	0.51
6:H:90:LEU:HA	6:H:93:GLN:HB2	1.92	0.51
3:C:3864:ARG:NH2	4:D:313:TYR:O	2.31	0.51
4:D:328:TYR:HB2	4:D:395:TYR:HD1	1.76	0.51
4:D:331:ILE:HG21	4:D:344:LEU:HD22	1.91	0.51
5:G:111:ALA:HA	5:G:114:ALA:HB3	1.91	0.51
5:K:63:ARG:HG2	10:P:91:DA:H4'	1.91	0.51
5:K:83:ARG:HG2	9:O:51:DC:H5''	1.93	0.51
6:L:62:LEU:HA	6:L:65:VAL:HG13	1.92	0.51
3:C:3886:ARG:NH1	3:C:3888:ASP:O	2.44	0.51
9:O:48:DT:H1'	9:O:49:DA:C4	2.45	0.51
5:K:61:LEU:HB2	6:L:37:LEU:HD23	1.93	0.51
7:M:34:LEU:HD21	8:N:67:PHE:HE1	1.76	0.51
10:P:51:DT:H2''	10:P:52:DG:H8	1.76	0.51
8:J:33:SER:OG	8:J:34:TYR:N	2.44	0.51
7:M:47:ALA:HB1	8:N:91:ILE:HD11	1.93	0.51
9:O:48:DT:H1'	9:O:49:DA:C5	2.45	0.51
2:B:303:VAL:HB	2:B:321:LEU:HD12	1.94	0.51
5:G:42:ARG:O	5:G:45:THR:OG1	2.27	0.51
6:H:62:LEU:HA	6:H:65:VAL:HG13	1.92	0.51
8:J:77:LEU:HG	8:J:81:ASN:HD21	1.75	0.51
9:O:17:DC:C4	10:P:130:DG:C6	2.99	0.51
1:A:269:GLY:HA2	1:A:276:LEU:HD13	1.93	0.50
3:C:3854:MET:HG3	3:C:3929:PHE:CE2	2.47	0.50
7:I:37:GLY:HA3	7:I:39:TYR:CE2	2.46	0.50
5:K:117:VAL:HG12	9:O:70:DC:C3'	2.41	0.50

*Continued on next page...*

*Continued from previous page...*

Atom-1	Atom-2	Interatomic distance (Å)	Clash overlap (Å)
6:L:79:LYS:HB2	10:P:101:DG:H5''	1.92	0.50
10:P:113:DA:C8	10:P:113:DA:H5'	2.46	0.50
7:M:81:ARG:NH2	7:M:107:VAL:O	2.29	0.50
8:N:108:VAL:O	8:N:112:THR:OG1	2.27	0.50
1:A:349:GLU:HG2	4:D:341:ALA:CB	2.40	0.50
2:B:90:ILE:HA	2:B:106:SER:HA	1.92	0.50
2:B:285:ILE:O	2:B:294:VAL:N	2.42	0.50
3:C:3823:LEU:HD22	3:C:3854:MET:HB3	1.93	0.50
4:D:341:ALA:HB2	4:D:369:LYS:HE2	1.92	0.50
4:D:348:GLN:NE2	4:D:465:GLU:O	2.34	0.50
5:K:70:LEU:CD2	6:L:26:ILE:HA	2.41	0.50
10:P:68:DG:H2''	10:P:69:DG:C8	2.46	0.50
1:A:342:ASN:OD1	3:C:3860:GLY:N	2.34	0.50
4:D:324:LYS:HB2	4:D:400:GLU:HA	1.93	0.50
5:G:44:GLY:CA	9:O:83:DG:OP1	2.60	0.50
4:D:531:PRO:O	4:D:534:PRO:HD2	2.12	0.50
6:L:75:HIS:HA	8:N:89:ARG:HH22	1.75	0.50
7:M:32:ARG:NH2	8:N:32:GLU:CD	2.65	0.50
9:O:129:DT:H2''	9:O:130:DC:C5	2.47	0.50
8:J:105:LYS:O	8:J:108:VAL:HG22	2.11	0.50
5:K:41:TYR:HB2	10:P:84:DG:OP1	2.11	0.50
6:L:45:ARG:HE	10:P:81:DC:H4'	1.77	0.50
8:N:34:TYR:H	8:N:60:ASN:ND2	2.10	0.50
1:A:303:TRP:HD1	1:A:304:HIS:N	2.10	0.50
1:A:312:SER:O	1:A:318:VAL:HA	2.12	0.50
5:K:57:SER:C	6:L:40:ARG:NH2	2.65	0.50
9:O:28:DC:C4	10:P:119:DT:N3	2.80	0.50
10:P:139:DA:H1'	10:P:140:DT:H5'	1.94	0.50
1:A:31:THR:HG23	1:A:74:TRP:NE1	2.27	0.50
1:A:194:GLY:HA2	6:H:23:ARG:NH2	2.26	0.50
7:M:34:LEU:HD23	8:N:67:PHE:CZ	2.46	0.50
10:P:41:DG:H1'	10:P:42:DT:H5'	1.94	0.50
1:A:71:SER:HB3	1:A:113:VAL:HG22	1.93	0.50
8:J:31:LYS:N	9:O:124:DA:OP1	2.36	0.50
7:M:42:ARG:NH2	10:P:112:DG:C1'	2.75	0.50
7:I:102:ILE:HG23	7:I:105:GLY:HA3	1.94	0.49
8:J:63:VAL:HA	8:J:66:VAL:HG22	1.93	0.49
7:M:24:GLN:CG	8:N:44:GLN:HE22	2.25	0.49
1:A:270:SER:O	1:A:270:SER:OG	2.30	0.49
2:B:131:TYR:O	2:B:149:PHE:N	2.38	0.49
5:G:120:MET:HG2	5:G:122:LYS:HE3	1.93	0.49

*Continued on next page...*

*Continued from previous page...*

Atom-1	Atom-2	Interatomic distance (Å)	Clash overlap (Å)
6:H:55:ARG:HA	6:H:58:LEU:HD12	1.94	0.49
10:P:126:DC:H2''	10:P:127:DC:O5'	2.12	0.49
7:I:90:ASP:OD1	7:I:93:LEU:N	2.34	0.49
5:K:63:ARG:NH1	6:L:36:ARG:NH2	2.60	0.49
10:P:90:DA:H2''	10:P:91:DA:C8	2.47	0.49
1:A:108:SER:HA	1:A:129:LYS:NZ	2.27	0.49
4:D:330:GLU:HG2	4:D:483:ASN:HB3	1.94	0.49
5:G:40:ARG:NH1	9:O:84:DC:O4'	2.45	0.49
6:H:79:LYS:HG3	9:O:101:DG:O5'	2.13	0.49
7:I:106:GLY:HA3	5:K:58:THR:HG23	1.93	0.49
4:D:346:TRP:CH2	4:D:394:PHE:HB3	2.47	0.49
8:N:78:ALA:O	8:N:82:LYS:N	2.46	0.49
9:O:43:DA:N1	10:P:106:DG:N1	2.59	0.49
9:O:79:DC:C4	10:P:68:DG:O6	2.65	0.49
9:O:101:DG:H2''	9:O:102:DG:C8	2.47	0.49
5:G:48:LEU:O	5:G:52:ARG:HG3	2.13	0.49
6:H:75:HIS:CD2	8:J:77:LEU:HD11	2.47	0.49
7:M:50:TYR:O	7:M:54:VAL:HG23	2.13	0.49
10:P:80:DA:H8	10:P:80:DA:OP2	1.95	0.49
1:A:95:VAL:HG23	1:A:96:LEU:HD22	1.94	0.49
3:C:3883:TYR:O	3:C:3895:ALA:N	2.35	0.49
4:D:346:TRP:CZ2	4:D:394:PHE:HB3	2.47	0.49
4:D:424:LEU:H	4:D:424:LEU:HD23	1.77	0.49
5:G:124:ILE:HB	6:H:53:GLU:OE2	2.13	0.49
5:K:48:LEU:O	5:K:52:ARG:HG3	2.13	0.49
5:K:69:ARG:C	6:L:25:ASN:HD22	2.16	0.49
7:M:31:HIS:CE1	7:M:43:VAL:HB	2.48	0.49
7:M:43:VAL:HG22	8:N:86:ILE:HD11	1.94	0.49
8:N:67:PHE:HD2	8:N:68:GLU:OE2	1.95	0.49
9:O:6:DG:H2''	9:O:7:DA:C8	2.47	0.49
9:O:26:DC:H2''	9:O:27:DT:H71	1.94	0.49
10:P:30:DG:H2''	10:P:31:DA:H8	1.78	0.49
10:P:136:DG:H2''	10:P:137:DG:OP2	2.11	0.49
2:B:70:LYS:HB3	2:B:72:TRP:NE1	2.28	0.49
6:H:31:LYS:HD3	6:H:35:ARG:HH11	1.78	0.49
7:I:26:PRO:HB2	7:I:29:ARG:HB3	1.95	0.49
7:I:39:TYR:OH	8:J:68:GLU:OE1	2.26	0.49
5:K:54:TYR:HE2	6:L:36:ARG:HA	1.78	0.49
5:K:120:MET:HG2	5:K:122:LYS:HE3	1.93	0.49
9:O:52:DA:N6	10:P:97:DG:O6	2.45	0.49
4:D:288:LEU:O	4:D:319:SER:N	2.46	0.49

*Continued on next page...*

*Continued from previous page...*

Atom-1	Atom-2	Interatomic distance (Å)	Clash overlap (Å)
8:J:73:GLU:HA	8:J:76:ARG:NH1	2.28	0.49
1:A:186:VAL:O	1:A:235:ARG:NH1	2.43	0.49
1:A:187:ALA:HA	1:A:235:ARG:HD3	1.94	0.49
1:A:296:GLU:HB3	1:A:314:SER:OG	2.12	0.49
2:B:105:ALA:HB1	2:B:132:VAL:HG12	1.94	0.49
5:G:90:MET:HA	5:G:93:GLN:NE2	2.28	0.49
2:B:107:ASP:HB3	2:B:131:TYR:HD1	1.77	0.48
2:B:255:HIS:HB2	2:B:278:SER:HB2	1.94	0.48
5:G:70:LEU:HD13	6:H:25:ASN:HB2	1.94	0.48
8:J:30:ARG:NH2	10:P:27:DC:O3'	2.46	0.48
8:J:88:SER:O	8:J:92:GLN:HG3	2.13	0.48
5:K:90:MET:HA	5:K:93:GLN:NE2	2.28	0.48
8:N:74:ALA:O	8:N:77:LEU:HG	2.13	0.48
1:A:94:ASP:OD2	1:A:97:SER:N	2.42	0.48
2:B:170:HIS:CD2	2:B:194:LEU:HB2	2.48	0.48
5:G:119:ILE:CG2	6:H:50:ILE:HG13	2.42	0.48
5:K:117:VAL:HG12	9:O:70:DC:C4'	2.43	0.48
9:O:18:DC:N4	10:P:129:DC:C4	2.81	0.48
10:P:69:DG:N2	10:P:70:DG:C2	2.81	0.48
4:D:294:ARG:NH2	4:D:298:LEU:O	2.34	0.48
5:K:120:MET:HG3	5:K:121:PRO:HD2	1.96	0.48
9:O:110:DC:H1'	9:O:111:DC:O4'	2.14	0.48
3:C:3859:ALA:H	3:C:3900:ASN:HD21	1.62	0.48
5:G:119:ILE:HG23	6:H:50:ILE:HG13	1.95	0.48
8:J:90:GLU:OE1	8:J:90:GLU:N	2.28	0.48
5:K:48:LEU:HD21	6:L:44:LYS:HZ2	1.79	0.48
5:K:70:LEU:O	5:K:74:ILE:HG12	2.14	0.48
7:M:50:TYR:OH	8:N:108:VAL:HA	2.12	0.48
2:B:72:TRP:HA	2:B:80:GLU:H	1.78	0.48
5:K:63:ARG:HH12	6:L:36:ARG:CZ	2.27	0.48
5:K:68:GLN:HE21	5:K:72:ARG:NE	2.11	0.48
6:L:55:ARG:HA	6:L:58:LEU:HD12	1.94	0.48
8:N:56:MET:HE2	9:O:21:DG:OP2	2.14	0.48
9:O:33:DG:H2''	9:O:34:DG:H8	1.78	0.48
9:O:112:DT:H2''	9:O:113:DA:C8	2.48	0.48
1:A:229:GLU:HA	1:A:232:THR:HG22	1.96	0.48
4:D:304:ARG:HH22	4:D:332:THR:HB	1.78	0.48
8:J:43:LYS:NZ	8:J:47:PRO:O	2.36	0.48
9:O:43:DA:C2	10:P:106:DG:C2	3.01	0.48
1:A:79:HIS:HA	1:A:95:VAL:HG22	1.95	0.48
3:C:3888:ASP:OD1	3:C:3888:ASP:N	2.47	0.48

*Continued on next page...*



*Continued from previous page...*

Atom-1	Atom-2	Interatomic distance (Å)	Clash overlap (Å)
4:D:502:ASP:HA	4:D:505:TRP:NE1	2.28	0.48
5:K:42:ARG:NH2	9:O:145:DG:OP2	2.46	0.48
7:M:55:LEU:HD12	7:M:58:LEU:HD11	1.96	0.48
9:O:72:DC:H2''	9:O:73:DG:H8	1.79	0.48
1:A:247:ASP:OD2	1:A:250:ASN:HB3	2.14	0.48
4:D:330:GLU:CG	4:D:483:ASN:HB3	2.44	0.48
5:G:70:LEU:O	5:G:74:ILE:HG12	2.14	0.48
6:H:69:ALA:O	6:H:72:TYR:HB2	2.13	0.48
7:I:66:ALA:HB1	7:I:78:ILE:HG21	1.95	0.48
8:J:45:VAL:HG12	8:J:46:HIS:CE1	2.48	0.48
6:L:69:ALA:O	6:L:72:TYR:HB2	2.13	0.48
10:P:24:DT:H2''	10:P:25:DG:C8	2.49	0.48
5:G:63:ARG:HH21	10:P:60:DA:C4'	2.25	0.48
7:I:77:ARG:NH2	9:O:131:DA:C1'	2.73	0.48
6:L:63:GLU:O	6:L:67:ARG:NH1	2.47	0.48
6:L:75:HIS:HE1	8:N:89:ARG:HG2	1.78	0.48
7:M:17:ARG:HG3	9:O:31:DT:OP1	2.14	0.48
7:M:81:ARG:HH12	7:M:107:VAL:N	2.12	0.48
10:P:37:DG:H1'	10:P:38:DG:H5'	1.96	0.48
10:P:133:DA:H1'	10:P:134:DC:H5'	1.96	0.48
2:B:157:ASP:HB3	2:B:162:LYS:H	1.79	0.48
5:G:68:GLN:HE21	5:G:72:ARG:NE	2.11	0.48
5:G:124:ILE:HD12	5:G:124:ILE:H	1.79	0.48
6:H:35:ARG:O	6:H:39:ARG:HG2	2.13	0.48
5:K:120:MET:HE3	9:O:72:DC:OP1	2.14	0.48
2:B:37:LEU:HD13	2:B:328:LYS:HB3	1.95	0.47
7:I:50:TYR:OH	8:J:108:VAL:HA	2.14	0.47
7:I:77:ARG:NE	9:O:131:DA:H4'	2.28	0.47
6:L:35:ARG:O	6:L:39:ARG:HG2	2.13	0.47
9:O:38:DT:H2''	9:O:39:DA:N7	2.29	0.47
5:G:120:MET:HG3	5:G:121:PRO:HD2	1.96	0.47
8:J:76:ARG:HG2	8:J:80:TYR:CZ	2.49	0.47
5:K:45:THR:HG21	9:O:144:DC:P	2.54	0.47
10:P:13:DT:H2''	10:P:14:DA:C8	2.49	0.47
1:A:71:SER:HB2	1:A:84:ALA:HB3	1.95	0.47
4:D:417:LEU:HG	4:D:426:PHE:CE1	2.50	0.47
5:G:49:ARG:HH21	9:O:8:DA:H5''	1.78	0.47
5:K:56:LYS:NZ	10:P:10:DA:P	2.87	0.47
8:N:61:SER:HA	8:N:64:ASN:HD22	1.79	0.47
10:P:37:DG:C2	10:P:38:DG:C2	3.02	0.47
3:C:3845:CYS:N	3:C:3938:GLU:O	2.40	0.47

*Continued on next page...*

*Continued from previous page...*

Atom-1	Atom-2	Interatomic distance (Å)	Clash overlap (Å)
4:D:489:LYS:HG2	4:D:490:TYR:CE2	2.49	0.47
5:G:101:VAL:HG21	6:H:40:ARG:HG2	1.95	0.47
5:G:105:GLU:O	5:G:109:LEU:HG	2.15	0.47
7:I:27:VAL:HG11	7:I:49:VAL:HG22	1.96	0.47
8:J:91:ILE:O	8:J:95:VAL:HG22	2.15	0.47
5:K:124:ILE:H	5:K:124:ILE:HD12	1.79	0.47
8:N:34:TYR:H	8:N:60:ASN:HD21	1.62	0.47
8:J:116:THR:HA	8:J:119:THR:HG1	1.79	0.47
5:K:48:LEU:HD21	6:L:44:LYS:NZ	2.30	0.47
7:M:16:THR:O	7:M:19:SER:OG	2.18	0.47
2:B:275:VAL:HG21	2:B:316:ILE:HD13	1.97	0.47
4:D:300:ILE:HD12	4:D:302:ASP:OD1	2.15	0.47
4:D:349:PRO:HD2	4:D:467:VAL:O	2.15	0.47
5:G:43:PRO:HA	9:O:83:DG:C5'	2.44	0.47
5:G:64:LYS:CB	9:O:92:DC:P	3.03	0.47
5:G:102:ALA:C	5:G:131:ARG:HH22	2.18	0.47
5:K:105:GLU:O	5:K:109:LEU:HG	2.15	0.47
6:L:31:LYS:HD3	6:L:35:ARG:HH11	1.78	0.47
7:M:87:VAL:HG22	7:M:93:LEU:HD21	1.96	0.47
9:O:18:DC:H2''	9:O:19:DG:N7	2.30	0.47
5:G:116:ARG:HG2	10:P:71:DA:OP2	2.14	0.47
8:J:30:ARG:NH2	10:P:28:DT:H5''	2.29	0.47
10:P:9:DT:H2''	10:P:10:DA:C8	2.50	0.47
10:P:37:DG:H2'	10:P:37:DG:OP2	2.15	0.47
10:P:63:DC:C2	10:P:64:DG:N7	2.83	0.47
4:D:391:VAL:HG21	4:D:489:LYS:NZ	2.29	0.47
4:D:519:HIS:O	4:D:523:GLU:HB2	2.15	0.47
5:G:65:LEU:HD12	9:O:91:DA:H2'	1.97	0.47
5:K:102:ALA:C	5:K:131:ARG:HH22	2.19	0.47
7:M:32:ARG:HA	7:M:35:ARG:CZ	2.44	0.47
2:B:267:SER:HB3	2:B:273:TRP:HB2	1.96	0.47
4:D:307:VAL:HG11	4:D:316:VAL:HG11	1.96	0.47
4:D:364:TYR:HB3	4:D:460:TYR:CE1	2.50	0.47
5:G:48:LEU:HD11	6:H:44:LYS:HZ3	1.80	0.47
6:H:63:GLU:O	6:H:67:ARG:NH1	2.47	0.47
6:H:79:LYS:N	9:O:102:DG:OP1	2.48	0.47
7:I:42:ARG:O	8:J:86:ILE:HG22	2.15	0.47
9:O:89:DT:H1'	9:O:90:DA:C4	2.50	0.47
9:O:101:DG:H2''	9:O:102:DG:H8	1.80	0.47
2:B:283:VAL:HG22	2:B:304:VAL:HG11	1.97	0.46
3:C:3859:ALA:H	3:C:3900:ASN:ND2	2.13	0.46

*Continued on next page...*

*Continued from previous page...*

Atom-1	Atom-2	Interatomic distance (Å)	Clash overlap (Å)
5:G:41:TYR:OH	9:O:7:DA:C4'	2.62	0.46
6:L:75:HIS:ND1	8:N:93:THR:HG21	2.30	0.46
6:L:83:ALA:O	6:L:86:VAL:HG12	2.15	0.46
7:M:76:THR:OG1	10:P:131:DG:O3'	2.33	0.46
9:O:58:DT:H2''	9:O:59:DA:N7	2.30	0.46
2:B:155:ILE:O	2:B:164:LEU:HG	2.15	0.46
2:B:189:SER:HB3	2:B:220:VAL:HB	1.96	0.46
4:D:288:LEU:O	4:D:319:SER:OG	2.26	0.46
5:G:49:ARG:CZ	9:O:8:DA:H4'	2.45	0.46
7:I:42:ARG:HB3	9:O:112:DT:H4'	1.96	0.46
8:N:29:THR:OG1	9:O:104:DT:OP1	2.30	0.46
10:P:52:DG:C2	10:P:53:DG:C5	3.04	0.46
10:P:115:DC:H2''	10:P:116:DA:H8	1.81	0.46
1:A:36:GLY:O	1:A:304:HIS:NE2	2.48	0.46
4:D:392:LEU:HD22	4:D:449:PHE:CE1	2.48	0.46
5:G:73:GLU:O	5:G:76:GLN:HG2	2.15	0.46
5:K:73:GLU:O	5:K:76:GLN:HG2	2.15	0.46
7:M:31:HIS:HD2	7:M:35:ARG:HH11	1.58	0.46
7:M:34:LEU:HD21	8:N:67:PHE:CE1	2.50	0.46
9:O:72:DC:H2''	9:O:73:DG:C8	2.50	0.46
9:O:78:DC:H2''	9:O:79:DC:C6	2.50	0.46
1:A:108:SER:OG	1:A:108:SER:O	2.33	0.46
1:A:220:ARG:O	1:A:254:TRP:NE1	2.37	0.46
2:B:164:LEU:HD12	2:B:165:LYS:HG3	1.96	0.46
6:L:75:HIS:CE1	8:N:89:ARG:NH1	2.83	0.46
7:M:26:PRO:HD3	8:N:37:TYR:CE2	2.50	0.46
9:O:63:DG:H1'	9:O:64:DC:H5'	1.96	0.46
9:O:69:DA:C2	10:P:78:DG:C2	3.04	0.46
10:P:61:DA:H1'	10:P:62:DA:H5'	1.96	0.46
10:P:72:DC:H2''	10:P:73:DA:C8	2.50	0.46
10:P:85:DC:H2''	10:P:86:DG:C8	2.47	0.46
1:A:26:MET:O	1:A:43:CYS:HA	2.15	0.46
1:A:282:SER:OG	1:A:283:ILE:N	2.49	0.46
3:C:3905:ILE:O	3:C:3944:TYR:OH	2.28	0.46
4:D:349:PRO:O	4:D:350:LEU:HB2	2.15	0.46
5:G:70:LEU:HA	6:H:25:ASN:HB2	1.98	0.46
6:H:78:ARG:HA	9:O:102:DG:OP2	2.14	0.46
1:A:149:ASP:HB2	1:A:152:ASP:OD1	2.15	0.46
2:B:79:PHE:HZ	2:B:82:THR:HG1	1.63	0.46
2:B:286:TRP:HA	2:B:293:ILE:HA	1.97	0.46
7:I:43:VAL:HA	8:J:86:ILE:HG23	1.98	0.46

*Continued on next page...*

*Continued from previous page...*

Atom-1	Atom-2	Interatomic distance (Å)	Clash overlap (Å)
2:B:297:LEU:HD13	2:B:330:TRP:CD2	2.51	0.46
5:G:63:ARG:CZ	10:P:60:DA:C3'	2.93	0.46
7:I:65:LEU:HA	7:I:68:ASN:ND2	2.30	0.46
1:A:26:MET:SD	1:A:44:ASN:HB3	2.56	0.46
1:A:80:LYS:NZ	1:A:94:ASP:HB2	2.30	0.46
1:A:194:GLY:CA	6:H:23:ARG:NH2	2.79	0.46
1:A:339:LEU:HD23	3:C:3898:HIS:HB3	1.98	0.46
5:G:72:ARG:HH22	10:P:51:DT:P	2.38	0.46
5:K:45:THR:HA	5:K:48:LEU:HD12	1.98	0.46
6:L:56:GLY:O	6:L:60:VAL:HG23	2.16	0.46
9:O:111:DC:H2'	9:O:112:DT:H72	1.98	0.46
10:P:55:DG:C2	10:P:56:DG:C6	3.04	0.46
1:A:203:SER:OG	1:A:216:ASN:HB3	2.16	0.46
4:D:323:ARG:HG3	4:D:467:VAL:HG12	1.98	0.46
4:D:368:SER:HB3	4:D:386:TYR:CZ	2.51	0.46
4:D:373:LYS:HZ3	4:D:382:TYR:HD2	1.64	0.46
5:K:56:LYS:NZ	10:P:10:DA:OP2	2.48	0.46
7:M:90:ASP:HB3	7:M:93:LEU:HB3	1.96	0.46
10:P:105:DT:H2''	10:P:106:DG:H8	1.80	0.46
10:P:109:DT:H2''	10:P:110:DA:C8	2.51	0.46
1:A:270:SER:O	1:A:274:HIS:N	2.48	0.46
3:C:3844:PHE:HA	3:C:3939:GLU:HA	1.98	0.46
4:D:288:LEU:HD13	4:D:305:LEU:HD13	1.97	0.46
5:K:78:PHE:CD1	6:L:67:ARG:HD3	2.50	0.46
7:M:77:ARG:HG2	10:P:131:DG:O3'	2.16	0.46
9:O:28:DC:C4	10:P:119:DT:C4	3.03	0.46
9:O:76:DG:C6	10:P:71:DA:N6	2.84	0.46
2:B:46:LYS:HD2	2:B:66:ASP:HA	1.98	0.45
4:D:436:GLU:HG2	4:D:464:PHE:CE1	2.51	0.45
4:D:439:LEU:HD12	4:D:439:LEU:HA	1.74	0.45
5:G:56:LYS:NZ	9:O:10:DC:P	2.86	0.45
6:H:78:ARG:HD2	9:O:102:DG:H3'	1.98	0.45
7:I:15:LYS:HG2	7:I:20:ARG:HG3	1.98	0.45
7:I:25:PHE:CD1	8:J:37:TYR:HB3	2.51	0.45
6:L:91:LYS:HE2	8:N:76:ARG:HH12	1.81	0.45
10:P:77:DC:H2''	10:P:78:DG:C8	2.51	0.45
2:B:59:TRP:HB2	2:B:95:TRP:CH2	2.51	0.45
2:B:102:LEU:HD12	2:B:116:VAL:HG12	1.98	0.45
4:D:346:TRP:NE1	4:D:396:ILE:HG21	2.30	0.45
4:D:356:PRO:HA	4:D:473:SER:OG	2.16	0.45
5:G:45:THR:HA	5:G:48:LEU:HD12	1.98	0.45

*Continued on next page...*

*Continued from previous page...*

Atom-1	Atom-2	Interatomic distance (Å)	Clash overlap (Å)
5:G:64:LYS:CA	9:O:92:DC:OP2	2.63	0.45
7:I:15:LYS:HB3	7:I:20:ARG:NH2	2.31	0.45
9:O:125:DC:H2''	9:O:126:DG:H8	1.80	0.45
1:A:26:MET:HE3	1:A:43:CYS:HB3	1.98	0.45
2:B:33:PRO:HG2	2:B:295:GLN:HB2	1.99	0.45
4:D:328:TYR:HA	4:D:394:PHE:O	2.16	0.45
6:H:83:ALA:O	6:H:86:VAL:HG12	2.15	0.45
6:L:60:VAL:O	6:L:63:GLU:CB	2.64	0.45
7:M:25:PHE:HE2	7:M:55:LEU:HG	1.81	0.45
7:M:25:PHE:CD1	8:N:37:TYR:HB3	2.52	0.45
7:M:77:ARG:HB2	10:P:132:DC:H5''	1.97	0.45
1:A:125:VAL:O	1:A:132:PRO:HA	2.16	0.45
4:D:278:LEU:HD11	4:D:415:LYS:HE3	1.97	0.45
8:J:54:LYS:O	8:J:58:ILE:HG13	2.17	0.45
5:K:49:ARG:CZ	10:P:8:DG:H5''	2.47	0.45
8:N:34:TYR:N	8:N:60:ASN:HD21	2.15	0.45
9:O:84:DC:H2''	9:O:85:DG:H8	1.81	0.45
1:A:267:VAL:HA	1:A:277:TYR:O	2.16	0.45
2:B:51:VAL:HG12	2:B:62:SER:HB3	1.97	0.45
3:C:3918:ILE:HD12	3:C:3920:ILE:HD11	1.98	0.45
8:J:43:LYS:CD	8:J:47:PRO:HA	2.47	0.45
1:A:115:TYR:HB3	1:A:120:GLN:HE22	1.81	0.45
1:A:116:HIS:NE2	1:A:163:GLY:O	2.43	0.45
1:A:274:HIS:CE1	1:A:298:LEU:HD13	2.52	0.45
8:N:87:THR:OG1	8:N:90:GLU:OE1	2.26	0.45
9:O:33:DG:H2''	9:O:34:DG:C8	2.51	0.45
9:O:131:DA:H1'	9:O:132:DG:O4'	2.15	0.45
9:O:132:DG:H1'	9:O:133:DA:C8	2.51	0.45
10:P:138:DG:H2''	10:P:139:DA:C8	2.52	0.45
1:A:226:ASP:HB2	1:A:242:MET:SD	2.56	0.45
1:A:279:TRP:HA	1:A:286:LEU:HA	1.98	0.45
1:A:306:VAL:O	1:A:307:ARG:NH1	2.46	0.45
2:B:38:LYS:HG3	2:B:331:LYS:HB3	1.99	0.45
5:G:117:VAL:N	10:P:71:DA:OP1	2.42	0.45
6:H:60:VAL:O	6:H:63:GLU:CB	2.64	0.45
6:L:75:HIS:ND1	8:N:89:ARG:NH1	2.65	0.45
10:P:58:DT:H1'	10:P:59:DA:C4	2.52	0.45
10:P:120:DG:H1'	10:P:121:DA:N7	2.31	0.45
1:A:48:ILE:HB	1:A:62:ILE:HB	1.99	0.45
1:A:352:PHE:CG	4:D:356:PRO:HG3	2.52	0.45
4:D:357:LEU:HB3	4:D:473:SER:HB2	1.99	0.45

*Continued on next page...*

*Continued from previous page...*

Atom-1	Atom-2	Interatomic distance (Å)	Clash overlap (Å)
4:D:362:PHE:CE1	4:D:434:LYS:HE3	2.52	0.45
9:O:35:DT:H2''	9:O:36:DC:OP2	2.17	0.45
10:P:88:DT:H1'	10:P:89:DT:H5'	1.99	0.45
1:A:29:THR:O	1:A:41:VAL:HA	2.17	0.45
1:A:67:HIS:CD2	1:A:87:ASP:HB2	2.52	0.45
1:A:71:SER:OG	1:A:112:LYS:HA	2.16	0.45
1:A:304:HIS:HB2	1:A:309:ILE:HB	1.98	0.45
2:B:320:ALA:HB3	2:B:324:ASP:HB3	1.97	0.45
4:D:390:ASP:OD1	4:D:451:LYS:HE3	2.17	0.45
4:D:528:ARG:HE	4:D:529:SER:N	2.15	0.45
5:G:58:THR:HG23	7:M:106:GLY:HA3	1.99	0.45
9:O:100:DG:H1'	9:O:101:DG:C8	2.51	0.45
9:O:135:DA:H61	10:P:14:DA:H61	1.65	0.45
10:P:59:DA:C6	10:P:60:DA:C6	3.05	0.45
10:P:120:DG:H1'	10:P:121:DA:C8	2.52	0.45
1:A:18:ASP:HB3	1:A:320:ILE:O	2.16	0.45
1:A:348:ARG:H	1:A:351:GLU:HB2	1.82	0.45
7:I:79:ILE:CD1	7:I:81:ARG:HB3	2.46	0.45
8:N:61:SER:HA	8:N:64:ASN:ND2	2.31	0.45
2:B:126:LYS:O	2:B:156:TRP:HH2	1.99	0.44
6:H:56:GLY:O	6:H:60:VAL:HG23	2.16	0.44
8:J:55:ALA:HA	8:J:58:ILE:HD12	1.99	0.44
5:K:47:ALA:H	10:P:83:DT:P	2.39	0.44
10:P:135:DC:H2''	10:P:136:DG:C8	2.51	0.44
1:A:127:PRO:HD3	1:A:132:PRO:HA	1.98	0.44
7:I:18:SER:OG	7:I:23:LEU:O	2.33	0.44
8:J:59:MET:O	8:J:63:VAL:HG13	2.16	0.44
5:K:69:ARG:NH2	10:P:91:DA:OP1	2.41	0.44
9:O:28:DC:H2''	9:O:29:DA:C8	2.52	0.44
9:O:40:DG:H1'	9:O:41:DA:C8	2.51	0.44
10:P:15:DT:H1'	10:P:16:DC:O5'	2.18	0.44
10:P:17:DT:H2''	10:P:18:DG:C4	2.52	0.44
10:P:104:DC:H2'	10:P:105:DT:C5	2.52	0.44
2:B:134:CYS:SG	2:B:135:CYS:N	2.90	0.44
2:B:250:LYS:HE3	2:B:289:GLN:HA	2.00	0.44
3:C:3913:CYS:HA	3:C:3931:MET:H	1.82	0.44
10:P:87:DT:H2'	10:P:88:DT:C6	2.53	0.44
5:G:114:ALA:HB1	5:G:116:ARG:HE	1.82	0.44
7:I:18:SER:O	7:I:22:GLY:N	2.51	0.44
7:I:41:GLU:OE1	7:I:41:GLU:N	2.49	0.44
8:J:87:THR:OG1	8:J:90:GLU:OE1	2.19	0.44

*Continued on next page...*

*Continued from previous page...*

Atom-1	Atom-2	Interatomic distance (Å)	Clash overlap (Å)
7:M:68:ASN:HA	7:M:71:ARG:NH2	2.32	0.44
8:N:34:TYR:O	8:N:38:VAL:HG23	2.17	0.44
9:O:100:DG:N2	9:O:101:DG:C2	2.85	0.44
10:P:43:DA:H2''	10:P:44:DA:C8	2.51	0.44
10:P:109:DT:H2''	10:P:110:DA:N7	2.32	0.44
1:A:339:LEU:HD13	1:A:341:GLU:O	2.16	0.44
3:C:3912:ASN:C	3:C:3931:MET:HB2	2.38	0.44
7:I:81:ARG:NH2	7:I:107:VAL:O	2.41	0.44
8:J:113:LYS:HE2	8:J:113:LYS:HB3	1.76	0.44
9:O:37:DG:C8	9:O:38:DT:H72	2.52	0.44
10:P:12:DA:C5	10:P:13:DT:C4	3.05	0.44
1:A:200:ALA:HB3	1:A:218:ALA:HB2	2.00	0.44
1:A:205:GLU:O	1:A:213:PHE:HB2	2.17	0.44
1:A:233:CYS:SG	1:A:237:GLY:HA3	2.57	0.44
3:C:3819:ARG:NH2	3:C:3853:GLU:OE2	2.50	0.44
5:K:48:LEU:CD2	6:L:44:LYS:HZ2	2.31	0.44
7:M:76:THR:OG1	7:M:77:ARG:N	2.50	0.44
9:O:21:DG:H2''	9:O:22:DG:H8	1.83	0.44
9:O:89:DT:H1'	9:O:90:DA:C5	2.53	0.44
9:O:127:DT:H1'	9:O:128:DG:C8	2.53	0.44
10:P:22:DC:H2''	10:P:23:DG:H8	1.83	0.44
10:P:103:DG:C4	10:P:104:DC:C4	3.06	0.44
10:P:133:DA:H8	10:P:133:DA:OP2	2.00	0.44
2:B:217:VAL:HG22	2:B:233:THR:HG22	1.99	0.44
2:B:240:LEU:O	2:B:249:LEU:N	2.44	0.44
3:C:3861:ILE:HG21	3:C:3871:ARG:HH22	1.82	0.44
5:G:70:LEU:CD2	6:H:26:ILE:HA	2.48	0.44
5:G:72:ARG:HG2	5:G:84:PHE:CE2	2.53	0.44
7:I:41:GLU:OE2	7:M:38:ASN:ND2	2.27	0.44
7:I:100:VAL:HG11	6:L:98:TYR:CE2	2.53	0.44
9:O:110:DC:H6	9:O:110:DC:H2'	1.65	0.44
10:P:113:DA:H8	10:P:113:DA:H5'	1.83	0.44
1:A:24:ILE:HG12	1:A:49:VAL:HG11	2.00	0.44
1:A:347:GLU:HB2	4:D:312:GLY:CA	2.47	0.44
2:B:91:SER:HB2	2:B:133:PHE:HA	2.00	0.44
3:C:3822:HIS:O	3:C:3826:THR:HG22	2.17	0.44
8:J:48:ASP:OD1	8:J:48:ASP:N	2.50	0.44
7:M:81:ARG:NH1	7:M:84:GLN:OE1	2.51	0.44
10:P:58:DT:H2''	10:P:59:DA:C8	2.53	0.44
10:P:63:DC:C2	10:P:64:DG:C8	3.06	0.44
10:P:113:DA:H1'	10:P:114:DC:H5'	1.99	0.44

*Continued on next page...*

*Continued from previous page...*

Atom-1	Atom-2	Interatomic distance (Å)	Clash overlap (Å)
2:B:157:ASP:OD2	2:B:160:THR:OG1	2.20	0.44
3:C:3914:TYR:CZ	3:C:3929:PHE:HB2	2.53	0.44
8:J:104:ALA:O	8:J:108:VAL:HG13	2.18	0.44
8:N:92:GLN:O	8:N:96:ARG:HG3	2.18	0.44
9:O:62:DC:H6	9:O:62:DC:H5'	1.83	0.44
2:B:223:SER:N	2:B:228:TYR:O	2.50	0.43
5:G:83:ARG:O	6:H:81:VAL:N	2.45	0.43
6:H:52:GLU:HG2	6:H:53:GLU:N	2.33	0.43
5:K:63:ARG:NH2	9:O:60:DA:H3'	2.33	0.43
5:K:72:ARG:HG2	5:K:84:PHE:CE2	2.53	0.43
5:K:114:ALA:HB1	5:K:116:ARG:HE	1.82	0.43
7:M:113:SER:OG	7:M:114:VAL:N	2.49	0.43
1:A:31:THR:HG23	1:A:74:TRP:HE1	1.83	0.43
1:A:33:ASN:OD1	1:A:37:THR:N	2.49	0.43
7:I:26:PRO:HG3	8:J:37:TYR:CE2	2.52	0.43
6:L:52:GLU:HG2	6:L:53:GLU:N	2.34	0.43
6:L:79:LYS:N	10:P:102:DA:OP1	2.51	0.43
10:P:30:DG:H8	10:P:30:DG:OP2	2.00	0.43
10:P:42:DT:H1'	10:P:43:DA:H5'	2.00	0.43
10:P:129:DC:H1'	10:P:130:DG:N7	2.33	0.43
1:A:31:THR:O	1:A:74:TRP:NE1	2.45	0.43
2:B:197:ILE:O	2:B:206:LEU:N	2.51	0.43
8:N:83:ARG:HH11	9:O:40:DG:P	2.42	0.43
10:P:120:DG:H1'	10:P:121:DA:C5	2.52	0.43
1:A:219:ASP:O	1:A:221:ILE:HG13	2.18	0.43
1:A:262:ASP:OD2	1:A:264:GLU:HB2	2.19	0.43
5:G:57:SER:C	6:H:40:ARG:NH2	2.72	0.43
5:G:121:PRO:CG	6:H:49:LEU:HB3	2.45	0.43
7:I:28:GLY:HA3	10:P:30:DG:H3'	2.01	0.43
8:N:78:ALA:O	8:N:83:ARG:N	2.41	0.43
6:L:79:LYS:HG3	10:P:101:DG:OP1	2.18	0.43
10:P:8:DG:C8	10:P:9:DT:H72	2.54	0.43
10:P:55:DG:OP2	10:P:55:DG:H2'	2.18	0.43
10:P:98:DC:H5'	10:P:98:DC:C6	2.54	0.43
1:A:66:ILE:HG23	1:A:67:HIS:HD2	1.83	0.43
1:A:252:THR:HG23	1:A:272:ARG:HD2	2.01	0.43
2:B:273:TRP:CE3	2:B:287:ASN:HA	2.47	0.43
4:D:336:MET:SD	4:D:369:LYS:NZ	2.70	0.43
4:D:439:LEU:HD11	4:D:462:ASP:OD2	2.18	0.43
7:M:28:GLY:HA3	9:O:30:DA:H5''	2.00	0.43
9:O:67:DG:H2'	9:O:68:DT:H71	1.99	0.43

*Continued on next page...*



*Continued from previous page...*

Atom-1	Atom-2	Interatomic distance (Å)	Clash overlap (Å)
10:P:16:DC:H6	10:P:16:DC:H2'	1.58	0.43
10:P:16:DC:H1'	10:P:17:DT:O4'	2.19	0.43
10:P:132:DC:H2''	10:P:133:DA:C8	2.53	0.43
1:A:38:LEU:HD13	1:A:52:ASP:HA	2.00	0.43
1:A:290:LEU:HD13	1:A:321:TRP:CE3	2.53	0.43
3:C:3907:HIS:ND1	3:C:3942:TYR:O	2.51	0.43
5:G:46:VAL:N	9:O:83:DG:OP1	2.52	0.43
6:H:55:ARG:O	6:H:58:LEU:HB2	2.19	0.43
8:J:85:THR:OG1	10:P:40:DA:H5''	2.18	0.43
7:M:42:ARG:CZ	10:P:112:DG:C1'	2.96	0.43
7:M:50:TYR:HB3	8:N:91:ILE:HG21	2.00	0.43
9:O:131:DA:C6	9:O:132:DG:C6	3.07	0.43
2:B:39:PHE:HB2	2:B:329:LEU:HD12	2.01	0.43
2:B:300:HIS:NE2	2:B:318:SER:O	2.52	0.43
3:C:3849:ILE:HB	3:C:3934:ILE:HB	2.00	0.43
3:C:3875:TYR:HB3	3:C:3880:ILE:O	2.19	0.43
4:D:289:LEU:H	4:D:305:LEU:HD21	1.84	0.43
6:H:60:VAL:HA	6:H:63:GLU:HB2	2.01	0.43
5:K:63:ARG:CG	10:P:91:DA:H4'	2.48	0.43
6:L:32:PRO:HA	6:L:35:ARG:HG2	2.01	0.43
7:M:79:ILE:H	7:M:82:HIS:CE1	2.37	0.43
10:P:72:DC:H2''	10:P:73:DA:H8	1.84	0.43
1:A:81:LEU:HD12	1:A:95:VAL:HG12	2.00	0.43
1:A:204:ILE:HG12	1:A:215:ILE:HD12	2.00	0.43
4:D:485:GLY:HA3	4:D:499:PRO:HB3	2.01	0.43
5:G:100:LEU:HD22	6:H:58:LEU:HD22	2.00	0.43
6:H:50:ILE:O	6:H:53:GLU:HB3	2.19	0.43
9:O:107:DC:C6	9:O:108:DT:H72	2.53	0.43
9:O:119:DC:H2''	9:O:120:DA:N7	2.34	0.43
9:O:143:DC:H2''	9:O:144:DC:C6	2.54	0.43
10:P:14:DA:C4	10:P:15:DT:C4	3.07	0.43
10:P:37:DG:OP2	10:P:37:DG:H8	2.01	0.43
10:P:46:DC:H2''	10:P:47:DC:OP2	2.18	0.43
1:A:245:LEU:HD23	1:A:245:LEU:HA	1.81	0.43
2:B:257:ASN:HB2	2:B:262:ILE:HD12	2.00	0.43
5:G:63:ARG:HB3	9:O:91:DA:C3'	2.48	0.43
5:G:90:MET:HA	5:G:93:GLN:HE21	1.84	0.43
6:H:44:LYS:HD2	7:M:115:LEU:HG	2.00	0.43
5:K:69:ARG:HH12	10:P:91:DA:P	2.42	0.43
6:L:50:ILE:O	6:L:53:GLU:HB3	2.19	0.43
6:L:55:ARG:O	6:L:58:LEU:HB2	2.19	0.43

*Continued on next page...*

*Continued from previous page...*

Atom-1	Atom-2	Interatomic distance (Å)	Clash overlap (Å)
8:N:88:SER:HA	8:N:91:ILE:HG12	2.00	0.43
10:P:124:DG:C2	10:P:125:DG:C4	3.07	0.43
4:D:485:GLY:O	4:D:488:PHE:HB2	2.19	0.42
2:B:35:TYR:N	2:B:295:GLN:OE1	2.51	0.42
4:D:320:HIS:CD2	4:D:500:MET:HG3	2.53	0.42
4:D:357:LEU:CB	4:D:473:SER:HB2	2.49	0.42
6:H:32:PRO:HA	6:H:35:ARG:HG2	2.01	0.42
7:M:31:HIS:O	7:M:35:ARG:HG3	2.20	0.42
7:M:32:ARG:HB2	9:O:30:DA:OP2	2.20	0.42
7:M:52:ALA:O	7:M:56:GLU:HG3	2.19	0.42
9:O:43:DA:N1	10:P:106:DG:C6	2.86	0.42
10:P:104:DC:H2'	10:P:105:DT:H71	2.00	0.42
10:P:121:DA:C6	10:P:122:DG:C6	3.06	0.42
1:A:92:GLN:HG2	1:A:101:ASP:OD2	2.18	0.42
2:B:192:ASP:OD1	2:B:192:ASP:N	2.52	0.42
2:B:324:ASP:OD1	2:B:326:THR:OG1	2.32	0.42
5:K:54:TYR:OH	6:L:36:ARG:HG2	2.19	0.42
7:M:26:PRO:HG3	8:N:37:TYR:OH	2.19	0.42
7:M:92:GLU:OE1	8:N:103:LEU:HG	2.19	0.42
8:N:53:SER:HA	8:N:56:MET:SD	2.60	0.42
8:N:54:LYS:O	8:N:57:SER:OG	2.32	0.42
9:O:62:DC:H5'	9:O:62:DC:C6	2.54	0.42
1:A:225:TYR:HB3	1:A:230:ILE:HD11	2.02	0.42
1:A:293:THR:HG22	1:A:295:GLY:H	1.83	0.42
2:B:256:LYS:N	2:B:278:SER:OG	2.45	0.42
4:D:303:ASP:OD1	4:D:304:ARG:N	2.51	0.42
4:D:495:LEU:H	4:D:495:LEU:HD23	1.84	0.42
7:I:88:ARG:HA	7:I:88:ARG:HD3	1.77	0.42
5:K:60:LEU:HD12	5:K:60:LEU:H	1.84	0.42
5:K:128:ARG:HA	5:K:131:ARG:HB2	2.01	0.42
9:O:128:DG:P	9:O:128:DG:H8	2.42	0.42
10:P:21:DA:H1'	10:P:22:DC:H5'	2.00	0.42
1:A:214:LEU:HD23	1:A:259:PHE:CE2	2.55	0.42
1:A:251:ARG:HH11	1:A:251:ARG:HA	1.85	0.42
2:B:133:PHE:CZ	2:B:149:PHE:HD2	2.38	0.42
4:D:294:ARG:NH2	4:D:300:ILE:HG23	2.34	0.42
6:H:35:ARG:NH1	6:H:46:ILE:HD11	2.35	0.42
5:K:110:CYS:HB3	5:K:123:ASP:OD2	2.20	0.42
7:M:77:ARG:H	10:P:132:DC:P	2.38	0.42
10:P:37:DG:H2''	10:P:38:DG:C8	2.54	0.42
1:A:177:VAL:O	1:A:186:VAL:HG22	2.19	0.42

*Continued on next page...*

Continued from previous page...

Atom-1	Atom-2	Interatomic distance (Å)	Clash overlap (Å)
5:G:100:LEU:CD2	6:H:58:LEU:HD22	2.50	0.42
7:I:26:PRO:HD3	8:J:37:TYR:CE2	2.55	0.42
5:K:83:ARG:HB2	6:L:80:THR:CA	2.47	0.42
7:M:29:ARG:HD2	8:N:34:TYR:CE1	2.54	0.42
7:M:42:ARG:HH22	10:P:111:DC:H1'	1.84	0.42
10:P:94:DG:C4	10:P:95:DG:C5	3.08	0.42
10:P:103:DG:C5	10:P:104:DC:C4	3.08	0.42
1:A:21:LEU:HD13	1:A:51:TRP:CE2	2.54	0.42
2:B:92:ASP:HB2	2:B:133:PHE:O	2.19	0.42
3:C:3933:LYS:HE3	3:C:3935:TYR:CZ	2.55	0.42
4:D:423:TYR:HB3	4:D:425:TYR:CE2	2.54	0.42
7:I:71:ARG:NH1	7:I:72:ASP:HB2	2.35	0.42
8:J:84:SER:N	10:P:40:DA:OP1	2.51	0.42
5:K:90:MET:HA	5:K:93:GLN:HE21	1.84	0.42
6:L:48:GLY:HA2	6:L:51:TYR:CZ	2.55	0.42
2:B:109:LYS:HA	2:B:132:VAL:HG23	2.02	0.42
2:B:297:LEU:HB3	2:B:330:TRP:CZ3	2.55	0.42
6:H:59:LYS:O	6:H:63:GLU:N	2.37	0.42
7:I:24:GLN:CG	8:J:44:GLN:HE22	2.33	0.42
8:J:104:ALA:O	8:J:107:ALA:HB3	2.20	0.42
5:K:49:ARG:HD2	10:P:8:DG:O3'	2.19	0.42
5:K:69:ARG:HB3	6:L:25:ASN:ND2	2.35	0.42
6:L:35:ARG:NH1	6:L:46:ILE:HD11	2.35	0.42
9:O:144:DC:H2''	9:O:145:DG:C8	2.55	0.42
10:P:49:DC:H6	10:P:49:DC:H2'	1.64	0.42
10:P:74:DG:C4	10:P:75:DC:C5	3.08	0.42
1:A:148:ASP:OD2	1:A:174:LYS:HG2	2.20	0.42
1:A:307:ARG:HB3	1:A:309:ILE:HG13	2.02	0.42
2:B:108:ASP:O	2:B:110:THR:HG23	2.19	0.42
4:D:423:TYR:HB3	4:D:425:TYR:CZ	2.55	0.42
5:G:128:ARG:HA	5:G:131:ARG:HB2	2.01	0.42
7:I:58:LEU:HD12	7:I:59:THR:N	2.35	0.42
6:L:66:ILE:HD12	6:L:66:ILE:H	1.85	0.42
7:M:58:LEU:HD13	8:N:62:PHE:HE2	1.85	0.42
8:N:30:ARG:CZ	9:O:28:DC:H5'	2.49	0.42
9:O:52:DA:C6	10:P:97:DG:N1	2.88	0.42
9:O:142:DT:H2''	9:O:143:DC:C5	2.55	0.42
10:P:94:DG:C6	10:P:95:DG:C6	3.07	0.42
1:A:26:MET:CB	1:A:44:ASN:H	2.32	0.42
2:B:241:TRP:HA	2:B:248:CYS:HA	2.01	0.42
4:D:528:ARG:HE	4:D:529:SER:H	1.67	0.42

Continued on next page...

*Continued from previous page...*

Atom-1	Atom-2	Interatomic distance (Å)	Clash overlap (Å)
5:G:60:LEU:HD12	5:G:60:LEU:H	1.84	0.42
7:I:15:LYS:O	7:I:20:ARG:NE	2.39	0.42
8:J:60:ASN:O	8:J:63:VAL:HG22	2.19	0.42
5:K:101:VAL:HG23	6:L:41:GLY:CA	2.50	0.42
7:M:76:THR:OG1	10:P:131:DG:C3'	2.68	0.42
9:O:38:DT:OP2	9:O:38:DT:H2'	2.19	0.42
9:O:109:DC:OP2	9:O:109:DC:H2'	2.19	0.42
9:O:125:DC:H2''	9:O:126:DG:C8	2.55	0.42
9:O:131:DA:C4	9:O:132:DG:C5	3.08	0.42
10:P:102:DA:C6	10:P:103:DG:C6	3.08	0.42
10:P:116:DA:H2''	10:P:117:DA:H8	1.85	0.42
1:A:27:ALA:O	1:A:316:GLY:HA2	2.20	0.41
2:B:35:TYR:H	2:B:295:GLN:NE2	2.18	0.41
5:G:53:ARG:HA	5:G:56:LYS:HB2	2.03	0.41
6:H:98:TYR:CB	8:N:58:ILE:HG23	2.50	0.41
7:I:25:PHE:HD1	8:J:37:TYR:HB3	1.85	0.41
7:I:45:ALA:O	7:I:48:PRO:HD2	2.20	0.41
8:J:55:ALA:O	8:J:59:MET:HG2	2.20	0.41
7:M:81:ARG:O	7:M:85:LEU:HG	2.20	0.41
10:P:119:DT:H2''	10:P:120:DG:N7	2.35	0.41
2:B:211:ASP:OD1	2:B:211:ASP:N	2.54	0.41
3:C:3834:TYR:HD2	3:C:3844:PHE:CD1	2.38	0.41
4:D:414:ASP:OD2	4:D:429:LYS:HG2	2.19	0.41
5:G:106:ASP:HA	5:G:109:LEU:HG	2.02	0.41
6:L:45:ARG:HH21	10:P:81:DC:C4'	2.33	0.41
6:L:46:ILE:HD12	6:L:51:TYR:CE1	2.55	0.41
6:L:60:VAL:HA	6:L:63:GLU:HB2	2.01	0.41
9:O:105:DT:H2''	9:O:106:DA:H8	1.85	0.41
1:A:43:CYS:HB2	1:A:45:ASP:OD1	2.19	0.41
1:A:223:ARG:HH21	1:A:241:PRO:HG2	1.86	0.41
2:B:93:VAL:HG22	2:B:102:LEU:HD22	2.02	0.41
2:B:143:LEU:HD23	2:B:144:ILE:N	2.35	0.41
2:B:199:ASP:HB3	2:B:204:GLN:HB3	2.03	0.41
4:D:340:THR:HG23	4:D:478:CYS:SG	2.59	0.41
5:G:39:HIS:HE1	5:G:41:TYR:CE2	2.39	0.41
5:G:110:CYS:HB3	5:G:123:ASP:OD2	2.20	0.41
5:G:126:LEU:O	5:G:129:ARG:HB3	2.20	0.41
6:H:83:ALA:O	6:H:87:VAL:HG23	2.20	0.41
7:I:68:ASN:O	7:I:71:ARG:HD3	2.20	0.41
6:L:59:LYS:O	6:L:63:GLU:N	2.37	0.41
7:M:25:PHE:CE2	7:M:56:GLU:HG2	2.55	0.41

*Continued on next page...*

*Continued from previous page...*

Atom-1	Atom-2	Interatomic distance (Å)	Clash overlap (Å)
8:N:40:LYS:O	8:N:44:GLN:HG3	2.20	0.41
9:O:37:DG:O6	10:P:110:DA:N6	2.53	0.41
9:O:60:DA:H2''	9:O:61:DA:C8	2.51	0.41
9:O:140:DC:H1'	9:O:141:DA:H5'	2.02	0.41
10:P:123:DC:H2'	10:P:123:DC:OP2	2.20	0.41
1:A:136:THR:OG1	1:A:139:ASP:OD1	2.35	0.41
1:A:214:LEU:HD23	1:A:259:PHE:CZ	2.55	0.41
1:A:250:ASN:OD1	1:A:252:THR:OG1	2.32	0.41
5:G:42:ARG:NH1	10:P:144:DC:O5'	2.54	0.41
6:H:79:LYS:CG	9:O:101:DG:H5''	2.50	0.41
7:I:25:PHE:CE2	7:I:55:LEU:HB2	2.56	0.41
7:I:112:GLN:H	7:I:115:LEU:HD12	1.85	0.41
6:L:46:ILE:HD12	6:L:51:TYR:HE1	1.86	0.41
9:O:67:DG:C6	10:P:80:DA:N1	2.88	0.41
10:P:143:DT:H2''	10:P:144:DC:C5	2.55	0.41
1:A:110:ILE:HG23	1:A:125:VAL:HG13	2.01	0.41
1:A:303:TRP:CD1	1:A:304:HIS:N	2.89	0.41
2:B:155:ILE:HB	2:B:165:LYS:HB2	2.02	0.41
2:B:221:LYS:HE3	2:B:221:LYS:HB2	1.81	0.41
4:D:402:THR:OG1	4:D:403:GLU:N	2.53	0.41
5:G:119:ILE:CG2	6:H:47:SER:H	2.32	0.41
6:H:48:GLY:HA2	6:H:51:TYR:CZ	2.55	0.41
6:H:64:ASN:HA	6:H:67:ARG:NH2	2.35	0.41
6:L:30:THR:HB	9:O:61:DA:H3'	2.03	0.41
6:L:83:ALA:O	6:L:87:VAL:HG23	2.20	0.41
7:M:75:LYS:HD3	7:M:75:LYS:HA	1.86	0.41
9:O:35:DT:H1'	9:O:36:DC:O5'	2.21	0.41
10:P:57:DT:H6	10:P:57:DT:H2'	1.66	0.41
10:P:92:DG:C4	10:P:93:DC:C4	3.08	0.41
1:A:275:ALA:C	1:A:276:LEU:HD22	2.41	0.41
1:A:347:GLU:CB	4:D:312:GLY:HA2	2.50	0.41
6:H:46:ILE:HD12	6:H:51:TYR:CE1	2.56	0.41
6:L:64:ASN:HA	6:L:67:ARG:NH2	2.35	0.41
9:O:77:DT:O4	10:P:70:DG:C6	2.74	0.41
9:O:112:DT:H2''	9:O:113:DA:H8	1.85	0.41
1:A:226:ASP:OD2	1:A:228:ARG:NH2	2.53	0.41
2:B:86:HIS:NE2	2:B:112:LYS:HB2	2.36	0.41
2:B:143:LEU:HD22	2:B:179:PHE:HZ	1.86	0.41
2:B:242:ASP:HB2	2:B:249:LEU:HD21	2.03	0.41
5:G:126:LEU:HD23	5:G:129:ARG:HB3	2.02	0.41
6:H:30:THR:HB	10:P:61:DA:C3'	2.34	0.41

*Continued on next page...*

*Continued from previous page...*

Atom-1	Atom-2	Interatomic distance (Å)	Clash overlap (Å)
7:I:43:VAL:HA	8:J:86:ILE:CG2	2.51	0.41
7:I:58:LEU:HA	7:I:61:GLU:OE1	2.21	0.41
7:I:113:SER:OG	7:I:114:VAL:N	2.54	0.41
5:K:46:VAL:N	10:P:83:DT:OP1	2.54	0.41
5:K:49:ARG:O	5:K:53:ARG:HG2	2.21	0.41
5:K:53:ARG:HA	5:K:56:LYS:HB2	2.03	0.41
10:P:128:DT:H2''	10:P:129:DC:C5	2.56	0.41
10:P:131:DG:C5	10:P:132:DC:C4	3.08	0.41
4:D:288:LEU:HB3	4:D:305:LEU:HD21	2.03	0.41
4:D:313:TYR:CZ	4:D:475:TYR:HB2	2.56	0.41
4:D:397:ASN:O	4:D:445:SER:HA	2.21	0.41
8:N:36:ILE:HG13	8:N:37:TYR:N	2.36	0.41
9:O:21:DG:H2''	9:O:22:DG:C8	2.55	0.41
9:O:41:DA:H1'	9:O:42:DC:O4'	2.21	0.41
1:A:20:THR:O	1:A:21:LEU:HD23	2.21	0.41
2:B:174:VAL:HA	2:B:190:SER:HB2	2.02	0.41
3:C:3966:LYS:HE3	3:C:3967:PHE:CE2	2.56	0.41
4:D:290:ALA:HB2	4:D:319:SER:HA	2.02	0.41
4:D:304:ARG:NH2	4:D:481:SER:OG	2.54	0.41
4:D:369:LYS:HD3	4:D:369:LYS:HA	1.84	0.41
5:G:47:ALA:N	9:O:83:DG:OP2	2.53	0.41
5:G:51:ILE:HG13	6:H:39:ARG:CD	2.50	0.41
6:H:66:ILE:H	6:H:66:ILE:HD12	1.85	0.41
6:H:79:LYS:HB2	9:O:101:DG:C5'	2.34	0.41
7:I:81:ARG:HH12	7:I:107:VAL:N	2.18	0.41
7:I:90:ASP:OD1	7:I:92:GLU:N	2.54	0.41
8:J:112:THR:O	8:J:116:THR:HG23	2.21	0.41
5:K:46:VAL:HG21	10:P:83:DT:H3'	2.03	0.41
5:K:56:LYS:HZ2	10:P:10:DA:P	2.43	0.41
8:N:87:THR:O	8:N:91:ILE:HG12	2.20	0.41
9:O:2:DT:C6	10:P:146:DA:C2	3.08	0.41
9:O:79:DC:H2'	9:O:79:DC:OP2	2.20	0.41
9:O:91:DA:C8	9:O:92:DC:C5	3.08	0.41
10:P:83:DT:C2	10:P:84:DG:C5	3.09	0.41
2:B:59:TRP:CZ3	2:B:80:GLU:HB2	2.56	0.41
4:D:436:GLU:HG2	4:D:464:PHE:CZ	2.56	0.41
7:I:81:ARG:CZ	7:I:85:LEU:HD21	2.51	0.41
5:K:61:LEU:HB2	6:L:37:LEU:CD2	2.50	0.41
5:K:120:MET:CE	9:O:72:DC:OP1	2.68	0.41
7:M:32:ARG:HH12	9:O:29:DA:C5'	2.34	0.41
9:O:47:DC:H2''	9:O:48:DT:H71	2.03	0.41

*Continued on next page...*

*Continued from previous page...*

Atom-1	Atom-2	Interatomic distance (Å)	Clash overlap (Å)
9:O:58:DT:H2''	9:O:59:DA:C8	2.55	0.41
9:O:135:DA:N6	10:P:14:DA:H61	2.18	0.41
10:P:125:DG:C4	10:P:126:DC:C5	3.09	0.41
6:H:76:ALA:O	6:H:78:ARG:HG3	2.21	0.40
7:I:62:ILE:HG22	7:I:93:LEU:HD13	2.02	0.40
5:K:63:ARG:NH1	9:O:61:DA:P	2.93	0.40
5:K:126:LEU:O	5:K:129:ARG:HB3	2.20	0.40
5:K:126:LEU:HD23	5:K:129:ARG:HB3	2.02	0.40
2:B:107:ASP:HB3	2:B:131:TYR:CD1	2.56	0.40
3:C:3821:ARG:O	3:C:3824:LYS:HG2	2.21	0.40
4:D:349:PRO:HD3	4:D:469:PHE:CE2	2.56	0.40
4:D:407:SER:O	4:D:409:PRO:HD3	2.22	0.40
6:L:50:ILE:HG22	6:L:54:THR:OG1	2.21	0.40
6:L:82:THR:N	6:L:85:ASP:OD2	2.40	0.40
8:N:101:GLY:O	8:N:105:LYS:HG3	2.21	0.40
9:O:17:DC:N3	10:P:130:DG:N1	2.69	0.40
9:O:136:DT:OP2	9:O:136:DT:H2'	2.21	0.40
10:P:95:DG:H2''	10:P:96:DT:OP2	2.20	0.40
3:C:3883:TYR:HB2	3:C:3896:THR:HA	2.03	0.40
4:D:323:ARG:NE	4:D:401:ASP:OD2	2.44	0.40
4:D:357:LEU:HD12	4:D:363:SER:OG	2.21	0.40
4:D:375:HIS:CE1	4:D:376:GLN:HG3	2.56	0.40
6:H:54:THR:H	6:H:54:THR:HG1	1.55	0.40
7:I:75:LYS:HA	7:I:75:LYS:HD3	1.79	0.40
5:K:51:ILE:HG23	6:L:42:GLY:HA2	2.04	0.40
5:K:106:ASP:HA	5:K:109:LEU:HG	2.02	0.40
10:P:59:DA:C5	10:P:60:DA:C5	3.09	0.40
1:A:44:ASN:O	1:A:68:PRO:HG3	2.22	0.40
2:B:267:SER:OG	2:B:273:TRP:HD1	2.04	0.40
3:C:3820:PHE:HZ	3:C:3857:GLU:OE1	2.04	0.40
3:C:3933:LYS:HE3	3:C:3935:TYR:CE2	2.57	0.40
4:D:367:ARG:NH2	4:D:372:THR:HG21	2.35	0.40
4:D:386:TYR:CE1	4:D:392:LEU:HD11	2.56	0.40
5:G:49:ARG:O	5:G:53:ARG:HG2	2.21	0.40
8:J:87:THR:O	8:J:91:ILE:HG12	2.21	0.40
5:K:39:HIS:HE1	5:K:41:TYR:CE2	2.39	0.40
5:K:63:ARG:HH21	9:O:60:DA:C5'	2.34	0.40
7:M:26:PRO:CG	8:N:37:TYR:CZ	3.04	0.40
9:O:36:DC:OP2	9:O:36:DC:H2'	2.20	0.40
10:P:89:DT:H6	10:P:89:DT:H2'	1.77	0.40
1:A:135:LEU:HG	1:A:142:HIS:HB3	2.03	0.40

*Continued on next page...*

Continued from previous page...

Atom-1	Atom-2	Interatomic distance (Å)	Clash overlap (Å)
4:D:441:GLN:HB2	4:D:462:ASP:OD1	2.21	0.40
8:J:74:ALA:HB1	8:J:86:ILE:HD11	2.04	0.40
8:J:116:THR:HA	8:J:119:THR:OG1	2.22	0.40
5:K:120:MET:CE	9:O:72:DC:P	3.10	0.40
9:O:65:DA:H1'	9:O:66:DC:H5'	2.03	0.40
9:O:137:DA:OP2	9:O:137:DA:H8	2.05	0.40

There are no symmetry-related clashes.

## 5.3 Torsion angles [i](#)

### 5.3.1 Protein backbone [i](#)

In the following table, the Percentiles column shows the percent Ramachandran outliers of the chain as a percentile score with respect to all PDB entries followed by that with respect to all EM entries.

The Analysed column shows the number of residues for which the backbone conformation was analysed, and the total number of residues.

Mol	Chain	Analysed	Favoured	Allowed	Outliers	Percentiles	
1	A	329/538 (61%)	307 (93%)	22 (7%)	0	100	100
2	B	304/313 (97%)	287 (94%)	17 (6%)	0	100	100
3	C	149/209 (71%)	144 (97%)	5 (3%)	0	100	100
4	D	255/534 (48%)	231 (91%)	24 (9%)	0	100	100
5	G	96/136 (71%)	92 (96%)	4 (4%)	0	100	100
5	K	96/136 (71%)	92 (96%)	4 (4%)	0	100	100
6	H	80/103 (78%)	70 (88%)	10 (12%)	0	100	100
6	L	80/103 (78%)	70 (88%)	10 (12%)	0	100	100
7	I	105/129 (81%)	102 (97%)	3 (3%)	0	100	100
7	M	105/129 (81%)	101 (96%)	4 (4%)	0	100	100
8	J	91/123 (74%)	86 (94%)	5 (6%)	0	100	100
8	N	91/123 (74%)	89 (98%)	2 (2%)	0	100	100
All	All	1781/2576 (69%)	1671 (94%)	110 (6%)	0	100	100

There are no Ramachandran outliers to report.



### 5.3.2 Protein sidechains [i](#)

In the following table, the Percentiles column shows the percent sidechain outliers of the chain as a percentile score with respect to all PDB entries followed by that with respect to all EM entries.

The Analysed column shows the number of residues for which the sidechain conformation was analysed, and the total number of residues.

Mol	Chain	Analysed	Rotameric	Outliers	Percentiles	
1	A	291/462 (63%)	288 (99%)	3 (1%)	76	76
2	B	263/274 (96%)	263 (100%)	0	100	100
3	C	132/182 (72%)	132 (100%)	0	100	100
4	D	222/460 (48%)	221 (100%)	1 (0%)	88	88
5	G	84/111 (76%)	78 (93%)	6 (7%)	14	14
5	K	84/111 (76%)	78 (93%)	6 (7%)	14	14
6	H	67/79 (85%)	61 (91%)	6 (9%)	9	9
6	L	67/79 (85%)	61 (91%)	6 (9%)	9	9
7	I	81/101 (80%)	80 (99%)	1 (1%)	71	71
7	M	82/101 (81%)	82 (100%)	0	100	100
8	J	77/103 (75%)	77 (100%)	0	100	100
8	N	79/103 (77%)	78 (99%)	1 (1%)	69	69
All	All	1529/2166 (71%)	1499 (98%)	30 (2%)	57	55

All (30) residues with a non-rotameric sidechain are listed below:

Mol	Chain	Res	Type
1	A	141	LYS
1	A	235	ARG
1	A	294	ARG
4	D	324	LYS
5	G	56	LYS
5	G	80	THR
5	G	105	GLU
5	G	108	ASN
5	G	110	CYS
5	G	126	LEU
6	H	49	LEU
6	H	59	LYS
6	H	63	GLU
6	H	65	VAL

*Continued on next page...*

*Continued from previous page...*

Mol	Chain	Res	Type
6	H	74	GLU
6	H	90	LEU
7	I	71	ARG
5	K	56	LYS
5	K	80	THR
5	K	105	GLU
5	K	108	ASN
5	K	110	CYS
5	K	126	LEU
6	L	49	LEU
6	L	59	LYS
6	L	63	GLU
6	L	65	VAL
6	L	74	GLU
6	L	90	LEU
8	N	42	LEU

Sometimes sidechains can be flipped to improve hydrogen bonding and reduce clashes. All (37) such sidechains are listed below:

Mol	Chain	Res	Type
1	A	67	HIS
1	A	79	HIS
1	A	120	GLN
1	A	285	ASN
2	B	178	HIS
2	B	204	GLN
2	B	255	HIS
2	B	265	ASN
2	B	289	GLN
2	B	323	ASN
4	D	354	GLN
4	D	441	GLN
4	D	483	ASN
5	G	39	HIS
5	G	68	GLN
6	H	25	ASN
6	H	75	HIS
7	I	24	GLN
7	I	31	HIS
7	I	68	ASN
7	I	89	ASN
8	J	44	GLN

*Continued on next page...*

*Continued from previous page...*

Mol	Chain	Res	Type
8	J	60	ASN
8	J	64	ASN
8	J	81	ASN
8	J	106	HIS
5	K	39	HIS
5	K	55	GLN
5	K	68	GLN
6	L	25	ASN
7	M	31	HIS
7	M	89	ASN
7	M	112	GLN
8	N	44	GLN
8	N	46	HIS
8	N	60	ASN
8	N	64	ASN

### 5.3.3 RNA [i](#)

There are no RNA molecules in this entry.

### 5.4 Non-standard residues in protein, DNA, RNA chains [i](#)

There are no non-standard protein/DNA/RNA residues in this entry.

### 5.5 Carbohydrates [i](#)

There are no monosaccharides in this entry.

### 5.6 Ligand geometry [i](#)

There are no ligands in this entry.

### 5.7 Other polymers [i](#)

There are no such residues in this entry.

### 5.8 Polymer linkage issues [i](#)

There are no chain breaks in this entry.

## 6 Map visualisation

This section contains visualisations of the EMDB entry EMD-23739. These allow visual inspection of the internal detail of the map and identification of artifacts.

No raw map or half-maps were deposited for this entry and therefore no images, graphs, etc. pertaining to the raw map can be shown.

### 6.1 Orthogonal projections

This section was not generated.

### 6.2 Central slices

This section was not generated.

### 6.3 Largest variance slices

This section was not generated.

### 6.4 Orthogonal standard-deviation projections (False-color)

This section was not generated.

### 6.5 Orthogonal surface views

This section was not generated.

### 6.6 Mask visualisation

This section was not generated. No masks/segmentation were deposited.

## 7 Map analysis

This section contains the results of statistical analysis of the map.

### 7.1 Map-value distribution

This section was not generated.

### 7.2 Volume estimate versus contour level

This section was not generated.

### 7.3 Rotationally averaged power spectrum

This section was not generated. The rotationally averaged power spectrum had issues being displayed.

## 8 Fourier-Shell correlation

This section was not generated. No FSC curve or half-maps provided.

## 9 Map-model fit

This section was not generated.