



Full wwPDB X-ray Structure Validation Report ⓘ

Nov 21, 2023 – 01:38 AM JST

PDB ID : 7EBE
Title : Crystal structure of Isocitrate lyase-1 from *Candida albicans*
Authors : Hiragi, K.; Nishio, K.; Moriyama, S.; Hamaguchi, T.; Mizoguchi, A.; Yonekura, K.; Tani, K.; Mizushima, T.
Deposited on : 2021-03-09
Resolution : 2.69 Å(reported)

This is a Full wwPDB X-ray Structure Validation Report for a publicly released PDB entry.

We welcome your comments at validation@mail.wwpdb.org

A user guide is available at

<https://www.wwpdb.org/validation/2017/XrayValidationReportHelp>

with specific help available everywhere you see the ⓘ symbol.

The types of validation reports are described at

<http://www.wwpdb.org/validation/2017/FAQs#types>.

The following versions of software and data (see [references ⓘ](#)) were used in the production of this report:

MolProbity : 4.02b-467
Mogul : 1.8.5 (274361), CSD as541be (2020)
Xtriage (Phenix) : 1.13
EDS : 2.36
Percentile statistics : 20191225.v01 (using entries in the PDB archive December 25th 2019)
Refmac : 5.8.0158
CCP4 : 7.0.044 (Gargrove)
Ideal geometry (proteins) : Engh & Huber (2001)
Ideal geometry (DNA, RNA) : Parkinson et al. (1996)
Validation Pipeline (wwPDB-VP) : 2.36

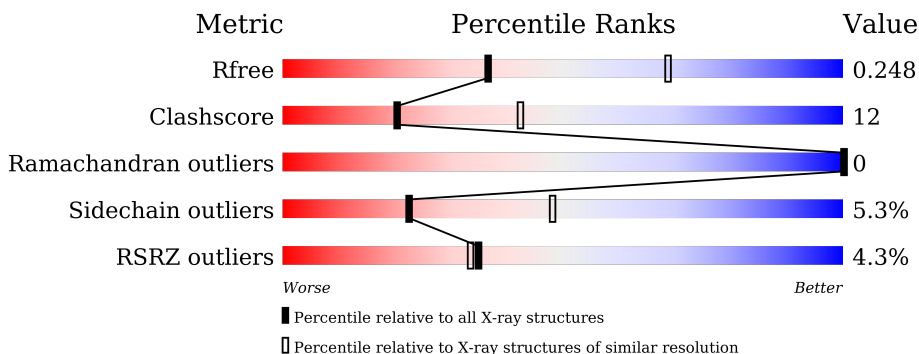
1 Overall quality at a glance

The following experimental techniques were used to determine the structure:

X-RAY DIFFRACTION

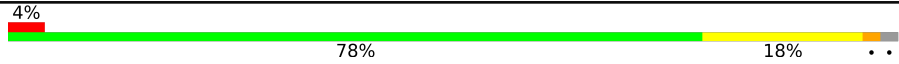


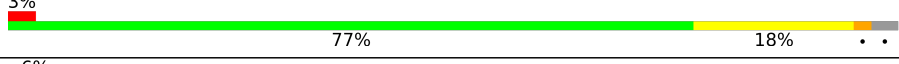
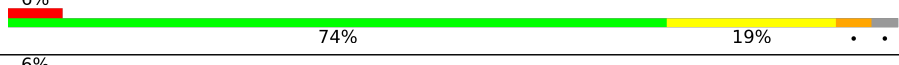

The reported resolution of this entry is 2.69 Å.

Percentile scores (ranging between 0-100) for global validation metrics of the entry are shown in the following graphic. The table shows the number of entries on which the scores are based.



Metric	Whole archive (#Entries)	Similar resolution (#Entries, resolution range(Å))
R_{free}	130704	2808 (2.70-2.70)
Clashscore	141614	3122 (2.70-2.70)
Ramachandran outliers	138981	3069 (2.70-2.70)
Sidechain outliers	138945	3069 (2.70-2.70)
RSRZ outliers	127900	2737 (2.70-2.70)

The table below summarises the geometric issues observed across the polymeric chains and their fit to the electron density. The red, orange, yellow and green segments of the lower bar indicate the fraction of residues that contain outliers for ≥ 3 , 2, 1 and 0 types of geometric quality criteria respectively. A grey segment represents the fraction of residues that are not modelled. The numeric value for each fraction is indicated below the corresponding segment, with a dot representing fractions $\leq 5\%$. The upper red bar (where present) indicates the fraction of residues that have poor fit to the electron density. The numeric value is given above the bar.

Mol	Chain	Length	Quality of chain
1	A	556	 4% 78% 18% ..
1	B	556	 3% 76% 19% ..
1	C	556	 3% 79% 16% ..
1	D	556	 3% 77% 18% ..
1	E	556	 6% 74% 19% ..
1	F	556	 6% 74% 21% ..

Continued on next page...

Continued from previous page...

Mol	Chain	Length	Quality of chain
1	G	556	<p>4% 74% 19% . .</p>
1	H	556	<p>4% 78% 16% . .</p>

The following table lists non-polymeric compounds, carbohydrate monomers and non-standard residues in protein, DNA, RNA chains that are outliers for geometric or electron-density-fit criteria:

Mol	Type	Chain	Res	Chirality	Geometry	Clashes	Electron density
3	FMT	B	603	-	-	X	-
3	FMT	H	603	-	-	X	-

2 Entry composition [i](#)

There are 4 unique types of molecules in this entry. The entry contains 34327 atoms, of which 0 are hydrogens and 0 are deuteriums.

In the tables below, the ZeroOcc column contains the number of atoms modelled with zero occupancy, the AltConf column contains the number of residues with at least one atom in alternate conformation and the Trace column contains the number of residues modelled with at most 2 atoms.

- Molecule 1 is a protein called Isocitrate lyase.

Mol	Chain	Residues	Atoms					ZeroOcc	AltConf	Trace
			Total	C	N	O	S			
1	A	544	4289	2728	736	810	15	0	0	0
1	B	540	4252	2703	730	805	14	0	0	0
1	C	535	4219	2683	725	797	14	0	0	0
1	D	541	4265	2712	733	806	14	0	0	0
1	E	542	4276	2720	734	808	14	0	0	0
1	F	543	4281	2723	735	809	14	0	0	0
1	G	535	4212	2677	725	796	14	0	0	0
1	H	533	4191	2665	723	789	14	0	0	0

There are 48 discrepancies between the modelled and reference sequences:

Chain	Residue	Modelled	Actual	Comment	Reference
A	-5	HIS	-	expression tag	UNP Q59RB8
A	-4	HIS	-	expression tag	UNP Q59RB8
A	-3	HIS	-	expression tag	UNP Q59RB8
A	-2	HIS	-	expression tag	UNP Q59RB8
A	-1	HIS	-	expression tag	UNP Q59RB8
A	0	HIS	-	expression tag	UNP Q59RB8
B	-5	HIS	-	expression tag	UNP Q59RB8
B	-4	HIS	-	expression tag	UNP Q59RB8
B	-3	HIS	-	expression tag	UNP Q59RB8
B	-2	HIS	-	expression tag	UNP Q59RB8
B	-1	HIS	-	expression tag	UNP Q59RB8
B	0	HIS	-	expression tag	UNP Q59RB8
C	-5	HIS	-	expression tag	UNP Q59RB8

Continued on next page...

Continued from previous page...

Chain	Residue	Modelled	Actual	Comment	Reference
C	-4	HIS	-	expression tag	UNP Q59RB8
C	-3	HIS	-	expression tag	UNP Q59RB8
C	-2	HIS	-	expression tag	UNP Q59RB8
C	-1	HIS	-	expression tag	UNP Q59RB8
C	0	HIS	-	expression tag	UNP Q59RB8
D	-5	HIS	-	expression tag	UNP Q59RB8
D	-4	HIS	-	expression tag	UNP Q59RB8
D	-3	HIS	-	expression tag	UNP Q59RB8
D	-2	HIS	-	expression tag	UNP Q59RB8
D	-1	HIS	-	expression tag	UNP Q59RB8
D	0	HIS	-	expression tag	UNP Q59RB8
E	-5	HIS	-	expression tag	UNP Q59RB8
E	-4	HIS	-	expression tag	UNP Q59RB8
E	-3	HIS	-	expression tag	UNP Q59RB8
E	-2	HIS	-	expression tag	UNP Q59RB8
E	-1	HIS	-	expression tag	UNP Q59RB8
E	0	HIS	-	expression tag	UNP Q59RB8
F	-5	HIS	-	expression tag	UNP Q59RB8
F	-4	HIS	-	expression tag	UNP Q59RB8
F	-3	HIS	-	expression tag	UNP Q59RB8
F	-2	HIS	-	expression tag	UNP Q59RB8
F	-1	HIS	-	expression tag	UNP Q59RB8
F	0	HIS	-	expression tag	UNP Q59RB8
G	-5	HIS	-	expression tag	UNP Q59RB8
G	-4	HIS	-	expression tag	UNP Q59RB8
G	-3	HIS	-	expression tag	UNP Q59RB8
G	-2	HIS	-	expression tag	UNP Q59RB8
G	-1	HIS	-	expression tag	UNP Q59RB8
G	0	HIS	-	expression tag	UNP Q59RB8
H	-5	HIS	-	expression tag	UNP Q59RB8
H	-4	HIS	-	expression tag	UNP Q59RB8
H	-3	HIS	-	expression tag	UNP Q59RB8
H	-2	HIS	-	expression tag	UNP Q59RB8
H	-1	HIS	-	expression tag	UNP Q59RB8
H	0	HIS	-	expression tag	UNP Q59RB8

- Molecule 2 is MAGNESIUM ION (three-letter code: MG) (formula: Mg).

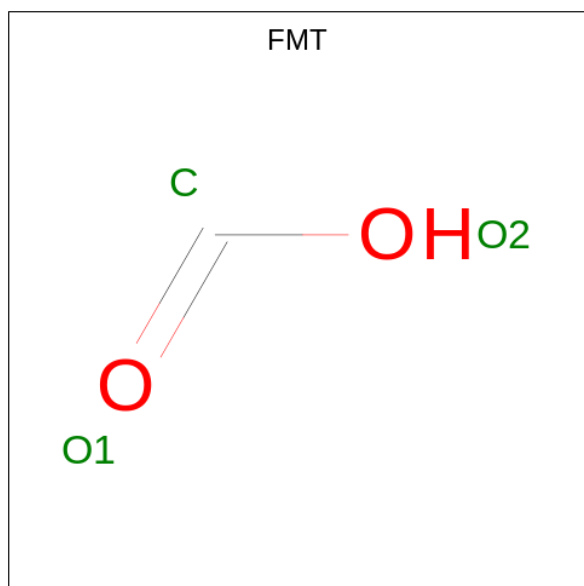
Mol	Chain	Residues	Atoms	ZeroOcc	AltConf
2	A	1	Total Mg 1 1	0	0
2	B	1	Total Mg 1 1	0	0

Continued on next page...

Continued from previous page...

Mol	Chain	Residues	Atoms	ZeroOcc	AltConf
2	C	1	Total Mg 1 1	0	0
2	D	1	Total Mg 1 1	0	0
2	E	1	Total Mg 1 1	0	0
2	F	1	Total Mg 1 1	0	0
2	G	1	Total Mg 1 1	0	0
2	H	1	Total Mg 1 1	0	0

- Molecule 3 is FORMIC ACID (three-letter code: FMT) (formula: CH₂O₂).



Mol	Chain	Residues	Atoms	ZeroOcc	AltConf
3	A	1	Total C O 3 1 2	0	0
3	A	1	Total C O 3 1 2	0	0
3	B	1	Total C O 3 1 2	0	0
3	B	1	Total C O 3 1 2	0	0
3	C	1	Total C O 3 1 2	0	0

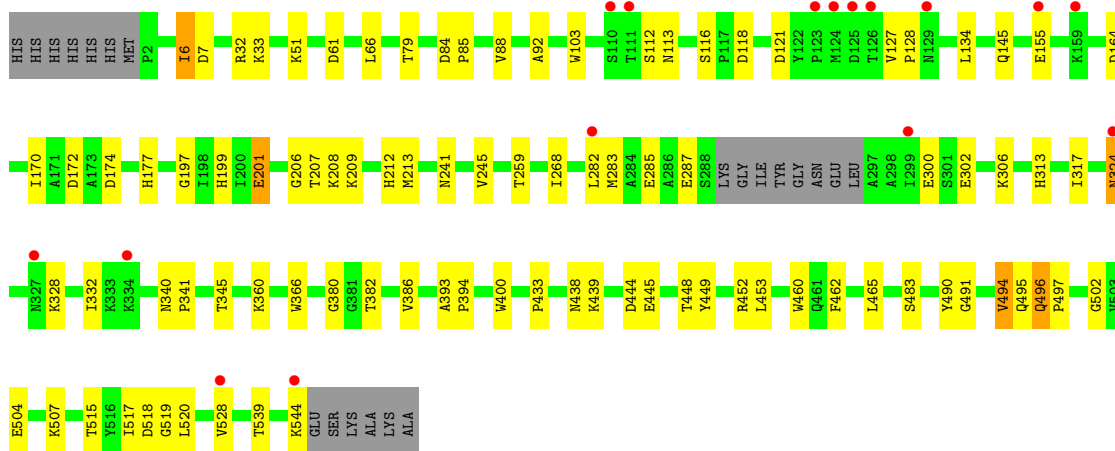
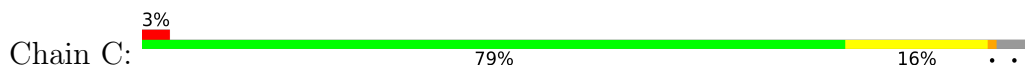
Continued on next page...

Continued from previous page...

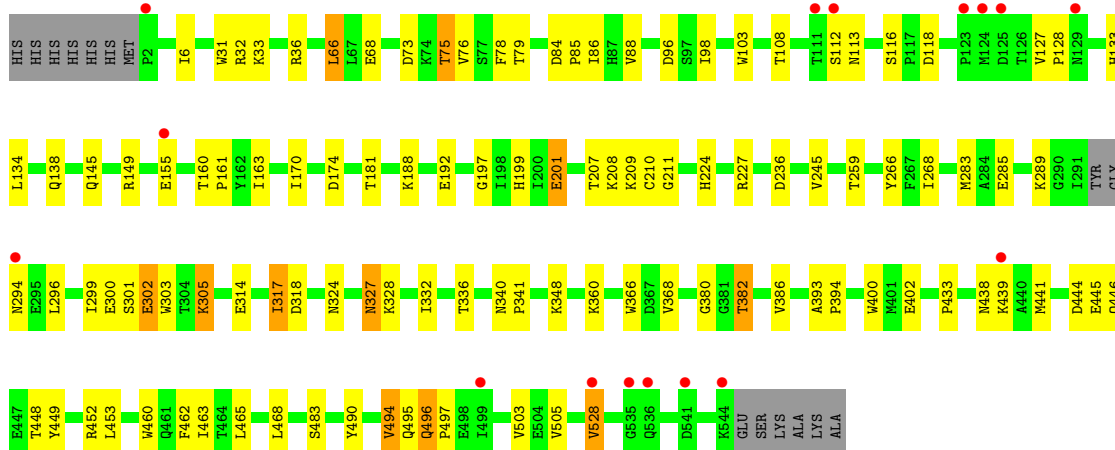
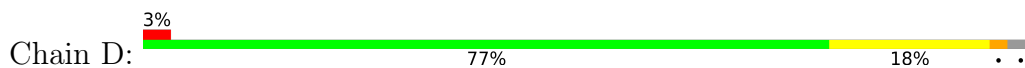
Mol	Chain	Residues	Atoms	ZeroOcc	AltConf
3	C	1	Total C O 3 1 2	0	0
3	D	1	Total C O 3 1 2	0	0
3	D	1	Total C O 3 1 2	0	0
3	G	1	Total C O 3 1 2	0	0
3	G	1	Total C O 3 1 2	0	0
3	H	1	Total C O 3 1 2	0	0
3	H	1	Total C O 3 1 2	0	0

- Molecule 4 is water.

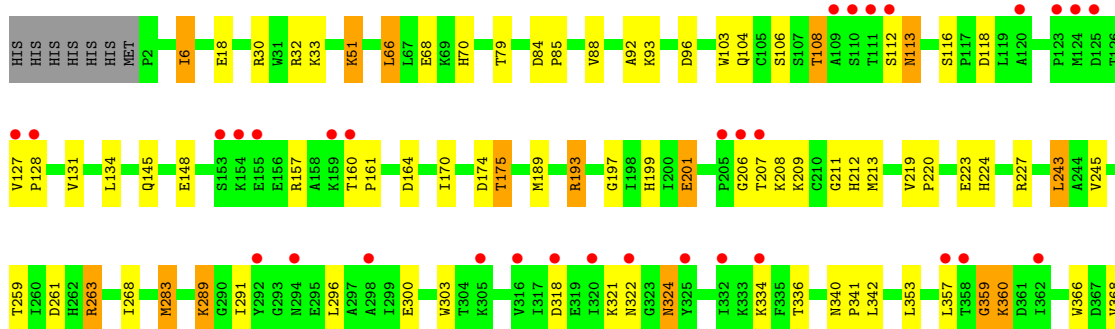
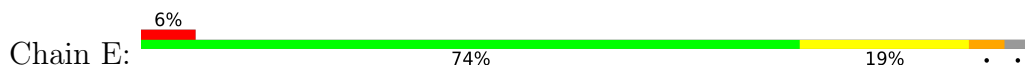
Mol	Chain	Residues	Atoms	ZeroOcc	AltConf
4	A	32	Total O 32 32	0	0
4	B	38	Total O 38 38	0	0
4	C	56	Total O 56 56	0	0
4	D	29	Total O 29 29	0	0
4	E	29	Total O 29 29	0	0
4	F	22	Total O 22 22	0	0
4	G	52	Total O 52 52	0	0
4	H	40	Total O 40 40	0	0

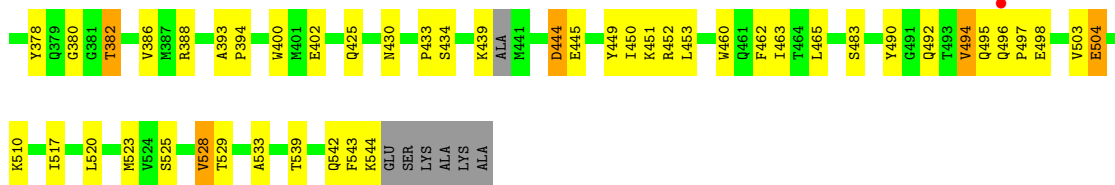


• Molecule 1: Isocitrate lyase

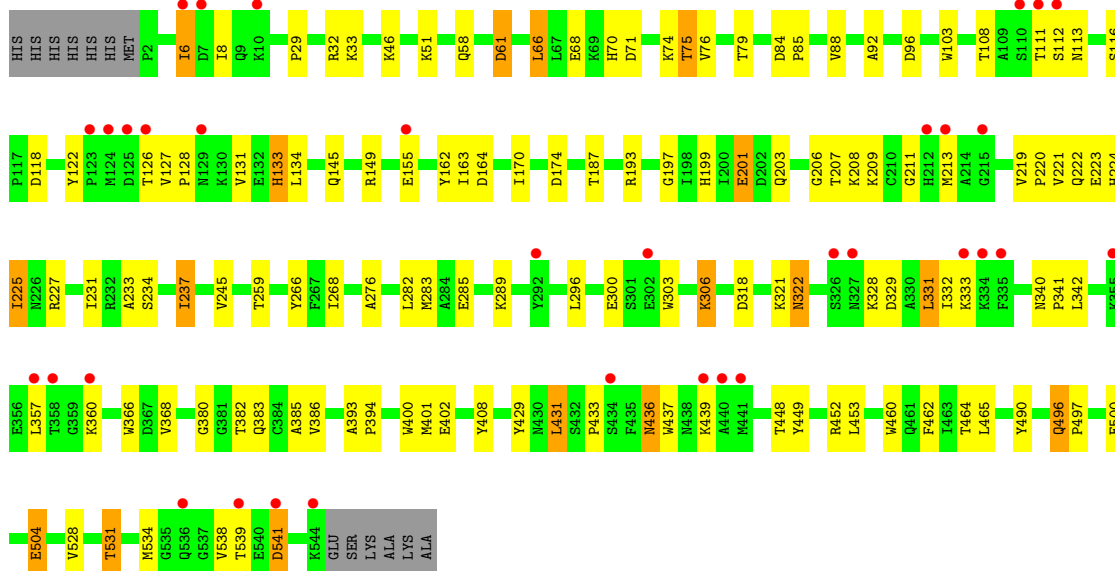
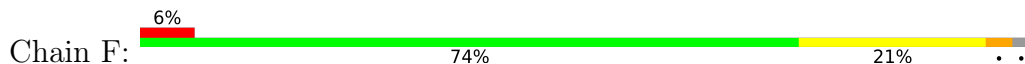


• Molecule 1: Isocitrate lyase

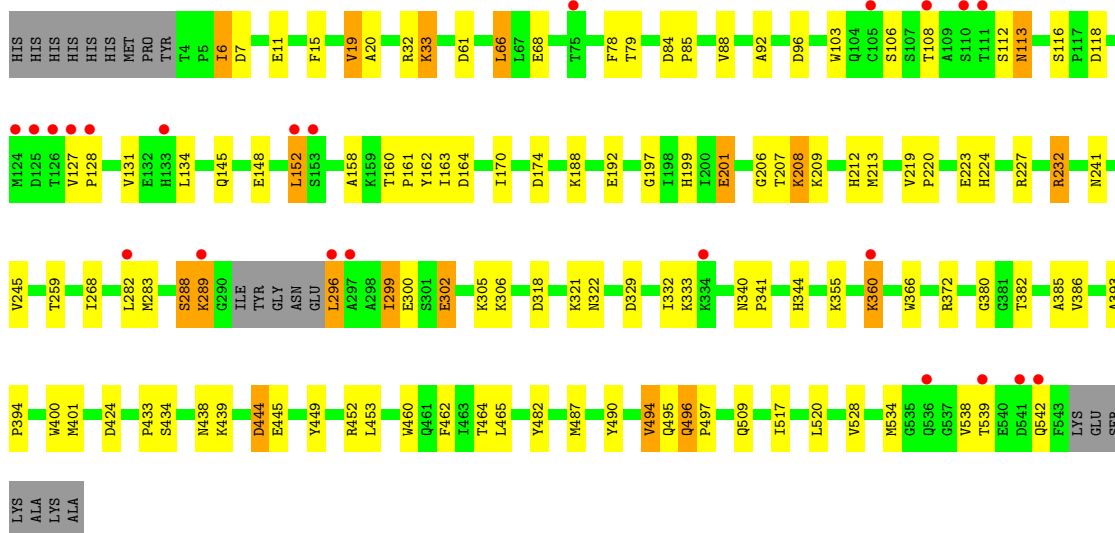
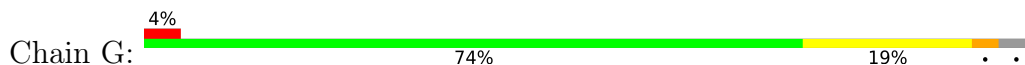





• Molecule 1: Isocitrate lyase

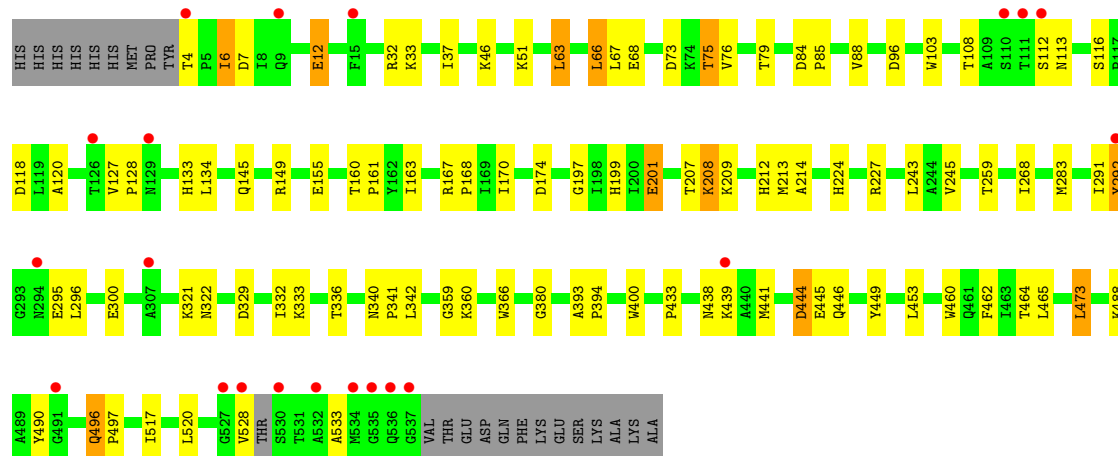


• Molecule 1: Isocitrate lyase



• Molecule 1: Isocitrate lyase

Chain H: 



4 Data and refinement statistics

Property	Value	Source
Space group	P 1 21 1	Depositor
Cell constants a, b, c, α , β , γ	80.97Å 139.91Å 200.30Å 90.00° 92.55° 90.00°	Depositor
Resolution (Å)	47.11 – 2.69 48.27 – 2.69	Depositor EDS
% Data completeness (in resolution range)	99.5 (47.11-2.69) 99.5 (48.27-2.69)	Depositor EDS
R_{merge}	0.07	Depositor
R_{sym}	(Not available)	Depositor
$\langle I/\sigma(I) \rangle$ ¹	1.95 (at 2.69Å)	Xtrriage
Refinement program	REFMAC 5.8.0135	Depositor
R, R_{free}	0.215 , 0.248 0.217 , 0.248	Depositor DCC
R_{free} test set	6148 reflections (5.00%)	wwPDB-VP
Wilson B-factor (Å ²)	67.1	Xtrriage
Anisotropy	0.120	Xtrriage
Bulk solvent k_{sol} (e/Å ³), B_{sol} (Å ²)	0.32 , 38.1	EDS
L-test for twinning ²	$\langle L \rangle = 0.51$, $\langle L^2 \rangle = 0.34$	Xtrriage
Estimated twinning fraction	0.000 for h,-k,-l	Xtrriage
F_o, F_c correlation	0.95	EDS
Total number of atoms	34327	wwPDB-VP
Average B, all atoms (Å ²)	74.0	wwPDB-VP

Xtrriage's analysis on translational NCS is as follows: *The largest off-origin peak in the Patterson function is 12.85% of the height of the origin peak. No significant pseudotranslation is detected.*

¹Intensities estimated from amplitudes.

²Theoretical values of $\langle |L| \rangle$, $\langle L^2 \rangle$ for acentric reflections are 0.5, 0.333 respectively for untwinned datasets, and 0.375, 0.2 for perfectly twinned datasets.

5 Model quality

5.1 Standard geometry

Bond lengths and bond angles in the following residue types are not validated in this section: MG, FMT

The Z score for a bond length (or angle) is the number of standard deviations the observed value is removed from the expected value. A bond length (or angle) with $|Z| > 5$ is considered an outlier worth inspection. RMSZ is the root-mean-square of all Z scores of the bond lengths (or angles).

Mol	Chain	Bond lengths		Bond angles	
		RMSZ	# Z >5	RMSZ	# Z >5
1	A	0.21	0/4389	0.34	0/5938
1	B	0.22	0/4351	0.35	0/5888
1	C	0.21	0/4317	0.34	0/5840
1	D	0.21	0/4363	0.34	0/5901
1	E	0.21	0/4375	0.36	0/5917
1	F	0.21	0/4381	0.35	0/5927
1	G	0.21	0/4308	0.34	0/5827
1	H	0.21	0/4287	0.34	0/5798
All	All	0.21	0/34771	0.35	0/47036

Chiral center outliers are detected by calculating the chiral volume of a chiral center and verifying if the center is modelled as a planar moiety or with the opposite hand. A planarity outlier is detected by checking planarity of atoms in a peptide group, atoms in a mainchain group or atoms of a sidechain that are expected to be planar.

Mol	Chain	#Chirality outliers	#Planarity outliers
1	A	0	3
1	B	0	3
1	C	0	4
1	D	0	2
1	E	0	4
1	F	0	3
1	G	0	3
1	H	0	3
All	All	0	25

There are no bond length outliers.

There are no bond angle outliers.

There are no chirality outliers.

All (25) planarity outliers are listed below:

Mol	Chain	Res	Type	Group
1	A	206	GLY	Peptide
1	A	360	LYS	Peptide
1	A	380	GLY	Peptide
1	B	206	GLY	Peptide
1	B	360	LYS	Peptide
1	B	380	GLY	Peptide
1	C	206	GLY	Peptide
1	C	360	LYS	Peptide
1	C	380	GLY	Peptide
1	C	502	GLY	Peptide
1	D	360	LYS	Peptide
1	D	380	GLY	Peptide
1	E	206	GLY	Peptide
1	E	359	GLY	Peptide
1	E	360	LYS	Peptide
1	E	380	GLY	Peptide
1	F	206	GLY	Peptide
1	F	360	LYS	Peptide
1	F	380	GLY	Peptide
1	G	206	GLY	Peptide
1	G	360	LYS	Peptide
1	G	380	GLY	Peptide
1	H	359	GLY	Peptide
1	H	360	LYS	Peptide
1	H	380	GLY	Peptide

5.2 Too-close contacts [i](#)

In the following table, the Non-H and H(model) columns list the number of non-hydrogen atoms and hydrogen atoms in the chain respectively. The H(added) column lists the number of hydrogen atoms added and optimized by MolProbity. The Clashes column lists the number of clashes within the asymmetric unit, whereas Symm-Clashes lists symmetry-related clashes.

Mol	Chain	Non-H	H(model)	H(added)	Clashes	Symm-Clashes
1	A	4289	0	4239	100	1
1	B	4252	0	4198	132	1
1	C	4219	0	4165	76	0
1	D	4265	0	4215	106	1
1	E	4276	0	4222	150	0
1	F	4281	0	4228	143	1
1	G	4212	0	4162	136	0
1	H	4191	0	4143	99	2
2	A	1	0	0	0	0

Continued on next page...

Continued from previous page...

Mol	Chain	Non-H	H(model)	H(added)	Clashes	Symm-Clashes
2	B	1	0	0	0	0
2	C	1	0	0	0	0
2	D	1	0	0	0	0
2	E	1	0	0	0	0
2	F	1	0	0	0	0
2	G	1	0	0	0	0
2	H	1	0	0	0	0
3	A	6	0	2	0	0
3	B	6	0	2	2	0
3	C	6	0	2	0	0
3	D	6	0	2	1	0
3	G	6	0	2	1	0
3	H	6	0	2	2	0
4	A	32	0	0	2	0
4	B	38	0	0	2	0
4	C	56	0	0	6	0
4	D	29	0	0	0	0
4	E	29	0	0	0	0
4	F	22	0	0	2	0
4	G	52	0	0	1	0
4	H	40	0	0	1	0
All	All	34327	0	33584	837	3

The all-atom clashscore is defined as the number of clashes found per 1000 atoms (including hydrogen atoms). The all-atom clashscore for this structure is 12.

All (837) close contacts within the same asymmetric unit are listed below, sorted by their clash magnitude.

Atom-1	Atom-2	Interatomic distance (Å)	Clash overlap (Å)
1:B:149:ARG:O	1:B:157:ARG:NH1	1.65	1.28
1:F:29:PRO:O	1:F:32:ARG:HD3	1.41	1.21
1:G:219:VAL:HG22	1:G:220:PRO:HD2	1.32	1.11
1:E:219:VAL:HG22	1:E:220:PRO:HD2	1.32	1.10
1:B:296:LEU:CD2	1:D:528:VAL:HG21	1.79	1.10
1:F:276:ALA:HA	1:F:306:LYS:NZ	1.71	1.05
1:B:296:LEU:HD22	1:D:528:VAL:HG21	1.33	1.05
1:B:464:THR:HG21	3:B:603:FMT:O2	1.55	1.05
1:A:441:MET:HE3	1:A:445:GLU:HB3	1.36	1.05
1:G:232:ARG:HG2	1:G:232:ARG:HH21	1.14	1.04
1:F:219:VAL:HG12	1:F:220:PRO:HD2	1.38	1.04
1:B:219:VAL:HG12	1:B:220:PRO:HD2	1.39	0.99

Continued on next page...

Continued from previous page...

Atom-1	Atom-2	Interatomic distance (Å)	Clash overlap (Å)
1:E:463:ILE:HD11	1:G:487:MET:CE	1.91	0.99
1:B:333:LYS:HE3	1:E:492:GLN:NE2	1.78	0.99
1:B:487:MET:CE	1:D:463:ILE:HD11	1.93	0.98
1:A:70:HIS:HD2	1:A:75:THR:HG23	1.30	0.97
1:F:222:GLN:HE22	1:F:225:ILE:HD11	1.26	0.97
1:A:70:HIS:HD2	1:A:75:THR:CG2	1.77	0.96
1:B:464:THR:HG23	1:B:465:LEU:HG	1.50	0.93
1:F:70:HIS:HD2	1:F:75:THR:HG22	1.31	0.93
1:F:29:PRO:O	1:F:32:ARG:CD	2.17	0.93
1:B:487:MET:HE1	1:D:463:ILE:HD11	1.49	0.92
1:F:464:THR:HG23	1:F:465:LEU:HG	1.51	0.92
1:H:464:THR:HG23	1:H:465:LEU:HG	1.51	0.92
1:G:464:THR:HG23	1:G:465:LEU:HG	1.51	0.91
1:F:219:VAL:CG1	1:F:220:PRO:HD2	2.00	0.90
1:B:30:ARG:NH1	1:B:241:ASN:O	2.05	0.89
1:B:219:VAL:CG1	1:B:220:PRO:HD2	2.01	0.89
1:A:534:MET:HA	1:A:538:VAL:HG21	1.55	0.89
1:E:463:ILE:HD11	1:G:487:MET:HE1	1.55	0.89
1:E:523:MET:CE	1:H:46:LYS:HE2	2.02	0.89
1:D:299:ILE:O	1:D:302:GLU:HG3	1.73	0.89
1:G:534:MET:HA	1:G:538:VAL:HG21	1.54	0.88
1:H:207:THR:O	1:H:209:LYS:NZ	2.07	0.88
1:F:382:THR:HA	1:F:401:MET:HE3	1.55	0.88
1:B:534:MET:HA	1:B:538:VAL:HG21	1.55	0.87
1:A:70:HIS:CD2	1:A:75:THR:CG2	2.58	0.86
1:E:103:TRP:CH2	1:G:509:GLN:OE1	2.28	0.86
1:F:534:MET:HA	1:F:538:VAL:HG21	1.54	0.86
1:G:296:LEU:O	1:G:299:ILE:HG23	1.75	0.86
1:F:276:ALA:HA	1:F:306:LYS:HZ1	1.38	0.85
1:A:70:HIS:CD2	1:A:75:THR:HG23	2.13	0.83
1:F:531:THR:HG22	1:H:209:LYS:NZ	1.93	0.83
1:G:382:THR:HA	1:G:401:MET:HE3	1.58	0.83
1:D:441:MET:HE3	1:D:445:GLU:HB3	1.59	0.83
1:E:463:ILE:HD11	1:G:487:MET:HE3	1.59	0.83
1:G:296:LEU:O	1:G:299:ILE:CG2	2.27	0.82
1:H:120:ALA:HB3	1:H:208:LYS:HG2	1.61	0.81
1:F:70:HIS:CD2	1:F:75:THR:HG22	2.15	0.80
1:H:441:MET:HE3	1:H:445:GLU:HB3	1.63	0.80
1:E:148:GLU:OE1	1:E:510:LYS:HE2	1.82	0.80
1:B:296:LEU:HD22	1:D:528:VAL:CG2	2.11	0.79
1:E:283:MET:CE	1:E:300:GLU:HB2	2.12	0.79

Continued on next page...

Continued from previous page...

Atom-1	Atom-2	Interatomic distance (Å)	Clash overlap (Å)
1:G:208:LYS:HE3	1:G:209:LYS:O	1.83	0.79
1:E:148:GLU:OE1	1:E:510:LYS:CE	2.30	0.79
1:E:219:VAL:CG2	1:E:220:PRO:HD2	2.12	0.79
1:F:233:ALA:O	1:F:237:ILE:HG22	1.82	0.78
1:F:429:TYR:HD2	1:F:431:LEU:CD2	1.97	0.78
1:C:515:THR:O	1:C:518:ASP:OD1	2.02	0.78
1:G:219:VAL:CG2	1:G:220:PRO:HD2	2.12	0.77
1:D:301:SER:O	1:D:305:LYS:HG2	1.83	0.77
1:B:333:LYS:HE3	1:E:492:GLN:HE22	1.47	0.76
1:E:523:MET:HE1	1:H:46:LYS:HE2	1.66	0.76
1:G:232:ARG:HG2	1:G:232:ARG:NH2	1.94	0.76
1:F:221:VAL:O	1:F:225:ILE:HG23	1.86	0.75
1:G:340:ASN:HB2	1:G:341:PRO:HD2	1.67	0.75
1:B:340:ASN:HB2	1:B:341:PRO:HD2	1.68	0.75
1:F:276:ALA:HA	1:F:306:LYS:HZ2	1.50	0.75
1:D:340:ASN:HB2	1:D:341:PRO:HD2	1.69	0.75
1:H:441:MET:HE1	1:H:446:GLN:HA	1.69	0.75
1:A:33:LYS:NZ	1:A:425:GLN:OE1	2.20	0.74
1:G:382:THR:HA	1:G:401:MET:CE	2.17	0.74
1:A:33:LYS:NZ	1:A:425:GLN:CD	2.40	0.74
1:E:340:ASN:HB2	1:E:341:PRO:HD2	1.69	0.74
1:H:340:ASN:HB2	1:H:341:PRO:HD2	1.70	0.74
1:C:340:ASN:HB2	1:C:341:PRO:HD2	1.68	0.74
1:E:533:ALA:HB1	1:G:213:MET:HE3	1.70	0.73
1:B:172:ASP:OD2	4:B:701:HOH:O	2.06	0.73
1:F:222:GLN:NE2	1:F:225:ILE:HD11	2.02	0.73
1:A:340:ASN:HB2	1:A:341:PRO:HD2	1.69	0.73
1:F:382:THR:HA	1:F:401:MET:CE	2.18	0.73
1:E:523:MET:HE2	1:H:46:LYS:HE2	1.71	0.73
1:G:33:LYS:HE2	4:G:740:HOH:O	1.87	0.72
1:B:219:VAL:HG12	1:B:220:PRO:CD	2.17	0.72
1:F:340:ASN:HB2	1:F:341:PRO:HD2	1.70	0.72
1:D:490:TYR:CE1	1:D:494:VAL:HG21	2.25	0.72
1:G:288:SER:O	1:G:289:LYS:CG	2.37	0.72
1:F:209:LYS:HD2	1:F:213:MET:HE2	1.72	0.71
1:A:490:TYR:CE1	1:A:494:VAL:HG21	2.25	0.71
1:E:283:MET:HE1	1:E:300:GLU:HB2	1.73	0.71
1:D:441:MET:HE1	1:D:446:GLN:HA	1.72	0.71
1:D:299:ILE:HA	1:D:302:GLU:HG2	1.72	0.71
1:B:33:LYS:HZ3	1:B:425:GLN:HA	1.56	0.71
1:B:487:MET:HE3	1:D:463:ILE:HD11	1.69	0.71

Continued on next page...

Continued from previous page...

Atom-1	Atom-2	Interatomic distance (Å)	Clash overlap (Å)
1:B:66:LEU:HD11	1:B:96:ASP:OD2	1.90	0.70
1:C:177:HIS:HD2	4:C:712:HOH:O	1.73	0.70
1:E:490:TYR:CE1	1:E:494:VAL:HG21	2.26	0.70
1:G:209:LYS:HD2	1:G:213:MET:HE2	1.73	0.70
1:F:219:VAL:HG12	1:F:220:PRO:CD	2.17	0.70
1:C:209:LYS:HD2	1:C:213:MET:HE2	1.72	0.70
1:C:490:TYR:CE1	1:C:494:VAL:HG21	2.26	0.70
1:E:33:LYS:HZ3	1:E:425:GLN:HA	1.55	0.70
1:G:66:LEU:HD11	1:G:96:ASP:OD2	1.91	0.70
1:G:148:GLU:O	1:G:152:LEU:HD13	1.91	0.70
1:E:219:VAL:CG2	1:E:223:GLU:OE2	2.40	0.70
1:D:66:LEU:HD11	1:D:96:ASP:OD2	1.91	0.69
1:E:539:THR:CG2	1:G:212:HIS:HB3	2.22	0.69
1:H:63:LEU:HD13	1:H:63:LEU:O	1.92	0.69
1:H:66:LEU:HD11	1:H:96:ASP:OD2	1.91	0.69
1:E:66:LEU:HD11	1:E:96:ASP:OD2	1.92	0.69
1:B:219:VAL:HG11	1:B:223:GLU:CD	2.12	0.69
1:F:187:THR:HG21	1:F:231:ILE:HA	1.73	0.69
1:G:15:PHE:O	1:G:19:VAL:HG13	1.90	0.69
1:D:36:ARG:NH1	1:D:236:ASP:OD2	2.25	0.69
1:F:531:THR:HG22	1:H:209:LYS:HZ1	1.56	0.69
1:F:219:VAL:HG11	1:F:223:GLU:CD	2.12	0.69
1:F:318:ASP:O	1:F:322:ASN:ND2	2.26	0.69
1:F:342:LEU:HD21	1:F:386:VAL:CG2	2.23	0.69
1:G:288:SER:C	1:G:289:LYS:HG2	2.13	0.69
1:C:174:ASP:OD2	1:C:177:HIS:HE1	1.75	0.68
1:D:36:ARG:NH1	1:D:236:ASP:OD1	2.25	0.68
1:F:122:TYR:HB2	1:F:126:THR:HG21	1.75	0.68
1:G:219:VAL:HG22	1:G:220:PRO:CD	2.18	0.68
1:G:33:LYS:NZ	1:G:424:ASP:O	2.25	0.68
1:A:302:GLU:O	1:A:306:LYS:HG2	1.94	0.68
1:C:340:ASN:HB2	1:C:341:PRO:CD	2.24	0.67
1:A:33:LYS:HG3	1:A:33:LYS:O	1.93	0.67
1:B:291:ILE:HG23	1:B:295:GLU:HG3	1.75	0.67
1:D:441:MET:CE	1:D:445:GLU:HB3	2.24	0.67
1:B:33:LYS:HG2	1:B:33:LYS:O	1.95	0.67
1:G:340:ASN:HB2	1:G:341:PRO:CD	2.23	0.67
1:A:494:VAL:CG2	1:A:495:GLN:N	2.58	0.67
1:H:120:ALA:CB	1:H:208:LYS:HG2	2.25	0.67
1:B:314:GLU:O	1:B:317:ILE:HG13	1.93	0.67
1:B:490:TYR:OH	1:D:433:PRO:HB3	1.95	0.67

Continued on next page...

Continued from previous page...

Atom-1	Atom-2	Interatomic distance (Å)	Clash overlap (Å)
1:C:494:VAL:CG2	1:C:495:GLN:N	2.58	0.66
1:D:340:ASN:HB2	1:D:341:PRO:CD	2.25	0.66
1:A:340:ASN:HB2	1:A:341:PRO:CD	2.24	0.66
1:E:33:LYS:O	1:E:33:LYS:HG2	1.96	0.66
1:E:103:TRP:CZ3	1:G:509:GLN:OE1	2.48	0.66
1:G:494:VAL:CG2	1:G:495:GLN:N	2.59	0.66
1:H:464:THR:CG2	1:H:465:LEU:HG	2.26	0.66
1:E:494:VAL:CG2	1:E:495:GLN:N	2.58	0.66
1:H:340:ASN:HB2	1:H:341:PRO:CD	2.25	0.66
1:B:340:ASN:HB2	1:B:341:PRO:CD	2.24	0.66
1:A:329:ASP:O	1:A:332:ILE:HG13	1.95	0.66
1:D:494:VAL:CG2	1:D:495:GLN:N	2.58	0.66
1:G:329:ASP:O	1:G:332:ILE:HG13	1.95	0.66
1:G:464:THR:CG2	1:G:465:LEU:HG	2.26	0.66
1:A:70:HIS:CD2	1:A:75:THR:HG22	2.31	0.66
1:B:150:LEU:HA	1:B:157:ARG:NH1	2.11	0.66
1:D:317:ILE:HG12	1:D:332:ILE:HD12	1.78	0.66
1:E:539:THR:OG1	1:E:542:GLN:NE2	2.29	0.66
1:H:441:MET:CE	1:H:445:GLU:HB3	2.25	0.66
1:B:464:THR:HG23	1:B:465:LEU:CG	2.26	0.66
1:E:340:ASN:HB2	1:E:341:PRO:CD	2.25	0.66
1:E:433:PRO:HB3	1:G:490:TYR:OH	1.95	0.66
1:F:29:PRO:O	1:F:32:ARG:HG3	1.96	0.66
1:C:518:ASP:OD1	1:C:519:GLY:N	2.30	0.65
1:F:329:ASP:O	1:F:332:ILE:HG13	1.95	0.65
1:G:232:ARG:HH21	1:G:232:ARG:CG	2.00	0.65
1:B:464:THR:CG2	1:B:465:LEU:HG	2.25	0.65
1:E:219:VAL:HG22	1:E:220:PRO:CD	2.18	0.65
1:E:490:TYR:OH	1:G:433:PRO:HB3	1.97	0.65
1:F:464:THR:HG23	1:F:465:LEU:CG	2.26	0.65
1:G:302:GLU:O	1:G:306:LYS:HG3	1.97	0.65
1:H:291:ILE:HG23	1:H:295:GLU:CG	2.27	0.65
1:E:498:GLU:HG2	1:E:503:VAL:HG11	1.79	0.65
1:E:533:ALA:HB1	1:G:213:MET:CE	2.26	0.65
1:B:433:PRO:HB3	1:D:490:TYR:OH	1.96	0.65
1:F:29:PRO:O	1:F:32:ARG:CG	2.45	0.65
1:F:75:THR:HG23	1:F:76:VAL:N	2.12	0.65
1:H:473:LEU:CD2	1:H:473:LEU:C	2.66	0.65
1:F:46:LYS:HB3	1:F:237:ILE:HD12	1.79	0.64
1:H:329:ASP:O	1:H:332:ILE:HG13	1.96	0.64
1:F:340:ASN:HB2	1:F:341:PRO:CD	2.25	0.64

Continued on next page...

Continued from previous page...

Atom-1	Atom-2	Interatomic distance (Å)	Clash overlap (Å)
1:F:464:THR:CG2	1:F:465:LEU:HG	2.26	0.64
1:G:288:SER:O	1:G:289:LYS:HG3	1.97	0.64
1:G:128:PRO:O	1:G:131:VAL:HG22	1.97	0.64
1:E:33:LYS:NZ	1:E:425:GLN:HA	2.12	0.64
1:F:382:THR:O	1:F:386:VAL:HG13	1.96	0.64
1:H:63:LEU:HD23	1:H:168:PRO:HB2	1.80	0.64
1:B:296:LEU:HD23	1:D:528:VAL:HG21	1.76	0.64
1:C:448:THR:HG23	1:C:452:ARG:HE	1.62	0.64
1:E:460:TRP:CZ3	1:E:462:PHE:HE2	2.14	0.64
1:F:128:PRO:O	1:F:131:VAL:HG22	1.98	0.64
1:C:209:LYS:HD2	1:C:213:MET:CE	2.28	0.64
1:F:149:ARG:NH2	1:G:11:GLU:OE2	2.30	0.64
1:G:282:LEU:HG	1:G:299:ILE:HD11	1.79	0.64
1:G:464:THR:HG23	1:G:465:LEU:CG	2.27	0.64
1:E:460:TRP:CZ3	1:E:462:PHE:CE2	2.86	0.64
1:E:103:TRP:CE3	1:E:118:ASP:HB2	2.33	0.64
1:H:473:LEU:C	1:H:473:LEU:HD22	2.18	0.64
1:B:88:VAL:HG13	1:B:98:ILE:CD1	2.28	0.64
1:C:302:GLU:O	1:C:306:LYS:HG3	1.97	0.64
1:B:33:LYS:NZ	1:B:425:GLN:HA	2.12	0.63
1:D:494:VAL:HG23	1:D:495:GLN:N	2.13	0.63
1:F:383:GLN:HA	1:F:386:VAL:HG13	1.80	0.63
1:H:464:THR:HG23	1:H:465:LEU:CG	2.26	0.63
1:E:283:MET:HE2	1:E:300:GLU:HB2	1.78	0.63
1:G:219:VAL:HG21	1:G:223:GLU:CD	2.18	0.63
1:F:490:TYR:OH	1:H:433:PRO:HB3	1.99	0.63
1:G:209:LYS:HD2	1:G:213:MET:CE	2.28	0.63
1:D:301:SER:O	1:D:305:LYS:CG	2.46	0.63
1:F:66:LEU:HD22	1:F:66:LEU:O	1.98	0.63
1:F:209:LYS:HD2	1:F:213:MET:CE	2.28	0.63
1:A:533:ALA:HB1	1:C:213:MET:HE3	1.81	0.63
1:E:18:GLU:OE2	1:E:51:LYS:HE2	1.99	0.63
1:B:128:PRO:O	1:B:131:VAL:HG22	1.98	0.63
1:D:503:VAL:HG12	1:D:505:VAL:HG13	1.81	0.63
1:E:303:TRP:HZ2	1:E:368:VAL:CG1	2.12	0.63
1:A:494:VAL:HG23	1:A:495:GLN:N	2.13	0.63
1:D:303:TRP:HZ2	1:D:368:VAL:CG1	2.12	0.62
1:E:128:PRO:O	1:E:131:VAL:HG22	1.98	0.62
1:E:494:VAL:HG23	1:E:495:GLN:N	2.13	0.62
1:E:539:THR:CG2	1:G:434:SER:HB3	2.29	0.62
1:A:490:TYR:O	1:A:494:VAL:HG22	1.99	0.62

Continued on next page...

Continued from previous page...

Atom-1	Atom-2	Interatomic distance (Å)	Clash overlap (Å)
1:D:88:VAL:HG13	1:D:98:ILE:CD1	2.28	0.62
1:E:30:ARG:NH2	1:E:243:LEU:CD2	2.62	0.62
1:F:111:THR:H	1:F:126:THR:HG22	1.64	0.62
1:A:88:VAL:HG13	1:A:98:ILE:CD1	2.29	0.62
1:C:490:TYR:O	1:C:494:VAL:HG22	1.99	0.62
1:B:283:MET:CE	1:B:300:GLU:HB2	2.30	0.62
1:D:36:ARG:NH1	1:D:236:ASP:CG	2.53	0.62
1:E:490:TYR:O	1:E:494:VAL:HG22	2.00	0.62
1:G:494:VAL:HG23	1:G:495:GLN:N	2.14	0.62
1:H:37:ILE:O	1:H:37:ILE:CG2	2.47	0.62
1:F:538:VAL:HG23	1:H:214:ALA:HB2	1.81	0.62
1:F:303:TRP:HZ2	1:F:368:VAL:CG1	2.13	0.62
1:G:490:TYR:O	1:G:494:VAL:HG22	1.99	0.62
1:H:291:ILE:HG23	1:H:295:GLU:HG3	1.82	0.62
1:C:494:VAL:HG23	1:C:495:GLN:N	2.13	0.62
1:E:157:ARG:HH12	1:H:12:GLU:HG2	1.64	0.61
1:B:472:ALA:HB1	1:D:505:VAL:HG11	1.82	0.61
1:D:490:TYR:O	1:D:494:VAL:HG22	2.00	0.61
1:H:464:THR:HG21	3:H:603:FMT:O2	2.00	0.61
1:E:434:SER:HB3	1:G:539:THR:CG2	2.30	0.61
1:E:525:SER:HB2	1:E:529:THR:HG23	1.82	0.61
1:E:30:ARG:NH2	1:E:243:LEU:HD23	2.16	0.61
1:F:174:ASP:O	1:F:201:GLU:HG3	2.01	0.60
1:G:170:ILE:HD12	1:G:460:TRP:CE2	2.36	0.60
1:A:174:ASP:O	1:A:201:GLU:HG3	2.01	0.60
1:E:103:TRP:CH2	1:G:509:GLN:CD	2.74	0.60
1:E:450:ILE:HG13	1:E:451:LYS:H	1.66	0.60
1:F:75:THR:HG23	1:F:76:VAL:H	1.66	0.60
1:C:170:ILE:HD12	1:C:460:TRP:CE2	2.37	0.60
1:F:531:THR:CG2	1:H:209:LYS:HZ1	2.14	0.60
1:F:531:THR:HG21	1:H:207:THR:HB	1.82	0.60
1:B:170:ILE:HD12	1:B:460:TRP:CE2	2.37	0.60
1:B:174:ASP:O	1:B:201:GLU:HG3	2.01	0.60
1:H:464:THR:HG21	3:H:603:FMT:C	2.31	0.60
1:E:496:GLN:CD	1:G:438:ASN:ND2	2.55	0.60
1:A:490:TYR:OH	1:C:433:PRO:HB3	2.02	0.60
1:E:170:ILE:HD12	1:E:460:TRP:CE2	2.36	0.60
1:E:189:MET:O	1:E:193:ARG:HG3	2.02	0.60
1:A:170:ILE:HD12	1:A:460:TRP:CE2	2.36	0.59
1:A:533:ALA:HB1	1:C:213:MET:CE	2.32	0.59
1:B:219:VAL:CG1	1:B:220:PRO:CD	2.80	0.59

Continued on next page...

Continued from previous page...

Atom-1	Atom-2	Interatomic distance (Å)	Clash overlap (Å)
1:E:174:ASP:O	1:E:201:GLU:HG3	2.02	0.59
1:D:170:ILE:HD12	1:D:460:TRP:CE2	2.37	0.59
1:G:174:ASP:O	1:G:201:GLU:HG3	2.02	0.59
1:C:174:ASP:O	1:C:201:GLU:HG3	2.02	0.59
1:H:170:ILE:HD12	1:H:460:TRP:CE2	2.37	0.59
1:F:448:THR:HG23	1:F:452:ARG:HH21	1.67	0.59
1:F:170:ILE:HD12	1:F:460:TRP:CE2	2.37	0.59
1:H:174:ASP:O	1:H:201:GLU:HG3	2.01	0.59
1:A:433:PRO:HB3	1:C:490:TYR:OH	2.03	0.59
1:A:84:ASP:HB2	1:A:85:PRO:HD2	1.85	0.59
1:H:84:ASP:HB2	1:H:85:PRO:HD2	1.85	0.59
1:C:174:ASP:OD1	4:C:701:HOH:O	2.16	0.58
1:F:531:THR:CG2	1:H:209:LYS:NZ	2.66	0.58
1:D:174:ASP:O	1:D:201:GLU:HG3	2.01	0.58
1:F:382:THR:O	1:F:386:VAL:CG1	2.51	0.58
1:B:219:VAL:HG11	1:B:223:GLU:CG	2.34	0.58
1:B:314:GLU:HA	1:B:317:ILE:HD11	1.86	0.58
1:B:525:SER:HB2	1:B:529:THR:HG23	1.83	0.58
1:F:219:VAL:CG1	1:F:220:PRO:CD	2.79	0.58
1:E:353:LEU:HG	1:E:357:LEU:HD13	1.84	0.58
1:G:84:ASP:HB2	1:G:85:PRO:HD2	1.85	0.58
1:B:509:GLN:HE21	1:B:509:GLN:HA	1.67	0.58
1:G:296:LEU:O	1:G:299:ILE:HG22	2.03	0.58
1:E:84:ASP:HB2	1:E:85:PRO:HD2	1.85	0.58
1:A:116:SER:OG	1:A:117:PRO:O	2.22	0.58
1:F:84:ASP:HB2	1:F:85:PRO:HD2	1.86	0.58
1:F:222:GLN:HE22	1:F:225:ILE:CD1	2.10	0.58
1:B:331:LEU:HD21	1:B:357:LEU:HB3	1.86	0.58
1:C:84:ASP:HB2	1:C:85:PRO:HD2	1.85	0.57
1:C:324:ASN:O	1:C:324:ASN:ND2	2.34	0.57
1:D:84:ASP:HB2	1:D:85:PRO:HD2	1.85	0.57
1:B:313:HIS:O	1:B:317:ILE:HG12	2.05	0.57
1:G:232:ARG:O	1:G:232:ARG:HD3	2.04	0.57
1:B:33:LYS:HZ3	1:B:425:GLN:CD	2.08	0.57
1:B:33:LYS:O	1:B:33:LYS:CG	2.52	0.57
1:F:433:PRO:HB3	1:H:490:TYR:OH	2.05	0.57
1:G:332:ILE:HD12	1:G:333:LYS:N	2.20	0.57
1:F:219:VAL:HG11	1:F:223:GLU:CG	2.35	0.57
1:F:331:LEU:HD21	1:F:357:LEU:HB3	1.85	0.57
1:B:464:THR:CG2	3:B:603:FMT:O2	2.44	0.56
1:B:487:MET:CE	1:D:463:ILE:CD1	2.78	0.56

Continued on next page...

Continued from previous page...

Atom-1	Atom-2	Interatomic distance (Å)	Clash overlap (Å)
1:F:276:ALA:CA	1:F:306:LYS:HZ2	2.17	0.56
1:B:84:ASP:HB2	1:B:85:PRO:HD2	1.86	0.56
1:D:314:GLU:O	1:D:317:ILE:HG22	2.05	0.56
1:E:539:THR:HG22	1:G:212:HIS:HB3	1.86	0.56
1:F:213:MET:CE	1:H:533:ALA:HB1	2.36	0.56
1:E:378:TYR:OH	1:E:388:ARG:NH1	2.38	0.56
1:F:6:ILE:HG12	1:G:162:TYR:HB3	1.88	0.56
1:H:332:ILE:HD12	1:H:333:LYS:N	2.21	0.56
1:D:299:ILE:O	1:D:302:GLU:CG	2.51	0.56
1:E:33:LYS:O	1:E:33:LYS:CG	2.53	0.56
1:A:332:ILE:HD12	1:A:333:LYS:N	2.21	0.56
1:D:441:MET:CE	1:D:445:GLU:C	2.75	0.56
1:B:314:GLU:HA	1:B:317:ILE:CG1	2.36	0.55
1:F:332:ILE:HD12	1:F:333:LYS:N	2.20	0.55
1:G:444:ASP:OD1	1:G:444:ASP:N	2.40	0.55
1:G:464:THR:HG21	3:G:603:FMT:O2	2.06	0.55
1:E:175:THR:HG23	1:E:175:THR:O	2.06	0.55
1:E:33:LYS:HZ3	1:E:425:GLN:CD	2.09	0.55
1:E:463:ILE:CD1	1:G:487:MET:HE3	2.33	0.55
1:C:282:LEU:O	1:C:285:GLU:HG2	2.06	0.55
1:D:31:TRP:CD2	1:D:36:ARG:NH2	2.74	0.55
1:H:441:MET:CE	1:H:445:GLU:C	2.74	0.55
1:A:262:HIS:CE1	1:A:263:ARG:HG3	2.42	0.55
1:E:539:THR:HG21	1:G:434:SER:HB3	1.89	0.55
1:E:104:GLN:O	1:E:108:THR:HB	2.05	0.55
1:E:261:ASP:OD1	1:E:263:ARG:HD2	2.07	0.55
1:E:393:ALA:N	1:E:394:PRO:CD	2.70	0.55
1:E:434:SER:HB3	1:G:539:THR:HG21	1.87	0.55
1:A:33:LYS:HZ1	1:A:425:GLN:CD	2.11	0.55
1:F:541:ASP:OD1	1:F:541:ASP:N	2.39	0.55
1:H:63:LEU:HD11	1:H:67:LEU:CD1	2.37	0.55
1:A:444:ASP:OD1	1:A:444:ASP:N	2.40	0.55
1:A:33:LYS:NZ	1:A:425:GLN:HA	2.21	0.55
1:B:487:MET:HE1	1:D:463:ILE:CD1	2.32	0.55
1:E:103:TRP:HH2	1:G:509:GLN:CD	2.09	0.55
1:G:288:SER:C	1:G:289:LYS:CG	2.74	0.55
1:C:393:ALA:N	1:C:394:PRO:CD	2.70	0.54
1:H:63:LEU:HD11	1:H:67:LEU:HD11	1.89	0.54
1:A:393:ALA:N	1:A:394:PRO:CD	2.70	0.54
1:A:88:VAL:HG13	1:A:98:ILE:HD13	1.90	0.54
1:G:385:ALA:HB3	1:G:401:MET:HE3	1.88	0.54

Continued on next page...

Continued from previous page...

Atom-1	Atom-2	Interatomic distance (Å)	Clash overlap (Å)
1:G:393:ALA:N	1:G:394:PRO:CD	2.70	0.54
1:B:30:ARG:CZ	1:B:31:TRP:CZ3	2.90	0.54
1:D:441:MET:CE	1:D:446:GLN:N	2.71	0.54
1:B:88:VAL:HG13	1:B:98:ILE:HD13	1.89	0.54
1:F:234:SER:O	1:F:237:ILE:HG23	2.07	0.54
1:G:208:LYS:CE	1:G:209:LYS:O	2.56	0.54
1:D:393:ALA:N	1:D:394:PRO:CD	2.71	0.54
1:D:88:VAL:HG13	1:D:98:ILE:HD13	1.89	0.54
1:H:444:ASP:N	1:H:444:ASP:OD1	2.40	0.54
1:H:37:ILE:O	1:H:37:ILE:HG22	2.07	0.54
1:A:441:MET:HE2	1:A:446:GLN:N	2.23	0.53
1:A:485:ILE:HG12	1:A:488:LYS:HB3	1.90	0.53
1:F:222:GLN:NE2	1:F:225:ILE:CD1	2.71	0.53
1:F:393:ALA:N	1:F:394:PRO:CD	2.70	0.53
1:G:482:TYR:HE1	1:G:487:MET:CE	2.22	0.53
1:B:108:THR:HA	1:D:85:PRO:HG2	1.89	0.53
1:B:393:ALA:N	1:B:394:PRO:CD	2.70	0.53
1:E:175:THR:O	1:E:175:THR:CG2	2.57	0.53
1:E:324:ASN:CG	1:E:324:ASN:O	2.47	0.53
1:E:525:SER:CB	1:E:529:THR:CG2	2.87	0.53
1:H:393:ALA:N	1:H:394:PRO:CD	2.71	0.53
1:E:444:ASP:N	1:E:444:ASP:OD1	2.40	0.53
1:B:283:MET:HE1	1:B:300:GLU:HB2	1.91	0.53
1:G:128:PRO:O	1:G:131:VAL:CG2	2.57	0.53
1:D:503:VAL:CG1	1:D:505:VAL:HG13	2.38	0.53
1:E:219:VAL:HG21	1:E:223:GLU:CD	2.28	0.53
1:F:433:PRO:HG2	1:F:465:LEU:HB2	1.91	0.53
1:A:441:MET:CE	1:A:445:GLU:C	2.77	0.53
1:C:6:ILE:HG13	1:C:7:ASP:N	2.24	0.53
1:E:219:VAL:HG21	1:E:223:GLU:OE2	2.07	0.53
1:H:441:MET:CE	1:H:446:GLN:N	2.71	0.53
1:E:433:PRO:HG2	1:E:465:LEU:HB2	1.91	0.53
1:F:6:ILE:HG12	1:G:162:TYR:CB	2.38	0.53
1:D:433:PRO:HG2	1:D:465:LEU:HB2	1.91	0.53
1:G:103:TRP:CD1	1:G:118:ASP:HB2	2.44	0.53
1:B:482:TYR:HE1	1:B:487:MET:CE	2.22	0.52
1:F:70:HIS:HD2	1:F:75:THR:CG2	2.11	0.52
1:B:433:PRO:HG2	1:B:465:LEU:HB2	1.91	0.52
1:H:63:LEU:CD1	1:H:67:LEU:CD1	2.86	0.52
1:E:170:ILE:HD12	1:E:460:TRP:CZ2	2.45	0.52
1:E:496:GLN:OE1	1:G:438:ASN:ND2	2.43	0.52

Continued on next page...

Continued from previous page...

Atom-1	Atom-2	Interatomic distance (Å)	Clash overlap (Å)
1:F:58:GLN:O	1:F:61:ASP:OD1	2.28	0.52
1:F:128:PRO:O	1:F:193:ARG:HD3	2.10	0.52
1:F:203:GLN:HE22	1:F:209:LYS:H	1.56	0.52
1:A:103:TRP:CD1	1:A:118:ASP:HB2	2.45	0.52
1:A:433:PRO:HG2	1:A:465:LEU:HB2	1.91	0.52
1:C:317:ILE:HG12	1:C:332:ILE:HG23	1.90	0.52
1:C:448:THR:HG23	1:C:452:ARG:NE	2.24	0.52
1:E:128:PRO:O	1:E:131:VAL:CG2	2.57	0.52
1:F:85:PRO:HG2	1:H:108:THR:HA	1.92	0.52
1:F:431:LEU:HD23	1:F:431:LEU:N	2.24	0.52
1:B:85:PRO:HG2	1:D:108:THR:HA	1.90	0.52
1:C:170:ILE:HD12	1:C:460:TRP:CZ2	2.45	0.52
1:F:75:THR:CG2	1:F:76:VAL:N	2.73	0.52
1:F:276:ALA:CA	1:F:306:LYS:NZ	2.60	0.52
1:G:433:PRO:HG2	1:G:465:LEU:HB2	1.91	0.52
1:H:6:ILE:HG13	1:H:7:ASP:N	2.24	0.52
1:A:33:LYS:HE2	4:A:715:HOH:O	2.10	0.52
1:B:393:ALA:HB1	1:B:425:GLN:HE21	1.75	0.52
1:B:525:SER:CB	1:B:529:THR:CG2	2.88	0.52
1:F:108:THR:HA	1:H:85:PRO:HG2	1.92	0.52
1:F:436:ASN:HD22	1:F:437:TRP:N	2.06	0.52
1:C:433:PRO:HG2	1:C:465:LEU:HB2	1.91	0.52
1:F:103:TRP:CD1	1:F:118:ASP:HB2	2.45	0.52
1:G:6:ILE:HG13	1:G:7:ASP:N	2.24	0.52
1:H:103:TRP:CD1	1:H:118:ASP:HB2	2.45	0.52
1:H:433:PRO:HG2	1:H:465:LEU:HB2	1.91	0.52
1:B:88:VAL:HG21	1:B:134:LEU:HB3	1.92	0.52
1:C:448:THR:HG23	1:C:452:ARG:HH21	1.74	0.52
1:D:103:TRP:CD1	1:D:118:ASP:HB2	2.44	0.52
1:E:463:ILE:CD1	1:G:487:MET:CE	2.76	0.52
1:G:33:LYS:NZ	1:G:424:ASP:C	2.64	0.52
1:H:292:TYR:CD1	1:H:292:TYR:C	2.83	0.52
1:B:170:ILE:HD12	1:B:460:TRP:CZ2	2.45	0.51
1:A:170:ILE:HD12	1:A:460:TRP:CZ2	2.45	0.51
1:E:528:VAL:HG23	1:G:372:ARG:NH2	2.25	0.51
1:A:9:GLN:HE21	1:A:9:GLN:HA	1.75	0.51
1:F:170:ILE:HD12	1:F:460:TRP:CZ2	2.45	0.51
1:F:429:TYR:CD2	1:F:431:LEU:CD2	2.86	0.51
4:A:712:HOH:O	1:C:544:LYS:C	2.48	0.51
1:B:103:TRP:CD1	1:B:118:ASP:HB2	2.45	0.51
1:C:103:TRP:CD1	1:C:118:ASP:HB2	2.45	0.51

Continued on next page...

Continued from previous page...

Atom-1	Atom-2	Interatomic distance (Å)	Clash overlap (Å)
1:G:170:ILE:HD12	1:G:460:TRP:CZ2	2.45	0.51
1:D:207:THR:O	1:D:209:LYS:HD3	2.11	0.51
1:F:128:PRO:O	1:F:131:VAL:CG2	2.57	0.51
1:H:473:LEU:CD2	1:H:473:LEU:O	2.59	0.51
1:B:128:PRO:O	1:B:131:VAL:CG2	2.58	0.51
1:G:490:TYR:CE2	1:G:494:VAL:HG21	2.46	0.51
1:B:199:HIS:CB	1:B:245:VAL:HB	2.41	0.51
1:B:393:ALA:CB	1:B:425:GLN:HE21	2.24	0.51
1:E:103:TRP:O	1:E:106:SER:OG	2.24	0.51
1:A:88:VAL:HG21	1:A:134:LEU:HB3	1.93	0.51
1:B:30:ARG:HH11	1:B:241:ASN:HB3	1.76	0.51
1:B:333:LYS:HE3	1:E:492:GLN:CD	2.31	0.51
1:C:328:LYS:O	1:C:332:ILE:HG12	2.11	0.51
1:C:283:MET:HE1	1:C:300:GLU:HB2	1.93	0.51
1:D:88:VAL:HG21	1:D:134:LEU:HB3	1.93	0.51
1:F:199:HIS:CB	1:F:245:VAL:HB	2.41	0.51
1:D:170:ILE:HD12	1:D:460:TRP:CZ2	2.46	0.50
1:D:490:TYR:CD1	1:D:494:VAL:HG21	2.46	0.50
1:A:441:MET:CE	1:A:446:GLN:N	2.74	0.50
1:G:199:HIS:CB	1:G:245:VAL:HB	2.42	0.50
1:H:199:HIS:CB	1:H:245:VAL:HB	2.41	0.50
1:A:112:SER:O	1:A:113:ASN:HB2	2.11	0.50
1:E:93:LYS:NZ	1:E:504:GLU:OE1	2.35	0.50
1:B:487:MET:CE	1:B:487:MET:HA	2.41	0.50
1:C:127:VAL:HB	1:C:128:PRO:HD3	1.94	0.50
1:F:385:ALA:HB3	1:F:401:MET:HE3	1.93	0.50
1:H:170:ILE:HD12	1:H:460:TRP:CZ2	2.46	0.50
1:B:314:GLU:HA	1:B:317:ILE:HG12	1.94	0.50
1:D:199:HIS:CB	1:D:245:VAL:HB	2.41	0.50
1:E:359:GLY:CA	1:E:360:LYS:HD2	2.41	0.50
1:G:152:LEU:N	1:G:152:LEU:CD1	2.74	0.50
1:H:112:SER:O	1:H:113:ASN:HB2	2.12	0.50
1:B:112:SER:O	1:B:113:ASN:HB2	2.11	0.50
1:B:133:HIS:CE1	4:B:730:HOH:O	2.65	0.50
1:E:127:VAL:HB	1:E:128:PRO:HD3	1.94	0.50
1:E:490:TYR:CD1	1:E:494:VAL:HG21	2.47	0.50
1:F:266:TYR:CE2	1:F:340:ASN:HA	2.47	0.50
1:B:285:GLU:O	1:B:289:LYS:HG2	2.11	0.49
1:C:199:HIS:CB	1:C:245:VAL:HB	2.42	0.49
1:E:393:ALA:CB	1:E:425:GLN:HE21	2.25	0.49
1:A:127:VAL:HB	1:A:128:PRO:HD3	1.94	0.49

Continued on next page...

Continued from previous page...

Atom-1	Atom-2	Interatomic distance (Å)	Clash overlap (Å)
1:C:112:SER:O	1:C:113:ASN:HB2	2.12	0.49
1:D:441:MET:HE2	1:D:446:GLN:N	2.26	0.49
1:E:199:HIS:CB	1:E:245:VAL:HB	2.42	0.49
1:F:342:LEU:CD2	1:F:386:VAL:CG2	2.90	0.49
1:A:88:VAL:HG11	1:A:138:GLN:CG	2.42	0.49
1:A:199:HIS:CB	1:A:245:VAL:HB	2.42	0.49
1:D:328:LYS:O	1:D:332:ILE:HG12	2.11	0.49
1:E:33:LYS:NZ	1:E:425:GLN:CD	2.66	0.49
1:E:112:SER:O	1:E:113:ASN:HB2	2.13	0.49
1:B:283:MET:HE3	1:B:300:GLU:HB2	1.94	0.49
1:D:112:SER:O	1:D:113:ASN:HB2	2.12	0.49
1:G:487:MET:CE	1:G:487:MET:HA	2.42	0.49
1:A:490:TYR:CD1	1:A:494:VAL:HG21	2.47	0.49
1:C:174:ASP:OD2	1:C:177:HIS:CE1	2.61	0.49
1:C:490:TYR:CD1	1:C:494:VAL:HG21	2.47	0.49
1:E:450:ILE:HG13	1:E:451:LYS:N	2.27	0.49
1:F:531:THR:HG22	1:H:209:LYS:HZ3	1.75	0.49
1:B:88:VAL:HG11	1:B:138:GLN:CG	2.42	0.49
1:A:266:TYR:CE2	1:A:340:ASN:HA	2.48	0.49
1:B:33:LYS:NZ	1:B:425:GLN:CD	2.65	0.49
1:D:88:VAL:HG11	1:D:138:GLN:CG	2.43	0.49
1:E:393:ALA:HB1	1:E:425:GLN:HE21	1.77	0.49
1:F:112:SER:O	1:F:113:ASN:HB2	2.13	0.49
1:F:127:VAL:HB	1:F:128:PRO:HD3	1.95	0.49
1:H:63:LEU:HD12	1:H:243:LEU:HD22	1.95	0.49
1:E:219:VAL:HG22	1:E:223:GLU:OE2	2.12	0.49
1:E:462:PHE:HD1	1:E:462:PHE:O	1.96	0.49
1:B:127:VAL:HB	1:B:128:PRO:HD3	1.95	0.48
1:E:462:PHE:O	1:E:462:PHE:CD1	2.66	0.48
1:A:496:GLN:O	1:A:500:GLU:HG3	2.13	0.48
1:B:30:ARG:HH12	1:B:241:ASN:C	2.15	0.48
1:B:133:HIS:CE1	1:D:108:THR:O	2.66	0.48
1:E:219:VAL:O	1:E:388:ARG:NH2	2.45	0.48
1:F:213:MET:HE3	1:H:533:ALA:HB1	1.95	0.48
1:H:63:LEU:CD1	1:H:63:LEU:C	2.82	0.48
1:C:172:ASP:OD2	4:C:702:HOH:O	2.20	0.48
1:E:498:GLU:O	1:E:503:VAL:HG12	2.12	0.48
1:E:103:TRP:CD1	1:E:103:TRP:C	2.86	0.48
1:F:133:HIS:CE1	1:H:108:THR:O	2.67	0.48
1:H:63:LEU:CD1	1:H:67:LEU:HD12	2.43	0.48
1:A:448:THR:OG1	1:A:452:ARG:NH1	2.47	0.48

Continued on next page...

Continued from previous page...

Atom-1	Atom-2	Interatomic distance (Å)	Clash overlap (Å)
1:B:314:GLU:HA	1:B:317:ILE:CD1	2.43	0.48
1:H:127:VAL:HB	1:H:128:PRO:HD3	1.95	0.48
1:D:170:ILE:HA	1:D:197:GLY:O	2.14	0.48
1:F:496:GLN:O	1:F:500:GLU:HG3	2.13	0.48
1:H:441:MET:HE2	1:H:446:GLN:N	2.28	0.48
1:A:1:MET:N	1:A:2:PRO:CD	2.77	0.48
1:G:112:SER:O	1:G:113:ASN:HB2	2.12	0.48
1:A:33:LYS:HZ1	1:A:425:GLN:NE2	2.12	0.48
1:D:305:LYS:HG2	1:D:305:LYS:H	1.51	0.48
1:B:487:MET:HA	1:B:487:MET:HE2	1.96	0.48
1:G:283:MET:CE	1:G:300:GLU:HB2	2.44	0.48
1:H:441:MET:HE1	1:H:446:GLN:CA	2.39	0.48
1:H:473:LEU:HD22	1:H:473:LEU:O	2.14	0.48
1:B:219:VAL:CG1	1:B:223:GLU:CD	2.82	0.48
1:D:444:ASP:OD1	1:D:444:ASP:N	2.47	0.48
1:A:70:HIS:HD2	1:A:75:THR:HG22	1.63	0.47
1:C:170:ILE:HA	1:C:197:GLY:O	2.14	0.47
1:F:170:ILE:HA	1:F:197:GLY:O	2.14	0.47
1:G:318:ASP:O	1:G:321:LYS:O	2.32	0.47
1:F:71:ASP:O	1:F:74:LYS:HD3	2.14	0.47
1:G:127:VAL:HB	1:G:128:PRO:HD3	1.95	0.47
1:A:496:GLN:HG2	1:C:438:ASN:ND2	2.30	0.47
1:A:538:VAL:HG22	1:C:213:MET:HA	1.96	0.47
1:D:127:VAL:HB	1:D:128:PRO:HD3	1.95	0.47
1:B:33:LYS:NZ	1:B:425:GLN:CA	2.77	0.47
1:C:121:ASP:OD2	1:D:181:THR:HG22	2.14	0.47
1:C:121:ASP:OD2	1:D:181:THR:CG2	2.63	0.47
1:G:103:TRP:O	1:G:106:SER:OG	2.23	0.47
1:A:283:MET:CE	1:A:300:GLU:HB2	2.44	0.47
1:B:30:ARG:NH1	1:B:241:ASN:C	2.67	0.47
1:B:448:THR:OG1	1:B:452:ARG:NH1	2.48	0.47
1:C:283:MET:CE	1:C:300:GLU:HB2	2.44	0.47
1:H:32:ARG:NH2	1:H:68:GLU:OE2	2.48	0.47
1:A:170:ILE:HA	1:A:197:GLY:O	2.15	0.47
1:E:342:LEU:N	1:E:342:LEU:HD12	2.30	0.47
1:F:122:TYR:CD1	1:F:126:THR:OG1	2.57	0.47
1:G:170:ILE:HA	1:G:197:GLY:O	2.14	0.47
1:H:170:ILE:HA	1:H:197:GLY:O	2.14	0.47
1:B:170:ILE:HA	1:B:197:GLY:O	2.14	0.47
1:E:318:ASP:O	1:E:321:LYS:O	2.33	0.47
1:F:303:TRP:O	1:F:306:LYS:HG3	2.14	0.47

Continued on next page...

Continued from previous page...

Atom-1	Atom-2	Interatomic distance (Å)	Clash overlap (Å)
1:G:283:MET:HE1	1:G:300:GLU:HB2	1.97	0.47
1:C:444:ASP:N	1:C:444:ASP:OD1	2.47	0.47
1:E:6:ILE:HD11	1:H:149:ARG:NH2	2.30	0.47
1:E:289:LYS:HD2	1:E:289:LYS:HA	1.60	0.46
1:F:538:VAL:HG22	1:H:213:MET:HA	1.97	0.46
1:G:482:TYR:CE1	1:G:487:MET:CE	2.98	0.46
1:E:33:LYS:NZ	1:E:425:GLN:HB2	2.30	0.46
1:B:219:VAL:CG1	1:B:223:GLU:OE1	2.63	0.46
1:C:51:LYS:HE2	4:C:705:HOH:O	2.14	0.46
1:D:302:GLU:HG3	1:D:303:TRP:N	2.30	0.46
1:D:448:THR:OG1	1:D:452:ARG:NH1	2.48	0.46
1:F:149:ARG:NH2	1:F:162:TYR:CD1	2.84	0.46
1:F:219:VAL:CG1	1:F:223:GLU:OE1	2.64	0.46
1:F:283:MET:CE	1:F:300:GLU:HB2	2.45	0.46
1:F:496:GLN:HG2	1:H:438:ASN:ND2	2.30	0.46
1:H:75:THR:OG1	1:H:76:VAL:N	2.49	0.46
1:D:75:THR:OG1	1:D:76:VAL:N	2.48	0.46
1:D:283:MET:CE	1:D:300:GLU:HB2	2.45	0.46
1:E:170:ILE:HA	1:E:197:GLY:O	2.15	0.46
1:D:266:TYR:CE2	1:D:340:ASN:HA	2.50	0.46
1:A:441:MET:CE	1:A:445:GLU:HB3	2.25	0.46
1:B:33:LYS:NZ	1:B:425:GLN:HB2	2.30	0.46
1:B:78:PHE:HE2	1:D:483:SER:HA	1.81	0.46
1:C:88:VAL:HG11	1:C:134:LEU:HB3	1.98	0.46
1:D:210:CYS:SG	3:D:603:FMT:O1	2.74	0.46
1:F:448:THR:HG23	1:F:452:ARG:CD	2.45	0.46
1:B:33:LYS:NZ	1:B:425:GLN:CB	2.79	0.46
1:B:487:MET:HE3	1:D:463:ILE:CD1	2.42	0.46
1:D:441:MET:HE1	1:D:446:GLN:CA	2.42	0.46
1:E:533:ALA:CB	1:G:213:MET:HE3	2.42	0.46
1:F:88:VAL:HG11	1:F:134:LEU:HB3	1.98	0.46
1:F:66:LEU:HD11	1:F:96:ASP:OD2	2.15	0.46
1:B:219:VAL:HG11	1:B:223:GLU:HG2	1.97	0.46
1:B:342:LEU:HD12	1:B:342:LEU:N	2.31	0.46
1:F:342:LEU:HD21	1:F:386:VAL:HG21	1.96	0.46
1:A:319:GLU:OE1	1:A:360:LYS:HE2	2.16	0.46
1:E:32:ARG:NH2	1:E:68:GLU:OE2	2.49	0.46
1:E:33:LYS:NZ	1:E:425:GLN:CA	2.77	0.46
1:E:496:GLN:CB	1:E:497:PRO:HD3	2.46	0.46
1:G:88:VAL:HG11	1:G:134:LEU:HB3	1.98	0.46
1:H:283:MET:CE	1:H:300:GLU:HB2	2.45	0.46

Continued on next page...

Continued from previous page...

Atom-1	Atom-2	Interatomic distance (Å)	Clash overlap (Å)
1:A:88:VAL:HG11	1:A:138:GLN:HG3	1.99	0.45
1:B:75:THR:OG1	1:B:76:VAL:N	2.49	0.45
1:H:63:LEU:HD13	1:H:63:LEU:C	2.35	0.45
1:B:78:PHE:CE2	1:D:483:SER:HA	2.51	0.45
1:B:482:TYR:CE1	1:B:487:MET:CE	2.98	0.45
1:D:160:THR:HA	1:D:161:PRO:HD3	1.87	0.45
1:D:302:GLU:HG3	1:D:303:TRP:H	1.81	0.45
1:F:74:LYS:NZ	4:F:701:HOH:O	2.49	0.45
1:A:496:GLN:CB	1:A:497:PRO:HD3	2.46	0.45
1:E:33:LYS:NZ	1:E:425:GLN:CB	2.79	0.45
1:A:32:ARG:NH2	1:A:68:GLU:OE2	2.50	0.45
1:C:209:LYS:CD	1:C:213:MET:HE2	2.44	0.45
1:F:276:ALA:CB	1:F:306:LYS:HE3	2.47	0.45
1:G:539:THR:OG1	1:G:542:GLN:OE1	2.34	0.45
1:A:283:MET:HE1	1:A:300:GLU:HB2	1.99	0.45
1:C:496:GLN:CB	1:C:497:PRO:HD3	2.47	0.45
1:E:88:VAL:HG11	1:E:134:LEU:HB3	1.98	0.45
1:F:219:VAL:HG11	1:F:223:GLU:HG2	1.98	0.45
1:G:496:GLN:CB	1:G:497:PRO:HD3	2.47	0.45
1:A:160:THR:HA	1:A:161:PRO:HD3	1.87	0.45
1:B:482:TYR:HE1	1:B:487:MET:HE2	1.82	0.45
1:F:436:ASN:HD22	1:F:436:ASN:C	2.19	0.45
1:G:449:TYR:CE2	1:G:453:LEU:HD11	2.51	0.45
1:B:292:TYR:O	1:B:295:GLU:HG2	2.16	0.45
1:B:449:TYR:CE2	1:B:453:LEU:HD11	2.52	0.45
1:E:283:MET:HE2	1:E:300:GLU:OE2	2.17	0.45
1:H:88:VAL:HG11	1:H:134:LEU:HB3	1.98	0.45
1:A:145:GLN:NE2	1:A:163:ILE:O	2.48	0.45
1:A:449:TYR:CE2	1:A:453:LEU:HD11	2.51	0.45
1:B:149:ARG:C	1:B:157:ARG:NH1	2.59	0.45
1:D:449:TYR:CE2	1:D:453:LEU:HD11	2.52	0.45
1:F:449:TYR:CE2	1:F:453:LEU:HD11	2.52	0.45
1:B:525:SER:HB2	1:B:529:THR:CG2	2.47	0.45
1:C:448:THR:HG23	1:C:452:ARG:NH2	2.31	0.45
1:D:88:VAL:HG11	1:D:138:GLN:HG3	1.99	0.45
1:G:482:TYR:HE1	1:G:487:MET:HE2	1.80	0.45
1:A:66:LEU:HD11	1:A:96:ASP:OD2	2.16	0.44
1:B:157:ARG:HH11	1:B:157:ARG:CG	2.30	0.44
1:G:232:ARG:NH2	1:G:232:ARG:CG	2.67	0.44
1:C:449:TYR:CE2	1:C:453:LEU:HD11	2.52	0.44
1:E:430:ASN:HA	1:E:462:PHE:CE1	2.52	0.44

Continued on next page...

Continued from previous page...

Atom-1	Atom-2	Interatomic distance (Å)	Clash overlap (Å)
1:G:145:GLN:NE2	1:G:163:ILE:O	2.49	0.44
1:B:88:VAL:HG11	1:B:138:GLN:HG3	1.99	0.44
1:B:108:THR:O	1:D:133:HIS:NE2	2.48	0.44
1:G:208:LYS:HD3	1:G:208:LYS:C	2.38	0.44
1:H:449:TYR:CE2	1:H:453:LEU:HD11	2.52	0.44
1:D:496:GLN:CB	1:D:497:PRO:HD3	2.47	0.44
1:F:209:LYS:CD	1:F:213:MET:HE2	2.44	0.44
1:F:219:VAL:CG1	1:F:223:GLU:CD	2.83	0.44
1:H:496:GLN:CB	1:H:497:PRO:HD3	2.46	0.44
1:B:496:GLN:CB	1:B:497:PRO:HD3	2.47	0.44
1:E:449:TYR:CE2	1:E:453:LEU:HD11	2.51	0.44
1:E:539:THR:HG23	1:E:539:THR:O	2.17	0.44
1:B:207:THR:O	1:B:209:LYS:HE2	2.18	0.44
1:H:145:GLN:NE2	1:H:163:ILE:O	2.48	0.44
1:E:460:TRP:CH2	1:E:462:PHE:CD2	3.05	0.44
1:H:199:HIS:HB3	1:H:245:VAL:HB	2.00	0.44
1:D:145:GLN:NE2	1:D:163:ILE:O	2.48	0.44
1:F:145:GLN:NE2	1:F:163:ILE:O	2.50	0.44
1:G:152:LEU:HD13	1:G:152:LEU:N	2.32	0.44
1:H:73:ASP:HB2	1:H:75:THR:HG22	2.00	0.44
1:D:283:MET:HE2	1:D:300:GLU:OE2	2.18	0.44
1:F:496:GLN:CB	1:F:497:PRO:HD3	2.47	0.44
1:G:487:MET:HA	1:G:487:MET:HE2	2.00	0.44
1:F:70:HIS:CD2	1:F:75:THR:CG2	2.95	0.43
1:C:313:HIS:HE1	4:C:752:HOH:O	2.01	0.43
1:A:212:HIS:HB3	1:C:539:THR:CG2	2.48	0.43
1:A:327:ASN:HD22	1:A:327:ASN:HA	1.58	0.43
1:B:468:LEU:HD12	1:D:86:ILE:CD1	2.48	0.43
1:E:445:GLU:O	1:E:452:ARG:NH2	2.51	0.43
1:F:32:ARG:NH2	1:F:68:GLU:OE2	2.51	0.43
1:E:199:HIS:HB3	1:E:245:VAL:HB	2.01	0.43
1:E:463:ILE:CG1	1:G:487:MET:HE3	2.49	0.43
1:G:209:LYS:CD	1:G:213:MET:HE2	2.44	0.43
1:A:1:MET:HB2	1:A:2:PRO:HD3	2.00	0.43
1:A:441:MET:HE3	1:A:445:GLU:CB	2.26	0.43
1:B:61:ASP:OD1	1:B:241:ASN:ND2	2.44	0.43
1:B:468:LEU:HD12	1:D:86:ILE:HD11	2.01	0.43
1:E:160:THR:HA	1:E:161:PRO:HD3	1.87	0.43
1:G:19:VAL:CG2	1:G:20:ALA:N	2.82	0.43
1:G:400:TRP:CD1	1:G:400:TRP:C	2.92	0.43
1:H:400:TRP:CD1	1:H:400:TRP:C	2.92	0.43

Continued on next page...

Continued from previous page...

Atom-1	Atom-2	Interatomic distance (Å)	Clash overlap (Å)
1:A:199:HIS:HB3	1:A:245:VAL:HB	2.01	0.43
1:C:207:THR:O	1:C:209:LYS:HE2	2.18	0.43
1:E:353:LEU:O	1:E:357:LEU:CD1	2.67	0.43
1:F:207:THR:O	1:F:209:LYS:HE2	2.18	0.43
1:F:224:HIS:HD2	1:F:227:ARG:HD2	1.84	0.43
1:H:224:HIS:HD2	1:H:227:ARG:HD2	1.84	0.43
1:A:33:LYS:HZ3	1:A:425:GLN:HA	1.83	0.43
1:C:445:GLU:O	1:C:452:ARG:NH2	2.51	0.43
1:D:199:HIS:HB3	1:D:245:VAL:HB	2.00	0.43
1:E:212:HIS:HB3	1:G:539:THR:CG2	2.49	0.43
1:F:187:THR:CG2	1:F:231:ILE:HG12	2.48	0.43
1:G:207:THR:O	1:G:209:LYS:HE2	2.18	0.43
1:E:224:HIS:HD2	1:E:227:ARG:HD2	1.83	0.43
1:G:224:HIS:HD2	1:G:227:ARG:HD2	1.83	0.43
1:E:523:MET:HE1	1:H:46:LYS:HG2	2.00	0.43
1:E:539:THR:HG22	1:G:212:HIS:CB	2.48	0.43
1:H:283:MET:HE2	1:H:300:GLU:OE2	2.19	0.43
1:B:438:ASN:ND2	1:D:496:GLN:HG2	2.34	0.43
1:C:400:TRP:CD1	1:C:400:TRP:C	2.91	0.43
1:E:207:THR:O	1:E:209:LYS:HE2	2.18	0.43
1:E:539:THR:CG2	1:G:212:HIS:CB	2.96	0.43
1:F:283:MET:HE2	1:F:300:GLU:OE2	2.19	0.43
1:G:199:HIS:HB3	1:G:245:VAL:HB	2.00	0.43
1:A:207:THR:O	1:A:209:LYS:HE2	2.19	0.42
1:B:86:ILE:CD1	1:D:468:LEU:HD12	2.49	0.42
1:B:199:HIS:HB3	1:B:245:VAL:HB	2.00	0.42
1:B:525:SER:CB	1:B:529:THR:HG23	2.48	0.42
1:F:539:THR:CG2	1:H:212:HIS:HB3	2.49	0.42
1:G:288:SER:O	1:G:289:LYS:HG2	2.11	0.42
1:F:285:GLU:O	1:F:289:LYS:HG3	2.19	0.42
1:D:79:THR:O	1:D:462:PHE:HA	2.20	0.42
1:D:400:TRP:CD1	1:D:400:TRP:C	2.92	0.42
1:E:213:MET:HA	1:G:538:VAL:HG22	2.01	0.42
1:E:539:THR:HG21	1:G:212:HIS:HB3	1.98	0.42
1:G:445:GLU:O	1:G:452:ARG:NH2	2.52	0.42
1:F:199:HIS:HB3	1:F:245:VAL:HB	2.00	0.42
1:F:400:TRP:CD1	1:F:400:TRP:C	2.92	0.42
1:G:219:VAL:CG2	1:G:220:PRO:CD	2.90	0.42
1:G:219:VAL:CG2	1:G:223:GLU:OE1	2.68	0.42
1:H:488:LYS:NZ	4:H:706:HOH:O	2.52	0.42
1:A:78:PHE:HE2	1:C:483:SER:HA	1.84	0.42

Continued on next page...

Continued from previous page...

Atom-1	Atom-2	Interatomic distance (Å)	Clash overlap (Å)
1:D:73:ASP:HB2	1:D:75:THR:HG22	2.02	0.42
1:A:438:ASN:ND2	1:C:496:GLN:HG2	2.34	0.42
1:B:73:ASP:HB2	1:B:75:THR:HG22	2.00	0.42
1:B:219:VAL:HG13	1:B:220:PRO:HD2	1.96	0.42
1:C:127:VAL:N	1:C:128:PRO:CD	2.83	0.42
1:G:79:THR:O	1:G:462:PHE:HA	2.20	0.42
1:B:33:LYS:HZ3	1:B:425:GLN:CA	2.30	0.42
1:B:224:HIS:HD2	1:B:227:ARG:HD2	1.84	0.42
1:B:496:GLN:HG2	1:D:438:ASN:ND2	2.35	0.42
1:E:525:SER:HB2	1:E:529:THR:CG2	2.46	0.42
1:G:539:THR:O	1:G:539:THR:HG23	2.18	0.42
1:A:224:HIS:HD2	1:A:227:ARG:HD2	1.84	0.42
1:D:224:HIS:HD2	1:D:227:ARG:HD2	1.84	0.42
1:D:314:GLU:C	1:D:317:ILE:HG22	2.40	0.42
1:D:314:GLU:HA	1:D:317:ILE:HG22	2.02	0.42
1:E:259:THR:HG22	1:E:268:ILE:HD13	2.01	0.42
1:G:160:THR:HA	1:G:161:PRO:HD3	1.87	0.42
1:G:188:LYS:NZ	1:G:192:GLU:OE2	2.52	0.42
1:A:517:ILE:HD13	1:A:520:LEU:HD12	2.02	0.42
1:B:400:TRP:C	1:B:400:TRP:CD1	2.93	0.42
1:E:79:THR:O	1:E:462:PHE:HA	2.20	0.42
1:E:127:VAL:N	1:E:128:PRO:CD	2.83	0.42
1:D:127:VAL:N	1:D:128:PRO:CD	2.83	0.42
1:D:327:ASN:HD22	1:D:327:ASN:HA	1.59	0.42
1:E:261:ASP:OD1	1:E:263:ARG:CD	2.68	0.42
1:F:259:THR:HG22	1:F:268:ILE:HD13	2.01	0.42
1:G:61:ASP:OD1	1:G:241:ASN:ND2	2.43	0.42
1:A:260:ILE:HD11	1:B:280:ALA:CB	2.50	0.41
1:B:79:THR:O	1:B:462:PHE:HA	2.20	0.41
1:E:517:ILE:HD13	1:E:520:LEU:HD12	2.02	0.41
1:A:108:THR:HA	1:C:85:PRO:HG2	2.02	0.41
1:A:332:ILE:HD12	1:A:332:ILE:C	2.41	0.41
1:B:483:SER:HA	1:D:78:PHE:HE2	1.85	0.41
1:E:360:LYS:HD2	1:E:360:LYS:N	2.35	0.41
1:E:525:SER:CB	1:E:529:THR:HG23	2.47	0.41
1:F:219:VAL:HG13	1:F:220:PRO:HD2	1.95	0.41
1:G:259:THR:HG22	1:G:268:ILE:HD13	2.01	0.41
1:B:145:GLN:NE2	1:B:163:ILE:O	2.49	0.41
1:E:483:SER:HA	1:G:78:PHE:HE2	1.84	0.41
1:F:108:THR:O	1:H:133:HIS:NE2	2.52	0.41
1:F:504:GLU:H	1:F:504:GLU:HG2	1.50	0.41

Continued on next page...

Continued from previous page...

Atom-1	Atom-2	Interatomic distance (Å)	Clash overlap (Å)
1:G:517:ILE:HD13	1:G:520:LEU:HD12	2.02	0.41
1:A:1:MET:H3	1:A:2:PRO:HD3	1.85	0.41
1:C:504:GLU:O	1:C:507:LYS:HG3	2.20	0.41
1:D:285:GLU:O	1:D:289:LYS:HG3	2.20	0.41
1:E:498:GLU:CG	1:E:503:VAL:HG11	2.49	0.41
1:H:160:THR:HA	1:H:161:PRO:HD3	1.87	0.41
1:C:199:HIS:HB3	1:C:245:VAL:HB	2.01	0.41
1:A:79:THR:O	1:A:462:PHE:HA	2.20	0.41
1:B:259:THR:HG22	1:B:268:ILE:HD13	2.01	0.41
1:C:79:THR:O	1:C:462:PHE:HA	2.20	0.41
1:C:177:HIS:CD2	4:C:712:HOH:O	2.58	0.41
1:F:111:THR:N	1:F:126:THR:HG22	2.33	0.41
1:G:127:VAL:N	1:G:128:PRO:CD	2.83	0.41
1:G:332:ILE:HD12	1:G:332:ILE:C	2.41	0.41
1:H:259:THR:HG22	1:H:268:ILE:HD13	2.01	0.41
1:A:291:ILE:HD12	1:A:291:ILE:N	2.35	0.41
1:B:393:ALA:HB3	1:B:394:PRO:HD3	2.03	0.41
1:D:211:GLY:HA3	1:D:402:GLU:OE1	2.21	0.41
1:E:324:ASN:HD22	1:E:324:ASN:H	1.67	0.41
1:E:400:TRP:CD1	1:E:400:TRP:C	2.92	0.41
1:H:332:ILE:HD12	1:H:332:ILE:C	2.41	0.41
1:B:86:ILE:HD11	1:D:468:LEU:HD12	2.03	0.41
1:E:66:LEU:O	1:E:70:HIS:HD2	2.04	0.41
1:E:211:GLY:HA3	1:E:402:GLU:OE1	2.21	0.41
1:A:84:ASP:HB2	1:A:85:PRO:CD	2.51	0.41
1:A:211:GLY:HA3	1:A:402:GLU:OE1	2.21	0.41
1:A:539:THR:CG2	1:C:212:HIS:HB3	2.51	0.41
1:B:211:GLY:HA3	1:B:402:GLU:OE1	2.21	0.41
1:B:517:ILE:HD13	1:B:520:LEU:HD12	2.03	0.41
1:C:61:ASP:OD1	1:C:241:ASN:ND2	2.43	0.41
1:C:382:THR:O	1:C:386:VAL:HG23	2.21	0.41
1:C:393:ALA:HB3	1:C:394:PRO:HD3	2.03	0.41
1:C:517:ILE:HD13	1:C:520:LEU:HD12	2.02	0.41
1:E:84:ASP:HB2	1:E:85:PRO:CD	2.51	0.41
1:E:189:MET:O	1:E:193:ARG:CG	2.67	0.41
1:F:328:LYS:HB2	4:F:707:HOH:O	2.20	0.41
1:F:408:TYR:HE2	1:F:452:ARG:HB3	1.86	0.41
1:H:79:THR:O	1:H:462:PHE:HA	2.21	0.41
1:H:127:VAL:N	1:H:128:PRO:CD	2.83	0.41
1:H:208:LYS:O	1:H:208:LYS:HG3	2.20	0.41
1:H:517:ILE:HD13	1:H:520:LEU:HD12	2.03	0.41

Continued on next page...

Continued from previous page...

Atom-1	Atom-2	Interatomic distance (Å)	Clash overlap (Å)
1:B:483:SER:HA	1:D:78:PHE:CE2	2.56	0.41
1:F:448:THR:HG23	1:F:452:ARG:HD3	2.03	0.41
1:E:342:LEU:HD12	1:E:342:LEU:H	1.86	0.40
1:F:127:VAL:N	1:F:128:PRO:CD	2.83	0.40
1:F:393:ALA:HB3	1:F:394:PRO:HD3	2.03	0.40
1:F:429:TYR:CD2	1:F:431:LEU:HD22	2.54	0.40
1:G:219:VAL:CG2	1:G:223:GLU:CD	2.87	0.40
1:A:259:THR:HG22	1:A:268:ILE:HD13	2.02	0.40
1:A:382:THR:O	1:A:386:VAL:HG23	2.21	0.40
1:A:393:ALA:N	1:A:394:PRO:HD2	2.36	0.40
1:A:485:ILE:CG2	1:A:489:ALA:HB2	2.51	0.40
1:C:92:ALA:HB1	1:C:164:ASP:O	2.21	0.40
1:C:259:THR:HG22	1:C:268:ILE:HD13	2.02	0.40
1:C:491:GLY:O	1:C:496:GLN:HB2	2.21	0.40
1:D:188:LYS:NZ	1:D:192:GLU:OE2	2.52	0.40
1:D:317:ILE:HG23	1:D:318:ASP:N	2.36	0.40
1:F:8:ILE:HD11	1:G:158:ALA:HA	2.03	0.40
1:F:79:THR:O	1:F:462:PHE:HA	2.21	0.40
1:F:393:ALA:N	1:F:394:PRO:HD2	2.36	0.40
1:G:382:THR:O	1:G:386:VAL:HG23	2.22	0.40
1:H:63:LEU:HD12	1:H:243:LEU:CD2	2.51	0.40
1:A:92:ALA:HB1	1:A:164:ASP:O	2.22	0.40
1:A:127:VAL:N	1:A:128:PRO:CD	2.84	0.40
1:A:167:ARG:HA	1:A:168:PRO:HD3	1.96	0.40
1:A:283:MET:HE2	1:A:300:GLU:OE2	2.21	0.40
1:A:285:GLU:O	1:A:289:LYS:HG3	2.20	0.40
1:A:441:MET:CE	1:A:446:GLN:HA	2.51	0.40
1:B:382:THR:O	1:B:386:VAL:HG23	2.21	0.40
1:C:393:ALA:N	1:C:394:PRO:HD2	2.36	0.40
1:D:382:THR:O	1:D:386:VAL:HG23	2.21	0.40
1:E:92:ALA:HB1	1:E:164:ASP:O	2.21	0.40
1:E:382:THR:O	1:E:386:VAL:HG23	2.20	0.40
1:E:543:PHE:C	1:E:544:LYS:HG3	2.42	0.40
1:G:92:ALA:HB1	1:G:164:ASP:O	2.21	0.40
1:H:84:ASP:HB2	1:H:85:PRO:CD	2.51	0.40
1:H:393:ALA:HB3	1:H:394:PRO:HD3	2.03	0.40
1:A:6:ILE:HD11	1:D:149:ARG:NH2	2.36	0.40
1:D:259:THR:HG22	1:D:268:ILE:HD13	2.02	0.40
1:F:92:ALA:HB1	1:F:164:ASP:O	2.22	0.40
1:F:211:GLY:HA3	1:F:402:GLU:OE1	2.21	0.40
1:G:84:ASP:HB2	1:G:85:PRO:CD	2.51	0.40

Continued on next page...

Continued from previous page...

Atom-1	Atom-2	Interatomic distance (Å)	Clash overlap (Å)
1:G:393:ALA:HB3	1:G:394:PRO:HD3	2.03	0.40
1:E:85:PRO:HG2	1:G:108:THR:HA	2.04	0.40
1:E:463:ILE:CD1	1:G:487:MET:HE1	2.36	0.40
1:F:332:ILE:HD12	1:F:332:ILE:C	2.40	0.40
1:H:167:ARG:HA	1:H:168:PRO:HD3	1.95	0.40

All (3) symmetry-related close contacts are listed below. The label for Atom-2 includes the symmetry operator and encoded unit-cell translations to be applied.

Atom-1	Atom-2	Interatomic distance (Å)	Clash overlap (Å)
1:A:447:GLU:OE1	1:H:321:LYS:NZ[1_565]	1.54	0.66
1:D:324:ASN:N	1:H:322:ASN:O[2_555]	2.04	0.16
1:B:289:LYS:CG	1:F:282:LEU:CD1[2_456]	2.10	0.10

5.3 Torsion angles [i](#)

5.3.1 Protein backbone [i](#)

In the following table, the Percentiles column shows the percent Ramachandran outliers of the chain as a percentile score with respect to all X-ray entries followed by that with respect to entries of similar resolution.

The Analysed column shows the number of residues for which the backbone conformation was analysed, and the total number of residues.

Mol	Chain	Analysed	Favoured	Allowed	Outliers	Percentiles	
1	A	542/556 (98%)	532 (98%)	10 (2%)	0	100	100
1	B	538/556 (97%)	528 (98%)	10 (2%)	0	100	100
1	C	531/556 (96%)	520 (98%)	11 (2%)	0	100	100
1	D	537/556 (97%)	527 (98%)	10 (2%)	0	100	100
1	E	538/556 (97%)	526 (98%)	12 (2%)	0	100	100
1	F	541/556 (97%)	531 (98%)	10 (2%)	0	100	100
1	G	531/556 (96%)	521 (98%)	10 (2%)	0	100	100
1	H	529/556 (95%)	516 (98%)	13 (2%)	0	100	100
All	All	4287/4448 (96%)	4201 (98%)	86 (2%)	0	100	100

There are no Ramachandran outliers to report.

5.3.2 Protein sidechains [i](#)

In the following table, the Percentiles column shows the percent sidechain outliers of the chain as a percentile score with respect to all X-ray entries followed by that with respect to entries of similar resolution.

The Analysed column shows the number of residues for which the sidechain conformation was analysed, and the total number of residues.

Mol	Chain	Analysed	Rotameric	Outliers	Percentiles	
1	A	446/456 (98%)	429 (96%)	17 (4%)	33	62
1	B	442/456 (97%)	416 (94%)	26 (6%)	19	43
1	C	439/456 (96%)	422 (96%)	17 (4%)	32	61
1	D	444/456 (97%)	420 (95%)	24 (5%)	22	47
1	E	445/456 (98%)	417 (94%)	28 (6%)	18	40
1	F	445/456 (98%)	418 (94%)	27 (6%)	18	41
1	G	438/456 (96%)	410 (94%)	28 (6%)	17	39
1	H	434/456 (95%)	412 (95%)	22 (5%)	24	50
All	All	3533/3648 (97%)	3344 (95%)	189 (5%)	22	48

All (189) residues with a non-rotameric sidechain are listed below:

Mol	Chain	Res	Type
1	A	6	ILE
1	A	9	GLN
1	A	66	LEU
1	A	75	THR
1	A	116	SER
1	A	155	GLU
1	A	201	GLU
1	A	208	LYS
1	A	262	HIS
1	A	296	LEU
1	A	327	ASN
1	A	366	TRP
1	A	439	LYS
1	A	444	ASP
1	A	494	VAL
1	A	496	GLN
1	A	528	VAL
1	B	6	ILE
1	B	30	ARG

Continued on next page...

Continued from previous page...

Mol	Chain	Res	Type
1	B	32	ARG
1	B	41	GLU
1	B	51	LYS
1	B	66	LEU
1	B	69	LYS
1	B	75	THR
1	B	116	SER
1	B	133	HIS
1	B	147	GLU
1	B	148	GLU
1	B	157	ARG
1	B	201	GLU
1	B	208	LYS
1	B	283	MET
1	B	296	LEU
1	B	302	GLU
1	B	331	LEU
1	B	344	HIS
1	B	345	THR
1	B	366	TRP
1	B	439	LYS
1	B	496	GLN
1	B	509	GLN
1	B	528	VAL
1	C	6	ILE
1	C	32	ARG
1	C	33	LYS
1	C	66	LEU
1	C	116	SER
1	C	145	GLN
1	C	155	GLU
1	C	201	GLU
1	C	208	LYS
1	C	287	GLU
1	C	324	ASN
1	C	345	THR
1	C	366	TRP
1	C	439	LYS
1	C	494	VAL
1	C	496	GLN
1	C	528	VAL
1	D	6	ILE

Continued on next page...

Continued from previous page...

Mol	Chain	Res	Type
1	D	32	ARG
1	D	33	LYS
1	D	66	LEU
1	D	68	GLU
1	D	75	THR
1	D	116	SER
1	D	155	GLU
1	D	201	GLU
1	D	208	LYS
1	D	294	ASN
1	D	296	LEU
1	D	302	GLU
1	D	305	LYS
1	D	317	ILE
1	D	327	ASN
1	D	336	THR
1	D	348	LYS
1	D	366	TRP
1	D	382	THR
1	D	439	LYS
1	D	494	VAL
1	D	496	GLN
1	D	528	VAL
1	E	6	ILE
1	E	51	LYS
1	E	66	LEU
1	E	108	THR
1	E	113	ASN
1	E	116	SER
1	E	145	GLN
1	E	175	THR
1	E	193	ARG
1	E	201	GLU
1	E	208	LYS
1	E	243	LEU
1	E	263	ARG
1	E	283	MET
1	E	289	LYS
1	E	291	ILE
1	E	296	LEU
1	E	322	ASN
1	E	324	ASN

Continued on next page...

Continued from previous page...

Mol	Chain	Res	Type
1	E	334	LYS
1	E	336	THR
1	E	366	TRP
1	E	382	THR
1	E	439	LYS
1	E	444	ASP
1	E	494	VAL
1	E	504	GLU
1	E	528	VAL
1	F	6	ILE
1	F	33	LYS
1	F	51	LYS
1	F	61	ASP
1	F	66	LEU
1	F	75	THR
1	F	116	SER
1	F	133	HIS
1	F	155	GLU
1	F	201	GLU
1	F	208	LYS
1	F	225	ILE
1	F	237	ILE
1	F	296	LEU
1	F	306	LYS
1	F	321	LYS
1	F	322	ASN
1	F	331	LEU
1	F	366	TRP
1	F	431	LEU
1	F	436	ASN
1	F	439	LYS
1	F	496	GLN
1	F	504	GLU
1	F	528	VAL
1	F	531	THR
1	F	541	ASP
1	G	6	ILE
1	G	19	VAL
1	G	32	ARG
1	G	33	LYS
1	G	66	LEU
1	G	68	GLU

Continued on next page...

Continued from previous page...

Mol	Chain	Res	Type
1	G	113	ASN
1	G	116	SER
1	G	152	LEU
1	G	201	GLU
1	G	208	LYS
1	G	232	ARG
1	G	288	SER
1	G	289	LYS
1	G	296	LEU
1	G	299	ILE
1	G	302	GLU
1	G	305	LYS
1	G	322	ASN
1	G	344	HIS
1	G	355	LYS
1	G	360	LYS
1	G	366	TRP
1	G	439	LYS
1	G	444	ASP
1	G	494	VAL
1	G	496	GLN
1	G	528	VAL
1	H	4	THR
1	H	6	ILE
1	H	12	GLU
1	H	33	LYS
1	H	51	LYS
1	H	63	LEU
1	H	66	LEU
1	H	75	THR
1	H	116	SER
1	H	155	GLU
1	H	201	GLU
1	H	208	LYS
1	H	292	TYR
1	H	296	LEU
1	H	336	THR
1	H	342	LEU
1	H	366	TRP
1	H	439	LYS
1	H	444	ASP
1	H	473	LEU

Continued on next page...

Continued from previous page...

Mol	Chain	Res	Type
1	H	496	GLN
1	H	528	VAL

Sometimes sidechains can be flipped to improve hydrogen bonding and reduce clashes. All (35) such sidechains are listed below:

Mol	Chain	Res	Type
1	A	9	GLN
1	A	70	HIS
1	A	138	GLN
1	A	327	ASN
1	B	138	GLN
1	B	425	GLN
1	B	509	GLN
1	C	58	GLN
1	C	177	HIS
1	C	212	HIS
1	C	495	GLN
1	D	327	ASN
1	E	53	ASN
1	E	113	ASN
1	E	138	GLN
1	E	212	HIS
1	E	324	ASN
1	E	425	GLN
1	E	492	GLN
1	E	542	GLN
1	F	53	ASN
1	F	70	HIS
1	F	133	HIS
1	F	138	GLN
1	F	203	GLN
1	F	212	HIS
1	F	222	GLN
1	F	322	ASN
1	F	436	ASN
1	F	508	HIS
1	G	113	ASN
1	G	410	GLN
1	H	113	ASN
1	H	212	HIS
1	H	410	GLN

5.3.3 RNA [i](#)

There are no RNA molecules in this entry.

5.4 Non-standard residues in protein, DNA, RNA chains [i](#)

There are no non-standard protein/DNA/RNA residues in this entry.

5.5 Carbohydrates [i](#)

There are no monosaccharides in this entry.

5.6 Ligand geometry [i](#)

Of 20 ligands modelled in this entry, 8 are monoatomic - leaving 12 for Mogul analysis.

In the following table, the Counts columns list the number of bonds (or angles) for which Mogul statistics could be retrieved, the number of bonds (or angles) that are observed in the model and the number of bonds (or angles) that are defined in the Chemical Component Dictionary. The Link column lists molecule types, if any, to which the group is linked. The Z score for a bond length (or angle) is the number of standard deviations the observed value is removed from the expected value. A bond length (or angle) with $|Z| > 2$ is considered an outlier worth inspection. RMSZ is the root-mean-square of all Z scores of the bond lengths (or angles).

Mol	Type	Chain	Res	Link	Bond lengths			Bond angles		
					Counts	RMSZ	$\# Z > 2$	Counts	RMSZ	$\# Z > 2$
3	FMT	C	602	-	2,2,2	0.68	0	1,1,1	0.72	0
3	FMT	H	602	-	2,2,2	0.72	0	1,1,1	0.69	0
3	FMT	H	603	-	2,2,2	0.71	0	1,1,1	0.69	0
3	FMT	A	603	-	2,2,2	0.70	0	1,1,1	0.70	0
3	FMT	C	603	-	2,2,2	0.67	0	1,1,1	0.71	0
3	FMT	G	603	-	2,2,2	0.67	0	1,1,1	0.71	0
3	FMT	A	602	-	2,2,2	0.70	0	1,1,1	0.71	0
3	FMT	D	602	2	2,2,2	0.70	0	1,1,1	0.70	0
3	FMT	B	602	-	2,2,2	0.73	0	1,1,1	0.68	0
3	FMT	G	602	-	2,2,2	0.71	0	1,1,1	0.68	0
3	FMT	D	603	-	2,2,2	0.69	0	1,1,1	0.70	0
3	FMT	B	603	-	2,2,2	0.70	0	1,1,1	0.70	0

There are no bond length outliers.

There are no bond angle outliers.

There are no chirality outliers.

There are no torsion outliers.

There are no ring outliers.

4 monomers are involved in 6 short contacts:

Mol	Chain	Res	Type	Clashes	Symm-Clashes
3	H	603	FMT	2	0
3	G	603	FMT	1	0
3	D	603	FMT	1	0
3	B	603	FMT	2	0

5.7 Other polymers [i](#)

There are no such residues in this entry.

5.8 Polymer linkage issues [i](#)

There are no chain breaks in this entry.

6 Fit of model and data

6.1 Protein, DNA and RNA chains

In the following table, the column labelled ‘#RSRZ > 2’ contains the number (and percentage) of RSRZ outliers, followed by percent RSRZ outliers for the chain as percentile scores relative to all X-ray entries and entries of similar resolution. The OWAB column contains the minimum, median, 95th percentile and maximum values of the occupancy-weighted average B-factor per residue. The column labelled ‘Q < 0.9’ lists the number of (and percentage) of residues with an average occupancy less than 0.9.

Mol	Chain	Analysed	<RSRZ>	#RSRZ>2	OWAB(Å ²)	Q<0.9
1	A	544/556 (97%)	0.16	23 (4%) 36 35	43, 66, 103, 132	0
1	B	540/556 (97%)	0.13	18 (3%) 46 46	42, 67, 101, 121	0
1	C	535/556 (96%)	0.15	16 (2%) 50 51	39, 66, 111, 127	0
1	D	541/556 (97%)	0.10	16 (2%) 50 51	39, 63, 98, 123	0
1	E	542/556 (97%)	0.34	33 (6%) 21 20	54, 82, 116, 136	0
1	F	543/556 (97%)	0.45	34 (6%) 20 19	50, 80, 113, 132	0
1	G	535/556 (96%)	0.26	23 (4%) 35 33	40, 74, 117, 138	0
1	H	533/556 (95%)	0.19	21 (3%) 39 38	48, 71, 113, 140	0
All	All	4313/4448 (96%)	0.22	184 (4%) 35 33	39, 71, 111, 140	0

All (184) RSRZ outliers are listed below:

Mol	Chain	Res	Type	RSRZ
1	F	544	LYS	6.3
1	G	296	LEU	5.1
1	H	532	ALA	4.5
1	E	294	ASN	4.5
1	D	536	GLN	4.3
1	D	123	PRO	4.0
1	H	439	LYS	4.0
1	A	440	ALA	4.0
1	A	126	THR	3.9
1	F	302	GLU	3.9
1	B	536	GLN	3.9
1	G	126	THR	3.7
1	D	541	ASP	3.7
1	F	126	THR	3.6
1	B	111	THR	3.6
1	G	541	ASP	3.6

Continued on next page...

Continued from previous page...

Mol	Chain	Res	Type	RSRZ
1	E	153	SER	3.6
1	C	544	LYS	3.6
1	E	159	LYS	3.5
1	F	124	MET	3.5
1	F	111	THR	3.5
1	H	536	GLN	3.5
1	B	295	GLU	3.4
1	A	127	VAL	3.4
1	F	357	LEU	3.3
1	B	270	GLY	3.3
1	B	123	PRO	3.3
1	C	111	THR	3.3
1	C	334	LYS	3.2
1	F	440	ALA	3.2
1	H	537	GLY	3.2
1	H	112	SER	3.1
1	A	155	GLU	3.1
1	D	124	MET	3.1
1	C	126	THR	3.1
1	H	110	SER	3.1
1	F	434	SER	3.1
1	F	439	LYS	3.1
1	A	124	MET	3.0
1	F	335	PHE	3.0
1	F	334	LYS	3.0
1	F	360	LYS	3.0
1	H	292	TYR	3.0
1	F	541	ASP	3.0
1	A	296	LEU	2.9
1	F	441	MET	2.9
1	F	155	GLU	2.9
1	B	439	LYS	2.9
1	B	3	TYR	2.9
1	D	544	LYS	2.9
1	B	499	ILE	2.9
1	F	6	ILE	2.9
1	A	123	PRO	2.8
1	B	124	MET	2.8
1	C	528	VAL	2.8
1	F	212	HIS	2.8
1	A	305	LYS	2.8
1	C	324	ASN	2.8

Continued on next page...

Continued from previous page...

Mol	Chain	Res	Type	RSRZ
1	D	111	THR	2.8
1	C	123	PRO	2.7
1	C	124	MET	2.7
1	F	292	TYR	2.7
1	G	536	GLN	2.7
1	E	160	THR	2.7
1	F	123	PRO	2.7
1	H	530	SER	2.7
1	B	324	ASN	2.7
1	E	205	PRO	2.7
1	C	110	SER	2.7
1	H	129	ASN	2.7
1	C	282	LEU	2.7
1	G	110	SER	2.7
1	A	125	ASP	2.6
1	G	125	ASP	2.6
1	D	439	LYS	2.6
1	E	111	THR	2.6
1	A	1	MET	2.6
1	H	9	GLN	2.6
1	E	155	GLU	2.6
1	G	360	LYS	2.6
1	E	320	ILE	2.6
1	F	327	ASN	2.6
1	F	358	THR	2.6
1	E	206	GLY	2.5
1	G	124	MET	2.5
1	F	326	SER	2.5
1	F	536	GLN	2.5
1	H	111	THR	2.5
1	A	128	PRO	2.5
1	F	129	ASN	2.5
1	E	357	LEU	2.5
1	H	528	VAL	2.5
1	C	155	GLU	2.4
1	G	539	THR	2.4
1	E	110	SER	2.4
1	A	110	SER	2.4
1	B	193	ARG	2.4
1	B	537	GLY	2.4
1	G	111	THR	2.4
1	D	125	ASP	2.4

Continued on next page...

Continued from previous page...

Mol	Chain	Res	Type	RSRZ
1	E	318	ASP	2.4
1	E	322	ASN	2.4
1	F	7	ASP	2.4
1	G	105	CYS	2.4
1	C	125	ASP	2.3
1	G	75	THR	2.3
1	F	215	GLY	2.3
1	H	535	GLY	2.3
1	B	129	ASN	2.3
1	E	496	GLN	2.3
1	F	125	ASP	2.3
1	C	327	ASN	2.3
1	E	316	VAL	2.3
1	D	535	GLY	2.3
1	A	301	SER	2.3
1	F	112	SER	2.3
1	D	294	ASN	2.3
1	E	292	TYR	2.3
1	H	294	ASN	2.3
1	D	499	ILE	2.3
1	G	289	LYS	2.3
1	A	360	LYS	2.3
1	E	334	LYS	2.3
1	H	491	GLY	2.3
1	E	154	LYS	2.3
1	D	129	ASN	2.2
1	F	333	LYS	2.2
1	E	332	ILE	2.2
1	G	542	GLN	2.2
1	E	305	LYS	2.2
1	F	213	MET	2.2
1	E	362	ILE	2.2
1	D	2	PRO	2.2
1	A	109	ALA	2.2
1	E	358	THR	2.2
1	H	126	THR	2.2
1	H	527	GLY	2.2
1	B	112	SER	2.2
1	F	110	SER	2.2
1	G	128	PRO	2.2
1	G	133	HIS	2.2
1	C	129	ASN	2.2

Continued on next page...

Continued from previous page...

Mol	Chain	Res	Type	RSRZ
1	E	112	SER	2.2
1	G	153	SER	2.2
1	D	155	GLU	2.2
1	E	325	TYR	2.2
1	D	528	VAL	2.2
1	A	132	GLU	2.1
1	B	299	ILE	2.1
1	C	299	ILE	2.1
1	E	123	PRO	2.1
1	F	10	LYS	2.1
1	G	334	LYS	2.1
1	A	154	LYS	2.1
1	E	127	VAL	2.1
1	A	173	ALA	2.1
1	E	109	ALA	2.1
1	E	298	ALA	2.1
1	G	297	ALA	2.1
1	B	126	THR	2.1
1	E	124	MET	2.1
1	G	108	THR	2.1
1	G	127	VAL	2.1
1	C	159	LYS	2.1
1	F	355	LYS	2.1
1	H	534	MET	2.1
1	A	106	SER	2.1
1	A	130	LYS	2.1
1	F	539	THR	2.1
1	D	112	SER	2.1
1	E	128	PRO	2.1
1	A	3	TYR	2.1
1	H	307	ALA	2.0
1	H	4	THR	2.0
1	B	2	PRO	2.0
1	E	125	ASP	2.0
1	G	152	LEU	2.0
1	G	282	LEU	2.0
1	B	6	ILE	2.0
1	E	120	ALA	2.0
1	A	111	THR	2.0
1	E	207	THR	2.0
1	A	105	CYS	2.0
1	H	15	PHE	2.0

6.2 Non-standard residues in protein, DNA, RNA chains [i](#)

There are no non-standard protein/DNA/RNA residues in this entry.

6.3 Carbohydrates [i](#)

There are no monosaccharides in this entry.

6.4 Ligands [i](#)

In the following table, the Atoms column lists the number of modelled atoms in the group and the number defined in the chemical component dictionary. The B-factors column lists the minimum, median, 95th percentile and maximum values of B factors of atoms in the group. The column labelled 'Q< 0.9' lists the number of atoms with occupancy less than 0.9.

Mol	Type	Chain	Res	Atoms	RSCC	RSR	B-factors(Å ²)	Q<0.9
3	FMT	B	602	3/3	0.89	0.25	78,78,83,84	0
3	FMT	B	603	3/3	0.89	0.28	75,75,80,81	0
3	FMT	H	603	3/3	0.90	0.25	76,76,81,84	0
3	FMT	H	602	3/3	0.93	0.22	68,68,71,76	0
3	FMT	D	603	3/3	0.93	0.42	75,75,83,83	0
3	FMT	G	602	3/3	0.94	0.19	69,69,76,80	0
3	FMT	D	602	3/3	0.94	0.17	63,63,63,72	0
3	FMT	C	602	3/3	0.94	0.27	68,68,69,73	0
2	MG	H	601	1/1	0.95	0.20	70,70,70,70	0
2	MG	D	601	1/1	0.96	0.24	66,66,66,66	0
3	FMT	C	603	3/3	0.97	0.15	63,63,67,72	0
3	FMT	A	602	3/3	0.97	0.14	70,70,72,76	0
2	MG	B	601	1/1	0.97	0.23	63,63,63,63	0
2	MG	G	601	1/1	0.98	0.33	62,62,62,62	0
3	FMT	G	603	3/3	0.98	0.12	74,74,74,75	0
2	MG	A	601	1/1	0.98	0.25	46,46,46,46	0
2	MG	E	601	1/1	0.98	0.39	69,69,69,69	0
2	MG	C	601	1/1	0.99	0.22	52,52,52,52	0
3	FMT	A	603	3/3	0.99	0.39	76,76,82,84	0
2	MG	F	601	1/1	0.99	0.35	71,71,71,71	0

6.5 Other polymers [i](#)

There are no such residues in this entry.