



Full wwPDB EM Validation Report ⓘ

Nov 10, 2024 – 11:32 am GMT

PDB ID : 7AOD
EMDB ID : EMD-11841
Title : Schizosaccharomyces pombe RNA polymerase I (dimer)
Authors : Heiss, F.; Daiss, J.; Becker, P.; Engel, C.
Deposited on : 2020-10-14
Resolution : 4.50 Å (reported)

This is a Full wwPDB EM Validation Report for a publicly released PDB entry.

We welcome your comments at validation@mail.wwpdb.org

A user guide is available at

<https://www.wwpdb.org/validation/2017/EMValidationReportHelp>

with specific help available everywhere you see the ⓘ symbol.

The types of validation reports are described at

<http://www.wwpdb.org/validation/2017/FAQs#types>.

The following versions of software and data (see [references ⓘ](#)) were used in the production of this report:

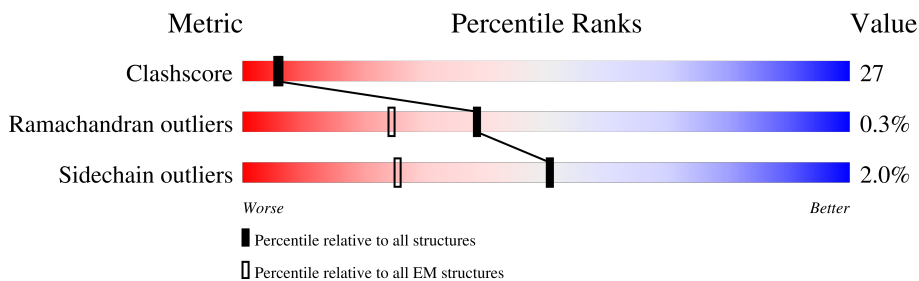
EMDB validation analysis : 0.0.1.dev113
MolProbity : 4.02b-467
Percentile statistics : 20231227.v01 (using entries in the PDB archive December 27th 2023)
MapQ : 1.9.13
Ideal geometry (proteins) : Engh & Huber (2001)
Ideal geometry (DNA, RNA) : Parkinson et al. (1996)
Validation Pipeline (wwPDB-VP) : 2.39

1 Overall quality at a glance i

The following experimental techniques were used to determine the structure:
ELECTRON MICROSCOPY

The reported resolution of this entry is 4.50 Å.

Percentile scores (ranging between 0-100) for global validation metrics of the entry are shown in the following graphic. The table shows the number of entries on which the scores are based.



Metric	Whole archive (#Entries)	EM structures (#Entries)
Clashscore	210492	15764
Ramachandran outliers	207382	16835
Sidechain outliers	206894	16415

The table below summarises the geometric issues observed across the polymeric chains and their fit to the map. The red, orange, yellow and green segments of the bar indicate the fraction of residues that contain outliers for ≥ 3 , 2, 1 and 0 types of geometric quality criteria respectively. A grey segment represents the fraction of residues that are not modelled. The numeric value for each fraction is indicated below the corresponding segment, with a dot representing fractions $\leq 5\%$. The upper red bar (where present) indicates the fraction of residues that have poor fit to the EM map (all-atom inclusion $< 40\%$). The numeric value is given above the bar.

Mol	Chain	Length	Quality of chain
1	A	1689	<div style="display: flex; justify-content: space-between; align-items: center;"> <div style="text-align: center;">25%</div> <div style="width: 100%; height: 15px; background: linear-gradient(to right, red 25%, orange 40%, yellow 41%, green 41%, grey 18%);"></div> <div style="text-align: right;">18%</div> </div>
1	M	1689	<div style="display: flex; justify-content: space-between; align-items: center;"> <div style="text-align: center;">25%</div> <div style="width: 100%; height: 15px; background: linear-gradient(to right, red 25%, orange 39%, yellow 42%, green 42%, grey 18%);"></div> <div style="text-align: right;">18%</div> </div>
2	B	1174	<div style="display: flex; justify-content: space-between; align-items: center;"> <div style="text-align: center;">22%</div> <div style="width: 100%; height: 15px; background: linear-gradient(to right, red 22%, orange 51%, yellow 47%, green 47%, grey 18%);"></div> <div style="text-align: right;">18%</div> </div>
2	N	1174	<div style="display: flex; justify-content: space-between; align-items: center;"> <div style="text-align: center;">22%</div> <div style="width: 100%; height: 15px; background: linear-gradient(to right, red 22%, orange 49%, yellow 49%, green 49%, grey 18%);"></div> <div style="text-align: right;">18%</div> </div>
3	C	348	<div style="display: flex; justify-content: space-between; align-items: center;"> <div style="text-align: center;">20%</div> <div style="width: 100%; height: 15px; background: linear-gradient(to right, red 20%, orange 43%, yellow 46%, green 46%, grey 9%);"></div> <div style="text-align: right;">9%</div> </div>
3	O	348	<div style="display: flex; justify-content: space-between; align-items: center;"> <div style="text-align: center;">22%</div> <div style="width: 100%; height: 15px; background: linear-gradient(to right, red 22%, orange 41%, yellow 49%, green 49%, grey 9%);"></div> <div style="text-align: right;">9%</div> </div>
4	D	147	<div style="display: flex; justify-content: space-between; align-items: center;"> <div style="text-align: center;">14%</div> <div style="width: 100%; height: 15px; background: linear-gradient(to right, red 14%, orange 13%, yellow 12%, green 73%, grey 73%);"></div> <div style="text-align: right;">73%</div> </div>
4	P	147	<div style="display: flex; justify-content: space-between; align-items: center;"> <div style="text-align: center;">15%</div> <div style="width: 100%; height: 15px; background: linear-gradient(to right, red 15%, orange 13%, yellow 13%, green 73%, grey 73%);"></div> <div style="text-align: right;">73%</div> </div>

Continued on next page...

Continued from previous page...

Mol	Chain	Length	Quality of chain
5	E	210	
5	Q	210	
6	F	142	
6	R	142	
7	G	173	
7	S	173	
8	H	125	
8	T	125	
9	I	119	
9	U	119	
10	J	71	
10	V	71	
11	K	125	
11	W	125	
12	L	63	
12	X	63	

2 Entry composition [i](#)

There are 13 unique types of molecules in this entry. The entry contains 59256 atoms, of which 0 are hydrogens and 0 are deuteriums.

In the tables below, the AltConf column contains the number of residues with at least one atom in alternate conformation and the Trace column contains the number of residues modelled with at most 2 atoms.

- Molecule 1 is a protein called DNA-directed RNA polymerase I subunit rpa1.

Mol	Chain	Residues	Atoms					AltConf	Trace
			Total	C	N	O	S		
1	A	1384	Total	C	N	O	S	0	0
			10976	6965	1894	2059	58		
1	M	1384	Total	C	N	O	S	0	0
			10976	6965	1894	2059	58		

- Molecule 2 is a protein called Probable DNA-directed RNA polymerase I subunit RPA2.

Mol	Chain	Residues	Atoms					AltConf	Trace
			Total	C	N	O	S		
2	B	1156	Total	C	N	O	S	0	0
			9127	5791	1592	1685	59		
2	N	1156	Total	C	N	O	S	0	0
			9127	5791	1592	1685	59		

- Molecule 3 is a protein called DNA-directed RNA polymerases I and III subunit RPAC1.

Mol	Chain	Residues	Atoms					AltConf	Trace
			Total	C	N	O	S		
3	C	317	Total	C	N	O	S	0	0
			2533	1621	430	475	7		
3	O	317	Total	C	N	O	S	0	0
			2533	1621	430	475	7		

- Molecule 4 is a protein called DNA-directed RNA polymerase I subunit rpa14.

Mol	Chain	Residues	Atoms					AltConf	Trace
			Total	C	N	O	S		
4	D	39	Total	C	N	O	S	0	0
			322	203	57	61	1		
4	P	39	Total	C	N	O	S	0	0
			322	203	57	61	1		

- Molecule 5 is a protein called DNA-directed RNA polymerases I, II, and III subunit RPABC1.

Mol	Chain	Residues	Atoms					AltConf	Trace
5	E	207	Total	C	N	O	S	0	0
			1663	1050	301	306	6		
5	Q	207	Total	C	N	O	S	0	0
			1663	1050	301	306	6		

- Molecule 6 is a protein called DNA-directed RNA polymerases I, II, and III subunit RPABC2.

Mol	Chain	Residues	Atoms					AltConf	Trace
6	F	82	Total	C	N	O	S	0	0
			650	413	111	123	3		
6	R	82	Total	C	N	O	S	0	0
			650	413	111	123	3		

- Molecule 7 is a protein called DNA-directed RNA polymerase I subunit rpa43.

Mol	Chain	Residues	Atoms					AltConf	Trace
7	G	160	Total	C	N	O	S	0	0
			1267	817	210	236	4		
7	S	160	Total	C	N	O	S	0	0
			1267	817	210	236	4		

- Molecule 8 is a protein called DNA-directed RNA polymerases I, II, and III subunit RPABC3.

Mol	Chain	Residues	Atoms					AltConf	Trace
8	H	123	Total	C	N	O	S	0	0
			990	628	166	193	3		
8	T	123	Total	C	N	O	S	0	0
			990	628	166	193	3		

- Molecule 9 is a protein called DNA-directed RNA polymerase I subunit RPA12.

Mol	Chain	Residues	Atoms					AltConf	Trace
9	I	57	Total	C	N	O	S	0	0
			431	269	69	89	4		
9	U	57	Total	C	N	O	S	0	0
			431	269	69	89	4		

- Molecule 10 is a protein called DNA-directed RNA polymerases I, II, and III subunit RPABC5.

Mol	Chain	Residues	Atoms					AltConf	Trace
10	J	68	Total	C	N	O	S	0	0
			550	350	93	100	7		

Continued on next page...

Continued from previous page...

Mol	Chain	Residues	Atoms					AltConf	Trace
			Total	C	N	O	S		
10	V	68	550	350	93	100	7	0	0

- Molecule 11 is a protein called DNA-directed RNA polymerases I and III subunit RPAC2.

Mol	Chain	Residues	Atoms					AltConf	Trace
			Total	C	N	O	S		
11	K	95	745	472	123	146	4	0	0
11	W	95	745	472	123	146	4	0	0

- Molecule 12 is a protein called DNA-directed RNA polymerases I, II, and III subunit RPABC4.

Mol	Chain	Residues	Atoms					AltConf	Trace
			Total	C	N	O	S		
12	L	45	368	225	74	61	8	0	0
12	X	45	368	225	74	61	8	0	0

- Molecule 13 is ZINC ION (three-letter code: ZN) (formula: Zn).

Mol	Chain	Residues	Atoms		AltConf
13	A	2	Total	Zn	0
			2	2	
13	B	1	Total	Zn	0
			1	1	
13	I	1	Total	Zn	0
			1	1	
13	J	1	Total	Zn	0
			1	1	
13	L	1	Total	Zn	0
			1	1	
13	M	2	Total	Zn	0
			2	2	
13	N	1	Total	Zn	0
			1	1	
13	U	1	Total	Zn	0
			1	1	
13	V	1	Total	Zn	0
			1	1	
13	X	1	Total	Zn	0
			1	1	

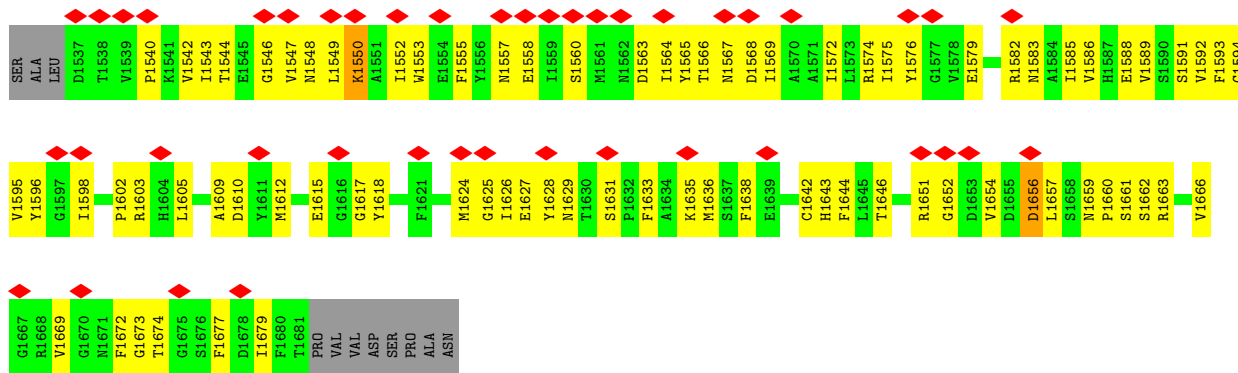
3 Residue-property plots

These plots are drawn for all protein, RNA, DNA and oligosaccharide chains in the entry. The first graphic for a chain summarises the proportions of the various outlier classes displayed in the second graphic. The second graphic shows the sequence view annotated by issues in geometry and atom inclusion in map density. Residues are color-coded according to the number of geometric quality criteria for which they contain at least one outlier: green = 0, yellow = 1, orange = 2 and red = 3 or more. A red diamond above a residue indicates a poor fit to the EM map for this residue (all-atom inclusion < 40%). Stretches of 2 or more consecutive residues without any outlier are shown as a green connector. Residues present in the sample, but not in the model, are shown in grey.

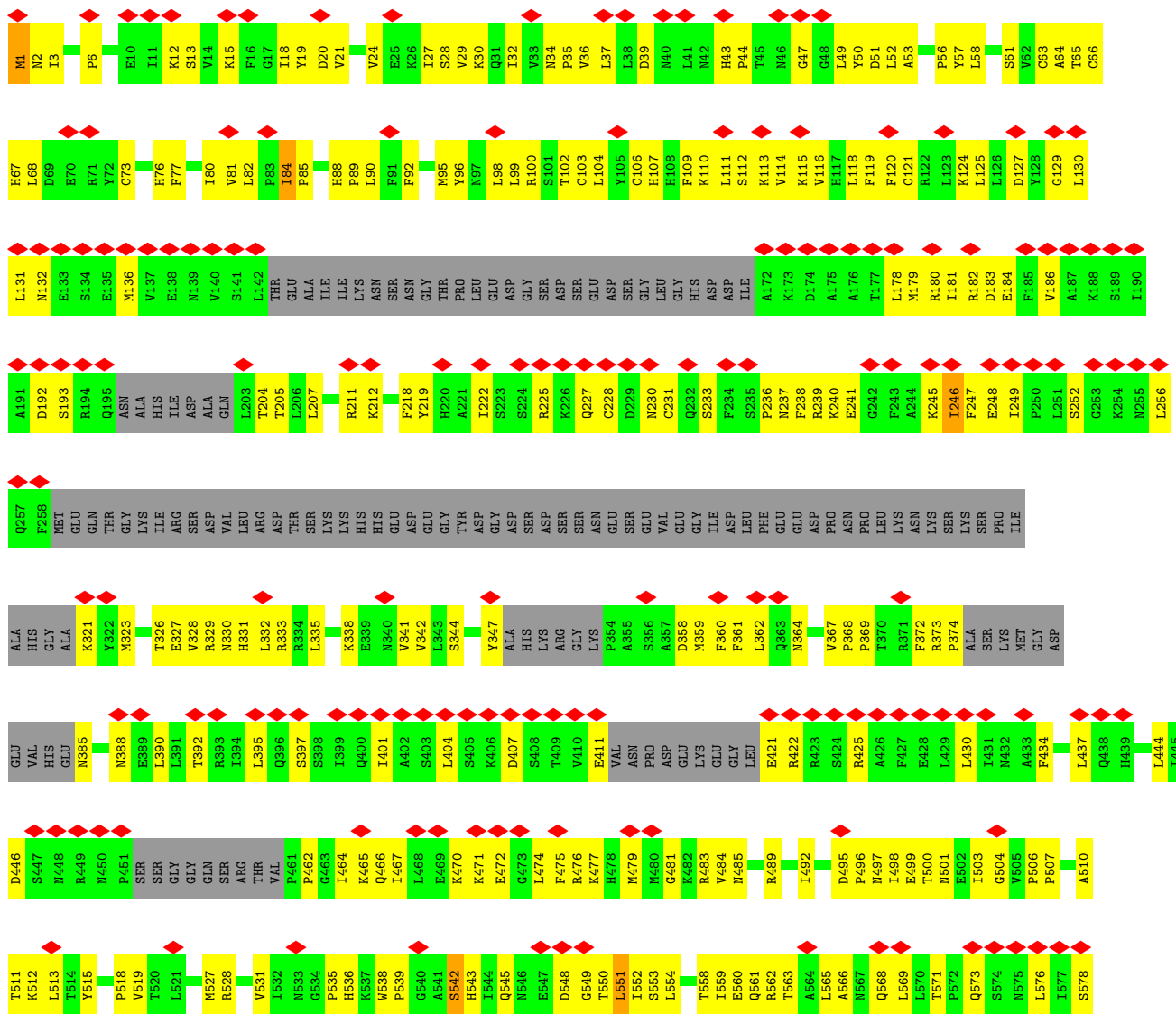
- Molecule 1: DNA-directed RNA polymerase I subunit rpa1

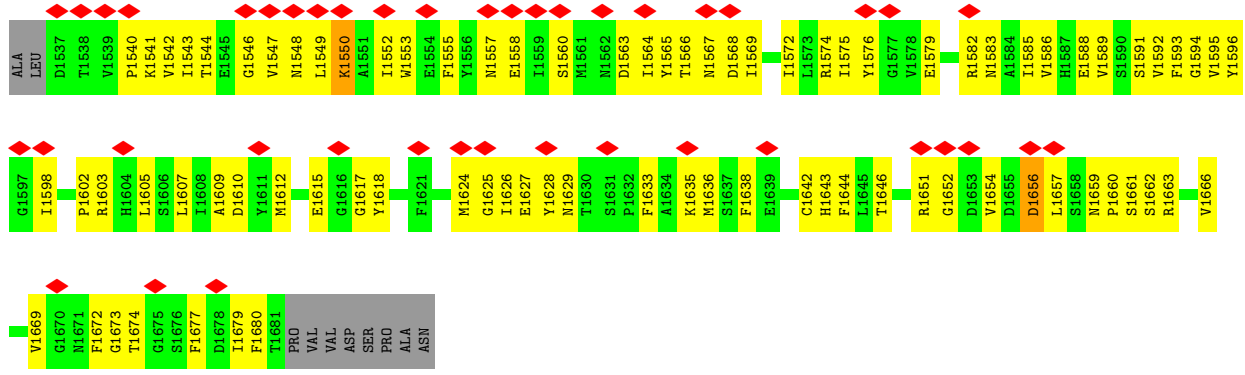


S584	R685	K591	K592	R695	H996	V597	R598	N599	G600	D601	M602	L603	I604	L605	M606	Q608	P609	T610	L611	H612	K613	P614	S615	M616	M617	A618	H619	K620	A621	R622	I623	L624	P625	G626	E627	K628	T629	I630	R631	M632	H633	Y634	A635	M636	C637	N638	S639	Y640	M641	A642	D643	F644	D645	D646	D647	E648				
M649	H652	F653	N658	A659	R660	S661	I666	A667	N668	T669	D670	I604	L605	M606	Q608	P609	T610	L611	H612	K613	P614	S615	M616	M617	A618	H619	K620	A621	R622	I623	L624	P625	G626	E627	K628	T629	I630	R631	M632	H633	Y634	A635	M636	C637	N638	S639	Y640	M641	A642	D643	F644	D645	D646	D647	E648					
R726	L730	P731	P732	I733	I734	Q735	R736	I739	Y740	W741	T742	G743	K744	Q745	O672	T673	L674	P675	T676	R677	S678	G679	P680	D681	L682	R683	G684	L685	K686	K687	D688	H689	W695	L696	T697	T701	T704	R705	Q709	Q710	L711	L712	A715	L716	P718	D719	E720	G721	G722	Y724	G725									
A805	L808	S811	V812	E814	L815	P818	D819	G820	R823	L824	L825	S826	V827	L828	R829	R830	Y835	R839	G840	F841	T842	C843	S844	R844	M845	D846	D847	L850	D851	Q852	Q853	G854	D855	N856	W857	R858	L861	L862	F868	G869	L870	E871	A872	A873	V877	F801	G802	L879	S880	T881										
D882	S883	P884	L885	A886	L887	L888	N889	A890	N891	L892	E893	V894	Y895	Y896	R897	K901	L902	D906	A907	A908	M909	K910	G911	K912	L916	E986	S988	S989	T917	C943	S918	S919	I920	C924	D927	G928	L929	K932	F933	P934	Y935	N936	H937	M938	T940	M941	T942	V943	S944	G948	S949	N950	V951	N952						
Q955	I956	C957	C958	L959	G960	G961	Q962	E964	L965	E966	R967	R968	R969	L972	M973	S978	L979	F982	Y985	T987	A989	K990	S991	G992	G993	I995	A996	R998	F999	L1000	T1001	Q1002	I1003	A1004	P1005	Q1006	E1007	Y1008	Y1009	F1010	H1011	C1012	R1016	E1017	G1018	L1019	I1020	D1021	T1022											
ALA	VAL	THR	SER	ARG	SER	G1030	Q1033	K1038	H1039	L1040	E1041	G1042	L1043	C1044	V1045	Q1046	H1049	T1050	V1051	R1052	D1053	S1054	D1055	G1056	S1057	I1058	V1059	I1060	F1061	Y1063	G1064	E1065	D1066	L1068	D1069	V1070	T1071	K1072	Q1073	K1074	H1075	L1076	T1077	E1080	F1081	S1082	A1083	N1084	N1085	K1086	K1087	S1088								
L1089	I1090	Q1091	K1092	V1095	K1096	S1097	A1101	V1102	D1103	S1104	E1105	T1106	Y1110	A1111	K1112	K1113	A1114	L1115	K1116	K1117	P1118	Y1119	Y1121	D1122	P1123	V1124	L1125	K1126	K1127	Y1128	P1129	P1130	Y1133	L1134	G1135	V1136	V1137	S1138	E1139	K1140	F1141	Q1142	R1143	V1144	A1145	D1146	E1147	Y1148	K1151	N1152	P1153	D1154	K1155							
L1156	I1157	A1158	SER	LYS	LYS	E1162	S1163	K1164	L1165	D1166	D1167	S1168	L1169	L1170	M1171	E1172	K1174	F1175	L1178	R1182	Y1183	L1187	V1188	D1189	P1190	G1191	E1192	S1193	V1194	Q1200	S1201	I1202	G1203	E1204	P1205	S1206	T1207	M1209	T1210	L1211	M1212	T1213	PHE	HIS	PHE	ALA	GLY	PHE	GLY	ALA	LYS	N1223	V1224							
T1225	L1226	G1227	I1228	P1229	R1230	L1231	R1232	E1233	I1234	L1235	H1236	T1237	A1238	S1239	A1240	N1241	L1242	Q1243	T1244	P1245	T1246	M1247	T1248	L1249	R1250	L1251	N1252	D1253	G1254	V1255	S1256	D1257	K1258	R1259	A1260	A1262	F1263	C1264	K1265	E1266	N1268	K1269	L1270	V1271	L1272	S1273	E1274	V1275	V1276	R1277	Q1278	V1279	R1280	V1281	T1282	E1284				
I1E	SER	GLY	GLN	GLY	ASP	VAL	PRO	GLU	GLN	SER	T1296	Y1297	A1298	I1299	R1300	L1301	D1302	L1303	Y1304	S1305	R1306	D1307	E1308	Y1309	Q1310	D1311	I1312	Y1313	G1314	V1315	L1316	Q1317	E1318	I1319	F1320	I1321	S1322	T1323	F1324	S1325	F1328	L1329	N1333	R1334	I1335	L1336	Y1339	L1340	A1341	K1342	S1343	K1344	ARG	LYS	SER					
GLY	GLY	ASP	VAL	THR	VAL	PRO	GLU	GLN	ALA	LEU	LYS	VAL	GLU	PRO	GLU	LEU	ASP	ASP	GLU	GLU	ALA	ALA	PRO	ILE	ASP	GLU	GLU	GLY	ARG	LYS	ALA	GLN	ASP	ASN	ALA	ASN	THR	ASN	GLY	LYS	MET	VAL	VAL	ARG	SER	GLN	GLN	HIS	ALA	ALA	ARG	ARG	TVR	GLU	GLY	PRO	ASP	GLU		
ALA	ASP	LYS	VAL	ALA	LEU	ARG	GLN	LEU	GLY	ASN	LYS	VAL	GLU	GLU	VAL	ASP	ASN	MET	ASP	GLU	GLU	GLU	GLU	GLY	PHE	LYS	ALA	SER	GLN	ASP	GLU	GLU	LYS	THR	ASN	LEU	LEU	LEU	GLU	LYS	GLN	ASN	THR	THR	VAL	SER	ILE	SER	GLU	GLU	ARG	ARG	ARG	TVR	GLU	LEU	GLN	LEU	LEU	LYS
THR	ALA	LYS	GLY	ILE	LEU	SER	N1476	C1477	K1478	H1479	L1480	D1481	F1482	L1483	Y1484	V1485	N1486	G1487	E1488	T1491	V1492	E1493	L1494	V1495	N1499	E1501	L1500	K1502	L1503	L1504	M1505	V1506	S1507	L1508	V1509	E1510	K1511	S1514	E1515	I1518	H1519	E1520	I1521	P1522	G1523	I1524	T1525	R1526	C1527	F1528	S1529	K1530	P1531	PRO	ASP					




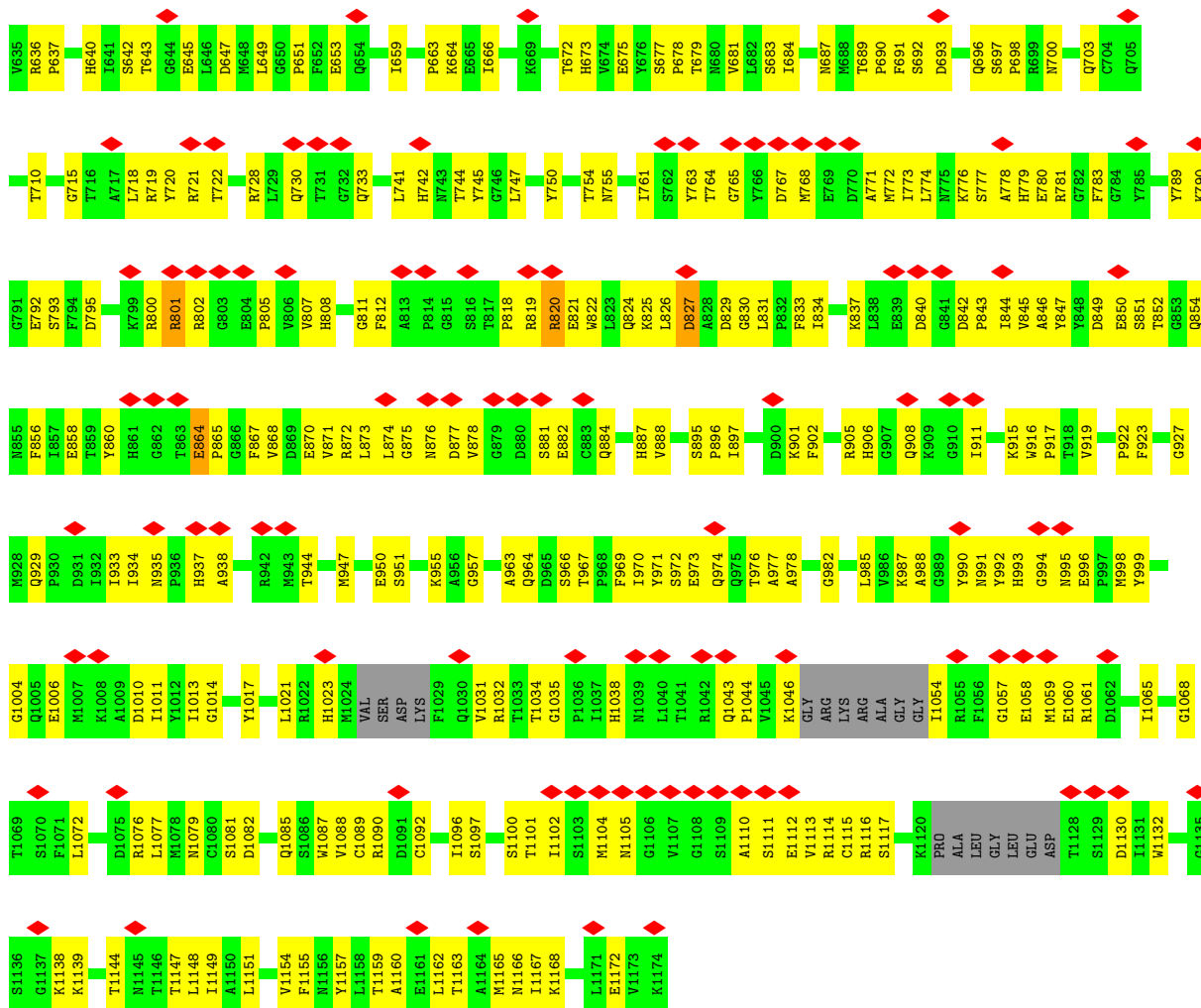
● Molecule 1: DNA-directed RNA polymerase I subunit rpa1



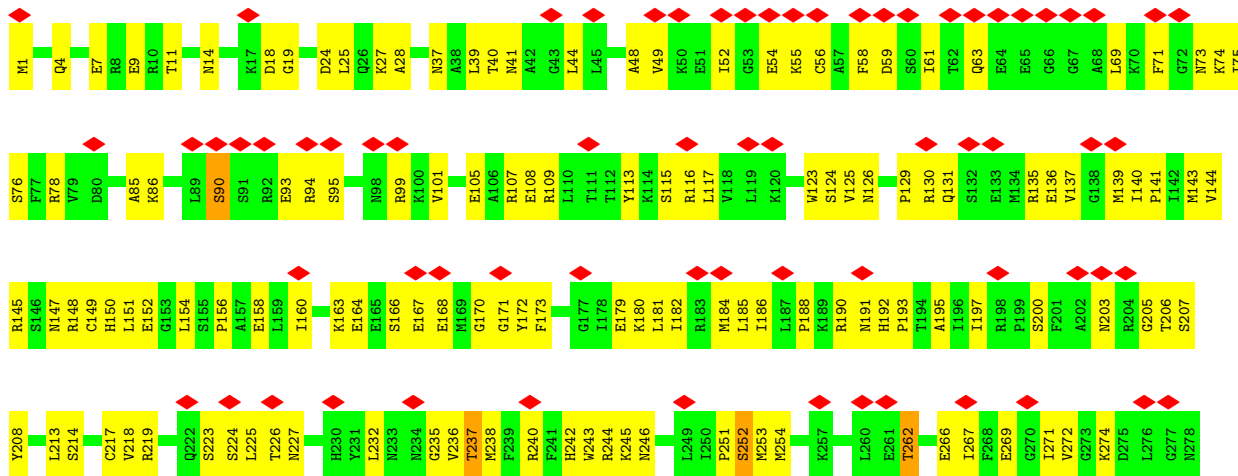



• Molecule 2: Probable DNA-directed RNA polymerase I subunit RPA2



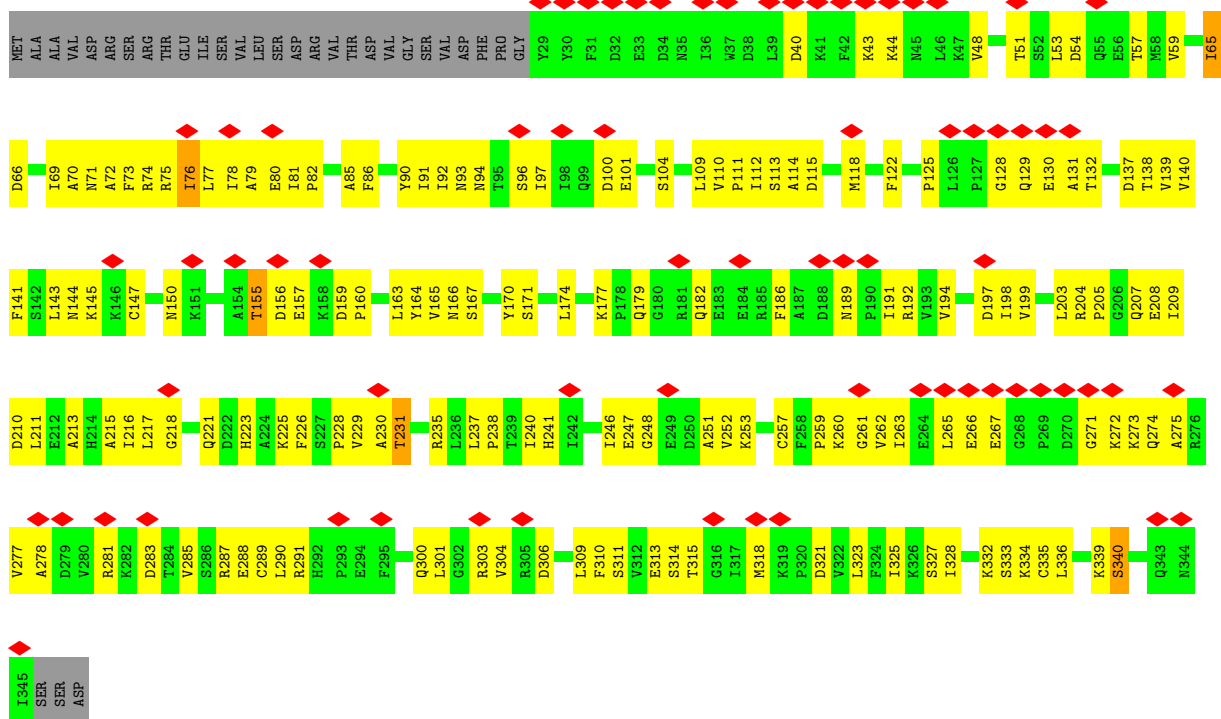


• Molecule 2: Probable DNA-directed RNA polymerase I subunit RPA2

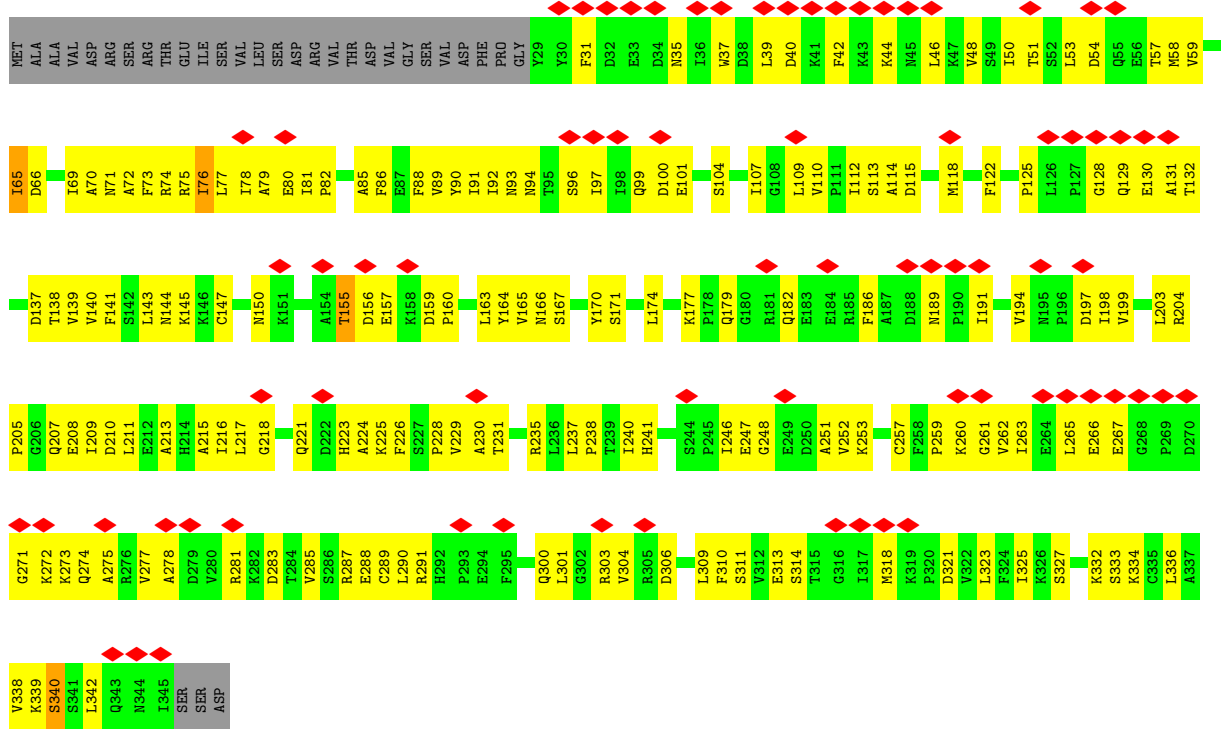
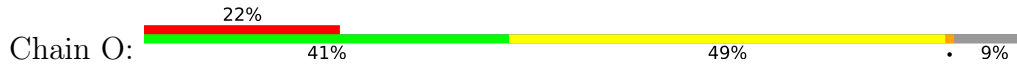




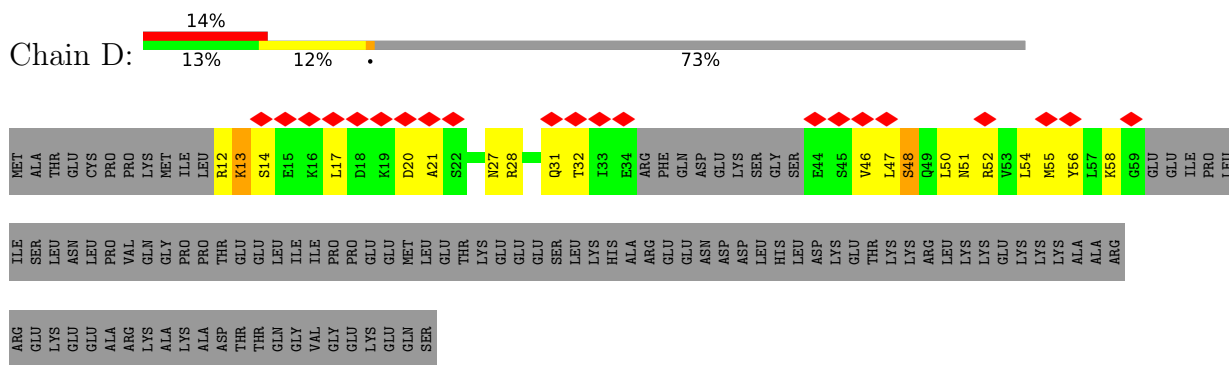
• Molecule 3: DNA-directed RNA polymerases I and III subunit RPAC1



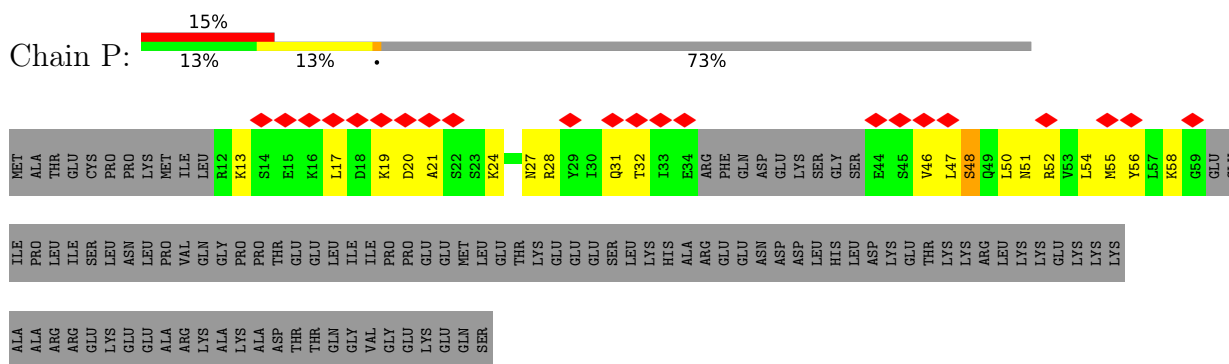
• Molecule 3: DNA-directed RNA polymerases I and III subunit RPAC1



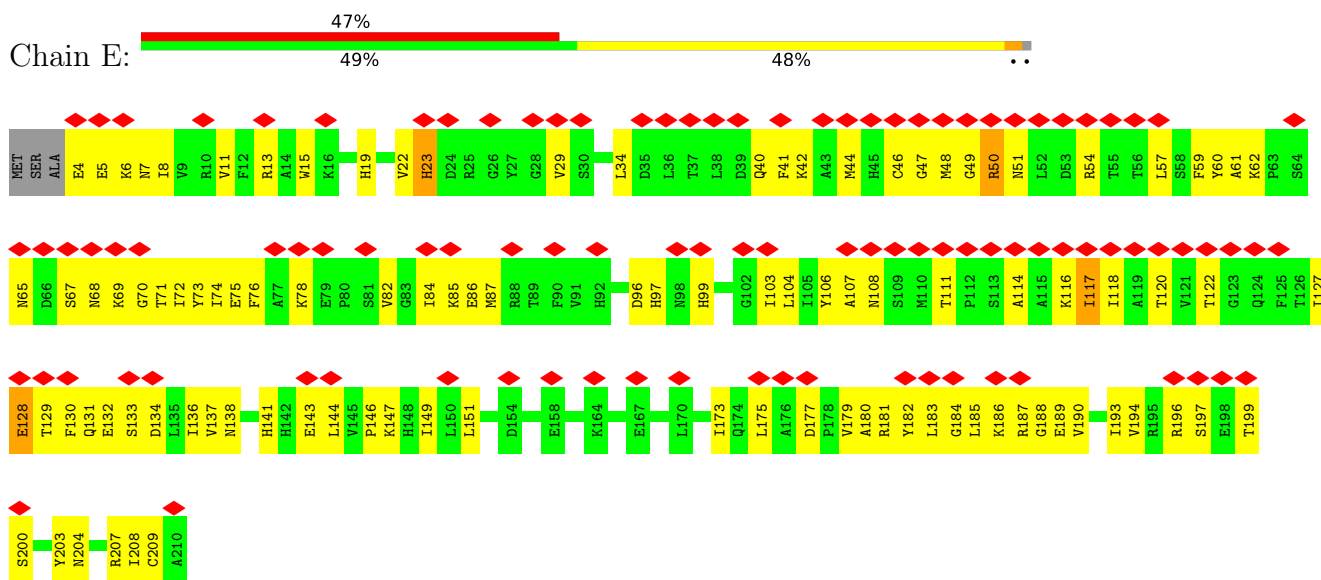
• Molecule 4: DNA-directed RNA polymerase I subunit rpa14



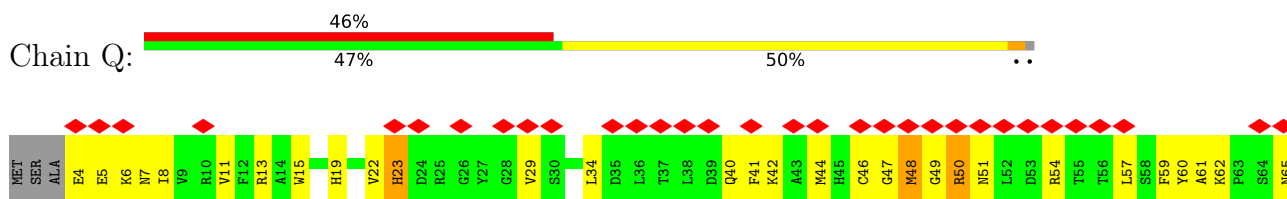
• Molecule 4: DNA-directed RNA polymerase I subunit rpa14

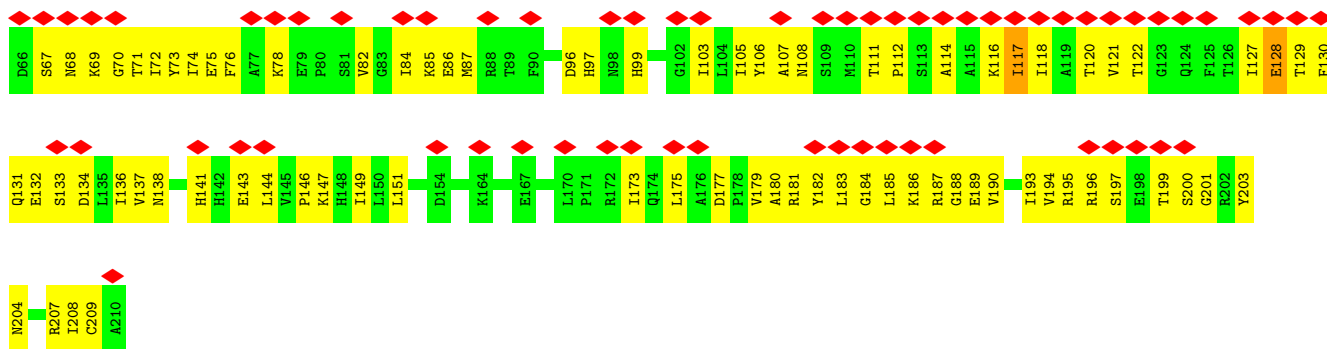


• Molecule 5: DNA-directed RNA polymerases I, II, and III subunit RPABC1

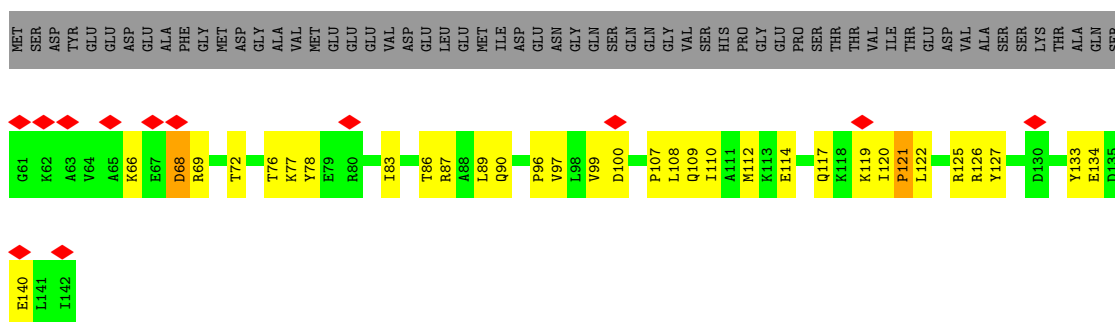
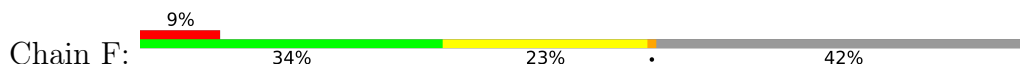


• Molecule 5: DNA-directed RNA polymerases I, II, and III subunit RPABC1

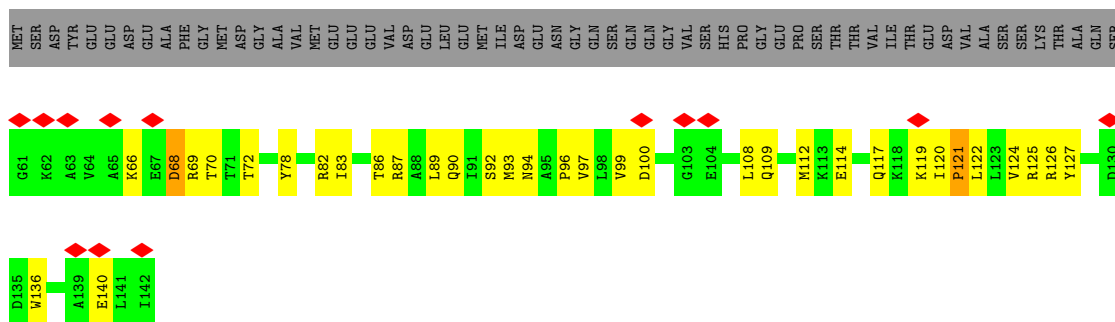
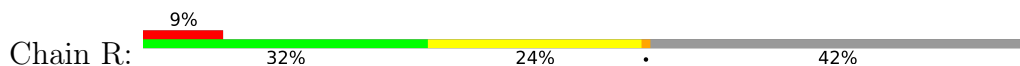




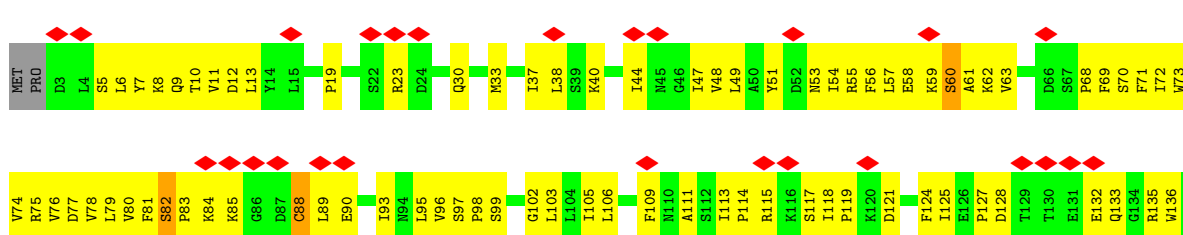
• Molecule 6: DNA-directed RNA polymerases I, II, and III subunit RPABC2

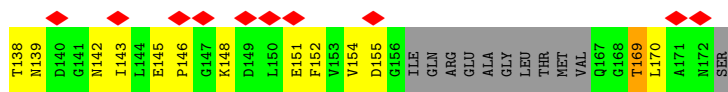


• Molecule 6: DNA-directed RNA polymerases I, II, and III subunit RPABC2

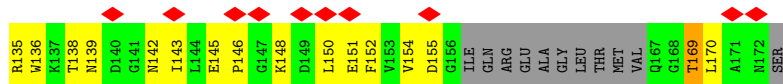
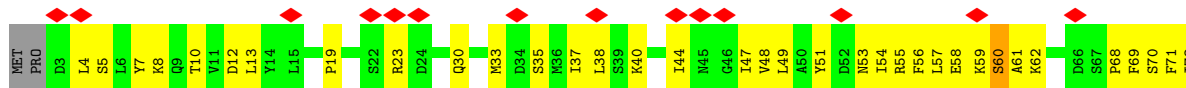



• Molecule 7: DNA-directed RNA polymerase I subunit rpa43

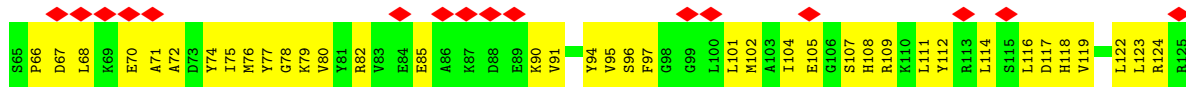




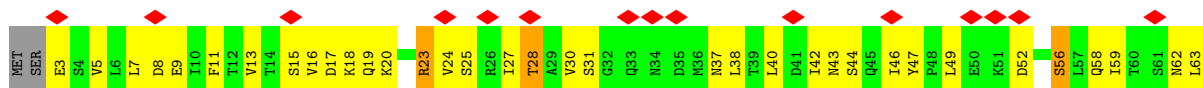
• Molecule 7: DNA-directed RNA polymerase I subunit rpa43



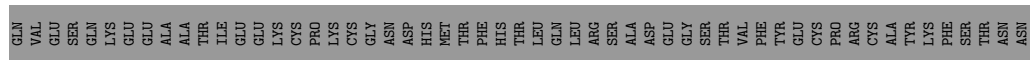
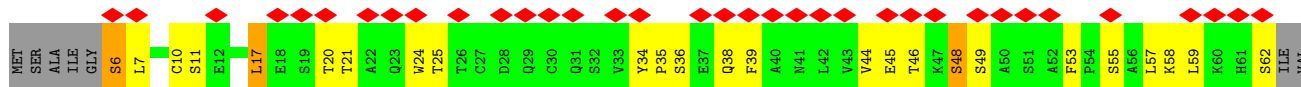
• Molecule 8: DNA-directed RNA polymerases I, II, and III subunit RPABC3



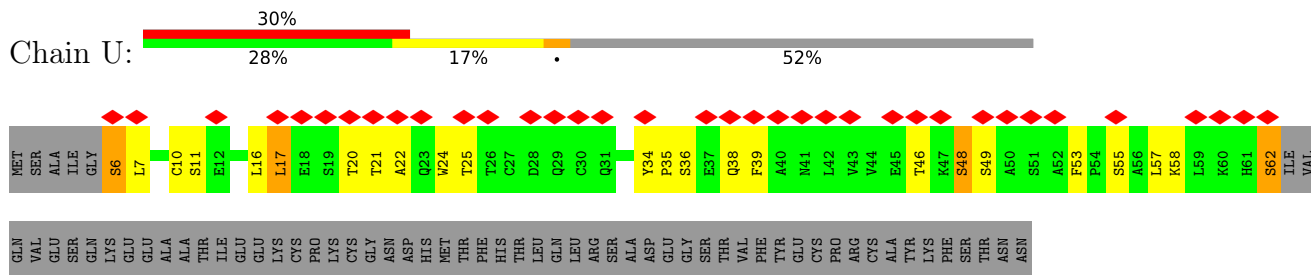
• Molecule 8: DNA-directed RNA polymerases I, II, and III subunit RPABC3



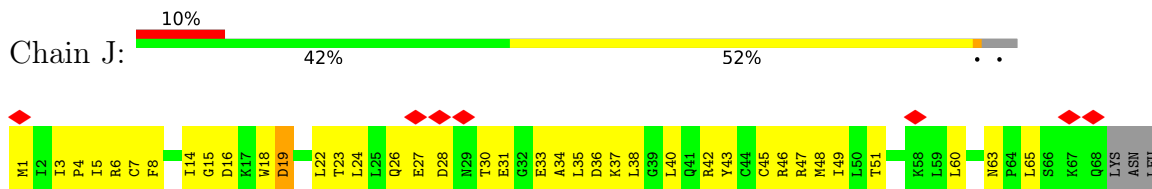
• Molecule 9: DNA-directed RNA polymerase I subunit RPA12



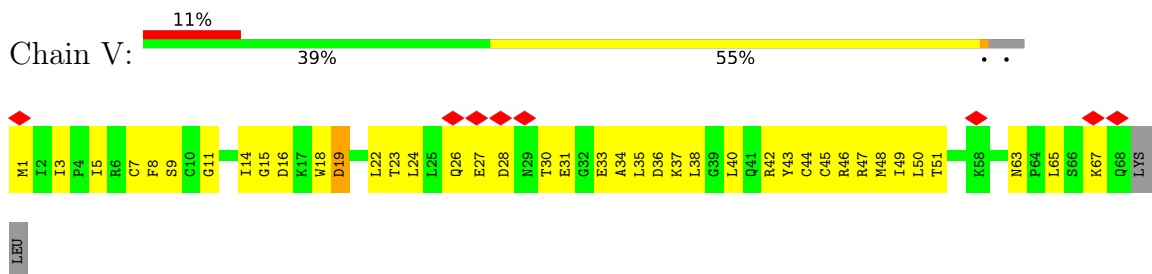
• Molecule 9: DNA-directed RNA polymerase I subunit RPA12



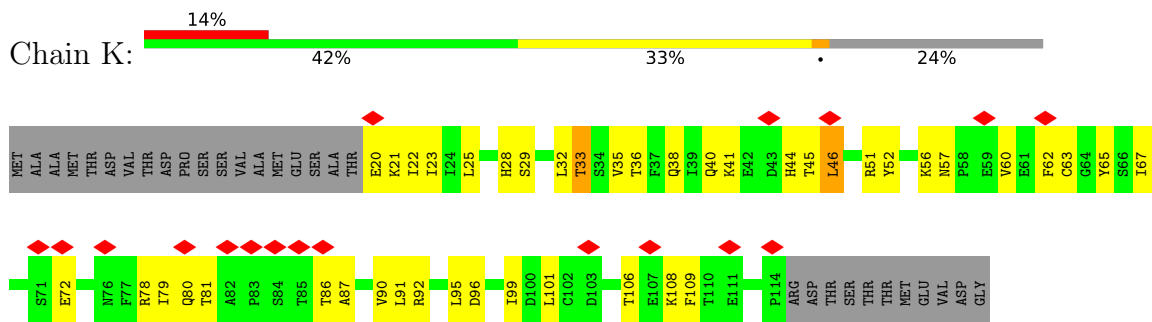
• Molecule 10: DNA-directed RNA polymerases I, II, and III subunit RPABC5



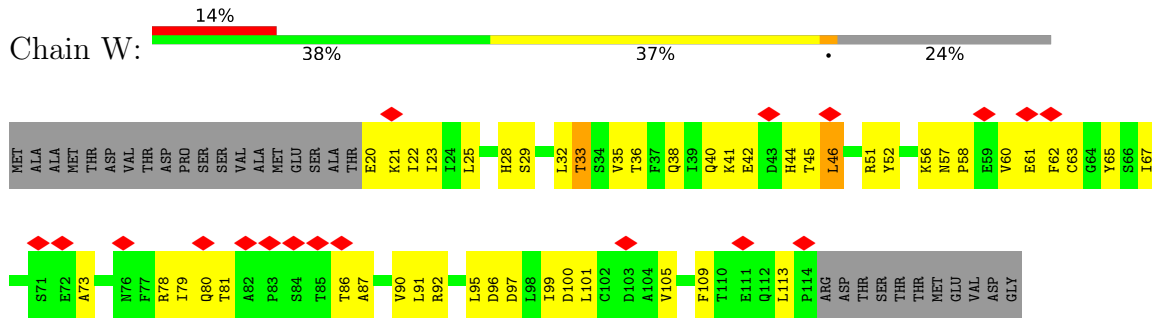
• Molecule 10: DNA-directed RNA polymerases I, II, and III subunit RPABC5



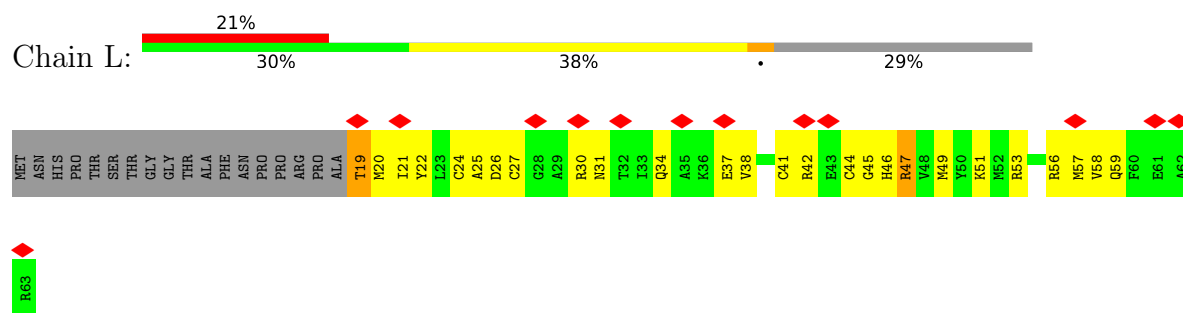
• Molecule 11: DNA-directed RNA polymerases I and III subunit RPAC2



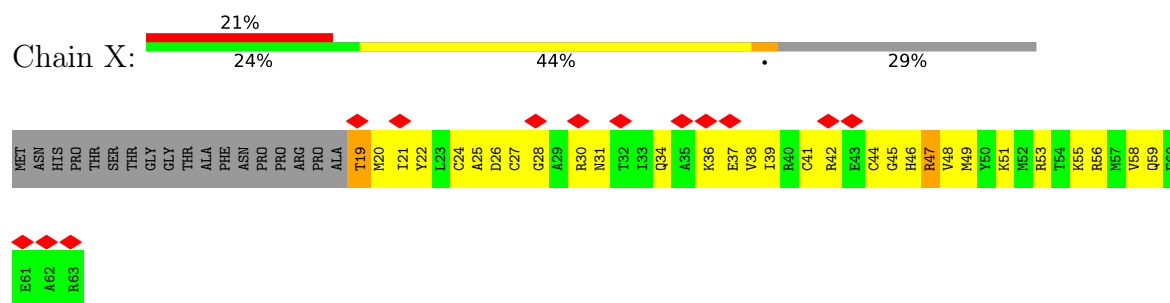
• Molecule 11: DNA-directed RNA polymerases I and III subunit RPAC2



- Molecule 12: DNA-directed RNA polymerases I, II, and III subunit RPABC4



- Molecule 12: DNA-directed RNA polymerases I, II, and III subunit RPABC4



4 Experimental information

Property	Value	Source
EM reconstruction method	SINGLE PARTICLE	Depositor
Imposed symmetry	POINT, Not provided	
Number of particles used	17102	Depositor
Resolution determination method	FSC 0.143 CUT-OFF	Depositor
CTF correction method	NONE	Depositor
Microscope	TFS KRIOS	Depositor
Voltage (kV)	300	Depositor
Electron dose ($e^-/\text{\AA}^2$)	86.5	Depositor
Minimum defocus (nm)	Not provided	
Maximum defocus (nm)	Not provided	
Magnification	Not provided	
Image detector	FEI FALCON III (4k x 4k)	Depositor
Maximum map value	0.099	Depositor
Minimum map value	-0.045	Depositor
Average map value	0.000	Depositor
Map value standard deviation	0.006	Depositor
Recommended contour level	0.033	Depositor
Map size (\AA)	382.86002, 382.86002, 382.86002	wwPDB
Map dimensions	360, 360, 360	wwPDB
Map angles ($^\circ$)	90.0, 90.0, 90.0	wwPDB
Pixel spacing (\AA)	1.0635, 1.0635, 1.0635	Depositor

5 Model quality i

5.1 Standard geometry i

Bond lengths and bond angles in the following residue types are not validated in this section:
ZN

The Z score for a bond length (or angle) is the number of standard deviations the observed value is removed from the expected value. A bond length (or angle) with $|Z| > 5$ is considered an outlier worth inspection. RMSZ is the root-mean-square of all Z scores of the bond lengths (or angles).

Mol	Chain	Bond lengths		Bond angles	
		RMSZ	# Z >5	RMSZ	# Z >5
1	A	0.37	0/11194	0.51	1/15122 (0.0%)
1	M	0.37	0/11194	0.51	1/15122 (0.0%)
2	B	0.40	0/9332	0.53	1/12615 (0.0%)
2	N	0.40	0/9332	0.53	1/12615 (0.0%)
3	C	0.37	0/2588	0.49	0/3505
3	O	0.37	0/2588	0.49	0/3505
4	D	0.31	0/323	0.50	0/427
4	P	0.31	0/323	0.50	0/427
5	E	0.35	0/1695	0.54	0/2287
5	Q	0.35	0/1695	0.54	0/2287
6	F	0.43	0/660	0.51	0/893
6	R	0.43	0/660	0.51	0/893
7	G	0.37	0/1295	0.52	0/1755
7	S	0.37	0/1295	0.52	0/1755
8	H	0.36	0/1004	0.58	0/1355
8	T	0.36	0/1004	0.59	0/1355
9	I	0.35	0/439	0.48	0/596
9	U	0.34	0/439	0.48	0/596
10	J	0.40	0/558	0.55	0/751
10	V	0.40	0/558	0.55	0/751
11	K	0.38	0/759	0.47	0/1030
11	W	0.38	0/759	0.47	0/1030
12	L	0.44	0/371	0.54	0/491
12	X	0.44	0/371	0.54	0/491
All	All	0.38	0/60436	0.52	4/81654 (0.0%)

Chiral center outliers are detected by calculating the chiral volume of a chiral center and verifying if the center is modelled as a planar moiety or with the opposite hand. A planarity outlier is detected by checking planarity of atoms in a peptide group, atoms in a mainchain group or atoms of a sidechain that are expected to be planar.

Mol	Chain	#Chirality outliers	#Planarity outliers
1	A	0	4
1	M	0	4
2	B	0	1
2	N	0	1
5	E	0	4
5	Q	0	4
7	G	0	1
7	S	0	1
All	All	0	20

There are no bond length outliers.

All (4) bond angle outliers are listed below:

Mol	Chain	Res	Type	Atoms	Z	Observed(°)	Ideal(°)
1	A	1164	LYS	CD-CE-NZ	5.78	124.99	111.70
1	M	1164	LYS	CD-CE-NZ	5.78	124.99	111.70
2	N	934	ILE	C-N-CA	-5.51	107.93	121.70
2	B	934	ILE	C-N-CA	-5.49	107.97	121.70

There are no chirality outliers.

All (20) planarity outliers are listed below:

Mol	Chain	Res	Type	Group
1	A	1656	ASP	Peptide
1	A	246	ILE	Peptide
1	A	84	ILE	Peptide
1	A	896	TYR	Peptide
2	B	90	SER	Peptide
5	E	128	GLU	Peptide
5	E	23	HIS	Peptide
5	E	50	ARG	Peptide
5	E	68	ASN	Peptide
7	G	60	SER	Peptide
1	M	1656	ASP	Peptide
1	M	246	ILE	Peptide
1	M	84	ILE	Peptide
1	M	896	TYR	Peptide
2	N	90	SER	Peptide
5	Q	128	GLU	Peptide
5	Q	23	HIS	Peptide
5	Q	50	ARG	Peptide
5	Q	68	ASN	Peptide

Continued on next page...

Continued from previous page...

Mol	Chain	Res	Type	Group
7	S	60	SER	Peptide

5.2 Too-close contacts [i](#)

In the following table, the Non-H and H(model) columns list the number of non-hydrogen atoms and hydrogen atoms in the chain respectively. The H(added) column lists the number of hydrogen atoms added and optimized by MolProbity. The Clashes column lists the number of clashes within the asymmetric unit, whereas Symm-Clashes lists symmetry-related clashes.

Mol	Chain	Non-H	H(model)	H(added)	Clashes	Symm-Clashes
1	A	10976	0	10980	628	0
1	M	10976	0	10980	641	0
2	B	9127	0	9092	497	0
2	N	9127	0	9092	546	0
3	C	2533	0	2540	152	0
3	O	2533	0	2540	171	0
4	D	322	0	338	21	0
4	P	322	0	338	18	0
5	E	1663	0	1684	78	0
5	Q	1663	0	1684	82	0
6	F	650	0	674	34	0
6	R	650	0	674	36	0
7	G	1267	0	1278	93	0
7	S	1267	0	1278	100	0
8	H	990	0	1001	65	0
8	T	990	0	1001	63	0
9	I	431	0	410	17	0
9	U	431	0	410	21	0
10	J	550	0	564	37	0
10	V	550	0	564	39	0
11	K	745	0	745	41	0
11	W	745	0	745	52	0
12	L	368	0	377	26	0
12	X	368	0	377	49	0
13	A	2	0	0	0	0
13	B	1	0	0	0	0
13	I	1	0	0	0	0
13	J	1	0	0	0	0
13	L	1	0	0	0	0
13	M	2	0	0	0	0
13	N	1	0	0	0	0
13	U	1	0	0	0	0

Continued on next page...

Continued from previous page...

Mol	Chain	Non-H	H(model)	H(added)	Clashes	Symm-Clashes
13	V	1	0	0	0	0
13	X	1	0	0	0	0
All	All	59256	0	59366	3163	0

The all-atom clashscore is defined as the number of clashes found per 1000 atoms (including hydrogen atoms). The all-atom clashscore for this structure is 27.

All (3163) close contacts within the same asymmetric unit are listed below, sorted by their clash magnitude.

Atom-1	Atom-2	Interatomic distance (Å)	Clash overlap (Å)
2:N:696:GLN:HG2	2:N:698:PRO:HD2	1.45	0.98
2:B:696:GLN:HG2	2:B:698:PRO:HD2	1.45	0.96
1:A:735:GLN:HE22	8:H:77:TYR:HB2	1.30	0.95
1:A:1279:VAL:O	9:I:48:SER:OG	1.86	0.94
8:H:17:ASP:HA	8:H:18:LYS:HB2	1.51	0.92
1:M:774:TYR:O	8:T:20:LYS:NZ	2.02	0.92
2:B:1089:CYS:HB3	2:B:1092:CYS:SG	2.11	0.91
1:M:103:CYS:SG	1:M:106:CYS:HB3	2.11	0.90
1:A:103:CYS:SG	1:A:106:CYS:HB3	2.11	0.90
2:N:1089:CYS:HB3	2:N:1092:CYS:SG	2.11	0.90
8:T:17:ASP:HA	8:T:18:LYS:HB2	1.51	0.89
1:A:598:ARG:N	1:A:601:ASP:OD2	2.06	0.89
1:M:598:ARG:N	1:M:601:ASP:OD2	2.06	0.88
10:J:5:ILE:HG22	10:J:15:GLY:HA3	1.56	0.88
1:A:1306:ARG:HH21	1:A:1317:GLN:HG2	1.39	0.87
11:K:40:GLN:HG3	11:K:41:LYS:HG2	1.57	0.87
2:N:136:GLU:O	2:N:431:ASN:ND2	2.08	0.86
7:G:93:ILE:HD11	7:G:145:GLU:HA	1.57	0.86
1:M:1306:ARG:HH21	1:M:1317:GLN:HG2	1.40	0.86
2:N:967:THR:HB	2:N:970:ILE:HD11	1.58	0.86
2:B:136:GLU:O	2:B:431:ASN:ND2	2.08	0.85
10:V:5:ILE:HG22	10:V:15:GLY:HA3	1.56	0.85
1:A:1553:TRP:HB3	5:E:136:ILE:HD11	1.57	0.85
10:J:23:THR:OG1	10:J:27:GLU:OE1	1.95	0.85
2:B:967:THR:HB	2:B:970:ILE:HD11	1.58	0.85
1:A:1567:ASN:HB2	1:A:1569:ILE:HG23	1.57	0.85
7:S:93:ILE:HD11	7:S:145:GLU:HA	1.57	0.85
11:W:40:GLN:HG3	11:W:41:LYS:HG2	1.57	0.85
2:N:480:HIS:HD2	2:N:518:LEU:HB3	1.42	0.84
1:M:1567:ASN:HB2	1:M:1569:ILE:HG23	1.57	0.84
12:X:45:GLY:O	12:X:47:ARG:NH1	2.10	0.84

Continued on next page...

Continued from previous page...

Atom-1	Atom-2	Interatomic distance (Å)	Clash overlap (Å)
10:V:23:THR:OG1	10:V:27:GLU:OE1	1.95	0.83
3:O:93:ASN:HB2	12:X:55:LYS:HG2	1.60	0.83
1:A:1003:ILE:HD11	1:A:1008:TYR:HD2	1.42	0.83
1:M:1003:ILE:HD11	1:M:1008:TYR:HD2	1.42	0.83
2:B:480:HIS:HD2	2:B:518:LEU:HB3	1.42	0.83
2:B:1089:CYS:CB	2:B:1092:CYS:SG	2.67	0.83
2:N:1089:CYS:CB	2:N:1092:CYS:SG	2.67	0.83
12:L:45:GLY:O	12:L:47:ARG:NH1	2.10	0.82
2:B:630:ASN:O	2:B:633:ARG:NH1	2.13	0.82
2:N:630:ASN:O	2:N:633:ARG:NH1	2.13	0.82
12:L:27:CYS:HB3	12:L:44:CYS:SG	2.20	0.82
1:A:113:LYS:HG3	1:A:179:MET:HE1	1.62	0.82
12:X:27:CYS:HB3	12:X:44:CYS:SG	2.20	0.82
1:A:88:HIS:N	1:A:360:PHE:O	2.13	0.81
1:M:956:ILE:HA	1:M:999:PHE:HB2	1.62	0.81
1:M:1062:HIS:HB3	1:M:1066:ASP:HB3	1.62	0.81
2:B:927:GLY:O	2:B:929:GLN:NE2	2.13	0.81
1:A:956:ILE:HA	1:A:999:PHE:HB2	1.62	0.81
2:B:944:THR:HG22	2:B:947:MET:HB2	1.62	0.81
2:N:927:GLY:O	2:N:929:GLN:NE2	2.13	0.81
1:A:1062:HIS:HB3	1:A:1066:ASP:HB3	1.63	0.80
1:M:390:LEU:HD23	1:M:444:LEU:HA	1.62	0.80
1:M:113:LYS:HG3	1:M:179:MET:HE1	1.63	0.80
1:A:390:LEU:HD23	1:A:444:LEU:HA	1.62	0.80
2:N:730:GLN:O	10:V:1:MET:N	2.15	0.79
3:O:91:ILE:HD11	12:X:58:VAL:HB	1.63	0.79
1:M:88:HIS:N	1:M:360:PHE:O	2.13	0.79
2:N:944:THR:HG22	2:N:947:MET:HB2	1.62	0.79
2:N:999:TYR:HA	2:N:1006:GLU:HA	1.65	0.79
1:M:735:GLN:HE22	8:T:77:TYR:HB2	1.48	0.79
5:Q:7:ASN:HD21	5:Q:54:ARG:HH22	1.31	0.79
7:G:96:VAL:HG12	7:G:124:PHE:HE1	1.48	0.79
1:M:717:LYS:NZ	11:W:67:ILE:O	2.13	0.79
2:B:93:GLU:OE2	7:S:100:HIS:N	2.16	0.78
4:D:12:ARG:HA	7:G:11:VAL:HG23	1.66	0.78
1:A:1246:THR:H	1:A:1566:THR:HB	1.48	0.78
2:N:456:GLN:O	2:N:460:TYR:OH	2.01	0.78
1:A:565:LEU:HA	1:A:568:GLN:HE21	1.48	0.78
1:A:814:GLU:OE1	1:A:1072:LYS:NZ	2.16	0.78
2:B:999:TYR:HA	2:B:1006:GLU:HA	1.65	0.78
1:M:814:GLU:OE1	1:M:1072:LYS:NZ	2.16	0.78

Continued on next page...

Continued from previous page...

Atom-1	Atom-2	Interatomic distance (Å)	Clash overlap (Å)
1:A:814:GLU:O	1:A:1092:LYS:NZ	2.16	0.78
1:A:858:ARG:NH1	1:A:958:CYS:O	2.16	0.78
2:B:456:GLN:O	2:B:460:TYR:OH	2.01	0.78
1:M:1171:ASN:HB2	1:M:1174:LYS:HB2	1.66	0.78
1:M:1068:LEU:HD13	1:M:1188:VAL:HA	1.65	0.77
1:M:106:CYS:HA	1:M:231:CYS:HB2	1.66	0.77
1:M:565:LEU:HA	1:M:568:GLN:HE21	1.48	0.77
1:M:1060:GLN:NE2	1:M:1610:ASP:OD2	2.16	0.77
2:N:219:ARG:NH1	2:N:223:SER:O	2.17	0.77
2:B:219:ARG:NH1	2:B:223:SER:O	2.17	0.77
1:A:604:ILE:HB	1:A:652:HIS:HB2	1.67	0.77
7:S:96:VAL:HG12	7:S:124:PHE:HE1	1.48	0.77
12:X:19:THR:HB	12:X:34:GLN:HG2	1.66	0.77
1:A:1171:ASN:HB2	1:A:1174:LYS:HB2	1.66	0.77
1:A:1307:ASP:OD1	1:A:1307:ASP:N	2.14	0.77
1:M:1246:THR:H	1:M:1566:THR:HB	1.48	0.77
1:M:1307:ASP:N	1:M:1307:ASP:OD1	2.14	0.77
1:A:1068:LEU:HD13	1:A:1188:VAL:HA	1.65	0.77
5:E:7:ASN:HD21	5:E:54:ARG:HH22	1.31	0.77
1:M:814:GLU:O	1:M:1092:LYS:NZ	2.16	0.76
1:M:858:ARG:NH1	1:M:958:CYS:O	2.16	0.76
2:N:235:GLY:HA2	2:N:284:ARG:HH11	1.50	0.76
12:L:19:THR:HB	12:L:34:GLN:HG2	1.66	0.76
1:A:559:ILE:HG12	3:O:130:GLU:HB2	1.68	0.76
1:A:1060:GLN:NE2	1:A:1610:ASP:OD2	2.16	0.76
2:B:235:GLY:HA2	2:B:284:ARG:HH11	1.50	0.76
3:C:75:ARG:HH12	11:K:44:HIS:HB2	1.51	0.76
2:N:1090:ARG:NH2	2:N:1147:THR:OG1	2.18	0.76
3:O:94:ASN:ND2	3:O:100:ASP:OD1	2.19	0.76
7:S:49:LEU:HB2	7:S:79:LEU:HB3	1.68	0.76
2:B:123:TRP:HE1	2:B:422:LEU:HG	1.51	0.76
2:B:849:ASP:OD2	2:B:852:THR:N	2.19	0.76
1:M:1156:LEU:HD21	1:M:1172:GLU:HA	1.68	0.76
2:N:292:TYR:OH	2:N:297:LEU:O	2.03	0.76
1:A:895:VAL:HG13	1:A:901:LYS:HB3	1.69	0.75
1:M:604:ILE:HB	1:M:652:HIS:HB2	1.67	0.75
12:X:27:CYS:CB	12:X:44:CYS:SG	2.68	0.75
2:B:140:ILE:HG22	2:B:434:GLY:HA2	1.68	0.75
2:B:292:TYR:OH	2:B:297:LEU:O	2.03	0.75
3:O:155:THR:OG1	3:O:156:ASP:N	2.19	0.75
8:H:63:LEU:HG	8:H:68:LEU:HD12	1.67	0.75

Continued on next page...

Continued from previous page...

Atom-1	Atom-2	Interatomic distance (Å)	Clash overlap (Å)
1:M:1103:ASP:O	1:M:1134:LEU:N	2.18	0.75
8:T:63:LEU:HG	8:T:68:LEU:HD12	1.67	0.75
1:A:1114:ALA:HA	1:A:1121:TYR:HB3	1.68	0.75
2:N:880:ASP:HA	12:X:38:VAL:HG22	1.69	0.75
1:A:1156:LEU:HD21	1:A:1172:GLU:HA	1.68	0.75
2:N:123:TRP:HE1	2:N:422:LEU:HG	1.51	0.75
12:L:31:ASN:HD21	12:L:42:ARG:H	1.35	0.75
1:M:1114:ALA:HA	1:M:1121:TYR:HB3	1.68	0.75
1:M:1234:ILE:HG23	1:M:1235:ILE:HG12	1.67	0.75
2:N:849:ASP:OD2	2:N:852:THR:N	2.19	0.75
3:O:48:VAL:HG11	11:W:109:PHE:HD1	1.50	0.75
3:C:94:ASN:ND2	3:C:100:ASP:OD1	2.19	0.75
1:M:1479:HIS:HB2	1:M:1493:GLU:HB3	1.67	0.75
3:C:339:LYS:HZ1	11:K:92:ARG:HA	1.52	0.74
1:M:893:GLU:OE2	2:N:617:SER:OG	2.04	0.74
3:C:155:THR:OG1	3:C:156:ASP:N	2.19	0.74
7:G:49:LEU:HB2	7:G:79:LEU:HB3	1.68	0.74
2:N:54:GLU:OE1	2:N:78:ARG:NH2	2.20	0.74
1:A:476:ARG:HG3	2:B:1058:GLU:HG3	1.70	0.74
1:A:1234:ILE:HG23	1:A:1235:ILE:HG12	1.67	0.74
6:F:69:ARG:NH2	6:F:140:GLU:OE2	2.21	0.74
2:N:140:ILE:HG22	2:N:434:GLY:HA2	1.68	0.74
2:N:191:ASN:HD21	2:N:218:VAL:HG12	1.52	0.74
1:A:763:ASN:HA	1:A:787:ASP:HA	1.69	0.74
1:A:1479:HIS:HB2	1:A:1493:GLU:HB3	1.67	0.74
1:M:1281:VAL:O	9:U:46:THR:OG1	2.04	0.74
7:S:118:ILE:HG12	7:S:170:LEU:HD12	1.68	0.74
2:B:54:GLU:OE1	2:B:78:ARG:NH2	2.21	0.74
7:G:128:ASP:O	2:N:116:ARG:NH2	2.17	0.74
7:G:118:ILE:HG12	7:G:170:LEU:HD12	1.68	0.74
1:M:661:SER:HB3	6:R:108:LEU:HD11	1.69	0.74
1:M:763:ASN:HA	1:M:787:ASP:HA	1.69	0.74
3:O:75:ARG:HG2	11:W:45:THR:HB	1.70	0.74
2:B:1090:ARG:NH2	2:B:1147:THR:OG1	2.18	0.74
3:C:71:ASN:OD1	3:C:75:ARG:NH2	2.21	0.74
1:A:1065:GLU:HB3	5:E:200:SER:HB2	1.68	0.73
12:L:25:ALA:HB3	12:L:46:HIS:CE1	2.23	0.73
3:O:71:ASN:OD1	3:O:75:ARG:NH2	2.21	0.73
6:R:69:ARG:NH2	6:R:140:GLU:OE2	2.21	0.73
12:X:31:ASN:HD21	12:X:42:ARG:H	1.35	0.73
1:M:895:VAL:HG13	1:M:901:LYS:HB3	1.68	0.73

Continued on next page...

Continued from previous page...

Atom-1	Atom-2	Interatomic distance (Å)	Clash overlap (Å)
1:A:1569:ILE:HA	1:A:1572:ILE:HG22	1.71	0.73
1:M:498:ILE:HG13	1:M:499:GLU:H	1.52	0.73
2:B:243:TRP:CD1	2:B:244:ARG:HG2	2.24	0.73
12:L:27:CYS:CB	12:L:44:CYS:SG	2.68	0.73
2:N:7:GLU:O	2:N:11:THR:OG1	2.04	0.73
12:X:25:ALA:HB3	12:X:46:HIS:CE1	2.23	0.73
2:N:54:GLU:HB3	2:N:78:ARG:HB3	1.71	0.73
1:A:705:ARG:HH12	11:K:60:VAL:HG13	1.53	0.73
1:M:1569:ILE:HA	1:M:1572:ILE:HG22	1.71	0.73
1:A:34:ASN:HB2	1:A:36:VAL:HG12	1.71	0.73
2:B:191:ASN:HD21	2:B:218:VAL:HG12	1.52	0.73
2:B:227:ASN:ND2	2:B:335:VAL:O	2.21	0.73
2:B:870:GLU:OE2	2:B:872:ARG:NH2	2.22	0.73
2:N:227:ASN:ND2	2:N:335:VAL:O	2.21	0.73
6:R:89:LEU:HG	7:S:68:PRO:HB3	1.71	0.73
1:A:498:ILE:HG13	1:A:499:GLU:H	1.52	0.72
12:X:21:ILE:HD11	12:X:30:ARG:HB3	1.71	0.72
1:A:106:CYS:HA	1:A:231:CYS:HB2	1.66	0.72
2:N:919:VAL:HB	3:O:78:ILE:HD13	1.71	0.72
2:B:494:ARG:NH2	2:B:513:SER:O	2.22	0.72
5:E:46:CYS:SG	5:E:47:GLY:N	2.61	0.72
7:G:59:LYS:HZ1	7:G:73:TRP:H	1.37	0.72
1:M:1205:PRO:HB2	1:M:1593:PHE:HE1	1.53	0.72
2:N:834:ILE:HD11	12:X:51:LYS:HD2	1.71	0.72
1:A:1230:ARG:NH1	1:A:1567:ASN:OD1	2.19	0.72
12:L:21:ILE:HD11	12:L:30:ARG:HB3	1.71	0.72
7:S:40:LYS:HG2	7:S:47:ILE:HG12	1.71	0.72
1:M:842:THR:HG21	2:N:1011:ILE:HA	1.71	0.72
1:A:106:CYS:SG	1:A:231:CYS:HB2	2.27	0.72
2:N:494:ARG:NH2	2:N:513:SER:O	2.22	0.72
3:C:130:GLU:HB2	1:M:559:ILE:HG12	1.70	0.72
5:Q:46:CYS:SG	5:Q:47:GLY:N	2.61	0.72
1:A:1103:ASP:O	1:A:1134:LEU:N	2.18	0.72
2:B:781:ARG:NH1	10:J:8:PHE:O	2.22	0.72
4:D:17:LEU:HD21	7:G:7:TYR:HA	1.72	0.72
5:E:65:ASN:OD1	5:E:67:SER:OG	2.08	0.72
1:A:1205:PRO:HB2	1:A:1593:PHE:HE1	1.53	0.71
2:N:243:TRP:CD1	2:N:244:ARG:HG2	2.24	0.71
2:N:870:GLU:OE2	2:N:872:ARG:NH2	2.22	0.71
1:A:710:GLN:NE2	11:K:65:TYR:O	2.23	0.71
2:B:54:GLU:HB3	2:B:78:ARG:HB3	1.71	0.71

Continued on next page...

Continued from previous page...

Atom-1	Atom-2	Interatomic distance (Å)	Clash overlap (Å)
4:D:20:ASP:OD1	4:D:21:ALA:N	2.24	0.71
7:G:40:LYS:HG2	7:G:47:ILE:HG12	1.71	0.71
2:N:237:THR:O	2:N:252:SER:OG	2.08	0.71
2:N:659:ILE:HG12	2:N:673:HIS:HB2	1.72	0.71
2:B:237:THR:O	2:B:252:SER:OG	2.08	0.71
1:A:786:PHE:HA	1:A:792:LEU:HG	1.71	0.71
2:B:659:ILE:HG12	2:B:673:HIS:HB2	1.72	0.71
1:M:476:ARG:HG3	2:N:1058:GLU:HG3	1.71	0.71
5:Q:65:ASN:OD1	5:Q:67:SER:OG	2.08	0.71
2:B:105:GLU:OE2	2:B:109:ARG:NH2	2.23	0.71
2:N:687:ASN:HD21	2:N:741:LEU:HD12	1.56	0.71
1:M:1504:LEU:HD21	2:N:284:ARG:CZ	2.20	0.71
2:N:440:PHE:O	2:N:444:GLY:N	2.24	0.71
1:M:34:ASN:HB2	1:M:36:VAL:HG12	1.71	0.71
2:B:546:VAL:HG12	2:B:571:CYS:HB3	1.72	0.71
2:B:1101:THR:O	2:B:1111:SER:OG	2.08	0.71
1:M:1657:LEU:HD12	1:M:1663:ARG:HA	1.72	0.71
1:M:604:ILE:HD11	2:N:1072:LEU:HD11	1.73	0.70
7:S:59:LYS:HZ1	7:S:73:TRP:H	1.39	0.70
1:A:121:CYS:HB3	1:A:186:VAL:HG21	1.73	0.70
2:B:7:GLU:O	2:B:11:THR:OG1	2.04	0.70
2:B:955:LYS:HE3	2:B:985:LEU:HD21	1.72	0.70
2:N:733:GLN:HE21	2:N:755:ASN:H	1.39	0.70
4:P:20:ASP:OD1	4:P:21:ALA:N	2.24	0.70
1:M:1089:LEU:HD23	1:M:1178:LEU:HD11	1.73	0.70
2:N:778:ALA:HB1	10:V:8:PHE:HB3	1.73	0.70
1:A:484:VAL:HG12	2:B:1081:SER:HB2	1.74	0.70
1:A:1657:LEU:HD12	1:A:1663:ARG:HA	1.72	0.70
1:M:248:GLU:HG2	1:M:249:ILE:H	1.57	0.70
2:B:1100:SER:HA	2:B:1113:VAL:HA	1.74	0.70
2:N:179:GLU:HB2	2:N:464:ALA:HB3	1.74	0.70
2:N:190:ARG:HD2	2:N:630:ASN:HD22	1.56	0.70
2:N:955:LYS:HE3	2:N:985:LEU:HD21	1.72	0.70
2:B:179:GLU:HB2	2:B:464:ALA:HB3	1.74	0.70
5:Q:61:ALA:O	5:Q:71:THR:OG1	2.10	0.70
8:T:40:LEU:HB3	8:T:102:MET:HG2	1.74	0.70
2:B:687:ASN:HD21	2:B:741:LEU:HD12	1.56	0.70
1:M:1602:PRO:HA	1:M:1605:LEU:HD13	1.73	0.70
2:N:1100:SER:HA	2:N:1113:VAL:HA	1.74	0.70
1:A:1602:PRO:HA	1:A:1605:LEU:HD13	1.73	0.70
2:B:733:GLN:HE21	2:B:755:ASN:H	1.39	0.70

Continued on next page...

Continued from previous page...

Atom-1	Atom-2	Interatomic distance (Å)	Clash overlap (Å)
1:M:121:CYS:HB3	1:M:186:VAL:HG21	1.73	0.70
1:M:786:PHE:HA	1:M:792:LEU:HG	1.72	0.70
2:N:546:VAL:HG12	2:N:571:CYS:HB3	1.72	0.70
1:A:604:ILE:HD11	2:B:1072:LEU:HD11	1.72	0.70
1:A:718:PRO:O	1:A:722:GLY:N	2.22	0.70
1:A:1151:LYS:HG3	1:A:1152:ASN:H	1.57	0.70
3:C:339:LYS:NZ	11:K:92:ARG:HA	2.07	0.70
1:A:248:GLU:HG2	1:A:249:ILE:H	1.57	0.69
2:B:501:TRP:NE1	2:B:675:GLU:OE2	2.25	0.69
1:M:1116:LYS:HG2	1:M:1118:PRO:HD2	1.74	0.69
1:A:1001:THR:HG21	2:B:973:GLU:HA	1.72	0.69
2:B:190:ARG:HD2	2:B:630:ASN:HD22	1.55	0.69
1:M:484:VAL:HG12	2:N:1081:SER:HB2	1.74	0.69
1:M:705:ARG:HH12	11:W:60:VAL:HG13	1.56	0.69
2:N:1101:THR:O	2:N:1111:SER:OG	2.08	0.69
1:A:503:ILE:HD12	1:A:605:LEU:HD11	1.74	0.69
1:A:1089:LEU:HD23	1:A:1178:LEU:HD11	1.73	0.69
1:M:503:ILE:HD12	1:M:605:LEU:HD11	1.75	0.69
1:A:1116:LYS:HG2	1:A:1118:PRO:HD2	1.74	0.69
8:H:40:LEU:HB3	8:H:102:MET:HG2	1.74	0.69
1:A:909:MET:SD	1:A:969:ARG:NH1	2.66	0.69
1:A:1103:ASP:HB3	1:A:1133:TYR:HD2	1.58	0.69
11:K:32:LEU:O	11:K:86:THR:OG1	2.10	0.69
1:M:28:SER:O	2:N:1116:ARG:NH2	2.25	0.69
1:A:1251:LEU:HB2	1:A:1540:PRO:HB2	1.75	0.69
8:H:90:LYS:HE3	8:H:105:GLU:HG2	1.75	0.69
1:M:909:MET:SD	1:M:969:ARG:NH1	2.66	0.69
1:M:678:SER:HA	1:M:1070:VAL:HG11	1.74	0.69
2:N:105:GLU:OE2	2:N:109:ARG:NH2	2.23	0.69
2:N:232:LEU:HD12	2:N:235:GLY:H	1.58	0.69
2:N:501:TRP:NE1	2:N:675:GLU:OE2	2.25	0.69
3:O:262:VAL:HG13	3:O:263:ILE:HG12	1.75	0.69
1:A:88:HIS:HD2	1:A:362:LEU:HD21	1.57	0.69
7:S:135:ARG:NE	7:S:145:GLU:HB2	2.08	0.69
8:T:90:LYS:HE3	8:T:105:GLU:HG2	1.75	0.69
1:A:678:SER:HA	1:A:1070:VAL:HG11	1.74	0.68
1:A:793:CYS:SG	1:A:794:GLY:N	2.66	0.68
3:C:262:VAL:HG13	3:C:263:ILE:HG12	1.75	0.68
1:M:1661:SER:OG	2:N:1061:ARG:NH1	2.26	0.68
1:A:1242:ILE:HG21	1:A:1567:ASN:HD21	1.58	0.68
5:E:61:ALA:O	5:E:71:THR:OG1	2.10	0.68

Continued on next page...

Continued from previous page...

Atom-1	Atom-2	Interatomic distance (Å)	Clash overlap (Å)
7:G:135:ARG:NE	7:G:145:GLU:HB2	2.08	0.68
1:M:106:CYS:SG	1:M:231:CYS:HB2	2.27	0.68
1:M:710:GLN:NE2	11:W:65:TYR:O	2.26	0.68
1:M:1242:ILE:HG21	1:M:1567:ASN:HD21	1.58	0.68
2:N:59:ASP:OD2	2:N:73:ASN:ND2	2.24	0.68
1:A:180:ARG:NH1	1:A:183:ASP:OD2	2.27	0.68
1:A:604:ILE:N	1:A:652:HIS:O	2.26	0.68
2:B:108:GLU:HA	2:B:722:THR:HG21	1.74	0.68
2:B:232:LEU:HD12	2:B:235:GLY:H	1.58	0.68
2:B:440:PHE:O	2:B:444:GLY:N	2.24	0.68
1:M:604:ILE:N	1:M:652:HIS:O	2.26	0.68
1:M:793:CYS:SG	1:M:794:GLY:N	2.67	0.68
1:M:1151:LYS:HG3	1:M:1152:ASN:H	1.57	0.68
11:W:32:LEU:O	11:W:86:THR:OG1	2.10	0.68
1:A:330:ASN:HA	1:A:333:ARG:HD3	1.76	0.68
1:A:1192:GLU:HG2	1:A:1194:VAL:HG22	1.75	0.68
1:M:99:LEU:O	1:M:102:THR:OG1	2.08	0.68
1:M:330:ASN:HA	1:M:333:ARG:HD3	1.76	0.68
7:S:118:ILE:HA	7:S:170:LEU:HB2	1.75	0.68
7:S:99:SER:HA	7:S:115:ARG:NH1	2.09	0.68
1:M:88:HIS:HD2	1:M:362:LEU:HD21	1.57	0.68
1:A:653:PHE:O	2:B:1076:ARG:NH2	2.27	0.68
2:B:1113:VAL:O	2:B:1114:ARG:NH1	2.27	0.68
7:G:124:PHE:HB2	7:G:136:TRP:CE3	2.29	0.68
2:B:61:ILE:O	2:B:69:LEU:HB2	1.95	0.67
2:B:790:LYS:NZ	2:B:792:GLU:OE2	2.27	0.67
3:C:90:TYR:HE1	1:M:560:GLU:HG2	1.60	0.67
1:M:1103:ASP:HB3	1:M:1133:TYR:HD2	1.58	0.67
7:S:124:PHE:HB2	7:S:136:TRP:CE3	2.29	0.67
2:B:59:ASP:OD2	2:B:73:ASN:ND2	2.24	0.67
1:M:1324:PHE:O	1:M:1328:PHE:HB3	1.95	0.67
2:N:61:ILE:O	2:N:69:LEU:HB2	1.95	0.67
2:N:955:LYS:NZ	2:N:994:GLY:O	2.28	0.67
1:A:781:GLU:O	1:A:783:SER:N	2.28	0.67
3:C:223:HIS:CG	3:C:225:LYS:HE3	2.30	0.67
1:M:718:PRO:O	1:M:722:GLY:N	2.22	0.67
1:M:1279:VAL:O	9:U:48:SER:OG	2.11	0.67
2:N:108:GLU:HA	2:N:722:THR:HG21	1.74	0.67
3:O:223:HIS:CG	3:O:225:LYS:HE3	2.30	0.67
3:C:171:SER:N	3:C:198:ILE:O	2.28	0.67
1:M:180:ARG:NH1	1:M:183:ASP:OD2	2.27	0.67

Continued on next page...

Continued from previous page...

Atom-1	Atom-2	Interatomic distance (Å)	Clash overlap (Å)
2:N:1090:ARG:HH21	2:N:1147:THR:HG1	1.43	0.67
3:O:94:ASN:O	12:X:53:ARG:NH1	2.25	0.67
3:C:237:LEU:HD12	3:C:238:PRO:HD2	1.76	0.67
7:G:118:ILE:HA	7:G:170:LEU:HB2	1.76	0.67
1:A:1504:LEU:HD21	2:B:284:ARG:CZ	2.24	0.67
1:M:1251:LEU:HB2	1:M:1540:PRO:HB2	1.75	0.67
8:H:74:TYR:N	8:H:123:LEU:O	2.28	0.67
11:K:25:LEU:HD11	11:K:38:GLN:HB2	1.76	0.67
1:M:1192:GLU:HG2	1:M:1194:VAL:HG22	1.75	0.67
1:M:998:ARG:HE	1:M:1000:LEU:HD23	1.60	0.67
2:N:144:VAL:HB	2:N:170:GLY:HA2	1.77	0.67
1:A:1522:PRO:HD2	1:A:1550:LYS:HZ1	1.60	0.66
6:F:96:PRO:HB2	7:G:23:ARG:HH11	1.59	0.66
8:H:42:ILE:HD13	8:H:49:LEU:HD12	1.77	0.66
3:O:237:LEU:HD12	3:O:238:PRO:HD2	1.76	0.66
2:B:144:VAL:HB	2:B:170:GLY:HA2	1.77	0.66
7:G:99:SER:HA	7:G:115:ARG:NH1	2.09	0.66
1:M:1230:ARG:NH1	1:M:1567:ASN:OD1	2.19	0.66
11:W:25:LEU:HD11	11:W:38:GLN:HB2	1.76	0.66
1:A:998:ARG:HE	1:A:1000:LEU:HD23	1.60	0.66
2:B:955:LYS:NZ	2:B:994:GLY:O	2.28	0.66
2:N:185:LEU:HB2	2:N:378:LEU:HD21	1.78	0.66
2:N:1113:VAL:O	2:N:1114:ARG:NH1	2.27	0.66
3:O:204:ARG:N	3:O:207:GLN:HE21	1.93	0.66
1:A:212:LYS:HD3	1:A:1628:TYR:HE1	1.61	0.66
8:T:42:ILE:HD13	8:T:49:LEU:HD12	1.77	0.66
1:A:247:PHE:O	1:A:321:LYS:N	2.29	0.66
1:M:1660:PRO:HA	1:M:1663:ARG:HB2	1.76	0.66
2:N:480:HIS:CD2	2:N:518:LEU:HB3	2.28	0.66
3:O:92:ILE:HG12	3:O:211:LEU:HA	1.78	0.66
1:M:212:LYS:HD3	1:M:1628:TYR:HE1	1.61	0.66
1:M:1038:LYS:HG2	1:M:1638:PHE:CD2	2.30	0.66
2:N:99:ARG:HH22	12:X:46:HIS:HA	1.61	0.66
2:N:672:THR:HG23	2:N:673:HIS:HD1	1.61	0.66
2:B:781:ARG:HD3	10:J:8:PHE:HA	1.76	0.66
3:C:339:LYS:HZ2	11:K:92:ARG:HG3	1.61	0.66
10:J:40:LEU:O	10:J:46:ARG:NH1	2.26	0.66
1:M:131:LEU:HD21	1:M:207:LEU:HG	1.78	0.66
3:C:92:ILE:HG12	3:C:211:LEU:HA	1.78	0.66
5:E:49:GLY:HA2	5:E:50:ARG:HB2	1.78	0.66
1:M:781:GLU:O	1:M:783:SER:N	2.28	0.66

Continued on next page...

Continued from previous page...

Atom-1	Atom-2	Interatomic distance (Å)	Clash overlap (Å)
1:A:786:PHE:HB2	1:A:790:GLU:O	1.96	0.65
1:M:247:PHE:O	1:M:321:LYS:N	2.29	0.65
2:N:561:VAL:HG13	2:N:568:VAL:HG23	1.78	0.65
2:N:208:TYR:HA	2:N:232:LEU:HA	1.78	0.65
5:Q:49:GLY:HA2	5:Q:50:ARG:HB2	1.78	0.65
8:T:74:TYR:N	8:T:123:LEU:O	2.28	0.65
10:V:19:ASP:O	10:V:23:THR:HG22	1.96	0.65
1:A:1324:PHE:O	1:A:1328:PHE:HB3	1.95	0.65
1:A:1660:PRO:HA	1:A:1663:ARG:HB2	1.76	0.65
3:C:204:ARG:N	3:C:207:GLN:HE21	1.93	0.65
3:C:315:THR:HG21	10:J:6:ARG:NH2	2.10	0.65
8:H:79:LYS:HA	8:H:118:HIS:HA	1.78	0.65
10:J:19:ASP:O	10:J:23:THR:HG22	1.96	0.65
1:M:102:THR:HG22	1:M:335:LEU:HD22	1.79	0.65
10:V:27:GLU:O	10:V:27:GLU:HG2	1.96	0.65
2:B:185:LEU:HB2	2:B:378:LEU:HD21	1.78	0.65
2:B:719:ARG:O	2:B:872:ARG:NH2	2.30	0.65
2:N:790:LYS:NZ	2:N:792:GLU:OE2	2.27	0.65
1:A:77:PHE:CE1	1:A:369:PRO:HD3	2.32	0.65
1:A:131:LEU:HD21	1:A:207:LEU:HG	1.78	0.65
1:A:1051:VAL:HG21	1:A:1063:TYR:HB2	1.79	0.65
2:B:761:ILE:HD13	2:B:1011:ILE:HD12	1.78	0.65
1:M:77:PHE:CE1	1:M:369:PRO:HD3	2.32	0.65
3:O:240:ILE:HB	3:O:277:VAL:HG11	1.79	0.65
1:A:1228:ILE:HG13	1:A:1229:PRO:HD3	1.77	0.65
1:M:1228:ILE:HG13	1:M:1229:PRO:HD3	1.77	0.65
2:N:719:ARG:O	2:N:872:ARG:NH2	2.30	0.65
2:B:164:GLU:N	2:B:164:GLU:OE1	2.30	0.65
2:B:208:TYR:HA	2:B:232:LEU:HA	1.78	0.65
2:N:595:ARG:NH1	2:N:645:GLU:OE2	2.29	0.65
1:A:607:ARG:HH12	1:A:609:PRO:HD2	1.62	0.65
1:A:612:HIS:CD2	1:A:614:PRO:HD2	2.32	0.65
3:C:240:ILE:HB	3:C:277:VAL:HG11	1.79	0.65
1:M:1553:TRP:HB3	5:Q:136:ILE:HD11	1.78	0.65
3:O:101:GLU:OE1	3:O:101:GLU:N	2.28	0.65
1:A:1038:LYS:HG2	1:A:1638:PHE:CD2	2.31	0.65
1:A:1661:SER:OG	2:B:1061:ARG:NH1	2.29	0.65
1:A:1673:GLY:HA2	6:F:78:TYR:CD1	2.32	0.64
2:N:164:GLU:OE1	2:N:164:GLU:N	2.30	0.64
6:R:68:ASP:OD2	6:R:68:ASP:N	2.28	0.64
1:A:39:ASP:OD1	1:A:43:HIS:N	2.29	0.64

Continued on next page...

Continued from previous page...

Atom-1	Atom-2	Interatomic distance (Å)	Clash overlap (Å)
1:A:1242:ILE:HD13	1:A:1568:ASP:H	1.63	0.64
2:B:864:GLU:HG2	2:B:865:PRO:HD2	1.79	0.64
1:M:687:GLN:HB2	2:N:937:HIS:CD2	2.32	0.64
2:N:63:GLN:HB3	2:N:69:LEU:HB3	1.80	0.64
4:P:47:LEU:O	4:P:51:ASN:ND2	2.31	0.64
1:A:687:GLN:HB2	2:B:937:HIS:CD2	2.33	0.64
3:C:101:GLU:OE1	3:C:101:GLU:N	2.28	0.64
1:M:786:PHE:HB2	1:M:790:GLU:O	1.96	0.64
2:N:761:ILE:HD13	2:N:1011:ILE:HD12	1.78	0.64
2:N:906:HIS:NE2	2:N:950:GLU:OE1	2.30	0.64
12:X:19:THR:OG1	12:X:20:MET:N	2.26	0.64
2:B:906:HIS:NE2	2:B:950:GLU:OE1	2.30	0.64
10:J:27:GLU:O	10:J:27:GLU:HG2	1.97	0.64
1:A:102:THR:HG22	1:A:335:LEU:HD22	1.79	0.64
1:A:797:ASP:N	1:A:800:SER:OG	2.30	0.64
4:D:13:LYS:HE3	7:G:10:THR:OG1	1.98	0.64
7:G:30:GLN:HA	7:G:33:MET:HB2	1.79	0.64
1:A:515:TYR:OH	1:A:595:ARG:NH1	2.31	0.64
1:A:1138:SER:HB3	1:A:1141:PHE:HB2	1.80	0.64
2:B:728:ARG:NH2	2:B:789:TYR:OH	2.31	0.64
7:G:115:ARG:HA	7:G:118:ILE:HD12	1.80	0.64
1:A:404:LEU:HG	1:A:430:LEU:HD23	1.80	0.64
2:B:561:VAL:HG13	2:B:568:VAL:HG23	1.78	0.64
2:B:905:ARG:NH2	2:B:950:GLU:OE2	2.26	0.64
2:N:205:GLY:O	2:N:208:TYR:N	2.28	0.64
7:S:30:GLN:HA	7:S:33:MET:HB2	1.79	0.64
1:A:820:ILE:HD13	1:A:823:ARG:HD3	1.80	0.64
1:A:989:ALA:HB1	1:A:994:PHE:HB3	1.80	0.64
2:B:205:GLY:O	2:B:208:TYR:N	2.28	0.64
1:M:612:HIS:CD2	1:M:614:PRO:HD2	2.32	0.64
1:M:989:ALA:HB1	1:M:994:PHE:HB3	1.80	0.64
2:N:728:ARG:NH2	2:N:789:TYR:OH	2.31	0.64
2:B:595:ARG:NH1	2:B:645:GLU:OE2	2.30	0.64
2:B:1160:ALA:O	2:B:1163:THR:OG1	2.15	0.64
1:M:607:ARG:HH12	1:M:609:PRO:HD2	1.62	0.64
1:M:1051:VAL:HG21	1:M:1063:TYR:HB2	1.79	0.64
2:N:864:GLU:HG2	2:N:865:PRO:HD2	1.79	0.64
2:B:480:HIS:CD2	2:B:518:LEU:HB3	2.28	0.64
1:A:53:ALA:O	1:A:65:THR:OG1	2.13	0.63
2:B:40:THR:OG1	2:B:148:ARG:NH1	2.31	0.63
1:M:812:VAL:HG11	1:M:824:LEU:HD13	1.79	0.63

Continued on next page...

Continued from previous page...

Atom-1	Atom-2	Interatomic distance (Å)	Clash overlap (Å)
2:N:149:CYS:SG	2:N:150:HIS:N	2.71	0.63
2:N:691:PHE:N	2:N:966:SER:OG	2.31	0.63
1:A:661:SER:HB3	6:F:108:LEU:HD11	1.80	0.63
3:C:125:PRO:HB3	3:C:132:THR:HG21	1.80	0.63
6:F:89:LEU:HG	7:G:68:PRO:HB3	1.79	0.63
6:F:125:ARG:HB3	6:F:127:TYR:HE2	1.63	0.63
2:N:905:ARG:NH2	2:N:950:GLU:OE2	2.26	0.63
6:R:125:ARG:HB3	6:R:127:TYR:HE2	1.63	0.63
1:A:99:LEU:O	1:A:102:THR:OG1	2.08	0.63
2:B:63:GLN:HB3	2:B:69:LEU:HB3	1.79	0.63
2:B:149:CYS:SG	2:B:150:HIS:N	2.71	0.63
4:D:47:LEU:O	4:D:51:ASN:ND2	2.31	0.63
1:M:56:PRO:HG3	1:M:63:CYS:HB2	1.80	0.63
8:T:79:LYS:HA	8:T:118:HIS:HA	1.78	0.63
1:A:842:THR:HG21	2:B:1011:ILE:HA	1.81	0.63
1:M:515:TYR:OH	1:M:595:ARG:NH1	2.31	0.63
1:M:1001:THR:HG21	2:N:973:GLU:HA	1.80	0.63
2:N:40:THR:OG1	2:N:148:ARG:NH1	2.31	0.63
3:O:125:PRO:HB3	3:O:132:THR:HG21	1.80	0.63
1:A:1038:LYS:HZ1	1:A:1626:ILE:HA	1.62	0.63
3:C:65:ILE:HD11	3:C:69:ILE:HB	1.81	0.63
1:M:1281:VAL:HG21	1:M:1505:MET:HG2	1.80	0.63
2:N:1097:SER:OG	2:N:1115:CYS:SG	2.56	0.63
5:E:177:ASP:OD1	5:E:179:VAL:N	2.31	0.63
6:F:87:ARG:NH1	6:F:90:GLN:OE1	2.32	0.63
12:L:19:THR:OG1	12:L:20:MET:N	2.26	0.63
3:O:334:LYS:HE2	11:W:46:LEU:HD12	1.81	0.63
5:Q:177:ASP:OD1	5:Q:179:VAL:N	2.31	0.63
1:A:895:VAL:HA	1:A:901:LYS:HD3	1.81	0.63
1:M:820:ILE:HD13	1:M:823:ARG:HD3	1.80	0.63
1:M:1132:ARG:NH2	6:R:70:THR:HG23	2.13	0.63
1:A:812:VAL:HG11	1:A:824:LEU:HD13	1.79	0.63
1:M:1242:ILE:HD13	1:M:1568:ASP:H	1.63	0.63
9:U:6:SER:O	9:U:6:SER:OG	2.15	0.63
1:A:893:GLU:OE2	2:B:617:SER:OG	2.17	0.62
2:B:718:LEU:HA	2:B:721:ARG:HG3	1.80	0.62
1:M:765:LYS:HB2	1:M:785:LEU:HD13	1.81	0.62
1:A:446:ASP:OD1	1:A:465:LYS:NZ	2.32	0.62
1:A:471:LYS:HZ2	1:A:476:ARG:HH21	1.45	0.62
1:M:1138:SER:HB3	1:M:1141:PHE:HB2	1.80	0.62
2:N:718:LEU:HA	2:N:721:ARG:HG3	1.80	0.62

Continued on next page...

Continued from previous page...

Atom-1	Atom-2	Interatomic distance (Å)	Clash overlap (Å)
1:A:1588:GLU:O	1:A:1591:SER:OG	2.16	0.62
5:E:182:TYR:HD2	5:E:183:LEU:HD22	1.64	0.62
1:M:29:VAL:HG12	1:M:30:LYS:HG2	1.81	0.62
2:N:55:LYS:NZ	2:N:397:ASN:OD1	2.31	0.62
1:A:1572:ILE:O	1:A:1576:TYR:HB2	1.99	0.62
2:B:733:GLN:NE2	2:B:754:THR:OG1	2.31	0.62
5:E:42:LYS:O	5:E:46:CYS:HB2	2.00	0.62
1:M:404:LEU:HG	1:M:430:LEU:HD23	1.80	0.62
3:O:171:SER:N	3:O:198:ILE:O	2.28	0.62
1:A:56:PRO:HG3	1:A:63:CYS:HB2	1.80	0.62
1:M:39:ASP:OD1	1:M:43:HIS:N	2.29	0.62
2:N:1112:GLU:HG2	2:N:1114:ARG:HH12	1.64	0.62
5:Q:74:ILE:HG22	5:Q:103:ILE:HD12	1.81	0.62
5:E:59:PHE:HB2	5:E:74:ILE:HD11	1.82	0.62
1:M:82:LEU:HB2	1:M:84:ILE:HD13	1.82	0.62
1:M:471:LYS:HZ2	1:M:476:ARG:HH21	1.45	0.62
1:M:1563:ASP:N	1:M:1563:ASP:OD1	2.32	0.62
1:M:1635:LYS:HB3	1:M:1644:PHE:CD2	2.35	0.62
5:Q:42:LYS:O	5:Q:46:CYS:HB2	2.00	0.62
5:E:74:ILE:HG22	5:E:103:ILE:HD12	1.81	0.62
2:N:818:PRO:HB3	2:N:820:ARG:NH1	2.15	0.62
6:R:125:ARG:HB3	6:R:127:TYR:CE2	2.35	0.62
1:A:1281:VAL:HG21	1:A:1505:MET:HG2	1.80	0.62
2:B:336:LEU:HB2	2:B:345:LYS:HD3	1.82	0.62
1:M:797:ASP:N	1:M:800:SER:OG	2.30	0.62
8:H:24:VAL:HG22	8:H:43:ASN:HA	1.82	0.62
2:N:99:ARG:HH22	12:X:47:ARG:NH1	1.97	0.62
3:O:50:ILE:HD12	11:W:113:LEU:HB3	1.82	0.62
1:A:15:LYS:HB2	1:A:1654:VAL:HG22	1.81	0.62
1:A:634:TYR:CZ	2:B:768:MET:HB2	2.35	0.62
1:A:886:ALA:HA	1:A:889:ASN:HD22	1.63	0.62
2:B:54:GLU:HB3	2:B:78:ARG:HD3	1.82	0.62
2:B:1112:GLU:HG2	2:B:1114:ARG:HH12	1.64	0.62
6:F:125:ARG:HB3	6:F:127:TYR:CE2	2.35	0.62
1:M:27:ILE:O	2:N:1116:ARG:NE	2.32	0.62
1:M:717:LYS:HD3	1:M:720:GLU:HG3	1.82	0.62
1:M:895:VAL:HA	1:M:901:LYS:HD3	1.81	0.62
1:M:1065:GLU:HB3	5:Q:200:SER:HB2	1.80	0.62
2:N:244:ARG:O	2:N:246:ASN:ND2	2.33	0.62
2:N:336:LEU:HB2	2:N:345:LYS:HD3	1.82	0.62
7:G:12:ASP:OD2	7:G:75:ARG:NE	2.25	0.61

Continued on next page...

Continued from previous page...

Atom-1	Atom-2	Interatomic distance (Å)	Clash overlap (Å)
1:M:1070:VAL:HA	1:M:1073:GLN:HE21	1.65	0.61
3:O:65:ILE:HD11	3:O:69:ILE:HB	1.81	0.61
10:J:35:LEU:HA	10:J:38:LEU:HD13	1.82	0.61
1:M:886:ALA:HA	1:M:889:ASN:HD22	1.64	0.61
2:B:691:PHE:N	2:B:966:SER:OG	2.32	0.61
2:B:829:ASP:OD2	12:L:22:TYR:OH	2.18	0.61
2:N:780:GLU:OE1	3:O:224:ALA:N	2.26	0.61
7:S:115:ARG:HA	7:S:118:ILE:HD12	1.80	0.61
1:A:774:TYR:O	8:H:20:LYS:NZ	2.26	0.61
2:B:818:PRO:HB3	2:B:820:ARG:NH1	2.15	0.61
1:M:962:GLN:NE2	1:M:992:GLY:O	2.17	0.61
1:M:1572:ILE:O	1:M:1576:TYR:HB2	1.99	0.61
2:N:733:GLN:NE2	2:N:754:THR:OG1	2.31	0.61
5:Q:182:TYR:HD2	5:Q:183:LEU:HD22	1.64	0.61
1:A:29:VAL:HG12	1:A:30:LYS:HG2	1.82	0.61
2:N:715:GLY:HA2	2:N:750:TYR:HE1	1.66	0.61
2:N:891:ARG:NH1	3:O:101:GLU:OE1	2.34	0.61
3:O:223:HIS:HD2	3:O:225:LYS:H	1.49	0.61
12:X:26:ASP:OD1	12:X:27:CYS:N	2.32	0.61
1:A:717:LYS:HD3	1:A:720:GLU:HG3	1.82	0.61
1:A:1602:PRO:HB2	5:E:199:THR:HG21	1.82	0.61
3:O:88:PHE:HB3	12:X:59:GLN:NE2	2.15	0.61
10:V:40:LEU:O	10:V:46:ARG:NH1	2.26	0.61
1:A:67:HIS:ND1	2:B:1102:ILE:HD11	2.16	0.61
1:A:916:LEU:O	1:A:919:SER:OG	2.12	0.61
1:M:15:LYS:HB2	1:M:1654:VAL:HG22	1.81	0.61
5:Q:59:PHE:HB2	5:Q:74:ILE:HD11	1.82	0.61
1:M:1251:LEU:HD13	1:M:1558:GLU:HB3	1.83	0.61
2:N:1160:ALA:O	2:N:1163:THR:OG1	2.15	0.61
1:A:82:LEU:HB2	1:A:84:ILE:HD13	1.82	0.61
1:A:668:ASN:N	1:A:668:ASN:OD1	2.34	0.61
1:A:1635:LYS:HB3	1:A:1644:PHE:CD2	2.35	0.61
11:K:36:THR:HG22	11:K:78:ARG:HD3	1.83	0.61
1:M:1038:LYS:HZ3	1:M:1629:ASN:HD22	1.48	0.61
1:M:1246:THR:OG1	1:M:1566:THR:OG1	2.11	0.61
2:B:571:CYS:HB2	2:B:575:LEU:HD23	1.82	0.61
1:M:446:ASP:OD1	1:M:465:LYS:NZ	2.32	0.61
3:O:91:ILE:HG12	12:X:58:VAL:O	2.00	0.61
8:T:24:VAL:HG22	8:T:43:ASN:HA	1.81	0.61
11:W:36:THR:HG22	11:W:78:ARG:HD3	1.83	0.61
1:A:1226:LEU:HD21	1:A:1595:VAL:HG21	1.83	0.60

Continued on next page...

Continued from previous page...

Atom-1	Atom-2	Interatomic distance (Å)	Clash overlap (Å)
1:M:81:VAL:HA	1:M:364:ASN:HB3	1.83	0.60
2:B:715:GLY:HA2	2:B:750:TYR:HE1	1.66	0.60
2:B:995:ASN:HB3	2:B:1010:ASP:HB3	1.83	0.60
1:M:968:ARG:HG3	1:M:969:ARG:H	1.65	0.60
5:Q:84:ILE:HG23	5:Q:85:LYS:HE3	1.83	0.60
10:V:35:LEU:HA	10:V:38:LEU:HD13	1.82	0.60
1:A:52:LEU:O	1:A:64:ALA:N	2.30	0.60
1:A:411:GLU:HB3	1:A:422:ARG:NH2	2.16	0.60
1:A:765:LYS:HB2	1:A:785:LEU:HD13	1.81	0.60
1:A:968:ARG:HG3	1:A:969:ARG:H	1.65	0.60
1:A:1044:CYS:SG	1:A:1046:GLN:NE2	2.74	0.60
2:B:156:PRO:HB3	2:B:166:SER:OG	2.02	0.60
2:B:279:THR:HG23	9:I:46:THR:HG22	1.83	0.60
1:M:13:SER:OG	2:N:1172:GLU:OE2	2.14	0.60
1:M:411:GLU:HB3	1:M:422:ARG:NH2	2.16	0.60
2:N:571:CYS:HB2	2:N:575:LEU:HD23	1.82	0.60
1:A:19:TYR:CD2	2:B:1168:LYS:HD2	2.36	0.60
1:A:612:HIS:CE1	1:A:1204:GLU:HG3	2.36	0.60
1:A:612:HIS:ND1	1:A:1204:GLU:HG3	2.17	0.60
2:B:116:ARG:HD3	7:S:131:GLU:OE1	2.00	0.60
1:M:612:HIS:ND1	1:M:1204:GLU:HG3	2.17	0.60
2:N:54:GLU:HB3	2:N:78:ARG:HD3	1.82	0.60
2:N:99:ARG:NH2	12:X:47:ARG:HH12	1.99	0.60
1:A:77:PHE:CE1	1:A:368:PRO:HA	2.37	0.60
1:A:560:GLU:HG2	3:O:90:TYR:HE1	1.64	0.60
1:A:1305:SER:O	1:A:1309:TYR:N	2.35	0.60
7:G:56:PHE:HB3	7:G:74:VAL:HG22	1.84	0.60
1:M:3:ILE:HG21	6:R:89:LEU:HD11	1.82	0.60
1:M:760:PRO:HD2	1:M:1088:SER:HA	1.84	0.60
1:M:1238:ALA:HB1	1:M:1618:TYR:CE2	2.36	0.60
1:M:1588:GLU:O	1:M:1591:SER:OG	2.16	0.60
2:N:593:LYS:HB3	2:N:598:THR:HG21	1.83	0.60
1:A:462:PRO:HA	1:A:466:GLN:OE1	2.02	0.60
1:A:1044:CYS:O	1:A:1046:GLN:NE2	2.34	0.60
2:B:587:LYS:HD2	2:B:607:LEU:HA	1.84	0.60
1:M:1045:VAL:O	1:M:1191:GLY:N	2.34	0.60
2:N:587:LYS:HD2	2:N:607:LEU:HA	1.84	0.60
2:N:822:TRP:HB3	2:N:826:LEU:HD12	1.84	0.60
1:A:613:LYS:NZ	1:A:672:GLN:OE1	2.35	0.60
1:M:660:ARG:NH1	6:R:108:LEU:HD13	2.17	0.60
1:M:1044:CYS:SG	1:M:1046:GLN:NE2	2.74	0.60

Continued on next page...

Continued from previous page...

Atom-1	Atom-2	Interatomic distance (Å)	Clash overlap (Å)
1:M:1271:VAL:HG12	1:M:1273:SER:H	1.66	0.60
1:A:512:LYS:HD3	2:B:1031:VAL:HG11	1.82	0.60
1:A:1563:ASP:OD1	1:A:1563:ASP:N	2.32	0.60
2:B:205:GLY:HA3	2:B:208:TYR:CD2	2.36	0.60
2:B:217:CYS:HB2	2:B:338:HIS:ND1	2.17	0.60
1:M:499:GLU:O	1:M:633:HIS:HB2	2.02	0.60
1:A:1070:VAL:HA	1:A:1073:GLN:HE21	1.65	0.60
1:A:1238:ALA:HB1	1:A:1618:TYR:CE2	2.36	0.60
1:A:1251:LEU:HD13	1:A:1558:GLU:HB3	1.83	0.60
1:A:1582:ARG:NH1	5:E:197:SER:OG	2.34	0.60
2:B:244:ARG:O	2:B:246:ASN:ND2	2.33	0.60
2:B:1032:ARG:HE	2:B:1044:PRO:HB3	1.67	0.60
2:N:1032:ARG:HE	2:N:1044:PRO:HB3	1.67	0.60
1:A:1309:TYR:O	1:A:1313:TYR:HB2	2.02	0.60
2:B:593:LYS:HB3	2:B:598:THR:HG21	1.83	0.60
1:M:613:LYS:NZ	1:M:672:GLN:OE1	2.35	0.60
1:M:1226:LEU:HD21	1:M:1595:VAL:HG21	1.83	0.60
2:N:205:GLY:HA3	2:N:208:TYR:CD2	2.36	0.60
2:B:1097:SER:HB2	2:B:1117:SER:H	1.67	0.59
6:F:96:PRO:CB	7:G:23:ARG:HH11	2.15	0.59
1:M:612:HIS:CE1	1:M:1204:GLU:HG3	2.36	0.59
1:M:1044:CYS:O	1:M:1046:GLN:NE2	2.34	0.59
2:N:156:PRO:HB3	2:N:166:SER:OG	2.02	0.59
2:N:777:SER:OG	2:N:781:ARG:NH1	2.35	0.59
3:O:128:GLY:N	3:O:129:GLN:OE1	2.34	0.59
1:A:543:HIS:HB2	1:A:552:ILE:O	2.02	0.59
2:B:1097:SER:OG	2:B:1115:CYS:SG	2.56	0.59
3:C:90:TYR:HA	12:L:59:GLN:OE1	2.02	0.59
7:G:70:SER:OG	7:G:71:PHE:N	2.35	0.59
9:I:6:SER:O	9:I:6:SER:OG	2.16	0.59
3:O:229:VAL:HA	3:O:314:SER:HA	1.83	0.59
1:A:1045:VAL:O	1:A:1191:GLY:N	2.34	0.59
2:B:14:ASN:OD1	2:B:14:ASN:N	2.35	0.59
2:B:232:LEU:HG	2:B:236:VAL:O	2.02	0.59
3:C:223:HIS:HD2	3:C:225:LYS:H	1.49	0.59
4:D:28:ARG:O	4:D:32:THR:HG23	2.02	0.59
5:E:84:ILE:HG23	5:E:85:LYS:HE3	1.83	0.59
7:G:105:ILE:HG23	7:G:109:PHE:HB2	1.84	0.59
1:M:850:LEU:HA	1:M:929:LEU:HA	1.83	0.59
1:A:736:ARG:HD3	8:H:75:ILE:HD12	1.85	0.59
3:C:128:GLY:N	3:C:129:GLN:OE1	2.34	0.59

Continued on next page...

Continued from previous page...

Atom-1	Atom-2	Interatomic distance (Å)	Clash overlap (Å)
1:M:77:PHE:CE1	1:M:368:PRO:HA	2.37	0.59
1:A:850:LEU:HA	1:A:929:LEU:HA	1.83	0.59
1:A:1271:VAL:HG12	1:A:1273:SER:H	1.66	0.59
6:F:68:ASP:OD2	6:F:68:ASP:N	2.28	0.59
2:N:733:GLN:NE2	2:N:755:ASN:H	2.01	0.59
1:A:734:ILE:HD11	1:A:740:TYR:HB2	1.83	0.59
1:M:462:PRO:HA	1:M:466:GLN:OE1	2.02	0.59
1:M:885:ILE:HG22	1:M:889:ASN:HD21	1.67	0.59
1:M:1522:PRO:HD2	1:M:1550:LYS:HZ1	1.66	0.59
2:N:217:CYS:HB2	2:N:338:HIS:ND1	2.17	0.59
4:P:27:ASN:OD1	4:P:31:GLN:NE2	2.36	0.59
7:S:105:ILE:HG23	7:S:109:PHE:HB2	1.84	0.59
1:M:734:ILE:HD11	1:M:740:TYR:HB2	1.83	0.59
1:M:1305:SER:O	1:M:1309:TYR:N	2.35	0.59
1:A:81:VAL:HA	1:A:364:ASN:HB3	1.83	0.59
1:A:240:LYS:HA	1:A:246:ILE:HG22	1.85	0.59
1:A:499:GLU:O	1:A:633:HIS:HB2	2.02	0.59
1:A:1038:LYS:HE3	1:A:1626:ILE:HG23	1.85	0.59
2:B:733:GLN:NE2	2:B:755:ASN:H	2.01	0.59
3:C:334:LYS:HE2	11:K:46:LEU:HD12	1.82	0.59
2:N:232:LEU:HG	2:N:236:VAL:O	2.02	0.59
2:N:1097:SER:HB2	2:N:1117:SER:H	1.67	0.59
4:P:17:LEU:O	7:S:4:LEU:HD21	2.03	0.59
6:R:93:MET:HG3	7:S:68:PRO:HG3	1.83	0.59
8:T:38:LEU:HD21	8:T:40:LEU:HD22	1.85	0.59
1:A:760:PRO:HD2	1:A:1088:SER:HA	1.84	0.59
2:B:822:TRP:HB3	2:B:826:LEU:HD12	1.84	0.59
3:C:75:ARG:HG2	11:K:45:THR:HB	1.84	0.59
6:F:97:VAL:HG22	6:F:99:VAL:H	1.67	0.59
7:G:44:ILE:HG21	7:G:80:VAL:HG11	1.85	0.59
2:N:728:ARG:HH22	3:O:99:GLN:HE22	1.50	0.59
7:S:70:SER:OG	7:S:71:PHE:N	2.36	0.59
2:B:208:TYR:CD1	2:B:232:LEU:HB3	2.38	0.59
2:B:218:VAL:HA	2:B:224:SER:HA	1.85	0.59
2:B:777:SER:OG	2:B:781:ARG:NH1	2.36	0.59
3:C:336:LEU:O	3:C:340:SER:OG	2.21	0.59
4:D:27:ASN:OD1	4:D:31:GLN:NE2	2.36	0.59
6:F:114:GLU:OE1	6:F:119:LYS:HB2	2.03	0.59
1:M:543:HIS:HB2	1:M:552:ILE:O	2.02	0.59
1:M:717:LYS:HZ1	11:W:67:ILE:C	2.04	0.59
1:M:1038:LYS:HE3	1:M:1626:ILE:HG23	1.84	0.59

Continued on next page...

Continued from previous page...

Atom-1	Atom-2	Interatomic distance (Å)	Clash overlap (Å)
3:O:59:VAL:HG12	3:O:311:SER:HA	1.85	0.59
1:A:12:LYS:HB3	2:B:1172:GLU:OE2	2.02	0.58
1:M:1309:TYR:O	1:M:1313:TYR:HB2	2.02	0.58
2:N:918:THR:HG23	3:O:78:ILE:HD11	1.85	0.58
2:N:995:ASN:HB3	2:N:1010:ASP:HB3	1.83	0.58
6:R:97:VAL:HG22	6:R:99:VAL:H	1.67	0.58
1:A:1569:ILE:HG21	1:A:1585:ILE:HG22	1.85	0.58
2:B:636:ARG:HH22	2:B:675:GLU:CD	2.07	0.58
8:H:43:ASN:OD1	8:H:46:ILE:N	2.23	0.58
1:M:240:LYS:HA	1:M:246:ILE:HG22	1.85	0.58
2:N:636:ARG:HH22	2:N:675:GLU:CD	2.07	0.58
5:Q:188:GLY:N	5:Q:209:CYS:O	2.36	0.58
3:C:59:VAL:HG12	3:C:311:SER:HA	1.85	0.58
9:I:55:SER:HB3	9:I:58:LYS:HB2	1.84	0.58
1:M:178:LEU:HA	1:M:181:ILE:HD12	1.86	0.58
1:M:734:ILE:HG22	8:T:76:MET:HG2	1.84	0.58
3:O:339:LYS:NZ	11:W:92:ARG:HA	2.18	0.58
2:B:200:SER:HA	2:B:203:ASN:HD21	1.68	0.58
2:B:235:GLY:HA2	2:B:284:ARG:NH1	2.17	0.58
3:C:229:VAL:HA	3:C:314:SER:HA	1.83	0.58
2:N:37:ASN:HB3	2:N:41:ASN:HD21	1.68	0.58
2:N:793:SER:OG	2:N:887:HIS:ND1	2.33	0.58
3:O:35:ASN:O	11:W:56:LYS:HD2	2.03	0.58
3:O:336:LEU:O	3:O:340:SER:OG	2.21	0.58
7:S:44:ILE:HG21	7:S:80:VAL:HG11	1.85	0.58
7:S:56:PHE:HB3	7:S:74:VAL:HG22	1.84	0.58
1:A:870:LEU:HD12	1:A:987:THR:HG21	1.85	0.58
1:M:917:THR:HG23	1:M:959:LEU:HD11	1.85	0.58
1:M:1569:ILE:HG21	1:M:1585:ILE:HG22	1.85	0.58
3:O:338:VAL:HG13	11:W:22:ILE:HG21	1.84	0.58
4:P:28:ARG:O	4:P:32:THR:HG23	2.03	0.58
6:R:87:ARG:NH1	6:R:90:GLN:OE1	2.32	0.58
9:U:55:SER:HB3	9:U:58:LYS:HB2	1.84	0.58
2:B:55:LYS:NZ	2:B:397:ASN:OD1	2.31	0.58
12:L:26:ASP:OD1	12:L:27:CYS:N	2.32	0.58
2:N:208:TYR:CD1	2:N:232:LEU:HB3	2.38	0.58
7:S:117:SER:HB2	7:S:169:THR:HA	1.86	0.58
1:A:885:ILE:HG22	1:A:889:ASN:HD21	1.67	0.58
2:B:824:GLN:O	12:L:56:ARG:NH2	2.37	0.58
8:H:38:LEU:HD21	8:H:40:LEU:HD22	1.85	0.58
1:M:1064:GLY:O	1:M:1603:ARG:HG2	2.04	0.58

Continued on next page...

Continued from previous page...

Atom-1	Atom-2	Interatomic distance (Å)	Clash overlap (Å)
11:W:79:ILE:HD11	11:W:91:LEU:HD13	1.86	0.58
1:A:558:THR:N	1:A:561:GLN:OE1	2.22	0.58
2:B:37:ASN:HB3	2:B:41:ASN:HD21	1.68	0.58
3:C:91:ILE:HA	3:C:211:LEU:HB3	1.86	0.58
7:G:121:ASP:N	7:G:121:ASP:OD1	2.36	0.58
1:M:870:LEU:HD12	1:M:987:THR:HG21	1.85	0.58
1:M:1003:ILE:HD11	1:M:1008:TYR:CD2	2.32	0.58
1:M:1270:LEU:HD22	1:M:1313:TYR:CD1	2.39	0.58
2:N:200:SER:HA	2:N:203:ASN:HD21	1.68	0.58
6:R:96:PRO:HG3	7:S:23:ARG:HG2	1.84	0.58
1:A:178:LEU:HA	1:A:181:ILE:HD12	1.86	0.58
1:M:1038:LYS:HZ1	1:M:1626:ILE:HA	1.68	0.58
2:N:880:ASP:HA	12:X:38:VAL:CG2	2.34	0.58
1:A:77:PHE:CD1	1:A:368:PRO:HA	2.39	0.57
1:A:917:THR:HG23	1:A:959:LEU:HD11	1.85	0.57
1:A:1673:GLY:HA2	6:F:78:TYR:CE1	2.39	0.57
11:K:57:ASN:O	11:K:60:VAL:HG12	2.05	0.57
1:M:558:THR:N	1:M:561:GLN:OE1	2.22	0.57
2:N:283:ASP:OD1	2:N:284:ARG:N	2.37	0.57
8:T:96:SER:HA	8:T:101:LEU:HD23	1.86	0.57
1:A:1:MET:HB2	2:B:1079:ASN:HB3	1.85	0.57
1:A:774:TYR:HB3	1:A:933:PHE:CD2	2.39	0.57
1:A:1270:LEU:HD22	1:A:1313:TYR:CD1	2.39	0.57
8:H:80:VAL:HB	8:H:95:VAL:HG22	1.87	0.57
1:M:19:TYR:CD2	2:N:1168:LYS:HD2	2.38	0.57
1:M:388:ASN:O	1:M:392:THR:HG23	2.04	0.57
1:M:668:ASN:OD1	1:M:668:ASN:N	2.34	0.57
2:N:218:VAL:HA	2:N:224:SER:HA	1.85	0.57
4:P:56:TYR:CE1	7:S:106:LEU:HD23	2.39	0.57
1:A:1550:LYS:HA	1:A:1553:TRP:HD1	1.69	0.57
1:M:979:LEU:HD22	1:M:1010:PHE:CZ	2.39	0.57
2:N:123:TRP:HE3	2:N:131:GLN:O	1.88	0.57
5:Q:173:ILE:N	5:Q:208:ILE:O	2.37	0.57
1:A:388:ASN:O	1:A:392:THR:HG23	2.04	0.57
1:M:53:ALA:O	1:M:65:THR:OG1	2.13	0.57
1:M:1498:ILE:HD11	9:U:22:ALA:HB2	1.87	0.57
3:O:137:ASP:HB3	3:O:138:THR:HG23	1.86	0.57
1:A:1064:GLY:O	1:A:1603:ARG:HG2	2.04	0.57
2:B:58:PHE:HB3	2:B:74:LYS:HA	1.86	0.57
2:B:123:TRP:HE3	2:B:131:GLN:O	1.88	0.57
2:B:225:LEU:HD12	2:B:226:THR:H	1.69	0.57

Continued on next page...

Continued from previous page...

Atom-1	Atom-2	Interatomic distance (Å)	Clash overlap (Å)
2:B:373:GLN:HA	2:B:651:PRO:O	2.05	0.57
2:B:518:LEU:HD23	2:B:518:LEU:H	1.69	0.57
7:G:145:GLU:HB3	7:G:146:PRO:HD3	1.86	0.57
1:M:130:LEU:HD21	1:M:193:SER:HB3	1.87	0.57
8:T:80:VAL:HB	8:T:95:VAL:HG22	1.87	0.57
1:A:211:ARG:NH2	1:A:1651:ARG:HD2	2.20	0.57
1:A:705:ARG:NH1	11:K:60:VAL:O	2.37	0.57
2:B:208:TYR:HD1	2:B:232:LEU:HB3	1.70	0.57
1:M:77:PHE:CD1	1:M:368:PRO:HA	2.39	0.57
2:N:58:PHE:HB3	2:N:74:LYS:HA	1.86	0.57
2:B:184:MET:HB2	2:B:479:VAL:HG22	1.87	0.57
2:B:1034:THR:HG22	2:B:1035:GLY:H	1.69	0.57
3:C:137:ASP:HB3	3:C:138:THR:HG23	1.86	0.57
5:E:188:GLY:N	5:E:209:CYS:O	2.36	0.57
7:G:19:PRO:HD3	7:G:69:PHE:HB3	1.86	0.57
7:G:117:SER:HB2	7:G:169:THR:HA	1.86	0.57
1:M:1550:LYS:HA	1:M:1553:TRP:HD1	1.69	0.57
2:N:18:ASP:OD2	2:N:19:GLY:N	2.38	0.57
2:N:824:GLN:O	12:X:56:ARG:NH2	2.38	0.57
5:E:54:ARG:HB3	5:E:78:LYS:HD3	1.86	0.57
2:B:831:LEU:HD13	2:B:845:VAL:HG12	1.87	0.57
5:E:15:TRP:O	5:E:19:HIS:N	2.38	0.57
2:N:531:PRO:HB3	2:N:631:PRO:HD3	1.87	0.57
6:R:114:GLU:OE1	6:R:119:LYS:HB2	2.03	0.57
1:A:736:ARG:NH2	8:H:68:LEU:O	2.38	0.57
1:A:979:LEU:HD22	1:A:1010:PHE:CZ	2.39	0.57
1:A:1233:GLU:HA	1:A:1237:THR:HG22	1.87	0.57
3:C:77:LEU:HG	3:C:229:VAL:HG11	1.87	0.57
8:H:96:SER:HA	8:H:101:LEU:HD23	1.86	0.57
11:K:79:ILE:HD11	11:K:91:LEU:HD13	1.86	0.57
2:N:14:ASN:OD1	2:N:14:ASN:N	2.35	0.57
11:W:57:ASN:O	11:W:60:VAL:HG12	2.04	0.57
1:A:696:LEU:HB2	1:A:835:TYR:CE2	2.40	0.56
1:A:962:GLN:NE2	1:A:992:GLY:O	2.17	0.56
2:B:271:ILE:HG23	2:B:272:VAL:HG13	1.87	0.56
2:B:687:ASN:ND2	2:B:741:LEU:HD12	2.20	0.56
3:C:96:SER:OG	3:C:97:ILE:N	2.38	0.56
5:E:173:ILE:N	5:E:208:ILE:O	2.37	0.56
7:G:37:ILE:HG13	7:G:38:LEU:HD23	1.87	0.56
1:M:774:TYR:HB3	1:M:933:PHE:CD2	2.39	0.56
7:S:37:ILE:HG13	7:S:38:LEU:HD23	1.87	0.56

Continued on next page...

Continued from previous page...

Atom-1	Atom-2	Interatomic distance (Å)	Clash overlap (Å)
8:T:7:LEU:HB2	8:T:59:ILE:HG12	1.87	0.56
1:A:130:LEU:HD21	1:A:193:SER:HB3	1.87	0.56
2:B:283:ASP:OD1	2:B:284:ARG:N	2.37	0.56
2:B:502:GLY:HA2	2:B:681:VAL:HA	1.87	0.56
7:G:97:SER:HB2	2:N:93:GLU:CD	2.26	0.56
8:H:7:LEU:HB2	8:H:59:ILE:HG12	1.87	0.56
1:M:685:LEU:HB3	1:M:689:HIS:HB2	1.87	0.56
2:N:225:LEU:HD12	2:N:226:THR:H	1.69	0.56
2:N:587:LYS:HA	2:N:605:VAL:HG23	1.87	0.56
3:O:91:ILE:HA	3:O:211:LEU:HB3	1.86	0.56
1:A:528:ARG:HG3	1:A:566:ALA:HB1	1.87	0.56
1:A:542:SER:OG	1:A:543:HIS:N	2.38	0.56
2:B:18:ASP:OD2	2:B:19:GLY:N	2.38	0.56
2:B:336:LEU:HB3	2:B:338:HIS:CE1	2.40	0.56
2:B:399:ILE:HG22	2:B:429:ILE:HG21	1.88	0.56
4:D:48:SER:HA	4:D:51:ASN:HD22	1.71	0.56
1:M:77:PHE:CD2	2:N:1096:ILE:HG12	2.41	0.56
1:M:852:GLU:O	1:M:856:ASN:ND2	2.38	0.56
2:N:184:MET:HB2	2:N:479:VAL:HG22	1.87	0.56
2:N:235:GLY:HA2	2:N:284:ARG:NH1	2.17	0.56
2:N:439:TYR:O	2:N:442:SER:OG	2.21	0.56
2:N:523:ARG:NE	2:N:741:LEU:HD13	2.20	0.56
2:N:852:THR:OG1	2:N:854:GLN:HG2	2.06	0.56
5:Q:15:TRP:O	5:Q:19:HIS:N	2.38	0.56
7:S:19:PRO:HD3	7:S:69:PHE:HB3	1.86	0.56
8:T:43:ASN:OD1	8:T:46:ILE:N	2.23	0.56
1:A:492:ILE:HG13	1:A:630:ILE:HD11	1.88	0.56
2:B:135:ARG:NH2	2:B:426:PHE:HB3	2.20	0.56
1:M:542:SER:O	1:M:554:LEU:HB2	2.06	0.56
1:M:606:ASN:OD1	1:M:607:ARG:N	2.39	0.56
2:N:336:LEU:HB3	2:N:338:HIS:CE1	2.40	0.56
3:O:75:ARG:HH12	11:W:44:HIS:HB2	1.70	0.56
3:O:143:LEU:HD23	3:O:174:LEU:HG	1.88	0.56
5:Q:54:ARG:HB3	5:Q:78:LYS:HD3	1.86	0.56
1:A:498:ILE:HG13	1:A:499:GLU:N	2.21	0.56
2:B:523:ARG:NE	2:B:741:LEU:HD13	2.20	0.56
2:B:793:SER:OG	2:B:887:HIS:ND1	2.32	0.56
2:N:518:LEU:HD23	2:N:518:LEU:H	1.69	0.56
3:O:79:ALA:HB1	3:O:221:GLN:N	2.21	0.56
7:S:145:GLU:HB3	7:S:146:PRO:HD3	1.86	0.56
2:B:844:ILE:HG22	2:B:845:VAL:HG13	1.87	0.56

Continued on next page...

Continued from previous page...

Atom-1	Atom-2	Interatomic distance (Å)	Clash overlap (Å)
3:C:230:ALA:N	3:C:313:GLU:O	2.39	0.56
3:C:315:THR:HG21	10:J:6:ARG:HH22	1.69	0.56
1:M:498:ILE:HG13	1:M:499:GLU:N	2.21	0.56
2:N:399:ILE:HG22	2:N:429:ILE:HG21	1.88	0.56
2:N:1034:THR:HG22	2:N:1035:GLY:H	1.69	0.56
3:O:96:SER:OG	3:O:97:ILE:N	2.38	0.56
1:A:852:GLU:O	1:A:856:ASN:ND2	2.38	0.56
2:B:531:PRO:HB3	2:B:631:PRO:HD3	1.87	0.56
3:C:79:ALA:HB1	3:C:221:GLN:N	2.21	0.56
7:G:61:ALA:HB2	7:G:72:ILE:HB	1.87	0.56
1:M:1335:ILE:HD11	1:M:1511:LYS:HE3	1.87	0.56
2:N:135:ARG:NH2	2:N:426:PHE:HB3	2.20	0.56
2:N:315:LEU:HD21	2:N:330:LEU:HD21	1.87	0.56
2:N:844:ILE:HG22	2:N:845:VAL:HG13	1.87	0.56
3:O:241:HIS:CE1	3:O:300:GLN:HB3	2.41	0.56
1:A:542:SER:O	1:A:554:LEU:HB2	2.06	0.56
2:B:315:LEU:HD21	2:B:330:LEU:HD21	1.87	0.56
3:C:204:ARG:HB2	10:J:63:ASN:HD21	1.71	0.56
5:E:146:PRO:HB3	5:E:194:VAL:O	2.06	0.56
1:M:211:ARG:NH2	1:M:1651:ARG:HD2	2.20	0.56
1:M:726:ARG:HA	11:W:78:ARG:HH21	1.71	0.56
2:N:364:CYS:SG	2:N:622:TYR:N	2.79	0.56
2:N:373:GLN:HA	2:N:651:PRO:O	2.05	0.56
1:A:481:GLY:HA2	2:B:1057:GLY:HA3	1.88	0.56
1:A:955:GLN:HA	1:A:959:LEU:O	2.06	0.56
1:M:955:GLN:HA	1:M:959:LEU:O	2.06	0.56
2:N:540:LEU:O	2:N:544:LEU:HB2	2.06	0.56
3:O:35:ASN:O	11:W:56:LYS:HA	2.06	0.56
2:B:109:ARG:HD2	2:B:875:GLY:O	2.06	0.56
2:B:540:LEU:O	2:B:544:LEU:HB2	2.06	0.56
2:B:1087:TRP:HA	2:B:1147:THR:O	2.06	0.56
1:M:111:LEU:HD11	1:M:222:ILE:HG22	1.88	0.56
1:M:219:TYR:HA	1:M:222:ILE:HG12	1.87	0.56
1:M:1001:THR:HG23	2:N:976:THR:HG23	1.89	0.56
2:N:365:CYS:N	2:N:620:GLY:O	2.27	0.56
2:N:831:LEU:HD13	2:N:845:VAL:HG12	1.87	0.56
3:O:77:LEU:HG	3:O:229:VAL:HG11	1.87	0.56
1:A:219:TYR:HA	1:A:222:ILE:HG12	1.88	0.55
2:B:285:VAL:O	2:B:289:LEU:HG	2.06	0.55
2:B:364:CYS:SG	2:B:622:TYR:N	2.79	0.55
2:B:439:TYR:O	2:B:442:SER:OG	2.21	0.55

Continued on next page...

Continued from previous page...

Atom-1	Atom-2	Interatomic distance (Å)	Clash overlap (Å)
1:M:116:VAL:HG12	1:M:342:VAL:HG21	1.88	0.55
2:N:891:ARG:HD3	3:O:99:GLN:HG2	1.88	0.55
8:T:95:VAL:HG11	8:T:119:VAL:HG21	1.87	0.55
1:A:116:VAL:HG12	1:A:342:VAL:HG21	1.88	0.55
1:A:606:ASN:OD1	1:A:607:ARG:N	2.39	0.55
1:A:712:LEU:HD11	1:A:753:ASN:ND2	2.22	0.55
1:A:1038:LYS:HZ3	1:A:1629:ASN:HD22	1.54	0.55
2:B:587:LYS:HA	2:B:605:VAL:HG23	1.87	0.55
3:C:143:LEU:HD23	3:C:174:LEU:HG	1.88	0.55
3:C:145:LYS:HD3	3:C:166:ASN:HB3	1.88	0.55
3:C:167:SER:OG	3:C:203:LEU:O	2.17	0.55
4:D:17:LEU:CD2	7:G:7:TYR:HA	2.35	0.55
6:F:96:PRO:HG3	7:G:23:ARG:HG2	1.88	0.55
8:H:95:VAL:HG11	8:H:119:VAL:HG21	1.87	0.55
1:M:492:ILE:HG13	1:M:630:ILE:HD11	1.88	0.55
1:M:507:PRO:O	1:M:511:THR:HG23	2.07	0.55
5:Q:49:GLY:HA3	5:Q:51:ASN:H	1.70	0.55
7:S:121:ASP:OD1	7:S:121:ASP:N	2.37	0.55
1:A:685:LEU:HB3	1:A:689:HIS:HB2	1.87	0.55
1:A:759:ARG:NH2	1:A:1092:LYS:HB2	2.22	0.55
5:E:49:GLY:HA3	5:E:51:ASN:H	1.71	0.55
1:M:528:ARG:HG3	1:M:566:ALA:HB1	1.87	0.55
1:M:696:LEU:HB2	1:M:835:TYR:CE2	2.40	0.55
1:M:1233:GLU:HA	1:M:1237:THR:HG22	1.87	0.55
2:N:1087:TRP:HA	2:N:1147:THR:O	2.06	0.55
3:O:230:ALA:N	3:O:313:GLU:O	2.39	0.55
1:A:88:HIS:CD2	1:A:362:LEU:HD21	2.41	0.55
1:A:507:PRO:O	1:A:511:THR:HG23	2.07	0.55
1:A:1263:PHE:HE1	1:A:1555:PHE:CG	2.24	0.55
1:A:1335:ILE:HD11	1:A:1511:LYS:HE3	1.87	0.55
2:B:123:TRP:NE1	2:B:422:LEU:HG	2.22	0.55
2:B:365:CYS:N	2:B:620:GLY:O	2.27	0.55
5:E:13:ARG:HE	5:E:137:VAL:HG12	1.71	0.55
1:M:470:LYS:C	1:M:472:GLU:H	2.09	0.55
1:M:916:LEU:O	1:M:919:SER:OG	2.12	0.55
1:M:1680:PHE:O	6:R:122:LEU:HA	2.06	0.55
2:N:109:ARG:HD2	2:N:875:GLY:O	2.06	0.55
2:N:271:ILE:HG23	2:N:272:VAL:HG13	1.87	0.55
2:B:386:GLN:HE21	2:B:452:LEU:HD22	1.72	0.55
3:C:262:VAL:HG21	3:C:283:ASP:HB2	1.89	0.55
3:C:335:CYS:HB3	11:K:99:ILE:HG12	1.88	0.55

Continued on next page...

Continued from previous page...

Atom-1	Atom-2	Interatomic distance (Å)	Clash overlap (Å)
1:M:52:LEU:O	1:M:64:ALA:N	2.30	0.55
1:M:1020:ILE:HG22	2:N:515:CYS:SG	2.47	0.55
2:B:145:ARG:HB3	2:B:170:GLY:HA3	1.89	0.55
2:B:852:THR:OG1	2:B:854:GLN:HG2	2.06	0.55
3:C:241:HIS:CE1	3:C:300:GLN:HB3	2.41	0.55
1:M:542:SER:OG	1:M:543:HIS:N	2.38	0.55
1:M:1263:PHE:HE1	1:M:1555:PHE:CG	2.24	0.55
1:M:1522:PRO:HD2	1:M:1550:LYS:NZ	2.22	0.55
2:N:502:GLY:HA2	2:N:681:VAL:HA	1.87	0.55
7:S:12:ASP:OD2	7:S:75:ARG:NE	2.25	0.55
2:N:208:TYR:HD1	2:N:232:LEU:HB3	1.70	0.55
2:N:285:VAL:O	2:N:289:LEU:HG	2.06	0.55
1:A:862:LEU:HD13	1:A:996:ALA:HB1	1.89	0.55
1:A:1139:GLU:O	1:A:1143:ARG:HG2	2.07	0.55
2:B:614:VAL:HB	2:B:624:GLY:H	1.72	0.55
1:M:712:LEU:HD11	1:M:753:ASN:ND2	2.22	0.55
1:M:1602:PRO:HB2	5:Q:199:THR:HG21	1.89	0.55
5:Q:13:ARG:HE	5:Q:137:VAL:HG12	1.71	0.55
2:B:874:LEU:HD11	2:B:887:HIS:HB2	1.89	0.55
1:M:32:ILE:HA	1:M:47:GLY:O	2.07	0.55
1:M:653:PHE:O	2:N:1076:ARG:NH2	2.40	0.55
1:M:862:LEU:HD13	1:M:996:ALA:HB1	1.89	0.55
2:N:503:PHE:CE1	2:N:636:ARG:HB3	2.42	0.55
1:M:949:SER:OG	1:M:951:VAL:HG22	2.07	0.54
1:M:1249:LEU:HD12	1:M:1542:VAL:CG1	2.38	0.54
3:O:144:ASN:HA	3:O:209:ILE:O	2.07	0.54
5:Q:146:PRO:HB3	5:Q:194:VAL:O	2.06	0.54
1:A:32:ILE:HA	1:A:47:GLY:O	2.07	0.54
5:E:73:TYR:CE2	5:E:75:GLU:HB3	2.42	0.54
11:K:81:THR:HG21	11:K:90:VAL:HG21	1.89	0.54
1:M:1062:HIS:CB	1:M:1066:ASP:HB3	2.36	0.54
3:O:88:PHE:HB3	12:X:59:GLN:HE21	1.71	0.54
3:O:262:VAL:HG21	3:O:283:ASP:HB2	1.89	0.54
3:O:288:GLU:OE2	3:O:291:ARG:NH2	2.40	0.54
1:A:470:LYS:C	1:A:472:GLU:H	2.09	0.54
1:A:1003:ILE:HD11	1:A:1008:TYR:CD2	2.32	0.54
1:A:1246:THR:OG1	1:A:1566:THR:OG1	2.11	0.54
1:A:1249:LEU:HD12	1:A:1542:VAL:CG1	2.38	0.54
1:A:1522:PRO:HD2	1:A:1550:LYS:NZ	2.22	0.54
2:B:237:THR:HG21	2:B:353:ILE:HD13	1.90	0.54
2:B:957:GLY:N	2:B:964:GLN:HE21	2.05	0.54

Continued on next page...

Continued from previous page...

Atom-1	Atom-2	Interatomic distance (Å)	Clash overlap (Å)
2:B:1085:GLN:HB3	2:B:1148:LEU:HD21	1.90	0.54
2:N:145:ARG:HB3	2:N:170:GLY:HA3	1.89	0.54
1:A:111:LEU:HD11	1:A:222:ILE:HG22	1.88	0.54
4:D:13:LYS:HE3	7:G:10:THR:HG1	1.72	0.54
1:M:35:PRO:HG3	1:M:395:LEU:HG	1.89	0.54
1:M:1248:THR:HB	1:M:1564:ILE:HB	1.89	0.54
1:M:1279:VAL:HG13	1:M:1301:LEU:HA	1.88	0.54
2:N:386:GLN:HE21	2:N:452:LEU:HD22	1.72	0.54
5:Q:73:TYR:CE2	5:Q:75:GLU:HB3	2.42	0.54
7:S:61:ALA:HB2	7:S:72:ILE:HB	1.87	0.54
11:W:81:THR:HG21	11:W:90:VAL:HG21	1.89	0.54
1:A:910:LYS:NZ	1:A:967:GLY:O	2.41	0.54
1:A:1279:VAL:HG13	1:A:1301:LEU:HA	1.88	0.54
2:B:882:GLU:HB2	2:B:884:GLN:HE21	1.71	0.54
2:B:985:LEU:HG	2:B:990:TYR:HB2	1.89	0.54
10:J:24:LEU:O	10:J:28:ASP:HB2	2.08	0.54
1:M:67:HIS:ND1	2:N:1102:ILE:HD11	2.22	0.54
1:M:1009:TYR:OH	2:N:500:ALA:HB3	2.08	0.54
1:M:1139:GLU:O	1:M:1143:ARG:HG2	2.07	0.54
2:N:614:VAL:HB	2:N:624:GLY:H	1.72	0.54
2:N:677:SER:OG	2:N:679:THR:HB	2.07	0.54
2:N:875:GLY:HA2	12:X:39:ILE:HG21	1.89	0.54
3:O:145:LYS:HD3	3:O:166:ASN:HB3	1.88	0.54
4:P:48:SER:HA	4:P:51:ASN:HD22	1.71	0.54
1:A:949:SER:OG	1:A:951:VAL:HG22	2.07	0.54
2:B:116:ARG:HA	2:B:139:MET:HG2	1.90	0.54
3:C:144:ASN:HA	3:C:209:ILE:O	2.07	0.54
6:F:96:PRO:HB2	7:G:23:ARG:NH1	2.23	0.54
1:M:1478:LYS:HG3	1:M:1495:VAL:HG23	1.90	0.54
2:N:99:ARG:HH22	12:X:47:ARG:HH12	1.52	0.54
2:N:147:ASN:HA	2:N:152:GLU:OE1	2.08	0.54
2:N:882:GLU:HB2	2:N:884:GLN:HE21	1.71	0.54
2:N:957:GLY:N	2:N:964:GLN:HE21	2.05	0.54
1:A:35:PRO:HG3	1:A:395:LEU:HG	1.89	0.54
2:B:677:SER:OG	2:B:679:THR:HB	2.07	0.54
5:E:71:THR:HG23	5:E:99:HIS:HD2	1.73	0.54
7:G:7:TYR:HD2	7:G:82:SER:HB3	1.73	0.54
1:M:88:HIS:CD2	1:M:362:LEU:HD21	2.41	0.54
1:M:759:ARG:NH2	1:M:1092:LYS:HB2	2.22	0.54
1:M:846:ASP:HB3	2:N:993:HIS:CG	2.42	0.54
3:O:204:ARG:H	3:O:207:GLN:HE21	1.55	0.54

Continued on next page...

Continued from previous page...

Atom-1	Atom-2	Interatomic distance (Å)	Clash overlap (Å)
1:A:329:ARG:O	1:A:332:LEU:HG	2.08	0.54
1:A:372:PHE:CE1	2:B:1157:TYR:HA	2.43	0.54
1:A:1277:ARG:HG2	1:A:1278:GLN:H	1.73	0.54
7:G:57:LEU:O	7:G:59:LYS:HG3	2.08	0.54
7:G:128:ASP:C	2:N:116:ARG:HH22	2.10	0.54
1:M:13:SER:HA	1:M:1656:ASP:O	2.08	0.54
1:M:329:ARG:O	1:M:332:LEU:HG	2.08	0.54
1:M:704:THR:HG22	1:M:705:ARG:H	1.72	0.54
1:M:1277:ARG:HG2	1:M:1278:GLN:H	1.73	0.54
1:M:1582:ARG:NH1	5:Q:197:SER:OG	2.39	0.54
2:N:116:ARG:HA	2:N:139:MET:HG2	1.90	0.54
2:B:935:ASN:OD1	2:B:937:HIS:ND1	2.41	0.54
1:M:464:ILE:O	1:M:467:ILE:HG12	2.07	0.54
2:N:985:LEU:HG	2:N:990:TYR:HB2	1.89	0.54
1:A:247:PHE:N	1:A:321:LYS:O	2.41	0.54
2:B:503:PHE:CE1	2:B:636:ARG:HB3	2.42	0.54
2:B:901:LYS:HB2	2:B:1021:LEU:HD22	1.89	0.54
2:B:976:THR:HG22	2:B:978:ALA:H	1.72	0.54
9:I:24:TRP:NE1	9:I:34:TYR:O	2.41	0.54
2:N:237:THR:HG21	2:N:353:ILE:HD13	1.90	0.54
2:N:976:THR:HG22	2:N:978:ALA:H	1.72	0.54
7:S:114:PRO:HD2	7:S:117:SER:OG	2.08	0.54
1:A:98:LEU:HD23	1:A:360:PHE:HE2	1.74	0.53
1:A:1151:LYS:HG3	1:A:1152:ASN:N	2.22	0.53
2:B:693:ASP:OD1	2:B:693:ASP:N	2.32	0.53
1:M:80:ILE:HD11	1:M:395:LEU:HD13	1.90	0.53
2:N:687:ASN:ND2	2:N:741:LEU:HD12	2.20	0.53
2:N:919:VAL:HG21	3:O:75:ARG:HD3	1.89	0.53
5:Q:180:ALA:HA	5:Q:185:LEU:HD12	1.90	0.53
1:A:464:ILE:O	1:A:467:ILE:HG12	2.07	0.53
2:B:107:ARG:NH1	2:B:721:ARG:HH22	2.06	0.53
2:B:243:TRP:HD1	2:B:244:ARG:HG2	1.72	0.53
7:G:5:SER:HG	7:G:81:PHE:HE1	1.56	0.53
7:G:114:PRO:HD2	7:G:117:SER:OG	2.08	0.53
9:I:20:THR:OG1	9:I:36:SER:HB3	2.08	0.53
9:I:24:TRP:HA	9:I:36:SER:OG	2.08	0.53
1:M:247:PHE:N	1:M:321:LYS:O	2.41	0.53
1:M:997:SER:OG	1:M:1003:ILE:HG22	2.08	0.53
2:N:154:LEU:HD22	2:N:158:GLU:HG3	1.89	0.53
2:N:971:TYR:CG	2:N:977:ALA:HB2	2.44	0.53
9:U:20:THR:OG1	9:U:36:SER:HB3	2.08	0.53

Continued on next page...

Continued from previous page...

Atom-1	Atom-2	Interatomic distance (Å)	Clash overlap (Å)
12:X:24:CYS:HA	12:X:49:MET:HG2	1.89	0.53
2:B:842:ASP:OD1	2:B:843:PRO:HD2	2.08	0.53
2:N:372:PRO:HB2	2:N:499:GLU:OE1	2.08	0.53
2:N:874:LEU:HD11	2:N:887:HIS:HB2	1.89	0.53
1:A:471:LYS:NZ	1:A:476:ARG:HH21	2.07	0.53
1:A:704:THR:HG22	1:A:705:ARG:H	1.72	0.53
2:B:820:ARG:HG2	2:B:821:GLU:HG3	1.91	0.53
3:C:204:ARG:HG3	10:J:60:LEU:HD22	1.91	0.53
5:E:106:TYR:O	5:E:131:GLN:HB2	2.09	0.53
6:F:72:THR:O	6:F:126:ARG:NH1	2.30	0.53
11:K:52:TYR:O	11:K:56:LYS:HG2	2.09	0.53
1:M:559:ILE:O	1:M:563:THR:OG1	2.22	0.53
1:M:893:GLU:HB2	1:M:985:TYR:CZ	2.44	0.53
2:N:820:ARG:HG2	2:N:821:GLU:HG3	1.91	0.53
2:B:147:ASN:HA	2:B:152:GLU:OE1	2.08	0.53
2:B:253:MET:HB2	2:B:288:MET:SD	2.48	0.53
1:M:844:ARG:HD2	2:N:995:ASN:HD21	1.74	0.53
2:N:253:MET:HB2	2:N:288:MET:SD	2.48	0.53
3:O:114:ALA:HB2	3:O:191:ILE:HG23	1.90	0.53
10:V:47:ARG:NH1	10:V:48:MET:SD	2.82	0.53
1:A:113:LYS:HB3	1:A:230:ASN:HD21	1.74	0.53
1:A:902:LEU:HD22	1:A:968:ARG:HH21	1.74	0.53
1:A:1248:THR:HB	1:A:1564:ILE:HB	1.90	0.53
3:C:86:PHE:CD2	3:C:215:ALA:HB2	2.44	0.53
4:D:54:LEU:O	4:D:58:LYS:HG2	2.08	0.53
12:L:24:CYS:HA	12:L:49:MET:HG2	1.89	0.53
1:M:582:SER:OG	7:S:35:SER:O	2.26	0.53
1:M:1309:TYR:OH	1:M:1315:VAL:HG23	2.09	0.53
2:N:935:ASN:OD1	2:N:937:HIS:ND1	2.41	0.53
4:P:47:LEU:HA	4:P:50:LEU:HD12	1.90	0.53
8:T:24:VAL:HG13	8:T:42:ILE:C	2.29	0.53
11:W:52:TYR:O	11:W:56:LYS:HG2	2.09	0.53
1:A:660:ARG:NH1	6:F:108:LEU:HD13	2.23	0.53
1:A:997:SER:OG	1:A:1003:ILE:HG22	2.08	0.53
1:A:1306:ARG:HA	1:A:1309:TYR:HB3	1.91	0.53
2:B:985:LEU:HD12	2:B:988:ALA:HB3	1.90	0.53
4:D:47:LEU:HA	4:D:50:LEU:HD12	1.90	0.53
11:K:60:VAL:HA	11:K:81:THR:HG22	1.91	0.53
1:M:844:ARG:HD2	2:N:995:ASN:ND2	2.23	0.53
2:N:312:ARG:NH1	2:N:322:THR:O	2.40	0.53
2:N:505:CYS:SG	2:N:683:SER:N	2.77	0.53

Continued on next page...

Continued from previous page...

Atom-1	Atom-2	Interatomic distance (Å)	Clash overlap (Å)
2:N:891:ARG:CD	3:O:99:GLN:HG2	2.38	0.53
6:R:72:THR:O	6:R:126:ARG:NH1	2.30	0.53
9:U:24:TRP:HA	9:U:36:SER:OG	2.08	0.53
9:U:24:TRP:NE1	9:U:34:TYR:O	2.41	0.53
10:V:67:LYS:HG3	12:X:28:GLY:O	2.09	0.53
1:A:13:SER:HA	1:A:1656:ASP:O	2.08	0.53
1:A:80:ILE:HD11	1:A:395:LEU:HD13	1.90	0.53
1:A:1309:TYR:OH	1:A:1315:VAL:HG23	2.09	0.53
2:B:154:LEU:HD22	2:B:158:GLU:HG3	1.90	0.53
2:B:763:TYR:CE2	2:B:922:PRO:HD3	2.44	0.53
8:H:108:HIS:ND1	8:H:108:HIS:O	2.42	0.53
11:K:51:ARG:HG3	11:K:63:CYS:SG	2.49	0.53
1:M:910:LYS:NZ	1:M:967:GLY:O	2.41	0.53
3:O:76:ILE:HA	3:O:80:GLU:HB2	1.91	0.53
3:O:167:SER:O	3:O:203:LEU:N	2.23	0.53
1:A:852:GLU:HA	1:A:855:ASP:HB3	1.89	0.53
2:B:971:TYR:CG	2:B:977:ALA:HB2	2.44	0.53
8:H:24:VAL:HG13	8:H:42:ILE:C	2.29	0.53
10:J:47:ARG:NH1	10:J:48:MET:SD	2.82	0.53
1:M:326:THR:HG23	1:M:329:ARG:NH1	2.24	0.53
1:M:518:PRO:HB2	6:R:92:SER:O	2.08	0.53
1:M:1306:ARG:HA	1:M:1309:TYR:HB3	1.91	0.53
1:M:1663:ARG:HD2	1:M:1669:VAL:O	2.09	0.53
2:N:279:THR:HG23	9:U:46:THR:HG22	1.91	0.53
3:O:86:PHE:CD2	3:O:215:ALA:HB2	2.44	0.53
3:O:204:ARG:HB2	10:V:63:ASN:HD21	1.74	0.53
1:A:743:GLY:HA2	1:A:746:ILE:HD12	1.90	0.53
1:A:1062:HIS:CB	1:A:1066:ASP:HB3	2.36	0.53
1:A:1478:LYS:HG3	1:A:1495:VAL:HG23	1.90	0.53
2:B:372:PRO:HB2	2:B:499:GLU:OE1	2.08	0.53
2:B:919:VAL:HB	3:C:78:ILE:HD13	1.91	0.53
3:C:167:SER:O	3:C:203:LEU:N	2.23	0.53
3:C:247:GLU:HA	3:C:273:LYS:O	2.09	0.53
3:C:288:GLU:OE2	3:C:291:ARG:NH2	2.40	0.53
8:H:66:PRO:O	8:H:70:GLU:HG2	2.09	0.53
10:J:31:GLU:OE1	10:J:31:GLU:N	2.33	0.53
1:M:113:LYS:HB3	1:M:230:ASN:HD21	1.74	0.53
1:M:731:PRO:O	1:M:745:GLN:NE2	2.42	0.53
1:M:1005:PRO:HG3	2:N:969:PHE:CG	2.44	0.53
1:M:1075:HIS:HB2	1:M:1182:ARG:NH2	2.24	0.53
2:N:901:LYS:HB2	2:N:1021:LEU:HD22	1.89	0.53

Continued on next page...

Continued from previous page...

Atom-1	Atom-2	Interatomic distance (Å)	Clash overlap (Å)
2:N:1128:THR:N	7:S:84:LYS:HZ1	2.07	0.53
2:N:1163:THR:HG22	2:N:1168:LYS:HG2	1.89	0.53
5:Q:106:TYR:O	5:Q:131:GLN:HB2	2.09	0.53
2:B:514:PRO:HA	2:B:517:LEU:HD12	1.91	0.52
1:M:852:GLU:HA	1:M:855:ASP:HB3	1.89	0.52
1:M:1151:LYS:HG3	1:M:1152:ASN:N	2.22	0.52
2:N:107:ARG:NH1	2:N:721:ARG:HH22	2.06	0.52
2:N:1085:GLN:HB3	2:N:1148:LEU:HD21	1.90	0.52
7:S:57:LEU:O	7:S:59:LYS:HG3	2.08	0.52
1:A:504:GLY:HA2	1:A:622:ARG:O	2.09	0.52
1:A:637:CYS:O	1:A:641:ASN:N	2.42	0.52
1:A:1663:ARG:HD2	1:A:1669:VAL:O	2.09	0.52
3:C:77:LEU:HD11	3:C:323:LEU:HB3	1.91	0.52
2:N:509:THR:CG2	2:N:516:GLY:H	2.23	0.52
2:N:733:GLN:HB2	10:V:51:THR:O	2.10	0.52
2:N:809:HIS:NE2	12:X:36:LYS:HE3	2.23	0.52
10:V:24:LEU:O	10:V:28:ASP:HB2	2.08	0.52
1:A:28:SER:O	2:B:1116:ARG:NH2	2.42	0.52
3:C:76:ILE:HA	3:C:80:GLU:HB2	1.91	0.52
5:E:177:ASP:OD1	5:E:179:VAL:HG22	2.09	0.52
6:F:69:ARG:HD2	6:F:136:TRP:NE1	2.25	0.52
8:H:70:GLU:HG3	8:H:71:ALA:N	2.24	0.52
1:M:401:ILE:HG13	1:M:437:LEU:HD13	1.91	0.52
1:M:639:SER:HA	1:M:682:LEU:HD11	1.91	0.52
2:N:217:CYS:SG	2:N:337:VAL:HG22	2.49	0.52
2:N:286:GLU:HB2	9:U:7:LEU:HD11	1.91	0.52
2:N:842:ASP:OD1	2:N:843:PRO:HD2	2.08	0.52
4:P:54:LEU:O	4:P:58:LYS:HG2	2.08	0.52
5:Q:71:THR:HG23	5:Q:99:HIS:HD2	1.73	0.52
5:Q:96:ASP:OD2	5:Q:97:HIS:ND1	2.43	0.52
5:Q:147:LYS:HE3	5:Q:149:ILE:HD11	1.91	0.52
6:R:100:ASP:N	6:R:100:ASP:OD1	2.42	0.52
8:T:108:HIS:O	8:T:108:HIS:ND1	2.42	0.52
11:W:21:LYS:HG3	11:W:22:ILE:HG23	1.91	0.52
1:A:66:CYS:HB3	1:A:76:HIS:CE1	2.43	0.52
1:A:722:GLY:O	1:A:724:TYR:HD1	1.92	0.52
2:B:523:ARG:HE	2:B:745:TYR:HE2	1.58	0.52
11:K:21:LYS:HG3	11:K:22:ILE:HG23	1.92	0.52
1:M:611:LEU:HD23	1:M:1204:GLU:HA	1.91	0.52
1:M:1522:PRO:O	1:M:1548:ASN:ND2	2.42	0.52
2:N:728:ARG:HH22	3:O:99:GLN:NE2	2.08	0.52

Continued on next page...

Continued from previous page...

Atom-1	Atom-2	Interatomic distance (Å)	Clash overlap (Å)
2:N:985:LEU:HD12	2:N:988:ALA:HB3	1.90	0.52
2:B:91:SER:O	7:S:132:GLU:HG3	2.09	0.52
2:B:93:GLU:OE2	7:S:99:SER:OG	2.15	0.52
2:B:1060:GLU:OE1	2:B:1060:GLU:N	2.36	0.52
2:B:1163:THR:HG22	2:B:1168:LYS:HG2	1.90	0.52
3:C:246:ILE:HD12	3:C:251:ALA:HA	1.91	0.52
5:E:96:ASP:OD2	5:E:97:HIS:ND1	2.43	0.52
7:S:58:GLU:OE2	7:S:60:SER:N	2.43	0.52
11:W:60:VAL:HA	11:W:81:THR:HG22	1.91	0.52
1:A:109:PHE:CZ	1:A:335:LEU:HD21	2.45	0.52
1:A:326:THR:HG23	1:A:329:ARG:NH1	2.24	0.52
2:B:217:CYS:SG	2:B:337:VAL:HG22	2.49	0.52
3:C:114:ALA:HB2	3:C:191:ILE:HG23	1.91	0.52
5:E:180:ALA:HA	5:E:185:LEU:HD12	1.90	0.52
1:M:218:PHE:O	1:M:222:ILE:HG23	2.10	0.52
1:M:481:GLY:HA2	2:N:1057:GLY:HA3	1.91	0.52
1:M:722:GLY:O	1:M:724:TYR:HD1	1.92	0.52
1:M:1279:VAL:HG23	9:U:53:PHE:CE2	2.45	0.52
2:N:523:ARG:HE	2:N:745:TYR:HE2	1.58	0.52
2:N:755:ASN:OD1	2:N:1017:TYR:HD1	1.93	0.52
1:A:106:CYS:SG	1:A:231:CYS:N	2.83	0.52
2:B:509:THR:CG2	2:B:516:GLY:H	2.23	0.52
2:B:715:GLY:HA2	2:B:750:TYR:CE1	2.45	0.52
1:M:109:PHE:CZ	1:M:335:LEU:HD21	2.45	0.52
1:M:634:TYR:O	1:M:637:CYS:N	2.38	0.52
2:N:836:ILE:HD13	12:X:56:ARG:HE	1.75	0.52
2:N:1032:ARG:HH12	2:N:1035:GLY:HA3	1.75	0.52
6:R:69:ARG:HD2	6:R:136:TRP:NE1	2.25	0.52
7:S:98:PRO:HD3	7:S:124:PHE:CE2	2.45	0.52
8:T:13:VAL:HB	8:T:52:ASP:N	2.25	0.52
1:A:401:ILE:HG13	1:A:437:LEU:HD13	1.91	0.52
1:A:639:SER:HA	1:A:682:LEU:HD11	1.91	0.52
2:B:613:TYR:CE2	2:B:615:PRO:HG3	2.45	0.52
2:B:742:HIS:NE2	2:B:747:LEU:HB3	2.25	0.52
3:C:122:PHE:HA	3:C:137:ASP:OD1	2.10	0.52
8:H:14:THR:OG1	8:H:28:THR:O	2.24	0.52
1:M:12:LYS:HB3	2:N:1172:GLU:OE2	2.10	0.52
1:M:98:LEU:HD23	1:M:360:PHE:HE2	1.73	0.52
1:M:545:GLN:HE21	1:M:549:GLY:HA2	1.75	0.52
1:M:1038:LYS:HG2	1:M:1638:PHE:HD2	1.74	0.52
2:N:245:LYS:HG2	2:N:450:THR:HA	1.91	0.52

Continued on next page...

Continued from previous page...

Atom-1	Atom-2	Interatomic distance (Å)	Clash overlap (Å)
1:A:475:PHE:HE2	1:A:1636:MET:HB3	1.75	0.52
1:M:902:LEU:HD22	1:M:968:ARG:HH21	1.74	0.52
2:N:514:PRO:HA	2:N:517:LEU:HD12	1.91	0.52
3:O:89:VAL:N	12:X:59:GLN:HE22	2.07	0.52
3:O:109:LEU:HD23	3:O:225:LYS:HB3	1.92	0.52
3:O:247:GLU:HA	3:O:273:LYS:O	2.10	0.52
5:Q:60:TYR:HB2	5:Q:72:ILE:O	2.10	0.52
8:T:66:PRO:O	8:T:70:GLU:HG2	2.09	0.52
11:W:51:ARG:HG3	11:W:63:CYS:SG	2.49	0.52
1:A:576:LEU:HD23	1:A:579:SER:HA	1.92	0.52
1:A:731:PRO:O	1:A:745:GLN:NE2	2.42	0.52
1:A:1075:HIS:HB2	1:A:1182:ARG:NH2	2.24	0.52
3:C:285:VAL:O	3:C:287:ARG:HG3	2.10	0.52
5:E:60:TYR:HB2	5:E:72:ILE:O	2.10	0.52
7:G:98:PRO:HD3	7:G:124:PHE:CE2	2.45	0.52
1:M:743:GLY:HA2	1:M:746:ILE:HD12	1.91	0.52
3:O:246:ILE:HD12	3:O:251:ALA:HA	1.91	0.52
7:S:7:TYR:HD2	7:S:82:SER:HB3	1.73	0.52
7:S:10:THR:HG22	7:S:77:ASP:HB3	1.92	0.52
1:A:560:GLU:HG2	3:O:90:TYR:CE1	2.44	0.51
1:A:893:GLU:HB2	1:A:985:TYR:CZ	2.44	0.51
7:G:99:SER:HA	7:G:115:ARG:HH11	1.75	0.51
8:H:13:VAL:HB	8:H:52:ASP:N	2.25	0.51
9:I:10:CYS:SG	9:I:11:SER:N	2.83	0.51
12:L:22:TYR:HD2	12:L:51:LYS:HA	1.75	0.51
1:M:88:HIS:CE1	1:M:90:LEU:HB2	2.45	0.51
3:O:48:VAL:HG11	11:W:109:PHE:CD1	2.40	0.51
3:O:140:VAL:HA	3:O:213:ALA:O	2.11	0.51
9:U:10:CYS:SG	9:U:11:SER:N	2.83	0.51
9:U:25:THR:HG21	9:U:39:PHE:HZ	1.75	0.51
1:A:1642:CYS:SG	1:A:1643:HIS:N	2.83	0.51
2:B:689:THR:HB	2:B:692:SER:HB3	1.93	0.51
1:M:6:PRO:HA	7:S:69:PHE:HE2	1.74	0.51
1:M:634:TYR:CZ	2:N:768:MET:HB2	2.45	0.51
1:M:637:CYS:O	1:M:641:ASN:N	2.42	0.51
4:P:56:TYR:CD1	7:S:106:LEU:HA	2.46	0.51
5:Q:177:ASP:OD1	5:Q:179:VAL:HG22	2.09	0.51
1:A:110:LYS:HB2	1:A:225:ARG:HB2	1.91	0.51
1:A:611:LEU:HD23	1:A:1204:GLU:HA	1.91	0.51
1:A:797:ASP:H	1:A:800:SER:HG	1.56	0.51
3:C:204:ARG:H	3:C:207:GLN:HE21	1.55	0.51

Continued on next page...

Continued from previous page...

Atom-1	Atom-2	Interatomic distance (Å)	Clash overlap (Å)
7:G:58:GLU:OE2	7:G:60:SER:N	2.43	0.51
9:I:25:THR:HG21	9:I:39:PHE:HZ	1.75	0.51
1:M:110:LYS:HB2	1:M:225:ARG:HB2	1.91	0.51
2:N:39:LEU:HD11	2:N:385:GLY:HA3	1.92	0.51
2:N:613:TYR:CE2	2:N:615:PRO:HG3	2.45	0.51
2:N:763:TYR:CE2	2:N:922:PRO:HD3	2.44	0.51
2:N:928:MET:HB3	10:V:42:ARG:HD3	1.91	0.51
1:A:88:HIS:CE1	1:A:90:LEU:HB2	2.46	0.51
1:A:513:LEU:HD22	1:A:597:VAL:HG11	1.92	0.51
1:A:634:TYR:O	1:A:637:CYS:N	2.38	0.51
1:A:733:ALA:O	8:H:77:TYR:N	2.43	0.51
3:C:111:PRO:HB3	10:J:6:ARG:HH21	1.75	0.51
3:C:140:VAL:HA	3:C:213:ALA:O	2.11	0.51
5:E:147:LYS:HE3	5:E:149:ILE:HD11	1.91	0.51
1:M:715:ALA:O	1:M:827:VAL:HG23	2.11	0.51
2:N:9:GLU:HG3	10:V:22:LEU:HD21	1.91	0.51
2:N:232:LEU:HD23	2:N:238:MET:HG2	1.92	0.51
2:N:354:ARG:HH12	2:N:358:ALA:HB2	1.76	0.51
2:N:689:THR:HB	2:N:692:SER:HB3	1.93	0.51
3:O:77:LEU:HD11	3:O:323:LEU:HB3	1.91	0.51
1:A:545:GLN:HE21	1:A:549:GLY:HA2	1.75	0.51
1:A:1126:ASP:OD2	5:E:204:ASN:HB2	2.10	0.51
2:B:312:ARG:NH1	2:B:322:THR:O	2.40	0.51
2:B:877:ASP:OD1	2:B:881:SER:OG	2.18	0.51
5:E:128:GLU:HA	5:E:129:THR:OG1	2.10	0.51
5:E:128:GLU:OE2	5:E:184:GLY:HA2	2.11	0.51
1:M:504:GLY:HA2	1:M:622:ARG:O	2.09	0.51
1:M:680:ASP:N	1:M:680:ASP:OD2	2.44	0.51
1:M:998:ARG:NE	1:M:1000:LEU:HD23	2.26	0.51
1:M:1674:THR:HB	6:R:82:ARG:HB2	1.91	0.51
2:N:999:TYR:HB3	2:N:1004:GLY:O	2.11	0.51
5:Q:128:GLU:OE2	5:Q:184:GLY:HA2	2.11	0.51
8:T:70:GLU:HG3	8:T:71:ALA:N	2.24	0.51
1:A:605:LEU:HD12	1:A:619:HIS:ND1	2.26	0.51
1:A:612:HIS:HA	1:A:1200:GLN:CD	2.31	0.51
2:B:39:LEU:HD11	2:B:385:GLY:HA3	1.92	0.51
2:B:191:ASN:ND2	2:B:218:VAL:HG12	2.24	0.51
2:B:562:GLN:HB2	2:B:626:TYR:HD1	1.76	0.51
2:B:882:GLU:OE1	2:B:882:GLU:N	2.43	0.51
3:C:140:VAL:HG23	3:C:177:LYS:HB2	1.93	0.51
8:H:47:TYR:CD1	8:H:74:TYR:HB2	2.46	0.51

Continued on next page...

Continued from previous page...

Atom-1	Atom-2	Interatomic distance (Å)	Clash overlap (Å)
1:M:106:CYS:SG	1:M:231:CYS:N	2.83	0.51
1:M:374:PRO:O	1:M:385:ASN:ND2	2.44	0.51
1:M:1245:PRO:O	1:M:1546:GLY:N	2.42	0.51
2:N:40:THR:HG23	2:N:41:ASN:H	1.75	0.51
2:N:123:TRP:NE1	2:N:422:LEU:HG	2.22	0.51
8:T:82:ARG:HB3	8:T:94:TYR:HB2	1.93	0.51
2:B:4:GLN:HB3	2:B:7:GLU:HB2	1.93	0.51
3:C:51:THR:OG1	3:C:59:VAL:O	2.23	0.51
3:C:109:LEU:HD23	3:C:225:LYS:HB3	1.92	0.51
6:F:100:ASP:OD1	6:F:100:ASP:N	2.42	0.51
7:G:10:THR:HG22	7:G:77:ASP:HB3	1.92	0.51
11:K:20:GLU:HB3	11:K:23:ILE:HD11	1.93	0.51
1:M:841:PHE:O	2:N:761:ILE:HD12	2.11	0.51
1:M:1642:CYS:SG	1:M:1643:HIS:N	2.83	0.51
2:N:271:ILE:HD13	2:N:353:ILE:HG23	1.92	0.51
2:N:290:ARG:HD3	9:U:16:LEU:HD22	1.93	0.51
3:O:122:PHE:HA	3:O:137:ASP:OD1	2.10	0.51
3:O:285:VAL:O	3:O:287:ARG:HG3	2.10	0.51
1:A:328:VAL:HA	1:A:331:HIS:ND1	2.26	0.51
2:B:271:ILE:HD13	2:B:353:ILE:HG23	1.92	0.51
2:B:354:ARG:HH12	2:B:358:ALA:HB2	1.76	0.51
2:B:653:GLU:N	2:B:653:GLU:OE1	2.44	0.51
2:B:755:ASN:OD1	2:B:1017:TYR:HD1	1.93	0.51
2:B:1032:ARG:HH12	2:B:1035:GLY:HA3	1.75	0.51
2:B:1043:GLN:HE21	2:B:1154:VAL:HG21	1.76	0.51
3:C:246:ILE:HD11	3:C:275:ALA:HB3	1.93	0.51
1:M:471:LYS:NZ	1:M:476:ARG:HH21	2.07	0.51
2:N:562:GLN:HB2	2:N:626:TYR:HD1	1.76	0.51
2:B:40:THR:HG23	2:B:41:ASN:H	1.75	0.51
2:B:767:ASP:HA	2:B:771:ALA:HB3	1.93	0.51
2:N:742:HIS:NE2	2:N:747:LEU:HB3	2.25	0.51
1:A:510:ALA:HA	1:A:597:VAL:HG22	1.93	0.51
1:A:1522:PRO:O	1:A:1548:ASN:ND2	2.42	0.51
1:A:1642:CYS:O	1:A:1646:THR:HG23	2.10	0.51
2:B:24:ASP:HA	2:B:27:LYS:HE2	1.92	0.51
2:B:245:LYS:HG2	2:B:450:THR:HA	1.91	0.51
3:C:223:HIS:CD2	3:C:225:LYS:HG2	2.46	0.51
1:M:605:LEU:HD12	1:M:619:HIS:ND1	2.26	0.51
1:M:613:LYS:HG2	1:M:614:PRO:HD3	1.93	0.51
2:N:163:LYS:HB3	2:N:720:TYR:CD1	2.46	0.51
2:N:191:ASN:ND2	2:N:218:VAL:HG12	2.24	0.51

Continued on next page...

Continued from previous page...

Atom-1	Atom-2	Interatomic distance (Å)	Clash overlap (Å)
2:N:818:PRO:O	2:N:822:TRP:HB2	2.11	0.51
3:O:140:VAL:HG23	3:O:177:LYS:HB2	1.93	0.51
5:Q:143:GLU:HB2	5:Q:144:LEU:HD12	1.92	0.51
12:X:22:TYR:HD2	12:X:51:LYS:HA	1.75	0.51
1:A:19:TYR:O	2:B:1166:ASN:ND2	2.42	0.50
1:A:182:ARG:O	1:A:186:VAL:HG23	2.11	0.50
1:A:218:PHE:O	1:A:222:ILE:HG23	2.10	0.50
1:A:715:ALA:O	1:A:827:VAL:HG23	2.11	0.50
1:A:1073:GLN:HA	1:A:1076:LEU:HG	1.92	0.50
2:B:999:TYR:HB3	2:B:1004:GLY:O	2.11	0.50
7:G:10:THR:HA	7:G:77:ASP:HA	1.92	0.50
1:M:107:HIS:O	1:M:338:LYS:HD2	2.11	0.50
2:N:547:ASP:OD1	2:N:547:ASP:N	2.43	0.50
3:O:37:TRP:NE1	11:W:97:ASP:HB3	2.26	0.50
5:Q:128:GLU:HA	5:Q:129:THR:OG1	2.10	0.50
2:B:502:GLY:N	2:B:681:VAL:HG23	2.26	0.50
3:C:266:GLU:HB2	3:C:274:GLN:HB2	1.93	0.50
5:E:8:ILE:HG13	5:E:41:PHE:HE2	1.76	0.50
1:M:576:LEU:HD23	1:M:579:SER:HA	1.92	0.50
2:N:1043:GLN:HE21	2:N:1154:VAL:HG21	1.76	0.50
5:Q:8:ILE:HG13	5:Q:41:PHE:HE2	1.76	0.50
7:S:51:TYR:HA	7:S:77:ASP:O	2.11	0.50
1:A:129:GLY:HA2	1:A:207:LEU:HD21	1.94	0.50
1:A:239:ARG:HD2	1:A:240:LYS:O	2.11	0.50
1:A:559:ILE:O	1:A:563:THR:OG1	2.22	0.50
1:A:613:LYS:HG2	1:A:614:PRO:HD3	1.93	0.50
1:A:998:ARG:NE	1:A:1000:LEU:HD23	2.26	0.50
3:C:259:PRO:O	3:C:262:VAL:HG12	2.12	0.50
1:M:66:CYS:HB3	1:M:76:HIS:CE1	2.43	0.50
1:M:475:PHE:HA	1:M:479:MET:HB3	1.93	0.50
1:M:1238:ALA:HB1	1:M:1618:TYR:HE2	1.76	0.50
1:M:1642:CYS:O	1:M:1646:THR:HG23	2.10	0.50
2:N:208:TYR:OH	2:N:238:MET:HG3	2.11	0.50
8:T:47:TYR:CD1	8:T:74:TYR:HB2	2.46	0.50
1:A:212:LYS:HD3	1:A:1628:TYR:CE1	2.44	0.50
1:A:372:PHE:HE1	2:B:1157:TYR:HA	1.74	0.50
1:A:687:GLN:HG2	1:A:688:ASP:H	1.75	0.50
1:A:1154:ASP:N	1:A:1154:ASP:OD1	2.45	0.50
1:A:1574:ARG:HG2	1:A:1575:ILE:HG23	1.93	0.50
1:A:1579:GLU:HB3	5:E:146:PRO:HD2	1.92	0.50
2:B:232:LEU:HD23	2:B:238:MET:HG2	1.92	0.50

Continued on next page...

Continued from previous page...

Atom-1	Atom-2	Interatomic distance (Å)	Clash overlap (Å)
2:B:818:PRO:O	2:B:822:TRP:HB2	2.11	0.50
7:G:51:TYR:HA	7:G:77:ASP:O	2.11	0.50
7:G:98:PRO:HB3	7:G:124:PHE:CB	2.42	0.50
1:M:67:HIS:CG	2:N:1102:ILE:HD11	2.46	0.50
1:M:1038:LYS:NZ	1:M:1626:ILE:HA	2.27	0.50
1:M:1615:GLU:HG3	1:M:1617:GLY:H	1.76	0.50
2:N:4:GLN:HB3	2:N:7:GLU:HB2	1.93	0.50
2:N:205:GLY:O	2:N:207:SER:N	2.44	0.50
2:N:502:GLY:N	2:N:681:VAL:HG23	2.26	0.50
5:Q:130:PHE:HE1	5:Q:181:ARG:HG3	1.77	0.50
1:A:106:CYS:HA	1:A:231:CYS:CB	2.39	0.50
1:A:374:PRO:O	1:A:385:ASN:ND2	2.44	0.50
1:A:581:TYR:CE2	2:B:1110:ALA:HB2	2.47	0.50
1:A:1481:ASP:HB2	1:A:1491:THR:HB	1.93	0.50
2:B:205:GLY:O	2:B:207:SER:N	2.44	0.50
5:E:143:GLU:HB2	5:E:144:LEU:HD12	1.92	0.50
1:M:182:ARG:O	1:M:186:VAL:HG23	2.11	0.50
1:M:612:HIS:HA	1:M:1200:GLN:CD	2.31	0.50
1:M:687:GLN:HG2	1:M:688:ASP:H	1.75	0.50
2:N:505:CYS:HB2	2:N:683:SER:HB2	1.93	0.50
2:N:715:GLY:HA2	2:N:750:TYR:CE1	2.45	0.50
3:O:223:HIS:CD2	3:O:225:LYS:HG2	2.46	0.50
10:V:43:TYR:HA	10:V:46:ARG:HB3	1.94	0.50
1:A:368:PRO:HD2	1:A:373:ARG:HD3	1.93	0.50
1:A:1282:THR:OG1	1:A:1298:ALA:O	2.28	0.50
2:B:91:SER:OG	7:S:132:GLU:HG2	2.11	0.50
2:B:180:LYS:NZ	2:B:463:VAL:HB	2.26	0.50
2:B:492:THR:OG1	2:B:493:VAL:N	2.33	0.50
2:B:991:ASN:OD1	2:B:992:TYR:N	2.44	0.50
2:N:502:GLY:H	2:N:681:VAL:HG23	1.76	0.50
5:Q:131:GLN:HE21	5:Q:134:ASP:HB2	1.76	0.50
6:R:134:GLU:OE1	6:R:134:GLU:N	2.45	0.50
1:A:744:LYS:HA	1:A:791:LEU:HD23	1.94	0.50
3:C:122:PHE:HE2	3:C:125:PRO:HD3	1.77	0.50
5:E:131:GLN:HE21	5:E:134:ASP:HB2	1.76	0.50
7:G:135:ARG:NH2	7:G:145:GLU:OE1	2.45	0.50
10:J:3:ILE:HD11	10:J:49:ILE:HG22	1.92	0.50
1:M:475:PHE:HE2	1:M:1636:MET:HB3	1.75	0.50
1:M:1073:GLN:HA	1:M:1076:LEU:HG	1.92	0.50
1:M:1574:ARG:HG2	1:M:1575:ILE:HG23	1.93	0.50
2:N:99:ARG:NH2	12:X:47:ARG:NH1	2.59	0.50

Continued on next page...

Continued from previous page...

Atom-1	Atom-2	Interatomic distance (Å)	Clash overlap (Å)
3:O:259:PRO:O	3:O:262:VAL:HG12	2.12	0.50
7:S:10:THR:HA	7:S:77:ASP:HA	1.92	0.50
7:S:98:PRO:HB3	7:S:124:PHE:CB	2.42	0.50
1:A:483:ARG:HA	2:B:1054:ILE:O	2.10	0.50
1:A:607:ARG:HB2	1:A:649:MET:HE3	1.93	0.50
1:A:746:ILE:O	1:A:749:SER:OG	2.22	0.50
1:A:1086:TYR:HD1	1:A:1178:LEU:HD22	1.77	0.50
1:A:1238:ALA:HB1	1:A:1618:TYR:HE2	1.76	0.50
1:A:1550:LYS:HA	1:A:1553:TRP:CD1	2.46	0.50
2:B:547:ASP:N	2:B:547:ASP:OD1	2.43	0.50
7:G:145:GLU:OE2	7:G:148:LYS:NZ	2.45	0.50
1:M:106:CYS:HA	1:M:231:CYS:CB	2.39	0.50
1:M:510:ALA:HA	1:M:597:VAL:HG22	1.94	0.50
1:M:513:LEU:HD22	1:M:597:VAL:HG11	1.93	0.50
1:M:1052:ARG:NH1	1:M:1056:GLY:O	2.45	0.50
2:N:24:ASP:HA	2:N:27:LYS:HE2	1.92	0.50
2:N:577:LYS:HB2	2:N:613:TYR:CZ	2.47	0.50
2:N:767:ASP:HA	2:N:771:ALA:HB3	1.93	0.50
2:N:801:ARG:HG2	2:N:802:ARG:N	2.27	0.50
2:N:991:ASN:OD1	2:N:992:TYR:N	2.44	0.50
1:A:680:ASP:OD2	1:A:680:ASP:N	2.44	0.50
1:A:759:ARG:NH2	1:A:815:LEU:O	2.45	0.50
1:A:1549:LEU:HA	1:A:1552:ILE:HG12	1.94	0.50
2:B:208:TYR:OH	2:B:238:MET:HG3	2.11	0.50
2:B:505:CYS:SG	2:B:683:SER:N	2.77	0.50
7:G:113:ILE:HG21	7:G:170:LEU:HG	1.94	0.50
10:J:3:ILE:HD13	10:J:18:TRP:HB2	1.94	0.50
1:M:328:VAL:HA	1:M:331:HIS:ND1	2.26	0.50
1:M:1244:THR:O	1:M:1566:THR:HG21	2.12	0.50
10:V:3:ILE:HD11	10:V:49:ILE:HG22	1.92	0.50
1:A:1045:VAL:HB	1:A:1191:GLY:H	1.76	0.49
1:A:1052:ARG:HG2	1:A:1058:ILE:HA	1.94	0.49
2:B:502:GLY:H	2:B:681:VAL:HG23	1.76	0.49
5:E:136:ILE:HG13	5:E:137:VAL:HG13	1.94	0.49
10:J:43:TYR:HA	10:J:46:ARG:HB3	1.94	0.49
1:M:739:ILE:HD12	1:M:741:TRP:CH2	2.47	0.49
1:M:763:ASN:ND2	1:M:1084:LYS:HG3	2.27	0.49
1:M:1277:ARG:HB3	1:M:1302:ASP:HB3	1.94	0.49
1:M:1679:ILE:HD12	6:R:83:ILE:HG12	1.93	0.49
2:N:180:LYS:NZ	2:N:463:VAL:HB	2.26	0.49
2:N:583:LEU:HD23	2:N:611:ILE:HG12	1.94	0.49

Continued on next page...

Continued from previous page...

Atom-1	Atom-2	Interatomic distance (Å)	Clash overlap (Å)
2:N:653:GLU:OE1	2:N:653:GLU:N	2.44	0.49
2:N:683:SER:OG	2:N:684:ILE:N	2.45	0.49
8:T:9:GLU:HB2	8:T:11:PHE:CE2	2.47	0.49
1:A:545:GLN:OE1	1:A:592:LYS:HD2	2.12	0.49
1:A:701:THR:CG2	1:A:743:GLY:H	2.25	0.49
1:A:763:ASN:ND2	1:A:1084:LYS:HG3	2.27	0.49
1:A:1244:THR:O	1:A:1566:THR:HG21	2.12	0.49
1:A:1615:GLU:HG3	1:A:1617:GLY:H	1.76	0.49
2:B:395:TRP:HE3	2:B:396:LEU:HD12	1.76	0.49
2:B:577:LYS:HB2	2:B:613:TYR:CZ	2.47	0.49
1:M:96:TYR:OH	1:M:100:ARG:NH2	2.33	0.49
1:M:701:THR:CG2	1:M:743:GLY:H	2.25	0.49
1:M:759:ARG:NH2	1:M:815:LEU:O	2.45	0.49
1:M:1596:TYR:HB2	1:M:1598:ILE:HG22	1.95	0.49
1:M:1672:PHE:CD1	2:N:1068:GLY:HA2	2.47	0.49
2:N:85:ALA:O	2:N:115:SER:OG	2.20	0.49
3:O:208:GLU:OE1	3:O:210:ASP:HB2	2.12	0.49
1:A:1596:TYR:HB2	1:A:1598:ILE:HG22	1.94	0.49
2:B:589:GLU:O	2:B:592:VAL:HG12	2.13	0.49
5:E:118:ILE:O	5:E:122:THR:HG23	2.12	0.49
1:M:483:ARG:HA	2:N:1054:ILE:O	2.12	0.49
1:M:1065:GLU:O	1:M:1067:SER:N	2.46	0.49
2:N:48:ALA:O	2:N:52:ILE:HG13	2.12	0.49
2:N:125:VAL:HG23	2:N:129:PRO:HG3	1.94	0.49
2:N:849:ASP:HB3	2:N:852:THR:OG1	2.12	0.49
6:R:125:ARG:HA	6:R:134:GLU:O	2.12	0.49
11:W:20:GLU:HB3	11:W:23:ILE:HD11	1.93	0.49
1:A:666:ILE:O	1:A:671:SER:OG	2.30	0.49
2:B:48:ALA:O	2:B:52:ILE:HG13	2.12	0.49
2:B:93:GLU:OE1	7:S:97:SER:HB2	2.12	0.49
2:B:163:LYS:HB3	2:B:720:TYR:CD1	2.46	0.49
2:B:468:ASN:ND2	2:B:710:THR:HB	2.27	0.49
2:B:822:TRP:N	2:B:822:TRP:CD1	2.80	0.49
4:D:56:TYR:CE1	7:G:106:LEU:HD23	2.47	0.49
8:H:82:ARG:HB3	8:H:94:TYR:HB2	1.93	0.49
1:M:239:ARG:HD2	1:M:240:LYS:O	2.12	0.49
1:M:666:ILE:O	1:M:671:SER:OG	2.30	0.49
1:M:1223:ASN:OD1	1:M:1224:VAL:N	2.46	0.49
3:O:238:PRO:HA	3:O:303:ARG:HA	1.95	0.49
5:Q:118:ILE:O	5:Q:122:THR:HG23	2.12	0.49
10:V:63:ASN:HB3	10:V:65:LEU:HD23	1.95	0.49

Continued on next page...

Continued from previous page...

Atom-1	Atom-2	Interatomic distance (Å)	Clash overlap (Å)
1:A:1148:TYR:HA	1:A:1151:LYS:HG2	1.93	0.49
1:A:1579:GLU:CB	5:E:146:PRO:HD2	2.42	0.49
2:B:280:PHE:O	2:B:284:ARG:HG2	2.12	0.49
2:B:335:VAL:HG23	2:B:336:LEU:N	2.28	0.49
2:B:433:ILE:O	2:B:436:LYS:N	2.44	0.49
2:B:966:SER:OG	2:B:966:SER:O	2.30	0.49
6:F:125:ARG:HA	6:F:134:GLU:O	2.12	0.49
6:F:134:GLU:N	6:F:134:GLU:OE1	2.45	0.49
9:I:10:CYS:HB2	9:I:17:LEU:HD21	1.95	0.49
1:M:775:TRP:O	8:T:20:LYS:HD2	2.12	0.49
2:N:191:ASN:HD22	2:N:217:CYS:HA	1.78	0.49
2:N:335:VAL:HG23	2:N:336:LEU:N	2.28	0.49
2:N:468:ASN:ND2	2:N:710:THR:HB	2.27	0.49
2:N:966:SER:OG	2:N:966:SER:O	2.30	0.49
3:O:122:PHE:HE2	3:O:125:PRO:HD3	1.77	0.49
3:O:141:PHE:HB3	3:O:174:LEU:HD22	1.95	0.49
3:O:246:ILE:HD11	3:O:275:ALA:HB3	1.93	0.49
3:O:266:GLU:HB2	3:O:274:GLN:HB2	1.93	0.49
3:O:339:LYS:HZ1	11:W:92:ARG:HA	1.77	0.49
5:Q:138:ASN:HD22	5:Q:141:HIS:CE1	2.30	0.49
6:R:96:PRO:HB2	7:S:23:ARG:HH11	1.78	0.49
10:V:16:ASP:OD1	10:V:16:ASP:N	2.46	0.49
1:A:1245:PRO:O	1:A:1546:GLY:N	2.42	0.49
1:A:1277:ARG:HB3	1:A:1302:ASP:HB3	1.94	0.49
2:B:505:CYS:HB2	2:B:683:SER:HB2	1.93	0.49
6:F:90:GLN:HE22	6:F:122:LEU:HD11	1.78	0.49
1:M:744:LYS:HA	1:M:791:LEU:HD23	1.94	0.49
1:M:1045:VAL:HB	1:M:1191:GLY:H	1.76	0.49
1:M:1129:PRO:HD2	1:M:1133:TYR:CE1	2.48	0.49
1:M:1481:ASP:HB2	1:M:1491:THR:HB	1.93	0.49
3:O:125:PRO:HB2	3:O:129:GLN:HB2	1.95	0.49
5:Q:136:ILE:HG13	5:Q:137:VAL:HG13	1.94	0.49
6:R:90:GLN:HE22	6:R:122:LEU:HD11	1.78	0.49
1:A:1052:ARG:NH1	1:A:1056:GLY:O	2.45	0.49
2:B:86:LYS:HB3	2:B:150:HIS:CE1	2.48	0.49
2:B:349:LEU:O	2:B:353:ILE:HG22	2.12	0.49
2:B:672:THR:HG23	2:B:673:HIS:ND1	2.27	0.49
4:D:17:LEU:HD21	7:G:6:LEU:O	2.12	0.49
5:E:130:PHE:HE1	5:E:181:ARG:HG3	1.77	0.49
1:M:368:PRO:HD2	1:M:373:ARG:HD3	1.93	0.49
1:M:746:ILE:O	1:M:749:SER:OG	2.22	0.49

Continued on next page...

Continued from previous page...

Atom-1	Atom-2	Interatomic distance (Å)	Clash overlap (Å)
1:M:1052:ARG:HG2	1:M:1058:ILE:HA	1.94	0.49
1:A:67:HIS:CG	2:B:1102:ILE:HD11	2.47	0.49
1:A:739:ILE:HD12	1:A:741:TRP:CH2	2.47	0.49
1:A:1038:LYS:NZ	1:A:1626:ILE:HA	2.27	0.49
1:A:1672:PHE:CD1	2:B:1068:GLY:HA2	2.47	0.49
2:B:93:GLU:CD	7:S:97:SER:HB2	2.33	0.49
2:B:849:ASP:HB3	2:B:852:THR:OG1	2.12	0.49
3:C:318:MET:HB2	3:C:323:LEU:HD22	1.94	0.49
10:J:63:ASN:HB3	10:J:65:LEU:HD23	1.94	0.49
2:N:86:LYS:HB3	2:N:150:HIS:CE1	2.48	0.49
2:N:108:GLU:HG2	12:X:48:VAL:HG11	1.94	0.49
2:N:163:LYS:HD2	2:N:720:TYR:CD2	2.48	0.49
2:N:395:TRP:HE3	2:N:396:LEU:HD12	1.77	0.49
2:N:589:GLU:O	2:N:592:VAL:HG12	2.13	0.49
2:N:672:THR:HG23	2:N:673:HIS:ND1	2.27	0.49
7:S:113:ILE:HG21	7:S:170:LEU:HG	1.94	0.49
7:S:135:ARG:NH2	7:S:145:GLU:OE1	2.45	0.49
8:T:78:GLY:HA3	8:T:97:PHE:HD1	1.78	0.49
1:M:227:GLN:OE1	1:M:227:GLN:N	2.46	0.49
1:M:1148:TYR:HA	1:M:1151:LYS:HG2	1.94	0.49
1:A:96:TYR:OH	1:A:100:ARG:NH2	2.33	0.49
1:A:853:GLN:HA	1:A:856:ASN:HD21	1.77	0.49
2:B:85:ALA:O	2:B:115:SER:OG	2.20	0.49
2:B:503:PHE:HE1	2:B:636:ARG:HB3	1.78	0.49
8:H:78:GLY:HA3	8:H:97:PHE:HD1	1.78	0.49
1:M:129:GLY:HA2	1:M:207:LEU:HD21	1.94	0.49
1:M:1306:ARG:NH2	1:M:1317:GLN:HG2	2.20	0.49
2:N:415:ASP:OD2	2:N:417:SER:OG	2.23	0.49
2:N:466:LYS:HE2	2:N:472:PHE:CE1	2.48	0.49
2:N:742:HIS:CE1	2:N:747:LEU:HB3	2.48	0.49
3:O:51:THR:OG1	3:O:59:VAL:O	2.23	0.49
9:U:35:PRO:HB2	9:U:38:GLN:HG3	1.95	0.49
1:A:475:PHE:HA	1:A:479:MET:HB3	1.93	0.48
1:A:1065:GLU:O	1:A:1067:SER:N	2.46	0.48
2:B:156:PRO:O	2:B:160:ILE:HG12	2.13	0.48
2:B:163:LYS:HD2	2:B:720:TYR:CD2	2.48	0.48
2:B:583:LEU:HD23	2:B:611:ILE:HG12	1.94	0.48
2:B:772:MET:SD	2:B:902:PHE:HB2	2.53	0.48
1:M:212:LYS:HD3	1:M:1628:TYR:CE1	2.44	0.48
1:M:1086:TYR:HD1	1:M:1178:LEU:HD22	1.77	0.48
1:M:1585:ILE:HD11	1:M:1609:ALA:HA	1.95	0.48

Continued on next page...

Continued from previous page...

Atom-1	Atom-2	Interatomic distance (Å)	Clash overlap (Å)
2:N:156:PRO:O	2:N:160:ILE:HG12	2.13	0.48
2:N:280:PHE:O	2:N:284:ARG:HG2	2.12	0.48
2:N:776:LYS:O	2:N:780:GLU:HG3	2.13	0.48
2:N:882:GLU:OE1	2:N:882:GLU:N	2.43	0.48
3:O:51:THR:OG1	3:O:59:VAL:HG23	2.13	0.48
1:A:227:GLN:OE1	1:A:227:GLN:N	2.46	0.48
1:A:228:CYS:HB2	1:A:233:SER:H	1.78	0.48
1:A:844:ARG:HD2	2:B:995:ASN:HD21	1.77	0.48
2:B:125:VAL:HG23	2:B:129:PRO:HG3	1.94	0.48
2:B:830:GLY:O	2:B:845:VAL:HA	2.13	0.48
3:C:125:PRO:HB2	3:C:129:GLN:HB2	1.95	0.48
4:D:52:ARG:HA	4:D:55:MET:HE2	1.95	0.48
5:E:131:GLN:NE2	5:E:132:GLU:O	2.46	0.48
8:H:9:GLU:HB2	8:H:11:PHE:CE2	2.47	0.48
1:M:228:CYS:CB	1:M:231:CYS:HB3	2.44	0.48
1:M:1154:ASP:OD1	1:M:1154:ASP:N	2.45	0.48
1:M:1256:SER:O	1:M:1260:ALA:N	2.38	0.48
2:N:509:THR:HG21	2:N:516:GLY:H	1.78	0.48
2:N:592:VAL:O	2:N:596:ASN:ND2	2.46	0.48
2:N:880:ASP:H	12:X:38:VAL:HG13	1.78	0.48
2:N:928:MET:HG3	10:V:44:CYS:HB3	1.95	0.48
3:O:145:LYS:O	3:O:208:GLU:HG2	2.13	0.48
7:S:145:GLU:OE2	7:S:148:LYS:NZ	2.45	0.48
9:U:10:CYS:HB2	9:U:17:LEU:HD21	1.95	0.48
10:V:3:ILE:HD13	10:V:18:TRP:HB2	1.94	0.48
12:X:31:ASN:ND2	12:X:42:ARG:H	2.08	0.48
1:A:112:SER:OG	1:A:114:VAL:HG12	2.13	0.48
1:A:1129:PRO:HD2	1:A:1133:TYR:CE1	2.48	0.48
1:A:1520:GLU:OE1	1:A:1523:GLY:N	2.40	0.48
2:B:466:LYS:HE2	2:B:472:PHE:CE1	2.48	0.48
2:B:592:VAL:O	2:B:596:ASN:ND2	2.46	0.48
2:B:801:ARG:HG2	2:B:802:ARG:N	2.27	0.48
3:C:85:ALA:HB3	3:C:226:PHE:CE1	2.49	0.48
3:C:141:PHE:HB3	3:C:174:LEU:HD22	1.95	0.48
5:E:138:ASN:HD22	5:E:141:HIS:CE1	2.30	0.48
1:M:125:LEU:HD11	1:M:130:LEU:HD22	1.95	0.48
1:M:1549:LEU:HA	1:M:1552:ILE:HG12	1.94	0.48
2:N:825:LYS:HG3	2:N:842:ASP:OD1	2.13	0.48
2:N:830:GLY:O	2:N:845:VAL:HA	2.14	0.48
3:O:318:MET:HB2	3:O:323:LEU:HD22	1.94	0.48
1:A:1242:ILE:HG21	1:A:1567:ASN:ND2	2.27	0.48

Continued on next page...

Continued from previous page...

Atom-1	Atom-2	Interatomic distance (Å)	Clash overlap (Å)
1:A:1585:ILE:HD11	1:A:1609:ALA:HA	1.95	0.48
1:A:1624:MET:HG2	1:A:1625:GLY:N	2.28	0.48
3:C:208:GLU:OE1	3:C:210:ASP:HB2	2.12	0.48
3:C:238:PRO:HA	3:C:303:ARG:HA	1.95	0.48
1:M:112:SER:OG	1:M:114:VAL:HG12	2.13	0.48
1:M:501:ASN:HA	1:M:669:THR:HG21	1.96	0.48
1:M:545:GLN:OE1	1:M:592:LYS:HD2	2.12	0.48
1:M:1095:VAL:HG23	1:M:1096:LYS:HD2	1.95	0.48
1:M:1129:PRO:HD2	1:M:1133:TYR:HE1	1.79	0.48
1:M:1284:LYS:HB3	1:M:1296:THR:HB	1.95	0.48
2:N:479:VAL:HG12	2:N:480:HIS:N	2.29	0.48
5:Q:107:ALA:HA	5:Q:108:ASN:HA	1.60	0.48
5:Q:131:GLN:NE2	5:Q:132:GLU:O	2.47	0.48
7:S:99:SER:HA	7:S:115:ARG:HH11	1.75	0.48
8:T:80:VAL:HA	8:T:95:VAL:HA	1.95	0.48
1:A:1284:LYS:HB3	1:A:1296:THR:HB	1.95	0.48
2:B:415:ASP:OD2	2:B:417:SER:OG	2.22	0.48
2:B:649:LEU:HD12	2:B:653:GLU:HB2	1.95	0.48
3:C:150:ASN:HB2	3:C:165:VAL:HG13	1.95	0.48
1:M:853:GLN:HA	1:M:856:ASN:HD21	1.78	0.48
1:M:1550:LYS:HA	1:M:1553:TRP:CD1	2.46	0.48
2:N:243:TRP:HD1	2:N:244:ARG:HG2	1.72	0.48
2:N:649:LEU:HD12	2:N:653:GLU:HB2	1.96	0.48
2:N:772:MET:SD	2:N:902:PHE:HB2	2.53	0.48
1:A:107:HIS:O	1:A:338:LYS:HD2	2.11	0.48
1:A:241:GLU:N	1:A:245:LYS:O	2.47	0.48
1:A:1129:PRO:HD2	1:A:1133:TYR:HE1	1.78	0.48
2:B:402:GLN:NE2	2:B:428:LYS:HD3	2.29	0.48
2:B:479:VAL:HG12	2:B:480:HIS:N	2.29	0.48
2:B:742:HIS:CE1	2:B:747:LEU:HB3	2.48	0.48
2:B:801:ARG:HG2	2:B:802:ARG:H	1.79	0.48
2:B:1082:ASP:N	2:B:1082:ASP:OD1	2.47	0.48
1:M:1126:ASP:OD2	5:Q:204:ASN:HB2	2.14	0.48
1:M:1151:LYS:NZ	1:M:1152:ASN:HB3	2.28	0.48
1:M:1624:MET:HG2	1:M:1625:GLY:N	2.28	0.48
2:N:107:ARG:HH11	2:N:721:ARG:HH22	1.61	0.48
2:N:349:LEU:O	2:N:353:ILE:HG22	2.12	0.48
3:O:167:SER:OG	3:O:203:LEU:O	2.17	0.48
1:A:1339:TYR:CE2	1:A:1508:LEU:HD21	2.49	0.48
2:B:191:ASN:HD22	2:B:217:CYS:HA	1.78	0.48
2:B:266:GLU:HA	2:B:269:GLU:OE1	2.14	0.48

Continued on next page...

Continued from previous page...

Atom-1	Atom-2	Interatomic distance (Å)	Clash overlap (Å)
2:B:325:GLU:CD	2:B:328:ARG:HE	2.17	0.48
11:K:62:PHE:HB3	11:K:80:GLN:HB2	1.96	0.48
2:N:433:ILE:HA	2:N:436:LYS:HZ2	1.78	0.48
2:N:999:TYR:CD2	2:N:1006:GLU:HB3	2.49	0.48
2:N:1159:THR:O	2:N:1163:THR:HG23	2.14	0.48
1:A:711:LEU:HD23	1:A:746:ILE:HD13	1.95	0.48
1:A:1151:LYS:HZ3	1:A:1152:ASN:HB3	1.79	0.48
1:A:1151:LYS:NZ	1:A:1152:ASN:HB3	2.28	0.48
2:B:123:TRP:HE1	2:B:422:LEU:CG	2.24	0.48
2:B:537:ILE:HB	2:B:538:PRO:HD3	1.95	0.48
2:B:604:LYS:HG3	2:B:605:VAL:HG13	1.96	0.48
3:C:145:LYS:O	3:C:208:GLU:HG2	2.14	0.48
1:M:98:LEU:O	1:M:102:THR:HG23	2.14	0.48
1:M:241:GLU:N	1:M:245:LYS:O	2.47	0.48
1:M:1040:LEU:HA	1:M:1043:LEU:HD23	1.95	0.48
1:M:1339:TYR:CE2	1:M:1508:LEU:HD21	2.49	0.48
2:N:336:LEU:HD22	2:N:338:HIS:HE1	1.79	0.48
2:N:822:TRP:N	2:N:822:TRP:CD1	2.80	0.48
5:Q:111:THR:HG23	5:Q:114:ALA:HB3	1.96	0.48
10:V:23:THR:HA	10:V:26:GLN:HB3	1.96	0.48
1:A:1123:PRO:HG2	5:E:203:TYR:HA	1.94	0.48
2:B:1100:SER:HA	2:B:1113:VAL:HG12	1.96	0.48
5:E:111:THR:HG23	5:E:114:ALA:HB3	1.96	0.48
8:H:80:VAL:HG12	8:H:117:ASP:O	2.13	0.48
9:I:35:PRO:HB2	9:I:38:GLN:HG3	1.95	0.48
1:M:850:LEU:HD13	1:M:929:LEU:HB3	1.95	0.48
2:N:55:LYS:O	2:N:76:SER:HA	2.14	0.48
2:N:266:GLU:HA	2:N:269:GLU:OE1	2.14	0.48
2:N:1060:GLU:OE1	2:N:1060:GLU:N	2.36	0.48
2:N:1082:ASP:OD1	2:N:1082:ASP:N	2.47	0.48
3:O:39:LEU:HD22	11:W:100:ASP:HB3	1.96	0.48
1:A:98:LEU:O	1:A:102:THR:HG23	2.14	0.48
2:B:637:PRO:HA	2:B:647:ASP:O	2.14	0.48
2:B:998:MET:SD	2:B:1013:ILE:HD11	2.54	0.48
2:B:1159:THR:O	2:B:1163:THR:HG23	2.14	0.48
1:M:228:CYS:HB2	1:M:233:SER:H	1.78	0.48
1:M:1242:ILE:HG21	1:M:1567:ASN:ND2	2.27	0.48
2:N:919:VAL:CG2	3:O:78:ILE:HG21	2.44	0.48
2:N:1100:SER:HA	2:N:1113:VAL:HG12	1.96	0.48
3:O:37:TRP:CD1	11:W:97:ASP:HB3	2.49	0.48
3:O:85:ALA:HA	3:O:112:ILE:HD12	1.96	0.48

Continued on next page...

Continued from previous page...

Atom-1	Atom-2	Interatomic distance (Å)	Clash overlap (Å)
1:A:125:LEU:HD11	1:A:130:LEU:HD22	1.95	0.47
1:A:1069:ASP:OD1	1:A:1070:VAL:HG22	2.14	0.47
1:A:1205:PRO:HA	1:A:1208:GLN:HB2	1.96	0.47
1:A:1299:ILE:O	1:A:1491:THR:HA	2.14	0.47
8:H:37:ASN:O	8:H:104:ILE:HD12	2.14	0.47
10:J:16:ASP:N	10:J:16:ASP:OD1	2.46	0.47
1:M:1046:GLN:OE1	1:M:1052:ARG:N	2.45	0.47
1:M:1309:TYR:CZ	1:M:1320:ILE:HD11	2.49	0.47
2:N:325:GLU:CD	2:N:328:ARG:HE	2.17	0.47
2:N:492:THR:OG1	2:N:493:VAL:N	2.33	0.47
3:O:150:ASN:HB2	3:O:165:VAL:HG13	1.95	0.47
4:P:52:ARG:HA	4:P:55:MET:HE3	1.95	0.47
1:A:1588:GLU:O	1:A:1592:VAL:HG23	2.15	0.47
2:B:776:LYS:O	2:B:780:GLU:HG3	2.13	0.47
8:H:74:TYR:HB3	8:H:123:LEU:HB3	1.96	0.47
8:H:80:VAL:HA	8:H:95:VAL:HA	1.95	0.47
1:M:63:CYS:HB3	1:M:66:CYS:SG	2.54	0.47
1:M:767:LYS:HD3	1:M:783:SER:HB3	1.95	0.47
1:M:1206:SER:OG	1:M:1207:THR:N	2.47	0.47
1:M:1235:ILE:HG23	1:M:1612:MET:HE1	1.96	0.47
1:A:1095:VAL:HG23	1:A:1096:LYS:HD2	1.95	0.47
1:A:1309:TYR:CZ	1:A:1320:ILE:HD11	2.49	0.47
2:B:75:ILE:HA	2:B:124:SER:O	2.15	0.47
2:B:683:SER:OG	2:B:684:ILE:N	2.45	0.47
2:B:825:LYS:HG3	2:B:842:ASP:OD1	2.14	0.47
1:M:711:LEU:HD23	1:M:746:ILE:HD13	1.95	0.47
3:O:130:GLU:OE2	3:O:130:GLU:N	2.31	0.47
3:O:130:GLU:HG2	3:O:131:ALA:H	1.78	0.47
7:S:5:SER:HG	7:S:81:PHE:HE1	1.61	0.47
8:T:30:VAL:HB	8:T:37:ASN:HD22	1.80	0.47
1:A:118:LEU:HB2	1:A:182:ARG:NH1	2.29	0.47
1:A:407:ASP:O	1:A:411:GLU:N	2.48	0.47
1:A:1066:ASP:OD1	1:A:1183:TYR:OH	2.29	0.47
1:A:1235:ILE:HG23	1:A:1612:MET:HE1	1.95	0.47
1:A:1247:MET:SD	1:A:1547:VAL:HA	2.54	0.47
3:C:115:ASP:OD2	3:C:118:MET:N	2.48	0.47
3:C:130:GLU:HG2	3:C:131:ALA:H	1.78	0.47
1:M:1041:GLU:OE2	2:N:1061:ARG:NH1	2.48	0.47
1:M:1069:ASP:OD1	1:M:1070:VAL:HG22	2.14	0.47
1:M:1588:GLU:O	1:M:1592:VAL:HG23	2.15	0.47
2:N:996:GLU:N	2:N:1011:ILE:O	2.47	0.47

Continued on next page...

Continued from previous page...

Atom-1	Atom-2	Interatomic distance (Å)	Clash overlap (Å)
2:B:95:SER:O	2:B:95:SER:OG	2.32	0.47
2:B:137:VAL:HA	2:B:431:ASN:O	2.15	0.47
2:B:336:LEU:HD22	2:B:338:HIS:HE1	1.79	0.47
2:B:420:LYS:O	2:B:423:THR:OG1	2.24	0.47
2:B:561:VAL:HG12	2:B:569:GLY:O	2.14	0.47
2:B:1130:ASP:OD1	2:B:1130:ASP:N	2.47	0.47
3:C:82:PRO:HB2	3:C:217:LEU:HD22	1.96	0.47
3:C:91:ILE:HD11	12:L:58:VAL:HB	1.97	0.47
3:C:155:THR:HG1	3:C:156:ASP:H	1.61	0.47
7:G:138:THR:HG22	7:G:142:ASN:O	2.14	0.47
1:M:1299:ILE:O	1:M:1491:THR:HA	2.14	0.47
2:N:503:PHE:HE1	2:N:636:ARG:HB3	1.78	0.47
2:N:998:MET:SD	2:N:1013:ILE:HD11	2.54	0.47
2:N:1162:LEU:HG	2:N:1167:ILE:O	2.14	0.47
7:S:138:THR:HG22	7:S:142:ASN:O	2.14	0.47
1:A:219:TYR:OH	1:A:347:TYR:OH	2.28	0.47
1:A:686:ILE:HB	1:A:687:GLN:OE1	2.15	0.47
1:A:1038:LYS:HG2	1:A:1638:PHE:HD2	1.74	0.47
1:A:1042:GLY:HA3	1:A:1053:ASP:OD2	2.14	0.47
2:B:55:LYS:O	2:B:76:SER:HA	2.14	0.47
1:M:496:PRO:HD2	2:N:766:TYR:CZ	2.49	0.47
3:O:85:ALA:HB3	3:O:226:PHE:CE1	2.49	0.47
8:T:17:ASP:OD1	8:T:17:ASP:N	2.47	0.47
1:A:228:CYS:CB	1:A:231:CYS:HB3	2.43	0.47
1:A:850:LEU:HD13	1:A:929:LEU:HB3	1.95	0.47
1:A:972:LEU:HA	1:A:972:LEU:HD23	1.61	0.47
1:A:1125:LEU:HD23	1:A:1136:SER:OG	2.15	0.47
1:A:1189:ASP:OD2	6:F:76:THR:HB	2.15	0.47
1:A:1206:SER:OG	1:A:1207:THR:N	2.47	0.47
1:A:1223:ASN:OD1	1:A:1224:VAL:N	2.46	0.47
2:B:37:ASN:OD1	2:B:147:ASN:HB2	2.15	0.47
2:B:55:LYS:HB3	2:B:400:ARG:HD2	1.97	0.47
2:B:219:ARG:HH11	2:B:223:SER:HB2	1.80	0.47
2:B:355:LYS:HG3	2:B:622:TYR:CD2	2.49	0.47
2:B:383:LEU:O	2:B:387:ILE:HG12	2.15	0.47
2:B:386:GLN:NE2	2:B:452:LEU:HD22	2.30	0.47
2:B:999:TYR:CD2	2:B:1006:GLU:HB3	2.49	0.47
3:C:51:THR:OG1	3:C:59:VAL:HG23	2.13	0.47
3:C:85:ALA:HA	3:C:112:ILE:HD12	1.96	0.47
5:E:151:LEU:HB2	5:E:190:VAL:HG13	1.97	0.47
7:G:54:ILE:HA	7:G:76:VAL:HG12	1.96	0.47

Continued on next page...

Continued from previous page...

Atom-1	Atom-2	Interatomic distance (Å)	Clash overlap (Å)
8:H:72:ALA:HB2	8:H:122:LEU:HB3	1.97	0.47
1:M:84:ILE:HD11	1:M:401:ILE:HG21	1.96	0.47
1:M:114:VAL:HG22	1:M:182:ARG:NH1	2.29	0.47
1:M:407:ASP:O	1:M:411:GLU:N	2.48	0.47
1:M:880:SER:OG	1:M:881:THR:N	2.48	0.47
1:M:1062:HIS:NE2	1:M:1125:LEU:O	2.47	0.47
1:M:1125:LEU:HD23	1:M:1136:SER:OG	2.15	0.47
1:M:1579:GLU:OE2	5:Q:193:ILE:HD12	2.15	0.47
2:N:355:LYS:HG3	2:N:622:TYR:CD2	2.49	0.47
2:N:402:GLN:NE2	2:N:428:LYS:HD3	2.29	0.47
2:N:433:ILE:O	2:N:436:LYS:N	2.44	0.47
2:N:561:VAL:HG12	2:N:569:GLY:O	2.14	0.47
2:N:637:PRO:HA	2:N:647:ASP:O	2.14	0.47
2:N:693:ASP:OD2	2:N:969:PHE:N	2.36	0.47
2:N:1130:ASP:OD1	2:N:1130:ASP:N	2.47	0.47
2:N:1147:THR:HG22	2:N:1148:LEU:H	1.80	0.47
3:O:82:PRO:HB2	3:O:217:LEU:HD22	1.96	0.47
3:O:93:ASN:O	3:O:210:ASP:N	2.48	0.47
5:Q:116:LYS:HG3	5:Q:117:ILE:N	2.29	0.47
7:S:54:ILE:HA	7:S:76:VAL:HG12	1.96	0.47
8:T:25:SER:HB3	8:T:44:SER:OG	2.15	0.47
8:T:80:VAL:HG12	8:T:117:ASP:O	2.13	0.47
10:V:7:CYS:HB3	10:V:14:ILE:HD13	1.97	0.47
11:W:62:PHE:HB3	11:W:80:GLN:HB2	1.96	0.47
1:A:66:CYS:SG	1:A:73:CYS:CB	3.01	0.47
1:A:501:ASN:HA	1:A:669:THR:HG21	1.96	0.47
1:A:519:VAL:HG21	1:A:569:LEU:HD21	1.96	0.47
1:A:767:LYS:HD3	1:A:783:SER:HB3	1.95	0.47
2:B:1162:LEU:HG	2:B:1167:ILE:O	2.14	0.47
3:C:101:GLU:O	3:C:104:SER:OG	2.31	0.47
8:H:25:SER:HB3	8:H:44:SER:OG	2.15	0.47
1:M:3:ILE:HG22	7:S:68:PRO:HD3	1.96	0.47
1:M:610:THR:HG21	2:N:1060:GLU:HG3	1.96	0.47
1:M:1231:LEU:HA	1:M:1234:ILE:HG22	1.97	0.47
1:M:1589:VAL:HG13	1:M:1605:LEU:HD23	1.96	0.47
1:M:1674:THR:HA	1:M:1677:PHE:CZ	2.50	0.47
2:N:37:ASN:OD1	2:N:147:ASN:HB2	2.15	0.47
2:N:801:ARG:HG2	2:N:802:ARG:H	1.79	0.47
2:N:1088:VAL:HG12	2:N:1149:ILE:HD11	1.97	0.47
3:O:266:GLU:N	3:O:274:GLN:O	2.41	0.47
1:A:63:CYS:HB3	1:A:66:CYS:SG	2.54	0.47

Continued on next page...

Continued from previous page...

Atom-1	Atom-2	Interatomic distance (Å)	Clash overlap (Å)
1:A:237:ASN:OD1	1:A:238:PHE:N	2.46	0.47
1:A:472:GLU:HA	1:A:477:LYS:NZ	2.29	0.47
1:A:808:LEU:O	1:A:812:VAL:HG23	2.15	0.47
1:A:844:ARG:HD2	2:B:995:ASN:ND2	2.30	0.47
1:A:901:LYS:HG2	9:I:59:LEU:HD11	1.95	0.47
2:B:509:THR:HG21	2:B:516:GLY:H	1.78	0.47
2:B:772:MET:HG2	2:B:911:ILE:N	2.30	0.47
2:B:919:VAL:HG21	3:C:75:ARG:HD3	1.97	0.47
2:B:996:GLU:N	2:B:1011:ILE:O	2.47	0.47
5:E:116:LYS:HG3	5:E:117:ILE:N	2.29	0.47
5:E:117:ILE:HD12	5:E:117:ILE:HA	1.82	0.47
10:J:7:CYS:HB3	10:J:14:ILE:HD13	1.97	0.47
1:M:219:TYR:OH	1:M:347:TYR:OH	2.28	0.47
1:M:472:GLU:HA	1:M:477:LYS:NZ	2.29	0.47
1:M:512:LYS:HD3	2:N:1031:VAL:HG11	1.96	0.47
3:O:76:ILE:HG22	3:O:80:GLU:HB2	1.96	0.47
8:T:37:ASN:O	8:T:104:ILE:HD12	2.14	0.47
8:T:74:TYR:HB3	8:T:123:LEU:HB3	1.96	0.47
1:A:114:VAL:HG22	1:A:182:ARG:NH1	2.29	0.47
1:A:1040:LEU:HA	1:A:1043:LEU:HD23	1.96	0.47
2:B:107:ARG:HH11	2:B:721:ARG:HH22	1.62	0.47
3:C:129:GLN:OE1	3:C:129:GLN:N	2.48	0.47
7:G:84:LYS:HA	7:G:84:LYS:HD2	1.71	0.47
7:G:95:LEU:HG	7:G:102:GLY:HA3	1.97	0.47
1:M:364:ASN:N	1:M:364:ASN:OD1	2.48	0.47
1:M:675:VAL:HG12	1:M:682:LEU:HD22	1.97	0.47
1:M:1205:PRO:HA	1:M:1208:GLN:HB2	1.96	0.47
2:N:1:MET:O	2:N:963:ALA:HB3	2.15	0.47
2:N:86:LYS:HD3	2:N:148:ARG:HD2	1.97	0.47
2:N:185:LEU:HB2	2:N:378:LEU:CD2	2.44	0.47
3:O:342:LEU:N	11:W:22:ILE:HD11	2.30	0.47
7:S:95:LEU:HG	7:S:102:GLY:HA3	1.97	0.47
1:A:84:ILE:HD11	1:A:401:ILE:HG21	1.96	0.46
1:A:1110:TYR:CZ	1:A:1127:LYS:HE2	2.50	0.46
1:A:1269:LYS:HD2	1:A:1520:GLU:HG3	1.97	0.46
1:A:1282:THR:HG22	9:I:45:GLU:OE1	2.15	0.46
2:B:41:ASN:HD22	2:B:147:ASN:ND2	2.13	0.46
8:H:8:ASP:HA	8:H:58:GLN:HG2	1.97	0.46
1:M:1042:GLY:HA3	1:M:1053:ASP:OD2	2.14	0.46
1:M:1087:LYS:HA	1:M:1090:ILE:HG22	1.97	0.46
2:N:197:ILE:HD13	2:N:366:ALA:HB2	1.97	0.46

Continued on next page...

Continued from previous page...

Atom-1	Atom-2	Interatomic distance (Å)	Clash overlap (Å)
2:N:604:LYS:HG3	2:N:605:VAL:HG13	1.96	0.46
8:T:72:ALA:HB2	8:T:122:LEU:HB3	1.97	0.46
10:V:31:GLU:OE1	10:V:31:GLU:N	2.33	0.46
1:A:1633:PHE:HB2	1:A:1662:SER:HB2	1.98	0.46
2:B:197:ILE:HD13	2:B:366:ALA:HB2	1.97	0.46
2:B:610:GLU:HG2	2:B:633:ARG:NH2	2.30	0.46
2:B:807:VAL:HG23	2:B:850:GLU:HB2	1.96	0.46
3:C:74:ARG:O	3:C:78:ILE:HG22	2.15	0.46
3:C:266:GLU:N	3:C:274:GLN:O	2.41	0.46
11:K:25:LEU:HB2	11:K:36:THR:OG1	2.16	0.46
1:M:121:CYS:HB3	1:M:186:VAL:CG2	2.44	0.46
1:M:519:VAL:HG21	1:M:569:LEU:HD21	1.96	0.46
1:M:1110:TYR:CZ	1:M:1127:LYS:HE2	2.50	0.46
2:N:137:VAL:HA	2:N:431:ASN:O	2.15	0.46
2:N:690:PRO:HG3	2:N:905:ARG:NH2	2.31	0.46
2:N:693:ASP:OD1	2:N:693:ASP:N	2.32	0.46
3:O:115:ASP:OD2	3:O:118:MET:N	2.48	0.46
3:O:129:GLN:OE1	3:O:129:GLN:N	2.48	0.46
3:O:218:GLY:HA3	3:O:226:PHE:CE2	2.51	0.46
1:A:241:GLU:HB2	1:A:245:LYS:HB2	1.98	0.46
1:A:1087:LYS:HA	1:A:1090:ILE:HG22	1.97	0.46
1:A:1231:LEU:HA	1:A:1234:ILE:HG22	1.97	0.46
2:B:1:MET:O	2:B:963:ALA:HB3	2.15	0.46
2:B:86:LYS:HD3	2:B:148:ARG:HD2	1.97	0.46
2:B:311:PHE:O	2:B:315:LEU:HD23	2.16	0.46
2:B:774:LEU:O	2:B:915:LYS:HA	2.16	0.46
2:B:1087:TRP:CD1	2:B:1113:VAL:HG21	2.51	0.46
3:C:218:GLY:HA3	3:C:226:PHE:CE2	2.50	0.46
8:H:30:VAL:HB	8:H:37:ASN:HD22	1.80	0.46
1:M:118:LEU:HB2	1:M:182:ARG:NH1	2.29	0.46
1:M:1068:LEU:HA	1:M:1188:VAL:HG22	1.98	0.46
1:M:1541:LYS:HE3	1:M:1541:LYS:HB2	1.70	0.46
2:N:95:SER:O	2:N:95:SER:OG	2.32	0.46
2:N:383:LEU:O	2:N:387:ILE:HG12	2.15	0.46
2:N:537:ILE:HB	2:N:538:PRO:HD3	1.95	0.46
2:N:774:LEU:O	2:N:915:LYS:HA	2.16	0.46
2:N:807:VAL:HG23	2:N:850:GLU:HB2	1.96	0.46
2:N:972:SER:OG	2:N:974:GLN:HG2	2.16	0.46
7:S:70:SER:HG	7:S:71:PHE:H	1.62	0.46
1:A:57:TYR:N	1:A:61:SER:OG	2.49	0.46
1:A:734:ILE:HG22	8:H:76:MET:HG2	1.97	0.46

Continued on next page...

Continued from previous page...

Atom-1	Atom-2	Interatomic distance (Å)	Clash overlap (Å)
2:B:78:ARG:HH11	2:B:130:ARG:HE	1.64	0.46
2:B:185:LEU:HB2	2:B:378:LEU:CD2	2.44	0.46
2:B:972:SER:OG	2:B:974:GLN:HG2	2.16	0.46
5:E:22:VAL:HG11	5:E:29:VAL:HB	1.96	0.46
10:J:23:THR:HA	10:J:26:GLN:HB3	1.96	0.46
1:M:115:LYS:HE3	1:M:115:LYS:HB2	1.60	0.46
2:N:41:ASN:HD22	2:N:147:ASN:ND2	2.13	0.46
5:Q:22:VAL:HG11	5:Q:29:VAL:HB	1.96	0.46
5:Q:106:TYR:CZ	5:Q:131:GLN:HB3	2.50	0.46
1:A:1062:HIS:NE2	1:A:1125:LEU:O	2.47	0.46
2:B:116:ARG:NH2	7:S:128:ASP:O	2.46	0.46
2:B:827:ASP:HA	2:B:833:PHE:CE1	2.51	0.46
2:B:1147:THR:HG22	2:B:1148:LEU:H	1.80	0.46
4:D:27:ASN:O	4:D:31:GLN:NE2	2.41	0.46
1:M:241:GLU:HB2	1:M:245:LYS:HB2	1.98	0.46
1:M:252:SER:O	1:M:256:LEU:N	2.48	0.46
1:M:843:CYS:SG	1:M:938:MET:HB2	2.56	0.46
1:M:1140:LYS:HB3	5:Q:201:GLY:H	1.80	0.46
2:N:75:ILE:HA	2:N:124:SER:O	2.15	0.46
2:N:728:ARG:NH2	3:O:99:GLN:HE22	2.14	0.46
2:N:1169:MET:SD	2:N:1169:MET:N	2.81	0.46
5:Q:62:LYS:HA	5:Q:71:THR:HG1	1.80	0.46
5:Q:151:LEU:HB2	5:Q:190:VAL:HG13	1.97	0.46
11:W:25:LEU:HB2	11:W:36:THR:OG1	2.16	0.46
1:A:77:PHE:HE1	1:A:369:PRO:HD3	1.79	0.46
1:A:181:ILE:O	1:A:184:GLU:HG2	2.16	0.46
1:A:1068:LEU:HA	1:A:1188:VAL:HG22	1.98	0.46
1:A:1193:SER:O	1:A:1193:SER:OG	2.34	0.46
1:A:1674:THR:HA	1:A:1677:PHE:CZ	2.50	0.46
2:B:873:LEU:HD23	2:B:873:LEU:HA	1.76	0.46
5:E:96:ASP:OD2	5:E:97:HIS:N	2.49	0.46
5:E:106:TYR:CZ	5:E:131:GLN:HB3	2.50	0.46
8:H:108:HIS:O	8:H:112:TYR:HB2	2.15	0.46
1:M:106:CYS:SG	1:M:230:ASN:HB2	2.56	0.46
1:M:485:ASN:HB3	2:N:1033:THR:O	2.15	0.46
1:M:686:ILE:HB	1:M:687:GLN:OE1	2.15	0.46
2:N:219:ARG:HH11	2:N:223:SER:HB2	1.80	0.46
2:N:311:PHE:O	2:N:315:LEU:HD23	2.15	0.46
2:N:386:GLN:NE2	2:N:452:LEU:HD22	2.30	0.46
2:N:772:MET:HG2	2:N:911:ILE:N	2.30	0.46
1:A:1679:ILE:O	7:G:63:VAL:HG12	2.15	0.46

Continued on next page...

Continued from previous page...

Atom-1	Atom-2	Interatomic distance (Å)	Clash overlap (Å)
2:B:48:ALA:HB1	2:B:389:LYS:HG3	1.98	0.46
2:B:144:VAL:HG21	2:B:172:TYR:CE2	2.51	0.46
3:C:76:ILE:HG22	3:C:80:GLU:HB2	1.96	0.46
1:M:57:TYR:N	1:M:61:SER:OG	2.49	0.46
1:M:475:PHE:HA	1:M:479:MET:CB	2.46	0.46
1:M:613:LYS:HB2	2:N:1067:HIS:CE1	2.50	0.46
2:N:99:ARG:CZ	12:X:47:ARG:HH12	2.29	0.46
2:N:135:ARG:HA	2:N:135:ARG:HD2	1.73	0.46
2:N:144:VAL:HG21	2:N:172:TYR:CE2	2.51	0.46
2:N:987:LYS:HD3	2:N:987:LYS:HA	1.68	0.46
1:A:106:CYS:SG	1:A:231:CYS:CB	3.03	0.46
1:A:843:CYS:SG	1:A:938:MET:HB2	2.56	0.46
2:B:690:PRO:HG3	2:B:905:ARG:NH2	2.31	0.46
8:H:16:VAL:HG13	8:H:27:ILE:HG22	1.98	0.46
8:H:23:ARG:HB3	8:H:24:VAL:H	1.62	0.46
12:L:57:MET:HG2	1:M:561:GLN:HA	1.97	0.46
1:M:808:LEU:O	1:M:812:VAL:HG23	2.15	0.46
1:M:861:LEU:HD13	1:M:920:ILE:HG22	1.98	0.46
1:M:1247:MET:SD	1:M:1547:VAL:HA	2.55	0.46
2:N:778:ALA:O	2:N:783:PHE:HB2	2.16	0.46
2:N:827:ASP:HA	2:N:833:PHE:CE1	2.51	0.46
2:N:882:GLU:O	2:N:884:GLN:HG2	2.16	0.46
2:N:1087:TRP:CD1	2:N:1113:VAL:HG21	2.51	0.46
3:O:334:LYS:HD2	11:W:42:GLU:OE2	2.15	0.46
5:Q:96:ASP:OD2	5:Q:97:HIS:N	2.49	0.46
7:S:81:PHE:O	7:S:83:PRO:HD3	2.16	0.46
8:T:8:ASP:HA	8:T:58:GLN:HG2	1.97	0.46
1:A:106:CYS:SG	1:A:230:ASN:HB2	2.56	0.46
1:A:475:PHE:HA	1:A:479:MET:CB	2.46	0.46
1:A:675:VAL:HG12	1:A:682:LEU:HD22	1.98	0.46
1:A:1306:ARG:NH2	1:A:1317:GLN:HG2	2.20	0.46
2:B:195:ALA:HB1	2:B:359:LEU:HD22	1.97	0.46
2:B:916:TRP:CD1	2:B:917:PRO:HD2	2.51	0.46
7:G:81:PHE:O	7:G:83:PRO:HD3	2.16	0.46
8:H:17:ASP:N	8:H:17:ASP:OD1	2.46	0.46
1:M:27:ILE:HG21	2:N:1096:ILE:HG23	1.96	0.46
1:M:736:ARG:NH2	8:T:68:LEU:O	2.49	0.46
1:M:767:LYS:HA	1:M:783:SER:HB2	1.98	0.46
1:M:868:PHE:O	1:M:871:GLU:HB2	2.16	0.46
2:N:822:TRP:O	2:N:826:LEU:N	2.45	0.46
2:N:844:ILE:N	2:N:858:GLU:O	2.44	0.46

Continued on next page...

Continued from previous page...

Atom-1	Atom-2	Interatomic distance (Å)	Clash overlap (Å)
2:N:916:TRP:CD1	2:N:917:PRO:HD2	2.51	0.46
2:N:1112:GLU:CD	2:N:1114:ARG:HH22	2.19	0.46
1:A:2:ASN:ND2	1:A:545:GLN:HE22	2.13	0.46
1:A:513:LEU:HD21	1:A:653:PHE:CG	2.51	0.46
1:A:767:LYS:HA	1:A:783:SER:HB2	1.97	0.46
1:A:868:PHE:O	1:A:871:GLU:HB2	2.16	0.46
1:A:1262:ALA:O	1:A:1266:GLU:HG2	2.16	0.46
1:A:1589:VAL:HG13	1:A:1605:LEU:HD23	1.96	0.46
2:B:186:ILE:HG13	2:B:479:VAL:HG11	1.98	0.46
2:B:876:ASN:ND2	2:B:884:GLN:HB2	2.31	0.46
2:B:882:GLU:O	2:B:884:GLN:HG2	2.16	0.46
2:B:1112:GLU:CD	2:B:1114:ARG:HH22	2.19	0.46
3:C:253:LYS:HB2	3:C:253:LYS:HE2	1.81	0.46
6:F:121:PRO:O	6:F:122:LEU:HB2	2.16	0.46
7:G:93:ILE:HD12	7:G:96:VAL:HG21	1.98	0.46
1:M:2:ASN:ND2	1:M:545:GLN:HE22	2.13	0.46
1:M:657:THR:HG22	6:R:89:LEU:HD13	1.98	0.46
1:M:1193:SER:O	1:M:1193:SER:OG	2.34	0.46
1:M:1262:ALA:O	1:M:1266:GLU:HG2	2.16	0.46
2:N:27:LYS:HE2	2:N:27:LYS:HB3	1.60	0.46
2:N:663:PRO:HA	2:N:666:ILE:HD11	1.98	0.46
2:N:851:SER:OG	2:N:852:THR:N	2.49	0.46
2:N:1151:LEU:HD13	2:N:1155:PHE:HD2	1.81	0.46
3:O:253:LYS:HE2	3:O:253:LYS:HB2	1.80	0.46
8:T:108:HIS:O	8:T:112:TYR:HB2	2.16	0.46
8:T:109:ARG:C	8:T:111:LEU:H	2.20	0.46
1:A:538:TRP:CE2	1:A:539:PRO:HB3	2.51	0.45
1:A:880:SER:OG	1:A:881:THR:N	2.48	0.45
1:A:968:ARG:NH1	1:A:969:ARG:O	2.49	0.45
7:G:85:LYS:HA	7:G:154:VAL:HB	1.98	0.45
7:G:99:SER:OG	2:N:93:GLU:OE2	2.31	0.45
10:J:3:ILE:HA	10:J:4:PRO:HD3	1.86	0.45
1:M:1019:LEU:O	1:M:1022:THR:OG1	2.26	0.45
2:N:55:LYS:HB3	2:N:400:ARG:HD2	1.97	0.45
3:O:144:ASN:HB3	3:O:210:ASP:OD1	2.16	0.45
10:V:51:THR:O	10:V:51:THR:OG1	2.32	0.45
1:A:44:PRO:HB3	1:A:50:TYR:O	2.16	0.45
1:A:115:LYS:HB2	1:A:115:LYS:HE3	1.61	0.45
1:A:1142:GLN:HA	1:A:1145:VAL:HG12	1.99	0.45
1:A:1155:LYS:HD2	1:A:1155:LYS:HA	1.77	0.45
5:E:69:LYS:HA	5:E:70:GLY:HA2	1.58	0.45

Continued on next page...

Continued from previous page...

Atom-1	Atom-2	Interatomic distance (Å)	Clash overlap (Å)
1:M:1:MET:HB2	2:N:1079:ASN:HB3	1.97	0.45
1:M:237:ASN:OD1	1:M:238:PHE:N	2.46	0.45
1:M:472:GLU:HA	1:M:477:LYS:HZ1	1.80	0.45
2:N:78:ARG:HH11	2:N:130:ARG:HE	1.64	0.45
2:N:876:ASN:ND2	2:N:884:GLN:HB2	2.31	0.45
1:A:472:GLU:HA	1:A:477:LYS:HZ1	1.81	0.45
1:A:1113:LYS:HB3	1:A:1121:TYR:CE1	2.51	0.45
1:M:576:LEU:HB3	1:M:579:SER:HA	1.99	0.45
1:M:1633:PHE:HB2	1:M:1662:SER:HB2	1.98	0.45
2:N:590:TYR:CD1	2:N:594:LEU:HD23	2.51	0.45
2:N:829:ASP:OD2	12:X:20:MET:HG3	2.17	0.45
2:N:931:ASP:OD1	10:V:9:SER:HA	2.16	0.45
3:O:74:ARG:O	3:O:78:ILE:HG22	2.15	0.45
5:Q:118:ILE:HG22	5:Q:127:ILE:HD13	1.98	0.45
7:S:98:PRO:HD2	7:S:132:GLU:OE1	2.16	0.45
8:T:19:GLN:OE1	8:T:19:GLN:N	2.50	0.45
1:A:687:GLN:HG2	1:A:688:ASP:N	2.31	0.45
1:A:762:LEU:HD11	1:A:811:SER:OG	2.17	0.45
1:A:802:GLY:O	1:A:804:SER:N	2.49	0.45
1:A:846:ASP:HB3	2:B:993:HIS:CG	2.52	0.45
1:A:861:LEU:HD13	1:A:920:ILE:HG22	1.98	0.45
1:A:1046:GLN:OE1	1:A:1052:ARG:N	2.45	0.45
1:A:1505:MET:O	1:A:1509:VAL:HG22	2.17	0.45
2:B:185:LEU:H	2:B:378:LEU:HG	1.82	0.45
2:B:348:LEU:HA	2:B:567:ILE:HD11	1.98	0.45
2:B:851:SER:OG	2:B:852:THR:N	2.49	0.45
3:C:115:ASP:OD2	3:C:118:MET:HG2	2.16	0.45
1:M:979:LEU:HB3	1:M:982:PHE:HD2	1.81	0.45
1:M:1158:ALA:HB3	1:M:1166:ASP:OD2	2.16	0.45
1:M:1231:LEU:HA	1:M:1231:LEU:HD12	1.71	0.45
2:N:143:MET:HB2	2:N:173:PHE:CE1	2.52	0.45
2:N:195:ALA:HB1	2:N:359:LEU:HD22	1.97	0.45
5:Q:7:ASN:ND2	5:Q:54:ARG:HH22	2.08	0.45
6:R:121:PRO:O	6:R:122:LEU:HB2	2.16	0.45
7:S:125:ILE:O	7:S:125:ILE:HG13	2.16	0.45
1:A:401:ILE:HD12	1:A:434:PHE:HD1	1.82	0.45
1:A:1158:ALA:HB3	1:A:1166:ASP:OD2	2.16	0.45
2:B:166:SER:HB3	2:B:167:GLU:OE1	2.17	0.45
2:B:1090:ARG:HE	2:B:1090:ARG:HB2	1.53	0.45
2:B:1151:LEU:HD13	2:B:1155:PHE:HD2	1.81	0.45
1:M:1269:LYS:HD2	1:M:1520:GLU:HG3	1.97	0.45

Continued on next page...

Continued from previous page...

Atom-1	Atom-2	Interatomic distance (Å)	Clash overlap (Å)
2:N:985:LEU:CG	2:N:990:TYR:HB2	2.47	0.45
3:O:155:THR:HG1	3:O:156:ASP:H	1.60	0.45
3:O:290:LEU:HD21	3:O:301:LEU:HD13	1.98	0.45
8:T:16:VAL:HG22	8:T:27:ILE:HG22	1.99	0.45
12:X:41:CYS:N	12:X:46:HIS:O	2.39	0.45
1:A:888:LEU:HA	1:A:891:ASN:HD22	1.82	0.45
1:A:906:ASP:OD1	1:A:907:ALA:N	2.49	0.45
2:B:822:TRP:O	2:B:826:LEU:N	2.45	0.45
5:E:103:ILE:HA	5:E:128:GLU:O	2.16	0.45
7:G:48:VAL:HG13	7:G:78:VAL:HG23	1.98	0.45
7:G:125:ILE:O	7:G:125:ILE:HG13	2.16	0.45
8:H:19:GLN:N	8:H:19:GLN:OE1	2.50	0.45
1:M:181:ILE:O	1:M:184:GLU:HG2	2.16	0.45
1:M:774:TYR:CZ	1:M:943:VAL:HG21	2.52	0.45
1:M:880:SER:OG	1:M:882:ASP:OD1	2.20	0.45
1:M:968:ARG:NH1	1:M:969:ARG:O	2.49	0.45
1:M:1113:LYS:HB3	1:M:1121:TYR:CE1	2.51	0.45
1:M:1140:LYS:CB	5:Q:201:GLY:H	2.30	0.45
1:M:1591:SER:O	1:M:1594:GLY:N	2.49	0.45
2:N:610:GLU:HG2	2:N:633:ARG:NH2	2.30	0.45
2:N:876:ASN:CG	2:N:884:GLN:HB2	2.37	0.45
2:N:982:GLY:HA3	2:N:992:TYR:CE1	2.52	0.45
3:O:69:ILE:HG22	3:O:73:PHE:CE2	2.52	0.45
5:Q:132:GLU:C	5:Q:134:ASP:H	2.20	0.45
7:S:85:LYS:HA	7:S:154:VAL:HB	1.98	0.45
1:A:499:GLU:HG3	1:A:501:ASN:H	1.81	0.45
1:A:1283:GLU:HB2	9:I:44:VAL:O	2.17	0.45
1:A:1591:SER:O	1:A:1594:GLY:N	2.49	0.45
2:B:27:LYS:HE2	2:B:27:LYS:HB3	1.60	0.45
2:B:982:GLY:HA3	2:B:992:TYR:CE1	2.52	0.45
6:F:96:PRO:HG3	7:G:23:ARG:HD3	1.97	0.45
8:H:109:ARG:C	8:H:111:LEU:H	2.20	0.45
1:M:513:LEU:HD21	1:M:653:PHE:CG	2.51	0.45
1:M:606:ASN:HD22	1:M:616:MET:HG3	1.81	0.45
1:M:687:GLN:HG2	1:M:688:ASP:N	2.31	0.45
1:M:906:ASP:OD1	1:M:907:ALA:N	2.49	0.45
2:N:113:TYR:O	2:N:141:PRO:HA	2.17	0.45
2:N:213:LEU:HD23	2:N:214:SER:N	2.32	0.45
5:Q:8:ILE:HD11	5:Q:42:LYS:HG2	1.99	0.45
2:B:137:VAL:HG22	2:B:433:ILE:HG12	1.99	0.45
2:B:274:LYS:HD2	2:B:554:HIS:NE2	2.32	0.45

Continued on next page...

Continued from previous page...

Atom-1	Atom-2	Interatomic distance (Å)	Clash overlap (Å)
2:B:663:PRO:HA	2:B:666:ILE:HD11	1.98	0.45
2:B:876:ASN:CG	2:B:884:GLN:HB2	2.37	0.45
10:J:51:THR:O	10:J:51:THR:OG1	2.32	0.45
1:M:44:PRO:HB3	1:M:50:TYR:O	2.17	0.45
1:M:538:TRP:CE2	1:M:539:PRO:HB3	2.51	0.45
1:M:762:LEU:HD11	1:M:811:SER:OG	2.17	0.45
1:M:927:ASP:HA	1:M:932:LYS:NZ	2.32	0.45
1:M:1004:ALA:N	1:M:1007:GLU:OE1	2.27	0.45
1:M:1066:ASP:OD1	1:M:1183:TYR:OH	2.29	0.45
1:M:1282:THR:OG1	1:M:1298:ALA:O	2.28	0.45
2:N:137:VAL:HG22	2:N:433:ILE:HG12	1.99	0.45
3:O:94:ASN:O	12:X:53:ARG:HD3	2.17	0.45
9:U:24:TRP:CZ2	9:U:35:PRO:HA	2.52	0.45
1:A:1231:LEU:HA	1:A:1231:LEU:HD12	1.71	0.45
1:A:1483:ASP:HB3	1:A:1488:GLU:H	1.82	0.45
2:B:1088:VAL:HG12	2:B:1149:ILE:HD11	1.97	0.45
3:C:304:VAL:HG12	3:C:306:ASP:H	1.81	0.45
8:H:85:GLU:HG2	8:H:91:VAL:HG12	1.99	0.45
1:M:132:ASN:O	1:M:136:MET:HG2	2.17	0.45
1:M:237:ASN:O	1:M:248:GLU:HB3	2.17	0.45
2:N:48:ALA:HB1	2:N:389:LYS:HG3	1.98	0.45
3:O:147:CYS:O	3:O:205:PRO:HA	2.17	0.45
8:T:85:GLU:HG2	8:T:91:VAL:HG12	1.99	0.45
1:A:120:PHE:HB2	1:A:342:VAL:HG22	1.99	0.45
1:A:576:LEU:HG	1:A:578:SER:H	1.81	0.45
1:A:1325:SER:O	1:A:1329:LEU:HB2	2.17	0.45
1:A:1506:VAL:HG13	1:A:1507:SER:H	1.82	0.45
3:C:93:ASN:O	3:C:210:ASP:N	2.48	0.45
3:C:113:SER:OG	3:C:192:ARG:O	2.33	0.45
3:C:144:ASN:HB3	3:C:210:ASP:OD1	2.16	0.45
3:C:147:CYS:O	3:C:205:PRO:HA	2.17	0.45
5:E:7:ASN:ND2	5:E:54:ARG:HH22	2.08	0.45
5:E:118:ILE:HG22	5:E:127:ILE:HD13	1.99	0.45
7:G:88:CYS:O	7:G:89:LEU:HD22	2.17	0.45
7:G:96:VAL:HG12	7:G:124:PHE:CE1	2.39	0.45
9:I:24:TRP:CZ2	9:I:35:PRO:HA	2.52	0.45
12:L:31:ASN:ND2	12:L:42:ARG:H	2.08	0.45
1:M:503:ILE:HG13	1:M:631:ARG:O	2.17	0.45
1:M:978:SER:HB2	1:M:991:SER:OG	2.17	0.45
1:M:1280:ARG:O	1:M:1299:ILE:HD12	2.17	0.45
1:M:1505:MET:O	1:M:1509:VAL:HG22	2.17	0.45

Continued on next page...

Continued from previous page...

Atom-1	Atom-2	Interatomic distance (Å)	Clash overlap (Å)
3:O:57:THR:HA	3:O:313:GLU:OE1	2.17	0.45
7:S:88:CYS:O	7:S:89:LEU:HD22	2.17	0.45
1:A:774:TYR:CZ	1:A:943:VAL:HG21	2.52	0.44
1:A:978:SER:HB2	1:A:991:SER:OG	2.17	0.44
1:A:1280:ARG:O	1:A:1299:ILE:HD12	2.17	0.44
1:A:1504:LEU:O	1:A:1508:LEU:HG	2.18	0.44
4:D:17:LEU:HD13	7:G:8:LYS:N	2.32	0.44
6:F:117:GLN:HB2	6:F:119:LYS:HG3	1.98	0.44
6:F:126:ARG:O	6:F:133:TYR:HA	2.17	0.44
1:M:499:GLU:HG3	1:M:501:ASN:H	1.81	0.44
1:M:726:ARG:NH2	11:W:61:GLU:OE1	2.50	0.44
1:M:1483:ASP:HB3	1:M:1488:GLU:H	1.82	0.44
1:M:1530:LYS:HD2	1:M:1531:PRO:HD2	1.98	0.44
1:M:1585:ILE:HG13	1:M:1586:VAL:N	2.32	0.44
2:N:186:ILE:HG13	2:N:479:VAL:HG11	1.98	0.44
2:N:388:LEU:O	2:N:392:ILE:HG12	2.17	0.44
2:N:610:GLU:HB2	2:N:653:GLU:OE2	2.17	0.44
3:O:304:VAL:HG12	3:O:306:ASP:H	1.81	0.44
7:S:48:VAL:HG13	7:S:78:VAL:HG23	1.98	0.44
1:A:29:VAL:HG11	1:A:65:THR:OG1	2.18	0.44
1:A:68:LEU:HD23	1:A:68:LEU:HA	1.78	0.44
1:A:606:ASN:HD22	1:A:616:MET:HG3	1.81	0.44
1:A:1138:SER:HB3	1:A:1141:PHE:CB	2.47	0.44
1:A:1147:GLU:O	1:A:1151:LYS:HG2	2.17	0.44
1:A:1560:SER:O	1:A:1560:SER:OG	2.31	0.44
2:B:125:VAL:O	2:B:126:ASN:ND2	2.50	0.44
2:B:346:PHE:HA	2:B:349:LEU:HD12	2.00	0.44
2:B:733:GLN:HB2	10:J:51:THR:O	2.18	0.44
3:C:48:VAL:HG11	11:K:109:PHE:HD1	1.82	0.44
7:G:98:PRO:HD2	7:G:132:GLU:OE1	2.16	0.44
1:M:848:LEU:HA	1:M:848:LEU:HD23	1.71	0.44
1:M:1006:GLN:NE2	2:N:661:CYS:SG	2.64	0.44
1:M:1506:VAL:HG13	1:M:1507:SER:H	1.82	0.44
2:N:185:LEU:H	2:N:378:LEU:HG	1.82	0.44
7:S:85:LYS:HB3	7:S:155:ASP:C	2.38	0.44
8:T:16:VAL:HG13	8:T:27:ILE:HG22	1.98	0.44
1:A:18:ILE:HD13	1:A:359:MET:HA	1.99	0.44
1:A:503:ILE:HG13	1:A:631:ARG:O	2.17	0.44
1:A:927:ASP:HA	1:A:932:LYS:NZ	2.32	0.44
1:A:979:LEU:HB3	1:A:982:PHE:HD2	1.81	0.44
1:A:1267:VAL:HG12	1:A:1555:PHE:CZ	2.51	0.44

Continued on next page...

Continued from previous page...

Atom-1	Atom-2	Interatomic distance (Å)	Clash overlap (Å)
3:C:57:THR:HA	3:C:313:GLU:OE1	2.17	0.44
3:C:65:ILE:HG13	3:C:66:ASP:N	2.32	0.44
5:E:132:GLU:C	5:E:134:ASP:H	2.20	0.44
1:M:802:GLY:O	1:M:804:SER:N	2.48	0.44
1:M:888:LEU:HA	1:M:891:ASN:HD22	1.82	0.44
2:N:125:VAL:O	2:N:126:ASN:ND2	2.50	0.44
3:O:65:ILE:HG13	3:O:66:ASP:N	2.32	0.44
3:O:101:GLU:O	3:O:104:SER:OG	2.31	0.44
3:O:235:ARG:HH11	3:O:309:LEU:HD23	1.82	0.44
5:Q:194:VAL:HG13	5:Q:204:ASN:OD1	2.17	0.44
6:R:120:ILE:HA	6:R:121:PRO:HD3	1.90	0.44
1:A:334:ARG:HD3	1:A:334:ARG:HA	1.87	0.44
1:A:364:ASN:OD1	1:A:364:ASN:N	2.48	0.44
1:A:701:THR:HG23	1:A:743:GLY:H	1.83	0.44
1:A:739:ILE:HD12	1:A:741:TRP:HH2	1.83	0.44
2:B:49:VAL:O	2:B:52:ILE:HB	2.17	0.44
2:B:778:ALA:O	2:B:783:PHE:HB2	2.16	0.44
2:B:849:ASP:HB3	2:B:852:THR:HG1	1.81	0.44
2:B:951:SER:OG	2:B:1014:GLY:HA3	2.17	0.44
7:G:121:ASP:HB2	7:G:139:ASN:HB3	2.00	0.44
8:H:16:VAL:HG22	8:H:27:ILE:HG22	1.99	0.44
1:M:29:VAL:HG11	1:M:65:THR:OG1	2.18	0.44
1:M:605:LEU:HA	1:M:605:LEU:HD23	1.74	0.44
1:M:842:THR:O	1:M:937:HIS:ND1	2.50	0.44
2:N:71:PHE:HE2	2:N:74:LYS:HB2	1.83	0.44
2:N:274:LYS:HD2	2:N:554:HIS:NE2	2.32	0.44
2:N:812:PHE:CE1	2:N:822:TRP:HE3	2.35	0.44
3:O:338:VAL:HG13	11:W:22:ILE:HD13	2.00	0.44
5:Q:103:ILE:HA	5:Q:128:GLU:O	2.17	0.44
7:S:84:LYS:HA	7:S:84:LYS:HD2	1.71	0.44
8:T:70:GLU:HG3	8:T:71:ALA:H	1.82	0.44
1:A:58:LEU:HD23	1:A:58:LEU:HA	1.79	0.44
1:A:178:LEU:HD21	1:A:182:ARG:NH2	2.33	0.44
1:A:341:VAL:O	1:A:344:SER:OG	2.30	0.44
1:A:500:THR:HG22	1:A:826:SER:OG	2.18	0.44
1:A:548:ASP:OD2	1:A:550:THR:HG23	2.18	0.44
1:A:576:LEU:HB3	1:A:579:SER:HA	1.99	0.44
1:A:1256:SER:O	1:A:1260:ALA:N	2.38	0.44
2:B:329:PHE:O	2:B:333:LYS:HG2	2.17	0.44
2:B:480:HIS:CE1	2:B:482:GLY:H	2.36	0.44
2:B:610:GLU:HB2	2:B:653:GLU:OE2	2.17	0.44

Continued on next page...

Continued from previous page...

Atom-1	Atom-2	Interatomic distance (Å)	Clash overlap (Å)
3:C:72:ALA:O	3:C:76:ILE:HG12	2.17	0.44
1:M:120:PHE:HB2	1:M:342:VAL:HG22	1.99	0.44
1:M:769:LYS:N	1:M:797:ASP:OD2	2.48	0.44
1:M:1123:PRO:HG2	5:Q:203:TYR:HA	2.00	0.44
1:M:1498:ILE:CD1	9:U:22:ALA:HB2	2.47	0.44
1:M:1520:GLU:OE1	1:M:1523:GLY:N	2.40	0.44
2:N:99:ARG:NH1	12:X:47:ARG:HH12	2.15	0.44
3:O:115:ASP:OD2	3:O:118:MET:HG2	2.16	0.44
6:R:126:ARG:O	6:R:133:TYR:HA	2.17	0.44
7:S:121:ASP:HB2	7:S:139:ASN:HB3	1.99	0.44
11:W:96:ASP:HA	11:W:99:ILE:HD12	2.00	0.44
1:A:111:LEU:CD1	1:A:222:ILE:HG22	2.48	0.44
1:A:842:THR:O	1:A:937:HIS:ND1	2.51	0.44
1:A:1530:LYS:HD2	1:A:1531:PRO:HD2	1.98	0.44
2:B:1032:ARG:NE	2:B:1044:PRO:HB3	2.32	0.44
2:B:1090:ARG:HH21	2:B:1147:THR:HG1	1.52	0.44
7:G:61:ALA:CB	7:G:72:ILE:HB	2.47	0.44
1:M:1147:GLU:O	1:M:1151:LYS:HG2	2.17	0.44
3:O:42:PHE:CZ	11:W:101:LEU:HG	2.53	0.44
11:W:29:SER:OG	11:W:33:THR:N	2.51	0.44
1:A:1:MET:CB	2:B:1079:ASN:HB3	2.47	0.44
1:A:24:VAL:O	1:A:28:SER:OG	2.25	0.44
1:A:237:ASN:O	1:A:248:GLU:HB3	2.17	0.44
1:A:247:PHE:CE2	1:A:323:MET:HB2	2.53	0.44
1:A:252:SER:O	1:A:256:LEU:N	2.48	0.44
1:A:829:SER:OG	1:A:830:ARG:N	2.51	0.44
1:A:1050:THR:OG1	1:A:1050:THR:O	2.36	0.44
1:A:1070:VAL:HA	1:A:1073:GLN:HG3	2.00	0.44
2:B:54:GLU:CB	2:B:78:ARG:HB3	2.44	0.44
2:B:143:MET:HB2	2:B:173:PHE:CE1	2.52	0.44
2:B:505:CYS:SG	2:B:506:PRO:HD2	2.58	0.44
3:C:69:ILE:HG21	11:K:101:LEU:HD21	1.98	0.44
3:C:204:ARG:NE	10:J:60:LEU:HB3	2.32	0.44
5:E:175:LEU:HD21	5:E:187:ARG:HG2	2.00	0.44
5:E:194:VAL:HG13	5:E:204:ASN:OD1	2.16	0.44
11:K:96:ASP:HA	11:K:99:ILE:HD12	2.00	0.44
1:M:401:ILE:HD12	1:M:434:PHE:HD1	1.82	0.44
1:M:476:ARG:NH1	1:M:1638:PHE:HA	2.33	0.44
1:M:879:LEU:HD23	1:M:883:SER:HB3	1.99	0.44
1:M:1052:ARG:HG2	1:M:1058:ILE:HD13	1.99	0.44
2:N:49:VAL:O	2:N:52:ILE:HB	2.18	0.44

Continued on next page...

Continued from previous page...

Atom-1	Atom-2	Interatomic distance (Å)	Clash overlap (Å)
2:N:236:VAL:HG12	2:N:237:THR:N	2.32	0.44
2:N:329:PHE:O	2:N:333:LYS:HG2	2.17	0.44
2:N:346:PHE:HA	2:N:349:LEU:HD12	2.00	0.44
2:N:348:LEU:HA	2:N:567:ILE:HD11	1.99	0.44
1:A:1041:GLU:OE2	2:B:1061:ARG:NH1	2.50	0.44
1:A:1279:VAL:HG23	9:I:53:PHE:CE2	2.53	0.44
2:B:388:LEU:O	2:B:392:ILE:HG12	2.17	0.44
2:B:812:PHE:CE1	2:B:822:TRP:HE3	2.35	0.44
2:B:985:LEU:CG	2:B:990:TYR:HB2	2.47	0.44
1:M:114:VAL:HG21	1:M:178:LEU:HD23	2.00	0.44
1:M:800:SER:O	1:M:808:LEU:N	2.48	0.44
1:M:1142:GLN:HA	1:M:1145:VAL:HG12	1.99	0.44
1:M:1267:VAL:HG12	1:M:1555:PHE:CZ	2.51	0.44
2:N:166:SER:HB3	2:N:167:GLU:OE1	2.17	0.44
2:N:420:LYS:O	2:N:423:THR:OG1	2.24	0.44
2:N:836:ILE:HD13	12:X:56:ARG:NE	2.32	0.44
2:N:844:ILE:HD11	2:N:860:TYR:HA	2.00	0.44
2:N:895:SER:O	2:N:897:ILE:HG23	2.18	0.44
6:R:117:GLN:HB2	6:R:119:LYS:HG3	1.98	0.44
1:A:121:CYS:HB3	1:A:186:VAL:CG2	2.44	0.44
1:A:132:ASN:O	1:A:136:MET:HG2	2.17	0.44
1:A:736:ARG:HD3	8:H:75:ILE:CD1	2.48	0.44
2:B:113:TYR:O	2:B:141:PRO:HA	2.17	0.44
2:B:213:LEU:HD23	2:B:214:SER:N	2.32	0.44
2:B:235:GLY:CA	2:B:284:ARG:HH11	2.26	0.44
2:B:433:ILE:HA	2:B:436:LYS:HZ2	1.83	0.44
2:B:590:TYR:CD1	2:B:594:LEU:HD23	2.51	0.44
7:G:37:ILE:HA	7:G:48:VAL:HB	1.99	0.44
7:G:85:LYS:HB3	7:G:155:ASP:C	2.38	0.44
7:G:97:SER:HB2	2:N:93:GLU:OE1	2.17	0.44
10:J:40:LEU:HD13	10:J:46:ARG:HA	2.00	0.44
1:M:247:PHE:CE2	1:M:323:MET:HB2	2.53	0.44
1:M:1247:MET:HE2	1:M:1544:THR:OG1	2.18	0.44
2:N:240:ARG:NE	2:N:242:HIS:HE1	2.15	0.44
2:N:339:LEU:HD23	2:N:339:LEU:HA	1.83	0.44
5:Q:4:GLU:OE2	5:Q:5:GLU:HB2	2.18	0.44
7:S:93:ILE:HD12	7:S:96:VAL:HG21	1.98	0.44
8:T:80:VAL:HG13	8:T:116:LEU:HA	2.00	0.44
1:A:769:LYS:N	1:A:797:ASP:OD2	2.48	0.43
1:A:1249:LEU:HD12	1:A:1542:VAL:HG13	2.00	0.43
1:A:1631:SER:O	1:A:1631:SER:OG	2.36	0.43

Continued on next page...

Continued from previous page...

Atom-1	Atom-2	Interatomic distance (Å)	Clash overlap (Å)
1:A:1659:ASN:OD1	1:A:1659:ASN:N	2.49	0.43
1:A:1672:PHE:CZ	2:B:1065:ILE:HG22	2.53	0.43
2:B:28:ALA:O	2:B:477:ARG:HD3	2.18	0.43
2:B:772:MET:HG2	2:B:911:ILE:H	1.83	0.43
2:B:837:LYS:HA	2:B:867:PHE:HD1	1.83	0.43
2:B:1061:ARG:O	2:B:1065:ILE:HG12	2.18	0.43
2:B:1077:LEU:HA	2:B:1077:LEU:HD23	1.78	0.43
3:C:69:ILE:HG22	3:C:73:PHE:CE2	2.52	0.43
3:C:290:LEU:HD21	3:C:301:LEU:HD13	1.98	0.43
3:C:321:ASP:O	3:C:325:ILE:HG13	2.18	0.43
5:E:4:GLU:OE2	5:E:5:GLU:HB2	2.18	0.43
5:E:107:ALA:HA	5:E:108:ASN:HA	1.60	0.43
8:H:70:GLU:HG3	8:H:71:ALA:H	1.82	0.43
1:M:111:LEU:CD1	1:M:222:ILE:HG22	2.48	0.43
1:M:500:THR:HG22	1:M:826:SER:OG	2.18	0.43
1:M:1276:VAL:HG22	1:M:1277:ARG:O	2.18	0.43
2:N:99:ARG:NH2	12:X:46:HIS:HA	2.30	0.43
2:N:145:ARG:HH21	2:N:168:GLU:HB3	1.83	0.43
2:N:819:ARG:NH1	2:N:820:ARG:HA	2.33	0.43
2:N:837:LYS:HA	2:N:867:PHE:HD1	1.83	0.43
7:S:92:LYS:HA	7:S:92:LYS:HD3	1.80	0.43
1:A:104:LEU:HD12	1:A:236:PRO:HG2	2.00	0.43
1:A:682:LEU:HD23	1:A:683:ARG:H	1.82	0.43
1:A:1585:ILE:HG13	1:A:1586:VAL:N	2.32	0.43
2:B:94:ARG:HG3	2:B:878:VAL:HG22	2.00	0.43
2:B:537:ILE:O	2:B:541:LEU:HG	2.18	0.43
2:B:844:ILE:HD11	2:B:860:TYR:HA	2.00	0.43
2:B:895:SER:O	2:B:897:ILE:HG23	2.18	0.43
2:B:1021:LEU:HD23	2:B:1023:HIS:CE1	2.54	0.43
3:C:235:ARG:HH11	3:C:309:LEU:HD23	1.82	0.43
3:C:260:LYS:HD3	3:C:260:LYS:HA	1.69	0.43
7:G:125:ILE:HG12	7:G:135:ARG:HB2	2.00	0.43
12:L:34:GLN:HB2	2:N:1107:VAL:HG11	2.00	0.43
1:M:92:PHE:O	1:M:95:MET:HE3	2.19	0.43
1:M:576:LEU:HG	1:M:578:SER:H	1.81	0.43
1:M:1070:VAL:HA	1:M:1073:GLN:NE2	2.32	0.43
1:M:1140:LYS:H	5:Q:201:GLY:CA	2.31	0.43
2:N:757:VAL:HG21	10:V:9:SER:HB3	2.00	0.43
2:N:877:ASP:OD1	2:N:881:SER:OG	2.19	0.43
3:O:339:LYS:HZ2	11:W:92:ARG:HG3	1.83	0.43
4:P:19:LYS:HE2	4:P:19:LYS:HB2	1.86	0.43

Continued on next page...

Continued from previous page...

Atom-1	Atom-2	Interatomic distance (Å)	Clash overlap (Å)
5:Q:175:LEU:HD21	5:Q:187:ARG:HG2	2.00	0.43
7:S:61:ALA:CB	7:S:72:ILE:HB	2.47	0.43
8:T:71:ALA:HB1	8:T:124:ARG:HH21	1.83	0.43
8:T:72:ALA:CB	8:T:122:LEU:HB3	2.48	0.43
1:A:34:ASN:OD1	1:A:34:ASN:N	2.45	0.43
1:A:327:GLU:HG3	1:A:328:VAL:H	1.83	0.43
1:A:495:ASP:N	1:A:632:MET:O	2.51	0.43
1:A:1004:ALA:N	1:A:1007:GLU:OE1	2.27	0.43
2:B:71:PHE:HE2	2:B:74:LYS:HB2	1.82	0.43
2:B:236:VAL:HG12	2:B:237:THR:N	2.32	0.43
2:B:540:LEU:HD21	2:B:586:MET:SD	2.59	0.43
3:C:90:TYR:CE1	1:M:560:GLU:HG2	2.47	0.43
5:E:8:ILE:HD11	5:E:42:LYS:HG2	1.99	0.43
6:F:109:GLN:O	6:F:112:MET:HB2	2.19	0.43
8:H:80:VAL:HG13	8:H:116:LEU:HA	2.00	0.43
1:M:401:ILE:HD12	1:M:434:PHE:CD1	2.53	0.43
1:M:700:ASP:O	8:T:23:ARG:NH1	2.52	0.43
1:M:839:ARG:O	2:N:1007:MET:HB3	2.19	0.43
1:M:1325:SER:O	1:M:1329:LEU:HB2	2.17	0.43
1:M:1582:ARG:NH2	5:Q:195:ARG:HD3	2.33	0.43
2:N:90:SER:HB3	2:N:878:VAL:HG23	2.00	0.43
2:N:251:PRO:HG2	2:N:254:MET:HB2	2.01	0.43
2:N:379:LEU:HD12	2:N:382:PHE:CE2	2.53	0.43
2:N:592:VAL:HB	2:N:645:GLU:HG2	2.00	0.43
2:N:728:ARG:NH2	3:O:99:GLN:NE2	2.66	0.43
2:N:951:SER:OG	2:N:1014:GLY:HA3	2.17	0.43
2:N:1061:ARG:O	2:N:1065:ILE:HG12	2.18	0.43
7:S:37:ILE:HA	7:S:48:VAL:HB	1.99	0.43
1:A:21:VAL:HG23	1:A:364:ASN:OD1	2.19	0.43
1:A:879:LEU:HD23	1:A:883:SER:HB3	1.99	0.43
1:A:951:VAL:O	1:A:955:GLN:HG3	2.18	0.43
1:A:1009:TYR:OH	2:B:500:ALA:HB3	2.18	0.43
1:A:1276:VAL:HG22	1:A:1277:ARG:O	2.18	0.43
2:B:240:ARG:NE	2:B:242:HIS:HE1	2.16	0.43
2:B:733:GLN:OE1	10:J:51:THR:HG23	2.19	0.43
2:B:987:LYS:HD3	2:B:987:LYS:HA	1.68	0.43
3:C:170:TYR:HA	3:C:199:VAL:HA	1.99	0.43
3:C:231:THR:HG21	10:J:42:ARG:CZ	2.48	0.43
8:H:71:ALA:HB1	8:H:124:ARG:HH21	1.83	0.43
1:M:66:CYS:SG	1:M:73:CYS:CB	3.01	0.43
1:M:90:LEU:HD23	1:M:90:LEU:HA	1.86	0.43

Continued on next page...

Continued from previous page...

Atom-1	Atom-2	Interatomic distance (Å)	Clash overlap (Å)
1:M:327:GLU:HG3	1:M:328:VAL:H	1.83	0.43
1:M:483:ARG:HG3	2:N:1054:ILE:C	2.39	0.43
1:M:951:VAL:O	1:M:955:GLN:HG3	2.18	0.43
1:M:1050:THR:O	1:M:1050:THR:OG1	2.36	0.43
1:M:1151:LYS:HZ3	1:M:1152:ASN:HB3	1.83	0.43
1:M:1530:LYS:HB3	1:M:1543:ILE:HD13	2.01	0.43
2:N:181:LEU:HD12	2:N:182:ILE:H	1.84	0.43
2:N:754:THR:OG1	2:N:755:ASN:N	2.50	0.43
2:N:772:MET:HG2	2:N:911:ILE:H	1.83	0.43
2:N:875:GLY:HA2	12:X:39:ILE:CG2	2.48	0.43
2:N:1021:LEU:HD23	2:N:1023:HIS:CE1	2.54	0.43
3:O:46:LEU:HD11	11:W:105:VAL:HG22	2.01	0.43
1:A:19:TYR:CE2	2:B:1168:LYS:HD2	2.53	0.43
1:A:82:LEU:HB2	1:A:84:ILE:CD1	2.48	0.43
1:A:358:ASP:HA	1:A:361:PHE:CE1	2.53	0.43
1:A:476:ARG:NH1	1:A:1638:PHE:HA	2.33	0.43
1:A:483:ARG:HG3	2:B:1054:ILE:C	2.38	0.43
1:A:1041:GLU:HG2	1:A:1659:ASN:HB2	2.01	0.43
1:A:1052:ARG:HG2	1:A:1058:ILE:HD13	2.00	0.43
2:B:700:ASN:O	2:B:703:GLN:HB3	2.18	0.43
2:B:754:THR:OG1	2:B:755:ASN:N	2.50	0.43
3:C:257:CYS:SG	3:C:288:GLU:HG3	2.59	0.43
3:C:328:ILE:HG21	11:K:106:THR:HG22	1.99	0.43
5:E:57:LEU:HB2	5:E:76:PHE:HB2	2.00	0.43
7:G:70:SER:HG	7:G:71:PHE:H	1.64	0.43
1:M:358:ASP:HA	1:M:361:PHE:CE1	2.53	0.43
1:M:578:SER:HB2	1:M:584:SER:HB2	2.00	0.43
1:M:829:SER:OG	1:M:830:ARG:N	2.51	0.43
2:N:480:HIS:CE1	2:N:482:GLY:H	2.36	0.43
3:O:78:ILE:HG23	3:O:79:ALA:H	1.84	0.43
1:A:401:ILE:HD12	1:A:434:PHE:CD1	2.53	0.43
1:A:880:SER:OG	1:A:882:ASP:OD1	2.20	0.43
1:A:1110:TYR:OH	1:A:1127:LYS:HE2	2.18	0.43
1:A:1189:ASP:OD1	6:F:77:LYS:HB3	2.17	0.43
1:A:1246:THR:H	1:A:1566:THR:CB	2.24	0.43
1:A:1320:ILE:O	1:A:1324:PHE:HB3	2.18	0.43
2:B:181:LEU:HD12	2:B:182:ILE:N	2.34	0.43
3:C:70:ALA:HB1	3:C:310:PHE:HZ	1.83	0.43
3:C:267:GLU:O	3:C:267:GLU:HG2	2.19	0.43
8:H:72:ALA:CB	8:H:122:LEU:HB3	2.48	0.43
10:J:24:LEU:HD13	10:J:34:ALA:HB1	2.00	0.43

Continued on next page...

Continued from previous page...

Atom-1	Atom-2	Interatomic distance (Å)	Clash overlap (Å)
2:N:74:LYS:H	2:N:126:ASN:ND2	2.16	0.43
2:N:778:ALA:CB	10:V:8:PHE:HB3	2.45	0.43
3:O:170:TYR:HA	3:O:199:VAL:HA	1.99	0.43
5:Q:57:LEU:HB2	5:Q:76:PHE:HB2	2.00	0.43
8:T:11:PHE:HA	8:T:31:SER:HB2	2.00	0.43
1:A:92:PHE:O	1:A:95:MET:HE3	2.19	0.43
1:A:119:PHE:CD2	1:A:218:PHE:HB2	2.54	0.43
2:B:74:LYS:H	2:B:126:ASN:ND2	2.17	0.43
2:B:90:SER:HB3	2:B:878:VAL:HG23	2.00	0.43
2:B:227:ASN:N	2:B:227:ASN:OD1	2.52	0.43
2:B:819:ARG:NH1	2:B:820:ARG:HA	2.33	0.43
3:C:78:ILE:HG23	3:C:79:ALA:H	1.84	0.43
3:C:265:LEU:HD23	3:C:265:LEU:HA	1.75	0.43
1:M:595:ARG:NH2	1:M:596:HIS:O	2.52	0.43
1:M:670:ASP:OD1	1:M:818:PRO:HB2	2.19	0.43
1:M:1110:TYR:OH	1:M:1127:LYS:HE2	2.18	0.43
1:M:1249:LEU:HD12	1:M:1542:VAL:HG13	2.00	0.43
7:S:62:LYS:C	7:S:70:SER:HG	2.18	0.43
1:A:27:ILE:HG21	2:B:1096:ILE:HG23	1.99	0.43
1:A:1066:ASP:OD1	1:A:1067:SER:N	2.52	0.43
1:A:1103:ASP:OD2	1:A:1106:THR:OG1	2.25	0.43
2:B:402:GLN:HG3	2:B:425:VAL:HG23	2.01	0.43
2:B:684:ILE:H	2:B:684:ILE:HG13	1.69	0.43
3:C:43:LYS:HE2	11:K:108:LYS:HE2	1.99	0.43
1:M:18:ILE:HD13	1:M:359:MET:HA	1.99	0.43
1:M:30:LYS:HE2	1:M:51:ASP:OD1	2.19	0.43
1:M:682:LEU:HD23	1:M:683:ARG:H	1.82	0.43
1:M:701:THR:HG23	1:M:743:GLY:H	1.83	0.43
1:M:1001:THR:HA	2:N:976:THR:HG23	2.01	0.43
1:M:1504:LEU:O	1:M:1508:LEU:HG	2.18	0.43
2:N:94:ARG:HG3	2:N:878:VAL:HG22	2.00	0.43
2:N:235:GLY:CA	2:N:284:ARG:HH11	2.26	0.43
2:N:589:GLU:O	2:N:593:LYS:HG3	2.19	0.43
2:N:795:ASP:HA	2:N:884:GLN:O	2.19	0.43
10:V:22:LEU:HA	10:V:22:LEU:HD12	1.76	0.43
1:A:891:ASN:O	1:A:895:VAL:HG23	2.19	0.43
1:A:1045:VAL:HG12	1:A:1190:PRO:HA	2.01	0.43
1:A:1070:VAL:HA	1:A:1073:GLN:NE2	2.32	0.43
1:A:1083:ALA:HB2	1:A:1175:PHE:CE1	2.54	0.43
1:A:1624:MET:SD	1:A:1624:MET:N	2.91	0.43
2:B:145:ARG:HH21	2:B:168:GLU:HB3	1.83	0.43

Continued on next page...

Continued from previous page...

Atom-1	Atom-2	Interatomic distance (Å)	Clash overlap (Å)
2:B:197:ILE:HD13	2:B:366:ALA:CB	2.49	0.43
2:B:251:PRO:HG2	2:B:254:MET:HB2	2.01	0.43
2:B:379:LEU:HD12	2:B:382:PHE:CE2	2.53	0.43
3:C:318:MET:HB2	3:C:323:LEU:CD2	2.49	0.43
5:E:40:GLN:O	5:E:44:MET:HG2	2.19	0.43
5:E:82:VAL:HB	5:E:86:GLU:HB2	2.01	0.43
9:I:7:LEU:HD23	9:I:7:LEU:HA	1.81	0.43
1:M:178:LEU:HD21	1:M:182:ARG:NH2	2.33	0.43
1:M:1041:GLU:CD	2:N:1061:ARG:HH12	2.22	0.43
1:M:1229:PRO:O	1:M:1233:GLU:HG2	2.19	0.43
2:N:181:LEU:HD12	2:N:182:ILE:N	2.34	0.43
2:N:643:THR:HG23	2:N:645:GLU:H	1.84	0.43
3:O:40:ASP:O	3:O:44:LYS:HG2	2.19	0.43
3:O:72:ALA:O	3:O:76:ILE:HG12	2.17	0.43
3:O:257:CYS:SG	3:O:288:GLU:HG3	2.59	0.43
1:A:873:ALA:O	1:A:877:VAL:HG23	2.18	0.43
2:B:868:VAL:HG13	2:B:888:VAL:HG23	2.01	0.43
2:B:1138:LYS:H	2:B:1138:LYS:HG3	1.69	0.43
3:C:138:THR:HG22	3:C:216:ILE:HG22	2.01	0.43
5:E:186:LYS:O	5:E:189:GLU:HG2	2.19	0.43
11:K:86:THR:OG1	11:K:87:ALA:N	2.52	0.43
1:M:475:PHE:HA	1:M:475:PHE:HD1	1.72	0.43
1:M:1083:ALA:HB2	1:M:1175:PHE:CE1	2.54	0.43
2:N:505:CYS:SG	2:N:506:PRO:HD2	2.58	0.43
2:N:868:VAL:HG13	2:N:888:VAL:HG23	2.01	0.43
3:O:321:ASP:O	3:O:325:ILE:HG13	2.18	0.43
3:O:332:LYS:HB2	3:O:332:LYS:HE3	1.74	0.43
1:A:27:ILE:O	2:B:1116:ARG:NE	2.51	0.42
1:A:595:ARG:NH2	1:A:596:HIS:O	2.52	0.42
1:A:670:ASP:OD1	1:A:818:PRO:HB2	2.19	0.42
2:B:854:GLN:HG3	2:B:856:PHE:CE2	2.54	0.42
3:C:77:LEU:HD13	3:C:327:SER:OG	2.19	0.42
3:C:335:CYS:HB3	11:K:99:ILE:CG1	2.49	0.42
7:G:62:LYS:C	7:G:70:SER:HG	2.17	0.42
8:H:11:PHE:HA	8:H:31:SER:CB	2.49	0.42
12:L:37:GLU:HG2	12:L:38:VAL:O	2.19	0.42
1:M:104:LEU:HD12	1:M:236:PRO:HG2	2.00	0.42
1:M:548:ASP:OD2	1:M:550:THR:HG23	2.18	0.42
1:M:603:LEU:HD22	1:M:621:ALA:HB2	2.00	0.42
1:M:873:ALA:O	1:M:877:VAL:HG23	2.18	0.42
1:M:1115:LEU:HD23	1:M:1115:LEU:HA	1.90	0.42

Continued on next page...

Continued from previous page...

Atom-1	Atom-2	Interatomic distance (Å)	Clash overlap (Å)
1:M:1246:THR:H	1:M:1566:THR:CB	2.24	0.42
1:M:1320:ILE:O	1:M:1324:PHE:HB3	2.18	0.42
2:N:28:ALA:O	2:N:477:ARG:HD3	2.18	0.42
2:N:143:MET:CE	2:N:171:GLY:HA2	2.49	0.42
2:N:402:GLN:HG3	2:N:425:VAL:HG23	2.01	0.42
2:N:540:LEU:HD21	2:N:586:MET:SD	2.59	0.42
2:N:781:ARG:NH1	10:V:8:PHE:O	2.51	0.42
3:O:70:ALA:HB1	3:O:310:PHE:HZ	1.83	0.42
3:O:90:TYR:HA	12:X:59:GLN:OE1	2.19	0.42
7:S:98:PRO:O	7:S:115:ARG:NH1	2.53	0.42
1:A:578:SER:HB2	1:A:584:SER:HB2	2.00	0.42
2:B:508:HIS:CE1	2:B:520:HIS:CG	3.08	0.42
2:B:589:GLU:O	2:B:593:LYS:HG3	2.19	0.42
3:C:291:ARG:HE	3:C:291:ARG:HB3	1.65	0.42
3:C:332:LYS:HE3	3:C:332:LYS:HB2	1.74	0.42
5:E:4:GLU:N	5:E:6:LYS:HE2	2.34	0.42
10:J:47:ARG:H	10:J:47:ARG:HG3	1.70	0.42
12:L:20:MET:HB3	12:L:22:TYR:CZ	2.55	0.42
1:M:372:PHE:CE1	2:N:1157:TYR:HA	2.55	0.42
1:M:1070:VAL:HA	1:M:1073:GLN:HG3	2.00	0.42
1:M:1156:LEU:HA	1:M:1170:LEU:HD13	2.01	0.42
1:M:1560:SER:O	1:M:1560:SER:OG	2.31	0.42
1:M:1673:GLY:HA2	6:R:78:TYR:CD1	2.54	0.42
2:N:642:SER:OG	2:N:643:THR:N	2.53	0.42
2:N:700:ASN:O	2:N:703:GLN:HB3	2.19	0.42
2:N:1114:ARG:HG3	2:N:1132:TRP:NE1	2.34	0.42
3:O:89:VAL:H	12:X:59:GLN:NE2	2.17	0.42
3:O:267:GLU:HG2	3:O:267:GLU:O	2.19	0.42
5:Q:85:LYS:HA	5:Q:85:LYS:HD3	1.92	0.42
5:Q:147:LYS:HB3	5:Q:194:VAL:HB	2.01	0.42
6:R:109:GLN:O	6:R:112:MET:HB2	2.19	0.42
10:V:24:LEU:HD13	10:V:34:ALA:HB1	2.00	0.42
1:A:212:LYS:HE3	1:A:1627:GLU:OE2	2.19	0.42
2:B:192:HIS:HD2	2:B:193:PRO:HD2	1.84	0.42
2:B:642:SER:OG	2:B:643:THR:N	2.52	0.42
2:B:643:THR:HG23	2:B:645:GLU:H	1.84	0.42
2:B:840:ASP:HA	2:B:860:TYR:HD2	1.84	0.42
3:C:86:PHE:CD1	3:C:112:ILE:HD11	2.54	0.42
3:C:113:SER:O	3:C:191:ILE:HG23	2.19	0.42
6:F:120:ILE:HA	6:F:121:PRO:HD3	1.90	0.42
7:G:13:LEU:O	7:G:73:TRP:HA	2.20	0.42

Continued on next page...

Continued from previous page...

Atom-1	Atom-2	Interatomic distance (Å)	Clash overlap (Å)
7:G:98:PRO:O	7:G:115:ARG:NH1	2.53	0.42
1:M:119:PHE:CD2	1:M:218:PHE:HB2	2.54	0.42
1:M:212:LYS:HE3	1:M:1627:GLU:OE2	2.19	0.42
1:M:1605:LEU:H	1:M:1605:LEU:HD12	1.85	0.42
2:N:195:ALA:HB3	2:N:367:ASP:H	1.85	0.42
2:N:227:ASN:OD1	2:N:227:ASN:N	2.52	0.42
2:N:537:ILE:O	2:N:541:LEU:HG	2.18	0.42
3:O:113:SER:HB3	3:O:194:VAL:HB	2.01	0.42
3:O:265:LEU:HD23	3:O:265:LEU:HA	1.75	0.42
3:O:318:MET:HB2	3:O:323:LEU:CD2	2.49	0.42
8:T:56:SER:HG	8:T:124:ARG:HB3	1.82	0.42
1:A:30:LYS:HE2	1:A:51:ASP:OD1	2.19	0.42
1:A:114:VAL:HG21	1:A:178:LEU:HD23	2.00	0.42
1:A:421:GLU:O	1:A:425:ARG:HG2	2.20	0.42
2:B:101:VAL:HG23	2:B:101:VAL:O	2.20	0.42
2:B:463:VAL:O	2:B:465:GLU:N	2.53	0.42
2:B:592:VAL:HB	2:B:645:GLU:HG2	2.00	0.42
2:B:1114:ARG:HG3	2:B:1132:TRP:NE1	2.34	0.42
7:G:78:VAL:HG22	7:G:79:LEU:H	1.84	0.42
8:H:71:ALA:HB1	8:H:124:ARG:HE	1.84	0.42
1:M:21:VAL:HG23	1:M:364:ASN:OD1	2.19	0.42
1:M:367:VAL:HA	1:M:368:PRO:HD3	1.86	0.42
1:M:543:HIS:HE1	1:M:551:LEU:HD11	1.84	0.42
1:M:1066:ASP:OD1	1:M:1067:SER:N	2.52	0.42
1:M:1607:LEU:HD12	1:M:1607:LEU:HA	1.80	0.42
2:N:590:TYR:HA	2:N:593:LYS:HD2	2.01	0.42
2:N:1034:THR:HG22	2:N:1035:GLY:N	2.34	0.42
4:P:46:VAL:HG23	4:P:47:LEU:H	1.84	0.42
5:Q:4:GLU:N	5:Q:6:LYS:HE2	2.34	0.42
7:S:78:VAL:HG22	7:S:79:LEU:H	1.84	0.42
7:S:88:CYS:HA	7:S:152:PHE:O	2.19	0.42
7:S:124:PHE:HB2	7:S:136:TRP:HE3	1.83	0.42
7:S:125:ILE:HG12	7:S:135:ARG:HB2	2.00	0.42
1:A:543:HIS:HE1	1:A:551:LEU:HD11	1.84	0.42
1:A:578:SER:HB3	1:A:581:TYR:O	2.19	0.42
1:A:603:LEU:HD22	1:A:621:ALA:HB2	2.00	0.42
1:A:1229:PRO:O	1:A:1233:GLU:HG2	2.19	0.42
1:A:1605:LEU:H	1:A:1605:LEU:HD12	1.85	0.42
2:B:365:CYS:HB2	2:B:619:ASN:O	2.19	0.42
2:B:609:LEU:HD12	2:B:629:SER:HB3	2.02	0.42
2:B:811:GLY:N	2:B:846:ALA:O	2.31	0.42

Continued on next page...

Continued from previous page...

Atom-1	Atom-2	Interatomic distance (Å)	Clash overlap (Å)
3:C:218:GLY:HA3	3:C:226:PHE:CZ	2.54	0.42
4:D:46:VAL:HG23	4:D:47:LEU:H	1.84	0.42
8:H:24:VAL:HG13	8:H:42:ILE:O	2.20	0.42
11:K:52:TYR:CE1	11:K:56:LYS:HE3	2.55	0.42
12:L:41:CYS:N	12:L:46:HIS:O	2.39	0.42
1:M:15:LYS:NZ	1:M:1652:GLY:O	2.52	0.42
1:M:58:LEU:HD23	1:M:58:LEU:HA	1.79	0.42
1:M:599:ASN:HD22	1:M:622:ARG:HA	1.84	0.42
1:M:847:ASP:OD2	1:M:936:ASN:ND2	2.53	0.42
2:N:78:ARG:NH1	2:N:130:ARG:HE	2.17	0.42
2:N:101:VAL:HG23	2:N:101:VAL:O	2.20	0.42
2:N:143:MET:HE3	2:N:171:GLY:HA2	2.02	0.42
2:N:197:ILE:HD13	2:N:366:ALA:CB	2.49	0.42
2:N:595:ARG:NH2	2:N:645:GLU:OE2	2.53	0.42
3:O:86:PHE:CD1	3:O:112:ILE:HD11	2.54	0.42
3:O:218:GLY:HA3	3:O:226:PHE:CZ	2.54	0.42
7:S:77:ASP:OD1	7:S:77:ASP:N	2.51	0.42
8:T:11:PHE:HA	8:T:31:SER:CB	2.49	0.42
8:T:71:ALA:HB1	8:T:124:ARG:HE	1.84	0.42
1:A:136:MET:HE1	5:E:187:ARG:HD2	2.02	0.42
1:A:695:TRP:CZ2	1:A:937:HIS:HD2	2.37	0.42
1:A:959:LEU:HA	1:A:997:SER:O	2.19	0.42
1:A:1502:LYS:C	1:A:1503:LEU:HD12	2.39	0.42
2:B:96:SER:O	7:S:95:LEU:HD22	2.19	0.42
2:B:116:ARG:NE	7:S:131:GLU:HB2	2.35	0.42
2:B:181:LEU:HD12	2:B:182:ILE:H	1.84	0.42
2:B:821:GLU:HB2	2:B:822:TRP:HD1	1.85	0.42
2:B:834:ILE:HD11	2:B:871:VAL:HG22	2.02	0.42
7:G:59:LYS:NZ	7:G:73:TRP:HB2	2.34	0.42
8:H:11:PHE:HA	8:H:31:SER:HB2	2.00	0.42
1:M:578:SER:HB3	1:M:581:TYR:O	2.19	0.42
1:M:695:TRP:CZ2	1:M:937:HIS:HD2	2.37	0.42
1:M:739:ILE:HD12	1:M:741:TRP:HH2	1.83	0.42
1:M:1259:ARG:NH2	1:M:1557:ASN:HD21	2.17	0.42
2:N:192:HIS:HD2	2:N:193:PRO:HD2	1.84	0.42
2:N:609:LEU:HD12	2:N:629:SER:HB3	2.02	0.42
3:O:261:GLY:O	3:O:278:ALA:HB3	2.20	0.42
4:P:56:TYR:CE1	7:S:106:LEU:HA	2.55	0.42
1:A:37:LEU:HD11	1:A:50:TYR:CD2	2.55	0.42
1:A:88:HIS:CD2	1:A:362:LEU:HD11	2.55	0.42
1:A:610:THR:O	2:B:1059:MET:HG2	2.19	0.42

Continued on next page...

Continued from previous page...

Atom-1	Atom-2	Interatomic distance (Å)	Clash overlap (Å)
1:A:924:CYS:O	1:A:928:GLY:N	2.40	0.42
1:A:1001:THR:HG23	2:B:976:THR:HG23	2.01	0.42
1:A:1530:LYS:HB3	1:A:1543:ILE:HD13	2.01	0.42
1:A:1657:LEU:HD11	1:A:1663:ARG:HD3	2.01	0.42
2:B:348:LEU:HD13	2:B:567:ILE:HG13	2.02	0.42
2:B:872:ARG:HB2	2:B:887:HIS:HB3	2.02	0.42
3:C:125:PRO:HB2	3:C:129:GLN:CB	2.50	0.42
1:M:421:GLU:O	1:M:425:ARG:HG2	2.20	0.42
1:M:610:THR:O	2:N:1059:MET:HG2	2.19	0.42
1:M:891:ASN:O	1:M:895:VAL:HG23	2.19	0.42
1:M:901:LYS:HE2	9:U:62:SER:HB2	2.01	0.42
2:N:419:ARG:O	2:N:423:THR:HG23	2.20	0.42
2:N:873:LEU:HD23	2:N:873:LEU:HA	1.76	0.42
3:O:186:PHE:HB3	3:O:189:ASN:O	2.20	0.42
5:Q:40:GLN:O	5:Q:44:MET:HG2	2.19	0.42
9:U:7:LEU:HA	9:U:7:LEU:HD23	1.81	0.42
10:V:40:LEU:HD13	10:V:46:ARG:HA	2.00	0.42
1:A:599:ASN:HD22	1:A:622:ARG:HA	1.84	0.42
1:A:1256:SER:H	1:A:1259:ARG:HB3	1.84	0.42
1:A:1582:ARG:O	1:A:1586:VAL:HG23	2.20	0.42
3:C:40:ASP:O	3:C:44:LYS:HG2	2.19	0.42
3:C:81:ILE:HD11	3:C:228:PRO:HG3	2.02	0.42
3:C:113:SER:HB3	3:C:194:VAL:HB	2.02	0.42
7:G:88:CYS:HA	7:G:152:PHE:O	2.19	0.42
8:H:59:ILE:HG13	8:H:59:ILE:O	2.20	0.42
1:M:2:ASN:HD21	1:M:545:GLN:HE22	1.67	0.42
1:M:543:HIS:HA	1:M:554:LEU:HD12	2.02	0.42
2:N:365:CYS:HB2	2:N:619:ASN:O	2.19	0.42
2:N:834:ILE:HD11	2:N:871:VAL:HG22	2.02	0.42
3:O:53:LEU:HD23	3:O:54:ASP:N	2.35	0.42
11:W:44:HIS:CD2	11:W:44:HIS:H	2.38	0.42
1:A:774:TYR:HD1	1:A:933:PHE:CD1	2.38	0.42
1:A:847:ASP:OD2	1:A:936:ASN:ND2	2.53	0.42
1:A:1156:LEU:HA	1:A:1170:LEU:HD13	2.01	0.42
2:B:151:LEU:HA	2:B:154:LEU:HD12	2.02	0.42
2:B:595:ARG:NH2	2:B:645:GLU:OE2	2.53	0.42
2:B:1162:LEU:HD12	2:B:1162:LEU:HA	1.83	0.42
3:C:147:CYS:HB3	3:C:204:ARG:O	2.18	0.42
3:C:157:GLU:O	3:C:159:ASP:N	2.50	0.42
3:C:160:PRO:HG3	3:C:204:ARG:NH1	2.35	0.42
5:E:147:LYS:HB3	5:E:194:VAL:HB	2.01	0.42

Continued on next page...

Continued from previous page...

Atom-1	Atom-2	Interatomic distance (Å)	Clash overlap (Å)
8:H:67:ASP:OD1	8:H:71:ALA:HB3	2.20	0.42
8:H:114:LEU:HD13	8:H:114:LEU:HA	1.86	0.42
12:L:41:CYS:HB3	12:L:45:GLY:H	1.85	0.42
1:M:397:SER:O	1:M:401:ILE:HG12	2.20	0.42
1:M:733:ALA:O	8:T:77:TYR:N	2.53	0.42
1:M:1038:LYS:NZ	1:M:1629:ASN:HD22	2.17	0.42
1:M:1045:VAL:HG12	1:M:1190:PRO:HA	2.01	0.42
1:M:1624:MET:SD	1:M:1624:MET:N	2.91	0.42
1:M:1679:ILE:HA	6:R:124:VAL:HA	2.01	0.42
2:N:279:THR:HG21	9:U:46:THR:HA	2.01	0.42
2:N:840:ASP:HA	2:N:860:TYR:HD2	1.84	0.42
2:N:854:GLN:HG3	2:N:856:PHE:CE2	2.54	0.42
3:O:78:ILE:HG23	3:O:79:ALA:N	2.35	0.42
3:O:138:THR:HG22	3:O:216:ILE:HG22	2.01	0.42
8:T:24:VAL:HG13	8:T:42:ILE:O	2.20	0.42
1:A:511:THR:HA	1:A:596:HIS:CE1	2.55	0.42
1:A:543:HIS:CE1	1:A:551:LEU:HD11	2.55	0.42
1:A:893:GLU:HG2	2:B:618:HIS:CE1	2.55	0.42
2:B:419:ARG:O	2:B:423:THR:HG23	2.20	0.42
2:B:781:ARG:HB3	10:J:8:PHE:HD1	1.85	0.42
2:B:795:ASP:HA	2:B:884:GLN:O	2.19	0.42
3:C:78:ILE:HG23	3:C:79:ALA:N	2.35	0.42
3:C:179:GLN:HB2	3:C:182:GLN:NE2	2.35	0.42
3:C:203:LEU:HD22	3:C:207:GLN:HG3	2.02	0.42
3:C:334:LYS:HB3	11:K:46:LEU:HD12	2.01	0.42
5:E:71:THR:HG1	5:E:72:ILE:H	1.68	0.42
11:K:44:HIS:CD2	11:K:44:HIS:H	2.38	0.42
1:M:37:LEU:HD11	1:M:50:TYR:CD2	2.55	0.42
1:M:68:LEU:HA	1:M:68:LEU:HD23	1.78	0.42
1:M:77:PHE:CE2	2:N:1096:ILE:HG12	2.55	0.42
1:M:82:LEU:HB2	1:M:84:ILE:CD1	2.48	0.42
1:M:495:ASP:N	1:M:632:MET:O	2.52	0.42
1:M:531:VAL:HG21	1:M:569:LEU:CD1	2.50	0.42
1:M:674:LEU:HD22	1:M:679:GLY:O	2.20	0.42
1:M:759:ARG:CZ	1:M:1092:LYS:HB2	2.50	0.42
1:M:885:ILE:HG22	1:M:889:ASN:ND2	2.35	0.42
1:M:962:GLN:OE1	1:M:994:PHE:HB2	2.20	0.42
2:N:39:LEU:HA	2:N:39:LEU:HD12	1.75	0.42
2:N:180:LYS:HD3	2:N:180:LYS:HA	1.68	0.42
2:N:564:ASP:HA	2:N:628:PHE:CD1	2.55	0.42
2:N:1032:ARG:NH1	2:N:1035:GLY:HA3	2.35	0.42

Continued on next page...

Continued from previous page...

Atom-1	Atom-2	Interatomic distance (Å)	Clash overlap (Å)
3:O:179:GLN:HB2	3:O:182:GLN:NE2	2.35	0.42
8:T:59:ILE:O	8:T:59:ILE:HG13	2.20	0.42
1:A:390:LEU:HB3	1:A:444:LEU:HD13	2.02	0.41
1:A:489:ARG:NH2	1:A:648:GLU:OE2	2.53	0.41
1:A:495:ASP:OD1	1:A:497:ASN:N	2.53	0.41
2:B:91:SER:OG	7:S:131:GLU:HB3	2.20	0.41
2:B:367:ASP:O	2:B:369:PRO:HD3	2.20	0.41
2:B:402:GLN:HE21	2:B:428:LYS:HD3	1.84	0.41
3:C:237:LEU:HD11	3:C:281:ARG:HG2	2.02	0.41
4:D:17:LEU:HD23	4:D:17:LEU:N	2.35	0.41
5:E:54:ARG:CB	5:E:78:LYS:HD3	2.50	0.41
1:M:88:HIS:CD2	1:M:362:LEU:HD11	2.54	0.41
1:M:489:ARG:NH2	1:M:648:GLU:OE2	2.53	0.41
1:M:959:LEU:HA	1:M:997:SER:O	2.19	0.41
1:M:1041:GLU:HG2	1:M:1659:ASN:HB2	2.01	0.41
1:M:1138:SER:HB3	1:M:1141:PHE:CB	2.47	0.41
1:M:1662:SER:O	1:M:1666:VAL:HG22	2.20	0.41
2:N:508:HIS:CE1	2:N:520:HIS:CG	3.08	0.41
2:N:510:PRO:O	2:N:515:CYS:HA	2.20	0.41
2:N:678:PRO:O	2:N:681:VAL:HG12	2.20	0.41
2:N:821:GLU:HB2	2:N:822:TRP:HD1	1.85	0.41
2:N:1165:MET:O	2:N:1167:ILE:HD12	2.20	0.41
3:O:147:CYS:HB3	3:O:204:ARG:O	2.19	0.41
5:Q:186:LYS:O	5:Q:189:GLU:HG2	2.19	0.41
7:S:13:LEU:O	7:S:73:TRP:HA	2.20	0.41
7:S:59:LYS:NZ	7:S:73:TRP:HB2	2.35	0.41
11:W:52:TYR:CE1	11:W:56:LYS:HE3	2.55	0.41
1:A:96:TYR:CD1	1:A:240:LYS:HB3	2.55	0.41
1:A:571:THR:HG23	1:A:573:GLN:HG2	2.03	0.41
1:A:613:LYS:CG	1:A:614:PRO:HD3	2.50	0.41
1:A:674:LEU:HD22	1:A:679:GLY:O	2.20	0.41
1:A:697:THR:O	1:A:744:LYS:HE2	2.21	0.41
1:A:763:ASN:OD1	1:A:763:ASN:N	2.54	0.41
1:A:1247:MET:HE2	1:A:1544:THR:OG1	2.19	0.41
2:B:143:MET:CE	2:B:171:GLY:HA2	2.50	0.41
2:B:190:ARG:HB2	2:B:630:ASN:ND2	2.35	0.41
2:B:237:THR:OG1	2:B:252:SER:OG	2.13	0.41
7:G:44:ILE:HD12	7:G:44:ILE:HA	1.93	0.41
1:M:495:ASP:OD1	1:M:497:ASN:N	2.53	0.41
1:M:607:ARG:HB2	1:M:649:MET:HE3	2.02	0.41
1:M:1549:LEU:HD11	1:M:1565:TYR:CE2	2.55	0.41

Continued on next page...

Continued from previous page...

Atom-1	Atom-2	Interatomic distance (Å)	Clash overlap (Å)
1:M:1582:ARG:O	1:M:1586:VAL:HG23	2.20	0.41
2:N:24:ASP:OD2	2:N:25:LEU:N	2.53	0.41
2:N:348:LEU:HD13	2:N:567:ILE:HG13	2.02	0.41
2:N:463:VAL:O	2:N:465:GLU:N	2.53	0.41
2:N:1032:ARG:NE	2:N:1044:PRO:HB3	2.32	0.41
7:S:98:PRO:HD3	7:S:124:PHE:CD2	2.55	0.41
11:W:28:HIS:HB3	11:W:35:VAL:HG23	2.02	0.41
12:X:20:MET:HB3	12:X:22:TYR:CZ	2.55	0.41
12:X:41:CYS:HB3	12:X:45:GLY:H	1.85	0.41
1:A:2:ASN:HD21	1:A:545:GLN:HE22	1.66	0.41
1:A:531:VAL:HG21	1:A:569:LEU:CD1	2.50	0.41
1:A:558:THR:HG22	1:A:561:GLN:CD	2.40	0.41
1:A:717:LYS:NZ	11:K:67:ILE:O	2.46	0.41
1:A:1124:VAL:HG22	1:A:1128:TYR:HB2	2.02	0.41
1:A:1572:ILE:HG13	1:A:1576:TYR:HD2	1.85	0.41
2:B:74:LYS:HB3	2:B:126:ASN:HB3	2.03	0.41
2:B:192:HIS:HB2	2:B:628:PHE:CZ	2.55	0.41
2:B:510:PRO:O	2:B:515:CYS:HA	2.20	0.41
2:B:590:TYR:OH	2:B:601:GLU:N	2.53	0.41
2:B:1165:MET:O	2:B:1167:ILE:HD12	2.20	0.41
7:G:85:LYS:HD3	7:G:155:ASP:O	2.21	0.41
7:G:98:PRO:HD3	7:G:124:PHE:CD2	2.56	0.41
7:G:119:PRO:HB2	7:G:121:ASP:OD1	2.19	0.41
11:K:29:SER:OG	11:K:33:THR:N	2.50	0.41
1:M:511:THR:HA	1:M:596:HIS:CE1	2.55	0.41
1:M:685:LEU:HD13	1:M:689:HIS:HB3	2.03	0.41
1:M:1251:LEU:HD13	1:M:1251:LEU:HA	1.87	0.41
1:M:1336:ILE:O	1:M:1340:LEU:HD23	2.20	0.41
2:N:123:TRP:HE1	2:N:422:LEU:CG	2.24	0.41
2:N:190:ARG:HB2	2:N:630:ASN:ND2	2.35	0.41
2:N:197:ILE:HD11	2:N:359:LEU:HD21	2.01	0.41
2:N:354:ARG:NH1	2:N:358:ALA:HB2	2.34	0.41
3:O:50:ILE:CD1	11:W:113:LEU:HB3	2.48	0.41
5:Q:23:HIS:HE1	5:Q:34:LEU:HD11	1.85	0.41
8:T:15:SER:HB3	8:T:28:THR:CG2	2.50	0.41
1:A:1005:PRO:HG3	2:B:969:PHE:CG	2.56	0.41
1:A:1259:ARG:NH2	1:A:1557:ASN:HD21	2.17	0.41
1:A:1549:LEU:HD11	1:A:1565:TYR:CE2	2.55	0.41
2:B:56:CYS:SG	2:B:76:SER:HB2	2.60	0.41
2:B:78:ARG:NH1	2:B:130:ARG:HE	2.17	0.41
2:B:188:PRO:HA	2:B:374:HIS:O	2.20	0.41

Continued on next page...

Continued from previous page...

Atom-1	Atom-2	Interatomic distance (Å)	Clash overlap (Å)
2:B:271:ILE:HG13	2:B:272:VAL:HG13	2.03	0.41
2:B:609:LEU:HG	2:B:628:PHE:O	2.20	0.41
2:B:1032:ARG:NH1	2:B:1035:GLY:HA3	2.35	0.41
1:M:527:MET:O	1:M:531:VAL:HG23	2.21	0.41
1:M:613:LYS:CG	1:M:614:PRO:HD3	2.50	0.41
1:M:1502:LYS:C	1:M:1503:LEU:HD12	2.39	0.41
2:N:56:CYS:SG	2:N:76:SER:HB2	2.60	0.41
2:N:117:LEU:HD22	2:N:140:ILE:HG21	2.03	0.41
2:N:262:THR:HG22	2:N:266:GLU:HB2	2.01	0.41
2:N:590:TYR:OH	2:N:601:GLU:N	2.53	0.41
2:N:734:THR:OG1	10:V:51:THR:OG1	2.19	0.41
2:N:908:GLN:NE2	2:N:938:ALA:HB1	2.36	0.41
2:N:940:PRO:O	2:N:941:SER:OG	2.33	0.41
2:N:985:LEU:HD12	2:N:985:LEU:HA	1.83	0.41
3:O:160:PRO:HG3	3:O:204:ARG:NH1	2.35	0.41
7:S:8:LYS:HE2	7:S:8:LYS:HB2	1.76	0.41
7:S:53:ASN:HB3	7:S:55:ARG:NH1	2.35	0.41
8:T:3:GLU:HG3	8:T:5:VAL:HG23	2.02	0.41
11:W:86:THR:OG1	11:W:87:ALA:N	2.52	0.41
12:X:37:GLU:HG2	12:X:38:VAL:O	2.19	0.41
1:A:759:ARG:CZ	1:A:1092:LYS:HB2	2.50	0.41
2:B:167:GLU:OE1	2:B:167:GLU:N	2.53	0.41
2:B:630:ASN:OD1	2:B:633:ARG:HD3	2.21	0.41
3:C:163:LEU:HG	3:C:164:TYR:CE1	2.56	0.41
5:E:62:LYS:HA	5:E:71:THR:HG1	1.84	0.41
8:H:15:SER:HB3	8:H:28:THR:CG2	2.50	0.41
10:J:33:GLU:O	10:J:36:ASP:HB2	2.20	0.41
1:M:106:CYS:SG	1:M:231:CYS:CB	3.03	0.41
1:M:607:ARG:HB2	1:M:649:MET:CE	2.51	0.41
1:M:849:ARG:HH12	2:N:993:HIS:CE1	2.38	0.41
1:M:972:LEU:HD23	1:M:972:LEU:HA	1.61	0.41
1:M:1659:ASN:OD1	1:M:1659:ASN:N	2.49	0.41
2:N:1104:MET:HG3	2:N:1105:ASN:N	2.35	0.41
3:O:77:LEU:HD13	3:O:327:SER:OG	2.19	0.41
3:O:81:ILE:HD11	3:O:228:PRO:HG3	2.02	0.41
3:O:260:LYS:HA	3:O:260:LYS:HD3	1.69	0.41
5:Q:82:VAL:HB	5:Q:86:GLU:HB2	2.01	0.41
7:S:127:PRO:HG2	7:S:133:GLN:O	2.21	0.41
8:T:107:SER:OG	8:T:109:ARG:NH1	2.53	0.41
1:A:77:PHE:CD2	2:B:1096:ILE:HG12	2.55	0.41
1:A:246:ILE:O	1:A:247:PHE:CG	2.74	0.41

Continued on next page...

Continued from previous page...

Atom-1	Atom-2	Interatomic distance (Å)	Clash overlap (Å)
1:A:333:ARG:HH11	1:A:361:PHE:HZ	1.68	0.41
1:A:397:SER:O	1:A:401:ILE:HG12	2.20	0.41
1:A:685:LEU:HD12	1:A:801:PHE:CD2	2.56	0.41
1:A:688:ASP:HA	2:B:937:HIS:CE1	2.55	0.41
1:A:1261:SER:HB2	1:A:1265:LYS:HE3	2.03	0.41
1:A:1583:ASN:OD1	1:A:1583:ASN:N	2.54	0.41
2:B:424:ARG:O	2:B:428:LYS:HG3	2.20	0.41
2:B:664:LYS:HE3	2:B:664:LYS:HB2	1.87	0.41
2:B:697:SER:OG	2:B:698:PRO:HD3	2.21	0.41
3:C:53:LEU:HD23	3:C:54:ASP:N	2.35	0.41
3:C:109:LEU:CD2	3:C:225:LYS:HB3	2.51	0.41
3:C:186:PHE:HB3	3:C:189:ASN:O	2.20	0.41
3:C:248:GLY:O	3:C:252:VAL:HG23	2.21	0.41
5:E:193:ILE:O	5:E:204:ASN:HA	2.21	0.41
8:H:107:SER:OG	8:H:109:ARG:NH1	2.53	0.41
11:K:28:HIS:HB3	11:K:35:VAL:HG23	2.02	0.41
1:M:246:ILE:O	1:M:247:PHE:CG	2.74	0.41
1:M:1657:LEU:HD11	1:M:1663:ARG:HD3	2.01	0.41
2:N:179:GLU:CB	2:N:464:ALA:HB3	2.48	0.41
2:N:271:ILE:HG13	2:N:272:VAL:HG13	2.03	0.41
2:N:527:ILE:HD13	2:N:634:MET:HA	2.02	0.41
2:N:535:SER:O	2:N:538:PRO:HD2	2.21	0.41
2:N:961:GLY:HA2	10:V:50:LEU:HD11	2.02	0.41
3:O:109:LEU:CD2	3:O:225:LYS:HB3	2.51	0.41
3:O:125:PRO:HB2	3:O:129:GLN:CB	2.50	0.41
3:O:144:ASN:OD1	3:O:144:ASN:N	2.54	0.41
5:Q:54:ARG:CB	5:Q:78:LYS:HD3	2.50	0.41
7:S:90:GLU:HB3	7:S:151:GLU:CD	2.41	0.41
1:A:346:LEU:HD12	1:A:346:LEU:HA	1.73	0.41
1:A:1226:LEU:HD11	1:A:1595:VAL:HG11	2.02	0.41
2:B:197:ILE:HD11	2:B:359:LEU:HD21	2.01	0.41
2:B:262:THR:HG22	2:B:266:GLU:HB2	2.01	0.41
2:B:590:TYR:HA	2:B:593:LYS:HD2	2.01	0.41
3:C:94:ASN:O	12:L:53:ARG:NH1	2.54	0.41
7:G:135:ARG:NE	7:G:135:ARG:HA	2.36	0.41
1:M:77:PHE:HE1	1:M:369:PRO:HD3	1.79	0.41
1:M:475:PHE:CE2	1:M:1636:MET:HB3	2.55	0.41
1:M:492:ILE:HD11	1:M:649:MET:HB2	2.02	0.41
1:M:506:PRO:HB3	1:M:627:GLU:O	2.21	0.41
1:M:774:TYR:HD1	1:M:933:PHE:CD1	2.38	0.41
1:M:1256:SER:H	1:M:1259:ARG:HB3	1.84	0.41

Continued on next page...

Continued from previous page...

Atom-1	Atom-2	Interatomic distance (Å)	Clash overlap (Å)
1:M:1261:SER:HB2	1:M:1265:LYS:HE3	2.03	0.41
1:M:1274:GLU:HB3	1:M:1313:TYR:OH	2.21	0.41
2:N:151:LEU:HA	2:N:154:LEU:HD12	2.01	0.41
2:N:192:HIS:HB2	2:N:628:PHE:CZ	2.56	0.41
2:N:313:VAL:HG13	2:N:314:VAL:H	1.85	0.41
2:N:367:ASP:O	2:N:369:PRO:HD3	2.20	0.41
2:N:402:GLN:HE21	2:N:428:LYS:HD3	1.84	0.41
2:N:420:LYS:HB3	2:N:420:LYS:HE2	1.70	0.41
2:N:684:ILE:H	2:N:684:ILE:HG13	1.69	0.41
2:N:779:HIS:CD2	2:N:896:PRO:HB2	2.56	0.41
3:O:248:GLY:O	3:O:252:VAL:HG23	2.21	0.41
3:O:289:CYS:SG	3:O:290:LEU:N	2.94	0.41
7:S:59:LYS:HZ1	7:S:73:TRP:HB2	1.86	0.41
1:A:15:LYS:NZ	1:A:1652:GLY:O	2.52	0.41
1:A:595:ARG:HG3	1:A:596:HIS:O	2.21	0.41
1:A:607:ARG:HB2	1:A:649:MET:CE	2.51	0.41
1:A:1662:SER:O	1:A:1666:VAL:HG22	2.20	0.41
2:B:195:ALA:HB3	2:B:367:ASP:H	1.85	0.41
2:B:354:ARG:NH1	2:B:358:ALA:HB2	2.34	0.41
2:B:808:HIS:HB3	2:B:847:TYR:CD2	2.56	0.41
3:C:289:CYS:SG	3:C:290:LEU:N	2.94	0.41
7:G:90:GLU:HB3	7:G:151:GLU:CD	2.41	0.41
10:J:30:THR:HG21	10:J:37:LYS:NZ	2.36	0.41
11:K:32:LEU:HD12	11:K:32:LEU:HA	1.94	0.41
1:M:96:TYR:CD1	1:M:240:LYS:HB3	2.55	0.41
1:M:338:LYS:HE2	1:M:338:LYS:HB2	1.82	0.41
2:N:109:ARG:HA	2:N:874:LEU:HD23	2.03	0.41
2:N:307:LEU:HD12	2:N:307:LEU:HA	1.95	0.41
2:N:808:HIS:HB3	2:N:847:TYR:CD2	2.56	0.41
3:O:31:PHE:CD2	11:W:58:PRO:HB3	2.56	0.41
3:O:50:ILE:HG23	3:O:58:MET:HE2	2.03	0.41
3:O:113:SER:O	3:O:191:ILE:HG23	2.20	0.41
10:V:30:THR:HG21	10:V:37:LYS:NZ	2.36	0.41
10:V:33:GLU:O	10:V:36:ASP:HB2	2.20	0.41
11:W:41:LYS:N	11:W:73:ALA:O	2.54	0.41
1:A:136:MET:CE	5:E:187:ARG:HD2	2.50	0.41
1:A:513:LEU:HD22	1:A:597:VAL:CG1	2.51	0.41
1:A:824:LEU:HA	1:A:827:VAL:HG12	2.02	0.41
1:A:919:SER:OG	1:A:920:ILE:N	2.54	0.41
1:A:962:GLN:OE1	1:A:994:PHE:HB2	2.20	0.41
1:A:998:ARG:NH2	1:A:1001:THR:OG1	2.54	0.41

Continued on next page...

Continued from previous page...

Atom-1	Atom-2	Interatomic distance (Å)	Clash overlap (Å)
1:A:1086:TYR:CD1	1:A:1178:LEU:HD13	2.56	0.41
1:A:1202:ILE:C	1:A:1205:PRO:HD2	2.42	0.41
1:A:1274:GLU:HB3	1:A:1313:TYR:OH	2.21	0.41
1:A:1336:ILE:O	1:A:1340:LEU:HD23	2.20	0.41
2:B:24:ASP:OD2	2:B:25:LEU:N	2.53	0.41
2:B:116:ARG:HD3	7:S:131:GLU:CD	2.40	0.41
2:B:271:ILE:O	2:B:354:ARG:HD3	2.21	0.41
2:B:313:VAL:HG13	2:B:314:VAL:H	1.85	0.41
2:B:432:ASP:O	2:B:436:LYS:NZ	2.53	0.41
2:B:527:ILE:HD13	2:B:634:MET:HA	2.02	0.41
2:B:564:ASP:HA	2:B:628:PHE:CD1	2.55	0.41
2:B:678:PRO:O	2:B:681:VAL:HG12	2.20	0.41
2:B:765:GLY:O	2:B:768:MET:HE1	2.21	0.41
2:B:844:ILE:N	2:B:858:GLU:O	2.44	0.41
2:B:1034:THR:HG22	2:B:1035:GLY:N	2.34	0.41
3:C:261:GLY:O	3:C:278:ALA:HB3	2.20	0.41
4:D:14:SER:HA	7:G:9:GLN:HB3	2.03	0.41
5:E:75:GLU:HG3	5:E:104:LEU:HD23	2.03	0.41
7:G:53:ASN:HB3	7:G:55:ARG:NH1	2.35	0.41
8:H:107:SER:C	8:H:109:ARG:H	2.24	0.41
10:J:22:LEU:HD12	10:J:22:LEU:HA	1.76	0.41
11:K:95:LEU:O	11:K:99:ILE:HG13	2.20	0.41
1:M:474:LEU:HA	1:M:474:LEU:HD13	1.84	0.41
1:M:543:HIS:CE1	1:M:551:LEU:HD11	2.55	0.41
1:M:558:THR:HG22	1:M:561:GLN:CD	2.41	0.41
1:M:571:THR:HG23	1:M:573:GLN:HG2	2.02	0.41
1:M:998:ARG:NH2	1:M:1001:THR:OG1	2.54	0.41
1:M:1124:VAL:HG22	1:M:1128:TYR:HB2	2.03	0.41
1:M:1169:LEU:O	1:M:1170:LEU:HG	2.21	0.41
1:M:1202:ILE:C	1:M:1205:PRO:HD2	2.42	0.41
1:M:1258:LYS:HE3	1:M:1258:LYS:HB3	1.88	0.41
1:M:1624:MET:HG2	1:M:1625:GLY:H	1.85	0.41
2:N:44:LEU:HD12	2:N:44:LEU:HA	1.89	0.41
2:N:188:PRO:HA	2:N:374:HIS:O	2.20	0.41
2:N:290:ARG:HA	2:N:290:ARG:HD2	1.85	0.41
2:N:424:ARG:O	2:N:428:LYS:HG3	2.20	0.41
2:N:630:ASN:OD1	2:N:633:ARG:HD3	2.21	0.41
2:N:637:PRO:HB2	2:N:646:LEU:HD11	2.03	0.41
2:N:741:LEU:HD23	2:N:741:LEU:HA	1.81	0.41
2:N:765:GLY:O	2:N:768:MET:HE1	2.21	0.41
2:N:781:ARG:HD3	10:V:7:CYS:O	2.21	0.41

Continued on next page...

Continued from previous page...

Atom-1	Atom-2	Interatomic distance (Å)	Clash overlap (Å)
2:N:845:VAL:HG11	2:N:886:ILE:HD12	2.02	0.41
3:O:109:LEU:HD23	3:O:109:LEU:HA	1.71	0.41
3:O:203:LEU:HA	3:O:207:GLN:NE2	2.36	0.41
3:O:230:ALA:O	10:V:11:GLY:HA3	2.21	0.41
4:P:17:LEU:N	4:P:17:LEU:HD23	2.35	0.41
4:P:27:ASN:O	4:P:31:GLN:NE2	2.41	0.41
5:Q:69:LYS:HA	5:Q:70:GLY:HA2	1.58	0.41
5:Q:111:THR:HA	5:Q:112:PRO:HD3	1.97	0.41
5:Q:128:GLU:HG3	5:Q:129:THR:OG1	2.21	0.41
5:Q:193:ILE:O	5:Q:204:ASN:HA	2.21	0.41
7:S:56:PHE:HA	7:S:74:VAL:HA	2.03	0.41
10:V:40:LEU:HA	10:V:40:LEU:HD23	1.85	0.41
11:W:40:GLN:HG3	11:W:41:LYS:CG	2.41	0.41
11:W:95:LEU:O	11:W:99:ILE:HG13	2.20	0.41
12:X:25:ALA:HB3	12:X:46:HIS:ND1	2.36	0.41
1:A:3:ILE:HG21	6:F:89:LEU:HD11	2.03	0.41
1:A:204:THR:HG22	1:A:205:THR:H	1.86	0.41
1:A:527:MET:O	1:A:531:VAL:HG23	2.21	0.41
1:A:603:LEU:HD23	1:A:603:LEU:H	1.86	0.41
1:A:671:SER:O	1:A:672:GLN:NE2	2.54	0.41
1:A:762:LEU:HD22	1:A:786:PHE:CZ	2.56	0.41
2:B:56:CYS:HA	2:B:75:ILE:O	2.21	0.41
2:B:422:LEU:HA	2:B:425:VAL:HG12	2.03	0.41
2:B:535:SER:O	2:B:538:PRO:HD2	2.21	0.41
2:B:640:HIS:HA	2:B:673:HIS:CD2	2.56	0.41
3:C:91:ILE:HG12	12:L:58:VAL:O	2.21	0.41
6:F:66:LYS:HG3	6:F:69:ARG:NH2	2.36	0.41
8:H:30:VAL:HG12	8:H:38:LEU:H	1.86	0.41
8:H:62:ASN:HB2	8:H:64:ASN:OD1	2.21	0.41
1:M:37:LEU:CD1	1:M:49:LEU:HB3	2.51	0.41
1:M:820:ILE:HD13	1:M:820:ILE:HA	1.86	0.41
1:M:919:SER:OG	1:M:920:ILE:N	2.54	0.41
1:M:1226:LEU:HD11	1:M:1595:VAL:HG11	2.02	0.41
1:M:1572:ILE:HG13	1:M:1576:TYR:HD2	1.85	0.41
2:N:74:LYS:HB3	2:N:126:ASN:HB3	2.03	0.41
2:N:167:GLU:OE1	2:N:167:GLU:N	2.53	0.41
2:N:640:HIS:HA	2:N:673:HIS:CD2	2.56	0.41
3:O:42:PHE:CE2	11:W:101:LEU:HG	2.56	0.41
4:P:27:ASN:O	4:P:31:GLN:HG2	2.21	0.41
5:Q:87:MET:HG2	5:Q:118:ILE:HG12	2.02	0.41
5:Q:105:ILE:HG23	5:Q:132:GLU:N	2.37	0.41

Continued on next page...

Continued from previous page...

Atom-1	Atom-2	Interatomic distance (Å)	Clash overlap (Å)
6:R:66:LYS:HG3	6:R:69:ARG:NH2	2.36	0.41
1:A:37:LEU:CD1	1:A:49:LEU:HB3	2.51	0.40
1:A:204:THR:HG22	1:A:205:THR:N	2.36	0.40
1:A:471:LYS:HA	1:A:471:LYS:HD2	1.95	0.40
1:A:511:THR:HA	1:A:596:HIS:NE2	2.36	0.40
1:A:543:HIS:HA	1:A:554:LEU:HD12	2.02	0.40
1:A:1125:LEU:HD11	1:A:1138:SER:HA	2.03	0.40
1:A:1624:MET:HG2	1:A:1625:GLY:H	1.85	0.40
2:B:562:GLN:OE1	2:B:567:ILE:HG12	2.21	0.40
3:C:144:ASN:N	3:C:144:ASN:OD1	2.54	0.40
12:L:57:MET:HE3	12:L:59:GLN:HB2	2.03	0.40
1:M:559:ILE:HG13	1:M:560:GLU:N	2.36	0.40
1:M:603:LEU:H	1:M:603:LEU:HD23	1.86	0.40
1:M:979:LEU:HB3	1:M:982:PHE:CD2	2.56	0.40
1:M:1582:ARG:CZ	5:Q:195:ARG:HD3	2.51	0.40
2:N:471:ARG:HG3	2:N:475:HIS:NE2	2.37	0.40
3:O:163:LEU:HG	3:O:164:TYR:CE1	2.56	0.40
3:O:237:LEU:HD11	3:O:281:ARG:HG2	2.02	0.40
3:O:271:GLY:O	3:O:272:LYS:HD2	2.21	0.40
5:Q:173:ILE:HG13	5:Q:207:ARG:HB3	2.03	0.40
7:S:85:LYS:HD3	7:S:155:ASP:O	2.21	0.40
8:T:67:ASP:OD1	8:T:71:ALA:HB3	2.20	0.40
1:A:96:TYR:CE1	1:A:240:LYS:HB3	2.56	0.40
1:A:569:LEU:O	1:A:591:LYS:HD2	2.22	0.40
1:A:606:ASN:HB2	1:A:616:MET:HG3	2.03	0.40
1:A:896:TYR:OH	1:A:985:TYR:CD1	2.71	0.40
1:A:979:LEU:HB3	1:A:982:PHE:CD2	2.56	0.40
1:A:1063:TYR:O	1:A:1066:ASP:HA	2.21	0.40
2:B:191:ASN:ND2	2:B:217:CYS:HA	2.36	0.40
2:B:208:TYR:CZ	2:B:238:MET:HG3	2.56	0.40
2:B:560:CYS:HB2	2:B:570:TRP:CZ3	2.56	0.40
2:B:741:LEU:HA	2:B:744:THR:HB	2.04	0.40
2:B:800:ARG:HD3	2:B:805:PRO:C	2.42	0.40
2:B:908:GLN:NE2	2:B:938:ALA:HB1	2.36	0.40
2:B:1104:MET:HG3	2:B:1105:ASN:N	2.35	0.40
3:C:76:ILE:HG12	3:C:76:ILE:H	1.42	0.40
5:E:87:MET:HG2	5:E:118:ILE:HG12	2.02	0.40
6:F:107:PRO:HA	6:F:110:ILE:HD12	2.03	0.40
12:L:22:TYR:HE2	12:L:51:LYS:HG3	1.86	0.40
1:M:49:LEU:HD21	1:M:388:ASN:HB3	2.02	0.40
1:M:685:LEU:HD12	1:M:801:PHE:CD2	2.56	0.40

Continued on next page...

Continued from previous page...

Atom-1	Atom-2	Interatomic distance (Å)	Clash overlap (Å)
1:M:688:ASP:HA	2:N:937:HIS:CE1	2.56	0.40
1:M:762:LEU:HD22	1:M:786:PHE:CZ	2.56	0.40
1:M:824:LEU:HA	1:M:827:VAL:HG12	2.02	0.40
1:M:1063:TYR:O	1:M:1066:ASP:HA	2.21	0.40
2:N:356:LEU:O	2:N:360:VAL:HG23	2.22	0.40
2:N:524:LYS:HB3	2:N:680:ASN:OD1	2.22	0.40
2:N:872:ARG:HB2	2:N:887:HIS:HB3	2.02	0.40
2:N:909:LYS:HB3	2:N:909:LYS:HE2	1.91	0.40
4:P:20:ASP:O	4:P:24:LYS:HD3	2.21	0.40
7:S:119:PRO:HB2	7:S:121:ASP:OD1	2.20	0.40
1:A:49:LEU:HD21	1:A:388:ASN:HB3	2.02	0.40
1:A:506:PRO:HB3	1:A:627:GLU:O	2.21	0.40
1:A:826:SER:O	1:A:829:SER:OG	2.21	0.40
1:A:961:GLY:HA2	1:A:994:PHE:CE1	2.56	0.40
1:A:1163:SER:HA	1:A:1166:ASP:CG	2.42	0.40
2:B:145:ARG:NH2	2:B:168:GLU:HB3	2.37	0.40
2:B:563:LEU:HD12	2:B:563:LEU:HA	1.93	0.40
2:B:779:HIS:CD2	2:B:896:PRO:HB2	2.56	0.40
7:G:97:SER:OG	7:G:132:GLU:HB3	2.21	0.40
7:G:127:PRO:HG2	7:G:133:GLN:O	2.21	0.40
7:G:170:LEU:HD23	7:G:170:LEU:HA	1.87	0.40
11:K:72:GLU:H	11:K:72:GLU:HG2	1.47	0.40
1:M:20:ASP:O	1:M:24:VAL:HG23	2.21	0.40
1:M:341:VAL:O	1:M:344:SER:OG	2.30	0.40
1:M:390:LEU:HB3	1:M:444:LEU:HD13	2.02	0.40
1:M:535:PRO:O	1:M:536:HIS:HD2	2.05	0.40
1:M:590:ASN:HD21	6:R:94:ASN:ND2	2.19	0.40
1:M:961:GLY:HA2	1:M:994:PHE:CE1	2.56	0.40
1:M:1583:ASN:OD1	1:M:1583:ASN:N	2.54	0.40
2:N:271:ILE:O	2:N:354:ARG:HD3	2.21	0.40
2:N:432:ASP:O	2:N:436:LYS:NZ	2.53	0.40
2:N:560:CYS:HB2	2:N:570:TRP:CZ3	2.56	0.40
2:N:609:LEU:HG	2:N:628:PHE:O	2.20	0.40
2:N:729:LEU:HD23	2:N:730:GLN:N	2.37	0.40
5:Q:48:MET:H	5:Q:48:MET:HG2	1.47	0.40
5:Q:118:ILE:HA	5:Q:121:VAL:HG22	2.03	0.40
7:S:82:SER:O	7:S:82:SER:OG	2.30	0.40
7:S:103:LEU:HB2	7:S:111:ALA:HB3	2.03	0.40
8:T:56:SER:OG	8:T:124:ARG:HB3	2.22	0.40
8:T:114:LEU:HA	8:T:114:LEU:HD13	1.86	0.40
1:A:492:ILE:HD11	1:A:649:MET:HB2	2.02	0.40

Continued on next page...

Continued from previous page...

Atom-1	Atom-2	Interatomic distance (Å)	Clash overlap (Å)
1:A:559:ILE:HG13	1:A:560:GLU:N	2.36	0.40
1:A:912:LYS:HB2	1:A:912:LYS:HE2	1.87	0.40
1:A:939:GLN:O	1:A:943:VAL:HG12	2.21	0.40
2:B:204:ARG:HH22	2:B:230:HIS:CD2	2.40	0.40
2:B:730:GLN:O	10:J:1:MET:N	2.54	0.40
3:C:335:CYS:CB	11:K:99:ILE:HG12	2.52	0.40
5:E:128:GLU:HG3	5:E:129:THR:OG1	2.21	0.40
5:E:173:ILE:HG13	5:E:207:ARG:HB3	2.03	0.40
8:H:3:GLU:HG3	8:H:5:VAL:HG23	2.02	0.40
1:M:204:THR:HG22	1:M:205:THR:H	1.86	0.40
1:M:513:LEU:HD22	1:M:597:VAL:CG1	2.51	0.40
1:M:784:VAL:HA	1:M:794:GLY:HA3	2.04	0.40
1:M:1068:LEU:HG	1:M:1069:ASP:N	2.37	0.40
1:M:1125:LEU:HD11	1:M:1138:SER:HA	2.03	0.40
2:N:56:CYS:HA	2:N:75:ILE:O	2.21	0.40
2:N:208:TYR:CZ	2:N:238:MET:HG3	2.56	0.40
2:N:800:ARG:HD3	2:N:805:PRO:C	2.42	0.40
2:N:1038:HIS:N	2:N:1043:GLN:O	2.55	0.40
3:O:107:ILE:C	3:O:109:LEU:N	2.75	0.40
6:R:121:PRO:HB2	6:R:122:LEU:HD12	2.03	0.40
7:S:103:LEU:HD21	7:S:150:LEU:HB3	2.04	0.40
8:T:62:ASN:HB2	8:T:64:ASN:OD1	2.21	0.40
12:X:22:TYR:HE2	12:X:51:LYS:HG3	1.86	0.40
1:A:20:ASP:O	1:A:24:VAL:HG23	2.21	0.40
1:A:347:TYR:HA	1:A:1651:ARG:HA	2.03	0.40
1:A:471:LYS:NZ	1:A:476:ARG:HD2	2.36	0.40
1:A:483:ARG:HD2	2:B:1046:LYS:NZ	2.37	0.40
1:A:622:ARG:NH1	1:A:624:LEU:HD11	2.37	0.40
1:A:1012:CYS:SG	2:B:506:PRO:HB2	2.61	0.40
1:A:1019:LEU:O	1:A:1022:THR:OG1	2.26	0.40
1:A:1038:LYS:NZ	1:A:1629:ASN:HD22	2.17	0.40
1:A:1225:THR:H	1:A:1244:THR:HG21	1.87	0.40
1:A:1679:ILE:HD12	6:F:83:ILE:HG12	2.02	0.40
2:B:923:PHE:HB3	2:B:929:GLN:OE1	2.22	0.40
2:B:985:LEU:HD23	2:B:991:ASN:O	2.21	0.40
2:B:1038:HIS:N	2:B:1043:GLN:O	2.55	0.40
3:C:94:ASN:OD1	3:C:209:ILE:HG12	2.21	0.40
3:C:174:LEU:HD23	3:C:174:LEU:HA	1.80	0.40
3:C:271:GLY:O	3:C:272:LYS:HD2	2.21	0.40
4:D:27:ASN:O	4:D:31:GLN:HG2	2.22	0.40
5:E:23:HIS:HE1	5:E:34:LEU:HD11	1.85	0.40

Continued on next page...

Continued from previous page...

Atom-1	Atom-2	Interatomic distance (Å)	Clash overlap (Å)
7:G:103:LEU:HB2	7:G:111:ALA:HB3	2.04	0.40
8:H:30:VAL:HB	8:H:37:ASN:HA	2.04	0.40
1:M:88:HIS:HA	1:M:89:PRO:HD3	1.92	0.40
1:M:124:LYS:O	1:M:127:ASP:HB3	2.22	0.40
1:M:559:ILE:HA	1:M:562:ARG:HG3	2.03	0.40
1:M:595:ARG:HG3	1:M:596:HIS:O	2.21	0.40
1:M:697:THR:O	1:M:744:LYS:HE2	2.21	0.40
1:M:849:ARG:HH12	2:N:993:HIS:HE1	1.67	0.40
2:N:425:VAL:O	2:N:428:LYS:HB2	2.21	0.40
2:N:562:GLN:OE1	2:N:567:ILE:HG12	2.21	0.40
2:N:697:SER:OG	2:N:698:PRO:HD3	2.21	0.40
2:N:951:SER:HB3	2:N:1012:TYR:OH	2.22	0.40
2:N:985:LEU:HD23	2:N:991:ASN:O	2.21	0.40
3:O:157:GLU:O	3:O:159:ASP:N	2.50	0.40
7:S:96:VAL:HG12	7:S:124:PHE:CE1	2.39	0.40
8:T:47:TYR:CE1	8:T:74:TYR:HB2	2.57	0.40

There are no symmetry-related clashes.

5.3 Torsion angles

5.3.1 Protein backbone

In the following table, the Percentiles column shows the percent Ramachandran outliers of the chain as a percentile score with respect to all PDB entries followed by that with respect to all EM entries.

The Analysed column shows the number of residues for which the backbone conformation was analysed, and the total number of residues.

Mol	Chain	Analysed	Favoured	Allowed	Outliers	Percentiles	
1	A	1356/1689 (80%)	1213 (90%)	136 (10%)	7 (0%)	25	64
1	M	1356/1689 (80%)	1214 (90%)	135 (10%)	7 (0%)	25	64
2	B	1148/1174 (98%)	1015 (88%)	129 (11%)	4 (0%)	37	72
2	N	1148/1174 (98%)	1015 (88%)	129 (11%)	4 (0%)	37	72
3	C	315/348 (90%)	290 (92%)	25 (8%)	0	100	100
3	O	315/348 (90%)	290 (92%)	25 (8%)	0	100	100
4	D	35/147 (24%)	34 (97%)	1 (3%)	0	100	100

Continued on next page...

Continued from previous page...

Mol	Chain	Analysed	Favoured	Allowed	Outliers	Percentiles	
4	P	35/147 (24%)	34 (97%)	1 (3%)	0	100	100
5	E	205/210 (98%)	180 (88%)	25 (12%)	0	100	100
5	Q	205/210 (98%)	179 (87%)	26 (13%)	0	100	100
6	F	80/142 (56%)	75 (94%)	4 (5%)	1 (1%)	10	42
6	R	80/142 (56%)	75 (94%)	4 (5%)	1 (1%)	10	42
7	G	156/173 (90%)	139 (89%)	17 (11%)	0	100	100
7	S	156/173 (90%)	139 (89%)	17 (11%)	0	100	100
8	H	121/125 (97%)	95 (78%)	26 (22%)	0	100	100
8	T	121/125 (97%)	95 (78%)	26 (22%)	0	100	100
9	I	55/119 (46%)	50 (91%)	5 (9%)	0	100	100
9	U	55/119 (46%)	50 (91%)	5 (9%)	0	100	100
10	J	66/71 (93%)	46 (70%)	20 (30%)	0	100	100
10	V	66/71 (93%)	46 (70%)	20 (30%)	0	100	100
11	K	93/125 (74%)	90 (97%)	3 (3%)	0	100	100
11	W	93/125 (74%)	90 (97%)	3 (3%)	0	100	100
12	L	43/63 (68%)	40 (93%)	3 (7%)	0	100	100
12	X	43/63 (68%)	40 (93%)	3 (7%)	0	100	100
All	All	7346/8772 (84%)	6534 (89%)	788 (11%)	24 (0%)	38	72

All (24) Ramachandran outliers are listed below:

Mol	Chain	Res	Type
1	A	1066	ASP
1	M	1066	ASP
1	A	1154	ASP
1	M	1154	ASP
2	B	206	THR
2	N	206	THR
1	A	1043	LEU
2	B	492	THR
2	B	827	ASP
1	M	1043	LEU
2	N	492	THR
2	N	827	ASP
1	A	968	ARG
2	B	493	VAL

Continued on next page...

Continued from previous page...

Mol	Chain	Res	Type
1	M	968	ARG
2	N	493	VAL
1	A	85	PRO
1	A	782	GLY
1	M	85	PRO
1	M	782	GLY
1	A	580	PRO
1	M	580	PRO
6	F	121	PRO
6	R	121	PRO

5.3.2 Protein sidechains [i](#)

In the following table, the Percentiles column shows the percent sidechain outliers of the chain as a percentile score with respect to all PDB entries followed by that with respect to all EM entries.

The Analysed column shows the number of residues for which the sidechain conformation was analysed, and the total number of residues.

Mol	Chain	Analysed	Rotameric	Outliers	Percentiles	
1	A	1225/1484 (82%)	1210 (99%)	15 (1%)	67	79
1	M	1225/1484 (82%)	1210 (99%)	15 (1%)	67	79
2	B	1001/1013 (99%)	989 (99%)	12 (1%)	67	79
2	N	1001/1013 (99%)	989 (99%)	12 (1%)	67	79
3	C	281/308 (91%)	272 (97%)	9 (3%)	34	55
3	O	281/308 (91%)	272 (97%)	9 (3%)	34	55
4	D	37/134 (28%)	35 (95%)	2 (5%)	18	40
4	P	37/134 (28%)	35 (95%)	2 (5%)	18	40
5	E	182/184 (99%)	176 (97%)	6 (3%)	33	54
5	Q	182/184 (99%)	176 (97%)	6 (3%)	33	54
6	F	70/121 (58%)	68 (97%)	2 (3%)	37	58
6	R	70/121 (58%)	68 (97%)	2 (3%)	37	58
7	G	143/154 (93%)	139 (97%)	4 (3%)	38	59
7	S	143/154 (93%)	139 (97%)	4 (3%)	38	59
8	H	112/114 (98%)	109 (97%)	3 (3%)	40	60
8	T	112/114 (98%)	109 (97%)	3 (3%)	40	60

Continued on next page...

Continued from previous page...

Mol	Chain	Analysed	Rotameric	Outliers	Percentiles	
9	I	51/105 (49%)	44 (86%)	7 (14%)	3	14
9	U	51/105 (49%)	44 (86%)	7 (14%)	3	14
10	J	63/66 (96%)	61 (97%)	2 (3%)	34	55
10	V	63/66 (96%)	61 (97%)	2 (3%)	34	55
11	K	86/111 (78%)	84 (98%)	2 (2%)	45	64
11	W	86/111 (78%)	84 (98%)	2 (2%)	45	64
12	L	39/53 (74%)	37 (95%)	2 (5%)	20	42
12	X	39/53 (74%)	37 (95%)	2 (5%)	20	42
All	All	6580/7694 (86%)	6448 (98%)	132 (2%)	50	68

All (132) residues with a non-rotameric sidechain are listed below:

Mol	Chain	Res	Type
1	A	1	MET
1	A	192	ASP
1	A	542	SER
1	A	551	LEU
1	A	553	SER
1	A	585	ARG
1	A	881	THR
1	A	1016	ARG
1	A	1086	TYR
1	A	1164	LYS
1	A	1249	LEU
1	A	1307	ASP
1	A	1322	SER
1	A	1529	SER
1	A	1550	LYS
2	B	237	THR
2	B	252	SER
2	B	262	THR
2	B	267	ILE
2	B	764	THR
2	B	773	ILE
2	B	801	ARG
2	B	820	ARG
2	B	864	GLU
2	B	933	ILE
2	B	1139	LYS

Continued on next page...

Continued from previous page...

Mol	Chain	Res	Type
2	B	1144	THR
3	C	65	ILE
3	C	76	ILE
3	C	110	VAL
3	C	139	VAL
3	C	155	THR
3	C	197	ASP
3	C	231	THR
3	C	333	SER
3	C	340	SER
4	D	13	LYS
4	D	48	SER
5	E	11	VAL
5	E	48	MET
5	E	117	ILE
5	E	120	THR
5	E	133	SER
5	E	196	ARG
6	F	68	ASP
6	F	86	THR
7	G	82	SER
7	G	88	CYS
7	G	143	ILE
7	G	169	THR
8	H	23	ARG
8	H	28	THR
8	H	56	SER
9	I	6	SER
9	I	17	LEU
9	I	21	THR
9	I	48	SER
9	I	49	SER
9	I	57	LEU
9	I	62	SER
10	J	19	ASP
10	J	45	CYS
11	K	33	THR
11	K	46	LEU
12	L	19	THR
12	L	47	ARG
1	M	1	MET
1	M	192	ASP

Continued on next page...

Continued from previous page...

Mol	Chain	Res	Type
1	M	542	SER
1	M	551	LEU
1	M	553	SER
1	M	585	ARG
1	M	881	THR
1	M	1016	ARG
1	M	1086	TYR
1	M	1164	LYS
1	M	1249	LEU
1	M	1307	ASP
1	M	1322	SER
1	M	1529	SER
1	M	1550	LYS
2	N	237	THR
2	N	252	SER
2	N	262	THR
2	N	267	ILE
2	N	764	THR
2	N	773	ILE
2	N	801	ARG
2	N	820	ARG
2	N	864	GLU
2	N	933	ILE
2	N	1139	LYS
2	N	1144	THR
3	O	65	ILE
3	O	76	ILE
3	O	110	VAL
3	O	139	VAL
3	O	155	THR
3	O	197	ASP
3	O	231	THR
3	O	333	SER
3	O	340	SER
4	P	13	LYS
4	P	48	SER
5	Q	11	VAL
5	Q	48	MET
5	Q	117	ILE
5	Q	120	THR
5	Q	133	SER
5	Q	196	ARG

Continued on next page...

Continued from previous page...

Mol	Chain	Res	Type
6	R	68	ASP
6	R	86	THR
7	S	82	SER
7	S	88	CYS
7	S	143	ILE
7	S	169	THR
8	T	23	ARG
8	T	28	THR
8	T	56	SER
9	U	6	SER
9	U	17	LEU
9	U	21	THR
9	U	48	SER
9	U	49	SER
9	U	57	LEU
9	U	62	SER
10	V	19	ASP
10	V	45	CYS
11	W	33	THR
11	W	46	LEU
12	X	19	THR
12	X	47	ARG

Sometimes sidechains can be flipped to improve hydrogen bonding and reduce clashes. All (123) such sidechains are listed below:

Mol	Chain	Res	Type
1	A	60	ASN
1	A	232	GLN
1	A	257	GLN
1	A	501	ASN
1	A	533	ASN
1	A	536	HIS
1	A	543	HIS
1	A	545	GLN
1	A	546	ASN
1	A	568	GLN
1	A	599	ASN
1	A	753	ASN
1	A	856	ASN
1	A	860	GLN
1	A	889	ASN
1	A	891	ASN

Continued on next page...

Continued from previous page...

Mol	Chain	Res	Type
1	A	937	HIS
1	A	1073	GLN
1	A	1075	HIS
1	A	1152	ASN
1	A	1479	HIS
1	A	1519	HIS
1	A	1557	ASN
1	A	1604	HIS
1	A	1629	ASN
2	B	126	ASN
2	B	147	ASN
2	B	191	ASN
2	B	192	HIS
2	B	230	HIS
2	B	300	GLN
2	B	374	HIS
2	B	386	GLN
2	B	402	GLN
2	B	404	ASN
2	B	640	HIS
2	B	687	ASN
2	B	733	GLN
2	B	752	ASN
2	B	779	HIS
2	B	908	GLN
2	B	964	GLN
2	B	1023	HIS
2	B	1038	HIS
2	B	1043	GLN
3	C	133	HIS
3	C	182	GLN
3	C	207	GLN
3	C	214	HIS
3	C	223	HIS
4	D	51	ASN
5	E	7	ASN
5	E	99	HIS
5	E	131	GLN
7	G	21	HIS
7	G	100	HIS
7	G	167	GLN
8	H	37	ASN

Continued on next page...

Continued from previous page...

Mol	Chain	Res	Type
8	H	118	HIS
10	J	63	ASN
12	L	31	ASN
1	M	60	ASN
1	M	232	GLN
1	M	257	GLN
1	M	501	ASN
1	M	533	ASN
1	M	536	HIS
1	M	543	HIS
1	M	545	GLN
1	M	546	ASN
1	M	568	GLN
1	M	590	ASN
1	M	599	ASN
1	M	753	ASN
1	M	856	ASN
1	M	860	GLN
1	M	889	ASN
1	M	891	ASN
1	M	937	HIS
1	M	1073	GLN
1	M	1075	HIS
1	M	1152	ASN
1	M	1479	HIS
1	M	1519	HIS
1	M	1557	ASN
1	M	1604	HIS
1	M	1629	ASN
2	N	126	ASN
2	N	147	ASN
2	N	191	ASN
2	N	192	HIS
2	N	230	HIS
2	N	300	GLN
2	N	374	HIS
2	N	386	GLN
2	N	402	GLN
2	N	404	ASN
2	N	640	HIS
2	N	687	ASN
2	N	733	GLN

Continued on next page...

Continued from previous page...

Mol	Chain	Res	Type
2	N	752	ASN
2	N	779	HIS
2	N	908	GLN
2	N	964	GLN
2	N	1023	HIS
2	N	1038	HIS
2	N	1043	GLN
3	O	45	ASN
3	O	99	GLN
3	O	182	GLN
3	O	207	GLN
3	O	214	HIS
3	O	223	HIS
4	P	51	ASN
5	Q	7	ASN
5	Q	99	HIS
5	Q	131	GLN
7	S	21	HIS
7	S	100	HIS
7	S	167	GLN
8	T	37	ASN
8	T	118	HIS
12	X	31	ASN

5.3.3 RNA [i](#)

There are no RNA molecules in this entry.

5.4 Non-standard residues in protein, DNA, RNA chains [i](#)

There are no non-standard protein/DNA/RNA residues in this entry.

5.5 Carbohydrates [i](#)

There are no oligosaccharides in this entry.

5.6 Ligand geometry [i](#)

Of 12 ligands modelled in this entry, 12 are monoatomic - leaving 0 for Mogul analysis.

There are no bond length outliers.

There are no bond angle outliers.

There are no chirality outliers.

There are no torsion outliers.

There are no ring outliers.

No monomer is involved in short contacts.

5.7 Other polymers

There are no such residues in this entry.

5.8 Polymer linkage issues

There are no chain breaks in this entry.

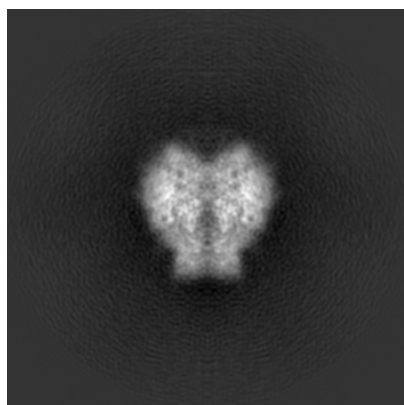
6 Map visualisation [i](#)

This section contains visualisations of the EMDB entry EMD-11841. These allow visual inspection of the internal detail of the map and identification of artifacts.

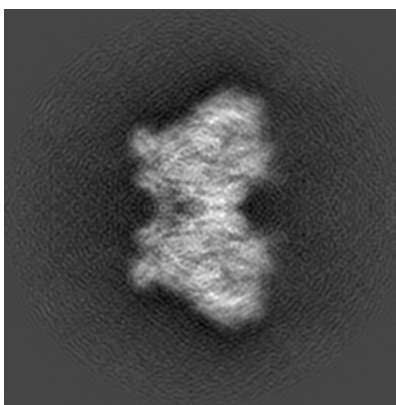
No raw map or half-maps were deposited for this entry and therefore no images, graphs, etc. pertaining to the raw map can be shown.

6.1 Orthogonal projections [i](#)

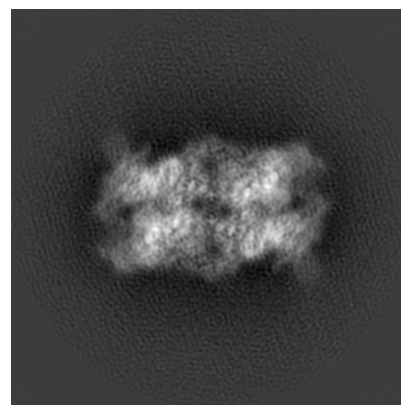
6.1.1 Primary map



X



Y




Z


The images above show the map projected in three orthogonal directions.

6.2 Central slices [i](#)

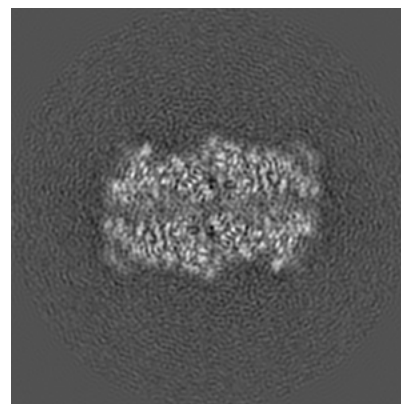
6.2.1 Primary map



X Index: 180



Y Index: 180




Z Index: 180

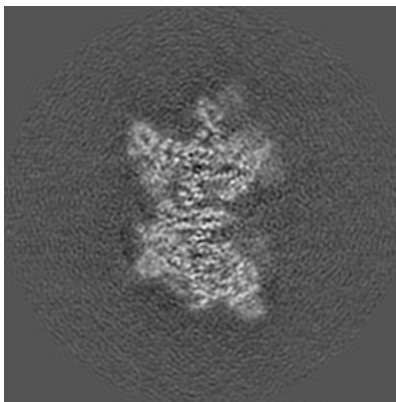
The images above show central slices of the map in three orthogonal directions.

6.3 Largest variance slices [i](#)


6.3.1 Primary map



X Index: 145



Y Index: 200

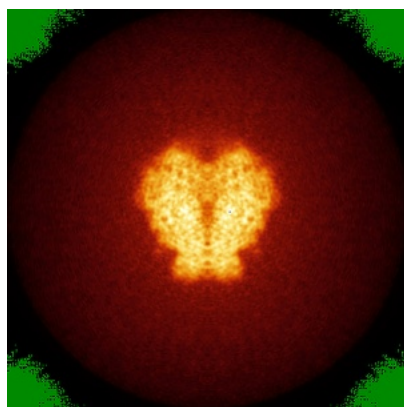


Z Index: 189

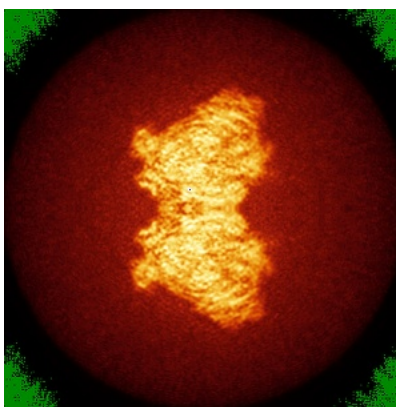
The images above show the largest variance slices of the map in three orthogonal directions.

6.4 Orthogonal standard-deviation projections (False-color) [i](#)

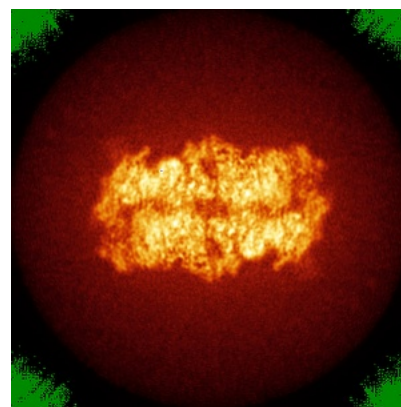
6.4.1 Primary map



X



Y

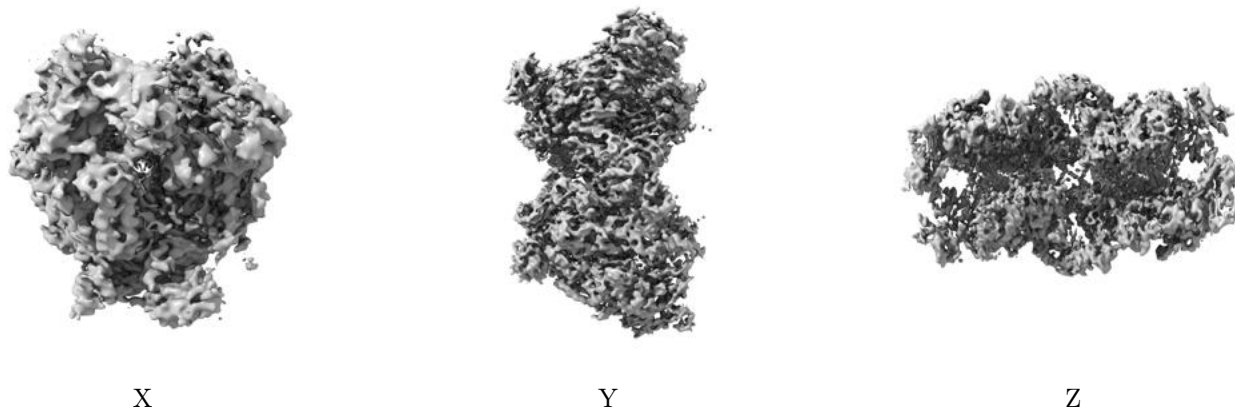


Z

The images above show the map standard deviation projections with false color in three orthogonal directions. Minimum values are shown in green, max in blue, and dark to light orange shades represent small to large values respectively.

6.5 Orthogonal surface views [i](#)

6.5.1 Primary map



The images above show the 3D surface view of the map at the recommended contour level 0.033. These images, in conjunction with the slice images, may facilitate assessment of whether an appropriate contour level has been provided.

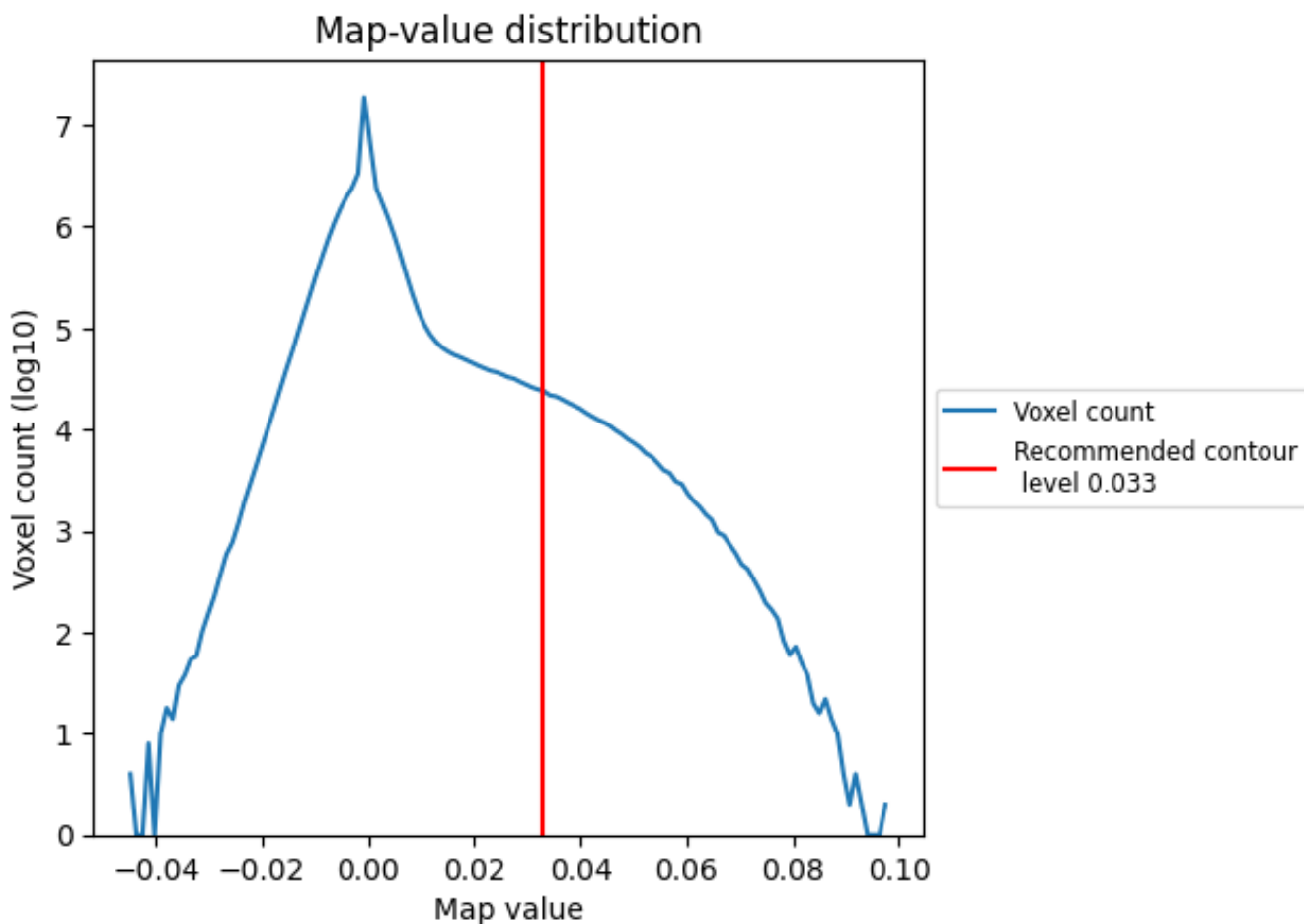
6.6 Mask visualisation [i](#)

This section was not generated. No masks/segmentation were deposited.

7 Map analysis [i](#)

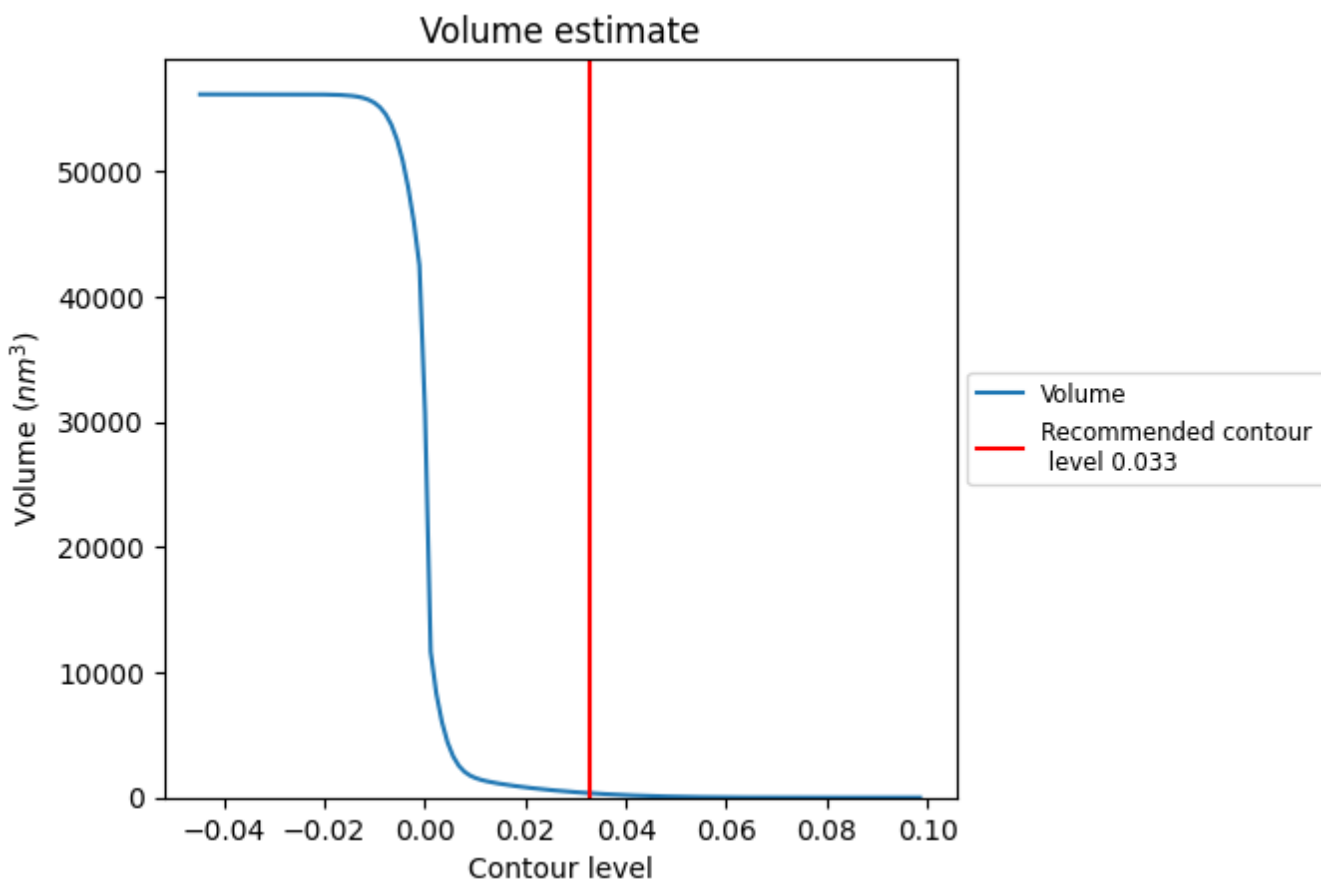
This section contains the results of statistical analysis of the map.

7.1 Map-value distribution [i](#)



The map-value distribution is plotted in 128 intervals along the x-axis. The y-axis is logarithmic. A spike in this graph at zero usually indicates that the volume has been masked.

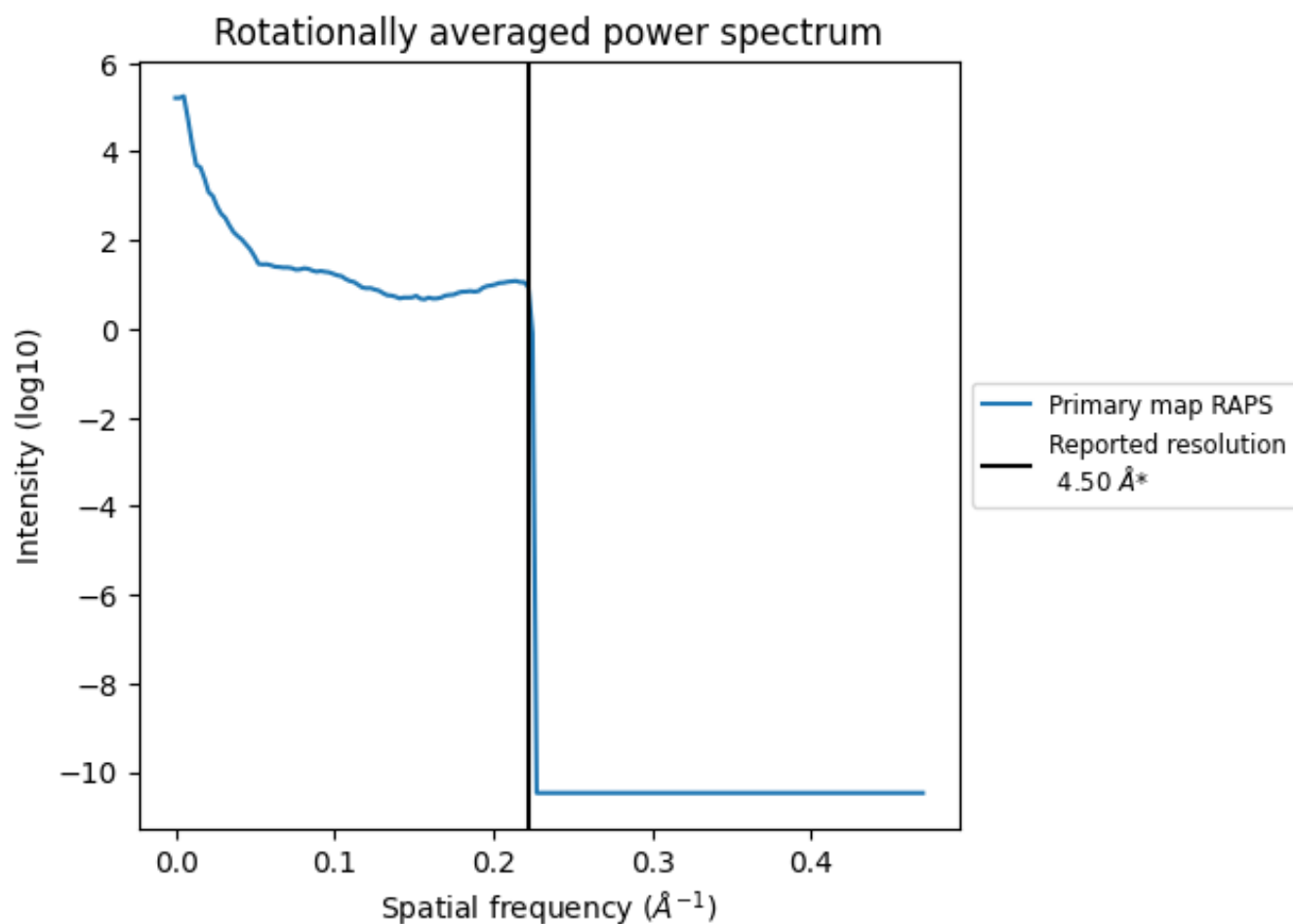
7.2 Volume estimate [i](#)



The volume at the recommended contour level is 347 nm^3 ; this corresponds to an approximate mass of 314 kDa.

The volume estimate graph shows how the enclosed volume varies with the contour level. The recommended contour level is shown as a vertical line and the intersection between the line and the curve gives the volume of the enclosed surface at the given level.

7.3 Rotationally averaged power spectrum [\(i\)](#)



*Reported resolution corresponds to spatial frequency of 0.222 Å⁻¹

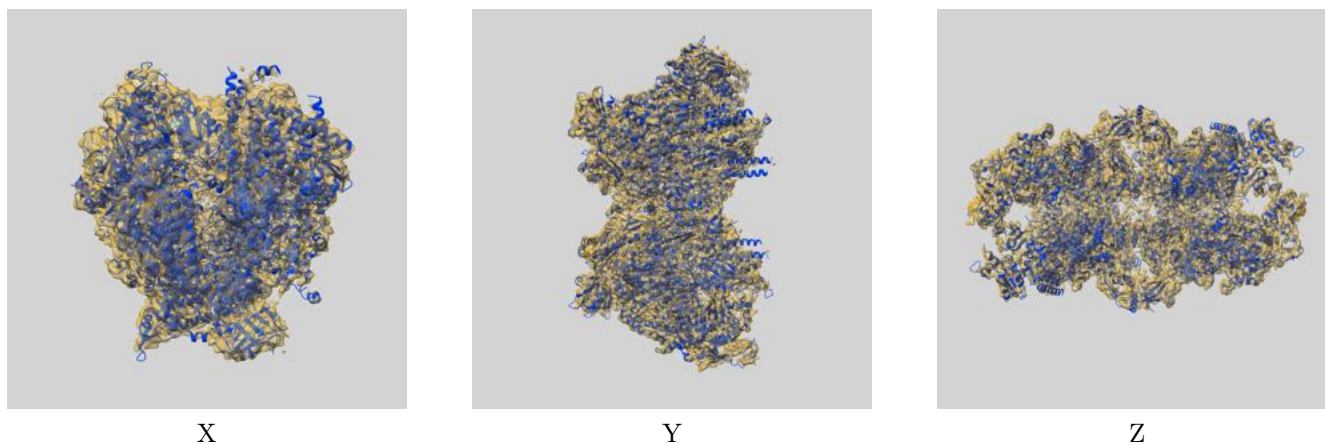
8 Fourier-Shell correlation

This section was not generated. No FSC curve or half-maps provided.

9 Map-model fit [i](#)

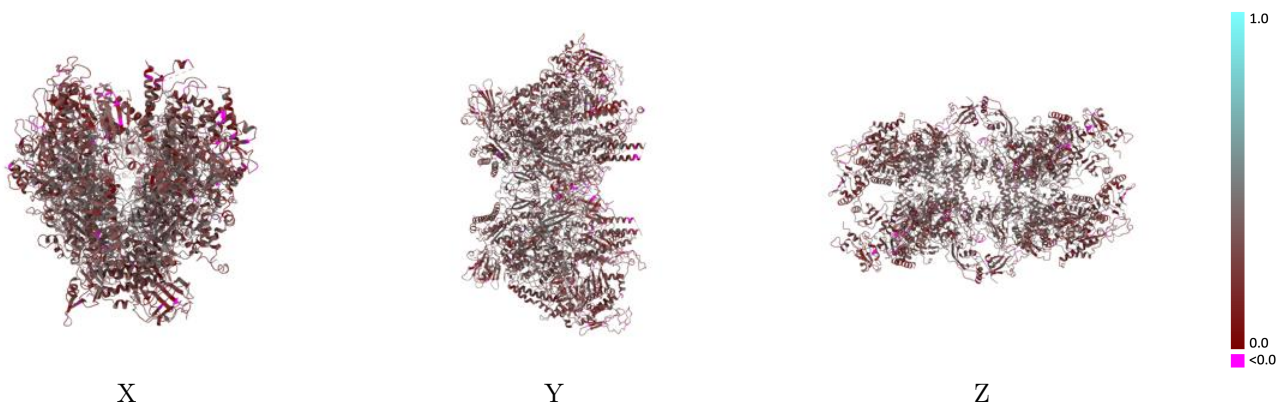
This section contains information regarding the fit between EMDB map EMD-11841 and PDB model 7AOD. Per-residue inclusion information can be found in section [3](#) on page [7](#).

9.1 Map-model overlay [i](#)



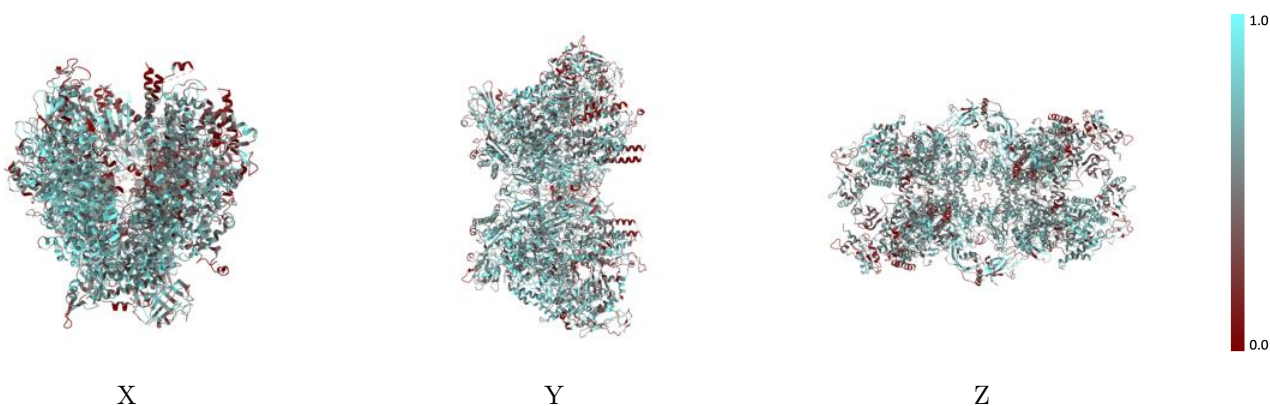
The images above show the 3D surface view of the map at the recommended contour level 0.033 at 50% transparency in yellow overlaid with a ribbon representation of the model coloured in blue. These images allow for the visual assessment of the quality of fit between the atomic model and the map.

9.2 Q-score mapped to coordinate model [\(i\)](#)



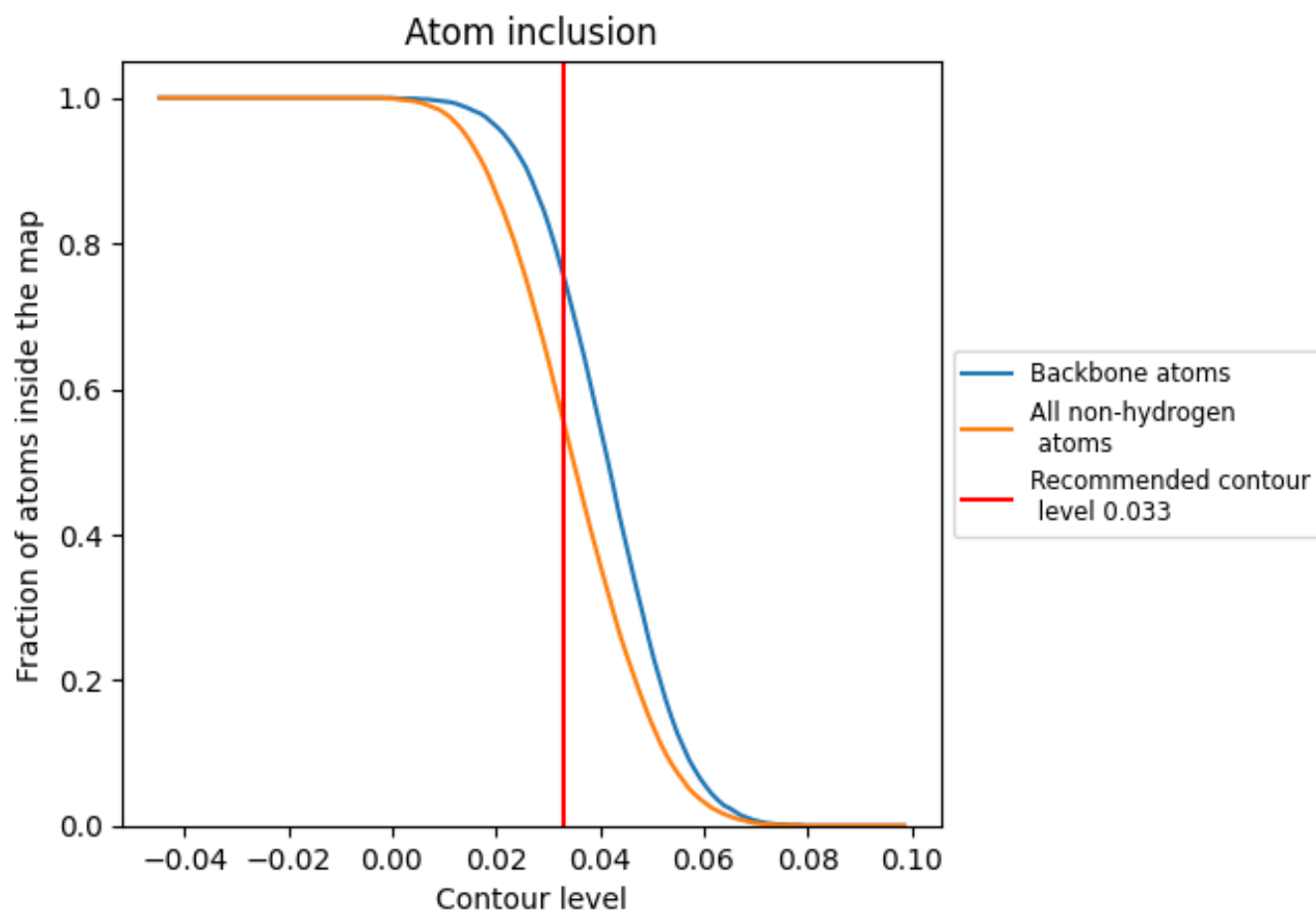
The images above show the model with each residue coloured according to its Q-score. This shows their resolvability in the map with higher Q-score values reflecting better resolvability. Please note: Q-score is calculating the resolvability of atoms, and thus high values are only expected at resolutions at which atoms can be resolved. Low Q-score values may therefore be expected for many entries.

9.3 Atom inclusion mapped to coordinate model [\(i\)](#)



The images above show the model with each residue coloured according to its atom inclusion. This shows to what extent they are inside the map at the recommended contour level (0.033).



















































9.4 Atom inclusion [i](#)



At the recommended contour level, 76% of all backbone atoms, 56% of all non-hydrogen atoms, are inside the map.

9.5 Map-model fit summary

The table lists the average atom inclusion at the recommended contour level (0.033) and Q-score for the entire model and for each chain.

Chain	Atom inclusion	Q-score
All	 0.5550	 0.3090
A	 0.5320	 0.3070
B	 0.5950	 0.3230
C	 0.5730	 0.3120
D	 0.3950	 0.2420
E	 0.4360	 0.2740
F	 0.6220	 0.3460
G	 0.5960	 0.2870
H	 0.5440	 0.2730
I	 0.3300	 0.2280
J	 0.7010	 0.3360
K	 0.6010	 0.2960
L	 0.5440	 0.3340
M	 0.5300	 0.3070
N	 0.5950	 0.3220
O	 0.5750	 0.3190
P	 0.3820	 0.2390
Q	 0.4460	 0.2780
R	 0.6160	 0.3530
S	 0.5990	 0.2910
T	 0.5520	 0.2720
U	 0.3330	 0.2410
V	 0.7070	 0.3460
W	 0.6000	 0.2950
X	 0.5500	 0.3400

