



Full wwPDB EM Validation Report ⓘ

Apr 16, 2024 – 07:22 am BST

PDB ID : 6YSS
EMDB ID : EMD-10906
Title : Structure of the P+9 ArfB-ribosome complex in the post-hydrolysis state
Authors : Chan, K.-H.; Petrychenko, V.; Mueller, C.; Maracci, C.; Holtkamp, W.; Wilson, D.N.; Fischer, N.; Rodnina, M.V.
Deposited on : 2020-04-23
Resolution : 2.60 Å (reported)
Based on initial models : 5O2R, 4V95, 4RB7, 5AFI

This is a Full wwPDB EM Validation Report for a publicly released PDB entry.

We welcome your comments at validation@mail.wwpdb.org

A user guide is available at

<https://www.wwpdb.org/validation/2017/EMValidationReportHelp>

with specific help available everywhere you see the ⓘ symbol.

The types of validation reports are described at

<http://www.wwpdb.org/validation/2017/FAQs#types>.

The following versions of software and data (see [references ⓘ](#)) were used in the production of this report:

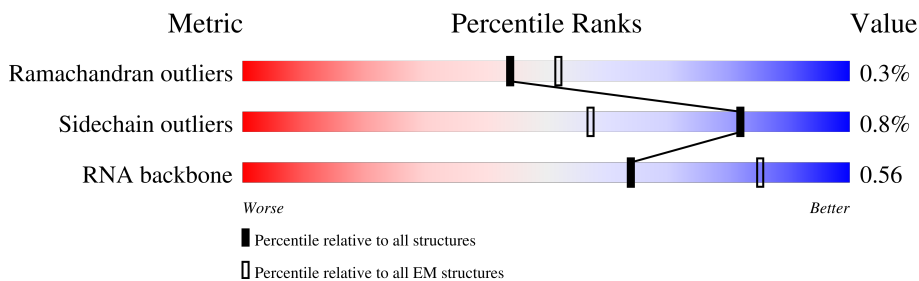
EMDB validation analysis : 0.0.1.dev92
Mogul : 1.8.4, CSD as541be (2020)
MolProbity : 4.02b-467
Percentile statistics : 20191225.v01 (using entries in the PDB archive December 25th 2019)
MapQ : **FAILED**
Ideal geometry (proteins) : Engh & Huber (2001)
Ideal geometry (DNA, RNA) : Parkinson et al. (1996)
Validation Pipeline (wwPDB-VP) : 2.36

1 Overall quality at a glance

The following experimental techniques were used to determine the structure:
ELECTRON MICROSCOPY

The reported resolution of this entry is 2.60 Å.

Percentile scores (ranging between 0-100) for global validation metrics of the entry are shown in the following graphic. The table shows the number of entries on which the scores are based.



Metric	Whole archive (#Entries)	EM structures (#Entries)
Ramachandran outliers	154571	4023
Sidechain outliers	154315	3826
RNA backbone	4643	859

The table below summarises the geometric issues observed across the polymeric chains and their fit to the map. The red, orange, yellow and green segments of the bar indicate the fraction of residues that contain outliers for ≥ 3 , 2, 1 and 0 types of geometric quality criteria respectively. A grey segment represents the fraction of residues that are not modelled. The numeric value for each fraction is indicated below the corresponding segment, with a dot representing fractions $\leq 5\%$.

Mol	Chain	Length	Quality of chain
1	0	57	
2	1	55	
3	2	46	
4	3	65	
5	4	38	
6	5	165	
7	6	70	
8	A	2903	
9	B	120	

Continued on next page...

Continued from previous page...

Mol	Chain	Length	Quality of chain
10	C	273	99%
11	D	209	100%
12	E	201	100%
13	F	179	98%
14	G	177	99%
15	H	149	97%
16	I	142	99%
17	J	142	99%
18	K	123	99%
19	L	144	97%
20	M	136	99%
21	N	127	94% 6%
22	O	117	98%
23	P	115	99%
24	Q	118	99%
25	R	103	98%
26	S	110	100%
27	T	100	92% 7%
28	U	104	98%
29	V	94	100%
30	W	85	87% 12%
31	X	78	99%
32	Y	63	83% 10% 6%
33	Z	59	98%
34	a	1542	83% 17%

Continued on next page...

Continued from previous page...

Mol	Chain	Length	Quality of chain
35	b	240	89% 9%
36	c	233	88% 12%
37	d	206	95% ...
38	e	167	93% 6%
39	f	135	74% 26%
40	g	179	84% 16%
41	h	130	98% ..
42	i	130	97% ..
43	j	103	85% 8% .. 5%
44	k	129	90% 10%
45	l	124	95%
46	m	118	97% .
47	n	102	99% .
48	o	89	98% ..
49	p	82	100%
50	q	84	88% 5% . 5%
51	r	75	87% 13%
52	s	92	89% 11%
53	t	87	98% .
54	u	71	80% 7% . 8%
55	v	14	100%
56	w	76	79% 16% 5%
57	x	15	40% 7% 53%
58	y	140	96% ...

2 Entry composition

There are 61 unique types of molecules in this entry. The entry contains 147046 atoms, of which 0 are hydrogens and 0 are deuteriums.

In the tables below, the AltConf column contains the number of residues with at least one atom in alternate conformation and the Trace column contains the number of residues modelled with at most 2 atoms.

- Molecule 1 is a protein called 50S ribosomal protein L32.

Mol	Chain	Residues	Atoms					AltConf	Trace
			Total	C	N	O	S		
1	0	56	444	269	94	80	1	0	0

- Molecule 2 is a protein called 50S ribosomal protein L33.

Mol	Chain	Residues	Atoms				AltConf	Trace
			Total	C	N	O		
2	1	50	409	263	75	71	0	0

- Molecule 3 is a protein called 50S ribosomal protein L34.

Mol	Chain	Residues	Atoms					AltConf	Trace
			Total	C	N	O	S		
3	2	46	377	228	90	57	2	0	0

- Molecule 4 is a protein called 50S ribosomal protein L35.

Mol	Chain	Residues	Atoms					AltConf	Trace
			Total	C	N	O	S		
4	3	64	504	323	105	74	2	0	0

- Molecule 5 is a protein called 50S ribosomal protein L36.

Mol	Chain	Residues	Atoms					AltConf	Trace
			Total	C	N	O	S		
5	4	38	302	185	65	48	4	0	0

- Molecule 6 is a protein called 50S ribosomal protein L10.

Mol	Chain	Residues	Atoms				AltConf	Trace
			Total	C	N	O		
6	5	131	647	385	131	131	0	0

- Molecule 7 is a protein called 50S ribosomal protein L31.

Mol	Chain	Residues	Atoms					AltConf	Trace
			Total	C	N	O	S		
7	6	66	522	323	99	94	6	0	0

- Molecule 8 is a RNA chain called 23S ribosomal RNA.

Mol	Chain	Residues	Atoms					AltConf	Trace
			Total	C	N	O	P		
8	A	2903	62336	27815	11468	20150	2903	0	0

- Molecule 9 is a RNA chain called 5S ribosomal RNA.

Mol	Chain	Residues	Atoms					AltConf	Trace
			Total	C	N	O	P		
9	B	120	2570	1144	468	838	120	0	0

- Molecule 10 is a protein called 50S ribosomal protein L2.

Mol	Chain	Residues	Atoms					AltConf	Trace
			Total	C	N	O	S		
10	C	271	2082	1288	423	364	7	0	0

- Molecule 11 is a protein called 50S ribosomal protein L3.

Mol	Chain	Residues	Atoms					AltConf	Trace
			Total	C	N	O	S		
11	D	209	1565	979	288	294	4	0	0

- Molecule 12 is a protein called 50S ribosomal protein L4.

Mol	Chain	Residues	Atoms					AltConf	Trace
			Total	C	N	O	S		
12	E	201	1552	974	283	290	5	0	0

- Molecule 13 is a protein called 50S ribosomal protein L5.

Mol	Chain	Residues	Atoms					AltConf	Trace
			Total	C	N	O	S		
13	F	177	1410	899	249	256	6	0	0

- Molecule 14 is a protein called 50S ribosomal protein L6.

Mol	Chain	Residues	Atoms					AltConf	Trace
			Total	C	N	O	S		
14	G	176	1323	832	243	246	2	0	0

- Molecule 15 is a protein called 50S ribosomal protein L9.

Mol	Chain	Residues	Atoms					AltConf	Trace
			Total	C	N	O	S		
15	H	149	1111	699	197	214	1	0	0

- Molecule 16 is a protein called 50S ribosomal protein L11.

Mol	Chain	Residues	Atoms				AltConf	Trace
			Total	C	N	O		
16	I	141	693	411	141	141	0	0

- Molecule 17 is a protein called 50S ribosomal protein L13.

Mol	Chain	Residues	Atoms					AltConf	Trace
			Total	C	N	O	S		
17	J	142	1129	714	212	199	4	0	0

- Molecule 18 is a protein called 50S ribosomal protein L14.

Mol	Chain	Residues	Atoms					AltConf	Trace
			Total	C	N	O	S		
18	K	122	938	587	180	165	6	0	0

- Molecule 19 is a protein called 50S ribosomal protein L15.

Mol	Chain	Residues	Atoms					AltConf	Trace
			Total	C	N	O	S		
19	L	143	1045	649	206	189	1	0	0

- Molecule 20 is a protein called 50S ribosomal protein L16.

Mol	Chain	Residues	Atoms					AltConf	Trace
			Total	C	N	O	S		
20	M	136	1074	686	205	177	6	0	0

- Molecule 21 is a protein called 50S ribosomal protein L17.

Mol	Chain	Residues	Atoms					AltConf	Trace
			Total	C	N	O	S		
21	N	120	960	593	196	166	5	0	0

- Molecule 22 is a protein called 50S ribosomal protein L18.

Mol	Chain	Residues	Atoms					AltConf	Trace
			Total	C	N	O	S		
22	O	116	892	552	178	162		0	0

- Molecule 23 is a protein called 50S ribosomal protein L19.

Mol	Chain	Residues	Atoms					AltConf	Trace
			Total	C	N	O	S		
23	P	114	917	574	179	163	1	0	0

- Molecule 24 is a protein called 50S ribosomal protein L20.

Mol	Chain	Residues	Atoms					AltConf	Trace
			Total	C	N	O	S		
24	Q	117	947	604	192	151		0	0

- Molecule 25 is a protein called 50S ribosomal protein L21.

Mol	Chain	Residues	Atoms					AltConf	Trace
			Total	C	N	O	S		
25	R	103	816	516	153	145	2	0	0

- Molecule 26 is a protein called 50S ribosomal protein L22.

Mol	Chain	Residues	Atoms					AltConf	Trace
			Total	C	N	O	S		
26	S	110	857	532	166	156	3	0	0

- Molecule 27 is a protein called 50S ribosomal protein L23.

Mol	Chain	Residues	Atoms					AltConf	Trace
			Total	C	N	O	S		
27	T	93	738	466	139	131	2	0	0

- Molecule 28 is a protein called 50S ribosomal protein L24.

Mol	Chain	Residues	Atoms				AltConf	Trace
28	U	102	Total	C	N	O	0	0
			779	492	146	141		

- Molecule 29 is a protein called 50S ribosomal protein L25.

Mol	Chain	Residues	Atoms					AltConf	Trace
29	V	94	Total	C	N	O	S	0	0
			753	479	137	134	3		

- Molecule 30 is a protein called 50S ribosomal protein L27.

Mol	Chain	Residues	Atoms					AltConf	Trace
30	W	75	Total	C	N	O	S	0	0
			575	356	116	102	1		

- Molecule 31 is a protein called 50S ribosomal protein L28.

Mol	Chain	Residues	Atoms					AltConf	Trace
31	X	77	Total	C	N	O	S	0	0
			625	388	129	106	2		

- Molecule 32 is a protein called 50S ribosomal protein L29.

Mol	Chain	Residues	Atoms					AltConf	Trace
32	Y	63	Total	C	N	O	S	0	0
			509	313	99	95	2		

- Molecule 33 is a protein called 50S ribosomal protein L30.

Mol	Chain	Residues	Atoms					AltConf	Trace
33	Z	58	Total	C	N	O	S	0	0
			449	281	87	79	2		

- Molecule 34 is a RNA chain called 16S ribosomal RNA.

Mol	Chain	Residues	Atoms					AltConf	Trace
34	a	1540	Total	C	N	O	P	0	0
			33050	14748	6057	10705	1540		

- Molecule 35 is a protein called 30S ribosomal protein S2.

Mol	Chain	Residues	Atoms					AltConf	Trace
35	b	218	Total	C	N	O	S	0	0
			1704	1081	305	311	7		

- Molecule 36 is a protein called 30S ribosomal protein S3.

Mol	Chain	Residues	Atoms					AltConf	Trace
36	c	206	Total	C	N	O	S	0	0
			1624	1028	305	288	3		

- Molecule 37 is a protein called 30S ribosomal protein S4.

Mol	Chain	Residues	Atoms					AltConf	Trace
37	d	205	Total	C	N	O	S	0	0
			1643	1026	315	298	4		

- Molecule 38 is a protein called 30S ribosomal protein S5.

Mol	Chain	Residues	Atoms					AltConf	Trace
38	e	157	Total	C	N	O	S	0	0
			1141	709	218	208	6		

- Molecule 39 is a protein called 30S ribosomal protein S6.

Mol	Chain	Residues	Atoms					AltConf	Trace
39	f	100	Total	C	N	O	S	0	0
			817	515	148	148	6		

- Molecule 40 is a protein called 30S ribosomal protein S7.

Mol	Chain	Residues	Atoms					AltConf	Trace
40	g	151	Total	C	N	O	S	0	0
			1181	735	227	215	4		

- Molecule 41 is a protein called 30S ribosomal protein S8.

Mol	Chain	Residues	Atoms					AltConf	Trace
41	h	129	Total	C	N	O	S	0	0
			979	616	173	184	6		

- Molecule 42 is a protein called 30S ribosomal protein S9.

Mol	Chain	Residues	Atoms					AltConf	Trace
			Total	C	N	O	S		
42	i	127	1022	634	206	179	3	0	0

- Molecule 43 is a protein called 30S ribosomal protein S10.

Mol	Chain	Residues	Atoms					AltConf	Trace
			Total	C	N	O	S		
43	j	98	786	493	150	142	1	0	0

- Molecule 44 is a protein called 30S ribosomal protein S11.

Mol	Chain	Residues	Atoms					AltConf	Trace
			Total	C	N	O	S		
44	k	116	869	535	173	158	3	0	0

- Molecule 45 is a protein called 30S ribosomal protein S12.

Mol	Chain	Residues	Atoms					AltConf	Trace
			Total	C	N	O	S		
45	l	123	955	590	196	165	4	0	0

- Molecule 46 is a protein called 30S ribosomal protein S13.

Mol	Chain	Residues	Atoms					AltConf	Trace
			Total	C	N	O	S		
46	m	114	883	546	178	156	3	0	0

- Molecule 47 is a protein called 30S ribosomal protein S14.

Mol	Chain	Residues	Atoms					AltConf	Trace
			Total	C	N	O	S		
47	n	101	799	498	165	133	3	0	0

There is a discrepancy between the modelled and reference sequences:

Chain	Residue	Modelled	Actual	Comment	Reference
n	36	ALA	-	insertion	UNP I2X5X6

- Molecule 48 is a protein called 30S ribosomal protein S15.

Mol	Chain	Residues	Atoms					AltConf	Trace
48	o	88	Total	C	N	O	S	0	0
			714	439	144	130	1		

- Molecule 49 is a protein called 30S ribosomal protein S16.

Mol	Chain	Residues	Atoms					AltConf	Trace
49	p	82	Total	C	N	O	S	0	0
			649	406	128	114	1		

- Molecule 50 is a protein called 30S ribosomal protein S17.

Mol	Chain	Residues	Atoms					AltConf	Trace
50	q	80	Total	C	N	O	S	0	0
			648	411	121	113	3		

- Molecule 51 is a protein called 30S ribosomal protein S18.

Mol	Chain	Residues	Atoms					AltConf	Trace
51	r	65	Total	C	N	O	S	0	0
			535	339	100	95	1		

- Molecule 52 is a protein called 30S ribosomal protein S19.

Mol	Chain	Residues	Atoms					AltConf	Trace
52	s	82	Total	C	N	O	S	0	0
			658	421	125	110	2		

- Molecule 53 is a protein called 30S ribosomal protein S20.

Mol	Chain	Residues	Atoms					AltConf	Trace
53	t	85	Total	C	N	O	S	0	0
			665	411	137	114	3		

- Molecule 54 is a protein called 30S ribosomal protein S21.

Mol	Chain	Residues	Atoms					AltConf	Trace
54	u	65	Total	C	N	O	S	0	0
			506	313	105	87	1		

- Molecule 55 is a protein called Api137.

Mol	Chain	Residues	Atoms				AltConf	Trace
55	v	14	Total	C	N	O	0	0
			121	80	25	16		

There is a discrepancy between the modelled and reference sequences:

Chain	Residue	Modelled	Actual	Comment	Reference
v	10	ARG	GLN	conflict	UNP Q8WSY8

- Molecule 56 is a RNA chain called P-site tRNAPhe.

Mol	Chain	Residues	Atoms						AltConf	Trace
56	w	76	Total	C	N	O	P	S	0	0
			1631	731	291	531	76	2		

- Molecule 57 is a RNA chain called mRNA.

Mol	Chain	Residues	Atoms					AltConf	Trace
57	x	7	Total	C	N	O	P	0	0
			147	66	24	50	7		

- Molecule 58 is a protein called Alternative stalled-ribosome rescue factor B.

Mol	Chain	Residues	Atoms					AltConf	Trace
58	y	139	Total	C	N	O	S	0	0
			1078	666	215	195	2		

- Molecule 59 is MAGNESIUM ION (three-letter code: MG) (formula: Mg).

Mol	Chain	Residues	Atoms		AltConf
59	0	1	Total	Mg	0
			1	1	
59	A	269	Total	Mg	0
			269	269	
59	B	7	Total	Mg	0
			7	7	
59	C	3	Total	Mg	0
			3	3	
59	D	1	Total	Mg	0
			1	1	
59	M	1	Total	Mg	0
			1	1	
59	O	1	Total	Mg	0
			1	1	

Continued on next page...

Continued from previous page...

Mol	Chain	Residues	Atoms	AltConf
59	P	1	Total Mg 1 1	0
59	W	1	Total Mg 1 1	0
59	a	95	Total Mg 95 95	0
59	m	1	Total Mg 1 1	0
59	n	1	Total Mg 1 1	0
59	w	4	Total Mg 4 4	0
59	y	1	Total Mg 1 1	0

- Molecule 60 is ZINC ION (three-letter code: ZN) (formula: Zn).

Mol	Chain	Residues	Atoms	AltConf
60	4	1	Total Zn 1 1	0
60	6	1	Total Zn 1 1	0

- Molecule 61 is SODIUM ION (three-letter code: NA) (formula: Na).

Mol	Chain	Residues	Atoms	AltConf
61	A	1	Total Na 1 1	0
61	V	1	Total Na 1 1	0

3 Residue-property plots [i](#)


These plots are drawn for all protein, RNA, DNA and oligosaccharide chains in the entry. The first graphic for a chain summarises the proportions of the various outlier classes displayed in the second graphic. The second graphic shows the sequence view annotated by issues in geometry. Residues are color-coded according to the number of geometric quality criteria for which they contain at least one outlier: green = 0, yellow = 1, orange = 2 and red = 3 or more. Stretches of 2 or more consecutive residues without any outlier are shown as a green connector. Residues present in the sample, but not in the model, are shown in grey.

- Molecule 1: 50S ribosomal protein L32

Chain 0:  98%



- Molecule 2: 50S ribosomal protein L33

Chain 1:  91%



- Molecule 3: 50S ribosomal protein L34

Chain 2:  100%

There are no outlier residues recorded for this chain.

- Molecule 4: 50S ribosomal protein L35

Chain 3:  95%




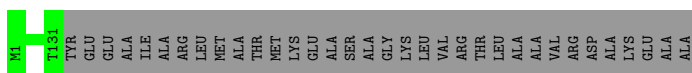
- Molecule 5: 50S ribosomal protein L36

Chain 4:  100%

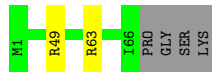
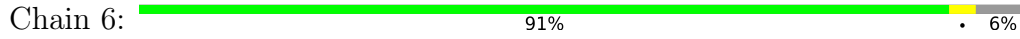
There are no outlier residues recorded for this chain.

- Molecule 6: 50S ribosomal protein L10

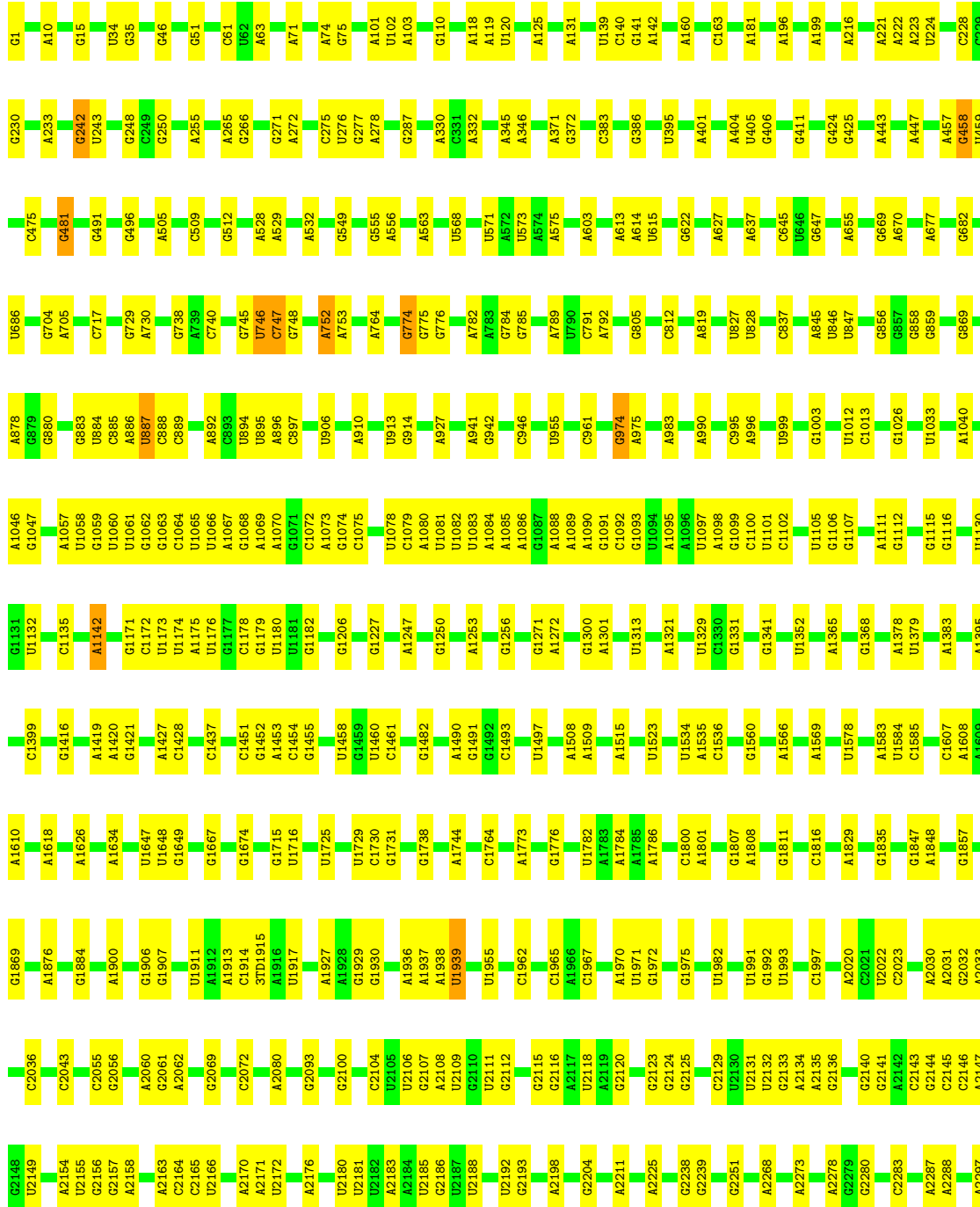
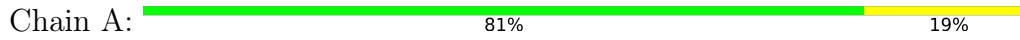
Chain 5:  79%



• Molecule 7: 50S ribosomal protein L31



• Molecule 8: 23S ribosomal RNA





- Molecule 9: 5S ribosomal RNA

Chain B: 85% 14%



- Molecule 10: 50S ribosomal protein L2

Chain C: 99%



- Molecule 11: 50S ribosomal protein L3

Chain D: 100%

There are no outlier residues recorded for this chain.

- Molecule 12: 50S ribosomal protein L4

Chain E: 100%

There are no outlier residues recorded for this chain.

- Molecule 13: 50S ribosomal protein L5

Chain F: 98%



- Molecule 14: 50S ribosomal protein L6

Chain G: 99%



- Molecule 15: 50S ribosomal protein L9

Chain H: 97%



- Molecule 16: 50S ribosomal protein L11

Chain I: 99%



- Molecule 17: 50S ribosomal protein L13

Chain J: 99%



- Molecule 18: 50S ribosomal protein L14

Chain K: 99%



- Molecule 19: 50S ribosomal protein L15

Chain L: 97%




- Molecule 20: 50S ribosomal protein L16

Chain M: 99%



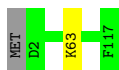
- Molecule 21: 50S ribosomal protein L17

Chain N: 94%



- Molecule 22: 50S ribosomal protein L18

Chain O: 98%



- Molecule 23: 50S ribosomal protein L19

Chain P: 99%



- Molecule 24: 50S ribosomal protein L20

Chain Q: 99%



- Molecule 25: 50S ribosomal protein L21

Chain R: 98%




- Molecule 26: 50S ribosomal protein L22

Chain S: 100%

There are no outlier residues recorded for this chain.

- Molecule 27: 50S ribosomal protein L23

Chain T: 92% 7%



- Molecule 28: 50S ribosomal protein L24

Chain U: 98%

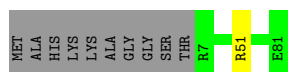
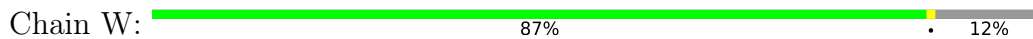


- Molecule 29: 50S ribosomal protein L25



There are no outlier residues recorded for this chain.

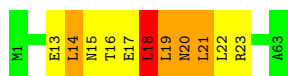
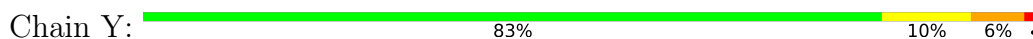
- Molecule 30: 50S ribosomal protein L27



- Molecule 31: 50S ribosomal protein L28



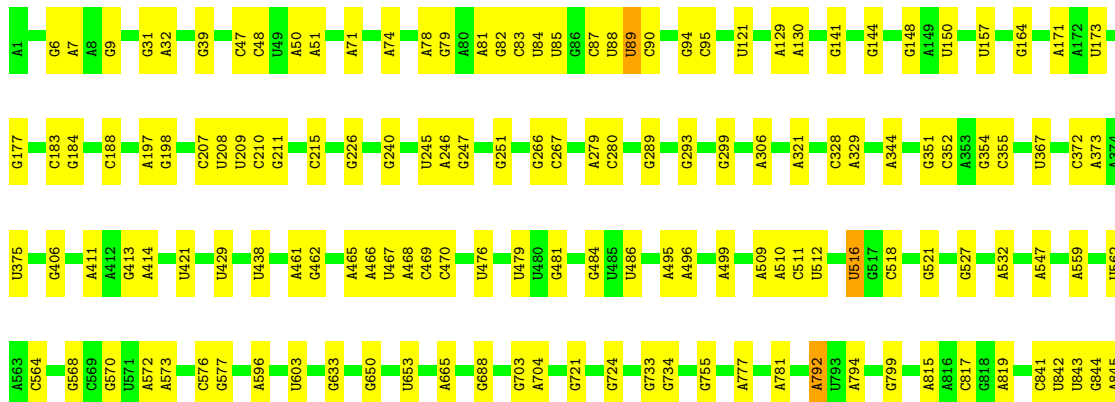
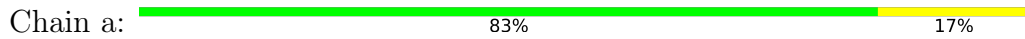
- Molecule 32: 50S ribosomal protein L29



- Molecule 33: 50S ribosomal protein L30

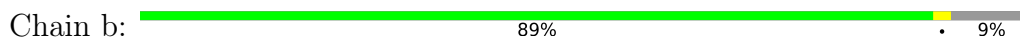


- Molecule 34: 16S ribosomal RNA

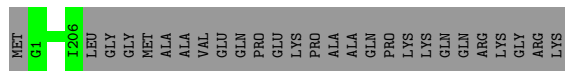
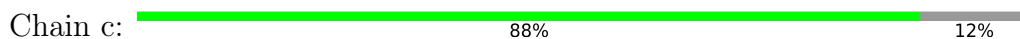




• Molecule 35: 30S ribosomal protein S2



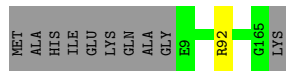
• Molecule 36: 30S ribosomal protein S3



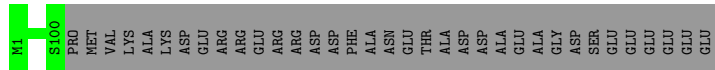
• Molecule 37: 30S ribosomal protein S4




• Molecule 38: 30S ribosomal protein S5

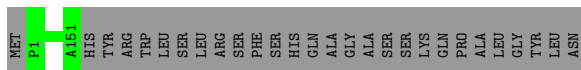


• Molecule 39: 30S ribosomal protein S6



• Molecule 40: 30S ribosomal protein S7

Chain g:  84% 16%



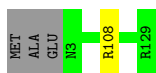
- Molecule 41: 30S ribosomal protein S8

Chain h:  98% ..




- Molecule 42: 30S ribosomal protein S9

Chain i:  97% ..




- Molecule 43: 30S ribosomal protein S10

Chain j:  85% 8% .. 5%




- Molecule 44: 30S ribosomal protein S11

Chain k:  90% 10%



- Molecule 45: 30S ribosomal protein S12

Chain l:  95%



- Molecule 46: 30S ribosomal protein S13

Chain m:  97% .



- Molecule 47: 30S ribosomal protein S14

Chain n:  99%



- Molecule 48: 30S ribosomal protein S15

Chain o:  98%




- Molecule 49: 30S ribosomal protein S16

Chain p:  100%


There are no outlier residues recorded for this chain.

- Molecule 50: 30S ribosomal protein S17

Chain q:  88%





- Molecule 51: 30S ribosomal protein S18

Chain r:  87%



- Molecule 52: 30S ribosomal protein S19

Chain s:  89%




- Molecule 53: 30S ribosomal protein S20

Chain t:  98%



- Molecule 54: 30S ribosomal protein S21

Chain u:  80%

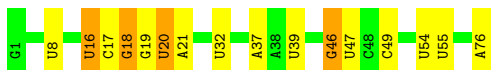
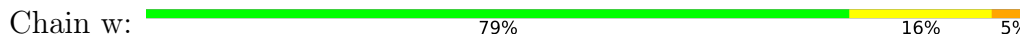


- Molecule 55: Api137

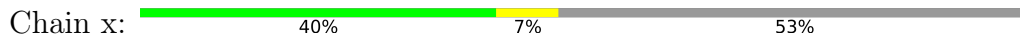


There are no outlier residues recorded for this chain.

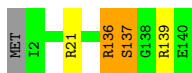
- Molecule 56: P-site tRNAPhe



- Molecule 57: mRNA



- Molecule 58: Alternative stalled-ribosome rescue factor B



4 Experimental information

Property	Value	Source
EM reconstruction method	SINGLE PARTICLE	Depositor
Imposed symmetry	POINT, C1	Depositor
Number of particles used	282252	Depositor
Resolution determination method	FSC 0.143 CUT-OFF	Depositor
CTF correction method	PHASE FLIPPING AND AMPLITUDE CORRECTION	Depositor
Microscope	TFS KRIOS	Depositor
Voltage (kV)	300	Depositor
Electron dose ($e^-/\text{\AA}^2$)	50	Depositor
Minimum defocus (nm)	200	Depositor
Maximum defocus (nm)	2.5	Depositor
Magnification	59000	Depositor
Image detector	FEI FALCON III (4k x 4k)	Depositor

5 Model quality

5.1 Standard geometry

Bond lengths and bond angles in the following residue types are not validated in this section: 4SU, 1MG, ZN, 4OC, MA6, PSU, NA, OMG, 2MA, G7M, 2MG, OMU, 5MC, OMC, MIA, UR3, 6MZ, 3TD, 5MU, MG

The Z score for a bond length (or angle) is the number of standard deviations the observed value is removed from the expected value. A bond length (or angle) with $|Z| > 5$ is considered an outlier worth inspection. RMSZ is the root-mean-square of all Z scores of the bond lengths (or angles).

Mol	Chain	Bond lengths		Bond angles	
		RMSZ	# Z >5	RMSZ	# Z >5
1	0	0.40	0/450	0.54	0/599
2	1	0.39	0/416	0.49	0/554
3	2	0.39	0/380	0.47	0/498
4	3	0.38	0/513	0.46	0/676
5	4	0.41	0/303	0.51	0/397
6	5	0.24	0/646	0.47	0/898
7	6	0.32	0/531	0.53	0/709
8	A	0.87	10/69263 (0.0%)	0.83	33/108050 (0.0%)
9	B	0.74	2/2873 (0.1%)	0.81	0/4478
10	C	0.44	0/2121	0.54	0/2852
11	D	0.40	0/1586	0.49	0/2134
12	E	0.37	0/1571	0.47	0/2113
13	F	0.35	0/1434	0.46	0/1926
14	G	0.33	0/1343	0.48	0/1816
15	H	0.56	2/1122 (0.2%)	0.71	3/1515 (0.2%)
16	I	0.24	0/692	0.43	0/960
17	J	0.42	0/1152	0.46	0/1551
18	K	0.41	0/947	0.52	0/1268
19	L	1.51	14/1054 (1.3%)	0.76	5/1403 (0.4%)
20	M	0.38	0/1093	0.49	0/1460
21	N	0.40	0/973	0.49	0/1301
22	O	0.36	0/902	0.49	0/1209
23	P	0.40	0/929	0.48	0/1242
24	Q	0.45	0/960	0.43	0/1278
25	R	0.42	0/829	0.89	3/1107 (0.3%)
26	S	0.37	0/864	0.48	0/1156
27	T	0.35	0/744	0.46	0/994
28	U	0.36	0/787	0.46	0/1051
29	V	0.37	0/766	0.45	0/1025
30	W	0.40	0/582	0.46	0/769
31	X	0.41	0/635	0.47	0/848

Mol	Chain	Bond lengths		Bond angles	
		RMSZ	# Z >5	RMSZ	# Z >5
32	Y	1.71	21/510 (4.1%)	1.34	12/677 (1.8%)
33	Z	0.34	0/453	0.46	0/605
34	a	0.75	1/36725 (0.0%)	0.83	16/57285 (0.0%)
35	b	0.53	4/1735 (0.2%)	0.58	2/2338 (0.1%)
36	c	0.34	0/1651	0.47	0/2225
37	d	0.87	10/1665 (0.6%)	0.76	9/2227 (0.4%)
38	e	0.36	0/1154	0.49	0/1554
39	f	0.35	0/835	0.49	0/1128
40	g	0.30	0/1195	0.44	0/1602
41	h	0.36	0/989	0.47	0/1326
42	i	0.35	0/1034	0.51	0/1375
43	j	1.19	11/796 (1.4%)	0.78	1/1077 (0.1%)
44	k	0.33	0/885	0.47	0/1195
45	l	0.90	6/969 (0.6%)	0.68	2/1300 (0.2%)
46	m	0.33	0/892	0.48	0/1193
47	n	0.33	0/811	0.43	0/1081
48	o	0.32	0/722	0.45	0/964
49	p	0.38	0/659	0.48	0/884
50	q	1.06	5/657 (0.8%)	0.75	2/881 (0.2%)
51	r	0.38	0/544	0.48	0/731
52	s	0.34	0/675	0.49	0/908
53	t	0.31	0/671	0.41	0/888
54	u	0.90	2/512 (0.4%)	0.96	5/683 (0.7%)
55	v	0.42	0/128	0.47	0/175
56	w	1.32	12/1650 (0.7%)	1.02	12/2569 (0.5%)
57	x	0.60	0/163	0.74	0/251
58	y	0.34	0/1090	0.55	3/1461 (0.2%)
All	All	0.77	100/158231 (0.1%)	0.77	108/236420 (0.0%)

Chiral center outliers are detected by calculating the chiral volume of a chiral center and verifying if the center is modelled as a planar moiety or with the opposite hand. A planarity outlier is detected by checking planarity of atoms in a peptide group, atoms in a mainchain group or atoms of a sidechain that are expected to be planar.

Mol	Chain	#Chirality outliers	#Planarity outliers
19	L	0	1
37	d	0	1
58	y	0	1
All	All	0	3

All (100) bond length outliers are listed below:

Mol	Chain	Res	Type	Atoms	Z	Observed(Å)	Ideal(Å)
19	L	130	GLY	C-O	-27.74	0.79	1.23
19	L	129	LYS	C-O	-17.90	0.89	1.23
56	w	20	U	N1-C2	17.47	1.54	1.38
56	w	20	U	C2-N3	17.13	1.49	1.37
56	w	20	U	C5-C6	16.68	1.49	1.34
56	w	16	U	C2-N3	16.67	1.49	1.37
56	w	16	U	C5-C6	16.53	1.49	1.34
56	w	16	U	N1-C2	16.41	1.53	1.38
8	A	2449	U	C5-C6	15.68	1.48	1.34
8	A	2449	U	C2-N3	15.55	1.48	1.37
19	L	126	ARG	C-O	-15.54	0.93	1.23
8	A	2449	U	N1-C2	15.22	1.52	1.38
19	L	130	GLY	CA-C	-12.94	1.31	1.51
56	w	16	U	C4-C5	10.94	1.53	1.43
56	w	20	U	C4-C5	10.86	1.53	1.43
32	Y	19	LEU	C-O	-10.70	1.03	1.23
9	B	1	U	OP3-P	-10.57	1.48	1.61
8	A	1	G	OP3-P	-10.53	1.48	1.61
19	L	126	ARG	CA-CB	-10.21	1.31	1.53
19	L	129	LYS	CA-C	-10.11	1.26	1.52
8	A	2449	U	C4-C5	9.97	1.52	1.43
35	b	16	GLY	C-O	-9.51	1.08	1.23
45	l	44	PRO	C-O	-9.42	1.04	1.23
56	w	20	U	N1-C6	9.28	1.46	1.38
32	Y	14	LEU	C-O	-9.25	1.05	1.23
56	w	20	U	N3-C4	9.15	1.46	1.38
19	L	130	GLY	N-CA	-9.10	1.32	1.46
56	w	16	U	N1-C6	8.95	1.46	1.38
56	w	16	U	N3-C4	8.88	1.46	1.38
19	L	129	LYS	CA-CB	-8.87	1.34	1.53
50	q	70	LYS	C-O	-8.62	1.06	1.23
32	Y	21	LEU	C-O	-8.59	1.07	1.23
15	H	123	ARG	C-O	-8.35	1.07	1.23
45	l	43	LYS	CA-C	-8.21	1.31	1.52
19	L	126	ARG	CA-C	-8.17	1.31	1.52
19	L	126	ARG	CD-NE	-8.13	1.32	1.46
8	A	2449	U	N1-C6	8.11	1.45	1.38
15	H	39	ALA	C-O	-8.07	1.08	1.23
34	a	89	U	O3'-P	8.07	1.70	1.61
32	Y	23	ARG	C-O	-8.04	1.08	1.23
8	A	2449	U	N3-C4	7.81	1.45	1.38
45	l	46	SER	C-O	-7.79	1.08	1.23
37	d	71	PHE	C-O	-7.74	1.08	1.23

Continued on next page...

Continued from previous page...

Mol	Chain	Res	Type	Atoms	Z	Observed(Å)	Ideal(Å)
50	q	68	LYS	CA-CB	-7.61	1.37	1.53
37	d	72	ARG	CA-CB	-7.58	1.37	1.53
50	q	69	THR	C-O	-7.46	1.09	1.23
37	d	72	ARG	C-O	-7.39	1.09	1.23
32	Y	15	ASN	C-O	-7.28	1.09	1.23
45	l	45	ASN	CG-OD1	-7.24	1.08	1.24
37	d	70	GLN	C-O	-7.04	1.09	1.23
32	Y	19	LEU	CA-C	-6.94	1.34	1.52
37	d	70	GLN	CA-C	-6.77	1.35	1.52
32	Y	17	GLU	C-O	-6.71	1.10	1.23
32	Y	22	LEU	C-O	-6.62	1.10	1.23
43	j	60	ASP	C-O	-6.62	1.10	1.23
50	q	67	SER	CB-OG	-6.62	1.33	1.42
32	Y	18	LEU	C-O	-6.58	1.10	1.23
32	Y	14	LEU	CA-C	-6.57	1.35	1.52
43	j	54	SER	CA-CB	-6.52	1.43	1.52
43	j	42	LEU	C-O	-6.50	1.11	1.23
32	Y	23	ARG	CA-CB	-6.48	1.39	1.53
19	L	129	LYS	C-N	-6.46	1.21	1.33
50	q	71	SER	CA-CB	-6.42	1.43	1.52
43	j	61	ALA	C-O	-6.36	1.11	1.23
43	j	58	ASN	CG-OD1	-6.24	1.10	1.24
43	j	45	ARG	C-O	-6.18	1.11	1.23
37	d	70	GLN	CD-OE1	-6.15	1.10	1.24
35	b	19	THR	C-O	-6.11	1.11	1.23
37	d	73	ASN	C-O	-6.07	1.11	1.23
43	j	54	SER	CB-OG	-6.04	1.34	1.42
54	u	12	ASP	CB-CG	-5.95	1.39	1.51
43	j	44	THR	CB-CG2	-5.86	1.33	1.52
35	b	17	HIS	C-O	-5.78	1.12	1.23
43	j	58	ASN	CB-CG	-5.70	1.38	1.51
9	B	120	U	C1'-N1	5.69	1.57	1.48
8	A	1142	A	N9-C4	-5.63	1.34	1.37
32	Y	23	ARG	N-CA	-5.57	1.35	1.46
45	l	45	ASN	CG-ND2	-5.57	1.19	1.32
37	d	72	ARG	N-CA	-5.56	1.35	1.46
35	b	18	GLN	C-O	-5.54	1.12	1.23
32	Y	22	LEU	CA-CB	-5.52	1.41	1.53
19	L	126	ARG	CB-CG	-5.50	1.37	1.52
8	A	528	A	N9-C4	-5.49	1.34	1.37
32	Y	16	THR	CB-CG2	-5.43	1.34	1.52
43	j	60	ASP	N-CA	-5.42	1.35	1.46

Continued on next page...

Continued from previous page...

Mol	Chain	Res	Type	Atoms	Z	Observed(Å)	Ideal(Å)
37	d	143	SER	C-O	-5.42	1.13	1.23
32	Y	20	ASN	N-CA	-5.39	1.35	1.46
43	j	43	PRO	C-O	-5.38	1.12	1.23
8	A	887	U	C1'-N1	5.36	1.56	1.48
32	Y	19	LEU	CA-CB	-5.34	1.41	1.53
32	Y	17	GLU	CA-CB	-5.32	1.42	1.53
19	L	125	LEU	C-N	-5.29	1.21	1.34
45	l	44	PRO	CA-C	-5.21	1.42	1.52
32	Y	16	THR	CA-C	-5.16	1.39	1.52
32	Y	20	ASN	C-O	-5.16	1.13	1.23
19	L	130	GLY	C-N	-5.14	1.22	1.34
32	Y	15	ASN	CG-ND2	-5.13	1.20	1.32
37	d	71	PHE	CA-CB	-5.12	1.42	1.53
54	u	13	VAL	C-O	-5.12	1.13	1.23
32	Y	18	LEU	CA-C	-5.09	1.39	1.52

All (108) bond angle outliers are listed below:

Mol	Chain	Res	Type	Atoms	Z	Observed(°)	Ideal(°)
34	a	89	U	O3'-P-O5'	29.04	159.17	104.00
34	a	89	U	OP1-P-O3'	-22.55	55.59	105.20
25	R	51	VAL	C-N-CD	-20.12	76.34	120.60
34	a	89	U	P-O3'-C3'	17.08	140.19	119.70
56	w	16	U	C2-N3-C4	-11.80	119.92	127.00
8	A	2449	U	C2-N3-C4	-11.48	120.11	127.00
15	H	123	ARG	NE-CZ-NH2	-10.95	114.82	120.30
56	w	20	U	C2-N3-C4	-10.54	120.68	127.00
56	w	16	U	C5-C4-O4	-10.53	119.58	125.90
8	A	2449	U	C5-C4-O4	-10.43	119.64	125.90
56	w	20	U	C5-C4-O4	-10.19	119.78	125.90
32	Y	14	LEU	CB-CG-CD1	-9.70	94.51	111.00
32	Y	19	LEU	CB-CG-CD2	-9.54	94.78	111.00
56	w	16	U	N3-C4-C5	9.33	120.20	114.60
8	A	512	G	O4'-C1'-N9	9.06	115.45	108.20
35	b	16	GLY	N-CA-C	8.93	135.42	113.10
8	A	2449	U	N3-C4-C5	8.86	119.91	114.60
32	Y	18	LEU	N-CA-C	-8.68	87.58	111.00
37	d	70	GLN	N-CA-CB	8.60	126.09	110.60
19	L	130	GLY	CA-C-O	-8.52	105.27	120.60
56	w	20	U	N3-C4-C5	8.24	119.55	114.60
32	Y	14	LEU	CB-CG-CD2	-8.24	96.99	111.00
8	A	2449	U	N1-C2-N3	8.09	119.75	114.90

Continued on next page...

Continued from previous page...

Mol	Chain	Res	Type	Atoms	Z	Observed(°)	Ideal(°)
56	w	20	U	N1-C2-N3	8.04	119.72	114.90
32	Y	23	ARG	NE-CZ-NH1	7.99	124.29	120.30
56	w	16	U	N1-C2-N3	7.98	119.69	114.90
37	d	69	ARG	NE-CZ-NH1	-7.94	116.33	120.30
32	Y	14	LEU	CA-CB-CG	7.92	133.51	115.30
37	d	69	ARG	NE-CZ-NH2	7.82	124.21	120.30
25	R	51	VAL	C-N-CA	7.65	154.14	122.00
45	l	45	ASN	N-CA-C	7.53	131.34	111.00
32	Y	19	LEU	CB-CA-C	-7.48	95.98	110.20
19	L	130	GLY	CA-C-N	7.42	133.52	117.20
45	l	46	SER	N-CA-C	7.37	130.91	111.00
19	L	126	ARG	CG-CD-NE	-7.35	96.37	111.80
54	u	10	PRO	N-CA-C	7.12	130.62	112.10
25	R	51	VAL	N-CA-C	-7.10	91.83	111.00
8	A	1313	U	C2-N1-C1'	7.09	126.21	117.70
54	u	15	LEU	CB-CG-CD1	-6.97	99.15	111.00
19	L	130	GLY	C-N-CA	6.89	138.92	121.70
32	Y	18	LEU	N-CA-CB	6.88	124.16	110.40
58	y	136	ARG	C-N-CA	6.85	138.83	121.70
8	A	528	A	C2-N3-C4	-6.63	107.29	110.60
58	y	137	SER	N-CA-CB	6.44	120.17	110.50
54	u	9	GLU	N-CA-C	6.33	128.09	111.00
8	A	774	G	C4-N9-C1'	-6.22	118.41	126.50
43	j	41	PRO	CA-C-O	-6.18	105.37	120.20
8	A	1451	C	C2-N1-C1'	-6.17	112.02	118.80
56	w	20	U	C2-N1-C1'	6.15	125.08	117.70
56	w	18	G	C5-C6-O6	-6.09	124.95	128.60
50	q	68	LYS	CD-CE-NZ	-6.08	97.71	111.70
35	b	16	GLY	C-N-CA	5.97	136.63	121.70
15	H	39	ALA	N-CA-CB	5.96	118.45	110.10
37	d	143	SER	N-CA-C	5.93	127.01	111.00
32	Y	19	LEU	N-CA-CB	5.93	122.25	110.40
8	A	1936	A	C2-N3-C4	-5.89	107.66	110.60
8	A	974	G	O4'-C1'-N9	5.88	112.91	108.20
8	A	774	G	C8-N9-C1'	5.87	134.63	127.00
56	w	20	U	N3-C2-O2	-5.87	118.09	122.20
8	A	2506	U	C2-N1-C1'	5.85	124.72	117.70
34	a	215	C	N3-C2-O2	-5.85	117.80	121.90
8	A	2391	G	O4'-C1'-N9	5.83	112.86	108.20
34	a	89	U	OP2-P-O3'	-5.80	92.45	105.20
8	A	837	C	N3-C2-O2	-5.78	117.85	121.90
8	A	974	G	N7-C8-N9	5.72	115.96	113.10

Continued on next page...

Continued from previous page...

Mol	Chain	Res	Type	Atoms	Z	Observed(°)	Ideal(°)
32	Y	17	GLU	C-N-CA	5.72	136.01	121.70
8	A	1142	A	C2-N3-C4	-5.70	107.75	110.60
34	a	481	G	C4-N9-C1'	5.66	133.85	126.50
58	y	137	SER	N-CA-C	-5.62	95.84	111.00
34	a	792	A	O4'-C1'-N9	5.61	112.69	108.20
54	u	11	PHE	N-CA-CB	5.60	120.69	110.60
34	a	1347	G	C4-N9-C1'	-5.54	119.30	126.50
8	A	889	C	N1-C2-O2	5.51	122.21	118.90
8	A	752	A	P-O3'-C3'	5.43	126.22	119.70
8	A	2506	U	N3-C2-O2	-5.39	118.42	122.20
34	a	1141	C	N3-C2-O2	-5.39	118.13	121.90
37	d	145	ARG	NE-CZ-NH1	5.38	122.99	120.30
37	d	70	GLN	CB-CA-C	-5.37	99.67	110.40
37	d	145	ARG	N-CA-CB	5.34	120.22	110.60
37	d	144	ILE	CG1-CB-CG2	-5.34	99.65	111.40
8	A	748	G	O4'-C1'-N9	5.32	112.46	108.20
50	q	49	ASN	N-CA-C	-5.31	96.67	111.00
8	A	2449	U	C5-C6-N1	-5.28	120.06	122.70
32	Y	13	GLU	O-C-N	5.27	131.13	122.70
56	w	16	U	C5-C6-N1	-5.26	120.07	122.70
8	A	458	G	C4-N9-C1'	-5.25	119.67	126.50
34	a	215	C	N1-C2-O2	5.21	122.03	118.90
8	A	889	C	C2-N1-C1'	5.21	124.53	118.80
32	Y	14	LEU	N-CA-CB	5.20	120.80	110.40
34	a	603	U	C2-N1-C1'	5.20	123.94	117.70
37	d	69	ARG	N-CA-C	-5.19	96.97	111.00
8	A	974	G	C6-C5-N7	-5.19	127.28	130.40
8	A	974	G	C4-N9-C1'	5.19	133.25	126.50
15	H	123	ARG	CG-CD-NE	-5.18	100.92	111.80
8	A	974	G	C4-C5-N7	5.17	112.87	110.80
34	a	438	U	O4'-C1'-N1	5.17	112.34	108.20
19	L	126	ARG	NE-CZ-NH1	-5.14	117.73	120.30
34	a	476	U	C2-N1-C1'	5.13	123.86	117.70
54	u	10	PRO	CA-C-O	-5.10	107.96	120.20
34	a	188	C	C2-N1-C1'	5.10	124.41	118.80
34	a	1347	G	P-O3'-C3'	5.07	125.78	119.70
8	A	774	G	N3-C4-N9	-5.07	122.96	126.00
34	a	603	U	N3-C2-O2	-5.06	118.66	122.20
8	A	2501	C	C2-N1-C1'	-5.05	113.25	118.80
8	A	942	G	N1-C6-O6	-5.03	116.88	119.90
8	A	481	G	O4'-C1'-N9	5.03	112.22	108.20
8	A	1313	U	N1-C2-O2	5.01	126.30	122.80

Continued on next page...

Continued from previous page...

Mol	Chain	Res	Type	Atoms	Z	Observed(°)	Ideal(°)
8	A	242	G	C4-N9-C1'	-5.00	120.00	126.50

There are no chirality outliers.

All (3) planarity outliers are listed below:

Mol	Chain	Res	Type	Group
19	L	130	GLY	Mainchain
37	d	143	SER	Mainchain
58	y	136	ARG	Mainchain

5.2 Too-close contacts [i](#)

Due to software issues we are unable to calculate clashes - this section is therefore empty.

5.3 Torsion angles [i](#)

5.3.1 Protein backbone [i](#)

In the following table, the Percentiles column shows the percent Ramachandran outliers of the chain as a percentile score with respect to all PDB entries followed by that with respect to all EM entries.

The Analysed column shows the number of residues for which the backbone conformation was analysed, and the total number of residues.

Mol	Chain	Analysed	Favoured	Allowed	Outliers	Percentiles	
1	0	54/57 (95%)	53 (98%)	1 (2%)	0	100	100
2	1	48/55 (87%)	45 (94%)	3 (6%)	0	100	100
3	2	44/46 (96%)	43 (98%)	1 (2%)	0	100	100
4	3	62/65 (95%)	59 (95%)	3 (5%)	0	100	100
5	4	36/38 (95%)	33 (92%)	3 (8%)	0	100	100
6	5	129/165 (78%)	103 (80%)	26 (20%)	0	100	100
7	6	64/70 (91%)	51 (80%)	13 (20%)	0	100	100
10	C	269/273 (98%)	254 (94%)	15 (6%)	0	100	100
11	D	207/209 (99%)	194 (94%)	13 (6%)	0	100	100
12	E	199/201 (99%)	194 (98%)	5 (2%)	0	100	100
13	F	175/179 (98%)	163 (93%)	12 (7%)	0	100	100

Continued on next page...

Continued from previous page...

Mol	Chain	Analysed	Favoured	Allowed	Outliers	Percentiles	
14	G	174/177 (98%)	160 (92%)	14 (8%)	0	100	100
15	H	147/149 (99%)	116 (79%)	31 (21%)	0	100	100
16	I	139/142 (98%)	121 (87%)	18 (13%)	0	100	100
17	J	140/142 (99%)	139 (99%)	1 (1%)	0	100	100
18	K	120/123 (98%)	109 (91%)	11 (9%)	0	100	100
19	L	141/144 (98%)	126 (89%)	15 (11%)	0	100	100
20	M	134/136 (98%)	130 (97%)	3 (2%)	1 (1%)	22	43
21	N	118/127 (93%)	108 (92%)	10 (8%)	0	100	100
22	O	114/117 (97%)	110 (96%)	4 (4%)	0	100	100
23	P	112/115 (97%)	105 (94%)	7 (6%)	0	100	100
24	Q	115/118 (98%)	113 (98%)	2 (2%)	0	100	100
25	R	101/103 (98%)	96 (95%)	4 (4%)	1 (1%)	15	32
26	S	108/110 (98%)	102 (94%)	6 (6%)	0	100	100
27	T	91/100 (91%)	82 (90%)	9 (10%)	0	100	100
28	U	100/104 (96%)	91 (91%)	9 (9%)	0	100	100
29	V	92/94 (98%)	91 (99%)	1 (1%)	0	100	100
30	W	73/85 (86%)	69 (94%)	4 (6%)	0	100	100
31	X	75/78 (96%)	74 (99%)	1 (1%)	0	100	100
32	Y	61/63 (97%)	59 (97%)	0	2 (3%)	4	6
33	Z	56/59 (95%)	55 (98%)	1 (2%)	0	100	100
35	b	216/240 (90%)	198 (92%)	18 (8%)	0	100	100
36	c	204/233 (88%)	196 (96%)	8 (4%)	0	100	100
37	d	203/206 (98%)	176 (87%)	23 (11%)	4 (2%)	7	14
38	e	155/167 (93%)	139 (90%)	16 (10%)	0	100	100
39	f	98/135 (73%)	90 (92%)	8 (8%)	0	100	100
40	g	149/179 (83%)	141 (95%)	8 (5%)	0	100	100
41	h	127/130 (98%)	116 (91%)	11 (9%)	0	100	100
42	i	125/130 (96%)	108 (86%)	17 (14%)	0	100	100
43	j	96/103 (93%)	81 (84%)	12 (12%)	3 (3%)	4	6
44	k	114/129 (88%)	102 (90%)	12 (10%)	0	100	100
45	l	121/124 (98%)	112 (93%)	8 (7%)	1 (1%)	19	39

Continued on next page...

Continued from previous page...

Mol	Chain	Analysed	Favoured	Allowed	Outliers	Percentiles	
46	m	112/118 (95%)	102 (91%)	10 (9%)	0	100	100
47	n	99/102 (97%)	90 (91%)	9 (9%)	0	100	100
48	o	86/89 (97%)	82 (95%)	4 (5%)	0	100	100
49	p	80/82 (98%)	69 (86%)	11 (14%)	0	100	100
50	q	78/84 (93%)	69 (88%)	9 (12%)	0	100	100
51	r	63/75 (84%)	55 (87%)	8 (13%)	0	100	100
52	s	80/92 (87%)	74 (92%)	6 (8%)	0	100	100
53	t	83/87 (95%)	80 (96%)	3 (4%)	0	100	100
54	u	63/71 (89%)	52 (82%)	8 (13%)	3 (5%)	2	2
55	v	12/14 (86%)	9 (75%)	3 (25%)	0	100	100
58	y	137/140 (98%)	129 (94%)	6 (4%)	2 (2%)	10	21
All	All	5999/6374 (94%)	5518 (92%)	464 (8%)	17 (0%)	44	64

All (17) Ramachandran outliers are listed below:

Mol	Chain	Res	Type
20	M	70	ASP
25	R	52	PRO
32	Y	18	LEU
37	d	143	SER
45	l	43	LYS
54	u	9	GLU
58	y	137	SER
32	Y	19	LEU
37	d	70	GLN
54	u	12	ASP
43	j	41	PRO
43	j	57	VAL
54	u	11	PHE
58	y	139	ARG
37	d	145	ARG
37	d	147	LYS
43	j	42	LEU

5.3.2 Protein sidechains [i](#)

In the following table, the Percentiles column shows the percent sidechain outliers of the chain as a percentile score with respect to all PDB entries followed by that with respect to all EM

entries.

The Analysed column shows the number of residues for which the sidechain conformation was analysed, and the total number of residues.

Mol	Chain	Analysed	Rotameric	Outliers	Percentiles	
1	0	47/48 (98%)	47 (100%)	0	100	100
2	1	45/49 (92%)	45 (100%)	0	100	100
3	2	38/38 (100%)	38 (100%)	0	100	100
4	3	51/52 (98%)	49 (96%)	2 (4%)	32	58
5	4	34/34 (100%)	34 (100%)	0	100	100
7	6	59/62 (95%)	57 (97%)	2 (3%)	37	63
10	C	216/218 (99%)	215 (100%)	1 (0%)	88	96
11	D	164/164 (100%)	164 (100%)	0	100	100
12	E	165/165 (100%)	165 (100%)	0	100	100
13	F	148/150 (99%)	147 (99%)	1 (1%)	84	94
14	G	137/138 (99%)	137 (100%)	0	100	100
15	H	114/114 (100%)	111 (97%)	3 (3%)	46	72
17	J	116/116 (100%)	115 (99%)	1 (1%)	78	91
18	K	103/104 (99%)	103 (100%)	0	100	100
19	L	102/103 (99%)	102 (100%)	0	100	100
20	M	109/109 (100%)	109 (100%)	0	100	100
21	N	100/103 (97%)	100 (100%)	0	100	100
22	O	86/87 (99%)	85 (99%)	1 (1%)	71	87
23	P	99/100 (99%)	99 (100%)	0	100	100
24	Q	89/90 (99%)	89 (100%)	0	100	100
25	R	84/84 (100%)	82 (98%)	2 (2%)	49	74
26	S	93/93 (100%)	93 (100%)	0	100	100
27	T	80/84 (95%)	79 (99%)	1 (1%)	69	86
28	U	83/85 (98%)	83 (100%)	0	100	100
29	V	78/78 (100%)	78 (100%)	0	100	100
30	W	57/63 (90%)	56 (98%)	1 (2%)	59	80
31	X	67/68 (98%)	67 (100%)	0	100	100
32	Y	55/55 (100%)	51 (93%)	4 (7%)	14	28
33	Z	48/49 (98%)	48 (100%)	0	100	100

Continued on next page...

Continued from previous page...

Mol	Chain	Analysed	Rotameric	Outliers	Percentiles	
35	b	180/198 (91%)	178 (99%)	2 (1%)	73	88
36	c	170/190 (90%)	170 (100%)	0	100	100
37	d	172/173 (99%)	167 (97%)	5 (3%)	42	68
38	e	114/126 (90%)	113 (99%)	1 (1%)	78	91
39	f	87/116 (75%)	87 (100%)	0	100	100
40	g	124/147 (84%)	124 (100%)	0	100	100
41	h	104/105 (99%)	103 (99%)	1 (1%)	76	90
42	i	105/107 (98%)	104 (99%)	1 (1%)	76	90
43	j	86/90 (96%)	85 (99%)	1 (1%)	71	87
44	k	89/99 (90%)	89 (100%)	0	100	100
45	l	103/104 (99%)	100 (97%)	3 (3%)	42	68
46	m	92/96 (96%)	92 (100%)	0	100	100
47	n	79/84 (94%)	79 (100%)	0	100	100
48	o	76/77 (99%)	75 (99%)	1 (1%)	69	86
49	p	65/65 (100%)	65 (100%)	0	100	100
50	q	74/78 (95%)	72 (97%)	2 (3%)	44	71
51	r	56/65 (86%)	56 (100%)	0	100	100
52	s	72/79 (91%)	72 (100%)	0	100	100
53	t	65/66 (98%)	65 (100%)	0	100	100
54	u	46/61 (75%)	44 (96%)	2 (4%)	29	54
55	v	14/14 (100%)	14 (100%)	0	100	100
58	y	112/115 (97%)	111 (99%)	1 (1%)	78	91
All	All	4752/4958 (96%)	4713 (99%)	39 (1%)	82	92

All (39) residues with a non-rotameric sidechain are listed below:

Mol	Chain	Res	Type
4	3	30	HIS
4	3	32	LEU
7	6	49	ARG
7	6	63	ARG
10	C	86	ARG
13	F	13	LYS
15	H	41	LYS

Continued on next page...

Continued from previous page...

Mol	Chain	Res	Type
15	H	101	ASP
15	H	121	VAL
17	J	95	ARG
22	O	63	LYS
25	R	51	VAL
25	R	52	PRO
27	T	26	LYS
30	W	51	ARG
32	Y	14	LEU
32	Y	18	LEU
32	Y	20	ASN
32	Y	21	LEU
35	b	18	GLN
35	b	73	ARG
37	d	69	ARG
37	d	72	ARG
37	d	143	SER
37	d	145	ARG
37	d	146	GLU
38	e	92	ARG
41	h	49	LYS
42	i	108	ARG
43	j	41	PRO
45	l	41	PRO
45	l	43	LYS
45	l	46	SER
48	o	57	ARG
50	q	49	ASN
50	q	71	SER
54	u	19	LYS
54	u	53	LYS
58	y	21	ARG

Sometimes sidechains can be flipped to improve hydrogen bonding and reduce clashes. All (43) such sidechains are listed below:

Mol	Chain	Res	Type
1	0	4	GLN
1	0	5	ASN
1	0	41	HIS
4	3	30	HIS
7	6	65	ASN
10	C	52	HIS

Continued on next page...

Continued from previous page...

Mol	Chain	Res	Type
10	C	85	ASN
11	D	32	ASN
11	D	150	GLN
12	E	9	GLN
14	G	19	ASN
14	G	21	GLN
14	G	110	HIS
15	H	18	GLN
15	H	73	ASN
15	H	128	HIS
21	N	62	ASN
27	T	48	GLN
27	T	59	ASN
28	U	26	ASN
35	b	14	HIS
35	b	108	GLN
36	c	101	ASN
36	c	175	HIS
37	d	73	ASN
37	d	125	ASN
39	f	17	GLN
39	f	52	ASN
39	f	63	ASN
40	g	129	ASN
41	h	17	GLN
41	h	66	GLN
44	k	21	HIS
44	k	80	ASN
45	l	111	GLN
47	n	60	GLN
48	o	79	GLN
49	p	63	GLN
52	s	82	HIS
53	t	2	ASN
53	t	51	ASN
53	t	77	ASN
54	u	8	ASN

5.3.3 RNA [i](#)

Continued on next page...

Continued from previous page...

Mol	Chain	Analysed	Backbone Outliers	Pucker Outliers
34	a	1536/1542 (99%)	250 (16%)	0
56	w	74/76 (97%)	10 (13%)	0
57	x	6/15 (40%)	1 (16%)	0
8	A	2898/2903 (99%)	514 (17%)	35 (1%)
9	B	119/120 (99%)	15 (12%)	3 (2%)
All	All	4633/4656 (99%)	790 (17%)	38 (0%)

All (790) RNA backbone outliers are listed below:

Mol	Chain	Res	Type
8	A	10	A
8	A	15	G
8	A	34	U
8	A	35	G
8	A	46	G
8	A	51	G
8	A	61	C
8	A	63	A
8	A	71	A
8	A	74	A
8	A	75	G
8	A	101	A
8	A	102	U
8	A	103	A
8	A	110	G
8	A	118	A
8	A	119	A
8	A	120	U
8	A	125	A
8	A	131	A
8	A	139	U
8	A	140	C
8	A	141	G
8	A	142	A
8	A	160	A
8	A	163	C
8	A	181	A
8	A	196	A
8	A	199	A
8	A	216	A
8	A	221	A

Continued on next page...

Continued from previous page...

Mol	Chain	Res	Type
8	A	222	A
8	A	223	A
8	A	224	U
8	A	228	C
8	A	230	G
8	A	233	A
8	A	242	G
8	A	243	U
8	A	248	G
8	A	250	G
8	A	255	A
8	A	265	A
8	A	266	G
8	A	271	G
8	A	272	A
8	A	275	C
8	A	276	U
8	A	277	G
8	A	278	A
8	A	287	G
8	A	330	A
8	A	332	A
8	A	345	A
8	A	346	A
8	A	371	A
8	A	372	G
8	A	383	C
8	A	386	G
8	A	395	U
8	A	401	A
8	A	404	A
8	A	405	U
8	A	406	G
8	A	411	G
8	A	424	G
8	A	425	G
8	A	443	A
8	A	447	A
8	A	457	A
8	A	458	G
8	A	459	U
8	A	475	C

Continued on next page...

Continued from previous page...

Mol	Chain	Res	Type
8	A	481	G
8	A	491	G
8	A	496	G
8	A	505	A
8	A	509	C
8	A	529	A
8	A	532	A
8	A	549	G
8	A	556	A
8	A	563	A
8	A	568	U
8	A	571	U
8	A	573	U
8	A	575	A
8	A	603	A
8	A	613	A
8	A	614	A
8	A	615	U
8	A	622	G
8	A	627	A
8	A	637	A
8	A	645	C
8	A	647	G
8	A	655	A
8	A	669	G
8	A	670	A
8	A	677	A
8	A	682	G
8	A	686	U
8	A	705	A
8	A	717	C
8	A	729	G
8	A	730	A
8	A	738	G
8	A	740	C
8	A	747	5MC
8	A	752	A
8	A	753	A
8	A	764	A
8	A	774	G
8	A	775	G
8	A	776	G

Continued on next page...

Continued from previous page...

Mol	Chain	Res	Type
8	A	782	A
8	A	784	G
8	A	785	G
8	A	789	A
8	A	791	C
8	A	792	A
8	A	805	G
8	A	812	C
8	A	819	A
8	A	827	U
8	A	828	U
8	A	845	A
8	A	846	U
8	A	847	U
8	A	856	G
8	A	858	G
8	A	859	G
8	A	869	G
8	A	878	A
8	A	880	G
8	A	883	G
8	A	884	U
8	A	885	C
8	A	886	A
8	A	887	U
8	A	888	C
8	A	892	A
8	A	894	U
8	A	895	U
8	A	896	A
8	A	897	C
8	A	906	U
8	A	910	A
8	A	913	U
8	A	914	G
8	A	927	A
8	A	941	A
8	A	946	C
8	A	961	C
8	A	974	G
8	A	975	A
8	A	983	A

Continued on next page...

Continued from previous page...

Mol	Chain	Res	Type
8	A	990	A
8	A	995	C
8	A	996	A
8	A	999	U
8	A	1012	U
8	A	1013	C
8	A	1026	G
8	A	1033	U
8	A	1040	A
8	A	1046	A
8	A	1047	G
8	A	1057	A
8	A	1058	U
8	A	1059	G
8	A	1060	U
8	A	1061	U
8	A	1062	G
8	A	1063	G
8	A	1064	C
8	A	1065	U
8	A	1066	U
8	A	1067	A
8	A	1068	G
8	A	1069	A
8	A	1070	A
8	A	1072	C
8	A	1073	A
8	A	1074	G
8	A	1075	C
8	A	1078	U
8	A	1079	C
8	A	1080	A
8	A	1082	U
8	A	1083	U
8	A	1084	A
8	A	1085	A
8	A	1086	A
8	A	1088	A
8	A	1089	A
8	A	1090	A
8	A	1091	G
8	A	1092	C

Continued on next page...

Continued from previous page...

Mol	Chain	Res	Type
8	A	1093	G
8	A	1095	A
8	A	1097	U
8	A	1098	A
8	A	1099	G
8	A	1100	C
8	A	1101	U
8	A	1102	C
8	A	1105	U
8	A	1106	G
8	A	1107	G
8	A	1111	A
8	A	1112	G
8	A	1115	G
8	A	1116	G
8	A	1130	U
8	A	1132	U
8	A	1135	C
8	A	1142	A
8	A	1171	G
8	A	1172	C
8	A	1174	U
8	A	1175	A
8	A	1176	U
8	A	1178	C
8	A	1179	G
8	A	1180	U
8	A	1206	G
8	A	1227	G
8	A	1247	A
8	A	1250	G
8	A	1253	A
8	A	1256	G
8	A	1271	G
8	A	1272	A
8	A	1300	G
8	A	1301	A
8	A	1321	A
8	A	1329	U
8	A	1341	G
8	A	1352	U
8	A	1365	A

Continued on next page...

Continued from previous page...

Mol	Chain	Res	Type
8	A	1368	G
8	A	1378	A
8	A	1379	U
8	A	1383	A
8	A	1395	A
8	A	1416	G
8	A	1419	A
8	A	1420	A
8	A	1421	G
8	A	1427	A
8	A	1428	C
8	A	1437	C
8	A	1452	G
8	A	1453	A
8	A	1454	C
8	A	1455	G
8	A	1458	U
8	A	1460	U
8	A	1461	C
8	A	1482	G
8	A	1490	A
8	A	1491	G
8	A	1493	C
8	A	1497	U
8	A	1508	A
8	A	1509	A
8	A	1515	A
8	A	1523	U
8	A	1534	U
8	A	1535	A
8	A	1536	C
8	A	1560	G
8	A	1566	A
8	A	1569	A
8	A	1578	U
8	A	1583	A
8	A	1584	U
8	A	1585	C
8	A	1607	C
8	A	1608	A
8	A	1610	A
8	A	1626	A

Continued on next page...

Continued from previous page...

Mol	Chain	Res	Type
8	A	1634	A
8	A	1647	U
8	A	1648	U
8	A	1649	G
8	A	1667	G
8	A	1674	G
8	A	1715	G
8	A	1716	U
8	A	1725	U
8	A	1729	U
8	A	1730	C
8	A	1731	G
8	A	1738	G
8	A	1744	A
8	A	1764	C
8	A	1773	A
8	A	1776	G
8	A	1782	U
8	A	1784	A
8	A	1786	A
8	A	1800	C
8	A	1801	A
8	A	1807	G
8	A	1808	A
8	A	1811	G
8	A	1816	C
8	A	1829	A
8	A	1848	A
8	A	1857	G
8	A	1869	G
8	A	1876	A
8	A	1884	G
8	A	1900	A
8	A	1906	G
8	A	1907	G
8	A	1913	A
8	A	1914	C
8	A	1927	A
8	A	1929	G
8	A	1930	G
8	A	1937	A
8	A	1938	A

Continued on next page...

Continued from previous page...

Mol	Chain	Res	Type
8	A	1939	5MU
8	A	1955	U
8	A	1965	C
8	A	1967	C
8	A	1970	A
8	A	1971	U
8	A	1972	G
8	A	1975	G
8	A	1982	U
8	A	1991	U
8	A	1992	G
8	A	1993	U
8	A	1997	C
8	A	2020	A
8	A	2022	U
8	A	2023	C
8	A	2031	A
8	A	2032	G
8	A	2033	A
8	A	2036	C
8	A	2043	C
8	A	2055	C
8	A	2056	G
8	A	2060	A
8	A	2061	G
8	A	2062	A
8	A	2069	G7M
8	A	2072	C
8	A	2080	A
8	A	2093	G
8	A	2100	G
8	A	2104	C
8	A	2106	U
8	A	2107	G
8	A	2108	A
8	A	2109	U
8	A	2111	U
8	A	2112	G
8	A	2115	G
8	A	2116	G
8	A	2118	U
8	A	2120	G

Continued on next page...

Continued from previous page...

Mol	Chain	Res	Type
8	A	2123	G
8	A	2124	G
8	A	2125	G
8	A	2129	C
8	A	2131	U
8	A	2132	U
8	A	2133	G
8	A	2134	A
8	A	2135	A
8	A	2136	G
8	A	2140	G
8	A	2141	G
8	A	2143	C
8	A	2144	G
8	A	2145	C
8	A	2146	C
8	A	2147	A
8	A	2149	U
8	A	2154	A
8	A	2155	U
8	A	2156	G
8	A	2157	G
8	A	2158	A
8	A	2163	A
8	A	2164	C
8	A	2165	C
8	A	2166	U
8	A	2170	A
8	A	2171	A
8	A	2172	U
8	A	2176	A
8	A	2180	U
8	A	2181	U
8	A	2183	A
8	A	2185	U
8	A	2186	G
8	A	2188	U
8	A	2193	G
8	A	2198	A
8	A	2204	G
8	A	2211	A
8	A	2225	A

Continued on next page...

Continued from previous page...

Mol	Chain	Res	Type
8	A	2238	G
8	A	2239	G
8	A	2268	A
8	A	2273	A
8	A	2278	A
8	A	2280	G
8	A	2283	C
8	A	2287	A
8	A	2288	A
8	A	2297	A
8	A	2305	U
8	A	2309	A
8	A	2320	U
8	A	2322	A
8	A	2325	G
8	A	2336	A
8	A	2347	C
8	A	2350	C
8	A	2361	G
8	A	2382	G
8	A	2383	G
8	A	2385	C
8	A	2396	G
8	A	2402	U
8	A	2406	A
8	A	2407	A
8	A	2410	G
8	A	2423	U
8	A	2425	A
8	A	2426	A
8	A	2429	G
8	A	2435	A
8	A	2436	G
8	A	2441	U
8	A	2445	2MG
8	A	2447	G
8	A	2448	A
8	A	2469	A
8	A	2470	G
8	A	2474	U
8	A	2475	C
8	A	2476	A

Continued on next page...

Continued from previous page...

Mol	Chain	Res	Type
8	A	2487	G
8	A	2494	G
8	A	2498	OMC
8	A	2502	G
8	A	2504	PSU
8	A	2505	G
8	A	2518	A
8	A	2520	C
8	A	2525	G
8	A	2529	G
8	A	2547	A
8	A	2554	U
8	A	2566	A
8	A	2567	G
8	A	2572	A
8	A	2573	C
8	A	2582	G
8	A	2585	U
8	A	2586	U
8	A	2602	A
8	A	2609	U
8	A	2613	U
8	A	2614	A
8	A	2615	U
8	A	2629	U
8	A	2630	G
8	A	2646	C
8	A	2655	G
8	A	2656	U
8	A	2689	U
8	A	2690	U
8	A	2702	G
8	A	2714	G
8	A	2716	C
8	A	2718	G
8	A	2726	A
8	A	2729	G
8	A	2732	G
8	A	2733	A
8	A	2744	G
8	A	2748	A
8	A	2765	A

Continued on next page...

Continued from previous page...

Mol	Chain	Res	Type
8	A	2778	A
8	A	2779	U
8	A	2780	G
8	A	2791	G
8	A	2798	U
8	A	2799	A
8	A	2800	A
8	A	2809	A
8	A	2818	U
8	A	2820	A
8	A	2821	A
8	A	2835	A
8	A	2849	U
8	A	2861	U
8	A	2867	G
8	A	2873	A
8	A	2880	C
8	A	2884	U
8	A	2886	A
8	A	2891	U
8	A	2902	C
9	B	13	G
9	B	24	G
9	B	35	C
9	B	44	G
9	B	45	A
9	B	51	G
9	B	53	A
9	B	56	G
9	B	67	G
9	B	73	A
9	B	88	C
9	B	89	U
9	B	108	A
9	B	109	A
9	B	120	U
34	a	6	G
34	a	7	A
34	a	9	G
34	a	31	G
34	a	32	A
34	a	39	G

Continued on next page...

Continued from previous page...

Mol	Chain	Res	Type
34	a	47	C
34	a	48	C
34	a	50	A
34	a	51	A
34	a	71	A
34	a	74	A
34	a	78	A
34	a	79	G
34	a	81	A
34	a	82	G
34	a	83	C
34	a	84	U
34	a	85	U
34	a	87	C
34	a	88	U
34	a	89	U
34	a	90	C
34	a	94	G
34	a	95	C
34	a	121	U
34	a	129	A
34	a	130	A
34	a	141	G
34	a	144	G
34	a	148	G
34	a	150	U
34	a	157	U
34	a	164	G
34	a	171	A
34	a	173	U
34	a	177	G
34	a	183	C
34	a	184	G
34	a	197	A
34	a	198	G
34	a	207	C
34	a	208	U
34	a	209	U
34	a	210	C
34	a	211	G
34	a	226	G
34	a	240	G

Continued on next page...

Continued from previous page...

Mol	Chain	Res	Type
34	a	245	U
34	a	246	A
34	a	247	G
34	a	251	G
34	a	266	G
34	a	267	C
34	a	279	A
34	a	280	C
34	a	289	G
34	a	293	G
34	a	299	G
34	a	306	A
34	a	321	A
34	a	328	C
34	a	329	A
34	a	344	A
34	a	351	G
34	a	352	C
34	a	354	G
34	a	355	C
34	a	367	U
34	a	372	C
34	a	373	A
34	a	375	U
34	a	406	G
34	a	411	A
34	a	413	G
34	a	414	A
34	a	421	U
34	a	429	U
34	a	461	A
34	a	462	G
34	a	465	A
34	a	466	A
34	a	467	U
34	a	468	A
34	a	469	C
34	a	470	C
34	a	479	U
34	a	484	G
34	a	486	U
34	a	495	A

Continued on next page...

Continued from previous page...

Mol	Chain	Res	Type
34	a	496	A
34	a	499	A
34	a	509	A
34	a	510	A
34	a	511	C
34	a	512	U
34	a	516	PSU
34	a	518	C
34	a	521	G
34	a	532	A
34	a	547	A
34	a	559	A
34	a	562	U
34	a	564	C
34	a	568	G
34	a	570	G
34	a	572	A
34	a	573	A
34	a	576	C
34	a	577	G
34	a	596	A
34	a	633	G
34	a	650	G
34	a	653	U
34	a	665	A
34	a	688	G
34	a	703	G
34	a	704	A
34	a	721	G
34	a	724	G
34	a	733	G
34	a	734	G
34	a	755	G
34	a	777	A
34	a	781	A
34	a	792	A
34	a	794	A
34	a	799	G
34	a	815	A
34	a	817	C
34	a	819	A
34	a	841	C

Continued on next page...

Continued from previous page...

Mol	Chain	Res	Type
34	a	842	U
34	a	843	U
34	a	844	G
34	a	845	A
34	a	846	G
34	a	872	A
34	a	876	C
34	a	884	U
34	a	885	G
34	a	902	G
34	a	914	A
34	a	926	G
34	a	934	C
34	a	935	A
34	a	942	G
34	a	958	A
34	a	960	U
34	a	966	2MG
34	a	968	A
34	a	969	A
34	a	971	G
34	a	975	A
34	a	976	G
34	a	977	A
34	a	989	U
34	a	992	U
34	a	993	G
34	a	1004	A
34	a	1006	G
34	a	1022	A
34	a	1023	U
34	a	1026	G
34	a	1027	C
34	a	1031	C
34	a	1032	G
34	a	1033	G
34	a	1038	C
34	a	1041	G
34	a	1042	A
34	a	1045	C
34	a	1065	U
34	a	1070	U

Continued on next page...

Continued from previous page...

Mol	Chain	Res	Type
34	a	1085	U
34	a	1086	U
34	a	1089	G
34	a	1094	G
34	a	1095	U
34	a	1101	A
34	a	1108	G
34	a	1124	G
34	a	1130	A
34	a	1133	G
34	a	1134	G
34	a	1136	C
34	a	1137	C
34	a	1139	G
34	a	1140	C
34	a	1159	U
34	a	1167	A
34	a	1168	U
34	a	1169	A
34	a	1171	A
34	a	1174	G
34	a	1182	G
34	a	1183	U
34	a	1184	G
34	a	1196	A
34	a	1197	A
34	a	1212	U
34	a	1213	A
34	a	1214	C
34	a	1227	A
34	a	1238	A
34	a	1239	A
34	a	1250	A
34	a	1258	G
34	a	1260	G
34	a	1261	A
34	a	1275	A
34	a	1280	A
34	a	1287	A
34	a	1299	A
34	a	1300	G
34	a	1301	U

Continued on next page...

Continued from previous page...

Mol	Chain	Res	Type
34	a	1302	C
34	a	1305	G
34	a	1317	C
34	a	1320	C
34	a	1331	G
34	a	1332	A
34	a	1338	G
34	a	1346	A
34	a	1347	G
34	a	1348	U
34	a	1353	G
34	a	1363	A
34	a	1368	A
34	a	1370	G
34	a	1379	G
34	a	1381	U
34	a	1399	C
34	a	1400	C
34	a	1419	G
34	a	1441	A
34	a	1446	A
34	a	1451	U
34	a	1493	A
34	a	1494	G
34	a	1497	G
34	a	1503	A
34	a	1506	U
34	a	1517	G
34	a	1529	G
34	a	1530	G
34	a	1535	C
34	a	1536	C
34	a	1538	C
34	a	1540	U
56	w	16	U
56	w	17	C
56	w	18	G
56	w	19	G
56	w	20	U
56	w	21	A
56	w	46	G7M
56	w	47	U

Continued on next page...

Continued from previous page...

Mol	Chain	Res	Type
56	w	49	C
56	w	76	A
57	x	19	A

All (38) RNA pucker outliers are listed below:

Mol	Chain	Res	Type
8	A	102	U
8	A	141	G
8	A	242	G
8	A	555	G
8	A	704	G
8	A	746	PSU
8	A	752	A
8	A	784	G
8	A	886	A
8	A	1003	G
8	A	1081	U
8	A	1085	A
8	A	1090	A
8	A	1091	G
8	A	1173	U
8	A	1182	G
8	A	1300	G
8	A	1331	G
8	A	1399	C
8	A	1490	A
8	A	1715	G
8	A	1730	C
8	A	1847	G
8	A	2192	U
8	A	2287	A
8	A	2308	G
8	A	2319	G
8	A	2324	U
8	A	2405	G
8	A	2406	A
8	A	2468	A
8	A	2655	G
8	A	2728	U
8	A	2808	G
8	A	2820	A

Continued on next page...

Continued from previous page...

Mol	Chain	Res	Type
9	B	44	G
9	B	52	A
9	B	66	A

5.4 Non-standard residues in protein, DNA, RNA chains [i](#)

41 non-standard protein/DNA/RNA residues are modelled in this entry.

In the following table, the Counts columns list the number of bonds (or angles) for which Mogul statistics could be retrieved, the number of bonds (or angles) that are observed in the model and the number of bonds (or angles) that are defined in the Chemical Component Dictionary. The Link column lists molecule types, if any, to which the group is linked. The Z score for a bond length (or angle) is the number of standard deviations the observed value is removed from the expected value. A bond length (or angle) with $|Z| > 2$ is considered an outlier worth inspection. RMSZ is the root-mean-square of all Z scores of the bond lengths (or angles).

Mol	Type	Chain	Res	Link	Bond lengths			Bond angles		
					Counts	RMSZ	# $ Z > 2$	Counts	RMSZ	# $ Z > 2$
8	6MZ	A	2030	8	18,25,26	1.74	5 (27%)	16,36,39	2.60	4 (25%)
8	OMC	A	2498	8,59	19,22,23	2.82	8 (42%)	26,31,34	0.86	0
56	MIA	w	37	56	24,31,32	2.54	4 (16%)	26,44,47	2.96	8 (30%)
8	OMU	A	2552	8,59	19,22,23	2.88	7 (36%)	26,31,34	1.97	6 (23%)
8	PSU	A	1911	8	18,21,22	1.05	1 (5%)	22,30,33	1.90	5 (22%)
8	2MG	A	2445	8,12	18,26,27	2.26	7 (38%)	16,38,41	1.50	3 (18%)
8	1MG	A	745	8	18,26,27	2.53	5 (27%)	19,39,42	1.43	3 (15%)
34	5MC	a	967	34	18,22,23	3.43	7 (38%)	26,32,35	1.00	2 (7%)
56	PSU	w	55	56	18,21,22	1.02	1 (5%)	22,30,33	2.09	5 (22%)
34	G7M	a	527	34	20,26,27	3.85	9 (45%)	17,39,42	0.97	1 (5%)
8	6MZ	A	1618	8	18,25,26	1.76	5 (27%)	16,36,39	2.06	4 (25%)
34	4OC	a	1402	34	20,23,24	3.06	8 (40%)	26,32,35	0.94	1 (3%)
56	G7M	w	46	56	20,26,27	2.12	6 (30%)	17,39,42	1.18	2 (11%)
56	4SU	w	8	56	18,21,22	3.67	8 (44%)	26,30,33	2.26	5 (19%)
8	PSU	A	2580	8	18,21,22	1.13	3 (16%)	22,30,33	1.97	6 (27%)
8	5MC	A	747	8	18,22,23	3.35	7 (38%)	26,32,35	1.24	2 (7%)
8	PSU	A	2504	8	18,21,22	1.09	1 (5%)	22,30,33	1.76	4 (18%)
56	5MU	w	54	56	19,22,23	4.76	7 (36%)	28,32,35	3.74	9 (32%)
34	MA6	a	1518	34	18,26,27	1.34	2 (11%)	19,38,41	3.21	2 (10%)
56	PSU	w	32	56	18,21,22	1.07	1 (5%)	22,30,33	1.71	3 (13%)

Mol	Type	Chain	Res	Link	Bond lengths			Bond angles		
					Counts	RMSZ	# Z > 2	Counts	RMSZ	# Z > 2
8	PSU	A	2604	8	18,21,22	1.04	1 (5%)	22,30,33	1.98	5 (22%)
8	3TD	A	1915	8	18,22,23	4.46	7 (38%)	22,32,35	1.83	4 (18%)
34	PSU	a	516	34,59	18,21,22	0.96	1 (5%)	22,30,33	1.73	5 (22%)
56	PSU	w	39	56	18,21,22	1.04	1 (5%)	22,30,33	1.75	2 (9%)
8	2MA	A	2503	8,59	17,25,26	2.48	5 (29%)	17,37,40	1.38	2 (11%)
8	PSU	A	2457	8	18,21,22	1.08	1 (5%)	22,30,33	2.02	6 (27%)
8	PSU	A	1917	8	18,21,22	1.05	1 (5%)	22,30,33	1.79	4 (18%)
34	2MG	a	1516	34	18,26,27	2.35	7 (38%)	16,38,41	1.56	4 (25%)
8	OMG	A	2251	8,56,59	18,26,27	2.41	8 (44%)	19,38,41	1.53	5 (26%)
8	5MC	A	1962	8	18,22,23	3.37	7 (38%)	26,32,35	1.08	2 (7%)
34	5MC	a	1407	34	18,22,23	3.35	7 (38%)	26,32,35	1.07	2 (7%)
34	2MG	a	1207	34	18,26,27	2.37	7 (38%)	16,38,41	1.41	4 (25%)
34	UR3	a	1498	34	19,22,23	2.70	6 (31%)	26,32,35	1.54	3 (11%)
8	2MG	A	1835	8	18,26,27	2.31	7 (38%)	16,38,41	1.47	4 (25%)
8	5MU	A	1939	8	19,22,23	4.69	7 (36%)	28,32,35	3.78	9 (32%)
34	MA6	a	1519	34	18,26,27	1.30	2 (11%)	19,38,41	3.38	2 (10%)
8	PSU	A	955	8	18,21,22	1.07	1 (5%)	22,30,33	1.89	4 (18%)
8	PSU	A	746	8,59	18,21,22	1.04	1 (5%)	22,30,33	1.76	3 (13%)
34	2MG	a	966	34	18,26,27	2.31	7 (38%)	16,38,41	1.68	4 (25%)

In the following table, the Chirals column lists the number of chiral outliers, the number of chiral centers analysed, the number of these observed in the model and the number defined in the Chemical Component Dictionary. Similar counts are reported in the Torsion and Rings columns. '-' means no outliers of that kind were identified.

Mol	Type	Chain	Res	Link	Chirals	Torsions	Rings
8	6MZ	A	2030	8	-	2/5/27/28	0/3/3/3
8	OMC	A	2498	8,59	-	0/9/27/28	0/2/2/2
56	MIA	w	37	56	-	8/11/33/34	0/3/3/3
8	OMU	A	2552	8,59	-	2/9/27/28	0/2/2/2
8	PSU	A	1911	8	-	0/7/25/26	0/2/2/2
8	2MG	A	2445	8,12	-	2/5/27/28	0/3/3/3
8	1MG	A	745	8	-	0/3/25/26	0/3/3/3
34	5MC	a	967	34	-	0/7/25/26	0/2/2/2
56	PSU	w	55	56	-	0/7/25/26	0/2/2/2
34	G7M	a	527	34	-	1/3/25/26	0/3/3/3
8	6MZ	A	1618	8	-	0/5/27/28	0/3/3/3

Continued on next page...

Continued from previous page...

Mol	Type	Chain	Res	Link	Chirals	Torsions	Rings
34	4OC	a	1402	34	-	1/9/29/30	0/2/2/2
56	G7M	w	46	56	-	3/3/25/26	0/3/3/3
56	4SU	w	8	56	-	0/7/25/26	0/2/2/2
8	PSU	A	2580	8	-	0/7/25/26	0/2/2/2
8	5MC	A	747	8	-	0/7/25/26	0/2/2/2
8	PSU	A	2504	8	-	2/7/25/26	0/2/2/2
56	5MU	w	54	56	-	0/7/25/26	0/2/2/2
34	MA6	a	1518	34	-	1/7/29/30	0/3/3/3
56	PSU	w	32	56	-	3/7/25/26	0/2/2/2
8	PSU	A	2604	8	-	0/7/25/26	0/2/2/2
8	3TD	A	1915	8	-	3/7/25/26	0/2/2/2
34	PSU	a	516	34,59	-	0/7/25/26	0/2/2/2
56	PSU	w	39	56	-	3/7/25/26	0/2/2/2
8	2MA	A	2503	8,59	-	2/3/25/26	0/3/3/3
8	PSU	A	2457	8	-	0/7/25/26	0/2/2/2
8	PSU	A	1917	8	-	0/7/25/26	0/2/2/2
34	2MG	a	1516	34	-	0/5/27/28	0/3/3/3
8	OMG	A	2251	8,56,59	-	1/5/27/28	0/3/3/3
8	5MC	A	1962	8	-	0/7/25/26	0/2/2/2
34	5MC	a	1407	34	-	0/7/25/26	0/2/2/2
34	2MG	a	1207	34	-	0/5/27/28	0/3/3/3
34	UR3	a	1498	34	-	2/7/25/26	0/2/2/2
8	2MG	A	1835	8	-	2/5/27/28	0/3/3/3
8	5MU	A	1939	8	-	2/7/25/26	0/2/2/2
34	MA6	a	1519	34	-	1/7/29/30	0/3/3/3
8	PSU	A	955	8	-	0/7/25/26	0/2/2/2
8	PSU	A	746	8,59	-	1/7/25/26	0/2/2/2
34	2MG	a	966	34	-	2/5/27/28	0/3/3/3

All (186) bond length outliers are listed below:

Mol	Chain	Res	Type	Atoms	Z	Observed(Å)	Ideal(Å)
8	A	1915	3TD	C6-C5	14.22	1.51	1.35
56	w	54	5MU	C2-N1	10.85	1.55	1.38
56	w	54	5MU	C6-N1	10.23	1.55	1.38
8	A	1939	5MU	C6-N1	10.06	1.55	1.38
8	A	1939	5MU	C2-N1	10.06	1.54	1.38
56	w	54	5MU	C4-C5	9.83	1.61	1.44
8	A	1939	5MU	C4-C5	9.72	1.60	1.44
34	a	527	G7M	C8-N7	9.61	1.50	1.33

Continued on next page...

Continued from previous page...

Mol	Chain	Res	Type	Atoms	Z	Observed(Å)	Ideal(Å)
34	a	527	G7M	C8-N9	9.60	1.50	1.33
34	a	967	5MC	C6-C5	8.80	1.49	1.34
34	a	1407	5MC	C6-C5	8.79	1.49	1.34
8	A	1962	5MC	C6-C5	8.70	1.48	1.34
8	A	747	5MC	C6-C5	8.55	1.48	1.34
8	A	1939	5MU	C4-N3	-8.40	1.23	1.38
8	A	1915	3TD	C2-N1	8.32	1.48	1.37
56	w	8	4SU	C4-N3	8.17	1.46	1.37
56	w	54	5MU	C4-N3	-8.07	1.23	1.38
56	w	37	MIA	C13-C14	7.43	1.53	1.32
8	A	2503	2MA	C2-N3	7.34	1.46	1.31
34	a	1498	UR3	C2-N1	7.19	1.48	1.38
8	A	2552	OMU	C2-N1	7.14	1.49	1.38
56	w	37	MIA	C2-S10	6.78	1.81	1.75
56	w	8	4SU	C2-N3	6.67	1.49	1.38
34	a	1402	4OC	C4-N3	6.56	1.44	1.32
8	A	2552	OMU	C2-N3	6.26	1.49	1.38
34	a	1402	4OC	C6-C5	6.22	1.49	1.35
56	w	8	4SU	C2-N1	6.17	1.48	1.38
34	a	967	5MC	C4-N3	6.08	1.44	1.34
8	A	745	1MG	C2-N3	5.96	1.45	1.34
8	A	747	5MC	C4-N3	5.95	1.44	1.34
8	A	2552	OMU	C6-C5	5.93	1.48	1.35
34	a	967	5MC	C2-N3	5.89	1.48	1.36
8	A	1962	5MC	C4-N3	5.83	1.44	1.34
8	A	745	1MG	C2-N2	5.77	1.44	1.34
34	a	1498	UR3	C6-C5	5.76	1.48	1.35
8	A	1962	5MC	C2-N3	5.74	1.48	1.36
8	A	747	5MC	C2-N3	5.72	1.48	1.36
56	w	37	MIA	C6-N6	5.64	1.44	1.34
34	a	1407	5MC	C2-N3	5.64	1.47	1.36
56	w	8	4SU	C6-C5	5.64	1.48	1.35
8	A	2498	OMC	C6-C5	5.62	1.48	1.35
34	a	1402	4OC	C2-N3	5.57	1.47	1.36
34	a	1407	5MC	C4-N3	5.52	1.43	1.34
8	A	2498	OMC	C2-N3	5.51	1.47	1.36
8	A	1939	5MU	C6-C5	5.49	1.43	1.34
56	w	54	5MU	C6-C5	5.42	1.43	1.34
8	A	1915	3TD	C2-N3	5.41	1.50	1.38
34	a	527	G7M	C2-N3	5.24	1.45	1.33
8	A	1915	3TD	C6-N1	5.16	1.44	1.36
34	a	1207	2MG	C2-N2	5.09	1.44	1.33

Continued on next page...

Continued from previous page...

Mol	Chain	Res	Type	Atoms	Z	Observed(Å)	Ideal(Å)
34	a	1516	2MG	C2-N2	5.01	1.44	1.33
8	A	2445	2MG	C2-N2	4.96	1.44	1.33
8	A	1835	2MG	C2-N2	4.94	1.44	1.33
56	w	46	G7M	C4-N3	4.91	1.49	1.37
8	A	2498	OMC	C4-N4	4.88	1.45	1.33
34	a	966	2MG	C2-N2	4.85	1.44	1.33
56	w	8	4SU	C4-S4	-4.82	1.59	1.68
34	a	1402	4OC	C4-N4	4.81	1.45	1.35
8	A	2503	2MA	C4-N3	4.80	1.49	1.37
8	A	1618	6MZ	C6-N6	4.75	1.42	1.35
8	A	2498	OMC	C4-N3	4.75	1.44	1.34
34	a	1207	2MG	C4-N3	4.70	1.48	1.37
34	a	1498	UR3	C2-N3	4.68	1.48	1.39
8	A	1835	2MG	C4-N3	4.68	1.48	1.37
34	a	966	2MG	C4-N3	4.66	1.48	1.37
8	A	745	1MG	C4-N3	4.65	1.48	1.37
8	A	2251	OMG	C2-N3	4.61	1.44	1.33
8	A	2030	6MZ	C6-N6	4.59	1.42	1.35
34	a	1516	2MG	C4-N3	4.52	1.48	1.37
8	A	2251	OMG	C2-N2	4.48	1.44	1.34
8	A	2445	2MG	C4-N3	4.45	1.48	1.37
8	A	2251	OMG	C4-N3	4.44	1.48	1.37
34	a	527	G7M	C2-N2	4.42	1.44	1.34
56	w	8	4SU	C5-C4	4.40	1.48	1.42
34	a	967	5MC	C6-N1	4.37	1.45	1.38
34	a	1516	2MG	C2-N1	4.31	1.43	1.36
34	a	966	2MG	C2-N1	4.31	1.43	1.36
34	a	1207	2MG	C2-N1	4.30	1.43	1.36
34	a	967	5MC	C4-N4	4.29	1.45	1.34
8	A	747	5MC	C4-N4	4.21	1.45	1.34
8	A	1962	5MC	C6-N1	4.17	1.45	1.38
8	A	2498	OMC	C2-N1	4.16	1.49	1.40
8	A	1962	5MC	C4-N4	4.14	1.44	1.34
34	a	1407	5MC	C6-N1	4.13	1.45	1.38
34	a	1407	5MC	C4-N4	4.12	1.44	1.34
34	a	527	G7M	C6-N1	4.12	1.44	1.37
56	w	46	G7M	C2-N2	4.10	1.43	1.34
8	A	747	5MC	C6-N1	4.08	1.45	1.38
8	A	1835	2MG	C2-N1	4.03	1.43	1.36
34	a	1407	5MC	C2-N1	4.00	1.48	1.40
56	w	46	G7M	C6-N1	3.96	1.43	1.37
8	A	1962	5MC	C2-N1	3.93	1.48	1.40

Continued on next page...

Continued from previous page...

Mol	Chain	Res	Type	Atoms	Z	Observed(Å)	Ideal(Å)
56	w	46	G7M	C2-N3	3.89	1.42	1.33
34	a	1402	4OC	C5-C4	3.85	1.49	1.40
8	A	747	5MC	C2-N1	3.84	1.48	1.40
34	a	967	5MC	C2-N1	3.82	1.48	1.40
34	a	527	G7M	C4-N3	3.80	1.46	1.37
8	A	2445	2MG	C2-N1	3.74	1.42	1.36
34	a	1402	4OC	C2-N1	3.67	1.47	1.40
34	a	527	G7M	C2-N1	3.40	1.46	1.37
34	a	1518	MA6	C5-C4	-3.38	1.32	1.40
34	a	1402	4OC	O2-C2	-3.37	1.17	1.23
8	A	2251	OMG	C5-C4	-3.31	1.34	1.43
8	A	1915	3TD	O2-C2	-3.29	1.17	1.23
34	a	1519	MA6	C5-C4	-3.27	1.32	1.40
56	w	37	MIA	C5-C4	-3.25	1.32	1.40
8	A	2552	OMU	C4-N3	3.24	1.44	1.38
34	a	1516	2MG	C6-N1	3.21	1.42	1.37
34	a	1207	2MG	C6-N1	3.15	1.42	1.37
8	A	2445	2MG	C5-C4	-3.14	1.35	1.43
8	A	745	1MG	C5-C4	-3.08	1.35	1.43
34	a	1516	2MG	C5-C4	-3.06	1.35	1.43
8	A	747	5MC	O2-C2	-3.06	1.18	1.23
8	A	2498	OMC	C6-N1	3.05	1.45	1.38
34	a	1402	4OC	C6-N1	3.04	1.45	1.38
56	w	55	PSU	C6-C5	3.04	1.38	1.35
8	A	2251	OMG	C6-N1	3.00	1.42	1.37
34	a	966	2MG	C6-N1	2.99	1.42	1.37
34	a	1407	5MC	O2-C2	-2.99	1.18	1.23
56	w	8	4SU	C6-N1	2.98	1.45	1.38
8	A	1962	5MC	O2-C2	-2.97	1.18	1.23
8	A	1835	2MG	C5-C4	-2.97	1.35	1.43
8	A	1939	5MU	O4-C4	-2.96	1.18	1.23
8	A	2504	PSU	C6-C5	2.95	1.38	1.35
8	A	1917	PSU	C6-C5	2.94	1.38	1.35
8	A	1939	5MU	O2-C2	-2.93	1.17	1.23
8	A	2030	6MZ	C5-C4	-2.92	1.33	1.40
8	A	1618	6MZ	C5-C4	-2.89	1.33	1.40
8	A	2503	2MA	C5-C4	-2.88	1.35	1.43
8	A	1835	2MG	C6-N1	2.88	1.42	1.37
34	a	1207	2MG	C5-C4	-2.87	1.35	1.43
56	w	54	5MU	O4-C4	-2.85	1.18	1.23
8	A	2498	OMC	O2-C2	-2.85	1.18	1.23
34	a	1498	UR3	C6-N1	2.84	1.44	1.38

Continued on next page...

Continued from previous page...

Mol	Chain	Res	Type	Atoms	Z	Observed(Å)	Ideal(Å)
8	A	1911	PSU	C6-C5	2.83	1.38	1.35
8	A	2251	OMG	C5-C6	2.82	1.53	1.47
8	A	2604	PSU	C6-C5	2.81	1.38	1.35
56	w	39	PSU	C6-C5	2.80	1.38	1.35
8	A	955	PSU	C6-C5	2.79	1.38	1.35
34	a	1207	2MG	C5-C6	2.78	1.53	1.47
34	a	967	5MC	O2-C2	-2.77	1.18	1.23
34	a	966	2MG	C5-C4	-2.77	1.36	1.43
56	w	32	PSU	C6-C5	2.77	1.38	1.35
34	a	966	2MG	C5-C6	2.77	1.53	1.47
8	A	2445	2MG	C5-C6	2.69	1.52	1.47
34	a	1498	UR3	O4-C4	-2.68	1.17	1.23
8	A	2251	OMG	O6-C6	-2.67	1.17	1.23
8	A	746	PSU	C6-C5	2.66	1.38	1.35
8	A	2580	PSU	C6-C5	2.66	1.38	1.35
56	w	8	4SU	O2-C2	-2.66	1.18	1.23
8	A	2445	2MG	O6-C6	-2.65	1.17	1.23
8	A	1835	2MG	O6-C6	-2.65	1.17	1.23
34	a	1516	2MG	C5-C6	2.65	1.52	1.47
34	a	1498	UR3	O2-C2	-2.64	1.17	1.22
8	A	1835	2MG	C5-C6	2.64	1.52	1.47
8	A	2457	PSU	C6-C5	2.64	1.38	1.35
34	a	527	G7M	O6-C6	-2.64	1.17	1.23
8	A	1915	3TD	C4-N3	2.62	1.46	1.40
34	a	516	PSU	C6-C5	2.59	1.38	1.35
8	A	1915	3TD	O4-C4	-2.56	1.17	1.23
8	A	2030	6MZ	C9-N6	-2.56	1.40	1.45
8	A	2503	2MA	C6-N1	2.55	1.43	1.38
34	a	1518	MA6	C2-N3	2.51	1.36	1.32
34	a	1516	2MG	O6-C6	-2.50	1.18	1.23
8	A	2503	2MA	C2-N1	2.48	1.44	1.36
34	a	1207	2MG	O6-C6	-2.46	1.18	1.23
8	A	2445	2MG	C6-N1	2.46	1.41	1.37
8	A	1618	6MZ	C9-N6	-2.45	1.40	1.45
8	A	2251	OMG	C2-N1	2.44	1.43	1.37
34	a	966	2MG	O6-C6	-2.44	1.18	1.23
8	A	2030	6MZ	C6-N1	-2.42	1.30	1.34
8	A	2552	OMU	C6-N1	2.41	1.43	1.38
56	w	54	5MU	O2-C2	-2.40	1.18	1.23
34	a	527	G7M	C5-C6	2.37	1.51	1.45
8	A	745	1MG	O6-C6	-2.33	1.18	1.22
56	w	46	G7M	C2-N1	2.32	1.43	1.37

Continued on next page...

Continued from previous page...

Mol	Chain	Res	Type	Atoms	Z	Observed(Å)	Ideal(Å)
34	a	1519	MA6	C2-N3	2.30	1.35	1.32
8	A	1618	6MZ	C6-N1	-2.30	1.30	1.34
8	A	2580	PSU	O4'-C1'	-2.27	1.40	1.43
8	A	2552	OMU	O4-C4	-2.20	1.20	1.24
8	A	2552	OMU	C5-C4	2.16	1.48	1.43
8	A	2498	OMC	C5-C4	2.13	1.47	1.42
8	A	2030	6MZ	C5-N7	-2.06	1.32	1.39
8	A	1618	6MZ	C5-N7	-2.05	1.32	1.39
56	w	46	G7M	C5-C6	2.04	1.50	1.45
8	A	2580	PSU	C4-C5	-2.01	1.38	1.44

All (149) bond angle outliers are listed below:

Mol	Chain	Res	Type	Atoms	Z	Observed(°)	Ideal(°)
34	a	1519	MA6	N1-C6-N6	-13.38	102.97	117.06
56	w	54	5MU	C5-C4-N3	12.67	126.12	115.31
34	a	1518	MA6	N1-C6-N6	-12.62	103.78	117.06
8	A	1939	5MU	C5-C4-N3	12.46	125.94	115.31
8	A	1939	5MU	C5-C6-N1	-10.78	112.25	123.34
56	w	54	5MU	C5-C6-N1	-9.99	113.06	123.34
56	w	37	MIA	C11-S10-C2	8.25	108.43	102.27
56	w	37	MIA	C12-C13-C14	-7.92	111.72	127.14
56	w	8	4SU	C4-N3-C2	-7.89	119.68	127.34
8	A	2030	6MZ	C9-N6-C6	-6.22	117.51	122.87
8	A	1915	3TD	N1-C2-N3	6.02	120.89	116.14
8	A	2552	OMU	C4-N3-C2	-5.82	118.90	126.58
34	a	1518	MA6	N3-C2-N1	-5.67	119.81	128.68
34	a	1519	MA6	N3-C2-N1	-5.59	119.94	128.68
8	A	1618	6MZ	N3-C2-N1	-5.54	120.02	128.68
8	A	2030	6MZ	N3-C2-N1	-5.53	120.03	128.68
56	w	54	5MU	O4-C4-C5	-5.47	118.57	124.90
8	A	2457	PSU	N1-C2-N3	5.34	121.18	115.13
56	w	8	4SU	C5-C4-N3	5.23	119.55	114.69
8	A	1939	5MU	C4-N3-C2	-5.17	120.65	127.35
8	A	2604	PSU	N1-C2-N3	5.17	120.98	115.13
56	w	55	PSU	N1-C2-N3	5.08	120.89	115.13
8	A	2604	PSU	C4-N3-C2	-5.04	119.08	126.34
56	w	54	5MU	C4-N3-C2	-5.03	120.84	127.35
8	A	2580	PSU	N1-C2-N3	4.98	120.77	115.13
8	A	2457	PSU	C4-N3-C2	-4.98	119.16	126.34
8	A	955	PSU	N1-C2-N3	4.94	120.73	115.13
8	A	1911	PSU	N1-C2-N3	4.94	120.73	115.13

Continued on next page...

Continued from previous page...

Mol	Chain	Res	Type	Atoms	Z	Observed(°)	Ideal(°)
8	A	955	PSU	C4-N3-C2	-4.90	119.28	126.34
56	w	32	PSU	C4-N3-C2	-4.90	119.28	126.34
8	A	1911	PSU	C4-N3-C2	-4.85	119.36	126.34
56	w	39	PSU	C4-N3-C2	-4.84	119.37	126.34
8	A	2580	PSU	C4-N3-C2	-4.80	119.42	126.34
8	A	1917	PSU	C4-N3-C2	-4.77	119.47	126.34
8	A	746	PSU	C4-N3-C2	-4.75	119.49	126.34
8	A	2552	OMU	N3-C2-N1	4.67	121.08	114.89
8	A	2504	PSU	C4-N3-C2	-4.66	119.62	126.34
8	A	1939	5MU	O4-C4-C5	-4.66	119.50	124.90
8	A	2504	PSU	N1-C2-N3	4.65	120.40	115.13
8	A	1939	5MU	N3-C2-N1	4.60	121.00	114.89
8	A	1917	PSU	N1-C2-N3	4.57	120.30	115.13
56	w	37	MIA	C15-C14-C13	-4.56	109.46	122.65
56	w	39	PSU	N1-C2-N3	4.46	120.19	115.13
8	A	746	PSU	N1-C2-N3	4.45	120.18	115.13
34	a	516	PSU	C4-N3-C2	-4.40	120.00	126.34
56	w	55	PSU	O2-C2-N1	-4.39	117.96	122.79
34	a	516	PSU	N1-C2-N3	4.35	120.06	115.13
56	w	54	5MU	N3-C2-N1	4.26	120.55	114.89
8	A	2030	6MZ	C1'-N9-C4	-4.26	119.15	126.64
56	w	54	5MU	C5M-C5-C4	4.25	123.45	118.77
34	a	1498	UR3	C4-N3-C2	-4.24	120.57	124.56
56	w	55	PSU	C4-N3-C2	-4.24	120.23	126.34
8	A	747	5MC	C5-C6-N1	-4.20	119.02	123.34
56	w	54	5MU	C5M-C5-C6	-4.12	117.34	122.85
34	a	1498	UR3	C1'-N1-C2	4.12	123.94	116.99
56	w	32	PSU	N1-C2-N3	4.11	119.79	115.13
8	A	745	1MG	C5-C6-N1	4.10	120.07	113.90
56	w	37	MIA	S10-C2-N1	4.10	130.18	116.01
8	A	1939	5MU	C5M-C5-C6	-4.05	117.45	122.85
56	w	8	4SU	N3-C2-N1	3.94	120.12	114.89
8	A	2030	6MZ	C2-N1-C6	3.89	119.92	116.59
8	A	1618	6MZ	C9-N6-C6	-3.85	119.56	122.87
8	A	1939	5MU	C5M-C5-C4	3.84	123.00	118.77
56	w	55	PSU	C6-C5-C4	3.80	120.86	118.20
34	a	1516	2MG	C5-C6-N1	3.79	120.65	113.95
56	w	37	MIA	N3-C2-N1	-3.77	120.04	126.98
34	a	966	2MG	CM2-N2-C2	-3.77	115.53	123.86
56	w	37	MIA	C16-C14-C13	-3.74	111.83	122.65
8	A	1835	2MG	C5-C6-N1	3.73	120.54	113.95
56	w	8	4SU	C5-C4-S4	-3.73	119.66	124.47

Continued on next page...

Continued from previous page...

Mol	Chain	Res	Type	Atoms	Z	Observed(°)	Ideal(°)
8	A	1915	3TD	C4-N3-C2	-3.72	120.57	124.61
34	a	966	2MG	C5-C6-N1	3.68	120.46	113.95
8	A	2552	OMU	C5-C4-N3	3.61	120.24	114.84
8	A	2445	2MG	C5-C6-N1	3.61	120.32	113.95
34	a	1207	2MG	C5-C6-N1	3.54	120.21	113.95
34	a	967	5MC	C5-C6-N1	-3.52	119.71	123.34
8	A	2503	2MA	C5-C6-N1	3.49	120.04	114.02
8	A	2251	OMG	C5-C6-N1	3.44	120.03	113.95
56	w	37	MIA	C2-N3-C4	3.39	119.99	115.32
8	A	1962	5MC	C5-C6-N1	-3.27	119.98	123.34
8	A	1618	6MZ	C2-N1-C6	3.27	119.39	116.59
34	a	1407	5MC	C5-C6-N1	-3.20	120.05	123.34
56	w	46	G7M	C2-N1-C6	-3.08	119.43	125.10
8	A	1939	5MU	O2-C2-N1	-3.07	118.70	122.79
34	a	1498	UR3	C6-N1-C2	-3.07	119.04	121.79
8	A	746	PSU	O2-C2-N1	-2.99	119.50	122.79
8	A	2503	2MA	C8-N7-C5	2.99	108.68	102.99
8	A	2457	PSU	O2-C2-N1	-2.92	119.57	122.79
56	w	55	PSU	C6-N1-C2	-2.91	119.71	122.68
8	A	1939	5MU	O4-C4-N3	-2.90	114.56	120.12
34	a	516	PSU	O2-C2-N1	-2.87	119.64	122.79
8	A	2552	OMU	C1'-N1-C2	2.82	122.67	117.57
34	a	1516	2MG	CM2-N2-C2	-2.81	117.64	123.86
8	A	2445	2MG	CM2-N2-C2	-2.81	117.66	123.86
8	A	2251	OMG	C2-N1-C6	-2.79	119.96	125.10
8	A	2580	PSU	O2-C2-N1	-2.78	119.73	122.79
34	a	527	G7M	C2-N1-C6	-2.74	120.05	125.10
8	A	2604	PSU	O2-C2-N1	-2.69	119.83	122.79
34	a	1516	2MG	C8-N7-C5	2.67	108.07	102.99
8	A	2445	2MG	C8-N7-C5	2.66	108.05	102.99
8	A	2457	PSU	C6-C5-C4	2.63	120.04	118.20
8	A	1618	6MZ	C1'-N9-C4	-2.63	122.02	126.64
8	A	1962	5MC	CM5-C5-C6	-2.63	119.34	122.85
8	A	745	1MG	O6-C6-C5	-2.61	119.57	124.19
8	A	1911	PSU	O2-C2-N1	-2.60	119.93	122.79
8	A	2251	OMG	C8-N7-C5	2.60	107.94	102.99
8	A	2580	PSU	C6-C5-C4	2.58	120.00	118.20
8	A	747	5MC	CM5-C5-C6	-2.57	119.41	122.85
8	A	745	1MG	C8-N7-C5	2.57	107.89	102.99
8	A	2552	OMU	O4-C4-C5	-2.56	120.66	125.16
34	a	966	2MG	C8-N7-C5	2.55	107.84	102.99
8	A	1835	2MG	CM2-N2-C2	-2.54	118.24	123.86

Continued on next page...

Continued from previous page...

Mol	Chain	Res	Type	Atoms	Z	Observed(°)	Ideal(°)
34	a	1207	2MG	C8-N7-C5	2.54	107.83	102.99
8	A	2457	PSU	C6-N1-C2	-2.54	120.08	122.68
56	w	37	MIA	C16-C14-C15	-2.54	108.99	114.60
8	A	1915	3TD	C10-N3-C4	2.53	121.56	117.69
56	w	54	5MU	O4-C4-N3	-2.51	115.31	120.12
34	a	516	PSU	C6-N1-C2	-2.50	120.13	122.68
8	A	1835	2MG	C8-N7-C5	2.49	107.73	102.99
34	a	1516	2MG	O6-C6-C5	-2.48	119.54	124.37
8	A	1917	PSU	O2-C2-N1	-2.42	120.13	122.79
8	A	2580	PSU	O4'-C1'-C2'	2.41	108.55	105.14
56	w	46	G7M	CN7-N7-C8	-2.39	113.92	125.43
56	w	54	5MU	O2-C2-N1	-2.39	119.61	122.79
8	A	1835	2MG	O6-C6-C5	-2.37	119.74	124.37
8	A	1911	PSU	C6-N1-C2	-2.35	120.28	122.68
34	a	1407	5MC	CM5-C5-C6	-2.34	119.72	122.85
34	a	966	2MG	O6-C6-C5	-2.34	119.80	124.37
8	A	955	PSU	C6-N1-C2	-2.34	120.29	122.68
8	A	2604	PSU	C6-C5-C4	2.33	119.83	118.20
8	A	955	PSU	O2-C2-N1	-2.32	120.23	122.79
8	A	2604	PSU	C6-N1-C2	-2.31	120.32	122.68
8	A	2251	OMG	N2-C2-N1	2.31	121.64	116.71
8	A	2580	PSU	C6-N1-C2	-2.28	120.36	122.68
34	a	1402	4OC	C6-C5-C4	2.28	119.75	116.96
8	A	2504	PSU	C6-N1-C2	-2.26	120.38	122.68
8	A	2504	PSU	O2-C2-N1	-2.25	120.32	122.79
56	w	32	PSU	C5-C4-N3	2.19	121.54	116.58
34	a	1207	2MG	CM2-N2-C2	-2.16	119.10	123.86
8	A	1911	PSU	C6-C5-C4	2.14	119.70	118.20
34	a	967	5MC	CM5-C5-C6	-2.13	120.00	122.85
8	A	1915	3TD	C6-C5-C4	2.12	119.68	118.22
56	w	8	4SU	O2-C2-N1	-2.11	119.98	122.79
8	A	2552	OMU	O2-C2-N3	-2.09	117.62	121.50
8	A	2251	OMG	O6-C6-C5	-2.08	120.31	124.37
34	a	1207	2MG	O6-C6-C5	-2.07	120.34	124.37
8	A	2457	PSU	O4'-C1'-C2'	2.04	108.02	105.14
8	A	1917	PSU	C6-N1-C2	-2.03	120.60	122.68
34	a	516	PSU	O4'-C1'-C2'	2.00	107.97	105.14

There are no chirality outliers.

All (44) torsion outliers are listed below:

Mol	Chain	Res	Type	Atoms
8	A	1915	3TD	C2'-C1'-C5-C4
8	A	1915	3TD	O4'-C1'-C5-C4
8	A	1915	3TD	O4'-C1'-C5-C6
8	A	1939	5MU	O4'-C4'-C5'-O5'
8	A	2251	OMG	C1'-C2'-O2'-CM2
8	A	2552	OMU	O4'-C1'-N1-C2
8	A	2552	OMU	O4'-C1'-N1-C6
34	a	966	2MG	C3'-C4'-C5'-O5'
34	a	1498	UR3	O4'-C1'-N1-C6
34	a	1498	UR3	O4'-C1'-N1-C2
56	w	32	PSU	O4'-C1'-C5-C4
56	w	32	PSU	C2'-C1'-C5-C6
56	w	32	PSU	O4'-C1'-C5-C6
56	w	37	MIA	O4'-C4'-C5'-O5'
56	w	37	MIA	C3'-C4'-C5'-O5'
56	w	37	MIA	N1-C2-S10-C11
56	w	37	MIA	N3-C2-S10-C11
56	w	37	MIA	C12-C13-C14-C15
56	w	37	MIA	C12-C13-C14-C16
56	w	39	PSU	O4'-C1'-C5-C4
56	w	39	PSU	C2'-C1'-C5-C6
56	w	39	PSU	O4'-C1'-C5-C6
8	A	2030	6MZ	O4'-C4'-C5'-O5'
8	A	2030	6MZ	C3'-C4'-C5'-O5'
8	A	2503	2MA	O4'-C4'-C5'-O5'
8	A	2503	2MA	C3'-C4'-C5'-O5'
34	a	966	2MG	O4'-C4'-C5'-O5'
8	A	1939	5MU	C3'-C4'-C5'-O5'
8	A	2445	2MG	C3'-C4'-C5'-O5'
8	A	2504	PSU	O4'-C4'-C5'-O5'
56	w	37	MIA	C5-C6-N6-C12
8	A	2504	PSU	C3'-C4'-C5'-O5'
56	w	46	G7M	C3'-C4'-C5'-O5'
56	w	37	MIA	N1-C6-N6-C12
8	A	2445	2MG	O4'-C4'-C5'-O5'
56	w	46	G7M	C4'-C5'-O5'-P
34	a	1402	4OC	O4'-C4'-C5'-O5'
34	a	527	G7M	C4'-C5'-O5'-P
8	A	1835	2MG	O4'-C4'-C5'-O5'
8	A	1835	2MG	C3'-C4'-C5'-O5'
56	w	46	G7M	O4'-C4'-C5'-O5'
8	A	746	PSU	O4'-C1'-C5-C6
34	a	1518	MA6	C3'-C4'-C5'-O5'

Continued on next page...

Continued from previous page...

Mol	Chain	Res	Type	Atoms
34	a	1519	MA6	C4'-C5'-O5'-P

There are no ring outliers.

No monomer is involved in short contacts.

5.5 Carbohydrates [i](#)

There are no monosaccharides in this entry.

5.6 Ligand geometry [i](#)

Of 391 ligands modelled in this entry, 391 are monoatomic - leaving 0 for Mogul analysis.

There are no bond length outliers.

There are no bond angle outliers.

There are no chirality outliers.

There are no torsion outliers.

There are no ring outliers.

No monomer is involved in short contacts.

5.7 Other polymers [i](#)

There are no such residues in this entry.

5.8 Polymer linkage issues [i](#)

There are no chain breaks in this entry.

6 Map visualisation

This section contains visualisations of the EMDB entry EMD-10906. These allow visual inspection of the internal detail of the map and identification of artifacts.

Images derived from a raw map, generated by summing the deposited half-maps, are presented below the corresponding image components of the primary map to allow further visual inspection and comparison with those of the primary map.

6.1 Orthogonal projections

This section was not generated.

6.2 Central slices

This section was not generated.

6.3 Largest variance slices

This section was not generated.

6.4 Orthogonal standard-deviation projections (False-color)

This section was not generated.

6.5 Orthogonal surface views

This section was not generated.

6.6 Mask visualisation

This section was not generated. No masks/segmentation were deposited.

7 Map analysis

This section contains the results of statistical analysis of the map.

7.1 Map-value distribution

This section was not generated.

7.2 Volume estimate versus contour level

This section was not generated.

7.3 Rotationally averaged power spectrum

This section was not generated. The rotationally averaged power spectrum had issues being displayed.

8 Fourier-Shell correlation

This section was not generated. No FSC curve or half-maps provided.

9 Map-model fit

This section was not generated.