



Full wwPDB EM Validation Report ⓘ

May 13, 2024 – 11:50 pm BST

PDB ID : 6YRG
EMDB ID : EMD-10889
Title : Vip3Bc1 tetramer in processed, activated state
Authors : Thompson, R.F.; Byrne, M.J.; Iadanza, M.I.
Deposited on : 2020-04-20
Resolution : 4.80 Å (reported)

This is a Full wwPDB EM Validation Report for a publicly released PDB entry.

We welcome your comments at validation@mail.wwpdb.org

A user guide is available at

<https://www.wwpdb.org/validation/2017/EMValidationReportHelp>

with specific help available everywhere you see the ⓘ symbol.

The types of validation reports are described at

<http://www.wwpdb.org/validation/2017/FAQs#types>.

The following versions of software and data (see [references ⓘ](#)) were used in the production of this report:

EMDB validation analysis : 0.0.1.dev92
MolProbity : 4.02b-467
Percentile statistics : 20191225.v01 (using entries in the PDB archive December 25th 2019)
MapQ : **FAILED**
Ideal geometry (proteins) : Engh & Huber (2001)
Ideal geometry (DNA, RNA) : Parkinson et al. (1996)
Validation Pipeline (wwPDB-VP) : 2.36.2

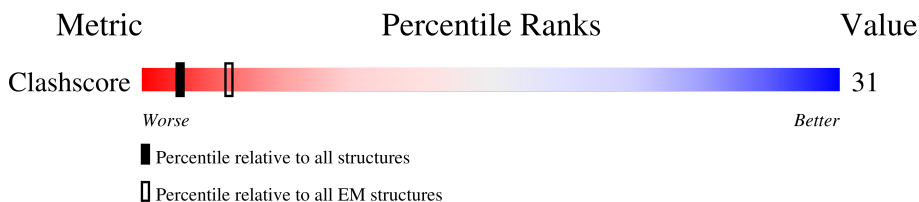
1 Overall quality at a glance

The following experimental techniques were used to determine the structure:

ELECTRON MICROSCOPY





The reported resolution of this entry is 4.80 Å.

Percentile scores (ranging between 0-100) for global validation metrics of the entry are shown in the following graphic. The table shows the number of entries on which the scores are based.



Metric	Whole archive (#Entries)	EM structures (#Entries)
Clashscore	158937	4297

The table below summarises the geometric issues observed across the polymeric chains and their fit to the map. The red, orange, yellow and green segments of the bar indicate the fraction of residues that contain outliers for ≥ 3 , 2, 1 and 0 types of geometric quality criteria respectively. A grey segment represents the fraction of residues that are not modelled. The numeric value for each fraction is indicated below the corresponding segment, with a dot representing fractions $\leq 5\%$.

Mol	Chain	Length	Quality of chain
1	A	803	
1	B	803	
1	C	803	
1	D	803	

2 Entry composition [i](#)

There is only 1 type of molecule in this entry. The entry contains 21992 atoms, of which 0 are hydrogens and 0 are deuteriums.

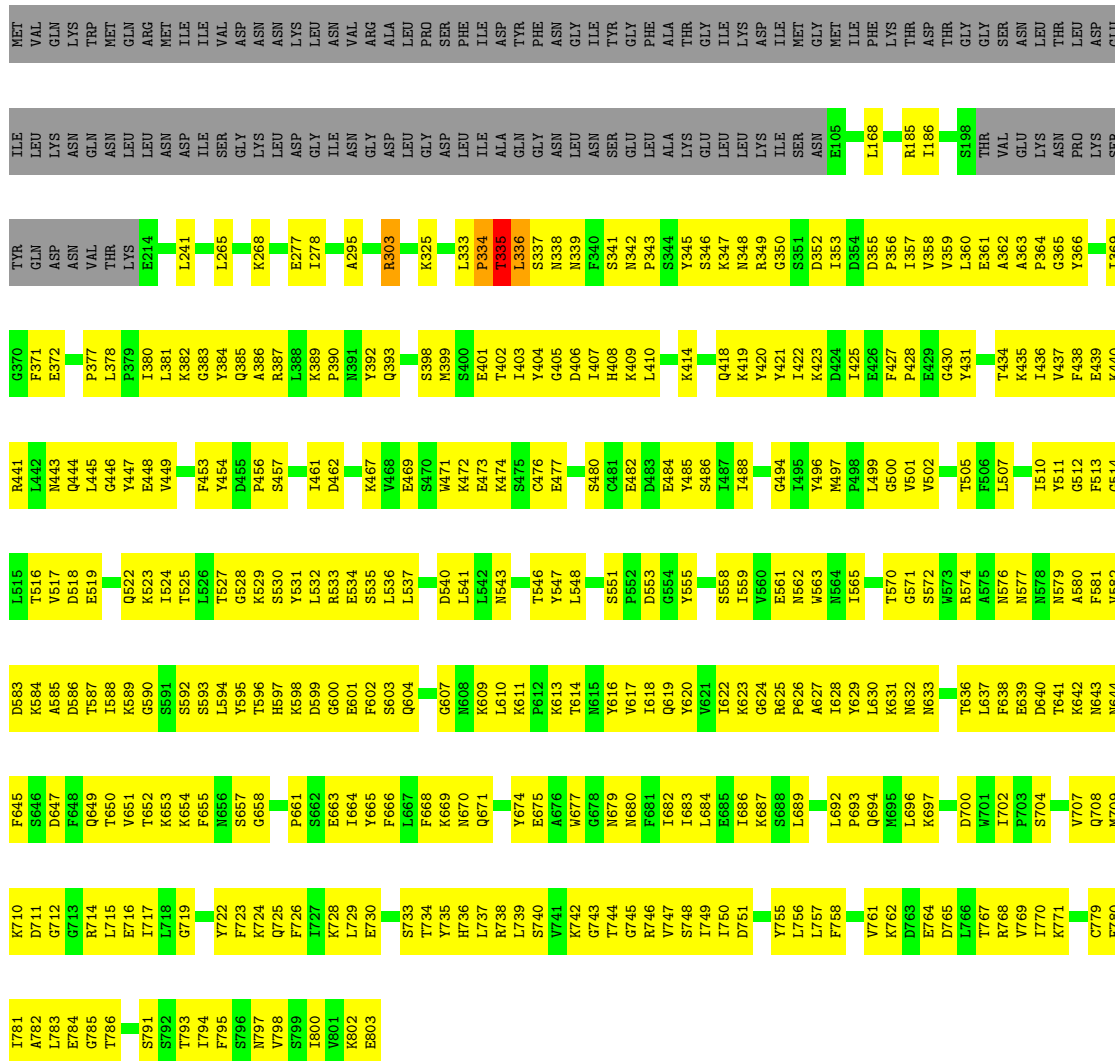
In the tables below, the AltConf column contains the number of residues with at least one atom in alternate conformation and the Trace column contains the number of residues modelled with at most 2 atoms.

- Molecule 1 is a protein called Vegetative insecticidal protein.

Mol	Chain	Residues	Atoms					AltConf	Trace
			Total	C	N	O	S		
1	A	684	Total 5498	C 3506	N 893	O 1084	S 15	0	0
1	B	684	Total 5498	C 3506	N 893	O 1084	S 15	0	0
1	C	684	Total 5498	C 3506	N 893	O 1084	S 15	0	0
1	D	684	Total 5498	C 3506	N 893	O 1084	S 15	0	0



● Molecule 1: Vegetative insecticidal protein



4 Experimental information

Property	Value	Source
EM reconstruction method	SINGLE PARTICLE	Depositor
Imposed symmetry	POINT, C4	Depositor
Number of particles used	191975	Depositor
Resolution determination method	FSC 0.143 CUT-OFF	Depositor
CTF correction method	PHASE FLIPPING AND AMPLITUDE CORRECTION	Depositor
Microscope	FEI TITAN KRIOS	Depositor
Voltage (kV)	300	Depositor
Electron dose ($e^-/\text{\AA}^2$)	70.8, 42.51	Depositor
Minimum defocus (nm)	Not provided	
Maximum defocus (nm)	Not provided	
Magnification	Not provided	
Image detector	FEI FALCON III (4k x 4k), FEI FALCON III (4k x 4k)	Depositor

5 Model quality i

5.1 Standard geometry i

The Z score for a bond length (or angle) is the number of standard deviations the observed value is removed from the expected value. A bond length (or angle) with $|Z| > 5$ is considered an outlier worth inspection. RMSZ is the root-mean-square of all Z scores of the bond lengths (or angles).

Mol	Chain	Bond lengths		Bond angles	
		RMSZ	# $ Z > 5$	RMSZ	# $ Z > 5$
1	A	0.46	1/5600 (0.0%)	0.73	7/7575 (0.1%)
1	B	0.46	0/5600	0.75	12/7575 (0.2%)
1	C	0.46	1/5600 (0.0%)	0.73	7/7575 (0.1%)
1	D	0.46	0/5599	0.75	11/7575 (0.1%)
All	All	0.46	2/22399 (0.0%)	0.74	37/30300 (0.1%)

Chiral center outliers are detected by calculating the chiral volume of a chiral center and verifying if the center is modelled as a planar moiety or with the opposite hand. A planarity outlier is detected by checking planarity of atoms in a peptide group, atoms in a mainchain group or atoms of a sidechain that are expected to be planar.

Mol	Chain	#Chirality outliers	#Planarity outliers
1	A	0	2
1	B	0	3
1	C	0	2
1	D	0	3
All	All	0	10

All (2) bond length outliers are listed below:

Mol	Chain	Res	Type	Atoms	Z	Observed(Å)	Ideal(Å)
1	A	336	LEU	N-CA	5.53	1.57	1.46
1	C	336	LEU	N-CA	5.47	1.57	1.46

All (37) bond angle outliers are listed below:

Mol	Chain	Res	Type	Atoms	Z	Observed(°)	Ideal(°)
1	A	334	PRO	O-C-N	-10.68	105.61	122.70
1	C	334	PRO	O-C-N	-10.60	105.75	122.70
1	B	335	THR	CB-CA-C	8.61	134.84	111.60
1	D	185	ARG	NE-CZ-NH2	-8.17	116.22	120.30
1	B	336	LEU	CB-CA-C	-8.17	94.69	110.20
1	D	335	THR	CB-CA-C	8.15	133.61	111.60

Continued on next page...

Continued from previous page...

Mol	Chain	Res	Type	Atoms	Z	Observed(°)	Ideal(°)
1	D	336	LEU	CB-CA-C	-8.05	94.91	110.20
1	C	185	ARG	NE-CZ-NH2	-7.92	116.34	120.30
1	B	185	ARG	NE-CZ-NH2	-7.85	116.38	120.30
1	A	185	ARG	NE-CZ-NH2	-7.77	116.42	120.30
1	D	336	LEU	CB-CG-CD1	-7.71	97.88	111.00
1	D	335	THR	N-CA-CB	-7.71	95.65	110.30
1	B	335	THR	N-CA-CB	-7.56	95.94	110.30
1	A	303	ARG	NE-CZ-NH1	7.47	124.03	120.30
1	B	303	ARG	NE-CZ-NH1	7.40	124.00	120.30
1	B	336	LEU	CB-CG-CD1	-7.15	98.84	111.00
1	D	334	PRO	CA-C-N	-7.09	101.61	117.20
1	B	334	PRO	CA-C-N	-6.81	102.23	117.20
1	C	303	ARG	NE-CZ-NH1	6.68	123.64	120.30
1	B	334	PRO	O-C-N	-6.53	112.25	122.70
1	D	334	PRO	O-C-N	-6.50	112.29	122.70
1	D	303	ARG	NE-CZ-NH1	6.48	123.54	120.30
1	B	336	LEU	N-CA-CB	-5.76	98.88	110.40
1	B	336	LEU	N-CA-C	5.73	126.47	111.00
1	D	336	LEU	N-CA-C	5.69	126.37	111.00
1	D	334	PRO	C-N-CA	5.65	135.83	121.70
1	D	336	LEU	N-CA-CB	-5.53	99.34	110.40
1	A	185	ARG	NE-CZ-NH1	5.25	122.92	120.30
1	A	335	THR	C-N-CA	5.24	134.79	121.70
1	A	336	LEU	CB-CA-C	-5.22	100.28	110.20
1	C	336	LEU	CB-CA-C	-5.22	100.28	110.20
1	C	335	THR	C-N-CA	5.20	134.70	121.70
1	A	335	THR	CA-C-O	-5.11	109.36	120.10
1	B	334	PRO	C-N-CA	5.09	134.42	121.70
1	C	335	THR	CA-C-O	-5.08	109.42	120.10
1	B	185	ARG	NE-CZ-NH1	5.07	122.84	120.30
1	C	185	ARG	NE-CZ-NH1	5.04	122.82	120.30

There are no chirality outliers.

All (10) planarity outliers are listed below:

Mol	Chain	Res	Type	Group
1	A	303	ARG	Sidechain
1	A	334	PRO	Mainchain
1	B	303	ARG	Sidechain
1	B	334	PRO	Mainchain
1	B	335	THR	Peptide
1	C	303	ARG	Sidechain

Continued on next page...

Continued from previous page...

Mol	Chain	Res	Type	Group
1	C	334	PRO	Mainchain
1	D	303	ARG	Sidechain
1	D	334	PRO	Mainchain
1	D	335	THR	Peptide

5.2 Too-close contacts [i](#)

In the following table, the Non-H and H(model) columns list the number of non-hydrogen atoms and hydrogen atoms in the chain respectively. The H(added) column lists the number of hydrogen atoms added and optimized by MolProbity. The Clashes column lists the number of clashes within the asymmetric unit, whereas Symm-Clashes lists symmetry-related clashes.

Mol	Chain	Non-H	H(model)	H(added)	Clashes	Symm-Clashes
1	A	5498	0	5463	323	0
1	B	5498	0	5463	354	0
1	C	5498	0	5463	334	0
1	D	5498	0	5462	355	0
All	All	21992	0	21851	1366	0

The all-atom clashscore is defined as the number of clashes found per 1000 atoms (including hydrogen atoms). The all-atom clashscore for this structure is 31.

All (1366) close contacts within the same asymmetric unit are listed below, sorted by their clash magnitude.

Atom-1	Atom-2	Interatomic distance (Å)	Clash overlap (Å)
1:A:275:GLY:HA2	1:A:505:THR:CG2	1.16	1.64
1:A:278:ILE:HG13	1:A:336:LEU:CD1	1.27	1.60
1:A:278:ILE:CG1	1:A:336:LEU:HD13	1.32	1.58
1:C:275:GLY:CA	1:C:505:THR:CG2	1.84	1.53
1:C:275:GLY:HA2	1:C:505:THR:CG2	1.17	1.53
1:C:278:ILE:HG13	1:C:336:LEU:CD1	1.29	1.53
1:A:275:GLY:CA	1:A:505:THR:CG2	1.84	1.52
1:C:278:ILE:CG1	1:C:336:LEU:HD13	1.35	1.50
1:B:325:LYS:HZ1	1:B:543:ASN:ND2	1.15	1.39
1:C:275:GLY:CA	1:C:505:THR:HG22	1.43	1.38
1:D:325:LYS:HZ1	1:D:543:ASN:ND2	1.20	1.37
1:B:325:LYS:NZ	1:B:543:ASN:HD21	1.18	1.36
1:A:275:GLY:CA	1:A:505:THR:HG22	1.43	1.31
1:D:325:LYS:NZ	1:D:543:ASN:HD21	1.25	1.30
1:A:333:LEU:CD2	1:A:541:LEU:HD21	1.70	1.19

Continued on next page...

Continued from previous page...

Atom-1	Atom-2	Interatomic distance (Å)	Clash overlap (Å)
1:C:333:LEU:CD2	1:C:541:LEU:HD21	1.71	1.19
1:C:276:SER:N	1:C:505:THR:HG21	1.58	1.19
1:A:276:SER:N	1:A:505:THR:HG21	1.59	1.17
1:B:325:LYS:NZ	1:B:543:ASN:ND2	1.78	1.17
1:D:325:LYS:NZ	1:D:543:ASN:ND2	1.84	1.16
1:C:275:GLY:CA	1:C:505:THR:HG21	1.71	1.10
1:B:333:LEU:O	1:B:335:THR:OG1	1.66	1.10
1:A:275:GLY:CA	1:A:505:THR:HG21	1.69	1.09
1:A:333:LEU:HD21	1:A:541:LEU:CD2	1.91	1.01
1:B:325:LYS:NZ	1:B:543:ASN:CG	2.13	1.00
1:A:278:ILE:N	1:A:336:LEU:HD11	1.77	1.00
1:D:325:LYS:NZ	1:D:543:ASN:CG	2.16	0.98
1:C:278:ILE:N	1:C:336:LEU:HD11	1.79	0.98
1:C:333:LEU:HD21	1:C:541:LEU:CD2	1.92	0.98
1:A:282:TYR:OH	1:A:540:ASP:OD1	1.80	0.98
1:C:282:TYR:OH	1:C:540:ASP:OD1	1.81	0.97
1:A:275:GLY:C	1:A:505:THR:HG21	1.83	0.97
1:C:275:GLY:C	1:C:505:THR:HG21	1.84	0.97
1:B:533:ARG:O	1:B:537:LEU:HB2	1.65	0.97
1:D:325:LYS:NZ	1:D:543:ASN:OD1	1.98	0.96
1:C:333:LEU:HD21	1:C:541:LEU:HD21	0.98	0.96
1:D:533:ARG:O	1:D:537:LEU:HB2	1.65	0.96
1:A:276:SER:H	1:A:505:THR:HG21	1.23	0.95
1:B:325:LYS:NZ	1:B:543:ASN:OD1	1.99	0.95
1:A:333:LEU:HD21	1:A:541:LEU:HD21	0.96	0.94
1:D:333:LEU:C	1:D:335:THR:H	1.64	0.93
1:C:276:SER:H	1:C:505:THR:HG21	1.20	0.91
1:B:333:LEU:C	1:B:335:THR:H	1.66	0.90
1:A:333:LEU:CD2	1:A:541:LEU:CD2	2.50	0.88
1:A:275:GLY:HA3	1:A:505:THR:CG2	2.02	0.88
1:A:275:GLY:HA2	1:A:505:THR:CB	2.04	0.87
1:C:275:GLY:C	1:C:505:THR:CG2	2.42	0.87
1:C:745:GLY:HA2	1:C:785:GLY:HA2	1.57	0.87
1:B:601:GLU:HA	1:B:669:LYS:HA	1.56	0.87
1:A:745:GLY:HA2	1:A:785:GLY:HA2	1.57	0.86
1:D:601:GLU:HA	1:D:669:LYS:HA	1.56	0.85
1:C:275:GLY:HA2	1:C:505:THR:CB	2.04	0.85
1:B:325:LYS:HZ2	1:B:543:ASN:HD21	1.23	0.84
1:C:333:LEU:CD2	1:C:541:LEU:CD2	2.52	0.84
1:C:275:GLY:HA3	1:C:505:THR:CG2	2.03	0.84
1:D:333:LEU:C	1:D:335:THR:HG23	1.97	0.84

Continued on next page...

Continued from previous page...

Atom-1	Atom-2	Interatomic distance (Å)	Clash overlap (Å)
1:B:325:LYS:HZ1	1:B:543:ASN:CG	1.75	0.84
1:D:751:ASP:HB2	1:D:756:LEU:HD11	1.61	0.83
1:A:275:GLY:C	1:A:505:THR:CG2	2.43	0.83
1:A:381:LEU:HB2	1:A:407:ILE:HG13	1.61	0.83
1:B:277:GLU:HB2	1:B:336:LEU:HD21	1.59	0.82
1:A:276:SER:OG	1:A:336:LEU:CD2	2.27	0.82
1:C:381:LEU:HB2	1:C:407:ILE:HG13	1.61	0.82
1:D:325:LYS:HZ1	1:D:543:ASN:CG	1.77	0.82
1:B:751:ASP:HB2	1:B:756:LEU:HD11	1.61	0.82
1:A:275:GLY:CA	1:A:505:THR:CB	2.58	0.82
1:D:670:ASN:HD21	1:D:674:TYR:H	1.28	0.81
1:B:670:ASN:HD21	1:B:674:TYR:H	1.28	0.81
1:D:325:LYS:HZ2	1:D:543:ASN:HD21	1.29	0.81
1:C:746:ARG:HB2	1:C:784:GLU:HG3	1.63	0.80
1:A:435:LYS:HD3	1:A:437:VAL:HG23	1.62	0.80
1:C:276:SER:N	1:C:505:THR:CG2	2.42	0.80
1:B:336:LEU:HD23	1:B:337:SER:H	1.45	0.80
1:C:435:LYS:HD3	1:C:437:VAL:HG23	1.62	0.80
1:D:333:LEU:O	1:D:335:THR:N	2.15	0.80
1:A:746:ARG:HB2	1:A:784:GLU:HG3	1.63	0.80
1:C:276:SER:OG	1:C:336:LEU:CD2	2.29	0.80
1:D:624:GLY:N	1:D:645:PHE:O	2.16	0.79
1:D:671:GLN:HG2	1:D:674:TYR:HD2	1.47	0.79
1:A:623:LYS:HG3	1:A:647:ASP:HA	1.65	0.78
1:C:275:GLY:CA	1:C:505:THR:CB	2.58	0.78
1:C:749:ILE:HD12	1:C:757:LEU:HD12	1.65	0.78
1:A:521:ASN:HB2	1:A:523:LYS:HG2	1.65	0.78
1:B:333:LEU:O	1:B:335:THR:N	2.16	0.78
1:D:277:GLU:HB2	1:D:336:LEU:HD21	1.64	0.78
1:B:371:PHE:HB2	1:B:502:VAL:HB	1.66	0.78
1:C:623:LYS:HG3	1:C:647:ASP:HA	1.65	0.78
1:A:360:LEU:N	1:A:436:ILE:O	2.15	0.77
1:B:624:GLY:N	1:B:645:PHE:O	2.15	0.77
1:B:671:GLN:HG2	1:B:674:TYR:HD2	1.47	0.77
1:C:351:SER:HB3	1:C:409:LYS:HD3	1.65	0.77
1:C:521:ASN:HB2	1:C:523:LYS:HG2	1.65	0.77
1:A:351:SER:HB3	1:A:409:LYS:HD3	1.65	0.77
1:A:722:TYR:HB3	1:A:784:GLU:HB3	1.67	0.77
1:D:371:PHE:HB2	1:D:502:VAL:HB	1.66	0.77
1:D:372:GLU:HB2	1:D:384:TYR:HE2	1.49	0.77
1:B:372:GLU:HB2	1:B:384:TYR:HE2	1.49	0.77

Continued on next page...

Continued from previous page...

Atom-1	Atom-2	Interatomic distance (Å)	Clash overlap (Å)
1:B:514:GLY:N	1:B:527:THR:O	2.16	0.77
1:A:418:GLN:HA	1:A:443:ASN:HB3	1.67	0.77
1:A:749:ILE:HD12	1:A:757:LEU:HD12	1.65	0.77
1:D:757:LEU:HD12	1:D:770:ILE:HD11	1.68	0.76
1:D:579:ASN:ND2	1:D:599:ASP:OD1	2.19	0.76
1:D:336:LEU:HD23	1:D:337:SER:H	1.49	0.76
1:D:746:ARG:NH2	1:D:785:GLY:O	2.18	0.76
1:C:418:GLN:HA	1:C:443:ASN:HB3	1.67	0.76
1:C:722:TYR:HB3	1:C:784:GLU:HB3	1.67	0.76
1:D:742:LYS:HB2	1:D:794:ILE:HB	1.68	0.76
1:B:710:LYS:HB2	1:B:714:ARG:HB2	1.68	0.76
1:B:579:ASN:ND2	1:B:599:ASP:OD1	2.19	0.76
1:B:742:LYS:HB2	1:B:794:ILE:HB	1.68	0.76
1:B:746:ARG:NH2	1:B:785:GLY:O	2.18	0.76
1:D:514:GLY:N	1:D:527:THR:O	2.16	0.76
1:C:631:LYS:HG3	1:C:633:ASN:H	1.52	0.75
1:C:360:LEU:N	1:C:436:ILE:O	2.15	0.75
1:A:502:VAL:HG21	1:A:526:LEU:HB2	1.68	0.75
1:C:502:VAL:HG21	1:C:526:LEU:HB2	1.68	0.75
1:A:419:LYS:HB3	1:A:444:GLN:HA	1.68	0.75
1:B:757:LEU:HD12	1:B:770:ILE:HD11	1.68	0.75
1:A:278:ILE:H	1:A:336:LEU:HD11	1.52	0.75
1:A:276:SER:N	1:A:505:THR:CG2	2.44	0.74
1:D:419:LYS:HB3	1:D:444:GLN:HA	1.69	0.74
1:D:737:LEU:HA	1:D:800:ILE:HA	1.70	0.74
1:B:737:LEU:HA	1:B:800:ILE:HA	1.70	0.74
1:C:596:THR:HB	1:C:600:GLY:HA3	1.70	0.74
1:D:325:LYS:HZ2	1:D:543:ASN:ND2	1.86	0.74
1:C:419:LYS:HB3	1:C:444:GLN:HA	1.68	0.73
1:D:710:LYS:HB2	1:D:714:ARG:HB2	1.68	0.73
1:B:419:LYS:HB3	1:B:444:GLN:HA	1.69	0.73
1:B:355:ASP:HB3	1:B:692:LEU:HB2	1.71	0.73
1:B:350:GLY:O	1:B:414:LYS:NZ	2.21	0.73
1:D:355:ASP:HB3	1:D:692:LEU:HB2	1.71	0.73
1:C:495:ILE:HG23	1:C:522:GLN:HB3	1.71	0.73
1:A:411:PHE:O	1:A:420:TYR:OH	2.07	0.72
1:A:584:LYS:HE3	1:A:592:SER:HA	1.71	0.72
1:D:350:GLY:O	1:D:414:LYS:NZ	2.21	0.72
1:A:596:THR:HB	1:A:600:GLY:HA3	1.70	0.72
1:A:631:LYS:HG3	1:A:633:ASN:H	1.52	0.72
1:B:747:VAL:HB	1:B:781:ILE:HD11	1.72	0.72

Continued on next page...

Continued from previous page...

Atom-1	Atom-2	Interatomic distance (Å)	Clash overlap (Å)
1:C:411:PHE:O	1:C:420:TYR:OH	2.07	0.71
1:A:495:ILE:HG23	1:A:522:GLN:HB3	1.71	0.71
1:A:707:VAL:HG12	1:A:717:ILE:HA	1.72	0.71
1:A:698:PRO:HA	1:A:701:TRP:HD1	1.55	0.71
1:A:361:GLU:HA	1:A:435:LYS:HA	1.73	0.71
1:C:278:ILE:H	1:C:336:LEU:HD11	1.55	0.71
1:D:747:VAL:HB	1:D:781:ILE:HD11	1.72	0.71
1:C:361:GLU:HA	1:C:435:LYS:HA	1.73	0.71
1:A:518:ASP:HB3	1:A:523:LYS:HB2	1.73	0.70
1:B:586:ASP:OD2	1:B:593:SER:N	2.22	0.70
1:C:717:ILE:HB	1:C:793:THR:HB	1.73	0.70
1:D:586:ASP:OD2	1:D:593:SER:N	2.22	0.70
1:B:372:GLU:HB3	1:B:382:LYS:HB3	1.71	0.70
1:D:496:TYR:HB2	1:D:523:LYS:HA	1.73	0.70
1:D:510:ILE:HA	1:D:530:SER:HA	1.73	0.70
1:C:510:ILE:HA	1:C:530:SER:HA	1.73	0.70
1:C:584:LYS:HE3	1:C:592:SER:HA	1.71	0.70
1:D:620:TYR:OH	1:D:653:LYS:NZ	2.20	0.70
1:C:707:VAL:HG12	1:C:717:ILE:HA	1.72	0.70
1:D:372:GLU:HB3	1:D:382:LYS:HB3	1.71	0.70
1:B:734:THR:HB	1:B:803:GLU:HB3	1.73	0.70
1:D:611:LYS:O	1:D:614:THR:OG1	2.10	0.70
1:D:734:THR:HB	1:D:803:GLU:HB3	1.73	0.70
1:A:596:THR:O	1:A:670:ASN:ND2	2.25	0.70
1:B:611:LYS:O	1:B:614:THR:OG1	2.10	0.70
1:D:349:ARG:O	1:D:408:HIS:ND1	2.24	0.70
1:C:698:PRO:HA	1:C:701:TRP:HD1	1.55	0.70
1:B:349:ARG:O	1:B:408:HIS:ND1	2.24	0.69
1:C:738:ARG:O	1:C:799:SER:OG	2.11	0.69
1:C:518:ASP:HB3	1:C:523:LYS:HB2	1.73	0.69
1:A:510:ILE:HA	1:A:530:SER:HA	1.73	0.69
1:A:278:ILE:CD1	1:A:336:LEU:HD13	2.20	0.69
1:B:510:ILE:HA	1:B:530:SER:HA	1.73	0.69
1:A:546:THR:HG22	1:A:548:LEU:HD22	1.75	0.69
1:A:738:ARG:O	1:A:799:SER:OG	2.11	0.69
1:B:496:TYR:HB2	1:B:523:LYS:HA	1.74	0.69
1:B:333:LEU:C	1:B:335:THR:HG23	2.13	0.69
1:B:513:PHE:HA	1:B:528:GLY:HA2	1.74	0.69
1:D:421:TYR:HA	1:D:485:TYR:HA	1.75	0.69
1:D:558:SER:HB2	1:D:682:ILE:HA	1.75	0.69
1:A:360:LEU:HB2	1:A:436:ILE:HB	1.75	0.68

Continued on next page...

Continued from previous page...

Atom-1	Atom-2	Interatomic distance (Å)	Clash overlap (Å)
1:A:717:ILE:HB	1:A:793:THR:HB	1.73	0.68
1:C:546:THR:HG22	1:C:548:LEU:HD22	1.75	0.68
1:B:278:ILE:HG13	1:B:336:LEU:HD22	1.75	0.68
1:D:361:GLU:HA	1:D:435:LYS:HA	1.75	0.68
1:A:670:ASN:ND2	1:A:674:TYR:O	2.27	0.68
1:B:719:GLY:HA2	1:B:791:SER:HB3	1.76	0.68
1:A:278:ILE:HG13	1:A:336:LEU:HD11	1.63	0.68
1:B:558:SER:HB2	1:B:682:ILE:HA	1.75	0.68
1:C:360:LEU:HB2	1:C:436:ILE:HB	1.75	0.68
1:C:670:ASN:ND2	1:C:674:TYR:O	2.27	0.68
1:A:558:SER:HB2	1:A:682:ILE:HD13	1.76	0.68
1:C:558:SER:HB2	1:C:682:ILE:HD13	1.76	0.68
1:B:325:LYS:HZ2	1:B:543:ASN:ND2	1.79	0.68
1:D:513:PHE:HA	1:D:528:GLY:HA2	1.74	0.68
1:B:559:ILE:HG13	1:B:684:LEU:HD23	1.76	0.67
1:C:596:THR:O	1:C:670:ASN:ND2	2.25	0.67
1:D:719:GLY:HA2	1:D:791:SER:HB3	1.76	0.67
1:B:349:ARG:HH11	1:B:494:GLY:HA2	1.60	0.67
1:B:746:ARG:H	1:B:785:GLY:HA2	1.59	0.67
1:B:437:VAL:HB	1:B:448:GLU:HB3	1.75	0.67
1:D:559:ILE:HG13	1:D:684:LEU:HD23	1.76	0.67
1:D:746:ARG:H	1:D:785:GLY:HA2	1.59	0.67
1:B:421:TYR:HA	1:B:485:TYR:HA	1.75	0.67
1:D:593:SER:HA	1:D:679:ASN:HB3	1.76	0.67
1:D:437:VAL:HB	1:D:448:GLU:HB3	1.75	0.67
1:D:356:PRO:HG2	1:D:440:LYS:HB3	1.77	0.67
1:D:737:LEU:HD23	1:D:757:LEU:HD13	1.77	0.67
1:A:346:SER:HB2	1:A:499:LEU:HD22	1.76	0.67
1:C:564:ASN:HA	1:C:680:ASN:H	1.59	0.67
1:B:737:LEU:HD23	1:B:757:LEU:HD13	1.77	0.67
1:C:342:ASN:ND2	1:C:344:SER:O	2.28	0.66
1:A:352:ASP:H	1:A:414:LYS:HZ3	1.44	0.66
1:C:507:LEU:HD22	1:C:549:ILE:HB	1.77	0.66
1:A:507:LEU:HD22	1:A:549:ILE:HB	1.77	0.66
1:C:278:ILE:CG1	1:C:336:LEU:CD1	2.23	0.66
1:B:333:LEU:C	1:B:335:THR:OG1	2.34	0.66
1:B:361:GLU:HA	1:B:435:LYS:HA	1.75	0.66
1:B:427:PHE:HD2	1:B:467:LYS:HE3	1.60	0.66
1:D:700:ASP:HB3	1:D:725:GLN:HG3	1.77	0.66
1:B:593:SER:HA	1:B:679:ASN:HB3	1.76	0.66
1:D:278:ILE:HG13	1:D:336:LEU:HD22	1.76	0.66

Continued on next page...

Continued from previous page...

Atom-1	Atom-2	Interatomic distance (Å)	Clash overlap (Å)
1:B:339:ASN:HB3	1:B:527:THR:HG23	1.77	0.66
1:D:278:ILE:HG13	1:D:336:LEU:HD13	1.76	0.66
1:C:593:SER:HA	1:C:679:ASN:HB3	1.78	0.66
1:D:339:ASN:HB3	1:D:527:THR:HG23	1.77	0.66
1:D:372:GLU:HG2	1:D:501:VAL:HG22	1.77	0.66
1:D:349:ARG:HH11	1:D:494:GLY:HA2	1.60	0.66
1:B:700:ASP:HB3	1:B:725:GLN:HG3	1.77	0.66
1:C:168:LEU:HD21	1:C:265:LEU:HA	1.78	0.65
1:D:427:PHE:HD2	1:D:467:LYS:HE3	1.60	0.65
1:D:597:HIS:HB2	1:D:675:GLU:HG2	1.78	0.65
1:B:356:PRO:HG2	1:B:440:LYS:HB3	1.77	0.65
1:C:278:ILE:HG13	1:C:336:LEU:HD11	1.65	0.65
1:D:641:THR:O	1:D:671:GLN:NE2	2.30	0.65
1:C:346:SER:HB2	1:C:499:LEU:HD22	1.76	0.65
1:D:168:LEU:HD21	1:D:265:LEU:HA	1.78	0.65
1:B:620:TYR:OH	1:B:653:LYS:NZ	2.20	0.65
1:C:352:ASP:H	1:C:414:LYS:HZ3	1.44	0.65
1:A:564:ASN:HA	1:A:680:ASN:H	1.59	0.65
1:B:735:TYR:O	1:B:770:ILE:N	2.30	0.65
1:D:517:VAL:HG23	1:D:524:ILE:HA	1.79	0.65
1:A:342:ASN:ND2	1:A:344:SER:O	2.28	0.65
1:B:278:ILE:HG13	1:B:336:LEU:HD13	1.78	0.65
1:A:275:GLY:HA3	1:A:505:THR:HB	1.79	0.65
1:C:392:TYR:OH	1:C:429:GLU:OE2	2.13	0.65
1:C:275:GLY:HA3	1:C:505:THR:HB	1.78	0.65
1:C:619:GLN:HB3	1:C:682:ILE:HB	1.79	0.65
1:D:386:ALA:HB2	1:D:399:MET:HA	1.78	0.65
1:A:392:TYR:OH	1:A:429:GLU:OE2	2.13	0.64
1:A:593:SER:HA	1:A:679:ASN:HB3	1.78	0.64
1:B:168:LEU:HD21	1:B:265:LEU:HA	1.78	0.64
1:B:597:HIS:HB2	1:B:675:GLU:HG2	1.78	0.64
1:D:359:VAL:HA	1:D:437:VAL:HA	1.79	0.64
1:B:386:ALA:HB2	1:B:399:MET:HA	1.78	0.64
1:A:168:LEU:HD21	1:A:265:LEU:HA	1.78	0.64
1:B:372:GLU:HG2	1:B:501:VAL:HG22	1.77	0.64
1:C:519:GLU:O	1:C:522:GLN:NE2	2.30	0.64
1:A:519:GLU:O	1:A:522:GLN:NE2	2.30	0.64
1:A:619:GLN:HB3	1:A:682:ILE:HB	1.79	0.64
1:B:641:THR:O	1:B:671:GLN:NE2	2.30	0.64
1:C:517:VAL:HG12	1:C:524:ILE:HA	1.79	0.64
1:C:352:ASP:OD1	1:C:443:ASN:ND2	2.28	0.64

Continued on next page...

Continued from previous page...

Atom-1	Atom-2	Interatomic distance (Å)	Clash overlap (Å)
1:C:413:PRO:HB3	1:C:418:GLN:HB2	1.80	0.64
1:A:413:PRO:HB3	1:A:418:GLN:HB2	1.80	0.64
1:B:277:GLU:HB2	1:B:336:LEU:CD2	2.27	0.64
1:B:358:VAL:O	1:B:438:PHE:N	2.30	0.64
1:B:359:VAL:HA	1:B:437:VAL:HA	1.79	0.64
1:B:453:PHE:O	1:B:462:ASP:N	2.29	0.64
1:C:390:PRO:O	1:C:393:GLN:HG2	1.98	0.64
1:D:392:TYR:HB2	1:D:535:SER:HB2	1.80	0.64
1:A:275:GLY:HA3	1:A:505:THR:CB	2.26	0.63
1:B:517:VAL:HG23	1:B:524:ILE:HA	1.79	0.63
1:D:358:VAL:O	1:D:438:PHE:N	2.30	0.63
1:B:392:TYR:HB2	1:B:535:SER:HB2	1.80	0.63
1:A:517:VAL:HG12	1:A:524:ILE:HA	1.79	0.63
1:C:622:ILE:HA	1:C:678:GLY:HA2	1.80	0.63
1:B:730:GLU:N	1:B:735:TYR:OH	2.23	0.63
1:D:734:THR:HG23	1:D:771:LYS:HA	1.80	0.63
1:B:631:LYS:HG2	1:B:633:ASN:H	1.63	0.63
1:C:532:LEU:HD12	1:C:535:SER:HB2	1.81	0.63
1:D:474:LYS:HE3	1:D:484:GLU:HG2	1.81	0.63
1:A:390:PRO:O	1:A:393:GLN:HG2	1.98	0.62
1:A:742:LYS:N	1:A:794:ILE:O	2.31	0.62
1:B:533:ARG:O	1:B:537:LEU:CB	2.45	0.62
1:D:631:LYS:HG2	1:D:633:ASN:H	1.63	0.62
1:D:735:TYR:O	1:D:770:ILE:N	2.30	0.62
1:A:352:ASP:OD1	1:A:443:ASN:ND2	2.27	0.62
1:A:717:ILE:N	1:A:793:THR:O	2.32	0.62
1:C:717:ILE:N	1:C:793:THR:O	2.32	0.62
1:D:333:LEU:CA	1:D:335:THR:CG2	2.76	0.62
1:D:453:PHE:O	1:D:462:ASP:N	2.30	0.62
1:A:532:LEU:HD12	1:A:535:SER:HB2	1.81	0.62
1:C:537:LEU:HA	1:C:541:LEU:HD13	1.81	0.62
1:B:707:VAL:HG12	1:B:717:ILE:HA	1.82	0.62
1:A:532:LEU:HA	1:A:535:SER:HB2	1.82	0.62
1:D:421:TYR:HB3	1:D:473:GLU:HB3	1.81	0.62
1:B:734:THR:HG23	1:B:771:LYS:HA	1.80	0.62
1:A:622:ILE:HA	1:A:678:GLY:HA2	1.80	0.61
1:A:741:VAL:HA	1:A:795:PHE:HA	1.82	0.61
1:B:607:GLY:N	1:B:664:ILE:O	2.33	0.61
1:C:349:ARG:HH22	1:C:415:GLN:HB3	1.65	0.61
1:C:761:VAL:HB	1:C:766:LEU:HD21	1.82	0.61
1:D:742:LYS:O	1:D:794:ILE:N	2.28	0.61

Continued on next page...

Continued from previous page...

Atom-1	Atom-2	Interatomic distance (Å)	Clash overlap (Å)
1:B:746:ARG:HH12	1:B:786:THR:HA	1.65	0.61
1:D:707:VAL:HG12	1:D:717:ILE:HA	1.82	0.61
1:B:421:TYR:HB3	1:B:473:GLU:HB3	1.81	0.61
1:D:586:ASP:HB3	1:D:677:TRP:HD1	1.66	0.61
1:A:537:LEU:HA	1:A:541:LEU:HD13	1.81	0.61
1:B:430:GLY:O	1:B:454:TYR:N	2.34	0.61
1:B:742:LYS:O	1:B:794:ILE:N	2.28	0.61
1:C:742:LYS:N	1:C:794:ILE:O	2.31	0.61
1:D:746:ARG:HH12	1:D:786:THR:HA	1.65	0.61
1:A:761:VAL:HB	1:A:766:LEU:HD21	1.82	0.61
1:B:559:ILE:HG23	1:B:609:LYS:HD2	1.82	0.61
1:D:333:LEU:C	1:D:335:THR:CG2	2.66	0.61
1:B:352:ASP:OD1	1:B:443:ASN:ND2	2.33	0.61
1:D:430:GLY:O	1:D:454:TYR:N	2.34	0.61
1:D:559:ILE:HG23	1:D:609:LYS:HD2	1.82	0.61
1:B:440:LYS:HA	1:B:445:LEU:HA	1.83	0.60
1:D:352:ASP:OD1	1:D:443:ASN:ND2	2.33	0.60
1:D:421:TYR:HB2	1:D:472:LYS:HB2	1.82	0.60
1:A:349:ARG:HH22	1:A:415:GLN:HB3	1.65	0.60
1:B:474:LYS:HE3	1:B:484:GLU:HG2	1.81	0.60
1:B:421:TYR:HB2	1:B:472:LYS:HB2	1.82	0.60
1:B:586:ASP:HB3	1:B:677:TRP:HD1	1.66	0.60
1:D:352:ASP:HA	1:D:443:ASN:HD21	1.67	0.60
1:D:440:LYS:HB2	1:D:445:LEU:HD13	1.84	0.60
1:B:726:PHE:HD1	1:B:780:PHE:HB3	1.66	0.60
1:C:532:LEU:HA	1:C:535:SER:HB2	1.82	0.60
1:C:741:VAL:HA	1:C:795:PHE:HA	1.82	0.60
1:D:637:LEU:HD13	1:D:655:PHE:HE2	1.67	0.60
1:D:277:GLU:HB2	1:D:336:LEU:CD2	2.31	0.60
1:B:537:LEU:HA	1:B:541:LEU:HD12	1.83	0.60
1:D:670:ASN:ND2	1:D:674:TYR:O	2.35	0.60
1:A:751:ASP:HB2	1:A:756:LEU:HD21	1.84	0.60
1:C:505:THR:O	1:C:551:SER:N	2.35	0.60
1:C:631:LYS:HG2	1:C:667:LEU:HD13	1.84	0.60
1:A:744:THR:HB	1:A:762:LYS:HD2	1.84	0.60
1:B:403:ILE:HG21	1:B:686:ILE:HA	1.84	0.60
1:C:275:GLY:HA3	1:C:505:THR:CB	2.26	0.60
1:C:447:TYR:CE1	1:C:515:LEU:HB2	2.37	0.60
1:D:607:GLY:N	1:D:664:ILE:O	2.34	0.60
1:C:513:PHE:HA	1:C:528:GLY:HA2	1.83	0.59
1:C:744:THR:HB	1:C:762:LYS:HD2	1.84	0.59

Continued on next page...

Continued from previous page...

Atom-1	Atom-2	Interatomic distance (Å)	Clash overlap (Å)
1:B:440:LYS:HB2	1:B:445:LEU:HD13	1.84	0.59
1:B:670:ASN:ND2	1:B:674:TYR:O	2.35	0.59
1:D:726:PHE:HD1	1:D:780:PHE:HB3	1.66	0.59
1:B:783:LEU:HB3	1:B:795:PHE:HE2	1.67	0.59
1:C:345:TYR:HH	1:C:525:THR:HG1	1.51	0.59
1:D:365:GLY:HA3	1:D:387:ARG:HH21	1.67	0.59
1:D:736:HIS:NE2	1:D:803:GLU:OE2	2.35	0.59
1:D:744:THR:HA	1:D:762:LYS:HA	1.84	0.59
1:A:276:SER:OG	1:A:336:LEU:HD21	2.02	0.59
1:A:419:LYS:N	1:A:443:ASN:O	2.36	0.59
1:B:637:LEU:HD13	1:B:655:PHE:HE2	1.67	0.59
1:D:537:LEU:HA	1:D:541:LEU:HD12	1.84	0.59
1:A:513:PHE:HA	1:A:528:GLY:HA2	1.83	0.59
1:A:631:LYS:HG2	1:A:667:LEU:HD13	1.84	0.59
1:B:365:GLY:HA3	1:B:387:ARG:HH21	1.67	0.59
1:B:510:ILE:HG22	1:B:530:SER:HB2	1.84	0.59
1:C:278:ILE:CD1	1:C:336:LEU:HD13	2.23	0.59
1:A:447:TYR:CE1	1:A:515:LEU:HB2	2.37	0.59
1:A:505:THR:O	1:A:551:SER:N	2.35	0.59
1:B:511:TYR:HB3	1:B:531:TYR:CZ	2.37	0.59
1:B:744:THR:HA	1:B:762:LYS:HA	1.84	0.59
1:C:745:GLY:N	1:C:761:VAL:O	2.24	0.59
1:C:751:ASP:HB2	1:C:756:LEU:HD21	1.84	0.59
1:D:404:TYR:HA	1:D:687:LYS:HD2	1.85	0.59
1:D:510:ILE:HG22	1:D:530:SER:HB2	1.84	0.59
1:A:488:ILE:HG12	1:A:519:GLU:HB3	1.85	0.59
1:C:423:LYS:HE2	1:C:473:GLU:H	1.67	0.59
1:D:440:LYS:HA	1:D:445:LEU:HA	1.83	0.59
1:A:423:LYS:HE2	1:A:473:GLU:H	1.67	0.59
1:C:698:PRO:HA	1:C:701:TRP:CD1	2.38	0.59
1:A:513:PHE:HZ	1:A:526:LEU:HD22	1.67	0.58
1:D:572:SER:O	1:D:574:ARG:NH1	2.36	0.58
1:A:701:TRP:HA	1:A:725:GLN:HB2	1.85	0.58
1:B:710:LYS:NZ	1:B:716:GLU:OE1	2.34	0.58
1:C:441:ARG:HG2	1:C:442:LEU:HD12	1.84	0.58
1:D:511:TYR:HB3	1:D:531:TYR:CZ	2.37	0.58
1:B:627:ALA:HB1	1:B:629:TYR:HE2	1.68	0.58
1:D:783:LEU:HB3	1:D:795:PHE:HE2	1.67	0.58
1:A:278:ILE:CG1	1:A:336:LEU:CD1	2.21	0.58
1:C:701:TRP:HA	1:C:725:GLN:HB2	1.86	0.58
1:D:598:LYS:H	1:D:670:ASN:ND2	2.01	0.58

Continued on next page...

Continued from previous page...

Atom-1	Atom-2	Interatomic distance (Å)	Clash overlap (Å)
1:A:584:LYS:HG3	1:A:585:ALA:N	2.18	0.58
1:A:441:ARG:HG2	1:A:442:LEU:HD12	1.84	0.58
1:B:404:TYR:HA	1:B:687:LYS:HD2	1.85	0.58
1:B:598:LYS:H	1:B:670:ASN:ND2	2.01	0.58
1:C:421:TYR:HB2	1:C:446:GLY:HA2	1.86	0.58
1:C:513:PHE:HZ	1:C:526:LEU:HD22	1.67	0.58
1:D:488:ILE:HG12	1:D:519:GLU:HB3	1.84	0.58
1:A:277:GLU:HB2	1:A:336:LEU:HG	1.86	0.58
1:B:742:LYS:N	1:B:794:ILE:O	2.33	0.58
1:B:611:LYS:O	1:B:657:SER:OG	2.16	0.58
1:C:595:TYR:HE2	1:C:675:GLU:HB3	1.69	0.58
1:D:403:ILE:HG21	1:D:686:ILE:HA	1.84	0.58
1:A:275:GLY:CA	1:A:505:THR:HB	2.34	0.58
1:A:275:GLY:HA3	1:A:505:THR:HG21	1.72	0.58
1:B:352:ASP:HA	1:B:443:ASN:HD21	1.67	0.58
1:B:488:ILE:HG12	1:B:519:GLU:HB3	1.84	0.58
1:D:625:ARG:NE	1:D:642:LYS:O	2.32	0.58
1:D:627:ALA:HB1	1:D:629:TYR:HE2	1.68	0.58
1:D:730:GLU:N	1:D:735:TYR:OH	2.23	0.58
1:A:497:MET:HA	1:A:524:ILE:HB	1.85	0.58
1:B:335:THR:HB	1:B:336:LEU:HD12	1.86	0.58
1:C:488:ILE:HG12	1:C:519:GLU:HB3	1.85	0.58
1:D:627:ALA:HA	1:D:641:THR:HG22	1.86	0.58
1:B:625:ARG:NE	1:B:642:LYS:O	2.32	0.57
1:B:767:THR:OG1	1:B:768:ARG:NH2	2.37	0.57
1:C:346:SER:OG	1:C:375:ASN:ND2	2.37	0.57
1:C:497:MET:HA	1:C:524:ILE:HB	1.85	0.57
1:D:767:THR:OG1	1:D:768:ARG:NH2	2.37	0.57
1:A:421:TYR:HB2	1:A:446:GLY:HA2	1.86	0.57
1:A:749:ILE:HG22	1:A:756:LEU:HB2	1.86	0.57
1:B:439:GLU:O	1:B:446:GLY:N	2.35	0.57
1:B:572:SER:O	1:B:574:ARG:NH1	2.36	0.57
1:B:736:HIS:NE2	1:B:803:GLU:OE2	2.35	0.57
1:A:346:SER:OG	1:A:375:ASN:ND2	2.37	0.57
1:A:453:PHE:HB3	1:A:462:ASP:OD1	2.05	0.57
1:A:630:LEU:O	1:A:637:LEU:N	2.33	0.57
1:C:453:PHE:HB3	1:C:462:ASP:OD1	2.05	0.57
1:D:533:ARG:O	1:D:537:LEU:CB	2.45	0.57
1:A:338:ASN:ND2	1:A:530:SER:O	2.38	0.57
1:A:595:TYR:HE2	1:A:675:GLU:HB3	1.69	0.57
1:B:438:PHE:HA	1:B:447:TYR:HA	1.87	0.57

Continued on next page...

Continued from previous page...

Atom-1	Atom-2	Interatomic distance (Å)	Clash overlap (Å)
1:B:604:GLN:O	1:B:666:PHE:N	2.31	0.57
1:D:333:LEU:CA	1:D:335:THR:HG23	2.32	0.57
1:A:412:CYS:SG	1:A:497:MET:HB3	2.44	0.57
1:B:748:SER:O	1:B:782:ALA:N	2.37	0.57
1:C:338:ASN:ND2	1:C:530:SER:O	2.38	0.57
1:C:412:CYS:SG	1:C:497:MET:HB3	2.43	0.57
1:D:631:LYS:HB2	1:D:636:THR:HG23	1.87	0.57
1:D:632:ASN:HB2	1:D:663:GLU:HB2	1.86	0.57
1:D:742:LYS:N	1:D:794:ILE:O	2.33	0.57
1:C:419:LYS:N	1:C:443:ASN:O	2.36	0.57
1:A:511:TYR:N	1:A:529:LYS:O	2.37	0.57
1:B:632:ASN:HB2	1:B:663:GLU:HB2	1.86	0.57
1:C:282:TYR:HH	1:C:540:ASP:CG	1.99	0.57
1:D:748:SER:O	1:D:782:ALA:N	2.37	0.57
1:C:420:TYR:CE1	1:C:488:ILE:HD12	2.40	0.57
1:C:584:LYS:HG3	1:C:585:ALA:N	2.18	0.57
1:D:418:GLN:NE2	1:D:420:TYR:OH	2.35	0.57
1:A:377:PRO:HG2	1:A:380:ILE:HD12	1.86	0.56
1:A:422:ILE:O	1:A:484:GLU:HG3	2.04	0.56
1:A:745:GLY:N	1:A:761:VAL:O	2.24	0.56
1:B:389:LYS:N	1:B:393:GLN:O	2.37	0.56
1:B:623:LYS:HB3	1:B:677:TRP:HB2	1.86	0.56
1:A:696:LEU:HD13	1:A:798:VAL:HB	1.86	0.56
1:D:346:SER:HB2	1:D:499:LEU:HD22	1.86	0.56
1:D:623:LYS:HB3	1:D:677:TRP:HB2	1.86	0.56
1:A:557:SER:HB2	1:A:684:LEU:HD11	1.88	0.56
1:A:558:SER:HB2	1:A:682:ILE:HA	1.88	0.56
1:B:602:PHE:HB2	1:B:668:PHE:HD1	1.71	0.56
1:C:277:GLU:HB2	1:C:336:LEU:CG	2.36	0.56
1:C:422:ILE:O	1:C:484:GLU:HG3	2.04	0.56
1:C:448:GLU:HA	1:C:470:SER:HA	1.87	0.56
1:C:735:TYR:HB2	1:C:770:ILE:HD11	1.87	0.56
1:D:335:THR:HB	1:D:336:LEU:HD12	1.88	0.56
1:D:438:PHE:HA	1:D:447:TYR:HA	1.87	0.56
1:D:710:LYS:NZ	1:D:716:GLU:OE1	2.34	0.56
1:A:420:TYR:CE1	1:A:488:ILE:HD12	2.40	0.56
1:A:448:GLU:HA	1:A:470:SER:HA	1.86	0.56
1:A:735:TYR:HB2	1:A:770:ILE:HD11	1.86	0.56
1:B:361:GLU:HB2	1:B:435:LYS:HD3	1.87	0.56
1:D:657:SER:HB2	1:D:661:PRO:HG3	1.87	0.56
1:B:627:ALA:HA	1:B:641:THR:HG22	1.86	0.56

Continued on next page...

Continued from previous page...

Atom-1	Atom-2	Interatomic distance (Å)	Clash overlap (Å)
1:B:631:LYS:HB2	1:B:636:THR:HG23	1.87	0.56
1:C:511:TYR:N	1:C:529:LYS:O	2.37	0.56
1:C:696:LEU:HD13	1:C:798:VAL:HB	1.86	0.56
1:B:631:LYS:O	1:B:665:TYR:N	2.39	0.56
1:C:346:SER:OG	1:C:348:ASN:ND2	2.38	0.56
1:C:377:PRO:HG2	1:C:380:ILE:HD12	1.86	0.56
1:C:434:THR:OG1	1:C:452:ASN:OD1	2.24	0.56
1:C:558:SER:HB2	1:C:682:ILE:HA	1.88	0.56
1:C:744:THR:HA	1:C:762:LYS:HA	1.87	0.56
1:D:369:ILE:HD12	1:D:507:LEU:HD22	1.88	0.56
1:B:369:ILE:HD12	1:B:507:LEU:HD22	1.88	0.56
1:B:733:SER:OG	1:B:735:TYR:OH	2.19	0.56
1:D:709:MET:HA	1:D:715:LEU:HA	1.87	0.56
1:A:577:ASN:HB2	1:A:580:ALA:HB3	1.88	0.56
1:B:600:GLY:O	1:B:670:ASN:N	2.36	0.56
1:D:355:ASP:O	1:D:692:LEU:N	2.33	0.56
1:D:383:GLY:O	1:D:402:THR:N	2.39	0.56
1:A:434:THR:OG1	1:A:452:ASN:OD1	2.24	0.56
1:A:698:PRO:HA	1:A:701:TRP:CD1	2.38	0.56
1:B:447:TYR:O	1:B:472:LYS:HD2	2.06	0.56
1:B:657:SER:HB2	1:B:661:PRO:HG3	1.87	0.56
1:D:602:PHE:HB2	1:D:668:PHE:HD1	1.71	0.56
1:B:696:LEU:HG	1:B:800:ILE:HG22	1.88	0.55
1:B:709:MET:HA	1:B:715:LEU:HA	1.87	0.55
1:C:277:GLU:HB2	1:C:336:LEU:HG	1.87	0.55
1:C:630:LEU:O	1:C:637:LEU:N	2.33	0.55
1:D:447:TYR:O	1:D:472:LYS:HD2	2.06	0.55
1:C:557:SER:HB2	1:C:684:LEU:HD11	1.87	0.55
1:D:696:LEU:HG	1:D:800:ILE:HG22	1.88	0.55
1:A:277:GLU:HB2	1:A:336:LEU:CG	2.36	0.55
1:A:744:THR:HA	1:A:762:LYS:HA	1.87	0.55
1:C:749:ILE:HG22	1:C:756:LEU:HB2	1.87	0.55
1:D:716:GLU:HG3	1:D:794:ILE:HG13	1.88	0.55
1:B:694:GLN:NE2	1:B:798:VAL:O	2.40	0.55
1:C:540:ASP:O	1:C:543:ASN:ND2	2.39	0.55
1:C:584:LYS:HG3	1:C:585:ALA:H	1.71	0.55
1:B:346:SER:HB2	1:B:499:LEU:HD22	1.86	0.55
1:C:577:ASN:HB2	1:C:580:ALA:HB3	1.88	0.55
1:D:631:LYS:O	1:D:665:TYR:N	2.39	0.55
1:C:750:ILE:HG22	1:C:755:TYR:HA	1.89	0.55
1:A:346:SER:OG	1:A:348:ASN:ND2	2.39	0.55

Continued on next page...

Continued from previous page...

Atom-1	Atom-2	Interatomic distance (Å)	Clash overlap (Å)
1:B:532:LEU:HD12	1:B:533:ARG:HG3	1.89	0.55
1:D:694:GLN:NE2	1:D:798:VAL:O	2.40	0.55
1:A:790:ASN:OD1	1:A:791:SER:N	2.40	0.55
1:C:496:TYR:HD2	1:C:522:GLN:HB2	1.72	0.55
1:A:559:ILE:HB	1:A:683:ILE:HB	1.89	0.55
1:B:383:GLY:O	1:B:402:THR:N	2.39	0.55
1:B:594:LEU:HB2	1:B:668:PHE:CE1	2.42	0.55
1:B:632:ASN:N	1:B:664:ILE:HD13	2.22	0.55
1:C:276:SER:OG	1:C:336:LEU:HD21	2.05	0.55
1:D:738:ARG:HG2	1:D:767:THR:HA	1.89	0.55
1:B:362:ALA:N	1:B:434:THR:O	2.31	0.55
1:B:716:GLU:HG3	1:B:794:ILE:HG13	1.88	0.55
1:C:559:ILE:HB	1:C:683:ILE:HB	1.89	0.55
1:D:361:GLU:HB2	1:D:435:LYS:HD3	1.87	0.55
1:D:439:GLU:O	1:D:446:GLY:N	2.35	0.55
1:D:702:ILE:HD12	1:D:724:LYS:HG3	1.88	0.55
1:B:418:GLN:NE2	1:B:420:TYR:OH	2.36	0.54
1:A:360:LEU:O	1:A:436:ILE:N	2.35	0.54
1:A:584:LYS:HG3	1:A:585:ALA:H	1.72	0.54
1:A:730:GLU:O	1:A:773:THR:OG1	2.25	0.54
1:B:347:LYS:HE3	1:B:496:TYR:CZ	2.42	0.54
1:B:355:ASP:O	1:B:692:LEU:N	2.33	0.54
1:B:738:ARG:HG2	1:B:767:THR:HA	1.89	0.54
1:C:504:GLU:HG3	1:C:532:LEU:HD22	1.89	0.54
1:C:790:ASN:OD1	1:C:791:SER:N	2.40	0.54
1:A:540:ASP:O	1:A:543:ASN:ND2	2.39	0.54
1:D:347:LYS:HE3	1:D:496:TYR:CZ	2.42	0.54
1:D:616:TYR:HA	1:D:686:ILE:H	1.73	0.54
1:D:636:THR:HG21	1:D:639:GLU:HB2	1.90	0.54
1:A:750:ILE:HG22	1:A:755:TYR:HA	1.89	0.54
1:B:349:ARG:HB3	1:B:414:LYS:HZ2	1.73	0.54
1:B:431:TYR:HA	1:B:453:PHE:HA	1.89	0.54
1:C:406:ASP:OD1	1:C:406:ASP:N	2.40	0.54
1:C:573:TRP:O	1:C:574:ARG:NH1	2.36	0.54
1:B:702:ILE:HD12	1:B:724:LYS:HG3	1.88	0.54
1:A:365:GLY:HA3	1:A:387:ARG:HE	1.73	0.54
1:B:616:TYR:HA	1:B:686:ILE:H	1.73	0.54
1:D:431:TYR:HA	1:D:453:PHE:HA	1.89	0.54
1:A:504:GLU:HG3	1:A:532:LEU:HD22	1.90	0.54
1:B:636:THR:HG21	1:B:639:GLU:HB2	1.90	0.54
1:D:735:TYR:HB2	1:D:770:ILE:HB	1.89	0.54

Continued on next page...

Continued from previous page...

Atom-1	Atom-2	Interatomic distance (Å)	Clash overlap (Å)
1:D:378:LEU:HD12	1:D:654:LYS:HE2	1.89	0.54
1:D:532:LEU:HD12	1:D:533:ARG:HG3	1.89	0.54
1:D:594:LEU:HB2	1:D:668:PHE:CE1	2.42	0.54
1:D:632:ASN:N	1:D:664:ILE:HD13	2.22	0.54
1:A:496:TYR:HD2	1:A:522:GLN:HB2	1.72	0.53
1:B:745:GLY:N	1:B:761:VAL:O	2.36	0.53
1:C:365:GLY:HA3	1:C:387:ARG:HE	1.73	0.53
1:C:539:THR:HA	1:C:544:ASN:HD21	1.73	0.53
1:B:378:LEU:HD12	1:B:654:LYS:HE2	1.89	0.53
1:B:420:TYR:O	1:B:486:SER:N	2.38	0.53
1:D:454:TYR:HA	1:D:461:ILE:HA	1.89	0.53
1:D:471:TRP:HB2	1:D:476:CYS:SG	2.48	0.53
1:D:611:LYS:O	1:D:657:SER:OG	2.16	0.53
1:D:730:GLU:OE1	1:D:735:TYR:OH	2.20	0.53
1:A:539:THR:HA	1:A:544:ASN:HD21	1.73	0.53
1:C:559:ILE:HD12	1:C:683:ILE:HG22	1.91	0.53
1:D:709:MET:HB3	1:D:715:LEU:HD23	1.91	0.53
1:A:436:ILE:HG12	1:A:449:VAL:HG22	1.90	0.53
1:B:735:TYR:HB2	1:B:770:ILE:HB	1.89	0.53
1:A:701:TRP:HB3	1:A:723:PHE:HD1	1.74	0.53
1:C:366:TYR:CE1	1:C:387:ARG:HG2	2.44	0.53
1:C:518:ASP:O	1:C:523:LYS:N	2.39	0.53
1:C:701:TRP:HB3	1:C:723:PHE:HD1	1.74	0.53
1:D:511:TYR:N	1:D:529:LYS:O	2.42	0.53
1:D:647:ASP:O	1:D:649:GLN:NE2	2.42	0.53
1:D:733:SER:OG	1:D:735:TYR:OH	2.19	0.53
1:A:625:ARG:HE	1:A:674:TYR:HB3	1.74	0.53
1:C:730:GLU:O	1:C:773:THR:OG1	2.25	0.53
1:D:570:THR:HG23	1:D:582:VAL:HG22	1.91	0.53
1:B:423:LYS:HB2	1:B:473:GLU:C	2.30	0.53
1:B:454:TYR:HA	1:B:461:ILE:HA	1.89	0.53
1:C:625:ARG:HE	1:C:674:TYR:HB3	1.74	0.53
1:D:423:LYS:HB2	1:D:473:GLU:C	2.30	0.53
1:D:697:LYS:N	1:D:725:GLN:HE22	2.07	0.53
1:A:341:SER:HA	1:A:502:VAL:HG13	1.91	0.53
1:B:471:TRP:HB2	1:B:476:CYS:SG	2.49	0.53
1:C:275:GLY:HA3	1:C:505:THR:HG21	1.74	0.53
1:A:366:TYR:CE1	1:A:387:ARG:HG2	2.43	0.53
1:B:563:TRP:HE3	1:B:680:ASN:HA	1.74	0.53
1:B:697:LYS:N	1:B:725:GLN:HE22	2.07	0.53
1:D:339:ASN:HD21	1:D:529:LYS:HG2	1.74	0.53

Continued on next page...

Continued from previous page...

Atom-1	Atom-2	Interatomic distance (Å)	Clash overlap (Å)
1:A:371:PHE:HB2	1:A:502:VAL:HB	1.91	0.52
1:A:386:ALA:HB2	1:A:399:MET:HA	1.91	0.52
1:A:518:ASP:O	1:A:523:LYS:N	2.39	0.52
1:B:647:ASP:O	1:B:649:GLN:NE2	2.42	0.52
1:C:423:LYS:HG3	1:C:425:ILE:HG13	1.91	0.52
1:D:333:LEU:HA	1:D:335:THR:CG2	2.39	0.52
1:B:555:TYR:CG	1:B:682:ILE:HG21	2.44	0.52
1:B:570:THR:HG23	1:B:582:VAL:HG22	1.91	0.52
1:C:430:GLY:O	1:C:454:TYR:N	2.42	0.52
1:C:386:ALA:HB2	1:C:399:MET:HA	1.90	0.52
1:B:363:ALA:HB3	1:B:366:TYR:CG	2.45	0.52
1:B:423:LYS:HD2	1:B:477:GLU:HB2	1.91	0.52
1:A:423:LYS:HG3	1:A:425:ILE:HG13	1.91	0.52
1:A:430:GLY:O	1:A:454:TYR:N	2.42	0.52
1:D:532:LEU:O	1:D:536:LEU:HG	2.09	0.52
1:D:555:TYR:CG	1:D:682:ILE:HG21	2.44	0.52
1:A:406:ASP:HB2	1:A:408:HIS:CD2	2.45	0.52
1:A:559:ILE:HD12	1:A:683:ILE:HG22	1.91	0.52
1:C:436:ILE:HG12	1:C:449:VAL:HG22	1.90	0.52
1:B:730:GLU:OE1	1:B:735:TYR:OH	2.20	0.52
1:C:394:VAL:HB	1:C:507:LEU:HG	1.92	0.52
1:B:377:PRO:HD3	1:B:652:THR:OG1	2.09	0.52
1:B:622:ILE:HB	1:B:626:PRO:HG3	1.92	0.52
1:B:739:LEU:HD12	1:B:798:VAL:HA	1.92	0.52
1:C:360:LEU:O	1:C:436:ILE:N	2.35	0.52
1:B:511:TYR:N	1:B:529:LYS:O	2.42	0.52
1:B:709:MET:HB3	1:B:715:LEU:HD23	1.91	0.52
1:D:423:LYS:O	1:D:514:GLY:HA2	2.10	0.52
1:D:604:GLN:O	1:D:666:PHE:N	2.31	0.52
1:D:745:GLY:N	1:D:761:VAL:O	2.36	0.52
1:C:341:SER:HA	1:C:502:VAL:HG13	1.91	0.52
1:C:488:ILE:HD11	1:C:517:VAL:HB	1.92	0.52
1:C:740:SER:HA	1:C:765:ASP:HA	1.92	0.52
1:D:389:LYS:N	1:D:393:GLN:O	2.37	0.52
1:C:729:LEU:HD13	1:C:779:CYS:HB3	1.92	0.51
1:D:600:GLY:O	1:D:670:ASN:N	2.36	0.51
1:D:751:ASP:HA	1:D:779:CYS:HA	1.92	0.51
1:A:740:SER:HA	1:A:765:ASP:HA	1.92	0.51
1:B:588:ILE:HG12	1:B:590:GLY:H	1.74	0.51
1:B:769:VAL:O	1:B:771:LYS:NZ	2.29	0.51
1:D:277:GLU:HB2	1:D:336:LEU:HD11	1.92	0.51

Continued on next page...

Continued from previous page...

Atom-1	Atom-2	Interatomic distance (Å)	Clash overlap (Å)
1:D:338:ASN:HB3	1:D:533:ARG:NH2	2.25	0.51
1:D:711:ASP:OD1	1:D:714:ARG:NH2	2.44	0.51
1:A:333:LEU:O	1:A:335:THR:N	2.44	0.51
1:B:338:ASN:HB3	1:B:533:ARG:NH2	2.25	0.51
1:B:532:LEU:O	1:B:536:LEU:HG	2.09	0.51
1:C:434:THR:HG1	1:C:452:ASN:CG	2.14	0.51
1:C:584:LYS:HB2	1:C:588:ILE:HG12	1.92	0.51
1:D:363:ALA:HB3	1:D:366:TYR:CG	2.45	0.51
1:D:377:PRO:HD3	1:D:652:THR:OG1	2.09	0.51
1:D:588:ILE:HG12	1:D:590:GLY:H	1.74	0.51
1:C:275:GLY:CA	1:C:505:THR:HB	2.34	0.51
1:D:739:LEU:HD12	1:D:798:VAL:HA	1.92	0.51
1:A:488:ILE:HD11	1:A:517:VAL:HB	1.92	0.51
1:A:566:THR:OG1	1:A:567:SER:N	2.44	0.51
1:B:423:LYS:O	1:B:514:GLY:HA2	2.10	0.51
1:A:394:VAL:HB	1:A:507:LEU:HG	1.92	0.51
1:A:586:ASP:N	1:A:586:ASP:OD1	2.44	0.51
1:B:711:ASP:OD1	1:B:714:ARG:NH2	2.44	0.51
1:C:586:ASP:N	1:C:586:ASP:OD1	2.44	0.51
1:B:339:ASN:HD21	1:B:529:LYS:HG2	1.74	0.51
1:C:447:TYR:OH	1:C:515:LEU:N	2.44	0.51
1:C:620:TYR:HA	1:C:680:ASN:O	2.11	0.51
1:A:589:LYS:HE2	1:A:677:TRP:CD1	2.46	0.51
1:A:620:TYR:HA	1:A:680:ASN:O	2.11	0.51
1:C:371:PHE:HB2	1:C:502:VAL:HB	1.91	0.51
1:D:341:SER:OG	1:D:342:ASN:N	2.44	0.51
1:D:599:ASP:OD1	1:D:599:ASP:N	2.44	0.51
1:D:622:ILE:HB	1:D:626:PRO:HG3	1.92	0.51
1:A:564:ASN:OD1	1:A:679:ASN:HB2	2.11	0.51
1:B:346:SER:OG	1:B:348:ASN:ND2	2.44	0.51
1:C:564:ASN:OD1	1:C:679:ASN:HB2	2.11	0.51
1:A:278:ILE:H	1:A:336:LEU:CD1	2.22	0.51
1:B:346:SER:O	1:B:497:MET:N	2.44	0.51
1:D:333:LEU:HA	1:D:335:THR:HG21	1.93	0.51
1:D:423:LYS:HD2	1:D:477:GLU:HB2	1.91	0.51
1:D:586:ASP:OD1	1:D:595:TYR:N	2.44	0.51
1:D:769:VAL:O	1:D:771:LYS:NZ	2.29	0.51
1:B:586:ASP:OD1	1:B:595:TYR:N	2.44	0.50
1:C:333:LEU:O	1:C:335:THR:N	2.44	0.50
1:D:563:TRP:HE3	1:D:680:ASN:HA	1.74	0.50
1:B:736:HIS:HD2	1:B:803:GLU:HB2	1.75	0.50

Continued on next page...

Continued from previous page...

Atom-1	Atom-2	Interatomic distance (Å)	Clash overlap (Å)
1:C:406:ASP:HB2	1:C:408:HIS:CD2	2.45	0.50
1:C:488:ILE:HG21	1:C:495:ILE:HG21	1.92	0.50
1:C:605:PHE:HA	1:C:665:TYR:HB3	1.94	0.50
1:D:345:TYR:CE2	1:D:523:LYS:HD3	2.47	0.50
1:A:488:ILE:HG21	1:A:495:ILE:HG21	1.92	0.50
1:B:341:SER:OG	1:B:342:ASN:N	2.44	0.50
1:B:751:ASP:HA	1:B:779:CYS:HA	1.92	0.50
1:C:275:GLY:HA2	1:C:505:THR:HG22	0.51	0.50
1:C:372:GLU:HA	1:C:501:VAL:HA	1.94	0.50
1:A:352:ASP:H	1:A:414:LYS:NZ	2.09	0.50
1:A:374:LEU:HB2	1:A:380:ILE:HB	1.94	0.50
1:A:431:TYR:HA	1:A:453:PHE:HA	1.93	0.50
1:A:605:PHE:HA	1:A:665:TYR:HB3	1.94	0.50
1:C:282:TYR:CZ	1:C:540:ASP:OD1	2.65	0.50
1:C:589:LYS:HE2	1:C:677:TRP:CD1	2.46	0.50
1:D:372:GLU:HB2	1:D:384:TYR:CE2	2.39	0.50
1:D:736:HIS:HD2	1:D:803:GLU:HB2	1.75	0.50
1:C:606:ILE:HD11	1:C:630:LEU:HD11	1.94	0.50
1:A:447:TYR:OH	1:A:515:LEU:N	2.44	0.50
1:B:427:PHE:CD2	1:B:467:LYS:HE3	2.45	0.50
1:D:346:SER:OG	1:D:348:ASN:ND2	2.44	0.50
1:D:637:LEU:HD11	1:D:658:GLY:H	1.77	0.50
1:A:729:LEU:HD13	1:A:779:CYS:HB3	1.92	0.50
1:C:374:LEU:HB2	1:C:380:ILE:HB	1.94	0.50
1:C:566:THR:OG1	1:C:567:SER:N	2.44	0.50
1:C:596:THR:OG1	1:C:676:ALA:HB3	2.12	0.50
1:D:346:SER:O	1:D:497:MET:N	2.44	0.50
1:D:594:LEU:HB2	1:D:668:PHE:HE1	1.77	0.50
1:A:358:VAL:HG21	1:A:410:LEU:HD22	1.94	0.50
1:B:277:GLU:HB2	1:B:336:LEU:CG	2.42	0.50
1:B:345:TYR:CE2	1:B:523:LYS:HD3	2.47	0.50
1:B:599:ASP:OD1	1:B:599:ASP:N	2.43	0.50
1:C:413:PRO:HG2	1:C:490:ALA:HB2	1.94	0.50
1:D:519:GLU:O	1:D:522:GLN:NE2	2.36	0.50
1:A:582:VAL:HG13	1:A:585:ALA:HB2	1.94	0.50
1:B:707:VAL:HB	1:B:723:PHE:CZ	2.47	0.50
1:D:420:TYR:O	1:D:486:SER:N	2.38	0.50
1:B:380:ILE:HG21	1:B:403:ILE:HG23	1.93	0.49
1:B:454:TYR:CE2	1:B:456:PRO:HA	2.47	0.49
1:B:625:ARG:HA	1:B:643:ASN:O	2.12	0.49
1:B:640:ASP:HA	1:B:642:LYS:HE2	1.94	0.49

Continued on next page...

Continued from previous page...

Atom-1	Atom-2	Interatomic distance (Å)	Clash overlap (Å)
1:C:533:ARG:HG2	1:C:537:LEU:HD23	1.94	0.49
1:A:584:LYS:HB2	1:A:588:ILE:HG12	1.92	0.49
1:B:381:LEU:HB2	1:B:407:ILE:HG12	1.94	0.49
1:D:277:GLU:HB2	1:D:336:LEU:CG	2.42	0.49
1:D:353:ILE:HG13	1:D:797:ASN:HD22	1.78	0.49
1:D:380:ILE:HG21	1:D:403:ILE:HG23	1.93	0.49
1:D:381:LEU:HB2	1:D:407:ILE:HG12	1.94	0.49
1:A:606:ILE:HD11	1:A:630:LEU:HD11	1.94	0.49
1:C:356:PRO:HB3	1:C:689:LEU:HD21	1.94	0.49
1:D:357:ILE:HG13	1:D:438:PHE:O	2.13	0.49
1:D:516:THR:HG23	1:D:525:THR:HB	1.94	0.49
1:D:702:ILE:N	1:D:724:LYS:O	2.45	0.49
1:A:573:TRP:O	1:A:574:ARG:NH1	2.36	0.49
1:B:594:LEU:HB3	1:B:602:PHE:CE2	2.48	0.49
1:A:282:TYR:CZ	1:A:540:ASP:OD1	2.64	0.49
1:A:425:ILE:HG23	1:A:469:GLU:HB2	1.95	0.49
1:A:533:ARG:HG2	1:A:537:LEU:HD23	1.94	0.49
1:B:357:ILE:HG13	1:B:438:PHE:O	2.13	0.49
1:A:359:VAL:HA	1:A:437:VAL:HA	1.94	0.49
1:A:422:ILE:HA	1:A:515:LEU:HB3	1.94	0.49
1:C:582:VAL:HG13	1:C:585:ALA:HB2	1.95	0.49
1:D:349:ARG:HB3	1:D:414:LYS:HZ2	1.76	0.49
1:D:562:ASN:OD1	1:D:571:GLY:HA3	2.13	0.49
1:A:372:GLU:HA	1:A:501:VAL:HA	1.93	0.49
1:A:382:LYS:HD2	1:A:555:TYR:CE1	2.48	0.49
1:B:511:TYR:HB3	1:B:531:TYR:CE2	2.48	0.49
1:B:630:LEU:HD12	1:B:638:PHE:HB3	1.94	0.49
1:B:637:LEU:HD11	1:B:658:GLY:H	1.77	0.49
1:B:670:ASN:ND2	1:B:674:TYR:H	2.04	0.49
1:C:362:ALA:HA	1:C:385:GLN:OE1	2.13	0.49
1:C:427:PHE:CE2	1:C:467:LYS:HB2	2.48	0.49
1:C:783:LEU:HB3	1:C:795:PHE:CE2	2.48	0.49
1:D:325:LYS:HZ1	1:D:543:ASN:HD21	0.80	0.49
1:D:359:VAL:HG23	1:D:437:VAL:HG22	1.95	0.49
1:D:594:LEU:HB3	1:D:602:PHE:CE2	2.48	0.49
1:D:745:GLY:HA3	1:D:793:THR:HG21	1.94	0.49
1:A:594:LEU:HD13	1:A:681:PHE:HE2	1.77	0.49
1:B:345:TYR:HB3	1:B:496:TYR:HB3	1.94	0.49
1:B:359:VAL:HG23	1:B:437:VAL:HG22	1.95	0.49
1:C:359:VAL:HA	1:C:437:VAL:HA	1.94	0.49
1:C:382:LYS:HD2	1:C:555:TYR:CE1	2.48	0.49

Continued on next page...

Continued from previous page...

Atom-1	Atom-2	Interatomic distance (Å)	Clash overlap (Å)
1:C:408:HIS:O	1:C:412:CYS:N	2.46	0.49
1:C:478:GLU:HG3	1:C:480:SER:N	2.28	0.49
1:D:345:TYR:HB3	1:D:496:TYR:HB3	1.94	0.49
1:A:356:PRO:HB3	1:A:689:LEU:HD21	1.94	0.49
1:A:362:ALA:HA	1:A:385:GLN:OE1	2.13	0.49
1:A:427:PHE:CE2	1:A:467:LYS:HB2	2.48	0.49
1:A:548:LEU:O	1:A:549:ILE:HD13	2.13	0.49
1:A:749:ILE:HB	1:A:757:LEU:HB2	1.95	0.49
1:C:373:ILE:HG12	1:C:498:PRO:HG2	1.95	0.49
1:C:431:TYR:HA	1:C:453:PHE:HA	1.93	0.49
1:D:602:PHE:O	1:D:668:PHE:N	2.46	0.49
1:A:373:ILE:HG12	1:A:498:PRO:HG2	1.95	0.49
1:D:454:TYR:CE2	1:D:456:PRO:HA	2.47	0.49
1:A:579:ASN:HB2	1:A:597:HIS:CE1	2.48	0.48
1:A:783:LEU:HB3	1:A:795:PHE:CE2	2.48	0.48
1:B:562:ASN:OD1	1:B:571:GLY:HA3	2.13	0.48
1:B:602:PHE:O	1:B:668:PHE:N	2.46	0.48
1:C:358:VAL:HG21	1:C:410:LEU:HD22	1.94	0.48
1:A:345:TYR:CG	1:A:523:LYS:HD2	2.48	0.48
1:A:408:HIS:O	1:A:412:CYS:N	2.46	0.48
1:C:425:ILE:HG23	1:C:469:GLU:HB2	1.95	0.48
1:A:275:GLY:HA2	1:A:505:THR:HG22	0.50	0.48
1:A:348:ASN:ND2	1:A:379:PRO:HG3	2.28	0.48
1:B:333:LEU:HA	1:B:335:THR:OG1	2.13	0.48
1:B:574:ARG:O	1:B:602:PHE:HA	2.13	0.48
1:B:744:THR:HG23	1:B:762:LYS:HG3	1.96	0.48
1:C:345:TYR:CG	1:C:523:LYS:HD2	2.48	0.48
1:C:348:ASN:ND2	1:C:379:PRO:HG3	2.28	0.48
1:C:548:LEU:O	1:C:549:ILE:HD13	2.13	0.48
1:C:594:LEU:HD13	1:C:681:PHE:HE2	1.77	0.48
1:D:630:LEU:HD12	1:D:638:PHE:HB3	1.94	0.48
1:D:707:VAL:HB	1:D:723:PHE:CZ	2.47	0.48
1:A:427:PHE:HD2	1:A:467:LYS:HD3	1.78	0.48
1:A:489:LYS:NZ	1:A:490:ALA:O	2.47	0.48
1:B:277:GLU:CB	1:B:336:LEU:HD11	2.44	0.48
1:B:580:ALA:HB2	1:B:601:GLU:N	2.29	0.48
1:B:745:GLY:HA3	1:B:793:THR:HG21	1.94	0.48
1:D:625:ARG:HA	1:D:643:ASN:O	2.12	0.48
1:B:353:ILE:HG13	1:B:797:ASN:HD22	1.78	0.48
1:B:401:GLU:OE2	1:B:555:TYR:HA	2.14	0.48
1:B:702:ILE:N	1:B:724:LYS:O	2.45	0.48

Continued on next page...

Continued from previous page...

Atom-1	Atom-2	Interatomic distance (Å)	Clash overlap (Å)
1:C:584:LYS:HB3	1:C:589:LYS:HB3	1.95	0.48
1:C:749:ILE:HB	1:C:757:LEU:HB2	1.95	0.48
1:A:413:PRO:HG2	1:A:490:ALA:HB2	1.94	0.48
1:D:277:GLU:CB	1:D:336:LEU:HD11	2.43	0.48
1:D:278:ILE:H	1:D:336:LEU:HD22	1.79	0.48
1:A:407:ILE:HG23	1:A:410:LEU:HD23	1.96	0.48
1:A:687:LYS:HA	1:A:687:LYS:HD3	1.74	0.48
1:C:422:ILE:HA	1:C:515:LEU:HB3	1.94	0.48
1:A:418:GLN:HB3	1:A:420:TYR:CE1	2.49	0.48
1:A:596:THR:OG1	1:A:676:ALA:HB3	2.12	0.48
1:B:516:THR:HG23	1:B:525:THR:HB	1.94	0.48
1:C:407:ILE:HG23	1:C:410:LEU:HD23	1.96	0.48
1:C:418:GLN:HB3	1:C:420:TYR:CE1	2.49	0.48
1:C:629:TYR:HB2	1:C:667:LEU:O	2.14	0.48
1:D:697:LYS:H	1:D:725:GLN:HE22	1.62	0.48
1:A:373:ILE:HG21	1:A:498:PRO:O	2.14	0.48
1:A:478:GLU:HG3	1:A:480:SER:N	2.28	0.48
1:A:629:TYR:HB2	1:A:667:LEU:O	2.14	0.48
1:B:277:GLU:HB2	1:B:336:LEU:HD11	1.95	0.48
1:C:427:PHE:HD2	1:C:467:LYS:HD3	1.78	0.48
1:D:422:ILE:O	1:D:474:LYS:N	2.47	0.48
1:D:744:THR:HG23	1:D:762:LYS:HG3	1.96	0.48
1:B:505:THR:O	1:B:551:SER:N	2.47	0.48
1:C:373:ILE:HG21	1:C:498:PRO:O	2.14	0.48
1:C:387:ARG:N	1:C:398:SER:OG	2.46	0.48
1:C:579:ASN:HB2	1:C:597:HIS:CE1	2.48	0.48
1:D:511:TYR:HB3	1:D:531:TYR:CE2	2.48	0.48
1:D:640:ASP:HA	1:D:642:LYS:HE2	1.94	0.48
1:A:584:LYS:HB3	1:A:589:LYS:HB3	1.96	0.47
1:B:697:LYS:H	1:B:725:GLN:HE22	1.62	0.47
1:D:363:ALA:N	1:D:366:TYR:HB2	2.29	0.47
1:D:505:THR:O	1:D:551:SER:N	2.47	0.47
1:A:511:TYR:HB3	1:A:531:TYR:CE2	2.49	0.47
1:A:739:LEU:HD21	1:A:795:PHE:HB3	1.95	0.47
1:B:783:LEU:HD13	1:B:795:PHE:HD2	1.78	0.47
1:C:479:ASP:OD1	1:C:480:SER:N	2.47	0.47
1:C:489:LYS:NZ	1:C:490:ALA:O	2.47	0.47
1:C:740:SER:O	1:C:796:SER:N	2.47	0.47
1:D:783:LEU:HB3	1:D:795:PHE:CE2	2.49	0.47
1:A:333:LEU:C	1:A:335:THR:H	2.16	0.47
1:A:372:GLU:HB3	1:A:382:LYS:HB2	1.97	0.47

Continued on next page...

Continued from previous page...

Atom-1	Atom-2	Interatomic distance (Å)	Clash overlap (Å)
1:A:740:SER:O	1:A:796:SER:N	2.47	0.47
1:A:355:ASP:OD1	1:A:738:ARG:NH1	2.46	0.47
1:A:722:TYR:HB3	1:A:784:GLU:CB	2.42	0.47
1:B:631:LYS:HA	1:B:636:THR:HA	1.95	0.47
1:C:372:GLU:HB3	1:C:382:LYS:HB2	1.97	0.47
1:C:436:ILE:HG23	1:C:449:VAL:HG22	1.96	0.47
1:C:511:TYR:HB3	1:C:531:TYR:CE2	2.49	0.47
1:D:401:GLU:OE2	1:D:555:TYR:HA	2.14	0.47
1:D:419:LYS:HE3	1:D:419:LYS:HB2	1.70	0.47
1:D:574:ARG:O	1:D:602:PHE:HA	2.13	0.47
1:B:406:ASP:HB3	1:B:408:HIS:NE2	2.30	0.47
1:B:594:LEU:HB2	1:B:668:PHE:HE1	1.77	0.47
1:B:628:ILE:HB	1:B:640:ASP:HB3	1.96	0.47
1:C:352:ASP:H	1:C:414:LYS:NZ	2.09	0.47
1:D:631:LYS:HA	1:D:636:THR:HA	1.95	0.47
1:A:479:ASP:OD1	1:A:480:SER:N	2.47	0.47
1:B:278:ILE:H	1:B:336:LEU:HD22	1.78	0.47
1:B:333:LEU:O	1:B:335:THR:CB	2.59	0.47
1:B:346:SER:N	1:B:497:MET:O	2.48	0.47
1:B:627:ALA:N	1:B:670:ASN:O	2.48	0.47
1:C:333:LEU:C	1:C:335:THR:H	2.17	0.47
1:C:652:THR:O	1:C:653:LYS:HD2	2.15	0.47
1:D:627:ALA:N	1:D:670:ASN:O	2.48	0.47
1:B:350:GLY:HA2	1:B:408:HIS:HD1	1.79	0.47
1:B:372:GLU:HB2	1:B:384:TYR:CE2	2.39	0.47
1:C:278:ILE:H	1:C:336:LEU:CD1	2.24	0.47
1:C:355:ASP:OD1	1:C:738:ARG:NH1	2.46	0.47
1:C:739:LEU:HD21	1:C:795:PHE:HB3	1.96	0.47
1:D:346:SER:N	1:D:497:MET:O	2.48	0.47
1:D:406:ASP:HB3	1:D:408:HIS:NE2	2.30	0.47
1:D:645:PHE:CD2	1:D:649:GLN:HB2	2.50	0.47
1:D:651:VAL:HG23	1:D:653:LYS:NZ	2.30	0.47
1:D:783:LEU:HD13	1:D:795:PHE:HD2	1.78	0.47
1:A:652:THR:O	1:A:653:LYS:HD2	2.15	0.47
1:A:701:TRP:CE3	1:A:723:PHE:HB3	2.50	0.47
1:B:325:LYS:CE	1:B:543:ASN:HD21	2.17	0.47
1:B:339:ASN:ND2	1:B:528:GLY:O	2.47	0.47
1:B:518:ASP:OD2	1:B:523:LYS:HB2	2.14	0.47
1:D:339:ASN:ND2	1:D:528:GLY:O	2.47	0.47
1:D:518:ASP:OD2	1:D:523:LYS:HB2	2.14	0.47
1:D:697:LYS:HB2	1:D:725:GLN:HE22	1.80	0.47

Continued on next page...

Continued from previous page...

Atom-1	Atom-2	Interatomic distance (Å)	Clash overlap (Å)
1:A:373:ILE:N	1:A:500:GLY:O	2.32	0.47
1:B:437:VAL:O	1:B:447:TYR:HB2	2.15	0.47
1:B:783:LEU:HB3	1:B:795:PHE:CE2	2.49	0.47
1:C:595:TYR:HH	1:C:597:HIS:CE1	2.30	0.47
1:C:701:TRP:CE3	1:C:723:PHE:HB3	2.50	0.47
1:D:580:ALA:HB2	1:D:601:GLU:N	2.29	0.47
1:D:628:ILE:HB	1:D:640:ASP:HB3	1.96	0.47
1:A:366:TYR:HE1	1:A:387:ARG:HG2	1.80	0.47
1:A:578:ASN:OD1	1:A:579:ASN:N	2.45	0.47
1:B:363:ALA:N	1:B:366:TYR:HB2	2.29	0.47
1:B:697:LYS:HB2	1:B:725:GLN:HE22	1.80	0.47
1:C:274:ARG:NH2	1:C:553:ASP:OD2	2.47	0.47
1:D:427:PHE:CD2	1:D:467:LYS:HE3	2.45	0.47
1:A:516:THR:O	1:A:525:THR:HB	2.15	0.46
1:B:422:ILE:O	1:B:474:LYS:N	2.47	0.46
1:B:724:LYS:HB2	1:B:780:PHE:HB2	1.97	0.46
1:B:737:LEU:HD22	1:B:749:ILE:HD11	1.97	0.46
1:C:347:LYS:HD2	1:C:496:TYR:CZ	2.51	0.46
1:A:595:TYR:HH	1:A:597:HIS:CE1	2.30	0.46
1:B:512:GLY:O	1:B:529:LYS:N	2.40	0.46
1:B:558:SER:HB3	1:B:563:TRP:CG	2.50	0.46
1:B:737:LEU:HB2	1:B:800:ILE:HG13	1.97	0.46
1:C:345:TYR:OH	1:C:525:THR:OG1	2.22	0.46
1:D:362:ALA:N	1:D:434:THR:O	2.31	0.46
1:D:441:ARG:NH1	1:D:693:PRO:O	2.37	0.46
1:D:670:ASN:ND2	1:D:674:TYR:H	2.04	0.46
1:A:353:ILE:HD11	1:A:739:LEU:HA	1.98	0.46
1:A:416:LEU:HD21	1:A:767:THR:HG21	1.98	0.46
1:A:436:ILE:HG23	1:A:449:VAL:HG22	1.96	0.46
1:A:627:ALA:HB3	1:A:669:LYS:HB2	1.98	0.46
1:A:737:LEU:HD22	1:A:749:ILE:HD11	1.97	0.46
1:B:533:ARG:NH1	1:B:534:GLU:OE2	2.48	0.46
1:B:645:PHE:CD2	1:B:649:GLN:HB2	2.50	0.46
1:B:651:VAL:HG23	1:B:653:LYS:NZ	2.30	0.46
1:C:432:VAL:N	1:C:452:ASN:O	2.34	0.46
1:C:517:VAL:HG12	1:C:524:ILE:HG23	1.98	0.46
1:D:533:ARG:NH1	1:D:534:GLU:OE2	2.48	0.46
1:D:574:ARG:NH1	1:D:604:GLN:HA	2.30	0.46
1:D:619:GLN:HB2	1:D:652:THR:HG22	1.97	0.46
1:D:740:SER:HB2	1:D:765:ASP:OD1	2.15	0.46
1:A:623:LYS:CG	1:A:647:ASP:HA	2.42	0.46

Continued on next page...

Continued from previous page...

Atom-1	Atom-2	Interatomic distance (Å)	Clash overlap (Å)
1:B:619:GLN:N	1:B:682:ILE:O	2.37	0.46
1:C:601:GLU:OE2	1:C:667:LEU:HD23	2.15	0.46
1:C:694:GLN:HB3	1:C:801:VAL:HG12	1.98	0.46
1:D:350:GLY:HA2	1:D:408:HIS:HD1	1.79	0.46
1:A:372:GLU:HB3	1:A:382:LYS:CB	2.45	0.46
1:C:366:TYR:HE1	1:C:387:ARG:HG2	1.80	0.46
1:C:372:GLU:HB3	1:C:382:LYS:CB	2.46	0.46
1:C:578:ASN:OD1	1:C:579:ASN:N	2.45	0.46
1:D:558:SER:HB3	1:D:563:TRP:CG	2.50	0.46
1:A:387:ARG:N	1:A:398:SER:OG	2.46	0.46
1:A:605:PHE:O	1:A:609:LYS:NZ	2.46	0.46
1:B:349:ARG:NH2	1:B:414:LYS:HA	2.31	0.46
1:C:621:VAL:O	1:C:679:ASN:N	2.38	0.46
1:D:423:LYS:HB2	1:D:474:LYS:N	2.31	0.46
1:D:561:GLU:N	1:D:604:GLN:HE22	2.14	0.46
1:D:737:LEU:HB2	1:D:800:ILE:HG13	1.97	0.46
1:A:586:ASP:O	1:A:588:ILE:HG23	2.16	0.46
1:A:601:GLU:OE2	1:A:667:LEU:HD23	2.14	0.46
1:B:696:LEU:HG	1:B:800:ILE:CG2	2.45	0.46
1:C:623:LYS:HB3	1:C:677:TRP:HB2	1.98	0.46
1:C:737:LEU:HD22	1:C:749:ILE:HD11	1.97	0.46
1:C:737:LEU:HG	1:C:800:ILE:HG13	1.98	0.46
1:D:390:PRO:HB3	1:D:457:SER:O	2.15	0.46
1:A:624:GLY:O	1:A:644:ASN:HA	2.16	0.46
1:B:186:ILE:HG23	1:B:295:ALA:HB2	1.97	0.46
1:B:333:LEU:C	1:B:335:THR:CG2	2.83	0.46
1:B:390:PRO:HB3	1:B:457:SER:O	2.15	0.46
1:C:186:ILE:HG23	1:C:295:ALA:HB2	1.97	0.46
1:C:423:LYS:HG3	1:C:425:ILE:CG1	2.46	0.46
1:C:583:ASP:HB2	1:C:595:TYR:HB2	1.97	0.46
1:D:558:SER:HB3	1:D:563:TRP:CD1	2.51	0.46
1:A:413:PRO:HB2	1:A:416:LEU:O	2.16	0.46
1:A:623:LYS:HB3	1:A:677:TRP:HB2	1.98	0.46
1:C:416:LEU:HD21	1:C:767:THR:HG21	1.98	0.46
1:C:516:THR:O	1:C:525:THR:HB	2.15	0.46
1:C:738:ARG:HA	1:C:766:LEU:O	2.16	0.46
1:C:739:LEU:HD21	1:C:795:PHE:HD1	1.80	0.46
1:A:406:ASP:N	1:A:406:ASP:OD1	2.40	0.46
1:A:511:TYR:CZ	1:A:529:LYS:HB3	2.51	0.46
1:A:517:VAL:HG12	1:A:524:ILE:HG23	1.98	0.46
1:A:695:MET:HE1	1:A:802:LYS:HB2	1.98	0.46

Continued on next page...

Continued from previous page...

Atom-1	Atom-2	Interatomic distance (Å)	Clash overlap (Å)
1:B:467:LYS:HE3	1:B:467:LYS:HB3	1.86	0.46
1:B:580:ALA:HB2	1:B:601:GLU:H	1.81	0.46
1:B:610:LEU:HA	1:B:616:TYR:CZ	2.51	0.46
1:B:740:SER:HB2	1:B:765:ASP:OD1	2.15	0.46
1:D:349:ARG:HD2	1:D:349:ARG:HA	1.60	0.46
1:D:437:VAL:O	1:D:447:TYR:HB2	2.15	0.46
1:A:347:LYS:HD2	1:A:496:TYR:CZ	2.50	0.45
1:B:353:ILE:HB	1:B:738:ARG:HB3	1.98	0.45
1:B:574:ARG:NH1	1:B:604:GLN:HA	2.30	0.45
1:B:619:GLN:HB2	1:B:652:THR:HG22	1.97	0.45
1:D:186:ILE:HG23	1:D:295:ALA:HB2	1.96	0.45
1:D:724:LYS:HB2	1:D:780:PHE:HB2	1.97	0.45
1:D:734:THR:O	1:D:803:GLU:N	2.49	0.45
1:A:438:PHE:HD1	1:A:445:LEU:HD11	1.81	0.45
1:A:631:LYS:HD2	1:A:633:ASN:HA	1.99	0.45
1:A:738:ARG:HA	1:A:766:LEU:O	2.16	0.45
1:C:374:LEU:O	1:C:379:PRO:HA	2.16	0.45
1:C:413:PRO:HB2	1:C:416:LEU:O	2.15	0.45
1:C:586:ASP:O	1:C:588:ILE:HG23	2.16	0.45
1:D:372:GLU:HB3	1:D:382:LYS:CB	2.44	0.45
1:D:576:ASN:HD21	1:D:603:SER:HB3	1.81	0.45
1:D:580:ALA:HB2	1:D:601:GLU:H	1.81	0.45
1:A:423:LYS:HG3	1:A:425:ILE:CG1	2.46	0.45
1:A:746:ARG:N	1:A:784:GLU:O	2.24	0.45
1:B:619:GLN:HG2	1:B:650:THR:OG1	2.16	0.45
1:B:647:ASP:OD1	1:B:647:ASP:N	2.49	0.45
1:C:438:PHE:HD1	1:C:445:LEU:HD11	1.81	0.45
1:C:627:ALA:HB3	1:C:669:LYS:HB2	1.98	0.45
1:D:349:ARG:NH2	1:D:414:LYS:HA	2.31	0.45
1:D:393:GLN:HE22	1:D:547:TYR:HD1	1.64	0.45
1:D:610:LEU:HD12	1:D:664:ILE:HB	1.98	0.45
1:A:374:LEU:O	1:A:379:PRO:HA	2.16	0.45
1:B:369:ILE:HG13	1:B:384:TYR:HB3	1.98	0.45
1:B:558:SER:HB3	1:B:563:TRP:CD1	2.51	0.45
1:B:561:GLU:N	1:B:604:GLN:HE22	2.14	0.45
1:B:610:LEU:HD12	1:B:664:ILE:HB	1.98	0.45
1:C:353:ILE:HD11	1:C:739:LEU:HA	1.98	0.45
1:C:511:TYR:CZ	1:C:529:LYS:HB3	2.51	0.45
1:A:612:PRO:HA	1:A:658:GLY:O	2.17	0.45
1:B:423:LYS:HB2	1:B:474:LYS:N	2.31	0.45
1:B:748:SER:HB3	1:B:758:PHE:HD1	1.81	0.45

Continued on next page...

Continued from previous page...

Atom-1	Atom-2	Interatomic distance (Å)	Clash overlap (Å)
1:D:338:ASN:HD22	1:D:533:ARG:CZ	2.29	0.45
1:C:738:ARG:HH21	1:C:799:SER:HB2	1.82	0.45
1:D:353:ILE:HB	1:D:738:ARG:HB3	1.98	0.45
1:A:186:ILE:HG23	1:A:295:ALA:HB2	1.97	0.45
1:A:583:ASP:HB2	1:A:595:TYR:HB2	1.97	0.45
1:A:672:SER:OG	1:A:673:GLU:OE1	2.31	0.45
1:A:739:LEU:HD21	1:A:795:PHE:HD1	1.80	0.45
1:B:734:THR:O	1:B:803:GLU:N	2.49	0.45
1:C:454:TYR:CD1	1:C:461:ILE:HG22	2.52	0.45
1:C:624:GLY:O	1:C:644:ASN:HA	2.16	0.45
1:C:687:LYS:HD3	1:C:687:LYS:HA	1.74	0.45
1:A:694:GLN:HB3	1:A:801:VAL:HG12	1.98	0.45
1:B:471:TRP:C	1:B:472:LYS:HD3	2.38	0.45
1:D:737:LEU:HD22	1:D:749:ILE:HD11	1.98	0.45
1:B:372:GLU:HB3	1:B:382:LYS:CB	2.44	0.45
1:D:610:LEU:HA	1:D:616:TYR:CZ	2.51	0.45
1:D:619:GLN:HG2	1:D:650:THR:OG1	2.16	0.45
1:D:619:GLN:N	1:D:682:ILE:O	2.37	0.45
1:A:625:ARG:HB3	1:A:671:GLN:HB3	1.99	0.45
1:B:576:ASN:HD21	1:B:603:SER:HB3	1.81	0.45
1:C:631:LYS:HD2	1:C:633:ASN:HA	1.99	0.45
1:D:405:GLY:HA2	1:D:687:LYS:O	2.17	0.45
1:D:565:ILE:HG22	1:D:592:SER:HB2	1.99	0.45
1:D:756:LEU:HD12	1:D:756:LEU:H	1.82	0.45
1:B:338:ASN:HD22	1:B:533:ARG:CZ	2.29	0.44
1:B:372:GLU:O	1:B:381:LEU:HD12	2.18	0.44
1:B:393:GLN:HE22	1:B:547:TYR:HD1	1.64	0.44
1:B:405:GLY:HA2	1:B:687:LYS:O	2.16	0.44
1:B:546:THR:HB	1:B:548:LEU:HG	1.99	0.44
1:D:540:ASP:HB2	1:D:548:LEU:HD11	2.00	0.44
1:D:580:ALA:HA	1:D:595:TYR:O	2.17	0.44
1:D:587:THR:HB	1:D:677:TRP:NE1	2.32	0.44
1:D:711:ASP:OD1	1:D:712:GLY:N	2.50	0.44
1:A:343:PRO:HD3	1:A:501:VAL:O	2.18	0.44
1:A:480:SER:OG	1:A:482:GLU:OE1	2.32	0.44
1:A:628:ILE:HD12	1:A:681:PHE:HE1	1.82	0.44
1:B:587:THR:HB	1:B:677:TRP:NE1	2.32	0.44
1:B:625:ARG:CZ	1:B:644:ASN:HB2	2.47	0.44
1:C:623:LYS:CG	1:C:647:ASP:HA	2.42	0.44
1:C:625:ARG:HB3	1:C:671:GLN:HB3	1.99	0.44
1:C:651:VAL:HG13	1:C:653:LYS:HG2	1.99	0.44

Continued on next page...

Continued from previous page...

Atom-1	Atom-2	Interatomic distance (Å)	Clash overlap (Å)
1:D:476:CYS:SG	1:D:480:SER:HA	2.58	0.44
1:A:423:LYS:O	1:A:447:TYR:OH	2.24	0.44
1:A:651:VAL:HG13	1:A:653:LYS:HG2	1.99	0.44
1:A:737:LEU:HG	1:A:800:ILE:HG13	1.98	0.44
1:D:372:GLU:O	1:D:381:LEU:HD12	2.18	0.44
1:D:647:ASP:OD1	1:D:647:ASP:N	2.49	0.44
1:D:696:LEU:HG	1:D:800:ILE:CG2	2.45	0.44
1:A:454:TYR:CD1	1:A:461:ILE:HG22	2.52	0.44
1:B:756:LEU:H	1:B:756:LEU:HD12	1.82	0.44
1:C:378:LEU:HB3	1:C:654:LYS:HD3	1.99	0.44
1:C:378:LEU:HD22	1:C:654:LYS:HE3	2.00	0.44
1:D:471:TRP:C	1:D:472:LYS:HD3	2.38	0.44
1:D:750:ILE:HG12	1:D:755:TYR:HE1	1.82	0.44
1:B:339:ASN:ND2	1:B:529:LYS:HG2	2.33	0.44
1:B:607:GLY:HA3	1:B:664:ILE:N	2.33	0.44
1:C:390:PRO:HG3	1:C:458:THR:HA	2.00	0.44
1:D:726:PHE:CD1	1:D:780:PHE:HB3	2.50	0.44
1:A:378:LEU:HD22	1:A:654:LYS:HE3	2.00	0.44
1:B:241:LEU:HD21	1:B:295:ALA:HB1	2.00	0.44
1:C:343:PRO:HD3	1:C:501:VAL:O	2.17	0.44
1:C:414:LYS:O	1:C:415:GLN:HG2	2.18	0.44
1:C:480:SER:OG	1:C:482:GLU:OE1	2.32	0.44
1:D:431:TYR:N	1:D:531:TYR:OH	2.50	0.44
1:D:553:ASP:OD1	1:D:553:ASP:N	2.51	0.44
1:D:625:ARG:CZ	1:D:644:ASN:HB2	2.47	0.44
1:D:748:SER:HB3	1:D:758:PHE:HD1	1.81	0.44
1:A:346:SER:O	1:A:497:MET:HG2	2.18	0.44
1:B:611:LYS:N	1:B:616:TYR:OH	2.47	0.44
1:D:369:ILE:HG13	1:D:384:TYR:HB3	1.98	0.44
1:A:414:LYS:O	1:A:415:GLN:HG2	2.18	0.44
1:A:418:GLN:HB3	1:A:420:TYR:HE1	1.83	0.44
1:A:738:ARG:HH21	1:A:799:SER:HB2	1.82	0.44
1:B:350:GLY:CA	1:B:409:LYS:HA	2.48	0.44
1:B:561:GLU:H	1:B:604:GLN:HE22	1.66	0.44
1:D:581:PHE:CD2	1:D:583:ASP:HB2	2.53	0.44
1:D:726:PHE:O	1:D:728:LYS:NZ	2.51	0.44
1:A:241:LEU:HD21	1:A:295:ALA:HB1	2.00	0.44
1:A:378:LEU:HB3	1:A:654:LYS:HD3	1.99	0.44
1:B:540:ASP:HB2	1:B:548:LEU:HD11	1.99	0.44
1:B:584:LYS:HE3	1:B:589:LYS:O	2.18	0.44
1:B:722:TYR:HB3	1:B:784:GLU:HA	2.00	0.44

Continued on next page...

Continued from previous page...

Atom-1	Atom-2	Interatomic distance (Å)	Clash overlap (Å)
1:C:372:GLU:OE1	1:C:382:LYS:HB2	2.18	0.44
1:D:618:ILE:HG23	1:D:683:ILE:HG12	2.00	0.44
1:B:427:PHE:CE2	1:B:469:GLU:HG2	2.53	0.43
1:B:565:ILE:HG22	1:B:592:SER:HB2	1.99	0.43
1:B:711:ASP:OD1	1:B:712:GLY:N	2.51	0.43
1:B:750:ILE:HG12	1:B:755:TYR:HE1	1.82	0.43
1:D:410:LEU:HA	1:D:440:LYS:HD3	2.00	0.43
1:D:607:GLY:HA3	1:D:664:ILE:N	2.33	0.43
1:A:168:LEU:HD22	1:A:268:LYS:HG3	1.99	0.43
1:B:476:CYS:SG	1:B:480:SER:HA	2.58	0.43
1:B:697:LYS:HA	1:B:697:LYS:HD3	1.87	0.43
1:C:628:ILE:HD12	1:C:681:PHE:HE1	1.82	0.43
1:D:350:GLY:CA	1:D:409:LYS:HA	2.48	0.43
1:D:364:PRO:O	1:D:461:ILE:HD11	2.18	0.43
1:D:561:GLU:H	1:D:604:GLN:HE22	1.66	0.43
1:A:274:ARG:NH2	1:A:553:ASP:OD2	2.51	0.43
1:A:423:LYS:HE2	1:A:473:GLU:N	2.33	0.43
1:A:742:LYS:HB3	1:A:794:ILE:HB	2.00	0.43
1:B:428:PRO:HG2	1:B:431:TYR:CE2	2.54	0.43
1:B:441:ARG:NH1	1:B:693:PRO:O	2.37	0.43
1:C:381:LEU:HD13	1:C:407:ILE:HG21	1.99	0.43
1:C:612:PRO:HA	1:C:658:GLY:O	2.17	0.43
1:C:618:ILE:HG21	1:C:638:PHE:CE1	2.53	0.43
1:A:349:ARG:NH2	1:A:414:LYS:HB2	2.33	0.43
1:A:390:PRO:HG3	1:A:458:THR:HA	2.00	0.43
1:A:392:TYR:O	1:A:535:SER:OG	2.22	0.43
1:A:702:ILE:HD12	1:A:724:LYS:HG3	2.00	0.43
1:B:519:GLU:C	1:B:522:GLN:H	2.22	0.43
1:B:692:LEU:HB3	1:B:693:PRO:HD2	2.00	0.43
1:C:241:LEU:HD21	1:C:295:ALA:HB1	2.00	0.43
1:C:346:SER:O	1:C:497:MET:HG2	2.18	0.43
1:C:349:ARG:NH2	1:C:414:LYS:HB2	2.33	0.43
1:C:405:GLY:O	1:C:407:ILE:HG12	2.19	0.43
1:C:605:PHE:O	1:C:609:LYS:NZ	2.46	0.43
1:C:742:LYS:HB3	1:C:794:ILE:HB	2.01	0.43
1:D:168:LEU:HD22	1:D:268:LYS:HG3	1.99	0.43
1:D:616:TYR:HB2	1:D:655:PHE:CE1	2.53	0.43
1:D:722:TYR:HB3	1:D:784:GLU:HA	2.00	0.43
1:D:783:LEU:HD22	1:D:795:PHE:CE2	2.54	0.43
1:B:168:LEU:HD22	1:B:268:LYS:HG3	1.99	0.43
1:B:553:ASP:OD1	1:B:553:ASP:N	2.51	0.43

Continued on next page...

Continued from previous page...

Atom-1	Atom-2	Interatomic distance (Å)	Clash overlap (Å)
1:B:580:ALA:HA	1:B:595:TYR:O	2.17	0.43
1:B:726:PHE:O	1:B:728:LYS:NZ	2.51	0.43
1:C:373:ILE:N	1:C:500:GLY:O	2.32	0.43
1:C:570:THR:HB	1:C:573:TRP:HB2	1.99	0.43
1:D:428:PRO:HG2	1:D:431:TYR:CE2	2.54	0.43
1:B:476:CYS:HA	1:B:480:SER:H	1.83	0.43
1:C:168:LEU:HD22	1:C:268:LYS:HG3	1.99	0.43
1:C:363:ALA:HB3	1:C:366:TYR:CD2	2.54	0.43
1:C:433:ILE:HA	1:C:451:ALA:HA	2.01	0.43
1:C:625:ARG:O	1:C:676:ALA:HB2	2.18	0.43
1:D:339:ASN:ND2	1:D:529:LYS:HG2	2.33	0.43
1:D:476:CYS:HA	1:D:480:SER:H	1.83	0.43
1:A:277:GLU:N	1:A:336:LEU:HD21	2.33	0.43
1:A:378:LEU:HD12	1:A:379:PRO:HD2	2.01	0.43
1:A:381:LEU:HD13	1:A:407:ILE:HG21	1.99	0.43
1:A:614:THR:HB	1:A:616:TYR:HE2	1.84	0.43
1:B:431:TYR:N	1:B:531:TYR:OH	2.50	0.43
1:B:519:GLU:O	1:B:522:GLN:NE2	2.36	0.43
1:B:581:PHE:CD2	1:B:583:ASP:HB2	2.53	0.43
1:B:726:PHE:CD1	1:B:780:PHE:HB3	2.50	0.43
1:C:276:SER:H	1:C:505:THR:CG2	2.09	0.43
1:C:702:ILE:HD12	1:C:724:LYS:HG3	2.00	0.43
1:D:425:ILE:HG21	1:D:449:VAL:HB	2.01	0.43
1:D:512:GLY:O	1:D:529:LYS:N	2.40	0.43
1:D:584:LYS:HE3	1:D:589:LYS:O	2.18	0.43
1:D:617:VAL:N	1:D:684:LEU:O	2.48	0.43
1:D:743:GLY:O	1:D:793:THR:HG23	2.19	0.43
1:A:413:PRO:HB2	1:A:490:ALA:HB2	2.01	0.43
1:A:570:THR:HB	1:A:573:TRP:HB2	1.99	0.43
1:A:625:ARG:O	1:A:676:ALA:HB2	2.18	0.43
1:B:616:TYR:HB2	1:B:655:PHE:CE1	2.54	0.43
1:B:618:ILE:HG23	1:B:683:ILE:HG12	2.00	0.43
1:B:743:GLY:O	1:B:793:THR:HG23	2.19	0.43
1:C:378:LEU:HD12	1:C:379:PRO:HD2	2.01	0.43
1:C:418:GLN:HB3	1:C:420:TYR:HE1	1.83	0.43
1:D:692:LEU:HB3	1:D:693:PRO:HD2	2.00	0.43
1:A:333:LEU:HD23	1:A:541:LEU:CD2	2.47	0.43
1:A:608:ASN:OD1	1:A:608:ASN:N	2.51	0.43
1:B:360:LEU:HD22	1:B:371:PHE:CE1	2.54	0.43
1:B:364:PRO:O	1:B:461:ILE:HD11	2.18	0.43
1:B:410:LEU:HA	1:B:440:LYS:HD3	2.00	0.43

Continued on next page...

Continued from previous page...

Atom-1	Atom-2	Interatomic distance (Å)	Clash overlap (Å)
1:C:403:ILE:HD13	1:C:617:VAL:HG11	2.00	0.43
1:D:427:PHE:CE2	1:D:469:GLU:HG2	2.54	0.43
1:D:707:VAL:HB	1:D:723:PHE:CE1	2.54	0.43
1:A:363:ALA:HB3	1:A:366:TYR:CD2	2.54	0.43
1:A:371:PHE:HE2	1:A:513:PHE:CE2	2.37	0.43
1:A:372:GLU:OE1	1:A:382:LYS:HB2	2.18	0.43
1:B:736:HIS:CD2	1:B:803:GLU:HB2	2.52	0.43
1:C:371:PHE:HE2	1:C:513:PHE:CE2	2.37	0.43
1:C:672:SER:OG	1:C:673:GLU:OE1	2.31	0.43
1:D:241:LEU:HD21	1:D:295:ALA:HB1	2.00	0.43
1:D:519:GLU:C	1:D:522:GLN:H	2.22	0.43
1:D:546:THR:HB	1:D:548:LEU:HG	1.99	0.43
1:A:403:ILE:HD13	1:A:617:VAL:HG11	2.00	0.42
1:A:618:ILE:HG21	1:A:638:PHE:CE1	2.53	0.42
1:B:345:TYR:HE2	1:B:523:LYS:HD3	1.83	0.42
1:B:617:VAL:N	1:B:684:LEU:O	2.48	0.42
1:B:707:VAL:HB	1:B:723:PHE:CE1	2.54	0.42
1:B:729:LEU:HD13	1:B:779:CYS:SG	2.59	0.42
1:C:472:LYS:HB3	1:C:475:SER:OG	2.19	0.42
1:C:764:GLU:OE2	1:C:764:GLU:N	2.52	0.42
1:D:577:ASN:HB3	1:D:600:GLY:HA2	2.01	0.42
1:A:433:ILE:HA	1:A:451:ALA:HA	2.01	0.42
1:B:738:ARG:O	1:B:799:SER:OG	2.32	0.42
1:C:435:LYS:NZ	1:C:448:GLU:HG2	2.34	0.42
1:C:701:TRP:HB3	1:C:723:PHE:CD1	2.54	0.42
1:D:611:LYS:N	1:D:616:TYR:OH	2.47	0.42
1:A:739:LEU:HD21	1:A:795:PHE:CD1	2.54	0.42
1:A:769:VAL:O	1:A:769:VAL:HG13	2.19	0.42
1:B:436:ILE:HA	1:B:448:GLU:O	2.20	0.42
1:C:277:GLU:N	1:C:336:LEU:HD21	2.34	0.42
1:B:576:ASN:HD22	1:B:601:GLU:HG2	1.84	0.42
1:B:577:ASN:HB3	1:B:600:GLY:HA2	2.01	0.42
1:C:344:SER:O	1:C:499:LEU:N	2.51	0.42
1:C:608:ASN:OD1	1:C:608:ASN:N	2.51	0.42
1:C:630:LEU:HD13	1:C:666:PHE:CD1	2.55	0.42
1:D:360:LEU:HD22	1:D:371:PHE:CE1	2.54	0.42
1:A:731:ASN:HA	1:A:773:THR:O	2.19	0.42
1:B:423:LYS:HD3	1:B:473:GLU:O	2.20	0.42
1:B:425:ILE:HG21	1:B:449:VAL:HB	2.01	0.42
1:B:704:SER:N	1:B:722:TYR:O	2.52	0.42
1:C:489:LYS:HA	1:C:489:LYS:HD2	1.85	0.42

Continued on next page...

Continued from previous page...

Atom-1	Atom-2	Interatomic distance (Å)	Clash overlap (Å)
1:D:423:LYS:HD3	1:D:473:GLU:O	2.20	0.42
1:D:658:GLY:O	1:D:661:PRO:HD3	2.20	0.42
1:D:736:HIS:CD2	1:D:803:GLU:HB2	2.52	0.42
1:D:434:THR:HG21	1:D:461:ILE:HD12	2.02	0.42
1:D:562:ASN:O	1:D:565:ILE:HG13	2.19	0.42
1:D:625:ARG:HE	1:D:642:LYS:C	2.21	0.42
1:D:746:ARG:NE	1:D:784:GLU:OE2	2.45	0.42
1:A:405:GLY:O	1:A:407:ILE:HG12	2.19	0.42
1:A:472:LYS:HB3	1:A:475:SER:OG	2.19	0.42
1:B:427:PHE:CD2	1:B:467:LYS:HB3	2.54	0.42
1:B:585:ALA:HB2	1:B:589:LYS:HB3	2.02	0.42
1:B:658:GLY:O	1:B:661:PRO:HD3	2.20	0.42
1:C:423:LYS:HE2	1:C:473:GLU:N	2.33	0.42
1:D:471:TRP:HA	1:D:472:LYS:HD3	2.01	0.42
1:D:473:GLU:OE2	1:D:482:GLU:HA	2.20	0.42
1:A:282:TYR:OH	1:A:540:ASP:CG	2.54	0.42
1:B:562:ASN:O	1:B:565:ILE:HG13	2.19	0.42
1:B:625:ARG:HE	1:B:642:LYS:C	2.21	0.42
1:B:783:LEU:HD22	1:B:795:PHE:CE2	2.54	0.42
1:C:435:LYS:HE3	1:C:450:THR:HB	2.01	0.42
1:C:571:GLY:O	1:C:574:ARG:NH1	2.53	0.42
1:D:436:ILE:HA	1:D:448:GLU:O	2.20	0.42
1:A:420:TYR:HB3	1:A:515:LEU:HD21	2.02	0.42
1:A:434:THR:HG1	1:A:452:ASN:CG	2.23	0.42
1:A:435:LYS:HE3	1:A:450:THR:HB	2.01	0.42
1:C:625:ARG:HE	1:C:674:TYR:CB	2.33	0.42
1:C:642:LYS:HG3	1:C:643:ASN:OD1	2.20	0.42
1:C:739:LEU:HD21	1:C:795:PHE:CD1	2.54	0.42
1:C:746:ARG:N	1:C:784:GLU:O	2.24	0.42
1:D:704:SER:N	1:D:722:TYR:O	2.52	0.42
1:A:378:LEU:CB	1:A:654:LYS:HD3	2.50	0.42
1:A:555:TYR:CG	1:A:682:ILE:HG21	2.55	0.42
1:A:571:GLY:O	1:A:574:ARG:NH1	2.53	0.42
1:A:706:ASN:O	1:A:718:LEU:HB2	2.20	0.42
1:B:349:ARG:HD2	1:B:349:ARG:HA	1.60	0.42
1:B:446:GLY:CA	1:B:472:LYS:HE3	2.50	0.42
1:B:680:ASN:O	1:B:682:ILE:HD12	2.20	0.42
1:C:744:THR:O	1:C:793:THR:OG1	2.38	0.42
1:D:585:ALA:HB2	1:D:589:LYS:HB3	2.02	0.42
1:A:435:LYS:NZ	1:A:448:GLU:HG2	2.34	0.41
1:B:333:LEU:CA	1:B:335:THR:CG2	2.97	0.41

Continued on next page...

Continued from previous page...

Atom-1	Atom-2	Interatomic distance (Å)	Clash overlap (Å)
1:B:423:LYS:HE3	1:B:425:ILE:HG12	2.02	0.41
1:D:427:PHE:CD2	1:D:467:LYS:HB3	2.54	0.41
1:D:783:LEU:HD13	1:D:795:PHE:CD2	2.55	0.41
1:A:630:LEU:HD13	1:A:666:PHE:CD1	2.55	0.41
1:A:642:LYS:HG3	1:A:643:ASN:OD1	2.20	0.41
1:C:413:PRO:HB2	1:C:490:ALA:HB2	2.01	0.41
1:C:425:ILE:N	1:C:513:PHE:O	2.53	0.41
1:C:490:ALA:HA	1:C:495:ILE:HD11	2.02	0.41
1:C:555:TYR:CG	1:C:682:ILE:HG21	2.55	0.41
1:C:757:LEU:HD23	1:C:757:LEU:HA	1.89	0.41
1:C:769:VAL:HG13	1:C:769:VAL:O	2.19	0.41
1:D:356:PRO:HB3	1:D:689:LEU:HD21	2.02	0.41
1:D:369:ILE:HG12	1:D:385:GLN:CA	2.50	0.41
1:D:729:LEU:HD13	1:D:779:CYS:SG	2.60	0.41
1:D:761:VAL:HA	1:D:764:GLU:OE2	2.21	0.41
1:B:715:LEU:HD12	1:B:798:VAL:HG11	2.02	0.41
1:C:731:ASN:HA	1:C:773:THR:O	2.19	0.41
1:D:366:TYR:CZ	1:D:398:SER:HB2	2.56	0.41
1:D:425:ILE:N	1:D:513:PHE:O	2.53	0.41
1:D:563:TRP:CE3	1:D:680:ASN:HA	2.55	0.41
1:D:628:ILE:HG23	1:D:666:PHE:CZ	2.55	0.41
1:D:680:ASN:O	1:D:682:ILE:HD12	2.20	0.41
1:A:701:TRP:HB3	1:A:723:PHE:CD1	2.54	0.41
1:B:356:PRO:HB3	1:B:689:LEU:HD21	2.02	0.41
1:B:425:ILE:N	1:B:513:PHE:O	2.53	0.41
1:B:628:ILE:HG23	1:B:666:PHE:CZ	2.55	0.41
1:B:783:LEU:HD13	1:B:795:PHE:CD2	2.55	0.41
1:C:465:LYS:HA	1:C:465:LYS:HD2	1.84	0.41
1:C:614:THR:HB	1:C:616:TYR:HE2	1.84	0.41
1:D:576:ASN:HD22	1:D:601:GLU:HG2	1.84	0.41
1:D:613:LYS:HD3	1:D:613:LYS:HA	1.82	0.41
1:A:505:THR:OG1	1:A:506:PHE:N	2.53	0.41
1:A:625:ARG:HE	1:A:674:TYR:CB	2.33	0.41
1:B:333:LEU:CA	1:B:335:THR:HG23	2.50	0.41
1:B:372:GLU:OE2	1:B:374:LEU:HG	2.21	0.41
1:B:471:TRP:HA	1:B:472:LYS:HD3	2.01	0.41
1:C:768:ARG:HA	1:C:768:ARG:HD3	1.88	0.41
1:D:423:LYS:CD	1:D:477:GLU:HB2	2.51	0.41
1:D:472:LYS:HD3	1:D:472:LYS:N	2.36	0.41
1:D:587:THR:HG21	1:D:623:LYS:HD2	2.03	0.41
1:A:432:VAL:N	1:A:452:ASN:O	2.34	0.41

Continued on next page...

Continued from previous page...

Atom-1	Atom-2	Interatomic distance (Å)	Clash overlap (Å)
1:B:366:TYR:CZ	1:B:398:SER:HB2	2.56	0.41
1:B:472:LYS:HD3	1:B:472:LYS:N	2.36	0.41
1:B:598:LYS:HE2	1:B:675:GLU:HG3	2.03	0.41
1:C:378:LEU:CB	1:C:654:LYS:HD3	2.50	0.41
1:C:486:SER:OG	1:C:487:ILE:N	2.54	0.41
1:C:491:GLU:HG3	1:C:493:ASP:OD1	2.21	0.41
1:D:710:LYS:HA	1:D:710:LYS:HD3	1.92	0.41
1:D:715:LEU:HD12	1:D:798:VAL:HG11	2.02	0.41
1:A:757:LEU:HD23	1:A:757:LEU:HA	1.89	0.41
1:B:369:ILE:HG12	1:B:385:GLN:CA	2.50	0.41
1:B:434:THR:HG21	1:B:461:ILE:HD12	2.02	0.41
1:B:607:GLY:HA3	1:B:664:ILE:H	1.86	0.41
1:C:532:LEU:HD12	1:C:532:LEU:HA	1.74	0.41
1:C:783:LEU:HD23	1:C:783:LEU:HA	1.92	0.41
1:D:736:HIS:HA	1:D:769:VAL:HA	2.02	0.41
1:D:748:SER:HB3	1:D:758:PHE:CD1	2.55	0.41
1:A:350:GLY:HA3	1:A:412:CYS:O	2.21	0.41
1:A:354:ASP:OD1	1:A:797:ASN:ND2	2.53	0.41
1:A:716:GLU:HA	1:A:794:ILE:HG12	2.03	0.41
1:B:654:LYS:HE3	1:B:654:LYS:HB3	1.90	0.41
1:C:367:ALA:HB3	1:C:388:LEU:HD11	2.03	0.41
1:A:344:SER:O	1:A:499:LEU:N	2.52	0.41
1:A:367:ALA:O	1:A:369:ILE:HG23	2.21	0.41
1:A:657:SER:OG	1:A:661:PRO:HG3	2.21	0.41
1:B:278:ILE:HG13	1:B:336:LEU:CD2	2.49	0.41
1:B:473:GLU:OE2	1:B:482:GLU:HA	2.20	0.41
1:B:587:THR:HG21	1:B:623:LYS:HD2	2.03	0.41
1:B:798:VAL:O	1:B:798:VAL:HG23	2.21	0.41
1:C:420:TYR:CD2	1:C:517:VAL:HG11	2.56	0.41
1:C:722:TYR:HB3	1:C:784:GLU:CB	2.42	0.41
1:D:446:GLY:CA	1:D:472:LYS:HE3	2.50	0.41
1:D:619:GLN:O	1:D:682:ILE:N	2.54	0.41
1:D:798:VAL:O	1:D:798:VAL:HG23	2.21	0.41
1:A:425:ILE:N	1:A:513:PHE:O	2.53	0.41
1:A:474:LYS:HG2	1:A:478:GLU:HB3	2.02	0.41
1:A:491:GLU:HG3	1:A:493:ASP:OD1	2.21	0.41
1:A:619:GLN:HA	1:A:651:VAL:O	2.21	0.41
1:B:748:SER:HB3	1:B:758:PHE:CD1	2.55	0.41
1:C:354:ASP:OD1	1:C:797:ASN:ND2	2.53	0.41
1:C:367:ALA:O	1:C:369:ILE:HG23	2.21	0.41
1:C:505:THR:OG1	1:C:506:PHE:N	2.53	0.41

Continued on next page...

Continued from previous page...

Atom-1	Atom-2	Interatomic distance (Å)	Clash overlap (Å)
1:C:605:PHE:HA	1:C:665:TYR:CB	2.51	0.41
1:D:739:LEU:HD21	1:D:795:PHE:CG	2.56	0.41
1:B:563:TRP:CE3	1:B:680:ASN:HA	2.55	0.40
1:C:350:GLY:HA3	1:C:412:CYS:O	2.21	0.40
1:C:426:GLU:HG2	1:C:512:GLY:HA3	2.03	0.40
1:C:631:LYS:O	1:C:665:TYR:N	2.51	0.40
1:C:657:SER:OG	1:C:661:PRO:HG3	2.21	0.40
1:C:700:ASP:HB2	1:C:725:GLN:NE2	2.36	0.40
1:A:367:ALA:HB3	1:A:388:LEU:HD11	2.03	0.40
1:A:594:LEU:HD12	1:A:594:LEU:H	1.87	0.40
1:C:594:LEU:H	1:C:594:LEU:HD12	1.87	0.40
1:C:706:ASN:O	1:C:718:LEU:HB2	2.20	0.40
1:D:343:PRO:HG2	1:D:500:GLY:HA3	2.04	0.40
1:D:596:THR:HB	1:D:670:ASN:HB2	2.03	0.40
1:A:490:ALA:HA	1:A:495:ILE:HD11	2.02	0.40
1:B:561:GLU:H	1:B:604:GLN:NE2	2.19	0.40
1:C:295:ALA:HA	1:C:298:THR:HG22	2.04	0.40
1:C:427:PHE:CD2	1:C:467:LYS:HB2	2.57	0.40
1:C:474:LYS:HG2	1:C:478:GLU:HB3	2.02	0.40
1:C:725:GLN:O	1:C:780:PHE:HB2	2.21	0.40
1:D:607:GLY:HA3	1:D:664:ILE:H	1.86	0.40
1:A:700:ASP:HB2	1:A:725:GLN:NE2	2.36	0.40
1:B:423:LYS:CD	1:B:477:GLU:HB2	2.51	0.40
1:B:619:GLN:O	1:B:682:ILE:N	2.54	0.40
1:C:333:LEU:HD23	1:C:541:LEU:CD2	2.48	0.40
1:C:643:ASN:HB3	1:C:645:PHE:CE2	2.56	0.40
1:D:708:GLN:O	1:D:716:GLU:N	2.55	0.40
1:D:735:TYR:HA	1:D:802:LYS:HA	2.03	0.40
1:A:276:SER:H	1:A:505:THR:CG2	2.11	0.40
1:A:295:ALA:HA	1:A:298:THR:HG22	2.04	0.40
1:A:486:SER:OG	1:A:487:ILE:N	2.54	0.40
1:A:643:ASN:HB3	1:A:645:PHE:CE2	2.56	0.40
1:A:672:SER:HB3	1:A:674:TYR:HD2	1.87	0.40
1:A:725:GLN:O	1:A:780:PHE:HB2	2.21	0.40
1:C:357:ILE:HD12	1:C:692:LEU:HD21	2.04	0.40
1:C:420:TYR:HB3	1:C:515:LEU:HD21	2.02	0.40
1:C:560:VAL:HG11	1:C:681:PHE:HB2	2.03	0.40
1:D:423:LYS:HE3	1:D:425:ILE:HG12	2.02	0.40
1:D:594:LEU:HD13	1:D:602:PHE:CG	2.57	0.40

There are no symmetry-related clashes.

5.3 Torsion angles [i](#)

5.3.1 Protein backbone [i](#)

There are no protein backbone outliers to report in this entry.

5.3.2 Protein sidechains [i](#)

There are no protein residues with a non-rotameric sidechain to report in this entry.

5.3.3 RNA [i](#)

There are no RNA molecules in this entry.

5.4 Non-standard residues in protein, DNA, RNA chains [i](#)

There are no non-standard protein/DNA/RNA residues in this entry.

5.5 Carbohydrates [i](#)

There are no monosaccharides in this entry.

5.6 Ligand geometry [i](#)

There are no ligands in this entry.

5.7 Other polymers [i](#)

There are no such residues in this entry.

5.8 Polymer linkage issues [i](#)

There are no chain breaks in this entry.

6 Map visualisation

This section contains visualisations of the EMDB entry EMD-10889. These allow visual inspection of the internal detail of the map and identification of artifacts.

No raw map or half-maps were deposited for this entry and therefore no images, graphs, etc. pertaining to the raw map can be shown.

6.1 Orthogonal projections

This section was not generated.

6.2 Central slices

This section was not generated.

6.3 Largest variance slices

This section was not generated.

6.4 Orthogonal standard-deviation projections (False-color)

This section was not generated.

6.5 Orthogonal surface views

This section was not generated.

6.6 Mask visualisation

This section was not generated. No masks/segmentation were deposited.

7 Map analysis

This section contains the results of statistical analysis of the map.

7.1 Map-value distribution

This section was not generated.

7.2 Volume estimate versus contour level

This section was not generated.

7.3 Rotationally averaged power spectrum

This section was not generated. The rotationally averaged power spectrum had issues being displayed.

8 Fourier-Shell correlation

This section was not generated. No FSC curve or half-maps provided.

9 Map-model fit

This section was not generated.