



Full wwPDB X-ray Structure Validation Report ⓘ

Mar 1, 2026 – 04:00 AM UTC

PDB ID : 6V99 / pdb_00006v99
Title : Agrobacterium tumefaciens ADP-Glucose pyrophosphorylase- S72D in the presence of sulfate
Authors : Zheng, Y.; Alghamdi, M.A.; Ballicora, M.A.; Liu, D.
Deposited on : 2019-12-13
Resolution : 2.29 Å(reported)

This is a Full wwPDB X-ray Structure Validation Report for a publicly released PDB entry.

We welcome your comments at validation@mail.wwpdb.org

A user guide is available at

<https://www.wwpdb.org/validation/2017/XrayValidationReportHelp>

with specific help available everywhere you see the ⓘ symbol.

The types of validation reports are described at

<http://www.wwpdb.org/validation/2017/FAQs#types>.

The following versions of software and data (see [references ⓘ](#)) were used in the production of this report:

MolProbity : 4-5-2 with Phenix2.0
Mogul : 2022.3.0, CSD as543be (2022)
Xtriage (Phenix) : 2.0
EDS : 3.0
Percentile statistics : 20250101.v01 (using entries in the PDB archive January 1st 2025)
CCP4 : 9.0.010 (Gargrove)
Density-Fitness : 1.0.12
Ideal geometry (proteins) : Engh & Huber (2001)
Ideal geometry (DNA, RNA) : Parkinson et al. (1996)
Validation Pipeline (wwPDB-VP) : 2.49

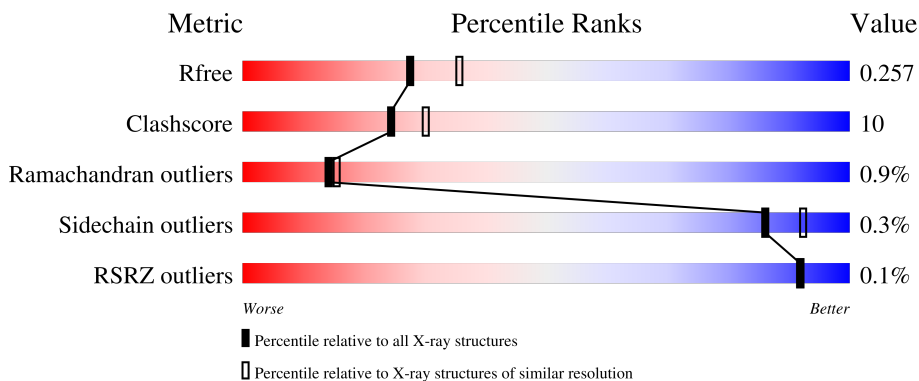
1 Overall quality at a glance

The following experimental techniques were used to determine the structure:

X-RAY DIFFRACTION

The reported resolution of this entry is 2.29 Å.

Percentile scores (ranging between 0-100) for global validation metrics of the entry are shown in the following graphic. The table shows the number of entries on which the scores are based.



Metric	Whole archive (#Entries)	Similar resolution (#Entries, resolution range(Å))
R_{free}	180053	9078 (2.30-2.26)
Clashscore	190562	9802 (2.30-2.26)
Ramachandran outliers	187476	9690 (2.30-2.26)
Sidechain outliers	187428	9691 (2.30-2.26)
RSRZ outliers	180081	9085 (2.30-2.26)

The table below summarises the geometric issues observed across the polymeric chains and their fit to the electron density. The red, orange, yellow and green segments of the lower bar indicate the fraction of residues that contain outliers for ≥ 3 , 2, 1 and 0 types of geometric quality criteria respectively. A grey segment represents the fraction of residues that are not modelled. The numeric value for each fraction is indicated below the corresponding segment, with a dot representing fractions $\leq 5\%$. The upper red bar (where present) indicates the fraction of residues that have poor fit to the electron density. The numeric value is given above the bar.

Mol	Chain	Length	Quality of chain
1	A	440	77% 18% 6%
1	B	440	77% 17% 6%
1	C	440	75% 19% 6%
1	D	440	76% 17% 6%
1	E	440	78% 16% 6%

Continued on next page...

Continued from previous page...

Mol	Chain	Length	Quality of chain		
1	F	440	75%	19%	6%
1	G	440	75%	19%	6%
1	H	440	71%	23%	6%
1	I	440	79%	15%	6%
1	J	440	80%	13%	6%
1	K	440	73%	21%	6%
1	L	440	76%	17%	6%
1	M	440	78%	16%	6%
1	N	440	74%	20%	6%
1	O	440	72%	22%	6%
1	P	440	75%	19%	6%
1	Q	440	81%	12%	6%
1	R	440	83%	11%	6%
1	T	440	78%	16%	6%
1	W	440	72%	21%	6%

The following table lists non-polymeric compounds, carbohydrate monomers and non-standard residues in protein, DNA, RNA chains that are outliers for geometric or electron-density-fit criteria:

Mol	Type	Chain	Res	Chirality	Geometry	Clashes	Electron density
2	SO4	C	509	-	-	X	-
2	SO4	D	501	-	-	X	-
2	SO4	M	501	-	-	X	-
2	SO4	O	506	-	-	X	-
2	SO4	T	503	-	-	X	-

2 Entry composition

There are 3 unique types of molecules in this entry. The entry contains 68292 atoms, of which 0 are hydrogens and 0 are deuteriums.

In the tables below, the ZeroOcc column contains the number of atoms modelled with zero occupancy, the AltConf column contains the number of residues with at least one atom in alternate conformation and the Trace column contains the number of residues modelled with at most 2 atoms.

- Molecule 1 is a protein called Glucose-1-phosphate adenylyltransferase.

Mol	Chain	Residues	Atoms					ZeroOcc	AltConf	Trace
			Total	C	N	O	S			
1	A	415	Total 3243	C 2055	N 563	O 612	S 13	0	1	0
1	B	415	Total 3242	C 2055	N 562	O 612	S 13	0	1	0
1	C	415	Total 3252	C 2062	N 564	O 613	S 13	4	3	0
1	D	415	Total 3247	C 2057	N 565	O 612	S 13	4	1	0
1	E	415	Total 3257	C 2063	N 565	O 616	S 13	4	3	0
1	F	415	Total 3257	C 2065	N 564	O 615	S 13	4	2	0
1	G	415	Total 3250	C 2059	N 564	O 614	S 13	4	2	0
1	H	415	Total 3257	C 2063	N 565	O 616	S 13	4	3	0
1	I	415	Total 3257	C 2063	N 565	O 616	S 13	4	3	0
1	J	415	Total 3255	C 2062	N 565	O 615	S 13	4	3	0
1	K	415	Total 3254	C 2062	N 565	O 614	S 13	0	3	0
1	L	415	Total 3266	C 2071	N 566	O 616	S 13	0	3	0
1	M	415	Total 3257	C 2063	N 565	O 616	S 13	0	3	0
1	N	415	Total 3232	C 2050	N 559	O 610	S 13	4	1	0
1	O	415	Total 3241	C 2054	N 562	O 612	S 13	0	1	0
1	P	415	Total 3240	C 2054	N 562	O 611	S 13	4	1	0

Continued on next page...

Continued from previous page...

Mol	Chain	Residues	Atoms					ZeroOcc	AltConf	Trace
			Total	C	N	O	S			
1	Q	415	3252	2061	564	613	14	4	3	0
1	R	415	3249	2059	564	613	13	4	2	0
1	W	415	3250	2059	564	614	13	0	2	0
1	T	415	3264	2068	569	614	13	4	3	0

There are 420 discrepancies between the modelled and reference sequences:

Chain	Residue	Modelled	Actual	Comment	Reference
A	-19	MET	-	expression tag	UNP Q8U8L5
A	-18	GLY	-	expression tag	UNP Q8U8L5
A	-17	SER	-	expression tag	UNP Q8U8L5
A	-16	SER	-	expression tag	UNP Q8U8L5
A	-15	HIS	-	expression tag	UNP Q8U8L5
A	-14	HIS	-	expression tag	UNP Q8U8L5
A	-13	HIS	-	expression tag	UNP Q8U8L5
A	-12	HIS	-	expression tag	UNP Q8U8L5
A	-11	HIS	-	expression tag	UNP Q8U8L5
A	-10	HIS	-	expression tag	UNP Q8U8L5
A	-9	SER	-	expression tag	UNP Q8U8L5
A	-8	SER	-	expression tag	UNP Q8U8L5
A	-7	GLY	-	expression tag	UNP Q8U8L5
A	-6	LEU	-	expression tag	UNP Q8U8L5
A	-5	VAL	-	expression tag	UNP Q8U8L5
A	-4	PRO	-	expression tag	UNP Q8U8L5
A	-3	ARG	-	expression tag	UNP Q8U8L5
A	-2	GLY	-	expression tag	UNP Q8U8L5
A	-1	SER	-	expression tag	UNP Q8U8L5
A	0	HIS	-	expression tag	UNP Q8U8L5
A	72	ASP	SER	engineered mutation	UNP Q8U8L5
B	-19	MET	-	expression tag	UNP Q8U8L5
B	-18	GLY	-	expression tag	UNP Q8U8L5
B	-17	SER	-	expression tag	UNP Q8U8L5
B	-16	SER	-	expression tag	UNP Q8U8L5
B	-15	HIS	-	expression tag	UNP Q8U8L5
B	-14	HIS	-	expression tag	UNP Q8U8L5
B	-13	HIS	-	expression tag	UNP Q8U8L5
B	-12	HIS	-	expression tag	UNP Q8U8L5
B	-11	HIS	-	expression tag	UNP Q8U8L5
B	-10	HIS	-	expression tag	UNP Q8U8L5

Continued on next page...

Continued from previous page...

Chain	Residue	Modelled	Actual	Comment	Reference
B	-9	SER	-	expression tag	UNP Q8U8L5
B	-8	SER	-	expression tag	UNP Q8U8L5
B	-7	GLY	-	expression tag	UNP Q8U8L5
B	-6	LEU	-	expression tag	UNP Q8U8L5
B	-5	VAL	-	expression tag	UNP Q8U8L5
B	-4	PRO	-	expression tag	UNP Q8U8L5
B	-3	ARG	-	expression tag	UNP Q8U8L5
B	-2	GLY	-	expression tag	UNP Q8U8L5
B	-1	SER	-	expression tag	UNP Q8U8L5
B	0	HIS	-	expression tag	UNP Q8U8L5
B	72	ASP	SER	engineered mutation	UNP Q8U8L5
C	-19	MET	-	expression tag	UNP Q8U8L5
C	-18	GLY	-	expression tag	UNP Q8U8L5
C	-17	SER	-	expression tag	UNP Q8U8L5
C	-16	SER	-	expression tag	UNP Q8U8L5
C	-15	HIS	-	expression tag	UNP Q8U8L5
C	-14	HIS	-	expression tag	UNP Q8U8L5
C	-13	HIS	-	expression tag	UNP Q8U8L5
C	-12	HIS	-	expression tag	UNP Q8U8L5
C	-11	HIS	-	expression tag	UNP Q8U8L5
C	-10	HIS	-	expression tag	UNP Q8U8L5
C	-9	SER	-	expression tag	UNP Q8U8L5
C	-8	SER	-	expression tag	UNP Q8U8L5
C	-7	GLY	-	expression tag	UNP Q8U8L5
C	-6	LEU	-	expression tag	UNP Q8U8L5
C	-5	VAL	-	expression tag	UNP Q8U8L5
C	-4	PRO	-	expression tag	UNP Q8U8L5
C	-3	ARG	-	expression tag	UNP Q8U8L5
C	-2	GLY	-	expression tag	UNP Q8U8L5
C	-1	SER	-	expression tag	UNP Q8U8L5
C	0	HIS	-	expression tag	UNP Q8U8L5
C	72	ASP	SER	engineered mutation	UNP Q8U8L5
D	-19	MET	-	expression tag	UNP Q8U8L5
D	-18	GLY	-	expression tag	UNP Q8U8L5
D	-17	SER	-	expression tag	UNP Q8U8L5
D	-16	SER	-	expression tag	UNP Q8U8L5
D	-15	HIS	-	expression tag	UNP Q8U8L5
D	-14	HIS	-	expression tag	UNP Q8U8L5
D	-13	HIS	-	expression tag	UNP Q8U8L5
D	-12	HIS	-	expression tag	UNP Q8U8L5
D	-11	HIS	-	expression tag	UNP Q8U8L5
D	-10	HIS	-	expression tag	UNP Q8U8L5

Continued on next page...

Continued from previous page...

Chain	Residue	Modelled	Actual	Comment	Reference
D	-9	SER	-	expression tag	UNP Q8U8L5
D	-8	SER	-	expression tag	UNP Q8U8L5
D	-7	GLY	-	expression tag	UNP Q8U8L5
D	-6	LEU	-	expression tag	UNP Q8U8L5
D	-5	VAL	-	expression tag	UNP Q8U8L5
D	-4	PRO	-	expression tag	UNP Q8U8L5
D	-3	ARG	-	expression tag	UNP Q8U8L5
D	-2	GLY	-	expression tag	UNP Q8U8L5
D	-1	SER	-	expression tag	UNP Q8U8L5
D	0	HIS	-	expression tag	UNP Q8U8L5
D	72	ASP	SER	engineered mutation	UNP Q8U8L5
E	-19	MET	-	expression tag	UNP Q8U8L5
E	-18	GLY	-	expression tag	UNP Q8U8L5
E	-17	SER	-	expression tag	UNP Q8U8L5
E	-16	SER	-	expression tag	UNP Q8U8L5
E	-15	HIS	-	expression tag	UNP Q8U8L5
E	-14	HIS	-	expression tag	UNP Q8U8L5
E	-13	HIS	-	expression tag	UNP Q8U8L5
E	-12	HIS	-	expression tag	UNP Q8U8L5
E	-11	HIS	-	expression tag	UNP Q8U8L5
E	-10	HIS	-	expression tag	UNP Q8U8L5
E	-9	SER	-	expression tag	UNP Q8U8L5
E	-8	SER	-	expression tag	UNP Q8U8L5
E	-7	GLY	-	expression tag	UNP Q8U8L5
E	-6	LEU	-	expression tag	UNP Q8U8L5
E	-5	VAL	-	expression tag	UNP Q8U8L5
E	-4	PRO	-	expression tag	UNP Q8U8L5
E	-3	ARG	-	expression tag	UNP Q8U8L5
E	-2	GLY	-	expression tag	UNP Q8U8L5
E	-1	SER	-	expression tag	UNP Q8U8L5
E	0	HIS	-	expression tag	UNP Q8U8L5
E	72	ASP	SER	engineered mutation	UNP Q8U8L5
F	-19	MET	-	expression tag	UNP Q8U8L5
F	-18	GLY	-	expression tag	UNP Q8U8L5
F	-17	SER	-	expression tag	UNP Q8U8L5
F	-16	SER	-	expression tag	UNP Q8U8L5
F	-15	HIS	-	expression tag	UNP Q8U8L5
F	-14	HIS	-	expression tag	UNP Q8U8L5
F	-13	HIS	-	expression tag	UNP Q8U8L5
F	-12	HIS	-	expression tag	UNP Q8U8L5
F	-11	HIS	-	expression tag	UNP Q8U8L5
F	-10	HIS	-	expression tag	UNP Q8U8L5

Continued on next page...

Continued from previous page...

Chain	Residue	Modelled	Actual	Comment	Reference
F	-9	SER	-	expression tag	UNP Q8U8L5
F	-8	SER	-	expression tag	UNP Q8U8L5
F	-7	GLY	-	expression tag	UNP Q8U8L5
F	-6	LEU	-	expression tag	UNP Q8U8L5
F	-5	VAL	-	expression tag	UNP Q8U8L5
F	-4	PRO	-	expression tag	UNP Q8U8L5
F	-3	ARG	-	expression tag	UNP Q8U8L5
F	-2	GLY	-	expression tag	UNP Q8U8L5
F	-1	SER	-	expression tag	UNP Q8U8L5
F	0	HIS	-	expression tag	UNP Q8U8L5
F	72	ASP	SER	engineered mutation	UNP Q8U8L5
G	-19	MET	-	expression tag	UNP Q8U8L5
G	-18	GLY	-	expression tag	UNP Q8U8L5
G	-17	SER	-	expression tag	UNP Q8U8L5
G	-16	SER	-	expression tag	UNP Q8U8L5
G	-15	HIS	-	expression tag	UNP Q8U8L5
G	-14	HIS	-	expression tag	UNP Q8U8L5
G	-13	HIS	-	expression tag	UNP Q8U8L5
G	-12	HIS	-	expression tag	UNP Q8U8L5
G	-11	HIS	-	expression tag	UNP Q8U8L5
G	-10	HIS	-	expression tag	UNP Q8U8L5
G	-9	SER	-	expression tag	UNP Q8U8L5
G	-8	SER	-	expression tag	UNP Q8U8L5
G	-7	GLY	-	expression tag	UNP Q8U8L5
G	-6	LEU	-	expression tag	UNP Q8U8L5
G	-5	VAL	-	expression tag	UNP Q8U8L5
G	-4	PRO	-	expression tag	UNP Q8U8L5
G	-3	ARG	-	expression tag	UNP Q8U8L5
G	-2	GLY	-	expression tag	UNP Q8U8L5
G	-1	SER	-	expression tag	UNP Q8U8L5
G	0	HIS	-	expression tag	UNP Q8U8L5
G	72	ASP	SER	engineered mutation	UNP Q8U8L5
H	-19	MET	-	expression tag	UNP Q8U8L5
H	-18	GLY	-	expression tag	UNP Q8U8L5
H	-17	SER	-	expression tag	UNP Q8U8L5
H	-16	SER	-	expression tag	UNP Q8U8L5
H	-15	HIS	-	expression tag	UNP Q8U8L5
H	-14	HIS	-	expression tag	UNP Q8U8L5
H	-13	HIS	-	expression tag	UNP Q8U8L5
H	-12	HIS	-	expression tag	UNP Q8U8L5
H	-11	HIS	-	expression tag	UNP Q8U8L5
H	-10	HIS	-	expression tag	UNP Q8U8L5

Continued on next page...

Continued from previous page...

Chain	Residue	Modelled	Actual	Comment	Reference
H	-9	SER	-	expression tag	UNP Q8U8L5
H	-8	SER	-	expression tag	UNP Q8U8L5
H	-7	GLY	-	expression tag	UNP Q8U8L5
H	-6	LEU	-	expression tag	UNP Q8U8L5
H	-5	VAL	-	expression tag	UNP Q8U8L5
H	-4	PRO	-	expression tag	UNP Q8U8L5
H	-3	ARG	-	expression tag	UNP Q8U8L5
H	-2	GLY	-	expression tag	UNP Q8U8L5
H	-1	SER	-	expression tag	UNP Q8U8L5
H	0	HIS	-	expression tag	UNP Q8U8L5
H	72	ASP	SER	engineered mutation	UNP Q8U8L5
I	-19	MET	-	expression tag	UNP Q8U8L5
I	-18	GLY	-	expression tag	UNP Q8U8L5
I	-17	SER	-	expression tag	UNP Q8U8L5
I	-16	SER	-	expression tag	UNP Q8U8L5
I	-15	HIS	-	expression tag	UNP Q8U8L5
I	-14	HIS	-	expression tag	UNP Q8U8L5
I	-13	HIS	-	expression tag	UNP Q8U8L5
I	-12	HIS	-	expression tag	UNP Q8U8L5
I	-11	HIS	-	expression tag	UNP Q8U8L5
I	-10	HIS	-	expression tag	UNP Q8U8L5
I	-9	SER	-	expression tag	UNP Q8U8L5
I	-8	SER	-	expression tag	UNP Q8U8L5
I	-7	GLY	-	expression tag	UNP Q8U8L5
I	-6	LEU	-	expression tag	UNP Q8U8L5
I	-5	VAL	-	expression tag	UNP Q8U8L5
I	-4	PRO	-	expression tag	UNP Q8U8L5
I	-3	ARG	-	expression tag	UNP Q8U8L5
I	-2	GLY	-	expression tag	UNP Q8U8L5
I	-1	SER	-	expression tag	UNP Q8U8L5
I	0	HIS	-	expression tag	UNP Q8U8L5
I	72	ASP	SER	engineered mutation	UNP Q8U8L5
J	-19	MET	-	expression tag	UNP Q8U8L5
J	-18	GLY	-	expression tag	UNP Q8U8L5
J	-17	SER	-	expression tag	UNP Q8U8L5
J	-16	SER	-	expression tag	UNP Q8U8L5
J	-15	HIS	-	expression tag	UNP Q8U8L5
J	-14	HIS	-	expression tag	UNP Q8U8L5
J	-13	HIS	-	expression tag	UNP Q8U8L5
J	-12	HIS	-	expression tag	UNP Q8U8L5
J	-11	HIS	-	expression tag	UNP Q8U8L5
J	-10	HIS	-	expression tag	UNP Q8U8L5

Continued on next page...

Continued from previous page...

Chain	Residue	Modelled	Actual	Comment	Reference
J	-9	SER	-	expression tag	UNP Q8U8L5
J	-8	SER	-	expression tag	UNP Q8U8L5
J	-7	GLY	-	expression tag	UNP Q8U8L5
J	-6	LEU	-	expression tag	UNP Q8U8L5
J	-5	VAL	-	expression tag	UNP Q8U8L5
J	-4	PRO	-	expression tag	UNP Q8U8L5
J	-3	ARG	-	expression tag	UNP Q8U8L5
J	-2	GLY	-	expression tag	UNP Q8U8L5
J	-1	SER	-	expression tag	UNP Q8U8L5
J	0	HIS	-	expression tag	UNP Q8U8L5
J	72	ASP	SER	engineered mutation	UNP Q8U8L5
K	-19	MET	-	expression tag	UNP Q8U8L5
K	-18	GLY	-	expression tag	UNP Q8U8L5
K	-17	SER	-	expression tag	UNP Q8U8L5
K	-16	SER	-	expression tag	UNP Q8U8L5
K	-15	HIS	-	expression tag	UNP Q8U8L5
K	-14	HIS	-	expression tag	UNP Q8U8L5
K	-13	HIS	-	expression tag	UNP Q8U8L5
K	-12	HIS	-	expression tag	UNP Q8U8L5
K	-11	HIS	-	expression tag	UNP Q8U8L5
K	-10	HIS	-	expression tag	UNP Q8U8L5
K	-9	SER	-	expression tag	UNP Q8U8L5
K	-8	SER	-	expression tag	UNP Q8U8L5
K	-7	GLY	-	expression tag	UNP Q8U8L5
K	-6	LEU	-	expression tag	UNP Q8U8L5
K	-5	VAL	-	expression tag	UNP Q8U8L5
K	-4	PRO	-	expression tag	UNP Q8U8L5
K	-3	ARG	-	expression tag	UNP Q8U8L5
K	-2	GLY	-	expression tag	UNP Q8U8L5
K	-1	SER	-	expression tag	UNP Q8U8L5
K	0	HIS	-	expression tag	UNP Q8U8L5
K	72	ASP	SER	engineered mutation	UNP Q8U8L5
L	-19	MET	-	expression tag	UNP Q8U8L5
L	-18	GLY	-	expression tag	UNP Q8U8L5
L	-17	SER	-	expression tag	UNP Q8U8L5
L	-16	SER	-	expression tag	UNP Q8U8L5
L	-15	HIS	-	expression tag	UNP Q8U8L5
L	-14	HIS	-	expression tag	UNP Q8U8L5
L	-13	HIS	-	expression tag	UNP Q8U8L5
L	-12	HIS	-	expression tag	UNP Q8U8L5
L	-11	HIS	-	expression tag	UNP Q8U8L5
L	-10	HIS	-	expression tag	UNP Q8U8L5

Continued on next page...

Continued from previous page...

Chain	Residue	Modelled	Actual	Comment	Reference
L	-9	SER	-	expression tag	UNP Q8U8L5
L	-8	SER	-	expression tag	UNP Q8U8L5
L	-7	GLY	-	expression tag	UNP Q8U8L5
L	-6	LEU	-	expression tag	UNP Q8U8L5
L	-5	VAL	-	expression tag	UNP Q8U8L5
L	-4	PRO	-	expression tag	UNP Q8U8L5
L	-3	ARG	-	expression tag	UNP Q8U8L5
L	-2	GLY	-	expression tag	UNP Q8U8L5
L	-1	SER	-	expression tag	UNP Q8U8L5
L	0	HIS	-	expression tag	UNP Q8U8L5
L	72	ASP	SER	engineered mutation	UNP Q8U8L5
M	-19	MET	-	expression tag	UNP Q8U8L5
M	-18	GLY	-	expression tag	UNP Q8U8L5
M	-17	SER	-	expression tag	UNP Q8U8L5
M	-16	SER	-	expression tag	UNP Q8U8L5
M	-15	HIS	-	expression tag	UNP Q8U8L5
M	-14	HIS	-	expression tag	UNP Q8U8L5
M	-13	HIS	-	expression tag	UNP Q8U8L5
M	-12	HIS	-	expression tag	UNP Q8U8L5
M	-11	HIS	-	expression tag	UNP Q8U8L5
M	-10	HIS	-	expression tag	UNP Q8U8L5
M	-9	SER	-	expression tag	UNP Q8U8L5
M	-8	SER	-	expression tag	UNP Q8U8L5
M	-7	GLY	-	expression tag	UNP Q8U8L5
M	-6	LEU	-	expression tag	UNP Q8U8L5
M	-5	VAL	-	expression tag	UNP Q8U8L5
M	-4	PRO	-	expression tag	UNP Q8U8L5
M	-3	ARG	-	expression tag	UNP Q8U8L5
M	-2	GLY	-	expression tag	UNP Q8U8L5
M	-1	SER	-	expression tag	UNP Q8U8L5
M	0	HIS	-	expression tag	UNP Q8U8L5
M	72	ASP	SER	engineered mutation	UNP Q8U8L5
N	-19	MET	-	expression tag	UNP Q8U8L5
N	-18	GLY	-	expression tag	UNP Q8U8L5
N	-17	SER	-	expression tag	UNP Q8U8L5
N	-16	SER	-	expression tag	UNP Q8U8L5
N	-15	HIS	-	expression tag	UNP Q8U8L5
N	-14	HIS	-	expression tag	UNP Q8U8L5
N	-13	HIS	-	expression tag	UNP Q8U8L5
N	-12	HIS	-	expression tag	UNP Q8U8L5
N	-11	HIS	-	expression tag	UNP Q8U8L5
N	-10	HIS	-	expression tag	UNP Q8U8L5

Continued on next page...

Continued from previous page...

Chain	Residue	Modelled	Actual	Comment	Reference
N	-9	SER	-	expression tag	UNP Q8U8L5
N	-8	SER	-	expression tag	UNP Q8U8L5
N	-7	GLY	-	expression tag	UNP Q8U8L5
N	-6	LEU	-	expression tag	UNP Q8U8L5
N	-5	VAL	-	expression tag	UNP Q8U8L5
N	-4	PRO	-	expression tag	UNP Q8U8L5
N	-3	ARG	-	expression tag	UNP Q8U8L5
N	-2	GLY	-	expression tag	UNP Q8U8L5
N	-1	SER	-	expression tag	UNP Q8U8L5
N	0	HIS	-	expression tag	UNP Q8U8L5
N	72	ASP	SER	engineered mutation	UNP Q8U8L5
O	-19	MET	-	expression tag	UNP Q8U8L5
O	-18	GLY	-	expression tag	UNP Q8U8L5
O	-17	SER	-	expression tag	UNP Q8U8L5
O	-16	SER	-	expression tag	UNP Q8U8L5
O	-15	HIS	-	expression tag	UNP Q8U8L5
O	-14	HIS	-	expression tag	UNP Q8U8L5
O	-13	HIS	-	expression tag	UNP Q8U8L5
O	-12	HIS	-	expression tag	UNP Q8U8L5
O	-11	HIS	-	expression tag	UNP Q8U8L5
O	-10	HIS	-	expression tag	UNP Q8U8L5
O	-9	SER	-	expression tag	UNP Q8U8L5
O	-8	SER	-	expression tag	UNP Q8U8L5
O	-7	GLY	-	expression tag	UNP Q8U8L5
O	-6	LEU	-	expression tag	UNP Q8U8L5
O	-5	VAL	-	expression tag	UNP Q8U8L5
O	-4	PRO	-	expression tag	UNP Q8U8L5
O	-3	ARG	-	expression tag	UNP Q8U8L5
O	-2	GLY	-	expression tag	UNP Q8U8L5
O	-1	SER	-	expression tag	UNP Q8U8L5
O	0	HIS	-	expression tag	UNP Q8U8L5
O	72	ASP	SER	engineered mutation	UNP Q8U8L5
P	-19	MET	-	expression tag	UNP Q8U8L5
P	-18	GLY	-	expression tag	UNP Q8U8L5
P	-17	SER	-	expression tag	UNP Q8U8L5
P	-16	SER	-	expression tag	UNP Q8U8L5
P	-15	HIS	-	expression tag	UNP Q8U8L5
P	-14	HIS	-	expression tag	UNP Q8U8L5
P	-13	HIS	-	expression tag	UNP Q8U8L5
P	-12	HIS	-	expression tag	UNP Q8U8L5
P	-11	HIS	-	expression tag	UNP Q8U8L5
P	-10	HIS	-	expression tag	UNP Q8U8L5

Continued on next page...

Continued from previous page...

Chain	Residue	Modelled	Actual	Comment	Reference
P	-9	SER	-	expression tag	UNP Q8U8L5
P	-8	SER	-	expression tag	UNP Q8U8L5
P	-7	GLY	-	expression tag	UNP Q8U8L5
P	-6	LEU	-	expression tag	UNP Q8U8L5
P	-5	VAL	-	expression tag	UNP Q8U8L5
P	-4	PRO	-	expression tag	UNP Q8U8L5
P	-3	ARG	-	expression tag	UNP Q8U8L5
P	-2	GLY	-	expression tag	UNP Q8U8L5
P	-1	SER	-	expression tag	UNP Q8U8L5
P	0	HIS	-	expression tag	UNP Q8U8L5
P	72	ASP	SER	engineered mutation	UNP Q8U8L5
Q	-19	MET	-	expression tag	UNP Q8U8L5
Q	-18	GLY	-	expression tag	UNP Q8U8L5
Q	-17	SER	-	expression tag	UNP Q8U8L5
Q	-16	SER	-	expression tag	UNP Q8U8L5
Q	-15	HIS	-	expression tag	UNP Q8U8L5
Q	-14	HIS	-	expression tag	UNP Q8U8L5
Q	-13	HIS	-	expression tag	UNP Q8U8L5
Q	-12	HIS	-	expression tag	UNP Q8U8L5
Q	-11	HIS	-	expression tag	UNP Q8U8L5
Q	-10	HIS	-	expression tag	UNP Q8U8L5
Q	-9	SER	-	expression tag	UNP Q8U8L5
Q	-8	SER	-	expression tag	UNP Q8U8L5
Q	-7	GLY	-	expression tag	UNP Q8U8L5
Q	-6	LEU	-	expression tag	UNP Q8U8L5
Q	-5	VAL	-	expression tag	UNP Q8U8L5
Q	-4	PRO	-	expression tag	UNP Q8U8L5
Q	-3	ARG	-	expression tag	UNP Q8U8L5
Q	-2	GLY	-	expression tag	UNP Q8U8L5
Q	-1	SER	-	expression tag	UNP Q8U8L5
Q	0	HIS	-	expression tag	UNP Q8U8L5
Q	72	ASP	SER	engineered mutation	UNP Q8U8L5
R	-19	MET	-	expression tag	UNP Q8U8L5
R	-18	GLY	-	expression tag	UNP Q8U8L5
R	-17	SER	-	expression tag	UNP Q8U8L5
R	-16	SER	-	expression tag	UNP Q8U8L5
R	-15	HIS	-	expression tag	UNP Q8U8L5
R	-14	HIS	-	expression tag	UNP Q8U8L5
R	-13	HIS	-	expression tag	UNP Q8U8L5
R	-12	HIS	-	expression tag	UNP Q8U8L5
R	-11	HIS	-	expression tag	UNP Q8U8L5
R	-10	HIS	-	expression tag	UNP Q8U8L5

Continued on next page...

Continued from previous page...

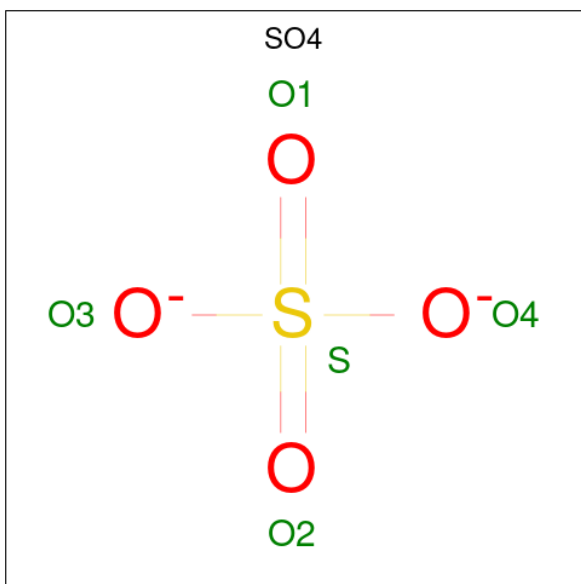
Chain	Residue	Modelled	Actual	Comment	Reference
R	-9	SER	-	expression tag	UNP Q8U8L5
R	-8	SER	-	expression tag	UNP Q8U8L5
R	-7	GLY	-	expression tag	UNP Q8U8L5
R	-6	LEU	-	expression tag	UNP Q8U8L5
R	-5	VAL	-	expression tag	UNP Q8U8L5
R	-4	PRO	-	expression tag	UNP Q8U8L5
R	-3	ARG	-	expression tag	UNP Q8U8L5
R	-2	GLY	-	expression tag	UNP Q8U8L5
R	-1	SER	-	expression tag	UNP Q8U8L5
R	0	HIS	-	expression tag	UNP Q8U8L5
R	72	ASP	SER	engineered mutation	UNP Q8U8L5
W	-19	MET	-	expression tag	UNP Q8U8L5
W	-18	GLY	-	expression tag	UNP Q8U8L5
W	-17	SER	-	expression tag	UNP Q8U8L5
W	-16	SER	-	expression tag	UNP Q8U8L5
W	-15	HIS	-	expression tag	UNP Q8U8L5
W	-14	HIS	-	expression tag	UNP Q8U8L5
W	-13	HIS	-	expression tag	UNP Q8U8L5
W	-12	HIS	-	expression tag	UNP Q8U8L5
W	-11	HIS	-	expression tag	UNP Q8U8L5
W	-10	HIS	-	expression tag	UNP Q8U8L5
W	-9	SER	-	expression tag	UNP Q8U8L5
W	-8	SER	-	expression tag	UNP Q8U8L5
W	-7	GLY	-	expression tag	UNP Q8U8L5
W	-6	LEU	-	expression tag	UNP Q8U8L5
W	-5	VAL	-	expression tag	UNP Q8U8L5
W	-4	PRO	-	expression tag	UNP Q8U8L5
W	-3	ARG	-	expression tag	UNP Q8U8L5
W	-2	GLY	-	expression tag	UNP Q8U8L5
W	-1	SER	-	expression tag	UNP Q8U8L5
W	0	HIS	-	expression tag	UNP Q8U8L5
W	72	ASP	SER	engineered mutation	UNP Q8U8L5
T	-19	MET	-	expression tag	UNP Q8U8L5
T	-18	GLY	-	expression tag	UNP Q8U8L5
T	-17	SER	-	expression tag	UNP Q8U8L5
T	-16	SER	-	expression tag	UNP Q8U8L5
T	-15	HIS	-	expression tag	UNP Q8U8L5
T	-14	HIS	-	expression tag	UNP Q8U8L5
T	-13	HIS	-	expression tag	UNP Q8U8L5
T	-12	HIS	-	expression tag	UNP Q8U8L5
T	-11	HIS	-	expression tag	UNP Q8U8L5
T	-10	HIS	-	expression tag	UNP Q8U8L5

Continued on next page...

Continued from previous page...

Chain	Residue	Modelled	Actual	Comment	Reference
T	-9	SER	-	expression tag	UNP Q8U8L5
T	-8	SER	-	expression tag	UNP Q8U8L5
T	-7	GLY	-	expression tag	UNP Q8U8L5
T	-6	LEU	-	expression tag	UNP Q8U8L5
T	-5	VAL	-	expression tag	UNP Q8U8L5
T	-4	PRO	-	expression tag	UNP Q8U8L5
T	-3	ARG	-	expression tag	UNP Q8U8L5
T	-2	GLY	-	expression tag	UNP Q8U8L5
T	-1	SER	-	expression tag	UNP Q8U8L5
T	0	HIS	-	expression tag	UNP Q8U8L5
T	72	ASP	SER	engineered mutation	UNP Q8U8L5

- Molecule 2 is SULFATE ION (CCD ID: SO4) (formula: O₄S).



Mol	Chain	Residues	Atoms	ZeroOcc	AltConf
2	A	1	Total O S 5 4 1	0	0
2	A	1	Total O S 5 4 1	0	0
2	A	1	Total O S 5 4 1	0	0
2	A	1	Total O S 5 4 1	0	0
2	A	1	Total O S 5 4 1	0	0
2	A	1	Total O S 5 4 1	0	0

Continued on next page...

Continued from previous page...

Mol	Chain	Residues	Atoms			ZeroOcc	AltConf
			Total	O	S		
2	B	1	5	4	1	0	0
2	B	1	5	4	1	0	0
2	B	1	5	4	1	0	0
2	B	1	5	4	1	0	0
2	B	1	5	4	1	0	0
2	B	1	5	4	1	0	0
2	B	1	5	4	1	0	0
2	C	1	5	4	1	0	0
2	C	1	5	4	1	0	0
2	C	1	5	4	1	0	0
2	C	1	5	4	1	0	0
2	C	1	5	4	1	0	0
2	C	1	5	4	1	0	0
2	C	1	5	4	1	0	0
2	C	1	5	4	1	0	0
2	C	1	5	4	1	0	0
2	D	1	5	4	1	0	0
2	D	1	5	4	1	0	0
2	D	1	5	4	1	0	0
2	D	1	5	4	1	0	0
2	D	1	5	4	1	0	0

Continued on next page...

Continued from previous page...

Mol	Chain	Residues	Atoms			ZeroOcc	AltConf
			Total	O	S		
2	D	1	5	4	1	0	0
2	E	1	5	4	1	0	0
2	E	1	5	4	1	0	0
2	E	1	5	4	1	0	0
2	E	1	5	4	1	0	0
2	E	1	5	4	1	0	0
2	E	1	5	4	1	0	0
2	E	1	5	4	1	0	0
2	E	1	5	4	1	0	0
2	F	1	5	4	1	0	0
2	F	1	5	4	1	0	0
2	F	1	5	4	1	0	0
2	F	1	5	4	1	0	0
2	F	1	5	4	1	0	0
2	F	1	5	4	1	0	0
2	F	1	5	4	1	0	0
2	F	1	5	4	1	0	0
2	F	1	5	4	1	0	0
2	G	1	5	4	1	0	0
2	G	1	5	4	1	0	0
2	G	1	5	4	1	0	0
2	G	1	5	4	1	0	0
2	G	1	5	4	1	0	0
2	G	1	5	4	1	0	0

Continued on next page...

Continued from previous page...

Mol	Chain	Residues	Atoms			ZeroOcc	AltConf
			Total	O	S		
2	G	1	5	4	1	0	0
2	H	1	5	4	1	0	0
2	H	1	5	4	1	0	0
2	H	1	5	4	1	0	0
2	H	1	5	4	1	0	0
2	H	1	5	4	1	0	0
2	I	1	5	4	1	0	0
2	I	1	5	4	1	0	0
2	I	1	5	4	1	0	0
2	I	1	5	4	1	0	0
2	I	1	5	4	1	0	0
2	I	1	5	4	1	0	0
2	I	1	5	4	1	0	0
2	I	1	5	4	1	0	0
2	J	1	5	4	1	0	0
2	J	1	5	4	1	0	0
2	J	1	5	4	1	0	0
2	J	1	5	4	1	0	0
2	J	1	5	4	1	0	0
2	J	1	5	4	1	0	0
2	J	1	5	4	1	0	0

Continued on next page...

Continued from previous page...

Mol	Chain	Residues	Atoms			ZeroOcc	AltConf
			Total	O	S		
2	K	1	5	4	1	0	0
2	K	1	5	4	1	0	0
2	K	1	5	4	1	0	0
2	K	1	5	4	1	0	0
2	K	1	5	4	1	0	0
2	K	1	5	4	1	0	0
2	L	1	5	4	1	0	0
2	L	1	5	4	1	0	0
2	L	1	5	4	1	0	0
2	L	1	5	4	1	0	0
2	L	1	5	4	1	0	0
2	L	1	5	4	1	0	0
2	L	1	5	4	1	0	0
2	M	1	5	4	1	0	0
2	M	1	5	4	1	0	0
2	M	1	5	4	1	0	0
2	M	1	5	4	1	0	0
2	N	1	5	4	1	0	0
2	N	1	5	4	1	0	0
2	N	1	5	4	1	0	0
2	N	1	5	4	1	0	0
2	N	1	5	4	1	0	0

Continued on next page...

Continued from previous page...

Mol	Chain	Residues	Atoms			ZeroOcc	AltConf
			Total	O	S		
2	N	1	5	4	1	0	0
2	O	1	5	4	1	0	0
2	O	1	5	4	1	0	0
2	O	1	5	4	1	0	0
2	O	1	5	4	1	0	0
2	O	1	5	4	1	0	0
2	O	1	5	4	1	0	0
2	O	1	5	4	1	0	0
2	O	1	5	4	1	0	0
2	P	1	5	4	1	0	0
2	P	1	5	4	1	0	0
2	P	1	5	4	1	0	0
2	P	1	5	4	1	0	0
2	P	1	5	4	1	0	0
2	P	1	5	4	1	0	0
2	P	1	5	4	1	0	0
2	P	1	5	4	1	0	0
2	P	1	5	4	1	0	0
2	P	1	5	4	1	0	0
2	P	1	5	4	1	0	0
2	Q	1	5	4	1	0	0
2	Q	1	5	4	1	0	0
2	Q	1	5	4	1	0	0

Continued on next page...

Continued from previous page...

Mol	Chain	Residues	Atoms			ZeroOcc	AltConf
			Total	O	S		
2	Q	1	5	4	1	0	0
2	Q	1	5	4	1	0	0
2	Q	1	5	4	1	0	0
2	Q	1	5	4	1	0	0
2	Q	1	5	4	1	0	0
2	R	1	5	4	1	0	0
2	R	1	5	4	1	0	0
2	R	1	5	4	1	0	0
2	R	1	5	4	1	0	0
2	R	1	5	4	1	0	0
2	R	1	5	4	1	0	0
2	R	1	5	4	1	0	0
2	R	1	5	4	1	0	0
2	W	1	5	4	1	0	0
2	W	1	5	4	1	0	0
2	W	1	5	4	1	0	0
2	W	1	5	4	1	0	0
2	W	1	5	4	1	0	0
2	T	1	5	4	1	0	0
2	T	1	5	4	1	0	0
2	T	1	5	4	1	0	0
2	T	1	5	4	1	0	0

Continued on next page...

Continued from previous page...

Mol	Chain	Residues	Atoms			ZeroOcc	AltConf
2	T	1	Total	O	S	0	0
			5	4	1		
2	T	1	Total	O	S	0	0
			5	4	1		
2	T	1	Total	O	S	0	0
			5	4	1		
2	T	1	Total	O	S	0	0
			5	4	1		

- Molecule 3 is water.

Mol	Chain	Residues	Atoms		ZeroOcc	AltConf
3	A	115	Total	O	0	0
			115	115		
3	B	93	Total	O	0	0
			93	93		
3	C	173	Total	O	0	0
			173	173		
3	D	142	Total	O	0	0
			142	142		
3	E	85	Total	O	0	0
			85	85		
3	F	100	Total	O	0	0
			100	100		
3	G	112	Total	O	0	0
			112	112		
3	H	121	Total	O	0	0
			121	121		
3	I	145	Total	O	0	0
			145	145		
3	J	195	Total	O	0	0
			195	195		
3	K	112	Total	O	0	0
			112	112		
3	L	109	Total	O	0	0
			109	109		
3	M	89	Total	O	0	0
			89	89		
3	N	103	Total	O	0	0
			103	103		
3	O	125	Total	O	0	0
			125	125		

Continued on next page...

Continued from previous page...

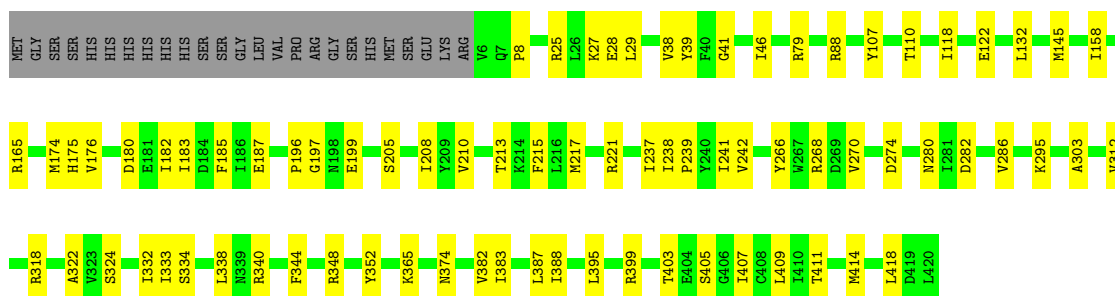
Mol	Chain	Residues	Atoms		ZeroOcc	AltConf
3	P	137	Total 137	O 137	0	0
3	Q	179	Total 179	O 179	0	0
3	R	192	Total 192	O 192	0	0
3	W	111	Total 111	O 111	0	0
3	T	152	Total 152	O 152	0	0

3 Residue-property plots [i](#)


These plots are drawn for all protein, RNA, DNA and oligosaccharide chains in the entry. The first graphic for a chain summarises the proportions of the various outlier classes displayed in the second graphic. The second graphic shows the sequence view annotated by issues in geometry and electron density. Residues are color-coded according to the number of geometric quality criteria for which they contain at least one outlier: green = 0, yellow = 1, orange = 2 and red = 3 or more. A red dot above a residue indicates a poor fit to the electron density ($RSRZ > 2$). Stretches of 2 or more consecutive residues without any outlier are shown as a green connector. Residues present in the sample, but not in the model, are shown in grey.

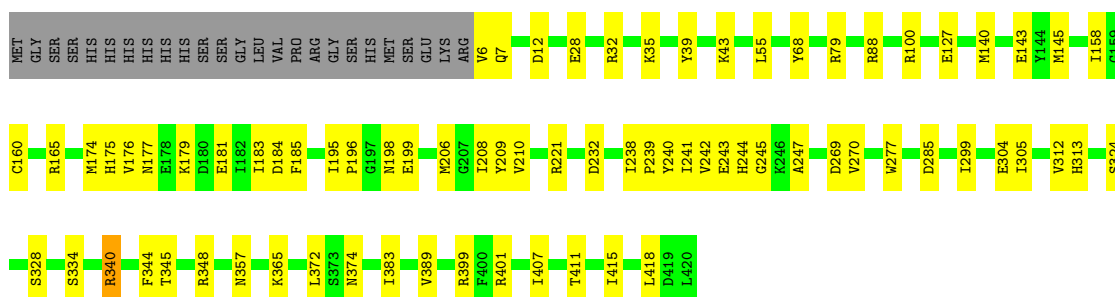
- Molecule 1: Glucose-1-phosphate adenylyltransferase

Chain A: 



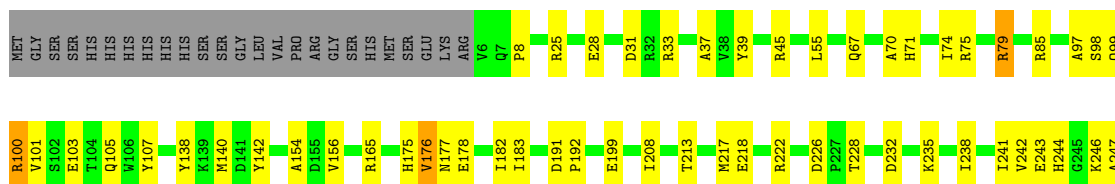
- Molecule 1: Glucose-1-phosphate adenylyltransferase

Chain B: 



- Molecule 1: Glucose-1-phosphate adenylyltransferase

Chain C: 





- Molecule 1: Glucose-1-phosphate adenylyltransferase

Chain D: 76% 17% 6%



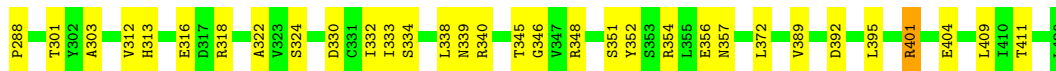
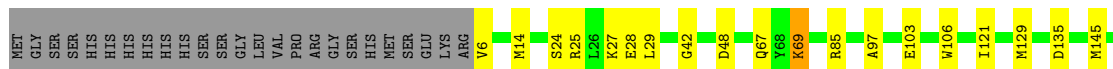
- Molecule 1: Glucose-1-phosphate adenylyltransferase

Chain E: 78% 16% 6%



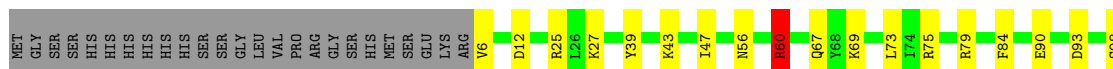
- Molecule 1: Glucose-1-phosphate adenylyltransferase

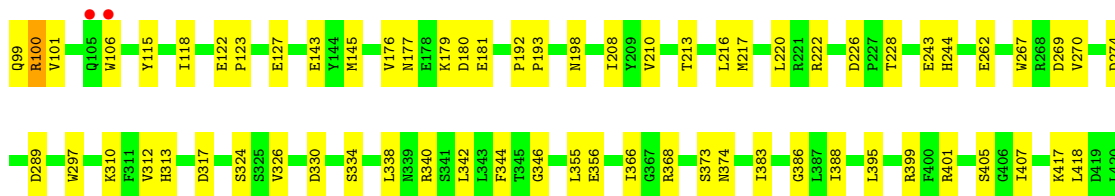
Chain F: 75% 19% 6%



- Molecule 1: Glucose-1-phosphate adenylyltransferase

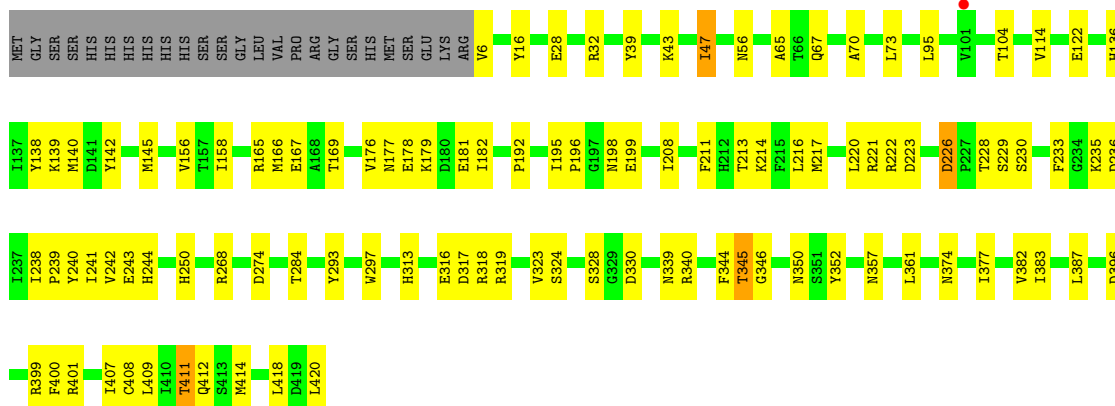
Chain G: 75% 19% 6%





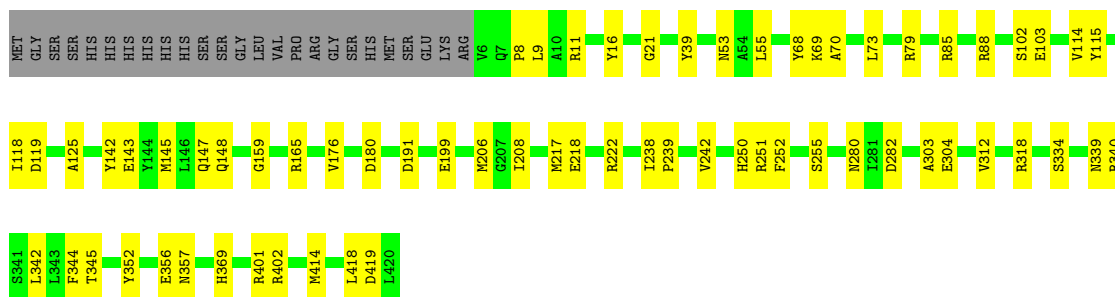
- Molecule 1: Glucose-1-phosphate adenylyltransferase

Chain H: • 6%



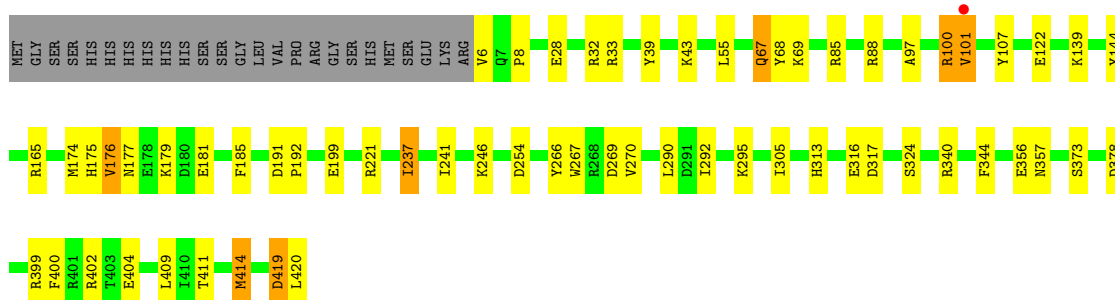
- Molecule 1: Glucose-1-phosphate adenylyltransferase

Chain I: • 6%



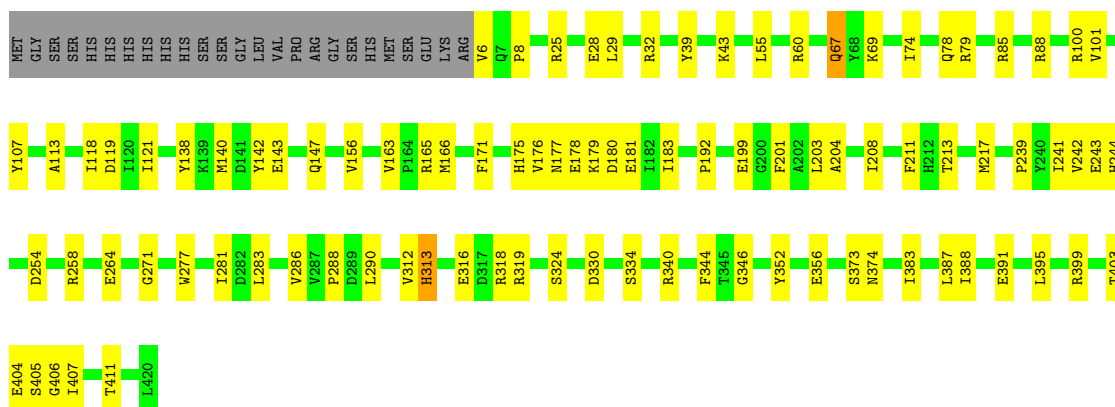
- Molecule 1: Glucose-1-phosphate adenylyltransferase

Chain J: • 6%




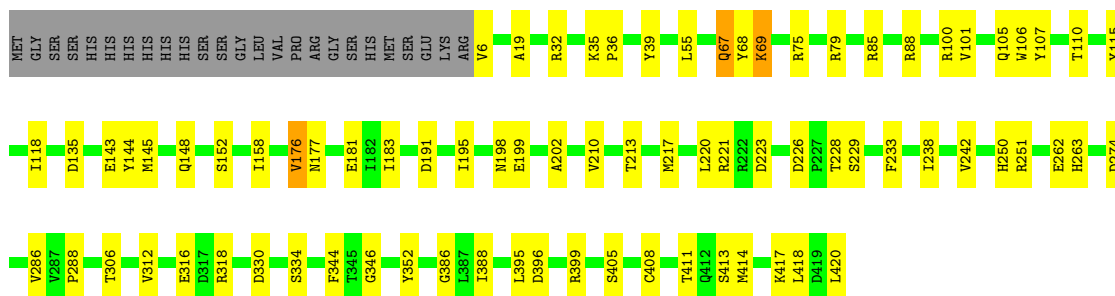
- Molecule 1: Glucose-1-phosphate adenylyltransferase

Chain K:  73% 21% 6%




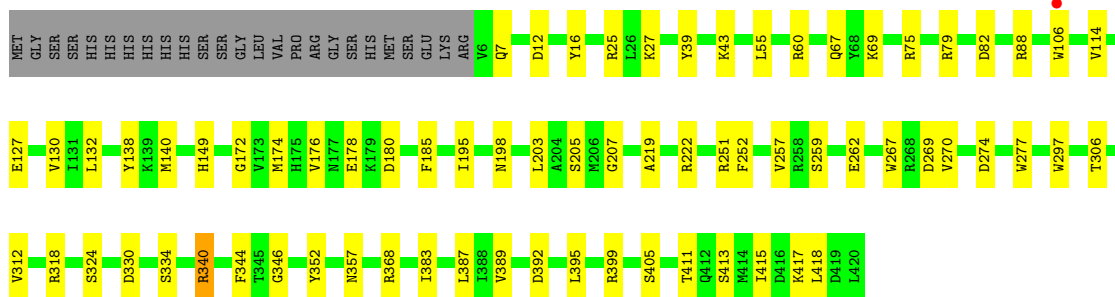
- Molecule 1: Glucose-1-phosphate adenylyltransferase

Chain L:  76% 17% 6%



- Molecule 1: Glucose-1-phosphate adenylyltransferase

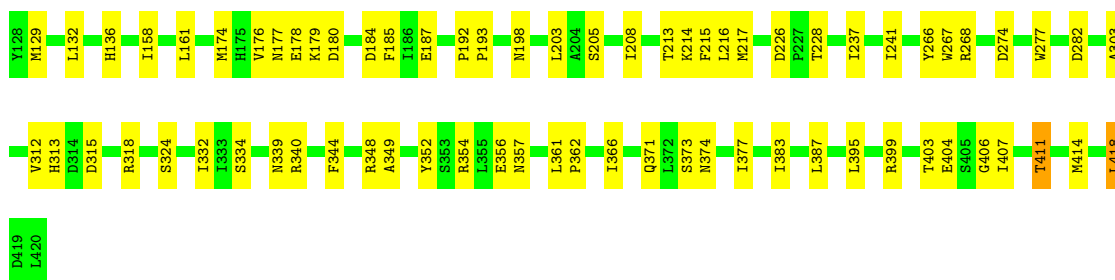
Chain M:  78% 16% 6%



- Molecule 1: Glucose-1-phosphate adenylyltransferase

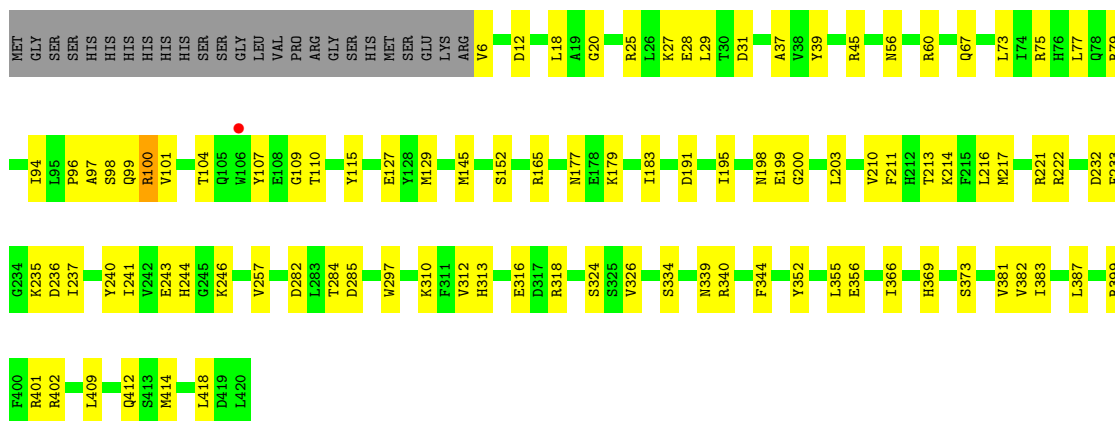
Chain N:  74% 20% 6%





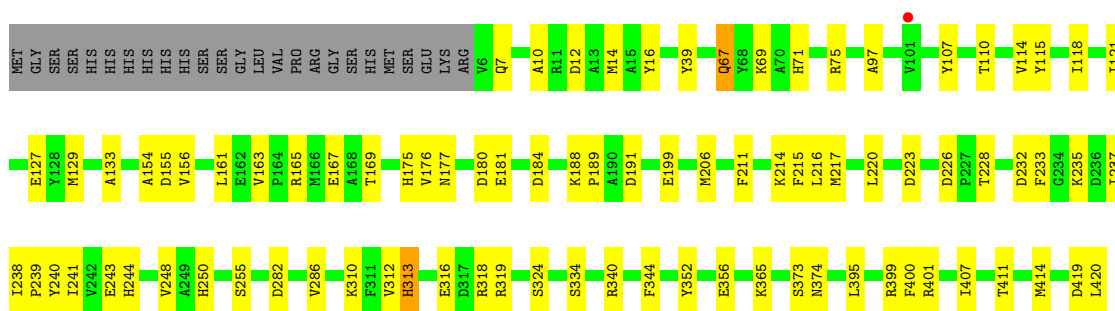
- Molecule 1: Glucose-1-phosphate adenylyltransferase

Chain O: 72% 22% 6%



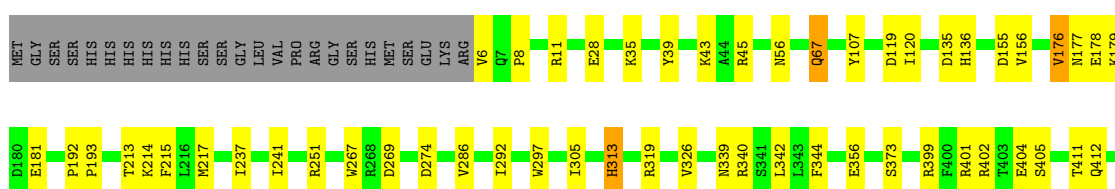
- Molecule 1: Glucose-1-phosphate adenylyltransferase

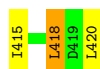
Chain P: 75% 19% 6%



- Molecule 1: Glucose-1-phosphate adenylyltransferase

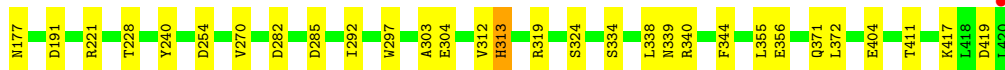
Chain Q: 81% 12% 6%





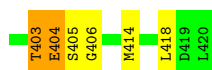
- Molecule 1: Glucose-1-phosphate adenyltransferase

Chain R: 83% 11% • 6%




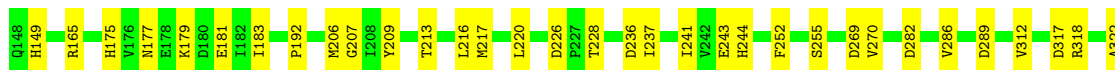
- Molecule 1: Glucose-1-phosphate adenyltransferase

Chain W: 72% 21% 6%



- Molecule 1: Glucose-1-phosphate adenyltransferase

Chain T: 78% 16% • 6%



4 Data and refinement statistics i

Property	Value	Source
Space group	P 1	Depositor
Cell constants a, b, c, α , β , γ	93.42Å 141.58Å 228.32Å 108.07° 101.85° 90.00°	Depositor
Resolution (Å)	72.70 – 2.29 72.70 – 2.29	Depositor EDS
% Data completeness (in resolution range)	97.5 (72.70-2.29) 87.3 (72.70-2.29)	Depositor EDS
R_{merge}	(Not available)	Depositor
R_{sym}	(Not available)	Depositor
$\langle I/\sigma(I) \rangle$ ¹	1.02 (at 2.29Å)	Xtrriage
Refinement program	PHENIX 1.11.1_2575	Depositor
R, R_{free}	0.208 , 0.254 0.212 , 0.257	Depositor DCC
R_{free} test set	24319 reflections (4.96%)	wwPDB-VP
Wilson B-factor (Å ²)	36.1	Xtrriage
Anisotropy	0.316	Xtrriage
Bulk solvent k_{sol} (e/Å ³), B_{sol} (Å ²)	0.36 , 39.2	EDS
L-test for twinning ²	$\langle L \rangle = 0.56$, $\langle L^2 \rangle = 0.40$	Xtrriage
Estimated twinning fraction	0.450 for h,-k,-h-l 0.467 for -h,k,-k-l 0.457 for -h,-k,h+k+l	Xtrriage
F_o, F_c correlation	0.97	EDS
Total number of atoms	68292	wwPDB-VP
Average B, all atoms (Å ²)	57.0	wwPDB-VP

Xtrriage's analysis on translational NCS is as follows: *The analyses of the Patterson function reveals a significant off-origin peak that is 62.75 % of the origin peak, indicating pseudo-translational symmetry. The chance of finding a peak of this or larger height randomly in a structure without pseudo-translational symmetry is equal to 1.0735e-05. The detected translational NCS is most likely also responsible for the elevated intensity ratio.*

¹Intensities estimated from amplitudes.

²Theoretical values of $\langle |L| \rangle$, $\langle L^2 \rangle$ for acentric reflections are 0.5, 0.333 respectively for untwinned datasets, and 0.375, 0.2 for perfectly twinned datasets.

5 Model quality i

5.1 Standard geometry i

Bond lengths and bond angles in the following residue types are not validated in this section: SO4

The Z score for a bond length (or angle) is the number of standard deviations the observed value is removed from the expected value. A bond length (or angle) with $|Z| > 5$ is considered an outlier worth inspection. RMSZ is the root-mean-square of all Z scores of the bond lengths (or angles).

Mol	Chain	Bond lengths		Bond angles	
		RMSZ	# $ Z > 5$	RMSZ	# $ Z > 5$
1	A	0.35	0/3322	0.53	1/4515 (0.0%)
1	B	0.35	0/3321	0.55	0/4515
1	C	0.43	2/3334 (0.1%)	0.63	2/4532 (0.0%)
1	D	0.36	0/3326	0.56	0/4521
1	E	0.31	0/3336	0.50	0/4536
1	F	0.42	2/3337 (0.1%)	0.54	0/4537
1	G	0.45	3/3329 (0.1%)	0.61	3/4526 (0.1%)
1	H	0.36	0/3336	0.54	0/4536
1	I	0.36	1/3336 (0.0%)	0.56	0/4536
1	J	0.39	1/3334 (0.0%)	0.56	0/4533
1	K	0.36	0/3333	0.55	0/4532
1	L	0.35	0/3346	0.52	0/4548
1	M	0.32	0/3336	0.50	0/4536
1	N	0.32	0/3311	0.49	0/4503
1	O	0.33	0/3320	0.54	1/4514 (0.0%)
1	P	0.37	0/3319	0.56	0/4513
1	Q	0.38	0/3334	0.54	0/4533
1	R	0.39	0/3328	0.56	0/4525
1	T	0.38	0/3343	0.57	1/4543 (0.0%)
1	W	0.36	0/3329	0.54	0/4526
All	All	0.37	9/66610 (0.0%)	0.55	8/90560 (0.0%)

Chiral center outliers are detected by calculating the chiral volume of a chiral center and verifying if the center is modelled as a planar moiety or with the opposite hand. A planarity outlier is detected by checking planarity of atoms in a peptide group, atoms in a mainchain group or atoms of a sidechain that are expected to be planar.

Mol	Chain	#Chirality outliers	#Planarity outliers
1	C	0	2
1	G	0	1
1	N	0	1

Continued on next page...

Continued from previous page...

Mol	Chain	#Chirality outliers	#Planarity outliers
1	Q	0	1
1	T	0	2
1	W	0	1
All	All	0	8

All (9) bond length outliers are listed below:

Mol	Chain	Res	Type	Atoms	Z	Observed(Å)	Ideal(Å)
1	G	60	ARG	CD-NE	11.73	1.62	1.46
1	F	401	ARG	NE-CZ	10.26	1.44	1.33
1	F	401	ARG	CZ-NH1	7.61	1.43	1.32
1	G	60	ARG	NE-CZ	7.02	1.40	1.33
1	G	60	ARG	CZ-NH1	6.45	1.41	1.32
1	C	79	ARG	NE-CZ	-6.22	1.26	1.33
1	I	125	ALA	C-O	5.86	1.26	1.23
1	C	79	ARG	CD-NE	5.75	1.54	1.46
1	J	414	MET	SD-CE	-5.04	1.67	1.79

All (8) bond angle outliers are listed below:

Mol	Chain	Res	Type	Atoms	Z	Observed(°)	Ideal(°)
1	G	60	ARG	NE-CZ-NH1	-12.27	109.23	121.50
1	G	60	ARG	NH1-CZ-NH2	11.70	134.51	119.30
1	C	79	ARG	NE-CZ-NH1	11.11	132.61	121.50
1	C	79	ARG	NE-CZ-NH2	-10.28	109.95	119.20
1	G	60	ARG	NE-CZ-NH2	-8.00	112.00	119.20
1	T	79	ARG	NE-CZ-NH2	-6.79	113.09	119.20
1	O	60	ARG	NE-CZ-NH1	-5.82	115.68	121.50
1	A	79	ARG	NE-CZ-NH2	-5.29	114.44	119.20

There are no chirality outliers.

All (8) planarity outliers are listed below:

Mol	Chain	Res	Type	Group
1	C	418	LEU	Peptide
1	C	419	ASP	Peptide
1	G	60	ARG	Sidechain
1	N	418	LEU	Peptide
1	Q	418	LEU	Peptide
1	T	418	LEU	Peptide
1	T	97	ALA	Peptide

Continued on next page...

Continued from previous page...

Mol	Chain	Res	Type	Group
1	W	403	THR	Peptide

5.2 Too-close contacts [i](#)

In the following table, the Non-H and H(model) columns list the number of non-hydrogen atoms and hydrogen atoms in the chain respectively. The H(added) column lists the number of hydrogen atoms added and optimized by MolProbity. The Clashes column lists the number of clashes within the asymmetric unit, whereas Symm-Clashes lists symmetry-related clashes.

Mol	Chain	Non-H	H(model)	H(added)	Clashes	Symm-Clashes
1	A	3243	0	3143	62	0
1	B	3242	0	3135	68	0
1	C	3252	0	3153	70	0
1	D	3247	0	3150	76	0
1	E	3257	0	3152	59	0
1	F	3257	0	3152	68	0
1	G	3250	0	3144	63	6
1	H	3257	0	3152	84	0
1	I	3257	0	3152	48	0
1	J	3255	0	3147	56	0
1	K	3254	0	3141	91	0
1	L	3266	0	3165	71	0
1	M	3257	0	3152	47	0
1	N	3232	0	3119	72	0
1	O	3241	0	3137	88	0
1	P	3240	0	3135	80	0
1	Q	3252	0	3147	41	0
1	R	3249	0	3142	34	0
1	T	3264	0	3166	56	0
1	W	3250	0	3146	81	0
2	A	30	0	0	3	0
2	B	35	0	0	2	0
2	C	45	0	0	3	0
2	D	30	0	0	2	0
2	E	35	0	0	0	0
2	F	35	0	0	5	0
2	G	35	0	0	0	0
2	H	25	0	0	2	0
2	I	35	0	0	2	0
2	J	40	0	0	2	0
2	K	30	0	0	0	0
2	L	30	0	0	2	0

Continued on next page...

Continued from previous page...

Mol	Chain	Non-H	H(model)	H(added)	Clashes	Symm-Clashes
2	M	20	0	0	2	0
2	N	30	0	0	0	0
2	O	35	0	0	2	6
2	P	50	0	0	3	0
2	Q	40	0	0	4	0
2	R	35	0	0	1	0
2	T	40	0	0	3	0
2	W	25	0	0	0	0
3	A	115	0	0	8	0
3	B	93	0	0	11	0
3	C	173	0	0	12	0
3	D	142	0	0	12	0
3	E	85	0	0	10	1
3	F	100	0	0	11	1
3	G	112	0	0	10	0
3	H	121	0	0	12	1
3	I	145	0	0	9	0
3	J	195	0	0	16	0
3	K	112	0	0	12	0
3	L	109	0	0	16	0
3	M	89	0	0	11	0
3	N	103	0	0	9	0
3	O	125	0	0	6	0
3	P	137	0	0	15	1
3	Q	179	0	0	8	0
3	R	192	0	0	12	2
3	T	152	0	0	11	0
3	W	111	0	0	12	0
All	All	68292	0	62930	1277	9

The all-atom clashscore is defined as the number of clashes found per 1000 atoms (including hydrogen atoms). The all-atom clashscore for this structure is 10.

All (1277) close contacts within the same asymmetric unit are listed below, sorted by their clash magnitude.

Atom-1	Atom-2	Interatomic distance (Å)	Clash overlap (Å)
1:P:400:PHE:HA	1:P:414:MET:HE2	1.22	1.19
1:D:22:ARG:CZ	1:D:24:SER:H	1.62	1.12
1:P:216:LEU:HD23	1:P:220:LEU:HD13	1.24	1.08
1:O:6:VAL:N	3:O:601:HOH:O	1.89	1.04
1:G:6:VAL:N	3:G:601:HOH:O	1.92	1.01

Continued on next page...

Continued from previous page...

Atom-1	Atom-2	Interatomic distance (Å)	Clash overlap (Å)
1:E:14:MET:HE1	1:E:121:ILE:HG12	1.43	1.00
1:P:235:LYS:NZ	3:P:1201:HOH:O	1.95	0.99
1:R:228:THR:OG1	3:R:601:HOH:O	1.83	0.95
1:P:400:PHE:HA	1:P:414:MET:CE	1.96	0.95
1:W:110:THR:HG22	1:W:233:PHE:HD1	1.32	0.94
1:F:69:LYS:O	3:F:601:HOH:O	1.83	0.94
1:K:67:GLN:HE22	1:K:107:TYR:H	0.92	0.92
1:F:135:ASP:OD1	3:F:602:HOH:O	1.86	0.91
1:K:60:ARG:NH2	3:K:604:HOH:O	2.02	0.91
1:M:207:GLY:O	3:M:601:HOH:O	1.87	0.91
1:P:400:PHE:CA	1:P:414:MET:HE2	2.01	0.90
1:J:254:ASP:OD2	3:J:601:HOH:O	1.89	0.89
1:T:269:ASP:OD2	3:T:601:HOH:O	1.88	0.89
1:H:43:LYS:NZ	3:H:603:HOH:O	1.97	0.89
1:Q:405:SER:N	3:Q:602:HOH:O	2.02	0.89
1:P:216:LEU:CD2	1:P:220:LEU:HD13	2.01	0.89
1:L:110:THR:HG23	1:L:233:PHE:H	1.37	0.89
1:K:67:GLN:NE2	1:K:107:TYR:H	1.71	0.89
1:W:177:ASN:HB3	1:W:183:ILE:HD11	1.56	0.88
1:N:177:ASN:O	3:N:601:HOH:O	1.92	0.88
1:F:268:ARG:NH1	3:F:604:HOH:O	2.04	0.87
1:J:399:ARG:HH21	1:J:420:LEU:HA	1.40	0.87
1:A:107:TYR:N	3:A:601:HOH:O	2.01	0.87
1:F:281:ILE:O	1:F:284:THR:HG22	1.74	0.86
1:T:340:ARG:NH2	3:T:605:HOH:O	2.09	0.86
2:F:507:SO4:O3	3:F:603:HOH:O	1.94	0.86
1:H:122:GLU:OE2	3:H:601:HOH:O	1.92	0.86
1:L:177:ASN:HD21	1:L:181:GLU:HB2	1.40	0.85
1:C:100:ARG:H	1:C:100:ARG:HD2	1.40	0.85
1:P:401:ARG:H	1:P:414:MET:CE	1.89	0.85
1:B:399:ARG:O	3:B:1301:HOH:O	1.93	0.85
1:H:139:LYS:NZ	3:H:602:HOH:O	1.96	0.84
1:L:399:ARG:O	3:L:601:HOH:O	1.95	0.84
1:B:6:VAL:N	3:B:1303:HOH:O	2.08	0.84
1:G:262:GLU:OE1	3:G:602:HOH:O	1.94	0.84
1:O:232:ASP:HB3	1:O:235:LYS:HD3	1.58	0.84
1:P:250:HIS:NE2	1:P:255:SER:OG	2.11	0.83
1:T:177:ASN:O	3:T:602:HOH:O	1.95	0.83
1:L:242:VAL:O	3:L:602:HOH:O	1.97	0.83
1:M:389:VAL:O	3:M:602:HOH:O	1.96	0.83
1:K:239:PRO:HA	1:K:242:VAL:HG22	1.60	0.83

Continued on next page...

Continued from previous page...

Atom-1	Atom-2	Interatomic distance (Å)	Clash overlap (Å)
1:D:243:GLU:OE1	1:D:244:HIS:NE2	2.13	0.82
1:K:67:GLN:HE22	1:K:107:TYR:N	1.77	0.82
1:O:402:ARG:NH1	3:O:603:HOH:O	2.11	0.82
2:R:505:SO4:O1	3:R:602:HOH:O	1.96	0.82
1:D:133:ALA:O	3:D:601:HOH:O	1.97	0.81
1:F:340:ARG:NH2	2:F:506:SO4:O2	2.13	0.81
1:R:191:ASP:OD2	3:R:603:HOH:O	1.98	0.81
1:M:69:LYS:O	3:M:603:HOH:O	1.97	0.81
1:M:149:HIS:O	3:M:604:HOH:O	1.98	0.81
1:F:284:THR:HG21	1:F:340:ARG:HG3	1.60	0.81
1:K:143:GLU:OE2	3:K:601:HOH:O	1.97	0.81
1:Q:177:ASN:O	3:Q:601:HOH:O	1.98	0.81
1:K:69:LYS:O	3:K:602:HOH:O	1.99	0.81
1:R:6:VAL:N	3:R:607:HOH:O	2.14	0.81
1:O:382:VAL:H	1:O:412:GLN:HE22	1.26	0.80
1:K:199:GLU:OE1	3:K:603:HOH:O	1.99	0.80
1:H:158:ILE:CD1	1:H:238:ILE:CD1	2.59	0.80
2:T:503:SO4:O2	3:T:603:HOH:O	1.99	0.80
1:C:140:MET:HE1	1:C:208:ILE:HD13	1.64	0.79
1:B:32:ARG:HH22	1:C:101:VAL:HG22	1.46	0.79
1:F:6:VAL:N	3:F:608:HOH:O	2.15	0.79
1:H:319:ARG:O	3:H:604:HOH:O	1.98	0.79
1:W:195:ILE:HD11	1:W:203:LEU:HG	1.65	0.79
1:J:400:PHE:HA	1:J:414:MET:HE3	1.62	0.79
1:C:165:ARG:HD2	1:C:199:GLU:O	1.81	0.79
1:W:274:ASP:OD2	1:W:403:THR:HG21	1.83	0.79
2:J:507:SO4:O2	3:J:602:HOH:O	2.00	0.79
1:G:177:ASN:HD21	1:G:181:GLU:HB2	1.46	0.79
1:W:79:ARG:NH2	3:W:604:HOH:O	2.14	0.78
1:C:79:ARG:NH1	2:C:509:SO4:O2	2.12	0.78
2:M:501:SO4:O4	3:M:605:HOH:O	2.01	0.78
1:R:304:GLU:OE2	3:R:604:HOH:O	2.02	0.78
2:D:501:SO4:O2	3:D:602:HOH:O	2.00	0.78
1:G:69:LYS:O	3:G:603:HOH:O	2.01	0.78
1:D:22:ARG:NE	1:D:24:SER:OG	2.18	0.77
1:P:401:ARG:H	1:P:414:MET:HE1	1.49	0.77
1:T:207:GLY:O	3:T:604:HOH:O	2.01	0.77
1:H:158:ILE:CD1	1:H:238:ILE:HD11	2.15	0.77
1:D:22:ARG:CZ	1:D:24:SER:N	2.46	0.77
1:I:148:GLN:OE1	3:I:604:HOH:O	2.02	0.76
1:O:110:THR:HG23	1:O:233:PHE:H	1.51	0.76

Continued on next page...

Continued from previous page...

Atom-1	Atom-2	Interatomic distance (Å)	Clash overlap (Å)
1:J:67:GLN:NE2	3:J:607:HOH:O	2.15	0.76
1:K:178:GLU:O	1:K:179:LYS:HD2	1.85	0.76
1:E:177:ASN:O	3:E:602:HOH:O	2.04	0.76
1:B:100:ARG:O	3:B:1302:HOH:O	2.02	0.76
1:C:232:ASP:OD2	3:C:601:HOH:O	2.03	0.76
1:D:363:SER:OG	3:D:603:HOH:O	2.02	0.75
1:E:260:ASP:O	3:E:603:HOH:O	2.05	0.75
1:O:100:ARG:HG3	1:O:101:VAL:HG23	1.69	0.75
1:K:43:LYS:HE2	1:L:306:THR:O	1.86	0.75
1:P:216:LEU:HD23	1:P:220:LEU:CD1	2.13	0.75
2:D:501:SO4:S	3:D:602:HOH:O	2.44	0.75
1:D:22:ARG:NH1	1:D:24:SER:H	1.84	0.74
1:R:177:ASN:O	3:R:605:HOH:O	2.05	0.74
1:E:32:ARG:NH1	1:E:72:ASP:HB2	2.03	0.74
1:R:75:ARG:NH1	3:R:609:HOH:O	2.19	0.74
1:W:406:GLY:O	3:W:601:HOH:O	2.05	0.74
1:D:22:ARG:NH1	1:D:23:GLY:N	2.36	0.73
1:R:67:GLN:HG3	1:R:106:TRP:HD1	1.53	0.73
1:B:177:ASN:HD22	1:B:183:ILE:HD11	1.52	0.73
1:F:322:ALA:HB2	1:F:338:LEU:HD12	1.68	0.73
1:G:143:GLU:OE1	3:G:604:HOH:O	2.06	0.73
1:Q:274:ASP:OD1	3:Q:603:HOH:O	2.06	0.73
1:O:243:GLU:HG2	1:O:244:HIS:ND1	2.03	0.73
1:P:69:LYS:O	3:P:1202:HOH:O	2.06	0.73
1:D:60:ARG:NH2	1:D:89:ASN:O	2.21	0.73
1:H:238:ILE:HG23	1:H:239:PRO:HD3	1.68	0.73
1:H:158:ILE:HD11	1:H:238:ILE:CD1	2.18	0.73
1:J:67:GLN:HG3	1:J:68:TYR:H	1.53	0.72
1:W:115:TYR:HB2	1:W:220:LEU:HD21	1.70	0.72
1:K:213:THR:O	1:K:217:MET:HE2	1.88	0.72
1:D:416:ASP:OD1	3:D:606:HOH:O	2.07	0.72
1:N:67:GLN:NE2	3:N:602:HOH:O	2.06	0.72
1:D:22:ARG:HH11	1:D:23:GLY:N	1.88	0.72
1:O:195:ILE:HD11	1:O:203:LEU:HG	1.72	0.72
1:W:232:ASP:HB3	1:W:235:LYS:HD3	1.72	0.72
1:C:177:ASN:O	3:C:602:HOH:O	2.06	0.72
1:O:29:LEU:HD13	1:O:409:LEU:HD11	1.70	0.72
1:B:43:LYS:NZ	3:B:1307:HOH:O	2.15	0.71
2:P:1104:SO4:O4	3:P:1203:HOH:O	2.07	0.71
1:W:285:ASP:OD1	3:W:602:HOH:O	2.07	0.71
1:J:43:LYS:O	3:J:604:HOH:O	2.07	0.71

Continued on next page...

Continued from previous page...

Atom-1	Atom-2	Interatomic distance (Å)	Clash overlap (Å)
1:P:7:GLN:NE2	3:P:1209:HOH:O	2.23	0.71
1:H:177:ASN:HD21	1:H:181:GLU:HB2	1.56	0.71
1:I:79:ARG:NH2	3:I:609:HOH:O	2.23	0.71
1:L:177:ASN:HD22	1:L:183:ILE:HD11	1.56	0.71
1:O:177:ASN:HB3	1:O:183:ILE:HD11	1.73	0.71
1:T:177:ASN:HB2	1:T:181:GLU:H	1.54	0.71
1:J:6:VAL:N	3:J:611:HOH:O	2.24	0.70
1:D:22:ARG:HH11	1:D:23:GLY:H	1.39	0.70
1:K:79:ARG:NH2	3:K:611:HOH:O	2.25	0.70
2:L:504:SO4:O3	3:L:607:HOH:O	2.09	0.70
1:I:102:SER:OG	1:I:103:GLU:N	2.24	0.70
1:C:71:HIS:NE2	1:C:75:ARG:HD3	2.06	0.70
1:H:158:ILE:CD1	1:H:238:ILE:HD12	2.21	0.70
1:B:143:GLU:OE1	3:B:1304:HOH:O	2.10	0.70
1:H:382:VAL:H	1:H:412:GLN:HE22	1.40	0.70
1:J:313:HIS:HD2	3:J:769:HOH:O	1.75	0.69
1:K:403:THR:CG2	1:K:407:ILE:H	2.05	0.69
1:O:399:ARG:HG2	1:O:418:LEU:HD11	1.74	0.69
1:B:140:MET:HE1	1:B:208:ILE:HD13	1.74	0.69
2:I:504:SO4:O1	3:I:605:HOH:O	2.08	0.69
1:P:184:ASP:OD1	3:P:1204:HOH:O	2.10	0.69
1:C:99:GLN:HA	1:C:103:GLU:H	1.56	0.69
1:J:404:GLU:CD	1:J:404:GLU:H	2.00	0.69
1:K:316:GLU:CD	1:K:316:GLU:H	2.00	0.69
1:O:165:ARG:NH2	1:O:191:ASP:OD1	2.23	0.69
1:F:209:TYR:OH	2:F:503:SO4:O4	2.10	0.69
1:H:357:ASN:HD22	1:H:374:ASN:HD21	1.41	0.69
1:J:175:HIS:HA	3:J:617:HOH:O	1.92	0.69
1:O:110:THR:CG2	1:O:233:PHE:H	2.06	0.69
1:G:417:LYS:NZ	3:G:606:HOH:O	2.25	0.69
1:C:409:LEU:O	1:C:414:MET:HE1	1.92	0.69
1:G:93:ASP:OD1	3:G:605:HOH:O	2.11	0.68
1:W:127:GLU:OE2	3:W:603:HOH:O	2.09	0.68
1:G:118:ILE:HG13	1:G:217:MET:CE	2.24	0.68
1:A:403:THR:HG22	1:A:407:ILE:H	1.57	0.68
1:J:55:LEU:HD21	1:N:88:ARG:HD2	1.76	0.68
1:F:288:PRO:O	3:F:605:HOH:O	2.10	0.68
1:H:165:ARG:NH1	1:H:199:GLU:O	2.25	0.68
1:H:176:VAL:HG12	1:H:182:ILE:HG13	1.75	0.68
1:H:401:ARG:H	1:H:414:MET:HE3	1.58	0.68
1:K:118:ILE:HD13	1:K:121:ILE:HD12	1.74	0.68

Continued on next page...

Continued from previous page...

Atom-1	Atom-2	Interatomic distance (Å)	Clash overlap (Å)
1:W:110:THR:HG22	1:W:233:PHE:CD1	2.23	0.68
1:L:143:GLU:OE1	3:L:608:HOH:O	2.12	0.68
1:F:14:MET:HE1	1:F:121:ILE:HG12	1.75	0.67
1:D:22:ARG:H	1:D:22:ARG:HD3	1.59	0.67
1:O:235:LYS:NZ	2:O:504:SO4:O1	2.25	0.67
1:E:345[A]:THR:OG1	3:E:605:HOH:O	2.12	0.67
1:F:404:GLU:CD	1:F:404:GLU:H	2.03	0.67
1:J:409:LEU:O	1:J:414:MET:HE1	1.94	0.67
1:D:99:GLN:HA	1:D:103:GLU:HA	1.76	0.67
1:H:138:TYR:OH	3:H:606:HOH:O	2.09	0.67
1:K:403:THR:HG22	1:K:407:ILE:H	1.59	0.67
1:L:110:THR:CG2	1:L:233:PHE:H	2.07	0.67
1:O:98:SER:O	1:O:100:ARG:N	2.27	0.67
1:J:317:ASP:OD1	3:J:605:HOH:O	2.13	0.67
1:P:110:THR:N	1:P:232:ASP:OD1	2.26	0.67
1:E:32:ARG:HD3	1:E:33:ARG:HB3	1.77	0.67
1:F:401:ARG:HB3	1:F:401:ARG:NH1	2.10	0.67
1:T:226:ASP:OD1	1:T:228:THR:HG22	1.95	0.67
1:W:222:ARG:NH1	1:W:240:TYR:OH	2.28	0.66
1:H:409:LEU:O	1:H:414:MET:HE1	1.96	0.66
1:H:158:ILE:HD11	1:H:238:ILE:HD12	1.77	0.66
1:H:233:PHE:O	1:H:238:ILE:HG22	1.95	0.66
1:E:374:ASN:HB3	1:E:407:ILE:HD13	1.77	0.66
1:A:312:VAL:HG12	1:A:334:SER:HA	1.77	0.66
1:G:79:ARG:NH2	3:G:607:HOH:O	2.27	0.66
1:E:389:VAL:O	3:E:606:HOH:O	2.14	0.66
1:D:22:ARG:NH2	1:D:24:SER:H	1.93	0.66
1:K:288:PRO:O	3:K:605:HOH:O	2.14	0.66
1:H:167:GLU:O	3:H:607:HOH:O	2.14	0.66
1:L:226:ASP:OD1	1:L:228:THR:HG22	1.96	0.66
1:F:42:GLY:O	3:F:607:HOH:O	2.13	0.65
1:O:236:ASP:OD1	3:O:605:HOH:O	2.14	0.65
1:W:403:THR:HG22	1:W:405:SER:H	1.59	0.65
1:K:239:PRO:O	1:K:242:VAL:HG22	1.97	0.65
1:N:20:GLY:HA3	1:N:67:GLN:HG3	1.76	0.65
1:W:312:VAL:HG12	1:W:334:SER:HA	1.78	0.65
1:C:75:ARG:NH2	2:C:509:SO4:O4	2.26	0.65
1:R:240:TYR:OH	3:R:606:HOH:O	2.10	0.65
1:F:25:ARG:HE	1:F:272:THR:HG22	1.61	0.65
1:K:88:ARG:HD2	1:T:55:LEU:HD21	1.79	0.65
1:K:254:ASP:OD2	3:K:607:HOH:O	2.14	0.65

Continued on next page...

Continued from previous page...

Atom-1	Atom-2	Interatomic distance (Å)	Clash overlap (Å)
1:Q:404:GLU:CD	1:Q:404:GLU:H	2.04	0.65
1:C:317:ASP:OD2	3:C:603:HOH:O	2.15	0.65
1:D:228:THR:OG1	1:W:227:PRO:O	2.14	0.65
1:E:316:GLU:CD	1:E:316:GLU:H	2.04	0.65
1:T:97:ALA:HB1	1:T:106:TRP:HA	1.77	0.65
1:F:345:THR:OG1	3:F:607:HOH:O	2.15	0.65
1:J:8:PRO:HB3	1:N:8:PRO:HG3	1.79	0.65
1:N:312:VAL:HG23	1:N:334:SER:HA	1.79	0.65
1:P:365:LYS:NZ	3:P:1212:HOH:O	2.29	0.65
1:A:215:PHE:N	3:A:606:HOH:O	2.25	0.64
1:D:22:ARG:NH1	1:D:23:GLY:CA	2.60	0.64
1:H:221:ARG:NH1	3:H:608:HOH:O	2.18	0.64
1:L:75:ARG:NH2	3:L:603:HOH:O	2.00	0.64
1:O:222:ARG:NH1	1:O:240:TYR:OH	2.29	0.64
1:B:79:ARG:NH1	3:B:1306:HOH:O	2.11	0.64
1:O:232:ASP:CB	1:O:235:LYS:HD3	2.28	0.64
1:O:235:LYS:NZ	3:O:608:HOH:O	2.26	0.64
1:P:216:LEU:CD2	1:P:220:LEU:CD1	2.74	0.64
1:A:176:VAL:CG1	1:A:180:ASP:HA	2.28	0.64
1:L:191:ASP:OD2	3:L:609:HOH:O	2.15	0.64
1:J:165:ARG:HD3	1:J:199:GLU:O	1.98	0.64
1:J:316:GLU:OE1	3:J:606:HOH:O	2.14	0.64
1:E:282:ASP:HB3	3:E:638:HOH:O	1.98	0.64
1:K:177:ASN:HD21	1:K:181:GLU:HB2	1.63	0.64
1:W:165:ARG:HD3	1:W:199:GLU:O	1.98	0.64
1:B:6:VAL:HG23	1:B:7:GLN:HG3	1.80	0.63
1:G:176:VAL:HG13	1:G:180:ASP:HA	1.80	0.63
1:O:401:ARG:NH2	2:O:503:SO4:O3	2.31	0.63
1:Q:6:VAL:N	3:Q:607:HOH:O	2.31	0.63
1:D:414:MET:HA	1:D:417:LYS:HE3	1.80	0.63
1:I:218:GLU:O	1:I:222:ARG:HG2	1.97	0.63
1:G:326:VAL:HB	1:G:342:LEU:HD12	1.79	0.63
1:L:262:GLU:OE1	3:L:610:HOH:O	2.15	0.63
1:M:43:LYS:NZ	3:M:611:HOH:O	2.29	0.63
1:W:274:ASP:CG	1:W:403:THR:HG21	2.23	0.63
1:A:374:ASN:HB3	1:A:407:ILE:HD13	1.80	0.63
1:C:340:ARG:HD2	1:C:357:ASN:OD1	1.99	0.63
1:R:254:ASP:OD2	3:R:608:HOH:O	2.15	0.63
1:F:178:GLU:N	1:F:178:GLU:OE2	2.31	0.62
1:K:242:VAL:O	3:K:608:HOH:O	2.16	0.62
1:G:179:LYS:NZ	3:G:611:HOH:O	2.32	0.62

Continued on next page...

Continued from previous page...

Atom-1	Atom-2	Interatomic distance (Å)	Clash overlap (Å)
1:P:400:PHE:CA	1:P:414:MET:CE	2.67	0.62
1:Q:28:GLU:OE1	1:Q:401:ARG:NH2	2.29	0.62
1:H:158:ILE:HD13	1:H:238:ILE:CD1	2.28	0.62
1:O:216:LEU:HD22	1:O:217:MET:HE2	1.80	0.62
1:F:312:VAL:HG12	1:F:334:SER:HA	1.81	0.62
1:F:233:PHE:O	1:F:238:ILE:HD13	2.00	0.62
1:C:410:ILE:HA	1:C:414:MET:HE1	1.82	0.62
1:T:213:THR:O	1:T:217:MET:HG2	2.00	0.62
1:K:165:ARG:HD2	1:K:192:PRO:O	1.99	0.62
1:T:209:TYR:OH	2:T:503:SO4:O3	2.14	0.62
1:O:284:THR:OG1	1:O:340:ARG:NH2	2.30	0.61
1:C:140:MET:HE3	1:C:142:TYR:HE1	1.65	0.61
1:G:395:LEU:HD21	1:G:399:ARG:HH21	1.65	0.61
1:M:178:GLU:CD	1:M:178:GLU:H	2.08	0.61
1:O:285:ASP:N	1:O:340:ARG:NH2	2.48	0.61
1:A:295:LYS:NZ	3:A:605:HOH:O	2.22	0.61
1:P:401:ARG:N	1:P:414:MET:CE	2.61	0.61
1:C:39:TYR:HB3	1:C:344:PHE:CE2	2.36	0.61
1:F:316:GLU:CD	1:F:316:GLU:H	2.09	0.61
1:I:165:ARG:NH2	1:I:191:ASP:OD2	2.33	0.61
1:K:147:GLN:HG3	1:T:6:VAL:HG13	1.82	0.61
1:M:312:VAL:HG13	1:M:334:SER:HA	1.82	0.61
1:C:138:TYR:CE2	1:C:140:MET:HE2	2.35	0.61
1:L:312:VAL:HG13	1:L:334:SER:HA	1.81	0.61
1:W:243:GLU:HG2	1:W:244:HIS:ND1	2.15	0.61
1:E:32:ARG:HH12	1:E:72:ASP:HB2	1.66	0.61
1:W:232:ASP:CB	1:W:235:LYS:HD3	2.30	0.61
1:T:324:SER:O	1:T:340:ARG:HA	2.00	0.61
1:D:165:ARG:HD3	3:D:604:HOH:O	2.00	0.61
1:I:8:PRO:HG2	1:I:11:ARG:HG3	1.82	0.61
1:N:178:GLU:HG2	1:N:179:LYS:HG3	1.83	0.61
1:T:317:ASP:OD2	3:T:606:HOH:O	2.16	0.61
1:E:395:LEU:HD21	1:E:399:ARG:HH21	1.66	0.60
1:K:8:PRO:HG3	1:T:8:PRO:HB3	1.82	0.60
1:M:205:SER:OG	3:M:606:HOH:O	2.17	0.60
1:P:211:PHE:CD2	1:P:216:LEU:HD12	2.35	0.60
1:A:88:ARG:HD2	1:C:55:LEU:HD21	1.83	0.60
1:C:154:ALA:HA	1:C:246:LYS:HG2	1.84	0.60
1:F:145:MET:HG3	1:F:250:HIS:CD2	2.36	0.60
1:O:284:THR:C	1:O:340:ARG:NH2	2.58	0.60
1:B:240:TYR:CE1	1:B:244:HIS:HD2	2.20	0.60

Continued on next page...

Continued from previous page...

Atom-1	Atom-2	Interatomic distance (Å)	Clash overlap (Å)
1:C:191:ASP:OD2	3:C:605:HOH:O	2.17	0.60
1:D:69:LYS:O	3:D:607:HOH:O	2.16	0.60
1:C:400:PHE:HD1	1:C:414:MET:HE3	1.67	0.60
1:D:217:MET:HA	1:D:217:MET:HE3	1.82	0.60
1:G:226:ASP:OD1	1:G:228:THR:HG22	2.01	0.60
1:K:403:THR:HG22	1:K:407:ILE:N	2.15	0.60
1:N:37:ALA:HB2	1:N:73:LEU:HB2	1.84	0.60
1:W:216:LEU:O	1:W:220:LEU:HB2	2.02	0.60
1:B:299:ILE:O	3:B:1308:HOH:O	2.17	0.60
1:F:14:MET:HE3	1:F:129:MET:HE1	1.83	0.60
1:L:32:ARG:NH1	3:T:610:HOH:O	2.35	0.60
1:O:211:PHE:CD2	1:O:216:LEU:HD12	2.36	0.60
1:H:230:SER:N	1:H:236:ASP:OD1	2.35	0.60
1:I:414:MET:O	1:I:418:LEU:HD13	2.01	0.60
1:T:39:TYR:HB3	1:T:344:PHE:CE2	2.37	0.60
1:E:14:MET:HE3	1:E:129:MET:HE1	1.83	0.59
1:H:324:SER:O	1:H:340:ARG:HA	2.01	0.59
1:P:39:TYR:HB3	1:P:344:PHE:CE2	2.37	0.59
1:B:176:VAL:HG13	1:B:196:PRO:HD2	1.84	0.59
1:C:312:VAL:HG23	1:C:334:SER:HA	1.84	0.59
1:L:288:PRO:O	3:L:611:HOH:O	2.16	0.59
1:B:179:LYS:HB2	1:B:181:GLU:HG3	1.84	0.59
1:C:243:GLU:HG2	1:C:244:HIS:CD2	2.38	0.59
1:F:238:ILE:O	1:F:242:VAL:HG23	2.03	0.59
1:W:35:LYS:HE3	1:W:135:ASP:HB2	1.83	0.59
1:W:98:SER:O	1:W:100:ARG:N	2.36	0.59
1:F:233:PHE:C	1:F:238:ILE:HD13	2.27	0.59
1:H:317:ASP:HB2	3:H:677:HOH:O	2.02	0.59
1:O:414:MET:O	1:O:418:LEU:CD2	2.50	0.59
1:D:223:ASP:OD2	1:D:231:ARG:NH1	2.36	0.59
1:E:145:MET:HG3	1:E:250:HIS:CD2	2.37	0.59
1:K:100:ARG:CZ	1:W:71:HIS:HB2	2.32	0.59
1:O:211:PHE:HB2	1:O:216:LEU:HD12	1.85	0.59
1:P:312:VAL:HG23	1:P:334:SER:HA	1.84	0.59
1:T:98:SER:OG	1:T:100:ARG:HG2	2.01	0.59
1:A:399:ARG:HD2	1:A:418:LEU:HD13	1.84	0.58
1:A:8:PRO:HG3	1:C:8:PRO:HB3	1.84	0.58
1:D:235:LYS:HD2	1:D:235:LYS:N	2.18	0.58
1:H:238:ILE:CG2	1:H:239:PRO:HD3	2.34	0.58
1:M:138:TYR:CE2	1:M:140:MET:HE3	2.38	0.58
1:E:221:ARG:NE	3:E:610:HOH:O	2.31	0.58

Continued on next page...

Continued from previous page...

Atom-1	Atom-2	Interatomic distance (Å)	Clash overlap (Å)
1:E:266:TYR:CZ	1:E:268:ARG:HG3	2.39	0.58
1:P:169:THR:HG23	1:P:189:PRO:O	2.04	0.58
1:C:25:ARG:HD2	3:C:607:HOH:O	2.04	0.58
1:B:145:MET:HE2	1:B:210:VAL:HG23	1.85	0.58
1:N:215:PHE:N	3:N:609:HOH:O	2.32	0.58
1:H:28:GLU:O	1:H:32:ARG:NH2	2.37	0.58
1:J:88:ARG:HD2	1:N:55:LEU:HD21	1.86	0.58
1:L:217:MET:O	1:L:221:ARG:HG3	2.03	0.58
1:C:326:VAL:CG2	1:C:342:LEU:HG	2.34	0.58
1:E:177:ASN:HD21	1:E:181:GLU:HB2	1.69	0.58
1:J:165:ARG:NH2	1:J:191:ASP:OD1	2.37	0.58
1:L:395:LEU:O	1:L:399:ARG:HG3	2.03	0.58
1:O:240:TYR:CZ	1:O:244:HIS:HD2	2.21	0.58
1:O:243:GLU:HG2	1:O:244:HIS:CE1	2.39	0.58
1:O:312:VAL:HG12	1:O:334:SER:HA	1.85	0.58
1:I:148:GLN:OE1	1:I:250:HIS:HD2	1.87	0.57
1:K:55:LEU:HD21	1:T:88:ARG:HD2	1.86	0.57
1:A:41:GLY:H	1:A:280:ASN:ND2	2.03	0.57
1:A:324:SER:O	1:A:340:ARG:HA	2.05	0.57
1:C:410:ILE:HA	1:C:414:MET:CE	2.35	0.57
1:O:199:GLU:O	1:O:199:GLU:HG3	2.03	0.57
1:P:419:ASP:O	1:P:420:LEU:HB2	2.04	0.57
1:B:415:ILE:HA	1:B:418:LEU:HD12	1.84	0.57
1:C:140:MET:CE	1:C:208:ILE:HD13	2.32	0.57
1:D:22:ARG:CZ	1:D:24:SER:OG	2.52	0.57
1:D:243:GLU:OE1	1:D:244:HIS:CD2	2.57	0.57
1:G:98:SER:O	1:G:100:ARG:N	2.37	0.57
1:I:9:LEU:HD12	1:I:147:GLN:HG2	1.85	0.57
1:N:176:VAL:HG13	1:N:180:ASP:HA	1.86	0.57
1:P:14:MET:HE1	1:P:121:ILE:HG12	1.86	0.57
1:I:88:ARG:HD2	1:M:55:LEU:HD21	1.86	0.57
1:M:324:SER:O	1:M:340:ARG:HA	2.04	0.57
1:P:12:ASP:HB3	1:P:127:GLU:HB2	1.87	0.57
1:M:203:LEU:HD21	1:M:251:ARG:HH11	1.69	0.57
1:K:156:VAL:HG23	1:K:241:ILE:HG21	1.86	0.57
1:B:401:ARG:NH1	3:B:1312:HOH:O	2.24	0.57
1:F:332:ILE:HB	1:F:348:ARG:HD3	1.87	0.57
1:H:6:VAL:N	3:H:615:HOH:O	2.37	0.57
1:O:39:TYR:HB3	1:O:344:PHE:CE2	2.40	0.57
1:P:14:MET:HE2	1:P:129:MET:HE1	1.87	0.56
1:W:228:THR:OG1	3:W:605:HOH:O	2.17	0.56

Continued on next page...

Continued from previous page...

Atom-1	Atom-2	Interatomic distance (Å)	Clash overlap (Å)
1:A:383:ILE:HG23	1:A:387:LEU:HD23	1.86	0.56
1:K:140:MET:CE	1:K:208:ILE:HD13	2.35	0.56
1:B:285:ASP:OD1	1:B:340:ARG:NH2	2.38	0.56
1:C:286:VAL:HA	1:D:312:VAL:HG21	1.87	0.56
1:K:239:PRO:HA	1:K:242:VAL:CG2	2.35	0.56
1:T:213:THR:HG23	1:T:217:MET:HE3	1.86	0.56
1:P:71:HIS:CE1	1:P:75:ARG:HD3	2.41	0.56
1:Q:43:LYS:HB2	3:Q:625:HOH:O	2.05	0.56
1:E:6:VAL:N	3:E:613:HOH:O	2.37	0.56
1:G:267:TRP:CH2	1:G:269:ASP:HB3	2.41	0.56
1:H:284:THR:OG1	1:H:340:ARG:NH1	2.39	0.56
1:O:20:GLY:HA3	1:O:67:GLN:CD	2.30	0.56
1:P:67:GLN:NE2	2:P:1110:SO4:O3	2.38	0.56
1:N:132:LEU:HD23	1:N:208:ILE:HG23	1.88	0.56
1:T:399:ARG:HD3	1:T:420:LEU:O	2.05	0.56
1:J:400:PHE:HD1	1:J:414:MET:HE2	1.71	0.56
1:G:386:GLY:O	1:G:388:ILE:HD12	2.05	0.56
1:K:404:GLU:CD	1:K:404:GLU:H	2.14	0.56
1:O:285:ASP:N	1:O:340:ARG:HH22	2.04	0.56
1:B:184:ASP:OD2	1:B:185:PHE:N	2.38	0.56
1:I:402:ARG:NH2	3:I:608:HOH:O	2.21	0.56
1:G:368:ARG:HG3	3:G:661:HOH:O	2.06	0.55
1:H:39:TYR:HB3	1:H:344:PHE:CE2	2.41	0.55
1:N:374:ASN:HB3	1:N:407:ILE:HD13	1.88	0.55
1:W:235:LYS:HD2	1:W:235:LYS:N	2.21	0.55
1:A:41:GLY:H	1:A:280:ASN:HD21	1.51	0.55
1:D:22:ARG:NH1	1:D:24:SER:N	2.54	0.55
1:J:122:GLU:OE2	1:J:221:ARG:NH2	2.39	0.55
1:K:312:VAL:HG12	1:K:334:SER:HA	1.88	0.55
1:B:88:ARG:HD2	1:D:55:LEU:HD21	1.88	0.55
1:I:312:VAL:HG23	1:I:334:SER:HA	1.87	0.55
1:L:213:THR:O	1:L:217:MET:HG2	2.06	0.55
1:C:33:ARG:HH12	1:C:45:ARG:HH12	1.54	0.55
1:E:178:GLU:CD	1:E:178:GLU:H	2.14	0.55
1:K:352:TYR:OH	3:K:609:HOH:O	2.18	0.55
1:W:414:MET:O	1:W:418:LEU:HD13	2.06	0.55
1:E:32:ARG:CZ	1:E:72:ASP:HB2	2.36	0.55
1:G:213:THR:O	1:G:217:MET:HG2	2.06	0.55
1:P:243:GLU:OE2	1:P:244:HIS:NE2	2.39	0.55
1:F:67:GLN:HE22	1:F:106:TRP:HA	1.72	0.55
1:G:243:GLU:OE1	1:G:244:HIS:HE1	1.89	0.55

Continued on next page...

Continued from previous page...

Atom-1	Atom-2	Interatomic distance (Å)	Clash overlap (Å)
1:H:156:VAL:HG13	1:H:241:ILE:HG21	1.89	0.55
1:J:32:ARG:HD3	1:J:33:ARG:CZ	2.37	0.55
1:L:145:MET:HG3	1:L:250:HIS:CD2	2.41	0.55
1:B:55:LEU:HD21	1:D:88:ARG:HD2	1.88	0.55
1:D:39:TYR:HB3	1:D:344:PHE:CE1	2.42	0.55
1:F:177:ASN:HD21	1:F:181:GLU:HB2	1.71	0.55
1:W:240:TYR:CE2	1:W:244:HIS:HD2	2.24	0.55
1:C:138:TYR:HE2	1:C:140:MET:HE2	1.70	0.55
1:F:48:ASP:OD2	1:F:301:THR:OG1	2.16	0.55
1:Q:399:ARG:HH21	1:Q:420:LEU:HA	1.72	0.55
1:C:282:ASP:HB3	3:C:677:HOH:O	2.07	0.55
1:F:27:LYS:NZ	2:F:502:SO4:O1	2.30	0.55
1:H:140:MET:HE3	1:H:142:TYR:HE1	1.71	0.55
1:R:282:ASP:HB3	3:R:696:HOH:O	2.06	0.55
1:D:235:LYS:HD2	1:D:235:LYS:H	1.71	0.54
1:K:140:MET:HE1	1:K:208:ILE:HD13	1.89	0.54
1:M:25:ARG:HA	1:M:27:LYS:HE3	1.89	0.54
1:O:98:SER:O	1:O:104:THR:HG23	2.07	0.54
1:E:277:TRP:HZ2	1:E:357:ASN:HB3	1.73	0.54
1:H:136:HIS:HD2	3:H:647:HOH:O	1.89	0.54
1:I:39:TYR:HB3	1:I:344:PHE:CE2	2.42	0.54
1:L:395:LEU:HG	1:L:399:ARG:HD2	1.89	0.54
1:O:165:ARG:HD3	1:O:199:GLU:O	2.06	0.54
1:D:419:ASP:OD1	3:D:609:HOH:O	2.18	0.54
1:F:29:LEU:HD13	1:F:409:LEU:HD11	1.89	0.54
1:G:176:VAL:CG1	1:G:180:ASP:HA	2.37	0.54
1:L:263:HIS:NE2	3:L:606:HOH:O	2.06	0.54
1:M:7:GLN:NE2	3:M:613:HOH:O	2.40	0.54
1:D:312:VAL:HG12	1:D:334:SER:HA	1.90	0.54
1:J:39:TYR:HB3	1:J:344:PHE:CE2	2.42	0.54
1:W:39:TYR:HB3	1:W:344:PHE:CE2	2.43	0.54
1:D:243:GLU:OE1	1:D:244:HIS:CE1	2.60	0.54
1:J:400:PHE:HA	1:J:414:MET:CE	2.34	0.54
1:N:79:ARG:NH2	3:N:614:HOH:O	2.41	0.54
1:Q:274:ASP:OD2	1:Q:405:SER:OG	2.25	0.54
1:R:176:VAL:HG13	1:R:177:ASN:O	2.07	0.54
1:C:70:ALA:O	1:C:74:ILE:HG13	2.07	0.54
1:C:400:PHE:HA	1:C:414:MET:HE3	1.90	0.54
1:E:345[B]:THR:HG23	3:E:605:HOH:O	2.06	0.54
1:H:158:ILE:HD13	1:H:238:ILE:HD12	1.88	0.54
1:K:374:ASN:HB3	1:K:407:ILE:HD13	1.89	0.54

Continued on next page...

Continued from previous page...

Atom-1	Atom-2	Interatomic distance (Å)	Clash overlap (Å)
1:L:144:TYR:CE2	1:W:6:VAL:HG21	2.43	0.54
1:P:319:ARG:NE	2:P:1108:SO4:O2	2.41	0.54
1:B:328:SER:HB3	1:B:345:THR:HG22	1.90	0.54
1:W:243:GLU:HG2	1:W:244:HIS:CE1	2.43	0.54
1:A:395:LEU:HD21	1:A:399:ARG:NH2	2.23	0.54
1:J:100:ARG:NH2	1:J:100:ARG:HB3	2.22	0.54
1:K:39:TYR:HB3	1:K:344:PHE:CE2	2.42	0.54
1:N:282:ASP:OD2	3:N:603:HOH:O	2.18	0.54
1:Q:39:TYR:HB3	1:Q:344:PHE:CE2	2.43	0.53
1:Q:237:ILE:O	1:Q:241:ILE:HD12	2.07	0.53
1:O:285:ASP:CA	1:O:340:ARG:HH22	2.21	0.53
1:W:312:VAL:HG21	1:T:286:VAL:HA	1.90	0.53
1:E:313:HIS:N	3:E:604:HOH:O	2.10	0.53
1:L:312:VAL:CG1	1:L:334:SER:HA	2.38	0.53
1:W:194:GLY:HA3	1:W:199:GLU:HG3	1.90	0.53
1:N:43:LYS:HE2	1:N:303:ALA:HA	1.90	0.53
1:R:285:ASP:OD1	3:R:610:HOH:O	2.19	0.53
1:L:386:GLY:O	1:L:388:ILE:HD12	2.08	0.53
1:B:312:VAL:HG12	1:B:334:SER:HA	1.91	0.53
1:D:145:MET:HE1	1:D:208:ILE:HG22	1.90	0.53
1:H:145:MET:HG3	1:H:250:HIS:CD2	2.42	0.53
2:A:505:SO4:O4	3:A:602:HOH:O	2.15	0.53
1:G:75:ARG:HE	1:G:79:ARG:HD3	1.73	0.53
1:H:140:MET:HE3	1:H:142:TYR:CE1	2.44	0.53
1:J:402:ARG:NH2	3:J:603:HOH:O	2.38	0.53
1:P:282:ASP:HB3	3:P:1255:HOH:O	2.08	0.53
1:W:69:LYS:O	1:W:71:HIS:N	2.42	0.53
1:M:79:ARG:NH1	3:M:614:HOH:O	2.41	0.53
1:C:156:VAL:HG12	1:C:241:ILE:HG21	1.90	0.53
1:F:392:ASP:HB3	1:F:395:LEU:HB3	1.91	0.53
1:H:400:PHE:HD1	1:H:414:MET:HE2	1.74	0.53
1:I:115:TYR:O	1:I:118:ILE:HG13	2.09	0.53
1:J:139:LYS:NZ	3:J:625:HOH:O	2.42	0.53
1:A:395:LEU:HD11	1:A:399:ARG:HH21	1.73	0.53
1:J:246:LYS:NZ	3:J:626:HOH:O	2.42	0.53
1:Q:251:ARG:NH2	2:Q:505:SO4:O2	2.40	0.53
1:K:383:ILE:HG23	1:K:387:LEU:HD23	1.92	0.52
1:C:33:ARG:NH1	1:C:45:ARG:HH12	2.06	0.52
1:D:22:ARG:NH2	1:D:24:SER:CB	2.72	0.52
1:H:195:ILE:HG13	1:H:198:ASN:HB3	1.91	0.52
1:C:226:ASP:OD2	1:C:228:THR:HB	2.10	0.52

Continued on next page...

Continued from previous page...

Atom-1	Atom-2	Interatomic distance (Å)	Clash overlap (Å)
1:K:391:GLU:N	3:K:615:HOH:O	2.41	0.52
1:M:413:SER:O	1:M:417:LYS:HG2	2.09	0.52
1:W:240:TYR:CD2	1:W:244:HIS:HD2	2.27	0.52
1:K:166:MET:H	1:K:166:MET:HE2	1.75	0.52
1:O:109:GLY:HA3	1:O:232:ASP:OD1	2.10	0.52
1:P:115:TYR:HA	1:P:220:LEU:HD23	1.91	0.52
1:C:176:VAL:HG13	1:C:177:ASN:O	2.10	0.52
1:F:284:THR:OG1	1:F:324:SER:O	2.26	0.52
1:N:226:ASP:OD1	1:N:228:THR:OG1	2.27	0.52
1:B:348:ARG:HB2	1:B:365:LYS:HD2	1.92	0.52
1:J:237:ILE:O	1:J:241:ILE:HD12	2.09	0.52
1:N:28:GLU:HB3	1:N:411[B]:THR:HG21	1.90	0.52
1:H:350:ASN:HB3	2:H:501:SO4:O1	2.10	0.52
1:H:382:VAL:H	1:H:412:GLN:NE2	2.06	0.52
1:O:285:ASP:HA	1:O:340:ARG:HH22	1.74	0.52
1:W:159:GLY:C	1:W:206:MET:HE3	2.35	0.52
1:W:163:VAL:HG22	1:W:167:GLU:HB2	1.92	0.52
1:A:197:GLY:N	1:A:199:GLU:OE2	2.43	0.52
1:C:400:PHE:CD1	1:C:414:MET:HE3	2.45	0.52
1:D:238:ILE:HA	1:D:241:ILE:HD12	1.92	0.52
1:I:118:ILE:HG23	1:I:217:MET:HE2	1.91	0.52
1:O:355:LEU:HD21	1:O:366:ILE:HD12	1.91	0.52
1:O:381:VAL:HA	1:O:412:GLN:HE21	1.75	0.52
1:D:27:LYS:HD2	1:D:401:ARG:NH1	2.25	0.51
1:K:176:VAL:CG1	1:K:180:ASP:HA	2.40	0.51
1:K:403:THR:HG23	1:K:405:SER:H	1.75	0.51
1:N:158:ILE:HG21	1:N:174:MET:HE3	1.92	0.51
1:W:399:ARG:HB3	1:W:418:LEU:HD11	1.92	0.51
1:G:118:ILE:HD11	1:G:220:LEU:HD23	1.93	0.51
1:L:238:ILE:O	1:L:242:VAL:HG23	2.09	0.51
1:O:382:VAL:N	1:O:412:GLN:HE22	2.02	0.51
1:R:165:ARG:NH1	1:R:191:ASP:OD1	2.41	0.51
1:D:8:PRO:HG2	1:D:11:ARG:HG3	1.92	0.51
1:D:118:ILE:HG12	1:D:217:MET:CE	2.40	0.51
1:M:257:VAL:HG11	1:M:297:TRP:HB2	1.91	0.51
1:D:179:LYS:HB2	1:D:181:GLU:HG3	1.92	0.51
1:D:268:ARG:NH1	3:D:618:HOH:O	2.44	0.51
1:N:404:GLU:H	1:N:404:GLU:CD	2.17	0.51
1:W:110:THR:CG2	1:W:233:PHE:HD1	2.16	0.51
1:C:232:ASP:OD2	1:C:235:LYS:HE3	2.11	0.51
1:I:55:LEU:HD21	1:M:88:ARG:HD2	1.92	0.51

Continued on next page...

Continued from previous page...

Atom-1	Atom-2	Interatomic distance (Å)	Clash overlap (Å)
1:B:277:TRP:HZ2	1:B:357:ASN:HB3	1.75	0.51
1:N:119:ASP:OD1	1:N:120:ILE:N	2.44	0.51
1:P:240:TYR:CE1	1:P:244:HIS:HB2	2.45	0.51
1:R:67:GLN:OE1	1:R:107:TYR:N	2.44	0.51
1:A:39:TYR:HB3	1:A:344:PHE:CE2	2.46	0.51
1:A:174:MET:HE2	1:A:205:SER:HB2	1.92	0.51
1:A:403:THR:HG23	1:A:405:SER:H	1.74	0.51
1:K:171:PHE:CD2	1:K:204:ALA:HB1	2.45	0.51
1:L:115:TYR:O	1:L:118:ILE:HG13	2.11	0.51
1:N:12:ASP:HB3	1:N:127:GLU:HB3	1.93	0.51
1:P:75:ARG:NH2	1:P:75:ARG:HB3	2.26	0.51
1:B:140:MET:CE	1:B:208:ILE:HD13	2.39	0.51
1:C:218:GLU:O	1:C:222:ARG:HG2	2.11	0.51
1:D:222:ARG:NH1	1:D:222:ARG:HB2	2.25	0.51
1:W:35:LYS:NZ	1:W:269:ASP:O	2.44	0.51
1:I:176:VAL:HG22	1:I:180:ASP:HA	1.92	0.51
1:L:177:ASN:HD22	1:L:183:ILE:CD1	2.23	0.51
1:A:403:THR:HG22	1:A:407:ILE:N	2.25	0.50
1:C:97:ALA:HB2	1:C:107:TYR:CD2	2.46	0.50
1:G:67:GLN:HG3	1:G:106:TRP:CE3	2.46	0.50
1:K:239:PRO:CA	1:K:242:VAL:HG22	2.36	0.50
1:L:399:ARG:NH2	1:L:420:LEU:HA	2.26	0.50
1:D:215:PHE:N	3:D:619:HOH:O	2.44	0.50
1:I:16:TYR:CE1	1:I:114:VAL:HG22	2.46	0.50
1:K:403:THR:HG23	1:K:406:GLY:H	1.75	0.50
1:L:399:ARG:HB3	1:L:418:LEU:HD21	1.92	0.50
1:N:237:ILE:O	1:N:241:ILE:HG13	2.12	0.50
1:O:414:MET:O	1:O:418:LEU:HD23	2.11	0.50
1:A:176:VAL:HG22	1:A:182:ILE:HA	1.94	0.50
1:B:242:VAL:HG22	1:B:247:ALA:HB3	1.93	0.50
1:F:173:VAL:HG11	1:F:193:PRO:HD2	1.92	0.50
1:M:219:ALA:HA	1:M:222:ARG:HG2	1.94	0.50
1:M:413:SER:O	1:M:417:LYS:HE2	2.10	0.50
1:P:238:ILE:HB	1:P:239:PRO:HD3	1.92	0.50
1:A:165:ARG:HD2	1:A:199:GLU:O	2.12	0.50
1:D:213:THR:O	1:D:217:MET:HG2	2.12	0.50
1:G:395:LEU:HD11	1:G:399:ARG:HE	1.76	0.50
1:I:340:ARG:HD3	1:I:357:ASN:OD1	2.12	0.50
1:K:318:ARG:HB3	1:K:352:TYR:CE2	2.46	0.50
1:L:69:LYS:O	3:L:612:HOH:O	2.20	0.50
1:O:310:LYS:HE2	3:P:1253:HOH:O	2.10	0.50

Continued on next page...

Continued from previous page...

Atom-1	Atom-2	Interatomic distance (Å)	Clash overlap (Å)
1:B:372:LEU:HD11	1:B:383:ILE:HG21	1.94	0.50
1:H:213:THR:O	1:H:217:MET:HG2	2.11	0.50
1:K:138:TYR:HE2	1:K:140:MET:HE2	1.77	0.50
1:O:12:ASP:HB3	1:O:127:GLU:HB2	1.94	0.50
1:O:152:SER:O	1:O:246:LYS:NZ	2.45	0.50
1:W:176:VAL:HG13	1:W:180:ASP:HA	1.93	0.50
1:B:240:TYR:CE1	1:B:244:HIS:CD2	3.00	0.50
1:C:286:VAL:O	3:C:606:HOH:O	2.19	0.50
1:G:324:SER:O	1:G:340:ARG:HA	2.12	0.50
1:L:199:GLU:N	3:L:614:HOH:O	2.44	0.50
1:N:266:TYR:CZ	1:N:268:ARG:HG3	2.47	0.50
1:Q:176:VAL:HG13	1:Q:177:ASN:O	2.12	0.50
1:E:340:ARG:O	1:E:340:ARG:HG2	2.11	0.50
1:I:251:ARG:NH2	2:I:503:SO4:O2	2.42	0.50
1:J:144:TYR:CD2	1:N:6:VAL:HG21	2.47	0.50
1:B:39:TYR:HB3	1:B:344:PHE:CE2	2.46	0.50
1:B:372:LEU:HD23	1:B:389:VAL:HB	1.94	0.50
1:I:242:VAL:O	3:I:606:HOH:O	2.19	0.50
1:K:28:GLU:HB3	1:K:411[B]:THR:HG21	1.94	0.50
1:L:191:ASP:N	3:L:605:HOH:O	2.01	0.50
1:G:115:TYR:O	1:G:118:ILE:HD13	2.12	0.50
1:O:381:VAL:HA	1:O:412:GLN:NE2	2.27	0.49
1:P:114:VAL:HB	1:P:220:LEU:HD21	1.94	0.49
1:W:330:ASP:O	1:W:348:ARG:NH2	2.42	0.49
1:C:85:ARG:HD2	3:C:660:HOH:O	2.12	0.49
1:I:206:MET:HE2	1:I:252:PHE:HB2	1.95	0.49
1:J:28:GLU:O	1:J:32:ARG:NH1	2.45	0.49
1:T:282:ASP:HB3	3:T:678:HOH:O	2.12	0.49
1:A:46:ILE:O	3:A:603:HOH:O	2.19	0.49
1:A:213:THR:O	1:A:217:MET:HG2	2.13	0.49
1:A:238:ILE:O	1:A:242:VAL:HG23	2.11	0.49
1:L:55:LEU:HD21	1:W:88:ARG:HD2	1.94	0.49
1:N:176:VAL:HG12	3:N:601:HOH:O	2.12	0.49
1:P:401:ARG:H	1:P:414:MET:HE3	1.71	0.49
1:A:286:VAL:HA	1:B:312:VAL:HG21	1.95	0.49
1:B:324:SER:O	1:B:340:ARG:HA	2.12	0.49
1:E:14:MET:CE	1:E:129:MET:HE1	2.42	0.49
1:F:28:GLU:HB3	1:F:411[B]:THR:HG21	1.94	0.49
1:L:414:MET:O	1:L:418:LEU:HD13	2.12	0.49
1:E:324:SER:O	1:E:340:ARG:HA	2.13	0.49
1:H:400:PHE:HA	1:H:414:MET:HE3	1.93	0.49

Continued on next page...

Continued from previous page...

Atom-1	Atom-2	Interatomic distance (Å)	Clash overlap (Å)
1:K:176:VAL:HG13	1:K:180:ASP:HA	1.93	0.49
1:L:251:ARG:N	3:L:604:HOH:O	2.00	0.49
1:N:185:PHE:CZ	1:N:187:GLU:HG3	2.48	0.49
1:O:356:GLU:O	1:O:373:SER:HA	2.12	0.49
1:T:216:LEU:HD12	1:T:217:MET:CE	2.42	0.49
1:B:32:ARG:NH2	1:C:101:VAL:HA	2.28	0.49
1:H:178:GLU:HG3	1:H:179:LYS:HE2	1.93	0.49
1:J:32:ARG:NH2	1:J:378:ASP:OD2	2.45	0.49
1:M:195:ILE:HG12	1:M:198:ASN:O	2.12	0.49
1:M:318:ARG:HB3	1:M:352:TYR:CE1	2.48	0.49
1:O:318:ARG:HB3	1:O:352:TYR:CE1	2.47	0.49
1:O:326:VAL:HG22	1:P:310:LYS:HG3	1.94	0.49
1:A:132:LEU:HD23	1:A:208:ILE:HG23	1.95	0.49
1:F:161:LEU:HD11	1:F:267:TRP:CE3	2.48	0.49
1:F:238:ILE:HD12	1:F:238:ILE:N	2.27	0.49
1:K:25:ARG:HB2	1:K:271:GLY:O	2.12	0.49
1:K:312:VAL:HG21	1:L:286:VAL:HA	1.95	0.49
1:M:67:GLN:OE1	1:M:106:TRP:HB3	2.12	0.49
1:N:174:MET:HE2	1:N:205:SER:HB2	1.93	0.49
1:N:403:THR:CG2	1:N:407:ILE:H	2.25	0.49
1:E:161:LEU:HD11	1:E:267:TRP:CE3	2.48	0.49
1:H:222:ARG:NH2	1:H:240:TYR:OH	2.46	0.49
1:I:176:VAL:CG2	1:I:180:ASP:HA	2.42	0.49
1:K:156:VAL:HG22	1:K:211:PHE:CE1	2.47	0.49
1:K:178:GLU:C	1:K:179:LYS:HD2	2.38	0.49
1:O:312:VAL:HG21	1:P:286:VAL:HA	1.94	0.49
1:C:306:THR:OG1	1:C:330:ASP:HB2	2.13	0.49
1:E:312:VAL:HG23	1:E:334:SER:HA	1.95	0.49
1:F:206:MET:O	3:F:609:HOH:O	2.20	0.49
1:F:354:ARG:NH1	3:F:620:HOH:O	2.45	0.49
1:G:243:GLU:OE1	1:G:244:HIS:CE1	2.66	0.49
1:P:324:SER:O	1:P:340:ARG:HA	2.12	0.49
1:Q:286:VAL:HA	1:R:312:VAL:HG21	1.95	0.49
1:W:110:THR:HB	1:W:232:ASP:HA	1.95	0.49
1:J:340:ARG:HD3	1:J:357:ASN:OD1	2.13	0.49
1:K:175:HIS:CD2	1:K:183:ILE:HD11	2.48	0.49
1:O:383:ILE:HG23	1:O:387:LEU:HD23	1.94	0.49
1:P:163:VAL:CG2	1:P:167:GLU:HB2	2.43	0.49
1:W:356:GLU:O	1:W:373:SER:HA	2.13	0.49
1:A:175:HIS:HD2	1:A:176:VAL:N	2.11	0.48
1:A:403:THR:CG2	1:A:407:ILE:H	2.26	0.48

Continued on next page...

Continued from previous page...

Atom-1	Atom-2	Interatomic distance (Å)	Clash overlap (Å)
1:B:324:SER:CB	1:B:340:ARG:HD2	2.42	0.48
1:E:318:ARG:HB3	1:E:352:TYR:CE1	2.48	0.48
1:N:39:TYR:HB3	1:N:344:PHE:CE2	2.48	0.48
1:O:257:VAL:HG11	1:O:297:TRP:HB2	1.95	0.48
1:A:312:VAL:CG1	1:A:334:SER:HA	2.42	0.48
1:B:243:GLU:HG2	1:B:244:HIS:CE1	2.48	0.48
2:B:1206:SO4:O1	3:B:1309:HOH:O	2.18	0.48
1:F:28:GLU:OE1	1:F:401:ARG:HD3	2.13	0.48
1:K:118:ILE:HD12	1:K:217:MET:SD	2.52	0.48
1:T:237:ILE:O	1:T:241:ILE:HG13	2.13	0.48
1:H:229:SER:OG	1:H:236:ASP:OD1	2.20	0.48
1:H:340:ARG:NH2	2:H:504:SO4:O2	2.46	0.48
1:O:324:SER:O	1:O:340:ARG:HA	2.13	0.48
1:A:29:LEU:HD13	1:A:409:LEU:HD11	1.95	0.48
1:C:165:ARG:O	1:C:192:PRO:HG2	2.13	0.48
1:E:333:ILE:HD12	1:E:338:LEU:HD11	1.96	0.48
1:O:115:TYR:HE1	1:O:221:ARG:HG3	1.77	0.48
1:P:165:ARG:NH2	1:P:191:ASP:OD1	2.46	0.48
1:P:177:ASN:ND2	1:P:181:GLU:HB2	2.28	0.48
1:D:119:ASP:N	1:D:119:ASP:OD1	2.46	0.48
1:F:332:ILE:HD12	1:F:348:ARG:NE	2.29	0.48
1:L:39:TYR:HB3	1:L:344:PHE:CE1	2.48	0.48
1:P:177:ASN:HD21	1:P:181:GLU:HB2	1.77	0.48
1:Q:178:GLU:CD	1:Q:178:GLU:H	2.21	0.48
1:B:145:MET:HE1	1:B:208:ILE:HG22	1.96	0.48
1:K:140:MET:HE3	1:K:142:TYR:HE1	1.78	0.48
1:N:395:LEU:HD11	1:N:399:ARG:HE	1.79	0.48
1:R:67:GLN:HG3	1:R:106:TRP:CD1	2.42	0.48
1:A:221:ARG:NE	3:A:609:HOH:O	2.30	0.48
1:C:71:HIS:O	1:C:75:ARG:HG3	2.14	0.48
1:K:179:LYS:NZ	3:K:617:HOH:O	2.34	0.48
1:T:177:ASN:HB3	1:T:179:LYS:H	1.77	0.48
1:C:100:ARG:H	1:C:100:ARG:CD	2.18	0.48
1:K:107:TYR:CD1	1:K:113:ALA:HA	2.49	0.48
1:K:286:VAL:HG22	1:L:312:VAL:HG23	1.95	0.48
1:L:105:GLN:O	1:L:106:TRP:HD1	1.96	0.48
1:Q:356:GLU:O	1:Q:373:SER:HA	2.13	0.48
1:I:369:HIS:HE1	3:I:718:HOH:O	1.96	0.48
1:O:213:THR:O	1:O:217:MET:HG2	2.14	0.48
1:R:39:TYR:HB3	1:R:344:PHE:CE2	2.49	0.48
1:W:235:LYS:NZ	3:W:620:HOH:O	2.43	0.48

Continued on next page...

Continued from previous page...

Atom-1	Atom-2	Interatomic distance (Å)	Clash overlap (Å)
1:J:32:ARG:HD2	1:J:33:ARG:HG2	1.95	0.48
1:K:243:GLU:OE2	1:K:244:HIS:NE2	2.47	0.48
1:M:277:TRP:HZ2	1:M:357:ASN:HB3	1.77	0.48
1:P:216:LEU:HD23	1:P:216:LEU:O	2.13	0.48
1:T:312:VAL:HG23	1:T:334:SER:HA	1.95	0.48
1:E:403:THR:OG1	1:E:404:GLU:N	2.47	0.47
1:I:159:GLY:C	1:I:206:MET:HE3	2.39	0.47
1:O:100:ARG:H	1:O:104:THR:CG2	2.27	0.47
1:G:43:LYS:HD3	1:G:43:LYS:C	2.39	0.47
1:I:143:GLU:O	1:I:143:GLU:HG3	2.13	0.47
1:K:388:ILE:HD13	1:O:200:GLY:HA2	1.95	0.47
1:M:176:VAL:HG13	1:M:180:ASP:HA	1.94	0.47
1:N:6:VAL:HG13	1:N:7:GLN:N	2.29	0.47
1:P:316:GLU:CD	1:P:316:GLU:H	2.21	0.47
1:Q:179:LYS:HG3	1:Q:181:GLU:HG3	1.96	0.47
1:A:395:LEU:HD21	1:A:399:ARG:HH21	1.79	0.47
1:F:401:ARG:HB3	1:F:401:ARG:HH11	1.78	0.47
1:H:28:GLU:HB3	1:H:411[B]:THR:HG21	1.96	0.47
1:I:148:GLN:OE1	1:I:250:HIS:CD2	2.67	0.47
1:N:274:ASP:OD1	1:N:403:THR:HG21	2.15	0.47
1:T:140:MET:HE3	1:T:255:SER:OG	2.14	0.47
1:A:411[B]:THR:OG1	1:A:414:MET:HG3	2.14	0.47
1:B:79:ARG:HD2	3:B:1306:HOH:O	2.13	0.47
1:P:188:LYS:O	3:P:1205:HOH:O	2.20	0.47
1:P:214:LYS:HB3	1:P:214:LYS:HE3	1.68	0.47
1:Q:339:ASN:HB3	1:Q:356:GLU:HG3	1.95	0.47
1:W:223:ASP:OD2	1:W:231:ARG:NE	2.47	0.47
1:T:340:ARG:NH2	2:T:506:SO4:O1	2.47	0.47
1:D:228:THR:OG1	1:W:228:THR:HA	2.15	0.47
1:G:39:TYR:HB3	1:G:344:PHE:CE2	2.49	0.47
1:G:395:LEU:HD21	1:G:399:ARG:NH2	2.28	0.47
1:H:140:MET:HE1	1:H:208:ILE:HD13	1.97	0.47
1:J:174:MET:HE2	1:J:185:PHE:CD1	2.49	0.47
1:L:177:ASN:HB3	1:L:183:ILE:HD11	1.96	0.47
1:B:32:ARG:HH22	1:C:101:VAL:CG2	2.22	0.47
1:B:158:ILE:HD11	1:B:238:ILE:HD12	1.97	0.47
1:D:43:LYS:NZ	3:D:611:HOH:O	2.24	0.47
1:E:14:MET:HE2	1:E:129:MET:SD	2.55	0.47
1:G:179:LYS:HB2	1:G:181:GLU:HG3	1.96	0.47
1:I:70:ALA:HB1	1:I:73:LEU:HB3	1.96	0.47
1:J:67:GLN:CG	1:J:68:TYR:H	2.23	0.47

Continued on next page...

Continued from previous page...

Atom-1	Atom-2	Interatomic distance (Å)	Clash overlap (Å)
1:Q:292:ILE:HG12	3:Q:664:HOH:O	2.14	0.47
1:R:67:GLN:OE1	1:R:106:TRP:HB3	2.15	0.47
1:W:174:MET:HE2	1:W:185:PHE:CD1	2.49	0.47
1:W:232:ASP:HB3	1:W:235:LYS:CD	2.43	0.47
1:A:270:VAL:N	2:A:504:SO4:O1	2.40	0.47
1:G:118:ILE:HG13	1:G:217:MET:HE3	1.97	0.47
1:H:156:VAL:HG12	1:H:211:PHE:CE2	2.50	0.47
1:I:119:ASP:OD1	1:I:119:ASP:N	2.48	0.47
1:L:316:GLU:H	1:L:316:GLU:CD	2.22	0.47
1:O:382:VAL:H	1:O:412:GLN:NE2	2.05	0.47
1:R:292:ILE:HG12	3:R:701:HOH:O	2.15	0.47
1:L:19:ALA:HB1	1:L:36:PRO:HG2	1.96	0.47
1:N:404:GLU:OE2	1:N:404:GLU:N	2.29	0.47
1:W:383:ILE:HG23	1:W:387:LEU:HD23	1.97	0.47
1:C:394:GLU:CD	1:C:394:GLU:H	2.22	0.47
1:F:174:MET:HE2	1:F:205:SER:HB2	1.96	0.47
1:G:274:ASP:OD2	1:G:405:SER:OG	2.32	0.47
1:H:268:ARG:HG2	1:H:268:ARG:HH11	1.79	0.47
1:K:118:ILE:HD13	1:K:118:ILE:HA	1.48	0.47
1:O:214:LYS:NZ	1:O:217:MET:HG3	2.30	0.47
1:T:45:ARG:HG3	1:T:76:HIS:CE1	2.50	0.47
1:B:185:PHE:CD2	1:B:239:PRO:HG3	2.50	0.47
1:D:118:ILE:HG23	1:D:217:MET:HE2	1.96	0.47
1:L:110:THR:HG21	2:L:506:SO4:O1	2.15	0.47
1:L:145:MET:HE2	1:L:210:VAL:HG23	1.97	0.47
1:N:6:VAL:HG13	1:N:7:GLN:H	1.80	0.47
1:N:403:THR:HG22	1:N:407:ILE:H	1.80	0.47
1:T:149:HIS:O	3:T:608:HOH:O	2.21	0.47
1:E:162:GLU:O	1:E:162:GLU:HG3	2.15	0.46
1:F:351:SER:OG	2:F:501:SO4:O3	2.23	0.46
1:I:118:ILE:HG12	1:I:217:MET:CE	2.45	0.46
1:J:165:ARG:O	1:J:192:PRO:HG2	2.15	0.46
1:L:68:TYR:CE2	1:L:69:LYS:HG2	2.50	0.46
1:A:266:TYR:CZ	1:A:268:ARG:HG3	2.50	0.46
1:C:402:ARG:NE	3:C:604:HOH:O	2.17	0.46
1:J:179:LYS:HB2	1:J:181:GLU:HG3	1.96	0.46
1:J:292:ILE:HG12	3:J:624:HOH:O	2.15	0.46
1:K:239:PRO:C	1:K:242:VAL:HG22	2.40	0.46
1:N:185:PHE:CE2	1:N:187:GLU:HG3	2.50	0.46
1:P:400:PHE:CB	1:P:414:MET:HE2	2.44	0.46
1:A:365:LYS:HB3	1:A:382:VAL:HG22	1.97	0.46

Continued on next page...

Continued from previous page...

Atom-1	Atom-2	Interatomic distance (Å)	Clash overlap (Å)
1:B:401:ARG:HE	1:B:401:ARG:HB2	1.60	0.46
1:C:178:GLU:HA	3:C:602:HOH:O	2.15	0.46
1:H:318:ARG:HB3	1:H:352:TYR:CE2	2.51	0.46
1:O:282:ASP:HB3	3:O:672:HOH:O	2.15	0.46
1:W:7:GLN:NE2	3:W:624:HOH:O	2.48	0.46
1:T:175:HIS:O	1:T:183:ILE:N	2.46	0.46
1:A:176:VAL:HG11	1:A:180:ASP:HA	1.97	0.46
1:B:165:ARG:HD3	1:B:199:GLU:O	2.16	0.46
1:F:263:HIS:CE1	1:F:264:GLU:HG2	2.50	0.46
1:H:158:ILE:HD11	1:H:238:ILE:HD11	1.89	0.46
1:I:145:MET:HE1	1:I:208:ILE:HG22	1.97	0.46
1:L:318:ARG:HB3	1:L:352:TYR:CE2	2.51	0.46
1:N:312:VAL:CG2	1:N:334:SER:HA	2.45	0.46
1:P:340:ARG:HD2	3:P:1312:HOH:O	2.16	0.46
1:Q:305:ILE:HG12	1:R:303:ALA:HB3	1.97	0.46
1:H:401:ARG:H	1:H:414:MET:CE	2.25	0.46
1:J:101:VAL:O	1:J:101:VAL:HG13	2.16	0.46
1:B:176:VAL:HG11	1:B:195:ILE:HA	1.98	0.46
1:J:400:PHE:CA	1:J:414:MET:HE3	2.39	0.46
1:J:411[B]:THR:HB	2:J:508:SO4:O2	2.15	0.46
1:M:399:ARG:HD2	1:M:418:LEU:HD21	1.98	0.46
1:W:206:MET:HE2	1:W:252:PHE:HB2	1.97	0.46
1:T:289:ASP:OD1	3:T:609:HOH:O	2.21	0.46
1:A:333:ILE:HD12	1:A:338:LEU:HD11	1.98	0.46
1:E:395:LEU:HD21	1:E:399:ARG:NH2	2.31	0.46
1:G:312:VAL:HG13	1:G:334:SER:HA	1.98	0.46
1:D:22:ARG:HH12	1:D:23:GLY:HA2	1.80	0.46
1:E:238:ILE:HB	1:E:239:PRO:HD3	1.97	0.46
1:F:218:GLU:O	1:F:222:ARG:HG3	2.16	0.46
1:F:243:GLU:OE2	1:F:244:HIS:NE2	2.48	0.46
1:P:165:ARG:HD3	1:P:199:GLU:O	2.16	0.46
1:B:28:GLU:OE1	1:B:401:ARG:NH2	2.45	0.46
1:D:415:ILE:O	1:D:418:LEU:HG	2.15	0.46
1:J:144:TYR:CE2	1:N:6:VAL:HG21	2.51	0.46
1:K:324:SER:O	1:K:340:ARG:HA	2.15	0.46
1:M:172:GLY:HA3	1:M:185:PHE:HE1	1.80	0.46
1:T:411[B]:THR:OG1	1:T:414:MET:HG3	2.15	0.46
1:C:356:GLU:O	1:C:373:SER:HA	2.16	0.46
1:K:395:LEU:HD21	1:K:399:ARG:CZ	2.46	0.46
1:M:130:VAL:HG12	1:M:132:LEU:HD21	1.98	0.46
1:M:330:ASP:O	1:M:346:GLY:HA2	2.16	0.46

Continued on next page...

Continued from previous page...

Atom-1	Atom-2	Interatomic distance (Å)	Clash overlap (Å)
1:T:216:LEU:HD12	1:T:217:MET:HE2	1.98	0.46
1:C:305:ILE:HG12	1:D:303:ALA:HB3	1.98	0.45
1:D:56:ASN:HB2	1:D:297:TRP:CZ2	2.51	0.45
1:H:216:LEU:O	1:H:220:LEU:HG	2.16	0.45
1:J:402:ARG:NE	3:J:603:HOH:O	2.06	0.45
1:M:140:MET:HE2	1:M:252:PHE:CD1	2.51	0.45
1:B:374:ASN:HB3	1:B:407:ILE:HD13	1.96	0.45
1:G:243:GLU:HB3	1:G:244:HIS:ND1	2.32	0.45
1:H:328:SER:HB3	1:H:345[B]:THR:HG22	1.98	0.45
1:J:340:ARG:HD2	3:J:708:HOH:O	2.17	0.45
1:N:361:LEU:HG	1:N:377:ILE:O	2.15	0.45
1:R:99:GLN:HA	1:R:104:THR:HG23	1.97	0.45
1:W:220:LEU:C	1:W:220:LEU:HD23	2.42	0.45
1:D:366:ILE:HA	1:D:383:ILE:HB	1.98	0.45
1:N:129:MET:HG3	1:N:216:LEU:HD23	1.96	0.45
1:O:237:ILE:O	1:O:241:ILE:HG13	2.16	0.45
1:A:118:ILE:HG12	1:A:217:MET:CE	2.46	0.45
1:B:221:ARG:NH1	3:B:1323:HOH:O	2.50	0.45
1:E:177:ASN:ND2	1:E:181:GLU:HB2	2.31	0.45
1:H:140:MET:CE	1:H:208:ILE:HD13	2.47	0.45
1:K:213:THR:CG2	1:K:217:MET:HE3	2.46	0.45
1:W:319:ARG:O	3:W:606:HOH:O	2.21	0.45
1:T:395:LEU:O	1:T:399:ARG:HG3	2.16	0.45
1:D:22:ARG:NH2	1:D:24:SER:OG	2.49	0.45
1:F:324:SER:O	1:F:340:ARG:HA	2.15	0.45
1:G:115:TYR:HA	1:G:118:ILE:CD1	2.46	0.45
1:J:176:VAL:HG13	1:J:177:ASN:O	2.17	0.45
1:J:419:ASP:O	1:J:420:LEU:HB2	2.17	0.45
1:L:85:ARG:HD2	1:L:85:ARG:HA	1.70	0.45
1:M:60:ARG:NH2	3:M:621:HOH:O	2.50	0.45
1:B:176:VAL:HG22	1:B:177:ASN:O	2.16	0.45
1:C:328:SER:HB3	1:C:345[B]:THR:HG22	1.98	0.45
1:E:337:ALA:HB3	1:E:354:ARG:HG2	1.97	0.45
1:M:12:ASP:HB3	1:M:127:GLU:HB3	1.99	0.45
1:B:6:VAL:HG23	1:B:7:GLN:H	1.81	0.45
1:B:6:VAL:HG23	1:B:7:GLN:N	2.31	0.45
1:D:158:ILE:HD12	1:D:182:ILE:HD13	1.98	0.45
1:D:418:LEU:O	1:D:419:ASP:HB2	2.17	0.45
1:G:75:ARG:HE	1:G:79:ARG:CD	2.30	0.45
1:W:28:GLU:HA	1:W:31:ASP:CG	2.42	0.45
1:W:277:TRP:HZ2	1:W:357:ASN:HB3	1.80	0.45

Continued on next page...

Continued from previous page...

Atom-1	Atom-2	Interatomic distance (Å)	Clash overlap (Å)
1:A:145:MET:HE2	1:A:210:VAL:HG23	1.97	0.45
1:A:322:ALA:HA	1:A:338:LEU:HB2	1.98	0.45
1:H:166:MET:O	1:H:169:THR:HG23	2.17	0.45
1:H:226:ASP:OD1	1:H:228:THR:HB	2.17	0.45
1:L:413:SER:O	1:L:417:LYS:HE2	2.17	0.45
1:O:316:GLU:OE2	1:O:316:GLU:N	2.42	0.45
1:Q:267:TRP:CH2	1:Q:269:ASP:HB3	2.52	0.45
1:Q:415:ILE:O	1:Q:418:LEU:HB2	2.16	0.45
1:R:122:GLU:OE2	1:R:221:ARG:NH2	2.49	0.45
1:T:143:GLU:O	1:T:147:GLN:HG2	2.16	0.45
1:E:392:ASP:OD1	1:E:395:LEU:HB3	2.16	0.45
1:F:177:ASN:ND2	1:F:181:GLU:HB2	2.32	0.45
1:F:339:ASN:O	1:F:356:GLU:HA	2.16	0.45
1:L:250:HIS:HA	3:L:604:HOH:O	2.15	0.45
1:M:415:ILE:O	1:M:418:LEU:HB2	2.16	0.45
1:T:216:LEU:HB3	1:T:217:MET:HE2	1.98	0.45
1:T:243:GLU:HG2	1:T:244:HIS:CD2	2.52	0.45
1:D:165:ARG:HD2	1:D:199:GLU:O	2.17	0.45
1:D:165:ARG:HH22	1:D:191:ASP:CG	2.25	0.45
1:I:165:ARG:HD2	1:I:199:GLU:O	2.17	0.45
1:P:356:GLU:O	1:P:373:SER:HA	2.17	0.45
1:W:324:SER:O	1:W:340:ARG:HA	2.17	0.45
1:A:28:GLU:HB3	1:A:411[B]:THR:HG21	1.97	0.44
1:C:182:ILE:HD12	1:C:247:ALA:HB1	1.99	0.44
1:D:118:ILE:HG12	1:D:217:MET:HE1	1.99	0.44
1:E:60:ARG:HA	1:E:60:ARG:HD2	1.87	0.44
1:E:174:MET:HE2	1:E:205:SER:HB2	1.99	0.44
1:I:242:VAL:HA	3:I:606:HOH:O	2.16	0.44
1:O:235:LYS:HD2	1:O:235:LYS:N	2.32	0.44
1:W:18:LEU:HD13	1:W:110:THR:HG23	1.99	0.44
1:E:356:GLU:O	1:E:373:SER:HA	2.17	0.44
1:F:213:THR:O	1:F:217:MET:HG2	2.18	0.44
1:F:318:ARG:HB3	1:F:352:TYR:CE1	2.52	0.44
1:N:74:ILE:O	1:N:78:GLN:HG3	2.17	0.44
1:N:213:THR:O	1:N:217:MET:HG2	2.17	0.44
1:R:312:VAL:HG12	1:R:334:SER:HA	1.99	0.44
1:A:110:THR:HG21	2:A:502:SO4:O1	2.17	0.44
1:B:175:HIS:CD2	1:B:176:VAL:H	2.36	0.44
1:B:324:SER:HB3	1:B:340:ARG:HD2	1.98	0.44
1:E:175:HIS:CG	1:E:183:ILE:HD11	2.52	0.44
1:F:214:LYS:HD3	1:F:214:LYS:HA	1.83	0.44

Continued on next page...

Continued from previous page...

Atom-1	Atom-2	Interatomic distance (Å)	Clash overlap (Å)
1:I:53:ASN:HB3	1:I:142:TYR:CE2	2.52	0.44
1:L:148:GLN:O	1:L:152:SER:HB3	2.17	0.44
1:O:28:GLU:OE2	1:O:401:ARG:NH1	2.49	0.44
1:O:145:MET:HE2	1:O:210:VAL:HG23	1.99	0.44
1:Q:402:ARG:NH1	2:Q:507:SO4:O1	2.38	0.44
1:H:223:ASP:OD1	1:H:229:SER:OG	2.36	0.44
1:H:235:LYS:O	1:H:239:PRO:HG2	2.17	0.44
1:K:213:THR:HG22	1:K:217:MET:HE3	1.99	0.44
1:L:88:ARG:HD2	1:W:55:LEU:HD21	1.99	0.44
1:N:383:ILE:HG23	1:N:387:LEU:HD23	1.99	0.44
1:D:22:ARG:NH1	1:D:23:GLY:HA2	2.33	0.44
1:G:338:LEU:HD22	1:G:355:LEU:HD12	1.99	0.44
1:M:67:GLN:HA	3:M:634:HOH:O	2.16	0.44
1:A:122:GLU:OE2	3:A:604:HOH:O	2.20	0.44
1:B:195:ILE:HG12	1:B:198:ASN:O	2.18	0.44
1:G:262:GLU:HG2	1:G:289:ASP:O	2.18	0.44
1:H:56:ASN:HB2	1:H:297:TRP:CZ2	2.53	0.44
1:Q:136:HIS:ND1	3:Q:611:HOH:O	2.36	0.44
1:W:364:VAL:HG12	1:W:366:ILE:HD12	1.99	0.44
1:C:292:ILE:HG12	3:C:646:HOH:O	2.17	0.44
1:F:161:LEU:HD11	1:F:267:TRP:CD2	2.53	0.44
1:H:243:GLU:OE1	1:H:244:HIS:NE2	2.51	0.44
1:J:28:GLU:HB3	1:J:411[B]:THR:HG21	1.99	0.44
1:N:282:ASP:HB3	3:N:660:HOH:O	2.18	0.44
1:W:176:VAL:CG1	1:W:180:ASP:HA	2.47	0.44
1:I:250:HIS:HE1	1:I:255:SER:OG	2.00	0.44
1:K:176:VAL:HG21	1:K:203:LEU:HD12	2.00	0.44
1:K:277:TRP:CE2	1:K:281:ILE:HG13	2.53	0.44
1:M:306:THR:HB	1:M:330:ASP:HB2	2.00	0.44
1:O:37:ALA:O	1:O:45:ARG:HD3	2.18	0.44
1:Q:67:GLN:OE1	1:Q:107:TYR:N	2.33	0.44
1:W:104:THR:OG1	1:W:105:GLN:N	2.51	0.44
1:B:243:GLU:HG2	1:B:244:HIS:ND1	2.33	0.44
1:G:115:TYR:HA	1:G:118:ILE:HD13	1.99	0.44
1:N:277:TRP:HZ2	1:N:357:ASN:HB3	1.83	0.44
1:O:104:THR:HG23	1:O:104:THR:O	2.18	0.44
1:R:417:LYS:HD2	1:R:417:LYS:HA	1.83	0.44
1:C:286:VAL:HG22	1:D:312:VAL:HG22	1.99	0.43
1:D:318:ARG:HB3	1:D:352:TYR:CE2	2.52	0.43
1:G:222:ARG:HD2	1:G:222:ARG:N	2.33	0.43
1:I:401:ARG:HE	1:I:401:ARG:HB2	1.68	0.43

Continued on next page...

Continued from previous page...

Atom-1	Atom-2	Interatomic distance (Å)	Clash overlap (Å)
1:L:223:ASP:OD1	1:L:229:SER:OG	2.31	0.43
1:O:129:MET:HE3	1:O:129:MET:HB3	1.88	0.43
1:O:240:TYR:CE2	1:O:244:HIS:HD2	2.36	0.43
1:O:399:ARG:HG2	1:O:418:LEU:CD1	2.45	0.43
1:P:154:ALA:HB2	1:P:248:VAL:HG23	1.99	0.43
1:Q:214:LYS:NZ	3:Q:621:HOH:O	2.44	0.43
1:W:94:ILE:O	1:W:96:PRO:HD3	2.17	0.43
1:T:399:ARG:HD2	1:T:418:LEU:CD2	2.48	0.43
1:A:274:ASP:OD1	1:A:403:THR:HG21	2.18	0.43
1:B:312:VAL:CG1	1:B:334:SER:HA	2.48	0.43
1:C:28:GLU:HA	1:C:31:ASP:CG	2.43	0.43
1:D:187:GLU:HG3	1:D:188:LYS:HG3	1.99	0.43
1:G:47:ILE:HD13	1:G:73:LEU:HD11	2.00	0.43
1:Q:401:ARG:HE	1:Q:401:ARG:HB2	1.71	0.43
1:T:226:ASP:CG	1:T:228:THR:HG22	2.43	0.43
1:T:356:GLU:O	1:T:373:SER:HA	2.18	0.43
1:B:185:PHE:HD2	1:B:239:PRO:HG3	1.82	0.43
1:E:39:TYR:HB3	1:E:344:PHE:CE2	2.53	0.43
1:F:158:ILE:HG21	1:F:174:MET:HE3	2.00	0.43
1:K:138:TYR:CE2	1:K:140:MET:HE2	2.54	0.43
1:K:356:GLU:O	1:K:373:SER:HA	2.18	0.43
1:M:75:ARG:HG3	1:M:79:ARG:HE	1.83	0.43
1:O:73:LEU:O	1:O:77:LEU:HG	2.17	0.43
1:P:10:ALA:HB3	3:P:1208:HOH:O	2.17	0.43
1:D:281:ILE:HD12	1:D:281:ILE:HA	1.89	0.43
1:H:383:ILE:HG23	1:H:387:LEU:HD23	2.01	0.43
1:K:312:VAL:HG22	1:L:286:VAL:HG22	1.99	0.43
1:L:176:VAL:CG1	1:L:195:ILE:HG23	2.48	0.43
1:N:214:LYS:HA	1:N:214:LYS:HD2	1.79	0.43
1:O:75:ARG:CZ	1:O:79:ARG:HD3	2.47	0.43
1:P:118:ILE:HD11	1:P:217:MET:HB3	1.99	0.43
1:P:313:HIS:HE1	3:P:1223:HOH:O	2.01	0.43
1:Q:213:THR:O	1:Q:217:MET:HG2	2.18	0.43
1:T:7:GLN:NE2	3:T:625:HOH:O	2.51	0.43
1:B:304:GLU:HG2	1:C:85:ARG:HH21	1.81	0.43
1:E:102:SER:OG	1:E:104:THR:HG22	2.18	0.43
1:J:97:ALA:HB2	1:J:107:TYR:CD2	2.54	0.43
1:L:35:LYS:HD3	1:L:135:ASP:HB2	1.99	0.43
1:P:155:ASP:HB3	1:P:215:PHE:CZ	2.53	0.43
1:T:165:ARG:O	1:T:192:PRO:HG2	2.18	0.43
1:E:235:LYS:O	1:E:235:LYS:HG3	2.18	0.43

Continued on next page...

Continued from previous page...

Atom-1	Atom-2	Interatomic distance (Å)	Clash overlap (Å)
1:G:84:PHE:CD2	1:G:90:GLU:HB3	2.52	0.43
1:H:47:ILE:HD12	1:H:73:LEU:HD11	2.00	0.43
1:N:67:GLN:HB3	1:N:106:TRP:NE1	2.33	0.43
1:N:332:ILE:HB	1:N:348:ARG:HD3	2.01	0.43
1:O:56:ASN:HB2	1:O:297:TRP:CZ2	2.54	0.43
1:A:403:THR:HG23	1:A:405:SER:N	2.33	0.43
1:B:35:LYS:NZ	1:B:269:ASP:O	2.45	0.43
1:H:165:ARG:HG3	1:H:192:PRO:HB2	1.99	0.43
1:H:274:ASP:OD1	1:H:407:ILE:HD12	2.18	0.43
1:O:339:ASN:O	1:O:356:GLU:HA	2.19	0.43
1:P:115:TYR:CA	1:P:220:LEU:HD23	2.49	0.43
1:P:133:ALA:O	3:P:1206:HOH:O	2.21	0.43
1:P:318:ARG:HB3	1:P:352:TYR:CE1	2.54	0.43
1:R:100:ARG:NH2	1:R:119:ASP:OD1	2.51	0.43
1:G:12:ASP:HB3	1:G:127:GLU:HB2	2.00	0.43
1:G:374:ASN:HB3	1:G:407:ILE:HD13	2.00	0.43
1:K:163:VAL:C	1:K:201:PHE:HD2	2.27	0.43
1:N:136:HIS:ND1	3:N:611:HOH:O	2.37	0.43
1:P:118:ILE:CD1	1:P:217:MET:HB3	2.49	0.43
1:Q:156:VAL:HG12	1:Q:241:ILE:HG21	2.01	0.43
1:Q:326:VAL:HB	1:Q:342:LEU:HD12	2.01	0.43
1:B:241:ILE:O	1:B:245:GLY:N	2.49	0.43
1:C:402:ARG:NH2	3:C:604:HOH:O	2.47	0.43
1:G:310:LYS:HB2	1:H:293:TYR:OH	2.18	0.43
1:N:176:VAL:HG21	1:N:203:LEU:HD12	2.00	0.43
1:O:25:ARG:HA	1:O:27:LYS:HE3	2.01	0.43
1:P:14:MET:CE	1:P:16:TYR:HD2	2.31	0.43
1:W:37:ALA:O	1:W:45:ARG:HD3	2.19	0.43
1:W:235:LYS:HD2	1:W:235:LYS:H	1.81	0.43
1:T:236:ASP:OD1	1:T:236:ASP:N	2.52	0.43
1:B:175:HIS:HD2	1:B:176:VAL:H	1.67	0.43
1:D:338:LEU:HD22	1:D:355:LEU:HD12	2.01	0.43
1:L:6:VAL:HG21	1:W:144:TYR:CE2	2.54	0.43
1:O:211:PHE:CG	1:O:216:LEU:HD12	2.54	0.43
1:P:216:LEU:O	1:P:220:LEU:HD13	2.18	0.43
1:C:238:ILE:O	1:C:242:VAL:HG13	2.19	0.42
1:E:268:ARG:NH1	3:E:620:HOH:O	2.51	0.42
1:G:399:ARG:HD3	1:G:418:LEU:HD11	2.01	0.42
1:H:196:PRO:O	3:H:609:HOH:O	2.21	0.42
1:J:267:TRP:CH2	1:J:269:ASP:HB3	2.54	0.42
1:M:259:SER:HB3	1:M:262:GLU:HG3	2.00	0.42

Continued on next page...

Continued from previous page...

Atom-1	Atom-2	Interatomic distance (Å)	Clash overlap (Å)
1:M:267:TRP:CH2	1:M:269:ASP:HB3	2.54	0.42
1:N:361:LEU:HB3	1:N:362:PRO:CD	2.49	0.42
1:P:240:TYR:CZ	1:P:244:HIS:CD2	3.07	0.42
1:A:318:ARG:HB3	1:A:352:TYR:CE1	2.54	0.42
1:E:161:LEU:HD11	1:E:267:TRP:CD2	2.54	0.42
1:E:361:LEU:HB2	1:E:377:ILE:O	2.19	0.42
1:L:177:ASN:ND2	1:L:181:GLU:HB2	2.21	0.42
1:L:330:ASP:O	1:L:346:GLY:HA2	2.19	0.42
1:N:312:VAL:O	1:N:313:HIS:HB2	2.20	0.42
1:W:254:ASP:OD2	3:W:607:HOH:O	2.22	0.42
1:A:196:PRO:HA	1:A:199:GLU:OE2	2.19	0.42
1:A:282:ASP:HB3	3:A:660:HOH:O	2.19	0.42
1:F:333:ILE:HD12	1:F:338:LEU:HD11	2.00	0.42
1:G:75:ARG:HE	1:G:79:ARG:CG	2.32	0.42
1:G:312:VAL:CG1	1:G:334:SER:HA	2.49	0.42
1:G:317:ASP:HA	3:G:642:HOH:O	2.19	0.42
1:K:143:GLU:O	1:K:147:GLN:HG2	2.19	0.42
1:L:75:ARG:NH1	1:L:79:ARG:HD2	2.34	0.42
1:L:226:ASP:CG	1:L:228:THR:HG22	2.44	0.42
1:M:16:TYR:CE1	1:M:114:VAL:HG22	2.54	0.42
1:P:401:ARG:N	1:P:414:MET:HE3	2.29	0.42
1:C:404:GLU:N	2:C:508:SO4:O2	2.40	0.42
1:D:299:ILE:O	3:D:610:HOH:O	2.21	0.42
1:G:216:LEU:HG	1:G:220:LEU:HD13	2.01	0.42
1:G:356:GLU:O	1:G:373:SER:HA	2.20	0.42
1:H:323:VAL:HG23	1:H:339:ASN:ND2	2.34	0.42
1:H:401:ARG:N	1:H:414:MET:HE3	2.30	0.42
1:K:6:VAL:HG13	1:T:147:GLN:HG3	2.01	0.42
1:O:369:HIS:HE1	3:O:695:HOH:O	2.02	0.42
1:Q:119:ASP:OD1	1:Q:120:ILE:HD12	2.20	0.42
1:W:220:LEU:HD23	1:W:220:LEU:O	2.20	0.42
1:T:402:ARG:HG3	1:T:408:CYS:SG	2.59	0.42
1:A:303:ALA:HB3	1:B:305:ILE:HG12	2.02	0.42
1:B:206:MET:HB3	1:B:208:ILE:HD12	2.01	0.42
1:E:392:ASP:OD1	1:E:395:LEU:N	2.41	0.42
1:F:197:GLY:N	1:F:199:GLU:OE2	2.53	0.42
1:M:219:ALA:O	1:M:222:ARG:HG2	2.19	0.42
1:P:156:VAL:HB	1:P:211:PHE:CE1	2.54	0.42
1:Q:35:LYS:HD3	1:Q:135:ASP:HB2	2.02	0.42
1:W:158:ILE:HD12	1:W:182:ILE:CD1	2.50	0.42
1:W:216:LEU:CD2	1:W:220:LEU:HD12	2.50	0.42

Continued on next page...

Continued from previous page...

Atom-1	Atom-2	Interatomic distance (Å)	Clash overlap (Å)
1:A:175:HIS:CD2	1:A:183:ILE:HD11	2.55	0.42
1:E:58:GLY:O	1:E:60:ARG:HD3	2.20	0.42
1:E:232:ASP:HB3	1:E:235:LYS:HB3	2.01	0.42
1:F:330:ASP:O	1:F:346:GLY:HA2	2.20	0.42
1:H:399:ARG:HH21	1:H:420:LEU:HA	1.85	0.42
1:H:400:PHE:HA	1:H:414:MET:CE	2.50	0.42
1:J:266:TYR:CE2	1:J:290:LEU:HB2	2.55	0.42
1:K:340:ARG:HD2	3:K:700:HOH:O	2.19	0.42
1:L:202:ALA:HA	3:L:615:HOH:O	2.20	0.42
1:P:226:ASP:OD1	1:P:228:THR:HB	2.19	0.42
1:A:332:ILE:HB	1:A:348:ARG:HD3	2.01	0.42
1:G:401:ARG:HE	1:G:401:ARG:HB2	1.71	0.42
1:I:282:ASP:HB3	3:I:683:HOH:O	2.18	0.42
1:K:100:ARG:O	1:W:32:ARG:NH2	2.53	0.42
1:K:165:ARG:HG2	1:K:192:PRO:HD2	2.02	0.42
1:K:286:VAL:HG22	1:L:312:VAL:CG2	2.49	0.42
1:L:118:ILE:HG12	1:L:217:MET:CE	2.50	0.42
1:N:354:ARG:HD2	1:N:371:GLN:NE2	2.35	0.42
1:O:312:VAL:CG1	1:O:334:SER:HA	2.49	0.42
1:B:312:VAL:O	1:B:313:HIS:HB2	2.20	0.42
1:G:56:ASN:HB2	1:G:297:TRP:CZ2	2.55	0.42
1:G:366:ILE:HA	1:G:383:ILE:HB	2.02	0.42
1:I:303:ALA:HB3	1:J:305:ILE:HG12	2.02	0.42
1:N:403:THR:HG23	1:N:406:GLY:H	1.84	0.42
1:O:97:ALA:HB2	1:O:107:TYR:CD2	2.54	0.42
1:Q:313:HIS:O	1:Q:319:ARG:HA	2.19	0.42
1:T:114:VAL:HB	1:T:220:LEU:HD21	2.02	0.42
1:T:318:ARG:HB3	1:T:352:TYR:CE1	2.54	0.42
1:F:277:TRP:HZ2	1:F:357:ASN:HB3	1.83	0.42
1:G:122:GLU:N	1:G:123:PRO:HD2	2.35	0.42
1:H:177:ASN:ND2	1:H:181:GLU:HB2	2.30	0.42
1:K:258:ARG:HD2	1:K:264:GLU:C	2.45	0.42
1:L:396:ASP:HB3	1:L:408:CYS:SG	2.60	0.42
1:T:374:ASN:HB3	1:T:407:ILE:HD13	2.02	0.42
1:T:399:ARG:HD2	1:T:418:LEU:HD22	2.02	0.42
1:B:176:VAL:CG1	1:B:195:ILE:HA	2.50	0.42
1:C:213:THR:O	1:C:217:MET:HG2	2.20	0.42
1:E:418:LEU:O	1:E:419:ASP:HB3	2.20	0.42
1:H:330:ASP:O	1:H:346:GLY:HA2	2.20	0.42
1:H:361:LEU:HG	1:H:377:ILE:O	2.20	0.42
1:I:21:GLY:N	3:I:607:HOH:O	2.19	0.42

Continued on next page...

Continued from previous page...

Atom-1	Atom-2	Interatomic distance (Å)	Clash overlap (Å)
1:K:119:ASP:N	1:K:119:ASP:OD1	2.53	0.42
1:N:176:VAL:CG1	1:N:180:ASP:HA	2.50	0.42
1:N:339:ASN:O	1:N:356:GLU:HA	2.19	0.42
1:R:339:ASN:O	1:R:356:GLU:HA	2.20	0.42
1:W:403:THR:HG22	1:W:404:GLU:N	2.33	0.42
1:A:387:LEU:HD12	1:A:388:ILE:N	2.35	0.41
1:D:112:ASP:OD2	1:D:231:ARG:NH2	2.52	0.41
1:H:316:GLU:CD	1:H:316:GLU:H	2.27	0.41
1:H:396:ASP:HB3	1:H:408:CYS:SG	2.60	0.41
1:M:39:TYR:HB3	1:M:344:PHE:CE2	2.55	0.41
1:N:266:TYR:OH	3:N:604:HOH:O	2.20	0.41
1:N:356:GLU:O	1:N:373:SER:HA	2.20	0.41
1:P:233:PHE:HA	1:P:237:ILE:HB	2.02	0.41
1:P:395:LEU:O	1:P:399:ARG:HG3	2.20	0.41
1:Q:412:GLN:HB3	2:Q:508:SO4:S	2.60	0.41
1:A:237:ILE:O	1:A:241:ILE:HG13	2.20	0.41
1:C:37:ALA:O	1:C:45:ARG:HD3	2.20	0.41
1:C:399:ARG:HH21	1:C:420:LEU:HG	1.85	0.41
1:K:100:ARG:NE	1:W:71:HIS:HB2	2.34	0.41
1:K:330:ASP:O	1:K:346:GLY:HA2	2.19	0.41
1:N:414:MET:O	1:N:418:LEU:HD13	2.21	0.41
1:O:94:ILE:O	1:O:96:PRO:HD3	2.19	0.41
1:Q:155:ASP:HB3	1:Q:215:PHE:CZ	2.55	0.41
1:T:322:ALA:HB2	1:T:338:LEU:HD12	2.03	0.41
1:A:25:ARG:HA	1:A:27:LYS:HE2	2.01	0.41
1:C:75:ARG:NH2	1:C:75:ARG:HB3	2.36	0.41
1:D:371:GLN:O	1:D:372:LEU:HD23	2.19	0.41
1:E:158:ILE:HG21	1:E:174:MET:HE3	2.02	0.41
1:F:85:ARG:HD2	1:F:85:ARG:HA	1.92	0.41
1:F:282:ASP:HB3	3:F:646:HOH:O	2.19	0.41
1:G:84:PHE:HD2	1:G:90:GLU:HB3	1.85	0.41
1:L:85:ARG:NH2	3:L:626:HOH:O	2.53	0.41
1:M:174:MET:HE2	1:M:205:SER:HB2	2.00	0.41
1:O:28:GLU:HA	1:O:31:ASP:CG	2.44	0.41
1:O:177:ASN:CG	1:O:179:LYS:H	2.28	0.41
1:P:223:ASP:OD2	3:P:1207:HOH:O	2.22	0.41
1:P:374:ASN:HB3	1:P:407:ILE:HD13	2.01	0.41
1:T:349:ALA:HA	1:T:366:ILE:HB	2.02	0.41
1:B:324:SER:HB2	1:B:340:ARG:HD2	2.03	0.41
1:D:14:MET:HE1	1:D:121:ILE:HG12	2.01	0.41
1:E:286:VAL:HA	1:F:312:VAL:HG21	2.01	0.41

Continued on next page...

Continued from previous page...

Atom-1	Atom-2	Interatomic distance (Å)	Clash overlap (Å)
1:I:318:ARG:HB3	1:I:352:TYR:CE1	2.55	0.41
1:K:118:ILE:CD1	1:K:217:MET:SD	3.08	0.41
1:M:392:ASP:HB3	1:M:395:LEU:HB3	2.02	0.41
1:N:349:ALA:HA	1:N:366:ILE:HB	2.01	0.41
1:O:399:ARG:CG	1:O:418:LEU:HD11	2.48	0.41
1:Q:45:ARG:HH11	1:Q:45:ARG:HD3	1.73	0.41
1:W:115:TYR:CB	1:W:220:LEU:HD21	2.46	0.41
1:T:243:GLU:OE2	1:T:244:HIS:NE2	2.54	0.41
1:G:25:ARG:O	1:G:27:LYS:HG2	2.21	0.41
1:H:67:GLN:CD	1:H:70:ALA:HB2	2.45	0.41
1:H:357:ASN:HD22	1:H:374:ASN:ND2	2.14	0.41
1:I:238:ILE:O	1:I:242:VAL:HG13	2.20	0.41
1:K:312:VAL:O	1:K:313:HIS:HB2	2.21	0.41
1:L:67:GLN:OE1	1:L:107:TYR:N	2.44	0.41
1:N:324:SER:O	1:N:340:ARG:HA	2.20	0.41
1:O:18:LEU:HD13	1:O:110:THR:OG1	2.21	0.41
1:R:100:ARG:NH1	1:R:117:ASN:OD1	2.53	0.41
1:W:162:GLU:OE2	1:W:251:ARG:HD3	2.20	0.41
1:F:176:VAL:CG2	1:F:180:ASP:HA	2.51	0.41
1:F:339:ASN:O	1:F:340:ARG:C	2.63	0.41
1:G:145:MET:HE2	1:G:210:VAL:HG23	2.03	0.41
1:L:158:ILE:HD11	1:L:238:ILE:HD12	2.02	0.41
1:O:129:MET:HB2	1:O:216:LEU:HD13	2.03	0.41
1:W:192:PRO:HA	1:W:193:PRO:HD3	1.95	0.41
1:G:145:MET:HE1	1:G:208:ILE:HG22	2.03	0.41
1:G:330:ASP:O	1:G:346:GLY:HA2	2.20	0.41
1:J:356:GLU:O	1:J:373:SER:HA	2.21	0.41
1:K:283:LEU:HD21	1:K:290:LEU:HB3	2.01	0.41
1:P:399:ARG:NH1	1:P:420:LEU:HA	2.36	0.41
1:R:56:ASN:HB2	1:R:297:TRP:CZ2	2.56	0.41
1:R:338:LEU:HD22	1:R:355:LEU:HB2	2.03	0.41
1:T:60:ARG:NH1	1:T:89:ASN:CB	2.84	0.41
1:T:177:ASN:HB2	1:T:181:GLU:N	2.30	0.41
1:F:372:LEU:HD12	1:F:389:VAL:HB	2.02	0.41
1:N:161:LEU:HD11	1:N:267:TRP:CD2	2.56	0.41
1:A:185:PHE:HZ	1:A:187:GLU:OE2	2.04	0.41
1:A:238:ILE:HB	1:A:239:PRO:HD3	2.02	0.41
1:B:160:CYS:SG	1:B:174:MET:HG3	2.61	0.41
1:B:209:TYR:OH	2:B:1203:SO4:O1	2.35	0.41
1:D:266:TYR:CE2	1:D:290:LEU:HB2	2.56	0.41
1:E:305:ILE:HG12	1:F:303:ALA:HB3	2.02	0.41

Continued on next page...

Continued from previous page...

Atom-1	Atom-2	Interatomic distance (Å)	Clash overlap (Å)
1:E:393:PRO:HB3	1:E:402:ARG:NH1	2.36	0.41
1:F:206:MET:HE3	1:F:267:TRP:CD1	2.56	0.41
1:H:316:GLU:CD	1:H:316:GLU:N	2.79	0.41
1:I:304:GLU:HB3	1:N:87:GLU:CG	2.51	0.41
1:I:339:ASN:O	1:I:356:GLU:HA	2.21	0.41
1:N:315:ASP:OD1	1:N:318:ARG:HG2	2.21	0.41
1:O:75:ARG:NH1	1:O:79:ARG:HD3	2.36	0.41
1:O:110:THR:N	1:O:232:ASP:OD1	2.53	0.41
1:P:161:LEU:HG	1:P:206:MET:HG2	2.02	0.41
1:P:176:VAL:HG22	1:P:180:ASP:HA	2.02	0.41
1:R:8:PRO:HG2	1:R:11:ARG:HG3	2.03	0.41
1:R:68:TYR:O	1:R:69:LYS:C	2.64	0.41
1:W:32:ARG:HD3	1:W:32:ARG:HA	1.86	0.41
1:A:158:ILE:HG21	1:A:174:MET:HE3	2.03	0.41
1:A:185:PHE:CZ	1:A:187:GLU:OE2	2.74	0.41
1:C:175:HIS:O	1:C:183:ILE:HG12	2.21	0.41
1:H:214:LYS:NZ	3:H:601:HOH:O	2.53	0.41
1:I:280:ASN:HB3	1:I:342:LEU:HD23	2.03	0.41
1:J:85:ARG:HA	1:J:85:ARG:HD2	1.79	0.41
1:J:324:SER:O	1:J:340:ARG:HA	2.20	0.41
1:K:313:HIS:O	1:K:319:ARG:HA	2.21	0.41
1:L:100:ARG:HB3	1:L:101:VAL:H	1.70	0.41
1:M:368:ARG:NE	2:M:501:SO4:O1	2.50	0.41
1:N:20:GLY:CA	1:N:67:GLN:HG3	2.48	0.41
1:P:67:GLN:OE1	1:P:107:TYR:N	2.50	0.41
1:Q:8:PRO:HG2	1:Q:11:ARG:HG3	2.03	0.41
1:A:38:VAL:HB	1:A:46:ILE:HD12	2.02	0.40
1:E:29:LEU:HD12	1:E:29:LEU:HA	1.83	0.40
1:E:330:ASP:O	1:E:346:GLY:HA2	2.21	0.40
1:H:238:ILE:O	1:H:242:VAL:HG23	2.21	0.40
1:K:74:ILE:O	1:K:78:GLN:HG3	2.21	0.40
1:L:274:ASP:OD2	1:L:405:SER:OG	2.38	0.40
1:P:175:HIS:HB3	1:P:184:ASP:HB3	2.01	0.40
1:Q:192:PRO:HA	1:Q:193:PRO:HD3	1.97	0.40
1:Q:251:ARG:HH11	1:Q:251:ARG:HD2	1.74	0.40
1:W:27:LYS:NZ	3:W:628:HOH:O	2.54	0.40
1:D:98:SER:HB2	1:D:99:GLN:H	1.64	0.40
1:D:206:MET:HE2	1:D:252:PHE:HB2	2.04	0.40
1:F:332:ILE:HD12	1:F:348:ARG:CZ	2.52	0.40
1:H:16:TYR:CE1	1:H:114:VAL:HG22	2.56	0.40
1:I:165:ARG:HH11	1:I:165:ARG:HD3	1.77	0.40

Continued on next page...

Continued from previous page...

Atom-1	Atom-2	Interatomic distance (Å)	Clash overlap (Å)
1:I:251:ARG:HH11	1:I:251:ARG:HD2	1.75	0.40
1:K:28:GLU:O	1:K:32:ARG:NH2	2.54	0.40
1:K:29:LEU:HD12	1:K:29:LEU:HA	1.94	0.40
1:L:115:TYR:HA	1:L:220:LEU:HD23	2.04	0.40
1:N:6:VAL:HG13	1:N:7:GLN:HG3	2.03	0.40
1:P:97:ALA:HB2	1:P:107:TYR:CD2	2.56	0.40
1:W:282:ASP:HB3	3:W:647:HOH:O	2.21	0.40
1:B:12:ASP:HB3	1:B:127:GLU:HB3	2.03	0.40
1:D:22:ARG:NH1	1:D:23:GLY:H	2.04	0.40
1:D:237:ILE:O	1:D:241:ILE:HD12	2.21	0.40
1:G:192:PRO:HA	1:G:193:PRO:HD3	1.95	0.40
1:I:85:ARG:HD2	1:I:85:ARG:HA	1.82	0.40
1:J:295:LYS:NZ	3:J:635:HOH:O	2.53	0.40
1:N:161:LEU:HD11	1:N:267:TRP:CE3	2.56	0.40
1:P:241:ILE:H	1:P:241:ILE:HD12	1.86	0.40
1:R:371:GLN:C	1:R:372:LEU:HD23	2.46	0.40
1:D:148:GLN:O	1:D:152:SER:HB3	2.20	0.40
1:E:32:ARG:NH2	1:E:72:ASP:HB2	2.36	0.40
1:F:24:SER:O	1:F:27:LYS:HD3	2.21	0.40
1:H:65:ALA:HA	1:H:95:LEU:O	2.21	0.40
1:I:239:PRO:O	1:I:242:VAL:HG22	2.22	0.40
1:J:241:ILE:HD12	1:J:241:ILE:H	1.86	0.40
1:M:82:ASP:OD1	1:M:82:ASP:N	2.54	0.40
1:N:184:ASP:OD2	1:N:185:PHE:N	2.55	0.40
1:N:318:ARG:HB3	1:N:352:TYR:CE1	2.56	0.40
1:Q:340:ARG:NH2	2:Q:506:SO4:O1	2.50	0.40
1:R:313:HIS:O	1:R:319:ARG:HA	2.21	0.40
1:W:237:ILE:O	1:W:241:ILE:HG13	2.22	0.40
1:T:206:MET:HE1	1:T:252:PHE:CD1	2.57	0.40
1:C:324:SER:O	1:C:340:ARG:HA	2.20	0.40
1:K:85:ARG:HD2	1:K:85:ARG:HA	1.93	0.40
1:L:417:LYS:N	1:L:417:LYS:HD3	2.37	0.40
1:M:274:ASP:OD2	1:M:405:SER:OG	2.39	0.40
1:M:383:ILE:HG23	1:M:387:LEU:HD23	2.04	0.40
1:N:185:PHE:HE2	1:N:187:GLU:OE2	2.04	0.40
1:N:192:PRO:HA	1:N:193:PRO:HD3	1.95	0.40
1:P:133:ALA:N	3:P:1206:HOH:O	2.54	0.40
1:P:235:LYS:O	1:P:239:PRO:HG2	2.22	0.40
1:Q:56:ASN:HB2	1:Q:297:TRP:CZ2	2.57	0.40
1:R:324:SER:O	1:R:340:ARG:HA	2.22	0.40
1:W:292:ILE:HG12	3:W:641:HOH:O	2.21	0.40

All (9) symmetry-related close contacts are listed below. The label for Atom-2 includes the symmetry operator and encoded unit-cell translations to be applied.

Atom-1	Atom-2	Interatomic distance (Å)	Clash overlap (Å)
1:G:60:ARG:NH2	2:O:506:SO4:O2[1_565]	0.66	1.54
1:G:60:ARG:CZ	2:O:506:SO4:S[1_565]	1.23	0.97
1:G:60:ARG:CZ	2:O:506:SO4:O2[1_565]	1.41	0.79
1:G:60:ARG:NH1	2:O:506:SO4:S[1_565]	1.65	0.55
1:G:60:ARG:NH2	2:O:506:SO4:S[1_565]	1.84	0.36
3:E:673:HOH:O	3:R:726:HOH:O[1_565]	2.00	0.20
3:H:618:HOH:O	3:P:1237:HOH:O[1_565]	2.03	0.17
3:F:670:HOH:O	3:R:764:HOH:O[1_565]	2.08	0.12
1:G:60:ARG:CZ	2:O:506:SO4:O4[1_565]	2.17	0.03

5.3 Torsion angles [i](#)

5.3.1 Protein backbone [i](#)

In the following table, the Percentiles column shows the percent Ramachandran outliers of the chain as a percentile score with respect to all X-ray entries followed by that with respect to entries of similar resolution.

The Analysed column shows the number of residues for which the backbone conformation was analysed, and the total number of residues.

Mol	Chain	Analysed	Favoured	Allowed	Outliers	Percentiles	
1	A	414/440 (94%)	393 (95%)	21 (5%)	0	100	100
1	B	414/440 (94%)	393 (95%)	18 (4%)	3 (1%)	18	21
1	C	416/440 (94%)	396 (95%)	16 (4%)	4 (1%)	12	13
1	D	414/440 (94%)	388 (94%)	20 (5%)	6 (1%)	9	8
1	E	416/440 (94%)	392 (94%)	20 (5%)	4 (1%)	12	13
1	F	415/440 (94%)	390 (94%)	20 (5%)	5 (1%)	10	10
1	G	415/440 (94%)	388 (94%)	21 (5%)	6 (1%)	9	8
1	H	416/440 (94%)	391 (94%)	22 (5%)	3 (1%)	18	21
1	I	416/440 (94%)	394 (95%)	19 (5%)	3 (1%)	18	21
1	J	416/440 (94%)	397 (95%)	12 (3%)	7 (2%)	7	6
1	K	416/440 (94%)	394 (95%)	19 (5%)	3 (1%)	18	21
1	L	416/440 (94%)	395 (95%)	18 (4%)	3 (1%)	18	21
1	M	416/440 (94%)	392 (94%)	22 (5%)	2 (0%)	24	29

Continued on next page...

Continued from previous page...

Mol	Chain	Analysed	Favoured	Allowed	Outliers	Percentiles	
1	N	414/440 (94%)	396 (96%)	17 (4%)	1 (0%)	43	53
1	O	414/440 (94%)	389 (94%)	21 (5%)	4 (1%)	12	13
1	P	414/440 (94%)	393 (95%)	19 (5%)	2 (0%)	24	29
1	Q	416/440 (94%)	399 (96%)	15 (4%)	2 (0%)	24	29
1	R	415/440 (94%)	394 (95%)	13 (3%)	8 (2%)	6	5
1	T	416/440 (94%)	397 (95%)	17 (4%)	2 (0%)	24	29
1	W	415/440 (94%)	391 (94%)	20 (5%)	4 (1%)	12	13
All	All	8304/8800 (94%)	7862 (95%)	370 (4%)	72 (1%)	14	15

All (72) Ramachandran outliers are listed below:

Mol	Chain	Res	Type
1	B	68	TYR
1	C	100	ARG
1	D	103	GLU
1	E	419	ASP
1	G	99	GLN
1	H	104	THR
1	I	69	LYS
1	K	101	VAL
1	M	340	ARG
1	O	99	GLN
1	O	100	ARG
1	R	69	LYS
1	W	99	GLN
1	W	404	GLU
1	E	70	ALA
1	G	100	ARG
1	J	69	LYS
1	L	69	LYS
1	O	198	ASN
1	R	419	ASP
1	B	270	VAL
1	C	67	GLN
1	D	67	GLN
1	D	98	SER
1	D	104	THR
1	D	419	ASP
1	E	69	LYS
1	G	198	ASN

Continued on next page...

Continued from previous page...

Mol	Chain	Res	Type
1	J	67	GLN
1	J	100	ARG
1	J	419	ASP
1	N	198	ASN
1	Q	67	GLN
1	R	98	SER
1	R	404	GLU
1	T	102	SER
1	B	340	ARG
1	C	105	GLN
1	D	69	LYS
1	G	313	HIS
1	I	68	TYR
1	L	67	GLN
1	L	198	ASN
1	R	67	GLN
1	C	98	SER
1	E	313	HIS
1	F	97	ALA
1	F	103	GLU
1	H	226	ASP
1	I	419	ASP
1	K	67	GLN
1	P	313	HIS
1	Q	313	HIS
1	R	313	HIS
1	W	70	ALA
1	F	69	LYS
1	F	313	HIS
1	H	313	HIS
1	K	313	HIS
1	O	313	HIS
1	P	67	GLN
1	T	270	VAL
1	M	270	VAL
1	J	101	VAL
1	J	237	ILE
1	R	101	VAL
1	G	101	VAL
1	G	270	VAL
1	F	270	VAL
1	J	270	VAL

Continued on next page...

Continued from previous page...

Mol	Chain	Res	Type
1	R	270	VAL
1	W	270	VAL

5.3.2 Protein sidechains [i](#)

In the following table, the Percentiles column shows the percent sidechain outliers of the chain as a percentile score with respect to all X-ray entries followed by that with respect to entries of similar resolution.

The Analysed column shows the number of residues for which the sidechain conformation was analysed, and the total number of residues.

Mol	Chain	Analysed	Rotameric	Outliers	Percentiles	
1	A	340/369 (92%)	340 (100%)	0	100	100
1	B	339/369 (92%)	336 (99%)	3 (1%)	70	82
1	C	341/369 (92%)	340 (100%)	1 (0%)	86	92
1	D	341/369 (92%)	339 (99%)	2 (1%)	78	87
1	E	342/369 (93%)	342 (100%)	0	100	100
1	F	342/369 (93%)	342 (100%)	0	100	100
1	G	341/369 (92%)	341 (100%)	0	100	100
1	H	342/369 (93%)	336 (98%)	6 (2%)	51	68
1	I	342/369 (93%)	340 (99%)	2 (1%)	78	87
1	J	341/369 (92%)	340 (100%)	1 (0%)	86	92
1	K	340/369 (92%)	340 (100%)	0	100	100
1	L	343/369 (93%)	340 (99%)	3 (1%)	70	82
1	M	342/369 (93%)	340 (99%)	2 (1%)	78	87
1	N	337/369 (91%)	335 (99%)	2 (1%)	78	87
1	O	340/369 (92%)	340 (100%)	0	100	100
1	P	339/369 (92%)	337 (99%)	2 (1%)	78	87
1	Q	341/369 (92%)	338 (99%)	3 (1%)	70	82
1	R	340/369 (92%)	337 (99%)	3 (1%)	70	82
1	T	342/369 (93%)	340 (99%)	2 (1%)	78	87
1	W	341/369 (92%)	341 (100%)	0	100	100
All	All	6816/7380 (92%)	6784 (100%)	32 (0%)	86	89

All (32) residues with a non-rotameric sidechain are listed below:

Mol	Chain	Res	Type
1	B	232	ASP
1	B	411[A]	THR
1	B	411[B]	THR
1	C	176	VAL
1	D	411[A]	THR
1	D	411[B]	THR
1	H	47	ILE
1	H	345[A]	THR
1	H	345[B]	THR
1	H	411[A]	THR
1	H	411[B]	THR
1	H	418	LEU
1	I	345[A]	THR
1	I	345[B]	THR
1	J	176	VAL
1	L	176	VAL
1	L	411[A]	THR
1	L	411[B]	THR
1	M	411[A]	THR
1	M	411[B]	THR
1	N	411[A]	THR
1	N	411[B]	THR
1	P	411[A]	THR
1	P	411[B]	THR
1	Q	176	VAL
1	Q	411[A]	THR
1	Q	411[B]	THR
1	R	176	VAL
1	R	411[A]	THR
1	R	411[B]	THR
1	T	411[A]	THR
1	T	411[B]	THR

Sometimes sidechains can be flipped to improve hydrogen bonding and reduce clashes. All (72) such sidechains are listed below:

Mol	Chain	Res	Type
1	A	175	HIS
1	A	280	ASN
1	B	175	HIS
1	B	244	HIS
1	B	278	GLN

Continued on next page...

Continued from previous page...

Mol	Chain	Res	Type
1	B	369	HIS
1	C	117	ASN
1	C	278	GLN
1	E	278	GLN
1	F	339	ASN
1	F	350	ASN
1	G	212	HIS
1	G	244	HIS
1	G	369	HIS
1	G	379	HIS
1	H	339	ASN
1	H	374	ASN
1	H	412	GLN
1	I	56	ASN
1	I	78	GLN
1	I	147	GLN
1	I	250	HIS
1	J	117	ASN
1	J	278	GLN
1	K	67	GLN
1	K	117	ASN
1	K	175	HIS
1	K	212	HIS
1	K	313	HIS
1	K	357	ASN
1	K	371	GLN
1	L	78	GLN
1	L	177	ASN
1	L	313	HIS
1	L	369	HIS
1	M	56	ASN
1	M	71	HIS
1	M	148	GLN
1	M	313	HIS
1	M	371	GLN
1	N	78	GLN
1	N	278	GLN
1	N	357	ASN
1	N	371	GLN
1	N	374	ASN
1	O	117	ASN
1	O	244	HIS

Continued on next page...

Continued from previous page...

Mol	Chain	Res	Type
1	O	313	HIS
1	O	339	ASN
1	O	357	ASN
1	O	412	GLN
1	P	71	HIS
1	P	147	GLN
1	P	212	HIS
1	P	244	HIS
1	P	357	ASN
1	P	374	ASN
1	Q	263	HIS
1	Q	369	HIS
1	Q	371	GLN
1	R	278	GLN
1	R	339	ASN
1	W	212	HIS
1	W	244	HIS
1	W	357	ASN
1	W	374	ASN
1	W	379	HIS
1	T	67	GLN
1	T	263	HIS
1	T	357	ASN
1	T	369	HIS
1	T	374	ASN

5.3.3 RNA [i](#)

There are no RNA molecules in this entry.

5.4 Non-standard residues in protein, DNA, RNA chains [i](#)

There are no non-standard protein/DNA/RNA residues in this entry.

5.5 Carbohydrates [i](#)

There are no oligosaccharides in this entry.

5.6 Ligand geometry

136 ligands are modelled in this entry.

In the following table, the Counts columns list the number of bonds (or angles) for which Mogul statistics could be retrieved, the number of bonds (or angles) that are observed in the model and the number of bonds (or angles) that are defined in the Chemical Component Dictionary. The Link column lists molecule types, if any, to which the group is linked. The Z score for a bond length (or angle) is the number of standard deviations the observed value is removed from the expected value. A bond length (or angle) with $|Z| > 2$ is considered an outlier worth inspection. RMSZ is the root-mean-square of all Z scores of the bond lengths (or angles).

Mol	Type	Chain	Res	Link	Bond lengths			Bond angles		
					Counts	RMSZ	# Z > 2	Counts	RMSZ	# Z > 2
2	SO4	B	1204	-	4,4,4	0.25	0	6,6,6	0.09	0
2	SO4	A	506	-	4,4,4	0.25	0	6,6,6	0.11	0
2	SO4	W	505	-	4,4,4	0.23	0	6,6,6	0.10	0
2	SO4	M	501	-	4,4,4	0.26	0	6,6,6	0.19	0
2	SO4	D	503	-	4,4,4	0.31	0	6,6,6	0.18	0
2	SO4	I	501	-	4,4,4	0.27	0	6,6,6	0.22	0
2	SO4	H	502	-	4,4,4	0.25	0	6,6,6	0.13	0
2	SO4	B	1207	-	4,4,4	0.22	0	6,6,6	0.13	0
2	SO4	F	505	-	4,4,4	0.27	0	6,6,6	0.17	0
2	SO4	I	503	-	4,4,4	0.25	0	6,6,6	0.23	0
2	SO4	J	508	-	4,4,4	0.30	0	6,6,6	0.30	0
2	SO4	T	506	-	4,4,4	0.18	0	6,6,6	0.16	0
2	SO4	J	506	-	4,4,4	0.21	0	6,6,6	0.20	0
2	SO4	J	502	-	4,4,4	0.25	0	6,6,6	0.32	0
2	SO4	W	503	-	4,4,4	0.20	0	6,6,6	0.11	0
2	SO4	N	504	-	4,4,4	0.24	0	6,6,6	0.10	0
2	SO4	R	505	-	4,4,4	0.18	0	6,6,6	0.20	0
2	SO4	R	504	-	4,4,4	0.27	0	6,6,6	0.17	0
2	SO4	C	509	-	4,4,4	0.70	0	6,6,6	1.22	0
2	SO4	L	501	-	4,4,4	0.19	0	6,6,6	0.46	0
2	SO4	C	503	-	4,4,4	0.26	0	6,6,6	0.25	0
2	SO4	T	505	-	4,4,4	0.26	0	6,6,6	0.34	0
2	SO4	R	501	-	4,4,4	0.26	0	6,6,6	0.51	0
2	SO4	O	501	-	4,4,4	0.21	0	6,6,6	0.32	0
2	SO4	E	507	-	4,4,4	0.26	0	6,6,6	0.07	0
2	SO4	I	505	-	4,4,4	0.27	0	6,6,6	0.26	0
2	SO4	D	504	-	4,4,4	0.26	0	6,6,6	0.41	0
2	SO4	N	502	-	4,4,4	0.46	0	6,6,6	0.27	0
2	SO4	D	502	-	4,4,4	0.24	0	6,6,6	0.09	0
2	SO4	E	506	-	4,4,4	0.24	0	6,6,6	0.17	0
2	SO4	O	505	-	4,4,4	0.25	0	6,6,6	0.27	0
2	SO4	A	501	-	4,4,4	0.24	0	6,6,6	0.27	0

Mol	Type	Chain	Res	Link	Bond lengths			Bond angles		
					Counts	RMSZ	# Z > 2	Counts	RMSZ	# Z > 2
2	SO4	R	506	-	4,4,4	0.23	0	6,6,6	0.21	0
2	SO4	R	507	-	4,4,4	0.24	0	6,6,6	0.17	0
2	SO4	G	505	-	4,4,4	0.26	0	6,6,6	0.20	0
2	SO4	O	506	-	4,4,4	0.72	0	6,6,6	4.96	3 (50%)
2	SO4	G	506	-	4,4,4	0.24	0	6,6,6	0.20	0
2	SO4	C	505	-	4,4,4	0.23	0	6,6,6	0.12	0
2	SO4	F	507	-	4,4,4	0.24	0	6,6,6	0.13	0
2	SO4	G	503	-	4,4,4	0.21	0	6,6,6	0.13	0
2	SO4	B	1206	-	4,4,4	0.19	0	6,6,6	0.18	0
2	SO4	Q	501	-	4,4,4	0.26	0	6,6,6	0.37	0
2	SO4	K	505	-	4,4,4	0.49	0	6,6,6	0.57	0
2	SO4	F	504	-	4,4,4	0.25	0	6,6,6	0.10	0
2	SO4	K	506	-	4,4,4	0.30	0	6,6,6	0.17	0
2	SO4	I	504	-	4,4,4	0.26	0	6,6,6	0.23	0
2	SO4	I	502	-	4,4,4	0.27	0	6,6,6	0.11	0
2	SO4	P	1110	-	4,4,4	0.24	0	6,6,6	0.15	0
2	SO4	H	501	-	4,4,4	0.23	0	6,6,6	0.29	0
2	SO4	E	501	-	4,4,4	0.26	0	6,6,6	0.24	0
2	SO4	E	503	-	4,4,4	0.24	0	6,6,6	0.14	0
2	SO4	C	504	-	4,4,4	0.29	0	6,6,6	0.26	0
2	SO4	G	507	-	4,4,4	0.42	0	6,6,6	0.22	0
2	SO4	F	506	-	4,4,4	0.24	0	6,6,6	0.25	0
2	SO4	K	503	-	4,4,4	0.24	0	6,6,6	0.18	0
2	SO4	J	503	-	4,4,4	0.22	0	6,6,6	0.17	0
2	SO4	J	505	-	4,4,4	0.25	0	6,6,6	0.13	0
2	SO4	P	1105	-	4,4,4	0.24	0	6,6,6	0.20	0
2	SO4	I	507	-	4,4,4	0.28	0	6,6,6	0.27	0
2	SO4	F	503	-	4,4,4	0.33	0	6,6,6	0.18	0
2	SO4	L	506	-	4,4,4	0.23	0	6,6,6	0.21	0
2	SO4	Q	503	-	4,4,4	0.26	0	6,6,6	0.13	0
2	SO4	B	1201	-	4,4,4	0.23	0	6,6,6	0.25	0
2	SO4	P	1106	-	4,4,4	0.23	0	6,6,6	0.13	0
2	SO4	C	506	-	4,4,4	0.27	0	6,6,6	0.15	0
2	SO4	A	504	-	4,4,4	0.23	0	6,6,6	0.12	0
2	SO4	C	502	-	4,4,4	0.30	0	6,6,6	0.20	0
2	SO4	C	507	-	4,4,4	0.19	0	6,6,6	0.24	0
2	SO4	P	1103	-	4,4,4	0.24	0	6,6,6	0.21	0
2	SO4	P	1107	-	4,4,4	0.28	0	6,6,6	0.17	0
2	SO4	Q	505	-	4,4,4	0.26	0	6,6,6	0.28	0
2	SO4	K	501	-	4,4,4	0.25	0	6,6,6	0.44	0
2	SO4	P	1104	-	4,4,4	0.24	0	6,6,6	0.15	0
2	SO4	T	501	-	4,4,4	0.24	0	6,6,6	0.35	0
2	SO4	N	503	-	4,4,4	0.22	0	6,6,6	0.25	0

Mol	Type	Chain	Res	Link	Bond lengths			Bond angles		
					Counts	RMSZ	# Z > 2	Counts	RMSZ	# Z > 2
2	SO4	L	505	-	4,4,4	0.23	0	6,6,6	0.13	0
2	SO4	R	502	-	4,4,4	0.26	0	6,6,6	0.29	0
2	SO4	L	504	-	4,4,4	0.24	0	6,6,6	0.06	0
2	SO4	T	503	-	4,4,4	0.35	0	6,6,6	0.23	0
2	SO4	B	1205	-	4,4,4	0.28	0	6,6,6	0.18	0
2	SO4	O	502	-	4,4,4	0.25	0	6,6,6	0.14	0
2	SO4	M	504	-	4,4,4	0.25	0	6,6,6	0.17	0
2	SO4	G	502	-	4,4,4	0.38	0	6,6,6	0.16	0
2	SO4	T	502	-	4,4,4	0.23	0	6,6,6	0.20	0
2	SO4	Q	507	-	4,4,4	0.25	0	6,6,6	0.16	0
2	SO4	D	501	-	4,4,4	0.26	0	6,6,6	0.46	0
2	SO4	P	1108	-	4,4,4	0.28	0	6,6,6	0.44	0
2	SO4	H	504	-	4,4,4	0.19	0	6,6,6	0.27	0
2	SO4	N	501	-	4,4,4	0.20	0	6,6,6	0.32	0
2	SO4	P	1109	-	4,4,4	0.34	0	6,6,6	0.25	0
2	SO4	E	504	-	4,4,4	0.24	0	6,6,6	0.15	0
2	SO4	W	502	-	4,4,4	0.25	0	6,6,6	0.19	0
2	SO4	O	507	-	4,4,4	0.22	0	6,6,6	0.19	0
2	SO4	O	503	-	4,4,4	0.25	0	6,6,6	0.29	0
2	SO4	J	501	-	4,4,4	0.26	0	6,6,6	0.39	0
2	SO4	D	505	-	4,4,4	0.23	0	6,6,6	0.20	0
2	SO4	Q	506	-	4,4,4	0.23	0	6,6,6	0.30	0
2	SO4	L	502	-	4,4,4	0.25	0	6,6,6	0.31	0
2	SO4	M	503	-	4,4,4	0.23	0	6,6,6	0.20	0
2	SO4	J	507	-	4,4,4	0.30	0	6,6,6	0.31	0
2	SO4	D	506	-	4,4,4	0.22	0	6,6,6	0.19	0
2	SO4	P	1102	-	4,4,4	0.20	0	6,6,6	0.47	0
2	SO4	G	501	-	4,4,4	0.27	0	6,6,6	0.40	0
2	SO4	F	501	-	4,4,4	0.23	0	6,6,6	0.42	0
2	SO4	B	1202	-	4,4,4	0.27	0	6,6,6	0.25	0
2	SO4	O	504	-	4,4,4	0.28	0	6,6,6	0.14	0
2	SO4	Q	504	-	4,4,4	0.26	0	6,6,6	0.29	0
2	SO4	W	504	-	4,4,4	0.25	0	6,6,6	0.29	0
2	SO4	G	504	-	4,4,4	0.23	0	6,6,6	0.11	0
2	SO4	C	508	-	4,4,4	0.28	0	6,6,6	0.21	0
2	SO4	B	1203	-	4,4,4	0.22	0	6,6,6	0.12	0
2	SO4	A	503	-	4,4,4	0.24	0	6,6,6	0.17	0
2	SO4	A	502	-	4,4,4	0.22	0	6,6,6	0.08	0
2	SO4	I	506	-	4,4,4	0.25	0	6,6,6	0.26	0
2	SO4	K	504	-	4,4,4	0.71	0	6,6,6	0.29	0
2	SO4	C	501	-	4,4,4	0.39	0	6,6,6	0.24	0
2	SO4	N	506	-	4,4,4	0.23	0	6,6,6	0.21	0
2	SO4	R	503	-	4,4,4	0.23	0	6,6,6	0.23	0

Mol	Type	Chain	Res	Link	Bond lengths			Bond angles		
					Counts	RMSZ	# Z > 2	Counts	RMSZ	# Z > 2
2	SO4	Q	508	-	4,4,4	0.51	0	6,6,6	0.20	0
2	SO4	T	504	-	4,4,4	0.23	0	6,6,6	0.13	0
2	SO4	E	502	-	4,4,4	0.23	0	6,6,6	0.10	0
2	SO4	H	503	-	4,4,4	0.26	0	6,6,6	0.10	0
2	SO4	Q	502	-	4,4,4	0.25	0	6,6,6	0.32	0
2	SO4	N	505	-	4,4,4	0.21	0	6,6,6	0.22	0
2	SO4	M	502	-	4,4,4	0.27	0	6,6,6	0.14	0
2	SO4	L	503	-	4,4,4	0.23	0	6,6,6	0.21	0
2	SO4	H	505	-	4,4,4	0.18	0	6,6,6	0.17	0
2	SO4	W	501	-	4,4,4	0.26	0	6,6,6	0.38	0
2	SO4	A	505	-	4,4,4	0.23	0	6,6,6	0.22	0
2	SO4	T	507	-	4,4,4	0.25	0	6,6,6	0.29	0
2	SO4	F	502	-	4,4,4	0.65	0	6,6,6	2.08	2 (33%)
2	SO4	T	508	-	4,4,4	0.64	0	6,6,6	0.53	0
2	SO4	K	502	-	4,4,4	0.26	0	6,6,6	0.30	0
2	SO4	E	505	-	4,4,4	0.17	0	6,6,6	0.26	0
2	SO4	J	504	-	4,4,4	0.30	0	6,6,6	0.25	0
2	SO4	P	1101	-	4,4,4	0.26	0	6,6,6	0.15	0

There are no bond length outliers.

All (5) bond angle outliers are listed below:

Mol	Chain	Res	Type	Atoms	Z	Observed(°)	Ideal(°)
2	O	506	SO4	O4-S-O3	-9.42	56.62	108.54
2	O	506	SO4	O4-S-O2	-6.43	75.93	109.56
2	O	506	SO4	O3-S-O2	4.02	130.58	109.56
2	F	502	SO4	O4-S-O1	-3.20	92.83	109.56
2	F	502	SO4	O3-S-O2	2.13	120.72	109.56

There are no chirality outliers.

There are no torsion outliers.

There are no ring outliers.

35 monomers are involved in 44 short contacts:

Mol	Chain	Res	Type	Clashes	Symm-Clashes
2	M	501	SO4	2	0
2	I	503	SO4	1	0
2	J	508	SO4	1	0
2	T	506	SO4	1	0
2	R	505	SO4	1	0

Continued on next page...

Continued from previous page...

Mol	Chain	Res	Type	Clashes	Symm-Clashes
2	C	509	SO4	2	0
2	O	506	SO4	0	6
2	F	507	SO4	1	0
2	B	1206	SO4	1	0
2	I	504	SO4	1	0
2	P	1110	SO4	1	0
2	H	501	SO4	1	0
2	F	506	SO4	1	0
2	F	503	SO4	1	0
2	L	506	SO4	1	0
2	A	504	SO4	1	0
2	Q	505	SO4	1	0
2	P	1104	SO4	1	0
2	L	504	SO4	1	0
2	T	503	SO4	2	0
2	Q	507	SO4	1	0
2	D	501	SO4	2	0
2	P	1108	SO4	1	0
2	H	504	SO4	1	0
2	O	503	SO4	1	0
2	Q	506	SO4	1	0
2	J	507	SO4	1	0
2	F	501	SO4	1	0
2	O	504	SO4	1	0
2	C	508	SO4	1	0
2	B	1203	SO4	1	0
2	A	502	SO4	1	0
2	Q	508	SO4	1	0
2	A	505	SO4	1	0
2	F	502	SO4	1	0

5.7 Other polymers [i](#)

There are no such residues in this entry.

5.8 Polymer linkage issues [i](#)

There are no chain breaks in this entry.

6 Fit of model and data

6.1 Protein, DNA and RNA chains

In the following table, the column labelled ‘#RSRZ> 2’ contains the number (and percentage) of RSRZ outliers, followed by percent RSRZ outliers for the chain as percentile scores relative to all X-ray entries and entries of similar resolution. The OWAB column contains the minimum, median, 95th percentile and maximum values of the occupancy-weighted average B-factor per residue. The column labelled ‘Q< 0.9’ lists the number of (and percentage) of residues with an average occupancy less than 0.9.

Mol	Chain	Analysed	<RSRZ>	#RSRZ>2	OWAB(Å ²)	Q<0.9
1	A	415/440 (94%)	-1.07	0 100 100	32, 57, 93, 163	1 (0%)
1	B	415/440 (94%)	-1.00	0 100 100	32, 58, 95, 147	1 (0%)
1	C	415/440 (94%)	-1.25	0 100 100	15, 45, 78, 136	3 (0%)
1	D	415/440 (94%)	-1.05	1 (0%) 91 91	28, 53, 96, 160	1 (0%)
1	E	415/440 (94%)	-1.06	1 (0%) 91 91	24, 61, 88, 154	3 (0%)
1	F	415/440 (94%)	-1.00	0 100 100	36, 60, 89, 151	2 (0%)
1	G	415/440 (94%)	-1.07	2 (0%) 87 88	31, 54, 94, 141	2 (0%)
1	H	415/440 (94%)	-1.00	1 (0%) 91 91	16, 55, 95, 156	3 (0%)
1	I	415/440 (94%)	-1.14	0 100 100	17, 50, 86, 150	3 (0%)
1	J	415/440 (94%)	-1.24	1 (0%) 91 91	16, 43, 74, 127	3 (0%)
1	K	415/440 (94%)	-1.03	0 100 100	17, 56, 99, 156	3 (0%)
1	L	415/440 (94%)	-1.03	0 100 100	18, 55, 95, 155	3 (0%)
1	M	415/440 (94%)	-1.05	1 (0%) 91 91	20, 59, 96, 144	3 (0%)
1	N	415/440 (94%)	-1.01	0 100 100	33, 58, 90, 160	1 (0%)
1	O	415/440 (94%)	-1.00	1 (0%) 91 91	30, 55, 97, 173	1 (0%)
1	P	415/440 (94%)	-1.06	1 (0%) 91 91	28, 53, 95, 170	1 (0%)
1	Q	415/440 (94%)	-1.26	0 100 100	21, 41, 69, 131	3 (0%)
1	R	415/440 (94%)	-1.24	1 (0%) 91 91	26, 41, 71, 136	2 (0%)
1	T	415/440 (94%)	-1.11	2 (0%) 87 88	26, 51, 90, 170	3 (0%)
1	W	415/440 (94%)	-0.91	0 100 100	29, 56, 101, 153	2 (0%)
All	All	8300/8800 (94%)	-1.08	12 (0%) 92 92	15, 53, 93, 173	44 (0%)

All (12) RSRZ outliers are listed below:

Mol	Chain	Res	Type	RSRZ
1	T	101	VAL	4.2
1	O	106	TRP	3.4
1	G	106	TRP	2.9
1	E	101	VAL	2.7
1	T	102	SER	2.4
1	P	101	VAL	2.3
1	M	106	TRP	2.3
1	G	105	GLN	2.3
1	J	101	VAL	2.2
1	D	106	TRP	2.2
1	R	420	LEU	2.1
1	H	101	VAL	2.0

6.2 Non-standard residues in protein, DNA, RNA chains [i](#)

There are no non-standard protein/DNA/RNA residues in this entry.

6.3 Carbohydrates [i](#)

There are no oligosaccharides in this entry.

6.4 Ligands [i](#)

In the following table, the Atoms column lists the number of modelled atoms in the group and the number defined in the chemical component dictionary. The B-factors column lists the minimum, median, 95th percentile and maximum values of B factors of atoms in the group. The column labelled 'Q<0.9' lists the number of atoms with occupancy less than 0.9.

Mol	Type	Chain	Res	Atoms	RSCC	RSR	B-factors(Å ²)	Q<0.9
2	SO4	E	503	5/5	0.96	0.06	129,133,134,136	0
2	SO4	E	506	5/5	0.96	0.05	116,117,119,120	0
2	SO4	E	507	5/5	0.96	0.04	122,123,124,124	0
2	SO4	F	506	5/5	0.96	0.06	120,122,124,124	0
2	SO4	O	506	5/5	0.96	0.08	126,129,131,131	0
2	SO4	C	509	5/5	0.97	0.09	102,118,120,123	0
2	SO4	F	507	5/5	0.97	0.04	123,123,125,125	0
2	SO4	I	502	5/5	0.97	0.06	106,106,107,109	0
2	SO4	K	505	5/5	0.97	0.06	113,122,122,124	0
2	SO4	N	503	5/5	0.97	0.04	100,103,104,105	0
2	SO4	N	506	5/5	0.97	0.05	121,123,123,125	0
2	SO4	F	502	5/5	0.97	0.08	114,121,124,127	0

Continued on next page...

Continued from previous page...

Mol	Type	Chain	Res	Atoms	RSCC	RSR	B-factors(Å ²)	Q<0.9
2	SO4	P	1101	5/5	0.97	0.11	161,163,163,164	0
2	SO4	P	1109	5/5	0.97	0.07	69,89,91,94	0
2	SO4	Q	508	5/5	0.97	0.07	74,89,91,92	0
2	SO4	T	504	5/5	0.97	0.06	130,131,131,132	0
2	SO4	E	505	5/5	0.98	0.15	149,150,151,153	0
2	SO4	A	504	5/5	0.98	0.07	94,96,98,102	0
2	SO4	A	506	5/5	0.98	0.04	108,109,110,110	0
2	SO4	B	1201	5/5	0.98	0.08	149,152,153,155	0
2	SO4	F	503	5/5	0.98	0.04	76,93,95,95	0
2	SO4	F	504	5/5	0.98	0.06	125,126,127,128	0
2	SO4	B	1205	5/5	0.98	0.05	93,97,98,102	0
2	SO4	B	1206	5/5	0.98	0.05	104,106,107,108	0
2	SO4	G	503	5/5	0.98	0.05	113,115,115,118	0
2	SO4	G	504	5/5	0.98	0.04	95,96,97,99	0
2	SO4	G	506	5/5	0.98	0.05	100,107,108,109	0
2	SO4	G	507	5/5	0.98	0.11	123,138,139,140	0
2	SO4	H	502	5/5	0.98	0.05	105,107,108,109	0
2	SO4	H	503	5/5	0.98	0.05	117,117,118,119	0
2	SO4	H	504	5/5	0.98	0.05	104,106,107,109	0
2	SO4	B	1207	5/5	0.98	0.04	95,102,102,104	0
2	SO4	I	503	5/5	0.98	0.05	105,106,107,108	0
2	SO4	I	506	5/5	0.98	0.04	99,102,103,105	0
2	SO4	I	507	5/5	0.98	0.05	95,97,98,101	0
2	SO4	J	504	5/5	0.98	0.04	81,82,89,91	0
2	SO4	J	508	5/5	0.98	0.05	61,84,87,89	0
2	SO4	K	503	5/5	0.98	0.04	99,102,104,108	0
2	SO4	C	503	5/5	0.98	0.03	88,90,97,97	0
2	SO4	K	506	5/5	0.98	0.04	86,92,95,97	0
2	SO4	L	502	5/5	0.98	0.04	103,103,106,109	0
2	SO4	L	505	5/5	0.98	0.03	101,103,105,106	0
2	SO4	L	506	5/5	0.98	0.05	113,115,115,118	0
2	SO4	M	503	5/5	0.98	0.04	107,109,110,110	0
2	SO4	M	504	5/5	0.98	0.04	92,102,103,104	0
2	SO4	C	504	5/5	0.98	0.04	82,88,92,93	0
2	SO4	C	508	5/5	0.98	0.05	95,96,99,101	0
2	SO4	O	503	5/5	0.98	0.04	108,110,111,112	0
2	SO4	O	504	5/5	0.98	0.07	107,107,108,112	0
2	SO4	A	502	5/5	0.98	0.06	118,120,123,124	0
2	SO4	O	507	5/5	0.98	0.06	102,107,108,108	0
2	SO4	D	502	5/5	0.98	0.05	124,124,124,125	0
2	SO4	P	1103	5/5	0.98	0.04	98,98,99,100	0
2	SO4	P	1107	5/5	0.98	0.05	94,95,96,98	0

Continued on next page...

Continued from previous page...

Mol	Type	Chain	Res	Atoms	RSCC	RSR	B-factors(Å ²)	Q<0.9
2	SO4	P	1108	5/5	0.98	0.06	81,86,91,96	0
2	SO4	D	505	5/5	0.98	0.04	100,100,103,103	0
2	SO4	Q	503	5/5	0.98	0.05	81,83,88,90	0
2	SO4	Q	507	5/5	0.98	0.05	121,122,123,123	0
2	SO4	D	506	5/5	0.98	0.04	97,98,99,103	0
2	SO4	R	504	5/5	0.98	0.05	92,94,94,97	0
2	SO4	R	507	5/5	0.98	0.06	119,121,121,123	0
2	SO4	W	502	5/5	0.98	0.04	104,104,106,107	0
2	SO4	W	505	5/5	0.98	0.06	106,106,111,113	0
2	SO4	A	503	5/5	0.98	0.05	119,120,121,122	0
2	SO4	T	506	5/5	0.98	0.04	88,90,90,93	0
2	SO4	T	507	5/5	0.98	0.04	89,91,92,96	0
2	SO4	T	508	5/5	0.98	0.09	92,103,112,115	0
2	SO4	D	504	5/5	0.99	0.04	81,86,88,92	0
2	SO4	G	502	5/5	0.99	0.04	94,102,104,106	0
2	SO4	L	503	5/5	0.99	0.04	90,90,94,95	0
2	SO4	L	504	5/5	0.99	0.03	103,104,105,107	0
2	SO4	B	1204	5/5	0.99	0.04	93,95,98,99	0
2	SO4	A	505	5/5	0.99	0.04	100,102,103,104	0
2	SO4	M	501	5/5	0.99	0.04	54,56,59,64	0
2	SO4	M	502	5/5	0.99	0.04	91,93,94,98	0
2	SO4	G	505	5/5	0.99	0.04	94,95,97,99	0
2	SO4	E	501	5/5	0.99	0.03	70,71,73,82	0
2	SO4	N	501	5/5	0.99	0.04	57,62,67,70	0
2	SO4	N	502	5/5	0.99	0.03	85,88,91,92	0
2	SO4	E	502	5/5	0.99	0.05	118,119,122,122	0
2	SO4	N	504	5/5	0.99	0.04	115,117,119,119	0
2	SO4	N	505	5/5	0.99	0.05	84,89,92,94	0
2	SO4	C	505	5/5	0.99	0.03	108,110,111,111	0
2	SO4	O	502	5/5	0.99	0.04	90,94,96,97	0
2	SO4	E	504	5/5	0.99	0.04	81,87,87,90	0
2	SO4	C	506	5/5	0.99	0.04	84,88,90,93	0
2	SO4	O	505	5/5	0.99	0.05	91,92,92,95	0
2	SO4	H	505	5/5	0.99	0.04	100,102,103,107	0
2	SO4	C	507	5/5	0.99	0.05	77,83,84,91	0
2	SO4	B	1202	5/5	0.99	0.04	56,58,61,63	0
2	SO4	I	504	5/5	0.99	0.04	67,71,74,79	0
2	SO4	P	1104	5/5	0.99	0.04	96,102,104,105	0
2	SO4	P	1105	5/5	0.99	0.04	104,107,110,110	0
2	SO4	P	1106	5/5	0.99	0.04	89,89,91,97	0
2	SO4	I	505	5/5	0.99	0.04	76,78,85,90	0
2	SO4	F	501	5/5	0.99	0.03	65,67,74,77	0

Continued on next page...

Continued from previous page...

Mol	Type	Chain	Res	Atoms	RSCC	RSR	B-factors(Å ²)	Q<0.9
2	SO4	B	1203	5/5	0.99	0.04	111,112,115,117	0
2	SO4	P	1110	5/5	0.99	0.07	123,127,127,128	0
2	SO4	Q	502	5/5	0.99	0.05	69,70,73,81	0
2	SO4	J	502	5/5	0.99	0.04	72,74,75,86	0
2	SO4	Q	504	5/5	0.99	0.03	92,92,94,97	0
2	SO4	Q	505	5/5	0.99	0.04	87,90,92,93	0
2	SO4	Q	506	5/5	0.99	0.04	79,80,81,83	0
2	SO4	J	503	5/5	0.99	0.03	89,92,95,95	0
2	SO4	D	501	5/5	0.99	0.04	41,44,44,48	0
2	SO4	R	502	5/5	0.99	0.05	75,76,79,86	0
2	SO4	R	503	5/5	0.99	0.03	85,90,90,93	0
2	SO4	J	505	5/5	0.99	0.04	109,110,112,113	0
2	SO4	R	505	5/5	0.99	0.04	70,73,76,86	0
2	SO4	R	506	5/5	0.99	0.04	78,84,87,92	0
2	SO4	J	506	5/5	0.99	0.03	82,83,84,88	0
2	SO4	J	507	5/5	0.99	0.04	71,73,80,80	0
2	SO4	W	503	5/5	0.99	0.04	85,85,88,89	0
2	SO4	W	504	5/5	0.99	0.06	91,93,94,98	0
2	SO4	C	502	5/5	0.99	0.04	70,73,74,81	0
2	SO4	T	501	5/5	0.99	0.03	40,43,43,46	0
2	SO4	T	502	5/5	0.99	0.04	99,104,106,107	0
2	SO4	K	502	5/5	0.99	0.05	91,91,94,96	0
2	SO4	T	505	5/5	0.99	0.04	72,73,78,88	0
2	SO4	F	505	5/5	0.99	0.04	90,93,95,97	0
2	SO4	K	504	5/5	0.99	0.04	76,77,86,92	0
2	SO4	D	503	5/5	0.99	0.05	78,78,79,82	0
2	SO4	P	1102	5/5	1.00	0.03	42,43,46,48	0
2	SO4	W	501	5/5	1.00	0.03	49,49,51,60	0
2	SO4	J	501	5/5	1.00	0.03	40,41,45,47	0
2	SO4	O	501	5/5	1.00	0.03	47,49,51,57	0
2	SO4	L	501	5/5	1.00	0.03	49,52,55,59	0
2	SO4	C	501	5/5	1.00	0.03	34,35,41,42	0
2	SO4	K	501	5/5	1.00	0.03	54,58,61,62	0
2	SO4	R	501	5/5	1.00	0.03	35,37,39,45	0
2	SO4	T	503	5/5	1.00	0.03	69,80,87,92	0
2	SO4	G	501	5/5	1.00	0.03	47,50,52,54	0
2	SO4	H	501	5/5	1.00	0.03	50,52,54,60	0
2	SO4	I	501	5/5	1.00	0.03	45,46,50,53	0
2	SO4	Q	501	5/5	1.00	0.02	40,41,44,50	0
2	SO4	A	501	5/5	1.00	0.02	58,61,63,70	0

6.5 Other polymers [i](#)

There are no such residues in this entry.