



Full wwPDB X-ray Structure Validation Report ⓘ

Mar 5, 2026 – 05:03 PM UTC

PDB ID : 6UU5 / pdb_00006uu5
Title : E. coli sigma-S transcription initiation complex with a 6-nt RNA ("Old" crystal soaked with GTP, UTP, CTP, and dinucleotide GpA for 30 minutes)
Authors : Zuo, Y.; De, S.; Steitz, T.A.
Deposited on : 2019-10-30
Resolution : 5.40 Å (reported)

This is a Full wwPDB X-ray Structure Validation Report for a publicly released PDB entry.

We welcome your comments at validation@mail.wwpdb.org

A user guide is available at

<https://www.wwpdb.org/validation/2017/XrayValidationReportHelp>

with specific help available everywhere you see the ⓘ symbol.

The types of validation reports are described at

<http://www.wwpdb.org/validation/2017/FAQs#types>.

The following versions of software and data (see [references ⓘ](#)) were used in the production of this report:

MolProbity : 4-5-2 with Phenix2.0
Mogul : 2022.3.0, CSD as543be (2022)
Xtriage (Phenix) : 2.0
EDS : 3.0
Percentile statistics : 20250101.v01 (using entries in the PDB archive January 1st 2025)
CCP4 : 9.0.010 (Gargrove)
Density-Fitness : 1.0.12
Ideal geometry (proteins) : Engh & Huber (2001)
Ideal geometry (DNA, RNA) : Parkinson et al. (1996)
Validation Pipeline (wwPDB-VP) : 2.49

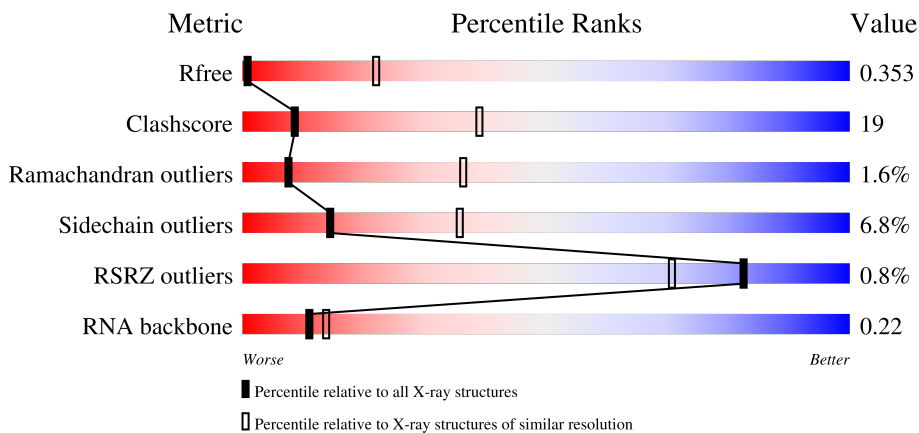
1 Overall quality at a glance i

The following experimental techniques were used to determine the structure:

X-RAY DIFFRACTION

The reported resolution of this entry is 5.40 Å.

Percentile scores (ranging between 0-100) for global validation metrics of the entry are shown in the following graphic. The table shows the number of entries on which the scores are based.






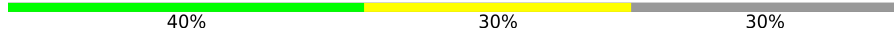
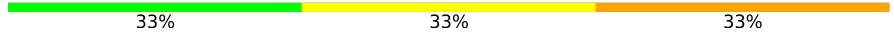
Metric	Whole archive (#Entries)	Similar resolution (#Entries, resolution range(Å))
R_{free}	180053	1060 (6.80-4.00)
Clashscore	190562	1117 (6.80-4.00)
Ramachandran outliers	187476	1020 (6.80-3.96)
Sidechain outliers	187428	1019 (6.86-3.94)
RSRZ outliers	180081	1053 (6.80-4.00)
RNA backbone	3983	1051 (7.50-3.10)

The table below summarises the geometric issues observed across the polymeric chains and their fit to the electron density. The red, orange, yellow and green segments of the lower bar indicate the fraction of residues that contain outliers for ≥ 3 , 2, 1 and 0 types of geometric quality criteria respectively. A grey segment represents the fraction of residues that are not modelled. The numeric value for each fraction is indicated below the corresponding segment, with a dot representing fractions $\leq 5\%$. The upper red bar (where present) indicates the fraction of residues that have poor fit to the electron density. The numeric value is given above the bar.

Mol	Chain	Length	Quality of chain
1	AAA	242	
1	BBB	242	
2	CCC	1342	
3	DDD	1407	

Continued on next page...

Continued from previous page...

Mol	Chain	Length	Quality of chain
4	EEE	90	
5	FFF	336	
6	111	50	
7	222	50	
8	333	6	

The following table lists non-polymeric compounds, carbohydrate monomers and non-standard residues in protein, DNA, RNA chains that are outliers for geometric or electron-density-fit criteria:

Mol	Type	Chain	Res	Chirality	Geometry	Clashes	Electron density
11	DPO	DDD	1504	-	-	X	-
9	ZN	DDD	1502	-	-	X	-

2 Entry composition

There are 11 unique types of molecules in this entry. The entry contains 29050 atoms, of which 0 are hydrogens and 0 are deuteriums.

In the tables below, the ZeroOcc column contains the number of atoms modelled with zero occupancy, the AltConf column contains the number of residues with at least one atom in alternate conformation and the Trace column contains the number of residues modelled with at most 2 atoms.

- Molecule 1 is a protein called DNA-directed RNA polymerase subunit alpha.

Mol	Chain	Residues	Atoms					ZeroOcc	AltConf	Trace
			Total	C	N	O	S			
1	AAA	230	Total	C	N	O	S	0	0	0
			1787	1112	317	352	6			
1	BBB	228	Total	C	N	O	S	0	0	0
			1767	1100	312	349	6			

There are 14 discrepancies between the modelled and reference sequences:

Chain	Residue	Modelled	Actual	Comment	Reference
AAA	-6	ALA	-	expression tag	UNP P0A7Z4
AAA	-5	HIS	-	expression tag	UNP P0A7Z4
AAA	-4	HIS	-	expression tag	UNP P0A7Z4
AAA	-3	HIS	-	expression tag	UNP P0A7Z4
AAA	-2	HIS	-	expression tag	UNP P0A7Z4
AAA	-1	HIS	-	expression tag	UNP P0A7Z4
AAA	0	HIS	-	expression tag	UNP P0A7Z4
BBB	-6	ALA	-	expression tag	UNP P0A7Z4
BBB	-5	HIS	-	expression tag	UNP P0A7Z4
BBB	-4	HIS	-	expression tag	UNP P0A7Z4
BBB	-3	HIS	-	expression tag	UNP P0A7Z4
BBB	-2	HIS	-	expression tag	UNP P0A7Z4
BBB	-1	HIS	-	expression tag	UNP P0A7Z4
BBB	0	HIS	-	expression tag	UNP P0A7Z4

- Molecule 2 is a protein called DNA-directed RNA polymerase subunit beta.

Mol	Chain	Residues	Atoms					ZeroOcc	AltConf	Trace
			Total	C	N	O	S			
2	CCC	1341	Total	C	N	O	S	0	0	0
			10576	6636	1842	2055	43			

- Molecule 3 is a protein called DNA-directed RNA polymerase subunit beta'.

Mol	Chain	Residues	Atoms					ZeroOcc	AltConf	Trace
			Total	C	N	O	S			
3	DDD	1362	10568	6633	1887	1998	50	0	0	0

- Molecule 4 is a protein called DNA-directed RNA polymerase subunit omega.

Mol	Chain	Residues	Atoms					ZeroOcc	AltConf	Trace
			Total	C	N	O	S			
4	EEE	79	627	382	118	126	1	0	0	0

- Molecule 5 is a protein called RNA polymerase sigma factor RpoS.

Mol	Chain	Residues	Atoms					ZeroOcc	AltConf	Trace
			Total	C	N	O	S			
5	FFF	277	2253	1411	415	423	4	0	0	0

There are 10 discrepancies between the modelled and reference sequences:

Chain	Residue	Modelled	Actual	Comment	Reference
FFF	2	GLY	SER	conflict	UNP P13445
FFF	33	GLU	GLN	conflict	UNP P13445
FFF	329	LEU	-	expression tag	UNP P13445
FFF	330	GLU	-	expression tag	UNP P13445
FFF	331	HIS	-	expression tag	UNP P13445
FFF	332	HIS	-	expression tag	UNP P13445
FFF	333	HIS	-	expression tag	UNP P13445
FFF	334	HIS	-	expression tag	UNP P13445
FFF	335	HIS	-	expression tag	UNP P13445
FFF	336	HIS	-	expression tag	UNP P13445

- Molecule 6 is a DNA chain called Synthetic DNA 50-MER (promoter non-template strand).

Mol	Chain	Residues	Atoms					ZeroOcc	AltConf	Trace
			Total	C	N	O	P			
6	111	30	618	294	111	183	30	0	0	0

- Molecule 7 is a DNA chain called Synthetic DNA 50-MER (promoter template strand).

Mol	Chain	Residues	Atoms					ZeroOcc	AltConf	Trace
			Total	C	N	O	P			
7	222	35	716	342	132	208	34	0	0	0

- Molecule 8 is a RNA chain called RNA 6-mer (dinucleotide GpA primed synthesis).

Mol	Chain	Residues	Atoms					ZeroOcc	AltConf	Trace
			Total	C	N	O	P			
8	333	6	125	57	22	41	5	0	0	0

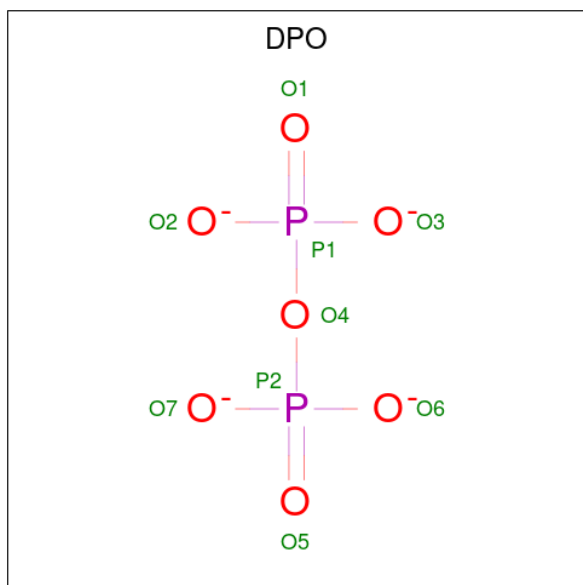
- Molecule 9 is ZINC ION (CCD ID: ZN) (formula: Zn).

Mol	Chain	Residues	Atoms		ZeroOcc	AltConf
9	DDD	2	Total	Zn	0	0
			2	2		

- Molecule 10 is MAGNESIUM ION (CCD ID: MG) (formula: Mg).

Mol	Chain	Residues	Atoms		ZeroOcc	AltConf
10	DDD	1	Total	Mg	0	0
			1	1		
10	333	1	Total	Mg	0	0
			1	1		

- Molecule 11 is DIPHOSPHATE (CCD ID: DPO) (formula: O₇P₂).

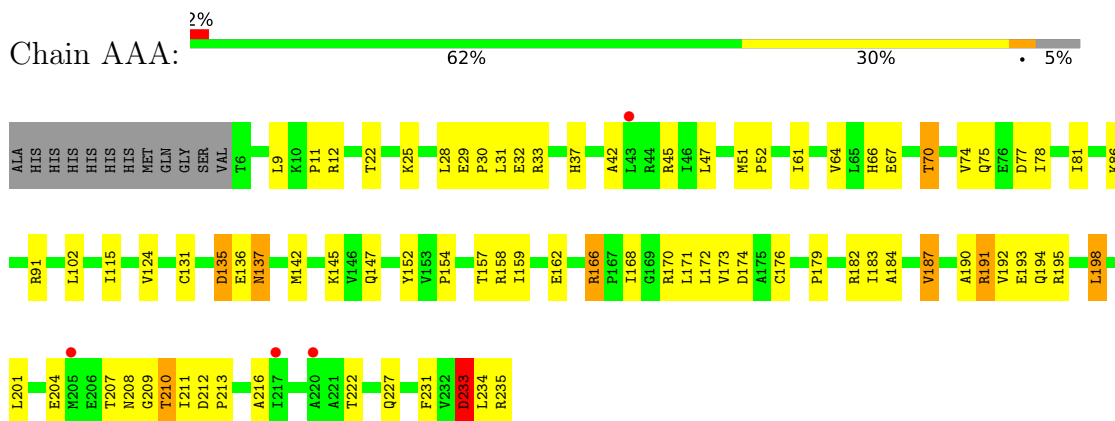


Mol	Chain	Residues	Atoms			ZeroOcc	AltConf
11	DDD	1	Total	O	P	0	0
			9	7	2		

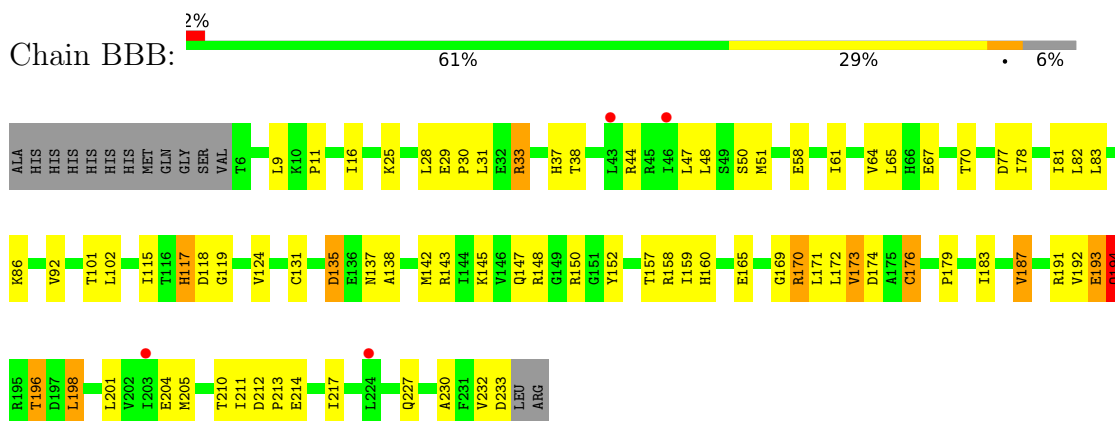
3 Residue-property plots [i](#)

These plots are drawn for all protein, RNA, DNA and oligosaccharide chains in the entry. The first graphic for a chain summarises the proportions of the various outlier classes displayed in the second graphic. The second graphic shows the sequence view annotated by issues in geometry and electron density. Residues are color-coded according to the number of geometric quality criteria for which they contain at least one outlier: green = 0, yellow = 1, orange = 2 and red = 3 or more. A red dot above a residue indicates a poor fit to the electron density ($RSRZ > 2$). Stretches of 2 or more consecutive residues without any outlier are shown as a green connector. Residues present in the sample, but not in the model, are shown in grey.

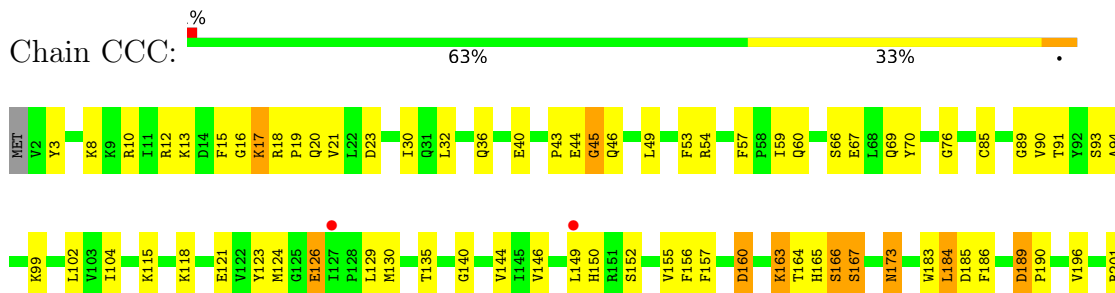
- Molecule 1: DNA-directed RNA polymerase subunit alpha



- Molecule 1: DNA-directed RNA polymerase subunit alpha


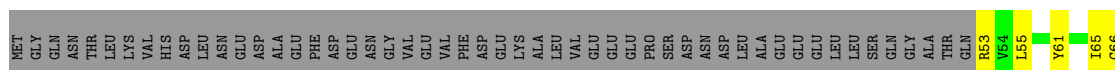


- Molecule 2: DNA-directed RNA polymerase subunit beta






- Molecule 5: RNA polymerase sigma factor RpoS



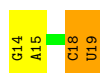
- Molecule 6: Synthetic DNA 50-MER (promoter non-template strand)



- Molecule 7: Synthetic DNA 50-MER (promoter template strand)



- Molecule 8: RNA 6-mer (dinucleotide GpA primed synthesis)



4 Data and refinement statistics

Property	Value	Source
Space group	P 21 21 21	Depositor
Cell constants a, b, c, α , β , γ	132.36Å 153.77Å 231.69Å 90.00° 90.00° 90.00°	Depositor
Resolution (Å)	49.00 – 5.40 49.00 – 5.40	Depositor EDS
% Data completeness (in resolution range)	98.2 (49.00-5.40) 98.2 (49.00-5.40)	Depositor EDS
R_{merge}	(Not available)	Depositor
R_{sym}	(Not available)	Depositor
$\langle I/\sigma(I) \rangle$ ¹	1.08 (at 5.39Å)	Xtrriage
Refinement program	REFMAC 5.8.0257	Depositor
R, R_{free}	0.295 , 0.362 0.283 , 0.353	Depositor DCC
R_{free} test set	770 reflections (4.59%)	wwPDB-VP
Wilson B-factor (Å ²)	225.3	Xtrriage
Anisotropy	0.447	Xtrriage
Bulk solvent k_{sol} (e/Å ³), B_{sol} (Å ²)	0.26 , 358.8	EDS
L-test for twinning ²	$\langle L \rangle = 0.33$, $\langle L^2 \rangle = 0.17$	Xtrriage
Estimated twinning fraction	No twinning to report.	Xtrriage
F_o, F_c correlation	0.89	EDS
Total number of atoms	29050	wwPDB-VP
Average B, all atoms (Å ²)	345.0	wwPDB-VP

Xtrriage's analysis on translational NCS is as follows: *The largest off-origin peak in the Patterson function is 3.07% of the height of the origin peak. No significant pseudotranslation is detected.*

¹Intensities estimated from amplitudes.

²Theoretical values of $\langle |L| \rangle$, $\langle L^2 \rangle$ for acentric reflections are 0.5, 0.333 respectively for untwinned datasets, and 0.375, 0.2 for perfectly twinned datasets.

5 Model quality [i](#)

5.1 Standard geometry [i](#)

Bond lengths and bond angles in the following residue types are not validated in this section: DPO, ZN, MG

The Z score for a bond length (or angle) is the number of standard deviations the observed value is removed from the expected value. A bond length (or angle) with $|Z| > 5$ is considered an outlier worth inspection. RMSZ is the root-mean-square of all Z scores of the bond lengths (or angles).

Mol	Chain	Bond lengths		Bond angles	
		RMSZ	# Z >5	RMSZ	# Z >5
1	AAA	0.96	0/1809	1.24	0/2450
1	BBB	0.97	0/1789	1.24	3/2425 (0.1%)
2	CCC	0.93	0/10745	1.30	12/14499 (0.1%)
3	DDD	0.96	0/10729	1.29	10/14487 (0.1%)
4	EEE	0.89	0/629	1.36	0/847
5	FFF	0.99	0/2282	1.32	2/3076 (0.1%)
6	111	0.30	0/691	0.56	0/1063
7	222	0.31	0/802	0.56	0/1234
8	333	0.38	0/139	0.72	0/215
All	All	0.92	0/29615	1.26	27/40296 (0.1%)

Chiral center outliers are detected by calculating the chiral volume of a chiral center and verifying if the center is modelled as a planar moiety or with the opposite hand. A planarity outlier is detected by checking planarity of atoms in a peptide group, atoms in a mainchain group or atoms of a sidechain that are expected to be planar.

Mol	Chain	#Chirality outliers	#Planarity outliers
2	CCC	0	1

There are no bond length outliers.

All (27) bond angle outliers are listed below:

Mol	Chain	Res	Type	Atoms	Z	Observed(°)	Ideal(°)
2	CCC	563	THR	CB-CA-C	9.30	123.30	109.63
2	CCC	1084	ASP	CA-CB-CG	7.64	120.24	112.60
3	DDD	460	ASP	CA-CB-CG	6.56	119.16	112.60
2	CCC	454	ARG	CB-CA-C	-6.52	100.01	111.22
2	CCC	1310	ASP	N-CA-C	-6.25	105.65	113.28
5	FFF	67	TYR	CB-CA-C	6.23	121.59	110.81
1	BBB	196	THR	CA-C-N	6.08	129.55	120.31

Continued on next page...

Continued from previous page...

Mol	Chain	Res	Type	Atoms	Z	Observed(°)	Ideal(°)
1	BBB	196	THR	C-N-CA	6.08	129.55	120.31
1	BBB	135	ASP	CA-CB-CG	6.08	118.68	112.60
2	CCC	216	THR	CA-CB-OG1	-6.07	100.50	109.60
3	DDD	741	ALA	N-CA-C	-5.89	106.64	113.88
3	DDD	246	PRO	CA-C-N	5.88	125.35	119.24
3	DDD	246	PRO	C-N-CA	5.88	125.35	119.24
2	CCC	1295	SER	O-C-N	5.64	125.00	120.83
5	FFF	67	TYR	N-CA-CB	-5.37	103.15	110.56
2	CCC	1088	ASP	CB-CA-C	-5.34	98.54	110.19
3	DDD	123	ARG	N-CA-C	-5.28	106.90	113.55
3	DDD	1039	ASP	CA-C-N	-5.27	114.55	122.24
3	DDD	1039	ASP	C-N-CA	-5.27	114.55	122.24
2	CCC	17	LYS	N-CA-C	-5.25	107.89	114.56
2	CCC	412	GLU	N-CA-C	-5.23	106.59	113.12
3	DDD	1327	GLU	CB-CA-C	-5.19	104.36	111.73
2	CCC	463	GLN	N-CA-C	-5.17	105.82	111.82
2	CCC	842	ASP	CB-CA-C	5.05	118.46	109.72
2	CCC	414	ILE	N-CA-C	-5.05	106.76	111.45
3	DDD	331	ILE	N-CA-C	-5.04	107.48	111.81
3	DDD	532	GLU	N-CA-C	-5.02	106.00	111.82

There are no chirality outliers.

All (1) planarity outliers are listed below:

Mol	Chain	Res	Type	Group
2	CCC	1282	GLY	Peptide

5.2 Too-close contacts [\(i\)](#)

In the following table, the Non-H and H(model) columns list the number of non-hydrogen atoms and hydrogen atoms in the chain respectively. The H(added) column lists the number of hydrogen atoms added and optimized by MolProbity. The Clashes column lists the number of clashes within the asymmetric unit, whereas Symm-Clashes lists symmetry-related clashes.

Mol	Chain	Non-H	H(model)	H(added)	Clashes	Symm-Clashes
1	AAA	1787	0	1813	76	1
1	BBB	1767	0	1789	77	0
2	CCC	10576	0	10591	429	0
3	DDD	10568	0	10781	493	5
4	EEE	627	0	634	14	0
5	FFF	2253	0	2298	118	7

Continued on next page...

Continued from previous page...

Mol	Chain	Non-H	H(model)	H(added)	Clashes	Symm-Clashes
6	111	618	0	341	30	3
7	222	716	0	397	29	1
8	333	125	0	66	9	0
9	DDD	2	0	0	2	0
10	333	1	0	0	0	0
10	DDD	1	0	0	0	0
11	DDD	9	0	0	3	0
All	All	29050	0	28710	1089	12

The all-atom clashscore is defined as the number of clashes found per 1000 atoms (including hydrogen atoms). The all-atom clashscore for this structure is 19.

All (1089) close contacts within the same asymmetric unit are listed below, sorted by their clash magnitude.

Atom-1	Atom-2	Interatomic distance (Å)	Clash overlap (Å)
3:DDD:843:VAL:HG11	3:DDD:883:ARG:CB	1.46	1.46
3:DDD:843:VAL:CG1	3:DDD:883:ARG:CB	1.99	1.40
3:DDD:843:VAL:CG1	3:DDD:883:ARG:HB2	1.49	1.40
6:111:54:DA:H2''	6:111:55:DC:C5	1.64	1.30
3:DDD:392:THR:HG21	5:FFF:320:GLN:O	1.27	1.27
3:DDD:392:THR:CG2	5:FFF:320:GLN:O	1.91	1.17
3:DDD:843:VAL:CG1	3:DDD:883:ARG:HB3	1.77	1.10
6:111:54:DA:H2''	6:111:55:DC:C6	1.87	1.09
3:DDD:843:VAL:HG12	3:DDD:883:ARG:CB	1.83	1.09
2:CCC:525:THR:HG21	2:CCC:687:ARG:HD3	1.35	1.05
3:DDD:839:VAL:HG12	3:DDD:864:LEU:HD12	1.33	1.05
5:FFF:109:TYR:OH	5:FFF:155:GLU:HG3	1.59	1.03
1:BBB:67:GLU:HB3	1:BBB:171:LEU:HD22	1.39	1.01
5:FFF:183:ARG:NH2	7:222:26:DT:OP2	1.96	0.97
2:CCC:196:VAL:HG23	2:CCC:206:ALA:HA	1.44	0.96
3:DDD:750:PRO:HA	3:DDD:781:LYS:HG2	1.46	0.96
3:DDD:888:CYS:SG	9:DDD:1502:ZN:ZN	1.55	0.95
3:DDD:843:VAL:HG12	3:DDD:883:ARG:H	1.32	0.95
6:111:54:DA:C2'	6:111:55:DC:C5	2.50	0.94
2:CCC:901:LEU:HD13	5:FFF:278:PHE:CE2	2.04	0.93
3:DDD:843:VAL:HG11	3:DDD:883:ARG:HB2	1.02	0.92
3:DDD:800:LEU:HD22	3:DDD:1256:ILE:HD13	1.50	0.92
5:FFF:109:TYR:OH	5:FFF:155:GLU:CG	2.17	0.92
2:CCC:251:ALA:CB	2:CCC:263:VAL:HG11	2.00	0.92
5:FFF:273:VAL:HG13	5:FFF:291:VAL:HG11	1.50	0.91
3:DDD:388:ARG:NH2	3:DDD:414:GLU:OE1	2.03	0.90

Continued on next page...

Continued from previous page...

Atom-1	Atom-2	Interatomic distance (Å)	Clash overlap (Å)
1:AAA:222:THR:OG1	1:BBB:233:ASP:HB2	1.71	0.90
1:BBB:179:PRO:HG3	1:BBB:211:ILE:HD12	1.54	0.90
1:BBB:25:LYS:HG2	1:BBB:204:GLU:HG2	1.55	0.88
1:BBB:193:GLU:O	1:BBB:194:GLN:HB2	1.71	0.88
2:CCC:1281:TYR:OH	3:DDD:434:ILE:O	1.91	0.87
7:222:17:DG:C2'	7:222:18:DT:O4'	2.21	0.87
2:CCC:804:PHE:O	3:DDD:638:SER:HB2	1.75	0.86
1:AAA:227:GLN:OE1	1:BBB:11:PRO:HD3	1.73	0.86
1:BBB:124:VAL:HG21	1:BBB:210:THR:HG22	1.58	0.86
2:CCC:201:ARG:HB2	2:CCC:369:MET:HE2	1.58	0.85
1:BBB:176:CYS:HB3	3:DDD:535:ARG:HH22	1.42	0.84
2:CCC:32:LEU:HA	2:CCC:130:MET:HE1	1.59	0.84
2:CCC:901:LEU:CD1	5:FFF:310:LEU:HD21	2.06	0.84
2:CCC:681:MET:O	2:CCC:685:MET:HG2	1.75	0.84
3:DDD:395:LYS:HG2	5:FFF:329:LEU:HD13	1.59	0.83
3:DDD:843:VAL:HG12	3:DDD:883:ARG:N	1.93	0.83
5:FFF:227:GLY:HA2	7:222:17:DG:H22	1.41	0.83
3:DDD:121:PRO:O	3:DDD:122:SER:HB3	1.79	0.83
2:CCC:1259:LEU:HD11	5:FFF:239:ALA:HB2	1.60	0.83
2:CCC:1333:LEU:O	3:DDD:113:HIS:CE1	2.32	0.82
3:DDD:793:SER:OG	3:DDD:928:THR:OG1	1.95	0.82
1:AAA:222:THR:OG1	1:BBB:233:ASP:CB	2.28	0.82
2:CCC:726:TYR:HB3	2:CCC:733:VAL:CG2	2.09	0.82
2:CCC:1291:LEU:HD11	3:DDD:1351:VAL:HG13	1.62	0.82
3:DDD:836:ARG:HG3	3:DDD:869:CYS:HB3	1.61	0.81
3:DDD:22:ILE:HD11	3:DDD:1319:PHE:CE1	2.15	0.81
3:DDD:673:VAL:CG1	3:DDD:678:ARG:HB2	2.11	0.81
2:CCC:901:LEU:HD11	5:FFF:310:LEU:HD21	1.63	0.81
3:DDD:800:LEU:HD23	3:DDD:1309:ILE:HD11	1.61	0.81
2:CCC:555:TYR:CD1	2:CCC:637:ARG:NH2	2.50	0.80
3:DDD:843:VAL:HG11	3:DDD:883:ARG:HB3	1.39	0.80
5:FFF:170:HIS:HE1	6:111:32:DA:N7	1.80	0.80
2:CCC:1077:SER:HA	3:DDD:356:THR:CG2	2.13	0.79
3:DDD:644:MET:O	3:DDD:764:ARG:NH1	2.14	0.79
2:CCC:255:ILE:HD12	2:CCC:263:VAL:HG21	1.65	0.78
3:DDD:888:CYS:HG	9:DDD:1502:ZN:ZN	0.90	0.78
2:CCC:1284:ALA:HA	3:DDD:1357:ILE:HD12	1.65	0.78
2:CCC:342:ASP:O	2:CCC:437:ASN:CG	2.26	0.78
5:FFF:163:ARG:HD3	5:FFF:167:LEU:HD12	1.66	0.78
3:DDD:475:GLU:O	3:DDD:479:GLU:HG2	1.84	0.77
2:CCC:186:PHE:CE1	2:CCC:196:VAL:HG22	2.18	0.77

Continued on next page...

Continued from previous page...

Atom-1	Atom-2	Interatomic distance (Å)	Clash overlap (Å)
2:CCC:165:HIS:CE1	2:CCC:190:PRO:HG3	2.19	0.77
2:CCC:1295:SER:OG	3:DDD:346:ARG:O	2.02	0.77
3:DDD:26:SER:OG	3:DDD:28:ASP:OD1	2.00	0.77
3:DDD:739:GLN:HG2	3:DDD:744:ARG:HG3	1.67	0.77
3:DDD:134:ASP:CG	3:DDD:159:ILE:HD11	2.09	0.77
2:CCC:790:ASP:O	2:CCC:792:GLY:N	2.17	0.77
3:DDD:825:VAL:HG11	3:DDD:1242:ARG:NH1	2.00	0.76
2:CCC:237:LEU:HD12	2:CCC:289:VAL:HA	1.66	0.76
3:DDD:528:THR:O	3:DDD:528:THR:OG1	2.02	0.76
3:DDD:932:MET:SD	8:333:19:U:H2'	2.26	0.76
3:DDD:821:MET:HE3	3:DDD:879:ALA:HB1	1.68	0.76
2:CCC:525:THR:HG21	2:CCC:687:ARG:CD	2.13	0.76
6:111:27:DC:H2''	6:111:28:DA:C8	2.21	0.76
2:CCC:1333:LEU:O	3:DDD:113:HIS:HE1	1.68	0.75
3:DDD:858:VAL:HG13	3:DDD:868:TRP:CZ3	2.21	0.75
3:DDD:895:CYS:SG	3:DDD:898:CYS:HB2	2.25	0.75
1:AAA:227:GLN:OE1	1:BBB:11:PRO:CD	2.35	0.75
5:FFF:163:ARG:NH2	7:222:26:DT:O4	2.17	0.75
5:FFF:226:LEU:O	5:FFF:228:GLY:N	2.20	0.75
3:DDD:823:THR:HB	3:DDD:824:PRO:HD2	1.67	0.74
3:DDD:1029:THR:HG23	3:DDD:1121:LEU:HG	1.70	0.74
3:DDD:843:VAL:O	3:DDD:882:VAL:HB	1.86	0.74
2:CCC:648:ASP:OD1	2:CCC:648:ASP:N	2.19	0.74
2:CCC:244:GLU:HG2	2:CCC:245:ARG:N	2.02	0.74
2:CCC:94:ALA:HB2	2:CCC:129:LEU:HD11	1.69	0.73
2:CCC:251:ALA:HB2	2:CCC:263:VAL:HG11	1.67	0.73
2:CCC:3:TYR:O	2:CCC:8:LYS:HE3	1.87	0.73
2:CCC:10:ARG:NH2	2:CCC:790:ASP:OD1	2.22	0.73
3:DDD:845:ALA:O	3:DDD:881:LYS:CG	2.37	0.73
7:222:17:DG:H2'	7:222:18:DT:O4'	1.89	0.73
3:DDD:392:THR:HG22	5:FFF:320:GLN:O	1.88	0.72
1:AAA:9:LEU:HD21	1:AAA:198:LEU:HD11	1.69	0.72
5:FFF:170:HIS:CE1	6:111:32:DA:N7	2.56	0.72
3:DDD:1133:ASP:OD2	3:DDD:1134:ILE:N	2.23	0.72
2:CCC:1077:SER:HA	3:DDD:356:THR:HG23	1.71	0.72
3:DDD:829:GLY:HA2	3:DDD:993:GLU:HB3	1.72	0.72
2:CCC:555:TYR:CE1	2:CCC:637:ARG:NH2	2.58	0.72
2:CCC:855:PRO:HB3	2:CCC:910:ALA:HB1	1.72	0.72
3:DDD:703:THR:OG1	3:DDD:704:GLU:N	2.22	0.72
3:DDD:845:ALA:O	3:DDD:881:LYS:HD3	1.89	0.72
3:DDD:822:MET:HE3	3:DDD:839:VAL:HG22	1.72	0.72

Continued on next page...

Continued from previous page...

Atom-1	Atom-2	Interatomic distance (Å)	Clash overlap (Å)
3:DDD:930:LEU:HD11	3:DDD:1246:VAL:CG2	2.18	0.72
3:DDD:698:MET:O	3:DDD:702:GLN:HB3	1.89	0.71
2:CCC:1270:PHE:CE1	2:CCC:1290:MET:HE3	2.25	0.71
3:DDD:895:CYS:SG	3:DDD:898:CYS:CB	2.78	0.71
3:DDD:931:THR:O	3:DDD:935:PHE:CD2	2.44	0.71
1:AAA:182:ARG:NH1	2:CCC:1090:ASN:O	2.23	0.71
1:BBB:9:LEU:HD21	1:BBB:198:LEU:HD11	1.71	0.71
1:BBB:193:GLU:O	1:BBB:194:GLN:CB	2.39	0.71
2:CCC:18:ARG:NH2	2:CCC:620:ASN:O	2.23	0.71
5:FFF:182:ALA:HB1	5:FFF:193:PRO:HG3	1.70	0.71
3:DDD:173:GLY:O	3:DDD:175:GLU:N	2.23	0.71
3:DDD:395:LYS:CG	5:FFF:329:LEU:HD13	2.20	0.71
1:BBB:82:LEU:HB3	1:BBB:173:VAL:HG11	1.72	0.71
2:CCC:163:LYS:HG2	2:CCC:164:THR:N	2.05	0.71
2:CCC:496:LYS:HB3	7:222:24:DT:OP1	1.91	0.70
1:BBB:83:LEU:HG	3:DDD:526:VAL:HG11	1.74	0.70
1:BBB:82:LEU:HD22	1:BBB:173:VAL:HG21	1.73	0.70
5:FFF:192:GLU:HG3	5:FFF:193:PRO:HD2	1.74	0.69
2:CCC:93:SER:OG	2:CCC:126:GLU:OE1	2.09	0.69
2:CCC:700:VAL:O	2:CCC:1069:ARG:NH2	2.20	0.69
1:AAA:158:ARG:HG3	1:AAA:158:ARG:HH11	1.58	0.69
2:CCC:1245:ALA:HB2	3:DDD:372:MET:HG3	1.73	0.69
3:DDD:519:ASN:OD1	3:DDD:520:ALA:N	2.21	0.69
3:DDD:843:VAL:HG12	3:DDD:883:ARG:CA	2.23	0.69
1:AAA:184:ALA:HB2	2:CCC:1091:GLY:HA3	1.74	0.69
2:CCC:230:PHE:CD1	2:CCC:292:ILE:HD11	2.28	0.69
2:CCC:1304:MET:CE	3:DDD:472:LEU:HD13	2.23	0.69
3:DDD:800:LEU:HD22	3:DDD:1256:ILE:CD1	2.22	0.69
1:BBB:47:LEU:HA	1:BBB:51:MET:HG2	1.75	0.69
3:DDD:822:MET:HE2	3:DDD:882:VAL:HG21	1.75	0.69
1:BBB:83:LEU:HG	3:DDD:526:VAL:CG1	2.23	0.68
1:BBB:83:LEU:HD21	3:DDD:526:VAL:HB	1.76	0.68
3:DDD:849:LEU:HD11	3:DDD:853:THR:HA	1.76	0.68
6:111:27:DC:H2''	6:111:28:DA:H8	1.56	0.68
2:CCC:183:TRP:CZ3	6:111:51:DC:H2'	2.29	0.68
2:CCC:221:LEU:HD11	2:CCC:314:ASN:HB2	1.75	0.68
1:AAA:45:ARG:NE	1:BBB:38:THR:OG1	2.21	0.68
3:DDD:845:ALA:O	3:DDD:881:LYS:HB3	1.93	0.68
3:DDD:958:ILE:HG23	3:DDD:982:LEU:HD11	1.76	0.68
2:CCC:32:LEU:HD23	2:CCC:130:MET:CE	2.24	0.68
2:CCC:257:ALA:HB3	2:CCC:262:TYR:CE2	2.29	0.68

Continued on next page...

Continued from previous page...

Atom-1	Atom-2	Interatomic distance (Å)	Clash overlap (Å)
3:DDD:392:THR:HG21	5:FFF:320:GLN:C	2.17	0.67
2:CCC:804:PHE:O	3:DDD:638:SER:CB	2.41	0.67
5:FFF:144:THR:HG22	6:111:39:DA:H8	1.57	0.67
2:CCC:1088:ASP:HB3	2:CCC:1090:ASN:H	1.58	0.67
2:CCC:696:ASP:O	2:CCC:795:ALA:HB1	1.95	0.67
3:DDD:312:ARG:HG2	3:DDD:312:ARG:O	1.94	0.67
3:DDD:958:ILE:HG23	3:DDD:982:LEU:CD1	2.25	0.67
2:CCC:736:VAL:O	2:CCC:741:MET:HE3	1.95	0.66
5:FFF:164:THR:HB	5:FFF:219:ILE:HD12	1.78	0.66
5:FFF:170:HIS:CE1	6:111:31:DT:C6	2.82	0.66
3:DDD:839:VAL:HG12	3:DDD:839:VAL:O	1.95	0.66
2:CCC:560:PRO:HB2	3:DDD:776:THR:HG21	1.76	0.66
2:CCC:663:VAL:O	2:CCC:666:SER:OG	2.13	0.66
5:FFF:259:ILE:HG21	5:FFF:280:LEU:HD21	1.77	0.66
2:CCC:43:PRO:O	2:CCC:54:ARG:NH1	2.28	0.66
3:DDD:320:ASN:O	3:DDD:321:LYS:CB	2.44	0.66
5:FFF:143:SER:HB3	6:111:41:DT:H73	1.77	0.66
2:CCC:201:ARG:HB2	2:CCC:369:MET:CE	2.27	0.65
3:DDD:1023:HIS:O	3:DDD:1024:THR:HB	1.95	0.65
7:222:17:DG:H2'	7:222:18:DT:C6	2.32	0.65
2:CCC:223:LEU:HD13	2:CCC:426:ILE:HD13	1.77	0.65
2:CCC:1304:MET:HE1	3:DDD:472:LEU:HD13	1.77	0.65
2:CCC:541:GLU:HG3	2:CCC:542:ARG:N	2.11	0.65
3:DDD:378:LYS:N	3:DDD:379:PRO:HD2	2.11	0.65
3:DDD:839:VAL:HG12	3:DDD:864:LEU:CD1	2.19	0.65
2:CCC:459:MET:HE1	2:CCC:511:LEU:HD12	1.77	0.65
2:CCC:1281:TYR:OH	3:DDD:431:ARG:O	2.15	0.65
2:CCC:1284:ALA:HA	3:DDD:1357:ILE:CD1	2.26	0.65
2:CCC:741:MET:HE2	2:CCC:747:GLY:O	1.97	0.65
3:DDD:1134:ILE:HG23	3:DDD:1138:LEU:HG	1.79	0.65
4:EEE:8:ASP:OD1	4:EEE:8:ASP:N	2.29	0.65
2:CCC:135:THR:HG21	2:CCC:515:MET:HE1	1.79	0.65
3:DDD:58:CYS:SG	3:DDD:60:ARG:HB3	2.37	0.65
3:DDD:295:GLU:OE1	5:FFF:121:GLU:HG2	1.96	0.65
2:CCC:12:ARG:NH2	2:CCC:793:GLU:OE1	2.29	0.64
2:CCC:263:VAL:CG1	2:CCC:269:ILE:HD11	2.27	0.64
1:BBB:47:LEU:HD13	1:BBB:205:MET:HE2	1.80	0.64
1:BBB:86:LYS:HE2	1:BBB:174:ASP:H	1.62	0.64
2:CCC:263:VAL:HG13	2:CCC:269:ILE:HD11	1.80	0.64
3:DDD:792:ASN:N	3:DDD:792:ASN:OD1	2.28	0.64
2:CCC:262:TYR:OH	2:CCC:280:ASP:OD2	2.15	0.64

Continued on next page...

Continued from previous page...

Atom-1	Atom-2	Interatomic distance (Å)	Clash overlap (Å)
2:CCC:1294:LYS:HB3	3:DDD:347:VAL:HG13	1.78	0.64
6:111:50:DT:H2''	6:111:51:DC:H5''	1.79	0.64
2:CCC:1237:HIS:HB3	2:CCC:1242:LYS:NZ	2.13	0.64
3:DDD:519:ASN:HA	3:DDD:523:GLU:CD	2.22	0.64
3:DDD:929:GLN:O	3:DDD:933:ARG:HB2	1.98	0.64
5:FFF:180:ARG:NH2	7:222:27:DA:H5''	2.12	0.64
3:DDD:807:LEU:CD2	3:DDD:1255:VAL:HG13	2.27	0.64
1:AAA:211:ILE:CG2	1:AAA:216:ALA:HB2	2.27	0.64
3:DDD:975:ILE:CD1	3:DDD:997:VAL:HG11	2.28	0.64
5:FFF:228:GLY:HA3	8:333:14:G:C8	2.33	0.64
3:DDD:114:ILE:HG12	3:DDD:311:ARG:HD2	1.79	0.63
1:AAA:37:HIS:NE2	1:AAA:187:VAL:HG21	2.14	0.63
3:DDD:525:MET:H	3:DDD:548:VAL:HG22	1.64	0.63
3:DDD:48:THR:O	3:DDD:50:LYS:N	2.30	0.63
2:CCC:342:ASP:O	2:CCC:437:ASN:ND2	2.32	0.63
3:DDD:839:VAL:CG1	3:DDD:864:LEU:HD12	2.20	0.63
1:AAA:32:GLU:OE2	1:BBB:150:ARG:NH2	2.32	0.62
3:DDD:97:VAL:HG12	3:DDD:101:ARG:HG3	1.81	0.62
3:DDD:1161:GLY:HA3	3:DDD:1179:PRO:HA	1.81	0.62
1:BBB:58:GLU:OE1	1:BBB:170:ARG:NE	2.26	0.62
2:CCC:529:ARG:NH2	8:333:15:A:O3'	2.32	0.62
3:DDD:822:MET:HE2	3:DDD:882:VAL:CG2	2.28	0.62
2:CCC:1291:LEU:HA	3:DDD:345:LYS:HD2	1.81	0.62
3:DDD:836:ARG:HD3	3:DDD:873:GLU:OE2	1.99	0.62
3:DDD:886:VAL:HG21	3:DDD:1230:THR:HG21	1.80	0.62
2:CCC:898:GLU:HG3	5:FFF:259:ILE:CD1	2.29	0.62
5:FFF:66:GLY:HA3	6:111:42:DG:C5	2.34	0.62
1:BBB:67:GLU:CB	1:BBB:171:LEU:HD22	2.23	0.62
2:CCC:524:ILE:O	2:CCC:528:ARG:HG2	1.99	0.62
3:DDD:510:LEU:HD11	3:DDD:624:ILE:HG23	1.81	0.62
3:DDD:1338:ALA:HB3	3:DDD:1340:LYS:HG3	1.81	0.62
1:BBB:30:PRO:HB2	1:BBB:198:LEU:HD12	1.80	0.62
3:DDD:845:ALA:O	3:DDD:881:LYS:CD	2.47	0.62
3:DDD:975:ILE:HD12	3:DDD:997:VAL:HG11	1.80	0.62
3:DDD:395:LYS:HG2	5:FFF:329:LEU:CD1	2.28	0.62
2:CCC:184:LEU:HG	2:CCC:389:PHE:CE2	2.35	0.62
3:DDD:139:LEU:HD22	3:DDD:300:GLN:HE22	1.63	0.62
2:CCC:577:VAL:HG23	2:CCC:661:VAL:O	1.99	0.61
3:DDD:97:VAL:HG11	3:DDD:101:ARG:HE	1.65	0.61
2:CCC:157:PHE:O	2:CCC:442:VAL:HG13	2.00	0.61
2:CCC:901:LEU:HD12	5:FFF:310:LEU:HD21	1.81	0.61

Continued on next page...

Continued from previous page...

Atom-1	Atom-2	Interatomic distance (Å)	Clash overlap (Å)
3:DDD:22:ILE:CD1	3:DDD:1319:PHE:CE1	2.83	0.61
3:DDD:458:ASN:OD1	3:DDD:933:ARG:NH2	2.31	0.61
3:DDD:936:HIS:CE1	11:DDD:1504:DPO:O2	2.52	0.61
1:AAA:67:GLU:HB3	1:AAA:171:LEU:HD13	1.82	0.61
2:CCC:201:ARG:CB	2:CCC:369:MET:HE2	2.30	0.61
2:CCC:241:LEU:HD13	2:CCC:285:ILE:HD12	1.82	0.61
2:CCC:1129:ASN:HA	2:CCC:1177:ARG:HG3	1.81	0.61
3:DDD:320:ASN:O	3:DDD:321:LYS:HB2	1.99	0.61
1:AAA:212:ASP:OD1	1:AAA:213:PRO:HD2	2.01	0.61
2:CCC:559:CYS:HB2	2:CCC:662:SER:HB3	1.83	0.61
2:CCC:1101:LEU:HD22	3:DDD:731:ARG:HB2	1.82	0.61
5:FFF:227:GLY:O	5:FFF:229:ASP:N	2.33	0.61
2:CCC:1107:MET:HE1	3:DDD:739:GLN:HB2	1.83	0.61
3:DDD:845:ALA:O	3:DDD:881:LYS:CB	2.48	0.61
1:BBB:37:HIS:NE2	1:BBB:187:VAL:HG21	2.15	0.61
3:DDD:291:ILE:HD11	5:FFF:99:LEU:HD21	1.82	0.61
3:DDD:334:LYS:O	3:DDD:339:ARG:HB2	2.01	0.61
3:DDD:843:VAL:HG11	3:DDD:883:ARG:CD	2.29	0.61
2:CCC:19:PRO:HA	2:CCC:1156:ARG:HD2	1.83	0.61
2:CCC:389:PHE:HB3	2:CCC:420:LEU:HD12	1.83	0.61
3:DDD:1275:LEU:HG	3:DDD:1276:GLU:H	1.66	0.61
1:AAA:86:LYS:NZ	2:CCC:826:ASP:OD2	2.34	0.60
2:CCC:642:SER:CB	3:DDD:770:LEU:HD21	2.31	0.60
1:BBB:82:LEU:HD22	1:BBB:173:VAL:CG2	2.31	0.60
4:EEE:30:MET:HG2	4:EEE:35:LYS:O	2.01	0.60
3:DDD:800:LEU:HD23	3:DDD:1309:ILE:CD1	2.31	0.60
2:CCC:118:LYS:HD3	2:CCC:488:MET:HG2	1.83	0.60
2:CCC:447:HIS:CD2	2:CCC:449:GLY:H	2.20	0.60
3:DDD:644:MET:HE2	3:DDD:764:ARG:HB2	1.83	0.60
3:DDD:816:THR:HG22	3:DDD:818:GLU:H	1.65	0.60
3:DDD:824:PRO:HG3	3:DDD:878:ASP:OD1	2.02	0.60
1:AAA:11:PRO:O	1:BBB:230:ALA:HB2	2.02	0.60
1:BBB:157:THR:HG22	1:BBB:157:THR:O	2.02	0.60
3:DDD:362:ARG:N	3:DDD:365:GLN:OE1	2.24	0.60
3:DDD:609:TYR:HA	3:DDD:617:THR:HG21	1.84	0.60
1:AAA:209:GLY:O	1:AAA:210:THR:C	2.44	0.60
2:CCC:414:ILE:HG13	2:CCC:415:GLU:N	2.16	0.60
2:CCC:548:ARG:HD3	2:CCC:569:ILE:O	2.01	0.60
3:DDD:750:PRO:HB3	3:DDD:781:LYS:HB2	1.83	0.60
1:BBB:48:LEU:HD22	3:DDD:535:ARG:HG3	1.83	0.60
2:CCC:3:TYR:O	2:CCC:8:LYS:CE	2.49	0.60

Continued on next page...

Continued from previous page...

Atom-1	Atom-2	Interatomic distance (Å)	Clash overlap (Å)
3:DDD:839:VAL:HG13	3:DDD:882:VAL:HG11	1.84	0.60
2:CCC:289:VAL:HG12	2:CCC:319:LEU:HD23	1.83	0.60
3:DDD:1003:LEU:HD23	3:DDD:1018:ALA:HB2	1.84	0.60
2:CCC:1210:ILE:HD12	2:CCC:1227:VAL:HB	1.83	0.59
3:DDD:295:GLU:CD	5:FFF:121:GLU:HG2	2.27	0.59
3:DDD:826:ILE:HG22	3:DDD:831:VAL:HA	1.84	0.59
2:CCC:369:MET:HG3	2:CCC:370:MET:N	2.16	0.59
3:DDD:849:LEU:HA	3:DDD:857:LEU:HB3	1.83	0.59
6:111:31:DT:H1'	6:111:32:DA:H5'	1.84	0.59
2:CCC:734:ILE:HD11	2:CCC:777:VAL:HG23	1.85	0.59
2:CCC:1160:ASP:O	2:CCC:1161:LEU:C	2.45	0.59
1:AAA:70:THR:OG1	2:CCC:729:ALA:O	2.17	0.59
2:CCC:292:ILE:CG2	2:CCC:322:LEU:HD11	2.32	0.59
3:DDD:68:TYR:C	3:DDD:92:VAL:HG13	2.28	0.59
3:DDD:245:LEU:HD12	3:DDD:246:PRO:HD2	1.83	0.59
3:DDD:709:ARG:O	3:DDD:710:ASP:C	2.45	0.59
3:DDD:825:VAL:HG11	3:DDD:1242:ARG:HH12	1.65	0.59
1:AAA:45:ARG:NH2	1:BBB:37:HIS:HB2	2.17	0.59
1:BBB:82:LEU:HB3	1:BBB:173:VAL:CG1	2.32	0.59
3:DDD:385:LEU:CD2	3:DDD:411:ILE:HD13	2.31	0.59
3:DDD:1330:ARG:NH2	7:222:7:DC:O3'	2.34	0.59
3:DDD:1282:TYR:CE1	3:DDD:1286:LYS:HD2	2.38	0.59
1:AAA:30:PRO:HB2	1:AAA:198:LEU:HD12	1.84	0.59
2:CCC:49:LEU:CD2	2:CCC:464:PHE:CE2	2.86	0.59
2:CCC:244:GLU:HG2	2:CCC:245:ARG:H	1.66	0.59
3:DDD:1029:THR:CG2	3:DDD:1121:LEU:HG	2.32	0.59
2:CCC:297:VAL:HG13	2:CCC:317:LEU:HG	1.85	0.58
3:DDD:843:VAL:HG12	3:DDD:883:ARG:HB3	1.60	0.58
3:DDD:1133:ASP:CG	3:DDD:1134:ILE:H	2.10	0.58
5:FFF:98:ASN:HA	6:111:41:DT:O2	2.02	0.58
5:FFF:292:GLY:HA2	5:FFF:297:LEU:H	1.68	0.58
2:CCC:582:ASN:OD1	2:CCC:586:PHE:N	2.35	0.58
3:DDD:1000:GLY:HA2	3:DDD:1028:ILE:HD12	1.84	0.58
2:CCC:549:ASP:CG	3:DDD:750:PRO:HG3	2.29	0.58
3:DDD:514:THR:OG1	3:DDD:595:ALA:HA	2.03	0.58
1:BBB:135:ASP:OD1	1:BBB:138:ALA:HB2	2.03	0.58
2:CCC:1214:ASP:OD2	2:CCC:1217:THR:HG23	2.03	0.58
2:CCC:1270:PHE:CE1	2:CCC:1290:MET:CE	2.87	0.58
3:DDD:68:TYR:CD2	3:DDD:78:LEU:HD23	2.38	0.58
3:DDD:1134:ILE:HD11	3:DDD:1244:GLN:HG3	1.86	0.58
2:CCC:672:GLU:HG2	2:CCC:1187:PHE:HA	1.85	0.58

Continued on next page...

Continued from previous page...

Atom-1	Atom-2	Interatomic distance (Å)	Clash overlap (Å)
2:CCC:1255:THR:HG21	3:DDD:341:ASN:CG	2.28	0.58
3:DDD:1309:ILE:HG22	3:DDD:1310:THR:N	2.19	0.58
2:CCC:993:PRO:HG2	2:CCC:996:ARG:CZ	2.34	0.58
2:CCC:183:TRP:CZ3	6:111:52:DT:H71	2.39	0.58
3:DDD:43:THR:OG1	3:DDD:44:ILE:N	2.33	0.58
4:EEE:53:GLU:HB3	4:EEE:59:ILE:HG12	1.86	0.58
1:BBB:176:CYS:HB3	3:DDD:535:ARG:NH2	2.16	0.58
2:CCC:32:LEU:CD2	2:CCC:130:MET:HE3	2.34	0.58
3:DDD:609:TYR:HA	3:DDD:617:THR:CG2	2.34	0.58
3:DDD:1330:ARG:NH2	7:222:8:DG:OP1	2.37	0.58
5:FFF:170:HIS:CE1	6:111:31:DT:C5	2.92	0.58
2:CCC:748:ILE:HD11	2:CCC:970:GLY:HA3	1.85	0.57
2:CCC:1085:MET:HE1	2:CCC:1097:VAL:HG23	1.85	0.57
5:FFF:109:TYR:CD2	5:FFF:154:ILE:HG21	2.39	0.57
1:AAA:86:LYS:HD3	1:AAA:174:ASP:HB2	1.86	0.57
3:DDD:211:GLU:HG2	3:DDD:212:THR:HG23	1.86	0.57
3:DDD:843:VAL:HG11	3:DDD:883:ARG:HD3	1.85	0.57
5:FFF:144:THR:HG22	6:111:39:DA:C8	2.39	0.57
2:CCC:32:LEU:HD23	2:CCC:130:MET:HE3	1.85	0.57
2:CCC:36:GLN:O	2:CCC:40:GLU:HB2	2.04	0.57
2:CCC:1077:SER:HA	3:DDD:356:THR:HG21	1.85	0.57
2:CCC:599:VAL:HG21	2:CCC:623:LEU:HD21	1.86	0.57
2:CCC:666:SER:HA	2:CCC:1186:VAL:HG21	1.86	0.57
2:CCC:901:LEU:HD11	5:FFF:310:LEU:CD2	2.33	0.57
2:CCC:1287:LEU:HD23	3:DDD:1357:ILE:HD11	1.86	0.57
3:DDD:176:PHE:O	3:DDD:176:PHE:CD2	2.57	0.57
3:DDD:797:THR:O	3:DDD:801:VAL:HG23	2.05	0.57
5:FFF:61:TYR:CZ	5:FFF:65:ILE:HD11	2.39	0.57
2:CCC:734:ILE:CG2	2:CCC:749:ASP:HB2	2.34	0.57
5:FFF:244:ASN:N	5:FFF:244:ASN:OD1	2.37	0.57
3:DDD:16:GLU:OE2	3:DDD:1369:ARG:NH2	2.38	0.57
3:DDD:527:LEU:HB2	3:DDD:550:VAL:HG13	1.87	0.57
5:FFF:82:ARG:HG2	5:FFF:87:ASP:HB2	1.86	0.57
3:DDD:803:VAL:CG2	3:DDD:1313:SER:OG	2.53	0.57
3:DDD:1042:ASP:OD1	3:DDD:1043:GLY:N	2.37	0.57
3:DDD:1134:ILE:CD1	3:DDD:1244:GLN:HG3	2.35	0.57
5:FFF:271:ARG:O	5:FFF:271:ARG:HG2	2.04	0.57
2:CCC:1103:VAL:HB	2:CCC:1104:PRO:CD	2.35	0.57
2:CCC:1161:LEU:HD12	2:CCC:1164:PHE:CD2	2.40	0.57
3:DDD:673:VAL:HG11	3:DDD:678:ARG:HB2	1.84	0.57
3:DDD:1110:GLU:O	3:DDD:1113:VAL:HG23	2.04	0.57

Continued on next page...

Continued from previous page...

Atom-1	Atom-2	Interatomic distance (Å)	Clash overlap (Å)
2:CCC:263:VAL:HG22	2:CCC:269:ILE:HD12	1.87	0.56
3:DDD:1029:THR:HG22	3:DDD:1121:LEU:HD11	1.86	0.56
1:AAA:135:ASP:OD1	1:AAA:137:ASN:N	2.37	0.56
1:AAA:145:LYS:HD3	1:AAA:147:GLN:HE21	1.70	0.56
2:CCC:302:ILE:HG22	2:CCC:309:LEU:HD23	1.86	0.56
2:CCC:1214:ASP:OD1	2:CCC:1214:ASP:C	2.49	0.56
3:DDD:385:LEU:HD23	3:DDD:411:ILE:HD13	1.87	0.56
3:DDD:707:ILE:HD12	3:DDD:716:GLN:HE21	1.70	0.56
5:FFF:53:ARG:O	5:FFF:55:LEU:HG	2.05	0.56
5:FFF:227:GLY:O	8:333:14:G:N7	2.37	0.56
1:BBB:86:LYS:HG2	1:BBB:174:ASP:O	2.06	0.56
3:DDD:343:LEU:HD11	3:DDD:1324:SER:HB2	1.88	0.56
3:DDD:820:ILE:HG12	3:DDD:1227:HIS:HD2	1.70	0.56
3:DDD:1257:VAL:HG22	3:DDD:1260:MET:CE	2.36	0.56
1:BBB:158:ARG:HD2	1:BBB:172:LEU:HD21	1.88	0.56
2:CCC:150:HIS:CE1	2:CCC:454:ARG:HG3	2.41	0.56
2:CCC:1105:SER:HB3	3:DDD:731:ARG:HG3	1.88	0.56
3:DDD:843:VAL:CG1	3:DDD:883:ARG:H	2.12	0.56
2:CCC:340:ASP:HB3	2:CCC:341:LEU:HG	1.88	0.56
2:CCC:528:ARG:HD2	2:CCC:663:VAL:HG21	1.88	0.56
3:DDD:850:LYS:HB2	3:DDD:851:PRO:HD2	1.87	0.56
5:FFF:61:TYR:CE2	5:FFF:65:ILE:HD11	2.41	0.56
7:222:17:DG:H2''	7:222:18:DT:O4'	2.03	0.56
1:AAA:11:PRO:HD3	1:BBB:227:GLN:NE2	2.21	0.56
1:AAA:42:ALA:HA	1:BBB:38:THR:HG23	1.88	0.56
2:CCC:292:ILE:HB	2:CCC:322:LEU:HD11	1.88	0.56
5:FFF:170:HIS:NE2	6:111:31:DT:H2'	2.21	0.56
2:CCC:516:ASP:O	2:CCC:522:SER:OG	2.18	0.55
3:DDD:112:ALA:H	3:DDD:300:GLN:HE21	1.54	0.55
3:DDD:399:LYS:HE3	5:FFF:329:LEU:HD11	1.89	0.55
2:CCC:1283:ALA:HB1	2:CCC:1286:THR:OG1	2.07	0.55
3:DDD:950:ILE:HD13	3:DDD:995:TYR:HB3	1.89	0.55
2:CCC:731:ARG:NH2	2:CCC:962:GLU:OE1	2.39	0.55
1:AAA:179:PRO:HG3	1:AAA:211:ILE:CD1	2.37	0.55
3:DDD:608:CYS:SG	3:DDD:612:LEU:HD12	2.46	0.55
3:DDD:750:PRO:CA	3:DDD:781:LYS:HG2	2.28	0.55
3:DDD:1156:LEU:HB3	3:DDD:1207:GLY:HA2	1.86	0.55
4:EEE:29:GLN:HB3	4:EEE:35:LYS:HG3	1.88	0.55
1:AAA:135:ASP:OD1	1:AAA:136:GLU:N	2.39	0.55
1:BBB:44:ARG:HH12	3:DDD:538:ARG:HB3	1.72	0.55
2:CCC:344:GLY:HA3	2:CCC:346:TYR:CZ	2.42	0.55

Continued on next page...

Continued from previous page...

Atom-1	Atom-2	Interatomic distance (Å)	Clash overlap (Å)
3:DDD:367:GLY:HA3	3:DDD:448:GLN:HB2	1.87	0.55
5:FFF:122:GLU:HG2	5:FFF:157:ALA:HB2	1.88	0.55
5:FFF:298:THR:HG21	5:FFF:301:ARG:HD3	1.87	0.55
1:AAA:124:VAL:HG21	1:AAA:210:THR:H	1.72	0.55
2:CCC:726:TYR:HB3	2:CCC:733:VAL:HG23	1.87	0.55
1:BBB:145:LYS:HD3	1:BBB:147:GLN:HE21	1.70	0.55
1:BBB:92:VAL:O	1:BBB:148:ARG:NH2	2.40	0.55
2:CCC:369:MET:CG	2:CCC:370:MET:N	2.69	0.55
2:CCC:1268:GLN:H	3:DDD:350:SER:HG	1.53	0.55
2:CCC:1287:LEU:HD23	3:DDD:1357:ILE:CD1	2.36	0.55
3:DDD:353:SER:CB	3:DDD:372:MET:HE1	2.37	0.55
3:DDD:709:ARG:O	3:DDD:709:ARG:CG	2.55	0.55
5:FFF:145:TYR:HE1	6:111:36:DT:OP2	1.90	0.55
2:CCC:582:ASN:ND2	2:CCC:586:PHE:HB2	2.21	0.55
3:DDD:334:LYS:NZ	7:222:12:DG:OP2	2.36	0.55
1:AAA:211:ILE:HG21	1:AAA:216:ALA:HB2	1.87	0.54
2:CCC:532:ALA:HB1	2:CCC:538:LEU:HD12	1.90	0.54
1:BBB:86:LYS:CE	1:BBB:174:ASP:HB2	2.37	0.54
2:CCC:253:PHE:CE1	2:CCC:287:VAL:HG12	2.42	0.54
3:DDD:620:PHE:O	3:DDD:624:ILE:HG13	2.08	0.54
3:DDD:800:LEU:CD2	3:DDD:1309:ILE:HD11	2.36	0.54
3:DDD:1133:ASP:CG	3:DDD:1134:ILE:N	2.66	0.54
3:DDD:1163:VAL:HG13	3:DDD:1176:VAL:O	2.06	0.54
3:DDD:1257:VAL:HG22	3:DDD:1260:MET:HE3	1.89	0.54
2:CCC:124:MET:HE2	2:CCC:498:ILE:CD1	2.37	0.54
3:DDD:353:SER:HB2	3:DDD:372:MET:HE1	1.90	0.54
3:DDD:1029:THR:CG2	3:DDD:1121:LEU:HD11	2.38	0.54
2:CCC:166:SER:OG	3:DDD:1151:LYS:NZ	2.38	0.54
2:CCC:118:LYS:NZ	2:CCC:485:ASP:O	2.30	0.54
2:CCC:240:GLU:HA	2:CCC:283:LYS:O	2.08	0.54
1:AAA:86:LYS:HE2	1:AAA:174:ASP:H	1.73	0.54
2:CCC:545:PHE:CE1	3:DDD:788:LEU:HD12	2.42	0.54
3:DDD:807:LEU:HD23	3:DDD:1255:VAL:HG13	1.90	0.54
2:CCC:173:ASN:C	2:CCC:173:ASN:OD1	2.50	0.54
2:CCC:244:GLU:O	2:CCC:245:ARG:C	2.51	0.54
3:DDD:335:GLN:O	3:DDD:336:GLY:O	2.26	0.54
3:DDD:609:TYR:CA	3:DDD:617:THR:HG21	2.37	0.54
4:EEE:29:GLN:HE22	4:EEE:64:LEU:HD22	1.72	0.54
1:AAA:11:PRO:O	1:BBB:230:ALA:CB	2.56	0.53
2:CCC:739:ASP:OD1	2:CCC:739:ASP:N	2.41	0.53
2:CCC:799:ASN:C	2:CCC:800:MET:HG2	2.32	0.53

Continued on next page...

Continued from previous page...

Atom-1	Atom-2	Interatomic distance (Å)	Clash overlap (Å)
2:CCC:661:VAL:HG13	2:CCC:665:ALA:HB3	1.89	0.53
3:DDD:574:VAL:O	3:DDD:578:ILE:HG13	2.08	0.53
2:CCC:257:ALA:O	2:CCC:258:ASN:HB3	2.09	0.53
2:CCC:820:GLU:O	2:CCC:824:GLN:HG3	2.08	0.53
3:DDD:923:ILE:HD12	3:DDD:1256:ILE:HD12	1.90	0.53
2:CCC:720:ARG:HD2	2:CCC:736:VAL:HG21	1.89	0.53
3:DDD:974:VAL:HG11	3:DDD:1028:ILE:HD13	1.91	0.53
1:AAA:70:THR:HG21	2:CCC:755:LYS:HG3	1.90	0.53
3:DDD:965:SER:CB	3:DDD:975:ILE:HA	2.37	0.53
2:CCC:123:TYR:CE1	5:FFF:190:ASP:O	2.61	0.53
2:CCC:726:TYR:HB3	2:CCC:733:VAL:HG22	1.89	0.53
2:CCC:1186:VAL:HG12	2:CCC:1187:PHE:CD2	2.42	0.53
3:DDD:795:TYR:CZ	3:DDD:799:ARG:HD3	2.43	0.53
1:AAA:31:LEU:CD1	1:AAA:201:LEU:HB2	2.38	0.53
1:AAA:179:PRO:HG3	1:AAA:211:ILE:HD12	1.91	0.53
2:CCC:216:THR:HG23	2:CCC:219:GLN:OE1	2.08	0.53
3:DDD:886:VAL:HG21	3:DDD:1230:THR:CG2	2.39	0.53
3:DDD:888:CYS:CB	3:DDD:898:CYS:SG	2.97	0.53
2:CCC:444:ASP:O	2:CCC:450:ASN:ND2	2.40	0.53
2:CCC:478:ARG:NH1	2:CCC:491:ASP:O	2.42	0.53
2:CCC:734:ILE:HD11	2:CCC:777:VAL:CG2	2.38	0.53
3:DDD:476:ALA:HA	3:DDD:479:GLU:HG3	1.90	0.53
2:CCC:1101:LEU:O	3:DDD:731:ARG:HG2	2.08	0.53
3:DDD:97:VAL:HG11	3:DDD:101:ARG:NE	2.23	0.53
3:DDD:686:TRP:CD2	3:DDD:758:PRO:HG3	2.43	0.53
5:FFF:80:ALA:O	5:FFF:84:LEU:HG	2.09	0.53
5:FFF:231:GLU:OE2	7:222:16:DC:N4	2.42	0.53
1:AAA:47:LEU:HD13	1:AAA:183:ILE:HD12	1.92	0.52
3:DDD:63:GLY:O	3:DDD:98:ARG:HD2	2.09	0.52
3:DDD:209:ASN:HB2	3:DDD:214:ARG:HG3	1.91	0.52
3:DDD:812:ASP:OD1	3:DDD:812:ASP:N	2.40	0.52
3:DDD:829:GLY:HA2	3:DDD:993:GLU:CB	2.37	0.52
3:DDD:1270:GLY:HA2	3:DDD:1298:VAL:O	2.09	0.52
2:CCC:1083:GLU:H	2:CCC:1083:GLU:CD	2.17	0.52
2:CCC:1243:MET:SD	3:DDD:445:LYS:HG2	2.50	0.52
3:DDD:120:LEU:HA	3:DDD:121:PRO:C	2.33	0.52
5:FFF:119:LEU:CD2	5:FFF:158:ILE:HD11	2.38	0.52
1:AAA:29:GLU:HB2	1:AAA:30:PRO:HA	1.91	0.52
3:DDD:478:LEU:HG	4:EEE:47:THR:HG23	1.91	0.52
3:DDD:807:LEU:HD11	3:DDD:894:VAL:HG13	1.91	0.52
3:DDD:936:HIS:CE1	3:DDD:937:ILE:HG13	2.44	0.52

Continued on next page...

Continued from previous page...

Atom-1	Atom-2	Interatomic distance (Å)	Clash overlap (Å)
2:CCC:277:LEU:HD12	2:CCC:282:VAL:HG21	1.91	0.52
2:CCC:898:GLU:HG3	5:FFF:259:ILE:HD11	1.90	0.52
3:DDD:333:GLY:O	3:DDD:336:GLY:N	2.35	0.52
3:DDD:750:PRO:HA	3:DDD:781:LYS:CG	2.31	0.52
2:CCC:292:ILE:HG21	2:CCC:322:LEU:HD11	1.92	0.52
2:CCC:1270:PHE:CZ	2:CCC:1290:MET:HE3	2.45	0.52
3:DDD:427:PRO:HG2	3:DDD:429:LEU:HD21	1.89	0.52
1:AAA:32:GLU:CD	1:BBB:150:ARG:HH21	2.17	0.52
2:CCC:155:VAL:CG2	2:CCC:405:PHE:CD2	2.92	0.52
3:DDD:464:ASP:OD1	3:DDD:464:ASP:N	2.42	0.52
3:DDD:933:ARG:NH1	11:DDD:1504:DPO:O1	2.43	0.52
4:EEE:18:ASP:O	4:EEE:22:VAL:HG23	2.10	0.52
5:FFF:240:ASP:OD1	5:FFF:242:LYS:HG2	2.10	0.52
1:BBB:64:VAL:HG13	1:BBB:78:ILE:HD13	1.92	0.52
3:DDD:51:PRO:HB3	3:DDD:57:PHE:O	2.10	0.52
3:DDD:294:ASN:HB2	5:FFF:61:TYR:CD1	2.45	0.52
2:CCC:808:ASN:HD22	2:CCC:808:ASN:N	2.06	0.52
3:DDD:278:ARG:HB3	3:DDD:295:GLU:OE2	2.10	0.52
3:DDD:1292:LEU:O	3:DDD:1296:GLY:N	2.36	0.52
2:CCC:89:GLY:HA2	2:CCC:140:GLY:HA3	1.92	0.52
3:DDD:707:ILE:HD12	3:DDD:716:GLN:NE2	2.25	0.52
2:CCC:366:ILE:O	2:CCC:369:MET:HG2	2.09	0.51
3:DDD:279:LEU:HD13	3:DDD:295:GLU:HB3	1.91	0.51
3:DDD:622:ASP:HB3	3:DDD:626:TYR:HE2	1.75	0.51
3:DDD:786:THR:HB	3:DDD:932:MET:HA	1.92	0.51
3:DDD:115:TRP:CZ2	3:DDD:1329:THR:HG22	2.45	0.51
3:DDD:889:ASP:OD1	3:DDD:1290:ARG:NH2	2.43	0.51
3:DDD:97:VAL:CG1	3:DDD:101:ARG:HE	2.23	0.51
3:DDD:111:THR:HG21	3:DDD:303:VAL:HG11	1.92	0.51
3:DDD:1249:ASN:OD1	3:DDD:1250:ASP:N	2.43	0.51
2:CCC:661:VAL:HG12	2:CCC:662:SER:O	2.10	0.51
3:DDD:97:VAL:CG1	3:DDD:101:ARG:HG3	2.41	0.51
3:DDD:134:ASP:CB	3:DDD:159:ILE:HD11	2.41	0.51
2:CCC:555:TYR:CE1	2:CCC:637:ARG:CZ	2.94	0.51
3:DDD:121:PRO:O	3:DDD:122:SER:CB	2.51	0.51
3:DDD:517:CYS:HB3	3:DDD:545:HIS:HB2	1.91	0.51
2:CCC:477:GLU:HG3	2:CCC:478:ARG:N	2.24	0.51
2:CCC:496:LYS:CB	7:222:24:DT:OP1	2.58	0.51
2:CCC:521:LEU:HD13	2:CCC:667:LEU:HD11	1.93	0.51
3:DDD:192:MET:HE2	3:DDD:194:LEU:HD23	1.92	0.51
3:DDD:1146:GLU:OE2	3:DDD:1309:ILE:CG2	2.58	0.51

Continued on next page...

Continued from previous page...

Atom-1	Atom-2	Interatomic distance (Å)	Clash overlap (Å)
2:CCC:685:MET:HE2	2:CCC:1235:LEU:CD1	2.41	0.51
2:CCC:799:ASN:HA	2:CCC:1231:TYR:HA	1.92	0.51
2:CCC:1312:ASN:OD1	2:CCC:1312:ASN:C	2.54	0.51
3:DDD:395:LYS:HE3	5:FFF:251:GLN:OE1	2.11	0.51
3:DDD:803:VAL:HG23	3:DDD:1313:SER:OG	2.11	0.51
3:DDD:809:VAL:CG2	3:DDD:915:ILE:HD11	2.41	0.51
3:DDD:974:VAL:CG1	3:DDD:1028:ILE:HD13	2.40	0.51
3:DDD:1155:ILE:HG22	3:DDD:1210:ILE:HD12	1.93	0.51
3:DDD:421:VAL:CG1	3:DDD:468:VAL:HG13	2.41	0.51
5:FFF:102:VAL:HG11	5:FFF:124:ASN:OD1	2.11	0.51
2:CCC:290:GLU:O	2:CCC:290:GLU:HG2	2.10	0.51
2:CCC:1276:TRP:CH2	3:DDD:798:ARG:HG3	2.46	0.51
5:FFF:107:ARG:HD2	6:111:44:DG:OP2	2.10	0.51
1:BBB:165:GLU:O	1:BBB:165:GLU:HG3	2.10	0.51
2:CCC:551:HIS:H	2:CCC:554:HIS:CE1	2.28	0.51
2:CCC:590:PRO:HB2	2:CCC:655:VAL:HG21	1.91	0.51
2:CCC:797:GLY:O	2:CCC:1231:TYR:OH	2.29	0.51
2:CCC:302:ILE:CG2	2:CCC:309:LEU:HD23	2.41	0.50
2:CCC:521:LEU:HD13	2:CCC:667:LEU:CD1	2.41	0.50
2:CCC:1161:LEU:HD12	2:CCC:1164:PHE:CE2	2.46	0.50
2:CCC:1291:LEU:HD13	3:DDD:1351:VAL:O	2.11	0.50
3:DDD:395:LYS:HE2	5:FFF:329:LEU:HD13	1.93	0.50
3:DDD:747:MET:HE3	3:DDD:940:ALA:HB2	1.93	0.50
3:DDD:785:ASP:HB3	3:DDD:935:PHE:CE2	2.45	0.50
3:DDD:1064:SER:HA	3:DDD:1067:ARG:HB3	1.93	0.50
3:DDD:1079:LYS:HE3	3:DDD:1087:ASP:OD1	2.10	0.50
2:CCC:700:VAL:HG13	2:CCC:1117:LEU:HD23	1.92	0.50
5:FFF:104:LYS:HE3	6:111:42:DG:OP1	2.11	0.50
2:CCC:842:ASP:HB3	2:CCC:1047:LEU:HD21	1.93	0.50
2:CCC:1319:MET:HE2	3:DDD:15:GLU:OE2	2.11	0.50
1:BBB:124:VAL:HG21	1:BBB:210:THR:CG2	2.37	0.50
3:DDD:845:ALA:O	3:DDD:881:LYS:HG2	2.11	0.50
5:FFF:259:ILE:CG2	5:FFF:280:LEU:HD21	2.41	0.50
3:DDD:279:LEU:O	3:DDD:283:LEU:HG	2.11	0.50
3:DDD:1082:ASP:OD1	3:DDD:1084:GLN:N	2.44	0.50
2:CCC:1161:LEU:O	2:CCC:1163:THR:N	2.45	0.50
2:CCC:1292:THR:CG2	2:CCC:1293:VAL:N	2.74	0.50
2:CCC:66:SER:HB2	2:CCC:479:LEU:HD22	1.94	0.50
2:CCC:344:GLY:HA3	2:CCC:346:TYR:CE2	2.46	0.50
3:DDD:97:VAL:CG1	3:DDD:101:ARG:NE	2.75	0.50
1:AAA:135:ASP:OD1	1:AAA:135:ASP:C	2.55	0.50

Continued on next page...

Continued from previous page...

Atom-1	Atom-2	Interatomic distance (Å)	Clash overlap (Å)
1:AAA:222:THR:CG2	1:BBB:233:ASP:HB3	2.42	0.50
1:BBB:29:GLU:HB2	1:BBB:30:PRO:HA	1.92	0.50
1:BBB:205:MET:HE1	1:BBB:217:ILE:HG13	1.93	0.50
3:DDD:101:ARG:O	3:DDD:246:PRO:HG3	2.12	0.50
5:FFF:170:HIS:H	5:FFF:170:HIS:CD2	2.30	0.50
2:CCC:1286:THR:HG23	3:DDD:476:ALA:HB1	1.93	0.49
3:DDD:68:TYR:CE1	3:DDD:93:THR:HA	2.47	0.49
3:DDD:1368:ASP:O	3:DDD:1371:ARG:HG2	2.12	0.49
1:AAA:211:ILE:HG22	1:AAA:216:ALA:HB2	1.93	0.49
2:CCC:183:TRP:CZ3	6:111:51:DC:C2'	2.94	0.49
2:CCC:1237:HIS:HB3	2:CCC:1242:LYS:CE	2.41	0.49
3:DDD:925:GLU:HB3	3:DDD:926:PRO:HD3	1.94	0.49
3:DDD:1052:GLU:HG2	3:DDD:1053:LEU:H	1.77	0.49
5:FFF:182:ALA:CB	5:FFF:193:PRO:HG3	2.40	0.49
1:BBB:212:ASP:OD1	1:BBB:213:PRO:HD2	2.10	0.49
2:CCC:1312:ASN:OD1	2:CCC:1312:ASN:O	2.29	0.49
3:DDD:1029:THR:HG22	3:DDD:1121:LEU:CD1	2.42	0.49
5:FFF:78:TYR:OH	5:FFF:82:ARG:NH1	2.45	0.49
2:CCC:555:TYR:CD1	2:CCC:637:ARG:CZ	2.96	0.49
2:CCC:1210:ILE:HG22	2:CCC:1211:ARG:N	2.27	0.49
2:CCC:1273:MET:HG3	7:222:12:DG:H4'	1.95	0.49
1:AAA:222:THR:OG1	1:BBB:233:ASP:HB3	2.08	0.49
1:BBB:179:PRO:HG3	1:BBB:211:ILE:CD1	2.35	0.49
1:BBB:192:VAL:O	1:BBB:194:GLN:N	2.46	0.49
2:CCC:296:VAL:HB	2:CCC:336:LEU:HD12	1.93	0.49
2:CCC:661:VAL:CG1	2:CCC:665:ALA:HB3	2.42	0.49
2:CCC:228:VAL:HG22	2:CCC:245:ARG:NH1	2.27	0.49
5:FFF:175:LEU:O	5:FFF:179:LEU:HG	2.13	0.49
1:AAA:154:PRO:HG2	1:AAA:157:THR:HB	1.94	0.49
1:BBB:196:THR:HG21	3:DDD:370:LYS:NZ	2.27	0.49
2:CCC:13:LYS:NZ	2:CCC:1151:LEU:HB3	2.28	0.49
2:CCC:993:PRO:HG2	2:CCC:996:ARG:NH1	2.28	0.49
3:DDD:807:LEU:HD22	3:DDD:1255:VAL:HG13	1.95	0.49
5:FFF:176:ASN:HD22	7:222:27:DA:P	2.35	0.49
2:CCC:206:ALA:O	2:CCC:209:ILE:HG22	2.13	0.49
3:DDD:821:MET:CE	3:DDD:879:ALA:HB1	2.40	0.49
3:DDD:885:VAL:O	3:DDD:1258:ARG:HD2	2.12	0.49
1:AAA:124:VAL:HG11	1:AAA:209:GLY:CA	2.43	0.49
2:CCC:20:GLN:O	2:CCC:20:GLN:HG3	2.13	0.49
2:CCC:1001:GLY:HA2	2:CCC:1011:LEU:CD2	2.43	0.49
2:CCC:1099:ASN:OD1	2:CCC:1100:PRO:HD2	2.13	0.49

Continued on next page...

Continued from previous page...

Atom-1	Atom-2	Interatomic distance (Å)	Clash overlap (Å)
2:CCC:871:VAL:CG2	2:CCC:883:LEU:HA	2.43	0.49
3:DDD:1163:VAL:HG11	3:DDD:1175:LEU:HD11	1.94	0.49
1:BBB:29:GLU:CB	1:BBB:30:PRO:HA	2.43	0.48
2:CCC:1101:LEU:HD13	3:DDD:504:GLN:HG3	1.95	0.48
2:CCC:1103:VAL:HB	2:CCC:1104:PRO:HD3	1.94	0.48
3:DDD:943:ARG:HG2	3:DDD:944:ALA:N	2.28	0.48
3:DDD:1029:THR:CG2	3:DDD:1121:LEU:CD1	2.91	0.48
4:EEE:17:PHE:O	4:EEE:21:LEU:HG	2.12	0.48
2:CCC:155:VAL:HG23	2:CCC:405:PHE:CD2	2.48	0.48
2:CCC:1274:GLU:HG2	3:DDD:424:ASN:ND2	2.28	0.48
3:DDD:1146:GLU:OE2	3:DDD:1309:ILE:HG22	2.12	0.48
5:FFF:169:ILE:O	5:FFF:173:LYS:HG2	2.13	0.48
5:FFF:287:THR:O	5:FFF:291:VAL:HG23	2.13	0.48
2:CCC:297:VAL:HG22	2:CCC:315:MET:O	2.13	0.48
3:DDD:572:THR:HG21	3:DDD:589:TYR:OH	2.13	0.48
3:DDD:803:VAL:HG21	3:DDD:1309:ILE:HA	1.94	0.48
5:FFF:292:GLY:HA2	5:FFF:297:LEU:N	2.28	0.48
2:CCC:1107:MET:HE1	3:DDD:739:GLN:CB	2.43	0.48
2:CCC:1293:VAL:HG12	2:CCC:1300:GLY:C	2.38	0.48
3:DDD:1041:ILE:CG2	3:DDD:1044:GLN:HG3	2.44	0.48
3:DDD:1238:GLN:O	3:DDD:1242:ARG:HB2	2.13	0.48
1:AAA:45:ARG:NH1	2:CCC:1216:ARG:HA	2.28	0.48
2:CCC:685:MET:HE2	2:CCC:1235:LEU:HD11	1.94	0.48
2:CCC:1291:LEU:CD1	3:DDD:1351:VAL:HG13	2.37	0.48
3:DDD:364:HIS:HB3	3:DDD:487:THR:CG2	2.43	0.48
3:DDD:378:LYS:N	3:DDD:379:PRO:CD	2.77	0.48
2:CCC:44:GLU:HG3	2:CCC:45:GLY:H	1.78	0.48
2:CCC:473:ARG:O	2:CCC:477:GLU:HB3	2.13	0.48
3:DDD:500:ILE:HG22	3:DDD:500:ILE:O	2.13	0.48
3:DDD:883:ARG:HG2	3:DDD:898:CYS:HA	1.95	0.48
3:DDD:1029:THR:CG2	3:DDD:1121:LEU:CG	2.91	0.48
5:FFF:170:HIS:NE2	6:111:31:DT:C2'	2.77	0.48
7:222:22:DA:OP1	7:222:22:DA:H3'	2.14	0.48
3:DDD:703:THR:O	3:DDD:704:GLU:C	2.56	0.48
3:DDD:747:MET:HE3	3:DDD:940:ALA:CA	2.44	0.48
3:DDD:582:ILE:HG23	3:DDD:623:GLN:HB3	1.95	0.48
3:DDD:1308:GLY:O	3:DDD:1310:THR:N	2.47	0.48
1:AAA:158:ARG:HD2	1:AAA:172:LEU:HD21	1.95	0.48
2:CCC:1099:ASN:ND2	3:DDD:504:GLN:HE21	2.11	0.48
3:DDD:108:ALA:HB3	3:DDD:279:LEU:HD23	1.96	0.48
3:DDD:518:VAL:O	3:DDD:520:ALA:N	2.47	0.48

Continued on next page...

Continued from previous page...

Atom-1	Atom-2	Interatomic distance (Å)	Clash overlap (Å)
1:AAA:86:LYS:CE	1:AAA:174:ASP:HB2	2.43	0.48
1:BBB:47:LEU:HD13	1:BBB:183:ILE:HD12	1.96	0.48
2:CCC:839:VAL:HG13	2:CCC:1046:VAL:HG13	1.95	0.48
2:CCC:1028:LYS:O	2:CCC:1032:LYS:HG2	2.13	0.48
3:DDD:1174:ARG:O	3:DDD:1176:VAL:HG23	2.14	0.48
5:FFF:178:TYR:CE1	5:FFF:209:VAL:HG22	2.49	0.48
1:AAA:78:ILE:HG21	1:AAA:171:LEU:CD1	2.44	0.47
2:CCC:1308:ILE:HG23	3:DDD:380:PHE:CE1	2.49	0.47
2:CCC:1327:LEU:O	2:CCC:1331:ARG:HG3	2.14	0.47
3:DDD:382:TYR:OH	3:DDD:398:LYS:HG2	2.14	0.47
1:AAA:190:ALA:O	1:AAA:192:VAL:N	2.47	0.47
1:BBB:205:MET:HE1	1:BBB:217:ILE:CG1	2.44	0.47
2:CCC:615:VAL:HA	2:CCC:638:SER:HB3	1.97	0.47
3:DDD:487:THR:O	3:DDD:490:ILE:HG13	2.14	0.47
1:AAA:52:PRO:O	1:AAA:211:ILE:HD11	2.12	0.47
1:AAA:66:HIS:CE1	2:CCC:929:ILE:HG13	2.48	0.47
2:CCC:205:PRO:O	2:CCC:208:ILE:HG22	2.15	0.47
2:CCC:1289:GLU:HG3	2:CCC:1315:MET:HE2	1.96	0.47
1:AAA:25:LYS:HG2	1:AAA:204:GLU:HG2	1.95	0.47
1:AAA:102:LEU:HB2	1:AAA:115:ILE:HG12	1.97	0.47
3:DDD:490:ILE:HA	3:DDD:500:ILE:HD12	1.95	0.47
3:DDD:930:LEU:HD11	3:DDD:1246:VAL:HG21	1.92	0.47
3:DDD:1037:PHE:CZ	3:DDD:1059:LEU:CD1	2.98	0.47
2:CCC:854:ILE:HD11	2:CCC:885:GLY:HA3	1.96	0.47
2:CCC:1081:PRO:HB2	2:CCC:1083:GLU:OE2	2.14	0.47
3:DDD:965:SER:HB2	3:DDD:975:ILE:HA	1.97	0.47
5:FFF:79:PHE:O	5:FFF:90:SER:OG	2.27	0.47
5:FFF:144:THR:O	5:FFF:147:THR:OG1	2.32	0.47
2:CCC:453:ILE:HD11	2:CCC:530:ILE:HD13	1.96	0.47
3:DDD:115:TRP:O	3:DDD:119:SER:HB3	2.14	0.47
3:DDD:584:PRO:HD3	3:DDD:620:PHE:CD1	2.50	0.47
3:DDD:709:ARG:O	3:DDD:709:ARG:HG3	2.15	0.47
5:FFF:263:LEU:HD22	5:FFF:271:ARG:HB2	1.96	0.47
5:FFF:267:ASN:HB2	5:FFF:270:GLN:HB2	1.96	0.47
1:AAA:29:GLU:CB	1:AAA:30:PRO:HA	2.43	0.47
1:AAA:75:GLN:O	2:CCC:729:ALA:HB2	2.14	0.47
1:AAA:152:TYR:CE2	2:CCC:824:GLN:HA	2.49	0.47
2:CCC:49:LEU:HD23	2:CCC:464:PHE:CD2	2.50	0.47
2:CCC:150:HIS:HE1	2:CCC:452:ARG:HH11	1.62	0.47
2:CCC:369:MET:HG2	2:CCC:370:MET:HG2	1.97	0.47
2:CCC:1100:PRO:HB3	3:DDD:639:VAL:HG23	1.97	0.47

Continued on next page...

Continued from previous page...

Atom-1	Atom-2	Interatomic distance (Å)	Clash overlap (Å)
2:CCC:1107:MET:CE	3:DDD:739:GLN:HB2	2.45	0.47
3:DDD:570:LYS:HE3	3:DDD:589:TYR:CD2	2.50	0.47
3:DDD:835:LEU:HD13	3:DDD:878:ASP:O	2.15	0.47
3:DDD:886:VAL:CG1	3:DDD:1226:VAL:CG1	2.93	0.47
5:FFF:119:LEU:HD21	5:FFF:158:ILE:HD11	1.96	0.47
5:FFF:170:HIS:CD2	6:111:31:DT:H2'	2.49	0.47
2:CCC:676:ALA:HA	3:DDD:772:TYR:OH	2.15	0.47
2:CCC:677:ASN:OD1	3:DDD:779:ALA:HB1	2.14	0.47
3:DDD:519:ASN:HA	3:DDD:523:GLU:CG	2.45	0.47
3:DDD:1111:ASP:OD1	3:DDD:1112:GLY:N	2.47	0.47
3:DDD:1263:LYS:CG	3:DDD:1307:LEU:HD11	2.45	0.47
2:CCC:263:VAL:HG12	2:CCC:264:GLU:O	2.15	0.47
2:CCC:848:GLU:OE1	2:CCC:886:LYS:HD3	2.15	0.47
2:CCC:898:GLU:OE2	5:FFF:259:ILE:HD13	2.15	0.47
2:CCC:1214:ASP:OD1	2:CCC:1215:GLY:N	2.47	0.47
5:FFF:109:TYR:OH	5:FFF:155:GLU:HG2	2.10	0.47
2:CCC:263:VAL:HG22	2:CCC:269:ILE:CD1	2.44	0.47
2:CCC:452:ARG:NH1	2:CCC:458:GLU:OE2	2.42	0.47
2:CCC:660:VAL:HG21	3:DDD:769:VAL:CG1	2.45	0.46
1:BBB:33:ARG:NH1	2:CCC:1081:PRO:HB3	2.30	0.46
2:CCC:150:HIS:CE1	2:CCC:452:ARG:HD3	2.51	0.46
2:CCC:277:LEU:CD1	2:CCC:282:VAL:HG21	2.45	0.46
2:CCC:887:VAL:HB	2:CCC:913:VAL:HG12	1.97	0.46
2:CCC:1301:ARG:HG3	5:FFF:246:PRO:HG3	1.96	0.46
3:DDD:44:ILE:HG22	3:DDD:51:PRO:HA	1.96	0.46
3:DDD:552:ILE:CG2	3:DDD:580:TRP:CD1	2.98	0.46
3:DDD:795:TYR:CE2	3:DDD:799:ARG:NE	2.83	0.46
3:DDD:795:TYR:CE2	3:DDD:799:ARG:CZ	2.98	0.46
3:DDD:1060:VAL:HG22	3:DDD:1106:ILE:HG12	1.97	0.46
3:DDD:1156:LEU:HD23	3:DDD:1209:VAL:HA	1.97	0.46
5:FFF:93:ARG:O	5:FFF:97:SER:OG	2.28	0.46
2:CCC:594:VAL:HG22	2:CCC:599:VAL:HG22	1.96	0.46
2:CCC:674:ASP:O	3:DDD:772:TYR:HE1	1.98	0.46
2:CCC:685:MET:HE2	2:CCC:685:MET:HB3	1.81	0.46
2:CCC:1230:MET:SD	2:CCC:1232:MET:HE3	2.55	0.46
2:CCC:1272:GLU:OE1	3:DDD:339:ARG:HD3	2.14	0.46
3:DDD:645:VAL:O	3:DDD:645:VAL:HG23	2.16	0.46
3:DDD:925:GLU:OE1	3:DDD:926:PRO:N	2.48	0.46
1:BBB:152:TYR:CE2	3:DDD:536:LEU:HD21	2.50	0.46
2:CCC:49:LEU:HD22	2:CCC:464:PHE:CE2	2.50	0.46
2:CCC:144:VAL:HB	2:CCC:526:HIS:CE1	2.50	0.46

Continued on next page...

Continued from previous page...

Atom-1	Atom-2	Interatomic distance (Å)	Clash overlap (Å)
3:DDD:114:ILE:HG23	3:DDD:115:TRP:N	2.29	0.46
1:BBB:160:HIS:CD2	1:BBB:160:HIS:C	2.93	0.46
3:DDD:174:ASP:N	3:DDD:174:ASP:OD1	2.48	0.46
3:DDD:1212:ASP:OD1	3:DDD:1212:ASP:N	2.47	0.46
3:DDD:1330:ARG:NH2	7:222:8:DG:P	2.89	0.46
5:FFF:208:ASP:O	5:FFF:212:MET:HG2	2.15	0.46
2:CCC:207:THR:CG2	2:CCC:354:ASP:HB2	2.45	0.46
3:DDD:664:ILE:HG21	3:DDD:681:LYS:HD3	1.98	0.46
3:DDD:739:GLN:HG2	3:DDD:744:ARG:HA	1.98	0.46
3:DDD:1169:THR:OG1	3:DDD:1174:ARG:NH2	2.49	0.46
5:FFF:270:GLN:OE1	5:FFF:312:ARG:HD2	2.16	0.46
1:AAA:152:TYR:CZ	2:CCC:824:GLN:HA	2.50	0.46
2:CCC:543:ALA:HB3	2:CCC:548:ARG:HH21	1.81	0.46
2:CCC:598:VAL:HG13	2:CCC:627:GLY:HA2	1.97	0.46
3:DDD:1082:ASP:OD1	3:DDD:1082:ASP:C	2.59	0.46
1:BBB:50:SER:HA	1:BBB:150:ARG:HD2	1.97	0.46
2:CCC:244:GLU:O	2:CCC:247:ARG:HB2	2.16	0.46
2:CCC:524:ILE:HD12	2:CCC:708:VAL:HG13	1.98	0.46
3:DDD:161:THR:N	3:DDD:164:GLN:HB2	2.31	0.46
3:DDD:836:ARG:CD	3:DDD:873:GLU:CD	2.89	0.46
1:AAA:233:ASP:O	1:AAA:235:ARG:N	2.47	0.46
1:BBB:31:LEU:CD1	1:BBB:201:LEU:HB2	2.46	0.46
3:DDD:519:ASN:HA	3:DDD:523:GLU:OE2	2.15	0.46
3:DDD:622:ASP:HB3	3:DDD:626:TYR:CE2	2.50	0.46
3:DDD:622:ASP:O	3:DDD:626:TYR:CD2	2.69	0.46
3:DDD:960:LEU:HB3	3:DDD:963:VAL:HG11	1.98	0.46
2:CCC:850:ILE:HG22	2:CCC:850:ILE:O	2.16	0.46
2:CCC:1073:LYS:NZ	8:333:18:C:OP1	2.32	0.46
3:DDD:198:CYS:SG	3:DDD:224:LEU:HB3	2.56	0.46
3:DDD:552:ILE:HG23	3:DDD:580:TRP:CD1	2.51	0.46
3:DDD:809:VAL:HG22	3:DDD:915:ILE:HD11	1.97	0.46
1:BBB:64:VAL:CG1	1:BBB:78:ILE:HD13	2.46	0.45
2:CCC:53:PHE:HB3	2:CCC:70:TYR:CD2	2.51	0.45
2:CCC:292:ILE:CB	2:CCC:322:LEU:HD11	2.46	0.45
2:CCC:720:ARG:HD3	2:CCC:736:VAL:HG11	1.98	0.45
3:DDD:325:LYS:HE2	3:DDD:330:MET:CG	2.46	0.45
3:DDD:1262:ARG:CZ	3:DDD:1316:THR:HG22	2.46	0.45
7:222:17:DG:H2'	7:222:18:DT:C1'	2.46	0.45
2:CCC:561:ILE:HG21	3:DDD:772:TYR:HE2	1.81	0.45
2:CCC:734:ILE:HG22	2:CCC:749:ASP:HB2	1.98	0.45
3:DDD:118:LYS:NZ	3:DDD:136:GLU:OE2	2.47	0.45

Continued on next page...

Continued from previous page...

Atom-1	Atom-2	Interatomic distance (Å)	Clash overlap (Å)
3:DDD:697:MET:SD	3:DDD:741:ALA:HB3	2.57	0.45
4:EEE:41:GLU:O	4:EEE:44:ASP:HB2	2.16	0.45
5:FFF:176:ASN:OD1	7:222:26:DT:H73	2.16	0.45
5:FFF:180:ARG:HH22	7:222:27:DA:H5''	1.79	0.45
5:FFF:204:LYS:HB3	5:FFF:205:PRO:CD	2.47	0.45
1:BBB:61:ILE:HG12	1:BBB:142:MET:HB3	1.99	0.45
2:CCC:15:PHE:O	2:CCC:17:LYS:HE3	2.16	0.45
2:CCC:183:TRP:CH2	6:111:52:DT:C7	2.99	0.45
2:CCC:569:ILE:O	2:CCC:569:ILE:HG23	2.16	0.45
2:CCC:660:VAL:HG21	3:DDD:769:VAL:HG12	1.98	0.45
2:CCC:870:ILE:HD12	2:CCC:1050:VAL:HG11	1.99	0.45
2:CCC:1117:LEU:HD13	2:CCC:1195:ILE:HG12	1.98	0.45
2:CCC:1296:ASP:O	2:CCC:1297:ASP:C	2.59	0.45
3:DDD:347:VAL:HG12	3:DDD:348:ASP:O	2.17	0.45
2:CCC:244:GLU:CG	2:CCC:245:ARG:N	2.78	0.45
2:CCC:510:GLN:HG3	8:333:14:G:H4'	1.98	0.45
2:CCC:901:LEU:CD1	5:FFF:310:LEU:CD2	2.88	0.45
3:DDD:151:MET:SD	3:DDD:151:MET:N	2.90	0.45
3:DDD:517:CYS:SG	3:DDD:518:VAL:N	2.90	0.45
3:DDD:731:ARG:HA	3:DDD:731:ARG:HD3	1.73	0.45
3:DDD:844:THR:O	3:DDD:844:THR:OG1	2.33	0.45
3:DDD:845:ALA:HA	3:DDD:846:GLU:HA	1.75	0.45
2:CCC:1251:TYR:HE2	5:FFF:246:PRO:HD3	1.82	0.45
3:DDD:234:PRO:O	3:DDD:237:MET:HG3	2.17	0.45
3:DDD:1040:MET:HE1	3:DDD:1078:LEU:HD21	1.97	0.45
3:DDD:1168:GLU:OE2	3:DDD:1173:ARG:NH1	2.50	0.45
5:FFF:158:ILE:CG2	7:222:26:DT:O2	2.64	0.45
2:CCC:400:VAL:HG13	2:CCC:584:TYR:HB3	1.98	0.45
2:CCC:1081:PRO:HB2	2:CCC:1083:GLU:CD	2.41	0.45
2:CCC:1308:ILE:HG23	3:DDD:380:PHE:CD1	2.52	0.45
2:CCC:403:MET:HE3	2:CCC:404:LYS:N	2.32	0.45
2:CCC:681:MET:HE2	2:CCC:1073:LYS:HZ1	1.81	0.45
2:CCC:1251:TYR:HE2	5:FFF:246:PRO:CD	2.30	0.45
3:DDD:665:GLN:O	3:DDD:668:PHE:HB3	2.17	0.45
1:BBB:86:LYS:HE2	1:BBB:174:ASP:N	2.30	0.45
2:CCC:421:SER:OG	2:CCC:424:ASP:OD2	2.34	0.45
2:CCC:684:ASN:CG	2:CCC:687:ARG:HH21	2.23	0.45
3:DDD:423:LEU:HB3	3:DDD:466:MET:CE	2.46	0.45
5:FFF:87:ASP:OD1	5:FFF:88:VAL:N	2.50	0.45
2:CCC:57:PHE:CE1	2:CCC:59:ILE:HD12	2.52	0.45
2:CCC:76:GLY:O	2:CCC:94:ALA:HB1	2.16	0.45

Continued on next page...

Continued from previous page...

Atom-1	Atom-2	Interatomic distance (Å)	Clash overlap (Å)
2:CCC:1088:ASP:HB3	2:CCC:1090:ASN:N	2.28	0.45
2:CCC:1109:ILE:HG22	2:CCC:1113:LEU:HD12	1.99	0.45
2:CCC:1119:MET:HB2	2:CCC:1228:GLY:HA2	1.98	0.45
3:DDD:839:VAL:O	3:DDD:839:VAL:CG1	2.64	0.45
2:CCC:720:ARG:HB2	2:CCC:749:ASP:OD2	2.17	0.45
2:CCC:871:VAL:HG23	2:CCC:883:LEU:HA	1.99	0.45
2:CCC:887:VAL:HB	2:CCC:913:VAL:CG1	2.46	0.45
2:CCC:1296:ASP:CB	2:CCC:1321:GLU:H	2.30	0.45
3:DDD:58:CYS:SG	3:DDD:61:ILE:N	2.90	0.45
3:DDD:555:TYR:O	3:DDD:586:GLY:HA2	2.17	0.45
3:DDD:872:LEU:CD2	3:DDD:877:VAL:HG21	2.47	0.45
2:CCC:668:ILE:HG12	2:CCC:1069:ARG:O	2.18	0.44
2:CCC:840:SER:HB3	2:CCC:850:ILE:HD11	2.00	0.44
2:CCC:847:PRO:HB3	2:CCC:1047:LEU:HD11	1.97	0.44
2:CCC:1081:PRO:CB	2:CCC:1083:GLU:OE2	2.65	0.44
2:CCC:1160:ASP:O	2:CCC:1161:LEU:O	2.35	0.44
3:DDD:248:ASP:N	3:DDD:248:ASP:OD1	2.49	0.44
3:DDD:530:PRO:HD3	3:DDD:552:ILE:CD1	2.47	0.44
5:FFF:122:GLU:HG2	5:FFF:157:ALA:CB	2.48	0.44
2:CCC:165:HIS:HB3	2:CCC:167:SER:HB3	1.99	0.44
2:CCC:196:VAL:CG2	2:CCC:206:ALA:HA	2.31	0.44
2:CCC:832:HIS:CD2	2:CCC:1058:ARG:HD2	2.53	0.44
3:DDD:820:ILE:HG12	3:DDD:1227:HIS:CD2	2.51	0.44
3:DDD:821:MET:HE2	3:DDD:821:MET:HB3	1.72	0.44
3:DDD:948:SER:OG	3:DDD:1019:ASN:ND2	2.51	0.44
3:DDD:1041:ILE:HG21	3:DDD:1044:GLN:HG3	2.00	0.44
2:CCC:447:HIS:HD2	2:CCC:449:GLY:H	1.61	0.44
2:CCC:670:PHE:CD2	2:CCC:1113:LEU:HB3	2.52	0.44
3:DDD:332:LYS:O	3:DDD:333:GLY:O	2.36	0.44
3:DDD:667:GLN:O	3:DDD:670:SER:OG	2.22	0.44
3:DDD:747:MET:HE2	3:DDD:747:MET:HB3	1.77	0.44
2:CCC:292:ILE:HG21	2:CCC:322:LEU:HD21	2.00	0.44
2:CCC:1061:GLN:NE2	2:CCC:1240:ASP:OD1	2.50	0.44
2:CCC:1280:ALA:HB1	3:DDD:918:ILE:HG12	1.99	0.44
2:CCC:1276:TRP:HH2	3:DDD:798:ARG:HG3	1.81	0.44
3:DDD:423:LEU:HB3	3:DDD:466:MET:HE2	1.98	0.44
3:DDD:703:THR:C	3:DDD:705:THR:N	2.74	0.44
3:DDD:836:ARG:HD3	3:DDD:873:GLU:CD	2.42	0.44
4:EEE:60:ASN:HB3	4:EEE:63:ILE:HD12	2.00	0.44
2:CCC:93:SER:OG	2:CCC:126:GLU:HB3	2.17	0.44
2:CCC:152:SER:O	2:CCC:156:PHE:CZ	2.70	0.44

Continued on next page...

Continued from previous page...

Atom-1	Atom-2	Interatomic distance (Å)	Clash overlap (Å)
2:CCC:189:ASP:OD1	2:CCC:190:PRO:N	2.51	0.44
2:CCC:297:VAL:HG13	2:CCC:317:LEU:CG	2.48	0.44
2:CCC:933:VAL:HG11	2:CCC:945:ALA:HB2	2.00	0.44
2:CCC:1030:GLU:HG3	2:CCC:1034:ARG:CZ	2.47	0.44
2:CCC:1087:TYR:HD2	2:CCC:1091:GLY:HA2	1.82	0.44
3:DDD:360:TYR:OH	3:DDD:448:GLN:OE1	2.28	0.44
3:DDD:58:CYS:SG	3:DDD:60:ARG:N	2.91	0.44
3:DDD:733:SER:H	3:DDD:736:GLN:HG3	1.83	0.44
3:DDD:829:GLY:HA2	3:DDD:993:GLU:CG	2.47	0.44
3:DDD:850:LYS:HB2	3:DDD:851:PRO:CD	2.47	0.44
3:DDD:932:MET:SD	8:333:19:U:C2'	3.03	0.44
7:222:15:DT:H2'	7:222:16:DC:C6	2.53	0.44
1:AAA:64:VAL:HG13	1:AAA:78:ILE:HD13	1.99	0.44
2:CCC:1129:ASN:CA	2:CCC:1177:ARG:HG3	2.48	0.44
3:DDD:127:LEU:HD23	3:DDD:127:LEU:HA	1.85	0.44
3:DDD:548:VAL:HG12	3:DDD:550:VAL:HG22	2.00	0.44
3:DDD:780:ARG:HE	3:DDD:780:ARG:HB2	1.65	0.44
3:DDD:930:LEU:CD1	3:DDD:1246:VAL:HG21	2.48	0.44
7:222:22:DA:H1'	7:222:23:DT:H5'	1.99	0.44
2:CCC:801:ARG:HG3	2:CCC:1229:TYR:CE1	2.53	0.43
2:CCC:838:CYS:SG	2:CCC:886:LYS:HE2	2.58	0.43
3:DDD:1364:ALA:O	3:DDD:1367:GLN:HG2	2.17	0.43
4:EEE:39:VAL:HG13	4:EEE:40:PRO:HD2	2.00	0.43
2:CCC:592:ARG:NH1	2:CCC:653:MET:HE1	2.32	0.43
2:CCC:816:ILE:HD11	2:CCC:1074:GLY:HA3	1.99	0.43
2:CCC:978:VAL:O	2:CCC:981:ALA:HB3	2.18	0.43
3:DDD:197:GLU:OE1	3:DDD:220:ARG:NH2	2.49	0.43
3:DDD:886:VAL:HG12	3:DDD:1226:VAL:CG1	2.48	0.43
1:BBB:176:CYS:CB	3:DDD:535:ARG:HH22	2.23	0.43
2:CCC:720:ARG:HB3	2:CCC:736:VAL:HG13	1.99	0.43
3:DDD:305:ALA:CB	3:DDD:316:ILE:HD12	2.48	0.43
3:DDD:502:PRO:HB3	3:DDD:506:VAL:CG1	2.48	0.43
3:DDD:805:GLN:HG2	3:DDD:806:ASP:N	2.32	0.43
4:EEE:13:ILE:HD12	4:EEE:19:LEU:HA	2.00	0.43
5:FFF:183:ARG:O	5:FFF:187:HIS:ND1	2.51	0.43
2:CCC:189:ASP:OD1	2:CCC:189:ASP:C	2.61	0.43
2:CCC:963:GLU:O	2:CCC:967:LEU:HB2	2.19	0.43
3:DDD:62:PHE:CD1	3:DDD:247:PRO:HD3	2.53	0.43
3:DDD:528:THR:HG23	3:DDD:532:GLU:OE1	2.18	0.43
3:DDD:747:MET:SD	3:DDD:759:ILE:HD12	2.58	0.43
5:FFF:263:LEU:HD13	5:FFF:281:LEU:CD1	2.49	0.43

Continued on next page...

Continued from previous page...

Atom-1	Atom-2	Interatomic distance (Å)	Clash overlap (Å)
7:222:17:DG:C2'	7:222:18:DT:C1'	2.96	0.43
2:CCC:496:LYS:N	2:CCC:497:PRO:CD	2.81	0.43
2:CCC:871:VAL:HG23	2:CCC:883:LEU:O	2.18	0.43
3:DDD:45:ASN:HB2	3:DDD:52:GLU:OE1	2.18	0.43
3:DDD:161:THR:H	3:DDD:164:GLN:HB2	1.83	0.43
3:DDD:824:PRO:HD3	3:DDD:878:ASP:O	2.19	0.43
1:AAA:61:ILE:HG12	1:AAA:142:MET:HB3	2.01	0.43
1:AAA:158:ARG:HG3	1:AAA:158:ARG:NH1	2.30	0.43
1:BBB:65:LEU:O	1:BBB:169:GLY:HA2	2.18	0.43
1:BBB:102:LEU:HB2	1:BBB:115:ILE:HG12	2.00	0.43
2:CCC:409:LEU:HD13	2:CCC:427:ASP:HB3	2.00	0.43
2:CCC:1257:GLN:NE2	3:DDD:341:ASN:O	2.51	0.43
2:CCC:980:VAL:O	2:CCC:981:ALA:C	2.61	0.43
2:CCC:1131:MET:HG2	2:CCC:1136:GLN:OE1	2.19	0.43
2:CCC:751:TYR:N	2:CCC:751:TYR:CD2	2.87	0.43
2:CCC:800:MET:HE3	2:CCC:827:ARG:NH1	2.34	0.43
2:CCC:1212:LEU:HD23	2:CCC:1212:LEU:HA	1.87	0.43
3:DDD:119:SER:O	3:DDD:122:SER:N	2.51	0.43
3:DDD:492:SER:HB2	3:DDD:499:ILE:CD1	2.49	0.43
2:CCC:208:ILE:HD11	2:CCC:365:GLU:HB3	2.01	0.43
2:CCC:898:GLU:OE2	5:FFF:280:LEU:CD1	2.67	0.43
3:DDD:803:VAL:HG22	3:DDD:1313:SER:OG	2.19	0.43
3:DDD:925:GLU:C	3:DDD:925:GLU:CD	2.87	0.43
1:AAA:64:VAL:CG1	1:AAA:78:ILE:HD13	2.49	0.43
1:AAA:67:GLU:HB3	1:AAA:171:LEU:HD22	2.00	0.43
1:AAA:91:ARG:HG3	1:AAA:210:THR:HA	2.00	0.43
2:CCC:512:SER:O	2:CCC:512:SER:OG	2.34	0.43
2:CCC:1285:TYR:HB2	3:DDD:479:GLU:OE2	2.19	0.43
3:DDD:579:LEU:HB3	3:DDD:592:VAL:HG21	2.01	0.43
3:DDD:849:LEU:CD1	3:DDD:853:THR:HA	2.47	0.43
3:DDD:925:GLU:HB3	3:DDD:926:PRO:CD	2.49	0.43
3:DDD:1186:TYR:CZ	3:DDD:1188:GLU:OE2	2.72	0.43
5:FFF:158:ILE:HG22	7:222:26:DT:O2	2.19	0.43
5:FFF:277:ARG:CD	5:FFF:306:GLN:HE21	2.30	0.43
7:222:25:DA:H2''	7:222:26:DT:H5''	2.00	0.43
1:AAA:22:THR:OG1	1:AAA:207:THR:O	2.21	0.42
3:DDD:750:PRO:O	3:DDD:781:LYS:HE3	2.18	0.42
3:DDD:823:THR:HB	3:DDD:824:PRO:CD	2.45	0.42
5:FFF:65:ILE:HG12	5:FFF:99:LEU:HD13	2.01	0.42
2:CCC:1134:GLN:O	2:CCC:1136:GLN:N	2.51	0.42
2:CCC:1304:MET:HE1	3:DDD:472:LEU:CD1	2.45	0.42

Continued on next page...

Continued from previous page...

Atom-1	Atom-2	Interatomic distance (Å)	Clash overlap (Å)
3:DDD:555:TYR:O	3:DDD:586:GLY:CA	2.67	0.42
3:DDD:872:LEU:HD23	3:DDD:877:VAL:HG21	2.01	0.42
3:DDD:1165:PHE:HZ	3:DDD:1196:LEU:HD12	1.84	0.42
3:DDD:1357:ILE:H	3:DDD:1357:ILE:HG13	1.54	0.42
5:FFF:263:LEU:HD13	5:FFF:281:LEU:HD11	2.00	0.42
1:AAA:47:LEU:HA	1:AAA:51:MET:HG2	2.01	0.42
2:CCC:146:VAL:O	2:CCC:511:LEU:HD13	2.18	0.42
2:CCC:183:TRP:CH2	6:111:51:DC:H2'	2.54	0.42
2:CCC:555:TYR:OH	2:CCC:654:ASP:OD2	2.20	0.42
2:CCC:599:VAL:HG21	2:CCC:623:LEU:CD2	2.49	0.42
2:CCC:726:TYR:CZ	2:CCC:728:ASP:HB2	2.54	0.42
3:DDD:58:CYS:SG	3:DDD:61:ILE:HG13	2.60	0.42
3:DDD:130:MET:SD	3:DDD:157:GLN:HB3	2.59	0.42
3:DDD:205:LEU:HD22	3:DDD:214:ARG:HG2	2.01	0.42
3:DDD:490:ILE:HG12	3:DDD:500:ILE:HD12	2.01	0.42
5:FFF:78:TYR:C	5:FFF:78:TYR:CD2	2.98	0.42
2:CCC:160:ASP:HB3	2:CCC:163:LYS:HD3	2.00	0.42
2:CCC:216:THR:N	2:CCC:219:GLN:OE1	2.38	0.42
2:CCC:667:LEU:HD23	2:CCC:704:MET:HB2	2.00	0.42
2:CCC:906:PHE:C	2:CCC:908:GLU:H	2.28	0.42
3:DDD:353:SER:HB3	3:DDD:372:MET:HE1	2.02	0.42
3:DDD:599:LYS:H	3:DDD:599:LYS:HG3	1.53	0.42
3:DDD:846:GLU:HB3	3:DDD:860:ARG:NE	2.34	0.42
5:FFF:182:ALA:HB1	5:FFF:193:PRO:CG	2.45	0.42
3:DDD:810:THR:OG1	3:DDD:893:GLY:HA3	2.19	0.42
3:DDD:1106:ILE:O	3:DDD:1106:ILE:HG22	2.19	0.42
3:DDD:502:PRO:HB3	3:DDD:506:VAL:HG11	2.02	0.42
3:DDD:1196:LEU:HD22	3:DDD:1210:ILE:HG22	2.02	0.42
1:AAA:159:ILE:O	1:AAA:159:ILE:HG23	2.18	0.42
2:CCC:90:VAL:HG12	2:CCC:91:THR:N	2.34	0.42
2:CCC:801:ARG:HG3	2:CCC:1229:TYR:CZ	2.54	0.42
2:CCC:1128:ILE:HD11	2:CCC:1145:ILE:HG12	2.01	0.42
3:DDD:664:ILE:HD13	3:DDD:681:LYS:HG2	2.01	0.42
5:FFF:225:PRO:HA	5:FFF:233:ALA:HA	2.02	0.42
3:DDD:421:VAL:HG11	3:DDD:468:VAL:HG13	2.02	0.42
3:DDD:659:ALA:O	3:DDD:663:GLU:HG3	2.20	0.42
3:DDD:802:ASP:OD1	3:DDD:1348:LYS:HE3	2.20	0.42
5:FFF:143:SER:CB	6:111:41:DT:H73	2.48	0.42
6:111:32:DA:N3	7:222:32:DA:C2	2.87	0.42
1:AAA:12:ARG:HA	1:BBB:230:ALA:HB1	2.01	0.42
1:AAA:78:ILE:HA	1:AAA:81:ILE:HD12	2.02	0.42

Continued on next page...

Continued from previous page...

Atom-1	Atom-2	Interatomic distance (Å)	Clash overlap (Å)
2:CCC:104:ILE:HD13	2:CCC:484:LEU:HB3	2.01	0.42
2:CCC:515:MET:HG2	2:CCC:517:GLN:HG3	2.02	0.42
2:CCC:583:GLU:HG3	2:CCC:584:TYR:CD2	2.55	0.42
2:CCC:1085:MET:HE3	2:CCC:1085:MET:HB3	1.92	0.42
3:DDD:290:ILE:H	3:DDD:290:ILE:HD12	1.83	0.42
3:DDD:395:LYS:HZ3	5:FFF:329:LEU:HB3	1.84	0.42
1:BBB:78:ILE:HA	1:BBB:81:ILE:HD12	2.01	0.42
3:DDD:805:GLN:CG	3:DDD:806:ASP:N	2.82	0.42
5:FFF:145:TYR:CZ	5:FFF:149:TRP:NE1	2.86	0.42
1:BBB:16:ILE:HD13	1:BBB:214:GLU:OE2	2.20	0.41
2:CCC:49:LEU:HD23	2:CCC:464:PHE:CE2	2.54	0.41
2:CCC:206:ALA:HB1	2:CCC:429:MET:HE3	2.01	0.41
2:CCC:538:LEU:HD23	2:CCC:542:ARG:NH2	2.35	0.41
2:CCC:898:GLU:OE1	2:CCC:898:GLU:N	2.51	0.41
2:CCC:936:ARG:CG	2:CCC:937:ASP:N	2.82	0.41
2:CCC:1296:ASP:HB3	2:CCC:1321:GLU:H	1.84	0.41
3:DDD:298:MET:HE3	5:FFF:117:LEU:HB3	2.02	0.41
3:DDD:625:MET:HG2	3:DDD:629:PHE:CE2	2.55	0.41
3:DDD:746:LEU:HD23	3:DDD:758:PRO:HB3	2.02	0.41
3:DDD:849:LEU:HB3	3:DDD:856:ILE:HA	2.01	0.41
3:DDD:994:SER:O	3:DDD:995:TYR:CG	2.73	0.41
3:DDD:1180:VAL:HG23	3:DDD:1181:ASP:H	1.85	0.41
4:EEE:8:ASP:HB2	4:EEE:55:GLU:CG	2.50	0.41
1:BBB:117:HIS:C	1:BBB:117:HIS:CD2	2.98	0.41
2:CCC:799:ASN:ND2	2:CCC:799:ASN:H	2.18	0.41
2:CCC:1286:THR:O	2:CCC:1289:GLU:HB2	2.21	0.41
2:CCC:1290:MET:SD	3:DDD:347:VAL:HG11	2.60	0.41
3:DDD:680:ASN:HB3	3:DDD:1023:HIS:CE1	2.55	0.41
3:DDD:829:GLY:O	3:DDD:993:GLU:HG2	2.20	0.41
3:DDD:1061:VAL:O	3:DDD:1104:LYS:N	2.41	0.41
5:FFF:170:HIS:NE2	6:111:31:DT:C6	2.87	0.41
2:CCC:251:ALA:CB	2:CCC:263:VAL:CG1	2.85	0.41
2:CCC:944:ARG:O	2:CCC:947:GLU:HG2	2.20	0.41
2:CCC:985:GLU:HB2	2:CCC:989:LEU:HG	2.01	0.41
2:CCC:1328:LYS:HA	2:CCC:1328:LYS:HD3	1.92	0.41
3:DDD:751:ASP:OD1	3:DDD:753:SER:OG	2.32	0.41
3:DDD:784:ALA:O	3:DDD:788:LEU:HG	2.20	0.41
3:DDD:1054:THR:OG1	3:DDD:1055:GLY:N	2.53	0.41
2:CCC:237:LEU:HD11	2:CCC:292:ILE:HD12	2.03	0.41
2:CCC:549:ASP:CG	3:DDD:750:PRO:CG	2.93	0.41
2:CCC:1269:ARG:HH21	2:CCC:1271:GLY:HA2	1.86	0.41

Continued on next page...

Continued from previous page...

Atom-1	Atom-2	Interatomic distance (Å)	Clash overlap (Å)
5:FFF:68:SER:HB2	5:FFF:69:PRO:HD2	2.02	0.41
2:CCC:800:MET:O	2:CCC:1229:TYR:HA	2.21	0.41
2:CCC:245:ARG:O	2:CCC:246:LEU:C	2.61	0.41
2:CCC:967:LEU:HA	2:CCC:967:LEU:HD12	1.85	0.41
2:CCC:1000:LEU:O	2:CCC:1011:LEU:HD21	2.20	0.41
3:DDD:380:PHE:HB3	3:DDD:415:VAL:HG11	2.03	0.41
3:DDD:424:ASN:OD1	3:DDD:425:ARG:N	2.54	0.41
3:DDD:460:ASP:O	3:DDD:464:ASP:CG	2.64	0.41
1:BBB:86:LYS:HD3	1:BBB:174:ASP:HB2	2.03	0.41
2:CCC:16:GLY:C	2:CCC:17:LYS:HG3	2.46	0.41
2:CCC:21:VAL:HG21	2:CCC:592:ARG:CZ	2.51	0.41
2:CCC:149:LEU:HB2	2:CCC:530:ILE:CG2	2.50	0.41
2:CCC:1262:LYS:HG2	2:CCC:1263:ALA:N	2.35	0.41
3:DDD:525:MET:N	3:DDD:548:VAL:HG22	2.34	0.41
1:AAA:74:VAL:O	2:CCC:729:ALA:CB	2.69	0.41
1:AAA:124:VAL:HG11	1:AAA:209:GLY:HA2	2.02	0.41
1:AAA:195:ARG:HD2	1:AAA:198:LEU:HD23	2.02	0.41
1:BBB:101:THR:HG22	1:BBB:143:ARG:HG2	2.02	0.41
2:CCC:135:THR:HG22	2:CCC:527:LYS:HE2	2.03	0.41
2:CCC:357:ASN:OD1	2:CCC:357:ASN:C	2.64	0.41
2:CCC:479:LEU:HD23	2:CCC:479:LEU:HA	1.94	0.41
2:CCC:670:PHE:CE2	2:CCC:1113:LEU:HB3	2.56	0.41
2:CCC:759:SER:OG	2:CCC:760:ASN:N	2.52	0.41
2:CCC:898:GLU:OE2	5:FFF:280:LEU:HD13	2.21	0.41
2:CCC:1223:ARG:NH2	3:DDD:719:PHE:O	2.54	0.41
2:CCC:1281:TYR:CE1	3:DDD:431:ARG:HG3	2.55	0.41
2:CCC:1284:ALA:CA	3:DDD:1357:ILE:HD12	2.45	0.41
3:DDD:1370:MET:O	3:DDD:1373:ARG:HB2	2.21	0.41
5:FFF:327:LEU:C	5:FFF:327:LEU:HD23	2.46	0.41
1:AAA:30:PRO:HB2	1:AAA:198:LEU:CD1	2.50	0.41
2:CCC:44:GLU:HG3	2:CCC:45:GLY:N	2.36	0.41
2:CCC:510:GLN:CD	8:333:14:G:H5'	2.46	0.41
2:CCC:975:ILE:HG23	2:CCC:1011:LEU:CD1	2.50	0.41
3:DDD:809:VAL:CG2	3:DDD:915:ILE:CD1	2.99	0.41
3:DDD:916:GLY:HA2	3:DDD:1255:VAL:HG11	2.02	0.41
7:222:17:DG:O3'	7:222:18:DT:C4'	2.68	0.41
1:AAA:231:PHE:O	1:AAA:235:ARG:OXT	2.39	0.40
2:CCC:60:GLN:HG2	2:CCC:67:GLU:CB	2.51	0.40
3:DDD:661:VAL:HG23	3:DDD:685:ILE:HG21	2.03	0.40
3:DDD:679:TYR:HE1	3:DDD:754:ILE:O	2.05	0.40
3:DDD:819:GLY:N	3:DDD:881:LYS:HE2	2.36	0.40

Continued on next page...

Continued from previous page...

Atom-1	Atom-2	Interatomic distance (Å)	Clash overlap (Å)
3:DDD:923:ILE:CD1	3:DDD:1256:ILE:HD12	2.51	0.40
3:DDD:933:ARG:NH1	11:DDD:1504:DPO:O5	2.54	0.40
3:DDD:1047:THR:HB	3:DDD:1062:LEU:HD11	2.03	0.40
1:AAA:222:THR:HG23	1:BBB:233:ASP:HB3	2.02	0.40
2:CCC:163:LYS:CG	2:CCC:164:THR:N	2.75	0.40
2:CCC:267:ARG:HD3	2:CCC:268:ARG:H	1.86	0.40
2:CCC:618:GLN:O	2:CCC:621:SER:OG	2.34	0.40
2:CCC:1234:LYS:HE3	2:CCC:1238:LEU:HD22	2.04	0.40
3:DDD:427:PRO:CG	3:DDD:429:LEU:HD21	2.51	0.40
3:DDD:625:MET:HE2	3:DDD:625:MET:HB3	1.95	0.40
3:DDD:783:LEU:HD12	3:DDD:783:LEU:HA	1.79	0.40
3:DDD:843:VAL:O	3:DDD:882:VAL:CB	2.65	0.40
3:DDD:958:ILE:HG23	3:DDD:982:LEU:HD13	2.03	0.40
1:AAA:45:ARG:HD3	1:BBB:38:THR:HG23	2.02	0.40
1:AAA:166:ARG:NH2	2:CCC:863:SER:OG	2.55	0.40
2:CCC:99:LYS:HG2	2:CCC:121:GLU:HG3	2.02	0.40
2:CCC:160:ASP:OD1	2:CCC:160:ASP:N	2.54	0.40
2:CCC:1246:ARG:NH2	2:CCC:1258:PRO:HB3	2.36	0.40
2:CCC:1292:THR:HG23	2:CCC:1293:VAL:N	2.36	0.40
3:DDD:742:GLY:O	3:DDD:762:ASN:HB3	2.22	0.40
3:DDD:935:PHE:HZ	3:DDD:1135:THR:OG1	2.04	0.40
3:DDD:955:LYS:HG2	3:DDD:1011:VAL:O	2.21	0.40
3:DDD:1090:ILE:O	3:DDD:1091:PRO:C	2.64	0.40
5:FFF:227:GLY:C	8:333:14:G:N7	2.79	0.40
2:CCC:102:LEU:HD23	2:CCC:118:LYS:HD2	2.03	0.40
2:CCC:216:THR:O	2:CCC:220:ILE:HG13	2.21	0.40
2:CCC:582:ASN:OD1	2:CCC:585:GLY:N	2.52	0.40
2:CCC:124:MET:HE2	2:CCC:498:ILE:HD11	2.04	0.40
2:CCC:124:MET:HE2	2:CCC:498:ILE:HD13	2.02	0.40
2:CCC:549:ASP:OD2	3:DDD:750:PRO:CG	2.70	0.40
2:CCC:1293:VAL:O	2:CCC:1301:ARG:HB3	2.22	0.40
2:CCC:1314:GLN:HA	4:EEE:28:ARG:NH2	2.37	0.40
3:DDD:397:ALA:O	3:DDD:401:VAL:HG23	2.21	0.40
3:DDD:509:GLY:O	3:DDD:513:MET:HG3	2.21	0.40
3:DDD:809:VAL:HG22	3:DDD:915:ILE:CD1	2.52	0.40
3:DDD:836:ARG:HD2	3:DDD:873:GLU:CD	2.47	0.40
3:DDD:845:ALA:C	3:DDD:881:LYS:HD3	2.47	0.40
3:DDD:1199:PHE:CD1	3:DDD:1200:GLU:N	2.90	0.40

All (12) symmetry-related close contacts are listed below. The label for Atom-2 includes the symmetry operator and encoded unit-cell translations to be applied.

Atom-1	Atom-2	Interatomic distance (Å)	Clash overlap (Å)
5:FFF:67:TYR:CE1	5:FFF:299:ARG:NH2[3_644]	0.94	1.26
5:FFF:67:TYR:CZ	5:FFF:299:ARG:NH2[3_644]	1.07	1.13
5:FFF:67:TYR:CD1	5:FFF:299:ARG:NH2[3_644]	1.75	0.45
5:FFF:67:TYR:CE2	5:FFF:299:ARG:NH2[3_644]	1.89	0.31
5:FFF:67:TYR:CZ	5:FFF:299:ARG:CZ[3_644]	1.98	0.22
3:DDD:212:THR:OG1	6:111:26:DT:O3'[3_644]	1.99	0.21
3:DDD:129:ASP:OD1	7:222:39:DG:OP1[3_644]	2.02	0.18
1:AAA:193:GLU:OE1	3:DDD:174:ASP:OD2[2_555]	2.12	0.08
5:FFF:67:TYR:CE1	5:FFF:299:ARG:CZ[3_644]	2.15	0.05
5:FFF:67:TYR:OH	5:FFF:299:ARG:NH2[3_644]	2.15	0.05
3:DDD:212:THR:OG1	6:111:27:DC:OP1[3_644]	2.16	0.04
3:DDD:212:THR:OG1	6:111:27:DC:C5'[3_644]	2.19	0.01

5.3 Torsion angles [i](#)

5.3.1 Protein backbone [i](#)

In the following table, the Percentiles column shows the percent Ramachandran outliers of the chain as a percentile score with respect to all X-ray entries followed by that with respect to entries of similar resolution.

The Analysed column shows the number of residues for which the backbone conformation was analysed, and the total number of residues.

Mol	Chain	Analysed	Favoured	Allowed	Outliers	Percentiles	
1	AAA	228/242 (94%)	214 (94%)	8 (4%)	6 (3%)	4	24
1	BBB	226/242 (93%)	206 (91%)	14 (6%)	6 (3%)	4	24
2	CCC	1339/1342 (100%)	1237 (92%)	77 (6%)	25 (2%)	6	31
3	DDD	1360/1407 (97%)	1253 (92%)	91 (7%)	16 (1%)	10	43
4	EEE	77/90 (86%)	73 (95%)	4 (5%)	0	100	100
5	FFF	275/336 (82%)	256 (93%)	15 (6%)	4 (2%)	8	38
All	All	3505/3659 (96%)	3239 (92%)	209 (6%)	57 (2%)	7	36

All (57) Ramachandran outliers are listed below:

Mol	Chain	Res	Type
1	BBB	117	HIS
1	BBB	193	GLU
1	BBB	194	GLN
2	CCC	46	GLN

Continued on next page...

Continued from previous page...

Mol	Chain	Res	Type
2	CCC	247	ARG
2	CCC	791	LEU
2	CCC	892	GLU
2	CCC	1161	LEU
2	CCC	1162	SER
2	CCC	1281	TYR
3	DDD	53	ARG
3	DDD	174	ASP
3	DDD	336	GLY
3	DDD	519	ASN
5	FFF	227	GLY
5	FFF	228	GLY
1	AAA	234	LEU
1	BBB	119	GLY
1	BBB	232	VAL
2	CCC	258	ASN
2	CCC	625	GLU
2	CCC	730	SER
2	CCC	756	TYR
3	DDD	122	SER
3	DDD	321	LYS
3	DDD	1309	ILE
1	AAA	162	GLU
1	AAA	168	ILE
1	AAA	191	ARG
2	CCC	455	SER
2	CCC	867	GLU
2	CCC	981	ALA
2	CCC	1103	VAL
2	CCC	1135	GLN
3	DDD	1053	LEU
3	DDD	1200	GLU
5	FFF	113	GLY
1	AAA	210	THR
2	CCC	45	GLY
2	CCC	163	LYS
2	CCC	669	PRO
2	CCC	729	ALA
3	DDD	1024	THR
2	CCC	234	ASP
2	CCC	986	ALA
2	CCC	1297	ASP

Continued on next page...

Continued from previous page...

Mol	Chain	Res	Type
3	DDD	986	ASP
3	DDD	1091	PRO
3	DDD	1170	LYS
1	AAA	233	ASP
1	BBB	118	ASP
2	CCC	341	LEU
3	DDD	153	ASN
2	CCC	983	GLY
5	FFF	295	ILE
3	DDD	1103	GLY
3	DDD	829	GLY

5.3.2 Protein sidechains [i](#)

In the following table, the Percentiles column shows the percent sidechain outliers of the chain as a percentile score with respect to all X-ray entries followed by that with respect to entries of similar resolution.

The Analysed column shows the number of residues for which the sidechain conformation was analysed, and the total number of residues.

Mol	Chain	Analysed	Rotameric	Outliers	Percentiles	
1	AAA	198/208 (95%)	181 (91%)	17 (9%)	10	29
1	BBB	196/208 (94%)	182 (93%)	14 (7%)	13	35
2	CCC	1156/1157 (100%)	1070 (93%)	86 (7%)	13	33
3	DDD	1135/1168 (97%)	1062 (94%)	73 (6%)	16	37
4	EEE	67/74 (90%)	64 (96%)	3 (4%)	24	45
5	FFF	240/292 (82%)	230 (96%)	10 (4%)	26	47
All	All	2992/3107 (96%)	2789 (93%)	203 (7%)	14	36

All (203) residues with a non-rotameric sidechain are listed below:

Mol	Chain	Res	Type
1	AAA	28	LEU
1	AAA	33	ARG
1	AAA	70	THR
1	AAA	77	ASP
1	AAA	131	CYS
1	AAA	135	ASP
1	AAA	137	ASN

Continued on next page...

Continued from previous page...

Mol	Chain	Res	Type
1	AAA	166	ARG
1	AAA	170	ARG
1	AAA	173	VAL
1	AAA	176	CYS
1	AAA	187	VAL
1	AAA	191	ARG
1	AAA	194	GLN
1	AAA	198	LEU
1	AAA	208	ASN
1	AAA	233	ASP
1	BBB	28	LEU
1	BBB	33	ARG
1	BBB	70	THR
1	BBB	77	ASP
1	BBB	131	CYS
1	BBB	137	ASN
1	BBB	159	ILE
1	BBB	170	ARG
1	BBB	173	VAL
1	BBB	176	CYS
1	BBB	187	VAL
1	BBB	191	ARG
1	BBB	194	GLN
1	BBB	198	LEU
2	CCC	23	ASP
2	CCC	30	ILE
2	CCC	69	GLN
2	CCC	85	CYS
2	CCC	115	LYS
2	CCC	126	GLU
2	CCC	160	ASP
2	CCC	166	SER
2	CCC	167	SER
2	CCC	173	ASN
2	CCC	184	LEU
2	CCC	185	ASP
2	CCC	189	ASP
2	CCC	209	ILE
2	CCC	237	LEU
2	CCC	241	LEU
2	CCC	244	GLU
2	CCC	256	GLU

Continued on next page...

Continued from previous page...

Mol	Chain	Res	Type
2	CCC	264	GLU
2	CCC	275	ARG
2	CCC	290	GLU
2	CCC	304	GLU
2	CCC	316	GLU
2	CCC	332	ARG
2	CCC	335	THR
2	CCC	393	ASP
2	CCC	398	SER
2	CCC	403	MET
2	CCC	404	LYS
2	CCC	413	GLU
2	CCC	470	ARG
2	CCC	472	GLU
2	CCC	477	GLU
2	CCC	502	VAL
2	CCC	525	THR
2	CCC	529	ARG
2	CCC	539	THR
2	CCC	574	SER
2	CCC	576	SER
2	CCC	592	ARG
2	CCC	601	ASP
2	CCC	618	GLN
2	CCC	620	ASN
2	CCC	622	ASN
2	CCC	635	THR
2	CCC	648	ASP
2	CCC	678	ARG
2	CCC	685	MET
2	CCC	694	ARG
2	CCC	730	SER
2	CCC	739	ASP
2	CCC	757	THR
2	CCC	758	ARG
2	CCC	759	SER
2	CCC	777	VAL
2	CCC	788	SER
2	CCC	789	THR
2	CCC	799	ASN
2	CCC	800	MET
2	CCC	801	ARG

Continued on next page...

Continued from previous page...

Mol	Chain	Res	Type
2	CCC	802	VAL
2	CCC	808	ASN
2	CCC	815	SER
2	CCC	817	LEU
2	CCC	831	ILE
2	CCC	866	ASP
2	CCC	876	GLU
2	CCC	935	THR
2	CCC	942	ASP
2	CCC	995	ASP
2	CCC	1073	LYS
2	CCC	1088	ASP
2	CCC	1113	LEU
2	CCC	1143	GLU
2	CCC	1150	ASP
2	CCC	1154	ASP
2	CCC	1174	GLU
2	CCC	1223	ARG
2	CCC	1240	ASP
2	CCC	1248	THR
2	CCC	1262	LYS
2	CCC	1269	ARG
2	CCC	1286	THR
2	CCC	1292	THR
2	CCC	1293	VAL
2	CCC	1296	ASP
3	DDD	34	SER
3	DDD	52	GLU
3	DDD	60	ARG
3	DDD	67	ASP
3	DDD	70	CYS
3	DDD	120	LEU
3	DDD	132	LEU
3	DDD	143	SER
3	DDD	167	ASP
3	DDD	176	PHE
3	DDD	210	SER
3	DDD	223	LEU
3	DDD	237	MET
3	DDD	256	ASP
3	DDD	319	SER
3	DDD	345	LYS

Continued on next page...

Continued from previous page...

Mol	Chain	Res	Type
3	DDD	443	GLU
3	DDD	464	ASP
3	DDD	479	GLU
3	DDD	492	SER
3	DDD	499	ILE
3	DDD	503	SER
3	DDD	543	SER
3	DDD	548	VAL
3	DDD	570	LYS
3	DDD	590	SER
3	DDD	591	ILE
3	DDD	599	LYS
3	DDD	604	MET
3	DDD	610	ARG
3	DDD	619	ILE
3	DDD	627	THR
3	DDD	704	GLU
3	DDD	705	THR
3	DDD	717	VAL
3	DDD	731	ARG
3	DDD	736	GLN
3	DDD	747	MET
3	DDD	751	ASP
3	DDD	769	VAL
3	DDD	786	THR
3	DDD	790	THR
3	DDD	792	ASN
3	DDD	812	ASP
3	DDD	826	ILE
3	DDD	830	ASP
3	DDD	835	LEU
3	DDD	842	ARG
3	DDD	843	VAL
3	DDD	846	GLU
3	DDD	849	LEU
3	DDD	860	ARG
3	DDD	863	LEU
3	DDD	889	ASP
3	DDD	911	LYS
3	DDD	957	SER
3	DDD	961	SER
3	DDD	969	SER

Continued on next page...

Continued from previous page...

Mol	Chain	Res	Type
3	DDD	970	SER
3	DDD	1021	ASP
3	DDD	1025	MET
3	DDD	1032	SER
3	DDD	1051	ASP
3	DDD	1058	SER
3	DDD	1064	SER
3	DDD	1073	ASP
3	DDD	1183	SER
3	DDD	1200	GLU
3	DDD	1283	SER
3	DDD	1303	SER
3	DDD	1309	ILE
3	DDD	1330	ARG
3	DDD	1345	ARG
4	EEE	8	ASP
4	EEE	46	THR
4	EEE	55	GLU
5	FFF	107	ARG
5	FFF	109	TYR
5	FFF	122	GLU
5	FFF	127	LEU
5	FFF	218	ARG
5	FFF	243	GLU
5	FFF	244	ASN
5	FFF	254	ASP
5	FFF	271	ARG
5	FFF	325	GLU

Sometimes sidechains can be flipped to improve hydrogen bonding and reduce clashes. There are no such sidechains identified.

5.3.3 RNA [i](#)

Mol	Chain	Analysed	Backbone Outliers	Pucker Outliers
8	333	5/6 (83%)	2 (40%)	0

All (2) RNA backbone outliers are listed below:

Mol	Chain	Res	Type
8	333	18	C

Continued on next page...

Continued from previous page...

Mol	Chain	Res	Type
8	333	19	U

There are no RNA pucker outliers to report.

5.4 Non-standard residues in protein, DNA, RNA chains [i](#)

There are no non-standard protein/DNA/RNA residues in this entry.

5.5 Carbohydrates [i](#)

There are no oligosaccharides in this entry.

5.6 Ligand geometry [i](#)

Of 5 ligands modelled in this entry, 4 are monoatomic - leaving 1 for Mogul analysis.

In the following table, the Counts columns list the number of bonds (or angles) for which Mogul statistics could be retrieved, the number of bonds (or angles) that are observed in the model and the number of bonds (or angles) that are defined in the Chemical Component Dictionary. The Link column lists molecule types, if any, to which the group is linked. The Z score for a bond length (or angle) is the number of standard deviations the observed value is removed from the expected value. A bond length (or angle) with $|Z| > 2$ is considered an outlier worth inspection. RMSZ is the root-mean-square of all Z scores of the bond lengths (or angles).

Mol	Type	Chain	Res	Link	Bond lengths			Bond angles		
					Counts	RMSZ	# Z > 2	Counts	RMSZ	# Z > 2
11	DPO	DDD	1504	10	6,8,8	0.75	0	12,13,13	0.80	0

In the following table, the Chirals column lists the number of chiral outliers, the number of chiral centers analysed, the number of these observed in the model and the number defined in the Chemical Component Dictionary. Similar counts are reported in the Torsion and Rings columns. '-' means no outliers of that kind were identified.

Mol	Type	Chain	Res	Link	Chirals	Torsions	Rings
11	DPO	DDD	1504	10	-	0/6/6/6	-

There are no bond length outliers.

There are no bond angle outliers.

There are no chirality outliers.

There are no torsion outliers.

There are no ring outliers.

1 monomer is involved in 3 short contacts:

Mol	Chain	Res	Type	Clashes	Symm-Clashes
11	DDD	1504	DPO	3	0

5.7 Other polymers

There are no such residues in this entry.

5.8 Polymer linkage issues

There are no chain breaks in this entry.

6 Fit of model and data

6.1 Protein, DNA and RNA chains

In the following table, the column labelled ‘#RSRZ> 2’ contains the number (and percentage) of RSRZ outliers, followed by percent RSRZ outliers for the chain as percentile scores relative to all X-ray entries and entries of similar resolution. The OWAB column contains the minimum, median, 95th percentile and maximum values of the occupancy-weighted average B-factor per residue. The column labelled ‘Q< 0.9’ lists the number of (and percentage) of residues with an average occupancy less than 0.9.

Mol	Chain	Analysed	<RSRZ>	#RSRZ>2	OWAB(Å ²)	Q<0.9
1	AAA	230/242 (95%)	-0.49	4 (1%) 69 57	259, 372, 468, 533	0
1	BBB	228/242 (94%)	-0.41	4 (1%) 67 56	220, 350, 469, 536	0
2	CCC	1341/1342 (99%)	-0.57	14 (1%) 79 66	149, 303, 471, 650	0
3	DDD	1362/1407 (96%)	-0.55	6 (0%) 88 78	154, 328, 517, 647	0
4	EEE	79/90 (87%)	-0.75	0 100 100	269, 375, 517, 678	0
5	FFF	277/336 (82%)	-0.51	2 (0%) 84 72	237, 384, 529, 633	0
6	111	30/50 (60%)	-0.40	0 100 100	310, 412, 536, 678	0
7	222	35/50 (70%)	-0.15	0 100 100	271, 388, 687, 743	0
8	333	6/6 (100%)	-0.52	0 100 100	331, 366, 398, 405	0
All	All	3588/3765 (95%)	-0.54	30 (0%) 82 71	149, 332, 504, 743	0

All (30) RSRZ outliers are listed below:

Mol	Chain	Res	Type	RSRZ
2	CCC	127	ILE	4.4
1	AAA	43	LEU	3.7
1	BBB	43	LEU	3.6
2	CCC	530	ILE	3.6
5	FFF	116	LEU	3.4
1	AAA	217	ILE	3.3
3	DDD	261	ALA	3.3
3	DDD	536	LEU	3.0
1	BBB	203	ILE	2.9
2	CCC	532	ALA	2.9
2	CCC	663	VAL	2.8
1	AAA	205	MET	2.7
3	DDD	282	LEU	2.7
1	AAA	220	ALA	2.6
2	CCC	524	ILE	2.6

Continued on next page...

Continued from previous page...

Mol	Chain	Res	Type	RSRZ
2	CCC	587	LEU	2.6
2	CCC	333	ILE	2.5
2	CCC	230	PHE	2.4
3	DDD	1145	PHE	2.4
2	CCC	1066	MET	2.4
5	FFF	120	ILE	2.3
1	BBB	46	ILE	2.3
2	CCC	1104	PRO	2.2
2	CCC	453	ILE	2.2
1	BBB	224	LEU	2.2
2	CCC	239	MET	2.2
3	DDD	455	ALA	2.1
2	CCC	870	ILE	2.1
2	CCC	149	LEU	2.1
3	DDD	1332	LEU	2.0

6.2 Non-standard residues in protein, DNA, RNA chains [i](#)

There are no non-standard protein/DNA/RNA residues in this entry.

6.3 Carbohydrates [i](#)

There are no oligosaccharides in this entry.

6.4 Ligands [i](#)

In the following table, the Atoms column lists the number of modelled atoms in the group and the number defined in the chemical component dictionary. The B-factors column lists the minimum, median, 95th percentile and maximum values of B factors of atoms in the group. The column labelled 'Q<0.9' lists the number of atoms with occupancy less than 0.9.

Mol	Type	Chain	Res	Atoms	RSCC	RSR	B-factors(Å ²)	Q<0.9
10	MG	DDD	1503	1/1	0.56	0.19	477,477,477,477	0
11	DPO	DDD	1504	9/9	0.60	0.20	265,283,350,352	0
10	MG	333	101	1/1	0.95	0.09	316,316,316,316	0
9	ZN	DDD	1501	1/1	0.98	0.04	509,509,509,509	0
9	ZN	DDD	1502	1/1	0.99	0.05	376,376,376,376	0

6.5 Other polymers [i](#)

There are no such residues in this entry.