



Full wwPDB X-ray Structure Validation Report ⓘ

Oct 4, 2023 – 05:23 PM EDT

PDB ID : 6OL0
Title : Structure of VcINDY bound to Malate
Authors : Sauer, D.B.; Marden, J.J.; Wang, D.N.
Deposited on : 2019-04-15
Resolution : 3.50 Å(reported)

This is a Full wwPDB X-ray Structure Validation Report for a publicly released PDB entry.

We welcome your comments at validation@mail.wwpdb.org

A user guide is available at

<https://www.wwpdb.org/validation/2017/XrayValidationReportHelp>

with specific help available everywhere you see the ⓘ symbol.

The types of validation reports are described at

<http://www.wwpdb.org/validation/2017/FAQs#types>.

The following versions of software and data (see [references ⓘ](#)) were used in the production of this report:

MolProbity : 4.02b-467
Mogul : 1.8.5 (274361), CSD as541be (2020)
Xtriage (Phenix) : 1.13
EDS : 2.35.1
Percentile statistics : 20191225.v01 (using entries in the PDB archive December 25th 2019)
Refmac : 5.8.0158
CCP4 : 7.0.044 (Gargrove)
Ideal geometry (proteins) : Engh & Huber (2001)
Ideal geometry (DNA, RNA) : Parkinson et al. (1996)
Validation Pipeline (wwPDB-VP) : 2.35.1

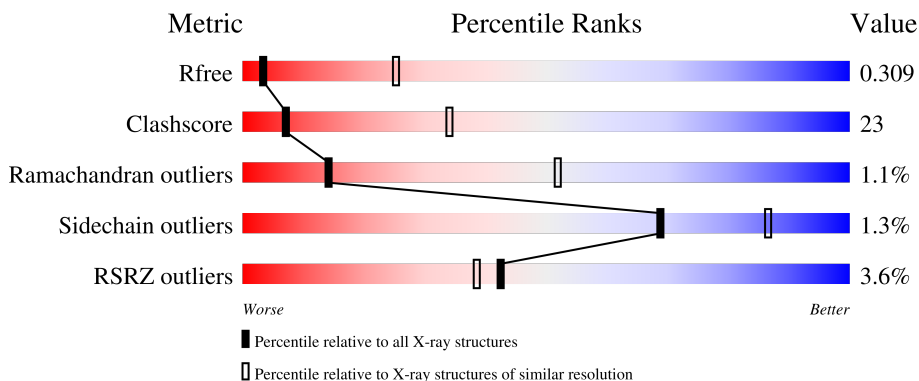
1 Overall quality at a glance

The following experimental techniques were used to determine the structure:

X-RAY DIFFRACTION

The reported resolution of this entry is 3.50 Å.

Percentile scores (ranging between 0-100) for global validation metrics of the entry are shown in the following graphic. The table shows the number of entries on which the scores are based.



Metric	Whole archive (#Entries)	Similar resolution (#Entries, resolution range(Å))
R_{free}	130704	1659 (3.60-3.40)
Clashscore	141614	1036 (3.58-3.42)
Ramachandran outliers	138981	1005 (3.58-3.42)
Sidechain outliers	138945	1006 (3.58-3.42)
RSRZ outliers	127900	1559 (3.60-3.40)

The table below summarises the geometric issues observed across the polymeric chains and their fit to the electron density. The red, orange, yellow and green segments of the lower bar indicate the fraction of residues that contain outliers for ≥ 3 , 2, 1 and 0 types of geometric quality criteria respectively. A grey segment represents the fraction of residues that are not modelled. The numeric value for each fraction is indicated below the corresponding segment, with a dot representing fractions $\leq 5\%$. The upper red bar (where present) indicates the fraction of residues that have poor fit to the electron density. The numeric value is given above the bar.

Mol	Chain	Length	Quality of chain
1	A	449	 3% 54% 41% • 5%
1	B	449	 2% 55% 40% • 5%
1	C	449	 6% 58% 36% • 5%
1	D	449	 2% 60% 35% • 5%

The following table lists non-polymeric compounds, carbohydrate monomers and non-standard

residues in protein, DNA, RNA chains that are outliers for geometric or electron-density-fit criteria:

Mol	Type	Chain	Res	Chirality	Geometry	Clashes	Electron density
3	LMR	A	502	-	X	X	-
3	LMR	B	503	-	-	X	-

2 Entry composition [i](#)

There are 3 unique types of molecules in this entry. The entry contains 12850 atoms, of which 16 are hydrogens and 0 are deuteriums.

In the tables below, the ZeroOcc column contains the number of atoms modelled with zero occupancy, the AltConf column contains the number of residues with at least one atom in alternate conformation and the Trace column contains the number of residues modelled with at most 2 atoms.

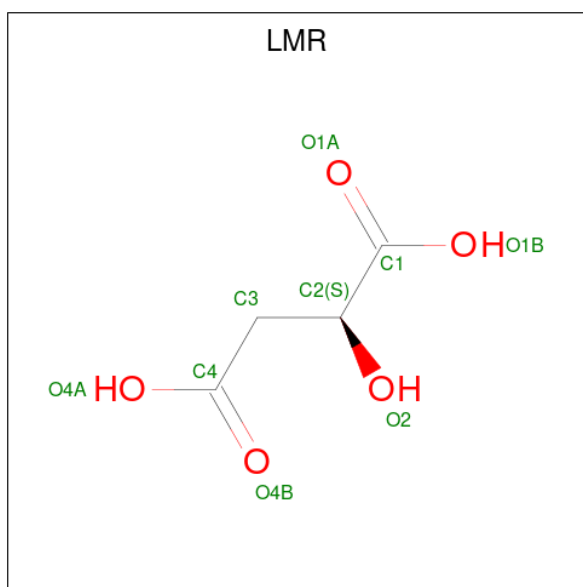
- Molecule 1 is a protein called Transporter, NadC family.

Mol	Chain	Residues	Atoms					ZeroOcc	AltConf	Trace
			Total	C	N	O	S			
1	C	428	3184	2120	500	541	23	0	0	0
1	D	428	3204	2138	500	541	25	0	0	0
1	A	428	3200	2136	499	540	25	0	0	0
1	B	428	3204	2138	500	541	25	0	0	0

- Molecule 2 is SODIUM ION (three-letter code: NA) (formula: Na).

Mol	Chain	Residues	Atoms		ZeroOcc	AltConf
2	C	1	Total 1	Na 1	0	0
2	D	2	Total 2	Na 2	0	0
2	A	1	Total 1	Na 1	0	0
2	B	2	Total 2	Na 2	0	0

- Molecule 3 is (2S)-2-hydroxybutanedioic acid (three-letter code: LMR) (formula: C₄H₆O₅).

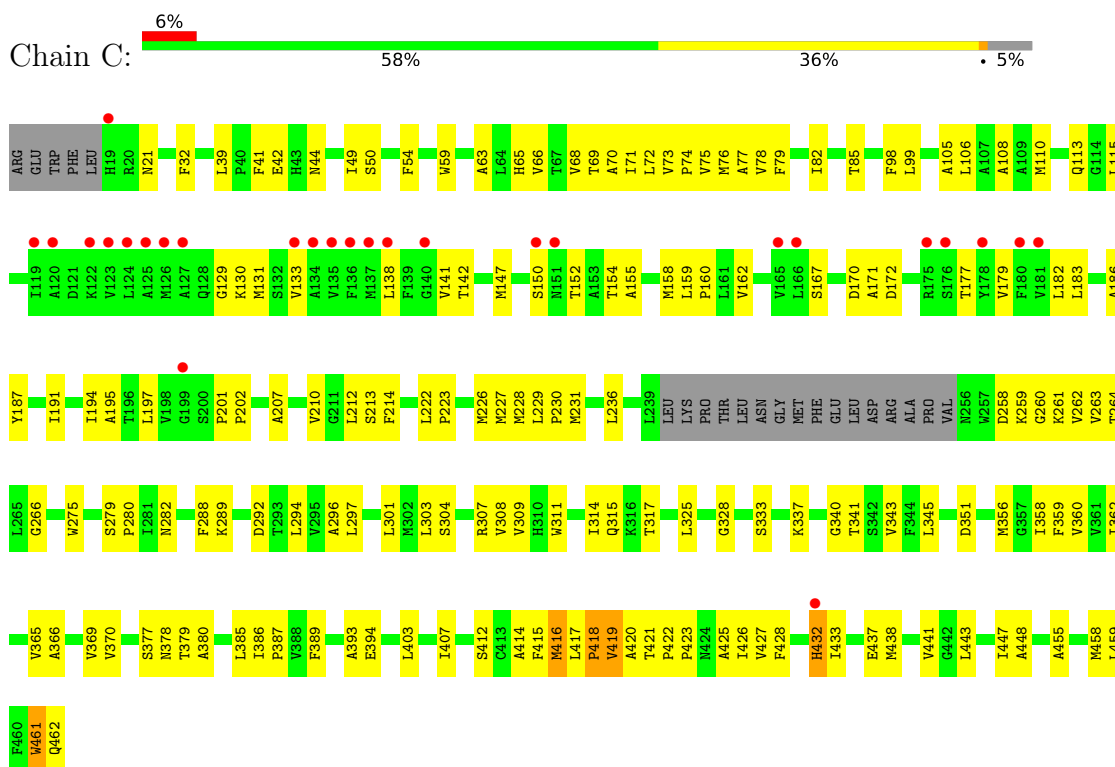


Mol	Chain	Residues	Atoms				ZeroOcc	AltConf
			Total	C	H	O		
3	C	1	13	4	4	5	0	0
3	D	1	13	4	4	5	0	0
3	A	1	13	4	4	5	0	0
3	B	1	13	4	4	5	0	0

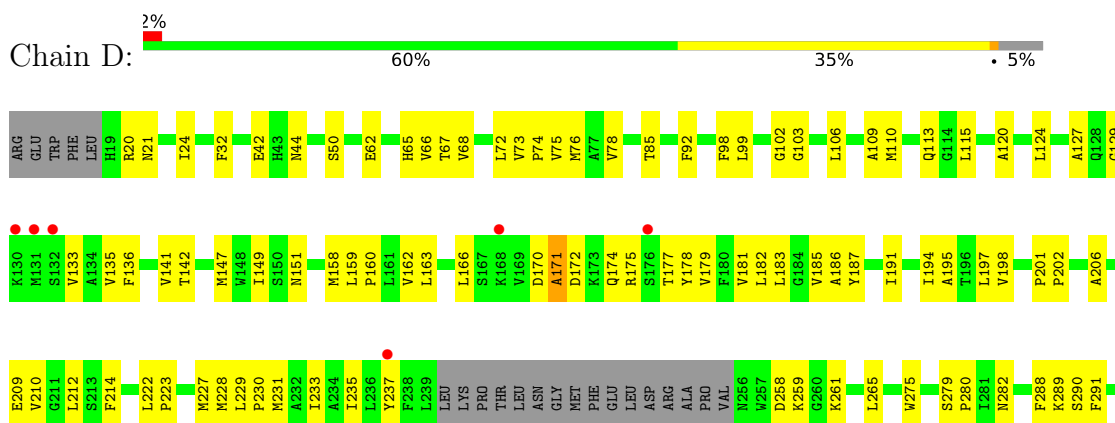
3 Residue-property plots

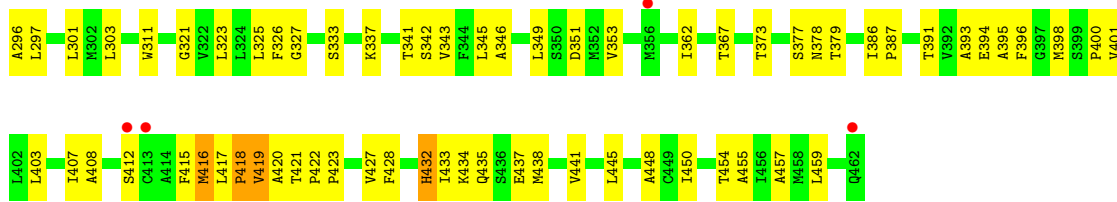
These plots are drawn for all protein, RNA, DNA and oligosaccharide chains in the entry. The first graphic for a chain summarises the proportions of the various outlier classes displayed in the second graphic. The second graphic shows the sequence view annotated by issues in geometry and electron density. Residues are color-coded according to the number of geometric quality criteria for which they contain at least one outlier: green = 0, yellow = 1, orange = 2 and red = 3 or more. A red dot above a residue indicates a poor fit to the electron density ($RSRZ > 2$). Stretches of 2 or more consecutive residues without any outlier are shown as a green connector. Residues present in the sample, but not in the model, are shown in grey.

- Molecule 1: Transporter, NadC family

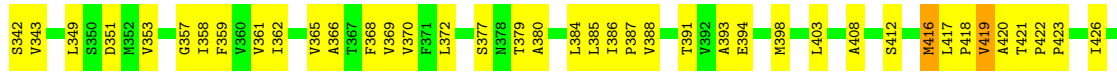
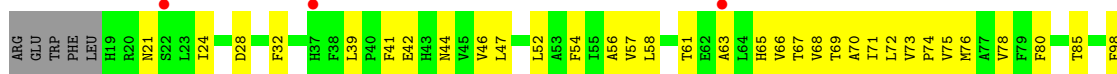


- Molecule 1: Transporter, NadC family



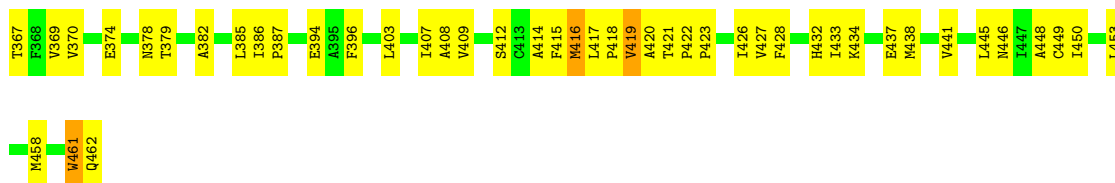


• Molecule 1: Transporter, NadC family



• Molecule 1: Transporter, NadC family





4 Data and refinement statistics

Property	Value	Source
Space group	P 1 21 1	Depositor
Cell constants a, b, c, α , β , γ	106.78Å 102.35Å 171.85Å 90.00° 97.79° 90.00°	Depositor
Resolution (Å)	49.01 – 3.50 49.01 – 3.50	Depositor EDS
% Data completeness (in resolution range)	96.0 (49.01-3.50) 96.0 (49.01-3.50)	Depositor EDS
R_{merge}	(Not available)	Depositor
R_{sym}	(Not available)	Depositor
$\langle I/\sigma(I) \rangle$ ¹	1.16 (at 3.48Å)	Xtrriage
Refinement program	PHENIX (1.15.1_3469: ???)	Depositor
R, R_{free}	0.260 , 0.309 0.260 , 0.309	Depositor DCC
R_{free} test set	1993 reflections (4.46%)	wwPDB-VP
Wilson B-factor (Å ²)	134.2	Xtrriage
Anisotropy	0.214	Xtrriage
Bulk solvent k_{sol} (e/Å ³), B_{sol} (Å ²)	0.25 , 79.9	EDS
L-test for twinning ²	$\langle L \rangle = 0.42$, $\langle L^2 \rangle = 0.25$	Xtrriage
Estimated twinning fraction	No twinning to report.	Xtrriage
F_o, F_c correlation	0.90	EDS
Total number of atoms	12850	wwPDB-VP
Average B, all atoms (Å ²)	144.0	wwPDB-VP

Xtrriage's analysis on translational NCS is as follows: *The largest off-origin peak in the Patterson function is 4.37% of the height of the origin peak. No significant pseudotranslation is detected.*

¹Intensities estimated from amplitudes.

²Theoretical values of $\langle |L| \rangle$, $\langle L^2 \rangle$ for acentric reflections are 0.5, 0.333 respectively for untwinned datasets, and 0.375, 0.2 for perfectly twinned datasets.

5 Model quality [i](#)

5.1 Standard geometry [i](#)

Bond lengths and bond angles in the following residue types are not validated in this section: NA, LMR

The Z score for a bond length (or angle) is the number of standard deviations the observed value is removed from the expected value. A bond length (or angle) with $|Z| > 5$ is considered an outlier worth inspection. RMSZ is the root-mean-square of all Z scores of the bond lengths (or angles).

Mol	Chain	Bond lengths		Bond angles	
		RMSZ	# Z >5	RMSZ	# Z >5
1	A	0.24	0/3275	0.35	0/4466
1	B	0.24	0/3279	0.36	0/4471
1	C	0.24	0/3257	0.36	0/4444
1	D	0.24	0/3279	0.37	0/4471
All	All	0.24	0/13090	0.36	0/17852

There are no bond length outliers.

There are no bond angle outliers.

There are no chirality outliers.

There are no planarity outliers.

5.2 Too-close contacts [i](#)

In the following table, the Non-H and H(model) columns list the number of non-hydrogen atoms and hydrogen atoms in the chain respectively. The H(added) column lists the number of hydrogen atoms added and optimized by MolProbity. The Clashes column lists the number of clashes within the asymmetric unit, whereas Symm-Clashes lists symmetry-related clashes.

Mol	Chain	Non-H	H(model)	H(added)	Clashes	Symm-Clashes
1	A	3200	0	3328	157	0
1	B	3204	0	3333	176	0
1	C	3184	0	3299	145	0
1	D	3204	0	3333	135	0
2	A	1	0	0	0	0
2	B	2	0	0	0	0
2	C	1	0	0	0	0
2	D	2	0	0	0	0
3	A	9	4	3	4	0

Continued on next page...

Continued from previous page...

Mol	Chain	Non-H	H(model)	H(added)	Clashes	Symm-Clashes
3	B	9	4	4	6	0
3	C	9	4	3	3	0
3	D	9	4	3	3	0
All	All	12834	16	13306	593	0

The all-atom clashscore is defined as the number of clashes found per 1000 atoms (including hydrogen atoms). The all-atom clashscore for this structure is 23.

All (593) close contacts within the same asymmetric unit are listed below, sorted by their clash magnitude.

Atom-1	Atom-2	Interatomic distance (Å)	Clash overlap (Å)
1:D:421:THR:HG22	1:D:423:PRO:HD2	1.23	1.15
1:A:421:THR:HG22	1:A:423:PRO:HD2	1.18	1.10
1:B:202:PRO:HD3	1:B:379:THR:HG22	1.30	1.10
1:C:421:THR:HG22	1:C:423:PRO:HD2	1.21	1.09
1:B:421:THR:HG22	1:B:423:PRO:HD2	1.23	1.08
1:A:138:LEU:HD13	1:A:162:VAL:HG22	1.40	1.03
1:A:202:PRO:HD3	1:A:379:THR:HG22	1.37	1.02
1:A:103:GLY:HA3	1:A:198:VAL:HG11	1.47	0.96
1:C:202:PRO:HD3	1:C:379:THR:HG22	1.47	0.96
1:B:113:GLN:NE2	1:B:259:LYS:O	2.02	0.93
1:B:235:ILE:HD12	1:B:445:LEU:HD13	1.50	0.91
1:D:66:VAL:HG12	1:D:325:LEU:HD13	1.53	0.87
1:B:202:PRO:HG3	1:B:379:THR:HA	1.57	0.86
1:D:337:LYS:NZ	1:D:394:GLU:OE1	2.10	0.84
1:D:373:THR:OG1	1:D:378:ASN:ND2	2.11	0.84
1:B:138:LEU:HD13	1:B:162:VAL:HG22	1.61	0.83
1:B:66:VAL:HG12	1:B:325:LEU:HD13	1.61	0.83
1:C:414:ALA:HB1	1:C:420:ALA:HB1	1.60	0.82
1:A:66:VAL:HG12	1:A:325:LEU:HD13	1.62	0.82
1:C:66:VAL:HG12	1:C:325:LEU:HD13	1.61	0.81
1:D:393:ALA:HB2	1:D:403:LEU:HD12	1.62	0.80
1:D:393:ALA:HB1	1:D:398:MET:HG2	1.65	0.79
1:A:379:THR:HG23	3:A:502:LMR:O4B	1.84	0.78
1:B:201:PRO:HG2	1:B:379:THR:HG21	1.64	0.77
1:A:231:MET:HE2	1:A:448:ALA:HB1	1.66	0.77
1:B:194:ILE:HD11	1:B:412:SER:HB2	1.65	0.77
1:B:362:ILE:HD11	1:B:458:MET:HE2	1.65	0.77
1:C:187:TYR:OH	1:C:415:PHE:O	2.04	0.76
1:A:231:MET:CE	1:A:448:ALA:HB1	2.16	0.76
1:A:78:VAL:HG11	1:A:85:THR:HG22	1.67	0.76

Continued on next page...

Continued from previous page...

Atom-1	Atom-2	Interatomic distance (Å)	Clash overlap (Å)
1:D:186:ALA:HB2	1:D:427:VAL:HG11	1.68	0.75
1:D:151:ASN:HB2	3:D:503:LMR:C4	2.17	0.75
1:A:130:LYS:HB2	1:A:133:VAL:HG12	1.69	0.74
1:B:39:LEU:HD22	1:B:41:PHE:HE2	1.52	0.73
1:B:418:PRO:O	1:B:419:VAL:HG12	1.88	0.73
1:C:264:THR:OG1	1:C:308:VAL:HG21	1.88	0.73
1:C:282:ASN:OD1	1:C:288:PHE:N	2.22	0.73
1:A:65:HIS:CD2	1:B:311:TRP:HB3	2.24	0.72
1:A:201:PRO:HG2	1:A:379:THR:HG21	1.72	0.72
1:D:378:ASN:HB2	3:D:503:LMR:O1A	1.91	0.71
1:A:337:LYS:NZ	1:A:394:GLU:OE1	2.24	0.71
1:C:182:LEU:HD12	1:C:432:HIS:CE1	2.27	0.70
1:D:182:LEU:HD12	1:D:432:HIS:CE1	2.25	0.70
1:C:214:PHE:CD2	1:C:275:TRP:HB3	2.27	0.70
1:B:414:ALA:HB1	1:B:420:ALA:HB1	1.73	0.70
1:A:166:LEU:O	1:A:169:VAL:N	2.25	0.70
1:D:73:VAL:HB	1:D:74:PRO:HD3	1.74	0.70
1:A:365:VAL:O	1:A:369:VAL:HG22	1.92	0.70
1:B:166:LEU:HD13	1:B:178:TYR:HD1	1.57	0.69
1:D:235:ILE:HD12	1:D:445:LEU:HD13	1.74	0.69
1:C:201:PRO:HG2	1:C:379:THR:HG21	1.74	0.69
1:A:182:LEU:HD12	1:A:432:HIS:CE1	2.26	0.69
1:D:437:GLU:O	1:D:441:VAL:HG23	1.93	0.69
1:A:99:LEU:HD21	1:A:197:LEU:HD13	1.73	0.69
1:D:258:ASP:OD1	1:D:261:LYS:HG3	1.93	0.69
1:D:362:ILE:HD12	1:D:457:ALA:HB3	1.74	0.69
1:C:258:ASP:OD1	1:C:261:LYS:HG3	1.92	0.69
1:A:73:VAL:HB	1:A:74:PRO:HD3	1.75	0.69
1:C:437:GLU:O	1:C:441:VAL:HG23	1.93	0.68
1:A:163:LEU:HD13	1:A:167:SER:HG	1.59	0.68
1:B:150:SER:OG	3:B:503:LMR:O1B	2.11	0.68
1:A:393:ALA:HB1	1:A:398:MET:HG2	1.76	0.68
1:B:106:LEU:HD12	1:B:303:LEU:HD11	1.74	0.68
1:D:78:VAL:HG11	1:D:85:THR:HG22	1.74	0.68
1:C:379:THR:HG23	3:C:502:LMR:O1B	1.93	0.68
1:A:163:LEU:HD13	1:A:163:LEU:O	1.94	0.68
1:B:236:LEU:HD23	1:B:441:VAL:HG11	1.76	0.67
1:C:210:VAL:HG23	1:C:212:LEU:HG	1.76	0.67
1:C:65:HIS:CD2	1:D:311:TRP:HB3	2.30	0.66
1:C:259:LYS:O	1:C:259:LYS:HG3	1.94	0.66
1:A:47:LEU:HD21	1:A:80:PHE:HB3	1.76	0.66

Continued on next page...

Continued from previous page...

Atom-1	Atom-2	Interatomic distance (Å)	Clash overlap (Å)
1:A:194:ILE:HD11	1:A:412:SER:HB2	1.77	0.66
1:C:307:ARG:HH22	1:D:21:ASN:HD22	1.42	0.66
1:B:235:ILE:HD12	1:B:445:LEU:CD1	2.23	0.66
1:D:416:MET:O	1:D:438:MET:HG2	1.95	0.66
1:D:393:ALA:HB1	1:D:398:MET:CG	2.26	0.65
1:A:67:THR:HG21	1:B:311:TRP:CZ2	2.31	0.65
1:D:186:ALA:HB2	1:D:427:VAL:CG1	2.27	0.65
1:C:106:LEU:HD12	1:C:303:LEU:HD11	1.78	0.65
1:D:191:ILE:HG12	1:D:228:MET:CE	2.26	0.65
1:B:210:VAL:HG23	1:B:212:LEU:HG	1.78	0.65
1:A:58:LEU:HD23	1:A:69:THR:HG23	1.78	0.65
1:B:196:THR:HB	1:B:214:PHE:CE1	2.31	0.65
1:B:73:VAL:HB	1:B:74:PRO:HD3	1.79	0.65
1:A:259:LYS:HG3	1:A:259:LYS:O	1.96	0.64
1:C:365:VAL:O	1:C:369:VAL:HG22	1.96	0.64
1:C:73:VAL:HB	1:C:74:PRO:HD3	1.79	0.64
1:A:166:LEU:HD13	1:A:178:TYR:CD1	2.32	0.64
1:A:168:LYS:HD2	1:A:168:LYS:O	1.97	0.64
1:B:259:LYS:O	1:B:259:LYS:HG3	1.97	0.64
1:B:35:LEU:HD22	1:B:39:LEU:HD11	1.79	0.64
1:B:171:ALA:O	1:B:174:GLN:N	2.29	0.64
1:C:77:ALA:HA	1:C:82:ILE:HD12	1.78	0.63
1:D:259:LYS:O	1:D:259:LYS:HG3	1.97	0.63
1:D:428:PHE:HA	1:D:433:ILE:CG2	2.28	0.63
1:D:171:ALA:O	1:D:174:GLN:N	2.29	0.63
1:C:378:ASN:HB2	3:C:502:LMR:O1B	1.99	0.63
1:D:166:LEU:HD11	1:D:181:VAL:CB	2.28	0.63
1:D:417:LEU:HB2	1:D:435:GLN:HE22	1.63	0.63
1:B:106:LEU:HA	1:B:303:LEU:HD11	1.81	0.63
1:B:264:THR:OG1	1:B:308:VAL:HG21	1.98	0.63
1:A:264:THR:OG1	1:A:308:VAL:HG21	1.99	0.63
1:C:311:TRP:CZ2	1:D:67:THR:HG21	2.34	0.62
1:B:166:LEU:HD13	1:B:178:TYR:CD1	2.33	0.62
1:B:349:LEU:O	1:B:353:VAL:HG22	1.99	0.62
1:C:311:TRP:HB3	1:D:65:HIS:CD2	2.34	0.62
1:C:110:MET:HB2	1:C:115:LEU:HB3	1.80	0.62
1:A:159:LEU:HB3	1:A:160:PRO:HD3	1.81	0.62
1:D:183:LEU:HD13	1:D:433:ILE:CD1	2.29	0.62
1:D:194:ILE:HG22	1:D:194:ILE:O	2.00	0.62
1:B:159:LEU:HB3	1:B:160:PRO:HD3	1.82	0.62
1:D:65:HIS:HB3	1:D:68:VAL:HG23	1.81	0.62

Continued on next page...

Continued from previous page...

Atom-1	Atom-2	Interatomic distance (Å)	Clash overlap (Å)
1:C:183:LEU:HD21	1:C:438:MET:HG3	1.81	0.62
1:D:42:GLU:OE1	1:D:44:ASN:HB2	1.99	0.62
1:A:258:ASP:OD1	1:A:261:LYS:HG3	2.00	0.62
1:C:301:LEU:HD11	1:D:75:VAL:HG11	1.82	0.61
1:D:367:THR:HG23	1:D:450:ILE:HD13	1.82	0.61
1:A:47:LEU:HD11	1:A:80:PHE:CD1	2.35	0.61
1:A:168:LYS:HE3	1:A:169:VAL:HG23	1.80	0.61
1:C:194:ILE:O	1:C:194:ILE:HG22	2.00	0.61
1:C:393:ALA:HB2	1:C:403:LEU:HD12	1.83	0.61
1:D:163:LEU:HD21	1:D:182:LEU:HD11	1.82	0.61
1:C:191:ILE:HG12	1:C:228:MET:CE	2.31	0.61
1:C:275:TRP:HZ2	1:C:296:ALA:HB2	1.66	0.61
1:B:222:LEU:HB3	1:B:223:PRO:HD3	1.83	0.61
1:B:231:MET:HE1	1:B:448:ALA:C	2.20	0.61
1:D:210:VAL:HG23	1:D:212:LEU:HG	1.83	0.61
1:D:229:LEU:HB3	1:D:230:PRO:HD3	1.83	0.61
1:A:142:THR:OG1	1:A:158:MET:HG3	2.01	0.61
1:A:194:ILE:O	1:A:194:ILE:HG22	2.00	0.61
1:A:229:LEU:HB3	1:A:230:PRO:HD3	1.82	0.61
1:B:337:LYS:NZ	1:B:394:GLU:OE1	2.34	0.61
1:D:172:ASP:O	1:D:175:ARG:HG3	2.01	0.61
1:A:24:ILE:HD13	1:A:61:THR:HB	1.83	0.60
1:C:231:MET:HE3	1:C:448:ALA:HB1	1.84	0.60
1:A:135:VAL:HG23	1:A:136:PHE:HD1	1.66	0.60
1:A:159:LEU:O	1:A:163:LEU:N	2.25	0.60
1:B:437:GLU:O	1:B:441:VAL:HG23	2.01	0.60
1:C:210:VAL:CG2	1:C:212:LEU:HG	2.31	0.60
1:A:42:GLU:OE1	1:A:44:ASN:HB2	2.02	0.60
1:B:222:LEU:O	1:B:226:MET:HG2	2.02	0.60
1:C:177:THR:HG22	1:C:177:THR:O	2.02	0.60
1:B:359:PHE:CD1	1:B:458:MET:HE3	2.37	0.60
1:B:65:HIS:HB3	1:B:68:VAL:HG23	1.82	0.60
1:B:194:ILE:HG22	1:B:194:ILE:O	2.00	0.60
1:A:301:LEU:HD11	1:B:75:VAL:HG11	1.84	0.59
1:D:214:PHE:CD2	1:D:275:TRP:HB3	2.37	0.59
1:B:105:ALA:HB3	1:B:300:ILE:HG12	1.85	0.59
1:A:177:THR:O	1:A:177:THR:HG22	2.03	0.59
1:D:151:ASN:HB2	3:D:503:LMR:O4A	2.02	0.59
1:B:210:VAL:CG2	1:B:212:LEU:HG	2.32	0.59
1:B:239:LEU:HD13	1:B:441:VAL:HG22	1.84	0.59
1:A:349:LEU:O	1:A:353:VAL:HG22	2.02	0.59

Continued on next page...

Continued from previous page...

Atom-1	Atom-2	Interatomic distance (Å)	Clash overlap (Å)
1:B:187:TYR:OH	1:B:415:PHE:O	2.15	0.59
1:A:120:ALA:HB1	1:A:161:LEU:CD2	2.33	0.59
1:B:416:MET:O	1:B:438:MET:HG2	2.02	0.59
1:C:42:GLU:OE1	1:C:44:ASN:HB2	2.03	0.59
1:C:461:TRP:HE3	1:C:462:GLN:HG3	1.66	0.58
1:C:159:LEU:HB3	1:C:160:PRO:HD3	1.86	0.58
1:D:191:ILE:HG12	1:D:228:MET:HE3	1.84	0.58
1:D:214:PHE:CE2	1:D:275:TRP:HB3	2.38	0.58
1:A:162:VAL:HG11	1:A:182:LEU:HD23	1.84	0.58
1:A:163:LEU:HD13	1:A:167:SER:OG	2.03	0.58
1:B:177:THR:HG22	1:B:177:THR:O	2.04	0.58
1:D:422:PRO:HB2	1:D:423:PRO:HD3	1.86	0.58
1:A:417:LEU:HD23	1:A:417:LEU:H	1.69	0.58
1:B:78:VAL:HG11	1:B:85:THR:HG22	1.86	0.58
1:C:183:LEU:HD11	1:C:438:MET:SD	2.44	0.58
1:D:201:PRO:HG2	1:D:379:THR:HG21	1.85	0.58
1:A:263:VAL:HG11	1:A:306:ALA:HB1	1.85	0.58
1:B:378:ASN:HB2	3:B:503:LMR:C4	2.33	0.58
1:B:417:LEU:HD23	1:B:417:LEU:H	1.69	0.58
1:C:229:LEU:HB3	1:C:230:PRO:HD3	1.86	0.58
1:D:210:VAL:HG11	1:D:401:VAL:HA	1.85	0.57
1:A:267:ILE:HD12	1:A:303:LEU:HD23	1.84	0.57
1:C:422:PRO:HB2	1:C:423:PRO:HD3	1.86	0.57
1:B:158:MET:O	1:B:162:VAL:HG23	2.03	0.57
1:B:359:PHE:HE2	1:B:363:LEU:HD22	1.69	0.57
1:D:187:TYR:OH	1:D:415:PHE:O	2.20	0.57
1:B:152:THR:HG1	3:B:503:LMR:HO2	1.46	0.57
1:B:77:ALA:HA	1:B:82:ILE:HD12	1.85	0.57
1:B:175:ARG:HH12	1:B:434:LYS:HG3	1.70	0.57
1:C:461:TRP:CE3	1:C:462:GLN:HG3	2.40	0.57
1:A:461:TRP:HE3	1:A:462:GLN:HG3	1.69	0.57
1:D:170:ASP:O	1:D:172:ASP:N	2.38	0.57
1:D:177:THR:O	1:D:177:THR:HG22	2.04	0.57
1:B:349:LEU:HB3	1:B:353:VAL:HG13	1.86	0.57
1:B:414:ALA:HB1	1:B:420:ALA:CB	2.35	0.57
1:A:201:PRO:O	1:A:205:ILE:HG13	2.04	0.57
1:B:109:ALA:HB2	1:B:303:LEU:HD13	1.86	0.57
1:A:222:LEU:HB3	1:A:223:PRO:HD3	1.87	0.56
1:C:130:LYS:HB2	1:C:133:VAL:HG12	1.87	0.56
1:A:99:LEU:CD2	1:A:197:LEU:HD13	2.35	0.56
1:B:183:LEU:HD11	1:B:438:MET:SD	2.45	0.56

Continued on next page...

Continued from previous page...

Atom-1	Atom-2	Interatomic distance (Å)	Clash overlap (Å)
1:B:202:PRO:HD3	1:B:379:THR:CG2	2.21	0.56
1:C:78:VAL:HG11	1:C:85:THR:HG22	1.87	0.56
1:D:418:PRO:O	1:D:419:VAL:HG12	2.05	0.56
1:A:68:VAL:HG11	1:B:304:SER:HB2	1.88	0.56
1:A:210:VAL:HG23	1:A:212:LEU:HG	1.86	0.56
1:C:183:LEU:HD13	1:C:433:ILE:CD1	2.35	0.56
1:C:359:PHE:CD1	1:C:458:MET:HE3	2.40	0.56
1:D:222:LEU:HB3	1:D:223:PRO:HD3	1.88	0.56
1:D:417:LEU:HD23	1:D:417:LEU:H	1.70	0.56
1:C:425:ALA:HA	1:C:428:PHE:HB3	1.88	0.56
1:A:147:MET:HG2	1:A:195:ALA:HB3	1.88	0.56
1:B:229:LEU:HB3	1:B:230:PRO:HD3	1.88	0.56
1:A:422:PRO:HB2	1:A:423:PRO:HD3	1.87	0.56
1:B:201:PRO:O	1:B:205:ILE:HG13	2.05	0.56
1:B:183:LEU:HD13	1:B:433:ILE:CD1	2.36	0.56
1:B:197:LEU:HD21	1:B:204:ALA:HA	1.87	0.56
1:D:72:LEU:HD12	1:D:75:VAL:CG1	2.36	0.56
1:D:159:LEU:HB3	1:D:160:PRO:HD3	1.87	0.56
1:D:362:ILE:HG13	1:D:454:THR:HG23	1.87	0.56
1:B:175:ARG:HH12	1:B:434:LYS:HE3	1.71	0.56
1:C:194:ILE:HD11	1:C:412:SER:HB2	1.88	0.56
1:A:32:PHE:HB2	1:A:54:PHE:HD1	1.72	0.55
1:B:142:THR:OG1	1:B:158:MET:HG3	2.06	0.55
1:B:155:ALA:HB3	1:B:426:ILE:HD12	1.88	0.55
1:D:142:THR:OG1	1:D:158:MET:HG3	2.05	0.55
1:D:343:VAL:HA	1:D:395:ALA:HB1	1.89	0.55
1:C:417:LEU:HD23	1:C:417:LEU:H	1.70	0.55
1:D:393:ALA:CB	1:D:403:LEU:HD12	2.36	0.55
1:A:214:PHE:CD2	1:A:275:TRP:HB3	2.40	0.55
1:C:39:LEU:HD22	1:C:41:PHE:HE2	1.72	0.55
1:A:107:ALA:HB2	1:A:149:ILE:HA	1.89	0.55
1:A:377:SER:HB3	1:A:380:ALA:HB3	1.88	0.55
1:A:393:ALA:HB1	1:A:398:MET:CG	2.36	0.55
1:B:422:PRO:HB2	1:B:423:PRO:HD3	1.87	0.55
1:B:379:THR:HG23	3:B:503:LMR:O4B	2.07	0.55
1:C:59:TRP:NE1	1:C:69:THR:HB	2.22	0.54
1:C:222:LEU:HB3	1:C:223:PRO:HD3	1.90	0.54
1:C:369:VAL:HG12	1:C:385:LEU:HD12	1.90	0.54
1:D:67:THR:HG21	1:D:321:GLY:HA2	1.90	0.54
1:B:367:THR:HG23	1:B:450:ILE:HD13	1.90	0.54
1:D:393:ALA:HB2	1:D:403:LEU:CD1	2.36	0.54

Continued on next page...

Continued from previous page...

Atom-1	Atom-2	Interatomic distance (Å)	Clash overlap (Å)
1:A:110:MET:HB2	1:A:115:LEU:HB3	1.89	0.54
1:C:417:LEU:HB2	1:C:418:PRO:HD2	1.89	0.54
1:D:342:SER:OG	1:D:391:THR:HB	2.08	0.54
1:D:434:LYS:HB2	1:D:437:GLU:CG	2.38	0.54
1:D:206:ALA:HB2	1:D:408:ALA:HB2	1.90	0.54
1:A:78:VAL:CG1	1:A:85:THR:HG22	2.37	0.54
1:B:170:ASP:O	1:B:172:ASP:N	2.41	0.54
1:A:162:VAL:HG21	1:A:185:VAL:HG11	1.90	0.54
1:C:21:ASN:HB3	1:C:63:ALA:HA	1.90	0.53
1:C:49:ILE:HD11	1:C:345:LEU:HD21	1.89	0.53
1:C:416:MET:O	1:C:438:MET:HG2	2.08	0.53
1:A:168:LYS:HE3	1:A:169:VAL:CG2	2.38	0.53
1:C:377:SER:HB3	1:C:380:ALA:HB3	1.91	0.53
1:D:99:LEU:HD12	1:D:296:ALA:HB2	1.90	0.53
1:D:434:LYS:HB2	1:D:437:GLU:HG3	1.90	0.53
1:A:357:GLY:O	1:A:361:VAL:HG23	2.08	0.53
1:D:418:PRO:C	1:D:420:ALA:H	2.12	0.53
1:B:365:VAL:O	1:B:369:VAL:HG22	2.09	0.53
1:C:79:PHE:HA	1:D:288:PHE:CE1	2.43	0.53
1:B:142:THR:O	1:B:154:THR:HG21	2.09	0.53
1:C:65:HIS:HB3	1:C:68:VAL:HG23	1.90	0.53
1:A:28:ASP:OD2	1:A:57:VAL:HB	2.09	0.53
1:B:179:VAL:HB	1:B:432:HIS:CE1	2.43	0.53
1:B:362:ILE:HD11	1:B:458:MET:CE	2.37	0.53
1:A:202:PRO:CD	1:A:379:THR:HG22	2.26	0.53
1:B:428:PHE:HA	1:B:433:ILE:CG2	2.39	0.53
1:C:99:LEU:HD21	1:C:197:LEU:HD13	1.91	0.52
1:D:166:LEU:HD13	1:D:178:TYR:HD1	1.74	0.52
1:A:147:MET:O	1:A:196:THR:OG1	2.26	0.52
1:A:290:SER:H	1:B:85:THR:HG21	1.74	0.52
1:C:213:SER:HB2	1:C:292:ASP:OD2	2.10	0.52
1:C:231:MET:HE1	1:C:448:ALA:C	2.30	0.52
1:C:359:PHE:HA	1:C:458:MET:CE	2.40	0.52
1:C:418:PRO:O	1:C:419:VAL:HG12	2.09	0.52
1:A:52:LEU:HD11	1:A:388:VAL:CG2	2.38	0.52
1:A:56:ALA:HA	1:A:384:LEU:HD22	1.92	0.52
1:B:152:THR:OG1	1:B:422:PRO:HG2	2.09	0.52
1:A:67:THR:HG21	1:B:311:TRP:CE2	2.44	0.52
1:A:342:SER:OG	1:A:391:THR:HB	2.10	0.52
1:C:337:LYS:NZ	1:C:394:GLU:OE1	2.42	0.52
1:C:147:MET:HG2	1:C:195:ALA:HB3	1.92	0.52

Continued on next page...

Continued from previous page...

Atom-1	Atom-2	Interatomic distance (Å)	Clash overlap (Å)
1:A:151:ASN:HB2	3:A:502:LMR:O1B	2.10	0.52
1:C:158:MET:O	1:C:162:VAL:HG23	2.10	0.52
1:D:147:MET:HG2	1:D:195:ALA:HB3	1.92	0.51
1:C:170:ASP:O	1:C:172:ASP:N	2.43	0.51
1:D:202:PRO:HD3	1:D:379:THR:HG22	1.90	0.51
1:D:417:LEU:HB2	1:D:418:PRO:HD2	1.91	0.51
1:B:175:ARG:NH1	1:B:434:LYS:HG3	2.25	0.51
1:B:191:ILE:HG12	1:B:228:MET:HE2	1.93	0.51
1:C:311:TRP:NE1	1:C:315:GLN:OE1	2.44	0.51
1:A:213:SER:HB2	1:A:292:ASP:OD2	2.11	0.51
1:B:258:ASP:OD1	1:B:261:LYS:HG3	2.11	0.51
1:C:333:SER:HB2	1:C:387:PRO:HB3	1.92	0.51
1:D:113:GLN:NE2	1:D:259:LYS:O	2.44	0.51
1:B:59:TRP:NE1	1:B:69:THR:HB	2.26	0.51
1:C:222:LEU:O	1:C:226:MET:HG2	2.11	0.51
1:A:288:PHE:CE1	1:B:79:PHE:HA	2.46	0.51
1:B:201:PRO:CG	1:B:379:THR:HG21	2.36	0.51
1:D:162:VAL:HG21	1:D:185:VAL:HG11	1.93	0.51
1:A:197:LEU:HD21	1:A:204:ALA:HA	1.92	0.51
1:B:119:ILE:O	1:B:123:VAL:HG22	2.11	0.51
1:B:147:MET:O	1:B:196:THR:OG1	2.24	0.51
1:B:196:THR:HB	1:B:214:PHE:HE1	1.75	0.51
1:C:152:THR:HG23	1:C:422:PRO:HB2	1.92	0.51
1:A:362:ILE:HD12	1:A:457:ALA:HB3	1.92	0.51
1:B:175:ARG:HG2	1:B:432:HIS:NE2	2.26	0.51
1:B:418:PRO:C	1:B:420:ALA:H	2.14	0.51
1:C:418:PRO:C	1:C:420:ALA:H	2.15	0.50
1:D:282:ASN:HB2	1:D:291:PHE:CG	2.47	0.50
1:B:179:VAL:CA	1:B:432:HIS:HE1	2.23	0.50
1:B:386:ILE:HB	1:B:387:PRO:HD3	1.92	0.50
1:C:152:THR:OG1	1:C:422:PRO:HG2	2.10	0.50
1:C:359:PHE:HA	1:C:458:MET:HE3	1.93	0.50
1:D:210:VAL:CG2	1:D:212:LEU:HG	2.41	0.50
1:C:72:LEU:HD12	1:C:75:VAL:CG1	2.41	0.50
1:B:417:LEU:HB2	1:B:418:PRO:HD2	1.94	0.50
1:C:65:HIS:HD2	1:D:311:TRP:HB3	1.75	0.50
1:A:191:ILE:HG12	1:A:228:MET:CE	2.42	0.50
1:C:108:ALA:HB2	1:C:317:THR:CB	2.41	0.50
1:D:349:LEU:O	1:D:353:VAL:HG22	2.12	0.50
1:B:109:ALA:HA	1:B:309:VAL:HB	1.94	0.50
1:B:206:ALA:HB2	1:B:408:ALA:HB2	1.94	0.50

Continued on next page...

Continued from previous page...

Atom-1	Atom-2	Interatomic distance (Å)	Clash overlap (Å)
1:C:138:LEU:HD13	1:C:162:VAL:HG22	1.94	0.50
1:D:72:LEU:HG	1:D:76:MET:HE3	1.94	0.50
1:A:142:THR:O	1:A:154:THR:HG21	2.12	0.50
1:B:106:LEU:HA	1:B:303:LEU:CD1	2.41	0.49
1:C:455:ALA:O	1:C:459:LEU:HG	2.13	0.49
1:D:106:LEU:HD12	1:D:303:LEU:HD11	1.93	0.49
1:D:162:VAL:HG21	1:D:185:VAL:HG21	1.93	0.49
1:A:117:LYS:HD3	1:A:157:MET:CE	2.42	0.49
1:A:162:VAL:CG1	1:A:182:LEU:HD23	2.42	0.49
1:B:113:GLN:HE22	1:B:259:LYS:HG3	1.76	0.49
1:D:341:THR:O	1:D:345:LEU:HG	2.11	0.49
1:D:235:ILE:HD12	1:D:445:LEU:CD1	2.40	0.49
1:B:45:VAL:HG11	1:B:344:PHE:CG	2.47	0.49
1:C:365:VAL:HG22	1:C:389:PHE:HE1	1.78	0.49
1:A:210:VAL:CG2	1:A:212:LEU:HG	2.42	0.49
1:A:194:ILE:HD11	1:A:412:SER:CB	2.43	0.49
1:A:386:ILE:HB	1:A:387:PRO:HD3	1.93	0.49
1:B:214:PHE:CD2	1:B:275:TRP:HB3	2.47	0.49
1:C:186:ALA:HB2	1:C:427:VAL:CG2	2.43	0.49
1:D:282:ASN:OD1	1:D:288:PHE:N	2.45	0.49
1:C:282:ASN:ND2	1:C:288:PHE:O	2.42	0.49
1:D:333:SER:HB2	1:D:387:PRO:HB3	1.95	0.49
1:A:418:PRO:C	1:A:420:ALA:H	2.16	0.49
1:C:414:ALA:HB1	1:C:420:ALA:CB	2.38	0.49
1:D:120:ALA:O	1:D:124:LEU:HB2	2.13	0.49
1:C:366:ALA:O	1:C:370:VAL:HG23	2.13	0.49
1:A:196:THR:OG1	1:A:198:VAL:O	2.30	0.49
1:C:113:GLN:NE2	1:C:259:LYS:O	2.46	0.48
1:B:47:LEU:HD21	1:B:82:ILE:HD11	1.94	0.48
1:B:102:GLY:HA3	1:B:296:ALA:HB1	1.95	0.48
1:C:183:LEU:HD13	1:C:433:ILE:HD13	1.95	0.48
1:A:151:ASN:ND2	3:A:502:LMR:O2	2.35	0.48
1:A:191:ILE:HG12	1:A:228:MET:HE2	1.95	0.48
1:B:49:ILE:HD11	1:B:345:LEU:HD21	1.95	0.48
1:B:158:MET:O	1:B:162:VAL:N	2.41	0.48
1:B:204:ALA:HB3	1:B:326:PHE:CZ	2.47	0.48
1:B:39:LEU:HB2	1:B:46:VAL:HG13	1.95	0.48
1:C:59:TRP:CD1	1:C:69:THR:HB	2.48	0.48
1:A:146:SER:OG	1:A:151:ASN:OD1	2.30	0.48
1:B:213:SER:HB2	1:B:292:ASP:OD2	2.14	0.48
1:C:113:GLN:HE22	1:C:259:LYS:HG3	1.77	0.48

Continued on next page...

Continued from previous page...

Atom-1	Atom-2	Interatomic distance (Å)	Clash overlap (Å)
1:C:191:ILE:HG12	1:C:228:MET:HE2	1.94	0.48
1:B:175:ARG:O	1:B:179:VAL:HG12	2.13	0.48
1:B:340:GLY:O	1:B:343:VAL:HG12	2.14	0.48
1:D:179:VAL:HG23	1:D:433:ILE:HB	1.96	0.48
1:A:127:ALA:HB1	1:A:133:VAL:HG13	1.96	0.48
1:B:102:GLY:HA2	1:B:300:ILE:HD11	1.94	0.48
1:B:449:CYS:O	1:B:453:LEU:HG	2.13	0.48
1:A:68:VAL:HG11	1:B:304:SER:CB	2.43	0.48
1:C:71:ILE:O	1:C:74:PRO:HD2	2.14	0.48
1:A:98:PHE:HB3	1:A:297:LEU:HD21	1.96	0.48
1:A:107:ALA:HB1	1:A:149:ILE:HG12	1.96	0.48
1:D:102:GLY:HA3	1:D:296:ALA:HB1	1.96	0.47
1:B:152:THR:OG1	3:B:503:LMR:O2	2.18	0.47
1:C:386:ILE:HB	1:C:387:PRO:HD3	1.96	0.47
1:B:374:GLU:HA	1:B:420:ALA:HB1	1.96	0.47
1:D:386:ILE:HB	1:D:387:PRO:HD3	1.95	0.47
1:D:455:ALA:O	1:D:459:LEU:HG	2.14	0.47
1:B:374:GLU:HA	1:B:420:ALA:CB	2.45	0.47
1:D:434:LYS:HB2	1:D:437:GLU:CD	2.35	0.47
1:B:353:VAL:HG21	1:B:396:PHE:CZ	2.49	0.47
1:B:361:VAL:O	1:B:365:VAL:HG23	2.15	0.47
1:C:72:LEU:HG	1:C:76:MET:HE3	1.96	0.47
1:D:135:VAL:HG23	1:D:136:PHE:HD1	1.79	0.47
1:A:267:ILE:CD1	1:A:303:LEU:HD23	2.45	0.47
1:B:461:TRP:CE3	1:B:462:GLN:HG3	2.50	0.47
1:A:182:LEU:HD12	1:A:432:HIS:HE1	1.77	0.47
1:A:461:TRP:CE3	1:A:462:GLN:HG3	2.49	0.47
1:B:109:ALA:HB1	1:B:303:LEU:HD22	1.96	0.47
1:C:54:PHE:CD2	1:C:76:MET:HE1	2.50	0.47
1:D:158:MET:O	1:D:162:VAL:HG23	2.15	0.47
1:C:179:VAL:HG23	1:C:432:HIS:NE2	2.30	0.46
1:D:210:VAL:HB	1:D:401:VAL:HG22	1.97	0.46
1:A:24:ILE:HG21	1:A:61:THR:OG1	2.15	0.46
1:D:197:LEU:HD12	1:D:214:PHE:HA	1.97	0.46
1:D:346:ALA:HA	1:D:396:PHE:CZ	2.51	0.46
1:B:123:VAL:HG23	1:B:124:LEU:N	2.30	0.46
1:C:162:VAL:HG11	1:C:182:LEU:HD23	1.97	0.46
1:D:194:ILE:HD11	1:D:412:SER:HB2	1.97	0.46
1:A:139:PHE:CE2	1:A:184:GLY:HA3	2.51	0.46
1:A:141:VAL:HG12	1:A:158:MET:HE1	1.97	0.46
1:A:417:LEU:HB2	1:A:418:PRO:HD2	1.97	0.46

Continued on next page...

Continued from previous page...

Atom-1	Atom-2	Interatomic distance (Å)	Clash overlap (Å)
1:B:196:THR:OG1	1:B:198:VAL:O	2.33	0.46
1:B:341:THR:O	1:B:345:LEU:HG	2.15	0.46
1:A:416:MET:O	1:A:438:MET:HG2	2.16	0.46
1:B:71:ILE:O	1:B:74:PRO:HD2	2.16	0.46
1:D:127:ALA:CB	1:D:133:VAL:HG13	2.45	0.46
1:C:70:ALA:HB1	1:C:328:GLY:HA3	1.98	0.45
1:C:186:ALA:HB2	1:C:427:VAL:HG21	1.98	0.45
1:B:99:LEU:HD21	1:B:197:LEU:HD13	1.98	0.45
1:B:108:ALA:HB2	1:B:317:THR:CB	2.46	0.45
1:C:85:THR:HG21	1:D:290:SER:H	1.81	0.45
1:D:110:MET:CE	1:D:149:ILE:HG13	2.46	0.45
1:D:127:ALA:HB1	1:D:133:VAL:HG13	1.98	0.45
1:D:210:VAL:HG12	1:D:400:PRO:HG2	1.98	0.45
1:A:39:LEU:HB2	1:A:46:VAL:HG13	1.97	0.45
1:B:39:LEU:HD22	1:B:41:PHE:CE2	2.42	0.45
1:B:59:TRP:CD1	1:B:69:THR:HB	2.52	0.45
1:B:140:GLY:O	1:B:144:LEU:HB2	2.16	0.45
1:A:393:ALA:HB2	1:A:403:LEU:HD12	1.98	0.45
1:B:147:MET:HG2	1:B:195:ALA:HB3	1.98	0.45
1:B:201:PRO:HB2	1:B:379:THR:CG2	2.47	0.45
1:B:378:ASN:HB2	3:B:503:LMR:O4A	2.17	0.45
1:B:414:ALA:HB3	1:B:421:THR:OG1	2.16	0.45
1:D:103:GLY:HA3	1:D:198:VAL:HG11	1.99	0.45
1:D:110:MET:HB2	1:D:115:LEU:HB3	1.99	0.45
1:A:418:PRO:O	1:A:419:VAL:HB	2.17	0.45
1:A:437:GLU:O	1:A:441:VAL:HG23	2.17	0.45
1:B:144:LEU:HD23	1:B:147:MET:SD	2.57	0.45
1:B:369:VAL:HG12	1:B:385:LEU:HD12	1.99	0.45
1:A:122:LYS:O	1:A:126:MET:HG2	2.17	0.45
1:B:205:ILE:HG12	1:B:326:PHE:CD1	2.51	0.45
1:C:78:VAL:CG1	1:C:85:THR:HG22	2.47	0.45
1:D:109:ALA:HB2	1:D:303:LEU:HD13	1.99	0.45
1:A:163:LEU:O	1:A:163:LEU:CD1	2.64	0.45
1:A:183:LEU:HD13	1:A:433:ILE:CD1	2.47	0.45
1:B:70:ALA:HB1	1:B:328:GLY:HA3	1.99	0.45
1:C:74:PRO:O	1:C:78:VAL:HG23	2.17	0.45
1:C:201:PRO:HG2	3:C:502:LMR:O2	2.17	0.45
1:D:32:PHE:CD1	1:D:50:SER:HB3	2.52	0.45
1:B:42:GLU:OE1	1:B:44:ASN:HB2	2.17	0.45
1:A:72:LEU:HD12	1:A:75:VAL:CG1	2.47	0.44
1:B:262:VAL:O	1:B:266:GLY:N	2.39	0.44

Continued on next page...

Continued from previous page...

Atom-1	Atom-2	Interatomic distance (Å)	Clash overlap (Å)
1:C:155:ALA:HB3	1:C:426:ILE:HD12	1.98	0.44
1:C:304:SER:CB	1:D:68:VAL:HG11	2.47	0.44
1:A:143:ALA:HB2	1:A:188:SER:HB3	2.00	0.44
1:B:44:ASN:O	1:B:339:THR:HB	2.17	0.44
1:A:168:LYS:NZ	1:A:169:VAL:HG22	2.32	0.44
1:B:202:PRO:HB3	1:B:382:ALA:CB	2.47	0.44
1:B:205:ILE:HG12	1:B:326:PHE:HD1	1.82	0.44
1:A:54:PHE:HE2	1:A:58:LEU:HD22	1.82	0.44
1:A:282:ASN:OD1	1:A:288:PHE:N	2.43	0.44
1:B:72:LEU:O	1:B:75:VAL:HG12	2.17	0.44
1:C:231:MET:HE3	1:C:448:ALA:CB	2.46	0.44
1:C:341:THR:O	1:C:345:LEU:HG	2.17	0.44
1:D:323:LEU:HA	1:D:326:PHE:CD2	2.52	0.44
1:A:369:VAL:HG12	1:A:385:LEU:CD1	2.47	0.44
1:C:294:LEU:HD21	1:D:78:VAL:HG11	1.99	0.44
1:C:356:MET:HB3	1:C:360:VAL:HB	2.00	0.44
1:B:175:ARG:HG2	1:B:432:HIS:CD2	2.53	0.44
1:C:294:LEU:HD21	1:D:85:THR:HG22	2.00	0.44
1:C:369:VAL:HG12	1:C:385:LEU:CD1	2.47	0.44
1:D:233:ILE:O	1:D:237:TYR:N	2.39	0.44
1:D:403:LEU:O	1:D:407:ILE:HG13	2.17	0.44
1:A:201:PRO:CG	1:A:379:THR:HG21	2.44	0.44
1:A:235:ILE:HD12	1:A:445:LEU:HD13	2.00	0.44
1:A:222:LEU:O	1:A:226:MET:HG2	2.18	0.44
1:B:194:ILE:HG21	1:B:409:VAL:HG13	2.00	0.44
1:D:265:LEU:HD13	1:D:265:LEU:O	2.18	0.44
1:A:148:TRP:CH2	1:A:196:THR:HG21	2.53	0.44
1:D:92:PHE:CD2	1:D:327:GLY:HA3	2.53	0.43
1:D:98:PHE:HB3	1:D:297:LEU:HD21	1.99	0.43
1:D:182:LEU:HD23	1:D:182:LEU:HA	1.79	0.43
1:A:102:GLY:HA3	1:A:296:ALA:HB1	1.99	0.43
1:A:108:ALA:HB2	1:A:317:THR:CB	2.48	0.43
1:A:183:LEU:HD12	1:A:183:LEU:HA	1.91	0.43
1:B:403:LEU:O	1:B:407:ILE:HG13	2.18	0.43
1:C:182:LEU:HD12	1:C:432:HIS:HE1	1.81	0.43
1:B:202:PRO:CD	1:B:379:THR:HG22	2.23	0.43
1:D:113:GLN:O	1:D:261:LYS:HE2	2.18	0.43
1:A:70:ALA:O	1:A:74:PRO:HD3	2.19	0.43
1:B:416:MET:HB3	1:B:417:LEU:H	1.62	0.43
1:B:446:ASN:O	1:B:450:ILE:HG13	2.18	0.43
1:D:183:LEU:HD22	1:D:433:ILE:HD11	1.99	0.43

Continued on next page...

Continued from previous page...

Atom-1	Atom-2	Interatomic distance (Å)	Clash overlap (Å)
1:A:265:LEU:HD13	1:A:265:LEU:O	2.19	0.43
1:A:387:PRO:O	1:A:391:THR:HG23	2.18	0.43
1:B:28:ASP:OD2	1:B:57:VAL:HB	2.18	0.43
1:B:202:PRO:HB3	1:B:382:ALA:HB2	1.99	0.43
1:B:219:LYS:O	1:B:223:PRO:HG2	2.18	0.43
1:C:65:HIS:O	1:C:68:VAL:N	2.52	0.43
1:C:201:PRO:HB2	1:C:379:THR:CG2	2.49	0.43
1:D:62:GLU:OE2	1:D:377:SER:HB2	2.19	0.43
1:A:349:LEU:HB3	1:A:353:VAL:HG13	2.00	0.43
1:A:359:PHE:HA	1:A:458:MET:HE3	2.01	0.43
1:B:109:ALA:CB	1:B:303:LEU:HD22	2.48	0.43
1:C:70:ALA:O	1:C:74:PRO:HD3	2.19	0.43
1:C:187:TYR:CZ	1:C:415:PHE:HB3	2.53	0.43
1:C:260:GLY:CA	1:C:263:VAL:HB	2.49	0.43
1:D:182:LEU:O	1:D:427:VAL:HG11	2.19	0.43
1:D:418:PRO:O	1:D:420:ALA:N	2.51	0.43
1:B:113:GLN:HG3	1:B:261:LYS:HG2	2.01	0.43
1:C:262:VAL:O	1:C:266:GLY:N	2.37	0.43
1:C:340:GLY:O	1:C:343:VAL:HG12	2.19	0.43
1:D:209:GLU:OE2	1:D:333:SER:OG	2.35	0.43
1:A:151:ASN:HB2	3:A:502:LMR:C1	2.49	0.43
1:B:428:PHE:CD1	1:B:433:ILE:HG23	2.54	0.43
1:A:358:ILE:O	1:A:362:ILE:HG23	2.18	0.43
1:B:152:THR:HG23	1:B:422:PRO:HB2	2.00	0.43
1:B:183:LEU:HD12	1:B:183:LEU:HA	1.88	0.43
1:D:183:LEU:HD13	1:D:433:ILE:HD13	2.00	0.42
1:D:141:VAL:HG12	1:D:158:MET:CE	2.49	0.42
1:A:340:GLY:O	1:A:343:VAL:HG12	2.19	0.42
1:B:194:ILE:O	1:B:221:GLY:HA3	2.20	0.42
1:B:201:PRO:N	1:B:202:PRO:CD	2.82	0.42
1:C:150:SER:O	1:C:154:THR:OG1	2.22	0.42
1:A:39:LEU:HD22	1:A:41:PHE:HE2	1.84	0.42
1:B:193:GLY:O	1:B:203:ASN:ND2	2.50	0.42
1:B:265:LEU:O	1:B:265:LEU:HD13	2.19	0.42
1:D:231:MET:CE	1:D:448:ALA:HB1	2.50	0.42
1:A:372:LEU:HD23	1:A:385:LEU:HD11	2.02	0.42
1:B:179:VAL:HG23	1:B:433:ILE:HB	2.02	0.42
1:C:141:VAL:HG12	1:C:158:MET:CE	2.49	0.42
1:B:72:LEU:HD12	1:B:75:VAL:CG1	2.49	0.42
1:A:368:PHE:CE2	1:A:372:LEU:HD22	2.55	0.42
1:D:387:PRO:O	1:D:391:THR:HG23	2.20	0.42

Continued on next page...

Continued from previous page...

Atom-1	Atom-2	Interatomic distance (Å)	Clash overlap (Å)
1:D:418:PRO:HD3	1:D:438:MET:CE	2.50	0.42
1:C:142:THR:OG1	1:C:158:MET:HG3	2.20	0.42
1:A:107:ALA:CB	1:A:149:ILE:HA	2.49	0.42
1:B:65:HIS:O	1:B:68:VAL:N	2.53	0.42
1:C:201:PRO:N	1:C:202:PRO:CD	2.82	0.42
1:C:358:ILE:O	1:C:362:ILE:HG23	2.20	0.42
1:D:141:VAL:HG12	1:D:158:MET:HE1	2.02	0.42
1:D:179:VAL:HA	1:D:432:HIS:NE2	2.35	0.42
1:A:56:ALA:HA	1:A:384:LEU:CD2	2.49	0.42
1:A:123:VAL:O	1:A:126:MET:HB2	2.20	0.42
1:A:362:ILE:HG13	1:A:454:THR:HG23	2.02	0.42
1:B:98:PHE:HB3	1:B:297:LEU:HD21	2.02	0.42
1:D:201:PRO:N	1:D:202:PRO:CD	2.82	0.42
1:D:345:LEU:O	1:D:349:LEU:HG	2.19	0.42
1:A:366:ALA:O	1:A:370:VAL:HG23	2.19	0.42
1:C:152:THR:HG23	1:C:422:PRO:CB	2.49	0.41
1:D:20:ARG:O	1:D:24:ILE:HG13	2.19	0.41
1:C:236:LEU:HD23	1:C:441:VAL:HG11	2.03	0.41
1:A:369:VAL:HG12	1:A:385:LEU:HD12	2.00	0.41
1:C:32:PHE:CD1	1:C:50:SER:HB3	2.55	0.41
1:A:155:ALA:HB3	1:A:426:ILE:HD12	2.02	0.41
1:A:446:ASN:O	1:A:450:ILE:HG13	2.19	0.41
1:C:207:ALA:HA	1:C:212:LEU:HB2	2.03	0.41
1:A:331:CYS:O	1:A:335:VAL:HG23	2.21	0.41
1:C:231:MET:CE	1:C:448:ALA:HB1	2.49	0.41
1:B:186:ALA:HB2	1:B:427:VAL:CG2	2.51	0.41
1:C:108:ALA:HB2	1:C:317:THR:HB	2.02	0.41
1:C:191:ILE:HG12	1:C:228:MET:HE3	2.03	0.41
1:C:223:PRO:O	1:C:227:MET:HB2	2.21	0.41
1:C:419:VAL:O	1:C:419:VAL:HG22	2.20	0.41
1:A:72:LEU:O	1:A:76:MET:HG3	2.21	0.41
1:B:136:PHE:HA	1:B:139:PHE:CD1	2.56	0.41
1:C:279:SER:HB3	1:C:280:PRO:HD3	2.02	0.41
1:D:162:VAL:CG2	1:D:185:VAL:HG11	2.50	0.41
1:B:95:SER:HB2	1:B:293:THR:OG1	2.20	0.41
1:B:461:TRP:HE3	1:B:462:GLN:HG3	1.85	0.41
1:C:98:PHE:HB3	1:C:297:LEU:HD21	2.03	0.41
1:C:105:ALA:HB2	1:C:314:ILE:CG2	2.51	0.41
1:A:141:VAL:HG12	1:A:158:MET:CE	2.51	0.41
1:C:194:ILE:O	1:C:194:ILE:CG2	2.69	0.41
1:C:403:LEU:O	1:C:407:ILE:HG13	2.21	0.41

Continued on next page...

Continued from previous page...

Atom-1	Atom-2	Interatomic distance (Å)	Clash overlap (Å)
1:A:71:ILE:O	1:A:74:PRO:HD2	2.20	0.41
1:A:162:VAL:C	1:A:164:GLY:H	2.24	0.41
1:A:279:SER:HB3	1:A:280:PRO:HD3	2.03	0.41
1:B:179:VAL:N	1:B:432:HIS:HE1	2.19	0.41
1:B:194:ILE:CD1	1:B:412:SER:HB2	2.46	0.41
1:B:279:SER:HB3	1:B:280:PRO:HD3	2.03	0.41
1:C:72:LEU:O	1:C:75:VAL:HG12	2.21	0.41
1:C:443:LEU:O	1:C:447:ILE:HD12	2.21	0.41
1:A:72:LEU:HA	1:A:75:VAL:HG12	2.03	0.41
1:A:201:PRO:N	1:A:202:PRO:CD	2.83	0.41
1:A:206:ALA:HB2	1:A:408:ALA:HB2	2.03	0.41
1:B:108:ALA:HB2	1:B:317:THR:OG1	2.21	0.41
1:C:432:HIS:CG	1:C:433:ILE:N	2.89	0.40
1:C:183:LEU:HD22	1:C:433:ILE:HD11	2.02	0.40
1:C:303:LEU:HB3	1:C:309:VAL:CG1	2.51	0.40
1:D:279:SER:HB3	1:D:280:PRO:HD3	2.04	0.40
1:B:236:LEU:CD2	1:B:441:VAL:HG11	2.46	0.40
1:B:303:LEU:HB3	1:B:309:VAL:CG1	2.51	0.40
1:A:21:ASN:HB3	1:A:63:ALA:HA	2.02	0.40
1:A:117:LYS:HD3	1:A:157:MET:HE3	2.02	0.40
1:B:366:ALA:O	1:B:370:VAL:HG23	2.22	0.40
1:C:362:ILE:CD1	1:C:458:MET:HE1	2.51	0.40
1:A:99:LEU:HD12	1:A:296:ALA:HB2	2.03	0.40
1:A:231:MET:HE3	1:A:448:ALA:HB1	2.00	0.40
1:A:349:LEU:O	1:A:353:VAL:HG13	2.22	0.40
1:B:194:ILE:HD11	1:B:412:SER:CB	2.44	0.40
1:C:72:LEU:HD13	1:D:301:LEU:HD13	2.03	0.40
1:C:259:LYS:HE3	1:C:259:LYS:HB2	1.95	0.40
1:D:182:LEU:HD12	1:D:432:HIS:HE1	1.83	0.40
1:B:186:ALA:HB2	1:B:427:VAL:HG21	2.03	0.40

There are no symmetry-related clashes.

5.3 Torsion angles [i](#)

5.3.1 Protein backbone [i](#)

In the following table, the Percentiles column shows the percent Ramachandran outliers of the chain as a percentile score with respect to all X-ray entries followed by that with respect to entries of similar resolution.

The Analysed column shows the number of residues for which the backbone conformation was analysed, and the total number of residues.

Mol	Chain	Analysed	Favoured	Allowed	Outliers	Percentiles	
1	A	424/449 (94%)	394 (93%)	26 (6%)	4 (1%)	17	56
1	B	424/449 (94%)	395 (93%)	25 (6%)	4 (1%)	17	56
1	C	424/449 (94%)	395 (93%)	23 (5%)	6 (1%)	11	46
1	D	424/449 (94%)	396 (93%)	23 (5%)	5 (1%)	13	50
All	All	1696/1796 (94%)	1580 (93%)	97 (6%)	19 (1%)	14	52

All (19) Ramachandran outliers are listed below:

Mol	Chain	Res	Type
1	C	171	ALA
1	C	416	MET
1	C	419	VAL
1	D	171	ALA
1	D	416	MET
1	D	419	VAL
1	A	419	VAL
1	B	171	ALA
1	B	419	VAL
1	A	416	MET
1	B	416	MET
1	C	129	GLY
1	D	129	GLY
1	A	129	GLY
1	B	129	GLY
1	C	167	SER
1	A	150	SER
1	C	418	PRO
1	D	418	PRO

5.3.2 Protein sidechains [i](#)

In the following table, the Percentiles column shows the percent sidechain outliers of the chain as a percentile score with respect to all X-ray entries followed by that with respect to entries of similar resolution.

The Analysed column shows the number of residues for which the sidechain conformation was analysed, and the total number of residues.

Mol	Chain	Analysed	Rotameric	Outliers	Percentiles	
1	A	335/357 (94%)	330 (98%)	5 (2%)	65	84
1	B	336/357 (94%)	333 (99%)	3 (1%)	78	90
1	C	331/357 (93%)	326 (98%)	5 (2%)	65	84
1	D	336/357 (94%)	332 (99%)	4 (1%)	71	87
All	All	1338/1428 (94%)	1321 (99%)	17 (1%)	69	86

All (17) residues with a non-rotameric sidechain are listed below:

Mol	Chain	Res	Type
1	C	131	MET
1	C	289	LYS
1	C	351	ASP
1	C	432	HIS
1	C	461	TRP
1	D	227	MET
1	D	289	LYS
1	D	351	ASP
1	D	432	HIS
1	A	168	LYS
1	A	289	LYS
1	A	351	ASP
1	A	432	HIS
1	A	461	TRP
1	B	289	LYS
1	B	351	ASP
1	B	461	TRP

Sometimes sidechains can be flipped to improve hydrogen bonding and reduce clashes. All (8) such sidechains are listed below:

Mol	Chain	Res	Type
1	C	113	GLN
1	D	21	ASN
1	D	113	GLN
1	D	378	ASN
1	D	435	GLN
1	D	462	GLN
1	A	432	HIS
1	B	432	HIS

5.3.3 RNA [i](#)

There are no RNA molecules in this entry.

5.4 Non-standard residues in protein, DNA, RNA chains [i](#)

There are no non-standard protein/DNA/RNA residues in this entry.

5.5 Carbohydrates [i](#)

There are no monosaccharides in this entry.

5.6 Ligand geometry [i](#)

Of 10 ligands modelled in this entry, 6 are monoatomic - leaving 4 for Mogul analysis.

In the following table, the Counts columns list the number of bonds (or angles) for which Mogul statistics could be retrieved, the number of bonds (or angles) that are observed in the model and the number of bonds (or angles) that are defined in the Chemical Component Dictionary. The Link column lists molecule types, if any, to which the group is linked. The Z score for a bond length (or angle) is the number of standard deviations the observed value is removed from the expected value. A bond length (or angle) with $|Z| > 2$ is considered an outlier worth inspection. RMSZ is the root-mean-square of all Z scores of the bond lengths (or angles).

Mol	Type	Chain	Res	Link	Bond lengths			Bond angles		
					Counts	RMSZ	# Z > 2	Counts	RMSZ	# Z > 2
3	LMR	D	503	-	8,8,8	1.99	3 (37%)	10,10,10	1.10	1 (10%)
3	LMR	C	502	-	8,8,8	2.48	2 (25%)	10,10,10	1.58	4 (40%)
3	LMR	B	503	-	8,8,8	1.91	2 (25%)	10,10,10	1.25	1 (10%)
3	LMR	A	502	-	8,8,8	2.17	4 (50%)	10,10,10	2.36	3 (30%)

In the following table, the Chirals column lists the number of chiral outliers, the number of chiral centers analysed, the number of these observed in the model and the number defined in the Chemical Component Dictionary. Similar counts are reported in the Torsion and Rings columns. '-' means no outliers of that kind were identified.

Mol	Type	Chain	Res	Link	Chirals	Torsions	Rings
3	LMR	D	503	-	-	2/8/8/8	-
3	LMR	C	502	-	-	3/8/8/8	-
3	LMR	B	503	-	-	5/8/8/8	-
3	LMR	A	502	-	-	7/8/8/8	-

All (11) bond length outliers are listed below:

Mol	Chain	Res	Type	Atoms	Z	Observed(Å)	Ideal(Å)
3	C	502	LMR	C2-C1	5.01	1.59	1.52
3	C	502	LMR	O2-C2	-3.89	1.34	1.42
3	D	503	LMR	C2-C1	3.62	1.57	1.52
3	A	502	LMR	C2-C1	3.49	1.57	1.52
3	B	503	LMR	C2-C1	3.35	1.57	1.52
3	A	502	LMR	O2-C2	-3.15	1.36	1.42
3	D	503	LMR	O2-C2	-3.07	1.36	1.42
3	B	503	LMR	O2-C2	-2.76	1.37	1.42
3	D	503	LMR	C3-C4	2.68	1.58	1.51
3	A	502	LMR	O1A-C1	2.63	1.30	1.22
3	A	502	LMR	O1B-C1	-2.20	1.23	1.30

All (9) bond angle outliers are listed below:

Mol	Chain	Res	Type	Atoms	Z	Observed(°)	Ideal(°)
3	A	502	LMR	O1A-C1-C2	-4.91	112.95	122.54
3	A	502	LMR	O1B-C1-C2	4.43	122.46	112.72
3	C	502	LMR	C3-C2-C1	-3.04	103.14	110.33
3	A	502	LMR	C3-C2-C1	-2.37	104.74	110.33
3	D	503	LMR	C3-C2-C1	-2.24	105.04	110.33
3	B	503	LMR	C3-C2-C1	-2.23	105.08	110.33
3	C	502	LMR	O2-C2-C3	2.21	115.47	110.05
3	C	502	LMR	O4B-C4-C3	-2.11	116.04	122.80
3	C	502	LMR	O4A-C4-C3	2.05	120.64	114.07

There are no chirality outliers.

All (17) torsion outliers are listed below:

Mol	Chain	Res	Type	Atoms
3	A	502	LMR	O1A-C1-C2-O2
3	A	502	LMR	O1A-C1-C2-C3
3	A	502	LMR	O1B-C1-C2-O2
3	A	502	LMR	O1B-C1-C2-C3
3	B	503	LMR	O1B-C1-C2-C3
3	B	503	LMR	C1-C2-C3-C4
3	B	503	LMR	O2-C2-C3-C4
3	B	503	LMR	O1A-C1-C2-C3
3	A	502	LMR	C1-C2-C3-C4
3	A	502	LMR	C2-C3-C4-O4A
3	D	503	LMR	O1B-C1-C2-O2
3	C	502	LMR	O1A-C1-C2-C3

Continued on next page...

Continued from previous page...

Mol	Chain	Res	Type	Atoms
3	C	502	LMR	O1B-C1-C2-C3
3	A	502	LMR	C2-C3-C4-O4B
3	C	502	LMR	O1B-C1-C2-O2
3	D	503	LMR	O1A-C1-C2-O2
3	B	503	LMR	O1B-C1-C2-O2

There are no ring outliers.

4 monomers are involved in 16 short contacts:

Mol	Chain	Res	Type	Clashes	Symm-Clashes
3	D	503	LMR	3	0
3	C	502	LMR	3	0
3	B	503	LMR	6	0
3	A	502	LMR	4	0

5.7 Other polymers [i](#)

There are no such residues in this entry.

5.8 Polymer linkage issues [i](#)

There are no chain breaks in this entry.

6 Fit of model and data

6.1 Protein, DNA and RNA chains

In the following table, the column labelled ‘#RSRZ > 2’ contains the number (and percentage) of RSRZ outliers, followed by percent RSRZ outliers for the chain as percentile scores relative to all X-ray entries and entries of similar resolution. The OWAB column contains the minimum, median, 95th percentile and maximum values of the occupancy-weighted average B-factor per residue. The column labelled ‘Q < 0.9’ lists the number of (and percentage) of residues with an average occupancy less than 0.9.

Mol	Chain	Analysed	<RSRZ>	#RSRZ>2	OWAB(Å ²)	Q<0.9
1	A	428/449 (95%)	-0.23	14 (3%) 46 41	97, 142, 187, 210	0
1	B	428/449 (95%)	-0.21	10 (2%) 60 54	101, 147, 197, 244	0
1	C	428/449 (95%)	0.01	27 (6%) 20 18	96, 137, 201, 223	0
1	D	428/449 (95%)	-0.24	10 (2%) 60 54	96, 137, 179, 219	0
All	All	1712/1796 (95%)	-0.17	61 (3%) 42 38	96, 141, 194, 244	0

All (61) RSRZ outliers are listed below:

Mol	Chain	Res	Type	RSRZ
1	A	174	GLN	5.6
1	C	136	PHE	5.4
1	C	137	MET	5.2
1	C	138	LEU	5.1
1	C	135	VAL	4.5
1	B	128	GLN	4.5
1	B	130	LYS	4.5
1	B	168	LYS	4.4
1	C	124	LEU	4.2
1	C	178	TYR	3.9
1	D	413	CYS	3.8
1	C	134	ALA	3.7
1	C	140	GLY	3.6
1	C	180	PHE	3.6
1	C	176	SER	3.4
1	C	126	MET	3.4
1	C	125	ALA	3.3
1	C	133	VAL	3.3
1	B	131	MET	3.3
1	D	412	SER	3.2
1	A	173	LYS	3.2

Continued on next page...

Continued from previous page...

Mol	Chain	Res	Type	RSRZ
1	B	259	LYS	3.2
1	A	180	PHE	3.1
1	A	176	SER	3.1
1	C	19	HIS	3.1
1	B	165	VAL	3.1
1	A	171	ALA	3.0
1	D	168	LYS	3.0
1	C	165	VAL	2.9
1	C	123	VAL	2.9
1	D	132	SER	2.9
1	A	177	THR	2.9
1	C	432	HIS	2.8
1	B	129	GLY	2.8
1	D	130	LYS	2.7
1	C	181	VAL	2.6
1	B	169	VAL	2.5
1	C	199	GLY	2.4
1	D	356	MET	2.4
1	A	256	ASN	2.4
1	C	127	ALA	2.4
1	A	237	TYR	2.3
1	B	132	SER	2.3
1	C	122	LYS	2.3
1	B	359	PHE	2.3
1	A	37	HIS	2.2
1	A	172	ASP	2.2
1	C	151	ASN	2.2
1	C	119	ILE	2.2
1	D	131	MET	2.1
1	A	22	SER	2.1
1	C	150	SER	2.1
1	C	120	ALA	2.1
1	C	166	LEU	2.1
1	A	63	ALA	2.0
1	D	462	GLN	2.0
1	D	176	SER	2.0
1	D	237	TYR	2.0
1	A	123	VAL	2.0
1	C	175	ARG	2.0
1	A	178	TYR	2.0

6.2 Non-standard residues in protein, DNA, RNA chains [i](#)

There are no non-standard protein/DNA/RNA residues in this entry.

6.3 Carbohydrates [i](#)

There are no monosaccharides in this entry.

6.4 Ligands [i](#)

In the following table, the Atoms column lists the number of modelled atoms in the group and the number defined in the chemical component dictionary. The B-factors column lists the minimum, median, 95th percentile and maximum values of B factors of atoms in the group. The column labelled 'Q< 0.9' lists the number of atoms with occupancy less than 0.9.

Mol	Type	Chain	Res	Atoms	RSCC	RSR	B-factors(\AA^2)	Q<0.9
3	LMR	D	503	9/9	0.74	0.37	151,162,187,194	0
2	NA	A	501	1/1	0.75	0.10	135,135,135,135	0
3	LMR	B	503	9/9	0.85	0.33	141,156,188,206	0
3	LMR	C	502	9/9	0.86	0.78	137,159,193,203	0
3	LMR	A	502	9/9	0.87	0.22	145,158,178,186	0
2	NA	C	501	1/1	0.90	0.31	147,147,147,147	0
2	NA	B	501	1/1	0.90	0.28	158,158,158,158	0
2	NA	D	502	1/1	0.90	0.13	370,370,370,370	0
2	NA	B	502	1/1	0.96	0.29	265,265,265,265	0
2	NA	D	501	1/1	0.98	0.21	156,156,156,156	0

6.5 Other polymers [i](#)

There are no such residues in this entry.