



Full wwPDB X-ray Structure Validation Report ⓘ

Sep 30, 2024 – 08:50 PM EDT

PDB ID : 6CAE
Title : Crystal structure of the *Thermus thermophilus* 70S ribosome in complex with NOSO-95179 antibiotic and bound to mRNA and A-, P- and E-site tRNAs at 2.6Å resolution
Authors : Pantel, L.; Florin, T.; Dobosz-Bartoszek, M.; Racine, E.; Sarciaux, M.; Serri, M.; Houard, J.; Campagne, J.M.; Marcia de Figueiredo, R.; Midrier, C.; Gaudriault, S.; Givaudan, A.; Lanois, A.; Forst, S.; Aumelas, A.; Cotteaux-Lautard, C.; Bolla, J.M.; Vingsbo Lundberg, C.; Huseby, D.; Hughes, D.; Villain-Guillot, P.; Mankin, A.S.; Polikanov, Y.S.; Gualtieri, M.
Deposited on : 2018-01-30
Resolution : 2.60 Å (reported)

This is a Full wwPDB X-ray Structure Validation Report for a publicly released PDB entry.

We welcome your comments at validation@mail.wwpdb.org

A user guide is available at

<https://www.wwpdb.org/validation/2017/XrayValidationReportHelp>

with specific help available everywhere you see the ⓘ symbol.

The types of validation reports are described at

<http://www.wwpdb.org/validation/2017/FAQs#types>.

The following versions of software and data (see [references ⓘ](#)) were used in the production of this report:

MolProbity : 4.02b-467
Mogul : 2022.3.0, CSD as543be (2022)
Xtriage (Phenix) : 1.20.1
EDS : 3.0
Percentile statistics : 20231227.v01 (using entries in the PDB archive December 27th 2023)
CCP4 : 9.0.003 (Gargrove)
Density-Fitness : 1.0.11

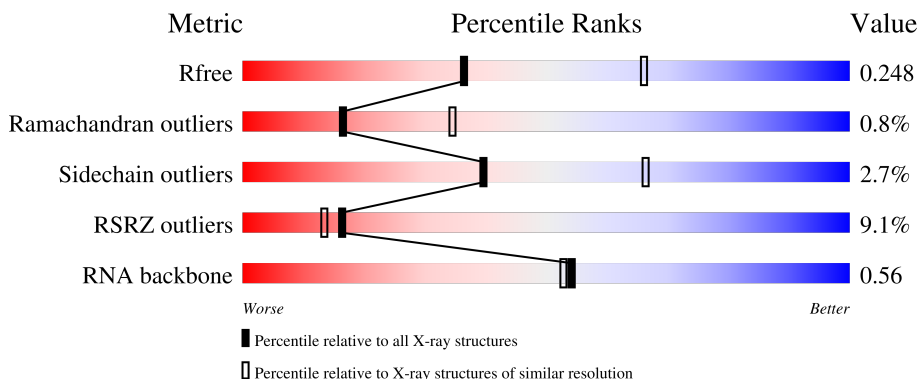
1 Overall quality at a glance

The following experimental techniques were used to determine the structure:

X-RAY DIFFRACTION

The reported resolution of this entry is 2.60 Å.

Percentile scores (ranging between 0-100) for global validation metrics of the entry are shown in the following graphic. The table shows the number of entries on which the scores are based.



Metric	Whole archive (#Entries)	Similar resolution (#Entries, resolution range(Å))
R_{free}	164625	3775 (2.60-2.60)
Ramachandran outliers	177936	4129 (2.60-2.60)
Sidechain outliers	177891	4129 (2.60-2.60)
RSRZ outliers	164620	3775 (2.60-2.60)
RNA backbone	3690	1025 (2.88-2.32)

The table below summarises the geometric issues observed across the polymeric chains and their fit to the electron density. The red, orange, yellow and green segments of the lower bar indicate the fraction of residues that contain outliers for ≥ 3 , 2, 1 and 0 types of geometric quality criteria respectively. A grey segment represents the fraction of residues that are not modelled. The numeric value for each fraction is indicated below the corresponding segment, with a dot representing fractions $\leq 5\%$. The upper red bar (where present) indicates the fraction of residues that have poor fit to the electron density. The numeric value is given above the bar.

Mol	Chain	Length	Quality of chain
1	1A	2915	
1	2A	2915	
2	1B	121	

Continued on next page...

Ideal geometry (proteins) : Engh & Huber (2001)
 Ideal geometry (DNA, RNA) : Parkinson et al. (1996)
 Validation Pipeline (wwPDB-VP) : 2.39

Continued from previous page...

Mol	Chain	Length	Quality of chain
2	2B	121	7% 78% 21%
3	1D	276	2% 95%
3	2D	276	% 96%
4	1E	206	93% 6%
4	2E	206	% 94% 5%
5	1F	210	91% 6%
5	2F	210	3% 94%
6	1G	182	4% 97%
6	2G	182	32% 98%
7	1H	180	% 95%
7	2H	180	13% 96%
8	1I	148	2% 95%
8	2I	148	7% 96%
9	1N	140	95% 5%
9	2N	140	7% 96%
10	1O	122	% 98%
10	2O	122	2% 98%
11	1P	150	96% ..
11	2P	150	5% 97% ..
12	1Q	141	% 99%
12	2Q	141	9% 99%
13	1R	118	91% 9%
13	2R	118	% 95% 5%
14	1S	112	% 95% ..
14	2S	112	12% 97% ..

Continued on next page...

Continued from previous page...

Mol	Chain	Length	Quality of chain
15	1T	146	4% 88% 10%
15	2T	146	% 88% 10%
16	1U	118	% 92% 6%
16	2U	118	2% 97% ..
17	1V	101	% 93% 6%
17	2V	101	3% 96% ..
18	1W	113	3% 95% ..
18	2W	113	3% 97% ..
19	1X	96	2% 97% ..
19	2X	96	5% 99% .
20	1Y	110	% 93% 5%
20	2Y	110	18% 95% ..
21	1Z	206	10% 73% 25%
21	2Z	206	21% 76% 22%
22	10	85	6% 95% ..
22	20	85	15% 95% ..
23	11	98	 96% ..
23	21	98	4% 96% ..
24	12	72	4% 97% .
24	22	72	6% 97% .
25	13	60	3% 97% ..
25	23	60	5% 98% .
26	14	71	13% 86% 11%
26	24	71	37% 85% 11%
27	15	60	2% 92% 7%

Continued on next page...

Continued from previous page...

Mol	Chain	Length	Quality of chain
27	25	60	
28	16	54	
28	26	54	
29	17	49	
29	27	49	
30	18	65	
30	28	65	
31	19	37	
31	29	37	
32	1a	1521	
32	2a	1521	
33	1b	256	
33	2b	256	
34	1c	239	
34	2c	239	
35	1d	209	
35	2d	209	
36	1e	162	
36	2e	162	
37	1f	101	
37	2f	101	
38	1g	156	
38	2g	156	
39	1h	138	
39	2h	138	

Continued on next page...

Continued from previous page...

Mol	Chain	Length	Quality of chain
40	1i	128	9% 98% ..
40	2i	128	44% 97% ..
41	1j	105	18% 88% 5% 8%
41	2j	105	55% 86% 6% 9%
42	1k	129	4% 88% 12%
42	2k	129	9% 86% 12%
43	1l	132	7% 90% 8%
43	2l	132	5% 92% 8%
44	1m	126	10% 98% .
44	2m	126	45% 97% .
45	1n	61	16% 93% 5% .
45	2n	61	70% 95% ..
46	1o	89	3% 99% .
46	2o	89	9% 98% ..
47	1p	88	27% 88% 6% 7%
47	2p	88	6% 88% 6% 7%
48	1q	105	93% 6%
48	2q	105	9% 94% 6%
49	1r	88	6% 77% 23%
49	2r	88	2% 77% 23%
50	1s	93	5% 87% 11%
50	2s	93	60% 87% 11%
51	1t	106	17% 87% 9%
51	2t	106	9% 86% 5% 9%
52	1u	27	7% 85% 15%

Continued on next page...

Continued from previous page...

Mol	Chain	Length	Quality of chain
52	2u	27	
53	1v	27	
53	2v	27	
54	1w	76	
54	1y	76	
54	2w	76	
54	2y	76	
55	1x	77	
55	2x	77	
56	A	9	
56	B	9	
56	C	9	

The following table lists non-polymeric compounds, carbohydrate monomers and non-standard residues in protein, DNA, RNA chains that are outliers for geometric or electron-density-fit criteria:

Mol	Type	Chain	Res	Chirality	Geometry	Clashes	Electron density
57	MG	1A	3754	-	-	-	X
57	MG	2A	3045	-	-	-	X
57	MG	2A	3243	-	-	-	X
57	MG	2E	302	-	-	-	X
57	MG	2X	3002	-	-	-	X
57	MG	2a	1687	-	-	-	X

2 Entry composition [i](#)

There are 61 unique types of molecules in this entry. The entry contains 301143 atoms, of which 0 are hydrogens and 0 are deuteriums.

In the tables below, the ZeroOcc column contains the number of atoms modelled with zero occupancy, the AltConf column contains the number of residues with at least one atom in alternate conformation and the Trace column contains the number of residues modelled with at most 2 atoms.

- Molecule 1 is a RNA chain called 23S Ribosomal RNA.

Mol	Chain	Residues	Atoms					ZeroOcc	AltConf	Trace
			Total	C	N	O	P			
1	1A	2871	Total	C	N	O	P	0	0	0
			61852	27531	11572	19878	2871			
1	2A	2800	Total	C	N	O	P	0	0	0
			60322	26848	11284	19390	2800			

- Molecule 2 is a RNA chain called 5S Ribosomal RNA.

Mol	Chain	Residues	Atoms					ZeroOcc	AltConf	Trace
			Total	C	N	O	P			
2	1B	120	Total	C	N	O	P	0	0	0
			2577	1146	476	835	120			
2	2B	120	Total	C	N	O	P	0	0	0
			2575	1146	476	833	120			

- Molecule 3 is a protein called 50S ribosomal protein L2.

Mol	Chain	Residues	Atoms					ZeroOcc	AltConf	Trace
			Total	C	N	O	S			
3	1D	275	Total	C	N	O	S	0	0	0
			2136	1349	423	361	3			
3	2D	275	Total	C	N	O	S	0	0	0
			2136	1349	423	361	3			

- Molecule 4 is a protein called 50S ribosomal protein L3.

Mol	Chain	Residues	Atoms					ZeroOcc	AltConf	Trace
			Total	C	N	O	S			
4	1E	204	Total	C	N	O	S	0	0	0
			1559	985	298	270	6			
4	2E	204	Total	C	N	O	S	0	0	0
			1559	985	298	270	6			

- Molecule 5 is a protein called 50S ribosomal protein L4.

Mol	Chain	Residues	Atoms					ZeroOcc	AltConf	Trace
			Total	C	N	O	S			
5	1F	203	Total 1584	C 1009	N 298	O 275	S 2	0	0	1
5	2F	203	Total 1580	C 1007	N 297	O 274	S 2	0	0	1

- Molecule 6 is a protein called 50S ribosomal protein L5.

Mol	Chain	Residues	Atoms					ZeroOcc	AltConf	Trace
			Total	C	N	O	S			
6	1G	181	Total 1423	C 913	N 253	O 253	S 4	0	0	0
6	2G	181	Total 1428	C 913	N 258	O 253	S 4	0	0	0

- Molecule 7 is a protein called 50S ribosomal protein L6.

Mol	Chain	Residues	Atoms					ZeroOcc	AltConf	Trace
			Total	C	N	O	S			
7	1H	174	Total 1330	C 845	N 248	O 236	S 1	0	0	0
7	2H	174	Total 1330	C 845	N 248	O 236	S 1	0	0	0

- Molecule 8 is a protein called 50S ribosomal protein L9.

Mol	Chain	Residues	Atoms					ZeroOcc	AltConf	Trace
			Total	C	N	O	S			
8	1I	146	Total 1097	C 701	N 191	O 204	S 1	0	0	0
8	2I	146	Total 1064	C 681	N 186	O 196	S 1	0	0	0

- Molecule 9 is a protein called 50S ribosomal protein L13.

Mol	Chain	Residues	Atoms					ZeroOcc	AltConf	Trace
			Total	C	N	O	S			
9	1N	140	Total 1117	C 719	N 207	O 187	S 4	0	0	0
9	2N	140	Total 1117	C 719	N 207	O 187	S 4	0	0	0

- Molecule 10 is a protein called 50S ribosomal protein L14.

Mol	Chain	Residues	Atoms					ZeroOcc	AltConf	Trace
			Total	C	N	O	S			
10	1O	122	Total 933	C 588	N 171	O 170	S 4	0	0	0

Continued on next page...

Continued from previous page...

Mol	Chain	Residues	Atoms					ZeroOcc	AltConf	Trace
			Total	C	N	O	S			
10	2O	122	933	588	171	170	4	0	0	0

- Molecule 11 is a protein called 50S ribosomal protein L15.

Mol	Chain	Residues	Atoms					ZeroOcc	AltConf	Trace
			Total	C	N	O	S			
11	1P	149	1135	706	230	196	3	0	0	0
11	2P	149	1135	706	230	196	3	0	0	0

- Molecule 12 is a protein called 50S ribosomal protein L16.

Mol	Chain	Residues	Atoms					ZeroOcc	AltConf	Trace
			Total	C	N	O	S			
12	1Q	141	1122	715	212	188	7	0	0	0
12	2Q	141	1122	715	212	188	7	0	0	0

- Molecule 13 is a protein called 50S ribosomal protein L17.

Mol	Chain	Residues	Atoms					ZeroOcc	AltConf	Trace
			Total	C	N	O	S			
13	1R	118	968	604	203	160	1	0	0	0
13	2R	118	968	604	203	160	1	0	0	0

- Molecule 14 is a protein called 50S ribosomal protein L18.

Mol	Chain	Residues	Atoms				ZeroOcc	AltConf	Trace
			Total	C	N	O			
14	1S	110	873	550	174	149	0	0	0
14	2S	110	870	549	173	148	0	0	0

- Molecule 15 is a protein called 50S ribosomal protein L19.

Mol	Chain	Residues	Atoms					ZeroOcc	AltConf	Trace
			Total	C	N	O	S			
15	1T	131	1091	680	225	185	1	0	0	0
15	2T	131	1083	675	224	183	1	0	0	0

- Molecule 16 is a protein called 50S ribosomal protein L20.

Mol	Chain	Residues	Atoms					ZeroOcc	AltConf	Trace
			Total	C	N	O	S			
16	1U	116	Total 959	C 608	N 201	O 149	S 1	0	0	0
16	2U	116	Total 959	C 608	N 201	O 149	S 1	0	0	0

- Molecule 17 is a protein called 50S ribosomal protein L21.

Mol	Chain	Residues	Atoms					ZeroOcc	AltConf	Trace
			Total	C	N	O	S			
17	1V	101	Total 771	C 495	N 140	O 135	S 1	0	0	0
17	2V	101	Total 771	C 495	N 140	O 135	S 1	0	0	0

- Molecule 18 is a protein called 50S ribosomal protein L22.

Mol	Chain	Residues	Atoms					ZeroOcc	AltConf	Trace
			Total	C	N	O	S			
18	1W	112	Total 886	C 557	N 174	O 153	S 2	0	0	0
18	2W	112	Total 886	C 557	N 174	O 153	S 2	0	0	0

- Molecule 19 is a protein called 50S ribosomal protein L23.

Mol	Chain	Residues	Atoms					ZeroOcc	AltConf	Trace
			Total	C	N	O	S			
19	1X	95	Total 750	C 488	N 135	O 126	S 1	0	0	0
19	2X	95	Total 750	C 488	N 135	O 126	S 1	0	0	0

- Molecule 20 is a protein called 50S ribosomal protein L24.

Mol	Chain	Residues	Atoms					ZeroOcc	AltConf	Trace
			Total	C	N	O	S			
20	1Y	107	Total 806	C 517	N 152	O 131	S 6	0	0	0
20	2Y	107	Total 806	C 517	N 152	O 131	S 6	0	0	0

- Molecule 21 is a protein called 50S ribosomal protein L25.

Mol	Chain	Residues	Atoms					ZeroOcc	AltConf	Trace
21	1Z	154	Total	C	N	O	S	0	0	0
			1240	795	222	220	3			
21	2Z	160	Total	C	N	O	S	0	0	0
			1271	814	228	227	2			

- Molecule 22 is a protein called 50S ribosomal protein L27.

Mol	Chain	Residues	Atoms					ZeroOcc	AltConf	Trace
22	10	83	Total	C	N	O	S	0	0	0
			653	404	139	109	1			
22	20	83	Total	C	N	O	S	0	0	0
			653	404	139	109	1			

- Molecule 23 is a protein called 50S ribosomal protein L28.

Mol	Chain	Residues	Atoms					ZeroOcc	AltConf	Trace
23	11	97	Total	C	N	O	S	0	0	0
			755	475	148	131	1			
23	21	97	Total	C	N	O	S	0	0	0
			755	475	148	131	1			

- Molecule 24 is a protein called 50S ribosomal protein L29.

Mol	Chain	Residues	Atoms					ZeroOcc	AltConf	Trace
24	12	70	Total	C	N	O	S	0	0	0
			588	365	118	103	2			
24	22	70	Total	C	N	O	S	0	0	0
			588	365	118	103	2			

- Molecule 25 is a protein called 50S ribosomal protein L30.

Mol	Chain	Residues	Atoms				ZeroOcc	AltConf	Trace
25	13	59	Total	C	N	O	0	0	0
			469	298	90	81			
25	23	59	Total	C	N	O	0	0	0
			464	296	90	78			

- Molecule 26 is a protein called 50S ribosomal protein L31.

Mol	Chain	Residues	Atoms					ZeroOcc	AltConf	Trace
26	14	69	Total	C	N	O	S	0	0	0
			552	349	99	99	5			

Continued on next page...

Continued from previous page...

Mol	Chain	Residues	Atoms					ZeroOcc	AltConf	Trace
26	24	69	Total	C	N	O	S	0	0	0
			532	339	97	91	5			

- Molecule 27 is a protein called 50S ribosomal protein L32.

Mol	Chain	Residues	Atoms					ZeroOcc	AltConf	Trace
27	15	59	Total	C	N	O	S	0	0	0
			455	285	89	76	5			
27	25	59	Total	C	N	O	S	0	0	0
			455	285	89	76	5			

- Molecule 28 is a protein called 50S ribosomal protein L33.

Mol	Chain	Residues	Atoms					ZeroOcc	AltConf	Trace
28	16	53	Total	C	N	O	S	0	0	0
			453	281	91	77	4			
28	26	53	Total	C	N	O	S	0	0	0
			449	279	91	75	4			

- Molecule 29 is a protein called 50S ribosomal protein L34.

Mol	Chain	Residues	Atoms					ZeroOcc	AltConf	Trace
29	17	48	Total	C	N	O	S	0	0	0
			418	257	104	55	2			
29	27	48	Total	C	N	O	S	0	0	0
			418	257	104	55	2			

- Molecule 30 is a protein called 50S ribosomal protein L35.

Mol	Chain	Residues	Atoms					ZeroOcc	AltConf	Trace
30	18	64	Total	C	N	O	S	0	0	0
			517	331	102	82	2			
30	28	64	Total	C	N	O	S	0	0	0
			517	331	102	82	2			

- Molecule 31 is a protein called 50S ribosomal protein L36.

Mol	Chain	Residues	Atoms					ZeroOcc	AltConf	Trace
31	19	37	Total	C	N	O	S	0	0	0
			307	188	68	47	4			
31	29	37	Total	C	N	O	S	0	0	0
			307	188	68	47	4			

- Molecule 32 is a RNA chain called 16S Ribosomal RNA.

Mol	Chain	Residues	Atoms					ZeroOcc	AltConf	Trace
32	1a	1500	Total	C	N	O	P	0	0	0
			32246	14358	5975	10413	1500			
32	2a	1503	Total	C	N	O	P	0	0	0
			32327	14396	5990	10438	1503			

- Molecule 33 is a protein called 30S ribosomal protein S2.

Mol	Chain	Residues	Atoms					ZeroOcc	AltConf	Trace
33	1b	231	Total	C	N	O	S	0	0	0
			1846	1179	331	331	5			
33	2b	231	Total	C	N	O	S	0	0	0
			1825	1167	326	327	5			

- Molecule 34 is a protein called 30S ribosomal protein S3.

Mol	Chain	Residues	Atoms					ZeroOcc	AltConf	Trace
34	1c	206	Total	C	N	O	S	0	0	0
			1548	973	301	273	1			
34	2c	206	Total	C	N	O	S	0	0	0
			1542	968	300	273	1			

- Molecule 35 is a protein called 30S ribosomal protein S4.

Mol	Chain	Residues	Atoms					ZeroOcc	AltConf	Trace
35	1d	208	Total	C	N	O	S	0	0	0
			1655	1038	326	284	7			
35	2d	208	Total	C	N	O	S	0	0	0
			1674	1050	333	284	7			

- Molecule 36 is a protein called 30S ribosomal protein S5.

Mol	Chain	Residues	Atoms					ZeroOcc	AltConf	Trace
36	1e	148	Total	C	N	O	S	0	0	0
			1129	714	213	198	4			
36	2e	148	Total	C	N	O	S	0	0	0
			1133	716	214	199	4			

- Molecule 37 is a protein called 30S ribosomal protein S6.

Mol	Chain	Residues	Atoms					ZeroOcc	AltConf	Trace
37	1f	100	Total	C	N	O	S	0	0	0
			810	514	144	149	3			
37	2f	100	Total	C	N	O	S	0	0	0
			816	516	146	151	3			

- Molecule 38 is a protein called 30S ribosomal protein S7.

Mol	Chain	Residues	Atoms					ZeroOcc	AltConf	Trace
38	1g	155	Total	C	N	O	S	0	0	0
			1231	766	243	216	6			
38	2g	155	Total	C	N	O	S	0	0	0
			1235	769	244	216	6			

- Molecule 39 is a protein called 30S ribosomal protein S8.

Mol	Chain	Residues	Atoms					ZeroOcc	AltConf	Trace
39	1h	137	Total	C	N	O	S	0	0	0
			1088	689	206	191	2			
39	2h	137	Total	C	N	O	S	0	0	0
			1088	689	206	191	2			

- Molecule 40 is a protein called 30S ribosomal protein S9.

Mol	Chain	Residues	Atoms				ZeroOcc	AltConf	Trace
40	1i	127	Total	C	N	O	0	0	0
			983	623	193	167			
40	2i	127	Total	C	N	O	0	0	0
			978	619	190	169			

- Molecule 41 is a protein called 30S ribosomal protein S10.

Mol	Chain	Residues	Atoms				ZeroOcc	AltConf	Trace
41	1j	97	Total	C	N	O	0	0	0
			709	440	138	131			
41	2j	96	Total	C	N	O	0	0	0
			714	445	138	131			

- Molecule 42 is a protein called 30S ribosomal protein S11.

Mol	Chain	Residues	Atoms					ZeroOcc	AltConf	Trace
42	1k	114	Total	C	N	O	S	0	0	0
			829	516	155	155	3			

Continued on next page...

Continued from previous page...

Mol	Chain	Residues	Atoms					ZeroOcc	AltConf	Trace
			Total	C	N	O	S			
42	2k	114	833	519	156	155	3	0	0	0

- Molecule 43 is a protein called 30S ribosomal protein S12.

Mol	Chain	Residues	Atoms					ZeroOcc	AltConf	Trace
			Total	C	N	O	S			
43	1l	122	932	586	185	159	2	0	0	0
43	2l	122	932	586	185	159	2	0	0	0

- Molecule 44 is a protein called 30S ribosomal protein S13.

Mol	Chain	Residues	Atoms					ZeroOcc	AltConf	Trace
			Total	C	N	O	S			
44	1m	123	958	592	198	166	2	0	0	0
44	2m	122	950	586	197	165	2	0	0	0

- Molecule 45 is a protein called 30S ribosomal protein S14 type Z.

Mol	Chain	Residues	Atoms					ZeroOcc	AltConf	Trace
			Total	C	N	O	S			
45	1n	60	492	312	104	72	4	0	0	0
45	2n	60	492	312	104	72	4	0	0	0

- Molecule 46 is a protein called 30S ribosomal protein S15.

Mol	Chain	Residues	Atoms					ZeroOcc	AltConf	Trace
			Total	C	N	O	S			
46	1o	88	728	456	144	126	2	0	0	0
46	2o	88	728	456	144	126	2	0	0	0

- Molecule 47 is a protein called 30S ribosomal protein S16.

Mol	Chain	Residues	Atoms					ZeroOcc	AltConf	Trace
			Total	C	N	O	S			
47	1p	82	681	433	134	113	1	0	0	0
47	2p	82	677	430	133	113	1	0	0	0

- Molecule 48 is a protein called 30S ribosomal protein S17.

Mol	Chain	Residues	Atoms					ZeroOcc	AltConf	Trace
			Total	C	N	O	S			
48	1q	99	Total 823	C 528	N 151	O 142	S 2	0	0	0
48	2q	99	Total 823	C 528	N 151	O 142	S 2	0	0	0

- Molecule 49 is a protein called 30S ribosomal protein S18.

Mol	Chain	Residues	Atoms					ZeroOcc	AltConf	Trace
			Total	C	N	O	S			
49	1r	68	Total 555	C 355	N 108	O 92	S	0	0	0
49	2r	68	Total 555	C 355	N 108	O 92	S	0	0	0

- Molecule 50 is a protein called 30S ribosomal protein S19.

Mol	Chain	Residues	Atoms					ZeroOcc	AltConf	Trace
			Total	C	N	O	S			
50	1s	83	Total 652	C 417	N 120	O 113	S 2	0	0	0
50	2s	83	Total 646	C 412	N 119	O 113	S 2	0	0	0

- Molecule 51 is a protein called 30S ribosomal protein S20.

Mol	Chain	Residues	Atoms					ZeroOcc	AltConf	Trace
			Total	C	N	O	S			
51	1t	96	Total 728	C 446	N 156	O 124	S 2	0	0	0
51	2t	96	Total 727	C 446	N 155	O 124	S 2	0	0	0

- Molecule 52 is a protein called 30S ribosomal protein Thx.

Mol	Chain	Residues	Atoms					ZeroOcc	AltConf	Trace
			Total	C	N	O	S			
52	1u	23	Total 199	C 122	N 48	O 29	S	0	0	0
52	2u	23	Total 199	C 122	N 48	O 29	S	0	0	0

- Molecule 53 is a RNA chain called mRNA.

Mol	Chain	Residues	Atoms					ZeroOcc	AltConf	Trace
53	1v	13	Total	C	N	O	P	0	0	0
			276	124	48	91	13			
53	2v	13	Total	C	N	O	P	0	0	0
			276	124	48	91	13			

- Molecule 54 is a RNA chain called A-site and E-site tRNAs.

Mol	Chain	Residues	Atoms						ZeroOcc	AltConf	Trace
54	1w	73	Total	C	N	O	P	S	0	0	0
			1568	700	282	512	73	1			
54	1y	74	Total	C	N	O	P	S	0	0	0
			1591	710	287	519	74	1			
54	2w	73	Total	C	N	O	P	S	0	0	0
			1568	700	282	512	73	1			
54	2y	73	Total	C	N	O	P	S	0	0	0
			1568	700	282	512	73	1			

- Molecule 55 is a RNA chain called P-site tRNA.

Mol	Chain	Residues	Atoms						ZeroOcc	AltConf	Trace
55	1x	76	Total	C	N	O	P	S	0	0	0
			1625	725	294	529	76	1			
55	2x	76	Total	C	N	O	P	S	0	0	0
			1625	725	294	529	76	1			

- Molecule 56 is a protein called NOSO-95179 antibiotic.

Mol	Chain	Residues	Atoms				ZeroOcc	AltConf	Trace
56	A	9	Total	C	N	O	0	0	0
			72	43	18	11			
56	B	7	Total	C	N	O	0	0	0
			55	33	14	8			
56	C	9	Total	C	N	O	0	0	0
			72	43	18	11			

- Molecule 57 is MAGNESIUM ION (three-letter code: MG) (formula: Mg).

Mol	Chain	Residues	Atoms		ZeroOcc	AltConf
57	1A	1149	Total	Mg	0	0
			1149	1149		
57	1B	36	Total	Mg	0	0
			36	36		

Continued on next page...

Continued from previous page...

Mol	Chain	Residues	Atoms	ZeroOcc	AltConf
57	1D	9	Total Mg 9 9	0	0
57	1E	10	Total Mg 10 10	0	0
57	1F	8	Total Mg 8 8	0	0
57	1G	5	Total Mg 5 5	0	0
57	1I	1	Total Mg 1 1	0	0
57	1N	7	Total Mg 7 7	0	0
57	1O	4	Total Mg 4 4	0	0
57	1P	4	Total Mg 4 4	0	0
57	1Q	5	Total Mg 5 5	0	0
57	1R	3	Total Mg 3 3	0	0
57	1S	3	Total Mg 3 3	0	0
57	1T	2	Total Mg 2 2	0	0
57	1U	6	Total Mg 6 6	0	0
57	1V	2	Total Mg 2 2	0	0
57	1W	5	Total Mg 5 5	0	0
57	1X	6	Total Mg 6 6	0	0
57	1Y	3	Total Mg 3 3	0	0
57	1Z	4	Total Mg 4 4	0	0
57	10	6	Total Mg 6 6	0	0
57	11	2	Total Mg 2 2	0	0
57	12	2	Total Mg 2 2	0	0

Continued on next page...

Continued from previous page...

Mol	Chain	Residues	Atoms	ZeroOcc	AltConf
57	13	2	Total Mg 2 2	0	0
57	15	2	Total Mg 2 2	0	0
57	16	1	Total Mg 1 1	0	0
57	17	2	Total Mg 2 2	0	0
57	18	4	Total Mg 4 4	0	0
57	19	1	Total Mg 1 1	0	0
57	1a	314	Total Mg 314 314	0	0
57	1b	2	Total Mg 2 2	0	0
57	1d	2	Total Mg 2 2	0	0
57	1e	2	Total Mg 2 2	0	0
57	1f	1	Total Mg 1 1	0	0
57	1l	2	Total Mg 2 2	0	0
57	1m	1	Total Mg 1 1	0	0
57	1n	1	Total Mg 1 1	0	0
57	1r	1	Total Mg 1 1	0	0
57	1s	1	Total Mg 1 1	0	0
57	1t	1	Total Mg 1 1	0	0
57	1v	1	Total Mg 1 1	0	0
57	1w	8	Total Mg 8 8	0	0
57	1x	14	Total Mg 14 14	0	0
57	1y	6	Total Mg 6 6	0	0

Continued on next page...

Continued from previous page...

Mol	Chain	Residues	Atoms	ZeroOcc	AltConf
57	2A	861	Total Mg 861 861	0	0
57	2B	21	Total Mg 21 21	0	0
57	2D	4	Total Mg 4 4	0	0
57	2E	10	Total Mg 10 10	0	0
57	2F	3	Total Mg 3 3	0	0
57	2G	1	Total Mg 1 1	0	0
57	2N	1	Total Mg 1 1	0	0
57	2O	2	Total Mg 2 2	0	0
57	2Q	3	Total Mg 3 3	0	0
57	2R	2	Total Mg 2 2	0	0
57	2T	4	Total Mg 4 4	0	0
57	2U	4	Total Mg 4 4	0	0
57	2V	2	Total Mg 2 2	0	0
57	2W	2	Total Mg 2 2	0	0
57	2X	3	Total Mg 3 3	0	0
57	2Z	1	Total Mg 1 1	0	0
57	20	2	Total Mg 2 2	0	0
57	21	2	Total Mg 2 2	0	0
57	23	2	Total Mg 2 2	0	0
57	25	3	Total Mg 3 3	0	0
57	26	1	Total Mg 1 1	0	0

Continued on next page...

Continued from previous page...

Mol	Chain	Residues	Atoms	ZeroOcc	AltConf
57	28	3	Total Mg 3 3	0	0
57	29	1	Total Mg 1 1	0	0
57	2a	202	Total Mg 202 202	0	0
57	2d	1	Total Mg 1 1	0	0
57	2e	2	Total Mg 2 2	0	0
57	2f	2	Total Mg 2 2	0	0
57	2g	1	Total Mg 1 1	0	0
57	2i	1	Total Mg 1 1	0	0
57	2j	2	Total Mg 2 2	0	0
57	2l	3	Total Mg 3 3	0	0
57	2n	1	Total Mg 1 1	0	0
57	2q	3	Total Mg 3 3	0	0
57	2r	1	Total Mg 1 1	0	0
57	2t	1	Total Mg 1 1	0	0
57	2v	2	Total Mg 2 2	0	0
57	2x	6	Total Mg 6 6	0	0
57	2y	7	Total Mg 7 7	0	0
57	C	2	Total Mg 2 2	0	0

- Molecule 58 is POTASSIUM ION (three-letter code: K) (formula: K).

Mol	Chain	Residues	Atoms	ZeroOcc	AltConf
58	1A	1	Total K 1 1	0	0

Continued on next page...

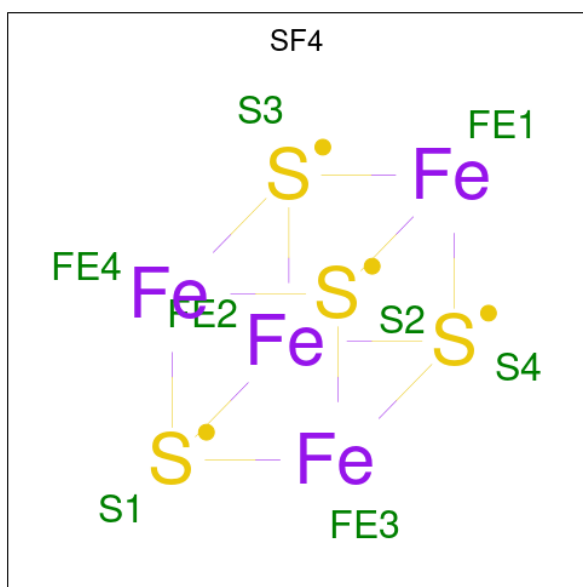
Continued from previous page...

Mol	Chain	Residues	Atoms	ZeroOcc	AltConf
58	2A	1	Total K 1 1	0	0

- Molecule 59 is ZINC ION (three-letter code: ZN) (formula: Zn).

Mol	Chain	Residues	Atoms	ZeroOcc	AltConf
59	1Y	1	Total Zn 1 1	0	0
59	14	1	Total Zn 1 1	0	0
59	15	1	Total Zn 1 1	0	0
59	16	1	Total Zn 1 1	0	0
59	19	1	Total Zn 1 1	0	0
59	1n	1	Total Zn 1 1	0	0
59	2Y	1	Total Zn 1 1	0	0
59	24	1	Total Zn 1 1	0	0
59	25	1	Total Zn 1 1	0	0
59	26	1	Total Zn 1 1	0	0
59	29	1	Total Zn 1 1	0	0
59	2n	1	Total Zn 1 1	0	0

- Molecule 60 is IRON/SULFUR CLUSTER (three-letter code: SF4) (formula: Fe₄S₄).



Mol	Chain	Residues	Atoms		ZeroOcc	AltConf
60	1d	1	Total	Fe S	0	0
			8	4 4		
60	2d	1	Total	Fe S	0	0
			8	4 4		

- Molecule 61 is water.

Mol	Chain	Residues	Atoms		ZeroOcc	AltConf
61	1A	2172	Total	O	0	0
			2172	2172		
61	1B	71	Total	O	0	0
			71	71		
61	1D	28	Total	O	0	0
			28	28		
61	1E	29	Total	O	0	0
			29	29		
61	1F	18	Total	O	0	0
			18	18		
61	1G	7	Total	O	0	0
			7	7		
61	1H	2	Total	O	0	0
			2	2		
61	1I	2	Total	O	0	0
			2	2		
61	1N	5	Total	O	0	0
			5	5		
61	1O	8	Total	O	0	0
			8	8		

Continued on next page...

Continued from previous page...

Mol	Chain	Residues	Atoms		ZeroOcc	AltConf
61	1P	23	Total 23	O 23	0	0
61	1Q	11	Total 11	O 11	0	0
61	1R	18	Total 18	O 18	0	0
61	1S	3	Total 3	O 3	0	0
61	1T	10	Total 10	O 10	0	0
61	1U	11	Total 11	O 11	0	0
61	1V	8	Total 8	O 8	0	0
61	1W	7	Total 7	O 7	0	0
61	1X	7	Total 7	O 7	0	0
61	1Y	4	Total 4	O 4	0	0
61	1Z	1	Total 1	O 1	0	0
61	10	11	Total 11	O 11	0	0
61	11	9	Total 9	O 9	0	0
61	12	5	Total 5	O 5	0	0
61	13	6	Total 6	O 6	0	0
61	15	5	Total 5	O 5	0	0
61	16	4	Total 4	O 4	0	0
61	17	7	Total 7	O 7	0	0
61	18	12	Total 12	O 12	0	0
61	19	1	Total 1	O 1	0	0
61	1a	686	Total 686	O 686	0	0

Continued on next page...

Continued from previous page...

Mol	Chain	Residues	Atoms		ZeroOcc	AltConf
61	1b	1	Total 1	O 1	0	0
61	1d	3	Total 3	O 3	0	0
61	1f	1	Total 1	O 1	0	0
61	1g	1	Total 1	O 1	0	0
61	1i	1	Total 1	O 1	0	0
61	1l	10	Total 10	O 10	0	0
61	1m	1	Total 1	O 1	0	0
61	1o	2	Total 2	O 2	0	0
61	1p	3	Total 3	O 3	0	0
61	1q	5	Total 5	O 5	0	0
61	1u	1	Total 1	O 1	0	0
61	1v	6	Total 6	O 6	0	0
61	1w	7	Total 7	O 7	0	0
61	1x	17	Total 17	O 17	0	0
61	1y	4	Total 4	O 4	0	0
61	2A	1348	Total 1348	O 1348	0	0
61	2B	27	Total 27	O 27	0	0
61	2D	26	Total 26	O 26	0	0
61	2E	12	Total 12	O 12	0	0
61	2F	17	Total 17	O 17	0	0
61	2I	4	Total 4	O 4	0	0

Continued on next page...

Continued from previous page...

Mol	Chain	Residues	Atoms	ZeroOcc	AltConf
61	2N	2	Total O 2 2	0	0
61	2O	2	Total O 2 2	0	0
61	2P	14	Total O 14 14	0	0
61	2Q	2	Total O 2 2	0	0
61	2R	3	Total O 3 3	0	0
61	2T	6	Total O 6 6	0	0
61	2U	4	Total O 4 4	0	0
61	2V	1	Total O 1 1	0	0
61	2W	5	Total O 5 5	0	0
61	2X	6	Total O 6 6	0	0
61	2Y	1	Total O 1 1	0	0
61	2Z	2	Total O 2 2	0	0
61	20	5	Total O 5 5	0	0
61	21	12	Total O 12 12	0	0
61	22	1	Total O 1 1	0	0
61	23	1	Total O 1 1	0	0
61	25	4	Total O 4 4	0	0
61	26	1	Total O 1 1	0	0
61	27	3	Total O 3 3	0	0
61	28	5	Total O 5 5	0	0
61	29	1	Total O 1 1	0	0

Continued on next page...

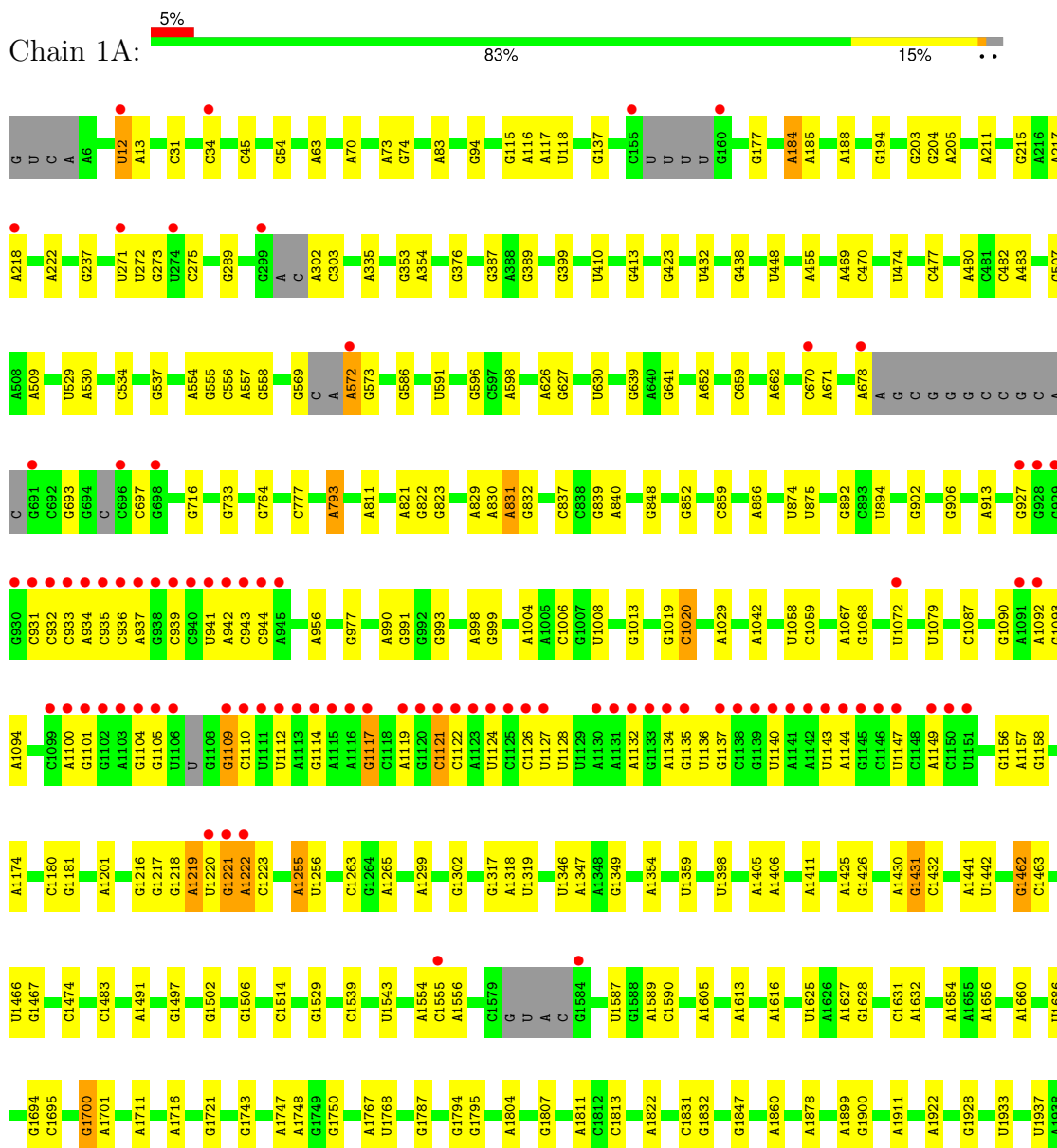
Continued from previous page...

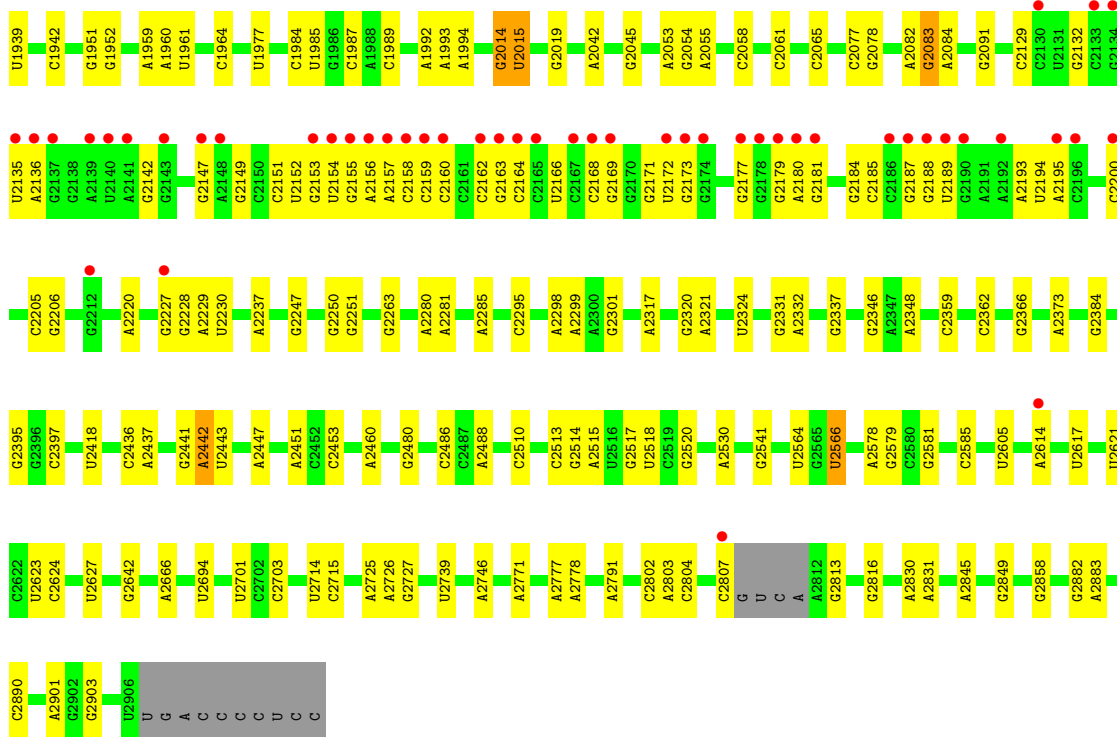
Mol	Chain	Residues	Atoms		ZeroOcc	AltConf
61	2a	270	Total 270	O 270	0	0
61	2d	1	Total 1	O 1	0	0
61	2g	1	Total 1	O 1	0	0
61	2j	4	Total 4	O 4	0	0
61	2l	5	Total 5	O 5	0	0
61	2m	1	Total 1	O 1	0	0
61	2o	1	Total 1	O 1	0	0
61	2p	2	Total 2	O 2	0	0
61	2q	1	Total 1	O 1	0	0
61	2r	1	Total 1	O 1	0	0
61	2t	2	Total 2	O 2	0	0
61	2v	4	Total 4	O 4	0	0
61	2w	4	Total 4	O 4	0	0
61	2x	7	Total 7	O 7	0	0
61	2y	19	Total 19	O 19	0	0
61	C	4	Total 4	O 4	0	0

3 Residue-property plots [i](#)

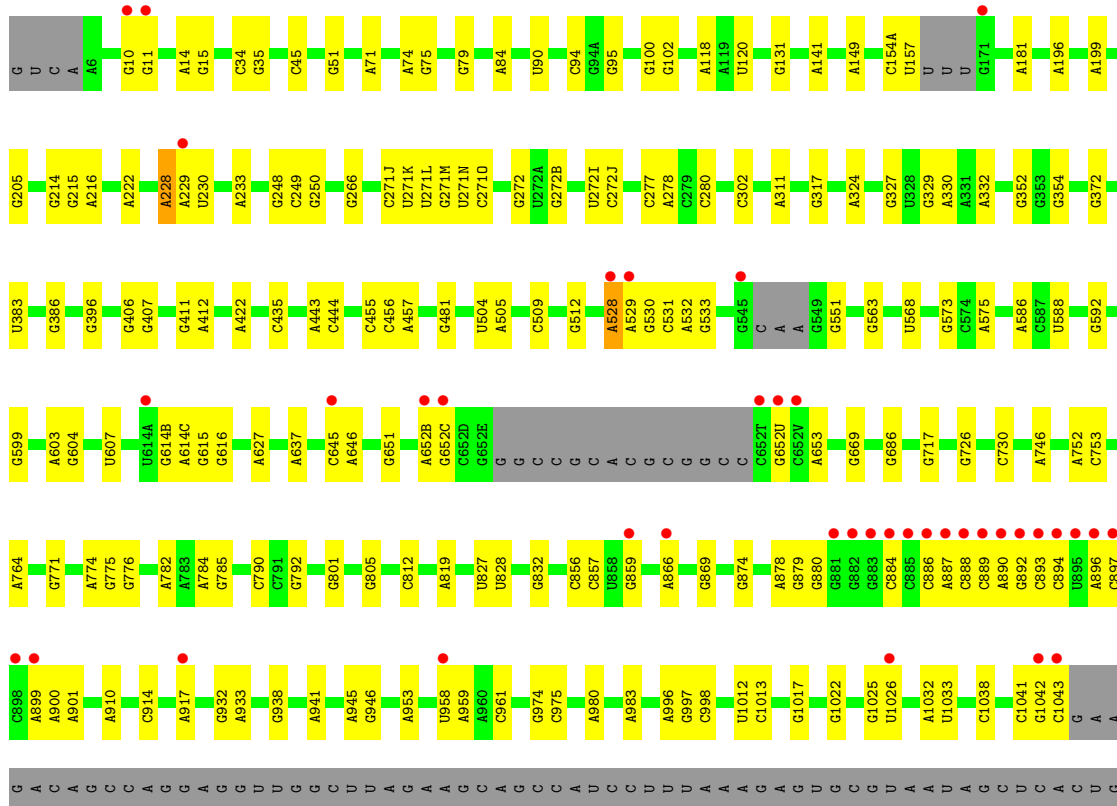
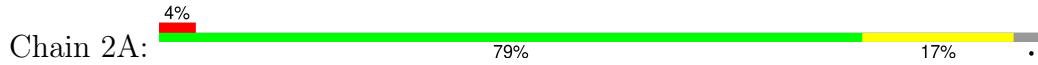
These plots are drawn for all protein, RNA, DNA and oligosaccharide chains in the entry. The first graphic for a chain summarises the proportions of the various outlier classes displayed in the second graphic. The second graphic shows the sequence view annotated by issues in geometry and electron density. Residues are color-coded according to the number of geometric quality criteria for which they contain at least one outlier: green = 0, yellow = 1, orange = 2 and red = 3 or more. A red dot above a residue indicates a poor fit to the electron density ($RSRZ > 2$). Stretches of 2 or more consecutive residues without any outlier are shown as a green connector. Residues present in the sample, but not in the model, are shown in grey.

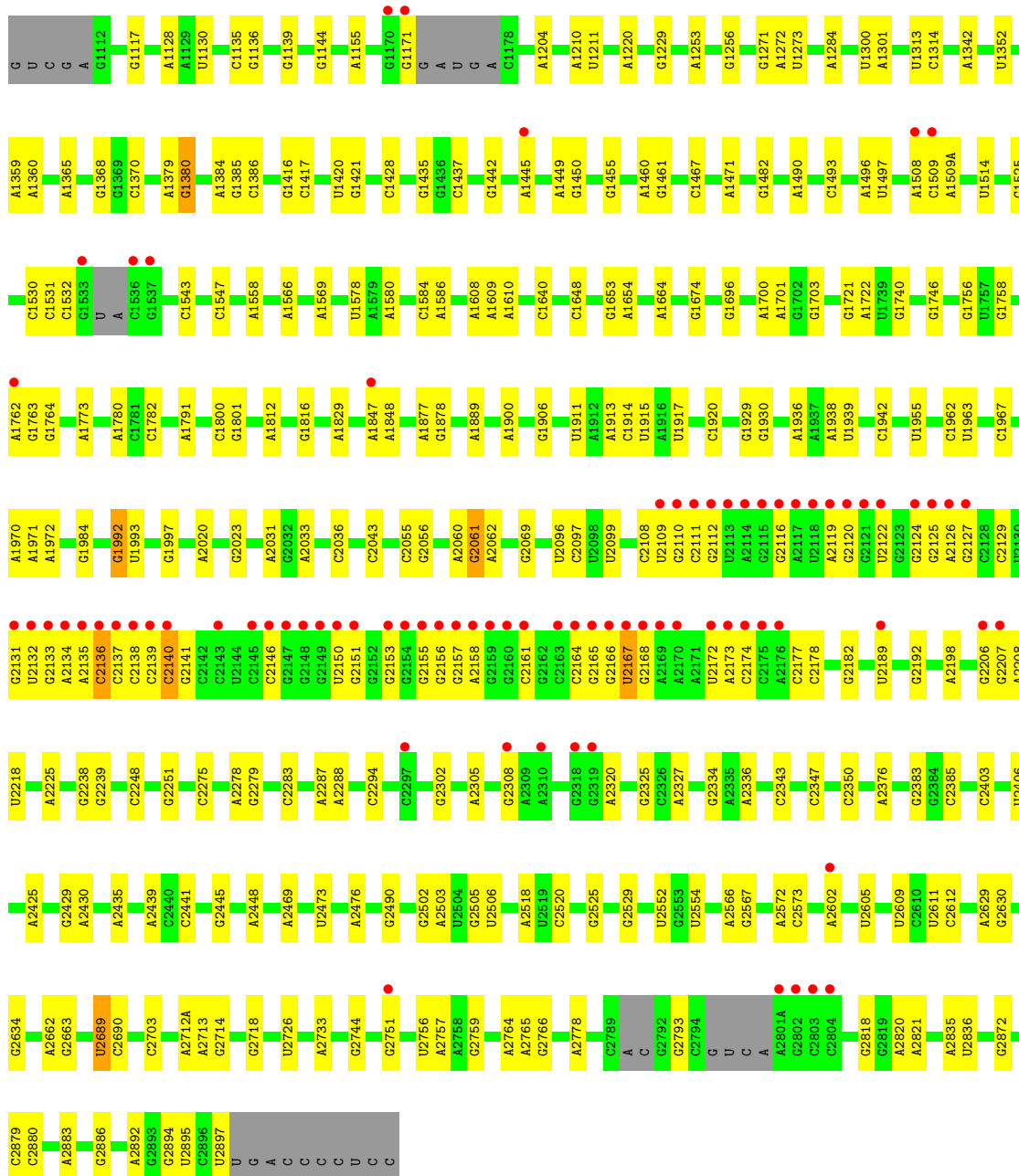
- Molecule 1: 23S Ribosomal RNA





• Molecule 1: 23S Ribosomal RNA

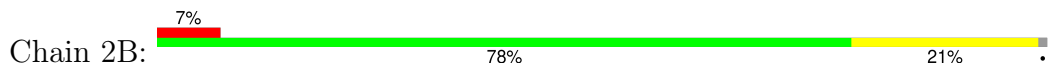


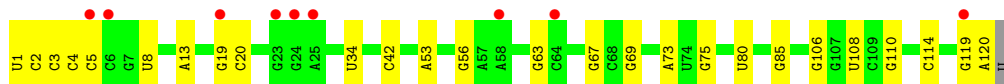


• Molecule 2: 5S Ribosomal RNA



• Molecule 2: 5S Ribosomal RNA





- Molecule 3: 50S ribosomal protein L2



- Molecule 3: 50S ribosomal protein L2



- Molecule 4: 50S ribosomal protein L3



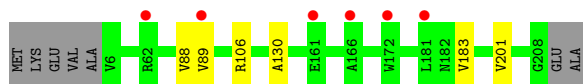
- Molecule 4: 50S ribosomal protein L3



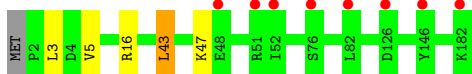
- Molecule 5: 50S ribosomal protein L4



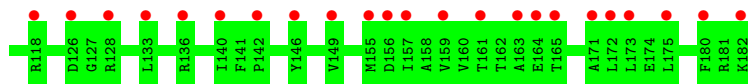
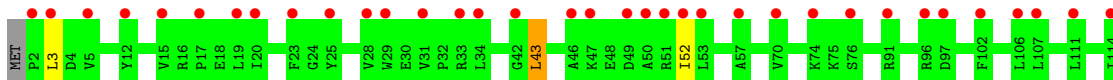
- Molecule 5: 50S ribosomal protein L4



- Molecule 6: 50S ribosomal protein L5



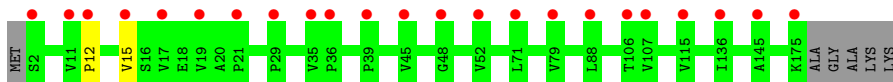
- Molecule 6: 50S ribosomal protein L5



- Molecule 7: 50S ribosomal protein L6



- Molecule 7: 50S ribosomal protein L6



- Molecule 8: 50S ribosomal protein L9



- Molecule 8: 50S ribosomal protein L9

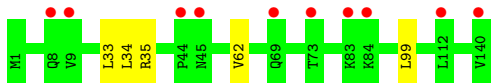


- Molecule 9: 50S ribosomal protein L13

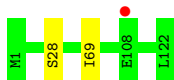




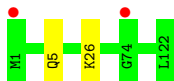
- Molecule 9: 50S ribosomal protein L13



- Molecule 10: 50S ribosomal protein L14



- Molecule 10: 50S ribosomal protein L14



- Molecule 11: 50S ribosomal protein L15



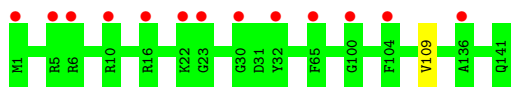
- Molecule 11: 50S ribosomal protein L15



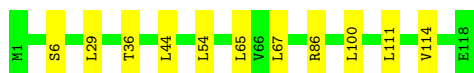
- Molecule 12: 50S ribosomal protein L16



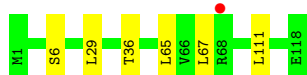
- Molecule 12: 50S ribosomal protein L16



- Molecule 13: 50S ribosomal protein L17



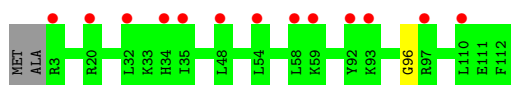
- Molecule 13: 50S ribosomal protein L17



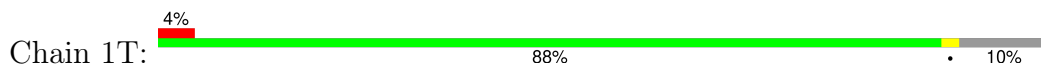
- Molecule 14: 50S ribosomal protein L18




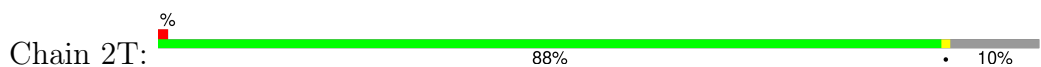
- Molecule 14: 50S ribosomal protein L18



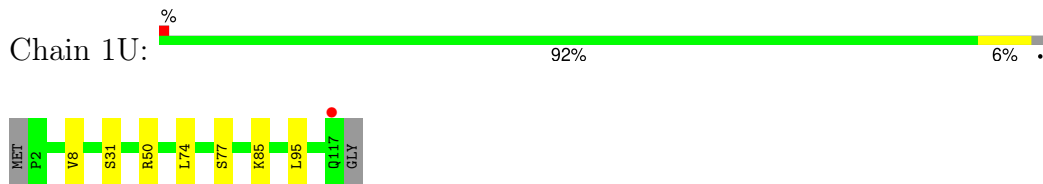
- Molecule 15: 50S ribosomal protein L19



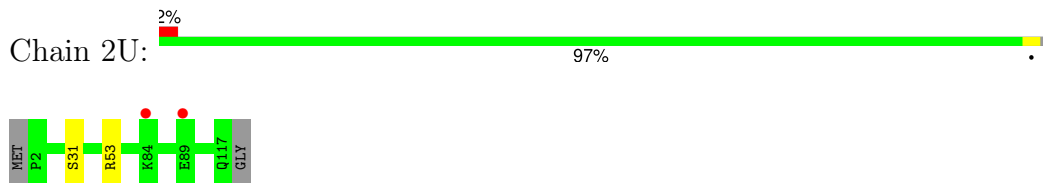
- Molecule 15: 50S ribosomal protein L19



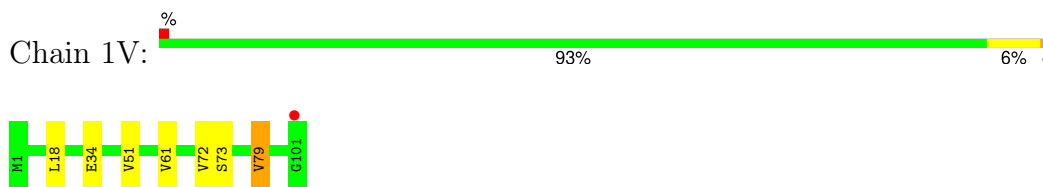
- Molecule 16: 50S ribosomal protein L20



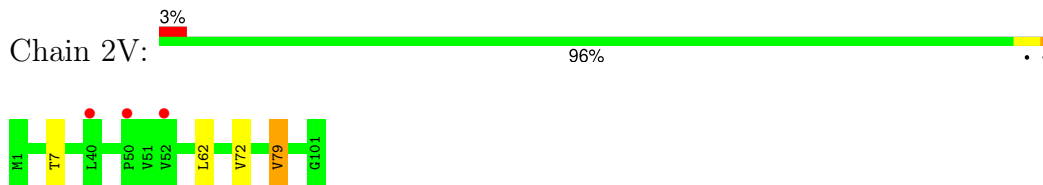
- Molecule 16: 50S ribosomal protein L20



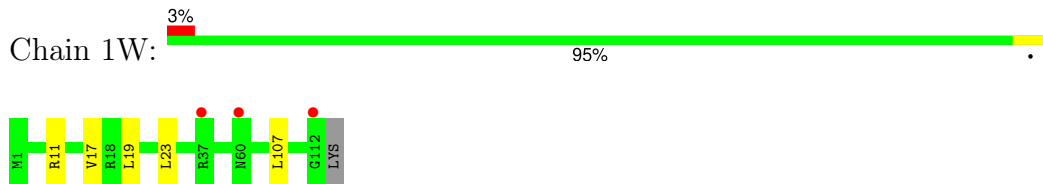
- Molecule 17: 50S ribosomal protein L21



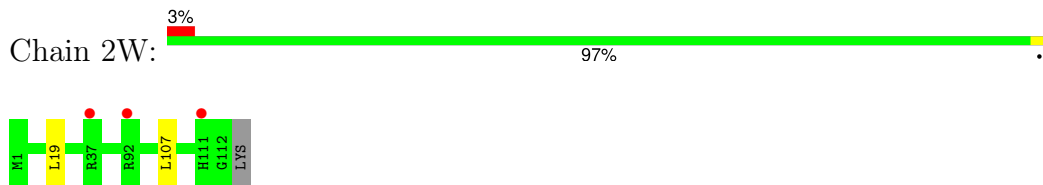
- Molecule 17: 50S ribosomal protein L21



- Molecule 18: 50S ribosomal protein L22

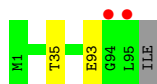


- Molecule 18: 50S ribosomal protein L22



- Molecule 19: 50S ribosomal protein L23





- Molecule 19: 50S ribosomal protein L23



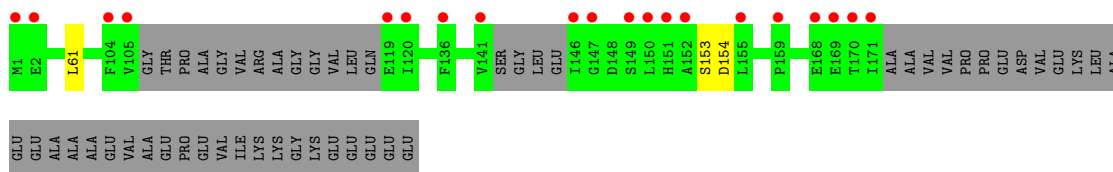
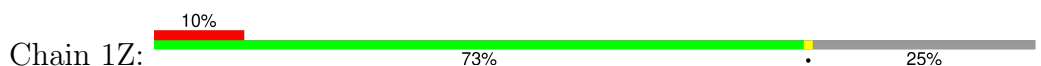
- Molecule 20: 50S ribosomal protein L24



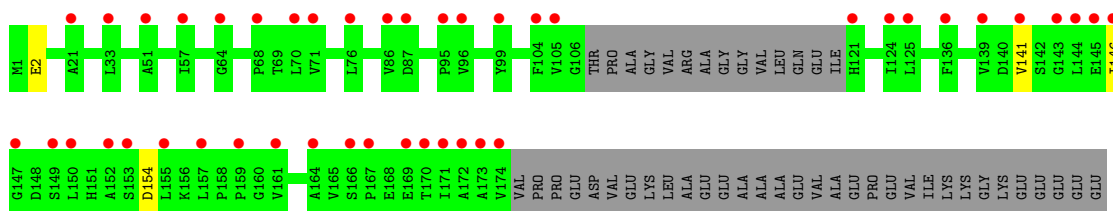
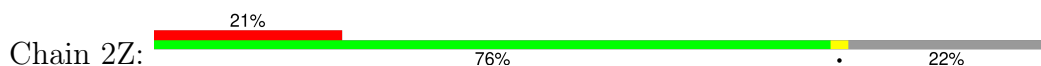
- Molecule 20: 50S ribosomal protein L24



- Molecule 21: 50S ribosomal protein L25

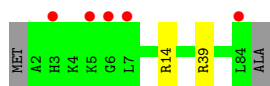


- Molecule 21: 50S ribosomal protein L25



- Molecule 22: 50S ribosomal protein L27





- Molecule 22: 50S ribosomal protein L27



- Molecule 23: 50S ribosomal protein L28



- Molecule 23: 50S ribosomal protein L28



- Molecule 24: 50S ribosomal protein L29



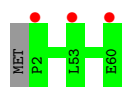
- Molecule 24: 50S ribosomal protein L29



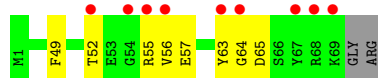
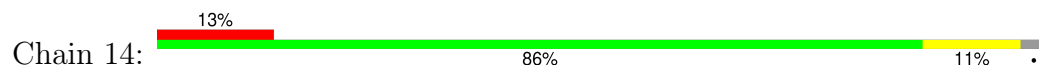
- Molecule 25: 50S ribosomal protein L30



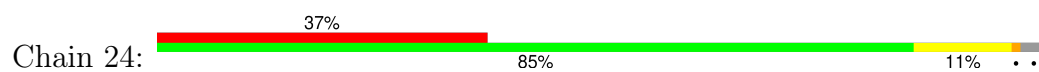
- Molecule 25: 50S ribosomal protein L30



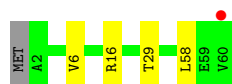
- Molecule 26: 50S ribosomal protein L31



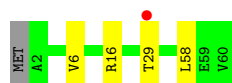
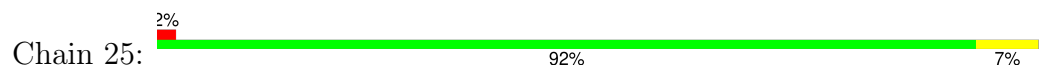
- Molecule 26: 50S ribosomal protein L31



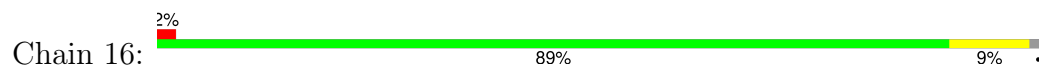
- Molecule 27: 50S ribosomal protein L32



- Molecule 27: 50S ribosomal protein L32



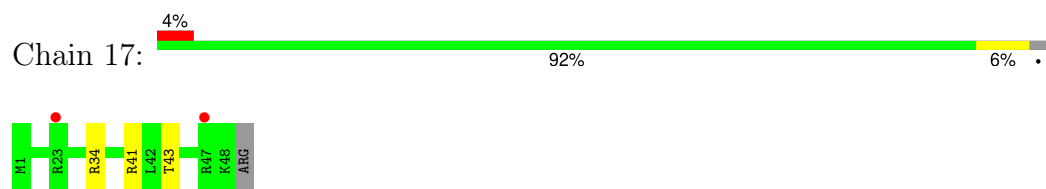
- Molecule 28: 50S ribosomal protein L33



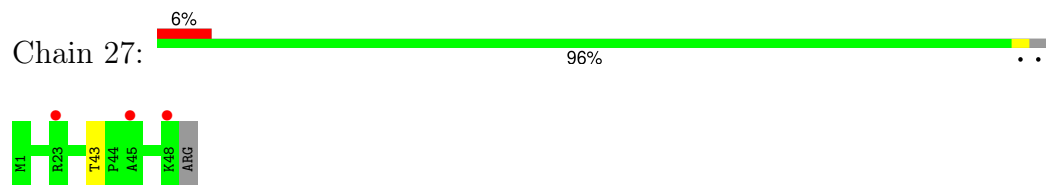
- Molecule 28: 50S ribosomal protein L33



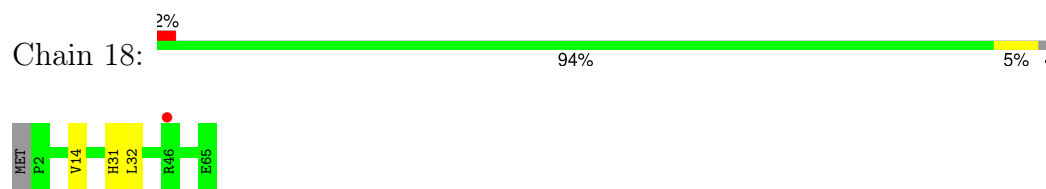
- Molecule 29: 50S ribosomal protein L34



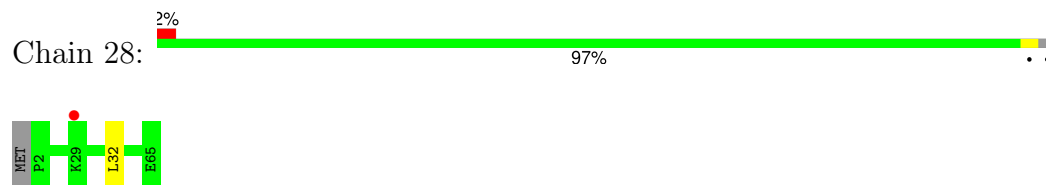
- Molecule 29: 50S ribosomal protein L34



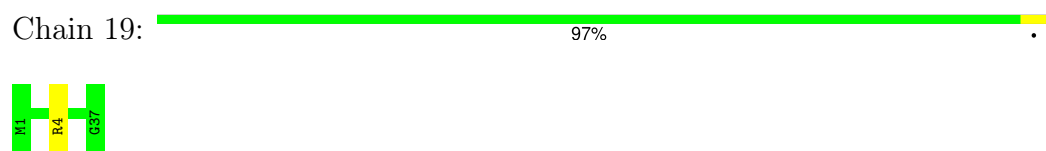
- Molecule 30: 50S ribosomal protein L35



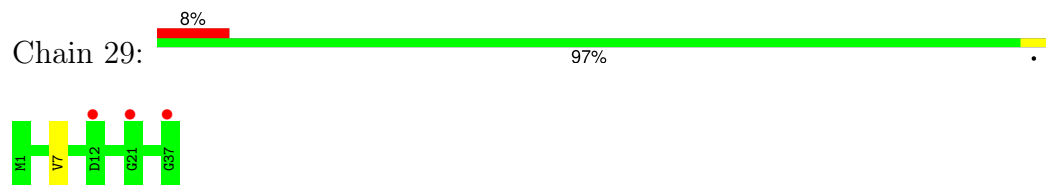
- Molecule 30: 50S ribosomal protein L35



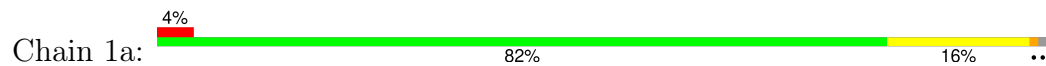
- Molecule 31: 50S ribosomal protein L36

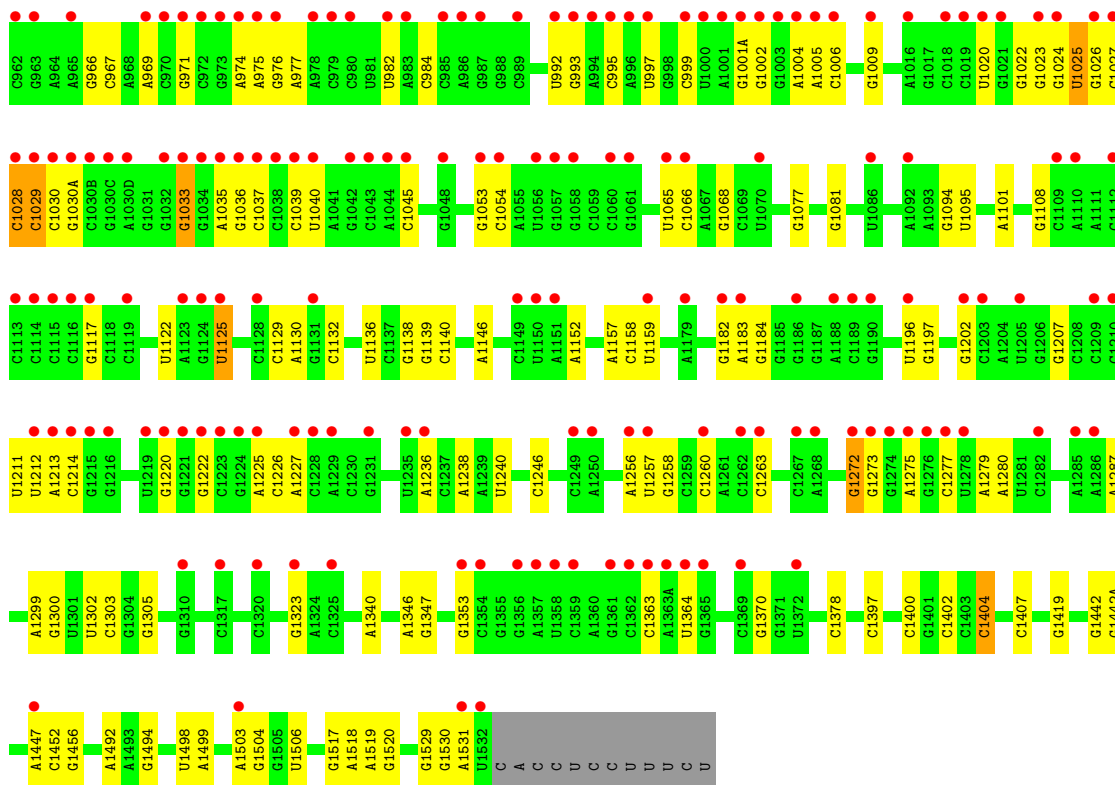


- Molecule 31: 50S ribosomal protein L36

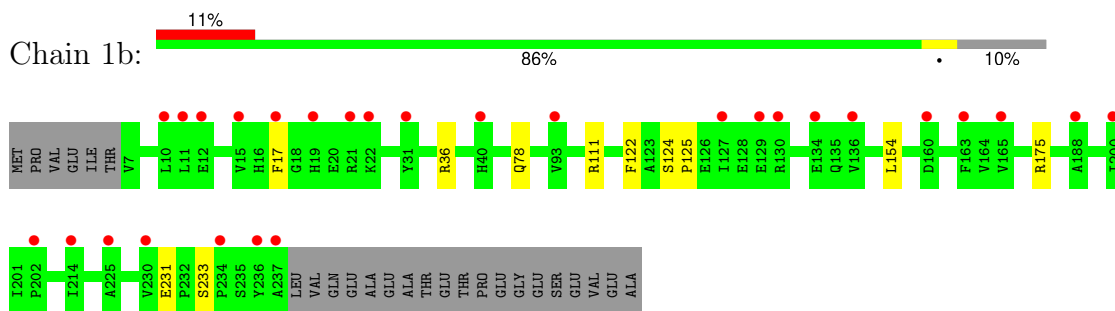


- Molecule 32: 16S Ribosomal RNA

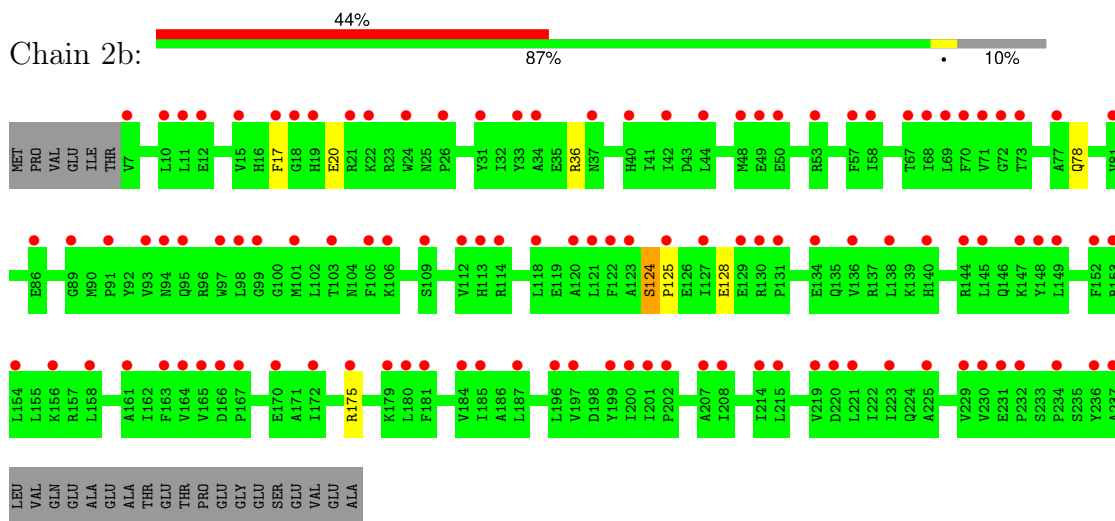




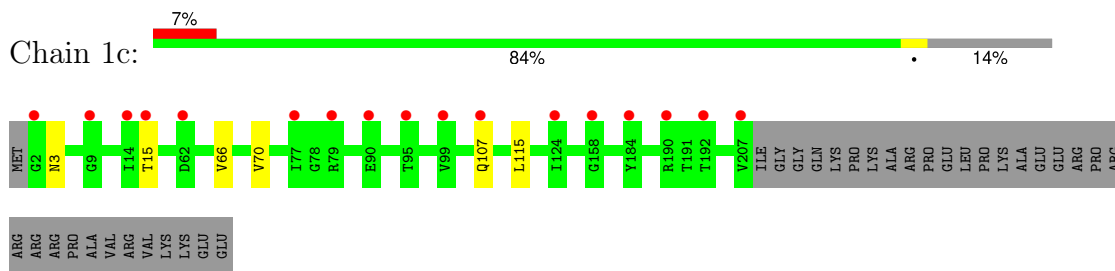
• Molecule 33: 30S ribosomal protein S2



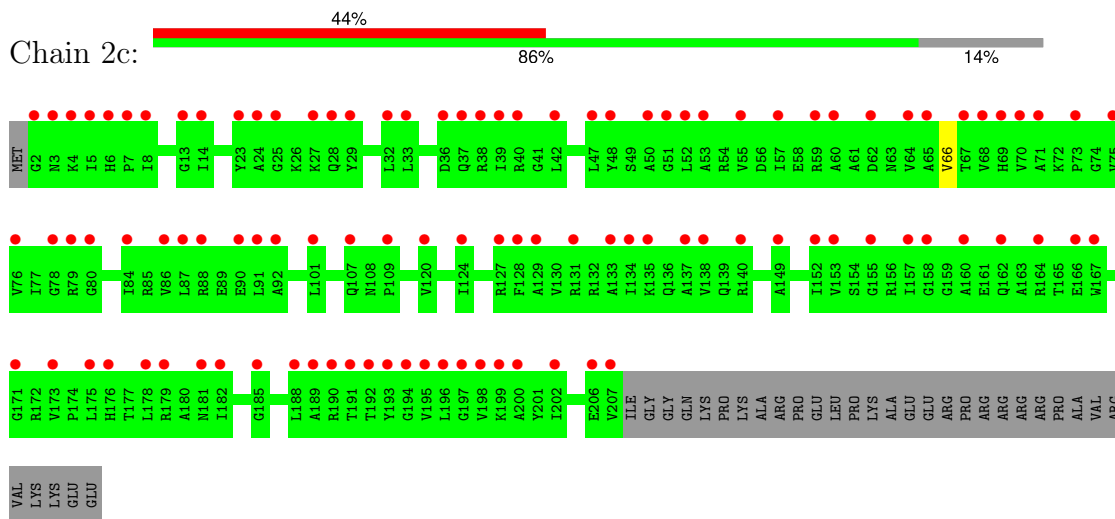
• Molecule 33: 30S ribosomal protein S2



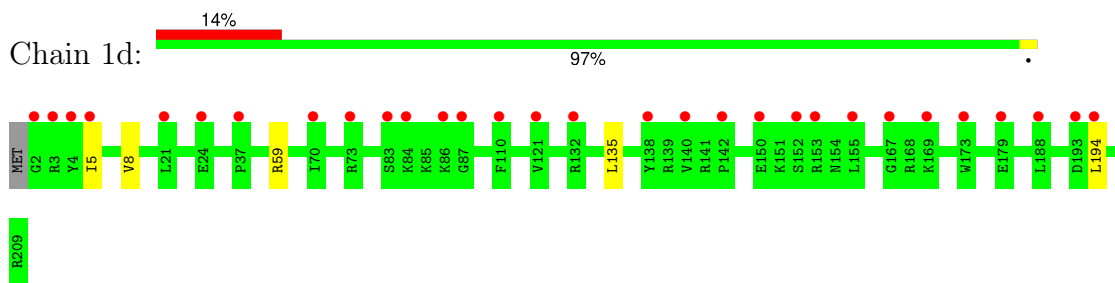
- Molecule 34: 30S ribosomal protein S3



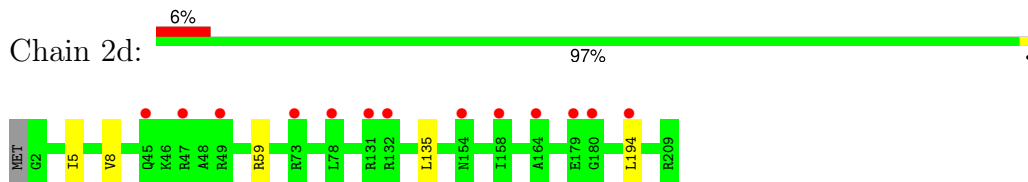
- Molecule 34: 30S ribosomal protein S3



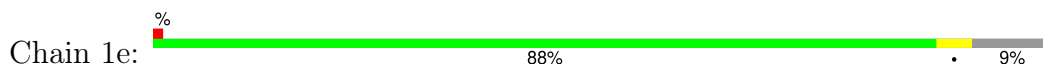
- Molecule 35: 30S ribosomal protein S4



- Molecule 35: 30S ribosomal protein S4


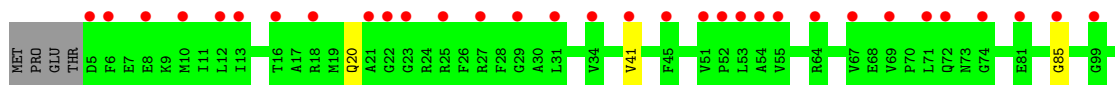
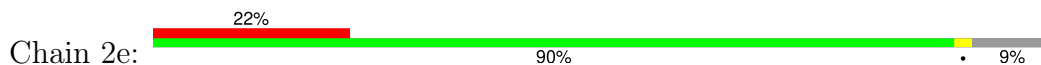


- Molecule 36: 30S ribosomal protein S5





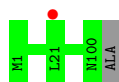
• Molecule 36: 30S ribosomal protein S5



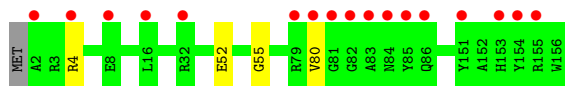
• Molecule 37: 30S ribosomal protein S6



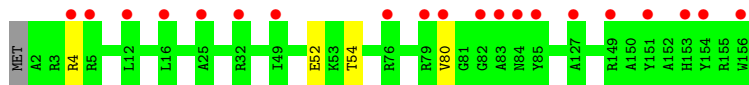
• Molecule 37: 30S ribosomal protein S6



• Molecule 38: 30S ribosomal protein S7

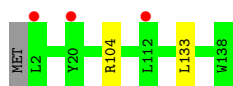


• Molecule 38: 30S ribosomal protein S7

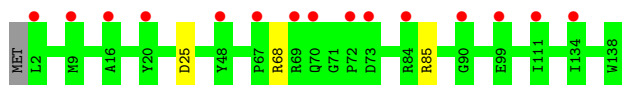


• Molecule 39: 30S ribosomal protein S8

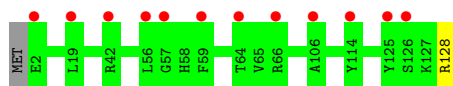




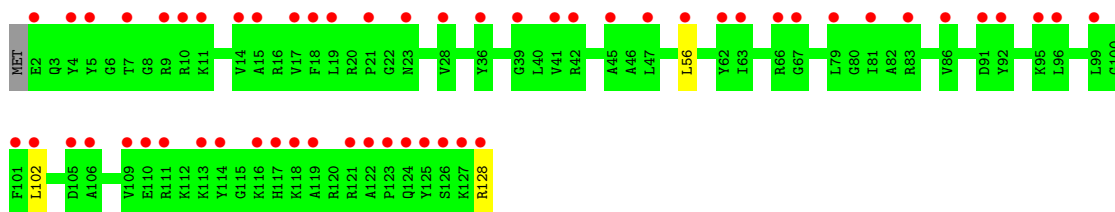
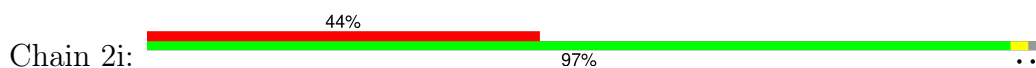
- Molecule 39: 30S ribosomal protein S8



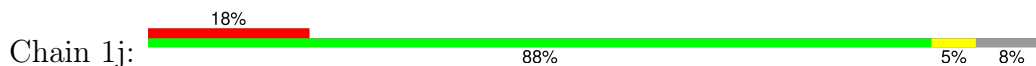
- Molecule 40: 30S ribosomal protein S9



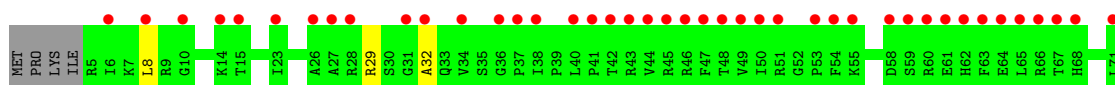
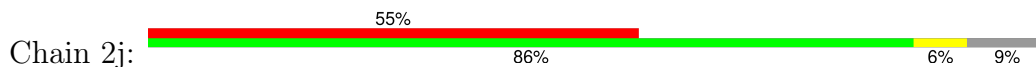
- Molecule 40: 30S ribosomal protein S9



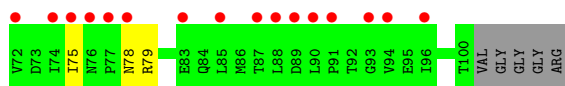
- Molecule 41: 30S ribosomal protein S10

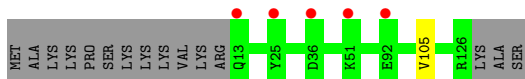
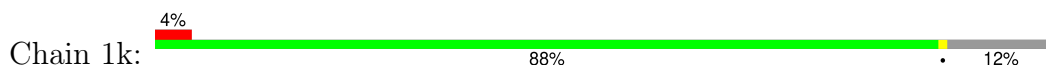


- Molecule 41: 30S ribosomal protein S10

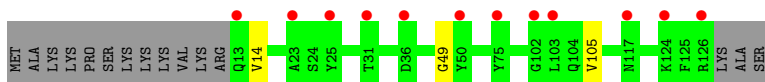
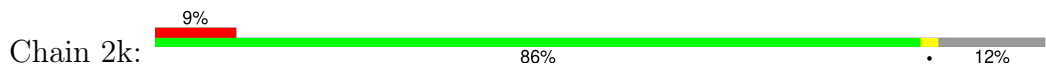


- Molecule 42: 30S ribosomal protein S11

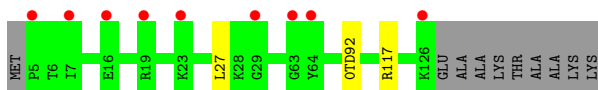
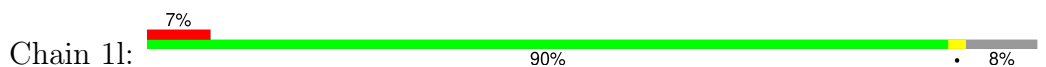




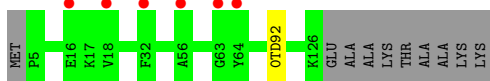
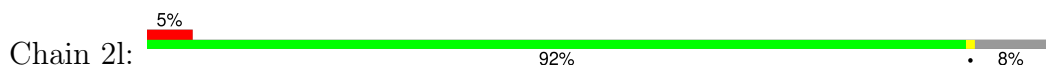
- Molecule 42: 30S ribosomal protein S11



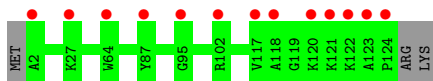
- Molecule 43: 30S ribosomal protein S12



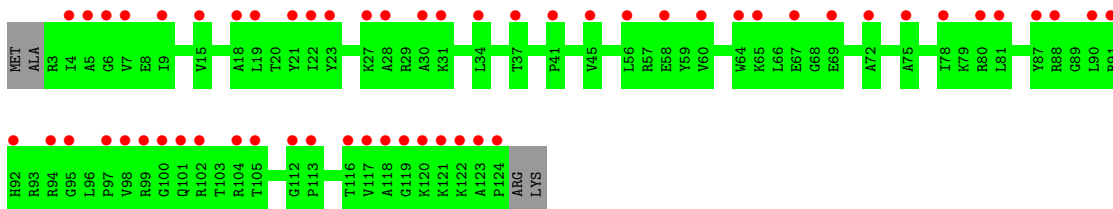
- Molecule 43: 30S ribosomal protein S12



- Molecule 44: 30S ribosomal protein S13

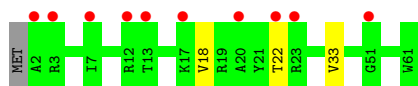


- Molecule 44: 30S ribosomal protein S13

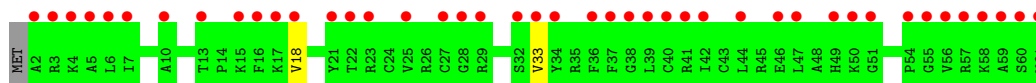


- Molecule 45: 30S ribosomal protein S14 type Z

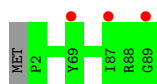




- Molecule 45: 30S ribosomal protein S14 type Z



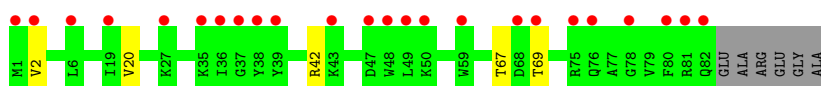
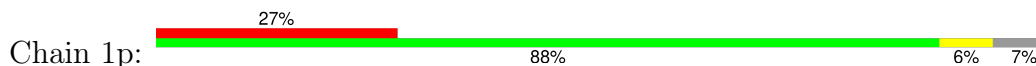
- Molecule 46: 30S ribosomal protein S15



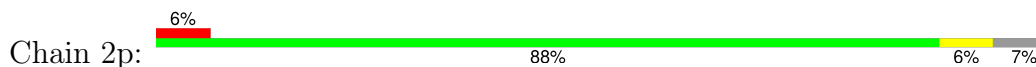
- Molecule 46: 30S ribosomal protein S15




- Molecule 47: 30S ribosomal protein S16



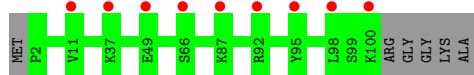
- Molecule 47: 30S ribosomal protein S16




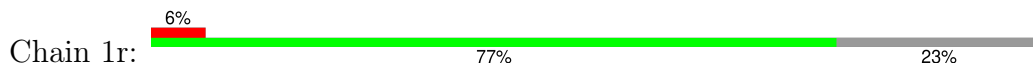
- Molecule 48: 30S ribosomal protein S17




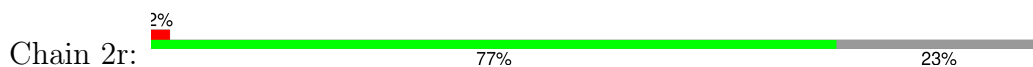
- Molecule 48: 30S ribosomal protein S17



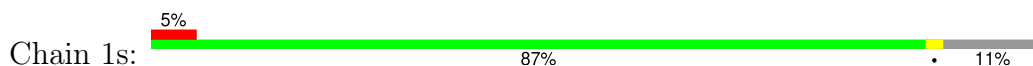
• Molecule 49: 30S ribosomal protein S18



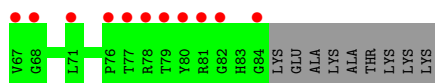
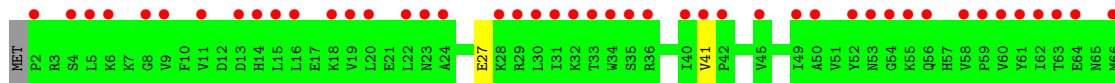
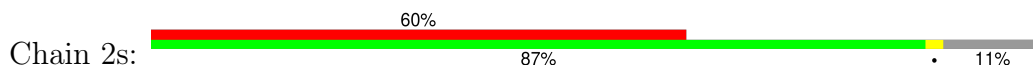
• Molecule 49: 30S ribosomal protein S18



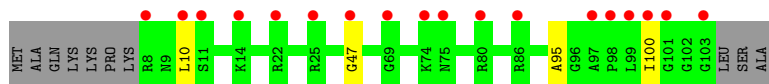
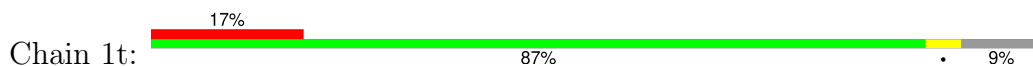
• Molecule 50: 30S ribosomal protein S19



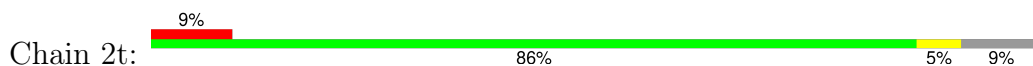
• Molecule 50: 30S ribosomal protein S19

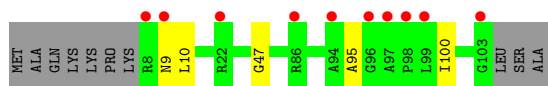


• Molecule 51: 30S ribosomal protein S20

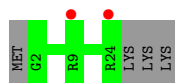
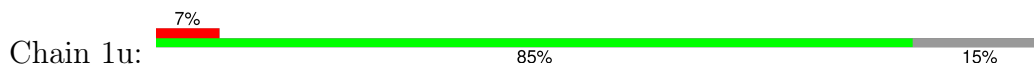


• Molecule 51: 30S ribosomal protein S20

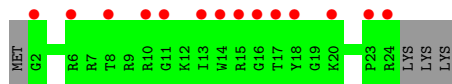
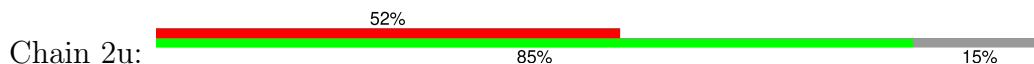




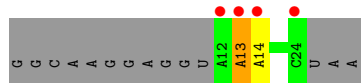
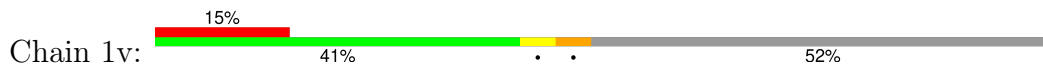
• Molecule 52: 30S ribosomal protein Thx



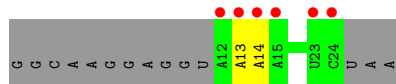
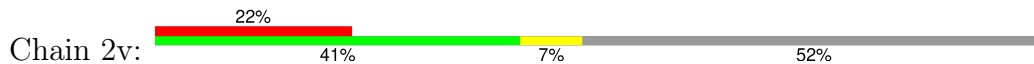
• Molecule 52: 30S ribosomal protein Thx



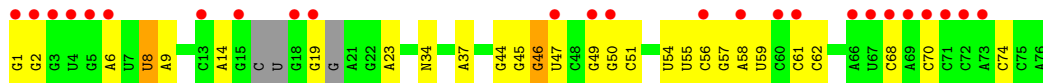
• Molecule 53: mRNA



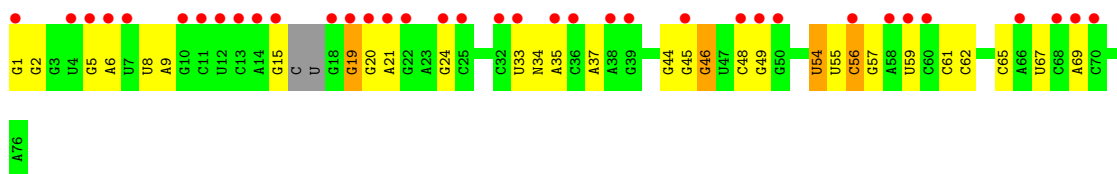
• Molecule 53: mRNA



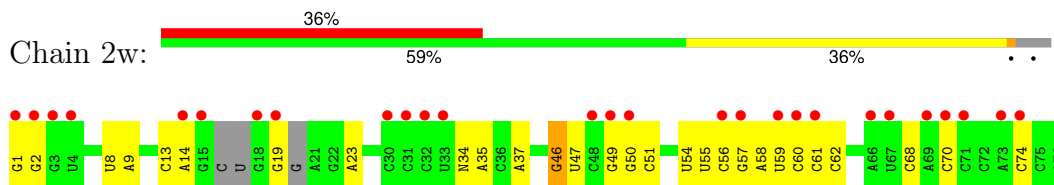
• Molecule 54: A-site and E-site tRNAs



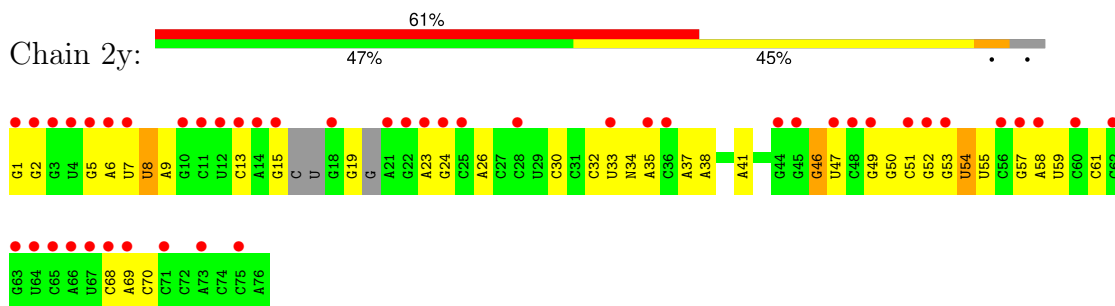
• Molecule 54: A-site and E-site tRNAs



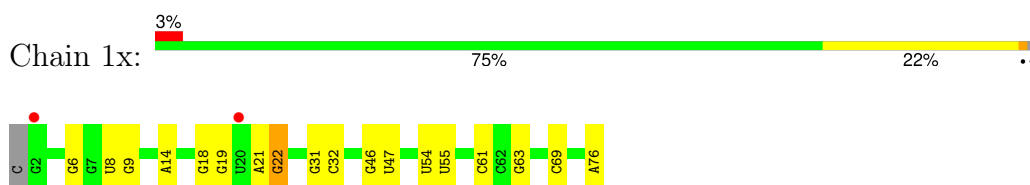
• Molecule 54: A-site and E-site tRNAs



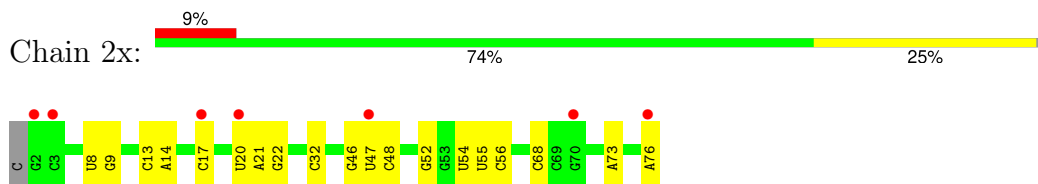
• Molecule 54: A-site and E-site tRNAs



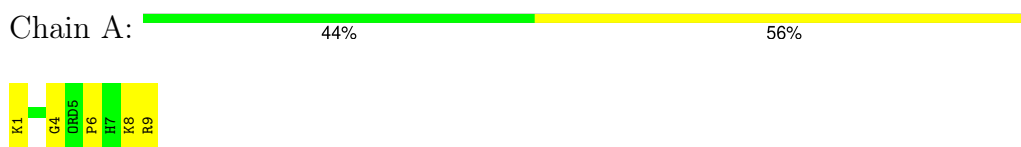
• Molecule 55: P-site tRNA



• Molecule 55: P-site tRNA



• Molecule 56: NOSO-95179 antibiotic

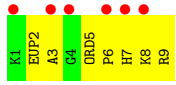


• Molecule 56: NOSO-95179 antibiotic



• Molecule 56: NOSO-95179 antibiotic





4 Data and refinement statistics

Property	Value	Source
Space group	P 21 21 21	Depositor
Cell constants a, b, c, α , β , γ	209.17Å 448.69Å 618.53Å 90.00° 90.00° 90.00°	Depositor
Resolution (Å)	154.63 – 2.60 154.63 – 2.60	Depositor EDS
% Data completeness (in resolution range)	98.9 (154.63-2.60) 98.9 (154.63-2.60)	Depositor EDS
R_{merge}	0.14	Depositor
R_{sym}	(Not available)	Depositor
$\langle I/\sigma(I) \rangle$ ¹	1.24 (at 2.62Å)	Xtrriage
Refinement program	PHENIX 1.8.2	Depositor
R, R_{free}	0.212 , 0.249 0.211 , 0.248	Depositor DCC
R_{free} test set	88315 reflections (5.02%)	wwPDB-VP
Wilson B-factor (Å ²)	56.9	Xtrriage
Anisotropy	0.181	Xtrriage
Bulk solvent k_{sol} (e/Å ³), B_{sol} (Å ²)	0.33 , 64.4	EDS
L-test for twinning ²	$\langle L \rangle = 0.46$, $\langle L^2 \rangle = 0.28$	Xtrriage
Estimated twinning fraction	No twinning to report.	Xtrriage
F_o, F_c correlation	0.93	EDS
Total number of atoms	301143	wwPDB-VP
Average B, all atoms (Å ²)	62.0	wwPDB-VP

Xtrriage's analysis on translational NCS is as follows: *The largest off-origin peak in the Patterson function is 1.54% of the height of the origin peak. No significant pseudotranslation is detected.*

¹Intensities estimated from amplitudes.

²Theoretical values of $\langle |L| \rangle$, $\langle L^2 \rangle$ for acentric reflections are 0.5, 0.333 respectively for untwinned datasets, and 0.375, 0.2 for perfectly twinned datasets.

5 Model quality

5.1 Standard geometry

Bond lengths and bond angles in the following residue types are not validated in this section: 5MC, EUP, 2MU, 5MU, PSU, MA6, 4SU, 7MG, 2MG, 4OC, IAR, ORD, 0TD, M2G, OMG, UR3, 6MZ, K, 2MA, ZN, MG, SF4, CM0

The Z score for a bond length (or angle) is the number of standard deviations the observed value is removed from the expected value. A bond length (or angle) with $|Z| > 5$ is considered an outlier worth inspection. RMSZ is the root-mean-square of all Z scores of the bond lengths (or angles).

Mol	Chain	Bond lengths		Bond angles	
		RMSZ	# $ Z > 5$	RMSZ	# $ Z > 5$
1	1A	0.52	0/69009	0.94	67/107712 (0.1%)
1	2A	0.38	0/67293	0.84	26/105034 (0.0%)
2	1B	0.44	1/2882 (0.0%)	0.84	0/4494
2	2B	0.38	1/2879 (0.0%)	0.82	1/4487 (0.0%)
3	1D	0.38	0/2186	0.59	0/2944
3	2D	0.33	0/2186	0.54	0/2944
4	1E	0.36	0/1592	0.56	0/2149
4	2E	0.31	0/1592	0.52	0/2149
5	1F	0.34	0/1619	0.52	0/2193
5	2F	0.29	0/1615	0.47	0/2188
6	1G	0.30	0/1448	0.48	0/1957
6	2G	0.29	0/1453	0.47	0/1963
7	1H	0.31	0/1356	0.48	0/1834
7	2H	0.28	0/1356	0.45	0/1834
8	1I	0.27	0/1112	0.47	0/1514
8	2I	0.27	0/1079	0.47	0/1475
9	1N	0.34	0/1144	0.52	0/1543
9	2N	0.28	0/1144	0.46	0/1543
10	1O	0.35	0/943	0.53	0/1269
10	2O	0.33	0/943	0.52	0/1269
11	1P	0.33	0/1152	0.55	0/1533
11	2P	0.29	0/1152	0.51	0/1533
12	1Q	0.35	0/1143	0.52	0/1527
12	2Q	0.30	0/1143	0.48	0/1527
13	1R	0.32	0/982	0.53	0/1312
13	2R	0.27	0/982	0.50	0/1312
14	1S	0.30	0/883	0.49	0/1176
14	2S	0.29	0/880	0.46	0/1172
15	1T	0.34	0/1105	0.51	0/1477
15	2T	0.29	0/1097	0.47	0/1468
16	1U	0.37	0/977	0.52	0/1301

Mol	Chain	Bond lengths		Bond angles	
		RMSZ	# Z >5	RMSZ	# Z >5
16	2U	0.29	0/977	0.44	0/1301
17	1V	0.43	1/782 (0.1%)	0.55	0/1049
17	2V	0.30	0/782	0.50	0/1049
18	1W	0.36	0/897	0.53	0/1205
18	2W	0.31	0/897	0.48	0/1205
19	1X	0.38	0/764	0.56	0/1025
19	2X	0.30	0/764	0.48	0/1025
20	1Y	0.36	0/819	0.53	0/1095
20	2Y	0.31	0/819	0.53	0/1095
21	1Z	0.33	0/1267	0.51	0/1717
21	2Z	0.29	0/1299	0.50	0/1763
22	10	0.35	0/662	0.55	0/881
22	20	0.29	0/662	0.50	0/881
23	11	0.34	0/762	0.51	0/1014
23	21	0.30	0/762	0.50	0/1014
24	12	0.31	0/590	0.46	0/781
24	22	0.28	0/590	0.40	0/781
25	13	0.33	0/474	0.51	0/635
25	23	0.29	0/469	0.45	0/630
26	14	0.37	0/565	0.55	0/761
26	24	0.32	0/545	0.60	0/737
27	15	0.36	0/469	0.56	0/635
27	25	0.33	0/469	0.51	0/635
28	16	0.35	0/460	0.52	0/613
28	26	0.29	0/456	0.48	0/608
29	17	0.34	0/426	0.52	0/561
29	27	0.28	0/426	0.51	0/561
30	18	0.34	0/525	0.57	0/691
30	28	0.30	0/525	0.48	0/691
31	19	0.31	0/310	0.50	0/407
31	29	0.29	0/310	0.50	0/407
32	1a	0.36	0/35795	0.85	27/55864 (0.0%)
32	2a	0.35	2/35886 (0.0%)	0.86	40/56005 (0.1%)
33	1b	0.35	1/1881 (0.1%)	0.47	0/2542
33	2b	0.29	0/1860	0.48	0/2518
34	1c	0.28	0/1572	0.44	0/2126
34	2c	0.28	0/1566	0.45	0/2119
35	1d	0.29	0/1685	0.46	0/2262
35	2d	0.28	0/1704	0.46	0/2284
36	1e	0.29	0/1145	0.50	0/1543
36	2e	0.29	0/1149	0.48	0/1548
37	1f	0.28	0/823	0.46	0/1115
37	2f	0.29	0/829	0.47	0/1123

Mol	Chain	Bond lengths		Bond angles	
		RMSZ	# Z >5	RMSZ	# Z >5
38	1g	0.27	0/1250	0.42	0/1679
38	2g	0.27	0/1254	0.41	0/1683
39	1h	0.28	0/1108	0.47	0/1494
39	2h	0.27	0/1108	0.45	0/1494
40	1i	0.29	0/1002	0.49	0/1346
40	2i	0.29	0/997	0.48	0/1343
41	1j	0.28	0/722	0.49	0/982
41	2j	0.28	0/727	0.46	0/988
42	1k	0.28	0/844	0.47	0/1145
42	2k	0.27	0/848	0.47	0/1149
43	1l	0.30	0/937	0.51	0/1260
43	2l	0.28	0/937	0.49	0/1260
44	1m	0.27	0/969	0.47	0/1302
44	2m	0.30	0/961	0.47	0/1291
45	1n	0.31	0/501	0.47	0/664
45	2n	0.29	0/501	0.46	0/664
46	1o	0.27	0/739	0.43	0/985
46	2o	0.26	0/739	0.44	0/985
47	1p	0.28	0/697	0.47	0/939
47	2p	0.28	0/693	0.49	0/935
48	1q	0.29	0/836	0.47	0/1117
48	2q	0.28	0/836	0.47	0/1117
49	1r	0.27	0/560	0.46	0/746
49	2r	0.27	0/560	0.43	0/746
50	1s	0.27	0/667	0.51	0/900
50	2s	0.30	0/661	0.53	0/893
51	1t	0.26	0/730	0.39	0/965
51	2t	0.26	0/729	0.42	0/965
52	1u	0.27	0/203	0.44	0/266
52	2u	0.29	0/203	0.48	0/266
53	1v	0.44	0/308	0.95	2/477 (0.4%)
53	2v	0.40	0/308	0.86	0/477
54	1w	0.50	1/1600 (0.1%)	0.96	2/2482 (0.1%)
54	1y	0.51	1/1627 (0.1%)	1.01	4/2527 (0.2%)
54	2w	0.49	1/1600 (0.1%)	0.91	0/2482
54	2y	0.55	1/1600 (0.1%)	1.06	3/2482 (0.1%)
55	1x	0.50	1/1725 (0.1%)	1.05	14/2689 (0.5%)
55	2x	0.43	0/1725	1.06	8/2689 (0.3%)
56	A	1.35	1/43 (2.3%)	1.38	0/51
56	B	1.82	2/35 (5.7%)	1.45	1/43 (2.3%)
56	C	1.36	1/43 (2.3%)	1.81	1/51 (2.0%)
All	All	0.40	15/316879 (0.0%)	0.80	196/474354 (0.0%)

Chiral center outliers are detected by calculating the chiral volume of a chiral center and verifying if the center is modelled as a planar moiety or with the opposite hand. A planarity outlier is detected by checking planarity of atoms in a peptide group, atoms in a mainchain group or atoms of a sidechain that are expected to be planar.

Mol	Chain	#Chirality outliers	#Planarity outliers
26	14	0	1
26	24	0	1
33	1b	0	1
33	2b	0	1
All	All	0	4

All (15) bond length outliers are listed below:

Mol	Chain	Res	Type	Atoms	Z	Observed(Å)	Ideal(Å)
54	1y	1	G	OP3-P	-10.30	1.48	1.61
54	2y	1	G	OP3-P	-10.27	1.48	1.61
54	2w	1	G	OP3-P	-10.27	1.48	1.61
54	1w	1	G	OP3-P	-10.08	1.49	1.61
2	2B	1	U	OP3-P	-10.02	1.49	1.61
2	1B	1	U	OP3-P	-9.92	1.49	1.61
33	1b	233	SER	C-N	9.03	1.51	1.34
32	2a	1272	G	N1-C2	-8.30	1.31	1.37
32	2a	1272	G	C6-N1	-7.87	1.34	1.39
56	A	6	PRO	CA-C	-6.86	1.39	1.52
56	C	6	PRO	CA-C	-5.75	1.41	1.52
17	1V	34	GLU	C-N	-5.52	1.21	1.34
55	1x	14	A	C8-N7	-5.43	1.27	1.31
56	B	4	PRO	N-CA	5.28	1.56	1.47
56	B	4	PRO	CA-C	-5.27	1.42	1.52

All (196) bond angle outliers are listed below:

Mol	Chain	Res	Type	Atoms	Z	Observed(°)	Ideal(°)
32	2a	1263	C	N1-C2-O2	19.70	130.72	118.90
32	2a	1272	G	C5-C6-O6	19.34	140.20	128.60
32	2a	1272	G	N3-C2-N2	17.23	131.96	119.90
32	2a	1272	G	N1-C2-N2	-15.44	102.30	116.20
32	2a	1263	C	C2-N3-C4	13.51	126.65	119.90
32	2a	1272	G	C6-N1-C2	11.84	132.20	125.10
32	2a	1272	G	C5-C6-N1	-11.23	105.88	111.50
1	1A	848	G	O5'-P-OP2	-11.16	95.66	105.70
32	2a	1263	C	N3-C2-O2	-10.40	114.62	121.90
55	2x	17	C	N1-C2-O2	10.18	125.01	118.90

Continued on next page...

Continued from previous page...

Mol	Chain	Res	Type	Atoms	Z	Observed(°)	Ideal(°)
32	2a	1272	G	N1-C6-O6	-10.02	113.89	119.90
32	2a	1263	C	C5-C6-N1	9.65	125.83	121.00
2	2B	80	U	O4'-C1'-N1	8.93	115.34	108.20
55	1x	14	A	C5-N7-C8	8.91	108.36	103.90
1	1A	537	G	O4'-C1'-N9	8.89	115.31	108.20
1	1A	1807	G	O5'-P-OP2	-8.78	97.80	105.70
1	1A	1020	C	N1-C2-O2	-8.72	113.67	118.90
1	2A	2136	C	N1-C2-O2	8.69	124.11	118.90
1	1A	1132	A	N1-C6-N6	-8.44	113.54	118.60
55	1x	14	A	C4-C5-C6	8.29	121.14	117.00
32	2a	1272	G	C2-N3-C4	-8.29	107.76	111.90
55	2x	17	C	N3-C2-O2	-8.23	116.14	121.90
1	1A	1686	U	O5'-P-OP2	-8.19	98.33	105.70
55	1x	46	G	C6-N1-C2	-7.91	120.36	125.10
55	2x	17	C	C2-N1-C1'	7.89	127.48	118.80
1	1A	2015	U	O5'-P-OP1	-7.71	98.77	105.70
32	2a	1029	C	N1-C2-O2	7.64	123.48	118.90
1	1A	591	U	C5-C4-O4	-7.63	121.32	125.90
32	1a	841	U	C5-C6-N1	7.62	126.51	122.70
1	1A	1121	C	N1-C2-O2	7.61	123.46	118.90
32	1a	1025	U	N1-C2-O2	7.58	128.10	122.80
1	2A	2473	U	C2-N1-C1'	7.57	126.79	117.70
1	1A	2694	U	O5'-P-OP2	-7.57	98.89	105.70
54	1y	56	C	N1-C2-O2	7.47	123.38	118.90
1	1A	2189	U	C2-N1-C1'	7.37	126.54	117.70
32	2a	841	U	C2-N1-C1'	7.35	126.52	117.70
32	1a	1030(B)	C	C2-N1-C1'	7.32	126.85	118.80
1	1A	2189	U	N1-C2-O2	7.31	127.92	122.80
55	2x	14	A	C5-N7-C8	7.29	107.55	103.90
32	2a	1263	C	C2-N1-C1'	7.29	126.82	118.80
1	2A	2167	U	N1-C2-O2	7.22	127.86	122.80
1	1A	1660	A	O5'-P-OP1	-7.22	99.20	105.70
32	1a	1027	C	N3-C4-C5	-7.20	119.02	121.90
32	2a	841	U	C5-C6-N1	7.15	126.27	122.70
32	1a	1030(B)	C	C6-N1-C2	-7.06	117.47	120.30
1	1A	2858	G	O4'-C1'-N9	6.98	113.78	108.20
54	1y	56	C	C2-N3-C4	6.97	123.39	119.90
1	1A	12	U	C2-N1-C1'	6.91	125.99	117.70
1	1A	2802	C	O4'-C1'-N1	6.81	113.65	108.20
32	2a	1263	C	C6-N1-C2	-6.79	117.58	120.30
1	1A	2083	G	O5'-P-OP2	-6.75	99.62	105.70
1	1A	1121	C	C2-N3-C4	6.75	123.28	119.90

Continued on next page...

Continued from previous page...

Mol	Chain	Res	Type	Atoms	Z	Observed(°)	Ideal(°)
32	1a	1027	C	C5-C4-N4	6.72	124.90	120.20
1	1A	2189	U	N3-C2-O2	-6.71	117.50	122.20
1	1A	1117	G	N3-C4-N9	-6.69	121.99	126.00
56	B	4	PRO	CA-N-CD	-6.65	102.19	111.50
1	2A	2248	C	O5'-P-OP2	-6.61	99.75	105.70
1	2A	2167	U	C2-N1-C1'	6.60	125.62	117.70
32	1a	1030(B)	C	N1-C2-O2	6.58	122.85	118.90
32	1a	1027	C	C6-N1-C1'	6.56	128.67	120.80
32	2a	1263	C	N1-C2-N3	-6.54	114.62	119.20
1	1A	2566	U	O5'-P-OP1	-6.50	99.85	105.70
1	2A	2167	U	N3-C2-O2	-6.49	117.66	122.20
56	C	6	PRO	C-N-CA	6.49	137.92	121.70
32	1a	841	U	C2-N1-C1'	6.48	125.47	117.70
32	2a	1263	C	C4-C5-C6	-6.45	114.18	117.40
55	1x	14	A	C8-N9-C1'	-6.42	116.15	127.70
32	1a	1025	U	C2-N1-C1'	6.40	125.38	117.70
1	2A	2473	U	N1-C2-O2	6.37	127.26	122.80
32	2a	1263	C	C5-C4-N4	6.37	124.66	120.20
1	1A	1221	G	OP1-P-O3'	6.34	119.16	105.20
32	2a	754	C	C2-N1-C1'	6.27	125.70	118.80
32	2a	254	G	O5'-P-OP1	-6.25	100.08	105.70
55	1x	22	G	N1-C6-O6	-6.24	116.16	119.90
55	1x	22	G	C4-C5-C6	-6.22	115.07	118.80
1	1A	892	G	O4'-C1'-N9	6.22	113.17	108.20
1	1A	215	G	O4'-C1'-N9	6.19	113.15	108.20
1	2A	2473	U	N3-C2-O2	-6.13	117.91	122.20
1	2A	2061	G	O5'-P-OP2	-6.12	100.19	105.70
54	2y	50	G	C5-C6-O6	6.09	132.25	128.60
32	1a	1030(B)	C	N3-C2-O2	-6.08	117.64	121.90
32	1a	266	G	P-O3'-C3'	6.06	126.98	119.70
1	1A	2014	G	P-O3'-C3'	6.04	126.95	119.70
1	2A	1992	G	P-O3'-C3'	6.00	126.89	119.70
55	1x	14	A	C4-N9-C1'	5.99	137.08	126.30
1	2A	801	G	O5'-P-OP2	-5.99	100.31	105.70
1	1A	2442	A	O5'-P-OP2	-5.97	100.33	105.70
55	1x	22	G	N3-C4-N9	-5.95	122.43	126.00
54	1y	19	G	C5-C6-O6	5.94	132.16	128.60
32	2a	1028	C	C2-N3-C4	5.90	122.85	119.90
32	2a	1272	G	C4-N9-C1'	5.88	134.14	126.50
32	2a	1225	A	C5-C6-N6	5.87	128.39	123.70
1	1A	1020	C	C2-N1-C1'	-5.83	112.39	118.80
32	1a	1027	C	C2-N1-C1'	-5.82	112.40	118.80

Continued on next page...

Continued from previous page...

Mol	Chain	Res	Type	Atoms	Z	Observed(°)	Ideal(°)
1	1A	2802	C	C2-N1-C1'	-5.82	112.40	118.80
1	2A	512	G	O4'-C1'-N9	5.77	112.82	108.20
1	2A	2140	C	N1-C2-O2	5.76	122.36	118.90
1	1A	1109	G	C5-C6-O6	5.76	132.05	128.60
1	2A	2140	C	C2-N1-C1'	5.71	125.08	118.80
1	2A	383	U	O4'-C1'-N1	5.69	112.75	108.20
1	1A	840	A	O5'-P-OP2	-5.69	100.58	105.70
55	1x	22	G	C5-N7-C8	-5.69	101.46	104.30
1	1A	1132	A	C5-C6-N1	5.68	120.54	117.70
55	1x	14	A	C5-C6-N1	-5.68	114.86	117.70
55	1x	22	G	C8-N9-C1'	5.67	134.38	127.00
1	1A	821	A	C8-N9-C4	-5.67	103.53	105.80
54	1w	44	G	P-O3'-C3'	5.67	126.50	119.70
1	1A	1128	U	N3-C4-O4	-5.64	115.45	119.40
1	1A	572	A	P-O3'-C3'	5.63	126.46	119.70
1	1A	1109	G	C6-N1-C2	5.61	128.46	125.10
32	2a	563	A	O4'-C1'-N9	5.60	112.68	108.20
1	1A	31	C	O5'-P-OP1	-5.60	100.66	105.70
54	1y	19	G	C6-N1-C2	5.59	128.45	125.10
32	2a	79	G	C5-C6-O6	5.59	131.95	128.60
32	2a	266	G	P-O3'-C3'	5.58	126.40	119.70
32	2a	1272	G	C8-N9-C1'	-5.58	119.75	127.00
1	2A	1313	U	C2-N1-C1'	5.57	124.38	117.70
55	2x	17	C	C6-N1-C2	-5.52	118.09	120.30
55	2x	14	A	C4-C5-C6	5.52	119.76	117.00
32	1a	1036	G	N3-C2-N2	-5.50	116.05	119.90
32	2a	687	A	P-O3'-C3'	5.50	126.30	119.70
1	2A	2689	U	P-O3'-C3'	5.49	126.28	119.70
1	1A	831	A	OP1-P-O3'	5.46	117.21	105.20
1	1A	1462	G	O4'-C1'-N9	5.46	112.57	108.20
54	1w	44	G	OP1-P-O3'	5.46	117.20	105.20
1	1A	410	U	C2-N1-C1'	-5.45	111.16	117.70
32	1a	754	C	N1-C2-O2	5.44	122.16	118.90
1	1A	2627	U	O5'-P-OP1	-5.43	100.81	105.70
53	1v	13	A	P-O3'-C3'	5.43	126.22	119.70
55	1x	46	G	C5-C6-N1	5.42	114.21	111.50
32	1a	1034	G	N3-C2-N2	5.41	123.69	119.90
32	2a	1025	U	C2-N1-C1'	5.41	124.19	117.70
1	1A	1700	G	P-O3'-C3'	5.40	126.19	119.70
32	1a	841	U	C6-N1-C2	-5.40	117.76	121.00
1	2A	1204	A	O4'-C1'-N9	5.39	112.52	108.20
1	1A	1255	A	P-O3'-C3'	5.38	126.15	119.70

Continued on next page...

Continued from previous page...

Mol	Chain	Res	Type	Atoms	Z	Observed(°)	Ideal(°)
1	1A	2520	G	N1-C6-O6	-5.36	116.68	119.90
1	1A	1431	G	O4'-C1'-N9	5.36	112.49	108.20
32	2a	1033	G	C5-C6-O6	5.34	131.80	128.60
55	2x	17	C	C6-N1-C1'	-5.33	114.40	120.80
1	1A	184	A	P-O3'-C3'	5.32	126.08	119.70
55	2x	46	G	C6-N1-C2	-5.32	121.91	125.10
32	1a	1025	U	C6-N1-C1'	-5.31	113.77	121.20
32	1a	1030	C	N1-C2-O2	5.30	122.08	118.90
1	1A	2331	G	N3-C4-C5	5.30	131.25	128.60
32	1a	1158	C	C2-N1-C1'	5.26	124.59	118.80
32	1a	1029	C	C2-N3-C4	5.26	122.53	119.90
1	1A	1359	U	N3-C2-O2	-5.24	118.53	122.20
1	1A	1117	G	N3-C4-C5	5.24	131.22	128.60
55	1x	14	A	C4-C5-N7	-5.24	108.08	110.70
1	1A	1013	G	N1-C6-O6	-5.24	116.76	119.90
1	1A	1222	A	O5'-P-OP1	-5.23	100.99	105.70
1	1A	2331	G	N3-C4-N9	-5.22	122.86	126.00
1	2A	528	A	P-O3'-C3'	5.22	125.97	119.70
32	1a	1034	G	C6-N1-C2	5.22	128.23	125.10
1	1A	2513	C	C2-N1-C1'	-5.21	113.07	118.80
54	2y	47	U	C2-N1-C1'	5.21	123.95	117.70
1	1A	894	U	C2-N1-C1'	5.20	123.94	117.70
1	2A	528	A	OP1-P-O3'	5.20	116.63	105.20
1	1A	1219	A	OP1-P-O3'	5.19	116.62	105.20
32	2a	1125	U	C2-N1-C1'	5.18	123.92	117.70
1	1A	793	A	O4'-C1'-N9	5.18	112.34	108.20
32	2a	1263	C	N3-C4-N4	-5.18	114.38	118.00
53	1v	13	A	OP1-P-O3'	5.17	116.58	105.20
1	2A	2136	C	N3-C2-O2	-5.17	118.28	121.90
32	1a	1067	A	P-O3'-C3'	5.16	125.89	119.70
1	2A	2155	G	N3-C4-N9	5.16	129.09	126.00
32	2a	65	U	P-O3'-C3'	5.15	125.88	119.70
1	1A	2605	U	N3-C4-C5	5.15	117.69	114.60
32	2a	1225	A	N1-C6-N6	-5.14	115.51	118.60
32	2a	754	C	N1-C2-O2	5.14	121.98	118.90
32	2a	913	A	P-O3'-C3'	5.14	125.86	119.70
55	1x	22	G	C6-C5-N7	5.13	133.48	130.40
1	1A	591	U	N3-C4-C5	5.12	117.67	114.60
1	1A	1716	A	O4'-C1'-N9	5.12	112.30	108.20
32	1a	560	U	C3'-C2'-C1'	5.12	105.59	101.50
1	2A	746	A	O4'-C1'-N9	5.11	112.28	108.20
32	2a	115	G	P-O3'-C3'	5.11	125.83	119.70

Continued on next page...

Continued from previous page...

Mol	Chain	Res	Type	Atoms	Z	Observed(°)	Ideal(°)
32	1a	754	C	C2-N1-C1'	5.09	124.41	118.80
1	1A	399	G	O4'-C1'-N9	5.09	112.27	108.20
1	1A	993	G	O5'-P-OP1	-5.08	101.12	105.70
1	1A	2054	G	C5-N7-C8	5.07	106.84	104.30
32	2a	1158	C	C2-N1-C1'	5.07	124.38	118.80
1	1A	1117	G	C4-N9-C1'	-5.07	119.92	126.50
1	1A	1126	C	N1-C2-O2	5.06	121.94	118.90
1	1A	1221	G	P-O3'-C3'	5.06	125.78	119.70
1	1A	999	G	O5'-P-OP1	-5.06	101.15	105.70
1	2A	2629	A	O4'-C1'-N9	5.05	112.24	108.20
1	2A	228	A	P-O3'-C3'	5.04	125.75	119.70
1	2A	1380	G	O5'-P-OP2	-5.04	101.17	105.70
32	1a	913	A	P-O3'-C3'	5.03	125.73	119.70
54	2y	68	C	N1-C2-O2	5.02	121.92	118.90
1	1A	2802	C	C6-N1-C1'	5.02	126.83	120.80
32	2a	955	U	C2-N3-C4	5.02	130.01	127.00
32	1a	560	U	C2-N1-C1'	5.01	123.71	117.70
1	1A	2058	C	O5'-P-OP1	-5.00	101.20	105.70

There are no chirality outliers.

All (4) planarity outliers are listed below:

Mol	Chain	Res	Type	Group
26	14	63	TYR	Peptide
33	1b	124	SER	Peptide
26	24	63	TYR	Peptide
33	2b	124	SER	Peptide

5.2 Too-close contacts [i](#)

Due to software issues we are unable to calculate clashes - this section is therefore empty.

5.3 Torsion angles [i](#)

5.3.1 Protein backbone [i](#)

In the following table, the Percentiles column shows the percent Ramachandran outliers of the chain as a percentile score with respect to all X-ray entries followed by that with respect to entries of similar resolution.

The Analysed column shows the number of residues for which the backbone conformation was analysed, and the total number of residues.

Mol	Chain	Analysed	Favoured	Allowed	Outliers	Percentiles	
3	1D	273/276 (99%)	260 (95%)	12 (4%)	1 (0%)	30	52
3	2D	273/276 (99%)	258 (94%)	14 (5%)	1 (0%)	30	52
4	1E	202/206 (98%)	193 (96%)	8 (4%)	1 (0%)	25	47
4	2E	202/206 (98%)	194 (96%)	7 (4%)	1 (0%)	25	47
5	1F	201/210 (96%)	197 (98%)	3 (2%)	1 (0%)	25	47
5	2F	201/210 (96%)	193 (96%)	6 (3%)	2 (1%)	13	29
6	1G	179/182 (98%)	167 (93%)	10 (6%)	2 (1%)	12	26
6	2G	179/182 (98%)	162 (90%)	15 (8%)	2 (1%)	12	26
7	1H	172/180 (96%)	163 (95%)	9 (5%)	0	100	100
7	2H	172/180 (96%)	162 (94%)	9 (5%)	1 (1%)	22	43
8	1I	144/148 (97%)	126 (88%)	15 (10%)	3 (2%)	5	11
8	2I	144/148 (97%)	131 (91%)	13 (9%)	0	100	100
9	1N	138/140 (99%)	135 (98%)	3 (2%)	0	100	100
9	2N	138/140 (99%)	131 (95%)	7 (5%)	0	100	100
10	1O	120/122 (98%)	112 (93%)	8 (7%)	0	100	100
10	2O	120/122 (98%)	113 (94%)	5 (4%)	2 (2%)	7	16
11	1P	147/150 (98%)	138 (94%)	9 (6%)	0	100	100
11	2P	147/150 (98%)	140 (95%)	5 (3%)	2 (1%)	9	19
12	1Q	139/141 (99%)	132 (95%)	7 (5%)	0	100	100
12	2Q	139/141 (99%)	132 (95%)	7 (5%)	0	100	100
13	1R	116/118 (98%)	111 (96%)	5 (4%)	0	100	100
13	2R	116/118 (98%)	113 (97%)	3 (3%)	0	100	100
14	1S	108/112 (96%)	102 (94%)	6 (6%)	0	100	100
14	2S	108/112 (96%)	103 (95%)	4 (4%)	1 (1%)	14	31
15	1T	129/146 (88%)	122 (95%)	7 (5%)	0	100	100
15	2T	129/146 (88%)	121 (94%)	7 (5%)	1 (1%)	16	34
16	1U	114/118 (97%)	113 (99%)	1 (1%)	0	100	100
16	2U	114/118 (97%)	109 (96%)	5 (4%)	0	100	100
17	1V	99/101 (98%)	94 (95%)	4 (4%)	1 (1%)	13	29
17	2V	99/101 (98%)	94 (95%)	4 (4%)	1 (1%)	13	29

Continued on next page...

Continued from previous page...

Mol	Chain	Analysed	Favoured	Allowed	Outliers	Percentiles	
18	1W	110/113 (97%)	109 (99%)	1 (1%)	0	100	100
18	2W	110/113 (97%)	109 (99%)	1 (1%)	0	100	100
19	1X	93/96 (97%)	91 (98%)	1 (1%)	1 (1%)	12	26
19	2X	93/96 (97%)	89 (96%)	4 (4%)	0	100	100
20	1Y	105/110 (96%)	99 (94%)	4 (4%)	2 (2%)	6	13
20	2Y	105/110 (96%)	101 (96%)	3 (3%)	1 (1%)	13	29
21	1Z	148/206 (72%)	127 (86%)	21 (14%)	0	100	100
21	2Z	156/206 (76%)	143 (92%)	10 (6%)	3 (2%)	6	13
22	10	81/85 (95%)	81 (100%)	0	0	100	100
22	20	81/85 (95%)	81 (100%)	0	0	100	100
23	11	95/98 (97%)	92 (97%)	2 (2%)	1 (1%)	12	26
23	21	95/98 (97%)	94 (99%)	0	1 (1%)	12	26
24	12	68/72 (94%)	68 (100%)	0	0	100	100
24	22	68/72 (94%)	67 (98%)	1 (2%)	0	100	100
25	13	57/60 (95%)	55 (96%)	2 (4%)	0	100	100
25	23	57/60 (95%)	55 (96%)	2 (4%)	0	100	100
26	14	67/71 (94%)	54 (81%)	9 (13%)	4 (6%)	1	1
26	24	67/71 (94%)	56 (84%)	6 (9%)	5 (8%)	1	1
27	15	57/60 (95%)	54 (95%)	3 (5%)	0	100	100
27	25	57/60 (95%)	55 (96%)	2 (4%)	0	100	100
28	16	51/54 (94%)	49 (96%)	2 (4%)	0	100	100
28	26	51/54 (94%)	48 (94%)	3 (6%)	0	100	100
29	17	46/49 (94%)	46 (100%)	0	0	100	100
29	27	46/49 (94%)	46 (100%)	0	0	100	100
30	18	62/65 (95%)	62 (100%)	0	0	100	100
30	28	62/65 (95%)	61 (98%)	1 (2%)	0	100	100
31	19	35/37 (95%)	35 (100%)	0	0	100	100
31	29	35/37 (95%)	35 (100%)	0	0	100	100
33	1b	229/256 (90%)	202 (88%)	22 (10%)	5 (2%)	5	10
33	2b	229/256 (90%)	204 (89%)	20 (9%)	5 (2%)	5	10
34	1c	204/239 (85%)	183 (90%)	19 (9%)	2 (1%)	13	29

Continued on next page...

Continued from previous page...

Mol	Chain	Analysed	Favoured	Allowed	Outliers	Percentiles	
34	2c	204/239 (85%)	187 (92%)	16 (8%)	1 (0%)	25	47
35	1d	206/209 (99%)	197 (96%)	8 (4%)	1 (0%)	25	47
35	2d	206/209 (99%)	196 (95%)	9 (4%)	1 (0%)	25	47
36	1e	146/162 (90%)	138 (94%)	4 (3%)	4 (3%)	4	7
36	2e	146/162 (90%)	135 (92%)	10 (7%)	1 (1%)	19	38
37	1f	98/101 (97%)	94 (96%)	4 (4%)	0	100	100
37	2f	98/101 (97%)	95 (97%)	3 (3%)	0	100	100
38	1g	153/156 (98%)	144 (94%)	5 (3%)	4 (3%)	4	7
38	2g	153/156 (98%)	141 (92%)	8 (5%)	4 (3%)	4	7
39	1h	135/138 (98%)	131 (97%)	4 (3%)	0	100	100
39	2h	135/138 (98%)	127 (94%)	7 (5%)	1 (1%)	19	38
40	1i	125/128 (98%)	111 (89%)	14 (11%)	0	100	100
40	2i	125/128 (98%)	116 (93%)	8 (6%)	1 (1%)	16	34
41	1j	95/105 (90%)	85 (90%)	6 (6%)	4 (4%)	2	3
41	2j	94/105 (90%)	82 (87%)	7 (7%)	5 (5%)	1	1
42	1k	112/129 (87%)	108 (96%)	3 (3%)	1 (1%)	14	31
42	2k	112/129 (87%)	103 (92%)	7 (6%)	2 (2%)	7	14
43	1l	119/132 (90%)	117 (98%)	2 (2%)	0	100	100
43	2l	119/132 (90%)	112 (94%)	7 (6%)	0	100	100
44	1m	121/126 (96%)	112 (93%)	9 (7%)	0	100	100
44	2m	120/126 (95%)	113 (94%)	7 (6%)	0	100	100
45	1n	58/61 (95%)	55 (95%)	3 (5%)	0	100	100
45	2n	58/61 (95%)	55 (95%)	3 (5%)	0	100	100
46	1o	86/89 (97%)	83 (96%)	3 (4%)	0	100	100
46	2o	86/89 (97%)	84 (98%)	2 (2%)	0	100	100
47	1p	80/88 (91%)	76 (95%)	4 (5%)	0	100	100
47	2p	80/88 (91%)	76 (95%)	4 (5%)	0	100	100
48	1q	97/105 (92%)	92 (95%)	5 (5%)	0	100	100
48	2q	97/105 (92%)	90 (93%)	7 (7%)	0	100	100
49	1r	66/88 (75%)	64 (97%)	2 (3%)	0	100	100
49	2r	66/88 (75%)	65 (98%)	1 (2%)	0	100	100

Continued on next page...

Continued from previous page...

Mol	Chain	Analysed	Favoured	Allowed	Outliers	Percentiles	
50	1s	81/93 (87%)	71 (88%)	9 (11%)	1 (1%)	11	24
50	2s	81/93 (87%)	70 (86%)	10 (12%)	1 (1%)	11	24
51	1t	94/106 (89%)	86 (92%)	5 (5%)	3 (3%)	3	5
51	2t	94/106 (89%)	86 (92%)	3 (3%)	5 (5%)	1	1
52	1u	21/27 (78%)	18 (86%)	3 (14%)	0	100	100
52	2u	21/27 (78%)	20 (95%)	1 (5%)	0	100	100
56	A	5/9 (56%)	3 (60%)	1 (20%)	1 (20%)	0	0
56	B	4/9 (44%)	2 (50%)	2 (50%)	0	100	100
56	C	5/9 (56%)	1 (20%)	2 (40%)	2 (40%)	0	0
All	All	11384/12155 (94%)	10713 (94%)	575 (5%)	96 (1%)	16	34

All (96) Ramachandran outliers are listed below:

Mol	Chain	Res	Type
5	1F	130	ALA
26	14	65	ASP
5	2F	130	ALA
6	2G	52	ILE
17	2V	79	VAL
21	2Z	146	ILE
26	24	55	ARG
26	24	56	VAL
33	2b	125	PRO
51	2t	10	LEU
56	C	7	HIS
6	1G	47	LYS
17	1V	79	VAL
19	1X	93	GLU
23	11	3	LYS
36	1e	85	GLY
38	1g	4	ARG
51	1t	47	GLY
10	2O	5	GLN
23	21	3	LYS
33	2b	17	PHE
33	2b	36	ARG
36	2e	85	GLY
41	2j	75	ILE
41	2j	79	ARG

Continued on next page...

Continued from previous page...

Mol	Chain	Res	Type
42	2k	49	GLY
6	1G	43	LEU
20	1Y	103	GLY
26	14	55	ARG
33	1b	17	PHE
33	1b	125	PRO
34	1c	107	GLN
41	1j	79	ARG
50	1s	27	GLU
21	2Z	2	GLU
26	24	47	GLN
26	24	65	ASP
33	2b	20	GLU
38	2g	52	GLU
39	2h	68	ARG
41	2j	29	ARG
3	1D	3	VAL
4	1E	52	LEU
33	1b	78	GLN
35	1d	5	ILE
36	1e	86	ALA
36	1e	98	THR
38	1g	80	VAL
41	1j	32	ALA
41	1j	78	ASN
4	2E	52	LEU
10	2O	26	LYS
38	2g	54	THR
50	2s	27	GLU
51	2t	9	ASN
51	2t	47	GLY
8	1I	11	ASN
8	1I	39	ALA
26	14	57	GLU
38	1g	52	GLU
51	1t	95	ALA
3	2D	3	VAL
11	2P	29	LYS
15	2T	127	ALA
26	24	29	PRO
33	2b	78	GLN
38	2g	4	ARG

Continued on next page...

Continued from previous page...

Mol	Chain	Res	Type
40	2i	56	LEU
41	2j	32	ALA
41	2j	78	ASN
56	C	3	ALA
8	1I	104	GLN
20	1Y	55	TYR
26	14	64	GLY
33	1b	36	ARG
6	2G	43	LEU
11	2P	122	PRO
20	2Y	55	TYR
51	2t	95	ALA
41	1j	77	PRO
51	1t	100	ILE
7	2H	12	PRO
35	2d	5	ILE
14	2S	96	GLY
34	2c	66	VAL
36	1e	69	VAL
38	1g	55	GLY
42	1k	105	VAL
38	2g	80	VAL
56	A	4	GLY
33	1b	231	GLU
5	2F	89	VAL
42	2k	105	VAL
34	1c	66	VAL
21	2Z	141	VAL
51	2t	100	ILE

5.3.2 Protein sidechains [i](#)

In the following table, the Percentiles column shows the percent sidechain outliers of the chain as a percentile score with respect to all X-ray entries followed by that with respect to entries of similar resolution.

The Analysed column shows the number of residues for which the sidechain conformation was analysed, and the total number of residues.

Mol	Chain	Analysed	Rotameric	Outliers	Percentiles	
3	1D	215/218 (99%)	204 (95%)	11 (5%)	20	42
3	2D	215/218 (99%)	207 (96%)	8 (4%)	29	55

Continued on next page...

Continued from previous page...

Mol	Chain	Analysed	Rotameric	Outliers	Percentiles	
4	1E	164/166 (99%)	153 (93%)	11 (7%)	13	29
4	2E	164/166 (99%)	155 (94%)	9 (6%)	18	38
5	1F	160/166 (96%)	149 (93%)	11 (7%)	13	28
5	2F	159/166 (96%)	155 (98%)	4 (2%)	42	68
6	1G	143/156 (92%)	139 (97%)	4 (3%)	38	65
6	2G	143/156 (92%)	141 (99%)	2 (1%)	62	82
7	1H	144/148 (97%)	141 (98%)	3 (2%)	48	73
7	2H	144/148 (97%)	143 (99%)	1 (1%)	81	93
8	1I	113/124 (91%)	111 (98%)	2 (2%)	54	77
8	2I	105/124 (85%)	102 (97%)	3 (3%)	37	64
9	1N	118/119 (99%)	111 (94%)	7 (6%)	16	35
9	2N	118/119 (99%)	113 (96%)	5 (4%)	25	50
10	1O	100/100 (100%)	98 (98%)	2 (2%)	50	74
10	2O	100/100 (100%)	100 (100%)	0	100	100
11	1P	115/116 (99%)	110 (96%)	5 (4%)	25	49
11	2P	115/116 (99%)	114 (99%)	1 (1%)	75	90
12	1Q	111/111 (100%)	109 (98%)	2 (2%)	54	77
12	2Q	111/111 (100%)	110 (99%)	1 (1%)	75	90
13	1R	101/101 (100%)	90 (89%)	11 (11%)	5	10
13	2R	101/101 (100%)	95 (94%)	6 (6%)	16	35
14	1S	86/88 (98%)	82 (95%)	4 (5%)	22	45
14	2S	85/88 (97%)	85 (100%)	0	100	100
15	1T	115/127 (91%)	112 (97%)	3 (3%)	41	67
15	2T	113/127 (89%)	112 (99%)	1 (1%)	75	90
16	1U	93/94 (99%)	86 (92%)	7 (8%)	11	24
16	2U	93/94 (99%)	91 (98%)	2 (2%)	47	72
17	1V	80/82 (98%)	74 (92%)	6 (8%)	11	24
17	2V	80/82 (98%)	76 (95%)	4 (5%)	20	43
18	1W	90/92 (98%)	85 (94%)	5 (6%)	17	38
18	2W	90/92 (98%)	88 (98%)	2 (2%)	47	72
19	1X	77/78 (99%)	76 (99%)	1 (1%)	65	84

Continued on next page...

Continued from previous page...

Mol	Chain	Analysed	Rotameric	Outliers	Percentiles	
19	2X	77/78 (99%)	77 (100%)	0	100	100
20	1Y	85/91 (93%)	82 (96%)	3 (4%)	31	57
20	2Y	85/91 (93%)	83 (98%)	2 (2%)	44	70
21	1Z	135/179 (75%)	132 (98%)	3 (2%)	47	72
21	2Z	137/179 (76%)	136 (99%)	1 (1%)	81	93
22	10	65/67 (97%)	63 (97%)	2 (3%)	35	62
22	20	65/67 (97%)	63 (97%)	2 (3%)	35	62
23	11	80/83 (96%)	78 (98%)	2 (2%)	42	68
23	21	80/83 (96%)	78 (98%)	2 (2%)	42	68
24	12	65/67 (97%)	65 (100%)	0	100	100
24	22	65/67 (97%)	65 (100%)	0	100	100
25	13	51/52 (98%)	50 (98%)	1 (2%)	50	74
25	23	50/52 (96%)	50 (100%)	0	100	100
26	14	59/63 (94%)	56 (95%)	3 (5%)	20	42
26	24	53/63 (84%)	49 (92%)	4 (8%)	11	24
27	15	50/52 (96%)	46 (92%)	4 (8%)	10	21
27	25	50/52 (96%)	46 (92%)	4 (8%)	10	21
28	16	51/52 (98%)	46 (90%)	5 (10%)	6	13
28	26	50/52 (96%)	48 (96%)	2 (4%)	27	52
29	17	41/42 (98%)	38 (93%)	3 (7%)	11	25
29	27	41/42 (98%)	40 (98%)	1 (2%)	44	70
30	18	54/55 (98%)	51 (94%)	3 (6%)	17	38
30	28	54/55 (98%)	53 (98%)	1 (2%)	52	75
31	19	34/34 (100%)	33 (97%)	1 (3%)	37	64
31	29	34/34 (100%)	33 (97%)	1 (3%)	37	64
33	1b	192/220 (87%)	188 (98%)	4 (2%)	48	73
33	2b	187/220 (85%)	184 (98%)	3 (2%)	58	79
34	1c	142/188 (76%)	138 (97%)	4 (3%)	38	65
34	2c	140/188 (74%)	140 (100%)	0	100	100
35	1d	169/181 (93%)	165 (98%)	4 (2%)	44	70
35	2d	173/181 (96%)	169 (98%)	4 (2%)	45	71

Continued on next page...

Continued from previous page...

Mol	Chain	Analysed	Rotameric	Outliers	Percentiles	
36	1e	113/123 (92%)	111 (98%)	2 (2%)	54	77
36	2e	114/123 (93%)	112 (98%)	2 (2%)	54	77
37	1f	84/90 (93%)	84 (100%)	0	100	100
37	2f	85/90 (94%)	85 (100%)	0	100	100
38	1g	119/127 (94%)	119 (100%)	0	100	100
38	2g	120/127 (94%)	120 (100%)	0	100	100
39	1h	114/119 (96%)	112 (98%)	2 (2%)	54	77
39	2h	114/119 (96%)	112 (98%)	2 (2%)	54	77
40	1i	90/99 (91%)	89 (99%)	1 (1%)	70	86
40	2i	89/99 (90%)	87 (98%)	2 (2%)	47	72
41	1j	66/92 (72%)	65 (98%)	1 (2%)	60	81
41	2j	69/92 (75%)	68 (99%)	1 (1%)	62	82
42	1k	82/99 (83%)	82 (100%)	0	100	100
42	2k	83/99 (84%)	82 (99%)	1 (1%)	67	85
43	1l	96/108 (89%)	94 (98%)	2 (2%)	48	73
43	2l	96/108 (89%)	96 (100%)	0	100	100
44	1m	93/101 (92%)	93 (100%)	0	100	100
44	2m	92/101 (91%)	92 (100%)	0	100	100
45	1n	49/50 (98%)	46 (94%)	3 (6%)	15	34
45	2n	49/50 (98%)	47 (96%)	2 (4%)	26	51
46	1o	78/80 (98%)	78 (100%)	0	100	100
46	2o	78/80 (98%)	77 (99%)	1 (1%)	65	84
47	1p	69/74 (93%)	64 (93%)	5 (7%)	12	26
47	2p	68/74 (92%)	63 (93%)	5 (7%)	11	24
48	1q	94/97 (97%)	93 (99%)	1 (1%)	70	86
48	2q	94/97 (97%)	94 (100%)	0	100	100
49	1r	59/77 (77%)	59 (100%)	0	100	100
49	2r	59/77 (77%)	59 (100%)	0	100	100
50	1s	69/80 (86%)	68 (99%)	1 (1%)	62	82
50	2s	67/80 (84%)	66 (98%)	1 (2%)	60	81
51	1t	70/82 (85%)	69 (99%)	1 (1%)	62	82

Continued on next page...

Continued from previous page...

Mol	Chain	Analysed	Rotameric	Outliers	Percentiles	
51	2t	70/82 (85%)	70 (100%)	0	100	100
52	1u	18/22 (82%)	18 (100%)	0	100	100
52	2u	18/22 (82%)	18 (100%)	0	100	100
56	A	4/4 (100%)	2 (50%)	2 (50%)	0	0
56	B	3/4 (75%)	2 (67%)	1 (33%)	0	0
56	C	4/4 (100%)	3 (75%)	1 (25%)	0	1
All	All	9314/10076 (92%)	9061 (97%)	253 (3%)	40	66

All (253) residues with a non-rotameric sidechain are listed below:

Mol	Chain	Res	Type
3	1D	14	ARG
3	1D	32	SER
3	1D	94	LEU
3	1D	113	VAL
3	1D	116	GLN
3	1D	142	VAL
3	1D	155	LEU
3	1D	211	ARG
3	1D	221	VAL
3	1D	229	VAL
3	1D	242	ARG
4	1E	9	VAL
4	1E	21	VAL
4	1E	24	THR
4	1E	47	VAL
4	1E	75	VAL
4	1E	101	ARG
4	1E	113	PHE
4	1E	116	VAL
4	1E	175	VAL
4	1E	181	LEU
4	1E	184	VAL
5	1F	32	LEU
5	1F	33	LEU
5	1F	53	THR
5	1F	88	VAL
5	1F	106	ARG
5	1F	158	THR
5	1F	170	LEU

Continued on next page...

Continued from previous page...

Mol	Chain	Res	Type
5	1F	175	THR
5	1F	183	VAL
5	1F	192	LEU
5	1F	201	VAL
6	1G	3	LEU
6	1G	5	VAL
6	1G	16	ARG
6	1G	43	LEU
7	1H	15	VAL
7	1H	69	ARG
7	1H	71	LEU
8	1I	92	VAL
8	1I	140	LEU
9	1N	33	LEU
9	1N	34	LEU
9	1N	35	ARG
9	1N	58	ASP
9	1N	73	THR
9	1N	87	LEU
9	1N	99	LEU
10	1O	28	SER
10	1O	69	ILE
11	1P	3	LEU
11	1P	56	SER
11	1P	83	VAL
11	1P	95	VAL
11	1P	125	VAL
12	1Q	35	VAL
12	1Q	109	VAL
13	1R	6	SER
13	1R	29	LEU
13	1R	36	THR
13	1R	44	LEU
13	1R	54	LEU
13	1R	65	LEU
13	1R	67	LEU
13	1R	86	ARG
13	1R	100	LEU
13	1R	111	LEU
13	1R	114	VAL
14	1S	23	ARG
14	1S	50	SER

Continued on next page...

Continued from previous page...

Mol	Chain	Res	Type
14	1S	52	SER
14	1S	69	VAL
15	1T	96	ARG
15	1T	111	ARG
15	1T	128	GLU
16	1U	8	VAL
16	1U	31	SER
16	1U	50	ARG
16	1U	74	LEU
16	1U	77	SER
16	1U	85	LYS
16	1U	95	LEU
17	1V	18	LEU
17	1V	51	VAL
17	1V	61	VAL
17	1V	72	VAL
17	1V	73	SER
17	1V	79	VAL
18	1W	11	ARG
18	1W	17	VAL
18	1W	19	LEU
18	1W	23	LEU
18	1W	107	LEU
19	1X	35	THR
20	1Y	43	ASN
20	1Y	97	ARG
20	1Y	99	CYS
21	1Z	61	LEU
21	1Z	153	SER
21	1Z	154	ASP
22	10	14	ARG
22	10	39	ARG
23	11	30	VAL
23	11	95	LEU
25	13	23	LEU
26	14	49	PHE
26	14	52	THR
26	14	56	VAL
27	15	6	VAL
27	15	16	ARG
27	15	29	THR
27	15	58	LEU

Continued on next page...

Continued from previous page...

Mol	Chain	Res	Type
28	16	6	ARG
28	16	14	THR
28	16	44	ARG
28	16	48	VAL
28	16	52	VAL
29	17	34	ARG
29	17	41	ARG
29	17	43	THR
30	18	14	VAL
30	18	31	HIS
30	18	32	LEU
31	19	4	ARG
33	1b	111	ARG
33	1b	122	PHE
33	1b	154	LEU
33	1b	175	ARG
34	1c	3	ASN
34	1c	15	THR
34	1c	70	VAL
34	1c	115	LEU
35	1d	8	VAL
35	1d	59	ARG
35	1d	135	LEU
35	1d	194	LEU
36	1e	20	GLN
36	1e	41	VAL
39	1h	104	ARG
39	1h	133	LEU
40	1i	128	ARG
41	1j	8	LEU
43	1l	27	LEU
43	1l	117	ARG
45	1n	18	VAL
45	1n	22	THR
45	1n	33	VAL
47	1p	2	VAL
47	1p	20	VAL
47	1p	42	ARG
47	1p	67	THR
47	1p	69	THR
48	1q	62	SER
50	1s	71	LEU

Continued on next page...

Continued from previous page...

Mol	Chain	Res	Type
51	1t	10	LEU
3	2D	61	LEU
3	2D	94	LEU
3	2D	116	GLN
3	2D	142	VAL
3	2D	155	LEU
3	2D	157	ARG
3	2D	229	VAL
3	2D	242	ARG
4	2E	9	VAL
4	2E	12	THR
4	2E	21	VAL
4	2E	24	THR
4	2E	58	ARG
4	2E	75	VAL
4	2E	101	ARG
4	2E	116	VAL
4	2E	181	LEU
5	2F	88	VAL
5	2F	106	ARG
5	2F	183	VAL
5	2F	201	VAL
6	2G	3	LEU
6	2G	43	LEU
7	2H	15	VAL
8	2I	92	VAL
8	2I	127	VAL
8	2I	140	LEU
9	2N	33	LEU
9	2N	34	LEU
9	2N	35	ARG
9	2N	62	VAL
9	2N	99	LEU
11	2P	95	VAL
12	2Q	109	VAL
13	2R	6	SER
13	2R	29	LEU
13	2R	36	THR
13	2R	65	LEU
13	2R	67	LEU
13	2R	111	LEU
15	2T	111	ARG

Continued on next page...

Continued from previous page...

Mol	Chain	Res	Type
16	2U	31	SER
16	2U	53	ARG
17	2V	7	THR
17	2V	62	LEU
17	2V	72	VAL
17	2V	79	VAL
18	2W	19	LEU
18	2W	107	LEU
20	2Y	43	ASN
20	2Y	85	VAL
21	2Z	154	ASP
22	20	14	ARG
22	20	40	GLN
23	21	4	VAL
23	21	95	LEU
26	24	48	ARG
26	24	49	PHE
26	24	52	THR
26	24	56	VAL
27	25	6	VAL
27	25	16	ARG
27	25	29	THR
27	25	58	LEU
28	26	6	ARG
28	26	44	ARG
29	27	43	THR
30	28	32	LEU
31	29	7	VAL
33	2b	124	SER
33	2b	128	GLU
33	2b	175	ARG
35	2d	8	VAL
35	2d	59	ARG
35	2d	135	LEU
35	2d	194	LEU
36	2e	20	GLN
36	2e	41	VAL
39	2h	25	ASP
39	2h	85	ARG
40	2i	102	LEU
40	2i	128	ARG
41	2j	8	LEU

Continued on next page...

Continued from previous page...

Mol	Chain	Res	Type
42	2k	14	VAL
45	2n	18	VAL
45	2n	33	VAL
46	2o	39	LEU
47	2p	2	VAL
47	2p	20	VAL
47	2p	42	ARG
47	2p	67	THR
47	2p	69	THR
50	2s	41	VAL
56	A	1	LYS
56	A	8	LYS
56	B	4	PRO
56	C	8	LYS

Sometimes sidechains can be flipped to improve hydrogen bonding and reduce clashes. All (82) such sidechains are listed below:

Mol	Chain	Res	Type
3	1D	116	GLN
3	1D	126	GLN
5	1F	69	HIS
5	1F	203	GLN
10	1O	3	GLN
13	1R	24	GLN
14	1S	95	HIS
16	1U	94	ASN
19	1X	31	HIS
19	1X	82	GLN
20	1Y	6	HIS
20	1Y	43	ASN
21	1Z	65	GLN
21	1Z	73	GLN
22	10	50	ASN
23	11	56	GLN
24	12	65	ASN
25	13	32	GLN
26	14	47	GLN
33	1b	78	GLN
34	1c	6	HIS
34	1c	162	GLN
34	1c	176	HIS
35	1d	77	ASN

Continued on next page...

Continued from previous page...

Mol	Chain	Res	Type
35	1d	119	GLN
35	1d	123	HIS
35	1d	125	HIS
35	1d	161	ASN
36	1e	78	HIS
37	1f	13	ASN
37	1f	100	ASN
38	1g	28	ASN
38	1g	86	GLN
40	1i	3	GLN
40	1i	31	GLN
40	1i	58	HIS
40	1i	124	GLN
41	1j	56	HIS
43	1l	99	HIS
44	1m	77	ASN
44	1m	92	HIS
49	1r	63	GLN
50	1s	57	HIS
50	1s	69	HIS
50	1s	83	HIS
3	2D	116	GLN
4	2E	48	GLN
5	2F	69	HIS
5	2F	75	HIS
8	2I	133	HIS
8	2I	139	GLN
13	2R	24	GLN
15	2T	58	ASN
19	2X	31	HIS
19	2X	82	GLN
20	2Y	43	ASN
21	2Z	55	HIS
21	2Z	65	GLN
23	21	56	GLN
24	22	65	ASN
33	2b	40	HIS
33	2b	78	GLN
34	2c	6	HIS
35	2d	77	ASN
35	2d	119	GLN
35	2d	123	HIS

Continued on next page...

Continued from previous page...

Mol	Chain	Res	Type
35	2d	125	HIS
35	2d	161	ASN
36	2e	78	HIS
37	2f	73	ASN
37	2f	100	ASN
38	2g	28	ASN
38	2g	148	ASN
40	2i	3	GLN
40	2i	58	HIS
41	2j	56	HIS
44	2m	12	ASN
47	2p	16	HIS
49	2r	63	GLN
50	2s	69	HIS
50	2s	83	HIS
51	2t	42	GLN

5.3.3 RNA [i](#)

Mol	Chain	Analysed	Backbone Outliers	Pucker Outliers
1	1A	2861/2915 (98%)	405 (14%)	29 (1%)
1	2A	2788/2915 (95%)	467 (16%)	22 (0%)
2	1B	120/121 (99%)	7 (5%)	1 (0%)
2	2B	118/121 (97%)	24 (20%)	0
32	1a	1494/1521 (98%)	235 (15%)	0
32	2a	1498/1521 (98%)	247 (16%)	0
53	1v	12/27 (44%)	2 (16%)	0
53	2v	12/27 (44%)	2 (16%)	0
54	1w	68/76 (89%)	22 (32%)	0
54	1y	70/76 (92%)	25 (35%)	0
54	2w	68/76 (89%)	22 (32%)	0
54	2y	68/76 (89%)	30 (44%)	0
55	1x	75/77 (97%)	12 (16%)	0
55	2x	75/77 (97%)	12 (16%)	0
All	All	9327/9626 (96%)	1512 (16%)	52 (0%)

All (1512) RNA backbone outliers are listed below:

Mol	Chain	Res	Type
1	1A	12	U
1	1A	13	A

Continued on next page...

Continued from previous page...

Mol	Chain	Res	Type
1	1A	34	C
1	1A	45	C
1	1A	54	G
1	1A	63	A
1	1A	70	A
1	1A	73	A
1	1A	74	G
1	1A	83	A
1	1A	94	G
1	1A	116	A
1	1A	117	A
1	1A	118	U
1	1A	137	G
1	1A	177	G
1	1A	185	A
1	1A	188	A
1	1A	194	G
1	1A	203	G
1	1A	204	G
1	1A	205	A
1	1A	211	A
1	1A	217	A
1	1A	218	A
1	1A	222	A
1	1A	237	G
1	1A	271	U
1	1A	272	U
1	1A	273	G
1	1A	275	C
1	1A	289	G
1	1A	303	C
1	1A	335	A
1	1A	353	G
1	1A	354	A
1	1A	376	G
1	1A	387	G
1	1A	389	G
1	1A	413	G
1	1A	423	G
1	1A	432	U
1	1A	438	G
1	1A	448	U

Continued on next page...

Continued from previous page...

Mol	Chain	Res	Type
1	1A	455	A
1	1A	469	A
1	1A	470	C
1	1A	474	U
1	1A	477	C
1	1A	480	A
1	1A	482	C
1	1A	483	A
1	1A	507	G
1	1A	529	U
1	1A	530	A
1	1A	534	C
1	1A	554	A
1	1A	555	G
1	1A	556	C
1	1A	557	A
1	1A	558	G
1	1A	569	G
1	1A	573	G
1	1A	586	G
1	1A	596	G
1	1A	598	A
1	1A	626	A
1	1A	627	G
1	1A	630	U
1	1A	639	G
1	1A	641	G
1	1A	652	A
1	1A	659	C
1	1A	662	A
1	1A	670	C
1	1A	671	A
1	1A	678	A
1	1A	693	G
1	1A	697	C
1	1A	716	G
1	1A	733	G
1	1A	764	G
1	1A	777	C
1	1A	811	A
1	1A	822	G
1	1A	823	G

Continued on next page...

Continued from previous page...

Mol	Chain	Res	Type
1	1A	829	A
1	1A	830	A
1	1A	831	A
1	1A	832	G
1	1A	837	C
1	1A	839	G
1	1A	852	G
1	1A	859	C
1	1A	866	A
1	1A	874	U
1	1A	875	U
1	1A	902	G
1	1A	906	G
1	1A	913	A
1	1A	927	G
1	1A	931	C
1	1A	932	C
1	1A	933	C
1	1A	934	A
1	1A	935	C
1	1A	936	C
1	1A	937	A
1	1A	939	C
1	1A	941	U
1	1A	942	A
1	1A	943	C
1	1A	944	C
1	1A	956	A
1	1A	977	G
1	1A	990	A
1	1A	991	G
1	1A	998	A
1	1A	1004	A
1	1A	1006	C
1	1A	1008	U
1	1A	1019	G
1	1A	1020	C
1	1A	1029	A
1	1A	1042	A
1	1A	1058	U
1	1A	1059	C
1	1A	1068	G

Continued on next page...

Continued from previous page...

Mol	Chain	Res	Type
1	1A	1072	U
1	1A	1079	U
1	1A	1087	C
1	1A	1090	G
1	1A	1092	A
1	1A	1093	G
1	1A	1094	A
1	1A	1100	A
1	1A	1101	G
1	1A	1104	G
1	1A	1105	G
1	1A	1109	G
1	1A	1110	C
1	1A	1112	U
1	1A	1114	G
1	1A	1117	G
1	1A	1119	A
1	1A	1121	C
1	1A	1122	C
1	1A	1124	U
1	1A	1127	U
1	1A	1134	A
1	1A	1135	G
1	1A	1136	U
1	1A	1137	G
1	1A	1140	U
1	1A	1143	U
1	1A	1144	A
1	1A	1147	U
1	1A	1149	A
1	1A	1156	G
1	1A	1157	A
1	1A	1158	G
1	1A	1174	A
1	1A	1180	C
1	1A	1181	G
1	1A	1201	A
1	1A	1216	G
1	1A	1217	G
1	1A	1218	G
1	1A	1219	A
1	1A	1220	U

Continued on next page...

Continued from previous page...

Mol	Chain	Res	Type
1	1A	1221	G
1	1A	1222	A
1	1A	1223	C
1	1A	1256	U
1	1A	1263	C
1	1A	1265	A
1	1A	1299	A
1	1A	1302	G
1	1A	1317	G
1	1A	1318	A
1	1A	1319	U
1	1A	1346	U
1	1A	1347	A
1	1A	1349	G
1	1A	1354	A
1	1A	1398	U
1	1A	1405	A
1	1A	1406	A
1	1A	1411	A
1	1A	1426	G
1	1A	1430	A
1	1A	1431	G
1	1A	1432	C
1	1A	1441	A
1	1A	1442	U
1	1A	1462	G
1	1A	1463	C
1	1A	1466	U
1	1A	1467	G
1	1A	1474	C
1	1A	1483	C
1	1A	1491	A
1	1A	1497	G
1	1A	1502	G
1	1A	1506	G
1	1A	1514	C
1	1A	1529	G
1	1A	1539	C
1	1A	1543	U
1	1A	1554	A
1	1A	1555	C
1	1A	1556	A

Continued on next page...

Continued from previous page...

Mol	Chain	Res	Type
1	1A	1587	U
1	1A	1589	A
1	1A	1590	C
1	1A	1605	A
1	1A	1613	A
1	1A	1616	A
1	1A	1625	U
1	1A	1627	A
1	1A	1628	G
1	1A	1631	C
1	1A	1632	A
1	1A	1654	A
1	1A	1656	A
1	1A	1694	G
1	1A	1695	C
1	1A	1701	A
1	1A	1711	A
1	1A	1721	G
1	1A	1743	G
1	1A	1747	A
1	1A	1748	A
1	1A	1750	G
1	1A	1767	A
1	1A	1768	U
1	1A	1787	G
1	1A	1794	G
1	1A	1795	G
1	1A	1804	A
1	1A	1811	A
1	1A	1813	C
1	1A	1822	A
1	1A	1831	C
1	1A	1832	G
1	1A	1847	G
1	1A	1860	A
1	1A	1878	A
1	1A	1899	A
1	1A	1900	G
1	1A	1911	A
1	1A	1922	A
1	1A	1928	G
1	1A	1951	G

Continued on next page...

Continued from previous page...

Mol	Chain	Res	Type
1	1A	1952	G
1	1A	1959	A
1	1A	1960	A
1	1A	1977	U
1	1A	1985	U
1	1A	1987	C
1	1A	1989	C
1	1A	1992	A
1	1A	1993	A
1	1A	1994	A
1	1A	2015	U
1	1A	2019	G
1	1A	2042	A
1	1A	2045	G
1	1A	2053	A
1	1A	2055	A
1	1A	2061	C
1	1A	2065	C
1	1A	2077	C
1	1A	2078	G
1	1A	2082	A
1	1A	2083	G
1	1A	2084	A
1	1A	2091	G
1	1A	2129	C
1	1A	2132	G
1	1A	2135	U
1	1A	2136	A
1	1A	2142	G
1	1A	2147	G
1	1A	2149	G
1	1A	2151	C
1	1A	2152	U
1	1A	2153	G
1	1A	2154	U
1	1A	2155	G
1	1A	2156	A
1	1A	2157	A
1	1A	2158	C
1	1A	2159	C
1	1A	2160	C
1	1A	2162	C

Continued on next page...

Continued from previous page...

Mol	Chain	Res	Type
1	1A	2163	G
1	1A	2164	C
1	1A	2166	U
1	1A	2168	C
1	1A	2169	G
1	1A	2171	G
1	1A	2172	U
1	1A	2173	G
1	1A	2177	G
1	1A	2179	G
1	1A	2180	A
1	1A	2181	G
1	1A	2184	G
1	1A	2185	C
1	1A	2187	G
1	1A	2188	G
1	1A	2193	A
1	1A	2194	U
1	1A	2195	A
1	1A	2200	C
1	1A	2206	G
1	1A	2220	A
1	1A	2227	G
1	1A	2228	G
1	1A	2229	A
1	1A	2230	U
1	1A	2237	A
1	1A	2247	G
1	1A	2250	G
1	1A	2251	G
1	1A	2280	A
1	1A	2281	A
1	1A	2285	A
1	1A	2295	C
1	1A	2298	A
1	1A	2299	A
1	1A	2301	G
1	1A	2317	A
1	1A	2320	G
1	1A	2321	A
1	1A	2324	U
1	1A	2332	A

Continued on next page...

Continued from previous page...

Mol	Chain	Res	Type
1	1A	2337	G
1	1A	2346	G
1	1A	2348	A
1	1A	2359	C
1	1A	2362	C
1	1A	2366	G
1	1A	2373	A
1	1A	2384	G
1	1A	2395	G
1	1A	2397	C
1	1A	2418	U
1	1A	2436	C
1	1A	2437	A
1	1A	2441	G
1	1A	2442	A
1	1A	2443	U
1	1A	2447	A
1	1A	2451	A
1	1A	2453	C
1	1A	2460	A
1	1A	2480	G
1	1A	2486	C
1	1A	2488	A
1	1A	2510	C
1	1A	2514	G
1	1A	2517	G
1	1A	2518	U
1	1A	2530	A
1	1A	2541	G
1	1A	2566	U
1	1A	2578	A
1	1A	2579	G
1	1A	2581	G
1	1A	2585	C
1	1A	2614	A
1	1A	2621	U
1	1A	2623	U
1	1A	2624	C
1	1A	2642	G
1	1A	2666	A
1	1A	2701	U
1	1A	2703	C

Continued on next page...

Continued from previous page...

Mol	Chain	Res	Type
1	1A	2714	U
1	1A	2715	C
1	1A	2725	A
1	1A	2726	A
1	1A	2727	G
1	1A	2739	U
1	1A	2746	A
1	1A	2771	A
1	1A	2777	A
1	1A	2778	A
1	1A	2791	A
1	1A	2803	A
1	1A	2804	C
1	1A	2807	C
1	1A	2813	G
1	1A	2816	G
1	1A	2830	A
1	1A	2831	A
1	1A	2845	A
1	1A	2849	G
1	1A	2882	G
1	1A	2883	A
1	1A	2890	C
1	1A	2901	A
1	1A	2903	G
2	1B	2	C
2	1B	13	A
2	1B	15	A
2	1B	56	G
2	1B	73	A
2	1B	85	G
2	1B	110	G
32	1a	7	G
32	1a	9	G
32	1a	22	G
32	1a	32	A
32	1a	39	G
32	1a	47	C
32	1a	48	C
32	1a	51	A
32	1a	54	C
32	1a	61	G

Continued on next page...

Continued from previous page...

Mol	Chain	Res	Type
32	1a	73	G
32	1a	79	G
32	1a	91	C
32	1a	98	G
32	1a	101	A
32	1a	105	G
32	1a	115	G
32	1a	116	A
32	1a	121	C
32	1a	129(A)	G
32	1a	131	C
32	1a	144	G
32	1a	157	G
32	1a	162	A
32	1a	163	C
32	1a	164	U
32	1a	168	G
32	1a	174	C
32	1a	182	U
32	1a	189(G)	G
32	1a	189(H)	G
32	1a	189(J)	G
32	1a	195	A
32	1a	197	A
32	1a	202	U
32	1a	203	U
32	1a	204	U
32	1a	216	G
32	1a	222	U
32	1a	247	G
32	1a	251	G
32	1a	266	G
32	1a	267	C
32	1a	289	G
32	1a	321	A
32	1a	328	C
32	1a	332	G
32	1a	348	G
32	1a	351	G
32	1a	352	C
32	1a	353	A
32	1a	354	G

Continued on next page...

Continued from previous page...

Mol	Chain	Res	Type
32	1a	367	U
32	1a	372	C
32	1a	373	A
32	1a	384	G
32	1a	388	G
32	1a	397	A
32	1a	398	C
32	1a	406	G
32	1a	412	A
32	1a	413	G
32	1a	421	U
32	1a	424	G
32	1a	429	U
32	1a	439	A
32	1a	442	C
32	1a	452	A
32	1a	461	A
32	1a	470	C
32	1a	485	G
32	1a	496	A
32	1a	498	U
32	1a	505	G
32	1a	509	A
32	1a	510	A
32	1a	511	C
32	1a	518	C
32	1a	531	U
32	1a	532	A
32	1a	547	A
32	1a	559	A
32	1a	560	U
32	1a	561	U
32	1a	568	G
32	1a	572	A
32	1a	573	A
32	1a	576	G
32	1a	577	G
32	1a	596	C
32	1a	607	A
32	1a	630	G
32	1a	653	A
32	1a	665	A

Continued on next page...

Continued from previous page...

Mol	Chain	Res	Type
32	1a	687	A
32	1a	688	G
32	1a	695	A
32	1a	717	C
32	1a	721	G
32	1a	723	U
32	1a	724	G
32	1a	731	G
32	1a	749	C
32	1a	752	G
32	1a	753	A
32	1a	755	G
32	1a	766	A
32	1a	777	A
32	1a	792	A
32	1a	793	U
32	1a	794	A
32	1a	817	C
32	1a	821	G
32	1a	828	A
32	1a	833	U
32	1a	834	C
32	1a	840	C
32	1a	841	U
32	1a	851	G
32	1a	859	A
32	1a	870	U
32	1a	873	A
32	1a	902	G
32	1a	914	A
32	1a	926	G
32	1a	927	G
32	1a	934	C
32	1a	935	A
32	1a	960	U
32	1a	961	U
32	1a	967	5MC
32	1a	968	A
32	1a	969	A
32	1a	971	G
32	1a	972	C
32	1a	974	A

Continued on next page...

Continued from previous page...

Mol	Chain	Res	Type
32	1a	975	A
32	1a	976	G
32	1a	977	A
32	1a	983	A
32	1a	992	U
32	1a	993	G
32	1a	997	U
32	1a	1000	U
32	1a	1003	G
32	1a	1005	A
32	1a	1006	C
32	1a	1009	G
32	1a	1020	U
32	1a	1022	G
32	1a	1023	G
32	1a	1024	G
32	1a	1025	U
32	1a	1026	G
32	1a	1027	C
32	1a	1028	C
32	1a	1029	C
32	1a	1030(A)	G
32	1a	1030(C)	G
32	1a	1031	G
32	1a	1039	C
32	1a	1044	A
32	1a	1054	C
32	1a	1068	G
32	1a	1081	G
32	1a	1094	G
32	1a	1095	U
32	1a	1101	A
32	1a	1108	G
32	1a	1124	G
32	1a	1125	U
32	1a	1131	G
32	1a	1134	G
32	1a	1137	C
32	1a	1138	G
32	1a	1139	G
32	1a	1141	C
32	1a	1146	A

Continued on next page...

Continued from previous page...

Mol	Chain	Res	Type
32	1a	1152	A
32	1a	1157	A
32	1a	1159	U
32	1a	1184	G
32	1a	1196	U
32	1a	1197	G
32	1a	1202	G
32	1a	1212	U
32	1a	1213	A
32	1a	1214	C
32	1a	1227	A
32	1a	1236	A
32	1a	1238	A
32	1a	1256	A
32	1a	1257	U
32	1a	1258	G
32	1a	1260	C
32	1a	1270	C
32	1a	1275	A
32	1a	1278	U
32	1a	1279	A
32	1a	1280	A
32	1a	1286	A
32	1a	1287	A
32	1a	1299	A
32	1a	1300	G
32	1a	1302	U
32	1a	1305	G
32	1a	1320	C
32	1a	1338	G
32	1a	1346	A
32	1a	1347	G
32	1a	1353	G
32	1a	1363	C
32	1a	1363(A)	A
32	1a	1364	U
32	1a	1370	G
32	1a	1378	C
32	1a	1397	C
32	1a	1400	5MC
32	1a	1419	G
32	1a	1442	G

Continued on next page...

Continued from previous page...

Mol	Chain	Res	Type
32	1a	1442(A)	G
32	1a	1442(B)	A
32	1a	1446	U
32	1a	1447	A
32	1a	1456	G
32	1a	1487	G
32	1a	1492	A
32	1a	1494	G
32	1a	1503	A
32	1a	1504	G
32	1a	1506	U
32	1a	1517	G
32	1a	1529	G
32	1a	1530	G
32	1a	1532	U
53	1v	13	A
53	1v	14	A
54	1w	2	G
54	1w	6	A
54	1w	8	4SU
54	1w	9	A
54	1w	14	A
54	1w	19	G
54	1w	23	A
54	1w	45	G
54	1w	46	7MG
54	1w	47	U
54	1w	49	G
54	1w	50	G
54	1w	51	C
54	1w	56	C
54	1w	57	G
54	1w	58	A
54	1w	59	U
54	1w	61	C
54	1w	62	C
54	1w	68	C
54	1w	70	C
54	1w	74	C
55	1x	6	G
55	1x	9	G
55	1x	18	G

Continued on next page...

Continued from previous page...

Mol	Chain	Res	Type
55	1x	19	G
55	1x	21	A
55	1x	22	G
55	1x	31	G
55	1x	47	U
55	1x	61	C
55	1x	63	G
55	1x	69	C
55	1x	76	A
54	1y	2	G
54	1y	5	G
54	1y	6	A
54	1y	9	A
54	1y	15	G
54	1y	19	G
54	1y	20	G
54	1y	21	A
54	1y	24	G
54	1y	33	U
54	1y	35	A
54	1y	44	G
54	1y	45	G
54	1y	46	7MG
54	1y	48	C
54	1y	49	G
54	1y	54	5MU
54	1y	56	C
54	1y	57	G
54	1y	59	U
54	1y	61	C
54	1y	62	C
54	1y	65	C
54	1y	67	U
54	1y	69	A
1	2A	10	G
1	2A	11	G
1	2A	14	A
1	2A	15	G
1	2A	34	C
1	2A	35	G
1	2A	45	C
1	2A	51	G

Continued on next page...

Continued from previous page...

Mol	Chain	Res	Type
1	2A	71	A
1	2A	74	A
1	2A	75	G
1	2A	79	G
1	2A	84	A
1	2A	90	U
1	2A	94	C
1	2A	95	G
1	2A	100	G
1	2A	102	G
1	2A	118	A
1	2A	120	U
1	2A	131	G
1	2A	141	A
1	2A	149	A
1	2A	154(A)	C
1	2A	157	U
1	2A	181	A
1	2A	196	A
1	2A	199	A
1	2A	205	G
1	2A	214	G
1	2A	215	G
1	2A	216	A
1	2A	222	A
1	2A	228	A
1	2A	229	A
1	2A	230	U
1	2A	233	A
1	2A	248	G
1	2A	249	C
1	2A	250	G
1	2A	266	G
1	2A	271(J)	C
1	2A	271(K)	U
1	2A	271(L)	U
1	2A	271(M)	G
1	2A	271(N)	U
1	2A	271(O)	C
1	2A	272	G
1	2A	272(B)	G
1	2A	272(I)	U

Continued on next page...

Continued from previous page...

Mol	Chain	Res	Type
1	2A	272(J)	C
1	2A	277	C
1	2A	278	A
1	2A	280	C
1	2A	302	C
1	2A	311	A
1	2A	317	G
1	2A	324	A
1	2A	327	G
1	2A	329	G
1	2A	330	A
1	2A	332	A
1	2A	352	G
1	2A	354	G
1	2A	372	G
1	2A	386	G
1	2A	396	G
1	2A	406	G
1	2A	407	G
1	2A	411	G
1	2A	412	A
1	2A	422	A
1	2A	435	C
1	2A	443	A
1	2A	444	C
1	2A	455	C
1	2A	456	C
1	2A	457	A
1	2A	481	G
1	2A	504	U
1	2A	505	A
1	2A	509	C
1	2A	528	A
1	2A	529	A
1	2A	530	G
1	2A	531	C
1	2A	532	A
1	2A	533	G
1	2A	551	G
1	2A	563	G
1	2A	568	U
1	2A	573	G

Continued on next page...

Continued from previous page...

Mol	Chain	Res	Type
1	2A	575	A
1	2A	586	A
1	2A	588	U
1	2A	592	G
1	2A	599	G
1	2A	603	A
1	2A	604	G
1	2A	607	U
1	2A	614(B)	G
1	2A	614(C)	A
1	2A	615	G
1	2A	616	G
1	2A	627	A
1	2A	637	A
1	2A	645	C
1	2A	646	A
1	2A	651	G
1	2A	652(B)	A
1	2A	652(C)	G
1	2A	652(U)	G
1	2A	653	A
1	2A	669	G
1	2A	686	G
1	2A	717	G
1	2A	726	G
1	2A	730	C
1	2A	752	A
1	2A	753	C
1	2A	764	A
1	2A	771	G
1	2A	775	G
1	2A	776	G
1	2A	782	A
1	2A	784	A
1	2A	785	G
1	2A	790	C
1	2A	792	G
1	2A	805	G
1	2A	812	C
1	2A	819	A
1	2A	827	U
1	2A	828	U

Continued on next page...

Continued from previous page...

Mol	Chain	Res	Type
1	2A	832	G
1	2A	856	C
1	2A	857	C
1	2A	859	G
1	2A	866	A
1	2A	869	G
1	2A	874	G
1	2A	878	A
1	2A	879	G
1	2A	880	G
1	2A	884	C
1	2A	886	C
1	2A	887	A
1	2A	888	C
1	2A	889	C
1	2A	890	A
1	2A	892	G
1	2A	893	C
1	2A	894	C
1	2A	896	A
1	2A	897	C
1	2A	899	A
1	2A	900	A
1	2A	901	A
1	2A	910	A
1	2A	914	C
1	2A	917	A
1	2A	932	G
1	2A	933	A
1	2A	938	G
1	2A	941	A
1	2A	945	A
1	2A	946	G
1	2A	953	A
1	2A	958	U
1	2A	959	A
1	2A	961	C
1	2A	974	G
1	2A	975	C
1	2A	980	A
1	2A	983	A
1	2A	996	A

Continued on next page...

Continued from previous page...

Mol	Chain	Res	Type
1	2A	997	G
1	2A	998	C
1	2A	1012	U
1	2A	1013	C
1	2A	1017	G
1	2A	1022	G
1	2A	1025	G
1	2A	1026	U
1	2A	1032	A
1	2A	1033	U
1	2A	1038	C
1	2A	1041	C
1	2A	1042	G
1	2A	1043	C
1	2A	1117	G
1	2A	1128	A
1	2A	1130	U
1	2A	1135	C
1	2A	1136	G
1	2A	1139	G
1	2A	1144	G
1	2A	1155	A
1	2A	1171	G
1	2A	1210	A
1	2A	1211	U
1	2A	1220	A
1	2A	1229	G
1	2A	1253	A
1	2A	1256	G
1	2A	1271	G
1	2A	1272	A
1	2A	1273	U
1	2A	1284	A
1	2A	1300	U
1	2A	1301	A
1	2A	1314	C
1	2A	1342	A
1	2A	1352	U
1	2A	1359	A
1	2A	1360	A
1	2A	1365	A
1	2A	1368	G

Continued on next page...

Continued from previous page...

Mol	Chain	Res	Type
1	2A	1370	C
1	2A	1380	G
1	2A	1384	A
1	2A	1385	G
1	2A	1386	C
1	2A	1416	G
1	2A	1417	C
1	2A	1420	U
1	2A	1421	G
1	2A	1428	C
1	2A	1435	G
1	2A	1437	C
1	2A	1445	A
1	2A	1449	A
1	2A	1450	G
1	2A	1455	G
1	2A	1460	A
1	2A	1461	G
1	2A	1467	C
1	2A	1471	A
1	2A	1482	G
1	2A	1490	A
1	2A	1493	C
1	2A	1496	A
1	2A	1497	U
1	2A	1508	A
1	2A	1509	C
1	2A	1509(A)	A
1	2A	1514	U
1	2A	1525	G
1	2A	1530	C
1	2A	1531	C
1	2A	1532	C
1	2A	1543	C
1	2A	1547	C
1	2A	1558	A
1	2A	1566	A
1	2A	1569	A
1	2A	1578	U
1	2A	1580	A
1	2A	1584	C
1	2A	1586	A

Continued on next page...

Continued from previous page...

Mol	Chain	Res	Type
1	2A	1608	A
1	2A	1609	A
1	2A	1610	A
1	2A	1640	C
1	2A	1648	C
1	2A	1654	A
1	2A	1664	A
1	2A	1674	G
1	2A	1696	G
1	2A	1700	A
1	2A	1701	A
1	2A	1703	G
1	2A	1721	G
1	2A	1722	A
1	2A	1740	G
1	2A	1746	G
1	2A	1756	G
1	2A	1758	G
1	2A	1762	A
1	2A	1763	G
1	2A	1764	G
1	2A	1773	A
1	2A	1780	A
1	2A	1782	C
1	2A	1791	A
1	2A	1800	C
1	2A	1801	G
1	2A	1812	A
1	2A	1816	G
1	2A	1829	A
1	2A	1847	A
1	2A	1848	A
1	2A	1877	A
1	2A	1878	G
1	2A	1889	A
1	2A	1900	A
1	2A	1906	G
1	2A	1913	A
1	2A	1914	C
1	2A	1929	G
1	2A	1930	G
1	2A	1936	A

Continued on next page...

Continued from previous page...

Mol	Chain	Res	Type
1	2A	1938	A
1	2A	1955	U
1	2A	1963	U
1	2A	1967	C
1	2A	1970	A
1	2A	1971	A
1	2A	1972	A
1	2A	1984	G
1	2A	1993	U
1	2A	1997	G
1	2A	2020	A
1	2A	2023	G
1	2A	2031	A
1	2A	2033	A
1	2A	2036	C
1	2A	2043	C
1	2A	2055	C
1	2A	2056	G
1	2A	2060	A
1	2A	2061	G
1	2A	2062	A
1	2A	2069	G
1	2A	2096	U
1	2A	2097	C
1	2A	2099	U
1	2A	2108	C
1	2A	2109	U
1	2A	2110	G
1	2A	2111	C
1	2A	2112	G
1	2A	2116	G
1	2A	2119	A
1	2A	2120	G
1	2A	2122	U
1	2A	2124	G
1	2A	2125	G
1	2A	2126	A
1	2A	2127	G
1	2A	2129	C
1	2A	2131	G
1	2A	2132	U
1	2A	2133	G

Continued on next page...

Continued from previous page...

Mol	Chain	Res	Type
1	2A	2134	A
1	2A	2135	A
1	2A	2136	C
1	2A	2137	C
1	2A	2138	C
1	2A	2139	C
1	2A	2140	C
1	2A	2141	G
1	2A	2146	C
1	2A	2150	U
1	2A	2151	G
1	2A	2153	G
1	2A	2156	G
1	2A	2157	G
1	2A	2158	A
1	2A	2161	C
1	2A	2164	C
1	2A	2165	G
1	2A	2166	G
1	2A	2167	U
1	2A	2168	G
1	2A	2172	U
1	2A	2173	A
1	2A	2174	C
1	2A	2177	C
1	2A	2178	C
1	2A	2182	G
1	2A	2189	U
1	2A	2192	G
1	2A	2198	A
1	2A	2206	G
1	2A	2207	G
1	2A	2208	A
1	2A	2218	U
1	2A	2225	A
1	2A	2238	G
1	2A	2239	G
1	2A	2275	C
1	2A	2278	A
1	2A	2279	G
1	2A	2283	C
1	2A	2287	A

Continued on next page...

Continued from previous page...

Mol	Chain	Res	Type
1	2A	2288	A
1	2A	2294	C
1	2A	2302	G
1	2A	2305	A
1	2A	2308	G
1	2A	2320	A
1	2A	2325	G
1	2A	2327	A
1	2A	2334	G
1	2A	2336	A
1	2A	2343	C
1	2A	2347	C
1	2A	2350	C
1	2A	2376	A
1	2A	2383	G
1	2A	2385	C
1	2A	2403	C
1	2A	2406	U
1	2A	2425	A
1	2A	2429	G
1	2A	2430	A
1	2A	2435	A
1	2A	2439	A
1	2A	2441	C
1	2A	2445	G
1	2A	2448	A
1	2A	2469	A
1	2A	2476	A
1	2A	2490	G
1	2A	2502	G
1	2A	2505	G
1	2A	2506	U
1	2A	2518	A
1	2A	2520	C
1	2A	2525	G
1	2A	2529	G
1	2A	2554	U
1	2A	2566	A
1	2A	2567	G
1	2A	2572	A
1	2A	2573	C
1	2A	2602	A

Continued on next page...

Continued from previous page...

Mol	Chain	Res	Type
1	2A	2609	U
1	2A	2611	U
1	2A	2612	C
1	2A	2630	G
1	2A	2634	G
1	2A	2662	A
1	2A	2663	G
1	2A	2689	U
1	2A	2690	C
1	2A	2703	C
1	2A	2712(A)	A
1	2A	2713	A
1	2A	2714	G
1	2A	2718	G
1	2A	2726	U
1	2A	2733	A
1	2A	2744	G
1	2A	2751	G
1	2A	2757	A
1	2A	2759	G
1	2A	2764	A
1	2A	2765	A
1	2A	2766	G
1	2A	2778	A
1	2A	2793	G
1	2A	2818	G
1	2A	2820	A
1	2A	2821	A
1	2A	2835	A
1	2A	2836	U
1	2A	2872	G
1	2A	2879	C
1	2A	2880	C
1	2A	2883	A
1	2A	2886	G
1	2A	2892	A
1	2A	2894	G
1	2A	2895	U
1	2A	2897	U
2	2B	2	C
2	2B	3	C
2	2B	4	C

Continued on next page...

Continued from previous page...

Mol	Chain	Res	Type
2	2B	5	C
2	2B	8	U
2	2B	13	A
2	2B	19	G
2	2B	20	C
2	2B	34	U
2	2B	42	C
2	2B	53	A
2	2B	56	G
2	2B	63	G
2	2B	67	G
2	2B	69	G
2	2B	73	A
2	2B	75	G
2	2B	85	G
2	2B	106	G
2	2B	108	U
2	2B	110	G
2	2B	114	C
2	2B	119	G
2	2B	120	A
32	2a	7	G
32	2a	9	G
32	2a	22	G
32	2a	32	A
32	2a	39	G
32	2a	47	C
32	2a	48	C
32	2a	50	A
32	2a	51	A
32	2a	66	G
32	2a	73	G
32	2a	89	C
32	2a	101	A
32	2a	116	A
32	2a	121	C
32	2a	129(A)	G
32	2a	131	C
32	2a	163	C
32	2a	174	C
32	2a	182	U
32	2a	189(E)	U

Continued on next page...

Continued from previous page...

Mol	Chain	Res	Type
32	2a	189(F)	U
32	2a	195	A
32	2a	197	A
32	2a	201	C
32	2a	202	U
32	2a	203	U
32	2a	204	U
32	2a	216	G
32	2a	247	G
32	2a	251	G
32	2a	266	G
32	2a	267	C
32	2a	281	G
32	2a	289	G
32	2a	301	G
32	2a	316	G
32	2a	321	A
32	2a	328	C
32	2a	332	G
32	2a	352	C
32	2a	353	A
32	2a	354	G
32	2a	367	U
32	2a	372	C
32	2a	373	A
32	2a	384	G
32	2a	397	A
32	2a	398	C
32	2a	406	G
32	2a	412	A
32	2a	413	G
32	2a	421	U
32	2a	423	G
32	2a	424	G
32	2a	429	U
32	2a	430	A
32	2a	439	A
32	2a	442	C
32	2a	452	A
32	2a	461	A
32	2a	470	C
32	2a	484	G

Continued on next page...

Continued from previous page...

Mol	Chain	Res	Type
32	2a	485	G
32	2a	496	A
32	2a	498	U
32	2a	505	G
32	2a	509	A
32	2a	510	A
32	2a	511	C
32	2a	518	C
32	2a	527	7MG
32	2a	531	U
32	2a	532	A
32	2a	533	A
32	2a	547	A
32	2a	559	A
32	2a	561	U
32	2a	564	C
32	2a	568	G
32	2a	572	A
32	2a	573	A
32	2a	576	G
32	2a	577	G
32	2a	607	A
32	2a	630	G
32	2a	650	G
32	2a	653	A
32	2a	665	A
32	2a	687	A
32	2a	688	G
32	2a	695	A
32	2a	703	G
32	2a	723	U
32	2a	731	G
32	2a	749	C
32	2a	755	G
32	2a	770	C
32	2a	777	A
32	2a	792	A
32	2a	793	U
32	2a	794	A
32	2a	815	A
32	2a	816	A
32	2a	817	C

Continued on next page...

Continued from previous page...

Mol	Chain	Res	Type
32	2a	821	G
32	2a	828	A
32	2a	840	C
32	2a	841	U
32	2a	853	G
32	2a	859	A
32	2a	874	G
32	2a	880	C
32	2a	902	G
32	2a	914	A
32	2a	926	G
32	2a	927	G
32	2a	931	C
32	2a	932	C
32	2a	934	C
32	2a	935	A
32	2a	960	U
32	2a	961	U
32	2a	969	A
32	2a	971	G
32	2a	974	A
32	2a	975	A
32	2a	976	G
32	2a	977	A
32	2a	982	U
32	2a	984	C
32	2a	992	U
32	2a	993	G
32	2a	995	C
32	2a	997	U
32	2a	999	C
32	2a	1001(A)	G
32	2a	1002	G
32	2a	1004	A
32	2a	1005	A
32	2a	1006	C
32	2a	1009	G
32	2a	1020	U
32	2a	1022	G
32	2a	1023	G
32	2a	1024	G
32	2a	1025	U

Continued on next page...

Continued from previous page...

Mol	Chain	Res	Type
32	2a	1026	G
32	2a	1027	C
32	2a	1028	C
32	2a	1029	C
32	2a	1030	C
32	2a	1030(A)	G
32	2a	1033	G
32	2a	1035	A
32	2a	1036	G
32	2a	1037	C
32	2a	1039	C
32	2a	1040	U
32	2a	1045	C
32	2a	1053	G
32	2a	1054	C
32	2a	1065	U
32	2a	1066	C
32	2a	1068	G
32	2a	1077	G
32	2a	1081	G
32	2a	1094	G
32	2a	1095	U
32	2a	1101	A
32	2a	1108	G
32	2a	1117	G
32	2a	1122	U
32	2a	1125	U
32	2a	1129	C
32	2a	1130	A
32	2a	1132	C
32	2a	1136	U
32	2a	1138	G
32	2a	1139	G
32	2a	1140	C
32	2a	1146	A
32	2a	1152	A
32	2a	1157	A
32	2a	1159	U
32	2a	1182	G
32	2a	1183	A
32	2a	1184	G
32	2a	1196	U

Continued on next page...

Continued from previous page...

Mol	Chain	Res	Type
32	2a	1197	G
32	2a	1202	G
32	2a	1211	U
32	2a	1212	U
32	2a	1213	A
32	2a	1214	C
32	2a	1220	G
32	2a	1222	G
32	2a	1226	C
32	2a	1227	A
32	2a	1236	A
32	2a	1238	A
32	2a	1240	U
32	2a	1246	C
32	2a	1256	A
32	2a	1257	U
32	2a	1258	G
32	2a	1260	C
32	2a	1272	G
32	2a	1273	G
32	2a	1275	A
32	2a	1277	C
32	2a	1279	A
32	2a	1280	A
32	2a	1287	A
32	2a	1299	A
32	2a	1300	G
32	2a	1302	U
32	2a	1303	C
32	2a	1305	G
32	2a	1323	G
32	2a	1340	A
32	2a	1346	A
32	2a	1347	G
32	2a	1353	G
32	2a	1363	C
32	2a	1364	U
32	2a	1370	G
32	2a	1378	C
32	2a	1397	C
32	2a	1404	5MC
32	2a	1419	G

Continued on next page...

Continued from previous page...

Mol	Chain	Res	Type
32	2a	1442	G
32	2a	1442(A)	G
32	2a	1447	A
32	2a	1452	C
32	2a	1456	G
32	2a	1492	A
32	2a	1494	G
32	2a	1499	A
32	2a	1503	A
32	2a	1504	G
32	2a	1506	U
32	2a	1517	G
32	2a	1520	G
32	2a	1529	G
32	2a	1530	G
32	2a	1531	A
53	2v	13	A
53	2v	14	A
54	2w	2	G
54	2w	9	A
54	2w	13	C
54	2w	14	A
54	2w	19	G
54	2w	23	A
54	2w	35	A
54	2w	46	7MG
54	2w	47	U
54	2w	49	G
54	2w	50	G
54	2w	51	C
54	2w	56	C
54	2w	57	G
54	2w	58	A
54	2w	59	U
54	2w	60	C
54	2w	61	C
54	2w	62	C
54	2w	68	C
54	2w	70	C
54	2w	74	C
55	2x	9	G
55	2x	13	C

Continued on next page...

Continued from previous page...

Mol	Chain	Res	Type
55	2x	20	U
55	2x	21	A
55	2x	22	G
55	2x	47	U
55	2x	48	C
55	2x	52	G
55	2x	56	C
55	2x	68	C
55	2x	73	A
55	2x	76	A
54	2y	2	G
54	2y	5	G
54	2y	6	A
54	2y	7	U
54	2y	8	4SU
54	2y	9	A
54	2y	13	C
54	2y	15	G
54	2y	19	G
54	2y	23	A
54	2y	24	G
54	2y	26	A
54	2y	30	C
54	2y	32	C
54	2y	33	U
54	2y	35	A
54	2y	38	A
54	2y	41	A
54	2y	46	7MG
54	2y	49	G
54	2y	51	C
54	2y	52	G
54	2y	53	G
54	2y	54	5MU
54	2y	57	G
54	2y	58	A
54	2y	59	U
54	2y	61	C
54	2y	69	A
54	2y	70	C

All (52) RNA pucker outliers are listed below:

Mol	Chain	Res	Type
1	1A	115	G
1	1A	184	A
1	1A	185	A
1	1A	271	U
1	1A	302	A
1	1A	509	A
1	1A	572	A
1	1A	793	A
1	1A	811	A
1	1A	913	A
1	1A	941	U
1	1A	1019	G
1	1A	1067	A
1	1A	1093	G
1	1A	1201	A
1	1A	1219	A
1	1A	1220	U
1	1A	1221	G
1	1A	1255	A
1	1A	1425	A
1	1A	1554	A
1	1A	1654	A
1	1A	1700	G
1	1A	2014	G
1	1A	2156	A
1	1A	2205	C
1	1A	2418	U
1	1A	2442	A
1	1A	2451	A
2	1B	1	U
1	2A	34	C
1	2A	196	A
1	2A	228	A
1	2A	266	G
1	2A	271(K)	U
1	2A	271(M)	G
1	2A	277	C
1	2A	528	A
1	2A	752	A
1	2A	774	A
1	2A	827	U
1	2A	856	C
1	2A	900	A

Continued on next page...

Continued from previous page...

Mol	Chain	Res	Type
1	2A	1210	A
1	2A	1379	A
1	2A	1420	U
1	2A	1442	G
1	2A	1653	G
1	2A	1913	A
1	2A	1992	G
1	2A	2689	U
1	2A	2756	U

5.4 Non-standard residues in protein, DNA, RNA chains [i](#)

88 non-standard protein/DNA/RNA residues are modelled in this entry.

In the following table, the Counts columns list the number of bonds (or angles) for which Mogul statistics could be retrieved, the number of bonds (or angles) that are observed in the model and the number of bonds (or angles) that are defined in the Chemical Component Dictionary. The Link column lists molecule types, if any, to which the group is linked. The Z score for a bond length (or angle) is the number of standard deviations the observed value is removed from the expected value. A bond length (or angle) with $|Z| > 2$ is considered an outlier worth inspection. RMSZ is the root-mean-square of all Z scores of the bond lengths (or angles).

Mol	Type	Chain	Res	Link	Bond lengths			Bond angles		
					Counts	RMSZ	# Z > 2	Counts	RMSZ	# Z > 2
55	PSU	1x	55	55	18,21,22	1.33	2 (11%)	21,30,33	2.11	4 (19%)
32	5MC	1a	967	32	19,22,23	1.51	3 (15%)	26,32,35	1.09	3 (11%)
1	PSU	1A	1933	1	18,21,22	1.38	3 (16%)	21,30,33	2.01	4 (19%)
32	UR3	2a	1498	32	19,22,23	1.07	2 (10%)	26,32,35	1.61	4 (15%)
54	5MU	1y	54	54	19,22,23	1.45	5 (26%)	27,32,35	2.12	6 (22%)
1	4OC	1A	1942	1	19,22,24	0.80	0	25,31,35	0.97	1 (4%)
1	PSU	2A	1911	1	18,21,22	1.36	2 (11%)	21,30,33	1.99	3 (14%)
54	5MU	2w	54	54	19,22,23	1.41	4 (21%)	27,32,35	1.94	6 (22%)
54	CM0	1y	34	54	21,26,27	1.25	3 (14%)	26,37,40	2.19	5 (19%)
54	4SU	1w	8	54	18,21,22	1.78	4 (22%)	25,30,33	2.07	5 (20%)
1	PSU	1A	1939	1	18,21,22	1.40	2 (11%)	21,30,33	1.88	4 (19%)
1	2MA	1A	2515	1,57	17,25,26	0.98	0	16,37,40	1.39	3 (18%)
54	CM0	2y	34	54	21,26,27	1.21	3 (14%)	26,37,40	1.84	4 (15%)
56	ORD	A	5	56	6,7,8	0.50	0	2,7,9	0.61	0
54	4SU	2y	8	54	18,21,22	1.70	4 (22%)	25,30,33	2.21	5 (20%)
32	5MC	2a	967	32	19,22,23	1.79	3 (15%)	26,32,35	1.15	2 (7%)

Mol	Type	Chain	Res	Link	Bond lengths			Bond angles		
					Counts	RMSZ	# Z > 2	Counts	RMSZ	# Z > 2
54	6MZ	1w	37	54	17,25,26	0.98	1 (5%)	15,36,39	2.28	4 (26%)
32	5MC	1a	1404	32	19,22,23	1.48	3 (15%)	26,32,35	1.03	2 (7%)
1	PSU	1A	2617	1	18,21,22	1.39	3 (16%)	21,30,33	2.16	5 (23%)
56	IAR	A	9	56	10,11,11	1.86	3 (30%)	7,13,13	2.78	1 (14%)
55	5MU	2x	54	55	19,22,23	1.43	4 (21%)	27,32,35	2.10	6 (22%)
1	5MC	1A	1964	1	19,22,23	1.54	3 (15%)	26,32,35	1.09	2 (7%)
1	PSU	2A	1917	1	18,21,22	1.40	2 (11%)	21,30,33	2.12	4 (19%)
54	PSU	1y	55	54	18,21,22	1.33	2 (11%)	21,30,33	2.09	4 (19%)
56	IAR	C	9	56	10,11,11	1.81	2 (20%)	7,13,13	1.64	2 (28%)
54	5MU	2y	54	54	19,22,23	1.44	5 (26%)	27,32,35	2.15	6 (22%)
1	4OC	2A	1920	1	19,22,24	0.78	0	25,31,35	1.03	1 (4%)
56	EUP	C	2	56	4,7,8	0.52	0	4,8,10	1.44	1 (25%)
55	4SU	1x	8	55	18,21,22	2.17	4 (22%)	25,30,33	1.61	6 (24%)
1	5MU	2A	1915	1	19,22,23	1.44	4 (21%)	27,32,35	2.05	6 (22%)
1	2MA	2A	2503	1	17,25,26	1.10	2 (11%)	16,37,40	1.48	3 (18%)
56	ORD	C	5	56	6,7,8	1.23	1 (16%)	2,7,9	0.78	0
54	4SU	1y	8	54	18,21,22	1.85	4 (22%)	25,30,33	1.98	5 (20%)
54	PSU	2y	55	54	18,21,22	1.39	2 (11%)	21,30,33	2.01	3 (14%)
54	7MG	2w	46	54	23,26,27	1.38	4 (17%)	27,39,42	2.54	7 (25%)
43	0TD	1l	92	43	8,9,10	4.59	1 (12%)	6,11,13	5.05	2 (33%)
54	PSU	1w	55	54	18,21,22	1.39	1 (5%)	21,30,33	1.95	4 (19%)
1	OMG	2A	2251	55,1,57	19,26,27	0.88	1 (5%)	21,38,41	1.08	2 (9%)
1	5MU	1A	1937	1	19,22,23	1.42	5 (26%)	27,32,35	2.11	7 (25%)
1	5MU	2A	1939	1	19,22,23	1.39	5 (26%)	27,32,35	2.42	6 (22%)
43	0TD	2l	92	43	8,9,10	4.65	1 (12%)	6,11,13	7.24	3 (50%)
54	6MZ	1y	37	54	17,25,26	1.10	1 (5%)	15,36,39	2.39	4 (26%)
54	CM0	1w	34	54	21,26,27	1.11	2 (9%)	26,37,40	1.88	5 (19%)
32	7MG	2a	527	32,57	23,26,27	1.34	4 (17%)	27,39,42	2.54	6 (22%)
55	PSU	2x	55	55	18,21,22	1.36	2 (11%)	21,30,33	2.12	5 (23%)
32	PSU	1a	516	32	18,21,22	1.40	2 (11%)	21,30,33	2.04	5 (23%)
32	M2G	2a	966	32	20,27,28	1.43	3 (15%)	19,40,43	1.06	3 (15%)
54	6MZ	2y	37	32,54	17,25,26	1.04	2 (11%)	15,36,39	2.17	4 (26%)
54	7MG	1y	46	54	23,26,27	1.42	3 (13%)	27,39,42	2.69	6 (22%)
32	5MC	1a	1407	32	19,22,23	1.68	3 (15%)	26,32,35	1.18	3 (11%)
55	4SU	2x	8	55	18,21,22	2.00	5 (27%)	25,30,33	1.35	5 (20%)

Mol	Type	Chain	Res	Link	Bond lengths			Bond angles		
					Counts	RMSZ	# Z > 2	Counts	RMSZ	# Z > 2
32	MA6	2a	1518	32	19,26,27	1.18	2 (10%)	18,38,41	2.23	5 (27%)
54	6MZ	2w	37	54	17,25,26	1.03	1 (5%)	15,36,39	2.19	4 (26%)
55	5MC	1x	32	55	19,22,23	1.69	3 (15%)	26,32,35	1.31	3 (11%)
32	M2G	1a	966	32	20,27,28	1.38	3 (15%)	19,40,43	1.05	2 (10%)
32	7MG	1a	527	32,57	23,26,27	1.40	3 (13%)	27,39,42	2.54	6 (22%)
54	4SU	2w	8	54	18,21,22	1.74	4 (22%)	25,30,33	2.43	5 (20%)
32	4OC	1a	1402	32	20,23,24	0.74	0	25,32,35	0.99	2 (8%)
1	OMG	1A	2263	55,1,57	19,26,27	0.95	1 (5%)	21,38,41	1.17	3 (14%)
1	5MC	2A	1962	1,57	19,22,23	1.63	3 (15%)	26,32,35	1.23	2 (7%)
54	CM0	2w	34	54	21,26,27	1.16	2 (9%)	26,37,40	1.77	5 (19%)
32	5MC	2a	1407	32,57	19,22,23	1.65	3 (15%)	26,32,35	1.15	3 (11%)
32	MA6	1a	1518	32	19,26,27	1.11	1 (5%)	18,38,41	2.17	5 (27%)
55	5MU	1x	54	57,55	19,22,23	1.45	5 (26%)	27,32,35	1.86	6 (22%)
56	IAR	B	7	56	10,11,11	1.88	2 (20%)	7,13,13	2.18	2 (28%)
54	7MG	1w	46	54	23,26,27	1.37	3 (13%)	27,39,42	2.59	7 (25%)
32	4OC	2a	1402	32,57	20,23,24	0.79	0	25,32,35	1.08	3 (12%)
32	5MC	2a	1400	32	19,22,23	1.71	3 (15%)	26,32,35	1.18	3 (11%)
32	5MC	2a	1404	32	19,22,23	1.77	3 (15%)	26,32,35	1.21	3 (11%)
32	MA6	1a	1519	32	19,26,27	1.15	2 (10%)	18,38,41	2.03	5 (27%)
1	5MC	2A	1942	1	19,22,23	1.62	3 (15%)	26,32,35	1.15	2 (7%)
54	5MU	1w	54	54	19,22,23	1.37	5 (26%)	27,32,35	2.21	6 (22%)
54	7MG	2y	46	54	23,26,27	1.39	3 (13%)	27,39,42	2.71	6 (22%)
1	2MU	1A	2564	1	19,22,24	1.19	3 (15%)	25,31,36	1.98	6 (24%)
32	PSU	2a	516	32,57	18,21,22	1.35	2 (11%)	21,30,33	2.02	5 (23%)
1	PSU	2A	2605	1	18,21,22	1.35	2 (11%)	21,30,33	1.94	4 (19%)
1	2MU	2A	2552	1,57	19,22,24	1.29	3 (15%)	25,31,36	1.84	6 (24%)
1	5MC	1A	1984	1,57	19,22,23	1.67	3 (15%)	26,32,35	1.12	1 (3%)
32	UR3	1a	1498	32	19,22,23	1.05	2 (10%)	26,32,35	1.80	4 (15%)
32	5MC	1a	1400	32	19,22,23	1.70	3 (15%)	26,32,35	1.16	2 (7%)
32	2MG	1a	1207	32	18,26,27	0.94	1 (5%)	16,38,41	1.49	4 (25%)
55	5MC	2x	32	55	19,22,23	1.66	3 (15%)	26,32,35	1.21	3 (11%)
54	PSU	2w	55	54	18,21,22	1.41	2 (11%)	21,30,33	1.95	4 (19%)
56	EUP	A	2	56	4,7,8	0.55	0	4,8,10	1.00	0
56	ORD	B	3	56	6,7,8	0.52	0	2,7,9	0.49	0
32	MA6	2a	1519	32	19,26,27	1.18	2 (10%)	18,38,41	2.13	6 (33%)

Mol	Type	Chain	Res	Link	Bond lengths			Bond angles		
					Counts	RMSZ	# Z > 2	Counts	RMSZ	# Z > 2
1	5MU	1A	1961	1	19,22,23	1.38	4 (21%)	27,32,35	2.25	6 (22%)
32	2MG	2a	1207	32	18,26,27	0.94	0	16,38,41	1.47	3 (18%)

In the following table, the Chirals column lists the number of chiral outliers, the number of chiral centers analysed, the number of these observed in the model and the number defined in the Chemical Component Dictionary. Similar counts are reported in the Torsion and Rings columns. '-' means no outliers of that kind were identified.

Mol	Type	Chain	Res	Link	Chirals	Torsions	Rings
55	PSU	1x	55	55	-	0/7/25/26	0/2/2/2
32	5MC	1a	967	32	-	2/7/25/26	0/2/2/2
1	PSU	1A	1933	1	-	0/7/25/26	0/2/2/2
32	UR3	2a	1498	32	-	0/7/25/26	0/2/2/2
54	5MU	1y	54	54	-	2/7/25/26	0/2/2/2
1	4OC	1A	1942	1	-	1/9/27/30	0/2/2/2
1	PSU	2A	1911	1	-	0/7/25/26	0/2/2/2
54	5MU	2w	54	54	-	0/7/25/26	0/2/2/2
54	CM0	1y	34	54	-	2/12/30/31	0/2/2/2
54	4SU	1w	8	54	-	0/7/25/26	0/2/2/2
1	PSU	1A	1939	1	-	0/7/25/26	0/2/2/2
1	2MA	1A	2515	1,57	-	1/3/25/26	0/3/3/3
54	CM0	2y	34	54	-	3/12/30/31	0/2/2/2
56	ORD	A	5	56	-	2/5/6/8	-
54	4SU	2y	8	54	-	1/7/25/26	0/2/2/2
32	5MC	2a	967	32	-	0/7/25/26	0/2/2/2
54	6MZ	1w	37	54	-	0/5/27/28	0/3/3/3
32	5MC	1a	1404	32	-	0/7/25/26	0/2/2/2
1	PSU	1A	2617	1	-	0/7/25/26	0/2/2/2
56	IAR	A	9	56	-	2/8/11/11	-
55	5MU	2x	54	55	-	0/7/25/26	0/2/2/2
1	5MC	1A	1964	1	-	0/7/25/26	0/2/2/2
1	PSU	2A	1917	1	-	1/7/25/26	0/2/2/2
54	PSU	1y	55	54	-	0/7/25/26	0/2/2/2
56	IAR	C	9	56	-	2/8/11/11	-
54	5MU	2y	54	54	-	2/7/25/26	0/2/2/2
1	4OC	2A	1920	1	-	1/9/27/30	0/2/2/2
56	EUP	C	2	56	-	3/7/8/10	-
55	4SU	1x	8	55	-	0/7/25/26	0/2/2/2
1	5MU	2A	1915	1	-	0/7/25/26	0/2/2/2
1	2MA	2A	2503	1	-	1/3/25/26	0/3/3/3

Continued on next page...

Continued from previous page...

Mol	Type	Chain	Res	Link	Chirals	Torsions	Rings
56	ORD	C	5	56	-	3/5/6/8	-
54	4SU	1y	8	54	-	1/7/25/26	0/2/2/2
54	PSU	2y	55	54	-	1/7/25/26	0/2/2/2
54	7MG	2w	46	54	-	2/7/37/38	0/3/3/3
43	0TD	1l	92	43	-	1/7/12/14	-
54	PSU	1w	55	54	-	0/7/25/26	0/2/2/2
1	OMG	2A	2251	55,1,57	-	0/5/27/28	0/3/3/3
1	5MU	1A	1937	1	-	0/7/25/26	0/2/2/2
1	5MU	2A	1939	1	-	0/7/25/26	0/2/2/2
43	0TD	2l	92	43	-	2/7/12/14	-
54	6MZ	1y	37	54	-	0/5/27/28	0/3/3/3
54	CM0	1w	34	54	-	7/12/30/31	0/2/2/2
32	7MG	2a	527	32,57	-	3/7/37/38	0/3/3/3
55	PSU	2x	55	55	-	0/7/25/26	0/2/2/2
32	PSU	1a	516	32	-	0/7/25/26	0/2/2/2
32	M2G	2a	966	32	-	0/7/29/30	0/3/3/3
54	6MZ	2y	37	32,54	-	1/5/27/28	0/3/3/3
54	7MG	1y	46	54	-	5/7/37/38	0/3/3/3
32	5MC	1a	1407	32	-	0/7/25/26	0/2/2/2
55	4SU	2x	8	55	-	0/7/25/26	0/2/2/2
32	MA6	2a	1518	32	-	3/7/29/30	0/3/3/3
54	6MZ	2w	37	54	-	0/5/27/28	0/3/3/3
55	5MC	1x	32	55	-	0/7/25/26	0/2/2/2
32	M2G	1a	966	32	-	0/7/29/30	0/3/3/3
32	7MG	1a	527	32,57	-	3/7/37/38	0/3/3/3
54	4SU	2w	8	54	-	0/7/25/26	0/2/2/2
32	4OC	1a	1402	32	-	1/9/29/30	0/2/2/2
1	OMG	1A	2263	55,1,57	-	1/5/27/28	0/3/3/3
1	5MC	2A	1962	1,57	-	0/7/25/26	0/2/2/2
54	CM0	2w	34	54	-	7/12/30/31	0/2/2/2
32	5MC	2a	1407	32,57	-	0/7/25/26	0/2/2/2
32	MA6	1a	1518	32	-	0/7/29/30	0/3/3/3
55	5MU	1x	54	57,55	-	0/7/25/26	0/2/2/2
56	IAR	B	7	56	-	2/8/11/11	-
54	7MG	1w	46	54	-	2/7/37/38	0/3/3/3
32	4OC	2a	1402	32,57	-	3/9/29/30	0/2/2/2
32	5MC	2a	1400	32	-	0/7/25/26	0/2/2/2
32	5MC	2a	1404	32	-	0/7/25/26	0/2/2/2
32	MA6	1a	1519	32	-	3/7/29/30	0/3/3/3

Continued on next page...

Continued from previous page...

Mol	Type	Chain	Res	Link	Chirals	Torsions	Rings
1	5MC	2A	1942	1	-	0/7/25/26	0/2/2/2
54	5MU	1w	54	54	-	0/7/25/26	0/2/2/2
54	7MG	2y	46	54	-	2/7/37/38	0/3/3/3
1	2MU	1A	2564	1	-	0/9/27/28	0/2/2/2
32	PSU	2a	516	32,57	-	0/7/25/26	0/2/2/2
1	PSU	2A	2605	1	-	0/7/25/26	0/2/2/2
1	2MU	2A	2552	1,57	-	0/9/27/28	0/2/2/2
1	5MC	1A	1984	1,57	-	0/7/25/26	0/2/2/2
32	UR3	1a	1498	32	-	0/7/25/26	0/2/2/2
32	5MC	1a	1400	32	-	2/7/25/26	0/2/2/2
32	2MG	1a	1207	32	-	0/5/27/28	0/3/3/3
55	5MC	2x	32	55	-	0/7/25/26	0/2/2/2
54	PSU	2w	55	54	-	0/7/25/26	0/2/2/2
56	EUP	A	2	56	-	1/7/8/10	-
56	ORD	B	3	56	-	4/5/6/8	-
32	MA6	2a	1519	32	-	3/7/29/30	0/3/3/3
1	5MU	1A	1961	1	-	0/7/25/26	0/2/2/2
32	2MG	2a	1207	32	-	2/5/27/28	0/3/3/3

All (215) bond length outliers are listed below:

Mol	Chain	Res	Type	Atoms	Z	Observed(Å)	Ideal(Å)
43	2l	92	0TD	CB-SB	-12.82	1.69	1.82
43	1l	92	0TD	CB-SB	-12.57	1.69	1.82
32	2a	967	5MC	C5-C4	6.71	1.49	1.44
32	2a	1404	5MC	C5-C4	6.63	1.49	1.44
32	2a	1400	5MC	C5-C4	6.33	1.48	1.44
32	1a	1400	5MC	C5-C4	6.24	1.48	1.44
1	1A	1984	5MC	C5-C4	6.16	1.48	1.44
32	1a	1407	5MC	C5-C4	6.15	1.48	1.44
55	1x	32	5MC	C5-C4	5.96	1.48	1.44
32	2a	1407	5MC	C5-C4	5.91	1.48	1.44
1	2A	1962	5MC	C5-C4	5.85	1.48	1.44
55	2x	32	5MC	C5-C4	5.83	1.48	1.44
1	2A	1942	5MC	C5-C4	5.78	1.48	1.44
1	1A	1964	5MC	C5-C4	5.49	1.48	1.44
32	1a	967	5MC	C5-C4	5.27	1.48	1.44
32	1a	1404	5MC	C5-C4	5.04	1.47	1.44
54	2w	8	4SU	C4-S4	-4.90	1.60	1.68
54	1w	8	4SU	C4-S4	-4.88	1.60	1.68
54	1y	8	4SU	C4-S4	-4.82	1.60	1.68

Continued on next page...

Continued from previous page...

Mol	Chain	Res	Type	Atoms	Z	Observed(Å)	Ideal(Å)
55	1x	8	4SU	C4-N3	-4.82	1.32	1.37
56	B	7	IAR	CA-N	4.69	1.38	1.27
54	2y	8	4SU	C4-S4	-4.62	1.60	1.68
55	1x	8	4SU	C4-S4	-4.61	1.60	1.68
55	2x	8	4SU	C4-N3	-4.57	1.32	1.37
32	2a	966	M2G	C2-N3	4.54	1.37	1.30
56	C	9	IAR	CA-N	4.53	1.37	1.27
54	2w	55	PSU	C6-C5	4.51	1.40	1.35
54	1w	55	PSU	C6-C5	4.44	1.40	1.35
55	2x	8	4SU	C4-S4	-4.34	1.61	1.68
55	1x	8	4SU	C2-N3	-4.26	1.30	1.38
56	A	9	IAR	CA-N	4.25	1.37	1.27
32	1a	966	M2G	C2-N3	4.02	1.36	1.30
54	2y	55	PSU	C6-C5	3.87	1.39	1.35
54	1y	46	7MG	C5-C4	3.74	1.49	1.37
1	2A	1917	PSU	C6-C5	3.64	1.39	1.35
55	2x	55	PSU	C6-C5	3.64	1.39	1.35
54	1y	55	PSU	C6-C5	3.58	1.39	1.35
54	2y	46	7MG	C5-C4	3.56	1.48	1.37
32	2a	516	PSU	C6-C5	3.54	1.39	1.35
32	1a	527	7MG	C4-N9	-3.52	1.33	1.37
32	1a	516	PSU	C6-C5	3.49	1.39	1.35
54	2w	46	7MG	C5-C4	3.48	1.48	1.37
1	2A	2605	PSU	C6-C5	3.45	1.39	1.35
54	1y	8	4SU	C4-N3	-3.43	1.34	1.37
1	1A	1939	PSU	C6-C5	3.41	1.39	1.35
54	1w	46	7MG	C5-C4	3.40	1.48	1.37
32	2a	527	7MG	C5-C4	3.33	1.47	1.37
32	1a	527	7MG	C5-C4	3.32	1.47	1.37
55	1x	55	PSU	C6-C5	3.32	1.39	1.35
55	2x	8	4SU	C2-N3	-3.32	1.32	1.38
54	1w	46	7MG	C4-N9	-3.32	1.33	1.37
1	2A	1911	PSU	C6-C5	3.29	1.38	1.35
55	1x	8	4SU	C5-C4	-3.25	1.38	1.42
32	2a	1518	MA6	C6-C5	3.22	1.49	1.44
1	1A	1933	PSU	C6-C5	3.17	1.38	1.35
55	1x	32	5MC	C6-C5	3.15	1.39	1.34
54	2w	46	7MG	C4-N9	-3.14	1.34	1.37
1	2A	1915	5MU	C6-C5	3.02	1.39	1.34
54	2w	54	5MU	C6-C5	3.02	1.39	1.34
1	2A	2552	2MU	C4-N3	-3.00	1.33	1.38
32	2a	966	M2G	C2-N2	2.99	1.40	1.35

Continued on next page...

Continued from previous page...

Mol	Chain	Res	Type	Atoms	Z	Observed(Å)	Ideal(Å)
1	1A	1961	5MU	C4-N3	-2.99	1.33	1.38
54	1y	54	5MU	C6-C5	2.98	1.39	1.34
55	2x	54	5MU	C6-C5	2.96	1.39	1.34
54	2y	54	5MU	C6-C5	2.96	1.39	1.34
55	1x	54	5MU	C6-C5	2.95	1.39	1.34
32	2a	1519	MA6	C6-C5	2.93	1.49	1.44
55	2x	32	5MC	C6-C5	2.92	1.39	1.34
55	1x	54	5MU	C4-N3	-2.92	1.33	1.38
54	1y	37	6MZ	C6-C5	2.92	1.49	1.44
32	1a	1518	MA6	C6-C5	2.90	1.49	1.44
55	2x	8	4SU	C5-C4	-2.88	1.39	1.42
1	1A	2617	PSU	C4-N3	-2.88	1.33	1.38
54	2y	34	CM0	C2-N1	2.87	1.43	1.38
54	1w	8	4SU	C4-N3	-2.85	1.34	1.37
54	1y	34	CM0	C4-N3	-2.85	1.33	1.38
32	2a	1407	5MC	C6-C5	2.85	1.39	1.34
1	1A	1933	PSU	C4-N3	-2.84	1.33	1.38
32	1a	967	5MC	C6-C5	2.82	1.39	1.34
54	1y	34	CM0	C2-N1	2.82	1.42	1.38
1	1A	1937	5MU	C4-N3	-2.81	1.33	1.38
54	1w	54	5MU	C6-C5	2.81	1.39	1.34
32	2a	527	7MG	C4-N9	-2.80	1.34	1.37
32	1a	1407	5MC	C6-C5	2.75	1.39	1.34
1	1A	1937	5MU	C6-C5	2.74	1.39	1.34
32	1a	1404	5MC	C6-C5	2.74	1.39	1.34
1	2A	1939	5MU	C6-C5	2.74	1.39	1.34
54	2y	37	6MZ	C6-C5	2.74	1.49	1.44
1	1A	2617	PSU	C6-C5	2.74	1.38	1.35
1	2A	1942	5MC	C6-C5	2.74	1.39	1.34
1	2A	1939	5MU	C4-N3	-2.72	1.33	1.38
54	2w	37	6MZ	C6-C5	2.72	1.49	1.44
32	2a	1400	5MC	C6-C5	2.72	1.39	1.34
1	1A	1939	PSU	C4-N3	-2.71	1.33	1.38
32	1a	516	PSU	C4-N3	-2.71	1.33	1.38
32	2a	967	5MC	C6-C5	2.70	1.39	1.34
32	1a	966	M2G	C2-N2	2.69	1.40	1.35
1	1A	1964	5MC	C6-C5	2.69	1.39	1.34
54	2y	8	4SU	C5-C4	-2.68	1.39	1.42
1	1A	1984	5MC	C6-C5	2.67	1.39	1.34
1	2A	1911	PSU	C4-N3	-2.66	1.33	1.38
1	2A	1915	5MU	C4-N3	-2.66	1.33	1.38
54	2y	54	5MU	C4-C5	2.64	1.49	1.44

Continued on next page...

Continued from previous page...

Mol	Chain	Res	Type	Atoms	Z	Observed(Å)	Ideal(Å)
54	2w	8	4SU	C4-N3	-2.64	1.34	1.37
32	1a	1400	5MC	C6-C5	2.64	1.38	1.34
54	2y	34	CM0	C4-N3	-2.63	1.33	1.38
1	2A	1915	5MU	C4-C5	2.62	1.49	1.44
1	1A	2564	2MU	C4-N3	-2.62	1.34	1.38
55	2x	54	5MU	C4-C5	2.62	1.49	1.44
54	2w	54	5MU	C4-N3	-2.61	1.34	1.38
54	2w	34	CM0	C4-N3	-2.61	1.34	1.38
32	2a	1404	5MC	C6-C5	2.59	1.38	1.34
54	1w	8	4SU	C5-C4	-2.57	1.39	1.42
54	1y	54	5MU	C2-N1	2.57	1.42	1.38
32	1a	1207	2MG	C6-N1	-2.56	1.33	1.37
1	1A	1961	5MU	C6-N1	-2.56	1.33	1.38
1	2A	1917	PSU	C4-N3	-2.56	1.34	1.38
55	2x	54	5MU	C4-N3	-2.56	1.34	1.38
1	1A	1961	5MU	C6-C5	2.55	1.38	1.34
54	1y	8	4SU	C5-C4	-2.55	1.39	1.42
54	1y	8	4SU	C2-N1	2.54	1.42	1.38
32	1a	966	M2G	C6-N1	-2.53	1.33	1.37
32	2a	527	7MG	C6-N1	-2.53	1.34	1.38
54	1w	37	6MZ	C6-C5	2.52	1.48	1.44
1	2A	1962	5MC	C6-C5	2.51	1.38	1.34
54	1y	46	7MG	C8-N9	2.50	1.47	1.45
54	1y	54	5MU	C4-C5	2.50	1.48	1.44
55	2x	55	PSU	C4-N3	-2.50	1.34	1.38
54	2y	46	7MG	C8-N9	2.49	1.47	1.45
1	1A	2263	OMG	C6-N1	-2.49	1.34	1.37
1	2A	2605	PSU	C4-N3	-2.48	1.34	1.38
54	2w	8	4SU	C2-N1	2.48	1.42	1.38
55	1x	55	PSU	C4-N3	-2.48	1.34	1.38
54	1y	46	7MG	C6-N1	-2.47	1.34	1.38
55	2x	54	5MU	C2-N1	2.47	1.42	1.38
56	C	5	ORD	CB-CA	2.47	1.57	1.53
32	1a	1519	MA6	C6-C5	2.47	1.48	1.44
1	2A	1939	5MU	C6-N1	-2.47	1.33	1.38
1	2A	1962	5MC	C6-N1	-2.46	1.33	1.38
1	1A	2617	PSU	C2-N3	-2.45	1.33	1.37
54	2y	8	4SU	C4-N3	-2.45	1.35	1.37
54	2y	54	5MU	C4-N3	-2.43	1.34	1.38
54	1y	54	5MU	C4-N3	-2.42	1.34	1.38
54	2w	34	CM0	C2-N1	2.42	1.42	1.38
54	1w	54	5MU	C4-C5	2.41	1.48	1.44

Continued on next page...

Continued from previous page...

Mol	Chain	Res	Type	Atoms	Z	Observed(Å)	Ideal(Å)
54	1w	8	4SU	C2-N1	2.41	1.42	1.38
54	2y	8	4SU	C2-N1	2.41	1.42	1.38
56	B	7	IAR	CB-CA	2.40	1.56	1.50
54	1w	34	CM0	C4-N3	-2.40	1.34	1.38
54	2y	54	5MU	C2-N1	2.40	1.42	1.38
54	2w	54	5MU	C2-N1	2.39	1.42	1.38
32	2a	516	PSU	C4-N3	-2.38	1.34	1.38
56	A	9	IAR	OXT-C	-2.37	1.24	1.30
32	1a	1498	UR3	C2-N1	2.37	1.41	1.38
55	1x	54	5MU	C2-N3	-2.37	1.33	1.38
54	1y	55	PSU	C4-N3	-2.36	1.34	1.38
1	2A	1942	5MC	C6-N1	-2.36	1.34	1.38
54	2y	46	7MG	C6-N1	-2.36	1.34	1.38
1	1A	1937	5MU	C4-C5	2.35	1.48	1.44
1	2A	2251	OMG	C6-N1	-2.35	1.34	1.37
54	2w	8	4SU	C5-C4	-2.34	1.39	1.42
1	1A	1961	5MU	C2-N3	-2.34	1.33	1.38
1	1A	1937	5MU	C2-N1	2.33	1.42	1.38
32	1a	527	7MG	C6-N1	-2.33	1.34	1.38
54	1w	54	5MU	C4-N3	-2.33	1.34	1.38
32	2a	1498	UR3	C2-N1	2.32	1.41	1.38
1	2A	2552	2MU	C2-N3	-2.32	1.33	1.38
32	1a	1400	5MC	C6-N1	-2.31	1.34	1.38
1	2A	1915	5MU	C2-N1	2.31	1.42	1.38
32	2a	1400	5MC	C6-N1	-2.28	1.34	1.38
1	2A	1939	5MU	C4-C5	2.28	1.48	1.44
32	2a	1404	5MC	C6-N1	-2.27	1.34	1.38
32	2a	966	M2G	C6-N1	-2.25	1.34	1.37
1	2A	1939	5MU	C2-N3	-2.25	1.34	1.38
1	1A	1964	5MC	C6-N1	-2.24	1.34	1.38
54	1w	34	CM0	C2-N1	2.23	1.42	1.38
55	1x	54	5MU	C4-C5	2.22	1.48	1.44
1	1A	1984	5MC	C6-N1	-2.21	1.34	1.38
56	C	9	IAR	CB-CA	2.21	1.56	1.50
55	1x	32	5MC	C6-N1	-2.18	1.34	1.38
54	2y	55	PSU	C4-N3	-2.18	1.34	1.38
56	A	9	IAR	CB-CA	2.17	1.56	1.50
54	1y	54	5MU	C6-N1	-2.15	1.34	1.38
1	2A	2503	2MA	C6-N1	-2.15	1.33	1.37
54	2w	54	5MU	C4-C5	2.15	1.48	1.44
32	1a	1404	5MC	C6-N1	-2.15	1.34	1.38
32	2a	1518	MA6	C6-N1	2.14	1.35	1.32

Continued on next page...

Continued from previous page...

Mol	Chain	Res	Type	Atoms	Z	Observed(Å)	Ideal(Å)
54	2w	46	7MG	C8-N9	2.14	1.47	1.45
1	1A	1937	5MU	C2-N3	-2.13	1.34	1.38
32	1a	1407	5MC	C6-N1	-2.12	1.34	1.38
54	2y	54	5MU	C6-N1	-2.12	1.34	1.38
1	1A	2564	2MU	C5-C4	2.11	1.48	1.43
32	2a	1519	MA6	C6-N1	2.11	1.35	1.32
32	2a	967	5MC	C6-N1	-2.11	1.34	1.38
54	1w	54	5MU	C6-N1	-2.10	1.34	1.38
54	1w	46	7MG	C6-N1	-2.10	1.34	1.38
32	1a	967	5MC	C6-N1	-2.09	1.34	1.38
55	2x	32	5MC	C6-N1	-2.09	1.34	1.38
55	1x	54	5MU	C2-N1	2.07	1.41	1.38
54	2w	46	7MG	C6-N1	-2.07	1.35	1.38
54	2y	37	6MZ	C2-N3	2.07	1.35	1.32
54	1y	34	CM0	C2-N3	-2.06	1.34	1.38
32	2a	527	7MG	C5-C6	2.06	1.48	1.43
32	1a	1498	UR3	C6-C5	2.06	1.39	1.35
54	1w	54	5MU	C2-N1	2.05	1.41	1.38
54	2w	55	PSU	C4-N3	-2.04	1.35	1.38
55	2x	8	4SU	C6-C5	2.03	1.39	1.35
54	2y	34	CM0	C2-N3	-2.03	1.34	1.38
1	1A	2564	2MU	C2-N3	-2.03	1.34	1.38
32	1a	1519	MA6	C6-N1	2.03	1.35	1.32
1	1A	1933	PSU	C2-N3	-2.02	1.34	1.37
32	2a	1407	5MC	C6-N1	-2.02	1.34	1.38
32	2a	1498	UR3	C6-C5	2.01	1.39	1.35
1	2A	2503	2MA	C2-N3	2.01	1.36	1.31
1	2A	2552	2MU	C5-C4	2.01	1.48	1.43

All (339) bond angle outliers are listed below:

Mol	Chain	Res	Type	Atoms	Z	Observed(°)	Ideal(°)
43	2l	92	0TD	CSB-SB-CB	-17.23	71.40	102.36
43	1l	92	0TD	CSB-SB-CB	-11.72	81.30	102.36
54	1y	46	7MG	N9-C4-N3	9.67	139.64	125.46
54	2y	46	7MG	N9-C4-N3	9.61	139.54	125.46
54	1w	46	7MG	N9-C4-N3	8.64	138.11	125.46
54	2w	46	7MG	N9-C4-N3	8.61	138.08	125.46
32	1a	527	7MG	N9-C4-N3	8.61	138.07	125.46
32	2a	527	7MG	N9-C4-N3	8.49	137.90	125.46
54	2w	8	4SU	C4-N3-C2	-7.54	120.09	127.31
54	1y	37	6MZ	C2-N1-C6	7.12	122.13	116.60

Continued on next page...

Continued from previous page...

Mol	Chain	Res	Type	Atoms	Z	Observed(°)	Ideal(°)
32	1a	1498	UR3	C4-N3-C2	-7.10	118.86	124.58
56	A	9	IAR	CG-CB-CA	6.89	127.65	113.52
1	2A	1917	PSU	N1-C2-N3	6.81	122.36	115.17
1	1A	2617	PSU	N1-C2-N3	6.81	122.35	115.17
54	1w	37	6MZ	C2-N1-C6	6.77	121.85	116.60
55	2x	55	PSU	N1-C2-N3	6.64	122.17	115.17
54	1y	34	CM0	C7-O5-C5	6.59	125.88	117.48
54	2y	37	6MZ	C2-N1-C6	6.57	121.70	116.60
54	1y	55	PSU	N1-C2-N3	6.53	122.05	115.17
32	1a	516	PSU	N1-C2-N3	6.42	121.94	115.17
1	1A	1933	PSU	N1-C2-N3	6.41	121.93	115.17
55	1x	55	PSU	N1-C2-N3	6.39	121.91	115.17
54	2w	8	4SU	C5-C4-N3	6.26	120.57	114.75
32	2a	516	PSU	N1-C2-N3	6.25	121.76	115.17
54	2y	55	PSU	N1-C2-N3	6.18	121.69	115.17
54	2w	37	6MZ	C2-N1-C6	6.16	121.38	116.60
1	2A	1911	PSU	N1-C2-N3	6.09	121.59	115.17
1	2A	1939	5MU	C4-N3-C2	-6.09	119.36	127.34
32	2a	1498	UR3	C4-N3-C2	-6.05	119.71	124.58
32	1a	1518	MA6	C2-N1-C6	5.97	122.69	116.84
32	2a	1518	MA6	C2-N1-C6	5.87	122.60	116.84
1	2A	2605	PSU	N1-C2-N3	5.86	121.35	115.17
54	1w	8	4SU	C4-N3-C2	-5.84	121.71	127.31
1	1A	1939	PSU	N1-C2-N3	5.77	121.25	115.17
1	2A	1939	5MU	N3-C2-N1	5.76	122.38	114.89
54	2w	55	PSU	N1-C2-N3	5.76	121.24	115.17
54	2y	8	4SU	C4-N3-C2	-5.71	121.84	127.31
54	2y	46	7MG	C5-C4-N3	-5.69	117.45	128.13
54	1w	8	4SU	C5-C4-N3	5.64	120.00	114.75
54	1y	8	4SU	C4-N3-C2	-5.60	121.95	127.31
55	2x	54	5MU	N3-C2-N1	5.54	122.10	114.89
54	1y	34	CM0	N3-C2-N1	5.54	122.10	114.89
32	2a	527	7MG	N9-C8-N7	-5.53	95.54	103.37
1	2A	1915	5MU	N3-C2-N1	5.48	122.03	114.89
1	1A	1961	5MU	C4-N3-C2	-5.47	120.16	127.34
1	1A	1937	5MU	N3-C2-N1	5.47	122.01	114.89
32	2a	1519	MA6	C2-N1-C6	5.45	122.18	116.84
54	1w	46	7MG	N9-C8-N7	-5.44	95.67	103.37
54	2y	54	5MU	C4-N3-C2	-5.41	120.25	127.34
54	2w	46	7MG	N9-C8-N7	-5.38	95.75	103.37
54	1w	54	5MU	C4-N3-C2	-5.36	120.31	127.34
54	2w	34	CM0	N3-C2-N1	5.35	121.85	114.89

Continued on next page...

Continued from previous page...

Mol	Chain	Res	Type	Atoms	Z	Observed(°)	Ideal(°)
54	1y	46	7MG	C5-C4-N3	-5.34	118.11	128.13
54	2y	34	CM0	N3-C2-N1	5.33	121.83	114.89
54	1y	54	5MU	N3-C2-N1	5.32	121.82	114.89
32	1a	527	7MG	C5-C4-N3	-5.29	118.19	128.13
54	1w	55	PSU	N1-C2-N3	5.29	120.74	115.17
54	1w	34	CM0	N3-C2-N1	5.28	121.76	114.89
54	1y	54	5MU	C4-N3-C2	-5.28	120.42	127.34
54	2y	8	4SU	C5-C4-N3	5.27	119.65	114.75
32	1a	1519	MA6	C2-N1-C6	5.25	121.99	116.84
32	2a	527	7MG	C5-C4-N3	-5.22	118.33	128.13
54	1y	34	CM0	C4-N3-C2	-5.21	120.51	127.34
32	1a	527	7MG	N9-C8-N7	-5.20	96.02	103.37
1	1A	1961	5MU	C5-C4-N3	5.15	119.80	115.32
55	2x	54	5MU	C4-N3-C2	-5.06	120.71	127.34
1	2A	2552	2MU	N3-C2-N1	5.05	121.46	114.89
1	1A	1937	5MU	C4-N3-C2	-5.04	120.74	127.34
54	1y	8	4SU	C5-C4-N3	5.03	119.43	114.75
54	1w	46	7MG	C5-C4-N3	-5.01	118.72	128.13
54	2y	54	5MU	N3-C2-N1	4.98	121.38	114.89
1	2A	1915	5MU	C4-N3-C2	-4.98	120.81	127.34
54	1w	54	5MU	N3-C2-N1	4.97	121.36	114.89
1	1A	2564	2MU	N3-C2-N1	4.96	121.35	114.89
54	2w	34	CM0	C4-N3-C2	-4.96	120.84	127.34
1	2A	1939	5MU	C5-C4-N3	4.95	119.63	115.32
54	1w	34	CM0	C4-N3-C2	-4.94	120.86	127.34
54	2w	46	7MG	C5-C4-N3	-4.92	118.89	128.13
1	1A	1961	5MU	N3-C2-N1	4.86	121.22	114.89
54	2y	34	CM0	C4-N3-C2	-4.84	120.99	127.34
54	2w	54	5MU	N3-C2-N1	4.84	121.19	114.89
54	2y	54	5MU	C5-C4-N3	4.84	119.53	115.32
54	1y	46	7MG	N9-C8-N7	-4.82	96.54	103.37
54	2y	46	7MG	N9-C8-N7	-4.77	96.62	103.37
1	1A	2564	2MU	C4-N3-C2	-4.76	120.70	126.61
55	1x	54	5MU	N3-C2-N1	4.72	121.03	114.89
1	2A	1939	5MU	O4-C4-C5	-4.67	119.58	124.92
54	2y	46	7MG	C2-N3-C4	4.63	120.28	112.30
54	2y	8	4SU	C5-C4-S4	-4.63	119.01	124.31
54	2w	54	5MU	C4-N3-C2	-4.56	121.36	127.34
1	1A	2617	PSU	C4-N3-C2	-4.56	120.09	126.37
56	B	7	IAR	CG-CB-CA	4.51	122.77	113.52
55	1x	32	5MC	C5-C6-N1	-4.47	118.45	123.31
54	2y	34	CM0	C7-O5-C5	4.44	123.14	117.48

Continued on next page...

Continued from previous page...

Mol	Chain	Res	Type	Atoms	Z	Observed(°)	Ideal(°)
54	1w	54	5MU	O4-C4-C5	-4.42	119.86	124.92
54	1y	46	7MG	C2-N3-C4	4.42	119.91	112.30
1	2A	1939	5MU	C5-C6-N1	-4.41	118.52	123.31
1	2A	2552	2MU	C4-N3-C2	-4.41	121.14	126.61
32	1a	527	7MG	C2-N3-C4	4.40	119.88	112.30
54	1y	54	5MU	C5-C4-N3	4.39	119.14	115.32
1	1A	1961	5MU	O4-C4-C5	-4.36	119.92	124.92
55	2x	55	PSU	C4-N3-C2	-4.36	120.36	126.37
54	1w	54	5MU	C5-C4-N3	4.32	119.08	115.32
55	1x	55	PSU	C4-N3-C2	-4.31	120.44	126.37
1	1A	1937	5MU	C5-C4-N3	4.29	119.05	115.32
55	1x	54	5MU	C4-N3-C2	-4.28	121.73	127.34
54	2y	55	PSU	O2-C2-N1	-4.28	118.38	122.79
54	2w	8	4SU	N3-C2-N1	4.24	120.41	114.89
54	2w	8	4SU	C5-C4-S4	-4.20	119.51	124.31
54	1w	46	7MG	C2-N3-C4	4.19	119.51	112.30
32	2a	516	PSU	C4-N3-C2	-4.18	120.61	126.37
32	2a	527	7MG	C2-N3-C4	4.18	119.49	112.30
1	2A	1917	PSU	C4-N3-C2	-4.13	120.67	126.37
32	1a	516	PSU	C4-N3-C2	-4.13	120.69	126.37
54	2w	54	5MU	O4-C4-C5	-4.12	120.20	124.92
1	1A	1961	5MU	C5-C6-N1	-4.12	118.84	123.31
32	2a	1518	MA6	C9-N6-C6	-4.11	108.06	119.40
54	1w	54	5MU	C5-C6-N1	-4.11	118.85	123.31
55	2x	54	5MU	C5-C4-N3	4.07	118.86	115.32
1	1A	1933	PSU	C4-N3-C2	-4.05	120.80	126.37
54	2w	46	7MG	C2-N3-C4	4.04	119.25	112.30
1	2A	1911	PSU	C4-N3-C2	-4.01	120.85	126.37
54	1y	55	PSU	C4-N3-C2	-3.98	120.88	126.37
32	2a	1404	5MC	C5-C6-N1	-3.98	118.99	123.31
54	1y	54	5MU	O4-C4-C5	-3.98	120.37	124.92
1	2A	2503	2MA	C4-N3-C2	-3.98	120.25	123.30
1	2A	2605	PSU	C4-N3-C2	-3.96	120.92	126.37
55	1x	8	4SU	O2-C2-N1	3.93	127.91	122.80
54	1w	55	PSU	O2-C2-N1	-3.87	118.80	122.79
54	2y	54	5MU	O4-C4-C5	-3.86	120.50	124.92
54	1w	8	4SU	C5-C4-S4	-3.86	119.90	124.31
54	1w	34	CM0	C7-O5-C5	3.86	122.40	117.48
54	1y	55	PSU	O2-C2-N1	-3.86	118.81	122.79
54	1y	37	6MZ	N3-C2-N1	-3.85	123.45	128.67
1	2A	1915	5MU	C5-C4-N3	3.84	118.66	115.32
55	1x	54	5MU	C5-C4-N3	3.82	118.64	115.32

Continued on next page...

Continued from previous page...

Mol	Chain	Res	Type	Atoms	Z	Observed(°)	Ideal(°)
55	1x	8	4SU	C6-C5-C4	-3.80	116.66	119.95
54	2y	54	5MU	C5-C6-N1	-3.76	119.23	123.31
54	2w	54	5MU	C5-C4-N3	3.73	118.56	115.32
1	2A	1939	5MU	O2-C2-N1	-3.71	117.96	122.80
1	1A	1939	PSU	C4-N3-C2	-3.71	121.26	126.37
55	1x	55	PSU	O2-C2-N1	-3.71	118.96	122.79
54	1y	8	4SU	N3-C2-N1	3.69	119.70	114.89
1	1A	1984	5MC	C5-C6-N1	-3.68	119.31	123.31
32	2a	1518	MA6	N3-C2-N1	-3.68	123.68	128.67
32	2a	1518	MA6	C4-C5-N7	-3.66	105.47	109.34
1	2A	1942	5MC	C5-C6-N1	-3.65	119.34	123.31
32	1a	1518	MA6	N3-C2-N1	-3.64	123.73	128.67
1	1A	2564	2MU	C2'-C1'-N1	-3.63	107.34	114.24
1	2A	1911	PSU	O2-C2-N1	-3.63	119.05	122.79
1	2A	1917	PSU	O2-C2-N1	-3.62	119.05	122.79
54	2y	55	PSU	C4-N3-C2	-3.61	121.39	126.37
54	2w	55	PSU	C4-N3-C2	-3.60	121.41	126.37
1	1A	1937	5MU	O4-C4-C5	-3.60	120.80	124.92
32	2a	967	5MC	C5-C6-N1	-3.59	119.41	123.31
54	1w	37	6MZ	N3-C2-N1	-3.56	123.83	128.67
32	2a	1400	5MC	C5-C6-N1	-3.56	119.44	123.31
1	1A	1964	5MC	C5-C6-N1	-3.56	119.45	123.31
32	2a	1519	MA6	N3-C2-N1	-3.55	123.85	128.67
54	1w	54	5MU	O2-C2-N1	-3.55	118.17	122.80
54	2w	37	6MZ	C9-N6-C6	-3.54	119.56	122.85
1	2A	1962	5MC	C5-C6-N1	-3.54	119.47	123.31
55	1x	54	5MU	C5-C6-N1	-3.51	119.50	123.31
54	2w	55	PSU	O2-C2-N1	-3.49	119.19	122.79
54	2w	37	6MZ	N3-C2-N1	-3.48	123.95	128.67
54	1w	8	4SU	N3-C2-N1	3.48	119.42	114.89
32	1a	1400	5MC	C5-C6-N1	-3.46	119.56	123.31
55	2x	54	5MU	O4-C4-C5	-3.46	120.96	124.92
32	1a	1518	MA6	C4-C5-N7	-3.45	105.69	109.34
55	1x	54	5MU	O4-C4-C5	-3.44	120.98	124.92
1	2A	1915	5MU	O4-C4-C5	-3.43	120.99	124.92
32	2a	1519	MA6	C9-N6-C6	-3.41	109.98	119.40
32	2a	1519	MA6	C4-C5-N7	-3.40	105.74	109.34
56	C	9	IAR	CG-CB-CA	3.39	120.46	113.52
32	1a	1519	MA6	N3-C2-N1	-3.38	124.08	128.67
54	2y	8	4SU	C1'-N1-C2	3.38	123.66	117.59
55	2x	32	5MC	C5-C6-N1	-3.37	119.65	123.31
32	2a	1407	5MC	C5-C6-N1	-3.37	119.66	123.31

Continued on next page...

Continued from previous page...

Mol	Chain	Res	Type	Atoms	Z	Observed(°)	Ideal(°)
54	1w	55	PSU	C4-N3-C2	-3.37	121.73	126.37
56	B	7	IAR	OXT-C-O	-3.35	115.93	123.90
1	1A	2564	2MU	O2-C2-N1	-3.33	118.46	122.80
55	2x	8	4SU	C5-C4-N3	3.33	117.84	114.75
54	2y	37	6MZ	N3-C2-N1	-3.32	124.17	128.67
54	1y	54	5MU	C5-C6-N1	-3.30	119.73	123.31
55	1x	8	4SU	C5-C4-N3	3.30	117.82	114.75
32	1a	1207	2MG	C8-N7-C5	3.29	108.16	102.55
54	2y	8	4SU	N3-C2-N1	3.29	119.18	114.89
54	2w	54	5MU	C5-C6-N1	-3.29	119.74	123.31
32	2a	516	PSU	O2-C2-N1	-3.28	119.40	122.79
54	1w	37	6MZ	C9-N6-C6	-3.28	119.81	122.85
32	1a	1519	MA6	C4-C5-N7	-3.25	105.90	109.34
43	2l	92	0TD	OD2-CG-CB	3.24	120.14	113.15
32	1a	516	PSU	O2-C2-N1	-3.21	119.48	122.79
32	1a	1407	5MC	C5-C6-N1	-3.21	119.83	123.31
54	1y	46	7MG	C5-C4-N9	-3.19	102.25	106.33
1	1A	2564	2MU	C5-C4-N3	3.18	119.26	114.80
1	1A	1961	5MU	O2-C2-N1	-3.18	118.66	122.80
32	1a	1498	UR3	C5-C4-N3	3.16	119.19	115.04
54	1w	55	PSU	C6-C5-C4	-3.15	116.05	118.17
55	2x	55	PSU	O2-C2-N1	-3.15	119.54	122.79
32	1a	1519	MA6	C9-N6-C6	-3.15	110.71	119.40
1	2A	1915	5MU	C5-C6-N1	-3.15	119.89	123.31
32	1a	1518	MA6	C9-N6-C6	-3.14	110.75	119.40
1	1A	1933	PSU	O2-C2-N1	-3.11	119.58	122.79
32	2a	1207	2MG	N1-C2-N2	3.11	119.74	116.56
54	1w	34	CM0	O2-C2-N1	-3.09	118.78	122.80
1	1A	1939	PSU	O2-C2-N1	-3.07	119.62	122.79
43	1l	92	0TD	OD2-CG-CB	3.04	119.72	113.15
1	1A	2263	OMG	C8-N7-C5	3.02	107.68	102.55
54	1y	8	4SU	C1'-N1-C2	3.00	122.98	117.59
32	2a	1207	2MG	C8-N7-C5	3.00	107.66	102.55
32	1a	967	5MC	C5-C6-N1	-2.98	120.07	123.31
1	1A	2515	2MA	C4-N3-C2	-2.97	121.02	123.30
55	2x	54	5MU	C5-C6-N1	-2.96	120.10	123.31
1	1A	2617	PSU	O2-C2-N1	-2.96	119.74	122.79
54	1y	8	4SU	C5-C4-S4	-2.94	120.95	124.31
1	2A	2503	2MA	C8-N7-C5	2.94	107.55	102.55
1	2A	2605	PSU	O2-C2-N1	-2.93	119.76	122.79
1	2A	2552	2MU	C5-C4-N3	2.90	118.85	114.80
32	1a	966	M2G	C8-N7-C5	2.88	107.45	102.55

Continued on next page...

Continued from previous page...

Mol	Chain	Res	Type	Atoms	Z	Observed(°)	Ideal(°)
1	1A	1937	5MU	C5-C6-N1	-2.86	120.20	123.31
32	2a	1498	UR3	C5-C4-N3	2.86	118.81	115.04
1	2A	1915	5MU	O2-C2-N1	-2.86	119.08	122.80
1	1A	2564	2MU	O4-C4-C5	-2.83	120.29	125.16
55	1x	32	5MC	C5-C4-N3	-2.81	118.88	121.75
1	2A	1920	4OC	O2-C2-N3	-2.81	117.90	122.33
32	1a	1519	MA6	N1-C6-N6	2.80	120.07	116.83
55	2x	32	5MC	O2-C2-N3	-2.80	117.92	122.33
32	2a	1407	5MC	C5-C4-N3	-2.78	118.91	121.75
1	2A	2251	OMG	C8-N7-C5	2.77	107.27	102.55
55	1x	8	4SU	O2-C2-N3	-2.77	116.39	121.49
1	2A	2552	2MU	O2-C2-N1	-2.76	119.20	122.80
32	1a	1407	5MC	C5-C4-N3	-2.74	118.95	121.75
1	2A	2552	2MU	C2'-C1'-N1	-2.74	109.05	114.24
1	1A	2515	2MA	C8-N7-C5	2.73	107.20	102.55
32	2a	527	7MG	C5-C6-N1	2.72	115.73	110.94
54	1y	37	6MZ	C4-C5-N7	-2.71	106.47	109.34
55	2x	32	5MC	C5-C4-N3	-2.70	118.98	121.75
54	1w	37	6MZ	C4-C5-N7	-2.69	106.49	109.34
32	1a	1207	2MG	N1-C2-N2	2.68	119.30	116.56
54	2y	37	6MZ	C9-N6-C6	-2.68	120.37	122.85
32	2a	966	M2G	C8-N7-C5	2.68	107.11	102.55
54	1y	37	6MZ	C9-N6-C6	-2.67	120.38	122.85
1	2A	1962	5MC	C5-C4-N3	-2.67	119.02	121.75
32	2a	1404	5MC	C5-C4-N3	-2.66	119.03	121.75
54	2y	54	5MU	O2-C2-N1	-2.66	119.34	122.80
1	1A	1964	5MC	C5-C4-N3	-2.65	119.04	121.75
54	2w	54	5MU	O2-C2-N1	-2.65	119.35	122.80
32	1a	1404	5MC	C5-C6-N1	-2.63	120.45	123.31
55	2x	55	PSU	C5-C6-N1	-2.63	118.49	122.14
55	2x	54	5MU	O2-C2-N1	-2.62	119.38	122.80
32	1a	527	7MG	C5-C6-N1	2.61	115.54	110.94
32	2a	1207	2MG	N2-C2-N3	-2.61	117.18	120.51
55	2x	8	4SU	C1'-N1-C2	2.61	122.28	117.59
54	2y	46	7MG	C5-C4-N9	-2.60	103.00	106.33
54	2w	37	6MZ	C4-C5-N7	-2.58	106.61	109.34
54	2w	46	7MG	C5-C4-N9	-2.58	103.03	106.33
32	1a	1400	5MC	C5-C4-N3	-2.55	119.14	121.75
54	2w	34	CM0	O2-C2-N1	-2.55	119.48	122.80
1	1A	2617	PSU	C5-C6-N1	-2.54	118.61	122.14
32	1a	967	5MC	C5-C4-N3	-2.53	119.16	121.75
54	2y	37	6MZ	C4-C5-N7	-2.53	106.67	109.34

Continued on next page...

Continued from previous page...

Mol	Chain	Res	Type	Atoms	Z	Observed(°)	Ideal(°)
32	2a	1400	5MC	C5-C4-N3	-2.53	119.17	121.75
54	1w	46	7MG	C5-C6-N1	2.51	115.36	110.94
55	2x	8	4SU	C6-C5-C4	-2.51	117.78	119.95
32	1a	1404	5MC	C5-C4-N3	-2.48	119.21	121.75
1	1A	1937	5MU	O2-C2-N1	-2.48	119.57	122.80
32	2a	967	5MC	C5-C4-N3	-2.48	119.22	121.75
1	1A	2515	2MA	C5-C6-N1	2.47	118.73	114.12
54	1w	46	7MG	C5-C4-N9	-2.47	103.17	106.33
32	1a	1207	2MG	N2-C2-N3	-2.47	117.37	120.51
54	2w	46	7MG	C5-C6-N1	2.45	115.25	110.94
54	2w	34	CM0	C7-O5-C5	2.45	120.60	117.48
1	2A	1942	5MC	C5-C4-N3	-2.43	119.26	121.75
55	1x	8	4SU	C1'-N1-C2	2.43	121.95	117.59
54	2y	46	7MG	C5-C6-N1	2.41	115.19	110.94
32	2a	1518	MA6	C10-N6-C9	-2.41	108.44	116.18
1	2A	2552	2MU	O4-C4-C5	-2.32	121.17	125.16
32	2a	1402	4OC	CM4-N4-C4	-2.31	117.94	122.45
32	2a	1498	UR3	C1'-N1-C2	2.30	120.80	117.04
56	C	2	EUP	O-C-CA	-2.30	118.86	124.77
54	1y	54	5MU	O2-C2-N1	-2.29	119.81	122.80
54	1w	8	4SU	C1'-N1-C2	2.28	121.69	117.59
32	2a	1519	MA6	C10-N6-C6	-2.28	113.12	119.40
32	1a	1402	4OC	C6-C5-C4	2.27	119.73	117.00
55	2x	8	4SU	O2-C2-N1	2.24	125.72	122.80
56	C	9	IAR	OXT-C-O	-2.24	118.56	123.90
54	2y	34	CM0	O2-C2-N3	-2.23	117.38	121.49
1	2A	2503	2MA	C5-C6-N1	2.23	118.27	114.12
32	2a	1402	4OC	C6-C5-C4	2.22	119.68	117.00
1	1A	2617	PSU	O2-C2-N3	-2.22	117.91	121.86
55	1x	55	PSU	C5-C6-N1	-2.21	119.08	122.14
1	1A	1937	5MU	C5M-C5-C4	2.20	121.14	118.78
43	2l	92	0TD	OD1-CG-CB	-2.20	117.83	122.44
54	2w	55	PSU	C6-C5-C4	-2.20	116.69	118.17
32	1a	1407	5MC	O2-C2-N3	-2.20	118.87	122.33
55	2x	8	4SU	O2-C2-N3	-2.19	117.44	121.49
32	2a	1404	5MC	CM5-C5-C6	-2.18	119.90	122.85
1	1A	2263	OMG	O6-C6-C5	-2.18	120.00	124.32
32	2a	1407	5MC	O2-C2-N3	-2.18	118.90	122.33
32	1a	516	PSU	C5-C6-N1	-2.17	119.13	122.14
54	1w	34	CM0	O3'-C3'-C2'	2.17	118.76	111.82
32	1a	966	M2G	C5-C6-N1	2.17	118.20	114.07
1	1A	1942	4OC	O2-C2-N3	-2.16	118.92	122.33

Continued on next page...

Continued from previous page...

Mol	Chain	Res	Type	Atoms	Z	Observed(°)	Ideal(°)
1	1A	2263	OMG	C5-C6-N1	2.16	118.19	114.07
54	2w	34	CM0	O3'-C3'-C2'	2.15	118.71	111.82
32	2a	516	PSU	O4'-C1'-C2'	2.15	108.13	105.15
32	2a	966	M2G	C5-C6-N1	2.15	118.16	114.07
32	1a	1518	MA6	C10-N6-C6	-2.14	113.51	119.40
1	2A	1917	PSU	C5-C6-N1	-2.13	119.18	122.14
54	2w	8	4SU	C1'-N1-C2	2.13	121.42	117.59
55	1x	8	4SU	S4-C4-N3	-2.13	117.98	120.20
32	2a	1519	MA6	N1-C6-N6	2.13	119.29	116.83
54	1y	34	CM0	O2-C2-N1	-2.11	120.04	122.80
54	1w	46	7MG	O6-C6-C5	-2.11	122.44	127.62
32	1a	1207	2MG	C5-C6-N1	2.10	118.08	114.07
54	1y	34	CM0	O5-C7-C8	-2.10	106.41	110.93
1	1A	1933	PSU	C5-C6-N1	-2.10	119.23	122.14
55	1x	54	5MU	O2-C2-N1	-2.10	120.07	122.80
32	2a	1498	UR3	C6-N1-C2	-2.09	120.09	121.80
1	2A	2605	PSU	C5-C6-N1	-2.09	119.24	122.14
54	1y	46	7MG	C4-C5-N7	2.08	107.83	105.38
32	1a	1402	4OC	O2-C2-N3	-2.07	119.06	122.33
32	2a	516	PSU	C5-C6-N1	-2.07	119.26	122.14
32	1a	1498	UR3	C3U-N3-C2	2.07	120.94	117.33
32	1a	1498	UR3	C6-N1-C2	-2.07	120.11	121.80
1	1A	1939	PSU	C5-C6-N1	-2.06	119.28	122.14
32	2a	1402	4OC	O2-C2-N3	-2.05	119.11	122.33
32	1a	967	5MC	O2-C2-N3	-2.04	119.11	122.33
54	2w	46	7MG	O6-C6-C5	-2.04	122.61	127.62
32	1a	527	7MG	C5-C4-N9	-2.04	103.73	106.33
32	1a	516	PSU	O4'-C1'-C2'	2.03	107.96	105.15
32	2a	1400	5MC	CM5-C5-C6	-2.02	120.11	122.85
1	2A	2251	OMG	C5-C6-N1	2.02	117.93	114.07
32	2a	966	M2G	O6-C6-C5	-2.02	120.31	124.32
55	1x	32	5MC	O2-C2-N3	-2.02	119.15	122.33
54	1y	55	PSU	O4'-C1'-C2'	2.01	107.94	105.15
55	2x	55	PSU	O2-C2-N3	-2.01	118.29	121.86
32	2a	527	7MG	C5-C4-N9	-2.01	103.76	106.33

There are no chirality outliers.

All (91) torsion outliers are listed below:

Mol	Chain	Res	Type	Atoms
1	1A	2263	OMG	C1'-C2'-O2'-CM2
32	1a	967	5MC	O4'-C4'-C5'-O5'

Continued on next page...

Continued from previous page...

Mol	Chain	Res	Type	Atoms
32	1a	1400	5MC	O4'-C4'-C5'-O5'
32	1a	1519	MA6	O4'-C4'-C5'-O5'
32	2a	1402	4OC	O4'-C4'-C5'-O5'
32	2a	1518	MA6	C5-C6-N6-C9
32	2a	1519	MA6	O4'-C4'-C5'-O5'
54	1y	46	7MG	C4'-C5'-O5'-P
54	2w	46	7MG	O4'-C4'-C5'-O5'
54	2w	46	7MG	C3'-C4'-C5'-O5'
54	2y	46	7MG	C2'-C1'-N9-C8
54	1y	54	5MU	C3'-C4'-C5'-O5'
54	1y	54	5MU	O4'-C4'-C5'-O5'
54	2y	54	5MU	O4'-C4'-C5'-O5'
56	C	2	EUP	CA-CAN-CAP-NAQ
56	C	2	EUP	OAO-CAN-CAP-NAQ
56	A	5	ORD	N-CA-CB-CG
56	A	5	ORD	C-CA-CB-CG
56	B	3	ORD	N-CA-CB-CG
56	B	3	ORD	O-C-CA-CB
56	C	5	ORD	N-CA-CB-CG
56	C	5	ORD	C-CA-CB-CG
56	C	5	ORD	O-C-CA-CB
56	B	7	IAR	C-CA-CB-CG
56	C	9	IAR	C-CA-CB-CG
56	C	9	IAR	NE-CD-CG-CB
32	1a	967	5MC	C3'-C4'-C5'-O5'
54	1w	46	7MG	O4'-C4'-C5'-O5'
54	1w	46	7MG	C3'-C4'-C5'-O5'
54	2y	54	5MU	C3'-C4'-C5'-O5'
56	A	9	IAR	NE-CD-CG-CB
32	2a	527	7MG	C3'-C4'-C5'-O5'
54	2w	34	CM0	C3'-C4'-C5'-O5'
54	2w	34	CM0	O4'-C4'-C5'-O5'
54	1y	46	7MG	C3'-C4'-C5'-O5'
32	2a	1518	MA6	N1-C6-N6-C9
32	1a	1519	MA6	C3'-C4'-C5'-O5'
32	2a	1402	4OC	C3'-C4'-C5'-O5'
32	1a	527	7MG	C3'-C4'-C5'-O5'
32	1a	1400	5MC	C3'-C4'-C5'-O5'
32	2a	1207	2MG	C3'-C4'-C5'-O5'
32	2a	1519	MA6	C3'-C4'-C5'-O5'
54	2y	34	CM0	O5-C7-C8-O8
54	2w	34	CM0	O5-C7-C8-O9

Continued on next page...

Continued from previous page...

Mol	Chain	Res	Type	Atoms
32	2a	527	7MG	O4'-C4'-C5'-O5'
54	2w	34	CM0	O5-C7-C8-O8
54	2y	34	CM0	O5-C7-C8-O9
54	1w	34	CM0	C6-C5-O5-C7
54	2w	34	CM0	C6-C5-O5-C7
54	2w	34	CM0	C4-C5-O5-C7
32	2a	1207	2MG	O4'-C4'-C5'-O5'
54	2w	34	CM0	C8-C7-O5-C5
54	2y	34	CM0	C8-C7-O5-C5
54	1w	34	CM0	O5-C7-C8-O8
54	1y	46	7MG	C2'-C1'-N9-C8
54	1w	34	CM0	C3'-C4'-C5'-O5'
56	B	3	ORD	C-CA-CB-CG
54	1w	34	CM0	O5-C7-C8-O9
54	1y	34	CM0	O5-C7-C8-O9
32	1a	527	7MG	O4'-C4'-C5'-O5'
54	1y	46	7MG	O4'-C4'-C5'-O5'
32	2a	1518	MA6	C5-C6-N6-C10
56	B	7	IAR	CA-CB-CG-CD
54	1y	34	CM0	O5-C7-C8-O8
32	2a	527	7MG	C4'-C5'-O5'-P
54	2y	37	6MZ	C4'-C5'-O5'-P
54	1w	34	CM0	C8-C7-O5-C5
54	2y	55	PSU	O4'-C1'-C5-C4
54	1w	34	CM0	O4'-C4'-C5'-O5'
32	1a	1519	MA6	C4'-C5'-O5'-P
1	1A	2515	2MA	C4'-C5'-O5'-P
32	1a	1402	4OC	O4'-C4'-C5'-O5'
56	A	9	IAR	CG-CD-NE-CZ
54	1w	34	CM0	C4-C5-O5-C7
43	2l	92	0TD	SB-CB-CG-OD2
32	2a	1519	MA6	C4'-C5'-O5'-P
54	1y	46	7MG	O4'-C1'-N9-C8
43	1l	92	0TD	CG-CB-SB-CSB
43	2l	92	0TD	CG-CB-SB-CSB
56	A	2	EUP	O-C-CA-CAN
56	C	2	EUP	O-C-CA-CAN
56	B	3	ORD	CA-CB-CG-CD
1	2A	1920	4OC	C2'-C1'-N1-C2
32	1a	527	7MG	C4'-C5'-O5'-P
54	2y	46	7MG	C2'-C1'-N9-C4
1	1A	1942	4OC	C2'-C1'-N1-C2

Continued on next page...

Continued from previous page...

Mol	Chain	Res	Type	Atoms
32	2a	1402	4OC	C2'-C1'-N1-C2
54	1y	8	4SU	C2'-C1'-N1-C2
54	2y	8	4SU	C2'-C1'-N1-C2
1	2A	1917	PSU	O4'-C4'-C5'-O5'
1	2A	2503	2MA	O4'-C4'-C5'-O5'

There are no ring outliers.

No monomer is involved in short contacts.

5.5 Carbohydrates [i](#)

There are no oligosaccharides in this entry.

5.6 Ligand geometry [i](#)

Of 2842 ligands modelled in this entry, 2840 are monoatomic - leaving 2 for Mogul analysis.

In the following table, the Counts columns list the number of bonds (or angles) for which Mogul statistics could be retrieved, the number of bonds (or angles) that are observed in the model and the number of bonds (or angles) that are defined in the Chemical Component Dictionary. The Link column lists molecule types, if any, to which the group is linked. The Z score for a bond length (or angle) is the number of standard deviations the observed value is removed from the expected value. A bond length (or angle) with $|Z| > 2$ is considered an outlier worth inspection. RMSZ is the root-mean-square of all Z scores of the bond lengths (or angles).

Mol	Type	Chain	Res	Link	Bond lengths			Bond angles		
					Counts	RMSZ	# Z > 2	Counts	RMSZ	# Z > 2
60	SF4	2d	501	35	0,12,12	-	-	-		
60	SF4	1d	501	35	0,12,12	-	-	-		

In the following table, the Chirals column lists the number of chiral outliers, the number of chiral centers analysed, the number of these observed in the model and the number defined in the Chemical Component Dictionary. Similar counts are reported in the Torsion and Rings columns. '-' means no outliers of that kind were identified.

Mol	Type	Chain	Res	Link	Chirals	Torsions	Rings
60	SF4	2d	501	35	-	-	0/6/5/5
60	SF4	1d	501	35	-	-	0/6/5/5

There are no bond length outliers.

There are no bond angle outliers.

There are no chirality outliers.

There are no torsion outliers.

There are no ring outliers.

No monomer is involved in short contacts.

5.7 Other polymers

There are no such residues in this entry.

5.8 Polymer linkage issues

There are no chain breaks in this entry.

6 Fit of model and data [i](#)

6.1 Protein, DNA and RNA chains [i](#)

In the following table, the column labelled '#RSRZ > 2' contains the number (and percentage) of RSRZ outliers, followed by percent RSRZ outliers for the chain as percentile scores relative to all X-ray entries and entries of similar resolution. The OWAB column contains the minimum, median, 95th percentile and maximum values of the occupancy-weighted average B-factor per residue. The column labelled 'Q < 0.9' lists the number of (and percentage) of residues with an average occupancy less than 0.9.

Mol	Chain	Analysed	<RSRZ>	#RSRZ>2	OWAB(Å ²)	Q<0.9
1	1A	2860/2915 (98%)	-0.55	135 (4%) 37 32	21, 37, 96, 109	0
1	2A	2789/2915 (95%)	0.06	121 (4%) 40 34	35, 60, 95, 109	0
2	1B	120/121 (99%)	-0.48	0 100 100	31, 51, 63, 88	0
2	2B	120/121 (99%)	1.12	9 (7%) 22 17	66, 83, 90, 101	0
3	1D	275/276 (99%)	-0.18	5 (1%) 67 62	23, 38, 54, 83	0
3	2D	275/276 (99%)	0.24	4 (1%) 71 67	32, 52, 66, 85	0
4	1E	204/206 (99%)	-0.19	1 (0%) 87 84	20, 41, 62, 80	0
4	2E	204/206 (99%)	0.21	2 (0%) 79 75	36, 61, 75, 89	0
5	1F	203/210 (96%)	-0.20	1 (0%) 87 84	21, 43, 70, 85	0
5	2F	203/210 (96%)	0.51	6 (2%) 52 46	37, 72, 84, 89	0
6	1G	181/182 (99%)	0.40	8 (4%) 39 33	42, 64, 78, 88	0
6	2G	181/182 (99%)	1.69	58 (32%) 1 1	77, 86, 92, 98	0
7	1H	174/180 (96%)	0.12	2 (1%) 77 74	39, 56, 69, 79	0
7	2H	174/180 (96%)	1.15	23 (13%) 8 6	72, 85, 93, 97	0
8	1I	146/148 (98%)	0.63	3 (2%) 63 58	43, 75, 85, 88	0
8	2I	146/148 (98%)	1.08	11 (7%) 22 17	56, 77, 87, 94	0
9	1N	140/140 (100%)	-0.34	0 100 100	28, 38, 65, 79	0
9	2N	140/140 (100%)	0.71	10 (7%) 23 18	50, 67, 81, 87	0
10	1O	122/122 (100%)	-0.06	1 (0%) 82 79	30, 42, 58, 66	0
10	2O	122/122 (100%)	0.49	2 (1%) 70 65	45, 60, 72, 78	0
11	1P	149/150 (99%)	-0.07	0 100 100	21, 48, 69, 80	0
11	2P	149/150 (99%)	0.50	7 (4%) 37 32	40, 71, 86, 91	0
12	1Q	141/141 (100%)	-0.17	1 (0%) 84 81	27, 43, 59, 79	0
12	2Q	141/141 (100%)	0.93	13 (9%) 16 13	48, 71, 81, 87	0

Continued on next page...

Continued from previous page...

Mol	Chain	Analysed	<RSRZ>	#RSRZ>2	OWAB(Å ²)	Q<0.9
13	1R	118/118 (100%)	-0.40	0 100 100	26, 35, 52, 62	0
13	2R	118/118 (100%)	0.18	1 (0%) 82 79	42, 56, 67, 75	0
14	1S	110/112 (98%)	-0.03	1 (0%) 81 77	39, 51, 65, 68	0
14	2S	110/112 (98%)	1.22	13 (11%) 10 8	67, 78, 85, 91	0
15	1T	131/146 (89%)	0.15	6 (4%) 38 32	34, 45, 73, 83	0
15	2T	131/146 (89%)	0.46	2 (1%) 71 67	52, 63, 80, 85	0
16	1U	116/118 (98%)	-0.56	1 (0%) 81 77	22, 31, 46, 69	0
16	2U	116/118 (98%)	0.63	2 (1%) 69 64	48, 65, 80, 88	0
17	1V	101/101 (100%)	-0.43	1 (0%) 79 75	22, 41, 57, 71	0
17	2V	101/101 (100%)	0.81	3 (2%) 52 46	47, 76, 84, 88	0
18	1W	112/113 (99%)	-0.42	3 (2%) 56 50	24, 33, 55, 82	0
18	2W	112/113 (99%)	0.38	3 (2%) 56 50	43, 53, 71, 88	0
19	1X	95/96 (98%)	-0.10	2 (2%) 63 58	28, 40, 58, 77	0
19	2X	95/96 (98%)	0.51	5 (5%) 33 28	45, 63, 79, 87	0
20	1Y	107/110 (97%)	0.17	1 (0%) 81 77	37, 52, 72, 81	0
20	2Y	107/110 (97%)	1.23	20 (18%) 4 3	64, 75, 84, 90	0
21	1Z	154/206 (74%)	0.72	20 (12%) 9 6	41, 67, 93, 100	0
21	2Z	160/206 (77%)	1.62	44 (27%) 2 1	70, 87, 98, 101	0
22	10	83/85 (97%)	0.04	5 (6%) 29 23	30, 40, 63, 78	0
22	20	83/85 (97%)	1.20	13 (15%) 6 5	45, 69, 82, 85	0
23	11	97/98 (98%)	0.09	0 100 100	28, 47, 73, 77	0
23	21	97/98 (98%)	0.46	4 (4%) 42 36	40, 57, 78, 84	0
24	12	70/72 (97%)	0.23	3 (4%) 40 34	36, 51, 62, 78	0
24	22	70/72 (97%)	0.72	4 (5%) 30 25	62, 74, 81, 84	0
25	13	59/60 (98%)	-0.29	2 (3%) 48 42	28, 37, 65, 85	0
25	23	59/60 (98%)	0.63	3 (5%) 34 29	55, 69, 83, 92	0
26	14	69/71 (97%)	0.77	9 (13%) 9 6	59, 78, 94, 98	0
26	24	69/71 (97%)	1.97	26 (37%) 1 1	80, 91, 97, 98	0
27	15	59/60 (98%)	-0.45	1 (1%) 69 64	21, 32, 53, 63	0
27	25	59/60 (98%)	0.13	1 (1%) 69 64	38, 52, 72, 79	0
28	16	53/54 (98%)	-0.12	1 (1%) 66 61	35, 44, 60, 63	0

Continued on next page...

Continued from previous page...

Mol	Chain	Analysed	<RSRZ>	#RSRZ>2	OWAB(Å ²)	Q<0.9
28	26	53/54 (98%)	0.76	0 100 100	55, 63, 74, 77	0
29	17	48/49 (97%)	-0.36	2 (4%) 41 35	23, 29, 55, 67	0
29	27	48/49 (97%)	0.05	3 (6%) 27 22	34, 42, 67, 76	0
30	18	64/65 (98%)	-0.25	1 (1%) 70 65	29, 35, 43, 58	0
30	28	64/65 (98%)	0.35	1 (1%) 70 65	51, 59, 66, 71	0
31	19	37/37 (100%)	-0.24	0 100 100	31, 42, 60, 62	0
31	29	37/37 (100%)	1.10	3 (8%) 19 16	62, 70, 82, 86	0
32	1a	1488/1521 (97%)	0.33	60 (4%) 43 37	36, 69, 95, 107	0
32	2a	1491/1521 (98%)	0.80	179 (12%) 10 8	50, 80, 99, 109	0
33	1b	231/256 (90%)	1.06	28 (12%) 10 8	66, 82, 93, 98	0
33	2b	231/256 (90%)	2.04	112 (48%) 0 0	76, 90, 96, 101	0
34	1c	206/239 (86%)	0.91	17 (8%) 19 15	64, 76, 85, 91	0
34	2c	206/239 (86%)	2.15	105 (50%) 0 0	79, 89, 94, 98	0
35	1d	208/209 (99%)	1.16	30 (14%) 7 5	59, 74, 85, 90	0
35	2d	208/209 (99%)	0.92	13 (6%) 27 22	63, 74, 83, 91	0
36	1e	148/162 (91%)	0.54	1 (0%) 84 81	51, 66, 77, 84	0
36	2e	148/162 (91%)	1.39	36 (24%) 2 2	72, 80, 88, 95	0
37	1f	100/101 (99%)	0.57	0 100 100	57, 70, 79, 82	0
37	2f	100/101 (99%)	0.52	1 (1%) 79 75	64, 74, 84, 87	0
38	1g	155/156 (99%)	0.80	17 (10%) 12 9	64, 74, 87, 95	0
38	2g	155/156 (99%)	1.23	20 (12%) 9 7	75, 83, 91, 95	0
39	1h	137/138 (99%)	0.62	3 (2%) 62 57	58, 69, 76, 80	0
39	2h	137/138 (99%)	1.15	15 (10%) 12 10	70, 80, 86, 88	0
40	1i	127/128 (99%)	1.07	12 (9%) 15 13	58, 80, 89, 93	0
40	2i	127/128 (99%)	1.92	56 (44%) 1 1	78, 88, 94, 97	0
41	1j	97/105 (92%)	1.46	19 (19%) 4 3	60, 79, 91, 94	0
41	2j	96/105 (91%)	2.33	58 (60%) 0 0	81, 90, 97, 98	0
42	1k	114/129 (88%)	0.76	5 (4%) 39 33	43, 69, 79, 84	0
42	2k	114/129 (88%)	1.08	12 (10%) 13 11	58, 77, 85, 87	0
43	1l	121/132 (91%)	0.40	9 (7%) 22 18	50, 58, 71, 80	0
43	2l	121/132 (91%)	0.84	6 (4%) 35 30	62, 72, 79, 84	0

Continued on next page...

Continued from previous page...

Mol	Chain	Analysed	<RSRZ>	#RSRZ>2	OWAB(Å ²)	Q<0.9
44	1m	123/126 (97%)	0.78	13 (10%) 13 10	62, 75, 86, 94	0
44	2m	122/126 (96%)	2.19	57 (46%) 0 0	78, 88, 96, 102	0
45	1n	60/61 (98%)	1.23	10 (16%) 5 4	62, 72, 79, 81	0
45	2n	60/61 (98%)	2.53	43 (71%) 0 0	81, 89, 94, 97	0
46	1o	88/89 (98%)	0.56	3 (3%) 48 42	50, 67, 78, 83	0
46	2o	88/89 (98%)	0.90	8 (9%) 16 13	66, 76, 86, 91	0
47	1p	82/88 (93%)	1.69	24 (29%) 1 1	59, 74, 84, 86	0
47	2p	82/88 (93%)	0.93	5 (6%) 28 23	61, 71, 80, 83	0
48	1q	99/105 (94%)	0.70	0 100 100	57, 70, 79, 84	0
48	2q	99/105 (94%)	0.97	9 (9%) 16 13	66, 76, 85, 86	0
49	1r	68/88 (77%)	0.64	5 (7%) 22 18	61, 70, 80, 86	0
49	2r	68/88 (77%)	0.56	2 (2%) 54 48	69, 76, 85, 89	0
50	1s	83/93 (89%)	0.87	5 (6%) 29 23	66, 76, 86, 90	0
50	2s	83/93 (89%)	2.55	56 (67%) 0 0	83, 91, 97, 99	0
51	1t	96/106 (90%)	1.23	18 (18%) 4 3	62, 73, 84, 89	0
51	2t	96/106 (90%)	0.85	10 (10%) 13 11	60, 73, 86, 89	0
52	1u	23/27 (85%)	1.04	2 (8%) 17 14	65, 69, 77, 80	0
52	2u	23/27 (85%)	2.57	14 (60%) 0 0	78, 86, 90, 91	0
53	1v	13/27 (48%)	1.06	4 (30%) 1 1	48, 67, 93, 102	0
53	2v	13/27 (48%)	2.15	6 (46%) 1 0	70, 91, 102, 110	0
54	1w	67/76 (88%)	1.72	25 (37%) 1 1	55, 96, 102, 106	0
54	1y	68/76 (89%)	1.98	36 (52%) 0 0	40, 98, 103, 108	0
54	2w	67/76 (88%)	2.00	27 (40%) 1 1	73, 100, 104, 108	0
54	2y	67/76 (88%)	2.33	46 (68%) 0 0	58, 101, 105, 106	0
55	1x	72/77 (93%)	0.42	2 (2%) 55 49	36, 71, 85, 93	0
55	2x	72/77 (93%)	0.96	7 (9%) 15 12	56, 85, 94, 98	0
56	A	6/9 (66%)	1.06	0 100 100	70, 73, 78, 79	0
56	B	5/9 (55%)	2.76	5 (100%) 0 0	70, 75, 79, 79	0
56	C	6/9 (66%)	3.96	6 (100%) 0 0	90, 91, 95, 97	0
All	All	20896/21781 (95%)	0.44	1895 (9%) 16 13	20, 67, 94, 110	0

All (1895) RSRZ outliers are listed below:

Mol	Chain	Res	Type	RSRZ
44	2m	124	PRO	11.5
44	2m	123	ALA	8.2
44	2m	102	ARG	7.5
44	1m	124	PRO	7.0
38	1g	80	VAL	6.8
45	1n	2	ALA	6.5
44	2m	122	LYS	6.2
44	1m	123	ALA	6.1
23	2l	2	SER	6.1
21	1Z	141	VAL	6.0
34	2c	2	GLY	6.0
45	2n	2	ALA	5.7
33	1b	237	ALA	5.7
34	2c	160	ALA	5.6
50	2s	9	VAL	5.5
31	29	37	GLY	5.5
50	2s	2	PRO	5.5
40	2i	102	LEU	5.4
38	2g	80	VAL	5.4
26	24	56	VAL	5.3
38	1g	79	ARG	5.3
19	1X	95	LEU	5.2
33	2b	165	VAL	5.2
40	2i	10	ARG	5.1
3	1D	276	LYS	5.1
56	C	6	PRO	5.1
40	2i	126	SER	5.1
41	2j	59	SER	5.1
52	2u	14	TRP	5.0
34	2c	158	GLY	5.0
56	C	4	GLY	5.0
32	1a	1257	U	5.0
24	12	70	GLN	5.0
50	2s	13	ASP	5.0
6	2G	19	LEU	5.0
41	2j	65	LEU	5.0
1	1A	2163	G	4.9
21	2Z	170	THR	4.9
1	1A	1140	U	4.9
41	2j	47	PHE	4.9
1	2A	2155	G	4.8
1	2A	2112	G	4.7
21	2Z	146	ILE	4.7

Continued on next page...

Continued from previous page...

Mol	Chain	Res	Type	RSRZ
45	2n	34	TYR	4.7
34	2c	124	ILE	4.7
32	1a	1002	G	4.7
44	2m	121	LYS	4.6
1	2A	2115	G	4.6
26	24	49	PHE	4.6
32	2a	1220	G	4.6
53	1v	12	A	4.5
6	2G	28	VAL	4.5
1	2A	2117	A	4.5
21	1Z	150	LEU	4.5
38	1g	83	ALA	4.5
56	C	8	LYS	4.5
34	2c	207	VAL	4.5
52	2u	15	ARG	4.5
3	2D	276	LYS	4.5
33	2b	129	GLU	4.5
1	2A	2116	G	4.4
50	1s	84	GLY	4.4
1	1A	1124	U	4.4
7	1H	2	SER	4.4
44	1m	122	LYS	4.4
47	2p	76	GLN	4.4
47	1p	35	LYS	4.4
1	1A	1103	A	4.4
26	24	59	PHE	4.4
1	1A	2160	C	4.4
32	2a	1116	C	4.4
35	1d	5	ILE	4.4
38	1g	82	GLY	4.4
33	2b	208	ILE	4.3
1	2A	2146	C	4.3
44	2m	5	ALA	4.3
34	2c	195	VAL	4.3
53	2v	14	A	4.3
45	2n	59	ALA	4.3
50	2s	15	LEU	4.3
34	2c	155	GLY	4.3
32	2a	1034	G	4.3
1	2A	2119	A	4.3
32	2a	1033	G	4.2
22	10	6	GLY	4.2

Continued on next page...

Continued from previous page...

Mol	Chain	Res	Type	RSRZ
1	1A	1133	G	4.2
1	2A	2156	G	4.2
26	24	63	TYR	4.2
15	1T	131	ALA	4.1
45	2n	33	VAL	4.1
21	2Z	171	ILE	4.1
54	2y	6	A	4.1
50	2s	76	PRO	4.1
1	2A	2111	C	4.1
38	1g	84	ASN	4.1
41	2j	40	LEU	4.1
38	2g	84	ASN	4.1
22	20	3	HIS	4.1
32	1a	1531	A	4.1
6	2G	52	ILE	4.1
54	1y	20	G	4.0
26	24	58	ARG	4.0
12	2Q	22	LYS	4.0
1	1A	1106	U	4.0
41	2j	93	GLY	4.0
44	2m	6	GLY	4.0
33	2b	131	PRO	4.0
35	2d	194	LEU	4.0
44	2m	4	ILE	4.0
35	1d	150	GLU	4.0
6	2G	50	ALA	4.0
34	2c	65	ALA	4.0
1	1A	2137	G	4.0
44	2m	60	VAL	4.0
14	2S	32	LEU	4.0
41	2j	76	ASN	4.0
27	15	60	VAL	4.0
52	2u	16	GLY	4.0
1	2A	2114	A	4.0
32	1a	1001	A	4.0
33	2b	97	TRP	4.0
34	2c	62	ASP	4.0
50	2s	41	VAL	3.9
44	2m	100	GLY	3.9
47	1p	76	GLN	3.9
44	2m	90	LEU	3.9
50	2s	71	LEU	3.9

Continued on next page...

Continued from previous page...

Mol	Chain	Res	Type	RSRZ
32	1a	1001(A)	G	3.9
34	2c	135	LYS	3.9
1	1A	1142	A	3.9
44	2m	7	VAL	3.9
1	2A	2125	G	3.9
1	1A	1138	C	3.9
21	2Z	141	VAL	3.9
1	2A	652(B)	A	3.9
50	2s	68	GLY	3.9
32	1a	204	U	3.9
33	1b	236	TYR	3.9
21	1Z	146	ILE	3.9
40	2i	9	ARG	3.9
1	1A	2134	G	3.8
41	2j	32	ALA	3.8
53	2v	12	A	3.8
1	2A	2113	U	3.8
32	1a	1532	U	3.8
50	2s	79	THR	3.8
54	2w	19	G	3.8
38	2g	82	GLY	3.8
29	17	47	ARG	3.8
53	2v	24	C	3.8
32	2a	1363(A)	A	3.8
34	2c	188	LEU	3.8
34	2c	196	LEU	3.8
38	1g	86	GLN	3.8
1	1A	1104	G	3.8
32	2a	1272	G	3.8
45	2n	39	LEU	3.8
32	1a	1447	A	3.8
50	2s	82	GLY	3.8
35	2d	154	ASN	3.8
22	10	7	LEU	3.7
32	2a	1027	C	3.7
21	1Z	120	ILE	3.7
47	1p	19	ILE	3.7
50	2s	31	ILE	3.7
38	1g	85	TYR	3.7
33	2b	118	LEU	3.7
33	2b	196	LEU	3.7
52	2u	17	THR	3.7

Continued on next page...

Continued from previous page...

Mol	Chain	Res	Type	RSRZ
45	2n	3	ARG	3.7
1	1A	1105	G	3.7
1	2A	2147	G	3.7
41	2j	74	ILE	3.7
53	2v	13	A	3.7
22	20	7	LEU	3.7
41	2j	91	PRO	3.7
5	2F	161	GLU	3.7
1	1A	2135	U	3.7
32	2a	1532	U	3.7
47	1p	49	LEU	3.7
32	1a	1286	A	3.7
44	2m	98	VAL	3.7
45	2n	13	THR	3.7
50	2s	54	GLY	3.7
41	2j	85	LEU	3.6
1	1A	1139	G	3.6
1	1A	1221	G	3.6
12	2Q	6	ARG	3.6
6	2G	20	ILE	3.6
54	2w	71	C	3.6
41	2j	55	LYS	3.6
33	2b	121	LEU	3.6
33	2b	236	TYR	3.6
41	2j	34	VAL	3.6
33	2b	73	THR	3.6
34	2c	69	HIS	3.6
32	1a	1003	G	3.6
1	1A	2157	A	3.6
21	1Z	168	GLU	3.6
32	1a	1035	A	3.6
26	14	55	ARG	3.6
33	2b	91	PRO	3.6
40	2i	124	GLN	3.6
45	2n	7	ILE	3.6
26	24	65	ASP	3.6
56	B	6	LYS	3.6
1	1A	1102	G	3.6
1	2A	652(U)	G	3.6
1	2A	2168	G	3.6
32	2a	1002	G	3.6
33	2b	237	ALA	3.6

Continued on next page...

Continued from previous page...

Mol	Chain	Res	Type	RSRZ
1	2A	2138	C	3.6
32	1a	1027	C	3.6
32	2a	1149	C	3.6
54	1w	61	C	3.6
54	2w	56	C	3.6
40	2i	125	TYR	3.6
40	2i	113	LYS	3.6
56	C	1	LYS	3.6
41	2j	63	PHE	3.6
50	2s	16	LEU	3.5
50	1s	9	VAL	3.5
1	2A	2133	G	3.5
32	2a	1035	A	3.5
32	2a	1286	A	3.5
26	14	54	GLY	3.5
32	1a	1026	G	3.5
8	1I	146	ALA	3.5
50	2s	4	SER	3.5
52	2u	24	ARG	3.5
56	C	3	ALA	3.5
45	2n	18	VAL	3.5
33	2b	172	ILE	3.5
1	1A	2136	A	3.5
1	2A	896	A	3.5
54	2y	69	A	3.5
1	1A	932	C	3.5
1	1A	2167	C	3.5
1	2A	2145	C	3.5
33	1b	11	LEU	3.5
1	2A	1171	G	3.5
25	23	60	GLU	3.5
32	2a	1310	G	3.5
21	2Z	149	SER	3.5
3	2D	38	LYS	3.5
33	2b	229	VAL	3.5
42	1k	51	LYS	3.5
45	2n	4	LYS	3.5
34	2c	157	ILE	3.5
21	1Z	170	THR	3.5
22	10	3	HIS	3.5
6	2G	146	TYR	3.5
20	2Y	1	MET	3.5

Continued on next page...

Continued from previous page...

Mol	Chain	Res	Type	RSRZ
1	1A	942	A	3.5
32	1a	1030(D)	A	3.5
32	2a	1447	A	3.5
34	1c	190	ARG	3.5
51	2t	22	ARG	3.5
54	2y	66	A	3.5
3	2D	2	ALA	3.5
21	2Z	173	ALA	3.5
44	2m	27	LYS	3.5
33	2b	230	VAL	3.5
33	1b	214	ILE	3.5
33	2b	185	ILE	3.5
32	2a	1065	U	3.5
6	1G	48	GLU	3.4
24	12	69	ARG	3.4
33	2b	166	ASP	3.4
15	1T	130	ALA	3.4
1	2A	1847	A	3.4
40	1i	126	SER	3.4
44	2m	78	ILE	3.4
54	1w	73	A	3.4
32	1a	1024	G	3.4
32	2a	1356	G	3.4
35	2d	49	ARG	3.4
54	2w	4	U	3.4
54	2y	67	U	3.4
34	2c	153	VAL	3.4
50	2s	11	VAL	3.4
33	2b	122	PHE	3.4
51	1t	103	GLY	3.4
14	2S	92	TYR	3.4
34	2c	23	TYR	3.4
22	20	5	LYS	3.4
33	2b	234	PRO	3.4
1	2A	2154	G	3.4
32	2a	973	G	3.4
32	2a	1190	G	3.4
54	1w	49	G	3.4
1	2A	2167	U	3.4
40	2i	14	VAL	3.4
45	2n	42	ILE	3.4
50	2s	5	LEU	3.4

Continued on next page...

Continued from previous page...

Mol	Chain	Res	Type	RSRZ
26	14	63	TYR	3.4
1	1A	1123	A	3.4
32	2a	1001	A	3.4
21	2Z	152	ALA	3.4
22	20	2	ALA	3.4
32	2a	1030(B)	C	3.4
32	2a	1054	C	3.4
50	2s	24	ALA	3.4
26	24	50	VAL	3.4
32	2a	1224	G	3.4
21	2Z	144	LEU	3.4
45	2n	22	THR	3.4
34	2c	131	ARG	3.4
45	2n	41	ARG	3.4
41	2j	77	PRO	3.3
1	1A	1141	A	3.3
33	2b	127	ILE	3.3
1	1A	933	C	3.3
21	2Z	150	LEU	3.3
22	20	69	PHE	3.3
34	1c	2	GLY	3.3
35	1d	167	GLY	3.3
45	2n	55	GLY	3.3
54	1y	36	C	3.3
26	24	52	THR	3.3
29	27	48	LYS	3.3
41	2j	67	THR	3.3
52	1u	24	ARG	3.3
1	2A	2157	G	3.3
26	24	57	GLU	3.3
25	23	2	PRO	3.3
35	1d	4	TYR	3.3
34	2c	129	ALA	3.3
51	1t	74	LYS	3.3
20	2Y	73	ARG	3.3
44	2m	94	ARG	3.3
1	1A	1143	U	3.3
1	2A	2136	C	3.3
44	2m	58	GLU	3.3
54	1w	47	U	3.3
6	1G	52	ILE	3.3
7	2H	15	VAL	3.3

Continued on next page...

Continued from previous page...

Mol	Chain	Res	Type	RSRZ
32	2a	1032	G	3.3
6	2G	164	GLU	3.3
54	1y	35	A	3.3
50	2s	42	PRO	3.3
3	1D	2	ALA	3.3
33	2b	200	ILE	3.3
44	2m	75	ALA	3.3
54	1y	13	C	3.3
14	1S	3	ARG	3.3
41	2j	66	ARG	3.3
1	2A	883	G	3.3
1	2A	2110	G	3.3
1	2A	2166	G	3.3
32	1a	1033	G	3.3
32	2a	1030(A)	G	3.3
32	2a	1202	G	3.3
38	1g	2	ALA	3.2
41	2j	96	ILE	3.2
45	2n	25	VAL	3.2
6	2G	53	LEU	3.2
9	2N	8	GLN	3.2
33	2b	154	LEU	3.2
54	1w	70	C	3.2
14	2S	3	ARG	3.2
50	2s	77	THR	3.2
6	2G	2	PRO	3.2
1	1A	1114	G	3.2
32	1a	1036	G	3.2
32	2a	1024	G	3.2
40	2i	122	ALA	3.2
41	2j	90	LEU	3.2
50	2s	22	LEU	3.2
1	2A	2170	A	3.2
32	1a	1503	A	3.2
53	1v	14	A	3.2
26	24	61	ARG	3.2
33	1b	17	PHE	3.2
34	2c	128	PHE	3.2
45	2n	38	GLY	3.2
1	2A	2109	U	3.2
32	1a	65	U	3.2
1	2A	888	C	3.2

Continued on next page...

Continued from previous page...

Mol	Chain	Res	Type	RSRZ
1	2A	1536	C	3.2
6	2G	159	VAL	3.2
42	2k	13	GLN	3.2
45	2n	21	TYR	3.2
1	1A	1135	G	3.2
1	2A	2159	G	3.2
2	2B	119	G	3.2
32	1a	1034	G	3.2
32	2a	1036	G	3.2
40	2i	66	ARG	3.2
45	2n	29	ARG	3.2
51	1t	22	ARG	3.2
54	1w	1	G	3.2
50	1s	12	ASP	3.2
1	2A	2173	A	3.2
21	2Z	166	SER	3.2
34	2c	152	ILE	3.2
34	2c	182	ILE	3.2
45	2n	60	SER	3.2
1	1A	935	C	3.2
1	1A	2159	C	3.2
33	2b	7	VAL	3.2
33	2b	187	LEU	3.2
33	2b	95	GLN	3.2
18	2W	92	ARG	3.2
36	2e	22	GLY	3.2
52	2u	23	PRO	3.1
14	2S	35	ILE	3.1
32	2a	1150	U	3.1
32	2a	1531	A	3.1
54	2y	73	A	3.1
4	2E	204	ALA	3.1
34	2c	189	ALA	3.1
40	2i	109	VAL	3.1
33	2b	57	PHE	3.1
1	2A	889	C	3.1
1	2A	2140	C	3.1
1	2A	2174	C	3.1
32	2a	1114	C	3.1
32	2a	1260	C	3.1
33	2b	148	TYR	3.1
50	2s	84	GLY	3.1

Continued on next page...

Continued from previous page...

Mol	Chain	Res	Type	RSRZ
36	2e	81	GLU	3.1
41	2j	64	GLU	3.1
33	2b	201	ILE	3.1
1	1A	1145	G	3.1
1	2A	2153	G	3.1
26	24	66	SER	3.1
51	2t	97	ALA	3.1
32	1a	1031	G	3.1
32	2a	1182	G	3.1
54	1w	2	G	3.1
6	2G	91	ARG	3.1
40	2i	83	ARG	3.1
44	2m	104	ARG	3.1
33	2b	31	TYR	3.1
51	2t	103	GLY	3.1
1	1A	944	C	3.1
53	1v	24	C	3.1
34	2c	57	ILE	3.1
47	1p	6	LEU	3.1
51	1t	10	LEU	3.1
6	2G	128	ARG	3.1
33	1b	130	ARG	3.1
33	2b	152	PHE	3.1
1	1A	941	U	3.1
6	2G	29	TRP	3.1
32	2a	1257	U	3.1
1	1A	2180	A	3.1
1	1A	2181	G	3.1
1	1A	2195	A	3.1
38	2g	151	TYR	3.1
54	1w	15	G	3.1
54	1w	18	G	3.1
54	2y	5	G	3.1
54	2y	22	G	3.1
34	2c	4	LYS	3.1
33	2b	145	LEU	3.1
40	1i	56	LEU	3.1
21	2Z	174	VAL	3.1
34	2c	24	ALA	3.1
3	1D	275	LYS	3.1
21	2Z	99	TYR	3.1
42	2k	25	TYR	3.1

Continued on next page...

Continued from previous page...

Mol	Chain	Res	Type	RSRZ
50	2s	52	TYR	3.1
32	2a	1357	A	3.0
54	2y	35	A	3.0
21	2Z	121	HIS	3.0
1	2A	1533	G	3.0
32	2a	971	G	3.0
32	2a	1001(A)	G	3.0
33	2b	164	VAL	3.0
34	1c	207	VAL	3.0
34	2c	140	ARG	3.0
9	2N	69	GLN	3.0
1	1A	936	C	3.0
1	1A	1099	C	3.0
7	2H	175	LYS	3.0
32	2a	1019	C	3.0
33	2b	156	LYS	3.0
34	2c	167	TRP	3.0
19	2X	95	LEU	3.0
41	1j	4	ILE	3.0
41	2j	23	ILE	3.0
32	2a	1205	U	3.0
46	2o	88	ARG	3.0
1	1A	2141	A	3.0
1	2A	2169	A	3.0
34	2c	181	ASN	3.0
53	2v	15	A	3.0
54	2w	66	A	3.0
10	2O	1	MET	3.0
1	1A	2147	G	3.0
1	1A	2179	G	3.0
1	2A	2319	G	3.0
3	2D	275	LYS	3.0
36	2e	29	GLY	3.0
6	1G	146	TYR	3.0
10	1O	108	GLU	3.0
32	2a	1363	C	3.0
40	1i	2	GLU	3.0
6	2G	3	LEU	3.0
33	2b	19	HIS	3.0
40	2i	99	LEU	3.0
41	1j	74	ILE	3.0
40	2i	91	ASP	3.0

Continued on next page...

Continued from previous page...

Mol	Chain	Res	Type	RSRZ
41	2j	42	THR	3.0
13	2R	68	ARG	3.0
8	2I	146	ALA	3.0
50	2s	19	VAL	3.0
54	2y	7	U	3.0
44	1m	121	LYS	3.0
1	1A	1144	A	3.0
32	2a	983	A	3.0
32	2a	1285	A	3.0
34	2c	194	GLY	3.0
40	2i	123	PRO	3.0
1	1A	927	G	3.0
1	2A	2149	G	3.0
32	1a	630	G	3.0
32	2a	1003	G	3.0
33	1b	129	GLU	3.0
33	2b	223	ILE	3.0
34	2c	87	LEU	3.0
54	2y	15	G	3.0
38	1g	154	TYR	3.0
44	2m	22	ILE	3.0
44	2m	91	ARG	3.0
50	2s	29	ARG	3.0
1	1A	2158	C	3.0
1	1A	2164	C	3.0
33	2b	71	VAL	3.0
33	2b	207	ALA	3.0
34	2c	198	VAL	3.0
43	2l	18	VAL	3.0
54	1w	13	C	3.0
54	1w	56	C	3.0
54	2y	51	C	3.0
40	2i	118	LYS	3.0
1	1A	1111	U	3.0
54	1y	33	U	3.0
33	2b	99	GLY	3.0
44	2m	95	GLY	3.0
1	1A	1113	A	2.9
1	1A	1116	A	2.9
32	2a	969	A	2.9
34	2c	32	LEU	2.9
54	1y	14	A	2.9

Continued on next page...

Continued from previous page...

Mol	Chain	Res	Type	RSRZ
26	24	67	TYR	2.9
6	1G	51	ARG	2.9
41	2j	60	ARG	2.9
6	2G	46	ALA	2.9
33	2b	15	VAL	2.9
42	2k	124	LYS	2.9
33	2b	123	ALA	2.9
40	1i	106	ALA	2.9
54	1w	3	G	2.9
54	1w	19	G	2.9
54	2y	10	G	2.9
41	2j	78	ASN	2.9
1	1A	1122	C	2.9
1	2A	2297	C	2.9
32	2a	1214	C	2.9
32	1a	1025	U	2.9
22	20	84	LEU	2.9
33	2b	214	ILE	2.9
34	2c	90	GLU	2.9
34	2c	79	ARG	2.9
43	1l	64	TYR	2.9
32	2a	974	A	2.9
34	2c	120	VAL	2.9
41	2j	54	PHE	2.9
32	1a	1032	G	2.9
54	2w	1	G	2.9
54	2w	49	G	2.9
54	2y	18	G	2.9
21	1Z	149	SER	2.9
33	2b	134	GLU	2.9
1	1A	2196	C	2.9
32	1a	840	C	2.9
32	2a	1030	C	2.9
32	2a	1325	C	2.9
50	2s	40	ILE	2.9
1	1A	1072	U	2.9
38	1g	155	ARG	2.9
40	2i	128	ARG	2.9
51	1t	8	ARG	2.9
54	1w	67	U	2.9
46	2o	48	LYS	2.9
44	2m	21	TYR	2.9

Continued on next page...

Continued from previous page...

Mol	Chain	Res	Type	RSRZ
36	2e	67	VAL	2.9
1	1A	2139	A	2.9
32	1a	344	A	2.9
32	2a	1183	A	2.9
53	1v	13	A	2.9
51	2t	9	ASN	2.9
9	2N	112	LEU	2.9
14	2S	48	LEU	2.9
34	2c	47	LEU	2.9
45	2n	6	LEU	2.9
42	1k	92	GLU	2.9
22	20	9	SER	2.9
1	2A	2120	G	2.9
1	2A	2207	G	2.9
32	2a	1274	G	2.9
54	1w	50	G	2.9
54	2y	44	G	2.9
1	1A	1110	C	2.9
1	1A	1220	U	2.9
32	2a	972	C	2.9
40	2i	4	TYR	2.9
52	2u	8	THR	2.9
54	2y	36	C	2.9
47	1p	68	ASP	2.9
11	2P	28	GLY	2.9
41	1j	76	ASN	2.9
35	1d	194	LEU	2.9
8	2I	85	GLU	2.8
16	2U	89	GLU	2.8
34	2c	8	ILE	2.8
26	24	62	ARG	2.8
35	2d	132	ARG	2.8
5	2F	89	VAL	2.8
33	2b	112	VAL	2.8
41	2j	48	THR	2.8
40	2i	15	ALA	2.8
42	1k	25	TYR	2.8
45	2n	5	ALA	2.8
1	1A	2189	U	2.8
1	2A	2118	U	2.8
26	24	42	PHE	2.8
32	1a	202	U	2.8

Continued on next page...

Continued from previous page...

Mol	Chain	Res	Type	RSRZ
32	1a	1030(C)	G	2.8
32	2a	976	G	2.8
54	1y	5	G	2.8
54	2w	3	G	2.8
54	2y	2	G	2.8
1	1A	696	C	2.8
1	1A	940	C	2.8
1	2A	886	C	2.8
1	2A	2139	C	2.8
2	2B	6	C	2.8
32	1a	1030(B)	C	2.8
32	2a	962	C	2.8
32	2a	1223	C	2.8
38	1g	81	GLY	2.8
44	2m	112	GLY	2.8
54	2w	60	C	2.8
6	2G	51	ARG	2.8
34	2c	190	ARG	2.8
35	1d	169	LYS	2.8
21	2Z	169	GLU	2.8
38	2g	79	ARG	2.8
40	2i	110	GLU	2.8
41	2j	51	ARG	2.8
47	1p	81	ARG	2.8
1	1A	572	A	2.8
6	2G	76	SER	2.8
9	2N	140	VAL	2.8
21	2Z	161	VAL	2.8
41	2j	44	VAL	2.8
20	2Y	55	TYR	2.8
38	2g	85	TYR	2.8
33	2b	70	PHE	2.8
35	1d	110	PHE	2.8
40	1i	59	PHE	2.8
56	B	4	PRO	2.8
26	24	54	GLY	2.8
33	2b	72	GLY	2.8
34	2c	42	LEU	2.8
51	1t	99	LEU	2.8
1	1A	12	U	2.8
1	2A	958	U	2.8
1	2A	2132	U	2.8

Continued on next page...

Continued from previous page...

Mol	Chain	Res	Type	RSRZ
20	2Y	54	LYS	2.8
40	2i	117	HIS	2.8
34	2c	88	ARG	2.8
38	2g	5	ARG	2.8
51	1t	86	ARG	2.8
32	1a	1023	G	2.8
32	2a	1273	G	2.8
40	2i	2	GLU	2.8
54	1y	15	G	2.8
54	2y	57	G	2.8
1	1A	34	C	2.8
1	2A	2803	C	2.8
32	2a	980	C	2.8
6	2G	15	VAL	2.8
41	2j	94	VAL	2.8
44	2m	116	THR	2.8
1	1A	1119	A	2.8
1	1A	1132	A	2.8
39	2h	70	GLN	2.8
36	2e	45	PHE	2.8
34	2c	73	PRO	2.8
41	2j	37	PRO	2.8
52	2u	18	TYR	2.8
26	24	51	ASP	2.8
33	2b	18	GLY	2.8
44	2m	19	LEU	2.8
49	1r	78	LEU	2.8
44	2m	31	LYS	2.8
21	1Z	151	HIS	2.8
7	2H	136	ILE	2.8
26	24	55	ARG	2.8
38	2g	32	ARG	2.8
41	1j	6	ILE	2.8
50	2s	53	ASN	2.8
39	2h	99	GLU	2.8
54	1y	12	U	2.8
54	2y	47	U	2.8
1	1A	2807	C	2.8
1	2A	897	C	2.8
32	2a	979	C	2.8
32	2a	1021	G	2.8
32	2a	1026	G	2.8

Continued on next page...

Continued from previous page...

Mol	Chain	Res	Type	RSRZ
32	2a	1221	G	2.8
32	2a	1276	G	2.8
32	2a	1353	G	2.8
32	2a	1354	C	2.8
54	1y	24	G	2.8
54	2w	15	G	2.8
54	2w	50	G	2.8
54	2y	48	C	2.8
47	1p	69	THR	2.8
56	B	1	ALA	2.8
33	2b	163	PHE	2.8
43	2l	32	PHE	2.8
3	1D	38	LYS	2.8
6	2G	12	TYR	2.8
6	2G	133	LEU	2.8
33	1b	10	LEU	2.8
34	2c	33	LEU	2.8
41	2j	88	LEU	2.8
44	2m	87	TYR	2.8
6	2G	42	GLY	2.8
52	2u	11	GLY	2.8
32	2a	532	A	2.8
38	2g	4	ARG	2.8
1	1A	1127	U	2.7
32	2a	992	U	2.7
54	2y	33	U	2.7
20	2Y	57	GLN	2.7
26	24	24	THR	2.7
40	2i	7	THR	2.7
33	2b	125	PRO	2.7
33	2b	202	PRO	2.7
33	2b	138	LEU	2.7
36	2e	31	LEU	2.7
38	2g	12	LEU	2.7
40	2i	95	LYS	2.7
51	2t	99	LEU	2.7
1	2A	2175	C	2.7
33	2b	199	TYR	2.7
40	2i	114	TYR	2.7
54	2w	32	C	2.7
1	1A	2155	G	2.7
1	2A	892	G	2.7

Continued on next page...

Continued from previous page...

Mol	Chain	Res	Type	RSRZ
2	2B	23	G	2.7
32	1a	78	G	2.7
32	1a	1030(A)	G	2.7
36	2e	25	ARG	2.7
34	2c	5	ILE	2.7
34	2c	206	GLU	2.7
1	1A	1222	A	2.7
54	2y	14	A	2.7
55	2x	76	A	2.7
21	1Z	105	VAL	2.7
36	2e	10	MET	2.7
39	2h	9	MET	2.7
21	2Z	157	LEU	2.7
33	2b	158	LEU	2.7
44	2m	56	LEU	2.7
50	2s	34	TRP	2.7
22	20	55	ARG	2.7
35	1d	153	ARG	2.7
36	2e	85	GLY	2.7
41	2j	10	GLY	2.7
45	2n	28	GLY	2.7
50	2s	78	ARG	2.7
34	2c	29	TYR	2.7
36	2e	13	ILE	2.7
6	2G	126	ASP	2.7
1	1A	1146	C	2.7
1	2A	885	C	2.7
32	2a	948	C	2.7
32	2a	1018	C	2.7
32	2a	1039	C	2.7
50	2s	23	ASN	2.7
54	2y	25	C	2.7
54	2y	71	C	2.7
1	2A	2160	G	2.7
1	2A	2165	G	2.7
54	2w	18	G	2.7
9	2N	9	VAL	2.7
32	1a	143	A	2.7
32	2a	1123	A	2.7
47	1p	1	MET	2.7
35	1d	140	VAL	2.7
40	2i	86	VAL	2.7

Continued on next page...

Continued from previous page...

Mol	Chain	Res	Type	RSRZ
33	2b	161	ALA	2.7
34	2c	162	GLN	2.7
34	2c	200	ALA	2.7
41	1j	32	ALA	2.7
6	2G	161	THR	2.7
21	1Z	155	LEU	2.7
35	1d	188	LEU	2.7
35	2d	73	ARG	2.7
38	1g	4	ARG	2.7
52	2u	2	GLY	2.7
32	2a	1000	U	2.7
54	1w	4	U	2.7
54	2w	67	U	2.7
34	2c	193	TYR	2.7
33	2b	86	GLU	2.7
26	24	28	LYS	2.7
50	2s	18	LYS	2.7
1	2A	645	C	2.7
1	2A	2137	C	2.7
32	2a	1113	C	2.7
32	2a	1119	C	2.7
32	2a	1362	C	2.7
34	2c	86	VAL	2.7
50	2s	67	VAL	2.7
54	1y	11	C	2.7
54	2y	65	C	2.7
33	1b	202	PRO	2.7
34	2c	52	LEU	2.7
40	2i	79	LEU	2.7
40	2i	101	PHE	2.7
50	2s	30	LEU	2.7
41	1j	100	THR	2.7
1	1A	1117	G	2.7
1	2A	1042	G	2.7
1	2A	2751	G	2.7
32	2a	1186	G	2.7
54	2y	1	G	2.7
1	1A	945	A	2.7
1	2A	229	A	2.7
32	1a	149	A	2.7
32	2a	1092	A	2.7
33	2b	53	ARG	2.7

Continued on next page...

Continued from previous page...

Mol	Chain	Res	Type	RSRZ
35	1d	3	ARG	2.7
54	2y	21	A	2.7
34	2c	171	GLY	2.7
51	1t	69	GLY	2.7
41	2j	75	ILE	2.7
1	2A	2150	U	2.6
32	2a	1056	U	2.6
42	2k	117	ASN	2.6
51	1t	14	LYS	2.6
52	2u	20	LYS	2.6
26	14	56	VAL	2.6
34	1c	99	VAL	2.6
36	2e	55	VAL	2.6
22	10	84	LEU	2.6
33	2b	26	PRO	2.6
34	2c	91	LEU	2.6
41	1j	88	LEU	2.6
41	2j	8	LEU	2.6
41	2j	53	PRO	2.6
45	2n	44	LEU	2.6
47	1p	82	GLN	2.6
33	2b	120	ALA	2.6
27	25	29	THR	2.6
42	2k	126	ARG	2.6
41	2j	62	HIS	2.6
45	2n	49	HIS	2.6
1	1A	1121	C	2.6
26	14	64	GLY	2.6
32	1a	1006	C	2.6
32	2a	985	C	2.6
32	2a	1115	C	2.6
41	2j	38	ILE	2.6
45	1n	7	ILE	2.6
54	2w	70	C	2.6
1	1A	1109	G	2.6
1	1A	2173	G	2.6
25	13	60	GLU	2.6
54	2w	73	A	2.6
32	2a	1048	G	2.6
33	2b	101	MET	2.6
42	1k	36	ASP	2.6
32	2a	1219	U	2.6

Continued on next page...

Continued from previous page...

Mol	Chain	Res	Type	RSRZ
7	2H	52	VAL	2.6
21	2Z	70	LEU	2.6
33	2b	180	LEU	2.6
40	2i	41	VAL	2.6
21	2Z	164	ALA	2.6
44	2m	18	ALA	2.6
12	2Q	10	ARG	2.6
6	1G	76	SER	2.6
40	2i	63	ILE	2.6
47	2p	19	ILE	2.6
24	22	1	MET	2.6
1	1A	939	C	2.6
1	1A	2186	C	2.6
1	2A	2164	C	2.6
40	2i	127	LYS	2.6
44	2m	23	TYR	2.6
47	1p	38	TYR	2.6
48	2q	37	LYS	2.6
54	1w	68	C	2.6
54	1y	70	C	2.6
54	2y	56	C	2.6
1	2A	887	A	2.6
32	2a	1213	A	2.6
1	2A	11	G	2.6
1	2A	2206	G	2.6
6	2G	175	LEU	2.6
21	2Z	167	PRO	2.6
33	2b	136	VAL	2.6
39	2h	2	LEU	2.6
41	2j	71	LEU	2.6
51	2t	98	PRO	2.6
54	2y	4	U	2.6
6	2G	118	ARG	2.6
36	2e	27	ARG	2.6
41	1j	46	ARG	2.6
44	2m	88	ARG	2.6
9	2N	73	THR	2.6
34	2c	176	HIS	2.6
12	2Q	100	GLY	2.6
21	2Z	57	ILE	2.6
34	2c	84	ILE	2.6
46	1o	89	GLY	2.6

Continued on next page...

Continued from previous page...

Mol	Chain	Res	Type	RSRZ
33	2b	11	LEU	2.6
33	2b	149	LEU	2.6
41	2j	41	PRO	2.6
50	2s	58	VAL	2.6
1	1A	2130	C	2.6
32	1a	91	C	2.6
32	1a	1028	C	2.6
32	2a	1277	C	2.6
54	2y	13	C	2.6
51	2t	8	ARG	2.6
1	2A	866	A	2.6
32	2a	1151	A	2.6
54	1y	38	A	2.6
45	1n	13	THR	2.6
1	1A	1112	U	2.6
51	2t	96	GLY	2.6
54	2y	64	U	2.6
55	2x	47	U	2.6
1	2A	1537	G	2.6
1	2A	2148	G	2.6
33	1b	22	LYS	2.5
33	2b	12	GLU	2.5
34	1c	90	GLU	2.5
6	2G	34	LEU	2.5
34	2c	178	LEU	2.5
40	2i	56	LEU	2.5
42	2k	36	ASP	2.5
36	2e	41	VAL	2.5
7	1H	3	ARG	2.5
16	1U	117	GLN	2.5
34	2c	107	GLN	2.5
40	2i	42	ARG	2.5
41	2j	45	ARG	2.5
6	2G	102	PHE	2.5
21	2Z	172	ALA	2.5
36	2e	6	PHE	2.5
45	2n	10	ALA	2.5
49	1r	20	ALA	2.5
33	2b	40	HIS	2.5
56	B	5	HIS	2.5
11	2P	26	GLY	2.5
18	1W	112	GLY	2.5

Continued on next page...

Continued from previous page...

Mol	Chain	Res	Type	RSRZ
34	2c	39	ILE	2.5
34	2c	197	GLY	2.5
43	1l	63	GLY	2.5
50	2s	49	ILE	2.5
21	1Z	1	MET	2.5
32	1a	1008	C	2.5
54	1w	60	C	2.5
55	2x	17	C	2.5
1	1A	937	A	2.5
1	1A	1134	A	2.5
6	2G	74	LYS	2.5
30	28	29	LYS	2.5
32	2a	1005	A	2.5
34	2c	199	LYS	2.5
54	2y	23	A	2.5
1	1A	1147	U	2.5
1	1A	2154	U	2.5
11	2P	74	GLU	2.5
45	2n	40	CYS	2.5
1	1A	1120	G	2.5
6	2G	25	TYR	2.5
14	2S	58	LEU	2.5
21	2Z	155	LEU	2.5
26	14	67	TYR	2.5
48	2q	98	LEU	2.5
33	1b	234	PRO	2.5
39	2h	72	PRO	2.5
11	2P	15	ARG	2.5
33	2b	21	ARG	2.5
34	1c	62	ASP	2.5
47	1p	2	VAL	2.5
33	2b	105	PHE	2.5
47	1p	80	PHE	2.5
34	2c	71	ALA	2.5
38	2g	127	ALA	2.5
41	2j	68	HIS	2.5
45	1n	20	ALA	2.5
10	2O	74	GLY	2.5
20	2Y	5	MET	2.5
34	2c	191	THR	2.5
50	2s	66	MET	2.5
21	2Z	145	GLU	2.5

Continued on next page...

Continued from previous page...

Mol	Chain	Res	Type	RSRZ
33	2b	49	GLU	2.5
45	2n	46	GLU	2.5
47	1p	48	TRP	2.5
1	1A	2165	C	2.5
1	1A	2200	C	2.5
1	1A	1091	A	2.5
1	1A	1131	A	2.5
1	1A	2156	A	2.5
1	2A	2126	A	2.5
32	2a	996	A	2.5
32	2a	1030(D)	A	2.5
33	2b	98	LEU	2.5
38	2g	16	LEU	2.5
40	2i	96	LEU	2.5
45	2n	47	LEU	2.5
54	2y	12	U	2.5
55	1x	20	U	2.5
7	2H	17	VAL	2.5
20	2Y	23	ARG	2.5
34	1c	79	ARG	2.5
40	2i	121	ARG	2.5
41	2j	43	ARG	2.5
45	1n	3	ARG	2.5
50	2s	45	VAL	2.5
50	2s	60	VAL	2.5
12	2Q	104	PHE	2.5
34	2c	3	ASN	2.5
34	2c	6	HIS	2.5
36	1e	21	ALA	2.5
38	2g	153	HIS	2.5
40	2i	119	ALA	2.5
42	2k	23	ALA	2.5
44	2m	72	ALA	2.5
1	1A	938	G	2.5
1	1A	2174	G	2.5
1	2A	2318	G	2.5
54	1y	39	G	2.5
54	2w	2	G	2.5
54	2y	24	G	2.5
6	2G	157	ILE	2.5
33	1b	127	ILE	2.5
34	2c	134	ILE	2.5

Continued on next page...

Continued from previous page...

Mol	Chain	Res	Type	RSRZ
12	2Q	30	GLY	2.5
40	2i	67	GLY	2.5
50	2s	33	THR	2.5
41	1j	64	GLU	2.5
24	22	35	LEU	2.5
21	2Z	95	PRO	2.5
35	1d	37	PRO	2.5
40	2i	21	PRO	2.5
44	2m	99	ARG	2.5
6	2G	5	VAL	2.5
48	2q	11	VAL	2.5
1	2A	895	U	2.5
1	2A	1509	C	2.5
1	2A	2602	A	2.5
32	2a	934	C	2.5
32	2a	995	C	2.5
32	2a	1016	A	2.5
39	1h	20	TYR	2.5
44	2m	101	GLN	2.5
54	1w	58	A	2.5
54	1w	71	C	2.5
54	1y	25	C	2.5
8	2I	20	ASP	2.5
33	2b	94	ASN	2.5
34	2c	133	ALA	2.5
36	2e	21	ALA	2.5
38	2g	25	ALA	2.5
50	2s	55	LYS	2.5
8	2I	88	ILE	2.5
22	20	6	GLY	2.5
41	1j	31	GLY	2.5
43	2l	63	GLY	2.5
1	2A	2151	G	2.4
1	2A	2802	G	2.4
32	2a	1042	G	2.4
32	2a	1222	G	2.4
35	2d	179	GLU	2.4
54	1y	10	G	2.4
11	2P	6	LEU	2.4
12	2Q	16	ARG	2.4
21	2Z	68	PRO	2.4
35	1d	73	ARG	2.4

Continued on next page...

Continued from previous page...

Mol	Chain	Res	Type	RSRZ
41	1j	5	ARG	2.4
41	2j	46	ARG	2.4
44	1m	102	ARG	2.4
6	2G	31	VAL	2.4
33	2b	93	VAL	2.4
33	2b	197	VAL	2.4
47	2p	82	GLN	2.4
35	1d	138	TYR	2.4
50	2s	6	LYS	2.4
39	2h	73	ASP	2.4
40	2i	23	ASN	2.4
47	1p	36	ILE	2.4
50	2s	62	ILE	2.4
1	1A	271	U	2.4
1	1A	678	A	2.4
1	1A	931	C	2.4
1	1A	1130	A	2.4
1	2A	884	C	2.4
1	2A	898	C	2.4
1	2A	899	A	2.4
1	2A	917	A	2.4
1	2A	2163	C	2.4
23	2l	79	GLY	2.4
32	2a	965	A	2.4
32	2a	1250	A	2.4
22	20	43	THR	2.4
32	2a	1262	C	2.4
32	2a	1359	C	2.4
40	2i	39	GLY	2.4
54	1w	72	C	2.4
54	1y	56	C	2.4
54	1y	66	A	2.4
34	2c	192	THR	2.4
21	1Z	169	GLU	2.4
33	1b	12	GLU	2.4
37	2f	21	LEU	2.4
44	2m	81	LEU	2.4
18	1W	37	ARG	2.4
34	2c	127	ARG	2.4
38	1g	32	ARG	2.4
41	1j	29	ARG	2.4
44	2m	80	ARG	2.4

Continued on next page...

Continued from previous page...

Mol	Chain	Res	Type	RSRZ
44	2m	113	PRO	2.4
47	1p	59	TRP	2.4
48	2q	92	ARG	2.4
1	1A	1137	G	2.4
1	1A	2227	G	2.4
1	2A	10	G	2.4
1	2A	2308	G	2.4
6	1G	182	LYS	2.4
7	2H	45	VAL	2.4
12	2Q	1	MET	2.4
14	2S	59	LYS	2.4
14	2S	93	LYS	2.4
21	2Z	105	VAL	2.4
21	2Z	139	VAL	2.4
32	1a	79	G	2.4
32	2a	963	G	2.4
32	2a	1009	G	2.4
32	2a	1030(C)	G	2.4
32	2a	1323	G	2.4
35	1d	121	VAL	2.4
44	1m	120	LYS	2.4
44	2m	15	VAL	2.4
54	1y	45	G	2.4
54	2y	45	G	2.4
54	2y	63	G	2.4
55	1x	2	G	2.4
5	2F	166	ALA	2.4
34	2c	53	ALA	2.4
40	2i	36	TYR	2.4
41	2j	27	ALA	2.4
33	2b	68	ILE	2.4
31	29	12	ASP	2.4
47	1p	47	ASP	2.4
51	1t	75	ASN	2.4
35	1d	87	GLY	2.4
41	2j	36	GLY	2.4
8	2I	86	THR	2.4
22	20	10	THR	2.4
32	1a	1000	U	2.4
32	2a	202	U	2.4
32	2a	997	U	2.4
32	2a	1020	U	2.4

Continued on next page...

Continued from previous page...

Mol	Chain	Res	Type	RSRZ
32	2a	1358	U	2.4
22	20	68	GLU	2.4
33	1b	134	GLU	2.4
6	2G	172	LEU	2.4
41	1j	8	LEU	2.4
50	2s	20	LEU	2.4
54	2y	58	A	2.4
1	1A	943	C	2.4
1	1A	2162	C	2.4
32	1a	1030	C	2.4
32	2a	999	C	2.4
32	2a	1028	C	2.4
32	2a	1066	C	2.4
32	2a	1369	C	2.4
54	1y	48	C	2.4
54	2w	30	C	2.4
54	2y	68	C	2.4
3	1D	176	ARG	2.4
36	2e	18	ARG	2.4
39	2h	84	ARG	2.4
41	2j	28	ARG	2.4
52	2u	6	ARG	2.4
33	2b	22	LYS	2.4
33	2b	179	LYS	2.4
45	2n	61	TRP	2.4
8	2I	92	VAL	2.4
21	2Z	71	VAL	2.4
34	2c	68	VAL	2.4
45	2n	37	PHE	2.4
12	2Q	136	ALA	2.4
35	1d	70	ILE	2.4
41	2j	6	ILE	2.4
26	24	25	TYR	2.4
34	2c	36	ASP	2.4
35	1d	2	GLY	2.4
45	2n	51	GLY	2.4
1	2A	652(C)	G	2.4
32	2a	1117	G	2.4
32	2a	1361	G	2.4
19	2X	92	LEU	2.4
26	24	9	LEU	2.4
36	2e	151	LEU	2.4

Continued on next page...

Continued from previous page...

Mol	Chain	Res	Type	RSRZ
1	1A	2172	U	2.4
33	1b	21	ARG	2.4
36	2e	64	ARG	2.4
38	2g	149	ARG	2.4
45	2n	57	ARG	2.4
53	2v	23	U	2.4
1	2A	528	A	2.4
5	2F	172	TRP	2.4
21	2Z	86	VAL	2.4
32	2a	1110	A	2.4
32	2a	1229	A	2.4
32	2a	1503	A	2.4
34	2c	64	VAL	2.4
40	2i	28	VAL	2.4
50	2s	14	HIS	2.4
54	1y	69	A	2.4
1	1A	2133	C	2.4
1	1A	2168	C	2.4
1	2A	2161	C	2.4
2	2B	64	C	2.4
21	1Z	104	PHE	2.4
21	1Z	136	PHE	2.4
32	1a	163	C	2.4
32	1a	1029	C	2.4
32	1a	1038	C	2.4
32	2a	1029	C	2.4
21	1Z	171	ILE	2.4
33	2b	34	ALA	2.4
34	2c	149	ALA	2.4
35	2d	158	ILE	2.4
39	2h	134	ILE	2.4
40	2i	106	ALA	2.4
41	2j	26	ALA	2.4
43	1l	7	ILE	2.4
44	1m	2	ALA	2.4
44	2m	118	ALA	2.4
51	1t	100	ILE	2.4
33	1b	31	TYR	2.4
34	1c	158	GLY	2.4
43	1l	29	GLY	2.4
46	1o	69	TYR	2.4
51	1t	47	GLY	2.4

Continued on next page...

Continued from previous page...

Mol	Chain	Res	Type	RSRZ
20	2Y	92	ASN	2.4
41	2j	58	ASP	2.4
34	2c	67	THR	2.3
8	1I	117	GLU	2.3
24	22	11	GLU	2.3
34	2c	166	GLU	2.3
35	1d	24	GLU	2.3
43	1l	16	GLU	2.3
30	18	46	ARG	2.3
46	2o	54	ARG	2.3
51	1t	25	ARG	2.3
6	2G	155	MET	2.3
44	2m	65	LYS	2.3
50	2s	32	LYS	2.3
1	1A	928	G	2.3
1	1A	1101	G	2.3
1	2A	171	G	2.3
32	1a	181	G	2.3
32	2a	993	G	2.3
34	2c	7	PRO	2.3
54	1y	50	G	2.3
32	2a	1040	U	2.3
33	1b	15	VAL	2.3
44	1m	117	VAL	2.3
21	1Z	152	ALA	2.3
35	1d	83	SER	2.3
1	1A	2148	A	2.3
32	1a	1005	A	2.3
32	2a	975	A	2.3
32	2a	994	A	2.3
32	2a	1227	A	2.3
54	1y	21	A	2.3
40	1i	57	GLY	2.3
41	2j	31	GLY	2.3
1	1A	155	C	2.3
1	2A	652(V)	C	2.3
32	2a	1112	C	2.3
39	2h	48	TYR	2.3
40	2i	92	TYR	2.3
42	2k	75	TYR	2.3
54	2y	28	C	2.3
36	2e	5	ASP	2.3

Continued on next page...

Continued from previous page...

Mol	Chain	Res	Type	RSRZ
36	2e	130	ASN	2.3
5	2F	181	LEU	2.3
42	2k	103	LEU	2.3
24	22	66	GLU	2.3
6	2G	182	LYS	2.3
14	2S	97	ARG	2.3
15	1T	112	ARG	2.3
34	2c	59	ARG	2.3
40	2i	116	LYS	2.3
43	1l	126	LYS	2.3
47	1p	75	ARG	2.3
34	2c	109	PRO	2.3
34	2c	173	VAL	2.3
21	2Z	136	PHE	2.3
33	2b	181	PHE	2.3
44	2m	64	TRP	2.3
1	1A	160	G	2.3
1	1A	2188	G	2.3
1	2A	2124	G	2.3
1	2A	2127	G	2.3
1	2A	2172	U	2.3
1	2A	2189	U	2.3
21	2Z	153	SER	2.3
44	2m	30	ALA	2.3
32	2a	1159	U	2.3
32	2a	1235	U	2.3
54	2y	52	G	2.3
50	2s	8	GLY	2.3
33	2b	221	LEU	2.3
44	1m	87	TYR	2.3
1	1A	1100	A	2.3
1	2A	1508	A	2.3
1	2A	2134	A	2.3
1	2A	2158	A	2.3
7	2H	106	THR	2.3
26	14	52	THR	2.3
26	24	2	LYS	2.3
32	2a	1004	A	2.3
32	2a	1268	A	2.3
40	2i	105	ASP	2.3
41	2j	15	THR	2.3
33	2b	153	ARG	2.3

Continued on next page...

Continued from previous page...

Mol	Chain	Res	Type	RSRZ
41	2j	83	GLU	2.3
44	2m	67	GLU	2.3
54	1y	58	A	2.3
15	2T	108	ARG	2.3
1	1A	1150	C	2.3
7	2H	12	PRO	2.3
32	2a	1043	C	2.3
32	2a	1317	C	2.3
33	2b	167	PRO	2.3
33	2b	232	PRO	2.3
35	1d	142	PRO	2.3
54	2w	74	C	2.3
54	2y	75	C	2.3
5	1F	89	VAL	2.3
34	2c	75	VAL	2.3
34	2c	76	VAL	2.3
6	2G	163	ALA	2.3
33	2b	225	ALA	2.3
34	2c	137	ALA	2.3
38	2g	83	ALA	2.3
39	2h	16	ALA	2.3
44	1m	118	ALA	2.3
47	1p	78	GLY	2.3
21	2Z	76	LEU	2.3
22	10	5	LYS	2.3
32	2a	961	U	2.3
36	2e	12	LEU	2.3
43	1l	23	LYS	2.3
45	2n	15	LYS	2.3
48	2q	87	LYS	2.3
1	1A	1584	G	2.3
1	1A	2169	G	2.3
4	1E	73	GLU	2.3
6	1G	126	ASP	2.3
19	2X	45	THR	2.3
32	2a	1365	G	2.3
33	2b	144	ARG	2.3
41	2j	89	ASP	2.3
42	2k	31	THR	2.3
44	2m	69	GLU	2.3
50	2s	63	THR	2.3
50	2s	64	GLU	2.3

Continued on next page...

Continued from previous page...

Mol	Chain	Res	Type	RSRZ
52	2u	10	ARG	2.3
54	1y	18	G	2.3
54	1y	22	G	2.3
54	2y	3	G	2.3
7	2H	29	PRO	2.3
50	2s	59	PRO	2.3
1	2A	890	A	2.3
32	2a	1188	A	2.3
6	2G	149	VAL	2.3
35	2d	45	GLN	2.3
1	1A	1125	C	2.3
2	2B	5	C	2.3
32	2a	1045	C	2.3
32	2a	1282	C	2.3
45	2n	16	PHE	2.3
45	2n	36	PHE	2.3
34	1c	77	ILE	2.3
54	2y	11	C	2.3
17	1V	101	GLY	2.3
22	20	42	GLY	2.3
34	1c	9	GLY	2.3
45	1n	51	GLY	2.3
20	1Y	1	MET	2.2
25	23	53	LEU	2.3
26	14	69	LYS	2.2
36	2e	71	LEU	2.3
48	2q	100	LYS	2.2
35	1d	132	ARG	2.2
35	2d	47	ARG	2.2
33	2b	50	GLU	2.2
9	2N	45	ASN	2.2
34	2c	48	TYR	2.2
39	2h	20	TYR	2.2
1	2A	1026	U	2.2
1	2A	2122	U	2.2
39	2h	67	PRO	2.2
45	2n	27	CYS	2.2
1	1A	299	G	2.2
1	1A	2178	G	2.2
1	1A	2190	G	2.2
1	2A	2131	G	2.2
17	2V	52	VAL	2.2

Continued on next page...

Continued from previous page...

Mol	Chain	Res	Type	RSRZ
32	2a	1131	G	2.2
33	1b	93	VAL	2.2
36	2e	34	VAL	2.2
49	2r	86	VAL	2.2
6	2G	114	ILE	2.2
33	1b	163	PHE	2.2
54	2y	49	G	2.2
55	2x	2	G	2.2
41	2j	50	ILE	2.2
1	1A	1092	A	2.2
1	2A	2310	A	2.2
32	2a	986	A	2.2
32	2a	1179	A	2.2
32	2a	1236	A	2.2
19	1X	94	GLY	2.2
45	2n	17	LYS	2.2
21	2Z	33	LEU	2.2
33	2b	10	LEU	2.2
33	2b	69	LEU	2.2
44	2m	34	LEU	2.2
47	1p	37	GLY	2.2
1	1A	1555	C	2.2
1	2A	893	C	2.2
1	2A	2804	C	2.2
32	1a	1037	C	2.2
32	2a	1038	C	2.2
32	2a	1189	C	2.2
54	2y	60	C	2.2
7	2H	2	SER	2.2
14	2S	20	ARG	2.2
28	16	50	ARG	2.2
29	17	23	ARG	2.2
39	2h	69	ARG	2.2
51	1t	80	ARG	2.2
52	1u	9	ARG	2.2
21	1Z	2	GLU	2.2
33	2b	170	GLU	2.2
6	2G	142	PRO	2.2
7	2H	21	PRO	2.2
20	2Y	53	PRO	2.2
45	1n	22	THR	2.2
42	2k	50	TYR	2.2

Continued on next page...

Continued from previous page...

Mol	Chain	Res	Type	RSRZ
20	2Y	107	ASP	2.2
21	2Z	96	VAL	2.2
32	1a	1020	U	2.2
32	1a	1040	U	2.2
32	1a	1135	U	2.2
32	2a	1070	U	2.2
33	1b	230	VAL	2.2
36	2e	69	VAL	2.2
36	2e	115	VAL	2.2
41	1j	72	VAL	2.2
54	1y	7	U	2.2
34	2c	14	ILE	2.2
40	2i	18	PHE	2.2
42	1k	13	GLN	2.2
6	2G	140	ILE	2.2
52	2u	13	ILE	2.2
29	27	45	ALA	2.2
33	1b	225	ALA	2.2
34	2c	27	LYS	2.2
11	2P	109	GLY	2.2
21	2Z	64	GLY	2.2
21	2Z	143	GLY	2.2
21	2Z	147	GLY	2.2
33	2b	44	LEU	2.2
33	2b	89	GLY	2.2
34	2c	25	GLY	2.2
34	2c	51	GLY	2.2
35	2d	180	GLY	2.2
39	2h	90	GLY	2.2
1	1A	2177	G	2.2
1	1A	2212	G	2.2
2	2B	19	G	2.2
26	14	68	ARG	2.2
32	2a	951	G	2.2
1	1A	934	A	2.2
32	2a	1256	A	2.2
40	1i	42	ARG	2.2
20	2Y	17	SER	2.2
50	2s	35	SER	2.2
51	1t	11	SER	2.2
38	1g	8	GLU	2.2
6	2G	165	THR	2.2

Continued on next page...

Continued from previous page...

Mol	Chain	Res	Type	RSRZ
21	1Z	159	PRO	2.2
1	2A	2143	C	2.2
15	1T	38	ASN	2.2
18	1W	60	ASN	2.2
32	1a	165	C	2.2
47	1p	39	TYR	2.2
54	2w	31	C	2.2
33	1b	40	HIS	2.2
35	1d	193	ASP	2.2
7	2H	115	VAL	2.2
12	2Q	65	PHE	2.2
33	1b	136	VAL	2.2
34	2c	70	VAL	2.2
34	1c	14	ILE	2.2
36	2e	72	GLN	2.2
9	2N	83	LYS	2.2
20	2Y	34	LYS	2.2
33	2b	147	LYS	2.2
41	2j	14	LYS	2.2
1	1A	274	U	2.2
32	2a	723	U	2.2
32	2a	1212	U	2.2
35	2d	164	ALA	2.2
55	2x	20	U	2.2
40	1i	19	LEU	2.2
49	1r	76	LEU	2.2
6	2G	96	ARG	2.2
19	2X	68	ARG	2.2
31	29	21	GLY	2.2
34	2c	13	GLY	2.2
34	2c	185	GLY	2.2
36	2e	99	GLY	2.2
42	2k	102	GLY	2.2
44	2m	119	GLY	2.2
46	2o	89	GLY	2.2
51	1t	101	GLY	2.2
6	2G	17	PRO	2.2
33	2b	67	THR	2.2
33	2b	103	THR	2.2
1	2A	529	A	2.2
1	2A	2801(A)	A	2.2
1	1A	2153	G	2.2

Continued on next page...

Continued from previous page...

Mol	Chain	Res	Type	RSRZ
14	2S	34	HIS	2.2
32	2a	978	A	2.2
44	2m	92	HIS	2.2
54	1w	66	A	2.2
40	1i	125	TYR	2.2
40	2i	62	TYR	2.2
7	2H	19	VAL	2.2
34	1c	107	GLN	2.2
38	2g	49	ILE	2.2
46	1o	87	ILE	2.2
46	2o	87	ILE	2.2
20	2Y	46	LYS	2.2
32	1a	174	C	2.2
32	2a	1267	C	2.2
35	1d	86	LYS	2.2
40	2i	11	LYS	2.2
45	2n	50	LYS	2.2
50	2s	28	LYS	2.2
54	2w	61	C	2.2
54	2y	62	C	2.2
14	2S	54	LEU	2.2
20	2Y	106	LEU	2.2
39	1h	2	LEU	2.2
40	2i	19	LEU	2.2
51	1t	97	ALA	2.2
11	2P	79	ARG	2.2
34	2c	78	GLY	2.2
35	2d	131	ARG	2.2
44	1m	95	GLY	2.2
32	2a	1125	U	2.1
44	1m	64	TRP	2.1
54	2w	33	U	2.1
8	2I	111	PRO	2.1
17	2V	50	PRO	2.1
20	2Y	29	GLU	2.1
35	1d	179	GLU	2.1
36	2e	8	GLU	2.1
48	2q	66	SER	2.1
33	1b	19	HIS	2.1
33	2b	113	HIS	2.1
38	1g	153	HIS	2.1
40	1i	64	THR	2.1

Continued on next page...

Continued from previous page...

Mol	Chain	Res	Type	RSRZ
21	2Z	87	ASP	2.1
33	2b	33	TYR	2.1
41	1j	78	ASN	2.1
6	2G	180	PHE	2.1
7	2H	79	VAL	2.1
21	2Z	104	PHE	2.1
26	24	5	ILE	2.1
33	2b	17	PHE	2.1
33	2b	81	VAL	2.1
34	1c	124	ILE	2.1
34	2c	202	ILE	2.1
39	2h	111	ILE	2.1
40	2i	17	VAL	2.1
47	2p	9	PHE	2.1
1	2A	1762	A	2.1
32	1a	172	A	2.1
32	2a	1275	A	2.1
54	2w	14	A	2.1
1	1A	2143	G	2.1
1	1A	2187	G	2.1
1	2A	881	G	2.1
1	2A	2121	G	2.1
6	2G	106	LEU	2.1
32	1a	64	G	2.1
32	2a	630	G	2.1
32	2a	1023	G	2.1
32	2a	1057	G	2.1
34	2c	101	LEU	2.1
35	1d	21	LEU	2.1
36	2e	53	LEU	2.1
50	1s	5	LEU	2.1
54	1y	49	G	2.1
54	2w	57	G	2.1
54	2y	53	G	2.1
34	2c	92	ALA	2.1
51	2t	94	ALA	2.1
34	2c	40	ARG	2.1
45	1n	12	ARG	2.1
1	2A	1043	C	2.1
32	2a	1060	C	2.1
32	2a	1228	C	2.1
32	2a	1263	C	2.1

Continued on next page...

Continued from previous page...

Mol	Chain	Res	Type	RSRZ
54	1y	32	C	2.1
54	1y	68	C	2.1
38	2g	156	TRP	2.1
41	2j	61	GLU	2.1
1	1A	1151	U	2.1
1	1A	2140	U	2.1
1	2A	614(A)	U	2.1
33	2b	140	HIS	2.1
54	1y	59	U	2.1
36	2e	16	THR	2.1
47	1p	27	LYS	2.1
7	2H	11	VAL	2.1
7	2H	35	VAL	2.1
40	2i	81	ILE	2.1
41	2j	72	VAL	2.1
43	2l	64	TYR	2.1
6	2G	107	LEU	2.1
6	2G	111	LEU	2.1
6	2G	33	ARG	2.1
18	2W	37	ARG	2.1
20	2Y	97	ARG	2.1
34	2c	164	ARG	2.1
38	2g	76	ARG	2.1
40	2i	111	ARG	2.1
50	2s	81	ARG	2.1
51	2t	86	ARG	2.1
1	1A	218	A	2.1
1	1A	1149	A	2.1
1	1A	2614	A	2.1
2	2B	25	A	2.1
32	2a	959	A	2.1
56	B	2	GLY	2.1
1	1A	930	G	2.1
1	2A	859	G	2.1
1	2A	882	G	2.1
1	2A	1170	G	2.1
7	2H	36	PRO	2.1
21	2Z	159	PRO	2.1
25	13	2	PRO	2.1
33	2b	24	TRP	2.1
32	1a	346	G	2.1
32	2a	1215	G	2.1

Continued on next page...

Continued from previous page...

Mol	Chain	Res	Type	RSRZ
32	2a	1231	G	2.1
33	2b	231	GLU	2.1
36	2e	52	PRO	2.1
54	1y	1	G	2.1
54	1y	19	G	2.1
56	C	7	HIS	2.1
1	1A	1126	C	2.1
1	2A	894	C	2.1
20	2Y	12	THR	2.1
32	1a	1007	C	2.1
32	2a	989	C	2.1
32	2a	1320	C	2.1
20	2Y	95	LYS	2.1
24	12	40	SER	2.1
45	1n	17	LYS	2.1
47	1p	43	LYS	2.1
32	2a	982	U	2.1
32	2a	1086	U	2.1
32	2a	1196	U	2.1
33	2b	184	VAL	2.1
34	2c	37	GLN	2.1
34	2c	55	VAL	2.1
44	2m	9	ILE	2.1
50	2s	56	GLN	2.1
38	1g	151	TYR	2.1
40	1i	114	TYR	2.1
41	1j	58	ASP	2.1
46	2o	69	TYR	2.1
7	2H	88	LEU	2.1
8	1I	12	LEU	2.1
17	2V	40	LEU	2.1
35	1d	155	LEU	2.1
6	2G	57	ALA	2.1
6	2G	136	ARG	2.1
12	2Q	5	ARG	2.1
15	1T	108	ARG	2.1
21	2Z	51	ALA	2.1
29	27	23	ARG	2.1
34	2c	60	ALA	2.1
40	1i	66	ARG	2.1
44	2m	28	ALA	2.1
45	1n	23	ARG	2.1

Continued on next page...

Continued from previous page...

Mol	Chain	Res	Type	RSRZ
49	1r	24	ALA	2.1
49	2r	20	ALA	2.1
12	2Q	23	GLY	2.1
21	1Z	147	GLY	2.1
34	2c	80	GLY	2.1
36	2e	23	GLY	2.1
7	2H	39	PRO	2.1
43	2l	16	GLU	2.1
48	2q	49	GLU	2.1
1	2A	2176	A	2.1
54	1w	6	A	2.1
54	1w	69	A	2.1
6	2G	47	LYS	2.1
26	24	69	LYS	2.1
21	2Z	124	ILE	2.1
45	2n	32	SER	2.1
1	1A	691	G	2.1
1	1A	698	G	2.1
1	1A	929	G	2.1
2	2B	24	G	2.1
7	2H	107	VAL	2.1
20	2Y	45	VAL	2.1
32	2a	1061	G	2.1
32	2a	1124	G	2.1
33	2b	219	VAL	2.1
34	2c	28	GLN	2.1
34	2c	138	VAL	2.1
41	2j	49	VAL	2.1
55	2x	70	G	2.1
1	2A	652(T)	C	2.1
6	1G	82	LEU	2.1
7	2H	71	LEU	2.1
8	2I	68	LEU	2.1
8	2I	72	LEU	2.1
6	2G	156	ASP	2.1
32	1a	345	C	2.1
32	2a	970	C	2.1
32	2a	1006	C	2.1
32	2a	1109	C	2.1
32	2a	1128	C	2.1
32	2a	1209	C	2.1
40	2i	47	LEU	2.1

Continued on next page...

Continued from previous page...

Mol	Chain	Res	Type	RSRZ
40	2i	5	TYR	2.1
33	2b	175	ARG	2.1
34	2c	38	ARG	2.1
41	1j	89	ASP	2.1
50	2s	61	TYR	2.1
54	1y	60	C	2.1
55	2x	3	C	2.1
15	1T	125	ARG	2.1
32	2a	1278	U	2.1
32	2a	1372	U	2.1
47	2p	42	ARG	2.1
54	2w	59	U	2.1
15	2T	131	ALA	2.1
33	1b	188	ALA	2.1
44	2m	97	PRO	2.0
45	2n	54	PRO	2.0
8	2I	48	GLU	2.0
26	24	30	GLU	2.0
16	2U	84	LYS	2.0
18	2W	111	HIS	2.0
33	2b	106	LYS	2.0
44	1m	27	LYS	2.0
12	1Q	1	MET	2.0
33	2b	48	MET	2.0
35	1d	173	TRP	2.0
34	1c	192	THR	2.0
44	2m	37	THR	2.0
44	2m	105	THR	2.0
19	2X	8	ILE	2.0
33	1b	200	ILE	2.0
1	1A	2192	A	2.0
2	2B	58	A	2.0
6	2G	23	PHE	2.0
32	1a	152	A	2.0
32	2a	1044	A	2.0
33	1b	165	VAL	2.0
33	2b	109	SER	2.0
36	2e	51	VAL	2.0
36	2e	105	VAL	2.0
45	2n	56	VAL	2.0
46	2o	27	VAL	2.0
54	1y	6	A	2.0

Continued on next page...

Continued from previous page...

Mol	Chain	Res	Type	RSRZ
54	2w	69	A	2.0
4	2E	195	LEU	2.0
6	2G	173	LEU	2.0
21	2Z	125	LEU	2.0
23	21	46	LEU	2.0
23	21	98	LEU	2.0
33	2b	215	LEU	2.0
34	2c	175	LEU	2.0
5	2F	62	ARG	2.0
33	2b	114	ARG	2.0
46	2o	64	ARG	2.0
6	2G	97	ASP	2.0
33	2b	220	ASP	2.0
38	2g	154	TYR	2.0
8	2I	94	ALA	2.0
33	2b	77	ALA	2.0
40	2i	45	ALA	2.0
50	2s	50	ALA	2.0
1	2A	545	G	2.0
7	2H	48	GLY	2.0
32	1a	203	U	2.0
32	1a	1042	G	2.0
32	2a	950	U	2.0
32	2a	987	G	2.0
32	2a	1053	G	2.0
32	2a	1058	G	2.0
32	2a	1216	G	2.0
32	2a	1364	U	2.0
36	2e	74	GLY	2.0
54	1w	5	G	2.0
54	1y	4	U	2.0
1	1A	670	C	2.0
32	2a	1037	C	2.0
32	2a	1203	C	2.0
32	2a	1210	C	2.0
32	2a	1249	C	2.0
54	2w	48	C	2.0
9	2N	44	PRO	2.0
26	24	29	PRO	2.0
43	1l	5	PRO	2.0
44	2m	41	PRO	2.0
51	1t	98	PRO	2.0

Continued on next page...

Continued from previous page...

Mol	Chain	Res	Type	RSRZ
9	2N	84	LYS	2.0
20	2Y	87	LYS	2.0
21	1Z	119	GLU	2.0
35	1d	84	LYS	2.0
44	2m	120	LYS	2.0
45	2n	58	LYS	2.0
47	1p	50	LYS	2.0
41	1j	86	MET	2.0
33	2b	42	ILE	2.0
33	2b	58	ILE	2.0
34	1c	15	THR	2.0
34	1c	95	THR	2.0
41	2j	87	THR	2.0
49	1r	47	THR	2.0
6	2G	70	VAL	2.0
14	2S	110	LEU	2.0
35	2d	78	LEU	2.0
38	1g	16	LEU	2.0
39	1h	112	LEU	2.0
44	2m	45	VAL	2.0
44	2m	117	VAL	2.0
50	1s	71	LEU	2.0
33	2b	130	ARG	2.0
34	2c	179	ARG	2.0
35	1d	152	SER	2.0
41	1j	70	ARG	2.0
43	1l	19	ARG	2.0
45	2n	23	ARG	2.0
50	2s	36	ARG	2.0
33	2b	37	ASN	2.0
1	1A	1115	A	2.0
1	2A	1445	A	2.0
1	2A	2135	A	2.0
6	2G	49	ASP	2.0
6	2G	171	ALA	2.0
7	2H	145	ALA	2.0
12	2Q	32	TYR	2.0
21	2Z	21	ALA	2.0
32	2a	1225	A	2.0
33	1b	160	ASP	2.0
34	1c	184	TYR	2.0
34	2c	50	ALA	2.0

Continued on next page...

Continued from previous page...

Mol	Chain	Res	Type	RSRZ
36	2e	54	ALA	2.0
43	2l	56	ALA	2.0
48	2q	95	TYR	2.0
50	2s	80	TYR	2.0

6.2 Non-standard residues in protein, DNA, RNA chains [i](#)

In the following table, the Atoms column lists the number of modelled atoms in the group and the number defined in the chemical component dictionary. The B-factors column lists the minimum, median, 95th percentile and maximum values of B factors of atoms in the group. The column labelled 'Q< 0.9' lists the number of atoms with occupancy less than 0.9.

Mol	Type	Chain	Res	Atoms	RSCC	RSR	B-factors(Å ²)	Q<0.9
54	PSU	2w	55	20/21	0.33	0.20	95,102,111,112	0
56	IAR	B	7	12/12	0.38	0.30	76,91,98,99	0
54	7MG	1y	46	24/25	0.43	0.19	90,101,105,118	0
54	7MG	1w	46	24/25	0.48	0.18	88,96,107,117	0
54	7MG	2w	46	24/25	0.48	0.17	92,102,108,119	0
54	PSU	2y	55	20/21	0.50	0.17	94,101,106,117	0
54	4SU	2y	8	20/21	0.50	0.17	99,104,116,125	0
54	PSU	1w	55	20/21	0.52	0.20	71,97,102,104	0
54	CM0	2y	34	25/26	0.55	0.20	85,102,110,128	0
54	7MG	2y	46	24/25	0.55	0.16	94,104,109,114	0
54	4SU	1y	8	20/21	0.57	0.16	95,99,109,118	0
54	PSU	1y	55	20/21	0.58	0.16	93,98,104,117	0
54	5MU	2y	54	21/22	0.61	0.17	93,102,109,126	0
54	4SU	2w	8	20/21	0.61	0.15	97,102,109,122	0
54	6MZ	2y	37	23/24	0.65	0.16	89,99,106,125	0
56	IAR	C	9	12/12	0.65	0.19	81,88,101,103	0
56	ORD	C	5	8/9	0.69	0.20	90,95,96,98	0
54	5MU	2w	54	21/22	0.69	0.14	87,92,100,102	0
54	CM0	1y	34	25/26	0.69	0.17	84,94,101,121	0
54	CM0	2w	34	25/26	0.70	0.18	83,92,98,110	0
54	4SU	1w	8	20/21	0.71	0.13	93,97,110,113	0
54	5MU	1w	54	21/22	0.73	0.14	69,85,91,95	0
54	6MZ	1y	37	23/24	0.73	0.17	85,94,103,117	0
32	2MG	2a	1207	24/25	0.77	0.16	84,94,98,101	0
54	5MU	1y	54	21/22	0.78	0.12	90,95,100,110	0
56	ORD	B	3	8/9	0.79	0.24	72,75,81,82	0
55	PSU	2x	55	20/21	0.79	0.12	78,86,93,99	0
55	4SU	2x	8	20/21	0.81	0.13	83,89,97,98	0
56	IAR	A	9	12/12	0.81	0.26	67,79,91,94	0

Continued on next page...

Continued from previous page...

Mol	Type	Chain	Res	Atoms	RSCC	RSR	B-factors(\AA^2)	Q<0.9
56	EUP	C	2	8/9	0.83	0.21	87,92,94,94	0
54	CM0	1w	34	25/26	0.83	0.17	74,78,85,93	0
55	5MU	2x	54	21/22	0.84	0.13	82,88,92,102	0
32	M2G	2a	966	25/26	0.84	0.17	63,73,89,97	0
43	0TD	2l	92	10/11	0.85	0.14	70,70,74,88	0
1	5MU	2A	1915	21/22	0.85	0.12	74,77,85,90	0
32	PSU	2a	516	20/21	0.86	0.12	78,81,88,90	0
32	5MC	2a	967	21/22	0.87	0.14	67,75,84,91	0
32	7MG	2a	527	24/25	0.88	0.14	64,72,81,89	0
56	EUP	A	2	8/9	0.88	0.14	59,75,76,78	0
56	ORD	A	5	8/9	0.89	0.15	72,74,77,77	0
43	0TD	1l	92	10/11	0.89	0.12	50,54,58,79	0
32	5MC	2a	1404	21/22	0.89	0.12	52,61,70,76	0
54	6MZ	2w	37	23/24	0.90	0.11	82,87,91,96	0
55	5MC	2x	32	21/22	0.90	0.15	74,79,84,85	0
55	5MU	1x	54	21/22	0.91	0.10	63,72,76,83	0
1	5MU	1A	1937	21/22	0.91	0.12	56,62,67,74	0
55	PSU	1x	55	20/21	0.91	0.09	64,70,77,78	0
55	4SU	1x	8	20/21	0.91	0.12	61,68,82,83	0
1	PSU	2A	1911	20/21	0.91	0.10	64,68,75,79	0
32	4OC	2a	1402	22/23	0.91	0.13	57,67,73,79	0
1	PSU	2A	1917	20/21	0.92	0.08	64,69,82,86	0
32	5MC	2a	1400	21/22	0.93	0.13	67,72,76,82	0
1	4OC	2A	1920	21/23	0.93	0.10	57,66,69,70	0
32	UR3	2a	1498	21/22	0.94	0.11	52,60,69,72	0
54	6MZ	1w	37	23/24	0.94	0.09	59,65,70,71	0
32	2MG	1a	1207	24/25	0.94	0.10	70,74,80,80	0
32	PSU	1a	516	20/21	0.94	0.08	61,68,71,72	0
32	MA6	2a	1518	24/25	0.95	0.11	58,67,72,75	0
55	5MC	1x	32	21/22	0.95	0.11	47,57,61,67	0
32	MA6	2a	1519	24/25	0.95	0.12	56,68,70,73	0
1	2MA	2A	2503	23/24	0.95	0.10	31,39,43,53	0
1	5MC	2A	1942	21/22	0.95	0.10	56,63,67,79	0
32	5MC	2a	1407	21/22	0.96	0.09	49,60,64,76	0
1	PSU	1A	1933	20/21	0.96	0.08	45,49,53,59	0
32	7MG	1a	527	24/25	0.96	0.08	46,52,57,59	0
32	M2G	1a	966	25/26	0.96	0.10	51,57,63,72	0
32	5MC	1a	967	21/22	0.96	0.09	52,59,67,70	0
1	PSU	1A	1939	20/21	0.96	0.08	52,56,63,70	0
32	5MC	1a	1400	21/22	0.96	0.10	46,54,59,62	0
1	5MC	2A	1962	21/22	0.96	0.09	43,53,59,75	0
32	MA6	1a	1519	24/25	0.96	0.10	40,43,47,49	0

Continued on next page...

Continued from previous page...

Mol	Type	Chain	Res	Atoms	RSCC	RSR	B-factors(\AA^2)	Q<0.9
32	4OC	1a	1402	22/23	0.97	0.08	42,47,55,57	0
1	OMG	2A	2251	24/25	0.97	0.08	38,43,47,57	0
32	5MC	1a	1404	21/22	0.97	0.07	35,40,47,51	0
32	5MC	1a	1407	21/22	0.97	0.09	35,41,44,46	0
1	4OC	1A	1942	21/23	0.97	0.07	38,47,50,55	0
1	5MU	2A	1939	21/22	0.97	0.07	37,40,46,48	0
1	5MC	1A	1964	21/22	0.97	0.07	40,43,47,53	0
32	UR3	1a	1498	21/22	0.98	0.07	34,41,47,50	0
32	MA6	1a	1518	24/25	0.98	0.08	35,42,46,47	0
1	2MA	1A	2515	23/24	0.98	0.06	21,24,28,31	0
1	2MU	1A	2564	21/23	0.98	0.07	24,30,35,36	0
1	PSU	1A	2617	20/21	0.98	0.06	23,29,33,33	0
1	2MU	2A	2552	21/23	0.98	0.08	38,42,49,54	0
1	PSU	2A	2605	20/21	0.98	0.06	38,43,46,49	0
1	5MU	1A	1961	21/22	0.98	0.06	24,28,33,35	0
1	5MC	1A	1984	21/22	0.98	0.06	22,36,41,45	0
1	OMG	1A	2263	24/25	0.98	0.06	23,27,31,35	0

6.3 Carbohydrates [i](#)

There are no monosaccharides in this entry.

6.4 Ligands [i](#)

In the following table, the Atoms column lists the number of modelled atoms in the group and the number defined in the chemical component dictionary. The B-factors column lists the minimum, median, 95th percentile and maximum values of B factors of atoms in the group. The column labelled 'Q< 0.9' lists the number of atoms with occupancy less than 0.9.

Mol	Type	Chain	Res	Atoms	RSCC	RSR	B-factors(\AA^2)	Q<0.9
57	MG	2y	3007	1/1	0.22	0.31	92,92,92,92	0
57	MG	2B	3012	1/1	0.40	0.24	102,102,102,102	0
57	MG	1x	3014	1/1	0.43	0.20	82,82,82,82	0
57	MG	2A	3302	1/1	0.43	0.28	90,90,90,90	0
57	MG	1w	103	1/1	0.48	0.20	85,85,85,85	0
57	MG	2O	8002	1/1	0.49	0.29	82,82,82,82	0
57	MG	1v	3001	1/1	0.49	0.31	85,85,85,85	0
57	MG	1a	1898	1/1	0.50	0.17	89,89,89,89	0
57	MG	2a	1802	1/1	0.51	0.29	100,100,100,100	0
57	MG	2A	3528	1/1	0.54	0.29	58,58,58,58	0
57	MG	18	101	1/1	0.55	0.22	80,80,80,80	0

Continued on next page...

Continued from previous page...

Mol	Type	Chain	Res	Atoms	RSCC	RSR	B-factors(\AA^2)	Q<0.9
57	MG	1a	1834	1/1	0.56	0.32	70,70,70,70	0
57	MG	2A	3576	1/1	0.56	0.20	84,84,84,84	0
57	MG	2A	3332	1/1	0.56	0.29	77,77,77,77	0
57	MG	1y	106	1/1	0.57	0.19	84,84,84,84	0
57	MG	2A	3843	1/1	0.57	0.17	86,86,86,86	0
57	MG	2y	3005	1/1	0.57	0.25	101,101,101,101	0
57	MG	1A	3948	1/1	0.57	0.23	76,76,76,76	0
57	MG	1w	106	1/1	0.58	0.24	89,89,89,89	0
57	MG	2A	3300	1/1	0.58	0.13	84,84,84,84	0
57	MG	1y	102	1/1	0.58	0.31	80,80,80,80	0
57	MG	C	8002	1/1	0.58	0.33	98,98,98,98	0
57	MG	2G	3001	1/1	0.59	0.28	81,81,81,81	0
57	MG	1a	1669	1/1	0.59	0.16	93,93,93,93	0
57	MG	2A	3724	1/1	0.60	0.16	88,88,88,88	0
57	MG	1a	1866	1/1	0.61	0.29	76,76,76,76	0
57	MG	2A	3615	1/1	0.61	0.13	92,92,92,92	0
57	MG	1A	4042	1/1	0.61	0.17	69,69,69,69	0
57	MG	2A	3797	1/1	0.61	0.21	72,72,72,72	0
57	MG	2A	3236	1/1	0.62	0.18	84,84,84,84	0
57	MG	2A	3553	1/1	0.62	0.23	52,52,52,52	0
57	MG	1a	1665	1/1	0.63	0.19	67,67,67,67	0
57	MG	2a	1773	1/1	0.63	0.20	88,88,88,88	0
57	MG	1B	227	1/1	0.63	0.15	73,73,73,73	0
57	MG	1y	103	1/1	0.64	0.26	86,86,86,86	0
57	MG	2a	1793	1/1	0.64	0.23	75,75,75,75	0
57	MG	2A	3669	1/1	0.64	0.21	62,62,62,62	0
57	MG	2B	3013	1/1	0.64	0.24	70,70,70,70	0
57	MG	1A	3515	1/1	0.64	0.23	69,69,69,69	0
57	MG	2A	3484	1/1	0.64	0.33	84,84,84,84	0
57	MG	2A	3253	1/1	0.65	0.15	79,79,79,79	0
57	MG	2v	101	1/1	0.65	0.18	85,85,85,85	0
57	MG	2A	3178	1/1	0.65	0.20	74,74,74,74	0
57	MG	1S	3003	1/1	0.65	0.17	73,73,73,73	0
57	MG	2A	3320	1/1	0.65	0.28	81,81,81,81	0
57	MG	2a	1636	1/1	0.66	0.18	86,86,86,86	0
57	MG	1Y	203	1/1	0.66	0.24	80,80,80,80	0
57	MG	1A	3357	1/1	0.67	0.28	71,71,71,71	0
57	MG	2y	3006	1/1	0.67	0.14	106,106,106,106	0
57	MG	1a	1870	1/1	0.67	0.35	80,80,80,80	0
57	MG	1a	1875	1/1	0.67	0.38	90,90,90,90	0
57	MG	1A	3995	1/1	0.68	0.17	52,52,52,52	0
57	MG	2A	3231	1/1	0.68	0.27	67,67,67,67	0

Continued on next page...

Continued from previous page...

Mol	Type	Chain	Res	Atoms	RSCC	RSR	B-factors(\AA^2)	Q<0.9
57	MG	1a	1868	1/1	0.68	0.20	71,71,71,71	0
57	MG	2A	3243	1/1	0.68	0.42	69,69,69,69	0
57	MG	2x	103	1/1	0.68	0.23	92,92,92,92	0
57	MG	1A	3433	1/1	0.68	0.18	60,60,60,60	0
57	MG	2A	3296	1/1	0.68	0.25	73,73,73,73	0
57	MG	1A	3957	1/1	0.68	0.29	70,70,70,70	0
57	MG	2A	3101	1/1	0.68	0.32	73,73,73,73	0
57	MG	1a	1872	1/1	0.69	0.17	93,93,93,93	0
57	MG	2A	3541	1/1	0.69	0.18	62,62,62,62	0
57	MG	1A	3453	1/1	0.69	0.25	70,70,70,70	0
57	MG	1a	1737	1/1	0.69	0.25	81,81,81,81	0
57	MG	1a	1802	1/1	0.69	0.25	92,92,92,92	0
57	MG	1a	1815	1/1	0.69	0.29	87,87,87,87	0
57	MG	2Z	8001	1/1	0.69	0.20	89,89,89,89	0
57	MG	2A	3045	1/1	0.69	0.42	78,78,78,78	0
57	MG	C	8001	1/1	0.69	0.40	95,95,95,95	0
57	MG	2a	1757	1/1	0.69	0.28	77,77,77,77	0
57	MG	2A	3305	1/1	0.70	0.13	76,76,76,76	0
57	MG	1A	3873	1/1	0.70	0.22	74,74,74,74	0
57	MG	1a	1871	1/1	0.70	0.21	96,96,96,96	0
57	MG	2D	304	1/1	0.70	0.25	73,73,73,73	0
57	MG	2a	1689	1/1	0.70	0.26	83,83,83,83	0
57	MG	2x	101	1/1	0.70	0.34	89,89,89,89	0
57	MG	2a	1771	1/1	0.71	0.33	78,78,78,78	0
57	MG	1A	4035	1/1	0.71	0.27	76,76,76,76	0
57	MG	1A	3724	1/1	0.71	0.17	67,67,67,67	0
57	MG	1a	1814	1/1	0.71	0.23	89,89,89,89	0
57	MG	1a	1655	1/1	0.71	0.23	74,74,74,74	0
57	MG	1A	3975	1/1	0.71	0.26	74,74,74,74	0
57	MG	1a	1842	1/1	0.71	0.26	74,74,74,74	0
57	MG	2A	3163	1/1	0.71	0.25	78,78,78,78	0
57	MG	1A	3754	1/1	0.71	0.47	75,75,75,75	0
57	MG	2a	1684	1/1	0.71	0.22	76,76,76,76	0
57	MG	1a	1704	1/1	0.71	0.18	83,83,83,83	0
57	MG	2A	3818	1/1	0.71	0.16	76,76,76,76	0
57	MG	2a	1683	1/1	0.72	0.26	76,76,76,76	0
57	MG	1A	3421	1/1	0.72	0.28	74,74,74,74	0
57	MG	2a	1687	1/1	0.72	0.44	78,78,78,78	0
57	MG	2A	3185	1/1	0.72	0.18	69,69,69,69	0
57	MG	2A	3647	1/1	0.72	0.18	81,81,81,81	0
57	MG	2a	1769	1/1	0.72	0.22	72,72,72,72	0
57	MG	1x	3010	1/1	0.72	0.32	80,80,80,80	0

Continued on next page...

Continued from previous page...

Mol	Type	Chain	Res	Atoms	RSCC	RSR	B-factors(Å ²)	Q<0.9
57	MG	2a	1607	1/1	0.72	0.30	81,81,81,81	0
57	MG	1A	3782	1/1	0.72	0.19	60,60,60,60	0
57	MG	1y	105	1/1	0.73	0.23	93,93,93,93	0
57	MG	1a	1714	1/1	0.73	0.19	76,76,76,76	0
57	MG	2R	8001	1/1	0.73	0.20	83,83,83,83	0
57	MG	2A	3018	1/1	0.73	0.26	78,78,78,78	0
57	MG	1B	223	1/1	0.73	0.13	80,80,80,80	0
57	MG	2A	3098	1/1	0.73	0.20	76,76,76,76	0
57	MG	1l	8002	1/1	0.73	0.21	79,79,79,79	0
57	MG	1A	3415	1/1	0.73	0.34	56,56,56,56	0
57	MG	1A	4054	1/1	0.73	0.27	79,79,79,79	0
57	MG	2A	3594	1/1	0.73	0.23	75,75,75,75	0
57	MG	2A	3598	1/1	0.73	0.17	71,71,71,71	0
57	MG	2E	302	1/1	0.73	0.42	80,80,80,80	0
57	MG	2a	1673	1/1	0.74	0.17	83,83,83,83	0
57	MG	2A	3773	1/1	0.74	0.17	83,83,83,83	0
57	MG	2A	3051	1/1	0.74	0.17	80,80,80,80	0
57	MG	2A	3091	1/1	0.74	0.18	75,75,75,75	0
57	MG	2A	3824	1/1	0.74	0.13	93,93,93,93	0
57	MG	2a	1749	1/1	0.74	0.27	75,75,75,75	0
57	MG	2A	3825	1/1	0.74	0.16	73,73,73,73	0
57	MG	2A	3094	1/1	0.74	0.30	83,83,83,83	0
57	MG	2A	3268	1/1	0.74	0.24	68,68,68,68	0
57	MG	1A	3571	1/1	0.74	0.24	62,62,62,62	0
57	MG	2A	3579	1/1	0.74	0.15	62,62,62,62	0
57	MG	1A	3459	1/1	0.74	0.29	71,71,71,71	0
57	MG	2i	8001	1/1	0.74	0.12	72,72,72,72	0
57	MG	2j	8001	1/1	0.74	0.17	86,86,86,86	0
57	MG	2A	3301	1/1	0.74	0.10	88,88,88,88	0
57	MG	2A	3601	1/1	0.74	0.30	75,75,75,75	0
57	MG	1a	1796	1/1	0.74	0.18	69,69,69,69	0
57	MG	2y	3003	1/1	0.74	0.22	102,102,102,102	0
57	MG	1A	3988	1/1	0.74	0.20	67,67,67,67	0
57	MG	1a	1876	1/1	0.74	0.23	83,83,83,83	0
57	MG	2a	1628	1/1	0.74	0.29	68,68,68,68	0
57	MG	1A	3428	1/1	0.74	0.17	72,72,72,72	0
57	MG	2a	1667	1/1	0.74	0.33	83,83,83,83	0
57	MG	2A	3616	1/1	0.75	0.21	82,82,82,82	0
57	MG	2a	1786	1/1	0.75	0.20	85,85,85,85	0
57	MG	2a	1791	1/1	0.75	0.40	72,72,72,72	0
57	MG	2A	3836	1/1	0.75	0.19	72,72,72,72	0
57	MG	2A	3794	1/1	0.75	0.18	71,71,71,71	0

Continued on next page...

Continued from previous page...

Mol	Type	Chain	Res	Atoms	RSCC	RSR	B-factors(\AA^2)	Q<0.9
57	MG	2A	3249	1/1	0.75	0.26	81,81,81,81	0
57	MG	2A	3204	1/1	0.75	0.36	75,75,75,75	0
57	MG	2A	3259	1/1	0.75	0.29	83,83,83,83	0
57	MG	1A	3597	1/1	0.76	0.21	56,56,56,56	0
57	MG	2A	3778	1/1	0.76	0.26	75,75,75,75	0
57	MG	1a	1843	1/1	0.76	0.25	84,84,84,84	0
57	MG	1A	3924	1/1	0.76	0.20	63,63,63,63	0
57	MG	2A	3273	1/1	0.76	0.27	82,82,82,82	0
57	MG	2a	1629	1/1	0.76	0.25	80,80,80,80	0
57	MG	2A	3282	1/1	0.76	0.15	74,74,74,74	0
57	MG	2a	1665	1/1	0.76	0.22	70,70,70,70	0
57	MG	2A	3344	1/1	0.76	0.11	85,85,85,85	0
57	MG	2A	3829	1/1	0.76	0.17	75,75,75,75	0
57	MG	2A	3353	1/1	0.76	0.26	78,78,78,78	0
57	MG	2A	3397	1/1	0.76	0.20	72,72,72,72	0
57	MG	1A	3983	1/1	0.76	0.19	63,63,63,63	0
57	MG	2A	3519	1/1	0.76	0.17	77,77,77,77	0
57	MG	2A	3521	1/1	0.76	0.18	66,66,66,66	0
57	MG	2A	3720	1/1	0.76	0.13	81,81,81,81	0
57	MG	1A	3529	1/1	0.76	0.25	62,62,62,62	0
57	MG	1A	3359	1/1	0.77	0.21	67,67,67,67	0
57	MG	1a	1741	1/1	0.77	0.22	83,83,83,83	0
57	MG	1a	1897	1/1	0.77	0.16	83,83,83,83	0
57	MG	2A	3140	1/1	0.77	0.22	72,72,72,72	0
57	MG	2A	3347	1/1	0.77	0.12	72,72,72,72	0
57	MG	2A	3803	1/1	0.77	0.15	71,71,71,71	0
57	MG	2A	3807	1/1	0.77	0.16	84,84,84,84	0
57	MG	2A	3160	1/1	0.77	0.18	85,85,85,85	0
57	MG	1a	1795	1/1	0.77	0.19	71,71,71,71	0
57	MG	1d	503	1/1	0.77	0.14	69,69,69,69	0
57	MG	1A	3961	1/1	0.77	0.17	49,49,49,49	0
57	MG	1a	1801	1/1	0.77	0.15	77,77,77,77	0
57	MG	2a	1777	1/1	0.77	0.21	82,82,82,82	0
57	MG	1A	3372	1/1	0.77	0.16	65,65,65,65	0
57	MG	2B	3008	1/1	0.77	0.27	70,70,70,70	0
57	MG	1V	202	1/1	0.77	0.16	78,78,78,78	0
57	MG	1x	3009	1/1	0.77	0.28	76,76,76,76	0
57	MG	1A	3568	1/1	0.77	0.21	57,57,57,57	0
57	MG	1A	3833	1/1	0.77	0.12	64,64,64,64	0
57	MG	1A	3281	1/1	0.77	0.28	79,79,79,79	0
57	MG	1A	3917	1/1	0.77	0.20	67,67,67,67	0
57	MG	1a	1857	1/1	0.77	0.18	74,74,74,74	0

Continued on next page...

Continued from previous page...

Mol	Type	Chain	Res	Atoms	RSCC	RSR	B-factors(\AA^2)	Q<0.9
57	MG	2X	3002	1/1	0.77	0.54	78,78,78,78	0
57	MG	1A	3256	1/1	0.77	0.40	65,65,65,65	0
57	MG	1a	1685	1/1	0.77	0.38	74,74,74,74	0
57	MG	1A	3721	1/1	0.77	0.20	59,59,59,59	0
57	MG	1A	4071	1/1	0.77	0.22	82,82,82,82	0
57	MG	1a	1716	1/1	0.77	0.18	74,74,74,74	0
57	MG	2A	3198	1/1	0.78	0.28	76,76,76,76	0
57	MG	1A	4021	1/1	0.78	0.15	60,60,60,60	0
57	MG	1A	3719	1/1	0.78	0.14	66,66,66,66	0
57	MG	2a	1693	1/1	0.78	0.35	87,87,87,87	0
57	MG	2A	3317	1/1	0.78	0.26	71,71,71,71	0
57	MG	2B	3002	1/1	0.78	0.17	81,81,81,81	0
57	MG	1a	1880	1/1	0.78	0.21	72,72,72,72	0
57	MG	2A	3328	1/1	0.78	0.22	82,82,82,82	0
57	MG	1a	1893	1/1	0.78	0.14	73,73,73,73	0
57	MG	2B	3015	1/1	0.78	0.19	81,81,81,81	0
57	MG	2A	3630	1/1	0.78	0.13	50,50,50,50	0
57	MG	2A	3337	1/1	0.78	0.21	74,74,74,74	0
57	MG	1A	3275	1/1	0.78	0.24	61,61,61,61	0
57	MG	2A	3704	1/1	0.78	0.19	89,89,89,89	0
57	MG	2A	3713	1/1	0.78	0.14	68,68,68,68	0
57	MG	2A	3104	1/1	0.78	0.32	73,73,73,73	0
57	MG	1A	3616	1/1	0.78	0.25	72,72,72,72	0
57	MG	2A	3266	1/1	0.78	0.39	78,78,78,78	0
57	MG	1a	1808	1/1	0.78	0.10	86,86,86,86	0
57	MG	2y	3002	1/1	0.78	0.22	86,86,86,86	0
57	MG	2A	3270	1/1	0.78	0.20	64,64,64,64	0
57	MG	1A	4062	1/1	0.78	0.14	80,80,80,80	0
57	MG	1A	3713	1/1	0.78	0.26	72,72,72,72	0
57	MG	2A	3184	1/1	0.78	0.17	68,68,68,68	0
57	MG	1A	3999	1/1	0.78	0.19	66,66,66,66	0
57	MG	2A	3559	1/1	0.78	0.20	67,67,67,67	0
57	MG	1a	1799	1/1	0.79	0.15	70,70,70,70	0
57	MG	2A	3664	1/1	0.79	0.16	69,69,69,69	0
57	MG	2A	3667	1/1	0.79	0.23	63,63,63,63	0
57	MG	1A	3749	1/1	0.79	0.23	55,55,55,55	0
57	MG	2A	3671	1/1	0.79	0.13	65,65,65,65	0
57	MG	2A	3327	1/1	0.79	0.30	73,73,73,73	0
57	MG	1B	228	1/1	0.79	0.17	69,69,69,69	0
57	MG	2A	3719	1/1	0.79	0.14	78,78,78,78	0
57	MG	1a	1692	1/1	0.79	0.34	73,73,73,73	0
57	MG	2A	3207	1/1	0.79	0.25	73,73,73,73	0

Continued on next page...

Continued from previous page...

Mol	Type	Chain	Res	Atoms	RSCC	RSR	B-factors(\AA^2)	Q<0.9
57	MG	2A	3213	1/1	0.79	0.16	65,65,65,65	0
57	MG	1A	3413	1/1	0.79	0.21	84,84,84,84	0
57	MG	2A	3011	1/1	0.79	0.30	64,64,64,64	0
57	MG	2A	3370	1/1	0.79	0.26	63,63,63,63	0
57	MG	1A	3998	1/1	0.79	0.24	71,71,71,71	0
57	MG	2a	1755	1/1	0.79	0.15	75,75,75,75	0
57	MG	2A	3245	1/1	0.79	0.20	79,79,79,79	0
57	MG	2A	3812	1/1	0.79	0.18	80,80,80,80	0
57	MG	2A	3513	1/1	0.79	0.23	68,68,68,68	0
57	MG	2A	3823	1/1	0.79	0.14	51,51,51,51	0
57	MG	1a	1818	1/1	0.79	0.23	74,74,74,74	0
57	MG	2a	1778	1/1	0.79	0.19	91,91,91,91	0
57	MG	2A	3046	1/1	0.79	0.18	57,57,57,57	0
57	MG	1A	3723	1/1	0.79	0.15	67,67,67,67	0
57	MG	2A	3090	1/1	0.79	0.22	89,89,89,89	0
57	MG	1a	1839	1/1	0.79	0.24	77,77,77,77	0
57	MG	1b	3002	1/1	0.79	0.18	87,87,87,87	0
57	MG	2B	3006	1/1	0.79	0.17	84,84,84,84	0
57	MG	2q	203	1/1	0.79	0.16	87,87,87,87	0
57	MG	2A	3568	1/1	0.79	0.15	88,88,88,88	0
57	MG	1a	1840	1/1	0.79	0.23	74,74,74,74	0
57	MG	2A	3274	1/1	0.79	0.20	79,79,79,79	0
57	MG	1a	1727	1/1	0.79	0.21	79,79,79,79	0
57	MG	1A	4002	1/1	0.79	0.34	77,77,77,77	0
57	MG	1a	1621	1/1	0.79	0.22	52,52,52,52	0
57	MG	1a	1860	1/1	0.79	0.15	83,83,83,83	0
57	MG	1A	4090	1/1	0.79	0.22	52,52,52,52	0
57	MG	1A	3689	1/1	0.79	0.23	75,75,75,75	0
57	MG	2R	8002	1/1	0.79	0.19	60,60,60,60	0
57	MG	1y	104	1/1	0.80	0.44	79,79,79,79	0
57	MG	2a	1751	1/1	0.80	0.20	77,77,77,77	0
57	MG	1a	1841	1/1	0.80	0.16	58,58,58,58	0
57	MG	1r	3001	1/1	0.80	0.27	66,66,66,66	0
57	MG	2a	1762	1/1	0.80	0.21	75,75,75,75	0
57	MG	1a	1676	1/1	0.80	0.29	76,76,76,76	0
57	MG	2A	3575	1/1	0.80	0.14	82,82,82,82	0
57	MG	1A	3538	1/1	0.80	0.18	68,68,68,68	0
57	MG	2A	3026	1/1	0.80	0.19	63,63,63,63	0
57	MG	1A	3458	1/1	0.80	0.15	47,47,47,47	0
57	MG	1A	3935	1/1	0.80	0.19	57,57,57,57	0
57	MG	1a	1824	1/1	0.80	0.21	74,74,74,74	0
57	MG	2A	3054	1/1	0.80	0.20	59,59,59,59	0

Continued on next page...

Continued from previous page...

Mol	Type	Chain	Res	Atoms	RSCC	RSR	B-factors(\AA^2)	Q<0.9
57	MG	2a	1795	1/1	0.80	0.23	83,83,83,83	0
57	MG	2A	3388	1/1	0.80	0.30	67,67,67,67	0
57	MG	2A	3079	1/1	0.80	0.24	82,82,82,82	0
57	MG	2A	3421	1/1	0.80	0.17	44,44,44,44	0
57	MG	2n	502	1/1	0.80	0.18	84,84,84,84	0
57	MG	2a	1649	1/1	0.80	0.39	85,85,85,85	0
57	MG	2A	3451	1/1	0.80	0.14	78,78,78,78	0
57	MG	2A	3832	1/1	0.80	0.28	67,67,67,67	0
57	MG	2x	102	1/1	0.80	0.24	77,77,77,77	0
57	MG	2A	3086	1/1	0.80	0.12	73,73,73,73	0
57	MG	2a	1680	1/1	0.80	0.25	88,88,88,88	0
57	MG	1A	4065	1/1	0.80	0.11	66,66,66,66	0
57	MG	2A	3219	1/1	0.80	0.22	67,67,67,67	0
57	MG	2A	3693	1/1	0.80	0.20	75,75,75,75	0
57	MG	1A	4037	1/1	0.80	0.18	43,43,43,43	0
57	MG	1A	4076	1/1	0.80	0.29	64,64,64,64	0
57	MG	2a	1742	1/1	0.80	0.29	83,83,83,83	0
57	MG	2A	3574	1/1	0.81	0.25	69,69,69,69	0
57	MG	2a	1681	1/1	0.81	0.18	85,85,85,85	0
57	MG	2A	3815	1/1	0.81	0.25	72,72,72,72	0
57	MG	1a	1626	1/1	0.81	0.24	71,71,71,71	0
57	MG	1A	3675	1/1	0.81	0.23	60,60,60,60	0
57	MG	1a	1656	1/1	0.81	0.17	69,69,69,69	0
57	MG	2A	3340	1/1	0.81	0.18	77,77,77,77	0
57	MG	2A	3597	1/1	0.81	0.14	64,64,64,64	0
57	MG	1a	1756	1/1	0.81	0.16	72,72,72,72	0
57	MG	2A	3834	1/1	0.81	0.23	68,68,68,68	0
57	MG	1A	3473	1/1	0.81	0.26	62,62,62,62	0
57	MG	2A	3350	1/1	0.81	0.21	76,76,76,76	0
57	MG	2a	1761	1/1	0.81	0.23	86,86,86,86	0
57	MG	1A	4060	1/1	0.81	0.17	69,69,69,69	0
57	MG	1a	1673	1/1	0.81	0.25	78,78,78,78	0
57	MG	1P	203	1/1	0.81	0.21	47,47,47,47	0
57	MG	2A	3663	1/1	0.81	0.16	53,53,53,53	0
57	MG	1a	1861	1/1	0.81	0.21	57,57,57,57	0
57	MG	2A	3189	1/1	0.81	0.20	70,70,70,70	0
57	MG	2A	3444	1/1	0.81	0.18	71,71,71,71	0
57	MG	1A	3906	1/1	0.81	0.22	47,47,47,47	0
57	MG	2A	3684	1/1	0.81	0.31	82,82,82,82	0
57	MG	1a	1688	1/1	0.81	0.17	76,76,76,76	0
57	MG	2a	1800	1/1	0.81	0.25	68,68,68,68	0
57	MG	2A	3493	1/1	0.81	0.16	65,65,65,65	0

Continued on next page...

Continued from previous page...

Mol	Type	Chain	Res	Atoms	RSCC	RSR	B-factors(\AA^2)	Q<0.9
57	MG	2e	3001	1/1	0.81	0.18	81,81,81,81	0
57	MG	1A	3401	1/1	0.81	0.23	55,55,55,55	0
57	MG	2A	3209	1/1	0.81	0.19	70,70,70,70	0
57	MG	1A	3321	1/1	0.81	0.17	63,63,63,63	0
57	MG	1A	3984	1/1	0.81	0.18	55,55,55,55	0
57	MG	2a	1615	1/1	0.81	0.35	73,73,73,73	0
57	MG	2a	1617	1/1	0.81	0.17	68,68,68,68	0
57	MG	2A	3728	1/1	0.81	0.17	71,71,71,71	0
57	MG	2A	3539	1/1	0.81	0.17	83,83,83,83	0
57	MG	1a	1873	1/1	0.81	0.18	79,79,79,79	0
57	MG	2a	1642	1/1	0.81	0.14	74,74,74,74	0
57	MG	2A	3234	1/1	0.81	0.44	71,71,71,71	0
57	MG	2a	1658	1/1	0.81	0.19	82,82,82,82	0
57	MG	2A	3556	1/1	0.81	0.13	56,56,56,56	0
57	MG	2A	3322	1/1	0.81	0.21	71,71,71,71	0
57	MG	1A	3205	1/1	0.81	0.25	76,76,76,76	0
57	MG	1A	3289	1/1	0.82	0.17	60,60,60,60	0
57	MG	29	101	1/1	0.82	0.39	79,79,79,79	0
57	MG	2A	3629	1/1	0.82	0.19	64,64,64,64	0
57	MG	2a	1610	1/1	0.82	0.59	78,78,78,78	0
57	MG	1a	1759	1/1	0.82	0.13	60,60,60,60	0
57	MG	2A	3635	1/1	0.82	0.16	82,82,82,82	0
57	MG	2a	1623	1/1	0.82	0.39	78,78,78,78	0
57	MG	2a	1624	1/1	0.82	0.20	81,81,81,81	0
57	MG	10	105	1/1	0.82	0.17	66,66,66,66	0
57	MG	2A	3661	1/1	0.82	0.20	84,84,84,84	0
57	MG	2a	1630	1/1	0.82	0.21	64,64,64,64	0
57	MG	2a	1633	1/1	0.82	0.18	78,78,78,78	0
57	MG	2A	3662	1/1	0.82	0.16	63,63,63,63	0
57	MG	2a	1640	1/1	0.82	0.45	77,77,77,77	0
57	MG	2A	3316	1/1	0.82	0.14	62,62,62,62	0
57	MG	1a	1879	1/1	0.82	0.11	89,89,89,89	0
57	MG	2a	1652	1/1	0.82	0.31	72,72,72,72	0
57	MG	1A	3691	1/1	0.82	0.11	44,44,44,44	0
57	MG	1a	1888	1/1	0.82	0.36	66,66,66,66	0
57	MG	1a	1607	1/1	0.82	0.13	69,69,69,69	0
57	MG	1A	3267	1/1	0.82	0.16	57,57,57,57	0
57	MG	2a	1677	1/1	0.82	0.25	69,69,69,69	0
57	MG	1A	3887	1/1	0.82	0.14	58,58,58,58	0
57	MG	1a	1651	1/1	0.82	0.15	76,76,76,76	0
57	MG	2A	3712	1/1	0.82	0.10	94,94,94,94	0
57	MG	1A	3888	1/1	0.82	0.11	50,50,50,50	0

Continued on next page...

Continued from previous page...

Mol	Type	Chain	Res	Atoms	RSCC	RSR	B-factors(\AA^2)	Q<0.9
57	MG	2A	3182	1/1	0.82	0.33	67,67,67,67	0
57	MG	1A	3335	1/1	0.82	0.17	55,55,55,55	0
57	MG	1a	1659	1/1	0.82	0.28	85,85,85,85	0
57	MG	1a	1823	1/1	0.82	0.15	72,72,72,72	0
57	MG	2A	3194	1/1	0.82	0.21	73,73,73,73	0
57	MG	2A	3197	1/1	0.82	0.30	71,71,71,71	0
57	MG	2A	3789	1/1	0.82	0.10	68,68,68,68	0
57	MG	1A	3349	1/1	0.82	0.24	59,59,59,59	0
57	MG	1w	104	1/1	0.82	0.12	87,87,87,87	0
57	MG	2A	3435	1/1	0.82	0.17	59,59,59,59	0
57	MG	1a	1833	1/1	0.82	0.27	69,69,69,69	0
57	MG	1x	3007	1/1	0.82	0.24	72,72,72,72	0
57	MG	2A	3471	1/1	0.82	0.20	45,45,45,45	0
57	MG	1B	212	1/1	0.82	0.12	69,69,69,69	0
57	MG	1B	220	1/1	0.82	0.18	63,63,63,63	0
57	MG	2a	1780	1/1	0.82	0.22	65,65,65,65	0
57	MG	2A	3226	1/1	0.82	0.26	73,73,73,73	0
57	MG	1x	3012	1/1	0.82	0.26	69,69,69,69	0
57	MG	1A	3154	1/1	0.82	0.17	59,59,59,59	0
57	MG	2A	3235	1/1	0.82	0.23	79,79,79,79	0
57	MG	1a	1678	1/1	0.82	0.19	62,62,62,62	0
57	MG	1a	1684	1/1	0.82	0.19	79,79,79,79	0
57	MG	1A	3929	1/1	0.82	0.27	85,85,85,85	0
57	MG	1A	3608	1/1	0.82	0.20	70,70,70,70	0
57	MG	1a	1859	1/1	0.82	0.27	72,72,72,72	0
57	MG	1B	229	1/1	0.82	0.18	77,77,77,77	0
57	MG	2B	3011	1/1	0.82	0.22	80,80,80,80	0
57	MG	2A	3260	1/1	0.82	0.22	77,77,77,77	0
57	MG	1E	306	1/1	0.82	0.23	74,74,74,74	0
57	MG	1a	1865	1/1	0.82	0.16	85,85,85,85	0
57	MG	1E	308	1/1	0.82	0.16	73,73,73,73	0
57	MG	1G	3003	1/1	0.82	0.10	71,71,71,71	0
57	MG	1A	3500	1/1	0.82	0.16	55,55,55,55	0
57	MG	1A	3953	1/1	0.82	0.14	62,62,62,62	0
57	MG	1A	3166	1/1	0.82	0.25	70,70,70,70	0
57	MG	2A	3602	1/1	0.82	0.18	69,69,69,69	0
57	MG	2U	201	1/1	0.82	0.33	59,59,59,59	0
57	MG	2A	3082	1/1	0.82	0.30	56,56,56,56	0
57	MG	2a	1609	1/1	0.83	0.24	68,68,68,68	0
57	MG	1A	3447	1/1	0.83	0.18	82,82,82,82	0
57	MG	1a	1838	1/1	0.83	0.21	71,71,71,71	0
57	MG	2A	3111	1/1	0.83	0.20	86,86,86,86	0

Continued on next page...

Continued from previous page...

Mol	Type	Chain	Res	Atoms	RSCC	RSR	B-factors(\AA^2)	Q<0.9
57	MG	1A	3532	1/1	0.83	0.18	69,69,69,69	0
57	MG	2A	3151	1/1	0.83	0.35	69,69,69,69	0
57	MG	2A	3159	1/1	0.83	0.17	86,86,86,86	0
57	MG	1a	1691	1/1	0.83	0.19	68,68,68,68	0
57	MG	1A	4053	1/1	0.83	0.20	64,64,64,64	0
57	MG	1A	3852	1/1	0.83	0.15	43,43,43,43	0
57	MG	1A	3962	1/1	0.83	0.15	56,56,56,56	0
57	MG	2a	1637	1/1	0.83	0.41	67,67,67,67	0
57	MG	1a	1855	1/1	0.83	0.20	80,80,80,80	0
57	MG	1x	3003	1/1	0.83	0.23	77,77,77,77	0
57	MG	2a	1646	1/1	0.83	0.36	67,67,67,67	0
57	MG	2A	3188	1/1	0.83	0.26	73,73,73,73	0
57	MG	1A	3973	1/1	0.83	0.12	72,72,72,72	0
57	MG	1A	4064	1/1	0.83	0.14	78,78,78,78	0
57	MG	15	103	1/1	0.83	0.18	68,68,68,68	0
57	MG	1A	3194	1/1	0.83	0.21	61,61,61,61	0
57	MG	1A	3202	1/1	0.83	0.50	50,50,50,50	0
57	MG	2A	3393	1/1	0.83	0.17	69,69,69,69	0
57	MG	2A	3776	1/1	0.83	0.16	70,70,70,70	0
57	MG	1A	3417	1/1	0.83	0.14	69,69,69,69	0
57	MG	2A	3779	1/1	0.83	0.27	73,73,73,73	0
57	MG	2A	3400	1/1	0.83	0.31	57,57,57,57	0
57	MG	2a	1686	1/1	0.83	0.19	65,65,65,65	0
57	MG	2A	3790	1/1	0.83	0.12	58,58,58,58	0
57	MG	1a	1867	1/1	0.83	0.17	80,80,80,80	0
57	MG	1A	3987	1/1	0.83	0.18	52,52,52,52	0
57	MG	2a	1733	1/1	0.83	0.12	82,82,82,82	0
57	MG	1a	1869	1/1	0.83	0.18	70,70,70,70	0
57	MG	1A	4108	1/1	0.83	0.23	76,76,76,76	0
57	MG	2A	3001	1/1	0.83	0.35	78,78,78,78	0
57	MG	2A	3233	1/1	0.83	0.36	75,75,75,75	0
57	MG	2A	3816	1/1	0.83	0.18	80,80,80,80	0
57	MG	1B	202	1/1	0.83	0.18	62,62,62,62	0
57	MG	2A	3013	1/1	0.83	0.25	62,62,62,62	0
57	MG	2a	1767	1/1	0.83	0.17	76,76,76,76	0
57	MG	1A	3594	1/1	0.83	0.15	35,35,35,35	0
57	MG	1A	3044	1/1	0.83	0.25	65,65,65,65	0
57	MG	1A	3601	1/1	0.83	0.22	68,68,68,68	0
57	MG	1A	3374	1/1	0.83	0.15	68,68,68,68	0
57	MG	2A	3252	1/1	0.83	0.25	70,70,70,70	0
57	MG	2A	3049	1/1	0.83	0.24	75,75,75,75	0
57	MG	2A	3254	1/1	0.83	0.16	69,69,69,69	0

Continued on next page...

Continued from previous page...

Mol	Type	Chain	Res	Atoms	RSCC	RSR	B-factors(\AA^2)	Q<0.9
57	MG	2A	3860	1/1	0.83	0.34	64,64,64,64	0
57	MG	2a	1792	1/1	0.83	0.14	75,75,75,75	0
57	MG	1a	1878	1/1	0.83	0.15	95,95,95,95	0
57	MG	2A	3053	1/1	0.83	0.20	75,75,75,75	0
57	MG	2A	3572	1/1	0.83	0.18	79,79,79,79	0
57	MG	1A	3217	1/1	0.83	0.16	46,46,46,46	0
57	MG	1A	3774	1/1	0.83	0.10	49,49,49,49	0
57	MG	2g	8001	1/1	0.83	0.14	76,76,76,76	0
57	MG	1B	231	1/1	0.83	0.19	70,70,70,70	0
57	MG	2A	3271	1/1	0.83	0.34	69,69,69,69	0
57	MG	2A	3592	1/1	0.83	0.18	77,77,77,77	0
57	MG	1a	1892	1/1	0.83	0.21	69,69,69,69	0
57	MG	2r	3001	1/1	0.83	0.27	84,84,84,84	0
57	MG	2E	303	1/1	0.83	0.32	71,71,71,71	0
57	MG	2E	308	1/1	0.83	0.21	73,73,73,73	0
57	MG	1a	1683	1/1	0.83	0.28	86,86,86,86	0
57	MG	2A	3277	1/1	0.83	0.37	67,67,67,67	0
57	MG	1a	1827	1/1	0.83	0.25	58,58,58,58	0
57	MG	2A	3287	1/1	0.83	0.26	70,70,70,70	0
57	MG	2A	3291	1/1	0.83	0.17	69,69,69,69	0
57	MG	1A	3949	1/1	0.83	0.19	68,68,68,68	0
57	MG	2A	3299	1/1	0.83	0.17	79,79,79,79	0
57	MG	1a	1903	1/1	0.83	0.46	77,77,77,77	0
57	MG	2A	3632	1/1	0.83	0.19	70,70,70,70	0
57	MG	1A	3865	1/1	0.84	0.13	34,34,34,34	0
57	MG	1A	3498	1/1	0.84	0.11	48,48,48,48	0
57	MG	1A	3596	1/1	0.84	0.15	44,44,44,44	0
57	MG	2A	3167	1/1	0.84	0.24	66,66,66,66	0
57	MG	1A	3269	1/1	0.84	0.19	62,62,62,62	0
57	MG	2A	3622	1/1	0.84	0.15	73,73,73,73	0
57	MG	2A	3309	1/1	0.84	0.43	85,85,85,85	0
57	MG	2a	1614	1/1	0.84	0.13	70,70,70,70	0
57	MG	2A	3313	1/1	0.84	0.23	75,75,75,75	0
57	MG	2A	3314	1/1	0.84	0.22	68,68,68,68	0
57	MG	2A	3315	1/1	0.84	0.28	62,62,62,62	0
57	MG	1w	105	1/1	0.84	0.19	69,69,69,69	0
57	MG	2A	3651	1/1	0.84	0.14	75,75,75,75	0
57	MG	1A	3292	1/1	0.84	0.17	49,49,49,49	0
57	MG	1A	3451	1/1	0.84	0.28	66,66,66,66	0
57	MG	1A	3918	1/1	0.84	0.15	65,65,65,65	0
57	MG	2A	3325	1/1	0.84	0.14	74,74,74,74	0
57	MG	1A	4008	1/1	0.84	0.17	54,54,54,54	0

Continued on next page...

Continued from previous page...

Mol	Type	Chain	Res	Atoms	RSCC	RSR	B-factors(\AA^2)	Q<0.9
57	MG	1A	3729	1/1	0.84	0.25	62,62,62,62	0
57	MG	2A	3329	1/1	0.84	0.11	67,67,67,67	0
57	MG	1a	1710	1/1	0.84	0.35	73,73,73,73	0
57	MG	2A	3685	1/1	0.84	0.23	75,75,75,75	0
57	MG	2A	3686	1/1	0.84	0.12	62,62,62,62	0
57	MG	1A	3730	1/1	0.84	0.10	66,66,66,66	0
57	MG	1A	3736	1/1	0.84	0.11	69,69,69,69	0
57	MG	2a	1666	1/1	0.84	0.20	87,87,87,87	0
57	MG	2A	3708	1/1	0.84	0.14	81,81,81,81	0
57	MG	2A	3206	1/1	0.84	0.24	72,72,72,72	0
57	MG	1a	1863	1/1	0.84	0.26	73,73,73,73	0
57	MG	1A	3944	1/1	0.84	0.13	62,62,62,62	0
57	MG	1a	1731	1/1	0.84	0.23	90,90,90,90	0
57	MG	2A	3358	1/1	0.84	0.32	50,50,50,50	0
57	MG	1A	4043	1/1	0.84	0.21	63,63,63,63	0
57	MG	2A	3377	1/1	0.84	0.18	79,79,79,79	0
57	MG	2A	3385	1/1	0.84	0.25	69,69,69,69	0
57	MG	1A	3257	1/1	0.84	0.23	61,61,61,61	0
57	MG	1Z	303	1/1	0.84	0.08	74,74,74,74	0
57	MG	2a	1730	1/1	0.84	0.25	72,72,72,72	0
57	MG	1A	3654	1/1	0.84	0.12	23,23,23,23	0
57	MG	2A	3398	1/1	0.84	0.17	58,58,58,58	0
57	MG	2a	1748	1/1	0.84	0.15	69,69,69,69	0
57	MG	1a	1761	1/1	0.84	0.18	59,59,59,59	0
57	MG	2A	3796	1/1	0.84	0.15	72,72,72,72	0
57	MG	11	102	1/1	0.84	0.15	76,76,76,76	0
57	MG	2A	3799	1/1	0.84	0.13	77,77,77,77	0
57	MG	2A	3036	1/1	0.84	0.29	72,72,72,72	0
57	MG	2A	3805	1/1	0.84	0.20	73,73,73,73	0
57	MG	2a	1765	1/1	0.84	0.25	75,75,75,75	0
57	MG	2a	1766	1/1	0.84	0.25	69,69,69,69	0
57	MG	2A	3806	1/1	0.84	0.17	76,76,76,76	0
57	MG	2A	3237	1/1	0.84	0.14	70,70,70,70	0
57	MG	2A	3447	1/1	0.84	0.29	62,62,62,62	0
57	MG	2A	3240	1/1	0.84	0.23	69,69,69,69	0
57	MG	1A	4055	1/1	0.84	0.17	72,72,72,72	0
57	MG	1A	3764	1/1	0.84	0.10	23,23,23,23	0
57	MG	1A	3955	1/1	0.84	0.17	54,54,54,54	0
57	MG	2a	1781	1/1	0.84	0.25	76,76,76,76	0
57	MG	2A	3504	1/1	0.84	0.13	67,67,67,67	0
57	MG	1a	1877	1/1	0.84	0.11	81,81,81,81	0
57	MG	1A	3368	1/1	0.84	0.13	51,51,51,51	0

Continued on next page...

Continued from previous page...

Mol	Type	Chain	Res	Atoms	RSCC	RSR	B-factors(\AA^2)	Q<0.9
57	MG	1A	3250	1/1	0.84	0.22	62,62,62,62	0
57	MG	2A	3256	1/1	0.84	0.15	74,74,74,74	0
57	MG	2a	1798	1/1	0.84	0.21	69,69,69,69	0
57	MG	2A	3535	1/1	0.84	0.12	57,57,57,57	0
57	MG	1A	4070	1/1	0.84	0.16	66,66,66,66	0
57	MG	2A	3845	1/1	0.84	0.28	69,69,69,69	0
57	MG	1A	3822	1/1	0.84	0.10	40,40,40,40	0
57	MG	1A	4075	1/1	0.84	0.45	51,51,51,51	0
57	MG	1a	1822	1/1	0.84	0.24	55,55,55,55	0
57	MG	2A	3557	1/1	0.84	0.24	57,57,57,57	0
57	MG	1A	3967	1/1	0.84	0.17	65,65,65,65	0
57	MG	2A	3561	1/1	0.84	0.12	80,80,80,80	0
57	MG	1A	3344	1/1	0.84	0.23	64,64,64,64	0
57	MG	1A	3845	1/1	0.84	0.12	23,23,23,23	0
57	MG	2B	3018	1/1	0.84	0.12	80,80,80,80	0
57	MG	1a	1905	1/1	0.84	0.25	75,75,75,75	0
57	MG	2A	3275	1/1	0.84	0.20	75,75,75,75	0
57	MG	1a	1908	1/1	0.84	0.18	75,75,75,75	0
57	MG	1a	1830	1/1	0.84	0.12	62,62,62,62	0
57	MG	2A	3587	1/1	0.84	0.17	64,64,64,64	0
57	MG	1a	1832	1/1	0.84	0.14	81,81,81,81	0
57	MG	1A	3709	1/1	0.84	0.25	56,56,56,56	0
57	MG	2A	3157	1/1	0.84	0.17	70,70,70,70	0
57	MG	2A	3077	1/1	0.85	0.25	71,71,71,71	0
57	MG	2a	1634	1/1	0.85	0.20	92,92,92,92	0
57	MG	1B	219	1/1	0.85	0.14	60,60,60,60	0
57	MG	1A	4024	1/1	0.85	0.10	60,60,60,60	0
57	MG	2a	1638	1/1	0.85	0.27	64,64,64,64	0
57	MG	1a	1668	1/1	0.85	0.40	67,67,67,67	0
57	MG	1a	1899	1/1	0.85	0.16	73,73,73,73	0
57	MG	1a	1825	1/1	0.85	0.14	76,76,76,76	0
57	MG	1A	3280	1/1	0.85	0.22	57,57,57,57	0
57	MG	2A	3497	1/1	0.85	0.26	63,63,63,63	0
57	MG	2a	1653	1/1	0.85	0.29	75,75,75,75	0
57	MG	1A	4036	1/1	0.85	0.14	51,51,51,51	0
57	MG	2a	1662	1/1	0.85	0.22	66,66,66,66	0
57	MG	2A	3269	1/1	0.85	0.39	77,77,77,77	0
57	MG	1A	3403	1/1	0.85	0.20	63,63,63,63	0
57	MG	1A	3857	1/1	0.85	0.24	43,43,43,43	0
57	MG	1A	3735	1/1	0.85	0.23	36,36,36,36	0
57	MG	2A	3533	1/1	0.85	0.14	48,48,48,48	0
57	MG	2A	3121	1/1	0.85	0.38	80,80,80,80	0

Continued on next page...

Continued from previous page...

Mol	Type	Chain	Res	Atoms	RSCC	RSR	B-factors(Å ²)	Q<0.9
57	MG	2A	3138	1/1	0.85	0.17	70,70,70,70	0
57	MG	1D	3008	1/1	0.85	0.21	47,47,47,47	0
57	MG	2A	3279	1/1	0.85	0.20	67,67,67,67	0
57	MG	1s	3001	1/1	0.85	0.20	71,71,71,71	0
57	MG	1A	3097	1/1	0.85	0.18	65,65,65,65	0
57	MG	1a	1687	1/1	0.85	0.23	68,68,68,68	0
57	MG	1A	3521	1/1	0.85	0.12	34,34,34,34	0
57	MG	1a	1689	1/1	0.85	0.32	70,70,70,70	0
57	MG	1F	306	1/1	0.85	0.18	55,55,55,55	0
57	MG	1x	3001	1/1	0.85	0.35	74,74,74,74	0
57	MG	2A	3179	1/1	0.85	0.25	79,79,79,79	0
57	MG	2A	3303	1/1	0.85	0.28	77,77,77,77	0
57	MG	2A	3304	1/1	0.85	0.28	87,87,87,87	0
57	MG	2a	1752	1/1	0.85	0.28	74,74,74,74	0
57	MG	1A	3712	1/1	0.85	0.12	48,48,48,48	0
57	MG	1A	4056	1/1	0.85	0.17	53,53,53,53	0
57	MG	2A	3312	1/1	0.85	0.17	71,71,71,71	0
57	MG	1R	203	1/1	0.85	0.18	46,46,46,46	0
57	MG	2B	3003	1/1	0.85	0.33	73,73,73,73	0
57	MG	1S	3001	1/1	0.85	0.30	57,57,57,57	0
57	MG	1A	3318	1/1	0.85	0.20	45,45,45,45	0
57	MG	2A	3191	1/1	0.85	0.15	74,74,74,74	0
57	MG	2A	3606	1/1	0.85	0.21	53,53,53,53	0
57	MG	1a	1725	1/1	0.85	0.17	62,62,62,62	0
57	MG	1A	3912	1/1	0.85	0.14	56,56,56,56	0
57	MG	1A	3375	1/1	0.85	0.25	66,66,66,66	0
57	MG	1A	3781	1/1	0.85	0.10	26,26,26,26	0
57	MG	1A	3393	1/1	0.85	0.12	55,55,55,55	0
57	MG	2a	1782	1/1	0.85	0.23	84,84,84,84	0
57	MG	2a	1785	1/1	0.85	0.21	73,73,73,73	0
57	MG	1A	3990	1/1	0.85	0.22	63,63,63,63	0
57	MG	1A	4073	1/1	0.85	0.17	63,63,63,63	0
57	MG	2F	303	1/1	0.85	0.22	78,78,78,78	0
57	MG	2A	3638	1/1	0.85	0.18	77,77,77,77	0
57	MG	1A	3793	1/1	0.85	0.20	55,55,55,55	0
57	MG	1a	1602	1/1	0.85	0.14	65,65,65,65	0
57	MG	2A	3224	1/1	0.85	0.34	72,72,72,72	0
57	MG	1A	3931	1/1	0.85	0.21	69,69,69,69	0
57	MG	2U	202	1/1	0.85	0.22	65,65,65,65	0
57	MG	2A	3227	1/1	0.85	0.21	69,69,69,69	0
57	MG	2A	3019	1/1	0.85	0.42	75,75,75,75	0
57	MG	28	102	1/1	0.85	0.23	73,73,73,73	0

Continued on next page...

Continued from previous page...

Mol	Type	Chain	Res	Atoms	RSCC	RSR	B-factors(\AA^2)	Q<0.9
57	MG	2j	8002	1/1	0.85	0.08	79,79,79,79	0
57	MG	2A	3232	1/1	0.85	0.21	66,66,66,66	0
57	MG	2a	1603	1/1	0.85	0.17	64,64,64,64	0
57	MG	1A	3395	1/1	0.85	0.18	66,66,66,66	0
57	MG	2A	3364	1/1	0.85	0.29	58,58,58,58	0
57	MG	1A	3827	1/1	0.85	0.15	45,45,45,45	0
57	MG	2A	3044	1/1	0.85	0.30	49,49,49,49	0
57	MG	1a	1635	1/1	0.85	0.16	64,64,64,64	0
57	MG	2y	3001	1/1	0.85	0.21	65,65,65,65	0
57	MG	1a	1642	1/1	0.85	0.35	70,70,70,70	0
57	MG	2a	1620	1/1	0.85	0.39	73,73,73,73	0
57	MG	1A	3829	1/1	0.85	0.16	56,56,56,56	0
57	MG	1B	207	1/1	0.85	0.30	71,71,71,71	0
57	MG	1a	1817	1/1	0.85	0.17	65,65,65,65	0
57	MG	1A	3674	1/1	0.85	0.21	61,61,61,61	0
57	MG	2A	3251	1/1	0.85	0.16	75,75,75,75	0
57	MG	2A	3722	1/1	0.86	0.19	75,75,75,75	0
57	MG	1A	4000	1/1	0.86	0.27	77,77,77,77	0
57	MG	2A	3524	1/1	0.86	0.14	59,59,59,59	0
57	MG	2A	3732	1/1	0.86	0.09	59,59,59,59	0
57	MG	2A	3737	1/1	0.86	0.14	67,67,67,67	0
57	MG	2A	3769	1/1	0.86	0.17	83,83,83,83	0
57	MG	2A	3047	1/1	0.86	0.24	64,64,64,64	0
57	MG	1a	1904	1/1	0.86	0.17	67,67,67,67	0
57	MG	2A	3211	1/1	0.86	0.26	71,71,71,71	0
57	MG	2A	3536	1/1	0.86	0.24	66,66,66,66	0
57	MG	2a	1648	1/1	0.86	0.39	74,74,74,74	0
57	MG	2A	3212	1/1	0.86	0.24	49,49,49,49	0
57	MG	2A	3311	1/1	0.86	0.17	67,67,67,67	0
57	MG	2A	3543	1/1	0.86	0.22	68,68,68,68	0
57	MG	1A	3206	1/1	0.86	0.19	32,32,32,32	0
57	MG	1A	3632	1/1	0.86	0.15	66,66,66,66	0
57	MG	1O	3004	1/1	0.86	0.16	73,73,73,73	0
57	MG	2A	3062	1/1	0.86	0.37	64,64,64,64	0
57	MG	1a	1660	1/1	0.86	0.19	73,73,73,73	0
57	MG	2a	1670	1/1	0.86	0.36	62,62,62,62	0
57	MG	1a	1851	1/1	0.86	0.11	73,73,73,73	0
57	MG	2A	3319	1/1	0.86	0.28	70,70,70,70	0
57	MG	2A	3811	1/1	0.86	0.24	76,76,76,76	0
57	MG	1A	3893	1/1	0.86	0.15	31,31,31,31	0
57	MG	2A	3085	1/1	0.86	0.24	70,70,70,70	0
57	MG	1A	3635	1/1	0.86	0.13	56,56,56,56	0

Continued on next page...

Continued from previous page...

Mol	Type	Chain	Res	Atoms	RSCC	RSR	B-factors(Å ²)	Q<0.9
57	MG	1a	1765	1/1	0.86	0.13	87,87,87,87	0
57	MG	1w	102	1/1	0.86	0.32	73,73,73,73	0
57	MG	2A	3588	1/1	0.86	0.17	67,67,67,67	0
57	MG	2A	3590	1/1	0.86	0.12	70,70,70,70	0
57	MG	2a	1702	1/1	0.86	0.10	73,73,73,73	0
57	MG	2a	1703	1/1	0.86	0.12	67,67,67,67	0
57	MG	2a	1717	1/1	0.86	0.16	85,85,85,85	0
57	MG	2a	1719	1/1	0.86	0.16	82,82,82,82	0
57	MG	2a	1728	1/1	0.86	0.14	65,65,65,65	0
57	MG	2A	3591	1/1	0.86	0.14	76,76,76,76	0
57	MG	2A	3093	1/1	0.86	0.17	71,71,71,71	0
57	MG	2a	1741	1/1	0.86	0.15	70,70,70,70	0
57	MG	1a	1774	1/1	0.86	0.13	78,78,78,78	0
57	MG	2A	3242	1/1	0.86	0.18	63,63,63,63	0
57	MG	2A	3839	1/1	0.86	0.55	66,66,66,66	0
57	MG	1a	1782	1/1	0.86	0.16	77,77,77,77	0
57	MG	1a	1791	1/1	0.86	0.14	82,82,82,82	0
57	MG	2A	3103	1/1	0.86	0.19	70,70,70,70	0
57	MG	2a	1756	1/1	0.86	0.23	72,72,72,72	0
57	MG	2A	3348	1/1	0.86	0.10	78,78,78,78	0
57	MG	1A	4031	1/1	0.86	0.20	67,67,67,67	0
57	MG	1A	4032	1/1	0.86	0.14	71,71,71,71	0
57	MG	2B	3007	1/1	0.86	0.14	70,70,70,70	0
57	MG	2A	3621	1/1	0.86	0.19	86,86,86,86	0
57	MG	1a	1674	1/1	0.86	0.18	69,69,69,69	0
57	MG	2A	3135	1/1	0.86	0.29	63,63,63,63	0
57	MG	1A	3965	1/1	0.86	0.21	59,59,59,59	0
57	MG	2a	1772	1/1	0.86	0.24	66,66,66,66	0
57	MG	1A	3787	1/1	0.86	0.10	75,75,75,75	0
57	MG	2B	3017	1/1	0.86	0.14	75,75,75,75	0
57	MG	1A	3553	1/1	0.86	0.12	44,44,44,44	0
57	MG	1A	3215	1/1	0.86	0.26	66,66,66,66	0
57	MG	2A	3641	1/1	0.86	0.13	69,69,69,69	0
57	MG	2A	3644	1/1	0.86	0.14	82,82,82,82	0
57	MG	2E	304	1/1	0.86	0.16	69,69,69,69	0
57	MG	2A	3389	1/1	0.86	0.23	54,54,54,54	0
57	MG	2a	1788	1/1	0.86	0.21	76,76,76,76	0
57	MG	2a	1790	1/1	0.86	0.21	74,74,74,74	0
57	MG	1A	3199	1/1	0.86	0.18	70,70,70,70	0
57	MG	2A	3394	1/1	0.86	0.16	46,46,46,46	0
57	MG	1a	1816	1/1	0.86	0.16	84,84,84,84	0
57	MG	1A	3020	1/1	0.86	0.14	45,45,45,45	0

Continued on next page...

Continued from previous page...

Mol	Type	Chain	Res	Atoms	RSCC	RSR	B-factors(\AA^2)	Q<0.9
57	MG	1A	3457	1/1	0.86	0.13	52,52,52,52	0
57	MG	2A	3666	1/1	0.86	0.13	46,46,46,46	0
57	MG	1A	3747	1/1	0.86	0.18	43,43,43,43	0
57	MG	2d	502	1/1	0.86	0.09	75,75,75,75	0
57	MG	2U	203	1/1	0.86	0.33	67,67,67,67	0
57	MG	2e	3002	1/1	0.86	0.22	76,76,76,76	0
57	MG	2X	3001	1/1	0.86	0.18	86,86,86,86	0
57	MG	1A	3526	1/1	0.86	0.13	55,55,55,55	0
57	MG	1A	4057	1/1	0.86	0.12	73,73,73,73	0
57	MG	1a	1694	1/1	0.86	0.19	63,63,63,63	0
57	MG	1A	3319	1/1	0.86	0.21	53,53,53,53	0
57	MG	1a	1632	1/1	0.86	0.20	72,72,72,72	0
57	MG	2a	1604	1/1	0.86	0.11	75,75,75,75	0
57	MG	2A	3689	1/1	0.86	0.17	72,72,72,72	0
57	MG	2a	1608	1/1	0.86	0.52	77,77,77,77	0
57	MG	1A	3195	1/1	0.86	0.31	67,67,67,67	0
57	MG	2A	3701	1/1	0.86	0.11	61,61,61,61	0
57	MG	2A	3025	1/1	0.86	0.13	53,53,53,53	0
57	MG	1a	1896	1/1	0.86	0.16	63,63,63,63	0
57	MG	1A	3765	1/1	0.86	0.12	65,65,65,65	0
57	MG	1a	1724	1/1	0.86	0.13	71,71,71,71	0
57	MG	2a	1621	1/1	0.86	0.25	64,64,64,64	0
57	MG	2A	3718	1/1	0.86	0.22	70,70,70,70	0
57	MG	2A	3515	1/1	0.86	0.10	37,37,37,37	0
57	MG	1a	1646	1/1	0.86	0.12	70,70,70,70	0
57	MG	1A	3599	1/1	0.87	0.20	61,61,61,61	0
57	MG	1A	3499	1/1	0.87	0.11	24,24,24,24	0
57	MG	1A	3291	1/1	0.87	0.24	61,61,61,61	0
57	MG	2A	3339	1/1	0.87	0.16	73,73,73,73	0
57	MG	2A	3573	1/1	0.87	0.14	67,67,67,67	0
57	MG	1A	3039	1/1	0.87	0.24	59,59,59,59	0
57	MG	1A	3626	1/1	0.87	0.10	20,20,20,20	0
57	MG	1I	3001	1/1	0.87	0.20	80,80,80,80	0
57	MG	2A	3255	1/1	0.87	0.22	58,58,58,58	0
57	MG	2a	1650	1/1	0.87	0.21	76,76,76,76	0
57	MG	2A	3583	1/1	0.87	0.10	68,68,68,68	0
57	MG	1a	1681	1/1	0.87	0.26	64,64,64,64	0
57	MG	2A	3809	1/1	0.87	0.13	73,73,73,73	0
57	MG	1A	3295	1/1	0.87	0.22	54,54,54,54	0
57	MG	1A	3745	1/1	0.87	0.17	44,44,44,44	0
57	MG	2A	3359	1/1	0.87	0.29	55,55,55,55	0
57	MG	1A	3232	1/1	0.87	0.18	64,64,64,64	0

Continued on next page...

Continued from previous page...

Mol	Type	Chain	Res	Atoms	RSCC	RSR	B-factors(\AA^2)	Q<0.9
57	MG	2a	1668	1/1	0.87	0.24	63,63,63,63	0
57	MG	2A	3366	1/1	0.87	0.21	49,49,49,49	0
57	MG	2a	1671	1/1	0.87	0.15	66,66,66,66	0
57	MG	2a	1672	1/1	0.87	0.34	74,74,74,74	0
57	MG	2A	3172	1/1	0.87	0.14	72,72,72,72	0
57	MG	2A	3371	1/1	0.87	0.28	70,70,70,70	0
57	MG	1a	1885	1/1	0.87	0.17	71,71,71,71	0
57	MG	2A	3379	1/1	0.87	0.24	58,58,58,58	0
57	MG	2A	3605	1/1	0.87	0.14	66,66,66,66	0
57	MG	1A	3652	1/1	0.87	0.12	37,37,37,37	0
57	MG	1A	3751	1/1	0.87	0.18	64,64,64,64	0
57	MG	1T	202	1/1	0.87	0.26	70,70,70,70	0
57	MG	1A	3274	1/1	0.87	0.18	60,60,60,60	0
57	MG	1A	3997	1/1	0.87	0.23	61,61,61,61	0
57	MG	2A	3039	1/1	0.87	0.28	68,68,68,68	0
57	MG	2A	3862	1/1	0.87	0.18	68,68,68,68	0
57	MG	2a	1713	1/1	0.87	0.12	74,74,74,74	0
57	MG	1A	3383	1/1	0.87	0.13	53,53,53,53	0
57	MG	1A	3121	1/1	0.87	0.17	52,52,52,52	0
57	MG	2a	1722	1/1	0.87	0.16	87,87,87,87	0
57	MG	2B	3005	1/1	0.87	0.12	76,76,76,76	0
57	MG	2a	1729	1/1	0.87	0.12	71,71,71,71	0
57	MG	2A	3407	1/1	0.87	0.25	75,75,75,75	0
57	MG	2A	3416	1/1	0.87	0.17	70,70,70,70	0
57	MG	1A	4087	1/1	0.87	0.14	59,59,59,59	0
57	MG	2B	3009	1/1	0.87	0.22	75,75,75,75	0
57	MG	2A	3423	1/1	0.87	0.20	77,77,77,77	0
57	MG	2A	3432	1/1	0.87	0.12	62,62,62,62	0
57	MG	2A	3433	1/1	0.87	0.13	67,67,67,67	0
57	MG	2B	3014	1/1	0.87	0.23	74,74,74,74	0
57	MG	2A	3659	1/1	0.87	0.17	74,74,74,74	0
57	MG	2B	3016	1/1	0.87	0.15	74,74,74,74	0
57	MG	1A	3086	1/1	0.87	0.23	49,49,49,49	0
57	MG	1A	3165	1/1	0.87	0.18	62,62,62,62	0
57	MG	19	101	1/1	0.87	0.14	52,52,52,52	0
57	MG	1a	1911	1/1	0.87	0.11	79,79,79,79	0
57	MG	2A	3665	1/1	0.87	0.16	66,66,66,66	0
57	MG	2A	3459	1/1	0.87	0.17	58,58,58,58	0
57	MG	1A	4131	1/1	0.87	0.23	36,36,36,36	0
57	MG	2E	309	1/1	0.87	0.15	62,62,62,62	0
57	MG	2E	310	1/1	0.87	0.14	43,43,43,43	0
57	MG	2F	301	1/1	0.87	0.16	57,57,57,57	0

Continued on next page...

Continued from previous page...

Mol	Type	Chain	Res	Atoms	RSCC	RSR	B-factors(\AA^2)	Q<0.9
57	MG	2a	1774	1/1	0.87	0.29	68,68,68,68	0
57	MG	1A	3703	1/1	0.87	0.11	43,43,43,43	0
57	MG	2A	3486	1/1	0.87	0.20	81,81,81,81	0
57	MG	2A	3675	1/1	0.87	0.26	74,74,74,74	0
57	MG	2A	3063	1/1	0.87	0.19	60,60,60,60	0
57	MG	1e	202	1/1	0.87	0.22	77,77,77,77	0
57	MG	2A	3214	1/1	0.87	0.16	56,56,56,56	0
57	MG	2A	3506	1/1	0.87	0.18	63,63,63,63	0
57	MG	2A	3512	1/1	0.87	0.19	71,71,71,71	0
57	MG	2A	3306	1/1	0.87	0.14	71,71,71,71	0
57	MG	1B	206	1/1	0.87	0.21	74,74,74,74	0
57	MG	1A	3345	1/1	0.87	0.16	72,72,72,72	0
57	MG	20	8002	1/1	0.87	0.13	75,75,75,75	0
57	MG	21	101	1/1	0.87	0.19	73,73,73,73	0
57	MG	26	502	1/1	0.87	0.23	73,73,73,73	0
57	MG	2a	1799	1/1	0.87	0.51	78,78,78,78	0
57	MG	1A	3788	1/1	0.87	0.19	76,76,76,76	0
57	MG	28	103	1/1	0.87	0.27	65,65,65,65	0
57	MG	1A	3789	1/1	0.87	0.13	49,49,49,49	0
57	MG	2A	3716	1/1	0.87	0.20	79,79,79,79	0
57	MG	1a	1758	1/1	0.87	0.14	85,85,85,85	0
57	MG	1A	3588	1/1	0.87	0.20	62,62,62,62	0
57	MG	2A	3534	1/1	0.87	0.19	72,72,72,72	0
57	MG	2A	3721	1/1	0.87	0.12	62,62,62,62	0
57	MG	1A	3952	1/1	0.87	0.14	52,52,52,52	0
57	MG	2l	202	1/1	0.87	0.21	62,62,62,62	0
57	MG	1B	224	1/1	0.87	0.20	71,71,71,71	0
57	MG	1A	3795	1/1	0.87	0.13	60,60,60,60	0
57	MG	1A	3469	1/1	0.87	0.34	70,70,70,70	0
57	MG	2t	3001	1/1	0.87	0.19	58,58,58,58	0
57	MG	2a	1618	1/1	0.87	0.39	70,70,70,70	0
57	MG	2v	102	1/1	0.87	0.21	87,87,87,87	0
57	MG	2a	1619	1/1	0.87	0.11	89,89,89,89	0
57	MG	1A	3260	1/1	0.87	0.11	55,55,55,55	0
57	MG	2A	3747	1/1	0.87	0.15	45,45,45,45	0
57	MG	2x	104	1/1	0.87	0.23	77,77,77,77	0
57	MG	2A	3766	1/1	0.87	0.14	67,67,67,67	0
57	MG	2A	3545	1/1	0.87	0.12	53,53,53,53	0
57	MG	2a	1626	1/1	0.87	0.33	74,74,74,74	0
57	MG	1A	3290	1/1	0.87	0.14	63,63,63,63	0
57	MG	2A	3107	1/1	0.87	0.20	59,59,59,59	0
57	MG	2A	3777	1/1	0.87	0.15	69,69,69,69	0

Continued on next page...

Continued from previous page...

Mol	Type	Chain	Res	Atoms	RSCC	RSR	B-factors(Å ²)	Q<0.9
57	MG	2a	1632	1/1	0.87	0.17	78,78,78,78	0
57	MG	1B	234	1/1	0.87	0.21	84,84,84,84	0
57	MG	1a	1805	1/1	0.88	0.11	73,73,73,73	0
57	MG	1A	3279	1/1	0.88	0.25	65,65,65,65	0
57	MG	2A	3229	1/1	0.88	0.35	63,63,63,63	0
57	MG	2A	3057	1/1	0.88	0.27	66,66,66,66	0
57	MG	2A	3342	1/1	0.88	0.17	65,65,65,65	0
57	MG	1a	1811	1/1	0.88	0.11	73,73,73,73	0
57	MG	1A	3381	1/1	0.88	0.15	68,68,68,68	0
57	MG	2a	1655	1/1	0.88	0.20	67,67,67,67	0
57	MG	1A	3449	1/1	0.88	0.31	66,66,66,66	0
57	MG	2a	1660	1/1	0.88	0.27	72,72,72,72	0
57	MG	2a	1661	1/1	0.88	0.18	71,71,71,71	0
57	MG	2A	3349	1/1	0.88	0.12	74,74,74,74	0
57	MG	1a	1666	1/1	0.88	0.33	73,73,73,73	0
57	MG	2A	3352	1/1	0.88	0.17	70,70,70,70	0
57	MG	1A	4003	1/1	0.88	0.15	58,58,58,58	0
57	MG	1A	3539	1/1	0.88	0.15	61,61,61,61	0
57	MG	2A	3596	1/1	0.88	0.14	68,68,68,68	0
57	MG	2A	3826	1/1	0.88	0.13	70,70,70,70	0
57	MG	1A	3676	1/1	0.88	0.16	60,60,60,60	0
57	MG	2A	3363	1/1	0.88	0.36	64,64,64,64	0
57	MG	2a	1676	1/1	0.88	0.24	73,73,73,73	0
57	MG	1A	3263	1/1	0.88	0.22	61,61,61,61	0
57	MG	1A	3555	1/1	0.88	0.14	26,26,26,26	0
57	MG	1A	3927	1/1	0.88	0.34	44,44,44,44	0
57	MG	2A	3246	1/1	0.88	0.20	63,63,63,63	0
57	MG	2A	3844	1/1	0.88	0.23	65,65,65,65	0
57	MG	2a	1685	1/1	0.88	0.13	67,67,67,67	0
57	MG	2A	3247	1/1	0.88	0.25	62,62,62,62	0
57	MG	1a	1826	1/1	0.88	0.23	60,60,60,60	0
57	MG	2A	3380	1/1	0.88	0.35	71,71,71,71	0
57	MG	2a	1691	1/1	0.88	0.29	68,68,68,68	0
57	MG	1A	3928	1/1	0.88	0.24	41,41,41,41	0
57	MG	2a	1701	1/1	0.88	0.26	76,76,76,76	0
57	MG	1A	3700	1/1	0.88	0.14	43,43,43,43	0
57	MG	2B	3004	1/1	0.88	0.28	79,79,79,79	0
57	MG	2a	1705	1/1	0.88	0.12	75,75,75,75	0
57	MG	1A	3783	1/1	0.88	0.17	62,62,62,62	0
57	MG	1A	3786	1/1	0.88	0.16	74,74,74,74	0
57	MG	1A	3303	1/1	0.88	0.24	47,47,47,47	0
57	MG	2A	3395	1/1	0.88	0.26	61,61,61,61	0

Continued on next page...

Continued from previous page...

Mol	Type	Chain	Res	Atoms	RSCC	RSR	B-factors(\AA^2)	Q<0.9
57	MG	1A	3355	1/1	0.88	0.10	60,60,60,60	0
57	MG	1A	3397	1/1	0.88	0.24	62,62,62,62	0
57	MG	1A	3951	1/1	0.88	0.10	31,31,31,31	0
57	MG	2A	3136	1/1	0.88	0.25	48,48,48,48	0
57	MG	2A	3657	1/1	0.88	0.19	70,70,70,70	0
57	MG	2A	3409	1/1	0.88	0.09	75,75,75,75	0
57	MG	2a	1747	1/1	0.88	0.14	76,76,76,76	0
57	MG	1A	3398	1/1	0.88	0.14	64,64,64,64	0
57	MG	1A	3025	1/1	0.88	0.09	46,46,46,46	0
57	MG	1A	3797	1/1	0.88	0.11	51,51,51,51	0
57	MG	2B	3020	1/1	0.88	0.31	72,72,72,72	0
57	MG	2A	3425	1/1	0.88	0.16	61,61,61,61	0
57	MG	1a	1845	1/1	0.88	0.16	79,79,79,79	0
57	MG	1A	3800	1/1	0.88	0.13	60,60,60,60	0
57	MG	1A	3818	1/1	0.88	0.14	72,72,72,72	0
57	MG	2A	3668	1/1	0.88	0.28	50,50,50,50	0
57	MG	2a	1764	1/1	0.88	0.22	65,65,65,65	0
57	MG	1A	3029	1/1	0.88	0.15	61,61,61,61	0
57	MG	1A	3826	1/1	0.88	0.10	56,56,56,56	0
57	MG	2A	3449	1/1	0.88	0.21	54,54,54,54	0
57	MG	2A	3677	1/1	0.88	0.16	64,64,64,64	0
57	MG	2A	3679	1/1	0.88	0.11	66,66,66,66	0
57	MG	2A	3168	1/1	0.88	0.27	61,61,61,61	0
57	MG	2Q	3003	1/1	0.88	0.13	55,55,55,55	0
57	MG	2A	3281	1/1	0.88	0.20	69,69,69,69	0
57	MG	1A	3411	1/1	0.88	0.26	65,65,65,65	0
57	MG	1A	3364	1/1	0.88	0.18	66,66,66,66	0
57	MG	2A	3290	1/1	0.88	0.21	57,57,57,57	0
57	MG	2A	3698	1/1	0.88	0.09	93,93,93,93	0
57	MG	2W	3001	1/1	0.88	0.14	62,62,62,62	0
57	MG	1A	3365	1/1	0.88	0.12	59,59,59,59	0
57	MG	1A	3978	1/1	0.88	0.18	69,69,69,69	0
57	MG	2A	3705	1/1	0.88	0.12	83,83,83,83	0
57	MG	1a	1605	1/1	0.88	0.17	66,66,66,66	0
57	MG	2A	3710	1/1	0.88	0.11	82,82,82,82	0
57	MG	1A	3979	1/1	0.88	0.10	53,53,53,53	0
57	MG	28	101	1/1	0.88	0.19	78,78,78,78	0
57	MG	2A	3509	1/1	0.88	0.15	64,64,64,64	0
57	MG	2A	3186	1/1	0.88	0.14	55,55,55,55	0
57	MG	2A	3187	1/1	0.88	0.22	68,68,68,68	0
57	MG	2a	1601	1/1	0.88	0.27	67,67,67,67	0
57	MG	2A	3514	1/1	0.88	0.16	67,67,67,67	0

Continued on next page...

Continued from previous page...

Mol	Type	Chain	Res	Atoms	RSCC	RSR	B-factors(Å ²)	Q<0.9
57	MG	1A	3839	1/1	0.88	0.11	76,76,76,76	0
57	MG	2A	3516	1/1	0.88	0.14	70,70,70,70	0
57	MG	1a	1623	1/1	0.88	0.29	64,64,64,64	0
57	MG	1A	3841	1/1	0.88	0.11	57,57,57,57	0
57	MG	2A	3725	1/1	0.88	0.15	58,58,58,58	0
57	MG	2A	3193	1/1	0.88	0.19	58,58,58,58	0
57	MG	1A	3986	1/1	0.88	0.19	68,68,68,68	0
57	MG	1A	3185	1/1	0.88	0.23	64,64,64,64	0
57	MG	2l	203	1/1	0.88	0.16	69,69,69,69	0
57	MG	1A	3734	1/1	0.88	0.18	64,64,64,64	0
57	MG	2A	3758	1/1	0.88	0.12	77,77,77,77	0
57	MG	2A	3201	1/1	0.88	0.20	54,54,54,54	0
57	MG	2A	3203	1/1	0.88	0.29	73,73,73,73	0
57	MG	1a	1790	1/1	0.88	0.22	69,69,69,69	0
57	MG	1A	3623	1/1	0.88	0.13	63,63,63,63	0
57	MG	2A	3037	1/1	0.88	0.24	75,75,75,75	0
57	MG	1a	1794	1/1	0.88	0.12	79,79,79,79	0
57	MG	1a	1650	1/1	0.88	0.27	69,69,69,69	0
57	MG	2A	3782	1/1	0.88	0.12	66,66,66,66	0
57	MG	2x	105	1/1	0.88	0.27	78,78,78,78	0
57	MG	2a	1631	1/1	0.88	0.13	75,75,75,75	0
57	MG	2A	3783	1/1	0.88	0.13	73,73,73,73	0
57	MG	2A	3785	1/1	0.88	0.15	69,69,69,69	0
57	MG	1A	3519	1/1	0.88	0.09	47,47,47,47	0
57	MG	1a	1654	1/1	0.88	0.32	72,72,72,72	0
57	MG	1a	1882	1/1	0.88	0.16	67,67,67,67	0
57	MG	1A	3323	1/1	0.88	0.12	56,56,56,56	0
57	MG	1A	3248	1/1	0.88	0.13	51,51,51,51	0
57	MG	1N	202	1/1	0.89	0.12	53,53,53,53	0
57	MG	2A	3354	1/1	0.89	0.26	71,71,71,71	0
57	MG	1O	3001	1/1	0.89	0.12	70,70,70,70	0
57	MG	1a	1751	1/1	0.89	0.15	65,65,65,65	0
57	MG	2a	1612	1/1	0.89	0.24	65,65,65,65	0
57	MG	2a	1613	1/1	0.89	0.18	63,63,63,63	0
57	MG	2A	3362	1/1	0.89	0.24	55,55,55,55	0
57	MG	1a	1900	1/1	0.89	0.12	70,70,70,70	0
57	MG	2a	1616	1/1	0.89	0.24	71,71,71,71	0
57	MG	1A	3920	1/1	0.89	0.19	50,50,50,50	0
57	MG	1A	3409	1/1	0.89	0.17	57,57,57,57	0
57	MG	1A	3209	1/1	0.89	0.15	61,61,61,61	0
57	MG	1a	1760	1/1	0.89	0.18	66,66,66,66	0
57	MG	2A	3688	1/1	0.89	0.09	61,61,61,61	0

Continued on next page...

Continued from previous page...

Mol	Type	Chain	Res	Atoms	RSCC	RSR	B-factors(\AA^2)	Q<0.9
57	MG	1a	1909	1/1	0.89	0.30	68,68,68,68	0
57	MG	2A	3690	1/1	0.89	0.10	87,87,87,87	0
57	MG	2a	1625	1/1	0.89	0.31	67,67,67,67	0
57	MG	1A	3322	1/1	0.89	0.12	65,65,65,65	0
57	MG	1A	3144	1/1	0.89	0.18	72,72,72,72	0
57	MG	2A	3196	1/1	0.89	0.26	60,60,60,60	0
57	MG	2A	3702	1/1	0.89	0.09	57,57,57,57	0
57	MG	2A	3387	1/1	0.89	0.16	52,52,52,52	0
57	MG	1d	502	1/1	0.89	0.23	81,81,81,81	0
57	MG	1A	3330	1/1	0.89	0.13	50,50,50,50	0
57	MG	2A	3199	1/1	0.89	0.20	62,62,62,62	0
57	MG	1U	202	1/1	0.89	0.12	58,58,58,58	0
57	MG	1a	1786	1/1	0.89	0.15	62,62,62,62	0
57	MG	1n	502	1/1	0.89	0.39	66,66,66,66	0
57	MG	2A	3717	1/1	0.89	0.15	60,60,60,60	0
57	MG	2A	3205	1/1	0.89	0.22	66,66,66,66	0
57	MG	2a	1644	1/1	0.89	0.19	58,58,58,58	0
57	MG	1A	3679	1/1	0.89	0.17	29,29,29,29	0
57	MG	2a	1647	1/1	0.89	0.23	64,64,64,64	0
57	MG	2A	3401	1/1	0.89	0.23	62,62,62,62	0
57	MG	1A	3940	1/1	0.89	0.11	56,56,56,56	0
57	MG	1t	3001	1/1	0.89	0.30	67,67,67,67	0
57	MG	1A	3680	1/1	0.89	0.11	19,19,19,19	0
57	MG	1A	4044	1/1	0.89	0.15	57,57,57,57	0
57	MG	1A	4052	1/1	0.89	0.13	59,59,59,59	0
57	MG	2A	3729	1/1	0.89	0.16	76,76,76,76	0
57	MG	1A	3332	1/1	0.89	0.14	54,54,54,54	0
57	MG	1A	3426	1/1	0.89	0.14	63,63,63,63	0
57	MG	1A	3950	1/1	0.89	0.11	62,62,62,62	0
57	MG	1A	3045	1/1	0.89	0.16	54,54,54,54	0
57	MG	2A	3439	1/1	0.89	0.12	55,55,55,55	0
57	MG	2A	3767	1/1	0.89	0.09	95,95,95,95	0
57	MG	1A	3431	1/1	0.89	0.32	37,37,37,37	0
57	MG	2A	3446	1/1	0.89	0.16	69,69,69,69	0
57	MG	1a	1810	1/1	0.89	0.13	72,72,72,72	0
57	MG	1x	3008	1/1	0.89	0.16	81,81,81,81	0
57	MG	1A	4059	1/1	0.89	0.10	60,60,60,60	0
57	MG	2a	1675	1/1	0.89	0.21	76,76,76,76	0
57	MG	1a	1813	1/1	0.89	0.12	72,72,72,72	0
57	MG	2A	3464	1/1	0.89	0.18	67,67,67,67	0
57	MG	2a	1679	1/1	0.89	0.20	75,75,75,75	0
57	MG	1A	3704	1/1	0.89	0.21	62,62,62,62	0

Continued on next page...

Continued from previous page...

Mol	Type	Chain	Res	Atoms	RSCC	RSR	B-factors(\AA^2)	Q<0.9
57	MG	1A	3111	1/1	0.89	0.13	48,48,48,48	0
57	MG	1a	1625	1/1	0.89	0.19	68,68,68,68	0
57	MG	1A	4063	1/1	0.89	0.12	54,54,54,54	0
57	MG	2A	3793	1/1	0.89	0.24	79,79,79,79	0
57	MG	2A	3239	1/1	0.89	0.21	67,67,67,67	0
57	MG	1a	1629	1/1	0.89	0.25	69,69,69,69	0
57	MG	2a	1688	1/1	0.89	0.27	62,62,62,62	0
57	MG	1a	1821	1/1	0.89	0.19	69,69,69,69	0
57	MG	1A	3805	1/1	0.89	0.10	61,61,61,61	0
57	MG	2A	3802	1/1	0.89	0.09	68,68,68,68	0
57	MG	1A	3445	1/1	0.89	0.14	61,61,61,61	0
57	MG	1a	1637	1/1	0.89	0.20	64,64,64,64	0
57	MG	1a	1641	1/1	0.89	0.23	76,76,76,76	0
57	MG	1A	3446	1/1	0.89	0.15	67,67,67,67	0
57	MG	2a	1709	1/1	0.89	0.11	69,69,69,69	0
57	MG	2a	1711	1/1	0.89	0.17	80,80,80,80	0
57	MG	2a	1712	1/1	0.89	0.12	71,71,71,71	0
57	MG	1A	3717	1/1	0.89	0.24	58,58,58,58	0
57	MG	1a	1829	1/1	0.89	0.16	50,50,50,50	0
57	MG	1a	1647	1/1	0.89	0.20	72,72,72,72	0
57	MG	2A	3523	1/1	0.89	0.14	49,49,49,49	0
57	MG	2a	1727	1/1	0.89	0.10	82,82,82,82	0
57	MG	1A	3388	1/1	0.89	0.20	61,61,61,61	0
57	MG	2A	3526	1/1	0.89	0.19	69,69,69,69	0
57	MG	1A	3970	1/1	0.89	0.14	55,55,55,55	0
57	MG	2a	1731	1/1	0.89	0.13	77,77,77,77	0
57	MG	1A	3390	1/1	0.89	0.19	56,56,56,56	0
57	MG	1a	1837	1/1	0.89	0.31	70,70,70,70	0
57	MG	1A	3974	1/1	0.89	0.09	76,76,76,76	0
57	MG	2a	1746	1/1	0.89	0.17	70,70,70,70	0
57	MG	1A	3450	1/1	0.89	0.22	59,59,59,59	0
57	MG	1A	4091	1/1	0.89	0.52	50,50,50,50	0
57	MG	1A	3976	1/1	0.89	0.13	65,65,65,65	0
57	MG	1A	4109	1/1	0.89	0.11	62,62,62,62	0
57	MG	2A	3838	1/1	0.89	0.19	79,79,79,79	0
57	MG	1A	3245	1/1	0.89	0.17	60,60,60,60	0
57	MG	1A	3452	1/1	0.89	0.18	53,53,53,53	0
57	MG	2A	3555	1/1	0.89	0.18	48,48,48,48	0
57	MG	2A	3056	1/1	0.89	0.10	61,61,61,61	0
57	MG	2A	3850	1/1	0.89	0.37	56,56,56,56	0
57	MG	2A	3851	1/1	0.89	0.11	36,36,36,36	0
57	MG	1a	1847	1/1	0.89	0.14	63,63,63,63	0

Continued on next page...

Continued from previous page...

Mol	Type	Chain	Res	Atoms	RSCC	RSR	B-factors(\AA^2)	Q<0.9
57	MG	2A	3058	1/1	0.89	0.28	57,57,57,57	0
57	MG	1B	203	1/1	0.89	0.09	51,51,51,51	0
57	MG	1a	1854	1/1	0.89	0.15	68,68,68,68	0
57	MG	2A	3064	1/1	0.89	0.11	54,54,54,54	0
57	MG	2A	3070	1/1	0.89	0.16	57,57,57,57	0
57	MG	2A	3288	1/1	0.89	0.25	70,70,70,70	0
57	MG	1A	3981	1/1	0.89	0.20	60,60,60,60	0
57	MG	1a	1856	1/1	0.89	0.23	68,68,68,68	0
57	MG	1A	3843	1/1	0.89	0.11	29,29,29,29	0
57	MG	2A	3297	1/1	0.89	0.23	61,61,61,61	0
57	MG	2A	3585	1/1	0.89	0.19	71,71,71,71	0
57	MG	2A	3083	1/1	0.89	0.30	63,63,63,63	0
57	MG	2a	1783	1/1	0.89	0.20	85,85,85,85	0
57	MG	1B	209	1/1	0.89	0.13	65,65,65,65	0
57	MG	1A	3270	1/1	0.89	0.15	66,66,66,66	0
57	MG	2A	3087	1/1	0.89	0.13	59,59,59,59	0
57	MG	2A	3089	1/1	0.89	0.15	65,65,65,65	0
57	MG	1B	216	1/1	0.89	0.14	51,51,51,51	0
57	MG	1a	1682	1/1	0.89	0.26	65,65,65,65	0
57	MG	2B	3021	1/1	0.89	0.16	79,79,79,79	0
57	MG	1A	3115	1/1	0.89	0.16	56,56,56,56	0
57	MG	1A	3179	1/1	0.89	0.18	47,47,47,47	0
57	MG	1A	3399	1/1	0.89	0.24	44,44,44,44	0
57	MG	2A	3099	1/1	0.89	0.33	62,62,62,62	0
57	MG	2A	3604	1/1	0.89	0.11	55,55,55,55	0
57	MG	1a	1686	1/1	0.89	0.32	69,69,69,69	0
57	MG	1A	3744	1/1	0.89	0.14	56,56,56,56	0
57	MG	2A	3614	1/1	0.89	0.17	80,80,80,80	0
57	MG	1A	3993	1/1	0.89	0.10	42,42,42,42	0
57	MG	1A	3879	1/1	0.89	0.12	75,75,75,75	0
57	MG	2O	8001	1/1	0.89	0.16	62,62,62,62	0
57	MG	1A	3463	1/1	0.89	0.28	58,58,58,58	0
57	MG	2A	3117	1/1	0.89	0.29	54,54,54,54	0
57	MG	1A	3617	1/1	0.89	0.09	55,55,55,55	0
57	MG	1B	233	1/1	0.89	0.13	73,73,73,73	0
57	MG	2q	201	1/1	0.89	0.19	64,64,64,64	0
57	MG	2T	3002	1/1	0.89	0.12	61,61,61,61	0
57	MG	1a	1699	1/1	0.89	0.20	56,56,56,56	0
57	MG	1a	1700	1/1	0.89	0.20	67,67,67,67	0
57	MG	1a	1702	1/1	0.89	0.13	66,66,66,66	0
57	MG	2A	3143	1/1	0.89	0.31	64,64,64,64	0
57	MG	1A	3276	1/1	0.89	0.37	55,55,55,55	0

Continued on next page...

Continued from previous page...

Mol	Type	Chain	Res	Atoms	RSCC	RSR	B-factors(\AA^2)	Q<0.9
57	MG	1A	3472	1/1	0.89	0.12	50,50,50,50	0
57	MG	1A	3402	1/1	0.89	0.14	44,44,44,44	0
57	MG	2A	3655	1/1	0.89	0.13	36,36,36,36	0
57	MG	1A	3760	1/1	0.89	0.14	25,25,25,25	0
57	MG	1A	3091	1/1	0.89	0.12	43,43,43,43	0
57	MG	2A	3660	1/1	0.89	0.14	69,69,69,69	0
57	MG	2A	3165	1/1	0.89	0.16	59,59,59,59	0
57	MG	1a	1890	1/1	0.89	0.12	63,63,63,63	0
57	MG	1A	4014	1/1	0.89	0.18	57,57,57,57	0
57	MG	2A	3171	1/1	0.89	0.34	63,63,63,63	0
57	MG	1A	4017	1/1	0.89	0.10	56,56,56,56	0
57	MG	1N	201	1/1	0.89	0.24	52,52,52,52	0
57	MG	1a	1631	1/1	0.90	0.24	63,63,63,63	0
57	MG	2A	3599	1/1	0.90	0.12	57,57,57,57	0
57	MG	1A	3702	1/1	0.90	0.18	71,71,71,71	0
57	MG	1a	1634	1/1	0.90	0.12	62,62,62,62	0
57	MG	2A	3292	1/1	0.90	0.24	62,62,62,62	0
57	MG	2A	3060	1/1	0.90	0.16	53,53,53,53	0
57	MG	1A	3479	1/1	0.90	0.26	49,49,49,49	0
57	MG	2A	3298	1/1	0.90	0.22	55,55,55,55	0
57	MG	1a	1636	1/1	0.90	0.29	70,70,70,70	0
57	MG	1A	3486	1/1	0.90	0.09	53,53,53,53	0
57	MG	2I	102	1/1	0.90	0.18	63,63,63,63	0
57	MG	25	104	1/1	0.90	0.12	62,62,62,62	0
57	MG	2A	3617	1/1	0.90	0.15	64,64,64,64	0
57	MG	2A	3065	1/1	0.90	0.13	53,53,53,53	0
57	MG	1A	3900	1/1	0.90	0.14	75,75,75,75	0
57	MG	2A	3627	1/1	0.90	0.15	45,45,45,45	0
57	MG	2A	3071	1/1	0.90	0.16	62,62,62,62	0
57	MG	1A	3244	1/1	0.90	0.22	52,52,52,52	0
57	MG	1a	1644	1/1	0.90	0.15	74,74,74,74	0
57	MG	2A	3634	1/1	0.90	0.10	52,52,52,52	0
57	MG	1A	3084	1/1	0.90	0.30	47,47,47,47	0
57	MG	1A	3246	1/1	0.90	0.30	63,63,63,63	0
57	MG	1a	1846	1/1	0.90	0.14	73,73,73,73	0
57	MG	1A	3506	1/1	0.90	0.09	12,12,12,12	0
57	MG	2A	3646	1/1	0.90	0.25	78,78,78,78	0
57	MG	1A	3178	1/1	0.90	0.18	54,54,54,54	0
57	MG	1a	1653	1/1	0.90	0.11	65,65,65,65	0
57	MG	2A	3652	1/1	0.90	0.34	72,72,72,72	0
57	MG	1A	3313	1/1	0.90	0.17	52,52,52,52	0
57	MG	2A	3656	1/1	0.90	0.10	67,67,67,67	0

Continued on next page...

Continued from previous page...

Mol	Type	Chain	Res	Atoms	RSCC	RSR	B-factors(Å ²)	Q<0.9
57	MG	1A	3722	1/1	0.90	0.12	52,52,52,52	0
57	MG	1A	3114	1/1	0.90	0.14	41,41,41,41	0
57	MG	1a	1858	1/1	0.90	0.14	57,57,57,57	0
57	MG	1a	1657	1/1	0.90	0.20	61,61,61,61	0
57	MG	2a	1622	1/1	0.90	0.38	63,63,63,63	0
57	MG	1A	3038	1/1	0.90	0.14	52,52,52,52	0
57	MG	1A	3728	1/1	0.90	0.15	56,56,56,56	0
57	MG	2A	3326	1/1	0.90	0.24	72,72,72,72	0
57	MG	1A	3118	1/1	0.90	0.24	47,47,47,47	0
57	MG	2a	1627	1/1	0.90	0.30	71,71,71,71	0
57	MG	1A	3531	1/1	0.90	0.12	15,15,15,15	0
57	MG	1a	1667	1/1	0.90	0.29	66,66,66,66	0
57	MG	2A	3110	1/1	0.90	0.12	54,54,54,54	0
57	MG	1A	3258	1/1	0.90	0.33	60,60,60,60	0
57	MG	2A	3114	1/1	0.90	0.14	63,63,63,63	0
57	MG	2A	3115	1/1	0.90	0.08	63,63,63,63	0
57	MG	2A	3676	1/1	0.90	0.13	74,74,74,74	0
57	MG	2A	3116	1/1	0.90	0.10	75,75,75,75	0
57	MG	2A	3343	1/1	0.90	0.12	57,57,57,57	0
57	MG	1A	4077	1/1	0.90	0.13	51,51,51,51	0
57	MG	1A	3050	1/1	0.90	0.16	59,59,59,59	0
57	MG	2A	3126	1/1	0.90	0.22	49,49,49,49	0
57	MG	1A	3325	1/1	0.90	0.24	47,47,47,47	0
57	MG	1A	3741	1/1	0.90	0.12	70,70,70,70	0
57	MG	2A	3351	1/1	0.90	0.09	73,73,73,73	0
57	MG	1a	1677	1/1	0.90	0.09	69,69,69,69	0
57	MG	1A	3742	1/1	0.90	0.06	25,25,25,25	0
57	MG	1a	1680	1/1	0.90	0.27	61,61,61,61	0
57	MG	2A	3144	1/1	0.90	0.30	67,67,67,67	0
57	MG	1A	3326	1/1	0.90	0.17	64,64,64,64	0
57	MG	1A	4116	1/1	0.90	0.33	37,37,37,37	0
57	MG	1A	3261	1/1	0.90	0.12	58,58,58,58	0
57	MG	2a	1659	1/1	0.90	0.20	65,65,65,65	0
57	MG	1A	3262	1/1	0.90	0.20	54,54,54,54	0
57	MG	2A	3162	1/1	0.90	0.15	58,58,58,58	0
57	MG	1A	3416	1/1	0.90	0.15	36,36,36,36	0
57	MG	2a	1664	1/1	0.90	0.29	71,71,71,71	0
57	MG	2A	3715	1/1	0.90	0.12	55,55,55,55	0
57	MG	1A	3578	1/1	0.90	0.14	27,27,27,27	0
57	MG	1a	1883	1/1	0.90	0.15	69,69,69,69	0
57	MG	1A	3581	1/1	0.90	0.10	73,73,73,73	0
57	MG	2a	1669	1/1	0.90	0.17	69,69,69,69	0

Continued on next page...

Continued from previous page...

Mol	Type	Chain	Res	Atoms	RSCC	RSR	B-factors(\AA^2)	Q<0.9
57	MG	1a	1887	1/1	0.90	0.10	76,76,76,76	0
57	MG	1B	208	1/1	0.90	0.17	53,53,53,53	0
57	MG	2A	3173	1/1	0.90	0.19	58,58,58,58	0
57	MG	1A	3129	1/1	0.90	0.13	46,46,46,46	0
57	MG	1B	211	1/1	0.90	0.15	51,51,51,51	0
57	MG	1A	3763	1/1	0.90	0.09	35,35,35,35	0
57	MG	1A	3590	1/1	0.90	0.09	22,22,22,22	0
57	MG	2a	1678	1/1	0.90	0.12	76,76,76,76	0
57	MG	1A	3337	1/1	0.90	0.18	64,64,64,64	0
57	MG	2A	3731	1/1	0.90	0.12	63,63,63,63	0
57	MG	1A	3595	1/1	0.90	0.14	52,52,52,52	0
57	MG	1A	3265	1/1	0.90	0.29	56,56,56,56	0
57	MG	2A	3742	1/1	0.90	0.11	50,50,50,50	0
57	MG	1A	3266	1/1	0.90	0.22	60,60,60,60	0
57	MG	1a	1901	1/1	0.90	0.29	64,64,64,64	0
57	MG	2A	3759	1/1	0.90	0.15	42,42,42,42	0
57	MG	2A	3403	1/1	0.90	0.27	63,63,63,63	0
57	MG	1A	3977	1/1	0.90	0.14	75,75,75,75	0
57	MG	2A	3192	1/1	0.90	0.07	62,62,62,62	0
57	MG	2a	1692	1/1	0.90	0.22	51,51,51,51	0
57	MG	2A	3413	1/1	0.90	0.09	70,70,70,70	0
57	MG	1A	3429	1/1	0.90	0.21	67,67,67,67	0
57	MG	1A	3135	1/1	0.90	0.09	43,43,43,43	0
57	MG	1B	230	1/1	0.90	0.12	72,72,72,72	0
57	MG	1A	3605	1/1	0.90	0.16	55,55,55,55	0
57	MG	1A	3354	1/1	0.90	0.16	71,71,71,71	0
57	MG	1b	3001	1/1	0.90	0.13	87,87,87,87	0
57	MG	1A	3143	1/1	0.90	0.14	56,56,56,56	0
57	MG	2A	3436	1/1	0.90	0.11	49,49,49,49	0
57	MG	1a	1734	1/1	0.90	0.11	63,63,63,63	0
57	MG	2A	3791	1/1	0.90	0.18	62,62,62,62	0
57	MG	2a	1721	1/1	0.90	0.13	63,63,63,63	0
57	MG	2A	3792	1/1	0.90	0.17	72,72,72,72	0
57	MG	2A	3443	1/1	0.90	0.16	62,62,62,62	0
57	MG	1A	3067	1/1	0.90	0.14	63,63,63,63	0
57	MG	1e	201	1/1	0.90	0.09	75,75,75,75	0
57	MG	1A	3273	1/1	0.90	0.29	62,62,62,62	0
57	MG	1a	1748	1/1	0.90	0.11	68,68,68,68	0
57	MG	2a	1732	1/1	0.90	0.12	90,90,90,90	0
57	MG	2A	3800	1/1	0.90	0.22	68,68,68,68	0
57	MG	2A	3801	1/1	0.90	0.16	69,69,69,69	0
57	MG	1A	3207	1/1	0.90	0.11	48,48,48,48	0

Continued on next page...

Continued from previous page...

Mol	Type	Chain	Res	Atoms	RSCC	RSR	B-factors(\AA^2)	Q<0.9
57	MG	1E	309	1/1	0.90	0.34	45,45,45,45	0
57	MG	2A	3460	1/1	0.90	0.10	55,55,55,55	0
57	MG	1F	304	1/1	0.90	0.14	54,54,54,54	0
57	MG	2A	3469	1/1	0.90	0.11	49,49,49,49	0
57	MG	1A	3629	1/1	0.90	0.08	17,17,17,17	0
57	MG	2A	3480	1/1	0.90	0.13	44,44,44,44	0
57	MG	2A	3481	1/1	0.90	0.10	52,52,52,52	0
57	MG	1A	3991	1/1	0.90	0.12	54,54,54,54	0
57	MG	1A	3208	1/1	0.90	0.17	48,48,48,48	0
57	MG	2A	3817	1/1	0.90	0.09	64,64,64,64	0
57	MG	2A	3487	1/1	0.90	0.11	44,44,44,44	0
57	MG	2A	3819	1/1	0.90	0.20	57,57,57,57	0
57	MG	1A	3994	1/1	0.90	0.12	54,54,54,54	0
57	MG	2A	3494	1/1	0.90	0.22	73,73,73,73	0
57	MG	1a	1767	1/1	0.90	0.13	78,78,78,78	0
57	MG	1A	3809	1/1	0.90	0.09	23,23,23,23	0
57	MG	2A	3505	1/1	0.90	0.10	67,67,67,67	0
57	MG	1A	3148	1/1	0.90	0.26	38,38,38,38	0
57	MG	2A	3230	1/1	0.90	0.33	67,67,67,67	0
57	MG	1A	3640	1/1	0.90	0.13	64,64,64,64	0
57	MG	1x	3002	1/1	0.90	0.14	74,74,74,74	0
57	MG	1a	1789	1/1	0.90	0.22	67,67,67,67	0
57	MG	1A	3649	1/1	0.90	0.08	31,31,31,31	0
57	MG	1A	3369	1/1	0.90	0.21	62,62,62,62	0
57	MG	1a	1792	1/1	0.90	0.17	69,69,69,69	0
57	MG	2A	3848	1/1	0.90	0.18	70,70,70,70	0
57	MG	2A	3520	1/1	0.90	0.19	62,62,62,62	0
57	MG	1A	3210	1/1	0.90	0.21	74,74,74,74	0
57	MG	2A	3856	1/1	0.90	0.17	49,49,49,49	0
57	MG	2a	1789	1/1	0.90	0.26	77,77,77,77	0
57	MG	1A	3831	1/1	0.90	0.13	48,48,48,48	0
57	MG	1A	3373	1/1	0.90	0.18	69,69,69,69	0
57	MG	2B	3001	1/1	0.90	0.19	80,80,80,80	0
57	MG	2A	3241	1/1	0.90	0.15	60,60,60,60	0
57	MG	1A	4013	1/1	0.90	0.20	63,63,63,63	0
57	MG	1U	204	1/1	0.90	0.13	58,58,58,58	0
57	MG	1A	3211	1/1	0.90	0.11	55,55,55,55	0
57	MG	1A	4016	1/1	0.90	0.18	51,51,51,51	0
57	MG	2a	1801	1/1	0.90	0.16	63,63,63,63	0
57	MG	1A	3099	1/1	0.90	0.12	68,68,68,68	0
57	MG	2A	3248	1/1	0.90	0.17	56,56,56,56	0
57	MG	1A	3163	1/1	0.90	0.10	55,55,55,55	0

Continued on next page...

Continued from previous page...

Mol	Type	Chain	Res	Atoms	RSCC	RSR	B-factors(\AA^2)	Q<0.9
57	MG	1A	3468	1/1	0.90	0.14	36,36,36,36	0
57	MG	1A	4028	1/1	0.90	0.12	60,60,60,60	0
57	MG	1A	4029	1/1	0.90	0.18	58,58,58,58	0
57	MG	1A	3850	1/1	0.90	0.12	58,58,58,58	0
57	MG	1A	3382	1/1	0.90	0.18	56,56,56,56	0
57	MG	1A	3854	1/1	0.90	0.14	52,52,52,52	0
57	MG	2A	3257	1/1	0.90	0.15	59,59,59,59	0
57	MG	2A	3030	1/1	0.90	0.18	44,44,44,44	0
57	MG	2A	3031	1/1	0.90	0.19	62,62,62,62	0
57	MG	2A	3262	1/1	0.90	0.17	68,68,68,68	0
57	MG	2D	303	1/1	0.90	0.51	51,51,51,51	0
57	MG	2A	3034	1/1	0.90	0.21	69,69,69,69	0
57	MG	2A	3267	1/1	0.90	0.23	71,71,71,71	0
57	MG	1A	3855	1/1	0.90	0.11	27,27,27,27	0
57	MG	1a	1612	1/1	0.90	0.09	71,71,71,71	0
57	MG	2E	307	1/1	0.90	0.21	64,64,64,64	0
57	MG	1a	1616	1/1	0.90	0.11	68,68,68,68	0
57	MG	1a	1617	1/1	0.90	0.15	59,59,59,59	0
57	MG	2A	3272	1/1	0.90	0.22	67,67,67,67	0
57	MG	1a	1619	1/1	0.90	0.30	70,70,70,70	0
57	MG	1A	3101	1/1	0.90	0.13	44,44,44,44	0
57	MG	1A	3692	1/1	0.90	0.15	46,46,46,46	0
57	MG	1A	3699	1/1	0.90	0.10	31,31,31,31	0
57	MG	2A	3050	1/1	0.90	0.14	59,59,59,59	0
57	MG	1A	3385	1/1	0.90	0.12	53,53,53,53	0
57	MG	1A	4045	1/1	0.90	0.13	72,72,72,72	0
57	MG	1a	1831	1/1	0.90	0.17	82,82,82,82	0
57	MG	1A	3625	1/1	0.91	0.14	42,42,42,42	0
57	MG	1A	3331	1/1	0.91	0.11	57,57,57,57	0
57	MG	1A	3903	1/1	0.91	0.09	49,49,49,49	0
57	MG	1A	3252	1/1	0.91	0.34	36,36,36,36	0
57	MG	1A	3907	1/1	0.91	0.07	25,25,25,25	0
57	MG	1A	3042	1/1	0.91	0.23	57,57,57,57	0
57	MG	2A	3455	1/1	0.91	0.10	66,66,66,66	0
57	MG	2A	3458	1/1	0.91	0.10	38,38,38,38	0
57	MG	1F	308	1/1	0.91	0.13	57,57,57,57	0
57	MG	1A	4027	1/1	0.91	0.14	55,55,55,55	0
57	MG	1A	3634	1/1	0.91	0.14	45,45,45,45	0
57	MG	2A	3468	1/1	0.91	0.15	73,73,73,73	0
57	MG	1A	3434	1/1	0.91	0.31	51,51,51,51	0
57	MG	1A	3336	1/1	0.91	0.35	54,54,54,54	0
57	MG	1a	1695	1/1	0.91	0.10	69,69,69,69	0

Continued on next page...

Continued from previous page...

Mol	Type	Chain	Res	Atoms	RSCC	RSR	B-factors(\AA^2)	Q<0.9
57	MG	2A	3734	1/1	0.91	0.08	60,60,60,60	0
57	MG	2A	3067	1/1	0.91	0.31	52,52,52,52	0
57	MG	1A	3646	1/1	0.91	0.12	21,21,21,21	0
57	MG	1A	3108	1/1	0.91	0.13	46,46,46,46	0
57	MG	2A	3075	1/1	0.91	0.09	56,56,56,56	0
57	MG	1A	3287	1/1	0.91	0.11	64,64,64,64	0
57	MG	1a	1874	1/1	0.91	0.19	72,72,72,72	0
57	MG	2A	3496	1/1	0.91	0.12	72,72,72,72	0
57	MG	2A	3265	1/1	0.91	0.20	67,67,67,67	0
57	MG	2A	3502	1/1	0.91	0.24	74,74,74,74	0
57	MG	1P	204	1/1	0.91	0.16	62,62,62,62	0
57	MG	1Q	204	1/1	0.91	0.13	61,61,61,61	0
57	MG	1a	1713	1/1	0.91	0.11	77,77,77,77	0
57	MG	1A	3653	1/1	0.91	0.08	33,33,33,33	0
57	MG	1A	4038	1/1	0.91	0.11	59,59,59,59	0
57	MG	1A	3766	1/1	0.91	0.12	61,61,61,61	0
57	MG	1A	3772	1/1	0.91	0.16	45,45,45,45	0
57	MG	1A	3936	1/1	0.91	0.12	60,60,60,60	0
57	MG	1a	1884	1/1	0.91	0.10	72,72,72,72	0
57	MG	1A	3939	1/1	0.91	0.09	65,65,65,65	0
57	MG	1a	1886	1/1	0.91	0.19	83,83,83,83	0
57	MG	1a	1732	1/1	0.91	0.15	64,64,64,64	0
57	MG	1A	4047	1/1	0.91	0.16	62,62,62,62	0
57	MG	2A	3795	1/1	0.91	0.20	78,78,78,78	0
57	MG	1a	1889	1/1	0.91	0.10	75,75,75,75	0
57	MG	2A	3283	1/1	0.91	0.14	61,61,61,61	0
57	MG	2A	3284	1/1	0.91	0.17	63,63,63,63	0
57	MG	1X	3005	1/1	0.91	0.16	52,52,52,52	0
57	MG	1A	3535	1/1	0.91	0.09	32,32,32,32	0
57	MG	2a	1674	1/1	0.91	0.12	69,69,69,69	0
57	MG	2A	3289	1/1	0.91	0.27	81,81,81,81	0
57	MG	2A	3108	1/1	0.91	0.09	71,71,71,71	0
57	MG	1A	3669	1/1	0.91	0.08	38,38,38,38	0
57	MG	1Z	304	1/1	0.91	0.11	58,58,58,58	0
57	MG	1A	3945	1/1	0.91	0.21	69,69,69,69	0
57	MG	1A	3448	1/1	0.91	0.34	62,62,62,62	0
57	MG	13	101	1/1	0.91	0.13	76,76,76,76	0
57	MG	15	102	1/1	0.91	0.11	66,66,66,66	0
57	MG	1A	3180	1/1	0.91	0.24	49,49,49,49	0
57	MG	2A	3122	1/1	0.91	0.15	86,86,86,86	0
57	MG	1A	3549	1/1	0.91	0.07	24,24,24,24	0
57	MG	2A	3130	1/1	0.91	0.25	63,63,63,63	0

Continued on next page...

Continued from previous page...

Mol	Type	Chain	Res	Atoms	RSCC	RSR	B-factors(\AA^2)	Q<0.9
57	MG	1A	3396	1/1	0.91	0.12	55,55,55,55	0
57	MG	2A	3822	1/1	0.91	0.14	78,78,78,78	0
57	MG	2A	3570	1/1	0.91	0.14	55,55,55,55	0
57	MG	1A	3182	1/1	0.91	0.23	34,34,34,34	0
57	MG	1a	1775	1/1	0.91	0.07	72,72,72,72	0
57	MG	2a	1696	1/1	0.91	0.22	69,69,69,69	0
57	MG	2a	1698	1/1	0.91	0.12	68,68,68,68	0
57	MG	2A	3307	1/1	0.91	0.15	54,54,54,54	0
57	MG	2A	3828	1/1	0.91	0.23	74,74,74,74	0
57	MG	2A	3139	1/1	0.91	0.12	46,46,46,46	0
57	MG	1A	3681	1/1	0.91	0.08	37,37,37,37	0
57	MG	2a	1708	1/1	0.91	0.08	95,95,95,95	0
57	MG	2A	3141	1/1	0.91	0.13	59,59,59,59	0
57	MG	2A	3580	1/1	0.91	0.11	57,57,57,57	0
57	MG	2A	3582	1/1	0.91	0.17	72,72,72,72	0
57	MG	1A	3212	1/1	0.91	0.08	50,50,50,50	0
57	MG	2A	3842	1/1	0.91	0.23	67,67,67,67	0
57	MG	1a	1913	1/1	0.91	0.18	63,63,63,63	0
57	MG	2A	3147	1/1	0.91	0.19	68,68,68,68	0
57	MG	1a	1608	1/1	0.91	0.27	68,68,68,68	0
57	MG	2a	1725	1/1	0.91	0.19	77,77,77,77	0
57	MG	2A	3155	1/1	0.91	0.22	62,62,62,62	0
57	MG	1A	3077	1/1	0.91	0.22	39,39,39,39	0
57	MG	1a	1614	1/1	0.91	0.16	60,60,60,60	0
57	MG	2A	3853	1/1	0.91	0.11	57,57,57,57	0
57	MG	2A	3593	1/1	0.91	0.12	65,65,65,65	0
57	MG	2A	3857	1/1	0.91	0.23	48,48,48,48	0
57	MG	1A	3400	1/1	0.91	0.32	61,61,61,61	0
57	MG	1a	1793	1/1	0.91	0.18	61,61,61,61	0
57	MG	1A	3693	1/1	0.91	0.10	64,64,64,64	0
57	MG	2a	1744	1/1	0.91	0.17	51,51,51,51	0
57	MG	1f	3001	1/1	0.91	0.23	61,61,61,61	0
57	MG	2A	3166	1/1	0.91	0.19	72,72,72,72	0
57	MG	2A	3600	1/1	0.91	0.19	74,74,74,74	0
57	MG	1l	8001	1/1	0.91	0.10	84,84,84,84	0
57	MG	2A	3331	1/1	0.91	0.30	64,64,64,64	0
57	MG	2A	3603	1/1	0.91	0.15	69,69,69,69	0
57	MG	2a	1753	1/1	0.91	0.31	64,64,64,64	0
57	MG	1A	3017	1/1	0.91	0.12	56,56,56,56	0
57	MG	1A	3034	1/1	0.91	0.11	38,38,38,38	0
57	MG	2A	3338	1/1	0.91	0.21	73,73,73,73	0
57	MG	2a	1760	1/1	0.91	0.20	77,77,77,77	0

Continued on next page...

Continued from previous page...

Mol	Type	Chain	Res	Atoms	RSCC	RSR	B-factors(\AA^2)	Q<0.9
57	MG	2A	3613	1/1	0.91	0.12	76,76,76,76	0
57	MG	1A	3360	1/1	0.91	0.12	58,58,58,58	0
57	MG	1A	3235	1/1	0.91	0.18	55,55,55,55	0
57	MG	2A	3177	1/1	0.91	0.28	65,65,65,65	0
57	MG	1A	3237	1/1	0.91	0.16	64,64,64,64	0
57	MG	1a	1627	1/1	0.91	0.38	62,62,62,62	0
57	MG	2A	3181	1/1	0.91	0.19	62,62,62,62	0
57	MG	2A	3623	1/1	0.91	0.16	71,71,71,71	0
57	MG	1w	101	1/1	0.91	0.30	65,65,65,65	0
57	MG	1A	3412	1/1	0.91	0.28	54,54,54,54	0
57	MG	1a	1630	1/1	0.91	0.32	62,62,62,62	0
57	MG	1A	4088	1/1	0.91	0.12	62,62,62,62	0
57	MG	1A	3268	1/1	0.91	0.20	51,51,51,51	0
57	MG	2a	1779	1/1	0.91	0.16	75,75,75,75	0
57	MG	1A	3598	1/1	0.91	0.12	50,50,50,50	0
57	MG	2A	3636	1/1	0.91	0.11	60,60,60,60	0
57	MG	1A	4105	1/1	0.91	0.21	61,61,61,61	0
57	MG	1A	3714	1/1	0.91	0.14	61,61,61,61	0
57	MG	1A	3834	1/1	0.91	0.11	41,41,41,41	0
57	MG	2A	3361	1/1	0.91	0.24	44,44,44,44	0
57	MG	1A	4110	1/1	0.91	0.12	69,69,69,69	0
57	MG	2A	3648	1/1	0.91	0.13	69,69,69,69	0
57	MG	1A	3241	1/1	0.91	0.10	52,52,52,52	0
57	MG	1A	4124	1/1	0.91	0.12	37,37,37,37	0
57	MG	1A	4127	1/1	0.91	0.14	33,33,33,33	0
57	MG	2A	3368	1/1	0.91	0.39	66,66,66,66	0
57	MG	2a	1794	1/1	0.91	0.19	76,76,76,76	0
57	MG	1A	3982	1/1	0.91	0.12	59,59,59,59	0
57	MG	2T	3001	1/1	0.91	0.13	68,68,68,68	0
57	MG	1x	3013	1/1	0.91	0.20	77,77,77,77	0
57	MG	2A	3374	1/1	0.91	0.32	64,64,64,64	0
57	MG	1a	1649	1/1	0.91	0.15	75,75,75,75	0
57	MG	1A	3600	1/1	0.91	0.09	67,67,67,67	0
57	MG	1A	3156	1/1	0.91	0.14	47,47,47,47	0
57	MG	1A	3603	1/1	0.91	0.12	45,45,45,45	0
57	MG	1A	3848	1/1	0.91	0.08	66,66,66,66	0
57	MG	1A	3497	1/1	0.91	0.11	21,21,21,21	0
57	MG	1A	3989	1/1	0.91	0.24	58,58,58,58	0
57	MG	1A	3606	1/1	0.91	0.12	46,46,46,46	0
57	MG	1A	3725	1/1	0.91	0.17	61,61,61,61	0
57	MG	23	101	1/1	0.91	0.17	64,64,64,64	0
57	MG	1A	3040	1/1	0.91	0.13	55,55,55,55	0

Continued on next page...

Continued from previous page...

Mol	Type	Chain	Res	Atoms	RSCC	RSR	B-factors(\AA^2)	Q<0.9
57	MG	2A	3672	1/1	0.91	0.14	66,66,66,66	0
57	MG	1a	1664	1/1	0.91	0.29	54,54,54,54	0
57	MG	2A	3023	1/1	0.91	0.32	56,56,56,56	0
57	MG	2A	3399	1/1	0.91	0.29	69,69,69,69	0
57	MG	1A	3613	1/1	0.91	0.09	47,47,47,47	0
57	MG	2A	3225	1/1	0.91	0.22	54,54,54,54	0
57	MG	2A	3402	1/1	0.91	0.14	68,68,68,68	0
57	MG	1A	3860	1/1	0.91	0.08	80,80,80,80	0
57	MG	1A	3062	1/1	0.91	0.24	36,36,36,36	0
57	MG	1A	3869	1/1	0.91	0.08	44,44,44,44	0
57	MG	1B	226	1/1	0.91	0.09	46,46,46,46	0
57	MG	2A	3035	1/1	0.91	0.18	56,56,56,56	0
57	MG	1A	3871	1/1	0.91	0.11	50,50,50,50	0
57	MG	1A	3063	1/1	0.91	0.43	50,50,50,50	0
57	MG	1A	3620	1/1	0.91	0.12	64,64,64,64	0
57	MG	1a	1848	1/1	0.91	0.13	82,82,82,82	0
57	MG	1A	3621	1/1	0.91	0.08	48,48,48,48	0
57	MG	1A	3174	1/1	0.91	0.20	45,45,45,45	0
57	MG	1A	4009	1/1	0.91	0.10	38,38,38,38	0
57	MG	1A	4011	1/1	0.91	0.14	58,58,58,58	0
57	MG	2A	3420	1/1	0.92	0.12	60,60,60,60	0
57	MG	2A	3691	1/1	0.92	0.10	64,64,64,64	0
57	MG	1A	3423	1/1	0.92	0.29	54,54,54,54	0
57	MG	1A	3200	1/1	0.92	0.16	53,53,53,53	0
57	MG	1A	3980	1/1	0.92	0.10	57,57,57,57	0
57	MG	1A	3832	1/1	0.92	0.09	59,59,59,59	0
57	MG	1A	3604	1/1	0.92	0.13	58,58,58,58	0
57	MG	2A	3038	1/1	0.92	0.11	63,63,63,63	0
57	MG	1A	3309	1/1	0.92	0.41	39,39,39,39	0
57	MG	2A	3041	1/1	0.92	0.21	67,67,67,67	0
57	MG	1A	3838	1/1	0.92	0.11	70,70,70,70	0
57	MG	1A	3718	1/1	0.92	0.16	49,49,49,49	0
57	MG	1A	3340	1/1	0.92	0.12	53,53,53,53	0
57	MG	1A	3501	1/1	0.92	0.12	40,40,40,40	0
57	MG	2A	3048	1/1	0.92	0.22	77,77,77,77	0
57	MG	1A	3611	1/1	0.92	0.06	44,44,44,44	0
57	MG	1B	221	1/1	0.92	0.14	54,54,54,54	0
57	MG	2A	3456	1/1	0.92	0.11	50,50,50,50	0
57	MG	1A	3847	1/1	0.92	0.09	36,36,36,36	0
57	MG	1A	3430	1/1	0.92	0.19	51,51,51,51	0
57	MG	1A	3849	1/1	0.92	0.13	46,46,46,46	0
57	MG	2a	1635	1/1	0.92	0.30	60,60,60,60	0

Continued on next page...

Continued from previous page...

Mol	Type	Chain	Res	Atoms	RSCC	RSR	B-factors(\AA^2)	Q<0.9
57	MG	1A	3513	1/1	0.92	0.18	49,49,49,49	0
57	MG	1A	3851	1/1	0.92	0.11	46,46,46,46	0
57	MG	1A	3342	1/1	0.92	0.29	49,49,49,49	0
57	MG	2a	1639	1/1	0.92	0.09	55,55,55,55	0
57	MG	2A	3059	1/1	0.92	0.34	68,68,68,68	0
57	MG	1A	3386	1/1	0.92	0.13	55,55,55,55	0
57	MG	1A	3310	1/1	0.92	0.17	64,64,64,64	0
57	MG	2A	3735	1/1	0.92	0.10	62,62,62,62	0
57	MG	1B	232	1/1	0.92	0.10	57,57,57,57	0
57	MG	1A	3441	1/1	0.92	0.19	59,59,59,59	0
57	MG	1A	4001	1/1	0.92	0.12	49,49,49,49	0
57	MG	2A	3748	1/1	0.92	0.09	38,38,38,38	0
57	MG	1A	3528	1/1	0.92	0.11	42,42,42,42	0
57	MG	2A	3069	1/1	0.92	0.17	27,27,27,27	0
57	MG	2A	3261	1/1	0.92	0.22	59,59,59,59	0
57	MG	1E	301	1/1	0.92	0.26	42,42,42,42	0
57	MG	2A	3499	1/1	0.92	0.18	61,61,61,61	0
57	MG	2A	3770	1/1	0.92	0.07	78,78,78,78	0
57	MG	2A	3500	1/1	0.92	0.26	70,70,70,70	0
57	MG	1E	304	1/1	0.92	0.17	57,57,57,57	0
57	MG	2A	3074	1/1	0.92	0.16	67,67,67,67	0
57	MG	1A	3311	1/1	0.92	0.10	38,38,38,38	0
57	MG	1A	3131	1/1	0.92	0.20	59,59,59,59	0
57	MG	2A	3078	1/1	0.92	0.11	51,51,51,51	0
57	MG	1A	3350	1/1	0.92	0.16	57,57,57,57	0
57	MG	1F	301	1/1	0.92	0.13	44,44,44,44	0
57	MG	1a	1693	1/1	0.92	0.14	58,58,58,58	0
57	MG	1A	3352	1/1	0.92	0.27	39,39,39,39	0
57	MG	1A	4012	1/1	0.92	0.12	52,52,52,52	0
57	MG	1A	3875	1/1	0.92	0.10	60,60,60,60	0
57	MG	1A	3743	1/1	0.92	0.11	58,58,58,58	0
57	MG	1a	1701	1/1	0.92	0.25	73,73,73,73	0
57	MG	1A	3234	1/1	0.92	0.09	38,38,38,38	0
57	MG	1a	1881	1/1	0.92	0.17	70,70,70,70	0
57	MG	1A	3105	1/1	0.92	0.22	30,30,30,30	0
57	MG	1A	4019	1/1	0.92	0.24	73,73,73,73	0
57	MG	2A	3530	1/1	0.92	0.20	57,57,57,57	0
57	MG	2A	3285	1/1	0.92	0.25	66,66,66,66	0
57	MG	2a	1682	1/1	0.92	0.21	63,63,63,63	0
57	MG	1A	3890	1/1	0.92	0.06	46,46,46,46	0
57	MG	1A	3643	1/1	0.92	0.12	23,23,23,23	0
57	MG	2A	3102	1/1	0.92	0.24	69,69,69,69	0

Continued on next page...

Continued from previous page...

Mol	Type	Chain	Res	Atoms	RSCC	RSR	B-factors(\AA^2)	Q<0.9
57	MG	1A	3542	1/1	0.92	0.12	44,44,44,44	0
57	MG	2A	3540	1/1	0.92	0.15	59,59,59,59	0
57	MG	1A	3544	1/1	0.92	0.10	56,56,56,56	0
57	MG	1A	3650	1/1	0.92	0.11	25,25,25,25	0
57	MG	2a	1690	1/1	0.92	0.29	65,65,65,65	0
57	MG	2A	3544	1/1	0.92	0.13	42,42,42,42	0
57	MG	1A	3757	1/1	0.92	0.12	46,46,46,46	0
57	MG	1A	3116	1/1	0.92	0.21	37,37,37,37	0
57	MG	1S	3002	1/1	0.92	0.17	47,47,47,47	0
57	MG	1A	4034	1/1	0.92	0.09	34,34,34,34	0
57	MG	2a	1700	1/1	0.92	0.19	71,71,71,71	0
57	MG	1a	1894	1/1	0.92	0.09	64,64,64,64	0
57	MG	1a	1895	1/1	0.92	0.15	88,88,88,88	0
57	MG	1A	3914	1/1	0.92	0.11	33,33,33,33	0
57	MG	2A	3564	1/1	0.92	0.09	62,62,62,62	0
57	MG	2a	1707	1/1	0.92	0.10	82,82,82,82	0
57	MG	2A	3565	1/1	0.92	0.31	69,69,69,69	0
57	MG	2A	3566	1/1	0.92	0.20	51,51,51,51	0
57	MG	2A	3827	1/1	0.92	0.10	58,58,58,58	0
57	MG	1a	1740	1/1	0.92	0.22	55,55,55,55	0
57	MG	2A	3569	1/1	0.92	0.20	68,68,68,68	0
57	MG	2A	3830	1/1	0.92	0.11	41,41,41,41	0
57	MG	1A	3550	1/1	0.92	0.09	21,21,21,21	0
57	MG	1A	3074	1/1	0.92	0.18	47,47,47,47	0
57	MG	1a	1749	1/1	0.92	0.09	85,85,85,85	0
57	MG	1A	3657	1/1	0.92	0.08	26,26,26,26	0
57	MG	2A	3308	1/1	0.92	0.12	62,62,62,62	0
57	MG	1a	1902	1/1	0.92	0.14	56,56,56,56	0
57	MG	2A	3310	1/1	0.92	0.13	65,65,65,65	0
57	MG	1A	4040	1/1	0.92	0.14	82,82,82,82	0
57	MG	1A	3667	1/1	0.92	0.07	78,78,78,78	0
57	MG	1A	3186	1/1	0.92	0.10	53,53,53,53	0
57	MG	1A	3559	1/1	0.92	0.10	39,39,39,39	0
57	MG	2a	1735	1/1	0.92	0.14	66,66,66,66	0
57	MG	10	102	1/1	0.92	0.11	50,50,50,50	0
57	MG	1A	3776	1/1	0.92	0.12	55,55,55,55	0
57	MG	2A	3146	1/1	0.92	0.20	59,59,59,59	0
57	MG	1A	3778	1/1	0.92	0.17	43,43,43,43	0
57	MG	2A	3148	1/1	0.92	0.15	62,62,62,62	0
57	MG	2A	3861	1/1	0.92	0.13	50,50,50,50	0
57	MG	1a	1773	1/1	0.92	0.11	89,89,89,89	0
57	MG	2a	1750	1/1	0.92	0.12	83,83,83,83	0

Continued on next page...

Continued from previous page...

Mol	Type	Chain	Res	Atoms	RSCC	RSR	B-factors(\AA^2)	Q<0.9
57	MG	2A	3324	1/1	0.92	0.12	57,57,57,57	0
57	MG	2A	3152	1/1	0.92	0.15	59,59,59,59	0
57	MG	2A	3154	1/1	0.92	0.28	71,71,71,71	0
57	MG	1A	4051	1/1	0.92	0.12	48,48,48,48	0
57	MG	1A	3564	1/1	0.92	0.11	29,29,29,29	0
57	MG	1A	3454	1/1	0.92	0.16	67,67,67,67	0
57	MG	2a	1758	1/1	0.92	0.18	55,55,55,55	0
57	MG	1a	1785	1/1	0.92	0.12	71,71,71,71	0
57	MG	1A	3938	1/1	0.92	0.12	52,52,52,52	0
57	MG	2A	3334	1/1	0.92	0.28	63,63,63,63	0
57	MG	2A	3335	1/1	0.92	0.23	56,56,56,56	0
57	MG	18	104	1/1	0.92	0.16	58,58,58,58	0
57	MG	1A	3456	1/1	0.92	0.12	37,37,37,37	0
57	MG	2A	3609	1/1	0.92	0.14	72,72,72,72	0
57	MG	1A	3362	1/1	0.92	0.13	54,54,54,54	0
57	MG	1A	3076	1/1	0.92	0.09	32,32,32,32	0
57	MG	1A	3175	1/1	0.92	0.25	49,49,49,49	0
57	MG	1A	3946	1/1	0.92	0.19	64,64,64,64	0
57	MG	2B	3019	1/1	0.92	0.11	85,85,85,85	0
57	MG	1a	1611	1/1	0.92	0.10	68,68,68,68	0
57	MG	1A	3690	1/1	0.92	0.14	62,62,62,62	0
57	MG	1A	3328	1/1	0.92	0.09	53,53,53,53	0
57	MG	1a	1800	1/1	0.92	0.13	67,67,67,67	0
57	MG	1A	3593	1/1	0.92	0.09	25,25,25,25	0
57	MG	1A	3796	1/1	0.92	0.11	55,55,55,55	0
57	MG	1A	4066	1/1	0.92	0.16	54,54,54,54	0
57	MG	2a	1784	1/1	0.92	0.14	77,77,77,77	0
57	MG	1a	1806	1/1	0.92	0.10	80,80,80,80	0
57	MG	1a	1807	1/1	0.92	0.08	71,71,71,71	0
57	MG	1A	3464	1/1	0.92	0.12	70,70,70,70	0
57	MG	1a	1622	1/1	0.92	0.17	57,57,57,57	0
57	MG	1x	3004	1/1	0.92	0.19	70,70,70,70	0
57	MG	1x	3005	1/1	0.92	0.30	68,68,68,68	0
57	MG	1A	3694	1/1	0.92	0.17	73,73,73,73	0
57	MG	1a	1812	1/1	0.92	0.22	66,66,66,66	0
57	MG	1A	3197	1/1	0.92	0.15	61,61,61,61	0
57	MG	2Q	3002	1/1	0.92	0.28	61,61,61,61	0
57	MG	2a	1796	1/1	0.92	0.12	79,79,79,79	0
57	MG	2a	1797	1/1	0.92	0.21	67,67,67,67	0
57	MG	1A	3806	1/1	0.92	0.09	41,41,41,41	0
57	MG	2A	3649	1/1	0.92	0.07	61,61,61,61	0
57	MG	2A	3195	1/1	0.92	0.11	67,67,67,67	0

Continued on next page...

Continued from previous page...

Mol	Type	Chain	Res	Atoms	RSCC	RSR	B-factors(\AA^2)	Q<0.9
57	MG	1A	3371	1/1	0.92	0.12	58,58,58,58	0
57	MG	1A	3812	1/1	0.92	0.13	60,60,60,60	0
57	MG	1A	3963	1/1	0.92	0.08	44,44,44,44	0
57	MG	1A	3964	1/1	0.92	0.15	33,33,33,33	0
57	MG	2A	3200	1/1	0.92	0.14	66,66,66,66	0
57	MG	2f	3002	1/1	0.92	0.11	76,76,76,76	0
57	MG	2V	202	1/1	0.92	0.14	58,58,58,58	0
57	MG	2A	3381	1/1	0.92	0.11	53,53,53,53	0
57	MG	2A	3384	1/1	0.92	0.40	64,64,64,64	0
57	MG	1A	4089	1/1	0.92	0.32	38,38,38,38	0
57	MG	2A	3202	1/1	0.92	0.17	61,61,61,61	0
57	MG	1A	3816	1/1	0.92	0.14	60,60,60,60	0
57	MG	1A	3817	1/1	0.92	0.08	55,55,55,55	0
57	MG	1A	3968	1/1	0.92	0.13	72,72,72,72	0
57	MG	1A	4107	1/1	0.92	0.14	48,48,48,48	0
57	MG	25	102	1/1	0.92	0.23	58,58,58,58	0
57	MG	25	103	1/1	0.92	0.13	68,68,68,68	0
57	MG	2A	3005	1/1	0.92	0.18	64,64,64,64	0
57	MG	1A	3969	1/1	0.92	0.19	70,70,70,70	0
57	MG	1A	3198	1/1	0.92	0.28	41,41,41,41	0
57	MG	1A	3820	1/1	0.92	0.15	63,63,63,63	0
57	MG	2A	3674	1/1	0.92	0.13	63,63,63,63	0
57	MG	1A	3095	1/1	0.92	0.26	39,39,39,39	0
57	MG	1A	3824	1/1	0.92	0.08	23,23,23,23	0
57	MG	2A	3024	1/1	0.92	0.14	63,63,63,63	0
57	MG	2A	3220	1/1	0.92	0.37	65,65,65,65	0
57	MG	2A	3682	1/1	0.92	0.08	41,41,41,41	0
57	MG	2A	3222	1/1	0.92	0.14	61,61,61,61	0
57	MG	1A	3334	1/1	0.92	0.14	42,42,42,42	0
57	MG	1A	3255	1/1	0.92	0.10	40,40,40,40	0
57	MG	1A	4132	1/1	0.92	0.41	37,37,37,37	0
57	MG	2A	3417	1/1	0.92	0.09	58,58,58,58	0
57	MG	1A	3307	1/1	0.93	0.14	48,48,48,48	0
57	MG	1a	1726	1/1	0.93	0.11	60,60,60,60	0
57	MG	1A	3075	1/1	0.93	0.09	55,55,55,55	0
57	MG	2A	3640	1/1	0.93	0.10	45,45,45,45	0
57	MG	1a	1728	1/1	0.93	0.12	52,52,52,52	0
57	MG	2A	3357	1/1	0.93	0.28	49,49,49,49	0
57	MG	1A	3043	1/1	0.93	0.10	37,37,37,37	0
57	MG	1A	4030	1/1	0.93	0.20	59,59,59,59	0
57	MG	1a	1912	1/1	0.93	0.07	66,66,66,66	0
57	MG	1A	3768	1/1	0.93	0.08	60,60,60,60	0

Continued on next page...

Continued from previous page...

Mol	Type	Chain	Res	Atoms	RSCC	RSR	B-factors(\AA^2)	Q<0.9
57	MG	1N	204	1/1	0.93	0.38	53,53,53,53	0
57	MG	1A	3770	1/1	0.93	0.11	52,52,52,52	0
57	MG	2A	3653	1/1	0.93	0.23	58,58,58,58	0
57	MG	2A	3654	1/1	0.93	0.08	83,83,83,83	0
57	MG	1O	3002	1/1	0.93	0.18	56,56,56,56	0
57	MG	1a	1745	1/1	0.93	0.14	66,66,66,66	0
57	MG	2A	3369	1/1	0.93	0.20	65,65,65,65	0
57	MG	1a	1746	1/1	0.93	0.14	61,61,61,61	0
57	MG	1O	3003	1/1	0.93	0.08	71,71,71,71	0
57	MG	2A	3372	1/1	0.93	0.31	71,71,71,71	0
57	MG	1A	3066	1/1	0.93	0.30	39,39,39,39	0
57	MG	2A	3375	1/1	0.93	0.17	62,62,62,62	0
57	MG	1a	1750	1/1	0.93	0.16	63,63,63,63	0
57	MG	1A	3925	1/1	0.93	0.10	68,68,68,68	0
57	MG	1m	201	1/1	0.93	0.18	72,72,72,72	0
57	MG	1a	1753	1/1	0.93	0.09	71,71,71,71	0
57	MG	2A	3383	1/1	0.93	0.21	56,56,56,56	0
57	MG	1A	3773	1/1	0.93	0.18	61,61,61,61	0
57	MG	1A	3117	1/1	0.93	0.12	40,40,40,40	0
57	MG	2A	3386	1/1	0.93	0.30	56,56,56,56	0
57	MG	2A	3673	1/1	0.93	0.12	62,62,62,62	0
57	MG	1R	201	1/1	0.93	0.10	42,42,42,42	0
57	MG	1A	3444	1/1	0.93	0.14	53,53,53,53	0
57	MG	1A	3546	1/1	0.93	0.21	59,59,59,59	0
57	MG	2A	3392	1/1	0.93	0.36	73,73,73,73	0
57	MG	2A	3678	1/1	0.93	0.12	54,54,54,54	0
57	MG	1a	1762	1/1	0.93	0.10	77,77,77,77	0
57	MG	1A	3664	1/1	0.93	0.09	52,52,52,52	0
57	MG	1a	1766	1/1	0.93	0.09	54,54,54,54	0
57	MG	1A	3316	1/1	0.93	0.14	52,52,52,52	0
57	MG	1a	1772	1/1	0.93	0.08	85,85,85,85	0
57	MG	1A	3216	1/1	0.93	0.24	55,55,55,55	0
57	MG	1A	3552	1/1	0.93	0.09	59,59,59,59	0
57	MG	1A	4046	1/1	0.93	0.11	70,70,70,70	0
57	MG	1A	3193	1/1	0.93	0.09	50,50,50,50	0
57	MG	1a	1783	1/1	0.93	0.17	58,58,58,58	0
57	MG	2A	3406	1/1	0.93	0.27	72,72,72,72	0
57	MG	1a	1784	1/1	0.93	0.10	67,67,67,67	0
57	MG	1W	201	1/1	0.93	0.18	44,44,44,44	0
57	MG	1A	4049	1/1	0.93	0.07	42,42,42,42	0
57	MG	1A	3941	1/1	0.93	0.12	50,50,50,50	0
57	MG	1A	3942	1/1	0.93	0.10	64,64,64,64	0

Continued on next page...

Continued from previous page...

Mol	Type	Chain	Res	Atoms	RSCC	RSR	B-factors(\AA^2)	Q<0.9
57	MG	1A	3320	1/1	0.93	0.29	54,54,54,54	0
57	MG	2A	3711	1/1	0.93	0.07	59,59,59,59	0
57	MG	1A	3264	1/1	0.93	0.13	49,49,49,49	0
57	MG	2A	3422	1/1	0.93	0.20	56,56,56,56	0
57	MG	1A	3563	1/1	0.93	0.07	21,21,21,21	0
57	MG	2A	3216	1/1	0.93	0.36	44,44,44,44	0
57	MG	2a	1656	1/1	0.93	0.12	66,66,66,66	0
57	MG	2a	1657	1/1	0.93	0.34	64,64,64,64	0
57	MG	2A	3431	1/1	0.93	0.14	57,57,57,57	0
57	MG	2A	3218	1/1	0.93	0.13	62,62,62,62	0
57	MG	1A	3230	1/1	0.93	0.19	48,48,48,48	0
57	MG	1A	3231	1/1	0.93	0.13	70,70,70,70	0
57	MG	1A	3570	1/1	0.93	0.08	31,31,31,31	0
57	MG	1A	3384	1/1	0.93	0.25	44,44,44,44	0
57	MG	1A	4061	1/1	0.93	0.10	47,47,47,47	0
57	MG	2A	3003	1/1	0.93	0.19	67,67,67,67	0
57	MG	1A	3574	1/1	0.93	0.12	29,29,29,29	0
57	MG	1A	3078	1/1	0.93	0.17	40,40,40,40	0
57	MG	1A	3160	1/1	0.93	0.09	42,42,42,42	0
57	MG	1a	1604	1/1	0.93	0.13	67,67,67,67	0
57	MG	1A	3810	1/1	0.93	0.09	40,40,40,40	0
57	MG	2A	3022	1/1	0.93	0.09	44,44,44,44	0
57	MG	1A	3959	1/1	0.93	0.15	61,61,61,61	0
57	MG	2A	3738	1/1	0.93	0.07	45,45,45,45	0
57	MG	2A	3740	1/1	0.93	0.10	48,48,48,48	0
57	MG	1A	4067	1/1	0.93	0.09	60,60,60,60	0
57	MG	1A	4069	1/1	0.93	0.09	53,53,53,53	0
57	MG	2A	3461	1/1	0.93	0.09	44,44,44,44	0
57	MG	2A	3462	1/1	0.93	0.09	47,47,47,47	0
57	MG	1A	3695	1/1	0.93	0.09	35,35,35,35	0
57	MG	1A	3585	1/1	0.93	0.08	26,26,26,26	0
57	MG	1A	3587	1/1	0.93	0.14	35,35,35,35	0
57	MG	2A	3470	1/1	0.93	0.12	41,41,41,41	0
57	MG	1A	4074	1/1	0.93	0.23	67,67,67,67	0
57	MG	2A	3473	1/1	0.93	0.09	37,37,37,37	0
57	MG	1A	3455	1/1	0.93	0.11	50,50,50,50	0
57	MG	1A	3819	1/1	0.93	0.09	48,48,48,48	0
57	MG	1A	3387	1/1	0.93	0.10	63,63,63,63	0
57	MG	1a	1819	1/1	0.93	0.24	62,62,62,62	0
57	MG	2A	3781	1/1	0.93	0.18	59,59,59,59	0
57	MG	1A	4079	1/1	0.93	0.08	73,73,73,73	0
57	MG	2A	3490	1/1	0.93	0.11	49,49,49,49	0

Continued on next page...

Continued from previous page...

Mol	Type	Chain	Res	Atoms	RSCC	RSR	B-factors(\AA^2)	Q<0.9
57	MG	2A	3491	1/1	0.93	0.15	58,58,58,58	0
57	MG	2a	1694	1/1	0.93	0.10	90,90,90,90	0
57	MG	2a	1695	1/1	0.93	0.11	69,69,69,69	0
57	MG	2A	3492	1/1	0.93	0.11	51,51,51,51	0
57	MG	1A	4080	1/1	0.93	0.18	57,57,57,57	0
57	MG	1A	3103	1/1	0.93	0.14	41,41,41,41	0
57	MG	1A	3705	1/1	0.93	0.11	48,48,48,48	0
57	MG	1A	3707	1/1	0.93	0.19	61,61,61,61	0
57	MG	1A	3972	1/1	0.93	0.19	62,62,62,62	0
57	MG	1A	3236	1/1	0.93	0.21	58,58,58,58	0
57	MG	1a	1828	1/1	0.93	0.12	69,69,69,69	0
57	MG	1A	3711	1/1	0.93	0.07	37,37,37,37	0
57	MG	2A	3798	1/1	0.93	0.14	59,59,59,59	0
57	MG	1a	1633	1/1	0.93	0.11	66,66,66,66	0
57	MG	1A	4106	1/1	0.93	0.27	67,67,67,67	0
57	MG	1A	3164	1/1	0.93	0.20	44,44,44,44	0
57	MG	2a	1714	1/1	0.93	0.10	58,58,58,58	0
57	MG	1A	3127	1/1	0.93	0.29	65,65,65,65	0
57	MG	1A	3242	1/1	0.93	0.17	51,51,51,51	0
57	MG	2A	3264	1/1	0.93	0.12	60,60,60,60	0
57	MG	1A	3716	1/1	0.93	0.09	39,39,39,39	0
57	MG	1A	4113	1/1	0.93	0.09	29,29,29,29	0
57	MG	1A	3465	1/1	0.93	0.35	72,72,72,72	0
57	MG	1a	1645	1/1	0.93	0.17	65,65,65,65	0
57	MG	1A	4122	1/1	0.93	0.14	54,54,54,54	0
57	MG	1A	3243	1/1	0.93	0.07	29,29,29,29	0
57	MG	1A	3277	1/1	0.93	0.36	43,43,43,43	0
57	MG	1a	1844	1/1	0.93	0.08	92,92,92,92	0
57	MG	1A	3128	1/1	0.93	0.10	45,45,45,45	0
57	MG	1A	3602	1/1	0.93	0.06	15,15,15,15	0
57	MG	2a	1739	1/1	0.93	0.10	59,59,59,59	0
57	MG	1A	4135	1/1	0.93	0.23	44,44,44,44	0
57	MG	1A	4137	1/1	0.93	0.31	40,40,40,40	0
57	MG	1a	1849	1/1	0.93	0.09	95,95,95,95	0
57	MG	1a	1850	1/1	0.93	0.13	76,76,76,76	0
57	MG	1A	4140	1/1	0.93	0.27	38,38,38,38	0
57	MG	1a	1853	1/1	0.93	0.13	63,63,63,63	0
57	MG	2A	3080	1/1	0.93	0.34	72,72,72,72	0
57	MG	1B	201	1/1	0.93	0.20	56,56,56,56	0
57	MG	1A	3338	1/1	0.93	0.11	44,44,44,44	0
57	MG	1A	3477	1/1	0.93	0.10	26,26,26,26	0
57	MG	2A	3547	1/1	0.93	0.09	40,40,40,40	0

Continued on next page...

Continued from previous page...

Mol	Type	Chain	Res	Atoms	RSCC	RSR	B-factors(\AA^2)	Q<0.9
57	MG	2A	3548	1/1	0.93	0.20	44,44,44,44	0
57	MG	2A	3837	1/1	0.93	0.08	58,58,58,58	0
57	MG	2A	3549	1/1	0.93	0.14	52,52,52,52	0
57	MG	1A	3170	1/1	0.93	0.13	59,59,59,59	0
57	MG	1a	1663	1/1	0.93	0.25	50,50,50,50	0
57	MG	1A	3726	1/1	0.93	0.19	47,47,47,47	0
57	MG	1A	3727	1/1	0.93	0.07	16,16,16,16	0
57	MG	2A	3558	1/1	0.93	0.14	39,39,39,39	0
57	MG	2A	3847	1/1	0.93	0.23	59,59,59,59	0
57	MG	1A	3482	1/1	0.93	0.16	52,52,52,52	0
57	MG	2A	3560	1/1	0.93	0.07	63,63,63,63	0
57	MG	1B	210	1/1	0.93	0.21	47,47,47,47	0
57	MG	2A	3562	1/1	0.93	0.31	52,52,52,52	0
57	MG	2A	3854	1/1	0.93	0.17	53,53,53,53	0
57	MG	1A	3204	1/1	0.93	0.08	61,61,61,61	0
57	MG	2A	3095	1/1	0.93	0.12	55,55,55,55	0
57	MG	2A	3858	1/1	0.93	0.09	55,55,55,55	0
57	MG	2A	3859	1/1	0.93	0.10	56,56,56,56	0
57	MG	1A	3992	1/1	0.93	0.15	45,45,45,45	0
57	MG	2A	3567	1/1	0.93	0.12	68,68,68,68	0
57	MG	1a	1671	1/1	0.93	0.10	57,57,57,57	0
57	MG	1A	3172	1/1	0.93	0.27	45,45,45,45	0
57	MG	1B	218	1/1	0.93	0.12	62,62,62,62	0
57	MG	2A	3571	1/1	0.93	0.13	77,77,77,77	0
57	MG	1A	3249	1/1	0.93	0.12	56,56,56,56	0
57	MG	1A	3054	1/1	0.93	0.29	65,65,65,65	0
57	MG	2A	3106	1/1	0.93	0.16	58,58,58,58	0
57	MG	1A	3862	1/1	0.93	0.09	37,37,37,37	0
57	MG	1B	222	1/1	0.93	0.08	57,57,57,57	0
57	MG	2A	3577	1/1	0.93	0.13	60,60,60,60	0
57	MG	1A	3070	1/1	0.93	0.17	60,60,60,60	0
57	MG	1A	3739	1/1	0.93	0.16	66,66,66,66	0
57	MG	2A	3112	1/1	0.93	0.18	57,57,57,57	0
57	MG	1A	3351	1/1	0.93	0.15	45,45,45,45	0
57	MG	1A	3502	1/1	0.93	0.17	54,54,54,54	0
57	MG	2A	3586	1/1	0.93	0.13	54,54,54,54	0
57	MG	1A	3254	1/1	0.93	0.17	41,41,41,41	0
57	MG	1A	3132	1/1	0.93	0.12	50,50,50,50	0
57	MG	2A	3119	1/1	0.93	0.08	53,53,53,53	0
57	MG	1A	4005	1/1	0.93	0.09	63,63,63,63	0
57	MG	1A	3296	1/1	0.93	0.21	52,52,52,52	0
57	MG	1A	3301	1/1	0.93	0.12	51,51,51,51	0

Continued on next page...

Continued from previous page...

Mol	Type	Chain	Res	Atoms	RSCC	RSR	B-factors(\AA^2)	Q<0.9
57	MG	2A	3321	1/1	0.93	0.18	64,64,64,64	0
57	MG	1A	3422	1/1	0.93	0.11	50,50,50,50	0
57	MG	2A	3133	1/1	0.93	0.22	49,49,49,49	0
57	MG	1A	3048	1/1	0.93	0.17	54,54,54,54	0
57	MG	2E	306	1/1	0.93	0.13	40,40,40,40	0
57	MG	1D	3001	1/1	0.93	0.11	43,43,43,43	0
57	MG	1D	3002	1/1	0.93	0.13	45,45,45,45	0
57	MG	1D	3004	1/1	0.93	0.15	42,42,42,42	0
57	MG	1a	1698	1/1	0.93	0.19	66,66,66,66	0
57	MG	1A	3894	1/1	0.93	0.08	71,71,71,71	0
57	MG	1A	3897	1/1	0.93	0.09	47,47,47,47	0
57	MG	1E	302	1/1	0.93	0.22	36,36,36,36	0
57	MG	1A	3304	1/1	0.93	0.08	57,57,57,57	0
57	MG	2A	3336	1/1	0.93	0.26	52,52,52,52	0
57	MG	1A	3305	1/1	0.93	0.09	52,52,52,52	0
57	MG	1a	1707	1/1	0.93	0.23	67,67,67,67	0
57	MG	2A	3150	1/1	0.93	0.13	42,42,42,42	0
57	MG	1A	3904	1/1	0.93	0.13	66,66,66,66	0
57	MG	2A	3341	1/1	0.93	0.22	71,71,71,71	0
57	MG	2A	3620	1/1	0.93	0.11	34,34,34,34	0
57	MG	2T	3004	1/1	0.93	0.14	67,67,67,67	0
57	MG	1a	1712	1/1	0.93	0.12	48,48,48,48	0
57	MG	1A	3363	1/1	0.93	0.40	50,50,50,50	0
57	MG	1A	4022	1/1	0.93	0.18	63,63,63,63	0
57	MG	2A	3346	1/1	0.93	0.10	65,65,65,65	0
57	MG	1A	4023	1/1	0.93	0.13	53,53,53,53	0
57	MG	2A	3158	1/1	0.93	0.11	63,63,63,63	0
57	MG	1a	1717	1/1	0.93	0.15	65,65,65,65	0
57	MG	1A	3644	1/1	0.93	0.13	45,45,45,45	0
57	MG	1A	3898	1/1	0.94	0.08	47,47,47,47	0
57	MG	2F	302	1/1	0.94	0.12	59,59,59,59	0
57	MG	1A	3120	1/1	0.94	0.18	42,42,42,42	0
57	MG	1A	3901	1/1	0.94	0.13	19,19,19,19	0
57	MG	2N	8001	1/1	0.94	0.12	63,63,63,63	0
57	MG	1A	3419	1/1	0.94	0.24	49,49,49,49	0
57	MG	1A	3282	1/1	0.94	0.14	67,67,67,67	0
57	MG	2Q	3001	1/1	0.94	0.09	66,66,66,66	0
57	MG	1a	1706	1/1	0.94	0.23	69,69,69,69	0
57	MG	1F	307	1/1	0.94	0.15	52,52,52,52	0
57	MG	1a	1708	1/1	0.94	0.28	50,50,50,50	0
57	MG	2A	3345	1/1	0.94	0.22	64,64,64,64	0
57	MG	1a	1709	1/1	0.94	0.08	61,61,61,61	0

Continued on next page...

Continued from previous page...

Mol	Type	Chain	Res	Atoms	RSCC	RSR	B-factors(\AA^2)	Q<0.9
57	MG	1A	3286	1/1	0.94	0.19	66,66,66,66	0
57	MG	1G	3002	1/1	0.94	0.21	62,62,62,62	0
57	MG	1A	3259	1/1	0.94	0.27	59,59,59,59	0
57	MG	1A	3424	1/1	0.94	0.10	59,59,59,59	0
57	MG	1A	3913	1/1	0.94	0.17	57,57,57,57	0
57	MG	2V	201	1/1	0.94	0.22	52,52,52,52	0
57	MG	2A	3156	1/1	0.94	0.15	45,45,45,45	0
57	MG	2A	3626	1/1	0.94	0.09	45,45,45,45	0
57	MG	1A	3514	1/1	0.94	0.12	57,57,57,57	0
57	MG	2A	3628	1/1	0.94	0.11	55,55,55,55	0
57	MG	1a	1719	1/1	0.94	0.13	55,55,55,55	0
57	MG	2A	3355	1/1	0.94	0.19	43,43,43,43	0
57	MG	2A	3356	1/1	0.94	0.21	58,58,58,58	0
57	MG	1A	3288	1/1	0.94	0.13	65,65,65,65	0
57	MG	1A	3427	1/1	0.94	0.19	61,61,61,61	0
57	MG	23	102	1/1	0.94	0.11	68,68,68,68	0
57	MG	1A	3752	1/1	0.94	0.09	32,32,32,32	0
57	MG	2A	3637	1/1	0.94	0.08	47,47,47,47	0
57	MG	2A	3360	1/1	0.94	0.24	47,47,47,47	0
57	MG	1A	3922	1/1	0.94	0.11	62,62,62,62	0
57	MG	2A	3164	1/1	0.94	0.13	41,41,41,41	0
57	MG	1a	1910	1/1	0.94	0.29	59,59,59,59	0
57	MG	1A	3145	1/1	0.94	0.06	37,37,37,37	0
57	MG	2A	3365	1/1	0.94	0.14	37,37,37,37	0
57	MG	1P	201	1/1	0.94	0.16	34,34,34,34	0
57	MG	2A	3367	1/1	0.94	0.13	53,53,53,53	0
57	MG	1A	3523	1/1	0.94	0.14	60,60,60,60	0
57	MG	1a	1914	1/1	0.94	0.10	74,74,74,74	0
57	MG	1a	1733	1/1	0.94	0.13	70,70,70,70	0
57	MG	1A	4048	1/1	0.94	0.10	51,51,51,51	0
57	MG	2A	3174	1/1	0.94	0.10	57,57,57,57	0
57	MG	2a	1611	1/1	0.94	0.34	67,67,67,67	0
57	MG	2A	3373	1/1	0.94	0.32	63,63,63,63	0
57	MG	2A	3176	1/1	0.94	0.16	66,66,66,66	0
57	MG	1A	3146	1/1	0.94	0.10	60,60,60,60	0
57	MG	1A	3527	1/1	0.94	0.12	56,56,56,56	0
57	MG	1R	202	1/1	0.94	0.54	45,45,45,45	0
57	MG	1A	3641	1/1	0.94	0.15	48,48,48,48	0
57	MG	1A	3930	1/1	0.94	0.11	59,59,59,59	0
57	MG	2A	3382	1/1	0.94	0.30	49,49,49,49	0
57	MG	2A	3183	1/1	0.94	0.17	63,63,63,63	0
57	MG	1A	3037	1/1	0.94	0.19	52,52,52,52	0

Continued on next page...

Continued from previous page...

Mol	Type	Chain	Res	Atoms	RSCC	RSR	B-factors(\AA^2)	Q<0.9
57	MG	1A	3934	1/1	0.94	0.10	57,57,57,57	0
57	MG	1T	201	1/1	0.94	0.21	51,51,51,51	0
57	MG	1A	3018	1/1	0.94	0.19	76,76,76,76	0
57	MG	1U	201	1/1	0.94	0.22	38,38,38,38	0
57	MG	1A	3376	1/1	0.94	0.15	62,62,62,62	0
57	MG	2A	3390	1/1	0.94	0.07	64,64,64,64	0
57	MG	2A	3391	1/1	0.94	0.33	46,46,46,46	0
57	MG	1A	3769	1/1	0.94	0.07	58,58,58,58	0
57	MG	1A	3647	1/1	0.94	0.09	35,35,35,35	0
57	MG	1A	3377	1/1	0.94	0.18	59,59,59,59	0
57	MG	1X	3001	1/1	0.94	0.06	54,54,54,54	0
57	MG	2A	3396	1/1	0.94	0.10	61,61,61,61	0
57	MG	2A	3681	1/1	0.94	0.18	59,59,59,59	0
57	MG	1A	3533	1/1	0.94	0.10	68,68,68,68	0
57	MG	1A	3534	1/1	0.94	0.07	39,39,39,39	0
57	MG	1Z	301	1/1	0.94	0.24	43,43,43,43	0
57	MG	1A	3943	1/1	0.94	0.15	68,68,68,68	0
57	MG	1A	3436	1/1	0.94	0.16	55,55,55,55	0
57	MG	1A	3437	1/1	0.94	0.23	49,49,49,49	0
57	MG	2a	1641	1/1	0.94	0.24	62,62,62,62	0
57	MG	10	103	1/1	0.94	0.19	63,63,63,63	0
57	MG	1A	3655	1/1	0.94	0.07	50,50,50,50	0
57	MG	1a	1777	1/1	0.94	0.07	77,77,77,77	0
57	MG	2A	3696	1/1	0.94	0.15	80,80,80,80	0
57	MG	1x	3006	1/1	0.94	0.11	62,62,62,62	0
57	MG	2A	3410	1/1	0.94	0.29	46,46,46,46	0
57	MG	1a	1778	1/1	0.94	0.07	60,60,60,60	0
57	MG	2a	1651	1/1	0.94	0.13	61,61,61,61	0
57	MG	2A	3415	1/1	0.94	0.16	69,69,69,69	0
57	MG	10	106	1/1	0.94	0.07	54,54,54,54	0
57	MG	2a	1654	1/1	0.94	0.11	71,71,71,71	0
57	MG	2A	3706	1/1	0.94	0.07	57,57,57,57	0
57	MG	11	101	1/1	0.94	0.12	45,45,45,45	0
57	MG	2A	3419	1/1	0.94	0.07	70,70,70,70	0
57	MG	1A	4068	1/1	0.94	0.17	36,36,36,36	0
57	MG	12	3001	1/1	0.94	0.12	52,52,52,52	0
57	MG	1A	3379	1/1	0.94	0.18	49,49,49,49	0
57	MG	1A	3659	1/1	0.94	0.10	61,61,61,61	0
57	MG	1A	3541	1/1	0.94	0.09	42,42,42,42	0
57	MG	2A	3430	1/1	0.94	0.07	56,56,56,56	0
57	MG	2A	3215	1/1	0.94	0.16	46,46,46,46	0
57	MG	16	102	1/1	0.94	0.08	57,57,57,57	0

Continued on next page...

Continued from previous page...

Mol	Type	Chain	Res	Atoms	RSCC	RSR	B-factors(\AA^2)	Q<0.9
57	MG	1A	3380	1/1	0.94	0.20	37,37,37,37	0
57	MG	18	102	1/1	0.94	0.08	63,63,63,63	0
57	MG	1A	3294	1/1	0.94	0.24	46,46,46,46	0
57	MG	2A	3723	1/1	0.94	0.11	60,60,60,60	0
57	MG	1A	3671	1/1	0.94	0.06	41,41,41,41	0
57	MG	2A	3002	1/1	0.94	0.16	57,57,57,57	0
57	MG	2A	3726	1/1	0.94	0.09	71,71,71,71	0
57	MG	1A	3672	1/1	0.94	0.09	39,39,39,39	0
57	MG	1a	1603	1/1	0.94	0.22	58,58,58,58	0
57	MG	2A	3730	1/1	0.94	0.07	50,50,50,50	0
57	MG	2A	3006	1/1	0.94	0.15	54,54,54,54	0
57	MG	2A	3228	1/1	0.94	0.18	57,57,57,57	0
57	MG	2A	3733	1/1	0.94	0.10	65,65,65,65	0
57	MG	2A	3007	1/1	0.94	0.07	41,41,41,41	0
57	MG	1A	3112	1/1	0.94	0.22	34,34,34,34	0
57	MG	1A	3547	1/1	0.94	0.11	38,38,38,38	0
57	MG	2A	3015	1/1	0.94	0.12	58,58,58,58	0
57	MG	2A	3739	1/1	0.94	0.13	73,73,73,73	0
57	MG	1A	3960	1/1	0.94	0.15	47,47,47,47	0
57	MG	1a	1804	1/1	0.94	0.07	53,53,53,53	0
57	MG	2A	3746	1/1	0.94	0.06	79,79,79,79	0
57	MG	1A	4081	1/1	0.94	0.08	46,46,46,46	0
57	MG	1A	4082	1/1	0.94	0.12	14,14,14,14	0
57	MG	2A	3750	1/1	0.94	0.07	48,48,48,48	0
57	MG	2A	3751	1/1	0.94	0.07	47,47,47,47	0
57	MG	2A	3463	1/1	0.94	0.10	44,44,44,44	0
57	MG	1A	4085	1/1	0.94	0.11	48,48,48,48	0
57	MG	2A	3761	1/1	0.94	0.09	41,41,41,41	0
57	MG	2A	3763	1/1	0.94	0.09	42,42,42,42	0
57	MG	2A	3765	1/1	0.94	0.08	66,66,66,66	0
57	MG	2A	3238	1/1	0.94	0.20	69,69,69,69	0
57	MG	1A	3184	1/1	0.94	0.11	47,47,47,47	0
57	MG	1A	3297	1/1	0.94	0.23	44,44,44,44	0
57	MG	1A	3068	1/1	0.94	0.11	46,46,46,46	0
57	MG	1A	3339	1/1	0.94	0.09	52,52,52,52	0
57	MG	2A	3474	1/1	0.94	0.17	64,64,64,64	0
57	MG	2A	3476	1/1	0.94	0.09	35,35,35,35	0
57	MG	2A	3033	1/1	0.94	0.11	32,32,32,32	0
57	MG	1A	3682	1/1	0.94	0.08	51,51,51,51	0
57	MG	2a	1710	1/1	0.94	0.09	83,83,83,83	0
57	MG	1A	4092	1/1	0.94	0.30	42,42,42,42	0
57	MG	1A	4093	1/1	0.94	0.13	73,73,73,73	0

Continued on next page...

Continued from previous page...

Mol	Type	Chain	Res	Atoms	RSCC	RSR	B-factors(\AA^2)	Q<0.9
57	MG	1a	1624	1/1	0.94	0.15	51,51,51,51	0
57	MG	2A	3784	1/1	0.94	0.10	56,56,56,56	0
57	MG	2a	1715	1/1	0.94	0.20	60,60,60,60	0
57	MG	2a	1716	1/1	0.94	0.08	60,60,60,60	0
57	MG	2A	3489	1/1	0.94	0.08	41,41,41,41	0
57	MG	1A	4095	1/1	0.94	0.27	44,44,44,44	0
57	MG	1A	4098	1/1	0.94	0.19	52,52,52,52	0
57	MG	2A	3040	1/1	0.94	0.09	62,62,62,62	0
57	MG	2a	1724	1/1	0.94	0.07	84,84,84,84	0
57	MG	1A	3684	1/1	0.94	0.11	49,49,49,49	0
57	MG	1A	3811	1/1	0.94	0.11	67,67,67,67	0
57	MG	1A	3685	1/1	0.94	0.09	23,23,23,23	0
57	MG	1A	3130	1/1	0.94	0.12	43,43,43,43	0
57	MG	1A	3100	1/1	0.94	0.27	42,42,42,42	0
57	MG	2A	3258	1/1	0.94	0.12	67,67,67,67	0
57	MG	1A	3343	1/1	0.94	0.32	57,57,57,57	0
57	MG	1A	3052	1/1	0.94	0.19	34,34,34,34	0
57	MG	1A	3213	1/1	0.94	0.16	45,45,45,45	0
57	MG	2a	1737	1/1	0.94	0.20	61,61,61,61	0
57	MG	2a	1738	1/1	0.94	0.11	60,60,60,60	0
57	MG	1A	3347	1/1	0.94	0.37	40,40,40,40	0
57	MG	2a	1740	1/1	0.94	0.14	52,52,52,52	0
57	MG	2A	3263	1/1	0.94	0.12	50,50,50,50	0
57	MG	1A	3271	1/1	0.94	0.17	35,35,35,35	0
57	MG	2A	3804	1/1	0.94	0.14	75,75,75,75	0
57	MG	2a	1745	1/1	0.94	0.18	64,64,64,64	0
57	MG	1A	3825	1/1	0.94	0.10	68,68,68,68	0
57	MG	1A	3697	1/1	0.94	0.07	29,29,29,29	0
57	MG	1A	3698	1/1	0.94	0.07	29,29,29,29	0
57	MG	1A	3092	1/1	0.94	0.18	48,48,48,48	0
57	MG	2A	3518	1/1	0.94	0.27	63,63,63,63	0
57	MG	1A	3577	1/1	0.94	0.12	41,41,41,41	0
57	MG	2A	3813	1/1	0.94	0.13	72,72,72,72	0
57	MG	1a	1835	1/1	0.94	0.08	66,66,66,66	0
57	MG	1a	1836	1/1	0.94	0.22	62,62,62,62	0
57	MG	1A	3196	1/1	0.94	0.17	56,56,56,56	0
57	MG	1a	1648	1/1	0.94	0.14	58,58,58,58	0
57	MG	2A	3525	1/1	0.94	0.13	65,65,65,65	0
57	MG	1A	4145	1/1	0.94	0.15	47,47,47,47	0
57	MG	1A	4148	1/1	0.94	0.15	37,37,37,37	0
57	MG	2A	3276	1/1	0.94	0.18	55,55,55,55	0
57	MG	2a	1763	1/1	0.94	0.09	67,67,67,67	0

Continued on next page...

Continued from previous page...

Mol	Type	Chain	Res	Atoms	RSCC	RSR	B-factors(\AA^2)	Q<0.9
57	MG	1A	3579	1/1	0.94	0.09	17,17,17,17	0
57	MG	1A	3580	1/1	0.94	0.09	28,28,28,28	0
57	MG	1A	3460	1/1	0.94	0.21	34,34,34,34	0
57	MG	2A	3072	1/1	0.94	0.12	53,53,53,53	0
57	MG	2a	1768	1/1	0.94	0.25	63,63,63,63	0
57	MG	2A	3537	1/1	0.94	0.08	41,41,41,41	0
57	MG	2a	1770	1/1	0.94	0.17	74,74,74,74	0
57	MG	1A	3706	1/1	0.94	0.16	47,47,47,47	0
57	MG	1A	3461	1/1	0.94	0.22	34,34,34,34	0
57	MG	2A	3833	1/1	0.94	0.10	70,70,70,70	0
57	MG	1A	3842	1/1	0.94	0.11	30,30,30,30	0
57	MG	2a	1775	1/1	0.94	0.12	69,69,69,69	0
57	MG	2a	1776	1/1	0.94	0.23	67,67,67,67	0
57	MG	2A	3542	1/1	0.94	0.12	45,45,45,45	0
57	MG	2A	3286	1/1	0.94	0.17	63,63,63,63	0
57	MG	1a	1658	1/1	0.94	0.12	52,52,52,52	0
57	MG	1A	3586	1/1	0.94	0.15	41,41,41,41	0
57	MG	2A	3546	1/1	0.94	0.20	60,60,60,60	0
57	MG	1A	3710	1/1	0.94	0.13	63,63,63,63	0
57	MG	1a	1662	1/1	0.94	0.23	54,54,54,54	0
57	MG	1A	3462	1/1	0.94	0.20	39,39,39,39	0
57	MG	2A	3552	1/1	0.94	0.10	43,43,43,43	0
57	MG	1A	3312	1/1	0.94	0.28	35,35,35,35	0
57	MG	2a	1787	1/1	0.94	0.19	67,67,67,67	0
57	MG	1B	213	1/1	0.94	0.07	46,46,46,46	0
57	MG	1A	3353	1/1	0.94	0.10	38,38,38,38	0
57	MG	2A	3852	1/1	0.94	0.24	50,50,50,50	0
57	MG	2A	3088	1/1	0.94	0.15	51,51,51,51	0
57	MG	1B	217	1/1	0.94	0.08	37,37,37,37	0
57	MG	2A	3855	1/1	0.94	0.08	72,72,72,72	0
57	MG	1A	3167	1/1	0.94	0.09	46,46,46,46	0
57	MG	1A	3467	1/1	0.94	0.08	52,52,52,52	0
57	MG	1a	1670	1/1	0.94	0.41	64,64,64,64	0
57	MG	1A	3315	1/1	0.94	0.17	61,61,61,61	0
57	MG	1A	3404	1/1	0.94	0.17	51,51,51,51	0
57	MG	1A	3407	1/1	0.94	0.28	41,41,41,41	0
57	MG	1a	1864	1/1	0.94	0.10	48,48,48,48	0
57	MG	1a	1675	1/1	0.94	0.48	68,68,68,68	0
57	MG	1A	3720	1/1	0.94	0.06	51,51,51,51	0
57	MG	1A	3408	1/1	0.94	0.29	39,39,39,39	0
57	MG	1A	3474	1/1	0.94	0.12	42,42,42,42	0
57	MG	2A	3105	1/1	0.94	0.12	54,54,54,54	0

Continued on next page...

Continued from previous page...

Mol	Type	Chain	Res	Atoms	RSCC	RSR	B-factors(\AA^2)	Q<0.9
57	MG	1A	4006	1/1	0.94	0.10	58,58,58,58	0
57	MG	1A	3864	1/1	0.94	0.07	31,31,31,31	0
57	MG	1A	3475	1/1	0.94	0.22	39,39,39,39	0
57	MG	1A	3218	1/1	0.94	0.19	49,49,49,49	0
57	MG	2B	3010	1/1	0.94	0.07	70,70,70,70	0
57	MG	2I	201	1/1	0.94	0.10	72,72,72,72	0
57	MG	1A	3358	1/1	0.94	0.20	50,50,50,50	0
57	MG	1A	3317	1/1	0.94	0.08	42,42,42,42	0
57	MG	2A	3318	1/1	0.94	0.26	70,70,70,70	0
57	MG	2A	3113	1/1	0.94	0.22	69,69,69,69	0
57	MG	1A	3483	1/1	0.94	0.26	37,37,37,37	0
57	MG	1A	3224	1/1	0.94	0.29	29,29,29,29	0
57	MG	2A	3584	1/1	0.94	0.09	43,43,43,43	0
57	MG	1A	3490	1/1	0.94	0.11	61,61,61,61	0
57	MG	2A	3323	1/1	0.94	0.08	63,63,63,63	0
57	MG	1A	3142	1/1	0.94	0.19	55,55,55,55	0
57	MG	1a	1690	1/1	0.94	0.29	60,60,60,60	0
57	MG	2D	301	1/1	0.94	0.29	53,53,53,53	0
57	MG	1A	3731	1/1	0.94	0.07	20,20,20,20	0
57	MG	1A	3892	1/1	0.94	0.11	28,28,28,28	0
57	MG	2A	3124	1/1	0.94	0.12	45,45,45,45	0
57	MG	1A	3609	1/1	0.94	0.12	49,49,49,49	0
57	MG	2A	3330	1/1	0.94	0.10	48,48,48,48	0
57	MG	1A	3610	1/1	0.94	0.11	59,59,59,59	0
57	MG	2A	3132	1/1	0.94	0.18	45,45,45,45	0
57	MG	1A	3896	1/1	0.94	0.13	50,50,50,50	0
57	MG	1a	1696	1/1	0.94	0.17	72,72,72,72	0
57	MG	1A	3094	1/1	0.94	0.29	41,41,41,41	0
58	K	2A	3849	1/1	0.94	0.11	72,72,72,72	0
59	ZN	24	501	1/1	0.94	0.11	125,125,125,125	0
57	MG	2A	3120	1/1	0.95	0.09	47,47,47,47	0
57	MG	1A	4119	1/1	0.95	0.22	39,39,39,39	0
57	MG	1A	3530	1/1	0.95	0.06	17,17,17,17	0
57	MG	1A	3188	1/1	0.95	0.29	33,33,33,33	0
57	MG	2A	3510	1/1	0.95	0.14	55,55,55,55	0
57	MG	2A	3125	1/1	0.95	0.18	54,54,54,54	0
57	MG	1A	4004	1/1	0.95	0.14	50,50,50,50	0
57	MG	2A	3127	1/1	0.95	0.27	50,50,50,50	0
57	MG	2A	3129	1/1	0.95	0.19	40,40,40,40	0
57	MG	1a	1755	1/1	0.95	0.07	71,71,71,71	0
57	MG	2A	3517	1/1	0.95	0.16	63,63,63,63	0
57	MG	1a	1601	1/1	0.95	0.08	53,53,53,53	0

Continued on next page...

Continued from previous page...

Mol	Type	Chain	Res	Atoms	RSCC	RSR	B-factors(\AA^2)	Q<0.9
57	MG	1A	4129	1/1	0.95	0.19	35,35,35,35	0
57	MG	1A	3284	1/1	0.95	0.10	63,63,63,63	0
57	MG	1A	3162	1/1	0.95	0.07	30,30,30,30	0
57	MG	1A	4007	1/1	0.95	0.11	43,43,43,43	0
57	MG	1a	1606	1/1	0.95	0.17	62,62,62,62	0
57	MG	1A	3910	1/1	0.95	0.13	62,62,62,62	0
57	MG	2A	3749	1/1	0.95	0.06	54,54,54,54	0
57	MG	1A	3911	1/1	0.95	0.07	48,48,48,48	0
57	MG	1A	3792	1/1	0.95	0.08	66,66,66,66	0
57	MG	1a	1770	1/1	0.95	0.16	74,74,74,74	0
57	MG	2A	3532	1/1	0.95	0.11	41,41,41,41	0
57	MG	1A	3047	1/1	0.95	0.09	39,39,39,39	0
57	MG	2A	3762	1/1	0.95	0.08	56,56,56,56	0
57	MG	1A	4149	1/1	0.95	0.21	48,48,48,48	0
57	MG	1a	1615	1/1	0.95	0.07	50,50,50,50	0
57	MG	1A	3794	1/1	0.95	0.11	42,42,42,42	0
57	MG	1a	1776	1/1	0.95	0.08	74,74,74,74	0
57	MG	1A	3058	1/1	0.95	0.13	34,34,34,34	0
57	MG	2A	3153	1/1	0.95	0.14	53,53,53,53	0
57	MG	2A	3772	1/1	0.95	0.08	30,30,30,30	0
57	MG	1A	4015	1/1	0.95	0.11	56,56,56,56	0
57	MG	2A	3775	1/1	0.95	0.11	47,47,47,47	0
57	MG	1B	204	1/1	0.95	0.17	70,70,70,70	0
57	MG	1A	3708	1/1	0.95	0.14	59,59,59,59	0
57	MG	1A	3370	1/1	0.95	0.15	51,51,51,51	0
57	MG	1A	4018	1/1	0.95	0.11	48,48,48,48	0
57	MG	1A	3921	1/1	0.95	0.14	57,57,57,57	0
57	MG	1A	3799	1/1	0.95	0.05	14,14,14,14	0
57	MG	2A	3161	1/1	0.95	0.09	48,48,48,48	0
57	MG	1A	3923	1/1	0.95	0.08	62,62,62,62	0
57	MG	2a	1663	1/1	0.95	0.19	47,47,47,47	0
57	MG	2A	3551	1/1	0.95	0.17	45,45,45,45	0
57	MG	2A	3787	1/1	0.95	0.12	63,63,63,63	0
57	MG	1a	1628	1/1	0.95	0.11	54,54,54,54	0
57	MG	1A	3414	1/1	0.95	0.09	53,53,53,53	0
57	MG	2A	3554	1/1	0.95	0.10	58,58,58,58	0
57	MG	1w	108	1/1	0.95	0.15	68,68,68,68	0
57	MG	1A	3804	1/1	0.95	0.05	29,29,29,29	0
57	MG	1B	215	1/1	0.95	0.14	42,42,42,42	0
57	MG	1A	3926	1/1	0.95	0.09	43,43,43,43	0
57	MG	2A	3169	1/1	0.95	0.15	54,54,54,54	0
57	MG	2A	3170	1/1	0.95	0.11	44,44,44,44	0

Continued on next page...

Continued from previous page...

Mol	Type	Chain	Res	Atoms	RSCC	RSR	B-factors(\AA^2)	Q<0.9
57	MG	1A	3622	1/1	0.95	0.11	54,54,54,54	0
57	MG	1a	1798	1/1	0.95	0.09	63,63,63,63	0
57	MG	2A	3563	1/1	0.95	0.15	46,46,46,46	0
57	MG	1A	3036	1/1	0.95	0.08	34,34,34,34	0
57	MG	1A	3807	1/1	0.95	0.10	63,63,63,63	0
57	MG	2A	3175	1/1	0.95	0.07	64,64,64,64	0
57	MG	1A	3329	1/1	0.95	0.10	59,59,59,59	0
57	MG	1A	3228	1/1	0.95	0.10	48,48,48,48	0
57	MG	1a	1640	1/1	0.95	0.14	50,50,50,50	0
57	MG	1x	3011	1/1	0.95	0.12	68,68,68,68	0
57	MG	1A	4033	1/1	0.95	0.09	48,48,48,48	0
57	MG	1A	3229	1/1	0.95	0.07	50,50,50,50	0
57	MG	1a	1643	1/1	0.95	0.11	54,54,54,54	0
57	MG	1A	3420	1/1	0.95	0.23	39,39,39,39	0
57	MG	1a	1809	1/1	0.95	0.11	69,69,69,69	0
57	MG	1A	3813	1/1	0.95	0.07	58,58,58,58	0
57	MG	1A	3098	1/1	0.95	0.08	35,35,35,35	0
57	MG	2A	3578	1/1	0.95	0.07	36,36,36,36	0
57	MG	1A	3470	1/1	0.95	0.13	33,33,33,33	0
57	MG	2A	3821	1/1	0.95	0.07	54,54,54,54	0
57	MG	1A	4039	1/1	0.95	0.17	40,40,40,40	0
57	MG	1A	3639	1/1	0.95	0.06	44,44,44,44	0
57	MG	1A	3293	1/1	0.95	0.09	44,44,44,44	0
57	MG	1A	3134	1/1	0.95	0.11	51,51,51,51	0
57	MG	1a	1652	1/1	0.95	0.11	70,70,70,70	0
57	MG	1A	3821	1/1	0.95	0.07	36,36,36,36	0
57	MG	2A	3010	1/1	0.95	0.10	41,41,41,41	0
57	MG	1A	3085	1/1	0.95	0.05	38,38,38,38	0
57	MG	1a	1820	1/1	0.95	0.18	70,70,70,70	0
57	MG	2A	3831	1/1	0.95	0.06	47,47,47,47	0
57	MG	1A	3558	1/1	0.95	0.11	26,26,26,26	0
57	MG	1A	3141	1/1	0.95	0.22	37,37,37,37	0
57	MG	1A	3947	1/1	0.95	0.10	59,59,59,59	0
57	MG	1A	3201	1/1	0.95	0.13	53,53,53,53	0
57	MG	2A	3595	1/1	0.95	0.07	44,44,44,44	0
57	MG	1D	3009	1/1	0.95	0.24	28,28,28,28	0
57	MG	1A	3173	1/1	0.95	0.08	44,44,44,44	0
57	MG	2A	3841	1/1	0.95	0.09	61,61,61,61	0
57	MG	1A	3828	1/1	0.95	0.13	47,47,47,47	0
57	MG	1E	303	1/1	0.95	0.15	29,29,29,29	0
57	MG	2a	1720	1/1	0.95	0.10	75,75,75,75	0
57	MG	1A	3021	1/1	0.95	0.22	34,34,34,34	0

Continued on next page...

Continued from previous page...

Mol	Type	Chain	Res	Atoms	RSCC	RSR	B-factors(\AA^2)	Q<0.9
57	MG	2A	3208	1/1	0.95	0.34	41,41,41,41	0
57	MG	2a	1723	1/1	0.95	0.12	52,52,52,52	0
57	MG	1A	3651	1/1	0.95	0.11	47,47,47,47	0
57	MG	2A	3210	1/1	0.95	0.10	56,56,56,56	0
57	MG	1A	3569	1/1	0.95	0.09	57,57,57,57	0
57	MG	1A	3240	1/1	0.95	0.12	35,35,35,35	0
57	MG	1A	3732	1/1	0.95	0.08	27,27,27,27	0
57	MG	2A	3607	1/1	0.95	0.07	68,68,68,68	0
57	MG	1A	3733	1/1	0.95	0.11	40,40,40,40	0
57	MG	2A	3611	1/1	0.95	0.12	49,49,49,49	0
57	MG	1F	305	1/1	0.95	0.15	47,47,47,47	0
57	MG	1A	3485	1/1	0.95	0.33	36,36,36,36	0
57	MG	1A	3840	1/1	0.95	0.10	62,62,62,62	0
57	MG	1A	3090	1/1	0.95	0.10	39,39,39,39	0
57	MG	1A	3656	1/1	0.95	0.10	33,33,33,33	0
57	MG	2A	3043	1/1	0.95	0.15	34,34,34,34	0
57	MG	1A	3488	1/1	0.95	0.13	38,38,38,38	0
57	MG	1G	3004	1/1	0.95	0.07	46,46,46,46	0
57	MG	2a	1743	1/1	0.95	0.11	72,72,72,72	0
57	MG	1A	3740	1/1	0.95	0.10	57,57,57,57	0
57	MG	2A	3624	1/1	0.95	0.09	51,51,51,51	0
57	MG	1a	1679	1/1	0.95	0.25	65,65,65,65	0
57	MG	1A	3489	1/1	0.95	0.13	44,44,44,44	0
57	MG	1A	3662	1/1	0.95	0.07	22,22,22,22	0
57	MG	1A	3306	1/1	0.95	0.08	49,49,49,49	0
57	MG	1A	3491	1/1	0.95	0.11	45,45,45,45	0
57	MG	1A	3492	1/1	0.95	0.11	26,26,26,26	0
57	MG	1A	3584	1/1	0.95	0.07	33,33,33,33	0
57	MG	2A	3055	1/1	0.95	0.08	46,46,46,46	0
57	MG	2a	1754	1/1	0.95	0.13	70,70,70,70	0
57	MG	1A	4072	1/1	0.95	0.10	47,47,47,47	0
57	MG	1A	3102	1/1	0.95	0.12	44,44,44,44	0
57	MG	1A	3308	1/1	0.95	0.34	31,31,31,31	0
57	MG	2A	3408	1/1	0.95	0.26	56,56,56,56	0
57	MG	2a	1759	1/1	0.95	0.13	62,62,62,62	0
57	MG	1A	3856	1/1	0.95	0.07	13,13,13,13	0
57	MG	1Q	201	1/1	0.95	0.12	34,34,34,34	0
57	MG	2A	3411	1/1	0.95	0.31	55,55,55,55	0
57	MG	1Q	202	1/1	0.95	0.12	49,49,49,49	0
57	MG	1Q	203	1/1	0.95	0.22	73,73,73,73	0
57	MG	1A	3065	1/1	0.95	0.12	39,39,39,39	0
57	MG	1A	3440	1/1	0.95	0.09	48,48,48,48	0

Continued on next page...

Continued from previous page...

Mol	Type	Chain	Res	Atoms	RSCC	RSR	B-factors(\AA^2)	Q<0.9
57	MG	2A	3244	1/1	0.95	0.08	57,57,57,57	0
57	MG	1A	3755	1/1	0.95	0.06	28,28,28,28	0
57	MG	1A	3392	1/1	0.95	0.20	34,34,34,34	0
57	MG	1a	1697	1/1	0.95	0.09	60,60,60,60	0
57	MG	1A	3759	1/1	0.95	0.09	41,41,41,41	0
57	MG	2E	305	1/1	0.95	0.10	65,65,65,65	0
57	MG	1A	3592	1/1	0.95	0.08	48,48,48,48	0
57	MG	1A	4084	1/1	0.95	0.12	35,35,35,35	0
57	MG	1A	3272	1/1	0.95	0.24	53,53,53,53	0
57	MG	2A	3076	1/1	0.95	0.11	52,52,52,52	0
57	MG	1A	3503	1/1	0.95	0.09	54,54,54,54	0
57	MG	1a	1703	1/1	0.95	0.10	60,60,60,60	0
57	MG	1A	3985	1/1	0.95	0.10	59,59,59,59	0
57	MG	1A	3505	1/1	0.95	0.09	41,41,41,41	0
57	MG	2A	3440	1/1	0.95	0.12	46,46,46,46	0
57	MG	1A	3878	1/1	0.95	0.22	51,51,51,51	0
57	MG	1A	3104	1/1	0.95	0.12	44,44,44,44	0
57	MG	2A	3084	1/1	0.95	0.07	41,41,41,41	0
57	MG	1A	3510	1/1	0.95	0.08	30,30,30,30	0
57	MG	2A	3448	1/1	0.95	0.14	55,55,55,55	0
57	MG	1W	202	1/1	0.95	0.14	51,51,51,51	0
57	MG	1A	3181	1/1	0.95	0.16	37,37,37,37	0
57	MG	2A	3452	1/1	0.95	0.11	62,62,62,62	0
57	MG	1X	3004	1/1	0.95	0.16	41,41,41,41	0
57	MG	1A	3123	1/1	0.95	0.10	41,41,41,41	0
57	MG	1A	4097	1/1	0.95	0.13	68,68,68,68	0
57	MG	1A	3891	1/1	0.95	0.06	46,46,46,46	0
57	MG	2A	3680	1/1	0.95	0.09	69,69,69,69	0
57	MG	2A	3092	1/1	0.95	0.11	34,34,34,34	0
57	MG	2U	204	1/1	0.95	0.11	56,56,56,56	0
57	MG	1Z	302	1/1	0.95	0.13	60,60,60,60	0
57	MG	1a	1720	1/1	0.95	0.10	61,61,61,61	0
57	MG	1A	4100	1/1	0.95	0.29	49,49,49,49	0
57	MG	1A	4101	1/1	0.95	0.35	32,32,32,32	0
57	MG	2A	3466	1/1	0.95	0.11	39,39,39,39	0
57	MG	2X	3003	1/1	0.95	0.09	60,60,60,60	0
57	MG	1A	4102	1/1	0.95	0.34	39,39,39,39	0
57	MG	20	8001	1/1	0.95	0.11	59,59,59,59	0
57	MG	2A	3100	1/1	0.95	0.12	51,51,51,51	0
57	MG	1A	3314	1/1	0.95	0.12	40,40,40,40	0
57	MG	10	104	1/1	0.95	0.09	61,61,61,61	0
57	MG	2A	3694	1/1	0.95	0.07	58,58,58,58	0

Continued on next page...

Continued from previous page...

Mol	Type	Chain	Res	Atoms	RSCC	RSR	B-factors(\AA^2)	Q<0.9
57	MG	1A	3124	1/1	0.95	0.14	37,37,37,37	0
57	MG	2A	3278	1/1	0.95	0.09	63,63,63,63	0
57	MG	2A	3475	1/1	0.95	0.08	62,62,62,62	0
57	MG	1A	3016	1/1	0.95	0.09	38,38,38,38	0
57	MG	2A	3477	1/1	0.95	0.11	61,61,61,61	0
57	MG	2A	3280	1/1	0.95	0.14	50,50,50,50	0
57	MG	1A	3278	1/1	0.95	0.22	35,35,35,35	0
57	MG	2A	3707	1/1	0.95	0.13	69,69,69,69	0
57	MG	2A	3482	1/1	0.95	0.08	41,41,41,41	0
57	MG	1a	1891	1/1	0.95	0.09	69,69,69,69	0
57	MG	2a	1602	1/1	0.95	0.09	72,72,72,72	0
57	MG	1A	3106	1/1	0.95	0.27	38,38,38,38	0
57	MG	1a	1736	1/1	0.95	0.07	62,62,62,62	0
57	MG	2a	1605	1/1	0.95	0.25	52,52,52,52	0
57	MG	2a	1606	1/1	0.95	0.36	65,65,65,65	0
57	MG	1A	3251	1/1	0.95	0.09	40,40,40,40	0
57	MG	2A	3714	1/1	0.95	0.11	69,69,69,69	0
57	MG	2x	106	1/1	0.95	0.17	69,69,69,69	0
57	MG	1a	1738	1/1	0.95	0.19	44,44,44,44	0
57	MG	1a	1739	1/1	0.95	0.09	53,53,53,53	0
57	MG	1A	4111	1/1	0.95	0.19	38,38,38,38	0
57	MG	1A	3214	1/1	0.95	0.11	46,46,46,46	0
57	MG	1A	3406	1/1	0.95	0.29	37,37,37,37	0
57	MG	1A	4117	1/1	0.95	0.13	39,39,39,39	0
57	MG	1a	1747	1/1	0.95	0.11	67,67,67,67	0
57	MG	2A	3294	1/1	0.95	0.07	53,53,53,53	0
58	K	1A	3435	1/1	0.95	0.13	57,57,57,57	0
57	MG	2A	3118	1/1	0.95	0.23	71,71,71,71	0
57	MG	17	102	1/1	0.95	0.12	51,51,51,51	0
57	MG	1a	1780	1/1	0.96	0.05	65,65,65,65	0
57	MG	1A	3660	1/1	0.96	0.07	43,43,43,43	0
57	MG	1A	3767	1/1	0.96	0.05	33,33,33,33	0
57	MG	1A	3661	1/1	0.96	0.05	29,29,29,29	0
57	MG	1A	4020	1/1	0.96	0.11	57,57,57,57	0
57	MG	1w	107	1/1	0.96	0.07	49,49,49,49	0
57	MG	1A	3059	1/1	0.96	0.07	31,31,31,31	0
57	MG	2A	3527	1/1	0.96	0.07	35,35,35,35	0
57	MG	1A	3905	1/1	0.96	0.17	41,41,41,41	0
57	MG	2A	3529	1/1	0.96	0.08	53,53,53,53	0
57	MG	2A	3741	1/1	0.96	0.08	43,43,43,43	0
57	MG	1A	3155	1/1	0.96	0.06	39,39,39,39	0
57	MG	2A	3744	1/1	0.96	0.06	37,37,37,37	0

Continued on next page...

Continued from previous page...

Mol	Type	Chain	Res	Atoms	RSCC	RSR	B-factors(\AA^2)	Q<0.9
57	MG	2A	3745	1/1	0.96	0.08	57,57,57,57	0
57	MG	1A	3771	1/1	0.96	0.09	41,41,41,41	0
57	MG	1A	3556	1/1	0.96	0.07	27,27,27,27	0
57	MG	1A	3060	1/1	0.96	0.14	54,54,54,54	0
57	MG	1A	3405	1/1	0.96	0.18	29,29,29,29	0
57	MG	1A	3348	1/1	0.96	0.12	50,50,50,50	0
57	MG	1A	3159	1/1	0.96	0.07	31,31,31,31	0
57	MG	1a	1638	1/1	0.96	0.18	46,46,46,46	0
57	MG	1a	1639	1/1	0.96	0.10	56,56,56,56	0
57	MG	1A	3023	1/1	0.96	0.20	32,32,32,32	0
57	MG	2a	1643	1/1	0.96	0.17	54,54,54,54	0
57	MG	1A	3298	1/1	0.96	0.08	57,57,57,57	0
57	MG	2a	1645	1/1	0.96	0.10	61,61,61,61	0
57	MG	1A	3919	1/1	0.96	0.07	27,27,27,27	0
57	MG	1A	3677	1/1	0.96	0.05	19,19,19,19	0
57	MG	1y	101	1/1	0.96	0.10	48,48,48,48	0
57	MG	1A	3784	1/1	0.96	0.09	45,45,45,45	0
57	MG	1A	3410	1/1	0.96	0.10	62,62,62,62	0
57	MG	1A	3299	1/1	0.96	0.14	39,39,39,39	0
57	MG	1A	3476	1/1	0.96	0.37	33,33,33,33	0
57	MG	2A	3550	1/1	0.96	0.07	40,40,40,40	0
57	MG	2A	3774	1/1	0.96	0.06	65,65,65,65	0
57	MG	1A	3300	1/1	0.96	0.08	48,48,48,48	0
57	MG	1A	4041	1/1	0.96	0.11	56,56,56,56	0
57	MG	1A	3790	1/1	0.96	0.09	38,38,38,38	0
57	MG	1A	3791	1/1	0.96	0.07	64,64,64,64	0
57	MG	2A	3180	1/1	0.96	0.30	59,59,59,59	0
57	MG	2A	3780	1/1	0.96	0.16	57,57,57,57	0
57	MG	1A	3683	1/1	0.96	0.06	52,52,52,52	0
57	MG	1A	3161	1/1	0.96	0.11	24,24,24,24	0
57	MG	1A	3481	1/1	0.96	0.23	34,34,34,34	0
57	MG	1A	3014	1/1	0.96	0.04	34,34,34,34	0
57	MG	1A	3933	1/1	0.96	0.06	75,75,75,75	0
57	MG	2A	3012	1/1	0.96	0.06	48,48,48,48	0
57	MG	1A	3356	1/1	0.96	0.10	36,36,36,36	0
57	MG	1A	3093	1/1	0.96	0.18	40,40,40,40	0
57	MG	1A	3798	1/1	0.96	0.07	57,57,57,57	0
57	MG	2A	3190	1/1	0.96	0.21	56,56,56,56	0
57	MG	1A	3028	1/1	0.96	0.33	36,36,36,36	0
57	MG	1a	1661	1/1	0.96	0.22	61,61,61,61	0
57	MG	1A	3487	1/1	0.96	0.13	47,47,47,47	0
57	MG	1F	302	1/1	0.96	0.18	28,28,28,28	0

Continued on next page...

Continued from previous page...

Mol	Type	Chain	Res	Atoms	RSCC	RSR	B-factors(\AA^2)	Q<0.9
57	MG	1A	3418	1/1	0.96	0.22	42,42,42,42	0
57	MG	1A	3122	1/1	0.96	0.22	34,34,34,34	0
57	MG	2A	3027	1/1	0.96	0.08	43,43,43,43	0
57	MG	2A	3028	1/1	0.96	0.12	55,55,55,55	0
57	MG	2A	3029	1/1	0.96	0.08	53,53,53,53	0
57	MG	1A	3696	1/1	0.96	0.07	39,39,39,39	0
57	MG	1A	4058	1/1	0.96	0.13	31,31,31,31	0
57	MG	1A	3589	1/1	0.96	0.08	23,23,23,23	0
57	MG	1G	3001	1/1	0.96	0.10	43,43,43,43	0
57	MG	1A	3002	1/1	0.96	0.05	19,19,19,19	0
57	MG	1A	3591	1/1	0.96	0.05	10,10,10,10	0
57	MG	2A	3581	1/1	0.96	0.06	55,55,55,55	0
57	MG	1a	1672	1/1	0.96	0.28	62,62,62,62	0
57	MG	1A	3361	1/1	0.96	0.14	46,46,46,46	0
57	MG	2A	3376	1/1	0.96	0.31	55,55,55,55	0
57	MG	2A	3814	1/1	0.96	0.06	66,66,66,66	0
57	MG	1G	3005	1/1	0.96	0.06	64,64,64,64	0
57	MG	1A	3701	1/1	0.96	0.07	33,33,33,33	0
57	MG	1A	3096	1/1	0.96	0.23	40,40,40,40	0
57	MG	2A	3042	1/1	0.96	0.12	58,58,58,58	0
57	MG	1A	3493	1/1	0.96	0.05	34,34,34,34	0
57	MG	1N	203	1/1	0.96	0.12	44,44,44,44	0
57	MG	2a	1697	1/1	0.96	0.08	70,70,70,70	0
57	MG	1A	3496	1/1	0.96	0.11	43,43,43,43	0
57	MG	2a	1699	1/1	0.96	0.08	68,68,68,68	0
57	MG	1N	206	1/1	0.96	0.11	50,50,50,50	0
57	MG	1N	207	1/1	0.96	0.18	33,33,33,33	0
57	MG	2A	3217	1/1	0.96	0.25	37,37,37,37	0
57	MG	1A	3169	1/1	0.96	0.10	53,53,53,53	0
57	MG	1A	3032	1/1	0.96	0.27	32,32,32,32	0
57	MG	1A	3046	1/1	0.96	0.24	52,52,52,52	0
57	MG	2A	3221	1/1	0.96	0.14	76,76,76,76	0
57	MG	1A	3069	1/1	0.96	0.15	59,59,59,59	0
57	MG	1A	3956	1/1	0.96	0.07	53,53,53,53	0
57	MG	1A	3007	1/1	0.96	0.18	34,34,34,34	0
57	MG	1A	3072	1/1	0.96	0.07	36,36,36,36	0
57	MG	1A	3176	1/1	0.96	0.19	53,53,53,53	0
57	MG	2A	3835	1/1	0.96	0.12	56,56,56,56	0
57	MG	1A	3219	1/1	0.96	0.18	40,40,40,40	0
57	MG	1a	1852	1/1	0.96	0.09	67,67,67,67	0
57	MG	1A	3432	1/1	0.96	0.26	43,43,43,43	0
57	MG	2a	1718	1/1	0.96	0.07	74,74,74,74	0

Continued on next page...

Continued from previous page...

Mol	Type	Chain	Res	Atoms	RSCC	RSR	B-factors(\AA^2)	Q<0.9
57	MG	2A	3608	1/1	0.96	0.10	37,37,37,37	0
57	MG	2A	3840	1/1	0.96	0.07	64,64,64,64	0
57	MG	1A	3509	1/1	0.96	0.09	57,57,57,57	0
57	MG	1Q	205	1/1	0.96	0.07	51,51,51,51	0
57	MG	2A	3612	1/1	0.96	0.09	56,56,56,56	0
57	MG	1A	3715	1/1	0.96	0.09	53,53,53,53	0
57	MG	1A	3220	1/1	0.96	0.06	56,56,56,56	0
57	MG	2a	1726	1/1	0.96	0.05	79,79,79,79	0
57	MG	2A	3404	1/1	0.96	0.16	48,48,48,48	0
57	MG	1A	3511	1/1	0.96	0.07	26,26,26,26	0
57	MG	1A	3222	1/1	0.96	0.22	42,42,42,42	0
57	MG	2A	3618	1/1	0.96	0.07	70,70,70,70	0
57	MG	2A	3619	1/1	0.96	0.08	58,58,58,58	0
57	MG	2A	3068	1/1	0.96	0.08	45,45,45,45	0
57	MG	1A	3035	1/1	0.96	0.17	38,38,38,38	0
57	MG	2a	1734	1/1	0.96	0.06	76,76,76,76	0
57	MG	1A	3835	1/1	0.96	0.06	72,72,72,72	0
57	MG	2a	1736	1/1	0.96	0.16	67,67,67,67	0
57	MG	1A	3836	1/1	0.96	0.07	71,71,71,71	0
57	MG	2A	3412	1/1	0.96	0.05	75,75,75,75	0
57	MG	1A	3226	1/1	0.96	0.39	39,39,39,39	0
57	MG	2A	3073	1/1	0.96	0.09	58,58,58,58	0
57	MG	1A	3518	1/1	0.96	0.06	33,33,33,33	0
57	MG	1A	3227	1/1	0.96	0.13	42,42,42,42	0
57	MG	1A	3520	1/1	0.96	0.06	19,19,19,19	0
57	MG	2A	3631	1/1	0.96	0.09	61,61,61,61	0
57	MG	1a	1705	1/1	0.96	0.08	62,62,62,62	0
57	MG	2A	3633	1/1	0.96	0.07	55,55,55,55	0
57	MG	1V	201	1/1	0.96	0.26	47,47,47,47	0
57	MG	1A	3049	1/1	0.96	0.06	31,31,31,31	0
57	MG	1A	3522	1/1	0.96	0.07	25,25,25,25	0
57	MG	1A	3442	1/1	0.96	0.10	44,44,44,44	0
57	MG	1A	3009	1/1	0.96	0.10	38,38,38,38	0
57	MG	1a	1711	1/1	0.96	0.17	49,49,49,49	0
57	MG	1X	3002	1/1	0.96	0.15	39,39,39,39	0
57	MG	2A	3642	1/1	0.96	0.07	45,45,45,45	0
57	MG	2A	3643	1/1	0.96	0.13	64,64,64,64	0
57	MG	1A	3139	1/1	0.96	0.09	22,22,22,22	0
57	MG	2A	3645	1/1	0.96	0.08	63,63,63,63	0
57	MG	2A	3434	1/1	0.96	0.07	49,49,49,49	0
57	MG	1A	3012	1/1	0.96	0.16	48,48,48,48	0
57	MG	1Y	201	1/1	0.96	0.21	52,52,52,52	0

Continued on next page...

Continued from previous page...

Mol	Type	Chain	Res	Atoms	RSCC	RSR	B-factors(\AA^2)	Q<0.9
57	MG	2A	3438	1/1	0.96	0.10	36,36,36,36	0
57	MG	1A	3627	1/1	0.96	0.20	29,29,29,29	0
57	MG	1a	1718	1/1	0.96	0.09	55,55,55,55	0
57	MG	2A	3442	1/1	0.96	0.04	38,38,38,38	0
57	MG	1A	3628	1/1	0.96	0.07	41,41,41,41	0
57	MG	2D	302	1/1	0.96	0.07	33,33,33,33	0
57	MG	1A	3327	1/1	0.96	0.26	46,46,46,46	0
57	MG	1a	1721	1/1	0.96	0.06	31,31,31,31	0
57	MG	1A	3853	1/1	0.96	0.07	52,52,52,52	0
57	MG	1A	3630	1/1	0.96	0.12	67,67,67,67	0
57	MG	2A	3096	1/1	0.96	0.19	51,51,51,51	0
57	MG	2A	3097	1/1	0.96	0.21	51,51,51,51	0
57	MG	10	101	1/1	0.96	0.10	42,42,42,42	0
57	MG	2A	3453	1/1	0.96	0.10	52,52,52,52	0
57	MG	1A	3013	1/1	0.96	0.07	28,28,28,28	0
57	MG	1A	3079	1/1	0.96	0.06	28,28,28,28	0
57	MG	1A	3080	1/1	0.96	0.23	35,35,35,35	0
57	MG	1A	3738	1/1	0.96	0.09	59,59,59,59	0
57	MG	1A	4112	1/1	0.96	0.24	37,37,37,37	0
57	MG	1A	3057	1/1	0.96	0.15	45,45,45,45	0
57	MG	1a	1735	1/1	0.96	0.09	53,53,53,53	0
57	MG	1A	4114	1/1	0.96	0.24	46,46,46,46	0
57	MG	1A	3863	1/1	0.96	0.06	24,24,24,24	0
57	MG	1A	3190	1/1	0.96	0.17	35,35,35,35	0
57	MG	1A	3192	1/1	0.96	0.18	39,39,39,39	0
57	MG	1A	3996	1/1	0.96	0.14	56,56,56,56	0
57	MG	1A	3642	1/1	0.96	0.10	54,54,54,54	0
57	MG	1a	1744	1/1	0.96	0.09	54,54,54,54	0
57	MG	2A	3472	1/1	0.96	0.08	44,44,44,44	0
57	MG	1A	3536	1/1	0.96	0.05	29,29,29,29	0
57	MG	1A	3872	1/1	0.96	0.05	42,42,42,42	0
57	MG	2T	3003	1/1	0.96	0.21	57,57,57,57	0
57	MG	1A	3537	1/1	0.96	0.05	32,32,32,32	0
57	MG	2A	3683	1/1	0.96	0.09	38,38,38,38	0
57	MG	18	103	1/1	0.96	0.17	50,50,50,50	0
57	MG	1A	3391	1/1	0.96	0.14	49,49,49,49	0
57	MG	2A	3478	1/1	0.96	0.06	34,34,34,34	0
57	MG	2A	3687	1/1	0.96	0.13	67,67,67,67	0
57	MG	2A	3479	1/1	0.96	0.10	48,48,48,48	0
57	MG	1A	4133	1/1	0.96	0.10	39,39,39,39	0
57	MG	1A	3285	1/1	0.96	0.10	55,55,55,55	0
57	MG	1a	1752	1/1	0.96	0.07	55,55,55,55	0

Continued on next page...

Continued from previous page...

Mol	Type	Chain	Res	Atoms	RSCC	RSR	B-factors(\AA^2)	Q<0.9
57	MG	2A	3483	1/1	0.96	0.15	61,61,61,61	0
57	MG	1A	3648	1/1	0.96	0.05	29,29,29,29	0
57	MG	2A	3695	1/1	0.96	0.19	60,60,60,60	0
57	MG	2A	3485	1/1	0.96	0.08	38,38,38,38	0
57	MG	2A	3697	1/1	0.96	0.06	53,53,53,53	0
57	MG	1a	1754	1/1	0.96	0.06	67,67,67,67	0
57	MG	2A	3699	1/1	0.96	0.22	73,73,73,73	0
57	MG	2A	3700	1/1	0.96	0.07	76,76,76,76	0
57	MG	1A	4138	1/1	0.96	0.37	42,42,42,42	0
57	MG	1A	3880	1/1	0.96	0.10	59,59,59,59	0
57	MG	2A	3703	1/1	0.96	0.07	79,79,79,79	0
57	MG	2A	3295	1/1	0.96	0.08	53,53,53,53	0
57	MG	1A	4141	1/1	0.96	0.53	30,30,30,30	0
57	MG	2q	202	1/1	0.96	0.05	77,77,77,77	0
57	MG	2A	3128	1/1	0.96	0.15	62,62,62,62	0
57	MG	1A	4142	1/1	0.96	0.25	52,52,52,52	0
57	MG	1A	3113	1/1	0.96	0.28	31,31,31,31	0
57	MG	2A	3495	1/1	0.96	0.13	26,26,26,26	0
57	MG	1A	3147	1/1	0.96	0.09	43,43,43,43	0
57	MG	1A	3889	1/1	0.96	0.06	29,29,29,29	0
57	MG	2A	3498	1/1	0.96	0.11	62,62,62,62	0
57	MG	2A	3134	1/1	0.96	0.22	63,63,63,63	0
57	MG	1A	4150	1/1	0.96	0.13	45,45,45,45	0
57	MG	1A	3543	1/1	0.96	0.10	34,34,34,34	0
57	MG	2A	3137	1/1	0.96	0.09	39,39,39,39	0
57	MG	1A	3022	1/1	0.96	0.23	32,32,32,32	0
57	MG	1A	4010	1/1	0.96	0.07	60,60,60,60	0
57	MG	1A	3149	1/1	0.96	0.15	40,40,40,40	0
57	MG	2y	3004	1/1	0.96	0.26	64,64,64,64	0
57	MG	1a	1618	1/1	0.96	0.06	46,46,46,46	0
57	MG	2A	3142	1/1	0.96	0.16	65,65,65,65	0
57	MG	1A	3150	1/1	0.96	0.28	42,42,42,42	0
57	MG	1A	3548	1/1	0.96	0.05	25,25,25,25	0
57	MG	1A	3341	1/1	0.96	0.17	38,38,38,38	0
57	MG	1A	3151	1/1	0.96	0.10	51,51,51,51	0
57	MG	1A	3247	1/1	0.96	0.21	49,49,49,49	0
57	MG	2A	3149	1/1	0.96	0.16	74,74,74,74	0
59	ZN	2n	501	1/1	0.96	0.07	106,106,106,106	0
57	MG	1a	1906	1/1	0.97	0.07	48,48,48,48	0
57	MG	1a	1907	1/1	0.97	0.16	46,46,46,46	0
57	MG	2A	3511	1/1	0.97	0.07	63,63,63,63	0
57	MG	2A	3670	1/1	0.97	0.07	54,54,54,54	0

Continued on next page...

Continued from previous page...

Mol	Type	Chain	Res	Atoms	RSCC	RSR	B-factors(\AA^2)	Q<0.9
57	MG	2A	3846	1/1	0.97	0.10	80,80,80,80	0
57	MG	1a	1787	1/1	0.97	0.05	77,77,77,77	0
57	MG	1a	1788	1/1	0.97	0.09	43,43,43,43	0
57	MG	1A	3631	1/1	0.97	0.07	55,55,55,55	0
57	MG	1A	4118	1/1	0.97	0.10	36,36,36,36	0
57	MG	2A	3223	1/1	0.97	0.17	36,36,36,36	0
57	MG	1A	3937	1/1	0.97	0.10	42,42,42,42	0
57	MG	1A	4120	1/1	0.97	0.14	30,30,30,30	0
57	MG	1A	3221	1/1	0.97	0.17	42,42,42,42	0
57	MG	1A	4123	1/1	0.97	0.31	33,33,33,33	0
57	MG	1A	3071	1/1	0.97	0.14	39,39,39,39	0
57	MG	2A	3522	1/1	0.97	0.05	73,73,73,73	0
57	MG	1A	4125	1/1	0.97	0.16	33,33,33,33	0
57	MG	1a	1797	1/1	0.97	0.07	72,72,72,72	0
57	MG	1A	4025	1/1	0.97	0.05	73,73,73,73	0
57	MG	1A	3573	1/1	0.97	0.06	43,43,43,43	0
57	MG	1A	4130	1/1	0.97	0.29	31,31,31,31	0
57	MG	1A	3109	1/1	0.97	0.13	34,34,34,34	0
57	MG	1A	3575	1/1	0.97	0.07	27,27,27,27	0
57	MG	1a	1803	1/1	0.97	0.06	61,61,61,61	0
57	MG	2A	3531	1/1	0.97	0.08	42,42,42,42	0
57	MG	1A	3171	1/1	0.97	0.26	44,44,44,44	0
57	MG	2A	3692	1/1	0.97	0.05	69,69,69,69	0
57	MG	1U	203	1/1	0.97	0.25	37,37,37,37	0
57	MG	1A	3471	1/1	0.97	0.18	28,28,28,28	0
57	MG	1U	206	1/1	0.97	0.21	40,40,40,40	0
57	MG	1A	3110	1/1	0.97	0.10	16,16,16,16	0
57	MG	2A	3378	1/1	0.97	0.08	52,52,52,52	0
57	MG	2a	1704	1/1	0.97	0.11	72,72,72,72	0
57	MG	1A	3082	1/1	0.97	0.04	40,40,40,40	0
57	MG	1A	3324	1/1	0.97	0.14	50,50,50,50	0
57	MG	2A	3109	1/1	0.97	0.11	39,39,39,39	0
57	MG	1A	3583	1/1	0.97	0.05	42,42,42,42	0
57	MG	1W	204	1/1	0.97	0.20	34,34,34,34	0
57	MG	1W	205	1/1	0.97	0.12	32,32,32,32	0
57	MG	1A	3525	1/1	0.97	0.08	25,25,25,25	0
57	MG	1A	4143	1/1	0.97	0.27	37,37,37,37	0
57	MG	2A	3250	1/1	0.97	0.09	73,73,73,73	0
57	MG	1X	3003	1/1	0.97	0.08	51,51,51,51	0
57	MG	1A	4144	1/1	0.97	0.12	39,39,39,39	0
57	MG	1A	3083	1/1	0.97	0.22	40,40,40,40	0
57	MG	1A	4147	1/1	0.97	0.12	34,34,34,34	0

Continued on next page...

Continued from previous page...

Mol	Type	Chain	Res	Atoms	RSCC	RSR	B-factors(\AA^2)	Q<0.9
57	MG	1A	3858	1/1	0.97	0.12	18,18,18,18	0
57	MG	1A	3064	1/1	0.97	0.14	32,32,32,32	0
57	MG	1A	3785	1/1	0.97	0.07	82,82,82,82	0
57	MG	1A	3954	1/1	0.97	0.05	36,36,36,36	0
57	MG	2A	3123	1/1	0.97	0.09	46,46,46,46	0
57	MG	1A	3152	1/1	0.97	0.19	37,37,37,37	0
57	MG	1A	3203	1/1	0.97	0.17	33,33,33,33	0
57	MG	1A	3480	1/1	0.97	0.15	38,38,38,38	0
57	MG	1A	3866	1/1	0.97	0.06	28,28,28,28	0
57	MG	1A	3868	1/1	0.97	0.06	41,41,41,41	0
57	MG	1A	3438	1/1	0.97	0.20	31,31,31,31	0
57	MG	1A	3233	1/1	0.97	0.13	34,34,34,34	0
57	MG	1A	3177	1/1	0.97	0.17	45,45,45,45	0
57	MG	2A	3405	1/1	0.97	0.14	22,22,22,22	0
57	MG	1A	3484	1/1	0.97	0.13	37,37,37,37	0
57	MG	1A	3024	1/1	0.97	0.24	33,33,33,33	0
57	MG	1A	3966	1/1	0.97	0.05	55,55,55,55	0
57	MG	13	102	1/1	0.97	0.10	45,45,45,45	0
57	MG	1B	214	1/1	0.97	0.07	51,51,51,51	0
57	MG	1A	3876	1/1	0.97	0.09	66,66,66,66	0
57	MG	1A	3877	1/1	0.97	0.05	77,77,77,77	0
57	MG	1A	3366	1/1	0.97	0.15	34,34,34,34	0
57	MG	1A	3367	1/1	0.97	0.26	39,39,39,39	0
57	MG	2A	3736	1/1	0.97	0.06	60,60,60,60	0
57	MG	1A	3971	1/1	0.97	0.09	42,42,42,42	0
57	MG	1A	3133	1/1	0.97	0.22	42,42,42,42	0
57	MG	2A	3418	1/1	0.97	0.18	58,58,58,58	0
57	MG	1A	3885	1/1	0.97	0.09	55,55,55,55	0
57	MG	1A	3886	1/1	0.97	0.05	52,52,52,52	0
57	MG	1a	1715	1/1	0.97	0.11	63,63,63,63	0
57	MG	2A	3743	1/1	0.97	0.08	44,44,44,44	0
57	MG	1A	3663	1/1	0.97	0.08	46,46,46,46	0
57	MG	2W	3002	1/1	0.97	0.09	52,52,52,52	0
57	MG	2A	3014	1/1	0.97	0.08	36,36,36,36	0
57	MG	2A	3424	1/1	0.97	0.07	31,31,31,31	0
57	MG	1A	3010	1/1	0.97	0.10	57,57,57,57	0
57	MG	2A	3428	1/1	0.97	0.14	52,52,52,52	0
57	MG	2A	3429	1/1	0.97	0.08	42,42,42,42	0
57	MG	2A	3016	1/1	0.97	0.04	37,37,37,37	0
57	MG	1A	3666	1/1	0.97	0.09	19,19,19,19	0
57	MG	2A	3753	1/1	0.97	0.06	65,65,65,65	0
57	MG	2A	3589	1/1	0.97	0.16	40,40,40,40	0

Continued on next page...

Continued from previous page...

Mol	Type	Chain	Res	Atoms	RSCC	RSR	B-factors(\AA^2)	Q<0.9
57	MG	1A	3238	1/1	0.97	0.05	37,37,37,37	0
57	MG	2A	3760	1/1	0.97	0.09	51,51,51,51	0
57	MG	2A	3020	1/1	0.97	0.22	56,56,56,56	0
57	MG	2A	3021	1/1	0.97	0.31	50,50,50,50	0
57	MG	1A	3801	1/1	0.97	0.07	65,65,65,65	0
57	MG	1A	3803	1/1	0.97	0.06	36,36,36,36	0
57	MG	1a	1723	1/1	0.97	0.17	62,62,62,62	0
57	MG	1A	3239	1/1	0.97	0.23	36,36,36,36	0
57	MG	1A	3670	1/1	0.97	0.06	50,50,50,50	0
57	MG	1A	3895	1/1	0.97	0.05	32,32,32,32	0
57	MG	1A	3087	1/1	0.97	0.24	39,39,39,39	0
57	MG	1A	3137	1/1	0.97	0.32	32,32,32,32	0
57	MG	2A	3445	1/1	0.97	0.06	29,29,29,29	0
57	MG	1B	235	1/1	0.97	0.04	40,40,40,40	0
57	MG	1B	236	1/1	0.97	0.05	33,33,33,33	0
57	MG	2A	3032	1/1	0.97	0.08	44,44,44,44	0
57	MG	1A	3673	1/1	0.97	0.07	17,17,17,17	0
57	MG	2A	3450	1/1	0.97	0.14	49,49,49,49	0
57	MG	1A	3899	1/1	0.97	0.08	22,22,22,22	0
57	MG	1a	1862	1/1	0.97	0.07	34,34,34,34	0
57	MG	1A	3545	1/1	0.97	0.12	46,46,46,46	0
57	MG	2A	3610	1/1	0.97	0.08	58,58,58,58	0
57	MG	2A	3454	1/1	0.97	0.13	64,64,64,64	0
57	MG	1a	1620	1/1	0.97	0.23	60,60,60,60	0
57	MG	2A	3786	1/1	0.97	0.05	59,59,59,59	0
57	MG	1D	3007	1/1	0.97	0.18	47,47,47,47	0
57	MG	2A	3788	1/1	0.97	0.07	63,63,63,63	0
57	MG	2A	3457	1/1	0.97	0.12	52,52,52,52	0
57	MG	1A	3183	1/1	0.97	0.33	34,34,34,34	0
57	MG	1A	3902	1/1	0.97	0.09	58,58,58,58	0
57	MG	1A	4078	1/1	0.97	0.07	44,44,44,44	0
57	MG	1A	3138	1/1	0.97	0.18	36,36,36,36	0
57	MG	1A	3088	1/1	0.97	0.23	30,30,30,30	0
57	MG	1A	3815	1/1	0.97	0.06	58,58,58,58	0
57	MG	1A	3089	1/1	0.97	0.15	39,39,39,39	0
57	MG	2A	3465	1/1	0.97	0.12	37,37,37,37	0
57	MG	1A	3187	1/1	0.97	0.12	54,54,54,54	0
57	MG	2A	3467	1/1	0.97	0.17	58,58,58,58	0
57	MG	1A	3908	1/1	0.97	0.13	56,56,56,56	0
57	MG	1E	310	1/1	0.97	0.14	61,61,61,61	0
57	MG	1A	3551	1/1	0.97	0.07	23,23,23,23	0
57	MG	1A	3030	1/1	0.97	0.05	34,34,34,34	0

Continued on next page...

Continued from previous page...

Mol	Type	Chain	Res	Atoms	RSCC	RSR	B-factors(Å ²)	Q<0.9
57	MG	1A	3612	1/1	0.97	0.08	47,47,47,47	0
57	MG	2A	3052	1/1	0.97	0.21	62,62,62,62	0
57	MG	1A	3189	1/1	0.97	0.17	34,34,34,34	0
57	MG	2f	3001	1/1	0.97	0.09	58,58,58,58	0
57	MG	1A	3746	1/1	0.97	0.04	36,36,36,36	0
57	MG	2A	3808	1/1	0.97	0.08	64,64,64,64	0
57	MG	1A	3916	1/1	0.97	0.06	32,32,32,32	0
57	MG	2A	3810	1/1	0.97	0.09	61,61,61,61	0
57	MG	1A	3823	1/1	0.97	0.06	65,65,65,65	0
57	MG	1A	3554	1/1	0.97	0.08	41,41,41,41	0
57	MG	1A	3748	1/1	0.97	0.15	37,37,37,37	0
57	MG	1A	3346	1/1	0.97	0.08	56,56,56,56	0
57	MG	1A	3750	1/1	0.97	0.12	39,39,39,39	0
57	MG	2A	3061	1/1	0.97	0.06	41,41,41,41	0
57	MG	1A	3504	1/1	0.97	0.09	17,17,17,17	0
57	MG	1A	3061	1/1	0.97	0.13	45,45,45,45	0
57	MG	1A	4103	1/1	0.97	0.15	38,38,38,38	0
57	MG	2A	3820	1/1	0.97	0.11	54,54,54,54	0
57	MG	1A	4104	1/1	0.97	0.16	53,53,53,53	0
57	MG	2A	3066	1/1	0.97	0.16	51,51,51,51	0
57	MG	2A	3488	1/1	0.97	0.16	42,42,42,42	0
57	MG	1a	1768	1/1	0.97	0.06	75,75,75,75	0
57	MG	1A	3056	1/1	0.97	0.08	41,41,41,41	0
57	MG	2A	3650	1/1	0.97	0.10	46,46,46,46	0
57	MG	1A	3561	1/1	0.97	0.09	18,18,18,18	0
57	MG	1N	205	1/1	0.97	0.10	43,43,43,43	0
57	MG	1A	3031	1/1	0.97	0.29	34,34,34,34	0
57	MG	1A	3758	1/1	0.97	0.08	44,44,44,44	0
57	MG	1A	3168	1/1	0.97	0.29	35,35,35,35	0
57	MG	1A	3566	1/1	0.97	0.06	28,28,28,28	0
57	MG	1A	3837	1/1	0.97	0.09	62,62,62,62	0
57	MG	1A	3762	1/1	0.97	0.09	25,25,25,25	0
57	MG	1A	3567	1/1	0.97	0.06	25,25,25,25	0
57	MG	1P	202	1/1	0.97	0.04	35,35,35,35	0
57	MG	1A	3253	1/1	0.97	0.06	48,48,48,48	0
57	MG	2A	3503	1/1	0.97	0.07	63,63,63,63	0
57	MG	1A	4115	1/1	0.97	0.18	31,31,31,31	0
59	ZN	2Y	501	1/1	0.97	0.05	94,94,94,94	0
57	MG	2A	3081	1/1	0.97	0.08	45,45,45,45	0
57	MG	1A	3425	1/1	0.97	0.15	48,48,48,48	0
60	SF4	1d	501	8/8	0.97	0.06	63,72,78,81	0
57	MG	1A	3516	1/1	0.98	0.04	17,17,17,17	0

Continued on next page...

Continued from previous page...

Mol	Type	Chain	Res	Atoms	RSCC	RSR	B-factors(\AA^2)	Q<0.9
57	MG	1a	1613	1/1	0.98	0.05	58,58,58,58	0
57	MG	1A	3517	1/1	0.98	0.07	51,51,51,51	0
57	MG	1A	3140	1/1	0.98	0.06	35,35,35,35	0
57	MG	1A	4126	1/1	0.98	0.25	38,38,38,38	0
57	MG	1A	3107	1/1	0.98	0.06	38,38,38,38	0
57	MG	1A	4128	1/1	0.98	0.12	31,31,31,31	0
57	MG	1A	3003	1/1	0.98	0.05	41,41,41,41	0
57	MG	1A	4050	1/1	0.98	0.06	34,34,34,34	0
57	MG	1A	3909	1/1	0.98	0.04	38,38,38,38	0
57	MG	1A	3041	1/1	0.98	0.05	24,24,24,24	0
57	MG	1A	3562	1/1	0.98	0.07	27,27,27,27	0
57	MG	1A	4134	1/1	0.98	0.14	32,32,32,32	0
57	MG	2A	3727	1/1	0.98	0.05	67,67,67,67	0
57	MG	1A	3333	1/1	0.98	0.05	33,33,33,33	0
57	MG	1A	4136	1/1	0.98	0.15	45,45,45,45	0
57	MG	1A	3658	1/1	0.98	0.05	40,40,40,40	0
57	MG	1A	3389	1/1	0.98	0.12	42,42,42,42	0
57	MG	1A	4139	1/1	0.98	0.08	37,37,37,37	0
57	MG	1A	3915	1/1	0.98	0.20	33,33,33,33	0
57	MG	1A	3607	1/1	0.98	0.04	25,25,25,25	0
57	MG	1A	3777	1/1	0.98	0.08	48,48,48,48	0
57	MG	1A	3524	1/1	0.98	0.14	32,32,32,32	0
57	MG	1A	3844	1/1	0.98	0.07	30,30,30,30	0
57	MG	1A	3779	1/1	0.98	0.05	29,29,29,29	0
57	MG	1A	3846	1/1	0.98	0.08	25,25,25,25	0
57	MG	1A	3125	1/1	0.98	0.13	29,29,29,29	0
57	MG	1A	3126	1/1	0.98	0.17	32,32,32,32	0
57	MG	1A	3283	1/1	0.98	0.06	39,39,39,39	0
57	MG	1A	3665	1/1	0.98	0.08	57,57,57,57	0
57	MG	1A	3055	1/1	0.98	0.10	28,28,28,28	0
57	MG	1A	3394	1/1	0.98	0.08	36,36,36,36	0
57	MG	1A	3668	1/1	0.98	0.06	44,44,44,44	0
57	MG	1a	1742	1/1	0.98	0.08	57,57,57,57	0
57	MG	1a	1743	1/1	0.98	0.05	41,41,41,41	0
57	MG	1A	3614	1/1	0.98	0.05	21,21,21,21	0
57	MG	1A	3615	1/1	0.98	0.09	24,24,24,24	0
57	MG	2A	3639	1/1	0.98	0.04	33,33,33,33	0
57	MG	1A	3572	1/1	0.98	0.09	18,18,18,18	0
57	MG	2A	3755	1/1	0.98	0.06	55,55,55,55	0
57	MG	2A	3757	1/1	0.98	0.05	68,68,68,68	0
57	MG	1A	3932	1/1	0.98	0.09	56,56,56,56	0
57	MG	1A	3015	1/1	0.98	0.04	18,18,18,18	0

Continued on next page...

Continued from previous page...

Mol	Type	Chain	Res	Atoms	RSCC	RSR	B-factors(Å ²)	Q<0.9
57	MG	1A	3618	1/1	0.98	0.07	56,56,56,56	0
57	MG	1A	3859	1/1	0.98	0.05	34,34,34,34	0
57	MG	1A	3191	1/1	0.98	0.27	37,37,37,37	0
57	MG	1U	205	1/1	0.98	0.23	30,30,30,30	0
57	MG	1A	3005	1/1	0.98	0.13	42,42,42,42	0
57	MG	2A	3538	1/1	0.98	0.10	39,39,39,39	0
57	MG	2A	3426	1/1	0.98	0.18	26,26,26,26	0
57	MG	2A	3768	1/1	0.98	0.06	72,72,72,72	0
57	MG	1A	3576	1/1	0.98	0.04	25,25,25,25	0
57	MG	1A	3033	1/1	0.98	0.05	32,32,32,32	0
57	MG	2A	3771	1/1	0.98	0.06	52,52,52,52	0
57	MG	2E	301	1/1	0.98	0.17	59,59,59,59	0
57	MG	2A	3004	1/1	0.98	0.06	46,46,46,46	0
57	MG	1A	3678	1/1	0.98	0.07	24,24,24,24	0
57	MG	1A	4083	1/1	0.98	0.10	57,57,57,57	0
57	MG	1W	203	1/1	0.98	0.12	38,38,38,38	0
57	MG	2A	3008	1/1	0.98	0.06	45,45,45,45	0
57	MG	2A	3009	1/1	0.98	0.09	50,50,50,50	0
57	MG	2A	3658	1/1	0.98	0.25	47,47,47,47	0
57	MG	1A	3494	1/1	0.98	0.09	35,35,35,35	0
57	MG	2A	3437	1/1	0.98	0.06	60,60,60,60	0
57	MG	1A	3011	1/1	0.98	0.11	43,43,43,43	0
57	MG	1A	3737	1/1	0.98	0.12	41,41,41,41	0
57	MG	1a	1763	1/1	0.98	0.05	65,65,65,65	0
57	MG	1A	3006	1/1	0.98	0.04	24,24,24,24	0
57	MG	1A	3026	1/1	0.98	0.05	37,37,37,37	0
57	MG	1A	3582	1/1	0.98	0.09	20,20,20,20	0
57	MG	1A	3153	1/1	0.98	0.22	29,29,29,29	0
57	MG	1X	3006	1/1	0.98	0.05	35,35,35,35	0
57	MG	1a	1771	1/1	0.98	0.05	60,60,60,60	0
57	MG	1A	3466	1/1	0.98	0.09	41,41,41,41	0
57	MG	1A	3686	1/1	0.98	0.11	25,25,25,25	0
57	MG	1Y	204	1/1	0.98	0.12	46,46,46,46	0
57	MG	1A	4094	1/1	0.98	0.09	43,43,43,43	0
57	MG	1A	3808	1/1	0.98	0.05	45,45,45,45	0
57	MG	1A	4096	1/1	0.98	0.17	36,36,36,36	0
57	MG	1A	3687	1/1	0.98	0.05	39,39,39,39	0
57	MG	1a	1779	1/1	0.98	0.05	68,68,68,68	0
57	MG	1A	3027	1/1	0.98	0.05	20,20,20,20	0
57	MG	1a	1781	1/1	0.98	0.04	55,55,55,55	0
57	MG	1A	4099	1/1	0.98	0.12	34,34,34,34	0
57	MG	1A	3882	1/1	0.98	0.05	37,37,37,37	0

Continued on next page...

Continued from previous page...

Mol	Type	Chain	Res	Atoms	RSCC	RSR	B-factors(\AA^2)	Q<0.9
57	MG	1A	3633	1/1	0.98	0.05	34,34,34,34	0
57	MG	1A	3019	1/1	0.98	0.14	31,31,31,31	0
57	MG	1A	4026	1/1	0.98	0.04	46,46,46,46	0
57	MG	1D	3003	1/1	0.98	0.04	18,18,18,18	0
57	MG	1A	3136	1/1	0.98	0.17	40,40,40,40	0
57	MG	1D	3006	1/1	0.98	0.08	34,34,34,34	0
57	MG	12	3002	1/1	0.98	0.16	42,42,42,42	0
57	MG	2A	3145	1/1	0.98	0.10	38,38,38,38	0
57	MG	1A	3636	1/1	0.98	0.05	40,40,40,40	0
57	MG	1A	3958	1/1	0.98	0.10	26,26,26,26	0
57	MG	1A	3637	1/1	0.98	0.04	46,46,46,46	0
57	MG	1A	3223	1/1	0.98	0.10	44,44,44,44	0
57	MG	1A	3158	1/1	0.98	0.07	30,30,30,30	0
57	MG	17	101	1/1	0.98	0.06	45,45,45,45	0
57	MG	1A	3753	1/1	0.98	0.05	40,40,40,40	0
57	MG	1A	3378	1/1	0.98	0.04	37,37,37,37	0
57	MG	1E	305	1/1	0.98	0.11	33,33,33,33	0
57	MG	1A	3508	1/1	0.98	0.15	39,39,39,39	0
57	MG	1E	307	1/1	0.98	0.07	29,29,29,29	0
57	MG	1A	3225	1/1	0.98	0.40	35,35,35,35	0
57	MG	1A	3119	1/1	0.98	0.09	38,38,38,38	0
57	MG	1A	3645	1/1	0.98	0.09	44,44,44,44	0
57	MG	1A	3001	1/1	0.98	0.06	50,50,50,50	0
57	MG	1A	3761	1/1	0.98	0.05	23,23,23,23	0
57	MG	1F	303	1/1	0.98	0.16	31,31,31,31	0
57	MG	1A	3051	1/1	0.98	0.08	18,18,18,18	0
57	MG	1A	3302	1/1	0.98	0.04	26,26,26,26	0
59	ZN	14	501	1/1	0.98	0.05	99,99,99,99	0
57	MG	1A	3478	1/1	0.98	0.11	32,32,32,32	0
57	MG	1a	1609	1/1	0.98	0.06	51,51,51,51	0
59	ZN	25	101	1/1	0.98	0.06	59,59,59,59	0
57	MG	1a	1610	1/1	0.98	0.09	24,24,24,24	0
57	MG	1A	3830	1/1	0.98	0.07	64,64,64,64	0
60	SF4	2d	501	8/8	0.98	0.05	66,75,87,95	0
57	MG	2A	3625	1/1	0.99	0.06	30,30,30,30	0
57	MG	1A	3004	1/1	0.99	0.04	24,24,24,24	0
57	MG	1A	3874	1/1	0.99	0.03	56,56,56,56	0
57	MG	2a	1706	1/1	0.99	0.04	73,73,73,73	0
57	MG	1a	1769	1/1	0.99	0.04	54,54,54,54	0
57	MG	2A	3017	1/1	0.99	0.04	46,46,46,46	0
57	MG	2A	3764	1/1	0.99	0.03	35,35,35,35	0
57	MG	1A	3557	1/1	0.99	0.05	19,19,19,19	0

Continued on next page...

Continued from previous page...

Mol	Type	Chain	Res	Atoms	RSCC	RSR	B-factors(\AA^2)	Q<0.9
57	MG	1A	3495	1/1	0.99	0.06	42,42,42,42	0
57	MG	1A	3439	1/1	0.99	0.32	31,31,31,31	0
57	MG	1D	3005	1/1	0.99	0.15	33,33,33,33	0
57	MG	1A	3814	1/1	0.99	0.04	51,51,51,51	0
57	MG	2A	3508	1/1	0.99	0.03	46,46,46,46	0
57	MG	1A	3560	1/1	0.99	0.06	34,34,34,34	0
57	MG	1A	3081	1/1	0.99	0.15	28,28,28,28	0
57	MG	1A	3881	1/1	0.99	0.03	52,52,52,52	0
57	MG	2A	3427	1/1	0.99	0.08	71,71,71,71	0
57	MG	2A	3131	1/1	0.99	0.06	55,55,55,55	0
57	MG	1A	3157	1/1	0.99	0.16	24,24,24,24	0
57	MG	1A	3884	1/1	0.99	0.06	46,46,46,46	0
57	MG	1A	3619	1/1	0.99	0.03	53,53,53,53	0
57	MG	1A	4086	1/1	0.99	0.09	30,30,30,30	0
57	MG	1A	3073	1/1	0.99	0.12	21,21,21,21	0
57	MG	1A	3780	1/1	0.99	0.05	30,30,30,30	0
57	MG	1A	3861	1/1	0.99	0.02	58,58,58,58	0
57	MG	1A	3688	1/1	0.99	0.05	30,30,30,30	0
57	MG	1A	3540	1/1	0.99	0.04	29,29,29,29	0
57	MG	1A	3638	1/1	0.99	0.06	24,24,24,24	0
57	MG	1A	4146	1/1	0.99	0.03	29,29,29,29	0
57	MG	1a	1722	1/1	0.99	0.05	36,36,36,36	0
57	MG	2A	3441	1/1	0.99	0.04	48,48,48,48	0
57	MG	1A	3565	1/1	0.99	0.05	21,21,21,21	0
57	MG	1a	1757	1/1	0.99	0.04	49,49,49,49	0
57	MG	1A	3443	1/1	0.99	0.12	47,47,47,47	0
57	MG	1A	4121	1/1	0.99	0.19	31,31,31,31	0
57	MG	1A	3624	1/1	0.99	0.04	54,54,54,54	0
57	MG	2A	3293	1/1	0.99	0.05	58,58,58,58	0
57	MG	1A	3008	1/1	0.99	0.07	33,33,33,33	0
57	MG	1A	3870	1/1	0.99	0.05	35,35,35,35	0
57	MG	2A	3333	1/1	0.99	0.08	41,41,41,41	0
57	MG	1A	3512	1/1	0.99	0.09	26,26,26,26	0
59	ZN	1Y	202	1/1	0.99	0.02	63,63,63,63	0
57	MG	1a	1764	1/1	0.99	0.04	49,49,49,49	0
59	ZN	1n	501	1/1	0.99	0.03	67,67,67,67	0
57	MG	1A	3053	1/1	0.99	0.05	20,20,20,20	0
57	MG	2A	3754	1/1	0.99	0.04	43,43,43,43	0
57	MG	2A	3709	1/1	0.99	0.06	76,76,76,76	0
59	ZN	26	501	1/1	0.99	0.04	67,67,67,67	0
59	ZN	29	102	1/1	0.99	0.04	70,70,70,70	0
57	MG	2A	3756	1/1	0.99	0.05	46,46,46,46	0

Continued on next page...

Continued from previous page...

Mol	Type	Chain	Res	Atoms	RSCC	RSR	B-factors(\AA^2)	Q<0.9
57	MG	1B	205	1/1	0.99	0.05	45,45,45,45	0
57	MG	2A	3414	1/1	0.99	0.03	64,64,64,64	0
57	MG	1a	1730	1/1	1.00	0.06	35,35,35,35	0
57	MG	1A	3775	1/1	1.00	0.07	41,41,41,41	0
57	MG	1A	3507	1/1	1.00	0.07	34,34,34,34	0
59	ZN	15	101	1/1	1.00	0.04	43,43,43,43	0
59	ZN	16	101	1/1	1.00	0.06	45,45,45,45	0
59	ZN	19	102	1/1	1.00	0.06	47,47,47,47	0
57	MG	1A	3756	1/1	1.00	0.07	27,27,27,27	0
57	MG	2A	3507	1/1	1.00	0.07	37,37,37,37	0
57	MG	1B	225	1/1	1.00	0.02	33,33,33,33	0
57	MG	1A	3802	1/1	1.00	0.05	24,24,24,24	0
57	MG	2A	3752	1/1	1.00	0.07	36,36,36,36	0
57	MG	1A	3867	1/1	1.00	0.02	27,27,27,27	0
57	MG	1A	3883	1/1	1.00	0.03	17,17,17,17	0
57	MG	2A	3501	1/1	1.00	0.03	37,37,37,37	0
57	MG	1a	1729	1/1	1.00	0.06	39,39,39,39	0

6.5 Other polymers [i](#)

There are no such residues in this entry.