



Full wwPDB X-ray Structure Validation Report ⓘ

Dec 16, 2024 – 05:12 PM EST

PDB ID : 5VYC
Title : Crystal structure of the human 40S ribosomal subunit in complex with DENR-MCT-1.
Authors : Lomakin, I.B.; Stolboushkina, E.A.; Vaidya, A.T.; Garber, M.B.; Dmitriev, S.E.; Steitz, T.A.
Deposited on : 2017-05-24
Resolution : 6.00 Å(reported)

This is a Full wwPDB X-ray Structure Validation Report for a publicly released PDB entry.

We welcome your comments at validation@mail.wwpdb.org

A user guide is available at

<https://www.wwpdb.org/validation/2017/XrayValidationReportHelp>

with specific help available everywhere you see the ⓘ symbol.

The types of validation reports are described at

<http://www.wwpdb.org/validation/2017/FAQs#types>.

The following versions of software and data (see [references ⓘ](#)) were used in the production of this report:

MolProbity : 4.02b-467
Xtriage (Phenix) : 1.21
EDS : 3.0
Percentile statistics : 20231227.v01 (using entries in the PDB archive December 27th 2023)
CCP4 : 9.0.004 (Gargrove)
Density-Fitness : 1.0.11
Ideal geometry (proteins) : Engh & Huber (2001)
Ideal geometry (DNA, RNA) : Parkinson et al. (1996)
Validation Pipeline (wwPDB-VP) : 2.40

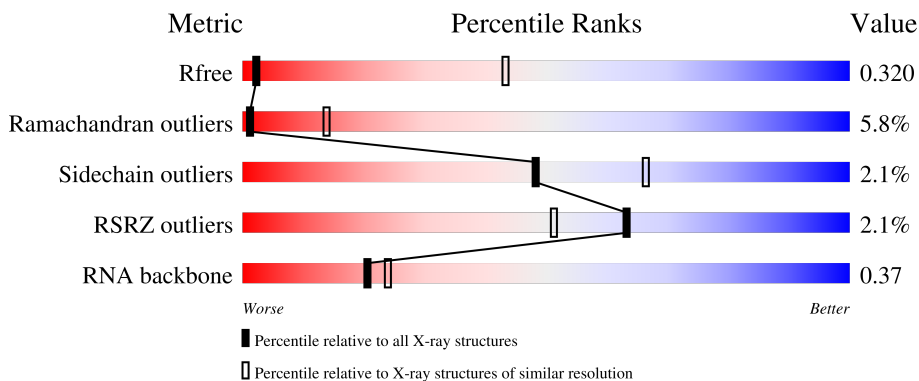
1 Overall quality at a glance i

The following experimental techniques were used to determine the structure:

X-RAY DIFFRACTION

The reported resolution of this entry is 6.00 Å.

Percentile scores (ranging between 0-100) for global validation metrics of the entry are shown in the following graphic. The table shows the number of entries on which the scores are based.



Metric	Whole archive (#Entries)	Similar resolution (#Entries, resolution range(Å))
R_{free}	164625	1083 (8.00-4.00)
Ramachandran outliers	177936	1015 (8.00-3.98)
Sidechain outliers	177891	1019 (8.00-3.96)
RSRZ outliers	164620	1078 (8.00-4.00)
RNA backbone	3690	1173 (8.50-3.00)

The table below summarises the geometric issues observed across the polymeric chains and their fit to the electron density. The red, orange, yellow and green segments of the lower bar indicate the fraction of residues that contain outliers for ≥ 3 , 2, 1 and 0 types of geometric quality criteria respectively. A grey segment represents the fraction of residues that are not modelled. The numeric value for each fraction is indicated below the corresponding segment, with a dot representing fractions $\leq 5\%$. The upper red bar (where present) indicates the fraction of residues that have poor fit to the electron density. The numeric value is given above the bar.

Mol	Chain	Length	Quality of chain
1	T1	145	 3% 94% 5%
1	T2	145	 % 94% 5%
1	T3	145	 3% 92% 6%
1	T4	145	 % 94% 5%
1	T5	145	 2% 94% 5%

Continued on next page...

Continued from previous page...

Mol	Chain	Length	Quality of chain
1	T6	145	4% 94% ..
2	U1	119	82% 6% 13%
2	U2	119	% 82% 6% 13%
2	U3	119	2% 82% 6% 13%
2	U4	119	4% 82% 6% 13%
2	U5	119	3% 82% 6% 13%
2	U6	119	% 82% 6% 13%
3	V1	83	4% 94% 6%
3	V2	83	% 94% 6%
3	V3	83	2% 94% 6%
3	V4	83	4% 94% 6%
3	V5	83	94% 6%
3	V6	83	94% 6%
4	X1	143	5% 90% 9% .
4	X2	143	2% 90% 9% .
4	X3	143	3% 90% 9% .
4	X4	143	% 90% 9% .
4	X5	143	8% 90% 9% .
4	X6	143	3% 90% 9% .
5	a1	115	3% 79% 12% 7%
5	a2	115	2% 79% 12% 7%
5	a3	115	9% 79% 12% 7%
5	a4	115	8% 79% 11% 7%
5	a5	115	3% 79% 11% 7%
5	a6	115	11% 79% 12% 7%

Continued on next page...

Continued from previous page...

Mol	Chain	Length	Quality of chain
6	c1	69	4% 84% 9% 7%
6	c2	69	% 86% 7% 7%
6	c3	69	4% 86% 7% 7%
6	c4	69	86% 7% 7%
6	c5	69	7% 84% 9% 7%
6	c6	69	86% 7% 7%
7	d1	56	95% 5%
7	d2	56	95% 5%
7	d3	56	4% 95% 5%
7	d4	56	7% 95% 5%
7	d5	56	5% 95% 5%
7	d6	56	5% 95% 5%
8	f1	156	% 41% 5% 54%
8	f2	156	3% 41% 5% 54%
8	f3	156	% 40% 5% 54%
8	f4	156	40% 6% 54%
8	f5	156	4% 40% 6% 54%
8	f6	156	% 40% 6% 54%
9	g1	317	93% 6% .
9	g2	317	93% 5% .
9	g3	317	4% 93% 5% .
9	g4	317	% 93% 6% .
9	g5	317	2% 93% 5% .
9	g6	317	93% 6% .
10	C1	293	% 72% 24%





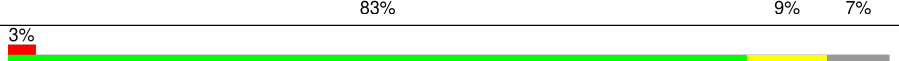
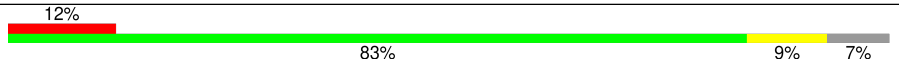


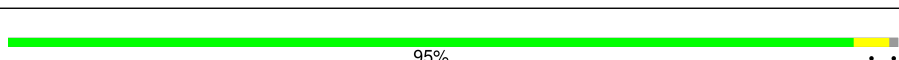
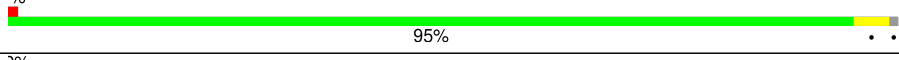
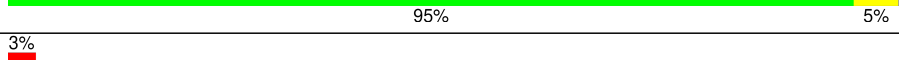
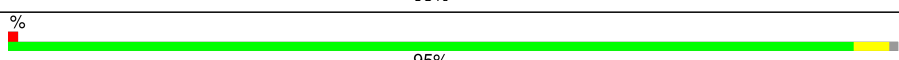
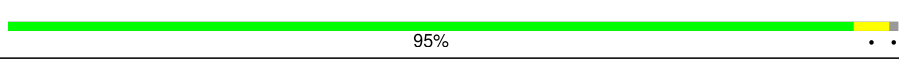
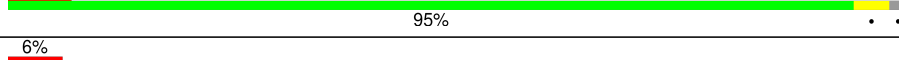
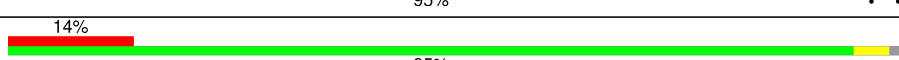
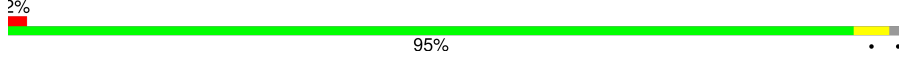
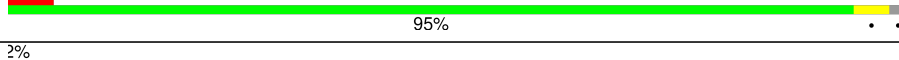
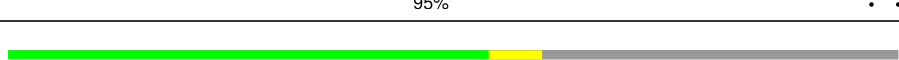

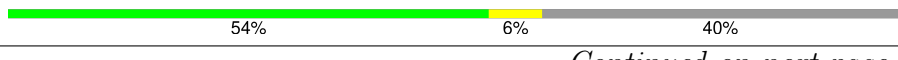



Continued on next page...

Continued from previous page...

Mol	Chain	Length	Quality of chain
10	C2	293	
10	C3	293	
10	C4	293	
10	C5	293	
10	C6	293	
11	G1	249	
11	G2	249	
11	G3	249	
11	G4	249	
11	G5	249	
11	G6	249	
12	J1	194	
12	J2	194	
12	J3	194	
12	J4	194	
12	J5	194	
12	J6	194	
13	M1	132	
13	M2	132	
13	M3	132	
13	M4	132	
13	M5	132	
13	M6	132	
14	N1	151	
14	N2	151	







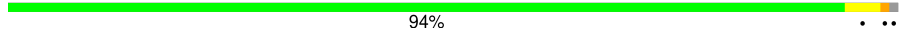



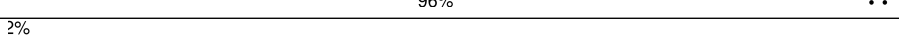














Continued on next page...

Continued from previous page...

Mol	Chain	Length	Quality of chain
14	N3	151	 89% 10%
14	N4	151	 90% 9%
14	N5	151	 89% 10%
14	N6	151	 90% 9%
15	O1	151	 83% 9% 7% 3%
15	O2	151	 83% 9% 7% 3%
15	O3	151	 83% 9% 7% 12%
15	O4	151	 83% 9% 7% 9%
15	O5	151	 83% 9% 7%
15	O6	151	 83% 9% 7%
16	W1	130	 95%
16	W2	130	 95%
16	W3	130	 95% 5% 2%
16	W4	130	 95% 5% 3%
16	W5	130	 95%
16	W6	130	 95%
17	Y1	133	 95% 5% 7%
17	Y2	133	 95% 5% 6%
17	Y3	133	 95% 5% 14%
17	Y4	133	 95% 5% 2%
17	Y5	133	 95% 5% 5%
17	Y6	133	 95% 5% 2%
18	Z1	125	 54% 6% 40%
18	Z2	125	54% 6% 40% 2%
18	Z3	125	54% 6% 40%






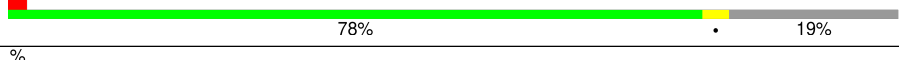

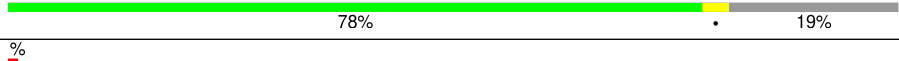



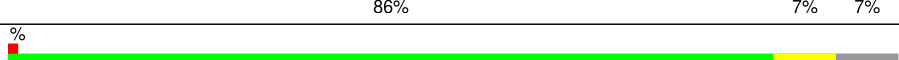
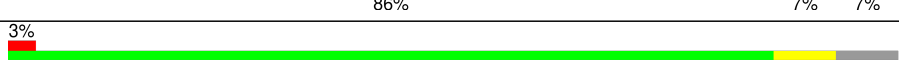
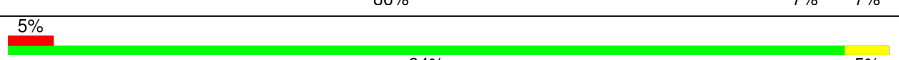
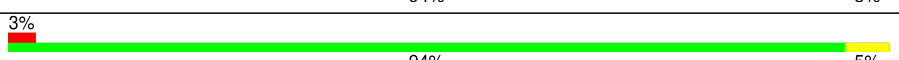
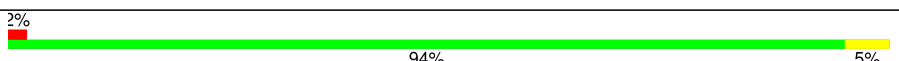
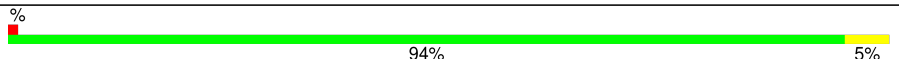
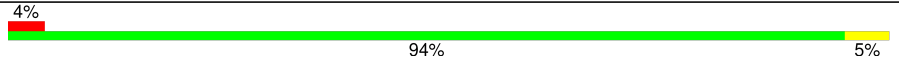
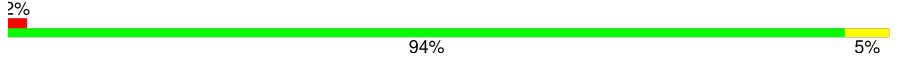


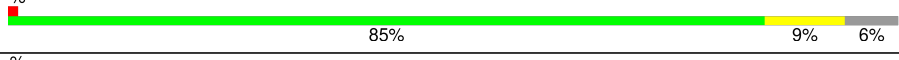
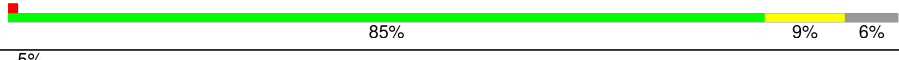
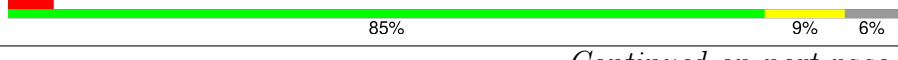

Continued on next page...

Continued from previous page...

Mol	Chain	Length	Quality of chain
18	Z4	125	
18	Z5	125	
18	Z6	125	
19	b1	84	
19	b2	84	
19	b3	84	
19	b4	84	
19	b5	84	
19	b6	84	
20	e1	133	
20	e2	133	
20	e3	133	
20	e4	133	
20	e5	133	
20	e6	133	
21	i1	1869	
21	i2	1869	
21	i3	1869	
21	i4	1869	
21	i5	1869	
21	i6	1869	
22	A1	295	
22	A2	295	
22	A3	295	
22	A4	295	

Continued on next page...

Continued from previous page...

Mol	Chain	Length	Quality of chain
22	A5	295	 % 72% 25%
22	A6	295	 3% 72% 25%
23	B1	264	 % 78% 19%
23	B2	264	 4% 78% 19%
23	B3	264	 4% 78% 19%
23	B4	264	 2% 78% 19%
23	B5	264	 % 78% 19%
23	B6	264	 % 78% 19%
24	D1	243	 % 86% 7% 7%
24	D2	243	 2% 85% 8% 7%
24	D3	243	 7% 86% 7% 7%
24	D4	243	 5% 86% 7% 7%
24	D5	243	 % 86% 7% 7%
24	D6	243	 3% 86% 7% 7%
25	E1	263	 5% 94% 5%
25	E2	263	 3% 94% 5%
25	E3	263	 2% 94% 5%
25	E4	263	 % 94% 5%
25	E5	263	 4% 94% 5%
25	E6	263	 2% 94% 5%
26	F1	204	 3% 85% 9% 6%
26	F2	204	 % 85% 9% 6%
26	F3	204	 % 85% 9% 6%
26	F4	204	 % 85% 9% 6%
26	F5	204	 5% 85% 9% 6%






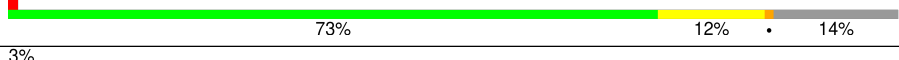
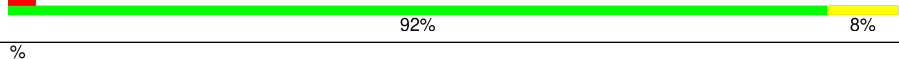
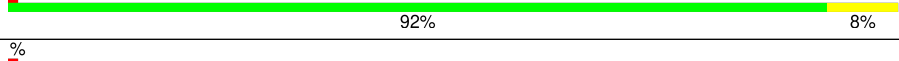
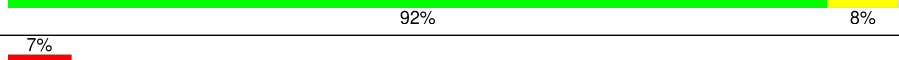

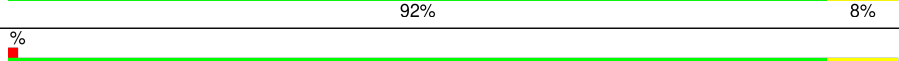
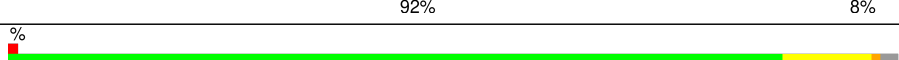
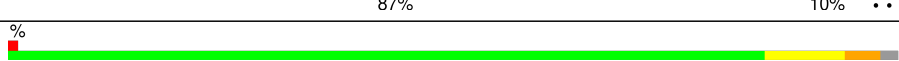
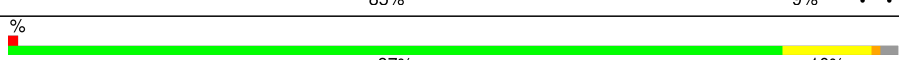
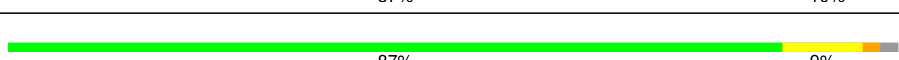
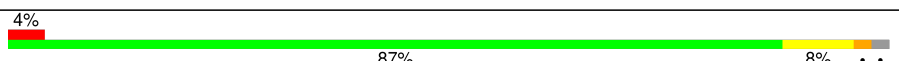
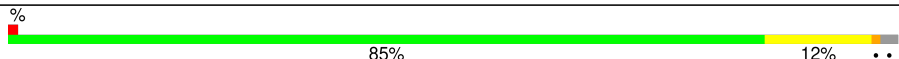




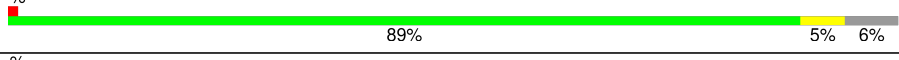
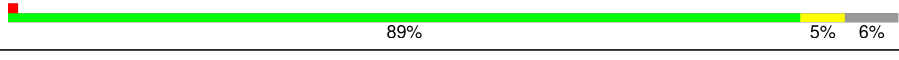
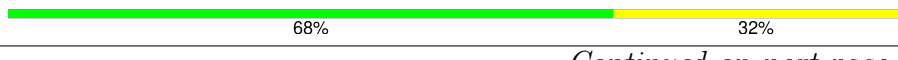

Continued on next page...

Continued from previous page...

Mol	Chain	Length	Quality of chain
26	F6	204	2% 85% 9% 6%
27	H1	194	% 88% 9% .
27	H2	194	% 90% 7% .
27	H3	194	4% 90% 8% .
27	H4	194	2% 86% 10% . .
27	H5	194	2% 89% 8% .
27	H6	194	90% 7% .
28	I1	208	5% 93% 6% .
28	I2	208	93% 6% .
28	I3	208	% 93% 6% .
28	I4	208	93% 6% .
28	I5	208	12% 93% 6% .
28	I6	208	2% 93% 6% .
29	K1	165	56% . 41%
29	K2	165	56% . 41%
29	K3	165	56% . 41%
29	K4	165	56% . 41%
29	K5	165	% 56% . 41%
29	K6	165	4% 56% . 41%
30	L1	158	89% 6% . .
30	L2	158	3% 89% 7% . .
30	L3	158	5% 89% 7% . .
30	L4	158	6% 89% 7% . .
30	L5	158	5% 89% 7% . .
30	L6	158	3% 89% 6% . .

Continued on next page...

Continued from previous page...

Mol	Chain	Length	Quality of chain
31	P1	145	
31	P2	145	
31	P3	145	
31	P4	145	
31	P5	145	
31	P6	145	
32	Q1	146	
32	Q2	146	
32	Q3	146	
32	Q4	146	
32	Q5	146	
32	Q6	146	
33	R1	135	
33	R2	135	
33	R3	135	
33	R4	135	
33	R5	135	
33	R6	135	
34	S1	152	
34	S2	152	
34	S3	152	
34	S4	152	
34	S5	152	
34	S6	152	
35	j1	25	

Continued on next page...

Continued from previous page...

Mol	Chain	Length	Quality of chain
35	j2	25	68% 32%
35	j3	25	68% 32%
35	j4	25	72% 28%
35	j5	25	68% 32%
35	j6	25	68% 32%
36	k1	181	96% ..
36	k2	181	95% ..
36	k3	181	97% ..
36	k4	181	96% .
36	k5	181	96% ..
36	k6	181	97% ..
37	l1	198	29% 10% . 60%
37	l2	198	29% 10% . 60%
37	l3	198	29% 10% . 60%
37	l4	198	29% 10% . 60%
37	l5	198	29% 10% . 60%
37	l6	198	29% 10% . 60%

2 Entry composition [i](#)

There are 38 unique types of molecules in this entry. The entry contains 470574 atoms, of which 0 are hydrogens and 0 are deuteriums.

In the tables below, the ZeroOcc column contains the number of atoms modelled with zero occupancy, the AltConf column contains the number of residues with at least one atom in alternate conformation and the Trace column contains the number of residues modelled with at most 2 atoms.

- Molecule 1 is a protein called 40S ribosomal protein S19.

Mol	Chain	Residues	Atoms					ZeroOcc	AltConf	Trace
			Total	C	N	O	S			
1	T1	143	1112	697	214	198	3	0	0	0
1	T2	143	1112	697	214	198	3	0	0	0
1	T3	143	1112	697	214	198	3	0	0	0
1	T4	143	1112	697	214	198	3	0	0	0
1	T5	143	1112	697	214	198	3	0	0	0
1	T6	143	1112	697	214	198	3	0	0	0

- Molecule 2 is a protein called 40S ribosomal protein S20.

Mol	Chain	Residues	Atoms					ZeroOcc	AltConf	Trace
			Total	C	N	O	S			
2	U1	104	821	514	155	148	4	0	0	0
2	U2	104	821	514	155	148	4	0	0	0
2	U3	104	821	514	155	148	4	0	0	0
2	U4	104	821	514	155	148	4	0	0	0
2	U5	104	821	514	155	148	4	0	0	0
2	U6	104	821	514	155	148	4	0	0	0

- Molecule 3 is a protein called 40S ribosomal protein S21.

Mol	Chain	Residues	Atoms					ZeroOcc	AltConf	Trace
3	V1	83	Total	C	N	O	S	0	0	0
			636	393	117	121	5			
3	V2	83	Total	C	N	O	S	0	0	0
			636	393	117	121	5			
3	V3	83	Total	C	N	O	S	0	0	0
			636	393	117	121	5			
3	V4	83	Total	C	N	O	S	0	0	0
			636	393	117	121	5			
3	V5	83	Total	C	N	O	S	0	0	0
			636	393	117	121	5			
3	V6	83	Total	C	N	O	S	0	0	0
			636	393	117	121	5			

- Molecule 4 is a protein called 40S ribosomal protein S23.

Mol	Chain	Residues	Atoms					ZeroOcc	AltConf	Trace
4	X1	141	Total	C	N	O	S	0	0	0
			1098	693	219	183	3			
4	X2	141	Total	C	N	O	S	0	0	0
			1098	693	219	183	3			
4	X3	141	Total	C	N	O	S	0	0	0
			1098	693	219	183	3			
4	X4	141	Total	C	N	O	S	0	0	0
			1098	693	219	183	3			
4	X5	141	Total	C	N	O	S	0	0	0
			1098	693	219	183	3			
4	X6	141	Total	C	N	O	S	0	0	0
			1098	693	219	183	3			

- Molecule 5 is a protein called 40S ribosomal protein S26.

Mol	Chain	Residues	Atoms					ZeroOcc	AltConf	Trace
5	a1	107	Total	C	N	O	S	0	0	0
			847	528	176	138	5			
5	a2	107	Total	C	N	O	S	0	0	0
			847	528	176	138	5			
5	a3	107	Total	C	N	O	S	0	0	0
			847	528	176	138	5			
5	a4	107	Total	C	N	O	S	0	0	0
			847	528	176	138	5			
5	a5	107	Total	C	N	O	S	0	0	0
			847	528	176	138	5			
5	a6	107	Total	C	N	O	S	0	0	0
			847	528	176	138	5			

- Molecule 6 is a protein called 40S ribosomal protein S28.

Mol	Chain	Residues	Atoms					ZeroOcc	AltConf	Trace
6	c1	64	Total	C	N	O	S	0	0	0
			506	308	102	94	2			
6	c2	64	Total	C	N	O	S	0	0	0
			506	308	102	94	2			
6	c3	64	Total	C	N	O	S	0	0	0
			506	308	102	94	2			
6	c4	64	Total	C	N	O	S	0	0	0
			506	308	102	94	2			
6	c5	64	Total	C	N	O	S	0	0	0
			506	308	102	94	2			
6	c6	64	Total	C	N	O	S	0	0	0
			506	308	102	94	2			

- Molecule 7 is a protein called 40S ribosomal protein S29.

Mol	Chain	Residues	Atoms					ZeroOcc	AltConf	Trace
7	d1	53	Total	C	N	O	S	0	0	0
			445	278	90	72	5			
7	d2	53	Total	C	N	O	S	0	0	0
			445	278	90	72	5			
7	d3	53	Total	C	N	O	S	0	0	0
			445	278	90	72	5			
7	d4	53	Total	C	N	O	S	0	0	0
			445	278	90	72	5			
7	d5	53	Total	C	N	O	S	0	0	0
			445	278	90	72	5			
7	d6	53	Total	C	N	O	S	0	0	0
			445	278	90	72	5			

- Molecule 8 is a protein called Ribosomal protein S27a.

Mol	Chain	Residues	Atoms					ZeroOcc	AltConf	Trace
8	f1	72	Total	C	N	O	S	0	0	0
			585	366	114	97	8			
8	f2	72	Total	C	N	O	S	0	0	0
			585	366	114	97	8			
8	f3	72	Total	C	N	O	S	0	0	0
			585	366	114	97	8			
8	f4	72	Total	C	N	O	S	0	0	0
			585	366	114	97	8			
8	f5	72	Total	C	N	O	S	0	0	0
			585	366	114	97	8			

Continued on next page...

Continued from previous page...

Mol	Chain	Residues	Atoms					ZeroOcc	AltConf	Trace
8	f6	72	Total	C	N	O	S	0	0	0
			585	366	114	97	8			

- Molecule 9 is a protein called Receptor of activated protein C kinase 1.

Mol	Chain	Residues	Atoms					ZeroOcc	AltConf	Trace
9	g1	313	Total	C	N	O	S	0	0	0
			2436	1535	424	465	12			
9	g2	313	Total	C	N	O	S	0	0	0
			2436	1535	424	465	12			
9	g3	313	Total	C	N	O	S	0	0	0
			2436	1535	424	465	12			
9	g4	313	Total	C	N	O	S	0	0	0
			2436	1535	424	465	12			
9	g5	313	Total	C	N	O	S	0	0	0
			2436	1535	424	465	12			
9	g6	313	Total	C	N	O	S	0	0	0
			2436	1535	424	465	12			

- Molecule 10 is a protein called 40S ribosomal protein S2.

Mol	Chain	Residues	Atoms					ZeroOcc	AltConf	Trace
10	C1	222	Total	C	N	O	S	0	0	0
			1725	1115	298	302	10			
10	C2	222	Total	C	N	O	S	0	0	0
			1725	1115	298	302	10			
10	C3	222	Total	C	N	O	S	0	0	0
			1725	1115	298	302	10			
10	C4	222	Total	C	N	O	S	0	0	0
			1725	1115	298	302	10			
10	C5	222	Total	C	N	O	S	0	0	0
			1725	1115	298	302	10			
10	C6	222	Total	C	N	O	S	0	0	0
			1725	1115	298	302	10			

- Molecule 11 is a protein called 40S ribosomal protein S6.

Mol	Chain	Residues	Atoms					ZeroOcc	AltConf	Trace
11	G1	237	Total	C	N	O	S	0	0	0
			1923	1200	387	329	7			
11	G2	237	Total	C	N	O	S	0	0	0
			1923	1200	387	329	7			

Continued on next page...

Continued from previous page...

Mol	Chain	Residues	Atoms					ZeroOcc	AltConf	Trace
11	G3	237	Total	C	N	O	S	0	0	0
			1923	1200	387	329	7			
11	G4	237	Total	C	N	O	S	0	0	0
			1923	1200	387	329	7			
11	G5	237	Total	C	N	O	S	0	0	0
			1923	1200	387	329	7			
11	G6	237	Total	C	N	O	S	0	0	0
			1923	1200	387	329	7			

- Molecule 12 is a protein called 40S ribosomal protein S9.

Mol	Chain	Residues	Atoms					ZeroOcc	AltConf	Trace
12	J1	185	Total	C	N	O	S	0	0	0
			1525	969	306	248	2			
12	J2	185	Total	C	N	O	S	0	0	0
			1525	969	306	248	2			
12	J3	185	Total	C	N	O	S	0	0	0
			1525	969	306	248	2			
12	J4	185	Total	C	N	O	S	0	0	0
			1525	969	306	248	2			
12	J5	185	Total	C	N	O	S	0	0	0
			1525	969	306	248	2			
12	J6	185	Total	C	N	O	S	0	0	0
			1525	969	306	248	2			

- Molecule 13 is a protein called 40S ribosomal protein S12.

Mol	Chain	Residues	Atoms					ZeroOcc	AltConf	Trace
13	M1	123	Total	C	N	O	S	0	0	0
			953	598	169	177	9			
13	M2	123	Total	C	N	O	S	0	0	0
			953	598	169	177	9			
13	M3	123	Total	C	N	O	S	0	0	0
			953	598	169	177	9			
13	M4	123	Total	C	N	O	S	0	0	0
			953	598	169	177	9			
13	M5	123	Total	C	N	O	S	0	0	0
			953	598	169	177	9			
13	M6	123	Total	C	N	O	S	0	0	0
			953	598	169	177	9			

- Molecule 14 is a protein called 40S ribosomal protein S13.

Mol	Chain	Residues	Atoms					ZeroOcc	AltConf	Trace
14	N1	150	Total	C	N	O	S	0	0	0
			1208	773	229	205	1			
14	N2	150	Total	C	N	O	S	0	0	0
			1208	773	229	205	1			
14	N3	150	Total	C	N	O	S	0	0	0
			1208	773	229	205	1			
14	N4	150	Total	C	N	O	S	0	0	0
			1208	773	229	205	1			
14	N5	150	Total	C	N	O	S	0	0	0
			1208	773	229	205	1			
14	N6	150	Total	C	N	O	S	0	0	0
			1208	773	229	205	1			

- Molecule 15 is a protein called 40S ribosomal protein S14.

Mol	Chain	Residues	Atoms					ZeroOcc	AltConf	Trace
15	O1	140	Total	C	N	O	S	0	0	0
			1049	642	204	197	6			
15	O2	140	Total	C	N	O	S	0	0	0
			1049	642	204	197	6			
15	O3	140	Total	C	N	O	S	0	0	0
			1049	642	204	197	6			
15	O4	140	Total	C	N	O	S	0	0	0
			1049	642	204	197	6			
15	O5	140	Total	C	N	O	S	0	0	0
			1049	642	204	197	6			
15	O6	140	Total	C	N	O	S	0	0	0
			1049	642	204	197	6			

- Molecule 16 is a protein called 40S ribosomal protein S15a.

Mol	Chain	Residues	Atoms					ZeroOcc	AltConf	Trace
16	W1	129	Total	C	N	O	S	0	0	0
			1034	659	193	176	6			
16	W2	129	Total	C	N	O	S	0	0	0
			1034	659	193	176	6			
16	W3	129	Total	C	N	O	S	0	0	0
			1034	659	193	176	6			
16	W4	129	Total	C	N	O	S	0	0	0
			1034	659	193	176	6			
16	W5	129	Total	C	N	O	S	0	0	0
			1034	659	193	176	6			
16	W6	129	Total	C	N	O	S	0	0	0
			1034	659	193	176	6			

- Molecule 17 is a protein called 40S ribosomal protein S24.

Mol	Chain	Residues	Atoms					ZeroOcc	AltConf	Trace
			Total	C	N	O	S			
17	Y1	131	Total 1065	C 673	N 209	O 178	S 5	0	0	0
17	Y2	131	Total 1065	C 673	N 209	O 178	S 5	0	0	0
17	Y3	131	Total 1065	C 673	N 209	O 178	S 5	0	0	0
17	Y4	131	Total 1065	C 673	N 209	O 178	S 5	0	0	0
17	Y5	131	Total 1065	C 673	N 209	O 178	S 5	0	0	0
17	Y6	131	Total 1065	C 673	N 209	O 178	S 5	0	0	0

- Molecule 18 is a protein called 40S ribosomal protein S25.

Mol	Chain	Residues	Atoms					ZeroOcc	AltConf	Trace
			Total	C	N	O	S			
18	Z1	75	Total 598	C 382	N 111	O 104	S 1	0	0	0
18	Z2	75	Total 598	C 382	N 111	O 104	S 1	0	0	0
18	Z3	75	Total 598	C 382	N 111	O 104	S 1	0	0	0
18	Z4	75	Total 598	C 382	N 111	O 104	S 1	0	0	0
18	Z5	75	Total 598	C 382	N 111	O 104	S 1	0	0	0
18	Z6	75	Total 598	C 382	N 111	O 104	S 1	0	0	0

- Molecule 19 is a protein called 40S ribosomal protein S27.

Mol	Chain	Residues	Atoms					ZeroOcc	AltConf	Trace
			Total	C	N	O	S			
19	b1	83	Total 651	C 408	N 121	O 115	S 7	0	0	0
19	b2	83	Total 651	C 408	N 121	O 115	S 7	0	0	0
19	b3	83	Total 651	C 408	N 121	O 115	S 7	0	0	0
19	b4	83	Total 651	C 408	N 121	O 115	S 7	0	0	0
19	b5	83	Total 651	C 408	N 121	O 115	S 7	0	0	0

Continued on next page...

Continued from previous page...

Mol	Chain	Residues	Atoms					ZeroOcc	AltConf	Trace
			Total	C	N	O	S			
19	b6	83	651	408	121	115	7	0	0	0

- Molecule 20 is a protein called 40S ribosomal protein S30.

Mol	Chain	Residues	Atoms					ZeroOcc	AltConf	Trace
			Total	C	N	O	S			
20	e1	58	459	284	100	74	1	0	0	0
20	e2	58	459	284	100	74	1	0	0	0
20	e3	58	459	284	100	74	1	0	0	0
20	e4	58	459	284	100	74	1	0	0	0
20	e5	58	459	284	100	74	1	0	0	0
20	e6	58	459	284	100	74	1	0	0	0

There are 210 discrepancies between the modelled and reference sequences:

Chain	Residue	Modelled	Actual	Comment	Reference
e1	-48	ALA	-	insertion	UNP E9PR30
e1	-47	HIS	-	insertion	UNP E9PR30
e1	-46	VAL	-	insertion	UNP E9PR30
e1	-45	ALA	-	insertion	UNP E9PR30
e1	-44	SER	-	insertion	UNP E9PR30
e1	-43	LEU	-	insertion	UNP E9PR30
e1	-42	GLU	-	insertion	UNP E9PR30
e1	-41	GLY	-	insertion	UNP E9PR30
e1	-40	ILE	-	insertion	UNP E9PR30
e1	-39	ALA	-	insertion	UNP E9PR30
e1	-38	PRO	-	insertion	UNP E9PR30
e1	-37	GLU	-	insertion	UNP E9PR30
e1	-36	ASP	-	insertion	UNP E9PR30
e1	-35	GLN	-	insertion	UNP E9PR30
e1	-34	VAL	-	insertion	UNP E9PR30
e1	-33	VAL	-	insertion	UNP E9PR30
e1	-32	LEU	-	insertion	UNP E9PR30
e1	-31	LEU	-	insertion	UNP E9PR30
e1	-30	ALA	-	insertion	UNP E9PR30
e1	-29	GLY	-	insertion	UNP E9PR30

Continued on next page...

Continued from previous page...

Chain	Residue	Modelled	Actual	Comment	Reference
e1	-28	ALA	-	insertion	UNP E9PR30
e1	-27	PRO	-	insertion	UNP E9PR30
e1	-26	LEU	-	insertion	UNP E9PR30
e1	-25	GLU	-	insertion	UNP E9PR30
e1	-24	ASP	-	insertion	UNP E9PR30
e1	-23	GLU	-	insertion	UNP E9PR30
e1	-22	ALA	-	insertion	UNP E9PR30
e1	-21	THR	-	insertion	UNP E9PR30
e1	-20	LEU	-	insertion	UNP E9PR30
e1	-19	GLY	-	insertion	UNP E9PR30
e1	-18	GLN	-	insertion	UNP E9PR30
e1	-17	CYS	-	insertion	UNP E9PR30
e1	-16	GLY	-	insertion	UNP E9PR30
e1	-15	VAL	-	insertion	UNP E9PR30
e1	-14	GLU	-	insertion	UNP E9PR30
e2	-48	ALA	-	insertion	UNP E9PR30
e2	-47	HIS	-	insertion	UNP E9PR30
e2	-46	VAL	-	insertion	UNP E9PR30
e2	-45	ALA	-	insertion	UNP E9PR30
e2	-44	SER	-	insertion	UNP E9PR30
e2	-43	LEU	-	insertion	UNP E9PR30
e2	-42	GLU	-	insertion	UNP E9PR30
e2	-41	GLY	-	insertion	UNP E9PR30
e2	-40	ILE	-	insertion	UNP E9PR30
e2	-39	ALA	-	insertion	UNP E9PR30
e2	-38	PRO	-	insertion	UNP E9PR30
e2	-37	GLU	-	insertion	UNP E9PR30
e2	-36	ASP	-	insertion	UNP E9PR30
e2	-35	GLN	-	insertion	UNP E9PR30
e2	-34	VAL	-	insertion	UNP E9PR30
e2	-33	VAL	-	insertion	UNP E9PR30
e2	-32	LEU	-	insertion	UNP E9PR30
e2	-31	LEU	-	insertion	UNP E9PR30
e2	-30	ALA	-	insertion	UNP E9PR30
e2	-29	GLY	-	insertion	UNP E9PR30
e2	-28	ALA	-	insertion	UNP E9PR30
e2	-27	PRO	-	insertion	UNP E9PR30
e2	-26	LEU	-	insertion	UNP E9PR30
e2	-25	GLU	-	insertion	UNP E9PR30
e2	-24	ASP	-	insertion	UNP E9PR30
e2	-23	GLU	-	insertion	UNP E9PR30
e2	-22	ALA	-	insertion	UNP E9PR30

Continued on next page...

Continued from previous page...

Chain	Residue	Modelled	Actual	Comment	Reference
e2	-21	THR	-	insertion	UNP E9PR30
e2	-20	LEU	-	insertion	UNP E9PR30
e2	-19	GLY	-	insertion	UNP E9PR30
e2	-18	GLN	-	insertion	UNP E9PR30
e2	-17	CYS	-	insertion	UNP E9PR30
e2	-16	GLY	-	insertion	UNP E9PR30
e2	-15	VAL	-	insertion	UNP E9PR30
e2	-14	GLU	-	insertion	UNP E9PR30
e3	-48	ALA	-	insertion	UNP E9PR30
e3	-47	HIS	-	insertion	UNP E9PR30
e3	-46	VAL	-	insertion	UNP E9PR30
e3	-45	ALA	-	insertion	UNP E9PR30
e3	-44	SER	-	insertion	UNP E9PR30
e3	-43	LEU	-	insertion	UNP E9PR30
e3	-42	GLU	-	insertion	UNP E9PR30
e3	-41	GLY	-	insertion	UNP E9PR30
e3	-40	ILE	-	insertion	UNP E9PR30
e3	-39	ALA	-	insertion	UNP E9PR30
e3	-38	PRO	-	insertion	UNP E9PR30
e3	-37	GLU	-	insertion	UNP E9PR30
e3	-36	ASP	-	insertion	UNP E9PR30
e3	-35	GLN	-	insertion	UNP E9PR30
e3	-34	VAL	-	insertion	UNP E9PR30
e3	-33	VAL	-	insertion	UNP E9PR30
e3	-32	LEU	-	insertion	UNP E9PR30
e3	-31	LEU	-	insertion	UNP E9PR30
e3	-30	ALA	-	insertion	UNP E9PR30
e3	-29	GLY	-	insertion	UNP E9PR30
e3	-28	ALA	-	insertion	UNP E9PR30
e3	-27	PRO	-	insertion	UNP E9PR30
e3	-26	LEU	-	insertion	UNP E9PR30
e3	-25	GLU	-	insertion	UNP E9PR30
e3	-24	ASP	-	insertion	UNP E9PR30
e3	-23	GLU	-	insertion	UNP E9PR30
e3	-22	ALA	-	insertion	UNP E9PR30
e3	-21	THR	-	insertion	UNP E9PR30
e3	-20	LEU	-	insertion	UNP E9PR30
e3	-19	GLY	-	insertion	UNP E9PR30
e3	-18	GLN	-	insertion	UNP E9PR30
e3	-17	CYS	-	insertion	UNP E9PR30
e3	-16	GLY	-	insertion	UNP E9PR30
e3	-15	VAL	-	insertion	UNP E9PR30

Continued on next page...

Continued from previous page...

Chain	Residue	Modelled	Actual	Comment	Reference
e3	-14	GLU	-	insertion	UNP E9PR30
e4	-48	ALA	-	insertion	UNP E9PR30
e4	-47	HIS	-	insertion	UNP E9PR30
e4	-46	VAL	-	insertion	UNP E9PR30
e4	-45	ALA	-	insertion	UNP E9PR30
e4	-44	SER	-	insertion	UNP E9PR30
e4	-43	LEU	-	insertion	UNP E9PR30
e4	-42	GLU	-	insertion	UNP E9PR30
e4	-41	GLY	-	insertion	UNP E9PR30
e4	-40	ILE	-	insertion	UNP E9PR30
e4	-39	ALA	-	insertion	UNP E9PR30
e4	-38	PRO	-	insertion	UNP E9PR30
e4	-37	GLU	-	insertion	UNP E9PR30
e4	-36	ASP	-	insertion	UNP E9PR30
e4	-35	GLN	-	insertion	UNP E9PR30
e4	-34	VAL	-	insertion	UNP E9PR30
e4	-33	VAL	-	insertion	UNP E9PR30
e4	-32	LEU	-	insertion	UNP E9PR30
e4	-31	LEU	-	insertion	UNP E9PR30
e4	-30	ALA	-	insertion	UNP E9PR30
e4	-29	GLY	-	insertion	UNP E9PR30
e4	-28	ALA	-	insertion	UNP E9PR30
e4	-27	PRO	-	insertion	UNP E9PR30
e4	-26	LEU	-	insertion	UNP E9PR30
e4	-25	GLU	-	insertion	UNP E9PR30
e4	-24	ASP	-	insertion	UNP E9PR30
e4	-23	GLU	-	insertion	UNP E9PR30
e4	-22	ALA	-	insertion	UNP E9PR30
e4	-21	THR	-	insertion	UNP E9PR30
e4	-20	LEU	-	insertion	UNP E9PR30
e4	-19	GLY	-	insertion	UNP E9PR30
e4	-18	GLN	-	insertion	UNP E9PR30
e4	-17	CYS	-	insertion	UNP E9PR30
e4	-16	GLY	-	insertion	UNP E9PR30
e4	-15	VAL	-	insertion	UNP E9PR30
e4	-14	GLU	-	insertion	UNP E9PR30
e5	-48	ALA	-	insertion	UNP E9PR30
e5	-47	HIS	-	insertion	UNP E9PR30
e5	-46	VAL	-	insertion	UNP E9PR30
e5	-45	ALA	-	insertion	UNP E9PR30
e5	-44	SER	-	insertion	UNP E9PR30
e5	-43	LEU	-	insertion	UNP E9PR30

Continued on next page...

Continued from previous page...

Chain	Residue	Modelled	Actual	Comment	Reference
e5	-42	GLU	-	insertion	UNP E9PR30
e5	-41	GLY	-	insertion	UNP E9PR30
e5	-40	ILE	-	insertion	UNP E9PR30
e5	-39	ALA	-	insertion	UNP E9PR30
e5	-38	PRO	-	insertion	UNP E9PR30
e5	-37	GLU	-	insertion	UNP E9PR30
e5	-36	ASP	-	insertion	UNP E9PR30
e5	-35	GLN	-	insertion	UNP E9PR30
e5	-34	VAL	-	insertion	UNP E9PR30
e5	-33	VAL	-	insertion	UNP E9PR30
e5	-32	LEU	-	insertion	UNP E9PR30
e5	-31	LEU	-	insertion	UNP E9PR30
e5	-30	ALA	-	insertion	UNP E9PR30
e5	-29	GLY	-	insertion	UNP E9PR30
e5	-28	ALA	-	insertion	UNP E9PR30
e5	-27	PRO	-	insertion	UNP E9PR30
e5	-26	LEU	-	insertion	UNP E9PR30
e5	-25	GLU	-	insertion	UNP E9PR30
e5	-24	ASP	-	insertion	UNP E9PR30
e5	-23	GLU	-	insertion	UNP E9PR30
e5	-22	ALA	-	insertion	UNP E9PR30
e5	-21	THR	-	insertion	UNP E9PR30
e5	-20	LEU	-	insertion	UNP E9PR30
e5	-19	GLY	-	insertion	UNP E9PR30
e5	-18	GLN	-	insertion	UNP E9PR30
e5	-17	CYS	-	insertion	UNP E9PR30
e5	-16	GLY	-	insertion	UNP E9PR30
e5	-15	VAL	-	insertion	UNP E9PR30
e5	-14	GLU	-	insertion	UNP E9PR30
e6	-48	ALA	-	insertion	UNP E9PR30
e6	-47	HIS	-	insertion	UNP E9PR30
e6	-46	VAL	-	insertion	UNP E9PR30
e6	-45	ALA	-	insertion	UNP E9PR30
e6	-44	SER	-	insertion	UNP E9PR30
e6	-43	LEU	-	insertion	UNP E9PR30
e6	-42	GLU	-	insertion	UNP E9PR30
e6	-41	GLY	-	insertion	UNP E9PR30
e6	-40	ILE	-	insertion	UNP E9PR30
e6	-39	ALA	-	insertion	UNP E9PR30
e6	-38	PRO	-	insertion	UNP E9PR30
e6	-37	GLU	-	insertion	UNP E9PR30
e6	-36	ASP	-	insertion	UNP E9PR30

Continued on next page...

Continued from previous page...

Chain	Residue	Modelled	Actual	Comment	Reference
e6	-35	GLN	-	insertion	UNP E9PR30
e6	-34	VAL	-	insertion	UNP E9PR30
e6	-33	VAL	-	insertion	UNP E9PR30
e6	-32	LEU	-	insertion	UNP E9PR30
e6	-31	LEU	-	insertion	UNP E9PR30
e6	-30	ALA	-	insertion	UNP E9PR30
e6	-29	GLY	-	insertion	UNP E9PR30
e6	-28	ALA	-	insertion	UNP E9PR30
e6	-27	PRO	-	insertion	UNP E9PR30
e6	-26	LEU	-	insertion	UNP E9PR30
e6	-25	GLU	-	insertion	UNP E9PR30
e6	-24	ASP	-	insertion	UNP E9PR30
e6	-23	GLU	-	insertion	UNP E9PR30
e6	-22	ALA	-	insertion	UNP E9PR30
e6	-21	THR	-	insertion	UNP E9PR30
e6	-20	LEU	-	insertion	UNP E9PR30
e6	-19	GLY	-	insertion	UNP E9PR30
e6	-18	GLN	-	insertion	UNP E9PR30
e6	-17	CYS	-	insertion	UNP E9PR30
e6	-16	GLY	-	insertion	UNP E9PR30
e6	-15	VAL	-	insertion	UNP E9PR30
e6	-14	GLU	-	insertion	UNP E9PR30

- Molecule 21 is a RNA chain called Human 18S ribosomal RNA.

Mol	Chain	Residues	Atoms					ZeroOcc	AltConf	Trace
			Total	C	N	O	P			
21	i1	1742	Total 36900	C 16458	N 6595	O 12106	P 1741	0	0	0
21	i2	1742	Total 36900	C 16458	N 6595	O 12106	P 1741	0	0	0
21	i3	1742	Total 36900	C 16458	N 6595	O 12106	P 1741	0	0	0
21	i4	1742	Total 36900	C 16458	N 6595	O 12106	P 1741	0	0	0
21	i5	1742	Total 36900	C 16458	N 6595	O 12106	P 1741	0	0	0
21	i6	1742	Total 36900	C 16458	N 6595	O 12106	P 1741	0	0	0

There are 30 discrepancies between the modelled and reference sequences:

Chain	Residue	Modelled	Actual	Comment	Reference
i1	582	C	U	conflict	GB 36162

Continued on next page...

Continued from previous page...

Chain	Residue	Modelled	Actual	Comment	Reference
i1	583	C	A	conflict	GB 36162
i1	584	G	A	conflict	GB 36162
i1	798	A	G	conflict	GB 36162
i1	1095	U	C	conflict	GB 36162
i2	582	C	U	conflict	GB 36162
i2	583	C	A	conflict	GB 36162
i2	584	G	A	conflict	GB 36162
i2	798	A	G	conflict	GB 36162
i2	1095	U	C	conflict	GB 36162
i3	582	C	U	conflict	GB 36162
i3	583	C	A	conflict	GB 36162
i3	584	G	A	conflict	GB 36162
i3	798	A	G	conflict	GB 36162
i3	1095	U	C	conflict	GB 36162
i4	582	C	U	conflict	GB 36162
i4	583	C	A	conflict	GB 36162
i4	584	G	A	conflict	GB 36162
i4	798	A	G	conflict	GB 36162
i4	1095	U	C	conflict	GB 36162
i5	582	C	U	conflict	GB 36162
i5	583	C	A	conflict	GB 36162
i5	584	G	A	conflict	GB 36162
i5	798	A	G	conflict	GB 36162
i5	1095	U	C	conflict	GB 36162
i6	582	C	U	conflict	GB 36162
i6	583	C	A	conflict	GB 36162
i6	584	G	A	conflict	GB 36162
i6	798	A	G	conflict	GB 36162
i6	1095	U	C	conflict	GB 36162

- Molecule 22 is a protein called 40S ribosomal protein SA.

Mol	Chain	Residues	Atoms					ZeroOcc	AltConf	Trace
			Total	C	N	O	S			
22	A1	222	1747	1109	306	324	8	0	0	0
22	A2	222	1747	1109	306	324	8	0	0	0
22	A3	222	1747	1109	306	324	8	0	0	0
22	A4	222	1747	1109	306	324	8	0	0	0
22	A5	222	1747	1109	306	324	8	0	0	0

Continued on next page...

Continued from previous page...

Mol	Chain	Residues	Atoms					ZeroOcc	AltConf	Trace
22	A6	222	Total	C	N	O	S	0	0	0
			1747	1109	306	324	8			

- Molecule 23 is a protein called 40S ribosomal protein S3a.

Mol	Chain	Residues	Atoms					ZeroOcc	AltConf	Trace
23	B1	214	Total	C	N	O	S	0	0	0
			1738	1103	310	311	14			
23	B2	214	Total	C	N	O	S	0	0	0
			1738	1103	310	311	14			
23	B3	214	Total	C	N	O	S	0	0	0
			1738	1103	310	311	14			
23	B4	214	Total	C	N	O	S	0	0	0
			1738	1103	310	311	14			
23	B5	214	Total	C	N	O	S	0	0	0
			1738	1103	310	311	14			
23	B6	214	Total	C	N	O	S	0	0	0
			1738	1103	310	311	14			

- Molecule 24 is a protein called 40S ribosomal protein S3.

Mol	Chain	Residues	Atoms					ZeroOcc	AltConf	Trace
24	D1	227	Total	C	N	O	S	0	0	0
			1765	1125	317	315	8			
24	D2	227	Total	C	N	O	S	0	0	0
			1765	1125	317	315	8			
24	D3	227	Total	C	N	O	S	0	0	0
			1765	1125	317	315	8			
24	D4	227	Total	C	N	O	S	0	0	0
			1765	1125	317	315	8			
24	D5	227	Total	C	N	O	S	0	0	0
			1765	1125	317	315	8			
24	D6	227	Total	C	N	O	S	0	0	0
			1765	1125	317	315	8			

- Molecule 25 is a protein called 40S ribosomal protein S4, X isoform.

Mol	Chain	Residues	Atoms					ZeroOcc	AltConf	Trace
25	E1	262	Total	C	N	O	S	0	0	0
			2076	1324	386	358	8			
25	E2	262	Total	C	N	O	S	0	0	0
			2076	1324	386	358	8			

Continued on next page...

Continued from previous page...

Mol	Chain	Residues	Atoms					ZeroOcc	AltConf	Trace
25	E3	262	Total	C	N	O	S	0	0	0
			2076	1324	386	358	8			
25	E4	262	Total	C	N	O	S	0	0	0
			2076	1324	386	358	8			
25	E5	262	Total	C	N	O	S	0	0	0
			2076	1324	386	358	8			
25	E6	262	Total	C	N	O	S	0	0	0
			2076	1324	386	358	8			

- Molecule 26 is a protein called 40S ribosomal protein S5.

Mol	Chain	Residues	Atoms					ZeroOcc	AltConf	Trace
26	F1	191	Total	C	N	O	S	0	0	0
			1509	943	286	273	7			
26	F2	191	Total	C	N	O	S	0	0	0
			1509	943	286	273	7			
26	F3	191	Total	C	N	O	S	0	0	0
			1509	943	286	273	7			
26	F4	191	Total	C	N	O	S	0	0	0
			1509	943	286	273	7			
26	F5	191	Total	C	N	O	S	0	0	0
			1509	943	286	273	7			
26	F6	191	Total	C	N	O	S	0	0	0
			1509	943	286	273	7			

- Molecule 27 is a protein called 40S ribosomal protein S7.

Mol	Chain	Residues	Atoms					ZeroOcc	AltConf	Trace
27	H1	189	Total	C	N	O	S	0	0	0
			1521	969	280	271	1			
27	H2	189	Total	C	N	O	S	0	0	0
			1521	969	280	271	1			
27	H3	189	Total	C	N	O	S	0	0	0
			1521	969	280	271	1			
27	H4	189	Total	C	N	O	S	0	0	0
			1521	969	280	271	1			
27	H5	189	Total	C	N	O	S	0	0	0
			1521	969	280	271	1			
27	H6	189	Total	C	N	O	S	0	0	0
			1521	969	280	271	1			

- Molecule 28 is a protein called 40S ribosomal protein S8.

Mol	Chain	Residues	Atoms					ZeroOcc	AltConf	Trace
28	I1	206	Total	C	N	O	S	0	0	0
			1686	1058	332	291	5			
28	I2	206	Total	C	N	O	S	0	0	0
			1686	1058	332	291	5			
28	I3	206	Total	C	N	O	S	0	0	0
			1686	1058	332	291	5			
28	I4	206	Total	C	N	O	S	0	0	0
			1686	1058	332	291	5			
28	I5	206	Total	C	N	O	S	0	0	0
			1686	1058	332	291	5			
28	I6	206	Total	C	N	O	S	0	0	0
			1686	1058	332	291	5			

- Molecule 29 is a protein called 40S ribosomal protein S10.

Mol	Chain	Residues	Atoms					ZeroOcc	AltConf	Trace
29	K1	98	Total	C	N	O	S	0	0	0
			827	539	148	134	6			
29	K2	98	Total	C	N	O	S	0	0	0
			827	539	148	134	6			
29	K3	98	Total	C	N	O	S	0	0	0
			827	539	148	134	6			
29	K4	98	Total	C	N	O	S	0	0	0
			827	539	148	134	6			
29	K5	98	Total	C	N	O	S	0	0	0
			827	539	148	134	6			
29	K6	98	Total	C	N	O	S	0	0	0
			827	539	148	134	6			

- Molecule 30 is a protein called 40S ribosomal protein S11.

Mol	Chain	Residues	Atoms					ZeroOcc	AltConf	Trace
30	L1	153	Total	C	N	O	S	0	0	0
			1247	793	234	214	6			
30	L2	153	Total	C	N	O	S	0	0	0
			1247	793	234	214	6			
30	L3	153	Total	C	N	O	S	0	0	0
			1247	793	234	214	6			
30	L4	153	Total	C	N	O	S	0	0	0
			1247	793	234	214	6			
30	L5	153	Total	C	N	O	S	0	0	0
			1247	793	234	214	6			
30	L6	153	Total	C	N	O	S	0	0	0
			1247	793	234	214	6			

- Molecule 31 is a protein called 40S ribosomal protein S15.

Mol	Chain	Residues	Atoms					ZeroOcc	AltConf	Trace
			Total	C	N	O	S			
31	P1	125	Total	C	N	O	S	0	0	0
			1033	656	196	174	7			
31	P2	125	Total	C	N	O	S	0	0	0
			1033	656	196	174	7			
31	P3	125	Total	C	N	O	S	0	0	0
			1033	656	196	174	7			
31	P4	125	Total	C	N	O	S	0	0	0
			1033	656	196	174	7			
31	P5	125	Total	C	N	O	S	0	0	0
			1033	656	196	174	7			
31	P6	125	Total	C	N	O	S	0	0	0
			1033	656	196	174	7			

- Molecule 32 is a protein called 40S ribosomal protein S16.

Mol	Chain	Residues	Atoms					ZeroOcc	AltConf	Trace
			Total	C	N	O	S			
32	Q1	146	Total	C	N	O	S	0	0	0
			1158	736	218	200	4			
32	Q2	146	Total	C	N	O	S	0	0	0
			1158	736	218	200	4			
32	Q3	146	Total	C	N	O	S	0	0	0
			1158	736	218	200	4			
32	Q4	146	Total	C	N	O	S	0	0	0
			1158	736	218	200	4			
32	Q5	146	Total	C	N	O	S	0	0	0
			1158	736	218	200	4			
32	Q6	146	Total	C	N	O	S	0	0	0
			1158	736	218	200	4			

- Molecule 33 is a protein called 40S ribosomal protein S17.

Mol	Chain	Residues	Atoms					ZeroOcc	AltConf	Trace
			Total	C	N	O	S			
33	R1	132	Total	C	N	O	S	0	0	0
			1072	673	199	195	5			
33	R2	132	Total	C	N	O	S	0	0	0
			1072	673	199	195	5			
33	R3	132	Total	C	N	O	S	0	0	0
			1072	673	199	195	5			
33	R4	132	Total	C	N	O	S	0	0	0
			1072	673	199	195	5			
33	R5	132	Total	C	N	O	S	0	0	0
			1072	673	199	195	5			

Continued on next page...

Continued from previous page...

Mol	Chain	Residues	Atoms					ZeroOcc	AltConf	Trace
33	R6	132	Total	C	N	O	S	0	0	0
			1072	673	199	195	5			

- Molecule 34 is a protein called 40S ribosomal protein S18.

Mol	Chain	Residues	Atoms					ZeroOcc	AltConf	Trace
34	S1	143	Total	C	N	O	S	0	0	0
			1184	743	240	200	1			
34	S2	143	Total	C	N	O	S	0	0	0
			1184	743	240	200	1			
34	S3	143	Total	C	N	O	S	0	0	0
			1184	743	240	200	1			
34	S4	143	Total	C	N	O	S	0	0	0
			1184	743	240	200	1			
34	S5	143	Total	C	N	O	S	0	0	0
			1184	743	240	200	1			
34	S6	143	Total	C	N	O	S	0	0	0
			1184	743	240	200	1			

- Molecule 35 is a protein called 60S ribosomal protein L41.

Mol	Chain	Residues	Atoms					ZeroOcc	AltConf	Trace
35	j1	25	Total	C	N	O	S	0	0	0
			239	145	64	27	3			
35	j2	25	Total	C	N	O	S	0	0	0
			239	145	64	27	3			
35	j3	25	Total	C	N	O	S	0	0	0
			239	145	64	27	3			
35	j4	25	Total	C	N	O	S	0	0	0
			239	145	64	27	3			
35	j5	25	Total	C	N	O	S	0	0	0
			239	145	64	27	3			
35	j6	25	Total	C	N	O	S	0	0	0
			239	145	64	27	3			

- Molecule 36 is a protein called Malignant T-cell-amplified sequence 1.

Mol	Chain	Residues	Atoms					ZeroOcc	AltConf	Trace
36	k1	181	Total	C	N	O	S	0	0	0
			1421	926	234	250	11			
36	k2	181	Total	C	N	O	S	0	0	0
			1421	926	234	250	11			

Continued on next page...

Continued from previous page...

Mol	Chain	Residues	Atoms					ZeroOcc	AltConf	Trace
36	k3	181	Total	C	N	O	S	0	0	0
			1421	926	234	250	11			
36	k4	181	Total	C	N	O	S	0	0	0
			1421	926	234	250	11			
36	k5	181	Total	C	N	O	S	0	0	0
			1421	926	234	250	11			
36	k6	181	Total	C	N	O	S	0	0	0
			1421	926	234	250	11			

- Molecule 37 is a protein called Density-regulated protein.

Mol	Chain	Residues	Atoms					ZeroOcc	AltConf	Trace
37	l1	79	Total	C	N	O	S	0	0	0
			629	400	102	125	2			
37	l2	79	Total	C	N	O	S	0	0	0
			629	400	102	125	2			
37	l3	79	Total	C	N	O	S	0	0	0
			629	400	102	125	2			
37	l4	79	Total	C	N	O	S	0	0	0
			629	400	102	125	2			
37	l5	79	Total	C	N	O	S	0	0	0
			629	400	102	125	2			
37	l6	79	Total	C	N	O	S	0	0	0
			629	400	102	125	2			

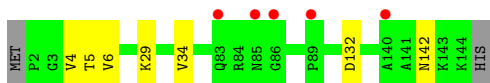
- Molecule 38 is ZINC ION (three-letter code: ZN) (formula: Zn).

Mol	Chain	Residues	Atoms		ZeroOcc	AltConf
38	f1	1	Total	Zn	0	0
			1	1		
38	f2	1	Total	Zn	0	0
			1	1		
38	f3	1	Total	Zn	0	0
			1	1		
38	f4	1	Total	Zn	0	0
			1	1		
38	f5	1	Total	Zn	0	0
			1	1		
38	f6	1	Total	Zn	0	0
			1	1		

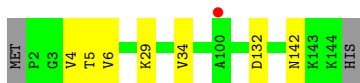
3 Residue-property plots [i](#)

These plots are drawn for all protein, RNA, DNA and oligosaccharide chains in the entry. The first graphic for a chain summarises the proportions of the various outlier classes displayed in the second graphic. The second graphic shows the sequence view annotated by issues in geometry and electron density. Residues are color-coded according to the number of geometric quality criteria for which they contain at least one outlier: green = 0, yellow = 1, orange = 2 and red = 3 or more. A red dot above a residue indicates a poor fit to the electron density ($RSRZ > 2$). Stretches of 2 or more consecutive residues without any outlier are shown as a green connector. Residues present in the sample, but not in the model, are shown in grey.

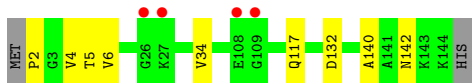
- Molecule 1: 40S ribosomal protein S19



- Molecule 1: 40S ribosomal protein S19



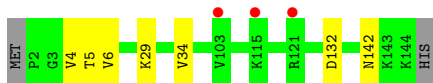
- Molecule 1: 40S ribosomal protein S19



- Molecule 1: 40S ribosomal protein S19



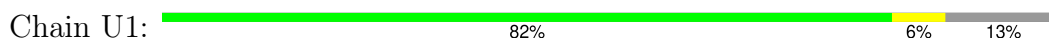
- Molecule 1: 40S ribosomal protein S19



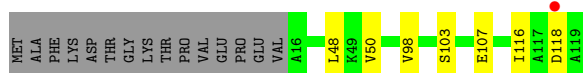
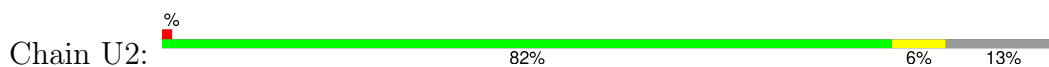
- Molecule 1: 40S ribosomal protein S19



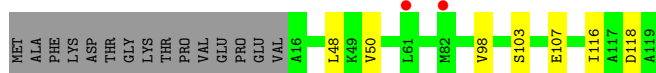
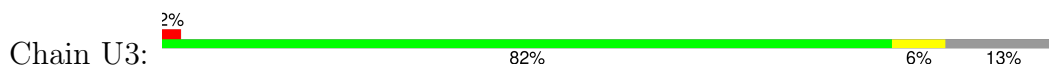
• Molecule 2: 40S ribosomal protein S20



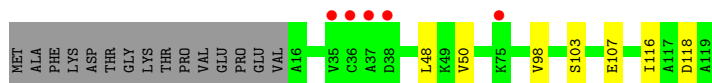
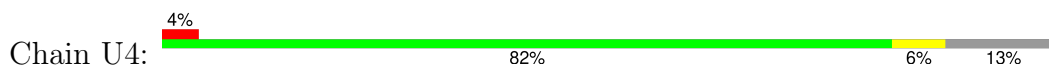
• Molecule 2: 40S ribosomal protein S20



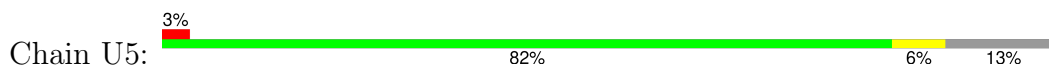
• Molecule 2: 40S ribosomal protein S20



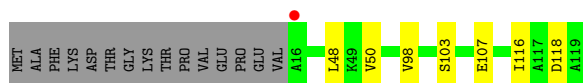
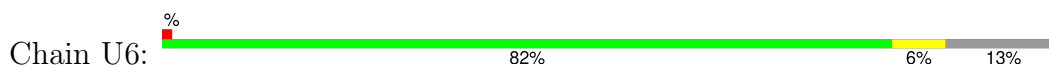
• Molecule 2: 40S ribosomal protein S20



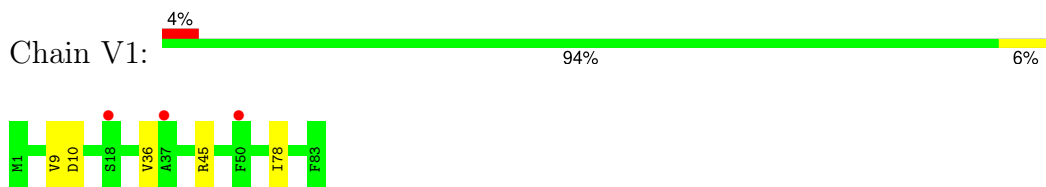
• Molecule 2: 40S ribosomal protein S20



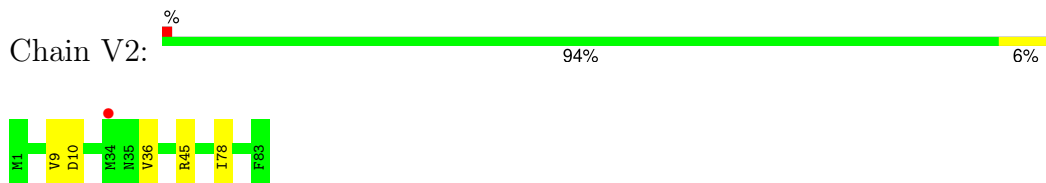
• Molecule 2: 40S ribosomal protein S20



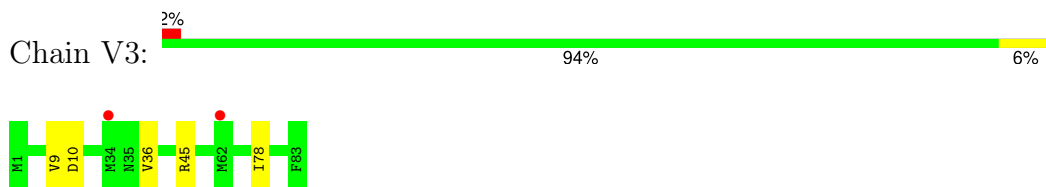
- Molecule 3: 40S ribosomal protein S21



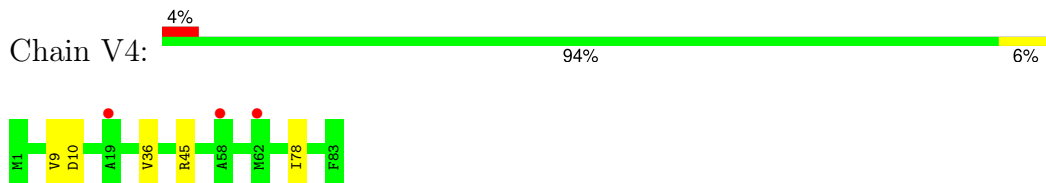
- Molecule 3: 40S ribosomal protein S21



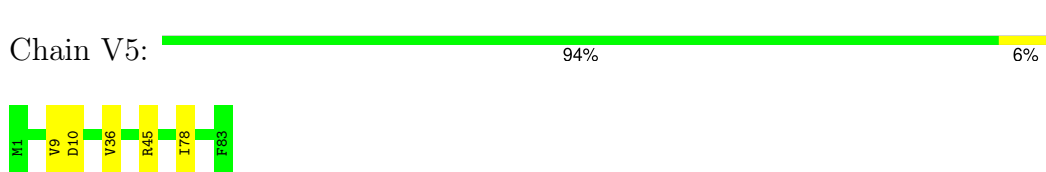
- Molecule 3: 40S ribosomal protein S21



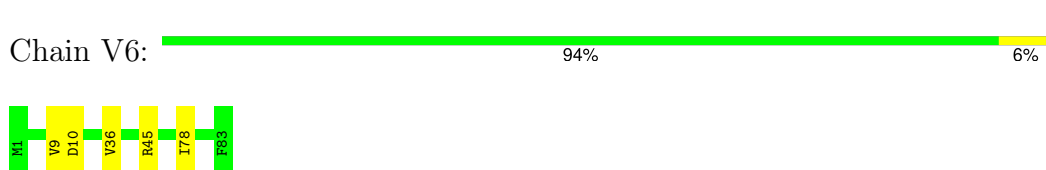
- Molecule 3: 40S ribosomal protein S21



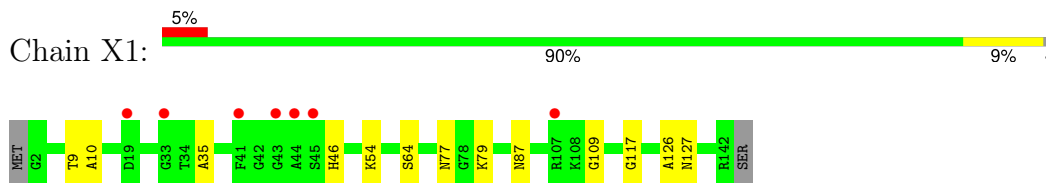
- Molecule 3: 40S ribosomal protein S21



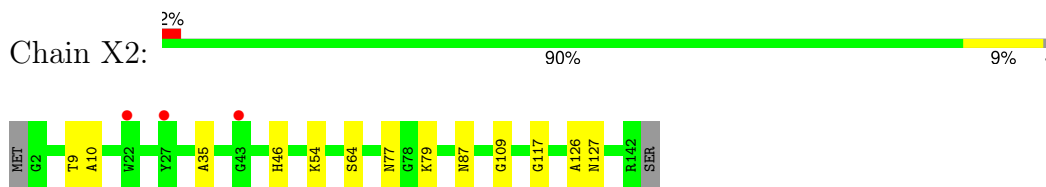
- Molecule 3: 40S ribosomal protein S21



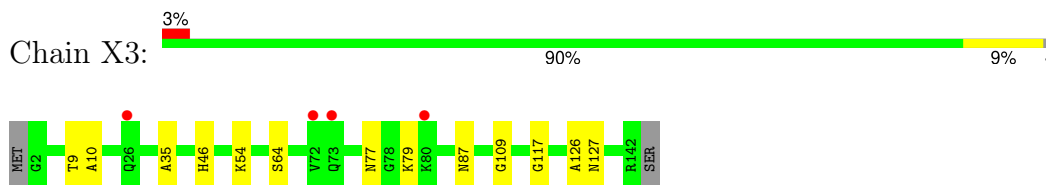
- Molecule 4: 40S ribosomal protein S23



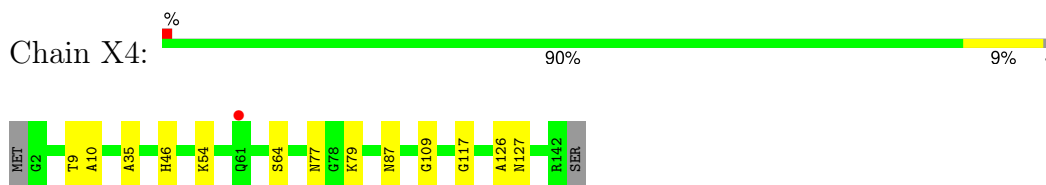
- Molecule 4: 40S ribosomal protein S23



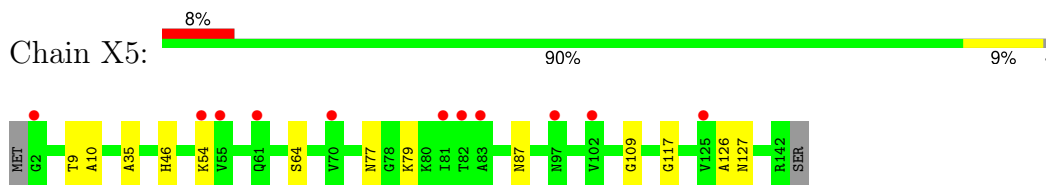
- Molecule 4: 40S ribosomal protein S23



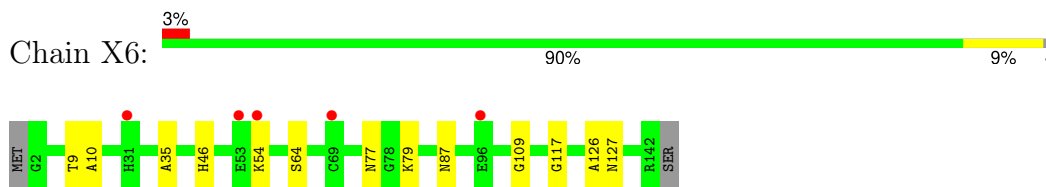
- Molecule 4: 40S ribosomal protein S23



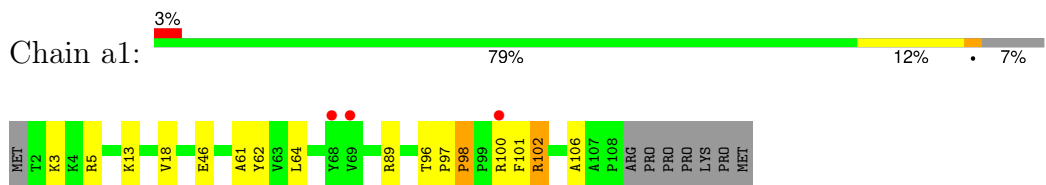
- Molecule 4: 40S ribosomal protein S23



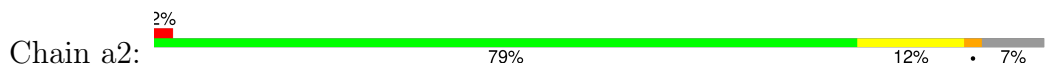
- Molecule 4: 40S ribosomal protein S23



- Molecule 5: 40S ribosomal protein S26

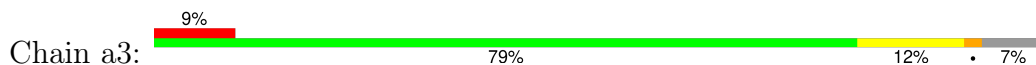


- Molecule 5: 40S ribosomal protein S26

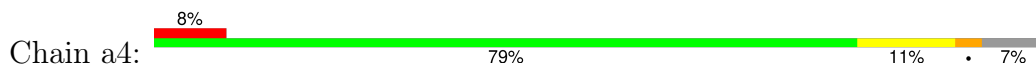





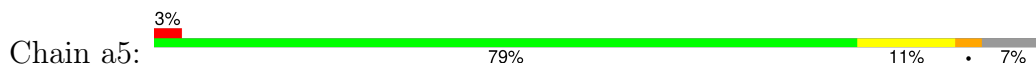
- Molecule 5: 40S ribosomal protein S26



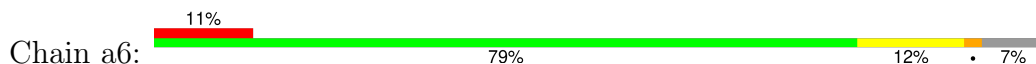
- Molecule 5: 40S ribosomal protein S26



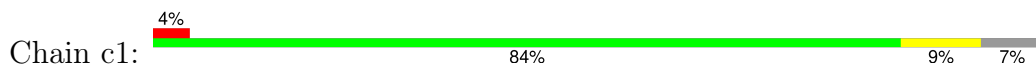
- Molecule 5: 40S ribosomal protein S26



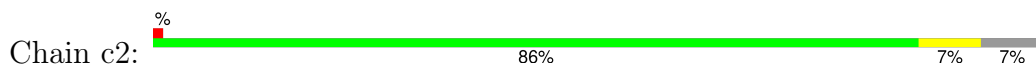
- Molecule 5: 40S ribosomal protein S26



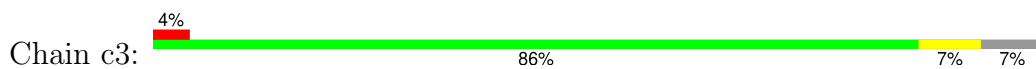
- Molecule 6: 40S ribosomal protein S28



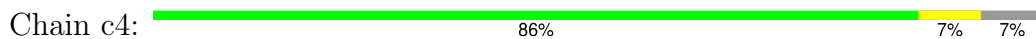
- Molecule 6: 40S ribosomal protein S28



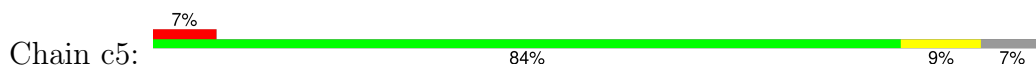
- Molecule 6: 40S ribosomal protein S28



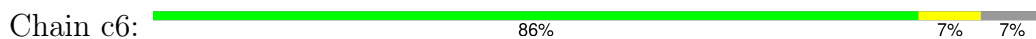
- Molecule 6: 40S ribosomal protein S28



- Molecule 6: 40S ribosomal protein S28



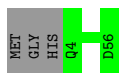
- Molecule 6: 40S ribosomal protein S28



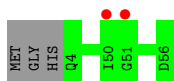
- Molecule 7: 40S ribosomal protein S29



- Molecule 7: 40S ribosomal protein S29



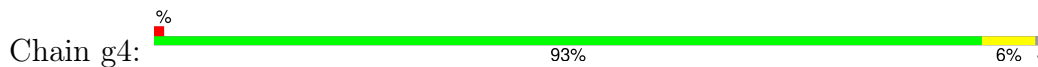
- Molecule 7: 40S ribosomal protein S29



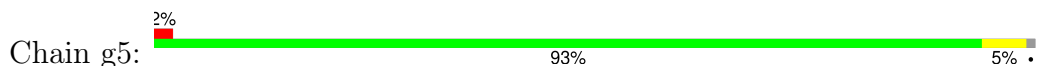
- Molecule 7: 40S ribosomal protein S29



• Molecule 9: Receptor of activated protein C kinase 1



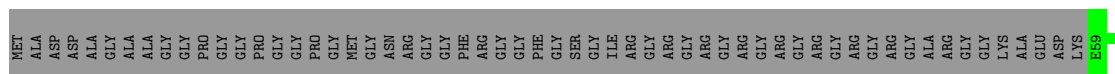
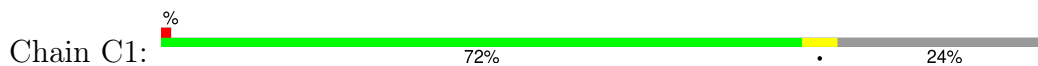
• Molecule 9: Receptor of activated protein C kinase 1



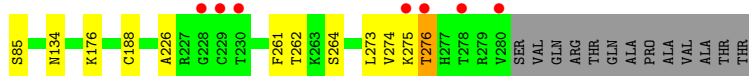
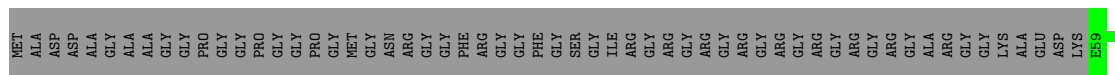
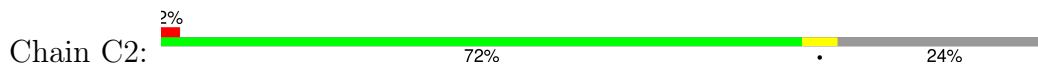
• Molecule 9: Receptor of activated protein C kinase 1




• Molecule 10: 40S ribosomal protein S2

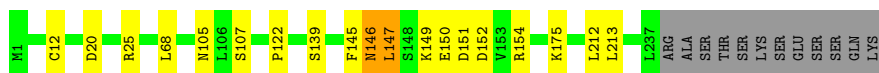


• Molecule 10: 40S ribosomal protein S2




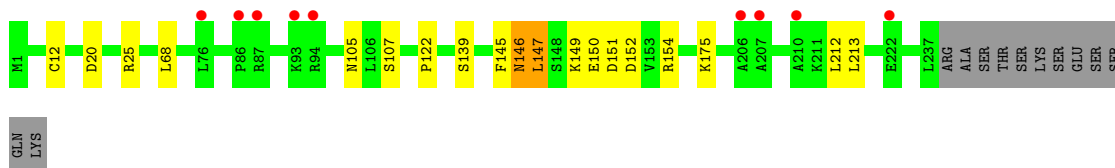
• Molecule 10: 40S ribosomal protein S2

Chain G2:  88% 7% • 5%




• Molecule 11: 40S ribosomal protein S6

Chain G3:  88% 7% • 5%




• Molecule 11: 40S ribosomal protein S6

Chain G4:  88% 6% • 5%




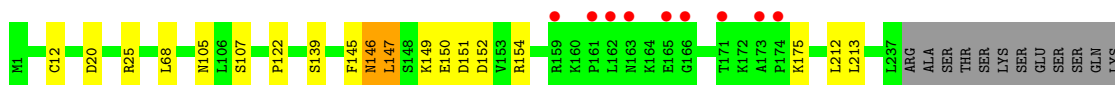
• Molecule 11: 40S ribosomal protein S6

Chain G5:  88% 7% • 5%




• Molecule 11: 40S ribosomal protein S6

Chain G6:  88% 7% • 5%




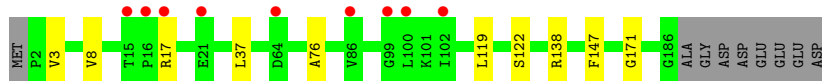
• Molecule 12: 40S ribosomal protein S9

Chain J1:  90% 5% 5%

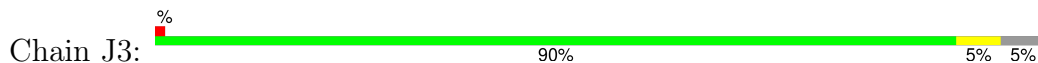


• Molecule 12: 40S ribosomal protein S9

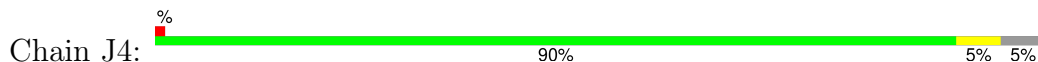
Chain J2:  90% 5% 5%



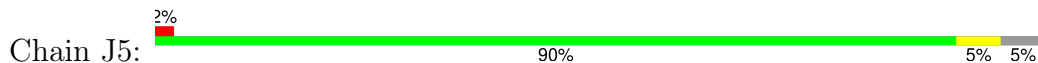
• Molecule 12: 40S ribosomal protein S9



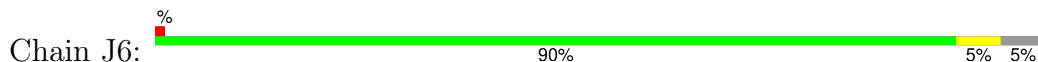
• Molecule 12: 40S ribosomal protein S9



• Molecule 12: 40S ribosomal protein S9



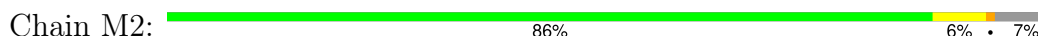
• Molecule 12: 40S ribosomal protein S9




• Molecule 13: 40S ribosomal protein S12

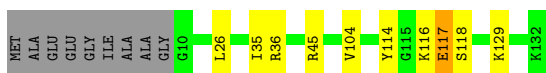


• Molecule 13: 40S ribosomal protein S12




• Molecule 13: 40S ribosomal protein S12

Chain M3:  86% 7% • 7%





• Molecule 13: 40S ribosomal protein S12

Chain M4:  86% 6% • 7%




• Molecule 13: 40S ribosomal protein S12

Chain M5:  86% 6% • 7%




• Molecule 13: 40S ribosomal protein S12

Chain M6:  86% 6% • 7%





• Molecule 14: 40S ribosomal protein S13

Chain N1:  89% 10% •




• Molecule 14: 40S ribosomal protein S13

Chain N2:  91% 7% ••



• Molecule 14: 40S ribosomal protein S13

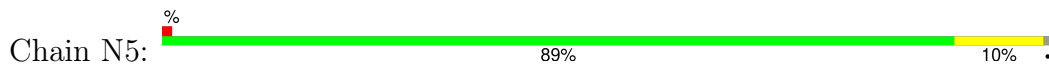
Chain N3:  89% 10% •



• Molecule 14: 40S ribosomal protein S13



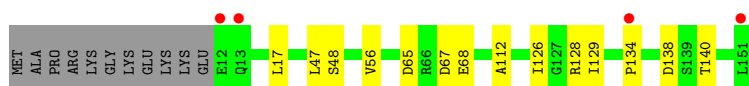
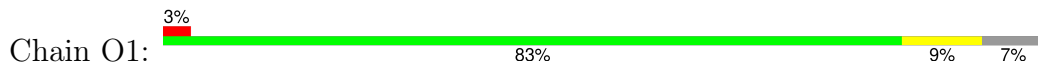
• Molecule 14: 40S ribosomal protein S13



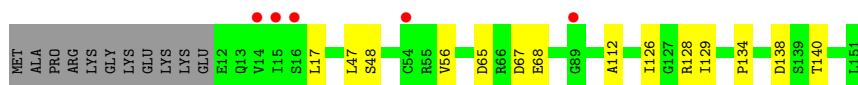
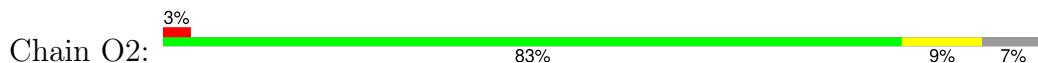
• Molecule 14: 40S ribosomal protein S13



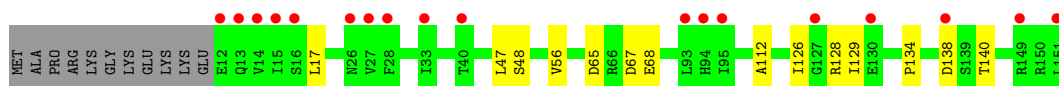
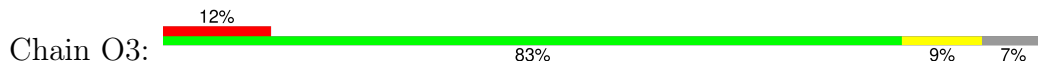
• Molecule 15: 40S ribosomal protein S14



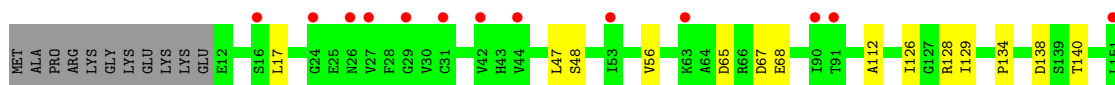
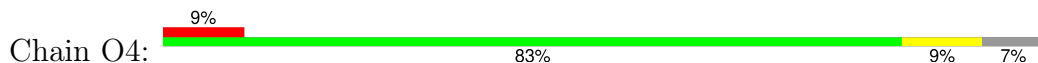
• Molecule 15: 40S ribosomal protein S14



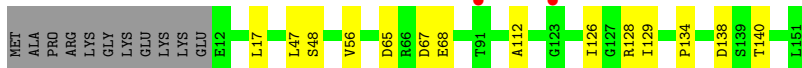
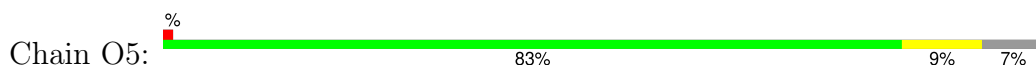
• Molecule 15: 40S ribosomal protein S14



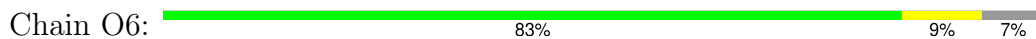
• Molecule 15: 40S ribosomal protein S14



• Molecule 15: 40S ribosomal protein S14



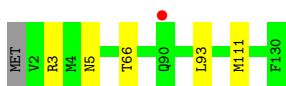
- Molecule 15: 40S ribosomal protein S14



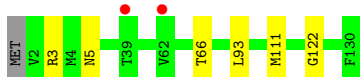
- Molecule 16: 40S ribosomal protein S15a



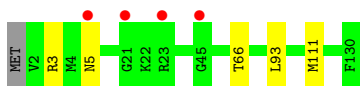
- Molecule 16: 40S ribosomal protein S15a



- Molecule 16: 40S ribosomal protein S15a



- Molecule 16: 40S ribosomal protein S15a



- Molecule 16: 40S ribosomal protein S15a



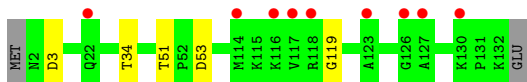
- Molecule 16: 40S ribosomal protein S15a

Chain W6:  95%



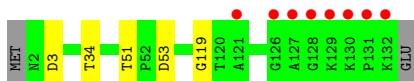
- Molecule 17: 40S ribosomal protein S24

Chain Y1:  95%



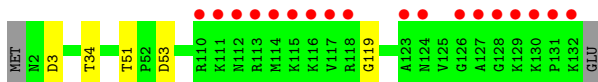
- Molecule 17: 40S ribosomal protein S24

Chain Y2:  95%



- Molecule 17: 40S ribosomal protein S24

Chain Y3:  95%



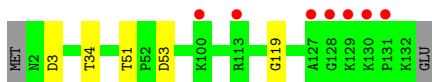
- Molecule 17: 40S ribosomal protein S24

Chain Y4:  95%



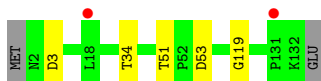
- Molecule 17: 40S ribosomal protein S24

Chain Y5:  95%

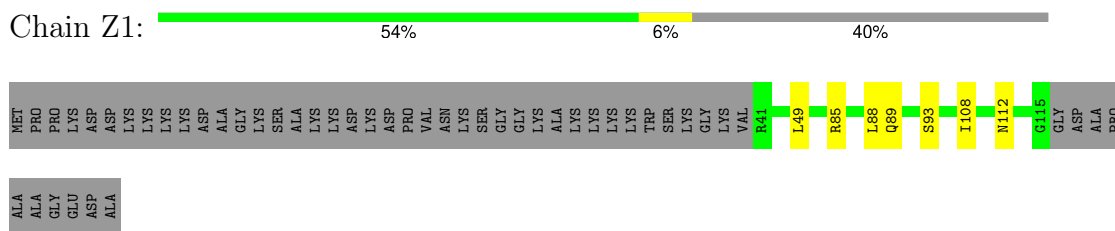


- Molecule 17: 40S ribosomal protein S24

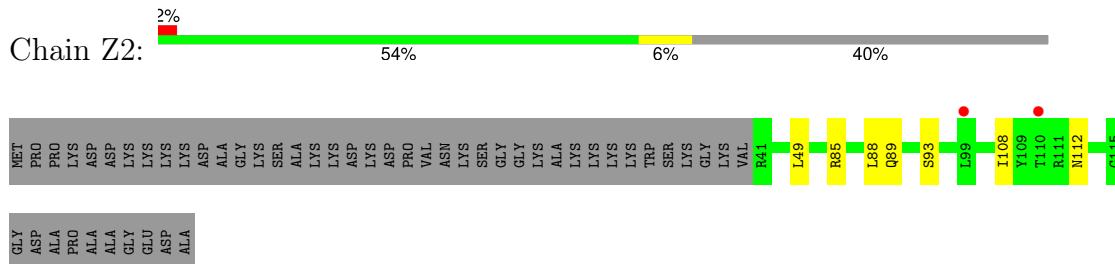
Chain Y6:  95%



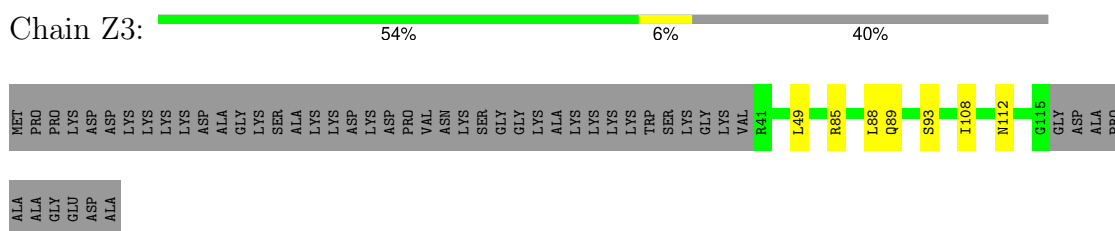
• Molecule 18: 40S ribosomal protein S25



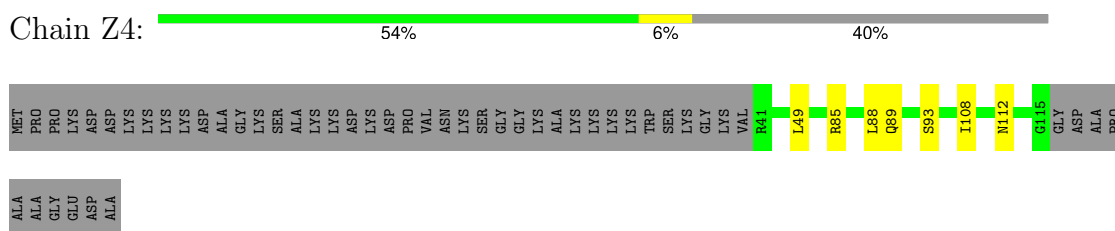
• Molecule 18: 40S ribosomal protein S25



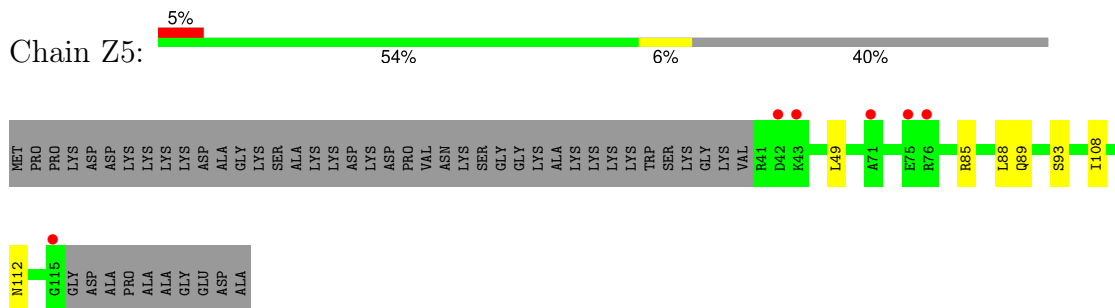
• Molecule 18: 40S ribosomal protein S25




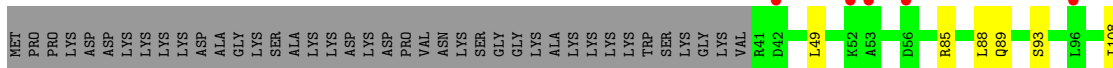
• Molecule 18: 40S ribosomal protein S25



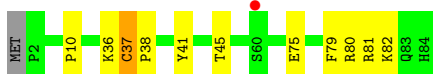
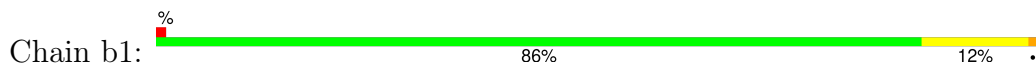
• Molecule 18: 40S ribosomal protein S25



• Molecule 18: 40S ribosomal protein S25



- Molecule 19: 40S ribosomal protein S27



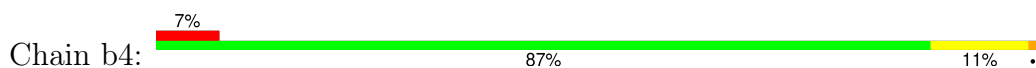
- Molecule 19: 40S ribosomal protein S27



- Molecule 19: 40S ribosomal protein S27



- Molecule 19: 40S ribosomal protein S27

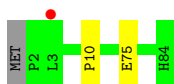


- Molecule 19: 40S ribosomal protein S27

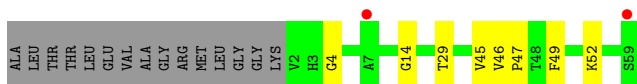
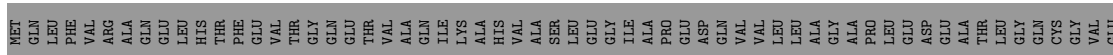
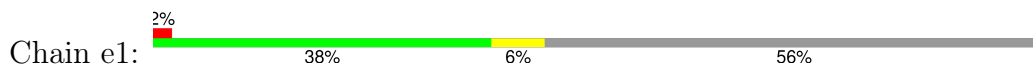


- Molecule 19: 40S ribosomal protein S27

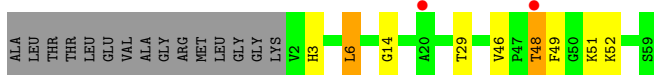
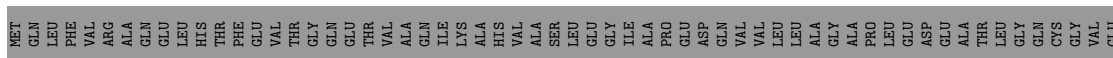
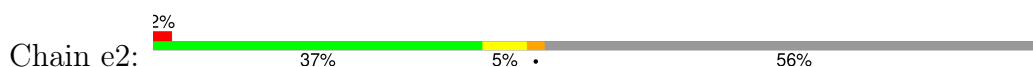





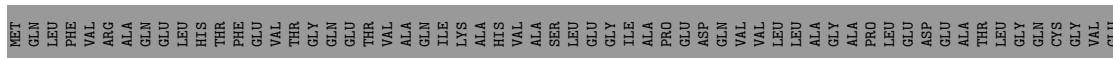
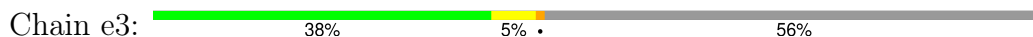
- Molecule 20: 40S ribosomal protein S30



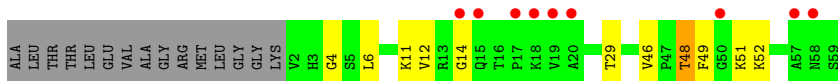
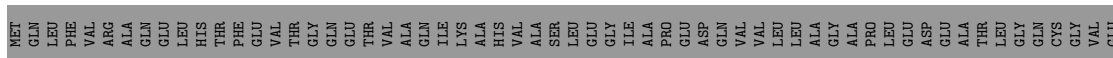
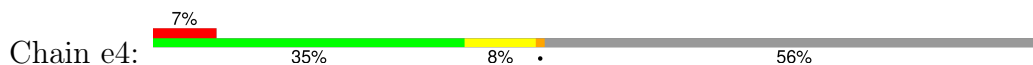
- Molecule 20: 40S ribosomal protein S30



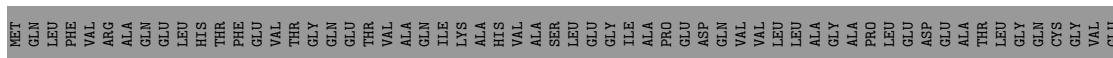
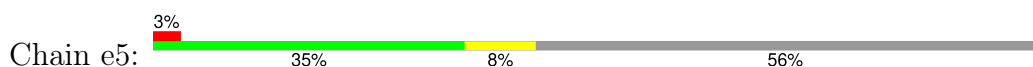
- Molecule 20: 40S ribosomal protein S30




- Molecule 20: 40S ribosomal protein S30

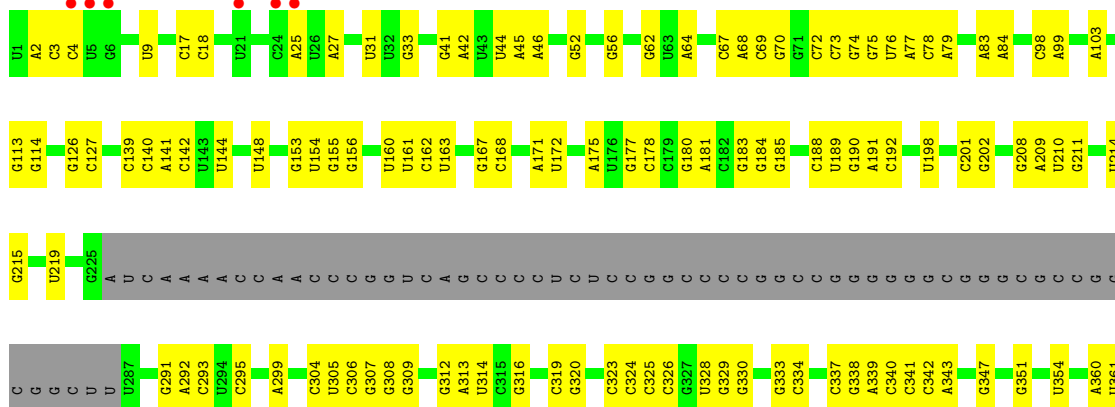


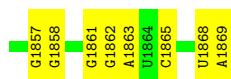
- Molecule 20: 40S ribosomal protein S30






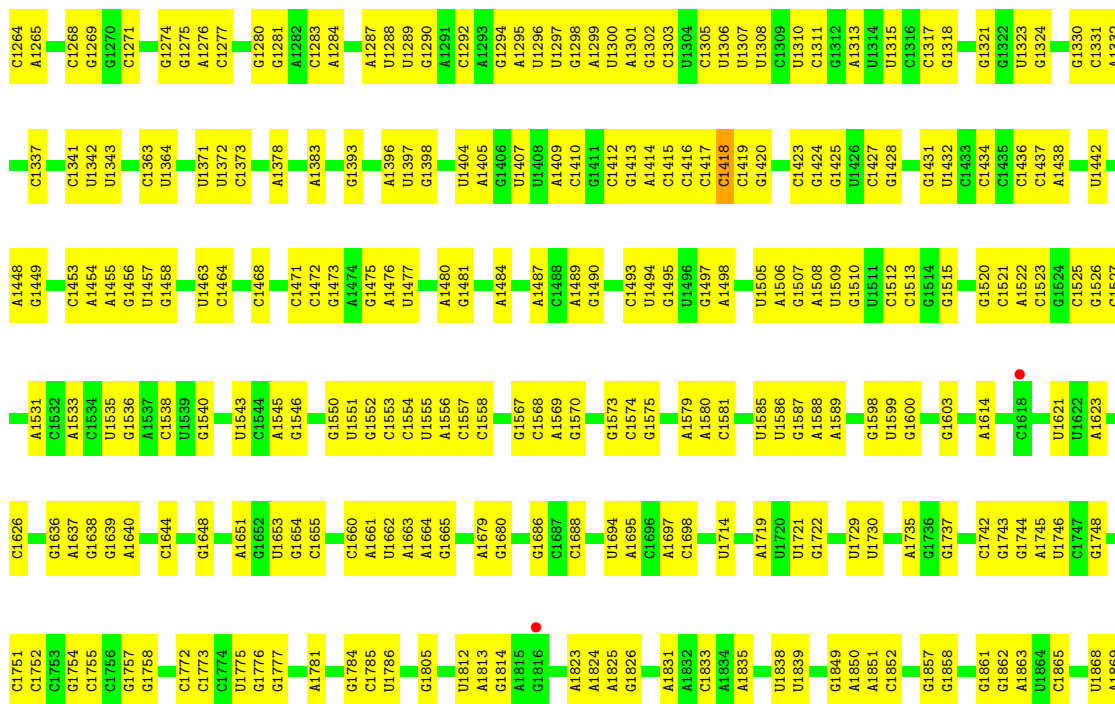
• Molecule 21: Human 18S ribosomal RNA



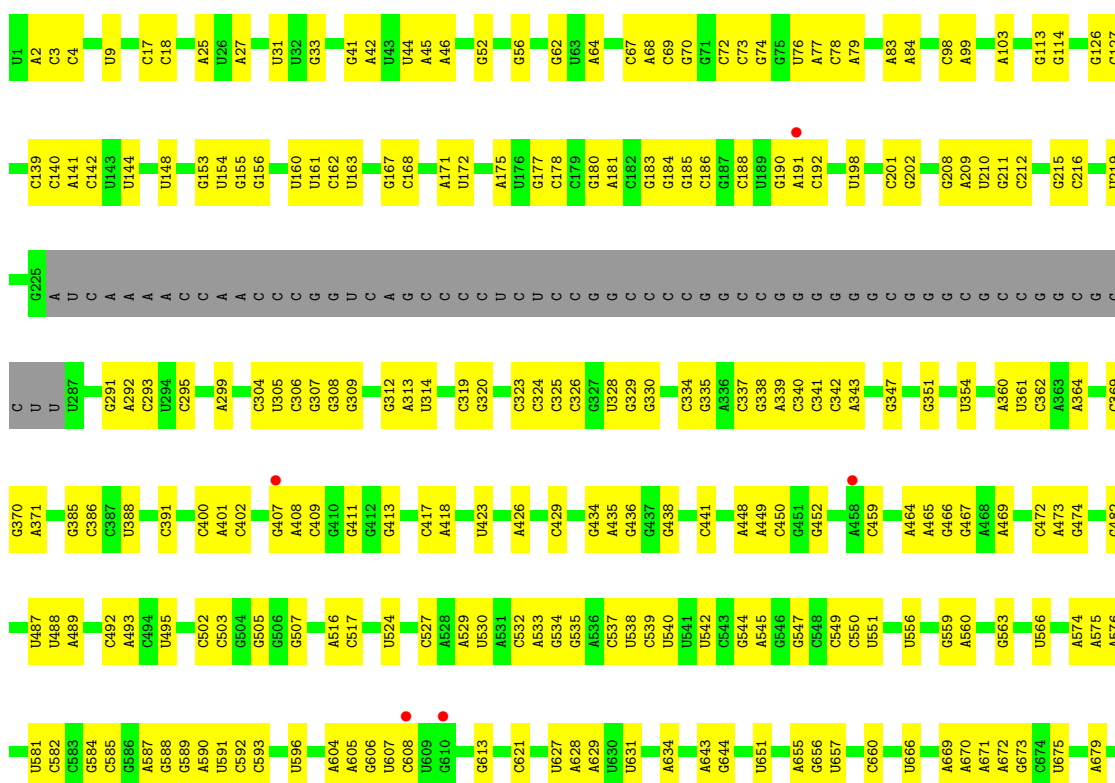



● Molecule 21: Human 18S ribosomal RNA





● Molecule 21: Human 18S ribosomal RNA

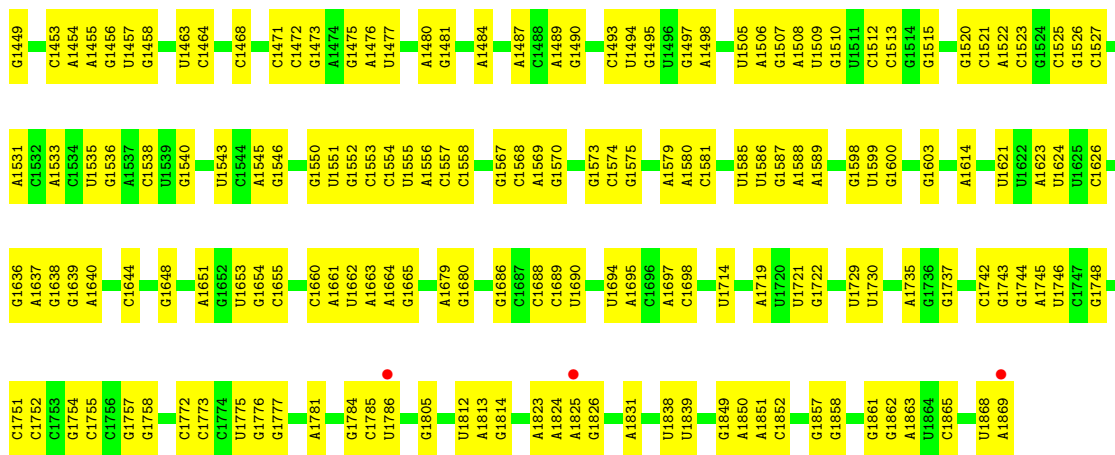




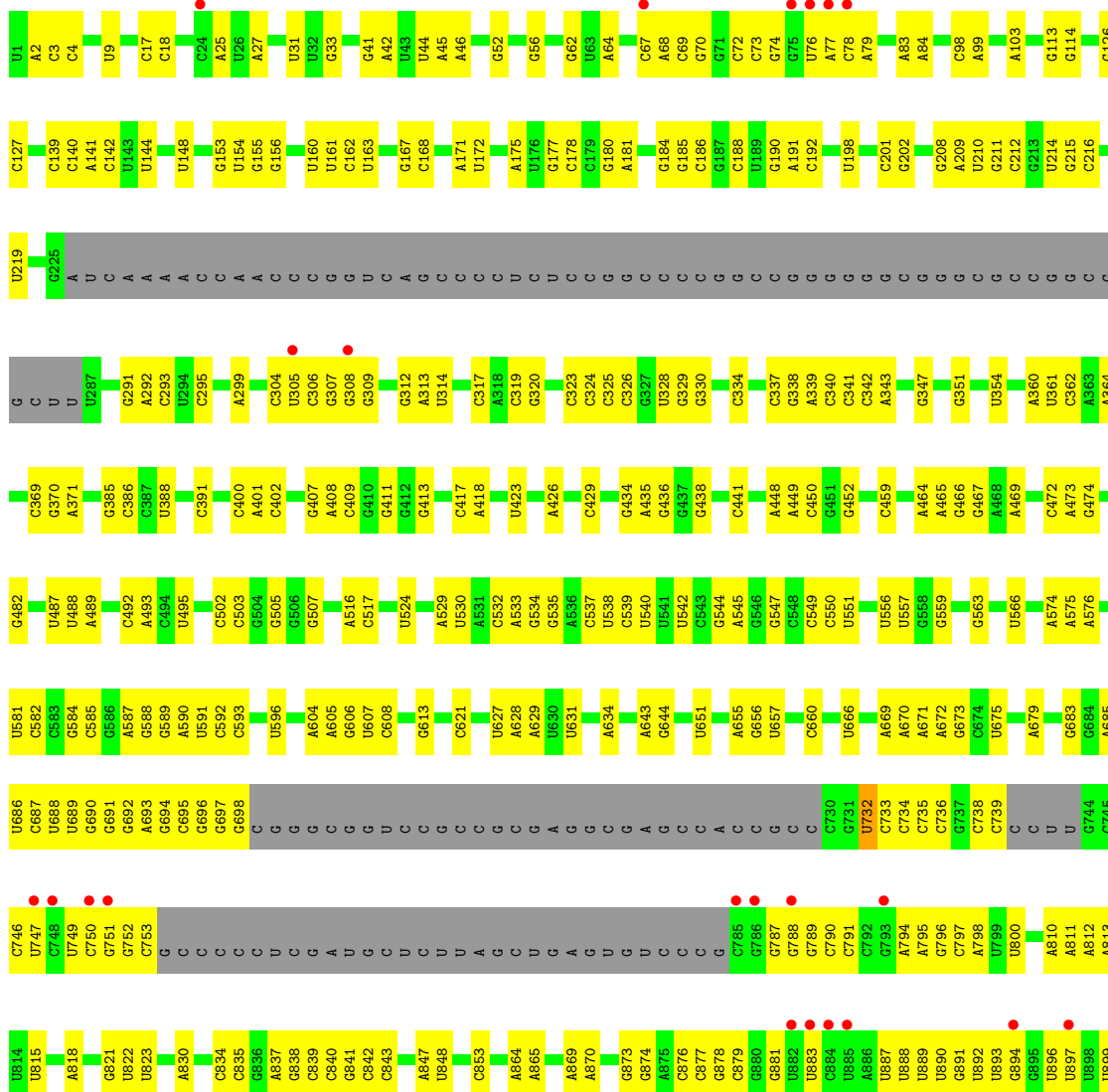
• Molecule 21: Human 18S ribosomal RNA



C1337	A1265	U1016	A903	U815	C746	U686	U581	U488	A371	U	G225	U1
C1341	C1268	U1017	A904	A818	U747	C887	C582	A489	G385	U	A	A2
U1342	G1269	U1022	G907	G821	C749	U688	C583	C492	C386	C	U	C3
U1343	G1270	A1023	A908	U822	C750	U689	C584	G690	C387	C	C	C4
C1363	C1271	G1157	G909	U823	C751	G691	C585	G692	U388	A	A	U9
U1364	G1272	A1027	A913	U823	C752	G692	A587	U495	U393	A	A	C17
U1371	G1275	G1028	U914	A830	C753	G693	C586	C502	U144	A	C	C18
U1372	A1276	A1029	U914	C834	G	G694	C588	C503	U148	C	C	C18
C1373	C1277	G1041	U917	C834	C	C695	U591	C504	G153	A	A	A25
G1378	U1280	A1042	U918	C835	C	C696	C592	A400	G154	A	A	U26
A1383	G1281	G1043	A919	G836	C	G697	C593	C402	U155	A	A	A27
A1383	A1282	G1044	A920	A837	C	G698	C596	G407	G156	C	C	U31
G1393	C1283	U1052	C930	C838	U	G	U596	A408	U160	C	C	U32
A1386	A1284	A1057	G933	C840	C	G	A604	C409	U161	C	C	G33
U1387	U1287	C1057	G934	C842	A	G	A605	G411	U162	U	U	G41
G1398	U1288	A1058	G934	C843	G	G	G606	G412	U163	C	A	G41
U1404	U1289	G1059	U939	U847	C	U	U607	G413	G167	G	G	U43
A1405	A1291	A1061	U943	U847	U	C	C608	C417	C168	C	C	U44
G1406	G1292	A1062	U943	U848	C	C	C613	A418	A45	C	C	A45
U1407	G1293	G1068	G952	C853	U	G	C621	U423	A171	C	C	A46
U1409	A1294	G1076	G953	A864	A	C	U627	G320	U172	U	U	G82
C1410	U1295	U1081	A954	A865	C	G	A628	C323	A176	C	U	G56
G1411	G1296	A1082	A955	U869	C	G	A629	C324	U177	C	U	G56
C1412	U1297	A1083	G958	A870	U	G	U630	C325	C177	C	C	G62
C1413	U1300	C1083	G961	G873	A	G	A634	G434	C178	C	C	G62
C1414	U1301	C1085	A962	G874	G	G	A643	A435	C179	G	G	U63
C1415	G1302	G1086	A963	A875	U	G	U644	A436	A180	C	C	A64
C1416	U1303	U1088	A964	C876	C	C	G644	C437	G184	C	C	C67
C1417	G1305	G1110	U965	C877	C	C	U651	C441	C185	C	C	C69
C1418	U1306	G1110	G970	G878	C	C	U651	C441	C186	C	C	G70
C1419	U1307	A1113	G971	G880	A	A	A655	A448	G187	C	C	G71
G1420	U1308	U1114	G972	G881	C	C	A656	A449	C188	C	C	C72
C1423	C1309	U1115	C973	U882	C	C	U657	A450	U189	C	C	C73
G1424	G1311	C1116	G978	U883	G	G	C660	C452	G190	C	C	G74
G1425	U1312	C1117	C979	U887	C	C	U666	C459	A191	C	C	G75
U1426	A1313	C1118	C979	U888	C730	C	U666	C459	C192	G	G	U76
C1427	U1314	A1119	G980	U889	G731	C	U666	C459	U198	C	C	A77
G1428	U1315	U1120	A981	U889	U732	A	U666	C459	A198	C	C	C78
G1431	C1316	G1126	A990	U890	A794	C	A655	A464	C201	C	C	A79
U1432	G1317	A1250	G981	U891	C785	C	A656	A464	G202	C	C	A83
C1433	G1318	C1252	A992	U892	G787	C	U657	A465	G208	C	C	A84
C1434	U1321	A1133	A996	U893	G788	C	C660	A466	G209	C	C	C98
C1435	G1322	G1134	G996	U894	U799	C	U666	A469	A209	C	C	A99
C1436	U1323	C1135	G999	U895	C738	C	U666	A469	U210	C	C	U210
C1437	G1324	C1138	G999	U896	C739	C	U666	A469	G211	C	C	G211
A1438	U1330	U1002	U1002	U897	C	C	U666	A469	G212	C	C	A103
U1442	C1331	A1148	A1008	U898	A810	U	U666	A469	G213	C	C	G213
A1448	A1332	A1149	A1008	U899	A811	U	U666	A469	G214	C	C	G113
	G1333	A1150	A1008	U900	A812	U	U666	A469	G215	C	C	G114
	A1332	A1150	A1008	U901	A813	U	U666	A469	U219	C	C	G126
				G902	U814	C	U666	A469	G370	C	C	C127

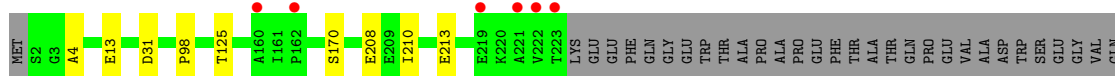
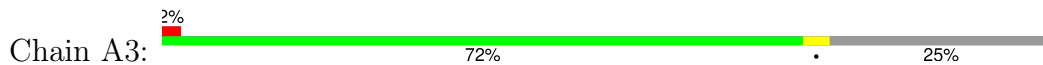


● Molecule 21: Human 18S ribosomal RNA



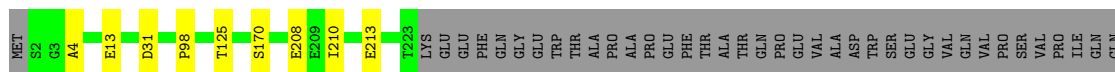
GLN
GLN
PHE
PRO
THR
GLU
ASP
TRP
SER
SER
GLN
ALA
PRO
GLN
ALA
PRO
THR
GLU
ASP
TRP
SER

• Molecule 22: 40S ribosomal protein SA




VAL
PRO
SER
VAL
PRO
ILE
GLN
PHE
GLN
THR
THR
ASP
GLU
TRP
SER
SER
GLN
ALA
PRO
GLN
ALA
PRO
THR
GLU
ASP
TRP
SER

• Molecule 22: 40S ribosomal protein SA



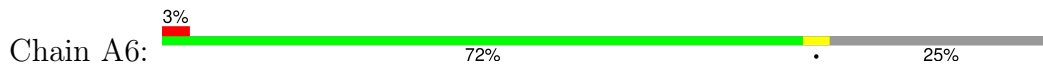
PHE
PRO
THR
GLU
ASP
TRP
SER
SER
GLN
ALA
PRO
THR
GLU
ASP
TRP
SER
SER
GLN
ALA
PRO
THR
GLU
ASP
TRP
SER

• Molecule 22: 40S ribosomal protein SA



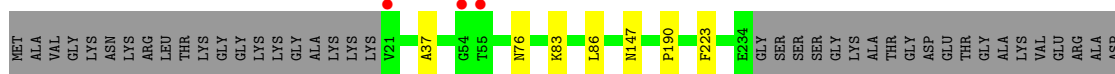
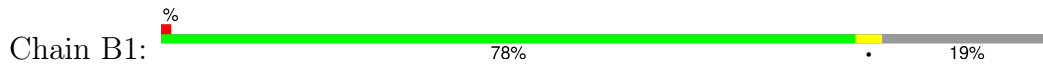
VAL
PRO
ILE
GLN
PHE
PRO
THR
GLU
ASP
TRP
SER
SER
GLN
ALA
PRO
THR
GLU
ASP
TRP
SER
SER
GLN
ALA
PRO
THR
GLU
ASP
TRP
SER

• Molecule 22: 40S ribosomal protein SA



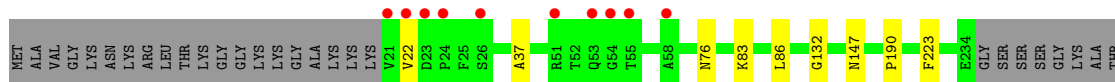
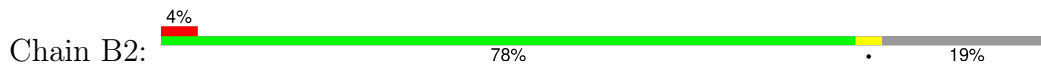
SER
GLU
GLY
VAL
GLN
VAL
PRO
SER
VAL
LEU
PRO
THR
LYS
LYS
ILE
GLN
PHE
PRO
THR
GLU
ASP
TRP
SER
SER
GLN
ALA
PRO
THR
GLU
ASP
TRP
SER

• Molecule 23: 40S ribosomal protein S3a



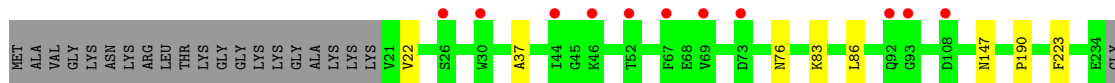
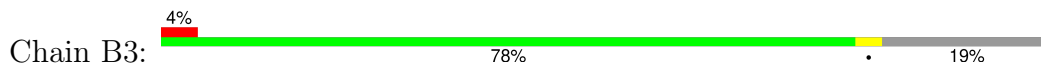
GLY
TYR
GLU
PRO
PRO
VAL
GLN
GLU
SER
VAL

• Molecule 23: 40S ribosomal protein S3a



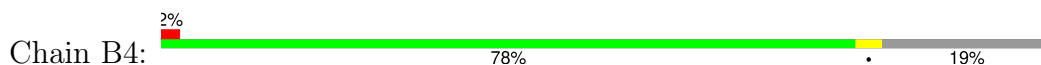
GLY
ASP
GLU
THR
GLY
LYS
ALA
VAL
GLY
VAL
SER
VAL

• Molecule 23: 40S ribosomal protein S3a



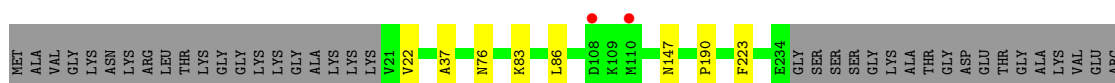
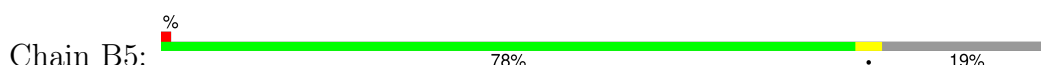
SER
SER
SER
GLY
LYS
ALA
THR
GLY
ASP
THR
GLU
GLY
LYS
VAL
ARG
GLY
ASP
GLY
LYS

• Molecule 23: 40S ribosomal protein S3a



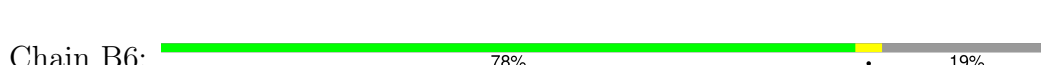
ASP
GLY
TYR
PRO
PRO
VAL
GLN
SER
VAL

• Molecule 23: 40S ribosomal protein S3a



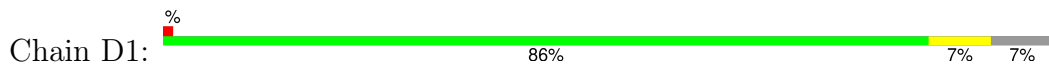
ALA
ASP
TYR
PRO
PRO
VAL
GLU
SER
VAL

• Molecule 23: 40S ribosomal protein S3a

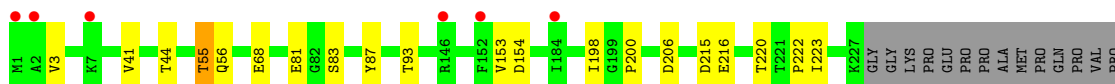
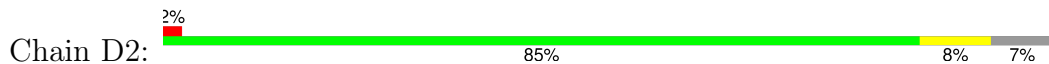


TYR
GLU
PRO
PRO
VAL
GLN
GLU
SER
VAL

• Molecule 24: 40S ribosomal protein S3

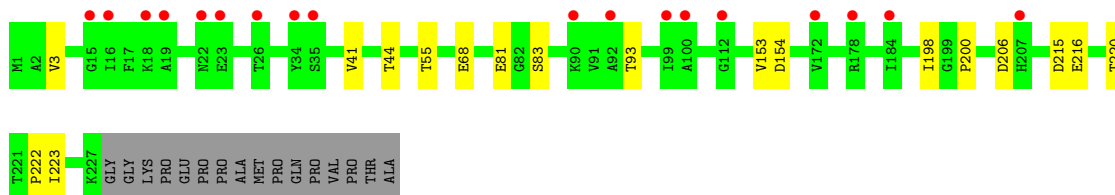
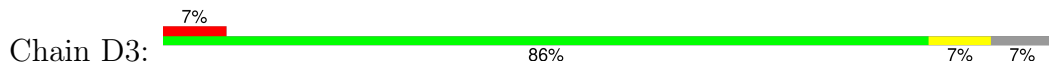


• Molecule 24: 40S ribosomal protein S3

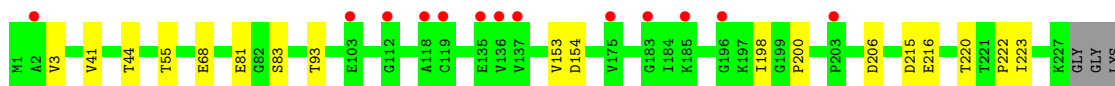
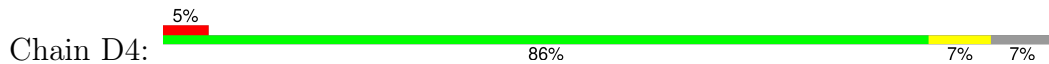


THR
ALA

• Molecule 24: 40S ribosomal protein S3

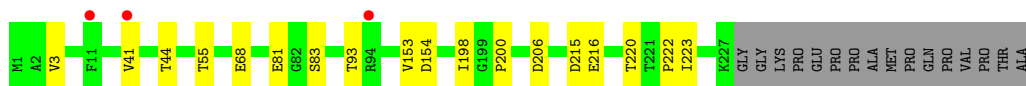
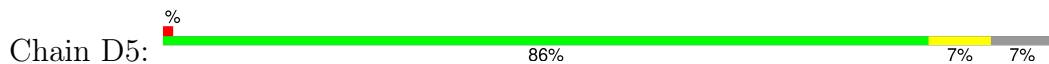


• Molecule 24: 40S ribosomal protein S3

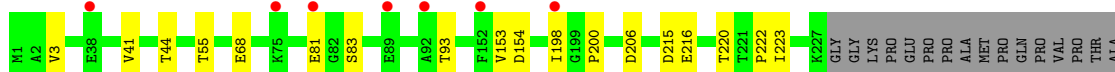
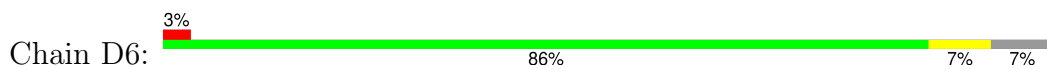


PRO
GLU
PRO
PRO
MET
PRO
GLN
VAL
THR
ALA

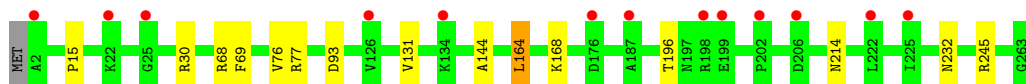
• Molecule 24: 40S ribosomal protein S3



• Molecule 24: 40S ribosomal protein S3



- Molecule 25: 40S ribosomal protein S4, X isoform



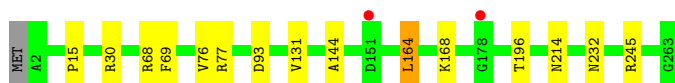
- Molecule 25: 40S ribosomal protein S4, X isoform



- Molecule 25: 40S ribosomal protein S4, X isoform



- Molecule 25: 40S ribosomal protein S4, X isoform



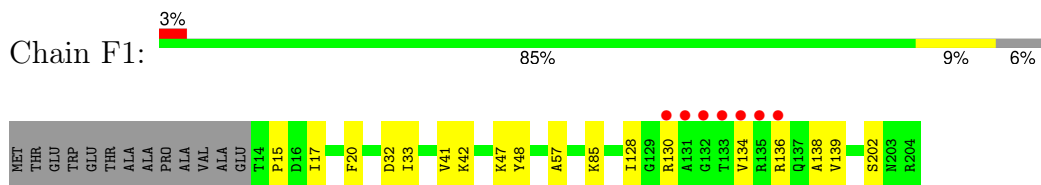
- Molecule 25: 40S ribosomal protein S4, X isoform



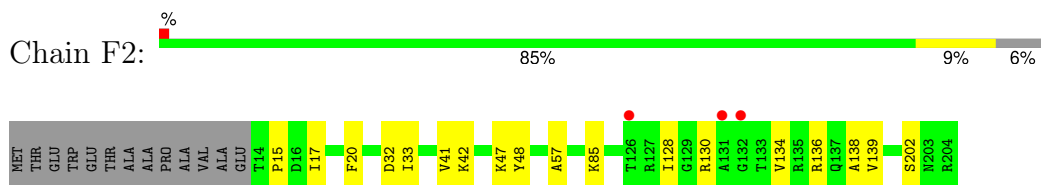
- Molecule 25: 40S ribosomal protein S4, X isoform



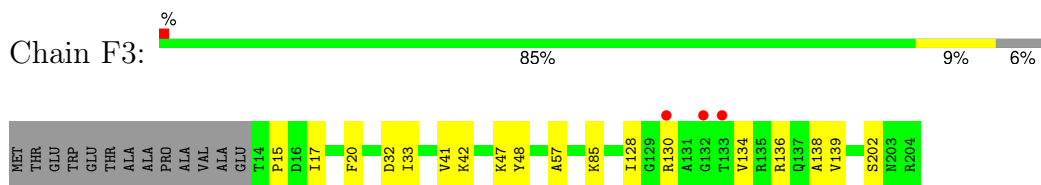
- Molecule 26: 40S ribosomal protein S5



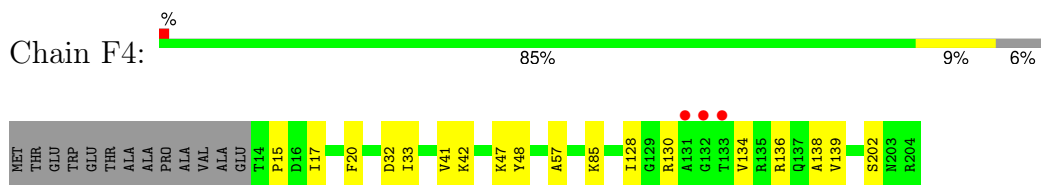
- Molecule 26: 40S ribosomal protein S5



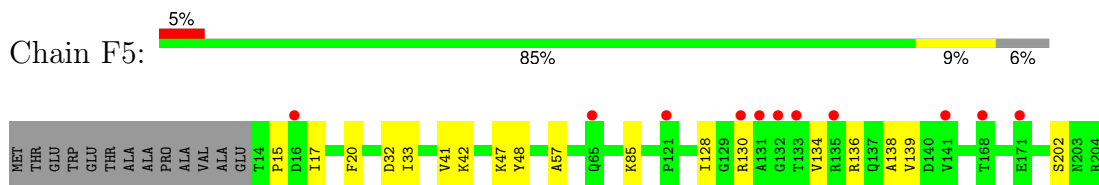
- Molecule 26: 40S ribosomal protein S5



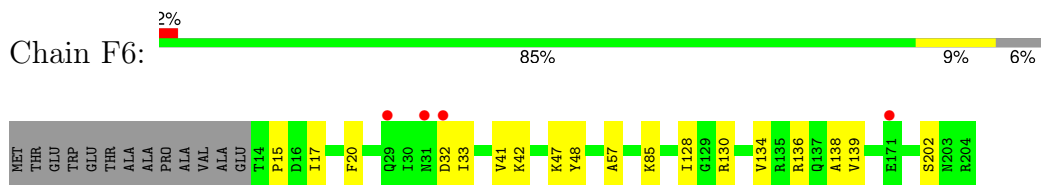
- Molecule 26: 40S ribosomal protein S5



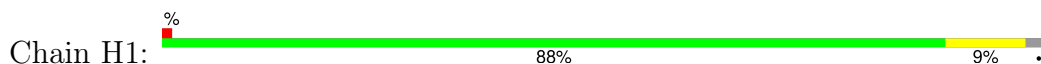
- Molecule 26: 40S ribosomal protein S5



- Molecule 26: 40S ribosomal protein S5



- Molecule 27: 40S ribosomal protein S7

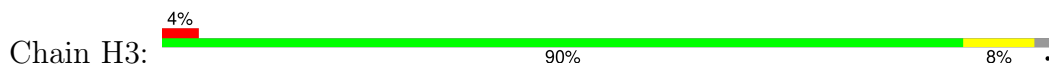




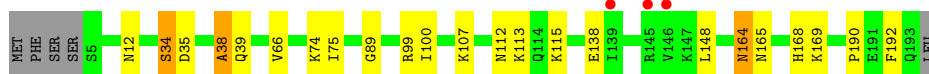
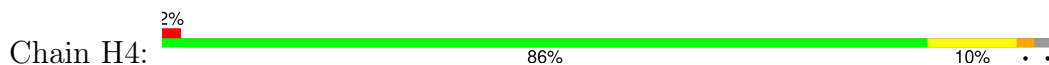
- Molecule 27: 40S ribosomal protein S7



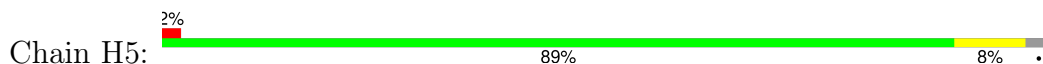
- Molecule 27: 40S ribosomal protein S7



- Molecule 27: 40S ribosomal protein S7



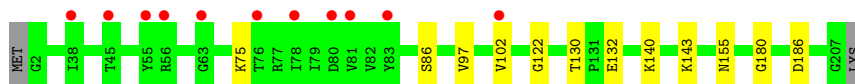
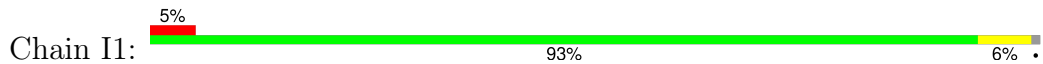
- Molecule 27: 40S ribosomal protein S7



- Molecule 27: 40S ribosomal protein S7



- Molecule 28: 40S ribosomal protein S8




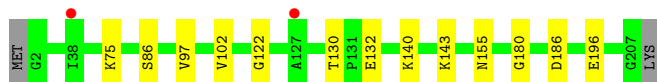
- Molecule 28: 40S ribosomal protein S8

Chain I2:  93% 6%



• Molecule 28: 40S ribosomal protein S8

Chain I3:  93% 6%



• Molecule 28: 40S ribosomal protein S8

Chain I4:  93% 6%




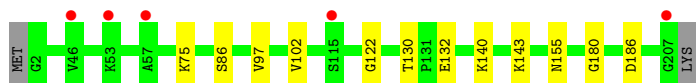
• Molecule 28: 40S ribosomal protein S8

Chain I5:  12% 93% 6%




• Molecule 28: 40S ribosomal protein S8

Chain I6:  2% 93% 6%




• Molecule 29: 40S ribosomal protein S10

Chain K1:  56% 41%




• Molecule 29: 40S ribosomal protein S10


Chain K2:  56% 41%




• Molecule 29: 40S ribosomal protein S10



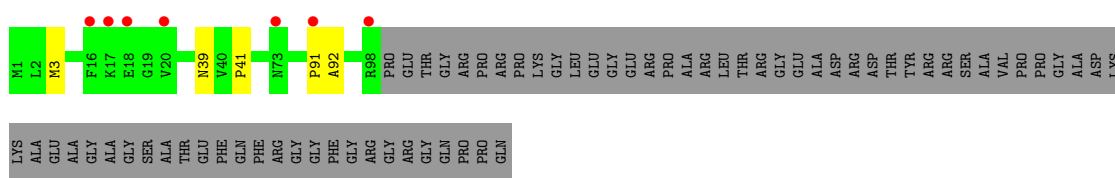
• Molecule 29: 40S ribosomal protein S10



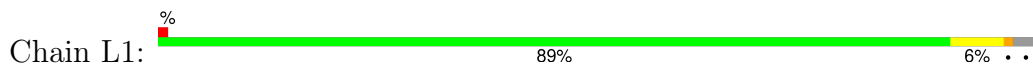
• Molecule 29: 40S ribosomal protein S10

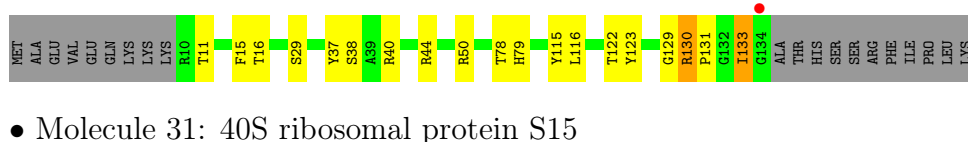
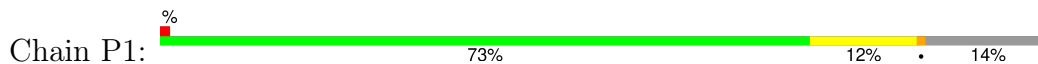
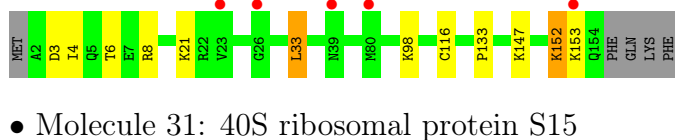
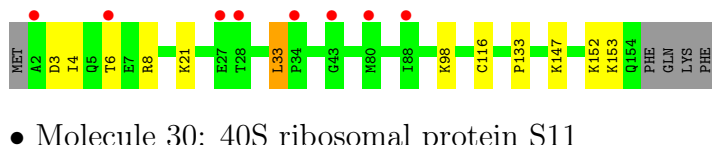
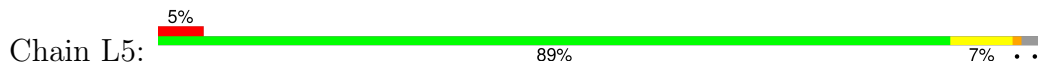
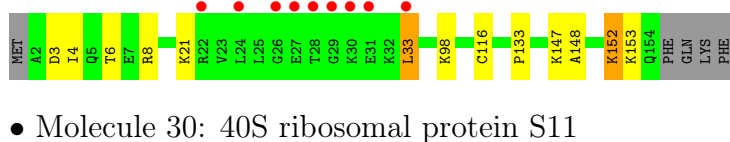
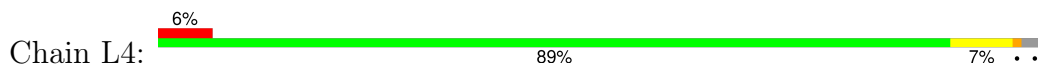
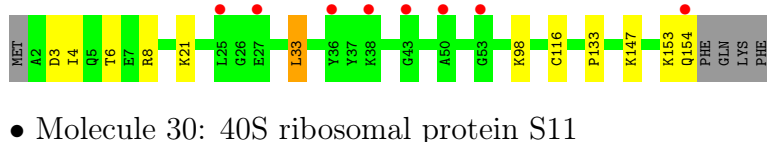
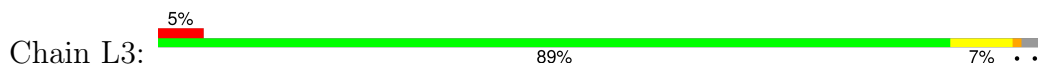
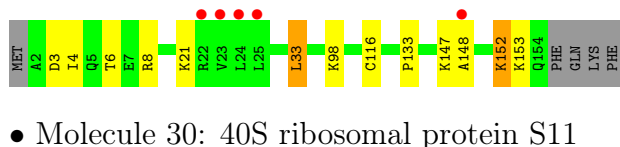
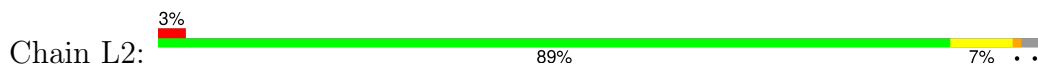
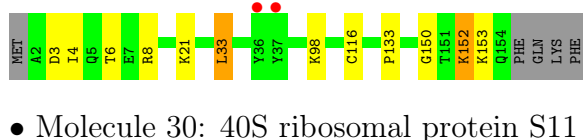


• Molecule 29: 40S ribosomal protein S10



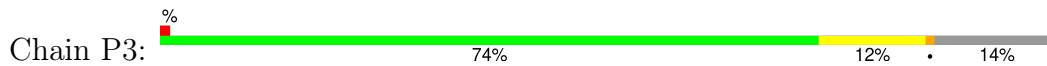
• Molecule 30: 40S ribosomal protein S11







• Molecule 31: 40S ribosomal protein S15



• Molecule 31: 40S ribosomal protein S15

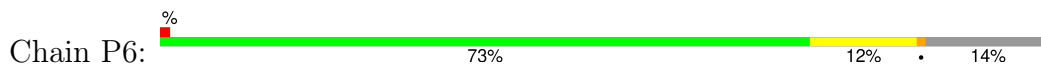


LEU
LYS

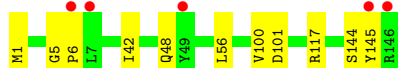
• Molecule 31: 40S ribosomal protein S15



• Molecule 31: 40S ribosomal protein S15

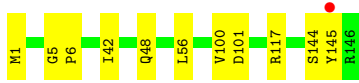


• Molecule 32: 40S ribosomal protein S16

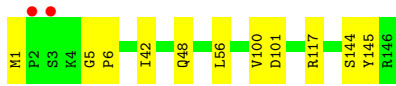


• Molecule 32: 40S ribosomal protein S16

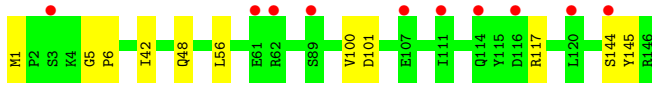




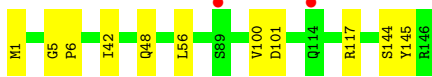
- Molecule 32: 40S ribosomal protein S16



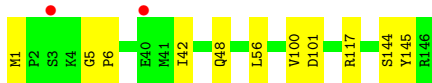
- Molecule 32: 40S ribosomal protein S16



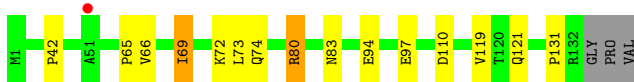
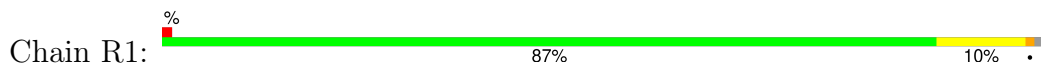
- Molecule 32: 40S ribosomal protein S16



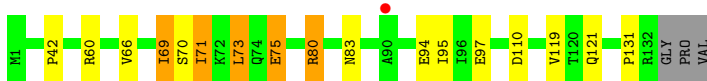
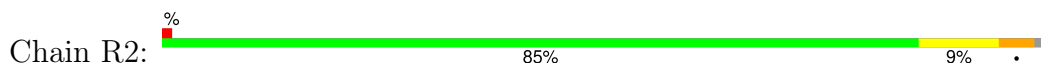
- Molecule 32: 40S ribosomal protein S16



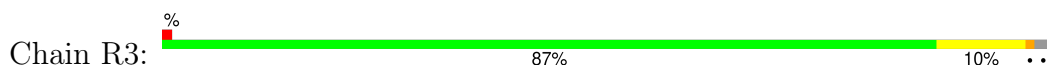
- Molecule 33: 40S ribosomal protein S17



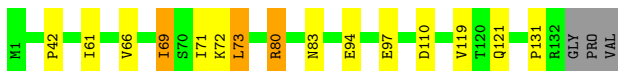
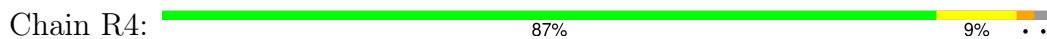
- Molecule 33: 40S ribosomal protein S17



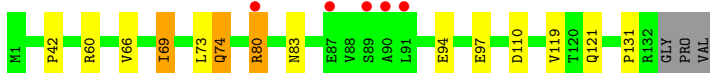
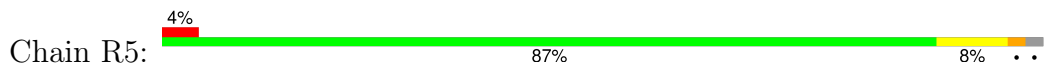
- Molecule 33: 40S ribosomal protein S17



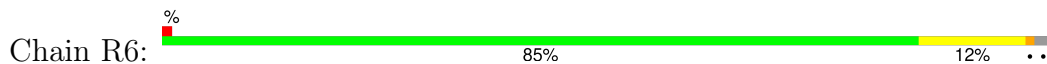
- Molecule 33: 40S ribosomal protein S17



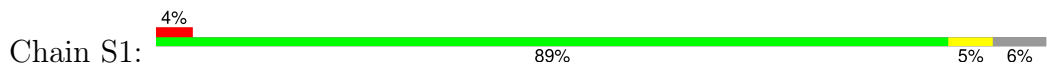
- Molecule 33: 40S ribosomal protein S17



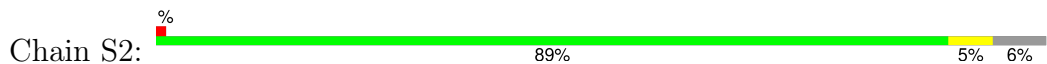
- Molecule 33: 40S ribosomal protein S17



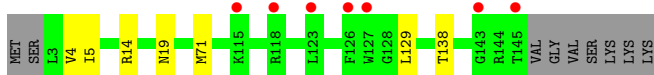
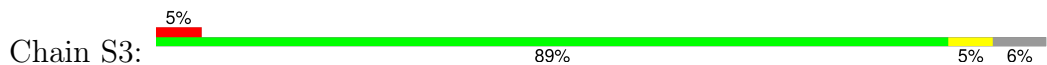
- Molecule 34: 40S ribosomal protein S18



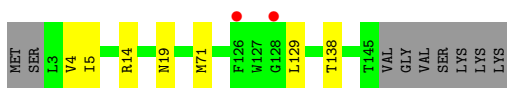
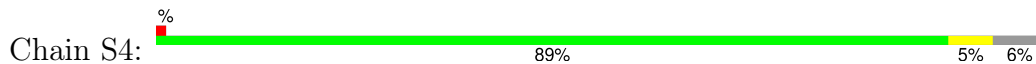
- Molecule 34: 40S ribosomal protein S18



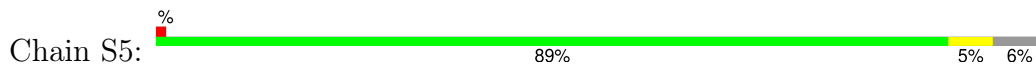
- Molecule 34: 40S ribosomal protein S18



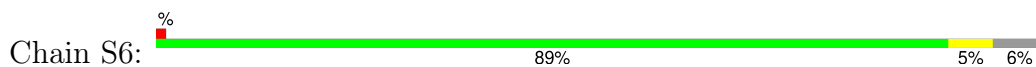
- Molecule 34: 40S ribosomal protein S18



- Molecule 34: 40S ribosomal protein S18



- Molecule 34: 40S ribosomal protein S18



- Molecule 35: 60S ribosomal protein L41



- Molecule 35: 60S ribosomal protein L41



- Molecule 35: 60S ribosomal protein L41



- Molecule 35: 60S ribosomal protein L41



- Molecule 35: 60S ribosomal protein L41

Chain j5:  68% 32%



- Molecule 35: 60S ribosomal protein L41

Chain j6:  68% 32%



- Molecule 36: Malignant T-cell-amplified sequence 1

Chain k1:  96% ..



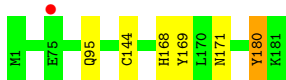
- Molecule 36: Malignant T-cell-amplified sequence 1

Chain k2:  % 95% ..



- Molecule 36: Malignant T-cell-amplified sequence 1

Chain k3:  % 97% ..



- Molecule 36: Malignant T-cell-amplified sequence 1

Chain k4:  96% .

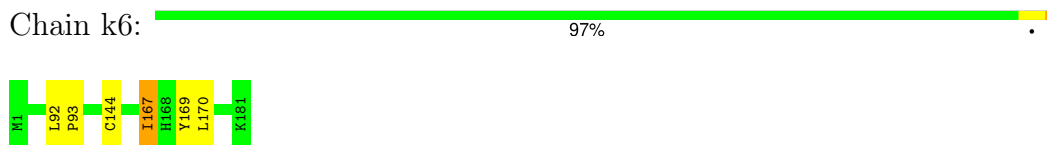


- Molecule 36: Malignant T-cell-amplified sequence 1

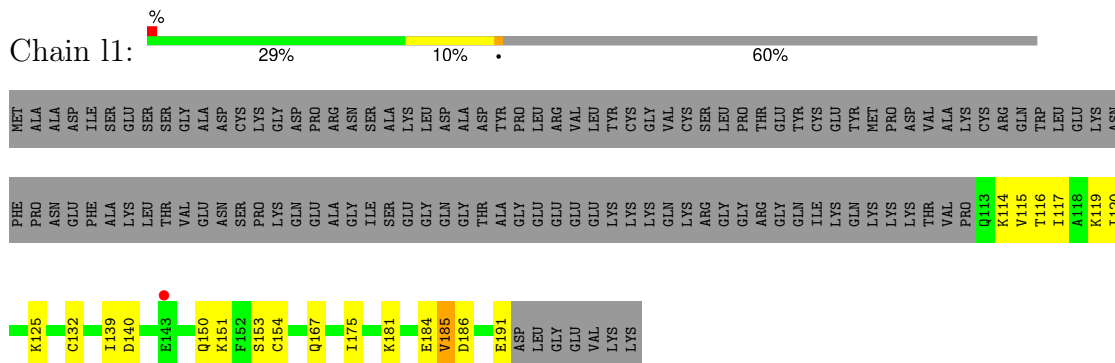
Chain k5:  96% ..



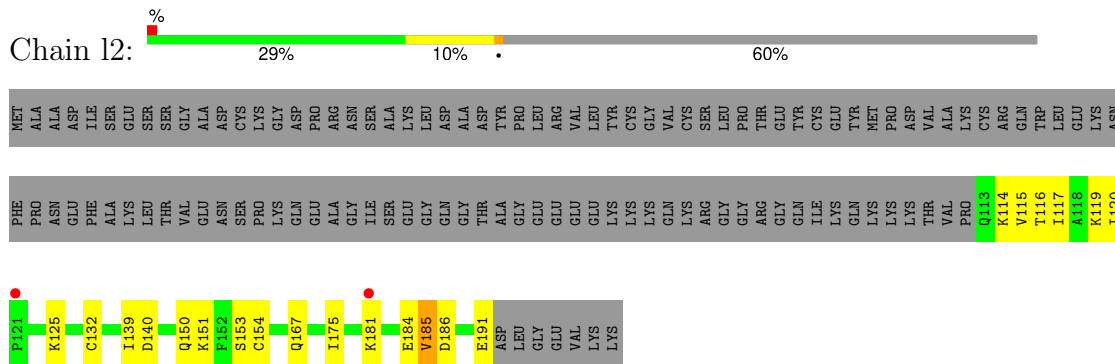
- Molecule 36: Malignant T-cell-amplified sequence 1



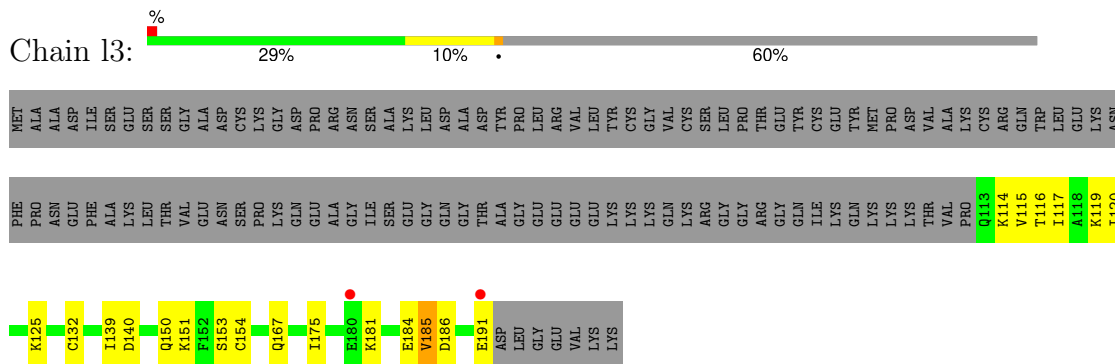
- Molecule 37: Density-regulated protein



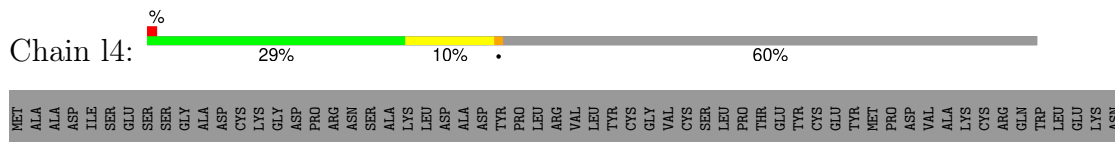
- Molecule 37: Density-regulated protein

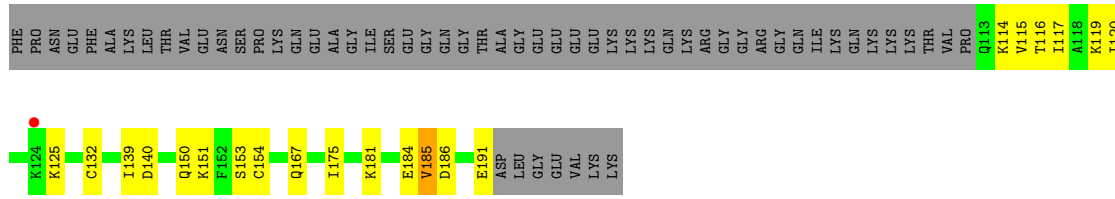


- Molecule 37: Density-regulated protein



- Molecule 37: Density-regulated protein






• Molecule 37: Density-regulated protein



• Molecule 37: Density-regulated protein



4 Data and refinement statistics i

Property	Value	Source
Space group	P 1 21 1	Depositor
Cell constants a, b, c, α , β , γ	334.67Å 597.13Å 336.50Å 90.00° 120.29° 90.00°	Depositor
Resolution (Å)	116.93 – 6.00 116.93 – 6.00	Depositor EDS
% Data completeness (in resolution range)	99.3 (116.93-6.00) 98.8 (116.93-6.00)	Depositor EDS
R_{merge}	(Not available)	Depositor
R_{sym}	(Not available)	Depositor
$\langle I/\sigma(I) \rangle$ ¹	1.00 (at 5.12Å)	Xtriage
Refinement program	PHENIX 1.8.2_1309	Depositor
R, R_{free}	0.323 , 0.321 0.323 , 0.320	Depositor DCC
R_{free} test set	14439 reflections (5.12%)	wwPDB-VP
Wilson B-factor (Å ²)	278.9	Xtriage
Anisotropy	0.061	Xtriage
Bulk solvent k_{sol} (e/Å ³), B_{sol} (Å ²)	0.10 , 6.8	EDS
L-test for twinning ²	$\langle L \rangle = 0.33$, $\langle L^2 \rangle = 0.17$	Xtriage
Estimated twinning fraction	0.094 for -h-l,k,h 0.094 for l,k,-h-l 0.099 for l,-k,h 0.097 for h,-k,-h-l 0.118 for -h-l,-k,l	Xtriage
F_o, F_c correlation	0.93	EDS
Total number of atoms	470574	wwPDB-VP
Average B, all atoms (Å ²)	204.0	wwPDB-VP

Xtriage's analysis on translational NCS is as follows: *The largest off-origin peak in the Patterson function is 1.47% of the height of the origin peak. No significant pseudotranslation is detected.*

¹Intensities estimated from amplitudes.

²Theoretical values of $\langle |L| \rangle$, $\langle L^2 \rangle$ for acentric reflections are 0.5, 0.333 respectively for untwinned datasets, and 0.375, 0.2 for perfectly twinned datasets.

5 Model quality i

5.1 Standard geometry i

Bond lengths and bond angles in the following residue types are not validated in this section:
ZN

The Z score for a bond length (or angle) is the number of standard deviations the observed value is removed from the expected value. A bond length (or angle) with $|Z| > 5$ is considered an outlier worth inspection. RMSZ is the root-mean-square of all Z scores of the bond lengths (or angles).

Mol	Chain	Bond lengths		Bond angles	
		RMSZ	# Z >5	RMSZ	# Z >5
1	T1	0.26	0/1131	0.48	0/1515
1	T2	0.26	0/1131	0.48	0/1515
1	T3	0.26	0/1131	0.48	0/1515
1	T4	0.26	0/1131	0.48	0/1515
1	T5	0.26	0/1131	0.48	0/1515
1	T6	0.26	0/1131	0.48	0/1515
2	U1	0.29	0/831	0.55	0/1115
2	U2	0.29	0/831	0.55	0/1115
2	U3	0.29	0/831	0.56	0/1115
2	U4	0.28	0/831	0.56	0/1115
2	U5	0.29	0/831	0.56	0/1115
2	U6	0.29	0/831	0.56	0/1115
3	V1	0.27	0/643	0.44	0/860
3	V2	0.27	0/643	0.45	0/860
3	V3	0.27	0/643	0.45	0/860
3	V4	0.27	0/643	0.45	0/860
3	V5	0.26	0/643	0.45	0/860
3	V6	0.27	0/643	0.45	0/860
4	X1	0.30	0/1116	0.48	0/1490
4	X2	0.30	0/1116	0.48	0/1490
4	X3	0.30	0/1116	0.47	0/1490
4	X4	0.30	0/1116	0.48	0/1490
4	X5	0.30	0/1116	0.48	0/1490
4	X6	0.30	0/1116	0.48	0/1490
5	a1	0.49	0/863	0.65	3/1159 (0.3%)
5	a2	0.50	0/863	0.65	3/1159 (0.3%)
5	a3	0.49	0/863	0.65	3/1159 (0.3%)
5	a4	0.50	0/863	0.65	3/1159 (0.3%)
5	a5	0.50	0/863	0.65	3/1159 (0.3%)
5	a6	0.49	0/863	0.65	3/1159 (0.3%)
6	c1	0.26	0/508	0.51	0/680
6	c2	0.26	0/508	0.51	0/680

Mol	Chain	Bond lengths		Bond angles	
		RMSZ	# Z >5	RMSZ	# Z >5
6	c3	0.27	0/508	0.51	0/680
6	c4	0.27	0/508	0.51	0/680
6	c5	0.26	0/508	0.51	0/680
6	c6	0.26	0/508	0.51	0/680
7	d1	0.27	0/455	0.42	0/603
7	d2	0.27	0/455	0.42	0/603
7	d3	0.27	0/455	0.42	0/603
7	d4	0.27	0/455	0.42	0/603
7	d5	0.27	0/455	0.42	0/603
7	d6	0.28	0/455	0.42	0/603
8	f1	0.27	0/595	0.43	0/785
8	f2	0.27	0/595	0.43	0/785
8	f3	0.27	0/595	0.43	0/785
8	f4	0.27	0/595	0.43	0/785
8	f5	0.26	0/595	0.43	0/785
8	f6	0.27	0/595	0.43	0/785
9	g1	0.25	0/2493	0.50	0/3394
9	g2	0.25	0/2493	0.50	0/3394
9	g3	0.25	0/2493	0.50	0/3394
9	g4	0.25	0/2493	0.50	0/3394
9	g5	0.25	0/2493	0.50	0/3394
9	g6	0.25	0/2493	0.50	0/3394
10	C1	0.29	0/1762	0.48	0/2381
10	C2	0.29	0/1762	0.48	0/2381
10	C3	0.29	0/1762	0.48	0/2381
10	C4	0.29	0/1762	0.48	0/2381
10	C5	0.29	0/1762	0.48	0/2381
10	C6	0.29	0/1762	0.48	0/2381
11	G1	0.26	0/1946	0.49	0/2590
11	G2	0.26	0/1946	0.49	0/2590
11	G3	0.26	0/1946	0.49	0/2590
11	G4	0.26	0/1946	0.49	0/2590
11	G5	0.26	0/1946	0.49	0/2590
11	G6	0.26	0/1946	0.49	0/2590
12	J1	0.27	0/1550	0.47	0/2069
12	J2	0.27	0/1550	0.47	0/2069
12	J3	0.27	0/1550	0.47	0/2069
12	J4	0.27	0/1550	0.48	0/2069
12	J5	0.27	0/1550	0.48	0/2069
12	J6	0.27	0/1550	0.48	0/2069
13	M1	0.33	0/963	0.49	0/1291
13	M2	0.33	0/963	0.49	0/1291
13	M3	0.33	0/963	0.48	0/1291

Mol	Chain	Bond lengths		Bond angles	
		RMSZ	# Z >5	RMSZ	# Z >5
13	M4	0.33	0/963	0.49	0/1291
13	M5	0.33	0/963	0.49	0/1291
13	M6	0.33	0/963	0.49	0/1291
14	N1	0.30	0/1232	0.47	0/1656
14	N2	0.30	0/1232	0.47	0/1656
14	N3	0.29	0/1232	0.46	0/1656
14	N4	0.30	0/1232	0.47	0/1656
14	N5	0.29	0/1232	0.46	0/1656
14	N6	0.29	0/1232	0.47	0/1656
15	O1	0.30	0/1062	0.58	1/1425 (0.1%)
15	O2	0.30	0/1062	0.58	1/1425 (0.1%)
15	O3	0.30	0/1062	0.58	1/1425 (0.1%)
15	O4	0.30	0/1062	0.58	1/1425 (0.1%)
15	O5	0.30	0/1062	0.58	1/1425 (0.1%)
15	O6	0.30	0/1062	0.58	1/1425 (0.1%)
16	W1	0.30	0/1051	0.52	0/1406
16	W2	0.30	0/1051	0.52	0/1406
16	W3	0.30	0/1051	0.52	0/1406
16	W4	0.30	0/1051	0.52	0/1406
16	W5	0.30	0/1051	0.52	0/1406
16	W6	0.30	0/1051	0.52	0/1406
17	Y1	0.27	0/1083	0.47	0/1438
17	Y2	0.27	0/1083	0.47	0/1438
17	Y3	0.27	0/1083	0.47	0/1438
17	Y4	0.27	0/1083	0.47	0/1438
17	Y5	0.27	0/1083	0.47	0/1438
17	Y6	0.26	0/1083	0.47	0/1438
18	Z1	0.26	0/604	0.55	0/810
18	Z2	0.27	0/604	0.55	0/810
18	Z3	0.26	0/604	0.55	0/810
18	Z4	0.26	0/604	0.55	0/810
18	Z5	0.26	0/604	0.55	0/810
18	Z6	0.27	0/604	0.55	0/810
19	b1	0.27	0/665	0.66	1/891 (0.1%)
19	b2	0.28	0/665	0.51	0/891
19	b3	0.28	0/665	0.51	0/891
19	b4	0.27	0/665	0.71	1/891 (0.1%)
19	b5	0.28	0/665	0.51	0/891
19	b6	0.28	0/665	0.51	0/891
20	e1	0.25	0/465	0.86	1/612 (0.2%)
20	e2	0.33	0/465	0.48	1/612 (0.2%)
20	e3	0.33	0/465	0.50	1/612 (0.2%)
20	e4	0.32	0/465	0.47	1/612 (0.2%)

Mol	Chain	Bond lengths		Bond angles	
		RMSZ	# Z >5	RMSZ	# Z >5
20	e5	0.24	0/465	0.40	0/612
20	e6	0.33	0/465	0.50	1/612 (0.2%)
21	i1	0.37	1/41243 (0.0%)	0.78	14/64257 (0.0%)
21	i2	0.37	0/41242	0.77	11/64253 (0.0%)
21	i3	0.38	0/41242	0.77	9/64253 (0.0%)
21	i4	0.39	1/41243 (0.0%)	0.78	14/64257 (0.0%)
21	i5	0.44	1/41243 (0.0%)	0.78	14/64257 (0.0%)
21	i6	0.42	1/41243 (0.0%)	0.78	15/64257 (0.0%)
22	A1	0.26	0/1784	0.49	0/2424
22	A2	0.26	0/1784	0.48	0/2424
22	A3	0.27	0/1784	0.49	0/2424
22	A4	0.26	0/1784	0.49	0/2424
22	A5	0.27	0/1784	0.49	0/2424
22	A6	0.27	0/1784	0.49	0/2424
23	B1	0.29	0/1765	0.52	0/2362
23	B2	0.29	0/1765	0.53	0/2362
23	B3	0.29	0/1765	0.53	0/2362
23	B4	0.29	0/1765	0.53	0/2362
23	B5	0.29	0/1765	0.53	0/2362
23	B6	0.29	0/1765	0.52	0/2362
24	D1	0.27	0/1793	0.49	0/2414
24	D2	0.27	0/1793	0.49	0/2414
24	D3	0.27	0/1793	0.50	0/2414
24	D4	0.27	0/1793	0.50	0/2414
24	D5	0.27	0/1793	0.50	0/2414
24	D6	0.28	0/1793	0.50	0/2414
25	E1	0.27	0/2118	0.53	1/2849 (0.0%)
25	E2	0.27	0/2118	0.53	1/2849 (0.0%)
25	E3	0.27	0/2118	0.53	1/2849 (0.0%)
25	E4	0.27	0/2118	0.53	1/2849 (0.0%)
25	E5	0.27	0/2118	0.53	1/2849 (0.0%)
25	E6	0.27	0/2118	0.53	1/2849 (0.0%)
26	F1	0.28	0/1531	0.50	0/2059
26	F2	0.28	0/1531	0.50	0/2059
26	F3	0.28	0/1531	0.50	0/2059
26	F4	0.28	0/1531	0.50	0/2059
26	F5	0.28	0/1531	0.50	0/2059
26	F6	0.27	0/1531	0.50	0/2059
27	H1	0.27	0/1544	0.50	0/2068
27	H2	0.27	0/1544	0.50	0/2068
27	H3	0.27	0/1544	0.50	0/2068
27	H4	0.27	0/1544	0.50	0/2068
27	H5	0.27	0/1544	0.51	0/2068

Mol	Chain	Bond lengths		Bond angles	
		RMSZ	# Z >5	RMSZ	# Z >5
27	H6	0.26	0/1544	0.50	0/2068
28	I1	0.28	0/1715	0.48	0/2287
28	I2	0.28	0/1715	0.49	0/2287
28	I3	0.28	0/1715	0.48	0/2287
28	I4	0.28	0/1715	0.48	0/2287
28	I5	0.28	0/1715	0.49	0/2287
28	I6	0.28	0/1715	0.48	0/2287
29	K1	0.27	0/851	0.49	0/1147
29	K2	0.28	0/851	0.49	0/1147
29	K3	0.28	0/851	0.49	0/1147
29	K4	0.28	0/851	0.49	0/1147
29	K5	0.28	0/851	0.49	0/1147
29	K6	0.28	0/851	0.49	0/1147
30	L1	0.30	0/1268	0.51	1/1696 (0.1%)
30	L2	0.30	0/1268	0.51	1/1696 (0.1%)
30	L3	0.30	0/1268	0.51	1/1696 (0.1%)
30	L4	0.30	0/1268	0.51	1/1696 (0.1%)
30	L5	0.30	0/1268	0.51	1/1696 (0.1%)
30	L6	0.30	0/1268	0.51	1/1696 (0.1%)
31	P1	0.28	0/1053	0.44	1/1406 (0.1%)
31	P2	0.28	0/1053	0.44	1/1406 (0.1%)
31	P3	0.28	0/1053	0.44	1/1406 (0.1%)
31	P4	0.28	0/1053	0.44	1/1406 (0.1%)
31	P5	0.27	0/1053	0.44	1/1406 (0.1%)
31	P6	0.28	0/1053	0.44	1/1406 (0.1%)
32	Q1	0.33	0/1177	0.50	0/1575
32	Q2	0.33	0/1177	0.50	0/1575
32	Q3	0.33	0/1177	0.51	0/1575
32	Q4	0.33	0/1177	0.51	0/1575
32	Q5	0.33	0/1177	0.50	0/1575
32	Q6	0.33	0/1177	0.51	0/1575
33	R1	0.27	0/1086	0.56	0/1457
33	R2	0.27	0/1086	0.56	0/1457
33	R3	0.27	0/1086	0.56	0/1457
33	R4	0.27	0/1086	0.55	0/1457
33	R5	0.27	0/1086	0.56	0/1457
33	R6	0.27	0/1086	0.56	0/1457
34	S1	0.36	0/1202	0.52	1/1610 (0.1%)
34	S2	0.36	0/1202	0.52	1/1610 (0.1%)
34	S3	0.36	0/1202	0.52	1/1610 (0.1%)
34	S4	0.36	0/1202	0.52	1/1610 (0.1%)
34	S5	0.36	0/1202	0.53	1/1610 (0.1%)
34	S6	0.36	0/1202	0.52	1/1610 (0.1%)

Mol	Chain	Bond lengths		Bond angles	
		RMSZ	# Z >5	RMSZ	# Z >5
35	j1	0.19	0/240	0.27	0/305
35	j2	0.19	0/240	0.26	0/305
35	j3	0.20	0/240	0.26	0/305
35	j4	0.19	0/240	0.26	0/305
35	j5	0.20	0/240	0.26	0/305
35	j6	0.20	0/240	0.27	0/305
36	k1	0.57	0/1455	0.60	1/1968 (0.1%)
36	k2	0.67	2/1455 (0.1%)	0.78	6/1968 (0.3%)
36	k3	0.59	0/1455	1.24	3/1968 (0.2%)
36	k4	0.58	0/1455	0.54	0/1968
36	k5	0.60	1/1455 (0.1%)	0.86	3/1968 (0.2%)
36	k6	0.58	0/1455	0.55	0/1968
37	l1	0.40	0/638	0.72	4/859 (0.5%)
37	l2	0.40	0/638	0.72	4/859 (0.5%)
37	l3	0.40	0/638	0.71	4/859 (0.5%)
37	l4	0.40	0/638	0.71	4/859 (0.5%)
37	l5	0.40	0/638	0.72	4/859 (0.5%)
37	l6	0.40	0/638	0.72	4/859 (0.5%)
All	All	0.35	7/500884 (0.0%)	0.67	169/725470 (0.0%)

Chiral center outliers are detected by calculating the chiral volume of a chiral center and verifying if the center is modelled as a planar moiety or with the opposite hand. A planarity outlier is detected by checking planarity of atoms in a peptide group, atoms in a mainchain group or atoms of a sidechain that are expected to be planar.

Mol	Chain	#Chirality outliers	#Planarity outliers
33	R1	0	1
33	R2	0	1
33	R3	0	1
33	R4	0	1
33	R5	0	1
36	k2	0	1
36	k3	0	2
36	k5	0	1
All	All	0	9

All (7) bond length outliers are listed below:

Mol	Chain	Res	Type	Atoms	Z	Observed(Å)	Ideal(Å)
21	i5	1689	C	O3'-P	44.78	2.14	1.61
21	i6	1689	C	O3'-P	38.40	2.07	1.61
21	i4	1689	C	O3'-P	25.06	1.91	1.61

Continued on next page...

Continued from previous page...

Mol	Chain	Res	Type	Atoms	Z	Observed(Å)	Ideal(Å)
36	k2	92	LEU	C-N	11.28	1.55	1.34
36	k2	93	PRO	C-N	6.37	1.48	1.34
21	i1	1689	C	O3'-P	5.09	1.67	1.61
36	k5	167	ILE	C-N	5.00	1.45	1.34

All (169) bond angle outliers are listed below:

Mol	Chain	Res	Type	Atoms	Z	Observed(°)	Ideal(°)
36	k3	180	TYR	O-C-N	-37.78	62.25	122.70
21	i1	1689	C	P-O3'-C3'	-30.42	83.20	119.70
36	k5	167	ILE	O-C-N	-26.56	80.21	122.70
36	k3	180	TYR	CA-C-N	25.08	172.38	117.20
21	i4	1689	C	P-O3'-C3'	-25.00	89.69	119.70
21	i5	1689	C	P-O3'-C3'	-21.04	94.45	119.70
36	k3	180	TYR	C-N-CA	19.23	169.78	121.70
20	e1	46	VAL	C-N-CD	-18.73	79.40	120.60
21	i6	1689	C	P-O3'-C3'	-18.53	97.46	119.70
21	i1	1689	C	OP2-P-O3'	16.75	142.05	105.20
21	i1	1689	C	OP1-P-O3'	-15.53	71.03	105.20
21	i4	1689	C	OP2-P-O3'	14.84	137.85	105.20
21	i5	1689	C	OP2-P-O3'	14.82	137.81	105.20
19	b4	37	CYS	C-N-CD	-14.80	88.03	120.60
36	k2	93	PRO	O-C-N	-14.59	99.36	122.70
21	i6	1689	C	OP2-P-O3'	13.71	135.36	105.20
19	b1	37	CYS	C-N-CD	-12.87	92.30	120.60
36	k2	92	LEU	O-C-N	12.26	144.39	121.10
21	i4	1689	C	OP1-P-O3'	-12.25	78.25	105.20
36	k1	92	LEU	C-N-CD	-12.05	94.08	120.60
37	l6	167	GLN	O-C-N	10.85	141.65	123.20
37	l1	167	GLN	O-C-N	10.75	141.47	123.20
37	l2	167	GLN	O-C-N	10.73	141.44	123.20
37	l3	167	GLN	O-C-N	10.73	141.45	123.20
37	l5	167	GLN	O-C-N	10.73	141.44	123.20
21	i6	1689	C	OP1-P-O3'	-10.71	81.64	105.20
37	l4	167	GLN	O-C-N	10.70	141.38	123.20
21	i5	1689	C	OP1-P-O3'	-10.65	81.76	105.20
36	k5	180	TYR	O-C-N	9.57	138.01	122.70
37	l6	167	GLN	CA-C-N	-9.36	97.49	116.20
37	l5	167	GLN	CA-C-N	-9.33	97.55	116.20
37	l2	167	GLN	CA-C-N	-9.30	97.61	116.20
37	l3	167	GLN	CA-C-N	-9.29	97.62	116.20
37	l1	167	GLN	CA-C-N	-9.28	97.64	116.20

Continued on next page...

Continued from previous page...

Mol	Chain	Res	Type	Atoms	Z	Observed(°)	Ideal(°)
37	l4	167	GLN	CA-C-N	-9.23	97.73	116.20
36	k2	93	PRO	CA-C-N	8.74	136.43	117.20
37	l6	167	GLN	C-N-CA	-8.41	104.64	122.30
37	l5	167	GLN	C-N-CA	-8.36	104.75	122.30
37	l3	167	GLN	C-N-CA	-8.32	104.82	122.30
37	l1	167	GLN	C-N-CA	-8.32	104.83	122.30
37	l2	167	GLN	C-N-CA	-8.31	104.85	122.30
37	l4	167	GLN	C-N-CA	-8.29	104.88	122.30
36	k2	92	LEU	CA-C-N	-7.99	94.72	117.10
36	k2	92	LEU	C-N-CA	-7.37	91.06	122.00
21	i5	1453	C	C2-N1-C1'	7.30	126.83	118.80
21	i1	1453	C	C2-N1-C1'	7.27	126.80	118.80
21	i4	1453	C	C2-N1-C1'	7.21	126.73	118.80
21	i6	1453	C	C2-N1-C1'	7.21	126.73	118.80
21	i2	1453	C	C2-N1-C1'	7.18	126.70	118.80
21	i3	1453	C	C2-N1-C1'	7.14	126.65	118.80
36	k2	93	PRO	C-N-CA	7.13	139.54	121.70
36	k5	180	TYR	CA-C-N	-7.11	101.56	117.20
21	i5	1016	U	C2-N1-C1'	7.09	126.21	117.70
21	i4	1016	U	C2-N1-C1'	7.08	126.20	117.70
21	i2	1016	U	C2-N1-C1'	7.04	126.15	117.70
21	i3	1016	U	C2-N1-C1'	7.03	126.13	117.70
21	i6	1016	U	C2-N1-C1'	7.01	126.12	117.70
21	i1	1016	U	C2-N1-C1'	6.95	126.04	117.70
21	i2	1453	C	N1-C2-O2	6.93	123.06	118.90
21	i4	1453	C	N1-C2-O2	6.92	123.05	118.90
21	i3	1453	C	N1-C2-O2	6.87	123.02	118.90
21	i1	1453	C	N1-C2-O2	6.83	123.00	118.90
21	i6	1453	C	N1-C2-O2	6.81	122.99	118.90
21	i5	1453	C	N1-C2-O2	6.71	122.93	118.90
21	i5	185	G	C2'-C3'-O3'	6.51	124.11	113.70
21	i1	185	G	C2'-C3'-O3'	6.50	124.10	113.70
21	i1	1016	U	N1-C2-O2	6.32	127.22	122.80
21	i3	1016	U	N1-C2-O2	6.13	127.09	122.80
21	i6	1016	U	N1-C2-O2	6.12	127.09	122.80
21	i4	1016	U	N1-C2-O2	6.06	127.04	122.80
21	i5	1016	U	N1-C2-O2	6.00	127.00	122.80
21	i2	1016	U	N1-C2-O2	5.95	126.97	122.80
31	P6	130	ARG	C-N-CD	-5.88	107.67	120.60
31	P4	130	ARG	C-N-CD	-5.86	107.71	120.60
31	P2	130	ARG	C-N-CD	-5.82	107.79	120.60
31	P5	130	ARG	C-N-CD	-5.81	107.82	120.60

Continued on next page...

Continued from previous page...

Mol	Chain	Res	Type	Atoms	Z	Observed(°)	Ideal(°)
31	P3	130	ARG	C-N-CD	-5.81	107.83	120.60
31	P1	130	ARG	C-N-CD	-5.80	107.84	120.60
30	L6	33	LEU	CA-CB-CG	5.66	128.31	115.30
30	L5	33	LEU	CA-CB-CG	5.63	128.24	115.30
30	L3	33	LEU	CA-CB-CG	5.61	128.21	115.30
30	L2	33	LEU	CA-CB-CG	5.59	128.16	115.30
30	L1	33	LEU	CA-CB-CG	5.58	128.14	115.30
30	L4	33	LEU	CA-CB-CG	5.55	128.07	115.30
21	i1	1016	U	N3-C2-O2	-5.54	118.32	122.20
15	O4	17	LEU	CA-CB-CG	5.51	127.97	115.30
15	O6	17	LEU	CA-CB-CG	5.51	127.97	115.30
15	O2	17	LEU	CA-CB-CG	5.47	127.89	115.30
15	O5	17	LEU	CA-CB-CG	5.47	127.89	115.30
15	O1	17	LEU	CA-CB-CG	5.46	127.86	115.30
15	O3	17	LEU	CA-CB-CG	5.42	127.78	115.30
21	i6	1016	U	N3-C2-O2	-5.40	118.42	122.20
21	i6	1118	C	C2-N1-C1'	5.39	124.73	118.80
21	i5	1016	U	N3-C2-O2	-5.35	118.46	122.20
21	i4	1016	U	N3-C2-O2	-5.33	118.47	122.20
21	i6	1453	C	C6-N1-C1'	-5.31	114.43	120.80
21	i5	1453	C	C6-N1-C1'	-5.30	114.44	120.80
21	i1	1453	C	C6-N1-C1'	-5.29	114.45	120.80
21	i3	1016	U	N3-C2-O2	-5.27	118.51	122.20
21	i2	1453	C	N3-C2-O2	-5.23	118.24	121.90
21	i3	1057	C	C2-N1-C1'	5.23	124.55	118.80
21	i2	1453	C	C6-N1-C1'	-5.22	114.53	120.80
21	i2	1057	C	N1-C2-O2	5.21	122.03	118.90
5	a6	97	PRO	C-N-CD	5.19	139.29	128.40
21	i4	1118	C	C2-N1-C1'	5.17	124.49	118.80
21	i6	1057	C	N1-C2-O2	5.17	122.00	118.90
21	i3	1118	C	C2-N1-C1'	5.17	124.48	118.80
5	a4	97	PRO	C-N-CD	5.16	139.23	128.40
5	a5	98	PRO	C-N-CD	5.16	139.23	128.40
5	a5	96	THR	C-N-CD	5.15	139.21	128.40
5	a1	97	PRO	C-N-CD	5.15	139.21	128.40
5	a4	96	THR	C-N-CD	5.14	139.20	128.40
21	i4	1453	C	N3-C2-O2	-5.14	118.30	121.90
21	i5	1057	C	C2-N1-C1'	5.14	124.46	118.80
5	a3	98	PRO	C-N-CD	5.14	139.19	128.40
5	a4	98	PRO	C-N-CD	5.13	139.18	128.40
21	i1	1057	C	C2-N1-C1'	5.13	124.44	118.80
20	e6	46	VAL	C-N-CD	5.12	139.16	128.40

Continued on next page...

Continued from previous page...

Mol	Chain	Res	Type	Atoms	Z	Observed(°)	Ideal(°)
5	a2	98	PRO	C-N-CD	5.12	139.15	128.40
21	i4	1453	C	C6-N1-C1'	-5.12	114.66	120.80
21	i1	1118	C	C2-N1-C1'	5.12	124.43	118.80
20	e3	46	VAL	C-N-CD	5.12	139.14	128.40
34	S3	5	ILE	C-N-CD	5.12	139.14	128.40
20	e2	46	VAL	C-N-CD	5.11	139.14	128.40
5	a3	97	PRO	C-N-CD	5.11	139.14	128.40
21	i3	1453	C	C6-N1-C1'	-5.11	114.67	120.80
34	S5	5	ILE	C-N-CD	5.10	139.12	128.40
5	a2	96	THR	C-N-CD	5.10	139.12	128.40
5	a5	97	PRO	C-N-CD	5.10	139.12	128.40
21	i2	1624	U	C2-N1-C1'	5.09	123.81	117.70
34	S6	5	ILE	C-N-CD	5.09	139.09	128.40
5	a2	97	PRO	C-N-CD	5.09	139.09	128.40
21	i6	1453	C	N3-C2-O2	-5.09	118.34	121.90
21	i2	1118	C	C2-N1-C1'	5.08	124.39	118.80
21	i5	1624	U	C2-N1-C1'	5.08	123.80	117.70
5	a3	96	THR	C-N-CD	5.08	139.07	128.40
20	e4	46	VAL	C-N-CD	5.08	139.07	128.40
21	i5	1453	C	N3-C2-O2	-5.08	118.34	121.90
34	S1	5	ILE	C-N-CD	5.08	139.06	128.40
25	E2	164	LEU	CA-CB-CG	5.08	126.98	115.30
21	i5	1118	C	C2-N1-C1'	5.08	124.38	118.80
25	E3	164	LEU	CA-CB-CG	5.07	126.95	115.30
21	i4	1624	U	C2-N1-C1'	5.07	123.78	117.70
5	a1	98	PRO	C-N-CD	5.06	139.03	128.40
21	i2	1016	U	N3-C2-O2	-5.06	118.66	122.20
25	E1	164	LEU	CA-CB-CG	5.06	126.94	115.30
21	i6	1624	U	C2-N1-C1'	5.06	123.77	117.70
34	S2	5	ILE	C-N-CD	5.06	139.02	128.40
25	E4	164	LEU	CA-CB-CG	5.05	126.93	115.30
5	a6	96	THR	C-N-CD	5.05	139.02	128.40
5	a1	96	THR	C-N-CD	5.04	138.99	128.40
37	l3	120	ILE	C-N-CD	5.04	138.99	128.40
37	l1	120	ILE	C-N-CD	5.04	138.98	128.40
37	l4	120	ILE	C-N-CD	5.04	138.98	128.40
21	i6	1057	C	C2-N1-C1'	5.04	124.34	118.80
34	S4	5	ILE	C-N-CD	5.03	138.97	128.40
21	i4	1057	C	C2-N1-C1'	5.03	124.33	118.80
21	i4	1057	C	N1-C2-O2	5.03	121.92	118.90
21	i2	1057	C	C2-N1-C1'	5.03	124.33	118.80
25	E6	164	LEU	CA-CB-CG	5.02	126.86	115.30

Continued on next page...

Continued from previous page...

Mol	Chain	Res	Type	Atoms	Z	Observed(°)	Ideal(°)
21	i1	732	U	C2'-C3'-O3'	5.02	121.73	113.70
37	l2	120	ILE	C-N-CD	5.02	138.94	128.40
5	a6	98	PRO	C-N-CD	5.01	138.93	128.40
21	i6	732	U	C2'-C3'-O3'	5.01	121.71	113.70
37	l5	120	ILE	C-N-CD	5.01	138.92	128.40
25	E5	164	LEU	CA-CB-CG	5.01	126.81	115.30
21	i1	1624	U	C2-N1-C1'	5.00	123.71	117.70
37	l6	120	ILE	C-N-CD	5.00	138.91	128.40
21	i3	1057	C	N1-C2-O2	5.00	121.90	118.90

There are no chirality outliers.

All (9) planarity outliers are listed below:

Mol	Chain	Res	Type	Group
33	R1	69	ILE	Peptide
33	R2	69	ILE	Peptide
33	R3	69	ILE	Peptide
33	R4	69	ILE	Peptide
33	R5	69	ILE	Peptide
36	k2	93	PRO	Mainchain
36	k3	180	TYR	Peptide,Mainchain
36	k5	167	ILE	Mainchain

5.2 Too-close contacts [i](#)

Due to software issues we are unable to calculate clashes - this section is therefore empty.

5.3 Torsion angles [i](#)

5.3.1 Protein backbone [i](#)

In the following table, the Percentiles column shows the percent Ramachandran outliers of the chain as a percentile score with respect to all X-ray entries followed by that with respect to entries of similar resolution.

The Analysed column shows the number of residues for which the backbone conformation was analysed, and the total number of residues.

Mol	Chain	Analysed	Favoured	Allowed	Outliers	Percentiles
1	T1	141/145 (97%)	119 (84%)	15 (11%)	7 (5%)	1 16

Continued on next page...

Continued from previous page...

Mol	Chain	Analysed	Favoured	Allowed	Outliers	Percentiles	
1	T2	141/145 (97%)	119 (84%)	15 (11%)	7 (5%)	1	16
1	T3	141/145 (97%)	119 (84%)	16 (11%)	6 (4%)	2	17
1	T4	141/145 (97%)	119 (84%)	16 (11%)	6 (4%)	2	17
1	T5	141/145 (97%)	119 (84%)	15 (11%)	7 (5%)	1	16
1	T6	141/145 (97%)	119 (84%)	16 (11%)	6 (4%)	2	17
2	U1	102/119 (86%)	84 (82%)	12 (12%)	6 (6%)	1	13
2	U2	102/119 (86%)	84 (82%)	12 (12%)	6 (6%)	1	13
2	U3	102/119 (86%)	84 (82%)	12 (12%)	6 (6%)	1	13
2	U4	102/119 (86%)	84 (82%)	12 (12%)	6 (6%)	1	13
2	U5	102/119 (86%)	84 (82%)	12 (12%)	6 (6%)	1	13
2	U6	102/119 (86%)	84 (82%)	12 (12%)	6 (6%)	1	13
3	V1	81/83 (98%)	65 (80%)	11 (14%)	5 (6%)	1	13
3	V2	81/83 (98%)	66 (82%)	10 (12%)	5 (6%)	1	13
3	V3	81/83 (98%)	65 (80%)	11 (14%)	5 (6%)	1	13
3	V4	81/83 (98%)	65 (80%)	11 (14%)	5 (6%)	1	13
3	V5	81/83 (98%)	65 (80%)	11 (14%)	5 (6%)	1	13
3	V6	81/83 (98%)	65 (80%)	11 (14%)	5 (6%)	1	13
4	X1	139/143 (97%)	114 (82%)	12 (9%)	13 (9%)	0	8
4	X2	139/143 (97%)	114 (82%)	12 (9%)	13 (9%)	0	8
4	X3	139/143 (97%)	114 (82%)	12 (9%)	13 (9%)	0	8
4	X4	139/143 (97%)	114 (82%)	12 (9%)	13 (9%)	0	8
4	X5	139/143 (97%)	114 (82%)	12 (9%)	13 (9%)	0	8
4	X6	139/143 (97%)	114 (82%)	12 (9%)	13 (9%)	0	8
5	a1	105/115 (91%)	73 (70%)	19 (18%)	13 (12%)	0	4
5	a2	105/115 (91%)	73 (70%)	19 (18%)	13 (12%)	0	4
5	a3	105/115 (91%)	73 (70%)	19 (18%)	13 (12%)	0	4
5	a4	105/115 (91%)	73 (70%)	19 (18%)	13 (12%)	0	4
5	a5	105/115 (91%)	73 (70%)	19 (18%)	13 (12%)	0	4
5	a6	105/115 (91%)	73 (70%)	19 (18%)	13 (12%)	0	4
6	c1	62/69 (90%)	47 (76%)	9 (14%)	6 (10%)	0	7
6	c2	62/69 (90%)	47 (76%)	10 (16%)	5 (8%)	1	9

Continued on next page...

Continued from previous page...

Mol	Chain	Analysed	Favoured	Allowed	Outliers	Percentiles	
6	c3	62/69 (90%)	47 (76%)	10 (16%)	5 (8%)	1	9
6	c4	62/69 (90%)	47 (76%)	10 (16%)	5 (8%)	1	9
6	c5	62/69 (90%)	47 (76%)	9 (14%)	6 (10%)	0	7
6	c6	62/69 (90%)	47 (76%)	10 (16%)	5 (8%)	1	9
7	d1	51/56 (91%)	44 (86%)	7 (14%)	0	100	100
7	d2	51/56 (91%)	44 (86%)	7 (14%)	0	100	100
7	d3	51/56 (91%)	44 (86%)	7 (14%)	0	100	100
7	d4	51/56 (91%)	44 (86%)	7 (14%)	0	100	100
7	d5	51/56 (91%)	44 (86%)	7 (14%)	0	100	100
7	d6	51/56 (91%)	44 (86%)	7 (14%)	0	100	100
8	f1	70/156 (45%)	56 (80%)	10 (14%)	4 (6%)	1	14
8	f2	70/156 (45%)	56 (80%)	10 (14%)	4 (6%)	1	14
8	f3	70/156 (45%)	56 (80%)	10 (14%)	4 (6%)	1	14
8	f4	70/156 (45%)	57 (81%)	9 (13%)	4 (6%)	1	14
8	f5	70/156 (45%)	56 (80%)	10 (14%)	4 (6%)	1	14
8	f6	70/156 (45%)	55 (79%)	11 (16%)	4 (6%)	1	14
9	g1	311/317 (98%)	237 (76%)	58 (19%)	16 (5%)	1	15
9	g2	311/317 (98%)	236 (76%)	59 (19%)	16 (5%)	1	15
9	g3	311/317 (98%)	236 (76%)	59 (19%)	16 (5%)	1	15
9	g4	311/317 (98%)	237 (76%)	58 (19%)	16 (5%)	1	15
9	g5	311/317 (98%)	237 (76%)	58 (19%)	16 (5%)	1	15
9	g6	311/317 (98%)	236 (76%)	59 (19%)	16 (5%)	1	15
10	C1	220/293 (75%)	182 (83%)	27 (12%)	11 (5%)	1	16
10	C2	220/293 (75%)	181 (82%)	28 (13%)	11 (5%)	1	16
10	C3	220/293 (75%)	182 (83%)	27 (12%)	11 (5%)	1	16
10	C4	220/293 (75%)	182 (83%)	27 (12%)	11 (5%)	1	16
10	C5	220/293 (75%)	182 (83%)	27 (12%)	11 (5%)	1	16
10	C6	220/293 (75%)	182 (83%)	27 (12%)	11 (5%)	1	16
11	G1	235/249 (94%)	194 (83%)	25 (11%)	16 (7%)	1	12
11	G2	235/249 (94%)	195 (83%)	24 (10%)	16 (7%)	1	12
11	G3	235/249 (94%)	194 (83%)	25 (11%)	16 (7%)	1	12

Continued on next page...

Continued from previous page...

Mol	Chain	Analysed	Favoured	Allowed	Outliers	Percentiles	
11	G4	235/249 (94%)	194 (83%)	26 (11%)	15 (6%)	1	13
11	G5	235/249 (94%)	194 (83%)	25 (11%)	16 (7%)	1	12
11	G6	235/249 (94%)	194 (83%)	25 (11%)	16 (7%)	1	12
12	J1	183/194 (94%)	157 (86%)	16 (9%)	10 (6%)	1	14
12	J2	183/194 (94%)	157 (86%)	16 (9%)	10 (6%)	1	14
12	J3	183/194 (94%)	157 (86%)	16 (9%)	10 (6%)	1	14
12	J4	183/194 (94%)	157 (86%)	16 (9%)	10 (6%)	1	14
12	J5	183/194 (94%)	157 (86%)	16 (9%)	10 (6%)	1	14
12	J6	183/194 (94%)	157 (86%)	16 (9%)	10 (6%)	1	14
13	M1	121/132 (92%)	111 (92%)	8 (7%)	2 (2%)	7	36
13	M2	121/132 (92%)	111 (92%)	8 (7%)	2 (2%)	7	36
13	M3	121/132 (92%)	111 (92%)	8 (7%)	2 (2%)	7	36
13	M4	121/132 (92%)	111 (92%)	8 (7%)	2 (2%)	7	36
13	M5	121/132 (92%)	111 (92%)	8 (7%)	2 (2%)	7	36
13	M6	121/132 (92%)	111 (92%)	8 (7%)	2 (2%)	7	36
14	N1	148/151 (98%)	125 (84%)	14 (10%)	9 (6%)	1	13
14	N2	148/151 (98%)	125 (84%)	14 (10%)	9 (6%)	1	13
14	N3	148/151 (98%)	124 (84%)	15 (10%)	9 (6%)	1	13
14	N4	148/151 (98%)	125 (84%)	14 (10%)	9 (6%)	1	13
14	N5	148/151 (98%)	124 (84%)	15 (10%)	9 (6%)	1	13
14	N6	148/151 (98%)	125 (84%)	13 (9%)	10 (7%)	1	12
15	O1	138/151 (91%)	101 (73%)	24 (17%)	13 (9%)	0	8
15	O2	138/151 (91%)	101 (73%)	24 (17%)	13 (9%)	0	8
15	O3	138/151 (91%)	101 (73%)	24 (17%)	13 (9%)	0	8
15	O4	138/151 (91%)	101 (73%)	24 (17%)	13 (9%)	0	8
15	O5	138/151 (91%)	101 (73%)	24 (17%)	13 (9%)	0	8
15	O6	138/151 (91%)	101 (73%)	24 (17%)	13 (9%)	0	8
16	W1	127/130 (98%)	109 (86%)	13 (10%)	5 (4%)	2	19
16	W2	127/130 (98%)	109 (86%)	13 (10%)	5 (4%)	2	19
16	W3	127/130 (98%)	108 (85%)	13 (10%)	6 (5%)	2	16
16	W4	127/130 (98%)	109 (86%)	13 (10%)	5 (4%)	2	19

Continued on next page...

Continued from previous page...

Mol	Chain	Analysed	Favoured	Allowed	Outliers	Percentiles	
16	W5	127/130 (98%)	109 (86%)	13 (10%)	5 (4%)	2	19
16	W6	127/130 (98%)	109 (86%)	13 (10%)	5 (4%)	2	19
17	Y1	129/133 (97%)	108 (84%)	16 (12%)	5 (4%)	2	19
17	Y2	129/133 (97%)	109 (84%)	15 (12%)	5 (4%)	2	19
17	Y3	129/133 (97%)	109 (84%)	15 (12%)	5 (4%)	2	19
17	Y4	129/133 (97%)	109 (84%)	15 (12%)	5 (4%)	2	19
17	Y5	129/133 (97%)	109 (84%)	15 (12%)	5 (4%)	2	19
17	Y6	129/133 (97%)	108 (84%)	16 (12%)	5 (4%)	2	19
18	Z1	73/125 (58%)	54 (74%)	15 (20%)	4 (6%)	1	14
18	Z2	73/125 (58%)	54 (74%)	15 (20%)	4 (6%)	1	14
18	Z3	73/125 (58%)	54 (74%)	15 (20%)	4 (6%)	1	14
18	Z4	73/125 (58%)	54 (74%)	15 (20%)	4 (6%)	1	14
18	Z5	73/125 (58%)	54 (74%)	15 (20%)	4 (6%)	1	14
18	Z6	73/125 (58%)	54 (74%)	15 (20%)	4 (6%)	1	14
19	b1	81/84 (96%)	64 (79%)	12 (15%)	5 (6%)	1	13
19	b2	81/84 (96%)	67 (83%)	12 (15%)	2 (2%)	4	26
19	b3	81/84 (96%)	67 (83%)	11 (14%)	3 (4%)	2	20
19	b4	81/84 (96%)	65 (80%)	11 (14%)	5 (6%)	1	13
19	b5	81/84 (96%)	67 (83%)	10 (12%)	4 (5%)	2	16
19	b6	81/84 (96%)	67 (83%)	12 (15%)	2 (2%)	4	26
20	e1	56/133 (42%)	41 (73%)	11 (20%)	4 (7%)	1	11
20	e2	56/133 (42%)	37 (66%)	12 (21%)	7 (12%)	0	4
20	e3	56/133 (42%)	38 (68%)	12 (21%)	6 (11%)	0	6
20	e4	56/133 (42%)	35 (62%)	15 (27%)	6 (11%)	0	6
20	e5	56/133 (42%)	38 (68%)	11 (20%)	7 (12%)	0	4
20	e6	56/133 (42%)	38 (68%)	12 (21%)	6 (11%)	0	6
22	A1	220/295 (75%)	181 (82%)	31 (14%)	8 (4%)	3	20
22	A2	220/295 (75%)	180 (82%)	32 (14%)	8 (4%)	3	20
22	A3	220/295 (75%)	181 (82%)	31 (14%)	8 (4%)	3	20
22	A4	220/295 (75%)	181 (82%)	31 (14%)	8 (4%)	3	20
22	A5	220/295 (75%)	181 (82%)	31 (14%)	8 (4%)	3	20

Continued on next page...

Continued from previous page...

Mol	Chain	Analysed	Favoured	Allowed	Outliers	Percentiles	
22	A6	220/295 (75%)	181 (82%)	31 (14%)	8 (4%)	3	20
23	B1	212/264 (80%)	174 (82%)	31 (15%)	7 (3%)	3	21
23	B2	212/264 (80%)	174 (82%)	29 (14%)	9 (4%)	2	17
23	B3	212/264 (80%)	174 (82%)	30 (14%)	8 (4%)	2	19
23	B4	212/264 (80%)	174 (82%)	30 (14%)	8 (4%)	2	19
23	B5	212/264 (80%)	174 (82%)	30 (14%)	8 (4%)	2	19
23	B6	212/264 (80%)	174 (82%)	31 (15%)	7 (3%)	3	21
24	D1	225/243 (93%)	183 (81%)	24 (11%)	18 (8%)	1	9
24	D2	225/243 (93%)	183 (81%)	24 (11%)	18 (8%)	1	9
24	D3	225/243 (93%)	183 (81%)	24 (11%)	18 (8%)	1	9
24	D4	225/243 (93%)	183 (81%)	24 (11%)	18 (8%)	1	9
24	D5	225/243 (93%)	183 (81%)	24 (11%)	18 (8%)	1	9
24	D6	225/243 (93%)	183 (81%)	24 (11%)	18 (8%)	1	9
25	E1	260/263 (99%)	215 (83%)	30 (12%)	15 (6%)	1	14
25	E2	260/263 (99%)	215 (83%)	30 (12%)	15 (6%)	1	14
25	E3	260/263 (99%)	215 (83%)	30 (12%)	15 (6%)	1	14
25	E4	260/263 (99%)	215 (83%)	30 (12%)	15 (6%)	1	14
25	E5	260/263 (99%)	215 (83%)	30 (12%)	15 (6%)	1	14
25	E6	260/263 (99%)	215 (83%)	30 (12%)	15 (6%)	1	14
26	F1	189/204 (93%)	144 (76%)	30 (16%)	15 (8%)	1	10
26	F2	189/204 (93%)	144 (76%)	30 (16%)	15 (8%)	1	10
26	F3	189/204 (93%)	144 (76%)	30 (16%)	15 (8%)	1	10
26	F4	189/204 (93%)	144 (76%)	30 (16%)	15 (8%)	1	10
26	F5	189/204 (93%)	144 (76%)	30 (16%)	15 (8%)	1	10
26	F6	189/204 (93%)	144 (76%)	30 (16%)	15 (8%)	1	10
27	H1	187/194 (96%)	145 (78%)	28 (15%)	14 (8%)	1	10
27	H2	187/194 (96%)	145 (78%)	28 (15%)	14 (8%)	1	10
27	H3	187/194 (96%)	145 (78%)	28 (15%)	14 (8%)	1	10
27	H4	187/194 (96%)	146 (78%)	27 (14%)	14 (8%)	1	10
27	H5	187/194 (96%)	146 (78%)	27 (14%)	14 (8%)	1	10
27	H6	187/194 (96%)	146 (78%)	27 (14%)	14 (8%)	1	10

Continued on next page...

Continued from previous page...

Mol	Chain	Analysed	Favoured	Allowed	Outliers	Percentiles	
28	I1	204/208 (98%)	168 (82%)	24 (12%)	12 (6%)	1	13
28	I2	204/208 (98%)	168 (82%)	24 (12%)	12 (6%)	1	13
28	I3	204/208 (98%)	168 (82%)	24 (12%)	12 (6%)	1	13
28	I4	204/208 (98%)	168 (82%)	24 (12%)	12 (6%)	1	13
28	I5	204/208 (98%)	168 (82%)	24 (12%)	12 (6%)	1	13
28	I6	204/208 (98%)	168 (82%)	24 (12%)	12 (6%)	1	13
29	K1	96/165 (58%)	76 (79%)	15 (16%)	5 (5%)	1	15
29	K2	96/165 (58%)	76 (79%)	15 (16%)	5 (5%)	1	15
29	K3	96/165 (58%)	76 (79%)	15 (16%)	5 (5%)	1	15
29	K4	96/165 (58%)	76 (79%)	15 (16%)	5 (5%)	1	15
29	K5	96/165 (58%)	76 (79%)	15 (16%)	5 (5%)	1	15
29	K6	96/165 (58%)	76 (79%)	15 (16%)	5 (5%)	1	15
30	L1	151/158 (96%)	129 (85%)	11 (7%)	11 (7%)	1	10
30	L2	151/158 (96%)	125 (83%)	15 (10%)	11 (7%)	1	10
30	L3	151/158 (96%)	128 (85%)	14 (9%)	9 (6%)	1	13
30	L4	151/158 (96%)	127 (84%)	13 (9%)	11 (7%)	1	10
30	L5	151/158 (96%)	128 (85%)	14 (9%)	9 (6%)	1	13
30	L6	151/158 (96%)	126 (83%)	15 (10%)	10 (7%)	1	12
31	P1	123/145 (85%)	111 (90%)	6 (5%)	6 (5%)	2	16
31	P2	123/145 (85%)	111 (90%)	6 (5%)	6 (5%)	2	16
31	P3	123/145 (85%)	108 (88%)	11 (9%)	4 (3%)	3	21
31	P4	123/145 (85%)	111 (90%)	6 (5%)	6 (5%)	2	16
31	P5	123/145 (85%)	112 (91%)	6 (5%)	5 (4%)	2	18
31	P6	123/145 (85%)	111 (90%)	6 (5%)	6 (5%)	2	16
32	Q1	144/146 (99%)	112 (78%)	22 (15%)	10 (7%)	1	11
32	Q2	144/146 (99%)	112 (78%)	22 (15%)	10 (7%)	1	11
32	Q3	144/146 (99%)	112 (78%)	22 (15%)	10 (7%)	1	11
32	Q4	144/146 (99%)	112 (78%)	22 (15%)	10 (7%)	1	11
32	Q5	144/146 (99%)	112 (78%)	22 (15%)	10 (7%)	1	11
32	Q6	144/146 (99%)	112 (78%)	22 (15%)	10 (7%)	1	11
33	R1	130/135 (96%)	94 (72%)	25 (19%)	11 (8%)	0	9

Continued on next page...

Continued from previous page...

Mol	Chain	Analysed	Favoured	Allowed	Outliers	Percentiles	
33	R2	130/135 (96%)	95 (73%)	22 (17%)	13 (10%)	0	7
33	R3	130/135 (96%)	95 (73%)	24 (18%)	11 (8%)	0	9
33	R4	130/135 (96%)	97 (75%)	23 (18%)	10 (8%)	1	10
33	R5	130/135 (96%)	93 (72%)	26 (20%)	11 (8%)	0	9
33	R6	130/135 (96%)	93 (72%)	27 (21%)	10 (8%)	1	10
34	S1	141/152 (93%)	135 (96%)	6 (4%)	0	100	100
34	S2	141/152 (93%)	135 (96%)	6 (4%)	0	100	100
34	S3	141/152 (93%)	135 (96%)	6 (4%)	0	100	100
34	S4	141/152 (93%)	135 (96%)	6 (4%)	0	100	100
34	S5	141/152 (93%)	135 (96%)	6 (4%)	0	100	100
34	S6	141/152 (93%)	135 (96%)	6 (4%)	0	100	100
35	j1	23/25 (92%)	23 (100%)	0	0	100	100
35	j2	23/25 (92%)	23 (100%)	0	0	100	100
35	j3	23/25 (92%)	23 (100%)	0	0	100	100
35	j4	23/25 (92%)	23 (100%)	0	0	100	100
35	j5	23/25 (92%)	23 (100%)	0	0	100	100
35	j6	23/25 (92%)	23 (100%)	0	0	100	100
36	k1	179/181 (99%)	162 (90%)	13 (7%)	4 (2%)	5	29
36	k2	179/181 (99%)	161 (90%)	16 (9%)	2 (1%)	12	47
36	k3	179/181 (99%)	164 (92%)	14 (8%)	1 (1%)	22	61
36	k4	179/181 (99%)	160 (89%)	17 (10%)	2 (1%)	12	47
36	k5	179/181 (99%)	164 (92%)	13 (7%)	2 (1%)	12	47
36	k6	179/181 (99%)	164 (92%)	13 (7%)	2 (1%)	12	47
37	l1	77/198 (39%)	44 (57%)	24 (31%)	9 (12%)	0	4
37	l2	77/198 (39%)	44 (57%)	24 (31%)	9 (12%)	0	4
37	l3	77/198 (39%)	44 (57%)	24 (31%)	9 (12%)	0	4
37	l4	77/198 (39%)	44 (57%)	24 (31%)	9 (12%)	0	4
37	l5	77/198 (39%)	44 (57%)	24 (31%)	9 (12%)	0	4
37	l6	77/198 (39%)	44 (57%)	24 (31%)	9 (12%)	0	4
All	All	30804/35724 (86%)	25074 (81%)	3953 (13%)	1777 (6%)	1	14

All (1777) Ramachandran outliers are listed below:

Mol	Chain	Res	Type
1	T1	4	VAL
2	U1	50	VAL
2	U1	103	SER
2	U1	107	GLU
2	U1	116	ILE
4	X1	35	ALA
5	a1	3	LYS
5	a1	101	PHE
5	a1	106	ALA
6	c1	67	ARG
8	f1	99	LYS
9	g1	55	PRO
9	g1	99	ARG
9	g1	102	VAL
9	g1	281	ALA
10	C1	262	THR
11	G1	107	SER
11	G1	122	PRO
11	G1	145	PHE
11	G1	150	GLU
12	J1	3	VAL
12	J1	8	VAL
12	J1	17	ARG
14	N1	24	THR
14	N1	146	ALA
16	W1	66	THR
19	b1	37	CYS
19	b1	38	PRO
20	e1	47	PRO
22	A1	125	THR
22	A1	208	GLU
23	B1	147	ASN
24	D1	3	VAL
24	D1	55	THR
24	D1	81	GLU
25	E1	76	VAL
25	E1	164	LEU
26	F1	15	PRO
26	F1	33	ILE
27	H1	66	VAL
27	H1	107	LYS
28	I1	130	THR
29	K1	3	MET

Continued on next page...

Continued from previous page...

Mol	Chain	Res	Type
30	L1	8	ARG
30	L1	116	CYS
31	P1	131	PRO
32	Q1	42	ILE
32	Q1	117	ARG
33	R1	42	PRO
33	R1	94	GLU
33	R1	131	PRO
1	T2	4	VAL
2	U2	50	VAL
2	U2	103	SER
2	U2	107	GLU
2	U2	116	ILE
4	X2	35	ALA
5	a2	3	LYS
5	a2	18	VAL
5	a2	101	PHE
5	a2	106	ALA
6	c2	67	ARG
8	f2	99	LYS
9	g2	55	PRO
9	g2	99	ARG
9	g2	102	VAL
9	g2	281	ALA
10	C2	262	THR
11	G2	107	SER
11	G2	122	PRO
11	G2	145	PHE
11	G2	150	GLU
12	J2	3	VAL
12	J2	8	VAL
12	J2	17	ARG
14	N2	24	THR
14	N2	146	ALA
16	W2	66	THR
22	A2	125	THR
22	A2	208	GLU
23	B2	147	ASN
24	D2	3	VAL
24	D2	55	THR
24	D2	81	GLU
25	E2	76	VAL

Continued on next page...

Continued from previous page...

Mol	Chain	Res	Type
25	E2	164	LEU
26	F2	15	PRO
26	F2	33	ILE
27	H2	66	VAL
27	H2	107	LYS
28	I2	130	THR
29	K2	3	MET
30	L2	8	ARG
30	L2	116	CYS
31	P2	131	PRO
31	P2	133	ILE
32	Q2	42	ILE
32	Q2	117	ARG
33	R2	42	PRO
33	R2	70	SER
33	R2	94	GLU
33	R2	131	PRO
1	T3	4	VAL
2	U3	50	VAL
2	U3	103	SER
2	U3	107	GLU
2	U3	116	ILE
4	X3	35	ALA
5	a3	3	LYS
5	a3	18	VAL
5	a3	101	PHE
5	a3	106	ALA
6	c3	67	ARG
8	f3	99	LYS
9	g3	55	PRO
9	g3	99	ARG
9	g3	102	VAL
9	g3	281	ALA
10	C3	262	THR
11	G3	107	SER
11	G3	122	PRO
11	G3	145	PHE
11	G3	150	GLU
12	J3	3	VAL
12	J3	8	VAL
12	J3	17	ARG
14	N3	24	THR

Continued on next page...

Continued from previous page...

Mol	Chain	Res	Type
14	N3	146	ALA
16	W3	66	THR
22	A3	125	THR
22	A3	208	GLU
23	B3	147	ASN
24	D3	3	VAL
24	D3	55	THR
24	D3	81	GLU
25	E3	76	VAL
25	E3	164	LEU
26	F3	15	PRO
26	F3	33	ILE
27	H3	66	VAL
27	H3	107	LYS
28	I3	130	THR
29	K3	3	MET
30	L3	8	ARG
30	L3	116	CYS
31	P3	16	THR
31	P3	131	PRO
31	P3	133	ILE
32	Q3	42	ILE
32	Q3	117	ARG
33	R3	42	PRO
33	R3	71	ILE
33	R3	94	GLU
33	R3	131	PRO
1	T4	4	VAL
2	U4	50	VAL
2	U4	103	SER
2	U4	107	GLU
2	U4	116	ILE
4	X4	35	ALA
5	a4	3	LYS
5	a4	18	VAL
5	a4	101	PHE
5	a4	106	ALA
6	c4	67	ARG
8	f4	99	LYS
9	g4	55	PRO
9	g4	99	ARG
9	g4	102	VAL

Continued on next page...

Continued from previous page...

Mol	Chain	Res	Type
9	g4	281	ALA
10	C4	262	THR
11	G4	107	SER
11	G4	122	PRO
11	G4	145	PHE
11	G4	150	GLU
12	J4	3	VAL
12	J4	8	VAL
12	J4	17	ARG
14	N4	24	THR
14	N4	146	ALA
16	W4	66	THR
19	b4	37	CYS
19	b4	38	PRO
22	A4	125	THR
22	A4	208	GLU
23	B4	147	ASN
24	D4	3	VAL
24	D4	55	THR
24	D4	81	GLU
25	E4	76	VAL
25	E4	164	LEU
26	F4	15	PRO
26	F4	33	ILE
27	H4	66	VAL
27	H4	107	LYS
28	I4	130	THR
29	K4	3	MET
30	L4	8	ARG
30	L4	116	CYS
31	P4	131	PRO
31	P4	133	ILE
32	Q4	42	ILE
32	Q4	117	ARG
33	R4	42	PRO
33	R4	94	GLU
33	R4	131	PRO
1	T5	4	VAL
2	U5	50	VAL
2	U5	103	SER
2	U5	107	GLU
2	U5	116	ILE

Continued on next page...

Continued from previous page...

Mol	Chain	Res	Type
4	X5	35	ALA
5	a5	3	LYS
5	a5	101	PHE
5	a5	106	ALA
6	c5	67	ARG
8	f5	99	LYS
9	g5	55	PRO
9	g5	99	ARG
9	g5	102	VAL
9	g5	281	ALA
10	C5	262	THR
11	G5	107	SER
11	G5	122	PRO
11	G5	145	PHE
11	G5	150	GLU
12	J5	3	VAL
12	J5	8	VAL
12	J5	17	ARG
14	N5	24	THR
14	N5	146	ALA
16	W5	66	THR
20	e5	47	PRO
20	e5	51	LYS
22	A5	125	THR
22	A5	208	GLU
23	B5	147	ASN
24	D5	3	VAL
24	D5	55	THR
24	D5	81	GLU
25	E5	76	VAL
25	E5	164	LEU
26	F5	15	PRO
26	F5	33	ILE
27	H5	66	VAL
27	H5	107	LYS
28	I5	130	THR
29	K5	3	MET
30	L5	8	ARG
30	L5	116	CYS
31	P5	131	PRO
31	P5	133	ILE
32	Q5	42	ILE

Continued on next page...

Continued from previous page...

Mol	Chain	Res	Type
32	Q5	117	ARG
33	R5	42	PRO
33	R5	74	GLN
33	R5	94	GLU
33	R5	131	PRO
1	T6	4	VAL
2	U6	50	VAL
2	U6	103	SER
2	U6	107	GLU
2	U6	116	ILE
4	X6	35	ALA
5	a6	3	LYS
5	a6	101	PHE
5	a6	106	ALA
6	c6	67	ARG
8	f6	99	LYS
9	g6	55	PRO
9	g6	99	ARG
9	g6	102	VAL
9	g6	281	ALA
10	C6	262	THR
11	G6	107	SER
11	G6	122	PRO
11	G6	145	PHE
11	G6	150	GLU
12	J6	3	VAL
12	J6	8	VAL
12	J6	17	ARG
14	N6	30	SER
14	N6	146	ALA
16	W6	66	THR
22	A6	125	THR
22	A6	208	GLU
23	B6	147	ASN
24	D6	3	VAL
24	D6	55	THR
24	D6	81	GLU
25	E6	76	VAL
25	E6	164	LEU
26	F6	15	PRO
26	F6	33	ILE
27	H6	66	VAL

Continued on next page...

Continued from previous page...

Mol	Chain	Res	Type
27	H6	107	LYS
28	I6	130	THR
29	K6	3	MET
30	L6	8	ARG
30	L6	116	CYS
31	P6	131	PRO
31	P6	133	ILE
32	Q6	42	ILE
32	Q6	117	ARG
33	R6	42	PRO
33	R6	78	ARG
33	R6	94	GLU
33	R6	131	PRO
36	k2	171	ASN
36	k5	168	HIS
37	l1	125	LYS
37	l1	151	LYS
37	l1	184	GLU
37	l1	185	VAL
37	l2	125	LYS
37	l2	151	LYS
37	l2	184	GLU
37	l2	185	VAL
37	l3	125	LYS
37	l3	151	LYS
37	l3	184	GLU
37	l3	185	VAL
37	l4	125	LYS
37	l4	151	LYS
37	l4	184	GLU
37	l4	185	VAL
37	l5	125	LYS
37	l5	151	LYS
37	l5	184	GLU
37	l5	185	VAL
37	l6	125	LYS
37	l6	151	LYS
37	l6	184	GLU
37	l6	185	VAL
1	T1	5	THR
1	T1	132	ASP
3	V1	9	VAL

Continued on next page...

Continued from previous page...

Mol	Chain	Res	Type
3	V1	10	ASP
3	V1	78	ILE
4	X1	10	ALA
5	a1	13	LYS
5	a1	18	VAL
5	a1	46	GLU
5	a1	89	ARG
6	c1	59	LEU
9	g1	15	ASN
9	g1	28	PRO
9	g1	56	GLN
9	g1	145	GLU
9	g1	261	LEU
10	C1	261	PHE
11	G1	12	CYS
11	G1	20	ASP
11	G1	25	ARG
11	G1	154	ARG
12	J1	37	LEU
12	J1	147	PHE
14	N1	3	ARG
14	N1	102	LEU
14	N1	147	SER
15	O1	48	SER
15	O1	126	ILE
15	O1	128	ARG
16	W1	5	ASN
17	Y1	34	THR
17	Y1	119	GLY
18	Z1	93	SER
19	b1	10	PRO
19	b1	45	THR
19	b1	75	GLU
20	e1	29	THR
22	A1	13	GLU
22	A1	31	ASP
22	A1	170	SER
22	A1	210	ILE
23	B1	37	ALA
23	B1	83	LYS
23	B1	190	PRO
24	D1	93	THR

Continued on next page...

Continued from previous page...

Mol	Chain	Res	Type
24	D1	198	ILE
25	E1	144	ALA
25	E1	214	ASN
26	F1	17	ILE
26	F1	48	TYR
26	F1	57	ALA
26	F1	202	SER
27	H1	34	SER
27	H1	115	LYS
28	I1	75	LYS
28	I1	122	GLY
28	I1	140	LYS
28	I1	143	LYS
28	I1	155	ASN
28	I1	186	ASP
31	P1	133	ILE
32	Q1	5	GLY
32	Q1	100	VAL
33	R1	73	LEU
33	R1	83	ASN
33	R1	119	VAL
1	T2	5	THR
1	T2	132	ASP
3	V2	9	VAL
3	V2	10	ASP
3	V2	78	ILE
4	X2	10	ALA
5	a2	13	LYS
5	a2	46	GLU
5	a2	89	ARG
6	c2	59	LEU
9	g2	15	ASN
9	g2	28	PRO
9	g2	56	GLN
9	g2	145	GLU
9	g2	261	LEU
10	C2	261	PHE
11	G2	12	CYS
11	G2	20	ASP
11	G2	25	ARG
11	G2	154	ARG
12	J2	37	LEU

Continued on next page...

Continued from previous page...

Mol	Chain	Res	Type
12	J2	147	PHE
14	N2	3	ARG
14	N2	102	LEU
14	N2	147	SER
15	O2	48	SER
15	O2	126	ILE
15	O2	128	ARG
16	W2	5	ASN
17	Y2	34	THR
17	Y2	119	GLY
18	Z2	93	SER
19	b2	10	PRO
19	b2	75	GLU
20	e2	3	HIS
20	e2	29	THR
20	e2	49	PHE
22	A2	13	GLU
22	A2	31	ASP
22	A2	170	SER
22	A2	210	ILE
23	B2	22	VAL
23	B2	37	ALA
23	B2	83	LYS
23	B2	190	PRO
24	D2	93	THR
24	D2	198	ILE
25	E2	144	ALA
25	E2	214	ASN
26	F2	17	ILE
26	F2	48	TYR
26	F2	57	ALA
26	F2	202	SER
27	H2	34	SER
27	H2	112	ASN
27	H2	115	LYS
28	I2	75	LYS
28	I2	122	GLY
28	I2	140	LYS
28	I2	143	LYS
28	I2	155	ASN
28	I2	186	ASP
32	Q2	5	GLY

Continued on next page...

Continued from previous page...

Mol	Chain	Res	Type
32	Q2	100	VAL
33	R2	71	ILE
33	R2	83	ASN
33	R2	119	VAL
1	T3	5	THR
1	T3	132	ASP
3	V3	9	VAL
3	V3	10	ASP
3	V3	78	ILE
4	X3	10	ALA
5	a3	13	LYS
5	a3	46	GLU
5	a3	89	ARG
6	c3	59	LEU
9	g3	15	ASN
9	g3	28	PRO
9	g3	56	GLN
9	g3	145	GLU
9	g3	261	LEU
10	C3	261	PHE
11	G3	12	CYS
11	G3	20	ASP
11	G3	25	ARG
11	G3	154	ARG
12	J3	37	LEU
12	J3	147	PHE
14	N3	3	ARG
14	N3	102	LEU
14	N3	147	SER
15	O3	48	SER
15	O3	126	ILE
15	O3	128	ARG
16	W3	5	ASN
17	Y3	34	THR
17	Y3	119	GLY
18	Z3	93	SER
19	b3	10	PRO
19	b3	75	GLU
20	e3	29	THR
20	e3	49	PHE
22	A3	13	GLU
22	A3	31	ASP

Continued on next page...

Continued from previous page...

Mol	Chain	Res	Type
22	A3	170	SER
22	A3	210	ILE
23	B3	22	VAL
23	B3	37	ALA
23	B3	83	LYS
23	B3	190	PRO
24	D3	93	THR
24	D3	198	ILE
25	E3	144	ALA
25	E3	214	ASN
26	F3	17	ILE
26	F3	48	TYR
26	F3	57	ALA
26	F3	202	SER
27	H3	34	SER
27	H3	115	LYS
28	I3	75	LYS
28	I3	122	GLY
28	I3	140	LYS
28	I3	143	LYS
28	I3	155	ASN
28	I3	186	ASP
32	Q3	5	GLY
32	Q3	100	VAL
33	R3	73	LEU
33	R3	83	ASN
33	R3	119	VAL
1	T4	5	THR
1	T4	132	ASP
3	V4	9	VAL
3	V4	10	ASP
3	V4	78	ILE
4	X4	10	ALA
5	a4	13	LYS
5	a4	46	GLU
5	a4	89	ARG
6	c4	59	LEU
9	g4	15	ASN
9	g4	28	PRO
9	g4	56	GLN
9	g4	145	GLU
9	g4	261	LEU

Continued on next page...

Continued from previous page...

Mol	Chain	Res	Type
10	C4	261	PHE
11	G4	12	CYS
11	G4	20	ASP
11	G4	25	ARG
11	G4	154	ARG
12	J4	37	LEU
12	J4	147	PHE
14	N4	3	ARG
14	N4	102	LEU
14	N4	147	SER
15	O4	48	SER
15	O4	126	ILE
15	O4	128	ARG
16	W4	5	ASN
17	Y4	34	THR
17	Y4	119	GLY
18	Z4	93	SER
19	b4	10	PRO
19	b4	75	GLU
20	e4	14	GLY
20	e4	29	THR
20	e4	49	PHE
22	A4	13	GLU
22	A4	31	ASP
22	A4	170	SER
22	A4	210	ILE
23	B4	22	VAL
23	B4	37	ALA
23	B4	83	LYS
23	B4	190	PRO
24	D4	93	THR
24	D4	198	ILE
25	E4	144	ALA
25	E4	214	ASN
26	F4	17	ILE
26	F4	48	TYR
26	F4	57	ALA
26	F4	202	SER
27	H4	34	SER
27	H4	112	ASN
27	H4	115	LYS
28	I4	75	LYS

Continued on next page...

Continued from previous page...

Mol	Chain	Res	Type
28	I4	122	GLY
28	I4	140	LYS
28	I4	143	LYS
28	I4	155	ASN
28	I4	186	ASP
32	Q4	5	GLY
32	Q4	100	VAL
33	R4	83	ASN
33	R4	119	VAL
1	T5	5	THR
1	T5	132	ASP
3	V5	9	VAL
3	V5	10	ASP
3	V5	78	ILE
4	X5	10	ALA
5	a5	13	LYS
5	a5	18	VAL
5	a5	46	GLU
5	a5	89	ARG
6	c5	59	LEU
9	g5	15	ASN
9	g5	28	PRO
9	g5	56	GLN
9	g5	145	GLU
9	g5	261	LEU
10	C5	261	PHE
11	G5	12	CYS
11	G5	20	ASP
11	G5	25	ARG
11	G5	154	ARG
12	J5	37	LEU
12	J5	147	PHE
14	N5	3	ARG
14	N5	102	LEU
14	N5	147	SER
15	O5	48	SER
15	O5	126	ILE
15	O5	128	ARG
16	W5	5	ASN
17	Y5	34	THR
17	Y5	119	GLY
18	Z5	93	SER

Continued on next page...

Continued from previous page...

Mol	Chain	Res	Type
19	b5	10	PRO
19	b5	75	GLU
20	e5	29	THR
20	e5	45	VAL
20	e5	46	VAL
22	A5	13	GLU
22	A5	31	ASP
22	A5	170	SER
22	A5	210	ILE
23	B5	22	VAL
23	B5	37	ALA
23	B5	83	LYS
23	B5	190	PRO
24	D5	93	THR
24	D5	198	ILE
25	E5	144	ALA
25	E5	214	ASN
26	F5	17	ILE
26	F5	48	TYR
26	F5	57	ALA
26	F5	202	SER
27	H5	34	SER
27	H5	115	LYS
28	I5	75	LYS
28	I5	122	GLY
28	I5	140	LYS
28	I5	143	LYS
28	I5	155	ASN
28	I5	186	ASP
31	P5	108	LYS
32	Q5	5	GLY
32	Q5	100	VAL
33	R5	83	ASN
33	R5	119	VAL
1	T6	5	THR
1	T6	132	ASP
3	V6	9	VAL
3	V6	10	ASP
3	V6	78	ILE
4	X6	10	ALA
5	a6	13	LYS
5	a6	18	VAL

Continued on next page...

Continued from previous page...

Mol	Chain	Res	Type
5	a6	46	GLU
5	a6	89	ARG
6	c6	59	LEU
9	g6	15	ASN
9	g6	28	PRO
9	g6	56	GLN
9	g6	145	GLU
9	g6	261	LEU
10	C6	261	PHE
11	G6	12	CYS
11	G6	20	ASP
11	G6	25	ARG
11	G6	154	ARG
12	J6	37	LEU
12	J6	147	PHE
14	N6	3	ARG
14	N6	29	THR
14	N6	102	LEU
14	N6	147	SER
15	O6	48	SER
15	O6	126	ILE
15	O6	128	ARG
16	W6	5	ASN
17	Y6	34	THR
17	Y6	119	GLY
18	Z6	93	SER
19	b6	10	PRO
19	b6	75	GLU
20	e6	29	THR
20	e6	49	PHE
22	A6	13	GLU
22	A6	31	ASP
22	A6	170	SER
22	A6	210	ILE
23	B6	37	ALA
23	B6	83	LYS
23	B6	190	PRO
24	D6	93	THR
24	D6	198	ILE
25	E6	144	ALA
25	E6	214	ASN
26	F6	17	ILE

Continued on next page...

Continued from previous page...

Mol	Chain	Res	Type
26	F6	48	TYR
26	F6	57	ALA
26	F6	139	VAL
26	F6	202	SER
27	H6	34	SER
27	H6	115	LYS
28	I6	75	LYS
28	I6	122	GLY
28	I6	140	LYS
28	I6	143	LYS
28	I6	155	ASN
28	I6	186	ASP
32	Q6	5	GLY
32	Q6	100	VAL
33	R6	83	ASN
33	R6	119	VAL
36	k1	93	PRO
36	k1	171	ASN
36	k3	171	ASN
36	k4	171	ASN
36	k5	171	ASN
1	T1	34	VAL
3	V1	36	VAL
4	X1	46	HIS
4	X1	64	SER
4	X1	77	ASN
4	X1	79	LYS
4	X1	109	GLY
4	X1	126	ALA
5	a1	5	ARG
5	a1	61	ALA
5	a1	102	ARG
6	c1	36	ASP
8	f1	100	LEU
9	g1	105	THR
9	g1	244	ASN
9	g1	246	TYR
10	C1	188	CYS
10	C1	226	ALA
10	C1	273	LEU
11	G1	175	LYS
11	G1	212	LEU

Continued on next page...

Continued from previous page...

Mol	Chain	Res	Type
11	G1	213	LEU
12	J1	119	LEU
12	J1	122	SER
13	M1	114	TYR
14	N1	12	SER
15	O1	65	ASP
15	O1	67	ASP
15	O1	68	GLU
15	O1	138	ASP
15	O1	140	THR
16	W1	93	LEU
17	Y1	3	ASP
18	Z1	112	ASN
22	A1	98	PRO
23	B1	76	ASN
24	D1	44	THR
24	D1	215	ASP
24	D1	216	GLU
25	E1	77	ARG
25	E1	93	ASP
25	E1	196	THR
25	E1	232	ASN
26	F1	42	LYS
26	F1	47	LYS
26	F1	85	LYS
26	F1	139	VAL
27	H1	112	ASN
27	H1	148	LEU
28	I1	86	SER
28	I1	132	GLU
28	I1	180	GLY
30	L1	3	ASP
30	L1	21	LYS
30	L1	33	LEU
30	L1	133	PRO
30	L1	152	LYS
31	P1	11	THR
32	Q1	6	PRO
32	Q1	48	GLN
32	Q1	56	LEU
32	Q1	101	ASP
32	Q1	145	TYR

Continued on next page...

Continued from previous page...

Mol	Chain	Res	Type
1	T2	34	VAL
3	V2	36	VAL
4	X2	46	HIS
4	X2	64	SER
4	X2	77	ASN
4	X2	79	LYS
4	X2	109	GLY
4	X2	126	ALA
5	a2	61	ALA
5	a2	102	ARG
6	c2	36	ASP
8	f2	100	LEU
9	g2	105	THR
9	g2	244	ASN
9	g2	246	TYR
10	C2	188	CYS
10	C2	226	ALA
10	C2	273	LEU
11	G2	175	LYS
11	G2	212	LEU
11	G2	213	LEU
12	J2	119	LEU
12	J2	122	SER
13	M2	114	TYR
14	N2	12	SER
15	O2	65	ASP
15	O2	67	ASP
15	O2	68	GLU
15	O2	138	ASP
15	O2	140	THR
16	W2	93	LEU
17	Y2	3	ASP
18	Z2	112	ASN
20	e2	6	LEU
20	e2	51	LYS
22	A2	98	PRO
23	B2	76	ASN
24	D2	44	THR
24	D2	215	ASP
24	D2	216	GLU
25	E2	77	ARG
25	E2	93	ASP

Continued on next page...

Continued from previous page...

Mol	Chain	Res	Type
25	E2	196	THR
25	E2	232	ASN
26	F2	42	LYS
26	F2	47	LYS
26	F2	85	LYS
26	F2	139	VAL
27	H2	148	LEU
28	I2	86	SER
28	I2	132	GLU
28	I2	180	GLY
30	L2	3	ASP
30	L2	21	LYS
30	L2	33	LEU
30	L2	133	PRO
30	L2	152	LYS
31	P2	11	THR
32	Q2	6	PRO
32	Q2	48	GLN
32	Q2	56	LEU
32	Q2	101	ASP
32	Q2	145	TYR
33	R2	73	LEU
33	R2	75	GLU
1	T3	34	VAL
3	V3	36	VAL
4	X3	46	HIS
4	X3	64	SER
4	X3	77	ASN
4	X3	79	LYS
4	X3	109	GLY
4	X3	126	ALA
5	a3	61	ALA
5	a3	102	ARG
6	c3	36	ASP
8	f3	100	LEU
9	g3	105	THR
9	g3	244	ASN
9	g3	246	TYR
10	C3	188	CYS
10	C3	226	ALA
10	C3	273	LEU
11	G3	175	LYS

Continued on next page...

Continued from previous page...

Mol	Chain	Res	Type
11	G3	212	LEU
11	G3	213	LEU
12	J3	119	LEU
12	J3	122	SER
13	M3	114	TYR
14	N3	12	SER
15	O3	65	ASP
15	O3	67	ASP
15	O3	68	GLU
15	O3	138	ASP
15	O3	140	THR
16	W3	93	LEU
16	W3	122	GLY
17	Y3	3	ASP
18	Z3	112	ASN
20	e3	51	LYS
22	A3	98	PRO
23	B3	76	ASN
24	D3	44	THR
24	D3	215	ASP
24	D3	216	GLU
25	E3	77	ARG
25	E3	93	ASP
25	E3	196	THR
25	E3	232	ASN
26	F3	42	LYS
26	F3	47	LYS
26	F3	85	LYS
26	F3	139	VAL
27	H3	112	ASN
27	H3	148	LEU
28	I3	86	SER
28	I3	132	GLU
28	I3	180	GLY
30	L3	3	ASP
30	L3	21	LYS
30	L3	33	LEU
30	L3	133	PRO
32	Q3	6	PRO
32	Q3	48	GLN
32	Q3	56	LEU
32	Q3	101	ASP

Continued on next page...

Continued from previous page...

Mol	Chain	Res	Type
32	Q3	145	TYR
1	T4	34	VAL
3	V4	36	VAL
4	X4	46	HIS
4	X4	64	SER
4	X4	77	ASN
4	X4	79	LYS
4	X4	109	GLY
4	X4	126	ALA
5	a4	61	ALA
5	a4	102	ARG
6	c4	36	ASP
8	f4	100	LEU
9	g4	105	THR
9	g4	244	ASN
9	g4	246	TYR
10	C4	188	CYS
10	C4	226	ALA
10	C4	273	LEU
11	G4	175	LYS
11	G4	212	LEU
11	G4	213	LEU
12	J4	119	LEU
12	J4	122	SER
13	M4	114	TYR
14	N4	12	SER
15	O4	65	ASP
15	O4	67	ASP
15	O4	68	GLU
15	O4	138	ASP
15	O4	140	THR
16	W4	93	LEU
17	Y4	3	ASP
18	Z4	112	ASN
20	e4	4	GLY
20	e4	51	LYS
22	A4	98	PRO
24	D4	44	THR
24	D4	215	ASP
24	D4	216	GLU
25	E4	77	ARG
25	E4	93	ASP

Continued on next page...

Continued from previous page...

Mol	Chain	Res	Type
25	E4	196	THR
25	E4	232	ASN
26	F4	42	LYS
26	F4	47	LYS
26	F4	85	LYS
26	F4	139	VAL
27	H4	148	LEU
28	I4	86	SER
28	I4	132	GLU
28	I4	180	GLY
30	L4	3	ASP
30	L4	21	LYS
30	L4	33	LEU
30	L4	133	PRO
30	L4	152	LYS
31	P4	11	THR
32	Q4	6	PRO
32	Q4	48	GLN
32	Q4	56	LEU
32	Q4	101	ASP
32	Q4	145	TYR
33	R4	73	LEU
1	T5	34	VAL
3	V5	36	VAL
4	X5	46	HIS
4	X5	64	SER
4	X5	77	ASN
4	X5	79	LYS
4	X5	109	GLY
4	X5	126	ALA
5	a5	61	ALA
5	a5	102	ARG
6	c5	36	ASP
8	f5	100	LEU
9	g5	105	THR
9	g5	244	ASN
9	g5	246	TYR
10	C5	188	CYS
10	C5	226	ALA
10	C5	273	LEU
11	G5	175	LYS
11	G5	212	LEU

Continued on next page...

Continued from previous page...

Mol	Chain	Res	Type
11	G5	213	LEU
12	J5	119	LEU
12	J5	122	SER
13	M5	114	TYR
14	N5	12	SER
15	O5	65	ASP
15	O5	68	GLU
15	O5	138	ASP
15	O5	140	THR
16	W5	93	LEU
17	Y5	3	ASP
18	Z5	112	ASN
22	A5	98	PRO
24	D5	44	THR
24	D5	215	ASP
24	D5	216	GLU
25	E5	77	ARG
25	E5	93	ASP
25	E5	196	THR
25	E5	232	ASN
26	F5	42	LYS
26	F5	47	LYS
26	F5	85	LYS
26	F5	139	VAL
27	H5	112	ASN
27	H5	148	LEU
28	I5	86	SER
28	I5	132	GLU
28	I5	180	GLY
30	L5	3	ASP
30	L5	21	LYS
30	L5	33	LEU
30	L5	133	PRO
32	Q5	6	PRO
32	Q5	48	GLN
32	Q5	56	LEU
32	Q5	101	ASP
32	Q5	145	TYR
33	R5	73	LEU
1	T6	34	VAL
3	V6	36	VAL
4	X6	46	HIS

Continued on next page...

Continued from previous page...

Mol	Chain	Res	Type
4	X6	64	SER
4	X6	77	ASN
4	X6	79	LYS
4	X6	109	GLY
4	X6	126	ALA
5	a6	61	ALA
5	a6	102	ARG
6	c6	36	ASP
8	f6	100	LEU
9	g6	105	THR
9	g6	244	ASN
9	g6	246	TYR
10	C6	188	CYS
10	C6	226	ALA
10	C6	273	LEU
11	G6	175	LYS
11	G6	212	LEU
11	G6	213	LEU
12	J6	119	LEU
12	J6	122	SER
13	M6	114	TYR
14	N6	12	SER
15	O6	65	ASP
15	O6	67	ASP
15	O6	68	GLU
15	O6	138	ASP
15	O6	140	THR
16	W6	93	LEU
17	Y6	3	ASP
18	Z6	112	ASN
20	e6	51	LYS
22	A6	98	PRO
23	B6	76	ASN
24	D6	44	THR
24	D6	215	ASP
24	D6	216	GLU
25	E6	77	ARG
25	E6	93	ASP
25	E6	196	THR
25	E6	232	ASN
26	F6	42	LYS
26	F6	47	LYS

Continued on next page...

Continued from previous page...

Mol	Chain	Res	Type
26	F6	85	LYS
27	H6	112	ASN
27	H6	148	LEU
28	I6	86	SER
28	I6	132	GLU
28	I6	180	GLY
30	L6	3	ASP
30	L6	21	LYS
30	L6	33	LEU
30	L6	133	PRO
30	L6	152	LYS
31	P6	11	THR
32	Q6	6	PRO
32	Q6	48	GLN
32	Q6	56	LEU
32	Q6	101	ASP
32	Q6	145	TYR
37	l1	116	THR
37	l1	117	ILE
37	l2	116	THR
37	l2	117	ILE
37	l3	116	THR
37	l3	117	ILE
37	l4	116	THR
37	l4	117	ILE
37	l5	116	THR
37	l5	117	ILE
37	l6	116	THR
37	l6	117	ILE
1	T1	6	VAL
2	U1	48	LEU
4	X1	9	THR
4	X1	87	ASN
4	X1	117	GLY
5	a1	62	TYR
5	a1	64	LEU
8	f1	96	LYS
9	g1	191	HIS
10	C1	85	SER
10	C1	134	ASN
10	C1	264	SER
10	C1	276	THR

Continued on next page...

Continued from previous page...

Mol	Chain	Res	Type
11	G1	146	ASN
11	G1	147	LEU
11	G1	152	ASP
12	J1	138	ARG
13	M1	117	GLU
14	N1	143	SER
15	O1	47	LEU
15	O1	129	ILE
16	W1	111	MET
17	Y1	51	THR
17	Y1	53	ASP
18	Z1	49	LEU
22	A1	4	ALA
23	B1	86	LEU
23	B1	223	PHE
24	D1	83	SER
24	D1	153	VAL
24	D1	206	ASP
24	D1	222	PRO
24	D1	223	ILE
25	E1	131	VAL
25	E1	168	LYS
26	F1	138	ALA
27	H1	12	ASN
27	H1	38	ALA
27	H1	138	GLU
27	H1	162	GLN
29	K1	39	ASN
29	K1	41	PRO
29	K1	91	PRO
30	L1	4	ILE
30	L1	6	THR
30	L1	150	GLY
31	P1	16	THR
32	Q1	144	SER
33	R1	80	ARG
1	T2	6	VAL
2	U2	48	LEU
4	X2	9	THR
4	X2	87	ASN
4	X2	117	GLY
5	a2	5	ARG

Continued on next page...

Continued from previous page...

Mol	Chain	Res	Type
5	a2	62	TYR
5	a2	64	LEU
8	f2	96	LYS
9	g2	191	HIS
10	C2	85	SER
10	C2	134	ASN
10	C2	264	SER
10	C2	276	THR
11	G2	146	ASN
11	G2	147	LEU
11	G2	152	ASP
12	J2	138	ARG
13	M2	117	GLU
14	N2	143	SER
15	O2	47	LEU
15	O2	129	ILE
16	W2	111	MET
17	Y2	51	THR
17	Y2	53	ASP
18	Z2	49	LEU
22	A2	4	ALA
23	B2	86	LEU
23	B2	223	PHE
24	D2	153	VAL
24	D2	206	ASP
24	D2	222	PRO
24	D2	223	ILE
25	E2	131	VAL
25	E2	168	LYS
26	F2	138	ALA
27	H2	12	ASN
27	H2	38	ALA
27	H2	138	GLU
27	H2	162	GLN
29	K2	39	ASN
29	K2	41	PRO
29	K2	91	PRO
30	L2	4	ILE
30	L2	6	THR
30	L2	148	ALA
31	P2	16	THR
32	Q2	144	SER

Continued on next page...

Continued from previous page...

Mol	Chain	Res	Type
33	R2	80	ARG
1	T3	6	VAL
2	U3	48	LEU
4	X3	9	THR
4	X3	87	ASN
4	X3	117	GLY
5	a3	5	ARG
5	a3	62	TYR
5	a3	64	LEU
8	f3	96	LYS
9	g3	191	HIS
10	C3	85	SER
10	C3	134	ASN
10	C3	264	SER
10	C3	276	THR
11	G3	146	ASN
11	G3	147	LEU
11	G3	152	ASP
12	J3	138	ARG
13	M3	117	GLU
14	N3	143	SER
15	O3	47	LEU
15	O3	129	ILE
16	W3	3	ARG
16	W3	111	MET
17	Y3	51	THR
17	Y3	53	ASP
18	Z3	49	LEU
22	A3	4	ALA
23	B3	86	LEU
23	B3	223	PHE
24	D3	153	VAL
24	D3	206	ASP
24	D3	222	PRO
24	D3	223	ILE
25	E3	68	ARG
25	E3	131	VAL
26	F3	138	ALA
27	H3	12	ASN
27	H3	38	ALA
27	H3	138	GLU
27	H3	162	GLN

Continued on next page...

Continued from previous page...

Mol	Chain	Res	Type
29	K3	39	ASN
29	K3	41	PRO
29	K3	91	PRO
30	L3	4	ILE
30	L3	6	THR
32	Q3	144	SER
33	R3	80	ARG
1	T4	6	VAL
2	U4	48	LEU
4	X4	9	THR
4	X4	87	ASN
4	X4	117	GLY
5	a4	5	ARG
5	a4	62	TYR
5	a4	64	LEU
8	f4	96	LYS
9	g4	191	HIS
10	C4	85	SER
10	C4	134	ASN
10	C4	264	SER
10	C4	276	THR
11	G4	146	ASN
11	G4	147	LEU
11	G4	152	ASP
12	J4	138	ARG
13	M4	117	GLU
14	N4	143	SER
15	O4	47	LEU
15	O4	129	ILE
16	W4	3	ARG
16	W4	111	MET
17	Y4	51	THR
17	Y4	53	ASP
18	Z4	49	LEU
22	A4	4	ALA
23	B4	76	ASN
23	B4	86	LEU
23	B4	223	PHE
24	D4	83	SER
24	D4	153	VAL
24	D4	206	ASP
24	D4	222	PRO

Continued on next page...

Continued from previous page...

Mol	Chain	Res	Type
24	D4	223	ILE
25	E4	131	VAL
26	F4	138	ALA
27	H4	12	ASN
27	H4	38	ALA
27	H4	138	GLU
29	K4	39	ASN
29	K4	41	PRO
29	K4	91	PRO
30	L4	4	ILE
30	L4	6	THR
31	P4	16	THR
32	Q4	144	SER
33	R4	80	ARG
33	R4	110	ASP
1	T5	6	VAL
2	U5	48	LEU
4	X5	9	THR
4	X5	87	ASN
4	X5	117	GLY
5	a5	5	ARG
5	a5	62	TYR
5	a5	64	LEU
8	f5	96	LYS
9	g5	191	HIS
10	C5	85	SER
10	C5	134	ASN
10	C5	264	SER
10	C5	276	THR
11	G5	146	ASN
11	G5	147	LEU
11	G5	152	ASP
12	J5	138	ARG
13	M5	117	GLU
14	N5	143	SER
15	O5	47	LEU
15	O5	67	ASP
15	O5	129	ILE
16	W5	111	MET
17	Y5	51	THR
17	Y5	53	ASP
18	Z5	49	LEU

Continued on next page...

Continued from previous page...

Mol	Chain	Res	Type
22	A5	4	ALA
23	B5	76	ASN
23	B5	86	LEU
23	B5	223	PHE
24	D5	153	VAL
24	D5	206	ASP
24	D5	222	PRO
24	D5	223	ILE
25	E5	68	ARG
25	E5	131	VAL
26	F5	138	ALA
27	H5	12	ASN
27	H5	38	ALA
27	H5	138	GLU
27	H5	162	GLN
29	K5	39	ASN
29	K5	41	PRO
29	K5	91	PRO
30	L5	4	ILE
30	L5	6	THR
32	Q5	144	SER
33	R5	80	ARG
33	R5	110	ASP
1	T6	6	VAL
2	U6	48	LEU
4	X6	9	THR
4	X6	87	ASN
4	X6	117	GLY
5	a6	5	ARG
5	a6	62	TYR
5	a6	64	LEU
8	f6	96	LYS
9	g6	191	HIS
10	C6	85	SER
10	C6	134	ASN
10	C6	264	SER
10	C6	276	THR
11	G6	146	ASN
11	G6	147	LEU
11	G6	152	ASP
12	J6	138	ARG
13	M6	117	GLU

Continued on next page...

Continued from previous page...

Mol	Chain	Res	Type
14	N6	143	SER
15	O6	47	LEU
15	O6	129	ILE
16	W6	3	ARG
16	W6	111	MET
17	Y6	51	THR
17	Y6	53	ASP
18	Z6	49	LEU
22	A6	4	ALA
23	B6	86	LEU
23	B6	223	PHE
24	D6	153	VAL
24	D6	206	ASP
24	D6	222	PRO
24	D6	223	ILE
25	E6	68	ARG
25	E6	131	VAL
25	E6	168	LYS
26	F6	138	ALA
27	H6	12	ASN
27	H6	38	ALA
27	H6	138	GLU
27	H6	162	GLN
29	K6	39	ASN
29	K6	41	PRO
29	K6	91	PRO
30	L6	4	ILE
30	L6	6	THR
31	P6	16	THR
32	Q6	144	SER
33	R6	80	ARG
33	R6	110	ASP
36	k6	93	PRO
2	U1	98	VAL
3	V1	45	ARG
4	X1	54	LYS
4	X1	127	ASN
8	f1	93	HIS
10	C1	176	LYS
11	G1	105	ASN
12	J1	76	ALA
14	N1	8	GLY

Continued on next page...

Continued from previous page...

Mol	Chain	Res	Type
15	O1	56	VAL
15	O1	112	ALA
15	O1	134	PRO
16	W1	3	ARG
18	Z1	108	ILE
20	e1	4	GLY
20	e1	14	GLY
24	D1	68	GLU
24	D1	220	THR
25	E1	30	ARG
25	E1	68	ARG
25	E1	69	PHE
25	E1	245	ARG
26	F1	20	PHE
26	F1	32	ASP
27	H1	89	GLY
27	H1	99	ARG
27	H1	100	ILE
29	K1	92	ALA
31	P1	15	PHE
33	R1	65	PRO
33	R1	110	ASP
2	U2	98	VAL
3	V2	45	ARG
4	X2	54	LYS
4	X2	127	ASN
8	f2	93	HIS
10	C2	176	LYS
11	G2	105	ASN
14	N2	8	GLY
15	O2	56	VAL
15	O2	112	ALA
15	O2	134	PRO
16	W2	3	ARG
18	Z2	108	ILE
20	e2	14	GLY
20	e2	48	THR
24	D2	68	GLU
24	D2	83	SER
24	D2	220	THR
25	E2	30	ARG
25	E2	68	ARG

Continued on next page...

Continued from previous page...

Mol	Chain	Res	Type
25	E2	69	PHE
25	E2	245	ARG
26	F2	20	PHE
26	F2	32	ASP
27	H2	89	GLY
27	H2	99	ARG
27	H2	100	ILE
29	K2	92	ALA
31	P2	15	PHE
33	R2	110	ASP
2	U3	98	VAL
3	V3	45	ARG
4	X3	54	LYS
4	X3	127	ASN
8	f3	93	HIS
10	C3	176	LYS
11	G3	105	ASN
12	J3	76	ALA
14	N3	8	GLY
15	O3	56	VAL
15	O3	112	ALA
15	O3	134	PRO
18	Z3	108	ILE
20	e3	4	GLY
20	e3	14	GLY
20	e3	48	THR
24	D3	68	GLU
24	D3	83	SER
24	D3	220	THR
25	E3	30	ARG
25	E3	69	PHE
25	E3	168	LYS
25	E3	245	ARG
26	F3	20	PHE
26	F3	32	ASP
27	H3	89	GLY
27	H3	100	ILE
33	R3	110	ASP
2	U4	98	VAL
3	V4	45	ARG
4	X4	54	LYS
4	X4	127	ASN

Continued on next page...

Continued from previous page...

Mol	Chain	Res	Type
8	f4	93	HIS
10	C4	176	LYS
11	G4	105	ASN
12	J4	76	ALA
14	N4	8	GLY
15	O4	56	VAL
15	O4	134	PRO
18	Z4	108	ILE
20	e4	48	THR
24	D4	68	GLU
24	D4	220	THR
25	E4	30	ARG
25	E4	68	ARG
25	E4	69	PHE
25	E4	168	LYS
25	E4	245	ARG
26	F4	20	PHE
26	F4	32	ASP
27	H4	89	GLY
27	H4	99	ARG
27	H4	100	ILE
29	K4	92	ALA
30	L4	148	ALA
31	P4	15	PHE
2	U5	98	VAL
3	V5	45	ARG
4	X5	54	LYS
4	X5	127	ASN
8	f5	93	HIS
10	C5	176	LYS
11	G5	105	ASN
12	J5	76	ALA
14	N5	8	GLY
15	O5	56	VAL
15	O5	112	ALA
15	O5	134	PRO
16	W5	3	ARG
18	Z5	108	ILE
20	e5	4	GLY
20	e5	14	GLY
24	D5	68	GLU
24	D5	83	SER

Continued on next page...

Continued from previous page...

Mol	Chain	Res	Type
24	D5	220	THR
25	E5	30	ARG
25	E5	69	PHE
25	E5	168	LYS
25	E5	245	ARG
26	F5	20	PHE
26	F5	32	ASP
27	H5	89	GLY
27	H5	99	ARG
27	H5	100	ILE
2	U6	98	VAL
3	V6	45	ARG
4	X6	54	LYS
4	X6	127	ASN
8	f6	93	HIS
10	C6	176	LYS
11	G6	105	ASN
14	N6	8	GLY
15	O6	56	VAL
15	O6	112	ALA
15	O6	134	PRO
18	Z6	108	ILE
20	e6	4	GLY
20	e6	14	GLY
20	e6	48	THR
24	D6	68	GLU
24	D6	83	SER
24	D6	220	THR
25	E6	30	ARG
25	E6	69	PHE
25	E6	245	ARG
26	F6	20	PHE
26	F6	32	ASP
27	H6	89	GLY
27	H6	99	ARG
27	H6	100	ILE
29	K6	92	ALA
31	P6	15	PHE
36	k1	92	LEU
37	l3	139	ILE
37	l4	139	ILE
1	T1	29	LYS

Continued on next page...

Continued from previous page...

Mol	Chain	Res	Type
1	T1	142	ASN
5	a1	98	PRO
6	c1	38	THR
11	G1	68	LEU
24	D1	154	ASP
26	F1	41	VAL
27	H1	190	PRO
28	I1	97	VAL
30	L1	98	LYS
33	R1	97	GLU
1	T2	29	LYS
1	T2	142	ASN
5	a2	98	PRO
11	G2	68	LEU
12	J2	76	ALA
24	D2	154	ASP
26	F2	41	VAL
28	I2	97	VAL
30	L2	98	LYS
33	R2	97	GLU
1	T3	142	ASN
5	a3	98	PRO
10	C3	274	VAL
11	G3	68	LEU
24	D3	154	ASP
26	F3	41	VAL
27	H3	99	ARG
28	I3	97	VAL
29	K3	92	ALA
30	L3	98	LYS
33	R3	97	GLU
1	T4	142	ASN
5	a4	98	PRO
15	O4	112	ALA
24	D4	154	ASP
26	F4	41	VAL
27	H4	113	LYS
28	I4	97	VAL
30	L4	98	LYS
33	R4	97	GLU
1	T5	29	LYS
1	T5	142	ASN

Continued on next page...

Continued from previous page...

Mol	Chain	Res	Type
5	a5	98	PRO
6	c5	38	THR
10	C5	274	VAL
11	G5	68	LEU
14	N5	68	GLY
19	b5	22	LYS
24	D5	154	ASP
26	F5	41	VAL
27	H5	190	PRO
28	I5	97	VAL
29	K5	92	ALA
30	L5	98	LYS
33	R5	97	GLU
1	T6	142	ASN
5	a6	98	PRO
11	G6	68	LEU
12	J6	76	ALA
24	D6	154	ASP
26	F6	41	VAL
27	H6	190	PRO
28	I6	97	VAL
30	L6	98	LYS
33	R6	97	GLU
36	k1	177	MET
36	k2	167	ILE
37	l1	139	ILE
37	l1	175	ILE
37	l2	139	ILE
37	l2	175	ILE
37	l3	175	ILE
37	l4	175	ILE
37	l5	139	ILE
37	l5	175	ILE
37	l6	139	ILE
37	l6	175	ILE
6	c1	8	PRO
9	g1	13	GLY
10	C1	274	VAL
12	J1	171	GLY
14	N1	68	GLY
6	c2	8	PRO
9	g2	13	GLY

Continued on next page...

Continued from previous page...

Mol	Chain	Res	Type
10	C2	274	VAL
12	J2	171	GLY
14	N2	68	GLY
27	H2	190	PRO
6	c3	8	PRO
9	g3	13	GLY
12	J3	171	GLY
14	N3	68	GLY
27	H3	190	PRO
6	c4	8	PRO
9	g4	13	GLY
10	C4	274	VAL
12	J4	171	GLY
14	N4	68	GLY
27	H4	190	PRO
6	c5	8	PRO
9	g5	13	GLY
12	J5	171	GLY
31	P5	109	PRO
9	g6	13	GLY
10	C6	274	VAL
12	J6	171	GLY
14	N6	68	GLY
24	D1	41	VAL
24	D1	200	PRO
25	E1	15	PRO
24	D2	200	PRO
25	E2	15	PRO
24	D3	41	VAL
25	E3	15	PRO
25	E4	15	PRO
25	E5	15	PRO
6	c6	8	PRO
24	D6	41	VAL
24	D6	200	PRO
25	E6	15	PRO
36	k6	167	ILE
9	g1	61	GLY
9	g1	267	VAL
28	I1	102	VAL
31	P1	129	GLY
33	R1	121	GLN

Continued on next page...

Continued from previous page...

Mol	Chain	Res	Type
9	g2	61	GLY
9	g2	267	VAL
24	D2	41	VAL
28	I2	102	VAL
33	R2	121	GLN
9	g3	61	GLY
9	g3	267	VAL
24	D3	200	PRO
28	I3	102	VAL
33	R3	121	GLN
9	g4	61	GLY
9	g4	267	VAL
24	D4	41	VAL
24	D4	200	PRO
31	P4	129	GLY
33	R4	121	GLN
9	g5	61	GLY
9	g5	267	VAL
24	D5	41	VAL
24	D5	200	PRO
28	I5	102	VAL
33	R5	121	GLN
9	g6	61	GLY
9	g6	267	VAL
28	I6	102	VAL
33	R6	121	GLN
36	k4	167	ILE
26	F1	128	ILE
26	F2	128	ILE
31	P2	129	GLY
26	F3	128	ILE
31	P3	129	GLY
26	F4	128	ILE
28	I4	102	VAL
26	F5	128	ILE
31	P5	129	GLY
26	F6	128	ILE
31	P6	129	GLY
37	l1	115	VAL
37	l2	115	VAL
37	l3	115	VAL
37	l4	115	VAL

Continued on next page...

Continued from previous page...

Mol	Chain	Res	Type
37	l5	115	VAL
37	l6	115	VAL
6	c1	22	GLY
6	c2	22	GLY
23	B2	132	GLY
6	c3	22	GLY
19	b3	76	GLY
6	c4	22	GLY
19	b4	76	GLY
6	c5	22	GLY
19	b5	76	GLY
6	c6	22	GLY

5.3.2 Protein sidechains [i](#)

In the following table, the Percentiles column shows the percent sidechain outliers of the chain as a percentile score with respect to all X-ray entries followed by that with respect to entries of similar resolution.

The Analysed column shows the number of residues for which the sidechain conformation was analysed, and the total number of residues.

Mol	Chain	Analysed	Rotameric	Outliers	Percentiles	
1	T1	113/115 (98%)	113 (100%)	0	100	100
1	T2	113/115 (98%)	113 (100%)	0	100	100
1	T3	113/115 (98%)	113 (100%)	0	100	100
1	T4	113/115 (98%)	113 (100%)	0	100	100
1	T5	113/115 (98%)	113 (100%)	0	100	100
1	T6	113/115 (98%)	113 (100%)	0	100	100
2	U1	94/107 (88%)	93 (99%)	1 (1%)	70	80
2	U2	94/107 (88%)	93 (99%)	1 (1%)	70	80
2	U3	94/107 (88%)	93 (99%)	1 (1%)	70	80
2	U4	94/107 (88%)	93 (99%)	1 (1%)	70	80
2	U5	94/107 (88%)	93 (99%)	1 (1%)	70	80
2	U6	94/107 (88%)	93 (99%)	1 (1%)	70	80
3	V1	67/67 (100%)	67 (100%)	0	100	100
3	V2	67/67 (100%)	67 (100%)	0	100	100

Continued on next page...

Continued from previous page...

Mol	Chain	Analysed	Rotameric	Outliers	Percentiles	
3	V3	67/67 (100%)	67 (100%)	0	100	100
3	V4	67/67 (100%)	67 (100%)	0	100	100
3	V5	67/67 (100%)	67 (100%)	0	100	100
3	V6	67/67 (100%)	67 (100%)	0	100	100
4	X1	113/115 (98%)	113 (100%)	0	100	100
4	X2	113/115 (98%)	113 (100%)	0	100	100
4	X3	113/115 (98%)	113 (100%)	0	100	100
4	X4	113/115 (98%)	113 (100%)	0	100	100
4	X5	113/115 (98%)	113 (100%)	0	100	100
4	X6	113/115 (98%)	113 (100%)	0	100	100
5	a1	90/98 (92%)	88 (98%)	2 (2%)	47	65
5	a2	90/98 (92%)	88 (98%)	2 (2%)	47	65
5	a3	90/98 (92%)	88 (98%)	2 (2%)	47	65
5	a4	90/98 (92%)	87 (97%)	3 (3%)	33	52
5	a5	90/98 (92%)	87 (97%)	3 (3%)	33	52
5	a6	90/98 (92%)	88 (98%)	2 (2%)	47	65
6	c1	57/62 (92%)	57 (100%)	0	100	100
6	c2	57/62 (92%)	57 (100%)	0	100	100
6	c3	57/62 (92%)	57 (100%)	0	100	100
6	c4	57/62 (92%)	57 (100%)	0	100	100
6	c5	57/62 (92%)	57 (100%)	0	100	100
6	c6	57/62 (92%)	57 (100%)	0	100	100
7	d1	47/49 (96%)	47 (100%)	0	100	100
7	d2	47/49 (96%)	47 (100%)	0	100	100
7	d3	47/49 (96%)	47 (100%)	0	100	100
7	d4	47/49 (96%)	47 (100%)	0	100	100
7	d5	47/49 (96%)	47 (100%)	0	100	100
7	d6	47/49 (96%)	47 (100%)	0	100	100
8	f1	65/140 (46%)	61 (94%)	4 (6%)	15	36
8	f2	65/140 (46%)	61 (94%)	4 (6%)	15	36
8	f3	65/140 (46%)	60 (92%)	5 (8%)	10	30

Continued on next page...

Continued from previous page...

Mol	Chain	Analysed	Rotameric	Outliers	Percentiles	
8	f4	65/140 (46%)	59 (91%)	6 (9%)	7	24
8	f5	65/140 (46%)	60 (92%)	5 (8%)	10	30
8	f6	65/140 (46%)	60 (92%)	5 (8%)	10	30
9	g1	272/275 (99%)	272 (100%)	0	100	100
9	g2	272/275 (99%)	272 (100%)	0	100	100
9	g3	272/275 (99%)	272 (100%)	0	100	100
9	g4	272/275 (99%)	272 (100%)	0	100	100
9	g5	272/275 (99%)	272 (100%)	0	100	100
9	g6	272/275 (99%)	272 (100%)	0	100	100
10	C1	188/225 (84%)	186 (99%)	2 (1%)	70	80
10	C2	188/225 (84%)	186 (99%)	2 (1%)	70	80
10	C3	188/225 (84%)	186 (99%)	2 (1%)	70	80
10	C4	188/225 (84%)	186 (99%)	2 (1%)	70	80
10	C5	188/225 (84%)	186 (99%)	2 (1%)	70	80
10	C6	188/225 (84%)	186 (99%)	2 (1%)	70	80
11	G1	207/218 (95%)	202 (98%)	5 (2%)	44	62
11	G2	207/218 (95%)	202 (98%)	5 (2%)	44	62
11	G3	207/218 (95%)	202 (98%)	5 (2%)	44	62
11	G4	207/218 (95%)	202 (98%)	5 (2%)	44	62
11	G5	207/218 (95%)	202 (98%)	5 (2%)	44	62
11	G6	207/218 (95%)	202 (98%)	5 (2%)	44	62
12	J1	161/168 (96%)	161 (100%)	0	100	100
12	J2	161/168 (96%)	161 (100%)	0	100	100
12	J3	161/168 (96%)	161 (100%)	0	100	100
12	J4	161/168 (96%)	161 (100%)	0	100	100
12	J5	161/168 (96%)	161 (100%)	0	100	100
12	J6	161/168 (96%)	161 (100%)	0	100	100
13	M1	104/108 (96%)	96 (92%)	8 (8%)	10	30
13	M2	104/108 (96%)	96 (92%)	8 (8%)	10	30
13	M3	104/108 (96%)	96 (92%)	8 (8%)	10	30
13	M4	104/108 (96%)	96 (92%)	8 (8%)	10	30

Continued on next page...

Continued from previous page...

Mol	Chain	Analysed	Rotameric	Outliers	Percentiles	
13	M5	104/108 (96%)	96 (92%)	8 (8%)	10	30
13	M6	104/108 (96%)	96 (92%)	8 (8%)	10	30
14	N1	130/131 (99%)	127 (98%)	3 (2%)	45	64
14	N2	130/131 (99%)	127 (98%)	3 (2%)	45	64
14	N3	130/131 (99%)	124 (95%)	6 (5%)	23	44
14	N4	130/131 (99%)	127 (98%)	3 (2%)	45	64
14	N5	130/131 (99%)	124 (95%)	6 (5%)	23	44
14	N6	130/131 (99%)	127 (98%)	3 (2%)	45	64
15	O1	110/119 (92%)	110 (100%)	0	100	100
15	O2	110/119 (92%)	110 (100%)	0	100	100
15	O3	110/119 (92%)	110 (100%)	0	100	100
15	O4	110/119 (92%)	110 (100%)	0	100	100
15	O5	110/119 (92%)	110 (100%)	0	100	100
15	O6	110/119 (92%)	110 (100%)	0	100	100
16	W1	112/113 (99%)	112 (100%)	0	100	100
16	W2	112/113 (99%)	112 (100%)	0	100	100
16	W3	112/113 (99%)	112 (100%)	0	100	100
16	W4	112/113 (99%)	112 (100%)	0	100	100
16	W5	112/113 (99%)	112 (100%)	0	100	100
16	W6	112/113 (99%)	112 (100%)	0	100	100
17	Y1	113/115 (98%)	113 (100%)	0	100	100
17	Y2	113/115 (98%)	113 (100%)	0	100	100
17	Y3	113/115 (98%)	113 (100%)	0	100	100
17	Y4	113/115 (98%)	113 (100%)	0	100	100
17	Y5	113/115 (98%)	113 (100%)	0	100	100
17	Y6	113/115 (98%)	113 (100%)	0	100	100
18	Z1	66/103 (64%)	63 (96%)	3 (4%)	23	45
18	Z2	66/103 (64%)	63 (96%)	3 (4%)	23	45
18	Z3	66/103 (64%)	63 (96%)	3 (4%)	23	45
18	Z4	66/103 (64%)	63 (96%)	3 (4%)	23	45
18	Z5	66/103 (64%)	63 (96%)	3 (4%)	23	45

Continued on next page...

Continued from previous page...

Mol	Chain	Analysed	Rotameric	Outliers	Percentiles	
18	Z6	66/103 (64%)	63 (96%)	3 (4%)	23	45
19	b1	75/76 (99%)	75 (100%)	0	100	100
19	b2	75/76 (99%)	75 (100%)	0	100	100
19	b3	75/76 (99%)	75 (100%)	0	100	100
19	b4	75/76 (99%)	74 (99%)	1 (1%)	65	77
19	b5	75/76 (99%)	75 (100%)	0	100	100
19	b6	75/76 (99%)	75 (100%)	0	100	100
20	e1	47/104 (45%)	44 (94%)	3 (6%)	14	35
20	e2	47/104 (45%)	44 (94%)	3 (6%)	14	35
20	e3	47/104 (45%)	45 (96%)	2 (4%)	25	46
20	e4	47/104 (45%)	42 (89%)	5 (11%)	5	19
20	e5	47/104 (45%)	43 (92%)	4 (8%)	8	27
20	e6	47/104 (45%)	45 (96%)	2 (4%)	25	46
22	A1	184/243 (76%)	183 (100%)	1 (0%)	86	89
22	A2	184/243 (76%)	183 (100%)	1 (0%)	86	89
22	A3	184/243 (76%)	183 (100%)	1 (0%)	86	89
22	A4	184/243 (76%)	183 (100%)	1 (0%)	86	89
22	A5	184/243 (76%)	183 (100%)	1 (0%)	86	89
22	A6	184/243 (76%)	183 (100%)	1 (0%)	86	89
23	B1	195/231 (84%)	195 (100%)	0	100	100
23	B2	195/231 (84%)	195 (100%)	0	100	100
23	B3	195/231 (84%)	195 (100%)	0	100	100
23	B4	195/231 (84%)	195 (100%)	0	100	100
23	B5	195/231 (84%)	195 (100%)	0	100	100
23	B6	195/231 (84%)	195 (100%)	0	100	100
24	D1	190/202 (94%)	190 (100%)	0	100	100
24	D2	190/202 (94%)	190 (100%)	0	100	100
24	D3	190/202 (94%)	190 (100%)	0	100	100
24	D4	190/202 (94%)	190 (100%)	0	100	100
24	D5	190/202 (94%)	190 (100%)	0	100	100
24	D6	190/202 (94%)	190 (100%)	0	100	100

Continued on next page...

Continued from previous page...

Mol	Chain	Analysed	Rotameric	Outliers	Percentiles	
25	E1	224/225 (100%)	224 (100%)	0	100	100
25	E2	224/225 (100%)	224 (100%)	0	100	100
25	E3	224/225 (100%)	224 (100%)	0	100	100
25	E4	224/225 (100%)	224 (100%)	0	100	100
25	E5	224/225 (100%)	224 (100%)	0	100	100
25	E6	224/225 (100%)	224 (100%)	0	100	100
26	F1	161/170 (95%)	158 (98%)	3 (2%)	52	69
26	F2	161/170 (95%)	158 (98%)	3 (2%)	52	69
26	F3	161/170 (95%)	158 (98%)	3 (2%)	52	69
26	F4	161/170 (95%)	158 (98%)	3 (2%)	52	69
26	F5	161/170 (95%)	158 (98%)	3 (2%)	52	69
26	F6	161/170 (95%)	158 (98%)	3 (2%)	52	69
27	H1	169/174 (97%)	169 (100%)	0	100	100
27	H2	169/174 (97%)	169 (100%)	0	100	100
27	H3	169/174 (97%)	169 (100%)	0	100	100
27	H4	169/174 (97%)	167 (99%)	2 (1%)	67	79
27	H5	169/174 (97%)	169 (100%)	0	100	100
27	H6	169/174 (97%)	169 (100%)	0	100	100
28	I1	178/180 (99%)	178 (100%)	0	100	100
28	I2	178/180 (99%)	178 (100%)	0	100	100
28	I3	178/180 (99%)	177 (99%)	1 (1%)	84	88
28	I4	178/180 (99%)	178 (100%)	0	100	100
28	I5	178/180 (99%)	178 (100%)	0	100	100
28	I6	178/180 (99%)	178 (100%)	0	100	100
29	K1	89/136 (65%)	89 (100%)	0	100	100
29	K2	89/136 (65%)	89 (100%)	0	100	100
29	K3	89/136 (65%)	89 (100%)	0	100	100
29	K4	89/136 (65%)	89 (100%)	0	100	100
29	K5	89/136 (65%)	89 (100%)	0	100	100
29	K6	89/136 (65%)	89 (100%)	0	100	100
30	L1	137/142 (96%)	135 (98%)	2 (2%)	60	75

Continued on next page...

Continued from previous page...

Mol	Chain	Analysed	Rotameric	Outliers	Percentiles	
30	L2	137/142 (96%)	134 (98%)	3 (2%)	47	65
30	L3	137/142 (96%)	134 (98%)	3 (2%)	47	65
30	L4	137/142 (96%)	134 (98%)	3 (2%)	47	65
30	L5	137/142 (96%)	134 (98%)	3 (2%)	47	65
30	L6	137/142 (96%)	134 (98%)	3 (2%)	47	65
31	P1	112/130 (86%)	98 (88%)	14 (12%)	3	15
31	P2	112/130 (86%)	95 (85%)	17 (15%)	2	11
31	P3	112/130 (86%)	98 (88%)	14 (12%)	3	15
31	P4	112/130 (86%)	95 (85%)	17 (15%)	2	11
31	P5	112/130 (86%)	94 (84%)	18 (16%)	2	10
31	P6	112/130 (86%)	99 (88%)	13 (12%)	4	16
32	Q1	121/121 (100%)	120 (99%)	1 (1%)	79	85
32	Q2	121/121 (100%)	120 (99%)	1 (1%)	79	85
32	Q3	121/121 (100%)	120 (99%)	1 (1%)	79	85
32	Q4	121/121 (100%)	120 (99%)	1 (1%)	79	85
32	Q5	121/121 (100%)	120 (99%)	1 (1%)	79	85
32	Q6	121/121 (100%)	120 (99%)	1 (1%)	79	85
33	R1	120/122 (98%)	115 (96%)	5 (4%)	25	46
33	R2	120/122 (98%)	113 (94%)	7 (6%)	17	38
33	R3	120/122 (98%)	115 (96%)	5 (4%)	25	46
33	R4	120/122 (98%)	113 (94%)	7 (6%)	17	38
33	R5	120/122 (98%)	115 (96%)	5 (4%)	25	46
33	R6	120/122 (98%)	113 (94%)	7 (6%)	17	38
34	S1	124/132 (94%)	118 (95%)	6 (5%)	21	43
34	S2	124/132 (94%)	118 (95%)	6 (5%)	21	43
34	S3	124/132 (94%)	118 (95%)	6 (5%)	21	43
34	S4	124/132 (94%)	118 (95%)	6 (5%)	21	43
34	S5	124/132 (94%)	118 (95%)	6 (5%)	21	43
34	S6	124/132 (94%)	118 (95%)	6 (5%)	21	43
35	j1	24/24 (100%)	16 (67%)	8 (33%)	0	1
35	j2	24/24 (100%)	16 (67%)	8 (33%)	0	1

Continued on next page...

Continued from previous page...

Mol	Chain	Analysed	Rotameric	Outliers	Percentiles	
35	j3	24/24 (100%)	16 (67%)	8 (33%)	0	1
35	j4	24/24 (100%)	17 (71%)	7 (29%)	0	2
35	j5	24/24 (100%)	16 (67%)	8 (33%)	0	1
35	j6	24/24 (100%)	16 (67%)	8 (33%)	0	1
36	k1	152/159 (96%)	149 (98%)	3 (2%)	50	68
36	k2	152/159 (96%)	147 (97%)	5 (3%)	33	52
36	k3	152/159 (96%)	148 (97%)	4 (3%)	41	59
36	k4	152/159 (96%)	146 (96%)	6 (4%)	27	48
36	k5	152/159 (96%)	149 (98%)	3 (2%)	50	68
36	k6	152/159 (96%)	147 (97%)	5 (3%)	33	52
37	l1	69/168 (41%)	58 (84%)	11 (16%)	2	10
37	l2	69/168 (41%)	58 (84%)	11 (16%)	2	10
37	l3	69/168 (41%)	58 (84%)	11 (16%)	2	10
37	l4	69/168 (41%)	58 (84%)	11 (16%)	2	10
37	l5	69/168 (41%)	58 (84%)	11 (16%)	2	10
37	l6	69/168 (41%)	58 (84%)	11 (16%)	2	10
All	All	26880/30402 (88%)	26325 (98%)	555 (2%)	48	66

All (555) residues with a non-rotameric sidechain are listed below:

Mol	Chain	Res	Type
2	U1	118	ASP
5	a1	100	ARG
5	a1	102	ARG
8	f1	86	THR
8	f1	94	LYS
8	f1	98	VAL
8	f1	116	ARG
10	C1	275	LYS
10	C1	276	THR
11	G1	139	SER
11	G1	146	ASN
11	G1	147	LEU
11	G1	149	LYS
11	G1	151	ASP
13	M1	26	LEU

Continued on next page...

Continued from previous page...

Mol	Chain	Res	Type
13	M1	35	ILE
13	M1	36	ARG
13	M1	45	ARG
13	M1	104	VAL
13	M1	116	LYS
13	M1	117	GLU
13	M1	118	SER
14	N1	42	LYS
14	N1	43	LYS
14	N1	149	LEU
18	Z1	85	ARG
18	Z1	88	LEU
18	Z1	89	GLN
20	e1	45	VAL
20	e1	49	PHE
20	e1	52	LYS
22	A1	213	GLU
26	F1	130	ARG
26	F1	134	VAL
26	F1	136	ARG
30	L1	152	LYS
30	L1	153	LYS
31	P1	29	SER
31	P1	37	TYR
31	P1	38	SER
31	P1	40	ARG
31	P1	44	ARG
31	P1	50	ARG
31	P1	78	THR
31	P1	79	HIS
31	P1	115	TYR
31	P1	116	LEU
31	P1	122	THR
31	P1	123	TYR
31	P1	130	ARG
31	P1	133	ILE
32	Q1	1	MET
33	R1	66	VAL
33	R1	69	ILE
33	R1	72	LYS
33	R1	74	GLN
33	R1	80	ARG

Continued on next page...

Continued from previous page...

Mol	Chain	Res	Type
34	S1	4	VAL
34	S1	14	ARG
34	S1	19	ASN
34	S1	71	MET
34	S1	129	LEU
34	S1	138	THR
35	j1	2	ARG
35	j1	4	LYS
35	j1	5	TRP
35	j1	9	ARG
35	j1	11	ARG
35	j1	16	LYS
35	j1	19	LYS
35	j1	21	ARG
2	U2	118	ASP
5	a2	100	ARG
5	a2	102	ARG
8	f2	86	THR
8	f2	94	LYS
8	f2	98	VAL
8	f2	116	ARG
10	C2	275	LYS
10	C2	276	THR
11	G2	139	SER
11	G2	146	ASN
11	G2	147	LEU
11	G2	149	LYS
11	G2	151	ASP
13	M2	26	LEU
13	M2	35	ILE
13	M2	36	ARG
13	M2	45	ARG
13	M2	104	VAL
13	M2	116	LYS
13	M2	117	GLU
13	M2	118	SER
14	N2	42	LYS
14	N2	43	LYS
14	N2	149	LEU
18	Z2	85	ARG
18	Z2	88	LEU
18	Z2	89	GLN

Continued on next page...

Continued from previous page...

Mol	Chain	Res	Type
20	e2	6	LEU
20	e2	48	THR
20	e2	52	LYS
22	A2	213	GLU
26	F2	130	ARG
26	F2	134	VAL
26	F2	136	ARG
30	L2	147	LYS
30	L2	152	LYS
30	L2	153	LYS
31	P2	29	SER
31	P2	35	GLN
31	P2	37	TYR
31	P2	38	SER
31	P2	40	ARG
31	P2	42	ARG
31	P2	44	ARG
31	P2	45	LEU
31	P2	47	ARG
31	P2	50	ARG
31	P2	78	THR
31	P2	79	HIS
31	P2	115	TYR
31	P2	116	LEU
31	P2	122	THR
31	P2	123	TYR
31	P2	130	ARG
32	Q2	1	MET
33	R2	60	ARG
33	R2	66	VAL
33	R2	69	ILE
33	R2	71	ILE
33	R2	73	LEU
33	R2	75	GLU
33	R2	80	ARG
34	S2	4	VAL
34	S2	14	ARG
34	S2	19	ASN
34	S2	71	MET
34	S2	129	LEU
34	S2	138	THR
35	j2	2	ARG

Continued on next page...

Continued from previous page...

Mol	Chain	Res	Type
35	j2	4	LYS
35	j2	5	TRP
35	j2	9	ARG
35	j2	11	ARG
35	j2	16	LYS
35	j2	19	LYS
35	j2	21	ARG
2	U3	118	ASP
5	a3	100	ARG
5	a3	102	ARG
8	f3	82	LYS
8	f3	86	THR
8	f3	94	LYS
8	f3	98	VAL
8	f3	116	ARG
10	C3	275	LYS
10	C3	276	THR
11	G3	139	SER
11	G3	146	ASN
11	G3	147	LEU
11	G3	149	LYS
11	G3	151	ASP
13	M3	26	LEU
13	M3	35	ILE
13	M3	36	ARG
13	M3	45	ARG
13	M3	104	VAL
13	M3	116	LYS
13	M3	117	GLU
13	M3	118	SER
14	N3	42	LYS
14	N3	43	LYS
14	N3	133	ARG
14	N3	134	VAL
14	N3	135	LEU
14	N3	149	LEU
18	Z3	85	ARG
18	Z3	88	LEU
18	Z3	89	GLN
20	e3	48	THR
20	e3	52	LYS
22	A3	213	GLU

Continued on next page...

Continued from previous page...

Mol	Chain	Res	Type
26	F3	130	ARG
26	F3	134	VAL
26	F3	136	ARG
28	I3	196	GLU
30	L3	147	LYS
30	L3	153	LYS
30	L3	154	GLN
31	P3	13	ARG
31	P3	29	SER
31	P3	38	SER
31	P3	40	ARG
31	P3	44	ARG
31	P3	45	LEU
31	P3	50	ARG
31	P3	78	THR
31	P3	79	HIS
31	P3	115	TYR
31	P3	116	LEU
31	P3	122	THR
31	P3	123	TYR
31	P3	130	ARG
32	Q3	1	MET
33	R3	63	ARG
33	R3	69	ILE
33	R3	72	LYS
33	R3	74	GLN
33	R3	80	ARG
34	S3	4	VAL
34	S3	14	ARG
34	S3	19	ASN
34	S3	71	MET
34	S3	129	LEU
34	S3	138	THR
35	j3	2	ARG
35	j3	4	LYS
35	j3	5	TRP
35	j3	9	ARG
35	j3	11	ARG
35	j3	16	LYS
35	j3	19	LYS
35	j3	21	ARG
2	U4	118	ASP

Continued on next page...

Continued from previous page...

Mol	Chain	Res	Type
5	a4	100	ARG
5	a4	101	PHE
5	a4	102	ARG
8	f4	81	LYS
8	f4	82	LYS
8	f4	86	THR
8	f4	94	LYS
8	f4	98	VAL
8	f4	116	ARG
10	C4	275	LYS
10	C4	276	THR
11	G4	139	SER
11	G4	146	ASN
11	G4	147	LEU
11	G4	149	LYS
11	G4	151	ASP
13	M4	26	LEU
13	M4	35	ILE
13	M4	36	ARG
13	M4	45	ARG
13	M4	104	VAL
13	M4	116	LYS
13	M4	117	GLU
13	M4	118	SER
14	N4	42	LYS
14	N4	43	LYS
14	N4	149	LEU
18	Z4	85	ARG
18	Z4	88	LEU
18	Z4	89	GLN
19	b4	35	VAL
20	e4	6	LEU
20	e4	11	LYS
20	e4	12	VAL
20	e4	48	THR
20	e4	52	LYS
22	A4	213	GLU
26	F4	130	ARG
26	F4	134	VAL
26	F4	136	ARG
27	H4	164	ASN
27	H4	169	LYS

Continued on next page...

Continued from previous page...

Mol	Chain	Res	Type
30	L4	147	LYS
30	L4	152	LYS
30	L4	153	LYS
31	P4	29	SER
31	P4	35	GLN
31	P4	37	TYR
31	P4	38	SER
31	P4	40	ARG
31	P4	42	ARG
31	P4	44	ARG
31	P4	45	LEU
31	P4	49	LEU
31	P4	50	ARG
31	P4	78	THR
31	P4	79	HIS
31	P4	115	TYR
31	P4	116	LEU
31	P4	122	THR
31	P4	123	TYR
31	P4	130	ARG
32	Q4	1	MET
33	R4	61	ILE
33	R4	66	VAL
33	R4	69	ILE
33	R4	71	ILE
33	R4	72	LYS
33	R4	73	LEU
33	R4	80	ARG
34	S4	4	VAL
34	S4	14	ARG
34	S4	19	ASN
34	S4	71	MET
34	S4	129	LEU
34	S4	138	THR
35	j4	4	LYS
35	j4	5	TRP
35	j4	9	ARG
35	j4	11	ARG
35	j4	16	LYS
35	j4	19	LYS
35	j4	21	ARG
2	U5	118	ASP

Continued on next page...

Continued from previous page...

Mol	Chain	Res	Type
5	a5	100	ARG
5	a5	101	PHE
5	a5	102	ARG
8	f5	82	LYS
8	f5	86	THR
8	f5	94	LYS
8	f5	98	VAL
8	f5	116	ARG
10	C5	275	LYS
10	C5	276	THR
11	G5	139	SER
11	G5	146	ASN
11	G5	147	LEU
11	G5	149	LYS
11	G5	151	ASP
13	M5	26	LEU
13	M5	35	ILE
13	M5	36	ARG
13	M5	45	ARG
13	M5	104	VAL
13	M5	116	LYS
13	M5	117	GLU
13	M5	118	SER
14	N5	42	LYS
14	N5	43	LYS
14	N5	133	ARG
14	N5	134	VAL
14	N5	135	LEU
14	N5	149	LEU
18	Z5	85	ARG
18	Z5	88	LEU
18	Z5	89	GLN
20	e5	33	LYS
20	e5	34	ARG
20	e5	40	ARG
20	e5	52	LYS
22	A5	213	GLU
26	F5	130	ARG
26	F5	134	VAL
26	F5	136	ARG
30	L5	147	LYS
30	L5	152	LYS

Continued on next page...

Continued from previous page...

Mol	Chain	Res	Type
30	L5	153	LYS
31	P5	14	LYS
31	P5	29	SER
31	P5	35	GLN
31	P5	37	TYR
31	P5	38	SER
31	P5	40	ARG
31	P5	42	ARG
31	P5	44	ARG
31	P5	45	LEU
31	P5	50	ARG
31	P5	78	THR
31	P5	79	HIS
31	P5	112	ILE
31	P5	115	TYR
31	P5	116	LEU
31	P5	122	THR
31	P5	123	TYR
31	P5	130	ARG
32	Q5	1	MET
33	R5	60	ARG
33	R5	66	VAL
33	R5	69	ILE
33	R5	74	GLN
33	R5	80	ARG
34	S5	4	VAL
34	S5	14	ARG
34	S5	19	ASN
34	S5	71	MET
34	S5	129	LEU
34	S5	138	THR
35	j5	2	ARG
35	j5	4	LYS
35	j5	5	TRP
35	j5	9	ARG
35	j5	11	ARG
35	j5	16	LYS
35	j5	19	LYS
35	j5	21	ARG
2	U6	118	ASP
5	a6	100	ARG
5	a6	102	ARG

Continued on next page...

Continued from previous page...

Mol	Chain	Res	Type
8	f6	81	LYS
8	f6	86	THR
8	f6	94	LYS
8	f6	98	VAL
8	f6	116	ARG
10	C6	275	LYS
10	C6	276	THR
11	G6	139	SER
11	G6	146	ASN
11	G6	147	LEU
11	G6	149	LYS
11	G6	151	ASP
13	M6	26	LEU
13	M6	35	ILE
13	M6	36	ARG
13	M6	45	ARG
13	M6	104	VAL
13	M6	116	LYS
13	M6	117	GLU
13	M6	118	SER
14	N6	42	LYS
14	N6	43	LYS
14	N6	149	LEU
18	Z6	85	ARG
18	Z6	88	LEU
18	Z6	89	GLN
20	e6	48	THR
20	e6	52	LYS
22	A6	213	GLU
26	F6	130	ARG
26	F6	134	VAL
26	F6	136	ARG
30	L6	147	LYS
30	L6	152	LYS
30	L6	153	LYS
31	P6	29	SER
31	P6	37	TYR
31	P6	40	ARG
31	P6	44	ARG
31	P6	45	LEU
31	P6	50	ARG
31	P6	78	THR

Continued on next page...

Continued from previous page...

Mol	Chain	Res	Type
31	P6	79	HIS
31	P6	115	TYR
31	P6	116	LEU
31	P6	122	THR
31	P6	123	TYR
31	P6	130	ARG
32	Q6	1	MET
33	R6	69	ILE
33	R6	71	ILE
33	R6	72	LYS
33	R6	73	LEU
33	R6	75	GLU
33	R6	77	GLU
33	R6	80	ARG
34	S6	4	VAL
34	S6	14	ARG
34	S6	19	ASN
34	S6	71	MET
34	S6	129	LEU
34	S6	138	THR
35	j6	2	ARG
35	j6	4	LYS
35	j6	5	TRP
35	j6	9	ARG
35	j6	11	ARG
35	j6	16	LYS
35	j6	19	LYS
35	j6	21	ARG
36	k1	95	GLN
36	k1	144	CYS
36	k1	169	TYR
36	k2	95	GLN
36	k2	144	CYS
36	k2	168	HIS
36	k2	169	TYR
36	k2	178	LYS
36	k3	95	GLN
36	k3	144	CYS
36	k3	168	HIS
36	k3	169	TYR
36	k4	92	LEU
36	k4	144	CYS

Continued on next page...

Continued from previous page...

Mol	Chain	Res	Type
36	k4	164	ILE
36	k4	166	ASN
36	k4	168	HIS
36	k4	169	TYR
36	k5	95	GLN
36	k5	144	CYS
36	k5	169	TYR
36	k6	92	LEU
36	k6	144	CYS
36	k6	167	ILE
36	k6	169	TYR
36	k6	170	LEU
37	l1	114	LYS
37	l1	119	LYS
37	l1	132	CYS
37	l1	140	ASP
37	l1	150	GLN
37	l1	153	SER
37	l1	154	CYS
37	l1	181	LYS
37	l1	185	VAL
37	l1	186	ASP
37	l1	191	GLU
37	l2	114	LYS
37	l2	119	LYS
37	l2	132	CYS
37	l2	140	ASP
37	l2	150	GLN
37	l2	153	SER
37	l2	154	CYS
37	l2	181	LYS
37	l2	185	VAL
37	l2	186	ASP
37	l2	191	GLU
37	l3	114	LYS
37	l3	119	LYS
37	l3	132	CYS
37	l3	140	ASP
37	l3	150	GLN
37	l3	153	SER
37	l3	154	CYS
37	l3	181	LYS

Continued on next page...

Continued from previous page...

Mol	Chain	Res	Type
37	13	185	VAL
37	13	186	ASP
37	13	191	GLU
37	14	114	LYS
37	14	119	LYS
37	14	132	CYS
37	14	140	ASP
37	14	150	GLN
37	14	153	SER
37	14	154	CYS
37	14	181	LYS
37	14	185	VAL
37	14	186	ASP
37	14	191	GLU
37	15	114	LYS
37	15	119	LYS
37	15	132	CYS
37	15	140	ASP
37	15	150	GLN
37	15	153	SER
37	15	154	CYS
37	15	181	LYS
37	15	185	VAL
37	15	186	ASP
37	15	191	GLU
37	16	114	LYS
37	16	119	LYS
37	16	132	CYS
37	16	140	ASP
37	16	150	GLN
37	16	153	SER
37	16	154	CYS
37	16	181	LYS
37	16	185	VAL
37	16	186	ASP
37	16	191	GLU

Sometimes sidechains can be flipped to improve hydrogen bonding and reduce clashes. All (297) such sidechains are listed below:

Mol	Chain	Res	Type
1	T1	126	GLN
2	U1	81	GLN

Continued on next page...

Continued from previous page...

Mol	Chain	Res	Type
4	X1	63	ASN
4	X1	110	HIS
8	f1	111	ASN
9	g1	62	HIS
9	g1	187	ASN
9	g1	188	HIS
9	g1	285	GLN
10	C1	115	GLN
10	C1	277	HIS
11	G1	4	ASN
11	G1	65	GLN
11	G1	146	ASN
12	J1	156	HIS
13	M1	28	HIS
14	N1	58	HIS
14	N1	105	ASN
15	O1	13	GLN
15	O1	26	ASN
15	O1	103	ASN
16	W1	15	ASN
20	e1	44	ASN
23	B1	202	GLN
24	D1	57	ASN
24	D1	226	GLN
25	E1	67	GLN
26	F1	83	ASN
26	F1	118	ASN
27	H1	33	ASN
27	H1	76	GLN
27	H1	163	GLN
29	K1	50	GLN
29	K1	73	ASN
30	L1	13	GLN
30	L1	141	ASN
31	P1	79	HIS
32	Q1	35	ASN
33	R1	74	GLN
34	S1	72	GLN
34	S1	85	ASN
34	S1	101	ASN
34	S1	105	ASN
34	S1	134	GLN

Continued on next page...

Continued from previous page...

Mol	Chain	Res	Type
2	U2	18	HIS
2	U2	81	GLN
4	X2	63	ASN
4	X2	110	HIS
9	g2	62	HIS
9	g2	187	ASN
9	g2	188	HIS
9	g2	285	GLN
10	C2	115	GLN
10	C2	272	HIS
10	C2	277	HIS
11	G2	4	ASN
11	G2	65	GLN
11	G2	146	ASN
11	G2	187	HIS
12	J2	125	HIS
12	J2	156	HIS
13	M2	28	HIS
14	N2	58	HIS
14	N2	105	ASN
15	O2	13	GLN
15	O2	26	ASN
15	O2	103	ASN
16	W2	15	ASN
22	A2	36	GLN
23	B2	202	GLN
24	D2	57	ASN
24	D2	226	GLN
25	E2	67	GLN
26	F2	83	ASN
26	F2	118	ASN
27	H2	33	ASN
27	H2	76	GLN
27	H2	163	GLN
29	K2	50	GLN
29	K2	73	ASN
30	L2	13	GLN
30	L2	141	ASN
31	P2	79	HIS
32	Q2	35	ASN
33	R2	74	GLN
34	S2	72	GLN

Continued on next page...

Continued from previous page...

Mol	Chain	Res	Type
34	S2	85	ASN
34	S2	101	ASN
34	S2	134	GLN
1	T3	126	GLN
2	U3	18	HIS
2	U3	81	GLN
4	X3	63	ASN
4	X3	110	HIS
8	f3	111	ASN
9	g3	62	HIS
9	g3	187	ASN
9	g3	188	HIS
9	g3	285	GLN
10	C3	115	GLN
10	C3	272	HIS
10	C3	277	HIS
11	G3	4	ASN
11	G3	65	GLN
11	G3	146	ASN
11	G3	186	GLN
12	J3	156	HIS
13	M3	28	HIS
14	N3	58	HIS
14	N3	105	ASN
15	O3	13	GLN
15	O3	26	ASN
15	O3	103	ASN
16	W3	15	ASN
16	W3	113	HIS
23	B3	202	GLN
24	D3	57	ASN
24	D3	226	GLN
25	E3	67	GLN
26	F3	83	ASN
26	F3	118	ASN
27	H3	33	ASN
27	H3	76	GLN
27	H3	163	GLN
29	K3	50	GLN
29	K3	73	ASN
30	L3	13	GLN
30	L3	141	ASN

Continued on next page...

Continued from previous page...

Mol	Chain	Res	Type
30	L3	154	GLN
31	P3	79	HIS
32	Q3	35	ASN
33	R3	74	GLN
34	S3	72	GLN
34	S3	85	ASN
34	S3	101	ASN
34	S3	134	GLN
1	T4	126	GLN
2	U4	81	GLN
4	X4	63	ASN
4	X4	92	ASN
4	X4	110	HIS
8	f4	111	ASN
9	g4	62	HIS
9	g4	187	ASN
9	g4	188	HIS
9	g4	285	GLN
10	C4	115	GLN
10	C4	277	HIS
11	G4	4	ASN
11	G4	65	GLN
11	G4	146	ASN
12	J4	125	HIS
12	J4	156	HIS
13	M4	28	HIS
14	N4	58	HIS
14	N4	105	ASN
15	O4	13	GLN
15	O4	26	ASN
15	O4	103	ASN
16	W4	15	ASN
23	B4	202	GLN
24	D4	57	ASN
24	D4	226	GLN
25	E4	67	GLN
26	F4	83	ASN
26	F4	118	ASN
27	H4	33	ASN
27	H4	76	GLN
27	H4	91	HIS
27	H4	164	ASN

Continued on next page...

Continued from previous page...

Mol	Chain	Res	Type
28	I4	146	GLN
29	K4	50	GLN
29	K4	73	ASN
29	K4	84	HIS
30	L4	13	GLN
30	L4	141	ASN
31	P4	79	HIS
32	Q4	35	ASN
34	S4	72	GLN
34	S4	85	ASN
34	S4	101	ASN
34	S4	105	ASN
34	S4	134	GLN
1	T5	126	GLN
2	U5	81	GLN
4	X5	63	ASN
4	X5	110	HIS
8	f5	111	ASN
9	g5	62	HIS
9	g5	187	ASN
9	g5	188	HIS
9	g5	285	GLN
10	C5	115	GLN
10	C5	277	HIS
11	G5	4	ASN
11	G5	65	GLN
11	G5	146	ASN
11	G5	187	HIS
12	J5	156	HIS
13	M5	28	HIS
14	N5	58	HIS
14	N5	105	ASN
15	O5	13	GLN
15	O5	26	ASN
15	O5	103	ASN
16	W5	15	ASN
20	e5	37	GLN
22	A5	36	GLN
23	B5	202	GLN
24	D5	57	ASN
24	D5	226	GLN
25	E5	67	GLN

Continued on next page...

Continued from previous page...

Mol	Chain	Res	Type
26	F5	83	ASN
26	F5	118	ASN
27	H5	33	ASN
27	H5	76	GLN
27	H5	163	GLN
29	K5	50	GLN
29	K5	73	ASN
30	L5	13	GLN
30	L5	141	ASN
30	L5	154	GLN
31	P5	79	HIS
32	Q5	35	ASN
34	S5	72	GLN
34	S5	85	ASN
34	S5	101	ASN
34	S5	105	ASN
34	S5	134	GLN
2	U6	18	HIS
2	U6	81	GLN
4	X6	63	ASN
4	X6	110	HIS
8	f6	111	ASN
9	g6	62	HIS
9	g6	187	ASN
9	g6	188	HIS
9	g6	285	GLN
10	C6	115	GLN
10	C6	277	HIS
11	G6	4	ASN
11	G6	65	GLN
11	G6	146	ASN
12	J6	156	HIS
13	M6	28	HIS
14	N6	58	HIS
14	N6	105	ASN
15	O6	13	GLN
15	O6	26	ASN
15	O6	103	ASN
16	W6	15	ASN
19	b6	84	HIS
22	A6	132	GLN
23	B6	202	GLN

Continued on next page...

Continued from previous page...

Mol	Chain	Res	Type
24	D6	57	ASN
24	D6	226	GLN
25	E6	67	GLN
26	F6	83	ASN
26	F6	118	ASN
27	H6	33	ASN
27	H6	76	GLN
27	H6	163	GLN
28	I6	138	ASN
29	K6	50	GLN
29	K6	73	ASN
29	K6	84	HIS
30	L6	13	GLN
30	L6	141	ASN
31	P6	79	HIS
32	Q6	35	ASN
34	S6	72	GLN
34	S6	85	ASN
34	S6	101	ASN
34	S6	134	GLN
36	k1	10	ASN
36	k1	16	GLN
36	k1	56	HIS
36	k1	96	GLN
36	k1	141	HIS
36	k2	16	GLN
36	k2	96	GLN
36	k2	141	HIS
36	k2	166	ASN
36	k3	16	GLN
36	k3	96	GLN
36	k3	141	HIS
36	k4	16	GLN
36	k4	96	GLN
36	k4	141	HIS
36	k4	168	HIS
36	k5	96	GLN
36	k5	141	HIS
36	k6	16	GLN
36	k6	56	HIS
36	k6	96	GLN
36	k6	141	HIS

Continued on next page...

Continued from previous page...

Mol	Chain	Res	Type
36	k6	166	ASN

5.3.3 RNA [i](#)

Mol	Chain	Analysed	Backbone Outliers	Pucker Outliers
21	i1	1716/1869 (91%)	685 (39%)	0
21	i2	1715/1869 (91%)	687 (40%)	0
21	i3	1715/1869 (91%)	683 (39%)	0
21	i4	1716/1869 (91%)	684 (39%)	0
21	i5	1716/1869 (91%)	683 (39%)	0
21	i6	1716/1869 (91%)	683 (39%)	0
All	All	10294/11214 (91%)	4105 (39%)	0

All (4105) RNA backbone outliers are listed below:

Mol	Chain	Res	Type
21	i1	2	A
21	i1	3	C
21	i1	4	C
21	i1	9	U
21	i1	17	C
21	i1	18	C
21	i1	25	A
21	i1	27	A
21	i1	31	U
21	i1	33	G
21	i1	41	G
21	i1	42	A
21	i1	44	U
21	i1	45	A
21	i1	46	A
21	i1	52	G
21	i1	56	G
21	i1	62	G
21	i1	64	A
21	i1	67	C
21	i1	68	A
21	i1	69	C
21	i1	70	G
21	i1	72	C
21	i1	73	C

Continued on next page...

Continued from previous page...

Mol	Chain	Res	Type
21	i1	74	G
21	i1	76	U
21	i1	77	A
21	i1	78	C
21	i1	79	A
21	i1	83	A
21	i1	84	A
21	i1	98	C
21	i1	99	A
21	i1	103	A
21	i1	113	G
21	i1	114	G
21	i1	126	G
21	i1	127	C
21	i1	139	C
21	i1	140	C
21	i1	141	A
21	i1	142	C
21	i1	144	U
21	i1	148	U
21	i1	153	G
21	i1	154	U
21	i1	155	G
21	i1	156	G
21	i1	160	U
21	i1	161	U
21	i1	162	C
21	i1	163	U
21	i1	167	G
21	i1	168	C
21	i1	171	A
21	i1	172	U
21	i1	175	A
21	i1	177	G
21	i1	178	C
21	i1	180	G
21	i1	181	A
21	i1	184	G
21	i1	185	G
21	i1	186	C
21	i1	188	C
21	i1	190	G

Continued on next page...

Continued from previous page...

Mol	Chain	Res	Type
21	i1	191	A
21	i1	192	C
21	i1	198	U
21	i1	201	C
21	i1	202	G
21	i1	208	G
21	i1	209	A
21	i1	210	U
21	i1	211	G
21	i1	214	U
21	i1	215	G
21	i1	216	C
21	i1	219	U
21	i1	291	G
21	i1	292	A
21	i1	293	C
21	i1	295	C
21	i1	299	A
21	i1	304	C
21	i1	305	U
21	i1	306	C
21	i1	307	G
21	i1	308	G
21	i1	309	G
21	i1	312	G
21	i1	313	A
21	i1	314	U
21	i1	319	C
21	i1	320	G
21	i1	323	C
21	i1	324	C
21	i1	325	C
21	i1	326	C
21	i1	328	U
21	i1	329	G
21	i1	330	G
21	i1	333	G
21	i1	334	C
21	i1	337	C
21	i1	338	G
21	i1	339	A
21	i1	340	C

Continued on next page...

Continued from previous page...

Mol	Chain	Res	Type
21	i1	341	C
21	i1	342	C
21	i1	343	A
21	i1	347	G
21	i1	351	G
21	i1	354	U
21	i1	360	A
21	i1	361	U
21	i1	362	C
21	i1	364	A
21	i1	369	C
21	i1	370	G
21	i1	371	A
21	i1	385	G
21	i1	386	C
21	i1	388	U
21	i1	391	C
21	i1	400	C
21	i1	401	A
21	i1	402	C
21	i1	407	G
21	i1	408	A
21	i1	409	C
21	i1	411	G
21	i1	413	G
21	i1	417	C
21	i1	418	A
21	i1	423	U
21	i1	426	A
21	i1	429	C
21	i1	434	G
21	i1	435	A
21	i1	436	G
21	i1	438	G
21	i1	441	C
21	i1	448	A
21	i1	449	A
21	i1	450	C
21	i1	452	G
21	i1	459	C
21	i1	464	A
21	i1	465	A

Continued on next page...

Continued from previous page...

Mol	Chain	Res	Type
21	i1	466	G
21	i1	467	G
21	i1	469	A
21	i1	472	C
21	i1	473	A
21	i1	474	G
21	i1	482	G
21	i1	487	U
21	i1	488	U
21	i1	489	A
21	i1	492	C
21	i1	493	A
21	i1	495	U
21	i1	502	C
21	i1	503	C
21	i1	505	G
21	i1	507	G
21	i1	516	A
21	i1	517	C
21	i1	524	U
21	i1	528	A
21	i1	529	A
21	i1	530	U
21	i1	532	C
21	i1	533	A
21	i1	534	G
21	i1	535	G
21	i1	537	C
21	i1	538	U
21	i1	539	C
21	i1	540	U
21	i1	542	U
21	i1	544	G
21	i1	545	A
21	i1	547	G
21	i1	549	C
21	i1	550	C
21	i1	551	U
21	i1	556	U
21	i1	557	U
21	i1	559	G
21	i1	560	A

Continued on next page...

Continued from previous page...

Mol	Chain	Res	Type
21	i1	561	A
21	i1	563	G
21	i1	566	U
21	i1	574	A
21	i1	575	A
21	i1	576	A
21	i1	581	U
21	i1	582	C
21	i1	584	G
21	i1	585	C
21	i1	587	A
21	i1	588	G
21	i1	589	G
21	i1	590	A
21	i1	591	U
21	i1	592	C
21	i1	593	C
21	i1	596	U
21	i1	604	A
21	i1	605	A
21	i1	606	G
21	i1	607	U
21	i1	608	C
21	i1	613	G
21	i1	621	C
21	i1	627	U
21	i1	628	A
21	i1	629	A
21	i1	631	U
21	i1	634	A
21	i1	638	C
21	i1	643	A
21	i1	644	G
21	i1	651	U
21	i1	655	A
21	i1	656	G
21	i1	657	U
21	i1	660	C
21	i1	666	U
21	i1	669	A
21	i1	670	A
21	i1	671	A

Continued on next page...

Continued from previous page...

Mol	Chain	Res	Type
21	i1	672	A
21	i1	673	G
21	i1	675	U
21	i1	679	A
21	i1	683	G
21	i1	685	A
21	i1	686	U
21	i1	687	C
21	i1	688	U
21	i1	689	U
21	i1	690	G
21	i1	691	G
21	i1	692	G
21	i1	693	A
21	i1	694	G
21	i1	695	C
21	i1	696	G
21	i1	697	G
21	i1	698	G
21	i1	732	U
21	i1	733	C
21	i1	734	C
21	i1	735	C
21	i1	736	C
21	i1	738	C
21	i1	739	C
21	i1	746	C
21	i1	747	U
21	i1	749	U
21	i1	750	C
21	i1	751	G
21	i1	752	G
21	i1	753	C
21	i1	787	G
21	i1	788	G
21	i1	789	G
21	i1	790	C
21	i1	791	C
21	i1	794	A
21	i1	795	A
21	i1	796	G
21	i1	797	C

Continued on next page...

Continued from previous page...

Mol	Chain	Res	Type
21	i1	798	A
21	i1	800	U
21	i1	810	A
21	i1	811	A
21	i1	812	A
21	i1	813	A
21	i1	815	U
21	i1	818	A
21	i1	821	G
21	i1	822	U
21	i1	823	U
21	i1	830	A
21	i1	834	C
21	i1	835	C
21	i1	837	A
21	i1	838	G
21	i1	839	C
21	i1	840	C
21	i1	841	G
21	i1	842	C
21	i1	843	C
21	i1	847	A
21	i1	848	U
21	i1	853	C
21	i1	864	A
21	i1	865	A
21	i1	869	A
21	i1	870	A
21	i1	873	G
21	i1	874	G
21	i1	876	C
21	i1	877	C
21	i1	878	G
21	i1	879	C
21	i1	881	G
21	i1	883	U
21	i1	887	U
21	i1	888	U
21	i1	889	U
21	i1	890	U
21	i1	891	G
21	i1	892	U

Continued on next page...

Continued from previous page...

Mol	Chain	Res	Type
21	i1	893	U
21	i1	894	G
21	i1	896	U
21	i1	897	U
21	i1	899	U
21	i1	900	C
21	i1	901	G
21	i1	902	G
21	i1	903	A
21	i1	904	A
21	i1	907	G
21	i1	908	A
21	i1	909	G
21	i1	913	A
21	i1	914	U
21	i1	917	U
21	i1	919	A
21	i1	920	A
21	i1	930	C
21	i1	933	G
21	i1	934	G
21	i1	939	U
21	i1	943	U
21	i1	952	G
21	i1	954	U
21	i1	955	A
21	i1	956	G
21	i1	958	G
21	i1	961	G
21	i1	963	A
21	i1	964	A
21	i1	965	U
21	i1	969	U
21	i1	970	G
21	i1	971	G
21	i1	972	A
21	i1	973	C
21	i1	978	G
21	i1	979	C
21	i1	981	A
21	i1	990	A
21	i1	992	A

Continued on next page...

Continued from previous page...

Mol	Chain	Res	Type
21	i1	996	A
21	i1	999	G
21	i1	1002	U
21	i1	1008	A
21	i1	1017	U
21	i1	1022	U
21	i1	1023	A
21	i1	1027	A
21	i1	1028	A
21	i1	1029	G
21	i1	1041	G
21	i1	1042	A
21	i1	1044	G
21	i1	1052	A
21	i1	1059	G
21	i1	1060	A
21	i1	1061	U
21	i1	1062	A
21	i1	1068	G
21	i1	1076	G
21	i1	1081	U
21	i1	1083	A
21	i1	1084	A
21	i1	1085	C
21	i1	1087	A
21	i1	1088	U
21	i1	1110	G
21	i1	1113	A
21	i1	1114	U
21	i1	1115	U
21	i1	1116	C
21	i1	1118	C
21	i1	1119	A
21	i1	1120	U
21	i1	1126	G
21	i1	1134	G
21	i1	1138	C
21	i1	1139	C
21	i1	1148	A
21	i1	1149	A
21	i1	1150	A
21	i1	1153	C

Continued on next page...

Continued from previous page...

Mol	Chain	Res	Type
21	i1	1154	U
21	i1	1155	U
21	i1	1157	G
21	i1	1166	G
21	i1	1170	A
21	i1	1171	G
21	i1	1172	U
21	i1	1175	G
21	i1	1180	C
21	i1	1181	A
21	i1	1186	U
21	i1	1194	A
21	i1	1195	A
21	i1	1198	G
21	i1	1208	A
21	i1	1212	G
21	i1	1213	C
21	i1	1214	A
21	i1	1215	C
21	i1	1216	C
21	i1	1217	A
21	i1	1224	G
21	i1	1231	C
21	i1	1238	U
21	i1	1240	A
21	i1	1241	A
21	i1	1242	U
21	i1	1248	U
21	i1	1250	A
21	i1	1251	A
21	i1	1253	A
21	i1	1256	G
21	i1	1257	G
21	i1	1258	A
21	i1	1259	A
21	i1	1260	A
21	i1	1264	C
21	i1	1265	A
21	i1	1268	C
21	i1	1269	G
21	i1	1271	C
21	i1	1274	G

Continued on next page...

Continued from previous page...

Mol	Chain	Res	Type
21	i1	1275	G
21	i1	1276	A
21	i1	1277	C
21	i1	1280	G
21	i1	1281	G
21	i1	1283	C
21	i1	1284	A
21	i1	1287	A
21	i1	1288	U
21	i1	1289	U
21	i1	1290	G
21	i1	1292	C
21	i1	1294	G
21	i1	1295	A
21	i1	1296	U
21	i1	1297	U
21	i1	1298	G
21	i1	1299	A
21	i1	1300	U
21	i1	1301	A
21	i1	1302	G
21	i1	1303	C
21	i1	1305	C
21	i1	1306	U
21	i1	1307	U
21	i1	1308	U
21	i1	1310	U
21	i1	1311	C
21	i1	1313	A
21	i1	1315	U
21	i1	1317	C
21	i1	1318	G
21	i1	1321	G
21	i1	1323	U
21	i1	1324	G
21	i1	1330	G
21	i1	1331	C
21	i1	1332	A
21	i1	1337	C
21	i1	1341	C
21	i1	1342	U
21	i1	1343	U

Continued on next page...

Continued from previous page...

Mol	Chain	Res	Type
21	i1	1363	C
21	i1	1364	U
21	i1	1371	U
21	i1	1372	U
21	i1	1373	C
21	i1	1378	A
21	i1	1383	A
21	i1	1393	G
21	i1	1396	A
21	i1	1397	U
21	i1	1398	G
21	i1	1404	U
21	i1	1405	A
21	i1	1407	U
21	i1	1409	A
21	i1	1410	C
21	i1	1412	C
21	i1	1413	G
21	i1	1414	A
21	i1	1415	C
21	i1	1416	C
21	i1	1418	C
21	i1	1419	C
21	i1	1420	G
21	i1	1423	C
21	i1	1424	G
21	i1	1425	G
21	i1	1427	C
21	i1	1428	G
21	i1	1431	G
21	i1	1432	U
21	i1	1434	C
21	i1	1436	C
21	i1	1437	C
21	i1	1438	A
21	i1	1442	U
21	i1	1448	A
21	i1	1449	G
21	i1	1454	A
21	i1	1455	A
21	i1	1456	G
21	i1	1457	U

Continued on next page...

Continued from previous page...

Mol	Chain	Res	Type
21	i1	1458	G
21	i1	1463	U
21	i1	1464	C
21	i1	1468	C
21	i1	1471	C
21	i1	1472	C
21	i1	1473	G
21	i1	1475	G
21	i1	1476	A
21	i1	1477	U
21	i1	1480	A
21	i1	1481	G
21	i1	1484	A
21	i1	1487	A
21	i1	1489	A
21	i1	1490	G
21	i1	1493	C
21	i1	1494	U
21	i1	1495	G
21	i1	1497	G
21	i1	1498	A
21	i1	1505	U
21	i1	1506	A
21	i1	1507	G
21	i1	1508	A
21	i1	1509	U
21	i1	1510	G
21	i1	1512	C
21	i1	1513	C
21	i1	1515	G
21	i1	1520	G
21	i1	1521	C
21	i1	1522	A
21	i1	1523	C
21	i1	1525	C
21	i1	1526	G
21	i1	1527	C
21	i1	1531	A
21	i1	1533	A
21	i1	1535	U
21	i1	1536	G
21	i1	1538	C

Continued on next page...

Continued from previous page...

Mol	Chain	Res	Type
21	i1	1540	G
21	i1	1543	U
21	i1	1545	A
21	i1	1546	G
21	i1	1550	G
21	i1	1551	U
21	i1	1552	G
21	i1	1553	C
21	i1	1554	C
21	i1	1555	U
21	i1	1556	A
21	i1	1557	C
21	i1	1558	C
21	i1	1567	G
21	i1	1568	C
21	i1	1569	A
21	i1	1570	G
21	i1	1573	G
21	i1	1574	C
21	i1	1575	G
21	i1	1579	A
21	i1	1580	A
21	i1	1581	C
21	i1	1585	U
21	i1	1586	U
21	i1	1587	G
21	i1	1588	A
21	i1	1589	A
21	i1	1598	G
21	i1	1599	U
21	i1	1600	G
21	i1	1603	G
21	i1	1614	A
21	i1	1621	U
21	i1	1623	A
21	i1	1626	C
21	i1	1636	G
21	i1	1637	A
21	i1	1638	G
21	i1	1639	G
21	i1	1640	A
21	i1	1644	C

Continued on next page...

Continued from previous page...

Mol	Chain	Res	Type
21	i1	1648	G
21	i1	1651	A
21	i1	1653	U
21	i1	1654	G
21	i1	1655	C
21	i1	1660	C
21	i1	1661	A
21	i1	1662	U
21	i1	1663	A
21	i1	1664	A
21	i1	1665	G
21	i1	1679	A
21	i1	1680	G
21	i1	1686	G
21	i1	1688	C
21	i1	1690	U
21	i1	1694	U
21	i1	1695	A
21	i1	1697	A
21	i1	1698	C
21	i1	1714	U
21	i1	1719	A
21	i1	1721	U
21	i1	1722	G
21	i1	1729	U
21	i1	1730	U
21	i1	1735	A
21	i1	1737	G
21	i1	1742	C
21	i1	1743	G
21	i1	1744	G
21	i1	1745	A
21	i1	1746	U
21	i1	1748	G
21	i1	1751	C
21	i1	1752	C
21	i1	1754	G
21	i1	1755	C
21	i1	1757	G
21	i1	1758	G
21	i1	1772	C
21	i1	1773	C

Continued on next page...

Continued from previous page...

Mol	Chain	Res	Type
21	i1	1775	U
21	i1	1776	G
21	i1	1777	G
21	i1	1781	A
21	i1	1783	C
21	i1	1784	G
21	i1	1786	U
21	i1	1805	G
21	i1	1812	U
21	i1	1813	A
21	i1	1814	G
21	i1	1823	A
21	i1	1824	A
21	i1	1825	A
21	i1	1826	G
21	i1	1831	A
21	i1	1838	U
21	i1	1839	U
21	i1	1849	G
21	i1	1850	A
21	i1	1851	A
21	i1	1852	C
21	i1	1857	G
21	i1	1858	G
21	i1	1861	G
21	i1	1862	G
21	i1	1863	A
21	i1	1865	C
21	i1	1868	U
21	i1	1869	A
21	i2	2	A
21	i2	3	C
21	i2	4	C
21	i2	9	U
21	i2	17	C
21	i2	18	C
21	i2	25	A
21	i2	27	A
21	i2	31	U
21	i2	33	G
21	i2	41	G
21	i2	42	A

Continued on next page...

Continued from previous page...

Mol	Chain	Res	Type
21	i2	44	U
21	i2	45	A
21	i2	46	A
21	i2	52	G
21	i2	56	G
21	i2	62	G
21	i2	64	A
21	i2	67	C
21	i2	68	A
21	i2	69	C
21	i2	70	G
21	i2	72	C
21	i2	73	C
21	i2	74	G
21	i2	76	U
21	i2	77	A
21	i2	78	C
21	i2	79	A
21	i2	83	A
21	i2	84	A
21	i2	98	C
21	i2	99	A
21	i2	103	A
21	i2	113	G
21	i2	114	G
21	i2	126	G
21	i2	127	C
21	i2	139	C
21	i2	140	C
21	i2	141	A
21	i2	142	C
21	i2	144	U
21	i2	148	U
21	i2	153	G
21	i2	154	U
21	i2	155	G
21	i2	156	G
21	i2	160	U
21	i2	161	U
21	i2	162	C
21	i2	163	U
21	i2	167	G

Continued on next page...

Continued from previous page...

Mol	Chain	Res	Type
21	i2	168	C
21	i2	171	A
21	i2	172	U
21	i2	175	A
21	i2	177	G
21	i2	178	C
21	i2	180	G
21	i2	181	A
21	i2	183	G
21	i2	184	G
21	i2	185	G
21	i2	188	C
21	i2	189	U
21	i2	190	G
21	i2	191	A
21	i2	192	C
21	i2	198	U
21	i2	201	C
21	i2	202	G
21	i2	208	G
21	i2	209	A
21	i2	210	U
21	i2	211	G
21	i2	214	U
21	i2	215	G
21	i2	219	U
21	i2	291	G
21	i2	292	A
21	i2	293	C
21	i2	295	C
21	i2	299	A
21	i2	304	C
21	i2	305	U
21	i2	306	C
21	i2	307	G
21	i2	308	G
21	i2	309	G
21	i2	312	G
21	i2	313	A
21	i2	314	U
21	i2	316	G
21	i2	319	C

Continued on next page...

Continued from previous page...

Mol	Chain	Res	Type
21	i2	320	G
21	i2	323	C
21	i2	324	C
21	i2	325	C
21	i2	326	C
21	i2	328	U
21	i2	329	G
21	i2	330	G
21	i2	333	G
21	i2	334	C
21	i2	337	C
21	i2	338	G
21	i2	339	A
21	i2	340	C
21	i2	341	C
21	i2	342	C
21	i2	343	A
21	i2	347	G
21	i2	351	G
21	i2	354	U
21	i2	360	A
21	i2	361	U
21	i2	362	C
21	i2	364	A
21	i2	369	C
21	i2	370	G
21	i2	371	A
21	i2	385	G
21	i2	386	C
21	i2	388	U
21	i2	391	C
21	i2	400	C
21	i2	401	A
21	i2	402	C
21	i2	407	G
21	i2	408	A
21	i2	409	C
21	i2	411	G
21	i2	413	G
21	i2	417	C
21	i2	418	A
21	i2	423	U

Continued on next page...

Continued from previous page...

Mol	Chain	Res	Type
21	i2	426	A
21	i2	429	C
21	i2	434	G
21	i2	435	A
21	i2	436	G
21	i2	438	G
21	i2	441	C
21	i2	448	A
21	i2	449	A
21	i2	450	C
21	i2	452	G
21	i2	459	C
21	i2	464	A
21	i2	465	A
21	i2	466	G
21	i2	467	G
21	i2	469	A
21	i2	472	C
21	i2	473	A
21	i2	474	G
21	i2	482	G
21	i2	487	U
21	i2	488	U
21	i2	489	A
21	i2	492	C
21	i2	493	A
21	i2	495	U
21	i2	502	C
21	i2	503	C
21	i2	505	G
21	i2	507	G
21	i2	516	A
21	i2	517	C
21	i2	524	U
21	i2	526	A
21	i2	529	A
21	i2	530	U
21	i2	532	C
21	i2	533	A
21	i2	534	G
21	i2	535	G
21	i2	537	C

Continued on next page...

Continued from previous page...

Mol	Chain	Res	Type
21	i2	538	U
21	i2	539	C
21	i2	540	U
21	i2	542	U
21	i2	544	G
21	i2	545	A
21	i2	547	G
21	i2	549	C
21	i2	550	C
21	i2	551	U
21	i2	556	U
21	i2	557	U
21	i2	559	G
21	i2	560	A
21	i2	561	A
21	i2	563	G
21	i2	566	U
21	i2	574	A
21	i2	575	A
21	i2	576	A
21	i2	581	U
21	i2	582	C
21	i2	584	G
21	i2	585	C
21	i2	587	A
21	i2	588	G
21	i2	589	G
21	i2	590	A
21	i2	591	U
21	i2	592	C
21	i2	593	C
21	i2	596	U
21	i2	604	A
21	i2	605	A
21	i2	606	G
21	i2	607	U
21	i2	608	C
21	i2	613	G
21	i2	621	C
21	i2	627	U
21	i2	628	A
21	i2	629	A

Continued on next page...

Continued from previous page...

Mol	Chain	Res	Type
21	i2	631	U
21	i2	634	A
21	i2	643	A
21	i2	644	G
21	i2	651	U
21	i2	655	A
21	i2	656	G
21	i2	657	U
21	i2	660	C
21	i2	666	U
21	i2	669	A
21	i2	670	A
21	i2	671	A
21	i2	672	A
21	i2	673	G
21	i2	675	U
21	i2	679	A
21	i2	683	G
21	i2	685	A
21	i2	686	U
21	i2	687	C
21	i2	688	U
21	i2	689	U
21	i2	690	G
21	i2	691	G
21	i2	692	G
21	i2	693	A
21	i2	694	G
21	i2	695	C
21	i2	696	G
21	i2	697	G
21	i2	698	G
21	i2	731	G
21	i2	732	U
21	i2	733	C
21	i2	734	C
21	i2	735	C
21	i2	736	C
21	i2	737	G
21	i2	738	C
21	i2	739	C
21	i2	746	C

Continued on next page...

Continued from previous page...

Mol	Chain	Res	Type
21	i2	747	U
21	i2	749	U
21	i2	750	C
21	i2	751	G
21	i2	752	G
21	i2	753	C
21	i2	787	G
21	i2	788	G
21	i2	789	G
21	i2	790	C
21	i2	791	C
21	i2	794	A
21	i2	795	A
21	i2	796	G
21	i2	797	C
21	i2	798	A
21	i2	800	U
21	i2	810	A
21	i2	811	A
21	i2	812	A
21	i2	813	A
21	i2	815	U
21	i2	818	A
21	i2	821	G
21	i2	822	U
21	i2	823	U
21	i2	830	A
21	i2	834	C
21	i2	835	C
21	i2	837	A
21	i2	838	G
21	i2	839	C
21	i2	840	C
21	i2	841	G
21	i2	842	C
21	i2	843	C
21	i2	847	A
21	i2	848	U
21	i2	853	C
21	i2	864	A
21	i2	865	A
21	i2	869	A

Continued on next page...

Continued from previous page...

Mol	Chain	Res	Type
21	i2	870	A
21	i2	873	G
21	i2	874	G
21	i2	876	C
21	i2	877	C
21	i2	878	G
21	i2	879	C
21	i2	881	G
21	i2	883	U
21	i2	887	U
21	i2	888	U
21	i2	889	U
21	i2	890	U
21	i2	891	G
21	i2	892	U
21	i2	893	U
21	i2	894	G
21	i2	896	U
21	i2	897	U
21	i2	899	U
21	i2	900	C
21	i2	901	G
21	i2	902	G
21	i2	903	A
21	i2	904	A
21	i2	907	G
21	i2	908	A
21	i2	909	G
21	i2	913	A
21	i2	914	U
21	i2	917	U
21	i2	919	A
21	i2	920	A
21	i2	930	C
21	i2	933	G
21	i2	934	G
21	i2	939	U
21	i2	943	U
21	i2	952	G
21	i2	954	U
21	i2	955	A
21	i2	956	G

Continued on next page...

Continued from previous page...

Mol	Chain	Res	Type
21	i2	958	G
21	i2	961	G
21	i2	963	A
21	i2	964	A
21	i2	965	U
21	i2	970	G
21	i2	971	G
21	i2	972	A
21	i2	973	C
21	i2	978	G
21	i2	979	C
21	i2	981	A
21	i2	990	A
21	i2	992	A
21	i2	996	A
21	i2	999	G
21	i2	1002	U
21	i2	1008	A
21	i2	1017	U
21	i2	1022	U
21	i2	1023	A
21	i2	1027	A
21	i2	1028	A
21	i2	1029	G
21	i2	1041	G
21	i2	1042	A
21	i2	1044	G
21	i2	1050	A
21	i2	1052	A
21	i2	1059	G
21	i2	1060	A
21	i2	1061	U
21	i2	1062	A
21	i2	1068	G
21	i2	1076	G
21	i2	1081	U
21	i2	1083	A
21	i2	1084	A
21	i2	1085	C
21	i2	1087	A
21	i2	1088	U
21	i2	1110	G

Continued on next page...

Continued from previous page...

Mol	Chain	Res	Type
21	i2	1113	A
21	i2	1114	U
21	i2	1115	U
21	i2	1116	C
21	i2	1118	C
21	i2	1119	A
21	i2	1120	U
21	i2	1126	G
21	i2	1134	G
21	i2	1138	C
21	i2	1139	C
21	i2	1148	A
21	i2	1149	A
21	i2	1150	A
21	i2	1153	C
21	i2	1154	U
21	i2	1155	U
21	i2	1157	G
21	i2	1166	G
21	i2	1170	A
21	i2	1171	G
21	i2	1172	U
21	i2	1175	G
21	i2	1180	C
21	i2	1181	A
21	i2	1186	U
21	i2	1194	A
21	i2	1195	A
21	i2	1198	G
21	i2	1208	A
21	i2	1212	G
21	i2	1213	C
21	i2	1214	A
21	i2	1215	C
21	i2	1216	C
21	i2	1217	A
21	i2	1224	G
21	i2	1231	C
21	i2	1238	U
21	i2	1240	A
21	i2	1241	A
21	i2	1242	U

Continued on next page...

Continued from previous page...

Mol	Chain	Res	Type
21	i2	1248	U
21	i2	1250	A
21	i2	1251	A
21	i2	1253	A
21	i2	1256	G
21	i2	1257	G
21	i2	1258	A
21	i2	1259	A
21	i2	1260	A
21	i2	1264	C
21	i2	1265	A
21	i2	1268	C
21	i2	1269	G
21	i2	1271	C
21	i2	1274	G
21	i2	1275	G
21	i2	1276	A
21	i2	1277	C
21	i2	1280	G
21	i2	1281	G
21	i2	1283	C
21	i2	1284	A
21	i2	1287	A
21	i2	1288	U
21	i2	1289	U
21	i2	1290	G
21	i2	1292	C
21	i2	1294	G
21	i2	1295	A
21	i2	1296	U
21	i2	1297	U
21	i2	1298	G
21	i2	1299	A
21	i2	1300	U
21	i2	1301	A
21	i2	1302	G
21	i2	1303	C
21	i2	1305	C
21	i2	1306	U
21	i2	1307	U
21	i2	1308	U
21	i2	1310	U

Continued on next page...

Continued from previous page...

Mol	Chain	Res	Type
21	i2	1311	C
21	i2	1313	A
21	i2	1315	U
21	i2	1317	C
21	i2	1318	G
21	i2	1321	G
21	i2	1323	U
21	i2	1324	G
21	i2	1330	G
21	i2	1331	C
21	i2	1332	A
21	i2	1337	C
21	i2	1341	C
21	i2	1342	U
21	i2	1343	U
21	i2	1363	C
21	i2	1364	U
21	i2	1371	U
21	i2	1372	U
21	i2	1373	C
21	i2	1378	A
21	i2	1383	A
21	i2	1393	G
21	i2	1396	A
21	i2	1397	U
21	i2	1398	G
21	i2	1404	U
21	i2	1405	A
21	i2	1407	U
21	i2	1409	A
21	i2	1410	C
21	i2	1412	C
21	i2	1413	G
21	i2	1414	A
21	i2	1415	C
21	i2	1416	C
21	i2	1418	C
21	i2	1419	C
21	i2	1420	G
21	i2	1423	C
21	i2	1424	G
21	i2	1425	G

Continued on next page...

Continued from previous page...

Mol	Chain	Res	Type
21	i2	1427	C
21	i2	1428	G
21	i2	1431	G
21	i2	1432	U
21	i2	1434	C
21	i2	1436	C
21	i2	1437	C
21	i2	1438	A
21	i2	1442	U
21	i2	1448	A
21	i2	1449	G
21	i2	1454	A
21	i2	1455	A
21	i2	1456	G
21	i2	1457	U
21	i2	1458	G
21	i2	1463	U
21	i2	1464	C
21	i2	1468	C
21	i2	1471	C
21	i2	1472	C
21	i2	1473	G
21	i2	1475	G
21	i2	1476	A
21	i2	1477	U
21	i2	1480	A
21	i2	1481	G
21	i2	1484	A
21	i2	1487	A
21	i2	1489	A
21	i2	1490	G
21	i2	1493	C
21	i2	1494	U
21	i2	1495	G
21	i2	1497	G
21	i2	1498	A
21	i2	1505	U
21	i2	1506	A
21	i2	1507	G
21	i2	1508	A
21	i2	1509	U
21	i2	1510	G

Continued on next page...

Continued from previous page...

Mol	Chain	Res	Type
21	i2	1512	C
21	i2	1513	C
21	i2	1515	G
21	i2	1520	G
21	i2	1521	C
21	i2	1522	A
21	i2	1523	C
21	i2	1525	C
21	i2	1526	G
21	i2	1527	C
21	i2	1531	A
21	i2	1533	A
21	i2	1535	U
21	i2	1536	G
21	i2	1538	C
21	i2	1540	G
21	i2	1543	U
21	i2	1545	A
21	i2	1546	G
21	i2	1550	G
21	i2	1551	U
21	i2	1552	G
21	i2	1553	C
21	i2	1554	C
21	i2	1555	U
21	i2	1556	A
21	i2	1557	C
21	i2	1558	C
21	i2	1567	G
21	i2	1568	C
21	i2	1569	A
21	i2	1570	G
21	i2	1573	G
21	i2	1574	C
21	i2	1575	G
21	i2	1579	A
21	i2	1580	A
21	i2	1581	C
21	i2	1585	U
21	i2	1586	U
21	i2	1587	G
21	i2	1588	A

Continued on next page...

Continued from previous page...

Mol	Chain	Res	Type
21	i2	1589	A
21	i2	1598	G
21	i2	1599	U
21	i2	1600	G
21	i2	1603	G
21	i2	1614	A
21	i2	1621	U
21	i2	1623	A
21	i2	1626	C
21	i2	1636	G
21	i2	1637	A
21	i2	1638	G
21	i2	1639	G
21	i2	1640	A
21	i2	1644	C
21	i2	1648	G
21	i2	1651	A
21	i2	1653	U
21	i2	1654	G
21	i2	1655	C
21	i2	1660	C
21	i2	1661	A
21	i2	1662	U
21	i2	1663	A
21	i2	1664	A
21	i2	1665	G
21	i2	1679	A
21	i2	1680	G
21	i2	1686	G
21	i2	1688	C
21	i2	1694	U
21	i2	1695	A
21	i2	1697	A
21	i2	1698	C
21	i2	1714	U
21	i2	1719	A
21	i2	1721	U
21	i2	1722	G
21	i2	1729	U
21	i2	1730	U
21	i2	1735	A
21	i2	1737	G

Continued on next page...

Continued from previous page...

Mol	Chain	Res	Type
21	i2	1742	C
21	i2	1743	G
21	i2	1744	G
21	i2	1745	A
21	i2	1746	U
21	i2	1748	G
21	i2	1751	C
21	i2	1752	C
21	i2	1754	G
21	i2	1755	C
21	i2	1757	G
21	i2	1758	G
21	i2	1772	C
21	i2	1773	C
21	i2	1775	U
21	i2	1776	G
21	i2	1777	G
21	i2	1781	A
21	i2	1784	G
21	i2	1786	U
21	i2	1805	G
21	i2	1812	U
21	i2	1813	A
21	i2	1814	G
21	i2	1823	A
21	i2	1824	A
21	i2	1825	A
21	i2	1826	G
21	i2	1829	G
21	i2	1831	A
21	i2	1835	A
21	i2	1838	U
21	i2	1839	U
21	i2	1849	G
21	i2	1850	A
21	i2	1851	A
21	i2	1852	C
21	i2	1857	G
21	i2	1858	G
21	i2	1861	G
21	i2	1862	G
21	i2	1863	A

Continued on next page...

Continued from previous page...

Mol	Chain	Res	Type
21	i2	1865	C
21	i2	1868	U
21	i2	1869	A
21	i3	2	A
21	i3	3	C
21	i3	4	C
21	i3	9	U
21	i3	17	C
21	i3	18	C
21	i3	25	A
21	i3	27	A
21	i3	31	U
21	i3	33	G
21	i3	41	G
21	i3	42	A
21	i3	44	U
21	i3	45	A
21	i3	46	A
21	i3	52	G
21	i3	56	G
21	i3	62	G
21	i3	64	A
21	i3	67	C
21	i3	68	A
21	i3	69	C
21	i3	70	G
21	i3	72	C
21	i3	73	C
21	i3	74	G
21	i3	76	U
21	i3	77	A
21	i3	78	C
21	i3	79	A
21	i3	83	A
21	i3	84	A
21	i3	98	C
21	i3	99	A
21	i3	103	A
21	i3	113	G
21	i3	114	G
21	i3	126	G
21	i3	127	C

Continued on next page...

Continued from previous page...

Mol	Chain	Res	Type
21	i3	139	C
21	i3	140	C
21	i3	141	A
21	i3	142	C
21	i3	144	U
21	i3	148	U
21	i3	153	G
21	i3	154	U
21	i3	155	G
21	i3	156	G
21	i3	160	U
21	i3	161	U
21	i3	162	C
21	i3	163	U
21	i3	167	G
21	i3	168	C
21	i3	171	A
21	i3	172	U
21	i3	175	A
21	i3	177	G
21	i3	178	C
21	i3	180	G
21	i3	181	A
21	i3	183	G
21	i3	184	G
21	i3	185	G
21	i3	188	C
21	i3	189	U
21	i3	190	G
21	i3	191	A
21	i3	192	C
21	i3	198	U
21	i3	201	C
21	i3	202	G
21	i3	208	G
21	i3	209	A
21	i3	210	U
21	i3	211	G
21	i3	214	U
21	i3	215	G
21	i3	216	C
21	i3	219	U

Continued on next page...

Continued from previous page...

Mol	Chain	Res	Type
21	i3	291	G
21	i3	292	A
21	i3	293	C
21	i3	295	C
21	i3	299	A
21	i3	304	C
21	i3	305	U
21	i3	306	C
21	i3	307	G
21	i3	308	G
21	i3	309	G
21	i3	312	G
21	i3	313	A
21	i3	314	U
21	i3	319	C
21	i3	320	G
21	i3	323	C
21	i3	324	C
21	i3	325	C
21	i3	326	C
21	i3	328	U
21	i3	329	G
21	i3	330	G
21	i3	334	C
21	i3	337	C
21	i3	338	G
21	i3	339	A
21	i3	340	C
21	i3	341	C
21	i3	342	C
21	i3	343	A
21	i3	347	G
21	i3	351	G
21	i3	354	U
21	i3	360	A
21	i3	361	U
21	i3	362	C
21	i3	364	A
21	i3	369	C
21	i3	370	G
21	i3	371	A
21	i3	385	G

Continued on next page...

Continued from previous page...

Mol	Chain	Res	Type
21	i3	386	C
21	i3	388	U
21	i3	391	C
21	i3	400	C
21	i3	401	A
21	i3	402	C
21	i3	407	G
21	i3	408	A
21	i3	409	C
21	i3	411	G
21	i3	413	G
21	i3	417	C
21	i3	418	A
21	i3	423	U
21	i3	426	A
21	i3	429	C
21	i3	434	G
21	i3	435	A
21	i3	436	G
21	i3	438	G
21	i3	441	C
21	i3	448	A
21	i3	449	A
21	i3	450	C
21	i3	452	G
21	i3	459	C
21	i3	464	A
21	i3	465	A
21	i3	466	G
21	i3	467	G
21	i3	469	A
21	i3	472	C
21	i3	473	A
21	i3	474	G
21	i3	482	G
21	i3	487	U
21	i3	488	U
21	i3	489	A
21	i3	492	C
21	i3	493	A
21	i3	495	U
21	i3	502	C

Continued on next page...

Continued from previous page...

Mol	Chain	Res	Type
21	i3	503	C
21	i3	505	G
21	i3	507	G
21	i3	516	A
21	i3	517	C
21	i3	528	A
21	i3	529	A
21	i3	530	U
21	i3	532	C
21	i3	533	A
21	i3	534	G
21	i3	535	G
21	i3	537	C
21	i3	538	U
21	i3	539	C
21	i3	540	U
21	i3	542	U
21	i3	544	G
21	i3	545	A
21	i3	547	G
21	i3	549	C
21	i3	550	C
21	i3	551	U
21	i3	556	U
21	i3	557	U
21	i3	559	G
21	i3	560	A
21	i3	561	A
21	i3	563	G
21	i3	566	U
21	i3	574	A
21	i3	575	A
21	i3	576	A
21	i3	581	U
21	i3	582	C
21	i3	584	G
21	i3	585	C
21	i3	587	A
21	i3	588	G
21	i3	589	G
21	i3	590	A
21	i3	591	U

Continued on next page...

Continued from previous page...

Mol	Chain	Res	Type
21	i3	592	C
21	i3	593	C
21	i3	596	U
21	i3	604	A
21	i3	605	A
21	i3	606	G
21	i3	607	U
21	i3	608	C
21	i3	613	G
21	i3	621	C
21	i3	627	U
21	i3	628	A
21	i3	629	A
21	i3	631	U
21	i3	634	A
21	i3	643	A
21	i3	644	G
21	i3	651	U
21	i3	655	A
21	i3	656	G
21	i3	657	U
21	i3	660	C
21	i3	666	U
21	i3	669	A
21	i3	670	A
21	i3	671	A
21	i3	672	A
21	i3	673	G
21	i3	675	U
21	i3	679	A
21	i3	683	G
21	i3	685	A
21	i3	686	U
21	i3	687	C
21	i3	688	U
21	i3	689	U
21	i3	690	G
21	i3	692	G
21	i3	693	A
21	i3	694	G
21	i3	695	C
21	i3	696	G

Continued on next page...

Continued from previous page...

Mol	Chain	Res	Type
21	i3	697	G
21	i3	698	G
21	i3	732	U
21	i3	733	C
21	i3	734	C
21	i3	735	C
21	i3	736	C
21	i3	737	G
21	i3	738	C
21	i3	739	C
21	i3	746	C
21	i3	747	U
21	i3	749	U
21	i3	750	C
21	i3	751	G
21	i3	752	G
21	i3	753	C
21	i3	787	G
21	i3	788	G
21	i3	789	G
21	i3	790	C
21	i3	791	C
21	i3	794	A
21	i3	795	A
21	i3	796	G
21	i3	797	C
21	i3	798	A
21	i3	800	U
21	i3	810	A
21	i3	811	A
21	i3	812	A
21	i3	813	A
21	i3	815	U
21	i3	818	A
21	i3	821	G
21	i3	822	U
21	i3	823	U
21	i3	830	A
21	i3	834	C
21	i3	835	C
21	i3	837	A
21	i3	838	G

Continued on next page...

Continued from previous page...

Mol	Chain	Res	Type
21	i3	839	C
21	i3	840	C
21	i3	841	G
21	i3	842	C
21	i3	843	C
21	i3	847	A
21	i3	848	U
21	i3	853	C
21	i3	864	A
21	i3	865	A
21	i3	869	A
21	i3	870	A
21	i3	873	G
21	i3	874	G
21	i3	876	C
21	i3	877	C
21	i3	878	G
21	i3	879	C
21	i3	881	G
21	i3	883	U
21	i3	887	U
21	i3	888	U
21	i3	889	U
21	i3	890	U
21	i3	891	G
21	i3	892	U
21	i3	893	U
21	i3	894	G
21	i3	896	U
21	i3	897	U
21	i3	899	U
21	i3	900	C
21	i3	901	G
21	i3	902	G
21	i3	903	A
21	i3	904	A
21	i3	907	G
21	i3	908	A
21	i3	909	G
21	i3	913	A
21	i3	914	U
21	i3	917	U

Continued on next page...

Continued from previous page...

Mol	Chain	Res	Type
21	i3	919	A
21	i3	920	A
21	i3	930	C
21	i3	933	G
21	i3	934	G
21	i3	939	U
21	i3	943	U
21	i3	952	G
21	i3	954	U
21	i3	955	A
21	i3	956	G
21	i3	958	G
21	i3	961	G
21	i3	963	A
21	i3	964	A
21	i3	965	U
21	i3	970	G
21	i3	971	G
21	i3	972	A
21	i3	973	C
21	i3	978	G
21	i3	979	C
21	i3	981	A
21	i3	990	A
21	i3	992	A
21	i3	996	A
21	i3	999	G
21	i3	1002	U
21	i3	1008	A
21	i3	1017	U
21	i3	1022	U
21	i3	1023	A
21	i3	1027	A
21	i3	1028	A
21	i3	1029	G
21	i3	1041	G
21	i3	1042	A
21	i3	1044	G
21	i3	1052	A
21	i3	1059	G
21	i3	1060	A
21	i3	1061	U

Continued on next page...

Continued from previous page...

Mol	Chain	Res	Type
21	i3	1062	A
21	i3	1068	G
21	i3	1076	G
21	i3	1081	U
21	i3	1083	A
21	i3	1084	A
21	i3	1085	C
21	i3	1087	A
21	i3	1088	U
21	i3	1110	G
21	i3	1113	A
21	i3	1114	U
21	i3	1115	U
21	i3	1116	C
21	i3	1118	C
21	i3	1119	A
21	i3	1120	U
21	i3	1126	G
21	i3	1134	G
21	i3	1138	C
21	i3	1139	C
21	i3	1148	A
21	i3	1149	A
21	i3	1150	A
21	i3	1153	C
21	i3	1154	U
21	i3	1155	U
21	i3	1157	G
21	i3	1166	G
21	i3	1170	A
21	i3	1171	G
21	i3	1172	U
21	i3	1175	G
21	i3	1180	C
21	i3	1181	A
21	i3	1186	U
21	i3	1194	A
21	i3	1195	A
21	i3	1198	G
21	i3	1208	A
21	i3	1212	G
21	i3	1213	C

Continued on next page...

Continued from previous page...

Mol	Chain	Res	Type
21	i3	1214	A
21	i3	1215	C
21	i3	1216	C
21	i3	1217	A
21	i3	1224	G
21	i3	1231	C
21	i3	1238	U
21	i3	1240	A
21	i3	1241	A
21	i3	1242	U
21	i3	1248	U
21	i3	1250	A
21	i3	1251	A
21	i3	1253	A
21	i3	1256	G
21	i3	1257	G
21	i3	1258	A
21	i3	1259	A
21	i3	1260	A
21	i3	1264	C
21	i3	1265	A
21	i3	1268	C
21	i3	1269	G
21	i3	1271	C
21	i3	1274	G
21	i3	1275	G
21	i3	1276	A
21	i3	1277	C
21	i3	1280	G
21	i3	1281	G
21	i3	1283	C
21	i3	1284	A
21	i3	1287	A
21	i3	1288	U
21	i3	1289	U
21	i3	1290	G
21	i3	1292	C
21	i3	1294	G
21	i3	1295	A
21	i3	1296	U
21	i3	1297	U
21	i3	1298	G

Continued on next page...

Continued from previous page...

Mol	Chain	Res	Type
21	i3	1299	A
21	i3	1300	U
21	i3	1301	A
21	i3	1302	G
21	i3	1303	C
21	i3	1305	C
21	i3	1306	U
21	i3	1307	U
21	i3	1308	U
21	i3	1310	U
21	i3	1311	C
21	i3	1313	A
21	i3	1315	U
21	i3	1317	C
21	i3	1318	G
21	i3	1321	G
21	i3	1323	U
21	i3	1324	G
21	i3	1330	G
21	i3	1331	C
21	i3	1332	A
21	i3	1337	C
21	i3	1341	C
21	i3	1342	U
21	i3	1343	U
21	i3	1363	C
21	i3	1364	U
21	i3	1371	U
21	i3	1372	U
21	i3	1373	C
21	i3	1378	A
21	i3	1383	A
21	i3	1393	G
21	i3	1396	A
21	i3	1397	U
21	i3	1398	G
21	i3	1404	U
21	i3	1405	A
21	i3	1407	U
21	i3	1409	A
21	i3	1410	C
21	i3	1412	C

Continued on next page...

Continued from previous page...

Mol	Chain	Res	Type
21	i3	1413	G
21	i3	1414	A
21	i3	1415	C
21	i3	1416	C
21	i3	1418	C
21	i3	1419	C
21	i3	1420	G
21	i3	1423	C
21	i3	1424	G
21	i3	1425	G
21	i3	1427	C
21	i3	1428	G
21	i3	1431	G
21	i3	1432	U
21	i3	1434	C
21	i3	1436	C
21	i3	1437	C
21	i3	1438	A
21	i3	1442	U
21	i3	1448	A
21	i3	1449	G
21	i3	1454	A
21	i3	1455	A
21	i3	1456	G
21	i3	1457	U
21	i3	1458	G
21	i3	1463	U
21	i3	1464	C
21	i3	1468	C
21	i3	1471	C
21	i3	1472	C
21	i3	1473	G
21	i3	1475	G
21	i3	1476	A
21	i3	1477	U
21	i3	1480	A
21	i3	1481	G
21	i3	1484	A
21	i3	1487	A
21	i3	1489	A
21	i3	1490	G
21	i3	1493	C

Continued on next page...

Continued from previous page...

Mol	Chain	Res	Type
21	i3	1494	U
21	i3	1495	G
21	i3	1497	G
21	i3	1498	A
21	i3	1505	U
21	i3	1506	A
21	i3	1507	G
21	i3	1508	A
21	i3	1509	U
21	i3	1510	G
21	i3	1512	C
21	i3	1513	C
21	i3	1515	G
21	i3	1520	G
21	i3	1521	C
21	i3	1522	A
21	i3	1523	C
21	i3	1525	C
21	i3	1526	G
21	i3	1527	C
21	i3	1531	A
21	i3	1533	A
21	i3	1535	U
21	i3	1536	G
21	i3	1538	C
21	i3	1540	G
21	i3	1543	U
21	i3	1545	A
21	i3	1546	G
21	i3	1550	G
21	i3	1551	U
21	i3	1552	G
21	i3	1553	C
21	i3	1554	C
21	i3	1555	U
21	i3	1556	A
21	i3	1557	C
21	i3	1558	C
21	i3	1567	G
21	i3	1568	C
21	i3	1569	A
21	i3	1570	G

Continued on next page...

Continued from previous page...

Mol	Chain	Res	Type
21	i3	1573	G
21	i3	1574	C
21	i3	1575	G
21	i3	1579	A
21	i3	1580	A
21	i3	1581	C
21	i3	1585	U
21	i3	1586	U
21	i3	1587	G
21	i3	1588	A
21	i3	1589	A
21	i3	1598	G
21	i3	1599	U
21	i3	1600	G
21	i3	1603	G
21	i3	1614	A
21	i3	1621	U
21	i3	1623	A
21	i3	1626	C
21	i3	1636	G
21	i3	1637	A
21	i3	1638	G
21	i3	1639	G
21	i3	1640	A
21	i3	1644	C
21	i3	1648	G
21	i3	1651	A
21	i3	1653	U
21	i3	1654	G
21	i3	1655	C
21	i3	1660	C
21	i3	1661	A
21	i3	1662	U
21	i3	1663	A
21	i3	1664	A
21	i3	1665	G
21	i3	1679	A
21	i3	1680	G
21	i3	1686	G
21	i3	1688	C
21	i3	1694	U
21	i3	1695	A

Continued on next page...

Continued from previous page...

Mol	Chain	Res	Type
21	i3	1697	A
21	i3	1698	C
21	i3	1714	U
21	i3	1719	A
21	i3	1721	U
21	i3	1722	G
21	i3	1729	U
21	i3	1730	U
21	i3	1735	A
21	i3	1737	G
21	i3	1742	C
21	i3	1743	G
21	i3	1744	G
21	i3	1745	A
21	i3	1746	U
21	i3	1748	G
21	i3	1751	C
21	i3	1752	C
21	i3	1754	G
21	i3	1755	C
21	i3	1757	G
21	i3	1758	G
21	i3	1772	C
21	i3	1773	C
21	i3	1775	U
21	i3	1776	G
21	i3	1777	G
21	i3	1781	A
21	i3	1784	G
21	i3	1785	C
21	i3	1786	U
21	i3	1805	G
21	i3	1812	U
21	i3	1813	A
21	i3	1814	G
21	i3	1823	A
21	i3	1824	A
21	i3	1825	A
21	i3	1826	G
21	i3	1831	A
21	i3	1833	C
21	i3	1835	A

Continued on next page...

Continued from previous page...

Mol	Chain	Res	Type
21	i3	1838	U
21	i3	1839	U
21	i3	1849	G
21	i3	1850	A
21	i3	1851	A
21	i3	1852	C
21	i3	1857	G
21	i3	1858	G
21	i3	1861	G
21	i3	1862	G
21	i3	1863	A
21	i3	1865	C
21	i3	1868	U
21	i3	1869	A
21	i4	2	A
21	i4	3	C
21	i4	4	C
21	i4	9	U
21	i4	17	C
21	i4	18	C
21	i4	25	A
21	i4	27	A
21	i4	31	U
21	i4	33	G
21	i4	41	G
21	i4	42	A
21	i4	44	U
21	i4	45	A
21	i4	46	A
21	i4	52	G
21	i4	56	G
21	i4	62	G
21	i4	64	A
21	i4	67	C
21	i4	68	A
21	i4	69	C
21	i4	70	G
21	i4	72	C
21	i4	73	C
21	i4	74	G
21	i4	76	U
21	i4	77	A

Continued on next page...

Continued from previous page...

Mol	Chain	Res	Type
21	i4	78	C
21	i4	79	A
21	i4	83	A
21	i4	84	A
21	i4	98	C
21	i4	99	A
21	i4	103	A
21	i4	113	G
21	i4	114	G
21	i4	126	G
21	i4	127	C
21	i4	139	C
21	i4	140	C
21	i4	141	A
21	i4	142	C
21	i4	144	U
21	i4	148	U
21	i4	153	G
21	i4	154	U
21	i4	155	G
21	i4	156	G
21	i4	160	U
21	i4	161	U
21	i4	162	C
21	i4	163	U
21	i4	167	G
21	i4	168	C
21	i4	171	A
21	i4	172	U
21	i4	175	A
21	i4	177	G
21	i4	178	C
21	i4	180	G
21	i4	181	A
21	i4	183	G
21	i4	184	G
21	i4	185	G
21	i4	186	C
21	i4	188	C
21	i4	190	G
21	i4	191	A
21	i4	192	C

Continued on next page...

Continued from previous page...

Mol	Chain	Res	Type
21	i4	198	U
21	i4	201	C
21	i4	202	G
21	i4	208	G
21	i4	209	A
21	i4	210	U
21	i4	211	G
21	i4	212	C
21	i4	215	G
21	i4	216	C
21	i4	219	U
21	i4	291	G
21	i4	292	A
21	i4	293	C
21	i4	295	C
21	i4	299	A
21	i4	304	C
21	i4	305	U
21	i4	306	C
21	i4	307	G
21	i4	308	G
21	i4	309	G
21	i4	312	G
21	i4	313	A
21	i4	314	U
21	i4	319	C
21	i4	320	G
21	i4	323	C
21	i4	324	C
21	i4	325	C
21	i4	326	C
21	i4	328	U
21	i4	329	G
21	i4	330	G
21	i4	334	C
21	i4	335	G
21	i4	337	C
21	i4	338	G
21	i4	339	A
21	i4	340	C
21	i4	341	C
21	i4	342	C

Continued on next page...

Continued from previous page...

Mol	Chain	Res	Type
21	i4	343	A
21	i4	347	G
21	i4	351	G
21	i4	354	U
21	i4	360	A
21	i4	361	U
21	i4	362	C
21	i4	364	A
21	i4	369	C
21	i4	370	G
21	i4	371	A
21	i4	385	G
21	i4	386	C
21	i4	388	U
21	i4	391	C
21	i4	400	C
21	i4	401	A
21	i4	402	C
21	i4	407	G
21	i4	408	A
21	i4	409	C
21	i4	411	G
21	i4	413	G
21	i4	417	C
21	i4	418	A
21	i4	423	U
21	i4	426	A
21	i4	429	C
21	i4	434	G
21	i4	435	A
21	i4	436	G
21	i4	438	G
21	i4	441	C
21	i4	448	A
21	i4	449	A
21	i4	450	C
21	i4	452	G
21	i4	459	C
21	i4	464	A
21	i4	465	A
21	i4	466	G
21	i4	467	G

Continued on next page...

Continued from previous page...

Mol	Chain	Res	Type
21	i4	469	A
21	i4	472	C
21	i4	473	A
21	i4	474	G
21	i4	482	G
21	i4	487	U
21	i4	488	U
21	i4	489	A
21	i4	492	C
21	i4	493	A
21	i4	495	U
21	i4	502	C
21	i4	503	C
21	i4	505	G
21	i4	507	G
21	i4	516	A
21	i4	517	C
21	i4	524	U
21	i4	527	C
21	i4	529	A
21	i4	530	U
21	i4	532	C
21	i4	533	A
21	i4	534	G
21	i4	535	G
21	i4	537	C
21	i4	538	U
21	i4	539	C
21	i4	540	U
21	i4	542	U
21	i4	544	G
21	i4	545	A
21	i4	547	G
21	i4	549	C
21	i4	550	C
21	i4	551	U
21	i4	556	U
21	i4	559	G
21	i4	560	A
21	i4	563	G
21	i4	566	U
21	i4	574	A

Continued on next page...

Continued from previous page...

Mol	Chain	Res	Type
21	i4	575	A
21	i4	576	A
21	i4	581	U
21	i4	582	C
21	i4	584	G
21	i4	585	C
21	i4	587	A
21	i4	588	G
21	i4	589	G
21	i4	590	A
21	i4	591	U
21	i4	592	C
21	i4	593	C
21	i4	596	U
21	i4	604	A
21	i4	605	A
21	i4	606	G
21	i4	607	U
21	i4	608	C
21	i4	613	G
21	i4	621	C
21	i4	627	U
21	i4	628	A
21	i4	629	A
21	i4	631	U
21	i4	634	A
21	i4	643	A
21	i4	644	G
21	i4	651	U
21	i4	655	A
21	i4	656	G
21	i4	657	U
21	i4	660	C
21	i4	666	U
21	i4	669	A
21	i4	670	A
21	i4	671	A
21	i4	672	A
21	i4	673	G
21	i4	675	U
21	i4	679	A
21	i4	683	G

Continued on next page...

Continued from previous page...

Mol	Chain	Res	Type
21	i4	685	A
21	i4	686	U
21	i4	687	C
21	i4	688	U
21	i4	689	U
21	i4	690	G
21	i4	691	G
21	i4	692	G
21	i4	694	G
21	i4	695	C
21	i4	696	G
21	i4	697	G
21	i4	698	G
21	i4	732	U
21	i4	733	C
21	i4	734	C
21	i4	735	C
21	i4	736	C
21	i4	738	C
21	i4	739	C
21	i4	746	C
21	i4	747	U
21	i4	749	U
21	i4	750	C
21	i4	751	G
21	i4	752	G
21	i4	753	C
21	i4	787	G
21	i4	788	G
21	i4	789	G
21	i4	790	C
21	i4	791	C
21	i4	794	A
21	i4	795	A
21	i4	796	G
21	i4	797	C
21	i4	798	A
21	i4	800	U
21	i4	810	A
21	i4	811	A
21	i4	812	A
21	i4	813	A

Continued on next page...

Continued from previous page...

Mol	Chain	Res	Type
21	i4	815	U
21	i4	818	A
21	i4	821	G
21	i4	822	U
21	i4	823	U
21	i4	830	A
21	i4	834	C
21	i4	835	C
21	i4	837	A
21	i4	838	G
21	i4	839	C
21	i4	840	C
21	i4	841	G
21	i4	842	C
21	i4	843	C
21	i4	847	A
21	i4	848	U
21	i4	853	C
21	i4	864	A
21	i4	865	A
21	i4	869	A
21	i4	870	A
21	i4	873	G
21	i4	874	G
21	i4	876	C
21	i4	877	C
21	i4	878	G
21	i4	879	C
21	i4	881	G
21	i4	883	U
21	i4	887	U
21	i4	888	U
21	i4	889	U
21	i4	890	U
21	i4	891	G
21	i4	892	U
21	i4	893	U
21	i4	894	G
21	i4	896	U
21	i4	897	U
21	i4	899	U
21	i4	900	C

Continued on next page...

Continued from previous page...

Mol	Chain	Res	Type
21	i4	901	G
21	i4	902	G
21	i4	903	A
21	i4	904	A
21	i4	907	G
21	i4	908	A
21	i4	909	G
21	i4	913	A
21	i4	914	U
21	i4	917	U
21	i4	919	A
21	i4	920	A
21	i4	930	C
21	i4	933	G
21	i4	934	G
21	i4	939	U
21	i4	943	U
21	i4	952	G
21	i4	954	U
21	i4	955	A
21	i4	956	G
21	i4	958	G
21	i4	961	G
21	i4	963	A
21	i4	964	A
21	i4	965	U
21	i4	970	G
21	i4	971	G
21	i4	972	A
21	i4	973	C
21	i4	978	G
21	i4	979	C
21	i4	981	A
21	i4	990	A
21	i4	992	A
21	i4	996	A
21	i4	999	G
21	i4	1002	U
21	i4	1008	A
21	i4	1017	U
21	i4	1022	U
21	i4	1023	A

Continued on next page...

Continued from previous page...

Mol	Chain	Res	Type
21	i4	1027	A
21	i4	1028	A
21	i4	1029	G
21	i4	1041	G
21	i4	1042	A
21	i4	1044	G
21	i4	1052	A
21	i4	1059	G
21	i4	1060	A
21	i4	1061	U
21	i4	1062	A
21	i4	1068	G
21	i4	1076	G
21	i4	1081	U
21	i4	1083	A
21	i4	1084	A
21	i4	1085	C
21	i4	1087	A
21	i4	1088	U
21	i4	1110	G
21	i4	1113	A
21	i4	1114	U
21	i4	1115	U
21	i4	1116	C
21	i4	1118	C
21	i4	1119	A
21	i4	1120	U
21	i4	1126	G
21	i4	1134	G
21	i4	1138	C
21	i4	1139	C
21	i4	1148	A
21	i4	1149	A
21	i4	1150	A
21	i4	1153	C
21	i4	1154	U
21	i4	1155	U
21	i4	1157	G
21	i4	1166	G
21	i4	1170	A
21	i4	1171	G
21	i4	1172	U

Continued on next page...

Continued from previous page...

Mol	Chain	Res	Type
21	i4	1175	G
21	i4	1180	C
21	i4	1181	A
21	i4	1186	U
21	i4	1194	A
21	i4	1195	A
21	i4	1198	G
21	i4	1208	A
21	i4	1212	G
21	i4	1213	C
21	i4	1214	A
21	i4	1215	C
21	i4	1216	C
21	i4	1217	A
21	i4	1224	G
21	i4	1231	C
21	i4	1238	U
21	i4	1240	A
21	i4	1241	A
21	i4	1242	U
21	i4	1248	U
21	i4	1250	A
21	i4	1251	A
21	i4	1253	A
21	i4	1256	G
21	i4	1257	G
21	i4	1258	A
21	i4	1259	A
21	i4	1260	A
21	i4	1264	C
21	i4	1265	A
21	i4	1268	C
21	i4	1269	G
21	i4	1271	C
21	i4	1274	G
21	i4	1275	G
21	i4	1276	A
21	i4	1277	C
21	i4	1280	G
21	i4	1281	G
21	i4	1283	C
21	i4	1284	A

Continued on next page...

Continued from previous page...

Mol	Chain	Res	Type
21	i4	1287	A
21	i4	1288	U
21	i4	1289	U
21	i4	1290	G
21	i4	1292	C
21	i4	1294	G
21	i4	1295	A
21	i4	1296	U
21	i4	1297	U
21	i4	1298	G
21	i4	1299	A
21	i4	1300	U
21	i4	1301	A
21	i4	1302	G
21	i4	1303	C
21	i4	1305	C
21	i4	1306	U
21	i4	1307	U
21	i4	1308	U
21	i4	1310	U
21	i4	1311	C
21	i4	1313	A
21	i4	1315	U
21	i4	1317	C
21	i4	1318	G
21	i4	1321	G
21	i4	1323	U
21	i4	1324	G
21	i4	1330	G
21	i4	1331	C
21	i4	1332	A
21	i4	1337	C
21	i4	1341	C
21	i4	1342	U
21	i4	1343	U
21	i4	1363	C
21	i4	1364	U
21	i4	1371	U
21	i4	1372	U
21	i4	1373	C
21	i4	1378	A
21	i4	1383	A

Continued on next page...

Continued from previous page...

Mol	Chain	Res	Type
21	i4	1393	G
21	i4	1396	A
21	i4	1397	U
21	i4	1398	G
21	i4	1404	U
21	i4	1405	A
21	i4	1407	U
21	i4	1409	A
21	i4	1410	C
21	i4	1412	C
21	i4	1413	G
21	i4	1414	A
21	i4	1415	C
21	i4	1416	C
21	i4	1418	C
21	i4	1419	C
21	i4	1420	G
21	i4	1423	C
21	i4	1424	G
21	i4	1425	G
21	i4	1427	C
21	i4	1428	G
21	i4	1431	G
21	i4	1432	U
21	i4	1434	C
21	i4	1436	C
21	i4	1437	C
21	i4	1438	A
21	i4	1442	U
21	i4	1448	A
21	i4	1449	G
21	i4	1454	A
21	i4	1455	A
21	i4	1456	G
21	i4	1457	U
21	i4	1458	G
21	i4	1463	U
21	i4	1464	C
21	i4	1468	C
21	i4	1471	C
21	i4	1472	C
21	i4	1473	G

Continued on next page...

Continued from previous page...

Mol	Chain	Res	Type
21	i4	1475	G
21	i4	1476	A
21	i4	1477	U
21	i4	1480	A
21	i4	1481	G
21	i4	1484	A
21	i4	1487	A
21	i4	1489	A
21	i4	1490	G
21	i4	1493	C
21	i4	1494	U
21	i4	1495	G
21	i4	1497	G
21	i4	1498	A
21	i4	1505	U
21	i4	1506	A
21	i4	1507	G
21	i4	1508	A
21	i4	1509	U
21	i4	1510	G
21	i4	1512	C
21	i4	1513	C
21	i4	1515	G
21	i4	1520	G
21	i4	1521	C
21	i4	1522	A
21	i4	1523	C
21	i4	1525	C
21	i4	1526	G
21	i4	1527	C
21	i4	1531	A
21	i4	1533	A
21	i4	1535	U
21	i4	1536	G
21	i4	1538	C
21	i4	1540	G
21	i4	1543	U
21	i4	1545	A
21	i4	1546	G
21	i4	1550	G
21	i4	1551	U
21	i4	1552	G

Continued on next page...

Continued from previous page...

Mol	Chain	Res	Type
21	i4	1553	C
21	i4	1554	C
21	i4	1555	U
21	i4	1556	A
21	i4	1557	C
21	i4	1558	C
21	i4	1567	G
21	i4	1568	C
21	i4	1569	A
21	i4	1570	G
21	i4	1573	G
21	i4	1574	C
21	i4	1575	G
21	i4	1579	A
21	i4	1580	A
21	i4	1581	C
21	i4	1585	U
21	i4	1586	U
21	i4	1587	G
21	i4	1588	A
21	i4	1589	A
21	i4	1598	G
21	i4	1599	U
21	i4	1600	G
21	i4	1603	G
21	i4	1614	A
21	i4	1621	U
21	i4	1623	A
21	i4	1626	C
21	i4	1636	G
21	i4	1637	A
21	i4	1638	G
21	i4	1639	G
21	i4	1640	A
21	i4	1644	C
21	i4	1648	G
21	i4	1651	A
21	i4	1653	U
21	i4	1654	G
21	i4	1655	C
21	i4	1660	C
21	i4	1661	A

Continued on next page...

Continued from previous page...

Mol	Chain	Res	Type
21	i4	1662	U
21	i4	1663	A
21	i4	1664	A
21	i4	1665	G
21	i4	1679	A
21	i4	1680	G
21	i4	1686	G
21	i4	1688	C
21	i4	1690	U
21	i4	1694	U
21	i4	1695	A
21	i4	1697	A
21	i4	1698	C
21	i4	1714	U
21	i4	1719	A
21	i4	1721	U
21	i4	1722	G
21	i4	1729	U
21	i4	1730	U
21	i4	1735	A
21	i4	1737	G
21	i4	1742	C
21	i4	1743	G
21	i4	1744	G
21	i4	1745	A
21	i4	1746	U
21	i4	1748	G
21	i4	1751	C
21	i4	1752	C
21	i4	1753	C
21	i4	1754	G
21	i4	1755	C
21	i4	1757	G
21	i4	1758	G
21	i4	1772	C
21	i4	1773	C
21	i4	1775	U
21	i4	1776	G
21	i4	1777	G
21	i4	1781	A
21	i4	1782	G
21	i4	1784	G

Continued on next page...

Continued from previous page...

Mol	Chain	Res	Type
21	i4	1785	C
21	i4	1786	U
21	i4	1805	G
21	i4	1812	U
21	i4	1813	A
21	i4	1814	G
21	i4	1823	A
21	i4	1824	A
21	i4	1825	A
21	i4	1826	G
21	i4	1831	A
21	i4	1833	C
21	i4	1838	U
21	i4	1839	U
21	i4	1849	G
21	i4	1850	A
21	i4	1851	A
21	i4	1852	C
21	i4	1857	G
21	i4	1858	G
21	i4	1861	G
21	i4	1862	G
21	i4	1863	A
21	i4	1865	C
21	i4	1868	U
21	i4	1869	A
21	i5	2	A
21	i5	3	C
21	i5	4	C
21	i5	9	U
21	i5	17	C
21	i5	18	C
21	i5	25	A
21	i5	27	A
21	i5	31	U
21	i5	33	G
21	i5	41	G
21	i5	42	A
21	i5	44	U
21	i5	45	A
21	i5	46	A
21	i5	52	G

Continued on next page...

Continued from previous page...

Mol	Chain	Res	Type
21	i5	56	G
21	i5	62	G
21	i5	64	A
21	i5	67	C
21	i5	68	A
21	i5	69	C
21	i5	70	G
21	i5	72	C
21	i5	73	C
21	i5	74	G
21	i5	76	U
21	i5	77	A
21	i5	78	C
21	i5	79	A
21	i5	83	A
21	i5	84	A
21	i5	98	C
21	i5	99	A
21	i5	103	A
21	i5	113	G
21	i5	114	G
21	i5	126	G
21	i5	127	C
21	i5	139	C
21	i5	140	C
21	i5	141	A
21	i5	142	C
21	i5	144	U
21	i5	148	U
21	i5	153	G
21	i5	154	U
21	i5	155	G
21	i5	156	G
21	i5	160	U
21	i5	161	U
21	i5	162	C
21	i5	163	U
21	i5	167	G
21	i5	168	C
21	i5	171	A
21	i5	172	U
21	i5	175	A

Continued on next page...

Continued from previous page...

Mol	Chain	Res	Type
21	i5	177	G
21	i5	178	C
21	i5	180	G
21	i5	181	A
21	i5	184	G
21	i5	185	G
21	i5	186	C
21	i5	188	C
21	i5	190	G
21	i5	191	A
21	i5	192	C
21	i5	198	U
21	i5	201	C
21	i5	202	G
21	i5	208	G
21	i5	209	A
21	i5	210	U
21	i5	211	G
21	i5	212	C
21	i5	214	U
21	i5	215	G
21	i5	219	U
21	i5	291	G
21	i5	292	A
21	i5	293	C
21	i5	295	C
21	i5	299	A
21	i5	304	C
21	i5	305	U
21	i5	306	C
21	i5	307	G
21	i5	308	G
21	i5	309	G
21	i5	312	G
21	i5	313	A
21	i5	314	U
21	i5	315	C
21	i5	319	C
21	i5	320	G
21	i5	323	C
21	i5	324	C
21	i5	325	C

Continued on next page...

Continued from previous page...

Mol	Chain	Res	Type
21	i5	326	C
21	i5	328	U
21	i5	329	G
21	i5	330	G
21	i5	334	C
21	i5	337	C
21	i5	338	G
21	i5	339	A
21	i5	340	C
21	i5	341	C
21	i5	342	C
21	i5	343	A
21	i5	347	G
21	i5	351	G
21	i5	354	U
21	i5	360	A
21	i5	361	U
21	i5	362	C
21	i5	364	A
21	i5	369	C
21	i5	370	G
21	i5	371	A
21	i5	385	G
21	i5	386	C
21	i5	388	U
21	i5	391	C
21	i5	400	C
21	i5	401	A
21	i5	402	C
21	i5	407	G
21	i5	408	A
21	i5	409	C
21	i5	411	G
21	i5	413	G
21	i5	417	C
21	i5	418	A
21	i5	423	U
21	i5	426	A
21	i5	429	C
21	i5	434	G
21	i5	435	A
21	i5	436	G

Continued on next page...

Continued from previous page...

Mol	Chain	Res	Type
21	i5	438	G
21	i5	441	C
21	i5	448	A
21	i5	449	A
21	i5	450	C
21	i5	452	G
21	i5	459	C
21	i5	464	A
21	i5	465	A
21	i5	466	G
21	i5	467	G
21	i5	469	A
21	i5	472	C
21	i5	473	A
21	i5	474	G
21	i5	482	G
21	i5	487	U
21	i5	488	U
21	i5	489	A
21	i5	492	C
21	i5	493	A
21	i5	495	U
21	i5	502	C
21	i5	503	C
21	i5	505	G
21	i5	507	G
21	i5	516	A
21	i5	517	C
21	i5	524	U
21	i5	526	A
21	i5	529	A
21	i5	530	U
21	i5	532	C
21	i5	533	A
21	i5	534	G
21	i5	535	G
21	i5	537	C
21	i5	538	U
21	i5	539	C
21	i5	540	U
21	i5	542	U
21	i5	544	G

Continued on next page...

Continued from previous page...

Mol	Chain	Res	Type
21	i5	545	A
21	i5	547	G
21	i5	549	C
21	i5	550	C
21	i5	551	U
21	i5	556	U
21	i5	557	U
21	i5	559	G
21	i5	560	A
21	i5	563	G
21	i5	566	U
21	i5	574	A
21	i5	575	A
21	i5	576	A
21	i5	581	U
21	i5	582	C
21	i5	584	G
21	i5	585	C
21	i5	587	A
21	i5	588	G
21	i5	589	G
21	i5	590	A
21	i5	591	U
21	i5	592	C
21	i5	593	C
21	i5	596	U
21	i5	604	A
21	i5	605	A
21	i5	606	G
21	i5	607	U
21	i5	608	C
21	i5	613	G
21	i5	621	C
21	i5	627	U
21	i5	628	A
21	i5	629	A
21	i5	631	U
21	i5	634	A
21	i5	643	A
21	i5	644	G
21	i5	651	U
21	i5	655	A

Continued on next page...

Continued from previous page...

Mol	Chain	Res	Type
21	i5	656	G
21	i5	657	U
21	i5	660	C
21	i5	666	U
21	i5	669	A
21	i5	670	A
21	i5	671	A
21	i5	672	A
21	i5	673	G
21	i5	675	U
21	i5	679	A
21	i5	683	G
21	i5	685	A
21	i5	686	U
21	i5	687	C
21	i5	688	U
21	i5	689	U
21	i5	690	G
21	i5	691	G
21	i5	692	G
21	i5	693	A
21	i5	694	G
21	i5	695	C
21	i5	696	G
21	i5	697	G
21	i5	698	G
21	i5	732	U
21	i5	733	C
21	i5	734	C
21	i5	735	C
21	i5	736	C
21	i5	738	C
21	i5	739	C
21	i5	746	C
21	i5	747	U
21	i5	749	U
21	i5	750	C
21	i5	751	G
21	i5	752	G
21	i5	753	C
21	i5	787	G
21	i5	788	G

Continued on next page...

Continued from previous page...

Mol	Chain	Res	Type
21	i5	789	G
21	i5	790	C
21	i5	791	C
21	i5	794	A
21	i5	795	A
21	i5	796	G
21	i5	797	C
21	i5	798	A
21	i5	800	U
21	i5	810	A
21	i5	811	A
21	i5	812	A
21	i5	813	A
21	i5	815	U
21	i5	818	A
21	i5	821	G
21	i5	822	U
21	i5	823	U
21	i5	830	A
21	i5	834	C
21	i5	835	C
21	i5	837	A
21	i5	838	G
21	i5	839	C
21	i5	840	C
21	i5	841	G
21	i5	842	C
21	i5	843	C
21	i5	847	A
21	i5	848	U
21	i5	853	C
21	i5	864	A
21	i5	865	A
21	i5	869	A
21	i5	870	A
21	i5	873	G
21	i5	874	G
21	i5	876	C
21	i5	877	C
21	i5	878	G
21	i5	879	C
21	i5	881	G

Continued on next page...

Continued from previous page...

Mol	Chain	Res	Type
21	i5	883	U
21	i5	887	U
21	i5	888	U
21	i5	889	U
21	i5	890	U
21	i5	891	G
21	i5	892	U
21	i5	893	U
21	i5	894	G
21	i5	896	U
21	i5	897	U
21	i5	899	U
21	i5	900	C
21	i5	901	G
21	i5	902	G
21	i5	903	A
21	i5	904	A
21	i5	907	G
21	i5	908	A
21	i5	909	G
21	i5	913	A
21	i5	914	U
21	i5	917	U
21	i5	919	A
21	i5	920	A
21	i5	930	C
21	i5	933	G
21	i5	934	G
21	i5	939	U
21	i5	943	U
21	i5	952	G
21	i5	954	U
21	i5	955	A
21	i5	956	G
21	i5	958	G
21	i5	961	G
21	i5	963	A
21	i5	964	A
21	i5	965	U
21	i5	970	G
21	i5	971	G
21	i5	972	A

Continued on next page...

Continued from previous page...

Mol	Chain	Res	Type
21	i5	973	C
21	i5	978	G
21	i5	979	C
21	i5	981	A
21	i5	990	A
21	i5	992	A
21	i5	996	A
21	i5	999	G
21	i5	1002	U
21	i5	1008	A
21	i5	1017	U
21	i5	1022	U
21	i5	1023	A
21	i5	1027	A
21	i5	1028	A
21	i5	1029	G
21	i5	1041	G
21	i5	1042	A
21	i5	1044	G
21	i5	1052	A
21	i5	1059	G
21	i5	1060	A
21	i5	1061	U
21	i5	1062	A
21	i5	1068	G
21	i5	1076	G
21	i5	1081	U
21	i5	1083	A
21	i5	1084	A
21	i5	1085	C
21	i5	1087	A
21	i5	1088	U
21	i5	1110	G
21	i5	1113	A
21	i5	1114	U
21	i5	1115	U
21	i5	1116	C
21	i5	1118	C
21	i5	1119	A
21	i5	1120	U
21	i5	1126	G
21	i5	1134	G

Continued on next page...

Continued from previous page...

Mol	Chain	Res	Type
21	i5	1138	C
21	i5	1139	C
21	i5	1148	A
21	i5	1149	A
21	i5	1150	A
21	i5	1153	C
21	i5	1154	U
21	i5	1155	U
21	i5	1157	G
21	i5	1166	G
21	i5	1170	A
21	i5	1171	G
21	i5	1172	U
21	i5	1175	G
21	i5	1180	C
21	i5	1181	A
21	i5	1186	U
21	i5	1194	A
21	i5	1195	A
21	i5	1198	G
21	i5	1208	A
21	i5	1210	G
21	i5	1212	G
21	i5	1213	C
21	i5	1214	A
21	i5	1215	C
21	i5	1216	C
21	i5	1217	A
21	i5	1224	G
21	i5	1231	C
21	i5	1238	U
21	i5	1240	A
21	i5	1241	A
21	i5	1242	U
21	i5	1248	U
21	i5	1250	A
21	i5	1251	A
21	i5	1253	A
21	i5	1256	G
21	i5	1257	G
21	i5	1258	A
21	i5	1259	A

Continued on next page...

Continued from previous page...

Mol	Chain	Res	Type
21	i5	1260	A
21	i5	1264	C
21	i5	1265	A
21	i5	1268	C
21	i5	1269	G
21	i5	1271	C
21	i5	1274	G
21	i5	1275	G
21	i5	1276	A
21	i5	1277	C
21	i5	1280	G
21	i5	1281	G
21	i5	1283	C
21	i5	1284	A
21	i5	1287	A
21	i5	1288	U
21	i5	1289	U
21	i5	1290	G
21	i5	1292	C
21	i5	1294	G
21	i5	1295	A
21	i5	1296	U
21	i5	1297	U
21	i5	1298	G
21	i5	1299	A
21	i5	1300	U
21	i5	1301	A
21	i5	1302	G
21	i5	1303	C
21	i5	1305	C
21	i5	1306	U
21	i5	1307	U
21	i5	1308	U
21	i5	1310	U
21	i5	1311	C
21	i5	1313	A
21	i5	1315	U
21	i5	1317	C
21	i5	1318	G
21	i5	1321	G
21	i5	1323	U
21	i5	1324	G

Continued on next page...

Continued from previous page...

Mol	Chain	Res	Type
21	i5	1330	G
21	i5	1331	C
21	i5	1332	A
21	i5	1337	C
21	i5	1341	C
21	i5	1342	U
21	i5	1343	U
21	i5	1363	C
21	i5	1364	U
21	i5	1371	U
21	i5	1372	U
21	i5	1373	C
21	i5	1378	A
21	i5	1383	A
21	i5	1393	G
21	i5	1396	A
21	i5	1397	U
21	i5	1398	G
21	i5	1404	U
21	i5	1405	A
21	i5	1407	U
21	i5	1409	A
21	i5	1410	C
21	i5	1412	C
21	i5	1413	G
21	i5	1414	A
21	i5	1415	C
21	i5	1416	C
21	i5	1418	C
21	i5	1419	C
21	i5	1420	G
21	i5	1423	C
21	i5	1424	G
21	i5	1425	G
21	i5	1427	C
21	i5	1428	G
21	i5	1431	G
21	i5	1432	U
21	i5	1434	C
21	i5	1436	C
21	i5	1437	C
21	i5	1438	A

Continued on next page...

Continued from previous page...

Mol	Chain	Res	Type
21	i5	1442	U
21	i5	1448	A
21	i5	1449	G
21	i5	1454	A
21	i5	1455	A
21	i5	1456	G
21	i5	1457	U
21	i5	1458	G
21	i5	1463	U
21	i5	1464	C
21	i5	1468	C
21	i5	1471	C
21	i5	1472	C
21	i5	1473	G
21	i5	1475	G
21	i5	1476	A
21	i5	1477	U
21	i5	1480	A
21	i5	1481	G
21	i5	1484	A
21	i5	1487	A
21	i5	1489	A
21	i5	1490	G
21	i5	1493	C
21	i5	1494	U
21	i5	1495	G
21	i5	1497	G
21	i5	1498	A
21	i5	1505	U
21	i5	1506	A
21	i5	1507	G
21	i5	1508	A
21	i5	1509	U
21	i5	1510	G
21	i5	1512	C
21	i5	1513	C
21	i5	1515	G
21	i5	1520	G
21	i5	1521	C
21	i5	1522	A
21	i5	1523	C
21	i5	1525	C

Continued on next page...

Continued from previous page...

Mol	Chain	Res	Type
21	i5	1526	G
21	i5	1527	C
21	i5	1531	A
21	i5	1533	A
21	i5	1535	U
21	i5	1536	G
21	i5	1538	C
21	i5	1540	G
21	i5	1543	U
21	i5	1545	A
21	i5	1546	G
21	i5	1550	G
21	i5	1551	U
21	i5	1552	G
21	i5	1553	C
21	i5	1554	C
21	i5	1555	U
21	i5	1556	A
21	i5	1557	C
21	i5	1558	C
21	i5	1567	G
21	i5	1568	C
21	i5	1569	A
21	i5	1570	G
21	i5	1573	G
21	i5	1574	C
21	i5	1575	G
21	i5	1579	A
21	i5	1580	A
21	i5	1581	C
21	i5	1585	U
21	i5	1586	U
21	i5	1587	G
21	i5	1588	A
21	i5	1589	A
21	i5	1598	G
21	i5	1599	U
21	i5	1600	G
21	i5	1603	G
21	i5	1614	A
21	i5	1621	U
21	i5	1623	A

Continued on next page...

Continued from previous page...

Mol	Chain	Res	Type
21	i5	1626	C
21	i5	1636	G
21	i5	1637	A
21	i5	1638	G
21	i5	1639	G
21	i5	1640	A
21	i5	1644	C
21	i5	1648	G
21	i5	1651	A
21	i5	1653	U
21	i5	1654	G
21	i5	1655	C
21	i5	1660	C
21	i5	1661	A
21	i5	1662	U
21	i5	1663	A
21	i5	1664	A
21	i5	1665	G
21	i5	1679	A
21	i5	1680	G
21	i5	1686	G
21	i5	1688	C
21	i5	1690	U
21	i5	1694	U
21	i5	1695	A
21	i5	1697	A
21	i5	1698	C
21	i5	1714	U
21	i5	1719	A
21	i5	1721	U
21	i5	1722	G
21	i5	1729	U
21	i5	1730	U
21	i5	1735	A
21	i5	1737	G
21	i5	1742	C
21	i5	1743	G
21	i5	1744	G
21	i5	1745	A
21	i5	1746	U
21	i5	1748	G
21	i5	1751	C

Continued on next page...

Continued from previous page...

Mol	Chain	Res	Type
21	i5	1752	C
21	i5	1754	G
21	i5	1755	C
21	i5	1757	G
21	i5	1758	G
21	i5	1772	C
21	i5	1773	C
21	i5	1775	U
21	i5	1776	G
21	i5	1777	G
21	i5	1781	A
21	i5	1784	G
21	i5	1785	C
21	i5	1786	U
21	i5	1805	G
21	i5	1812	U
21	i5	1813	A
21	i5	1814	G
21	i5	1823	A
21	i5	1824	A
21	i5	1825	A
21	i5	1826	G
21	i5	1831	A
21	i5	1838	U
21	i5	1839	U
21	i5	1849	G
21	i5	1850	A
21	i5	1851	A
21	i5	1852	C
21	i5	1857	G
21	i5	1858	G
21	i5	1861	G
21	i5	1862	G
21	i5	1863	A
21	i5	1865	C
21	i5	1868	U
21	i5	1869	A
21	i6	2	A
21	i6	3	C
21	i6	4	C
21	i6	9	U
21	i6	17	C

Continued on next page...

Continued from previous page...

Mol	Chain	Res	Type
21	i6	18	C
21	i6	25	A
21	i6	27	A
21	i6	31	U
21	i6	33	G
21	i6	41	G
21	i6	42	A
21	i6	44	U
21	i6	45	A
21	i6	46	A
21	i6	52	G
21	i6	56	G
21	i6	62	G
21	i6	64	A
21	i6	67	C
21	i6	68	A
21	i6	69	C
21	i6	70	G
21	i6	72	C
21	i6	73	C
21	i6	74	G
21	i6	76	U
21	i6	77	A
21	i6	78	C
21	i6	79	A
21	i6	83	A
21	i6	84	A
21	i6	98	C
21	i6	99	A
21	i6	103	A
21	i6	113	G
21	i6	114	G
21	i6	126	G
21	i6	127	C
21	i6	139	C
21	i6	140	C
21	i6	141	A
21	i6	142	C
21	i6	144	U
21	i6	148	U
21	i6	153	G
21	i6	154	U

Continued on next page...

Continued from previous page...

Mol	Chain	Res	Type
21	i6	155	G
21	i6	156	G
21	i6	160	U
21	i6	161	U
21	i6	162	C
21	i6	163	U
21	i6	167	G
21	i6	168	C
21	i6	171	A
21	i6	172	U
21	i6	175	A
21	i6	177	G
21	i6	178	C
21	i6	180	G
21	i6	181	A
21	i6	184	G
21	i6	185	G
21	i6	186	C
21	i6	188	C
21	i6	190	G
21	i6	191	A
21	i6	192	C
21	i6	198	U
21	i6	201	C
21	i6	202	G
21	i6	208	G
21	i6	209	A
21	i6	210	U
21	i6	211	G
21	i6	212	C
21	i6	214	U
21	i6	215	G
21	i6	216	C
21	i6	219	U
21	i6	291	G
21	i6	292	A
21	i6	293	C
21	i6	295	C
21	i6	299	A
21	i6	304	C
21	i6	305	U
21	i6	306	C

Continued on next page...

Continued from previous page...

Mol	Chain	Res	Type
21	i6	307	G
21	i6	308	G
21	i6	309	G
21	i6	312	G
21	i6	313	A
21	i6	314	U
21	i6	317	C
21	i6	319	C
21	i6	320	G
21	i6	323	C
21	i6	324	C
21	i6	325	C
21	i6	326	C
21	i6	328	U
21	i6	329	G
21	i6	330	G
21	i6	334	C
21	i6	337	C
21	i6	338	G
21	i6	339	A
21	i6	340	C
21	i6	341	C
21	i6	342	C
21	i6	343	A
21	i6	347	G
21	i6	351	G
21	i6	354	U
21	i6	360	A
21	i6	361	U
21	i6	362	C
21	i6	364	A
21	i6	369	C
21	i6	370	G
21	i6	371	A
21	i6	385	G
21	i6	386	C
21	i6	388	U
21	i6	391	C
21	i6	400	C
21	i6	401	A
21	i6	402	C
21	i6	407	G

Continued on next page...

Continued from previous page...

Mol	Chain	Res	Type
21	i6	408	A
21	i6	409	C
21	i6	411	G
21	i6	413	G
21	i6	417	C
21	i6	418	A
21	i6	423	U
21	i6	426	A
21	i6	429	C
21	i6	434	G
21	i6	435	A
21	i6	436	G
21	i6	438	G
21	i6	441	C
21	i6	448	A
21	i6	449	A
21	i6	450	C
21	i6	452	G
21	i6	459	C
21	i6	464	A
21	i6	465	A
21	i6	466	G
21	i6	467	G
21	i6	469	A
21	i6	472	C
21	i6	473	A
21	i6	474	G
21	i6	482	G
21	i6	487	U
21	i6	488	U
21	i6	489	A
21	i6	492	C
21	i6	493	A
21	i6	495	U
21	i6	502	C
21	i6	503	C
21	i6	505	G
21	i6	507	G
21	i6	516	A
21	i6	517	C
21	i6	524	U
21	i6	529	A

Continued on next page...

Continued from previous page...

Mol	Chain	Res	Type
21	i6	530	U
21	i6	532	C
21	i6	533	A
21	i6	534	G
21	i6	535	G
21	i6	537	C
21	i6	538	U
21	i6	539	C
21	i6	540	U
21	i6	542	U
21	i6	544	G
21	i6	545	A
21	i6	547	G
21	i6	549	C
21	i6	550	C
21	i6	551	U
21	i6	556	U
21	i6	557	U
21	i6	559	G
21	i6	563	G
21	i6	566	U
21	i6	574	A
21	i6	575	A
21	i6	576	A
21	i6	581	U
21	i6	582	C
21	i6	584	G
21	i6	585	C
21	i6	587	A
21	i6	588	G
21	i6	589	G
21	i6	590	A
21	i6	591	U
21	i6	592	C
21	i6	593	C
21	i6	596	U
21	i6	604	A
21	i6	605	A
21	i6	606	G
21	i6	607	U
21	i6	608	C
21	i6	613	G

Continued on next page...

Continued from previous page...

Mol	Chain	Res	Type
21	i6	621	C
21	i6	627	U
21	i6	628	A
21	i6	629	A
21	i6	631	U
21	i6	634	A
21	i6	643	A
21	i6	644	G
21	i6	651	U
21	i6	655	A
21	i6	656	G
21	i6	657	U
21	i6	660	C
21	i6	666	U
21	i6	669	A
21	i6	670	A
21	i6	671	A
21	i6	672	A
21	i6	673	G
21	i6	675	U
21	i6	679	A
21	i6	683	G
21	i6	685	A
21	i6	686	U
21	i6	687	C
21	i6	688	U
21	i6	689	U
21	i6	690	G
21	i6	691	G
21	i6	692	G
21	i6	693	A
21	i6	694	G
21	i6	695	C
21	i6	696	G
21	i6	697	G
21	i6	698	G
21	i6	732	U
21	i6	733	C
21	i6	734	C
21	i6	735	C
21	i6	736	C
21	i6	738	C

Continued on next page...

Continued from previous page...

Mol	Chain	Res	Type
21	i6	739	C
21	i6	746	C
21	i6	747	U
21	i6	749	U
21	i6	750	C
21	i6	751	G
21	i6	752	G
21	i6	753	C
21	i6	787	G
21	i6	788	G
21	i6	789	G
21	i6	790	C
21	i6	791	C
21	i6	794	A
21	i6	795	A
21	i6	796	G
21	i6	797	C
21	i6	798	A
21	i6	800	U
21	i6	810	A
21	i6	811	A
21	i6	812	A
21	i6	813	A
21	i6	815	U
21	i6	818	A
21	i6	821	G
21	i6	822	U
21	i6	823	U
21	i6	830	A
21	i6	834	C
21	i6	835	C
21	i6	837	A
21	i6	838	G
21	i6	839	C
21	i6	840	C
21	i6	841	G
21	i6	842	C
21	i6	843	C
21	i6	847	A
21	i6	848	U
21	i6	853	C
21	i6	864	A

Continued on next page...

Continued from previous page...

Mol	Chain	Res	Type
21	i6	865	A
21	i6	869	A
21	i6	870	A
21	i6	873	G
21	i6	874	G
21	i6	876	C
21	i6	877	C
21	i6	878	G
21	i6	879	C
21	i6	881	G
21	i6	883	U
21	i6	887	U
21	i6	888	U
21	i6	889	U
21	i6	890	U
21	i6	891	G
21	i6	892	U
21	i6	893	U
21	i6	894	G
21	i6	896	U
21	i6	897	U
21	i6	899	U
21	i6	900	C
21	i6	901	G
21	i6	902	G
21	i6	903	A
21	i6	904	A
21	i6	907	G
21	i6	908	A
21	i6	909	G
21	i6	913	A
21	i6	914	U
21	i6	917	U
21	i6	919	A
21	i6	920	A
21	i6	930	C
21	i6	933	G
21	i6	934	G
21	i6	939	U
21	i6	943	U
21	i6	952	G
21	i6	954	U

Continued on next page...

Continued from previous page...

Mol	Chain	Res	Type
21	i6	955	A
21	i6	956	G
21	i6	958	G
21	i6	961	G
21	i6	963	A
21	i6	964	A
21	i6	965	U
21	i6	970	G
21	i6	971	G
21	i6	972	A
21	i6	973	C
21	i6	978	G
21	i6	979	C
21	i6	981	A
21	i6	990	A
21	i6	992	A
21	i6	996	A
21	i6	999	G
21	i6	1002	U
21	i6	1008	A
21	i6	1017	U
21	i6	1022	U
21	i6	1023	A
21	i6	1027	A
21	i6	1028	A
21	i6	1029	G
21	i6	1041	G
21	i6	1042	A
21	i6	1044	G
21	i6	1052	A
21	i6	1059	G
21	i6	1060	A
21	i6	1061	U
21	i6	1062	A
21	i6	1068	G
21	i6	1076	G
21	i6	1081	U
21	i6	1083	A
21	i6	1084	A
21	i6	1085	C
21	i6	1087	A
21	i6	1088	U

Continued on next page...

Continued from previous page...

Mol	Chain	Res	Type
21	i6	1110	G
21	i6	1113	A
21	i6	1114	U
21	i6	1115	U
21	i6	1116	C
21	i6	1118	C
21	i6	1119	A
21	i6	1120	U
21	i6	1126	G
21	i6	1134	G
21	i6	1138	C
21	i6	1139	C
21	i6	1148	A
21	i6	1149	A
21	i6	1150	A
21	i6	1153	C
21	i6	1154	U
21	i6	1155	U
21	i6	1157	G
21	i6	1166	G
21	i6	1170	A
21	i6	1171	G
21	i6	1172	U
21	i6	1175	G
21	i6	1180	C
21	i6	1181	A
21	i6	1186	U
21	i6	1194	A
21	i6	1195	A
21	i6	1198	G
21	i6	1208	A
21	i6	1212	G
21	i6	1213	C
21	i6	1214	A
21	i6	1215	C
21	i6	1216	C
21	i6	1217	A
21	i6	1224	G
21	i6	1231	C
21	i6	1238	U
21	i6	1240	A
21	i6	1241	A

Continued on next page...

Continued from previous page...

Mol	Chain	Res	Type
21	i6	1242	U
21	i6	1248	U
21	i6	1250	A
21	i6	1251	A
21	i6	1253	A
21	i6	1256	G
21	i6	1257	G
21	i6	1258	A
21	i6	1259	A
21	i6	1260	A
21	i6	1264	C
21	i6	1265	A
21	i6	1268	C
21	i6	1269	G
21	i6	1271	C
21	i6	1274	G
21	i6	1275	G
21	i6	1276	A
21	i6	1277	C
21	i6	1280	G
21	i6	1281	G
21	i6	1283	C
21	i6	1284	A
21	i6	1287	A
21	i6	1288	U
21	i6	1289	U
21	i6	1290	G
21	i6	1292	C
21	i6	1294	G
21	i6	1295	A
21	i6	1296	U
21	i6	1297	U
21	i6	1298	G
21	i6	1299	A
21	i6	1300	U
21	i6	1301	A
21	i6	1302	G
21	i6	1303	C
21	i6	1305	C
21	i6	1306	U
21	i6	1307	U
21	i6	1308	U

Continued on next page...

Continued from previous page...

Mol	Chain	Res	Type
21	i6	1310	U
21	i6	1311	C
21	i6	1313	A
21	i6	1315	U
21	i6	1317	C
21	i6	1318	G
21	i6	1321	G
21	i6	1323	U
21	i6	1324	G
21	i6	1330	G
21	i6	1331	C
21	i6	1332	A
21	i6	1337	C
21	i6	1341	C
21	i6	1342	U
21	i6	1343	U
21	i6	1363	C
21	i6	1364	U
21	i6	1371	U
21	i6	1372	U
21	i6	1373	C
21	i6	1378	A
21	i6	1383	A
21	i6	1393	G
21	i6	1396	A
21	i6	1397	U
21	i6	1398	G
21	i6	1404	U
21	i6	1405	A
21	i6	1407	U
21	i6	1409	A
21	i6	1410	C
21	i6	1412	C
21	i6	1413	G
21	i6	1414	A
21	i6	1415	C
21	i6	1416	C
21	i6	1418	C
21	i6	1419	C
21	i6	1420	G
21	i6	1423	C
21	i6	1424	G

Continued on next page...

Continued from previous page...

Mol	Chain	Res	Type
21	i6	1425	G
21	i6	1427	C
21	i6	1428	G
21	i6	1431	G
21	i6	1432	U
21	i6	1434	C
21	i6	1436	C
21	i6	1437	C
21	i6	1438	A
21	i6	1442	U
21	i6	1448	A
21	i6	1449	G
21	i6	1454	A
21	i6	1455	A
21	i6	1456	G
21	i6	1457	U
21	i6	1458	G
21	i6	1463	U
21	i6	1464	C
21	i6	1468	C
21	i6	1471	C
21	i6	1472	C
21	i6	1473	G
21	i6	1475	G
21	i6	1476	A
21	i6	1477	U
21	i6	1480	A
21	i6	1481	G
21	i6	1484	A
21	i6	1487	A
21	i6	1489	A
21	i6	1490	G
21	i6	1493	C
21	i6	1494	U
21	i6	1495	G
21	i6	1497	G
21	i6	1498	A
21	i6	1505	U
21	i6	1506	A
21	i6	1507	G
21	i6	1508	A
21	i6	1509	U

Continued on next page...

Continued from previous page...

Mol	Chain	Res	Type
21	i6	1510	G
21	i6	1512	C
21	i6	1513	C
21	i6	1515	G
21	i6	1520	G
21	i6	1521	C
21	i6	1522	A
21	i6	1523	C
21	i6	1525	C
21	i6	1526	G
21	i6	1527	C
21	i6	1531	A
21	i6	1533	A
21	i6	1535	U
21	i6	1536	G
21	i6	1538	C
21	i6	1540	G
21	i6	1543	U
21	i6	1545	A
21	i6	1546	G
21	i6	1550	G
21	i6	1551	U
21	i6	1552	G
21	i6	1553	C
21	i6	1554	C
21	i6	1555	U
21	i6	1556	A
21	i6	1557	C
21	i6	1558	C
21	i6	1567	G
21	i6	1568	C
21	i6	1569	A
21	i6	1570	G
21	i6	1573	G
21	i6	1574	C
21	i6	1575	G
21	i6	1579	A
21	i6	1580	A
21	i6	1581	C
21	i6	1585	U
21	i6	1586	U
21	i6	1587	G

Continued on next page...

Continued from previous page...

Mol	Chain	Res	Type
21	i6	1588	A
21	i6	1589	A
21	i6	1598	G
21	i6	1599	U
21	i6	1600	G
21	i6	1603	G
21	i6	1614	A
21	i6	1621	U
21	i6	1623	A
21	i6	1626	C
21	i6	1636	G
21	i6	1637	A
21	i6	1638	G
21	i6	1639	G
21	i6	1640	A
21	i6	1644	C
21	i6	1648	G
21	i6	1651	A
21	i6	1653	U
21	i6	1654	G
21	i6	1655	C
21	i6	1660	C
21	i6	1661	A
21	i6	1662	U
21	i6	1663	A
21	i6	1664	A
21	i6	1665	G
21	i6	1679	A
21	i6	1680	G
21	i6	1686	G
21	i6	1688	C
21	i6	1690	U
21	i6	1694	U
21	i6	1695	A
21	i6	1697	A
21	i6	1698	C
21	i6	1714	U
21	i6	1719	A
21	i6	1721	U
21	i6	1722	G
21	i6	1729	U
21	i6	1730	U

Continued on next page...

Continued from previous page...

Mol	Chain	Res	Type
21	i6	1735	A
21	i6	1737	G
21	i6	1742	C
21	i6	1743	G
21	i6	1744	G
21	i6	1745	A
21	i6	1746	U
21	i6	1748	G
21	i6	1751	C
21	i6	1752	C
21	i6	1754	G
21	i6	1755	C
21	i6	1757	G
21	i6	1758	G
21	i6	1772	C
21	i6	1773	C
21	i6	1775	U
21	i6	1776	G
21	i6	1777	G
21	i6	1781	A
21	i6	1782	G
21	i6	1784	G
21	i6	1785	C
21	i6	1786	U
21	i6	1805	G
21	i6	1812	U
21	i6	1813	A
21	i6	1814	G
21	i6	1823	A
21	i6	1824	A
21	i6	1825	A
21	i6	1826	G
21	i6	1831	A
21	i6	1835	A
21	i6	1838	U
21	i6	1839	U
21	i6	1849	G
21	i6	1850	A
21	i6	1851	A
21	i6	1852	C
21	i6	1857	G
21	i6	1858	G

Continued on next page...

Continued from previous page...

Mol	Chain	Res	Type
21	i6	1861	G
21	i6	1862	G
21	i6	1863	A
21	i6	1865	C
21	i6	1868	U
21	i6	1869	A

There are no RNA pucker outliers to report.

5.4 Non-standard residues in protein, DNA, RNA chains [i](#)

There are no non-standard protein/DNA/RNA residues in this entry.

5.5 Carbohydrates [i](#)

There are no oligosaccharides in this entry.

5.6 Ligand geometry [i](#)

Of 6 ligands modelled in this entry, 6 are monoatomic - leaving 0 for Mogul analysis.

There are no bond length outliers.

There are no bond angle outliers.

There are no chirality outliers.

There are no torsion outliers.

There are no ring outliers.

No monomer is involved in short contacts.

5.7 Other polymers [i](#)

There are no such residues in this entry.

5.8 Polymer linkage issues [i](#)

The following chains have linkage breaks:

Mol	Chain	Number of breaks
21	i2	1
21	i3	1
21	i5	1
21	i6	1
21	i4	1

All chain breaks are listed below:

Model	Chain	Residue-1	Atom-1	Residue-2	Atom-2	Distance (Å)
1	i2	1689:C	O3'	1690:U	P	2.39
1	i3	1689:C	O3'	1690:U	P	2.27
1	i5	1689:C	O3'	1690:U	P	2.14
1	i6	1689:C	O3'	1690:U	P	2.07
1	i4	1689:C	O3'	1690:U	P	1.91

6 Fit of model and data i

6.1 Protein, DNA and RNA chains i

In the following table, the column labelled ‘#RSRZ> 2’ contains the number (and percentage) of RSRZ outliers, followed by percent RSRZ outliers for the chain as percentile scores relative to all X-ray entries and entries of similar resolution. The OWAB column contains the minimum, median, 95th percentile and maximum values of the occupancy-weighted average B-factor per residue. The column labelled ‘Q< 0.9’ lists the number of (and percentage) of residues with an average occupancy less than 0.9.

Mol	Chain	Analysed	<RSRZ>	#RSRZ>2	OWAB(Å ²)	Q<0.9
1	T1	143/145 (98%)	-0.39	5 (3%) 47 38	166, 196, 227, 240	0
1	T2	143/145 (98%)	-0.36	1 (0%) 84 72	164, 191, 211, 219	0
1	T3	143/145 (98%)	-0.30	4 (2%) 55 43	235, 251, 270, 279	0
1	T4	143/145 (98%)	-0.48	2 (1%) 73 61	302, 349, 376, 382	0
1	T5	143/145 (98%)	-0.37	3 (2%) 63 51	182, 217, 239, 247	0
1	T6	143/145 (98%)	-0.39	6 (4%) 41 34	177, 203, 220, 229	0
2	U1	104/119 (87%)	-0.70	0 100 100	155, 178, 205, 213	0
2	U2	104/119 (87%)	-0.37	1 (0%) 79 66	153, 168, 189, 197	0
2	U3	104/119 (87%)	-0.21	2 (1%) 66 54	222, 235, 250, 257	0
2	U4	104/119 (87%)	0.15	5 (4%) 36 32	241, 266, 296, 311	0
2	U5	104/119 (87%)	0.13	4 (3%) 44 36	173, 200, 224, 233	0
2	U6	104/119 (87%)	-0.29	1 (0%) 79 66	168, 180, 196, 203	0
3	V1	83/83 (100%)	-0.12	3 (3%) 46 37	134, 163, 202, 215	0
3	V2	83/83 (100%)	-0.59	1 (1%) 76 63	128, 151, 181, 191	0
3	V3	83/83 (100%)	-0.63	2 (2%) 59 48	169, 194, 239, 250	0
3	V4	83/83 (100%)	-0.42	3 (3%) 46 37	161, 194, 236, 248	0
3	V5	83/83 (100%)	-0.85	0 100 100	162, 193, 232, 245	0
3	V6	83/83 (100%)	-0.61	0 100 100	153, 179, 211, 222	0
4	X1	141/143 (98%)	0.07	7 (4%) 35 30	112, 126, 143, 151	0
4	X2	141/143 (98%)	-0.29	3 (2%) 63 51	116, 130, 146, 153	0
4	X3	141/143 (98%)	-0.31	4 (2%) 55 43	131, 151, 176, 187	0
4	X4	141/143 (98%)	-0.46	1 (0%) 84 72	129, 166, 204, 218	0
4	X5	141/143 (98%)	0.27	11 (7%) 20 21	137, 151, 168, 180	0
4	X6	141/143 (98%)	-0.14	5 (3%) 47 38	138, 152, 169, 180	0

Continued on next page...

Continued from previous page...

Mol	Chain	Analysed	<RSRZ>	#RSRZ>2	OWAB(Å ²)	Q<0.9
5	a1	107/115 (93%)	-0.31	3 (2%) 55 43	111, 122, 148, 157	0
5	a2	107/115 (93%)	-0.41	2 (1%) 66 54	113, 123, 149, 155	0
5	a3	107/115 (93%)	0.17	10 (9%) 16 17	144, 161, 211, 220	0
5	a4	107/115 (93%)	-0.03	9 (8%) 18 19	136, 154, 197, 204	0
5	a5	107/115 (93%)	-0.09	4 (3%) 45 37	135, 144, 180, 188	0
5	a6	107/115 (93%)	0.29	13 (12%) 10 14	133, 141, 171, 176	0
6	c1	64/69 (92%)	-0.31	3 (4%) 37 32	182, 206, 232, 243	0
6	c2	64/69 (92%)	-0.48	1 (1%) 70 58	191, 213, 235, 252	0
6	c3	64/69 (92%)	-0.33	3 (4%) 37 32	209, 217, 229, 241	0
6	c4	64/69 (92%)	-0.92	0 100 100	237, 252, 280, 296	0
6	c5	64/69 (92%)	-0.01	5 (7%) 20 21	187, 203, 217, 222	0
6	c6	64/69 (92%)	-0.90	0 100 100	196, 216, 234, 238	0
7	d1	53/56 (94%)	-0.66	0 100 100	156, 160, 181, 189	0
7	d2	53/56 (94%)	-0.63	0 100 100	154, 156, 172, 179	0
7	d3	53/56 (94%)	0.03	2 (3%) 44 36	217, 249, 308, 321	0
7	d4	53/56 (94%)	-0.12	4 (7%) 22 22	244, 285, 361, 375	0
7	d5	53/56 (94%)	0.07	3 (5%) 30 27	175, 179, 191, 197	0
7	d6	53/56 (94%)	-0.11	3 (5%) 30 27	169, 171, 191, 199	0
8	f1	72/156 (46%)	-0.66	1 (1%) 73 61	179, 218, 268, 285	0
8	f2	72/156 (46%)	-0.40	4 (5%) 31 27	174, 207, 248, 257	0
8	f3	72/156 (46%)	-0.78	2 (2%) 55 43	282, 365, 385, 393	0
8	f4	72/156 (46%)	-0.99	0 100 100	317, 397, 425, 435	0
8	f5	72/156 (46%)	-0.49	6 (8%) 19 19	182, 223, 255, 263	0
8	f6	72/156 (46%)	-0.62	2 (2%) 55 43	185, 229, 268, 282	0
9	g1	313/317 (98%)	-0.78	1 (0%) 90 82	191, 230, 269, 290	0
9	g2	313/317 (98%)	-0.93	1 (0%) 90 82	175, 207, 237, 248	0
9	g3	313/317 (98%)	-0.32	12 (3%) 44 36	208, 228, 248, 255	0
9	g4	313/317 (98%)	-0.71	4 (1%) 74 62	223, 250, 276, 286	0
9	g5	313/317 (98%)	-0.52	5 (1%) 70 58	204, 232, 260, 267	0
9	g6	313/317 (98%)	-0.88	1 (0%) 90 82	191, 224, 256, 271	0
10	C1	222/293 (75%)	-0.39	3 (1%) 73 61	117, 147, 182, 192	0

Continued on next page...

Continued from previous page...

Mol	Chain	Analysed	<RSRZ>	#RSRZ>2	OWAB(Å ²)	Q<0.9
10	C2	222/293 (75%)	-0.36	7 (3%) 50 40	118, 140, 168, 176	0
10	C3	222/293 (75%)	-0.80	2 (0%) 81 68	145, 179, 221, 235	0
10	C4	222/293 (75%)	-0.62	2 (0%) 81 68	144, 186, 226, 241	0
10	C5	222/293 (75%)	-0.47	2 (0%) 81 68	144, 176, 211, 221	0
10	C6	222/293 (75%)	-0.30	12 (5%) 32 28	141, 166, 194, 203	0
11	G1	237/249 (95%)	-0.46	5 (2%) 63 51	160, 218, 269, 295	0
11	G2	237/249 (95%)	-0.68	0 100 100	168, 228, 256, 271	0
11	G3	237/249 (95%)	-0.58	9 (3%) 44 36	166, 225, 250, 256	0
11	G4	237/249 (95%)	-0.35	11 (4%) 38 33	174, 239, 267, 288	0
11	G5	237/249 (95%)	-0.64	5 (2%) 63 51	209, 290, 320, 341	0
11	G6	237/249 (95%)	-0.52	9 (3%) 44 36	212, 290, 318, 339	0
12	J1	185/194 (95%)	-0.21	4 (2%) 62 50	129, 171, 222, 262	0
12	J2	185/194 (95%)	-0.20	9 (4%) 36 31	128, 162, 204, 236	0
12	J3	185/194 (95%)	-0.65	2 (1%) 77 64	157, 197, 258, 306	0
12	J4	185/194 (95%)	-0.54	1 (0%) 87 77	164, 213, 300, 317	0
12	J5	185/194 (95%)	-0.54	3 (1%) 70 58	158, 209, 259, 296	0
12	J6	185/194 (95%)	-0.61	2 (1%) 77 64	154, 195, 238, 271	0
13	M1	123/132 (93%)	-0.63	0 100 100	215, 248, 278, 291	0
13	M2	123/132 (93%)	-0.72	0 100 100	201, 226, 255, 268	0
13	M3	123/132 (93%)	-1.10	0 100 100	339, 364, 377, 381	0
13	M4	123/132 (93%)	-1.06	1 (0%) 82 70	369, 398, 417, 422	0
13	M5	123/132 (93%)	-0.86	0 100 100	217, 237, 257, 269	0
13	M6	123/132 (93%)	-0.99	0 100 100	212, 236, 257, 268	0
14	N1	150/151 (99%)	-0.49	2 (1%) 74 62	130, 172, 211, 221	0
14	N2	150/151 (99%)	-0.59	2 (1%) 74 62	124, 158, 185, 191	0
14	N3	150/151 (99%)	-0.50	2 (1%) 74 62	144, 166, 206, 219	0
14	N4	150/151 (99%)	-0.63	0 100 100	138, 166, 208, 222	0
14	N5	150/151 (99%)	-0.76	1 (0%) 84 72	148, 182, 217, 230	0
14	N6	150/151 (99%)	-0.69	0 100 100	144, 178, 207, 216	0
15	O1	140/151 (92%)	-0.08	4 (2%) 54 42	121, 151, 185, 197	0
15	O2	140/151 (92%)	0.09	5 (3%) 46 37	124, 154, 181, 195	0

Continued on next page...

Continued from previous page...

Mol	Chain	Analysed	<RSRZ>	#RSRZ>2	OWAB(Å ²)	Q<0.9
15	O3	140/151 (92%)	0.55	18 (12%) 9 13	150, 202, 247, 260	0
15	O4	140/151 (92%)	0.30	13 (9%) 16 17	147, 199, 237, 259	0
15	O5	140/151 (92%)	-0.46	2 (1%) 73 61	139, 177, 213, 227	0
15	O6	140/151 (92%)	-0.89	0 100 100	138, 169, 197, 211	0
16	W1	129/130 (99%)	-0.58	0 100 100	132, 149, 167, 175	0
16	W2	129/130 (99%)	-0.47	1 (0%) 82 70	127, 141, 155, 162	0
16	W3	129/130 (99%)	-0.30	2 (1%) 70 58	146, 165, 180, 186	0
16	W4	129/130 (99%)	0.20	4 (3%) 51 41	140, 162, 178, 187	0
16	W5	129/130 (99%)	-0.79	1 (0%) 82 70	156, 178, 195, 207	0
16	W6	129/130 (99%)	-0.55	0 100 100	152, 169, 184, 194	0
17	Y1	131/133 (98%)	-0.43	9 (6%) 24 23	159, 196, 223, 237	0
17	Y2	131/133 (98%)	-0.46	8 (6%) 28 26	164, 191, 214, 225	0
17	Y3	131/133 (98%)	-0.15	18 (13%) 8 12	180, 220, 252, 267	0
17	Y4	131/133 (98%)	-0.69	3 (2%) 61 49	191, 239, 278, 300	0
17	Y5	131/133 (98%)	-0.20	7 (5%) 33 29	210, 252, 285, 302	0
17	Y6	131/133 (98%)	-0.38	2 (1%) 71 59	208, 239, 266, 280	0
18	Z1	75/125 (60%)	-0.59	0 100 100	196, 226, 255, 258	0
18	Z2	75/125 (60%)	-0.46	2 (2%) 56 44	191, 228, 254, 264	0
18	Z3	75/125 (60%)	-0.86	0 100 100	241, 264, 288, 300	0
18	Z4	75/125 (60%)	-1.03	0 100 100	325, 359, 372, 379	0
18	Z5	75/125 (60%)	0.01	6 (8%) 20 20	205, 223, 244, 248	0
18	Z6	75/125 (60%)	0.23	6 (8%) 20 20	195, 217, 236, 244	0
19	b1	83/84 (98%)	-0.52	1 (1%) 76 63	146, 177, 216, 229	0
19	b2	83/84 (98%)	-0.76	0 100 100	136, 156, 185, 194	0
19	b3	83/84 (98%)	-0.39	0 100 100	166, 192, 221, 235	0
19	b4	83/84 (98%)	-0.23	6 (7%) 23 22	157, 182, 219, 236	0
19	b5	83/84 (98%)	-0.29	0 100 100	169, 191, 221, 235	0
19	b6	83/84 (98%)	-0.61	1 (1%) 76 63	160, 179, 207, 219	0
20	e1	58/133 (43%)	-0.30	2 (3%) 48 38	134, 160, 176, 179	0
20	e2	58/133 (43%)	-0.21	2 (3%) 48 38	143, 155, 166, 168	0
20	e3	58/133 (43%)	-0.15	0 100 100	163, 198, 215, 218	0

Continued on next page...

Continued from previous page...

Mol	Chain	Analysed	<RSRZ>	#RSRZ>2	OWAB(Å ²)	Q<0.9
20	e4	58/133 (43%)	0.34	9 (15%) 6 11	199, 226, 246, 253	0
20	e5	58/133 (43%)	-0.55	4 (6%) 24 23	154, 186, 202, 204	0
20	e6	58/133 (43%)	-0.50	4 (6%) 24 23	158, 181, 191, 194	0
21	i1	1742/1869 (93%)	-0.61	26 (1%) 71 59	110, 170, 323, 428	0
21	i2	1742/1869 (93%)	-0.65	14 (0%) 82 70	113, 169, 301, 421	0
21	i3	1742/1869 (93%)	-0.76	10 (0%) 85 74	130, 200, 353, 478	0
21	i4	1742/1869 (93%)	-0.63	26 (1%) 71 59	128, 212, 362, 457	0
21	i5	1742/1869 (93%)	-0.75	14 (0%) 82 70	133, 191, 362, 430	0
21	i6	1742/1869 (93%)	-0.69	27 (1%) 71 59	132, 188, 335, 417	0
22	A1	222/295 (75%)	-0.32	6 (2%) 56 44	134, 159, 193, 212	0
22	A2	222/295 (75%)	-0.50	1 (0%) 87 77	128, 149, 178, 190	0
22	A3	222/295 (75%)	-0.48	6 (2%) 56 44	172, 206, 247, 272	0
22	A4	222/295 (75%)	-1.00	0 100 100	161, 197, 237, 252	0
22	A5	222/295 (75%)	-0.60	3 (1%) 73 61	162, 191, 229, 245	0
22	A6	222/295 (75%)	-0.22	8 (3%) 46 37	154, 177, 211, 222	0
23	B1	214/264 (81%)	-0.64	3 (1%) 73 61	127, 168, 205, 214	0
23	B2	214/264 (81%)	-0.54	10 (4%) 37 32	124, 157, 193, 204	0
23	B3	214/264 (81%)	-0.31	11 (5%) 34 29	166, 208, 248, 254	0
23	B4	214/264 (81%)	-0.22	4 (1%) 66 54	151, 197, 248, 262	0
23	B5	214/264 (81%)	-0.93	2 (0%) 81 68	150, 186, 220, 228	0
23	B6	214/264 (81%)	-0.96	1 (0%) 87 77	144, 172, 204, 210	0
24	D1	227/243 (93%)	-0.48	3 (1%) 74 62	159, 173, 203, 250	0
24	D2	227/243 (93%)	-0.37	6 (2%) 57 45	156, 173, 205, 233	0
24	D3	227/243 (93%)	0.26	18 (7%) 20 20	211, 244, 269, 286	0
24	D4	227/243 (93%)	0.23	13 (5%) 30 27	217, 260, 298, 310	0
24	D5	227/243 (93%)	-0.19	3 (1%) 74 62	180, 191, 221, 254	0
24	D6	227/243 (93%)	-0.28	7 (3%) 51 41	171, 184, 221, 250	0
25	E1	262/263 (99%)	-0.13	13 (4%) 35 30	149, 195, 227, 236	0
25	E2	262/263 (99%)	-0.14	9 (3%) 48 38	151, 188, 219, 227	0
25	E3	262/263 (99%)	-0.56	5 (1%) 66 54	154, 197, 221, 238	0
25	E4	262/263 (99%)	-0.42	2 (0%) 82 70	158, 209, 239, 261	0

Continued on next page...

Continued from previous page...

Mol	Chain	Analysed	<RSRZ>	#RSRZ>2	OWAB(Å ²)	Q<0.9
25	E5	262/263 (99%)	-0.26	11 (4%) 41 34	190, 242, 280, 296	0
25	E6	262/263 (99%)	-0.27	5 (1%) 66 54	189, 232, 270, 280	0
26	F1	191/204 (93%)	-0.20	7 (3%) 45 37	175, 204, 228, 236	0
26	F2	191/204 (93%)	-0.56	3 (1%) 70 58	172, 203, 224, 232	0
26	F3	191/204 (93%)	-0.53	3 (1%) 70 58	209, 229, 245, 255	0
26	F4	191/204 (93%)	-0.51	3 (1%) 70 58	242, 289, 324, 338	0
26	F5	191/204 (93%)	-0.01	11 (5%) 30 27	185, 201, 218, 223	0
26	F6	191/204 (93%)	-0.40	4 (2%) 63 51	180, 203, 216, 221	0
27	H1	189/194 (97%)	-0.40	2 (1%) 77 64	173, 225, 287, 300	0
27	H2	189/194 (97%)	-0.63	1 (0%) 87 77	156, 196, 245, 258	0
27	H3	189/194 (97%)	-0.09	8 (4%) 41 34	172, 222, 267, 278	0
27	H4	189/194 (97%)	-0.34	3 (1%) 70 58	176, 228, 290, 303	0
27	H5	189/194 (97%)	-0.48	4 (2%) 63 51	196, 242, 297, 312	0
27	H6	189/194 (97%)	-0.58	0 100 100	183, 227, 279, 291	0
28	I1	206/208 (99%)	-0.01	11 (5%) 33 29	135, 223, 315, 326	0
28	I2	206/208 (99%)	-0.36	0 100 100	139, 220, 301, 318	0
28	I3	206/208 (99%)	-0.26	2 (0%) 79 66	136, 188, 250, 272	0
28	I4	206/208 (99%)	-0.36	0 100 100	139, 204, 286, 313	0
28	I5	206/208 (99%)	0.29	24 (11%) 10 14	163, 250, 344, 364	0
28	I6	206/208 (99%)	-0.12	5 (2%) 59 48	166, 255, 345, 361	0
29	K1	98/165 (59%)	-0.42	1 (1%) 79 66	164, 190, 213, 221	0
29	K2	98/165 (59%)	-0.73	0 100 100	159, 181, 202, 210	0
29	K3	98/165 (59%)	-0.60	0 100 100	255, 297, 324, 332	0
29	K4	98/165 (59%)	-0.69	0 100 100	283, 331, 365, 374	0
29	K5	98/165 (59%)	-0.70	1 (1%) 79 66	182, 201, 219, 224	0
29	K6	98/165 (59%)	-0.33	7 (7%) 23 23	174, 192, 204, 210	0
30	L1	153/158 (96%)	-0.20	2 (1%) 74 62	124, 177, 257, 284	0
30	L2	153/158 (96%)	-0.23	5 (3%) 49 40	124, 169, 239, 265	0
30	L3	153/158 (96%)	-0.06	8 (5%) 34 29	138, 161, 209, 227	0
30	L4	153/158 (96%)	0.00	9 (5%) 29 27	136, 167, 234, 258	0
30	L5	153/158 (96%)	0.08	8 (5%) 34 29	152, 202, 272, 302	0

Continued on next page...

Continued from previous page...

Mol	Chain	Analysed	<RSRZ>	#RSRZ>2	OWAB(Å ²)	Q<0.9
30	L6	153/158 (96%)	-0.28	5 (3%) 49 40	150, 200, 273, 303	0
31	P1	125/145 (86%)	-0.96	1 (0%) 82 70	174, 193, 217, 230	0
31	P2	125/145 (86%)	-1.08	1 (0%) 82 70	174, 193, 222, 231	0
31	P3	125/145 (86%)	-0.62	1 (0%) 82 70	265, 327, 365, 374	0
31	P4	125/145 (86%)	-0.66	4 (3%) 50 40	306, 383, 399, 409	0
31	P5	125/145 (86%)	-0.83	1 (0%) 82 70	182, 204, 223, 228	0
31	P6	125/145 (86%)	-0.83	2 (1%) 70 58	187, 212, 240, 251	0
32	Q1	146/146 (100%)	-0.16	5 (3%) 48 38	156, 200, 232, 265	0
32	Q2	146/146 (100%)	-0.33	1 (0%) 84 72	156, 182, 200, 218	0
32	Q3	146/146 (100%)	-0.61	2 (1%) 73 61	212, 223, 233, 243	0
32	Q4	146/146 (100%)	-0.26	10 (6%) 25 23	249, 279, 311, 317	0
32	Q5	146/146 (100%)	-0.32	2 (1%) 73 61	174, 209, 233, 258	0
32	Q6	146/146 (100%)	-0.43	2 (1%) 73 61	170, 194, 210, 229	0
33	R1	132/135 (97%)	-0.62	1 (0%) 82 70	127, 177, 194, 200	0
33	R2	132/135 (97%)	-0.73	1 (0%) 82 70	124, 171, 196, 202	0
33	R3	132/135 (97%)	-0.65	1 (0%) 82 70	171, 211, 240, 249	0
33	R4	132/135 (97%)	-0.68	0 100 100	154, 216, 227, 235	0
33	R5	132/135 (97%)	-0.17	5 (3%) 44 36	153, 202, 220, 228	0
33	R6	132/135 (97%)	-0.44	2 (1%) 71 59	146, 196, 217, 224	0
34	S1	143/152 (94%)	-0.38	6 (4%) 41 34	171, 201, 229, 247	0
34	S2	143/152 (94%)	-0.75	2 (1%) 73 61	172, 210, 240, 258	0
34	S3	143/152 (94%)	-0.64	7 (4%) 36 31	268, 296, 323, 339	0
34	S4	143/152 (94%)	-0.65	2 (1%) 73 61	321, 375, 385, 388	0
34	S5	143/152 (94%)	-0.60	1 (0%) 84 72	181, 213, 234, 246	0
34	S6	143/152 (94%)	-0.46	1 (0%) 84 72	183, 215, 233, 243	0
35	j1	25/25 (100%)	-0.32	0 100 100	113, 121, 137, 140	0
35	j2	25/25 (100%)	-0.40	0 100 100	119, 127, 143, 146	0
35	j3	25/25 (100%)	-0.78	0 100 100	137, 141, 145, 149	0
35	j4	25/25 (100%)	-0.74	0 100 100	139, 147, 157, 163	0
35	j5	25/25 (100%)	-0.68	0 100 100	133, 138, 152, 153	0
35	j6	25/25 (100%)	-0.43	0 100 100	134, 141, 155, 157	0

Continued on next page...

Continued from previous page...

Mol	Chain	Analysed	<RSRZ>	#RSRZ>2	OWAB(Å ²)	Q<0.9
36	k1	181/181 (100%)	-0.89	0 100 100	146, 198, 267, 284	0
36	k2	181/181 (100%)	-0.89	1 (0%) 85 74	147, 195, 253, 268	0
36	k3	181/181 (100%)	-1.02	1 (0%) 85 74	158, 205, 256, 270	0
36	k4	181/181 (100%)	-1.02	0 100 100	168, 233, 302, 315	0
36	k5	181/181 (100%)	-0.74	0 100 100	157, 199, 256, 270	0
36	k6	181/181 (100%)	-0.95	0 100 100	155, 193, 242, 252	0
37	l1	79/198 (39%)	-0.36	1 (1%) 74 62	174, 212, 268, 279	0
37	l2	79/198 (39%)	-0.27	2 (2%) 58 46	185, 206, 233, 240	0
37	l3	79/198 (39%)	-0.42	2 (2%) 58 46	237, 298, 351, 357	0
37	l4	79/198 (39%)	-0.44	1 (1%) 74 62	237, 274, 309, 327	0
37	l5	79/198 (39%)	-0.30	3 (3%) 44 36	199, 234, 288, 302	0
37	l6	79/198 (39%)	-0.27	0 100 100	185, 220, 273, 287	0
All	All	41688/46938 (88%)	-0.50	890 (2%) 63 51	110, 198, 315, 478	0

All (890) RSRZ outliers are listed below:

Mol	Chain	Res	Type	RSRZ
22	A3	223	THR	11.7
8	f5	82	LYS	10.9
22	A3	222	VAL	10.4
17	Y2	131	PRO	9.7
21	i1	752	G	9.7
32	Q3	3	SER	9.5
21	i1	794	A	9.4
21	i4	882	U	9.2
21	i4	883	U	8.7
21	i6	75	G	8.6
11	G6	161	PRO	8.4
21	i1	793	G	8.3
11	G4	211	LYS	8.1
17	Y2	130	LYS	7.9
17	Y2	129	LYS	7.8
5	a4	105	GLY	7.6
33	R5	90	ALA	7.5
21	i4	904	A	7.3
26	F1	130	ARG	7.2
28	I5	58	LEU	7.1
15	O3	12	GLU	7.1

Continued on next page...

Continued from previous page...

Mol	Chain	Res	Type	RSRZ
21	i4	905	C	7.0
28	I5	57	ALA	7.0
5	a4	106	ALA	6.9
10	C6	191	VAL	6.9
17	Y3	132	LYS	6.9
17	Y1	127	ALA	6.9
23	B2	54	GLY	6.8
21	i6	77	A	6.8
5	a4	107	ALA	6.7
9	g3	234	ASP	6.5
17	Y3	113	ARG	6.5
21	i1	305	U	6.4
8	f2	117	LEU	6.3
21	i6	786	G	6.3
15	O5	123	GLY	6.3
28	I5	38	ILE	6.2
23	B4	47	THR	6.2
21	i5	836	G	6.2
17	Y3	112	ASN	6.2
9	g3	286	CYS	6.2
21	i1	309	G	6.1
4	X5	82	THR	6.1
10	C2	275	LYS	6.1
20	e4	58	ASN	6.0
17	Y3	128	GLY	5.9
33	R5	91	LEU	5.9
24	D4	103	GLU	5.9
15	O4	42	VAL	5.8
17	Y3	127	ALA	5.8
10	C2	280	VAL	5.8
10	C6	188	CYS	5.8
30	L4	28	THR	5.8
17	Y3	130	LYS	5.8
4	X5	55	VAL	5.8
25	E5	54	TYR	5.6
17	Y5	131	PRO	5.6
21	i6	78	C	5.6
26	F1	136	ARG	5.6
2	U4	36	CYS	5.5
11	G6	163	ASN	5.5
20	e4	15	GLN	5.5
28	I5	43	ILE	5.4

Continued on next page...

Continued from previous page...

Mol	Chain	Res	Type	RSRZ
8	f2	115	SER	5.4
8	f5	81	LYS	5.4
5	a4	58	VAL	5.4
26	F5	131	ALA	5.3
23	B2	55	THR	5.3
23	B4	22	VAL	5.3
17	Y3	131	PRO	5.3
21	i4	906	U	5.3
9	g5	10	THR	5.3
26	F1	131	ALA	5.3
1	T6	26	GLY	5.3
24	D3	19	ALA	5.2
10	C6	235	ASN	5.2
9	g3	252	THR	5.2
21	i4	884	C	5.1
21	i6	67	C	5.1
11	G4	207	ALA	5.1
17	Y3	114	MET	5.1
20	e5	2	VAL	5.1
21	i4	907	G	5.1
21	i3	161	U	5.0
20	e6	4	GLY	5.0
21	i5	305	U	4.9
21	i1	306	C	4.9
10	C2	228	GLY	4.9
8	f5	84	SER	4.9
5	a4	108	PRO	4.8
5	a4	103	PRO	4.8
31	P4	46	ASN	4.8
1	T6	25	SER	4.7
17	Y5	128	GLY	4.7
17	Y3	116	LYS	4.7
4	X5	83	ALA	4.7
28	I1	80	ASP	4.7
21	i6	897	U	4.7
15	O2	89	GLY	4.6
21	i1	308	G	4.6
17	Y3	110	ARG	4.6
17	Y3	129	LYS	4.6
34	S1	17	ASN	4.5
21	i5	308	G	4.5
15	O4	31	CYS	4.5

Continued on next page...

Continued from previous page...

Mol	Chain	Res	Type	RSRZ
26	F1	135	ARG	4.5
17	Y5	100	LYS	4.5
8	f3	124	ASP	4.5
5	a5	100	ARG	4.5
20	e4	18	LYS	4.5
22	A3	219	GLU	4.5
21	i1	753	C	4.5
21	i1	792	C	4.5
24	D6	81	GLU	4.4
8	f5	83	LYS	4.4
20	e4	20	ALA	4.4
26	F1	132	GLY	4.4
21	i1	795	A	4.4
26	F2	132	GLY	4.4
17	Y3	126	GLY	4.3
19	b4	2	PRO	4.3
28	I5	36	THR	4.3
1	T3	109	GLY	4.3
23	B3	46	LYS	4.3
4	X3	73	GLN	4.2
21	i4	789	G	4.2
30	L3	154	GLN	4.2
28	I5	41	ARG	4.2
9	g3	284	PRO	4.2
23	B4	21	VAL	4.1
32	Q1	49	TYR	4.1
25	E2	23	LEU	4.1
34	S5	143	GLY	4.1
7	d3	51	GLY	4.1
15	O4	63	LYS	4.1
17	Y2	127	ALA	4.1
30	L4	26	GLY	4.1
20	e4	19	VAL	4.0
17	Y3	111	LYS	4.0
25	E5	43	PRO	4.0
21	i3	137	U	4.0
1	T6	115	LYS	4.0
11	G1	204	GLU	4.0
11	G4	212	LEU	4.0
25	E1	206	ASP	4.0
25	E3	68	ARG	4.0
27	H3	192	PHE	4.0

Continued on next page...

Continued from previous page...

Mol	Chain	Res	Type	RSRZ
15	O3	27	VAL	4.0
7	d6	52	PHE	4.0
27	H1	89	GLY	4.0
24	D2	146	ARG	4.0
34	S1	14	ARG	4.0
11	G5	218	LYS	4.0
22	A1	114	ALA	3.9
21	i2	640	A	3.9
20	e6	5	SER	3.9
21	i6	308	G	3.9
16	W4	21	GLY	3.9
23	B3	69	VAL	3.9
34	S3	126	PHE	3.9
21	i6	883	U	3.9
31	P4	31	GLU	3.9
25	E2	159	THR	3.9
25	E1	198	ARG	3.8
24	D6	198	ILE	3.8
37	l3	180	GLU	3.8
4	X6	69	CYS	3.8
17	Y1	130	LYS	3.8
17	Y3	115	LYS	3.8
34	S6	143	GLY	3.8
26	F6	32	ASP	3.8
32	Q4	61	GLU	3.8
15	O2	15	ILE	3.8
15	O2	16	SER	3.8
1	T1	85	ASN	3.8
18	Z6	56	ASP	3.8
34	S3	127	TRP	3.8
23	B2	22	VAL	3.8
15	O4	16	SER	3.8
21	i1	1819	A	3.8
21	i2	6	G	3.8
23	B2	23	ASP	3.8
12	J3	182	GLN	3.8
18	Z5	71	ALA	3.7
11	G6	171	THR	3.7
17	Y6	131	PRO	3.7
23	B2	21	VAL	3.7
10	C2	278	THR	3.7
17	Y2	128	GLY	3.7

Continued on next page...

Continued from previous page...

Mol	Chain	Res	Type	RSRZ
24	D3	15	GLY	3.7
31	P2	134	GLY	3.7
12	J5	117	LEU	3.7
7	d3	50	ILE	3.7
21	i6	884	C	3.7
7	d6	49	ASP	3.7
15	O2	14	VAL	3.6
22	A6	144	THR	3.6
15	O3	151	LEU	3.6
20	e5	6	LEU	3.6
23	B3	93	GLY	3.6
1	T1	140	ALA	3.6
8	f5	85	CYS	3.6
24	D3	18	LYS	3.6
21	i1	307	G	3.6
17	Y4	130	LYS	3.6
6	c5	7	GLN	3.6
12	J6	168	GLY	3.6
21	i5	306	C	3.6
33	R5	87	GLU	3.6
21	i5	838	G	3.5
21	i3	1618	C	3.5
28	I5	60	LEU	3.5
30	L6	23	VAL	3.5
20	e4	57	ALA	3.5
10	C4	251	LEU	3.5
34	S2	139	THR	3.5
21	i5	697	G	3.5
9	g3	254	PRO	3.5
20	e4	17	PRO	3.5
4	X6	53	GLU	3.5
21	i1	751	G	3.5
22	A5	217	ALA	3.5
17	Y1	116	LYS	3.5
26	F6	31	ASN	3.5
21	i5	1134	G	3.5
5	a3	82	LYS	3.5
26	F5	130	ARG	3.5
33	R5	80	ARG	3.5
24	D4	175	VAL	3.5
30	L5	27	GLU	3.4
16	W4	5	ASN	3.4

Continued on next page...

Continued from previous page...

Mol	Chain	Res	Type	RSRZ
2	U5	36	CYS	3.4
4	X6	96	GLU	3.4
14	N3	7	PRO	3.4
21	i6	305	U	3.4
22	A1	73	ASP	3.4
21	i1	649	U	3.4
30	L6	153	LYS	3.4
32	Q1	145	TYR	3.4
11	G5	212	LEU	3.4
21	i6	785	C	3.4
27	H4	145	ARG	3.4
24	D3	92	ALA	3.4
26	F3	132	GLY	3.4
25	E5	52	LEU	3.4
30	L3	25	LEU	3.4
21	i6	751	G	3.4
15	O3	28	PHE	3.4
34	S1	12	ILE	3.4
26	F5	133	THR	3.4
10	C6	234	GLY	3.3
24	D4	118	ALA	3.3
10	C6	190	SER	3.3
21	i6	882	U	3.3
21	i6	748	C	3.3
24	D4	135	GLU	3.3
28	I5	105	ASP	3.3
3	V4	58	ALA	3.3
4	X3	72	VAL	3.3
29	K6	17	LYS	3.3
34	S3	123	LEU	3.3
32	Q4	89	SER	3.3
21	i2	407	G	3.3
29	K6	20	VAL	3.3
6	c2	67	ARG	3.3
29	K6	18	GLU	3.3
4	X5	97	ASN	3.3
24	D3	22	ASN	3.3
10	C6	236	PHE	3.3
4	X5	70	VAL	3.3
11	G3	207	ALA	3.3
11	G4	204	GLU	3.3
25	E4	178	GLY	3.3

Continued on next page...

Continued from previous page...

Mol	Chain	Res	Type	RSRZ
37	l5	191	GLU	3.3
6	c1	68	LEU	3.3
24	D4	137	VAL	3.3
28	I5	46	VAL	3.3
21	i4	735	C	3.2
11	G5	210	ALA	3.2
25	E3	2	ALA	3.2
30	L3	50	ALA	3.2
10	C3	234	GLY	3.2
28	I5	39	GLY	3.2
17	Y2	132	LYS	3.2
11	G4	210	ALA	3.2
26	F6	29	GLN	3.2
28	I1	63	GLY	3.2
15	O3	16	SER	3.2
5	a5	69	VAL	3.2
25	E5	99	PHE	3.2
34	S1	19	ASN	3.2
26	F6	171	GLU	3.2
23	B4	46	LYS	3.2
28	I5	37	LYS	3.2
21	i6	894	G	3.2
8	f2	111	ASN	3.2
37	l1	143	GLU	3.2
4	X1	107	ARG	3.2
11	G3	86	PRO	3.2
3	V4	19	ALA	3.2
15	O3	15	ILE	3.2
28	I5	42	ARG	3.2
29	K6	98	ARG	3.2
30	L5	28	THR	3.2
30	L3	43	GLY	3.2
20	e6	3	HIS	3.1
36	k3	75	GLU	3.1
21	i6	76	U	3.1
18	Z2	110	THR	3.1
21	i4	788	G	3.1
24	D5	41	VAL	3.1
21	i1	648	A	3.1
23	B3	30	TRP	3.1
30	L6	26	GLY	3.1
21	i2	25	A	3.1

Continued on next page...

Continued from previous page...

Mol	Chain	Res	Type	RSRZ
5	a6	73	TYR	3.1
26	F5	132	GLY	3.1
28	I5	81	VAL	3.1
5	a6	72	HIS	3.1
21	i5	1869	A	3.1
19	b4	6	ASP	3.1
23	B3	108	ASP	3.1
5	a1	68	TYR	3.1
24	D3	100	ALA	3.1
3	V3	34	MET	3.1
20	e4	50	GLY	3.1
5	a3	58	VAL	3.1
34	S3	118	ARG	3.1
24	D4	119	CYS	3.1
34	S4	126	PHE	3.1
26	F4	132	GLY	3.1
21	i4	885	U	3.1
4	X2	27	TYR	3.1
18	Z5	42	ASP	3.1
23	B3	73	ASP	3.1
18	Z6	115	GLY	3.1
29	K1	21	MET	3.1
21	i6	1825	A	3.0
28	I5	171	LEU	3.0
5	a4	104	ALA	3.0
8	f1	85	CYS	3.0
28	I5	35	ASN	3.0
30	L2	24	LEU	3.0
5	a4	102	ARG	3.0
25	E1	225	ILE	3.0
33	R1	51	ALA	3.0
28	I1	81	VAL	3.0
1	T6	109	GLY	3.0
25	E5	44	LEU	3.0
28	I1	83	TYR	3.0
19	b6	3	LEU	3.0
17	Y1	126	GLY	3.0
28	I1	76	THR	3.0
5	a3	81	SER	3.0
31	P4	34	MET	3.0
12	J6	13	TYR	3.0
34	S1	16	LEU	3.0

Continued on next page...

Continued from previous page...

Mol	Chain	Res	Type	RSRZ
8	f2	107	LYS	3.0
17	Y1	22	GLN	3.0
30	L4	27	GLU	3.0
7	d5	50	ILE	3.0
21	i2	21	U	3.0
30	L6	39	ASN	3.0
25	E1	222	LEU	3.0
17	Y4	132	LYS	3.0
24	D3	26	THR	2.9
28	I1	45	THR	2.9
28	I5	104	ILE	2.9
17	Y5	127	ALA	2.9
12	J1	99	GLY	2.9
17	Y3	118	ARG	2.9
21	i4	1632	G	2.9
6	c3	57	THR	2.9
27	H3	110	THR	2.9
37	l5	169	ASP	2.9
5	a3	80	HIS	2.9
22	A2	114	ALA	2.9
30	L4	31	GLU	2.9
1	T1	89	PRO	2.9
5	a3	68	TYR	2.9
21	i2	641	A	2.9
24	D3	184	ILE	2.9
28	I1	102	VAL	2.9
28	I6	46	VAL	2.9
17	Y1	123	ALA	2.9
31	P5	132	GLY	2.9
11	G4	73	VAL	2.9
14	N2	60	VAL	2.9
9	g1	225	LYS	2.9
24	D3	112	GLY	2.9
15	O3	94	HIS	2.9
30	L4	24	LEU	2.9
20	e2	20	ALA	2.9
11	G3	94	ARG	2.9
9	g5	9	GLY	2.9
31	P4	35	GLN	2.9
2	U4	35	VAL	2.9
10	C2	229	CYS	2.9
15	O2	54	CYS	2.9

Continued on next page...

Continued from previous page...

Mol	Chain	Res	Type	RSRZ
4	X2	22	TRP	2.9
1	T3	27	LYS	2.8
3	V1	18	SER	2.8
23	B1	21	VAL	2.8
18	Z6	52	LYS	2.8
5	a2	100	ARG	2.8
4	X1	45	SER	2.8
10	C6	193	VAL	2.8
15	O3	14	VAL	2.8
5	a6	24	THR	2.8
23	B5	110	MET	2.8
21	i4	610	G	2.8
37	l2	181	LYS	2.8
20	e5	7	ALA	2.8
21	i6	750	C	2.8
24	D2	1	MET	2.8
30	L6	80	MET	2.8
9	g3	233	GLY	2.8
19	b4	8	LEU	2.8
31	P1	134	GLY	2.8
5	a3	45	VAL	2.8
11	G4	226	GLU	2.8
6	c1	67	ARG	2.8
15	O3	13	GLN	2.8
21	i4	908	A	2.8
32	Q1	146	ARG	2.8
27	H3	96	ALA	2.8
4	X6	31	HIS	2.8
9	g4	98	THR	2.8
11	G3	76	LEU	2.8
13	M4	131	LYS	2.8
21	i1	288	G	2.8
26	F5	135	ARG	2.8
12	J5	103	GLU	2.8
1	T4	61	ALA	2.8
10	C5	237	ALA	2.8
33	R2	90	ALA	2.8
8	f5	79	LYS	2.8
17	Y5	130	LYS	2.8
24	D4	196	GLY	2.8
15	O1	134	PRO	2.8
11	G6	173	ALA	2.8

Continued on next page...

Continued from previous page...

Mol	Chain	Res	Type	RSRZ
21	i2	24	C	2.8
23	B2	53	GLN	2.7
32	Q1	7	LEU	2.7
32	Q4	120	LEU	2.7
7	d6	51	GLY	2.7
21	i5	307	G	2.7
28	I5	40	PRO	2.7
32	Q6	3	SER	2.7
25	E5	47	PHE	2.7
24	D4	2	ALA	2.7
7	d5	52	PHE	2.7
32	Q4	144	SER	2.7
18	Z6	96	LEU	2.7
4	X3	80	LYS	2.7
25	E2	122	LYS	2.7
26	F2	131	ALA	2.7
9	g3	269	GLU	2.7
28	I3	127	ALA	2.7
17	Y1	117	VAL	2.7
21	i2	647	U	2.7
22	A6	145	ILE	2.7
27	H3	95	ILE	2.7
12	J1	5	ARG	2.7
15	O1	12	GLU	2.7
29	K5	98	ARG	2.7
2	U5	64	THR	2.7
15	O4	91	THR	2.7
21	i1	1665	G	2.7
21	i4	793	G	2.7
27	H5	59	ALA	2.7
26	F5	171	GLU	2.7
1	T1	86	GLY	2.7
15	O3	127	GLY	2.7
9	g3	278	SER	2.7
21	i4	608	C	2.7
25	E6	24	THR	2.7
18	Z6	42	ASP	2.6
8	f6	79	LYS	2.6
24	D2	7	LYS	2.6
15	O1	151	LEU	2.6
3	V2	34	MET	2.6
4	X5	125	VAL	2.6

Continued on next page...

Continued from previous page...

Mol	Chain	Res	Type	RSRZ
24	D3	16	ILE	2.6
12	J2	15	THR	2.6
28	I6	207	GLY	2.6
28	I5	44	HIS	2.6
10	C6	187	ARG	2.6
22	A6	148	CYS	2.6
24	D1	223	ILE	2.6
24	D3	99	ILE	2.6
23	B2	26	SER	2.6
21	i1	791	C	2.6
21	i2	4	C	2.6
3	V3	62	MET	2.6
12	J2	16	PRO	2.6
32	Q3	2	PRO	2.6
22	A1	76	VAL	2.6
16	W3	39	THR	2.6
20	e6	6	LEU	2.6
30	L4	29	GLY	2.6
21	i5	1825	A	2.6
12	J2	21	GLU	2.6
2	U5	63	ILE	2.6
5	a6	20	PRO	2.6
34	S3	115	LYS	2.6
12	J2	100	LEU	2.6
30	L2	25	LEU	2.6
4	X1	43	GLY	2.6
25	E2	181	CYS	2.6
21	i4	791	C	2.6
5	a3	100	ARG	2.6
5	a6	22	ARG	2.6
19	b4	9	HIS	2.6
23	B3	67	PHE	2.6
24	D4	183	GLY	2.6
15	O5	91	THR	2.6
18	Z5	76	ARG	2.6
15	O1	13	GLN	2.6
24	D4	185	LYS	2.6
25	E1	176	ASP	2.6
26	F4	131	ALA	2.6
10	C4	256	TRP	2.6
16	W5	21	GLY	2.6
24	D3	34	TYR	2.6

Continued on next page...

Continued from previous page...

Mol	Chain	Res	Type	RSRZ
26	F5	141	VAL	2.6
25	E4	151	ASP	2.6
15	O4	27	VAL	2.5
11	G3	206	ALA	2.5
26	F1	133	THR	2.5
1	T3	108	GLU	2.5
6	c5	5	ARG	2.5
2	U3	61	LEU	2.5
9	g6	10	THR	2.5
18	Z2	99	LEU	2.5
34	S2	145	THR	2.5
37	l3	191	GLU	2.5
15	O4	24	GLY	2.5
12	J2	86	VAL	2.5
22	A6	34	MET	2.5
11	G4	208	GLU	2.5
23	B3	26	SER	2.5
32	Q4	3	SER	2.5
23	B5	108	ASP	2.5
37	l4	124	LYS	2.5
11	G1	90	GLY	2.5
12	J1	186	GLY	2.5
21	i5	1135	C	2.5
21	i6	788	G	2.5
6	c3	68	LEU	2.5
5	a3	98	PRO	2.5
25	E1	202	PRO	2.5
4	X4	61	GLN	2.5
15	O3	40	THR	2.5
11	G6	166	GLY	2.5
24	D4	136	VAL	2.5
27	H5	51	ILE	2.5
32	Q2	145	TYR	2.5
2	U4	37	ALA	2.5
21	i4	1138	C	2.5
21	i3	206	G	2.5
10	C3	227	ARG	2.5
14	N1	106	ARG	2.5
21	i1	650	A	2.5
22	A6	149	ASN	2.5
25	E5	48	LEU	2.4
31	P3	116	LEU	2.4

Continued on next page...

Continued from previous page...

Mol	Chain	Res	Type	RSRZ
32	Q4	107	GLU	2.5
6	c5	48	GLY	2.4
10	C2	230	THR	2.4
3	V4	62	MET	2.4
1	T5	115	LYS	2.4
6	c1	23	SER	2.4
5	a5	106	ALA	2.4
30	L1	36	TYR	2.4
32	Q1	6	PRO	2.4
15	O4	90	ILE	2.4
21	i3	799	U	2.4
7	d4	51	GLY	2.4
20	e4	14	GLY	2.4
31	P6	19	GLY	2.4
18	Z6	53	ALA	2.4
21	i1	289	G	2.4
28	I1	56	ARG	2.4
17	Y4	131	PRO	2.4
4	X2	43	GLY	2.4
4	X5	2	GLY	2.4
11	G1	208	GLU	2.4
12	J5	118	GLY	2.4
2	U6	16	ALA	2.4
22	A6	137	ALA	2.4
21	i3	1816	G	2.4
15	O3	95	ILE	2.4
22	A6	163	CYS	2.4
11	G4	215	LYS	2.4
26	F5	65	GLN	2.4
4	X1	33	GLY	2.4
30	L5	43	GLY	2.4
25	E2	2	ALA	2.4
21	i1	20	G	2.4
11	G1	212	LEU	2.4
18	Z5	43	LYS	2.4
21	i2	648	A	2.4
14	N1	126	ALA	2.4
33	R6	127	ASN	2.4
2	U4	38	ASP	2.4
7	d4	49	ASP	2.4
21	i1	789	G	2.4
23	B6	135	LEU	2.4

Continued on next page...

Continued from previous page...

Mol	Chain	Res	Type	RSRZ
5	a3	57	SER	2.4
25	E6	261	SER	2.4
5	a1	100	ARG	2.4
10	C6	141	VAL	2.4
15	O4	26	ASN	2.4
20	e2	48	THR	2.4
16	W2	90	GLN	2.4
5	a6	104	ALA	2.4
28	I6	57	ALA	2.4
10	C6	192	LEU	2.4
21	i3	136	C	2.4
28	I1	38	ILE	2.4
10	C1	279	ARG	2.4
17	Y2	126	GLY	2.4
19	b4	4	ALA	2.3
25	E6	14	ALA	2.3
24	D5	11	PHE	2.3
15	O3	130	GLU	2.3
22	A5	156	TYR	2.3
24	D3	207	HIS	2.3
25	E3	149	TYR	2.3
26	F1	134	VAL	2.3
28	I5	78	ILE	2.3
16	W4	23	ARG	2.3
15	O4	29	GLY	2.3
27	H5	89	GLY	2.3
11	G3	210	ALA	2.3
4	X1	41	PHE	2.3
24	D2	152	PHE	2.3
25	E5	149	TYR	2.3
5	a6	100	ARG	2.3
21	i2	650	A	2.3
23	B1	55	THR	2.3
30	L5	88	ILE	2.3
6	c5	67	ARG	2.3
26	F5	121	PRO	2.3
21	i6	793	G	2.3
1	T6	27	LYS	2.3
4	X6	54	LYS	2.3
10	C6	238	LYS	2.3
28	I5	94	LYS	2.3
29	K6	73	ASN	2.3

Continued on next page...

Continued from previous page...

Mol	Chain	Res	Type	RSRZ
24	D3	23	GLU	2.3
24	D6	38	GLU	2.3
21	i4	191	A	2.3
25	E1	22	LYS	2.3
30	L4	30	LYS	2.3
24	D6	92	ALA	2.3
9	g3	160	SER	2.3
15	O3	149	ARG	2.3
17	Y5	113	ARG	2.3
28	I1	55	TYR	2.3
28	I5	179	PRO	2.3
11	G5	166	GLY	2.3
21	i2	460	A	2.3
30	L3	53	GLY	2.3
22	A3	160	ALA	2.3
24	D2	2	ALA	2.3
28	I5	185	ALA	2.3
32	Q4	111	ILE	2.3
5	a4	100	ARG	2.3
12	J2	17	ARG	2.3
24	D3	35	SER	2.3
11	G1	217	MET	2.3
25	E1	134	LYS	2.3
3	V1	37	ALA	2.3
30	L5	2	ALA	2.3
4	X5	102	VAL	2.3
10	C1	280	VAL	2.3
25	E2	228	ILE	2.3
25	E5	18	TRP	2.3
4	X5	54	LYS	2.3
17	Y5	129	LYS	2.3
22	A6	162	PRO	2.3
24	D3	90	LYS	2.3
2	U5	82	MET	2.3
32	Q6	40	GLU	2.3
21	i5	698	G	2.3
29	K6	16	PHE	2.3
24	D2	184	ILE	2.2
28	I1	78	ILE	2.2
30	L4	22	ARG	2.2
21	i2	5	U	2.2
23	B3	52	THR	2.2

Continued on next page...

Continued from previous page...

Mol	Chain	Res	Type	RSRZ
25	E3	78	THR	2.2
9	g3	283	PRO	2.2
25	E5	82	TYR	2.2
27	H3	177	TYR	2.2
30	L4	33	LEU	2.2
9	g3	279	SER	2.2
24	D4	112	GLY	2.2
32	Q5	89	SER	2.2
33	R5	89	SER	2.2
36	k2	43	ILE	2.2
32	Q5	114	GLN	2.2
26	F5	16	ASP	2.2
22	A3	162	PRO	2.2
24	D6	89	GLU	2.2
27	H3	126	HIS	2.2
4	X5	81	ILE	2.2
11	G6	159	ARG	2.2
15	O4	53	ILE	2.2
22	A3	221	ALA	2.2
21	i6	1354	G	2.2
11	G4	95	LYS	2.2
21	i1	304	C	2.2
1	T1	83	GLN	2.2
17	Y2	121	ALA	2.2
25	E6	40	GLU	2.2
30	L3	27	GLU	2.2
24	D5	94	ARG	2.2
20	e1	59	SER	2.2
1	T2	100	ALA	2.2
16	W3	62	VAL	2.2
17	Y3	117	VAL	2.2
20	e1	7	ALA	2.2
23	B3	44	ILE	2.2
25	E2	162	ILE	2.2
7	d4	54	LYS	2.2
21	i6	24	C	2.2
10	C5	245	SER	2.2
27	H2	165	ASN	2.2
17	Y1	114	MET	2.2
15	O3	33	ILE	2.2
22	A1	74	VAL	2.2
26	F3	133	THR	2.2

Continued on next page...

Continued from previous page...

Mol	Chain	Res	Type	RSRZ
27	H4	139	ILE	2.2
27	H4	146	VAL	2.2
21	i3	160	U	2.2
25	E2	123	LEU	2.2
21	i2	1171	G	2.2
21	i4	752	G	2.2
28	I5	59	ARG	2.2
30	L1	37	TYR	2.2
32	Q4	114	GLN	2.2
5	a3	85	ARG	2.2
6	c3	67	ARG	2.2
23	B2	51	ARG	2.2
32	Q4	62	ARG	2.2
12	J2	99	GLY	2.2
16	W4	45	GLY	2.2
24	D6	75	LYS	2.2
25	E1	2	ALA	2.2
25	E3	168	LYS	2.2
26	F2	126	THR	2.2
1	T6	114	GLU	2.2
18	Z5	75	GLU	2.2
21	i1	18	C	2.2
21	i6	1742	C	2.2
21	i4	407	G	2.2
21	i4	881	G	2.2
11	G3	87	ARG	2.2
11	G4	74	ARG	2.2
22	A1	119	PRO	2.2
30	L2	22	ARG	2.2
25	E6	53	LYS	2.2
1	T3	26	GLY	2.2
11	G5	80	GLY	2.2
25	E5	187	ALA	2.2
4	X1	19	ASP	2.2
15	O4	151	LEU	2.2
26	F4	133	THR	2.2
34	S3	145	THR	2.2
10	C1	65	LYS	2.1
12	J4	66	LYS	2.1
21	i6	747	U	2.1
22	A5	222	VAL	2.1
5	a2	2	THR	2.1

Continued on next page...

Continued from previous page...

Mol	Chain	Res	Type	RSRZ
15	O3	138	ASP	2.1
11	G6	162	LEU	2.1
27	H1	83	LEU	2.1
28	I6	115	SER	2.1
34	S3	143	GLY	2.1
21	i6	1138	C	2.1
5	a6	17	HIS	2.1
7	d5	49	ASP	2.1
20	e5	3	HIS	2.1
11	G3	93	LYS	2.1
1	T5	103	VAL	2.1
24	D3	172	VAL	2.1
21	i4	458	A	2.1
3	V1	50	PHE	2.1
15	O3	93	LEU	2.1
17	Y3	123	ALA	2.1
25	E1	187	ALA	2.1
21	i1	24	C	2.1
1	T5	121	ARG	2.1
2	U4	75	LYS	2.1
5	a6	12	LYS	2.1
10	C6	240	THR	2.1
26	F3	130	ARG	2.1
27	H3	98	ARG	2.1
33	R3	120	THR	2.1
5	a5	41	ILE	2.1
9	g2	54	ILE	2.1
30	L5	34	PRO	2.1
23	B1	54	GLY	2.1
23	B3	92	GLN	2.1
24	D1	112	GLY	2.1
25	E1	25	GLY	2.1
19	b1	60	SER	2.1
21	i6	885	U	2.1
2	U3	82	MET	2.1
11	G3	222	GLU	2.1
11	G6	165	GLU	2.1
27	H3	185	VAL	2.1
28	I5	45	THR	2.1
17	Y6	18	LEU	2.1
5	a6	106	ALA	2.1
23	B2	24	PRO	2.1

Continued on next page...

Continued from previous page...

Mol	Chain	Res	Type	RSRZ
29	K6	91	PRO	2.1
14	N3	2	GLY	2.1
18	Z5	115	GLY	2.1
24	D3	178	ARG	2.1
1	T4	42	HIS	2.1
9	g4	274	VAL	2.1
17	Y3	124	ASN	2.1
5	a6	21	ILE	2.1
9	g4	49	GLU	2.1
12	J2	64	ASP	2.1
27	H5	110	THR	2.1
11	G6	174	PRO	2.1
12	J3	185	ALA	2.1
21	i4	792	C	2.1
4	X5	61	GLN	2.1
8	f3	123	SER	2.1
9	g3	255	SER	2.1
30	L5	80	MET	2.1
14	N2	54	LEU	2.1
2	U2	118	ASP	2.1
26	F5	168	THR	2.1
30	L2	148	ALA	2.1
21	i1	294	U	2.1
21	i5	1786	U	2.1
25	E1	126	VAL	2.0
22	A1	75	SER	2.0
7	d4	52	PHE	2.0
14	N5	138	ASN	2.0
15	O3	26	ASN	2.0
37	l5	161	GLU	2.0
5	a6	98	PRO	2.0
10	C2	276	THR	2.0
24	D4	203	PRO	2.0
30	L5	6	THR	2.0
37	l2	121	PRO	2.0
21	i3	852	G	2.0
28	I6	53	LYS	2.0
31	P6	127	LYS	2.0
12	J1	18	ARG	2.0
15	O4	44	VAL	2.0
9	g5	306	LEU	2.0
19	b4	3	LEU	2.0

Continued on next page...

Continued from previous page...

Mol	Chain	Res	Type	RSRZ
21	i5	1133	A	2.0
24	D6	152	PHE	2.0
5	a6	97	PRO	2.0
8	f6	101	ALA	2.0
33	R6	75	GLU	2.0
9	g4	103	GLY	2.0
6	c5	57	THR	2.0
17	Y1	118	ARG	2.0
34	S4	128	GLY	2.0
25	E2	24	THR	2.0
30	L2	23	VAL	2.0
28	I3	38	ILE	2.0
21	i4	794	A	2.0
30	L3	38	LYS	2.0
21	i4	790	C	2.0
21	i6	1830	U	2.0
25	E1	199	GLU	2.0
21	i3	867	G	2.0
30	L3	36	TYR	2.0
32	Q4	116	ASP	2.0
34	S1	101	ASN	2.0
4	X3	26	GLN	2.0
5	a1	69	VAL	2.0
9	g5	11	LEU	2.0
12	J2	102	ILE	2.0
9	g5	12	LYS	2.0
4	X1	44	ALA	2.0
23	B2	58	ALA	2.0
24	D1	117	ARG	2.0

6.2 Non-standard residues in protein, DNA, RNA chains [i](#)

There are no non-standard protein/DNA/RNA residues in this entry.

6.3 Carbohydrates [i](#)

There are no monosaccharides in this entry.

6.4 Ligands [i](#)

In the following table, the Atoms column lists the number of modelled atoms in the group and the number defined in the chemical component dictionary. The B-factors column lists the minimum, median, 95th percentile and maximum values of B factors of atoms in the group. The column labelled 'Q< 0.9' lists the number of atoms with occupancy less than 0.9.

Mol	Type	Chain	Res	Atoms	RSCC	RSR	B-factors(Å ²)	Q<0.9
38	ZN	f1	500	1/1	1.00	0.02	80,80,80,80	0
38	ZN	f2	500	1/1	1.00	0.06	80,80,80,80	0
38	ZN	f3	500	1/1	1.00	0.04	80,80,80,80	0
38	ZN	f4	500	1/1	1.00	0.01	80,80,80,80	0
38	ZN	f5	500	1/1	1.00	0.02	80,80,80,80	0
38	ZN	f6	500	1/1	1.00	0.04	80,80,80,80	0

6.5 Other polymers [i](#)

There are no such residues in this entry.