



Full wwPDB NMR Structure Validation Report ⓘ

Dec 25, 2024 – 04:38 AM EST

PDB ID : 5O2Q
BMRB ID : 34143
Title : p130Cas SH3 domain Vinculin peptide chimera
Authors : Hexnerova, R.; Veverka, V.
Deposited on : 2017-05-22

This is a Full wwPDB NMR Structure Validation Report for a publicly released PDB entry.

We welcome your comments at validation@mail.wwpdb.org

A user guide is available at

<https://www.wwpdb.org/validation/2017/NMRValidationReportHelp>

with specific help available everywhere you see the ⓘ symbol.

The types of validation reports are described at

<http://www.wwpdb.org/validation/2017/FAQs#types>.

The following versions of software and data (see [references ⓘ](#)) were used in the production of this report:

MolProbity : 4.02b-467
Percentile statistics : 20231227.v01 (using entries in the PDB archive December 27th 2023)
wwPDB-RCI : v_1n_11_5_13_A (Berjanski et al., 2005)
PANAV : Wang et al. (2010)
wwPDB-ShiftChecker : v1.2
BMRB Restraints Analysis : v1.2
Ideal geometry (proteins) : Engh & Huber (2001)
Ideal geometry (DNA, RNA) : Parkinson et al. (1996)
Validation Pipeline (wwPDB-VP) : 2.40

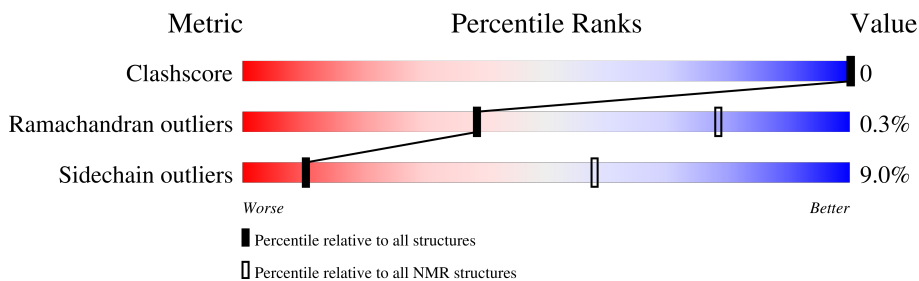
1 Overall quality at a glance

The following experimental techniques were used to determine the structure:

SOLUTION NMR

The overall completeness of chemical shifts assignment is 93%.

Percentile scores (ranging between 0-100) for global validation metrics of the entry are shown in the following graphic. The table shows the number of entries on which the scores are based.



Metric	Whole archive (#Entries)	NMR archive (#Entries)
Clashscore	210492	14027
Ramachandran outliers	207382	12486
Sidechain outliers	206894	12463

The table below summarises the geometric issues observed across the polymeric chains and their fit to the experimental data. The red, orange, yellow and green segments indicate the fraction of residues that contain outliers for ≥ 3 , 2, 1 and 0 types of geometric quality criteria. A cyan segment indicates the fraction of residues that are not part of the well-defined cores, and a grey segment represents the fraction of residues that are not modelled. The numeric value for each fraction is indicated below the corresponding segment, with a dot representing fractions $\leq 5\%$

Mol	Chain	Length	Quality of chain
1	A	99	

2 Ensemble composition and analysis i

This entry contains 40 models. Model 28 is the overall representative, medoid model (most similar to other models). The authors have identified model 1 as representative, based on the following criterion: *lowest energy*.

The following residues are included in the computation of the global validation metrics.

Well-defined (core) protein residues			
Well-defined core	Residue range (total)	Backbone RMSD (Å)	Medoid model
1	A:5-A:65, A:89-A:92 (65)	0.16	28

Ill-defined regions of proteins are excluded from the global statistics.

Ligands and non-protein polymers are included in the analysis.

The models can be grouped into 4 clusters and 3 single-model clusters were found.

Cluster number	Models
1	2, 6, 7, 9, 11, 12, 13, 14, 15, 16, 17, 18, 19, 21, 24, 28, 29, 32, 33, 34, 36, 37, 38, 39, 40
2	1, 3, 27, 30
3	8, 10, 31, 35
4	20, 22, 25, 26
Single-model clusters	4; 5; 23

3 Entry composition

There is only 1 type of molecule in this entry. The entry contains 1492 atoms, of which 747 are hydrogens and 0 are deuteriums.

- Molecule 1 is a protein called Breast cancer anti-estrogen resistance 1, Vinculin.

Mol	Chain	Residues	Atoms						Trace
			Total	C	H	N	O	S	
1	A	99	1492	470	747	127	144	4	0

There are 13 discrepancies between the modelled and reference sequences:


Chain	Residue	Modelled	Actual	Comment	Reference
A	1	GLY	-	expression tag	UNP Q6P5Z4
A	2	SER	-	expression tag	UNP Q6P5Z4
A	3	MET	-	expression tag	UNP Q6P5Z4
A	4	LYS	-	expression tag	UNP Q6P5Z4
A	5	TYR	-	expression tag	UNP Q6P5Z4
A	37	ARG	GLN	conflict	UNP Q6P5Z4
A	76	SER	-	linker	UNP Q6P5Z4
A	77	GLY	-	linker	UNP Q6P5Z4
A	78	GLY	-	linker	UNP Q6P5Z4
A	79	SER	-	linker	UNP Q6P5Z4
A	80	GLY	-	linker	UNP Q6P5Z4
A	81	SER	-	linker	UNP Q6P5Z4
A	82	GLY	-	linker	UNP Q6P5Z4

4 Residue-property plots

4.1 Average score per residue in the NMR ensemble

These plots are provided for all protein, RNA, DNA and oligosaccharide chains in the entry. The first graphic is the same as shown in the summary in section 1 of this report. The second graphic shows the sequence where residues are colour-coded according to the number of geometric quality criteria for which they contain at least one outlier: green = 0, yellow = 1, orange = 2 and red = 3 or more. Stretches of 2 or more consecutive residues without any outliers are shown as green connectors. Residues which are classified as ill-defined in the NMR ensemble, are shown in cyan with an underline colour-coded according to the previous scheme. Residues which were present in the experimental sample, but not modelled in the final structure are shown in grey.

- Molecule 1: Breast cancer anti-estrogen resistance 1,Vinculin




4.2 Scores per residue for each member of the ensemble

Colouring as in section 4.1 above.


4.2.1 Score per residue for model 1

- Molecule 1: Breast cancer anti-estrogen resistance 1,Vinculin




4.2.2 Score per residue for model 2

- Molecule 1: Breast cancer anti-estrogen resistance 1,Vinculin




4.2.3 Score per residue for model 3

- Molecule 1: Breast cancer anti-estrogen resistance 1,Vinculin




4.2.4 Score per residue for model 4

- Molecule 1: Breast cancer anti-estrogen resistance 1,Vinculin




4.2.5 Score per residue for model 5

- Molecule 1: Breast cancer anti-estrogen resistance 1,Vinculin




4.2.6 Score per residue for model 6

- Molecule 1: Breast cancer anti-estrogen resistance 1,Vinculin




4.2.7 Score per residue for model 7

- Molecule 1: Breast cancer anti-estrogen resistance 1,Vinculin




4.2.8 Score per residue for model 8

- Molecule 1: Breast cancer anti-estrogen resistance 1,Vinculin




4.2.9 Score per residue for model 9

- Molecule 1: Breast cancer anti-estrogen resistance 1,Vinculin




4.2.10 Score per residue for model 10

- Molecule 1: Breast cancer anti-estrogen resistance 1,Vinculin




4.2.11 Score per residue for model 11

- Molecule 1: Breast cancer anti-estrogen resistance 1,Vinculin




4.2.12 Score per residue for model 12

- Molecule 1: Breast cancer anti-estrogen resistance 1,Vinculin




4.2.13 Score per residue for model 13

- Molecule 1: Breast cancer anti-estrogen resistance 1,Vinculin




4.2.14 Score per residue for model 14

- Molecule 1: Breast cancer anti-estrogen resistance 1,Vinculin




4.2.15 Score per residue for model 15

- Molecule 1: Breast cancer anti-estrogen resistance 1,Vinculin




4.2.16 Score per residue for model 16

- Molecule 1: Breast cancer anti-estrogen resistance 1,Vinculin




4.2.17 Score per residue for model 17

- Molecule 1: Breast cancer anti-estrogen resistance 1,Vinculin




4.2.18 Score per residue for model 18

- Molecule 1: Breast cancer anti-estrogen resistance 1,Vinculin




4.2.19 Score per residue for model 19

- Molecule 1: Breast cancer anti-estrogen resistance 1,Vinculin




4.2.20 Score per residue for model 20

- Molecule 1: Breast cancer anti-estrogen resistance 1,Vinculin




4.2.21 Score per residue for model 21

- Molecule 1: Breast cancer anti-estrogen resistance 1,Vinculin




4.2.22 Score per residue for model 22

- Molecule 1: Breast cancer anti-estrogen resistance 1,Vinculin




4.2.23 Score per residue for model 23

- Molecule 1: Breast cancer anti-estrogen resistance 1,Vinculin




4.2.24 Score per residue for model 24

- Molecule 1: Breast cancer anti-estrogen resistance 1,Vinculin




4.2.25 Score per residue for model 25

- Molecule 1: Breast cancer anti-estrogen resistance 1,Vinculin




4.2.26 Score per residue for model 26

- Molecule 1: Breast cancer anti-estrogen resistance 1,Vinculin




4.2.27 Score per residue for model 27

- Molecule 1: Breast cancer anti-estrogen resistance 1,Vinculin




4.2.28 Score per residue for model 28 (medoid)

- Molecule 1: Breast cancer anti-estrogen resistance 1,Vinculin




4.2.29 Score per residue for model 29

- Molecule 1: Breast cancer anti-estrogen resistance 1,Vinculin




4.2.30 Score per residue for model 30

- Molecule 1: Breast cancer anti-estrogen resistance 1,Vinculin




4.2.31 Score per residue for model 31

- Molecule 1: Breast cancer anti-estrogen resistance 1,Vinculin




4.2.32 Score per residue for model 32

- Molecule 1: Breast cancer anti-estrogen resistance 1,Vinculin




4.2.33 Score per residue for model 33

- Molecule 1: Breast cancer anti-estrogen resistance 1,Vinculin




4.2.34 Score per residue for model 34

- Molecule 1: Breast cancer anti-estrogen resistance 1,Vinculin




4.2.35 Score per residue for model 35

- Molecule 1: Breast cancer anti-estrogen resistance 1,Vinculin




4.2.36 Score per residue for model 36

- Molecule 1: Breast cancer anti-estrogen resistance 1,Vinculin




4.2.37 Score per residue for model 37

- Molecule 1: Breast cancer anti-estrogen resistance 1,Vinculin




4.2.38 Score per residue for model 38

- Molecule 1: Breast cancer anti-estrogen resistance 1,Vinculin




4.2.39 Score per residue for model 39

- Molecule 1: Breast cancer anti-estrogen resistance 1,Vinculin



4.2.40 Score per residue for model 40

- Molecule 1: Breast cancer anti-estrogen resistance 1,Vinculin



5 Refinement protocol and experimental data overview

The models were refined using the following method: *simulated annealing*.

Of the 100 calculated structures, 40 were deposited, based on the following criterion: *structures with the least restraint violations*.

The following table shows the software used for structure solution, optimisation and refinement.

Software name	Classification	Version
CYANA	structure calculation	
YASARA	refinement	

The following table shows chemical shift validation statistics as aggregates over all chemical shift files. Detailed validation can be found in section 7 of this report.

Chemical shift file(s)	working_cs.cif
Number of chemical shift lists	1
Total number of shifts	1129
Number of shifts mapped to atoms	1129
Number of unparsed shifts	0
Number of shifts with mapping errors	0
Number of shifts with mapping warnings	0
Assignment completeness (well-defined parts)	93%

6 Model quality i

6.1 Standard geometry i

The Z score for a bond length (or angle) is the number of standard deviations the observed value is removed from the expected value. A bond length (or angle) with $|Z| > 5$ is considered an outlier worth inspection. RMSZ is the (average) root-mean-square of all Z scores of the bond lengths (or angles).

Mol	Chain	Bond lengths		Bond angles	
		RMSZ	#Z>5	RMSZ	#Z>5
1	A	0.61±0.01	0±0/527 (0.0± 0.0%)	0.76±0.02	2±1/717 (0.2± 0.1%)
All	All	0.61	0/21080 (0.0%)	0.76	67/28680 (0.2%)

There are no bond-length outliers.

All unique angle outliers are listed below. They are sorted according to the Z-score of the worst occurrence in the ensemble.

Mol	Chain	Res	Type	Atoms	Z	Observed(°)	Ideal(°)	Models	
								Worst	Total
1	A	53	ARG	NE-CZ-NH1	6.54	123.57	120.30	12	29
1	A	27	ARG	NE-CZ-NH1	6.34	123.47	120.30	37	14
1	A	61	ARG	NE-CZ-NH1	6.11	123.35	120.30	32	22
1	A	37	ARG	NE-CZ-NH1	6.05	123.32	120.30	24	2

There are no chirality outliers.

There are no planarity outliers.

6.2 Too-close contacts i

In the following table, the Non-H and H(model) columns list the number of non-hydrogen atoms and hydrogen atoms in each chain respectively. The H(added) column lists the number of hydrogen atoms added and optimized by MolProbity. The Clashes column lists the number of clashes averaged over the ensemble.

Mol	Chain	Non-H	H(model)	H(added)	Clashes
1	A	514	520	520	0±0
All	All	20560	20800	20800	-

The all-atom clashscore is defined as the number of clashes found per 1000 atoms (including hydrogen atoms). The all-atom clashscore for this structure is -.

There are no clashes.

6.3 Torsion angles [i](#)

6.3.1 Protein backbone [i](#)

In the following table, the Percentiles column shows the percent Ramachandran outliers of the chain as a percentile score with respect to all PDB entries followed by that with respect to all NMR entries. The Analysed column shows the number of residues for which the backbone conformation was analysed and the total number of residues.

Mol	Chain	Analysed	Favoured	Allowed	Outliers	Percentiles	
1	A	65/99 (66%)	64±1 (98±1%)	1±1 (1±1%)	0±0 (0±1%)	38	78
All	All	2600/3960 (66%)	2560 (98%)	32 (1%)	8 (0%)	38	78

All 1 unique Ramachandran outliers are listed below.

Mol	Chain	Res	Type	Models (Total)
1	A	5	TYR	8

6.3.2 Protein sidechains [i](#)

In the following table, the Percentiles column shows the percent sidechain outliers of the chain as a percentile score with respect to all PDB entries followed by that with respect to all NMR entries. The Analysed column shows the number of residues for which the sidechain conformation was analysed and the total number of residues.

Mol	Chain	Analysed	Rotameric	Outliers	Percentiles	
1	A	56/80 (70%)	51±1 (91±2%)	5±1 (9±2%)	10	58
All	All	2240/3200 (70%)	2038 (91%)	202 (9%)	10	58

All 17 unique residues with a non-rotameric sidechain are listed below. They are sorted by the frequency of occurrence in the ensemble.

Mol	Chain	Res	Type	Models (Total)
1	A	49	SER	40
1	A	8	VAL	38
1	A	50	LEU	26
1	A	22	ASP	17
1	A	60	ASN	17
1	A	13	LEU	14
1	A	53	ARG	14
1	A	25	SER	10
1	A	30	ASP	6
1	A	27	ARG	5

Continued on next page...

Continued from previous page...

Mol	Chain	Res	Type	Models (Total)
1	A	43	ASP	4
1	A	20	SER	4
1	A	54	GLN	2
1	A	16	ASN	2
1	A	51	HIS	1
1	A	17	VAL	1
1	A	15	ASP	1

6.3.3 RNA [i](#)

There are no RNA molecules in this entry.

6.4 Non-standard residues in protein, DNA, RNA chains [i](#)

There are no non-standard protein/DNA/RNA residues in this entry.

6.5 Carbohydrates [i](#)

There are no oligosaccharides in this entry.

6.6 Ligand geometry [i](#)

There are no ligands in this entry.

6.7 Other polymers [i](#)

There are no such molecules in this entry.

6.8 Polymer linkage issues [i](#)

There are no chain breaks in this entry.

7 Chemical shift validation [i](#)

The completeness of assignment taking into account all chemical shift lists is 93% for the well-defined parts and 88% for the entire structure.

7.1 Chemical shift list 1

File name: working_cs.cif

Chemical shift list name: *vcl_star.txt*

7.1.1 Bookkeeping [i](#)

The following table shows the results of parsing the chemical shift list and reports the number of nuclei with statistically unusual chemical shifts.

Total number of shifts	1129
Number of shifts mapped to atoms	1129
Number of unparsed shifts	0
Number of shifts with mapping errors	0
Number of shifts with mapping warnings	0
Number of shift outliers (ShiftChecker)	5

7.1.2 Chemical shift referencing [i](#)

The following table shows the suggested chemical shift referencing corrections.

Nucleus	# values	Correction \pm precision, ppm	Suggested action
$^{13}\text{C}_\alpha$	90	-0.05 ± 0.15	None needed (< 0.5 ppm)
$^{13}\text{C}_\beta$	80	0.12 ± 0.22	None needed (< 0.5 ppm)
$^{13}\text{C}'$	87	0.04 ± 0.13	None needed (< 0.5 ppm)
^{15}N	78	-0.14 ± 0.29	None needed (< 0.5 ppm)

7.1.3 Completeness of resonance assignments [i](#)

The following table shows the completeness of the chemical shift assignments for the well-defined regions of the structure. The overall completeness is 93%, i.e. 837 atoms were assigned a chemical shift out of a possible 904. 0 out of 14 assigned methyl groups (LEU and VAL) were assigned stereospecifically.

	Total	^1H	^{13}C	^{15}N
Backbone	319/321 (99%)	131/131 (100%)	128/130 (98%)	60/60 (100%)
Sidechain	471/524 (90%)	322/341 (94%)	143/162 (88%)	6/21 (29%)

Continued on next page...

Continued from previous page...

	Total	¹ H	¹³ C	¹⁵ N
Aromatic	47/59 (80%)	27/29 (93%)	18/27 (67%)	2/3 (67%)
Overall	837/904 (93%)	480/501 (96%)	289/319 (91%)	68/84 (81%)

The following table shows the completeness of the chemical shift assignments for the full structure. The overall completeness is 88%, i.e. 1128 atoms were assigned a chemical shift out of a possible 1288. 0 out of 19 assigned methyl groups (LEU and VAL) were assigned stereospecifically.

	Total	¹ H	¹³ C	¹⁵ N
Backbone	433/493 (88%)	178/204 (87%)	177/198 (89%)	78/91 (86%)
Sidechain	642/727 (88%)	438/474 (92%)	198/229 (86%)	6/24 (25%)
Aromatic	53/68 (78%)	31/33 (94%)	20/32 (62%)	2/3 (67%)
Overall	1128/1288 (88%)	647/711 (91%)	395/459 (86%)	86/118 (73%)

7.1.4 Statistically unusual chemical shifts [i](#)

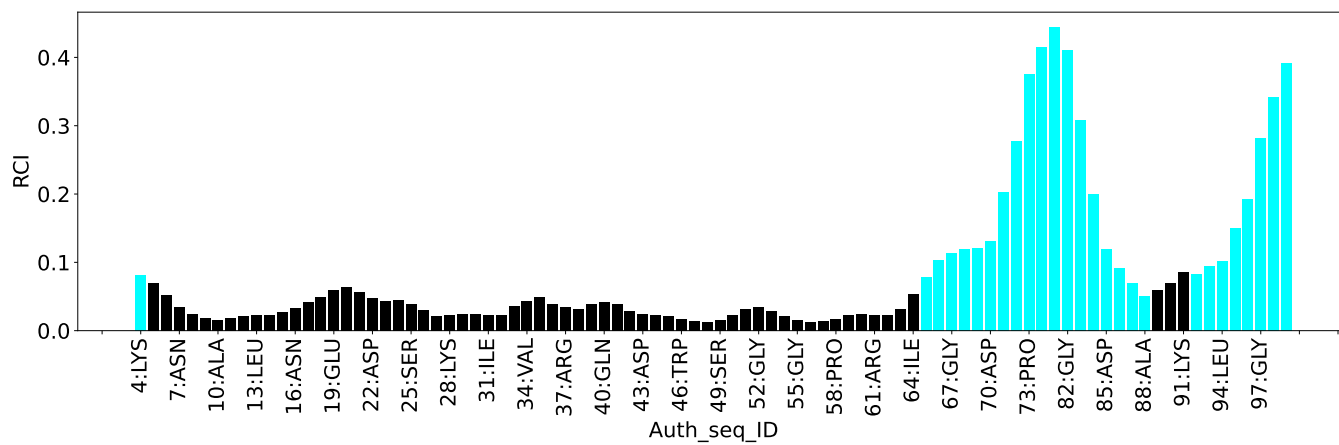
The following table lists the statistically unusual chemical shifts. These are statistical measures, and large deviations from the mean do not necessarily imply incorrect assignments. Molecules containing paramagnetic centres or hemes are expected to give rise to anomalous chemical shifts.

List Id	Chain	Res	Type	Atom	Shift, ppm	Expected range, ppm	Z-score
1	A	37	ARG	HG3	-0.49	0.15 – 2.94	-7.3
1	A	16	ASN	HB3	0.67	1.12 – 4.38	-6.4
1	A	59	GLY	HA2	1.77	2.15 – 5.77	-6.0
1	A	59	GLY	HA3	1.70	2.08 – 5.71	-6.0
1	A	16	ASN	HB2	1.27	1.27 – 4.34	-5.0

7.1.5 Random Coil Index (RCI) plots [i](#)

The image below reports *random coil index* values for the protein chains in the structure. The height of each bar gives a probability of a given residue to be disordered, as predicted from the available chemical shifts and the amino acid sequence. A value above 0.2 is an indication of significant predicted disorder. The colour of the bar shows whether the residue is in the well-defined core (black) or in the ill-defined residue ranges (cyan), as described in section 2 on ensemble composition. If well-defined core and ill-defined regions are not identified then it is shown as gray bars.

Random coil index (RCI) for chain A:



8 NMR restraints analysis

8.1 Conformationally restricting restraints

The following table provides the summary of experimentally observed NMR restraints in different categories. Restraints are classified into different categories based on the sequence separation of the atoms involved.

Description	Value
Total distance restraints	2501
Intra-residue ($ i-j =0$)	503
Sequential ($ i-j =1$)	594
Medium range ($ i-j >1$ and $ i-j <5$)	267
Long range ($ i-j \geq 5$)	1137
Inter-chain	0
Hydrogen bond restraints	0
Disulfide bond restraints	0
Total dihedral-angle restraints	88
Number of unmapped restraints	0
Number of restraints per residue	26.2
Number of long range restraints per residue ¹	11.5

¹Long range hydrogen bonds and disulfide bonds are counted as long range restraints while calculating the number of long range restraints per residue

8.2 Residual restraint violations

This section provides the overview of the restraint violations analysis. The violations are binned as small, medium and large violations based on its absolute value. Average number of violations per model is calculated by dividing the total number of violations in each bin by the size of the ensemble.

8.2.1 Average number of distance violations per model

Distance violations less than 0.1 Å are not included in the calculation.

Bins (Å)	Average number of violations per model	Max (Å)
0.1-0.2 (Small)	8.5	0.2
0.2-0.5 (Medium)	4.8	0.5
>0.5 (Large)	3.7	1.11

8.2.2 Average number of dihedral-angle violations per model [i](#)

Dihedral-angle violations less than 1° are not included in the calculation.

Bins (°)	Average number of violations per model	Max (°)
1.0-10.0 (Small)	0.9	4.93
10.0-20.0 (Medium)	None	None
>20.0 (Large)	None	None

9 Distance violation analysis [i](#)

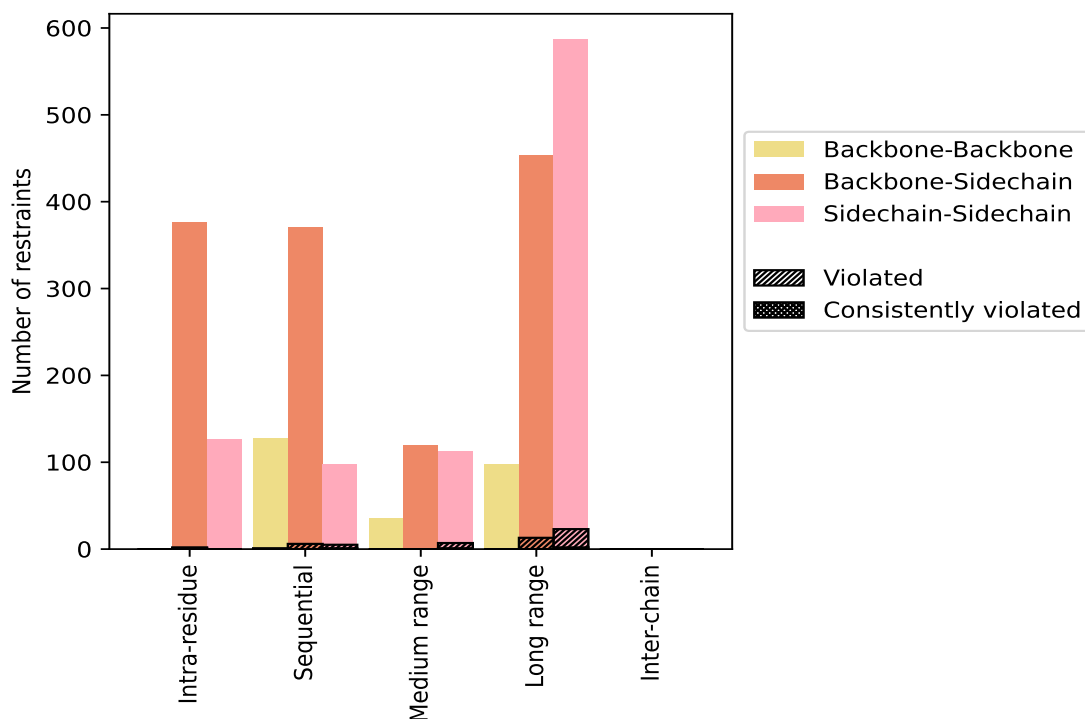
9.1 Summary of distance violations [i](#)

The following table shows the summary of distance violations in different restraint categories based on the sequence separation of the atoms involved. Each category is further sub-divided into three sub-categories based on the atoms involved. Violations less than 0.1 Å are not included in the statistics.

Restrains type	Count	% ¹	Violated ³			Consistently Violated ⁴		
			Count	% ²	% ¹	Count	% ²	% ¹
Intra-residue ($i-j =0$)	503	20.1	2	0.4	0.1	1	0.2	0.0
Backbone-Backbone	1	0.0	0	0.0	0.0	0	0.0	0.0
Backbone-Sidechain	376	15.0	2	0.5	0.1	1	0.3	0.0
Sidechain-Sidechain	126	5.0	0	0.0	0.0	0	0.0	0.0
Sequential ($i-j =1$)	594	23.8	12	2.0	0.5	1	0.2	0.0
Backbone-Backbone	127	5.1	1	0.8	0.0	0	0.0	0.0
Backbone-Sidechain	370	14.8	6	1.6	0.2	0	0.0	0.0
Sidechain-Sidechain	97	3.9	5	5.2	0.2	1	1.0	0.0
Medium range ($i-j >1$ & $i-j <5$)	267	10.7	7	2.6	0.3	1	0.4	0.0
Backbone-Backbone	35	1.4	0	0.0	0.0	0	0.0	0.0
Backbone-Sidechain	119	4.8	0	0.0	0.0	0	0.0	0.0
Sidechain-Sidechain	113	4.5	7	6.2	0.3	1	0.9	0.0
Long range ($i-j \geq 5$)	1137	45.5	36	3.2	1.4	2	0.2	0.1
Backbone-Backbone	97	3.9	0	0.0	0.0	0	0.0	0.0
Backbone-Sidechain	453	18.1	13	2.9	0.5	0	0.0	0.0
Sidechain-Sidechain	587	23.5	23	3.9	0.9	2	0.3	0.1
Inter-chain	0	0.0	0	0.0	0.0	0	0.0	0.0
Backbone-Backbone	0	0.0	0	0.0	0.0	0	0.0	0.0
Backbone-Sidechain	0	0.0	0	0.0	0.0	0	0.0	0.0
Sidechain-Sidechain	0	0.0	0	0.0	0.0	0	0.0	0.0
Hydrogen bond	0	0.0	0	0.0	0.0	0	0.0	0.0
Disulfide bond	0	0.0	0	0.0	0.0	0	0.0	0.0
Total	2501	100.0	57	2.3	2.3	5	0.2	0.2
Backbone-Backbone	260	10.4	1	0.4	0.0	0	0.0	0.0
Backbone-Sidechain	1318	52.7	21	1.6	0.8	1	0.1	0.0
Sidechain-Sidechain	923	36.9	35	3.8	1.4	4	0.4	0.2

¹ percentage calculated with respect to the total number of distance restraints, ² percentage calculated with respect to the number of restraints in a particular restraint category, ³ violated in at least one model, ⁴ violated in all the models

9.1.1 Bar chart : Distribution of distance restraints and violations [i](#)



Violated and consistently violated restraints are shown using different hatch patterns in their respective categories. The hydrogen bonds and disulfid bonds are counted in their appropriate category on the x-axis

9.2 Distance violation statistics for each model [i](#)

The following table provides the distance violation statistics for each model in the ensemble. Violations less than 0.1 Å are not included in the statistics.

Model ID	Number of violations						Mean (Å)	Max (Å)	SD ⁶ (Å)	Median (Å)
	IR ¹	SQ ²	MR ³	LR ⁴	IC ⁵	Total				
1	1	2	2	13	0	18	0.38	1.08	0.33	0.18
2	1	4	3	11	0	19	0.3	1.09	0.25	0.19
3	1	3	2	11	0	17	0.36	1.07	0.31	0.22
4	1	3	1	11	0	16	0.35	1.1	0.31	0.18
5	1	5	3	12	0	21	0.32	1.11	0.27	0.21
6	1	2	3	10	0	16	0.37	1.08	0.31	0.24
7	1	2	2	11	0	16	0.35	1.09	0.31	0.2
8	1	4	3	12	0	20	0.32	1.07	0.27	0.21
9	1	5	4	11	0	21	0.28	1.08	0.26	0.15
10	1	4	3	7	0	15	0.33	1.05	0.27	0.2

Continued on next page...

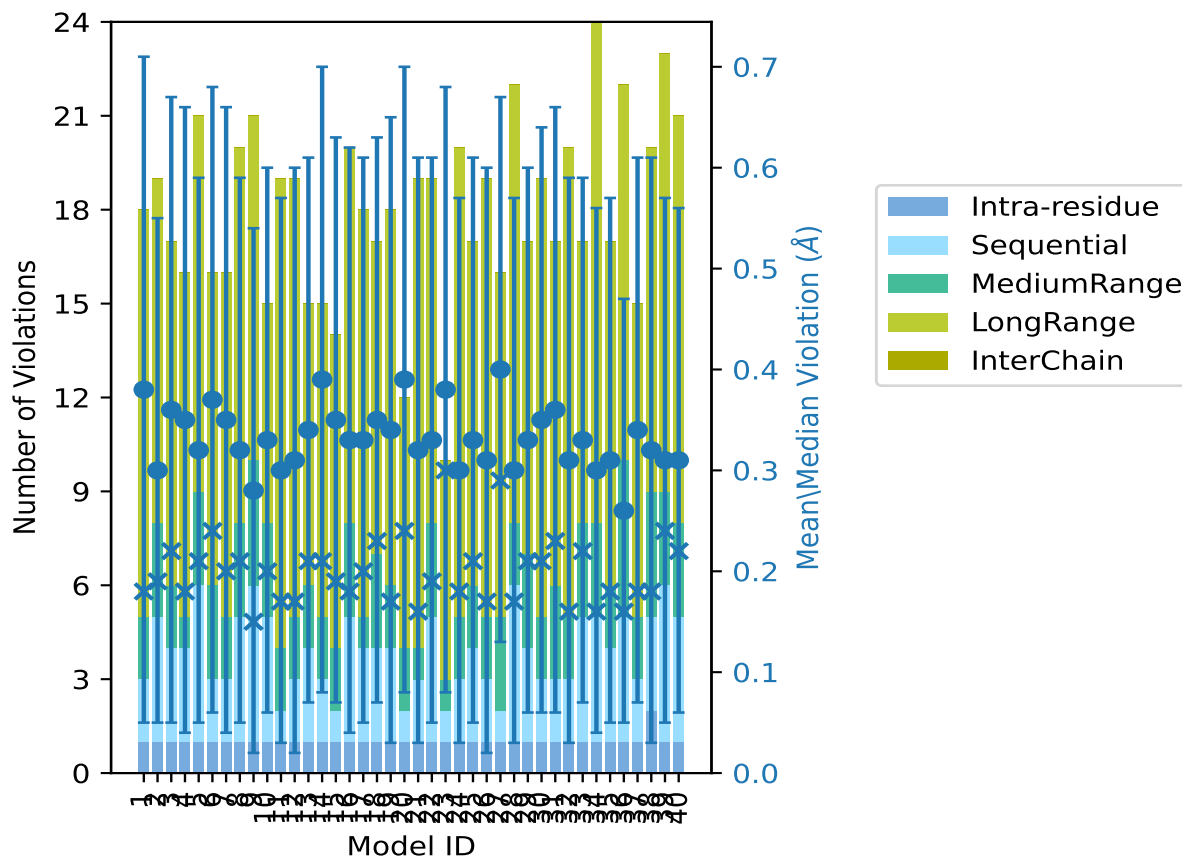
Continued from previous page...

Model ID	Number of violations						Mean (Å)	Max (Å)	SD ⁶ (Å)	Median (Å)
	IR ¹	SQ ²	MR ³	LR ⁴	IC ⁵	Total				
11	1	1	2	15	0	19	0.3	1.1	0.27	0.17
12	1	2	2	14	0	19	0.31	1.1	0.29	0.17
13	1	3	2	9	0	15	0.34	1.07	0.27	0.21
14	1	2	2	10	0	15	0.39	1.04	0.31	0.21
15	1	1	2	10	0	14	0.35	1.07	0.28	0.19
16	1	4	3	12	0	20	0.33	1.04	0.29	0.18
17	1	3	1	13	0	18	0.33	1.09	0.28	0.2
18	1	3	3	10	0	17	0.35	1.07	0.28	0.23
19	1	3	2	12	0	18	0.34	1.09	0.31	0.17
20	1	1	2	8	0	12	0.39	1.09	0.31	0.24
21	1	2	1	15	0	19	0.32	1.1	0.29	0.16
22	1	4	3	11	0	19	0.33	1.06	0.28	0.19
23	1	1	1	7	0	10	0.38	1.04	0.3	0.3
24	1	2	2	15	0	20	0.3	1.09	0.27	0.18
25	1	3	2	11	0	17	0.33	1.11	0.28	0.21
26	1	2	2	14	0	19	0.31	1.07	0.29	0.17
27	1	1	3	11	0	16	0.4	0.95	0.27	0.29
28	1	5	2	14	0	22	0.3	1.09	0.27	0.17
29	1	3	3	10	0	17	0.33	1.09	0.27	0.21
30	1	2	2	14	0	19	0.35	1.09	0.29	0.21
31	1	2	3	11	0	17	0.36	1.09	0.3	0.23
32	1	2	2	15	0	20	0.31	1.07	0.28	0.16
33	1	4	3	9	0	17	0.33	1.07	0.26	0.22
34	1	4	3	16	0	24	0.3	1.08	0.26	0.16
35	1	3	2	11	0	17	0.31	1.09	0.26	0.18
36	1	4	5	12	0	22	0.26	0.78	0.21	0.16
37	1	2	2	10	0	15	0.34	1.06	0.27	0.18
38	2	3	4	11	0	20	0.32	1.08	0.29	0.18
39	1	5	3	14	0	23	0.31	1.11	0.26	0.24
40	1	4	3	13	0	21	0.31	0.95	0.25	0.22

¹Intra-residue restraints, ²Sequential restraints, ³Medium range restraints, ⁴Long range restraints,

⁵Inter-chain restraints, ⁶Standard deviation

9.2.1 Bar graph : Distance Violation statistics for each model [i](#)



The mean(dot),median(x) and the standard deviation are shown in blue with respect to the y axis on the right

9.3 Distance violation statistics for the ensemble [i](#)

Violation analysis may find that some restraints are violated in few models and some are violated in most of models. The following table provides this information as number of violated restraints for a given fraction of the ensemble. In total, 2444(IR:501, SQ:582, MR:260, LR:1101, IC:0) restraints are not violated in the ensemble.

Number of violated restraints						Fraction of the ensemble	
IR ¹	SQ ²	MR ³	LR ⁴	IC ⁵	Total	Count ⁶	%
1	4	0	10	0	15	1	2.5
0	2	0	3	0	5	2	5.0
0	1	2	4	0	7	3	7.5
0	0	1	2	0	3	4	10.0
0	0	0	0	0	0	5	12.5
0	0	0	0	0	0	6	15.0

Continued on next page...

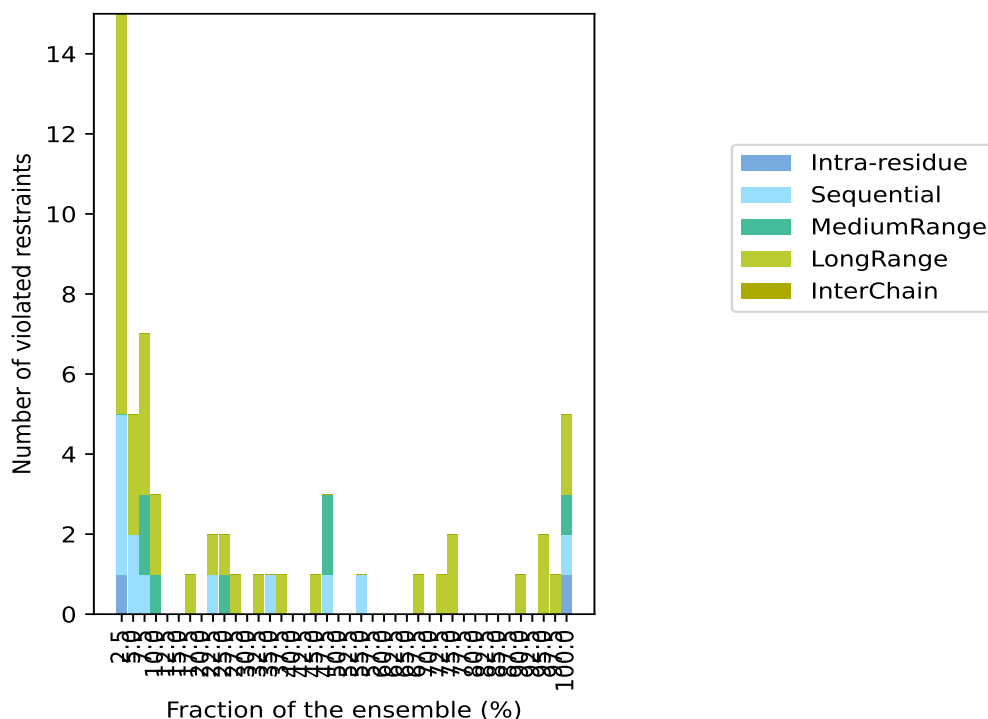
Continued from previous page...

Number of violated restraints						Fraction of the ensemble	
IR ¹	SQ ²	MR ³	LR ⁴	IC ⁵	Total	Count ⁶	%
0	0	0	1	0	1	7	17.5
0	0	0	0	0	0	8	20.0
0	1	0	1	0	2	9	22.5
0	0	1	1	0	2	10	25.0
0	0	0	1	0	1	11	27.5
0	0	0	0	0	0	12	30.0
0	0	0	1	0	1	13	32.5
0	1	0	0	0	1	14	35.0
0	0	0	1	0	1	15	37.5
0	0	0	0	0	0	16	40.0
0	0	0	0	0	0	17	42.5
0	0	0	1	0	1	18	45.0
0	1	2	0	0	3	19	47.5
0	0	0	0	0	0	20	50.0
0	0	0	0	0	0	21	52.5
0	1	0	0	0	1	22	55.0
0	0	0	0	0	0	23	57.5
0	0	0	0	0	0	24	60.0
0	0	0	0	0	0	25	62.5
0	0	0	0	0	0	26	65.0
0	0	0	1	0	1	27	67.5
0	0	0	0	0	0	28	70.0
0	0	0	1	0	1	29	72.5
0	0	0	2	0	2	30	75.0
0	0	0	0	0	0	31	77.5
0	0	0	0	0	0	32	80.0
0	0	0	0	0	0	33	82.5
0	0	0	0	0	0	34	85.0
0	0	0	0	0	0	35	87.5
0	0	0	1	0	1	36	90.0
0	0	0	0	0	0	37	92.5
0	0	0	2	0	2	38	95.0
0	0	0	1	0	1	39	97.5
1	1	1	2	0	5	40	100.0

¹Intra-residue restraints, ²Sequential restraints, ³Medium range restraints, ⁴Long range restraints,

⁵Inter-chain restraints, ⁶ Number of models with violations

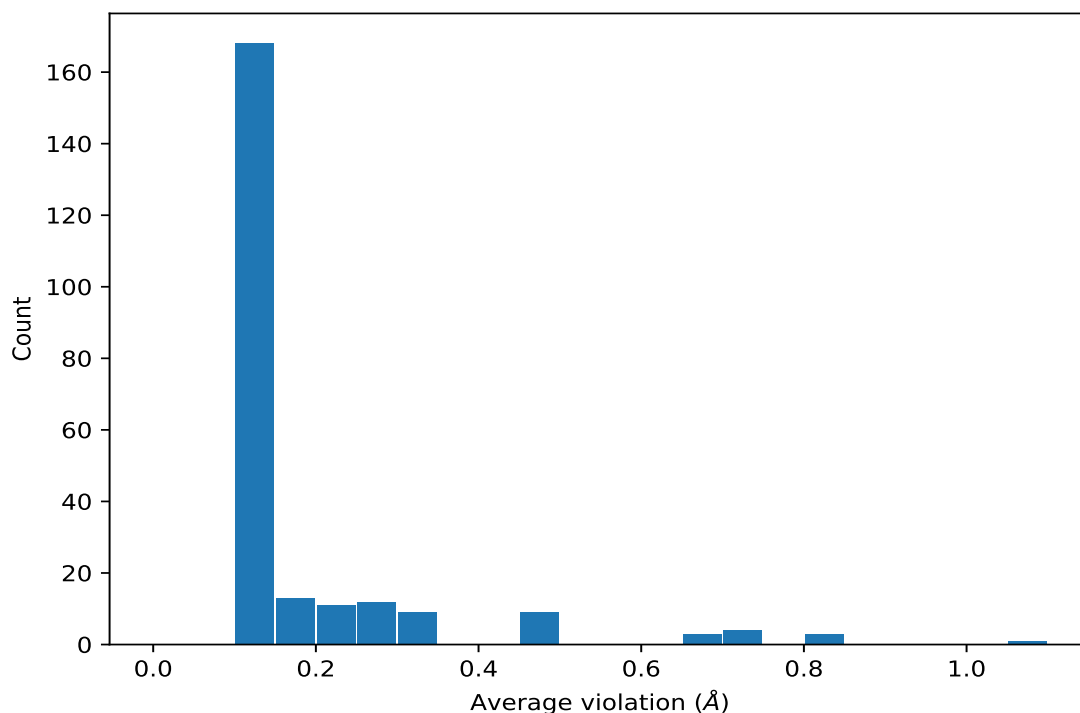
9.3.1 Bar graph : Distance violation statistics for the ensemble [i](#)



9.4 Most violated distance restraints in the ensemble [i](#)

9.4.1 Histogram : Distribution of mean distance violations [i](#)

The following histogram shows the distribution of the average value of the violation. The average is calculated for each restraint that is violated in more than one model over all the violated models in the ensemble



9.4.2 Table: Most violated distance restraints [i](#)

The following table provides the mean and the standard deviation of the violation for each restraint sorted by number of violated models and the mean value. The Key (restraint list ID, restraint ID) is the unique identifier for a given restraint. Rows with same key represent combinatorial or ambiguous restraints and are counted as a single restraint.

Key	Atom-1	Atom-2	Models ¹	Mean (Å)	SD ¹ (Å)	Median (Å)
(1,1492)	1:16:A:ASN:H	1:16:A:ASN:HD21	40	1.05	0.11	1.08
(1,2001)	1:40:A:GLN:HE21	1:47:A:LEU:HD21	40	0.73	0.13	0.77
(1,2001)	1:40:A:GLN:HE21	1:47:A:LEU:HD22	40	0.73	0.13	0.77
(1,2001)	1:40:A:GLN:HE21	1:47:A:LEU:HD23	40	0.73	0.13	0.77
(1,295)	1:39:A:THR:HG21	1:40:A:GLN:HE21	40	0.65	0.15	0.64
(1,295)	1:39:A:THR:HG22	1:40:A:GLN:HE21	40	0.65	0.15	0.64
(1,295)	1:39:A:THR:HG23	1:40:A:GLN:HE21	40	0.65	0.15	0.64
(1,542)	1:42:A:LEU:HD21	1:94:A:LEU:HD11	40	0.49	0.02	0.5
(1,542)	1:42:A:LEU:HD21	1:94:A:LEU:HD12	40	0.49	0.02	0.5
(1,542)	1:42:A:LEU:HD21	1:94:A:LEU:HD13	40	0.49	0.02	0.5
(1,542)	1:42:A:LEU:HD22	1:94:A:LEU:HD11	40	0.49	0.02	0.5
(1,542)	1:42:A:LEU:HD22	1:94:A:LEU:HD12	40	0.49	0.02	0.5
(1,542)	1:42:A:LEU:HD22	1:94:A:LEU:HD13	40	0.49	0.02	0.5
(1,542)	1:42:A:LEU:HD23	1:94:A:LEU:HD11	40	0.49	0.02	0.5
(1,542)	1:42:A:LEU:HD23	1:94:A:LEU:HD12	40	0.49	0.02	0.5
(1,542)	1:42:A:LEU:HD23	1:94:A:LEU:HD13	40	0.49	0.02	0.5

Continued on next page...

Continued from previous page...

Key	Atom-1	Atom-2	Models ¹	Mean (Å)	SD ¹ (Å)	Median (Å)
(1,838)	1:36:A:GLU:HB3	1:39:A:THR:HG21	40	0.22	0.04	0.22
(1,838)	1:36:A:GLU:HB3	1:39:A:THR:HG22	40	0.22	0.04	0.22
(1,838)	1:36:A:GLU:HB3	1:39:A:THR:HG23	40	0.22	0.04	0.22
(1,527)	1:45:A:TRP:HH2	1:57:A:VAL:HG11	39	0.17	0.03	0.17
(1,527)	1:45:A:TRP:HH2	1:57:A:VAL:HG12	39	0.17	0.03	0.17
(1,527)	1:45:A:TRP:HH2	1:57:A:VAL:HG13	39	0.17	0.03	0.17
(1,527)	1:45:A:TRP:HH2	1:57:A:VAL:HG21	39	0.17	0.03	0.17
(1,527)	1:45:A:TRP:HH2	1:57:A:VAL:HG22	39	0.17	0.03	0.17
(1,527)	1:45:A:TRP:HH2	1:57:A:VAL:HG23	39	0.17	0.03	0.17
(1,1360)	1:16:A:ASN:HD21	1:26:A:PHE:H	38	0.73	0.1	0.74
(1,2251)	1:33:A:THR:H	1:50:A:LEU:HD11	38	0.19	0.04	0.19
(1,2251)	1:33:A:THR:H	1:50:A:LEU:HD12	38	0.19	0.04	0.19
(1,2251)	1:33:A:THR:H	1:50:A:LEU:HD13	38	0.19	0.04	0.19
(1,2251)	1:33:A:THR:H	1:50:A:LEU:HD21	38	0.19	0.04	0.19
(1,2251)	1:33:A:THR:H	1:50:A:LEU:HD22	38	0.19	0.04	0.19
(1,2251)	1:33:A:THR:H	1:50:A:LEU:HD23	38	0.19	0.04	0.19
(1,2229)	1:30:A:ASP:H	1:62:A:LEU:HD11	36	0.15	0.03	0.15
(1,2229)	1:30:A:ASP:H	1:62:A:LEU:HD12	36	0.15	0.03	0.15
(1,2229)	1:30:A:ASP:H	1:62:A:LEU:HD13	36	0.15	0.03	0.15
(1,2229)	1:30:A:ASP:H	1:62:A:LEU:HD21	36	0.15	0.03	0.15
(1,2229)	1:30:A:ASP:H	1:62:A:LEU:HD22	36	0.15	0.03	0.15
(1,2229)	1:30:A:ASP:H	1:62:A:LEU:HD23	36	0.15	0.03	0.15
(1,1495)	1:16:A:ASN:HD21	1:25:A:SER:HA	30	0.18	0.05	0.17
(1,2298)	1:35:A:LEU:HD11	1:47:A:LEU:HA	30	0.13	0.02	0.13
(1,2298)	1:35:A:LEU:HD12	1:47:A:LEU:HA	30	0.13	0.02	0.13
(1,2298)	1:35:A:LEU:HD13	1:47:A:LEU:HA	30	0.13	0.02	0.13
(1,2298)	1:35:A:LEU:HD21	1:47:A:LEU:HA	30	0.13	0.02	0.13
(1,2298)	1:35:A:LEU:HD22	1:47:A:LEU:HA	30	0.13	0.02	0.13
(1,2298)	1:35:A:LEU:HD23	1:47:A:LEU:HA	30	0.13	0.02	0.13
(1,246)	1:46:A:TRP:HE3	1:64:A:ILE:HG21	29	0.14	0.02	0.13
(1,246)	1:46:A:TRP:HE3	1:64:A:ILE:HG22	29	0.14	0.02	0.13
(1,246)	1:46:A:TRP:HE3	1:64:A:ILE:HG23	29	0.14	0.02	0.13
(1,2332)	1:40:A:GLN:HE21	1:47:A:LEU:HD11	27	0.25	0.08	0.24
(1,2332)	1:40:A:GLN:HE21	1:47:A:LEU:HD12	27	0.25	0.08	0.24
(1,2332)	1:40:A:GLN:HE21	1:47:A:LEU:HD13	27	0.25	0.08	0.24
(1,2332)	1:40:A:GLN:HE21	1:47:A:LEU:HD21	27	0.25	0.08	0.24
(1,2332)	1:40:A:GLN:HE21	1:47:A:LEU:HD22	27	0.25	0.08	0.24
(1,2332)	1:40:A:GLN:HE21	1:47:A:LEU:HD23	27	0.25	0.08	0.24
(1,2294)	1:35:A:LEU:HD11	1:36:A:GLU:H	22	0.11	0.01	0.11
(1,2294)	1:35:A:LEU:HD12	1:36:A:GLU:H	22	0.11	0.01	0.11
(1,2294)	1:35:A:LEU:HD13	1:36:A:GLU:H	22	0.11	0.01	0.11
(1,2294)	1:35:A:LEU:HD21	1:36:A:GLU:H	22	0.11	0.01	0.11

Continued on next page...

Continued from previous page...

Key	Atom-1	Atom-2	Models ¹	Mean (Å)	SD ¹ (Å)	Median (Å)
(1,2294)	1:35:A:LEU:HD22	1:36:A:GLU:H	22	0.11	0.01	0.11
(1,2294)	1:35:A:LEU:HD23	1:36:A:GLU:H	22	0.11	0.01	0.11
(1,646)	1:62:A:LEU:HD11	1:64:A:ILE:HD11	19	0.33	0.05	0.32
(1,646)	1:62:A:LEU:HD11	1:64:A:ILE:HD12	19	0.33	0.05	0.32
(1,646)	1:62:A:LEU:HD11	1:64:A:ILE:HD13	19	0.33	0.05	0.32
(1,646)	1:62:A:LEU:HD12	1:64:A:ILE:HD11	19	0.33	0.05	0.32
(1,646)	1:62:A:LEU:HD12	1:64:A:ILE:HD12	19	0.33	0.05	0.32
(1,646)	1:62:A:LEU:HD12	1:64:A:ILE:HD13	19	0.33	0.05	0.32
(1,646)	1:62:A:LEU:HD13	1:64:A:ILE:HD11	19	0.33	0.05	0.32
(1,646)	1:62:A:LEU:HD13	1:64:A:ILE:HD12	19	0.33	0.05	0.32
(1,646)	1:62:A:LEU:HD13	1:64:A:ILE:HD13	19	0.33	0.05	0.32
(1,1063)	1:63:A:LYS:HE2	1:65:A:LEU:HD21	19	0.28	0.08	0.29
(1,1063)	1:63:A:LYS:HE2	1:65:A:LEU:HD22	19	0.28	0.08	0.29
(1,1063)	1:63:A:LYS:HE2	1:65:A:LEU:HD23	19	0.28	0.08	0.29
(1,1063)	1:63:A:LYS:HE3	1:65:A:LEU:HD21	19	0.28	0.08	0.29
(1,1063)	1:63:A:LYS:HE3	1:65:A:LEU:HD22	19	0.28	0.08	0.29
(1,1063)	1:63:A:LYS:HE3	1:65:A:LEU:HD23	19	0.28	0.08	0.29
(1,2431)	1:62:A:LEU:HD11	1:63:A:LYS:HA	19	0.23	0.01	0.23
(1,2431)	1:62:A:LEU:HD12	1:63:A:LYS:HA	19	0.23	0.01	0.23
(1,2431)	1:62:A:LEU:HD13	1:63:A:LYS:HA	19	0.23	0.01	0.23
(1,2431)	1:62:A:LEU:HD21	1:63:A:LYS:HA	19	0.23	0.01	0.23
(1,2431)	1:62:A:LEU:HD22	1:63:A:LYS:HA	19	0.23	0.01	0.23
(1,2431)	1:62:A:LEU:HD23	1:63:A:LYS:HA	19	0.23	0.01	0.23
(1,2066)	1:8:A:VAL:HB	1:34:A:VAL:HG11	18	0.12	0.02	0.12
(1,2066)	1:8:A:VAL:HB	1:34:A:VAL:HG12	18	0.12	0.02	0.12
(1,2066)	1:8:A:VAL:HB	1:34:A:VAL:HG13	18	0.12	0.02	0.12
(1,2066)	1:8:A:VAL:HB	1:34:A:VAL:HG21	18	0.12	0.02	0.12
(1,2066)	1:8:A:VAL:HB	1:34:A:VAL:HG22	18	0.12	0.02	0.12
(1,2066)	1:8:A:VAL:HB	1:34:A:VAL:HG23	18	0.12	0.02	0.12
(1,504)	1:32:A:MET:HE1	1:57:A:VAL:HG11	15	0.12	0.01	0.12
(1,504)	1:32:A:MET:HE1	1:57:A:VAL:HG12	15	0.12	0.01	0.12
(1,504)	1:32:A:MET:HE1	1:57:A:VAL:HG13	15	0.12	0.01	0.12
(1,504)	1:32:A:MET:HE1	1:57:A:VAL:HG21	15	0.12	0.01	0.12
(1,504)	1:32:A:MET:HE1	1:57:A:VAL:HG22	15	0.12	0.01	0.12
(1,504)	1:32:A:MET:HE1	1:57:A:VAL:HG23	15	0.12	0.01	0.12
(1,504)	1:32:A:MET:HE2	1:57:A:VAL:HG11	15	0.12	0.01	0.12
(1,504)	1:32:A:MET:HE2	1:57:A:VAL:HG12	15	0.12	0.01	0.12
(1,504)	1:32:A:MET:HE2	1:57:A:VAL:HG13	15	0.12	0.01	0.12
(1,504)	1:32:A:MET:HE2	1:57:A:VAL:HG21	15	0.12	0.01	0.12
(1,504)	1:32:A:MET:HE2	1:57:A:VAL:HG22	15	0.12	0.01	0.12
(1,504)	1:32:A:MET:HE2	1:57:A:VAL:HG23	15	0.12	0.01	0.12
(1,504)	1:32:A:MET:HE3	1:57:A:VAL:HG11	15	0.12	0.01	0.12

Continued on next page...

Continued from previous page...

Key	Atom-1	Atom-2	Models ¹	Mean (Å)	SD ¹ (Å)	Median (Å)
(1,504)	1:32:A:MET:HE3	1:57:A:VAL:HG12	15	0.12	0.01	0.12
(1,504)	1:32:A:MET:HE3	1:57:A:VAL:HG13	15	0.12	0.01	0.12
(1,504)	1:32:A:MET:HE3	1:57:A:VAL:HG21	15	0.12	0.01	0.12
(1,504)	1:32:A:MET:HE3	1:57:A:VAL:HG22	15	0.12	0.01	0.12
(1,504)	1:32:A:MET:HE3	1:57:A:VAL:HG23	15	0.12	0.01	0.12
(1,2432)	1:62:A:LEU:HD11	1:63:A:LYS:HB2	14	0.14	0.02	0.14
(1,2432)	1:62:A:LEU:HD11	1:63:A:LYS:HB3	14	0.14	0.02	0.14
(1,2432)	1:62:A:LEU:HD12	1:63:A:LYS:HB2	14	0.14	0.02	0.14
(1,2432)	1:62:A:LEU:HD12	1:63:A:LYS:HB3	14	0.14	0.02	0.14
(1,2432)	1:62:A:LEU:HD13	1:63:A:LYS:HB2	14	0.14	0.02	0.14
(1,2432)	1:62:A:LEU:HD13	1:63:A:LYS:HB3	14	0.14	0.02	0.14
(1,2432)	1:62:A:LEU:HD21	1:63:A:LYS:HB2	14	0.14	0.02	0.14
(1,2432)	1:62:A:LEU:HD21	1:63:A:LYS:HB3	14	0.14	0.02	0.14
(1,2432)	1:62:A:LEU:HD22	1:63:A:LYS:HB2	14	0.14	0.02	0.14
(1,2432)	1:62:A:LEU:HD22	1:63:A:LYS:HB3	14	0.14	0.02	0.14
(1,2432)	1:62:A:LEU:HD23	1:63:A:LYS:HB2	14	0.14	0.02	0.14
(1,2432)	1:62:A:LEU:HD23	1:63:A:LYS:HB3	14	0.14	0.02	0.14
(1,1497)	1:16:A:ASN:HD21	1:26:A:PHE:HE1	13	0.21	0.08	0.17
(1,1497)	1:16:A:ASN:HD21	1:26:A:PHE:HE2	13	0.21	0.08	0.17
(1,2048)	1:6:A:LEU:HD11	1:37:A:ARG:HD2	11	0.13	0.02	0.13
(1,2048)	1:6:A:LEU:HD12	1:37:A:ARG:HD2	11	0.13	0.02	0.13
(1,2048)	1:6:A:LEU:HD13	1:37:A:ARG:HD2	11	0.13	0.02	0.13
(1,2048)	1:6:A:LEU:HD21	1:37:A:ARG:HD2	11	0.13	0.02	0.13
(1,2048)	1:6:A:LEU:HD22	1:37:A:ARG:HD2	11	0.13	0.02	0.13
(1,2048)	1:6:A:LEU:HD23	1:37:A:ARG:HD2	11	0.13	0.02	0.13
(1,231)	1:14:A:TYR:HE1	1:88:A:ALA:HB1	10	0.14	0.02	0.14
(1,231)	1:14:A:TYR:HE1	1:88:A:ALA:HB2	10	0.14	0.02	0.14
(1,231)	1:14:A:TYR:HE1	1:88:A:ALA:HB3	10	0.14	0.02	0.14
(1,231)	1:14:A:TYR:HE2	1:88:A:ALA:HB1	10	0.14	0.02	0.14
(1,231)	1:14:A:TYR:HE2	1:88:A:ALA:HB2	10	0.14	0.02	0.14
(1,231)	1:14:A:TYR:HE2	1:88:A:ALA:HB3	10	0.14	0.02	0.14
(1,2443)	1:63:A:LYS:HD2	1:65:A:LEU:HD21	10	0.14	0.02	0.14
(1,2443)	1:63:A:LYS:HD2	1:65:A:LEU:HD22	10	0.14	0.02	0.14
(1,2443)	1:63:A:LYS:HD2	1:65:A:LEU:HD23	10	0.14	0.02	0.14
(1,2443)	1:63:A:LYS:HD3	1:65:A:LEU:HD21	10	0.14	0.02	0.14
(1,2443)	1:63:A:LYS:HD3	1:65:A:LEU:HD22	10	0.14	0.02	0.14
(1,2443)	1:63:A:LYS:HD3	1:65:A:LEU:HD23	10	0.14	0.02	0.14
(1,210)	1:32:A:MET:HE1	1:50:A:LEU:HG	9	0.12	0.02	0.11
(1,210)	1:32:A:MET:HE2	1:50:A:LEU:HG	9	0.12	0.02	0.11
(1,210)	1:32:A:MET:HE3	1:50:A:LEU:HG	9	0.12	0.02	0.11
(1,1171)	1:13:A:LEU:HD11	1:14:A:TYR:HE1	9	0.12	0.01	0.12
(1,1171)	1:13:A:LEU:HD11	1:14:A:TYR:HE2	9	0.12	0.01	0.12

Continued on next page...

Continued from previous page...

Key	Atom-1	Atom-2	Models ¹	Mean (Å)	SD ¹ (Å)	Median (Å)
(1,1171)	1:13:A:LEU:HD12	1:14:A:TYR:HE1	9	0.12	0.01	0.12
(1,1171)	1:13:A:LEU:HD12	1:14:A:TYR:HE2	9	0.12	0.01	0.12
(1,1171)	1:13:A:LEU:HD13	1:14:A:TYR:HE1	9	0.12	0.01	0.12
(1,1171)	1:13:A:LEU:HD13	1:14:A:TYR:HE2	9	0.12	0.01	0.12
(1,338)	1:8:A:VAL:HG11	1:34:A:VAL:HA	7	0.11	0.01	0.11
(1,338)	1:8:A:VAL:HG12	1:34:A:VAL:HA	7	0.11	0.01	0.11
(1,338)	1:8:A:VAL:HG13	1:34:A:VAL:HA	7	0.11	0.01	0.11
(1,322)	1:18:A:ALA:HB1	1:26:A:PHE:H	4	0.14	0.03	0.13
(1,322)	1:18:A:ALA:HB2	1:26:A:PHE:H	4	0.14	0.03	0.13
(1,322)	1:18:A:ALA:HB3	1:26:A:PHE:H	4	0.14	0.03	0.13
(1,2032)	1:6:A:LEU:HG	1:8:A:VAL:HG11	4	0.12	0.01	0.12
(1,2032)	1:6:A:LEU:HG	1:8:A:VAL:HG12	4	0.12	0.01	0.12
(1,2032)	1:6:A:LEU:HG	1:8:A:VAL:HG13	4	0.12	0.01	0.12
(1,2032)	1:6:A:LEU:HG	1:8:A:VAL:HG21	4	0.12	0.01	0.12
(1,2032)	1:6:A:LEU:HG	1:8:A:VAL:HG22	4	0.12	0.01	0.12
(1,2032)	1:6:A:LEU:HG	1:8:A:VAL:HG23	4	0.12	0.01	0.12
(1,203)	1:31:A:ILE:HD11	1:65:A:LEU:H	4	0.11	0.01	0.12
(1,203)	1:31:A:ILE:HD12	1:65:A:LEU:H	4	0.11	0.01	0.12
(1,203)	1:31:A:ILE:HD13	1:65:A:LEU:H	4	0.11	0.01	0.12
(1,321)	1:16:A:ASN:HD22	1:18:A:ALA:HB1	3	0.81	0.1	0.78
(1,321)	1:16:A:ASN:HD22	1:18:A:ALA:HB2	3	0.81	0.1	0.78
(1,321)	1:16:A:ASN:HD22	1:18:A:ALA:HB3	3	0.81	0.1	0.78
(1,2446)	1:66:A:VAL:HG11	1:67:A:GLY:HA2	3	0.15	0.03	0.13
(1,2446)	1:66:A:VAL:HG11	1:67:A:GLY:HA3	3	0.15	0.03	0.13
(1,2446)	1:66:A:VAL:HG12	1:67:A:GLY:HA2	3	0.15	0.03	0.13
(1,2446)	1:66:A:VAL:HG12	1:67:A:GLY:HA3	3	0.15	0.03	0.13
(1,2446)	1:66:A:VAL:HG13	1:67:A:GLY:HA2	3	0.15	0.03	0.13
(1,2446)	1:66:A:VAL:HG13	1:67:A:GLY:HA3	3	0.15	0.03	0.13
(1,2446)	1:66:A:VAL:HG21	1:67:A:GLY:HA2	3	0.15	0.03	0.13
(1,2446)	1:66:A:VAL:HG21	1:67:A:GLY:HA3	3	0.15	0.03	0.13
(1,2446)	1:66:A:VAL:HG22	1:67:A:GLY:HA2	3	0.15	0.03	0.13
(1,2446)	1:66:A:VAL:HG22	1:67:A:GLY:HA3	3	0.15	0.03	0.13
(1,2446)	1:66:A:VAL:HG23	1:67:A:GLY:HA2	3	0.15	0.03	0.13
(1,2446)	1:66:A:VAL:HG23	1:67:A:GLY:HA3	3	0.15	0.03	0.13
(1,2077)	1:8:A:VAL:HG11	1:66:A:VAL:HA	3	0.15	0.04	0.15
(1,2077)	1:8:A:VAL:HG12	1:66:A:VAL:HA	3	0.15	0.04	0.15
(1,2077)	1:8:A:VAL:HG13	1:66:A:VAL:HA	3	0.15	0.04	0.15
(1,2077)	1:8:A:VAL:HG21	1:66:A:VAL:HA	3	0.15	0.04	0.15
(1,2077)	1:8:A:VAL:HG22	1:66:A:VAL:HA	3	0.15	0.04	0.15
(1,2077)	1:8:A:VAL:HG23	1:66:A:VAL:HA	3	0.15	0.04	0.15
(1,1069)	1:16:A:ASN:H	1:27:A:ARG:HD2	3	0.15	0.05	0.14
(1,1069)	1:16:A:ASN:H	1:27:A:ARG:HD3	3	0.15	0.05	0.14

Continued on next page...

Continued from previous page...

Key	Atom-1	Atom-2	Models ¹	Mean (Å)	SD ¹ (Å)	Median (Å)
(1,1329)	1:10:A:ALA:HB1	1:62:A:LEU:HB3	3	0.11	0.01	0.11
(1,1329)	1:10:A:ALA:HB2	1:62:A:LEU:HB3	3	0.11	0.01	0.11
(1,1329)	1:10:A:ALA:HB3	1:62:A:LEU:HB3	3	0.11	0.01	0.11
(1,2113)	1:11:A:LYS:HD2	1:13:A:LEU:HD11	3	0.11	0.01	0.11
(1,2113)	1:11:A:LYS:HD2	1:13:A:LEU:HD12	3	0.11	0.01	0.11
(1,2113)	1:11:A:LYS:HD2	1:13:A:LEU:HD13	3	0.11	0.01	0.11
(1,2113)	1:11:A:LYS:HD2	1:13:A:LEU:HD21	3	0.11	0.01	0.11
(1,2113)	1:11:A:LYS:HD2	1:13:A:LEU:HD22	3	0.11	0.01	0.11
(1,2113)	1:11:A:LYS:HD2	1:13:A:LEU:HD23	3	0.11	0.01	0.11
(1,2113)	1:11:A:LYS:HD3	1:13:A:LEU:HD11	3	0.11	0.01	0.11
(1,2113)	1:11:A:LYS:HD3	1:13:A:LEU:HD12	3	0.11	0.01	0.11
(1,2113)	1:11:A:LYS:HD3	1:13:A:LEU:HD13	3	0.11	0.01	0.11
(1,2113)	1:11:A:LYS:HD3	1:13:A:LEU:HD21	3	0.11	0.01	0.11
(1,2113)	1:11:A:LYS:HD3	1:13:A:LEU:HD22	3	0.11	0.01	0.11
(1,2113)	1:11:A:LYS:HD3	1:13:A:LEU:HD23	3	0.11	0.01	0.11
(1,2226)	1:29:A:GLY:H	1:62:A:LEU:HD11	3	0.11	0.0	0.11
(1,2226)	1:29:A:GLY:H	1:62:A:LEU:HD12	3	0.11	0.0	0.11
(1,2226)	1:29:A:GLY:H	1:62:A:LEU:HD13	3	0.11	0.0	0.11
(1,2226)	1:29:A:GLY:H	1:62:A:LEU:HD21	3	0.11	0.0	0.11
(1,2226)	1:29:A:GLY:H	1:62:A:LEU:HD22	3	0.11	0.0	0.11
(1,2226)	1:29:A:GLY:H	1:62:A:LEU:HD23	3	0.11	0.0	0.11
(1,2058)	1:7:A:ASN:HD21	1:35:A:LEU:HD11	2	0.12	0.02	0.12
(1,2058)	1:7:A:ASN:HD21	1:35:A:LEU:HD12	2	0.12	0.02	0.12
(1,2058)	1:7:A:ASN:HD21	1:35:A:LEU:HD13	2	0.12	0.02	0.12
(1,2058)	1:7:A:ASN:HD21	1:35:A:LEU:HD21	2	0.12	0.02	0.12
(1,2058)	1:7:A:ASN:HD21	1:35:A:LEU:HD22	2	0.12	0.02	0.12
(1,2058)	1:7:A:ASN:HD21	1:35:A:LEU:HD23	2	0.12	0.02	0.12
(1,2058)	1:7:A:ASN:HD22	1:35:A:LEU:HD11	2	0.12	0.02	0.12
(1,2058)	1:7:A:ASN:HD22	1:35:A:LEU:HD12	2	0.12	0.02	0.12
(1,2058)	1:7:A:ASN:HD22	1:35:A:LEU:HD13	2	0.12	0.02	0.12
(1,2058)	1:7:A:ASN:HD22	1:35:A:LEU:HD21	2	0.12	0.02	0.12
(1,2058)	1:7:A:ASN:HD22	1:35:A:LEU:HD22	2	0.12	0.02	0.12
(1,2058)	1:7:A:ASN:HD22	1:35:A:LEU:HD23	2	0.12	0.02	0.12
(1,1062)	1:13:A:LEU:HD21	1:63:A:LYS:HE2	2	0.12	0.01	0.12
(1,1062)	1:13:A:LEU:HD21	1:63:A:LYS:HE3	2	0.12	0.01	0.12
(1,1062)	1:13:A:LEU:HD22	1:63:A:LYS:HE2	2	0.12	0.01	0.12
(1,1062)	1:13:A:LEU:HD22	1:63:A:LYS:HE3	2	0.12	0.01	0.12
(1,1062)	1:13:A:LEU:HD23	1:63:A:LYS:HE2	2	0.12	0.01	0.12
(1,1062)	1:13:A:LEU:HD23	1:63:A:LYS:HE3	2	0.12	0.01	0.12
(1,1992)	1:96:A:GLU:HA	1:97:A:GLY:H	2	0.12	0.0	0.12
(1,568)	1:42:A:LEU:HD11	1:95:A:PRO:HD3	2	0.11	0.0	0.11
(1,568)	1:42:A:LEU:HD12	1:95:A:PRO:HD3	2	0.11	0.0	0.11

Continued on next page...

Continued from previous page...

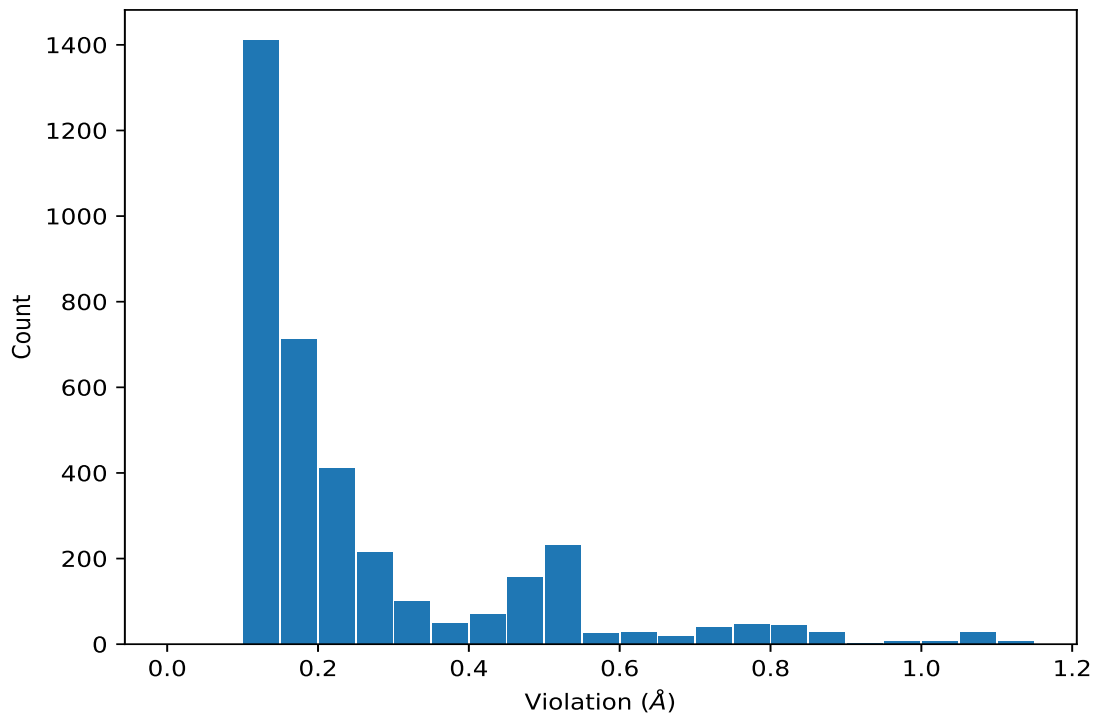
Key	Atom-1	Atom-2	Models ¹	Mean (Å)	SD ¹ (Å)	Median (Å)
(1,568)	1:42:A:LEU:HD13	1:95:A:PRO:HD3	2	0.11	0.0	0.11
(1,142)	1:68:A:MET:HE1	1:69:A:TYR:HD1	2	0.11	0.0	0.11
(1,142)	1:68:A:MET:HE1	1:69:A:TYR:HD2	2	0.11	0.0	0.11
(1,142)	1:68:A:MET:HE2	1:69:A:TYR:HD1	2	0.11	0.0	0.11
(1,142)	1:68:A:MET:HE2	1:69:A:TYR:HD2	2	0.11	0.0	0.11
(1,142)	1:68:A:MET:HE3	1:69:A:TYR:HD1	2	0.11	0.0	0.11
(1,142)	1:68:A:MET:HE3	1:69:A:TYR:HD2	2	0.11	0.0	0.11

¹Number of violated models, ²Standard deviation

9.5 All violated distance restraints [i](#)

9.5.1 Histogram : Distribution of distance violations [i](#)

The following histogram shows the distribution of the absolute value of the violation for all violated restraints in the ensemble.



9.5.2 Table : All distance violations [i](#)

The following table lists the absolute value of the violation for each restraint in the ensemble sorted by its value. The Key (restraint list ID, restraint ID) is the unique identifier for a given restraint. Rows with same key represent combinatorial or ambiguous restraints and are counted as a single restraint.

Key	Atom-1	Atom-2	Model ID	Violation (Å)
(1,1492)	1:16:A:ASN:H	1:16:A:ASN:HD21	5	1.11
(1,1492)	1:16:A:ASN:H	1:16:A:ASN:HD21	25	1.11
(1,1492)	1:16:A:ASN:H	1:16:A:ASN:HD21	39	1.11
(1,1492)	1:16:A:ASN:H	1:16:A:ASN:HD21	4	1.1
(1,1492)	1:16:A:ASN:H	1:16:A:ASN:HD21	11	1.1
(1,1492)	1:16:A:ASN:H	1:16:A:ASN:HD21	12	1.1
(1,1492)	1:16:A:ASN:H	1:16:A:ASN:HD21	21	1.1
(1,1492)	1:16:A:ASN:H	1:16:A:ASN:HD21	2	1.09
(1,1492)	1:16:A:ASN:H	1:16:A:ASN:HD21	7	1.09
(1,1492)	1:16:A:ASN:H	1:16:A:ASN:HD21	17	1.09
(1,1492)	1:16:A:ASN:H	1:16:A:ASN:HD21	19	1.09
(1,1492)	1:16:A:ASN:H	1:16:A:ASN:HD21	20	1.09
(1,1492)	1:16:A:ASN:H	1:16:A:ASN:HD21	24	1.09
(1,1492)	1:16:A:ASN:H	1:16:A:ASN:HD21	28	1.09
(1,1492)	1:16:A:ASN:H	1:16:A:ASN:HD21	29	1.09
(1,1492)	1:16:A:ASN:H	1:16:A:ASN:HD21	30	1.09
(1,1492)	1:16:A:ASN:H	1:16:A:ASN:HD21	31	1.09
(1,1492)	1:16:A:ASN:H	1:16:A:ASN:HD21	35	1.09
(1,1492)	1:16:A:ASN:H	1:16:A:ASN:HD21	1	1.08
(1,1492)	1:16:A:ASN:H	1:16:A:ASN:HD21	6	1.08
(1,1492)	1:16:A:ASN:H	1:16:A:ASN:HD21	9	1.08
(1,1492)	1:16:A:ASN:H	1:16:A:ASN:HD21	34	1.08
(1,1492)	1:16:A:ASN:H	1:16:A:ASN:HD21	38	1.08
(1,1492)	1:16:A:ASN:H	1:16:A:ASN:HD21	3	1.07
(1,1492)	1:16:A:ASN:H	1:16:A:ASN:HD21	8	1.07
(1,1492)	1:16:A:ASN:H	1:16:A:ASN:HD21	13	1.07
(1,1492)	1:16:A:ASN:H	1:16:A:ASN:HD21	15	1.07
(1,1492)	1:16:A:ASN:H	1:16:A:ASN:HD21	18	1.07
(1,1492)	1:16:A:ASN:H	1:16:A:ASN:HD21	26	1.07
(1,1492)	1:16:A:ASN:H	1:16:A:ASN:HD21	32	1.07
(1,1492)	1:16:A:ASN:H	1:16:A:ASN:HD21	33	1.07
(1,1492)	1:16:A:ASN:H	1:16:A:ASN:HD21	22	1.06
(1,1492)	1:16:A:ASN:H	1:16:A:ASN:HD21	37	1.06
(1,1492)	1:16:A:ASN:H	1:16:A:ASN:HD21	10	1.05
(1,1492)	1:16:A:ASN:H	1:16:A:ASN:HD21	14	1.04
(1,1492)	1:16:A:ASN:H	1:16:A:ASN:HD21	16	1.04
(1,1492)	1:16:A:ASN:H	1:16:A:ASN:HD21	23	1.04
(1,2001)	1:40:A:GLN:HE21	1:47:A:LEU:HD21	1	1.02
(1,2001)	1:40:A:GLN:HE21	1:47:A:LEU:HD22	1	1.02
(1,2001)	1:40:A:GLN:HE21	1:47:A:LEU:HD23	1	1.02
(1,2001)	1:40:A:GLN:HE21	1:47:A:LEU:HD21	40	0.95
(1,2001)	1:40:A:GLN:HE21	1:47:A:LEU:HD22	40	0.95
(1,2001)	1:40:A:GLN:HE21	1:47:A:LEU:HD23	40	0.95

Continued on next page...

Continued from previous page...

Key	Atom-1	Atom-2	Model ID	Violation (Å)
(1,321)	1:16:A:ASN:HD22	1:18:A:ALA:HB1	27	0.95
(1,321)	1:16:A:ASN:HD22	1:18:A:ALA:HB2	27	0.95
(1,321)	1:16:A:ASN:HD22	1:18:A:ALA:HB3	27	0.95
(1,2001)	1:40:A:GLN:HE21	1:47:A:LEU:HD21	3	0.94
(1,2001)	1:40:A:GLN:HE21	1:47:A:LEU:HD22	3	0.94
(1,2001)	1:40:A:GLN:HE21	1:47:A:LEU:HD23	3	0.94
(1,1360)	1:16:A:ASN:HD21	1:26:A:PHE:H	20	0.89
(1,2001)	1:40:A:GLN:HE21	1:47:A:LEU:HD21	19	0.88
(1,2001)	1:40:A:GLN:HE21	1:47:A:LEU:HD22	19	0.88
(1,2001)	1:40:A:GLN:HE21	1:47:A:LEU:HD23	19	0.88
(1,1360)	1:16:A:ASN:HD21	1:26:A:PHE:H	26	0.87
(1,295)	1:39:A:THR:HG21	1:40:A:GLN:HE21	1	0.86
(1,295)	1:39:A:THR:HG22	1:40:A:GLN:HE21	1	0.86
(1,295)	1:39:A:THR:HG23	1:40:A:GLN:HE21	1	0.86
(1,1360)	1:16:A:ASN:HD21	1:26:A:PHE:H	22	0.85
(1,295)	1:39:A:THR:HG21	1:40:A:GLN:HE21	6	0.85
(1,295)	1:39:A:THR:HG22	1:40:A:GLN:HE21	6	0.85
(1,295)	1:39:A:THR:HG23	1:40:A:GLN:HE21	6	0.85
(1,295)	1:39:A:THR:HG21	1:40:A:GLN:HE21	14	0.85
(1,295)	1:39:A:THR:HG22	1:40:A:GLN:HE21	14	0.85
(1,295)	1:39:A:THR:HG23	1:40:A:GLN:HE21	14	0.85
(1,295)	1:39:A:THR:HG21	1:40:A:GLN:HE21	16	0.85
(1,295)	1:39:A:THR:HG22	1:40:A:GLN:HE21	16	0.85
(1,295)	1:39:A:THR:HG23	1:40:A:GLN:HE21	16	0.85
(1,295)	1:39:A:THR:HG21	1:40:A:GLN:HE21	19	0.85
(1,295)	1:39:A:THR:HG22	1:40:A:GLN:HE21	19	0.85
(1,295)	1:39:A:THR:HG23	1:40:A:GLN:HE21	19	0.85
(1,295)	1:39:A:THR:HG21	1:40:A:GLN:HE21	27	0.85
(1,295)	1:39:A:THR:HG22	1:40:A:GLN:HE21	27	0.85
(1,295)	1:39:A:THR:HG23	1:40:A:GLN:HE21	27	0.85
(1,295)	1:39:A:THR:HG21	1:40:A:GLN:HE21	32	0.85
(1,295)	1:39:A:THR:HG22	1:40:A:GLN:HE21	32	0.85
(1,295)	1:39:A:THR:HG23	1:40:A:GLN:HE21	32	0.85
(1,2001)	1:40:A:GLN:HE21	1:47:A:LEU:HD21	14	0.84
(1,2001)	1:40:A:GLN:HE21	1:47:A:LEU:HD22	14	0.84
(1,2001)	1:40:A:GLN:HE21	1:47:A:LEU:HD23	14	0.84
(1,2001)	1:40:A:GLN:HE21	1:47:A:LEU:HD21	28	0.84
(1,2001)	1:40:A:GLN:HE21	1:47:A:LEU:HD22	28	0.84
(1,2001)	1:40:A:GLN:HE21	1:47:A:LEU:HD23	28	0.84
(1,1360)	1:16:A:ASN:HD21	1:26:A:PHE:H	1	0.84
(1,295)	1:39:A:THR:HG21	1:40:A:GLN:HE21	38	0.84
(1,295)	1:39:A:THR:HG22	1:40:A:GLN:HE21	38	0.84

Continued on next page...

Continued from previous page...

Key	Atom-1	Atom-2	Model ID	Violation (Å)
(1,295)	1:39:A:THR:HG23	1:40:A:GLN:HE21	38	0.84
(1,2001)	1:40:A:GLN:HE21	1:47:A:LEU:HD21	34	0.83
(1,2001)	1:40:A:GLN:HE21	1:47:A:LEU:HD22	34	0.83
(1,2001)	1:40:A:GLN:HE21	1:47:A:LEU:HD23	34	0.83
(1,1360)	1:16:A:ASN:HD21	1:26:A:PHE:H	17	0.83
(1,295)	1:39:A:THR:HG21	1:40:A:GLN:HE21	5	0.83
(1,295)	1:39:A:THR:HG22	1:40:A:GLN:HE21	5	0.83
(1,295)	1:39:A:THR:HG23	1:40:A:GLN:HE21	5	0.83
(1,295)	1:39:A:THR:HG21	1:40:A:GLN:HE21	25	0.83
(1,295)	1:39:A:THR:HG22	1:40:A:GLN:HE21	25	0.83
(1,295)	1:39:A:THR:HG23	1:40:A:GLN:HE21	25	0.83
(1,2001)	1:40:A:GLN:HE21	1:47:A:LEU:HD21	16	0.82
(1,2001)	1:40:A:GLN:HE21	1:47:A:LEU:HD22	16	0.82
(1,2001)	1:40:A:GLN:HE21	1:47:A:LEU:HD23	16	0.82
(1,1360)	1:16:A:ASN:HD21	1:26:A:PHE:H	3	0.82
(1,2001)	1:40:A:GLN:HE21	1:47:A:LEU:HD21	8	0.81
(1,2001)	1:40:A:GLN:HE21	1:47:A:LEU:HD22	8	0.81
(1,2001)	1:40:A:GLN:HE21	1:47:A:LEU:HD23	8	0.81
(1,2001)	1:40:A:GLN:HE21	1:47:A:LEU:HD21	31	0.81
(1,2001)	1:40:A:GLN:HE21	1:47:A:LEU:HD22	31	0.81
(1,2001)	1:40:A:GLN:HE21	1:47:A:LEU:HD23	31	0.81
(1,1360)	1:16:A:ASN:HD21	1:26:A:PHE:H	4	0.81
(1,1360)	1:16:A:ASN:HD21	1:26:A:PHE:H	30	0.81
(1,1360)	1:16:A:ASN:HD21	1:26:A:PHE:H	31	0.81
(1,295)	1:39:A:THR:HG21	1:40:A:GLN:HE21	7	0.81
(1,295)	1:39:A:THR:HG22	1:40:A:GLN:HE21	7	0.81
(1,295)	1:39:A:THR:HG23	1:40:A:GLN:HE21	7	0.81
(1,2001)	1:40:A:GLN:HE21	1:47:A:LEU:HD21	21	0.8
(1,2001)	1:40:A:GLN:HE21	1:47:A:LEU:HD22	21	0.8
(1,2001)	1:40:A:GLN:HE21	1:47:A:LEU:HD23	21	0.8
(1,2001)	1:40:A:GLN:HE21	1:47:A:LEU:HD21	32	0.8
(1,2001)	1:40:A:GLN:HE21	1:47:A:LEU:HD22	32	0.8
(1,2001)	1:40:A:GLN:HE21	1:47:A:LEU:HD23	32	0.8
(1,1360)	1:16:A:ASN:HD21	1:26:A:PHE:H	13	0.8
(1,2001)	1:40:A:GLN:HE21	1:47:A:LEU:HD21	5	0.79
(1,2001)	1:40:A:GLN:HE21	1:47:A:LEU:HD22	5	0.79
(1,2001)	1:40:A:GLN:HE21	1:47:A:LEU:HD23	5	0.79
(1,2001)	1:40:A:GLN:HE21	1:47:A:LEU:HD21	7	0.79
(1,2001)	1:40:A:GLN:HE21	1:47:A:LEU:HD22	7	0.79
(1,2001)	1:40:A:GLN:HE21	1:47:A:LEU:HD23	7	0.79
(1,2001)	1:40:A:GLN:HE21	1:47:A:LEU:HD21	27	0.79
(1,2001)	1:40:A:GLN:HE21	1:47:A:LEU:HD22	27	0.79

Continued on next page...

Continued from previous page...

Key	Atom-1	Atom-2	Model ID	Violation (Å)
(1,2001)	1:40:A:GLN:HE21	1:47:A:LEU:HD23	27	0.79
(1,1360)	1:16:A:ASN:HD21	1:26:A:PHE:H	8	0.79
(1,1360)	1:16:A:ASN:HD21	1:26:A:PHE:H	14	0.79
(1,1360)	1:16:A:ASN:HD21	1:26:A:PHE:H	16	0.79
(1,2001)	1:40:A:GLN:HE21	1:47:A:LEU:HD21	6	0.78
(1,2001)	1:40:A:GLN:HE21	1:47:A:LEU:HD22	6	0.78
(1,2001)	1:40:A:GLN:HE21	1:47:A:LEU:HD23	6	0.78
(1,2001)	1:40:A:GLN:HE21	1:47:A:LEU:HD21	18	0.78
(1,2001)	1:40:A:GLN:HE21	1:47:A:LEU:HD22	18	0.78
(1,2001)	1:40:A:GLN:HE21	1:47:A:LEU:HD23	18	0.78
(1,2001)	1:40:A:GLN:HE21	1:47:A:LEU:HD21	30	0.78
(1,2001)	1:40:A:GLN:HE21	1:47:A:LEU:HD22	30	0.78
(1,2001)	1:40:A:GLN:HE21	1:47:A:LEU:HD23	30	0.78
(1,2001)	1:40:A:GLN:HE21	1:47:A:LEU:HD21	39	0.78
(1,2001)	1:40:A:GLN:HE21	1:47:A:LEU:HD22	39	0.78
(1,2001)	1:40:A:GLN:HE21	1:47:A:LEU:HD23	39	0.78
(1,1492)	1:16:A:ASN:H	1:16:A:ASN:HD21	27	0.78
(1,1360)	1:16:A:ASN:HD21	1:26:A:PHE:H	12	0.78
(1,1360)	1:16:A:ASN:HD21	1:26:A:PHE:H	21	0.78
(1,1360)	1:16:A:ASN:HD21	1:26:A:PHE:H	24	0.78
(1,321)	1:16:A:ASN:HD22	1:18:A:ALA:HB1	36	0.78
(1,321)	1:16:A:ASN:HD22	1:18:A:ALA:HB2	36	0.78
(1,321)	1:16:A:ASN:HD22	1:18:A:ALA:HB3	36	0.78
(1,2001)	1:40:A:GLN:HE21	1:47:A:LEU:HD21	11	0.77
(1,2001)	1:40:A:GLN:HE21	1:47:A:LEU:HD22	11	0.77
(1,2001)	1:40:A:GLN:HE21	1:47:A:LEU:HD23	11	0.77
(1,2001)	1:40:A:GLN:HE21	1:47:A:LEU:HD21	12	0.77
(1,2001)	1:40:A:GLN:HE21	1:47:A:LEU:HD22	12	0.77
(1,2001)	1:40:A:GLN:HE21	1:47:A:LEU:HD23	12	0.77
(1,295)	1:39:A:THR:HG21	1:40:A:GLN:HE21	30	0.77
(1,295)	1:39:A:THR:HG22	1:40:A:GLN:HE21	30	0.77
(1,295)	1:39:A:THR:HG23	1:40:A:GLN:HE21	30	0.77
(1,1360)	1:16:A:ASN:HD21	1:26:A:PHE:H	18	0.76
(1,1360)	1:16:A:ASN:HD21	1:26:A:PHE:H	28	0.76
(1,2001)	1:40:A:GLN:HE21	1:47:A:LEU:HD21	26	0.75
(1,2001)	1:40:A:GLN:HE21	1:47:A:LEU:HD22	26	0.75
(1,2001)	1:40:A:GLN:HE21	1:47:A:LEU:HD23	26	0.75
(1,1360)	1:16:A:ASN:HD21	1:26:A:PHE:H	38	0.75
(1,2001)	1:40:A:GLN:HE21	1:47:A:LEU:HD21	4	0.74
(1,2001)	1:40:A:GLN:HE21	1:47:A:LEU:HD22	4	0.74
(1,2001)	1:40:A:GLN:HE21	1:47:A:LEU:HD23	4	0.74
(1,1360)	1:16:A:ASN:HD21	1:26:A:PHE:H	15	0.74

Continued on next page...

Continued from previous page...

Key	Atom-1	Atom-2	Model ID	Violation (Å)
(1,1360)	1:16:A:ASN:HD21	1:26:A:PHE:H	33	0.74
(1,295)	1:39:A:THR:HG21	1:40:A:GLN:HE21	40	0.74
(1,295)	1:39:A:THR:HG22	1:40:A:GLN:HE21	40	0.74
(1,295)	1:39:A:THR:HG23	1:40:A:GLN:HE21	40	0.74
(1,1360)	1:16:A:ASN:HD21	1:26:A:PHE:H	6	0.73
(1,1360)	1:16:A:ASN:HD21	1:26:A:PHE:H	19	0.73
(1,1360)	1:16:A:ASN:HD21	1:26:A:PHE:H	37	0.73
(1,2001)	1:40:A:GLN:HE21	1:47:A:LEU:HD21	36	0.72
(1,2001)	1:40:A:GLN:HE21	1:47:A:LEU:HD22	36	0.72
(1,2001)	1:40:A:GLN:HE21	1:47:A:LEU:HD23	36	0.72
(1,2001)	1:40:A:GLN:HE21	1:47:A:LEU:HD21	38	0.72
(1,2001)	1:40:A:GLN:HE21	1:47:A:LEU:HD22	38	0.72
(1,2001)	1:40:A:GLN:HE21	1:47:A:LEU:HD23	38	0.72
(1,1360)	1:16:A:ASN:HD21	1:26:A:PHE:H	23	0.72
(1,295)	1:39:A:THR:HG21	1:40:A:GLN:HE21	4	0.72
(1,295)	1:39:A:THR:HG22	1:40:A:GLN:HE21	4	0.72
(1,295)	1:39:A:THR:HG23	1:40:A:GLN:HE21	4	0.72
(1,2001)	1:40:A:GLN:HE21	1:47:A:LEU:HD21	17	0.71
(1,2001)	1:40:A:GLN:HE21	1:47:A:LEU:HD22	17	0.71
(1,2001)	1:40:A:GLN:HE21	1:47:A:LEU:HD23	17	0.71
(1,1360)	1:16:A:ASN:HD21	1:26:A:PHE:H	2	0.71
(1,1360)	1:16:A:ASN:HD21	1:26:A:PHE:H	35	0.71
(1,321)	1:16:A:ASN:HD22	1:18:A:ALA:HB1	40	0.71
(1,321)	1:16:A:ASN:HD22	1:18:A:ALA:HB2	40	0.71
(1,321)	1:16:A:ASN:HD22	1:18:A:ALA:HB3	40	0.71
(1,295)	1:39:A:THR:HG21	1:40:A:GLN:HE21	24	0.71
(1,295)	1:39:A:THR:HG22	1:40:A:GLN:HE21	24	0.71
(1,295)	1:39:A:THR:HG23	1:40:A:GLN:HE21	24	0.71
(1,1360)	1:16:A:ASN:HD21	1:26:A:PHE:H	7	0.7
(1,1360)	1:16:A:ASN:HD21	1:26:A:PHE:H	9	0.7
(1,295)	1:39:A:THR:HG21	1:40:A:GLN:HE21	22	0.7
(1,295)	1:39:A:THR:HG22	1:40:A:GLN:HE21	22	0.7
(1,295)	1:39:A:THR:HG23	1:40:A:GLN:HE21	22	0.7
(1,295)	1:39:A:THR:HG21	1:40:A:GLN:HE21	31	0.7
(1,295)	1:39:A:THR:HG22	1:40:A:GLN:HE21	31	0.7
(1,295)	1:39:A:THR:HG23	1:40:A:GLN:HE21	31	0.7
(1,2001)	1:40:A:GLN:HE21	1:47:A:LEU:HD21	10	0.69
(1,2001)	1:40:A:GLN:HE21	1:47:A:LEU:HD22	10	0.69
(1,2001)	1:40:A:GLN:HE21	1:47:A:LEU:HD23	10	0.69
(1,2001)	1:40:A:GLN:HE21	1:47:A:LEU:HD21	29	0.69
(1,2001)	1:40:A:GLN:HE21	1:47:A:LEU:HD22	29	0.69
(1,2001)	1:40:A:GLN:HE21	1:47:A:LEU:HD23	29	0.69

Continued on next page...

Continued from previous page...

Key	Atom-1	Atom-2	Model ID	Violation (Å)
(1,1360)	1:16:A:ASN:HD21	1:26:A:PHE:H	34	0.69
(1,1360)	1:16:A:ASN:HD21	1:26:A:PHE:H	39	0.69
(1,295)	1:39:A:THR:HG21	1:40:A:GLN:HE21	21	0.69
(1,295)	1:39:A:THR:HG22	1:40:A:GLN:HE21	21	0.69
(1,295)	1:39:A:THR:HG23	1:40:A:GLN:HE21	21	0.69
(1,2001)	1:40:A:GLN:HE21	1:47:A:LEU:HD21	22	0.68
(1,2001)	1:40:A:GLN:HE21	1:47:A:LEU:HD22	22	0.68
(1,2001)	1:40:A:GLN:HE21	1:47:A:LEU:HD23	22	0.68
(1,1360)	1:16:A:ASN:HD21	1:26:A:PHE:H	29	0.68
(1,1492)	1:16:A:ASN:H	1:16:A:ASN:HD21	36	0.67
(1,295)	1:39:A:THR:HG21	1:40:A:GLN:HE21	34	0.66
(1,295)	1:39:A:THR:HG22	1:40:A:GLN:HE21	34	0.66
(1,295)	1:39:A:THR:HG23	1:40:A:GLN:HE21	34	0.66
(1,2001)	1:40:A:GLN:HE21	1:47:A:LEU:HD21	35	0.64
(1,2001)	1:40:A:GLN:HE21	1:47:A:LEU:HD22	35	0.64
(1,2001)	1:40:A:GLN:HE21	1:47:A:LEU:HD23	35	0.64
(1,1360)	1:16:A:ASN:HD21	1:26:A:PHE:H	11	0.64
(1,295)	1:39:A:THR:HG21	1:40:A:GLN:HE21	9	0.64
(1,295)	1:39:A:THR:HG22	1:40:A:GLN:HE21	9	0.64
(1,295)	1:39:A:THR:HG23	1:40:A:GLN:HE21	9	0.64
(1,295)	1:39:A:THR:HG21	1:40:A:GLN:HE21	3	0.63
(1,295)	1:39:A:THR:HG22	1:40:A:GLN:HE21	3	0.63
(1,295)	1:39:A:THR:HG23	1:40:A:GLN:HE21	3	0.63
(1,295)	1:39:A:THR:HG21	1:40:A:GLN:HE21	12	0.63
(1,295)	1:39:A:THR:HG22	1:40:A:GLN:HE21	12	0.63
(1,295)	1:39:A:THR:HG23	1:40:A:GLN:HE21	12	0.63
(1,2001)	1:40:A:GLN:HE21	1:47:A:LEU:HD21	2	0.62
(1,2001)	1:40:A:GLN:HE21	1:47:A:LEU:HD22	2	0.62
(1,2001)	1:40:A:GLN:HE21	1:47:A:LEU:HD23	2	0.62
(1,2001)	1:40:A:GLN:HE21	1:47:A:LEU:HD21	37	0.62
(1,2001)	1:40:A:GLN:HE21	1:47:A:LEU:HD22	37	0.62
(1,2001)	1:40:A:GLN:HE21	1:47:A:LEU:HD23	37	0.62
(1,1492)	1:16:A:ASN:H	1:16:A:ASN:HD21	40	0.62
(1,295)	1:39:A:THR:HG21	1:40:A:GLN:HE21	39	0.61
(1,295)	1:39:A:THR:HG22	1:40:A:GLN:HE21	39	0.61
(1,295)	1:39:A:THR:HG23	1:40:A:GLN:HE21	39	0.61
(1,2001)	1:40:A:GLN:HE21	1:47:A:LEU:HD21	33	0.6
(1,2001)	1:40:A:GLN:HE21	1:47:A:LEU:HD22	33	0.6
(1,2001)	1:40:A:GLN:HE21	1:47:A:LEU:HD23	33	0.6
(1,1360)	1:16:A:ASN:HD21	1:26:A:PHE:H	32	0.6
(1,2001)	1:40:A:GLN:HE21	1:47:A:LEU:HD21	15	0.59
(1,2001)	1:40:A:GLN:HE21	1:47:A:LEU:HD22	15	0.59

Continued on next page...

Continued from previous page...

Key	Atom-1	Atom-2	Model ID	Violation (Å)
(1,2001)	1:40:A:GLN:HE21	1:47:A:LEU:HD23	15	0.59
(1,1360)	1:16:A:ASN:HD21	1:26:A:PHE:H	25	0.59
(1,295)	1:39:A:THR:HG21	1:40:A:GLN:HE21	17	0.59
(1,295)	1:39:A:THR:HG22	1:40:A:GLN:HE21	17	0.59
(1,295)	1:39:A:THR:HG23	1:40:A:GLN:HE21	17	0.59
(1,1360)	1:16:A:ASN:HD21	1:26:A:PHE:H	10	0.58
(1,2001)	1:40:A:GLN:HE21	1:47:A:LEU:HD21	23	0.57
(1,2001)	1:40:A:GLN:HE21	1:47:A:LEU:HD22	23	0.57
(1,2001)	1:40:A:GLN:HE21	1:47:A:LEU:HD23	23	0.57
(1,295)	1:39:A:THR:HG21	1:40:A:GLN:HE21	26	0.57
(1,295)	1:39:A:THR:HG22	1:40:A:GLN:HE21	26	0.57
(1,295)	1:39:A:THR:HG23	1:40:A:GLN:HE21	26	0.57
(1,295)	1:39:A:THR:HG21	1:40:A:GLN:HE21	11	0.56
(1,295)	1:39:A:THR:HG22	1:40:A:GLN:HE21	11	0.56
(1,295)	1:39:A:THR:HG23	1:40:A:GLN:HE21	11	0.56
(1,2001)	1:40:A:GLN:HE21	1:47:A:LEU:HD21	20	0.55
(1,2001)	1:40:A:GLN:HE21	1:47:A:LEU:HD22	20	0.55
(1,2001)	1:40:A:GLN:HE21	1:47:A:LEU:HD23	20	0.55
(1,295)	1:39:A:THR:HG21	1:40:A:GLN:HE21	15	0.55
(1,295)	1:39:A:THR:HG22	1:40:A:GLN:HE21	15	0.55
(1,295)	1:39:A:THR:HG23	1:40:A:GLN:HE21	15	0.55
(1,295)	1:39:A:THR:HG21	1:40:A:GLN:HE21	29	0.55
(1,295)	1:39:A:THR:HG22	1:40:A:GLN:HE21	29	0.55
(1,295)	1:39:A:THR:HG23	1:40:A:GLN:HE21	29	0.55
(1,295)	1:39:A:THR:HG21	1:40:A:GLN:HE21	13	0.53
(1,295)	1:39:A:THR:HG22	1:40:A:GLN:HE21	13	0.53
(1,295)	1:39:A:THR:HG23	1:40:A:GLN:HE21	13	0.53
(1,295)	1:39:A:THR:HG21	1:40:A:GLN:HE21	18	0.53
(1,295)	1:39:A:THR:HG22	1:40:A:GLN:HE21	18	0.53
(1,295)	1:39:A:THR:HG23	1:40:A:GLN:HE21	18	0.53
(1,295)	1:39:A:THR:HG21	1:40:A:GLN:HE21	20	0.52
(1,295)	1:39:A:THR:HG22	1:40:A:GLN:HE21	20	0.52
(1,295)	1:39:A:THR:HG23	1:40:A:GLN:HE21	20	0.52
(1,295)	1:39:A:THR:HG21	1:40:A:GLN:HE21	33	0.52
(1,295)	1:39:A:THR:HG22	1:40:A:GLN:HE21	33	0.52
(1,295)	1:39:A:THR:HG23	1:40:A:GLN:HE21	33	0.52
(1,2332)	1:40:A:GLN:HE21	1:47:A:LEU:HD11	1	0.5
(1,2332)	1:40:A:GLN:HE21	1:47:A:LEU:HD12	1	0.5
(1,2332)	1:40:A:GLN:HE21	1:47:A:LEU:HD13	1	0.5
(1,2332)	1:40:A:GLN:HE21	1:47:A:LEU:HD21	1	0.5
(1,2332)	1:40:A:GLN:HE21	1:47:A:LEU:HD22	1	0.5
(1,2332)	1:40:A:GLN:HE21	1:47:A:LEU:HD23	1	0.5

Continued on next page...

Continued from previous page...

Key	Atom-1	Atom-2	Model ID	Violation (Å)
(1,2001)	1:40:A:GLN:HE21	1:47:A:LEU:HD21	9	0.5
(1,2001)	1:40:A:GLN:HE21	1:47:A:LEU:HD22	9	0.5
(1,2001)	1:40:A:GLN:HE21	1:47:A:LEU:HD23	9	0.5
(1,2001)	1:40:A:GLN:HE21	1:47:A:LEU:HD21	25	0.5
(1,2001)	1:40:A:GLN:HE21	1:47:A:LEU:HD22	25	0.5
(1,2001)	1:40:A:GLN:HE21	1:47:A:LEU:HD23	25	0.5
(1,542)	1:42:A:LEU:HD21	1:94:A:LEU:HD11	1	0.5
(1,542)	1:42:A:LEU:HD21	1:94:A:LEU:HD12	1	0.5
(1,542)	1:42:A:LEU:HD21	1:94:A:LEU:HD13	1	0.5
(1,542)	1:42:A:LEU:HD22	1:94:A:LEU:HD11	1	0.5
(1,542)	1:42:A:LEU:HD22	1:94:A:LEU:HD12	1	0.5
(1,542)	1:42:A:LEU:HD22	1:94:A:LEU:HD13	1	0.5
(1,542)	1:42:A:LEU:HD23	1:94:A:LEU:HD11	1	0.5
(1,542)	1:42:A:LEU:HD23	1:94:A:LEU:HD12	1	0.5
(1,542)	1:42:A:LEU:HD23	1:94:A:LEU:HD13	1	0.5
(1,542)	1:42:A:LEU:HD21	1:94:A:LEU:HD11	5	0.5
(1,542)	1:42:A:LEU:HD21	1:94:A:LEU:HD12	5	0.5
(1,542)	1:42:A:LEU:HD21	1:94:A:LEU:HD13	5	0.5
(1,542)	1:42:A:LEU:HD22	1:94:A:LEU:HD11	5	0.5
(1,542)	1:42:A:LEU:HD22	1:94:A:LEU:HD12	5	0.5
(1,542)	1:42:A:LEU:HD22	1:94:A:LEU:HD13	5	0.5
(1,542)	1:42:A:LEU:HD23	1:94:A:LEU:HD11	5	0.5
(1,542)	1:42:A:LEU:HD23	1:94:A:LEU:HD12	5	0.5
(1,542)	1:42:A:LEU:HD23	1:94:A:LEU:HD13	5	0.5
(1,542)	1:42:A:LEU:HD21	1:94:A:LEU:HD11	6	0.5
(1,542)	1:42:A:LEU:HD21	1:94:A:LEU:HD12	6	0.5
(1,542)	1:42:A:LEU:HD21	1:94:A:LEU:HD13	6	0.5
(1,542)	1:42:A:LEU:HD22	1:94:A:LEU:HD11	6	0.5
(1,542)	1:42:A:LEU:HD22	1:94:A:LEU:HD12	6	0.5
(1,542)	1:42:A:LEU:HD22	1:94:A:LEU:HD13	6	0.5
(1,542)	1:42:A:LEU:HD23	1:94:A:LEU:HD11	6	0.5
(1,542)	1:42:A:LEU:HD23	1:94:A:LEU:HD12	6	0.5
(1,542)	1:42:A:LEU:HD23	1:94:A:LEU:HD13	6	0.5
(1,542)	1:42:A:LEU:HD21	1:94:A:LEU:HD11	7	0.5
(1,542)	1:42:A:LEU:HD21	1:94:A:LEU:HD12	7	0.5
(1,542)	1:42:A:LEU:HD21	1:94:A:LEU:HD13	7	0.5
(1,542)	1:42:A:LEU:HD22	1:94:A:LEU:HD11	7	0.5
(1,542)	1:42:A:LEU:HD22	1:94:A:LEU:HD12	7	0.5
(1,542)	1:42:A:LEU:HD22	1:94:A:LEU:HD13	7	0.5
(1,542)	1:42:A:LEU:HD23	1:94:A:LEU:HD11	7	0.5
(1,542)	1:42:A:LEU:HD23	1:94:A:LEU:HD12	7	0.5
(1,542)	1:42:A:LEU:HD23	1:94:A:LEU:HD13	7	0.5

Continued on next page...

Continued from previous page...

Key	Atom-1	Atom-2	Model ID	Violation (Å)
(1,542)	1:42:A:LEU:HD21	1:94:A:LEU:HD11	9	0.5
(1,542)	1:42:A:LEU:HD21	1:94:A:LEU:HD12	9	0.5
(1,542)	1:42:A:LEU:HD21	1:94:A:LEU:HD13	9	0.5
(1,542)	1:42:A:LEU:HD22	1:94:A:LEU:HD11	9	0.5
(1,542)	1:42:A:LEU:HD22	1:94:A:LEU:HD12	9	0.5
(1,542)	1:42:A:LEU:HD22	1:94:A:LEU:HD13	9	0.5
(1,542)	1:42:A:LEU:HD23	1:94:A:LEU:HD11	9	0.5
(1,542)	1:42:A:LEU:HD23	1:94:A:LEU:HD12	9	0.5
(1,542)	1:42:A:LEU:HD23	1:94:A:LEU:HD13	9	0.5
(1,542)	1:42:A:LEU:HD21	1:94:A:LEU:HD11	11	0.5
(1,542)	1:42:A:LEU:HD21	1:94:A:LEU:HD12	11	0.5
(1,542)	1:42:A:LEU:HD21	1:94:A:LEU:HD13	11	0.5
(1,542)	1:42:A:LEU:HD22	1:94:A:LEU:HD11	11	0.5
(1,542)	1:42:A:LEU:HD22	1:94:A:LEU:HD12	11	0.5
(1,542)	1:42:A:LEU:HD22	1:94:A:LEU:HD13	11	0.5
(1,542)	1:42:A:LEU:HD23	1:94:A:LEU:HD11	11	0.5
(1,542)	1:42:A:LEU:HD23	1:94:A:LEU:HD12	11	0.5
(1,542)	1:42:A:LEU:HD23	1:94:A:LEU:HD13	11	0.5
(1,542)	1:42:A:LEU:HD21	1:94:A:LEU:HD11	13	0.5
(1,542)	1:42:A:LEU:HD21	1:94:A:LEU:HD12	13	0.5
(1,542)	1:42:A:LEU:HD21	1:94:A:LEU:HD13	13	0.5
(1,542)	1:42:A:LEU:HD22	1:94:A:LEU:HD11	13	0.5
(1,542)	1:42:A:LEU:HD22	1:94:A:LEU:HD12	13	0.5
(1,542)	1:42:A:LEU:HD22	1:94:A:LEU:HD13	13	0.5
(1,542)	1:42:A:LEU:HD23	1:94:A:LEU:HD11	13	0.5
(1,542)	1:42:A:LEU:HD23	1:94:A:LEU:HD12	13	0.5
(1,542)	1:42:A:LEU:HD23	1:94:A:LEU:HD13	13	0.5
(1,542)	1:42:A:LEU:HD21	1:94:A:LEU:HD11	16	0.5
(1,542)	1:42:A:LEU:HD21	1:94:A:LEU:HD12	16	0.5
(1,542)	1:42:A:LEU:HD21	1:94:A:LEU:HD13	16	0.5
(1,542)	1:42:A:LEU:HD22	1:94:A:LEU:HD11	16	0.5
(1,542)	1:42:A:LEU:HD22	1:94:A:LEU:HD12	16	0.5
(1,542)	1:42:A:LEU:HD22	1:94:A:LEU:HD13	16	0.5
(1,542)	1:42:A:LEU:HD23	1:94:A:LEU:HD11	16	0.5
(1,542)	1:42:A:LEU:HD23	1:94:A:LEU:HD12	16	0.5
(1,542)	1:42:A:LEU:HD23	1:94:A:LEU:HD13	16	0.5
(1,542)	1:42:A:LEU:HD21	1:94:A:LEU:HD11	17	0.5
(1,542)	1:42:A:LEU:HD21	1:94:A:LEU:HD12	17	0.5
(1,542)	1:42:A:LEU:HD21	1:94:A:LEU:HD13	17	0.5
(1,542)	1:42:A:LEU:HD22	1:94:A:LEU:HD11	17	0.5
(1,542)	1:42:A:LEU:HD22	1:94:A:LEU:HD12	17	0.5
(1,542)	1:42:A:LEU:HD22	1:94:A:LEU:HD13	17	0.5

Continued on next page...

Continued from previous page...

Key	Atom-1	Atom-2	Model ID	Violation (Å)
(1,542)	1:42:A:LEU:HD23	1:94:A:LEU:HD11	17	0.5
(1,542)	1:42:A:LEU:HD23	1:94:A:LEU:HD12	17	0.5
(1,542)	1:42:A:LEU:HD23	1:94:A:LEU:HD13	17	0.5
(1,542)	1:42:A:LEU:HD21	1:94:A:LEU:HD11	18	0.5
(1,542)	1:42:A:LEU:HD21	1:94:A:LEU:HD12	18	0.5
(1,542)	1:42:A:LEU:HD21	1:94:A:LEU:HD13	18	0.5
(1,542)	1:42:A:LEU:HD22	1:94:A:LEU:HD11	18	0.5
(1,542)	1:42:A:LEU:HD22	1:94:A:LEU:HD12	18	0.5
(1,542)	1:42:A:LEU:HD22	1:94:A:LEU:HD13	18	0.5
(1,542)	1:42:A:LEU:HD23	1:94:A:LEU:HD11	18	0.5
(1,542)	1:42:A:LEU:HD23	1:94:A:LEU:HD12	18	0.5
(1,542)	1:42:A:LEU:HD23	1:94:A:LEU:HD13	18	0.5
(1,542)	1:42:A:LEU:HD21	1:94:A:LEU:HD11	19	0.5
(1,542)	1:42:A:LEU:HD21	1:94:A:LEU:HD12	19	0.5
(1,542)	1:42:A:LEU:HD21	1:94:A:LEU:HD13	19	0.5
(1,542)	1:42:A:LEU:HD22	1:94:A:LEU:HD11	19	0.5
(1,542)	1:42:A:LEU:HD22	1:94:A:LEU:HD12	19	0.5
(1,542)	1:42:A:LEU:HD22	1:94:A:LEU:HD13	19	0.5
(1,542)	1:42:A:LEU:HD23	1:94:A:LEU:HD11	19	0.5
(1,542)	1:42:A:LEU:HD23	1:94:A:LEU:HD12	19	0.5
(1,542)	1:42:A:LEU:HD23	1:94:A:LEU:HD13	19	0.5
(1,542)	1:42:A:LEU:HD21	1:94:A:LEU:HD11	20	0.5
(1,542)	1:42:A:LEU:HD21	1:94:A:LEU:HD12	20	0.5
(1,542)	1:42:A:LEU:HD21	1:94:A:LEU:HD13	20	0.5
(1,542)	1:42:A:LEU:HD22	1:94:A:LEU:HD11	20	0.5
(1,542)	1:42:A:LEU:HD22	1:94:A:LEU:HD12	20	0.5
(1,542)	1:42:A:LEU:HD22	1:94:A:LEU:HD13	20	0.5
(1,542)	1:42:A:LEU:HD23	1:94:A:LEU:HD11	20	0.5
(1,542)	1:42:A:LEU:HD23	1:94:A:LEU:HD12	20	0.5
(1,542)	1:42:A:LEU:HD23	1:94:A:LEU:HD13	20	0.5
(1,542)	1:42:A:LEU:HD21	1:94:A:LEU:HD11	21	0.5
(1,542)	1:42:A:LEU:HD21	1:94:A:LEU:HD12	21	0.5
(1,542)	1:42:A:LEU:HD21	1:94:A:LEU:HD13	21	0.5
(1,542)	1:42:A:LEU:HD22	1:94:A:LEU:HD11	21	0.5
(1,542)	1:42:A:LEU:HD22	1:94:A:LEU:HD12	21	0.5
(1,542)	1:42:A:LEU:HD22	1:94:A:LEU:HD13	21	0.5
(1,542)	1:42:A:LEU:HD23	1:94:A:LEU:HD11	21	0.5
(1,542)	1:42:A:LEU:HD23	1:94:A:LEU:HD12	21	0.5
(1,542)	1:42:A:LEU:HD23	1:94:A:LEU:HD13	21	0.5
(1,542)	1:42:A:LEU:HD21	1:94:A:LEU:HD11	22	0.5
(1,542)	1:42:A:LEU:HD21	1:94:A:LEU:HD12	22	0.5
(1,542)	1:42:A:LEU:HD21	1:94:A:LEU:HD13	22	0.5

Continued on next page...

Continued from previous page...

Key	Atom-1	Atom-2	Model ID	Violation (Å)
(1,542)	1:42:A:LEU:HD22	1:94:A:LEU:HD11	22	0.5
(1,542)	1:42:A:LEU:HD22	1:94:A:LEU:HD12	22	0.5
(1,542)	1:42:A:LEU:HD22	1:94:A:LEU:HD13	22	0.5
(1,542)	1:42:A:LEU:HD23	1:94:A:LEU:HD11	22	0.5
(1,542)	1:42:A:LEU:HD23	1:94:A:LEU:HD12	22	0.5
(1,542)	1:42:A:LEU:HD23	1:94:A:LEU:HD13	22	0.5
(1,542)	1:42:A:LEU:HD21	1:94:A:LEU:HD11	24	0.5
(1,542)	1:42:A:LEU:HD21	1:94:A:LEU:HD12	24	0.5
(1,542)	1:42:A:LEU:HD21	1:94:A:LEU:HD13	24	0.5
(1,542)	1:42:A:LEU:HD22	1:94:A:LEU:HD11	24	0.5
(1,542)	1:42:A:LEU:HD22	1:94:A:LEU:HD12	24	0.5
(1,542)	1:42:A:LEU:HD22	1:94:A:LEU:HD13	24	0.5
(1,542)	1:42:A:LEU:HD23	1:94:A:LEU:HD11	24	0.5
(1,542)	1:42:A:LEU:HD23	1:94:A:LEU:HD12	24	0.5
(1,542)	1:42:A:LEU:HD23	1:94:A:LEU:HD13	24	0.5
(1,542)	1:42:A:LEU:HD21	1:94:A:LEU:HD11	27	0.5
(1,542)	1:42:A:LEU:HD21	1:94:A:LEU:HD12	27	0.5
(1,542)	1:42:A:LEU:HD21	1:94:A:LEU:HD13	27	0.5
(1,542)	1:42:A:LEU:HD22	1:94:A:LEU:HD11	27	0.5
(1,542)	1:42:A:LEU:HD22	1:94:A:LEU:HD12	27	0.5
(1,542)	1:42:A:LEU:HD22	1:94:A:LEU:HD13	27	0.5
(1,542)	1:42:A:LEU:HD23	1:94:A:LEU:HD11	27	0.5
(1,542)	1:42:A:LEU:HD23	1:94:A:LEU:HD12	27	0.5
(1,542)	1:42:A:LEU:HD23	1:94:A:LEU:HD13	27	0.5
(1,542)	1:42:A:LEU:HD21	1:94:A:LEU:HD11	29	0.5
(1,542)	1:42:A:LEU:HD21	1:94:A:LEU:HD12	29	0.5
(1,542)	1:42:A:LEU:HD21	1:94:A:LEU:HD13	29	0.5
(1,542)	1:42:A:LEU:HD22	1:94:A:LEU:HD11	29	0.5
(1,542)	1:42:A:LEU:HD22	1:94:A:LEU:HD12	29	0.5
(1,542)	1:42:A:LEU:HD22	1:94:A:LEU:HD13	29	0.5
(1,542)	1:42:A:LEU:HD23	1:94:A:LEU:HD11	29	0.5
(1,542)	1:42:A:LEU:HD23	1:94:A:LEU:HD12	29	0.5
(1,542)	1:42:A:LEU:HD23	1:94:A:LEU:HD13	29	0.5
(1,542)	1:42:A:LEU:HD21	1:94:A:LEU:HD11	30	0.5
(1,542)	1:42:A:LEU:HD21	1:94:A:LEU:HD12	30	0.5
(1,542)	1:42:A:LEU:HD21	1:94:A:LEU:HD13	30	0.5
(1,542)	1:42:A:LEU:HD22	1:94:A:LEU:HD11	30	0.5
(1,542)	1:42:A:LEU:HD22	1:94:A:LEU:HD12	30	0.5
(1,542)	1:42:A:LEU:HD22	1:94:A:LEU:HD13	30	0.5
(1,542)	1:42:A:LEU:HD23	1:94:A:LEU:HD11	30	0.5
(1,542)	1:42:A:LEU:HD23	1:94:A:LEU:HD12	30	0.5
(1,542)	1:42:A:LEU:HD23	1:94:A:LEU:HD13	30	0.5

Continued on next page...

Continued from previous page...

Key	Atom-1	Atom-2	Model ID	Violation (Å)
(1,542)	1:42:A:LEU:HD21	1:94:A:LEU:HD11	33	0.5
(1,542)	1:42:A:LEU:HD21	1:94:A:LEU:HD12	33	0.5
(1,542)	1:42:A:LEU:HD21	1:94:A:LEU:HD13	33	0.5
(1,542)	1:42:A:LEU:HD22	1:94:A:LEU:HD11	33	0.5
(1,542)	1:42:A:LEU:HD22	1:94:A:LEU:HD12	33	0.5
(1,542)	1:42:A:LEU:HD22	1:94:A:LEU:HD13	33	0.5
(1,542)	1:42:A:LEU:HD23	1:94:A:LEU:HD11	33	0.5
(1,542)	1:42:A:LEU:HD23	1:94:A:LEU:HD12	33	0.5
(1,542)	1:42:A:LEU:HD23	1:94:A:LEU:HD13	33	0.5
(1,542)	1:42:A:LEU:HD21	1:94:A:LEU:HD11	34	0.5
(1,542)	1:42:A:LEU:HD21	1:94:A:LEU:HD12	34	0.5
(1,542)	1:42:A:LEU:HD21	1:94:A:LEU:HD13	34	0.5
(1,542)	1:42:A:LEU:HD22	1:94:A:LEU:HD11	34	0.5
(1,542)	1:42:A:LEU:HD22	1:94:A:LEU:HD12	34	0.5
(1,542)	1:42:A:LEU:HD22	1:94:A:LEU:HD13	34	0.5
(1,542)	1:42:A:LEU:HD23	1:94:A:LEU:HD11	34	0.5
(1,542)	1:42:A:LEU:HD23	1:94:A:LEU:HD12	34	0.5
(1,542)	1:42:A:LEU:HD23	1:94:A:LEU:HD13	34	0.5
(1,542)	1:42:A:LEU:HD21	1:94:A:LEU:HD11	39	0.5
(1,542)	1:42:A:LEU:HD21	1:94:A:LEU:HD12	39	0.5
(1,542)	1:42:A:LEU:HD21	1:94:A:LEU:HD13	39	0.5
(1,542)	1:42:A:LEU:HD22	1:94:A:LEU:HD11	39	0.5
(1,542)	1:42:A:LEU:HD22	1:94:A:LEU:HD12	39	0.5
(1,542)	1:42:A:LEU:HD22	1:94:A:LEU:HD13	39	0.5
(1,542)	1:42:A:LEU:HD23	1:94:A:LEU:HD11	39	0.5
(1,542)	1:42:A:LEU:HD23	1:94:A:LEU:HD12	39	0.5
(1,542)	1:42:A:LEU:HD23	1:94:A:LEU:HD13	39	0.5
(1,542)	1:42:A:LEU:HD21	1:94:A:LEU:HD11	40	0.5
(1,542)	1:42:A:LEU:HD21	1:94:A:LEU:HD12	40	0.5
(1,542)	1:42:A:LEU:HD21	1:94:A:LEU:HD13	40	0.5
(1,542)	1:42:A:LEU:HD22	1:94:A:LEU:HD11	40	0.5
(1,542)	1:42:A:LEU:HD22	1:94:A:LEU:HD12	40	0.5
(1,542)	1:42:A:LEU:HD22	1:94:A:LEU:HD13	40	0.5
(1,542)	1:42:A:LEU:HD23	1:94:A:LEU:HD11	40	0.5
(1,542)	1:42:A:LEU:HD23	1:94:A:LEU:HD12	40	0.5
(1,542)	1:42:A:LEU:HD23	1:94:A:LEU:HD13	40	0.5
(1,295)	1:39:A:THR:HG21	1:40:A:GLN:HE21	10	0.5
(1,295)	1:39:A:THR:HG22	1:40:A:GLN:HE21	10	0.5
(1,295)	1:39:A:THR:HG23	1:40:A:GLN:HE21	10	0.5
(1,295)	1:39:A:THR:HG21	1:40:A:GLN:HE21	28	0.5
(1,295)	1:39:A:THR:HG22	1:40:A:GLN:HE21	28	0.5
(1,295)	1:39:A:THR:HG23	1:40:A:GLN:HE21	28	0.5

Continued on next page...

Continued from previous page...

Key	Atom-1	Atom-2	Model ID	Violation (Å)
(1,295)	1:39:A:THR:HG21	1:40:A:GLN:HE21	37	0.5
(1,295)	1:39:A:THR:HG22	1:40:A:GLN:HE21	37	0.5
(1,295)	1:39:A:THR:HG23	1:40:A:GLN:HE21	37	0.5
(1,542)	1:42:A:LEU:HD21	1:94:A:LEU:HD11	2	0.49
(1,542)	1:42:A:LEU:HD21	1:94:A:LEU:HD12	2	0.49
(1,542)	1:42:A:LEU:HD21	1:94:A:LEU:HD13	2	0.49
(1,542)	1:42:A:LEU:HD22	1:94:A:LEU:HD11	2	0.49
(1,542)	1:42:A:LEU:HD22	1:94:A:LEU:HD12	2	0.49
(1,542)	1:42:A:LEU:HD22	1:94:A:LEU:HD13	2	0.49
(1,542)	1:42:A:LEU:HD23	1:94:A:LEU:HD11	2	0.49
(1,542)	1:42:A:LEU:HD23	1:94:A:LEU:HD12	2	0.49
(1,542)	1:42:A:LEU:HD23	1:94:A:LEU:HD13	2	0.49
(1,542)	1:42:A:LEU:HD21	1:94:A:LEU:HD11	3	0.49
(1,542)	1:42:A:LEU:HD21	1:94:A:LEU:HD12	3	0.49
(1,542)	1:42:A:LEU:HD21	1:94:A:LEU:HD13	3	0.49
(1,542)	1:42:A:LEU:HD22	1:94:A:LEU:HD11	3	0.49
(1,542)	1:42:A:LEU:HD22	1:94:A:LEU:HD12	3	0.49
(1,542)	1:42:A:LEU:HD22	1:94:A:LEU:HD13	3	0.49
(1,542)	1:42:A:LEU:HD23	1:94:A:LEU:HD11	3	0.49
(1,542)	1:42:A:LEU:HD23	1:94:A:LEU:HD12	3	0.49
(1,542)	1:42:A:LEU:HD23	1:94:A:LEU:HD13	3	0.49
(1,542)	1:42:A:LEU:HD21	1:94:A:LEU:HD11	4	0.49
(1,542)	1:42:A:LEU:HD21	1:94:A:LEU:HD12	4	0.49
(1,542)	1:42:A:LEU:HD21	1:94:A:LEU:HD13	4	0.49
(1,542)	1:42:A:LEU:HD22	1:94:A:LEU:HD11	4	0.49
(1,542)	1:42:A:LEU:HD22	1:94:A:LEU:HD12	4	0.49
(1,542)	1:42:A:LEU:HD22	1:94:A:LEU:HD13	4	0.49
(1,542)	1:42:A:LEU:HD23	1:94:A:LEU:HD11	4	0.49
(1,542)	1:42:A:LEU:HD23	1:94:A:LEU:HD12	4	0.49
(1,542)	1:42:A:LEU:HD23	1:94:A:LEU:HD13	4	0.49
(1,542)	1:42:A:LEU:HD21	1:94:A:LEU:HD11	10	0.49
(1,542)	1:42:A:LEU:HD21	1:94:A:LEU:HD12	10	0.49
(1,542)	1:42:A:LEU:HD21	1:94:A:LEU:HD13	10	0.49
(1,542)	1:42:A:LEU:HD22	1:94:A:LEU:HD11	10	0.49
(1,542)	1:42:A:LEU:HD22	1:94:A:LEU:HD12	10	0.49
(1,542)	1:42:A:LEU:HD22	1:94:A:LEU:HD13	10	0.49
(1,542)	1:42:A:LEU:HD23	1:94:A:LEU:HD11	10	0.49
(1,542)	1:42:A:LEU:HD23	1:94:A:LEU:HD12	10	0.49
(1,542)	1:42:A:LEU:HD23	1:94:A:LEU:HD13	10	0.49
(1,542)	1:42:A:LEU:HD21	1:94:A:LEU:HD11	14	0.49
(1,542)	1:42:A:LEU:HD21	1:94:A:LEU:HD12	14	0.49
(1,542)	1:42:A:LEU:HD21	1:94:A:LEU:HD13	14	0.49

Continued on next page...

Continued from previous page...

Key	Atom-1	Atom-2	Model ID	Violation (Å)
(1,542)	1:42:A:LEU:HD22	1:94:A:LEU:HD11	14	0.49
(1,542)	1:42:A:LEU:HD22	1:94:A:LEU:HD12	14	0.49
(1,542)	1:42:A:LEU:HD22	1:94:A:LEU:HD13	14	0.49
(1,542)	1:42:A:LEU:HD23	1:94:A:LEU:HD11	14	0.49
(1,542)	1:42:A:LEU:HD23	1:94:A:LEU:HD12	14	0.49
(1,542)	1:42:A:LEU:HD23	1:94:A:LEU:HD13	14	0.49
(1,542)	1:42:A:LEU:HD21	1:94:A:LEU:HD11	15	0.49
(1,542)	1:42:A:LEU:HD21	1:94:A:LEU:HD12	15	0.49
(1,542)	1:42:A:LEU:HD21	1:94:A:LEU:HD13	15	0.49
(1,542)	1:42:A:LEU:HD22	1:94:A:LEU:HD11	15	0.49
(1,542)	1:42:A:LEU:HD22	1:94:A:LEU:HD12	15	0.49
(1,542)	1:42:A:LEU:HD22	1:94:A:LEU:HD13	15	0.49
(1,542)	1:42:A:LEU:HD23	1:94:A:LEU:HD11	15	0.49
(1,542)	1:42:A:LEU:HD23	1:94:A:LEU:HD12	15	0.49
(1,542)	1:42:A:LEU:HD23	1:94:A:LEU:HD13	15	0.49
(1,542)	1:42:A:LEU:HD21	1:94:A:LEU:HD11	25	0.49
(1,542)	1:42:A:LEU:HD21	1:94:A:LEU:HD12	25	0.49
(1,542)	1:42:A:LEU:HD21	1:94:A:LEU:HD13	25	0.49
(1,542)	1:42:A:LEU:HD22	1:94:A:LEU:HD11	25	0.49
(1,542)	1:42:A:LEU:HD22	1:94:A:LEU:HD12	25	0.49
(1,542)	1:42:A:LEU:HD22	1:94:A:LEU:HD13	25	0.49
(1,542)	1:42:A:LEU:HD23	1:94:A:LEU:HD11	25	0.49
(1,542)	1:42:A:LEU:HD23	1:94:A:LEU:HD12	25	0.49
(1,542)	1:42:A:LEU:HD23	1:94:A:LEU:HD13	25	0.49
(1,542)	1:42:A:LEU:HD21	1:94:A:LEU:HD11	26	0.49
(1,542)	1:42:A:LEU:HD21	1:94:A:LEU:HD12	26	0.49
(1,542)	1:42:A:LEU:HD21	1:94:A:LEU:HD13	26	0.49
(1,542)	1:42:A:LEU:HD22	1:94:A:LEU:HD11	26	0.49
(1,542)	1:42:A:LEU:HD22	1:94:A:LEU:HD12	26	0.49
(1,542)	1:42:A:LEU:HD22	1:94:A:LEU:HD13	26	0.49
(1,542)	1:42:A:LEU:HD23	1:94:A:LEU:HD11	26	0.49
(1,542)	1:42:A:LEU:HD23	1:94:A:LEU:HD12	26	0.49
(1,542)	1:42:A:LEU:HD23	1:94:A:LEU:HD13	26	0.49
(1,542)	1:42:A:LEU:HD21	1:94:A:LEU:HD11	28	0.49
(1,542)	1:42:A:LEU:HD21	1:94:A:LEU:HD12	28	0.49
(1,542)	1:42:A:LEU:HD21	1:94:A:LEU:HD13	28	0.49
(1,542)	1:42:A:LEU:HD22	1:94:A:LEU:HD11	28	0.49
(1,542)	1:42:A:LEU:HD22	1:94:A:LEU:HD12	28	0.49
(1,542)	1:42:A:LEU:HD22	1:94:A:LEU:HD13	28	0.49
(1,542)	1:42:A:LEU:HD23	1:94:A:LEU:HD11	28	0.49
(1,542)	1:42:A:LEU:HD23	1:94:A:LEU:HD12	28	0.49
(1,542)	1:42:A:LEU:HD23	1:94:A:LEU:HD13	28	0.49

Continued on next page...

Continued from previous page...

Key	Atom-1	Atom-2	Model ID	Violation (Å)
(1,542)	1:42:A:LEU:HD21	1:94:A:LEU:HD11	31	0.49
(1,542)	1:42:A:LEU:HD21	1:94:A:LEU:HD12	31	0.49
(1,542)	1:42:A:LEU:HD21	1:94:A:LEU:HD13	31	0.49
(1,542)	1:42:A:LEU:HD22	1:94:A:LEU:HD11	31	0.49
(1,542)	1:42:A:LEU:HD22	1:94:A:LEU:HD12	31	0.49
(1,542)	1:42:A:LEU:HD22	1:94:A:LEU:HD13	31	0.49
(1,542)	1:42:A:LEU:HD23	1:94:A:LEU:HD11	31	0.49
(1,542)	1:42:A:LEU:HD23	1:94:A:LEU:HD12	31	0.49
(1,542)	1:42:A:LEU:HD23	1:94:A:LEU:HD13	31	0.49
(1,542)	1:42:A:LEU:HD21	1:94:A:LEU:HD11	32	0.49
(1,542)	1:42:A:LEU:HD21	1:94:A:LEU:HD12	32	0.49
(1,542)	1:42:A:LEU:HD21	1:94:A:LEU:HD13	32	0.49
(1,542)	1:42:A:LEU:HD22	1:94:A:LEU:HD11	32	0.49
(1,542)	1:42:A:LEU:HD22	1:94:A:LEU:HD12	32	0.49
(1,542)	1:42:A:LEU:HD22	1:94:A:LEU:HD13	32	0.49
(1,542)	1:42:A:LEU:HD23	1:94:A:LEU:HD11	32	0.49
(1,542)	1:42:A:LEU:HD23	1:94:A:LEU:HD12	32	0.49
(1,542)	1:42:A:LEU:HD23	1:94:A:LEU:HD13	32	0.49
(1,542)	1:42:A:LEU:HD21	1:94:A:LEU:HD11	36	0.49
(1,542)	1:42:A:LEU:HD21	1:94:A:LEU:HD12	36	0.49
(1,542)	1:42:A:LEU:HD21	1:94:A:LEU:HD13	36	0.49
(1,542)	1:42:A:LEU:HD22	1:94:A:LEU:HD11	36	0.49
(1,542)	1:42:A:LEU:HD22	1:94:A:LEU:HD12	36	0.49
(1,542)	1:42:A:LEU:HD22	1:94:A:LEU:HD13	36	0.49
(1,542)	1:42:A:LEU:HD23	1:94:A:LEU:HD11	36	0.49
(1,542)	1:42:A:LEU:HD23	1:94:A:LEU:HD12	36	0.49
(1,542)	1:42:A:LEU:HD23	1:94:A:LEU:HD13	36	0.49
(1,542)	1:42:A:LEU:HD21	1:94:A:LEU:HD11	37	0.49
(1,542)	1:42:A:LEU:HD21	1:94:A:LEU:HD12	37	0.49
(1,542)	1:42:A:LEU:HD21	1:94:A:LEU:HD13	37	0.49
(1,542)	1:42:A:LEU:HD22	1:94:A:LEU:HD11	37	0.49
(1,542)	1:42:A:LEU:HD22	1:94:A:LEU:HD12	37	0.49
(1,542)	1:42:A:LEU:HD22	1:94:A:LEU:HD13	37	0.49
(1,542)	1:42:A:LEU:HD23	1:94:A:LEU:HD11	37	0.49
(1,542)	1:42:A:LEU:HD23	1:94:A:LEU:HD12	37	0.49
(1,542)	1:42:A:LEU:HD23	1:94:A:LEU:HD13	37	0.49
(1,542)	1:42:A:LEU:HD21	1:94:A:LEU:HD11	38	0.49
(1,542)	1:42:A:LEU:HD21	1:94:A:LEU:HD12	38	0.49
(1,542)	1:42:A:LEU:HD21	1:94:A:LEU:HD13	38	0.49
(1,542)	1:42:A:LEU:HD22	1:94:A:LEU:HD11	38	0.49
(1,542)	1:42:A:LEU:HD22	1:94:A:LEU:HD12	38	0.49
(1,542)	1:42:A:LEU:HD22	1:94:A:LEU:HD13	38	0.49

Continued on next page...

Continued from previous page...

Key	Atom-1	Atom-2	Model ID	Violation (Å)
(1,542)	1:42:A:LEU:HD23	1:94:A:LEU:HD11	38	0.49
(1,542)	1:42:A:LEU:HD23	1:94:A:LEU:HD12	38	0.49
(1,542)	1:42:A:LEU:HD23	1:94:A:LEU:HD13	38	0.49
(1,542)	1:42:A:LEU:HD21	1:94:A:LEU:HD11	8	0.48
(1,542)	1:42:A:LEU:HD21	1:94:A:LEU:HD12	8	0.48
(1,542)	1:42:A:LEU:HD21	1:94:A:LEU:HD13	8	0.48
(1,542)	1:42:A:LEU:HD22	1:94:A:LEU:HD11	8	0.48
(1,542)	1:42:A:LEU:HD22	1:94:A:LEU:HD12	8	0.48
(1,542)	1:42:A:LEU:HD22	1:94:A:LEU:HD13	8	0.48
(1,542)	1:42:A:LEU:HD23	1:94:A:LEU:HD11	8	0.48
(1,542)	1:42:A:LEU:HD23	1:94:A:LEU:HD12	8	0.48
(1,542)	1:42:A:LEU:HD23	1:94:A:LEU:HD13	8	0.48
(1,542)	1:42:A:LEU:HD21	1:94:A:LEU:HD11	12	0.48
(1,542)	1:42:A:LEU:HD21	1:94:A:LEU:HD12	12	0.48
(1,542)	1:42:A:LEU:HD21	1:94:A:LEU:HD13	12	0.48
(1,542)	1:42:A:LEU:HD22	1:94:A:LEU:HD11	12	0.48
(1,542)	1:42:A:LEU:HD22	1:94:A:LEU:HD12	12	0.48
(1,542)	1:42:A:LEU:HD22	1:94:A:LEU:HD13	12	0.48
(1,542)	1:42:A:LEU:HD23	1:94:A:LEU:HD11	12	0.48
(1,542)	1:42:A:LEU:HD23	1:94:A:LEU:HD12	12	0.48
(1,542)	1:42:A:LEU:HD23	1:94:A:LEU:HD13	12	0.48
(1,295)	1:39:A:THR:HG21	1:40:A:GLN:HE21	8	0.47
(1,295)	1:39:A:THR:HG22	1:40:A:GLN:HE21	8	0.47
(1,295)	1:39:A:THR:HG23	1:40:A:GLN:HE21	8	0.47
(1,1360)	1:16:A:ASN:HD21	1:26:A:PHE:H	5	0.46
(1,295)	1:39:A:THR:HG21	1:40:A:GLN:HE21	36	0.46
(1,295)	1:39:A:THR:HG22	1:40:A:GLN:HE21	36	0.46
(1,295)	1:39:A:THR:HG23	1:40:A:GLN:HE21	36	0.46
(1,2001)	1:40:A:GLN:HE21	1:47:A:LEU:HD21	13	0.45
(1,2001)	1:40:A:GLN:HE21	1:47:A:LEU:HD22	13	0.45
(1,2001)	1:40:A:GLN:HE21	1:47:A:LEU:HD23	13	0.45
(1,2001)	1:40:A:GLN:HE21	1:47:A:LEU:HD21	24	0.45
(1,2001)	1:40:A:GLN:HE21	1:47:A:LEU:HD22	24	0.45
(1,2001)	1:40:A:GLN:HE21	1:47:A:LEU:HD23	24	0.45
(1,542)	1:42:A:LEU:HD21	1:94:A:LEU:HD11	35	0.44
(1,542)	1:42:A:LEU:HD21	1:94:A:LEU:HD12	35	0.44
(1,542)	1:42:A:LEU:HD21	1:94:A:LEU:HD13	35	0.44
(1,542)	1:42:A:LEU:HD22	1:94:A:LEU:HD11	35	0.44
(1,542)	1:42:A:LEU:HD22	1:94:A:LEU:HD12	35	0.44
(1,542)	1:42:A:LEU:HD22	1:94:A:LEU:HD13	35	0.44
(1,542)	1:42:A:LEU:HD23	1:94:A:LEU:HD11	35	0.44
(1,542)	1:42:A:LEU:HD23	1:94:A:LEU:HD12	35	0.44

Continued on next page...

Continued from previous page...

Key	Atom-1	Atom-2	Model ID	Violation (Å)
(1,542)	1:42:A:LEU:HD23	1:94:A:LEU:HD13	35	0.44
(1,1063)	1:63:A:LYS:HE2	1:65:A:LEU:HD21	39	0.41
(1,1063)	1:63:A:LYS:HE2	1:65:A:LEU:HD22	39	0.41
(1,1063)	1:63:A:LYS:HE2	1:65:A:LEU:HD23	39	0.41
(1,1063)	1:63:A:LYS:HE3	1:65:A:LEU:HD21	39	0.41
(1,1063)	1:63:A:LYS:HE3	1:65:A:LEU:HD22	39	0.41
(1,1063)	1:63:A:LYS:HE3	1:65:A:LEU:HD23	39	0.41
(1,646)	1:62:A:LEU:HD11	1:64:A:ILE:HD11	5	0.41
(1,646)	1:62:A:LEU:HD11	1:64:A:ILE:HD12	5	0.41
(1,646)	1:62:A:LEU:HD11	1:64:A:ILE:HD13	5	0.41
(1,646)	1:62:A:LEU:HD12	1:64:A:ILE:HD11	5	0.41
(1,646)	1:62:A:LEU:HD12	1:64:A:ILE:HD12	5	0.41
(1,646)	1:62:A:LEU:HD12	1:64:A:ILE:HD13	5	0.41
(1,646)	1:62:A:LEU:HD13	1:64:A:ILE:HD11	5	0.41
(1,646)	1:62:A:LEU:HD13	1:64:A:ILE:HD12	5	0.41
(1,646)	1:62:A:LEU:HD13	1:64:A:ILE:HD13	5	0.41
(1,295)	1:39:A:THR:HG21	1:40:A:GLN:HE21	2	0.41
(1,295)	1:39:A:THR:HG22	1:40:A:GLN:HE21	2	0.41
(1,295)	1:39:A:THR:HG23	1:40:A:GLN:HE21	2	0.41
(1,2332)	1:40:A:GLN:HE21	1:47:A:LEU:HD11	3	0.4
(1,2332)	1:40:A:GLN:HE21	1:47:A:LEU:HD12	3	0.4
(1,2332)	1:40:A:GLN:HE21	1:47:A:LEU:HD13	3	0.4
(1,2332)	1:40:A:GLN:HE21	1:47:A:LEU:HD21	3	0.4
(1,2332)	1:40:A:GLN:HE21	1:47:A:LEU:HD22	3	0.4
(1,2332)	1:40:A:GLN:HE21	1:47:A:LEU:HD23	3	0.4
(1,1360)	1:16:A:ASN:HD21	1:26:A:PHE:H	27	0.4
(1,1063)	1:63:A:LYS:HE2	1:65:A:LEU:HD21	30	0.4
(1,1063)	1:63:A:LYS:HE2	1:65:A:LEU:HD22	30	0.4
(1,1063)	1:63:A:LYS:HE2	1:65:A:LEU:HD23	30	0.4
(1,1063)	1:63:A:LYS:HE3	1:65:A:LEU:HD21	30	0.4
(1,1063)	1:63:A:LYS:HE3	1:65:A:LEU:HD22	30	0.4
(1,1063)	1:63:A:LYS:HE3	1:65:A:LEU:HD23	30	0.4
(1,646)	1:62:A:LEU:HD11	1:64:A:ILE:HD11	9	0.4
(1,646)	1:62:A:LEU:HD11	1:64:A:ILE:HD12	9	0.4
(1,646)	1:62:A:LEU:HD11	1:64:A:ILE:HD13	9	0.4
(1,646)	1:62:A:LEU:HD12	1:64:A:ILE:HD11	9	0.4
(1,646)	1:62:A:LEU:HD12	1:64:A:ILE:HD12	9	0.4
(1,646)	1:62:A:LEU:HD12	1:64:A:ILE:HD13	9	0.4
(1,646)	1:62:A:LEU:HD13	1:64:A:ILE:HD11	9	0.4
(1,646)	1:62:A:LEU:HD13	1:64:A:ILE:HD12	9	0.4
(1,646)	1:62:A:LEU:HD13	1:64:A:ILE:HD13	9	0.4
(1,646)	1:62:A:LEU:HD11	1:64:A:ILE:HD11	34	0.4

Continued on next page...

Continued from previous page...

Key	Atom-1	Atom-2	Model ID	Violation (Å)
(1,646)	1:62:A:LEU:HD11	1:64:A:ILE:HD12	34	0.4
(1,646)	1:62:A:LEU:HD11	1:64:A:ILE:HD13	34	0.4
(1,646)	1:62:A:LEU:HD12	1:64:A:ILE:HD11	34	0.4
(1,646)	1:62:A:LEU:HD12	1:64:A:ILE:HD12	34	0.4
(1,646)	1:62:A:LEU:HD12	1:64:A:ILE:HD13	34	0.4
(1,646)	1:62:A:LEU:HD13	1:64:A:ILE:HD11	34	0.4
(1,646)	1:62:A:LEU:HD13	1:64:A:ILE:HD12	34	0.4
(1,646)	1:62:A:LEU:HD13	1:64:A:ILE:HD13	34	0.4
(1,542)	1:42:A:LEU:HD21	1:94:A:LEU:HD11	23	0.4
(1,542)	1:42:A:LEU:HD21	1:94:A:LEU:HD12	23	0.4
(1,542)	1:42:A:LEU:HD21	1:94:A:LEU:HD13	23	0.4
(1,542)	1:42:A:LEU:HD22	1:94:A:LEU:HD11	23	0.4
(1,542)	1:42:A:LEU:HD22	1:94:A:LEU:HD12	23	0.4
(1,542)	1:42:A:LEU:HD22	1:94:A:LEU:HD13	23	0.4
(1,542)	1:42:A:LEU:HD23	1:94:A:LEU:HD11	23	0.4
(1,542)	1:42:A:LEU:HD23	1:94:A:LEU:HD12	23	0.4
(1,542)	1:42:A:LEU:HD23	1:94:A:LEU:HD13	23	0.4
(1,295)	1:39:A:THR:HG21	1:40:A:GLN:HE21	35	0.4
(1,295)	1:39:A:THR:HG22	1:40:A:GLN:HE21	35	0.4
(1,295)	1:39:A:THR:HG23	1:40:A:GLN:HE21	35	0.4
(1,1063)	1:63:A:LYS:HE2	1:65:A:LEU:HD21	1	0.39
(1,1063)	1:63:A:LYS:HE2	1:65:A:LEU:HD22	1	0.39
(1,1063)	1:63:A:LYS:HE2	1:65:A:LEU:HD23	1	0.39
(1,1063)	1:63:A:LYS:HE3	1:65:A:LEU:HD21	1	0.39
(1,1063)	1:63:A:LYS:HE3	1:65:A:LEU:HD22	1	0.39
(1,1063)	1:63:A:LYS:HE3	1:65:A:LEU:HD23	1	0.39
(1,646)	1:62:A:LEU:HD11	1:64:A:ILE:HD11	28	0.39
(1,646)	1:62:A:LEU:HD11	1:64:A:ILE:HD12	28	0.39
(1,646)	1:62:A:LEU:HD11	1:64:A:ILE:HD13	28	0.39
(1,646)	1:62:A:LEU:HD12	1:64:A:ILE:HD11	28	0.39
(1,646)	1:62:A:LEU:HD12	1:64:A:ILE:HD12	28	0.39
(1,646)	1:62:A:LEU:HD12	1:64:A:ILE:HD13	28	0.39
(1,646)	1:62:A:LEU:HD13	1:64:A:ILE:HD11	28	0.39
(1,646)	1:62:A:LEU:HD13	1:64:A:ILE:HD12	28	0.39
(1,646)	1:62:A:LEU:HD13	1:64:A:ILE:HD13	28	0.39
(1,646)	1:62:A:LEU:HD11	1:64:A:ILE:HD11	39	0.38
(1,646)	1:62:A:LEU:HD11	1:64:A:ILE:HD12	39	0.38
(1,646)	1:62:A:LEU:HD11	1:64:A:ILE:HD13	39	0.38
(1,646)	1:62:A:LEU:HD12	1:64:A:ILE:HD11	39	0.38
(1,646)	1:62:A:LEU:HD12	1:64:A:ILE:HD12	39	0.38
(1,646)	1:62:A:LEU:HD12	1:64:A:ILE:HD13	39	0.38
(1,646)	1:62:A:LEU:HD13	1:64:A:ILE:HD11	39	0.38

Continued on next page...

Continued from previous page...

Key	Atom-1	Atom-2	Model ID	Violation (Å)
(1,646)	1:62:A:LEU:HD13	1:64:A:ILE:HD12	39	0.38
(1,646)	1:62:A:LEU:HD13	1:64:A:ILE:HD13	39	0.38
(1,2332)	1:40:A:GLN:HE21	1:47:A:LEU:HD11	40	0.37
(1,2332)	1:40:A:GLN:HE21	1:47:A:LEU:HD12	40	0.37
(1,2332)	1:40:A:GLN:HE21	1:47:A:LEU:HD13	40	0.37
(1,2332)	1:40:A:GLN:HE21	1:47:A:LEU:HD21	40	0.37
(1,2332)	1:40:A:GLN:HE21	1:47:A:LEU:HD22	40	0.37
(1,2332)	1:40:A:GLN:HE21	1:47:A:LEU:HD23	40	0.37
(1,1063)	1:63:A:LYS:HE2	1:65:A:LEU:HD21	34	0.37
(1,1063)	1:63:A:LYS:HE2	1:65:A:LEU:HD22	34	0.37
(1,1063)	1:63:A:LYS:HE2	1:65:A:LEU:HD23	34	0.37
(1,1063)	1:63:A:LYS:HE3	1:65:A:LEU:HD21	34	0.37
(1,1063)	1:63:A:LYS:HE3	1:65:A:LEU:HD22	34	0.37
(1,1063)	1:63:A:LYS:HE3	1:65:A:LEU:HD23	34	0.37
(1,930)	1:16:A:ASN:HD22	1:23:A:GLU:HG3	27	0.37
(1,1063)	1:63:A:LYS:HE2	1:65:A:LEU:HD21	37	0.36
(1,1063)	1:63:A:LYS:HE2	1:65:A:LEU:HD22	37	0.36
(1,1063)	1:63:A:LYS:HE2	1:65:A:LEU:HD23	37	0.36
(1,1063)	1:63:A:LYS:HE3	1:65:A:LEU:HD21	37	0.36
(1,1063)	1:63:A:LYS:HE3	1:65:A:LEU:HD22	37	0.36
(1,1063)	1:63:A:LYS:HE3	1:65:A:LEU:HD23	37	0.36
(1,1063)	1:63:A:LYS:HE2	1:65:A:LEU:HD21	35	0.35
(1,1063)	1:63:A:LYS:HE2	1:65:A:LEU:HD22	35	0.35
(1,1063)	1:63:A:LYS:HE2	1:65:A:LEU:HD23	35	0.35
(1,1063)	1:63:A:LYS:HE3	1:65:A:LEU:HD21	35	0.35
(1,1063)	1:63:A:LYS:HE3	1:65:A:LEU:HD22	35	0.35
(1,1063)	1:63:A:LYS:HE3	1:65:A:LEU:HD23	35	0.35
(1,646)	1:62:A:LEU:HD11	1:64:A:ILE:HD11	2	0.34
(1,646)	1:62:A:LEU:HD11	1:64:A:ILE:HD12	2	0.34
(1,646)	1:62:A:LEU:HD11	1:64:A:ILE:HD13	2	0.34
(1,646)	1:62:A:LEU:HD12	1:64:A:ILE:HD11	2	0.34
(1,646)	1:62:A:LEU:HD12	1:64:A:ILE:HD12	2	0.34
(1,646)	1:62:A:LEU:HD12	1:64:A:ILE:HD13	2	0.34
(1,646)	1:62:A:LEU:HD13	1:64:A:ILE:HD11	2	0.34
(1,646)	1:62:A:LEU:HD13	1:64:A:ILE:HD12	2	0.34
(1,646)	1:62:A:LEU:HD13	1:64:A:ILE:HD13	2	0.34
(1,646)	1:62:A:LEU:HD11	1:64:A:ILE:HD11	8	0.34
(1,646)	1:62:A:LEU:HD11	1:64:A:ILE:HD12	8	0.34
(1,646)	1:62:A:LEU:HD11	1:64:A:ILE:HD13	8	0.34
(1,646)	1:62:A:LEU:HD12	1:64:A:ILE:HD11	8	0.34
(1,646)	1:62:A:LEU:HD12	1:64:A:ILE:HD12	8	0.34
(1,646)	1:62:A:LEU:HD12	1:64:A:ILE:HD13	8	0.34

Continued on next page...

Continued from previous page...

Key	Atom-1	Atom-2	Model ID	Violation (Å)
(1,646)	1:62:A:LEU:HD13	1:64:A:ILE:HD11	8	0.34
(1,646)	1:62:A:LEU:HD13	1:64:A:ILE:HD12	8	0.34
(1,646)	1:62:A:LEU:HD13	1:64:A:ILE:HD13	8	0.34
(1,646)	1:62:A:LEU:HD11	1:64:A:ILE:HD11	40	0.34
(1,646)	1:62:A:LEU:HD11	1:64:A:ILE:HD12	40	0.34
(1,646)	1:62:A:LEU:HD11	1:64:A:ILE:HD13	40	0.34
(1,646)	1:62:A:LEU:HD12	1:64:A:ILE:HD11	40	0.34
(1,646)	1:62:A:LEU:HD12	1:64:A:ILE:HD12	40	0.34
(1,646)	1:62:A:LEU:HD12	1:64:A:ILE:HD13	40	0.34
(1,646)	1:62:A:LEU:HD13	1:64:A:ILE:HD11	40	0.34
(1,646)	1:62:A:LEU:HD13	1:64:A:ILE:HD12	40	0.34
(1,646)	1:62:A:LEU:HD13	1:64:A:ILE:HD13	40	0.34
(1,295)	1:39:A:THR:HG21	1:40:A:GLN:HE21	23	0.34
(1,295)	1:39:A:THR:HG22	1:40:A:GLN:HE21	23	0.34
(1,295)	1:39:A:THR:HG23	1:40:A:GLN:HE21	23	0.34
(1,1497)	1:16:A:ASN:HD21	1:26:A:PHE:HE1	18	0.33
(1,1497)	1:16:A:ASN:HD21	1:26:A:PHE:HE2	18	0.33
(1,1063)	1:63:A:LYS:HE2	1:65:A:LEU:HD21	24	0.33
(1,1063)	1:63:A:LYS:HE2	1:65:A:LEU:HD22	24	0.33
(1,1063)	1:63:A:LYS:HE2	1:65:A:LEU:HD23	24	0.33
(1,1063)	1:63:A:LYS:HE3	1:65:A:LEU:HD21	24	0.33
(1,1063)	1:63:A:LYS:HE3	1:65:A:LEU:HD22	24	0.33
(1,1063)	1:63:A:LYS:HE3	1:65:A:LEU:HD23	24	0.33
(1,646)	1:62:A:LEU:HD11	1:64:A:ILE:HD11	22	0.32
(1,646)	1:62:A:LEU:HD11	1:64:A:ILE:HD12	22	0.32
(1,646)	1:62:A:LEU:HD11	1:64:A:ILE:HD13	22	0.32
(1,646)	1:62:A:LEU:HD12	1:64:A:ILE:HD11	22	0.32
(1,646)	1:62:A:LEU:HD12	1:64:A:ILE:HD12	22	0.32
(1,646)	1:62:A:LEU:HD12	1:64:A:ILE:HD13	22	0.32
(1,646)	1:62:A:LEU:HD13	1:64:A:ILE:HD11	22	0.32
(1,646)	1:62:A:LEU:HD13	1:64:A:ILE:HD12	22	0.32
(1,646)	1:62:A:LEU:HD13	1:64:A:ILE:HD13	22	0.32
(1,646)	1:62:A:LEU:HD11	1:64:A:ILE:HD11	33	0.32
(1,646)	1:62:A:LEU:HD11	1:64:A:ILE:HD12	33	0.32
(1,646)	1:62:A:LEU:HD11	1:64:A:ILE:HD13	33	0.32
(1,646)	1:62:A:LEU:HD12	1:64:A:ILE:HD11	33	0.32
(1,646)	1:62:A:LEU:HD12	1:64:A:ILE:HD12	33	0.32
(1,646)	1:62:A:LEU:HD12	1:64:A:ILE:HD13	33	0.32
(1,646)	1:62:A:LEU:HD13	1:64:A:ILE:HD11	33	0.32
(1,646)	1:62:A:LEU:HD13	1:64:A:ILE:HD12	33	0.32
(1,646)	1:62:A:LEU:HD13	1:64:A:ILE:HD13	33	0.32
(1,646)	1:62:A:LEU:HD11	1:64:A:ILE:HD11	36	0.32

Continued on next page...

Continued from previous page...

Key	Atom-1	Atom-2	Model ID	Violation (Å)
(1,646)	1:62:A:LEU:HD11	1:64:A:ILE:HD12	36	0.32
(1,646)	1:62:A:LEU:HD11	1:64:A:ILE:HD13	36	0.32
(1,646)	1:62:A:LEU:HD12	1:64:A:ILE:HD11	36	0.32
(1,646)	1:62:A:LEU:HD12	1:64:A:ILE:HD12	36	0.32
(1,646)	1:62:A:LEU:HD12	1:64:A:ILE:HD13	36	0.32
(1,646)	1:62:A:LEU:HD13	1:64:A:ILE:HD11	36	0.32
(1,646)	1:62:A:LEU:HD13	1:64:A:ILE:HD12	36	0.32
(1,646)	1:62:A:LEU:HD13	1:64:A:ILE:HD13	36	0.32
(1,2332)	1:40:A:GLN:HE21	1:47:A:LEU:HD11	6	0.3
(1,2332)	1:40:A:GLN:HE21	1:47:A:LEU:HD12	6	0.3
(1,2332)	1:40:A:GLN:HE21	1:47:A:LEU:HD13	6	0.3
(1,2332)	1:40:A:GLN:HE21	1:47:A:LEU:HD21	6	0.3
(1,2332)	1:40:A:GLN:HE21	1:47:A:LEU:HD22	6	0.3
(1,2332)	1:40:A:GLN:HE21	1:47:A:LEU:HD23	6	0.3
(1,2332)	1:40:A:GLN:HE21	1:47:A:LEU:HD11	16	0.3
(1,2332)	1:40:A:GLN:HE21	1:47:A:LEU:HD12	16	0.3
(1,2332)	1:40:A:GLN:HE21	1:47:A:LEU:HD13	16	0.3
(1,2332)	1:40:A:GLN:HE21	1:47:A:LEU:HD21	16	0.3
(1,2332)	1:40:A:GLN:HE21	1:47:A:LEU:HD22	16	0.3
(1,2332)	1:40:A:GLN:HE21	1:47:A:LEU:HD23	16	0.3
(1,1497)	1:16:A:ASN:HD21	1:26:A:PHE:HE1	22	0.3
(1,1497)	1:16:A:ASN:HD21	1:26:A:PHE:HE2	22	0.3
(1,1063)	1:63:A:LYS:HE2	1:65:A:LEU:HD21	26	0.3
(1,1063)	1:63:A:LYS:HE2	1:65:A:LEU:HD22	26	0.3
(1,1063)	1:63:A:LYS:HE2	1:65:A:LEU:HD23	26	0.3
(1,1063)	1:63:A:LYS:HE3	1:65:A:LEU:HD21	26	0.3
(1,1063)	1:63:A:LYS:HE3	1:65:A:LEU:HD22	26	0.3
(1,1063)	1:63:A:LYS:HE3	1:65:A:LEU:HD23	26	0.3
(1,1063)	1:63:A:LYS:HE2	1:65:A:LEU:HD21	27	0.3
(1,1063)	1:63:A:LYS:HE2	1:65:A:LEU:HD22	27	0.3
(1,1063)	1:63:A:LYS:HE2	1:65:A:LEU:HD23	27	0.3
(1,1063)	1:63:A:LYS:HE3	1:65:A:LEU:HD21	27	0.3
(1,1063)	1:63:A:LYS:HE3	1:65:A:LEU:HD22	27	0.3
(1,1063)	1:63:A:LYS:HE3	1:65:A:LEU:HD23	27	0.3
(1,646)	1:62:A:LEU:HD11	1:64:A:ILE:HD11	31	0.3
(1,646)	1:62:A:LEU:HD11	1:64:A:ILE:HD12	31	0.3
(1,646)	1:62:A:LEU:HD11	1:64:A:ILE:HD13	31	0.3
(1,646)	1:62:A:LEU:HD12	1:64:A:ILE:HD11	31	0.3
(1,646)	1:62:A:LEU:HD12	1:64:A:ILE:HD12	31	0.3
(1,646)	1:62:A:LEU:HD12	1:64:A:ILE:HD13	31	0.3
(1,646)	1:62:A:LEU:HD13	1:64:A:ILE:HD11	31	0.3
(1,646)	1:62:A:LEU:HD13	1:64:A:ILE:HD12	31	0.3

Continued on next page...

Continued from previous page...

Key	Atom-1	Atom-2	Model ID	Violation (Å)
(1,646)	1:62:A:LEU:HD13	1:64:A:ILE:HD13	31	0.3
(1,2332)	1:40:A:GLN:HE21	1:47:A:LEU:HD11	14	0.29
(1,2332)	1:40:A:GLN:HE21	1:47:A:LEU:HD12	14	0.29
(1,2332)	1:40:A:GLN:HE21	1:47:A:LEU:HD13	14	0.29
(1,2332)	1:40:A:GLN:HE21	1:47:A:LEU:HD21	14	0.29
(1,2332)	1:40:A:GLN:HE21	1:47:A:LEU:HD22	14	0.29
(1,2332)	1:40:A:GLN:HE21	1:47:A:LEU:HD23	14	0.29
(1,2251)	1:33:A:THR:H	1:50:A:LEU:HD11	39	0.29
(1,2251)	1:33:A:THR:H	1:50:A:LEU:HD12	39	0.29
(1,2251)	1:33:A:THR:H	1:50:A:LEU:HD13	39	0.29
(1,2251)	1:33:A:THR:H	1:50:A:LEU:HD21	39	0.29
(1,2251)	1:33:A:THR:H	1:50:A:LEU:HD22	39	0.29
(1,2251)	1:33:A:THR:H	1:50:A:LEU:HD23	39	0.29
(1,1497)	1:16:A:ASN:HD21	1:26:A:PHE:HE1	13	0.29
(1,1497)	1:16:A:ASN:HD21	1:26:A:PHE:HE2	13	0.29
(1,1497)	1:16:A:ASN:HD21	1:26:A:PHE:HE1	31	0.29
(1,1497)	1:16:A:ASN:HD21	1:26:A:PHE:HE2	31	0.29
(1,1495)	1:16:A:ASN:HD21	1:25:A:SER:HA	26	0.29
(1,1063)	1:63:A:LYS:HE2	1:65:A:LEU:HD21	29	0.29
(1,1063)	1:63:A:LYS:HE2	1:65:A:LEU:HD22	29	0.29
(1,1063)	1:63:A:LYS:HE2	1:65:A:LEU:HD23	29	0.29
(1,1063)	1:63:A:LYS:HE3	1:65:A:LEU:HD21	29	0.29
(1,1063)	1:63:A:LYS:HE3	1:65:A:LEU:HD22	29	0.29
(1,1063)	1:63:A:LYS:HE3	1:65:A:LEU:HD23	29	0.29
(1,646)	1:62:A:LEU:HD11	1:64:A:ILE:HD11	6	0.29
(1,646)	1:62:A:LEU:HD11	1:64:A:ILE:HD12	6	0.29
(1,646)	1:62:A:LEU:HD11	1:64:A:ILE:HD13	6	0.29
(1,646)	1:62:A:LEU:HD12	1:64:A:ILE:HD11	6	0.29
(1,646)	1:62:A:LEU:HD12	1:64:A:ILE:HD12	6	0.29
(1,646)	1:62:A:LEU:HD12	1:64:A:ILE:HD13	6	0.29
(1,646)	1:62:A:LEU:HD13	1:64:A:ILE:HD11	6	0.29
(1,646)	1:62:A:LEU:HD13	1:64:A:ILE:HD12	6	0.29
(1,646)	1:62:A:LEU:HD13	1:64:A:ILE:HD13	6	0.29
(1,646)	1:62:A:LEU:HD11	1:64:A:ILE:HD11	16	0.29
(1,646)	1:62:A:LEU:HD11	1:64:A:ILE:HD12	16	0.29
(1,646)	1:62:A:LEU:HD11	1:64:A:ILE:HD13	16	0.29
(1,646)	1:62:A:LEU:HD12	1:64:A:ILE:HD11	16	0.29
(1,646)	1:62:A:LEU:HD12	1:64:A:ILE:HD12	16	0.29
(1,646)	1:62:A:LEU:HD12	1:64:A:ILE:HD13	16	0.29
(1,646)	1:62:A:LEU:HD13	1:64:A:ILE:HD11	16	0.29
(1,646)	1:62:A:LEU:HD13	1:64:A:ILE:HD12	16	0.29
(1,646)	1:62:A:LEU:HD13	1:64:A:ILE:HD13	16	0.29

Continued on next page...

Continued from previous page...

Key	Atom-1	Atom-2	Model ID	Violation (Å)
(1,646)	1:62:A:LEU:HD11	1:64:A:ILE:HD11	29	0.29
(1,646)	1:62:A:LEU:HD11	1:64:A:ILE:HD12	29	0.29
(1,646)	1:62:A:LEU:HD11	1:64:A:ILE:HD13	29	0.29
(1,646)	1:62:A:LEU:HD12	1:64:A:ILE:HD11	29	0.29
(1,646)	1:62:A:LEU:HD12	1:64:A:ILE:HD12	29	0.29
(1,646)	1:62:A:LEU:HD12	1:64:A:ILE:HD13	29	0.29
(1,646)	1:62:A:LEU:HD13	1:64:A:ILE:HD11	29	0.29
(1,646)	1:62:A:LEU:HD13	1:64:A:ILE:HD12	29	0.29
(1,646)	1:62:A:LEU:HD13	1:64:A:ILE:HD13	29	0.29
(1,646)	1:62:A:LEU:HD11	1:64:A:ILE:HD11	38	0.29
(1,646)	1:62:A:LEU:HD11	1:64:A:ILE:HD12	38	0.29
(1,646)	1:62:A:LEU:HD11	1:64:A:ILE:HD13	38	0.29
(1,646)	1:62:A:LEU:HD12	1:64:A:ILE:HD11	38	0.29
(1,646)	1:62:A:LEU:HD12	1:64:A:ILE:HD12	38	0.29
(1,646)	1:62:A:LEU:HD12	1:64:A:ILE:HD13	38	0.29
(1,646)	1:62:A:LEU:HD13	1:64:A:ILE:HD11	38	0.29
(1,646)	1:62:A:LEU:HD13	1:64:A:ILE:HD12	38	0.29
(1,646)	1:62:A:LEU:HD13	1:64:A:ILE:HD13	38	0.29
(1,2332)	1:40:A:GLN:HE21	1:47:A:LEU:HD11	27	0.28
(1,2332)	1:40:A:GLN:HE21	1:47:A:LEU:HD12	27	0.28
(1,2332)	1:40:A:GLN:HE21	1:47:A:LEU:HD13	27	0.28
(1,2332)	1:40:A:GLN:HE21	1:47:A:LEU:HD21	27	0.28
(1,2332)	1:40:A:GLN:HE21	1:47:A:LEU:HD22	27	0.28
(1,2332)	1:40:A:GLN:HE21	1:47:A:LEU:HD23	27	0.28
(1,1495)	1:16:A:ASN:HD21	1:25:A:SER:HA	30	0.28
(1,838)	1:36:A:GLU:HB3	1:39:A:THR:HG21	24	0.28
(1,838)	1:36:A:GLU:HB3	1:39:A:THR:HG22	24	0.28
(1,838)	1:36:A:GLU:HB3	1:39:A:THR:HG23	24	0.28
(1,646)	1:62:A:LEU:HD11	1:64:A:ILE:HD11	18	0.28
(1,646)	1:62:A:LEU:HD11	1:64:A:ILE:HD12	18	0.28
(1,646)	1:62:A:LEU:HD11	1:64:A:ILE:HD13	18	0.28
(1,646)	1:62:A:LEU:HD12	1:64:A:ILE:HD11	18	0.28
(1,646)	1:62:A:LEU:HD12	1:64:A:ILE:HD12	18	0.28
(1,646)	1:62:A:LEU:HD12	1:64:A:ILE:HD13	18	0.28
(1,646)	1:62:A:LEU:HD13	1:64:A:ILE:HD11	18	0.28
(1,646)	1:62:A:LEU:HD13	1:64:A:ILE:HD12	18	0.28
(1,646)	1:62:A:LEU:HD13	1:64:A:ILE:HD13	18	0.28
(1,2332)	1:40:A:GLN:HE21	1:47:A:LEU:HD11	11	0.27
(1,2332)	1:40:A:GLN:HE21	1:47:A:LEU:HD12	11	0.27
(1,2332)	1:40:A:GLN:HE21	1:47:A:LEU:HD13	11	0.27
(1,2332)	1:40:A:GLN:HE21	1:47:A:LEU:HD21	11	0.27
(1,2332)	1:40:A:GLN:HE21	1:47:A:LEU:HD22	11	0.27

Continued on next page...

Continued from previous page...

Key	Atom-1	Atom-2	Model ID	Violation (Å)
(1,2332)	1:40:A:GLN:HE21	1:47:A:LEU:HD23	11	0.27
(1,2332)	1:40:A:GLN:HE21	1:47:A:LEU:HD11	21	0.27
(1,2332)	1:40:A:GLN:HE21	1:47:A:LEU:HD12	21	0.27
(1,2332)	1:40:A:GLN:HE21	1:47:A:LEU:HD13	21	0.27
(1,2332)	1:40:A:GLN:HE21	1:47:A:LEU:HD21	21	0.27
(1,2332)	1:40:A:GLN:HE21	1:47:A:LEU:HD22	21	0.27
(1,2332)	1:40:A:GLN:HE21	1:47:A:LEU:HD23	21	0.27
(1,838)	1:36:A:GLU:HB3	1:39:A:THR:HG21	5	0.27
(1,838)	1:36:A:GLU:HB3	1:39:A:THR:HG22	5	0.27
(1,838)	1:36:A:GLU:HB3	1:39:A:THR:HG23	5	0.27
(1,838)	1:36:A:GLU:HB3	1:39:A:THR:HG21	12	0.27
(1,838)	1:36:A:GLU:HB3	1:39:A:THR:HG22	12	0.27
(1,838)	1:36:A:GLU:HB3	1:39:A:THR:HG23	12	0.27
(1,646)	1:62:A:LEU:HD11	1:64:A:ILE:HD11	13	0.27
(1,646)	1:62:A:LEU:HD11	1:64:A:ILE:HD12	13	0.27
(1,646)	1:62:A:LEU:HD11	1:64:A:ILE:HD13	13	0.27
(1,646)	1:62:A:LEU:HD12	1:64:A:ILE:HD11	13	0.27
(1,646)	1:62:A:LEU:HD12	1:64:A:ILE:HD12	13	0.27
(1,646)	1:62:A:LEU:HD12	1:64:A:ILE:HD13	13	0.27
(1,646)	1:62:A:LEU:HD13	1:64:A:ILE:HD11	13	0.27
(1,646)	1:62:A:LEU:HD13	1:64:A:ILE:HD12	13	0.27
(1,646)	1:62:A:LEU:HD13	1:64:A:ILE:HD13	13	0.27
(1,2431)	1:62:A:LEU:HD11	1:63:A:LYS:HA	40	0.26
(1,2431)	1:62:A:LEU:HD12	1:63:A:LYS:HA	40	0.26
(1,2431)	1:62:A:LEU:HD13	1:63:A:LYS:HA	40	0.26
(1,2431)	1:62:A:LEU:HD21	1:63:A:LYS:HA	40	0.26
(1,2431)	1:62:A:LEU:HD22	1:63:A:LYS:HA	40	0.26
(1,2431)	1:62:A:LEU:HD23	1:63:A:LYS:HA	40	0.26
(1,2332)	1:40:A:GLN:HE21	1:47:A:LEU:HD11	7	0.26
(1,2332)	1:40:A:GLN:HE21	1:47:A:LEU:HD12	7	0.26
(1,2332)	1:40:A:GLN:HE21	1:47:A:LEU:HD13	7	0.26
(1,2332)	1:40:A:GLN:HE21	1:47:A:LEU:HD21	7	0.26
(1,2332)	1:40:A:GLN:HE21	1:47:A:LEU:HD22	7	0.26
(1,2332)	1:40:A:GLN:HE21	1:47:A:LEU:HD23	7	0.26
(1,2332)	1:40:A:GLN:HE21	1:47:A:LEU:HD11	12	0.26
(1,2332)	1:40:A:GLN:HE21	1:47:A:LEU:HD12	12	0.26
(1,2332)	1:40:A:GLN:HE21	1:47:A:LEU:HD13	12	0.26
(1,2332)	1:40:A:GLN:HE21	1:47:A:LEU:HD21	12	0.26
(1,2332)	1:40:A:GLN:HE21	1:47:A:LEU:HD22	12	0.26
(1,2332)	1:40:A:GLN:HE21	1:47:A:LEU:HD23	12	0.26
(1,2251)	1:33:A:THR:H	1:50:A:LEU:HD11	17	0.26
(1,2251)	1:33:A:THR:H	1:50:A:LEU:HD12	17	0.26

Continued on next page...

Continued from previous page...

Key	Atom-1	Atom-2	Model ID	Violation (Å)
(1,2251)	1:33:A:THR:H	1:50:A:LEU:HD13	17	0.26
(1,2251)	1:33:A:THR:H	1:50:A:LEU:HD21	17	0.26
(1,2251)	1:33:A:THR:H	1:50:A:LEU:HD22	17	0.26
(1,2251)	1:33:A:THR:H	1:50:A:LEU:HD23	17	0.26
(1,1497)	1:16:A:ASN:HD21	1:26:A:PHE:HE1	8	0.26
(1,1497)	1:16:A:ASN:HD21	1:26:A:PHE:HE2	8	0.26
(1,1495)	1:16:A:ASN:HD21	1:25:A:SER:HA	23	0.26
(1,1495)	1:16:A:ASN:HD21	1:25:A:SER:HA	25	0.26
(1,1063)	1:63:A:LYS:HE2	1:65:A:LEU:HD21	20	0.26
(1,1063)	1:63:A:LYS:HE2	1:65:A:LEU:HD22	20	0.26
(1,1063)	1:63:A:LYS:HE2	1:65:A:LEU:HD23	20	0.26
(1,1063)	1:63:A:LYS:HE3	1:65:A:LEU:HD21	20	0.26
(1,1063)	1:63:A:LYS:HE3	1:65:A:LEU:HD22	20	0.26
(1,1063)	1:63:A:LYS:HE3	1:65:A:LEU:HD23	20	0.26
(1,838)	1:36:A:GLU:HB3	1:39:A:THR:HG21	25	0.26
(1,838)	1:36:A:GLU:HB3	1:39:A:THR:HG22	25	0.26
(1,838)	1:36:A:GLU:HB3	1:39:A:THR:HG23	25	0.26
(1,838)	1:36:A:GLU:HB3	1:39:A:THR:HG21	30	0.26
(1,838)	1:36:A:GLU:HB3	1:39:A:THR:HG22	30	0.26
(1,838)	1:36:A:GLU:HB3	1:39:A:THR:HG23	30	0.26
(1,838)	1:36:A:GLU:HB3	1:39:A:THR:HG21	32	0.26
(1,838)	1:36:A:GLU:HB3	1:39:A:THR:HG22	32	0.26
(1,838)	1:36:A:GLU:HB3	1:39:A:THR:HG23	32	0.26
(1,838)	1:36:A:GLU:HB3	1:39:A:THR:HG21	39	0.26
(1,838)	1:36:A:GLU:HB3	1:39:A:THR:HG22	39	0.26
(1,838)	1:36:A:GLU:HB3	1:39:A:THR:HG23	39	0.26
(1,2431)	1:62:A:LEU:HD11	1:63:A:LYS:HA	28	0.25
(1,2431)	1:62:A:LEU:HD12	1:63:A:LYS:HA	28	0.25
(1,2431)	1:62:A:LEU:HD13	1:63:A:LYS:HA	28	0.25
(1,2431)	1:62:A:LEU:HD21	1:63:A:LYS:HA	28	0.25
(1,2431)	1:62:A:LEU:HD22	1:63:A:LYS:HA	28	0.25
(1,2431)	1:62:A:LEU:HD23	1:63:A:LYS:HA	28	0.25
(1,2431)	1:62:A:LEU:HD11	1:63:A:LYS:HA	34	0.25
(1,2431)	1:62:A:LEU:HD12	1:63:A:LYS:HA	34	0.25
(1,2431)	1:62:A:LEU:HD13	1:63:A:LYS:HA	34	0.25
(1,2431)	1:62:A:LEU:HD21	1:63:A:LYS:HA	34	0.25
(1,2431)	1:62:A:LEU:HD22	1:63:A:LYS:HA	34	0.25
(1,2431)	1:62:A:LEU:HD23	1:63:A:LYS:HA	34	0.25
(1,2431)	1:62:A:LEU:HD11	1:63:A:LYS:HA	39	0.25
(1,2431)	1:62:A:LEU:HD12	1:63:A:LYS:HA	39	0.25
(1,2431)	1:62:A:LEU:HD13	1:63:A:LYS:HA	39	0.25
(1,2431)	1:62:A:LEU:HD21	1:63:A:LYS:HA	39	0.25

Continued on next page...

Continued from previous page...

Key	Atom-1	Atom-2	Model ID	Violation (Å)
(1,2431)	1:62:A:LEU:HD22	1:63:A:LYS:HA	39	0.25
(1,2431)	1:62:A:LEU:HD23	1:63:A:LYS:HA	39	0.25
(1,2332)	1:40:A:GLN:HE21	1:47:A:LEU:HD11	19	0.25
(1,2332)	1:40:A:GLN:HE21	1:47:A:LEU:HD12	19	0.25
(1,2332)	1:40:A:GLN:HE21	1:47:A:LEU:HD13	19	0.25
(1,2332)	1:40:A:GLN:HE21	1:47:A:LEU:HD21	19	0.25
(1,2332)	1:40:A:GLN:HE21	1:47:A:LEU:HD22	19	0.25
(1,2332)	1:40:A:GLN:HE21	1:47:A:LEU:HD23	19	0.25
(1,2332)	1:40:A:GLN:HE21	1:47:A:LEU:HD11	39	0.25
(1,2332)	1:40:A:GLN:HE21	1:47:A:LEU:HD12	39	0.25
(1,2332)	1:40:A:GLN:HE21	1:47:A:LEU:HD13	39	0.25
(1,2332)	1:40:A:GLN:HE21	1:47:A:LEU:HD21	39	0.25
(1,2332)	1:40:A:GLN:HE21	1:47:A:LEU:HD22	39	0.25
(1,2332)	1:40:A:GLN:HE21	1:47:A:LEU:HD23	39	0.25
(1,2251)	1:33:A:THR:H	1:50:A:LEU:HD11	40	0.25
(1,2251)	1:33:A:THR:H	1:50:A:LEU:HD12	40	0.25
(1,2251)	1:33:A:THR:H	1:50:A:LEU:HD13	40	0.25
(1,2251)	1:33:A:THR:H	1:50:A:LEU:HD21	40	0.25
(1,2251)	1:33:A:THR:H	1:50:A:LEU:HD22	40	0.25
(1,2251)	1:33:A:THR:H	1:50:A:LEU:HD23	40	0.25
(1,1495)	1:16:A:ASN:HD21	1:25:A:SER:HA	11	0.25
(1,1063)	1:63:A:LYS:HE2	1:65:A:LEU:HD21	14	0.25
(1,1063)	1:63:A:LYS:HE2	1:65:A:LEU:HD22	14	0.25
(1,1063)	1:63:A:LYS:HE2	1:65:A:LEU:HD23	14	0.25
(1,1063)	1:63:A:LYS:HE3	1:65:A:LEU:HD21	14	0.25
(1,1063)	1:63:A:LYS:HE3	1:65:A:LEU:HD22	14	0.25
(1,1063)	1:63:A:LYS:HE3	1:65:A:LEU:HD23	14	0.25
(1,1063)	1:63:A:LYS:HE2	1:65:A:LEU:HD21	18	0.25
(1,1063)	1:63:A:LYS:HE2	1:65:A:LEU:HD22	18	0.25
(1,1063)	1:63:A:LYS:HE2	1:65:A:LEU:HD23	18	0.25
(1,1063)	1:63:A:LYS:HE3	1:65:A:LEU:HD21	18	0.25
(1,1063)	1:63:A:LYS:HE3	1:65:A:LEU:HD22	18	0.25
(1,1063)	1:63:A:LYS:HE3	1:65:A:LEU:HD23	18	0.25
(1,838)	1:36:A:GLU:HB3	1:39:A:THR:HG21	17	0.25
(1,838)	1:36:A:GLU:HB3	1:39:A:THR:HG22	17	0.25
(1,838)	1:36:A:GLU:HB3	1:39:A:THR:HG23	17	0.25
(1,838)	1:36:A:GLU:HB3	1:39:A:THR:HG21	27	0.25
(1,838)	1:36:A:GLU:HB3	1:39:A:THR:HG22	27	0.25
(1,838)	1:36:A:GLU:HB3	1:39:A:THR:HG23	27	0.25
(1,838)	1:36:A:GLU:HB3	1:39:A:THR:HG21	28	0.25
(1,838)	1:36:A:GLU:HB3	1:39:A:THR:HG22	28	0.25
(1,838)	1:36:A:GLU:HB3	1:39:A:THR:HG23	28	0.25

Continued on next page...

Continued from previous page...

Key	Atom-1	Atom-2	Model ID	Violation (Å)
(1,496)	1:16:A:ASN:H	1:17:A:VAL:HG11	25	0.25
(1,496)	1:16:A:ASN:H	1:17:A:VAL:HG12	25	0.25
(1,496)	1:16:A:ASN:H	1:17:A:VAL:HG13	25	0.25
(1,496)	1:16:A:ASN:H	1:17:A:VAL:HG21	25	0.25
(1,496)	1:16:A:ASN:H	1:17:A:VAL:HG22	25	0.25
(1,496)	1:16:A:ASN:H	1:17:A:VAL:HG23	25	0.25
(1,2431)	1:62:A:LEU:HD11	1:63:A:LYS:HA	6	0.24
(1,2431)	1:62:A:LEU:HD12	1:63:A:LYS:HA	6	0.24
(1,2431)	1:62:A:LEU:HD13	1:63:A:LYS:HA	6	0.24
(1,2431)	1:62:A:LEU:HD21	1:63:A:LYS:HA	6	0.24
(1,2431)	1:62:A:LEU:HD22	1:63:A:LYS:HA	6	0.24
(1,2431)	1:62:A:LEU:HD23	1:63:A:LYS:HA	6	0.24
(1,2431)	1:62:A:LEU:HD11	1:63:A:LYS:HA	10	0.24
(1,2431)	1:62:A:LEU:HD12	1:63:A:LYS:HA	10	0.24
(1,2431)	1:62:A:LEU:HD13	1:63:A:LYS:HA	10	0.24
(1,2431)	1:62:A:LEU:HD21	1:63:A:LYS:HA	10	0.24
(1,2431)	1:62:A:LEU:HD22	1:63:A:LYS:HA	10	0.24
(1,2431)	1:62:A:LEU:HD23	1:63:A:LYS:HA	10	0.24
(1,2431)	1:62:A:LEU:HD11	1:63:A:LYS:HA	22	0.24
(1,2431)	1:62:A:LEU:HD12	1:63:A:LYS:HA	22	0.24
(1,2431)	1:62:A:LEU:HD13	1:63:A:LYS:HA	22	0.24
(1,2431)	1:62:A:LEU:HD21	1:63:A:LYS:HA	22	0.24
(1,2431)	1:62:A:LEU:HD22	1:63:A:LYS:HA	22	0.24
(1,2431)	1:62:A:LEU:HD23	1:63:A:LYS:HA	22	0.24
(1,2332)	1:40:A:GLN:HE21	1:47:A:LEU:HD11	8	0.24
(1,2332)	1:40:A:GLN:HE21	1:47:A:LEU:HD12	8	0.24
(1,2332)	1:40:A:GLN:HE21	1:47:A:LEU:HD13	8	0.24
(1,2332)	1:40:A:GLN:HE21	1:47:A:LEU:HD21	8	0.24
(1,2332)	1:40:A:GLN:HE21	1:47:A:LEU:HD22	8	0.24
(1,2332)	1:40:A:GLN:HE21	1:47:A:LEU:HD23	8	0.24
(1,2332)	1:40:A:GLN:HE21	1:47:A:LEU:HD11	32	0.24
(1,2332)	1:40:A:GLN:HE21	1:47:A:LEU:HD12	32	0.24
(1,2332)	1:40:A:GLN:HE21	1:47:A:LEU:HD13	32	0.24
(1,2332)	1:40:A:GLN:HE21	1:47:A:LEU:HD21	32	0.24
(1,2332)	1:40:A:GLN:HE21	1:47:A:LEU:HD22	32	0.24
(1,2332)	1:40:A:GLN:HE21	1:47:A:LEU:HD23	32	0.24
(1,2251)	1:33:A:THR:H	1:50:A:LEU:HD11	30	0.24
(1,2251)	1:33:A:THR:H	1:50:A:LEU:HD12	30	0.24
(1,2251)	1:33:A:THR:H	1:50:A:LEU:HD13	30	0.24
(1,2251)	1:33:A:THR:H	1:50:A:LEU:HD21	30	0.24
(1,2251)	1:33:A:THR:H	1:50:A:LEU:HD22	30	0.24
(1,2251)	1:33:A:THR:H	1:50:A:LEU:HD23	30	0.24

Continued on next page...

Continued from previous page...

Key	Atom-1	Atom-2	Model ID	Violation (Å)
(1,2229)	1:30:A:ASP:H	1:62:A:LEU:HD11	3	0.24
(1,2229)	1:30:A:ASP:H	1:62:A:LEU:HD12	3	0.24
(1,2229)	1:30:A:ASP:H	1:62:A:LEU:HD13	3	0.24
(1,2229)	1:30:A:ASP:H	1:62:A:LEU:HD21	3	0.24
(1,2229)	1:30:A:ASP:H	1:62:A:LEU:HD22	3	0.24
(1,2229)	1:30:A:ASP:H	1:62:A:LEU:HD23	3	0.24
(1,838)	1:36:A:GLU:HB3	1:39:A:THR:HG21	3	0.24
(1,838)	1:36:A:GLU:HB3	1:39:A:THR:HG22	3	0.24
(1,838)	1:36:A:GLU:HB3	1:39:A:THR:HG23	3	0.24
(1,838)	1:36:A:GLU:HB3	1:39:A:THR:HG21	4	0.24
(1,838)	1:36:A:GLU:HB3	1:39:A:THR:HG22	4	0.24
(1,838)	1:36:A:GLU:HB3	1:39:A:THR:HG23	4	0.24
(1,646)	1:62:A:LEU:HD11	1:64:A:ILE:HD11	10	0.24
(1,646)	1:62:A:LEU:HD11	1:64:A:ILE:HD12	10	0.24
(1,646)	1:62:A:LEU:HD11	1:64:A:ILE:HD13	10	0.24
(1,646)	1:62:A:LEU:HD12	1:64:A:ILE:HD11	10	0.24
(1,646)	1:62:A:LEU:HD12	1:64:A:ILE:HD12	10	0.24
(1,646)	1:62:A:LEU:HD12	1:64:A:ILE:HD13	10	0.24
(1,646)	1:62:A:LEU:HD13	1:64:A:ILE:HD11	10	0.24
(1,646)	1:62:A:LEU:HD13	1:64:A:ILE:HD12	10	0.24
(1,646)	1:62:A:LEU:HD13	1:64:A:ILE:HD13	10	0.24
(1,527)	1:45:A:TRP:HH2	1:57:A:VAL:HG11	39	0.24
(1,527)	1:45:A:TRP:HH2	1:57:A:VAL:HG12	39	0.24
(1,527)	1:45:A:TRP:HH2	1:57:A:VAL:HG13	39	0.24
(1,527)	1:45:A:TRP:HH2	1:57:A:VAL:HG21	39	0.24
(1,527)	1:45:A:TRP:HH2	1:57:A:VAL:HG22	39	0.24
(1,527)	1:45:A:TRP:HH2	1:57:A:VAL:HG23	39	0.24
(1,2431)	1:62:A:LEU:HD11	1:63:A:LYS:HA	5	0.23
(1,2431)	1:62:A:LEU:HD12	1:63:A:LYS:HA	5	0.23
(1,2431)	1:62:A:LEU:HD13	1:63:A:LYS:HA	5	0.23
(1,2431)	1:62:A:LEU:HD21	1:63:A:LYS:HA	5	0.23
(1,2431)	1:62:A:LEU:HD22	1:63:A:LYS:HA	5	0.23
(1,2431)	1:62:A:LEU:HD23	1:63:A:LYS:HA	5	0.23
(1,2431)	1:62:A:LEU:HD11	1:63:A:LYS:HA	18	0.23
(1,2431)	1:62:A:LEU:HD12	1:63:A:LYS:HA	18	0.23
(1,2431)	1:62:A:LEU:HD13	1:63:A:LYS:HA	18	0.23
(1,2431)	1:62:A:LEU:HD21	1:63:A:LYS:HA	18	0.23
(1,2431)	1:62:A:LEU:HD22	1:63:A:LYS:HA	18	0.23
(1,2431)	1:62:A:LEU:HD23	1:63:A:LYS:HA	18	0.23
(1,2431)	1:62:A:LEU:HD11	1:63:A:LYS:HA	29	0.23
(1,2431)	1:62:A:LEU:HD12	1:63:A:LYS:HA	29	0.23
(1,2431)	1:62:A:LEU:HD13	1:63:A:LYS:HA	29	0.23

Continued on next page...

Continued from previous page...

Key	Atom-1	Atom-2	Model ID	Violation (Å)
(1,2431)	1:62:A:LEU:HD21	1:63:A:LYS:HA	29	0.23
(1,2431)	1:62:A:LEU:HD22	1:63:A:LYS:HA	29	0.23
(1,2431)	1:62:A:LEU:HD23	1:63:A:LYS:HA	29	0.23
(1,2431)	1:62:A:LEU:HD11	1:63:A:LYS:HA	31	0.23
(1,2431)	1:62:A:LEU:HD12	1:63:A:LYS:HA	31	0.23
(1,2431)	1:62:A:LEU:HD13	1:63:A:LYS:HA	31	0.23
(1,2431)	1:62:A:LEU:HD21	1:63:A:LYS:HA	31	0.23
(1,2431)	1:62:A:LEU:HD22	1:63:A:LYS:HA	31	0.23
(1,2431)	1:62:A:LEU:HD23	1:63:A:LYS:HA	31	0.23
(1,2431)	1:62:A:LEU:HD11	1:63:A:LYS:HA	33	0.23
(1,2431)	1:62:A:LEU:HD12	1:63:A:LYS:HA	33	0.23
(1,2431)	1:62:A:LEU:HD13	1:63:A:LYS:HA	33	0.23
(1,2431)	1:62:A:LEU:HD21	1:63:A:LYS:HA	33	0.23
(1,2431)	1:62:A:LEU:HD22	1:63:A:LYS:HA	33	0.23
(1,2431)	1:62:A:LEU:HD23	1:63:A:LYS:HA	33	0.23
(1,2431)	1:62:A:LEU:HD11	1:63:A:LYS:HA	36	0.23
(1,2431)	1:62:A:LEU:HD12	1:63:A:LYS:HA	36	0.23
(1,2431)	1:62:A:LEU:HD13	1:63:A:LYS:HA	36	0.23
(1,2431)	1:62:A:LEU:HD21	1:63:A:LYS:HA	36	0.23
(1,2431)	1:62:A:LEU:HD22	1:63:A:LYS:HA	36	0.23
(1,2431)	1:62:A:LEU:HD23	1:63:A:LYS:HA	36	0.23
(1,2332)	1:40:A:GLN:HE21	1:47:A:LEU:HD11	5	0.23
(1,2332)	1:40:A:GLN:HE21	1:47:A:LEU:HD12	5	0.23
(1,2332)	1:40:A:GLN:HE21	1:47:A:LEU:HD13	5	0.23
(1,2332)	1:40:A:GLN:HE21	1:47:A:LEU:HD21	5	0.23
(1,2332)	1:40:A:GLN:HE21	1:47:A:LEU:HD22	5	0.23
(1,2332)	1:40:A:GLN:HE21	1:47:A:LEU:HD23	5	0.23
(1,2332)	1:40:A:GLN:HE21	1:47:A:LEU:HD11	31	0.23
(1,2332)	1:40:A:GLN:HE21	1:47:A:LEU:HD12	31	0.23
(1,2332)	1:40:A:GLN:HE21	1:47:A:LEU:HD13	31	0.23
(1,2332)	1:40:A:GLN:HE21	1:47:A:LEU:HD21	31	0.23
(1,2332)	1:40:A:GLN:HE21	1:47:A:LEU:HD22	31	0.23
(1,2332)	1:40:A:GLN:HE21	1:47:A:LEU:HD23	31	0.23
(1,2251)	1:33:A:THR:H	1:50:A:LEU:HD11	24	0.23
(1,2251)	1:33:A:THR:H	1:50:A:LEU:HD12	24	0.23
(1,2251)	1:33:A:THR:H	1:50:A:LEU:HD13	24	0.23
(1,2251)	1:33:A:THR:H	1:50:A:LEU:HD21	24	0.23
(1,2251)	1:33:A:THR:H	1:50:A:LEU:HD22	24	0.23
(1,2251)	1:33:A:THR:H	1:50:A:LEU:HD23	24	0.23
(1,1497)	1:16:A:ASN:HD21	1:26:A:PHE:HE1	16	0.23
(1,1497)	1:16:A:ASN:HD21	1:26:A:PHE:HE2	16	0.23
(1,1495)	1:16:A:ASN:HD21	1:25:A:SER:HA	17	0.23

Continued on next page...

Continued from previous page...

Key	Atom-1	Atom-2	Model ID	Violation (Å)
(1,838)	1:36:A:GLU:HB3	1:39:A:THR:HG21	6	0.23
(1,838)	1:36:A:GLU:HB3	1:39:A:THR:HG22	6	0.23
(1,838)	1:36:A:GLU:HB3	1:39:A:THR:HG23	6	0.23
(1,838)	1:36:A:GLU:HB3	1:39:A:THR:HG21	33	0.23
(1,838)	1:36:A:GLU:HB3	1:39:A:THR:HG22	33	0.23
(1,838)	1:36:A:GLU:HB3	1:39:A:THR:HG23	33	0.23
(1,838)	1:36:A:GLU:HB3	1:39:A:THR:HG21	40	0.23
(1,838)	1:36:A:GLU:HB3	1:39:A:THR:HG22	40	0.23
(1,838)	1:36:A:GLU:HB3	1:39:A:THR:HG23	40	0.23
(1,2431)	1:62:A:LEU:HD11	1:63:A:LYS:HA	2	0.22
(1,2431)	1:62:A:LEU:HD12	1:63:A:LYS:HA	2	0.22
(1,2431)	1:62:A:LEU:HD13	1:63:A:LYS:HA	2	0.22
(1,2431)	1:62:A:LEU:HD21	1:63:A:LYS:HA	2	0.22
(1,2431)	1:62:A:LEU:HD22	1:63:A:LYS:HA	2	0.22
(1,2431)	1:62:A:LEU:HD23	1:63:A:LYS:HA	2	0.22
(1,2431)	1:62:A:LEU:HD11	1:63:A:LYS:HA	9	0.22
(1,2431)	1:62:A:LEU:HD12	1:63:A:LYS:HA	9	0.22
(1,2431)	1:62:A:LEU:HD13	1:63:A:LYS:HA	9	0.22
(1,2431)	1:62:A:LEU:HD21	1:63:A:LYS:HA	9	0.22
(1,2431)	1:62:A:LEU:HD22	1:63:A:LYS:HA	9	0.22
(1,2431)	1:62:A:LEU:HD23	1:63:A:LYS:HA	9	0.22
(1,2431)	1:62:A:LEU:HD11	1:63:A:LYS:HA	16	0.22
(1,2431)	1:62:A:LEU:HD12	1:63:A:LYS:HA	16	0.22
(1,2431)	1:62:A:LEU:HD13	1:63:A:LYS:HA	16	0.22
(1,2431)	1:62:A:LEU:HD21	1:63:A:LYS:HA	16	0.22
(1,2431)	1:62:A:LEU:HD22	1:63:A:LYS:HA	16	0.22
(1,2431)	1:62:A:LEU:HD23	1:63:A:LYS:HA	16	0.22
(1,2332)	1:40:A:GLN:HE21	1:47:A:LEU:HD11	38	0.22
(1,2332)	1:40:A:GLN:HE21	1:47:A:LEU:HD12	38	0.22
(1,2332)	1:40:A:GLN:HE21	1:47:A:LEU:HD13	38	0.22
(1,2332)	1:40:A:GLN:HE21	1:47:A:LEU:HD21	38	0.22
(1,2332)	1:40:A:GLN:HE21	1:47:A:LEU:HD22	38	0.22
(1,2332)	1:40:A:GLN:HE21	1:47:A:LEU:HD23	38	0.22
(1,2251)	1:33:A:THR:H	1:50:A:LEU:HD11	3	0.22
(1,2251)	1:33:A:THR:H	1:50:A:LEU:HD12	3	0.22
(1,2251)	1:33:A:THR:H	1:50:A:LEU:HD13	3	0.22
(1,2251)	1:33:A:THR:H	1:50:A:LEU:HD21	3	0.22
(1,2251)	1:33:A:THR:H	1:50:A:LEU:HD22	3	0.22
(1,2251)	1:33:A:THR:H	1:50:A:LEU:HD23	3	0.22
(1,2251)	1:33:A:THR:H	1:50:A:LEU:HD11	21	0.22
(1,2251)	1:33:A:THR:H	1:50:A:LEU:HD12	21	0.22
(1,2251)	1:33:A:THR:H	1:50:A:LEU:HD13	21	0.22

Continued on next page...

Continued from previous page...

Key	Atom-1	Atom-2	Model ID	Violation (Å)
(1,2251)	1:33:A:THR:H	1:50:A:LEU:HD21	21	0.22
(1,2251)	1:33:A:THR:H	1:50:A:LEU:HD22	21	0.22
(1,2251)	1:33:A:THR:H	1:50:A:LEU:HD23	21	0.22
(1,2251)	1:33:A:THR:H	1:50:A:LEU:HD11	27	0.22
(1,2251)	1:33:A:THR:H	1:50:A:LEU:HD12	27	0.22
(1,2251)	1:33:A:THR:H	1:50:A:LEU:HD13	27	0.22
(1,2251)	1:33:A:THR:H	1:50:A:LEU:HD21	27	0.22
(1,2251)	1:33:A:THR:H	1:50:A:LEU:HD22	27	0.22
(1,2251)	1:33:A:THR:H	1:50:A:LEU:HD23	27	0.22
(1,2251)	1:33:A:THR:H	1:50:A:LEU:HD11	28	0.22
(1,2251)	1:33:A:THR:H	1:50:A:LEU:HD12	28	0.22
(1,2251)	1:33:A:THR:H	1:50:A:LEU:HD13	28	0.22
(1,2251)	1:33:A:THR:H	1:50:A:LEU:HD21	28	0.22
(1,2251)	1:33:A:THR:H	1:50:A:LEU:HD22	28	0.22
(1,2251)	1:33:A:THR:H	1:50:A:LEU:HD23	28	0.22
(1,2251)	1:33:A:THR:H	1:50:A:LEU:HD11	33	0.22
(1,2251)	1:33:A:THR:H	1:50:A:LEU:HD12	33	0.22
(1,2251)	1:33:A:THR:H	1:50:A:LEU:HD13	33	0.22
(1,2251)	1:33:A:THR:H	1:50:A:LEU:HD21	33	0.22
(1,2251)	1:33:A:THR:H	1:50:A:LEU:HD22	33	0.22
(1,2251)	1:33:A:THR:H	1:50:A:LEU:HD23	33	0.22
(1,2251)	1:33:A:THR:H	1:50:A:LEU:HD11	36	0.22
(1,2251)	1:33:A:THR:H	1:50:A:LEU:HD12	36	0.22
(1,2251)	1:33:A:THR:H	1:50:A:LEU:HD13	36	0.22
(1,2251)	1:33:A:THR:H	1:50:A:LEU:HD21	36	0.22
(1,2251)	1:33:A:THR:H	1:50:A:LEU:HD22	36	0.22
(1,2251)	1:33:A:THR:H	1:50:A:LEU:HD23	36	0.22
(1,2229)	1:30:A:ASP:H	1:62:A:LEU:HD11	27	0.22
(1,2229)	1:30:A:ASP:H	1:62:A:LEU:HD12	27	0.22
(1,2229)	1:30:A:ASP:H	1:62:A:LEU:HD13	27	0.22
(1,2229)	1:30:A:ASP:H	1:62:A:LEU:HD21	27	0.22
(1,2229)	1:30:A:ASP:H	1:62:A:LEU:HD22	27	0.22
(1,2229)	1:30:A:ASP:H	1:62:A:LEU:HD23	27	0.22
(1,1495)	1:16:A:ASN:HD21	1:25:A:SER:HA	20	0.22
(1,1063)	1:63:A:LYS:HE2	1:65:A:LEU:HD21	7	0.22
(1,1063)	1:63:A:LYS:HE2	1:65:A:LEU:HD22	7	0.22
(1,1063)	1:63:A:LYS:HE2	1:65:A:LEU:HD23	7	0.22
(1,1063)	1:63:A:LYS:HE3	1:65:A:LEU:HD21	7	0.22
(1,1063)	1:63:A:LYS:HE3	1:65:A:LEU:HD22	7	0.22
(1,1063)	1:63:A:LYS:HE3	1:65:A:LEU:HD23	7	0.22
(1,838)	1:36:A:GLU:HB3	1:39:A:THR:HG21	8	0.22
(1,838)	1:36:A:GLU:HB3	1:39:A:THR:HG22	8	0.22

Continued on next page...

Continued from previous page...

Key	Atom-1	Atom-2	Model ID	Violation (Å)
(1,838)	1:36:A:GLU:HB3	1:39:A:THR:HG23	8	0.22
(1,838)	1:36:A:GLU:HB3	1:39:A:THR:HG21	9	0.22
(1,838)	1:36:A:GLU:HB3	1:39:A:THR:HG22	9	0.22
(1,838)	1:36:A:GLU:HB3	1:39:A:THR:HG23	9	0.22
(1,838)	1:36:A:GLU:HB3	1:39:A:THR:HG21	19	0.22
(1,838)	1:36:A:GLU:HB3	1:39:A:THR:HG22	19	0.22
(1,838)	1:36:A:GLU:HB3	1:39:A:THR:HG23	19	0.22
(1,838)	1:36:A:GLU:HB3	1:39:A:THR:HG21	21	0.22
(1,838)	1:36:A:GLU:HB3	1:39:A:THR:HG22	21	0.22
(1,838)	1:36:A:GLU:HB3	1:39:A:THR:HG23	21	0.22
(1,838)	1:36:A:GLU:HB3	1:39:A:THR:HG21	34	0.22
(1,838)	1:36:A:GLU:HB3	1:39:A:THR:HG22	34	0.22
(1,838)	1:36:A:GLU:HB3	1:39:A:THR:HG23	34	0.22
(1,838)	1:36:A:GLU:HB3	1:39:A:THR:HG21	35	0.22
(1,838)	1:36:A:GLU:HB3	1:39:A:THR:HG22	35	0.22
(1,838)	1:36:A:GLU:HB3	1:39:A:THR:HG23	35	0.22
(1,527)	1:45:A:TRP:HH2	1:57:A:VAL:HG11	5	0.22
(1,527)	1:45:A:TRP:HH2	1:57:A:VAL:HG12	5	0.22
(1,527)	1:45:A:TRP:HH2	1:57:A:VAL:HG13	5	0.22
(1,527)	1:45:A:TRP:HH2	1:57:A:VAL:HG21	5	0.22
(1,527)	1:45:A:TRP:HH2	1:57:A:VAL:HG22	5	0.22
(1,527)	1:45:A:TRP:HH2	1:57:A:VAL:HG23	5	0.22
(1,527)	1:45:A:TRP:HH2	1:57:A:VAL:HG11	40	0.22
(1,527)	1:45:A:TRP:HH2	1:57:A:VAL:HG12	40	0.22
(1,527)	1:45:A:TRP:HH2	1:57:A:VAL:HG13	40	0.22
(1,527)	1:45:A:TRP:HH2	1:57:A:VAL:HG21	40	0.22
(1,527)	1:45:A:TRP:HH2	1:57:A:VAL:HG22	40	0.22
(1,527)	1:45:A:TRP:HH2	1:57:A:VAL:HG23	40	0.22
(1,2431)	1:62:A:LEU:HD11	1:63:A:LYS:HA	8	0.21
(1,2431)	1:62:A:LEU:HD12	1:63:A:LYS:HA	8	0.21
(1,2431)	1:62:A:LEU:HD13	1:63:A:LYS:HA	8	0.21
(1,2431)	1:62:A:LEU:HD21	1:63:A:LYS:HA	8	0.21
(1,2431)	1:62:A:LEU:HD22	1:63:A:LYS:HA	8	0.21
(1,2431)	1:62:A:LEU:HD23	1:63:A:LYS:HA	8	0.21
(1,2431)	1:62:A:LEU:HD11	1:63:A:LYS:HA	13	0.21
(1,2431)	1:62:A:LEU:HD12	1:63:A:LYS:HA	13	0.21
(1,2431)	1:62:A:LEU:HD13	1:63:A:LYS:HA	13	0.21
(1,2431)	1:62:A:LEU:HD21	1:63:A:LYS:HA	13	0.21
(1,2431)	1:62:A:LEU:HD22	1:63:A:LYS:HA	13	0.21
(1,2431)	1:62:A:LEU:HD23	1:63:A:LYS:HA	13	0.21
(1,2431)	1:62:A:LEU:HD11	1:63:A:LYS:HA	38	0.21
(1,2431)	1:62:A:LEU:HD12	1:63:A:LYS:HA	38	0.21

Continued on next page...

Continued from previous page...

Key	Atom-1	Atom-2	Model ID	Violation (Å)
(1,2431)	1:62:A:LEU:HD13	1:63:A:LYS:HA	38	0.21
(1,2431)	1:62:A:LEU:HD21	1:63:A:LYS:HA	38	0.21
(1,2431)	1:62:A:LEU:HD22	1:63:A:LYS:HA	38	0.21
(1,2431)	1:62:A:LEU:HD23	1:63:A:LYS:HA	38	0.21
(1,2332)	1:40:A:GLN:HE21	1:47:A:LEU:HD11	18	0.21
(1,2332)	1:40:A:GLN:HE21	1:47:A:LEU:HD12	18	0.21
(1,2332)	1:40:A:GLN:HE21	1:47:A:LEU:HD13	18	0.21
(1,2332)	1:40:A:GLN:HE21	1:47:A:LEU:HD21	18	0.21
(1,2332)	1:40:A:GLN:HE21	1:47:A:LEU:HD22	18	0.21
(1,2332)	1:40:A:GLN:HE21	1:47:A:LEU:HD23	18	0.21
(1,2251)	1:33:A:THR:H	1:50:A:LEU:HD11	1	0.21
(1,2251)	1:33:A:THR:H	1:50:A:LEU:HD12	1	0.21
(1,2251)	1:33:A:THR:H	1:50:A:LEU:HD13	1	0.21
(1,2251)	1:33:A:THR:H	1:50:A:LEU:HD21	1	0.21
(1,2251)	1:33:A:THR:H	1:50:A:LEU:HD22	1	0.21
(1,2251)	1:33:A:THR:H	1:50:A:LEU:HD23	1	0.21
(1,2251)	1:33:A:THR:H	1:50:A:LEU:HD11	2	0.21
(1,2251)	1:33:A:THR:H	1:50:A:LEU:HD12	2	0.21
(1,2251)	1:33:A:THR:H	1:50:A:LEU:HD13	2	0.21
(1,2251)	1:33:A:THR:H	1:50:A:LEU:HD21	2	0.21
(1,2251)	1:33:A:THR:H	1:50:A:LEU:HD22	2	0.21
(1,2251)	1:33:A:THR:H	1:50:A:LEU:HD23	2	0.21
(1,2251)	1:33:A:THR:H	1:50:A:LEU:HD11	5	0.21
(1,2251)	1:33:A:THR:H	1:50:A:LEU:HD12	5	0.21
(1,2251)	1:33:A:THR:H	1:50:A:LEU:HD13	5	0.21
(1,2251)	1:33:A:THR:H	1:50:A:LEU:HD21	5	0.21
(1,2251)	1:33:A:THR:H	1:50:A:LEU:HD22	5	0.21
(1,2251)	1:33:A:THR:H	1:50:A:LEU:HD23	5	0.21
(1,2251)	1:33:A:THR:H	1:50:A:LEU:HD11	14	0.21
(1,2251)	1:33:A:THR:H	1:50:A:LEU:HD12	14	0.21
(1,2251)	1:33:A:THR:H	1:50:A:LEU:HD13	14	0.21
(1,2251)	1:33:A:THR:H	1:50:A:LEU:HD21	14	0.21
(1,2251)	1:33:A:THR:H	1:50:A:LEU:HD22	14	0.21
(1,2251)	1:33:A:THR:H	1:50:A:LEU:HD23	14	0.21
(1,2251)	1:33:A:THR:H	1:50:A:LEU:HD11	25	0.21
(1,2251)	1:33:A:THR:H	1:50:A:LEU:HD12	25	0.21
(1,2251)	1:33:A:THR:H	1:50:A:LEU:HD13	25	0.21
(1,2251)	1:33:A:THR:H	1:50:A:LEU:HD21	25	0.21
(1,2251)	1:33:A:THR:H	1:50:A:LEU:HD22	25	0.21
(1,2251)	1:33:A:THR:H	1:50:A:LEU:HD23	25	0.21
(1,2251)	1:33:A:THR:H	1:50:A:LEU:HD11	34	0.21
(1,2251)	1:33:A:THR:H	1:50:A:LEU:HD12	34	0.21

Continued on next page...

Continued from previous page...

Key	Atom-1	Atom-2	Model ID	Violation (Å)
(1,2251)	1:33:A:THR:H	1:50:A:LEU:HD13	34	0.21
(1,2251)	1:33:A:THR:H	1:50:A:LEU:HD21	34	0.21
(1,2251)	1:33:A:THR:H	1:50:A:LEU:HD22	34	0.21
(1,2251)	1:33:A:THR:H	1:50:A:LEU:HD23	34	0.21
(1,2229)	1:30:A:ASP:H	1:62:A:LEU:HD11	30	0.21
(1,2229)	1:30:A:ASP:H	1:62:A:LEU:HD12	30	0.21
(1,2229)	1:30:A:ASP:H	1:62:A:LEU:HD13	30	0.21
(1,2229)	1:30:A:ASP:H	1:62:A:LEU:HD21	30	0.21
(1,2229)	1:30:A:ASP:H	1:62:A:LEU:HD22	30	0.21
(1,2229)	1:30:A:ASP:H	1:62:A:LEU:HD23	30	0.21
(1,1495)	1:16:A:ASN:HD21	1:25:A:SER:HA	29	0.21
(1,1495)	1:16:A:ASN:HD21	1:25:A:SER:HA	35	0.21
(1,1069)	1:16:A:ASN:H	1:27:A:ARG:HD2	5	0.21
(1,1069)	1:16:A:ASN:H	1:27:A:ARG:HD3	5	0.21
(1,838)	1:36:A:GLU:HB3	1:39:A:THR:HG21	1	0.21
(1,838)	1:36:A:GLU:HB3	1:39:A:THR:HG22	1	0.21
(1,838)	1:36:A:GLU:HB3	1:39:A:THR:HG23	1	0.21
(1,838)	1:36:A:GLU:HB3	1:39:A:THR:HG21	7	0.21
(1,838)	1:36:A:GLU:HB3	1:39:A:THR:HG22	7	0.21
(1,838)	1:36:A:GLU:HB3	1:39:A:THR:HG23	7	0.21
(1,838)	1:36:A:GLU:HB3	1:39:A:THR:HG21	26	0.21
(1,838)	1:36:A:GLU:HB3	1:39:A:THR:HG22	26	0.21
(1,838)	1:36:A:GLU:HB3	1:39:A:THR:HG23	26	0.21
(1,838)	1:36:A:GLU:HB3	1:39:A:THR:HG21	38	0.21
(1,838)	1:36:A:GLU:HB3	1:39:A:THR:HG22	38	0.21
(1,838)	1:36:A:GLU:HB3	1:39:A:THR:HG23	38	0.21
(1,527)	1:45:A:TRP:HH2	1:57:A:VAL:HG11	8	0.21
(1,527)	1:45:A:TRP:HH2	1:57:A:VAL:HG12	8	0.21
(1,527)	1:45:A:TRP:HH2	1:57:A:VAL:HG13	8	0.21
(1,527)	1:45:A:TRP:HH2	1:57:A:VAL:HG21	8	0.21
(1,527)	1:45:A:TRP:HH2	1:57:A:VAL:HG22	8	0.21
(1,527)	1:45:A:TRP:HH2	1:57:A:VAL:HG23	8	0.21
(1,527)	1:45:A:TRP:HH2	1:57:A:VAL:HG11	22	0.21
(1,527)	1:45:A:TRP:HH2	1:57:A:VAL:HG12	22	0.21
(1,527)	1:45:A:TRP:HH2	1:57:A:VAL:HG13	22	0.21
(1,527)	1:45:A:TRP:HH2	1:57:A:VAL:HG21	22	0.21
(1,527)	1:45:A:TRP:HH2	1:57:A:VAL:HG22	22	0.21
(1,527)	1:45:A:TRP:HH2	1:57:A:VAL:HG23	22	0.21
(1,527)	1:45:A:TRP:HH2	1:57:A:VAL:HG11	36	0.21
(1,527)	1:45:A:TRP:HH2	1:57:A:VAL:HG12	36	0.21
(1,527)	1:45:A:TRP:HH2	1:57:A:VAL:HG13	36	0.21
(1,527)	1:45:A:TRP:HH2	1:57:A:VAL:HG21	36	0.21

Continued on next page...

Continued from previous page...

Key	Atom-1	Atom-2	Model ID	Violation (Å)
(1,527)	1:45:A:TRP:HH2	1:57:A:VAL:HG22	36	0.21
(1,527)	1:45:A:TRP:HH2	1:57:A:VAL:HG23	36	0.21
(1,2446)	1:66:A:VAL:HG11	1:67:A:GLY:HA2	9	0.2
(1,2446)	1:66:A:VAL:HG11	1:67:A:GLY:HA3	9	0.2
(1,2446)	1:66:A:VAL:HG12	1:67:A:GLY:HA2	9	0.2
(1,2446)	1:66:A:VAL:HG12	1:67:A:GLY:HA3	9	0.2
(1,2446)	1:66:A:VAL:HG13	1:67:A:GLY:HA2	9	0.2
(1,2446)	1:66:A:VAL:HG13	1:67:A:GLY:HA3	9	0.2
(1,2446)	1:66:A:VAL:HG21	1:67:A:GLY:HA2	9	0.2
(1,2446)	1:66:A:VAL:HG21	1:67:A:GLY:HA3	9	0.2
(1,2446)	1:66:A:VAL:HG22	1:67:A:GLY:HA2	9	0.2
(1,2446)	1:66:A:VAL:HG22	1:67:A:GLY:HA3	9	0.2
(1,2446)	1:66:A:VAL:HG23	1:67:A:GLY:HA2	9	0.2
(1,2446)	1:66:A:VAL:HG23	1:67:A:GLY:HA3	9	0.2
(1,2332)	1:40:A:GLN:HE21	1:47:A:LEU:HD11	30	0.2
(1,2332)	1:40:A:GLN:HE21	1:47:A:LEU:HD12	30	0.2
(1,2332)	1:40:A:GLN:HE21	1:47:A:LEU:HD13	30	0.2
(1,2332)	1:40:A:GLN:HE21	1:47:A:LEU:HD21	30	0.2
(1,2332)	1:40:A:GLN:HE21	1:47:A:LEU:HD22	30	0.2
(1,2332)	1:40:A:GLN:HE21	1:47:A:LEU:HD23	30	0.2
(1,2251)	1:33:A:THR:H	1:50:A:LEU:HD11	4	0.2
(1,2251)	1:33:A:THR:H	1:50:A:LEU:HD12	4	0.2
(1,2251)	1:33:A:THR:H	1:50:A:LEU:HD13	4	0.2
(1,2251)	1:33:A:THR:H	1:50:A:LEU:HD21	4	0.2
(1,2251)	1:33:A:THR:H	1:50:A:LEU:HD22	4	0.2
(1,2251)	1:33:A:THR:H	1:50:A:LEU:HD23	4	0.2
(1,2229)	1:30:A:ASP:H	1:62:A:LEU:HD11	17	0.2
(1,2229)	1:30:A:ASP:H	1:62:A:LEU:HD12	17	0.2
(1,2229)	1:30:A:ASP:H	1:62:A:LEU:HD13	17	0.2
(1,2229)	1:30:A:ASP:H	1:62:A:LEU:HD21	17	0.2
(1,2229)	1:30:A:ASP:H	1:62:A:LEU:HD22	17	0.2
(1,2229)	1:30:A:ASP:H	1:62:A:LEU:HD23	17	0.2
(1,2229)	1:30:A:ASP:H	1:62:A:LEU:HD11	24	0.2
(1,2229)	1:30:A:ASP:H	1:62:A:LEU:HD12	24	0.2
(1,2229)	1:30:A:ASP:H	1:62:A:LEU:HD13	24	0.2
(1,2229)	1:30:A:ASP:H	1:62:A:LEU:HD21	24	0.2
(1,2229)	1:30:A:ASP:H	1:62:A:LEU:HD22	24	0.2
(1,2229)	1:30:A:ASP:H	1:62:A:LEU:HD23	24	0.2
(1,2077)	1:8:A:VAL:HG11	1:66:A:VAL:HA	15	0.2
(1,2077)	1:8:A:VAL:HG12	1:66:A:VAL:HA	15	0.2
(1,2077)	1:8:A:VAL:HG13	1:66:A:VAL:HA	15	0.2
(1,2077)	1:8:A:VAL:HG21	1:66:A:VAL:HA	15	0.2

Continued on next page...

Continued from previous page...

Key	Atom-1	Atom-2	Model ID	Violation (Å)
(1,2077)	1:8:A:VAL:HG22	1:66:A:VAL:HA	15	0.2
(1,2077)	1:8:A:VAL:HG23	1:66:A:VAL:HA	15	0.2
(1,1063)	1:63:A:LYS:HE2	1:65:A:LEU:HD21	15	0.2
(1,1063)	1:63:A:LYS:HE2	1:65:A:LEU:HD22	15	0.2
(1,1063)	1:63:A:LYS:HE2	1:65:A:LEU:HD23	15	0.2
(1,1063)	1:63:A:LYS:HE3	1:65:A:LEU:HD21	15	0.2
(1,1063)	1:63:A:LYS:HE3	1:65:A:LEU:HD22	15	0.2
(1,1063)	1:63:A:LYS:HE3	1:65:A:LEU:HD23	15	0.2
(1,838)	1:36:A:GLU:HB3	1:39:A:THR:HG21	10	0.2
(1,838)	1:36:A:GLU:HB3	1:39:A:THR:HG22	10	0.2
(1,838)	1:36:A:GLU:HB3	1:39:A:THR:HG23	10	0.2
(1,838)	1:36:A:GLU:HB3	1:39:A:THR:HG21	11	0.2
(1,838)	1:36:A:GLU:HB3	1:39:A:THR:HG22	11	0.2
(1,838)	1:36:A:GLU:HB3	1:39:A:THR:HG23	11	0.2
(1,838)	1:36:A:GLU:HB3	1:39:A:THR:HG21	37	0.2
(1,838)	1:36:A:GLU:HB3	1:39:A:THR:HG22	37	0.2
(1,838)	1:36:A:GLU:HB3	1:39:A:THR:HG23	37	0.2
(1,527)	1:45:A:TRP:HH2	1:57:A:VAL:HG11	2	0.2
(1,527)	1:45:A:TRP:HH2	1:57:A:VAL:HG12	2	0.2
(1,527)	1:45:A:TRP:HH2	1:57:A:VAL:HG13	2	0.2
(1,527)	1:45:A:TRP:HH2	1:57:A:VAL:HG21	2	0.2
(1,527)	1:45:A:TRP:HH2	1:57:A:VAL:HG22	2	0.2
(1,527)	1:45:A:TRP:HH2	1:57:A:VAL:HG23	2	0.2
(1,527)	1:45:A:TRP:HH2	1:57:A:VAL:HG11	17	0.2
(1,527)	1:45:A:TRP:HH2	1:57:A:VAL:HG12	17	0.2
(1,527)	1:45:A:TRP:HH2	1:57:A:VAL:HG13	17	0.2
(1,527)	1:45:A:TRP:HH2	1:57:A:VAL:HG21	17	0.2
(1,527)	1:45:A:TRP:HH2	1:57:A:VAL:HG22	17	0.2
(1,527)	1:45:A:TRP:HH2	1:57:A:VAL:HG23	17	0.2
(1,527)	1:45:A:TRP:HH2	1:57:A:VAL:HG11	34	0.2
(1,527)	1:45:A:TRP:HH2	1:57:A:VAL:HG12	34	0.2
(1,527)	1:45:A:TRP:HH2	1:57:A:VAL:HG13	34	0.2
(1,527)	1:45:A:TRP:HH2	1:57:A:VAL:HG21	34	0.2
(1,527)	1:45:A:TRP:HH2	1:57:A:VAL:HG22	34	0.2
(1,527)	1:45:A:TRP:HH2	1:57:A:VAL:HG23	34	0.2
(1,246)	1:46:A:TRP:HE3	1:64:A:ILE:HG21	24	0.2
(1,246)	1:46:A:TRP:HE3	1:64:A:ILE:HG22	24	0.2
(1,246)	1:46:A:TRP:HE3	1:64:A:ILE:HG23	24	0.2
(1,2432)	1:62:A:LEU:HD11	1:63:A:LYS:HB2	16	0.19
(1,2432)	1:62:A:LEU:HD11	1:63:A:LYS:HB3	16	0.19
(1,2432)	1:62:A:LEU:HD12	1:63:A:LYS:HB2	16	0.19
(1,2432)	1:62:A:LEU:HD12	1:63:A:LYS:HB3	16	0.19

Continued on next page...

Continued from previous page...

Key	Atom-1	Atom-2	Model ID	Violation (Å)
(1,2432)	1:62:A:LEU:HD13	1:63:A:LYS:HB2	16	0.19
(1,2432)	1:62:A:LEU:HD13	1:63:A:LYS:HB3	16	0.19
(1,2432)	1:62:A:LEU:HD21	1:63:A:LYS:HB2	16	0.19
(1,2432)	1:62:A:LEU:HD21	1:63:A:LYS:HB3	16	0.19
(1,2432)	1:62:A:LEU:HD22	1:63:A:LYS:HB2	16	0.19
(1,2432)	1:62:A:LEU:HD22	1:63:A:LYS:HB3	16	0.19
(1,2432)	1:62:A:LEU:HD23	1:63:A:LYS:HB2	16	0.19
(1,2432)	1:62:A:LEU:HD23	1:63:A:LYS:HB3	16	0.19
(1,2332)	1:40:A:GLN:HE21	1:47:A:LEU:HD11	4	0.19
(1,2332)	1:40:A:GLN:HE21	1:47:A:LEU:HD12	4	0.19
(1,2332)	1:40:A:GLN:HE21	1:47:A:LEU:HD13	4	0.19
(1,2332)	1:40:A:GLN:HE21	1:47:A:LEU:HD21	4	0.19
(1,2332)	1:40:A:GLN:HE21	1:47:A:LEU:HD22	4	0.19
(1,2332)	1:40:A:GLN:HE21	1:47:A:LEU:HD23	4	0.19
(1,2332)	1:40:A:GLN:HE21	1:47:A:LEU:HD11	22	0.19
(1,2332)	1:40:A:GLN:HE21	1:47:A:LEU:HD12	22	0.19
(1,2332)	1:40:A:GLN:HE21	1:47:A:LEU:HD13	22	0.19
(1,2332)	1:40:A:GLN:HE21	1:47:A:LEU:HD21	22	0.19
(1,2332)	1:40:A:GLN:HE21	1:47:A:LEU:HD22	22	0.19
(1,2332)	1:40:A:GLN:HE21	1:47:A:LEU:HD23	22	0.19
(1,2251)	1:33:A:THR:H	1:50:A:LEU:HD11	6	0.19
(1,2251)	1:33:A:THR:H	1:50:A:LEU:HD12	6	0.19
(1,2251)	1:33:A:THR:H	1:50:A:LEU:HD13	6	0.19
(1,2251)	1:33:A:THR:H	1:50:A:LEU:HD21	6	0.19
(1,2251)	1:33:A:THR:H	1:50:A:LEU:HD22	6	0.19
(1,2251)	1:33:A:THR:H	1:50:A:LEU:HD23	6	0.19
(1,2251)	1:33:A:THR:H	1:50:A:LEU:HD11	18	0.19
(1,2251)	1:33:A:THR:H	1:50:A:LEU:HD12	18	0.19
(1,2251)	1:33:A:THR:H	1:50:A:LEU:HD13	18	0.19
(1,2251)	1:33:A:THR:H	1:50:A:LEU:HD21	18	0.19
(1,2251)	1:33:A:THR:H	1:50:A:LEU:HD22	18	0.19
(1,2251)	1:33:A:THR:H	1:50:A:LEU:HD23	18	0.19
(1,2251)	1:33:A:THR:H	1:50:A:LEU:HD11	22	0.19
(1,2251)	1:33:A:THR:H	1:50:A:LEU:HD12	22	0.19
(1,2251)	1:33:A:THR:H	1:50:A:LEU:HD13	22	0.19
(1,2251)	1:33:A:THR:H	1:50:A:LEU:HD21	22	0.19
(1,2251)	1:33:A:THR:H	1:50:A:LEU:HD22	22	0.19
(1,2251)	1:33:A:THR:H	1:50:A:LEU:HD23	22	0.19
(1,2251)	1:33:A:THR:H	1:50:A:LEU:HD11	31	0.19
(1,2251)	1:33:A:THR:H	1:50:A:LEU:HD12	31	0.19
(1,2251)	1:33:A:THR:H	1:50:A:LEU:HD13	31	0.19
(1,2251)	1:33:A:THR:H	1:50:A:LEU:HD21	31	0.19

Continued on next page...

Continued from previous page...

Key	Atom-1	Atom-2	Model ID	Violation (Å)
(1,2251)	1:33:A:THR:H	1:50:A:LEU:HD22	31	0.19
(1,2251)	1:33:A:THR:H	1:50:A:LEU:HD23	31	0.19
(1,2251)	1:33:A:THR:H	1:50:A:LEU:HD11	32	0.19
(1,2251)	1:33:A:THR:H	1:50:A:LEU:HD12	32	0.19
(1,2251)	1:33:A:THR:H	1:50:A:LEU:HD13	32	0.19
(1,2251)	1:33:A:THR:H	1:50:A:LEU:HD21	32	0.19
(1,2251)	1:33:A:THR:H	1:50:A:LEU:HD22	32	0.19
(1,2251)	1:33:A:THR:H	1:50:A:LEU:HD23	32	0.19
(1,2229)	1:30:A:ASP:H	1:62:A:LEU:HD11	14	0.19
(1,2229)	1:30:A:ASP:H	1:62:A:LEU:HD12	14	0.19
(1,2229)	1:30:A:ASP:H	1:62:A:LEU:HD13	14	0.19
(1,2229)	1:30:A:ASP:H	1:62:A:LEU:HD21	14	0.19
(1,2229)	1:30:A:ASP:H	1:62:A:LEU:HD22	14	0.19
(1,2229)	1:30:A:ASP:H	1:62:A:LEU:HD23	14	0.19
(1,2229)	1:30:A:ASP:H	1:62:A:LEU:HD11	25	0.19
(1,2229)	1:30:A:ASP:H	1:62:A:LEU:HD12	25	0.19
(1,2229)	1:30:A:ASP:H	1:62:A:LEU:HD13	25	0.19
(1,2229)	1:30:A:ASP:H	1:62:A:LEU:HD21	25	0.19
(1,2229)	1:30:A:ASP:H	1:62:A:LEU:HD22	25	0.19
(1,2229)	1:30:A:ASP:H	1:62:A:LEU:HD23	25	0.19
(1,1495)	1:16:A:ASN:HD21	1:25:A:SER:HA	21	0.19
(1,838)	1:36:A:GLU:HB3	1:39:A:THR:HG21	2	0.19
(1,838)	1:36:A:GLU:HB3	1:39:A:THR:HG22	2	0.19
(1,838)	1:36:A:GLU:HB3	1:39:A:THR:HG23	2	0.19
(1,838)	1:36:A:GLU:HB3	1:39:A:THR:HG21	14	0.19
(1,838)	1:36:A:GLU:HB3	1:39:A:THR:HG22	14	0.19
(1,838)	1:36:A:GLU:HB3	1:39:A:THR:HG23	14	0.19
(1,838)	1:36:A:GLU:HB3	1:39:A:THR:HG21	22	0.19
(1,838)	1:36:A:GLU:HB3	1:39:A:THR:HG22	22	0.19
(1,838)	1:36:A:GLU:HB3	1:39:A:THR:HG23	22	0.19
(1,838)	1:36:A:GLU:HB3	1:39:A:THR:HG21	31	0.19
(1,838)	1:36:A:GLU:HB3	1:39:A:THR:HG22	31	0.19
(1,838)	1:36:A:GLU:HB3	1:39:A:THR:HG23	31	0.19
(1,527)	1:45:A:TRP:HH2	1:57:A:VAL:HG11	25	0.19
(1,527)	1:45:A:TRP:HH2	1:57:A:VAL:HG12	25	0.19
(1,527)	1:45:A:TRP:HH2	1:57:A:VAL:HG13	25	0.19
(1,527)	1:45:A:TRP:HH2	1:57:A:VAL:HG21	25	0.19
(1,527)	1:45:A:TRP:HH2	1:57:A:VAL:HG22	25	0.19
(1,527)	1:45:A:TRP:HH2	1:57:A:VAL:HG23	25	0.19
(1,527)	1:45:A:TRP:HH2	1:57:A:VAL:HG11	28	0.19
(1,527)	1:45:A:TRP:HH2	1:57:A:VAL:HG12	28	0.19
(1,527)	1:45:A:TRP:HH2	1:57:A:VAL:HG13	28	0.19

Continued on next page...

Continued from previous page...

Key	Atom-1	Atom-2	Model ID	Violation (Å)
(1,527)	1:45:A:TRP:HH2	1:57:A:VAL:HG21	28	0.19
(1,527)	1:45:A:TRP:HH2	1:57:A:VAL:HG22	28	0.19
(1,527)	1:45:A:TRP:HH2	1:57:A:VAL:HG23	28	0.19
(1,527)	1:45:A:TRP:HH2	1:57:A:VAL:HG11	33	0.19
(1,527)	1:45:A:TRP:HH2	1:57:A:VAL:HG12	33	0.19
(1,527)	1:45:A:TRP:HH2	1:57:A:VAL:HG13	33	0.19
(1,527)	1:45:A:TRP:HH2	1:57:A:VAL:HG21	33	0.19
(1,527)	1:45:A:TRP:HH2	1:57:A:VAL:HG22	33	0.19
(1,527)	1:45:A:TRP:HH2	1:57:A:VAL:HG23	33	0.19
(1,2456)	1:83:A:LEU:HA	1:83:A:LEU:HD11	38	0.18
(1,2456)	1:83:A:LEU:HA	1:83:A:LEU:HD12	38	0.18
(1,2456)	1:83:A:LEU:HA	1:83:A:LEU:HD13	38	0.18
(1,2456)	1:83:A:LEU:HA	1:83:A:LEU:HD21	38	0.18
(1,2456)	1:83:A:LEU:HA	1:83:A:LEU:HD22	38	0.18
(1,2456)	1:83:A:LEU:HA	1:83:A:LEU:HD23	38	0.18
(1,2332)	1:40:A:GLN:HE21	1:47:A:LEU:HD11	17	0.18
(1,2332)	1:40:A:GLN:HE21	1:47:A:LEU:HD12	17	0.18
(1,2332)	1:40:A:GLN:HE21	1:47:A:LEU:HD13	17	0.18
(1,2332)	1:40:A:GLN:HE21	1:47:A:LEU:HD21	17	0.18
(1,2332)	1:40:A:GLN:HE21	1:47:A:LEU:HD22	17	0.18
(1,2332)	1:40:A:GLN:HE21	1:47:A:LEU:HD23	17	0.18
(1,2251)	1:33:A:THR:H	1:50:A:LEU:HD11	7	0.18
(1,2251)	1:33:A:THR:H	1:50:A:LEU:HD12	7	0.18
(1,2251)	1:33:A:THR:H	1:50:A:LEU:HD13	7	0.18
(1,2251)	1:33:A:THR:H	1:50:A:LEU:HD21	7	0.18
(1,2251)	1:33:A:THR:H	1:50:A:LEU:HD22	7	0.18
(1,2251)	1:33:A:THR:H	1:50:A:LEU:HD23	7	0.18
(1,2251)	1:33:A:THR:H	1:50:A:LEU:HD11	10	0.18
(1,2251)	1:33:A:THR:H	1:50:A:LEU:HD12	10	0.18
(1,2251)	1:33:A:THR:H	1:50:A:LEU:HD13	10	0.18
(1,2251)	1:33:A:THR:H	1:50:A:LEU:HD21	10	0.18
(1,2251)	1:33:A:THR:H	1:50:A:LEU:HD22	10	0.18
(1,2251)	1:33:A:THR:H	1:50:A:LEU:HD23	10	0.18
(1,2251)	1:33:A:THR:H	1:50:A:LEU:HD11	11	0.18
(1,2251)	1:33:A:THR:H	1:50:A:LEU:HD12	11	0.18
(1,2251)	1:33:A:THR:H	1:50:A:LEU:HD13	11	0.18
(1,2251)	1:33:A:THR:H	1:50:A:LEU:HD21	11	0.18
(1,2251)	1:33:A:THR:H	1:50:A:LEU:HD22	11	0.18
(1,2251)	1:33:A:THR:H	1:50:A:LEU:HD23	11	0.18
(1,2251)	1:33:A:THR:H	1:50:A:LEU:HD11	16	0.18
(1,2251)	1:33:A:THR:H	1:50:A:LEU:HD12	16	0.18
(1,2251)	1:33:A:THR:H	1:50:A:LEU:HD13	16	0.18

Continued on next page...

Continued from previous page...

Key	Atom-1	Atom-2	Model ID	Violation (Å)
(1,2251)	1:33:A:THR:H	1:50:A:LEU:HD21	16	0.18
(1,2251)	1:33:A:THR:H	1:50:A:LEU:HD22	16	0.18
(1,2251)	1:33:A:THR:H	1:50:A:LEU:HD23	16	0.18
(1,2251)	1:33:A:THR:H	1:50:A:LEU:HD11	26	0.18
(1,2251)	1:33:A:THR:H	1:50:A:LEU:HD12	26	0.18
(1,2251)	1:33:A:THR:H	1:50:A:LEU:HD13	26	0.18
(1,2251)	1:33:A:THR:H	1:50:A:LEU:HD21	26	0.18
(1,2251)	1:33:A:THR:H	1:50:A:LEU:HD22	26	0.18
(1,2251)	1:33:A:THR:H	1:50:A:LEU:HD23	26	0.18
(1,2251)	1:33:A:THR:H	1:50:A:LEU:HD11	37	0.18
(1,2251)	1:33:A:THR:H	1:50:A:LEU:HD12	37	0.18
(1,2251)	1:33:A:THR:H	1:50:A:LEU:HD13	37	0.18
(1,2251)	1:33:A:THR:H	1:50:A:LEU:HD21	37	0.18
(1,2251)	1:33:A:THR:H	1:50:A:LEU:HD22	37	0.18
(1,2251)	1:33:A:THR:H	1:50:A:LEU:HD23	37	0.18
(1,2251)	1:33:A:THR:H	1:50:A:LEU:HD11	38	0.18
(1,2251)	1:33:A:THR:H	1:50:A:LEU:HD12	38	0.18
(1,2251)	1:33:A:THR:H	1:50:A:LEU:HD13	38	0.18
(1,2251)	1:33:A:THR:H	1:50:A:LEU:HD21	38	0.18
(1,2251)	1:33:A:THR:H	1:50:A:LEU:HD22	38	0.18
(1,2251)	1:33:A:THR:H	1:50:A:LEU:HD23	38	0.18
(1,2229)	1:30:A:ASP:H	1:62:A:LEU:HD11	15	0.18
(1,2229)	1:30:A:ASP:H	1:62:A:LEU:HD12	15	0.18
(1,2229)	1:30:A:ASP:H	1:62:A:LEU:HD13	15	0.18
(1,2229)	1:30:A:ASP:H	1:62:A:LEU:HD21	15	0.18
(1,2229)	1:30:A:ASP:H	1:62:A:LEU:HD22	15	0.18
(1,2229)	1:30:A:ASP:H	1:62:A:LEU:HD23	15	0.18
(1,2229)	1:30:A:ASP:H	1:62:A:LEU:HD11	19	0.18
(1,2229)	1:30:A:ASP:H	1:62:A:LEU:HD12	19	0.18
(1,2229)	1:30:A:ASP:H	1:62:A:LEU:HD13	19	0.18
(1,2229)	1:30:A:ASP:H	1:62:A:LEU:HD21	19	0.18
(1,2229)	1:30:A:ASP:H	1:62:A:LEU:HD22	19	0.18
(1,2229)	1:30:A:ASP:H	1:62:A:LEU:HD23	19	0.18
(1,2229)	1:30:A:ASP:H	1:62:A:LEU:HD11	37	0.18
(1,2229)	1:30:A:ASP:H	1:62:A:LEU:HD12	37	0.18
(1,2229)	1:30:A:ASP:H	1:62:A:LEU:HD13	37	0.18
(1,2229)	1:30:A:ASP:H	1:62:A:LEU:HD21	37	0.18
(1,2229)	1:30:A:ASP:H	1:62:A:LEU:HD22	37	0.18
(1,2229)	1:30:A:ASP:H	1:62:A:LEU:HD23	37	0.18
(1,2066)	1:8:A:VAL:HB	1:34:A:VAL:HG11	35	0.18
(1,2066)	1:8:A:VAL:HB	1:34:A:VAL:HG12	35	0.18
(1,2066)	1:8:A:VAL:HB	1:34:A:VAL:HG13	35	0.18

Continued on next page...

Continued from previous page...

Key	Atom-1	Atom-2	Model ID	Violation (Å)
(1,2066)	1:8:A:VAL:HB	1:34:A:VAL:HG21	35	0.18
(1,2066)	1:8:A:VAL:HB	1:34:A:VAL:HG22	35	0.18
(1,2066)	1:8:A:VAL:HB	1:34:A:VAL:HG23	35	0.18
(1,1495)	1:16:A:ASN:HD21	1:25:A:SER:HA	3	0.18
(1,1495)	1:16:A:ASN:HD21	1:25:A:SER:HA	4	0.18
(1,1495)	1:16:A:ASN:HD21	1:25:A:SER:HA	14	0.18
(1,838)	1:36:A:GLU:HB3	1:39:A:THR:HG21	13	0.18
(1,838)	1:36:A:GLU:HB3	1:39:A:THR:HG22	13	0.18
(1,838)	1:36:A:GLU:HB3	1:39:A:THR:HG23	13	0.18
(1,838)	1:36:A:GLU:HB3	1:39:A:THR:HG21	20	0.18
(1,838)	1:36:A:GLU:HB3	1:39:A:THR:HG22	20	0.18
(1,838)	1:36:A:GLU:HB3	1:39:A:THR:HG23	20	0.18
(1,838)	1:36:A:GLU:HB3	1:39:A:THR:HG21	29	0.18
(1,838)	1:36:A:GLU:HB3	1:39:A:THR:HG22	29	0.18
(1,838)	1:36:A:GLU:HB3	1:39:A:THR:HG23	29	0.18
(1,838)	1:36:A:GLU:HB3	1:39:A:THR:HG21	36	0.18
(1,838)	1:36:A:GLU:HB3	1:39:A:THR:HG22	36	0.18
(1,838)	1:36:A:GLU:HB3	1:39:A:THR:HG23	36	0.18
(1,527)	1:45:A:TRP:HH2	1:57:A:VAL:HG11	19	0.18
(1,527)	1:45:A:TRP:HH2	1:57:A:VAL:HG12	19	0.18
(1,527)	1:45:A:TRP:HH2	1:57:A:VAL:HG13	19	0.18
(1,527)	1:45:A:TRP:HH2	1:57:A:VAL:HG21	19	0.18
(1,527)	1:45:A:TRP:HH2	1:57:A:VAL:HG22	19	0.18
(1,527)	1:45:A:TRP:HH2	1:57:A:VAL:HG23	19	0.18
(1,527)	1:45:A:TRP:HH2	1:57:A:VAL:HG11	37	0.18
(1,527)	1:45:A:TRP:HH2	1:57:A:VAL:HG12	37	0.18
(1,527)	1:45:A:TRP:HH2	1:57:A:VAL:HG13	37	0.18
(1,527)	1:45:A:TRP:HH2	1:57:A:VAL:HG21	37	0.18
(1,527)	1:45:A:TRP:HH2	1:57:A:VAL:HG22	37	0.18
(1,527)	1:45:A:TRP:HH2	1:57:A:VAL:HG23	37	0.18
(1,322)	1:18:A:ALA:HB1	1:26:A:PHE:H	27	0.18
(1,322)	1:18:A:ALA:HB2	1:26:A:PHE:H	27	0.18
(1,322)	1:18:A:ALA:HB3	1:26:A:PHE:H	27	0.18
(1,246)	1:46:A:TRP:HE3	1:64:A:ILE:HG21	35	0.18
(1,246)	1:46:A:TRP:HE3	1:64:A:ILE:HG22	35	0.18
(1,246)	1:46:A:TRP:HE3	1:64:A:ILE:HG23	35	0.18
(1,2332)	1:40:A:GLN:HE21	1:47:A:LEU:HD11	26	0.17
(1,2332)	1:40:A:GLN:HE21	1:47:A:LEU:HD12	26	0.17
(1,2332)	1:40:A:GLN:HE21	1:47:A:LEU:HD13	26	0.17
(1,2332)	1:40:A:GLN:HE21	1:47:A:LEU:HD21	26	0.17
(1,2332)	1:40:A:GLN:HE21	1:47:A:LEU:HD22	26	0.17
(1,2332)	1:40:A:GLN:HE21	1:47:A:LEU:HD23	26	0.17

Continued on next page...

Continued from previous page...

Key	Atom-1	Atom-2	Model ID	Violation (Å)
(1,2332)	1:40:A:GLN:HE21	1:47:A:LEU:HD11	34	0.17
(1,2332)	1:40:A:GLN:HE21	1:47:A:LEU:HD12	34	0.17
(1,2332)	1:40:A:GLN:HE21	1:47:A:LEU:HD13	34	0.17
(1,2332)	1:40:A:GLN:HE21	1:47:A:LEU:HD21	34	0.17
(1,2332)	1:40:A:GLN:HE21	1:47:A:LEU:HD22	34	0.17
(1,2332)	1:40:A:GLN:HE21	1:47:A:LEU:HD23	34	0.17
(1,2298)	1:35:A:LEU:HD11	1:47:A:LEU:HA	30	0.17
(1,2298)	1:35:A:LEU:HD12	1:47:A:LEU:HA	30	0.17
(1,2298)	1:35:A:LEU:HD13	1:47:A:LEU:HA	30	0.17
(1,2298)	1:35:A:LEU:HD21	1:47:A:LEU:HA	30	0.17
(1,2298)	1:35:A:LEU:HD22	1:47:A:LEU:HA	30	0.17
(1,2298)	1:35:A:LEU:HD23	1:47:A:LEU:HA	30	0.17
(1,2298)	1:35:A:LEU:HD11	1:47:A:LEU:HA	32	0.17
(1,2298)	1:35:A:LEU:HD12	1:47:A:LEU:HA	32	0.17
(1,2298)	1:35:A:LEU:HD13	1:47:A:LEU:HA	32	0.17
(1,2298)	1:35:A:LEU:HD21	1:47:A:LEU:HA	32	0.17
(1,2298)	1:35:A:LEU:HD22	1:47:A:LEU:HA	32	0.17
(1,2298)	1:35:A:LEU:HD23	1:47:A:LEU:HA	32	0.17
(1,2298)	1:35:A:LEU:HD11	1:47:A:LEU:HA	40	0.17
(1,2298)	1:35:A:LEU:HD12	1:47:A:LEU:HA	40	0.17
(1,2298)	1:35:A:LEU:HD13	1:47:A:LEU:HA	40	0.17
(1,2298)	1:35:A:LEU:HD21	1:47:A:LEU:HA	40	0.17
(1,2298)	1:35:A:LEU:HD22	1:47:A:LEU:HA	40	0.17
(1,2298)	1:35:A:LEU:HD23	1:47:A:LEU:HA	40	0.17
(1,2251)	1:33:A:THR:H	1:50:A:LEU:HD11	8	0.17
(1,2251)	1:33:A:THR:H	1:50:A:LEU:HD12	8	0.17
(1,2251)	1:33:A:THR:H	1:50:A:LEU:HD13	8	0.17
(1,2251)	1:33:A:THR:H	1:50:A:LEU:HD21	8	0.17
(1,2251)	1:33:A:THR:H	1:50:A:LEU:HD22	8	0.17
(1,2251)	1:33:A:THR:H	1:50:A:LEU:HD23	8	0.17
(1,2229)	1:30:A:ASP:H	1:62:A:LEU:HD11	4	0.17
(1,2229)	1:30:A:ASP:H	1:62:A:LEU:HD12	4	0.17
(1,2229)	1:30:A:ASP:H	1:62:A:LEU:HD13	4	0.17
(1,2229)	1:30:A:ASP:H	1:62:A:LEU:HD21	4	0.17
(1,2229)	1:30:A:ASP:H	1:62:A:LEU:HD22	4	0.17
(1,2229)	1:30:A:ASP:H	1:62:A:LEU:HD23	4	0.17
(1,2229)	1:30:A:ASP:H	1:62:A:LEU:HD11	7	0.17
(1,2229)	1:30:A:ASP:H	1:62:A:LEU:HD12	7	0.17
(1,2229)	1:30:A:ASP:H	1:62:A:LEU:HD13	7	0.17
(1,2229)	1:30:A:ASP:H	1:62:A:LEU:HD21	7	0.17
(1,2229)	1:30:A:ASP:H	1:62:A:LEU:HD22	7	0.17
(1,2229)	1:30:A:ASP:H	1:62:A:LEU:HD23	7	0.17

Continued on next page...

Continued from previous page...

Key	Atom-1	Atom-2	Model ID	Violation (Å)
(1,2066)	1:8:A:VAL:HB	1:34:A:VAL:HG11	36	0.17
(1,2066)	1:8:A:VAL:HB	1:34:A:VAL:HG12	36	0.17
(1,2066)	1:8:A:VAL:HB	1:34:A:VAL:HG13	36	0.17
(1,2066)	1:8:A:VAL:HB	1:34:A:VAL:HG21	36	0.17
(1,2066)	1:8:A:VAL:HB	1:34:A:VAL:HG22	36	0.17
(1,2066)	1:8:A:VAL:HB	1:34:A:VAL:HG23	36	0.17
(1,2048)	1:6:A:LEU:HD11	1:37:A:ARG:HD2	12	0.17
(1,2048)	1:6:A:LEU:HD12	1:37:A:ARG:HD2	12	0.17
(1,2048)	1:6:A:LEU:HD13	1:37:A:ARG:HD2	12	0.17
(1,2048)	1:6:A:LEU:HD21	1:37:A:ARG:HD2	12	0.17
(1,2048)	1:6:A:LEU:HD22	1:37:A:ARG:HD2	12	0.17
(1,2048)	1:6:A:LEU:HD23	1:37:A:ARG:HD2	12	0.17
(1,1497)	1:16:A:ASN:HD21	1:26:A:PHE:HE1	28	0.17
(1,1497)	1:16:A:ASN:HD21	1:26:A:PHE:HE2	28	0.17
(1,1495)	1:16:A:ASN:HD21	1:25:A:SER:HA	12	0.17
(1,1495)	1:16:A:ASN:HD21	1:25:A:SER:HA	15	0.17
(1,1495)	1:16:A:ASN:HD21	1:25:A:SER:HA	16	0.17
(1,1063)	1:63:A:LYS:HE2	1:65:A:LEU:HD21	2	0.17
(1,1063)	1:63:A:LYS:HE2	1:65:A:LEU:HD22	2	0.17
(1,1063)	1:63:A:LYS:HE2	1:65:A:LEU:HD23	2	0.17
(1,1063)	1:63:A:LYS:HE3	1:65:A:LEU:HD21	2	0.17
(1,1063)	1:63:A:LYS:HE3	1:65:A:LEU:HD22	2	0.17
(1,1063)	1:63:A:LYS:HE3	1:65:A:LEU:HD23	2	0.17
(1,1063)	1:63:A:LYS:HE2	1:65:A:LEU:HD21	11	0.17
(1,1063)	1:63:A:LYS:HE2	1:65:A:LEU:HD22	11	0.17
(1,1063)	1:63:A:LYS:HE2	1:65:A:LEU:HD23	11	0.17
(1,1063)	1:63:A:LYS:HE3	1:65:A:LEU:HD21	11	0.17
(1,1063)	1:63:A:LYS:HE3	1:65:A:LEU:HD22	11	0.17
(1,1063)	1:63:A:LYS:HE3	1:65:A:LEU:HD23	11	0.17
(1,838)	1:36:A:GLU:HB3	1:39:A:THR:HG21	16	0.17
(1,838)	1:36:A:GLU:HB3	1:39:A:THR:HG22	16	0.17
(1,838)	1:36:A:GLU:HB3	1:39:A:THR:HG23	16	0.17
(1,527)	1:45:A:TRP:HH2	1:57:A:VAL:HG11	6	0.17
(1,527)	1:45:A:TRP:HH2	1:57:A:VAL:HG12	6	0.17
(1,527)	1:45:A:TRP:HH2	1:57:A:VAL:HG13	6	0.17
(1,527)	1:45:A:TRP:HH2	1:57:A:VAL:HG21	6	0.17
(1,527)	1:45:A:TRP:HH2	1:57:A:VAL:HG22	6	0.17
(1,527)	1:45:A:TRP:HH2	1:57:A:VAL:HG23	6	0.17
(1,527)	1:45:A:TRP:HH2	1:57:A:VAL:HG11	9	0.17
(1,527)	1:45:A:TRP:HH2	1:57:A:VAL:HG12	9	0.17
(1,527)	1:45:A:TRP:HH2	1:57:A:VAL:HG13	9	0.17
(1,527)	1:45:A:TRP:HH2	1:57:A:VAL:HG21	9	0.17

Continued on next page...

Continued from previous page...

Key	Atom-1	Atom-2	Model ID	Violation (Å)
(1,527)	1:45:A:TRP:HH2	1:57:A:VAL:HG22	9	0.17
(1,527)	1:45:A:TRP:HH2	1:57:A:VAL:HG23	9	0.17
(1,527)	1:45:A:TRP:HH2	1:57:A:VAL:HG11	10	0.17
(1,527)	1:45:A:TRP:HH2	1:57:A:VAL:HG12	10	0.17
(1,527)	1:45:A:TRP:HH2	1:57:A:VAL:HG13	10	0.17
(1,527)	1:45:A:TRP:HH2	1:57:A:VAL:HG21	10	0.17
(1,527)	1:45:A:TRP:HH2	1:57:A:VAL:HG22	10	0.17
(1,527)	1:45:A:TRP:HH2	1:57:A:VAL:HG23	10	0.17
(1,527)	1:45:A:TRP:HH2	1:57:A:VAL:HG11	11	0.17
(1,527)	1:45:A:TRP:HH2	1:57:A:VAL:HG12	11	0.17
(1,527)	1:45:A:TRP:HH2	1:57:A:VAL:HG13	11	0.17
(1,527)	1:45:A:TRP:HH2	1:57:A:VAL:HG21	11	0.17
(1,527)	1:45:A:TRP:HH2	1:57:A:VAL:HG22	11	0.17
(1,527)	1:45:A:TRP:HH2	1:57:A:VAL:HG23	11	0.17
(1,527)	1:45:A:TRP:HH2	1:57:A:VAL:HG11	12	0.17
(1,527)	1:45:A:TRP:HH2	1:57:A:VAL:HG12	12	0.17
(1,527)	1:45:A:TRP:HH2	1:57:A:VAL:HG13	12	0.17
(1,527)	1:45:A:TRP:HH2	1:57:A:VAL:HG21	12	0.17
(1,527)	1:45:A:TRP:HH2	1:57:A:VAL:HG22	12	0.17
(1,527)	1:45:A:TRP:HH2	1:57:A:VAL:HG23	12	0.17
(1,527)	1:45:A:TRP:HH2	1:57:A:VAL:HG11	24	0.17
(1,527)	1:45:A:TRP:HH2	1:57:A:VAL:HG12	24	0.17
(1,527)	1:45:A:TRP:HH2	1:57:A:VAL:HG13	24	0.17
(1,527)	1:45:A:TRP:HH2	1:57:A:VAL:HG21	24	0.17
(1,527)	1:45:A:TRP:HH2	1:57:A:VAL:HG22	24	0.17
(1,527)	1:45:A:TRP:HH2	1:57:A:VAL:HG23	24	0.17
(1,527)	1:45:A:TRP:HH2	1:57:A:VAL:HG11	29	0.17
(1,527)	1:45:A:TRP:HH2	1:57:A:VAL:HG12	29	0.17
(1,527)	1:45:A:TRP:HH2	1:57:A:VAL:HG13	29	0.17
(1,527)	1:45:A:TRP:HH2	1:57:A:VAL:HG21	29	0.17
(1,527)	1:45:A:TRP:HH2	1:57:A:VAL:HG22	29	0.17
(1,527)	1:45:A:TRP:HH2	1:57:A:VAL:HG23	29	0.17
(1,527)	1:45:A:TRP:HH2	1:57:A:VAL:HG11	31	0.17
(1,527)	1:45:A:TRP:HH2	1:57:A:VAL:HG12	31	0.17
(1,527)	1:45:A:TRP:HH2	1:57:A:VAL:HG13	31	0.17
(1,527)	1:45:A:TRP:HH2	1:57:A:VAL:HG21	31	0.17
(1,527)	1:45:A:TRP:HH2	1:57:A:VAL:HG22	31	0.17
(1,527)	1:45:A:TRP:HH2	1:57:A:VAL:HG23	31	0.17
(1,246)	1:46:A:TRP:HE3	1:64:A:ILE:HG21	30	0.17
(1,246)	1:46:A:TRP:HE3	1:64:A:ILE:HG22	30	0.17
(1,246)	1:46:A:TRP:HE3	1:64:A:ILE:HG23	30	0.17
(1,231)	1:14:A:TYR:HE1	1:88:A:ALA:HB1	28	0.17

Continued on next page...

Continued from previous page...

Key	Atom-1	Atom-2	Model ID	Violation (Å)
(1,231)	1:14:A:TYR:HE1	1:88:A:ALA:HB2	28	0.17
(1,231)	1:14:A:TYR:HE1	1:88:A:ALA:HB3	28	0.17
(1,231)	1:14:A:TYR:HE2	1:88:A:ALA:HB1	28	0.17
(1,231)	1:14:A:TYR:HE2	1:88:A:ALA:HB2	28	0.17
(1,231)	1:14:A:TYR:HE2	1:88:A:ALA:HB3	28	0.17
(1,231)	1:14:A:TYR:HE1	1:88:A:ALA:HB1	38	0.17
(1,231)	1:14:A:TYR:HE1	1:88:A:ALA:HB2	38	0.17
(1,231)	1:14:A:TYR:HE1	1:88:A:ALA:HB3	38	0.17
(1,231)	1:14:A:TYR:HE2	1:88:A:ALA:HB1	38	0.17
(1,231)	1:14:A:TYR:HE2	1:88:A:ALA:HB2	38	0.17
(1,231)	1:14:A:TYR:HE2	1:88:A:ALA:HB3	38	0.17
(1,2443)	1:63:A:LYS:HD2	1:65:A:LEU:HD21	8	0.16
(1,2443)	1:63:A:LYS:HD2	1:65:A:LEU:HD22	8	0.16
(1,2443)	1:63:A:LYS:HD2	1:65:A:LEU:HD23	8	0.16
(1,2443)	1:63:A:LYS:HD3	1:65:A:LEU:HD21	8	0.16
(1,2443)	1:63:A:LYS:HD3	1:65:A:LEU:HD22	8	0.16
(1,2443)	1:63:A:LYS:HD3	1:65:A:LEU:HD23	8	0.16
(1,2443)	1:63:A:LYS:HD2	1:65:A:LEU:HD21	32	0.16
(1,2443)	1:63:A:LYS:HD2	1:65:A:LEU:HD22	32	0.16
(1,2443)	1:63:A:LYS:HD2	1:65:A:LEU:HD23	32	0.16
(1,2443)	1:63:A:LYS:HD3	1:65:A:LEU:HD21	32	0.16
(1,2443)	1:63:A:LYS:HD3	1:65:A:LEU:HD22	32	0.16
(1,2443)	1:63:A:LYS:HD3	1:65:A:LEU:HD23	32	0.16
(1,2443)	1:63:A:LYS:HD2	1:65:A:LEU:HD21	33	0.16
(1,2443)	1:63:A:LYS:HD2	1:65:A:LEU:HD22	33	0.16
(1,2443)	1:63:A:LYS:HD2	1:65:A:LEU:HD23	33	0.16
(1,2443)	1:63:A:LYS:HD3	1:65:A:LEU:HD21	33	0.16
(1,2443)	1:63:A:LYS:HD3	1:65:A:LEU:HD22	33	0.16
(1,2443)	1:63:A:LYS:HD3	1:65:A:LEU:HD23	33	0.16
(1,2432)	1:62:A:LEU:HD11	1:63:A:LYS:HB2	2	0.16
(1,2432)	1:62:A:LEU:HD11	1:63:A:LYS:HB3	2	0.16
(1,2432)	1:62:A:LEU:HD12	1:63:A:LYS:HB2	2	0.16
(1,2432)	1:62:A:LEU:HD12	1:63:A:LYS:HB3	2	0.16
(1,2432)	1:62:A:LEU:HD13	1:63:A:LYS:HB2	2	0.16
(1,2432)	1:62:A:LEU:HD13	1:63:A:LYS:HB3	2	0.16
(1,2432)	1:62:A:LEU:HD21	1:63:A:LYS:HB2	2	0.16
(1,2432)	1:62:A:LEU:HD21	1:63:A:LYS:HB3	2	0.16
(1,2432)	1:62:A:LEU:HD22	1:63:A:LYS:HB2	2	0.16
(1,2432)	1:62:A:LEU:HD22	1:63:A:LYS:HB3	2	0.16
(1,2432)	1:62:A:LEU:HD23	1:63:A:LYS:HB2	2	0.16
(1,2432)	1:62:A:LEU:HD23	1:63:A:LYS:HB3	2	0.16
(1,2432)	1:62:A:LEU:HD11	1:63:A:LYS:HB2	34	0.16

Continued on next page...

Continued from previous page...

Key	Atom-1	Atom-2	Model ID	Violation (Å)
(1,2432)	1:62:A:LEU:HD11	1:63:A:LYS:HB3	34	0.16
(1,2432)	1:62:A:LEU:HD12	1:63:A:LYS:HB2	34	0.16
(1,2432)	1:62:A:LEU:HD12	1:63:A:LYS:HB3	34	0.16
(1,2432)	1:62:A:LEU:HD13	1:63:A:LYS:HB2	34	0.16
(1,2432)	1:62:A:LEU:HD13	1:63:A:LYS:HB3	34	0.16
(1,2432)	1:62:A:LEU:HD21	1:63:A:LYS:HB2	34	0.16
(1,2432)	1:62:A:LEU:HD21	1:63:A:LYS:HB3	34	0.16
(1,2432)	1:62:A:LEU:HD22	1:63:A:LYS:HB2	34	0.16
(1,2432)	1:62:A:LEU:HD22	1:63:A:LYS:HB3	34	0.16
(1,2432)	1:62:A:LEU:HD23	1:63:A:LYS:HB2	34	0.16
(1,2432)	1:62:A:LEU:HD23	1:63:A:LYS:HB3	34	0.16
(1,2298)	1:35:A:LEU:HD11	1:47:A:LEU:HA	28	0.16
(1,2298)	1:35:A:LEU:HD12	1:47:A:LEU:HA	28	0.16
(1,2298)	1:35:A:LEU:HD13	1:47:A:LEU:HA	28	0.16
(1,2298)	1:35:A:LEU:HD21	1:47:A:LEU:HA	28	0.16
(1,2298)	1:35:A:LEU:HD22	1:47:A:LEU:HA	28	0.16
(1,2298)	1:35:A:LEU:HD23	1:47:A:LEU:HA	28	0.16
(1,2251)	1:33:A:THR:H	1:50:A:LEU:HD11	15	0.16
(1,2251)	1:33:A:THR:H	1:50:A:LEU:HD12	15	0.16
(1,2251)	1:33:A:THR:H	1:50:A:LEU:HD13	15	0.16
(1,2251)	1:33:A:THR:H	1:50:A:LEU:HD21	15	0.16
(1,2251)	1:33:A:THR:H	1:50:A:LEU:HD22	15	0.16
(1,2251)	1:33:A:THR:H	1:50:A:LEU:HD23	15	0.16
(1,2251)	1:33:A:THR:H	1:50:A:LEU:HD11	35	0.16
(1,2251)	1:33:A:THR:H	1:50:A:LEU:HD12	35	0.16
(1,2251)	1:33:A:THR:H	1:50:A:LEU:HD13	35	0.16
(1,2251)	1:33:A:THR:H	1:50:A:LEU:HD21	35	0.16
(1,2251)	1:33:A:THR:H	1:50:A:LEU:HD22	35	0.16
(1,2251)	1:33:A:THR:H	1:50:A:LEU:HD23	35	0.16
(1,2229)	1:30:A:ASP:H	1:62:A:LEU:HD11	1	0.16
(1,2229)	1:30:A:ASP:H	1:62:A:LEU:HD12	1	0.16
(1,2229)	1:30:A:ASP:H	1:62:A:LEU:HD13	1	0.16
(1,2229)	1:30:A:ASP:H	1:62:A:LEU:HD21	1	0.16
(1,2229)	1:30:A:ASP:H	1:62:A:LEU:HD22	1	0.16
(1,2229)	1:30:A:ASP:H	1:62:A:LEU:HD23	1	0.16
(1,2229)	1:30:A:ASP:H	1:62:A:LEU:HD11	12	0.16
(1,2229)	1:30:A:ASP:H	1:62:A:LEU:HD12	12	0.16
(1,2229)	1:30:A:ASP:H	1:62:A:LEU:HD13	12	0.16
(1,2229)	1:30:A:ASP:H	1:62:A:LEU:HD21	12	0.16
(1,2229)	1:30:A:ASP:H	1:62:A:LEU:HD22	12	0.16
(1,2229)	1:30:A:ASP:H	1:62:A:LEU:HD23	12	0.16
(1,2229)	1:30:A:ASP:H	1:62:A:LEU:HD11	34	0.16

Continued on next page...

Continued from previous page...

Key	Atom-1	Atom-2	Model ID	Violation (Å)
(1,2229)	1:30:A:ASP:H	1:62:A:LEU:HD12	34	0.16
(1,2229)	1:30:A:ASP:H	1:62:A:LEU:HD13	34	0.16
(1,2229)	1:30:A:ASP:H	1:62:A:LEU:HD21	34	0.16
(1,2229)	1:30:A:ASP:H	1:62:A:LEU:HD22	34	0.16
(1,2229)	1:30:A:ASP:H	1:62:A:LEU:HD23	34	0.16
(1,2066)	1:8:A:VAL:HB	1:34:A:VAL:HG11	39	0.16
(1,2066)	1:8:A:VAL:HB	1:34:A:VAL:HG12	39	0.16
(1,2066)	1:8:A:VAL:HB	1:34:A:VAL:HG13	39	0.16
(1,2066)	1:8:A:VAL:HB	1:34:A:VAL:HG21	39	0.16
(1,2066)	1:8:A:VAL:HB	1:34:A:VAL:HG22	39	0.16
(1,2066)	1:8:A:VAL:HB	1:34:A:VAL:HG23	39	0.16
(1,2048)	1:6:A:LEU:HD11	1:37:A:ARG:HD2	24	0.16
(1,2048)	1:6:A:LEU:HD12	1:37:A:ARG:HD2	24	0.16
(1,2048)	1:6:A:LEU:HD13	1:37:A:ARG:HD2	24	0.16
(1,2048)	1:6:A:LEU:HD21	1:37:A:ARG:HD2	24	0.16
(1,2048)	1:6:A:LEU:HD22	1:37:A:ARG:HD2	24	0.16
(1,2048)	1:6:A:LEU:HD23	1:37:A:ARG:HD2	24	0.16
(1,2048)	1:6:A:LEU:HD11	1:37:A:ARG:HD2	25	0.16
(1,2048)	1:6:A:LEU:HD12	1:37:A:ARG:HD2	25	0.16
(1,2048)	1:6:A:LEU:HD13	1:37:A:ARG:HD2	25	0.16
(1,2048)	1:6:A:LEU:HD21	1:37:A:ARG:HD2	25	0.16
(1,2048)	1:6:A:LEU:HD22	1:37:A:ARG:HD2	25	0.16
(1,2048)	1:6:A:LEU:HD23	1:37:A:ARG:HD2	25	0.16
(1,1497)	1:16:A:ASN:HD21	1:26:A:PHE:HE1	33	0.16
(1,1497)	1:16:A:ASN:HD21	1:26:A:PHE:HE2	33	0.16
(1,1497)	1:16:A:ASN:HD21	1:26:A:PHE:HE1	34	0.16
(1,1497)	1:16:A:ASN:HD21	1:26:A:PHE:HE2	34	0.16
(1,1495)	1:16:A:ASN:HD21	1:25:A:SER:HA	8	0.16
(1,1495)	1:16:A:ASN:HD21	1:25:A:SER:HA	28	0.16
(1,1495)	1:16:A:ASN:HD21	1:25:A:SER:HA	32	0.16
(1,1063)	1:63:A:LYS:HE2	1:65:A:LEU:HD21	5	0.16
(1,1063)	1:63:A:LYS:HE2	1:65:A:LEU:HD22	5	0.16
(1,1063)	1:63:A:LYS:HE2	1:65:A:LEU:HD23	5	0.16
(1,1063)	1:63:A:LYS:HE3	1:65:A:LEU:HD21	5	0.16
(1,1063)	1:63:A:LYS:HE3	1:65:A:LEU:HD22	5	0.16
(1,1063)	1:63:A:LYS:HE3	1:65:A:LEU:HD23	5	0.16
(1,838)	1:36:A:GLU:HB3	1:39:A:THR:HG21	15	0.16
(1,838)	1:36:A:GLU:HB3	1:39:A:THR:HG22	15	0.16
(1,838)	1:36:A:GLU:HB3	1:39:A:THR:HG23	15	0.16
(1,838)	1:36:A:GLU:HB3	1:39:A:THR:HG21	18	0.16
(1,838)	1:36:A:GLU:HB3	1:39:A:THR:HG22	18	0.16
(1,838)	1:36:A:GLU:HB3	1:39:A:THR:HG23	18	0.16

Continued on next page...

Continued from previous page...

Key	Atom-1	Atom-2	Model ID	Violation (Å)
(1,624)	1:40:A:GLN:HE21	1:47:A:LEU:HD11	1	0.16
(1,624)	1:40:A:GLN:HE21	1:47:A:LEU:HD12	1	0.16
(1,624)	1:40:A:GLN:HE21	1:47:A:LEU:HD13	1	0.16
(1,527)	1:45:A:TRP:HH2	1:57:A:VAL:HG11	4	0.16
(1,527)	1:45:A:TRP:HH2	1:57:A:VAL:HG12	4	0.16
(1,527)	1:45:A:TRP:HH2	1:57:A:VAL:HG13	4	0.16
(1,527)	1:45:A:TRP:HH2	1:57:A:VAL:HG21	4	0.16
(1,527)	1:45:A:TRP:HH2	1:57:A:VAL:HG22	4	0.16
(1,527)	1:45:A:TRP:HH2	1:57:A:VAL:HG23	4	0.16
(1,527)	1:45:A:TRP:HH2	1:57:A:VAL:HG11	16	0.16
(1,527)	1:45:A:TRP:HH2	1:57:A:VAL:HG12	16	0.16
(1,527)	1:45:A:TRP:HH2	1:57:A:VAL:HG13	16	0.16
(1,527)	1:45:A:TRP:HH2	1:57:A:VAL:HG21	16	0.16
(1,527)	1:45:A:TRP:HH2	1:57:A:VAL:HG22	16	0.16
(1,527)	1:45:A:TRP:HH2	1:57:A:VAL:HG23	16	0.16
(1,527)	1:45:A:TRP:HH2	1:57:A:VAL:HG11	18	0.16
(1,527)	1:45:A:TRP:HH2	1:57:A:VAL:HG12	18	0.16
(1,527)	1:45:A:TRP:HH2	1:57:A:VAL:HG13	18	0.16
(1,527)	1:45:A:TRP:HH2	1:57:A:VAL:HG21	18	0.16
(1,527)	1:45:A:TRP:HH2	1:57:A:VAL:HG22	18	0.16
(1,527)	1:45:A:TRP:HH2	1:57:A:VAL:HG23	18	0.16
(1,527)	1:45:A:TRP:HH2	1:57:A:VAL:HG11	35	0.16
(1,527)	1:45:A:TRP:HH2	1:57:A:VAL:HG12	35	0.16
(1,527)	1:45:A:TRP:HH2	1:57:A:VAL:HG13	35	0.16
(1,527)	1:45:A:TRP:HH2	1:57:A:VAL:HG21	35	0.16
(1,527)	1:45:A:TRP:HH2	1:57:A:VAL:HG22	35	0.16
(1,527)	1:45:A:TRP:HH2	1:57:A:VAL:HG23	35	0.16
(1,246)	1:46:A:TRP:HE3	1:64:A:ILE:HG21	1	0.16
(1,246)	1:46:A:TRP:HE3	1:64:A:ILE:HG22	1	0.16
(1,246)	1:46:A:TRP:HE3	1:64:A:ILE:HG23	1	0.16
(1,246)	1:46:A:TRP:HE3	1:64:A:ILE:HG21	3	0.16
(1,246)	1:46:A:TRP:HE3	1:64:A:ILE:HG22	3	0.16
(1,246)	1:46:A:TRP:HE3	1:64:A:ILE:HG23	3	0.16
(1,246)	1:46:A:TRP:HE3	1:64:A:ILE:HG21	19	0.16
(1,246)	1:46:A:TRP:HE3	1:64:A:ILE:HG22	19	0.16
(1,246)	1:46:A:TRP:HE3	1:64:A:ILE:HG23	19	0.16
(1,246)	1:46:A:TRP:HE3	1:64:A:ILE:HG21	25	0.16
(1,246)	1:46:A:TRP:HE3	1:64:A:ILE:HG22	25	0.16
(1,246)	1:46:A:TRP:HE3	1:64:A:ILE:HG23	25	0.16
(1,231)	1:14:A:TYR:HE1	1:88:A:ALA:HB1	17	0.16
(1,231)	1:14:A:TYR:HE1	1:88:A:ALA:HB2	17	0.16
(1,231)	1:14:A:TYR:HE1	1:88:A:ALA:HB3	17	0.16

Continued on next page...

Continued from previous page...

Key	Atom-1	Atom-2	Model ID	Violation (Å)
(1,231)	1:14:A:TYR:HE2	1:88:A:ALA:HB1	17	0.16
(1,231)	1:14:A:TYR:HE2	1:88:A:ALA:HB2	17	0.16
(1,231)	1:14:A:TYR:HE2	1:88:A:ALA:HB3	17	0.16
(1,231)	1:14:A:TYR:HE1	1:88:A:ALA:HB1	21	0.16
(1,231)	1:14:A:TYR:HE1	1:88:A:ALA:HB2	21	0.16
(1,231)	1:14:A:TYR:HE1	1:88:A:ALA:HB3	21	0.16
(1,231)	1:14:A:TYR:HE2	1:88:A:ALA:HB1	21	0.16
(1,231)	1:14:A:TYR:HE2	1:88:A:ALA:HB2	21	0.16
(1,231)	1:14:A:TYR:HE2	1:88:A:ALA:HB3	21	0.16
(1,2443)	1:63:A:LYS:HD2	1:65:A:LEU:HD21	19	0.15
(1,2443)	1:63:A:LYS:HD2	1:65:A:LEU:HD22	19	0.15
(1,2443)	1:63:A:LYS:HD2	1:65:A:LEU:HD23	19	0.15
(1,2443)	1:63:A:LYS:HD3	1:65:A:LEU:HD21	19	0.15
(1,2443)	1:63:A:LYS:HD3	1:65:A:LEU:HD22	19	0.15
(1,2443)	1:63:A:LYS:HD3	1:65:A:LEU:HD23	19	0.15
(1,2432)	1:62:A:LEU:HD11	1:63:A:LYS:HB2	5	0.15
(1,2432)	1:62:A:LEU:HD11	1:63:A:LYS:HB3	5	0.15
(1,2432)	1:62:A:LEU:HD12	1:63:A:LYS:HB2	5	0.15
(1,2432)	1:62:A:LEU:HD12	1:63:A:LYS:HB3	5	0.15
(1,2432)	1:62:A:LEU:HD13	1:63:A:LYS:HB2	5	0.15
(1,2432)	1:62:A:LEU:HD13	1:63:A:LYS:HB3	5	0.15
(1,2432)	1:62:A:LEU:HD21	1:63:A:LYS:HB2	5	0.15
(1,2432)	1:62:A:LEU:HD21	1:63:A:LYS:HB3	5	0.15
(1,2432)	1:62:A:LEU:HD22	1:63:A:LYS:HB2	5	0.15
(1,2432)	1:62:A:LEU:HD22	1:63:A:LYS:HB3	5	0.15
(1,2432)	1:62:A:LEU:HD23	1:63:A:LYS:HB2	5	0.15
(1,2432)	1:62:A:LEU:HD23	1:63:A:LYS:HB3	5	0.15
(1,2432)	1:62:A:LEU:HD11	1:63:A:LYS:HB2	13	0.15
(1,2432)	1:62:A:LEU:HD11	1:63:A:LYS:HB3	13	0.15
(1,2432)	1:62:A:LEU:HD12	1:63:A:LYS:HB2	13	0.15
(1,2432)	1:62:A:LEU:HD12	1:63:A:LYS:HB3	13	0.15
(1,2432)	1:62:A:LEU:HD13	1:63:A:LYS:HB2	13	0.15
(1,2432)	1:62:A:LEU:HD13	1:63:A:LYS:HB3	13	0.15
(1,2432)	1:62:A:LEU:HD21	1:63:A:LYS:HB2	13	0.15
(1,2432)	1:62:A:LEU:HD21	1:63:A:LYS:HB3	13	0.15
(1,2432)	1:62:A:LEU:HD22	1:63:A:LYS:HB2	13	0.15
(1,2432)	1:62:A:LEU:HD22	1:63:A:LYS:HB3	13	0.15
(1,2432)	1:62:A:LEU:HD23	1:63:A:LYS:HB2	13	0.15
(1,2432)	1:62:A:LEU:HD23	1:63:A:LYS:HB3	13	0.15
(1,2432)	1:62:A:LEU:HD11	1:63:A:LYS:HB2	33	0.15
(1,2432)	1:62:A:LEU:HD11	1:63:A:LYS:HB3	33	0.15
(1,2432)	1:62:A:LEU:HD12	1:63:A:LYS:HB2	33	0.15

Continued on next page...

Continued from previous page...

Key	Atom-1	Atom-2	Model ID	Violation (Å)
(1,2432)	1:62:A:LEU:HD12	1:63:A:LYS:HB3	33	0.15
(1,2432)	1:62:A:LEU:HD13	1:63:A:LYS:HB2	33	0.15
(1,2432)	1:62:A:LEU:HD13	1:63:A:LYS:HB3	33	0.15
(1,2432)	1:62:A:LEU:HD21	1:63:A:LYS:HB2	33	0.15
(1,2432)	1:62:A:LEU:HD21	1:63:A:LYS:HB3	33	0.15
(1,2432)	1:62:A:LEU:HD22	1:63:A:LYS:HB2	33	0.15
(1,2432)	1:62:A:LEU:HD22	1:63:A:LYS:HB3	33	0.15
(1,2432)	1:62:A:LEU:HD23	1:63:A:LYS:HB2	33	0.15
(1,2432)	1:62:A:LEU:HD23	1:63:A:LYS:HB3	33	0.15
(1,2332)	1:40:A:GLN:HE21	1:47:A:LEU:HD11	28	0.15
(1,2332)	1:40:A:GLN:HE21	1:47:A:LEU:HD12	28	0.15
(1,2332)	1:40:A:GLN:HE21	1:47:A:LEU:HD13	28	0.15
(1,2332)	1:40:A:GLN:HE21	1:47:A:LEU:HD21	28	0.15
(1,2332)	1:40:A:GLN:HE21	1:47:A:LEU:HD22	28	0.15
(1,2332)	1:40:A:GLN:HE21	1:47:A:LEU:HD23	28	0.15
(1,2298)	1:35:A:LEU:HD11	1:47:A:LEU:HA	39	0.15
(1,2298)	1:35:A:LEU:HD12	1:47:A:LEU:HA	39	0.15
(1,2298)	1:35:A:LEU:HD13	1:47:A:LEU:HA	39	0.15
(1,2298)	1:35:A:LEU:HD21	1:47:A:LEU:HA	39	0.15
(1,2298)	1:35:A:LEU:HD22	1:47:A:LEU:HA	39	0.15
(1,2298)	1:35:A:LEU:HD23	1:47:A:LEU:HA	39	0.15
(1,2251)	1:33:A:THR:H	1:50:A:LEU:HD11	13	0.15
(1,2251)	1:33:A:THR:H	1:50:A:LEU:HD12	13	0.15
(1,2251)	1:33:A:THR:H	1:50:A:LEU:HD13	13	0.15
(1,2251)	1:33:A:THR:H	1:50:A:LEU:HD21	13	0.15
(1,2251)	1:33:A:THR:H	1:50:A:LEU:HD22	13	0.15
(1,2251)	1:33:A:THR:H	1:50:A:LEU:HD23	13	0.15
(1,2229)	1:30:A:ASP:H	1:62:A:LEU:HD11	2	0.15
(1,2229)	1:30:A:ASP:H	1:62:A:LEU:HD12	2	0.15
(1,2229)	1:30:A:ASP:H	1:62:A:LEU:HD13	2	0.15
(1,2229)	1:30:A:ASP:H	1:62:A:LEU:HD21	2	0.15
(1,2229)	1:30:A:ASP:H	1:62:A:LEU:HD22	2	0.15
(1,2229)	1:30:A:ASP:H	1:62:A:LEU:HD23	2	0.15
(1,2229)	1:30:A:ASP:H	1:62:A:LEU:HD11	9	0.15
(1,2229)	1:30:A:ASP:H	1:62:A:LEU:HD12	9	0.15
(1,2229)	1:30:A:ASP:H	1:62:A:LEU:HD13	9	0.15
(1,2229)	1:30:A:ASP:H	1:62:A:LEU:HD21	9	0.15
(1,2229)	1:30:A:ASP:H	1:62:A:LEU:HD22	9	0.15
(1,2229)	1:30:A:ASP:H	1:62:A:LEU:HD23	9	0.15
(1,2229)	1:30:A:ASP:H	1:62:A:LEU:HD11	20	0.15
(1,2229)	1:30:A:ASP:H	1:62:A:LEU:HD12	20	0.15
(1,2229)	1:30:A:ASP:H	1:62:A:LEU:HD13	20	0.15

Continued on next page...

Continued from previous page...

Key	Atom-1	Atom-2	Model ID	Violation (Å)
(1,2229)	1:30:A:ASP:H	1:62:A:LEU:HD21	20	0.15
(1,2229)	1:30:A:ASP:H	1:62:A:LEU:HD22	20	0.15
(1,2229)	1:30:A:ASP:H	1:62:A:LEU:HD23	20	0.15
(1,2229)	1:30:A:ASP:H	1:62:A:LEU:HD11	26	0.15
(1,2229)	1:30:A:ASP:H	1:62:A:LEU:HD12	26	0.15
(1,2229)	1:30:A:ASP:H	1:62:A:LEU:HD13	26	0.15
(1,2229)	1:30:A:ASP:H	1:62:A:LEU:HD21	26	0.15
(1,2229)	1:30:A:ASP:H	1:62:A:LEU:HD22	26	0.15
(1,2229)	1:30:A:ASP:H	1:62:A:LEU:HD23	26	0.15
(1,2229)	1:30:A:ASP:H	1:62:A:LEU:HD11	28	0.15
(1,2229)	1:30:A:ASP:H	1:62:A:LEU:HD12	28	0.15
(1,2229)	1:30:A:ASP:H	1:62:A:LEU:HD13	28	0.15
(1,2229)	1:30:A:ASP:H	1:62:A:LEU:HD21	28	0.15
(1,2229)	1:30:A:ASP:H	1:62:A:LEU:HD22	28	0.15
(1,2229)	1:30:A:ASP:H	1:62:A:LEU:HD23	28	0.15
(1,2229)	1:30:A:ASP:H	1:62:A:LEU:HD11	40	0.15
(1,2229)	1:30:A:ASP:H	1:62:A:LEU:HD12	40	0.15
(1,2229)	1:30:A:ASP:H	1:62:A:LEU:HD13	40	0.15
(1,2229)	1:30:A:ASP:H	1:62:A:LEU:HD21	40	0.15
(1,2229)	1:30:A:ASP:H	1:62:A:LEU:HD22	40	0.15
(1,2229)	1:30:A:ASP:H	1:62:A:LEU:HD23	40	0.15
(1,2077)	1:8:A:VAL:HG11	1:66:A:VAL:HA	38	0.15
(1,2077)	1:8:A:VAL:HG12	1:66:A:VAL:HA	38	0.15
(1,2077)	1:8:A:VAL:HG13	1:66:A:VAL:HA	38	0.15
(1,2077)	1:8:A:VAL:HG21	1:66:A:VAL:HA	38	0.15
(1,2077)	1:8:A:VAL:HG22	1:66:A:VAL:HA	38	0.15
(1,2077)	1:8:A:VAL:HG23	1:66:A:VAL:HA	38	0.15
(1,2048)	1:6:A:LEU:HD11	1:37:A:ARG:HD2	39	0.15
(1,2048)	1:6:A:LEU:HD12	1:37:A:ARG:HD2	39	0.15
(1,2048)	1:6:A:LEU:HD13	1:37:A:ARG:HD2	39	0.15
(1,2048)	1:6:A:LEU:HD21	1:37:A:ARG:HD2	39	0.15
(1,2048)	1:6:A:LEU:HD22	1:37:A:ARG:HD2	39	0.15
(1,2048)	1:6:A:LEU:HD23	1:37:A:ARG:HD2	39	0.15
(1,1495)	1:16:A:ASN:HD21	1:25:A:SER:HA	1	0.15
(1,1495)	1:16:A:ASN:HD21	1:25:A:SER:HA	22	0.15
(1,527)	1:45:A:TRP:HH2	1:57:A:VAL:HG11	1	0.15
(1,527)	1:45:A:TRP:HH2	1:57:A:VAL:HG12	1	0.15
(1,527)	1:45:A:TRP:HH2	1:57:A:VAL:HG13	1	0.15
(1,527)	1:45:A:TRP:HH2	1:57:A:VAL:HG21	1	0.15
(1,527)	1:45:A:TRP:HH2	1:57:A:VAL:HG22	1	0.15
(1,527)	1:45:A:TRP:HH2	1:57:A:VAL:HG23	1	0.15
(1,527)	1:45:A:TRP:HH2	1:57:A:VAL:HG11	27	0.15

Continued on next page...

Continued from previous page...

Key	Atom-1	Atom-2	Model ID	Violation (Å)
(1,527)	1:45:A:TRP:HH2	1:57:A:VAL:HG12	27	0.15
(1,527)	1:45:A:TRP:HH2	1:57:A:VAL:HG13	27	0.15
(1,527)	1:45:A:TRP:HH2	1:57:A:VAL:HG21	27	0.15
(1,527)	1:45:A:TRP:HH2	1:57:A:VAL:HG22	27	0.15
(1,527)	1:45:A:TRP:HH2	1:57:A:VAL:HG23	27	0.15
(1,527)	1:45:A:TRP:HH2	1:57:A:VAL:HG11	30	0.15
(1,527)	1:45:A:TRP:HH2	1:57:A:VAL:HG12	30	0.15
(1,527)	1:45:A:TRP:HH2	1:57:A:VAL:HG13	30	0.15
(1,527)	1:45:A:TRP:HH2	1:57:A:VAL:HG21	30	0.15
(1,527)	1:45:A:TRP:HH2	1:57:A:VAL:HG22	30	0.15
(1,527)	1:45:A:TRP:HH2	1:57:A:VAL:HG23	30	0.15
(1,527)	1:45:A:TRP:HH2	1:57:A:VAL:HG11	32	0.15
(1,527)	1:45:A:TRP:HH2	1:57:A:VAL:HG12	32	0.15
(1,527)	1:45:A:TRP:HH2	1:57:A:VAL:HG13	32	0.15
(1,527)	1:45:A:TRP:HH2	1:57:A:VAL:HG21	32	0.15
(1,527)	1:45:A:TRP:HH2	1:57:A:VAL:HG22	32	0.15
(1,527)	1:45:A:TRP:HH2	1:57:A:VAL:HG23	32	0.15
(1,504)	1:32:A:MET:HE1	1:57:A:VAL:HG11	29	0.15
(1,504)	1:32:A:MET:HE1	1:57:A:VAL:HG12	29	0.15
(1,504)	1:32:A:MET:HE1	1:57:A:VAL:HG13	29	0.15
(1,504)	1:32:A:MET:HE1	1:57:A:VAL:HG21	29	0.15
(1,504)	1:32:A:MET:HE1	1:57:A:VAL:HG22	29	0.15
(1,504)	1:32:A:MET:HE1	1:57:A:VAL:HG23	29	0.15
(1,504)	1:32:A:MET:HE2	1:57:A:VAL:HG11	29	0.15
(1,504)	1:32:A:MET:HE2	1:57:A:VAL:HG12	29	0.15
(1,504)	1:32:A:MET:HE2	1:57:A:VAL:HG13	29	0.15
(1,504)	1:32:A:MET:HE2	1:57:A:VAL:HG21	29	0.15
(1,504)	1:32:A:MET:HE2	1:57:A:VAL:HG22	29	0.15
(1,504)	1:32:A:MET:HE2	1:57:A:VAL:HG23	29	0.15
(1,504)	1:32:A:MET:HE3	1:57:A:VAL:HG11	29	0.15
(1,504)	1:32:A:MET:HE3	1:57:A:VAL:HG12	29	0.15
(1,504)	1:32:A:MET:HE3	1:57:A:VAL:HG13	29	0.15
(1,504)	1:32:A:MET:HE3	1:57:A:VAL:HG21	29	0.15
(1,504)	1:32:A:MET:HE3	1:57:A:VAL:HG22	29	0.15
(1,504)	1:32:A:MET:HE3	1:57:A:VAL:HG23	29	0.15
(1,504)	1:32:A:MET:HE1	1:57:A:VAL:HG11	36	0.15
(1,504)	1:32:A:MET:HE1	1:57:A:VAL:HG12	36	0.15
(1,504)	1:32:A:MET:HE1	1:57:A:VAL:HG13	36	0.15
(1,504)	1:32:A:MET:HE1	1:57:A:VAL:HG21	36	0.15
(1,504)	1:32:A:MET:HE1	1:57:A:VAL:HG22	36	0.15
(1,504)	1:32:A:MET:HE1	1:57:A:VAL:HG23	36	0.15
(1,504)	1:32:A:MET:HE2	1:57:A:VAL:HG11	36	0.15

Continued on next page...

Continued from previous page...

Key	Atom-1	Atom-2	Model ID	Violation (Å)
(1,504)	1:32:A:MET:HE2	1:57:A:VAL:HG12	36	0.15
(1,504)	1:32:A:MET:HE2	1:57:A:VAL:HG13	36	0.15
(1,504)	1:32:A:MET:HE2	1:57:A:VAL:HG21	36	0.15
(1,504)	1:32:A:MET:HE2	1:57:A:VAL:HG22	36	0.15
(1,504)	1:32:A:MET:HE2	1:57:A:VAL:HG23	36	0.15
(1,504)	1:32:A:MET:HE3	1:57:A:VAL:HG11	36	0.15
(1,504)	1:32:A:MET:HE3	1:57:A:VAL:HG12	36	0.15
(1,504)	1:32:A:MET:HE3	1:57:A:VAL:HG13	36	0.15
(1,504)	1:32:A:MET:HE3	1:57:A:VAL:HG21	36	0.15
(1,504)	1:32:A:MET:HE3	1:57:A:VAL:HG22	36	0.15
(1,504)	1:32:A:MET:HE3	1:57:A:VAL:HG23	36	0.15
(1,246)	1:46:A:TRP:HE3	1:64:A:ILE:HG21	4	0.15
(1,246)	1:46:A:TRP:HE3	1:64:A:ILE:HG22	4	0.15
(1,246)	1:46:A:TRP:HE3	1:64:A:ILE:HG23	4	0.15
(1,246)	1:46:A:TRP:HE3	1:64:A:ILE:HG21	12	0.15
(1,246)	1:46:A:TRP:HE3	1:64:A:ILE:HG22	12	0.15
(1,246)	1:46:A:TRP:HE3	1:64:A:ILE:HG23	12	0.15
(1,246)	1:46:A:TRP:HE3	1:64:A:ILE:HG21	14	0.15
(1,246)	1:46:A:TRP:HE3	1:64:A:ILE:HG22	14	0.15
(1,246)	1:46:A:TRP:HE3	1:64:A:ILE:HG23	14	0.15
(1,246)	1:46:A:TRP:HE3	1:64:A:ILE:HG21	17	0.15
(1,246)	1:46:A:TRP:HE3	1:64:A:ILE:HG22	17	0.15
(1,246)	1:46:A:TRP:HE3	1:64:A:ILE:HG23	17	0.15
(1,246)	1:46:A:TRP:HE3	1:64:A:ILE:HG21	32	0.15
(1,246)	1:46:A:TRP:HE3	1:64:A:ILE:HG22	32	0.15
(1,246)	1:46:A:TRP:HE3	1:64:A:ILE:HG23	32	0.15
(1,231)	1:14:A:TYR:HE1	1:88:A:ALA:HB1	32	0.15
(1,231)	1:14:A:TYR:HE1	1:88:A:ALA:HB2	32	0.15
(1,231)	1:14:A:TYR:HE1	1:88:A:ALA:HB3	32	0.15
(1,231)	1:14:A:TYR:HE2	1:88:A:ALA:HB1	32	0.15
(1,231)	1:14:A:TYR:HE2	1:88:A:ALA:HB2	32	0.15
(1,231)	1:14:A:TYR:HE2	1:88:A:ALA:HB3	32	0.15
(1,210)	1:32:A:MET:HE1	1:50:A:LEU:HG	35	0.15
(1,210)	1:32:A:MET:HE2	1:50:A:LEU:HG	35	0.15
(1,210)	1:32:A:MET:HE3	1:50:A:LEU:HG	35	0.15
(1,2443)	1:63:A:LYS:HD2	1:65:A:LEU:HD21	12	0.14
(1,2443)	1:63:A:LYS:HD2	1:65:A:LEU:HD22	12	0.14
(1,2443)	1:63:A:LYS:HD2	1:65:A:LEU:HD23	12	0.14
(1,2443)	1:63:A:LYS:HD3	1:65:A:LEU:HD21	12	0.14
(1,2443)	1:63:A:LYS:HD3	1:65:A:LEU:HD22	12	0.14
(1,2443)	1:63:A:LYS:HD3	1:65:A:LEU:HD23	12	0.14
(1,2443)	1:63:A:LYS:HD2	1:65:A:LEU:HD21	36	0.14

Continued on next page...

Continued from previous page...

Key	Atom-1	Atom-2	Model ID	Violation (Å)
(1,2443)	1:63:A:LYS:HD2	1:65:A:LEU:HD22	36	0.14
(1,2443)	1:63:A:LYS:HD2	1:65:A:LEU:HD23	36	0.14
(1,2443)	1:63:A:LYS:HD3	1:65:A:LEU:HD21	36	0.14
(1,2443)	1:63:A:LYS:HD3	1:65:A:LEU:HD22	36	0.14
(1,2443)	1:63:A:LYS:HD3	1:65:A:LEU:HD23	36	0.14
(1,2432)	1:62:A:LEU:HD11	1:63:A:LYS:HB2	8	0.14
(1,2432)	1:62:A:LEU:HD11	1:63:A:LYS:HB3	8	0.14
(1,2432)	1:62:A:LEU:HD12	1:63:A:LYS:HB2	8	0.14
(1,2432)	1:62:A:LEU:HD12	1:63:A:LYS:HB3	8	0.14
(1,2432)	1:62:A:LEU:HD13	1:63:A:LYS:HB2	8	0.14
(1,2432)	1:62:A:LEU:HD13	1:63:A:LYS:HB3	8	0.14
(1,2432)	1:62:A:LEU:HD21	1:63:A:LYS:HB2	8	0.14
(1,2432)	1:62:A:LEU:HD21	1:63:A:LYS:HB3	8	0.14
(1,2432)	1:62:A:LEU:HD22	1:63:A:LYS:HB2	8	0.14
(1,2432)	1:62:A:LEU:HD22	1:63:A:LYS:HB3	8	0.14
(1,2432)	1:62:A:LEU:HD23	1:63:A:LYS:HB2	8	0.14
(1,2432)	1:62:A:LEU:HD23	1:63:A:LYS:HB3	8	0.14
(1,2432)	1:62:A:LEU:HD11	1:63:A:LYS:HB2	36	0.14
(1,2432)	1:62:A:LEU:HD11	1:63:A:LYS:HB3	36	0.14
(1,2432)	1:62:A:LEU:HD12	1:63:A:LYS:HB2	36	0.14
(1,2432)	1:62:A:LEU:HD12	1:63:A:LYS:HB3	36	0.14
(1,2432)	1:62:A:LEU:HD13	1:63:A:LYS:HB2	36	0.14
(1,2432)	1:62:A:LEU:HD13	1:63:A:LYS:HB3	36	0.14
(1,2432)	1:62:A:LEU:HD21	1:63:A:LYS:HB2	36	0.14
(1,2432)	1:62:A:LEU:HD21	1:63:A:LYS:HB3	36	0.14
(1,2432)	1:62:A:LEU:HD22	1:63:A:LYS:HB2	36	0.14
(1,2432)	1:62:A:LEU:HD22	1:63:A:LYS:HB3	36	0.14
(1,2432)	1:62:A:LEU:HD23	1:63:A:LYS:HB2	36	0.14
(1,2432)	1:62:A:LEU:HD23	1:63:A:LYS:HB3	36	0.14
(1,2298)	1:35:A:LEU:HD11	1:47:A:LEU:HA	1	0.14
(1,2298)	1:35:A:LEU:HD12	1:47:A:LEU:HA	1	0.14
(1,2298)	1:35:A:LEU:HD13	1:47:A:LEU:HA	1	0.14
(1,2298)	1:35:A:LEU:HD21	1:47:A:LEU:HA	1	0.14
(1,2298)	1:35:A:LEU:HD22	1:47:A:LEU:HA	1	0.14
(1,2298)	1:35:A:LEU:HD23	1:47:A:LEU:HA	1	0.14
(1,2298)	1:35:A:LEU:HD11	1:47:A:LEU:HA	11	0.14
(1,2298)	1:35:A:LEU:HD12	1:47:A:LEU:HA	11	0.14
(1,2298)	1:35:A:LEU:HD13	1:47:A:LEU:HA	11	0.14
(1,2298)	1:35:A:LEU:HD21	1:47:A:LEU:HA	11	0.14
(1,2298)	1:35:A:LEU:HD22	1:47:A:LEU:HA	11	0.14
(1,2298)	1:35:A:LEU:HD23	1:47:A:LEU:HA	11	0.14
(1,2298)	1:35:A:LEU:HD11	1:47:A:LEU:HA	12	0.14

Continued on next page...

Continued from previous page...

Key	Atom-1	Atom-2	Model ID	Violation (Å)
(1,2298)	1:35:A:LEU:HD12	1:47:A:LEU:HA	12	0.14
(1,2298)	1:35:A:LEU:HD13	1:47:A:LEU:HA	12	0.14
(1,2298)	1:35:A:LEU:HD21	1:47:A:LEU:HA	12	0.14
(1,2298)	1:35:A:LEU:HD22	1:47:A:LEU:HA	12	0.14
(1,2298)	1:35:A:LEU:HD23	1:47:A:LEU:HA	12	0.14
(1,2298)	1:35:A:LEU:HD11	1:47:A:LEU:HA	25	0.14
(1,2298)	1:35:A:LEU:HD12	1:47:A:LEU:HA	25	0.14
(1,2298)	1:35:A:LEU:HD13	1:47:A:LEU:HA	25	0.14
(1,2298)	1:35:A:LEU:HD21	1:47:A:LEU:HA	25	0.14
(1,2298)	1:35:A:LEU:HD22	1:47:A:LEU:HA	25	0.14
(1,2298)	1:35:A:LEU:HD23	1:47:A:LEU:HA	25	0.14
(1,2298)	1:35:A:LEU:HD11	1:47:A:LEU:HA	35	0.14
(1,2298)	1:35:A:LEU:HD12	1:47:A:LEU:HA	35	0.14
(1,2298)	1:35:A:LEU:HD13	1:47:A:LEU:HA	35	0.14
(1,2298)	1:35:A:LEU:HD21	1:47:A:LEU:HA	35	0.14
(1,2298)	1:35:A:LEU:HD22	1:47:A:LEU:HA	35	0.14
(1,2298)	1:35:A:LEU:HD23	1:47:A:LEU:HA	35	0.14
(1,2229)	1:30:A:ASP:H	1:62:A:LEU:HD11	5	0.14
(1,2229)	1:30:A:ASP:H	1:62:A:LEU:HD12	5	0.14
(1,2229)	1:30:A:ASP:H	1:62:A:LEU:HD13	5	0.14
(1,2229)	1:30:A:ASP:H	1:62:A:LEU:HD21	5	0.14
(1,2229)	1:30:A:ASP:H	1:62:A:LEU:HD22	5	0.14
(1,2229)	1:30:A:ASP:H	1:62:A:LEU:HD23	5	0.14
(1,2229)	1:30:A:ASP:H	1:62:A:LEU:HD11	8	0.14
(1,2229)	1:30:A:ASP:H	1:62:A:LEU:HD12	8	0.14
(1,2229)	1:30:A:ASP:H	1:62:A:LEU:HD13	8	0.14
(1,2229)	1:30:A:ASP:H	1:62:A:LEU:HD21	8	0.14
(1,2229)	1:30:A:ASP:H	1:62:A:LEU:HD22	8	0.14
(1,2229)	1:30:A:ASP:H	1:62:A:LEU:HD23	8	0.14
(1,2229)	1:30:A:ASP:H	1:62:A:LEU:HD11	13	0.14
(1,2229)	1:30:A:ASP:H	1:62:A:LEU:HD12	13	0.14
(1,2229)	1:30:A:ASP:H	1:62:A:LEU:HD13	13	0.14
(1,2229)	1:30:A:ASP:H	1:62:A:LEU:HD21	13	0.14
(1,2229)	1:30:A:ASP:H	1:62:A:LEU:HD22	13	0.14
(1,2229)	1:30:A:ASP:H	1:62:A:LEU:HD23	13	0.14
(1,2229)	1:30:A:ASP:H	1:62:A:LEU:HD11	36	0.14
(1,2229)	1:30:A:ASP:H	1:62:A:LEU:HD12	36	0.14
(1,2229)	1:30:A:ASP:H	1:62:A:LEU:HD13	36	0.14
(1,2229)	1:30:A:ASP:H	1:62:A:LEU:HD21	36	0.14
(1,2229)	1:30:A:ASP:H	1:62:A:LEU:HD22	36	0.14
(1,2229)	1:30:A:ASP:H	1:62:A:LEU:HD23	36	0.14
(1,2229)	1:30:A:ASP:H	1:62:A:LEU:HD11	39	0.14

Continued on next page...

Continued from previous page...

Key	Atom-1	Atom-2	Model ID	Violation (Å)
(1,2229)	1:30:A:ASP:H	1:62:A:LEU:HD12	39	0.14
(1,2229)	1:30:A:ASP:H	1:62:A:LEU:HD13	39	0.14
(1,2229)	1:30:A:ASP:H	1:62:A:LEU:HD21	39	0.14
(1,2229)	1:30:A:ASP:H	1:62:A:LEU:HD22	39	0.14
(1,2229)	1:30:A:ASP:H	1:62:A:LEU:HD23	39	0.14
(1,2158)	1:15:A:ASP:HB2	1:16:A:ASN:H	39	0.14
(1,2158)	1:15:A:ASP:HB3	1:16:A:ASN:H	39	0.14
(1,2066)	1:8:A:VAL:HB	1:34:A:VAL:HG11	32	0.14
(1,2066)	1:8:A:VAL:HB	1:34:A:VAL:HG12	32	0.14
(1,2066)	1:8:A:VAL:HB	1:34:A:VAL:HG13	32	0.14
(1,2066)	1:8:A:VAL:HB	1:34:A:VAL:HG21	32	0.14
(1,2066)	1:8:A:VAL:HB	1:34:A:VAL:HG22	32	0.14
(1,2066)	1:8:A:VAL:HB	1:34:A:VAL:HG23	32	0.14
(1,2058)	1:7:A:ASN:HD21	1:35:A:LEU:HD11	32	0.14
(1,2058)	1:7:A:ASN:HD21	1:35:A:LEU:HD12	32	0.14
(1,2058)	1:7:A:ASN:HD21	1:35:A:LEU:HD13	32	0.14
(1,2058)	1:7:A:ASN:HD21	1:35:A:LEU:HD21	32	0.14
(1,2058)	1:7:A:ASN:HD21	1:35:A:LEU:HD22	32	0.14
(1,2058)	1:7:A:ASN:HD21	1:35:A:LEU:HD23	32	0.14
(1,2058)	1:7:A:ASN:HD22	1:35:A:LEU:HD11	32	0.14
(1,2058)	1:7:A:ASN:HD22	1:35:A:LEU:HD12	32	0.14
(1,2058)	1:7:A:ASN:HD22	1:35:A:LEU:HD13	32	0.14
(1,2058)	1:7:A:ASN:HD22	1:35:A:LEU:HD21	32	0.14
(1,2058)	1:7:A:ASN:HD22	1:35:A:LEU:HD22	32	0.14
(1,2058)	1:7:A:ASN:HD22	1:35:A:LEU:HD23	32	0.14
(1,2048)	1:6:A:LEU:HD11	1:37:A:ARG:HD2	17	0.14
(1,2048)	1:6:A:LEU:HD12	1:37:A:ARG:HD2	17	0.14
(1,2048)	1:6:A:LEU:HD13	1:37:A:ARG:HD2	17	0.14
(1,2048)	1:6:A:LEU:HD21	1:37:A:ARG:HD2	17	0.14
(1,2048)	1:6:A:LEU:HD22	1:37:A:ARG:HD2	17	0.14
(1,2048)	1:6:A:LEU:HD23	1:37:A:ARG:HD2	17	0.14
(1,1497)	1:16:A:ASN:HD21	1:26:A:PHE:HE1	2	0.14
(1,1497)	1:16:A:ASN:HD21	1:26:A:PHE:HE2	2	0.14
(1,1495)	1:16:A:ASN:HD21	1:25:A:SER:HA	31	0.14
(1,1495)	1:16:A:ASN:HD21	1:25:A:SER:HA	34	0.14
(1,1495)	1:16:A:ASN:HD21	1:25:A:SER:HA	37	0.14
(1,1171)	1:13:A:LEU:HD11	1:14:A:TYR:HE1	5	0.14
(1,1171)	1:13:A:LEU:HD11	1:14:A:TYR:HE2	5	0.14
(1,1171)	1:13:A:LEU:HD12	1:14:A:TYR:HE1	5	0.14
(1,1171)	1:13:A:LEU:HD12	1:14:A:TYR:HE2	5	0.14
(1,1171)	1:13:A:LEU:HD13	1:14:A:TYR:HE1	5	0.14
(1,1171)	1:13:A:LEU:HD13	1:14:A:TYR:HE2	5	0.14

Continued on next page...

Continued from previous page...

Key	Atom-1	Atom-2	Model ID	Violation (Å)
(1,1069)	1:16:A:ASN:H	1:27:A:ARG:HD2	21	0.14
(1,1069)	1:16:A:ASN:H	1:27:A:ARG:HD3	21	0.14
(1,1063)	1:63:A:LYS:HE2	1:65:A:LEU:HD21	10	0.14
(1,1063)	1:63:A:LYS:HE2	1:65:A:LEU:HD22	10	0.14
(1,1063)	1:63:A:LYS:HE2	1:65:A:LEU:HD23	10	0.14
(1,1063)	1:63:A:LYS:HE3	1:65:A:LEU:HD21	10	0.14
(1,1063)	1:63:A:LYS:HE3	1:65:A:LEU:HD22	10	0.14
(1,1063)	1:63:A:LYS:HE3	1:65:A:LEU:HD23	10	0.14
(1,527)	1:45:A:TRP:HH2	1:57:A:VAL:HG11	13	0.14
(1,527)	1:45:A:TRP:HH2	1:57:A:VAL:HG12	13	0.14
(1,527)	1:45:A:TRP:HH2	1:57:A:VAL:HG13	13	0.14
(1,527)	1:45:A:TRP:HH2	1:57:A:VAL:HG21	13	0.14
(1,527)	1:45:A:TRP:HH2	1:57:A:VAL:HG22	13	0.14
(1,527)	1:45:A:TRP:HH2	1:57:A:VAL:HG23	13	0.14
(1,527)	1:45:A:TRP:HH2	1:57:A:VAL:HG11	38	0.14
(1,527)	1:45:A:TRP:HH2	1:57:A:VAL:HG12	38	0.14
(1,527)	1:45:A:TRP:HH2	1:57:A:VAL:HG13	38	0.14
(1,527)	1:45:A:TRP:HH2	1:57:A:VAL:HG21	38	0.14
(1,527)	1:45:A:TRP:HH2	1:57:A:VAL:HG22	38	0.14
(1,527)	1:45:A:TRP:HH2	1:57:A:VAL:HG23	38	0.14
(1,322)	1:18:A:ALA:HB1	1:26:A:PHE:H	36	0.14
(1,322)	1:18:A:ALA:HB2	1:26:A:PHE:H	36	0.14
(1,322)	1:18:A:ALA:HB3	1:26:A:PHE:H	36	0.14
(1,210)	1:32:A:MET:HE1	1:50:A:LEU:HG	19	0.14
(1,210)	1:32:A:MET:HE2	1:50:A:LEU:HG	19	0.14
(1,210)	1:32:A:MET:HE3	1:50:A:LEU:HG	19	0.14
(1,2446)	1:66:A:VAL:HG11	1:67:A:GLY:HA2	3	0.13
(1,2446)	1:66:A:VAL:HG11	1:67:A:GLY:HA3	3	0.13
(1,2446)	1:66:A:VAL:HG12	1:67:A:GLY:HA2	3	0.13
(1,2446)	1:66:A:VAL:HG12	1:67:A:GLY:HA3	3	0.13
(1,2446)	1:66:A:VAL:HG13	1:67:A:GLY:HA2	3	0.13
(1,2446)	1:66:A:VAL:HG13	1:67:A:GLY:HA3	3	0.13
(1,2446)	1:66:A:VAL:HG21	1:67:A:GLY:HA2	3	0.13
(1,2446)	1:66:A:VAL:HG21	1:67:A:GLY:HA3	3	0.13
(1,2446)	1:66:A:VAL:HG22	1:67:A:GLY:HA2	3	0.13
(1,2446)	1:66:A:VAL:HG22	1:67:A:GLY:HA3	3	0.13
(1,2446)	1:66:A:VAL:HG23	1:67:A:GLY:HA2	3	0.13
(1,2446)	1:66:A:VAL:HG23	1:67:A:GLY:HA3	3	0.13
(1,2446)	1:66:A:VAL:HG11	1:67:A:GLY:HA2	33	0.13
(1,2446)	1:66:A:VAL:HG11	1:67:A:GLY:HA3	33	0.13
(1,2446)	1:66:A:VAL:HG12	1:67:A:GLY:HA2	33	0.13
(1,2446)	1:66:A:VAL:HG12	1:67:A:GLY:HA3	33	0.13

Continued on next page...

Continued from previous page...

Key	Atom-1	Atom-2	Model ID	Violation (Å)
(1,2446)	1:66:A:VAL:HG13	1:67:A:GLY:HA2	33	0.13
(1,2446)	1:66:A:VAL:HG13	1:67:A:GLY:HA3	33	0.13
(1,2446)	1:66:A:VAL:HG21	1:67:A:GLY:HA2	33	0.13
(1,2446)	1:66:A:VAL:HG21	1:67:A:GLY:HA3	33	0.13
(1,2446)	1:66:A:VAL:HG22	1:67:A:GLY:HA2	33	0.13
(1,2446)	1:66:A:VAL:HG22	1:67:A:GLY:HA3	33	0.13
(1,2446)	1:66:A:VAL:HG23	1:67:A:GLY:HA2	33	0.13
(1,2446)	1:66:A:VAL:HG23	1:67:A:GLY:HA3	33	0.13
(1,2443)	1:63:A:LYS:HD2	1:65:A:LEU:HD21	16	0.13
(1,2443)	1:63:A:LYS:HD2	1:65:A:LEU:HD22	16	0.13
(1,2443)	1:63:A:LYS:HD2	1:65:A:LEU:HD23	16	0.13
(1,2443)	1:63:A:LYS:HD3	1:65:A:LEU:HD21	16	0.13
(1,2443)	1:63:A:LYS:HD3	1:65:A:LEU:HD22	16	0.13
(1,2443)	1:63:A:LYS:HD3	1:65:A:LEU:HD23	16	0.13
(1,2443)	1:63:A:LYS:HD2	1:65:A:LEU:HD21	25	0.13
(1,2443)	1:63:A:LYS:HD2	1:65:A:LEU:HD22	25	0.13
(1,2443)	1:63:A:LYS:HD2	1:65:A:LEU:HD23	25	0.13
(1,2443)	1:63:A:LYS:HD3	1:65:A:LEU:HD21	25	0.13
(1,2443)	1:63:A:LYS:HD3	1:65:A:LEU:HD22	25	0.13
(1,2443)	1:63:A:LYS:HD3	1:65:A:LEU:HD23	25	0.13
(1,2432)	1:62:A:LEU:HD11	1:63:A:LYS:HB2	28	0.13
(1,2432)	1:62:A:LEU:HD11	1:63:A:LYS:HB3	28	0.13
(1,2432)	1:62:A:LEU:HD12	1:63:A:LYS:HB2	28	0.13
(1,2432)	1:62:A:LEU:HD12	1:63:A:LYS:HB3	28	0.13
(1,2432)	1:62:A:LEU:HD13	1:63:A:LYS:HB2	28	0.13
(1,2432)	1:62:A:LEU:HD13	1:63:A:LYS:HB3	28	0.13
(1,2432)	1:62:A:LEU:HD21	1:63:A:LYS:HB2	28	0.13
(1,2432)	1:62:A:LEU:HD21	1:63:A:LYS:HB3	28	0.13
(1,2432)	1:62:A:LEU:HD22	1:63:A:LYS:HB2	28	0.13
(1,2432)	1:62:A:LEU:HD22	1:63:A:LYS:HB3	28	0.13
(1,2432)	1:62:A:LEU:HD23	1:63:A:LYS:HB2	28	0.13
(1,2432)	1:62:A:LEU:HD23	1:63:A:LYS:HB3	28	0.13
(1,2432)	1:62:A:LEU:HD11	1:63:A:LYS:HB2	40	0.13
(1,2432)	1:62:A:LEU:HD11	1:63:A:LYS:HB3	40	0.13
(1,2432)	1:62:A:LEU:HD12	1:63:A:LYS:HB2	40	0.13
(1,2432)	1:62:A:LEU:HD12	1:63:A:LYS:HB3	40	0.13
(1,2432)	1:62:A:LEU:HD13	1:63:A:LYS:HB2	40	0.13
(1,2432)	1:62:A:LEU:HD13	1:63:A:LYS:HB3	40	0.13
(1,2432)	1:62:A:LEU:HD21	1:63:A:LYS:HB2	40	0.13
(1,2432)	1:62:A:LEU:HD21	1:63:A:LYS:HB3	40	0.13
(1,2432)	1:62:A:LEU:HD22	1:63:A:LYS:HB2	40	0.13
(1,2432)	1:62:A:LEU:HD22	1:63:A:LYS:HB3	40	0.13

Continued on next page...

Continued from previous page...

Key	Atom-1	Atom-2	Model ID	Violation (Å)
(1,2432)	1:62:A:LEU:HD23	1:63:A:LYS:HB2	40	0.13
(1,2432)	1:62:A:LEU:HD23	1:63:A:LYS:HB3	40	0.13
(1,2332)	1:40:A:GLN:HE21	1:47:A:LEU:HD11	2	0.13
(1,2332)	1:40:A:GLN:HE21	1:47:A:LEU:HD12	2	0.13
(1,2332)	1:40:A:GLN:HE21	1:47:A:LEU:HD13	2	0.13
(1,2332)	1:40:A:GLN:HE21	1:47:A:LEU:HD21	2	0.13
(1,2332)	1:40:A:GLN:HE21	1:47:A:LEU:HD22	2	0.13
(1,2332)	1:40:A:GLN:HE21	1:47:A:LEU:HD23	2	0.13
(1,2298)	1:35:A:LEU:HD11	1:47:A:LEU:HA	2	0.13
(1,2298)	1:35:A:LEU:HD12	1:47:A:LEU:HA	2	0.13
(1,2298)	1:35:A:LEU:HD13	1:47:A:LEU:HA	2	0.13
(1,2298)	1:35:A:LEU:HD21	1:47:A:LEU:HA	2	0.13
(1,2298)	1:35:A:LEU:HD22	1:47:A:LEU:HA	2	0.13
(1,2298)	1:35:A:LEU:HD23	1:47:A:LEU:HA	2	0.13
(1,2298)	1:35:A:LEU:HD11	1:47:A:LEU:HA	5	0.13
(1,2298)	1:35:A:LEU:HD12	1:47:A:LEU:HA	5	0.13
(1,2298)	1:35:A:LEU:HD13	1:47:A:LEU:HA	5	0.13
(1,2298)	1:35:A:LEU:HD21	1:47:A:LEU:HA	5	0.13
(1,2298)	1:35:A:LEU:HD22	1:47:A:LEU:HA	5	0.13
(1,2298)	1:35:A:LEU:HD23	1:47:A:LEU:HA	5	0.13
(1,2298)	1:35:A:LEU:HD11	1:47:A:LEU:HA	17	0.13
(1,2298)	1:35:A:LEU:HD12	1:47:A:LEU:HA	17	0.13
(1,2298)	1:35:A:LEU:HD13	1:47:A:LEU:HA	17	0.13
(1,2298)	1:35:A:LEU:HD21	1:47:A:LEU:HA	17	0.13
(1,2298)	1:35:A:LEU:HD22	1:47:A:LEU:HA	17	0.13
(1,2298)	1:35:A:LEU:HD23	1:47:A:LEU:HA	17	0.13
(1,2298)	1:35:A:LEU:HD11	1:47:A:LEU:HA	21	0.13
(1,2298)	1:35:A:LEU:HD12	1:47:A:LEU:HA	21	0.13
(1,2298)	1:35:A:LEU:HD13	1:47:A:LEU:HA	21	0.13
(1,2298)	1:35:A:LEU:HD21	1:47:A:LEU:HA	21	0.13
(1,2298)	1:35:A:LEU:HD22	1:47:A:LEU:HA	21	0.13
(1,2298)	1:35:A:LEU:HD23	1:47:A:LEU:HA	21	0.13
(1,2298)	1:35:A:LEU:HD11	1:47:A:LEU:HA	24	0.13
(1,2298)	1:35:A:LEU:HD12	1:47:A:LEU:HA	24	0.13
(1,2298)	1:35:A:LEU:HD13	1:47:A:LEU:HA	24	0.13
(1,2298)	1:35:A:LEU:HD21	1:47:A:LEU:HA	24	0.13
(1,2298)	1:35:A:LEU:HD22	1:47:A:LEU:HA	24	0.13
(1,2298)	1:35:A:LEU:HD23	1:47:A:LEU:HA	24	0.13
(1,2298)	1:35:A:LEU:HD11	1:47:A:LEU:HA	26	0.13
(1,2298)	1:35:A:LEU:HD12	1:47:A:LEU:HA	26	0.13
(1,2298)	1:35:A:LEU:HD13	1:47:A:LEU:HA	26	0.13
(1,2298)	1:35:A:LEU:HD21	1:47:A:LEU:HA	26	0.13

Continued on next page...

Continued from previous page...

Key	Atom-1	Atom-2	Model ID	Violation (Å)
(1,2298)	1:35:A:LEU:HD22	1:47:A:LEU:HA	26	0.13
(1,2298)	1:35:A:LEU:HD23	1:47:A:LEU:HA	26	0.13
(1,2298)	1:35:A:LEU:HD11	1:47:A:LEU:HA	33	0.13
(1,2298)	1:35:A:LEU:HD12	1:47:A:LEU:HA	33	0.13
(1,2298)	1:35:A:LEU:HD13	1:47:A:LEU:HA	33	0.13
(1,2298)	1:35:A:LEU:HD21	1:47:A:LEU:HA	33	0.13
(1,2298)	1:35:A:LEU:HD22	1:47:A:LEU:HA	33	0.13
(1,2298)	1:35:A:LEU:HD23	1:47:A:LEU:HA	33	0.13
(1,2298)	1:35:A:LEU:HD11	1:47:A:LEU:HA	34	0.13
(1,2298)	1:35:A:LEU:HD12	1:47:A:LEU:HA	34	0.13
(1,2298)	1:35:A:LEU:HD13	1:47:A:LEU:HA	34	0.13
(1,2298)	1:35:A:LEU:HD21	1:47:A:LEU:HA	34	0.13
(1,2298)	1:35:A:LEU:HD22	1:47:A:LEU:HA	34	0.13
(1,2298)	1:35:A:LEU:HD23	1:47:A:LEU:HA	34	0.13
(1,2294)	1:35:A:LEU:HD11	1:36:A:GLU:H	34	0.13
(1,2294)	1:35:A:LEU:HD12	1:36:A:GLU:H	34	0.13
(1,2294)	1:35:A:LEU:HD13	1:36:A:GLU:H	34	0.13
(1,2294)	1:35:A:LEU:HD21	1:36:A:GLU:H	34	0.13
(1,2294)	1:35:A:LEU:HD22	1:36:A:GLU:H	34	0.13
(1,2294)	1:35:A:LEU:HD23	1:36:A:GLU:H	34	0.13
(1,2251)	1:33:A:THR:H	1:50:A:LEU:HD11	19	0.13
(1,2251)	1:33:A:THR:H	1:50:A:LEU:HD12	19	0.13
(1,2251)	1:33:A:THR:H	1:50:A:LEU:HD13	19	0.13
(1,2251)	1:33:A:THR:H	1:50:A:LEU:HD21	19	0.13
(1,2251)	1:33:A:THR:H	1:50:A:LEU:HD22	19	0.13
(1,2251)	1:33:A:THR:H	1:50:A:LEU:HD23	19	0.13
(1,2229)	1:30:A:ASP:H	1:62:A:LEU:HD11	6	0.13
(1,2229)	1:30:A:ASP:H	1:62:A:LEU:HD12	6	0.13
(1,2229)	1:30:A:ASP:H	1:62:A:LEU:HD13	6	0.13
(1,2229)	1:30:A:ASP:H	1:62:A:LEU:HD21	6	0.13
(1,2229)	1:30:A:ASP:H	1:62:A:LEU:HD22	6	0.13
(1,2229)	1:30:A:ASP:H	1:62:A:LEU:HD23	6	0.13
(1,2229)	1:30:A:ASP:H	1:62:A:LEU:HD11	18	0.13
(1,2229)	1:30:A:ASP:H	1:62:A:LEU:HD12	18	0.13
(1,2229)	1:30:A:ASP:H	1:62:A:LEU:HD13	18	0.13
(1,2229)	1:30:A:ASP:H	1:62:A:LEU:HD21	18	0.13
(1,2229)	1:30:A:ASP:H	1:62:A:LEU:HD22	18	0.13
(1,2229)	1:30:A:ASP:H	1:62:A:LEU:HD23	18	0.13
(1,2229)	1:30:A:ASP:H	1:62:A:LEU:HD11	31	0.13
(1,2229)	1:30:A:ASP:H	1:62:A:LEU:HD12	31	0.13
(1,2229)	1:30:A:ASP:H	1:62:A:LEU:HD13	31	0.13
(1,2229)	1:30:A:ASP:H	1:62:A:LEU:HD21	31	0.13

Continued on next page...

Continued from previous page...

Key	Atom-1	Atom-2	Model ID	Violation (Å)
(1,2229)	1:30:A:ASP:H	1:62:A:LEU:HD22	31	0.13
(1,2229)	1:30:A:ASP:H	1:62:A:LEU:HD23	31	0.13
(1,2229)	1:30:A:ASP:H	1:62:A:LEU:HD11	33	0.13
(1,2229)	1:30:A:ASP:H	1:62:A:LEU:HD12	33	0.13
(1,2229)	1:30:A:ASP:H	1:62:A:LEU:HD13	33	0.13
(1,2229)	1:30:A:ASP:H	1:62:A:LEU:HD21	33	0.13
(1,2229)	1:30:A:ASP:H	1:62:A:LEU:HD22	33	0.13
(1,2229)	1:30:A:ASP:H	1:62:A:LEU:HD23	33	0.13
(1,2066)	1:8:A:VAL:HB	1:34:A:VAL:HG11	30	0.13
(1,2066)	1:8:A:VAL:HB	1:34:A:VAL:HG12	30	0.13
(1,2066)	1:8:A:VAL:HB	1:34:A:VAL:HG13	30	0.13
(1,2066)	1:8:A:VAL:HB	1:34:A:VAL:HG21	30	0.13
(1,2066)	1:8:A:VAL:HB	1:34:A:VAL:HG22	30	0.13
(1,2066)	1:8:A:VAL:HB	1:34:A:VAL:HG23	30	0.13
(1,2048)	1:6:A:LEU:HD11	1:37:A:ARG:HD2	34	0.13
(1,2048)	1:6:A:LEU:HD12	1:37:A:ARG:HD2	34	0.13
(1,2048)	1:6:A:LEU:HD13	1:37:A:ARG:HD2	34	0.13
(1,2048)	1:6:A:LEU:HD21	1:37:A:ARG:HD2	34	0.13
(1,2048)	1:6:A:LEU:HD22	1:37:A:ARG:HD2	34	0.13
(1,2048)	1:6:A:LEU:HD23	1:37:A:ARG:HD2	34	0.13
(1,2032)	1:6:A:LEU:HG	1:8:A:VAL:HG11	9	0.13
(1,2032)	1:6:A:LEU:HG	1:8:A:VAL:HG12	9	0.13
(1,2032)	1:6:A:LEU:HG	1:8:A:VAL:HG13	9	0.13
(1,2032)	1:6:A:LEU:HG	1:8:A:VAL:HG21	9	0.13
(1,2032)	1:6:A:LEU:HG	1:8:A:VAL:HG22	9	0.13
(1,2032)	1:6:A:LEU:HG	1:8:A:VAL:HG23	9	0.13
(1,1171)	1:13:A:LEU:HD11	1:14:A:TYR:HE1	17	0.13
(1,1171)	1:13:A:LEU:HD11	1:14:A:TYR:HE2	17	0.13
(1,1171)	1:13:A:LEU:HD12	1:14:A:TYR:HE1	17	0.13
(1,1171)	1:13:A:LEU:HD12	1:14:A:TYR:HE2	17	0.13
(1,1171)	1:13:A:LEU:HD13	1:14:A:TYR:HE1	17	0.13
(1,1171)	1:13:A:LEU:HD13	1:14:A:TYR:HE2	17	0.13
(1,1062)	1:13:A:LEU:HD21	1:63:A:LYS:HE2	16	0.13
(1,1062)	1:13:A:LEU:HD21	1:63:A:LYS:HE3	16	0.13
(1,1062)	1:13:A:LEU:HD22	1:63:A:LYS:HE2	16	0.13
(1,1062)	1:13:A:LEU:HD22	1:63:A:LYS:HE3	16	0.13
(1,1062)	1:13:A:LEU:HD23	1:63:A:LYS:HE2	16	0.13
(1,1062)	1:13:A:LEU:HD23	1:63:A:LYS:HE3	16	0.13
(1,527)	1:45:A:TRP:HH2	1:57:A:VAL:HG11	3	0.13
(1,527)	1:45:A:TRP:HH2	1:57:A:VAL:HG12	3	0.13
(1,527)	1:45:A:TRP:HH2	1:57:A:VAL:HG13	3	0.13
(1,527)	1:45:A:TRP:HH2	1:57:A:VAL:HG21	3	0.13

Continued on next page...

Continued from previous page...

Key	Atom-1	Atom-2	Model ID	Violation (Å)
(1,527)	1:45:A:TRP:HH2	1:57:A:VAL:HG22	3	0.13
(1,527)	1:45:A:TRP:HH2	1:57:A:VAL:HG23	3	0.13
(1,527)	1:45:A:TRP:HH2	1:57:A:VAL:HG11	21	0.13
(1,527)	1:45:A:TRP:HH2	1:57:A:VAL:HG12	21	0.13
(1,527)	1:45:A:TRP:HH2	1:57:A:VAL:HG13	21	0.13
(1,527)	1:45:A:TRP:HH2	1:57:A:VAL:HG21	21	0.13
(1,527)	1:45:A:TRP:HH2	1:57:A:VAL:HG22	21	0.13
(1,527)	1:45:A:TRP:HH2	1:57:A:VAL:HG23	21	0.13
(1,527)	1:45:A:TRP:HH2	1:57:A:VAL:HG11	26	0.13
(1,527)	1:45:A:TRP:HH2	1:57:A:VAL:HG12	26	0.13
(1,527)	1:45:A:TRP:HH2	1:57:A:VAL:HG13	26	0.13
(1,527)	1:45:A:TRP:HH2	1:57:A:VAL:HG21	26	0.13
(1,527)	1:45:A:TRP:HH2	1:57:A:VAL:HG22	26	0.13
(1,527)	1:45:A:TRP:HH2	1:57:A:VAL:HG23	26	0.13
(1,504)	1:32:A:MET:HE1	1:57:A:VAL:HG11	8	0.13
(1,504)	1:32:A:MET:HE1	1:57:A:VAL:HG12	8	0.13
(1,504)	1:32:A:MET:HE1	1:57:A:VAL:HG13	8	0.13
(1,504)	1:32:A:MET:HE1	1:57:A:VAL:HG21	8	0.13
(1,504)	1:32:A:MET:HE1	1:57:A:VAL:HG22	8	0.13
(1,504)	1:32:A:MET:HE1	1:57:A:VAL:HG23	8	0.13
(1,504)	1:32:A:MET:HE2	1:57:A:VAL:HG11	8	0.13
(1,504)	1:32:A:MET:HE2	1:57:A:VAL:HG12	8	0.13
(1,504)	1:32:A:MET:HE2	1:57:A:VAL:HG13	8	0.13
(1,504)	1:32:A:MET:HE2	1:57:A:VAL:HG21	8	0.13
(1,504)	1:32:A:MET:HE2	1:57:A:VAL:HG22	8	0.13
(1,504)	1:32:A:MET:HE2	1:57:A:VAL:HG23	8	0.13
(1,504)	1:32:A:MET:HE3	1:57:A:VAL:HG11	8	0.13
(1,504)	1:32:A:MET:HE3	1:57:A:VAL:HG12	8	0.13
(1,504)	1:32:A:MET:HE3	1:57:A:VAL:HG13	8	0.13
(1,504)	1:32:A:MET:HE3	1:57:A:VAL:HG21	8	0.13
(1,504)	1:32:A:MET:HE3	1:57:A:VAL:HG22	8	0.13
(1,504)	1:32:A:MET:HE3	1:57:A:VAL:HG23	8	0.13
(1,504)	1:32:A:MET:HE1	1:57:A:VAL:HG11	13	0.13
(1,504)	1:32:A:MET:HE1	1:57:A:VAL:HG12	13	0.13
(1,504)	1:32:A:MET:HE1	1:57:A:VAL:HG13	13	0.13
(1,504)	1:32:A:MET:HE1	1:57:A:VAL:HG21	13	0.13
(1,504)	1:32:A:MET:HE1	1:57:A:VAL:HG22	13	0.13
(1,504)	1:32:A:MET:HE1	1:57:A:VAL:HG23	13	0.13
(1,504)	1:32:A:MET:HE2	1:57:A:VAL:HG11	13	0.13
(1,504)	1:32:A:MET:HE2	1:57:A:VAL:HG12	13	0.13
(1,504)	1:32:A:MET:HE2	1:57:A:VAL:HG13	13	0.13
(1,504)	1:32:A:MET:HE2	1:57:A:VAL:HG21	13	0.13

Continued on next page...

Continued from previous page...

Key	Atom-1	Atom-2	Model ID	Violation (Å)
(1,504)	1:32:A:MET:HE2	1:57:A:VAL:HG22	13	0.13
(1,504)	1:32:A:MET:HE2	1:57:A:VAL:HG23	13	0.13
(1,504)	1:32:A:MET:HE3	1:57:A:VAL:HG11	13	0.13
(1,504)	1:32:A:MET:HE3	1:57:A:VAL:HG12	13	0.13
(1,504)	1:32:A:MET:HE3	1:57:A:VAL:HG13	13	0.13
(1,504)	1:32:A:MET:HE3	1:57:A:VAL:HG21	13	0.13
(1,504)	1:32:A:MET:HE3	1:57:A:VAL:HG22	13	0.13
(1,504)	1:32:A:MET:HE3	1:57:A:VAL:HG23	13	0.13
(1,504)	1:32:A:MET:HE1	1:57:A:VAL:HG11	22	0.13
(1,504)	1:32:A:MET:HE1	1:57:A:VAL:HG12	22	0.13
(1,504)	1:32:A:MET:HE1	1:57:A:VAL:HG13	22	0.13
(1,504)	1:32:A:MET:HE1	1:57:A:VAL:HG21	22	0.13
(1,504)	1:32:A:MET:HE1	1:57:A:VAL:HG22	22	0.13
(1,504)	1:32:A:MET:HE1	1:57:A:VAL:HG23	22	0.13
(1,504)	1:32:A:MET:HE2	1:57:A:VAL:HG11	22	0.13
(1,504)	1:32:A:MET:HE2	1:57:A:VAL:HG12	22	0.13
(1,504)	1:32:A:MET:HE2	1:57:A:VAL:HG13	22	0.13
(1,504)	1:32:A:MET:HE2	1:57:A:VAL:HG21	22	0.13
(1,504)	1:32:A:MET:HE2	1:57:A:VAL:HG22	22	0.13
(1,504)	1:32:A:MET:HE2	1:57:A:VAL:HG23	22	0.13
(1,504)	1:32:A:MET:HE3	1:57:A:VAL:HG11	22	0.13
(1,504)	1:32:A:MET:HE3	1:57:A:VAL:HG12	22	0.13
(1,504)	1:32:A:MET:HE3	1:57:A:VAL:HG13	22	0.13
(1,504)	1:32:A:MET:HE3	1:57:A:VAL:HG21	22	0.13
(1,504)	1:32:A:MET:HE3	1:57:A:VAL:HG22	22	0.13
(1,504)	1:32:A:MET:HE3	1:57:A:VAL:HG23	22	0.13
(1,504)	1:32:A:MET:HE1	1:57:A:VAL:HG11	33	0.13
(1,504)	1:32:A:MET:HE1	1:57:A:VAL:HG12	33	0.13
(1,504)	1:32:A:MET:HE1	1:57:A:VAL:HG13	33	0.13
(1,504)	1:32:A:MET:HE1	1:57:A:VAL:HG21	33	0.13
(1,504)	1:32:A:MET:HE1	1:57:A:VAL:HG22	33	0.13
(1,504)	1:32:A:MET:HE1	1:57:A:VAL:HG23	33	0.13
(1,504)	1:32:A:MET:HE2	1:57:A:VAL:HG11	33	0.13
(1,504)	1:32:A:MET:HE2	1:57:A:VAL:HG12	33	0.13
(1,504)	1:32:A:MET:HE2	1:57:A:VAL:HG13	33	0.13
(1,504)	1:32:A:MET:HE2	1:57:A:VAL:HG21	33	0.13
(1,504)	1:32:A:MET:HE2	1:57:A:VAL:HG22	33	0.13
(1,504)	1:32:A:MET:HE2	1:57:A:VAL:HG23	33	0.13
(1,504)	1:32:A:MET:HE3	1:57:A:VAL:HG11	33	0.13
(1,504)	1:32:A:MET:HE3	1:57:A:VAL:HG12	33	0.13
(1,504)	1:32:A:MET:HE3	1:57:A:VAL:HG13	33	0.13
(1,504)	1:32:A:MET:HE3	1:57:A:VAL:HG21	33	0.13

Continued on next page...

Continued from previous page...

Key	Atom-1	Atom-2	Model ID	Violation (Å)
(1,504)	1:32:A:MET:HE3	1:57:A:VAL:HG22	33	0.13
(1,504)	1:32:A:MET:HE3	1:57:A:VAL:HG23	33	0.13
(1,504)	1:32:A:MET:HE1	1:57:A:VAL:HG11	40	0.13
(1,504)	1:32:A:MET:HE1	1:57:A:VAL:HG12	40	0.13
(1,504)	1:32:A:MET:HE1	1:57:A:VAL:HG13	40	0.13
(1,504)	1:32:A:MET:HE1	1:57:A:VAL:HG21	40	0.13
(1,504)	1:32:A:MET:HE1	1:57:A:VAL:HG22	40	0.13
(1,504)	1:32:A:MET:HE1	1:57:A:VAL:HG23	40	0.13
(1,504)	1:32:A:MET:HE2	1:57:A:VAL:HG11	40	0.13
(1,504)	1:32:A:MET:HE2	1:57:A:VAL:HG12	40	0.13
(1,504)	1:32:A:MET:HE2	1:57:A:VAL:HG13	40	0.13
(1,504)	1:32:A:MET:HE2	1:57:A:VAL:HG21	40	0.13
(1,504)	1:32:A:MET:HE2	1:57:A:VAL:HG22	40	0.13
(1,504)	1:32:A:MET:HE2	1:57:A:VAL:HG23	40	0.13
(1,504)	1:32:A:MET:HE3	1:57:A:VAL:HG11	40	0.13
(1,504)	1:32:A:MET:HE3	1:57:A:VAL:HG12	40	0.13
(1,504)	1:32:A:MET:HE3	1:57:A:VAL:HG13	40	0.13
(1,504)	1:32:A:MET:HE3	1:57:A:VAL:HG21	40	0.13
(1,504)	1:32:A:MET:HE3	1:57:A:VAL:HG22	40	0.13
(1,504)	1:32:A:MET:HE3	1:57:A:VAL:HG23	40	0.13
(1,246)	1:46:A:TRP:HE3	1:64:A:ILE:HG21	9	0.13
(1,246)	1:46:A:TRP:HE3	1:64:A:ILE:HG22	9	0.13
(1,246)	1:46:A:TRP:HE3	1:64:A:ILE:HG23	9	0.13
(1,246)	1:46:A:TRP:HE3	1:64:A:ILE:HG21	11	0.13
(1,246)	1:46:A:TRP:HE3	1:64:A:ILE:HG22	11	0.13
(1,246)	1:46:A:TRP:HE3	1:64:A:ILE:HG23	11	0.13
(1,246)	1:46:A:TRP:HE3	1:64:A:ILE:HG21	22	0.13
(1,246)	1:46:A:TRP:HE3	1:64:A:ILE:HG22	22	0.13
(1,246)	1:46:A:TRP:HE3	1:64:A:ILE:HG23	22	0.13
(1,246)	1:46:A:TRP:HE3	1:64:A:ILE:HG21	34	0.13
(1,246)	1:46:A:TRP:HE3	1:64:A:ILE:HG22	34	0.13
(1,246)	1:46:A:TRP:HE3	1:64:A:ILE:HG23	34	0.13
(1,246)	1:46:A:TRP:HE3	1:64:A:ILE:HG21	37	0.13
(1,246)	1:46:A:TRP:HE3	1:64:A:ILE:HG22	37	0.13
(1,246)	1:46:A:TRP:HE3	1:64:A:ILE:HG23	37	0.13
(1,246)	1:46:A:TRP:HE3	1:64:A:ILE:HG21	39	0.13
(1,246)	1:46:A:TRP:HE3	1:64:A:ILE:HG22	39	0.13
(1,246)	1:46:A:TRP:HE3	1:64:A:ILE:HG23	39	0.13
(1,231)	1:14:A:TYR:HE1	1:88:A:ALA:HB1	15	0.13
(1,231)	1:14:A:TYR:HE1	1:88:A:ALA:HB2	15	0.13
(1,231)	1:14:A:TYR:HE1	1:88:A:ALA:HB3	15	0.13
(1,231)	1:14:A:TYR:HE2	1:88:A:ALA:HB1	15	0.13

Continued on next page...

Continued from previous page...

Key	Atom-1	Atom-2	Model ID	Violation (Å)
(1,231)	1:14:A:TYR:HE2	1:88:A:ALA:HB2	15	0.13
(1,231)	1:14:A:TYR:HE2	1:88:A:ALA:HB3	15	0.13
(1,231)	1:14:A:TYR:HE1	1:88:A:ALA:HB1	29	0.13
(1,231)	1:14:A:TYR:HE1	1:88:A:ALA:HB2	29	0.13
(1,231)	1:14:A:TYR:HE1	1:88:A:ALA:HB3	29	0.13
(1,231)	1:14:A:TYR:HE2	1:88:A:ALA:HB1	29	0.13
(1,231)	1:14:A:TYR:HE2	1:88:A:ALA:HB2	29	0.13
(1,231)	1:14:A:TYR:HE2	1:88:A:ALA:HB3	29	0.13
(1,210)	1:32:A:MET:HE1	1:50:A:LEU:HG	12	0.13
(1,210)	1:32:A:MET:HE2	1:50:A:LEU:HG	12	0.13
(1,210)	1:32:A:MET:HE3	1:50:A:LEU:HG	12	0.13
(1,2443)	1:63:A:LYS:HD2	1:65:A:LEU:HD21	9	0.12
(1,2443)	1:63:A:LYS:HD2	1:65:A:LEU:HD22	9	0.12
(1,2443)	1:63:A:LYS:HD2	1:65:A:LEU:HD23	9	0.12
(1,2443)	1:63:A:LYS:HD3	1:65:A:LEU:HD21	9	0.12
(1,2443)	1:63:A:LYS:HD3	1:65:A:LEU:HD22	9	0.12
(1,2443)	1:63:A:LYS:HD3	1:65:A:LEU:HD23	9	0.12
(1,2432)	1:62:A:LEU:HD11	1:63:A:LYS:HB2	38	0.12
(1,2432)	1:62:A:LEU:HD11	1:63:A:LYS:HB3	38	0.12
(1,2432)	1:62:A:LEU:HD12	1:63:A:LYS:HB2	38	0.12
(1,2432)	1:62:A:LEU:HD12	1:63:A:LYS:HB3	38	0.12
(1,2432)	1:62:A:LEU:HD13	1:63:A:LYS:HB2	38	0.12
(1,2432)	1:62:A:LEU:HD13	1:63:A:LYS:HB3	38	0.12
(1,2432)	1:62:A:LEU:HD21	1:63:A:LYS:HB2	38	0.12
(1,2432)	1:62:A:LEU:HD21	1:63:A:LYS:HB3	38	0.12
(1,2432)	1:62:A:LEU:HD22	1:63:A:LYS:HB2	38	0.12
(1,2432)	1:62:A:LEU:HD22	1:63:A:LYS:HB3	38	0.12
(1,2432)	1:62:A:LEU:HD23	1:63:A:LYS:HB2	38	0.12
(1,2432)	1:62:A:LEU:HD23	1:63:A:LYS:HB3	38	0.12
(1,2298)	1:35:A:LEU:HD11	1:47:A:LEU:HA	3	0.12
(1,2298)	1:35:A:LEU:HD12	1:47:A:LEU:HA	3	0.12
(1,2298)	1:35:A:LEU:HD13	1:47:A:LEU:HA	3	0.12
(1,2298)	1:35:A:LEU:HD21	1:47:A:LEU:HA	3	0.12
(1,2298)	1:35:A:LEU:HD22	1:47:A:LEU:HA	3	0.12
(1,2298)	1:35:A:LEU:HD23	1:47:A:LEU:HA	3	0.12
(1,2298)	1:35:A:LEU:HD11	1:47:A:LEU:HA	4	0.12
(1,2298)	1:35:A:LEU:HD12	1:47:A:LEU:HA	4	0.12
(1,2298)	1:35:A:LEU:HD13	1:47:A:LEU:HA	4	0.12
(1,2298)	1:35:A:LEU:HD21	1:47:A:LEU:HA	4	0.12
(1,2298)	1:35:A:LEU:HD22	1:47:A:LEU:HA	4	0.12
(1,2298)	1:35:A:LEU:HD23	1:47:A:LEU:HA	4	0.12
(1,2298)	1:35:A:LEU:HD11	1:47:A:LEU:HA	9	0.12

Continued on next page...

Continued from previous page...

Key	Atom-1	Atom-2	Model ID	Violation (Å)
(1,2298)	1:35:A:LEU:HD12	1:47:A:LEU:HA	9	0.12
(1,2298)	1:35:A:LEU:HD13	1:47:A:LEU:HA	9	0.12
(1,2298)	1:35:A:LEU:HD21	1:47:A:LEU:HA	9	0.12
(1,2298)	1:35:A:LEU:HD22	1:47:A:LEU:HA	9	0.12
(1,2298)	1:35:A:LEU:HD23	1:47:A:LEU:HA	9	0.12
(1,2298)	1:35:A:LEU:HD11	1:47:A:LEU:HA	27	0.12
(1,2298)	1:35:A:LEU:HD12	1:47:A:LEU:HA	27	0.12
(1,2298)	1:35:A:LEU:HD13	1:47:A:LEU:HA	27	0.12
(1,2298)	1:35:A:LEU:HD21	1:47:A:LEU:HA	27	0.12
(1,2298)	1:35:A:LEU:HD22	1:47:A:LEU:HA	27	0.12
(1,2298)	1:35:A:LEU:HD23	1:47:A:LEU:HA	27	0.12
(1,2298)	1:35:A:LEU:HD11	1:47:A:LEU:HA	29	0.12
(1,2298)	1:35:A:LEU:HD12	1:47:A:LEU:HA	29	0.12
(1,2298)	1:35:A:LEU:HD13	1:47:A:LEU:HA	29	0.12
(1,2298)	1:35:A:LEU:HD21	1:47:A:LEU:HA	29	0.12
(1,2298)	1:35:A:LEU:HD22	1:47:A:LEU:HA	29	0.12
(1,2298)	1:35:A:LEU:HD23	1:47:A:LEU:HA	29	0.12
(1,2298)	1:35:A:LEU:HD11	1:47:A:LEU:HA	36	0.12
(1,2298)	1:35:A:LEU:HD12	1:47:A:LEU:HA	36	0.12
(1,2298)	1:35:A:LEU:HD13	1:47:A:LEU:HA	36	0.12
(1,2298)	1:35:A:LEU:HD21	1:47:A:LEU:HA	36	0.12
(1,2298)	1:35:A:LEU:HD22	1:47:A:LEU:HA	36	0.12
(1,2298)	1:35:A:LEU:HD23	1:47:A:LEU:HA	36	0.12
(1,2298)	1:35:A:LEU:HD11	1:47:A:LEU:HA	37	0.12
(1,2298)	1:35:A:LEU:HD12	1:47:A:LEU:HA	37	0.12
(1,2298)	1:35:A:LEU:HD13	1:47:A:LEU:HA	37	0.12
(1,2298)	1:35:A:LEU:HD21	1:47:A:LEU:HA	37	0.12
(1,2298)	1:35:A:LEU:HD22	1:47:A:LEU:HA	37	0.12
(1,2298)	1:35:A:LEU:HD23	1:47:A:LEU:HA	37	0.12
(1,2294)	1:35:A:LEU:HD11	1:36:A:GLU:H	19	0.12
(1,2294)	1:35:A:LEU:HD12	1:36:A:GLU:H	19	0.12
(1,2294)	1:35:A:LEU:HD13	1:36:A:GLU:H	19	0.12
(1,2294)	1:35:A:LEU:HD21	1:36:A:GLU:H	19	0.12
(1,2294)	1:35:A:LEU:HD22	1:36:A:GLU:H	19	0.12
(1,2294)	1:35:A:LEU:HD23	1:36:A:GLU:H	19	0.12
(1,2294)	1:35:A:LEU:HD11	1:36:A:GLU:H	24	0.12
(1,2294)	1:35:A:LEU:HD12	1:36:A:GLU:H	24	0.12
(1,2294)	1:35:A:LEU:HD13	1:36:A:GLU:H	24	0.12
(1,2294)	1:35:A:LEU:HD21	1:36:A:GLU:H	24	0.12
(1,2294)	1:35:A:LEU:HD22	1:36:A:GLU:H	24	0.12
(1,2294)	1:35:A:LEU:HD23	1:36:A:GLU:H	24	0.12
(1,2294)	1:35:A:LEU:HD11	1:36:A:GLU:H	32	0.12

Continued on next page...

Continued from previous page...

Key	Atom-1	Atom-2	Model ID	Violation (Å)
(1,2294)	1:35:A:LEU:HD12	1:36:A:GLU:H	32	0.12
(1,2294)	1:35:A:LEU:HD13	1:36:A:GLU:H	32	0.12
(1,2294)	1:35:A:LEU:HD21	1:36:A:GLU:H	32	0.12
(1,2294)	1:35:A:LEU:HD22	1:36:A:GLU:H	32	0.12
(1,2294)	1:35:A:LEU:HD23	1:36:A:GLU:H	32	0.12
(1,2294)	1:35:A:LEU:HD11	1:36:A:GLU:H	37	0.12
(1,2294)	1:35:A:LEU:HD12	1:36:A:GLU:H	37	0.12
(1,2294)	1:35:A:LEU:HD13	1:36:A:GLU:H	37	0.12
(1,2294)	1:35:A:LEU:HD21	1:36:A:GLU:H	37	0.12
(1,2294)	1:35:A:LEU:HD22	1:36:A:GLU:H	37	0.12
(1,2294)	1:35:A:LEU:HD23	1:36:A:GLU:H	37	0.12
(1,2251)	1:33:A:THR:H	1:50:A:LEU:HD11	20	0.12
(1,2251)	1:33:A:THR:H	1:50:A:LEU:HD12	20	0.12
(1,2251)	1:33:A:THR:H	1:50:A:LEU:HD13	20	0.12
(1,2251)	1:33:A:THR:H	1:50:A:LEU:HD21	20	0.12
(1,2251)	1:33:A:THR:H	1:50:A:LEU:HD22	20	0.12
(1,2251)	1:33:A:THR:H	1:50:A:LEU:HD23	20	0.12
(1,2251)	1:33:A:THR:H	1:50:A:LEU:HD11	29	0.12
(1,2251)	1:33:A:THR:H	1:50:A:LEU:HD12	29	0.12
(1,2251)	1:33:A:THR:H	1:50:A:LEU:HD13	29	0.12
(1,2251)	1:33:A:THR:H	1:50:A:LEU:HD21	29	0.12
(1,2251)	1:33:A:THR:H	1:50:A:LEU:HD22	29	0.12
(1,2251)	1:33:A:THR:H	1:50:A:LEU:HD23	29	0.12
(1,2229)	1:30:A:ASP:H	1:62:A:LEU:HD11	16	0.12
(1,2229)	1:30:A:ASP:H	1:62:A:LEU:HD12	16	0.12
(1,2229)	1:30:A:ASP:H	1:62:A:LEU:HD13	16	0.12
(1,2229)	1:30:A:ASP:H	1:62:A:LEU:HD21	16	0.12
(1,2229)	1:30:A:ASP:H	1:62:A:LEU:HD22	16	0.12
(1,2229)	1:30:A:ASP:H	1:62:A:LEU:HD23	16	0.12
(1,2113)	1:11:A:LYS:HD2	1:13:A:LEU:HD11	38	0.12
(1,2113)	1:11:A:LYS:HD2	1:13:A:LEU:HD12	38	0.12
(1,2113)	1:11:A:LYS:HD2	1:13:A:LEU:HD13	38	0.12
(1,2113)	1:11:A:LYS:HD2	1:13:A:LEU:HD21	38	0.12
(1,2113)	1:11:A:LYS:HD2	1:13:A:LEU:HD22	38	0.12
(1,2113)	1:11:A:LYS:HD2	1:13:A:LEU:HD23	38	0.12
(1,2113)	1:11:A:LYS:HD3	1:13:A:LEU:HD11	38	0.12
(1,2113)	1:11:A:LYS:HD3	1:13:A:LEU:HD12	38	0.12
(1,2113)	1:11:A:LYS:HD3	1:13:A:LEU:HD13	38	0.12
(1,2113)	1:11:A:LYS:HD3	1:13:A:LEU:HD21	38	0.12
(1,2113)	1:11:A:LYS:HD3	1:13:A:LEU:HD22	38	0.12
(1,2113)	1:11:A:LYS:HD3	1:13:A:LEU:HD23	38	0.12
(1,2066)	1:8:A:VAL:HB	1:34:A:VAL:HG11	1	0.12

Continued on next page...

Continued from previous page...

Key	Atom-1	Atom-2	Model ID	Violation (Å)
(1,2066)	1:8:A:VAL:HB	1:34:A:VAL:HG12	1	0.12
(1,2066)	1:8:A:VAL:HB	1:34:A:VAL:HG13	1	0.12
(1,2066)	1:8:A:VAL:HB	1:34:A:VAL:HG21	1	0.12
(1,2066)	1:8:A:VAL:HB	1:34:A:VAL:HG22	1	0.12
(1,2066)	1:8:A:VAL:HB	1:34:A:VAL:HG23	1	0.12
(1,2066)	1:8:A:VAL:HB	1:34:A:VAL:HG11	11	0.12
(1,2066)	1:8:A:VAL:HB	1:34:A:VAL:HG12	11	0.12
(1,2066)	1:8:A:VAL:HB	1:34:A:VAL:HG13	11	0.12
(1,2066)	1:8:A:VAL:HB	1:34:A:VAL:HG21	11	0.12
(1,2066)	1:8:A:VAL:HB	1:34:A:VAL:HG22	11	0.12
(1,2066)	1:8:A:VAL:HB	1:34:A:VAL:HG23	11	0.12
(1,2066)	1:8:A:VAL:HB	1:34:A:VAL:HG11	24	0.12
(1,2066)	1:8:A:VAL:HB	1:34:A:VAL:HG12	24	0.12
(1,2066)	1:8:A:VAL:HB	1:34:A:VAL:HG13	24	0.12
(1,2066)	1:8:A:VAL:HB	1:34:A:VAL:HG21	24	0.12
(1,2066)	1:8:A:VAL:HB	1:34:A:VAL:HG22	24	0.12
(1,2066)	1:8:A:VAL:HB	1:34:A:VAL:HG23	24	0.12
(1,2066)	1:8:A:VAL:HB	1:34:A:VAL:HG11	26	0.12
(1,2066)	1:8:A:VAL:HB	1:34:A:VAL:HG12	26	0.12
(1,2066)	1:8:A:VAL:HB	1:34:A:VAL:HG13	26	0.12
(1,2066)	1:8:A:VAL:HB	1:34:A:VAL:HG21	26	0.12
(1,2066)	1:8:A:VAL:HB	1:34:A:VAL:HG22	26	0.12
(1,2066)	1:8:A:VAL:HB	1:34:A:VAL:HG23	26	0.12
(1,2066)	1:8:A:VAL:HB	1:34:A:VAL:HG11	29	0.12
(1,2066)	1:8:A:VAL:HB	1:34:A:VAL:HG12	29	0.12
(1,2066)	1:8:A:VAL:HB	1:34:A:VAL:HG13	29	0.12
(1,2066)	1:8:A:VAL:HB	1:34:A:VAL:HG21	29	0.12
(1,2066)	1:8:A:VAL:HB	1:34:A:VAL:HG22	29	0.12
(1,2066)	1:8:A:VAL:HB	1:34:A:VAL:HG23	29	0.12
(1,2048)	1:6:A:LEU:HD11	1:37:A:ARG:HD2	14	0.12
(1,2048)	1:6:A:LEU:HD12	1:37:A:ARG:HD2	14	0.12
(1,2048)	1:6:A:LEU:HD13	1:37:A:ARG:HD2	14	0.12
(1,2048)	1:6:A:LEU:HD21	1:37:A:ARG:HD2	14	0.12
(1,2048)	1:6:A:LEU:HD22	1:37:A:ARG:HD2	14	0.12
(1,2048)	1:6:A:LEU:HD23	1:37:A:ARG:HD2	14	0.12
(1,2048)	1:6:A:LEU:HD11	1:37:A:ARG:HD2	21	0.12
(1,2048)	1:6:A:LEU:HD12	1:37:A:ARG:HD2	21	0.12
(1,2048)	1:6:A:LEU:HD13	1:37:A:ARG:HD2	21	0.12
(1,2048)	1:6:A:LEU:HD21	1:37:A:ARG:HD2	21	0.12
(1,2048)	1:6:A:LEU:HD22	1:37:A:ARG:HD2	21	0.12
(1,2048)	1:6:A:LEU:HD23	1:37:A:ARG:HD2	21	0.12
(1,2048)	1:6:A:LEU:HD11	1:37:A:ARG:HD2	26	0.12

Continued on next page...

Continued from previous page...

Key	Atom-1	Atom-2	Model ID	Violation (Å)
(1,2048)	1:6:A:LEU:HD12	1:37:A:ARG:HD2	26	0.12
(1,2048)	1:6:A:LEU:HD13	1:37:A:ARG:HD2	26	0.12
(1,2048)	1:6:A:LEU:HD21	1:37:A:ARG:HD2	26	0.12
(1,2048)	1:6:A:LEU:HD22	1:37:A:ARG:HD2	26	0.12
(1,2048)	1:6:A:LEU:HD23	1:37:A:ARG:HD2	26	0.12
(1,2032)	1:6:A:LEU:HG	1:8:A:VAL:HG11	3	0.12
(1,2032)	1:6:A:LEU:HG	1:8:A:VAL:HG12	3	0.12
(1,2032)	1:6:A:LEU:HG	1:8:A:VAL:HG13	3	0.12
(1,2032)	1:6:A:LEU:HG	1:8:A:VAL:HG21	3	0.12
(1,2032)	1:6:A:LEU:HG	1:8:A:VAL:HG22	3	0.12
(1,2032)	1:6:A:LEU:HG	1:8:A:VAL:HG23	3	0.12
(1,2032)	1:6:A:LEU:HG	1:8:A:VAL:HG11	36	0.12
(1,2032)	1:6:A:LEU:HG	1:8:A:VAL:HG12	36	0.12
(1,2032)	1:6:A:LEU:HG	1:8:A:VAL:HG13	36	0.12
(1,2032)	1:6:A:LEU:HG	1:8:A:VAL:HG21	36	0.12
(1,2032)	1:6:A:LEU:HG	1:8:A:VAL:HG22	36	0.12
(1,2032)	1:6:A:LEU:HG	1:8:A:VAL:HG23	36	0.12
(1,1992)	1:96:A:GLU:HA	1:97:A:GLY:H	19	0.12
(1,1497)	1:16:A:ASN:HD21	1:26:A:PHE:HE1	38	0.12
(1,1497)	1:16:A:ASN:HD21	1:26:A:PHE:HE2	38	0.12
(1,1495)	1:16:A:ASN:HD21	1:25:A:SER:HA	13	0.12
(1,1495)	1:16:A:ASN:HD21	1:25:A:SER:HA	19	0.12
(1,1495)	1:16:A:ASN:HD21	1:25:A:SER:HA	24	0.12
(1,1335)	1:24:A:LEU:HD21	1:51:A:HIS:HB2	22	0.12
(1,1335)	1:24:A:LEU:HD21	1:51:A:HIS:HB3	22	0.12
(1,1335)	1:24:A:LEU:HD22	1:51:A:HIS:HB2	22	0.12
(1,1335)	1:24:A:LEU:HD22	1:51:A:HIS:HB3	22	0.12
(1,1335)	1:24:A:LEU:HD23	1:51:A:HIS:HB2	22	0.12
(1,1335)	1:24:A:LEU:HD23	1:51:A:HIS:HB3	22	0.12
(1,1329)	1:10:A:ALA:HB1	1:62:A:LEU:HB3	8	0.12
(1,1329)	1:10:A:ALA:HB2	1:62:A:LEU:HB3	8	0.12
(1,1329)	1:10:A:ALA:HB3	1:62:A:LEU:HB3	8	0.12
(1,1171)	1:13:A:LEU:HD11	1:14:A:TYR:HE1	1	0.12
(1,1171)	1:13:A:LEU:HD11	1:14:A:TYR:HE2	1	0.12
(1,1171)	1:13:A:LEU:HD12	1:14:A:TYR:HE1	1	0.12
(1,1171)	1:13:A:LEU:HD12	1:14:A:TYR:HE2	1	0.12
(1,1171)	1:13:A:LEU:HD13	1:14:A:TYR:HE1	1	0.12
(1,1171)	1:13:A:LEU:HD13	1:14:A:TYR:HE2	1	0.12
(1,1171)	1:13:A:LEU:HD11	1:14:A:TYR:HE1	10	0.12
(1,1171)	1:13:A:LEU:HD11	1:14:A:TYR:HE2	10	0.12
(1,1171)	1:13:A:LEU:HD12	1:14:A:TYR:HE1	10	0.12
(1,1171)	1:13:A:LEU:HD12	1:14:A:TYR:HE2	10	0.12

Continued on next page...

Continued from previous page...

Key	Atom-1	Atom-2	Model ID	Violation (Å)
(1,1171)	1:13:A:LEU:HD13	1:14:A:TYR:HE1	10	0.12
(1,1171)	1:13:A:LEU:HD13	1:14:A:TYR:HE2	10	0.12
(1,1171)	1:13:A:LEU:HD11	1:14:A:TYR:HE1	35	0.12
(1,1171)	1:13:A:LEU:HD11	1:14:A:TYR:HE2	35	0.12
(1,1171)	1:13:A:LEU:HD12	1:14:A:TYR:HE1	35	0.12
(1,1171)	1:13:A:LEU:HD12	1:14:A:TYR:HE2	35	0.12
(1,1171)	1:13:A:LEU:HD13	1:14:A:TYR:HE1	35	0.12
(1,1171)	1:13:A:LEU:HD13	1:14:A:TYR:HE2	35	0.12
(1,1171)	1:13:A:LEU:HD11	1:14:A:TYR:HE1	39	0.12
(1,1171)	1:13:A:LEU:HD11	1:14:A:TYR:HE2	39	0.12
(1,1171)	1:13:A:LEU:HD12	1:14:A:TYR:HE1	39	0.12
(1,1171)	1:13:A:LEU:HD12	1:14:A:TYR:HE2	39	0.12
(1,1171)	1:13:A:LEU:HD13	1:14:A:TYR:HE1	39	0.12
(1,1171)	1:13:A:LEU:HD13	1:14:A:TYR:HE2	39	0.12
(1,838)	1:36:A:GLU:HB3	1:39:A:THR:HG21	23	0.12
(1,838)	1:36:A:GLU:HB3	1:39:A:THR:HG22	23	0.12
(1,838)	1:36:A:GLU:HB3	1:39:A:THR:HG23	23	0.12
(1,527)	1:45:A:TRP:HH2	1:57:A:VAL:HG11	20	0.12
(1,527)	1:45:A:TRP:HH2	1:57:A:VAL:HG12	20	0.12
(1,527)	1:45:A:TRP:HH2	1:57:A:VAL:HG13	20	0.12
(1,527)	1:45:A:TRP:HH2	1:57:A:VAL:HG21	20	0.12
(1,527)	1:45:A:TRP:HH2	1:57:A:VAL:HG22	20	0.12
(1,527)	1:45:A:TRP:HH2	1:57:A:VAL:HG23	20	0.12
(1,504)	1:32:A:MET:HE1	1:57:A:VAL:HG11	2	0.12
(1,504)	1:32:A:MET:HE1	1:57:A:VAL:HG12	2	0.12
(1,504)	1:32:A:MET:HE1	1:57:A:VAL:HG13	2	0.12
(1,504)	1:32:A:MET:HE1	1:57:A:VAL:HG21	2	0.12
(1,504)	1:32:A:MET:HE1	1:57:A:VAL:HG22	2	0.12
(1,504)	1:32:A:MET:HE1	1:57:A:VAL:HG23	2	0.12
(1,504)	1:32:A:MET:HE2	1:57:A:VAL:HG11	2	0.12
(1,504)	1:32:A:MET:HE2	1:57:A:VAL:HG12	2	0.12
(1,504)	1:32:A:MET:HE2	1:57:A:VAL:HG13	2	0.12
(1,504)	1:32:A:MET:HE2	1:57:A:VAL:HG21	2	0.12
(1,504)	1:32:A:MET:HE2	1:57:A:VAL:HG22	2	0.12
(1,504)	1:32:A:MET:HE2	1:57:A:VAL:HG23	2	0.12
(1,504)	1:32:A:MET:HE3	1:57:A:VAL:HG11	2	0.12
(1,504)	1:32:A:MET:HE3	1:57:A:VAL:HG12	2	0.12
(1,504)	1:32:A:MET:HE3	1:57:A:VAL:HG13	2	0.12
(1,504)	1:32:A:MET:HE3	1:57:A:VAL:HG21	2	0.12
(1,504)	1:32:A:MET:HE3	1:57:A:VAL:HG22	2	0.12
(1,504)	1:32:A:MET:HE3	1:57:A:VAL:HG23	2	0.12
(1,504)	1:32:A:MET:HE1	1:57:A:VAL:HG11	5	0.12

Continued on next page...

Continued from previous page...

Key	Atom-1	Atom-2	Model ID	Violation (Å)
(1,504)	1:32:A:MET:HE1	1:57:A:VAL:HG12	5	0.12
(1,504)	1:32:A:MET:HE1	1:57:A:VAL:HG13	5	0.12
(1,504)	1:32:A:MET:HE1	1:57:A:VAL:HG21	5	0.12
(1,504)	1:32:A:MET:HE1	1:57:A:VAL:HG22	5	0.12
(1,504)	1:32:A:MET:HE1	1:57:A:VAL:HG23	5	0.12
(1,504)	1:32:A:MET:HE2	1:57:A:VAL:HG11	5	0.12
(1,504)	1:32:A:MET:HE2	1:57:A:VAL:HG12	5	0.12
(1,504)	1:32:A:MET:HE2	1:57:A:VAL:HG13	5	0.12
(1,504)	1:32:A:MET:HE2	1:57:A:VAL:HG21	5	0.12
(1,504)	1:32:A:MET:HE2	1:57:A:VAL:HG22	5	0.12
(1,504)	1:32:A:MET:HE2	1:57:A:VAL:HG23	5	0.12
(1,504)	1:32:A:MET:HE3	1:57:A:VAL:HG11	5	0.12
(1,504)	1:32:A:MET:HE3	1:57:A:VAL:HG12	5	0.12
(1,504)	1:32:A:MET:HE3	1:57:A:VAL:HG13	5	0.12
(1,504)	1:32:A:MET:HE3	1:57:A:VAL:HG21	5	0.12
(1,504)	1:32:A:MET:HE3	1:57:A:VAL:HG22	5	0.12
(1,504)	1:32:A:MET:HE3	1:57:A:VAL:HG23	5	0.12
(1,504)	1:32:A:MET:HE1	1:57:A:VAL:HG11	6	0.12
(1,504)	1:32:A:MET:HE1	1:57:A:VAL:HG12	6	0.12
(1,504)	1:32:A:MET:HE1	1:57:A:VAL:HG13	6	0.12
(1,504)	1:32:A:MET:HE1	1:57:A:VAL:HG21	6	0.12
(1,504)	1:32:A:MET:HE1	1:57:A:VAL:HG22	6	0.12
(1,504)	1:32:A:MET:HE1	1:57:A:VAL:HG23	6	0.12
(1,504)	1:32:A:MET:HE2	1:57:A:VAL:HG11	6	0.12
(1,504)	1:32:A:MET:HE2	1:57:A:VAL:HG12	6	0.12
(1,504)	1:32:A:MET:HE2	1:57:A:VAL:HG13	6	0.12
(1,504)	1:32:A:MET:HE2	1:57:A:VAL:HG21	6	0.12
(1,504)	1:32:A:MET:HE2	1:57:A:VAL:HG22	6	0.12
(1,504)	1:32:A:MET:HE2	1:57:A:VAL:HG23	6	0.12
(1,504)	1:32:A:MET:HE3	1:57:A:VAL:HG11	6	0.12
(1,504)	1:32:A:MET:HE3	1:57:A:VAL:HG12	6	0.12
(1,504)	1:32:A:MET:HE3	1:57:A:VAL:HG13	6	0.12
(1,504)	1:32:A:MET:HE3	1:57:A:VAL:HG21	6	0.12
(1,504)	1:32:A:MET:HE3	1:57:A:VAL:HG22	6	0.12
(1,504)	1:32:A:MET:HE3	1:57:A:VAL:HG23	6	0.12
(1,504)	1:32:A:MET:HE1	1:57:A:VAL:HG11	16	0.12
(1,504)	1:32:A:MET:HE1	1:57:A:VAL:HG12	16	0.12
(1,504)	1:32:A:MET:HE1	1:57:A:VAL:HG13	16	0.12
(1,504)	1:32:A:MET:HE1	1:57:A:VAL:HG21	16	0.12
(1,504)	1:32:A:MET:HE1	1:57:A:VAL:HG22	16	0.12
(1,504)	1:32:A:MET:HE1	1:57:A:VAL:HG23	16	0.12
(1,504)	1:32:A:MET:HE2	1:57:A:VAL:HG11	16	0.12

Continued on next page...

Continued from previous page...

Key	Atom-1	Atom-2	Model ID	Violation (Å)
(1,504)	1:32:A:MET:HE2	1:57:A:VAL:HG12	16	0.12
(1,504)	1:32:A:MET:HE2	1:57:A:VAL:HG13	16	0.12
(1,504)	1:32:A:MET:HE2	1:57:A:VAL:HG21	16	0.12
(1,504)	1:32:A:MET:HE2	1:57:A:VAL:HG22	16	0.12
(1,504)	1:32:A:MET:HE2	1:57:A:VAL:HG23	16	0.12
(1,504)	1:32:A:MET:HE3	1:57:A:VAL:HG11	16	0.12
(1,504)	1:32:A:MET:HE3	1:57:A:VAL:HG12	16	0.12
(1,504)	1:32:A:MET:HE3	1:57:A:VAL:HG13	16	0.12
(1,504)	1:32:A:MET:HE3	1:57:A:VAL:HG21	16	0.12
(1,504)	1:32:A:MET:HE3	1:57:A:VAL:HG22	16	0.12
(1,504)	1:32:A:MET:HE3	1:57:A:VAL:HG23	16	0.12
(1,504)	1:32:A:MET:HE1	1:57:A:VAL:HG11	18	0.12
(1,504)	1:32:A:MET:HE1	1:57:A:VAL:HG12	18	0.12
(1,504)	1:32:A:MET:HE1	1:57:A:VAL:HG13	18	0.12
(1,504)	1:32:A:MET:HE1	1:57:A:VAL:HG21	18	0.12
(1,504)	1:32:A:MET:HE1	1:57:A:VAL:HG22	18	0.12
(1,504)	1:32:A:MET:HE1	1:57:A:VAL:HG23	18	0.12
(1,504)	1:32:A:MET:HE2	1:57:A:VAL:HG11	18	0.12
(1,504)	1:32:A:MET:HE2	1:57:A:VAL:HG12	18	0.12
(1,504)	1:32:A:MET:HE2	1:57:A:VAL:HG13	18	0.12
(1,504)	1:32:A:MET:HE2	1:57:A:VAL:HG21	18	0.12
(1,504)	1:32:A:MET:HE2	1:57:A:VAL:HG22	18	0.12
(1,504)	1:32:A:MET:HE2	1:57:A:VAL:HG23	18	0.12
(1,504)	1:32:A:MET:HE3	1:57:A:VAL:HG11	18	0.12
(1,504)	1:32:A:MET:HE3	1:57:A:VAL:HG12	18	0.12
(1,504)	1:32:A:MET:HE3	1:57:A:VAL:HG13	18	0.12
(1,504)	1:32:A:MET:HE3	1:57:A:VAL:HG21	18	0.12
(1,504)	1:32:A:MET:HE3	1:57:A:VAL:HG22	18	0.12
(1,504)	1:32:A:MET:HE3	1:57:A:VAL:HG23	18	0.12
(1,338)	1:8:A:VAL:HG11	1:34:A:VAL:HA	24	0.12
(1,338)	1:8:A:VAL:HG12	1:34:A:VAL:HA	24	0.12
(1,338)	1:8:A:VAL:HG13	1:34:A:VAL:HA	24	0.12
(1,322)	1:18:A:ALA:HB1	1:26:A:PHE:H	30	0.12
(1,322)	1:18:A:ALA:HB2	1:26:A:PHE:H	30	0.12
(1,322)	1:18:A:ALA:HB3	1:26:A:PHE:H	30	0.12
(1,246)	1:46:A:TRP:HE3	1:64:A:ILE:HG21	7	0.12
(1,246)	1:46:A:TRP:HE3	1:64:A:ILE:HG22	7	0.12
(1,246)	1:46:A:TRP:HE3	1:64:A:ILE:HG23	7	0.12
(1,246)	1:46:A:TRP:HE3	1:64:A:ILE:HG21	15	0.12
(1,246)	1:46:A:TRP:HE3	1:64:A:ILE:HG22	15	0.12
(1,246)	1:46:A:TRP:HE3	1:64:A:ILE:HG23	15	0.12
(1,246)	1:46:A:TRP:HE3	1:64:A:ILE:HG21	26	0.12

Continued on next page...

Continued from previous page...

Key	Atom-1	Atom-2	Model ID	Violation (Å)
(1,246)	1:46:A:TRP:HE3	1:64:A:ILE:HG22	26	0.12
(1,246)	1:46:A:TRP:HE3	1:64:A:ILE:HG23	26	0.12
(1,246)	1:46:A:TRP:HE3	1:64:A:ILE:HG21	27	0.12
(1,246)	1:46:A:TRP:HE3	1:64:A:ILE:HG22	27	0.12
(1,246)	1:46:A:TRP:HE3	1:64:A:ILE:HG23	27	0.12
(1,246)	1:46:A:TRP:HE3	1:64:A:ILE:HG21	28	0.12
(1,246)	1:46:A:TRP:HE3	1:64:A:ILE:HG22	28	0.12
(1,246)	1:46:A:TRP:HE3	1:64:A:ILE:HG23	28	0.12
(1,246)	1:46:A:TRP:HE3	1:64:A:ILE:HG21	40	0.12
(1,246)	1:46:A:TRP:HE3	1:64:A:ILE:HG22	40	0.12
(1,246)	1:46:A:TRP:HE3	1:64:A:ILE:HG23	40	0.12
(1,203)	1:31:A:ILE:HD11	1:65:A:LEU:H	21	0.12
(1,203)	1:31:A:ILE:HD12	1:65:A:LEU:H	21	0.12
(1,203)	1:31:A:ILE:HD13	1:65:A:LEU:H	21	0.12
(1,203)	1:31:A:ILE:HD11	1:65:A:LEU:H	39	0.12
(1,203)	1:31:A:ILE:HD12	1:65:A:LEU:H	39	0.12
(1,203)	1:31:A:ILE:HD13	1:65:A:LEU:H	39	0.12
(1,2443)	1:63:A:LYS:HD2	1:65:A:LEU:HD21	38	0.11
(1,2443)	1:63:A:LYS:HD2	1:65:A:LEU:HD22	38	0.11
(1,2443)	1:63:A:LYS:HD2	1:65:A:LEU:HD23	38	0.11
(1,2443)	1:63:A:LYS:HD3	1:65:A:LEU:HD21	38	0.11
(1,2443)	1:63:A:LYS:HD3	1:65:A:LEU:HD22	38	0.11
(1,2443)	1:63:A:LYS:HD3	1:65:A:LEU:HD23	38	0.11
(1,2432)	1:62:A:LEU:HD11	1:63:A:LYS:HB2	9	0.11
(1,2432)	1:62:A:LEU:HD11	1:63:A:LYS:HB3	9	0.11
(1,2432)	1:62:A:LEU:HD12	1:63:A:LYS:HB2	9	0.11
(1,2432)	1:62:A:LEU:HD12	1:63:A:LYS:HB3	9	0.11
(1,2432)	1:62:A:LEU:HD13	1:63:A:LYS:HB2	9	0.11
(1,2432)	1:62:A:LEU:HD13	1:63:A:LYS:HB3	9	0.11
(1,2432)	1:62:A:LEU:HD21	1:63:A:LYS:HB2	9	0.11
(1,2432)	1:62:A:LEU:HD21	1:63:A:LYS:HB3	9	0.11
(1,2432)	1:62:A:LEU:HD22	1:63:A:LYS:HB2	9	0.11
(1,2432)	1:62:A:LEU:HD22	1:63:A:LYS:HB3	9	0.11
(1,2432)	1:62:A:LEU:HD23	1:63:A:LYS:HB2	9	0.11
(1,2432)	1:62:A:LEU:HD23	1:63:A:LYS:HB3	9	0.11
(1,2432)	1:62:A:LEU:HD11	1:63:A:LYS:HB2	18	0.11
(1,2432)	1:62:A:LEU:HD11	1:63:A:LYS:HB3	18	0.11
(1,2432)	1:62:A:LEU:HD12	1:63:A:LYS:HB2	18	0.11
(1,2432)	1:62:A:LEU:HD12	1:63:A:LYS:HB3	18	0.11
(1,2432)	1:62:A:LEU:HD13	1:63:A:LYS:HB2	18	0.11
(1,2432)	1:62:A:LEU:HD13	1:63:A:LYS:HB3	18	0.11
(1,2432)	1:62:A:LEU:HD21	1:63:A:LYS:HB2	18	0.11

Continued on next page...

Continued from previous page...

Key	Atom-1	Atom-2	Model ID	Violation (Å)
(1,2432)	1:62:A:LEU:HD21	1:63:A:LYS:HB3	18	0.11
(1,2432)	1:62:A:LEU:HD22	1:63:A:LYS:HB2	18	0.11
(1,2432)	1:62:A:LEU:HD22	1:63:A:LYS:HB3	18	0.11
(1,2432)	1:62:A:LEU:HD23	1:63:A:LYS:HB2	18	0.11
(1,2432)	1:62:A:LEU:HD23	1:63:A:LYS:HB3	18	0.11
(1,2432)	1:62:A:LEU:HD11	1:63:A:LYS:HB2	22	0.11
(1,2432)	1:62:A:LEU:HD11	1:63:A:LYS:HB3	22	0.11
(1,2432)	1:62:A:LEU:HD12	1:63:A:LYS:HB2	22	0.11
(1,2432)	1:62:A:LEU:HD12	1:63:A:LYS:HB3	22	0.11
(1,2432)	1:62:A:LEU:HD13	1:63:A:LYS:HB2	22	0.11
(1,2432)	1:62:A:LEU:HD13	1:63:A:LYS:HB3	22	0.11
(1,2432)	1:62:A:LEU:HD21	1:63:A:LYS:HB2	22	0.11
(1,2432)	1:62:A:LEU:HD21	1:63:A:LYS:HB3	22	0.11
(1,2432)	1:62:A:LEU:HD22	1:63:A:LYS:HB2	22	0.11
(1,2432)	1:62:A:LEU:HD22	1:63:A:LYS:HB3	22	0.11
(1,2432)	1:62:A:LEU:HD23	1:63:A:LYS:HB2	22	0.11
(1,2432)	1:62:A:LEU:HD23	1:63:A:LYS:HB3	22	0.11
(1,2298)	1:35:A:LEU:HD11	1:47:A:LEU:HA	7	0.11
(1,2298)	1:35:A:LEU:HD12	1:47:A:LEU:HA	7	0.11
(1,2298)	1:35:A:LEU:HD13	1:47:A:LEU:HA	7	0.11
(1,2298)	1:35:A:LEU:HD21	1:47:A:LEU:HA	7	0.11
(1,2298)	1:35:A:LEU:HD22	1:47:A:LEU:HA	7	0.11
(1,2298)	1:35:A:LEU:HD23	1:47:A:LEU:HA	7	0.11
(1,2298)	1:35:A:LEU:HD11	1:47:A:LEU:HA	10	0.11
(1,2298)	1:35:A:LEU:HD12	1:47:A:LEU:HA	10	0.11
(1,2298)	1:35:A:LEU:HD13	1:47:A:LEU:HA	10	0.11
(1,2298)	1:35:A:LEU:HD21	1:47:A:LEU:HA	10	0.11
(1,2298)	1:35:A:LEU:HD22	1:47:A:LEU:HA	10	0.11
(1,2298)	1:35:A:LEU:HD23	1:47:A:LEU:HA	10	0.11
(1,2298)	1:35:A:LEU:HD11	1:47:A:LEU:HA	14	0.11
(1,2298)	1:35:A:LEU:HD12	1:47:A:LEU:HA	14	0.11
(1,2298)	1:35:A:LEU:HD13	1:47:A:LEU:HA	14	0.11
(1,2298)	1:35:A:LEU:HD21	1:47:A:LEU:HA	14	0.11
(1,2298)	1:35:A:LEU:HD22	1:47:A:LEU:HA	14	0.11
(1,2298)	1:35:A:LEU:HD23	1:47:A:LEU:HA	14	0.11
(1,2294)	1:35:A:LEU:HD11	1:36:A:GLU:H	2	0.11
(1,2294)	1:35:A:LEU:HD12	1:36:A:GLU:H	2	0.11
(1,2294)	1:35:A:LEU:HD13	1:36:A:GLU:H	2	0.11
(1,2294)	1:35:A:LEU:HD21	1:36:A:GLU:H	2	0.11
(1,2294)	1:35:A:LEU:HD22	1:36:A:GLU:H	2	0.11
(1,2294)	1:35:A:LEU:HD23	1:36:A:GLU:H	2	0.11
(1,2294)	1:35:A:LEU:HD11	1:36:A:GLU:H	4	0.11

Continued on next page...

Continued from previous page...

Key	Atom-1	Atom-2	Model ID	Violation (Å)
(1,2294)	1:35:A:LEU:HD12	1:36:A:GLU:H	4	0.11
(1,2294)	1:35:A:LEU:HD13	1:36:A:GLU:H	4	0.11
(1,2294)	1:35:A:LEU:HD21	1:36:A:GLU:H	4	0.11
(1,2294)	1:35:A:LEU:HD22	1:36:A:GLU:H	4	0.11
(1,2294)	1:35:A:LEU:HD23	1:36:A:GLU:H	4	0.11
(1,2294)	1:35:A:LEU:HD11	1:36:A:GLU:H	5	0.11
(1,2294)	1:35:A:LEU:HD12	1:36:A:GLU:H	5	0.11
(1,2294)	1:35:A:LEU:HD13	1:36:A:GLU:H	5	0.11
(1,2294)	1:35:A:LEU:HD21	1:36:A:GLU:H	5	0.11
(1,2294)	1:35:A:LEU:HD22	1:36:A:GLU:H	5	0.11
(1,2294)	1:35:A:LEU:HD23	1:36:A:GLU:H	5	0.11
(1,2294)	1:35:A:LEU:HD11	1:36:A:GLU:H	12	0.11
(1,2294)	1:35:A:LEU:HD12	1:36:A:GLU:H	12	0.11
(1,2294)	1:35:A:LEU:HD13	1:36:A:GLU:H	12	0.11
(1,2294)	1:35:A:LEU:HD21	1:36:A:GLU:H	12	0.11
(1,2294)	1:35:A:LEU:HD22	1:36:A:GLU:H	12	0.11
(1,2294)	1:35:A:LEU:HD23	1:36:A:GLU:H	12	0.11
(1,2294)	1:35:A:LEU:HD11	1:36:A:GLU:H	14	0.11
(1,2294)	1:35:A:LEU:HD12	1:36:A:GLU:H	14	0.11
(1,2294)	1:35:A:LEU:HD13	1:36:A:GLU:H	14	0.11
(1,2294)	1:35:A:LEU:HD21	1:36:A:GLU:H	14	0.11
(1,2294)	1:35:A:LEU:HD22	1:36:A:GLU:H	14	0.11
(1,2294)	1:35:A:LEU:HD23	1:36:A:GLU:H	14	0.11
(1,2294)	1:35:A:LEU:HD11	1:36:A:GLU:H	17	0.11
(1,2294)	1:35:A:LEU:HD12	1:36:A:GLU:H	17	0.11
(1,2294)	1:35:A:LEU:HD13	1:36:A:GLU:H	17	0.11
(1,2294)	1:35:A:LEU:HD21	1:36:A:GLU:H	17	0.11
(1,2294)	1:35:A:LEU:HD22	1:36:A:GLU:H	17	0.11
(1,2294)	1:35:A:LEU:HD23	1:36:A:GLU:H	17	0.11
(1,2294)	1:35:A:LEU:HD11	1:36:A:GLU:H	21	0.11
(1,2294)	1:35:A:LEU:HD12	1:36:A:GLU:H	21	0.11
(1,2294)	1:35:A:LEU:HD13	1:36:A:GLU:H	21	0.11
(1,2294)	1:35:A:LEU:HD21	1:36:A:GLU:H	21	0.11
(1,2294)	1:35:A:LEU:HD22	1:36:A:GLU:H	21	0.11
(1,2294)	1:35:A:LEU:HD23	1:36:A:GLU:H	21	0.11
(1,2294)	1:35:A:LEU:HD11	1:36:A:GLU:H	22	0.11
(1,2294)	1:35:A:LEU:HD12	1:36:A:GLU:H	22	0.11
(1,2294)	1:35:A:LEU:HD13	1:36:A:GLU:H	22	0.11
(1,2294)	1:35:A:LEU:HD21	1:36:A:GLU:H	22	0.11
(1,2294)	1:35:A:LEU:HD22	1:36:A:GLU:H	22	0.11
(1,2294)	1:35:A:LEU:HD23	1:36:A:GLU:H	22	0.11
(1,2294)	1:35:A:LEU:HD11	1:36:A:GLU:H	28	0.11

Continued on next page...

Continued from previous page...

Key	Atom-1	Atom-2	Model ID	Violation (Å)
(1,2294)	1:35:A:LEU:HD12	1:36:A:GLU:H	28	0.11
(1,2294)	1:35:A:LEU:HD13	1:36:A:GLU:H	28	0.11
(1,2294)	1:35:A:LEU:HD21	1:36:A:GLU:H	28	0.11
(1,2294)	1:35:A:LEU:HD22	1:36:A:GLU:H	28	0.11
(1,2294)	1:35:A:LEU:HD23	1:36:A:GLU:H	28	0.11
(1,2294)	1:35:A:LEU:HD11	1:36:A:GLU:H	29	0.11
(1,2294)	1:35:A:LEU:HD12	1:36:A:GLU:H	29	0.11
(1,2294)	1:35:A:LEU:HD13	1:36:A:GLU:H	29	0.11
(1,2294)	1:35:A:LEU:HD21	1:36:A:GLU:H	29	0.11
(1,2294)	1:35:A:LEU:HD22	1:36:A:GLU:H	29	0.11
(1,2294)	1:35:A:LEU:HD23	1:36:A:GLU:H	29	0.11
(1,2294)	1:35:A:LEU:HD11	1:36:A:GLU:H	39	0.11
(1,2294)	1:35:A:LEU:HD12	1:36:A:GLU:H	39	0.11
(1,2294)	1:35:A:LEU:HD13	1:36:A:GLU:H	39	0.11
(1,2294)	1:35:A:LEU:HD21	1:36:A:GLU:H	39	0.11
(1,2294)	1:35:A:LEU:HD22	1:36:A:GLU:H	39	0.11
(1,2294)	1:35:A:LEU:HD23	1:36:A:GLU:H	39	0.11
(1,2251)	1:33:A:THR:H	1:50:A:LEU:HD11	12	0.11
(1,2251)	1:33:A:THR:H	1:50:A:LEU:HD12	12	0.11
(1,2251)	1:33:A:THR:H	1:50:A:LEU:HD13	12	0.11
(1,2251)	1:33:A:THR:H	1:50:A:LEU:HD21	12	0.11
(1,2251)	1:33:A:THR:H	1:50:A:LEU:HD22	12	0.11
(1,2251)	1:33:A:THR:H	1:50:A:LEU:HD23	12	0.11
(1,2229)	1:30:A:ASP:H	1:62:A:LEU:HD11	23	0.11
(1,2229)	1:30:A:ASP:H	1:62:A:LEU:HD12	23	0.11
(1,2229)	1:30:A:ASP:H	1:62:A:LEU:HD13	23	0.11
(1,2229)	1:30:A:ASP:H	1:62:A:LEU:HD21	23	0.11
(1,2229)	1:30:A:ASP:H	1:62:A:LEU:HD22	23	0.11
(1,2229)	1:30:A:ASP:H	1:62:A:LEU:HD23	23	0.11
(1,2226)	1:29:A:GLY:H	1:62:A:LEU:HD11	11	0.11
(1,2226)	1:29:A:GLY:H	1:62:A:LEU:HD12	11	0.11
(1,2226)	1:29:A:GLY:H	1:62:A:LEU:HD13	11	0.11
(1,2226)	1:29:A:GLY:H	1:62:A:LEU:HD21	11	0.11
(1,2226)	1:29:A:GLY:H	1:62:A:LEU:HD22	11	0.11
(1,2226)	1:29:A:GLY:H	1:62:A:LEU:HD23	11	0.11
(1,2226)	1:29:A:GLY:H	1:62:A:LEU:HD11	21	0.11
(1,2226)	1:29:A:GLY:H	1:62:A:LEU:HD12	21	0.11
(1,2226)	1:29:A:GLY:H	1:62:A:LEU:HD13	21	0.11
(1,2226)	1:29:A:GLY:H	1:62:A:LEU:HD21	21	0.11
(1,2226)	1:29:A:GLY:H	1:62:A:LEU:HD22	21	0.11
(1,2226)	1:29:A:GLY:H	1:62:A:LEU:HD23	21	0.11
(1,2113)	1:11:A:LYS:HD2	1:13:A:LEU:HD11	22	0.11

Continued on next page...

Continued from previous page...

Key	Atom-1	Atom-2	Model ID	Violation (Å)
(1,2113)	1:11:A:LYS:HD2	1:13:A:LEU:HD12	22	0.11
(1,2113)	1:11:A:LYS:HD2	1:13:A:LEU:HD13	22	0.11
(1,2113)	1:11:A:LYS:HD2	1:13:A:LEU:HD21	22	0.11
(1,2113)	1:11:A:LYS:HD2	1:13:A:LEU:HD22	22	0.11
(1,2113)	1:11:A:LYS:HD2	1:13:A:LEU:HD23	22	0.11
(1,2113)	1:11:A:LYS:HD3	1:13:A:LEU:HD11	22	0.11
(1,2113)	1:11:A:LYS:HD3	1:13:A:LEU:HD12	22	0.11
(1,2113)	1:11:A:LYS:HD3	1:13:A:LEU:HD13	22	0.11
(1,2113)	1:11:A:LYS:HD3	1:13:A:LEU:HD21	22	0.11
(1,2113)	1:11:A:LYS:HD3	1:13:A:LEU:HD22	22	0.11
(1,2113)	1:11:A:LYS:HD3	1:13:A:LEU:HD23	22	0.11
(1,2077)	1:8:A:VAL:HG11	1:66:A:VAL:HA	36	0.11
(1,2077)	1:8:A:VAL:HG12	1:66:A:VAL:HA	36	0.11
(1,2077)	1:8:A:VAL:HG13	1:66:A:VAL:HA	36	0.11
(1,2077)	1:8:A:VAL:HG21	1:66:A:VAL:HA	36	0.11
(1,2077)	1:8:A:VAL:HG22	1:66:A:VAL:HA	36	0.11
(1,2077)	1:8:A:VAL:HG23	1:66:A:VAL:HA	36	0.11
(1,2066)	1:8:A:VAL:HB	1:34:A:VAL:HG11	4	0.11
(1,2066)	1:8:A:VAL:HB	1:34:A:VAL:HG12	4	0.11
(1,2066)	1:8:A:VAL:HB	1:34:A:VAL:HG13	4	0.11
(1,2066)	1:8:A:VAL:HB	1:34:A:VAL:HG21	4	0.11
(1,2066)	1:8:A:VAL:HB	1:34:A:VAL:HG22	4	0.11
(1,2066)	1:8:A:VAL:HB	1:34:A:VAL:HG23	4	0.11
(1,2066)	1:8:A:VAL:HB	1:34:A:VAL:HG11	9	0.11
(1,2066)	1:8:A:VAL:HB	1:34:A:VAL:HG12	9	0.11
(1,2066)	1:8:A:VAL:HB	1:34:A:VAL:HG13	9	0.11
(1,2066)	1:8:A:VAL:HB	1:34:A:VAL:HG21	9	0.11
(1,2066)	1:8:A:VAL:HB	1:34:A:VAL:HG22	9	0.11
(1,2066)	1:8:A:VAL:HB	1:34:A:VAL:HG23	9	0.11
(1,2066)	1:8:A:VAL:HB	1:34:A:VAL:HG11	19	0.11
(1,2066)	1:8:A:VAL:HB	1:34:A:VAL:HG12	19	0.11
(1,2066)	1:8:A:VAL:HB	1:34:A:VAL:HG13	19	0.11
(1,2066)	1:8:A:VAL:HB	1:34:A:VAL:HG21	19	0.11
(1,2066)	1:8:A:VAL:HB	1:34:A:VAL:HG22	19	0.11
(1,2066)	1:8:A:VAL:HB	1:34:A:VAL:HG23	19	0.11
(1,2066)	1:8:A:VAL:HB	1:34:A:VAL:HG11	28	0.11
(1,2066)	1:8:A:VAL:HB	1:34:A:VAL:HG12	28	0.11
(1,2066)	1:8:A:VAL:HB	1:34:A:VAL:HG13	28	0.11
(1,2066)	1:8:A:VAL:HB	1:34:A:VAL:HG21	28	0.11
(1,2066)	1:8:A:VAL:HB	1:34:A:VAL:HG22	28	0.11
(1,2066)	1:8:A:VAL:HB	1:34:A:VAL:HG23	28	0.11
(1,2066)	1:8:A:VAL:HB	1:34:A:VAL:HG11	34	0.11

Continued on next page...

Continued from previous page...

Key	Atom-1	Atom-2	Model ID	Violation (Å)
(1,2066)	1:8:A:VAL:HB	1:34:A:VAL:HG12	34	0.11
(1,2066)	1:8:A:VAL:HB	1:34:A:VAL:HG13	34	0.11
(1,2066)	1:8:A:VAL:HB	1:34:A:VAL:HG21	34	0.11
(1,2066)	1:8:A:VAL:HB	1:34:A:VAL:HG22	34	0.11
(1,2066)	1:8:A:VAL:HB	1:34:A:VAL:HG23	34	0.11
(1,2066)	1:8:A:VAL:HB	1:34:A:VAL:HG11	37	0.11
(1,2066)	1:8:A:VAL:HB	1:34:A:VAL:HG12	37	0.11
(1,2066)	1:8:A:VAL:HB	1:34:A:VAL:HG13	37	0.11
(1,2066)	1:8:A:VAL:HB	1:34:A:VAL:HG21	37	0.11
(1,2066)	1:8:A:VAL:HB	1:34:A:VAL:HG22	37	0.11
(1,2066)	1:8:A:VAL:HB	1:34:A:VAL:HG23	37	0.11
(1,2058)	1:7:A:ASN:HD21	1:35:A:LEU:HD11	7	0.11
(1,2058)	1:7:A:ASN:HD21	1:35:A:LEU:HD12	7	0.11
(1,2058)	1:7:A:ASN:HD21	1:35:A:LEU:HD13	7	0.11
(1,2058)	1:7:A:ASN:HD21	1:35:A:LEU:HD21	7	0.11
(1,2058)	1:7:A:ASN:HD21	1:35:A:LEU:HD22	7	0.11
(1,2058)	1:7:A:ASN:HD21	1:35:A:LEU:HD23	7	0.11
(1,2058)	1:7:A:ASN:HD22	1:35:A:LEU:HD11	7	0.11
(1,2058)	1:7:A:ASN:HD22	1:35:A:LEU:HD12	7	0.11
(1,2058)	1:7:A:ASN:HD22	1:35:A:LEU:HD13	7	0.11
(1,2058)	1:7:A:ASN:HD22	1:35:A:LEU:HD21	7	0.11
(1,2058)	1:7:A:ASN:HD22	1:35:A:LEU:HD22	7	0.11
(1,2058)	1:7:A:ASN:HD22	1:35:A:LEU:HD23	7	0.11
(1,2057)	1:7:A:ASN:HB2	1:33:A:THR:HG21	36	0.11
(1,2057)	1:7:A:ASN:HB2	1:33:A:THR:HG22	36	0.11
(1,2057)	1:7:A:ASN:HB2	1:33:A:THR:HG23	36	0.11
(1,2057)	1:7:A:ASN:HB3	1:33:A:THR:HG21	36	0.11
(1,2057)	1:7:A:ASN:HB3	1:33:A:THR:HG22	36	0.11
(1,2057)	1:7:A:ASN:HB3	1:33:A:THR:HG23	36	0.11
(1,2048)	1:6:A:LEU:HD11	1:37:A:ARG:HD2	19	0.11
(1,2048)	1:6:A:LEU:HD12	1:37:A:ARG:HD2	19	0.11
(1,2048)	1:6:A:LEU:HD13	1:37:A:ARG:HD2	19	0.11
(1,2048)	1:6:A:LEU:HD21	1:37:A:ARG:HD2	19	0.11
(1,2048)	1:6:A:LEU:HD22	1:37:A:ARG:HD2	19	0.11
(1,2048)	1:6:A:LEU:HD23	1:37:A:ARG:HD2	19	0.11
(1,2032)	1:6:A:LEU:HG	1:8:A:VAL:HG11	6	0.11
(1,2032)	1:6:A:LEU:HG	1:8:A:VAL:HG12	6	0.11
(1,2032)	1:6:A:LEU:HG	1:8:A:VAL:HG13	6	0.11
(1,2032)	1:6:A:LEU:HG	1:8:A:VAL:HG21	6	0.11
(1,2032)	1:6:A:LEU:HG	1:8:A:VAL:HG22	6	0.11
(1,2032)	1:6:A:LEU:HG	1:8:A:VAL:HG23	6	0.11
(1,1992)	1:96:A:GLU:HA	1:97:A:GLY:H	28	0.11

Continued on next page...

Continued from previous page...

Key	Atom-1	Atom-2	Model ID	Violation (Å)
(1,1497)	1:16:A:ASN:HD21	1:26:A:PHE:HE1	6	0.11
(1,1497)	1:16:A:ASN:HD21	1:26:A:PHE:HE2	6	0.11
(1,1497)	1:16:A:ASN:HD21	1:26:A:PHE:HE1	39	0.11
(1,1497)	1:16:A:ASN:HD21	1:26:A:PHE:HE2	39	0.11
(1,1495)	1:16:A:ASN:HD21	1:25:A:SER:HA	6	0.11
(1,1495)	1:16:A:ASN:HD21	1:25:A:SER:HA	38	0.11
(1,1329)	1:10:A:ALA:HB1	1:62:A:LEU:HB3	9	0.11
(1,1329)	1:10:A:ALA:HB2	1:62:A:LEU:HB3	9	0.11
(1,1329)	1:10:A:ALA:HB3	1:62:A:LEU:HB3	9	0.11
(1,1171)	1:13:A:LEU:HD11	1:14:A:TYR:HE1	3	0.11
(1,1171)	1:13:A:LEU:HD11	1:14:A:TYR:HE2	3	0.11
(1,1171)	1:13:A:LEU:HD12	1:14:A:TYR:HE1	3	0.11
(1,1171)	1:13:A:LEU:HD12	1:14:A:TYR:HE2	3	0.11
(1,1171)	1:13:A:LEU:HD13	1:14:A:TYR:HE1	3	0.11
(1,1171)	1:13:A:LEU:HD13	1:14:A:TYR:HE2	3	0.11
(1,1171)	1:13:A:LEU:HD11	1:14:A:TYR:HE1	9	0.11
(1,1171)	1:13:A:LEU:HD11	1:14:A:TYR:HE2	9	0.11
(1,1171)	1:13:A:LEU:HD12	1:14:A:TYR:HE1	9	0.11
(1,1171)	1:13:A:LEU:HD12	1:14:A:TYR:HE2	9	0.11
(1,1171)	1:13:A:LEU:HD13	1:14:A:TYR:HE1	9	0.11
(1,1171)	1:13:A:LEU:HD13	1:14:A:TYR:HE2	9	0.11
(1,1062)	1:13:A:LEU:HD21	1:63:A:LYS:HE2	17	0.11
(1,1062)	1:13:A:LEU:HD21	1:63:A:LYS:HE3	17	0.11
(1,1062)	1:13:A:LEU:HD22	1:63:A:LYS:HE2	17	0.11
(1,1062)	1:13:A:LEU:HD22	1:63:A:LYS:HE3	17	0.11
(1,1062)	1:13:A:LEU:HD23	1:63:A:LYS:HE2	17	0.11
(1,1062)	1:13:A:LEU:HD23	1:63:A:LYS:HE3	17	0.11
(1,1039)	1:22:A:ASP:HB3	1:42:A:LEU:HD11	2	0.11
(1,1039)	1:22:A:ASP:HB3	1:42:A:LEU:HD12	2	0.11
(1,1039)	1:22:A:ASP:HB3	1:42:A:LEU:HD13	2	0.11
(1,568)	1:42:A:LEU:HD11	1:95:A:PRO:HD3	26	0.11
(1,568)	1:42:A:LEU:HD12	1:95:A:PRO:HD3	26	0.11
(1,568)	1:42:A:LEU:HD13	1:95:A:PRO:HD3	26	0.11
(1,568)	1:42:A:LEU:HD11	1:95:A:PRO:HD3	34	0.11
(1,568)	1:42:A:LEU:HD12	1:95:A:PRO:HD3	34	0.11
(1,568)	1:42:A:LEU:HD13	1:95:A:PRO:HD3	34	0.11
(1,527)	1:45:A:TRP:HH2	1:57:A:VAL:HG11	7	0.11
(1,527)	1:45:A:TRP:HH2	1:57:A:VAL:HG12	7	0.11
(1,527)	1:45:A:TRP:HH2	1:57:A:VAL:HG13	7	0.11
(1,527)	1:45:A:TRP:HH2	1:57:A:VAL:HG21	7	0.11
(1,527)	1:45:A:TRP:HH2	1:57:A:VAL:HG22	7	0.11
(1,527)	1:45:A:TRP:HH2	1:57:A:VAL:HG23	7	0.11

Continued on next page...

Continued from previous page...

Key	Atom-1	Atom-2	Model ID	Violation (Å)
(1,527)	1:45:A:TRP:HH2	1:57:A:VAL:HG11	15	0.11
(1,527)	1:45:A:TRP:HH2	1:57:A:VAL:HG12	15	0.11
(1,527)	1:45:A:TRP:HH2	1:57:A:VAL:HG13	15	0.11
(1,527)	1:45:A:TRP:HH2	1:57:A:VAL:HG21	15	0.11
(1,527)	1:45:A:TRP:HH2	1:57:A:VAL:HG22	15	0.11
(1,527)	1:45:A:TRP:HH2	1:57:A:VAL:HG23	15	0.11
(1,527)	1:45:A:TRP:HH2	1:57:A:VAL:HG11	23	0.11
(1,527)	1:45:A:TRP:HH2	1:57:A:VAL:HG12	23	0.11
(1,527)	1:45:A:TRP:HH2	1:57:A:VAL:HG13	23	0.11
(1,527)	1:45:A:TRP:HH2	1:57:A:VAL:HG21	23	0.11
(1,527)	1:45:A:TRP:HH2	1:57:A:VAL:HG22	23	0.11
(1,527)	1:45:A:TRP:HH2	1:57:A:VAL:HG23	23	0.11
(1,504)	1:32:A:MET:HE1	1:57:A:VAL:HG11	10	0.11
(1,504)	1:32:A:MET:HE1	1:57:A:VAL:HG12	10	0.11
(1,504)	1:32:A:MET:HE1	1:57:A:VAL:HG13	10	0.11
(1,504)	1:32:A:MET:HE1	1:57:A:VAL:HG21	10	0.11
(1,504)	1:32:A:MET:HE1	1:57:A:VAL:HG22	10	0.11
(1,504)	1:32:A:MET:HE1	1:57:A:VAL:HG23	10	0.11
(1,504)	1:32:A:MET:HE2	1:57:A:VAL:HG11	10	0.11
(1,504)	1:32:A:MET:HE2	1:57:A:VAL:HG12	10	0.11
(1,504)	1:32:A:MET:HE2	1:57:A:VAL:HG13	10	0.11
(1,504)	1:32:A:MET:HE2	1:57:A:VAL:HG21	10	0.11
(1,504)	1:32:A:MET:HE2	1:57:A:VAL:HG22	10	0.11
(1,504)	1:32:A:MET:HE2	1:57:A:VAL:HG23	10	0.11
(1,504)	1:32:A:MET:HE3	1:57:A:VAL:HG11	10	0.11
(1,504)	1:32:A:MET:HE3	1:57:A:VAL:HG12	10	0.11
(1,504)	1:32:A:MET:HE3	1:57:A:VAL:HG13	10	0.11
(1,504)	1:32:A:MET:HE3	1:57:A:VAL:HG21	10	0.11
(1,504)	1:32:A:MET:HE3	1:57:A:VAL:HG22	10	0.11
(1,504)	1:32:A:MET:HE3	1:57:A:VAL:HG23	10	0.11
(1,504)	1:32:A:MET:HE1	1:57:A:VAL:HG11	28	0.11
(1,504)	1:32:A:MET:HE1	1:57:A:VAL:HG12	28	0.11
(1,504)	1:32:A:MET:HE1	1:57:A:VAL:HG13	28	0.11
(1,504)	1:32:A:MET:HE1	1:57:A:VAL:HG21	28	0.11
(1,504)	1:32:A:MET:HE1	1:57:A:VAL:HG22	28	0.11
(1,504)	1:32:A:MET:HE1	1:57:A:VAL:HG23	28	0.11
(1,504)	1:32:A:MET:HE2	1:57:A:VAL:HG11	28	0.11
(1,504)	1:32:A:MET:HE2	1:57:A:VAL:HG12	28	0.11
(1,504)	1:32:A:MET:HE2	1:57:A:VAL:HG13	28	0.11
(1,504)	1:32:A:MET:HE2	1:57:A:VAL:HG21	28	0.11
(1,504)	1:32:A:MET:HE2	1:57:A:VAL:HG22	28	0.11
(1,504)	1:32:A:MET:HE2	1:57:A:VAL:HG23	28	0.11

Continued on next page...

Continued from previous page...

Key	Atom-1	Atom-2	Model ID	Violation (Å)
(1,504)	1:32:A:MET:HE3	1:57:A:VAL:HG11	28	0.11
(1,504)	1:32:A:MET:HE3	1:57:A:VAL:HG12	28	0.11
(1,504)	1:32:A:MET:HE3	1:57:A:VAL:HG13	28	0.11
(1,504)	1:32:A:MET:HE3	1:57:A:VAL:HG21	28	0.11
(1,504)	1:32:A:MET:HE3	1:57:A:VAL:HG22	28	0.11
(1,504)	1:32:A:MET:HE3	1:57:A:VAL:HG23	28	0.11
(1,354)	1:10:A:ALA:HB1	1:34:A:VAL:HG11	40	0.11
(1,354)	1:10:A:ALA:HB1	1:34:A:VAL:HG12	40	0.11
(1,354)	1:10:A:ALA:HB1	1:34:A:VAL:HG13	40	0.11
(1,354)	1:10:A:ALA:HB2	1:34:A:VAL:HG11	40	0.11
(1,354)	1:10:A:ALA:HB2	1:34:A:VAL:HG12	40	0.11
(1,354)	1:10:A:ALA:HB2	1:34:A:VAL:HG13	40	0.11
(1,354)	1:10:A:ALA:HB3	1:34:A:VAL:HG11	40	0.11
(1,354)	1:10:A:ALA:HB3	1:34:A:VAL:HG12	40	0.11
(1,354)	1:10:A:ALA:HB3	1:34:A:VAL:HG13	40	0.11
(1,338)	1:8:A:VAL:HG11	1:34:A:VAL:HA	9	0.11
(1,338)	1:8:A:VAL:HG12	1:34:A:VAL:HA	9	0.11
(1,338)	1:8:A:VAL:HG13	1:34:A:VAL:HA	9	0.11
(1,338)	1:8:A:VAL:HG11	1:34:A:VAL:HA	34	0.11
(1,338)	1:8:A:VAL:HG12	1:34:A:VAL:HA	34	0.11
(1,338)	1:8:A:VAL:HG13	1:34:A:VAL:HA	34	0.11
(1,338)	1:8:A:VAL:HG11	1:34:A:VAL:HA	39	0.11
(1,338)	1:8:A:VAL:HG12	1:34:A:VAL:HA	39	0.11
(1,338)	1:8:A:VAL:HG13	1:34:A:VAL:HA	39	0.11
(1,322)	1:18:A:ALA:HB1	1:26:A:PHE:H	40	0.11
(1,322)	1:18:A:ALA:HB2	1:26:A:PHE:H	40	0.11
(1,322)	1:18:A:ALA:HB3	1:26:A:PHE:H	40	0.11
(1,246)	1:46:A:TRP:HE3	1:64:A:ILE:HG21	21	0.11
(1,246)	1:46:A:TRP:HE3	1:64:A:ILE:HG22	21	0.11
(1,246)	1:46:A:TRP:HE3	1:64:A:ILE:HG23	21	0.11
(1,231)	1:14:A:TYR:HE1	1:88:A:ALA:HB1	7	0.11
(1,231)	1:14:A:TYR:HE1	1:88:A:ALA:HB2	7	0.11
(1,231)	1:14:A:TYR:HE1	1:88:A:ALA:HB3	7	0.11
(1,231)	1:14:A:TYR:HE2	1:88:A:ALA:HB1	7	0.11
(1,231)	1:14:A:TYR:HE2	1:88:A:ALA:HB2	7	0.11
(1,231)	1:14:A:TYR:HE2	1:88:A:ALA:HB3	7	0.11
(1,231)	1:14:A:TYR:HE1	1:88:A:ALA:HB1	11	0.11
(1,231)	1:14:A:TYR:HE1	1:88:A:ALA:HB2	11	0.11
(1,231)	1:14:A:TYR:HE1	1:88:A:ALA:HB3	11	0.11
(1,231)	1:14:A:TYR:HE2	1:88:A:ALA:HB1	11	0.11
(1,231)	1:14:A:TYR:HE2	1:88:A:ALA:HB2	11	0.11
(1,231)	1:14:A:TYR:HE2	1:88:A:ALA:HB3	11	0.11

Continued on next page...

Continued from previous page...

Key	Atom-1	Atom-2	Model ID	Violation (Å)
(1,231)	1:14:A:TYR:HE1	1:88:A:ALA:HB1	40	0.11
(1,231)	1:14:A:TYR:HE1	1:88:A:ALA:HB2	40	0.11
(1,231)	1:14:A:TYR:HE1	1:88:A:ALA:HB3	40	0.11
(1,231)	1:14:A:TYR:HE2	1:88:A:ALA:HB1	40	0.11
(1,231)	1:14:A:TYR:HE2	1:88:A:ALA:HB2	40	0.11
(1,231)	1:14:A:TYR:HE2	1:88:A:ALA:HB3	40	0.11
(1,210)	1:32:A:MET:HE1	1:50:A:LEU:HG	5	0.11
(1,210)	1:32:A:MET:HE2	1:50:A:LEU:HG	5	0.11
(1,210)	1:32:A:MET:HE3	1:50:A:LEU:HG	5	0.11
(1,210)	1:32:A:MET:HE1	1:50:A:LEU:HG	9	0.11
(1,210)	1:32:A:MET:HE2	1:50:A:LEU:HG	9	0.11
(1,210)	1:32:A:MET:HE3	1:50:A:LEU:HG	9	0.11
(1,210)	1:32:A:MET:HE1	1:50:A:LEU:HG	11	0.11
(1,210)	1:32:A:MET:HE2	1:50:A:LEU:HG	11	0.11
(1,210)	1:32:A:MET:HE3	1:50:A:LEU:HG	11	0.11
(1,210)	1:32:A:MET:HE1	1:50:A:LEU:HG	24	0.11
(1,210)	1:32:A:MET:HE2	1:50:A:LEU:HG	24	0.11
(1,210)	1:32:A:MET:HE3	1:50:A:LEU:HG	24	0.11
(1,210)	1:32:A:MET:HE1	1:50:A:LEU:HG	34	0.11
(1,210)	1:32:A:MET:HE2	1:50:A:LEU:HG	34	0.11
(1,210)	1:32:A:MET:HE3	1:50:A:LEU:HG	34	0.11
(1,203)	1:31:A:ILE:HD11	1:65:A:LEU:H	11	0.11
(1,203)	1:31:A:ILE:HD12	1:65:A:LEU:H	11	0.11
(1,203)	1:31:A:ILE:HD13	1:65:A:LEU:H	11	0.11
(1,142)	1:68:A:MET:HE1	1:69:A:TYR:HD1	10	0.11
(1,142)	1:68:A:MET:HE1	1:69:A:TYR:HD2	10	0.11
(1,142)	1:68:A:MET:HE2	1:69:A:TYR:HD1	10	0.11
(1,142)	1:68:A:MET:HE2	1:69:A:TYR:HD2	10	0.11
(1,142)	1:68:A:MET:HE3	1:69:A:TYR:HD1	10	0.11
(1,142)	1:68:A:MET:HE3	1:69:A:TYR:HD2	10	0.11
(1,2298)	1:35:A:LEU:HD11	1:47:A:LEU:HA	8	0.1
(1,2298)	1:35:A:LEU:HD12	1:47:A:LEU:HA	8	0.1
(1,2298)	1:35:A:LEU:HD13	1:47:A:LEU:HA	8	0.1
(1,2298)	1:35:A:LEU:HD21	1:47:A:LEU:HA	8	0.1
(1,2298)	1:35:A:LEU:HD22	1:47:A:LEU:HA	8	0.1
(1,2298)	1:35:A:LEU:HD23	1:47:A:LEU:HA	8	0.1
(1,2298)	1:35:A:LEU:HD11	1:47:A:LEU:HA	16	0.1
(1,2298)	1:35:A:LEU:HD12	1:47:A:LEU:HA	16	0.1
(1,2298)	1:35:A:LEU:HD13	1:47:A:LEU:HA	16	0.1
(1,2298)	1:35:A:LEU:HD21	1:47:A:LEU:HA	16	0.1
(1,2298)	1:35:A:LEU:HD22	1:47:A:LEU:HA	16	0.1
(1,2298)	1:35:A:LEU:HD23	1:47:A:LEU:HA	16	0.1

Continued on next page...

Continued from previous page...

Key	Atom-1	Atom-2	Model ID	Violation (Å)
(1,2294)	1:35:A:LEU:HD11	1:36:A:GLU:H	16	0.1
(1,2294)	1:35:A:LEU:HD12	1:36:A:GLU:H	16	0.1
(1,2294)	1:35:A:LEU:HD13	1:36:A:GLU:H	16	0.1
(1,2294)	1:35:A:LEU:HD21	1:36:A:GLU:H	16	0.1
(1,2294)	1:35:A:LEU:HD22	1:36:A:GLU:H	16	0.1
(1,2294)	1:35:A:LEU:HD23	1:36:A:GLU:H	16	0.1
(1,2294)	1:35:A:LEU:HD11	1:36:A:GLU:H	25	0.1
(1,2294)	1:35:A:LEU:HD12	1:36:A:GLU:H	25	0.1
(1,2294)	1:35:A:LEU:HD13	1:36:A:GLU:H	25	0.1
(1,2294)	1:35:A:LEU:HD21	1:36:A:GLU:H	25	0.1
(1,2294)	1:35:A:LEU:HD22	1:36:A:GLU:H	25	0.1
(1,2294)	1:35:A:LEU:HD23	1:36:A:GLU:H	25	0.1
(1,2294)	1:35:A:LEU:HD11	1:36:A:GLU:H	30	0.1
(1,2294)	1:35:A:LEU:HD12	1:36:A:GLU:H	30	0.1
(1,2294)	1:35:A:LEU:HD13	1:36:A:GLU:H	30	0.1
(1,2294)	1:35:A:LEU:HD21	1:36:A:GLU:H	30	0.1
(1,2294)	1:35:A:LEU:HD22	1:36:A:GLU:H	30	0.1
(1,2294)	1:35:A:LEU:HD23	1:36:A:GLU:H	30	0.1
(1,2294)	1:35:A:LEU:HD11	1:36:A:GLU:H	35	0.1
(1,2294)	1:35:A:LEU:HD12	1:36:A:GLU:H	35	0.1
(1,2294)	1:35:A:LEU:HD13	1:36:A:GLU:H	35	0.1
(1,2294)	1:35:A:LEU:HD21	1:36:A:GLU:H	35	0.1
(1,2294)	1:35:A:LEU:HD22	1:36:A:GLU:H	35	0.1
(1,2294)	1:35:A:LEU:HD23	1:36:A:GLU:H	35	0.1
(1,2294)	1:35:A:LEU:HD11	1:36:A:GLU:H	36	0.1
(1,2294)	1:35:A:LEU:HD12	1:36:A:GLU:H	36	0.1
(1,2294)	1:35:A:LEU:HD13	1:36:A:GLU:H	36	0.1
(1,2294)	1:35:A:LEU:HD21	1:36:A:GLU:H	36	0.1
(1,2294)	1:35:A:LEU:HD22	1:36:A:GLU:H	36	0.1
(1,2294)	1:35:A:LEU:HD23	1:36:A:GLU:H	36	0.1
(1,2294)	1:35:A:LEU:HD11	1:36:A:GLU:H	40	0.1
(1,2294)	1:35:A:LEU:HD12	1:36:A:GLU:H	40	0.1
(1,2294)	1:35:A:LEU:HD13	1:36:A:GLU:H	40	0.1
(1,2294)	1:35:A:LEU:HD21	1:36:A:GLU:H	40	0.1
(1,2294)	1:35:A:LEU:HD22	1:36:A:GLU:H	40	0.1
(1,2294)	1:35:A:LEU:HD23	1:36:A:GLU:H	40	0.1
(1,2229)	1:30:A:ASP:H	1:62:A:LEU:HD11	21	0.1
(1,2229)	1:30:A:ASP:H	1:62:A:LEU:HD12	21	0.1
(1,2229)	1:30:A:ASP:H	1:62:A:LEU:HD13	21	0.1
(1,2229)	1:30:A:ASP:H	1:62:A:LEU:HD21	21	0.1
(1,2229)	1:30:A:ASP:H	1:62:A:LEU:HD22	21	0.1
(1,2229)	1:30:A:ASP:H	1:62:A:LEU:HD23	21	0.1

Continued on next page...

Continued from previous page...

Key	Atom-1	Atom-2	Model ID	Violation (Å)
(1,2229)	1:30:A:ASP:H	1:62:A:LEU:HD11	32	0.1
(1,2229)	1:30:A:ASP:H	1:62:A:LEU:HD12	32	0.1
(1,2229)	1:30:A:ASP:H	1:62:A:LEU:HD13	32	0.1
(1,2229)	1:30:A:ASP:H	1:62:A:LEU:HD21	32	0.1
(1,2229)	1:30:A:ASP:H	1:62:A:LEU:HD22	32	0.1
(1,2229)	1:30:A:ASP:H	1:62:A:LEU:HD23	32	0.1
(1,2229)	1:30:A:ASP:H	1:62:A:LEU:HD11	35	0.1
(1,2229)	1:30:A:ASP:H	1:62:A:LEU:HD12	35	0.1
(1,2229)	1:30:A:ASP:H	1:62:A:LEU:HD13	35	0.1
(1,2229)	1:30:A:ASP:H	1:62:A:LEU:HD21	35	0.1
(1,2229)	1:30:A:ASP:H	1:62:A:LEU:HD22	35	0.1
(1,2229)	1:30:A:ASP:H	1:62:A:LEU:HD23	35	0.1
(1,2229)	1:30:A:ASP:H	1:62:A:LEU:HD11	38	0.1
(1,2229)	1:30:A:ASP:H	1:62:A:LEU:HD12	38	0.1
(1,2229)	1:30:A:ASP:H	1:62:A:LEU:HD13	38	0.1
(1,2229)	1:30:A:ASP:H	1:62:A:LEU:HD21	38	0.1
(1,2229)	1:30:A:ASP:H	1:62:A:LEU:HD22	38	0.1
(1,2229)	1:30:A:ASP:H	1:62:A:LEU:HD23	38	0.1
(1,2226)	1:29:A:GLY:H	1:62:A:LEU:HD11	32	0.1
(1,2226)	1:29:A:GLY:H	1:62:A:LEU:HD12	32	0.1
(1,2226)	1:29:A:GLY:H	1:62:A:LEU:HD13	32	0.1
(1,2226)	1:29:A:GLY:H	1:62:A:LEU:HD21	32	0.1
(1,2226)	1:29:A:GLY:H	1:62:A:LEU:HD22	32	0.1
(1,2226)	1:29:A:GLY:H	1:62:A:LEU:HD23	32	0.1
(1,2208)	1:26:A:PHE:HE1	1:62:A:LEU:HD11	30	0.1
(1,2208)	1:26:A:PHE:HE1	1:62:A:LEU:HD12	30	0.1
(1,2208)	1:26:A:PHE:HE1	1:62:A:LEU:HD13	30	0.1
(1,2208)	1:26:A:PHE:HE1	1:62:A:LEU:HD21	30	0.1
(1,2208)	1:26:A:PHE:HE1	1:62:A:LEU:HD22	30	0.1
(1,2208)	1:26:A:PHE:HE1	1:62:A:LEU:HD23	30	0.1
(1,2208)	1:26:A:PHE:HE2	1:62:A:LEU:HD11	30	0.1
(1,2208)	1:26:A:PHE:HE2	1:62:A:LEU:HD12	30	0.1
(1,2208)	1:26:A:PHE:HE2	1:62:A:LEU:HD13	30	0.1
(1,2208)	1:26:A:PHE:HE2	1:62:A:LEU:HD21	30	0.1
(1,2208)	1:26:A:PHE:HE2	1:62:A:LEU:HD22	30	0.1
(1,2208)	1:26:A:PHE:HE2	1:62:A:LEU:HD23	30	0.1
(1,2113)	1:11:A:LYS:HD2	1:13:A:LEU:HD11	31	0.1
(1,2113)	1:11:A:LYS:HD2	1:13:A:LEU:HD12	31	0.1
(1,2113)	1:11:A:LYS:HD2	1:13:A:LEU:HD13	31	0.1
(1,2113)	1:11:A:LYS:HD2	1:13:A:LEU:HD21	31	0.1
(1,2113)	1:11:A:LYS:HD2	1:13:A:LEU:HD22	31	0.1
(1,2113)	1:11:A:LYS:HD2	1:13:A:LEU:HD23	31	0.1

Continued on next page...

Continued from previous page...

Key	Atom-1	Atom-2	Model ID	Violation (Å)
(1,2113)	1:11:A:LYS:HD3	1:13:A:LEU:HD11	31	0.1
(1,2113)	1:11:A:LYS:HD3	1:13:A:LEU:HD12	31	0.1
(1,2113)	1:11:A:LYS:HD3	1:13:A:LEU:HD13	31	0.1
(1,2113)	1:11:A:LYS:HD3	1:13:A:LEU:HD21	31	0.1
(1,2113)	1:11:A:LYS:HD3	1:13:A:LEU:HD22	31	0.1
(1,2113)	1:11:A:LYS:HD3	1:13:A:LEU:HD23	31	0.1
(1,2066)	1:8:A:VAL:HB	1:34:A:VAL:HG11	3	0.1
(1,2066)	1:8:A:VAL:HB	1:34:A:VAL:HG12	3	0.1
(1,2066)	1:8:A:VAL:HB	1:34:A:VAL:HG13	3	0.1
(1,2066)	1:8:A:VAL:HB	1:34:A:VAL:HG21	3	0.1
(1,2066)	1:8:A:VAL:HB	1:34:A:VAL:HG22	3	0.1
(1,2066)	1:8:A:VAL:HB	1:34:A:VAL:HG23	3	0.1
(1,2066)	1:8:A:VAL:HB	1:34:A:VAL:HG11	25	0.1
(1,2066)	1:8:A:VAL:HB	1:34:A:VAL:HG12	25	0.1
(1,2066)	1:8:A:VAL:HB	1:34:A:VAL:HG13	25	0.1
(1,2066)	1:8:A:VAL:HB	1:34:A:VAL:HG21	25	0.1
(1,2066)	1:8:A:VAL:HB	1:34:A:VAL:HG22	25	0.1
(1,2066)	1:8:A:VAL:HB	1:34:A:VAL:HG23	25	0.1
(1,2048)	1:6:A:LEU:HD11	1:37:A:ARG:HD2	30	0.1
(1,2048)	1:6:A:LEU:HD12	1:37:A:ARG:HD2	30	0.1
(1,2048)	1:6:A:LEU:HD13	1:37:A:ARG:HD2	30	0.1
(1,2048)	1:6:A:LEU:HD21	1:37:A:ARG:HD2	30	0.1
(1,2048)	1:6:A:LEU:HD22	1:37:A:ARG:HD2	30	0.1
(1,2048)	1:6:A:LEU:HD23	1:37:A:ARG:HD2	30	0.1
(1,1767)	1:45:A:TRP:H	1:56:A:ILE:HB	24	0.1
(1,1745)	1:42:A:LEU:HD11	1:43:A:ASP:H	4	0.1
(1,1745)	1:42:A:LEU:HD12	1:43:A:ASP:H	4	0.1
(1,1745)	1:42:A:LEU:HD13	1:43:A:ASP:H	4	0.1
(1,1495)	1:16:A:ASN:HD21	1:25:A:SER:HA	18	0.1
(1,1329)	1:10:A:ALA:HB1	1:62:A:LEU:HB3	5	0.1
(1,1329)	1:10:A:ALA:HB2	1:62:A:LEU:HB3	5	0.1
(1,1329)	1:10:A:ALA:HB3	1:62:A:LEU:HB3	5	0.1
(1,1171)	1:13:A:LEU:HD11	1:14:A:TYR:HE1	7	0.1
(1,1171)	1:13:A:LEU:HD11	1:14:A:TYR:HE2	7	0.1
(1,1171)	1:13:A:LEU:HD12	1:14:A:TYR:HE1	7	0.1
(1,1171)	1:13:A:LEU:HD12	1:14:A:TYR:HE2	7	0.1
(1,1171)	1:13:A:LEU:HD13	1:14:A:TYR:HE1	7	0.1
(1,1171)	1:13:A:LEU:HD13	1:14:A:TYR:HE2	7	0.1
(1,1069)	1:16:A:ASN:H	1:27:A:ARG:HD2	11	0.1
(1,1069)	1:16:A:ASN:H	1:27:A:ARG:HD3	11	0.1
(1,919)	1:26:A:PHE:HE1	1:57:A:VAL:HB	24	0.1
(1,919)	1:26:A:PHE:HE2	1:57:A:VAL:HB	24	0.1

Continued on next page...

Continued from previous page...

Key	Atom-1	Atom-2	Model ID	Violation (Å)
(1,731)	1:50:A:LEU:HD11	1:51:A:HIS:HB2	8	0.1
(1,731)	1:50:A:LEU:HD11	1:51:A:HIS:HB3	8	0.1
(1,731)	1:50:A:LEU:HD12	1:51:A:HIS:HB2	8	0.1
(1,731)	1:50:A:LEU:HD12	1:51:A:HIS:HB3	8	0.1
(1,731)	1:50:A:LEU:HD13	1:51:A:HIS:HB2	8	0.1
(1,731)	1:50:A:LEU:HD13	1:51:A:HIS:HB3	8	0.1
(1,625)	1:36:A:GLU:H	1:47:A:LEU:HD11	12	0.1
(1,625)	1:36:A:GLU:H	1:47:A:LEU:HD12	12	0.1
(1,625)	1:36:A:GLU:H	1:47:A:LEU:HD13	12	0.1
(1,504)	1:32:A:MET:HE1	1:57:A:VAL:HG11	31	0.1
(1,504)	1:32:A:MET:HE1	1:57:A:VAL:HG12	31	0.1
(1,504)	1:32:A:MET:HE1	1:57:A:VAL:HG13	31	0.1
(1,504)	1:32:A:MET:HE1	1:57:A:VAL:HG21	31	0.1
(1,504)	1:32:A:MET:HE1	1:57:A:VAL:HG22	31	0.1
(1,504)	1:32:A:MET:HE1	1:57:A:VAL:HG23	31	0.1
(1,504)	1:32:A:MET:HE2	1:57:A:VAL:HG11	31	0.1
(1,504)	1:32:A:MET:HE2	1:57:A:VAL:HG12	31	0.1
(1,504)	1:32:A:MET:HE2	1:57:A:VAL:HG13	31	0.1
(1,504)	1:32:A:MET:HE2	1:57:A:VAL:HG21	31	0.1
(1,504)	1:32:A:MET:HE2	1:57:A:VAL:HG22	31	0.1
(1,504)	1:32:A:MET:HE2	1:57:A:VAL:HG23	31	0.1
(1,504)	1:32:A:MET:HE3	1:57:A:VAL:HG11	31	0.1
(1,504)	1:32:A:MET:HE3	1:57:A:VAL:HG12	31	0.1
(1,504)	1:32:A:MET:HE3	1:57:A:VAL:HG13	31	0.1
(1,504)	1:32:A:MET:HE3	1:57:A:VAL:HG21	31	0.1
(1,504)	1:32:A:MET:HE3	1:57:A:VAL:HG22	31	0.1
(1,504)	1:32:A:MET:HE3	1:57:A:VAL:HG23	31	0.1
(1,338)	1:8:A:VAL:HG11	1:34:A:VAL:HA	26	0.1
(1,338)	1:8:A:VAL:HG12	1:34:A:VAL:HA	26	0.1
(1,338)	1:8:A:VAL:HG13	1:34:A:VAL:HA	26	0.1
(1,338)	1:8:A:VAL:HG11	1:34:A:VAL:HA	32	0.1
(1,338)	1:8:A:VAL:HG12	1:34:A:VAL:HA	32	0.1
(1,338)	1:8:A:VAL:HG13	1:34:A:VAL:HA	32	0.1
(1,338)	1:8:A:VAL:HG11	1:34:A:VAL:HA	40	0.1
(1,338)	1:8:A:VAL:HG12	1:34:A:VAL:HA	40	0.1
(1,338)	1:8:A:VAL:HG13	1:34:A:VAL:HA	40	0.1
(1,246)	1:46:A:TRP:HE3	1:64:A:ILE:HG21	20	0.1
(1,246)	1:46:A:TRP:HE3	1:64:A:ILE:HG22	20	0.1
(1,246)	1:46:A:TRP:HE3	1:64:A:ILE:HG23	20	0.1
(1,246)	1:46:A:TRP:HE3	1:64:A:ILE:HG21	23	0.1
(1,246)	1:46:A:TRP:HE3	1:64:A:ILE:HG22	23	0.1
(1,246)	1:46:A:TRP:HE3	1:64:A:ILE:HG23	23	0.1

Continued on next page...

Continued from previous page...

Key	Atom-1	Atom-2	Model ID	Violation (Å)
(1,246)	1:46:A:TRP:HE3	1:64:A:ILE:HG21	31	0.1
(1,246)	1:46:A:TRP:HE3	1:64:A:ILE:HG22	31	0.1
(1,246)	1:46:A:TRP:HE3	1:64:A:ILE:HG23	31	0.1
(1,246)	1:46:A:TRP:HE3	1:64:A:ILE:HG21	36	0.1
(1,246)	1:46:A:TRP:HE3	1:64:A:ILE:HG22	36	0.1
(1,246)	1:46:A:TRP:HE3	1:64:A:ILE:HG23	36	0.1
(1,210)	1:32:A:MET:HE1	1:50:A:LEU:HG	1	0.1
(1,210)	1:32:A:MET:HE2	1:50:A:LEU:HG	1	0.1
(1,210)	1:32:A:MET:HE3	1:50:A:LEU:HG	1	0.1
(1,203)	1:31:A:ILE:HD11	1:65:A:LEU:H	12	0.1
(1,203)	1:31:A:ILE:HD12	1:65:A:LEU:H	12	0.1
(1,203)	1:31:A:ILE:HD13	1:65:A:LEU:H	12	0.1
(1,142)	1:68:A:MET:HE1	1:69:A:TYR:HD1	26	0.1
(1,142)	1:68:A:MET:HE1	1:69:A:TYR:HD2	26	0.1
(1,142)	1:68:A:MET:HE2	1:69:A:TYR:HD1	26	0.1
(1,142)	1:68:A:MET:HE2	1:69:A:TYR:HD2	26	0.1
(1,142)	1:68:A:MET:HE3	1:69:A:TYR:HD1	26	0.1
(1,142)	1:68:A:MET:HE3	1:69:A:TYR:HD2	26	0.1

10 Dihedral-angle violation analysis [i](#)

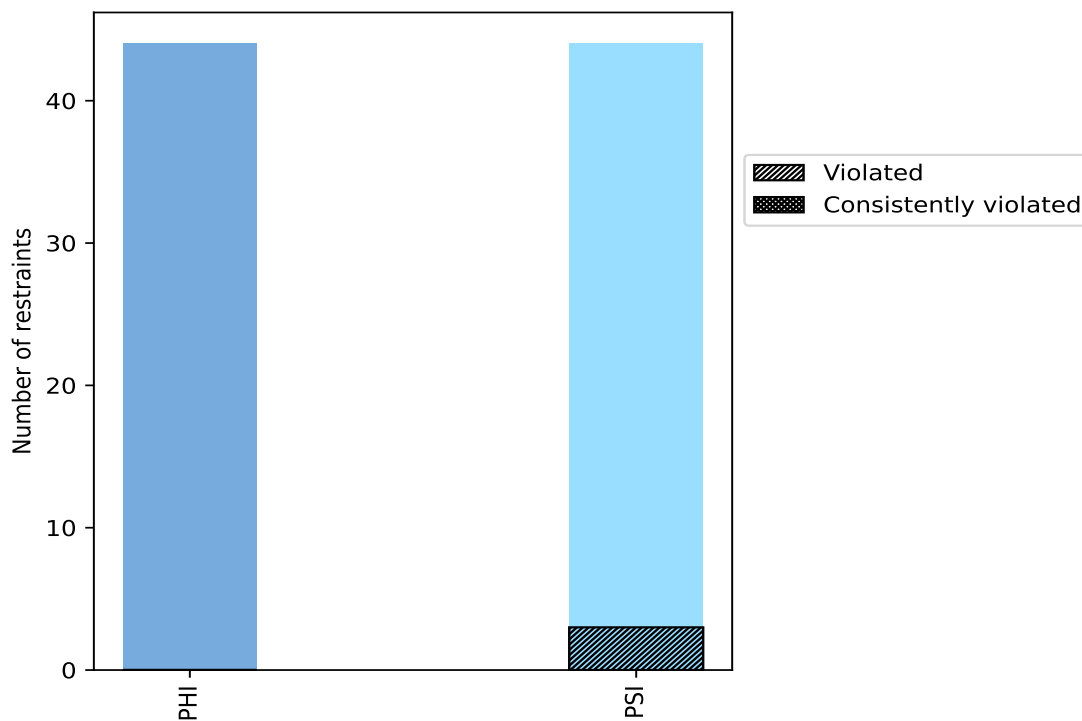
10.1 Summary of dihedral-angle violations [i](#)

The following table provides the summary of dihedral-angle violations in different dihedral-angle types. Violations less than 1° are not included in the calculation.

Angle type	Count	% ¹	Violated ³			Consistently Violated ⁴		
			Count	% ²	% ¹	Count	% ²	% ¹
PHI	44	50.0	0	0.0	0.0	0	0.0	0.0
PSI	44	50.0	3	6.8	3.4	0	0.0	0.0
Total	88	100.0	3	3.4	3.4	0	0.0	0.0

¹ percentage calculated with respect to total number of dihedral-angle restraints, ² percentage calculated with respect to number of restraints in a particular dihedral-angle type, ³ violated in at least one model, ⁴ violated in all the models

10.1.1 Bar chart : Distribution of dihedral-angles and violations [i](#)



Violated and consistently violated restraints are shown using different hatch patterns in their respective categories

10.2 Dihedral-angle violation statistics for each model [i](#)

The following table provides the dihedral-angle violation statistics for each model in the ensemble. Violations less than 1° are not included in the statistics.

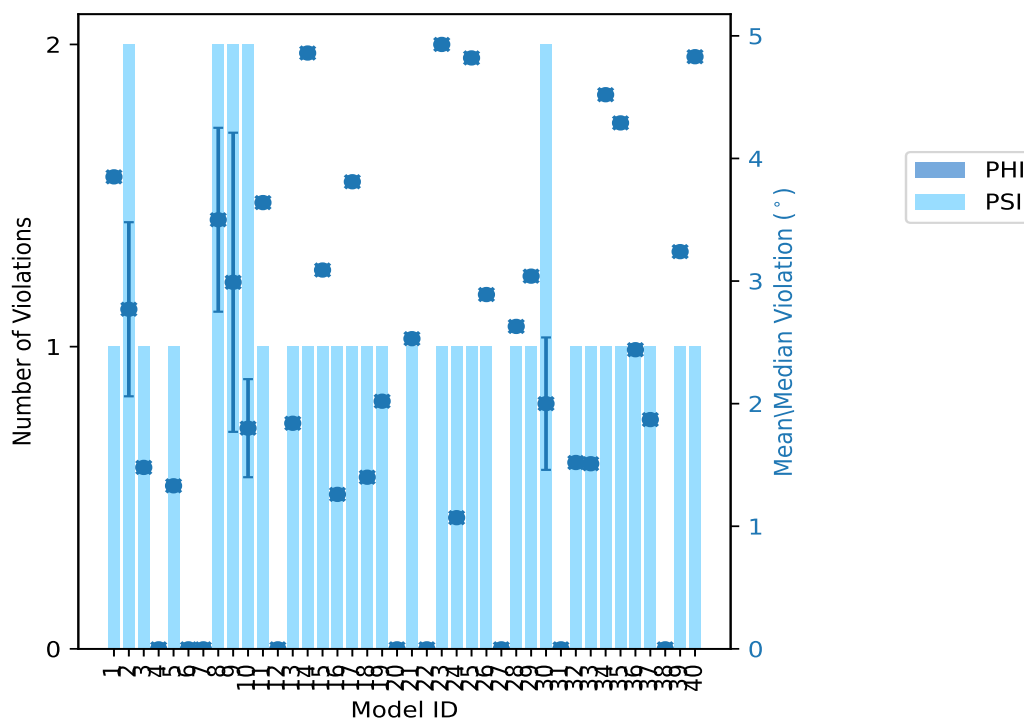
Model ID	Number of violations			Mean (°)	Max (°)	SD (°)	Median (°)
	PHI	PSI	Total				
1	0	1	1	3.85	3.85	0.0	3.85
2	0	2	2	2.77	3.48	0.71	2.77
3	0	1	1	1.48	1.48	0.0	1.48
4	0	0	0	0.0	0.0	0.0	0.0
5	0	1	1	1.33	1.33	0.0	1.33
6	0	0	0	0.0	0.0	0.0	0.0
7	0	0	0	0.0	0.0	0.0	0.0
8	0	2	2	3.5	4.25	0.75	3.5
9	0	2	2	2.99	4.21	1.22	2.99
10	0	2	2	1.8	2.19	0.4	1.8
11	0	1	1	3.64	3.64	0.0	3.64
12	0	0	0	0.0	0.0	0.0	0.0
13	0	1	1	1.84	1.84	0.0	1.84
14	0	1	1	4.86	4.86	0.0	4.86
15	0	1	1	3.09	3.09	0.0	3.09
16	0	1	1	1.26	1.26	0.0	1.26
17	0	1	1	3.81	3.81	0.0	3.81
18	0	1	1	1.4	1.4	0.0	1.4
19	0	1	1	2.02	2.02	0.0	2.02
20	0	0	0	0.0	0.0	0.0	0.0
21	0	1	1	2.53	2.53	0.0	2.53
22	0	0	0	0.0	0.0	0.0	0.0
23	0	1	1	4.93	4.93	0.0	4.93
24	0	1	1	1.07	1.07	0.0	1.07
25	0	1	1	4.82	4.82	0.0	4.82
26	0	1	1	2.89	2.89	0.0	2.89
27	0	0	0	0.0	0.0	0.0	0.0
28	0	1	1	2.63	2.63	0.0	2.63
29	0	1	1	3.04	3.04	0.0	3.04
30	0	2	2	2.0	2.54	0.54	2.0
31	0	0	0	0.0	0.0	0.0	0.0
32	0	1	1	1.52	1.52	0.0	1.52
33	0	1	1	1.51	1.51	0.0	1.51
34	0	1	1	4.52	4.52	0.0	4.52
35	0	1	1	4.29	4.29	0.0	4.29
36	0	1	1	2.44	2.44	0.0	2.44
37	0	1	1	1.87	1.87	0.0	1.87
38	0	0	0	0.0	0.0	0.0	0.0

Continued on next page...

Continued from previous page...

Model ID	Number of violations			Mean (°)	Max (°)	SD (°)	Median (°)
	PHI	PSI	Total				
39	0	1	1	3.24	3.24	0.0	3.24
40	0	1	1	4.83	4.83	0.0	4.83

10.2.1 Bar graph : Dihedral violation statistics for each model [i](#)



The mean(dot),median(x) and the standard deviation are shown in blue with respect to the y axis on the right

10.3 Dihedral-angle violation statistics for the ensemble [i](#)

Violation analysis may find that some restraints are violated in very few models and some are violated in most of models. The following table provides this information as number of violated restraints for a given fraction of ensemble.

Number of violated restraints			Fraction of the ensemble	
PHI	PSI	Total	Count ¹	%
0	1	1	1	2.5
0	0	0	2	5.0
0	0	0	3	7.5
0	1	1	4	10.0

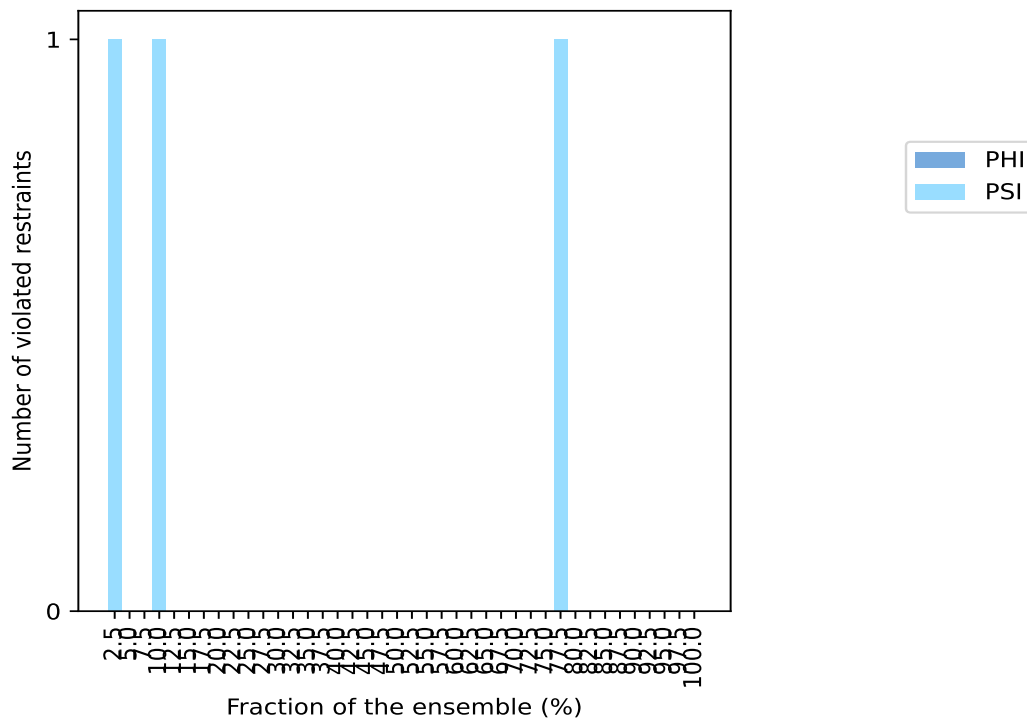
Continued on next page...

Continued from previous page...

Number of violated restraints			Fraction of the ensemble	
PHI	PSI	Total	Count ¹	%
0	0	0	5	12.5
0	0	0	6	15.0
0	0	0	7	17.5
0	0	0	8	20.0
0	0	0	9	22.5
0	0	0	10	25.0
0	0	0	11	27.5
0	0	0	12	30.0
0	0	0	13	32.5
0	0	0	14	35.0
0	0	0	15	37.5
0	0	0	16	40.0
0	0	0	17	42.5
0	0	0	18	45.0
0	0	0	19	47.5
0	0	0	20	50.0
0	0	0	21	52.5
0	0	0	22	55.0
0	0	0	23	57.5
0	0	0	24	60.0
0	0	0	25	62.5
0	0	0	26	65.0
0	0	0	27	67.5
0	0	0	28	70.0
0	0	0	29	72.5
0	0	0	30	75.0
0	1	1	31	77.5
0	0	0	32	80.0
0	0	0	33	82.5
0	0	0	34	85.0
0	0	0	35	87.5
0	0	0	36	90.0
0	0	0	37	92.5
0	0	0	38	95.0
0	0	0	39	97.5
0	0	0	40	100.0

¹ Number of models with violations

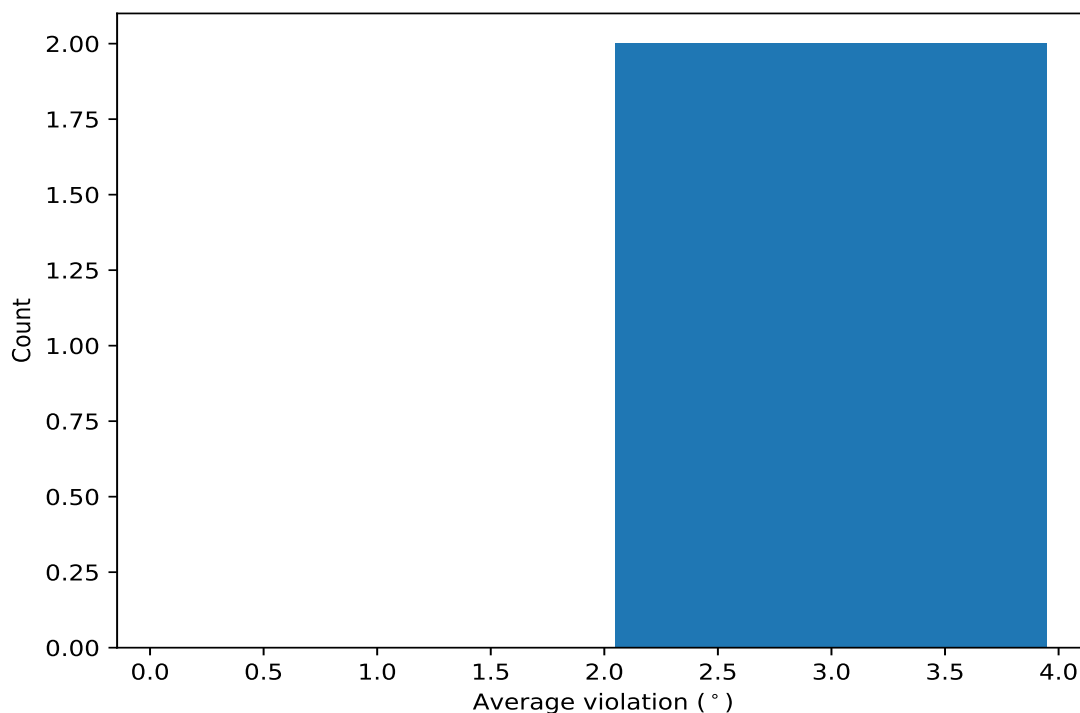
10.3.1 Bar graph : Dihedral-angle Violation statistics for the ensemble [i](#)



10.4 Most violated dihedral-angle restraints in the ensemble [i](#)

10.4.1 Histogram : Distribution of mean dihedral-angle violations [i](#)

The following histogram shows the distribution of the average value of the violation. The average is calculated for each restraint that is violated in more than one model over all the violated models in the ensemble



10.4.2 Table: Most violated dihedral-angle restraints [i](#)

The following table provides the mean and the standard deviation of the violation for each restraint sorted by number of violated models and the mean value. The Key (restraint list ID, restraint ID) is the unique identifier for a given restraint.

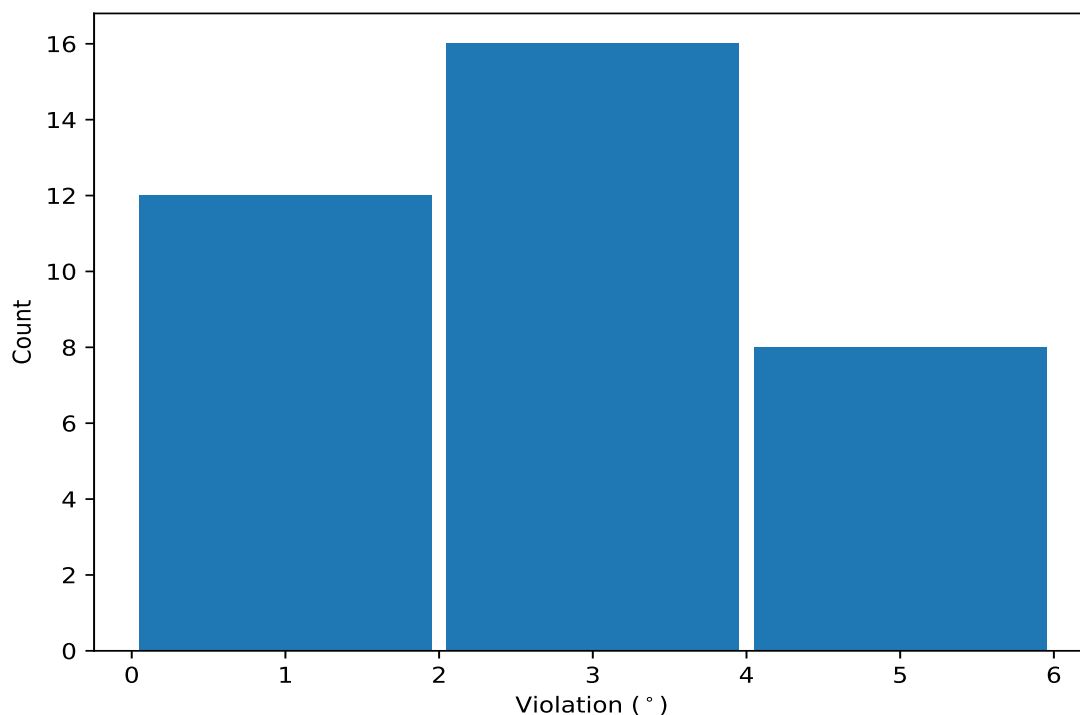
Key	Atom-1	Atom-2	Atom-3	Atom-4	Models ¹	Mean	SD ²	Median
(1,64)	1:51:A:HIS:N	1:51:A:HIS:CA	1:51:A:HIS:C	1:52:A:GLY:N	31	2.9	1.23	2.63
(1,52)	1:45:A:TRP:N	1:45:A:TRP:CA	1:45:A:TRP:C	1:46:A:TRP:N	4	2.35	0.82	2.26

¹ Number of violated models, ²Standard deviation, All angle values are in degree (°)

10.5 All violated dihedral-angle restraints [i](#)

10.5.1 Histogram : Distribution of violations [i](#)

The following histogram shows the distribution of the absolute value of the violation for all violated restraints in the ensemble.



10.5.2 Table: All violated dihedral-angle restraints [i](#)

The following table lists the absolute value of the violation for each restraint in the ensemble sorted by its value. The Key (restraint list ID, restraint ID) is the unique identifier for a given restraint.

Key	Atom-1	Atom-2	Atom-3	Atom-4	Model ID	Violation (°)
(1,64)	1:51:A:HIS:N	1:51:A:HIS:CA	1:51:A:HIS:C	1:52:A:GLY:N	23	4.93
(1,64)	1:51:A:HIS:N	1:51:A:HIS:CA	1:51:A:HIS:C	1:52:A:GLY:N	14	4.86
(1,64)	1:51:A:HIS:N	1:51:A:HIS:CA	1:51:A:HIS:C	1:52:A:GLY:N	40	4.83
(1,64)	1:51:A:HIS:N	1:51:A:HIS:CA	1:51:A:HIS:C	1:52:A:GLY:N	25	4.82
(1,64)	1:51:A:HIS:N	1:51:A:HIS:CA	1:51:A:HIS:C	1:52:A:GLY:N	34	4.52
(1,64)	1:51:A:HIS:N	1:51:A:HIS:CA	1:51:A:HIS:C	1:52:A:GLY:N	35	4.29
(1,64)	1:51:A:HIS:N	1:51:A:HIS:CA	1:51:A:HIS:C	1:52:A:GLY:N	8	4.25
(1,64)	1:51:A:HIS:N	1:51:A:HIS:CA	1:51:A:HIS:C	1:52:A:GLY:N	9	4.21
(1,64)	1:51:A:HIS:N	1:51:A:HIS:CA	1:51:A:HIS:C	1:52:A:GLY:N	1	3.85
(1,64)	1:51:A:HIS:N	1:51:A:HIS:CA	1:51:A:HIS:C	1:52:A:GLY:N	17	3.81
(1,64)	1:51:A:HIS:N	1:51:A:HIS:CA	1:51:A:HIS:C	1:52:A:GLY:N	11	3.64
(1,52)	1:45:A:TRP:N	1:45:A:TRP:CA	1:45:A:TRP:C	1:46:A:TRP:N	2	3.48
(1,64)	1:51:A:HIS:N	1:51:A:HIS:CA	1:51:A:HIS:C	1:52:A:GLY:N	39	3.24
(1,64)	1:51:A:HIS:N	1:51:A:HIS:CA	1:51:A:HIS:C	1:52:A:GLY:N	15	3.09
(1,64)	1:51:A:HIS:N	1:51:A:HIS:CA	1:51:A:HIS:C	1:52:A:GLY:N	29	3.04
(1,64)	1:51:A:HIS:N	1:51:A:HIS:CA	1:51:A:HIS:C	1:52:A:GLY:N	26	2.89
(1,52)	1:45:A:TRP:N	1:45:A:TRP:CA	1:45:A:TRP:C	1:46:A:TRP:N	8	2.74
(1,64)	1:51:A:HIS:N	1:51:A:HIS:CA	1:51:A:HIS:C	1:52:A:GLY:N	28	2.63
(1,64)	1:51:A:HIS:N	1:51:A:HIS:CA	1:51:A:HIS:C	1:52:A:GLY:N	30	2.54
(1,64)	1:51:A:HIS:N	1:51:A:HIS:CA	1:51:A:HIS:C	1:52:A:GLY:N	21	2.53
(1,64)	1:51:A:HIS:N	1:51:A:HIS:CA	1:51:A:HIS:C	1:52:A:GLY:N	36	2.44

Continued on next page...

Continued from previous page...

Key	Atom-1	Atom-2	Atom-3	Atom-4	Model ID	Violation (°)
(1,64)	1:51:A:HIS:N	1:51:A:HIS:CA	1:51:A:HIS:C	1:52:A:GLY:N	10	2.19
(1,64)	1:51:A:HIS:N	1:51:A:HIS:CA	1:51:A:HIS:C	1:52:A:GLY:N	2	2.06
(1,64)	1:51:A:HIS:N	1:51:A:HIS:CA	1:51:A:HIS:C	1:52:A:GLY:N	19	2.02
(1,64)	1:51:A:HIS:N	1:51:A:HIS:CA	1:51:A:HIS:C	1:52:A:GLY:N	37	1.87
(1,64)	1:51:A:HIS:N	1:51:A:HIS:CA	1:51:A:HIS:C	1:52:A:GLY:N	13	1.84
(1,52)	1:45:A:TRP:N	1:45:A:TRP:CA	1:45:A:TRP:C	1:46:A:TRP:N	9	1.77
(1,64)	1:51:A:HIS:N	1:51:A:HIS:CA	1:51:A:HIS:C	1:52:A:GLY:N	32	1.52
(1,64)	1:51:A:HIS:N	1:51:A:HIS:CA	1:51:A:HIS:C	1:52:A:GLY:N	33	1.51
(1,64)	1:51:A:HIS:N	1:51:A:HIS:CA	1:51:A:HIS:C	1:52:A:GLY:N	3	1.48
(1,80)	1:63:A:LYS:N	1:63:A:LYS:CA	1:63:A:LYS:C	1:64:A:ILE:N	30	1.46
(1,64)	1:51:A:HIS:N	1:51:A:HIS:CA	1:51:A:HIS:C	1:52:A:GLY:N	18	1.4
(1,52)	1:45:A:TRP:N	1:45:A:TRP:CA	1:45:A:TRP:C	1:46:A:TRP:N	10	1.4
(1,64)	1:51:A:HIS:N	1:51:A:HIS:CA	1:51:A:HIS:C	1:52:A:GLY:N	5	1.33
(1,64)	1:51:A:HIS:N	1:51:A:HIS:CA	1:51:A:HIS:C	1:52:A:GLY:N	16	1.26
(1,64)	1:51:A:HIS:N	1:51:A:HIS:CA	1:51:A:HIS:C	1:52:A:GLY:N	24	1.07