



Full wwPDB NMR Structure Validation Report ⓘ

Dec 25, 2024 – 04:29 AM EST

PDB ID : 5NKO
BMRB ID : 34120
Title : Solution structure of the C-terminal domain of *S. aureus* Hibernating Promoting Factor (CTD-SaHPF)
Authors : Usachev, K.S.; Khusainov, I.S.; Ayupov, R.K.; Validov, S.Z.; Kieffer, B.; Yusupov, M.M.
Deposited on : 2017-03-31

This is a Full wwPDB NMR Structure Validation Report for a publicly released PDB entry.

We welcome your comments at validation@mail.wwpdb.org

A user guide is available at

<https://www.wwpdb.org/validation/2017/NMRValidationReportHelp>

with specific help available everywhere you see the ⓘ symbol.

The types of validation reports are described at

<http://www.wwpdb.org/validation/2017/FAQs#types>.

The following versions of software and data (see [references ⓘ](#)) were used in the production of this report:

MolProbity : 4.02b-467
Percentile statistics : 20231227.v01 (using entries in the PDB archive December 27th 2023)
wwPDB-RCI : v_1n_11_5_13_A (Berjanski et al., 2005)
PANAV : Wang et al. (2010)
wwPDB-ShiftChecker : v1.2
BMRB Restraints Analysis : v1.2
Ideal geometry (proteins) : Engh & Huber (2001)
Ideal geometry (DNA, RNA) : Parkinson et al. (1996)
Validation Pipeline (wwPDB-VP) : 2.40

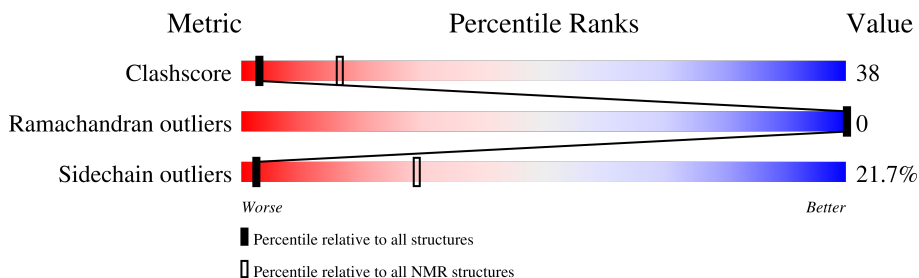
1 Overall quality at a glance

The following experimental techniques were used to determine the structure:

SOLUTION NMR

The overall completeness of chemical shifts assignment is 80%.

Percentile scores (ranging between 0-100) for global validation metrics of the entry are shown in the following graphic. The table shows the number of entries on which the scores are based.



Metric	Whole archive (#Entries)	NMR archive (#Entries)
Clashscore	210492	14027
Ramachandran outliers	207382	12486
Sidechain outliers	206894	12463

The table below summarises the geometric issues observed across the polymeric chains and their fit to the experimental data. The red, orange, yellow and green segments indicate the fraction of residues that contain outliers for ≥ 3 , 2, 1 and 0 types of geometric quality criteria. A cyan segment indicates the fraction of residues that are not part of the well-defined cores, and a grey segment represents the fraction of residues that are not modelled. The numeric value for each fraction is indicated below the corresponding segment, with a dot representing fractions $\leq 5\%$.

Mol	Chain	Length	Quality of chain
1	A	61	
1	B	61	

2 Ensemble composition and analysis

This entry contains 10 models. Model 4 is the overall representative, medoid model (most similar to other models). The authors have identified model 1 as representative, based on the following criterion: *lowest energy*.

The following residues are included in the computation of the global validation metrics.

Well-defined (core) protein residues			
Well-defined core	Residue range (total)	Backbone RMSD (Å)	Medoid model
1	A:130-A:190, B:130-B:188 (120)	1.01	4

Ill-defined regions of proteins are excluded from the global statistics.

Ligands and non-protein polymers are included in the analysis.

The models can be grouped into 2 clusters and 5 single-model clusters were found.

Cluster number	Models
1	1, 3, 4
2	8, 9
Single-model clusters	2; 5; 6; 7; 10

3 Entry composition

There is only 1 type of molecule in this entry. The entry contains 1988 atoms, of which 990 are hydrogens and 0 are deuteriums.

- Molecule 1 is a protein called Ribosome hibernation promotion factor.

Mol	Chain	Residues	Atoms						Trace
			Total	C	H	N	O	S	
1	A	61	994	314	495	83	99	3	0
1	B	61	994	314	495	83	99	3	0

There are 2 discrepancies between the modelled and reference sequences:

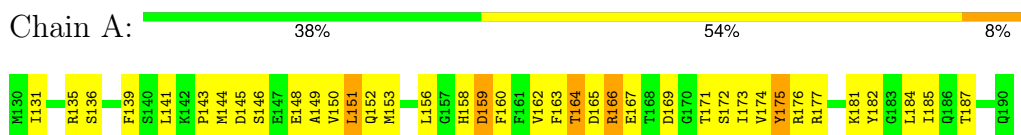
Chain	Residue	Modelled	Actual	Comment	Reference
A	130	MET	-	initiating methionine	UNP Q2G055
B	130	MET	-	initiating methionine	UNP Q2G055

4 Residue-property plots [i](#)

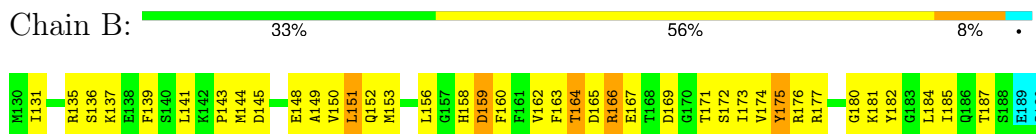
4.1 Average score per residue in the NMR ensemble

These plots are provided for all protein, RNA, DNA and oligosaccharide chains in the entry. The first graphic is the same as shown in the summary in section 1 of this report. The second graphic shows the sequence where residues are colour-coded according to the number of geometric quality criteria for which they contain at least one outlier: green = 0, yellow = 1, orange = 2 and red = 3 or more. Stretches of 2 or more consecutive residues without any outliers are shown as green connectors. Residues which are classified as ill-defined in the NMR ensemble, are shown in cyan with an underline colour-coded according to the previous scheme. Residues which were present in the experimental sample, but not modelled in the final structure are shown in grey.

- Molecule 1: Ribosome hibernation promotion factor



- Molecule 1: Ribosome hibernation promotion factor

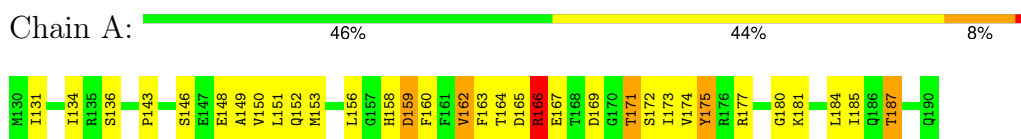


4.2 Scores per residue for each member of the ensemble

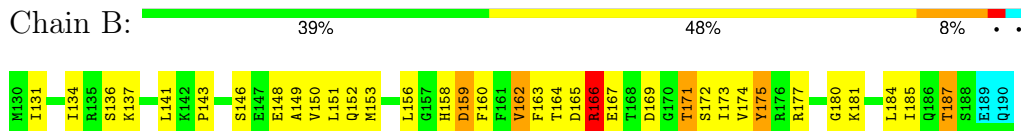
Colouring as in section 4.1 above.

4.2.1 Score per residue for model 1

- Molecule 1: Ribosome hibernation promotion factor

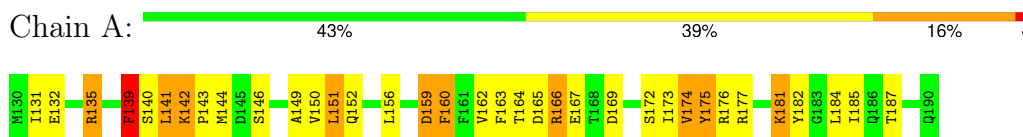


- Molecule 1: Ribosome hibernation promotion factor

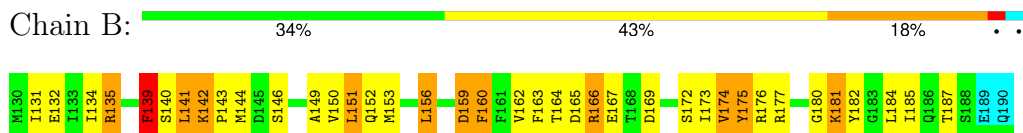


4.2.2 Score per residue for model 2

- Molecule 1: Ribosome hibernation promotion factor




- Molecule 1: Ribosome hibernation promotion factor

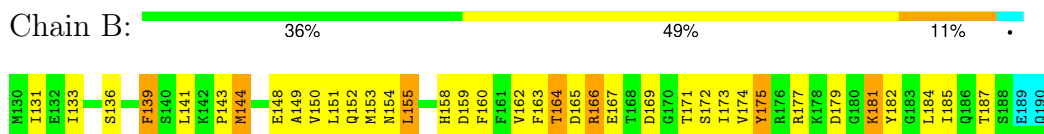


4.2.3 Score per residue for model 3

- Molecule 1: Ribosome hibernation promotion factor

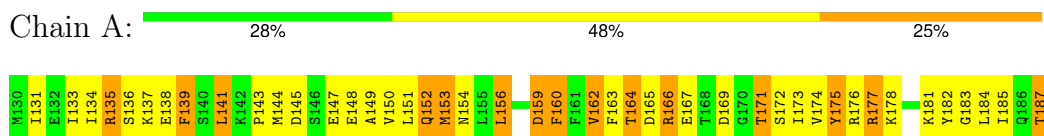


- Molecule 1: Ribosome hibernation promotion factor

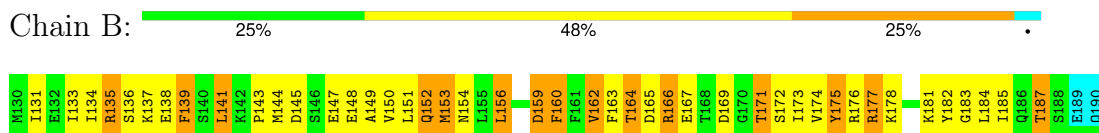


4.2.4 Score per residue for model 4 (medoid)

- Molecule 1: Ribosome hibernation promotion factor

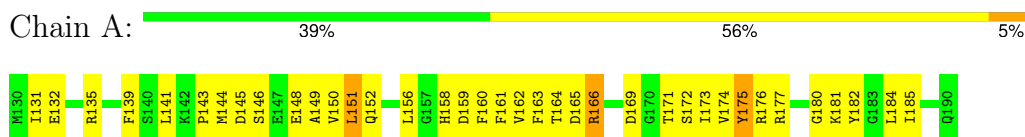


- Molecule 1: Ribosome hibernation promotion factor




4.2.5 Score per residue for model 5

- Molecule 1: Ribosome hibernation promotion factor

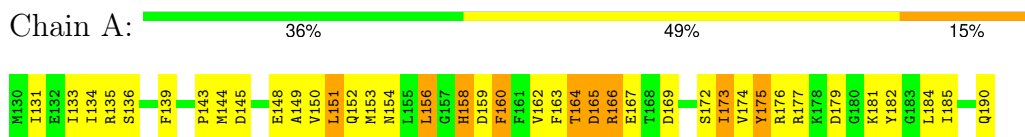


- Molecule 1: Ribosome hibernation promotion factor

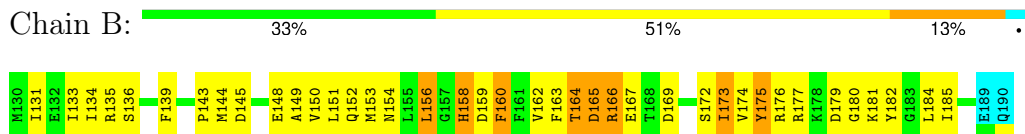


4.2.6 Score per residue for model 6

- Molecule 1: Ribosome hibernation promotion factor

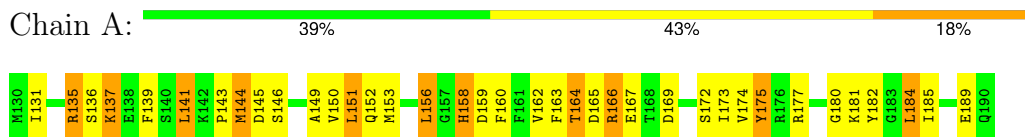


- Molecule 1: Ribosome hibernation promotion factor

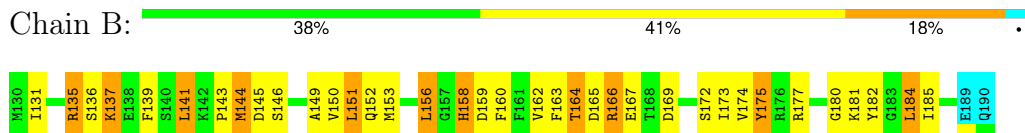


4.2.7 Score per residue for model 7

- Molecule 1: Ribosome hibernation promotion factor

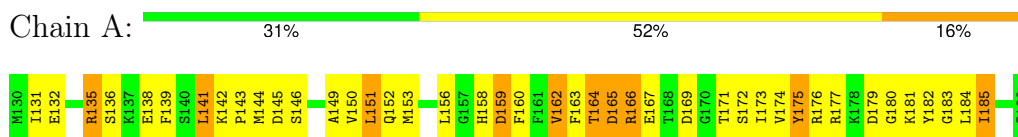


- Molecule 1: Ribosome hibernation promotion factor

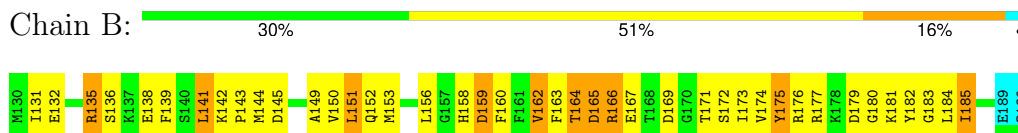


4.2.8 Score per residue for model 8

- Molecule 1: Ribosome hibernation promotion factor

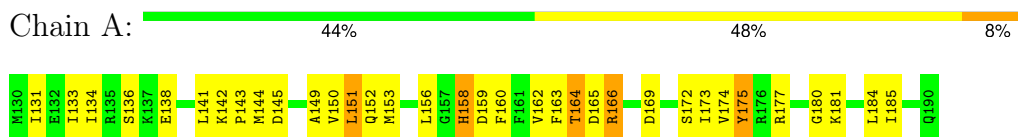


- Molecule 1: Ribosome hibernation promotion factor

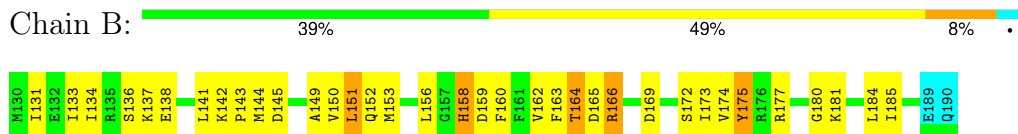


4.2.9 Score per residue for model 9

- Molecule 1: Ribosome hibernation promotion factor

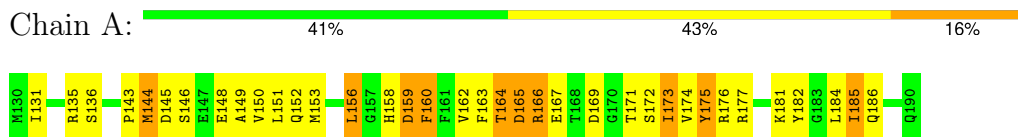


- Molecule 1: Ribosome hibernation promotion factor

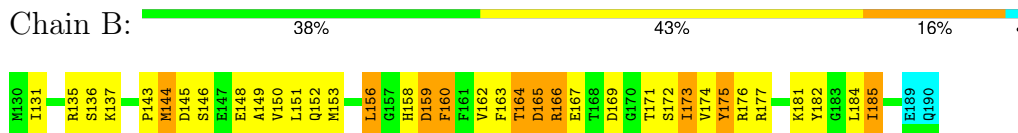


4.2.10 Score per residue for model 10

- Molecule 1: Ribosome hibernation promotion factor



- Molecule 1: Ribosome hibernation promotion factor



5 Refinement protocol and experimental data overview

The models were refined using the following method: *simulated annealing*.

Of the 500 calculated structures, 10 were deposited, based on the following criterion: *structures with the lowest energy*.

The following table shows the software used for structure solution, optimisation and refinement.

Software name	Classification	Version
CNS	structure calculation	
CNS	refinement	

The following table shows chemical shift validation statistics as aggregates over all chemical shift files. Detailed validation can be found in section 7 of this report.

Chemical shift file(s)	working_cs.cif
Number of chemical shift lists	1
Total number of shifts	1388
Number of shifts mapped to atoms	1388
Number of unparsed shifts	0
Number of shifts with mapping errors	0
Number of shifts with mapping warnings	0
Assignment completeness (well-defined parts)	80%

6 Model quality i

6.1 Standard geometry i

The Z score for a bond length (or angle) is the number of standard deviations the observed value is removed from the expected value. A bond length (or angle) with $|Z| > 5$ is considered an outlier worth inspection. RMSZ is the (average) root-mean-square of all Z scores of the bond lengths (or angles).

Mol	Chain	Bond lengths		Bond angles	
		RMSZ	#Z>5	RMSZ	#Z>5
1	A	0.58±0.04	0±0/506 (0.0± 0.0%)	0.71±0.05	0±0/675 (0.0± 0.0%)
1	B	0.59±0.04	0±0/488 (0.0± 0.0%)	0.72±0.05	0±0/654 (0.0± 0.0%)
All	All	0.59	0/9940 (0.0%)	0.72	2/13290 (0.0%)

Chiral center outliers are detected by calculating the chiral volume of a chiral center and verifying if the center is modelled as a planar moiety or with the opposite hand. A planarity outlier is detected by checking planarity of atoms in a peptide group, atoms in a mainchain group or atoms of a sidechain that are expected to be planar.

Mol	Chain	Chirality	Planarity
1	A	0.0±0.0	0.4±0.9
1	B	0.0±0.0	0.4±0.9
All	All	0	8

There are no bond-length outliers.

All unique angle outliers are listed below. They are sorted according to the Z-score of the worst occurrence in the ensemble.

Mol	Chain	Res	Type	Atoms	Z	Observed(°)	Ideal(°)	Models	
								Worst	Total
1	A	140	SER	CA-C-N	-5.54	105.00	117.20	2	1
1	B	140	SER	CA-C-N	-5.48	105.14	117.20	2	1

There are no chirality outliers.

All unique planar outliers are listed below. They are sorted by the frequency of occurrence in the ensemble.

Mol	Chain	Res	Type	Group	Models (Total)
1	A	166	ARG	Sidechain	1
1	B	166	ARG	Sidechain	1
1	A	139	PHE	Peptide	1
1	A	141	LEU	Peptide	1

Continued on next page...

Continued from previous page...

Mol	Chain	Res	Type	Group	Models (Total)
1	A	142	LYS	Peptide	1
1	B	139	PHE	Peptide	1
1	B	141	LEU	Peptide	1
1	B	142	LYS	Peptide	1

6.2 Too-close contacts [i](#)

In the following table, the Non-H and H(model) columns list the number of non-hydrogen atoms and hydrogen atoms in each chain respectively. The H(added) column lists the number of hydrogen atoms added and optimized by MolProbity. The Clashes column lists the number of clashes averaged over the ensemble.

Mol	Chain	Non-H	H(model)	H(added)	Clashes
1	A	499	495	491	44±9
1	B	480	481	477	44±8
All	All	9790	9760	9680	747

The all-atom clashscore is defined as the number of clashes found per 1000 atoms (including hydrogen atoms). The all-atom clashscore for this structure is 38.

All unique clashes are listed below, sorted by their clash magnitude.

Atom-1	Atom-2	Clash(Å)	Distance(Å)	Models	
				Worst	Total
1:A:173:ILE:HD12	1:B:173:ILE:HD12	1.10	1.24	1	5
1:A:141:LEU:HD13	1:A:162:VAL:HG22	0.97	1.37	7	1
1:B:141:LEU:HD13	1:B:162:VAL:HG22	0.92	1.37	7	1
1:A:171:THR:HG21	1:B:171:THR:HG21	0.88	1.45	4	1
1:B:151:LEU:HD13	1:B:152:GLN:N	0.84	1.87	8	4
1:A:150:VAL:HB	1:A:174:VAL:HG21	0.84	1.49	8	4
1:A:151:LEU:HD13	1:A:152:GLN:N	0.84	1.87	8	4
1:B:150:VAL:HB	1:B:174:VAL:HG21	0.83	1.49	8	4
1:A:173:ILE:HD13	1:B:173:ILE:HD13	0.82	1.50	10	5
1:B:165:ASP:O	1:B:169:ASP:HA	0.81	1.75	2	8
1:A:165:ASP:O	1:A:169:ASP:HA	0.79	1.77	2	8
1:B:173:ILE:HB	1:B:185:ILE:CG1	0.78	2.07	2	4
1:A:173:ILE:HB	1:A:185:ILE:CG1	0.78	2.08	2	4
1:A:162:VAL:HG23	1:A:173:ILE:HD11	0.76	1.57	7	6
1:B:162:VAL:HG23	1:B:173:ILE:HD11	0.74	1.56	7	5
1:A:151:LEU:C	1:A:151:LEU:HD23	0.73	2.03	6	5
1:B:151:LEU:HD23	1:B:151:LEU:C	0.73	2.03	6	5
1:A:173:ILE:H	1:A:185:ILE:HG13	0.70	1.45	4	7

Continued on next page...

Continued from previous page...

Atom-1	Atom-2	Clash(Å)	Distance(Å)	Models	
				Worst	Total
1:A:173:ILE:HD12	1:B:173:ILE:CD1	0.70	2.16	5	5
1:A:173:ILE:CD1	1:B:173:ILE:HD12	0.69	2.18	5	5
1:B:173:ILE:H	1:B:185:ILE:HG13	0.68	1.47	4	7
1:A:184:LEU:HD22	1:A:185:ILE:N	0.68	2.03	8	2
1:B:184:LEU:HD22	1:B:185:ILE:N	0.68	2.03	8	2
1:B:156:LEU:HD12	1:B:156:LEU:N	0.67	2.05	8	2
1:B:143:PRO:HB3	1:B:164:THR:OG1	0.66	1.91	6	6
1:A:132:GLU:O	1:B:181:LYS:HD2	0.65	1.91	2	1
1:B:166:ARG:HD2	1:B:167:GLU:N	0.65	2.05	6	7
1:A:156:LEU:HD12	1:A:156:LEU:N	0.65	2.05	8	2
1:A:166:ARG:HD2	1:A:167:GLU:N	0.65	2.05	6	7
1:B:144:MET:SD	1:B:163:PHE:HB2	0.65	2.31	7	2
1:A:152:GLN:HA	1:A:155:LEU:HD12	0.65	1.68	3	1
1:B:152:GLN:HA	1:B:155:LEU:HD12	0.65	1.69	3	1
1:A:181:LYS:HD2	1:B:132:GLU:O	0.63	1.94	2	1
1:A:144:MET:SD	1:A:163:PHE:HB2	0.63	2.33	7	2
1:A:143:PRO:HB3	1:A:164:THR:OG1	0.63	1.94	6	6
1:A:144:MET:O	1:A:163:PHE:CD2	0.62	2.53	6	6
1:B:144:MET:O	1:B:163:PHE:CD2	0.62	2.52	6	6
1:A:173:ILE:HD13	1:B:173:ILE:CD1	0.62	2.25	6	5
1:A:149:ALA:CB	1:A:163:PHE:CD1	0.61	2.84	8	8
1:B:149:ALA:CB	1:B:163:PHE:CD1	0.60	2.85	6	8
1:A:151:LEU:HD22	1:A:151:LEU:C	0.60	2.16	8	5
1:B:151:LEU:C	1:B:151:LEU:HD22	0.60	2.16	8	5
1:B:156:LEU:HD12	1:B:156:LEU:H	0.59	1.56	8	2
1:A:156:LEU:HD12	1:A:156:LEU:H	0.59	1.56	8	2
1:A:162:VAL:HG22	1:A:173:ILE:HD11	0.59	1.74	2	2
1:A:135:ARG:N	1:A:135:ARG:HD3	0.58	2.12	2	7
1:B:173:ILE:HB	1:B:185:ILE:HG12	0.58	1.75	2	9
1:A:173:ILE:HB	1:A:185:ILE:HG12	0.58	1.76	2	10
1:A:173:ILE:O	1:A:184:LEU:HA	0.57	2.00	2	2
1:A:162:VAL:HG22	1:A:173:ILE:CD1	0.57	2.29	2	2
1:B:155:LEU:HD22	1:B:155:LEU:C	0.57	2.20	3	1
1:A:172:SER:HA	1:A:185:ILE:O	0.57	2.00	3	8
1:A:143:PRO:HB2	1:A:166:ARG:CA	0.57	2.30	2	3
1:B:135:ARG:N	1:B:135:ARG:HD3	0.57	2.13	2	7
1:B:162:VAL:HG22	1:B:173:ILE:CD1	0.57	2.30	2	2
1:B:173:ILE:O	1:B:184:LEU:HA	0.57	2.00	2	2
1:A:173:ILE:CD1	1:B:173:ILE:CD1	0.57	2.83	6	5
1:B:172:SER:HA	1:B:185:ILE:O	0.57	2.00	3	8
1:B:141:LEU:HD22	1:B:141:LEU:N	0.57	2.15	8	1

Continued on next page...

Continued from previous page...

Atom-1	Atom-2	Clash(Å)	Distance(Å)	Models	
				Worst	Total
1:B:162:VAL:HG23	1:B:173:ILE:CG1	0.56	2.30	4	2
1:A:177:ARG:HB2	1:A:181:LYS:O	0.56	1.99	2	2
1:A:151:LEU:C	1:A:151:LEU:CD2	0.56	2.73	6	4
1:B:141:LEU:CD1	1:B:162:VAL:HG22	0.56	2.24	7	1
1:A:138:GLU:HA	1:A:141:LEU:CD2	0.56	2.29	9	1
1:B:173:ILE:H	1:B:185:ILE:CG1	0.56	2.13	8	5
1:A:175:TYR:CG	1:A:176:ARG:N	0.56	2.74	4	5
1:B:177:ARG:HB2	1:B:181:LYS:O	0.56	1.99	2	3
1:A:141:LEU:HD22	1:A:141:LEU:N	0.56	2.15	8	1
1:A:134:ILE:O	1:B:184:LEU:HB3	0.56	2.00	9	4
1:B:151:LEU:C	1:B:151:LEU:CD2	0.56	2.73	6	3
1:A:173:ILE:H	1:A:185:ILE:CG1	0.56	2.13	8	5
1:B:162:VAL:HG22	1:B:173:ILE:HD11	0.56	1.76	2	2
1:B:175:TYR:CG	1:B:176:ARG:N	0.56	2.74	4	5
1:A:155:LEU:HD22	1:A:155:LEU:C	0.56	2.20	3	1
1:A:184:LEU:HD23	1:A:185:ILE:N	0.56	2.16	2	1
1:A:162:VAL:HG23	1:A:173:ILE:CG1	0.55	2.31	4	2
1:B:143:PRO:HB2	1:B:166:ARG:CA	0.55	2.30	2	3
1:A:173:ILE:CD1	1:B:173:ILE:HD13	0.55	2.30	6	5
1:A:151:LEU:HD22	1:A:151:LEU:O	0.55	2.01	8	3
1:B:151:LEU:HD22	1:B:151:LEU:O	0.55	2.00	8	3
1:A:145:ASP:HA	1:A:166:ARG:NH2	0.55	2.17	7	6
1:B:149:ALA:CB	1:B:163:PHE:CD2	0.55	2.90	3	2
1:A:141:LEU:CD1	1:A:162:VAL:HG22	0.55	2.25	7	1
1:A:149:ALA:CB	1:A:163:PHE:CD2	0.55	2.90	5	2
1:A:181:LYS:O	1:A:182:TYR:CD2	0.54	2.60	10	1
1:A:160:PHE:CD1	1:B:160:PHE:CD1	0.54	2.96	6	4
1:B:184:LEU:HD23	1:B:185:ILE:N	0.54	2.17	2	1
1:B:145:ASP:HA	1:B:166:ARG:NH2	0.54	2.17	7	6
1:A:172:SER:HB3	1:A:184:LEU:HD21	0.54	1.80	7	1
1:B:181:LYS:O	1:B:182:TYR:CD2	0.54	2.60	10	2
1:A:177:ARG:HB2	1:A:181:LYS:C	0.54	2.23	1	3
1:A:184:LEU:HB3	1:B:134:ILE:O	0.54	2.02	1	4
1:B:172:SER:HB3	1:B:184:LEU:HD21	0.54	1.79	7	1
1:A:160:PHE:CD2	1:B:160:PHE:CD2	0.54	2.96	8	4
1:A:141:LEU:HD22	1:A:162:VAL:HG13	0.54	1.78	5	1
1:B:143:PRO:HB2	1:B:166:ARG:HA	0.54	1.79	6	4
1:B:141:LEU:HD22	1:B:162:VAL:HG13	0.54	1.78	5	1
1:A:173:ILE:H	1:A:185:ILE:HG12	0.53	1.63	7	1
1:B:138:GLU:HA	1:B:141:LEU:CD2	0.53	2.33	9	1
1:B:165:ASP:OD1	1:B:167:GLU:HB2	0.53	2.03	2	1

Continued on next page...

Continued from previous page...

Atom-1	Atom-2	Clash(Å)	Distance(Å)	Models	
				Worst	Total
1:A:160:PHE:CE1	1:B:175:TYR:HB2	0.53	2.39	9	2
1:A:143:PRO:HB2	1:A:166:ARG:HA	0.53	1.80	6	3
1:B:150:VAL:HG21	1:B:182:TYR:CE1	0.53	2.39	10	1
1:B:177:ARG:HB2	1:B:181:LYS:C	0.53	2.23	1	3
1:A:153:MET:HA	1:A:156:LEU:HD12	0.53	1.79	4	4
1:A:182:TYR:CE1	1:B:131:ILE:HG12	0.53	2.39	5	3
1:A:166:ARG:NE	1:A:166:ARG:H	0.53	2.02	9	6
1:B:166:ARG:H	1:B:166:ARG:NE	0.53	2.02	9	6
1:A:139:PHE:N	1:A:139:PHE:CD2	0.53	2.76	4	2
1:B:139:PHE:CD2	1:B:139:PHE:N	0.53	2.76	4	2
1:A:151:LEU:O	1:A:154:ASN:HB2	0.53	2.04	3	1
1:B:173:ILE:H	1:B:185:ILE:HG12	0.53	1.63	7	1
1:A:150:VAL:HG21	1:A:182:TYR:CE1	0.53	2.39	10	1
1:B:153:MET:HA	1:B:156:LEU:HD12	0.52	1.80	4	5
1:A:131:ILE:HG21	1:B:182:TYR:CZ	0.52	2.39	3	2
1:A:139:PHE:CG	1:A:162:VAL:HB	0.52	2.40	3	1
1:A:175:TYR:HB2	1:B:160:PHE:CE1	0.52	2.40	9	2
1:B:151:LEU:HD13	1:B:152:GLN:CA	0.52	2.35	8	1
1:A:138:GLU:HA	1:A:141:LEU:HD21	0.52	1.81	9	2
1:A:184:LEU:HD22	1:A:185:ILE:H	0.52	1.63	8	1
1:A:165:ASP:OD1	1:A:167:GLU:HB2	0.51	2.04	2	1
1:A:184:LEU:HD13	1:A:185:ILE:N	0.51	2.20	10	4
1:A:156:LEU:H	1:A:156:LEU:CD1	0.51	2.18	8	2
1:B:184:LEU:HD13	1:B:185:ILE:N	0.51	2.20	10	3
1:B:144:MET:SD	1:B:152:GLN:NE2	0.51	2.84	6	3
1:B:151:LEU:O	1:B:154:ASN:HB2	0.51	2.04	3	1
1:B:156:LEU:H	1:B:156:LEU:CD1	0.51	2.18	8	2
1:B:184:LEU:HD22	1:B:185:ILE:H	0.51	1.63	8	1
1:A:182:TYR:CE1	1:B:131:ILE:HG21	0.51	2.41	2	1
1:A:182:TYR:CZ	1:B:131:ILE:HG21	0.51	2.41	3	1
1:B:162:VAL:HG23	1:B:173:ILE:CD1	0.51	2.35	4	4
1:A:151:LEU:HD13	1:A:152:GLN:CA	0.51	2.35	8	1
1:A:176:ARG:HA	1:A:182:TYR:CD2	0.51	2.41	10	1
1:B:143:PRO:HA	1:B:164:THR:O	0.51	2.05	5	5
1:A:131:ILE:HG12	1:B:182:TYR:CE1	0.51	2.41	5	3
1:A:143:PRO:HA	1:A:164:THR:O	0.51	2.06	5	5
1:B:139:PHE:CG	1:B:162:VAL:HB	0.51	2.40	3	1
1:A:162:VAL:HG23	1:A:173:ILE:CD1	0.51	2.35	4	3
1:A:144:MET:SD	1:A:152:GLN:NE2	0.51	2.84	6	3
1:B:177:ARG:HB3	1:B:181:LYS:C	0.50	2.27	9	5
1:B:156:LEU:N	1:B:156:LEU:CD1	0.50	2.75	8	2

Continued on next page...

Continued from previous page...

Atom-1	Atom-2	Clash(Å)	Distance(Å)	Models	
				Worst	Total
1:A:150:VAL:HG23	1:A:153:MET:HE2	0.50	1.81	6	2
1:B:162:VAL:HA	1:B:173:ILE:HG12	0.50	1.82	4	5
1:A:150:VAL:HG21	1:A:182:TYR:CD2	0.50	2.41	3	1
1:B:138:GLU:HA	1:B:141:LEU:HD21	0.50	1.83	9	2
1:B:176:ARG:HA	1:B:182:TYR:CD2	0.50	2.41	10	1
1:A:166:ARG:HD2	1:A:167:GLU:H	0.50	1.66	4	2
1:A:177:ARG:HB3	1:A:181:LYS:C	0.50	2.27	9	5
1:B:150:VAL:HG21	1:B:182:TYR:CD2	0.50	2.42	3	1
1:A:153:MET:HG2	1:A:158:HIS:O	0.50	2.07	10	6
1:B:153:MET:HG2	1:B:158:HIS:O	0.49	2.07	10	6
1:B:161:PHE:O	1:B:173:ILE:HG23	0.49	2.07	5	1
1:A:156:LEU:N	1:A:156:LEU:CD1	0.49	2.75	8	2
1:B:171:THR:HG23	1:B:187:THR:O	0.49	2.08	1	2
1:B:166:ARG:HD2	1:B:167:GLU:H	0.49	1.67	4	2
1:A:131:ILE:HG22	1:B:180:GLY:O	0.49	2.08	5	7
1:A:162:VAL:HA	1:A:173:ILE:HG12	0.49	1.83	4	5
1:A:185:ILE:HD13	1:B:173:ILE:HD11	0.49	1.83	6	3
1:B:150:VAL:HG23	1:B:153:MET:HE2	0.49	1.84	1	2
1:B:150:VAL:CB	1:B:174:VAL:HG21	0.49	2.32	8	1
1:A:159:ASP:O	1:A:175:TYR:CD2	0.49	2.65	6	4
1:B:144:MET:O	1:B:163:PHE:CD1	0.48	2.66	3	2
1:A:161:PHE:O	1:A:173:ILE:HG23	0.48	2.07	5	1
1:B:159:ASP:O	1:B:175:TYR:CD2	0.48	2.65	6	4
1:B:150:VAL:HG21	1:B:182:TYR:CD1	0.48	2.43	8	1
1:A:171:THR:HG23	1:A:187:THR:O	0.48	2.08	1	2
1:A:148:GLU:O	1:A:151:LEU:HB3	0.48	2.08	3	5
1:A:131:ILE:HG21	1:B:182:TYR:CE1	0.48	2.44	2	1
1:A:173:ILE:HD11	1:B:185:ILE:HD13	0.48	1.84	10	3
1:A:144:MET:O	1:A:163:PHE:CD1	0.48	2.67	3	2
1:A:173:ILE:HD11	1:B:185:ILE:CD1	0.48	2.39	6	6
1:A:150:VAL:CB	1:A:174:VAL:HG21	0.48	2.32	8	1
1:A:150:VAL:HG21	1:A:182:TYR:CD1	0.47	2.44	8	1
1:B:177:ARG:HA	1:B:177:ARG:HE	0.47	1.69	4	1
1:B:151:LEU:CD1	1:B:152:GLN:N	0.47	2.72	8	1
1:A:177:ARG:HG3	1:A:179:ASP:H	0.47	1.69	8	2
1:B:177:ARG:HG3	1:B:179:ASP:H	0.47	1.69	8	2
1:A:136:SER:O	1:B:185:ILE:HA	0.47	2.08	9	3
1:A:184:LEU:O	1:B:135:ARG:HA	0.47	2.09	7	1
1:A:185:ILE:CD1	1:B:173:ILE:HD11	0.47	2.39	4	5
1:A:151:LEU:CD1	1:A:152:GLN:N	0.47	2.72	8	1
1:B:137:LYS:O	1:B:141:LEU:HD21	0.47	2.10	9	2

Continued on next page...

Continued from previous page...

Atom-1	Atom-2	Clash(Å)	Distance(Å)	Models	
				Worst	Total
1:A:177:ARG:HA	1:A:177:ARG:HE	0.47	1.69	4	1
1:A:185:ILE:HD13	1:B:162:VAL:HG21	0.47	1.86	2	1
1:A:165:ASP:O	1:A:169:ASP:CA	0.47	2.62	4	1
1:A:148:GLU:O	1:A:152:GLN:HG2	0.47	2.09	5	1
1:A:181:LYS:HD2	1:A:182:TYR:H	0.47	1.70	2	1
1:B:143:PRO:HB2	1:B:166:ARG:N	0.47	2.24	6	2
1:A:184:LEU:HB2	1:B:133:ILE:CG2	0.47	2.40	9	4
1:A:143:PRO:HB2	1:A:166:ARG:N	0.47	2.24	6	2
1:A:135:ARG:HA	1:B:184:LEU:O	0.47	2.09	7	1
1:A:149:ALA:HB2	1:A:163:PHE:CG	0.47	2.45	10	4
1:A:180:GLY:O	1:B:131:ILE:HG22	0.46	2.09	9	5
1:B:148:GLU:O	1:B:151:LEU:HB3	0.46	2.10	3	5
1:B:148:GLU:O	1:B:152:GLN:HG2	0.46	2.09	5	1
1:A:141:LEU:HB2	1:A:163:PHE:HA	0.46	1.87	2	1
1:B:184:LEU:HD23	1:B:184:LEU:C	0.46	2.31	2	1
1:B:177:ARG:HB3	1:B:181:LYS:O	0.46	2.11	7	2
1:B:163:PHE:O	1:B:172:SER:O	0.46	2.34	8	3
1:A:181:LYS:O	1:A:182:TYR:CD1	0.46	2.69	6	1
1:A:162:VAL:HG21	1:B:185:ILE:HD13	0.46	1.87	2	1
1:A:152:GLN:O	1:A:155:LEU:HD13	0.46	2.10	3	1
1:B:152:GLN:O	1:B:155:LEU:HD13	0.46	2.10	3	1
1:A:163:PHE:O	1:A:172:SER:O	0.46	2.34	8	3
1:B:173:ILE:HB	1:B:185:ILE:HG13	0.46	1.88	1	1
1:A:184:LEU:HD23	1:A:184:LEU:C	0.46	2.31	2	1
1:B:181:LYS:O	1:B:182:TYR:CD1	0.46	2.69	6	1
1:A:160:PHE:CE2	1:B:175:TYR:CB	0.46	2.99	7	1
1:A:131:ILE:HD13	1:B:182:TYR:CD1	0.46	2.46	10	1
1:B:151:LEU:HD23	1:B:152:GLN:N	0.45	2.26	10	2
1:A:149:ALA:HB2	1:A:163:PHE:CD1	0.45	2.46	9	2
1:B:165:ASP:O	1:B:169:ASP:CA	0.45	2.64	4	1
1:B:141:LEU:HB2	1:B:163:PHE:HA	0.45	1.88	2	1
1:B:146:SER:O	1:B:150:VAL:HG12	0.45	2.11	10	4
1:A:159:ASP:HB2	1:B:175:TYR:CE1	0.45	2.46	3	1
1:B:162:VAL:HA	1:B:173:ILE:CG1	0.45	2.42	6	1
1:A:182:TYR:CD1	1:B:131:ILE:HD13	0.45	2.46	10	1
1:A:132:GLU:CB	1:B:181:LYS:HD3	0.45	2.42	2	1
1:A:146:SER:O	1:A:150:VAL:HG12	0.45	2.12	5	5
1:A:133:ILE:CG2	1:B:184:LEU:HB2	0.45	2.41	6	4
1:B:181:LYS:HD2	1:B:182:TYR:H	0.45	1.70	2	1
1:A:175:TYR:CE1	1:B:159:ASP:HB2	0.45	2.46	3	1
1:A:175:TYR:CB	1:B:160:PHE:CE2	0.45	3.00	7	1

Continued on next page...

Continued from previous page...

Atom-1	Atom-2	Clash(Å)	Distance(Å)	Models	
				Worst	Total
1:A:159:ASP:O	1:A:175:TYR:CD1	0.45	2.70	10	5
1:B:165:ASP:O	1:B:169:ASP:N	0.45	2.50	4	3
1:A:162:VAL:HA	1:A:173:ILE:CG1	0.45	2.42	6	1
1:B:171:THR:CG2	1:B:187:THR:HB	0.45	2.42	3	1
1:A:177:ARG:HB3	1:A:181:LYS:O	0.45	2.11	7	2
1:B:159:ASP:O	1:B:175:TYR:CD1	0.45	2.70	4	5
1:A:185:ILE:HB	1:B:139:PHE:CZ	0.44	2.47	2	1
1:B:150:VAL:HG23	1:B:153:MET:CE	0.44	2.42	10	1
1:A:165:ASP:O	1:A:169:ASP:N	0.44	2.49	4	3
1:A:182:TYR:CE2	1:B:131:ILE:HG21	0.44	2.48	3	1
1:A:139:PHE:CZ	1:B:185:ILE:HB	0.44	2.48	2	1
1:A:151:LEU:HD23	1:A:152:GLN:N	0.44	2.28	10	2
1:A:171:THR:CG2	1:A:187:THR:HB	0.44	2.42	3	1
1:B:149:ALA:HB2	1:B:163:PHE:CG	0.44	2.47	6	4
1:A:132:GLU:HB2	1:B:181:LYS:HD2	0.44	1.89	5	1
1:A:175:TYR:N	1:A:183:GLY:O	0.44	2.51	8	2
1:A:131:ILE:HG12	1:B:182:TYR:CE2	0.44	2.48	6	2
1:B:150:VAL:HA	1:B:174:VAL:HG11	0.44	1.89	2	1
1:A:182:TYR:CE2	1:B:131:ILE:HG12	0.43	2.48	6	2
1:A:166:ARG:H	1:A:166:ARG:CD	0.43	2.25	7	1
1:B:176:ARG:HG2	1:B:176:ARG:O	0.43	2.14	8	1
1:B:175:TYR:N	1:B:183:GLY:O	0.43	2.51	8	2
1:A:137:LYS:O	1:A:139:PHE:HD2	0.43	1.97	7	1
1:A:173:ILE:HB	1:A:185:ILE:HG13	0.43	1.87	1	3
1:B:153:MET:SD	1:B:176:ARG:HG3	0.43	2.54	4	1
1:B:138:GLU:HG3	1:B:141:LEU:HD21	0.43	1.90	8	1
1:A:150:VAL:O	1:A:153:MET:HB3	0.43	2.14	9	3
1:B:143:PRO:HB3	1:B:165:ASP:O	0.43	2.14	5	1
1:A:144:MET:HB2	1:A:148:GLU:HB2	0.42	1.91	10	1
1:A:153:MET:SD	1:A:176:ARG:HG3	0.42	2.53	4	1
1:B:175:TYR:CZ	1:B:176:ARG:O	0.42	2.72	4	1
1:A:162:VAL:HA	1:A:173:ILE:HG13	0.42	1.92	6	1
1:A:185:ILE:HA	1:B:136:SER:O	0.42	2.14	1	3
1:A:181:LYS:HE3	1:B:134:ILE:HG12	0.42	1.91	2	1
1:A:173:ILE:N	1:A:185:ILE:HG13	0.42	2.23	4	1
1:A:175:TYR:CZ	1:A:176:ARG:O	0.42	2.72	4	1
1:B:166:ARG:H	1:B:166:ARG:CD	0.42	2.25	7	1
1:A:138:GLU:HG3	1:A:141:LEU:HD21	0.42	1.90	8	1
1:A:150:VAL:HG23	1:A:153:MET:CE	0.42	2.43	10	1
1:B:145:ASP:HB3	1:B:147:GLU:HG2	0.42	1.91	4	1
1:B:150:VAL:O	1:B:153:MET:HB3	0.42	2.14	9	3

Continued on next page...

Continued from previous page...

Atom-1	Atom-2	Clash(Å)	Distance(Å)	Models	
				Worst	Total
1:B:135:ARG:N	1:B:135:ARG:CD	0.42	2.82	8	1
1:B:146:SER:HA	1:B:163:PHE:CE1	0.42	2.50	1	1
1:A:131:ILE:HG21	1:B:182:TYR:CE2	0.42	2.49	3	1
1:A:150:VAL:HA	1:A:174:VAL:HG11	0.42	1.90	2	1
1:A:162:VAL:HG21	1:B:185:ILE:HD12	0.42	1.92	7	1
1:A:176:ARG:O	1:A:176:ARG:HG2	0.41	2.14	6	2
1:B:137:LYS:O	1:B:139:PHE:HD2	0.41	1.97	7	1
1:A:145:ASP:HA	1:A:166:ARG:HH21	0.41	1.75	10	1
1:B:176:ARG:O	1:B:176:ARG:HG2	0.41	2.15	5	2
1:A:135:ARG:N	1:A:135:ARG:CD	0.41	2.82	8	1
1:A:150:VAL:CA	1:A:174:VAL:HG11	0.41	2.46	2	1
1:A:150:VAL:HG13	1:A:151:LEU:N	0.41	2.31	8	1
1:A:176:ARG:HG2	1:A:176:ARG:O	0.41	2.16	8	1
1:B:173:ILE:O	1:B:184:LEU:HD22	0.41	2.16	1	1
1:B:162:VAL:HA	1:B:173:ILE:HG13	0.41	1.93	6	1
1:A:149:ALA:HB2	1:A:163:PHE:HB3	0.41	1.91	2	1
1:A:165:ASP:OD2	1:A:167:GLU:HB2	0.41	2.15	3	1
1:A:186:GLN:O	1:B:137:LYS:HB3	0.41	2.15	10	1
1:B:177:ARG:C	1:B:179:ASP:H	0.41	2.20	3	1
1:A:145:ASP:HB3	1:A:147:GLU:HG2	0.41	1.92	4	1
1:B:150:VAL:HG13	1:B:151:LEU:N	0.41	2.31	8	1
1:A:173:ILE:O	1:A:184:LEU:HD22	0.40	2.15	1	1
1:A:162:VAL:HG22	1:A:173:ILE:HD13	0.40	1.92	3	1
1:B:152:GLN:O	1:B:156:LEU:HD12	0.40	2.15	6	1
1:A:146:SER:HA	1:A:163:PHE:CE1	0.40	2.51	1	1
1:A:143:PRO:HB3	1:A:165:ASP:O	0.40	2.15	5	1
1:A:152:GLN:O	1:A:156:LEU:HD12	0.40	2.15	6	1
1:A:177:ARG:C	1:A:179:ASP:H	0.40	2.19	3	1
1:B:149:ALA:HB2	1:B:163:PHE:CD1	0.40	2.52	9	1

6.3 Torsion angles [i](#)

6.3.1 Protein backbone [i](#)

In the following table, the Percentiles column shows the percent Ramachandran outliers of the chain as a percentile score with respect to all PDB entries followed by that with respect to all NMR entries. The Analysed column shows the number of residues for which the backbone conformation was analysed and the total number of residues.

Mol	Chain	Analysed	Favoured	Allowed	Outliers	Percentiles
1	A	59/61 (97%)	56±1 (94±3%)	3±1 (6±3%)	0±0 (0±0%)	100 100

Continued on next page...

Continued from previous page...

Mol	Chain	Analysed	Favoured	Allowed	Outliers	Percentiles	
1	B	58/61 (95%)	55±1 (95±2%)	3±1 (5±2%)	0±0 (0±0%)	100	100
All	All	1170/1220 (96%)	1106 (95%)	64 (5%)	0 (0%)	100	100

There are no Ramachandran outliers.

6.3.2 Protein sidechains [i](#)

In the following table, the Percentiles column shows the percent sidechain outliers of the chain as a percentile score with respect to all PDB entries followed by that with respect to all NMR entries. The Analysed column shows the number of residues for which the sidechain conformation was analysed and the total number of residues.

Mol	Chain	Analysed	Rotameric	Outliers	Percentiles	
1	A	56/56 (100%)	44±3 (78±6%)	12±3 (22±6%)	2	29
1	B	54/56 (96%)	42±3 (78±6%)	12±3 (22±6%)	2	29
All	All	1100/1120 (98%)	861 (78%)	239 (22%)	2	29

All 64 unique residues with a non-rotameric sidechain are listed below. They are sorted by the frequency of occurrence in the ensemble.

Mol	Chain	Res	Type	Models (Total)
1	A	166	ARG	10
1	A	175	TYR	10
1	B	166	ARG	10
1	B	175	TYR	10
1	A	156	LEU	7
1	B	156	LEU	7
1	A	164	THR	7
1	B	164	THR	7
1	A	160	PHE	6
1	A	174	VAL	6
1	B	160	PHE	6
1	B	174	VAL	6
1	A	151	LEU	6
1	A	158	HIS	5
1	A	159	ASP	5
1	A	171	THR	5
1	B	158	HIS	5
1	B	159	ASP	5
1	B	171	THR	5

Continued on next page...

Continued from previous page...

Mol	Chain	Res	Type	Models (Total)
1	A	139	PHE	5
1	B	139	PHE	5
1	B	151	LEU	5
1	A	136	SER	5
1	B	136	SER	5
1	A	135	ARG	4
1	B	135	ARG	4
1	A	141	LEU	4
1	B	141	LEU	4
1	A	162	VAL	3
1	A	187	THR	3
1	B	162	VAL	3
1	B	187	THR	3
1	A	142	LYS	3
1	B	142	LYS	3
1	A	144	MET	3
1	B	144	MET	3
1	A	165	ASP	3
1	B	165	ASP	3
1	A	152	GLN	2
1	B	152	GLN	2
1	A	181	LYS	2
1	B	181	LYS	2
1	A	137	LYS	2
1	A	154	ASN	2
1	A	177	ARG	2
1	B	137	LYS	2
1	B	154	ASN	2
1	B	177	ARG	2
1	A	173	ILE	2
1	B	173	ILE	2
1	A	185	ILE	2
1	B	185	ILE	2
1	A	155	LEU	1
1	B	155	LEU	1
1	A	153	MET	1
1	A	178	LYS	1
1	B	153	MET	1
1	B	178	LYS	1
1	A	190	GLN	1
1	A	184	LEU	1
1	A	189	GLU	1

Continued on next page...

Continued from previous page...

Mol	Chain	Res	Type	Models (Total)
1	B	184	LEU	1
1	A	132	GLU	1
1	B	132	GLU	1

6.3.3 RNA [i](#)

There are no RNA molecules in this entry.

6.4 Non-standard residues in protein, DNA, RNA chains [i](#)

There are no non-standard protein/DNA/RNA residues in this entry.

6.5 Carbohydrates [i](#)

There are no oligosaccharides in this entry.

6.6 Ligand geometry [i](#)

There are no ligands in this entry.

6.7 Other polymers [i](#)

There are no such molecules in this entry.

6.8 Polymer linkage issues [i](#)

There are no chain breaks in this entry.

7 Chemical shift validation [i](#)

The completeness of assignment taking into account all chemical shift lists is 80% for the well-defined parts and 81% for the entire structure.

7.1 Chemical shift list 1

File name: working_cs.cif

Chemical shift list name: *assigned_chem_shift_list*

7.1.1 Bookkeeping [i](#)

The following table shows the results of parsing the chemical shift list and reports the number of nuclei with statistically unusual chemical shifts.

Total number of shifts	1388
Number of shifts mapped to atoms	1388
Number of unparsed shifts	0
Number of shifts with mapping errors	0
Number of shifts with mapping warnings	0
Number of shift outliers (ShiftChecker)	0

7.1.2 Chemical shift referencing [i](#)

The following table shows the suggested chemical shift referencing corrections.

Nucleus	# values	Correction \pm precision, ppm	Suggested action
$^{13}\text{C}_\alpha$	120	-0.13 ± 0.10	None needed (< 0.5 ppm)
$^{13}\text{C}_\beta$	112	-0.07 ± 0.15	None needed (< 0.5 ppm)
$^{13}\text{C}'$	116	0.01 ± 0.18	None needed (< 0.5 ppm)
^{15}N	112	0.10 ± 0.56	None needed (< 0.5 ppm)

7.1.3 Completeness of resonance assignments [i](#)

The following table shows the completeness of the chemical shift assignments for the well-defined regions of the structure. The overall completeness is 80%, i.e. 1361 atoms were assigned a chemical shift out of a possible 1691. 0 out of 16 assigned methyl groups (LEU and VAL) were assigned stereospecifically.

	Total	^1H	^{13}C	^{15}N
Backbone	576/604 (95%)	234/246 (95%)	232/240 (97%)	110/118 (93%)
Sidechain	711/955 (74%)	462/616 (75%)	242/300 (81%)	7/39 (18%)

Continued on next page...

Continued from previous page...

	Total	¹ H	¹³ C	¹⁵ N
Aromatic	74/132 (56%)	40/64 (62%)	34/64 (53%)	0/4 (0%)
Overall	1361/1691 (80%)	736/926 (79%)	508/604 (84%)	117/161 (73%)

The following table shows the completeness of the chemical shift assignments for the full structure. The overall completeness is 81%, i.e. 1384 atoms were assigned a chemical shift out of a possible 1718. 0 out of 16 assigned methyl groups (LEU and VAL) were assigned stereospecifically.

	Total	¹ H	¹³ C	¹⁵ N
Backbone	586/614 (95%)	238/250 (95%)	236/244 (97%)	112/120 (93%)
Sidechain	724/972 (74%)	470/626 (75%)	246/306 (80%)	8/40 (20%)
Aromatic	74/132 (56%)	40/64 (62%)	34/64 (53%)	0/4 (0%)
Overall	1384/1718 (81%)	748/940 (80%)	516/614 (84%)	120/164 (73%)

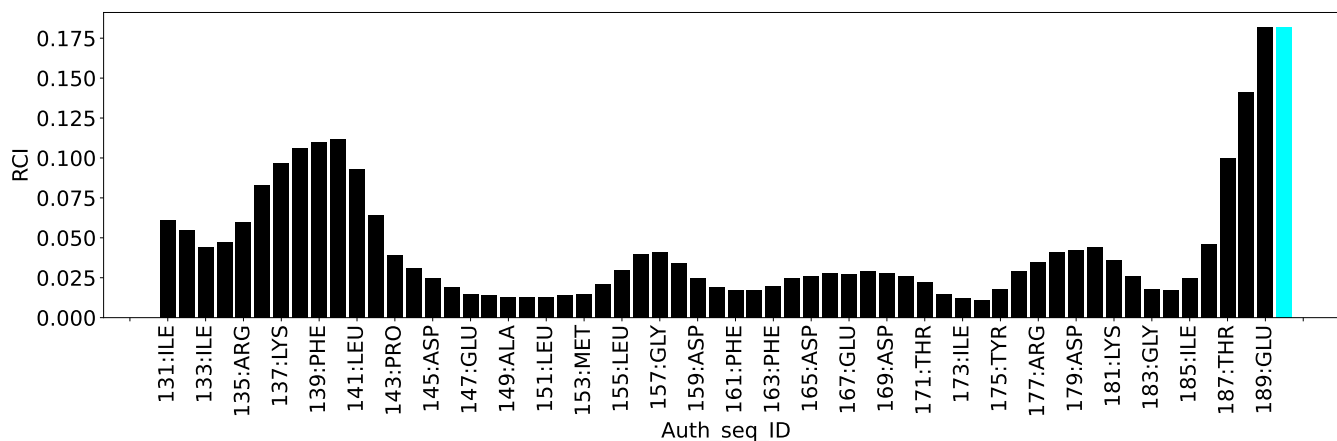
7.1.4 Statistically unusual chemical shifts [i](#)

There are no statistically unusual chemical shifts.

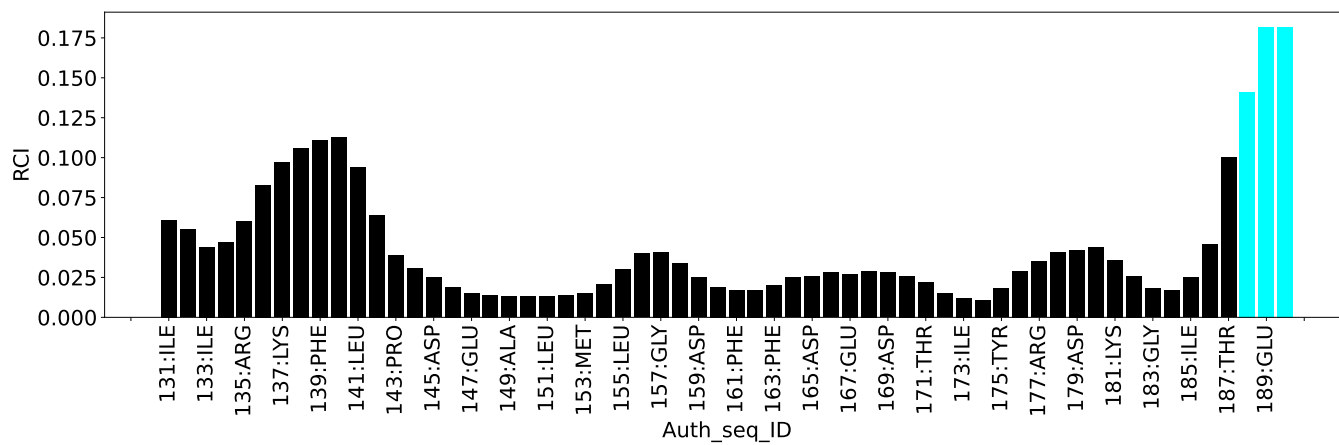
7.1.5 Random Coil Index (RCI) plots [i](#)

The image below reports *random coil index* values for the protein chains in the structure. The height of each bar gives a probability of a given residue to be disordered, as predicted from the available chemical shifts and the amino acid sequence. A value above 0.2 is an indication of significant predicted disorder. The colour of the bar shows whether the residue is in the well-defined core (black) or in the ill-defined residue ranges (cyan), as described in section 2 on ensemble composition. If well-defined core and ill-defined regions are not identified then it is shown as gray bars.

Random coil index (RCI) for chain A:



Random coil index (RCI) for chain B:



8 NMR restraints analysis

8.1 Conformationally restricting restraints

The following table provides the summary of experimentally observed NMR restraints in different categories. Restraints are classified into different categories based on the sequence separation of the atoms involved.

Description	Value
Total distance restraints	2296
Intra-residue ($ i-j =0$)	949
Sequential ($ i-j =1$)	489
Medium range ($ i-j >1$ and $ i-j <5$)	283
Long range ($ i-j \geq 5$)	414
Inter-chain	53
Hydrogen bond restraints	108
Disulfide bond restraints	0
Total dihedral-angle restraints	228
Number of unmapped restraints	0
Number of restraints per residue	20.7
Number of long range restraints per residue ¹	3.9

¹Long range hydrogen bonds and disulfide bonds are counted as long range restraints while calculating the number of long range restraints per residue

8.2 Residual restraint violations

This section provides the overview of the restraint violations analysis. The violations are binned as small, medium and large violations based on its absolute value. Average number of violations per model is calculated by dividing the total number of violations in each bin by the size of the ensemble.

8.2.1 Average number of distance violations per model

Distance violations less than 0.1 Å are not included in the calculation.

Bins (Å)	Average number of violations per model	Max (Å)
0.1-0.2 (Small)	165.0	0.2
0.2-0.5 (Medium)	287.4	0.5
>0.5 (Large)	295.9	20.12

8.2.2 Average number of dihedral-angle violations per model [i](#)

Dihedral-angle violations less than 1° are not included in the calculation.

Bins (°)	Average number of violations per model	Max (°)
1.0-10.0 (Small)	45.4	9.39
10.0-20.0 (Medium)	0.6	13.76
>20.0 (Large)	None	None

9 Distance violation analysis

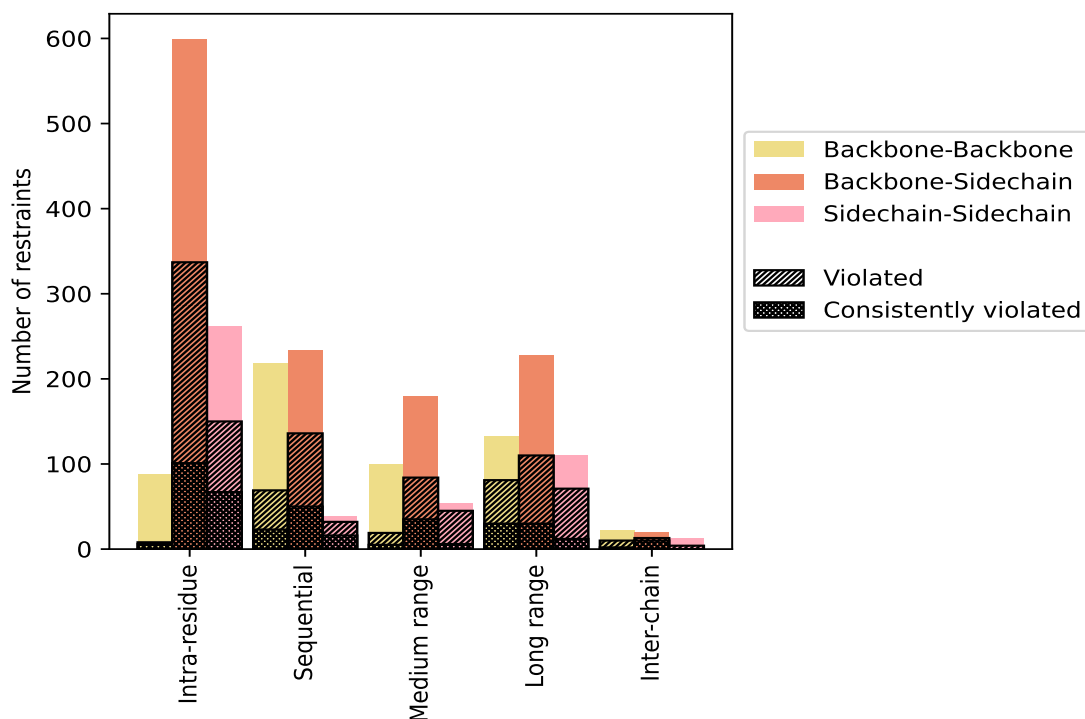
9.1 Summary of distance violations

The following table shows the summary of distance violations in different restraint categories based on the sequence separation of the atoms involved. Each category is further sub-divided into three sub-categories based on the atoms involved. Violations less than 0.1 Å are not included in the statistics.

Restrains type	Count	% ¹	Violated ³			Consistently Violated ⁴		
			Count	% ²	% ¹	Count	% ²	% ¹
Intra-residue ($i-j =0$)	949	41.3	495	52.2	21.6	174	18.3	7.6
Backbone-Backbone	88	3.8	8	9.1	0.3	6	6.8	0.3
Backbone-Sidechain	599	26.1	337	56.3	14.7	101	16.9	4.4
Sidechain-Sidechain	262	11.4	150	57.3	6.5	67	25.6	2.9
Sequential ($i-j =1$)	489	21.3	237	48.5	10.3	89	18.2	3.9
Backbone-Backbone	218	9.5	69	31.7	3.0	23	10.6	1.0
Backbone-Sidechain	233	10.1	136	58.4	5.9	50	21.5	2.2
Sidechain-Sidechain	38	1.7	32	84.2	1.4	16	42.1	0.7
Medium range ($i-j >1$ & $i-j <5$)	283	12.3	144	50.9	6.3	46	16.3	2.0
Backbone-Backbone	100	4.4	19	19.0	0.8	5	5.0	0.2
Backbone-Sidechain	129	5.6	80	62.0	3.5	35	27.1	1.5
Sidechain-Sidechain	54	2.4	45	83.3	2.0	6	11.1	0.3
Long range ($i-j \geq 5$)	414	18.0	256	61.8	11.1	72	17.4	3.1
Backbone-Backbone	132	5.7	81	61.4	3.5	30	22.7	1.3
Backbone-Sidechain	172	7.5	104	60.5	4.5	30	17.4	1.3
Sidechain-Sidechain	110	4.8	71	64.5	3.1	12	10.9	0.5
Inter-chain	53	2.3	26	49.1	1.1	11	20.8	0.5
Backbone-Backbone	22	1.0	10	45.5	0.4	2	9.1	0.1
Backbone-Sidechain	19	0.8	12	63.2	0.5	9	47.4	0.4
Sidechain-Sidechain	12	0.5	4	33.3	0.2	0	0.0	0.0
Hydrogen bond	108	4.7	11	10.2	0.5	1	0.9	0.0
Disulfide bond	0	0.0	0	0.0	0.0	0	0.0	0.0
Total	2296	100.0	1169	50.9	50.9	393	17.1	17.1
Backbone-Backbone	560	24.4	187	33.4	8.1	66	11.8	2.9
Backbone-Sidechain	1260	54.9	680	54.0	29.6	226	17.9	9.8
Sidechain-Sidechain	476	20.7	302	63.4	13.2	101	21.2	4.4

¹ percentage calculated with respect to the total number of distance restraints, ² percentage calculated with respect to the number of restraints in a particular restraint category, ³ violated in at least one model, ⁴ violated in all the models

9.1.1 Bar chart : Distribution of distance restraints and violations [i](#)



Violated and consistently violated restraints are shown using different hatch patterns in their respective categories. The hydrogen bonds and disulfid bonds are counted in their appropriate category on the x-axis

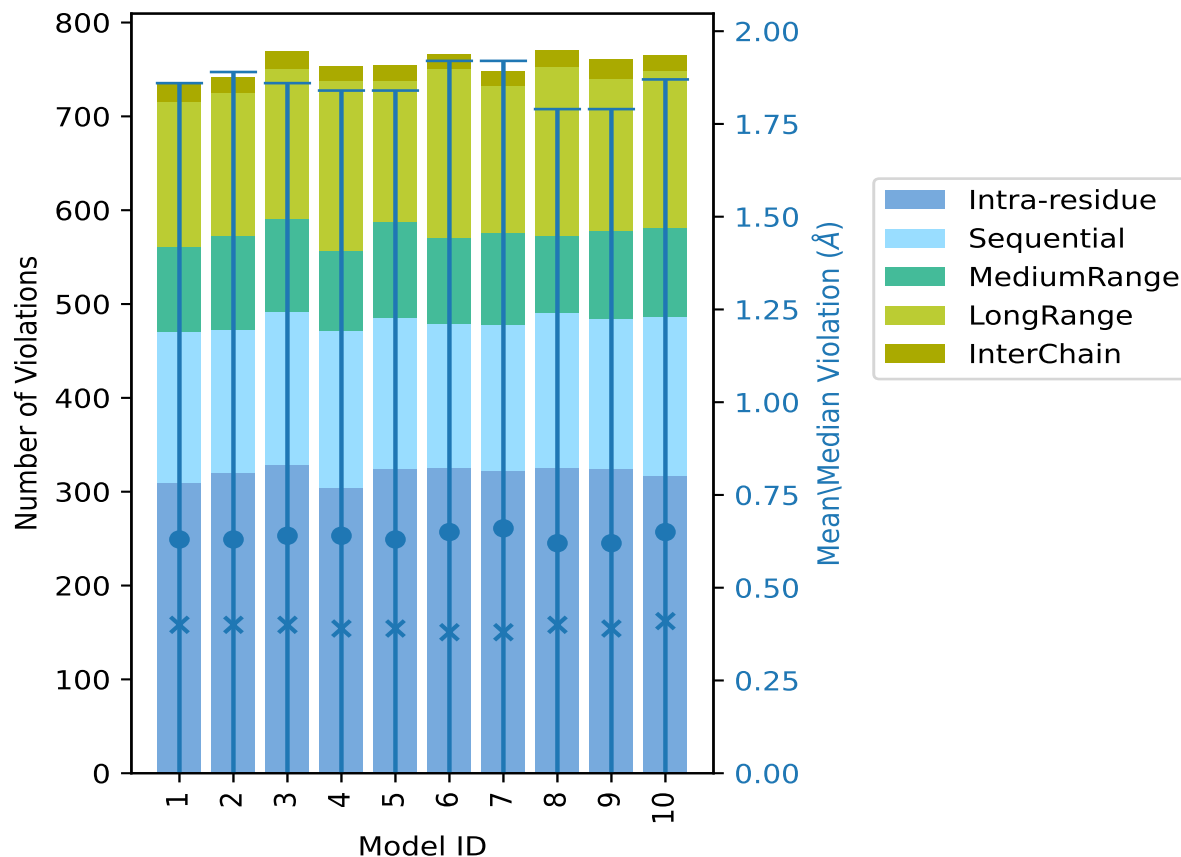
9.2 Distance violation statistics for each model [i](#)

The following table provides the distance violation statistics for each model in the ensemble. Violations less than 0.1 Å are not included in the statistics.

Model ID	Number of violations						Mean (Å)	Max (Å)	SD ⁶ (Å)	Median (Å)
	IR ¹	SQ ²	MR ³	LR ⁴	IC ⁵	Total				
1	310	160	91	155	21	737	0.63	19.36	1.23	0.4
2	320	152	101	152	17	742	0.63	20.12	1.26	0.4
3	329	163	99	160	19	770	0.64	19.28	1.22	0.4
4	304	167	86	181	15	753	0.64	18.46	1.2	0.39
5	325	160	103	150	17	755	0.63	19.68	1.21	0.39
6	326	153	91	181	15	766	0.65	18.62	1.27	0.38
7	322	156	98	157	15	748	0.66	19.24	1.26	0.38
8	325	166	82	180	18	771	0.62	18.73	1.17	0.4
9	325	159	94	162	21	761	0.62	18.95	1.17	0.39
10	317	170	94	168	16	765	0.65	18.66	1.22	0.41

¹Intra-residue restraints, ²Sequential restraints, ³Medium range restraints, ⁴Long range restraints, ⁵Inter-chain restraints, ⁶Standard deviation

9.2.1 Bar graph : Distance Violation statistics for each model [i](#)



The mean(dot),median(x) and the standard deviation are shown in blue with respect to the y axis on the right

9.3 Distance violation statistics for the ensemble [i](#)

Violation analysis may find that some restraints are violated in few models and some are violated in most of models. The following table provides this information as number of violated restraints for a given fraction of the ensemble. In total, 1030(IR:454, SQ:252, MR:139, LR:158, IC:27) restraints are not violated in the ensemble.

Number of violated restraints						Fraction of the ensemble	
IR ¹	SQ ²	MR ³	LR ⁴	IC ⁵	Total	Count ⁶	%
50	10	15	29	1	105	1	10.0
41	21	17	17	4	100	2	20.0
48	23	6	10	6	93	3	30.0

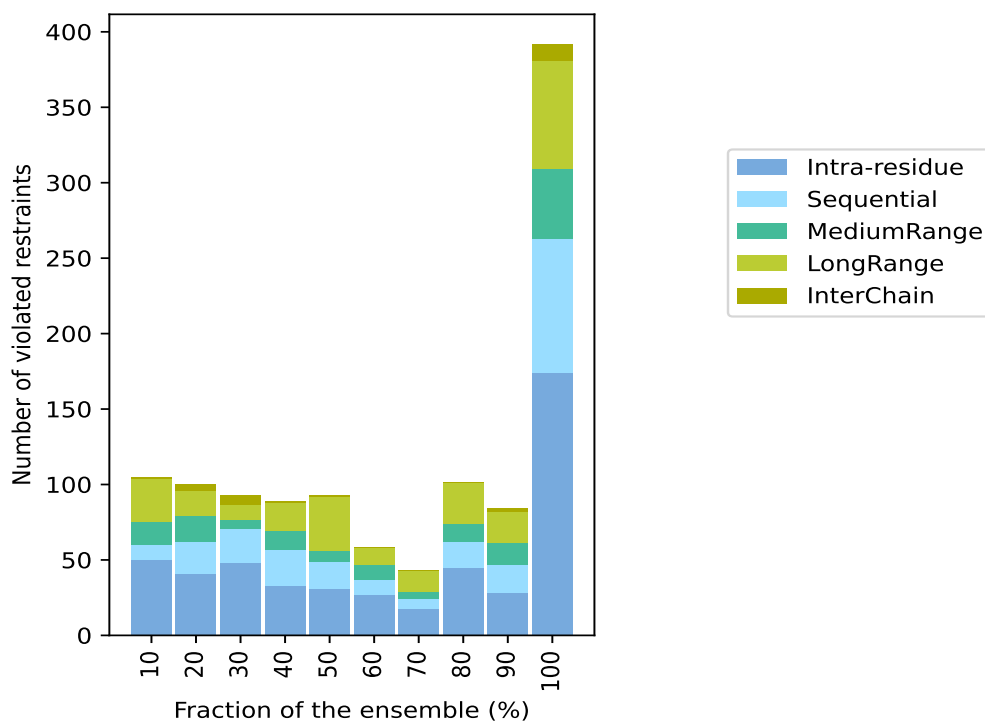
Continued on next page...

Continued from previous page...

Number of violated restraints						Fraction of the ensemble	
IR ¹	SQ ²	MR ³	LR ⁴	IC ⁵	Total	Count ⁶	%
33	24	12	19	1	89	4	40.0
31	18	7	36	1	93	5	50.0
27	10	10	11	0	58	6	60.0
18	6	5	14	0	43	7	70.0
45	17	12	27	0	101	8	80.0
28	19	14	21	2	84	9	90.0
174	89	46	72	11	392	10	100.0

¹Intra-residue restraints, ²Sequential restraints, ³Medium range restraints, ⁴Long range restraints, ⁵Inter-chain restraints, ⁶ Number of models with violations

9.3.1 Bar graph : Distance violation statistics for the ensemble [i](#)

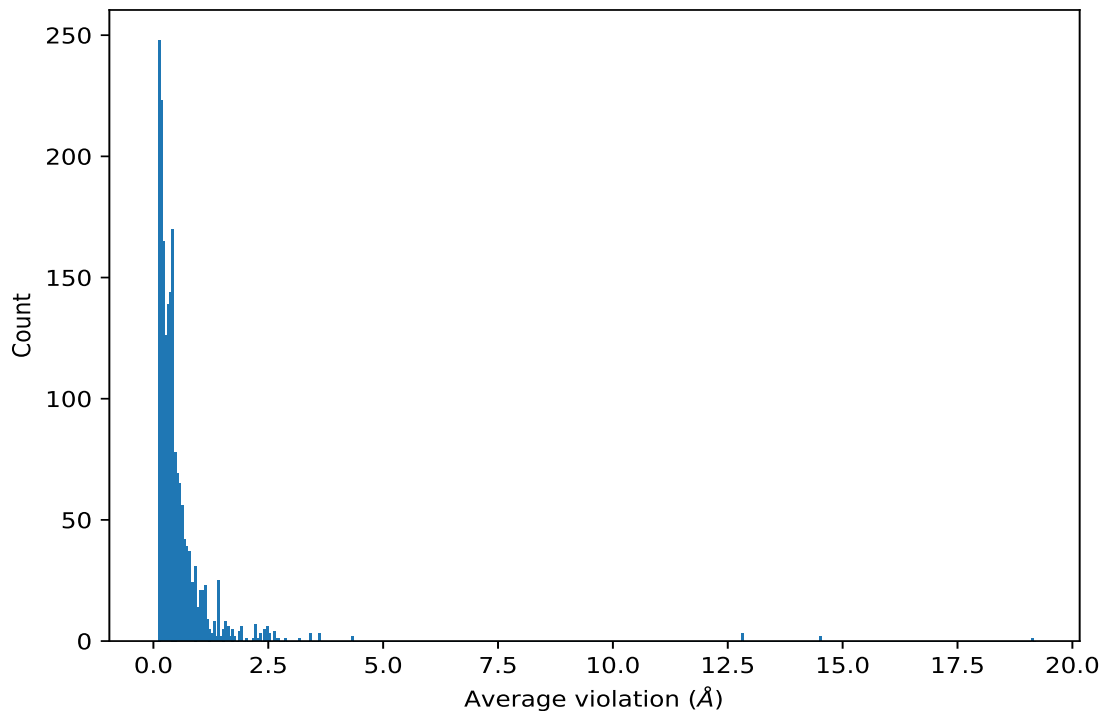


9.4 Most violated distance restraints in the ensemble [i](#)

9.4.1 Histogram : Distribution of mean distance violations [i](#)

The following histogram shows the distribution of the average value of the violation. The average is calculated for each restraint that is violated in more than one model over all the violated models

in the ensemble



9.4.2 Table: Most violated distance restraints [i](#)

The following table provides the mean and the standard deviation of the violation for each restraint sorted by number of violated models and the mean value. The Key (restraint list ID, restraint ID) is the unique identifier for a given restraint. Rows with same key represent combinatorial or ambiguous restraints and are counted as a single restraint.

Key	Atom-1	Atom-2	Models ¹	Mean (Å)	SD ¹ (Å)	Median (Å)
(1,22)	1:150:A:VAL:N	1:146:B:SER:O	10	19.11	0.5	19.1
(2,957)	1:134:B:ILE:H	1:183:B:GLY:H	10	14.53	0.73	14.31
(2,958)	1:134:A:ILE:H	1:183:A:GLY:H	10	14.53	0.73	14.32
(2,874)	1:158:B:HIS:H	1:156:A:LEU:HD21	10	12.8	1.06	12.9
(2,874)	1:158:B:HIS:H	1:156:A:LEU:HD22	10	12.8	1.06	12.9
(2,874)	1:158:B:HIS:H	1:156:A:LEU:HD23	10	12.8	1.06	12.9
(2,632)	1:162:A:VAL:H	1:141:A:LEU:HD11	10	3.43	1.97	3.06
(2,632)	1:162:A:VAL:H	1:141:A:LEU:HD12	10	3.43	1.97	3.06
(2,632)	1:162:A:VAL:H	1:141:A:LEU:HD13	10	3.43	1.97	3.06
(2,1961)	1:176:B:ARG:HG3	1:178:B:LYS:HB2	10	3.15	1.22	3.26
(2,479)	1:142:A:LYS:H	1:143:A:PRO:HB2	10	2.87	0.06	2.88
(2,530)	1:153:A:MET:H	1:151:A:LEU:HG	10	2.7	0.28	2.65
(2,529)	1:153:B:MET:H	1:151:B:LEU:HG	10	2.69	0.28	2.65
(2,1451)	1:156:B:LEU:HA	1:155:B:LEU:HD11	10	2.53	0.69	2.78
(2,1451)	1:156:B:LEU:HA	1:155:B:LEU:HD12	10	2.53	0.69	2.78

Continued on next page...

Continued from previous page...

Key	Atom-1	Atom-2	Models ¹	Mean (Å)	SD ¹ (Å)	Median (Å)
(2,1451)	1:156:B:LEU:HA	1:155:B:LEU:HD13	10	2.53	0.69	2.78
(2,619)	1:155:A:LEU:H	1:151:A:LEU:HD11	10	2.43	0.95	2.22
(2,619)	1:155:A:LEU:H	1:151:A:LEU:HD12	10	2.43	0.95	2.22
(2,619)	1:155:A:LEU:H	1:151:A:LEU:HD13	10	2.43	0.95	2.22
(2,1057)	1:166:A:ARG:HA	1:145:A:ASP:H	10	2.42	0.66	2.15
(2,1058)	1:166:B:ARG:HA	1:145:B:ASP:H	10	2.42	0.66	2.15
(2,1595)	1:139:A:PHE:HB3	1:141:A:LEU:HD11	10	2.3	1.41	2.71
(2,1595)	1:139:A:PHE:HB3	1:141:A:LEU:HD12	10	2.3	1.41	2.71
(2,1595)	1:139:A:PHE:HB3	1:141:A:LEU:HD13	10	2.3	1.41	2.71
(2,480)	1:142:B:LYS:H	1:143:B:PRO:HB3	10	2.27	0.18	2.32
(2,1853)	1:148:A:GLU:HG2	1:144:A:MET:HB3	10	2.21	0.48	2.34
(2,1962)	1:176:A:ARG:HG2	1:178:A:LYS:HB2	10	2.16	1.38	2.0
(2,545)	1:133:A:ILE:H	1:181:B:LYS:HD3	10	2.04	0.42	2.16
(2,136)	1:182:B:TYR:H	1:175:B:TYR:HE1	10	1.89	0.62	1.92
(2,136)	1:182:B:TYR:H	1:175:B:TYR:HE2	10	1.89	0.62	1.92
(2,135)	1:182:A:TYR:H	1:175:A:TYR:HE1	10	1.88	0.62	1.91
(2,135)	1:182:A:TYR:H	1:175:A:TYR:HE2	10	1.88	0.62	1.91
(2,546)	1:133:B:ILE:H	1:181:A:LYS:HD2	10	1.79	0.55	1.71
(2,456)	1:166:A:ARG:H	1:167:A:GLU:HB3	10	1.72	0.37	1.55
(2,455)	1:166:B:ARG:H	1:167:B:GLU:HB3	10	1.72	0.37	1.54
(2,218)	1:134:B:ILE:H	1:135:B:ARG:HA	10	1.68	0.06	1.69
(2,217)	1:134:A:ILE:H	1:135:A:ARG:HA	10	1.67	0.06	1.69
(2,1729)	1:156:B:LEU:HD21	1:155:B:LEU:HB2	10	1.61	0.57	1.34
(2,1729)	1:156:B:LEU:HD22	1:155:B:LEU:HB2	10	1.61	0.57	1.34
(2,1729)	1:156:B:LEU:HD23	1:155:B:LEU:HB2	10	1.61	0.57	1.34
(2,1730)	1:156:A:LEU:HD21	1:155:A:LEU:HB2	10	1.61	0.57	1.34
(2,1730)	1:156:A:LEU:HD22	1:155:A:LEU:HB2	10	1.61	0.57	1.34
(2,1730)	1:156:A:LEU:HD23	1:155:A:LEU:HB2	10	1.61	0.57	1.34
(2,1205)	1:150:B:VAL:HG21	1:151:B:LEU:HB2	10	1.59	0.05	1.6
(2,1205)	1:150:B:VAL:HG22	1:151:B:LEU:HB2	10	1.59	0.05	1.6
(2,1205)	1:150:B:VAL:HG23	1:151:B:LEU:HB2	10	1.59	0.05	1.6
(2,1206)	1:150:A:VAL:HG21	1:151:A:LEU:HB2	10	1.57	0.05	1.56
(2,1206)	1:150:A:VAL:HG22	1:151:A:LEU:HB2	10	1.57	0.05	1.56
(2,1206)	1:150:A:VAL:HG23	1:151:A:LEU:HB2	10	1.57	0.05	1.56
(2,523)	1:150:A:VAL:H	1:151:A:LEU:HB2	10	1.56	0.19	1.52
(2,524)	1:150:B:VAL:H	1:151:B:LEU:HB2	10	1.56	0.18	1.5
(2,1208)	1:150:A:VAL:HG11	1:153:A:MET:HB2	10	1.5	0.05	1.49
(2,1208)	1:150:A:VAL:HG12	1:153:A:MET:HB2	10	1.5	0.05	1.49
(2,1208)	1:150:A:VAL:HG13	1:153:A:MET:HB2	10	1.5	0.05	1.49
(2,955)	1:186:B:GLN:H	1:137:A:LYS:HB2	10	1.5	1.16	0.88
(2,956)	1:186:A:GLN:H	1:137:B:LYS:HB2	10	1.48	1.17	0.83
(2,1779)	1:133:B:ILE:HG21	1:134:B:ILE:HG21	10	1.42	0.09	1.44

Continued on next page...

Continued from previous page...

Key	Atom-1	Atom-2	Models ¹	Mean (Å)	SD ¹ (Å)	Median (Å)
(2,1779)	1:133:B:ILE:HG21	1:134:B:ILE:HG22	10	1.42	0.09	1.44
(2,1779)	1:133:B:ILE:HG21	1:134:B:ILE:HG23	10	1.42	0.09	1.44
(2,1779)	1:133:B:ILE:HG22	1:134:B:ILE:HG21	10	1.42	0.09	1.44
(2,1779)	1:133:B:ILE:HG22	1:134:B:ILE:HG22	10	1.42	0.09	1.44
(2,1779)	1:133:B:ILE:HG22	1:134:B:ILE:HG23	10	1.42	0.09	1.44
(2,1779)	1:133:B:ILE:HG23	1:134:B:ILE:HG21	10	1.42	0.09	1.44
(2,1779)	1:133:B:ILE:HG23	1:134:B:ILE:HG22	10	1.42	0.09	1.44
(2,1779)	1:133:B:ILE:HG23	1:134:B:ILE:HG23	10	1.42	0.09	1.44
(2,1780)	1:133:A:ILE:HG21	1:134:A:ILE:HG21	10	1.42	0.1	1.44
(2,1780)	1:133:A:ILE:HG21	1:134:A:ILE:HG22	10	1.42	0.1	1.44
(2,1780)	1:133:A:ILE:HG21	1:134:A:ILE:HG23	10	1.42	0.1	1.44
(2,1780)	1:133:A:ILE:HG22	1:134:A:ILE:HG21	10	1.42	0.1	1.44
(2,1780)	1:133:A:ILE:HG22	1:134:A:ILE:HG22	10	1.42	0.1	1.44
(2,1780)	1:133:A:ILE:HG22	1:134:A:ILE:HG23	10	1.42	0.1	1.44
(2,1780)	1:133:A:ILE:HG23	1:134:A:ILE:HG21	10	1.42	0.1	1.44
(2,1780)	1:133:A:ILE:HG23	1:134:A:ILE:HG22	10	1.42	0.1	1.44
(2,1780)	1:133:A:ILE:HG23	1:134:A:ILE:HG23	10	1.42	0.1	1.44
(2,1486)	1:147:A:GLU:HA	1:150:A:VAL:HG11	10	1.4	0.02	1.4
(2,1486)	1:147:A:GLU:HA	1:150:A:VAL:HG12	10	1.4	0.02	1.4
(2,1486)	1:147:A:GLU:HA	1:150:A:VAL:HG13	10	1.4	0.02	1.4
(2,1485)	1:147:B:GLU:HA	1:150:B:VAL:HG11	10	1.4	0.01	1.4
(2,1485)	1:147:B:GLU:HA	1:150:B:VAL:HG12	10	1.4	0.01	1.4
(2,1485)	1:147:B:GLU:HA	1:150:B:VAL:HG13	10	1.4	0.01	1.4
(2,372)	1:168:A:THR:H	1:166:A:ARG:HD3	10	1.4	0.17	1.39
(2,1832)	1:141:A:LEU:HB2	1:140:A:SER:H	10	1.38	0.66	1.47
(2,1831)	1:141:B:LEU:HB2	1:140:B:SER:H	10	1.37	0.66	1.46
(2,888)	1:154:A:ASN:H	1:150:A:VAL:HG21	10	1.32	0.12	1.36
(2,888)	1:154:A:ASN:H	1:150:A:VAL:HG22	10	1.32	0.12	1.36
(2,888)	1:154:A:ASN:H	1:150:A:VAL:HG23	10	1.32	0.12	1.36
(2,887)	1:154:B:ASN:H	1:150:B:VAL:HG21	10	1.31	0.12	1.36
(2,887)	1:154:B:ASN:H	1:150:B:VAL:HG22	10	1.31	0.12	1.36
(2,887)	1:154:B:ASN:H	1:150:B:VAL:HG23	10	1.31	0.12	1.36
(2,823)	1:135:A:ARG:H	1:134:A:ILE:HA	10	1.26	0.02	1.26
(2,824)	1:135:B:ARG:H	1:134:B:ILE:HA	10	1.26	0.02	1.26
(2,1363)	1:158:A:HIS:HA	1:159:A:ASP:HB3	10	1.25	0.33	1.32
(2,113)	1:166:B:ARG:H	1:163:B:PHE:HD1	10	1.24	0.36	1.28
(2,113)	1:166:B:ARG:H	1:163:B:PHE:HD2	10	1.24	0.36	1.28
(2,114)	1:166:A:ARG:H	1:163:A:PHE:HD1	10	1.24	0.36	1.28
(2,114)	1:166:A:ARG:H	1:163:A:PHE:HD2	10	1.24	0.36	1.28
(2,761)	1:156:A:LEU:H	1:158:A:HIS:HB3	10	1.23	0.28	1.36
(2,1360)	1:182:B:TYR:HA	1:177:B:ARG:H	10	1.18	0.05	1.19
(2,1359)	1:182:A:TYR:HA	1:177:A:ARG:H	10	1.18	0.05	1.19

Continued on next page...

Continued from previous page...

Key	Atom-1	Atom-2	Models ¹	Mean (Å)	SD ¹ (Å)	Median (Å)
(2,652)	1:149:A:ALA:H	1:150:A:VAL:HG21	10	1.17	0.06	1.18
(2,652)	1:149:A:ALA:H	1:150:A:VAL:HG22	10	1.17	0.06	1.18
(2,652)	1:149:A:ALA:H	1:150:A:VAL:HG23	10	1.17	0.06	1.18
(2,520)	1:149:A:ALA:H	1:151:A:LEU:HB2	10	1.17	0.33	1.08
(2,519)	1:149:B:ALA:H	1:151:B:LEU:HB2	10	1.17	0.3	1.06
(2,651)	1:149:B:ALA:H	1:150:B:VAL:HG21	10	1.14	0.06	1.12
(2,651)	1:149:B:ALA:H	1:150:B:VAL:HG22	10	1.14	0.06	1.12
(2,651)	1:149:B:ALA:H	1:150:B:VAL:HG23	10	1.14	0.06	1.12
(2,1539)	1:161:B:PHE:HB3	1:174:B:VAL:HG11	10	1.13	0.14	1.21
(2,1539)	1:161:B:PHE:HB3	1:174:B:VAL:HG12	10	1.13	0.14	1.21
(2,1539)	1:161:B:PHE:HB3	1:174:B:VAL:HG13	10	1.13	0.14	1.21
(2,1818)	1:135:A:ARG:HD2	1:134:A:ILE:HG21	10	1.12	0.05	1.13
(2,1818)	1:135:A:ARG:HD2	1:134:A:ILE:HG22	10	1.12	0.05	1.13
(2,1818)	1:135:A:ARG:HD2	1:134:A:ILE:HG23	10	1.12	0.05	1.13
(2,535)	1:145:B:ASP:H	1:166:B:ARG:HG2	10	1.12	0.37	1.28
(2,1817)	1:135:B:ARG:HD2	1:134:B:ILE:HG21	10	1.12	0.05	1.13
(2,1817)	1:135:B:ARG:HD2	1:134:B:ILE:HG22	10	1.12	0.05	1.13
(2,1817)	1:135:B:ARG:HD2	1:134:B:ILE:HG23	10	1.12	0.05	1.13
(2,536)	1:145:A:ASP:H	1:166:A:ARG:HG2	10	1.11	0.37	1.27
(2,352)	1:157:B:GLY:H	1:158:B:HIS:HB3	10	1.11	0.15	1.18
(2,397)	1:157:A:GLY:H	1:158:A:HIS:HB3	10	1.11	0.15	1.18
(2,1855)	1:148:B:GLU:HG3	1:147:B:GLU:HG3	10	1.1	0.05	1.12
(2,1526)	1:175:B:TYR:HB3	1:175:B:TYR:H	10	1.07	0.1	1.1
(2,988)	1:160:A:PHE:HA	1:175:A:TYR:HA	10	1.07	0.04	1.06
(2,987)	1:160:B:PHE:HA	1:175:B:TYR:HA	10	1.06	0.04	1.06
(2,1309)	1:164:B:THR:HB	1:164:B:THR:HA	10	1.06	0.05	1.08
(2,1432)	1:164:B:THR:HA	1:164:B:THR:HB	10	1.06	0.05	1.08
(2,1310)	1:164:A:THR:HB	1:164:A:THR:HA	10	1.06	0.05	1.08
(2,1431)	1:164:A:THR:HA	1:164:A:THR:HB	10	1.06	0.05	1.08
(2,1577)	1:185:B:ILE:HB	1:185:B:ILE:HA	10	1.05	0.04	1.06
(2,1578)	1:185:A:ILE:HB	1:185:A:ILE:HA	10	1.05	0.04	1.06
(2,2114)	1:163:A:PHE:HD1	1:149:A:ALA:HB1	10	1.05	0.02	1.05
(2,2114)	1:163:A:PHE:HD1	1:149:A:ALA:HB2	10	1.05	0.02	1.05
(2,2114)	1:163:A:PHE:HD1	1:149:A:ALA:HB3	10	1.05	0.02	1.05
(2,2114)	1:163:A:PHE:HD2	1:149:A:ALA:HB1	10	1.05	0.02	1.05
(2,2114)	1:163:A:PHE:HD2	1:149:A:ALA:HB2	10	1.05	0.02	1.05
(2,2114)	1:163:A:PHE:HD2	1:149:A:ALA:HB3	10	1.05	0.02	1.05
(2,1457)	1:136:A:SER:HB3	1:135:A:ARG:HA	10	1.04	0.64	0.78
(2,1538)	1:161:A:PHE:HB3	1:174:A:VAL:HG11	10	1.03	0.14	1.11
(2,1538)	1:161:A:PHE:HB3	1:174:A:VAL:HG12	10	1.03	0.14	1.11
(2,1538)	1:161:A:PHE:HB3	1:174:A:VAL:HG13	10	1.03	0.14	1.11
(2,1419)	1:176:B:ARG:HA	1:182:B:TYR:HD1	10	1.03	0.03	1.04

Continued on next page...

Continued from previous page...

Key	Atom-1	Atom-2	Models ¹	Mean (Å)	SD ¹ (Å)	Median (Å)
(2,1419)	1:176:B:ARG:HA	1:182:B:TYR:HD2	10	1.03	0.03	1.04
(2,1420)	1:176:A:ARG:HA	1:182:A:TYR:HD1	10	1.03	0.03	1.04
(2,1420)	1:176:A:ARG:HA	1:182:A:TYR:HD2	10	1.03	0.03	1.04
(2,2113)	1:163:B:PHE:HD1	1:149:B:ALA:HB1	10	1.03	0.04	1.04
(2,2113)	1:163:B:PHE:HD1	1:149:B:ALA:HB2	10	1.03	0.04	1.04
(2,2113)	1:163:B:PHE:HD1	1:149:B:ALA:HB3	10	1.03	0.04	1.04
(2,2113)	1:163:B:PHE:HD2	1:149:B:ALA:HB1	10	1.03	0.04	1.04
(2,2113)	1:163:B:PHE:HD2	1:149:B:ALA:HB2	10	1.03	0.04	1.04
(2,2113)	1:163:B:PHE:HD2	1:149:B:ALA:HB3	10	1.03	0.04	1.04
(2,777)	1:147:A:GLU:H	1:147:A:GLU:HB3	10	1.02	0.02	1.01
(2,1908)	1:166:A:ARG:HG2	1:145:A:ASP:HA	10	1.01	0.14	0.98
(2,1907)	1:166:B:ARG:HG2	1:145:B:ASP:HA	10	1.01	0.14	0.98
(2,1804)	1:132:A:GLU:HB2	1:133:A:ILE:HA	10	1.01	0.22	1.08
(2,1833)	1:141:A:LEU:HB3	1:140:A:SER:H	10	1.0	0.33	0.85
(2,1834)	1:141:B:LEU:HB3	1:140:B:SER:H	10	1.0	0.33	0.84
(2,1567)	1:175:A:TYR:HB3	1:175:A:TYR:H	10	0.97	0.1	0.99
(2,1171)	1:166:A:ARG:HA	1:143:A:PRO:HB2	10	0.97	0.18	1.04
(2,985)	1:175:A:TYR:HA	1:160:A:PHE:HA	10	0.97	0.04	0.96
(2,986)	1:175:B:TYR:HA	1:160:B:PHE:HA	10	0.96	0.04	0.96
(2,1788)	1:131:B:ILE:HA	1:132:B:GLU:HB3	10	0.96	0.1	0.92
(2,933)	1:181:B:LYS:H	1:181:B:LYS:HD3	10	0.96	0.68	0.94
(2,1020)	1:145:A:ASP:HA	1:148:A:GLU:HB3	10	0.96	0.03	0.96
(2,1562)	1:175:B:TYR:HB2	1:175:B:TYR:HA	10	0.95	0.01	0.95
(2,1866)	1:150:A:VAL:HG21	1:151:A:LEU:HB3	10	0.94	0.11	0.94
(2,1866)	1:150:A:VAL:HG22	1:151:A:LEU:HB3	10	0.94	0.11	0.94
(2,1866)	1:150:A:VAL:HG23	1:151:A:LEU:HB3	10	0.94	0.11	0.94
(2,1865)	1:150:B:VAL:HG21	1:151:B:LEU:HB3	10	0.93	0.11	0.92
(2,1865)	1:150:B:VAL:HG22	1:151:B:LEU:HB3	10	0.93	0.11	0.92
(2,1865)	1:150:B:VAL:HG23	1:151:B:LEU:HB3	10	0.93	0.11	0.92
(2,620)	1:155:B:LEU:H	1:151:B:LEU:HD21	10	0.91	0.26	0.96
(2,620)	1:155:B:LEU:H	1:151:B:LEU:HD22	10	0.91	0.26	0.96
(2,620)	1:155:B:LEU:H	1:151:B:LEU:HD23	10	0.91	0.26	0.96
(2,1938)	1:174:B:VAL:HG21	1:161:B:PHE:HB2	10	0.89	0.23	1.01
(2,1938)	1:174:B:VAL:HG22	1:161:B:PHE:HB2	10	0.89	0.23	1.01
(2,1938)	1:174:B:VAL:HG23	1:161:B:PHE:HB2	10	0.89	0.23	1.01
(2,1574)	1:160:A:PHE:HB2	1:160:A:PHE:HA	10	0.88	0.03	0.88
(2,1573)	1:160:B:PHE:HB2	1:160:B:PHE:HA	10	0.88	0.03	0.88
(2,1207)	1:150:B:VAL:HG11	1:153:B:MET:HB3	10	0.87	0.08	0.88
(2,1207)	1:150:B:VAL:HG12	1:153:B:MET:HB3	10	0.87	0.08	0.88
(2,1207)	1:150:B:VAL:HG13	1:153:B:MET:HB3	10	0.87	0.08	0.88
(2,608)	1:185:A:ILE:H	1:184:A:LEU:HD21	10	0.86	0.15	0.87
(2,608)	1:185:A:ILE:H	1:184:A:LEU:HD22	10	0.86	0.15	0.87

Continued on next page...

Continued from previous page...

Key	Atom-1	Atom-2	Models ¹	Mean (Å)	SD ¹ (Å)	Median (Å)
(2,608)	1:185:A:ILE:H	1:184:A:LEU:HD23	10	0.86	0.15	0.87
(2,1527)	1:175:A:TYR:HB2	1:175:A:TYR:HA	10	0.85	0.01	0.85
(2,1429)	1:164:A:THR:HA	1:172:A:SER:H	10	0.85	0.38	0.71
(2,1430)	1:164:B:THR:HA	1:172:B:SER:H	10	0.84	0.39	0.7
(2,368)	1:144:B:MET:H	1:163:B:PHE:HB3	10	0.84	0.17	0.82
(2,1532)	1:184:A:LEU:HB3	1:184:A:LEU:HD11	10	0.83	0.08	0.82
(2,1532)	1:184:A:LEU:HB3	1:184:A:LEU:HD12	10	0.83	0.08	0.82
(2,1532)	1:184:A:LEU:HB3	1:184:A:LEU:HD13	10	0.83	0.08	0.82
(2,367)	1:144:A:MET:H	1:163:A:PHE:HB3	10	0.83	0.15	0.8
(2,353)	1:161:B:PHE:H	1:175:B:TYR:HB3	10	0.81	0.08	0.82
(2,1533)	1:161:B:PHE:HB2	1:161:B:PHE:HA	10	0.8	0.03	0.79
(2,1587)	1:182:A:TYR:HB2	1:182:A:TYR:HD1	10	0.79	0.09	0.81
(2,1587)	1:182:A:TYR:HB2	1:182:A:TYR:HD2	10	0.79	0.09	0.81
(2,1588)	1:182:B:TYR:HB2	1:182:B:TYR:HD1	10	0.78	0.09	0.82
(2,1588)	1:182:B:TYR:HB2	1:182:B:TYR:HD2	10	0.78	0.09	0.82
(2,491)	1:133:A:ILE:H	1:132:A:GLU:HB2	10	0.78	0.08	0.82
(2,893)	1:162:B:VAL:H	1:162:B:VAL:HA	10	0.78	0.01	0.78
(2,894)	1:162:A:VAL:H	1:162:A:VAL:HA	10	0.78	0.01	0.78
(2,419)	1:134:B:ILE:H	1:183:A:GLY:HA3	10	0.78	0.21	0.85
(2,917)	1:134:A:ILE:H	1:183:B:GLY:HA3	10	0.78	0.21	0.84
(2,1633)	1:186:A:GLN:HG2	1:186:A:GLN:HA	10	0.78	0.07	0.8
(2,1634)	1:186:B:GLN:HG2	1:186:B:GLN:HA	10	0.77	0.07	0.8
(2,562)	1:158:B:HIS:H	1:156:B:LEU:HB2	10	0.77	0.05	0.78
(2,1602)	1:154:B:ASN:HB3	1:153:B:MET:H	10	0.77	0.09	0.82
(2,561)	1:158:A:HIS:H	1:156:A:LEU:HB2	10	0.77	0.05	0.77
(2,1601)	1:154:A:ASN:HB3	1:153:A:MET:H	10	0.77	0.09	0.82
(2,2004)	1:160:A:PHE:HA	1:175:A:TYR:HA	10	0.76	0.04	0.76
(2,2144)	1:160:A:PHE:HA	1:175:A:TYR:HA	10	0.76	0.04	0.76
(2,2003)	1:160:B:PHE:HA	1:175:B:TYR:HA	10	0.76	0.04	0.76
(2,2143)	1:160:B:PHE:HA	1:175:B:TYR:HA	10	0.76	0.04	0.76
(2,1003)	1:175:A:TYR:HA	1:175:A:TYR:HB2	10	0.75	0.01	0.75
(2,1008)	1:175:B:TYR:HA	1:175:B:TYR:HB2	10	0.75	0.01	0.75
(2,1156)	1:174:B:VAL:HG11	1:161:B:PHE:HB3	10	0.73	0.14	0.81
(2,1156)	1:174:B:VAL:HG12	1:161:B:PHE:HB3	10	0.73	0.14	0.81
(2,1156)	1:174:B:VAL:HG13	1:161:B:PHE:HB3	10	0.73	0.14	0.81
(2,2089)	1:182:B:TYR:HD1	1:176:B:ARG:HA	10	0.73	0.03	0.74
(2,2089)	1:182:B:TYR:HD2	1:176:B:ARG:HA	10	0.73	0.03	0.74
(2,2090)	1:182:A:TYR:HD1	1:176:A:ARG:HA	10	0.73	0.03	0.74
(2,2090)	1:182:A:TYR:HD2	1:176:A:ARG:HA	10	0.73	0.03	0.74
(2,1267)	1:184:B:LEU:HB3	1:184:B:LEU:HD11	10	0.73	0.08	0.72
(2,1267)	1:184:B:LEU:HB3	1:184:B:LEU:HD12	10	0.73	0.08	0.72
(2,1267)	1:184:B:LEU:HB3	1:184:B:LEU:HD13	10	0.73	0.08	0.72

Continued on next page...

Continued from previous page...

Key	Atom-1	Atom-2	Models ¹	Mean (Å)	SD ¹ (Å)	Median (Å)
(2,2077)	1:182:A:TYR:HD1	1:182:A:TYR:HA	10	0.73	0.07	0.74
(2,2077)	1:182:A:TYR:HD2	1:182:A:TYR:HA	10	0.73	0.07	0.74
(2,2078)	1:182:B:TYR:HD1	1:182:B:TYR:HA	10	0.73	0.07	0.74
(2,2078)	1:182:B:TYR:HD2	1:182:B:TYR:HA	10	0.73	0.07	0.74
(2,1407)	1:171:B:THR:HA	1:171:B:THR:HB	10	0.73	0.3	0.66
(2,1408)	1:171:A:THR:HA	1:171:A:THR:HB	10	0.73	0.3	0.66
(2,488)	1:175:B:TYR:H	1:174:B:VAL:HB	10	0.72	0.28	0.9
(2,487)	1:175:A:TYR:H	1:174:A:VAL:HB	10	0.72	0.28	0.9
(2,1746)	1:155:A:LEU:HD11	1:155:A:LEU:HA	10	0.71	0.11	0.75
(2,1746)	1:155:A:LEU:HD12	1:155:A:LEU:HA	10	0.71	0.11	0.75
(2,1746)	1:155:A:LEU:HD13	1:155:A:LEU:HA	10	0.71	0.11	0.75
(2,1536)	1:161:A:PHE:HB2	1:161:A:PHE:HA	10	0.7	0.03	0.69
(2,184)	1:177:B:ARG:H	1:182:B:TYR:HA	10	0.68	0.05	0.69
(2,183)	1:177:A:ARG:H	1:182:A:TYR:HA	10	0.68	0.05	0.69
(2,662)	1:151:A:LEU:H	1:150:A:VAL:HG11	10	0.68	0.02	0.68
(2,662)	1:151:A:LEU:H	1:150:A:VAL:HG12	10	0.68	0.02	0.68
(2,662)	1:151:A:LEU:H	1:150:A:VAL:HG13	10	0.68	0.02	0.68
(2,756)	1:175:B:TYR:H	1:175:B:TYR:HB3	10	0.67	0.1	0.7
(2,495)	1:147:A:GLU:H	1:147:A:GLU:HB2	10	0.67	0.01	0.67
(2,1071)	1:175:A:TYR:HB2	1:175:A:TYR:HD1	10	0.67	0.02	0.68
(2,1071)	1:175:A:TYR:HB2	1:175:A:TYR:HD2	10	0.67	0.02	0.68
(2,1646)	1:143:B:PRO:HB3	1:143:B:PRO:HA	10	0.67	0.03	0.66
(2,2107)	1:163:A:PHE:HD1	1:143:A:PRO:HB2	10	0.66	0.25	0.62
(2,2107)	1:163:A:PHE:HD2	1:143:A:PRO:HB2	10	0.66	0.25	0.62
(2,1683)	1:173:B:ILE:HG12	1:173:B:ILE:HA	10	0.66	0.26	0.64
(2,1684)	1:173:A:ILE:HG12	1:173:A:ILE:HA	10	0.66	0.28	0.62
(2,661)	1:151:B:LEU:H	1:150:B:VAL:HG11	10	0.66	0.02	0.66
(2,661)	1:151:B:LEU:H	1:150:B:VAL:HG12	10	0.66	0.02	0.66
(2,661)	1:151:B:LEU:H	1:150:B:VAL:HG13	10	0.66	0.02	0.66
(2,362)	1:164:A:THR:H	1:163:A:PHE:HB3	10	0.66	0.05	0.68
(2,2108)	1:163:B:PHE:HD1	1:143:B:PRO:HB3	10	0.66	0.2	0.7
(2,2108)	1:163:B:PHE:HD2	1:143:B:PRO:HB3	10	0.66	0.2	0.7
(2,361)	1:164:B:THR:H	1:163:B:PHE:HB3	10	0.65	0.06	0.66
(2,1064)	1:149:A:ALA:HB1	1:163:A:PHE:HD1	10	0.65	0.02	0.65
(2,1064)	1:149:A:ALA:HB1	1:163:A:PHE:HD2	10	0.65	0.02	0.65
(2,1064)	1:149:A:ALA:HB2	1:163:A:PHE:HD1	10	0.65	0.02	0.65
(2,1064)	1:149:A:ALA:HB2	1:163:A:PHE:HD2	10	0.65	0.02	0.65
(2,1064)	1:149:A:ALA:HB3	1:163:A:PHE:HD1	10	0.65	0.02	0.65
(2,1064)	1:149:A:ALA:HB3	1:163:A:PHE:HD2	10	0.65	0.02	0.65
(2,1063)	1:149:B:ALA:HB1	1:163:B:PHE:HD1	10	0.63	0.04	0.64
(2,1063)	1:149:B:ALA:HB1	1:163:B:PHE:HD2	10	0.63	0.04	0.64
(2,1063)	1:149:B:ALA:HB2	1:163:B:PHE:HD1	10	0.63	0.04	0.64

Continued on next page...

Continued from previous page...

Key	Atom-1	Atom-2	Models ¹	Mean (Å)	SD ¹ (Å)	Median (Å)
(2,1063)	1:149:B:ALA:HB2	1:163:B:PHE:HD2	10	0.63	0.04	0.64
(2,1063)	1:149:B:ALA:HB3	1:163:B:PHE:HD1	10	0.63	0.04	0.64
(2,1063)	1:149:B:ALA:HB3	1:163:B:PHE:HD2	10	0.63	0.04	0.64
(2,1161)	1:132:A:GLU:HA	1:133:A:ILE:HG12	10	0.63	0.1	0.61
(2,1311)	1:171:A:THR:HB	1:171:A:THR:HA	10	0.63	0.3	0.55
(2,1312)	1:171:B:THR:HB	1:171:B:THR:HA	10	0.63	0.3	0.55
(2,654)	1:150:B:VAL:H	1:150:B:VAL:HG21	10	0.62	0.02	0.62
(2,654)	1:150:B:VAL:H	1:150:B:VAL:HG22	10	0.62	0.02	0.62
(2,654)	1:150:B:VAL:H	1:150:B:VAL:HG23	10	0.62	0.02	0.62
(2,452)	1:145:A:ASP:H	1:148:A:GLU:HB3	10	0.62	0.04	0.62
(2,653)	1:150:A:VAL:H	1:150:A:VAL:HG21	10	0.61	0.01	0.61
(2,653)	1:150:A:VAL:H	1:150:A:VAL:HG22	10	0.61	0.01	0.61
(2,653)	1:150:A:VAL:H	1:150:A:VAL:HG23	10	0.61	0.01	0.61
(2,1628)	1:144:A:MET:HB3	1:144:A:MET:HA	10	0.61	0.06	0.61
(2,1629)	1:144:B:MET:HB3	1:144:B:MET:HA	10	0.61	0.06	0.6
(2,478)	1:187:A:THR:H	1:186:A:GLN:HG3	10	0.61	0.06	0.61
(2,477)	1:187:B:THR:H	1:186:B:GLN:HG3	10	0.61	0.06	0.61
(2,2043)	1:173:A:ILE:HA	1:162:A:VAL:HA	10	0.6	0.18	0.53
(2,2183)	1:173:A:ILE:HA	1:162:A:VAL:HA	10	0.6	0.18	0.53
(2,2044)	1:173:B:ILE:HA	1:162:B:VAL:HA	10	0.6	0.18	0.52
(2,2184)	1:173:B:ILE:HA	1:162:B:VAL:HA	10	0.6	0.18	0.52
(2,798)	1:188:B:SER:H	1:187:B:THR:HG21	10	0.6	0.37	0.58
(2,798)	1:188:B:SER:H	1:187:B:THR:HG22	10	0.6	0.37	0.58
(2,798)	1:188:B:SER:H	1:187:B:THR:HG23	10	0.6	0.37	0.58
(2,797)	1:188:A:SER:H	1:187:A:THR:HG21	10	0.6	0.37	0.58
(2,797)	1:188:A:SER:H	1:187:A:THR:HG22	10	0.6	0.37	0.58
(2,797)	1:188:A:SER:H	1:187:A:THR:HG23	10	0.6	0.37	0.58
(2,1072)	1:175:B:TYR:HB3	1:175:B:TYR:HD1	10	0.59	0.03	0.59
(2,1072)	1:175:B:TYR:HB3	1:175:B:TYR:HD2	10	0.59	0.03	0.59
(2,483)	1:174:A:VAL:H	1:174:A:VAL:HB	10	0.58	0.29	0.78
(2,484)	1:174:B:VAL:H	1:174:B:VAL:HB	10	0.58	0.28	0.78
(2,1316)	1:164:A:THR:HB	1:143:A:PRO:HB2	10	0.58	0.22	0.66
(2,1013)	1:160:A:PHE:HA	1:160:A:PHE:HB2	10	0.58	0.03	0.58
(2,1014)	1:160:B:PHE:HA	1:160:B:PHE:HB2	10	0.58	0.03	0.58
(2,505)	1:132:A:GLU:H	1:131:A:ILE:HB	10	0.58	0.09	0.57
(2,506)	1:132:B:GLU:H	1:131:B:ILE:HB	10	0.58	0.09	0.57
(2,1074)	1:175:B:TYR:HB2	1:175:B:TYR:HD1	10	0.57	0.03	0.57
(2,1074)	1:175:B:TYR:HB2	1:175:B:TYR:HD2	10	0.57	0.03	0.57
(2,1024)	1:143:B:PRO:HA	1:143:B:PRO:HB3	10	0.57	0.03	0.56
(2,464)	1:169:A:ASP:H	1:167:A:GLU:HB3	10	0.56	0.17	0.56
(2,463)	1:169:B:ASP:H	1:167:B:GLU:HB3	10	0.56	0.17	0.56
(2,983)	1:184:B:LEU:HA	1:174:B:VAL:HA	10	0.55	0.2	0.52

Continued on next page...

Continued from previous page...

Key	Atom-1	Atom-2	Models ¹	Mean (Å)	SD ¹ (Å)	Median (Å)
(2,984)	1:184:A:LEU:HA	1:174:A:VAL:HA	10	0.55	0.2	0.52
(2,585)	1:186:A:GLN:H	1:185:A:ILE:HG12	10	0.54	0.25	0.5
(2,1121)	1:180:A:GLY:HA2	1:180:A:GLY:HA3	10	0.54	0.0	0.54
(2,1122)	1:180:B:GLY:HA2	1:180:B:GLY:HA3	10	0.54	0.0	0.54
(2,1823)	1:136:B:SER:HA	1:135:B:ARG:HA	10	0.54	0.09	0.58
(2,270)	1:139:A:PHE:H	1:138:A:GLU:HA	10	0.54	0.03	0.54
(2,269)	1:139:B:PHE:H	1:138:B:GLU:HA	10	0.53	0.02	0.54
(2,1032)	1:184:A:LEU:HA	1:184:A:LEU:HB2	10	0.53	0.03	0.52
(2,1607)	1:154:A:ASN:HB2	1:151:A:LEU:HA	10	0.53	0.19	0.46
(2,1774)	1:174:B:VAL:HG11	1:161:B:PHE:HB3	10	0.53	0.14	0.61
(2,1774)	1:174:B:VAL:HG12	1:161:B:PHE:HB3	10	0.53	0.14	0.61
(2,1774)	1:174:B:VAL:HG13	1:161:B:PHE:HB3	10	0.53	0.14	0.61
(2,1824)	1:136:A:SER:HA	1:135:A:ARG:HA	10	0.53	0.09	0.57
(2,1608)	1:154:B:ASN:HB2	1:151:B:LEU:HA	10	0.53	0.19	0.45
(2,1059)	1:149:A:ALA:HB1	1:152:A:GLN:H	10	0.52	0.1	0.52
(2,1059)	1:149:A:ALA:HB2	1:152:A:GLN:H	10	0.52	0.1	0.52
(2,1059)	1:149:A:ALA:HB3	1:152:A:GLN:H	10	0.52	0.1	0.52
(2,1060)	1:149:B:ALA:HB1	1:152:B:GLN:H	10	0.51	0.1	0.5
(2,1060)	1:149:B:ALA:HB2	1:152:B:GLN:H	10	0.51	0.1	0.5
(2,1060)	1:149:B:ALA:HB3	1:152:B:GLN:H	10	0.51	0.1	0.5
(2,1412)	1:161:A:PHE:HA	1:161:A:PHE:HB2	10	0.5	0.03	0.49
(2,1414)	1:161:A:PHE:HA	1:161:A:PHE:HB2	10	0.5	0.03	0.49
(2,1696)	1:185:A:ILE:HG13	1:185:A:ILE:HD11	10	0.5	0.01	0.5
(2,1696)	1:185:A:ILE:HG13	1:185:A:ILE:HD12	10	0.5	0.01	0.5
(2,1696)	1:185:A:ILE:HG13	1:185:A:ILE:HD13	10	0.5	0.01	0.5
(2,1695)	1:185:B:ILE:HG12	1:185:B:ILE:HD11	10	0.5	0.01	0.5
(2,1695)	1:185:B:ILE:HG12	1:185:B:ILE:HD12	10	0.5	0.01	0.5
(2,1695)	1:185:B:ILE:HG12	1:185:B:ILE:HD13	10	0.5	0.01	0.5
(2,97)	1:154:B:ASN:H	1:154:B:ASN:HD22	10	0.49	0.21	0.55
(2,1073)	1:175:A:TYR:HB3	1:175:A:TYR:HD1	10	0.49	0.03	0.49
(2,1073)	1:175:A:TYR:HB3	1:175:A:TYR:HD2	10	0.49	0.03	0.49
(2,859)	1:149:B:ALA:H	1:150:B:VAL:HG11	10	0.49	0.1	0.48
(2,859)	1:149:B:ALA:H	1:150:B:VAL:HG12	10	0.49	0.1	0.48
(2,859)	1:149:B:ALA:H	1:150:B:VAL:HG13	10	0.49	0.1	0.48
(2,1715)	1:181:A:LYS:HG3	1:181:A:LYS:HB3	10	0.49	0.08	0.5
(2,1627)	1:144:B:MET:HB2	1:144:B:MET:HA	10	0.49	0.13	0.52
(2,1630)	1:144:A:MET:HB2	1:144:A:MET:HA	10	0.49	0.13	0.52
(2,1716)	1:181:B:LYS:HG3	1:181:B:LYS:HB3	10	0.49	0.08	0.5
(2,393)	1:175:A:TYR:H	1:175:A:TYR:HB3	10	0.47	0.1	0.49
(2,1050)	1:174:B:VAL:HA	1:184:B:LEU:HA	10	0.45	0.2	0.43
(2,1049)	1:174:A:VAL:HA	1:184:A:LEU:HA	10	0.45	0.2	0.43
(2,96)	1:158:B:HIS:H	1:160:B:PHE:H	10	0.45	0.07	0.45

Continued on next page...

Continued from previous page...

Key	Atom-1	Atom-2	Models ¹	Mean (Å)	SD ¹ (Å)	Median (Å)
(2,860)	1:149:A:ALA:H	1:150:A:VAL:HG11	10	0.44	0.1	0.44
(2,860)	1:149:A:ALA:H	1:150:A:VAL:HG12	10	0.44	0.1	0.44
(2,860)	1:149:A:ALA:H	1:150:A:VAL:HG13	10	0.44	0.1	0.44
(2,95)	1:158:A:HIS:H	1:160:A:PHE:H	10	0.44	0.06	0.45
(2,705)	1:179:A:ASP:H	1:181:A:LYS:H	10	0.44	0.14	0.46
(2,1523)	1:158:A:HIS:HB3	1:158:A:HIS:HA	10	0.44	0.08	0.46
(2,1299)	1:149:B:ALA:HB1	1:150:B:VAL:HG21	10	0.43	0.04	0.42
(2,1299)	1:149:B:ALA:HB1	1:150:B:VAL:HG22	10	0.43	0.04	0.42
(2,1299)	1:149:B:ALA:HB1	1:150:B:VAL:HG23	10	0.43	0.04	0.42
(2,1299)	1:149:B:ALA:HB2	1:150:B:VAL:HG21	10	0.43	0.04	0.42
(2,1299)	1:149:B:ALA:HB2	1:150:B:VAL:HG22	10	0.43	0.04	0.42
(2,1299)	1:149:B:ALA:HB2	1:150:B:VAL:HG23	10	0.43	0.04	0.42
(2,1299)	1:149:B:ALA:HB3	1:150:B:VAL:HG21	10	0.43	0.04	0.42
(2,1299)	1:149:B:ALA:HB3	1:150:B:VAL:HG22	10	0.43	0.04	0.42
(2,1299)	1:149:B:ALA:HB3	1:150:B:VAL:HG23	10	0.43	0.04	0.42
(2,1303)	1:150:B:VAL:HG21	1:149:B:ALA:HB1	10	0.43	0.04	0.42
(2,1303)	1:150:B:VAL:HG21	1:149:B:ALA:HB2	10	0.43	0.04	0.42
(2,1303)	1:150:B:VAL:HG21	1:149:B:ALA:HB3	10	0.43	0.04	0.42
(2,1303)	1:150:B:VAL:HG22	1:149:B:ALA:HB1	10	0.43	0.04	0.42
(2,1303)	1:150:B:VAL:HG22	1:149:B:ALA:HB2	10	0.43	0.04	0.42
(2,1303)	1:150:B:VAL:HG22	1:149:B:ALA:HB3	10	0.43	0.04	0.42
(2,1303)	1:150:B:VAL:HG23	1:149:B:ALA:HB1	10	0.43	0.04	0.42
(2,1303)	1:150:B:VAL:HG23	1:149:B:ALA:HB2	10	0.43	0.04	0.42
(2,1303)	1:150:B:VAL:HG23	1:149:B:ALA:HB3	10	0.43	0.04	0.42
(2,1744)	1:155:A:LEU:HD11	1:152:A:GLN:HA	10	0.43	0.1	0.42
(2,1744)	1:155:A:LEU:HD12	1:152:A:GLN:HA	10	0.43	0.1	0.42
(2,1744)	1:155:A:LEU:HD13	1:152:A:GLN:HA	10	0.43	0.1	0.42
(2,1053)	1:174:B:VAL:HA	1:174:B:VAL:HG21	10	0.42	0.07	0.42
(2,1053)	1:174:B:VAL:HA	1:174:B:VAL:HG22	10	0.42	0.07	0.42
(2,1053)	1:174:B:VAL:HA	1:174:B:VAL:HG23	10	0.42	0.07	0.42
(2,1076)	1:174:B:VAL:HG21	1:174:B:VAL:HA	10	0.42	0.07	0.42
(2,1076)	1:174:B:VAL:HG22	1:174:B:VAL:HA	10	0.42	0.07	0.42
(2,1076)	1:174:B:VAL:HG23	1:174:B:VAL:HA	10	0.42	0.07	0.42
(2,1054)	1:174:A:VAL:HA	1:174:A:VAL:HG21	10	0.42	0.07	0.42
(2,1054)	1:174:A:VAL:HA	1:174:A:VAL:HG22	10	0.42	0.07	0.42
(2,1054)	1:174:A:VAL:HA	1:174:A:VAL:HG23	10	0.42	0.07	0.42
(2,1075)	1:174:A:VAL:HG21	1:174:A:VAL:HA	10	0.42	0.07	0.42
(2,1075)	1:174:A:VAL:HG22	1:174:A:VAL:HA	10	0.42	0.07	0.42
(2,1075)	1:174:A:VAL:HG23	1:174:A:VAL:HA	10	0.42	0.07	0.42
(2,2067)	1:163:B:PHE:HD1	1:163:B:PHE:HE1	10	0.42	0.01	0.42
(2,2067)	1:163:B:PHE:HD1	1:163:B:PHE:HE2	10	0.42	0.01	0.42
(2,2067)	1:163:B:PHE:HD2	1:163:B:PHE:HE1	10	0.42	0.01	0.42

Continued on next page...

Continued from previous page...

Key	Atom-1	Atom-2	Models ¹	Mean (Å)	SD ¹ (Å)	Median (Å)
(2,2067)	1:163:B:PHE:HD2	1:163:B:PHE:HE2	10	0.42	0.01	0.42
(2,2068)	1:163:A:PHE:HD1	1:163:A:PHE:HE1	10	0.42	0.01	0.42
(2,2068)	1:163:A:PHE:HD1	1:163:A:PHE:HE2	10	0.42	0.01	0.42
(2,2068)	1:163:A:PHE:HD2	1:163:A:PHE:HE1	10	0.42	0.01	0.42
(2,2068)	1:163:A:PHE:HD2	1:163:A:PHE:HE2	10	0.42	0.01	0.42
(2,532)	1:152:B:GLN:H	1:151:B:LEU:HB2	10	0.42	0.05	0.4
(2,1672)	1:148:A:GLU:HB3	1:148:A:GLU:HA	10	0.42	0.02	0.42
(2,954)	1:185:A:ILE:H	1:173:A:ILE:H	10	0.42	0.15	0.47
(2,953)	1:185:B:ILE:H	1:173:B:ILE:H	10	0.42	0.15	0.47
(2,1300)	1:149:A:ALA:HB1	1:150:A:VAL:HG21	10	0.42	0.04	0.41
(2,1300)	1:149:A:ALA:HB1	1:150:A:VAL:HG22	10	0.42	0.04	0.41
(2,1300)	1:149:A:ALA:HB1	1:150:A:VAL:HG23	10	0.42	0.04	0.41
(2,1300)	1:149:A:ALA:HB2	1:150:A:VAL:HG21	10	0.42	0.04	0.41
(2,1300)	1:149:A:ALA:HB2	1:150:A:VAL:HG22	10	0.42	0.04	0.41
(2,1300)	1:149:A:ALA:HB2	1:150:A:VAL:HG23	10	0.42	0.04	0.41
(2,1300)	1:149:A:ALA:HB3	1:150:A:VAL:HG21	10	0.42	0.04	0.41
(2,1300)	1:149:A:ALA:HB3	1:150:A:VAL:HG22	10	0.42	0.04	0.41
(2,1300)	1:149:A:ALA:HB3	1:150:A:VAL:HG23	10	0.42	0.04	0.41
(2,1304)	1:150:A:VAL:HG21	1:149:A:ALA:HB1	10	0.42	0.04	0.41
(2,1304)	1:150:A:VAL:HG21	1:149:A:ALA:HB2	10	0.42	0.04	0.41
(2,1304)	1:150:A:VAL:HG21	1:149:A:ALA:HB3	10	0.42	0.04	0.41
(2,1304)	1:150:A:VAL:HG22	1:149:A:ALA:HB1	10	0.42	0.04	0.41
(2,1304)	1:150:A:VAL:HG22	1:149:A:ALA:HB2	10	0.42	0.04	0.41
(2,1304)	1:150:A:VAL:HG22	1:149:A:ALA:HB3	10	0.42	0.04	0.41
(2,1304)	1:150:A:VAL:HG23	1:149:A:ALA:HB1	10	0.42	0.04	0.41
(2,1304)	1:150:A:VAL:HG23	1:149:A:ALA:HB2	10	0.42	0.04	0.41
(2,1304)	1:150:A:VAL:HG23	1:149:A:ALA:HB3	10	0.42	0.04	0.41
(2,1474)	1:146:A:SER:HA	1:149:A:ALA:HB1	10	0.42	0.07	0.42
(2,1474)	1:146:A:SER:HA	1:149:A:ALA:HB2	10	0.42	0.07	0.42
(2,1474)	1:146:A:SER:HA	1:149:A:ALA:HB3	10	0.42	0.07	0.42
(2,1851)	1:146:B:SER:HA	1:163:B:PHE:HE1	10	0.41	0.05	0.41
(2,1851)	1:146:B:SER:HA	1:163:B:PHE:HE2	10	0.41	0.05	0.41
(2,1093)	1:133:B:ILE:HG21	1:133:B:ILE:HA	10	0.41	0.02	0.41
(2,1093)	1:133:B:ILE:HG22	1:133:B:ILE:HA	10	0.41	0.02	0.41
(2,1093)	1:133:B:ILE:HG23	1:133:B:ILE:HA	10	0.41	0.02	0.41
(2,1114)	1:131:B:ILE:HB	1:131:B:ILE:HA	10	0.41	0.02	0.41
(2,1094)	1:133:A:ILE:HG21	1:133:A:ILE:HA	10	0.41	0.02	0.41
(2,1094)	1:133:A:ILE:HG22	1:133:A:ILE:HA	10	0.41	0.02	0.41
(2,1094)	1:133:A:ILE:HG23	1:133:A:ILE:HA	10	0.41	0.02	0.41
(2,1113)	1:131:A:ILE:HB	1:131:A:ILE:HA	10	0.41	0.02	0.41
(2,1852)	1:146:A:SER:HA	1:163:A:PHE:HE1	10	0.41	0.05	0.4
(2,1852)	1:146:A:SER:HA	1:163:A:PHE:HE2	10	0.41	0.05	0.4

Continued on next page...

Continued from previous page...

Key	Atom-1	Atom-2	Models ¹	Mean (Å)	SD ¹ (Å)	Median (Å)
(2,1473)	1:146:B:SER:HA	1:149:B:ALA:HB1	10	0.4	0.08	0.43
(2,1473)	1:146:B:SER:HA	1:149:B:ALA:HB2	10	0.4	0.08	0.43
(2,1473)	1:146:B:SER:HA	1:149:B:ALA:HB3	10	0.4	0.08	0.43
(2,1015)	1:175:A:TYR:HA	1:160:A:PHE:HB2	10	0.4	0.07	0.42
(2,1016)	1:175:B:TYR:HA	1:160:B:PHE:HB2	10	0.4	0.07	0.42
(2,1375)	1:162:A:VAL:HA	1:173:A:ILE:HA	10	0.4	0.18	0.33
(2,1257)	1:164:B:THR:HB	1:164:B:THR:HG1	10	0.4	0.15	0.47
(2,1376)	1:162:B:VAL:HA	1:173:B:ILE:HA	10	0.4	0.18	0.32
(2,1258)	1:164:A:THR:HB	1:164:A:THR:HG1	10	0.4	0.15	0.46
(2,1811)	1:134:B:ILE:HA	1:135:B:ARG:HA	10	0.4	0.02	0.4
(2,1812)	1:134:A:ILE:HA	1:135:A:ARG:HA	10	0.39	0.02	0.4
(2,531)	1:152:A:GLN:H	1:151:A:LEU:HB2	10	0.39	0.04	0.39
(2,1269)	1:134:B:ILE:HB	1:134:B:ILE:HG21	10	0.39	0.01	0.4
(2,1269)	1:134:B:ILE:HB	1:134:B:ILE:HG22	10	0.39	0.01	0.4
(2,1269)	1:134:B:ILE:HB	1:134:B:ILE:HG23	10	0.39	0.01	0.4
(2,1270)	1:134:A:ILE:HB	1:134:A:ILE:HG21	10	0.39	0.01	0.4
(2,1270)	1:134:A:ILE:HB	1:134:A:ILE:HG22	10	0.39	0.01	0.4
(2,1270)	1:134:A:ILE:HB	1:134:A:ILE:HG23	10	0.39	0.01	0.4
(2,153)	1:185:B:ILE:H	1:184:B:LEU:HA	10	0.38	0.04	0.38
(2,2025)	1:160:A:PHE:HD1	1:160:A:PHE:HB2	10	0.38	0.03	0.4
(2,2025)	1:160:A:PHE:HD2	1:160:A:PHE:HB2	10	0.38	0.03	0.4
(2,2026)	1:160:B:PHE:HD1	1:160:B:PHE:HB2	10	0.38	0.03	0.4
(2,2026)	1:160:B:PHE:HD2	1:160:B:PHE:HB2	10	0.38	0.03	0.4
(2,2165)	1:160:A:PHE:HD1	1:160:A:PHE:HB2	10	0.38	0.03	0.4
(2,2165)	1:160:A:PHE:HD2	1:160:A:PHE:HB2	10	0.38	0.03	0.4
(2,2166)	1:160:B:PHE:HD1	1:160:B:PHE:HB2	10	0.38	0.03	0.4
(2,2166)	1:160:B:PHE:HD2	1:160:B:PHE:HB2	10	0.38	0.03	0.4
(2,154)	1:185:A:ILE:H	1:184:A:LEU:HA	10	0.38	0.04	0.38
(2,1582)	1:185:A:ILE:HB	1:185:A:ILE:HG21	10	0.38	0.0	0.38
(2,1582)	1:185:A:ILE:HB	1:185:A:ILE:HG22	10	0.38	0.0	0.38
(2,1582)	1:185:A:ILE:HB	1:185:A:ILE:HG23	10	0.38	0.0	0.38
(2,1291)	1:173:B:ILE:HB	1:173:B:ILE:HG21	10	0.38	0.01	0.38
(2,1291)	1:173:B:ILE:HB	1:173:B:ILE:HG22	10	0.38	0.01	0.38
(2,1291)	1:173:B:ILE:HB	1:173:B:ILE:HG23	10	0.38	0.01	0.38
(2,1581)	1:185:B:ILE:HB	1:185:B:ILE:HG21	10	0.38	0.01	0.38
(2,1581)	1:185:B:ILE:HB	1:185:B:ILE:HG22	10	0.38	0.01	0.38
(2,1581)	1:185:B:ILE:HB	1:185:B:ILE:HG23	10	0.38	0.01	0.38
(2,1292)	1:173:A:ILE:HB	1:173:A:ILE:HG21	10	0.38	0.01	0.38
(2,1292)	1:173:A:ILE:HB	1:173:A:ILE:HG22	10	0.38	0.01	0.38
(2,1292)	1:173:A:ILE:HB	1:173:A:ILE:HG23	10	0.38	0.01	0.38
(2,942)	1:182:B:TYR:H	1:131:A:ILE:HG21	10	0.38	0.38	0.28
(2,942)	1:182:B:TYR:H	1:131:A:ILE:HG22	10	0.38	0.38	0.28

Continued on next page...

Continued from previous page...

Key	Atom-1	Atom-2	Models ¹	Mean (Å)	SD ¹ (Å)	Median (Å)
(2,942)	1:182:B:TYR:H	1:131:A:ILE:HG23	10	0.38	0.38	0.28
(2,415)	1:176:B:ARG:H	1:160:B:PHE:HB2	10	0.38	0.1	0.37
(2,1631)	1:174:B:VAL:HB	1:174:B:VAL:HA	10	0.38	0.15	0.28
(2,941)	1:182:A:TYR:H	1:131:B:ILE:HG21	10	0.38	0.38	0.24
(2,941)	1:182:A:TYR:H	1:131:B:ILE:HG22	10	0.38	0.38	0.24
(2,941)	1:182:A:TYR:H	1:131:B:ILE:HG23	10	0.38	0.38	0.24
(2,1632)	1:174:A:VAL:HB	1:174:A:VAL:HA	10	0.38	0.15	0.28
(2,416)	1:176:A:ARG:H	1:160:A:PHE:HB2	10	0.37	0.09	0.37
(2,665)	1:154:B:ASN:H	1:150:B:VAL:HG11	10	0.37	0.11	0.4
(2,665)	1:154:B:ASN:H	1:150:B:VAL:HG12	10	0.37	0.11	0.4
(2,665)	1:154:B:ASN:H	1:150:B:VAL:HG13	10	0.37	0.11	0.4
(2,1355)	1:182:A:TYR:HA	1:182:A:TYR:HB3	10	0.37	0.05	0.37
(2,1356)	1:182:B:TYR:HA	1:182:B:TYR:HB3	10	0.37	0.05	0.37
(2,666)	1:154:A:ASN:H	1:150:A:VAL:HG11	10	0.37	0.1	0.4
(2,666)	1:154:A:ASN:H	1:150:A:VAL:HG12	10	0.37	0.1	0.4
(2,666)	1:154:A:ASN:H	1:150:A:VAL:HG13	10	0.37	0.1	0.4
(2,357)	1:176:B:ARG:H	1:175:B:TYR:HB3	10	0.35	0.08	0.38
(2,771)	1:155:A:LEU:H	1:152:A:GLN:HG3	10	0.35	0.1	0.36
(2,664)	1:150:B:VAL:H	1:150:B:VAL:HG11	10	0.35	0.05	0.34
(2,664)	1:150:B:VAL:H	1:150:B:VAL:HG12	10	0.35	0.05	0.34
(2,664)	1:150:B:VAL:H	1:150:B:VAL:HG13	10	0.35	0.05	0.34
(2,772)	1:155:B:LEU:H	1:152:B:GLN:HG3	10	0.35	0.1	0.36
(2,861)	1:150:A:VAL:H	1:148:A:GLU:HA	10	0.34	0.04	0.34
(2,2085)	1:182:B:TYR:HE1	1:182:B:TYR:HB3	10	0.34	0.01	0.34
(2,2085)	1:182:B:TYR:HE2	1:182:B:TYR:HB3	10	0.34	0.01	0.34
(2,2086)	1:182:A:TYR:HE1	1:182:A:TYR:HB3	10	0.34	0.01	0.34
(2,2086)	1:182:A:TYR:HE2	1:182:A:TYR:HB3	10	0.34	0.01	0.34
(2,718)	1:150:B:VAL:H	1:163:B:PHE:HE1	10	0.34	0.02	0.34
(2,718)	1:150:B:VAL:H	1:163:B:PHE:HE2	10	0.34	0.02	0.34
(2,644)	1:175:B:TYR:H	1:185:B:ILE:HG21	10	0.34	0.05	0.34
(2,644)	1:175:B:TYR:H	1:185:B:ILE:HG22	10	0.34	0.05	0.34
(2,644)	1:175:B:TYR:H	1:185:B:ILE:HG23	10	0.34	0.05	0.34
(2,643)	1:175:A:TYR:H	1:185:A:ILE:HG21	10	0.34	0.05	0.34
(2,643)	1:175:A:TYR:H	1:185:A:ILE:HG22	10	0.34	0.05	0.34
(2,643)	1:175:A:TYR:H	1:185:A:ILE:HG23	10	0.34	0.05	0.34
(2,449)	1:154:B:ASN:H	1:153:B:MET:HG3	10	0.34	0.15	0.31
(2,663)	1:150:A:VAL:H	1:150:A:VAL:HG11	10	0.33	0.05	0.32
(2,663)	1:150:A:VAL:H	1:150:A:VAL:HG12	10	0.33	0.05	0.32
(2,663)	1:150:A:VAL:H	1:150:A:VAL:HG13	10	0.33	0.05	0.32
(2,450)	1:154:A:ASN:H	1:153:A:MET:HG3	10	0.33	0.15	0.31
(2,108)	1:180:B:GLY:H	1:181:B:LYS:H	10	0.33	0.12	0.32
(2,459)	1:148:A:GLU:H	1:148:A:GLU:HB3	10	0.33	0.01	0.33

Continued on next page...

Continued from previous page...

Key	Atom-1	Atom-2	Models ¹	Mean (Å)	SD ¹ (Å)	Median (Å)
(2,107)	1:180:A:GLY:H	1:181:A:LYS:H	10	0.33	0.12	0.32
(2,426)	1:184:B:LEU:H	1:183:B:GLY:HA2	10	0.33	0.09	0.37
(2,1679)	1:173:A:ILE:HG13	1:173:A:ILE:HD11	10	0.33	0.02	0.32
(2,1679)	1:173:A:ILE:HG13	1:173:A:ILE:HD12	10	0.33	0.02	0.32
(2,1679)	1:173:A:ILE:HG13	1:173:A:ILE:HD13	10	0.33	0.02	0.32
(2,1682)	1:173:A:ILE:HG12	1:173:A:ILE:HD11	10	0.33	0.02	0.32
(2,1682)	1:173:A:ILE:HG12	1:173:A:ILE:HD12	10	0.33	0.02	0.32
(2,1682)	1:173:A:ILE:HG12	1:173:A:ILE:HD13	10	0.33	0.02	0.32
(2,1680)	1:173:B:ILE:HG13	1:173:B:ILE:HD11	10	0.33	0.02	0.32
(2,1680)	1:173:B:ILE:HG13	1:173:B:ILE:HD12	10	0.33	0.02	0.32
(2,1680)	1:173:B:ILE:HG13	1:173:B:ILE:HD13	10	0.33	0.02	0.32
(2,1681)	1:173:B:ILE:HG12	1:173:B:ILE:HD11	10	0.33	0.02	0.32
(2,1681)	1:173:B:ILE:HG12	1:173:B:ILE:HD12	10	0.33	0.02	0.32
(2,1681)	1:173:B:ILE:HG12	1:173:B:ILE:HD13	10	0.33	0.02	0.32
(2,802)	1:147:B:GLU:H	1:150:B:VAL:HG21	10	0.32	0.04	0.32
(2,802)	1:147:B:GLU:H	1:150:B:VAL:HG22	10	0.32	0.04	0.32
(2,802)	1:147:B:GLU:H	1:150:B:VAL:HG23	10	0.32	0.04	0.32
(2,801)	1:147:A:GLU:H	1:150:A:VAL:HG21	10	0.32	0.04	0.32
(2,801)	1:147:A:GLU:H	1:150:A:VAL:HG22	10	0.32	0.04	0.32
(2,801)	1:147:A:GLU:H	1:150:A:VAL:HG23	10	0.32	0.04	0.32
(2,1519)	1:172:B:SER:HB2	1:172:B:SER:HA	10	0.32	0.24	0.16
(2,1520)	1:172:A:SER:HB2	1:172:A:SER:HA	10	0.32	0.24	0.16
(2,31)	1:168:B:THR:H	1:169:B:ASP:H	10	0.31	0.12	0.36
(2,100)	1:169:B:ASP:H	1:168:B:THR:H	10	0.31	0.12	0.36
(2,862)	1:150:B:VAL:H	1:148:B:GLU:HA	10	0.31	0.03	0.31
(2,915)	1:132:A:GLU:H	1:182:B:TYR:HD1	10	0.31	0.07	0.31
(2,915)	1:132:A:GLU:H	1:182:B:TYR:HD2	10	0.31	0.07	0.31
(2,717)	1:150:A:VAL:H	1:163:A:PHE:HE1	10	0.3	0.03	0.3
(2,717)	1:150:A:VAL:H	1:163:A:PHE:HE2	10	0.3	0.03	0.3
(2,1509)	1:150:A:VAL:HA	1:150:A:VAL:HG21	10	0.3	0.05	0.3
(2,1509)	1:150:A:VAL:HA	1:150:A:VAL:HG22	10	0.3	0.05	0.3
(2,1509)	1:150:A:VAL:HA	1:150:A:VAL:HG23	10	0.3	0.05	0.3
(2,1511)	1:150:A:VAL:HA	1:150:A:VAL:HG21	10	0.3	0.05	0.3
(2,1511)	1:150:A:VAL:HA	1:150:A:VAL:HG22	10	0.3	0.05	0.3
(2,1511)	1:150:A:VAL:HA	1:150:A:VAL:HG23	10	0.3	0.05	0.3
(2,1665)	1:135:B:ARG:HB3	1:135:B:ARG:HA	10	0.3	0.04	0.3
(2,916)	1:132:B:GLU:H	1:182:A:TYR:HD1	10	0.3	0.05	0.32
(2,916)	1:132:B:GLU:H	1:182:A:TYR:HD2	10	0.3	0.05	0.32
(2,2103)	1:158:B:HIS:HD2	1:158:B:HIS:HB2	10	0.3	0.07	0.32
(2,537)	1:158:A:HIS:H	1:156:A:LEU:HG	10	0.3	0.06	0.28
(2,538)	1:158:B:HIS:H	1:156:B:LEU:HG	10	0.3	0.06	0.29
(2,1235)	1:134:B:ILE:HB	1:134:B:ILE:HG13	10	0.3	0.06	0.31

Continued on next page...

Continued from previous page...

Key	Atom-1	Atom-2	Models ¹	Mean (Å)	SD ¹ (Å)	Median (Å)
(2,1658)	1:144:B:MET:HG3	1:144:B:MET:HB2	10	0.3	0.08	0.33
(2,1510)	1:150:B:VAL:HA	1:150:B:VAL:HG21	10	0.3	0.04	0.3
(2,1510)	1:150:B:VAL:HA	1:150:B:VAL:HG22	10	0.3	0.04	0.3
(2,1510)	1:150:B:VAL:HA	1:150:B:VAL:HG23	10	0.3	0.04	0.3
(2,1512)	1:150:B:VAL:HA	1:150:B:VAL:HG21	10	0.3	0.04	0.3
(2,1512)	1:150:B:VAL:HA	1:150:B:VAL:HG22	10	0.3	0.04	0.3
(2,1512)	1:150:B:VAL:HA	1:150:B:VAL:HG23	10	0.3	0.04	0.3
(2,1561)	1:175:A:TYR:HB3	1:175:A:TYR:HA	10	0.29	0.01	0.29
(2,486)	1:144:B:MET:H	1:143:B:PRO:HB3	10	0.29	0.1	0.32
(2,1798)	1:131:A:ILE:HG21	1:131:A:ILE:HG12	10	0.29	0.05	0.26
(2,1798)	1:131:A:ILE:HG22	1:131:A:ILE:HG12	10	0.29	0.05	0.26
(2,1798)	1:131:A:ILE:HG23	1:131:A:ILE:HG12	10	0.29	0.05	0.26
(2,1797)	1:131:B:ILE:HG21	1:131:B:ILE:HG12	10	0.29	0.05	0.26
(2,1797)	1:131:B:ILE:HG22	1:131:B:ILE:HG12	10	0.29	0.05	0.26
(2,1797)	1:131:B:ILE:HG23	1:131:B:ILE:HG12	10	0.29	0.05	0.26
(2,567)	1:155:A:LEU:H	1:156:A:LEU:HB2	10	0.28	0.07	0.3
(2,568)	1:155:B:LEU:H	1:156:B:LEU:HB2	10	0.28	0.07	0.31
(2,1261)	1:187:A:THR:HB	1:187:A:THR:HG21	10	0.27	0.01	0.27
(2,1261)	1:187:A:THR:HB	1:187:A:THR:HG22	10	0.27	0.01	0.27
(2,1261)	1:187:A:THR:HB	1:187:A:THR:HG23	10	0.27	0.01	0.27
(2,1262)	1:187:B:THR:HB	1:187:B:THR:HG21	10	0.27	0.01	0.27
(2,1262)	1:187:B:THR:HB	1:187:B:THR:HG22	10	0.27	0.01	0.27
(2,1262)	1:187:B:THR:HB	1:187:B:THR:HG23	10	0.27	0.01	0.27
(2,1131)	1:151:B:LEU:HB2	1:151:B:LEU:HA	10	0.27	0.04	0.26
(2,1464)	1:151:B:LEU:HA	1:151:B:LEU:HB2	10	0.27	0.04	0.26
(2,205)	1:187:B:THR:H	1:186:B:GLN:HA	10	0.27	0.04	0.27
(2,642)	1:186:B:GLN:H	1:185:B:ILE:HG21	10	0.27	0.06	0.26
(2,642)	1:186:B:GLN:H	1:185:B:ILE:HG22	10	0.27	0.06	0.26
(2,642)	1:186:B:GLN:H	1:185:B:ILE:HG23	10	0.27	0.06	0.26
(2,1524)	1:158:B:HIS:HB2	1:158:B:HIS:HA	10	0.27	0.06	0.24
(2,641)	1:186:A:GLN:H	1:185:A:ILE:HG21	10	0.27	0.06	0.26
(2,641)	1:186:A:GLN:H	1:185:A:ILE:HG22	10	0.27	0.06	0.26
(2,641)	1:186:A:GLN:H	1:185:A:ILE:HG23	10	0.27	0.06	0.26
(2,206)	1:187:A:THR:H	1:186:A:GLN:HA	10	0.27	0.04	0.26
(2,1180)	1:149:B:ALA:HB1	1:148:B:GLU:HB3	10	0.26	0.05	0.24
(2,1180)	1:149:B:ALA:HB2	1:148:B:GLU:HB3	10	0.26	0.05	0.24
(2,1180)	1:149:B:ALA:HB3	1:148:B:GLU:HB3	10	0.26	0.05	0.24
(2,1132)	1:151:A:LEU:HB2	1:151:A:LEU:HA	10	0.26	0.05	0.25
(2,1463)	1:151:A:LEU:HA	1:151:A:LEU:HB2	10	0.26	0.05	0.25
(2,1534)	1:161:A:PHE:HB3	1:161:A:PHE:HA	10	0.26	0.01	0.26
(2,707)	1:145:B:ASP:H	1:163:B:PHE:HD1	10	0.25	0.03	0.26
(2,707)	1:145:B:ASP:H	1:163:B:PHE:HD2	10	0.25	0.03	0.26

Continued on next page...

Continued from previous page...

Key	Atom-1	Atom-2	Models ¹	Mean (Å)	SD ¹ (Å)	Median (Å)
(2,440)	1:148:B:GLU:H	1:148:B:GLU:HG2	10	0.25	0.04	0.24
(2,2084)	1:182:A:TYR:HE1	1:182:A:TYR:HB2	10	0.25	0.03	0.24
(2,2084)	1:182:A:TYR:HE2	1:182:A:TYR:HB2	10	0.25	0.03	0.24
(2,2083)	1:182:B:TYR:HE1	1:182:B:TYR:HB2	10	0.25	0.03	0.24
(2,2083)	1:182:B:TYR:HE2	1:182:B:TYR:HB2	10	0.25	0.03	0.24
(2,708)	1:145:A:ASP:H	1:163:A:PHE:HD1	10	0.25	0.03	0.25
(2,708)	1:145:A:ASP:H	1:163:A:PHE:HD2	10	0.25	0.03	0.25
(2,1173)	1:174:A:VAL:HG21	1:174:A:VAL:HB	10	0.24	0.01	0.24
(2,1173)	1:174:A:VAL:HG22	1:174:A:VAL:HB	10	0.24	0.01	0.24
(2,1173)	1:174:A:VAL:HG23	1:174:A:VAL:HB	10	0.24	0.01	0.24
(2,1174)	1:174:B:VAL:HG21	1:174:B:VAL:HB	10	0.24	0.01	0.24
(2,1174)	1:174:B:VAL:HG22	1:174:B:VAL:HB	10	0.24	0.01	0.24
(2,1174)	1:174:B:VAL:HG23	1:174:B:VAL:HB	10	0.24	0.01	0.24
(2,131)	1:160:A:PHE:H	1:175:A:TYR:HD1	10	0.24	0.07	0.24
(2,131)	1:160:A:PHE:H	1:175:A:TYR:HD2	10	0.24	0.07	0.24
(2,132)	1:160:B:PHE:H	1:175:B:TYR:HD1	10	0.23	0.07	0.24
(2,132)	1:160:B:PHE:H	1:175:B:TYR:HD2	10	0.23	0.07	0.24
(2,16)	1:147:B:GLU:H	1:146:B:SER:H	10	0.23	0.07	0.22
(2,1228)	1:173:A:ILE:HD11	1:173:A:ILE:HG13	10	0.23	0.02	0.22
(2,1228)	1:173:A:ILE:HD12	1:173:A:ILE:HG13	10	0.23	0.02	0.22
(2,1228)	1:173:A:ILE:HD13	1:173:A:ILE:HG13	10	0.23	0.02	0.22
(2,1227)	1:173:B:ILE:HD11	1:173:B:ILE:HG13	10	0.23	0.02	0.22
(2,1227)	1:173:B:ILE:HD12	1:173:B:ILE:HG13	10	0.23	0.02	0.22
(2,1227)	1:173:B:ILE:HD13	1:173:B:ILE:HG13	10	0.23	0.02	0.22
(2,1483)	1:147:B:GLU:HA	1:147:B:GLU:HB2	10	0.22	0.02	0.23
(2,15)	1:147:A:GLU:H	1:146:A:SER:H	10	0.22	0.07	0.22
(2,1141)	1:149:A:ALA:HB1	1:149:A:ALA:HA	10	0.22	0.01	0.22
(2,1141)	1:149:A:ALA:HB2	1:149:A:ALA:HA	10	0.22	0.01	0.22
(2,1141)	1:149:A:ALA:HB3	1:149:A:ALA:HA	10	0.22	0.01	0.22
(2,1301)	1:149:A:ALA:HA	1:149:A:ALA:HB1	10	0.22	0.01	0.22
(2,1301)	1:149:A:ALA:HA	1:149:A:ALA:HB2	10	0.22	0.01	0.22
(2,1301)	1:149:A:ALA:HA	1:149:A:ALA:HB3	10	0.22	0.01	0.22
(2,1600)	1:134:A:ILE:HB	1:134:A:ILE:HA	10	0.22	0.01	0.22
(2,1599)	1:134:B:ILE:HB	1:134:B:ILE:HA	10	0.22	0.01	0.22
(2,1285)	1:151:A:LEU:HA	1:151:A:LEU:HD11	10	0.21	0.07	0.22
(2,1285)	1:151:A:LEU:HA	1:151:A:LEU:HD12	10	0.21	0.07	0.22
(2,1285)	1:151:A:LEU:HA	1:151:A:LEU:HD13	10	0.21	0.07	0.22
(2,1142)	1:149:B:ALA:HB1	1:149:B:ALA:HA	10	0.2	0.01	0.2
(2,1142)	1:149:B:ALA:HB2	1:149:B:ALA:HA	10	0.2	0.01	0.2
(2,1142)	1:149:B:ALA:HB3	1:149:B:ALA:HA	10	0.2	0.01	0.2
(2,1302)	1:149:B:ALA:HA	1:149:B:ALA:HB1	10	0.2	0.01	0.2
(2,1302)	1:149:B:ALA:HA	1:149:B:ALA:HB2	10	0.2	0.01	0.2

Continued on next page...

Continued from previous page...

Key	Atom-1	Atom-2	Models ¹	Mean (Å)	SD ¹ (Å)	Median (Å)
(2,1302)	1:149:B:ALA:HA	1:149:B:ALA:HB3	10	0.2	0.01	0.2
(2,1152)	1:150:A:VAL:HG21	1:150:A:VAL:HA	10	0.2	0.05	0.2
(2,1152)	1:150:A:VAL:HG22	1:150:A:VAL:HA	10	0.2	0.05	0.2
(2,1152)	1:150:A:VAL:HG23	1:150:A:VAL:HA	10	0.2	0.05	0.2
(2,1151)	1:150:B:VAL:HG21	1:150:B:VAL:HA	10	0.19	0.05	0.2
(2,1151)	1:150:B:VAL:HG22	1:150:B:VAL:HA	10	0.19	0.05	0.2
(2,1151)	1:150:B:VAL:HG23	1:150:B:VAL:HA	10	0.19	0.05	0.2
(2,1698)	1:185:A:ILE:HG12	1:185:A:ILE:HD11	10	0.19	0.01	0.2
(2,1698)	1:185:A:ILE:HG12	1:185:A:ILE:HD12	10	0.19	0.01	0.2
(2,1698)	1:185:A:ILE:HG12	1:185:A:ILE:HD13	10	0.19	0.01	0.2
(2,1783)	1:185:A:ILE:HD11	1:185:A:ILE:HG12	10	0.19	0.01	0.2
(2,1783)	1:185:A:ILE:HD12	1:185:A:ILE:HG12	10	0.19	0.01	0.2
(2,1783)	1:185:A:ILE:HD13	1:185:A:ILE:HG12	10	0.19	0.01	0.2
(2,1697)	1:185:B:ILE:HG13	1:185:B:ILE:HD11	10	0.19	0.01	0.2
(2,1697)	1:185:B:ILE:HG13	1:185:B:ILE:HD12	10	0.19	0.01	0.2
(2,1697)	1:185:B:ILE:HG13	1:185:B:ILE:HD13	10	0.19	0.01	0.2
(2,1784)	1:185:B:ILE:HD11	1:185:B:ILE:HG13	10	0.19	0.01	0.2
(2,1784)	1:185:B:ILE:HD12	1:185:B:ILE:HG13	10	0.19	0.01	0.2
(2,1784)	1:185:B:ILE:HD13	1:185:B:ILE:HG13	10	0.19	0.01	0.2
(2,1528)	1:175:B:TYR:HB3	1:175:B:TYR:HA	10	0.19	0.01	0.19
(2,1222)	1:131:A:ILE:HG21	1:131:A:ILE:HG12	10	0.19	0.05	0.16
(2,1222)	1:131:A:ILE:HG22	1:131:A:ILE:HG12	10	0.19	0.05	0.16
(2,1222)	1:131:A:ILE:HG23	1:131:A:ILE:HG12	10	0.19	0.05	0.16
(2,1645)	1:143:A:PRO:HB2	1:143:A:PRO:HA	10	0.19	0.04	0.18
(2,1221)	1:131:B:ILE:HG21	1:131:B:ILE:HG12	10	0.19	0.05	0.16
(2,1221)	1:131:B:ILE:HG22	1:131:B:ILE:HG12	10	0.19	0.05	0.16
(2,1221)	1:131:B:ILE:HG23	1:131:B:ILE:HG12	10	0.19	0.05	0.16
(2,380)	1:146:B:SER:H	1:145:B:ASP:HB2	10	0.18	0.04	0.18
(2,1371)	1:162:A:VAL:HA	1:162:A:VAL:H	10	0.18	0.01	0.18
(2,1372)	1:162:B:VAL:HA	1:162:B:VAL:H	10	0.18	0.01	0.18
(2,1801)	1:131:A:ILE:HD11	1:131:A:ILE:HG12	10	0.18	0.01	0.17
(2,1801)	1:131:A:ILE:HD12	1:131:A:ILE:HG12	10	0.18	0.01	0.17
(2,1801)	1:131:A:ILE:HD13	1:131:A:ILE:HG12	10	0.18	0.01	0.17
(2,1802)	1:131:B:ILE:HD11	1:131:B:ILE:HG12	10	0.18	0.01	0.17
(2,1802)	1:131:B:ILE:HD12	1:131:B:ILE:HG12	10	0.18	0.01	0.17
(2,1802)	1:131:B:ILE:HD13	1:131:B:ILE:HG12	10	0.18	0.01	0.17
(2,254)	1:163:B:PHE:H	1:164:B:THR:HA	10	0.18	0.04	0.17
(2,892)	1:182:B:TYR:H	1:182:B:TYR:HB3	10	0.18	0.02	0.18
(2,253)	1:163:A:PHE:H	1:164:A:THR:HA	10	0.18	0.04	0.17
(2,891)	1:182:A:TYR:H	1:182:A:TYR:HB3	10	0.18	0.01	0.17
(2,867)	1:158:A:HIS:H	1:158:A:HIS:HB2	10	0.17	0.03	0.18
(2,870)	1:158:B:HIS:H	1:158:B:HIS:HB2	10	0.17	0.03	0.17

Continued on next page...

Continued from previous page...

Key	Atom-1	Atom-2	Models ¹	Mean (Å)	SD ¹ (Å)	Median (Å)
(2,2053)	1:175:B:TYR:HD1	1:175:B:TYR:HB2	10	0.17	0.03	0.18
(2,2053)	1:175:B:TYR:HD2	1:175:B:TYR:HB2	10	0.17	0.03	0.18
(2,1725)	1:156:B:LEU:HD21	1:156:B:LEU:HG	10	0.17	0.0	0.17
(2,1725)	1:156:B:LEU:HD22	1:156:B:LEU:HG	10	0.17	0.0	0.17
(2,1725)	1:156:B:LEU:HD23	1:156:B:LEU:HG	10	0.17	0.0	0.17
(2,1726)	1:156:A:LEU:HD21	1:156:A:LEU:HG	10	0.17	0.0	0.17
(2,1726)	1:156:A:LEU:HD22	1:156:A:LEU:HG	10	0.17	0.0	0.17
(2,1726)	1:156:A:LEU:HD23	1:156:A:LEU:HG	10	0.17	0.0	0.17
(2,1795)	1:131:B:ILE:HG21	1:131:B:ILE:HA	10	0.16	0.01	0.16
(2,1795)	1:131:B:ILE:HG22	1:131:B:ILE:HA	10	0.16	0.01	0.16
(2,1795)	1:131:B:ILE:HG23	1:131:B:ILE:HA	10	0.16	0.01	0.16
(2,1796)	1:131:A:ILE:HG21	1:131:A:ILE:HA	10	0.16	0.01	0.16
(2,1796)	1:131:A:ILE:HG22	1:131:A:ILE:HA	10	0.16	0.01	0.16
(2,1796)	1:131:A:ILE:HG23	1:131:A:ILE:HA	10	0.16	0.01	0.16
(2,715)	1:149:B:ALA:H	1:163:B:PHE:HE1	10	0.16	0.03	0.16
(2,715)	1:149:B:ALA:H	1:163:B:PHE:HE2	10	0.16	0.03	0.16
(2,1535)	1:161:B:PHE:HB3	1:161:B:PHE:HA	10	0.16	0.01	0.16
(2,1297)	1:150:B:VAL:HG11	1:150:B:VAL:HG21	10	0.13	0.01	0.13
(2,1297)	1:150:B:VAL:HG11	1:150:B:VAL:HG22	10	0.13	0.01	0.13
(2,1297)	1:150:B:VAL:HG11	1:150:B:VAL:HG23	10	0.13	0.01	0.13
(2,1297)	1:150:B:VAL:HG12	1:150:B:VAL:HG21	10	0.13	0.01	0.13
(2,1297)	1:150:B:VAL:HG12	1:150:B:VAL:HG22	10	0.13	0.01	0.13
(2,1297)	1:150:B:VAL:HG12	1:150:B:VAL:HG23	10	0.13	0.01	0.13
(2,1297)	1:150:B:VAL:HG13	1:150:B:VAL:HG21	10	0.13	0.01	0.13
(2,1297)	1:150:B:VAL:HG13	1:150:B:VAL:HG22	10	0.13	0.01	0.13
(2,1297)	1:150:B:VAL:HG13	1:150:B:VAL:HG23	10	0.13	0.01	0.13
(2,2036)	1:150:B:VAL:HG21	1:150:B:VAL:HG11	10	0.13	0.01	0.13
(2,2036)	1:150:B:VAL:HG21	1:150:B:VAL:HG12	10	0.13	0.01	0.13
(2,2036)	1:150:B:VAL:HG21	1:150:B:VAL:HG13	10	0.13	0.01	0.13
(2,2036)	1:150:B:VAL:HG22	1:150:B:VAL:HG11	10	0.13	0.01	0.13
(2,2036)	1:150:B:VAL:HG22	1:150:B:VAL:HG12	10	0.13	0.01	0.13
(2,2036)	1:150:B:VAL:HG22	1:150:B:VAL:HG13	10	0.13	0.01	0.13
(2,2036)	1:150:B:VAL:HG23	1:150:B:VAL:HG11	10	0.13	0.01	0.13
(2,2036)	1:150:B:VAL:HG23	1:150:B:VAL:HG12	10	0.13	0.01	0.13
(2,2036)	1:150:B:VAL:HG23	1:150:B:VAL:HG13	10	0.13	0.01	0.13
(2,2037)	1:150:B:VAL:HG11	1:150:B:VAL:HG21	10	0.13	0.01	0.13
(2,2037)	1:150:B:VAL:HG11	1:150:B:VAL:HG22	10	0.13	0.01	0.13
(2,2037)	1:150:B:VAL:HG11	1:150:B:VAL:HG23	10	0.13	0.01	0.13
(2,2037)	1:150:B:VAL:HG12	1:150:B:VAL:HG21	10	0.13	0.01	0.13
(2,2037)	1:150:B:VAL:HG12	1:150:B:VAL:HG22	10	0.13	0.01	0.13
(2,2037)	1:150:B:VAL:HG12	1:150:B:VAL:HG23	10	0.13	0.01	0.13
(2,2037)	1:150:B:VAL:HG13	1:150:B:VAL:HG21	10	0.13	0.01	0.13

Continued on next page...

Continued from previous page...

Key	Atom-1	Atom-2	Models ¹	Mean (Å)	SD ¹ (Å)	Median (Å)
(2,2037)	1:150:B:VAL:HG13	1:150:B:VAL:HG22	10	0.13	0.01	0.13
(2,2037)	1:150:B:VAL:HG13	1:150:B:VAL:HG23	10	0.13	0.01	0.13
(2,2176)	1:150:B:VAL:HG21	1:150:B:VAL:HG11	10	0.13	0.01	0.13
(2,2176)	1:150:B:VAL:HG21	1:150:B:VAL:HG12	10	0.13	0.01	0.13
(2,2176)	1:150:B:VAL:HG21	1:150:B:VAL:HG13	10	0.13	0.01	0.13
(2,2176)	1:150:B:VAL:HG22	1:150:B:VAL:HG11	10	0.13	0.01	0.13
(2,2176)	1:150:B:VAL:HG22	1:150:B:VAL:HG12	10	0.13	0.01	0.13
(2,2176)	1:150:B:VAL:HG22	1:150:B:VAL:HG13	10	0.13	0.01	0.13
(2,2176)	1:150:B:VAL:HG23	1:150:B:VAL:HG11	10	0.13	0.01	0.13
(2,2176)	1:150:B:VAL:HG23	1:150:B:VAL:HG12	10	0.13	0.01	0.13
(2,2176)	1:150:B:VAL:HG23	1:150:B:VAL:HG13	10	0.13	0.01	0.13
(2,2177)	1:150:B:VAL:HG11	1:150:B:VAL:HG21	10	0.13	0.01	0.13
(2,2177)	1:150:B:VAL:HG11	1:150:B:VAL:HG22	10	0.13	0.01	0.13
(2,2177)	1:150:B:VAL:HG11	1:150:B:VAL:HG23	10	0.13	0.01	0.13
(2,2177)	1:150:B:VAL:HG12	1:150:B:VAL:HG21	10	0.13	0.01	0.13
(2,2177)	1:150:B:VAL:HG12	1:150:B:VAL:HG22	10	0.13	0.01	0.13
(2,2177)	1:150:B:VAL:HG12	1:150:B:VAL:HG23	10	0.13	0.01	0.13
(2,2177)	1:150:B:VAL:HG13	1:150:B:VAL:HG21	10	0.13	0.01	0.13
(2,2177)	1:150:B:VAL:HG13	1:150:B:VAL:HG22	10	0.13	0.01	0.13
(2,2177)	1:150:B:VAL:HG13	1:150:B:VAL:HG23	10	0.13	0.01	0.13
(2,1298)	1:150:A:VAL:HG11	1:150:A:VAL:HG21	10	0.13	0.02	0.12
(2,1298)	1:150:A:VAL:HG11	1:150:A:VAL:HG22	10	0.13	0.02	0.12
(2,1298)	1:150:A:VAL:HG11	1:150:A:VAL:HG23	10	0.13	0.02	0.12
(2,1298)	1:150:A:VAL:HG12	1:150:A:VAL:HG21	10	0.13	0.02	0.12
(2,1298)	1:150:A:VAL:HG12	1:150:A:VAL:HG22	10	0.13	0.02	0.12
(2,1298)	1:150:A:VAL:HG12	1:150:A:VAL:HG23	10	0.13	0.02	0.12
(2,1298)	1:150:A:VAL:HG13	1:150:A:VAL:HG21	10	0.13	0.02	0.12
(2,1298)	1:150:A:VAL:HG13	1:150:A:VAL:HG22	10	0.13	0.02	0.12
(2,1298)	1:150:A:VAL:HG13	1:150:A:VAL:HG23	10	0.13	0.02	0.12
(2,2035)	1:150:A:VAL:HG21	1:150:A:VAL:HG11	10	0.13	0.02	0.12
(2,2035)	1:150:A:VAL:HG21	1:150:A:VAL:HG12	10	0.13	0.02	0.12
(2,2035)	1:150:A:VAL:HG21	1:150:A:VAL:HG13	10	0.13	0.02	0.12
(2,2035)	1:150:A:VAL:HG22	1:150:A:VAL:HG11	10	0.13	0.02	0.12
(2,2035)	1:150:A:VAL:HG22	1:150:A:VAL:HG12	10	0.13	0.02	0.12
(2,2035)	1:150:A:VAL:HG22	1:150:A:VAL:HG13	10	0.13	0.02	0.12
(2,2035)	1:150:A:VAL:HG23	1:150:A:VAL:HG11	10	0.13	0.02	0.12
(2,2035)	1:150:A:VAL:HG23	1:150:A:VAL:HG12	10	0.13	0.02	0.12
(2,2035)	1:150:A:VAL:HG23	1:150:A:VAL:HG13	10	0.13	0.02	0.12
(2,2038)	1:150:A:VAL:HG11	1:150:A:VAL:HG21	10	0.13	0.02	0.12
(2,2038)	1:150:A:VAL:HG11	1:150:A:VAL:HG22	10	0.13	0.02	0.12
(2,2038)	1:150:A:VAL:HG11	1:150:A:VAL:HG23	10	0.13	0.02	0.12
(2,2038)	1:150:A:VAL:HG12	1:150:A:VAL:HG21	10	0.13	0.02	0.12

Continued on next page...

Continued from previous page...

Key	Atom-1	Atom-2	Models ¹	Mean (Å)	SD ¹ (Å)	Median (Å)
(2,2038)	1:150:A:VAL:HG12	1:150:A:VAL:HG22	10	0.13	0.02	0.12
(2,2038)	1:150:A:VAL:HG12	1:150:A:VAL:HG23	10	0.13	0.02	0.12
(2,2038)	1:150:A:VAL:HG13	1:150:A:VAL:HG21	10	0.13	0.02	0.12
(2,2038)	1:150:A:VAL:HG13	1:150:A:VAL:HG22	10	0.13	0.02	0.12
(2,2038)	1:150:A:VAL:HG13	1:150:A:VAL:HG23	10	0.13	0.02	0.12
(2,2175)	1:150:A:VAL:HG21	1:150:A:VAL:HG11	10	0.13	0.02	0.12
(2,2175)	1:150:A:VAL:HG21	1:150:A:VAL:HG12	10	0.13	0.02	0.12
(2,2175)	1:150:A:VAL:HG21	1:150:A:VAL:HG13	10	0.13	0.02	0.12
(2,2175)	1:150:A:VAL:HG22	1:150:A:VAL:HG11	10	0.13	0.02	0.12
(2,2175)	1:150:A:VAL:HG22	1:150:A:VAL:HG12	10	0.13	0.02	0.12
(2,2175)	1:150:A:VAL:HG22	1:150:A:VAL:HG13	10	0.13	0.02	0.12
(2,2175)	1:150:A:VAL:HG23	1:150:A:VAL:HG11	10	0.13	0.02	0.12
(2,2175)	1:150:A:VAL:HG23	1:150:A:VAL:HG12	10	0.13	0.02	0.12
(2,2175)	1:150:A:VAL:HG23	1:150:A:VAL:HG13	10	0.13	0.02	0.12
(2,2178)	1:150:A:VAL:HG11	1:150:A:VAL:HG21	10	0.13	0.02	0.12
(2,2178)	1:150:A:VAL:HG11	1:150:A:VAL:HG22	10	0.13	0.02	0.12
(2,2178)	1:150:A:VAL:HG11	1:150:A:VAL:HG23	10	0.13	0.02	0.12
(2,2178)	1:150:A:VAL:HG12	1:150:A:VAL:HG21	10	0.13	0.02	0.12
(2,2178)	1:150:A:VAL:HG12	1:150:A:VAL:HG22	10	0.13	0.02	0.12
(2,2178)	1:150:A:VAL:HG12	1:150:A:VAL:HG23	10	0.13	0.02	0.12
(2,2178)	1:150:A:VAL:HG13	1:150:A:VAL:HG21	10	0.13	0.02	0.12
(2,2178)	1:150:A:VAL:HG13	1:150:A:VAL:HG22	10	0.13	0.02	0.12
(2,2178)	1:150:A:VAL:HG13	1:150:A:VAL:HG23	10	0.13	0.02	0.12
(2,2018)	1:148:A:GLU:HB3	1:148:A:GLU:HA	10	0.12	0.02	0.12
(2,2158)	1:148:A:GLU:HB3	1:148:A:GLU:HA	10	0.12	0.02	0.12
(2,1828)	1:137:A:LYS:HD3	1:137:A:LYS:HG3	10	0.11	0.0	0.11
(2,786)	1:162:A:VAL:H	1:141:A:LEU:HB3	9	4.33	1.87	4.78
(2,785)	1:162:B:VAL:H	1:141:B:LEU:HB3	9	4.33	1.87	4.78
(2,1594)	1:139:A:PHE:HB2	1:141:A:LEU:HD11	9	2.22	1.15	1.94
(2,1594)	1:139:A:PHE:HB2	1:141:A:LEU:HD12	9	2.22	1.15	1.94
(2,1594)	1:139:A:PHE:HB2	1:141:A:LEU:HD13	9	2.22	1.15	1.94
(2,934)	1:181:A:LYS:H	1:181:A:LYS:HD2	9	1.79	0.2	1.86
(2,1596)	1:139:B:PHE:HB3	1:141:B:LEU:HD21	9	1.71	1.75	0.48
(2,1596)	1:139:B:PHE:HB3	1:141:B:LEU:HD22	9	1.71	1.75	0.48
(2,1596)	1:139:B:PHE:HB3	1:141:B:LEU:HD23	9	1.71	1.75	0.48
(2,392)	1:176:A:ARG:H	1:159:A:ASP:HB2	9	1.19	0.11	1.23
(2,1790)	1:131:B:ILE:HB	1:181:A:LYS:HD2	9	1.18	0.47	0.98
(2,926)	1:135:B:ARG:H	1:184:A:LEU:HD21	9	1.13	0.12	1.14
(2,926)	1:135:B:ARG:H	1:184:A:LEU:HD22	9	1.13	0.12	1.14
(2,926)	1:135:B:ARG:H	1:184:A:LEU:HD23	9	1.13	0.12	1.14
(2,1330)	1:176:A:ARG:HD3	1:159:A:ASP:HA	9	1.12	0.34	1.13
(2,1971)	1:181:B:LYS:HD3	1:181:B:LYS:HA	9	1.12	0.33	1.23

Continued on next page...

Continued from previous page...

Key	Atom-1	Atom-2	Models ¹	Mean (Å)	SD ¹ (Å)	Median (Å)
(2,1044)	1:184:A:LEU:HA	1:184:A:LEU:HD21	9	1.09	0.07	1.09
(2,1044)	1:184:A:LEU:HA	1:184:A:LEU:HD22	9	1.09	0.07	1.09
(2,1044)	1:184:A:LEU:HA	1:184:A:LEU:HD23	9	1.09	0.07	1.09
(2,1458)	1:136:B:SER:HB2	1:135:B:ARG:HA	9	1.06	0.58	1.03
(2,1951)	1:176:A:ARG:HB3	1:176:A:ARG:HD3	9	1.02	0.26	1.17
(2,161)	1:166:B:ARG:H	1:143:B:PRO:HA	9	0.99	0.4	1.14
(2,162)	1:166:A:ARG:H	1:143:A:PRO:HA	9	0.99	0.4	1.14
(2,1826)	1:137:B:LYS:HB3	1:138:B:GLU:HA	9	0.87	0.26	0.85
(2,1825)	1:137:A:LYS:HB3	1:138:A:GLU:HA	9	0.86	0.26	0.85
(2,1470)	1:148:A:GLU:HA	1:151:A:LEU:HD21	9	0.82	0.51	1.2
(2,1470)	1:148:A:GLU:HA	1:151:A:LEU:HD22	9	0.82	0.51	1.2
(2,1470)	1:148:A:GLU:HA	1:151:A:LEU:HD23	9	0.82	0.51	1.2
(2,1905)	1:166:B:ARG:HG2	1:145:B:ASP:H	9	0.79	0.31	0.94
(2,1906)	1:166:A:ARG:HG2	1:145:A:ASP:H	9	0.79	0.31	0.93
(2,1864)	1:150:A:VAL:HG21	1:154:A:ASN:HD21	9	0.74	0.38	0.78
(2,1864)	1:150:A:VAL:HG22	1:154:A:ASN:HD21	9	0.74	0.38	0.78
(2,1864)	1:150:A:VAL:HG23	1:154:A:ASN:HD21	9	0.74	0.38	0.78
(2,1029)	1:173:A:ILE:HA	1:173:A:ILE:HG13	9	0.71	0.34	0.94
(2,1677)	1:173:A:ILE:HG13	1:173:A:ILE:HA	9	0.71	0.34	0.94
(2,1030)	1:173:B:ILE:HA	1:173:B:ILE:HG13	9	0.7	0.33	0.94
(2,1678)	1:173:B:ILE:HG13	1:173:B:ILE:HA	9	0.7	0.33	0.94
(2,1879)	1:152:A:GLN:HG2	1:151:A:LEU:HD21	9	0.69	0.2	0.69
(2,1879)	1:152:A:GLN:HG2	1:151:A:LEU:HD22	9	0.69	0.2	0.69
(2,1879)	1:152:A:GLN:HG2	1:151:A:LEU:HD23	9	0.69	0.2	0.69
(2,799)	1:186:A:GLN:H	1:184:A:LEU:HD21	9	0.6	0.21	0.66
(2,799)	1:186:A:GLN:H	1:184:A:LEU:HD22	9	0.6	0.21	0.66
(2,799)	1:186:A:GLN:H	1:184:A:LEU:HD23	9	0.6	0.21	0.66
(2,1233)	1:174:A:VAL:HG21	1:184:A:LEU:HB3	9	0.6	0.05	0.6
(2,1233)	1:174:A:VAL:HG22	1:184:A:LEU:HB3	9	0.6	0.05	0.6
(2,1233)	1:174:A:VAL:HG23	1:184:A:LEU:HB3	9	0.6	0.05	0.6
(2,1234)	1:174:B:VAL:HG21	1:184:B:LEU:HB3	9	0.6	0.05	0.6
(2,1234)	1:174:B:VAL:HG22	1:184:B:LEU:HB3	9	0.6	0.05	0.6
(2,1234)	1:174:B:VAL:HG23	1:184:B:LEU:HB3	9	0.6	0.05	0.6
(2,576)	1:182:A:TYR:H	1:181:A:LYS:HG2	9	0.6	0.16	0.6
(2,575)	1:182:B:TYR:H	1:181:B:LYS:HG2	9	0.6	0.16	0.61
(2,1529)	1:184:B:LEU:HB2	1:184:B:LEU:HD21	9	0.59	0.09	0.63
(2,1529)	1:184:B:LEU:HB2	1:184:B:LEU:HD22	9	0.59	0.09	0.63
(2,1529)	1:184:B:LEU:HB2	1:184:B:LEU:HD23	9	0.59	0.09	0.63
(2,1894)	1:160:A:PHE:HB2	1:173:A:ILE:HG21	9	0.59	0.09	0.57
(2,1894)	1:160:A:PHE:HB2	1:173:A:ILE:HG22	9	0.59	0.09	0.57
(2,1894)	1:160:A:PHE:HB2	1:173:A:ILE:HG23	9	0.59	0.09	0.57
(2,1893)	1:160:B:PHE:HB2	1:173:B:ILE:HG21	9	0.59	0.08	0.57

Continued on next page...

Continued from previous page...

Key	Atom-1	Atom-2	Models ¹	Mean (Å)	SD ¹ (Å)	Median (Å)
(2,1893)	1:160:B:PHE:HB2	1:173:B:ILE:HG22	9	0.59	0.08	0.57
(2,1893)	1:160:B:PHE:HB2	1:173:B:ILE:HG23	9	0.59	0.08	0.57
(2,1033)	1:184:B:LEU:HA	1:184:B:LEU:HD21	9	0.59	0.07	0.59
(2,1033)	1:184:B:LEU:HA	1:184:B:LEU:HD22	9	0.59	0.07	0.59
(2,1033)	1:184:B:LEU:HA	1:184:B:LEU:HD23	9	0.59	0.07	0.59
(2,482)	1:164:A:THR:H	1:143:A:PRO:HB2	9	0.54	0.17	0.5
(2,1046)	1:173:A:ILE:HA	1:173:A:ILE:HG12	9	0.51	0.25	0.55
(2,1045)	1:173:B:ILE:HA	1:173:B:ILE:HG12	9	0.51	0.24	0.57
(2,587)	1:185:B:ILE:H	1:184:B:LEU:HD21	9	0.5	0.08	0.5
(2,587)	1:185:B:ILE:H	1:184:B:LEU:HD22	9	0.5	0.08	0.5
(2,587)	1:185:B:ILE:H	1:184:B:LEU:HD23	9	0.5	0.08	0.5
(2,706)	1:179:B:ASP:H	1:181:B:LYS:H	9	0.5	0.09	0.51
(2,1748)	1:184:B:LEU:HD21	1:184:B:LEU:HA	9	0.49	0.07	0.49
(2,1748)	1:184:B:LEU:HD22	1:184:B:LEU:HA	9	0.49	0.07	0.49
(2,1748)	1:184:B:LEU:HD23	1:184:B:LEU:HA	9	0.49	0.07	0.49
(2,498)	1:145:A:ASP:H	1:144:A:MET:HB3	9	0.48	0.06	0.47
(2,621)	1:152:A:GLN:H	1:151:A:LEU:HD11	9	0.44	0.15	0.5
(2,621)	1:152:A:GLN:H	1:151:A:LEU:HD12	9	0.44	0.15	0.5
(2,621)	1:152:A:GLN:H	1:151:A:LEU:HD13	9	0.44	0.15	0.5
(2,1609)	1:154:A:ASN:HB2	1:155:A:LEU:HD11	9	0.44	0.12	0.42
(2,1609)	1:154:A:ASN:HB2	1:155:A:LEU:HD12	9	0.44	0.12	0.42
(2,1609)	1:154:A:ASN:HB2	1:155:A:LEU:HD13	9	0.44	0.12	0.42
(2,1098)	1:139:B:PHE:HB3	1:139:B:PHE:HA	9	0.42	0.14	0.44
(2,1097)	1:139:A:PHE:HB3	1:139:A:PHE:HA	9	0.42	0.14	0.44
(2,1598)	1:134:A:ILE:HB	1:135:A:ARG:HA	9	0.41	0.14	0.34
(2,1597)	1:134:B:ILE:HB	1:135:B:ARG:HA	9	0.41	0.14	0.34
(2,832)	1:169:A:ASP:H	1:167:A:GLU:HB3	9	0.41	0.11	0.37
(2,831)	1:169:B:ASP:H	1:167:B:GLU:HB3	9	0.4	0.11	0.37
(2,1266)	1:184:A:LEU:HB2	1:184:A:LEU:HD21	9	0.39	0.09	0.43
(2,1266)	1:184:A:LEU:HB2	1:184:A:LEU:HD22	9	0.39	0.09	0.43
(2,1266)	1:184:A:LEU:HB2	1:184:A:LEU:HD23	9	0.39	0.09	0.43
(2,1923)	1:173:A:ILE:HG21	1:160:A:PHE:HB2	9	0.39	0.09	0.37
(2,1923)	1:173:A:ILE:HG22	1:160:A:PHE:HB2	9	0.39	0.09	0.37
(2,1923)	1:173:A:ILE:HG23	1:160:A:PHE:HB2	9	0.39	0.09	0.37
(2,1924)	1:173:B:ILE:HG21	1:160:B:PHE:HB2	9	0.39	0.08	0.37
(2,1924)	1:173:B:ILE:HG22	1:160:B:PHE:HB2	9	0.39	0.08	0.37
(2,1924)	1:173:B:ILE:HG23	1:160:B:PHE:HB2	9	0.39	0.08	0.37
(2,1249)	1:185:A:ILE:HG21	1:185:A:ILE:HG12	9	0.36	0.05	0.36
(2,1249)	1:185:A:ILE:HG22	1:185:A:ILE:HG12	9	0.36	0.05	0.36
(2,1249)	1:185:A:ILE:HG23	1:185:A:ILE:HG12	9	0.36	0.05	0.36
(2,1255)	1:149:A:ALA:HB1	1:174:A:VAL:HG11	9	0.35	0.22	0.3
(2,1255)	1:149:A:ALA:HB1	1:174:A:VAL:HG12	9	0.35	0.22	0.3

Continued on next page...

Continued from previous page...

Key	Atom-1	Atom-2	Models ¹	Mean (Å)	SD ¹ (Å)	Median (Å)
(2,1255)	1:149:A:ALA:HB1	1:174:A:VAL:HG13	9	0.35	0.22	0.3
(2,1255)	1:149:A:ALA:HB2	1:174:A:VAL:HG11	9	0.35	0.22	0.3
(2,1255)	1:149:A:ALA:HB2	1:174:A:VAL:HG12	9	0.35	0.22	0.3
(2,1255)	1:149:A:ALA:HB2	1:174:A:VAL:HG13	9	0.35	0.22	0.3
(2,1255)	1:149:A:ALA:HB3	1:174:A:VAL:HG11	9	0.35	0.22	0.3
(2,1255)	1:149:A:ALA:HB3	1:174:A:VAL:HG12	9	0.35	0.22	0.3
(2,1255)	1:149:A:ALA:HB3	1:174:A:VAL:HG13	9	0.35	0.22	0.3
(2,1620)	1:148:A:GLU:HG3	1:144:A:MET:HB3	9	0.34	0.12	0.31
(2,1611)	1:154:A:ASN:HB3	1:155:A:LEU:HD11	9	0.33	0.15	0.29
(2,1611)	1:154:A:ASN:HB3	1:155:A:LEU:HD12	9	0.33	0.15	0.29
(2,1611)	1:154:A:ASN:HB3	1:155:A:LEU:HD13	9	0.33	0.15	0.29
(2,993)	1:173:A:ILE:HA	1:162:A:VAL:HA	9	0.32	0.17	0.23
(2,994)	1:173:B:ILE:HA	1:162:B:VAL:HA	9	0.32	0.17	0.23
(2,395)	1:160:A:PHE:H	1:158:A:HIS:HB3	9	0.29	0.07	0.3
(2,373)	1:179:A:ASP:H	1:179:A:ASP:HB2	9	0.27	0.15	0.23
(2,433)	1:161:B:PHE:H	1:160:B:PHE:HB3	9	0.27	0.07	0.29
(2,434)	1:161:A:PHE:H	1:160:A:PHE:HB3	9	0.27	0.07	0.29
(2,2013)	1:188:A:SER:HA	1:188:A:SER:HB3	9	0.27	0.03	0.25
(2,2153)	1:188:A:SER:HA	1:188:A:SER:HB3	9	0.27	0.03	0.25
(2,374)	1:179:B:ASP:H	1:179:B:ASP:HB2	9	0.26	0.15	0.21
(2,1957)	1:176:B:ARG:HG3	1:176:B:ARG:HD2	9	0.26	0.05	0.24
(2,47)	1:157:A:GLY:H	1:154:A:ASN:H	9	0.25	0.08	0.28
(2,559)	1:185:B:ILE:H	1:184:B:LEU:HG	9	0.24	0.09	0.24
(2,560)	1:185:A:ILE:H	1:184:A:LEU:HG	9	0.24	0.09	0.23
(2,1139)	1:150:B:VAL:HG21	1:147:B:GLU:HA	9	0.24	0.09	0.26
(2,1139)	1:150:B:VAL:HG22	1:147:B:GLU:HA	9	0.24	0.09	0.26
(2,1139)	1:150:B:VAL:HG23	1:147:B:GLU:HA	9	0.24	0.09	0.26
(2,518)	1:176:A:ARG:H	1:176:A:ARG:HG2	9	0.23	0.07	0.27
(2,1138)	1:149:A:ALA:HB1	1:146:A:SER:HA	9	0.23	0.06	0.23
(2,1138)	1:149:A:ALA:HB2	1:146:A:SER:HA	9	0.23	0.06	0.23
(2,1138)	1:149:A:ALA:HB3	1:146:A:SER:HA	9	0.23	0.06	0.23
(2,1137)	1:149:B:ALA:HB1	1:146:B:SER:HA	9	0.22	0.07	0.25
(2,1137)	1:149:B:ALA:HB2	1:146:B:SER:HA	9	0.22	0.07	0.25
(2,1137)	1:149:B:ALA:HB3	1:146:B:SER:HA	9	0.22	0.07	0.25
(2,2070)	1:158:A:HIS:HD2	1:158:A:HIS:HB2	9	0.21	0.06	0.22
(2,1395)	1:181:A:LYS:HA	1:181:A:LYS:HB3	9	0.2	0.07	0.18
(2,1396)	1:181:B:LYS:HA	1:181:B:LYS:HB3	9	0.2	0.07	0.18
(2,711)	1:150:B:VAL:H	1:163:B:PHE:HD1	9	0.17	0.05	0.16
(2,711)	1:150:B:VAL:H	1:163:B:PHE:HD2	9	0.17	0.05	0.16
(2,44)	1:181:A:LYS:H	1:182:A:TYR:H	9	0.16	0.05	0.14
(2,43)	1:181:B:LYS:H	1:182:B:TYR:H	9	0.15	0.05	0.14
(2,716)	1:149:A:ALA:H	1:163:A:PHE:HE1	9	0.15	0.03	0.15

Continued on next page...

Continued from previous page...

Key	Atom-1	Atom-2	Models ¹	Mean (Å)	SD ¹ (Å)	Median (Å)
(2,716)	1:149:A:ALA:H	1:163:A:PHE:HE2	9	0.15	0.03	0.15
(2,961)	1:149:B:ALA:H	1:163:B:PHE:HD1	9	0.14	0.02	0.13
(2,961)	1:149:B:ALA:H	1:163:B:PHE:HD2	9	0.14	0.02	0.13
(2,1792)	1:131:B:ILE:HB	1:131:B:ILE:HG12	9	0.12	0.01	0.12
(2,1791)	1:131:A:ILE:HB	1:131:A:ILE:HG12	9	0.12	0.01	0.12
(2,631)	1:162:B:VAL:H	1:141:B:LEU:HD21	8	3.6	2.18	2.68
(2,631)	1:162:B:VAL:H	1:141:B:LEU:HD22	8	3.6	2.18	2.68
(2,631)	1:162:B:VAL:H	1:141:B:LEU:HD23	8	3.6	2.18	2.68
(2,2120)	1:139:A:PHE:HD1	1:141:A:LEU:HD11	8	1.91	1.4	1.58
(2,2120)	1:139:A:PHE:HD1	1:141:A:LEU:HD12	8	1.91	1.4	1.58
(2,2120)	1:139:A:PHE:HD1	1:141:A:LEU:HD13	8	1.91	1.4	1.58
(2,2120)	1:139:A:PHE:HD2	1:141:A:LEU:HD11	8	1.91	1.4	1.58
(2,2120)	1:139:A:PHE:HD2	1:141:A:LEU:HD12	8	1.91	1.4	1.58
(2,2120)	1:139:A:PHE:HD2	1:141:A:LEU:HD13	8	1.91	1.4	1.58
(2,788)	1:164:A:THR:H	1:141:A:LEU:HB3	8	1.06	0.86	0.64
(2,787)	1:164:B:THR:H	1:141:B:LEU:HB3	8	1.06	0.86	0.65
(2,1904)	1:164:B:THR:HG1	1:165:B:ASP:HB3	8	0.92	0.56	0.79
(2,1766)	1:156:A:LEU:HD11	1:156:A:LEU:HA	8	0.9	0.01	0.9
(2,1766)	1:156:A:LEU:HD12	1:156:A:LEU:HA	8	0.9	0.01	0.9
(2,1766)	1:156:A:LEU:HD13	1:156:A:LEU:HA	8	0.9	0.01	0.9
(2,1765)	1:156:B:LEU:HD11	1:156:B:LEU:HA	8	0.9	0.01	0.9
(2,1765)	1:156:B:LEU:HD12	1:156:B:LEU:HA	8	0.9	0.01	0.9
(2,1765)	1:156:B:LEU:HD13	1:156:B:LEU:HA	8	0.9	0.01	0.9
(2,1440)	1:178:B:LYS:HA	1:178:B:LYS:HD3	8	0.89	0.26	0.94
(2,1279)	1:152:A:GLN:HA	1:151:A:LEU:HD11	8	0.88	0.5	1.16
(2,1279)	1:152:A:GLN:HA	1:151:A:LEU:HD12	8	0.88	0.5	1.16
(2,1279)	1:152:A:GLN:HA	1:151:A:LEU:HD13	8	0.88	0.5	1.16
(2,1888)	1:159:B:ASP:HB3	1:176:B:ARG:HB2	8	0.86	0.12	0.78
(2,517)	1:176:B:ARG:H	1:176:B:ARG:HG3	8	0.83	0.07	0.85
(2,2045)	1:172:A:SER:HA	1:186:A:GLN:HA	8	0.83	0.07	0.84
(2,2046)	1:172:B:SER:HA	1:186:B:GLN:HA	8	0.83	0.07	0.84
(2,2185)	1:172:A:SER:HA	1:186:A:GLN:HA	8	0.83	0.07	0.84
(2,2186)	1:172:B:SER:HA	1:186:B:GLN:HA	8	0.83	0.07	0.84
(2,1618)	1:148:A:GLU:HG3	1:145:A:ASP:HB2	8	0.81	0.27	0.93
(2,1439)	1:178:A:LYS:HA	1:178:A:LYS:HD2	8	0.81	0.32	0.98
(2,1452)	1:156:A:LEU:HA	1:156:A:LEU:HD11	8	0.8	0.01	0.8
(2,1452)	1:156:A:LEU:HA	1:156:A:LEU:HD12	8	0.8	0.01	0.8
(2,1452)	1:156:A:LEU:HA	1:156:A:LEU:HD13	8	0.8	0.01	0.8
(2,370)	1:170:A:GLY:H	1:165:A:ASP:HB3	8	0.76	0.3	0.86
(2,991)	1:172:A:SER:HA	1:186:A:GLN:HA	8	0.73	0.07	0.74
(2,992)	1:172:B:SER:HA	1:186:B:GLN:HA	8	0.73	0.07	0.74
(2,1124)	1:166:A:ARG:HD3	1:166:A:ARG:HA	8	0.73	0.2	0.8

Continued on next page...

Continued from previous page...

Key	Atom-1	Atom-2	Models ¹	Mean (Å)	SD ¹ (Å)	Median (Å)
(2,1648)	1:176:B:ARG:HB2	1:176:B:ARG:HA	8	0.69	0.02	0.68
(2,1517)	1:172:B:SER:HB3	1:172:B:SER:HA	8	0.67	0.04	0.66
(2,1518)	1:172:A:SER:HB3	1:172:A:SER:HA	8	0.67	0.04	0.66
(2,469)	1:170:B:GLY:H	1:165:B:ASP:HB3	8	0.66	0.3	0.76
(2,1143)	1:166:A:ARG:HA	1:166:A:ARG:HD3	8	0.63	0.2	0.7
(2,511)	1:182:B:TYR:H	1:181:B:LYS:HB3	8	0.62	0.09	0.66
(2,512)	1:182:A:TYR:H	1:181:A:LYS:HB3	8	0.62	0.09	0.66
(2,1685)	1:178:B:LYS:HD3	1:178:B:LYS:HA	8	0.59	0.18	0.64
(2,1000)	1:172:B:SER:HA	1:172:B:SER:HB3	8	0.57	0.04	0.56
(2,999)	1:172:A:SER:HA	1:172:A:SER:HB3	8	0.57	0.04	0.56
(2,366)	1:166:B:ARG:H	1:166:B:ARG:HD2	8	0.57	0.17	0.54
(2,1703)	1:184:B:LEU:HD11	1:186:B:GLN:HG3	8	0.57	0.12	0.57
(2,1703)	1:184:B:LEU:HD12	1:186:B:GLN:HG3	8	0.57	0.12	0.57
(2,1703)	1:184:B:LEU:HD13	1:186:B:GLN:HG3	8	0.57	0.12	0.57
(2,2047)	1:186:B:GLN:HA	1:172:B:SER:HA	8	0.53	0.07	0.54
(2,2048)	1:186:A:GLN:HA	1:172:A:SER:HA	8	0.53	0.07	0.54
(2,2187)	1:186:B:GLN:HA	1:172:B:SER:HA	8	0.53	0.07	0.54
(2,2188)	1:186:A:GLN:HA	1:172:A:SER:HA	8	0.53	0.07	0.54
(2,130)	1:183:A:GLY:H	1:175:A:TYR:HD1	8	0.52	0.14	0.55
(2,130)	1:183:A:GLY:H	1:175:A:TYR:HD2	8	0.52	0.14	0.55
(2,129)	1:183:B:GLY:H	1:175:B:TYR:HD1	8	0.52	0.14	0.56
(2,129)	1:183:B:GLY:H	1:175:B:TYR:HD2	8	0.52	0.14	0.56
(2,50)	1:165:B:ASP:H	1:170:B:GLY:H	8	0.49	0.24	0.41
(2,49)	1:165:A:ASP:H	1:170:A:GLY:H	8	0.49	0.24	0.42
(2,759)	1:168:B:THR:H	1:169:B:ASP:HB2	8	0.48	0.42	0.19
(2,278)	1:187:A:THR:H	1:187:A:THR:HB	8	0.48	0.14	0.46
(2,277)	1:187:B:THR:H	1:187:B:THR:HB	8	0.48	0.14	0.46
(2,1723)	1:156:B:LEU:HD21	1:158:B:HIS:HB3	8	0.47	0.04	0.48
(2,1723)	1:156:B:LEU:HD22	1:158:B:HIS:HB3	8	0.47	0.04	0.48
(2,1723)	1:156:B:LEU:HD23	1:158:B:HIS:HB3	8	0.47	0.04	0.48
(2,633)	1:142:A:LYS:H	1:141:A:LEU:HD11	8	0.46	0.09	0.46
(2,633)	1:142:A:LYS:H	1:141:A:LEU:HD12	8	0.46	0.09	0.46
(2,633)	1:142:A:LYS:H	1:141:A:LEU:HD13	8	0.46	0.09	0.46
(2,1553)	1:155:A:LEU:HB2	1:152:A:GLN:HA	8	0.42	0.11	0.44
(2,1554)	1:155:B:LEU:HB2	1:152:B:GLN:HA	8	0.42	0.11	0.44
(2,1863)	1:150:B:VAL:HG21	1:154:B:ASN:HD22	8	0.42	0.19	0.38
(2,1863)	1:150:B:VAL:HG22	1:154:B:ASN:HD22	8	0.42	0.19	0.38
(2,1863)	1:150:B:VAL:HG23	1:154:B:ASN:HD22	8	0.42	0.19	0.38
(2,1211)	1:166:A:ARG:HA	1:166:A:ARG:HG2	8	0.41	0.22	0.4
(2,1212)	1:166:B:ARG:HA	1:166:B:ARG:HG2	8	0.41	0.22	0.4
(2,1183)	1:176:B:ARG:HA	1:176:B:ARG:HB2	8	0.39	0.02	0.38
(2,1068)	1:139:B:PHE:HB3	1:139:B:PHE:HD1	8	0.39	0.07	0.42

Continued on next page...

Continued from previous page...

Key	Atom-1	Atom-2	Models ¹	Mean (Å)	SD ¹ (Å)	Median (Å)
(2,1068)	1:139:B:PHE:HB3	1:139:B:PHE:HD2	8	0.39	0.07	0.42
(2,607)	1:185:B:ILE:H	1:184:B:LEU:HD11	8	0.39	0.13	0.4
(2,607)	1:185:B:ILE:H	1:184:B:LEU:HD12	8	0.39	0.13	0.4
(2,607)	1:185:B:ILE:H	1:184:B:LEU:HD13	8	0.39	0.13	0.4
(2,1067)	1:139:A:PHE:HB3	1:139:A:PHE:HD1	8	0.39	0.07	0.42
(2,1067)	1:139:A:PHE:HB3	1:139:A:PHE:HD2	8	0.39	0.07	0.42
(2,10)	1:166:A:ARG:H	1:167:A:GLU:H	8	0.38	0.09	0.42
(2,9)	1:166:B:ARG:H	1:167:B:GLU:H	8	0.38	0.09	0.42
(2,32)	1:168:A:THR:H	1:169:A:ASP:H	8	0.35	0.09	0.37
(2,99)	1:169:A:ASP:H	1:168:A:THR:H	8	0.35	0.09	0.37
(2,1170)	1:149:A:ALA:HB1	1:174:A:VAL:HB	8	0.34	0.12	0.36
(2,1170)	1:149:A:ALA:HB2	1:174:A:VAL:HB	8	0.34	0.12	0.36
(2,1170)	1:149:A:ALA:HB3	1:174:A:VAL:HB	8	0.34	0.12	0.36
(2,1169)	1:149:B:ALA:HB1	1:174:B:VAL:HB	8	0.33	0.12	0.33
(2,1169)	1:149:B:ALA:HB2	1:174:B:VAL:HB	8	0.33	0.12	0.33
(2,1169)	1:149:B:ALA:HB3	1:174:B:VAL:HB	8	0.33	0.12	0.33
(2,1945)	1:175:A:TYR:HB3	1:183:A:GLY:H	8	0.32	0.17	0.26
(2,427)	1:179:A:ASP:H	1:179:A:ASP:HB3	8	0.32	0.09	0.34
(2,428)	1:179:B:ASP:H	1:179:B:ASP:HB3	8	0.31	0.09	0.33
(2,1333)	1:156:B:LEU:HB2	1:156:B:LEU:HG	8	0.3	0.02	0.3
(2,1334)	1:156:A:LEU:HB2	1:156:A:LEU:HG	8	0.3	0.02	0.3
(2,735)	1:189:A:GLU:H	1:188:A:SER:HA	8	0.3	0.09	0.31
(2,736)	1:189:B:GLU:H	1:188:B:SER:HA	8	0.3	0.09	0.31
(2,1289)	1:141:A:LEU:HA	1:141:A:LEU:HD11	8	0.29	0.1	0.3
(2,1289)	1:141:A:LEU:HA	1:141:A:LEU:HD12	8	0.29	0.1	0.3
(2,1289)	1:141:A:LEU:HA	1:141:A:LEU:HD13	8	0.29	0.1	0.3
(2,1017)	1:175:A:TYR:HA	1:160:A:PHE:HB3	8	0.28	0.09	0.26
(2,1018)	1:175:B:TYR:HA	1:160:B:PHE:HB3	8	0.28	0.09	0.26
(2,69)	1:181:B:LYS:H	1:180:B:GLY:H	8	0.27	0.09	0.3
(2,70)	1:181:A:LYS:H	1:180:A:GLY:H	8	0.27	0.09	0.3
(2,1140)	1:150:A:VAL:HG21	1:147:A:GLU:HA	8	0.25	0.08	0.28
(2,1140)	1:150:A:VAL:HG22	1:147:A:GLU:HA	8	0.25	0.08	0.28
(2,1140)	1:150:A:VAL:HG23	1:147:A:GLU:HA	8	0.25	0.08	0.28
(2,681)	1:187:B:THR:H	1:173:B:ILE:H	8	0.22	0.06	0.24
(2,682)	1:187:A:THR:H	1:173:A:ILE:H	8	0.22	0.06	0.24
(2,1619)	1:148:B:GLU:HG2	1:144:B:MET:HB2	8	0.22	0.12	0.18
(2,356)	1:160:B:PHE:H	1:158:B:HIS:HB3	8	0.21	0.05	0.21
(2,502)	1:176:A:ARG:H	1:176:A:ARG:HB3	8	0.21	0.06	0.22
(2,677)	1:170:B:GLY:H	1:167:B:GLU:H	8	0.2	0.05	0.18
(2,510)	1:181:A:LYS:H	1:181:A:LYS:HB3	8	0.2	0.06	0.19
(2,678)	1:170:A:GLY:H	1:167:A:GLU:H	8	0.2	0.05	0.18
(2,509)	1:181:B:LYS:H	1:181:B:LYS:HB3	8	0.2	0.06	0.19

Continued on next page...

Continued from previous page...

Key	Atom-1	Atom-2	Models ¹	Mean (Å)	SD ¹ (Å)	Median (Å)
(2,929)	1:136:A:SER:H	1:135:A:ARG:HA	8	0.2	0.02	0.2
(2,1719)	1:181:A:LYS:HG3	1:181:A:LYS:HD2	8	0.2	0.03	0.2
(2,930)	1:136:B:SER:H	1:135:B:ARG:HA	8	0.19	0.02	0.2
(2,2014)	1:188:B:SER:HA	1:188:B:SER:HB2	8	0.18	0.04	0.18
(2,2154)	1:188:B:SER:HA	1:188:B:SER:HB2	8	0.18	0.04	0.18
(2,540)	1:156:B:LEU:H	1:156:B:LEU:HG	8	0.18	0.04	0.16
(2,603)	1:187:B:THR:H	1:187:B:THR:HG21	8	0.18	0.05	0.17
(2,603)	1:187:B:THR:H	1:187:B:THR:HG22	8	0.18	0.05	0.17
(2,603)	1:187:B:THR:H	1:187:B:THR:HG23	8	0.18	0.05	0.17
(2,604)	1:187:A:THR:H	1:187:A:THR:HG21	8	0.18	0.05	0.17
(2,604)	1:187:A:THR:H	1:187:A:THR:HG22	8	0.18	0.05	0.17
(2,604)	1:187:A:THR:H	1:187:A:THR:HG23	8	0.18	0.05	0.17
(2,539)	1:156:A:LEU:H	1:156:A:LEU:HG	8	0.17	0.04	0.16
(2,412)	1:145:A:ASP:H	1:145:A:ASP:HB2	8	0.17	0.05	0.16
(2,377)	1:145:B:ASP:H	1:145:B:ASP:HB2	8	0.17	0.05	0.16
(2,1109)	1:169:A:ASP:HB3	1:169:A:ASP:HA	8	0.17	0.04	0.16
(2,1112)	1:169:A:ASP:HB3	1:169:A:ASP:HA	8	0.17	0.04	0.16
(2,1149)	1:169:A:ASP:HA	1:169:A:ASP:HB3	8	0.17	0.04	0.16
(2,1341)	1:133:B:ILE:HG21	1:133:B:ILE:HA	8	0.12	0.01	0.11
(2,1341)	1:133:B:ILE:HG22	1:133:B:ILE:HA	8	0.12	0.01	0.11
(2,1341)	1:133:B:ILE:HG23	1:133:B:ILE:HA	8	0.12	0.01	0.11
(2,1127)	1:155:B:LEU:HB3	1:155:B:LEU:HA	8	0.11	0.01	0.11
(2,1128)	1:155:A:LEU:HB3	1:155:A:LEU:HA	8	0.11	0.01	0.11
(2,1903)	1:164:A:THR:HG1	1:165:A:ASP:HB2	7	1.49	0.62	1.64
(2,1544)	1:145:A:ASP:HB3	1:148:A:GLU:HB3	7	1.14	0.17	1.08
(2,1952)	1:176:B:ARG:HB2	1:176:B:ARG:HD2	7	0.97	0.19	0.96
(2,1521)	1:172:B:SER:HB3	1:184:B:LEU:HD21	7	0.89	0.24	0.81
(2,1521)	1:172:B:SER:HB3	1:184:B:LEU:HD22	7	0.89	0.24	0.81
(2,1521)	1:172:B:SER:HB3	1:184:B:LEU:HD23	7	0.89	0.24	0.81
(2,1545)	1:145:B:ASP:HB3	1:148:B:GLU:HB3	7	0.84	0.17	0.81
(2,117)	1:139:A:PHE:H	1:139:A:PHE:HD1	7	0.62	0.33	0.76
(2,117)	1:139:A:PHE:H	1:139:A:PHE:HD2	7	0.62	0.33	0.76
(2,118)	1:139:B:PHE:H	1:139:B:PHE:HD1	7	0.62	0.33	0.76
(2,118)	1:139:B:PHE:H	1:139:B:PHE:HD2	7	0.62	0.33	0.76
(2,765)	1:148:A:GLU:H	1:145:A:ASP:HB2	7	0.58	0.09	0.57
(2,1502)	1:176:A:ARG:HD3	1:176:A:ARG:HB3	7	0.55	0.12	0.58
(2,1522)	1:172:A:SER:HB3	1:184:A:LEU:HD11	7	0.55	0.2	0.59
(2,1522)	1:172:A:SER:HB3	1:184:A:LEU:HD12	7	0.55	0.2	0.59
(2,1522)	1:172:A:SER:HB3	1:184:A:LEU:HD13	7	0.55	0.2	0.59
(2,1317)	1:164:B:THR:HB	1:143:B:PRO:HB2	7	0.51	0.09	0.47
(2,1686)	1:178:A:LYS:HD2	1:178:A:LYS:HA	7	0.51	0.13	0.53
(2,167)	1:164:B:THR:H	1:143:B:PRO:HA	7	0.44	0.14	0.47

Continued on next page...

Continued from previous page...

Key	Atom-1	Atom-2	Models ¹	Mean (Å)	SD ¹ (Å)	Median (Å)
(2,168)	1:164:A:THR:H	1:143:A:PRO:HA	7	0.43	0.14	0.46
(2,1731)	1:178:B:LYS:HG3	1:178:B:LYS:HA	7	0.42	0.21	0.49
(2,1256)	1:149:B:ALA:HB1	1:174:B:VAL:HG11	7	0.41	0.2	0.52
(2,1256)	1:149:B:ALA:HB1	1:174:B:VAL:HG12	7	0.41	0.2	0.52
(2,1256)	1:149:B:ALA:HB1	1:174:B:VAL:HG13	7	0.41	0.2	0.52
(2,1256)	1:149:B:ALA:HB2	1:174:B:VAL:HG11	7	0.41	0.2	0.52
(2,1256)	1:149:B:ALA:HB2	1:174:B:VAL:HG12	7	0.41	0.2	0.52
(2,1256)	1:149:B:ALA:HB2	1:174:B:VAL:HG13	7	0.41	0.2	0.52
(2,1256)	1:149:B:ALA:HB3	1:174:B:VAL:HG11	7	0.41	0.2	0.52
(2,1256)	1:149:B:ALA:HB3	1:174:B:VAL:HG12	7	0.41	0.2	0.52
(2,1256)	1:149:B:ALA:HB3	1:174:B:VAL:HG13	7	0.41	0.2	0.52
(2,37)	1:167:A:GLU:H	1:166:A:ARG:H	7	0.32	0.02	0.32
(2,38)	1:167:B:GLU:H	1:166:B:ARG:H	7	0.31	0.02	0.32
(2,1352)	1:145:A:ASP:HA	1:163:A:PHE:HE1	7	0.3	0.1	0.28
(2,1352)	1:145:A:ASP:HA	1:163:A:PHE:HE2	7	0.3	0.1	0.28
(2,1351)	1:145:B:ASP:HA	1:163:B:PHE:HE1	7	0.3	0.1	0.28
(2,1351)	1:145:B:ASP:HA	1:163:B:PHE:HE2	7	0.3	0.1	0.28
(2,1290)	1:141:B:LEU:HA	1:141:B:LEU:HD21	7	0.28	0.12	0.32
(2,1290)	1:141:B:LEU:HA	1:141:B:LEU:HD22	7	0.28	0.12	0.32
(2,1290)	1:141:B:LEU:HA	1:141:B:LEU:HD23	7	0.28	0.12	0.32
(2,1958)	1:176:A:ARG:HG2	1:176:A:ARG:HD3	7	0.27	0.02	0.27
(2,507)	1:144:A:MET:H	1:143:A:PRO:HB3	7	0.25	0.05	0.25
(2,1160)	1:153:B:MET:HA	1:153:B:MET:HG3	7	0.24	0.06	0.24
(2,1650)	1:153:B:MET:HG3	1:153:B:MET:HA	7	0.24	0.06	0.24
(2,1159)	1:153:A:MET:HA	1:153:A:MET:HG3	7	0.24	0.06	0.24
(2,1649)	1:153:A:MET:HG3	1:153:A:MET:HA	7	0.24	0.06	0.24
(2,1580)	1:185:A:ILE:HB	1:185:A:ILE:HG13	7	0.23	0.11	0.21
(2,375)	1:147:A:GLU:H	1:145:A:ASP:HB3	7	0.22	0.05	0.22
(2,410)	1:147:B:GLU:H	1:145:B:ASP:HB3	7	0.22	0.06	0.22
(2,960)	1:144:B:MET:H	1:163:B:PHE:HD1	7	0.22	0.05	0.21
(2,960)	1:144:B:MET:H	1:163:B:PHE:HD2	7	0.22	0.05	0.21
(2,959)	1:144:A:MET:H	1:163:A:PHE:HD1	7	0.22	0.04	0.2
(2,959)	1:144:A:MET:H	1:163:A:PHE:HD2	7	0.22	0.04	0.2
(2,1844)	1:143:B:PRO:HD3	1:143:B:PRO:HB3	7	0.21	0.06	0.22
(2,1125)	1:156:B:LEU:HD21	1:156:B:LEU:HA	7	0.2	0.05	0.19
(2,1125)	1:156:B:LEU:HD22	1:156:B:LEU:HA	7	0.2	0.05	0.19
(2,1125)	1:156:B:LEU:HD23	1:156:B:LEU:HA	7	0.2	0.05	0.19
(2,1126)	1:156:A:LEU:HD21	1:156:A:LEU:HA	7	0.2	0.05	0.19
(2,1126)	1:156:A:LEU:HD22	1:156:A:LEU:HA	7	0.2	0.05	0.19
(2,1126)	1:156:A:LEU:HD23	1:156:A:LEU:HA	7	0.2	0.05	0.19
(2,45)	1:156:A:LEU:H	1:155:A:LEU:H	7	0.17	0.03	0.17
(2,422)	1:175:B:TYR:H	1:183:B:GLY:HA2	7	0.17	0.03	0.18

Continued on next page...

Continued from previous page...

Key	Atom-1	Atom-2	Models ¹	Mean (Å)	SD ¹ (Å)	Median (Å)
(2,46)	1:156:B:LEU:H	1:155:B:LEU:H	7	0.16	0.03	0.16
(2,1810)	1:133:B:ILE:HG12	1:133:B:ILE:HA	7	0.16	0.04	0.15
(2,1930)	1:173:A:ILE:HD11	1:185:A:ILE:HG13	7	0.16	0.04	0.15
(2,1930)	1:173:A:ILE:HD12	1:185:A:ILE:HG13	7	0.16	0.04	0.15
(2,1930)	1:173:A:ILE:HD13	1:185:A:ILE:HG13	7	0.16	0.04	0.15
(2,712)	1:150:A:VAL:H	1:163:A:PHE:HD1	7	0.15	0.05	0.13
(2,712)	1:150:A:VAL:H	1:163:A:PHE:HD2	7	0.15	0.05	0.13
(2,1336)	1:174:B:VAL:HG21	1:150:B:VAL:HG11	7	0.14	0.02	0.14
(2,1336)	1:174:B:VAL:HG21	1:150:B:VAL:HG12	7	0.14	0.02	0.14
(2,1336)	1:174:B:VAL:HG21	1:150:B:VAL:HG13	7	0.14	0.02	0.14
(2,1336)	1:174:B:VAL:HG22	1:150:B:VAL:HG11	7	0.14	0.02	0.14
(2,1336)	1:174:B:VAL:HG22	1:150:B:VAL:HG12	7	0.14	0.02	0.14
(2,1336)	1:174:B:VAL:HG22	1:150:B:VAL:HG13	7	0.14	0.02	0.14
(2,1336)	1:174:B:VAL:HG23	1:150:B:VAL:HG11	7	0.14	0.02	0.14
(2,1336)	1:174:B:VAL:HG23	1:150:B:VAL:HG12	7	0.14	0.02	0.14
(2,1336)	1:174:B:VAL:HG23	1:150:B:VAL:HG13	7	0.14	0.02	0.14
(2,1342)	1:133:A:ILE:HG21	1:133:A:ILE:HA	7	0.12	0.01	0.11
(2,1342)	1:133:A:ILE:HG22	1:133:A:ILE:HA	7	0.12	0.01	0.11
(2,1342)	1:133:A:ILE:HG23	1:133:A:ILE:HA	7	0.12	0.01	0.11
(2,1593)	1:139:B:PHE:HB2	1:141:B:LEU:HD21	6	2.23	1.78	2.15
(2,1593)	1:139:B:PHE:HB2	1:141:B:LEU:HD22	6	2.23	1.78	2.15
(2,1593)	1:139:B:PHE:HB2	1:141:B:LEU:HD23	6	2.23	1.78	2.15
(2,760)	1:168:A:THR:H	1:169:A:ASP:HB3	6	0.73	0.28	0.81
(2,1236)	1:134:A:ILE:HB	1:134:A:ILE:HG12	6	0.57	0.04	0.58
(2,1761)	1:174:A:VAL:HG21	1:163:A:PHE:HE1	6	0.56	0.1	0.51
(2,1761)	1:174:A:VAL:HG21	1:163:A:PHE:HE2	6	0.56	0.1	0.51
(2,1761)	1:174:A:VAL:HG22	1:163:A:PHE:HE1	6	0.56	0.1	0.51
(2,1761)	1:174:A:VAL:HG22	1:163:A:PHE:HE2	6	0.56	0.1	0.51
(2,1761)	1:174:A:VAL:HG23	1:163:A:PHE:HE1	6	0.56	0.1	0.51
(2,1761)	1:174:A:VAL:HG23	1:163:A:PHE:HE2	6	0.56	0.1	0.51
(2,1762)	1:174:B:VAL:HG21	1:163:B:PHE:HE1	6	0.56	0.1	0.52
(2,1762)	1:174:B:VAL:HG21	1:163:B:PHE:HE2	6	0.56	0.1	0.52
(2,1762)	1:174:B:VAL:HG22	1:163:B:PHE:HE1	6	0.56	0.1	0.52
(2,1762)	1:174:B:VAL:HG22	1:163:B:PHE:HE2	6	0.56	0.1	0.52
(2,1762)	1:174:B:VAL:HG23	1:163:B:PHE:HE1	6	0.56	0.1	0.52
(2,1762)	1:174:B:VAL:HG23	1:163:B:PHE:HE2	6	0.56	0.1	0.52
(2,1416)	1:189:A:GLU:HA	1:190:A:GLN:H	6	0.51	0.22	0.57
(2,1415)	1:189:B:GLU:HA	1:190:B:GLN:H	6	0.51	0.22	0.57
(2,1410)	1:171:A:THR:HA	1:171:A:THR:HG1	6	0.49	0.14	0.54
(2,1409)	1:171:B:THR:HA	1:171:B:THR:HG1	6	0.48	0.15	0.54
(2,465)	1:152:A:GLN:H	1:152:A:GLN:HG3	6	0.46	0.13	0.5
(2,899)	1:164:B:THR:H	1:144:B:MET:HG3	6	0.45	0.28	0.34

Continued on next page...

Continued from previous page...

Key	Atom-1	Atom-2	Models ¹	Mean (Å)	SD ¹ (Å)	Median (Å)
(2,466)	1:152:B:GLN:H	1:152:B:GLN:HG3	6	0.45	0.13	0.5
(2,1501)	1:176:B:ARG:HD2	1:176:B:ARG:HB2	6	0.43	0.1	0.4
(2,752)	1:165:B:ASP:H	1:164:B:THR:HB	6	0.4	0.13	0.42
(2,751)	1:165:A:ASP:H	1:164:A:THR:HB	6	0.4	0.14	0.42
(2,1425)	1:189:A:GLU:HA	1:189:A:GLU:HB2	6	0.39	0.09	0.42
(2,1426)	1:189:B:GLU:HA	1:189:B:GLU:HB2	6	0.39	0.09	0.42
(2,1660)	1:150:A:VAL:HB	1:174:A:VAL:HB	6	0.38	0.12	0.34
(2,1659)	1:150:B:VAL:HB	1:174:B:VAL:HB	6	0.37	0.11	0.32
(2,1307)	1:174:A:VAL:HG11	1:149:A:ALA:HB1	6	0.37	0.17	0.42
(2,1307)	1:174:A:VAL:HG11	1:149:A:ALA:HB2	6	0.37	0.17	0.42
(2,1307)	1:174:A:VAL:HG11	1:149:A:ALA:HB3	6	0.37	0.17	0.42
(2,1307)	1:174:A:VAL:HG12	1:149:A:ALA:HB1	6	0.37	0.17	0.42
(2,1307)	1:174:A:VAL:HG12	1:149:A:ALA:HB2	6	0.37	0.17	0.42
(2,1307)	1:174:A:VAL:HG12	1:149:A:ALA:HB3	6	0.37	0.17	0.42
(2,1307)	1:174:A:VAL:HG13	1:149:A:ALA:HB1	6	0.37	0.17	0.42
(2,1307)	1:174:A:VAL:HG13	1:149:A:ALA:HB2	6	0.37	0.17	0.42
(2,1307)	1:174:A:VAL:HG13	1:149:A:ALA:HB3	6	0.37	0.17	0.42
(2,1028)	1:184:A:LEU:HA	1:185:A:ILE:HG13	6	0.36	0.23	0.31
(2,1940)	1:174:B:VAL:HG21	1:182:B:TYR:HB3	6	0.34	0.17	0.36
(2,1940)	1:174:B:VAL:HG22	1:182:B:TYR:HB3	6	0.34	0.17	0.36
(2,1940)	1:174:B:VAL:HG23	1:182:B:TYR:HB3	6	0.34	0.17	0.36
(2,1939)	1:174:A:VAL:HG21	1:182:A:TYR:HB3	6	0.34	0.17	0.36
(2,1939)	1:174:A:VAL:HG22	1:182:A:TYR:HB3	6	0.34	0.17	0.36
(2,1939)	1:174:A:VAL:HG23	1:182:A:TYR:HB3	6	0.34	0.17	0.36
(2,1978)	1:184:B:LEU:HD21	1:173:B:ILE:H	6	0.34	0.16	0.32
(2,1978)	1:184:B:LEU:HD22	1:173:B:ILE:H	6	0.34	0.16	0.32
(2,1978)	1:184:B:LEU:HD23	1:173:B:ILE:H	6	0.34	0.16	0.32
(2,1172)	1:166:B:ARG:HA	1:143:B:PRO:HB3	6	0.3	0.12	0.27
(2,1872)	1:151:B:LEU:HA	1:154:B:ASN:HD22	6	0.29	0.11	0.3
(2,291)	1:136:A:SER:H	1:136:A:SER:HB3	6	0.28	0.04	0.29
(2,1069)	1:139:B:PHE:HB2	1:139:B:PHE:HD1	6	0.27	0.12	0.24
(2,1069)	1:139:B:PHE:HB2	1:139:B:PHE:HD2	6	0.27	0.12	0.24
(2,1070)	1:139:A:PHE:HB2	1:139:A:PHE:HD1	6	0.27	0.12	0.24
(2,1070)	1:139:A:PHE:HB2	1:139:A:PHE:HD2	6	0.27	0.12	0.24
(2,1497)	1:152:B:GLN:HA	1:155:B:LEU:HB2	6	0.26	0.16	0.22
(2,1498)	1:152:A:GLN:HA	1:155:A:LEU:HB2	6	0.26	0.16	0.22
(2,1803)	1:132:B:GLU:HB3	1:133:B:ILE:HA	6	0.25	0.09	0.26
(2,1931)	1:173:B:ILE:HD11	1:173:B:ILE:HB	6	0.25	0.06	0.28
(2,1931)	1:173:B:ILE:HD12	1:173:B:ILE:HB	6	0.25	0.06	0.28
(2,1931)	1:173:B:ILE:HD13	1:173:B:ILE:HB	6	0.25	0.06	0.28
(2,1932)	1:173:A:ILE:HD11	1:173:A:ILE:HB	6	0.25	0.07	0.28
(2,1932)	1:173:A:ILE:HD12	1:173:A:ILE:HB	6	0.25	0.07	0.28

Continued on next page...

Continued from previous page...

Key	Atom-1	Atom-2	Models ¹	Mean (Å)	SD ¹ (Å)	Median (Å)
(2,1932)	1:173:A:ILE:HD13	1:173:A:ILE:HB	6	0.25	0.07	0.28
(2,141)	1:154:B:ASN:H	1:154:B:ASN:HD22	6	0.25	0.1	0.2
(2,748)	1:154:A:ASN:H	1:152:A:GLN:HA	6	0.24	0.07	0.26
(2,747)	1:154:B:ASN:H	1:152:B:GLN:HA	6	0.24	0.07	0.25
(2,1061)	1:150:B:VAL:HG11	1:154:B:ASN:HD22	6	0.21	0.1	0.19
(2,1061)	1:150:B:VAL:HG12	1:154:B:ASN:HD22	6	0.21	0.1	0.19
(2,1061)	1:150:B:VAL:HG13	1:154:B:ASN:HD22	6	0.21	0.1	0.19
(2,1406)	1:134:A:ILE:HA	1:134:A:ILE:HG21	6	0.2	0.02	0.2
(2,1406)	1:134:A:ILE:HA	1:134:A:ILE:HG22	6	0.2	0.02	0.2
(2,1406)	1:134:A:ILE:HA	1:134:A:ILE:HG23	6	0.2	0.02	0.2
(2,1405)	1:134:B:ILE:HA	1:134:B:ILE:HG21	6	0.2	0.02	0.2
(2,1405)	1:134:B:ILE:HA	1:134:B:ILE:HG22	6	0.2	0.02	0.2
(2,1405)	1:134:B:ILE:HA	1:134:B:ILE:HG23	6	0.2	0.02	0.2
(2,493)	1:149:B:ALA:H	1:148:B:GLU:HB3	6	0.18	0.05	0.18
(2,60)	1:146:B:SER:H	1:147:B:GLU:H	6	0.17	0.05	0.16
(2,59)	1:146:A:SER:H	1:147:A:GLU:H	6	0.16	0.05	0.15
(2,1391)	1:185:A:ILE:HA	1:185:A:ILE:HG21	6	0.16	0.05	0.15
(2,1391)	1:185:A:ILE:HA	1:185:A:ILE:HG22	6	0.16	0.05	0.15
(2,1391)	1:185:A:ILE:HA	1:185:A:ILE:HG23	6	0.16	0.05	0.15
(2,1392)	1:185:B:ILE:HA	1:185:B:ILE:HG21	6	0.16	0.05	0.15
(2,1392)	1:185:B:ILE:HA	1:185:B:ILE:HG22	6	0.16	0.05	0.15
(2,1392)	1:185:B:ILE:HA	1:185:B:ILE:HG23	6	0.16	0.05	0.15
(2,1781)	1:185:B:ILE:HG21	1:185:B:ILE:HA	6	0.16	0.05	0.15
(2,1781)	1:185:B:ILE:HG22	1:185:B:ILE:HA	6	0.16	0.05	0.15
(2,1781)	1:185:B:ILE:HG23	1:185:B:ILE:HA	6	0.16	0.05	0.15
(2,1782)	1:185:A:ILE:HG21	1:185:A:ILE:HA	6	0.16	0.05	0.15
(2,1782)	1:185:A:ILE:HG22	1:185:A:ILE:HA	6	0.16	0.05	0.15
(2,1782)	1:185:A:ILE:HG23	1:185:A:ILE:HA	6	0.16	0.05	0.15
(2,1002)	1:160:A:PHE:HA	1:175:A:TYR:HB2	6	0.16	0.04	0.15
(2,683)	1:149:B:ALA:H	1:145:B:ASP:H	6	0.15	0.04	0.14
(2,1752)	1:184:B:LEU:HD21	1:184:B:LEU:HB2	6	0.15	0.02	0.16
(2,1752)	1:184:B:LEU:HD22	1:184:B:LEU:HB2	6	0.15	0.02	0.16
(2,1752)	1:184:B:LEU:HD23	1:184:B:LEU:HB2	6	0.15	0.02	0.16
(2,835)	1:148:A:GLU:H	1:146:A:SER:H	6	0.14	0.04	0.12
(2,836)	1:148:B:GLU:H	1:146:B:SER:H	6	0.14	0.04	0.12
(2,1099)	1:179:B:ASP:HB2	1:179:B:ASP:HA	6	0.14	0.02	0.14
(2,1591)	1:179:B:ASP:HB2	1:179:B:ASP:HA	6	0.14	0.02	0.14
(2,1100)	1:179:A:ASP:HB2	1:179:A:ASP:HA	6	0.14	0.02	0.14
(2,1592)	1:179:A:ASP:HB2	1:179:A:ASP:HA	6	0.14	0.02	0.14
(2,1192)	1:131:B:ILE:HA	1:131:B:ILE:HB	6	0.12	0.01	0.12
(2,1191)	1:131:A:ILE:HA	1:131:A:ILE:HB	6	0.12	0.01	0.12
(2,2119)	1:139:B:PHE:HD1	1:141:B:LEU:HD21	5	2.49	1.74	3.18

Continued on next page...

Continued from previous page...

Key	Atom-1	Atom-2	Models ¹	Mean (Å)	SD ¹ (Å)	Median (Å)
(2,2119)	1:139:B:PHE:HD1	1:141:B:LEU:HD22	5	2.49	1.74	3.18
(2,2119)	1:139:B:PHE:HD1	1:141:B:LEU:HD23	5	2.49	1.74	3.18
(2,2119)	1:139:B:PHE:HD2	1:141:B:LEU:HD21	5	2.49	1.74	3.18
(2,2119)	1:139:B:PHE:HD2	1:141:B:LEU:HD22	5	2.49	1.74	3.18
(2,2119)	1:139:B:PHE:HD2	1:141:B:LEU:HD23	5	2.49	1.74	3.18
(2,2098)	1:182:B:TYR:HD1	1:177:B:ARG:HB3	5	0.97	0.4	1.11
(2,2098)	1:182:B:TYR:HD2	1:177:B:ARG:HB3	5	0.97	0.4	1.11
(2,1617)	1:148:B:GLU:HG2	1:145:B:ASP:HB3	5	0.96	0.62	1.36
(2,1901)	1:164:A:THR:HG1	1:169:A:ASP:HB2	5	0.85	0.13	0.87
(2,758)	1:169:A:ASP:H	1:165:A:ASP:HB3	5	0.84	0.32	0.83
(2,369)	1:170:B:GLY:H	1:165:B:ASP:HB2	5	0.81	0.27	0.85
(2,470)	1:170:A:GLY:H	1:165:A:ASP:HB2	5	0.75	0.21	0.75
(2,2011)	1:135:A:ARG:HA	1:136:A:SER:HB3	5	0.74	0.33	0.82
(2,2151)	1:135:A:ARG:HA	1:136:A:SER:HB3	5	0.74	0.33	0.82
(2,2012)	1:135:B:ARG:HA	1:136:B:SER:HB2	5	0.64	0.3	0.61
(2,2152)	1:135:B:ARG:HA	1:136:B:SER:HB2	5	0.64	0.3	0.61
(2,781)	1:179:A:ASP:H	1:178:A:LYS:HG2	5	0.61	0.2	0.67
(2,1105)	1:141:B:LEU:HB2	1:141:B:LEU:HA	5	0.57	0.25	0.73
(2,1106)	1:141:A:LEU:HB2	1:141:A:LEU:HA	5	0.57	0.25	0.73
(2,1840)	1:141:B:LEU:HD21	1:141:B:LEU:H	5	0.53	0.33	0.44
(2,1840)	1:141:B:LEU:HD22	1:141:B:LEU:H	5	0.53	0.33	0.44
(2,1840)	1:141:B:LEU:HD23	1:141:B:LEU:H	5	0.53	0.33	0.44
(2,763)	1:168:B:THR:H	1:169:B:ASP:HB3	5	0.53	0.05	0.52
(2,789)	1:163:A:PHE:H	1:173:A:ILE:HG13	5	0.52	0.03	0.52
(2,790)	1:163:B:PHE:H	1:173:B:ILE:HG13	5	0.51	0.04	0.52
(2,1329)	1:176:B:ARG:HD2	1:159:B:ASP:HA	5	0.51	0.33	0.34
(2,1753)	1:141:B:LEU:HD21	1:141:B:LEU:HA	5	0.47	0.18	0.53
(2,1753)	1:141:B:LEU:HD22	1:141:B:LEU:HA	5	0.47	0.18	0.53
(2,1753)	1:141:B:LEU:HD23	1:141:B:LEU:HA	5	0.47	0.18	0.53
(2,1754)	1:141:A:LEU:HD11	1:141:A:LEU:HA	5	0.47	0.13	0.52
(2,1754)	1:141:A:LEU:HD12	1:141:A:LEU:HA	5	0.47	0.13	0.52
(2,1754)	1:141:A:LEU:HD13	1:141:A:LEU:HA	5	0.47	0.13	0.52
(2,441)	1:167:A:GLU:H	1:167:A:GLU:HG2	5	0.47	0.07	0.5
(2,453)	1:165:A:ASP:H	1:165:A:ASP:HB2	5	0.47	0.14	0.48
(2,364)	1:165:B:ASP:H	1:165:B:ASP:HB2	5	0.46	0.14	0.48
(2,1460)	1:143:B:PRO:HD3	1:164:B:THR:HG1	5	0.45	0.28	0.28
(2,949)	1:184:A:LEU:H	1:136:B:SER:HB2	5	0.45	0.25	0.38
(2,1733)	1:178:A:LYS:HG3	1:178:A:LYS:HA	5	0.45	0.07	0.43
(2,1900)	1:164:B:THR:HG1	1:169:B:ASP:HB2	5	0.42	0.09	0.46
(2,1308)	1:174:B:VAL:HG11	1:149:B:ALA:HB1	5	0.41	0.14	0.42
(2,1308)	1:174:B:VAL:HG11	1:149:B:ALA:HB2	5	0.41	0.14	0.42
(2,1308)	1:174:B:VAL:HG11	1:149:B:ALA:HB3	5	0.41	0.14	0.42

Continued on next page...

Continued from previous page...

Key	Atom-1	Atom-2	Models ¹	Mean (Å)	SD ¹ (Å)	Median (Å)
(2,1308)	1:174:B:VAL:HG12	1:149:B:ALA:HB1	5	0.41	0.14	0.42
(2,1308)	1:174:B:VAL:HG12	1:149:B:ALA:HB2	5	0.41	0.14	0.42
(2,1308)	1:174:B:VAL:HG12	1:149:B:ALA:HB3	5	0.41	0.14	0.42
(2,1308)	1:174:B:VAL:HG13	1:149:B:ALA:HB1	5	0.41	0.14	0.42
(2,1308)	1:174:B:VAL:HG13	1:149:B:ALA:HB2	5	0.41	0.14	0.42
(2,1308)	1:174:B:VAL:HG13	1:149:B:ALA:HB3	5	0.41	0.14	0.42
(2,513)	1:179:A:ASP:H	1:177:A:ARG:HB3	5	0.41	0.2	0.39
(2,2121)	1:158:B:HIS:HD2	1:156:B:LEU:HB2	5	0.4	0.05	0.4
(2,2122)	1:158:A:HIS:HD2	1:156:A:LEU:HB2	5	0.4	0.05	0.39
(2,292)	1:136:B:SER:H	1:136:B:SER:HB2	5	0.39	0.1	0.35
(2,448)	1:158:B:HIS:H	1:153:B:MET:HG3	5	0.38	0.21	0.37
(2,447)	1:158:A:HIS:H	1:153:A:MET:HG3	5	0.37	0.22	0.37
(2,1995)	1:184:B:LEU:HA	1:174:B:VAL:HA	5	0.34	0.09	0.33
(2,1996)	1:184:A:LEU:HA	1:174:A:VAL:HA	5	0.34	0.09	0.33
(2,2135)	1:184:B:LEU:HA	1:174:B:VAL:HA	5	0.34	0.09	0.33
(2,2136)	1:184:A:LEU:HA	1:174:A:VAL:HA	5	0.34	0.09	0.33
(2,1875)	1:151:A:LEU:HG	1:151:A:LEU:HA	5	0.32	0.03	0.31
(2,782)	1:179:B:ASP:H	1:178:B:LYS:HG3	5	0.31	0.18	0.23
(2,1969)	1:178:B:LYS:HE3	1:178:B:LYS:HG2	5	0.3	0.2	0.18
(2,1876)	1:151:B:LEU:HG	1:151:B:LEU:HA	5	0.3	0.02	0.29
(2,143)	1:160:A:PHE:H	1:160:A:PHE:HD1	5	0.29	0.1	0.34
(2,143)	1:160:A:PHE:H	1:160:A:PHE:HD2	5	0.29	0.1	0.34
(2,355)	1:160:A:PHE:H	1:158:A:HIS:HB2	5	0.29	0.11	0.33
(2,144)	1:160:B:PHE:H	1:160:B:PHE:HD1	5	0.29	0.1	0.34
(2,144)	1:160:B:PHE:H	1:160:B:PHE:HD2	5	0.29	0.1	0.34
(2,1516)	1:172:A:SER:HB3	1:163:A:PHE:HD1	5	0.27	0.1	0.26
(2,1516)	1:172:A:SER:HB3	1:163:A:PHE:HD2	5	0.27	0.1	0.26
(2,1515)	1:172:B:SER:HB3	1:163:B:PHE:HD1	5	0.27	0.11	0.26
(2,1515)	1:172:B:SER:HB3	1:163:B:PHE:HD2	5	0.27	0.11	0.26
(2,404)	1:169:B:ASP:H	1:169:B:ASP:HB3	5	0.25	0.01	0.26
(2,384)	1:169:A:ASP:H	1:169:A:ASP:HB3	5	0.25	0.02	0.25
(2,1280)	1:152:B:GLN:HA	1:151:B:LEU:HD21	5	0.25	0.03	0.25
(2,1280)	1:152:B:GLN:HA	1:151:B:LEU:HD22	5	0.25	0.03	0.25
(2,1280)	1:152:B:GLN:HA	1:151:B:LEU:HD23	5	0.25	0.03	0.25
(2,2001)	1:174:A:VAL:HA	1:184:A:LEU:HA	5	0.24	0.09	0.23
(2,2002)	1:174:B:VAL:HA	1:184:B:LEU:HA	5	0.24	0.09	0.23
(2,2141)	1:174:A:VAL:HA	1:184:A:LEU:HA	5	0.24	0.09	0.23
(2,2142)	1:174:B:VAL:HA	1:184:B:LEU:HA	5	0.24	0.09	0.23
(2,1089)	1:176:B:ARG:HA	1:182:B:TYR:HA	5	0.23	0.04	0.23
(2,2005)	1:176:B:ARG:HA	1:182:B:TYR:HA	5	0.23	0.04	0.23
(2,2008)	1:182:B:TYR:HA	1:176:B:ARG:HA	5	0.23	0.04	0.23
(2,2145)	1:176:B:ARG:HA	1:182:B:TYR:HA	5	0.23	0.04	0.23

Continued on next page...

Continued from previous page...

Key	Atom-1	Atom-2	Models ¹	Mean (Å)	SD ¹ (Å)	Median (Å)
(2,2148)	1:182:B:TYR:HA	1:176:B:ARG:HA	5	0.23	0.04	0.23
(2,1090)	1:176:A:ARG:HA	1:182:A:TYR:HA	5	0.23	0.04	0.21
(2,2006)	1:176:A:ARG:HA	1:182:A:TYR:HA	5	0.23	0.04	0.21
(2,2007)	1:182:A:TYR:HA	1:176:A:ARG:HA	5	0.23	0.04	0.21
(2,2146)	1:176:A:ARG:HA	1:182:A:TYR:HA	5	0.23	0.04	0.21
(2,2147)	1:182:A:TYR:HA	1:176:A:ARG:HA	5	0.23	0.04	0.21
(2,1467)	1:151:A:LEU:HA	1:150:A:VAL:HG11	5	0.21	0.06	0.21
(2,1467)	1:151:A:LEU:HA	1:150:A:VAL:HG12	5	0.21	0.06	0.21
(2,1467)	1:151:A:LEU:HA	1:150:A:VAL:HG13	5	0.21	0.06	0.21
(2,1110)	1:169:B:ASP:HB2	1:169:B:ASP:HA	5	0.21	0.04	0.19
(2,1111)	1:169:B:ASP:HB2	1:169:B:ASP:HA	5	0.21	0.04	0.19
(2,1150)	1:169:B:ASP:HA	1:169:B:ASP:HB2	5	0.21	0.04	0.19
(2,1468)	1:151:B:LEU:HA	1:150:B:VAL:HG11	5	0.2	0.06	0.2
(2,1468)	1:151:B:LEU:HA	1:150:B:VAL:HG12	5	0.2	0.06	0.2
(2,1468)	1:151:B:LEU:HA	1:150:B:VAL:HG13	5	0.2	0.06	0.2
(2,1264)	1:187:A:THR:HA	1:187:A:THR:HG21	5	0.19	0.03	0.19
(2,1264)	1:187:A:THR:HA	1:187:A:THR:HG22	5	0.19	0.03	0.19
(2,1264)	1:187:A:THR:HA	1:187:A:THR:HG23	5	0.19	0.03	0.19
(2,973)	1:173:A:ILE:HA	1:163:A:PHE:H	5	0.18	0.06	0.16
(2,974)	1:173:B:ILE:HA	1:163:B:PHE:H	5	0.18	0.06	0.16
(2,1263)	1:187:B:THR:HA	1:187:B:THR:HG21	5	0.18	0.02	0.19
(2,1263)	1:187:B:THR:HA	1:187:B:THR:HG22	5	0.18	0.02	0.19
(2,1263)	1:187:B:THR:HA	1:187:B:THR:HG23	5	0.18	0.02	0.19
(2,1778)	1:173:B:ILE:HG21	1:173:B:ILE:HG12	5	0.18	0.04	0.17
(2,1778)	1:173:B:ILE:HG22	1:173:B:ILE:HG12	5	0.18	0.04	0.17
(2,1778)	1:173:B:ILE:HG23	1:173:B:ILE:HG12	5	0.18	0.04	0.17
(2,1777)	1:173:A:ILE:HG21	1:173:A:ILE:HG12	5	0.18	0.03	0.17
(2,1777)	1:173:A:ILE:HG22	1:173:A:ILE:HG12	5	0.18	0.03	0.17
(2,1777)	1:173:A:ILE:HG23	1:173:A:ILE:HG12	5	0.18	0.03	0.17
(2,543)	1:163:A:PHE:H	1:162:A:VAL:HB	5	0.17	0.03	0.18
(2,871)	1:151:B:LEU:H	1:151:B:LEU:HB3	5	0.17	0.05	0.19
(2,2079)	1:182:A:TYR:HD1	1:182:A:TYR:HB2	5	0.15	0.02	0.14
(2,2079)	1:182:A:TYR:HD2	1:182:A:TYR:HB2	5	0.15	0.02	0.14
(2,2080)	1:182:B:TYR:HD1	1:182:B:TYR:HB2	5	0.15	0.02	0.14
(2,2080)	1:182:B:TYR:HD2	1:182:B:TYR:HB2	5	0.15	0.02	0.14
(2,178)	1:174:B:VAL:H	1:173:B:ILE:HA	5	0.15	0.03	0.13
(2,1335)	1:174:A:VAL:HG21	1:150:A:VAL:HG11	5	0.15	0.02	0.14
(2,1335)	1:174:A:VAL:HG21	1:150:A:VAL:HG12	5	0.15	0.02	0.14
(2,1335)	1:174:A:VAL:HG21	1:150:A:VAL:HG13	5	0.15	0.02	0.14
(2,1335)	1:174:A:VAL:HG22	1:150:A:VAL:HG11	5	0.15	0.02	0.14
(2,1335)	1:174:A:VAL:HG22	1:150:A:VAL:HG12	5	0.15	0.02	0.14
(2,1335)	1:174:A:VAL:HG22	1:150:A:VAL:HG13	5	0.15	0.02	0.14

Continued on next page...

Continued from previous page...

Key	Atom-1	Atom-2	Models ¹	Mean (Å)	SD ¹ (Å)	Median (Å)
(2,1335)	1:174:A:VAL:HG23	1:150:A:VAL:HG11	5	0.15	0.02	0.14
(2,1335)	1:174:A:VAL:HG23	1:150:A:VAL:HG12	5	0.15	0.02	0.14
(2,1335)	1:174:A:VAL:HG23	1:150:A:VAL:HG13	5	0.15	0.02	0.14
(2,177)	1:174:A:VAL:H	1:173:A:ILE:HA	5	0.15	0.03	0.13
(2,1178)	1:178:A:LYS:HG2	1:178:A:LYS:HB3	5	0.14	0.04	0.13
(2,1738)	1:178:B:LYS:HG2	1:178:B:LYS:HB3	5	0.14	0.04	0.13
(2,742)	1:154:A:ASN:H	1:155:A:LEU:HA	5	0.14	0.03	0.13
(2,962)	1:149:A:ALA:H	1:163:A:PHE:HD1	5	0.13	0.03	0.11
(2,962)	1:149:A:ALA:H	1:163:A:PHE:HD2	5	0.13	0.03	0.11
(2,180)	1:173:A:ILE:H	1:172:A:SER:HA	5	0.13	0.01	0.12
(2,243)	1:172:B:SER:H	1:171:B:THR:HA	5	0.13	0.02	0.12
(2,444)	1:153:A:MET:H	1:153:A:MET:HG3	5	0.13	0.02	0.12
(2,443)	1:153:B:MET:H	1:153:B:MET:HG3	5	0.12	0.01	0.12
(2,179)	1:173:B:ILE:H	1:172:B:SER:HA	5	0.12	0.01	0.12
(2,244)	1:172:A:SER:H	1:171:A:THR:HA	5	0.12	0.01	0.12
(2,714)	1:162:A:VAL:H	1:139:A:PHE:HD1	4	2.64	2.3	2.58
(2,714)	1:162:A:VAL:H	1:139:A:PHE:HD2	4	2.64	2.3	2.58
(2,713)	1:162:B:VAL:H	1:139:B:PHE:HD1	4	2.64	2.29	2.57
(2,713)	1:162:B:VAL:H	1:139:B:PHE:HD2	4	2.64	2.29	2.57
(2,1887)	1:159:A:ASP:HB2	1:176:A:ARG:HB3	4	0.94	0.67	0.94
(2,1065)	1:174:A:VAL:HG21	1:163:A:PHE:HD1	4	0.92	0.05	0.92
(2,1065)	1:174:A:VAL:HG21	1:163:A:PHE:HD2	4	0.92	0.05	0.92
(2,1065)	1:174:A:VAL:HG22	1:163:A:PHE:HD1	4	0.92	0.05	0.92
(2,1065)	1:174:A:VAL:HG22	1:163:A:PHE:HD2	4	0.92	0.05	0.92
(2,1065)	1:174:A:VAL:HG23	1:163:A:PHE:HD1	4	0.92	0.05	0.92
(2,1065)	1:174:A:VAL:HG23	1:163:A:PHE:HD2	4	0.92	0.05	0.92
(2,1066)	1:174:B:VAL:HG21	1:163:B:PHE:HD1	4	0.92	0.05	0.92
(2,1066)	1:174:B:VAL:HG21	1:163:B:PHE:HD2	4	0.92	0.05	0.92
(2,1066)	1:174:B:VAL:HG22	1:163:B:PHE:HD1	4	0.92	0.05	0.92
(2,1066)	1:174:B:VAL:HG22	1:163:B:PHE:HD2	4	0.92	0.05	0.92
(2,1066)	1:174:B:VAL:HG23	1:163:B:PHE:HD1	4	0.92	0.05	0.92
(2,1066)	1:174:B:VAL:HG23	1:163:B:PHE:HD2	4	0.92	0.05	0.92
(2,515)	1:142:A:LYS:H	1:141:A:LEU:HB2	4	0.76	0.11	0.75
(2,516)	1:142:B:LYS:H	1:141:B:LEU:HB2	4	0.76	0.11	0.75
(2,1459)	1:143:A:PRO:HD2	1:164:A:THR:HG1	4	0.74	0.09	0.71
(2,972)	1:190:B:GLN:H	1:190:B:GLN:HG3	4	0.68	0.14	0.62
(2,590)	1:173:A:ILE:H	1:184:A:LEU:HD11	4	0.67	0.35	0.7
(2,590)	1:173:A:ILE:H	1:184:A:LEU:HD12	4	0.67	0.35	0.7
(2,590)	1:173:A:ILE:H	1:184:A:LEU:HD13	4	0.67	0.35	0.7
(2,1736)	1:178:B:LYS:HG2	1:178:B:LYS:HE3	4	0.57	0.08	0.56
(2,1148)	1:178:A:LYS:HG2	1:178:A:LYS:HE3	4	0.56	0.08	0.55
(2,1638)	1:186:B:GLN:HG2	1:184:B:LEU:HD11	4	0.51	0.09	0.48

Continued on next page...

Continued from previous page...

Key	Atom-1	Atom-2	Models ¹	Mean (Å)	SD ¹ (Å)	Median (Å)
(2,1638)	1:186:B:GLN:HG2	1:184:B:LEU:HD12	4	0.51	0.09	0.48
(2,1638)	1:186:B:GLN:HG2	1:184:B:LEU:HD13	4	0.51	0.09	0.48
(2,1182)	1:149:B:ALA:HA	1:152:B:GLN:HG2	4	0.51	0.16	0.57
(2,599)	1:165:A:ASP:H	1:164:A:THR:HG1	4	0.48	0.12	0.53
(2,1402)	1:134:A:ILE:HA	1:134:A:ILE:HG12	4	0.48	0.06	0.52
(2,1814)	1:134:B:ILE:HG12	1:134:B:ILE:HA	4	0.48	0.06	0.52
(2,950)	1:184:B:LEU:H	1:136:A:SER:HB3	4	0.48	0.1	0.5
(2,1181)	1:149:A:ALA:HA	1:152:A:GLN:HG2	4	0.46	0.19	0.55
(2,600)	1:165:B:ASP:H	1:164:B:THR:HG1	4	0.45	0.12	0.5
(2,2109)	1:163:A:PHE:HD1	1:174:A:VAL:HG11	4	0.45	0.29	0.34
(2,2109)	1:163:A:PHE:HD1	1:174:A:VAL:HG12	4	0.45	0.29	0.34
(2,2109)	1:163:A:PHE:HD1	1:174:A:VAL:HG13	4	0.45	0.29	0.34
(2,2109)	1:163:A:PHE:HD2	1:174:A:VAL:HG11	4	0.45	0.29	0.34
(2,2109)	1:163:A:PHE:HD2	1:174:A:VAL:HG12	4	0.45	0.29	0.34
(2,2109)	1:163:A:PHE:HD2	1:174:A:VAL:HG13	4	0.45	0.29	0.34
(2,2110)	1:163:B:PHE:HD1	1:174:B:VAL:HG11	4	0.45	0.3	0.34
(2,2110)	1:163:B:PHE:HD1	1:174:B:VAL:HG12	4	0.45	0.3	0.34
(2,2110)	1:163:B:PHE:HD1	1:174:B:VAL:HG13	4	0.45	0.3	0.34
(2,2110)	1:163:B:PHE:HD2	1:174:B:VAL:HG11	4	0.45	0.3	0.34
(2,2110)	1:163:B:PHE:HD2	1:174:B:VAL:HG12	4	0.45	0.3	0.34
(2,2110)	1:163:B:PHE:HD2	1:174:B:VAL:HG13	4	0.45	0.3	0.34
(2,1910)	1:166:A:ARG:HG2	1:166:A:ARG:HA	4	0.42	0.03	0.43
(2,593)	1:174:A:VAL:H	1:174:A:VAL:HG11	4	0.42	0.08	0.4
(2,593)	1:174:A:VAL:H	1:174:A:VAL:HG12	4	0.42	0.08	0.4
(2,593)	1:174:A:VAL:H	1:174:A:VAL:HG13	4	0.42	0.08	0.4
(2,594)	1:174:B:VAL:H	1:174:B:VAL:HG11	4	0.42	0.08	0.4
(2,594)	1:174:B:VAL:H	1:174:B:VAL:HG12	4	0.42	0.08	0.4
(2,594)	1:174:B:VAL:H	1:174:B:VAL:HG13	4	0.42	0.08	0.4
(2,1909)	1:166:B:ARG:HG2	1:166:B:ARG:HA	4	0.42	0.03	0.43
(2,1750)	1:184:B:LEU:HD11	1:186:B:GLN:HG2	4	0.42	0.09	0.38
(2,1750)	1:184:B:LEU:HD12	1:186:B:GLN:HG2	4	0.42	0.09	0.38
(2,1750)	1:184:B:LEU:HD13	1:186:B:GLN:HG2	4	0.42	0.09	0.38
(2,1434)	1:164:A:THR:HA	1:165:A:ASP:HB3	4	0.4	0.17	0.44
(2,1548)	1:165:B:ASP:HB3	1:164:B:THR:HA	4	0.4	0.17	0.44
(2,1338)	1:174:B:VAL:HG21	1:173:B:ILE:HA	4	0.4	0.04	0.4
(2,1338)	1:174:B:VAL:HG22	1:173:B:ILE:HA	4	0.4	0.04	0.4
(2,1338)	1:174:B:VAL:HG23	1:173:B:ILE:HA	4	0.4	0.04	0.4
(2,1337)	1:174:A:VAL:HG21	1:173:A:ILE:HA	4	0.39	0.04	0.4
(2,1337)	1:174:A:VAL:HG22	1:173:A:ILE:HA	4	0.39	0.04	0.4
(2,1337)	1:174:A:VAL:HG23	1:173:A:ILE:HA	4	0.39	0.04	0.4
(2,1404)	1:134:A:ILE:HA	1:134:A:ILE:HG12	4	0.38	0.06	0.42
(2,1499)	1:176:B:ARG:HD3	1:159:B:ASP:HA	4	0.37	0.2	0.34

Continued on next page...

Continued from previous page...

Key	Atom-1	Atom-2	Models ¹	Mean (Å)	SD ¹ (Å)	Median (Å)
(2,1877)	1:151:A:LEU:HG	1:152:A:GLN:HA	4	0.37	0.06	0.37
(2,2097)	1:182:A:TYR:HD1	1:177:A:ARG:HB2	4	0.37	0.17	0.36
(2,2097)	1:182:A:TYR:HD2	1:177:A:ARG:HB2	4	0.37	0.17	0.36
(2,1295)	1:174:A:VAL:HG21	1:150:A:VAL:HG21	4	0.36	0.02	0.36
(2,1295)	1:174:A:VAL:HG21	1:150:A:VAL:HG22	4	0.36	0.02	0.36
(2,1295)	1:174:A:VAL:HG21	1:150:A:VAL:HG23	4	0.36	0.02	0.36
(2,1295)	1:174:A:VAL:HG22	1:150:A:VAL:HG21	4	0.36	0.02	0.36
(2,1295)	1:174:A:VAL:HG22	1:150:A:VAL:HG22	4	0.36	0.02	0.36
(2,1295)	1:174:A:VAL:HG22	1:150:A:VAL:HG23	4	0.36	0.02	0.36
(2,1295)	1:174:A:VAL:HG23	1:150:A:VAL:HG21	4	0.36	0.02	0.36
(2,1295)	1:174:A:VAL:HG23	1:150:A:VAL:HG22	4	0.36	0.02	0.36
(2,1295)	1:174:A:VAL:HG23	1:150:A:VAL:HG23	4	0.36	0.02	0.36
(2,1296)	1:174:B:VAL:HG21	1:150:B:VAL:HG21	4	0.36	0.02	0.36
(2,1296)	1:174:B:VAL:HG21	1:150:B:VAL:HG22	4	0.36	0.02	0.36
(2,1296)	1:174:B:VAL:HG21	1:150:B:VAL:HG23	4	0.36	0.02	0.36
(2,1296)	1:174:B:VAL:HG22	1:150:B:VAL:HG21	4	0.36	0.02	0.36
(2,1296)	1:174:B:VAL:HG22	1:150:B:VAL:HG22	4	0.36	0.02	0.36
(2,1296)	1:174:B:VAL:HG22	1:150:B:VAL:HG23	4	0.36	0.02	0.36
(2,1296)	1:174:B:VAL:HG23	1:150:B:VAL:HG21	4	0.36	0.02	0.36
(2,1296)	1:174:B:VAL:HG23	1:150:B:VAL:HG22	4	0.36	0.02	0.36
(2,1296)	1:174:B:VAL:HG23	1:150:B:VAL:HG23	4	0.36	0.02	0.36
(2,1052)	1:174:B:VAL:HA	1:174:B:VAL:HB	4	0.36	0.04	0.35
(2,1878)	1:151:B:LEU:HG	1:152:B:GLN:HA	4	0.36	0.05	0.35
(2,1051)	1:174:A:VAL:HA	1:174:A:VAL:HB	4	0.36	0.04	0.35
(2,1584)	1:151:A:LEU:HB3	1:152:A:GLN:HG3	4	0.34	0.08	0.3
(2,1583)	1:151:B:LEU:HB3	1:152:B:GLN:HG3	4	0.34	0.12	0.28
(2,1401)	1:134:B:ILE:HA	1:134:B:ILE:HG13	4	0.33	0.07	0.32
(2,1813)	1:134:A:ILE:HG13	1:134:A:ILE:HA	4	0.33	0.07	0.32
(2,1635)	1:186:A:GLN:HG2	1:184:A:LEU:HD11	4	0.32	0.09	0.29
(2,1635)	1:186:A:GLN:HG2	1:184:A:LEU:HD12	4	0.32	0.09	0.29
(2,1635)	1:186:A:GLN:HG2	1:184:A:LEU:HD13	4	0.32	0.09	0.29
(2,1975)	1:184:B:LEU:HD11	1:186:B:GLN:HG2	4	0.32	0.09	0.29
(2,1975)	1:184:B:LEU:HD12	1:186:B:GLN:HG2	4	0.32	0.09	0.29
(2,1975)	1:184:B:LEU:HD13	1:186:B:GLN:HG2	4	0.32	0.09	0.29
(2,1848)	1:144:B:MET:HG2	1:152:B:GLN:HE22	4	0.3	0.15	0.3
(2,1739)	1:137:A:LYS:HG2	1:137:A:LYS:HA	4	0.26	0.04	0.26
(2,1740)	1:137:B:LYS:HG2	1:137:B:LYS:HA	4	0.25	0.07	0.23
(2,1541)	1:166:B:ARG:HD2	1:167:B:GLU:HB2	4	0.24	0.09	0.24
(2,442)	1:167:B:GLU:H	1:167:B:GLU:HG3	4	0.24	0.1	0.22
(2,1403)	1:134:B:ILE:HA	1:134:B:ILE:HG13	4	0.23	0.07	0.22
(2,2073)	1:139:B:PHE:HD1	1:139:B:PHE:HB2	4	0.23	0.09	0.22
(2,2073)	1:139:B:PHE:HD2	1:139:B:PHE:HB2	4	0.23	0.09	0.22

Continued on next page...

Continued from previous page...

Key	Atom-1	Atom-2	Models ¹	Mean (Å)	SD ¹ (Å)	Median (Å)
(2,2074)	1:139:A:PHE:HD1	1:139:A:PHE:HB2	4	0.23	0.09	0.22
(2,2074)	1:139:A:PHE:HD2	1:139:A:PHE:HB2	4	0.23	0.09	0.22
(2,750)	1:142:B:LYS:H	1:143:B:PRO:HD3	4	0.22	0.09	0.2
(2,544)	1:163:B:PHE:H	1:162:B:VAL:HB	4	0.19	0.03	0.18
(2,1756)	1:141:B:LEU:HD21	1:141:B:LEU:HB2	4	0.19	0.01	0.18
(2,1756)	1:141:B:LEU:HD22	1:141:B:LEU:HB2	4	0.19	0.01	0.18
(2,1756)	1:141:B:LEU:HD23	1:141:B:LEU:HB2	4	0.19	0.01	0.18
(2,1674)	1:138:B:GLU:HB2	1:138:B:GLU:HA	4	0.18	0.06	0.15
(2,596)	1:150:A:VAL:H	1:174:A:VAL:HG11	4	0.18	0.04	0.19
(2,596)	1:150:A:VAL:H	1:174:A:VAL:HG12	4	0.18	0.04	0.19
(2,596)	1:150:A:VAL:H	1:174:A:VAL:HG13	4	0.18	0.04	0.19
(2,592)	1:161:A:PHE:H	1:174:A:VAL:HG11	4	0.18	0.04	0.19
(2,592)	1:161:A:PHE:H	1:174:A:VAL:HG12	4	0.18	0.04	0.19
(2,592)	1:161:A:PHE:H	1:174:A:VAL:HG13	4	0.18	0.04	0.19
(2,591)	1:161:B:PHE:H	1:174:B:VAL:HG11	4	0.17	0.04	0.18
(2,591)	1:161:B:PHE:H	1:174:B:VAL:HG12	4	0.17	0.04	0.18
(2,591)	1:161:B:PHE:H	1:174:B:VAL:HG13	4	0.17	0.04	0.18
(2,200)	1:164:A:THR:H	1:163:A:PHE:HA	4	0.16	0.03	0.16
(2,325)	1:171:B:THR:H	1:170:B:GLY:HA3	4	0.16	0.04	0.17
(2,326)	1:171:A:THR:H	1:170:A:GLY:HA3	4	0.16	0.04	0.17
(2,721)	1:174:A:VAL:H	1:160:A:PHE:HA	4	0.16	0.05	0.15
(2,722)	1:174:B:VAL:H	1:160:B:PHE:HA	4	0.16	0.05	0.15
(2,1997)	1:174:B:VAL:HB	1:174:B:VAL:HA	4	0.16	0.04	0.15
(2,2137)	1:174:B:VAL:HB	1:174:B:VAL:HA	4	0.16	0.04	0.15
(2,1998)	1:174:A:VAL:HB	1:174:A:VAL:HA	4	0.16	0.04	0.15
(2,2138)	1:174:A:VAL:HB	1:174:A:VAL:HA	4	0.16	0.04	0.15
(2,435)	1:144:A:MET:H	1:144:A:MET:HG2	4	0.15	0.03	0.15
(2,57)	1:152:A:GLN:H	1:153:A:MET:H	4	0.14	0.04	0.12
(2,58)	1:152:B:GLN:H	1:153:B:MET:H	4	0.14	0.04	0.12
(2,63)	1:153:B:MET:H	1:152:B:GLN:H	4	0.14	0.04	0.12
(2,64)	1:153:A:MET:H	1:152:A:GLN:H	4	0.14	0.04	0.12
(2,741)	1:154:B:ASN:H	1:155:B:LEU:HA	4	0.14	0.02	0.13
(2,430)	1:181:A:LYS:H	1:179:A:ASP:HB3	4	0.14	0.03	0.14
(2,429)	1:181:B:LYS:H	1:179:B:ASP:HB3	4	0.14	0.02	0.13
(2,637)	1:133:A:ILE:H	1:131:A:ILE:HD11	4	0.13	0.01	0.12
(2,637)	1:133:A:ILE:H	1:131:A:ILE:HD12	4	0.13	0.01	0.12
(2,637)	1:133:A:ILE:H	1:131:A:ILE:HD13	4	0.13	0.01	0.12
(2,638)	1:133:B:ILE:H	1:131:B:ILE:HD11	4	0.13	0.01	0.12
(2,638)	1:133:B:ILE:H	1:131:B:ILE:HD12	4	0.13	0.01	0.12
(2,638)	1:133:B:ILE:H	1:131:B:ILE:HD13	4	0.13	0.01	0.12
(2,2052)	1:175:A:TYR:HD1	1:176:A:ARG:H	4	0.12	0.03	0.12
(2,2052)	1:175:A:TYR:HD2	1:176:A:ARG:H	4	0.12	0.03	0.12

Continued on next page...

Continued from previous page...

Key	Atom-1	Atom-2	Models ¹	Mean (Å)	SD ¹ (Å)	Median (Å)
(2,405)	1:154:B:ASN:H	1:154:B:ASN:HB2	4	0.12	0.01	0.12
(2,406)	1:154:A:ASN:H	1:154:A:ASN:HB2	4	0.12	0.01	0.12
(2,684)	1:149:A:ALA:H	1:145:A:ASP:H	4	0.12	0.01	0.12
(2,1294)	1:147:A:GLU:HA	1:150:A:VAL:HG21	4	0.12	0.02	0.11
(2,1294)	1:147:A:GLU:HA	1:150:A:VAL:HG22	4	0.12	0.02	0.11
(2,1294)	1:147:A:GLU:HA	1:150:A:VAL:HG23	4	0.12	0.02	0.11
(2,2054)	1:175:A:TYR:HD1	1:175:A:TYR:HB3	4	0.12	0.02	0.11
(2,2054)	1:175:A:TYR:HD2	1:175:A:TYR:HB3	4	0.12	0.02	0.11
(2,1799)	1:131:A:ILE:HD11	1:131:A:ILE:HG13	4	0.11	0.0	0.11
(2,1799)	1:131:A:ILE:HD12	1:131:A:ILE:HG13	4	0.11	0.0	0.11
(2,1799)	1:131:A:ILE:HD13	1:131:A:ILE:HG13	4	0.11	0.0	0.11
(2,1800)	1:131:B:ILE:HD11	1:131:B:ILE:HG13	4	0.11	0.0	0.11
(2,1800)	1:131:B:ILE:HD12	1:131:B:ILE:HG13	4	0.11	0.0	0.11
(2,1800)	1:131:B:ILE:HD13	1:131:B:ILE:HG13	4	0.11	0.0	0.11
(2,1365)	1:158:A:HIS:HA	1:158:A:HIS:HB3	4	0.11	0.0	0.11
(2,1789)	1:131:A:ILE:HB	1:181:B:LYS:HD3	3	1.52	0.37	1.3
(2,553)	1:142:A:LYS:H	1:141:A:LEU:HG	3	1.32	0.81	1.8
(2,554)	1:142:B:LYS:H	1:141:B:LEU:HG	3	1.31	0.81	1.8
(2,766)	1:148:B:GLU:H	1:145:B:ASP:HB3	3	0.79	0.1	0.74
(2,764)	1:168:A:THR:H	1:169:A:ASP:HB2	3	0.76	0.03	0.77
(2,1896)	1:163:B:PHE:HA	1:162:B:VAL:HG21	3	0.75	0.07	0.75
(2,1896)	1:163:B:PHE:HA	1:162:B:VAL:HG22	3	0.75	0.07	0.75
(2,1896)	1:163:B:PHE:HA	1:162:B:VAL:HG23	3	0.75	0.07	0.75
(2,1895)	1:163:A:PHE:HA	1:162:A:VAL:HG21	3	0.75	0.06	0.75
(2,1895)	1:163:A:PHE:HA	1:162:A:VAL:HG22	3	0.75	0.06	0.75
(2,1895)	1:163:A:PHE:HA	1:162:A:VAL:HG23	3	0.75	0.06	0.75
(2,1364)	1:158:B:HIS:HA	1:159:B:ASP:HB2	3	0.71	0.55	0.41
(2,2075)	1:139:B:PHE:HD1	1:139:B:PHE:HA	3	0.67	0.37	0.84
(2,2075)	1:139:B:PHE:HD2	1:139:B:PHE:HA	3	0.67	0.37	0.84
(2,2076)	1:139:A:PHE:HD1	1:139:A:PHE:HA	3	0.67	0.37	0.84
(2,2076)	1:139:A:PHE:HD2	1:139:A:PHE:HA	3	0.67	0.37	0.84
(2,1320)	1:164:A:THR:HB	1:165:A:ASP:HB3	3	0.63	0.02	0.63
(2,1313)	1:164:B:THR:HB	1:165:B:ASP:HB3	3	0.52	0.02	0.52
(2,436)	1:144:B:MET:H	1:144:B:MET:HG3	3	0.52	0.2	0.63
(2,1967)	1:178:B:LYS:HE3	1:178:B:LYS:HA	3	0.51	0.32	0.31
(2,1968)	1:178:A:LYS:HE3	1:178:A:LYS:HA	3	0.51	0.32	0.31
(2,1925)	1:173:B:ILE:HD11	1:160:B:PHE:HD1	3	0.51	0.3	0.4
(2,1925)	1:173:B:ILE:HD11	1:160:B:PHE:HD2	3	0.51	0.3	0.4
(2,1925)	1:173:B:ILE:HD12	1:160:B:PHE:HD1	3	0.51	0.3	0.4
(2,1925)	1:173:B:ILE:HD12	1:160:B:PHE:HD2	3	0.51	0.3	0.4
(2,1925)	1:173:B:ILE:HD13	1:160:B:PHE:HD1	3	0.51	0.3	0.4
(2,1925)	1:173:B:ILE:HD13	1:160:B:PHE:HD2	3	0.51	0.3	0.4

Continued on next page...

Continued from previous page...

Key	Atom-1	Atom-2	Models ¹	Mean (Å)	SD ¹ (Å)	Median (Å)
(2,1741)	1:137:A:LYS:HG3	1:137:A:LYS:HA	3	0.49	0.09	0.5
(2,1926)	1:173:A:ILE:HD11	1:160:A:PHE:HD1	3	0.49	0.32	0.37
(2,1926)	1:173:A:ILE:HD11	1:160:A:PHE:HD2	3	0.49	0.32	0.37
(2,1926)	1:173:A:ILE:HD12	1:160:A:PHE:HD1	3	0.49	0.32	0.37
(2,1926)	1:173:A:ILE:HD12	1:160:A:PHE:HD2	3	0.49	0.32	0.37
(2,1926)	1:173:A:ILE:HD13	1:160:A:PHE:HD1	3	0.49	0.32	0.37
(2,1926)	1:173:A:ILE:HD13	1:160:A:PHE:HD2	3	0.49	0.32	0.37
(2,1021)	1:172:A:SER:HA	1:172:A:SER:HB2	3	0.48	0.07	0.47
(2,1022)	1:172:B:SER:HA	1:172:B:SER:HB2	3	0.48	0.07	0.46
(2,1880)	1:152:B:GLN:HG2	1:151:B:LEU:HD11	3	0.47	0.29	0.29
(2,1880)	1:152:B:GLN:HG2	1:151:B:LEU:HD12	3	0.47	0.29	0.29
(2,1880)	1:152:B:GLN:HG2	1:151:B:LEU:HD13	3	0.47	0.29	0.29
(2,1742)	1:137:B:LYS:HG3	1:137:B:LYS:HA	3	0.46	0.09	0.46
(2,581)	1:175:A:TYR:H	1:174:A:VAL:HG21	3	0.43	0.14	0.36
(2,581)	1:175:A:TYR:H	1:174:A:VAL:HG22	3	0.43	0.14	0.36
(2,581)	1:175:A:TYR:H	1:174:A:VAL:HG23	3	0.43	0.14	0.36
(2,582)	1:175:B:TYR:H	1:174:B:VAL:HG21	3	0.43	0.13	0.36
(2,582)	1:175:B:TYR:H	1:174:B:VAL:HG22	3	0.43	0.13	0.36
(2,582)	1:175:B:TYR:H	1:174:B:VAL:HG23	3	0.43	0.13	0.36
(2,1542)	1:166:A:ARG:HD3	1:167:A:GLU:HB2	3	0.41	0.23	0.42
(2,1704)	1:184:A:LEU:HD21	1:186:A:GLN:HG3	3	0.4	0.33	0.25
(2,1704)	1:184:A:LEU:HD22	1:186:A:GLN:HG3	3	0.4	0.33	0.25
(2,1704)	1:184:A:LEU:HD23	1:186:A:GLN:HG3	3	0.4	0.33	0.25
(2,757)	1:169:B:ASP:H	1:165:B:ASP:HB2	3	0.37	0.31	0.17
(2,588)	1:185:A:ILE:H	1:184:A:LEU:HD11	3	0.36	0.29	0.18
(2,588)	1:185:A:ILE:H	1:184:A:LEU:HD12	3	0.36	0.29	0.18
(2,588)	1:185:A:ILE:H	1:184:A:LEU:HD13	3	0.36	0.29	0.18
(2,1663)	1:166:A:ARG:HB2	1:166:A:ARG:HD3	3	0.35	0.06	0.31
(2,1027)	1:184:B:LEU:HA	1:185:B:ILE:HG12	3	0.34	0.05	0.33
(2,938)	1:182:A:TYR:H	1:132:B:GLU:H	3	0.34	0.24	0.22
(2,937)	1:182:B:TYR:H	1:132:A:GLU:H	3	0.34	0.22	0.25
(2,1732)	1:178:A:LYS:HG2	1:178:A:LYS:HA	3	0.31	0.07	0.3
(2,1963)	1:177:A:ARG:HB2	1:182:A:TYR:H	3	0.29	0.11	0.33
(2,639)	1:185:B:ILE:H	1:185:B:ILE:HG21	3	0.29	0.07	0.29
(2,639)	1:185:B:ILE:H	1:185:B:ILE:HG22	3	0.29	0.07	0.29
(2,639)	1:185:B:ILE:H	1:185:B:ILE:HG23	3	0.29	0.07	0.29
(2,640)	1:185:A:ILE:H	1:185:A:ILE:HG21	3	0.28	0.07	0.29
(2,640)	1:185:A:ILE:H	1:185:A:ILE:HG22	3	0.28	0.07	0.29
(2,640)	1:185:A:ILE:H	1:185:A:ILE:HG23	3	0.28	0.07	0.29
(2,363)	1:165:A:ASP:H	1:165:A:ASP:HB3	3	0.27	0.01	0.27
(2,396)	1:160:B:PHE:H	1:158:B:HIS:HB2	3	0.27	0.06	0.23
(2,454)	1:165:B:ASP:H	1:165:B:ASP:HB3	3	0.27	0.0	0.27

Continued on next page...

Continued from previous page...

Key	Atom-1	Atom-2	Models ¹	Mean (Å)	SD ¹ (Å)	Median (Å)
(2,2106)	1:163:B:PHE:HD1	1:144:B:MET:HG3	3	0.26	0.06	0.3
(2,2106)	1:163:B:PHE:HD2	1:144:B:MET:HG3	3	0.26	0.06	0.3
(2,945)	1:184:A:LEU:H	1:134:B:ILE:H	3	0.22	0.05	0.22
(2,1734)	1:178:B:LYS:HG2	1:178:B:LYS:HA	3	0.22	0.07	0.2
(2,898)	1:171:A:THR:H	1:170:A:GLY:HA2	3	0.21	0.02	0.21
(2,897)	1:171:B:THR:H	1:170:B:GLY:HA2	3	0.21	0.02	0.21
(2,946)	1:184:B:LEU:H	1:134:A:ILE:H	3	0.21	0.03	0.22
(2,1039)	1:143:A:PRO:HA	1:164:A:THR:HG1	3	0.21	0.09	0.19
(2,872)	1:151:A:LEU:H	1:151:A:LEU:HB3	3	0.21	0.02	0.2
(2,1579)	1:185:B:ILE:HB	1:185:B:ILE:HG12	3	0.21	0.03	0.21
(2,2096)	1:182:A:TYR:HE1	1:176:A:ARG:HA	3	0.2	0.03	0.21
(2,2096)	1:182:A:TYR:HE2	1:176:A:ARG:HA	3	0.2	0.03	0.21
(2,403)	1:169:A:ASP:H	1:169:A:ASP:HB2	3	0.2	0.01	0.2
(2,2095)	1:182:B:TYR:HE1	1:176:B:ARG:HA	3	0.2	0.03	0.21
(2,2095)	1:182:B:TYR:HE2	1:176:B:ARG:HA	3	0.2	0.03	0.21
(2,199)	1:164:B:THR:H	1:163:B:PHE:HA	3	0.19	0.02	0.18
(2,383)	1:169:B:ASP:H	1:169:B:ASP:HB2	3	0.19	0.01	0.19
(2,1549)	1:165:A:ASP:HB3	1:164:A:THR:HA	3	0.19	0.08	0.16
(2,595)	1:150:B:VAL:H	1:174:B:VAL:HG11	3	0.19	0.05	0.15
(2,595)	1:150:B:VAL:H	1:174:B:VAL:HG12	3	0.19	0.05	0.15
(2,595)	1:150:B:VAL:H	1:174:B:VAL:HG13	3	0.19	0.05	0.15
(1,81)	1:181:A:LYS:H	1:177:A:ARG:O	3	0.18	0.09	0.12
(1,82)	1:181:B:LYS:H	1:177:B:ARG:O	3	0.18	0.09	0.12
(2,650)	1:173:A:ILE:H	1:173:A:ILE:HG21	3	0.18	0.05	0.21
(2,650)	1:173:A:ILE:H	1:173:A:ILE:HG22	3	0.18	0.05	0.21
(2,650)	1:173:A:ILE:H	1:173:A:ILE:HG23	3	0.18	0.05	0.21
(2,1959)	1:176:B:ARG:HG3	1:176:B:ARG:HD3	3	0.15	0.04	0.17
(2,1960)	1:176:A:ARG:HG2	1:176:A:ARG:HD2	3	0.15	0.02	0.16
(2,1621)	1:167:B:GLU:HG2	1:167:B:GLU:HA	3	0.15	0.01	0.14
(2,1220)	1:141:B:LEU:HA	1:141:B:LEU:HB2	3	0.15	0.02	0.14
(2,1745)	1:155:B:LEU:HD21	1:155:B:LEU:HA	3	0.15	0.06	0.11
(2,1745)	1:155:B:LEU:HD22	1:155:B:LEU:HA	3	0.15	0.06	0.11
(2,1745)	1:155:B:LEU:HD23	1:155:B:LEU:HA	3	0.15	0.06	0.11
(2,1867)	1:150:A:VAL:HG11	1:151:A:LEU:HA	3	0.15	0.03	0.15
(2,1867)	1:150:A:VAL:HG12	1:151:A:LEU:HA	3	0.15	0.03	0.15
(2,1867)	1:150:A:VAL:HG13	1:151:A:LEU:HA	3	0.15	0.03	0.15
(2,1219)	1:141:A:LEU:HA	1:141:A:LEU:HB2	3	0.15	0.02	0.14
(2,1321)	1:153:A:MET:HA	1:158:A:HIS:HB3	3	0.15	0.03	0.16
(2,400)	1:155:B:LEU:H	1:154:B:ASN:HB3	3	0.15	0.03	0.14
(2,399)	1:155:A:LEU:H	1:154:A:ASN:HB3	3	0.14	0.03	0.14
(2,1023)	1:143:A:PRO:HA	1:143:A:PRO:HB2	3	0.14	0.02	0.15
(2,1546)	1:145:A:ASP:HB2	1:148:A:GLU:HB2	3	0.14	0.05	0.11

Continued on next page...

Continued from previous page...

Key	Atom-1	Atom-2	Models ¹	Mean (Å)	SD ¹ (Å)	Median (Å)
(2,1673)	1:138:A:GLU:HB3	1:138:A:GLU:HA	3	0.14	0.02	0.15
(2,2023)	1:160:A:PHE:HD1	1:160:A:PHE:HB3	3	0.14	0.02	0.14
(2,2023)	1:160:A:PHE:HD2	1:160:A:PHE:HB3	3	0.14	0.02	0.14
(2,2024)	1:160:B:PHE:HD1	1:160:B:PHE:HB3	3	0.14	0.02	0.14
(2,2024)	1:160:B:PHE:HD2	1:160:B:PHE:HB3	3	0.14	0.02	0.14
(2,2163)	1:160:A:PHE:HD1	1:160:A:PHE:HB3	3	0.14	0.02	0.14
(2,2163)	1:160:A:PHE:HD2	1:160:A:PHE:HB3	3	0.14	0.02	0.14
(2,2164)	1:160:B:PHE:HD1	1:160:B:PHE:HB3	3	0.14	0.02	0.14
(2,2164)	1:160:B:PHE:HD2	1:160:B:PHE:HB3	3	0.14	0.02	0.14
(2,413)	1:146:A:SER:H	1:145:A:ASP:HB2	3	0.14	0.01	0.15
(2,142)	1:154:A:ASN:H	1:154:A:ASN:HD21	3	0.14	0.02	0.13
(1,8)	1:155:B:LEU:H	1:151:B:LEU:O	3	0.13	0.02	0.12
(2,849)	1:161:B:PHE:H	1:174:B:VAL:HG21	3	0.13	0.02	0.14
(2,849)	1:161:B:PHE:H	1:174:B:VAL:HG22	3	0.13	0.02	0.14
(2,849)	1:161:B:PHE:H	1:174:B:VAL:HG23	3	0.13	0.02	0.14
(1,7)	1:155:A:LEU:H	1:151:A:LEU:O	3	0.13	0.02	0.12
(2,1082)	1:145:A:ASP:HB3	1:145:A:ASP:HA	3	0.13	0.01	0.13
(2,1083)	1:145:B:ASP:HB3	1:145:B:ASP:HA	3	0.13	0.01	0.13
(2,1575)	1:160:B:PHE:HB2	1:160:A:PHE:HB3	3	0.13	0.02	0.13
(2,2051)	1:175:B:TYR:HD1	1:176:B:ARG:H	3	0.13	0.03	0.11
(2,2051)	1:175:B:TYR:HD2	1:176:B:ARG:H	3	0.13	0.03	0.11
(2,82)	1:160:B:PHE:H	1:158:B:HIS:H	3	0.12	0.02	0.11
(2,557)	1:134:A:ILE:H	1:134:A:ILE:HG13	3	0.12	0.03	0.1
(2,571)	1:134:B:ILE:H	1:134:B:ILE:HG13	3	0.12	0.03	0.1
(2,1605)	1:154:A:ASN:HB2	1:154:A:ASN:HA	3	0.12	0.01	0.11
(2,1606)	1:154:B:ASN:HB2	1:154:B:ASN:HA	3	0.12	0.01	0.11
(2,1793)	1:131:A:ILE:HB	1:131:A:ILE:HG21	3	0.12	0.0	0.12
(2,1793)	1:131:A:ILE:HB	1:131:A:ILE:HG22	3	0.12	0.0	0.12
(2,1793)	1:131:A:ILE:HB	1:131:A:ILE:HG23	3	0.12	0.0	0.12
(2,1794)	1:131:B:ILE:HB	1:131:B:ILE:HG21	3	0.12	0.0	0.12
(2,1794)	1:131:B:ILE:HB	1:131:B:ILE:HG22	3	0.12	0.0	0.12
(2,1794)	1:131:B:ILE:HB	1:131:B:ILE:HG23	3	0.12	0.0	0.12
(2,1108)	1:134:A:ILE:HG21	1:134:A:ILE:HA	3	0.12	0.01	0.11
(2,1108)	1:134:A:ILE:HG22	1:134:A:ILE:HA	3	0.12	0.01	0.11
(2,1108)	1:134:A:ILE:HG23	1:134:A:ILE:HA	3	0.12	0.01	0.11
(2,1107)	1:134:B:ILE:HG21	1:134:B:ILE:HA	3	0.11	0.01	0.11
(2,1107)	1:134:B:ILE:HG22	1:134:B:ILE:HA	3	0.11	0.01	0.11
(2,1107)	1:134:B:ILE:HG23	1:134:B:ILE:HA	3	0.11	0.01	0.11
(2,1484)	1:147:A:GLU:HA	1:147:A:GLU:HB3	3	0.11	0.0	0.11
(2,196)	1:186:B:GLN:H	1:186:B:GLN:HA	3	0.11	0.0	0.11
(2,195)	1:186:A:GLN:H	1:186:A:GLN:HA	3	0.1	0.0	0.1
(2,1708)	1:184:A:LEU:HD21	1:184:A:LEU:HG	3	0.1	0.0	0.1

Continued on next page...

Continued from previous page...

Key	Atom-1	Atom-2	Models ¹	Mean (Å)	SD ¹ (Å)	Median (Å)
(2,1708)	1:184:A:LEU:HD22	1:184:A:LEU:HG	3	0.1	0.0	0.1
(2,1708)	1:184:A:LEU:HD23	1:184:A:LEU:HG	3	0.1	0.0	0.1
(2,775)	1:163:A:PHE:H	1:172:A:SER:HB2	2	0.94	0.08	0.94
(2,776)	1:163:B:PHE:H	1:172:B:SER:HB2	2	0.94	0.08	0.94
(2,573)	1:181:B:LYS:H	1:181:B:LYS:HG2	2	0.75	0.33	0.75
(2,574)	1:181:A:LYS:H	1:181:A:LYS:HG2	2	0.75	0.33	0.75
(2,541)	1:157:A:GLY:H	1:156:A:LEU:HG	2	0.74	0.05	0.74
(2,542)	1:157:B:GLY:H	1:156:B:LEU:HG	2	0.74	0.05	0.74
(2,1377)	1:139:B:PHE:HA	1:139:B:PHE:HD1	2	0.62	0.08	0.62
(2,1377)	1:139:B:PHE:HA	1:139:B:PHE:HD2	2	0.62	0.08	0.62
(2,1378)	1:139:A:PHE:HA	1:139:A:PHE:HD1	2	0.62	0.08	0.62
(2,1378)	1:139:A:PHE:HA	1:139:A:PHE:HD2	2	0.62	0.08	0.62
(2,1724)	1:156:A:LEU:HD21	1:158:A:HIS:HB2	2	0.57	0.16	0.57
(2,1724)	1:156:A:LEU:HD22	1:158:A:HIS:HB2	2	0.57	0.16	0.57
(2,1724)	1:156:A:LEU:HD23	1:158:A:HIS:HB2	2	0.57	0.16	0.57
(2,976)	1:172:B:SER:HA	1:186:B:GLN:H	2	0.57	0.0	0.57
(2,975)	1:172:A:SER:HA	1:186:A:GLN:H	2	0.56	0.01	0.56
(2,634)	1:142:B:LYS:H	1:141:B:LEU:HD21	2	0.55	0.28	0.55
(2,634)	1:142:B:LYS:H	1:141:B:LEU:HD22	2	0.55	0.28	0.55
(2,634)	1:142:B:LYS:H	1:141:B:LEU:HD23	2	0.55	0.28	0.55
(2,1815)	1:135:B:ARG:HD2	1:135:B:ARG:HA	2	0.5	0.15	0.5
(2,1816)	1:135:A:ARG:HD2	1:135:A:ARG:HA	2	0.5	0.15	0.5
(2,1956)	1:176:A:ARG:HG2	1:176:A:ARG:HA	2	0.45	0.03	0.45
(2,1647)	1:176:A:ARG:HB3	1:176:A:ARG:HA	2	0.44	0.0	0.44
(2,1273)	1:171:A:THR:HB	1:171:A:THR:HG1	2	0.42	0.05	0.42
(2,1274)	1:171:B:THR:HB	1:171:B:THR:HG1	2	0.42	0.05	0.42
(2,623)	1:156:A:LEU:H	1:156:A:LEU:HD11	2	0.38	0.02	0.38
(2,623)	1:156:A:LEU:H	1:156:A:LEU:HD12	2	0.38	0.02	0.38
(2,623)	1:156:A:LEU:H	1:156:A:LEU:HD13	2	0.38	0.02	0.38
(2,624)	1:156:B:LEU:H	1:156:B:LEU:HD11	2	0.37	0.02	0.37
(2,624)	1:156:B:LEU:H	1:156:B:LEU:HD12	2	0.37	0.02	0.37
(2,624)	1:156:B:LEU:H	1:156:B:LEU:HD13	2	0.37	0.02	0.37
(2,1231)	1:156:B:LEU:HD21	1:156:B:LEU:HB2	2	0.32	0.01	0.32
(2,1231)	1:156:B:LEU:HD22	1:156:B:LEU:HB2	2	0.32	0.01	0.32
(2,1231)	1:156:B:LEU:HD23	1:156:B:LEU:HB2	2	0.32	0.01	0.32
(2,1232)	1:156:A:LEU:HD21	1:156:A:LEU:HB2	2	0.32	0.01	0.32
(2,1232)	1:156:A:LEU:HD22	1:156:A:LEU:HB2	2	0.32	0.01	0.32
(2,1232)	1:156:A:LEU:HD23	1:156:A:LEU:HB2	2	0.32	0.01	0.32
(2,1847)	1:144:A:MET:HG3	1:152:A:GLN:HE22	2	0.32	0.02	0.32
(2,1902)	1:164:B:THR:HG1	1:169:B:ASP:HB3	2	0.32	0.1	0.32
(2,1449)	1:156:B:LEU:HA	1:156:B:LEU:HG	2	0.31	0.02	0.31
(2,1450)	1:156:A:LEU:HA	1:156:A:LEU:HG	2	0.31	0.02	0.31

Continued on next page...

Continued from previous page...

Key	Atom-1	Atom-2	Models ¹	Mean (Å)	SD ¹ (Å)	Median (Å)
(2,1873)	1:156:B:LEU:HG	1:156:B:LEU:HA	2	0.31	0.02	0.31
(2,1874)	1:156:A:LEU:HG	1:156:A:LEU:HA	2	0.31	0.02	0.31
(2,2102)	1:163:B:PHE:HD1	1:144:B:MET:HA	2	0.29	0.0	0.29
(2,2102)	1:163:B:PHE:HD2	1:144:B:MET:HA	2	0.29	0.0	0.29
(2,613)	1:163:A:PHE:H	1:173:A:ILE:HG12	2	0.27	0.07	0.27
(2,1917)	1:173:A:ILE:HG21	1:175:A:TYR:HB2	2	0.27	0.07	0.27
(2,1917)	1:173:A:ILE:HG22	1:175:A:TYR:HB2	2	0.27	0.07	0.27
(2,1917)	1:173:A:ILE:HG23	1:175:A:TYR:HB2	2	0.27	0.07	0.27
(2,2101)	1:163:A:PHE:HD1	1:144:A:MET:HA	2	0.27	0.01	0.27
(2,2101)	1:163:A:PHE:HD2	1:144:A:MET:HA	2	0.27	0.01	0.27
(2,1564)	1:175:B:TYR:HB2	1:173:B:ILE:HG21	2	0.26	0.08	0.26
(2,1564)	1:175:B:TYR:HB2	1:173:B:ILE:HG22	2	0.26	0.08	0.26
(2,1564)	1:175:B:TYR:HB2	1:173:B:ILE:HG23	2	0.26	0.08	0.26
(2,1319)	1:164:B:THR:HB	1:165:B:ASP:HB2	2	0.26	0.03	0.26
(2,1397)	1:181:A:LYS:HA	1:181:A:LYS:HG2	2	0.26	0.14	0.26
(2,1202)	1:176:A:ARG:HA	1:176:A:ARG:HG2	2	0.25	0.03	0.25
(2,1398)	1:181:B:LYS:HA	1:181:B:LYS:HG2	2	0.25	0.14	0.25
(2,1972)	1:181:A:LYS:HD2	1:181:A:LYS:HA	2	0.25	0.04	0.25
(2,1636)	1:186:B:GLN:HG2	1:184:B:LEU:HD21	2	0.24	0.06	0.24
(2,1636)	1:186:B:GLN:HG2	1:184:B:LEU:HD22	2	0.24	0.06	0.24
(2,1636)	1:186:B:GLN:HG2	1:184:B:LEU:HD23	2	0.24	0.06	0.24
(2,1976)	1:184:A:LEU:HD21	1:186:A:GLN:HG2	2	0.24	0.06	0.24
(2,1976)	1:184:A:LEU:HD22	1:186:A:GLN:HG2	2	0.24	0.06	0.24
(2,1976)	1:184:A:LEU:HD23	1:186:A:GLN:HG2	2	0.24	0.06	0.24
(2,1495)	1:152:A:GLN:HA	1:155:A:LEU:HB3	2	0.24	0.06	0.24
(2,1496)	1:152:B:GLN:HA	1:155:B:LEU:HB3	2	0.24	0.06	0.24
(2,648)	1:174:B:VAL:H	1:173:B:ILE:HG21	2	0.23	0.04	0.23
(2,648)	1:174:B:VAL:H	1:173:B:ILE:HG22	2	0.23	0.04	0.23
(2,648)	1:174:B:VAL:H	1:173:B:ILE:HG23	2	0.23	0.04	0.23
(2,614)	1:163:B:PHE:H	1:173:B:ILE:HG12	2	0.23	0.06	0.23
(2,647)	1:174:A:VAL:H	1:173:A:ILE:HG21	2	0.22	0.04	0.22
(2,647)	1:174:A:VAL:H	1:173:A:ILE:HG22	2	0.22	0.04	0.22
(2,647)	1:174:A:VAL:H	1:173:A:ILE:HG23	2	0.22	0.04	0.22
(2,968)	1:180:B:GLY:H	1:179:B:ASP:HB2	2	0.22	0.09	0.22
(2,1759)	1:171:A:THR:HG1	1:171:A:THR:HB	2	0.22	0.04	0.22
(2,1760)	1:171:B:THR:HG1	1:171:B:THR:HB	2	0.22	0.04	0.22
(2,649)	1:173:B:ILE:H	1:173:B:ILE:HG21	2	0.22	0.01	0.22
(2,649)	1:173:B:ILE:H	1:173:B:ILE:HG22	2	0.22	0.01	0.22
(2,649)	1:173:B:ILE:H	1:173:B:ILE:HG23	2	0.22	0.01	0.22
(2,967)	1:180:A:GLY:H	1:179:A:ASP:HB2	2	0.22	0.1	0.22
(2,1095)	1:139:B:PHE:HB2	1:139:B:PHE:HA	2	0.22	0.01	0.22
(2,1096)	1:139:A:PHE:HB2	1:139:A:PHE:HA	2	0.22	0.01	0.22

Continued on next page...

Continued from previous page...

Key	Atom-1	Atom-2	Models ¹	Mean (Å)	SD ¹ (Å)	Median (Å)
(2,1755)	1:141:A:LEU:HD11	1:141:A:LEU:HB2	2	0.2	0.01	0.2
(2,1755)	1:141:A:LEU:HD12	1:141:A:LEU:HB2	2	0.2	0.01	0.2
(2,1755)	1:141:A:LEU:HD13	1:141:A:LEU:HB2	2	0.2	0.01	0.2
(2,371)	1:168:B:THR:H	1:166:B:ARG:HD2	2	0.18	0.04	0.18
(2,1637)	1:186:A:GLN:HG2	1:184:A:LEU:HD21	2	0.18	0.07	0.18
(2,1637)	1:186:A:GLN:HG2	1:184:A:LEU:HD22	2	0.18	0.07	0.18
(2,1637)	1:186:A:GLN:HG2	1:184:A:LEU:HD23	2	0.18	0.07	0.18
(2,1749)	1:184:A:LEU:HD21	1:186:A:GLN:HG2	2	0.18	0.03	0.18
(2,1749)	1:184:A:LEU:HD22	1:186:A:GLN:HG2	2	0.18	0.03	0.18
(2,1749)	1:184:A:LEU:HD23	1:186:A:GLN:HG2	2	0.18	0.03	0.18
(2,234)	1:186:A:GLN:H	1:185:A:ILE:HA	2	0.18	0.03	0.18
(2,609)	1:136:A:SER:H	1:134:A:ILE:HG21	2	0.18	0.03	0.18
(2,609)	1:136:A:SER:H	1:134:A:ILE:HG22	2	0.18	0.03	0.18
(2,609)	1:136:A:SER:H	1:134:A:ILE:HG23	2	0.18	0.03	0.18
(2,233)	1:186:B:GLN:H	1:185:B:ILE:HA	2	0.17	0.03	0.17
(2,610)	1:136:B:SER:H	1:134:B:ILE:HG21	2	0.17	0.04	0.17
(2,610)	1:136:B:SER:H	1:134:B:ILE:HG22	2	0.17	0.04	0.17
(2,610)	1:136:B:SER:H	1:134:B:ILE:HG23	2	0.17	0.04	0.17
(2,1868)	1:150:B:VAL:HG11	1:151:B:LEU:HA	2	0.17	0.01	0.17
(2,1868)	1:150:B:VAL:HG12	1:151:B:LEU:HA	2	0.17	0.01	0.17
(2,1868)	1:150:B:VAL:HG13	1:151:B:LEU:HA	2	0.17	0.01	0.17
(2,1589)	1:182:A:TYR:HB3	1:182:A:TYR:HD1	2	0.16	0.04	0.16
(2,1589)	1:182:A:TYR:HB3	1:182:A:TYR:HD2	2	0.16	0.04	0.16
(2,1590)	1:182:B:TYR:HB3	1:182:B:TYR:HD1	2	0.16	0.04	0.16
(2,1590)	1:182:B:TYR:HB3	1:182:B:TYR:HD2	2	0.16	0.04	0.16
(2,732)	1:168:A:THR:H	1:165:A:ASP:HA	2	0.16	0.04	0.16
(2,913)	1:189:A:GLU:H	1:190:A:GLN:HA	2	0.16	0.03	0.16
(2,914)	1:189:B:GLU:H	1:190:B:GLN:HA	2	0.16	0.03	0.16
(2,1314)	1:164:A:THR:HB	1:165:A:ASP:HB2	2	0.16	0.04	0.16
(2,475)	1:173:B:ILE:H	1:172:B:SER:HB2	2	0.16	0.02	0.16
(2,731)	1:168:B:THR:H	1:165:B:ASP:HA	2	0.16	0.05	0.16
(2,1657)	1:144:A:MET:HG2	1:144:A:MET:HB3	2	0.16	0.04	0.16
(2,476)	1:173:A:ILE:H	1:172:A:SER:HB2	2	0.15	0.01	0.15
(2,919)	1:134:B:ILE:H	1:184:A:LEU:H	2	0.15	0.03	0.15
(2,1525)	1:175:A:TYR:HB2	1:175:A:TYR:H	2	0.15	0.04	0.15
(2,850)	1:161:A:PHE:H	1:174:A:VAL:HG21	2	0.15	0.0	0.15
(2,850)	1:161:A:PHE:H	1:174:A:VAL:HG22	2	0.15	0.0	0.15
(2,850)	1:161:A:PHE:H	1:174:A:VAL:HG23	2	0.15	0.0	0.15
(2,1982)	1:185:B:ILE:HG21	1:184:B:LEU:HA	2	0.15	0.03	0.15
(2,1982)	1:185:B:ILE:HG22	1:184:B:LEU:HA	2	0.15	0.03	0.15
(2,1982)	1:185:B:ILE:HG23	1:184:B:LEU:HA	2	0.15	0.03	0.15
(2,175)	1:161:B:PHE:H	1:173:B:ILE:HA	2	0.14	0.01	0.14

Continued on next page...

Continued from previous page...

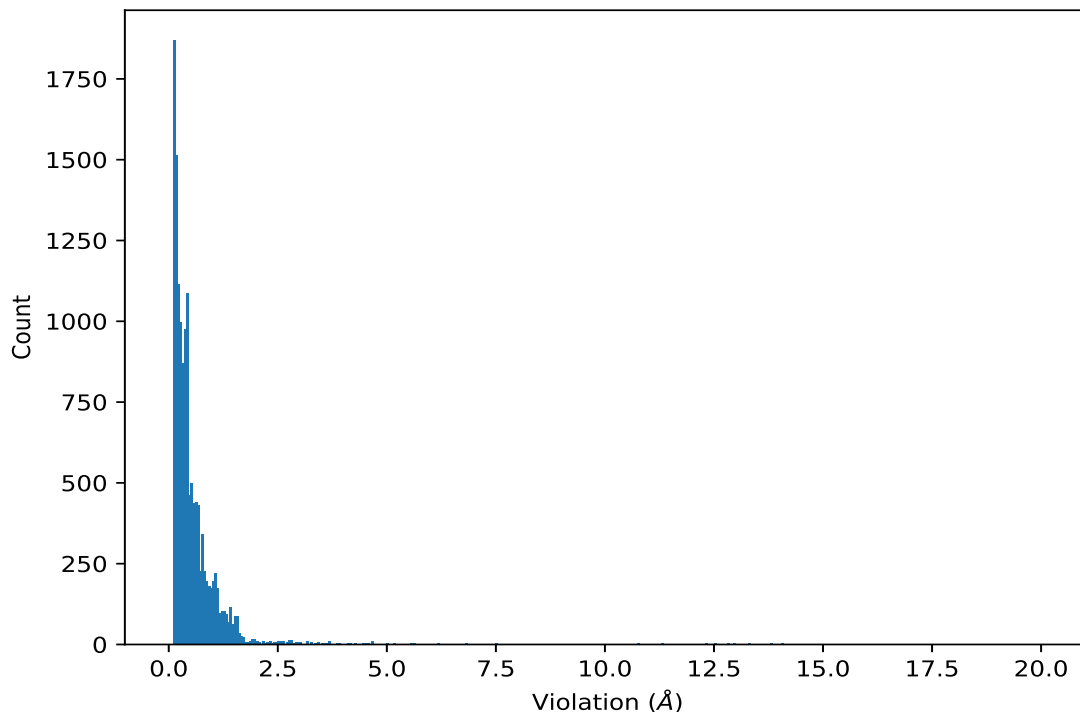
Key	Atom-1	Atom-2	Models ¹	Mean (Å)	SD ¹ (Å)	Median (Å)
(2,176)	1:161:A:PHE:H	1:173:A:ILE:HA	2	0.14	0.01	0.14
(2,1184)	1:176:A:ARG:HA	1:176:A:ARG:HB3	2	0.14	0.0	0.14
(2,1293)	1:147:B:GLU:HA	1:150:B:VAL:HG21	2	0.14	0.02	0.14
(2,1293)	1:147:B:GLU:HA	1:150:B:VAL:HG22	2	0.14	0.02	0.14
(2,1293)	1:147:B:GLU:HA	1:150:B:VAL:HG23	2	0.14	0.02	0.14
(2,1964)	1:177:B:ARG:HB3	1:182:B:TYR:H	2	0.14	0.02	0.14
(2,1981)	1:185:A:ILE:HG21	1:184:A:LEU:HA	2	0.14	0.03	0.14
(2,1981)	1:185:A:ILE:HG22	1:184:A:LEU:HA	2	0.14	0.03	0.14
(2,1981)	1:185:A:ILE:HG23	1:184:A:LEU:HA	2	0.14	0.03	0.14
(2,569)	1:184:A:LEU:H	1:184:A:LEU:HB3	2	0.14	0.02	0.14
(2,570)	1:184:B:LEU:H	1:184:B:LEU:HB3	2	0.14	0.02	0.14
(2,1576)	1:160:A:PHE:HB2	1:160:B:PHE:HB3	2	0.14	0.02	0.14
(2,1687)	1:178:A:LYS:HD2	1:178:A:LYS:HE3	2	0.14	0.01	0.14
(2,920)	1:134:A:ILE:H	1:184:B:LEU:H	2	0.13	0.01	0.13
(2,81)	1:160:A:PHE:H	1:158:A:HIS:H	2	0.12	0.02	0.12
(2,1667)	1:135:B:ARG:HB3	1:135:B:ARG:HD2	2	0.12	0.02	0.12
(2,39)	1:134:B:ILE:H	1:182:A:TYR:H	2	0.12	0.0	0.12
(2,110)	1:161:A:PHE:H	1:162:A:VAL:H	2	0.12	0.01	0.12
(2,514)	1:179:B:ASP:H	1:177:B:ARG:HB2	2	0.12	0.0	0.12
(2,1165)	1:190:A:GLN:HA	1:190:A:GLN:HG2	2	0.12	0.0	0.12
(2,749)	1:142:A:LYS:H	1:143:A:PRO:HD2	2	0.12	0.02	0.12
(2,109)	1:161:B:PHE:H	1:162:B:VAL:H	2	0.12	0.0	0.12
(2,583)	1:183:B:GLY:H	1:174:B:VAL:HG21	2	0.12	0.0	0.12
(2,583)	1:183:B:GLY:H	1:174:B:VAL:HG22	2	0.12	0.0	0.12
(2,583)	1:183:B:GLY:H	1:174:B:VAL:HG23	2	0.12	0.0	0.12
(2,1540)	1:161:A:PHE:HB2	1:174:A:VAL:HG11	2	0.12	0.0	0.12
(2,1540)	1:161:A:PHE:HB2	1:174:A:VAL:HG12	2	0.12	0.0	0.12
(2,1540)	1:161:A:PHE:HB2	1:174:A:VAL:HG13	2	0.12	0.0	0.12
(1,53)	1:171:A:THR:H	1:187:A:THR:O	2	0.11	0.01	0.11
(2,584)	1:183:A:GLY:H	1:174:A:VAL:HG21	2	0.11	0.01	0.11
(2,584)	1:183:A:GLY:H	1:174:A:VAL:HG22	2	0.11	0.01	0.11
(2,584)	1:183:A:GLY:H	1:174:A:VAL:HG23	2	0.11	0.01	0.11
(1,54)	1:171:B:THR:H	1:187:B:THR:O	2	0.11	0.0	0.11
(2,1004)	1:175:B:TYR:HA	1:175:B:TYR:HB3	2	0.11	0.0	0.11
(2,2058)	1:163:B:PHE:HD1	1:163:B:PHE:H	2	0.11	0.0	0.11
(2,2058)	1:163:B:PHE:HD2	1:163:B:PHE:H	2	0.11	0.0	0.11
(2,1007)	1:175:A:TYR:HA	1:175:A:TYR:HB3	2	0.1	0.0	0.1

¹Number of violated models, ²Standard deviation

9.5 All violated distance restraints [i](#)

9.5.1 Histogram : Distribution of distance violations [i](#)

The following histogram shows the distribution of the absolute value of the violation for all violated restraints in the ensemble.



9.5.2 Table : All distance violations [i](#)

The following table lists the absolute value of the violation for each restraint in the ensemble sorted by its value. The Key (restraint list ID, restraint ID) is the unique identifier for a given restraint. Rows with same key represent combinatorial or ambiguous restraints and are counted as a single restraint.

Key	Atom-1	Atom-2	Model ID	Violation (Å)
(1,22)	1:150:A:VAL:N	1:146:B:SER:O	2	20.12
(1,22)	1:150:A:VAL:N	1:146:B:SER:O	5	19.68
(1,22)	1:150:A:VAL:N	1:146:B:SER:O	1	19.36
(1,22)	1:150:A:VAL:N	1:146:B:SER:O	3	19.28
(1,22)	1:150:A:VAL:N	1:146:B:SER:O	7	19.24
(1,22)	1:150:A:VAL:N	1:146:B:SER:O	9	18.95
(1,22)	1:150:A:VAL:N	1:146:B:SER:O	8	18.73
(1,22)	1:150:A:VAL:N	1:146:B:SER:O	10	18.66
(1,22)	1:150:A:VAL:N	1:146:B:SER:O	6	18.62
(1,22)	1:150:A:VAL:N	1:146:B:SER:O	4	18.46

Continued on next page...

Continued from previous page...

Key	Atom-1	Atom-2	Model ID	Violation (Å)
(2,957)	1:134:B:ILE:H	1:183:B:GLY:H	2	16.06
(2,958)	1:134:A:ILE:H	1:183:A:GLY:H	2	16.05
(2,958)	1:134:A:ILE:H	1:183:A:GLY:H	8	15.26
(2,957)	1:134:B:ILE:H	1:183:B:GLY:H	8	15.26
(2,958)	1:134:A:ILE:H	1:183:A:GLY:H	6	15.01
(2,957)	1:134:B:ILE:H	1:183:B:GLY:H	6	15.01
(2,958)	1:134:A:ILE:H	1:183:A:GLY:H	9	14.92
(2,957)	1:134:B:ILE:H	1:183:B:GLY:H	9	14.92
(2,958)	1:134:A:ILE:H	1:183:A:GLY:H	7	14.47
(2,957)	1:134:B:ILE:H	1:183:B:GLY:H	7	14.47
(2,958)	1:134:A:ILE:H	1:183:A:GLY:H	4	14.16
(2,957)	1:134:B:ILE:H	1:183:B:GLY:H	4	14.15
(2,874)	1:158:B:HIS:H	1:156:A:LEU:HD21	1	14.09
(2,874)	1:158:B:HIS:H	1:156:A:LEU:HD22	1	14.09
(2,874)	1:158:B:HIS:H	1:156:A:LEU:HD23	1	14.09
(2,874)	1:158:B:HIS:H	1:156:A:LEU:HD21	5	14.06
(2,874)	1:158:B:HIS:H	1:156:A:LEU:HD22	5	14.06
(2,874)	1:158:B:HIS:H	1:156:A:LEU:HD23	5	14.06
(2,957)	1:134:B:ILE:H	1:183:B:GLY:H	3	13.97
(2,958)	1:134:A:ILE:H	1:183:A:GLY:H	3	13.96
(2,958)	1:134:A:ILE:H	1:183:A:GLY:H	10	13.91
(2,957)	1:134:B:ILE:H	1:183:B:GLY:H	10	13.91
(2,874)	1:158:B:HIS:H	1:156:A:LEU:HD21	3	13.83
(2,874)	1:158:B:HIS:H	1:156:A:LEU:HD22	3	13.83
(2,874)	1:158:B:HIS:H	1:156:A:LEU:HD23	3	13.83
(2,958)	1:134:A:ILE:H	1:183:A:GLY:H	5	13.78
(2,957)	1:134:B:ILE:H	1:183:B:GLY:H	5	13.77
(2,958)	1:134:A:ILE:H	1:183:A:GLY:H	1	13.74
(2,957)	1:134:B:ILE:H	1:183:B:GLY:H	1	13.74
(2,874)	1:158:B:HIS:H	1:156:A:LEU:HD21	7	13.33
(2,874)	1:158:B:HIS:H	1:156:A:LEU:HD22	7	13.33
(2,874)	1:158:B:HIS:H	1:156:A:LEU:HD23	7	13.33
(2,874)	1:158:B:HIS:H	1:156:A:LEU:HD21	4	12.98
(2,874)	1:158:B:HIS:H	1:156:A:LEU:HD22	4	12.98
(2,874)	1:158:B:HIS:H	1:156:A:LEU:HD23	4	12.98
(2,874)	1:158:B:HIS:H	1:156:A:LEU:HD21	6	12.83
(2,874)	1:158:B:HIS:H	1:156:A:LEU:HD22	6	12.83
(2,874)	1:158:B:HIS:H	1:156:A:LEU:HD23	6	12.83
(2,874)	1:158:B:HIS:H	1:156:A:LEU:HD21	10	12.53
(2,874)	1:158:B:HIS:H	1:156:A:LEU:HD22	10	12.53
(2,874)	1:158:B:HIS:H	1:156:A:LEU:HD23	10	12.53
(2,874)	1:158:B:HIS:H	1:156:A:LEU:HD21	2	12.32

Continued on next page...

Continued from previous page...

Key	Atom-1	Atom-2	Model ID	Violation (Å)
(2,874)	1:158:B:HIS:H	1:156:A:LEU:HD22	2	12.32
(2,874)	1:158:B:HIS:H	1:156:A:LEU:HD23	2	12.32
(2,874)	1:158:B:HIS:H	1:156:A:LEU:HD21	9	11.32
(2,874)	1:158:B:HIS:H	1:156:A:LEU:HD22	9	11.32
(2,874)	1:158:B:HIS:H	1:156:A:LEU:HD23	9	11.32
(2,874)	1:158:B:HIS:H	1:156:A:LEU:HD21	8	10.75
(2,874)	1:158:B:HIS:H	1:156:A:LEU:HD22	8	10.75
(2,874)	1:158:B:HIS:H	1:156:A:LEU:HD23	8	10.75
(2,631)	1:162:B:VAL:H	1:141:B:LEU:HD21	6	7.54
(2,631)	1:162:B:VAL:H	1:141:B:LEU:HD22	6	7.54
(2,631)	1:162:B:VAL:H	1:141:B:LEU:HD23	6	7.54
(2,631)	1:162:B:VAL:H	1:141:B:LEU:HD21	10	6.81
(2,631)	1:162:B:VAL:H	1:141:B:LEU:HD22	10	6.81
(2,631)	1:162:B:VAL:H	1:141:B:LEU:HD23	10	6.81
(2,786)	1:162:A:VAL:H	1:141:A:LEU:HB3	6	6.77
(2,785)	1:162:B:VAL:H	1:141:B:LEU:HB3	6	6.77
(2,632)	1:162:A:VAL:H	1:141:A:LEU:HD11	6	6.18
(2,632)	1:162:A:VAL:H	1:141:A:LEU:HD12	6	6.18
(2,632)	1:162:A:VAL:H	1:141:A:LEU:HD13	6	6.18
(2,786)	1:162:A:VAL:H	1:141:A:LEU:HB3	10	5.91
(2,785)	1:162:B:VAL:H	1:141:B:LEU:HB3	10	5.91
(2,632)	1:162:A:VAL:H	1:141:A:LEU:HD11	10	5.62
(2,632)	1:162:A:VAL:H	1:141:A:LEU:HD12	10	5.62
(2,632)	1:162:A:VAL:H	1:141:A:LEU:HD13	10	5.62
(2,632)	1:162:A:VAL:H	1:141:A:LEU:HD11	3	5.55
(2,632)	1:162:A:VAL:H	1:141:A:LEU:HD12	3	5.55
(2,632)	1:162:A:VAL:H	1:141:A:LEU:HD13	3	5.55
(2,786)	1:162:A:VAL:H	1:141:A:LEU:HB3	3	5.33
(2,785)	1:162:B:VAL:H	1:141:B:LEU:HB3	3	5.32
(2,1961)	1:176:B:ARG:HG3	1:178:B:LYS:HB2	4	5.2
(2,714)	1:162:A:VAL:H	1:139:A:PHE:HD1	7	5.18
(2,714)	1:162:A:VAL:H	1:139:A:PHE:HD2	7	5.18
(2,713)	1:162:B:VAL:H	1:139:B:PHE:HD1	7	5.18
(2,713)	1:162:B:VAL:H	1:139:B:PHE:HD2	7	5.18
(2,786)	1:162:A:VAL:H	1:141:A:LEU:HB3	8	5.03
(2,785)	1:162:B:VAL:H	1:141:B:LEU:HB3	8	5.03
(2,632)	1:162:A:VAL:H	1:141:A:LEU:HD11	4	5.03
(2,632)	1:162:A:VAL:H	1:141:A:LEU:HD12	4	5.03
(2,632)	1:162:A:VAL:H	1:141:A:LEU:HD13	4	5.03
(2,1961)	1:176:B:ARG:HG3	1:178:B:LYS:HB2	1	4.9
(2,1962)	1:176:A:ARG:HG2	1:178:A:LYS:HB2	4	4.85
(2,786)	1:162:A:VAL:H	1:141:A:LEU:HB3	4	4.78

Continued on next page...

Continued from previous page...

Key	Atom-1	Atom-2	Model ID	Violation (Å)
(2,785)	1:162:B:VAL:H	1:141:B:LEU:HB3	4	4.78
(2,714)	1:162:A:VAL:H	1:139:A:PHE:HD1	5	4.68
(2,714)	1:162:A:VAL:H	1:139:A:PHE:HD2	5	4.68
(2,713)	1:162:B:VAL:H	1:139:B:PHE:HD1	5	4.67
(2,713)	1:162:B:VAL:H	1:139:B:PHE:HD2	5	4.67
(2,2120)	1:139:A:PHE:HD1	1:141:A:LEU:HD11	7	4.66
(2,2120)	1:139:A:PHE:HD1	1:141:A:LEU:HD12	7	4.66
(2,2120)	1:139:A:PHE:HD1	1:141:A:LEU:HD13	7	4.66
(2,2120)	1:139:A:PHE:HD2	1:141:A:LEU:HD11	7	4.66
(2,2120)	1:139:A:PHE:HD2	1:141:A:LEU:HD12	7	4.66
(2,2120)	1:139:A:PHE:HD2	1:141:A:LEU:HD13	7	4.66
(2,786)	1:162:A:VAL:H	1:141:A:LEU:HB3	9	4.6
(2,785)	1:162:B:VAL:H	1:141:B:LEU:HB3	9	4.6
(2,1594)	1:139:A:PHE:HB2	1:141:A:LEU:HD11	7	4.57
(2,1594)	1:139:A:PHE:HB2	1:141:A:LEU:HD12	7	4.57
(2,1594)	1:139:A:PHE:HB2	1:141:A:LEU:HD13	7	4.57
(2,1595)	1:139:A:PHE:HB3	1:141:A:LEU:HD11	7	4.54
(2,1595)	1:139:A:PHE:HB3	1:141:A:LEU:HD12	7	4.54
(2,1595)	1:139:A:PHE:HB3	1:141:A:LEU:HD13	7	4.54
(2,1596)	1:139:B:PHE:HB3	1:141:B:LEU:HD21	6	4.53
(2,1596)	1:139:B:PHE:HB3	1:141:B:LEU:HD22	6	4.53
(2,1596)	1:139:B:PHE:HB3	1:141:B:LEU:HD23	6	4.53
(2,2119)	1:139:B:PHE:HD1	1:141:B:LEU:HD21	10	4.49
(2,2119)	1:139:B:PHE:HD1	1:141:B:LEU:HD22	10	4.49
(2,2119)	1:139:B:PHE:HD1	1:141:B:LEU:HD23	10	4.49
(2,2119)	1:139:B:PHE:HD2	1:141:B:LEU:HD21	10	4.49
(2,2119)	1:139:B:PHE:HD2	1:141:B:LEU:HD22	10	4.49
(2,2119)	1:139:B:PHE:HD2	1:141:B:LEU:HD23	10	4.49
(2,1962)	1:176:A:ARG:HG2	1:178:A:LYS:HB2	1	4.32
(2,1596)	1:139:B:PHE:HB3	1:141:B:LEU:HD21	10	4.25
(2,1596)	1:139:B:PHE:HB3	1:141:B:LEU:HD22	10	4.25
(2,1596)	1:139:B:PHE:HB3	1:141:B:LEU:HD23	10	4.25
(2,1593)	1:139:B:PHE:HB2	1:141:B:LEU:HD21	6	4.18
(2,1593)	1:139:B:PHE:HB2	1:141:B:LEU:HD22	6	4.18
(2,1593)	1:139:B:PHE:HB2	1:141:B:LEU:HD23	6	4.18
(2,786)	1:162:A:VAL:H	1:141:A:LEU:HB3	1	4.18
(2,785)	1:162:B:VAL:H	1:141:B:LEU:HB3	1	4.18
(2,1593)	1:139:B:PHE:HB2	1:141:B:LEU:HD21	7	4.11
(2,1593)	1:139:B:PHE:HB2	1:141:B:LEU:HD22	7	4.11
(2,1593)	1:139:B:PHE:HB2	1:141:B:LEU:HD23	7	4.11
(2,2119)	1:139:B:PHE:HD1	1:141:B:LEU:HD21	7	3.92
(2,2119)	1:139:B:PHE:HD1	1:141:B:LEU:HD22	7	3.92

Continued on next page...

Continued from previous page...

Key	Atom-1	Atom-2	Model ID	Violation (Å)
(2,2119)	1:139:B:PHE:HD1	1:141:B:LEU:HD23	7	3.92
(2,2119)	1:139:B:PHE:HD2	1:141:B:LEU:HD21	7	3.92
(2,2119)	1:139:B:PHE:HD2	1:141:B:LEU:HD22	7	3.92
(2,2119)	1:139:B:PHE:HD2	1:141:B:LEU:HD23	7	3.92
(2,632)	1:162:A:VAL:H	1:141:A:LEU:HD11	1	3.85
(2,632)	1:162:A:VAL:H	1:141:A:LEU:HD12	1	3.85
(2,632)	1:162:A:VAL:H	1:141:A:LEU:HD13	1	3.85
(2,1961)	1:176:B:ARG:HG3	1:178:B:LYS:HB2	3	3.84
(2,1593)	1:139:B:PHE:HB2	1:141:B:LEU:HD21	10	3.69
(2,1593)	1:139:B:PHE:HB2	1:141:B:LEU:HD22	10	3.69
(2,1593)	1:139:B:PHE:HB2	1:141:B:LEU:HD23	10	3.69
(2,1595)	1:139:A:PHE:HB3	1:141:A:LEU:HD11	6	3.68
(2,1595)	1:139:A:PHE:HB3	1:141:A:LEU:HD12	6	3.68
(2,1595)	1:139:A:PHE:HB3	1:141:A:LEU:HD13	6	3.68
(2,1596)	1:139:B:PHE:HB3	1:141:B:LEU:HD21	7	3.66
(2,1596)	1:139:B:PHE:HB3	1:141:B:LEU:HD22	7	3.66
(2,1596)	1:139:B:PHE:HB3	1:141:B:LEU:HD23	7	3.66
(2,631)	1:162:B:VAL:H	1:141:B:LEU:HD21	8	3.65
(2,631)	1:162:B:VAL:H	1:141:B:LEU:HD22	8	3.65
(2,631)	1:162:B:VAL:H	1:141:B:LEU:HD23	8	3.65
(2,619)	1:155:A:LEU:H	1:151:A:LEU:HD11	1	3.61
(2,619)	1:155:A:LEU:H	1:151:A:LEU:HD12	1	3.61
(2,619)	1:155:A:LEU:H	1:151:A:LEU:HD13	1	3.61
(2,2120)	1:139:A:PHE:HD1	1:141:A:LEU:HD11	10	3.56
(2,2120)	1:139:A:PHE:HD1	1:141:A:LEU:HD12	10	3.56
(2,2120)	1:139:A:PHE:HD1	1:141:A:LEU:HD13	10	3.56
(2,2120)	1:139:A:PHE:HD2	1:141:A:LEU:HD11	10	3.56
(2,2120)	1:139:A:PHE:HD2	1:141:A:LEU:HD12	10	3.56
(2,2120)	1:139:A:PHE:HD2	1:141:A:LEU:HD13	10	3.56
(2,1961)	1:176:B:ARG:HG3	1:178:B:LYS:HB2	5	3.54
(2,619)	1:155:A:LEU:H	1:151:A:LEU:HD11	3	3.51
(2,619)	1:155:A:LEU:H	1:151:A:LEU:HD12	3	3.51
(2,619)	1:155:A:LEU:H	1:151:A:LEU:HD13	3	3.51
(2,956)	1:186:A:GLN:H	1:137:B:LYS:HB2	7	3.44
(2,955)	1:186:B:GLN:H	1:137:A:LYS:HB2	7	3.43
(2,619)	1:155:A:LEU:H	1:151:A:LEU:HD11	10	3.43
(2,619)	1:155:A:LEU:H	1:151:A:LEU:HD12	10	3.43
(2,619)	1:155:A:LEU:H	1:151:A:LEU:HD13	10	3.43
(2,619)	1:155:A:LEU:H	1:151:A:LEU:HD11	4	3.42
(2,619)	1:155:A:LEU:H	1:151:A:LEU:HD12	4	3.42
(2,619)	1:155:A:LEU:H	1:151:A:LEU:HD13	4	3.42
(2,1595)	1:139:A:PHE:HB3	1:141:A:LEU:HD11	10	3.38

Continued on next page...

Continued from previous page...

Key	Atom-1	Atom-2	Model ID	Violation (Å)
(2,1595)	1:139:A:PHE:HB3	1:141:A:LEU:HD12	10	3.38
(2,1595)	1:139:A:PHE:HB3	1:141:A:LEU:HD13	10	3.38
(2,1961)	1:176:B:ARG:HG3	1:178:B:LYS:HB2	2	3.36
(2,955)	1:186:B:GLN:H	1:137:A:LYS:HB2	5	3.34
(2,956)	1:186:A:GLN:H	1:137:B:LYS:HB2	5	3.32
(2,1594)	1:139:A:PHE:HB2	1:141:A:LEU:HD11	6	3.28
(2,1594)	1:139:A:PHE:HB2	1:141:A:LEU:HD12	6	3.28
(2,1594)	1:139:A:PHE:HB2	1:141:A:LEU:HD13	6	3.28
(2,1058)	1:166:B:ARG:HA	1:145:B:ASP:H	4	3.28
(2,1057)	1:166:A:ARG:HA	1:145:A:ASP:H	4	3.27
(2,1058)	1:166:B:ARG:HA	1:145:B:ASP:H	3	3.26
(2,1057)	1:166:A:ARG:HA	1:145:A:ASP:H	3	3.26
(2,2119)	1:139:B:PHE:HD1	1:141:B:LEU:HD21	6	3.18
(2,2119)	1:139:B:PHE:HD1	1:141:B:LEU:HD22	6	3.18
(2,2119)	1:139:B:PHE:HD1	1:141:B:LEU:HD23	6	3.18
(2,2119)	1:139:B:PHE:HD2	1:141:B:LEU:HD21	6	3.18
(2,2119)	1:139:B:PHE:HD2	1:141:B:LEU:HD22	6	3.18
(2,2119)	1:139:B:PHE:HD2	1:141:B:LEU:HD23	6	3.18
(2,1058)	1:166:B:ARG:HA	1:145:B:ASP:H	2	3.18
(2,1057)	1:166:A:ARG:HA	1:145:A:ASP:H	2	3.18
(2,1961)	1:176:B:ARG:HG3	1:178:B:LYS:HB2	7	3.16
(2,546)	1:133:B:ILE:H	1:181:A:LYS:HD2	3	3.15
(2,1058)	1:166:B:ARG:HA	1:145:B:ASP:H	1	3.1
(2,1057)	1:166:A:ARG:HA	1:145:A:ASP:H	1	3.1
(2,530)	1:153:A:MET:H	1:151:A:LEU:HG	7	3.06
(2,530)	1:153:A:MET:H	1:151:A:LEU:HG	2	3.04
(2,529)	1:153:B:MET:H	1:151:B:LEU:HG	7	3.04
(2,529)	1:153:B:MET:H	1:151:B:LEU:HG	2	3.03
(2,1730)	1:156:A:LEU:HD21	1:155:A:LEU:HB2	3	3.02
(2,1730)	1:156:A:LEU:HD22	1:155:A:LEU:HB2	3	3.02
(2,1730)	1:156:A:LEU:HD23	1:155:A:LEU:HB2	3	3.02
(2,1729)	1:156:B:LEU:HD21	1:155:B:LEU:HB2	3	3.02
(2,1729)	1:156:B:LEU:HD22	1:155:B:LEU:HB2	3	3.02
(2,1729)	1:156:B:LEU:HD23	1:155:B:LEU:HB2	3	3.02
(2,955)	1:186:B:GLN:H	1:137:A:LYS:HB2	2	2.99
(2,530)	1:153:A:MET:H	1:151:A:LEU:HG	5	2.99
(2,529)	1:153:B:MET:H	1:151:B:LEU:HG	5	2.99
(2,956)	1:186:A:GLN:H	1:137:B:LYS:HB2	2	2.98
(2,1595)	1:139:A:PHE:HB3	1:141:A:LEU:HD11	3	2.97
(2,1595)	1:139:A:PHE:HB3	1:141:A:LEU:HD12	3	2.97
(2,1595)	1:139:A:PHE:HB3	1:141:A:LEU:HD13	3	2.97
(2,530)	1:153:A:MET:H	1:151:A:LEU:HG	9	2.95

Continued on next page...

Continued from previous page...

Key	Atom-1	Atom-2	Model ID	Violation (Å)
(2,529)	1:153:B:MET:H	1:151:B:LEU:HG	9	2.95
(2,631)	1:162:B:VAL:H	1:141:B:LEU:HD21	3	2.94
(2,631)	1:162:B:VAL:H	1:141:B:LEU:HD22	3	2.94
(2,631)	1:162:B:VAL:H	1:141:B:LEU:HD23	3	2.94
(2,479)	1:142:A:LYS:H	1:143:A:PRO:HB2	2	2.94
(2,479)	1:142:A:LYS:H	1:143:A:PRO:HB2	7	2.94
(2,479)	1:142:A:LYS:H	1:143:A:PRO:HB2	1	2.93
(2,479)	1:142:A:LYS:H	1:143:A:PRO:HB2	5	2.91
(2,479)	1:142:A:LYS:H	1:143:A:PRO:HB2	9	2.89
(2,479)	1:142:A:LYS:H	1:143:A:PRO:HB2	10	2.88
(2,479)	1:142:A:LYS:H	1:143:A:PRO:HB2	8	2.85
(2,619)	1:155:A:LEU:H	1:151:A:LEU:HD11	6	2.84
(2,619)	1:155:A:LEU:H	1:151:A:LEU:HD12	6	2.84
(2,619)	1:155:A:LEU:H	1:151:A:LEU:HD13	6	2.84
(2,1595)	1:139:A:PHE:HB3	1:141:A:LEU:HD11	4	2.82
(2,1595)	1:139:A:PHE:HB3	1:141:A:LEU:HD12	4	2.82
(2,1595)	1:139:A:PHE:HB3	1:141:A:LEU:HD13	4	2.82
(2,1451)	1:156:B:LEU:HA	1:155:B:LEU:HD11	5	2.82
(2,1451)	1:156:B:LEU:HA	1:155:B:LEU:HD12	5	2.82
(2,1451)	1:156:B:LEU:HA	1:155:B:LEU:HD13	5	2.82
(2,1451)	1:156:B:LEU:HA	1:155:B:LEU:HD11	10	2.81
(2,1451)	1:156:B:LEU:HA	1:155:B:LEU:HD12	10	2.81
(2,1451)	1:156:B:LEU:HA	1:155:B:LEU:HD13	10	2.81
(2,479)	1:142:A:LYS:H	1:143:A:PRO:HB2	4	2.81
(2,1451)	1:156:B:LEU:HA	1:155:B:LEU:HD11	7	2.79
(2,1451)	1:156:B:LEU:HA	1:155:B:LEU:HD12	7	2.79
(2,1451)	1:156:B:LEU:HA	1:155:B:LEU:HD13	7	2.79
(2,1451)	1:156:B:LEU:HA	1:155:B:LEU:HD11	9	2.79
(2,1451)	1:156:B:LEU:HA	1:155:B:LEU:HD12	9	2.79
(2,1451)	1:156:B:LEU:HA	1:155:B:LEU:HD13	9	2.79
(2,479)	1:142:A:LYS:H	1:143:A:PRO:HB2	6	2.79
(2,1451)	1:156:B:LEU:HA	1:155:B:LEU:HD11	1	2.78
(2,1451)	1:156:B:LEU:HA	1:155:B:LEU:HD12	1	2.78
(2,1451)	1:156:B:LEU:HA	1:155:B:LEU:HD13	1	2.78
(2,1451)	1:156:B:LEU:HA	1:155:B:LEU:HD11	2	2.78
(2,1451)	1:156:B:LEU:HA	1:155:B:LEU:HD12	2	2.78
(2,1451)	1:156:B:LEU:HA	1:155:B:LEU:HD13	2	2.78
(2,479)	1:142:A:LYS:H	1:143:A:PRO:HB2	3	2.78
(2,933)	1:181:B:LYS:H	1:181:B:LYS:HD3	2	2.76
(2,1962)	1:176:A:ARG:HG2	1:178:A:LYS:HB2	3	2.74
(2,1451)	1:156:B:LEU:HA	1:155:B:LEU:HD11	6	2.74
(2,1451)	1:156:B:LEU:HA	1:155:B:LEU:HD12	6	2.74

Continued on next page...

Continued from previous page...

Key	Atom-1	Atom-2	Model ID	Violation (Å)
(2,1451)	1:156:B:LEU:HA	1:155:B:LEU:HD13	6	2.74
(2,530)	1:153:A:MET:H	1:151:A:LEU:HG	8	2.74
(2,529)	1:153:B:MET:H	1:151:B:LEU:HG	8	2.74
(2,1451)	1:156:B:LEU:HA	1:155:B:LEU:HD11	4	2.73
(2,1451)	1:156:B:LEU:HA	1:155:B:LEU:HD12	4	2.73
(2,1451)	1:156:B:LEU:HA	1:155:B:LEU:HD13	4	2.73
(2,788)	1:164:A:THR:H	1:141:A:LEU:HB3	6	2.68
(2,787)	1:164:B:THR:H	1:141:B:LEU:HB3	6	2.68
(2,1594)	1:139:A:PHE:HB2	1:141:A:LEU:HD11	3	2.64
(2,1594)	1:139:A:PHE:HB2	1:141:A:LEU:HD12	3	2.64
(2,1594)	1:139:A:PHE:HB2	1:141:A:LEU:HD13	3	2.64
(2,136)	1:182:B:TYR:H	1:175:B:TYR:HE1	2	2.61
(2,136)	1:182:B:TYR:H	1:175:B:TYR:HE2	2	2.61
(2,135)	1:182:A:TYR:H	1:175:A:TYR:HE1	2	2.61
(2,135)	1:182:A:TYR:H	1:175:A:TYR:HE2	2	2.61
(2,1595)	1:139:A:PHE:HB3	1:141:A:LEU:HD11	1	2.6
(2,1595)	1:139:A:PHE:HB3	1:141:A:LEU:HD12	1	2.6
(2,1595)	1:139:A:PHE:HB3	1:141:A:LEU:HD13	1	2.6
(2,1451)	1:156:B:LEU:HA	1:155:B:LEU:HD11	8	2.59
(2,1451)	1:156:B:LEU:HA	1:155:B:LEU:HD12	8	2.59
(2,1451)	1:156:B:LEU:HA	1:155:B:LEU:HD13	8	2.59
(2,135)	1:182:A:TYR:H	1:175:A:TYR:HE1	3	2.58
(2,135)	1:182:A:TYR:H	1:175:A:TYR:HE2	3	2.58
(2,136)	1:182:B:TYR:H	1:175:B:TYR:HE1	3	2.57
(2,136)	1:182:B:TYR:H	1:175:B:TYR:HE2	3	2.57
(2,530)	1:153:A:MET:H	1:151:A:LEU:HG	1	2.56
(2,529)	1:153:B:MET:H	1:151:B:LEU:HG	1	2.56
(2,530)	1:153:A:MET:H	1:151:A:LEU:HG	3	2.55
(2,529)	1:153:B:MET:H	1:151:B:LEU:HG	3	2.54
(2,1594)	1:139:A:PHE:HB2	1:141:A:LEU:HD11	10	2.53
(2,1594)	1:139:A:PHE:HB2	1:141:A:LEU:HD12	10	2.53
(2,1594)	1:139:A:PHE:HB2	1:141:A:LEU:HD13	10	2.53
(2,545)	1:133:A:ILE:H	1:181:B:LYS:HD3	1	2.52
(2,456)	1:166:A:ARG:H	1:167:A:GLU:HB3	6	2.52
(2,455)	1:166:B:ARG:H	1:167:B:GLU:HB3	6	2.52
(2,1853)	1:148:A:GLU:HG2	1:144:A:MET:HB3	2	2.51
(2,1853)	1:148:A:GLU:HG2	1:144:A:MET:HB3	7	2.51
(2,1832)	1:141:A:LEU:HB2	1:140:A:SER:H	2	2.51
(2,1831)	1:141:B:LEU:HB2	1:140:B:SER:H	2	2.51
(2,480)	1:142:B:LYS:H	1:143:B:PRO:HB3	5	2.49
(2,480)	1:142:B:LYS:H	1:143:B:PRO:HB3	7	2.49
(2,136)	1:182:B:TYR:H	1:175:B:TYR:HE1	1	2.48

Continued on next page...

Continued from previous page...

Key	Atom-1	Atom-2	Model ID	Violation (Å)
(2,136)	1:182:B:TYR:H	1:175:B:TYR:HE2	1	2.48
(2,135)	1:182:A:TYR:H	1:175:A:TYR:HE1	1	2.48
(2,135)	1:182:A:TYR:H	1:175:A:TYR:HE2	1	2.48
(2,1853)	1:148:A:GLU:HG2	1:144:A:MET:HB3	5	2.45
(2,480)	1:142:B:LYS:H	1:143:B:PRO:HB3	2	2.45
(2,1853)	1:148:A:GLU:HG2	1:144:A:MET:HB3	9	2.43
(2,631)	1:162:B:VAL:H	1:141:B:LEU:HD21	7	2.42
(2,631)	1:162:B:VAL:H	1:141:B:LEU:HD22	7	2.42
(2,631)	1:162:B:VAL:H	1:141:B:LEU:HD23	7	2.42
(2,530)	1:153:A:MET:H	1:151:A:LEU:HG	6	2.42
(2,529)	1:153:B:MET:H	1:151:B:LEU:HG	6	2.42
(2,631)	1:162:B:VAL:H	1:141:B:LEU:HD21	4	2.4
(2,631)	1:162:B:VAL:H	1:141:B:LEU:HD22	4	2.4
(2,631)	1:162:B:VAL:H	1:141:B:LEU:HD23	4	2.4
(2,456)	1:166:A:ARG:H	1:167:A:GLU:HB3	1	2.39
(2,455)	1:166:B:ARG:H	1:167:B:GLU:HB3	1	2.39
(2,787)	1:164:B:THR:H	1:141:B:LEU:HB3	10	2.38
(2,788)	1:164:A:THR:H	1:141:A:LEU:HB3	10	2.37
(2,1853)	1:148:A:GLU:HG2	1:144:A:MET:HB3	6	2.36
(2,545)	1:133:A:ILE:H	1:181:B:LYS:HD3	10	2.36
(2,530)	1:153:A:MET:H	1:151:A:LEU:HG	4	2.34
(2,530)	1:153:A:MET:H	1:151:A:LEU:HG	10	2.34
(2,480)	1:142:B:LYS:H	1:143:B:PRO:HB3	4	2.34
(2,1961)	1:176:B:ARG:HG3	1:178:B:LYS:HB2	9	2.33
(2,545)	1:133:A:ILE:H	1:181:B:LYS:HD3	5	2.33
(2,529)	1:153:B:MET:H	1:151:B:LEU:HG	4	2.33
(2,529)	1:153:B:MET:H	1:151:B:LEU:HG	10	2.33
(2,480)	1:142:B:LYS:H	1:143:B:PRO:HB3	9	2.32
(2,1853)	1:148:A:GLU:HG2	1:144:A:MET:HB3	8	2.31
(2,480)	1:142:B:LYS:H	1:143:B:PRO:HB3	8	2.31
(2,1853)	1:148:A:GLU:HG2	1:144:A:MET:HB3	3	2.3
(2,545)	1:133:A:ILE:H	1:181:B:LYS:HD3	7	2.3
(2,1853)	1:148:A:GLU:HG2	1:144:A:MET:HB3	1	2.28
(2,632)	1:162:A:VAL:H	1:141:A:LEU:HD11	8	2.27
(2,632)	1:162:A:VAL:H	1:141:A:LEU:HD12	8	2.27
(2,632)	1:162:A:VAL:H	1:141:A:LEU:HD13	8	2.27
(2,1903)	1:164:A:THR:HG1	1:165:A:ASP:HB2	2	2.26
(2,1057)	1:166:A:ARG:HA	1:145:A:ASP:H	7	2.26
(2,1058)	1:166:B:ARG:HA	1:145:B:ASP:H	7	2.25
(2,1962)	1:176:A:ARG:HG2	1:178:A:LYS:HB2	2	2.21
(2,1790)	1:131:B:ILE:HB	1:181:A:LYS:HD2	10	2.21
(2,545)	1:133:A:ILE:H	1:181:B:LYS:HD3	3	2.21

Continued on next page...

Continued from previous page...

Key	Atom-1	Atom-2	Model ID	Violation (Å)
(2,1730)	1:156:A:LEU:HD21	1:155:A:LEU:HB2	9	2.19
(2,1730)	1:156:A:LEU:HD22	1:155:A:LEU:HB2	9	2.19
(2,1730)	1:156:A:LEU:HD23	1:155:A:LEU:HB2	9	2.19
(2,1729)	1:156:B:LEU:HD21	1:155:B:LEU:HB2	9	2.19
(2,1729)	1:156:B:LEU:HD22	1:155:B:LEU:HB2	9	2.19
(2,1729)	1:156:B:LEU:HD23	1:155:B:LEU:HB2	9	2.19
(2,480)	1:142:B:LYS:H	1:143:B:PRO:HB3	10	2.19
(2,1962)	1:176:A:ARG:HG2	1:178:A:LYS:HB2	5	2.18
(2,1853)	1:148:A:GLU:HG2	1:144:A:MET:HB3	4	2.18
(2,546)	1:133:B:ILE:H	1:181:A:LYS:HD2	5	2.16
(2,1903)	1:164:A:THR:HG1	1:165:A:ASP:HB2	1	2.13
(2,545)	1:133:A:ILE:H	1:181:B:LYS:HD3	9	2.1
(2,632)	1:162:A:VAL:H	1:141:A:LEU:HD11	2	2.09
(2,632)	1:162:A:VAL:H	1:141:A:LEU:HD12	2	2.09
(2,632)	1:162:A:VAL:H	1:141:A:LEU:HD13	2	2.09
(2,480)	1:142:B:LYS:H	1:143:B:PRO:HB3	1	2.09
(2,1058)	1:166:B:ARG:HA	1:145:B:ASP:H	10	2.05
(2,1057)	1:166:A:ARG:HA	1:145:A:ASP:H	10	2.05
(2,480)	1:142:B:LYS:H	1:143:B:PRO:HB3	3	2.05
(2,1789)	1:131:A:ILE:HB	1:181:B:LYS:HD3	3	2.04
(2,1057)	1:166:A:ARG:HA	1:145:A:ASP:H	5	2.04
(2,1058)	1:166:B:ARG:HA	1:145:B:ASP:H	5	2.03
(2,786)	1:162:A:VAL:H	1:141:A:LEU:HB3	7	2.03
(2,785)	1:162:B:VAL:H	1:141:B:LEU:HB3	7	2.03
(2,136)	1:182:B:TYR:H	1:175:B:TYR:HE1	4	2.03
(2,136)	1:182:B:TYR:H	1:175:B:TYR:HE2	4	2.03
(2,135)	1:182:A:TYR:H	1:175:A:TYR:HE1	4	2.03
(2,135)	1:182:A:TYR:H	1:175:A:TYR:HE2	4	2.03
(2,934)	1:181:A:LYS:H	1:181:A:LYS:HD2	6	2.01
(2,934)	1:181:A:LYS:H	1:181:A:LYS:HD2	8	2.01
(2,1961)	1:176:B:ARG:HG3	1:178:B:LYS:HB2	6	2.0
(2,2120)	1:139:A:PHE:HD1	1:141:A:LEU:HD11	6	1.98
(2,2120)	1:139:A:PHE:HD1	1:141:A:LEU:HD12	6	1.98
(2,2120)	1:139:A:PHE:HD1	1:141:A:LEU:HD13	6	1.98
(2,2120)	1:139:A:PHE:HD2	1:141:A:LEU:HD11	6	1.98
(2,2120)	1:139:A:PHE:HD2	1:141:A:LEU:HD12	6	1.98
(2,2120)	1:139:A:PHE:HD2	1:141:A:LEU:HD13	6	1.98
(2,934)	1:181:A:LYS:H	1:181:A:LYS:HD2	4	1.98
(2,553)	1:142:A:LYS:H	1:141:A:LEU:HG	9	1.98
(2,554)	1:142:B:LYS:H	1:141:B:LEU:HG	9	1.97
(2,1832)	1:141:A:LEU:HB2	1:140:A:SER:H	5	1.95
(2,1730)	1:156:A:LEU:HD21	1:155:A:LEU:HB2	8	1.95

Continued on next page...

Continued from previous page...

Key	Atom-1	Atom-2	Model ID	Violation (Å)
(2,1730)	1:156:A:LEU:HD22	1:155:A:LEU:HB2	8	1.95
(2,1730)	1:156:A:LEU:HD23	1:155:A:LEU:HB2	8	1.95
(2,1729)	1:156:B:LEU:HD21	1:155:B:LEU:HB2	8	1.95
(2,1729)	1:156:B:LEU:HD22	1:155:B:LEU:HB2	8	1.95
(2,1729)	1:156:B:LEU:HD23	1:155:B:LEU:HB2	8	1.95
(2,1831)	1:141:B:LEU:HB2	1:140:B:SER:H	5	1.94
(2,1594)	1:139:A:PHE:HB2	1:141:A:LEU:HD11	4	1.94
(2,1594)	1:139:A:PHE:HB2	1:141:A:LEU:HD12	4	1.94
(2,1594)	1:139:A:PHE:HB2	1:141:A:LEU:HD13	4	1.94
(2,480)	1:142:B:LYS:H	1:143:B:PRO:HB3	6	1.94
(2,136)	1:182:B:TYR:H	1:175:B:TYR:HE1	5	1.94
(2,136)	1:182:B:TYR:H	1:175:B:TYR:HE2	5	1.94
(2,523)	1:150:A:VAL:H	1:151:A:LEU:HB2	8	1.93
(2,135)	1:182:A:TYR:H	1:175:A:TYR:HE1	5	1.93
(2,135)	1:182:A:TYR:H	1:175:A:TYR:HE2	5	1.93
(2,1457)	1:136:A:SER:HB3	1:135:A:ARG:HA	9	1.92
(2,632)	1:162:A:VAL:H	1:141:A:LEU:HD11	9	1.92
(2,632)	1:162:A:VAL:H	1:141:A:LEU:HD12	9	1.92
(2,632)	1:162:A:VAL:H	1:141:A:LEU:HD13	9	1.92
(2,524)	1:150:B:VAL:H	1:151:B:LEU:HB2	8	1.92
(2,934)	1:181:A:LYS:H	1:181:A:LYS:HD2	9	1.91
(2,136)	1:182:B:TYR:H	1:175:B:TYR:HE1	9	1.9
(2,136)	1:182:B:TYR:H	1:175:B:TYR:HE2	9	1.9
(2,135)	1:182:A:TYR:H	1:175:A:TYR:HE1	9	1.89
(2,135)	1:182:A:TYR:H	1:175:A:TYR:HE2	9	1.89
(2,1457)	1:136:A:SER:HB3	1:135:A:ARG:HA	3	1.88
(2,545)	1:133:A:ILE:H	1:181:B:LYS:HD3	8	1.88
(2,1458)	1:136:B:SER:HB2	1:135:B:ARG:HA	5	1.87
(2,545)	1:133:A:ILE:H	1:181:B:LYS:HD3	6	1.87
(2,934)	1:181:A:LYS:H	1:181:A:LYS:HD2	7	1.86
(2,1058)	1:166:B:ARG:HA	1:145:B:ASP:H	9	1.85
(2,1057)	1:166:A:ARG:HA	1:145:A:ASP:H	9	1.85
(2,546)	1:133:B:ILE:H	1:181:A:LYS:HD2	7	1.85
(2,545)	1:133:A:ILE:H	1:181:B:LYS:HD3	4	1.85
(2,1962)	1:176:A:ARG:HG2	1:178:A:LYS:HB2	7	1.82
(2,546)	1:133:B:ILE:H	1:181:A:LYS:HD2	1	1.81
(2,1458)	1:136:B:SER:HB2	1:135:B:ARG:HA	2	1.8
(2,554)	1:142:B:LYS:H	1:141:B:LEU:HG	8	1.8
(2,553)	1:142:A:LYS:H	1:141:A:LEU:HG	8	1.8
(2,136)	1:182:B:TYR:H	1:175:B:TYR:HE1	7	1.8
(2,136)	1:182:B:TYR:H	1:175:B:TYR:HE2	7	1.8
(2,135)	1:182:A:TYR:H	1:175:A:TYR:HE1	7	1.8

Continued on next page...

Continued from previous page...

Key	Atom-1	Atom-2	Model ID	Violation (Å)
(2,135)	1:182:A:TYR:H	1:175:A:TYR:HE2	7	1.8
(2,546)	1:133:B:ILE:H	1:181:A:LYS:HD2	10	1.79
(2,1832)	1:141:A:LEU:HB2	1:140:A:SER:H	3	1.78
(2,1904)	1:164:B:THR:HG1	1:165:B:ASP:HB3	1	1.77
(2,1831)	1:141:B:LEU:HB2	1:140:B:SER:H	3	1.77
(2,1330)	1:176:A:ARG:HD3	1:159:A:ASP:HA	1	1.77
(2,523)	1:150:A:VAL:H	1:151:A:LEU:HB2	9	1.77
(2,524)	1:150:B:VAL:H	1:151:B:LEU:HB2	9	1.76
(2,1961)	1:176:B:ARG:HG3	1:178:B:LYS:HB2	10	1.75
(2,218)	1:134:B:ILE:H	1:135:B:ARG:HA	8	1.75
(2,934)	1:181:A:LYS:H	1:181:A:LYS:HD2	2	1.74
(2,217)	1:134:A:ILE:H	1:135:A:ARG:HA	8	1.74
(2,218)	1:134:B:ILE:H	1:135:B:ARG:HA	4	1.73
(2,218)	1:134:B:ILE:H	1:135:B:ARG:HA	6	1.73
(2,1457)	1:136:A:SER:HB3	1:135:A:ARG:HA	8	1.72
(2,523)	1:150:A:VAL:H	1:151:A:LEU:HB2	5	1.72
(2,217)	1:134:A:ILE:H	1:135:A:ARG:HA	4	1.72
(2,217)	1:134:A:ILE:H	1:135:A:ARG:HA	6	1.72
(2,217)	1:134:A:ILE:H	1:135:A:ARG:HA	10	1.72
(2,1595)	1:139:A:PHE:HB3	1:141:A:LEU:HD11	9	1.71
(2,1595)	1:139:A:PHE:HB3	1:141:A:LEU:HD12	9	1.71
(2,1595)	1:139:A:PHE:HB3	1:141:A:LEU:HD13	9	1.71
(2,218)	1:134:B:ILE:H	1:135:B:ARG:HA	3	1.71
(2,218)	1:134:B:ILE:H	1:135:B:ARG:HA	10	1.71
(2,217)	1:134:A:ILE:H	1:135:A:ARG:HA	3	1.71
(2,1790)	1:131:B:ILE:HB	1:181:A:LYS:HD2	3	1.7
(2,1594)	1:139:A:PHE:HB2	1:141:A:LEU:HD11	2	1.7
(2,1594)	1:139:A:PHE:HB2	1:141:A:LEU:HD12	2	1.7
(2,1594)	1:139:A:PHE:HB2	1:141:A:LEU:HD13	2	1.7
(2,631)	1:162:B:VAL:H	1:141:B:LEU:HD21	9	1.7
(2,631)	1:162:B:VAL:H	1:141:B:LEU:HD22	9	1.7
(2,631)	1:162:B:VAL:H	1:141:B:LEU:HD23	9	1.7
(2,524)	1:150:B:VAL:H	1:151:B:LEU:HB2	5	1.7
(2,1457)	1:136:A:SER:HB3	1:135:A:ARG:HA	10	1.69
(2,1058)	1:166:B:ARG:HA	1:145:B:ASP:H	8	1.69
(2,1057)	1:166:A:ARG:HA	1:145:A:ASP:H	8	1.69
(2,372)	1:168:A:THR:H	1:166:A:ARG:HD3	3	1.69
(2,114)	1:166:A:ARG:H	1:163:A:PHE:HD1	2	1.69
(2,114)	1:166:A:ARG:H	1:163:A:PHE:HD2	2	1.69
(2,113)	1:166:B:ARG:H	1:163:B:PHE:HD1	2	1.69
(2,113)	1:166:B:ARG:H	1:163:B:PHE:HD2	2	1.69
(2,1903)	1:164:A:THR:HG1	1:165:A:ASP:HB2	3	1.68

Continued on next page...

Continued from previous page...

Key	Atom-1	Atom-2	Model ID	Violation (Å)
(2,218)	1:134:B:ILE:H	1:135:B:ARG:HA	9	1.68
(2,1887)	1:159:A:ASP:HB2	1:176:A:ARG:HB3	1	1.67
(2,1833)	1:141:A:LEU:HB3	1:140:A:SER:H	5	1.67
(2,218)	1:134:B:ILE:H	1:135:B:ARG:HA	1	1.67
(2,217)	1:134:A:ILE:H	1:135:A:ARG:HA	9	1.67
(2,1834)	1:141:B:LEU:HB3	1:140:B:SER:H	5	1.66
(2,1205)	1:150:B:VAL:HG21	1:151:B:LEU:HB2	8	1.66
(2,1205)	1:150:B:VAL:HG22	1:151:B:LEU:HB2	8	1.66
(2,1205)	1:150:B:VAL:HG23	1:151:B:LEU:HB2	8	1.66
(2,520)	1:149:A:ALA:H	1:151:A:LEU:HB2	8	1.66
(2,217)	1:134:A:ILE:H	1:135:A:ARG:HA	1	1.66
(2,1206)	1:150:A:VAL:HG21	1:151:A:LEU:HB2	8	1.65
(2,1206)	1:150:A:VAL:HG22	1:151:A:LEU:HB2	8	1.65
(2,1206)	1:150:A:VAL:HG23	1:151:A:LEU:HB2	8	1.65
(2,1205)	1:150:B:VAL:HG21	1:151:B:LEU:HB2	3	1.65
(2,1205)	1:150:B:VAL:HG22	1:151:B:LEU:HB2	3	1.65
(2,1205)	1:150:B:VAL:HG23	1:151:B:LEU:HB2	3	1.65
(2,1903)	1:164:A:THR:HG1	1:165:A:ASP:HB2	5	1.64
(2,1205)	1:150:B:VAL:HG21	1:151:B:LEU:HB2	4	1.64
(2,1205)	1:150:B:VAL:HG22	1:151:B:LEU:HB2	4	1.64
(2,1205)	1:150:B:VAL:HG23	1:151:B:LEU:HB2	4	1.64
(2,519)	1:149:B:ALA:H	1:151:B:LEU:HB2	8	1.64
(2,218)	1:134:B:ILE:H	1:135:B:ARG:HA	5	1.64
(2,1904)	1:164:B:THR:HG1	1:165:B:ASP:HB3	4	1.63
(2,1430)	1:164:B:THR:HA	1:172:B:SER:H	5	1.63
(2,1429)	1:164:A:THR:HA	1:172:A:SER:H	5	1.63
(2,1206)	1:150:A:VAL:HG21	1:151:A:LEU:HB2	6	1.63
(2,1206)	1:150:A:VAL:HG22	1:151:A:LEU:HB2	6	1.63
(2,1206)	1:150:A:VAL:HG23	1:151:A:LEU:HB2	6	1.63
(2,546)	1:133:B:ILE:H	1:181:A:LYS:HD2	9	1.63
(2,217)	1:134:A:ILE:H	1:135:A:ARG:HA	5	1.63
(2,1831)	1:141:B:LEU:HB2	1:140:B:SER:H	1	1.62
(2,456)	1:166:A:ARG:H	1:167:A:GLU:HB3	4	1.62
(2,455)	1:166:B:ARG:H	1:167:B:GLU:HB3	4	1.62
(2,136)	1:182:B:TYR:H	1:175:B:TYR:HE1	6	1.62
(2,136)	1:182:B:TYR:H	1:175:B:TYR:HE2	6	1.62
(2,1832)	1:141:A:LEU:HB2	1:140:A:SER:H	1	1.61
(2,520)	1:149:A:ALA:H	1:151:A:LEU:HB2	9	1.61
(2,135)	1:182:A:TYR:H	1:175:A:TYR:HE1	6	1.61
(2,135)	1:182:A:TYR:H	1:175:A:TYR:HE2	6	1.61
(2,1206)	1:150:A:VAL:HG21	1:151:A:LEU:HB2	3	1.6
(2,1206)	1:150:A:VAL:HG22	1:151:A:LEU:HB2	3	1.6

Continued on next page...

Continued from previous page...

Key	Atom-1	Atom-2	Model ID	Violation (Å)
(2,1206)	1:150:A:VAL:HG23	1:151:A:LEU:HB2	3	1.6
(2,1206)	1:150:A:VAL:HG21	1:151:A:LEU:HB2	4	1.6
(2,1206)	1:150:A:VAL:HG22	1:151:A:LEU:HB2	4	1.6
(2,1206)	1:150:A:VAL:HG23	1:151:A:LEU:HB2	4	1.6
(2,1205)	1:150:B:VAL:HG21	1:151:B:LEU:HB2	1	1.6
(2,1205)	1:150:B:VAL:HG22	1:151:B:LEU:HB2	1	1.6
(2,1205)	1:150:B:VAL:HG23	1:151:B:LEU:HB2	1	1.6
(2,1205)	1:150:B:VAL:HG21	1:151:B:LEU:HB2	2	1.6
(2,1205)	1:150:B:VAL:HG22	1:151:B:LEU:HB2	2	1.6
(2,1205)	1:150:B:VAL:HG23	1:151:B:LEU:HB2	2	1.6
(2,2120)	1:139:A:PHE:HD1	1:141:A:LEU:HD11	3	1.59
(2,2120)	1:139:A:PHE:HD1	1:141:A:LEU:HD12	3	1.59
(2,2120)	1:139:A:PHE:HD1	1:141:A:LEU:HD13	3	1.59
(2,2120)	1:139:A:PHE:HD2	1:141:A:LEU:HD11	3	1.59
(2,2120)	1:139:A:PHE:HD2	1:141:A:LEU:HD12	3	1.59
(2,2120)	1:139:A:PHE:HD2	1:141:A:LEU:HD13	3	1.59
(2,1594)	1:139:A:PHE:HB2	1:141:A:LEU:HD11	1	1.59
(2,1594)	1:139:A:PHE:HB2	1:141:A:LEU:HD12	1	1.59
(2,1594)	1:139:A:PHE:HB2	1:141:A:LEU:HD13	1	1.59
(2,1205)	1:150:B:VAL:HG21	1:151:B:LEU:HB2	6	1.59
(2,1205)	1:150:B:VAL:HG22	1:151:B:LEU:HB2	6	1.59
(2,1205)	1:150:B:VAL:HG23	1:151:B:LEU:HB2	6	1.59
(2,934)	1:181:A:LYS:H	1:181:A:LYS:HD2	1	1.59
(2,619)	1:155:A:LEU:H	1:151:A:LEU:HD11	7	1.59
(2,619)	1:155:A:LEU:H	1:151:A:LEU:HD12	7	1.59
(2,619)	1:155:A:LEU:H	1:151:A:LEU:HD13	7	1.59
(2,546)	1:133:B:ILE:H	1:181:A:LYS:HD2	6	1.59
(2,546)	1:133:B:ILE:H	1:181:A:LYS:HD2	8	1.59
(2,524)	1:150:B:VAL:H	1:151:B:LEU:HB2	7	1.59
(2,456)	1:166:A:ARG:H	1:167:A:GLU:HB3	2	1.59
(2,455)	1:166:B:ARG:H	1:167:B:GLU:HB3	2	1.59
(2,2120)	1:139:A:PHE:HD1	1:141:A:LEU:HD11	4	1.58
(2,2120)	1:139:A:PHE:HD1	1:141:A:LEU:HD12	4	1.58
(2,2120)	1:139:A:PHE:HD1	1:141:A:LEU:HD13	4	1.58
(2,2120)	1:139:A:PHE:HD2	1:141:A:LEU:HD11	4	1.58
(2,2120)	1:139:A:PHE:HD2	1:141:A:LEU:HD12	4	1.58
(2,2120)	1:139:A:PHE:HD2	1:141:A:LEU:HD13	4	1.58
(2,1832)	1:141:A:LEU:HB2	1:140:A:SER:H	4	1.58
(2,520)	1:149:A:ALA:H	1:151:A:LEU:HB2	5	1.58
(2,1831)	1:141:B:LEU:HB2	1:140:B:SER:H	4	1.57
(2,1617)	1:148:B:GLU:HG2	1:145:B:ASP:HB3	4	1.57
(2,1208)	1:150:A:VAL:HG11	1:153:A:MET:HB2	1	1.57

Continued on next page...

Continued from previous page...

Key	Atom-1	Atom-2	Model ID	Violation (Å)
(2,1208)	1:150:A:VAL:HG12	1:153:A:MET:HB2	1	1.57
(2,1208)	1:150:A:VAL:HG13	1:153:A:MET:HB2	1	1.57
(2,1206)	1:150:A:VAL:HG21	1:151:A:LEU:HB2	2	1.57
(2,1206)	1:150:A:VAL:HG22	1:151:A:LEU:HB2	2	1.57
(2,1206)	1:150:A:VAL:HG23	1:151:A:LEU:HB2	2	1.57
(2,1205)	1:150:B:VAL:HG21	1:151:B:LEU:HB2	5	1.57
(2,1205)	1:150:B:VAL:HG22	1:151:B:LEU:HB2	5	1.57
(2,1205)	1:150:B:VAL:HG23	1:151:B:LEU:HB2	5	1.57
(2,523)	1:150:A:VAL:H	1:151:A:LEU:HB2	7	1.57
(2,519)	1:149:B:ALA:H	1:151:B:LEU:HB2	9	1.57
(2,456)	1:166:A:ARG:H	1:167:A:GLU:HB3	3	1.57
(2,455)	1:166:B:ARG:H	1:167:B:GLU:HB3	3	1.57
(2,218)	1:134:B:ILE:H	1:135:B:ARG:HA	7	1.57
(2,217)	1:134:A:ILE:H	1:135:A:ARG:HA	7	1.57
(2,1780)	1:133:A:ILE:HG21	1:134:A:ILE:HG21	1	1.56
(2,1780)	1:133:A:ILE:HG21	1:134:A:ILE:HG22	1	1.56
(2,1780)	1:133:A:ILE:HG21	1:134:A:ILE:HG23	1	1.56
(2,1780)	1:133:A:ILE:HG22	1:134:A:ILE:HG21	1	1.56
(2,1780)	1:133:A:ILE:HG22	1:134:A:ILE:HG22	1	1.56
(2,1780)	1:133:A:ILE:HG22	1:134:A:ILE:HG23	1	1.56
(2,1780)	1:133:A:ILE:HG23	1:134:A:ILE:HG21	1	1.56
(2,1780)	1:133:A:ILE:HG23	1:134:A:ILE:HG22	1	1.56
(2,1780)	1:133:A:ILE:HG23	1:134:A:ILE:HG23	1	1.56
(2,1779)	1:133:B:ILE:HG21	1:134:B:ILE:HG21	1	1.56
(2,1779)	1:133:B:ILE:HG21	1:134:B:ILE:HG22	1	1.56
(2,1779)	1:133:B:ILE:HG21	1:134:B:ILE:HG23	1	1.56
(2,1779)	1:133:B:ILE:HG22	1:134:B:ILE:HG21	1	1.56
(2,1779)	1:133:B:ILE:HG22	1:134:B:ILE:HG22	1	1.56
(2,1779)	1:133:B:ILE:HG22	1:134:B:ILE:HG23	1	1.56
(2,1779)	1:133:B:ILE:HG23	1:134:B:ILE:HG21	1	1.56
(2,1779)	1:133:B:ILE:HG23	1:134:B:ILE:HG22	1	1.56
(2,1779)	1:133:B:ILE:HG23	1:134:B:ILE:HG23	1	1.56
(2,1208)	1:150:A:VAL:HG11	1:153:A:MET:HB2	3	1.56
(2,1208)	1:150:A:VAL:HG12	1:153:A:MET:HB2	3	1.56
(2,1208)	1:150:A:VAL:HG13	1:153:A:MET:HB2	3	1.56
(2,1206)	1:150:A:VAL:HG21	1:151:A:LEU:HB2	5	1.56
(2,1206)	1:150:A:VAL:HG22	1:151:A:LEU:HB2	5	1.56
(2,1206)	1:150:A:VAL:HG23	1:151:A:LEU:HB2	5	1.56
(2,619)	1:155:A:LEU:H	1:151:A:LEU:HD11	9	1.56
(2,619)	1:155:A:LEU:H	1:151:A:LEU:HD12	9	1.56
(2,619)	1:155:A:LEU:H	1:151:A:LEU:HD13	9	1.56
(2,218)	1:134:B:ILE:H	1:135:B:ARG:HA	2	1.56

Continued on next page...

Continued from previous page...

Key	Atom-1	Atom-2	Model ID	Violation (Å)
(2,217)	1:134:A:ILE:H	1:135:A:ARG:HA	2	1.56
(2,113)	1:166:B:ARG:H	1:163:B:PHE:HD1	3	1.56
(2,113)	1:166:B:ARG:H	1:163:B:PHE:HD2	3	1.56
(2,1363)	1:158:A:HIS:HA	1:159:A:ASP:HB3	3	1.55
(2,1206)	1:150:A:VAL:HG21	1:151:A:LEU:HB2	1	1.55
(2,1206)	1:150:A:VAL:HG22	1:151:A:LEU:HB2	1	1.55
(2,1206)	1:150:A:VAL:HG23	1:151:A:LEU:HB2	1	1.55
(2,1205)	1:150:B:VAL:HG21	1:151:B:LEU:HB2	7	1.55
(2,1205)	1:150:B:VAL:HG22	1:151:B:LEU:HB2	7	1.55
(2,1205)	1:150:B:VAL:HG23	1:151:B:LEU:HB2	7	1.55
(2,1058)	1:166:B:ARG:HA	1:145:B:ASP:H	6	1.55
(2,1057)	1:166:A:ARG:HA	1:145:A:ASP:H	6	1.55
(2,372)	1:168:A:THR:H	1:166:A:ARG:HD3	7	1.55
(2,114)	1:166:A:ARG:H	1:163:A:PHE:HD1	3	1.55
(2,114)	1:166:A:ARG:H	1:163:A:PHE:HD2	3	1.55
(2,1887)	1:159:A:ASP:HB2	1:176:A:ARG:HB3	4	1.54
(2,1208)	1:150:A:VAL:HG11	1:153:A:MET:HB2	2	1.54
(2,1208)	1:150:A:VAL:HG12	1:153:A:MET:HB2	2	1.54
(2,1208)	1:150:A:VAL:HG13	1:153:A:MET:HB2	2	1.54
(2,934)	1:181:A:LYS:H	1:181:A:LYS:HD2	5	1.54
(2,523)	1:150:A:VAL:H	1:151:A:LEU:HB2	2	1.54
(2,519)	1:149:B:ALA:H	1:151:B:LEU:HB2	5	1.54
(2,1208)	1:150:A:VAL:HG11	1:153:A:MET:HB2	6	1.53
(2,1208)	1:150:A:VAL:HG12	1:153:A:MET:HB2	6	1.53
(2,1208)	1:150:A:VAL:HG13	1:153:A:MET:HB2	6	1.53
(2,456)	1:166:A:ARG:H	1:167:A:GLU:HB3	5	1.53
(2,136)	1:182:B:TYR:H	1:175:B:TYR:HE1	8	1.53
(2,136)	1:182:B:TYR:H	1:175:B:TYR:HE2	8	1.53
(2,135)	1:182:A:TYR:H	1:175:A:TYR:HE1	8	1.53
(2,135)	1:182:A:TYR:H	1:175:A:TYR:HE2	8	1.53
(2,1780)	1:133:A:ILE:HG21	1:134:A:ILE:HG21	5	1.52
(2,1780)	1:133:A:ILE:HG21	1:134:A:ILE:HG22	5	1.52
(2,1780)	1:133:A:ILE:HG21	1:134:A:ILE:HG23	5	1.52
(2,1780)	1:133:A:ILE:HG22	1:134:A:ILE:HG21	5	1.52
(2,1780)	1:133:A:ILE:HG22	1:134:A:ILE:HG22	5	1.52
(2,1780)	1:133:A:ILE:HG22	1:134:A:ILE:HG23	5	1.52
(2,1780)	1:133:A:ILE:HG23	1:134:A:ILE:HG21	5	1.52
(2,1780)	1:133:A:ILE:HG23	1:134:A:ILE:HG22	5	1.52
(2,1780)	1:133:A:ILE:HG23	1:134:A:ILE:HG23	5	1.52
(2,1206)	1:150:A:VAL:HG21	1:151:A:LEU:HB2	7	1.52
(2,1206)	1:150:A:VAL:HG22	1:151:A:LEU:HB2	7	1.52
(2,1206)	1:150:A:VAL:HG23	1:151:A:LEU:HB2	7	1.52

Continued on next page...

Continued from previous page...

Key	Atom-1	Atom-2	Model ID	Violation (Å)
(2,1206)	1:150:A:VAL:HG21	1:151:A:LEU:HB2	9	1.52
(2,1206)	1:150:A:VAL:HG22	1:151:A:LEU:HB2	9	1.52
(2,1206)	1:150:A:VAL:HG23	1:151:A:LEU:HB2	9	1.52
(2,1205)	1:150:B:VAL:HG21	1:151:B:LEU:HB2	9	1.52
(2,1205)	1:150:B:VAL:HG22	1:151:B:LEU:HB2	9	1.52
(2,1205)	1:150:B:VAL:HG23	1:151:B:LEU:HB2	9	1.52
(2,1205)	1:150:B:VAL:HG21	1:151:B:LEU:HB2	10	1.52
(2,1205)	1:150:B:VAL:HG22	1:151:B:LEU:HB2	10	1.52
(2,1205)	1:150:B:VAL:HG23	1:151:B:LEU:HB2	10	1.52
(2,941)	1:182:A:TYR:H	1:131:B:ILE:HG21	10	1.52
(2,941)	1:182:A:TYR:H	1:131:B:ILE:HG22	10	1.52
(2,941)	1:182:A:TYR:H	1:131:B:ILE:HG23	10	1.52
(2,536)	1:145:A:ASP:H	1:166:A:ARG:HG2	7	1.52
(2,535)	1:145:B:ASP:H	1:166:B:ARG:HG2	7	1.52
(2,456)	1:166:A:ARG:H	1:167:A:GLU:HB3	7	1.52
(2,456)	1:166:A:ARG:H	1:167:A:GLU:HB3	9	1.52
(2,455)	1:166:B:ARG:H	1:167:B:GLU:HB3	5	1.52
(2,455)	1:166:B:ARG:H	1:167:B:GLU:HB3	9	1.52
(2,372)	1:168:A:THR:H	1:166:A:ARG:HD3	6	1.52
(2,1780)	1:133:A:ILE:HG21	1:134:A:ILE:HG21	7	1.51
(2,1780)	1:133:A:ILE:HG21	1:134:A:ILE:HG22	7	1.51
(2,1780)	1:133:A:ILE:HG21	1:134:A:ILE:HG23	7	1.51
(2,1780)	1:133:A:ILE:HG22	1:134:A:ILE:HG21	7	1.51
(2,1780)	1:133:A:ILE:HG22	1:134:A:ILE:HG22	7	1.51
(2,1780)	1:133:A:ILE:HG22	1:134:A:ILE:HG23	7	1.51
(2,1780)	1:133:A:ILE:HG23	1:134:A:ILE:HG21	7	1.51
(2,1780)	1:133:A:ILE:HG23	1:134:A:ILE:HG22	7	1.51
(2,1780)	1:133:A:ILE:HG23	1:134:A:ILE:HG23	7	1.51
(2,1779)	1:133:B:ILE:HG21	1:134:B:ILE:HG21	5	1.51
(2,1779)	1:133:B:ILE:HG21	1:134:B:ILE:HG22	5	1.51
(2,1779)	1:133:B:ILE:HG21	1:134:B:ILE:HG23	5	1.51
(2,1779)	1:133:B:ILE:HG22	1:134:B:ILE:HG21	5	1.51
(2,1779)	1:133:B:ILE:HG22	1:134:B:ILE:HG22	5	1.51
(2,1779)	1:133:B:ILE:HG22	1:134:B:ILE:HG23	5	1.51
(2,1779)	1:133:B:ILE:HG23	1:134:B:ILE:HG21	5	1.51
(2,1779)	1:133:B:ILE:HG23	1:134:B:ILE:HG22	5	1.51
(2,1779)	1:133:B:ILE:HG23	1:134:B:ILE:HG23	5	1.51
(2,1779)	1:133:B:ILE:HG21	1:134:B:ILE:HG21	7	1.51
(2,1779)	1:133:B:ILE:HG21	1:134:B:ILE:HG22	7	1.51
(2,1779)	1:133:B:ILE:HG21	1:134:B:ILE:HG23	7	1.51
(2,1779)	1:133:B:ILE:HG22	1:134:B:ILE:HG21	7	1.51
(2,1779)	1:133:B:ILE:HG22	1:134:B:ILE:HG22	7	1.51

Continued on next page...

Continued from previous page...

Key	Atom-1	Atom-2	Model ID	Violation (Å)
(2,1779)	1:133:B:ILE:HG22	1:134:B:ILE:HG23	7	1.51
(2,1779)	1:133:B:ILE:HG23	1:134:B:ILE:HG21	7	1.51
(2,1779)	1:133:B:ILE:HG23	1:134:B:ILE:HG22	7	1.51
(2,1779)	1:133:B:ILE:HG23	1:134:B:ILE:HG23	7	1.51
(2,1458)	1:136:B:SER:HB2	1:135:B:ARG:HA	6	1.51
(2,524)	1:150:B:VAL:H	1:151:B:LEU:HB2	2	1.51
(2,523)	1:150:A:VAL:H	1:151:A:LEU:HB2	6	1.51
(2,455)	1:166:B:ARG:H	1:167:B:GLU:HB3	7	1.51
(2,1208)	1:150:A:VAL:HG11	1:153:A:MET:HB2	4	1.5
(2,1208)	1:150:A:VAL:HG12	1:153:A:MET:HB2	4	1.5
(2,1208)	1:150:A:VAL:HG13	1:153:A:MET:HB2	4	1.5
(2,942)	1:182:B:TYR:H	1:131:A:ILE:HG21	10	1.5
(2,942)	1:182:B:TYR:H	1:131:A:ILE:HG22	10	1.5
(2,942)	1:182:B:TYR:H	1:131:A:ILE:HG23	10	1.5
(2,619)	1:155:A:LEU:H	1:151:A:LEU:HD11	5	1.5
(2,619)	1:155:A:LEU:H	1:151:A:LEU:HD12	5	1.5
(2,619)	1:155:A:LEU:H	1:151:A:LEU:HD13	5	1.5
(2,546)	1:133:B:ILE:H	1:181:A:LYS:HD2	4	1.5
(2,524)	1:150:B:VAL:H	1:151:B:LEU:HB2	4	1.5
(2,523)	1:150:A:VAL:H	1:151:A:LEU:HB2	4	1.5
(2,1834)	1:141:B:LEU:HB3	1:140:B:SER:H	9	1.49
(2,1833)	1:141:A:LEU:HB3	1:140:A:SER:H	9	1.49
(2,1330)	1:176:A:ARG:HD3	1:159:A:ASP:HA	4	1.49
(2,1206)	1:150:A:VAL:HG21	1:151:A:LEU:HB2	10	1.49
(2,1206)	1:150:A:VAL:HG22	1:151:A:LEU:HB2	10	1.49
(2,1206)	1:150:A:VAL:HG23	1:151:A:LEU:HB2	10	1.49
(2,524)	1:150:B:VAL:H	1:151:B:LEU:HB2	10	1.49
(2,523)	1:150:A:VAL:H	1:151:A:LEU:HB2	10	1.49
(2,1780)	1:133:A:ILE:HG21	1:134:A:ILE:HG21	9	1.48
(2,1780)	1:133:A:ILE:HG21	1:134:A:ILE:HG22	9	1.48
(2,1780)	1:133:A:ILE:HG21	1:134:A:ILE:HG23	9	1.48
(2,1780)	1:133:A:ILE:HG22	1:134:A:ILE:HG21	9	1.48
(2,1780)	1:133:A:ILE:HG22	1:134:A:ILE:HG22	9	1.48
(2,1780)	1:133:A:ILE:HG22	1:134:A:ILE:HG23	9	1.48
(2,1780)	1:133:A:ILE:HG23	1:134:A:ILE:HG21	9	1.48
(2,1780)	1:133:A:ILE:HG23	1:134:A:ILE:HG22	9	1.48
(2,1780)	1:133:A:ILE:HG23	1:134:A:ILE:HG23	9	1.48
(2,1779)	1:133:B:ILE:HG21	1:134:B:ILE:HG21	9	1.48
(2,1779)	1:133:B:ILE:HG21	1:134:B:ILE:HG22	9	1.48
(2,1779)	1:133:B:ILE:HG21	1:134:B:ILE:HG23	9	1.48
(2,1779)	1:133:B:ILE:HG22	1:134:B:ILE:HG21	9	1.48
(2,1779)	1:133:B:ILE:HG22	1:134:B:ILE:HG22	9	1.48

Continued on next page...

Continued from previous page...

Key	Atom-1	Atom-2	Model ID	Violation (Å)
(2,1779)	1:133:B:ILE:HG22	1:134:B:ILE:HG23	9	1.48
(2,1779)	1:133:B:ILE:HG23	1:134:B:ILE:HG21	9	1.48
(2,1779)	1:133:B:ILE:HG23	1:134:B:ILE:HG22	9	1.48
(2,1779)	1:133:B:ILE:HG23	1:134:B:ILE:HG23	9	1.48
(2,1458)	1:136:B:SER:HB2	1:135:B:ARG:HA	4	1.48
(2,1364)	1:158:B:HIS:HA	1:159:B:ASP:HB2	6	1.48
(2,1363)	1:158:A:HIS:HA	1:159:A:ASP:HB3	5	1.48
(2,1208)	1:150:A:VAL:HG11	1:153:A:MET:HB2	5	1.48
(2,1208)	1:150:A:VAL:HG12	1:153:A:MET:HB2	5	1.48
(2,1208)	1:150:A:VAL:HG13	1:153:A:MET:HB2	5	1.48
(2,1208)	1:150:A:VAL:HG11	1:153:A:MET:HB2	7	1.48
(2,1208)	1:150:A:VAL:HG12	1:153:A:MET:HB2	7	1.48
(2,1208)	1:150:A:VAL:HG13	1:153:A:MET:HB2	7	1.48
(2,1208)	1:150:A:VAL:HG11	1:153:A:MET:HB2	8	1.48
(2,1208)	1:150:A:VAL:HG12	1:153:A:MET:HB2	8	1.48
(2,1208)	1:150:A:VAL:HG13	1:153:A:MET:HB2	8	1.48
(2,1208)	1:150:A:VAL:HG11	1:153:A:MET:HB2	9	1.48
(2,1208)	1:150:A:VAL:HG12	1:153:A:MET:HB2	9	1.48
(2,1208)	1:150:A:VAL:HG13	1:153:A:MET:HB2	9	1.48
(2,632)	1:162:A:VAL:H	1:141:A:LEU:HD11	5	1.48
(2,632)	1:162:A:VAL:H	1:141:A:LEU:HD12	5	1.48
(2,632)	1:162:A:VAL:H	1:141:A:LEU:HD13	5	1.48
(2,536)	1:145:A:ASP:H	1:166:A:ARG:HG2	5	1.48
(2,535)	1:145:B:ASP:H	1:166:B:ARG:HG2	5	1.48
(2,524)	1:150:B:VAL:H	1:151:B:LEU:HB2	6	1.48
(2,456)	1:166:A:ARG:H	1:167:A:GLU:HB3	8	1.48
(2,456)	1:166:A:ARG:H	1:167:A:GLU:HB3	10	1.48
(2,455)	1:166:B:ARG:H	1:167:B:GLU:HB3	8	1.48
(2,455)	1:166:B:ARG:H	1:167:B:GLU:HB3	10	1.48
(2,761)	1:156:A:LEU:H	1:158:A:HIS:HB3	3	1.47
(2,536)	1:145:A:ASP:H	1:166:A:ARG:HG2	10	1.47
(2,535)	1:145:B:ASP:H	1:166:B:ARG:HG2	10	1.47
(2,934)	1:181:A:LYS:H	1:181:A:LYS:HD2	10	1.46
(2,372)	1:168:A:THR:H	1:166:A:ARG:HD3	5	1.46
(2,1617)	1:148:B:GLU:HG2	1:145:B:ASP:HB3	2	1.45
(2,888)	1:154:A:ASN:H	1:150:A:VAL:HG21	10	1.45
(2,888)	1:154:A:ASN:H	1:150:A:VAL:HG22	10	1.45
(2,888)	1:154:A:ASN:H	1:150:A:VAL:HG23	10	1.45
(2,887)	1:154:B:ASN:H	1:150:B:VAL:HG21	10	1.45
(2,887)	1:154:B:ASN:H	1:150:B:VAL:HG22	10	1.45
(2,887)	1:154:B:ASN:H	1:150:B:VAL:HG23	10	1.45
(2,1961)	1:176:B:ARG:HG3	1:178:B:LYS:HB2	8	1.44

Continued on next page...

Continued from previous page...

Key	Atom-1	Atom-2	Model ID	Violation (Å)
(2,1780)	1:133:A:ILE:HG21	1:134:A:ILE:HG21	2	1.44
(2,1780)	1:133:A:ILE:HG21	1:134:A:ILE:HG22	2	1.44
(2,1780)	1:133:A:ILE:HG21	1:134:A:ILE:HG23	2	1.44
(2,1780)	1:133:A:ILE:HG22	1:134:A:ILE:HG21	2	1.44
(2,1780)	1:133:A:ILE:HG22	1:134:A:ILE:HG22	2	1.44
(2,1780)	1:133:A:ILE:HG22	1:134:A:ILE:HG23	2	1.44
(2,1780)	1:133:A:ILE:HG23	1:134:A:ILE:HG21	2	1.44
(2,1780)	1:133:A:ILE:HG23	1:134:A:ILE:HG22	2	1.44
(2,1780)	1:133:A:ILE:HG23	1:134:A:ILE:HG23	2	1.44
(2,1779)	1:133:B:ILE:HG21	1:134:B:ILE:HG21	2	1.44
(2,1779)	1:133:B:ILE:HG21	1:134:B:ILE:HG22	2	1.44
(2,1779)	1:133:B:ILE:HG21	1:134:B:ILE:HG23	2	1.44
(2,1779)	1:133:B:ILE:HG22	1:134:B:ILE:HG21	2	1.44
(2,1779)	1:133:B:ILE:HG22	1:134:B:ILE:HG22	2	1.44
(2,1779)	1:133:B:ILE:HG22	1:134:B:ILE:HG23	2	1.44
(2,1779)	1:133:B:ILE:HG23	1:134:B:ILE:HG21	2	1.44
(2,1779)	1:133:B:ILE:HG23	1:134:B:ILE:HG22	2	1.44
(2,1779)	1:133:B:ILE:HG23	1:134:B:ILE:HG23	2	1.44
(2,1730)	1:156:A:LEU:HD21	1:155:A:LEU:HB2	5	1.44
(2,1730)	1:156:A:LEU:HD22	1:155:A:LEU:HB2	5	1.44
(2,1730)	1:156:A:LEU:HD23	1:155:A:LEU:HB2	5	1.44
(2,1729)	1:156:B:LEU:HD21	1:155:B:LEU:HB2	5	1.44
(2,1729)	1:156:B:LEU:HD22	1:155:B:LEU:HB2	5	1.44
(2,1729)	1:156:B:LEU:HD23	1:155:B:LEU:HB2	5	1.44
(2,1903)	1:164:A:THR:HG1	1:165:A:ASP:HB2	7	1.43
(2,1780)	1:133:A:ILE:HG21	1:134:A:ILE:HG21	3	1.43
(2,1780)	1:133:A:ILE:HG21	1:134:A:ILE:HG22	3	1.43
(2,1780)	1:133:A:ILE:HG21	1:134:A:ILE:HG23	3	1.43
(2,1780)	1:133:A:ILE:HG22	1:134:A:ILE:HG21	3	1.43
(2,1780)	1:133:A:ILE:HG22	1:134:A:ILE:HG22	3	1.43
(2,1780)	1:133:A:ILE:HG22	1:134:A:ILE:HG23	3	1.43
(2,1780)	1:133:A:ILE:HG23	1:134:A:ILE:HG21	3	1.43
(2,1780)	1:133:A:ILE:HG23	1:134:A:ILE:HG22	3	1.43
(2,1780)	1:133:A:ILE:HG23	1:134:A:ILE:HG23	3	1.43
(2,1779)	1:133:B:ILE:HG21	1:134:B:ILE:HG21	3	1.43
(2,1779)	1:133:B:ILE:HG21	1:134:B:ILE:HG22	3	1.43
(2,1779)	1:133:B:ILE:HG21	1:134:B:ILE:HG23	3	1.43
(2,1779)	1:133:B:ILE:HG22	1:134:B:ILE:HG21	3	1.43
(2,1779)	1:133:B:ILE:HG22	1:134:B:ILE:HG22	3	1.43
(2,1779)	1:133:B:ILE:HG22	1:134:B:ILE:HG23	3	1.43
(2,1779)	1:133:B:ILE:HG23	1:134:B:ILE:HG21	3	1.43
(2,1779)	1:133:B:ILE:HG23	1:134:B:ILE:HG22	3	1.43

Continued on next page...

Continued from previous page...

Key	Atom-1	Atom-2	Model ID	Violation (Å)
(2,1779)	1:133:B:ILE:HG23	1:134:B:ILE:HG23	3	1.43
(2,761)	1:156:A:LEU:H	1:158:A:HIS:HB3	2	1.43
(2,619)	1:155:A:LEU:H	1:151:A:LEU:HD11	8	1.43
(2,619)	1:155:A:LEU:H	1:151:A:LEU:HD12	8	1.43
(2,619)	1:155:A:LEU:H	1:151:A:LEU:HD13	8	1.43
(2,1594)	1:139:A:PHE:HB2	1:141:A:LEU:HD11	5	1.42
(2,1594)	1:139:A:PHE:HB2	1:141:A:LEU:HD12	5	1.42
(2,1594)	1:139:A:PHE:HB2	1:141:A:LEU:HD13	5	1.42
(2,1544)	1:145:A:ASP:HB3	1:148:A:GLU:HB3	10	1.42
(2,1486)	1:147:A:GLU:HA	1:150:A:VAL:HG11	3	1.42
(2,1486)	1:147:A:GLU:HA	1:150:A:VAL:HG12	3	1.42
(2,1486)	1:147:A:GLU:HA	1:150:A:VAL:HG13	3	1.42
(2,1485)	1:147:B:GLU:HA	1:150:B:VAL:HG11	6	1.42
(2,1485)	1:147:B:GLU:HA	1:150:B:VAL:HG12	6	1.42
(2,1485)	1:147:B:GLU:HA	1:150:B:VAL:HG13	6	1.42
(2,888)	1:154:A:ASN:H	1:150:A:VAL:HG21	5	1.42
(2,888)	1:154:A:ASN:H	1:150:A:VAL:HG22	5	1.42
(2,888)	1:154:A:ASN:H	1:150:A:VAL:HG23	5	1.42
(2,761)	1:156:A:LEU:H	1:158:A:HIS:HB3	4	1.42
(2,619)	1:155:A:LEU:H	1:151:A:LEU:HD11	2	1.42
(2,619)	1:155:A:LEU:H	1:151:A:LEU:HD12	2	1.42
(2,619)	1:155:A:LEU:H	1:151:A:LEU:HD13	2	1.42
(2,372)	1:168:A:THR:H	1:166:A:ARG:HD3	2	1.42
(2,1486)	1:147:A:GLU:HA	1:150:A:VAL:HG11	1	1.41
(2,1486)	1:147:A:GLU:HA	1:150:A:VAL:HG12	1	1.41
(2,1486)	1:147:A:GLU:HA	1:150:A:VAL:HG13	1	1.41
(2,1486)	1:147:A:GLU:HA	1:150:A:VAL:HG11	4	1.41
(2,1486)	1:147:A:GLU:HA	1:150:A:VAL:HG12	4	1.41
(2,1486)	1:147:A:GLU:HA	1:150:A:VAL:HG13	4	1.41
(2,1486)	1:147:A:GLU:HA	1:150:A:VAL:HG11	6	1.41
(2,1486)	1:147:A:GLU:HA	1:150:A:VAL:HG12	6	1.41
(2,1486)	1:147:A:GLU:HA	1:150:A:VAL:HG13	6	1.41
(2,1486)	1:147:A:GLU:HA	1:150:A:VAL:HG11	10	1.41
(2,1486)	1:147:A:GLU:HA	1:150:A:VAL:HG12	10	1.41
(2,1486)	1:147:A:GLU:HA	1:150:A:VAL:HG13	10	1.41
(2,1485)	1:147:B:GLU:HA	1:150:B:VAL:HG11	3	1.41
(2,1485)	1:147:B:GLU:HA	1:150:B:VAL:HG12	3	1.41
(2,1485)	1:147:B:GLU:HA	1:150:B:VAL:HG13	3	1.41
(2,1485)	1:147:B:GLU:HA	1:150:B:VAL:HG11	10	1.41
(2,1485)	1:147:B:GLU:HA	1:150:B:VAL:HG12	10	1.41
(2,1485)	1:147:B:GLU:HA	1:150:B:VAL:HG13	10	1.41
(2,1429)	1:164:A:THR:HA	1:172:A:SER:H	7	1.41

Continued on next page...

Continued from previous page...

Key	Atom-1	Atom-2	Model ID	Violation (Å)
(2,888)	1:154:A:ASN:H	1:150:A:VAL:HG21	2	1.41
(2,888)	1:154:A:ASN:H	1:150:A:VAL:HG22	2	1.41
(2,888)	1:154:A:ASN:H	1:150:A:VAL:HG23	2	1.41
(2,887)	1:154:B:ASN:H	1:150:B:VAL:HG21	5	1.41
(2,887)	1:154:B:ASN:H	1:150:B:VAL:HG22	5	1.41
(2,887)	1:154:B:ASN:H	1:150:B:VAL:HG23	5	1.41
(2,761)	1:156:A:LEU:H	1:158:A:HIS:HB3	10	1.41
(2,162)	1:166:A:ARG:H	1:143:A:PRO:HA	8	1.41
(2,161)	1:166:B:ARG:H	1:143:B:PRO:HA	8	1.41
(2,1904)	1:164:B:THR:HG1	1:165:B:ASP:HB3	2	1.4
(2,1486)	1:147:A:GLU:HA	1:150:A:VAL:HG11	5	1.4
(2,1486)	1:147:A:GLU:HA	1:150:A:VAL:HG12	5	1.4
(2,1486)	1:147:A:GLU:HA	1:150:A:VAL:HG13	5	1.4
(2,1485)	1:147:B:GLU:HA	1:150:B:VAL:HG11	1	1.4
(2,1485)	1:147:B:GLU:HA	1:150:B:VAL:HG12	1	1.4
(2,1485)	1:147:B:GLU:HA	1:150:B:VAL:HG13	1	1.4
(2,1485)	1:147:B:GLU:HA	1:150:B:VAL:HG11	2	1.4
(2,1485)	1:147:B:GLU:HA	1:150:B:VAL:HG12	2	1.4
(2,1485)	1:147:B:GLU:HA	1:150:B:VAL:HG13	2	1.4
(2,1485)	1:147:B:GLU:HA	1:150:B:VAL:HG11	4	1.4
(2,1485)	1:147:B:GLU:HA	1:150:B:VAL:HG12	4	1.4
(2,1485)	1:147:B:GLU:HA	1:150:B:VAL:HG13	4	1.4
(2,1430)	1:164:B:THR:HA	1:172:B:SER:H	7	1.4
(2,1208)	1:150:A:VAL:HG11	1:153:A:MET:HB2	10	1.4
(2,1208)	1:150:A:VAL:HG12	1:153:A:MET:HB2	10	1.4
(2,1208)	1:150:A:VAL:HG13	1:153:A:MET:HB2	10	1.4
(2,888)	1:154:A:ASN:H	1:150:A:VAL:HG21	1	1.4
(2,888)	1:154:A:ASN:H	1:150:A:VAL:HG22	1	1.4
(2,888)	1:154:A:ASN:H	1:150:A:VAL:HG23	1	1.4
(2,887)	1:154:B:ASN:H	1:150:B:VAL:HG21	2	1.4
(2,887)	1:154:B:ASN:H	1:150:B:VAL:HG22	2	1.4
(2,887)	1:154:B:ASN:H	1:150:B:VAL:HG23	2	1.4
(2,1486)	1:147:A:GLU:HA	1:150:A:VAL:HG11	2	1.39
(2,1486)	1:147:A:GLU:HA	1:150:A:VAL:HG12	2	1.39
(2,1486)	1:147:A:GLU:HA	1:150:A:VAL:HG13	2	1.39
(2,1485)	1:147:B:GLU:HA	1:150:B:VAL:HG11	5	1.39
(2,1485)	1:147:B:GLU:HA	1:150:B:VAL:HG12	5	1.39
(2,1485)	1:147:B:GLU:HA	1:150:B:VAL:HG13	5	1.39
(2,887)	1:154:B:ASN:H	1:150:B:VAL:HG21	1	1.39
(2,887)	1:154:B:ASN:H	1:150:B:VAL:HG22	1	1.39
(2,887)	1:154:B:ASN:H	1:150:B:VAL:HG23	1	1.39
(2,162)	1:166:A:ARG:H	1:143:A:PRO:HA	9	1.39

Continued on next page...

Continued from previous page...

Key	Atom-1	Atom-2	Model ID	Violation (Å)
(2,161)	1:166:B:ARG:H	1:143:B:PRO:HA	9	1.39
(2,1486)	1:147:A:GLU:HA	1:150:A:VAL:HG11	7	1.38
(2,1486)	1:147:A:GLU:HA	1:150:A:VAL:HG12	7	1.38
(2,1486)	1:147:A:GLU:HA	1:150:A:VAL:HG13	7	1.38
(2,1485)	1:147:B:GLU:HA	1:150:B:VAL:HG11	7	1.38
(2,1485)	1:147:B:GLU:HA	1:150:B:VAL:HG12	7	1.38
(2,1485)	1:147:B:GLU:HA	1:150:B:VAL:HG13	7	1.38
(2,1485)	1:147:B:GLU:HA	1:150:B:VAL:HG11	9	1.38
(2,1485)	1:147:B:GLU:HA	1:150:B:VAL:HG12	9	1.38
(2,1485)	1:147:B:GLU:HA	1:150:B:VAL:HG13	9	1.38
(2,888)	1:154:A:ASN:H	1:150:A:VAL:HG21	4	1.38
(2,888)	1:154:A:ASN:H	1:150:A:VAL:HG22	4	1.38
(2,888)	1:154:A:ASN:H	1:150:A:VAL:HG23	4	1.38
(2,887)	1:154:B:ASN:H	1:150:B:VAL:HG21	4	1.38
(2,887)	1:154:B:ASN:H	1:150:B:VAL:HG22	4	1.38
(2,887)	1:154:B:ASN:H	1:150:B:VAL:HG23	4	1.38
(2,761)	1:156:A:LEU:H	1:158:A:HIS:HB3	8	1.38
(2,535)	1:145:B:ASP:H	1:166:B:ARG:HG2	9	1.38
(2,114)	1:166:A:ARG:H	1:163:A:PHE:HD1	4	1.38
(2,114)	1:166:A:ARG:H	1:163:A:PHE:HD2	4	1.38
(2,113)	1:166:B:ARG:H	1:163:B:PHE:HD1	4	1.38
(2,113)	1:166:B:ARG:H	1:163:B:PHE:HD2	4	1.38
(2,1486)	1:147:A:GLU:HA	1:150:A:VAL:HG11	9	1.37
(2,1486)	1:147:A:GLU:HA	1:150:A:VAL:HG12	9	1.37
(2,1486)	1:147:A:GLU:HA	1:150:A:VAL:HG13	9	1.37
(2,1485)	1:147:B:GLU:HA	1:150:B:VAL:HG11	8	1.37
(2,1485)	1:147:B:GLU:HA	1:150:B:VAL:HG12	8	1.37
(2,1485)	1:147:B:GLU:HA	1:150:B:VAL:HG13	8	1.37
(2,536)	1:145:A:ASP:H	1:166:A:ARG:HG2	9	1.37
(2,1832)	1:141:A:LEU:HB2	1:140:A:SER:H	8	1.36
(2,1831)	1:141:B:LEU:HB2	1:140:B:SER:H	8	1.36
(2,1779)	1:133:B:ILE:HG21	1:134:B:ILE:HG21	4	1.36
(2,1779)	1:133:B:ILE:HG21	1:134:B:ILE:HG22	4	1.36
(2,1779)	1:133:B:ILE:HG21	1:134:B:ILE:HG23	4	1.36
(2,1779)	1:133:B:ILE:HG22	1:134:B:ILE:HG21	4	1.36
(2,1779)	1:133:B:ILE:HG22	1:134:B:ILE:HG22	4	1.36
(2,1779)	1:133:B:ILE:HG22	1:134:B:ILE:HG23	4	1.36
(2,1779)	1:133:B:ILE:HG23	1:134:B:ILE:HG21	4	1.36
(2,1779)	1:133:B:ILE:HG23	1:134:B:ILE:HG22	4	1.36
(2,1779)	1:133:B:ILE:HG23	1:134:B:ILE:HG23	4	1.36
(2,1617)	1:148:B:GLU:HG2	1:145:B:ASP:HB3	1	1.36
(2,1486)	1:147:A:GLU:HA	1:150:A:VAL:HG11	8	1.36

Continued on next page...

Continued from previous page...

Key	Atom-1	Atom-2	Model ID	Violation (Å)
(2,1486)	1:147:A:GLU:HA	1:150:A:VAL:HG12	8	1.36
(2,1486)	1:147:A:GLU:HA	1:150:A:VAL:HG13	8	1.36
(2,1279)	1:152:A:GLN:HA	1:151:A:LEU:HD11	3	1.36
(2,1279)	1:152:A:GLN:HA	1:151:A:LEU:HD12	3	1.36
(2,1279)	1:152:A:GLN:HA	1:151:A:LEU:HD13	3	1.36
(2,372)	1:168:A:THR:H	1:166:A:ARG:HD3	9	1.36
(2,372)	1:168:A:THR:H	1:166:A:ARG:HD3	10	1.36
(2,1908)	1:166:A:ARG:HG2	1:145:A:ASP:HA	1	1.35
(2,1907)	1:166:B:ARG:HG2	1:145:B:ASP:HA	1	1.35
(2,1780)	1:133:A:ILE:HG21	1:134:A:ILE:HG21	4	1.35
(2,1780)	1:133:A:ILE:HG21	1:134:A:ILE:HG22	4	1.35
(2,1780)	1:133:A:ILE:HG21	1:134:A:ILE:HG23	4	1.35
(2,1780)	1:133:A:ILE:HG22	1:134:A:ILE:HG21	4	1.35
(2,1780)	1:133:A:ILE:HG22	1:134:A:ILE:HG22	4	1.35
(2,1780)	1:133:A:ILE:HG22	1:134:A:ILE:HG23	4	1.35
(2,1780)	1:133:A:ILE:HG23	1:134:A:ILE:HG21	4	1.35
(2,1780)	1:133:A:ILE:HG23	1:134:A:ILE:HG22	4	1.35
(2,1780)	1:133:A:ILE:HG23	1:134:A:ILE:HG23	4	1.35
(2,372)	1:168:A:THR:H	1:166:A:ARG:HD3	8	1.35
(2,1730)	1:156:A:LEU:HD21	1:155:A:LEU:HB2	1	1.34
(2,1730)	1:156:A:LEU:HD22	1:155:A:LEU:HB2	1	1.34
(2,1730)	1:156:A:LEU:HD23	1:155:A:LEU:HB2	1	1.34
(2,1729)	1:156:B:LEU:HD21	1:155:B:LEU:HB2	1	1.34
(2,1729)	1:156:B:LEU:HD22	1:155:B:LEU:HB2	1	1.34
(2,1729)	1:156:B:LEU:HD23	1:155:B:LEU:HB2	1	1.34
(2,1729)	1:156:B:LEU:HD21	1:155:B:LEU:HB2	2	1.34
(2,1729)	1:156:B:LEU:HD22	1:155:B:LEU:HB2	2	1.34
(2,1729)	1:156:B:LEU:HD23	1:155:B:LEU:HB2	2	1.34
(2,1470)	1:148:A:GLU:HA	1:151:A:LEU:HD21	5	1.34
(2,1470)	1:148:A:GLU:HA	1:151:A:LEU:HD22	5	1.34
(2,1470)	1:148:A:GLU:HA	1:151:A:LEU:HD23	5	1.34
(2,1363)	1:158:A:HIS:HA	1:159:A:ASP:HB3	7	1.34
(2,926)	1:135:B:ARG:H	1:184:A:LEU:HD21	8	1.34
(2,926)	1:135:B:ARG:H	1:184:A:LEU:HD22	8	1.34
(2,926)	1:135:B:ARG:H	1:184:A:LEU:HD23	8	1.34
(2,888)	1:154:A:ASN:H	1:150:A:VAL:HG21	6	1.34
(2,888)	1:154:A:ASN:H	1:150:A:VAL:HG22	6	1.34
(2,888)	1:154:A:ASN:H	1:150:A:VAL:HG23	6	1.34
(2,887)	1:154:B:ASN:H	1:150:B:VAL:HG21	6	1.34
(2,887)	1:154:B:ASN:H	1:150:B:VAL:HG22	6	1.34
(2,887)	1:154:B:ASN:H	1:150:B:VAL:HG23	6	1.34
(2,535)	1:145:B:ASP:H	1:166:B:ARG:HG2	8	1.34

Continued on next page...

Continued from previous page...

Key	Atom-1	Atom-2	Model ID	Violation (Å)
(2,524)	1:150:B:VAL:H	1:151:B:LEU:HB2	3	1.34
(2,392)	1:176:A:ARG:H	1:159:A:ASP:HB2	1	1.34
(2,1730)	1:156:A:LEU:HD21	1:155:A:LEU:HB2	2	1.33
(2,1730)	1:156:A:LEU:HD22	1:155:A:LEU:HB2	2	1.33
(2,1730)	1:156:A:LEU:HD23	1:155:A:LEU:HB2	2	1.33
(2,1363)	1:158:A:HIS:HA	1:159:A:ASP:HB3	2	1.33
(2,1363)	1:158:A:HIS:HA	1:159:A:ASP:HB3	9	1.33
(2,761)	1:156:A:LEU:H	1:158:A:HIS:HB3	6	1.33
(2,536)	1:145:A:ASP:H	1:166:A:ARG:HG2	8	1.33
(2,114)	1:166:A:ARG:H	1:163:A:PHE:HD1	5	1.33
(2,114)	1:166:A:ARG:H	1:163:A:PHE:HD2	5	1.33
(2,113)	1:166:B:ARG:H	1:163:B:PHE:HD1	5	1.33
(2,113)	1:166:B:ARG:H	1:163:B:PHE:HD2	5	1.33
(2,1971)	1:181:B:LYS:HD3	1:181:B:LYS:HA	10	1.32
(2,1826)	1:137:B:LYS:HB3	1:138:B:GLU:HA	4	1.32
(2,1780)	1:133:A:ILE:HG21	1:134:A:ILE:HG21	10	1.32
(2,1780)	1:133:A:ILE:HG21	1:134:A:ILE:HG22	10	1.32
(2,1780)	1:133:A:ILE:HG21	1:134:A:ILE:HG23	10	1.32
(2,1780)	1:133:A:ILE:HG22	1:134:A:ILE:HG21	10	1.32
(2,1780)	1:133:A:ILE:HG22	1:134:A:ILE:HG22	10	1.32
(2,1780)	1:133:A:ILE:HG22	1:134:A:ILE:HG23	10	1.32
(2,1780)	1:133:A:ILE:HG23	1:134:A:ILE:HG21	10	1.32
(2,1780)	1:133:A:ILE:HG23	1:134:A:ILE:HG22	10	1.32
(2,1780)	1:133:A:ILE:HG23	1:134:A:ILE:HG23	10	1.32
(2,1779)	1:133:B:ILE:HG21	1:134:B:ILE:HG21	10	1.32
(2,1779)	1:133:B:ILE:HG21	1:134:B:ILE:HG22	10	1.32
(2,1779)	1:133:B:ILE:HG21	1:134:B:ILE:HG23	10	1.32
(2,1779)	1:133:B:ILE:HG22	1:134:B:ILE:HG21	10	1.32
(2,1779)	1:133:B:ILE:HG22	1:134:B:ILE:HG22	10	1.32
(2,1779)	1:133:B:ILE:HG22	1:134:B:ILE:HG23	10	1.32
(2,1779)	1:133:B:ILE:HG23	1:134:B:ILE:HG21	10	1.32
(2,1779)	1:133:B:ILE:HG23	1:134:B:ILE:HG22	10	1.32
(2,1779)	1:133:B:ILE:HG23	1:134:B:ILE:HG23	10	1.32
(2,1470)	1:148:A:GLU:HA	1:151:A:LEU:HD21	2	1.32
(2,1470)	1:148:A:GLU:HA	1:151:A:LEU:HD22	2	1.32
(2,1470)	1:148:A:GLU:HA	1:151:A:LEU:HD23	2	1.32
(2,1279)	1:152:A:GLN:HA	1:151:A:LEU:HD11	1	1.32
(2,1279)	1:152:A:GLN:HA	1:151:A:LEU:HD12	1	1.32
(2,1279)	1:152:A:GLN:HA	1:151:A:LEU:HD13	1	1.32
(2,114)	1:166:A:ARG:H	1:163:A:PHE:HD1	7	1.32
(2,114)	1:166:A:ARG:H	1:163:A:PHE:HD2	7	1.32
(2,113)	1:166:B:ARG:H	1:163:B:PHE:HD1	7	1.32

Continued on next page...

Continued from previous page...

Key	Atom-1	Atom-2	Model ID	Violation (Å)
(2,113)	1:166:B:ARG:H	1:163:B:PHE:HD2	7	1.32
(2,1363)	1:158:A:HIS:HA	1:159:A:ASP:HB3	1	1.31
(2,1363)	1:158:A:HIS:HA	1:159:A:ASP:HB3	10	1.31
(2,631)	1:162:B:VAL:H	1:141:B:LEU:HD21	1	1.31
(2,631)	1:162:B:VAL:H	1:141:B:LEU:HD22	1	1.31
(2,631)	1:162:B:VAL:H	1:141:B:LEU:HD23	1	1.31
(2,523)	1:150:A:VAL:H	1:151:A:LEU:HB2	3	1.31
(2,1825)	1:137:A:LYS:HB3	1:138:A:GLU:HA	4	1.3
(2,1790)	1:131:B:ILE:HB	1:181:A:LYS:HD2	5	1.3
(2,1789)	1:131:A:ILE:HB	1:181:B:LYS:HD3	10	1.3
(2,1780)	1:133:A:ILE:HG21	1:134:A:ILE:HG21	8	1.3
(2,1780)	1:133:A:ILE:HG21	1:134:A:ILE:HG22	8	1.3
(2,1780)	1:133:A:ILE:HG21	1:134:A:ILE:HG23	8	1.3
(2,1780)	1:133:A:ILE:HG22	1:134:A:ILE:HG21	8	1.3
(2,1780)	1:133:A:ILE:HG22	1:134:A:ILE:HG22	8	1.3
(2,1780)	1:133:A:ILE:HG22	1:134:A:ILE:HG23	8	1.3
(2,1780)	1:133:A:ILE:HG23	1:134:A:ILE:HG21	8	1.3
(2,1780)	1:133:A:ILE:HG23	1:134:A:ILE:HG22	8	1.3
(2,1780)	1:133:A:ILE:HG23	1:134:A:ILE:HG23	8	1.3
(2,1779)	1:133:B:ILE:HG21	1:134:B:ILE:HG21	8	1.3
(2,1779)	1:133:B:ILE:HG21	1:134:B:ILE:HG22	8	1.3
(2,1779)	1:133:B:ILE:HG21	1:134:B:ILE:HG23	8	1.3
(2,1779)	1:133:B:ILE:HG22	1:134:B:ILE:HG21	8	1.3
(2,1779)	1:133:B:ILE:HG22	1:134:B:ILE:HG22	8	1.3
(2,1779)	1:133:B:ILE:HG22	1:134:B:ILE:HG23	8	1.3
(2,1779)	1:133:B:ILE:HG23	1:134:B:ILE:HG21	8	1.3
(2,1779)	1:133:B:ILE:HG23	1:134:B:ILE:HG22	8	1.3
(2,1779)	1:133:B:ILE:HG23	1:134:B:ILE:HG23	8	1.3
(2,1363)	1:158:A:HIS:HA	1:159:A:ASP:HB3	8	1.3
(2,524)	1:150:B:VAL:H	1:151:B:LEU:HB2	1	1.3
(2,2098)	1:182:B:TYR:HD1	1:177:B:ARG:HB3	1	1.29
(2,2098)	1:182:B:TYR:HD2	1:177:B:ARG:HB3	1	1.29
(2,1544)	1:145:A:ASP:HB3	1:148:A:GLU:HB3	8	1.29
(2,933)	1:181:B:LYS:H	1:181:B:LYS:HD3	3	1.29
(2,888)	1:154:A:ASN:H	1:150:A:VAL:HG21	7	1.29
(2,888)	1:154:A:ASN:H	1:150:A:VAL:HG22	7	1.29
(2,888)	1:154:A:ASN:H	1:150:A:VAL:HG23	7	1.29
(2,888)	1:154:A:ASN:H	1:150:A:VAL:HG21	9	1.29
(2,888)	1:154:A:ASN:H	1:150:A:VAL:HG22	9	1.29
(2,888)	1:154:A:ASN:H	1:150:A:VAL:HG23	9	1.29
(2,887)	1:154:B:ASN:H	1:150:B:VAL:HG21	7	1.29
(2,887)	1:154:B:ASN:H	1:150:B:VAL:HG22	7	1.29

Continued on next page...

Continued from previous page...

Key	Atom-1	Atom-2	Model ID	Violation (Å)
(2,887)	1:154:B:ASN:H	1:150:B:VAL:HG23	7	1.29
(2,824)	1:135:B:ARG:H	1:134:B:ILE:HA	6	1.29
(2,824)	1:135:B:ARG:H	1:134:B:ILE:HA	10	1.29
(2,823)	1:135:A:ARG:H	1:134:A:ILE:HA	6	1.29
(2,823)	1:135:A:ARG:H	1:134:A:ILE:HA	10	1.29
(2,761)	1:156:A:LEU:H	1:158:A:HIS:HB3	1	1.29
(2,758)	1:169:A:ASP:H	1:165:A:ASP:HB3	8	1.29
(2,392)	1:176:A:ARG:H	1:159:A:ASP:HB2	2	1.29
(2,1971)	1:181:B:LYS:HD3	1:181:B:LYS:HA	1	1.28
(2,1780)	1:133:A:ILE:HG21	1:134:A:ILE:HG21	6	1.28
(2,1780)	1:133:A:ILE:HG21	1:134:A:ILE:HG22	6	1.28
(2,1780)	1:133:A:ILE:HG21	1:134:A:ILE:HG23	6	1.28
(2,1780)	1:133:A:ILE:HG22	1:134:A:ILE:HG21	6	1.28
(2,1780)	1:133:A:ILE:HG22	1:134:A:ILE:HG22	6	1.28
(2,1780)	1:133:A:ILE:HG22	1:134:A:ILE:HG23	6	1.28
(2,1780)	1:133:A:ILE:HG23	1:134:A:ILE:HG21	6	1.28
(2,1780)	1:133:A:ILE:HG23	1:134:A:ILE:HG22	6	1.28
(2,1780)	1:133:A:ILE:HG23	1:134:A:ILE:HG23	6	1.28
(2,1779)	1:133:B:ILE:HG21	1:134:B:ILE:HG21	6	1.28
(2,1779)	1:133:B:ILE:HG21	1:134:B:ILE:HG22	6	1.28
(2,1779)	1:133:B:ILE:HG21	1:134:B:ILE:HG23	6	1.28
(2,1779)	1:133:B:ILE:HG22	1:134:B:ILE:HG21	6	1.28
(2,1779)	1:133:B:ILE:HG22	1:134:B:ILE:HG22	6	1.28
(2,1779)	1:133:B:ILE:HG22	1:134:B:ILE:HG23	6	1.28
(2,1779)	1:133:B:ILE:HG23	1:134:B:ILE:HG21	6	1.28
(2,1779)	1:133:B:ILE:HG23	1:134:B:ILE:HG22	6	1.28
(2,1779)	1:133:B:ILE:HG23	1:134:B:ILE:HG23	6	1.28
(2,887)	1:154:B:ASN:H	1:150:B:VAL:HG21	9	1.28
(2,887)	1:154:B:ASN:H	1:150:B:VAL:HG22	9	1.28
(2,887)	1:154:B:ASN:H	1:150:B:VAL:HG23	9	1.28
(2,824)	1:135:B:ARG:H	1:134:B:ILE:HA	8	1.28
(2,823)	1:135:A:ARG:H	1:134:A:ILE:HA	8	1.28
(2,652)	1:149:A:ALA:H	1:150:A:VAL:HG21	9	1.28
(2,652)	1:149:A:ALA:H	1:150:A:VAL:HG22	9	1.28
(2,652)	1:149:A:ALA:H	1:150:A:VAL:HG23	9	1.28
(2,1832)	1:141:A:LEU:HB2	1:140:A:SER:H	7	1.27
(2,1730)	1:156:A:LEU:HD21	1:155:A:LEU:HB2	7	1.27
(2,1730)	1:156:A:LEU:HD22	1:155:A:LEU:HB2	7	1.27
(2,1730)	1:156:A:LEU:HD23	1:155:A:LEU:HB2	7	1.27
(2,1470)	1:148:A:GLU:HA	1:151:A:LEU:HD21	9	1.27
(2,1470)	1:148:A:GLU:HA	1:151:A:LEU:HD22	9	1.27
(2,1470)	1:148:A:GLU:HA	1:151:A:LEU:HD23	9	1.27

Continued on next page...

Continued from previous page...

Key	Atom-1	Atom-2	Model ID	Violation (Å)
(2,824)	1:135:B:ARG:H	1:134:B:ILE:HA	4	1.27
(2,823)	1:135:A:ARG:H	1:134:A:ILE:HA	4	1.27
(2,2098)	1:182:B:TYR:HD1	1:177:B:ARG:HB3	2	1.26
(2,2098)	1:182:B:TYR:HD2	1:177:B:ARG:HB3	2	1.26
(2,1971)	1:181:B:LYS:HD3	1:181:B:LYS:HA	8	1.26
(2,1951)	1:176:A:ARG:HB3	1:176:A:ARG:HD3	5	1.26
(2,1951)	1:176:A:ARG:HB3	1:176:A:ARG:HD3	9	1.26
(2,1831)	1:141:B:LEU:HB2	1:140:B:SER:H	7	1.26
(2,1729)	1:156:B:LEU:HD21	1:155:B:LEU:HB2	4	1.26
(2,1729)	1:156:B:LEU:HD22	1:155:B:LEU:HB2	4	1.26
(2,1729)	1:156:B:LEU:HD23	1:155:B:LEU:HB2	4	1.26
(2,1729)	1:156:B:LEU:HD21	1:155:B:LEU:HB2	7	1.26
(2,1729)	1:156:B:LEU:HD22	1:155:B:LEU:HB2	7	1.26
(2,1729)	1:156:B:LEU:HD23	1:155:B:LEU:HB2	7	1.26
(2,1279)	1:152:A:GLN:HA	1:151:A:LEU:HD11	4	1.26
(2,1279)	1:152:A:GLN:HA	1:151:A:LEU:HD12	4	1.26
(2,1279)	1:152:A:GLN:HA	1:151:A:LEU:HD13	4	1.26
(2,1279)	1:152:A:GLN:HA	1:151:A:LEU:HD11	10	1.26
(2,1279)	1:152:A:GLN:HA	1:151:A:LEU:HD12	10	1.26
(2,1279)	1:152:A:GLN:HA	1:151:A:LEU:HD13	10	1.26
(2,926)	1:135:B:ARG:H	1:184:A:LEU:HD21	9	1.26
(2,926)	1:135:B:ARG:H	1:184:A:LEU:HD22	9	1.26
(2,926)	1:135:B:ARG:H	1:184:A:LEU:HD23	9	1.26
(2,824)	1:135:B:ARG:H	1:134:B:ILE:HA	3	1.26
(2,824)	1:135:B:ARG:H	1:134:B:ILE:HA	9	1.26
(2,823)	1:135:A:ARG:H	1:134:A:ILE:HA	2	1.26
(2,823)	1:135:A:ARG:H	1:134:A:ILE:HA	3	1.26
(2,823)	1:135:A:ARG:H	1:134:A:ILE:HA	5	1.26
(2,823)	1:135:A:ARG:H	1:134:A:ILE:HA	9	1.26
(2,651)	1:149:B:ALA:H	1:150:B:VAL:HG21	9	1.26
(2,651)	1:149:B:ALA:H	1:150:B:VAL:HG22	9	1.26
(2,651)	1:149:B:ALA:H	1:150:B:VAL:HG23	9	1.26
(2,520)	1:149:A:ALA:H	1:151:A:LEU:HB2	2	1.26
(2,520)	1:149:A:ALA:H	1:151:A:LEU:HB2	7	1.26
(2,519)	1:149:B:ALA:H	1:151:B:LEU:HB2	7	1.26
(2,1971)	1:181:B:LYS:HD3	1:181:B:LYS:HA	6	1.25
(2,1788)	1:131:B:ILE:HA	1:132:B:GLU:HB3	1	1.25
(2,1730)	1:156:A:LEU:HD21	1:155:A:LEU:HB2	4	1.25
(2,1730)	1:156:A:LEU:HD22	1:155:A:LEU:HB2	4	1.25
(2,1730)	1:156:A:LEU:HD23	1:155:A:LEU:HB2	4	1.25
(2,1363)	1:158:A:HIS:HA	1:159:A:ASP:HB3	4	1.25
(2,824)	1:135:B:ARG:H	1:134:B:ILE:HA	1	1.25

Continued on next page...

Continued from previous page...

Key	Atom-1	Atom-2	Model ID	Violation (Å)
(2,824)	1:135:B:ARG:H	1:134:B:ILE:HA	2	1.25
(2,824)	1:135:B:ARG:H	1:134:B:ILE:HA	5	1.25
(2,823)	1:135:A:ARG:H	1:134:A:ILE:HA	1	1.25
(2,523)	1:150:A:VAL:H	1:151:A:LEU:HB2	1	1.25
(2,114)	1:166:A:ARG:H	1:163:A:PHE:HD1	9	1.25
(2,114)	1:166:A:ARG:H	1:163:A:PHE:HD2	9	1.25
(2,113)	1:166:B:ARG:H	1:163:B:PHE:HD1	9	1.25
(2,113)	1:166:B:ARG:H	1:163:B:PHE:HD2	9	1.25
(2,1951)	1:176:A:ARG:HB3	1:176:A:ARG:HD3	7	1.24
(2,1539)	1:161:B:PHE:HB3	1:174:B:VAL:HG11	1	1.24
(2,1539)	1:161:B:PHE:HB3	1:174:B:VAL:HG12	1	1.24
(2,1539)	1:161:B:PHE:HB3	1:174:B:VAL:HG13	1	1.24
(2,1526)	1:175:B:TYR:HB3	1:175:B:TYR:H	5	1.24
(2,1360)	1:182:B:TYR:HA	1:177:B:ARG:H	4	1.24
(2,1359)	1:182:A:TYR:HA	1:177:A:ARG:H	4	1.24
(2,824)	1:135:B:ARG:H	1:134:B:ILE:HA	7	1.24
(2,585)	1:186:A:GLN:H	1:185:A:ILE:HG12	2	1.24
(2,397)	1:157:A:GLY:H	1:158:A:HIS:HB3	2	1.24
(2,397)	1:157:A:GLY:H	1:158:A:HIS:HB3	3	1.24
(2,392)	1:176:A:ARG:H	1:159:A:ASP:HB2	7	1.24
(2,392)	1:176:A:ARG:H	1:159:A:ASP:HB2	9	1.24
(2,352)	1:157:B:GLY:H	1:158:B:HIS:HB3	2	1.24
(2,1971)	1:181:B:LYS:HD3	1:181:B:LYS:HA	4	1.23
(2,1789)	1:131:A:ILE:HB	1:181:B:LYS:HD3	2	1.23
(2,1610)	1:154:B:ASN:HB2	1:155:B:LEU:HD21	3	1.23
(2,1610)	1:154:B:ASN:HB2	1:155:B:LEU:HD22	3	1.23
(2,1610)	1:154:B:ASN:HB2	1:155:B:LEU:HD23	3	1.23
(2,1539)	1:161:B:PHE:HB3	1:174:B:VAL:HG11	7	1.23
(2,1539)	1:161:B:PHE:HB3	1:174:B:VAL:HG12	7	1.23
(2,1539)	1:161:B:PHE:HB3	1:174:B:VAL:HG13	7	1.23
(2,1330)	1:176:A:ARG:HD3	1:159:A:ASP:HA	9	1.23
(2,823)	1:135:A:ARG:H	1:134:A:ILE:HA	7	1.23
(2,798)	1:188:B:SER:H	1:187:B:THR:HG21	10	1.23
(2,798)	1:188:B:SER:H	1:187:B:THR:HG22	10	1.23
(2,798)	1:188:B:SER:H	1:187:B:THR:HG23	10	1.23
(2,797)	1:188:A:SER:H	1:187:A:THR:HG21	10	1.23
(2,797)	1:188:A:SER:H	1:187:A:THR:HG22	10	1.23
(2,797)	1:188:A:SER:H	1:187:A:THR:HG23	10	1.23
(2,652)	1:149:A:ALA:H	1:150:A:VAL:HG21	5	1.23
(2,652)	1:149:A:ALA:H	1:150:A:VAL:HG22	5	1.23
(2,652)	1:149:A:ALA:H	1:150:A:VAL:HG23	5	1.23
(2,392)	1:176:A:ARG:H	1:159:A:ASP:HB2	4	1.23

Continued on next page...

Continued from previous page...

Key	Atom-1	Atom-2	Model ID	Violation (Å)
(2,352)	1:157:B:GLY:H	1:158:B:HIS:HB3	3	1.23
(2,162)	1:166:A:ARG:H	1:143:A:PRO:HA	10	1.23
(2,161)	1:166:B:ARG:H	1:143:B:PRO:HA	10	1.23
(2,1834)	1:141:B:LEU:HB3	1:140:B:SER:H	1	1.22
(2,1833)	1:141:A:LEU:HB3	1:140:A:SER:H	1	1.22
(2,1539)	1:161:B:PHE:HB3	1:174:B:VAL:HG11	2	1.22
(2,1539)	1:161:B:PHE:HB3	1:174:B:VAL:HG12	2	1.22
(2,1539)	1:161:B:PHE:HB3	1:174:B:VAL:HG13	2	1.22
(2,1539)	1:161:B:PHE:HB3	1:174:B:VAL:HG11	3	1.22
(2,1539)	1:161:B:PHE:HB3	1:174:B:VAL:HG12	3	1.22
(2,1539)	1:161:B:PHE:HB3	1:174:B:VAL:HG13	3	1.22
(2,1470)	1:148:A:GLU:HA	1:151:A:LEU:HD21	7	1.22
(2,1470)	1:148:A:GLU:HA	1:151:A:LEU:HD22	7	1.22
(2,1470)	1:148:A:GLU:HA	1:151:A:LEU:HD23	7	1.22
(2,1360)	1:182:B:TYR:HA	1:177:B:ARG:H	3	1.22
(2,1360)	1:182:B:TYR:HA	1:177:B:ARG:H	6	1.22
(2,1359)	1:182:A:TYR:HA	1:177:A:ARG:H	3	1.22
(2,536)	1:145:A:ASP:H	1:166:A:ARG:HG2	6	1.22
(2,535)	1:145:B:ASP:H	1:166:B:ARG:HG2	6	1.22
(2,397)	1:157:A:GLY:H	1:158:A:HIS:HB3	10	1.22
(2,392)	1:176:A:ARG:H	1:159:A:ASP:HB2	5	1.22
(2,352)	1:157:B:GLY:H	1:158:B:HIS:HB3	10	1.22
(2,114)	1:166:A:ARG:H	1:163:A:PHE:HD1	1	1.22
(2,114)	1:166:A:ARG:H	1:163:A:PHE:HD2	1	1.22
(2,113)	1:166:B:ARG:H	1:163:B:PHE:HD1	1	1.22
(2,113)	1:166:B:ARG:H	1:163:B:PHE:HD2	1	1.22
(2,1971)	1:181:B:LYS:HD3	1:181:B:LYS:HA	5	1.21
(2,1952)	1:176:B:ARG:HB2	1:176:B:ARG:HD2	8	1.21
(2,1908)	1:166:A:ARG:HG2	1:145:A:ASP:HA	4	1.21
(2,1907)	1:166:B:ARG:HG2	1:145:B:ASP:HA	4	1.21
(2,1804)	1:132:A:GLU:HB2	1:133:A:ILE:HA	6	1.21
(2,1539)	1:161:B:PHE:HB3	1:174:B:VAL:HG11	5	1.21
(2,1539)	1:161:B:PHE:HB3	1:174:B:VAL:HG12	5	1.21
(2,1539)	1:161:B:PHE:HB3	1:174:B:VAL:HG13	5	1.21
(2,1539)	1:161:B:PHE:HB3	1:174:B:VAL:HG11	6	1.21
(2,1539)	1:161:B:PHE:HB3	1:174:B:VAL:HG12	6	1.21
(2,1539)	1:161:B:PHE:HB3	1:174:B:VAL:HG13	6	1.21
(2,1360)	1:182:B:TYR:HA	1:177:B:ARG:H	2	1.21
(2,1359)	1:182:A:TYR:HA	1:177:A:ARG:H	2	1.21
(2,1359)	1:182:A:TYR:HA	1:177:A:ARG:H	6	1.21
(2,1044)	1:184:A:LEU:HA	1:184:A:LEU:HD21	6	1.21
(2,1044)	1:184:A:LEU:HA	1:184:A:LEU:HD22	6	1.21

Continued on next page...

Continued from previous page...

Key	Atom-1	Atom-2	Model ID	Violation (Å)
(2,1044)	1:184:A:LEU:HA	1:184:A:LEU:HD23	6	1.21
(2,652)	1:149:A:ALA:H	1:150:A:VAL:HG21	8	1.21
(2,652)	1:149:A:ALA:H	1:150:A:VAL:HG22	8	1.21
(2,652)	1:149:A:ALA:H	1:150:A:VAL:HG23	8	1.21
(2,368)	1:144:B:MET:H	1:163:B:PHE:HB3	1	1.21
(2,1804)	1:132:A:GLU:HB2	1:133:A:ILE:HA	4	1.2
(2,1544)	1:145:A:ASP:HB3	1:148:A:GLU:HB3	6	1.2
(2,1470)	1:148:A:GLU:HA	1:151:A:LEU:HD21	8	1.2
(2,1470)	1:148:A:GLU:HA	1:151:A:LEU:HD22	8	1.2
(2,1470)	1:148:A:GLU:HA	1:151:A:LEU:HD23	8	1.2
(2,1360)	1:182:B:TYR:HA	1:177:B:ARG:H	8	1.2
(2,652)	1:149:A:ALA:H	1:150:A:VAL:HG21	2	1.2
(2,652)	1:149:A:ALA:H	1:150:A:VAL:HG22	2	1.2
(2,652)	1:149:A:ALA:H	1:150:A:VAL:HG23	2	1.2
(2,652)	1:149:A:ALA:H	1:150:A:VAL:HG21	7	1.2
(2,652)	1:149:A:ALA:H	1:150:A:VAL:HG22	7	1.2
(2,652)	1:149:A:ALA:H	1:150:A:VAL:HG23	7	1.2
(2,651)	1:149:B:ALA:H	1:150:B:VAL:HG21	5	1.2
(2,651)	1:149:B:ALA:H	1:150:B:VAL:HG22	5	1.2
(2,651)	1:149:B:ALA:H	1:150:B:VAL:HG23	5	1.2
(2,651)	1:149:B:ALA:H	1:150:B:VAL:HG21	8	1.2
(2,651)	1:149:B:ALA:H	1:150:B:VAL:HG22	8	1.2
(2,651)	1:149:B:ALA:H	1:150:B:VAL:HG23	8	1.2
(2,397)	1:157:A:GLY:H	1:158:A:HIS:HB3	8	1.2
(2,352)	1:157:B:GLY:H	1:158:B:HIS:HB3	8	1.2
(2,114)	1:166:A:ARG:H	1:163:A:PHE:HD1	10	1.2
(2,114)	1:166:A:ARG:H	1:163:A:PHE:HD2	10	1.2
(2,113)	1:166:B:ARG:H	1:163:B:PHE:HD1	10	1.2
(2,113)	1:166:B:ARG:H	1:163:B:PHE:HD2	10	1.2
(2,1864)	1:150:A:VAL:HG21	1:154:A:ASN:HD21	10	1.19
(2,1864)	1:150:A:VAL:HG22	1:154:A:ASN:HD21	10	1.19
(2,1864)	1:150:A:VAL:HG23	1:154:A:ASN:HD21	10	1.19
(2,1804)	1:132:A:GLU:HB2	1:133:A:ILE:HA	8	1.19
(2,1539)	1:161:B:PHE:HB3	1:174:B:VAL:HG11	10	1.19
(2,1539)	1:161:B:PHE:HB3	1:174:B:VAL:HG12	10	1.19
(2,1539)	1:161:B:PHE:HB3	1:174:B:VAL:HG13	10	1.19
(2,1521)	1:172:B:SER:HB3	1:184:B:LEU:HD21	7	1.19
(2,1521)	1:172:B:SER:HB3	1:184:B:LEU:HD22	7	1.19
(2,1521)	1:172:B:SER:HB3	1:184:B:LEU:HD23	7	1.19
(2,1359)	1:182:A:TYR:HA	1:177:A:ARG:H	1	1.19
(2,1359)	1:182:A:TYR:HA	1:177:A:ARG:H	8	1.19
(2,926)	1:135:B:ARG:H	1:184:A:LEU:HD21	4	1.19

Continued on next page...

Continued from previous page...

Key	Atom-1	Atom-2	Model ID	Violation (Å)
(2,926)	1:135:B:ARG:H	1:184:A:LEU:HD22	4	1.19
(2,926)	1:135:B:ARG:H	1:184:A:LEU:HD23	4	1.19
(2,519)	1:149:B:ALA:H	1:151:B:LEU:HB2	2	1.19
(2,1951)	1:176:A:ARG:HB3	1:176:A:ARG:HD3	3	1.18
(2,1817)	1:135:B:ARG:HD2	1:134:B:ILE:HG21	3	1.18
(2,1817)	1:135:B:ARG:HD2	1:134:B:ILE:HG22	3	1.18
(2,1817)	1:135:B:ARG:HD2	1:134:B:ILE:HG23	3	1.18
(2,1730)	1:156:A:LEU:HD21	1:155:A:LEU:HB2	10	1.18
(2,1730)	1:156:A:LEU:HD22	1:155:A:LEU:HB2	10	1.18
(2,1730)	1:156:A:LEU:HD23	1:155:A:LEU:HB2	10	1.18
(2,1729)	1:156:B:LEU:HD21	1:155:B:LEU:HB2	10	1.18
(2,1729)	1:156:B:LEU:HD22	1:155:B:LEU:HB2	10	1.18
(2,1729)	1:156:B:LEU:HD23	1:155:B:LEU:HB2	10	1.18
(2,1360)	1:182:B:TYR:HA	1:177:B:ARG:H	1	1.18
(2,1360)	1:182:B:TYR:HA	1:177:B:ARG:H	7	1.18
(2,1359)	1:182:A:TYR:HA	1:177:A:ARG:H	7	1.18
(2,1171)	1:166:A:ARG:HA	1:143:A:PRO:HB2	6	1.18
(2,397)	1:157:A:GLY:H	1:158:A:HIS:HB3	1	1.18
(2,397)	1:157:A:GLY:H	1:158:A:HIS:HB3	4	1.18
(2,391)	1:176:B:ARG:H	1:159:B:ASP:HB3	6	1.18
(2,352)	1:157:B:GLY:H	1:158:B:HIS:HB3	1	1.18
(2,352)	1:157:B:GLY:H	1:158:B:HIS:HB3	4	1.18
(2,114)	1:166:A:ARG:H	1:163:A:PHE:HD1	8	1.18
(2,114)	1:166:A:ARG:H	1:163:A:PHE:HD2	8	1.18
(2,113)	1:166:B:ARG:H	1:163:B:PHE:HD1	8	1.18
(2,113)	1:166:B:ARG:H	1:163:B:PHE:HD2	8	1.18
(2,1971)	1:181:B:LYS:HD3	1:181:B:LYS:HA	9	1.17
(2,1951)	1:176:A:ARG:HB3	1:176:A:ARG:HD3	10	1.17
(2,1864)	1:150:A:VAL:HG21	1:154:A:ASN:HD21	1	1.17
(2,1864)	1:150:A:VAL:HG22	1:154:A:ASN:HD21	1	1.17
(2,1864)	1:150:A:VAL:HG23	1:154:A:ASN:HD21	1	1.17
(2,1826)	1:137:B:LYS:HB3	1:138:B:GLU:HA	7	1.17
(2,1825)	1:137:A:LYS:HB3	1:138:A:GLU:HA	7	1.17
(2,1818)	1:135:A:ARG:HD2	1:134:A:ILE:HG21	3	1.17
(2,1818)	1:135:A:ARG:HD2	1:134:A:ILE:HG22	3	1.17
(2,1818)	1:135:A:ARG:HD2	1:134:A:ILE:HG23	3	1.17
(2,1804)	1:132:A:GLU:HB2	1:133:A:ILE:HA	7	1.17
(2,1526)	1:175:B:TYR:HB3	1:175:B:TYR:H	2	1.17
(2,1440)	1:178:B:LYS:HA	1:178:B:LYS:HD3	8	1.17
(2,367)	1:144:A:MET:H	1:163:A:PHE:HB3	1	1.17
(2,1855)	1:148:B:GLU:HG3	1:147:B:GLU:HG3	8	1.16
(2,1818)	1:135:A:ARG:HD2	1:134:A:ILE:HG21	9	1.16

Continued on next page...

Continued from previous page...

Key	Atom-1	Atom-2	Model ID	Violation (Å)
(2,1818)	1:135:A:ARG:HD2	1:134:A:ILE:HG22	9	1.16
(2,1818)	1:135:A:ARG:HD2	1:134:A:ILE:HG23	9	1.16
(2,926)	1:135:B:ARG:H	1:184:A:LEU:HD21	1	1.16
(2,926)	1:135:B:ARG:H	1:184:A:LEU:HD22	1	1.16
(2,926)	1:135:B:ARG:H	1:184:A:LEU:HD23	1	1.16
(2,652)	1:149:A:ALA:H	1:150:A:VAL:HG21	1	1.16
(2,652)	1:149:A:ALA:H	1:150:A:VAL:HG22	1	1.16
(2,652)	1:149:A:ALA:H	1:150:A:VAL:HG23	1	1.16
(2,651)	1:149:B:ALA:H	1:150:B:VAL:HG21	7	1.16
(2,651)	1:149:B:ALA:H	1:150:B:VAL:HG22	7	1.16
(2,651)	1:149:B:ALA:H	1:150:B:VAL:HG23	7	1.16
(2,1971)	1:181:B:LYS:HD3	1:181:B:LYS:HA	7	1.15
(2,1855)	1:148:B:GLU:HG3	1:147:B:GLU:HG3	2	1.15
(2,1855)	1:148:B:GLU:HG3	1:147:B:GLU:HG3	6	1.15
(2,1818)	1:135:A:ARG:HD2	1:134:A:ILE:HG21	5	1.15
(2,1818)	1:135:A:ARG:HD2	1:134:A:ILE:HG22	5	1.15
(2,1818)	1:135:A:ARG:HD2	1:134:A:ILE:HG23	5	1.15
(2,1817)	1:135:B:ARG:HD2	1:134:B:ILE:HG21	5	1.15
(2,1817)	1:135:B:ARG:HD2	1:134:B:ILE:HG22	5	1.15
(2,1817)	1:135:B:ARG:HD2	1:134:B:ILE:HG23	5	1.15
(2,1817)	1:135:B:ARG:HD2	1:134:B:ILE:HG21	9	1.15
(2,1817)	1:135:B:ARG:HD2	1:134:B:ILE:HG22	9	1.15
(2,1817)	1:135:B:ARG:HD2	1:134:B:ILE:HG23	9	1.15
(2,1440)	1:178:B:LYS:HA	1:178:B:LYS:HD3	9	1.15
(2,1360)	1:182:B:TYR:HA	1:177:B:ARG:H	9	1.15
(2,1359)	1:182:A:TYR:HA	1:177:A:ARG:H	9	1.15
(2,1329)	1:176:B:ARG:HD2	1:159:B:ASP:HA	2	1.15
(2,1044)	1:184:A:LEU:HA	1:184:A:LEU:HD21	10	1.15
(2,1044)	1:184:A:LEU:HA	1:184:A:LEU:HD22	10	1.15
(2,1044)	1:184:A:LEU:HA	1:184:A:LEU:HD23	10	1.15
(2,888)	1:154:A:ASN:H	1:150:A:VAL:HG21	8	1.15
(2,888)	1:154:A:ASN:H	1:150:A:VAL:HG22	8	1.15
(2,888)	1:154:A:ASN:H	1:150:A:VAL:HG23	8	1.15
(2,887)	1:154:B:ASN:H	1:150:B:VAL:HG21	8	1.15
(2,887)	1:154:B:ASN:H	1:150:B:VAL:HG22	8	1.15
(2,887)	1:154:B:ASN:H	1:150:B:VAL:HG23	8	1.15
(2,652)	1:149:A:ALA:H	1:150:A:VAL:HG21	4	1.15
(2,652)	1:149:A:ALA:H	1:150:A:VAL:HG22	4	1.15
(2,652)	1:149:A:ALA:H	1:150:A:VAL:HG23	4	1.15
(2,162)	1:166:A:ARG:H	1:143:A:PRO:HA	7	1.15
(2,161)	1:166:B:ARG:H	1:143:B:PRO:HA	7	1.15
(2,2120)	1:139:A:PHE:HD1	1:141:A:LEU:HD11	1	1.14

Continued on next page...

Continued from previous page...

Key	Atom-1	Atom-2	Model ID	Violation (Å)
(2,2120)	1:139:A:PHE:HD1	1:141:A:LEU:HD12	1	1.14
(2,2120)	1:139:A:PHE:HD1	1:141:A:LEU:HD13	1	1.14
(2,2120)	1:139:A:PHE:HD2	1:141:A:LEU:HD11	1	1.14
(2,2120)	1:139:A:PHE:HD2	1:141:A:LEU:HD12	1	1.14
(2,2120)	1:139:A:PHE:HD2	1:141:A:LEU:HD13	1	1.14
(2,1855)	1:148:B:GLU:HG3	1:147:B:GLU:HG3	7	1.14
(2,1855)	1:148:B:GLU:HG3	1:147:B:GLU:HG3	9	1.14
(2,1832)	1:141:A:LEU:HB2	1:140:A:SER:H	9	1.14
(2,1831)	1:141:B:LEU:HB2	1:140:B:SER:H	9	1.14
(2,1730)	1:156:A:LEU:HD21	1:155:A:LEU:HB2	6	1.14
(2,1730)	1:156:A:LEU:HD22	1:155:A:LEU:HB2	6	1.14
(2,1730)	1:156:A:LEU:HD23	1:155:A:LEU:HB2	6	1.14
(2,1729)	1:156:B:LEU:HD21	1:155:B:LEU:HB2	6	1.14
(2,1729)	1:156:B:LEU:HD22	1:155:B:LEU:HB2	6	1.14
(2,1729)	1:156:B:LEU:HD23	1:155:B:LEU:HB2	6	1.14
(2,1567)	1:175:A:TYR:HB3	1:175:A:TYR:H	5	1.14
(2,1538)	1:161:A:PHE:HB3	1:174:A:VAL:HG11	1	1.14
(2,1538)	1:161:A:PHE:HB3	1:174:A:VAL:HG12	1	1.14
(2,1538)	1:161:A:PHE:HB3	1:174:A:VAL:HG13	1	1.14
(2,1521)	1:172:B:SER:HB3	1:184:B:LEU:HD21	5	1.14
(2,1521)	1:172:B:SER:HB3	1:184:B:LEU:HD22	5	1.14
(2,1521)	1:172:B:SER:HB3	1:184:B:LEU:HD23	5	1.14
(2,1408)	1:171:A:THR:HA	1:171:A:THR:HB	1	1.14
(2,1407)	1:171:B:THR:HA	1:171:B:THR:HB	1	1.14
(2,926)	1:135:B:ARG:H	1:184:A:LEU:HD21	6	1.14
(2,926)	1:135:B:ARG:H	1:184:A:LEU:HD22	6	1.14
(2,926)	1:135:B:ARG:H	1:184:A:LEU:HD23	6	1.14
(2,652)	1:149:A:ALA:H	1:150:A:VAL:HG21	3	1.14
(2,652)	1:149:A:ALA:H	1:150:A:VAL:HG22	3	1.14
(2,652)	1:149:A:ALA:H	1:150:A:VAL:HG23	3	1.14
(2,651)	1:149:B:ALA:H	1:150:B:VAL:HG21	3	1.14
(2,651)	1:149:B:ALA:H	1:150:B:VAL:HG22	3	1.14
(2,651)	1:149:B:ALA:H	1:150:B:VAL:HG23	3	1.14
(2,534)	1:155:B:LEU:H	1:155:B:LEU:HG	3	1.14
(2,533)	1:155:A:LEU:H	1:155:A:LEU:HG	3	1.14
(2,162)	1:166:A:ARG:H	1:143:A:PRO:HA	5	1.14
(2,161)	1:166:B:ARG:H	1:143:B:PRO:HA	5	1.14
(2,1818)	1:135:A:ARG:HD2	1:134:A:ILE:HG21	1	1.13
(2,1818)	1:135:A:ARG:HD2	1:134:A:ILE:HG22	1	1.13
(2,1818)	1:135:A:ARG:HD2	1:134:A:ILE:HG23	1	1.13
(2,1818)	1:135:A:ARG:HD2	1:134:A:ILE:HG21	4	1.13
(2,1818)	1:135:A:ARG:HD2	1:134:A:ILE:HG22	4	1.13

Continued on next page...

Continued from previous page...

Key	Atom-1	Atom-2	Model ID	Violation (Å)
(2,1818)	1:135:A:ARG:HD2	1:134:A:ILE:HG23	4	1.13
(2,1818)	1:135:A:ARG:HD2	1:134:A:ILE:HG21	6	1.13
(2,1818)	1:135:A:ARG:HD2	1:134:A:ILE:HG22	6	1.13
(2,1818)	1:135:A:ARG:HD2	1:134:A:ILE:HG23	6	1.13
(2,1818)	1:135:A:ARG:HD2	1:134:A:ILE:HG21	10	1.13
(2,1818)	1:135:A:ARG:HD2	1:134:A:ILE:HG22	10	1.13
(2,1818)	1:135:A:ARG:HD2	1:134:A:ILE:HG23	10	1.13
(2,1817)	1:135:B:ARG:HD2	1:134:B:ILE:HG21	1	1.13
(2,1817)	1:135:B:ARG:HD2	1:134:B:ILE:HG22	1	1.13
(2,1817)	1:135:B:ARG:HD2	1:134:B:ILE:HG23	1	1.13
(2,1817)	1:135:B:ARG:HD2	1:134:B:ILE:HG21	4	1.13
(2,1817)	1:135:B:ARG:HD2	1:134:B:ILE:HG22	4	1.13
(2,1817)	1:135:B:ARG:HD2	1:134:B:ILE:HG23	4	1.13
(2,1817)	1:135:B:ARG:HD2	1:134:B:ILE:HG21	6	1.13
(2,1817)	1:135:B:ARG:HD2	1:134:B:ILE:HG22	6	1.13
(2,1817)	1:135:B:ARG:HD2	1:134:B:ILE:HG23	6	1.13
(2,1817)	1:135:B:ARG:HD2	1:134:B:ILE:HG21	10	1.13
(2,1817)	1:135:B:ARG:HD2	1:134:B:ILE:HG22	10	1.13
(2,1817)	1:135:B:ARG:HD2	1:134:B:ILE:HG23	10	1.13
(2,1538)	1:161:A:PHE:HB3	1:174:A:VAL:HG11	7	1.13
(2,1538)	1:161:A:PHE:HB3	1:174:A:VAL:HG12	7	1.13
(2,1538)	1:161:A:PHE:HB3	1:174:A:VAL:HG13	7	1.13
(2,1330)	1:176:A:ARG:HD3	1:159:A:ASP:HA	7	1.13
(2,1330)	1:176:A:ARG:HD3	1:159:A:ASP:HA	10	1.13
(2,1171)	1:166:A:ARG:HA	1:143:A:PRO:HB2	5	1.13
(2,988)	1:160:A:PHE:HA	1:175:A:TYR:HA	10	1.13
(2,987)	1:160:B:PHE:HA	1:175:B:TYR:HA	10	1.13
(2,1906)	1:166:A:ARG:HG2	1:145:A:ASP:H	7	1.12
(2,1905)	1:166:B:ARG:HG2	1:145:B:ASP:H	7	1.12
(2,1804)	1:132:A:GLU:HB2	1:133:A:ILE:HA	10	1.12
(2,1538)	1:161:A:PHE:HB3	1:174:A:VAL:HG11	2	1.12
(2,1538)	1:161:A:PHE:HB3	1:174:A:VAL:HG12	2	1.12
(2,1538)	1:161:A:PHE:HB3	1:174:A:VAL:HG13	2	1.12
(2,1538)	1:161:A:PHE:HB3	1:174:A:VAL:HG11	3	1.12
(2,1538)	1:161:A:PHE:HB3	1:174:A:VAL:HG12	3	1.12
(2,1538)	1:161:A:PHE:HB3	1:174:A:VAL:HG13	3	1.12
(2,1526)	1:175:B:TYR:HB3	1:175:B:TYR:H	1	1.12
(2,1526)	1:175:B:TYR:HB3	1:175:B:TYR:H	7	1.12
(2,1521)	1:172:B:SER:HB3	1:184:B:LEU:HD21	2	1.12
(2,1521)	1:172:B:SER:HB3	1:184:B:LEU:HD22	2	1.12
(2,1521)	1:172:B:SER:HB3	1:184:B:LEU:HD23	2	1.12
(2,1440)	1:178:B:LYS:HA	1:178:B:LYS:HD3	5	1.12

Continued on next page...

Continued from previous page...

Key	Atom-1	Atom-2	Model ID	Violation (Å)
(2,988)	1:160:A:PHE:HA	1:175:A:TYR:HA	6	1.12
(2,987)	1:160:B:PHE:HA	1:175:B:TYR:HA	6	1.12
(2,798)	1:188:B:SER:H	1:187:B:THR:HG21	5	1.12
(2,798)	1:188:B:SER:H	1:187:B:THR:HG22	5	1.12
(2,798)	1:188:B:SER:H	1:187:B:THR:HG23	5	1.12
(2,590)	1:173:A:ILE:H	1:184:A:LEU:HD11	2	1.12
(2,590)	1:173:A:ILE:H	1:184:A:LEU:HD12	2	1.12
(2,590)	1:173:A:ILE:H	1:184:A:LEU:HD13	2	1.12
(2,372)	1:168:A:THR:H	1:166:A:ARG:HD3	1	1.12
(2,372)	1:168:A:THR:H	1:166:A:ARG:HD3	4	1.12
(2,2098)	1:182:B:TYR:HD1	1:177:B:ARG:HB3	3	1.11
(2,2098)	1:182:B:TYR:HD2	1:177:B:ARG:HB3	3	1.11
(2,1938)	1:174:B:VAL:HG21	1:161:B:PHE:HB2	2	1.11
(2,1938)	1:174:B:VAL:HG22	1:161:B:PHE:HB2	2	1.11
(2,1938)	1:174:B:VAL:HG23	1:161:B:PHE:HB2	2	1.11
(2,1538)	1:161:A:PHE:HB3	1:174:A:VAL:HG11	5	1.11
(2,1538)	1:161:A:PHE:HB3	1:174:A:VAL:HG12	5	1.11
(2,1538)	1:161:A:PHE:HB3	1:174:A:VAL:HG13	5	1.11
(2,1538)	1:161:A:PHE:HB3	1:174:A:VAL:HG11	6	1.11
(2,1538)	1:161:A:PHE:HB3	1:174:A:VAL:HG12	6	1.11
(2,1538)	1:161:A:PHE:HB3	1:174:A:VAL:HG13	6	1.11
(2,1432)	1:164:B:THR:HA	1:164:B:THR:HB	6	1.11
(2,1432)	1:164:B:THR:HA	1:164:B:THR:HB	8	1.11
(2,1432)	1:164:B:THR:HA	1:164:B:THR:HB	9	1.11
(2,1431)	1:164:A:THR:HA	1:164:A:THR:HB	6	1.11
(2,1431)	1:164:A:THR:HA	1:164:A:THR:HB	8	1.11
(2,1431)	1:164:A:THR:HA	1:164:A:THR:HB	9	1.11
(2,1310)	1:164:A:THR:HB	1:164:A:THR:HA	6	1.11
(2,1310)	1:164:A:THR:HB	1:164:A:THR:HA	8	1.11
(2,1310)	1:164:A:THR:HB	1:164:A:THR:HA	9	1.11
(2,1309)	1:164:B:THR:HB	1:164:B:THR:HA	6	1.11
(2,1309)	1:164:B:THR:HB	1:164:B:THR:HA	8	1.11
(2,1309)	1:164:B:THR:HB	1:164:B:THR:HA	9	1.11
(2,1044)	1:184:A:LEU:HA	1:184:A:LEU:HD21	8	1.11
(2,1044)	1:184:A:LEU:HA	1:184:A:LEU:HD22	8	1.11
(2,1044)	1:184:A:LEU:HA	1:184:A:LEU:HD23	8	1.11
(2,926)	1:135:B:ARG:H	1:184:A:LEU:HD21	3	1.11
(2,926)	1:135:B:ARG:H	1:184:A:LEU:HD22	3	1.11
(2,926)	1:135:B:ARG:H	1:184:A:LEU:HD23	3	1.11
(2,797)	1:188:A:SER:H	1:187:A:THR:HG21	5	1.11
(2,797)	1:188:A:SER:H	1:187:A:THR:HG22	5	1.11
(2,797)	1:188:A:SER:H	1:187:A:THR:HG23	5	1.11

Continued on next page...

Continued from previous page...

Key	Atom-1	Atom-2	Model ID	Violation (Å)
(2,761)	1:156:A:LEU:H	1:158:A:HIS:HB3	5	1.11
(2,652)	1:149:A:ALA:H	1:150:A:VAL:HG21	10	1.11
(2,652)	1:149:A:ALA:H	1:150:A:VAL:HG22	10	1.11
(2,652)	1:149:A:ALA:H	1:150:A:VAL:HG23	10	1.11
(2,620)	1:155:B:LEU:H	1:151:B:LEU:HD21	1	1.11
(2,620)	1:155:B:LEU:H	1:151:B:LEU:HD22	1	1.11
(2,620)	1:155:B:LEU:H	1:151:B:LEU:HD23	1	1.11
(2,620)	1:155:B:LEU:H	1:151:B:LEU:HD21	9	1.11
(2,620)	1:155:B:LEU:H	1:151:B:LEU:HD22	9	1.11
(2,620)	1:155:B:LEU:H	1:151:B:LEU:HD23	9	1.11
(2,162)	1:166:A:ARG:H	1:143:A:PRO:HA	3	1.11
(2,161)	1:166:B:ARG:H	1:143:B:PRO:HA	3	1.11
(2,1952)	1:176:B:ARG:HB2	1:176:B:ARG:HD2	3	1.1
(2,1938)	1:174:B:VAL:HG21	1:161:B:PHE:HB2	5	1.1
(2,1938)	1:174:B:VAL:HG22	1:161:B:PHE:HB2	5	1.1
(2,1938)	1:174:B:VAL:HG23	1:161:B:PHE:HB2	5	1.1
(2,1888)	1:159:B:ASP:HB3	1:176:B:ARG:HB2	6	1.1
(2,1866)	1:150:A:VAL:HG21	1:151:A:LEU:HB3	3	1.1
(2,1866)	1:150:A:VAL:HG22	1:151:A:LEU:HB3	3	1.1
(2,1866)	1:150:A:VAL:HG23	1:151:A:LEU:HB3	3	1.1
(2,1840)	1:141:B:LEU:HD21	1:141:B:LEU:H	8	1.1
(2,1840)	1:141:B:LEU:HD22	1:141:B:LEU:H	8	1.1
(2,1840)	1:141:B:LEU:HD23	1:141:B:LEU:H	8	1.1
(2,1577)	1:185:B:ILE:HB	1:185:B:ILE:HA	10	1.1
(2,1545)	1:145:B:ASP:HB3	1:148:B:GLU:HB3	10	1.1
(2,1526)	1:175:B:TYR:HB3	1:175:B:TYR:H	10	1.1
(2,1432)	1:164:B:THR:HA	1:164:B:THR:HB	10	1.1
(2,1431)	1:164:A:THR:HA	1:164:A:THR:HB	10	1.1
(2,1408)	1:171:A:THR:HA	1:171:A:THR:HB	4	1.1
(2,1407)	1:171:B:THR:HA	1:171:B:THR:HB	4	1.1
(2,1360)	1:182:B:TYR:HA	1:177:B:ARG:H	5	1.1
(2,1360)	1:182:B:TYR:HA	1:177:B:ARG:H	10	1.1
(2,1359)	1:182:A:TYR:HA	1:177:A:ARG:H	5	1.1
(2,1359)	1:182:A:TYR:HA	1:177:A:ARG:H	10	1.1
(2,1310)	1:164:A:THR:HB	1:164:A:THR:HA	10	1.1
(2,1309)	1:164:B:THR:HB	1:164:B:THR:HA	10	1.1
(2,1171)	1:166:A:ARG:HA	1:143:A:PRO:HB2	10	1.1
(2,651)	1:149:B:ALA:H	1:150:B:VAL:HG21	2	1.1
(2,651)	1:149:B:ALA:H	1:150:B:VAL:HG22	2	1.1
(2,651)	1:149:B:ALA:H	1:150:B:VAL:HG23	2	1.1
(2,651)	1:149:B:ALA:H	1:150:B:VAL:HG21	4	1.1
(2,651)	1:149:B:ALA:H	1:150:B:VAL:HG22	4	1.1

Continued on next page...

Continued from previous page...

Key	Atom-1	Atom-2	Model ID	Violation (Å)
(2,651)	1:149:B:ALA:H	1:150:B:VAL:HG23	4	1.1
(2,651)	1:149:B:ALA:H	1:150:B:VAL:HG21	6	1.1
(2,651)	1:149:B:ALA:H	1:150:B:VAL:HG22	6	1.1
(2,651)	1:149:B:ALA:H	1:150:B:VAL:HG23	6	1.1
(2,620)	1:155:B:LEU:H	1:151:B:LEU:HD21	7	1.1
(2,620)	1:155:B:LEU:H	1:151:B:LEU:HD22	7	1.1
(2,620)	1:155:B:LEU:H	1:151:B:LEU:HD23	7	1.1
(2,2113)	1:163:B:PHE:HD1	1:149:B:ALA:HB1	3	1.09
(2,2113)	1:163:B:PHE:HD1	1:149:B:ALA:HB2	3	1.09
(2,2113)	1:163:B:PHE:HD1	1:149:B:ALA:HB3	3	1.09
(2,2113)	1:163:B:PHE:HD2	1:149:B:ALA:HB1	3	1.09
(2,2113)	1:163:B:PHE:HD2	1:149:B:ALA:HB2	3	1.09
(2,2113)	1:163:B:PHE:HD2	1:149:B:ALA:HB3	3	1.09
(2,1855)	1:148:B:GLU:HG3	1:147:B:GLU:HG3	10	1.09
(2,1818)	1:135:A:ARG:HD2	1:134:A:ILE:HG21	7	1.09
(2,1818)	1:135:A:ARG:HD2	1:134:A:ILE:HG22	7	1.09
(2,1818)	1:135:A:ARG:HD2	1:134:A:ILE:HG23	7	1.09
(2,1817)	1:135:B:ARG:HD2	1:134:B:ILE:HG21	7	1.09
(2,1817)	1:135:B:ARG:HD2	1:134:B:ILE:HG22	7	1.09
(2,1817)	1:135:B:ARG:HD2	1:134:B:ILE:HG23	7	1.09
(2,1578)	1:185:A:ILE:HB	1:185:A:ILE:HA	6	1.09
(2,1578)	1:185:A:ILE:HB	1:185:A:ILE:HA	8	1.09
(2,1578)	1:185:A:ILE:HB	1:185:A:ILE:HA	10	1.09
(2,1577)	1:185:B:ILE:HB	1:185:B:ILE:HA	6	1.09
(2,1577)	1:185:B:ILE:HB	1:185:B:ILE:HA	8	1.09
(2,1538)	1:161:A:PHE:HB3	1:174:A:VAL:HG11	10	1.09
(2,1538)	1:161:A:PHE:HB3	1:174:A:VAL:HG12	10	1.09
(2,1538)	1:161:A:PHE:HB3	1:174:A:VAL:HG13	10	1.09
(2,1526)	1:175:B:TYR:HB3	1:175:B:TYR:H	3	1.09
(2,1429)	1:164:A:THR:HA	1:172:A:SER:H	1	1.09
(2,1408)	1:171:A:THR:HA	1:171:A:THR:HB	5	1.09
(2,1407)	1:171:B:THR:HA	1:171:B:THR:HB	5	1.09
(2,1044)	1:184:A:LEU:HA	1:184:A:LEU:HD21	1	1.09
(2,1044)	1:184:A:LEU:HA	1:184:A:LEU:HD22	1	1.09
(2,1044)	1:184:A:LEU:HA	1:184:A:LEU:HD23	1	1.09
(2,1044)	1:184:A:LEU:HA	1:184:A:LEU:HD21	4	1.09
(2,1044)	1:184:A:LEU:HA	1:184:A:LEU:HD22	4	1.09
(2,1044)	1:184:A:LEU:HA	1:184:A:LEU:HD23	4	1.09
(2,917)	1:134:A:ILE:H	1:183:B:GLY:HA3	4	1.09
(2,651)	1:149:B:ALA:H	1:150:B:VAL:HG21	1	1.09
(2,651)	1:149:B:ALA:H	1:150:B:VAL:HG22	1	1.09
(2,651)	1:149:B:ALA:H	1:150:B:VAL:HG23	1	1.09

Continued on next page...

Continued from previous page...

Key	Atom-1	Atom-2	Model ID	Violation (Å)
(2,397)	1:157:A:GLY:H	1:158:A:HIS:HB3	6	1.09
(2,352)	1:157:B:GLY:H	1:158:B:HIS:HB3	6	1.09
(2,117)	1:139:A:PHE:H	1:139:A:PHE:HD1	4	1.09
(2,117)	1:139:A:PHE:H	1:139:A:PHE:HD2	4	1.09
(2,2114)	1:163:A:PHE:HD1	1:149:A:ALA:HB1	9	1.08
(2,2114)	1:163:A:PHE:HD1	1:149:A:ALA:HB2	9	1.08
(2,2114)	1:163:A:PHE:HD1	1:149:A:ALA:HB3	9	1.08
(2,2114)	1:163:A:PHE:HD2	1:149:A:ALA:HB1	9	1.08
(2,2114)	1:163:A:PHE:HD2	1:149:A:ALA:HB2	9	1.08
(2,2114)	1:163:A:PHE:HD2	1:149:A:ALA:HB3	9	1.08
(2,2113)	1:163:B:PHE:HD1	1:149:B:ALA:HB1	6	1.08
(2,2113)	1:163:B:PHE:HD1	1:149:B:ALA:HB2	6	1.08
(2,2113)	1:163:B:PHE:HD1	1:149:B:ALA:HB3	6	1.08
(2,2113)	1:163:B:PHE:HD2	1:149:B:ALA:HB1	6	1.08
(2,2113)	1:163:B:PHE:HD2	1:149:B:ALA:HB2	6	1.08
(2,2113)	1:163:B:PHE:HD2	1:149:B:ALA:HB3	6	1.08
(2,1906)	1:166:A:ARG:HG2	1:145:A:ASP:H	5	1.08
(2,1905)	1:166:B:ARG:HG2	1:145:B:ASP:H	5	1.08
(2,1865)	1:150:B:VAL:HG21	1:151:B:LEU:HB3	3	1.08
(2,1865)	1:150:B:VAL:HG22	1:151:B:LEU:HB3	3	1.08
(2,1865)	1:150:B:VAL:HG23	1:151:B:LEU:HB3	3	1.08
(2,1544)	1:145:A:ASP:HB3	1:148:A:GLU:HB3	9	1.08
(2,1526)	1:175:B:TYR:HB3	1:175:B:TYR:H	6	1.08
(2,1432)	1:164:B:THR:HA	1:164:B:THR:HB	7	1.08
(2,1431)	1:164:A:THR:HA	1:164:A:THR:HB	7	1.08
(2,1430)	1:164:B:THR:HA	1:172:B:SER:H	1	1.08
(2,1420)	1:176:A:ARG:HA	1:182:A:TYR:HD1	6	1.08
(2,1420)	1:176:A:ARG:HA	1:182:A:TYR:HD2	6	1.08
(2,1419)	1:176:B:ARG:HA	1:182:B:TYR:HD1	6	1.08
(2,1419)	1:176:B:ARG:HA	1:182:B:TYR:HD2	6	1.08
(2,1310)	1:164:A:THR:HB	1:164:A:THR:HA	7	1.08
(2,1309)	1:164:B:THR:HB	1:164:B:THR:HA	7	1.08
(2,1044)	1:184:A:LEU:HA	1:184:A:LEU:HD21	3	1.08
(2,1044)	1:184:A:LEU:HA	1:184:A:LEU:HD22	3	1.08
(2,1044)	1:184:A:LEU:HA	1:184:A:LEU:HD23	3	1.08
(2,988)	1:160:A:PHE:HA	1:175:A:TYR:HA	7	1.08
(2,987)	1:160:B:PHE:HA	1:175:B:TYR:HA	7	1.08
(2,620)	1:155:B:LEU:H	1:151:B:LEU:HD21	5	1.08
(2,620)	1:155:B:LEU:H	1:151:B:LEU:HD22	5	1.08
(2,620)	1:155:B:LEU:H	1:151:B:LEU:HD23	5	1.08
(2,574)	1:181:A:LYS:H	1:181:A:LYS:HG2	2	1.08
(2,573)	1:181:B:LYS:H	1:181:B:LYS:HG2	2	1.08

Continued on next page...

Continued from previous page...

Key	Atom-1	Atom-2	Model ID	Violation (Å)
(2,419)	1:134:B:ILE:H	1:183:A:GLY:HA3	4	1.08
(2,369)	1:170:B:GLY:H	1:165:B:ASP:HB2	10	1.08
(2,118)	1:139:B:PHE:H	1:139:B:PHE:HD1	4	1.08
(2,118)	1:139:B:PHE:H	1:139:B:PHE:HD2	4	1.08
(2,2114)	1:163:A:PHE:HD1	1:149:A:ALA:HB1	8	1.07
(2,2114)	1:163:A:PHE:HD1	1:149:A:ALA:HB2	8	1.07
(2,2114)	1:163:A:PHE:HD1	1:149:A:ALA:HB3	8	1.07
(2,2114)	1:163:A:PHE:HD2	1:149:A:ALA:HB1	8	1.07
(2,2114)	1:163:A:PHE:HD2	1:149:A:ALA:HB2	8	1.07
(2,2114)	1:163:A:PHE:HD2	1:149:A:ALA:HB3	8	1.07
(2,1938)	1:174:B:VAL:HG21	1:161:B:PHE:HB2	7	1.07
(2,1938)	1:174:B:VAL:HG22	1:161:B:PHE:HB2	7	1.07
(2,1938)	1:174:B:VAL:HG23	1:161:B:PHE:HB2	7	1.07
(2,1906)	1:166:A:ARG:HG2	1:145:A:ASP:H	10	1.07
(2,1905)	1:166:B:ARG:HG2	1:145:B:ASP:H	10	1.07
(2,1864)	1:150:A:VAL:HG21	1:154:A:ASN:HD21	7	1.07
(2,1864)	1:150:A:VAL:HG22	1:154:A:ASN:HD21	7	1.07
(2,1864)	1:150:A:VAL:HG23	1:154:A:ASN:HD21	7	1.07
(2,1818)	1:135:A:ARG:HD2	1:134:A:ILE:HG21	2	1.07
(2,1818)	1:135:A:ARG:HD2	1:134:A:ILE:HG22	2	1.07
(2,1818)	1:135:A:ARG:HD2	1:134:A:ILE:HG23	2	1.07
(2,1817)	1:135:B:ARG:HD2	1:134:B:ILE:HG21	2	1.07
(2,1817)	1:135:B:ARG:HD2	1:134:B:ILE:HG22	2	1.07
(2,1817)	1:135:B:ARG:HD2	1:134:B:ILE:HG23	2	1.07
(2,1790)	1:131:B:ILE:HB	1:181:A:LYS:HD2	6	1.07
(2,1578)	1:185:A:ILE:HB	1:185:A:ILE:HA	4	1.07
(2,1578)	1:185:A:ILE:HB	1:185:A:ILE:HA	9	1.07
(2,1577)	1:185:B:ILE:HB	1:185:B:ILE:HA	9	1.07
(2,1439)	1:178:A:LYS:HA	1:178:A:LYS:HD2	3	1.07
(2,1432)	1:164:B:THR:HA	1:164:B:THR:HB	3	1.07
(2,1432)	1:164:B:THR:HA	1:164:B:THR:HB	4	1.07
(2,1431)	1:164:A:THR:HA	1:164:A:THR:HB	3	1.07
(2,1431)	1:164:A:THR:HA	1:164:A:THR:HB	4	1.07
(2,1310)	1:164:A:THR:HB	1:164:A:THR:HA	3	1.07
(2,1310)	1:164:A:THR:HB	1:164:A:THR:HA	4	1.07
(2,1309)	1:164:B:THR:HB	1:164:B:THR:HA	3	1.07
(2,1309)	1:164:B:THR:HB	1:164:B:THR:HA	4	1.07
(2,1279)	1:152:A:GLN:HA	1:151:A:LEU:HD11	6	1.07
(2,1279)	1:152:A:GLN:HA	1:151:A:LEU:HD12	6	1.07
(2,1279)	1:152:A:GLN:HA	1:151:A:LEU:HD13	6	1.07
(2,988)	1:160:A:PHE:HA	1:175:A:TYR:HA	4	1.07
(2,988)	1:160:A:PHE:HA	1:175:A:TYR:HA	8	1.07

Continued on next page...

Continued from previous page...

Key	Atom-1	Atom-2	Model ID	Violation (Å)
(2,987)	1:160:B:PHE:HA	1:175:B:TYR:HA	4	1.07
(2,987)	1:160:B:PHE:HA	1:175:B:TYR:HA	8	1.07
(2,2114)	1:163:A:PHE:HD1	1:149:A:ALA:HB1	3	1.06
(2,2114)	1:163:A:PHE:HD1	1:149:A:ALA:HB2	3	1.06
(2,2114)	1:163:A:PHE:HD1	1:149:A:ALA:HB3	3	1.06
(2,2114)	1:163:A:PHE:HD2	1:149:A:ALA:HB1	3	1.06
(2,2114)	1:163:A:PHE:HD2	1:149:A:ALA:HB2	3	1.06
(2,2114)	1:163:A:PHE:HD2	1:149:A:ALA:HB3	3	1.06
(2,2114)	1:163:A:PHE:HD1	1:149:A:ALA:HB1	10	1.06
(2,2114)	1:163:A:PHE:HD1	1:149:A:ALA:HB2	10	1.06
(2,2114)	1:163:A:PHE:HD1	1:149:A:ALA:HB3	10	1.06
(2,2114)	1:163:A:PHE:HD2	1:149:A:ALA:HB1	10	1.06
(2,2114)	1:163:A:PHE:HD2	1:149:A:ALA:HB2	10	1.06
(2,2114)	1:163:A:PHE:HD2	1:149:A:ALA:HB3	10	1.06
(2,1866)	1:150:A:VAL:HG21	1:151:A:LEU:HB3	4	1.06
(2,1866)	1:150:A:VAL:HG22	1:151:A:LEU:HB3	4	1.06
(2,1866)	1:150:A:VAL:HG23	1:151:A:LEU:HB3	4	1.06
(2,1865)	1:150:B:VAL:HG21	1:151:B:LEU:HB3	6	1.06
(2,1865)	1:150:B:VAL:HG22	1:151:B:LEU:HB3	6	1.06
(2,1865)	1:150:B:VAL:HG23	1:151:B:LEU:HB3	6	1.06
(2,1864)	1:150:A:VAL:HG21	1:154:A:ASN:HD21	4	1.06
(2,1864)	1:150:A:VAL:HG22	1:154:A:ASN:HD21	4	1.06
(2,1864)	1:150:A:VAL:HG23	1:154:A:ASN:HD21	4	1.06
(2,1855)	1:148:B:GLU:HG3	1:147:B:GLU:HG3	4	1.06
(2,1855)	1:148:B:GLU:HG3	1:147:B:GLU:HG3	5	1.06
(2,1578)	1:185:A:ILE:HB	1:185:A:ILE:HA	5	1.06
(2,1577)	1:185:B:ILE:HB	1:185:B:ILE:HA	4	1.06
(2,1577)	1:185:B:ILE:HB	1:185:B:ILE:HA	5	1.06
(2,1567)	1:175:A:TYR:HB3	1:175:A:TYR:H	2	1.06
(2,1544)	1:145:A:ASP:HB3	1:148:A:GLU:HB3	7	1.06
(2,1539)	1:161:B:PHE:HB3	1:174:B:VAL:HG11	4	1.06
(2,1539)	1:161:B:PHE:HB3	1:174:B:VAL:HG12	4	1.06
(2,1539)	1:161:B:PHE:HB3	1:174:B:VAL:HG13	4	1.06
(2,1439)	1:178:A:LYS:HA	1:178:A:LYS:HD2	9	1.06
(2,1420)	1:176:A:ARG:HA	1:182:A:TYR:HD1	5	1.06
(2,1420)	1:176:A:ARG:HA	1:182:A:TYR:HD2	5	1.06
(2,1420)	1:176:A:ARG:HA	1:182:A:TYR:HD1	9	1.06
(2,1420)	1:176:A:ARG:HA	1:182:A:TYR:HD2	9	1.06
(2,1419)	1:176:B:ARG:HA	1:182:B:TYR:HD1	5	1.06
(2,1419)	1:176:B:ARG:HA	1:182:B:TYR:HD2	5	1.06
(2,1419)	1:176:B:ARG:HA	1:182:B:TYR:HD1	9	1.06
(2,1419)	1:176:B:ARG:HA	1:182:B:TYR:HD2	9	1.06

Continued on next page...

Continued from previous page...

Key	Atom-1	Atom-2	Model ID	Violation (Å)
(2,1171)	1:166:A:ARG:HA	1:143:A:PRO:HB2	9	1.06
(2,1044)	1:184:A:LEU:HA	1:184:A:LEU:HD21	9	1.06
(2,1044)	1:184:A:LEU:HA	1:184:A:LEU:HD22	9	1.06
(2,1044)	1:184:A:LEU:HA	1:184:A:LEU:HD23	9	1.06
(2,988)	1:160:A:PHE:HA	1:175:A:TYR:HA	9	1.06
(2,987)	1:160:B:PHE:HA	1:175:B:TYR:HA	9	1.06
(2,888)	1:154:A:ASN:H	1:150:A:VAL:HG21	3	1.06
(2,888)	1:154:A:ASN:H	1:150:A:VAL:HG22	3	1.06
(2,888)	1:154:A:ASN:H	1:150:A:VAL:HG23	3	1.06
(2,652)	1:149:A:ALA:H	1:150:A:VAL:HG21	6	1.06
(2,652)	1:149:A:ALA:H	1:150:A:VAL:HG22	6	1.06
(2,652)	1:149:A:ALA:H	1:150:A:VAL:HG23	6	1.06
(2,397)	1:157:A:GLY:H	1:158:A:HIS:HB3	5	1.06
(2,392)	1:176:A:ARG:H	1:159:A:ASP:HB2	10	1.06
(2,352)	1:157:B:GLY:H	1:158:B:HIS:HB3	5	1.06
(2,2114)	1:163:A:PHE:HD1	1:149:A:ALA:HB1	4	1.05
(2,2114)	1:163:A:PHE:HD1	1:149:A:ALA:HB2	4	1.05
(2,2114)	1:163:A:PHE:HD1	1:149:A:ALA:HB3	4	1.05
(2,2114)	1:163:A:PHE:HD2	1:149:A:ALA:HB1	4	1.05
(2,2114)	1:163:A:PHE:HD2	1:149:A:ALA:HB2	4	1.05
(2,2114)	1:163:A:PHE:HD2	1:149:A:ALA:HB3	4	1.05
(2,2114)	1:163:A:PHE:HD1	1:149:A:ALA:HB1	6	1.05
(2,2114)	1:163:A:PHE:HD1	1:149:A:ALA:HB2	6	1.05
(2,2114)	1:163:A:PHE:HD1	1:149:A:ALA:HB3	6	1.05
(2,2114)	1:163:A:PHE:HD2	1:149:A:ALA:HB1	6	1.05
(2,2114)	1:163:A:PHE:HD2	1:149:A:ALA:HB2	6	1.05
(2,2114)	1:163:A:PHE:HD2	1:149:A:ALA:HB3	6	1.05
(2,2113)	1:163:B:PHE:HD1	1:149:B:ALA:HB1	9	1.05
(2,2113)	1:163:B:PHE:HD1	1:149:B:ALA:HB2	9	1.05
(2,2113)	1:163:B:PHE:HD1	1:149:B:ALA:HB3	9	1.05
(2,2113)	1:163:B:PHE:HD2	1:149:B:ALA:HB1	9	1.05
(2,2113)	1:163:B:PHE:HD2	1:149:B:ALA:HB2	9	1.05
(2,2113)	1:163:B:PHE:HD2	1:149:B:ALA:HB3	9	1.05
(2,2108)	1:163:B:PHE:HD1	1:143:B:PRO:HB3	1	1.05
(2,2108)	1:163:B:PHE:HD2	1:143:B:PRO:HB3	1	1.05
(2,1901)	1:164:A:THR:HG1	1:169:A:ASP:HB2	2	1.05
(2,1677)	1:173:A:ILE:HG13	1:173:A:ILE:HA	10	1.05
(2,1420)	1:176:A:ARG:HA	1:182:A:TYR:HD1	7	1.05
(2,1420)	1:176:A:ARG:HA	1:182:A:TYR:HD2	7	1.05
(2,1419)	1:176:B:ARG:HA	1:182:B:TYR:HD1	7	1.05
(2,1419)	1:176:B:ARG:HA	1:182:B:TYR:HD2	7	1.05
(2,1419)	1:176:B:ARG:HA	1:182:B:TYR:HD1	8	1.05

Continued on next page...

Continued from previous page...

Key	Atom-1	Atom-2	Model ID	Violation (Å)
(2,1419)	1:176:B:ARG:HA	1:182:B:TYR:HD2	8	1.05
(2,1029)	1:173:A:ILE:HA	1:173:A:ILE:HG13	10	1.05
(2,988)	1:160:A:PHE:HA	1:175:A:TYR:HA	5	1.05
(2,987)	1:160:B:PHE:HA	1:175:B:TYR:HA	5	1.05
(2,926)	1:135:B:ARG:H	1:184:A:LEU:HD21	7	1.05
(2,926)	1:135:B:ARG:H	1:184:A:LEU:HD22	7	1.05
(2,926)	1:135:B:ARG:H	1:184:A:LEU:HD23	7	1.05
(2,887)	1:154:B:ASN:H	1:150:B:VAL:HG21	3	1.05
(2,887)	1:154:B:ASN:H	1:150:B:VAL:HG22	3	1.05
(2,887)	1:154:B:ASN:H	1:150:B:VAL:HG23	3	1.05
(2,759)	1:168:B:THR:H	1:169:B:ASP:HB2	9	1.05
(2,651)	1:149:B:ALA:H	1:150:B:VAL:HG21	10	1.05
(2,651)	1:149:B:ALA:H	1:150:B:VAL:HG22	10	1.05
(2,651)	1:149:B:ALA:H	1:150:B:VAL:HG23	10	1.05
(2,608)	1:185:A:ILE:H	1:184:A:LEU:HD21	8	1.05
(2,608)	1:185:A:ILE:H	1:184:A:LEU:HD22	8	1.05
(2,608)	1:185:A:ILE:H	1:184:A:LEU:HD23	8	1.05
(2,392)	1:176:A:ARG:H	1:159:A:ASP:HB2	3	1.05
(2,370)	1:170:A:GLY:H	1:165:A:ASP:HB3	5	1.05
(2,2114)	1:163:A:PHE:HD1	1:149:A:ALA:HB1	5	1.04
(2,2114)	1:163:A:PHE:HD1	1:149:A:ALA:HB2	5	1.04
(2,2114)	1:163:A:PHE:HD1	1:149:A:ALA:HB3	5	1.04
(2,2114)	1:163:A:PHE:HD2	1:149:A:ALA:HB1	5	1.04
(2,2114)	1:163:A:PHE:HD2	1:149:A:ALA:HB2	5	1.04
(2,2114)	1:163:A:PHE:HD2	1:149:A:ALA:HB3	5	1.04
(2,2113)	1:163:B:PHE:HD1	1:149:B:ALA:HB1	7	1.04
(2,2113)	1:163:B:PHE:HD1	1:149:B:ALA:HB2	7	1.04
(2,2113)	1:163:B:PHE:HD1	1:149:B:ALA:HB3	7	1.04
(2,2113)	1:163:B:PHE:HD2	1:149:B:ALA:HB1	7	1.04
(2,2113)	1:163:B:PHE:HD2	1:149:B:ALA:HB2	7	1.04
(2,2113)	1:163:B:PHE:HD2	1:149:B:ALA:HB3	7	1.04
(2,2113)	1:163:B:PHE:HD1	1:149:B:ALA:HB1	8	1.04
(2,2113)	1:163:B:PHE:HD1	1:149:B:ALA:HB2	8	1.04
(2,2113)	1:163:B:PHE:HD1	1:149:B:ALA:HB3	8	1.04
(2,2113)	1:163:B:PHE:HD2	1:149:B:ALA:HB1	8	1.04
(2,2113)	1:163:B:PHE:HD2	1:149:B:ALA:HB2	8	1.04
(2,2113)	1:163:B:PHE:HD2	1:149:B:ALA:HB3	8	1.04
(2,1952)	1:176:B:ARG:HB2	1:176:B:ARG:HD2	10	1.04
(2,1866)	1:150:A:VAL:HG21	1:151:A:LEU:HB3	6	1.04
(2,1866)	1:150:A:VAL:HG22	1:151:A:LEU:HB3	6	1.04
(2,1866)	1:150:A:VAL:HG23	1:151:A:LEU:HB3	6	1.04
(2,1865)	1:150:B:VAL:HG21	1:151:B:LEU:HB3	4	1.04

Continued on next page...

Continued from previous page...

Key	Atom-1	Atom-2	Model ID	Violation (Å)
(2,1865)	1:150:B:VAL:HG22	1:151:B:LEU:HB3	4	1.04
(2,1865)	1:150:B:VAL:HG23	1:151:B:LEU:HB3	4	1.04
(2,1855)	1:148:B:GLU:HG3	1:147:B:GLU:HG3	3	1.04
(2,1834)	1:141:B:LEU:HB3	1:140:B:SER:H	8	1.04
(2,1833)	1:141:A:LEU:HB3	1:140:A:SER:H	8	1.04
(2,1804)	1:132:A:GLU:HB2	1:133:A:ILE:HA	5	1.04
(2,1684)	1:173:A:ILE:HG12	1:173:A:ILE:HA	2	1.04
(2,1683)	1:173:B:ILE:HG12	1:173:B:ILE:HA	2	1.04
(2,1578)	1:185:A:ILE:HB	1:185:A:ILE:HA	7	1.04
(2,1577)	1:185:B:ILE:HB	1:185:B:ILE:HA	7	1.04
(2,1440)	1:178:B:LYS:HA	1:178:B:LYS:HD3	6	1.04
(2,1420)	1:176:A:ARG:HA	1:182:A:TYR:HD1	3	1.04
(2,1420)	1:176:A:ARG:HA	1:182:A:TYR:HD2	3	1.04
(2,1420)	1:176:A:ARG:HA	1:182:A:TYR:HD1	8	1.04
(2,1420)	1:176:A:ARG:HA	1:182:A:TYR:HD2	8	1.04
(2,1419)	1:176:B:ARG:HA	1:182:B:TYR:HD1	3	1.04
(2,1419)	1:176:B:ARG:HA	1:182:B:TYR:HD2	3	1.04
(2,1330)	1:176:A:ARG:HD3	1:159:A:ASP:HA	5	1.04
(2,1312)	1:171:B:THR:HB	1:171:B:THR:HA	1	1.04
(2,1311)	1:171:A:THR:HB	1:171:A:THR:HA	1	1.04
(2,1171)	1:166:A:ARG:HA	1:143:A:PRO:HB2	8	1.04
(2,988)	1:160:A:PHE:HA	1:175:A:TYR:HA	1	1.04
(2,987)	1:160:B:PHE:HA	1:175:B:TYR:HA	1	1.04
(2,777)	1:147:A:GLU:H	1:147:A:GLU:HB3	6	1.04
(2,777)	1:147:A:GLU:H	1:147:A:GLU:HB3	8	1.04
(2,777)	1:147:A:GLU:H	1:147:A:GLU:HB3	10	1.04
(2,759)	1:168:B:THR:H	1:169:B:ASP:HB2	8	1.04
(2,370)	1:170:A:GLY:H	1:165:A:ASP:HB3	7	1.04
(2,369)	1:170:B:GLY:H	1:165:B:ASP:HB2	6	1.04
(2,2114)	1:163:A:PHE:HD1	1:149:A:ALA:HB1	2	1.03
(2,2114)	1:163:A:PHE:HD1	1:149:A:ALA:HB2	2	1.03
(2,2114)	1:163:A:PHE:HD1	1:149:A:ALA:HB3	2	1.03
(2,2114)	1:163:A:PHE:HD2	1:149:A:ALA:HB1	2	1.03
(2,2114)	1:163:A:PHE:HD2	1:149:A:ALA:HB2	2	1.03
(2,2114)	1:163:A:PHE:HD2	1:149:A:ALA:HB3	2	1.03
(2,2113)	1:163:B:PHE:HD1	1:149:B:ALA:HB1	10	1.03
(2,2113)	1:163:B:PHE:HD1	1:149:B:ALA:HB2	10	1.03
(2,2113)	1:163:B:PHE:HD1	1:149:B:ALA:HB3	10	1.03
(2,2113)	1:163:B:PHE:HD2	1:149:B:ALA:HB1	10	1.03
(2,2113)	1:163:B:PHE:HD2	1:149:B:ALA:HB2	10	1.03
(2,2113)	1:163:B:PHE:HD2	1:149:B:ALA:HB3	10	1.03
(2,1938)	1:174:B:VAL:HG21	1:161:B:PHE:HB2	1	1.03

Continued on next page...

Continued from previous page...

Key	Atom-1	Atom-2	Model ID	Violation (Å)
(2,1938)	1:174:B:VAL:HG22	1:161:B:PHE:HB2	1	1.03
(2,1938)	1:174:B:VAL:HG23	1:161:B:PHE:HB2	1	1.03
(2,1938)	1:174:B:VAL:HG21	1:161:B:PHE:HB2	10	1.03
(2,1938)	1:174:B:VAL:HG22	1:161:B:PHE:HB2	10	1.03
(2,1938)	1:174:B:VAL:HG23	1:161:B:PHE:HB2	10	1.03
(2,1866)	1:150:A:VAL:HG21	1:151:A:LEU:HB3	1	1.03
(2,1866)	1:150:A:VAL:HG22	1:151:A:LEU:HB3	1	1.03
(2,1866)	1:150:A:VAL:HG23	1:151:A:LEU:HB3	1	1.03
(2,1855)	1:148:B:GLU:HG3	1:147:B:GLU:HG3	1	1.03
(2,1678)	1:173:B:ILE:HG13	1:173:B:ILE:HA	10	1.03
(2,1677)	1:173:A:ILE:HG13	1:173:A:ILE:HA	6	1.03
(2,1618)	1:148:A:GLU:HG3	1:145:A:ASP:HB2	5	1.03
(2,1578)	1:185:A:ILE:HB	1:185:A:ILE:HA	3	1.03
(2,1577)	1:185:B:ILE:HB	1:185:B:ILE:HA	3	1.03
(2,1458)	1:136:B:SER:HB2	1:135:B:ARG:HA	1	1.03
(2,1439)	1:178:A:LYS:HA	1:178:A:LYS:HD2	7	1.03
(2,1432)	1:164:B:THR:HA	1:164:B:THR:HB	5	1.03
(2,1431)	1:164:A:THR:HA	1:164:A:THR:HB	5	1.03
(2,1420)	1:176:A:ARG:HA	1:182:A:TYR:HD1	4	1.03
(2,1420)	1:176:A:ARG:HA	1:182:A:TYR:HD2	4	1.03
(2,1419)	1:176:B:ARG:HA	1:182:B:TYR:HD1	4	1.03
(2,1419)	1:176:B:ARG:HA	1:182:B:TYR:HD2	4	1.03
(2,1310)	1:164:A:THR:HB	1:164:A:THR:HA	5	1.03
(2,1309)	1:164:B:THR:HB	1:164:B:THR:HA	5	1.03
(2,1171)	1:166:A:ARG:HA	1:143:A:PRO:HB2	7	1.03
(2,1030)	1:173:B:ILE:HA	1:173:B:ILE:HG13	10	1.03
(2,1029)	1:173:A:ILE:HA	1:173:A:ILE:HG13	6	1.03
(2,986)	1:175:B:TYR:HA	1:160:B:PHE:HA	10	1.03
(2,985)	1:175:A:TYR:HA	1:160:A:PHE:HA	10	1.03
(2,926)	1:135:B:ARG:H	1:184:A:LEU:HD21	10	1.03
(2,926)	1:135:B:ARG:H	1:184:A:LEU:HD22	10	1.03
(2,926)	1:135:B:ARG:H	1:184:A:LEU:HD23	10	1.03
(2,2151)	1:135:A:ARG:HA	1:136:A:SER:HB3	9	1.02
(2,2114)	1:163:A:PHE:HD1	1:149:A:ALA:HB1	7	1.02
(2,2114)	1:163:A:PHE:HD1	1:149:A:ALA:HB2	7	1.02
(2,2114)	1:163:A:PHE:HD1	1:149:A:ALA:HB3	7	1.02
(2,2114)	1:163:A:PHE:HD2	1:149:A:ALA:HB1	7	1.02
(2,2114)	1:163:A:PHE:HD2	1:149:A:ALA:HB2	7	1.02
(2,2114)	1:163:A:PHE:HD2	1:149:A:ALA:HB3	7	1.02
(2,2113)	1:163:B:PHE:HD1	1:149:B:ALA:HB1	4	1.02
(2,2113)	1:163:B:PHE:HD1	1:149:B:ALA:HB2	4	1.02
(2,2113)	1:163:B:PHE:HD1	1:149:B:ALA:HB3	4	1.02

Continued on next page...

Continued from previous page...

Key	Atom-1	Atom-2	Model ID	Violation (Å)
(2,2113)	1:163:B:PHE:HD2	1:149:B:ALA:HB1	4	1.02
(2,2113)	1:163:B:PHE:HD2	1:149:B:ALA:HB2	4	1.02
(2,2113)	1:163:B:PHE:HD2	1:149:B:ALA:HB3	4	1.02
(2,2011)	1:135:A:ARG:HA	1:136:A:SER:HB3	9	1.02
(2,1826)	1:137:B:LYS:HB3	1:138:B:GLU:HA	6	1.02
(2,1578)	1:185:A:ILE:HB	1:185:A:ILE:HA	1	1.02
(2,1577)	1:185:B:ILE:HB	1:185:B:ILE:HA	1	1.02
(2,1567)	1:175:A:TYR:HB3	1:175:A:TYR:H	1	1.02
(2,1567)	1:175:A:TYR:HB3	1:175:A:TYR:H	7	1.02
(2,1171)	1:166:A:ARG:HA	1:143:A:PRO:HB2	2	1.02
(2,988)	1:160:A:PHE:HA	1:175:A:TYR:HA	2	1.02
(2,986)	1:175:B:TYR:HA	1:160:B:PHE:HA	6	1.02
(2,985)	1:175:A:TYR:HA	1:160:A:PHE:HA	6	1.02
(2,777)	1:147:A:GLU:H	1:147:A:GLU:HB3	4	1.02
(2,776)	1:163:B:PHE:H	1:172:B:SER:HB2	10	1.02
(2,775)	1:163:A:PHE:H	1:172:A:SER:HB2	10	1.02
(2,758)	1:169:A:ASP:H	1:165:A:ASP:HB3	10	1.02
(2,392)	1:176:A:ARG:H	1:159:A:ASP:HB2	8	1.02
(2,370)	1:170:A:GLY:H	1:165:A:ASP:HB3	9	1.02
(2,2114)	1:163:A:PHE:HD1	1:149:A:ALA:HB1	1	1.01
(2,2114)	1:163:A:PHE:HD1	1:149:A:ALA:HB2	1	1.01
(2,2114)	1:163:A:PHE:HD1	1:149:A:ALA:HB3	1	1.01
(2,2114)	1:163:A:PHE:HD2	1:149:A:ALA:HB1	1	1.01
(2,2114)	1:163:A:PHE:HD2	1:149:A:ALA:HB2	1	1.01
(2,2114)	1:163:A:PHE:HD2	1:149:A:ALA:HB3	1	1.01
(2,2107)	1:163:A:PHE:HD1	1:143:A:PRO:HB2	2	1.01
(2,2107)	1:163:A:PHE:HD2	1:143:A:PRO:HB2	2	1.01
(2,2098)	1:182:B:TYR:HD1	1:177:B:ARG:HB3	4	1.01
(2,2098)	1:182:B:TYR:HD2	1:177:B:ARG:HB3	4	1.01
(2,2076)	1:139:A:PHE:HD1	1:139:A:PHE:HA	5	1.01
(2,2076)	1:139:A:PHE:HD2	1:139:A:PHE:HA	5	1.01
(2,2075)	1:139:B:PHE:HD1	1:139:B:PHE:HA	5	1.01
(2,2075)	1:139:B:PHE:HD2	1:139:B:PHE:HA	5	1.01
(2,1951)	1:176:A:ARG:HB3	1:176:A:ARG:HD3	8	1.01
(2,1865)	1:150:B:VAL:HG21	1:151:B:LEU:HB3	1	1.01
(2,1865)	1:150:B:VAL:HG22	1:151:B:LEU:HB3	1	1.01
(2,1865)	1:150:B:VAL:HG23	1:151:B:LEU:HB3	1	1.01
(2,1818)	1:135:A:ARG:HD2	1:134:A:ILE:HG21	8	1.01
(2,1818)	1:135:A:ARG:HD2	1:134:A:ILE:HG22	8	1.01
(2,1818)	1:135:A:ARG:HD2	1:134:A:ILE:HG23	8	1.01
(2,1804)	1:132:A:GLU:HB2	1:133:A:ILE:HA	9	1.01
(2,1618)	1:148:A:GLU:HG3	1:145:A:ASP:HB2	3	1.01

Continued on next page...

Continued from previous page...

Key	Atom-1	Atom-2	Model ID	Violation (Å)
(2,1596)	1:139:B:PHE:HB3	1:141:B:LEU:HD21	8	1.01
(2,1596)	1:139:B:PHE:HB3	1:141:B:LEU:HD22	8	1.01
(2,1596)	1:139:B:PHE:HB3	1:141:B:LEU:HD23	8	1.01
(2,1457)	1:136:A:SER:HB3	1:135:A:ARG:HA	7	1.01
(2,1439)	1:178:A:LYS:HA	1:178:A:LYS:HD2	8	1.01
(2,1420)	1:176:A:ARG:HA	1:182:A:TYR:HD1	2	1.01
(2,1420)	1:176:A:ARG:HA	1:182:A:TYR:HD2	2	1.01
(2,1419)	1:176:B:ARG:HA	1:182:B:TYR:HD1	2	1.01
(2,1419)	1:176:B:ARG:HA	1:182:B:TYR:HD2	2	1.01
(2,1044)	1:184:A:LEU:HA	1:184:A:LEU:HD21	7	1.01
(2,1044)	1:184:A:LEU:HA	1:184:A:LEU:HD22	7	1.01
(2,1044)	1:184:A:LEU:HA	1:184:A:LEU:HD23	7	1.01
(2,1020)	1:145:A:ASP:HA	1:148:A:GLU:HB3	10	1.01
(2,988)	1:160:A:PHE:HA	1:175:A:TYR:HA	3	1.01
(2,987)	1:160:B:PHE:HA	1:175:B:TYR:HA	2	1.01
(2,987)	1:160:B:PHE:HA	1:175:B:TYR:HA	3	1.01
(2,917)	1:134:A:ILE:H	1:183:B:GLY:HA3	10	1.01
(2,777)	1:147:A:GLU:H	1:147:A:GLU:HB3	1	1.01
(2,777)	1:147:A:GLU:H	1:147:A:GLU:HB3	2	1.01
(2,777)	1:147:A:GLU:H	1:147:A:GLU:HB3	5	1.01
(2,777)	1:147:A:GLU:H	1:147:A:GLU:HB3	7	1.01
(2,2113)	1:163:B:PHE:HD1	1:149:B:ALA:HB1	5	1.0
(2,2113)	1:163:B:PHE:HD1	1:149:B:ALA:HB2	5	1.0
(2,2113)	1:163:B:PHE:HD1	1:149:B:ALA:HB3	5	1.0
(2,2113)	1:163:B:PHE:HD2	1:149:B:ALA:HB1	5	1.0
(2,2113)	1:163:B:PHE:HD2	1:149:B:ALA:HB2	5	1.0
(2,2113)	1:163:B:PHE:HD2	1:149:B:ALA:HB3	5	1.0
(2,2107)	1:163:A:PHE:HD1	1:143:A:PRO:HB2	1	1.0
(2,2107)	1:163:A:PHE:HD2	1:143:A:PRO:HB2	1	1.0
(2,1903)	1:164:A:THR:HG1	1:165:A:ASP:HB2	4	1.0
(2,1825)	1:137:A:LYS:HB3	1:138:A:GLU:HA	6	1.0
(2,1817)	1:135:B:ARG:HD2	1:134:B:ILE:HG21	8	1.0
(2,1817)	1:135:B:ARG:HD2	1:134:B:ILE:HG22	8	1.0
(2,1817)	1:135:B:ARG:HD2	1:134:B:ILE:HG23	8	1.0
(2,1678)	1:173:B:ILE:HG13	1:173:B:ILE:HA	6	1.0
(2,1567)	1:175:A:TYR:HB3	1:175:A:TYR:H	10	1.0
(2,1545)	1:145:B:ASP:HB3	1:148:B:GLU:HB3	8	1.0
(2,1544)	1:145:A:ASP:HB3	1:148:A:GLU:HB3	3	1.0
(2,1526)	1:175:B:TYR:HB3	1:175:B:TYR:H	9	1.0
(2,1312)	1:171:B:THR:HB	1:171:B:THR:HA	4	1.0
(2,1311)	1:171:A:THR:HB	1:171:A:THR:HA	4	1.0
(2,1030)	1:173:B:ILE:HA	1:173:B:ILE:HG13	6	1.0

Continued on next page...

Continued from previous page...

Key	Atom-1	Atom-2	Model ID	Violation (Å)
(2,1020)	1:145:A:ASP:HA	1:148:A:GLU:HB3	8	1.0
(2,777)	1:147:A:GLU:H	1:147:A:GLU:HB3	3	1.0
(2,419)	1:134:B:ILE:H	1:183:A:GLY:HA3	10	1.0
(2,368)	1:144:B:MET:H	1:163:B:PHE:HB3	2	1.0
(2,2113)	1:163:B:PHE:HD1	1:149:B:ALA:HB1	2	0.99
(2,2113)	1:163:B:PHE:HD1	1:149:B:ALA:HB2	2	0.99
(2,2113)	1:163:B:PHE:HD1	1:149:B:ALA:HB3	2	0.99
(2,2113)	1:163:B:PHE:HD2	1:149:B:ALA:HB1	2	0.99
(2,2113)	1:163:B:PHE:HD2	1:149:B:ALA:HB2	2	0.99
(2,2113)	1:163:B:PHE:HD2	1:149:B:ALA:HB3	2	0.99
(2,1938)	1:174:B:VAL:HG21	1:161:B:PHE:HB2	3	0.99
(2,1938)	1:174:B:VAL:HG22	1:161:B:PHE:HB2	3	0.99
(2,1938)	1:174:B:VAL:HG23	1:161:B:PHE:HB2	3	0.99
(2,1788)	1:131:B:ILE:HA	1:132:B:GLU:HB3	2	0.99
(2,1420)	1:176:A:ARG:HA	1:182:A:TYR:HD1	10	0.99
(2,1420)	1:176:A:ARG:HA	1:182:A:TYR:HD2	10	0.99
(2,1419)	1:176:B:ARG:HA	1:182:B:TYR:HD1	10	0.99
(2,1419)	1:176:B:ARG:HA	1:182:B:TYR:HD2	10	0.99
(2,1312)	1:171:B:THR:HB	1:171:B:THR:HA	5	0.99
(2,1311)	1:171:A:THR:HB	1:171:A:THR:HA	5	0.99
(2,760)	1:168:A:THR:H	1:169:A:ASP:HB3	5	0.99
(2,759)	1:168:B:THR:H	1:169:B:ASP:HB2	10	0.99
(2,620)	1:155:B:LEU:H	1:151:B:LEU:HD21	3	0.99
(2,620)	1:155:B:LEU:H	1:151:B:LEU:HD22	3	0.99
(2,620)	1:155:B:LEU:H	1:151:B:LEU:HD23	3	0.99
(2,2151)	1:135:A:ARG:HA	1:136:A:SER:HB3	3	0.98
(2,2011)	1:135:A:ARG:HA	1:136:A:SER:HB3	3	0.98
(2,1908)	1:166:A:ARG:HG2	1:145:A:ASP:HA	2	0.98
(2,1908)	1:166:A:ARG:HG2	1:145:A:ASP:HA	7	0.98
(2,1908)	1:166:A:ARG:HG2	1:145:A:ASP:HA	9	0.98
(2,1908)	1:166:A:ARG:HG2	1:145:A:ASP:HA	10	0.98
(2,1907)	1:166:B:ARG:HG2	1:145:B:ASP:HA	2	0.98
(2,1907)	1:166:B:ARG:HG2	1:145:B:ASP:HA	7	0.98
(2,1907)	1:166:B:ARG:HG2	1:145:B:ASP:HA	10	0.98
(2,1905)	1:166:B:ARG:HG2	1:145:B:ASP:H	9	0.98
(2,1790)	1:131:B:ILE:HB	1:181:A:LYS:HD2	8	0.98
(2,1788)	1:131:B:ILE:HA	1:132:B:GLU:HB3	5	0.98
(2,1678)	1:173:B:ILE:HG13	1:173:B:ILE:HA	8	0.98
(2,1677)	1:173:A:ILE:HG13	1:173:A:ILE:HA	8	0.98
(2,1567)	1:175:A:TYR:HB3	1:175:A:TYR:H	3	0.98
(2,1567)	1:175:A:TYR:HB3	1:175:A:TYR:H	6	0.98
(2,1432)	1:164:B:THR:HA	1:164:B:THR:HB	1	0.98

Continued on next page...

Continued from previous page...

Key	Atom-1	Atom-2	Model ID	Violation (Å)
(2,1431)	1:164:A:THR:HA	1:164:A:THR:HB	1	0.98
(2,1310)	1:164:A:THR:HB	1:164:A:THR:HA	1	0.98
(2,1309)	1:164:B:THR:HB	1:164:B:THR:HA	1	0.98
(2,1066)	1:174:B:VAL:HG21	1:163:B:PHE:HD1	9	0.98
(2,1066)	1:174:B:VAL:HG21	1:163:B:PHE:HD2	9	0.98
(2,1066)	1:174:B:VAL:HG22	1:163:B:PHE:HD1	9	0.98
(2,1066)	1:174:B:VAL:HG22	1:163:B:PHE:HD2	9	0.98
(2,1066)	1:174:B:VAL:HG23	1:163:B:PHE:HD1	9	0.98
(2,1066)	1:174:B:VAL:HG23	1:163:B:PHE:HD2	9	0.98
(2,1065)	1:174:A:VAL:HG21	1:163:A:PHE:HD1	9	0.98
(2,1065)	1:174:A:VAL:HG21	1:163:A:PHE:HD2	9	0.98
(2,1065)	1:174:A:VAL:HG22	1:163:A:PHE:HD1	9	0.98
(2,1065)	1:174:A:VAL:HG22	1:163:A:PHE:HD2	9	0.98
(2,1065)	1:174:A:VAL:HG23	1:163:A:PHE:HD1	9	0.98
(2,1065)	1:174:A:VAL:HG23	1:163:A:PHE:HD2	9	0.98
(2,1030)	1:173:B:ILE:HA	1:173:B:ILE:HG13	8	0.98
(2,1029)	1:173:A:ILE:HA	1:173:A:ILE:HG13	8	0.98
(2,986)	1:175:B:TYR:HA	1:160:B:PHE:HA	7	0.98
(2,985)	1:175:A:TYR:HA	1:160:A:PHE:HA	7	0.98
(2,933)	1:181:B:LYS:H	1:181:B:LYS:HD3	6	0.98
(2,777)	1:147:A:GLU:H	1:147:A:GLU:HB3	9	0.98
(2,608)	1:185:A:ILE:H	1:184:A:LEU:HD21	4	0.98
(2,608)	1:185:A:ILE:H	1:184:A:LEU:HD22	4	0.98
(2,608)	1:185:A:ILE:H	1:184:A:LEU:HD23	4	0.98
(2,470)	1:170:A:GLY:H	1:165:A:ASP:HB2	10	0.98
(2,367)	1:144:A:MET:H	1:163:A:PHE:HB3	2	0.98
(2,2152)	1:135:B:ARG:HA	1:136:B:SER:HB2	5	0.97
(2,2113)	1:163:B:PHE:HD1	1:149:B:ALA:HB1	1	0.97
(2,2113)	1:163:B:PHE:HD1	1:149:B:ALA:HB2	1	0.97
(2,2113)	1:163:B:PHE:HD1	1:149:B:ALA:HB3	1	0.97
(2,2113)	1:163:B:PHE:HD2	1:149:B:ALA:HB1	1	0.97
(2,2113)	1:163:B:PHE:HD2	1:149:B:ALA:HB2	1	0.97
(2,2113)	1:163:B:PHE:HD2	1:149:B:ALA:HB3	1	0.97
(2,2012)	1:135:B:ARG:HA	1:136:B:SER:HB2	5	0.97
(2,1968)	1:178:A:LYS:HE3	1:178:A:LYS:HA	3	0.97
(2,1967)	1:178:B:LYS:HE3	1:178:B:LYS:HA	3	0.97
(2,1907)	1:166:B:ARG:HG2	1:145:B:ASP:HA	9	0.97
(2,1906)	1:166:A:ARG:HG2	1:145:A:ASP:H	9	0.97
(2,1888)	1:159:B:ASP:HB3	1:176:B:ARG:HB2	8	0.97
(2,1790)	1:131:B:ILE:HB	1:181:A:LYS:HD2	7	0.97
(2,1684)	1:173:A:ILE:HG12	1:173:A:ILE:HA	3	0.97
(2,1618)	1:148:A:GLU:HG3	1:145:A:ASP:HB2	6	0.97

Continued on next page...

Continued from previous page...

Key	Atom-1	Atom-2	Model ID	Violation (Å)
(2,1608)	1:154:B:ASN:HB2	1:151:B:LEU:HA	6	0.97
(2,1607)	1:154:A:ASN:HB2	1:151:A:LEU:HA	6	0.97
(2,1562)	1:175:B:TYR:HB2	1:175:B:TYR:HA	8	0.97
(2,1044)	1:184:A:LEU:HA	1:184:A:LEU:HD21	5	0.97
(2,1044)	1:184:A:LEU:HA	1:184:A:LEU:HD22	5	0.97
(2,1044)	1:184:A:LEU:HA	1:184:A:LEU:HD23	5	0.97
(2,1020)	1:145:A:ASP:HA	1:148:A:GLU:HB3	7	0.97
(2,986)	1:175:B:TYR:HA	1:160:B:PHE:HA	4	0.97
(2,986)	1:175:B:TYR:HA	1:160:B:PHE:HA	8	0.97
(2,985)	1:175:A:TYR:HA	1:160:A:PHE:HA	4	0.97
(2,985)	1:175:A:TYR:HA	1:160:A:PHE:HA	8	0.97
(2,956)	1:186:A:GLN:H	1:137:B:LYS:HB2	3	0.97
(2,933)	1:181:B:LYS:H	1:181:B:LYS:HD3	8	0.97
(2,545)	1:133:A:ILE:H	1:181:B:LYS:HD3	2	0.97
(2,488)	1:175:B:TYR:H	1:174:B:VAL:HB	3	0.97
(2,487)	1:175:A:TYR:H	1:174:A:VAL:HB	3	0.97
(2,2184)	1:173:B:ILE:HA	1:162:B:VAL:HA	2	0.96
(2,2183)	1:173:A:ILE:HA	1:162:A:VAL:HA	2	0.96
(2,2044)	1:173:B:ILE:HA	1:162:B:VAL:HA	2	0.96
(2,2043)	1:173:A:ILE:HA	1:162:A:VAL:HA	2	0.96
(2,1962)	1:176:A:ARG:HG2	1:178:A:LYS:HB2	6	0.96
(2,1952)	1:176:B:ARG:HB2	1:176:B:ARG:HD2	7	0.96
(2,1952)	1:176:B:ARG:HB2	1:176:B:ARG:HD2	9	0.96
(2,1908)	1:166:A:ARG:HG2	1:145:A:ASP:HA	6	0.96
(2,1907)	1:166:B:ARG:HG2	1:145:B:ASP:HA	6	0.96
(2,1866)	1:150:A:VAL:HG21	1:151:A:LEU:HB3	10	0.96
(2,1866)	1:150:A:VAL:HG22	1:151:A:LEU:HB3	10	0.96
(2,1866)	1:150:A:VAL:HG23	1:151:A:LEU:HB3	10	0.96
(2,1578)	1:185:A:ILE:HB	1:185:A:ILE:HA	2	0.96
(2,1577)	1:185:B:ILE:HB	1:185:B:ILE:HA	2	0.96
(2,1562)	1:175:B:TYR:HB2	1:175:B:TYR:HA	5	0.96
(2,1562)	1:175:B:TYR:HB2	1:175:B:TYR:HA	6	0.96
(2,1562)	1:175:B:TYR:HB2	1:175:B:TYR:HA	9	0.96
(2,1539)	1:161:B:PHE:HB3	1:174:B:VAL:HG11	9	0.96
(2,1539)	1:161:B:PHE:HB3	1:174:B:VAL:HG12	9	0.96
(2,1539)	1:161:B:PHE:HB3	1:174:B:VAL:HG13	9	0.96
(2,1538)	1:161:A:PHE:HB3	1:174:A:VAL:HG11	4	0.96
(2,1538)	1:161:A:PHE:HB3	1:174:A:VAL:HG12	4	0.96
(2,1538)	1:161:A:PHE:HB3	1:174:A:VAL:HG13	4	0.96
(2,1532)	1:184:A:LEU:HB3	1:184:A:LEU:HD11	7	0.96
(2,1532)	1:184:A:LEU:HB3	1:184:A:LEU:HD12	7	0.96
(2,1532)	1:184:A:LEU:HB3	1:184:A:LEU:HD13	7	0.96

Continued on next page...

Continued from previous page...

Key	Atom-1	Atom-2	Model ID	Violation (Å)
(2,1432)	1:164:B:THR:HA	1:164:B:THR:HB	2	0.96
(2,1420)	1:176:A:ARG:HA	1:182:A:TYR:HD1	1	0.96
(2,1420)	1:176:A:ARG:HA	1:182:A:TYR:HD2	1	0.96
(2,1419)	1:176:B:ARG:HA	1:182:B:TYR:HD1	1	0.96
(2,1419)	1:176:B:ARG:HA	1:182:B:TYR:HD2	1	0.96
(2,1330)	1:176:A:ARG:HD3	1:159:A:ASP:HA	8	0.96
(2,1309)	1:164:B:THR:HB	1:164:B:THR:HA	2	0.96
(2,1207)	1:150:B:VAL:HG11	1:153:B:MET:HB3	1	0.96
(2,1207)	1:150:B:VAL:HG12	1:153:B:MET:HB3	1	0.96
(2,1207)	1:150:B:VAL:HG13	1:153:B:MET:HB3	1	0.96
(2,1020)	1:145:A:ASP:HA	1:148:A:GLU:HB3	3	0.96
(2,1020)	1:145:A:ASP:HA	1:148:A:GLU:HB3	6	0.96
(2,986)	1:175:B:TYR:HA	1:160:B:PHE:HA	9	0.96
(2,985)	1:175:A:TYR:HA	1:160:A:PHE:HA	9	0.96
(2,955)	1:186:B:GLN:H	1:137:A:LYS:HB2	3	0.96
(2,933)	1:181:B:LYS:H	1:181:B:LYS:HD3	4	0.96
(2,899)	1:164:B:THR:H	1:144:B:MET:HG3	3	0.96
(2,608)	1:185:A:ILE:H	1:184:A:LEU:HD21	6	0.96
(2,608)	1:185:A:ILE:H	1:184:A:LEU:HD22	6	0.96
(2,608)	1:185:A:ILE:H	1:184:A:LEU:HD23	6	0.96
(2,368)	1:144:B:MET:H	1:163:B:PHE:HB3	4	0.96
(2,1962)	1:176:A:ARG:HG2	1:178:A:LYS:HB2	9	0.95
(2,1951)	1:176:A:ARG:HB3	1:176:A:ARG:HD3	6	0.95
(2,1888)	1:159:B:ASP:HB3	1:176:B:ARG:HB2	10	0.95
(2,1879)	1:152:A:GLN:HG2	1:151:A:LEU:HD21	10	0.95
(2,1879)	1:152:A:GLN:HG2	1:151:A:LEU:HD22	10	0.95
(2,1879)	1:152:A:GLN:HG2	1:151:A:LEU:HD23	10	0.95
(2,1683)	1:173:B:ILE:HG12	1:173:B:ILE:HA	1	0.95
(2,1683)	1:173:B:ILE:HG12	1:173:B:ILE:HA	3	0.95
(2,1678)	1:173:B:ILE:HG13	1:173:B:ILE:HA	9	0.95
(2,1677)	1:173:A:ILE:HG13	1:173:A:ILE:HA	9	0.95
(2,1618)	1:148:A:GLU:HG3	1:145:A:ASP:HB2	7	0.95
(2,1562)	1:175:B:TYR:HB2	1:175:B:TYR:HA	2	0.95
(2,1562)	1:175:B:TYR:HB2	1:175:B:TYR:HA	4	0.95
(2,1562)	1:175:B:TYR:HB2	1:175:B:TYR:HA	7	0.95
(2,1562)	1:175:B:TYR:HB2	1:175:B:TYR:HA	10	0.95
(2,1532)	1:184:A:LEU:HB3	1:184:A:LEU:HD11	8	0.95
(2,1532)	1:184:A:LEU:HB3	1:184:A:LEU:HD12	8	0.95
(2,1532)	1:184:A:LEU:HB3	1:184:A:LEU:HD13	8	0.95
(2,1431)	1:164:A:THR:HA	1:164:A:THR:HB	2	0.95
(2,1310)	1:164:A:THR:HB	1:164:A:THR:HA	2	0.95
(2,1030)	1:173:B:ILE:HA	1:173:B:ILE:HG13	9	0.95

Continued on next page...

Continued from previous page...

Key	Atom-1	Atom-2	Model ID	Violation (Å)
(2,1029)	1:173:A:ILE:HA	1:173:A:ILE:HG13	9	0.95
(2,1020)	1:145:A:ASP:HA	1:148:A:GLU:HB3	9	0.95
(2,986)	1:175:B:TYR:HA	1:160:B:PHE:HA	5	0.95
(2,985)	1:175:A:TYR:HA	1:160:A:PHE:HA	5	0.95
(2,608)	1:185:A:ILE:H	1:184:A:LEU:HD21	9	0.95
(2,608)	1:185:A:ILE:H	1:184:A:LEU:HD22	9	0.95
(2,608)	1:185:A:ILE:H	1:184:A:LEU:HD23	9	0.95
(2,488)	1:175:B:TYR:H	1:174:B:VAL:HB	1	0.95
(2,488)	1:175:B:TYR:H	1:174:B:VAL:HB	5	0.95
(2,487)	1:175:A:TYR:H	1:174:A:VAL:HB	1	0.95
(2,469)	1:170:B:GLY:H	1:165:B:ASP:HB3	5	0.95
(2,2186)	1:172:B:SER:HA	1:186:B:GLN:HA	4	0.94
(2,2185)	1:172:A:SER:HA	1:186:A:GLN:HA	4	0.94
(2,2110)	1:163:B:PHE:HD1	1:174:B:VAL:HG11	8	0.94
(2,2110)	1:163:B:PHE:HD1	1:174:B:VAL:HG12	8	0.94
(2,2110)	1:163:B:PHE:HD1	1:174:B:VAL:HG13	8	0.94
(2,2110)	1:163:B:PHE:HD2	1:174:B:VAL:HG11	8	0.94
(2,2110)	1:163:B:PHE:HD2	1:174:B:VAL:HG12	8	0.94
(2,2110)	1:163:B:PHE:HD2	1:174:B:VAL:HG13	8	0.94
(2,2109)	1:163:A:PHE:HD1	1:174:A:VAL:HG11	8	0.94
(2,2109)	1:163:A:PHE:HD1	1:174:A:VAL:HG12	8	0.94
(2,2109)	1:163:A:PHE:HD1	1:174:A:VAL:HG13	8	0.94
(2,2109)	1:163:A:PHE:HD2	1:174:A:VAL:HG11	8	0.94
(2,2109)	1:163:A:PHE:HD2	1:174:A:VAL:HG12	8	0.94
(2,2109)	1:163:A:PHE:HD2	1:174:A:VAL:HG13	8	0.94
(2,2046)	1:172:B:SER:HA	1:186:B:GLN:HA	4	0.94
(2,2045)	1:172:A:SER:HA	1:186:A:GLN:HA	4	0.94
(2,1905)	1:166:B:ARG:HG2	1:145:B:ASP:H	8	0.94
(2,1865)	1:150:B:VAL:HG21	1:151:B:LEU:HB3	10	0.94
(2,1865)	1:150:B:VAL:HG22	1:151:B:LEU:HB3	10	0.94
(2,1865)	1:150:B:VAL:HG23	1:151:B:LEU:HB3	10	0.94
(2,1790)	1:131:B:ILE:HB	1:181:A:LYS:HD2	4	0.94
(2,1788)	1:131:B:ILE:HA	1:132:B:GLU:HB3	9	0.94
(2,1684)	1:173:A:ILE:HG12	1:173:A:ILE:HA	1	0.94
(2,1678)	1:173:B:ILE:HG13	1:173:B:ILE:HA	7	0.94
(2,1677)	1:173:A:ILE:HG13	1:173:A:ILE:HA	7	0.94
(2,1562)	1:175:B:TYR:HB2	1:175:B:TYR:HA	1	0.94
(2,1562)	1:175:B:TYR:HB2	1:175:B:TYR:HA	3	0.94
(2,1439)	1:178:A:LYS:HA	1:178:A:LYS:HD2	5	0.94
(2,1207)	1:150:B:VAL:HG11	1:153:B:MET:HB3	2	0.94
(2,1207)	1:150:B:VAL:HG12	1:153:B:MET:HB3	2	0.94
(2,1207)	1:150:B:VAL:HG13	1:153:B:MET:HB3	2	0.94

Continued on next page...

Continued from previous page...

Key	Atom-1	Atom-2	Model ID	Violation (Å)
(2,1207)	1:150:B:VAL:HG11	1:153:B:MET:HB3	5	0.94
(2,1207)	1:150:B:VAL:HG12	1:153:B:MET:HB3	5	0.94
(2,1207)	1:150:B:VAL:HG13	1:153:B:MET:HB3	5	0.94
(2,1207)	1:150:B:VAL:HG11	1:153:B:MET:HB3	7	0.94
(2,1207)	1:150:B:VAL:HG12	1:153:B:MET:HB3	7	0.94
(2,1207)	1:150:B:VAL:HG13	1:153:B:MET:HB3	7	0.94
(2,1030)	1:173:B:ILE:HA	1:173:B:ILE:HG13	7	0.94
(2,1029)	1:173:A:ILE:HA	1:173:A:ILE:HG13	7	0.94
(2,1020)	1:145:A:ASP:HA	1:148:A:GLU:HB3	5	0.94
(2,986)	1:175:B:TYR:HA	1:160:B:PHE:HA	1	0.94
(2,985)	1:175:A:TYR:HA	1:160:A:PHE:HA	1	0.94
(2,766)	1:148:B:GLU:H	1:145:B:ASP:HB3	4	0.94
(2,488)	1:175:B:TYR:H	1:174:B:VAL:HB	2	0.94
(2,487)	1:175:A:TYR:H	1:174:A:VAL:HB	2	0.94
(2,487)	1:175:A:TYR:H	1:174:A:VAL:HB	5	0.94
(2,470)	1:170:A:GLY:H	1:165:A:ASP:HB2	6	0.94
(2,469)	1:170:B:GLY:H	1:165:B:ASP:HB3	7	0.94
(2,50)	1:165:B:ASP:H	1:170:B:GLY:H	4	0.94
(2,49)	1:165:A:ASP:H	1:170:A:GLY:H	4	0.94
(2,1952)	1:176:B:ARG:HB2	1:176:B:ARG:HD2	5	0.93
(2,1908)	1:166:A:ARG:HG2	1:145:A:ASP:HA	8	0.93
(2,1907)	1:166:B:ARG:HG2	1:145:B:ASP:HA	8	0.93
(2,1906)	1:166:A:ARG:HG2	1:145:A:ASP:H	8	0.93
(2,1866)	1:150:A:VAL:HG21	1:151:A:LEU:HB3	7	0.93
(2,1866)	1:150:A:VAL:HG22	1:151:A:LEU:HB3	7	0.93
(2,1866)	1:150:A:VAL:HG23	1:151:A:LEU:HB3	7	0.93
(2,1788)	1:131:B:ILE:HA	1:132:B:GLU:HB3	10	0.93
(2,1020)	1:145:A:ASP:HA	1:148:A:GLU:HB3	2	0.93
(2,1020)	1:145:A:ASP:HA	1:148:A:GLU:HB3	4	0.93
(2,519)	1:149:B:ALA:H	1:151:B:LEU:HB2	3	0.93
(2,367)	1:144:A:MET:H	1:163:A:PHE:HB3	4	0.93
(2,353)	1:161:B:PHE:H	1:175:B:TYR:HB3	5	0.93
(2,161)	1:166:B:ARG:H	1:143:B:PRO:HA	2	0.93
(2,1962)	1:176:A:ARG:HG2	1:178:A:LYS:HB2	8	0.92
(2,1926)	1:173:A:ILE:HD11	1:160:A:PHE:HD1	2	0.92
(2,1926)	1:173:A:ILE:HD11	1:160:A:PHE:HD2	2	0.92
(2,1926)	1:173:A:ILE:HD12	1:160:A:PHE:HD1	2	0.92
(2,1926)	1:173:A:ILE:HD12	1:160:A:PHE:HD2	2	0.92
(2,1926)	1:173:A:ILE:HD13	1:160:A:PHE:HD1	2	0.92
(2,1926)	1:173:A:ILE:HD13	1:160:A:PHE:HD2	2	0.92
(2,1925)	1:173:B:ILE:HD11	1:160:B:PHE:HD1	2	0.92
(2,1925)	1:173:B:ILE:HD11	1:160:B:PHE:HD2	2	0.92

Continued on next page...

Continued from previous page...

Key	Atom-1	Atom-2	Model ID	Violation (Å)
(2,1925)	1:173:B:ILE:HD12	1:160:B:PHE:HD1	2	0.92
(2,1925)	1:173:B:ILE:HD12	1:160:B:PHE:HD2	2	0.92
(2,1925)	1:173:B:ILE:HD13	1:160:B:PHE:HD1	2	0.92
(2,1925)	1:173:B:ILE:HD13	1:160:B:PHE:HD2	2	0.92
(2,1866)	1:150:A:VAL:HG21	1:151:A:LEU:HB3	2	0.92
(2,1866)	1:150:A:VAL:HG22	1:151:A:LEU:HB3	2	0.92
(2,1866)	1:150:A:VAL:HG23	1:151:A:LEU:HB3	2	0.92
(2,1574)	1:160:A:PHE:HB2	1:160:A:PHE:HA	6	0.92
(2,1573)	1:160:B:PHE:HB2	1:160:B:PHE:HA	6	0.92
(2,1066)	1:174:B:VAL:HG21	1:163:B:PHE:HD1	4	0.92
(2,1066)	1:174:B:VAL:HG21	1:163:B:PHE:HD2	4	0.92
(2,1066)	1:174:B:VAL:HG22	1:163:B:PHE:HD1	4	0.92
(2,1066)	1:174:B:VAL:HG22	1:163:B:PHE:HD2	4	0.92
(2,1066)	1:174:B:VAL:HG23	1:163:B:PHE:HD1	4	0.92
(2,1066)	1:174:B:VAL:HG23	1:163:B:PHE:HD2	4	0.92
(2,1066)	1:174:B:VAL:HG21	1:163:B:PHE:HD1	6	0.92
(2,1066)	1:174:B:VAL:HG21	1:163:B:PHE:HD2	6	0.92
(2,1066)	1:174:B:VAL:HG22	1:163:B:PHE:HD1	6	0.92
(2,1066)	1:174:B:VAL:HG22	1:163:B:PHE:HD2	6	0.92
(2,1066)	1:174:B:VAL:HG23	1:163:B:PHE:HD1	6	0.92
(2,1066)	1:174:B:VAL:HG23	1:163:B:PHE:HD2	6	0.92
(2,1065)	1:174:A:VAL:HG21	1:163:A:PHE:HD1	4	0.92
(2,1065)	1:174:A:VAL:HG21	1:163:A:PHE:HD2	4	0.92
(2,1065)	1:174:A:VAL:HG22	1:163:A:PHE:HD1	4	0.92
(2,1065)	1:174:A:VAL:HG22	1:163:A:PHE:HD2	4	0.92
(2,1065)	1:174:A:VAL:HG23	1:163:A:PHE:HD1	4	0.92
(2,1065)	1:174:A:VAL:HG23	1:163:A:PHE:HD2	4	0.92
(2,1065)	1:174:A:VAL:HG21	1:163:A:PHE:HD1	6	0.92
(2,1065)	1:174:A:VAL:HG21	1:163:A:PHE:HD2	6	0.92
(2,1065)	1:174:A:VAL:HG22	1:163:A:PHE:HD1	6	0.92
(2,1065)	1:174:A:VAL:HG22	1:163:A:PHE:HD2	6	0.92
(2,1065)	1:174:A:VAL:HG23	1:163:A:PHE:HD1	6	0.92
(2,1065)	1:174:A:VAL:HG23	1:163:A:PHE:HD2	6	0.92
(2,1020)	1:145:A:ASP:HA	1:148:A:GLU:HB3	1	0.92
(2,985)	1:175:A:TYR:HA	1:160:A:PHE:HA	2	0.92
(2,955)	1:186:B:GLN:H	1:137:A:LYS:HB2	6	0.92
(2,620)	1:155:B:LEU:H	1:151:B:LEU:HD21	10	0.92
(2,620)	1:155:B:LEU:H	1:151:B:LEU:HD22	10	0.92
(2,620)	1:155:B:LEU:H	1:151:B:LEU:HD23	10	0.92
(2,469)	1:170:B:GLY:H	1:165:B:ASP:HB3	9	0.92
(2,1788)	1:131:B:ILE:HA	1:132:B:GLU:HB3	3	0.91
(2,1788)	1:131:B:ILE:HA	1:132:B:GLU:HB3	4	0.91

Continued on next page...

Continued from previous page...

Key	Atom-1	Atom-2	Model ID	Violation (Å)
(2,1788)	1:131:B:ILE:HA	1:132:B:GLU:HB3	8	0.91
(2,1766)	1:156:A:LEU:HD11	1:156:A:LEU:HA	2	0.91
(2,1766)	1:156:A:LEU:HD12	1:156:A:LEU:HA	2	0.91
(2,1766)	1:156:A:LEU:HD13	1:156:A:LEU:HA	2	0.91
(2,1766)	1:156:A:LEU:HD11	1:156:A:LEU:HA	3	0.91
(2,1766)	1:156:A:LEU:HD12	1:156:A:LEU:HA	3	0.91
(2,1766)	1:156:A:LEU:HD13	1:156:A:LEU:HA	3	0.91
(2,1766)	1:156:A:LEU:HD11	1:156:A:LEU:HA	6	0.91
(2,1766)	1:156:A:LEU:HD12	1:156:A:LEU:HA	6	0.91
(2,1766)	1:156:A:LEU:HD13	1:156:A:LEU:HA	6	0.91
(2,1765)	1:156:B:LEU:HD11	1:156:B:LEU:HA	3	0.91
(2,1765)	1:156:B:LEU:HD12	1:156:B:LEU:HA	3	0.91
(2,1765)	1:156:B:LEU:HD13	1:156:B:LEU:HA	3	0.91
(2,1765)	1:156:B:LEU:HD11	1:156:B:LEU:HA	6	0.91
(2,1765)	1:156:B:LEU:HD12	1:156:B:LEU:HA	6	0.91
(2,1765)	1:156:B:LEU:HD13	1:156:B:LEU:HA	6	0.91
(2,1684)	1:173:A:ILE:HG12	1:173:A:ILE:HA	5	0.91
(2,1618)	1:148:A:GLU:HG3	1:145:A:ASP:HB2	9	0.91
(2,1574)	1:160:A:PHE:HB2	1:160:A:PHE:HA	10	0.91
(2,1573)	1:160:B:PHE:HB2	1:160:B:PHE:HA	10	0.91
(2,1545)	1:145:B:ASP:HB3	1:148:B:GLU:HB3	6	0.91
(2,1526)	1:175:B:TYR:HB3	1:175:B:TYR:H	8	0.91
(2,986)	1:175:B:TYR:HA	1:160:B:PHE:HA	2	0.91
(2,986)	1:175:B:TYR:HA	1:160:B:PHE:HA	3	0.91
(2,985)	1:175:A:TYR:HA	1:160:A:PHE:HA	3	0.91
(2,972)	1:190:B:GLN:H	1:190:B:GLN:HG3	10	0.91
(2,933)	1:181:B:LYS:H	1:181:B:LYS:HD3	9	0.91
(2,620)	1:155:B:LEU:H	1:151:B:LEU:HD21	4	0.91
(2,620)	1:155:B:LEU:H	1:151:B:LEU:HD22	4	0.91
(2,620)	1:155:B:LEU:H	1:151:B:LEU:HD23	4	0.91
(2,519)	1:149:B:ALA:H	1:151:B:LEU:HB2	4	0.91
(2,519)	1:149:B:ALA:H	1:151:B:LEU:HB2	10	0.91
(2,488)	1:175:B:TYR:H	1:174:B:VAL:HB	10	0.91
(2,487)	1:175:A:TYR:H	1:174:A:VAL:HB	10	0.91
(2,162)	1:166:A:ARG:H	1:143:A:PRO:HA	2	0.91
(2,2152)	1:135:B:ARG:HA	1:136:B:SER:HB2	2	0.9
(2,2012)	1:135:B:ARG:HA	1:136:B:SER:HB2	2	0.9
(2,1804)	1:132:A:GLU:HB2	1:133:A:ILE:HA	3	0.9
(2,1788)	1:131:B:ILE:HA	1:132:B:GLU:HB3	7	0.9
(2,1766)	1:156:A:LEU:HD11	1:156:A:LEU:HA	7	0.9
(2,1766)	1:156:A:LEU:HD12	1:156:A:LEU:HA	7	0.9
(2,1766)	1:156:A:LEU:HD13	1:156:A:LEU:HA	7	0.9

Continued on next page...

Continued from previous page...

Key	Atom-1	Atom-2	Model ID	Violation (Å)
(2,1765)	1:156:B:LEU:HD11	1:156:B:LEU:HA	2	0.9
(2,1765)	1:156:B:LEU:HD12	1:156:B:LEU:HA	2	0.9
(2,1765)	1:156:B:LEU:HD13	1:156:B:LEU:HA	2	0.9
(2,1765)	1:156:B:LEU:HD11	1:156:B:LEU:HA	7	0.9
(2,1765)	1:156:B:LEU:HD12	1:156:B:LEU:HA	7	0.9
(2,1765)	1:156:B:LEU:HD13	1:156:B:LEU:HA	7	0.9
(2,1587)	1:182:A:TYR:HB2	1:182:A:TYR:HD1	1	0.9
(2,1587)	1:182:A:TYR:HB2	1:182:A:TYR:HD2	1	0.9
(2,1574)	1:160:A:PHE:HB2	1:160:A:PHE:HA	8	0.9
(2,1573)	1:160:B:PHE:HB2	1:160:B:PHE:HA	8	0.9
(2,1567)	1:175:A:TYR:HB3	1:175:A:TYR:H	9	0.9
(2,1544)	1:145:A:ASP:HB3	1:148:A:GLU:HB3	5	0.9
(2,1526)	1:175:B:TYR:HB3	1:175:B:TYR:H	4	0.9
(2,984)	1:184:A:LEU:HA	1:174:A:VAL:HA	8	0.9
(2,983)	1:184:B:LEU:HA	1:174:B:VAL:HA	8	0.9
(2,949)	1:184:A:LEU:H	1:136:B:SER:HB2	4	0.9
(2,926)	1:135:B:ARG:H	1:184:A:LEU:HD21	5	0.9
(2,926)	1:135:B:ARG:H	1:184:A:LEU:HD22	5	0.9
(2,926)	1:135:B:ARG:H	1:184:A:LEU:HD23	5	0.9
(2,608)	1:185:A:ILE:H	1:184:A:LEU:HD21	10	0.9
(2,608)	1:185:A:ILE:H	1:184:A:LEU:HD22	10	0.9
(2,608)	1:185:A:ILE:H	1:184:A:LEU:HD23	10	0.9
(2,520)	1:149:A:ALA:H	1:151:A:LEU:HB2	4	0.9
(2,520)	1:149:A:ALA:H	1:151:A:LEU:HB2	10	0.9
(2,366)	1:166:B:ARG:H	1:166:B:ARG:HD2	2	0.9
(2,1901)	1:164:A:THR:HG1	1:169:A:ASP:HB2	3	0.89
(2,1865)	1:150:B:VAL:HG21	1:151:B:LEU:HB3	7	0.89
(2,1865)	1:150:B:VAL:HG22	1:151:B:LEU:HB3	7	0.89
(2,1865)	1:150:B:VAL:HG23	1:151:B:LEU:HB3	7	0.89
(2,1825)	1:137:A:LYS:HB3	1:138:A:GLU:HA	5	0.89
(2,1788)	1:131:B:ILE:HA	1:132:B:GLU:HB3	6	0.89
(2,1766)	1:156:A:LEU:HD11	1:156:A:LEU:HA	5	0.89
(2,1766)	1:156:A:LEU:HD12	1:156:A:LEU:HA	5	0.89
(2,1766)	1:156:A:LEU:HD13	1:156:A:LEU:HA	5	0.89
(2,1766)	1:156:A:LEU:HD11	1:156:A:LEU:HA	10	0.89
(2,1766)	1:156:A:LEU:HD12	1:156:A:LEU:HA	10	0.89
(2,1766)	1:156:A:LEU:HD13	1:156:A:LEU:HA	10	0.89
(2,1765)	1:156:B:LEU:HD11	1:156:B:LEU:HA	4	0.89
(2,1765)	1:156:B:LEU:HD12	1:156:B:LEU:HA	4	0.89
(2,1765)	1:156:B:LEU:HD13	1:156:B:LEU:HA	4	0.89
(2,1765)	1:156:B:LEU:HD11	1:156:B:LEU:HA	10	0.89
(2,1765)	1:156:B:LEU:HD12	1:156:B:LEU:HA	10	0.89

Continued on next page...

Continued from previous page...

Key	Atom-1	Atom-2	Model ID	Violation (Å)
(2,1765)	1:156:B:LEU:HD13	1:156:B:LEU:HA	10	0.89
(2,1588)	1:182:B:TYR:HB2	1:182:B:TYR:HD1	1	0.89
(2,1588)	1:182:B:TYR:HB2	1:182:B:TYR:HD2	1	0.89
(2,1459)	1:143:A:PRO:HD2	1:164:A:THR:HG1	9	0.89
(2,1408)	1:171:A:THR:HA	1:171:A:THR:HB	7	0.89
(2,1407)	1:171:B:THR:HA	1:171:B:THR:HB	7	0.89
(2,1207)	1:150:B:VAL:HG11	1:153:B:MET:HB3	9	0.89
(2,1207)	1:150:B:VAL:HG12	1:153:B:MET:HB3	9	0.89
(2,1207)	1:150:B:VAL:HG13	1:153:B:MET:HB3	9	0.89
(2,516)	1:142:B:LYS:H	1:141:B:LEU:HB2	7	0.89
(2,515)	1:142:A:LYS:H	1:141:A:LEU:HB2	7	0.89
(2,488)	1:175:B:TYR:H	1:174:B:VAL:HB	7	0.89
(2,487)	1:175:A:TYR:H	1:174:A:VAL:HB	7	0.89
(2,483)	1:174:A:VAL:H	1:174:A:VAL:HB	7	0.89
(2,419)	1:134:B:ILE:H	1:183:A:GLY:HA3	1	0.89
(2,370)	1:170:A:GLY:H	1:165:A:ASP:HB3	8	0.89
(2,368)	1:144:B:MET:H	1:163:B:PHE:HB3	10	0.89
(2,118)	1:139:B:PHE:H	1:139:B:PHE:HD1	8	0.89
(2,118)	1:139:B:PHE:H	1:139:B:PHE:HD2	8	0.89
(2,117)	1:139:A:PHE:H	1:139:A:PHE:HD1	8	0.89
(2,117)	1:139:A:PHE:H	1:139:A:PHE:HD2	8	0.89
(2,2186)	1:172:B:SER:HA	1:186:B:GLN:HA	1	0.88
(2,2186)	1:172:B:SER:HA	1:186:B:GLN:HA	9	0.88
(2,2185)	1:172:A:SER:HA	1:186:A:GLN:HA	1	0.88
(2,2185)	1:172:A:SER:HA	1:186:A:GLN:HA	9	0.88
(2,2107)	1:163:A:PHE:HD1	1:143:A:PRO:HB2	4	0.88
(2,2107)	1:163:A:PHE:HD2	1:143:A:PRO:HB2	4	0.88
(2,2046)	1:172:B:SER:HA	1:186:B:GLN:HA	1	0.88
(2,2046)	1:172:B:SER:HA	1:186:B:GLN:HA	9	0.88
(2,2045)	1:172:A:SER:HA	1:186:A:GLN:HA	1	0.88
(2,2045)	1:172:A:SER:HA	1:186:A:GLN:HA	9	0.88
(2,1880)	1:152:B:GLN:HG2	1:151:B:LEU:HD11	2	0.88
(2,1880)	1:152:B:GLN:HG2	1:151:B:LEU:HD12	2	0.88
(2,1880)	1:152:B:GLN:HG2	1:151:B:LEU:HD13	2	0.88
(2,1879)	1:152:A:GLN:HG2	1:151:A:LEU:HD21	7	0.88
(2,1879)	1:152:A:GLN:HG2	1:151:A:LEU:HD22	7	0.88
(2,1879)	1:152:A:GLN:HG2	1:151:A:LEU:HD23	7	0.88
(2,1865)	1:150:B:VAL:HG21	1:151:B:LEU:HB3	2	0.88
(2,1865)	1:150:B:VAL:HG22	1:151:B:LEU:HB3	2	0.88
(2,1865)	1:150:B:VAL:HG23	1:151:B:LEU:HB3	2	0.88
(2,1833)	1:141:A:LEU:HB3	1:140:A:SER:H	2	0.88
(2,1766)	1:156:A:LEU:HD11	1:156:A:LEU:HA	1	0.88

Continued on next page...

Continued from previous page...

Key	Atom-1	Atom-2	Model ID	Violation (Å)
(2,1766)	1:156:A:LEU:HD12	1:156:A:LEU:HA	1	0.88
(2,1766)	1:156:A:LEU:HD13	1:156:A:LEU:HA	1	0.88
(2,1766)	1:156:A:LEU:HD11	1:156:A:LEU:HA	4	0.88
(2,1766)	1:156:A:LEU:HD12	1:156:A:LEU:HA	4	0.88
(2,1766)	1:156:A:LEU:HD13	1:156:A:LEU:HA	4	0.88
(2,1765)	1:156:B:LEU:HD11	1:156:B:LEU:HA	1	0.88
(2,1765)	1:156:B:LEU:HD12	1:156:B:LEU:HA	1	0.88
(2,1765)	1:156:B:LEU:HD13	1:156:B:LEU:HA	1	0.88
(2,1765)	1:156:B:LEU:HD11	1:156:B:LEU:HA	5	0.88
(2,1765)	1:156:B:LEU:HD12	1:156:B:LEU:HA	5	0.88
(2,1765)	1:156:B:LEU:HD13	1:156:B:LEU:HA	5	0.88
(2,1574)	1:160:A:PHE:HB2	1:160:A:PHE:HA	2	0.88
(2,1574)	1:160:A:PHE:HB2	1:160:A:PHE:HA	4	0.88
(2,1574)	1:160:A:PHE:HB2	1:160:A:PHE:HA	9	0.88
(2,1573)	1:160:B:PHE:HB2	1:160:B:PHE:HA	2	0.88
(2,1573)	1:160:B:PHE:HB2	1:160:B:PHE:HA	4	0.88
(2,1573)	1:160:B:PHE:HB2	1:160:B:PHE:HA	9	0.88
(2,1532)	1:184:A:LEU:HB3	1:184:A:LEU:HD11	6	0.88
(2,1532)	1:184:A:LEU:HB3	1:184:A:LEU:HD12	6	0.88
(2,1532)	1:184:A:LEU:HB3	1:184:A:LEU:HD13	6	0.88
(2,1430)	1:164:B:THR:HA	1:172:B:SER:H	2	0.88
(2,1429)	1:164:A:THR:HA	1:172:A:SER:H	2	0.88
(2,1207)	1:150:B:VAL:HG11	1:153:B:MET:HB3	3	0.88
(2,1207)	1:150:B:VAL:HG12	1:153:B:MET:HB3	3	0.88
(2,1207)	1:150:B:VAL:HG13	1:153:B:MET:HB3	3	0.88
(2,1207)	1:150:B:VAL:HG11	1:153:B:MET:HB3	6	0.88
(2,1207)	1:150:B:VAL:HG12	1:153:B:MET:HB3	6	0.88
(2,1207)	1:150:B:VAL:HG13	1:153:B:MET:HB3	6	0.88
(2,917)	1:134:A:ILE:H	1:183:B:GLY:HA3	1	0.88
(2,917)	1:134:A:ILE:H	1:183:B:GLY:HA3	7	0.88
(2,781)	1:179:A:ASP:H	1:178:A:LYS:HG2	1	0.88
(2,562)	1:158:B:HIS:H	1:156:B:LEU:HB2	9	0.88
(2,520)	1:149:A:ALA:H	1:151:A:LEU:HB2	6	0.88
(2,517)	1:176:B:ARG:H	1:176:B:ARG:HG3	10	0.88
(2,484)	1:174:B:VAL:H	1:174:B:VAL:HB	7	0.88
(2,1908)	1:166:A:ARG:HG2	1:145:A:ASP:HA	3	0.87
(2,1908)	1:166:A:ARG:HG2	1:145:A:ASP:HA	5	0.87
(2,1907)	1:166:B:ARG:HG2	1:145:B:ASP:HA	3	0.87
(2,1907)	1:166:B:ARG:HG2	1:145:B:ASP:HA	5	0.87
(2,1901)	1:164:A:THR:HG1	1:169:A:ASP:HB2	5	0.87
(2,1879)	1:152:A:GLN:HG2	1:151:A:LEU:HD21	4	0.87
(2,1879)	1:152:A:GLN:HG2	1:151:A:LEU:HD22	4	0.87

Continued on next page...

Continued from previous page...

Key	Atom-1	Atom-2	Model ID	Violation (Å)
(2,1879)	1:152:A:GLN:HG2	1:151:A:LEU:HD23	4	0.87
(2,1834)	1:141:B:LEU:HB3	1:140:B:SER:H	2	0.87
(2,1826)	1:137:B:LYS:HB3	1:138:B:GLU:HA	5	0.87
(2,1602)	1:154:B:ASN:HB3	1:153:B:MET:H	9	0.87
(2,1527)	1:175:A:TYR:HB2	1:175:A:TYR:HA	5	0.87
(2,1527)	1:175:A:TYR:HB2	1:175:A:TYR:HA	8	0.87
(2,956)	1:186:A:GLN:H	1:137:B:LYS:HB2	6	0.87
(2,775)	1:163:A:PHE:H	1:172:A:SER:HB2	3	0.87
(2,760)	1:168:A:THR:H	1:169:A:ASP:HB3	2	0.87
(2,561)	1:158:A:HIS:H	1:156:A:LEU:HB2	9	0.87
(2,546)	1:133:B:ILE:H	1:181:A:LYS:HD2	2	0.87
(2,519)	1:149:B:ALA:H	1:151:B:LEU:HB2	6	0.87
(2,517)	1:176:B:ARG:H	1:176:B:ARG:HG3	6	0.87
(2,419)	1:134:B:ILE:H	1:183:A:GLY:HA3	5	0.87
(2,397)	1:157:A:GLY:H	1:158:A:HIS:HB3	7	0.87
(2,367)	1:144:A:MET:H	1:163:A:PHE:HB3	10	0.87
(2,353)	1:161:B:PHE:H	1:175:B:TYR:HB3	8	0.87
(2,353)	1:161:B:PHE:H	1:175:B:TYR:HB3	9	0.87
(2,352)	1:157:B:GLY:H	1:158:B:HIS:HB3	7	0.87
(2,2186)	1:172:B:SER:HA	1:186:B:GLN:HA	3	0.86
(2,2185)	1:172:A:SER:HA	1:186:A:GLN:HA	3	0.86
(2,2046)	1:172:B:SER:HA	1:186:B:GLN:HA	3	0.86
(2,2045)	1:172:A:SER:HA	1:186:A:GLN:HA	3	0.86
(2,1704)	1:184:A:LEU:HD21	1:186:A:GLN:HG3	2	0.86
(2,1704)	1:184:A:LEU:HD22	1:186:A:GLN:HG3	2	0.86
(2,1704)	1:184:A:LEU:HD23	1:186:A:GLN:HG3	2	0.86
(2,1634)	1:186:B:GLN:HG2	1:186:B:GLN:HA	5	0.86
(2,1633)	1:186:A:GLN:HG2	1:186:A:GLN:HA	5	0.86
(2,1618)	1:148:A:GLU:HG3	1:145:A:ASP:HB2	8	0.86
(2,1602)	1:154:B:ASN:HB3	1:153:B:MET:H	5	0.86
(2,1601)	1:154:A:ASN:HB3	1:153:A:MET:H	5	0.86
(2,1601)	1:154:A:ASN:HB3	1:153:A:MET:H	9	0.86
(2,1588)	1:182:B:TYR:HB2	1:182:B:TYR:HD1	9	0.86
(2,1588)	1:182:B:TYR:HB2	1:182:B:TYR:HD2	9	0.86
(2,1587)	1:182:A:TYR:HB2	1:182:A:TYR:HD1	9	0.86
(2,1587)	1:182:A:TYR:HB2	1:182:A:TYR:HD2	9	0.86
(2,1574)	1:160:A:PHE:HB2	1:160:A:PHE:HA	7	0.86
(2,1573)	1:160:B:PHE:HB2	1:160:B:PHE:HA	7	0.86
(2,1538)	1:161:A:PHE:HB3	1:174:A:VAL:HG11	9	0.86
(2,1538)	1:161:A:PHE:HB3	1:174:A:VAL:HG12	9	0.86
(2,1538)	1:161:A:PHE:HB3	1:174:A:VAL:HG13	9	0.86
(2,1527)	1:175:A:TYR:HB2	1:175:A:TYR:HA	6	0.86

Continued on next page...

Continued from previous page...

Key	Atom-1	Atom-2	Model ID	Violation (Å)
(2,1527)	1:175:A:TYR:HB2	1:175:A:TYR:HA	9	0.86
(2,1267)	1:184:B:LEU:HB3	1:184:B:LEU:HD11	7	0.86
(2,1267)	1:184:B:LEU:HB3	1:184:B:LEU:HD12	7	0.86
(2,1267)	1:184:B:LEU:HB3	1:184:B:LEU:HD13	7	0.86
(2,1161)	1:132:A:GLU:HA	1:133:A:ILE:HG12	2	0.86
(2,1124)	1:166:A:ARG:HD3	1:166:A:ARG:HA	9	0.86
(2,798)	1:188:B:SER:H	1:187:B:THR:HG21	3	0.86
(2,798)	1:188:B:SER:H	1:187:B:THR:HG22	3	0.86
(2,798)	1:188:B:SER:H	1:187:B:THR:HG23	3	0.86
(2,776)	1:163:B:PHE:H	1:172:B:SER:HB2	3	0.86
(2,761)	1:156:A:LEU:H	1:158:A:HIS:HB3	7	0.86
(2,760)	1:168:A:THR:H	1:169:A:ASP:HB3	3	0.86
(2,519)	1:149:B:ALA:H	1:151:B:LEU:HB2	1	0.86
(2,517)	1:176:B:ARG:H	1:176:B:ARG:HG3	9	0.86
(2,419)	1:134:B:ILE:H	1:183:A:GLY:HA3	7	0.86
(2,368)	1:144:B:MET:H	1:163:B:PHE:HB3	9	0.86
(2,353)	1:161:B:PHE:H	1:175:B:TYR:HB3	7	0.86
(2,1826)	1:137:B:LYS:HB3	1:138:B:GLU:HA	3	0.85
(2,1826)	1:137:B:LYS:HB3	1:138:B:GLU:HA	10	0.85
(2,1825)	1:137:A:LYS:HB3	1:138:A:GLU:HA	3	0.85
(2,1634)	1:186:B:GLN:HG2	1:186:B:GLN:HA	6	0.85
(2,1633)	1:186:A:GLN:HG2	1:186:A:GLN:HA	6	0.85
(2,1633)	1:186:A:GLN:HG2	1:186:A:GLN:HA	7	0.85
(2,1574)	1:160:A:PHE:HB2	1:160:A:PHE:HA	1	0.85
(2,1574)	1:160:A:PHE:HB2	1:160:A:PHE:HA	3	0.85
(2,1573)	1:160:B:PHE:HB2	1:160:B:PHE:HA	1	0.85
(2,1533)	1:161:B:PHE:HB2	1:161:B:PHE:HA	4	0.85
(2,1533)	1:161:B:PHE:HB2	1:161:B:PHE:HA	6	0.85
(2,1532)	1:184:A:LEU:HB3	1:184:A:LEU:HD11	10	0.85
(2,1532)	1:184:A:LEU:HB3	1:184:A:LEU:HD12	10	0.85
(2,1532)	1:184:A:LEU:HB3	1:184:A:LEU:HD13	10	0.85
(2,1527)	1:175:A:TYR:HB2	1:175:A:TYR:HA	2	0.85
(2,1527)	1:175:A:TYR:HB2	1:175:A:TYR:HA	7	0.85
(2,1527)	1:175:A:TYR:HB2	1:175:A:TYR:HA	10	0.85
(2,1440)	1:178:B:LYS:HA	1:178:B:LYS:HD3	7	0.85
(2,1316)	1:164:A:THR:HB	1:143:A:PRO:HB2	5	0.85
(2,1267)	1:184:B:LEU:HB3	1:184:B:LEU:HD11	8	0.85
(2,1267)	1:184:B:LEU:HB3	1:184:B:LEU:HD12	8	0.85
(2,1267)	1:184:B:LEU:HB3	1:184:B:LEU:HD13	8	0.85
(2,955)	1:186:B:GLN:H	1:137:A:LYS:HB2	10	0.85
(2,917)	1:134:A:ILE:H	1:183:B:GLY:HA3	5	0.85
(2,797)	1:188:A:SER:H	1:187:A:THR:HG21	3	0.85

Continued on next page...

Continued from previous page...

Key	Atom-1	Atom-2	Model ID	Violation (Å)
(2,797)	1:188:A:SER:H	1:187:A:THR:HG22	3	0.85
(2,797)	1:188:A:SER:H	1:187:A:THR:HG23	3	0.85
(2,620)	1:155:B:LEU:H	1:151:B:LEU:HD21	8	0.85
(2,620)	1:155:B:LEU:H	1:151:B:LEU:HD22	8	0.85
(2,620)	1:155:B:LEU:H	1:151:B:LEU:HD23	8	0.85
(2,517)	1:176:B:ARG:H	1:176:B:ARG:HG3	5	0.85
(2,517)	1:176:B:ARG:H	1:176:B:ARG:HG3	7	0.85
(2,484)	1:174:B:VAL:H	1:174:B:VAL:HB	3	0.85
(2,483)	1:174:A:VAL:H	1:174:A:VAL:HB	3	0.85
(2,369)	1:170:B:GLY:H	1:165:B:ASP:HB2	8	0.85
(2,367)	1:144:A:MET:H	1:163:A:PHE:HB3	9	0.85
(2,353)	1:161:B:PHE:H	1:175:B:TYR:HB3	10	0.85
(2,2076)	1:139:A:PHE:HD1	1:139:A:PHE:HA	7	0.84
(2,2076)	1:139:A:PHE:HD2	1:139:A:PHE:HA	7	0.84
(2,2075)	1:139:B:PHE:HD1	1:139:B:PHE:HA	7	0.84
(2,2075)	1:139:B:PHE:HD2	1:139:B:PHE:HA	7	0.84
(2,1683)	1:173:B:ILE:HG12	1:173:B:ILE:HA	5	0.84
(2,1634)	1:186:B:GLN:HG2	1:186:B:GLN:HA	7	0.84
(2,1602)	1:154:B:ASN:HB3	1:153:B:MET:H	2	0.84
(2,1602)	1:154:B:ASN:HB3	1:153:B:MET:H	7	0.84
(2,1601)	1:154:A:ASN:HB3	1:153:A:MET:H	7	0.84
(2,1588)	1:182:B:TYR:HB2	1:182:B:TYR:HD1	2	0.84
(2,1588)	1:182:B:TYR:HB2	1:182:B:TYR:HD2	2	0.84
(2,1588)	1:182:B:TYR:HB2	1:182:B:TYR:HD1	5	0.84
(2,1588)	1:182:B:TYR:HB2	1:182:B:TYR:HD2	5	0.84
(2,1587)	1:182:A:TYR:HB2	1:182:A:TYR:HD1	2	0.84
(2,1587)	1:182:A:TYR:HB2	1:182:A:TYR:HD2	2	0.84
(2,1587)	1:182:A:TYR:HB2	1:182:A:TYR:HD1	5	0.84
(2,1587)	1:182:A:TYR:HB2	1:182:A:TYR:HD2	5	0.84
(2,1574)	1:160:A:PHE:HB2	1:160:A:PHE:HA	5	0.84
(2,1573)	1:160:B:PHE:HB2	1:160:B:PHE:HA	3	0.84
(2,1573)	1:160:B:PHE:HB2	1:160:B:PHE:HA	5	0.84
(2,1532)	1:184:A:LEU:HB3	1:184:A:LEU:HD11	4	0.84
(2,1532)	1:184:A:LEU:HB3	1:184:A:LEU:HD12	4	0.84
(2,1532)	1:184:A:LEU:HB3	1:184:A:LEU:HD13	4	0.84
(2,1527)	1:175:A:TYR:HB2	1:175:A:TYR:HA	1	0.84
(2,1527)	1:175:A:TYR:HB2	1:175:A:TYR:HA	3	0.84
(2,1527)	1:175:A:TYR:HB2	1:175:A:TYR:HA	4	0.84
(2,1408)	1:171:A:THR:HA	1:171:A:THR:HB	3	0.84
(2,1407)	1:171:B:THR:HA	1:171:B:THR:HB	3	0.84
(2,1316)	1:164:A:THR:HB	1:143:A:PRO:HB2	7	0.84
(2,1156)	1:174:B:VAL:HG11	1:161:B:PHE:HB3	1	0.84

Continued on next page...

Continued from previous page...

Key	Atom-1	Atom-2	Model ID	Violation (Å)
(2,1156)	1:174:B:VAL:HG12	1:161:B:PHE:HB3	1	0.84
(2,1156)	1:174:B:VAL:HG13	1:161:B:PHE:HB3	1	0.84
(2,1066)	1:174:B:VAL:HG21	1:163:B:PHE:HD1	8	0.84
(2,1066)	1:174:B:VAL:HG21	1:163:B:PHE:HD2	8	0.84
(2,1066)	1:174:B:VAL:HG22	1:163:B:PHE:HD1	8	0.84
(2,1066)	1:174:B:VAL:HG22	1:163:B:PHE:HD2	8	0.84
(2,1066)	1:174:B:VAL:HG23	1:163:B:PHE:HD1	8	0.84
(2,1066)	1:174:B:VAL:HG23	1:163:B:PHE:HD2	8	0.84
(2,1065)	1:174:A:VAL:HG21	1:163:A:PHE:HD1	8	0.84
(2,1065)	1:174:A:VAL:HG21	1:163:A:PHE:HD2	8	0.84
(2,1065)	1:174:A:VAL:HG22	1:163:A:PHE:HD1	8	0.84
(2,1065)	1:174:A:VAL:HG22	1:163:A:PHE:HD2	8	0.84
(2,1065)	1:174:A:VAL:HG23	1:163:A:PHE:HD1	8	0.84
(2,1065)	1:174:A:VAL:HG23	1:163:A:PHE:HD2	8	0.84
(2,1046)	1:173:A:ILE:HA	1:173:A:ILE:HG12	2	0.84
(2,1045)	1:173:B:ILE:HA	1:173:B:ILE:HG12	2	0.84
(2,1028)	1:184:A:LEU:HA	1:185:A:ILE:HG13	5	0.84
(2,992)	1:172:B:SER:HA	1:186:B:GLN:HA	4	0.84
(2,991)	1:172:A:SER:HA	1:186:A:GLN:HA	4	0.84
(2,756)	1:175:B:TYR:H	1:175:B:TYR:HB3	5	0.84
(2,634)	1:142:B:LYS:H	1:141:B:LEU:HD21	2	0.84
(2,634)	1:142:B:LYS:H	1:141:B:LEU:HD22	2	0.84
(2,634)	1:142:B:LYS:H	1:141:B:LEU:HD23	2	0.84
(2,608)	1:185:A:ILE:H	1:184:A:LEU:HD21	5	0.84
(2,608)	1:185:A:ILE:H	1:184:A:LEU:HD22	5	0.84
(2,608)	1:185:A:ILE:H	1:184:A:LEU:HD23	5	0.84
(2,608)	1:185:A:ILE:H	1:184:A:LEU:HD21	7	0.84
(2,608)	1:185:A:ILE:H	1:184:A:LEU:HD22	7	0.84
(2,608)	1:185:A:ILE:H	1:184:A:LEU:HD23	7	0.84
(2,536)	1:145:A:ASP:H	1:166:A:ARG:HG2	3	0.84
(2,535)	1:145:B:ASP:H	1:166:B:ARG:HG2	3	0.84
(2,517)	1:176:B:ARG:H	1:176:B:ARG:HG3	2	0.84
(2,517)	1:176:B:ARG:H	1:176:B:ARG:HG3	3	0.84
(2,491)	1:133:A:ILE:H	1:132:A:GLU:HB2	4	0.84
(2,491)	1:133:A:ILE:H	1:132:A:GLU:HB2	10	0.84
(2,419)	1:134:B:ILE:H	1:183:A:GLY:HA3	8	0.84
(2,2144)	1:160:A:PHE:HA	1:175:A:TYR:HA	10	0.83
(2,2143)	1:160:B:PHE:HA	1:175:B:TYR:HA	10	0.83
(2,2004)	1:160:A:PHE:HA	1:175:A:TYR:HA	10	0.83
(2,2003)	1:160:B:PHE:HA	1:175:B:TYR:HA	10	0.83
(2,1896)	1:163:B:PHE:HA	1:162:B:VAL:HG21	3	0.83
(2,1896)	1:163:B:PHE:HA	1:162:B:VAL:HG22	3	0.83

Continued on next page...

Continued from previous page...

Key	Atom-1	Atom-2	Model ID	Violation (Å)
(2,1896)	1:163:B:PHE:HA	1:162:B:VAL:HG23	3	0.83
(2,1825)	1:137:A:LYS:HB3	1:138:A:GLU:HA	10	0.83
(2,1633)	1:186:A:GLN:HG2	1:186:A:GLN:HA	8	0.83
(2,1602)	1:154:B:ASN:HB3	1:153:B:MET:H	1	0.83
(2,1601)	1:154:A:ASN:HB3	1:153:A:MET:H	1	0.83
(2,1601)	1:154:A:ASN:HB3	1:153:A:MET:H	2	0.83
(2,1588)	1:182:B:TYR:HB2	1:182:B:TYR:HD1	7	0.83
(2,1588)	1:182:B:TYR:HB2	1:182:B:TYR:HD2	7	0.83
(2,1587)	1:182:A:TYR:HB2	1:182:A:TYR:HD1	7	0.83
(2,1587)	1:182:A:TYR:HB2	1:182:A:TYR:HD2	7	0.83
(2,1207)	1:150:B:VAL:HG11	1:153:B:MET:HB3	10	0.83
(2,1207)	1:150:B:VAL:HG12	1:153:B:MET:HB3	10	0.83
(2,1207)	1:150:B:VAL:HG13	1:153:B:MET:HB3	10	0.83
(2,1156)	1:174:B:VAL:HG11	1:161:B:PHE:HB3	7	0.83
(2,1156)	1:174:B:VAL:HG12	1:161:B:PHE:HB3	7	0.83
(2,1156)	1:174:B:VAL:HG13	1:161:B:PHE:HB3	7	0.83
(2,1124)	1:166:A:ARG:HD3	1:166:A:ARG:HA	5	0.83
(2,1124)	1:166:A:ARG:HD3	1:166:A:ARG:HA	8	0.83
(2,758)	1:169:A:ASP:H	1:165:A:ASP:HB3	9	0.83
(2,520)	1:149:A:ALA:H	1:151:A:LEU:HB2	1	0.83
(2,520)	1:149:A:ALA:H	1:151:A:LEU:HB2	3	0.83
(2,516)	1:142:B:LYS:H	1:141:B:LEU:HB2	2	0.83
(2,515)	1:142:A:LYS:H	1:141:A:LEU:HB2	2	0.83
(2,491)	1:133:A:ILE:H	1:132:A:GLU:HB2	6	0.83
(2,370)	1:170:A:GLY:H	1:165:A:ASP:HB3	3	0.83
(2,2186)	1:172:B:SER:HA	1:186:B:GLN:HA	6	0.82
(2,2185)	1:172:A:SER:HA	1:186:A:GLN:HA	6	0.82
(2,2151)	1:135:A:ARG:HA	1:136:A:SER:HB3	8	0.82
(2,2144)	1:160:A:PHE:HA	1:175:A:TYR:HA	6	0.82
(2,2143)	1:160:B:PHE:HA	1:175:B:TYR:HA	6	0.82
(2,2078)	1:182:B:TYR:HD1	1:182:B:TYR:HA	4	0.82
(2,2078)	1:182:B:TYR:HD2	1:182:B:TYR:HA	4	0.82
(2,2077)	1:182:A:TYR:HD1	1:182:A:TYR:HA	4	0.82
(2,2077)	1:182:A:TYR:HD2	1:182:A:TYR:HA	4	0.82
(2,2046)	1:172:B:SER:HA	1:186:B:GLN:HA	6	0.82
(2,2045)	1:172:A:SER:HA	1:186:A:GLN:HA	6	0.82
(2,2011)	1:135:A:ARG:HA	1:136:A:SER:HB3	8	0.82
(2,2004)	1:160:A:PHE:HA	1:175:A:TYR:HA	6	0.82
(2,2003)	1:160:B:PHE:HA	1:175:B:TYR:HA	6	0.82
(2,1906)	1:166:A:ARG:HG2	1:145:A:ASP:H	6	0.82
(2,1905)	1:166:B:ARG:HG2	1:145:B:ASP:H	6	0.82
(2,1895)	1:163:A:PHE:HA	1:162:A:VAL:HG21	3	0.82

Continued on next page...

Continued from previous page...

Key	Atom-1	Atom-2	Model ID	Violation (Å)
(2,1895)	1:163:A:PHE:HA	1:162:A:VAL:HG22	3	0.82
(2,1895)	1:163:A:PHE:HA	1:162:A:VAL:HG23	3	0.82
(2,1833)	1:141:A:LEU:HB3	1:140:A:SER:H	3	0.82
(2,1685)	1:178:B:LYS:HD3	1:178:B:LYS:HA	2	0.82
(2,1634)	1:186:B:GLN:HG2	1:186:B:GLN:HA	8	0.82
(2,1530)	1:184:A:LEU:HB2	1:184:A:LEU:HD11	2	0.82
(2,1530)	1:184:A:LEU:HB2	1:184:A:LEU:HD12	2	0.82
(2,1530)	1:184:A:LEU:HB2	1:184:A:LEU:HD13	2	0.82
(2,1156)	1:174:B:VAL:HG11	1:161:B:PHE:HB3	2	0.82
(2,1156)	1:174:B:VAL:HG12	1:161:B:PHE:HB3	2	0.82
(2,1156)	1:174:B:VAL:HG13	1:161:B:PHE:HB3	2	0.82
(2,1156)	1:174:B:VAL:HG11	1:161:B:PHE:HB3	3	0.82
(2,1156)	1:174:B:VAL:HG12	1:161:B:PHE:HB3	3	0.82
(2,1156)	1:174:B:VAL:HG13	1:161:B:PHE:HB3	3	0.82
(2,917)	1:134:A:ILE:H	1:183:B:GLY:HA3	8	0.82
(2,608)	1:185:A:ILE:H	1:184:A:LEU:HD21	3	0.82
(2,608)	1:185:A:ILE:H	1:184:A:LEU:HD22	3	0.82
(2,608)	1:185:A:ILE:H	1:184:A:LEU:HD23	3	0.82
(2,491)	1:133:A:ILE:H	1:132:A:GLU:HB2	3	0.82
(2,491)	1:133:A:ILE:H	1:132:A:GLU:HB2	7	0.82
(2,491)	1:133:A:ILE:H	1:132:A:GLU:HB2	8	0.82
(2,464)	1:169:A:ASP:H	1:167:A:GLU:HB3	2	0.82
(2,463)	1:169:B:ASP:H	1:167:B:GLU:HB3	2	0.82
(2,97)	1:154:B:ASN:H	1:154:B:ASN:HD22	8	0.82
(2,1879)	1:152:A:GLN:HG2	1:151:A:LEU:HD21	3	0.81
(2,1879)	1:152:A:GLN:HG2	1:151:A:LEU:HD22	3	0.81
(2,1879)	1:152:A:GLN:HG2	1:151:A:LEU:HD23	3	0.81
(2,1853)	1:148:A:GLU:HG2	1:144:A:MET:HB3	10	0.81
(2,1834)	1:141:B:LEU:HB3	1:140:B:SER:H	3	0.81
(2,1567)	1:175:A:TYR:HB3	1:175:A:TYR:H	4	0.81
(2,1545)	1:145:B:ASP:HB3	1:148:B:GLU:HB3	9	0.81
(2,1533)	1:161:B:PHE:HB2	1:161:B:PHE:HA	7	0.81
(2,1533)	1:161:B:PHE:HB2	1:161:B:PHE:HA	10	0.81
(2,1521)	1:172:B:SER:HB3	1:184:B:LEU:HD21	8	0.81
(2,1521)	1:172:B:SER:HB3	1:184:B:LEU:HD22	8	0.81
(2,1521)	1:172:B:SER:HB3	1:184:B:LEU:HD23	8	0.81
(2,1452)	1:156:A:LEU:HA	1:156:A:LEU:HD11	2	0.81
(2,1452)	1:156:A:LEU:HA	1:156:A:LEU:HD12	2	0.81
(2,1452)	1:156:A:LEU:HA	1:156:A:LEU:HD13	2	0.81
(2,1452)	1:156:A:LEU:HA	1:156:A:LEU:HD11	3	0.81
(2,1452)	1:156:A:LEU:HA	1:156:A:LEU:HD12	3	0.81
(2,1452)	1:156:A:LEU:HA	1:156:A:LEU:HD13	3	0.81

Continued on next page...

Continued from previous page...

Key	Atom-1	Atom-2	Model ID	Violation (Å)
(2,1452)	1:156:A:LEU:HA	1:156:A:LEU:HD11	6	0.81
(2,1452)	1:156:A:LEU:HA	1:156:A:LEU:HD12	6	0.81
(2,1452)	1:156:A:LEU:HA	1:156:A:LEU:HD13	6	0.81
(2,1207)	1:150:B:VAL:HG11	1:153:B:MET:HB3	8	0.81
(2,1207)	1:150:B:VAL:HG12	1:153:B:MET:HB3	8	0.81
(2,1207)	1:150:B:VAL:HG13	1:153:B:MET:HB3	8	0.81
(2,1156)	1:174:B:VAL:HG11	1:161:B:PHE:HB3	5	0.81
(2,1156)	1:174:B:VAL:HG12	1:161:B:PHE:HB3	5	0.81
(2,1156)	1:174:B:VAL:HG13	1:161:B:PHE:HB3	5	0.81
(2,1156)	1:174:B:VAL:HG11	1:161:B:PHE:HB3	6	0.81
(2,1156)	1:174:B:VAL:HG12	1:161:B:PHE:HB3	6	0.81
(2,1156)	1:174:B:VAL:HG13	1:161:B:PHE:HB3	6	0.81
(2,933)	1:181:B:LYS:H	1:181:B:LYS:HD3	7	0.81
(2,576)	1:182:A:TYR:H	1:181:A:LYS:HG2	5	0.81
(2,575)	1:182:B:TYR:H	1:181:B:LYS:HG2	5	0.81
(2,482)	1:164:A:THR:H	1:143:A:PRO:HB2	4	0.81
(2,2184)	1:173:B:ILE:HA	1:162:B:VAL:HA	6	0.8
(2,2183)	1:173:A:ILE:HA	1:162:A:VAL:HA	6	0.8
(2,2107)	1:163:A:PHE:HD1	1:143:A:PRO:HB2	9	0.8
(2,2107)	1:163:A:PHE:HD2	1:143:A:PRO:HB2	9	0.8
(2,2078)	1:182:B:TYR:HD1	1:182:B:TYR:HA	8	0.8
(2,2078)	1:182:B:TYR:HD2	1:182:B:TYR:HA	8	0.8
(2,2078)	1:182:B:TYR:HD1	1:182:B:TYR:HA	10	0.8
(2,2078)	1:182:B:TYR:HD2	1:182:B:TYR:HA	10	0.8
(2,2077)	1:182:A:TYR:HD1	1:182:A:TYR:HA	8	0.8
(2,2077)	1:182:A:TYR:HD2	1:182:A:TYR:HA	8	0.8
(2,2077)	1:182:A:TYR:HD1	1:182:A:TYR:HA	10	0.8
(2,2077)	1:182:A:TYR:HD2	1:182:A:TYR:HA	10	0.8
(2,2044)	1:173:B:ILE:HA	1:162:B:VAL:HA	6	0.8
(2,2043)	1:173:A:ILE:HA	1:162:A:VAL:HA	6	0.8
(2,1904)	1:164:B:THR:HG1	1:165:B:ASP:HB3	5	0.8
(2,1866)	1:150:A:VAL:HG21	1:151:A:LEU:HB3	8	0.8
(2,1866)	1:150:A:VAL:HG22	1:151:A:LEU:HB3	8	0.8
(2,1866)	1:150:A:VAL:HG23	1:151:A:LEU:HB3	8	0.8
(2,1865)	1:150:B:VAL:HG21	1:151:B:LEU:HB3	8	0.8
(2,1865)	1:150:B:VAL:HG22	1:151:B:LEU:HB3	8	0.8
(2,1865)	1:150:B:VAL:HG23	1:151:B:LEU:HB3	8	0.8
(2,1634)	1:186:B:GLN:HG2	1:186:B:GLN:HA	2	0.8
(2,1634)	1:186:B:GLN:HG2	1:186:B:GLN:HA	10	0.8
(2,1633)	1:186:A:GLN:HG2	1:186:A:GLN:HA	2	0.8
(2,1633)	1:186:A:GLN:HG2	1:186:A:GLN:HA	10	0.8
(2,1602)	1:154:B:ASN:HB3	1:153:B:MET:H	3	0.8

Continued on next page...

Continued from previous page...

Key	Atom-1	Atom-2	Model ID	Violation (Å)
(2,1601)	1:154:A:ASN:HB3	1:153:A:MET:H	3	0.8
(2,1588)	1:182:B:TYR:HB2	1:182:B:TYR:HD1	3	0.8
(2,1588)	1:182:B:TYR:HB2	1:182:B:TYR:HD2	3	0.8
(2,1567)	1:175:A:TYR:HB3	1:175:A:TYR:H	8	0.8
(2,1545)	1:145:B:ASP:HB3	1:148:B:GLU:HB3	7	0.8
(2,1539)	1:161:B:PHE:HB3	1:174:B:VAL:HG11	8	0.8
(2,1539)	1:161:B:PHE:HB3	1:174:B:VAL:HG12	8	0.8
(2,1539)	1:161:B:PHE:HB3	1:174:B:VAL:HG13	8	0.8
(2,1533)	1:161:B:PHE:HB2	1:161:B:PHE:HA	5	0.8
(2,1532)	1:184:A:LEU:HB3	1:184:A:LEU:HD11	9	0.8
(2,1532)	1:184:A:LEU:HB3	1:184:A:LEU:HD12	9	0.8
(2,1532)	1:184:A:LEU:HB3	1:184:A:LEU:HD13	9	0.8
(2,1460)	1:143:B:PRO:HD3	1:164:B:THR:HG1	2	0.8
(2,1452)	1:156:A:LEU:HA	1:156:A:LEU:HD11	7	0.8
(2,1452)	1:156:A:LEU:HA	1:156:A:LEU:HD12	7	0.8
(2,1452)	1:156:A:LEU:HA	1:156:A:LEU:HD13	7	0.8
(2,1124)	1:166:A:ARG:HD3	1:166:A:ARG:HA	7	0.8
(2,1050)	1:174:B:VAL:HA	1:184:B:LEU:HA	8	0.8
(2,1049)	1:174:A:VAL:HA	1:184:A:LEU:HA	8	0.8
(2,917)	1:134:A:ILE:H	1:183:B:GLY:HA3	9	0.8
(2,894)	1:162:A:VAL:H	1:162:A:VAL:HA	5	0.8
(2,893)	1:162:B:VAL:H	1:162:B:VAL:HA	5	0.8
(2,757)	1:169:B:ASP:H	1:165:B:ASP:HB2	1	0.8
(2,562)	1:158:B:HIS:H	1:156:B:LEU:HB2	10	0.8
(2,561)	1:158:A:HIS:H	1:156:A:LEU:HB2	10	0.8
(2,536)	1:145:A:ASP:H	1:166:A:ARG:HG2	1	0.8
(2,535)	1:145:B:ASP:H	1:166:B:ARG:HG2	1	0.8
(2,491)	1:133:A:ILE:H	1:132:A:GLU:HB2	5	0.8
(2,353)	1:161:B:PHE:H	1:175:B:TYR:HB3	2	0.8
(2,352)	1:157:B:GLY:H	1:158:B:HIS:HB3	9	0.8
(2,2151)	1:135:A:ARG:HA	1:136:A:SER:HB3	10	0.79
(2,2108)	1:163:B:PHE:HD1	1:143:B:PRO:HB3	9	0.79
(2,2108)	1:163:B:PHE:HD2	1:143:B:PRO:HB3	9	0.79
(2,2011)	1:135:A:ARG:HA	1:136:A:SER:HB3	10	0.79
(2,1866)	1:150:A:VAL:HG21	1:151:A:LEU:HB3	5	0.79
(2,1866)	1:150:A:VAL:HG22	1:151:A:LEU:HB3	5	0.79
(2,1866)	1:150:A:VAL:HG23	1:151:A:LEU:HB3	5	0.79
(2,1866)	1:150:A:VAL:HG21	1:151:A:LEU:HB3	9	0.79
(2,1866)	1:150:A:VAL:HG22	1:151:A:LEU:HB3	9	0.79
(2,1866)	1:150:A:VAL:HG23	1:151:A:LEU:HB3	9	0.79
(2,1865)	1:150:B:VAL:HG21	1:151:B:LEU:HB3	5	0.79
(2,1865)	1:150:B:VAL:HG22	1:151:B:LEU:HB3	5	0.79

Continued on next page...

Continued from previous page...

Key	Atom-1	Atom-2	Model ID	Violation (Å)
(2,1865)	1:150:B:VAL:HG23	1:151:B:LEU:HB3	5	0.79
(2,1865)	1:150:B:VAL:HG21	1:151:B:LEU:HB3	9	0.79
(2,1865)	1:150:B:VAL:HG22	1:151:B:LEU:HB3	9	0.79
(2,1865)	1:150:B:VAL:HG23	1:151:B:LEU:HB3	9	0.79
(2,1587)	1:182:A:TYR:HB2	1:182:A:TYR:HD1	3	0.79
(2,1587)	1:182:A:TYR:HB2	1:182:A:TYR:HD2	3	0.79
(2,1532)	1:184:A:LEU:HB3	1:184:A:LEU:HD11	1	0.79
(2,1532)	1:184:A:LEU:HB3	1:184:A:LEU:HD12	1	0.79
(2,1532)	1:184:A:LEU:HB3	1:184:A:LEU:HD13	1	0.79
(2,1460)	1:143:B:PRO:HD3	1:164:B:THR:HG1	5	0.79
(2,1452)	1:156:A:LEU:HA	1:156:A:LEU:HD11	5	0.79
(2,1452)	1:156:A:LEU:HA	1:156:A:LEU:HD12	5	0.79
(2,1452)	1:156:A:LEU:HA	1:156:A:LEU:HD13	5	0.79
(2,1452)	1:156:A:LEU:HA	1:156:A:LEU:HD11	10	0.79
(2,1452)	1:156:A:LEU:HA	1:156:A:LEU:HD12	10	0.79
(2,1452)	1:156:A:LEU:HA	1:156:A:LEU:HD13	10	0.79
(2,1312)	1:171:B:THR:HB	1:171:B:THR:HA	7	0.79
(2,1311)	1:171:A:THR:HB	1:171:A:THR:HA	7	0.79
(2,1156)	1:174:B:VAL:HG11	1:161:B:PHE:HB3	10	0.79
(2,1156)	1:174:B:VAL:HG12	1:161:B:PHE:HB3	10	0.79
(2,1156)	1:174:B:VAL:HG13	1:161:B:PHE:HB3	10	0.79
(2,1124)	1:166:A:ARG:HD3	1:166:A:ARG:HA	6	0.79
(2,956)	1:186:A:GLN:H	1:137:B:LYS:HB2	10	0.79
(2,894)	1:162:A:VAL:H	1:162:A:VAL:HA	1	0.79
(2,894)	1:162:A:VAL:H	1:162:A:VAL:HA	7	0.79
(2,894)	1:162:A:VAL:H	1:162:A:VAL:HA	8	0.79
(2,893)	1:162:B:VAL:H	1:162:B:VAL:HA	1	0.79
(2,893)	1:162:B:VAL:H	1:162:B:VAL:HA	7	0.79
(2,893)	1:162:B:VAL:H	1:162:B:VAL:HA	8	0.79
(2,799)	1:186:A:GLN:H	1:184:A:LEU:HD21	10	0.79
(2,799)	1:186:A:GLN:H	1:184:A:LEU:HD22	10	0.79
(2,799)	1:186:A:GLN:H	1:184:A:LEU:HD23	10	0.79
(2,764)	1:168:A:THR:H	1:169:A:ASP:HB2	9	0.79
(2,576)	1:182:A:TYR:H	1:181:A:LYS:HG2	1	0.79
(2,541)	1:157:A:GLY:H	1:156:A:LEU:HG	9	0.79
(2,484)	1:174:B:VAL:H	1:174:B:VAL:HB	1	0.79
(2,484)	1:174:B:VAL:H	1:174:B:VAL:HB	5	0.79
(2,483)	1:174:A:VAL:H	1:174:A:VAL:HB	1	0.79
(2,483)	1:174:A:VAL:H	1:174:A:VAL:HB	5	0.79
(2,469)	1:170:B:GLY:H	1:165:B:ASP:HB3	8	0.79
(2,419)	1:134:B:ILE:H	1:183:A:GLY:HA3	9	0.79
(2,397)	1:157:A:GLY:H	1:158:A:HIS:HB3	9	0.79

Continued on next page...

Continued from previous page...

Key	Atom-1	Atom-2	Model ID	Violation (Å)
(2,368)	1:144:B:MET:H	1:163:B:PHE:HB3	5	0.79
(2,117)	1:139:A:PHE:H	1:139:A:PHE:HD1	1	0.79
(2,117)	1:139:A:PHE:H	1:139:A:PHE:HD2	1	0.79
(2,2144)	1:160:A:PHE:HA	1:175:A:TYR:HA	7	0.78
(2,2143)	1:160:B:PHE:HA	1:175:B:TYR:HA	7	0.78
(2,2090)	1:182:A:TYR:HD1	1:176:A:ARG:HA	6	0.78
(2,2090)	1:182:A:TYR:HD2	1:176:A:ARG:HA	6	0.78
(2,2089)	1:182:B:TYR:HD1	1:176:B:ARG:HA	6	0.78
(2,2089)	1:182:B:TYR:HD2	1:176:B:ARG:HA	6	0.78
(2,2004)	1:160:A:PHE:HA	1:175:A:TYR:HA	7	0.78
(2,2003)	1:160:B:PHE:HA	1:175:B:TYR:HA	7	0.78
(2,1938)	1:174:B:VAL:HG21	1:161:B:PHE:HB2	4	0.78
(2,1938)	1:174:B:VAL:HG22	1:161:B:PHE:HB2	4	0.78
(2,1938)	1:174:B:VAL:HG23	1:161:B:PHE:HB2	4	0.78
(2,1904)	1:164:B:THR:HG1	1:165:B:ASP:HB3	3	0.78
(2,1888)	1:159:B:ASP:HB3	1:176:B:ARG:HB2	3	0.78
(2,1888)	1:159:B:ASP:HB3	1:176:B:ARG:HB2	7	0.78
(2,1864)	1:150:A:VAL:HG21	1:154:A:ASN:HD21	6	0.78
(2,1864)	1:150:A:VAL:HG22	1:154:A:ASN:HD21	6	0.78
(2,1864)	1:150:A:VAL:HG23	1:154:A:ASN:HD21	6	0.78
(2,1834)	1:141:B:LEU:HB3	1:140:B:SER:H	4	0.78
(2,1833)	1:141:A:LEU:HB3	1:140:A:SER:H	4	0.78
(2,1685)	1:178:B:LYS:HD3	1:178:B:LYS:HA	4	0.78
(2,1533)	1:161:B:PHE:HB2	1:161:B:PHE:HA	1	0.78
(2,1533)	1:161:B:PHE:HB2	1:161:B:PHE:HA	8	0.78
(2,1532)	1:184:A:LEU:HB3	1:184:A:LEU:HD11	3	0.78
(2,1532)	1:184:A:LEU:HB3	1:184:A:LEU:HD12	3	0.78
(2,1532)	1:184:A:LEU:HB3	1:184:A:LEU:HD13	3	0.78
(2,1532)	1:184:A:LEU:HB3	1:184:A:LEU:HD11	5	0.78
(2,1532)	1:184:A:LEU:HB3	1:184:A:LEU:HD12	5	0.78
(2,1532)	1:184:A:LEU:HB3	1:184:A:LEU:HD13	5	0.78
(2,1531)	1:184:B:LEU:HB3	1:184:B:LEU:HD21	2	0.78
(2,1531)	1:184:B:LEU:HB3	1:184:B:LEU:HD22	2	0.78
(2,1531)	1:184:B:LEU:HB3	1:184:B:LEU:HD23	2	0.78
(2,1522)	1:172:A:SER:HB3	1:184:A:LEU:HD11	2	0.78
(2,1522)	1:172:A:SER:HB3	1:184:A:LEU:HD12	2	0.78
(2,1522)	1:172:A:SER:HB3	1:184:A:LEU:HD13	2	0.78
(2,1520)	1:172:A:SER:HB2	1:172:A:SER:HA	10	0.78
(2,1519)	1:172:B:SER:HB2	1:172:B:SER:HA	10	0.78
(2,1452)	1:156:A:LEU:HA	1:156:A:LEU:HD11	1	0.78
(2,1452)	1:156:A:LEU:HA	1:156:A:LEU:HD12	1	0.78
(2,1452)	1:156:A:LEU:HA	1:156:A:LEU:HD13	1	0.78

Continued on next page...

Continued from previous page...

Key	Atom-1	Atom-2	Model ID	Violation (Å)
(2,1452)	1:156:A:LEU:HA	1:156:A:LEU:HD11	4	0.78
(2,1452)	1:156:A:LEU:HA	1:156:A:LEU:HD12	4	0.78
(2,1452)	1:156:A:LEU:HA	1:156:A:LEU:HD13	4	0.78
(2,1429)	1:164:A:THR:HA	1:172:A:SER:H	4	0.78
(2,1330)	1:176:A:ARG:HD3	1:159:A:ASP:HA	3	0.78
(2,1267)	1:184:B:LEU:HB3	1:184:B:LEU:HD11	6	0.78
(2,1267)	1:184:B:LEU:HB3	1:184:B:LEU:HD12	6	0.78
(2,1267)	1:184:B:LEU:HB3	1:184:B:LEU:HD13	6	0.78
(2,1124)	1:166:A:ARG:HD3	1:166:A:ARG:HA	10	0.78
(2,1105)	1:141:B:LEU:HB2	1:141:B:LEU:HA	7	0.78
(2,992)	1:172:B:SER:HA	1:186:B:GLN:HA	1	0.78
(2,992)	1:172:B:SER:HA	1:186:B:GLN:HA	9	0.78
(2,991)	1:172:A:SER:HA	1:186:A:GLN:HA	1	0.78
(2,991)	1:172:A:SER:HA	1:186:A:GLN:HA	9	0.78
(2,894)	1:162:A:VAL:H	1:162:A:VAL:HA	2	0.78
(2,894)	1:162:A:VAL:H	1:162:A:VAL:HA	3	0.78
(2,894)	1:162:A:VAL:H	1:162:A:VAL:HA	9	0.78
(2,894)	1:162:A:VAL:H	1:162:A:VAL:HA	10	0.78
(2,893)	1:162:B:VAL:H	1:162:B:VAL:HA	2	0.78
(2,893)	1:162:B:VAL:H	1:162:B:VAL:HA	3	0.78
(2,893)	1:162:B:VAL:H	1:162:B:VAL:HA	9	0.78
(2,893)	1:162:B:VAL:H	1:162:B:VAL:HA	10	0.78
(2,799)	1:186:A:GLN:H	1:184:A:LEU:HD21	3	0.78
(2,799)	1:186:A:GLN:H	1:184:A:LEU:HD22	3	0.78
(2,799)	1:186:A:GLN:H	1:184:A:LEU:HD23	3	0.78
(2,799)	1:186:A:GLN:H	1:184:A:LEU:HD21	6	0.78
(2,799)	1:186:A:GLN:H	1:184:A:LEU:HD22	6	0.78
(2,799)	1:186:A:GLN:H	1:184:A:LEU:HD23	6	0.78
(2,575)	1:182:B:TYR:H	1:181:B:LYS:HG2	1	0.78
(2,562)	1:158:B:HIS:H	1:156:B:LEU:HB2	3	0.78
(2,562)	1:158:B:HIS:H	1:156:B:LEU:HB2	4	0.78
(2,562)	1:158:B:HIS:H	1:156:B:LEU:HB2	8	0.78
(2,561)	1:158:A:HIS:H	1:156:A:LEU:HB2	3	0.78
(2,561)	1:158:A:HIS:H	1:156:A:LEU:HB2	4	0.78
(2,542)	1:157:B:GLY:H	1:156:B:LEU:HG	9	0.78
(2,491)	1:133:A:ILE:H	1:132:A:GLU:HB2	9	0.78
(2,484)	1:174:B:VAL:H	1:174:B:VAL:HB	2	0.78
(2,483)	1:174:A:VAL:H	1:174:A:VAL:HB	2	0.78
(2,483)	1:174:A:VAL:H	1:174:A:VAL:HB	10	0.78
(2,361)	1:164:B:THR:H	1:163:B:PHE:HB3	3	0.78
(2,118)	1:139:B:PHE:H	1:139:B:PHE:HD1	1	0.78
(2,118)	1:139:B:PHE:H	1:139:B:PHE:HD2	1	0.78

Continued on next page...

Continued from previous page...

Key	Atom-1	Atom-2	Model ID	Violation (Å)
(2,2186)	1:172:B:SER:HA	1:186:B:GLN:HA	10	0.77
(2,2185)	1:172:A:SER:HA	1:186:A:GLN:HA	10	0.77
(2,2144)	1:160:A:PHE:HA	1:175:A:TYR:HA	4	0.77
(2,2144)	1:160:A:PHE:HA	1:175:A:TYR:HA	8	0.77
(2,2143)	1:160:B:PHE:HA	1:175:B:TYR:HA	4	0.77
(2,2143)	1:160:B:PHE:HA	1:175:B:TYR:HA	8	0.77
(2,2046)	1:172:B:SER:HA	1:186:B:GLN:HA	10	0.77
(2,2045)	1:172:A:SER:HA	1:186:A:GLN:HA	10	0.77
(2,2004)	1:160:A:PHE:HA	1:175:A:TYR:HA	4	0.77
(2,2004)	1:160:A:PHE:HA	1:175:A:TYR:HA	8	0.77
(2,2003)	1:160:B:PHE:HA	1:175:B:TYR:HA	4	0.77
(2,2003)	1:160:B:PHE:HA	1:175:B:TYR:HA	8	0.77
(2,1938)	1:174:B:VAL:HG21	1:161:B:PHE:HB2	6	0.77
(2,1938)	1:174:B:VAL:HG22	1:161:B:PHE:HB2	6	0.77
(2,1938)	1:174:B:VAL:HG23	1:161:B:PHE:HB2	6	0.77
(2,1888)	1:159:B:ASP:HB3	1:176:B:ARG:HB2	2	0.77
(2,1888)	1:159:B:ASP:HB3	1:176:B:ARG:HB2	9	0.77
(2,1826)	1:137:B:LYS:HB3	1:138:B:GLU:HA	8	0.77
(2,1790)	1:131:B:ILE:HB	1:181:A:LYS:HD2	9	0.77
(2,1683)	1:173:B:ILE:HG12	1:173:B:ILE:HA	4	0.77
(2,1533)	1:161:B:PHE:HB2	1:161:B:PHE:HA	3	0.77
(2,1533)	1:161:B:PHE:HB2	1:161:B:PHE:HA	9	0.77
(2,1521)	1:172:B:SER:HB3	1:184:B:LEU:HD21	1	0.77
(2,1521)	1:172:B:SER:HB3	1:184:B:LEU:HD22	1	0.77
(2,1521)	1:172:B:SER:HB3	1:184:B:LEU:HD23	1	0.77
(2,1440)	1:178:B:LYS:HA	1:178:B:LYS:HD3	3	0.77
(2,1430)	1:164:B:THR:HA	1:172:B:SER:H	4	0.77
(2,1106)	1:141:A:LEU:HB2	1:141:A:LEU:HA	7	0.77
(2,1046)	1:173:A:ILE:HA	1:173:A:ILE:HG12	3	0.77
(2,1008)	1:175:B:TYR:HA	1:175:B:TYR:HB2	8	0.77
(2,1003)	1:175:A:TYR:HA	1:175:A:TYR:HB2	5	0.77
(2,1003)	1:175:A:TYR:HA	1:175:A:TYR:HB2	8	0.77
(2,955)	1:186:B:GLN:H	1:137:A:LYS:HB2	8	0.77
(2,894)	1:162:A:VAL:H	1:162:A:VAL:HA	4	0.77
(2,894)	1:162:A:VAL:H	1:162:A:VAL:HA	6	0.77
(2,893)	1:162:B:VAL:H	1:162:B:VAL:HA	4	0.77
(2,893)	1:162:B:VAL:H	1:162:B:VAL:HA	6	0.77
(2,788)	1:164:A:THR:H	1:141:A:LEU:HB3	3	0.77
(2,764)	1:168:A:THR:H	1:169:A:ASP:HB2	8	0.77
(2,756)	1:175:B:TYR:H	1:175:B:TYR:HB3	2	0.77
(2,620)	1:155:B:LEU:H	1:151:B:LEU:HD21	2	0.77
(2,620)	1:155:B:LEU:H	1:151:B:LEU:HD22	2	0.77

Continued on next page...

Continued from previous page...

Key	Atom-1	Atom-2	Model ID	Violation (Å)
(2,620)	1:155:B:LEU:H	1:151:B:LEU:HD23	2	0.77
(2,608)	1:185:A:ILE:H	1:184:A:LEU:HD21	1	0.77
(2,608)	1:185:A:ILE:H	1:184:A:LEU:HD22	1	0.77
(2,608)	1:185:A:ILE:H	1:184:A:LEU:HD23	1	0.77
(2,590)	1:173:A:ILE:H	1:184:A:LEU:HD11	7	0.77
(2,590)	1:173:A:ILE:H	1:184:A:LEU:HD12	7	0.77
(2,590)	1:173:A:ILE:H	1:184:A:LEU:HD13	7	0.77
(2,562)	1:158:B:HIS:H	1:156:B:LEU:HB2	1	0.77
(2,561)	1:158:A:HIS:H	1:156:A:LEU:HB2	1	0.77
(2,561)	1:158:A:HIS:H	1:156:A:LEU:HB2	8	0.77
(2,484)	1:174:B:VAL:H	1:174:B:VAL:HB	10	0.77
(2,2144)	1:160:A:PHE:HA	1:175:A:TYR:HA	9	0.76
(2,2143)	1:160:B:PHE:HA	1:175:B:TYR:HA	9	0.76
(2,2090)	1:182:A:TYR:HD1	1:176:A:ARG:HA	5	0.76
(2,2090)	1:182:A:TYR:HD2	1:176:A:ARG:HA	5	0.76
(2,2090)	1:182:A:TYR:HD1	1:176:A:ARG:HA	9	0.76
(2,2090)	1:182:A:TYR:HD2	1:176:A:ARG:HA	9	0.76
(2,2089)	1:182:B:TYR:HD1	1:176:B:ARG:HA	5	0.76
(2,2089)	1:182:B:TYR:HD2	1:176:B:ARG:HA	5	0.76
(2,2089)	1:182:B:TYR:HD1	1:176:B:ARG:HA	9	0.76
(2,2089)	1:182:B:TYR:HD2	1:176:B:ARG:HA	9	0.76
(2,2078)	1:182:B:TYR:HD1	1:182:B:TYR:HA	7	0.76
(2,2078)	1:182:B:TYR:HD2	1:182:B:TYR:HA	7	0.76
(2,2077)	1:182:A:TYR:HD1	1:182:A:TYR:HA	7	0.76
(2,2077)	1:182:A:TYR:HD2	1:182:A:TYR:HA	7	0.76
(2,2004)	1:160:A:PHE:HA	1:175:A:TYR:HA	9	0.76
(2,2003)	1:160:B:PHE:HA	1:175:B:TYR:HA	9	0.76
(2,1894)	1:160:A:PHE:HB2	1:173:A:ILE:HG21	2	0.76
(2,1894)	1:160:A:PHE:HB2	1:173:A:ILE:HG22	2	0.76
(2,1894)	1:160:A:PHE:HB2	1:173:A:ILE:HG23	2	0.76
(2,1888)	1:159:B:ASP:HB3	1:176:B:ARG:HB2	5	0.76
(2,1761)	1:174:A:VAL:HG21	1:163:A:PHE:HE1	10	0.76
(2,1761)	1:174:A:VAL:HG21	1:163:A:PHE:HE2	10	0.76
(2,1761)	1:174:A:VAL:HG22	1:163:A:PHE:HE1	10	0.76
(2,1761)	1:174:A:VAL:HG22	1:163:A:PHE:HE2	10	0.76
(2,1761)	1:174:A:VAL:HG23	1:163:A:PHE:HE1	10	0.76
(2,1761)	1:174:A:VAL:HG23	1:163:A:PHE:HE2	10	0.76
(2,1746)	1:155:A:LEU:HD11	1:155:A:LEU:HA	4	0.76
(2,1746)	1:155:A:LEU:HD12	1:155:A:LEU:HA	4	0.76
(2,1746)	1:155:A:LEU:HD13	1:155:A:LEU:HA	4	0.76
(2,1746)	1:155:A:LEU:HD11	1:155:A:LEU:HA	7	0.76
(2,1746)	1:155:A:LEU:HD12	1:155:A:LEU:HA	7	0.76

Continued on next page...

Continued from previous page...

Key	Atom-1	Atom-2	Model ID	Violation (Å)
(2,1746)	1:155:A:LEU:HD13	1:155:A:LEU:HA	7	0.76
(2,1703)	1:184:B:LEU:HD11	1:186:B:GLN:HG3	1	0.76
(2,1703)	1:184:B:LEU:HD12	1:186:B:GLN:HG3	1	0.76
(2,1703)	1:184:B:LEU:HD13	1:186:B:GLN:HG3	1	0.76
(2,1629)	1:144:B:MET:HB3	1:144:B:MET:HA	10	0.76
(2,1628)	1:144:A:MET:HB3	1:144:A:MET:HA	10	0.76
(2,1439)	1:178:A:LYS:HA	1:178:A:LYS:HD2	6	0.76
(2,1415)	1:189:B:GLU:HA	1:190:B:GLN:H	10	0.76
(2,1376)	1:162:B:VAL:HA	1:173:B:ILE:HA	2	0.76
(2,1375)	1:162:A:VAL:HA	1:173:A:ILE:HA	2	0.76
(2,1171)	1:166:A:ARG:HA	1:143:A:PRO:HB2	4	0.76
(2,1143)	1:166:A:ARG:HA	1:166:A:ARG:HD3	9	0.76
(2,1008)	1:175:B:TYR:HA	1:175:B:TYR:HB2	5	0.76
(2,1008)	1:175:B:TYR:HA	1:175:B:TYR:HB2	6	0.76
(2,1008)	1:175:B:TYR:HA	1:175:B:TYR:HB2	9	0.76
(2,1003)	1:175:A:TYR:HA	1:175:A:TYR:HB2	6	0.76
(2,1003)	1:175:A:TYR:HA	1:175:A:TYR:HB2	9	0.76
(2,992)	1:172:B:SER:HA	1:186:B:GLN:HA	3	0.76
(2,991)	1:172:A:SER:HA	1:186:A:GLN:HA	3	0.76
(2,984)	1:184:A:LEU:HA	1:174:A:VAL:HA	4	0.76
(2,983)	1:184:B:LEU:HA	1:174:B:VAL:HA	4	0.76
(2,760)	1:168:A:THR:H	1:169:A:ASP:HB3	1	0.76
(2,760)	1:168:A:THR:H	1:169:A:ASP:HB3	4	0.76
(2,588)	1:185:A:ILE:H	1:184:A:LEU:HD11	2	0.76
(2,588)	1:185:A:ILE:H	1:184:A:LEU:HD12	2	0.76
(2,588)	1:185:A:ILE:H	1:184:A:LEU:HD13	2	0.76
(2,353)	1:161:B:PHE:H	1:175:B:TYR:HB3	1	0.76
(2,118)	1:139:B:PHE:H	1:139:B:PHE:HD1	9	0.76
(2,118)	1:139:B:PHE:H	1:139:B:PHE:HD2	9	0.76
(2,117)	1:139:A:PHE:H	1:139:A:PHE:HD1	9	0.76
(2,117)	1:139:A:PHE:H	1:139:A:PHE:HD2	9	0.76
(2,2186)	1:172:B:SER:HA	1:186:B:GLN:HA	2	0.75
(2,2185)	1:172:A:SER:HA	1:186:A:GLN:HA	2	0.75
(2,2184)	1:173:B:ILE:HA	1:162:B:VAL:HA	3	0.75
(2,2144)	1:160:A:PHE:HA	1:175:A:TYR:HA	5	0.75
(2,2143)	1:160:B:PHE:HA	1:175:B:TYR:HA	5	0.75
(2,2090)	1:182:A:TYR:HD1	1:176:A:ARG:HA	7	0.75
(2,2090)	1:182:A:TYR:HD2	1:176:A:ARG:HA	7	0.75
(2,2089)	1:182:B:TYR:HD1	1:176:B:ARG:HA	7	0.75
(2,2089)	1:182:B:TYR:HD2	1:176:B:ARG:HA	7	0.75
(2,2089)	1:182:B:TYR:HD1	1:176:B:ARG:HA	8	0.75
(2,2089)	1:182:B:TYR:HD2	1:176:B:ARG:HA	8	0.75

Continued on next page...

Continued from previous page...

Key	Atom-1	Atom-2	Model ID	Violation (Å)
(2,2078)	1:182:B:TYR:HD1	1:182:B:TYR:HA	6	0.75
(2,2078)	1:182:B:TYR:HD2	1:182:B:TYR:HA	6	0.75
(2,2077)	1:182:A:TYR:HD1	1:182:A:TYR:HA	6	0.75
(2,2077)	1:182:A:TYR:HD2	1:182:A:TYR:HA	6	0.75
(2,2046)	1:172:B:SER:HA	1:186:B:GLN:HA	2	0.75
(2,2045)	1:172:A:SER:HA	1:186:A:GLN:HA	2	0.75
(2,2044)	1:173:B:ILE:HA	1:162:B:VAL:HA	3	0.75
(2,2004)	1:160:A:PHE:HA	1:175:A:TYR:HA	5	0.75
(2,2003)	1:160:B:PHE:HA	1:175:B:TYR:HA	5	0.75
(2,1896)	1:163:B:PHE:HA	1:162:B:VAL:HG21	10	0.75
(2,1896)	1:163:B:PHE:HA	1:162:B:VAL:HG22	10	0.75
(2,1896)	1:163:B:PHE:HA	1:162:B:VAL:HG23	10	0.75
(2,1895)	1:163:A:PHE:HA	1:162:A:VAL:HG21	10	0.75
(2,1895)	1:163:A:PHE:HA	1:162:A:VAL:HG22	10	0.75
(2,1895)	1:163:A:PHE:HA	1:162:A:VAL:HG23	10	0.75
(2,1893)	1:160:B:PHE:HB2	1:173:B:ILE:HG21	2	0.75
(2,1893)	1:160:B:PHE:HB2	1:173:B:ILE:HG22	2	0.75
(2,1893)	1:160:B:PHE:HB2	1:173:B:ILE:HG23	2	0.75
(2,1825)	1:137:A:LYS:HB3	1:138:A:GLU:HA	8	0.75
(2,1762)	1:174:B:VAL:HG21	1:163:B:PHE:HE1	10	0.75
(2,1762)	1:174:B:VAL:HG21	1:163:B:PHE:HE2	10	0.75
(2,1762)	1:174:B:VAL:HG22	1:163:B:PHE:HE1	10	0.75
(2,1762)	1:174:B:VAL:HG22	1:163:B:PHE:HE2	10	0.75
(2,1762)	1:174:B:VAL:HG23	1:163:B:PHE:HE1	10	0.75
(2,1762)	1:174:B:VAL:HG23	1:163:B:PHE:HE2	10	0.75
(2,1746)	1:155:A:LEU:HD11	1:155:A:LEU:HA	1	0.75
(2,1746)	1:155:A:LEU:HD12	1:155:A:LEU:HA	1	0.75
(2,1746)	1:155:A:LEU:HD13	1:155:A:LEU:HA	1	0.75
(2,1746)	1:155:A:LEU:HD11	1:155:A:LEU:HA	6	0.75
(2,1746)	1:155:A:LEU:HD12	1:155:A:LEU:HA	6	0.75
(2,1746)	1:155:A:LEU:HD13	1:155:A:LEU:HA	6	0.75
(2,1746)	1:155:A:LEU:HD11	1:155:A:LEU:HA	8	0.75
(2,1746)	1:155:A:LEU:HD12	1:155:A:LEU:HA	8	0.75
(2,1746)	1:155:A:LEU:HD13	1:155:A:LEU:HA	8	0.75
(2,1746)	1:155:A:LEU:HD11	1:155:A:LEU:HA	9	0.75
(2,1746)	1:155:A:LEU:HD12	1:155:A:LEU:HA	9	0.75
(2,1746)	1:155:A:LEU:HD13	1:155:A:LEU:HA	9	0.75
(2,1746)	1:155:A:LEU:HD11	1:155:A:LEU:HA	10	0.75
(2,1746)	1:155:A:LEU:HD12	1:155:A:LEU:HA	10	0.75
(2,1746)	1:155:A:LEU:HD13	1:155:A:LEU:HA	10	0.75
(2,1684)	1:173:A:ILE:HG12	1:173:A:ILE:HA	4	0.75
(2,1588)	1:182:B:TYR:HB2	1:182:B:TYR:HD1	4	0.75

Continued on next page...

Continued from previous page...

Key	Atom-1	Atom-2	Model ID	Violation (Å)
(2,1588)	1:182:B:TYR:HB2	1:182:B:TYR:HD2	4	0.75
(2,1588)	1:182:B:TYR:HB2	1:182:B:TYR:HD1	6	0.75
(2,1588)	1:182:B:TYR:HB2	1:182:B:TYR:HD2	6	0.75
(2,1587)	1:182:A:TYR:HB2	1:182:A:TYR:HD1	4	0.75
(2,1587)	1:182:A:TYR:HB2	1:182:A:TYR:HD2	4	0.75
(2,1587)	1:182:A:TYR:HB2	1:182:A:TYR:HD1	6	0.75
(2,1587)	1:182:A:TYR:HB2	1:182:A:TYR:HD2	6	0.75
(2,1536)	1:161:A:PHE:HB2	1:161:A:PHE:HA	4	0.75
(2,1536)	1:161:A:PHE:HB2	1:161:A:PHE:HA	6	0.75
(2,1533)	1:161:B:PHE:HB2	1:161:B:PHE:HA	2	0.75
(2,1518)	1:172:A:SER:HB3	1:172:A:SER:HA	6	0.75
(2,1517)	1:172:B:SER:HB3	1:172:B:SER:HA	6	0.75
(2,1416)	1:189:A:GLU:HA	1:190:A:GLN:H	10	0.75
(2,1267)	1:184:B:LEU:HB3	1:184:B:LEU:HD11	10	0.75
(2,1267)	1:184:B:LEU:HB3	1:184:B:LEU:HD12	10	0.75
(2,1267)	1:184:B:LEU:HB3	1:184:B:LEU:HD13	10	0.75
(2,1171)	1:166:A:ARG:HA	1:143:A:PRO:HB2	1	0.75
(2,1045)	1:173:B:ILE:HA	1:173:B:ILE:HG12	1	0.75
(2,1045)	1:173:B:ILE:HA	1:173:B:ILE:HG12	3	0.75
(2,1008)	1:175:B:TYR:HA	1:175:B:TYR:HB2	2	0.75
(2,1008)	1:175:B:TYR:HA	1:175:B:TYR:HB2	4	0.75
(2,1008)	1:175:B:TYR:HA	1:175:B:TYR:HB2	7	0.75
(2,1008)	1:175:B:TYR:HA	1:175:B:TYR:HB2	10	0.75
(2,1003)	1:175:A:TYR:HA	1:175:A:TYR:HB2	2	0.75
(2,1003)	1:175:A:TYR:HA	1:175:A:TYR:HB2	7	0.75
(2,1003)	1:175:A:TYR:HA	1:175:A:TYR:HB2	10	0.75
(2,562)	1:158:B:HIS:H	1:156:B:LEU:HB2	2	0.75
(2,562)	1:158:B:HIS:H	1:156:B:LEU:HB2	5	0.75
(2,562)	1:158:B:HIS:H	1:156:B:LEU:HB2	6	0.75
(2,561)	1:158:A:HIS:H	1:156:A:LEU:HB2	2	0.75
(2,561)	1:158:A:HIS:H	1:156:A:LEU:HB2	5	0.75
(2,561)	1:158:A:HIS:H	1:156:A:LEU:HB2	6	0.75
(2,470)	1:170:A:GLY:H	1:165:A:ASP:HB2	8	0.75
(2,367)	1:144:A:MET:H	1:163:A:PHE:HB3	5	0.75
(2,353)	1:161:B:PHE:H	1:175:B:TYR:HB3	4	0.75
(2,2183)	1:173:A:ILE:HA	1:162:A:VAL:HA	3	0.74
(2,2144)	1:160:A:PHE:HA	1:175:A:TYR:HA	1	0.74
(2,2143)	1:160:B:PHE:HA	1:175:B:TYR:HA	1	0.74
(2,2108)	1:163:B:PHE:HD1	1:143:B:PRO:HB3	10	0.74
(2,2108)	1:163:B:PHE:HD2	1:143:B:PRO:HB3	10	0.74
(2,2090)	1:182:A:TYR:HD1	1:176:A:ARG:HA	3	0.74
(2,2090)	1:182:A:TYR:HD2	1:176:A:ARG:HA	3	0.74

Continued on next page...

Continued from previous page...

Key	Atom-1	Atom-2	Model ID	Violation (Å)
(2,2090)	1:182:A:TYR:HD1	1:176:A:ARG:HA	8	0.74
(2,2090)	1:182:A:TYR:HD2	1:176:A:ARG:HA	8	0.74
(2,2089)	1:182:B:TYR:HD1	1:176:B:ARG:HA	3	0.74
(2,2089)	1:182:B:TYR:HD2	1:176:B:ARG:HA	3	0.74
(2,2078)	1:182:B:TYR:HD1	1:182:B:TYR:HA	5	0.74
(2,2078)	1:182:B:TYR:HD2	1:182:B:TYR:HA	5	0.74
(2,2077)	1:182:A:TYR:HD1	1:182:A:TYR:HA	5	0.74
(2,2077)	1:182:A:TYR:HD2	1:182:A:TYR:HA	5	0.74
(2,2043)	1:173:A:ILE:HA	1:162:A:VAL:HA	3	0.74
(2,2004)	1:160:A:PHE:HA	1:175:A:TYR:HA	1	0.74
(2,2003)	1:160:B:PHE:HA	1:175:B:TYR:HA	1	0.74
(2,1901)	1:164:A:THR:HG1	1:169:A:ASP:HB2	4	0.74
(2,1746)	1:155:A:LEU:HD11	1:155:A:LEU:HA	2	0.74
(2,1746)	1:155:A:LEU:HD12	1:155:A:LEU:HA	2	0.74
(2,1746)	1:155:A:LEU:HD13	1:155:A:LEU:HA	2	0.74
(2,1724)	1:156:A:LEU:HD21	1:158:A:HIS:HB2	9	0.74
(2,1724)	1:156:A:LEU:HD22	1:158:A:HIS:HB2	9	0.74
(2,1724)	1:156:A:LEU:HD23	1:158:A:HIS:HB2	9	0.74
(2,1587)	1:182:A:TYR:HB2	1:182:A:TYR:HD1	8	0.74
(2,1587)	1:182:A:TYR:HB2	1:182:A:TYR:HD2	8	0.74
(2,1312)	1:171:B:THR:HB	1:171:B:THR:HA	3	0.74
(2,1311)	1:171:A:THR:HB	1:171:A:THR:HA	3	0.74
(2,1267)	1:184:B:LEU:HB3	1:184:B:LEU:HD11	4	0.74
(2,1267)	1:184:B:LEU:HB3	1:184:B:LEU:HD12	4	0.74
(2,1267)	1:184:B:LEU:HB3	1:184:B:LEU:HD13	4	0.74
(2,1106)	1:141:A:LEU:HB2	1:141:A:LEU:HA	6	0.74
(2,1105)	1:141:B:LEU:HB2	1:141:B:LEU:HA	6	0.74
(2,1046)	1:173:A:ILE:HA	1:173:A:ILE:HG12	1	0.74
(2,1008)	1:175:B:TYR:HA	1:175:B:TYR:HB2	1	0.74
(2,1008)	1:175:B:TYR:HA	1:175:B:TYR:HB2	3	0.74
(2,1003)	1:175:A:TYR:HA	1:175:A:TYR:HB2	1	0.74
(2,1003)	1:175:A:TYR:HA	1:175:A:TYR:HB2	3	0.74
(2,1003)	1:175:A:TYR:HA	1:175:A:TYR:HB2	4	0.74
(2,798)	1:188:B:SER:H	1:187:B:THR:HG21	6	0.74
(2,798)	1:188:B:SER:H	1:187:B:THR:HG22	6	0.74
(2,798)	1:188:B:SER:H	1:187:B:THR:HG23	6	0.74
(2,797)	1:188:A:SER:H	1:187:A:THR:HG21	6	0.74
(2,797)	1:188:A:SER:H	1:187:A:THR:HG22	6	0.74
(2,797)	1:188:A:SER:H	1:187:A:THR:HG23	6	0.74
(2,766)	1:148:B:GLU:H	1:145:B:ASP:HB3	2	0.74
(2,758)	1:169:A:ASP:H	1:165:A:ASP:HB3	6	0.74
(2,505)	1:132:A:GLU:H	1:131:A:ILE:HB	2	0.74

Continued on next page...

Continued from previous page...

Key	Atom-1	Atom-2	Model ID	Violation (Å)
(2,491)	1:133:A:ILE:H	1:132:A:GLU:HB2	2	0.74
(2,482)	1:164:A:THR:H	1:143:A:PRO:HB2	3	0.74
(2,469)	1:170:B:GLY:H	1:165:B:ASP:HB3	3	0.74
(2,369)	1:170:B:GLY:H	1:165:B:ASP:HB2	4	0.74
(2,353)	1:161:B:PHE:H	1:175:B:TYR:HB3	3	0.74
(2,184)	1:177:B:ARG:H	1:182:B:TYR:HA	4	0.74
(2,183)	1:177:A:ARG:H	1:182:A:TYR:HA	4	0.74
(2,97)	1:154:B:ASN:H	1:154:B:ASN:HD22	6	0.74
(2,2186)	1:172:B:SER:HA	1:186:B:GLN:HA	8	0.73
(2,2185)	1:172:A:SER:HA	1:186:A:GLN:HA	8	0.73
(2,2090)	1:182:A:TYR:HD1	1:176:A:ARG:HA	4	0.73
(2,2090)	1:182:A:TYR:HD2	1:176:A:ARG:HA	4	0.73
(2,2089)	1:182:B:TYR:HD1	1:176:B:ARG:HA	4	0.73
(2,2089)	1:182:B:TYR:HD2	1:176:B:ARG:HA	4	0.73
(2,2046)	1:172:B:SER:HA	1:186:B:GLN:HA	8	0.73
(2,2045)	1:172:A:SER:HA	1:186:A:GLN:HA	8	0.73
(2,1746)	1:155:A:LEU:HD11	1:155:A:LEU:HA	5	0.73
(2,1746)	1:155:A:LEU:HD12	1:155:A:LEU:HA	5	0.73
(2,1746)	1:155:A:LEU:HD13	1:155:A:LEU:HA	5	0.73
(2,1743)	1:155:B:LEU:HD21	1:152:B:GLN:HA	3	0.73
(2,1743)	1:155:B:LEU:HD22	1:152:B:GLN:HA	3	0.73
(2,1743)	1:155:B:LEU:HD23	1:152:B:GLN:HA	3	0.73
(2,1648)	1:176:B:ARG:HB2	1:176:B:ARG:HA	8	0.73
(2,1588)	1:182:B:TYR:HB2	1:182:B:TYR:HD1	8	0.73
(2,1588)	1:182:B:TYR:HB2	1:182:B:TYR:HD2	8	0.73
(2,1522)	1:172:A:SER:HB3	1:184:A:LEU:HD11	1	0.73
(2,1522)	1:172:A:SER:HB3	1:184:A:LEU:HD12	1	0.73
(2,1522)	1:172:A:SER:HB3	1:184:A:LEU:HD13	1	0.73
(2,1255)	1:149:A:ALA:HB1	1:174:A:VAL:HG11	8	0.73
(2,1255)	1:149:A:ALA:HB1	1:174:A:VAL:HG12	8	0.73
(2,1255)	1:149:A:ALA:HB1	1:174:A:VAL:HG13	8	0.73
(2,1255)	1:149:A:ALA:HB2	1:174:A:VAL:HG11	8	0.73
(2,1255)	1:149:A:ALA:HB2	1:174:A:VAL:HG12	8	0.73
(2,1255)	1:149:A:ALA:HB2	1:174:A:VAL:HG13	8	0.73
(2,1255)	1:149:A:ALA:HB3	1:174:A:VAL:HG11	8	0.73
(2,1255)	1:149:A:ALA:HB3	1:174:A:VAL:HG12	8	0.73
(2,1255)	1:149:A:ALA:HB3	1:174:A:VAL:HG13	8	0.73
(2,1143)	1:166:A:ARG:HA	1:166:A:ARG:HD3	5	0.73
(2,1143)	1:166:A:ARG:HA	1:166:A:ARG:HD3	8	0.73
(2,1106)	1:141:A:LEU:HB2	1:141:A:LEU:HA	10	0.73
(2,1105)	1:141:B:LEU:HB2	1:141:B:LEU:HA	10	0.73
(2,984)	1:184:A:LEU:HA	1:174:A:VAL:HA	9	0.73

Continued on next page...

Continued from previous page...

Key	Atom-1	Atom-2	Model ID	Violation (Å)
(2,983)	1:184:B:LEU:HA	1:174:B:VAL:HA	9	0.73
(2,956)	1:186:A:GLN:H	1:137:B:LYS:HB2	8	0.73
(2,513)	1:179:A:ASP:H	1:177:A:ARG:HB3	3	0.73
(2,506)	1:132:B:GLU:H	1:131:B:ILE:HB	2	0.73
(2,463)	1:169:B:ASP:H	1:167:B:GLU:HB3	1	0.73
(2,362)	1:164:A:THR:H	1:163:A:PHE:HB3	8	0.73
(2,2144)	1:160:A:PHE:HA	1:175:A:TYR:HA	2	0.72
(2,2108)	1:163:B:PHE:HD1	1:143:B:PRO:HB3	4	0.72
(2,2108)	1:163:B:PHE:HD2	1:143:B:PRO:HB3	4	0.72
(2,2004)	1:160:A:PHE:HA	1:175:A:TYR:HA	2	0.72
(2,1863)	1:150:B:VAL:HG21	1:154:B:ASN:HD22	1	0.72
(2,1863)	1:150:B:VAL:HG22	1:154:B:ASN:HD22	1	0.72
(2,1863)	1:150:B:VAL:HG23	1:154:B:ASN:HD22	1	0.72
(2,1834)	1:141:B:LEU:HB3	1:140:B:SER:H	10	0.72
(2,1833)	1:141:A:LEU:HB3	1:140:A:SER:H	10	0.72
(2,1648)	1:176:B:ARG:HB2	1:176:B:ARG:HA	6	0.72
(2,1634)	1:186:B:GLN:HG2	1:186:B:GLN:HA	3	0.72
(2,1633)	1:186:A:GLN:HG2	1:186:A:GLN:HA	3	0.72
(2,1602)	1:154:B:ASN:HB3	1:153:B:MET:H	8	0.72
(2,1602)	1:154:B:ASN:HB3	1:153:B:MET:H	10	0.72
(2,1601)	1:154:A:ASN:HB3	1:153:A:MET:H	8	0.72
(2,1601)	1:154:A:ASN:HB3	1:153:A:MET:H	10	0.72
(2,1459)	1:143:A:PRO:HD2	1:164:A:THR:HG1	8	0.72
(2,992)	1:172:B:SER:HA	1:186:B:GLN:HA	6	0.72
(2,991)	1:172:A:SER:HA	1:186:A:GLN:HA	6	0.72
(2,799)	1:186:A:GLN:H	1:184:A:LEU:HD21	1	0.72
(2,799)	1:186:A:GLN:H	1:184:A:LEU:HD22	1	0.72
(2,799)	1:186:A:GLN:H	1:184:A:LEU:HD23	1	0.72
(2,798)	1:188:B:SER:H	1:187:B:THR:HG21	8	0.72
(2,798)	1:188:B:SER:H	1:187:B:THR:HG22	8	0.72
(2,798)	1:188:B:SER:H	1:187:B:THR:HG23	8	0.72
(2,797)	1:188:A:SER:H	1:187:A:THR:HG21	8	0.72
(2,797)	1:188:A:SER:H	1:187:A:THR:HG22	8	0.72
(2,797)	1:188:A:SER:H	1:187:A:THR:HG23	8	0.72
(2,756)	1:175:B:TYR:H	1:175:B:TYR:HB3	1	0.72
(2,756)	1:175:B:TYR:H	1:175:B:TYR:HB3	7	0.72
(2,512)	1:182:A:TYR:H	1:181:A:LYS:HB3	10	0.72
(2,511)	1:182:B:TYR:H	1:181:B:LYS:HB3	10	0.72
(2,478)	1:187:A:THR:H	1:186:A:GLN:HG3	7	0.72
(2,477)	1:187:B:THR:H	1:186:B:GLN:HG3	7	0.72
(2,464)	1:169:A:ASP:H	1:167:A:GLU:HB3	1	0.72
(2,368)	1:144:B:MET:H	1:163:B:PHE:HB3	8	0.72

Continued on next page...

Continued from previous page...

Key	Atom-1	Atom-2	Model ID	Violation (Å)
(2,366)	1:166:B:ARG:H	1:166:B:ARG:HD2	7	0.72
(2,184)	1:177:B:ARG:H	1:182:B:TYR:HA	3	0.72
(2,184)	1:177:B:ARG:H	1:182:B:TYR:HA	6	0.72
(2,183)	1:177:A:ARG:H	1:182:A:TYR:HA	3	0.72
(2,2144)	1:160:A:PHE:HA	1:175:A:TYR:HA	3	0.71
(2,2143)	1:160:B:PHE:HA	1:175:B:TYR:HA	2	0.71
(2,2143)	1:160:B:PHE:HA	1:175:B:TYR:HA	3	0.71
(2,2108)	1:163:B:PHE:HD1	1:143:B:PRO:HB3	3	0.71
(2,2108)	1:163:B:PHE:HD2	1:143:B:PRO:HB3	3	0.71
(2,2090)	1:182:A:TYR:HD1	1:176:A:ARG:HA	2	0.71
(2,2090)	1:182:A:TYR:HD2	1:176:A:ARG:HA	2	0.71
(2,2089)	1:182:B:TYR:HD1	1:176:B:ARG:HA	2	0.71
(2,2089)	1:182:B:TYR:HD2	1:176:B:ARG:HA	2	0.71
(2,2004)	1:160:A:PHE:HA	1:175:A:TYR:HA	3	0.71
(2,2003)	1:160:B:PHE:HA	1:175:B:TYR:HA	2	0.71
(2,2003)	1:160:B:PHE:HA	1:175:B:TYR:HA	3	0.71
(2,1686)	1:178:A:LYS:HD2	1:178:A:LYS:HA	10	0.71
(2,1536)	1:161:A:PHE:HB2	1:161:A:PHE:HA	7	0.71
(2,1536)	1:161:A:PHE:HB2	1:161:A:PHE:HA	10	0.71
(2,1416)	1:189:A:GLU:HA	1:190:A:GLN:H	8	0.71
(2,1415)	1:189:B:GLU:HA	1:190:B:GLN:H	8	0.71
(2,1378)	1:139:A:PHE:HA	1:139:A:PHE:HD1	5	0.71
(2,1378)	1:139:A:PHE:HA	1:139:A:PHE:HD2	5	0.71
(2,1377)	1:139:B:PHE:HA	1:139:B:PHE:HD1	5	0.71
(2,1377)	1:139:B:PHE:HA	1:139:B:PHE:HD2	5	0.71
(2,1256)	1:149:B:ALA:HB1	1:174:B:VAL:HG11	8	0.71
(2,1256)	1:149:B:ALA:HB1	1:174:B:VAL:HG12	8	0.71
(2,1256)	1:149:B:ALA:HB1	1:174:B:VAL:HG13	8	0.71
(2,1256)	1:149:B:ALA:HB2	1:174:B:VAL:HG11	8	0.71
(2,1256)	1:149:B:ALA:HB2	1:174:B:VAL:HG12	8	0.71
(2,1256)	1:149:B:ALA:HB2	1:174:B:VAL:HG13	8	0.71
(2,1256)	1:149:B:ALA:HB3	1:174:B:VAL:HG11	8	0.71
(2,1256)	1:149:B:ALA:HB3	1:174:B:VAL:HG12	8	0.71
(2,1256)	1:149:B:ALA:HB3	1:174:B:VAL:HG13	8	0.71
(2,1046)	1:173:A:ILE:HA	1:173:A:ILE:HG12	5	0.71
(2,1033)	1:184:B:LEU:HA	1:184:B:LEU:HD21	6	0.71
(2,1033)	1:184:B:LEU:HA	1:184:B:LEU:HD22	6	0.71
(2,1033)	1:184:B:LEU:HA	1:184:B:LEU:HD23	6	0.71
(2,955)	1:186:B:GLN:H	1:137:A:LYS:HB2	1	0.71
(2,787)	1:164:B:THR:H	1:141:B:LEU:HB3	3	0.71
(2,764)	1:168:A:THR:H	1:169:A:ASP:HB2	10	0.71
(2,662)	1:151:A:LEU:H	1:150:A:VAL:HG11	5	0.71

Continued on next page...

Continued from previous page...

Key	Atom-1	Atom-2	Model ID	Violation (Å)
(2,662)	1:151:A:LEU:H	1:150:A:VAL:HG12	5	0.71
(2,662)	1:151:A:LEU:H	1:150:A:VAL:HG13	5	0.71
(2,661)	1:151:B:LEU:H	1:150:B:VAL:HG11	5	0.71
(2,661)	1:151:B:LEU:H	1:150:B:VAL:HG12	5	0.71
(2,661)	1:151:B:LEU:H	1:150:B:VAL:HG13	5	0.71
(2,576)	1:182:A:TYR:H	1:181:A:LYS:HG2	7	0.71
(2,575)	1:182:B:TYR:H	1:181:B:LYS:HG2	7	0.71
(2,464)	1:169:A:ASP:H	1:167:A:GLU:HB3	5	0.71
(2,368)	1:144:B:MET:H	1:163:B:PHE:HB3	3	0.71
(2,184)	1:177:B:ARG:H	1:182:B:TYR:HA	2	0.71
(2,183)	1:177:A:ARG:H	1:182:A:TYR:HA	2	0.71
(2,183)	1:177:A:ARG:H	1:182:A:TYR:HA	6	0.71
(2,130)	1:183:A:GLY:H	1:175:A:TYR:HD1	10	0.71
(2,130)	1:183:A:GLY:H	1:175:A:TYR:HD2	10	0.71
(2,129)	1:183:B:GLY:H	1:175:B:TYR:HD1	10	0.71
(2,129)	1:183:B:GLY:H	1:175:B:TYR:HD2	10	0.71
(2,2108)	1:163:B:PHE:HD1	1:143:B:PRO:HB3	2	0.7
(2,2108)	1:163:B:PHE:HD2	1:143:B:PRO:HB3	2	0.7
(2,1834)	1:141:B:LEU:HB3	1:140:B:SER:H	6	0.7
(2,1833)	1:141:A:LEU:HB3	1:140:A:SER:H	6	0.7
(2,1648)	1:176:B:ARG:HB2	1:176:B:ARG:HA	10	0.7
(2,1646)	1:143:B:PRO:HB3	1:143:B:PRO:HA	2	0.7
(2,1646)	1:143:B:PRO:HB3	1:143:B:PRO:HA	4	0.7
(2,1646)	1:143:B:PRO:HB3	1:143:B:PRO:HA	5	0.7
(2,1634)	1:186:B:GLN:HG2	1:186:B:GLN:HA	4	0.7
(2,1633)	1:186:A:GLN:HG2	1:186:A:GLN:HA	4	0.7
(2,1538)	1:161:A:PHE:HB3	1:174:A:VAL:HG11	8	0.7
(2,1538)	1:161:A:PHE:HB3	1:174:A:VAL:HG12	8	0.7
(2,1538)	1:161:A:PHE:HB3	1:174:A:VAL:HG13	8	0.7
(2,1536)	1:161:A:PHE:HB2	1:161:A:PHE:HA	5	0.7
(2,1518)	1:172:A:SER:HB3	1:172:A:SER:HA	5	0.7
(2,1517)	1:172:B:SER:HB3	1:172:B:SER:HA	5	0.7
(2,1459)	1:143:A:PRO:HD2	1:164:A:THR:HG1	10	0.7
(2,1267)	1:184:B:LEU:HB3	1:184:B:LEU:HD11	9	0.7
(2,1267)	1:184:B:LEU:HB3	1:184:B:LEU:HD12	9	0.7
(2,1267)	1:184:B:LEU:HB3	1:184:B:LEU:HD13	9	0.7
(2,1143)	1:166:A:ARG:HA	1:166:A:ARG:HD3	7	0.7
(2,1124)	1:166:A:ARG:HD3	1:166:A:ARG:HA	3	0.7
(2,1071)	1:175:A:TYR:HB2	1:175:A:TYR:HD1	6	0.7
(2,1071)	1:175:A:TYR:HB2	1:175:A:TYR:HD2	6	0.7
(2,1071)	1:175:A:TYR:HB2	1:175:A:TYR:HD1	8	0.7
(2,1071)	1:175:A:TYR:HB2	1:175:A:TYR:HD2	8	0.7

Continued on next page...

Continued from previous page...

Key	Atom-1	Atom-2	Model ID	Violation (Å)
(2,781)	1:179:A:ASP:H	1:178:A:LYS:HG2	10	0.7
(2,766)	1:148:B:GLU:H	1:145:B:ASP:HB3	1	0.7
(2,765)	1:148:A:GLU:H	1:145:A:ASP:HB2	6	0.7
(2,756)	1:175:B:TYR:H	1:175:B:TYR:HB3	10	0.7
(2,662)	1:151:A:LEU:H	1:150:A:VAL:HG11	2	0.7
(2,662)	1:151:A:LEU:H	1:150:A:VAL:HG12	2	0.7
(2,662)	1:151:A:LEU:H	1:150:A:VAL:HG13	2	0.7
(2,370)	1:170:A:GLY:H	1:165:A:ASP:HB3	2	0.7
(2,367)	1:144:A:MET:H	1:163:A:PHE:HB3	3	0.7
(2,367)	1:144:A:MET:H	1:163:A:PHE:HB3	8	0.7
(2,184)	1:177:B:ARG:H	1:182:B:TYR:HA	8	0.7
(2,2090)	1:182:A:TYR:HD1	1:176:A:ARG:HA	10	0.69
(2,2090)	1:182:A:TYR:HD2	1:176:A:ARG:HA	10	0.69
(2,2089)	1:182:B:TYR:HD1	1:176:B:ARG:HA	10	0.69
(2,2089)	1:182:B:TYR:HD2	1:176:B:ARG:HA	10	0.69
(2,1901)	1:164:A:THR:HG1	1:169:A:ASP:HB2	1	0.69
(2,1879)	1:152:A:GLN:HG2	1:151:A:LEU:HD21	6	0.69
(2,1879)	1:152:A:GLN:HG2	1:151:A:LEU:HD22	6	0.69
(2,1879)	1:152:A:GLN:HG2	1:151:A:LEU:HD23	6	0.69
(2,1834)	1:141:B:LEU:HB3	1:140:B:SER:H	7	0.69
(2,1833)	1:141:A:LEU:HB3	1:140:A:SER:H	7	0.69
(2,1731)	1:178:B:LYS:HG3	1:178:B:LYS:HA	1	0.69
(2,1646)	1:143:B:PRO:HB3	1:143:B:PRO:HA	7	0.69
(2,1634)	1:186:B:GLN:HG2	1:186:B:GLN:HA	9	0.69
(2,1633)	1:186:A:GLN:HG2	1:186:A:GLN:HA	9	0.69
(2,1608)	1:154:B:ASN:HB2	1:151:B:LEU:HA	10	0.69
(2,1607)	1:154:A:ASN:HB2	1:151:A:LEU:HA	4	0.69
(2,1607)	1:154:A:ASN:HB2	1:151:A:LEU:HA	10	0.69
(2,1545)	1:145:B:ASP:HB3	1:148:B:GLU:HB3	3	0.69
(2,1542)	1:166:A:ARG:HD3	1:167:A:GLU:HB2	1	0.69
(2,1316)	1:164:A:THR:HB	1:143:A:PRO:HB2	3	0.69
(2,1316)	1:164:A:THR:HB	1:143:A:PRO:HB2	4	0.69
(2,1267)	1:184:B:LEU:HB3	1:184:B:LEU:HD11	1	0.69
(2,1267)	1:184:B:LEU:HB3	1:184:B:LEU:HD12	1	0.69
(2,1267)	1:184:B:LEU:HB3	1:184:B:LEU:HD13	1	0.69
(2,1161)	1:132:A:GLU:HA	1:133:A:ILE:HG12	1	0.69
(2,1143)	1:166:A:ARG:HA	1:166:A:ARG:HD3	6	0.69
(2,1071)	1:175:A:TYR:HB2	1:175:A:TYR:HD1	4	0.69
(2,1071)	1:175:A:TYR:HB2	1:175:A:TYR:HD2	4	0.69
(2,1071)	1:175:A:TYR:HB2	1:175:A:TYR:HD1	9	0.69
(2,1071)	1:175:A:TYR:HB2	1:175:A:TYR:HD2	9	0.69
(2,1063)	1:149:B:ALA:HB1	1:163:B:PHE:HD1	3	0.69

Continued on next page...

Continued from previous page...

Key	Atom-1	Atom-2	Model ID	Violation (Å)
(2,1063)	1:149:B:ALA:HB1	1:163:B:PHE:HD2	3	0.69
(2,1063)	1:149:B:ALA:HB2	1:163:B:PHE:HD1	3	0.69
(2,1063)	1:149:B:ALA:HB2	1:163:B:PHE:HD2	3	0.69
(2,1063)	1:149:B:ALA:HB3	1:163:B:PHE:HD1	3	0.69
(2,1063)	1:149:B:ALA:HB3	1:163:B:PHE:HD2	3	0.69
(2,984)	1:184:A:LEU:HA	1:174:A:VAL:HA	7	0.69
(2,983)	1:184:B:LEU:HA	1:174:B:VAL:HA	7	0.69
(2,859)	1:149:B:ALA:H	1:150:B:VAL:HG11	10	0.69
(2,859)	1:149:B:ALA:H	1:150:B:VAL:HG12	10	0.69
(2,859)	1:149:B:ALA:H	1:150:B:VAL:HG13	10	0.69
(2,756)	1:175:B:TYR:H	1:175:B:TYR:HB3	3	0.69
(2,662)	1:151:A:LEU:H	1:150:A:VAL:HG11	1	0.69
(2,662)	1:151:A:LEU:H	1:150:A:VAL:HG12	1	0.69
(2,662)	1:151:A:LEU:H	1:150:A:VAL:HG13	1	0.69
(2,662)	1:151:A:LEU:H	1:150:A:VAL:HG11	3	0.69
(2,662)	1:151:A:LEU:H	1:150:A:VAL:HG12	3	0.69
(2,662)	1:151:A:LEU:H	1:150:A:VAL:HG13	3	0.69
(2,562)	1:158:B:HIS:H	1:156:B:LEU:HB2	7	0.69
(2,542)	1:157:B:GLY:H	1:156:B:LEU:HG	8	0.69
(2,541)	1:157:A:GLY:H	1:156:A:LEU:HG	8	0.69
(2,512)	1:182:A:TYR:H	1:181:A:LYS:HB3	6	0.69
(2,511)	1:182:B:TYR:H	1:181:B:LYS:HB3	8	0.69
(2,482)	1:164:A:THR:H	1:143:A:PRO:HB2	1	0.69
(2,463)	1:169:B:ASP:H	1:167:B:GLU:HB3	5	0.69
(2,448)	1:158:B:HIS:H	1:153:B:MET:HG3	8	0.69
(2,447)	1:158:A:HIS:H	1:153:A:MET:HG3	8	0.69
(2,367)	1:144:A:MET:H	1:163:A:PHE:HB3	7	0.69
(2,362)	1:164:A:THR:H	1:163:A:PHE:HB3	3	0.69
(2,362)	1:164:A:THR:H	1:163:A:PHE:HB3	4	0.69
(2,362)	1:164:A:THR:H	1:163:A:PHE:HB3	9	0.69
(2,362)	1:164:A:THR:H	1:163:A:PHE:HB3	10	0.69
(2,183)	1:177:A:ARG:H	1:182:A:TYR:HA	1	0.69
(2,183)	1:177:A:ARG:H	1:182:A:TYR:HA	8	0.69
(2,50)	1:165:B:ASP:H	1:170:B:GLY:H	6	0.69
(2,49)	1:165:A:ASP:H	1:170:A:GLY:H	6	0.69
(2,2078)	1:182:B:TYR:HD1	1:182:B:TYR:HA	3	0.68
(2,2078)	1:182:B:TYR:HD2	1:182:B:TYR:HA	3	0.68
(2,2078)	1:182:B:TYR:HD1	1:182:B:TYR:HA	9	0.68
(2,2078)	1:182:B:TYR:HD2	1:182:B:TYR:HA	9	0.68
(2,2077)	1:182:A:TYR:HD1	1:182:A:TYR:HA	3	0.68
(2,2077)	1:182:A:TYR:HD2	1:182:A:TYR:HA	3	0.68
(2,2077)	1:182:A:TYR:HD1	1:182:A:TYR:HA	9	0.68

Continued on next page...

Continued from previous page...

Key	Atom-1	Atom-2	Model ID	Violation (Å)
(2,2077)	1:182:A:TYR:HD2	1:182:A:TYR:HA	9	0.68
(2,1894)	1:160:A:PHE:HB2	1:173:A:ILE:HG21	1	0.68
(2,1894)	1:160:A:PHE:HB2	1:173:A:ILE:HG22	1	0.68
(2,1894)	1:160:A:PHE:HB2	1:173:A:ILE:HG23	1	0.68
(2,1893)	1:160:B:PHE:HB2	1:173:B:ILE:HG21	1	0.68
(2,1893)	1:160:B:PHE:HB2	1:173:B:ILE:HG22	1	0.68
(2,1893)	1:160:B:PHE:HB2	1:173:B:ILE:HG23	1	0.68
(2,1863)	1:150:B:VAL:HG21	1:154:B:ASN:HD22	7	0.68
(2,1863)	1:150:B:VAL:HG22	1:154:B:ASN:HD22	7	0.68
(2,1863)	1:150:B:VAL:HG23	1:154:B:ASN:HD22	7	0.68
(2,1736)	1:178:B:LYS:HG2	1:178:B:LYS:HE3	2	0.68
(2,1648)	1:176:B:ARG:HB2	1:176:B:ARG:HA	3	0.68
(2,1648)	1:176:B:ARG:HB2	1:176:B:ARG:HA	5	0.68
(2,1648)	1:176:B:ARG:HB2	1:176:B:ARG:HA	9	0.68
(2,1608)	1:154:B:ASN:HB2	1:151:B:LEU:HA	4	0.68
(2,1536)	1:161:A:PHE:HB2	1:161:A:PHE:HA	1	0.68
(2,1536)	1:161:A:PHE:HB2	1:161:A:PHE:HA	8	0.68
(2,1532)	1:184:A:LEU:HB3	1:184:A:LEU:HD11	2	0.68
(2,1532)	1:184:A:LEU:HB3	1:184:A:LEU:HD12	2	0.68
(2,1532)	1:184:A:LEU:HB3	1:184:A:LEU:HD13	2	0.68
(2,1518)	1:172:A:SER:HB3	1:172:A:SER:HA	7	0.68
(2,1517)	1:172:B:SER:HB3	1:172:B:SER:HA	7	0.68
(2,1267)	1:184:B:LEU:HB3	1:184:B:LEU:HD11	5	0.68
(2,1267)	1:184:B:LEU:HB3	1:184:B:LEU:HD12	5	0.68
(2,1267)	1:184:B:LEU:HB3	1:184:B:LEU:HD13	5	0.68
(2,1143)	1:166:A:ARG:HA	1:166:A:ARG:HD3	10	0.68
(2,1071)	1:175:A:TYR:HB2	1:175:A:TYR:HD1	10	0.68
(2,1071)	1:175:A:TYR:HB2	1:175:A:TYR:HD2	10	0.68
(2,1064)	1:149:A:ALA:HB1	1:163:A:PHE:HD1	9	0.68
(2,1064)	1:149:A:ALA:HB1	1:163:A:PHE:HD2	9	0.68
(2,1064)	1:149:A:ALA:HB2	1:163:A:PHE:HD1	9	0.68
(2,1064)	1:149:A:ALA:HB2	1:163:A:PHE:HD2	9	0.68
(2,1064)	1:149:A:ALA:HB3	1:163:A:PHE:HD1	9	0.68
(2,1064)	1:149:A:ALA:HB3	1:163:A:PHE:HD2	9	0.68
(2,1063)	1:149:B:ALA:HB1	1:163:B:PHE:HD1	6	0.68
(2,1063)	1:149:B:ALA:HB1	1:163:B:PHE:HD2	6	0.68
(2,1063)	1:149:B:ALA:HB2	1:163:B:PHE:HD1	6	0.68
(2,1063)	1:149:B:ALA:HB2	1:163:B:PHE:HD2	6	0.68
(2,1063)	1:149:B:ALA:HB3	1:163:B:PHE:HD1	6	0.68
(2,1063)	1:149:B:ALA:HB3	1:163:B:PHE:HD2	6	0.68
(2,972)	1:190:B:GLN:H	1:190:B:GLN:HG3	1	0.68
(2,956)	1:186:A:GLN:H	1:137:B:LYS:HB2	1	0.68

Continued on next page...

Continued from previous page...

Key	Atom-1	Atom-2	Model ID	Violation (Å)
(2,956)	1:186:A:GLN:H	1:137:B:LYS:HB2	9	0.68
(2,938)	1:182:A:TYR:H	1:132:B:GLU:H	3	0.68
(2,899)	1:164:B:THR:H	1:144:B:MET:HG3	7	0.68
(2,788)	1:164:A:THR:H	1:141:A:LEU:HB3	7	0.68
(2,787)	1:164:B:THR:H	1:141:B:LEU:HB3	7	0.68
(2,765)	1:148:A:GLU:H	1:145:A:ASP:HB2	3	0.68
(2,756)	1:175:B:TYR:H	1:175:B:TYR:HB3	6	0.68
(2,662)	1:151:A:LEU:H	1:150:A:VAL:HG11	9	0.68
(2,662)	1:151:A:LEU:H	1:150:A:VAL:HG12	9	0.68
(2,662)	1:151:A:LEU:H	1:150:A:VAL:HG13	9	0.68
(2,661)	1:151:B:LEU:H	1:150:B:VAL:HG11	2	0.68
(2,661)	1:151:B:LEU:H	1:150:B:VAL:HG12	2	0.68
(2,661)	1:151:B:LEU:H	1:150:B:VAL:HG13	2	0.68
(2,661)	1:151:B:LEU:H	1:150:B:VAL:HG11	9	0.68
(2,661)	1:151:B:LEU:H	1:150:B:VAL:HG12	9	0.68
(2,661)	1:151:B:LEU:H	1:150:B:VAL:HG13	9	0.68
(2,621)	1:152:A:GLN:H	1:151:A:LEU:HD11	3	0.68
(2,621)	1:152:A:GLN:H	1:151:A:LEU:HD12	3	0.68
(2,621)	1:152:A:GLN:H	1:151:A:LEU:HD13	3	0.68
(2,561)	1:158:A:HIS:H	1:156:A:LEU:HB2	7	0.68
(2,512)	1:182:A:TYR:H	1:181:A:LYS:HB3	4	0.68
(2,512)	1:182:A:TYR:H	1:181:A:LYS:HB3	8	0.68
(2,511)	1:182:B:TYR:H	1:181:B:LYS:HB3	4	0.68
(2,511)	1:182:B:TYR:H	1:181:B:LYS:HB3	6	0.68
(2,495)	1:147:A:GLU:H	1:147:A:GLU:HB2	1	0.68
(2,495)	1:147:A:GLU:H	1:147:A:GLU:HB2	2	0.68
(2,495)	1:147:A:GLU:H	1:147:A:GLU:HB2	3	0.68
(2,436)	1:144:B:MET:H	1:144:B:MET:HG3	3	0.68
(2,362)	1:164:A:THR:H	1:163:A:PHE:HB3	1	0.68
(2,362)	1:164:A:THR:H	1:163:A:PHE:HB3	5	0.68
(2,361)	1:164:B:THR:H	1:163:B:PHE:HB3	8	0.68
(2,184)	1:177:B:ARG:H	1:182:B:TYR:HA	1	0.68
(2,184)	1:177:B:ARG:H	1:182:B:TYR:HA	7	0.68
(2,183)	1:177:A:ARG:H	1:182:A:TYR:HA	7	0.68
(2,167)	1:164:B:THR:H	1:143:B:PRO:HA	7	0.68
(2,50)	1:165:B:ASP:H	1:170:B:GLY:H	2	0.68
(2,2078)	1:182:B:TYR:HD1	1:182:B:TYR:HA	2	0.67
(2,2078)	1:182:B:TYR:HD2	1:182:B:TYR:HA	2	0.67
(2,2077)	1:182:A:TYR:HD1	1:182:A:TYR:HA	2	0.67
(2,2077)	1:182:A:TYR:HD2	1:182:A:TYR:HA	2	0.67
(2,1896)	1:163:B:PHE:HA	1:162:B:VAL:HG21	2	0.67
(2,1896)	1:163:B:PHE:HA	1:162:B:VAL:HG22	2	0.67

Continued on next page...

Continued from previous page...

Key	Atom-1	Atom-2	Model ID	Violation (Å)
(2,1896)	1:163:B:PHE:HA	1:162:B:VAL:HG23	2	0.67
(2,1895)	1:163:A:PHE:HA	1:162:A:VAL:HG21	2	0.67
(2,1895)	1:163:A:PHE:HA	1:162:A:VAL:HG22	2	0.67
(2,1895)	1:163:A:PHE:HA	1:162:A:VAL:HG23	2	0.67
(2,1879)	1:152:A:GLN:HG2	1:151:A:LEU:HD21	9	0.67
(2,1879)	1:152:A:GLN:HG2	1:151:A:LEU:HD22	9	0.67
(2,1879)	1:152:A:GLN:HG2	1:151:A:LEU:HD23	9	0.67
(2,1685)	1:178:B:LYS:HD3	1:178:B:LYS:HA	8	0.67
(2,1648)	1:176:B:ARG:HB2	1:176:B:ARG:HA	2	0.67
(2,1648)	1:176:B:ARG:HB2	1:176:B:ARG:HA	7	0.67
(2,1646)	1:143:B:PRO:HB3	1:143:B:PRO:HA	9	0.67
(2,1634)	1:186:B:GLN:HG2	1:186:B:GLN:HA	1	0.67
(2,1633)	1:186:A:GLN:HG2	1:186:A:GLN:HA	1	0.67
(2,1612)	1:154:B:ASN:HB3	1:155:B:LEU:HD21	3	0.67
(2,1612)	1:154:B:ASN:HB3	1:155:B:LEU:HD22	3	0.67
(2,1612)	1:154:B:ASN:HB3	1:155:B:LEU:HD23	3	0.67
(2,1609)	1:154:A:ASN:HB2	1:155:A:LEU:HD11	6	0.67
(2,1609)	1:154:A:ASN:HB2	1:155:A:LEU:HD12	6	0.67
(2,1609)	1:154:A:ASN:HB2	1:155:A:LEU:HD13	6	0.67
(2,1536)	1:161:A:PHE:HB2	1:161:A:PHE:HA	3	0.67
(2,1536)	1:161:A:PHE:HB2	1:161:A:PHE:HA	9	0.67
(2,1529)	1:184:B:LEU:HB2	1:184:B:LEU:HD21	3	0.67
(2,1529)	1:184:B:LEU:HB2	1:184:B:LEU:HD22	3	0.67
(2,1529)	1:184:B:LEU:HB2	1:184:B:LEU:HD23	3	0.67
(2,1522)	1:172:A:SER:HB3	1:184:A:LEU:HD11	4	0.67
(2,1522)	1:172:A:SER:HB3	1:184:A:LEU:HD12	4	0.67
(2,1522)	1:172:A:SER:HB3	1:184:A:LEU:HD13	4	0.67
(2,1520)	1:172:A:SER:HB2	1:172:A:SER:HA	3	0.67
(2,1518)	1:172:A:SER:HB3	1:172:A:SER:HA	4	0.67
(2,1517)	1:172:B:SER:HB3	1:172:B:SER:HA	4	0.67
(2,1499)	1:176:B:ARG:HD3	1:159:B:ASP:HA	1	0.67
(2,1316)	1:164:A:THR:HB	1:143:A:PRO:HB2	9	0.67
(2,1268)	1:184:A:LEU:HB3	1:184:A:LEU:HD21	2	0.67
(2,1268)	1:184:A:LEU:HB3	1:184:A:LEU:HD22	2	0.67
(2,1268)	1:184:A:LEU:HB3	1:184:A:LEU:HD23	2	0.67
(2,1267)	1:184:B:LEU:HB3	1:184:B:LEU:HD11	3	0.67
(2,1267)	1:184:B:LEU:HB3	1:184:B:LEU:HD12	3	0.67
(2,1267)	1:184:B:LEU:HB3	1:184:B:LEU:HD13	3	0.67
(2,1207)	1:150:B:VAL:HG11	1:153:B:MET:HB3	4	0.67
(2,1207)	1:150:B:VAL:HG12	1:153:B:MET:HB3	4	0.67
(2,1207)	1:150:B:VAL:HG13	1:153:B:MET:HB3	4	0.67
(2,1161)	1:132:A:GLU:HA	1:133:A:ILE:HG12	9	0.67

Continued on next page...

Continued from previous page...

Key	Atom-1	Atom-2	Model ID	Violation (Å)
(2,1148)	1:178:A:LYS:HG2	1:178:A:LYS:HE3	2	0.67
(2,1071)	1:175:A:TYR:HB2	1:175:A:TYR:HD1	1	0.67
(2,1071)	1:175:A:TYR:HB2	1:175:A:TYR:HD2	1	0.67
(2,1064)	1:149:A:ALA:HB1	1:163:A:PHE:HD1	8	0.67
(2,1064)	1:149:A:ALA:HB1	1:163:A:PHE:HD2	8	0.67
(2,1064)	1:149:A:ALA:HB2	1:163:A:PHE:HD1	8	0.67
(2,1064)	1:149:A:ALA:HB2	1:163:A:PHE:HD2	8	0.67
(2,1064)	1:149:A:ALA:HB3	1:163:A:PHE:HD1	8	0.67
(2,1064)	1:149:A:ALA:HB3	1:163:A:PHE:HD2	8	0.67
(2,992)	1:172:B:SER:HA	1:186:B:GLN:HA	10	0.67
(2,991)	1:172:A:SER:HA	1:186:A:GLN:HA	10	0.67
(2,955)	1:186:B:GLN:H	1:137:A:LYS:HB2	9	0.67
(2,954)	1:185:A:ILE:H	1:173:A:ILE:H	5	0.67
(2,781)	1:179:A:ASP:H	1:178:A:LYS:HG2	4	0.67
(2,662)	1:151:A:LEU:H	1:150:A:VAL:HG11	7	0.67
(2,662)	1:151:A:LEU:H	1:150:A:VAL:HG12	7	0.67
(2,662)	1:151:A:LEU:H	1:150:A:VAL:HG13	7	0.67
(2,662)	1:151:A:LEU:H	1:150:A:VAL:HG11	10	0.67
(2,662)	1:151:A:LEU:H	1:150:A:VAL:HG12	10	0.67
(2,662)	1:151:A:LEU:H	1:150:A:VAL:HG13	10	0.67
(2,536)	1:145:A:ASP:H	1:166:A:ARG:HG2	4	0.67
(2,535)	1:145:B:ASP:H	1:166:B:ARG:HG2	4	0.67
(2,516)	1:142:B:LYS:H	1:141:B:LEU:HB2	6	0.67
(2,515)	1:142:A:LYS:H	1:141:A:LEU:HB2	6	0.67
(2,506)	1:132:B:GLU:H	1:131:B:ILE:HB	5	0.67
(2,505)	1:132:A:GLU:H	1:131:A:ILE:HB	5	0.67
(2,495)	1:147:A:GLU:H	1:147:A:GLU:HB2	4	0.67
(2,495)	1:147:A:GLU:H	1:147:A:GLU:HB2	5	0.67
(2,495)	1:147:A:GLU:H	1:147:A:GLU:HB2	6	0.67
(2,495)	1:147:A:GLU:H	1:147:A:GLU:HB2	8	0.67
(2,495)	1:147:A:GLU:H	1:147:A:GLU:HB2	9	0.67
(2,495)	1:147:A:GLU:H	1:147:A:GLU:HB2	10	0.67
(2,168)	1:164:A:THR:H	1:143:A:PRO:HA	7	0.67
(2,2090)	1:182:A:TYR:HD1	1:176:A:ARG:HA	1	0.66
(2,2090)	1:182:A:TYR:HD2	1:176:A:ARG:HA	1	0.66
(2,2089)	1:182:B:TYR:HD1	1:176:B:ARG:HA	1	0.66
(2,2089)	1:182:B:TYR:HD2	1:176:B:ARG:HA	1	0.66
(2,1962)	1:176:A:ARG:HG2	1:178:A:LYS:HB2	10	0.66
(2,1744)	1:155:A:LEU:HD11	1:152:A:GLN:HA	3	0.66
(2,1744)	1:155:A:LEU:HD12	1:152:A:GLN:HA	3	0.66
(2,1744)	1:155:A:LEU:HD13	1:152:A:GLN:HA	3	0.66
(2,1646)	1:143:B:PRO:HB3	1:143:B:PRO:HA	8	0.66

Continued on next page...

Continued from previous page...

Key	Atom-1	Atom-2	Model ID	Violation (Å)
(2,1638)	1:186:B:GLN:HG2	1:184:B:LEU:HD11	5	0.66
(2,1638)	1:186:B:GLN:HG2	1:184:B:LEU:HD12	5	0.66
(2,1638)	1:186:B:GLN:HG2	1:184:B:LEU:HD13	5	0.66
(2,1602)	1:154:B:ASN:HB3	1:153:B:MET:H	4	0.66
(2,1529)	1:184:B:LEU:HB2	1:184:B:LEU:HD21	5	0.66
(2,1529)	1:184:B:LEU:HB2	1:184:B:LEU:HD22	5	0.66
(2,1529)	1:184:B:LEU:HB2	1:184:B:LEU:HD23	5	0.66
(2,1529)	1:184:B:LEU:HB2	1:184:B:LEU:HD21	10	0.66
(2,1529)	1:184:B:LEU:HB2	1:184:B:LEU:HD22	10	0.66
(2,1529)	1:184:B:LEU:HB2	1:184:B:LEU:HD23	10	0.66
(2,1521)	1:172:B:SER:HB3	1:184:B:LEU:HD21	9	0.66
(2,1521)	1:172:B:SER:HB3	1:184:B:LEU:HD22	9	0.66
(2,1521)	1:172:B:SER:HB3	1:184:B:LEU:HD23	9	0.66
(2,1519)	1:172:B:SER:HB2	1:172:B:SER:HA	3	0.66
(2,1517)	1:172:B:SER:HB3	1:172:B:SER:HA	8	0.66
(2,1502)	1:176:A:ARG:HD3	1:176:A:ARG:HB3	5	0.66
(2,1502)	1:176:A:ARG:HD3	1:176:A:ARG:HB3	9	0.66
(2,1416)	1:189:A:GLU:HA	1:190:A:GLN:H	9	0.66
(2,1415)	1:189:B:GLU:HA	1:190:B:GLN:H	9	0.66
(2,1234)	1:174:B:VAL:HG21	1:184:B:LEU:HB3	4	0.66
(2,1234)	1:174:B:VAL:HG22	1:184:B:LEU:HB3	4	0.66
(2,1234)	1:174:B:VAL:HG23	1:184:B:LEU:HB3	4	0.66
(2,1234)	1:174:B:VAL:HG21	1:184:B:LEU:HB3	5	0.66
(2,1234)	1:174:B:VAL:HG22	1:184:B:LEU:HB3	5	0.66
(2,1234)	1:174:B:VAL:HG23	1:184:B:LEU:HB3	5	0.66
(2,1233)	1:174:A:VAL:HG21	1:184:A:LEU:HB3	4	0.66
(2,1233)	1:174:A:VAL:HG22	1:184:A:LEU:HB3	4	0.66
(2,1233)	1:174:A:VAL:HG23	1:184:A:LEU:HB3	4	0.66
(2,1233)	1:174:A:VAL:HG21	1:184:A:LEU:HB3	5	0.66
(2,1233)	1:174:A:VAL:HG22	1:184:A:LEU:HB3	5	0.66
(2,1233)	1:174:A:VAL:HG23	1:184:A:LEU:HB3	5	0.66
(2,1182)	1:149:B:ALA:HA	1:152:B:GLN:HG2	8	0.66
(2,1161)	1:132:A:GLU:HA	1:133:A:ILE:HG12	3	0.66
(2,1156)	1:174:B:VAL:HG11	1:161:B:PHE:HB3	4	0.66
(2,1156)	1:174:B:VAL:HG12	1:161:B:PHE:HB3	4	0.66
(2,1156)	1:174:B:VAL:HG13	1:161:B:PHE:HB3	4	0.66
(2,1072)	1:175:B:TYR:HB3	1:175:B:TYR:HD1	3	0.66
(2,1072)	1:175:B:TYR:HB3	1:175:B:TYR:HD2	3	0.66
(2,1071)	1:175:A:TYR:HB2	1:175:A:TYR:HD1	2	0.66
(2,1071)	1:175:A:TYR:HB2	1:175:A:TYR:HD2	2	0.66
(2,1071)	1:175:A:TYR:HB2	1:175:A:TYR:HD1	7	0.66
(2,1071)	1:175:A:TYR:HB2	1:175:A:TYR:HD2	7	0.66

Continued on next page...

Continued from previous page...

Key	Atom-1	Atom-2	Model ID	Violation (Å)
(2,1064)	1:149:A:ALA:HB1	1:163:A:PHE:HD1	3	0.66
(2,1064)	1:149:A:ALA:HB1	1:163:A:PHE:HD2	3	0.66
(2,1064)	1:149:A:ALA:HB2	1:163:A:PHE:HD1	3	0.66
(2,1064)	1:149:A:ALA:HB2	1:163:A:PHE:HD2	3	0.66
(2,1064)	1:149:A:ALA:HB3	1:163:A:PHE:HD1	3	0.66
(2,1064)	1:149:A:ALA:HB3	1:163:A:PHE:HD2	3	0.66
(2,1064)	1:149:A:ALA:HB1	1:163:A:PHE:HD1	10	0.66
(2,1064)	1:149:A:ALA:HB1	1:163:A:PHE:HD2	10	0.66
(2,1064)	1:149:A:ALA:HB2	1:163:A:PHE:HD1	10	0.66
(2,1064)	1:149:A:ALA:HB2	1:163:A:PHE:HD2	10	0.66
(2,1064)	1:149:A:ALA:HB3	1:163:A:PHE:HD1	10	0.66
(2,1064)	1:149:A:ALA:HB3	1:163:A:PHE:HD2	10	0.66
(2,1050)	1:174:B:VAL:HA	1:184:B:LEU:HA	4	0.66
(2,1049)	1:174:A:VAL:HA	1:184:A:LEU:HA	4	0.66
(2,994)	1:173:B:ILE:HA	1:162:B:VAL:HA	2	0.66
(2,993)	1:173:A:ILE:HA	1:162:A:VAL:HA	2	0.66
(2,953)	1:185:B:ILE:H	1:173:B:ILE:H	5	0.66
(2,799)	1:186:A:GLN:H	1:184:A:LEU:HD21	4	0.66
(2,799)	1:186:A:GLN:H	1:184:A:LEU:HD22	4	0.66
(2,799)	1:186:A:GLN:H	1:184:A:LEU:HD23	4	0.66
(2,782)	1:179:B:ASP:H	1:178:B:LYS:HG3	2	0.66
(2,662)	1:151:A:LEU:H	1:150:A:VAL:HG11	8	0.66
(2,662)	1:151:A:LEU:H	1:150:A:VAL:HG12	8	0.66
(2,662)	1:151:A:LEU:H	1:150:A:VAL:HG13	8	0.66
(2,661)	1:151:B:LEU:H	1:150:B:VAL:HG11	6	0.66
(2,661)	1:151:B:LEU:H	1:150:B:VAL:HG12	6	0.66
(2,661)	1:151:B:LEU:H	1:150:B:VAL:HG13	6	0.66
(2,661)	1:151:B:LEU:H	1:150:B:VAL:HG11	8	0.66
(2,661)	1:151:B:LEU:H	1:150:B:VAL:HG12	8	0.66
(2,661)	1:151:B:LEU:H	1:150:B:VAL:HG13	8	0.66
(2,517)	1:176:B:ARG:H	1:176:B:ARG:HG3	8	0.66
(2,495)	1:147:A:GLU:H	1:147:A:GLU:HB2	7	0.66
(2,478)	1:187:A:THR:H	1:186:A:GLN:HG3	5	0.66
(2,477)	1:187:B:THR:H	1:186:B:GLN:HG3	5	0.66
(2,452)	1:145:A:ASP:H	1:148:A:GLU:HB3	5	0.66
(2,452)	1:145:A:ASP:H	1:148:A:GLU:HB3	7	0.66
(2,452)	1:145:A:ASP:H	1:148:A:GLU:HB3	8	0.66
(2,367)	1:144:A:MET:H	1:163:A:PHE:HB3	6	0.66
(2,361)	1:164:B:THR:H	1:163:B:PHE:HB3	1	0.66
(2,361)	1:164:B:THR:H	1:163:B:PHE:HB3	9	0.66
(2,361)	1:164:B:THR:H	1:163:B:PHE:HB3	10	0.66
(2,49)	1:165:A:ASP:H	1:170:A:GLY:H	2	0.66

Continued on next page...

Continued from previous page...

Key	Atom-1	Atom-2	Model ID	Violation (Å)
(2,2184)	1:173:B:ILE:HA	1:162:B:VAL:HA	4	0.65
(2,2183)	1:173:A:ILE:HA	1:162:A:VAL:HA	4	0.65
(2,2044)	1:173:B:ILE:HA	1:162:B:VAL:HA	4	0.65
(2,2043)	1:173:A:ILE:HA	1:162:A:VAL:HA	4	0.65
(2,1840)	1:141:B:LEU:HD21	1:141:B:LEU:H	9	0.65
(2,1840)	1:141:B:LEU:HD22	1:141:B:LEU:H	9	0.65
(2,1840)	1:141:B:LEU:HD23	1:141:B:LEU:H	9	0.65
(2,1804)	1:132:A:GLU:HB2	1:133:A:ILE:HA	2	0.65
(2,1790)	1:131:B:ILE:HB	1:181:A:LYS:HD2	1	0.65
(2,1753)	1:141:B:LEU:HD21	1:141:B:LEU:HA	7	0.65
(2,1753)	1:141:B:LEU:HD22	1:141:B:LEU:HA	7	0.65
(2,1753)	1:141:B:LEU:HD23	1:141:B:LEU:HA	7	0.65
(2,1703)	1:184:B:LEU:HD11	1:186:B:GLN:HG3	4	0.65
(2,1703)	1:184:B:LEU:HD12	1:186:B:GLN:HG3	4	0.65
(2,1703)	1:184:B:LEU:HD13	1:186:B:GLN:HG3	4	0.65
(2,1685)	1:178:B:LYS:HD3	1:178:B:LYS:HA	9	0.65
(2,1646)	1:143:B:PRO:HB3	1:143:B:PRO:HA	1	0.65
(2,1646)	1:143:B:PRO:HB3	1:143:B:PRO:HA	3	0.65
(2,1601)	1:154:A:ASN:HB3	1:153:A:MET:H	4	0.65
(2,1536)	1:161:A:PHE:HB2	1:161:A:PHE:HA	2	0.65
(2,1529)	1:184:B:LEU:HB2	1:184:B:LEU:HD21	1	0.65
(2,1529)	1:184:B:LEU:HB2	1:184:B:LEU:HD22	1	0.65
(2,1529)	1:184:B:LEU:HB2	1:184:B:LEU:HD23	1	0.65
(2,1518)	1:172:A:SER:HB3	1:172:A:SER:HA	1	0.65
(2,1518)	1:172:A:SER:HB3	1:172:A:SER:HA	8	0.65
(2,1517)	1:172:B:SER:HB3	1:172:B:SER:HA	1	0.65
(2,1459)	1:143:A:PRO:HD2	1:164:A:THR:HG1	6	0.65
(2,1320)	1:164:A:THR:HB	1:165:A:ASP:HB3	6	0.65
(2,1317)	1:164:B:THR:HB	1:143:B:PRO:HB2	5	0.65
(2,1234)	1:174:B:VAL:HG21	1:184:B:LEU:HB3	10	0.65
(2,1234)	1:174:B:VAL:HG22	1:184:B:LEU:HB3	10	0.65
(2,1234)	1:174:B:VAL:HG23	1:184:B:LEU:HB3	10	0.65
(2,1233)	1:174:A:VAL:HG21	1:184:A:LEU:HB3	10	0.65
(2,1233)	1:174:A:VAL:HG22	1:184:A:LEU:HB3	10	0.65
(2,1233)	1:174:A:VAL:HG23	1:184:A:LEU:HB3	10	0.65
(2,1212)	1:166:B:ARG:HA	1:166:B:ARG:HG2	3	0.65
(2,1211)	1:166:A:ARG:HA	1:166:A:ARG:HG2	3	0.65
(2,1071)	1:175:A:TYR:HB2	1:175:A:TYR:HD1	5	0.65
(2,1071)	1:175:A:TYR:HB2	1:175:A:TYR:HD2	5	0.65
(2,1064)	1:149:A:ALA:HB1	1:163:A:PHE:HD1	4	0.65
(2,1064)	1:149:A:ALA:HB1	1:163:A:PHE:HD2	4	0.65
(2,1064)	1:149:A:ALA:HB2	1:163:A:PHE:HD1	4	0.65

Continued on next page...

Continued from previous page...

Key	Atom-1	Atom-2	Model ID	Violation (Å)
(2,1064)	1:149:A:ALA:HB2	1:163:A:PHE:HD2	4	0.65
(2,1064)	1:149:A:ALA:HB3	1:163:A:PHE:HD1	4	0.65
(2,1064)	1:149:A:ALA:HB3	1:163:A:PHE:HD2	4	0.65
(2,1064)	1:149:A:ALA:HB1	1:163:A:PHE:HD1	6	0.65
(2,1064)	1:149:A:ALA:HB1	1:163:A:PHE:HD2	6	0.65
(2,1064)	1:149:A:ALA:HB2	1:163:A:PHE:HD1	6	0.65
(2,1064)	1:149:A:ALA:HB2	1:163:A:PHE:HD2	6	0.65
(2,1064)	1:149:A:ALA:HB3	1:163:A:PHE:HD1	6	0.65
(2,1064)	1:149:A:ALA:HB3	1:163:A:PHE:HD2	6	0.65
(2,1063)	1:149:B:ALA:HB1	1:163:B:PHE:HD1	9	0.65
(2,1063)	1:149:B:ALA:HB1	1:163:B:PHE:HD2	9	0.65
(2,1063)	1:149:B:ALA:HB2	1:163:B:PHE:HD1	9	0.65
(2,1063)	1:149:B:ALA:HB2	1:163:B:PHE:HD2	9	0.65
(2,1063)	1:149:B:ALA:HB3	1:163:B:PHE:HD1	9	0.65
(2,1063)	1:149:B:ALA:HB3	1:163:B:PHE:HD2	9	0.65
(2,1059)	1:149:A:ALA:HB1	1:152:A:GLN:H	5	0.65
(2,1059)	1:149:A:ALA:HB2	1:152:A:GLN:H	5	0.65
(2,1059)	1:149:A:ALA:HB3	1:152:A:GLN:H	5	0.65
(2,1059)	1:149:A:ALA:HB1	1:152:A:GLN:H	8	0.65
(2,1059)	1:149:A:ALA:HB2	1:152:A:GLN:H	8	0.65
(2,1059)	1:149:A:ALA:HB3	1:152:A:GLN:H	8	0.65
(2,1033)	1:184:B:LEU:HA	1:184:B:LEU:HD21	10	0.65
(2,1033)	1:184:B:LEU:HA	1:184:B:LEU:HD22	10	0.65
(2,1033)	1:184:B:LEU:HA	1:184:B:LEU:HD23	10	0.65
(2,1000)	1:172:B:SER:HA	1:172:B:SER:HB3	6	0.65
(2,999)	1:172:A:SER:HA	1:172:A:SER:HB3	6	0.65
(2,992)	1:172:B:SER:HA	1:186:B:GLN:HA	2	0.65
(2,991)	1:172:A:SER:HA	1:186:A:GLN:HA	2	0.65
(2,662)	1:151:A:LEU:H	1:150:A:VAL:HG11	4	0.65
(2,662)	1:151:A:LEU:H	1:150:A:VAL:HG12	4	0.65
(2,662)	1:151:A:LEU:H	1:150:A:VAL:HG13	4	0.65
(2,661)	1:151:B:LEU:H	1:150:B:VAL:HG11	1	0.65
(2,661)	1:151:B:LEU:H	1:150:B:VAL:HG12	1	0.65
(2,661)	1:151:B:LEU:H	1:150:B:VAL:HG13	1	0.65
(2,661)	1:151:B:LEU:H	1:150:B:VAL:HG11	3	0.65
(2,661)	1:151:B:LEU:H	1:150:B:VAL:HG12	3	0.65
(2,661)	1:151:B:LEU:H	1:150:B:VAL:HG13	3	0.65
(2,661)	1:151:B:LEU:H	1:150:B:VAL:HG11	7	0.65
(2,661)	1:151:B:LEU:H	1:150:B:VAL:HG12	7	0.65
(2,661)	1:151:B:LEU:H	1:150:B:VAL:HG13	7	0.65
(2,661)	1:151:B:LEU:H	1:150:B:VAL:HG11	10	0.65
(2,661)	1:151:B:LEU:H	1:150:B:VAL:HG12	10	0.65

Continued on next page...

Continued from previous page...

Key	Atom-1	Atom-2	Model ID	Violation (Å)
(2,661)	1:151:B:LEU:H	1:150:B:VAL:HG13	10	0.65
(2,587)	1:185:B:ILE:H	1:184:B:LEU:HD21	8	0.65
(2,587)	1:185:B:ILE:H	1:184:B:LEU:HD22	8	0.65
(2,587)	1:185:B:ILE:H	1:184:B:LEU:HD23	8	0.65
(2,478)	1:187:A:THR:H	1:186:A:GLN:HG3	9	0.65
(2,477)	1:187:B:THR:H	1:186:B:GLN:HG3	9	0.65
(2,470)	1:170:A:GLY:H	1:165:A:ASP:HB2	4	0.65
(2,368)	1:144:B:MET:H	1:163:B:PHE:HB3	7	0.65
(2,361)	1:164:B:THR:H	1:163:B:PHE:HB3	4	0.65
(2,361)	1:164:B:THR:H	1:163:B:PHE:HB3	5	0.65
(2,361)	1:164:B:THR:H	1:163:B:PHE:HB3	7	0.65
(2,353)	1:161:B:PHE:H	1:175:B:TYR:HB3	6	0.65
(2,278)	1:187:A:THR:H	1:187:A:THR:HB	8	0.65
(2,278)	1:187:A:THR:H	1:187:A:THR:HB	10	0.65
(2,277)	1:187:B:THR:H	1:187:B:THR:HB	8	0.65
(2,277)	1:187:B:THR:H	1:187:B:THR:HB	10	0.65
(2,184)	1:177:B:ARG:H	1:182:B:TYR:HA	9	0.65
(2,183)	1:177:A:ARG:H	1:182:A:TYR:HA	9	0.65
(2,130)	1:183:A:GLY:H	1:175:A:TYR:HD1	8	0.65
(2,130)	1:183:A:GLY:H	1:175:A:TYR:HD2	8	0.65
(2,129)	1:183:B:GLY:H	1:175:B:TYR:HD1	8	0.65
(2,129)	1:183:B:GLY:H	1:175:B:TYR:HD2	8	0.65
(2,2188)	1:186:A:GLN:HA	1:172:A:SER:HA	4	0.64
(2,2187)	1:186:B:GLN:HA	1:172:B:SER:HA	4	0.64
(2,2108)	1:163:B:PHE:HD1	1:143:B:PRO:HB3	8	0.64
(2,2108)	1:163:B:PHE:HD2	1:143:B:PRO:HB3	8	0.64
(2,2107)	1:163:A:PHE:HD1	1:143:A:PRO:HB2	5	0.64
(2,2107)	1:163:A:PHE:HD2	1:143:A:PRO:HB2	5	0.64
(2,2048)	1:186:A:GLN:HA	1:172:A:SER:HA	4	0.64
(2,2047)	1:186:B:GLN:HA	1:172:B:SER:HA	4	0.64
(2,1816)	1:135:A:ARG:HD2	1:135:A:ARG:HA	2	0.64
(2,1815)	1:135:B:ARG:HD2	1:135:B:ARG:HA	2	0.64
(2,1774)	1:174:B:VAL:HG11	1:161:B:PHE:HB3	1	0.64
(2,1774)	1:174:B:VAL:HG12	1:161:B:PHE:HB3	1	0.64
(2,1774)	1:174:B:VAL:HG13	1:161:B:PHE:HB3	1	0.64
(2,1768)	1:174:B:VAL:HG11	1:163:B:PHE:HD1	8	0.64
(2,1768)	1:174:B:VAL:HG11	1:163:B:PHE:HD2	8	0.64
(2,1768)	1:174:B:VAL:HG12	1:163:B:PHE:HD1	8	0.64
(2,1768)	1:174:B:VAL:HG12	1:163:B:PHE:HD2	8	0.64
(2,1768)	1:174:B:VAL:HG13	1:163:B:PHE:HD1	8	0.64
(2,1768)	1:174:B:VAL:HG13	1:163:B:PHE:HD2	8	0.64
(2,1767)	1:174:A:VAL:HG11	1:163:A:PHE:HD1	8	0.64

Continued on next page...

Continued from previous page...

Key	Atom-1	Atom-2	Model ID	Violation (Å)
(2,1767)	1:174:A:VAL:HG11	1:163:A:PHE:HD2	8	0.64
(2,1767)	1:174:A:VAL:HG12	1:163:A:PHE:HD1	8	0.64
(2,1767)	1:174:A:VAL:HG12	1:163:A:PHE:HD2	8	0.64
(2,1767)	1:174:A:VAL:HG13	1:163:A:PHE:HD1	8	0.64
(2,1767)	1:174:A:VAL:HG13	1:163:A:PHE:HD2	8	0.64
(2,1629)	1:144:B:MET:HB3	1:144:B:MET:HA	4	0.64
(2,1629)	1:144:B:MET:HB3	1:144:B:MET:HA	6	0.64
(2,1628)	1:144:A:MET:HB3	1:144:A:MET:HA	4	0.64
(2,1628)	1:144:A:MET:HB3	1:144:A:MET:HA	6	0.64
(2,1502)	1:176:A:ARG:HD3	1:176:A:ARG:HB3	7	0.64
(2,1430)	1:164:B:THR:HA	1:172:B:SER:H	10	0.64
(2,1429)	1:164:A:THR:HA	1:172:A:SER:H	10	0.64
(2,1317)	1:164:B:THR:HB	1:143:B:PRO:HB2	7	0.64
(2,1316)	1:164:A:THR:HB	1:143:A:PRO:HB2	10	0.64
(2,1212)	1:166:B:ARG:HA	1:166:B:ARG:HG2	4	0.64
(2,1211)	1:166:A:ARG:HA	1:166:A:ARG:HG2	4	0.64
(2,1098)	1:139:B:PHE:HB3	1:139:B:PHE:HA	3	0.64
(2,1097)	1:139:A:PHE:HB3	1:139:A:PHE:HA	3	0.64
(2,1064)	1:149:A:ALA:HB1	1:163:A:PHE:HD1	5	0.64
(2,1064)	1:149:A:ALA:HB1	1:163:A:PHE:HD2	5	0.64
(2,1064)	1:149:A:ALA:HB2	1:163:A:PHE:HD1	5	0.64
(2,1064)	1:149:A:ALA:HB2	1:163:A:PHE:HD2	5	0.64
(2,1064)	1:149:A:ALA:HB3	1:163:A:PHE:HD1	5	0.64
(2,1064)	1:149:A:ALA:HB3	1:163:A:PHE:HD2	5	0.64
(2,1063)	1:149:B:ALA:HB1	1:163:B:PHE:HD1	7	0.64
(2,1063)	1:149:B:ALA:HB1	1:163:B:PHE:HD2	7	0.64
(2,1063)	1:149:B:ALA:HB2	1:163:B:PHE:HD1	7	0.64
(2,1063)	1:149:B:ALA:HB2	1:163:B:PHE:HD2	7	0.64
(2,1063)	1:149:B:ALA:HB3	1:163:B:PHE:HD1	7	0.64
(2,1063)	1:149:B:ALA:HB3	1:163:B:PHE:HD2	7	0.64
(2,1063)	1:149:B:ALA:HB1	1:163:B:PHE:HD1	8	0.64
(2,1063)	1:149:B:ALA:HB1	1:163:B:PHE:HD2	8	0.64
(2,1063)	1:149:B:ALA:HB2	1:163:B:PHE:HD1	8	0.64
(2,1063)	1:149:B:ALA:HB2	1:163:B:PHE:HD2	8	0.64
(2,1063)	1:149:B:ALA:HB3	1:163:B:PHE:HD1	8	0.64
(2,1063)	1:149:B:ALA:HB3	1:163:B:PHE:HD2	8	0.64
(2,1045)	1:173:B:ILE:HA	1:173:B:ILE:HG12	5	0.64
(2,984)	1:184:A:LEU:HA	1:174:A:VAL:HA	6	0.64
(2,983)	1:184:B:LEU:HA	1:174:B:VAL:HA	6	0.64
(2,937)	1:182:B:TYR:H	1:132:A:GLU:H	3	0.64
(2,662)	1:151:A:LEU:H	1:150:A:VAL:HG11	6	0.64
(2,662)	1:151:A:LEU:H	1:150:A:VAL:HG12	6	0.64

Continued on next page...

Continued from previous page...

Key	Atom-1	Atom-2	Model ID	Violation (Å)
(2,662)	1:151:A:LEU:H	1:150:A:VAL:HG13	6	0.64
(2,654)	1:150:B:VAL:H	1:150:B:VAL:HG21	2	0.64
(2,654)	1:150:B:VAL:H	1:150:B:VAL:HG22	2	0.64
(2,654)	1:150:B:VAL:H	1:150:B:VAL:HG23	2	0.64
(2,654)	1:150:B:VAL:H	1:150:B:VAL:HG21	7	0.64
(2,654)	1:150:B:VAL:H	1:150:B:VAL:HG22	7	0.64
(2,654)	1:150:B:VAL:H	1:150:B:VAL:HG23	7	0.64
(2,590)	1:173:A:ILE:H	1:184:A:LEU:HD11	8	0.64
(2,590)	1:173:A:ILE:H	1:184:A:LEU:HD12	8	0.64
(2,590)	1:173:A:ILE:H	1:184:A:LEU:HD13	8	0.64
(2,576)	1:182:A:TYR:H	1:181:A:LYS:HG2	10	0.64
(2,575)	1:182:B:TYR:H	1:181:B:LYS:HG2	10	0.64
(2,516)	1:142:B:LYS:H	1:141:B:LEU:HB2	10	0.64
(2,515)	1:142:A:LYS:H	1:141:A:LEU:HB2	10	0.64
(2,506)	1:132:B:GLU:H	1:131:B:ILE:HB	7	0.64
(2,505)	1:132:A:GLU:H	1:131:A:ILE:HB	7	0.64
(2,452)	1:145:A:ASP:H	1:148:A:GLU:HB3	3	0.64
(2,452)	1:145:A:ASP:H	1:148:A:GLU:HB3	6	0.64
(2,393)	1:175:A:TYR:H	1:175:A:TYR:HB3	5	0.64
(2,278)	1:187:A:THR:H	1:187:A:THR:HB	5	0.64
(2,1774)	1:174:B:VAL:HG11	1:161:B:PHE:HB3	7	0.63
(2,1774)	1:174:B:VAL:HG12	1:161:B:PHE:HB3	7	0.63
(2,1774)	1:174:B:VAL:HG13	1:161:B:PHE:HB3	7	0.63
(2,1703)	1:184:B:LEU:HD11	1:186:B:GLN:HG3	9	0.63
(2,1703)	1:184:B:LEU:HD12	1:186:B:GLN:HG3	9	0.63
(2,1703)	1:184:B:LEU:HD13	1:186:B:GLN:HG3	9	0.63
(2,1660)	1:150:A:VAL:HB	1:174:A:VAL:HB	10	0.63
(2,1646)	1:143:B:PRO:HB3	1:143:B:PRO:HA	6	0.63
(2,1646)	1:143:B:PRO:HB3	1:143:B:PRO:HA	10	0.63
(2,1629)	1:144:B:MET:HB3	1:144:B:MET:HA	9	0.63
(2,1628)	1:144:A:MET:HB3	1:144:A:MET:HA	8	0.63
(2,1628)	1:144:A:MET:HB3	1:144:A:MET:HA	9	0.63
(2,1529)	1:184:B:LEU:HB2	1:184:B:LEU:HD21	4	0.63
(2,1529)	1:184:B:LEU:HB2	1:184:B:LEU:HD22	4	0.63
(2,1529)	1:184:B:LEU:HB2	1:184:B:LEU:HD23	4	0.63
(2,1518)	1:172:A:SER:HB3	1:172:A:SER:HA	9	0.63
(2,1517)	1:172:B:SER:HB3	1:172:B:SER:HA	9	0.63
(2,1320)	1:164:A:THR:HB	1:165:A:ASP:HB3	10	0.63
(2,1307)	1:174:A:VAL:HG11	1:149:A:ALA:HB1	8	0.63
(2,1307)	1:174:A:VAL:HG11	1:149:A:ALA:HB2	8	0.63
(2,1307)	1:174:A:VAL:HG11	1:149:A:ALA:HB3	8	0.63
(2,1307)	1:174:A:VAL:HG12	1:149:A:ALA:HB1	8	0.63

Continued on next page...

Continued from previous page...

Key	Atom-1	Atom-2	Model ID	Violation (Å)
(2,1307)	1:174:A:VAL:HG12	1:149:A:ALA:HB2	8	0.63
(2,1307)	1:174:A:VAL:HG12	1:149:A:ALA:HB3	8	0.63
(2,1307)	1:174:A:VAL:HG13	1:149:A:ALA:HB1	8	0.63
(2,1307)	1:174:A:VAL:HG13	1:149:A:ALA:HB2	8	0.63
(2,1307)	1:174:A:VAL:HG13	1:149:A:ALA:HB3	8	0.63
(2,1064)	1:149:A:ALA:HB1	1:163:A:PHE:HD1	2	0.63
(2,1064)	1:149:A:ALA:HB1	1:163:A:PHE:HD2	2	0.63
(2,1064)	1:149:A:ALA:HB2	1:163:A:PHE:HD1	2	0.63
(2,1064)	1:149:A:ALA:HB2	1:163:A:PHE:HD2	2	0.63
(2,1064)	1:149:A:ALA:HB3	1:163:A:PHE:HD1	2	0.63
(2,1064)	1:149:A:ALA:HB3	1:163:A:PHE:HD2	2	0.63
(2,1063)	1:149:B:ALA:HB1	1:163:B:PHE:HD1	10	0.63
(2,1063)	1:149:B:ALA:HB1	1:163:B:PHE:HD2	10	0.63
(2,1063)	1:149:B:ALA:HB2	1:163:B:PHE:HD1	10	0.63
(2,1063)	1:149:B:ALA:HB2	1:163:B:PHE:HD2	10	0.63
(2,1063)	1:149:B:ALA:HB3	1:163:B:PHE:HD1	10	0.63
(2,1063)	1:149:B:ALA:HB3	1:163:B:PHE:HD2	10	0.63
(2,1060)	1:149:B:ALA:HB1	1:152:B:GLN:H	5	0.63
(2,1060)	1:149:B:ALA:HB2	1:152:B:GLN:H	5	0.63
(2,1060)	1:149:B:ALA:HB3	1:152:B:GLN:H	5	0.63
(2,1060)	1:149:B:ALA:HB1	1:152:B:GLN:H	8	0.63
(2,1060)	1:149:B:ALA:HB2	1:152:B:GLN:H	8	0.63
(2,1060)	1:149:B:ALA:HB3	1:152:B:GLN:H	8	0.63
(2,1050)	1:174:B:VAL:HA	1:184:B:LEU:HA	9	0.63
(2,1049)	1:174:A:VAL:HA	1:184:A:LEU:HA	9	0.63
(2,992)	1:172:B:SER:HA	1:186:B:GLN:HA	8	0.63
(2,991)	1:172:A:SER:HA	1:186:A:GLN:HA	8	0.63
(2,661)	1:151:B:LEU:H	1:150:B:VAL:HG11	4	0.63
(2,661)	1:151:B:LEU:H	1:150:B:VAL:HG12	4	0.63
(2,661)	1:151:B:LEU:H	1:150:B:VAL:HG13	4	0.63
(2,654)	1:150:B:VAL:H	1:150:B:VAL:HG21	3	0.63
(2,654)	1:150:B:VAL:H	1:150:B:VAL:HG22	3	0.63
(2,654)	1:150:B:VAL:H	1:150:B:VAL:HG23	3	0.63
(2,654)	1:150:B:VAL:H	1:150:B:VAL:HG21	5	0.63
(2,654)	1:150:B:VAL:H	1:150:B:VAL:HG22	5	0.63
(2,654)	1:150:B:VAL:H	1:150:B:VAL:HG23	5	0.63
(2,653)	1:150:A:VAL:H	1:150:A:VAL:HG21	2	0.63
(2,653)	1:150:A:VAL:H	1:150:A:VAL:HG22	2	0.63
(2,653)	1:150:A:VAL:H	1:150:A:VAL:HG23	2	0.63
(2,653)	1:150:A:VAL:H	1:150:A:VAL:HG21	5	0.63
(2,653)	1:150:A:VAL:H	1:150:A:VAL:HG22	5	0.63
(2,653)	1:150:A:VAL:H	1:150:A:VAL:HG23	5	0.63

Continued on next page...

Continued from previous page...

Key	Atom-1	Atom-2	Model ID	Violation (Å)
(2,653)	1:150:A:VAL:H	1:150:A:VAL:HG21	9	0.63
(2,653)	1:150:A:VAL:H	1:150:A:VAL:HG22	9	0.63
(2,653)	1:150:A:VAL:H	1:150:A:VAL:HG23	9	0.63
(2,581)	1:175:A:TYR:H	1:174:A:VAL:HG21	8	0.63
(2,581)	1:175:A:TYR:H	1:174:A:VAL:HG22	8	0.63
(2,581)	1:175:A:TYR:H	1:174:A:VAL:HG23	8	0.63
(2,512)	1:182:A:TYR:H	1:181:A:LYS:HB3	9	0.63
(2,511)	1:182:B:TYR:H	1:181:B:LYS:HB3	9	0.63
(2,478)	1:187:A:THR:H	1:186:A:GLN:HG3	4	0.63
(2,477)	1:187:B:THR:H	1:186:B:GLN:HG3	4	0.63
(2,436)	1:144:B:MET:H	1:144:B:MET:HG3	7	0.63
(2,368)	1:144:B:MET:H	1:163:B:PHE:HB3	6	0.63
(2,366)	1:166:B:ARG:H	1:166:B:ARG:HD2	5	0.63
(2,277)	1:187:B:THR:H	1:187:B:THR:HB	5	0.63
(2,1894)	1:160:A:PHE:HB2	1:173:A:ILE:HG21	4	0.62
(2,1894)	1:160:A:PHE:HB2	1:173:A:ILE:HG22	4	0.62
(2,1894)	1:160:A:PHE:HB2	1:173:A:ILE:HG23	4	0.62
(2,1894)	1:160:A:PHE:HB2	1:173:A:ILE:HG21	5	0.62
(2,1894)	1:160:A:PHE:HB2	1:173:A:ILE:HG22	5	0.62
(2,1894)	1:160:A:PHE:HB2	1:173:A:ILE:HG23	5	0.62
(2,1893)	1:160:B:PHE:HB2	1:173:B:ILE:HG21	4	0.62
(2,1893)	1:160:B:PHE:HB2	1:173:B:ILE:HG22	4	0.62
(2,1893)	1:160:B:PHE:HB2	1:173:B:ILE:HG23	4	0.62
(2,1893)	1:160:B:PHE:HB2	1:173:B:ILE:HG21	5	0.62
(2,1893)	1:160:B:PHE:HB2	1:173:B:ILE:HG22	5	0.62
(2,1893)	1:160:B:PHE:HB2	1:173:B:ILE:HG23	5	0.62
(2,1774)	1:174:B:VAL:HG11	1:161:B:PHE:HB3	2	0.62
(2,1774)	1:174:B:VAL:HG12	1:161:B:PHE:HB3	2	0.62
(2,1774)	1:174:B:VAL:HG13	1:161:B:PHE:HB3	2	0.62
(2,1774)	1:174:B:VAL:HG11	1:161:B:PHE:HB3	3	0.62
(2,1774)	1:174:B:VAL:HG12	1:161:B:PHE:HB3	3	0.62
(2,1774)	1:174:B:VAL:HG13	1:161:B:PHE:HB3	3	0.62
(2,1736)	1:178:B:LYS:HG2	1:178:B:LYS:HE3	1	0.62
(2,1716)	1:181:B:LYS:HG3	1:181:B:LYS:HB3	10	0.62
(2,1715)	1:181:A:LYS:HG3	1:181:A:LYS:HB3	10	0.62
(2,1685)	1:178:B:LYS:HD3	1:178:B:LYS:HA	5	0.62
(2,1632)	1:174:A:VAL:HB	1:174:A:VAL:HA	8	0.62
(2,1631)	1:174:B:VAL:HB	1:174:B:VAL:HA	8	0.62
(2,1629)	1:144:B:MET:HB3	1:144:B:MET:HA	8	0.62
(2,1593)	1:139:B:PHE:HB2	1:141:B:LEU:HD21	2	0.62
(2,1593)	1:139:B:PHE:HB2	1:141:B:LEU:HD22	2	0.62
(2,1593)	1:139:B:PHE:HB2	1:141:B:LEU:HD23	2	0.62

Continued on next page...

Continued from previous page...

Key	Atom-1	Atom-2	Model ID	Violation (Å)
(2,1529)	1:184:B:LEU:HB2	1:184:B:LEU:HD21	9	0.62
(2,1529)	1:184:B:LEU:HB2	1:184:B:LEU:HD22	9	0.62
(2,1529)	1:184:B:LEU:HB2	1:184:B:LEU:HD23	9	0.62
(2,1518)	1:172:A:SER:HB3	1:172:A:SER:HA	2	0.62
(2,1517)	1:172:B:SER:HB3	1:172:B:SER:HA	2	0.62
(2,1316)	1:164:A:THR:HB	1:143:A:PRO:HB2	8	0.62
(2,1265)	1:184:B:LEU:HB2	1:184:B:LEU:HD11	2	0.62
(2,1265)	1:184:B:LEU:HB2	1:184:B:LEU:HD12	2	0.62
(2,1265)	1:184:B:LEU:HB2	1:184:B:LEU:HD13	2	0.62
(2,1212)	1:166:B:ARG:HA	1:166:B:ARG:HG2	1	0.62
(2,1211)	1:166:A:ARG:HA	1:166:A:ARG:HG2	1	0.62
(2,1182)	1:149:B:ALA:HA	1:152:B:GLN:HG2	9	0.62
(2,1171)	1:166:A:ARG:HA	1:143:A:PRO:HB2	3	0.62
(2,1161)	1:132:A:GLU:HA	1:133:A:ILE:HG12	5	0.62
(2,1071)	1:175:A:TYR:HB2	1:175:A:TYR:HD1	3	0.62
(2,1071)	1:175:A:TYR:HB2	1:175:A:TYR:HD2	3	0.62
(2,1064)	1:149:A:ALA:HB1	1:163:A:PHE:HD1	7	0.62
(2,1064)	1:149:A:ALA:HB1	1:163:A:PHE:HD2	7	0.62
(2,1064)	1:149:A:ALA:HB2	1:163:A:PHE:HD1	7	0.62
(2,1064)	1:149:A:ALA:HB2	1:163:A:PHE:HD2	7	0.62
(2,1064)	1:149:A:ALA:HB3	1:163:A:PHE:HD1	7	0.62
(2,1064)	1:149:A:ALA:HB3	1:163:A:PHE:HD2	7	0.62
(2,1063)	1:149:B:ALA:HB1	1:163:B:PHE:HD1	4	0.62
(2,1063)	1:149:B:ALA:HB1	1:163:B:PHE:HD2	4	0.62
(2,1063)	1:149:B:ALA:HB2	1:163:B:PHE:HD1	4	0.62
(2,1063)	1:149:B:ALA:HB2	1:163:B:PHE:HD2	4	0.62
(2,1063)	1:149:B:ALA:HB3	1:163:B:PHE:HD1	4	0.62
(2,1063)	1:149:B:ALA:HB3	1:163:B:PHE:HD2	4	0.62
(2,1059)	1:149:A:ALA:HB1	1:152:A:GLN:H	9	0.62
(2,1059)	1:149:A:ALA:HB2	1:152:A:GLN:H	9	0.62
(2,1059)	1:149:A:ALA:HB3	1:152:A:GLN:H	9	0.62
(2,1014)	1:160:B:PHE:HA	1:160:B:PHE:HB2	6	0.62
(2,1013)	1:160:A:PHE:HA	1:160:A:PHE:HB2	6	0.62
(2,860)	1:149:A:ALA:H	1:150:A:VAL:HG11	6	0.62
(2,860)	1:149:A:ALA:H	1:150:A:VAL:HG12	6	0.62
(2,860)	1:149:A:ALA:H	1:150:A:VAL:HG13	6	0.62
(2,860)	1:149:A:ALA:H	1:150:A:VAL:HG11	10	0.62
(2,860)	1:149:A:ALA:H	1:150:A:VAL:HG12	10	0.62
(2,860)	1:149:A:ALA:H	1:150:A:VAL:HG13	10	0.62
(2,832)	1:169:A:ASP:H	1:167:A:GLU:HB3	2	0.62
(2,831)	1:169:B:ASP:H	1:167:B:GLU:HB3	2	0.62
(2,787)	1:164:B:THR:H	1:141:B:LEU:HB3	8	0.62

Continued on next page...

Continued from previous page...

Key	Atom-1	Atom-2	Model ID	Violation (Å)
(2,765)	1:148:A:GLU:H	1:145:A:ASP:HB2	8	0.62
(2,763)	1:168:B:THR:H	1:169:B:ASP:HB3	5	0.62
(2,706)	1:179:B:ASP:H	1:181:B:LYS:H	5	0.62
(2,654)	1:150:B:VAL:H	1:150:B:VAL:HG21	1	0.62
(2,654)	1:150:B:VAL:H	1:150:B:VAL:HG22	1	0.62
(2,654)	1:150:B:VAL:H	1:150:B:VAL:HG23	1	0.62
(2,654)	1:150:B:VAL:H	1:150:B:VAL:HG21	9	0.62
(2,654)	1:150:B:VAL:H	1:150:B:VAL:HG22	9	0.62
(2,654)	1:150:B:VAL:H	1:150:B:VAL:HG23	9	0.62
(2,653)	1:150:A:VAL:H	1:150:A:VAL:HG21	7	0.62
(2,653)	1:150:A:VAL:H	1:150:A:VAL:HG22	7	0.62
(2,653)	1:150:A:VAL:H	1:150:A:VAL:HG23	7	0.62
(2,582)	1:175:B:TYR:H	1:174:B:VAL:HG21	8	0.62
(2,582)	1:175:B:TYR:H	1:174:B:VAL:HG22	8	0.62
(2,582)	1:175:B:TYR:H	1:174:B:VAL:HG23	8	0.62
(2,464)	1:169:A:ASP:H	1:167:A:GLU:HB3	9	0.62
(2,453)	1:165:A:ASP:H	1:165:A:ASP:HB2	6	0.62
(2,364)	1:165:B:ASP:H	1:165:B:ASP:HB2	6	0.62
(2,362)	1:164:A:THR:H	1:163:A:PHE:HB3	7	0.62
(2,2152)	1:135:B:ARG:HA	1:136:B:SER:HB2	6	0.61
(2,2012)	1:135:B:ARG:HA	1:136:B:SER:HB2	6	0.61
(2,1945)	1:175:A:TYR:HB3	1:183:A:GLY:H	10	0.61
(2,1823)	1:136:B:SER:HA	1:135:B:ARG:HA	10	0.61
(2,1774)	1:174:B:VAL:HG11	1:161:B:PHE:HB3	5	0.61
(2,1774)	1:174:B:VAL:HG12	1:161:B:PHE:HB3	5	0.61
(2,1774)	1:174:B:VAL:HG13	1:161:B:PHE:HB3	5	0.61
(2,1774)	1:174:B:VAL:HG11	1:161:B:PHE:HB3	6	0.61
(2,1774)	1:174:B:VAL:HG12	1:161:B:PHE:HB3	6	0.61
(2,1774)	1:174:B:VAL:HG13	1:161:B:PHE:HB3	6	0.61
(2,1762)	1:174:B:VAL:HG21	1:163:B:PHE:HE1	7	0.61
(2,1762)	1:174:B:VAL:HG21	1:163:B:PHE:HE2	7	0.61
(2,1762)	1:174:B:VAL:HG22	1:163:B:PHE:HE1	7	0.61
(2,1762)	1:174:B:VAL:HG22	1:163:B:PHE:HE2	7	0.61
(2,1762)	1:174:B:VAL:HG23	1:163:B:PHE:HE1	7	0.61
(2,1762)	1:174:B:VAL:HG23	1:163:B:PHE:HE2	7	0.61
(2,1761)	1:174:A:VAL:HG21	1:163:A:PHE:HE1	7	0.61
(2,1761)	1:174:A:VAL:HG21	1:163:A:PHE:HE2	7	0.61
(2,1761)	1:174:A:VAL:HG22	1:163:A:PHE:HE1	7	0.61
(2,1761)	1:174:A:VAL:HG22	1:163:A:PHE:HE2	7	0.61
(2,1761)	1:174:A:VAL:HG23	1:163:A:PHE:HE1	7	0.61
(2,1761)	1:174:A:VAL:HG23	1:163:A:PHE:HE2	7	0.61
(2,1748)	1:184:B:LEU:HD21	1:184:B:LEU:HA	6	0.61

Continued on next page...

Continued from previous page...

Key	Atom-1	Atom-2	Model ID	Violation (Å)
(2,1748)	1:184:B:LEU:HD22	1:184:B:LEU:HA	6	0.61
(2,1748)	1:184:B:LEU:HD23	1:184:B:LEU:HA	6	0.61
(2,1703)	1:184:B:LEU:HD11	1:186:B:GLN:HG3	3	0.61
(2,1703)	1:184:B:LEU:HD12	1:186:B:GLN:HG3	3	0.61
(2,1703)	1:184:B:LEU:HD13	1:186:B:GLN:HG3	3	0.61
(2,1677)	1:173:A:ILE:HG13	1:173:A:ILE:HA	4	0.61
(2,1659)	1:150:B:VAL:HB	1:174:B:VAL:HB	10	0.61
(2,1501)	1:176:B:ARG:HD2	1:176:B:ARG:HB2	8	0.61
(2,1498)	1:152:A:GLN:HA	1:155:A:LEU:HB2	3	0.61
(2,1497)	1:152:B:GLN:HA	1:155:B:LEU:HB2	3	0.61
(2,1320)	1:164:A:THR:HB	1:165:A:ASP:HB3	4	0.61
(2,1308)	1:174:B:VAL:HG11	1:149:B:ALA:HB1	8	0.61
(2,1308)	1:174:B:VAL:HG11	1:149:B:ALA:HB2	8	0.61
(2,1308)	1:174:B:VAL:HG11	1:149:B:ALA:HB3	8	0.61
(2,1308)	1:174:B:VAL:HG12	1:149:B:ALA:HB1	8	0.61
(2,1308)	1:174:B:VAL:HG12	1:149:B:ALA:HB2	8	0.61
(2,1308)	1:174:B:VAL:HG12	1:149:B:ALA:HB3	8	0.61
(2,1308)	1:174:B:VAL:HG13	1:149:B:ALA:HB1	8	0.61
(2,1308)	1:174:B:VAL:HG13	1:149:B:ALA:HB2	8	0.61
(2,1308)	1:174:B:VAL:HG13	1:149:B:ALA:HB3	8	0.61
(2,1257)	1:164:B:THR:HB	1:164:B:THR:HG1	2	0.61
(2,1236)	1:134:A:ILE:HB	1:134:A:ILE:HG12	4	0.61
(2,1236)	1:134:A:ILE:HB	1:134:A:ILE:HG12	6	0.61
(2,1233)	1:174:A:VAL:HG21	1:184:A:LEU:HB3	9	0.61
(2,1233)	1:174:A:VAL:HG22	1:184:A:LEU:HB3	9	0.61
(2,1233)	1:174:A:VAL:HG23	1:184:A:LEU:HB3	9	0.61
(2,1148)	1:178:A:LYS:HG2	1:178:A:LYS:HE3	1	0.61
(2,1098)	1:139:B:PHE:HB3	1:139:B:PHE:HA	6	0.61
(2,1097)	1:139:A:PHE:HB3	1:139:A:PHE:HA	6	0.61
(2,1074)	1:175:B:TYR:HB2	1:175:B:TYR:HD1	8	0.61
(2,1074)	1:175:B:TYR:HB2	1:175:B:TYR:HD2	8	0.61
(2,1072)	1:175:B:TYR:HB3	1:175:B:TYR:HD1	2	0.61
(2,1072)	1:175:B:TYR:HB3	1:175:B:TYR:HD2	2	0.61
(2,1072)	1:175:B:TYR:HB3	1:175:B:TYR:HD1	5	0.61
(2,1072)	1:175:B:TYR:HB3	1:175:B:TYR:HD2	5	0.61
(2,1064)	1:149:A:ALA:HB1	1:163:A:PHE:HD1	1	0.61
(2,1064)	1:149:A:ALA:HB1	1:163:A:PHE:HD2	1	0.61
(2,1064)	1:149:A:ALA:HB2	1:163:A:PHE:HD1	1	0.61
(2,1064)	1:149:A:ALA:HB2	1:163:A:PHE:HD2	1	0.61
(2,1064)	1:149:A:ALA:HB3	1:163:A:PHE:HD1	1	0.61
(2,1064)	1:149:A:ALA:HB3	1:163:A:PHE:HD2	1	0.61
(2,1033)	1:184:B:LEU:HA	1:184:B:LEU:HD21	8	0.61

Continued on next page...

Continued from previous page...

Key	Atom-1	Atom-2	Model ID	Violation (Å)
(2,1033)	1:184:B:LEU:HA	1:184:B:LEU:HD22	8	0.61
(2,1033)	1:184:B:LEU:HA	1:184:B:LEU:HD23	8	0.61
(2,1029)	1:173:A:ILE:HA	1:173:A:ILE:HG13	4	0.61
(2,1014)	1:160:B:PHE:HA	1:160:B:PHE:HB2	10	0.61
(2,1013)	1:160:A:PHE:HA	1:160:A:PHE:HB2	10	0.61
(2,917)	1:134:A:ILE:H	1:183:B:GLY:HA3	6	0.61
(2,799)	1:186:A:GLN:H	1:184:A:LEU:HD21	9	0.61
(2,799)	1:186:A:GLN:H	1:184:A:LEU:HD22	9	0.61
(2,799)	1:186:A:GLN:H	1:184:A:LEU:HD23	9	0.61
(2,752)	1:165:B:ASP:H	1:164:B:THR:HB	2	0.61
(2,706)	1:179:B:ASP:H	1:181:B:LYS:H	4	0.61
(2,654)	1:150:B:VAL:H	1:150:B:VAL:HG21	10	0.61
(2,654)	1:150:B:VAL:H	1:150:B:VAL:HG22	10	0.61
(2,654)	1:150:B:VAL:H	1:150:B:VAL:HG23	10	0.61
(2,653)	1:150:A:VAL:H	1:150:A:VAL:HG21	1	0.61
(2,653)	1:150:A:VAL:H	1:150:A:VAL:HG22	1	0.61
(2,653)	1:150:A:VAL:H	1:150:A:VAL:HG23	1	0.61
(2,653)	1:150:A:VAL:H	1:150:A:VAL:HG21	3	0.61
(2,653)	1:150:A:VAL:H	1:150:A:VAL:HG22	3	0.61
(2,653)	1:150:A:VAL:H	1:150:A:VAL:HG23	3	0.61
(2,653)	1:150:A:VAL:H	1:150:A:VAL:HG21	10	0.61
(2,653)	1:150:A:VAL:H	1:150:A:VAL:HG22	10	0.61
(2,653)	1:150:A:VAL:H	1:150:A:VAL:HG23	10	0.61
(2,575)	1:182:B:TYR:H	1:181:B:LYS:HG2	9	0.61
(2,478)	1:187:A:THR:H	1:186:A:GLN:HG3	6	0.61
(2,478)	1:187:A:THR:H	1:186:A:GLN:HG3	8	0.61
(2,477)	1:187:B:THR:H	1:186:B:GLN:HG3	6	0.61
(2,477)	1:187:B:THR:H	1:186:B:GLN:HG3	8	0.61
(2,469)	1:170:B:GLY:H	1:165:B:ASP:HB3	2	0.61
(2,463)	1:169:B:ASP:H	1:167:B:GLU:HB3	9	0.61
(2,453)	1:165:A:ASP:H	1:165:A:ASP:HB2	10	0.61
(2,452)	1:145:A:ASP:H	1:148:A:GLU:HB3	9	0.61
(2,419)	1:134:B:ILE:H	1:183:A:GLY:HA3	6	0.61
(2,364)	1:165:B:ASP:H	1:165:B:ASP:HB2	10	0.61
(2,97)	1:154:B:ASN:H	1:154:B:ASN:HD22	2	0.61
(2,2107)	1:163:A:PHE:HD1	1:143:A:PRO:HB2	8	0.6
(2,2107)	1:163:A:PHE:HD2	1:143:A:PRO:HB2	8	0.6
(2,2097)	1:182:A:TYR:HD1	1:177:A:ARG:HB2	8	0.6
(2,2097)	1:182:A:TYR:HD2	1:177:A:ARG:HB2	8	0.6
(2,1951)	1:176:A:ARG:HB3	1:176:A:ARG:HD3	4	0.6
(2,1945)	1:175:A:TYR:HB3	1:183:A:GLY:H	5	0.6
(2,1824)	1:136:A:SER:HA	1:135:A:ARG:HA	3	0.6

Continued on next page...

Continued from previous page...

Key	Atom-1	Atom-2	Model ID	Violation (Å)
(2,1824)	1:136:A:SER:HA	1:135:A:ARG:HA	10	0.6
(2,1823)	1:136:B:SER:HA	1:135:B:ARG:HA	3	0.6
(2,1823)	1:136:B:SER:HA	1:135:B:ARG:HA	6	0.6
(2,1823)	1:136:B:SER:HA	1:135:B:ARG:HA	8	0.6
(2,1598)	1:134:A:ILE:HB	1:135:A:ARG:HA	5	0.6
(2,1597)	1:134:B:ILE:HB	1:135:B:ARG:HA	5	0.6
(2,1548)	1:165:B:ASP:HB3	1:164:B:THR:HA	4	0.6
(2,1520)	1:172:A:SER:HB2	1:172:A:SER:HA	6	0.6
(2,1519)	1:172:B:SER:HB2	1:172:B:SER:HA	6	0.6
(2,1434)	1:164:A:THR:HA	1:165:A:ASP:HB3	4	0.6
(2,1376)	1:162:B:VAL:HA	1:173:B:ILE:HA	6	0.6
(2,1375)	1:162:A:VAL:HA	1:173:A:ILE:HA	6	0.6
(2,1258)	1:164:A:THR:HB	1:164:A:THR:HG1	2	0.6
(2,1234)	1:174:B:VAL:HG21	1:184:B:LEU:HB3	2	0.6
(2,1234)	1:174:B:VAL:HG22	1:184:B:LEU:HB3	2	0.6
(2,1234)	1:174:B:VAL:HG23	1:184:B:LEU:HB3	2	0.6
(2,1234)	1:174:B:VAL:HG21	1:184:B:LEU:HB3	6	0.6
(2,1234)	1:174:B:VAL:HG22	1:184:B:LEU:HB3	6	0.6
(2,1234)	1:174:B:VAL:HG23	1:184:B:LEU:HB3	6	0.6
(2,1234)	1:174:B:VAL:HG21	1:184:B:LEU:HB3	9	0.6
(2,1234)	1:174:B:VAL:HG22	1:184:B:LEU:HB3	9	0.6
(2,1234)	1:174:B:VAL:HG23	1:184:B:LEU:HB3	9	0.6
(2,1233)	1:174:A:VAL:HG21	1:184:A:LEU:HB3	6	0.6
(2,1233)	1:174:A:VAL:HG22	1:184:A:LEU:HB3	6	0.6
(2,1233)	1:174:A:VAL:HG23	1:184:A:LEU:HB3	6	0.6
(2,1181)	1:149:A:ALA:HA	1:152:A:GLN:HG2	7	0.6
(2,1161)	1:132:A:GLU:HA	1:133:A:ILE:HG12	10	0.6
(2,1143)	1:166:A:ARG:HA	1:166:A:ARG:HD3	3	0.6
(2,1074)	1:175:B:TYR:HB2	1:175:B:TYR:HD1	6	0.6
(2,1074)	1:175:B:TYR:HB2	1:175:B:TYR:HD2	6	0.6
(2,1072)	1:175:B:TYR:HB3	1:175:B:TYR:HD1	1	0.6
(2,1072)	1:175:B:TYR:HB3	1:175:B:TYR:HD2	1	0.6
(2,1072)	1:175:B:TYR:HB3	1:175:B:TYR:HD1	7	0.6
(2,1072)	1:175:B:TYR:HB3	1:175:B:TYR:HD2	7	0.6
(2,1063)	1:149:B:ALA:HB1	1:163:B:PHE:HD1	5	0.6
(2,1063)	1:149:B:ALA:HB1	1:163:B:PHE:HD2	5	0.6
(2,1063)	1:149:B:ALA:HB2	1:163:B:PHE:HD1	5	0.6
(2,1063)	1:149:B:ALA:HB2	1:163:B:PHE:HD2	5	0.6
(2,1063)	1:149:B:ALA:HB3	1:163:B:PHE:HD1	5	0.6
(2,1063)	1:149:B:ALA:HB3	1:163:B:PHE:HD2	5	0.6
(2,1060)	1:149:B:ALA:HB1	1:152:B:GLN:H	9	0.6
(2,1060)	1:149:B:ALA:HB2	1:152:B:GLN:H	9	0.6

Continued on next page...

Continued from previous page...

Key	Atom-1	Atom-2	Model ID	Violation (Å)
(2,1060)	1:149:B:ALA:HB3	1:152:B:GLN:H	9	0.6
(2,1033)	1:184:B:LEU:HA	1:184:B:LEU:HD21	4	0.6
(2,1033)	1:184:B:LEU:HA	1:184:B:LEU:HD22	4	0.6
(2,1033)	1:184:B:LEU:HA	1:184:B:LEU:HD23	4	0.6
(2,1024)	1:143:B:PRO:HA	1:143:B:PRO:HB3	2	0.6
(2,1024)	1:143:B:PRO:HA	1:143:B:PRO:HB3	4	0.6
(2,1024)	1:143:B:PRO:HA	1:143:B:PRO:HB3	5	0.6
(2,1014)	1:160:B:PHE:HA	1:160:B:PHE:HB2	8	0.6
(2,1013)	1:160:A:PHE:HA	1:160:A:PHE:HB2	8	0.6
(2,1000)	1:172:B:SER:HA	1:172:B:SER:HB3	5	0.6
(2,999)	1:172:A:SER:HA	1:172:A:SER:HB3	5	0.6
(2,788)	1:164:A:THR:H	1:141:A:LEU:HB3	8	0.6
(2,756)	1:175:B:TYR:H	1:175:B:TYR:HB3	9	0.6
(2,751)	1:165:A:ASP:H	1:164:A:THR:HB	2	0.6
(2,654)	1:150:B:VAL:H	1:150:B:VAL:HG21	4	0.6
(2,654)	1:150:B:VAL:H	1:150:B:VAL:HG22	4	0.6
(2,654)	1:150:B:VAL:H	1:150:B:VAL:HG23	4	0.6
(2,654)	1:150:B:VAL:H	1:150:B:VAL:HG21	6	0.6
(2,654)	1:150:B:VAL:H	1:150:B:VAL:HG22	6	0.6
(2,654)	1:150:B:VAL:H	1:150:B:VAL:HG23	6	0.6
(2,654)	1:150:B:VAL:H	1:150:B:VAL:HG21	8	0.6
(2,654)	1:150:B:VAL:H	1:150:B:VAL:HG22	8	0.6
(2,654)	1:150:B:VAL:H	1:150:B:VAL:HG23	8	0.6
(2,653)	1:150:A:VAL:H	1:150:A:VAL:HG21	6	0.6
(2,653)	1:150:A:VAL:H	1:150:A:VAL:HG22	6	0.6
(2,653)	1:150:A:VAL:H	1:150:A:VAL:HG23	6	0.6
(2,653)	1:150:A:VAL:H	1:150:A:VAL:HG21	8	0.6
(2,653)	1:150:A:VAL:H	1:150:A:VAL:HG22	8	0.6
(2,653)	1:150:A:VAL:H	1:150:A:VAL:HG23	8	0.6
(2,633)	1:142:A:LYS:H	1:141:A:LEU:HD11	9	0.6
(2,633)	1:142:A:LYS:H	1:141:A:LEU:HD12	9	0.6
(2,633)	1:142:A:LYS:H	1:141:A:LEU:HD13	9	0.6
(2,576)	1:182:A:TYR:H	1:181:A:LYS:HG2	9	0.6
(2,506)	1:132:B:GLU:H	1:131:B:ILE:HB	6	0.6
(2,505)	1:132:A:GLU:H	1:131:A:ILE:HB	6	0.6
(2,482)	1:164:A:THR:H	1:143:A:PRO:HB2	2	0.6
(2,452)	1:145:A:ASP:H	1:148:A:GLU:HB3	4	0.6
(2,362)	1:164:A:THR:H	1:163:A:PHE:HB3	2	0.6
(2,184)	1:177:B:ARG:H	1:182:B:TYR:HA	5	0.6
(2,184)	1:177:B:ARG:H	1:182:B:TYR:HA	10	0.6
(2,183)	1:177:A:ARG:H	1:182:A:TYR:HA	5	0.6
(2,183)	1:177:A:ARG:H	1:182:A:TYR:HA	10	0.6

Continued on next page...

Continued from previous page...

Key	Atom-1	Atom-2	Model ID	Violation (Å)
(2,97)	1:154:B:ASN:H	1:154:B:ASN:HD22	4	0.6
(2,2119)	1:139:B:PHE:HD1	1:141:B:LEU:HD21	8	0.59
(2,2119)	1:139:B:PHE:HD1	1:141:B:LEU:HD22	8	0.59
(2,2119)	1:139:B:PHE:HD1	1:141:B:LEU:HD23	8	0.59
(2,2119)	1:139:B:PHE:HD2	1:141:B:LEU:HD21	8	0.59
(2,2119)	1:139:B:PHE:HD2	1:141:B:LEU:HD22	8	0.59
(2,2119)	1:139:B:PHE:HD2	1:141:B:LEU:HD23	8	0.59
(2,2077)	1:182:A:TYR:HD1	1:182:A:TYR:HA	1	0.59
(2,2077)	1:182:A:TYR:HD2	1:182:A:TYR:HA	1	0.59
(2,1824)	1:136:A:SER:HA	1:135:A:ARG:HA	6	0.59
(2,1824)	1:136:A:SER:HA	1:135:A:ARG:HA	8	0.59
(2,1823)	1:136:B:SER:HA	1:135:B:ARG:HA	4	0.59
(2,1774)	1:174:B:VAL:HG11	1:161:B:PHE:HB3	10	0.59
(2,1774)	1:174:B:VAL:HG12	1:161:B:PHE:HB3	10	0.59
(2,1774)	1:174:B:VAL:HG13	1:161:B:PHE:HB3	10	0.59
(2,1741)	1:137:A:LYS:HG3	1:137:A:LYS:HA	2	0.59
(2,1733)	1:178:A:LYS:HG3	1:178:A:LYS:HA	1	0.59
(2,1712)	1:181:B:LYS:HG2	1:181:B:LYS:HA	2	0.59
(2,1711)	1:181:A:LYS:HG2	1:181:A:LYS:HA	2	0.59
(2,1628)	1:144:A:MET:HB3	1:144:A:MET:HA	5	0.59
(2,1608)	1:154:B:ASN:HB2	1:151:B:LEU:HA	8	0.59
(2,1607)	1:154:A:ASN:HB2	1:151:A:LEU:HA	8	0.59
(2,1602)	1:154:B:ASN:HB3	1:153:B:MET:H	6	0.59
(2,1601)	1:154:A:ASN:HB3	1:153:A:MET:H	6	0.59
(2,1595)	1:139:A:PHE:HB3	1:141:A:LEU:HD11	5	0.59
(2,1595)	1:139:A:PHE:HB3	1:141:A:LEU:HD12	5	0.59
(2,1595)	1:139:A:PHE:HB3	1:141:A:LEU:HD13	5	0.59
(2,1522)	1:172:A:SER:HB3	1:184:A:LEU:HD11	5	0.59
(2,1522)	1:172:A:SER:HB3	1:184:A:LEU:HD12	5	0.59
(2,1522)	1:172:A:SER:HB3	1:184:A:LEU:HD13	5	0.59
(2,1236)	1:134:A:ILE:HB	1:134:A:ILE:HG12	2	0.59
(2,1233)	1:174:A:VAL:HG21	1:184:A:LEU:HB3	2	0.59
(2,1233)	1:174:A:VAL:HG22	1:184:A:LEU:HB3	2	0.59
(2,1233)	1:174:A:VAL:HG23	1:184:A:LEU:HB3	2	0.59
(2,1170)	1:149:A:ALA:HB1	1:174:A:VAL:HB	10	0.59
(2,1170)	1:149:A:ALA:HB2	1:174:A:VAL:HB	10	0.59
(2,1170)	1:149:A:ALA:HB3	1:174:A:VAL:HB	10	0.59
(2,1161)	1:132:A:GLU:HA	1:133:A:ILE:HG12	8	0.59
(2,1074)	1:175:B:TYR:HB2	1:175:B:TYR:HD1	4	0.59
(2,1074)	1:175:B:TYR:HB2	1:175:B:TYR:HD2	4	0.59
(2,1074)	1:175:B:TYR:HB2	1:175:B:TYR:HD1	9	0.59
(2,1074)	1:175:B:TYR:HB2	1:175:B:TYR:HD2	9	0.59

Continued on next page...

Continued from previous page...

Key	Atom-1	Atom-2	Model ID	Violation (Å)
(2,1063)	1:149:B:ALA:HB1	1:163:B:PHE:HD1	2	0.59
(2,1063)	1:149:B:ALA:HB1	1:163:B:PHE:HD2	2	0.59
(2,1063)	1:149:B:ALA:HB2	1:163:B:PHE:HD1	2	0.59
(2,1063)	1:149:B:ALA:HB2	1:163:B:PHE:HD2	2	0.59
(2,1063)	1:149:B:ALA:HB3	1:163:B:PHE:HD1	2	0.59
(2,1063)	1:149:B:ALA:HB3	1:163:B:PHE:HD2	2	0.59
(2,1050)	1:174:B:VAL:HA	1:184:B:LEU:HA	7	0.59
(2,1049)	1:174:A:VAL:HA	1:184:A:LEU:HA	7	0.59
(2,1033)	1:184:B:LEU:HA	1:184:B:LEU:HD21	1	0.59
(2,1033)	1:184:B:LEU:HA	1:184:B:LEU:HD22	1	0.59
(2,1033)	1:184:B:LEU:HA	1:184:B:LEU:HD23	1	0.59
(2,1032)	1:184:A:LEU:HA	1:184:A:LEU:HB2	7	0.59
(2,1024)	1:143:B:PRO:HA	1:143:B:PRO:HB3	7	0.59
(2,705)	1:179:A:ASP:H	1:181:A:LYS:H	4	0.59
(2,653)	1:150:A:VAL:H	1:150:A:VAL:HG21	4	0.59
(2,653)	1:150:A:VAL:H	1:150:A:VAL:HG22	4	0.59
(2,653)	1:150:A:VAL:H	1:150:A:VAL:HG23	4	0.59
(2,599)	1:165:A:ASP:H	1:164:A:THR:HG1	6	0.59
(2,452)	1:145:A:ASP:H	1:148:A:GLU:HB3	10	0.59
(2,292)	1:136:B:SER:H	1:136:B:SER:HB2	7	0.59
(2,2188)	1:186:A:GLN:HA	1:172:A:SER:HA	1	0.58
(2,2188)	1:186:A:GLN:HA	1:172:A:SER:HA	9	0.58
(2,2187)	1:186:B:GLN:HA	1:172:B:SER:HA	1	0.58
(2,2187)	1:186:B:GLN:HA	1:172:B:SER:HA	9	0.58
(2,2152)	1:135:B:ARG:HA	1:136:B:SER:HB2	4	0.58
(2,2107)	1:163:A:PHE:HD1	1:143:A:PRO:HB2	7	0.58
(2,2107)	1:163:A:PHE:HD2	1:143:A:PRO:HB2	7	0.58
(2,2078)	1:182:B:TYR:HD1	1:182:B:TYR:HA	1	0.58
(2,2078)	1:182:B:TYR:HD2	1:182:B:TYR:HA	1	0.58
(2,2048)	1:186:A:GLN:HA	1:172:A:SER:HA	1	0.58
(2,2048)	1:186:A:GLN:HA	1:172:A:SER:HA	9	0.58
(2,2047)	1:186:B:GLN:HA	1:172:B:SER:HA	1	0.58
(2,2047)	1:186:B:GLN:HA	1:172:B:SER:HA	9	0.58
(2,2012)	1:135:B:ARG:HA	1:136:B:SER:HB2	4	0.58
(2,1824)	1:136:A:SER:HA	1:135:A:ARG:HA	4	0.58
(2,1823)	1:136:B:SER:HA	1:135:B:ARG:HA	9	0.58
(2,1804)	1:132:A:GLU:HB2	1:133:A:ILE:HA	1	0.58
(2,1754)	1:141:A:LEU:HD11	1:141:A:LEU:HA	3	0.58
(2,1754)	1:141:A:LEU:HD12	1:141:A:LEU:HA	3	0.58
(2,1754)	1:141:A:LEU:HD13	1:141:A:LEU:HA	3	0.58
(2,1753)	1:141:B:LEU:HD21	1:141:B:LEU:HA	2	0.58
(2,1753)	1:141:B:LEU:HD22	1:141:B:LEU:HA	2	0.58

Continued on next page...

Continued from previous page...

Key	Atom-1	Atom-2	Model ID	Violation (Å)
(2,1753)	1:141:B:LEU:HD23	1:141:B:LEU:HA	2	0.58
(2,1742)	1:137:B:LYS:HG3	1:137:B:LYS:HA	2	0.58
(2,1630)	1:144:A:MET:HB2	1:144:A:MET:HA	3	0.58
(2,1629)	1:144:B:MET:HB3	1:144:B:MET:HA	5	0.58
(2,1627)	1:144:B:MET:HB2	1:144:B:MET:HA	3	0.58
(2,1611)	1:154:A:ASN:HB3	1:155:A:LEU:HD11	2	0.58
(2,1611)	1:154:A:ASN:HB3	1:155:A:LEU:HD12	2	0.58
(2,1611)	1:154:A:ASN:HB3	1:155:A:LEU:HD13	2	0.58
(2,1598)	1:134:A:ILE:HB	1:135:A:ARG:HA	10	0.58
(2,1597)	1:134:B:ILE:HB	1:135:B:ARG:HA	10	0.58
(2,1593)	1:139:B:PHE:HB2	1:141:B:LEU:HD21	5	0.58
(2,1593)	1:139:B:PHE:HB2	1:141:B:LEU:HD22	5	0.58
(2,1593)	1:139:B:PHE:HB2	1:141:B:LEU:HD23	5	0.58
(2,1529)	1:184:B:LEU:HB2	1:184:B:LEU:HD21	6	0.58
(2,1529)	1:184:B:LEU:HB2	1:184:B:LEU:HD22	6	0.58
(2,1529)	1:184:B:LEU:HB2	1:184:B:LEU:HD23	6	0.58
(2,1502)	1:176:A:ARG:HD3	1:176:A:ARG:HB3	3	0.58
(2,1410)	1:171:A:THR:HA	1:171:A:THR:HG1	8	0.58
(2,1409)	1:171:B:THR:HA	1:171:B:THR:HG1	8	0.58
(2,1267)	1:184:B:LEU:HB3	1:184:B:LEU:HD11	2	0.58
(2,1267)	1:184:B:LEU:HB3	1:184:B:LEU:HD12	2	0.58
(2,1267)	1:184:B:LEU:HB3	1:184:B:LEU:HD13	2	0.58
(2,1236)	1:134:A:ILE:HB	1:134:A:ILE:HG12	8	0.58
(2,1211)	1:166:A:ARG:HA	1:166:A:ARG:HG2	2	0.58
(2,1181)	1:149:A:ALA:HA	1:152:A:GLN:HG2	8	0.58
(2,1076)	1:174:B:VAL:HG21	1:174:B:VAL:HA	10	0.58
(2,1076)	1:174:B:VAL:HG22	1:174:B:VAL:HA	10	0.58
(2,1076)	1:174:B:VAL:HG23	1:174:B:VAL:HA	10	0.58
(2,1075)	1:174:A:VAL:HG21	1:174:A:VAL:HA	10	0.58
(2,1075)	1:174:A:VAL:HG22	1:174:A:VAL:HA	10	0.58
(2,1075)	1:174:A:VAL:HG23	1:174:A:VAL:HA	10	0.58
(2,1074)	1:175:B:TYR:HB2	1:175:B:TYR:HD1	10	0.58
(2,1074)	1:175:B:TYR:HB2	1:175:B:TYR:HD2	10	0.58
(2,1072)	1:175:B:TYR:HB3	1:175:B:TYR:HD1	4	0.58
(2,1072)	1:175:B:TYR:HB3	1:175:B:TYR:HD2	4	0.58
(2,1060)	1:149:B:ALA:HB1	1:152:B:GLN:H	7	0.58
(2,1060)	1:149:B:ALA:HB2	1:152:B:GLN:H	7	0.58
(2,1060)	1:149:B:ALA:HB3	1:152:B:GLN:H	7	0.58
(2,1059)	1:149:A:ALA:HB1	1:152:A:GLN:H	7	0.58
(2,1059)	1:149:A:ALA:HB2	1:152:A:GLN:H	7	0.58
(2,1059)	1:149:A:ALA:HB3	1:152:A:GLN:H	7	0.58
(2,1054)	1:174:A:VAL:HA	1:174:A:VAL:HG21	10	0.58

Continued on next page...

Continued from previous page...

Key	Atom-1	Atom-2	Model ID	Violation (Å)
(2,1054)	1:174:A:VAL:HA	1:174:A:VAL:HG22	10	0.58
(2,1054)	1:174:A:VAL:HA	1:174:A:VAL:HG23	10	0.58
(2,1053)	1:174:B:VAL:HA	1:174:B:VAL:HG21	10	0.58
(2,1053)	1:174:B:VAL:HA	1:174:B:VAL:HG22	10	0.58
(2,1053)	1:174:B:VAL:HA	1:174:B:VAL:HG23	10	0.58
(2,1032)	1:184:A:LEU:HA	1:184:A:LEU:HB2	8	0.58
(2,1022)	1:172:B:SER:HA	1:172:B:SER:HB2	10	0.58
(2,1021)	1:172:A:SER:HA	1:172:A:SER:HB2	10	0.58
(2,1014)	1:160:B:PHE:HA	1:160:B:PHE:HB2	2	0.58
(2,1014)	1:160:B:PHE:HA	1:160:B:PHE:HB2	4	0.58
(2,1014)	1:160:B:PHE:HA	1:160:B:PHE:HB2	9	0.58
(2,1013)	1:160:A:PHE:HA	1:160:A:PHE:HB2	2	0.58
(2,1013)	1:160:A:PHE:HA	1:160:A:PHE:HB2	4	0.58
(2,1013)	1:160:A:PHE:HA	1:160:A:PHE:HB2	9	0.58
(2,1000)	1:172:B:SER:HA	1:172:B:SER:HB3	7	0.58
(2,999)	1:172:A:SER:HA	1:172:A:SER:HB3	7	0.58
(2,975)	1:172:A:SER:HA	1:186:A:GLN:H	7	0.58
(2,950)	1:184:B:LEU:H	1:136:A:SER:HB3	10	0.58
(2,761)	1:156:A:LEU:H	1:158:A:HIS:HB3	9	0.58
(2,705)	1:179:A:ASP:H	1:181:A:LYS:H	5	0.58
(2,607)	1:185:B:ILE:H	1:184:B:LEU:HD11	10	0.58
(2,607)	1:185:B:ILE:H	1:184:B:LEU:HD12	10	0.58
(2,607)	1:185:B:ILE:H	1:184:B:LEU:HD13	10	0.58
(2,585)	1:186:A:GLN:H	1:185:A:ILE:HG12	3	0.58
(2,585)	1:186:A:GLN:H	1:185:A:ILE:HG12	7	0.58
(2,506)	1:132:B:GLU:H	1:131:B:ILE:HB	8	0.58
(2,505)	1:132:A:GLU:H	1:131:A:ILE:HB	8	0.58
(2,478)	1:187:A:THR:H	1:186:A:GLN:HG3	1	0.58
(2,478)	1:187:A:THR:H	1:186:A:GLN:HG3	2	0.58
(2,477)	1:187:B:THR:H	1:186:B:GLN:HG3	1	0.58
(2,452)	1:145:A:ASP:H	1:148:A:GLU:HB3	2	0.58
(2,270)	1:139:A:PHE:H	1:138:A:GLU:HA	7	0.58
(2,269)	1:139:B:PHE:H	1:138:B:GLU:HA	7	0.58
(2,97)	1:154:B:ASN:H	1:154:B:ASN:HD22	9	0.58
(2,2108)	1:163:B:PHE:HD1	1:143:B:PRO:HB3	6	0.57
(2,2108)	1:163:B:PHE:HD2	1:143:B:PRO:HB3	6	0.57
(2,1938)	1:174:B:VAL:HG21	1:161:B:PHE:HB2	9	0.57
(2,1938)	1:174:B:VAL:HG22	1:161:B:PHE:HB2	9	0.57
(2,1938)	1:174:B:VAL:HG23	1:161:B:PHE:HB2	9	0.57
(2,1894)	1:160:A:PHE:HB2	1:173:A:ILE:HG21	3	0.57
(2,1894)	1:160:A:PHE:HB2	1:173:A:ILE:HG22	3	0.57
(2,1894)	1:160:A:PHE:HB2	1:173:A:ILE:HG23	3	0.57

Continued on next page...

Continued from previous page...

Key	Atom-1	Atom-2	Model ID	Violation (Å)
(2,1894)	1:160:A:PHE:HB2	1:173:A:ILE:HG21	10	0.57
(2,1894)	1:160:A:PHE:HB2	1:173:A:ILE:HG22	10	0.57
(2,1894)	1:160:A:PHE:HB2	1:173:A:ILE:HG23	10	0.57
(2,1893)	1:160:B:PHE:HB2	1:173:B:ILE:HG21	3	0.57
(2,1893)	1:160:B:PHE:HB2	1:173:B:ILE:HG22	3	0.57
(2,1893)	1:160:B:PHE:HB2	1:173:B:ILE:HG23	3	0.57
(2,1893)	1:160:B:PHE:HB2	1:173:B:ILE:HG21	10	0.57
(2,1893)	1:160:B:PHE:HB2	1:173:B:ILE:HG22	10	0.57
(2,1893)	1:160:B:PHE:HB2	1:173:B:ILE:HG23	10	0.57
(2,1824)	1:136:A:SER:HA	1:135:A:ARG:HA	1	0.57
(2,1824)	1:136:A:SER:HA	1:135:A:ARG:HA	9	0.57
(2,1823)	1:136:B:SER:HA	1:135:B:ARG:HA	1	0.57
(2,1754)	1:141:A:LEU:HD11	1:141:A:LEU:HA	5	0.57
(2,1754)	1:141:A:LEU:HD12	1:141:A:LEU:HA	5	0.57
(2,1754)	1:141:A:LEU:HD13	1:141:A:LEU:HA	5	0.57
(2,1686)	1:178:A:LYS:HD2	1:178:A:LYS:HA	3	0.57
(2,1678)	1:173:B:ILE:HG13	1:173:B:ILE:HA	4	0.57
(2,1629)	1:144:B:MET:HB3	1:144:B:MET:HA	2	0.57
(2,1554)	1:155:B:LEU:HB2	1:152:B:GLN:HA	2	0.57
(2,1553)	1:155:A:LEU:HB2	1:152:A:GLN:HA	2	0.57
(2,1545)	1:145:B:ASP:HB3	1:148:B:GLU:HB3	5	0.57
(2,1502)	1:176:A:ARG:HD3	1:176:A:ARG:HB3	10	0.57
(2,1429)	1:164:A:THR:HA	1:172:A:SER:H	9	0.57
(2,1212)	1:166:B:ARG:HA	1:166:B:ARG:HG2	2	0.57
(2,1169)	1:149:B:ALA:HB1	1:174:B:VAL:HB	10	0.57
(2,1169)	1:149:B:ALA:HB2	1:174:B:VAL:HB	10	0.57
(2,1169)	1:149:B:ALA:HB3	1:174:B:VAL:HB	10	0.57
(2,1161)	1:132:A:GLU:HA	1:133:A:ILE:HG12	7	0.57
(2,1074)	1:175:B:TYR:HB2	1:175:B:TYR:HD1	1	0.57
(2,1074)	1:175:B:TYR:HB2	1:175:B:TYR:HD2	1	0.57
(2,1072)	1:175:B:TYR:HB3	1:175:B:TYR:HD1	9	0.57
(2,1072)	1:175:B:TYR:HB3	1:175:B:TYR:HD2	9	0.57
(2,1072)	1:175:B:TYR:HB3	1:175:B:TYR:HD1	10	0.57
(2,1072)	1:175:B:TYR:HB3	1:175:B:TYR:HD2	10	0.57
(2,1063)	1:149:B:ALA:HB1	1:163:B:PHE:HD1	1	0.57
(2,1063)	1:149:B:ALA:HB1	1:163:B:PHE:HD2	1	0.57
(2,1063)	1:149:B:ALA:HB2	1:163:B:PHE:HD1	1	0.57
(2,1063)	1:149:B:ALA:HB2	1:163:B:PHE:HD2	1	0.57
(2,1063)	1:149:B:ALA:HB3	1:163:B:PHE:HD1	1	0.57
(2,1063)	1:149:B:ALA:HB3	1:163:B:PHE:HD2	1	0.57
(2,1045)	1:173:B:ILE:HA	1:173:B:ILE:HG12	4	0.57
(2,1033)	1:184:B:LEU:HA	1:184:B:LEU:HD21	3	0.57

Continued on next page...

Continued from previous page...

Key	Atom-1	Atom-2	Model ID	Violation (Å)
(2,1033)	1:184:B:LEU:HA	1:184:B:LEU:HD22	3	0.57
(2,1033)	1:184:B:LEU:HA	1:184:B:LEU:HD23	3	0.57
(2,1030)	1:173:B:ILE:HA	1:173:B:ILE:HG13	4	0.57
(2,1024)	1:143:B:PRO:HA	1:143:B:PRO:HB3	9	0.57
(2,1000)	1:172:B:SER:HA	1:172:B:SER:HB3	4	0.57
(2,999)	1:172:A:SER:HA	1:172:A:SER:HB3	4	0.57
(2,976)	1:172:B:SER:HA	1:186:B:GLN:H	5	0.57
(2,976)	1:172:B:SER:HA	1:186:B:GLN:H	7	0.57
(2,859)	1:149:B:ALA:H	1:150:B:VAL:HG11	6	0.57
(2,859)	1:149:B:ALA:H	1:150:B:VAL:HG12	6	0.57
(2,859)	1:149:B:ALA:H	1:150:B:VAL:HG13	6	0.57
(2,789)	1:163:A:PHE:H	1:173:A:ILE:HG13	7	0.57
(2,765)	1:148:A:GLU:H	1:145:A:ASP:HB2	10	0.57
(2,706)	1:179:B:ASP:H	1:181:B:LYS:H	2	0.57
(2,587)	1:185:B:ILE:H	1:184:B:LEU:HD21	4	0.57
(2,587)	1:185:B:ILE:H	1:184:B:LEU:HD22	4	0.57
(2,587)	1:185:B:ILE:H	1:184:B:LEU:HD23	4	0.57
(2,506)	1:132:B:GLU:H	1:131:B:ILE:HB	3	0.57
(2,498)	1:145:A:ASP:H	1:144:A:MET:HB3	1	0.57
(2,498)	1:145:A:ASP:H	1:144:A:MET:HB3	7	0.57
(2,488)	1:175:B:TYR:H	1:174:B:VAL:HB	6	0.57
(2,487)	1:175:A:TYR:H	1:174:A:VAL:HB	6	0.57
(2,477)	1:187:B:THR:H	1:186:B:GLN:HG3	2	0.57
(2,464)	1:169:A:ASP:H	1:167:A:GLU:HB3	6	0.57
(2,463)	1:169:B:ASP:H	1:167:B:GLU:HB3	6	0.57
(2,450)	1:154:A:ASN:H	1:153:A:MET:HG3	8	0.57
(2,449)	1:154:B:ASN:H	1:153:B:MET:HG3	8	0.57
(2,366)	1:166:B:ARG:H	1:166:B:ARG:HD2	4	0.57
(2,361)	1:164:B:THR:H	1:163:B:PHE:HB3	2	0.57
(2,361)	1:164:B:THR:H	1:163:B:PHE:HB3	6	0.57
(2,130)	1:183:A:GLY:H	1:175:A:TYR:HD1	5	0.57
(2,130)	1:183:A:GLY:H	1:175:A:TYR:HD2	5	0.57
(2,129)	1:183:B:GLY:H	1:175:B:TYR:HD1	5	0.57
(2,129)	1:183:B:GLY:H	1:175:B:TYR:HD2	5	0.57
(2,2188)	1:186:A:GLN:HA	1:172:A:SER:HA	3	0.56
(2,2187)	1:186:B:GLN:HA	1:172:B:SER:HA	3	0.56
(2,2048)	1:186:A:GLN:HA	1:172:A:SER:HA	3	0.56
(2,2047)	1:186:B:GLN:HA	1:172:B:SER:HA	3	0.56
(2,1952)	1:176:B:ARG:HB2	1:176:B:ARG:HD2	2	0.56
(2,1923)	1:173:A:ILE:HG21	1:160:A:PHE:HB2	2	0.56
(2,1923)	1:173:A:ILE:HG22	1:160:A:PHE:HB2	2	0.56
(2,1923)	1:173:A:ILE:HG23	1:160:A:PHE:HB2	2	0.56

Continued on next page...

Continued from previous page...

Key	Atom-1	Atom-2	Model ID	Violation (Å)
(2,1750)	1:184:B:LEU:HD11	1:186:B:GLN:HG2	5	0.56
(2,1750)	1:184:B:LEU:HD12	1:186:B:GLN:HG2	5	0.56
(2,1750)	1:184:B:LEU:HD13	1:186:B:GLN:HG2	5	0.56
(2,1716)	1:181:B:LYS:HG3	1:181:B:LYS:HB3	1	0.56
(2,1715)	1:181:A:LYS:HG3	1:181:A:LYS:HB3	1	0.56
(2,1686)	1:178:A:LYS:HD2	1:178:A:LYS:HA	9	0.56
(2,1630)	1:144:A:MET:HB2	1:144:A:MET:HA	7	0.56
(2,1629)	1:144:B:MET:HB3	1:144:B:MET:HA	1	0.56
(2,1629)	1:144:B:MET:HB3	1:144:B:MET:HA	3	0.56
(2,1628)	1:144:A:MET:HB3	1:144:A:MET:HA	1	0.56
(2,1628)	1:144:A:MET:HB3	1:144:A:MET:HA	2	0.56
(2,1628)	1:144:A:MET:HB3	1:144:A:MET:HA	3	0.56
(2,1620)	1:148:A:GLU:HG3	1:144:A:MET:HB3	7	0.56
(2,1598)	1:134:A:ILE:HB	1:135:A:ARG:HA	3	0.56
(2,1597)	1:134:B:ILE:HB	1:135:B:ARG:HA	3	0.56
(2,1588)	1:182:B:TYR:HB2	1:182:B:TYR:HD1	10	0.56
(2,1588)	1:182:B:TYR:HB2	1:182:B:TYR:HD2	10	0.56
(2,1587)	1:182:A:TYR:HB2	1:182:A:TYR:HD1	10	0.56
(2,1587)	1:182:A:TYR:HB2	1:182:A:TYR:HD2	10	0.56
(2,1458)	1:136:B:SER:HB2	1:135:B:ARG:HA	9	0.56
(2,1430)	1:164:B:THR:HA	1:172:B:SER:H	9	0.56
(2,1410)	1:171:A:THR:HA	1:171:A:THR:HG1	6	0.56
(2,1409)	1:171:B:THR:HA	1:171:B:THR:HG1	6	0.56
(2,1234)	1:174:B:VAL:HG21	1:184:B:LEU:HB3	3	0.56
(2,1234)	1:174:B:VAL:HG22	1:184:B:LEU:HB3	3	0.56
(2,1234)	1:174:B:VAL:HG23	1:184:B:LEU:HB3	3	0.56
(2,1233)	1:174:A:VAL:HG21	1:184:A:LEU:HB3	3	0.56
(2,1233)	1:174:A:VAL:HG22	1:184:A:LEU:HB3	3	0.56
(2,1233)	1:174:A:VAL:HG23	1:184:A:LEU:HB3	3	0.56
(2,1233)	1:174:A:VAL:HG21	1:184:A:LEU:HB3	8	0.56
(2,1233)	1:174:A:VAL:HG22	1:184:A:LEU:HB3	8	0.56
(2,1233)	1:174:A:VAL:HG23	1:184:A:LEU:HB3	8	0.56
(2,1156)	1:174:B:VAL:HG11	1:161:B:PHE:HB3	9	0.56
(2,1156)	1:174:B:VAL:HG12	1:161:B:PHE:HB3	9	0.56
(2,1156)	1:174:B:VAL:HG13	1:161:B:PHE:HB3	9	0.56
(2,1074)	1:175:B:TYR:HB2	1:175:B:TYR:HD1	2	0.56
(2,1074)	1:175:B:TYR:HB2	1:175:B:TYR:HD2	2	0.56
(2,1074)	1:175:B:TYR:HB2	1:175:B:TYR:HD1	7	0.56
(2,1074)	1:175:B:TYR:HB2	1:175:B:TYR:HD2	7	0.56
(2,1059)	1:149:A:ALA:HB1	1:152:A:GLN:H	4	0.56
(2,1059)	1:149:A:ALA:HB2	1:152:A:GLN:H	4	0.56
(2,1059)	1:149:A:ALA:HB3	1:152:A:GLN:H	4	0.56

Continued on next page...

Continued from previous page...

Key	Atom-1	Atom-2	Model ID	Violation (Å)
(2,1033)	1:184:B:LEU:HA	1:184:B:LEU:HD21	9	0.56
(2,1033)	1:184:B:LEU:HA	1:184:B:LEU:HD22	9	0.56
(2,1033)	1:184:B:LEU:HA	1:184:B:LEU:HD23	9	0.56
(2,1024)	1:143:B:PRO:HA	1:143:B:PRO:HB3	8	0.56
(2,1014)	1:160:B:PHE:HA	1:160:B:PHE:HB2	7	0.56
(2,1013)	1:160:A:PHE:HA	1:160:A:PHE:HB2	7	0.56
(2,1000)	1:172:B:SER:HA	1:172:B:SER:HB3	8	0.56
(2,972)	1:190:B:GLN:H	1:190:B:GLN:HG3	2	0.56
(2,972)	1:190:B:GLN:H	1:190:B:GLN:HG3	4	0.56
(2,950)	1:184:B:LEU:H	1:136:A:SER:HB3	9	0.56
(2,765)	1:148:A:GLU:H	1:145:A:ASP:HB2	7	0.56
(2,621)	1:152:A:GLN:H	1:151:A:LEU:HD11	8	0.56
(2,621)	1:152:A:GLN:H	1:151:A:LEU:HD12	8	0.56
(2,621)	1:152:A:GLN:H	1:151:A:LEU:HD13	8	0.56
(2,587)	1:185:B:ILE:H	1:184:B:LEU:HD21	6	0.56
(2,587)	1:185:B:ILE:H	1:184:B:LEU:HD22	6	0.56
(2,587)	1:185:B:ILE:H	1:184:B:LEU:HD23	6	0.56
(2,512)	1:182:A:TYR:H	1:181:A:LYS:HB3	7	0.56
(2,511)	1:182:B:TYR:H	1:181:B:LYS:HB3	7	0.56
(2,506)	1:132:B:GLU:H	1:131:B:ILE:HB	4	0.56
(2,505)	1:132:A:GLU:H	1:131:A:ILE:HB	3	0.56
(2,505)	1:132:A:GLU:H	1:131:A:ILE:HB	4	0.56
(2,465)	1:152:A:GLN:H	1:152:A:GLN:HG3	3	0.56
(2,464)	1:169:A:ASP:H	1:167:A:GLU:HB3	7	0.56
(2,463)	1:169:B:ASP:H	1:167:B:GLU:HB3	7	0.56
(2,393)	1:175:A:TYR:H	1:175:A:TYR:HB3	2	0.56
(2,270)	1:139:A:PHE:H	1:138:A:GLU:HA	8	0.56
(2,130)	1:183:A:GLY:H	1:175:A:TYR:HD1	4	0.56
(2,130)	1:183:A:GLY:H	1:175:A:TYR:HD2	4	0.56
(2,129)	1:183:B:GLY:H	1:175:B:TYR:HD1	4	0.56
(2,129)	1:183:B:GLY:H	1:175:B:TYR:HD2	4	0.56
(2,1978)	1:184:B:LEU:HD21	1:173:B:ILE:H	7	0.55
(2,1978)	1:184:B:LEU:HD22	1:173:B:ILE:H	7	0.55
(2,1978)	1:184:B:LEU:HD23	1:173:B:ILE:H	7	0.55
(2,1940)	1:174:B:VAL:HG21	1:182:B:TYR:HB3	9	0.55
(2,1940)	1:174:B:VAL:HG22	1:182:B:TYR:HB3	9	0.55
(2,1940)	1:174:B:VAL:HG23	1:182:B:TYR:HB3	9	0.55
(2,1939)	1:174:A:VAL:HG21	1:182:A:TYR:HB3	9	0.55
(2,1939)	1:174:A:VAL:HG22	1:182:A:TYR:HB3	9	0.55
(2,1939)	1:174:A:VAL:HG23	1:182:A:TYR:HB3	9	0.55
(2,1924)	1:173:B:ILE:HG21	1:160:B:PHE:HB2	2	0.55
(2,1924)	1:173:B:ILE:HG22	1:160:B:PHE:HB2	2	0.55

Continued on next page...

Continued from previous page...

Key	Atom-1	Atom-2	Model ID	Violation (Å)
(2,1924)	1:173:B:ILE:HG23	1:160:B:PHE:HB2	2	0.55
(2,1748)	1:184:B:LEU:HD21	1:184:B:LEU:HA	10	0.55
(2,1748)	1:184:B:LEU:HD22	1:184:B:LEU:HA	10	0.55
(2,1748)	1:184:B:LEU:HD23	1:184:B:LEU:HA	10	0.55
(2,1723)	1:156:B:LEU:HD21	1:158:B:HIS:HB3	6	0.55
(2,1723)	1:156:B:LEU:HD22	1:158:B:HIS:HB3	6	0.55
(2,1723)	1:156:B:LEU:HD23	1:158:B:HIS:HB3	6	0.55
(2,1632)	1:174:A:VAL:HB	1:174:A:VAL:HA	4	0.55
(2,1632)	1:174:A:VAL:HB	1:174:A:VAL:HA	9	0.55
(2,1631)	1:174:B:VAL:HB	1:174:B:VAL:HA	4	0.55
(2,1631)	1:174:B:VAL:HB	1:174:B:VAL:HA	9	0.55
(2,1629)	1:144:B:MET:HB3	1:144:B:MET:HA	7	0.55
(2,1628)	1:144:A:MET:HB3	1:144:A:MET:HA	7	0.55
(2,1627)	1:144:B:MET:HB2	1:144:B:MET:HA	5	0.55
(2,1627)	1:144:B:MET:HB2	1:144:B:MET:HA	7	0.55
(2,1414)	1:161:A:PHE:HA	1:161:A:PHE:HB2	4	0.55
(2,1414)	1:161:A:PHE:HA	1:161:A:PHE:HB2	6	0.55
(2,1412)	1:161:A:PHE:HA	1:161:A:PHE:HB2	4	0.55
(2,1412)	1:161:A:PHE:HA	1:161:A:PHE:HB2	6	0.55
(2,1410)	1:171:A:THR:HA	1:171:A:THR:HG1	10	0.55
(2,1409)	1:171:B:THR:HA	1:171:B:THR:HG1	10	0.55
(2,1376)	1:162:B:VAL:HA	1:173:B:ILE:HA	3	0.55
(2,1330)	1:176:A:ARG:HD3	1:159:A:ASP:HA	6	0.55
(2,1303)	1:150:B:VAL:HG21	1:149:B:ALA:HB1	10	0.55
(2,1303)	1:150:B:VAL:HG21	1:149:B:ALA:HB2	10	0.55
(2,1303)	1:150:B:VAL:HG21	1:149:B:ALA:HB3	10	0.55
(2,1303)	1:150:B:VAL:HG22	1:149:B:ALA:HB1	10	0.55
(2,1303)	1:150:B:VAL:HG22	1:149:B:ALA:HB2	10	0.55
(2,1303)	1:150:B:VAL:HG22	1:149:B:ALA:HB3	10	0.55
(2,1303)	1:150:B:VAL:HG23	1:149:B:ALA:HB1	10	0.55
(2,1303)	1:150:B:VAL:HG23	1:149:B:ALA:HB2	10	0.55
(2,1303)	1:150:B:VAL:HG23	1:149:B:ALA:HB3	10	0.55
(2,1299)	1:149:B:ALA:HB1	1:150:B:VAL:HG21	10	0.55
(2,1299)	1:149:B:ALA:HB1	1:150:B:VAL:HG22	10	0.55
(2,1299)	1:149:B:ALA:HB1	1:150:B:VAL:HG23	10	0.55
(2,1299)	1:149:B:ALA:HB2	1:150:B:VAL:HG21	10	0.55
(2,1299)	1:149:B:ALA:HB2	1:150:B:VAL:HG22	10	0.55
(2,1299)	1:149:B:ALA:HB2	1:150:B:VAL:HG23	10	0.55
(2,1299)	1:149:B:ALA:HB3	1:150:B:VAL:HG21	10	0.55
(2,1299)	1:149:B:ALA:HB3	1:150:B:VAL:HG22	10	0.55
(2,1299)	1:149:B:ALA:HB3	1:150:B:VAL:HG23	10	0.55
(2,1234)	1:174:B:VAL:HG21	1:184:B:LEU:HB3	8	0.55

Continued on next page...

Continued from previous page...

Key	Atom-1	Atom-2	Model ID	Violation (Å)
(2,1234)	1:174:B:VAL:HG22	1:184:B:LEU:HB3	8	0.55
(2,1234)	1:174:B:VAL:HG23	1:184:B:LEU:HB3	8	0.55
(2,1161)	1:132:A:GLU:HA	1:133:A:ILE:HG12	4	0.55
(2,1122)	1:180:B:GLY:HA2	1:180:B:GLY:HA3	3	0.55
(2,1122)	1:180:B:GLY:HA2	1:180:B:GLY:HA3	7	0.55
(2,1121)	1:180:A:GLY:HA2	1:180:A:GLY:HA3	1	0.55
(2,1121)	1:180:A:GLY:HA2	1:180:A:GLY:HA3	3	0.55
(2,1121)	1:180:A:GLY:HA2	1:180:A:GLY:HA3	7	0.55
(2,1121)	1:180:A:GLY:HA2	1:180:A:GLY:HA3	8	0.55
(2,1074)	1:175:B:TYR:HB2	1:175:B:TYR:HD1	5	0.55
(2,1074)	1:175:B:TYR:HB2	1:175:B:TYR:HD2	5	0.55
(2,1073)	1:175:A:TYR:HB3	1:175:A:TYR:HD1	3	0.55
(2,1073)	1:175:A:TYR:HB3	1:175:A:TYR:HD2	3	0.55
(2,1072)	1:175:B:TYR:HB3	1:175:B:TYR:HD1	6	0.55
(2,1072)	1:175:B:TYR:HB3	1:175:B:TYR:HD2	6	0.55
(2,1046)	1:173:A:ILE:HA	1:173:A:ILE:HG12	4	0.55
(2,1032)	1:184:A:LEU:HA	1:184:A:LEU:HB2	5	0.55
(2,1024)	1:143:B:PRO:HA	1:143:B:PRO:HB3	1	0.55
(2,1024)	1:143:B:PRO:HA	1:143:B:PRO:HB3	3	0.55
(2,1014)	1:160:B:PHE:HA	1:160:B:PHE:HB2	1	0.55
(2,1013)	1:160:A:PHE:HA	1:160:A:PHE:HB2	1	0.55
(2,1013)	1:160:A:PHE:HA	1:160:A:PHE:HB2	3	0.55
(2,1000)	1:172:B:SER:HA	1:172:B:SER:HB3	1	0.55
(2,999)	1:172:A:SER:HA	1:172:A:SER:HB3	1	0.55
(2,999)	1:172:A:SER:HA	1:172:A:SER:HB3	8	0.55
(2,975)	1:172:A:SER:HA	1:186:A:GLN:H	5	0.55
(2,859)	1:149:B:ALA:H	1:150:B:VAL:HG11	4	0.55
(2,859)	1:149:B:ALA:H	1:150:B:VAL:HG12	4	0.55
(2,859)	1:149:B:ALA:H	1:150:B:VAL:HG13	4	0.55
(2,790)	1:163:B:PHE:H	1:173:B:ILE:HG13	7	0.55
(2,790)	1:163:B:PHE:H	1:173:B:ILE:HG13	8	0.55
(2,706)	1:179:B:ASP:H	1:181:B:LYS:H	9	0.55
(2,705)	1:179:A:ASP:H	1:181:A:LYS:H	2	0.55
(2,665)	1:154:B:ASN:H	1:150:B:VAL:HG11	3	0.55
(2,665)	1:154:B:ASN:H	1:150:B:VAL:HG12	3	0.55
(2,665)	1:154:B:ASN:H	1:150:B:VAL:HG13	3	0.55
(2,633)	1:142:A:LYS:H	1:141:A:LEU:HD11	5	0.55
(2,633)	1:142:A:LYS:H	1:141:A:LEU:HD12	5	0.55
(2,633)	1:142:A:LYS:H	1:141:A:LEU:HD13	5	0.55
(2,594)	1:174:B:VAL:H	1:174:B:VAL:HG11	8	0.55
(2,594)	1:174:B:VAL:H	1:174:B:VAL:HG12	8	0.55
(2,594)	1:174:B:VAL:H	1:174:B:VAL:HG13	8	0.55

Continued on next page...

Continued from previous page...

Key	Atom-1	Atom-2	Model ID	Violation (Å)
(2,593)	1:174:A:VAL:H	1:174:A:VAL:HG11	8	0.55
(2,593)	1:174:A:VAL:H	1:174:A:VAL:HG12	8	0.55
(2,593)	1:174:A:VAL:H	1:174:A:VAL:HG13	8	0.55
(2,587)	1:185:B:ILE:H	1:184:B:LEU:HD21	9	0.55
(2,587)	1:185:B:ILE:H	1:184:B:LEU:HD22	9	0.55
(2,587)	1:185:B:ILE:H	1:184:B:LEU:HD23	9	0.55
(2,491)	1:133:A:ILE:H	1:132:A:GLU:HB2	1	0.55
(2,478)	1:187:A:THR:H	1:186:A:GLN:HG3	10	0.55
(2,477)	1:187:B:THR:H	1:186:B:GLN:HG3	10	0.55
(2,466)	1:152:B:GLN:H	1:152:B:GLN:HG3	2	0.55
(2,466)	1:152:B:GLN:H	1:152:B:GLN:HG3	3	0.55
(2,465)	1:152:A:GLN:H	1:152:A:GLN:HG3	2	0.55
(2,373)	1:179:A:ASP:H	1:179:A:ASP:HB2	7	0.55
(2,362)	1:164:A:THR:H	1:163:A:PHE:HB3	6	0.55
(2,270)	1:139:A:PHE:H	1:138:A:GLU:HA	10	0.55
(2,269)	1:139:B:PHE:H	1:138:B:GLU:HA	2	0.55
(2,269)	1:139:B:PHE:H	1:138:B:GLU:HA	8	0.55
(2,129)	1:183:B:GLY:H	1:175:B:TYR:HD1	7	0.55
(2,129)	1:183:B:GLY:H	1:175:B:TYR:HD2	7	0.55
(2,96)	1:158:B:HIS:H	1:160:B:PHE:H	9	0.55
(2,1969)	1:178:B:LYS:HE3	1:178:B:LYS:HG2	8	0.54
(2,1969)	1:178:B:LYS:HE3	1:178:B:LYS:HG2	9	0.54
(2,1951)	1:176:A:ARG:HB3	1:176:A:ARG:HD3	1	0.54
(2,1826)	1:137:B:LYS:HB3	1:138:B:GLU:HA	1	0.54
(2,1731)	1:178:B:LYS:HG3	1:178:B:LYS:HA	9	0.54
(2,1703)	1:184:B:LEU:HD11	1:186:B:GLN:HG3	8	0.54
(2,1703)	1:184:B:LEU:HD12	1:186:B:GLN:HG3	8	0.54
(2,1703)	1:184:B:LEU:HD13	1:186:B:GLN:HG3	8	0.54
(2,1685)	1:178:B:LYS:HD3	1:178:B:LYS:HA	6	0.54
(2,1630)	1:144:A:MET:HB2	1:144:A:MET:HA	2	0.54
(2,1630)	1:144:A:MET:HB2	1:144:A:MET:HA	5	0.54
(2,1627)	1:144:B:MET:HB2	1:144:B:MET:HA	2	0.54
(2,1611)	1:154:A:ASN:HB3	1:155:A:LEU:HD11	9	0.54
(2,1611)	1:154:A:ASN:HB3	1:155:A:LEU:HD12	9	0.54
(2,1611)	1:154:A:ASN:HB3	1:155:A:LEU:HD13	9	0.54
(2,1598)	1:134:A:ILE:HB	1:135:A:ARG:HA	7	0.54
(2,1595)	1:139:A:PHE:HB3	1:141:A:LEU:HD11	8	0.54
(2,1595)	1:139:A:PHE:HB3	1:141:A:LEU:HD12	8	0.54
(2,1595)	1:139:A:PHE:HB3	1:141:A:LEU:HD13	8	0.54
(2,1583)	1:151:B:LEU:HB3	1:152:B:GLN:HG3	7	0.54
(2,1521)	1:172:B:SER:HB3	1:184:B:LEU:HD21	4	0.54
(2,1521)	1:172:B:SER:HB3	1:184:B:LEU:HD22	4	0.54

Continued on next page...

Continued from previous page...

Key	Atom-1	Atom-2	Model ID	Violation (Å)
(2,1521)	1:172:B:SER:HB3	1:184:B:LEU:HD23	4	0.54
(2,1457)	1:136:A:SER:HB3	1:135:A:ARG:HA	1	0.54
(2,1429)	1:164:A:THR:HA	1:172:A:SER:H	3	0.54
(2,1378)	1:139:A:PHE:HA	1:139:A:PHE:HD1	7	0.54
(2,1378)	1:139:A:PHE:HA	1:139:A:PHE:HD2	7	0.54
(2,1377)	1:139:B:PHE:HA	1:139:B:PHE:HD1	7	0.54
(2,1377)	1:139:B:PHE:HA	1:139:B:PHE:HD2	7	0.54
(2,1375)	1:162:A:VAL:HA	1:173:A:ILE:HA	3	0.54
(2,1313)	1:164:B:THR:HB	1:165:B:ASP:HB3	6	0.54
(2,1258)	1:164:A:THR:HB	1:164:A:THR:HG1	1	0.54
(2,1255)	1:149:A:ALA:HB1	1:174:A:VAL:HG11	4	0.54
(2,1255)	1:149:A:ALA:HB1	1:174:A:VAL:HG12	4	0.54
(2,1255)	1:149:A:ALA:HB1	1:174:A:VAL:HG13	4	0.54
(2,1255)	1:149:A:ALA:HB2	1:174:A:VAL:HG11	4	0.54
(2,1255)	1:149:A:ALA:HB2	1:174:A:VAL:HG12	4	0.54
(2,1255)	1:149:A:ALA:HB2	1:174:A:VAL:HG13	4	0.54
(2,1255)	1:149:A:ALA:HB3	1:174:A:VAL:HG11	4	0.54
(2,1255)	1:149:A:ALA:HB3	1:174:A:VAL:HG12	4	0.54
(2,1255)	1:149:A:ALA:HB3	1:174:A:VAL:HG13	4	0.54
(2,1255)	1:149:A:ALA:HB1	1:174:A:VAL:HG11	9	0.54
(2,1255)	1:149:A:ALA:HB1	1:174:A:VAL:HG12	9	0.54
(2,1255)	1:149:A:ALA:HB1	1:174:A:VAL:HG13	9	0.54
(2,1255)	1:149:A:ALA:HB2	1:174:A:VAL:HG11	9	0.54
(2,1255)	1:149:A:ALA:HB2	1:174:A:VAL:HG12	9	0.54
(2,1255)	1:149:A:ALA:HB2	1:174:A:VAL:HG13	9	0.54
(2,1255)	1:149:A:ALA:HB3	1:174:A:VAL:HG11	9	0.54
(2,1255)	1:149:A:ALA:HB3	1:174:A:VAL:HG12	9	0.54
(2,1255)	1:149:A:ALA:HB3	1:174:A:VAL:HG13	9	0.54
(2,1122)	1:180:B:GLY:HA2	1:180:B:GLY:HA3	1	0.54
(2,1122)	1:180:B:GLY:HA2	1:180:B:GLY:HA3	2	0.54
(2,1122)	1:180:B:GLY:HA2	1:180:B:GLY:HA3	4	0.54
(2,1122)	1:180:B:GLY:HA2	1:180:B:GLY:HA3	5	0.54
(2,1122)	1:180:B:GLY:HA2	1:180:B:GLY:HA3	6	0.54
(2,1122)	1:180:B:GLY:HA2	1:180:B:GLY:HA3	8	0.54
(2,1122)	1:180:B:GLY:HA2	1:180:B:GLY:HA3	9	0.54
(2,1122)	1:180:B:GLY:HA2	1:180:B:GLY:HA3	10	0.54
(2,1121)	1:180:A:GLY:HA2	1:180:A:GLY:HA3	2	0.54
(2,1121)	1:180:A:GLY:HA2	1:180:A:GLY:HA3	4	0.54
(2,1121)	1:180:A:GLY:HA2	1:180:A:GLY:HA3	5	0.54
(2,1121)	1:180:A:GLY:HA2	1:180:A:GLY:HA3	6	0.54
(2,1121)	1:180:A:GLY:HA2	1:180:A:GLY:HA3	9	0.54
(2,1121)	1:180:A:GLY:HA2	1:180:A:GLY:HA3	10	0.54

Continued on next page...

Continued from previous page...

Key	Atom-1	Atom-2	Model ID	Violation (Å)
(2,1072)	1:175:B:TYR:HB3	1:175:B:TYR:HD1	8	0.54
(2,1072)	1:175:B:TYR:HB3	1:175:B:TYR:HD2	8	0.54
(2,1060)	1:149:B:ALA:HB1	1:152:B:GLN:H	4	0.54
(2,1060)	1:149:B:ALA:HB2	1:152:B:GLN:H	4	0.54
(2,1060)	1:149:B:ALA:HB3	1:152:B:GLN:H	4	0.54
(2,1050)	1:174:B:VAL:HA	1:184:B:LEU:HA	6	0.54
(2,1049)	1:174:A:VAL:HA	1:184:A:LEU:HA	6	0.54
(2,1032)	1:184:A:LEU:HA	1:184:A:LEU:HB2	9	0.54
(2,1014)	1:160:B:PHE:HA	1:160:B:PHE:HB2	3	0.54
(2,1014)	1:160:B:PHE:HA	1:160:B:PHE:HB2	5	0.54
(2,1013)	1:160:A:PHE:HA	1:160:A:PHE:HB2	5	0.54
(2,799)	1:186:A:GLN:H	1:184:A:LEU:HD21	5	0.54
(2,799)	1:186:A:GLN:H	1:184:A:LEU:HD22	5	0.54
(2,799)	1:186:A:GLN:H	1:184:A:LEU:HD23	5	0.54
(2,789)	1:163:A:PHE:H	1:173:A:ILE:HG13	8	0.54
(2,763)	1:168:B:THR:H	1:169:B:ASP:HB3	2	0.54
(2,600)	1:165:B:ASP:H	1:164:B:THR:HG1	6	0.54
(2,599)	1:165:A:ASP:H	1:164:A:THR:HG1	10	0.54
(2,585)	1:186:A:GLN:H	1:185:A:ILE:HG12	1	0.54
(2,450)	1:154:A:ASN:H	1:153:A:MET:HG3	4	0.54
(2,449)	1:154:B:ASN:H	1:153:B:MET:HG3	4	0.54
(2,374)	1:179:B:ASP:H	1:179:B:ASP:HB2	7	0.54
(2,374)	1:179:B:ASP:H	1:179:B:ASP:HB2	10	0.54
(2,373)	1:179:A:ASP:H	1:179:A:ASP:HB2	10	0.54
(2,270)	1:139:A:PHE:H	1:138:A:GLU:HA	2	0.54
(2,270)	1:139:A:PHE:H	1:138:A:GLU:HA	3	0.54
(2,270)	1:139:A:PHE:H	1:138:A:GLU:HA	4	0.54
(2,270)	1:139:A:PHE:H	1:138:A:GLU:HA	6	0.54
(2,269)	1:139:B:PHE:H	1:138:B:GLU:HA	3	0.54
(2,269)	1:139:B:PHE:H	1:138:B:GLU:HA	10	0.54
(2,130)	1:183:A:GLY:H	1:175:A:TYR:HD1	7	0.54
(2,130)	1:183:A:GLY:H	1:175:A:TYR:HD2	7	0.54
(2,95)	1:158:A:HIS:H	1:160:A:PHE:H	9	0.54
(2,2184)	1:173:B:ILE:HA	1:162:B:VAL:HA	1	0.53
(2,2183)	1:173:A:ILE:HA	1:162:A:VAL:HA	1	0.53
(2,2183)	1:173:A:ILE:HA	1:162:A:VAL:HA	5	0.53
(2,2183)	1:173:A:ILE:HA	1:162:A:VAL:HA	10	0.53
(2,2044)	1:173:B:ILE:HA	1:162:B:VAL:HA	1	0.53
(2,2043)	1:173:A:ILE:HA	1:162:A:VAL:HA	1	0.53
(2,2043)	1:173:A:ILE:HA	1:162:A:VAL:HA	5	0.53
(2,2043)	1:173:A:ILE:HA	1:162:A:VAL:HA	10	0.53
(2,1894)	1:160:A:PHE:HB2	1:173:A:ILE:HG21	8	0.53

Continued on next page...

Continued from previous page...

Key	Atom-1	Atom-2	Model ID	Violation (Å)
(2,1894)	1:160:A:PHE:HB2	1:173:A:ILE:HG22	8	0.53
(2,1894)	1:160:A:PHE:HB2	1:173:A:ILE:HG23	8	0.53
(2,1893)	1:160:B:PHE:HB2	1:173:B:ILE:HG21	8	0.53
(2,1893)	1:160:B:PHE:HB2	1:173:B:ILE:HG22	8	0.53
(2,1893)	1:160:B:PHE:HB2	1:173:B:ILE:HG23	8	0.53
(2,1762)	1:174:B:VAL:HG21	1:163:B:PHE:HE1	3	0.53
(2,1762)	1:174:B:VAL:HG21	1:163:B:PHE:HE2	3	0.53
(2,1762)	1:174:B:VAL:HG22	1:163:B:PHE:HE1	3	0.53
(2,1762)	1:174:B:VAL:HG22	1:163:B:PHE:HE2	3	0.53
(2,1762)	1:174:B:VAL:HG23	1:163:B:PHE:HE1	3	0.53
(2,1762)	1:174:B:VAL:HG23	1:163:B:PHE:HE2	3	0.53
(2,1761)	1:174:A:VAL:HG21	1:163:A:PHE:HE1	3	0.53
(2,1761)	1:174:A:VAL:HG21	1:163:A:PHE:HE2	3	0.53
(2,1761)	1:174:A:VAL:HG22	1:163:A:PHE:HE1	3	0.53
(2,1761)	1:174:A:VAL:HG22	1:163:A:PHE:HE2	3	0.53
(2,1761)	1:174:A:VAL:HG23	1:163:A:PHE:HE1	3	0.53
(2,1761)	1:174:A:VAL:HG23	1:163:A:PHE:HE2	3	0.53
(2,1753)	1:141:B:LEU:HD21	1:141:B:LEU:HA	10	0.53
(2,1753)	1:141:B:LEU:HD22	1:141:B:LEU:HA	10	0.53
(2,1753)	1:141:B:LEU:HD23	1:141:B:LEU:HA	10	0.53
(2,1731)	1:178:B:LYS:HG3	1:178:B:LYS:HA	8	0.53
(2,1715)	1:181:A:LYS:HG3	1:181:A:LYS:HB3	5	0.53
(2,1703)	1:184:B:LEU:HD11	1:186:B:GLN:HG3	6	0.53
(2,1703)	1:184:B:LEU:HD12	1:186:B:GLN:HG3	6	0.53
(2,1703)	1:184:B:LEU:HD13	1:186:B:GLN:HG3	6	0.53
(2,1686)	1:178:A:LYS:HD2	1:178:A:LYS:HA	7	0.53
(2,1630)	1:144:A:MET:HB2	1:144:A:MET:HA	1	0.53
(2,1627)	1:144:B:MET:HB2	1:144:B:MET:HA	1	0.53
(2,1609)	1:154:A:ASN:HB2	1:155:A:LEU:HD11	2	0.53
(2,1609)	1:154:A:ASN:HB2	1:155:A:LEU:HD12	2	0.53
(2,1609)	1:154:A:ASN:HB2	1:155:A:LEU:HD13	2	0.53
(2,1597)	1:134:B:ILE:HB	1:135:B:ARG:HA	7	0.53
(2,1554)	1:155:B:LEU:HB2	1:152:B:GLN:HA	6	0.53
(2,1474)	1:146:A:SER:HA	1:149:A:ALA:HB1	9	0.53
(2,1474)	1:146:A:SER:HA	1:149:A:ALA:HB2	9	0.53
(2,1474)	1:146:A:SER:HA	1:149:A:ALA:HB3	9	0.53
(2,1430)	1:164:B:THR:HA	1:172:B:SER:H	3	0.53
(2,1410)	1:171:A:THR:HA	1:171:A:THR:HG1	2	0.53
(2,1329)	1:176:B:ARG:HD2	1:159:B:ASP:HA	9	0.53
(2,1256)	1:149:B:ALA:HB1	1:174:B:VAL:HG11	6	0.53
(2,1256)	1:149:B:ALA:HB1	1:174:B:VAL:HG12	6	0.53
(2,1256)	1:149:B:ALA:HB1	1:174:B:VAL:HG13	6	0.53

Continued on next page...

Continued from previous page...

Key	Atom-1	Atom-2	Model ID	Violation (Å)
(2,1256)	1:149:B:ALA:HB2	1:174:B:VAL:HG11	6	0.53
(2,1256)	1:149:B:ALA:HB2	1:174:B:VAL:HG12	6	0.53
(2,1256)	1:149:B:ALA:HB2	1:174:B:VAL:HG13	6	0.53
(2,1256)	1:149:B:ALA:HB3	1:174:B:VAL:HG11	6	0.53
(2,1256)	1:149:B:ALA:HB3	1:174:B:VAL:HG12	6	0.53
(2,1256)	1:149:B:ALA:HB3	1:174:B:VAL:HG13	6	0.53
(2,1236)	1:134:A:ILE:HB	1:134:A:ILE:HG12	1	0.53
(2,1182)	1:149:B:ALA:HA	1:152:B:GLN:HG2	7	0.53
(2,1032)	1:184:A:LEU:HA	1:184:A:LEU:HB2	4	0.53
(2,1024)	1:143:B:PRO:HA	1:143:B:PRO:HB3	6	0.53
(2,1024)	1:143:B:PRO:HA	1:143:B:PRO:HB3	10	0.53
(2,1000)	1:172:B:SER:HA	1:172:B:SER:HB3	9	0.53
(2,999)	1:172:A:SER:HA	1:172:A:SER:HB3	9	0.53
(2,859)	1:149:B:ALA:H	1:150:B:VAL:HG11	2	0.53
(2,859)	1:149:B:ALA:H	1:150:B:VAL:HG12	2	0.53
(2,859)	1:149:B:ALA:H	1:150:B:VAL:HG13	2	0.53
(2,831)	1:169:B:ASP:H	1:167:B:GLU:HB3	1	0.53
(2,772)	1:155:B:LEU:H	1:152:B:GLN:HG3	3	0.53
(2,771)	1:155:A:LEU:H	1:152:A:GLN:HG3	3	0.53
(2,666)	1:154:A:ASN:H	1:150:A:VAL:HG11	3	0.53
(2,666)	1:154:A:ASN:H	1:150:A:VAL:HG12	3	0.53
(2,666)	1:154:A:ASN:H	1:150:A:VAL:HG13	3	0.53
(2,621)	1:152:A:GLN:H	1:151:A:LEU:HD11	1	0.53
(2,621)	1:152:A:GLN:H	1:151:A:LEU:HD12	1	0.53
(2,621)	1:152:A:GLN:H	1:151:A:LEU:HD13	1	0.53
(2,607)	1:185:B:ILE:H	1:184:B:LEU:HD11	6	0.53
(2,607)	1:185:B:ILE:H	1:184:B:LEU:HD12	6	0.53
(2,607)	1:185:B:ILE:H	1:184:B:LEU:HD13	6	0.53
(2,532)	1:152:B:GLN:H	1:151:B:LEU:HB2	2	0.53
(2,512)	1:182:A:TYR:H	1:181:A:LYS:HB3	1	0.53
(2,511)	1:182:B:TYR:H	1:181:B:LYS:HB3	1	0.53
(2,466)	1:152:B:GLN:H	1:152:B:GLN:HG3	10	0.53
(2,465)	1:152:A:GLN:H	1:152:A:GLN:HG3	10	0.53
(2,452)	1:145:A:ASP:H	1:148:A:GLU:HB3	1	0.53
(2,448)	1:158:B:HIS:H	1:153:B:MET:HG3	4	0.53
(2,447)	1:158:A:HIS:H	1:153:A:MET:HG3	4	0.53
(2,441)	1:167:A:GLU:H	1:167:A:GLU:HG2	9	0.53
(2,269)	1:139:B:PHE:H	1:138:B:GLU:HA	4	0.53
(2,269)	1:139:B:PHE:H	1:138:B:GLU:HA	6	0.53
(2,269)	1:139:B:PHE:H	1:138:B:GLU:HA	9	0.53
(2,130)	1:183:A:GLY:H	1:175:A:TYR:HD1	9	0.53
(2,130)	1:183:A:GLY:H	1:175:A:TYR:HD2	9	0.53

Continued on next page...

Continued from previous page...

Key	Atom-1	Atom-2	Model ID	Violation (Å)
(2,97)	1:154:B:ASN:H	1:154:B:ASN:HD22	5	0.53
(2,2188)	1:186:A:GLN:HA	1:172:A:SER:HA	6	0.52
(2,2187)	1:186:B:GLN:HA	1:172:B:SER:HA	6	0.52
(2,2184)	1:173:B:ILE:HA	1:162:B:VAL:HA	5	0.52
(2,2184)	1:173:B:ILE:HA	1:162:B:VAL:HA	10	0.52
(2,2048)	1:186:A:GLN:HA	1:172:A:SER:HA	6	0.52
(2,2047)	1:186:B:GLN:HA	1:172:B:SER:HA	6	0.52
(2,2044)	1:173:B:ILE:HA	1:162:B:VAL:HA	5	0.52
(2,2044)	1:173:B:ILE:HA	1:162:B:VAL:HA	10	0.52
(2,1940)	1:174:B:VAL:HG21	1:182:B:TYR:HB3	4	0.52
(2,1940)	1:174:B:VAL:HG22	1:182:B:TYR:HB3	4	0.52
(2,1940)	1:174:B:VAL:HG23	1:182:B:TYR:HB3	4	0.52
(2,1939)	1:174:A:VAL:HG21	1:182:A:TYR:HB3	4	0.52
(2,1939)	1:174:A:VAL:HG22	1:182:A:TYR:HB3	4	0.52
(2,1939)	1:174:A:VAL:HG23	1:182:A:TYR:HB3	4	0.52
(2,1864)	1:150:A:VAL:HG21	1:154:A:ASN:HD21	3	0.52
(2,1864)	1:150:A:VAL:HG22	1:154:A:ASN:HD21	3	0.52
(2,1864)	1:150:A:VAL:HG23	1:154:A:ASN:HD21	3	0.52
(2,1851)	1:146:B:SER:HA	1:163:B:PHE:HE1	1	0.52
(2,1851)	1:146:B:SER:HA	1:163:B:PHE:HE2	1	0.52
(2,1814)	1:134:B:ILE:HG12	1:134:B:ILE:HA	3	0.52
(2,1814)	1:134:B:ILE:HG12	1:134:B:ILE:HA	5	0.52
(2,1754)	1:141:A:LEU:HD11	1:141:A:LEU:HA	4	0.52
(2,1754)	1:141:A:LEU:HD12	1:141:A:LEU:HA	4	0.52
(2,1754)	1:141:A:LEU:HD13	1:141:A:LEU:HA	4	0.52
(2,1716)	1:181:B:LYS:HG3	1:181:B:LYS:HB3	5	0.52
(2,1703)	1:184:B:LEU:HD11	1:186:B:GLN:HG3	5	0.52
(2,1703)	1:184:B:LEU:HD12	1:186:B:GLN:HG3	5	0.52
(2,1703)	1:184:B:LEU:HD13	1:186:B:GLN:HG3	5	0.52
(2,1609)	1:154:A:ASN:HB2	1:155:A:LEU:HD11	8	0.52
(2,1609)	1:154:A:ASN:HB2	1:155:A:LEU:HD12	8	0.52
(2,1609)	1:154:A:ASN:HB2	1:155:A:LEU:HD13	8	0.52
(2,1553)	1:155:A:LEU:HB2	1:152:A:GLN:HA	6	0.52
(2,1440)	1:178:B:LYS:HA	1:178:B:LYS:HD3	2	0.52
(2,1429)	1:164:A:THR:HA	1:172:A:SER:H	8	0.52
(2,1410)	1:171:A:THR:HA	1:171:A:THR:HG1	9	0.52
(2,1409)	1:171:B:THR:HA	1:171:B:THR:HG1	2	0.52
(2,1409)	1:171:B:THR:HA	1:171:B:THR:HG1	9	0.52
(2,1402)	1:134:A:ILE:HA	1:134:A:ILE:HG12	3	0.52
(2,1402)	1:134:A:ILE:HA	1:134:A:ILE:HG12	5	0.52
(2,1313)	1:164:B:THR:HB	1:165:B:ASP:HB3	10	0.52
(2,1304)	1:150:A:VAL:HG21	1:149:A:ALA:HB1	10	0.52

Continued on next page...

Continued from previous page...

Key	Atom-1	Atom-2	Model ID	Violation (Å)
(2,1304)	1:150:A:VAL:HG21	1:149:A:ALA:HB2	10	0.52
(2,1304)	1:150:A:VAL:HG21	1:149:A:ALA:HB3	10	0.52
(2,1304)	1:150:A:VAL:HG22	1:149:A:ALA:HB1	10	0.52
(2,1304)	1:150:A:VAL:HG22	1:149:A:ALA:HB2	10	0.52
(2,1304)	1:150:A:VAL:HG22	1:149:A:ALA:HB3	10	0.52
(2,1304)	1:150:A:VAL:HG23	1:149:A:ALA:HB1	10	0.52
(2,1304)	1:150:A:VAL:HG23	1:149:A:ALA:HB2	10	0.52
(2,1304)	1:150:A:VAL:HG23	1:149:A:ALA:HB3	10	0.52
(2,1300)	1:149:A:ALA:HB1	1:150:A:VAL:HG21	10	0.52
(2,1300)	1:149:A:ALA:HB1	1:150:A:VAL:HG22	10	0.52
(2,1300)	1:149:A:ALA:HB1	1:150:A:VAL:HG23	10	0.52
(2,1300)	1:149:A:ALA:HB2	1:150:A:VAL:HG21	10	0.52
(2,1300)	1:149:A:ALA:HB2	1:150:A:VAL:HG22	10	0.52
(2,1300)	1:149:A:ALA:HB2	1:150:A:VAL:HG23	10	0.52
(2,1300)	1:149:A:ALA:HB3	1:150:A:VAL:HG21	10	0.52
(2,1300)	1:149:A:ALA:HB3	1:150:A:VAL:HG22	10	0.52
(2,1300)	1:149:A:ALA:HB3	1:150:A:VAL:HG23	10	0.52
(2,1258)	1:164:A:THR:HB	1:164:A:THR:HG1	4	0.52
(2,1257)	1:164:B:THR:HB	1:164:B:THR:HG1	1	0.52
(2,1256)	1:149:B:ALA:HB1	1:174:B:VAL:HG11	4	0.52
(2,1256)	1:149:B:ALA:HB1	1:174:B:VAL:HG12	4	0.52
(2,1256)	1:149:B:ALA:HB1	1:174:B:VAL:HG13	4	0.52
(2,1256)	1:149:B:ALA:HB2	1:174:B:VAL:HG11	4	0.52
(2,1256)	1:149:B:ALA:HB2	1:174:B:VAL:HG12	4	0.52
(2,1256)	1:149:B:ALA:HB2	1:174:B:VAL:HG13	4	0.52
(2,1256)	1:149:B:ALA:HB3	1:174:B:VAL:HG11	4	0.52
(2,1256)	1:149:B:ALA:HB3	1:174:B:VAL:HG12	4	0.52
(2,1256)	1:149:B:ALA:HB3	1:174:B:VAL:HG13	4	0.52
(2,1256)	1:149:B:ALA:HB1	1:174:B:VAL:HG11	9	0.52
(2,1256)	1:149:B:ALA:HB1	1:174:B:VAL:HG12	9	0.52
(2,1256)	1:149:B:ALA:HB1	1:174:B:VAL:HG13	9	0.52
(2,1256)	1:149:B:ALA:HB2	1:174:B:VAL:HG11	9	0.52
(2,1256)	1:149:B:ALA:HB2	1:174:B:VAL:HG12	9	0.52
(2,1256)	1:149:B:ALA:HB2	1:174:B:VAL:HG13	9	0.52
(2,1256)	1:149:B:ALA:HB3	1:174:B:VAL:HG11	9	0.52
(2,1256)	1:149:B:ALA:HB3	1:174:B:VAL:HG12	9	0.52
(2,1256)	1:149:B:ALA:HB3	1:174:B:VAL:HG13	9	0.52
(2,1234)	1:174:B:VAL:HG21	1:184:B:LEU:HB3	1	0.52
(2,1234)	1:174:B:VAL:HG22	1:184:B:LEU:HB3	1	0.52
(2,1234)	1:174:B:VAL:HG23	1:184:B:LEU:HB3	1	0.52
(2,1233)	1:174:A:VAL:HG21	1:184:A:LEU:HB3	1	0.52
(2,1233)	1:174:A:VAL:HG22	1:184:A:LEU:HB3	1	0.52

Continued on next page...

Continued from previous page...

Key	Atom-1	Atom-2	Model ID	Violation (Å)
(2,1233)	1:174:A:VAL:HG23	1:184:A:LEU:HB3	1	0.52
(2,1181)	1:149:A:ALA:HA	1:152:A:GLN:HG2	9	0.52
(2,1074)	1:175:B:TYR:HB2	1:175:B:TYR:HD1	3	0.52
(2,1074)	1:175:B:TYR:HB2	1:175:B:TYR:HD2	3	0.52
(2,1032)	1:184:A:LEU:HA	1:184:A:LEU:HB2	1	0.52
(2,1032)	1:184:A:LEU:HA	1:184:A:LEU:HB2	2	0.52
(2,1032)	1:184:A:LEU:HA	1:184:A:LEU:HB2	3	0.52
(2,1032)	1:184:A:LEU:HA	1:184:A:LEU:HB2	10	0.52
(2,1000)	1:172:B:SER:HA	1:172:B:SER:HB3	2	0.52
(2,999)	1:172:A:SER:HA	1:172:A:SER:HB3	2	0.52
(2,832)	1:169:A:ASP:H	1:167:A:GLU:HB3	1	0.52
(2,790)	1:163:B:PHE:H	1:173:B:ILE:HG13	10	0.52
(2,789)	1:163:A:PHE:H	1:173:A:ILE:HG13	10	0.52
(2,787)	1:164:B:THR:H	1:141:B:LEU:HB3	4	0.52
(2,763)	1:168:B:THR:H	1:169:B:ASP:HB3	3	0.52
(2,705)	1:179:A:ASP:H	1:181:A:LYS:H	9	0.52
(2,633)	1:142:A:LYS:H	1:141:A:LEU:HD11	1	0.52
(2,633)	1:142:A:LYS:H	1:141:A:LEU:HD12	1	0.52
(2,633)	1:142:A:LYS:H	1:141:A:LEU:HD13	1	0.52
(2,599)	1:165:A:ASP:H	1:164:A:THR:HG1	8	0.52
(2,585)	1:186:A:GLN:H	1:185:A:ILE:HG12	5	0.52
(2,576)	1:182:A:TYR:H	1:181:A:LYS:HG2	4	0.52
(2,576)	1:182:A:TYR:H	1:181:A:LYS:HG2	6	0.52
(2,576)	1:182:A:TYR:H	1:181:A:LYS:HG2	8	0.52
(2,575)	1:182:B:TYR:H	1:181:B:LYS:HG2	4	0.52
(2,575)	1:182:B:TYR:H	1:181:B:LYS:HG2	6	0.52
(2,506)	1:132:B:GLU:H	1:131:B:ILE:HB	10	0.52
(2,505)	1:132:A:GLU:H	1:131:A:ILE:HB	10	0.52
(2,441)	1:167:A:GLU:H	1:167:A:GLU:HG2	8	0.52
(2,393)	1:175:A:TYR:H	1:175:A:TYR:HB3	1	0.52
(2,393)	1:175:A:TYR:H	1:175:A:TYR:HB3	7	0.52
(2,366)	1:166:B:ARG:H	1:166:B:ARG:HD2	10	0.52
(2,270)	1:139:A:PHE:H	1:138:A:GLU:HA	5	0.52
(2,270)	1:139:A:PHE:H	1:138:A:GLU:HA	9	0.52
(2,269)	1:139:B:PHE:H	1:138:B:GLU:HA	5	0.52
(2,129)	1:183:B:GLY:H	1:175:B:TYR:HD1	9	0.52
(2,129)	1:183:B:GLY:H	1:175:B:TYR:HD2	9	0.52
(2,1900)	1:164:B:THR:HG1	1:169:B:ASP:HB2	4	0.51
(2,1852)	1:146:A:SER:HA	1:163:A:PHE:HE1	1	0.51
(2,1852)	1:146:A:SER:HA	1:163:A:PHE:HE2	1	0.51
(2,1850)	1:144:B:MET:HG3	1:152:B:GLN:HE22	10	0.51
(2,1814)	1:134:B:ILE:HG12	1:134:B:ILE:HA	7	0.51

Continued on next page...

Continued from previous page...

Key	Atom-1	Atom-2	Model ID	Violation (Å)
(2,1748)	1:184:B:LEU:HD21	1:184:B:LEU:HA	8	0.51
(2,1748)	1:184:B:LEU:HD22	1:184:B:LEU:HA	8	0.51
(2,1748)	1:184:B:LEU:HD23	1:184:B:LEU:HA	8	0.51
(2,1714)	1:181:A:LYS:HG2	1:181:A:LYS:HB3	3	0.51
(2,1713)	1:181:B:LYS:HG2	1:181:B:LYS:HB3	3	0.51
(2,1696)	1:185:A:ILE:HG13	1:185:A:ILE:HD11	6	0.51
(2,1696)	1:185:A:ILE:HG13	1:185:A:ILE:HD12	6	0.51
(2,1696)	1:185:A:ILE:HG13	1:185:A:ILE:HD13	6	0.51
(2,1696)	1:185:A:ILE:HG13	1:185:A:ILE:HD11	7	0.51
(2,1696)	1:185:A:ILE:HG13	1:185:A:ILE:HD12	7	0.51
(2,1696)	1:185:A:ILE:HG13	1:185:A:ILE:HD13	7	0.51
(2,1696)	1:185:A:ILE:HG13	1:185:A:ILE:HD11	9	0.51
(2,1696)	1:185:A:ILE:HG13	1:185:A:ILE:HD12	9	0.51
(2,1696)	1:185:A:ILE:HG13	1:185:A:ILE:HD13	9	0.51
(2,1695)	1:185:B:ILE:HG12	1:185:B:ILE:HD11	6	0.51
(2,1695)	1:185:B:ILE:HG12	1:185:B:ILE:HD12	6	0.51
(2,1695)	1:185:B:ILE:HG12	1:185:B:ILE:HD13	6	0.51
(2,1695)	1:185:B:ILE:HG12	1:185:B:ILE:HD11	7	0.51
(2,1695)	1:185:B:ILE:HG12	1:185:B:ILE:HD12	7	0.51
(2,1695)	1:185:B:ILE:HG12	1:185:B:ILE:HD13	7	0.51
(2,1686)	1:178:A:LYS:HD2	1:178:A:LYS:HA	8	0.51
(2,1631)	1:174:B:VAL:HB	1:174:B:VAL:HA	6	0.51
(2,1618)	1:148:A:GLU:HG3	1:145:A:ASP:HB2	10	0.51
(2,1607)	1:154:A:ASN:HB2	1:151:A:LEU:HA	7	0.51
(2,1554)	1:155:B:LEU:HB2	1:152:B:GLN:HA	5	0.51
(2,1553)	1:155:A:LEU:HB2	1:152:A:GLN:HA	5	0.51
(2,1523)	1:158:A:HIS:HB3	1:158:A:HIS:HA	2	0.51
(2,1523)	1:158:A:HIS:HB3	1:158:A:HIS:HA	8	0.51
(2,1523)	1:158:A:HIS:HB3	1:158:A:HIS:HA	10	0.51
(2,1473)	1:146:B:SER:HA	1:149:B:ALA:HB1	9	0.51
(2,1473)	1:146:B:SER:HA	1:149:B:ALA:HB2	9	0.51
(2,1473)	1:146:B:SER:HA	1:149:B:ALA:HB3	9	0.51
(2,1458)	1:136:B:SER:HB2	1:135:B:ARG:HA	3	0.51
(2,1430)	1:164:B:THR:HA	1:172:B:SER:H	8	0.51
(2,1414)	1:161:A:PHE:HA	1:161:A:PHE:HB2	7	0.51
(2,1414)	1:161:A:PHE:HA	1:161:A:PHE:HB2	10	0.51
(2,1412)	1:161:A:PHE:HA	1:161:A:PHE:HB2	7	0.51
(2,1412)	1:161:A:PHE:HA	1:161:A:PHE:HB2	10	0.51
(2,1402)	1:134:A:ILE:HA	1:134:A:ILE:HG12	7	0.51
(2,1257)	1:164:B:THR:HB	1:164:B:THR:HG1	5	0.51
(2,1106)	1:141:A:LEU:HB2	1:141:A:LEU:HA	2	0.51
(2,1105)	1:141:B:LEU:HB2	1:141:B:LEU:HA	2	0.51

Continued on next page...

Continued from previous page...

Key	Atom-1	Atom-2	Model ID	Violation (Å)
(2,1073)	1:175:A:TYR:HB3	1:175:A:TYR:HD1	2	0.51
(2,1073)	1:175:A:TYR:HB3	1:175:A:TYR:HD2	2	0.51
(2,1073)	1:175:A:TYR:HB3	1:175:A:TYR:HD1	5	0.51
(2,1073)	1:175:A:TYR:HB3	1:175:A:TYR:HD2	5	0.51
(2,1033)	1:184:B:LEU:HA	1:184:B:LEU:HD21	7	0.51
(2,1033)	1:184:B:LEU:HA	1:184:B:LEU:HD22	7	0.51
(2,1033)	1:184:B:LEU:HA	1:184:B:LEU:HD23	7	0.51
(2,953)	1:185:B:ILE:H	1:173:B:ILE:H	10	0.51
(2,859)	1:149:B:ALA:H	1:150:B:VAL:HG11	1	0.51
(2,859)	1:149:B:ALA:H	1:150:B:VAL:HG12	1	0.51
(2,859)	1:149:B:ALA:H	1:150:B:VAL:HG13	1	0.51
(2,832)	1:169:A:ASP:H	1:167:A:GLU:HB3	5	0.51
(2,790)	1:163:B:PHE:H	1:173:B:ILE:HG13	9	0.51
(2,788)	1:164:A:THR:H	1:141:A:LEU:HB3	9	0.51
(2,787)	1:164:B:THR:H	1:141:B:LEU:HB3	9	0.51
(2,781)	1:179:A:ASP:H	1:178:A:LYS:HG2	5	0.51
(2,756)	1:175:B:TYR:H	1:175:B:TYR:HB3	8	0.51
(2,706)	1:179:B:ASP:H	1:181:B:LYS:H	10	0.51
(2,600)	1:165:B:ASP:H	1:164:B:THR:HG1	10	0.51
(2,575)	1:182:B:TYR:H	1:181:B:LYS:HG2	8	0.51
(2,513)	1:179:A:ASP:H	1:177:A:ARG:HB3	4	0.51
(2,478)	1:187:A:THR:H	1:186:A:GLN:HG3	3	0.51
(2,477)	1:187:B:THR:H	1:186:B:GLN:HG3	3	0.51
(2,464)	1:169:A:ASP:H	1:167:A:GLU:HB3	3	0.51
(2,278)	1:187:A:THR:H	1:187:A:THR:HB	7	0.51
(2,277)	1:187:B:THR:H	1:187:B:THR:HB	7	0.51
(2,167)	1:164:B:THR:H	1:143:B:PRO:HA	6	0.51
(2,96)	1:158:B:HIS:H	1:160:B:PHE:H	5	0.51
(2,96)	1:158:B:HIS:H	1:160:B:PHE:H	6	0.51
(2,95)	1:158:A:HIS:H	1:160:A:PHE:H	6	0.51
(2,2136)	1:184:A:LEU:HA	1:174:A:VAL:HA	8	0.5
(2,2135)	1:184:B:LEU:HA	1:174:B:VAL:HA	8	0.5
(2,2107)	1:163:A:PHE:HD1	1:143:A:PRO:HB2	3	0.5
(2,2107)	1:163:A:PHE:HD2	1:143:A:PRO:HB2	3	0.5
(2,1996)	1:184:A:LEU:HA	1:174:A:VAL:HA	8	0.5
(2,1995)	1:184:B:LEU:HA	1:174:B:VAL:HA	8	0.5
(2,1970)	1:178:A:LYS:HE3	1:178:A:LYS:HG3	4	0.5
(2,1848)	1:144:B:MET:HG2	1:152:B:GLN:HE22	7	0.5
(2,1825)	1:137:A:LYS:HB3	1:138:A:GLU:HA	1	0.5
(2,1762)	1:174:B:VAL:HG21	1:163:B:PHE:HE1	2	0.5
(2,1762)	1:174:B:VAL:HG21	1:163:B:PHE:HE2	2	0.5
(2,1762)	1:174:B:VAL:HG22	1:163:B:PHE:HE1	2	0.5

Continued on next page...

Continued from previous page...

Key	Atom-1	Atom-2	Model ID	Violation (Å)
(2,1762)	1:174:B:VAL:HG22	1:163:B:PHE:HE2	2	0.5
(2,1762)	1:174:B:VAL:HG23	1:163:B:PHE:HE1	2	0.5
(2,1762)	1:174:B:VAL:HG23	1:163:B:PHE:HE2	2	0.5
(2,1748)	1:184:B:LEU:HD21	1:184:B:LEU:HA	4	0.5
(2,1748)	1:184:B:LEU:HD22	1:184:B:LEU:HA	4	0.5
(2,1748)	1:184:B:LEU:HD23	1:184:B:LEU:HA	4	0.5
(2,1741)	1:137:A:LYS:HG3	1:137:A:LYS:HA	9	0.5
(2,1736)	1:178:B:LYS:HG2	1:178:B:LYS:HE3	7	0.5
(2,1716)	1:181:B:LYS:HG3	1:181:B:LYS:HB3	4	0.5
(2,1716)	1:181:B:LYS:HG3	1:181:B:LYS:HB3	6	0.5
(2,1716)	1:181:B:LYS:HG3	1:181:B:LYS:HB3	8	0.5
(2,1715)	1:181:A:LYS:HG3	1:181:A:LYS:HB3	4	0.5
(2,1715)	1:181:A:LYS:HG3	1:181:A:LYS:HB3	6	0.5
(2,1715)	1:181:A:LYS:HG3	1:181:A:LYS:HB3	8	0.5
(2,1696)	1:185:A:ILE:HG13	1:185:A:ILE:HD11	4	0.5
(2,1696)	1:185:A:ILE:HG13	1:185:A:ILE:HD12	4	0.5
(2,1696)	1:185:A:ILE:HG13	1:185:A:ILE:HD13	4	0.5
(2,1696)	1:185:A:ILE:HG13	1:185:A:ILE:HD11	8	0.5
(2,1696)	1:185:A:ILE:HG13	1:185:A:ILE:HD12	8	0.5
(2,1696)	1:185:A:ILE:HG13	1:185:A:ILE:HD13	8	0.5
(2,1695)	1:185:B:ILE:HG12	1:185:B:ILE:HD11	4	0.5
(2,1695)	1:185:B:ILE:HG12	1:185:B:ILE:HD12	4	0.5
(2,1695)	1:185:B:ILE:HG12	1:185:B:ILE:HD13	4	0.5
(2,1695)	1:185:B:ILE:HG12	1:185:B:ILE:HD11	8	0.5
(2,1695)	1:185:B:ILE:HG12	1:185:B:ILE:HD12	8	0.5
(2,1695)	1:185:B:ILE:HG12	1:185:B:ILE:HD13	8	0.5
(2,1695)	1:185:B:ILE:HG12	1:185:B:ILE:HD11	9	0.5
(2,1695)	1:185:B:ILE:HG12	1:185:B:ILE:HD12	9	0.5
(2,1695)	1:185:B:ILE:HG12	1:185:B:ILE:HD13	9	0.5
(2,1684)	1:173:A:ILE:HG12	1:173:A:ILE:HA	7	0.5
(2,1683)	1:173:B:ILE:HG12	1:173:B:ILE:HA	7	0.5
(2,1638)	1:186:B:GLN:HG2	1:184:B:LEU:HD11	1	0.5
(2,1638)	1:186:B:GLN:HG2	1:184:B:LEU:HD12	1	0.5
(2,1638)	1:186:B:GLN:HG2	1:184:B:LEU:HD13	1	0.5
(2,1632)	1:174:A:VAL:HB	1:174:A:VAL:HA	6	0.5
(2,1630)	1:144:A:MET:HB2	1:144:A:MET:HA	6	0.5
(2,1630)	1:144:A:MET:HB2	1:144:A:MET:HA	8	0.5
(2,1630)	1:144:A:MET:HB2	1:144:A:MET:HA	9	0.5
(2,1627)	1:144:B:MET:HB2	1:144:B:MET:HA	6	0.5
(2,1627)	1:144:B:MET:HB2	1:144:B:MET:HA	8	0.5
(2,1627)	1:144:B:MET:HB2	1:144:B:MET:HA	9	0.5
(2,1608)	1:154:B:ASN:HB2	1:151:B:LEU:HA	7	0.5

Continued on next page...

Continued from previous page...

Key	Atom-1	Atom-2	Model ID	Violation (Å)
(2,1523)	1:158:A:HIS:HB3	1:158:A:HIS:HA	3	0.5
(2,1501)	1:176:B:ARG:HD2	1:176:B:ARG:HB2	3	0.5
(2,1414)	1:161:A:PHE:HA	1:161:A:PHE:HB2	5	0.5
(2,1412)	1:161:A:PHE:HA	1:161:A:PHE:HB2	5	0.5
(2,1317)	1:164:B:THR:HB	1:143:B:PRO:HB2	3	0.5
(2,1313)	1:164:B:THR:HB	1:165:B:ASP:HB3	4	0.5
(2,1258)	1:164:A:THR:HB	1:164:A:THR:HG1	5	0.5
(2,1257)	1:164:B:THR:HB	1:164:B:THR:HG1	4	0.5
(2,1255)	1:149:A:ALA:HB1	1:174:A:VAL:HG11	6	0.5
(2,1255)	1:149:A:ALA:HB1	1:174:A:VAL:HG12	6	0.5
(2,1255)	1:149:A:ALA:HB1	1:174:A:VAL:HG13	6	0.5
(2,1255)	1:149:A:ALA:HB2	1:174:A:VAL:HG11	6	0.5
(2,1255)	1:149:A:ALA:HB2	1:174:A:VAL:HG12	6	0.5
(2,1255)	1:149:A:ALA:HB2	1:174:A:VAL:HG13	6	0.5
(2,1255)	1:149:A:ALA:HB3	1:174:A:VAL:HG11	6	0.5
(2,1255)	1:149:A:ALA:HB3	1:174:A:VAL:HG12	6	0.5
(2,1255)	1:149:A:ALA:HB3	1:174:A:VAL:HG13	6	0.5
(2,1236)	1:134:A:ILE:HB	1:134:A:ILE:HG12	9	0.5
(2,1147)	1:178:B:LYS:HG3	1:178:B:LYS:HE3	6	0.5
(2,1073)	1:175:A:TYR:HB3	1:175:A:TYR:HD1	1	0.5
(2,1073)	1:175:A:TYR:HB3	1:175:A:TYR:HD2	1	0.5
(2,1073)	1:175:A:TYR:HB3	1:175:A:TYR:HD1	7	0.5
(2,1073)	1:175:A:TYR:HB3	1:175:A:TYR:HD2	7	0.5
(2,1040)	1:143:B:PRO:HA	1:164:B:THR:HG1	1	0.5
(2,1016)	1:175:B:TYR:HA	1:160:B:PHE:HB2	10	0.5
(2,1015)	1:175:A:TYR:HA	1:160:A:PHE:HB2	10	0.5
(2,994)	1:173:B:ILE:HA	1:162:B:VAL:HA	6	0.5
(2,993)	1:173:A:ILE:HA	1:162:A:VAL:HA	6	0.5
(2,954)	1:185:A:ILE:H	1:173:A:ILE:H	3	0.5
(2,954)	1:185:A:ILE:H	1:173:A:ILE:H	6	0.5
(2,954)	1:185:A:ILE:H	1:173:A:ILE:H	10	0.5
(2,953)	1:185:B:ILE:H	1:173:B:ILE:H	3	0.5
(2,953)	1:185:B:ILE:H	1:173:B:ILE:H	6	0.5
(2,789)	1:163:A:PHE:H	1:173:A:ILE:HG13	9	0.5
(2,788)	1:164:A:THR:H	1:141:A:LEU:HB3	4	0.5
(2,763)	1:168:B:THR:H	1:169:B:ASP:HB3	4	0.5
(2,756)	1:175:B:TYR:H	1:175:B:TYR:HB3	4	0.5
(2,621)	1:152:A:GLN:H	1:151:A:LEU:HD11	4	0.5
(2,621)	1:152:A:GLN:H	1:151:A:LEU:HD12	4	0.5
(2,621)	1:152:A:GLN:H	1:151:A:LEU:HD13	4	0.5
(2,621)	1:152:A:GLN:H	1:151:A:LEU:HD11	10	0.5
(2,621)	1:152:A:GLN:H	1:151:A:LEU:HD12	10	0.5

Continued on next page...

Continued from previous page...

Key	Atom-1	Atom-2	Model ID	Violation (Å)
(2,621)	1:152:A:GLN:H	1:151:A:LEU:HD13	10	0.5
(2,600)	1:165:B:ASP:H	1:164:B:THR:HG1	8	0.5
(2,587)	1:185:B:ILE:H	1:184:B:LEU:HD21	10	0.5
(2,587)	1:185:B:ILE:H	1:184:B:LEU:HD22	10	0.5
(2,587)	1:185:B:ILE:H	1:184:B:LEU:HD23	10	0.5
(2,498)	1:145:A:ASP:H	1:144:A:MET:HB3	2	0.5
(2,482)	1:164:A:THR:H	1:143:A:PRO:HB2	5	0.5
(2,463)	1:169:B:ASP:H	1:167:B:GLU:HB3	3	0.5
(2,441)	1:167:A:GLU:H	1:167:A:GLU:HG2	10	0.5
(2,415)	1:176:B:ARG:H	1:160:B:PHE:HB2	4	0.5
(2,415)	1:176:B:ARG:H	1:160:B:PHE:HB2	8	0.5
(2,393)	1:175:A:TYR:H	1:175:A:TYR:HB3	10	0.5
(2,168)	1:164:A:THR:H	1:143:A:PRO:HA	6	0.5
(2,108)	1:180:B:GLY:H	1:181:B:LYS:H	1	0.5
(2,96)	1:158:B:HIS:H	1:160:B:PHE:H	1	0.5
(2,95)	1:158:A:HIS:H	1:160:A:PHE:H	5	0.5
(2,2122)	1:158:A:HIS:HD2	1:156:A:LEU:HB2	2	0.49
(2,2121)	1:158:B:HIS:HD2	1:156:B:LEU:HB2	2	0.49
(2,1978)	1:184:B:LEU:HD21	1:173:B:ILE:H	8	0.49
(2,1978)	1:184:B:LEU:HD22	1:173:B:ILE:H	8	0.49
(2,1978)	1:184:B:LEU:HD23	1:173:B:ILE:H	8	0.49
(2,1900)	1:164:B:THR:HG1	1:169:B:ASP:HB2	1	0.49
(2,1894)	1:160:A:PHE:HB2	1:173:A:ILE:HG21	7	0.49
(2,1894)	1:160:A:PHE:HB2	1:173:A:ILE:HG22	7	0.49
(2,1894)	1:160:A:PHE:HB2	1:173:A:ILE:HG23	7	0.49
(2,1893)	1:160:B:PHE:HB2	1:173:B:ILE:HG21	7	0.49
(2,1893)	1:160:B:PHE:HB2	1:173:B:ILE:HG22	7	0.49
(2,1893)	1:160:B:PHE:HB2	1:173:B:ILE:HG23	7	0.49
(2,1879)	1:152:A:GLN:HG2	1:151:A:LEU:HD21	1	0.49
(2,1879)	1:152:A:GLN:HG2	1:151:A:LEU:HD22	1	0.49
(2,1879)	1:152:A:GLN:HG2	1:151:A:LEU:HD23	1	0.49
(2,1824)	1:136:A:SER:HA	1:135:A:ARG:HA	5	0.49
(2,1823)	1:136:B:SER:HA	1:135:B:ARG:HA	5	0.49
(2,1762)	1:174:B:VAL:HG21	1:163:B:PHE:HE1	5	0.49
(2,1762)	1:174:B:VAL:HG21	1:163:B:PHE:HE2	5	0.49
(2,1762)	1:174:B:VAL:HG22	1:163:B:PHE:HE1	5	0.49
(2,1762)	1:174:B:VAL:HG22	1:163:B:PHE:HE2	5	0.49
(2,1762)	1:174:B:VAL:HG23	1:163:B:PHE:HE1	5	0.49
(2,1762)	1:174:B:VAL:HG23	1:163:B:PHE:HE2	5	0.49
(2,1761)	1:174:A:VAL:HG21	1:163:A:PHE:HE1	2	0.49
(2,1761)	1:174:A:VAL:HG21	1:163:A:PHE:HE2	2	0.49
(2,1761)	1:174:A:VAL:HG22	1:163:A:PHE:HE1	2	0.49

Continued on next page...

Continued from previous page...

Key	Atom-1	Atom-2	Model ID	Violation (Å)
(2,1761)	1:174:A:VAL:HG22	1:163:A:PHE:HE2	2	0.49
(2,1761)	1:174:A:VAL:HG23	1:163:A:PHE:HE1	2	0.49
(2,1761)	1:174:A:VAL:HG23	1:163:A:PHE:HE2	2	0.49
(2,1761)	1:174:A:VAL:HG21	1:163:A:PHE:HE1	5	0.49
(2,1761)	1:174:A:VAL:HG21	1:163:A:PHE:HE2	5	0.49
(2,1761)	1:174:A:VAL:HG22	1:163:A:PHE:HE1	5	0.49
(2,1761)	1:174:A:VAL:HG22	1:163:A:PHE:HE2	5	0.49
(2,1761)	1:174:A:VAL:HG23	1:163:A:PHE:HE1	5	0.49
(2,1761)	1:174:A:VAL:HG23	1:163:A:PHE:HE2	5	0.49
(2,1753)	1:141:B:LEU:HD21	1:141:B:LEU:HA	6	0.49
(2,1753)	1:141:B:LEU:HD22	1:141:B:LEU:HA	6	0.49
(2,1753)	1:141:B:LEU:HD23	1:141:B:LEU:HA	6	0.49
(2,1748)	1:184:B:LEU:HD21	1:184:B:LEU:HA	1	0.49
(2,1748)	1:184:B:LEU:HD22	1:184:B:LEU:HA	1	0.49
(2,1748)	1:184:B:LEU:HD23	1:184:B:LEU:HA	1	0.49
(2,1735)	1:178:A:LYS:HG3	1:178:A:LYS:HE3	6	0.49
(2,1731)	1:178:B:LYS:HG3	1:178:B:LYS:HA	5	0.49
(2,1731)	1:178:B:LYS:HG3	1:178:B:LYS:HA	6	0.49
(2,1723)	1:156:B:LEU:HD21	1:158:B:HIS:HB3	3	0.49
(2,1723)	1:156:B:LEU:HD22	1:158:B:HIS:HB3	3	0.49
(2,1723)	1:156:B:LEU:HD23	1:158:B:HIS:HB3	3	0.49
(2,1723)	1:156:B:LEU:HD21	1:158:B:HIS:HB3	4	0.49
(2,1723)	1:156:B:LEU:HD22	1:158:B:HIS:HB3	4	0.49
(2,1723)	1:156:B:LEU:HD23	1:158:B:HIS:HB3	4	0.49
(2,1715)	1:181:A:LYS:HG3	1:181:A:LYS:HB3	9	0.49
(2,1696)	1:185:A:ILE:HG13	1:185:A:ILE:HD11	1	0.49
(2,1696)	1:185:A:ILE:HG13	1:185:A:ILE:HD12	1	0.49
(2,1696)	1:185:A:ILE:HG13	1:185:A:ILE:HD13	1	0.49
(2,1696)	1:185:A:ILE:HG13	1:185:A:ILE:HD11	2	0.49
(2,1696)	1:185:A:ILE:HG13	1:185:A:ILE:HD12	2	0.49
(2,1696)	1:185:A:ILE:HG13	1:185:A:ILE:HD13	2	0.49
(2,1696)	1:185:A:ILE:HG13	1:185:A:ILE:HD11	5	0.49
(2,1696)	1:185:A:ILE:HG13	1:185:A:ILE:HD12	5	0.49
(2,1696)	1:185:A:ILE:HG13	1:185:A:ILE:HD13	5	0.49
(2,1696)	1:185:A:ILE:HG13	1:185:A:ILE:HD11	10	0.49
(2,1696)	1:185:A:ILE:HG13	1:185:A:ILE:HD12	10	0.49
(2,1696)	1:185:A:ILE:HG13	1:185:A:ILE:HD13	10	0.49
(2,1695)	1:185:B:ILE:HG12	1:185:B:ILE:HD11	1	0.49
(2,1695)	1:185:B:ILE:HG12	1:185:B:ILE:HD12	1	0.49
(2,1695)	1:185:B:ILE:HG12	1:185:B:ILE:HD13	1	0.49
(2,1695)	1:185:B:ILE:HG12	1:185:B:ILE:HD11	5	0.49
(2,1695)	1:185:B:ILE:HG12	1:185:B:ILE:HD12	5	0.49

Continued on next page...

Continued from previous page...

Key	Atom-1	Atom-2	Model ID	Violation (Å)
(2,1695)	1:185:B:ILE:HG12	1:185:B:ILE:HD13	5	0.49
(2,1695)	1:185:B:ILE:HG12	1:185:B:ILE:HD11	10	0.49
(2,1695)	1:185:B:ILE:HG12	1:185:B:ILE:HD12	10	0.49
(2,1695)	1:185:B:ILE:HG12	1:185:B:ILE:HD13	10	0.49
(2,1584)	1:151:A:LEU:HB3	1:152:A:GLN:HG3	7	0.49
(2,1473)	1:146:B:SER:HA	1:149:B:ALA:HB1	6	0.49
(2,1473)	1:146:B:SER:HA	1:149:B:ALA:HB2	6	0.49
(2,1473)	1:146:B:SER:HA	1:149:B:ALA:HB3	6	0.49
(2,1457)	1:136:A:SER:HB3	1:135:A:ARG:HA	5	0.49
(2,1426)	1:189:B:GLU:HA	1:189:B:GLU:HB2	6	0.49
(2,1425)	1:189:A:GLU:HA	1:189:A:GLU:HB2	6	0.49
(2,1416)	1:189:A:GLU:HA	1:190:A:GLN:H	7	0.49
(2,1352)	1:145:A:ASP:HA	1:163:A:PHE:HE1	1	0.49
(2,1352)	1:145:A:ASP:HA	1:163:A:PHE:HE2	1	0.49
(2,1351)	1:145:B:ASP:HA	1:163:B:PHE:HE1	1	0.49
(2,1351)	1:145:B:ASP:HA	1:163:B:PHE:HE2	1	0.49
(2,1257)	1:164:B:THR:HB	1:164:B:THR:HG1	3	0.49
(2,1172)	1:166:B:ARG:HA	1:143:B:PRO:HB3	5	0.49
(2,1161)	1:132:A:GLU:HA	1:133:A:ILE:HG12	6	0.49
(2,1148)	1:178:A:LYS:HG2	1:178:A:LYS:HE3	7	0.49
(2,1076)	1:174:B:VAL:HG21	1:174:B:VAL:HA	2	0.49
(2,1076)	1:174:B:VAL:HG22	1:174:B:VAL:HA	2	0.49
(2,1076)	1:174:B:VAL:HG23	1:174:B:VAL:HA	2	0.49
(2,1075)	1:174:A:VAL:HG21	1:174:A:VAL:HA	2	0.49
(2,1075)	1:174:A:VAL:HG22	1:174:A:VAL:HA	2	0.49
(2,1075)	1:174:A:VAL:HG23	1:174:A:VAL:HA	2	0.49
(2,1054)	1:174:A:VAL:HA	1:174:A:VAL:HG21	2	0.49
(2,1054)	1:174:A:VAL:HA	1:174:A:VAL:HG22	2	0.49
(2,1054)	1:174:A:VAL:HA	1:174:A:VAL:HG23	2	0.49
(2,1053)	1:174:B:VAL:HA	1:174:B:VAL:HG21	2	0.49
(2,1053)	1:174:B:VAL:HA	1:174:B:VAL:HG22	2	0.49
(2,1053)	1:174:B:VAL:HA	1:174:B:VAL:HG23	2	0.49
(2,954)	1:185:A:ILE:H	1:173:A:ILE:H	2	0.49
(2,953)	1:185:B:ILE:H	1:173:B:ILE:H	2	0.49
(2,860)	1:149:A:ALA:H	1:150:A:VAL:HG11	4	0.49
(2,860)	1:149:A:ALA:H	1:150:A:VAL:HG12	4	0.49
(2,860)	1:149:A:ALA:H	1:150:A:VAL:HG13	4	0.49
(2,831)	1:169:B:ASP:H	1:167:B:GLU:HB3	5	0.49
(2,765)	1:148:A:GLU:H	1:145:A:ASP:HB2	9	0.49
(2,705)	1:179:A:ASP:H	1:181:A:LYS:H	10	0.49
(2,608)	1:185:A:ILE:H	1:184:A:LEU:HD21	2	0.49
(2,608)	1:185:A:ILE:H	1:184:A:LEU:HD22	2	0.49

Continued on next page...

Continued from previous page...

Key	Atom-1	Atom-2	Model ID	Violation (Å)
(2,608)	1:185:A:ILE:H	1:184:A:LEU:HD23	2	0.49
(2,585)	1:186:A:GLN:H	1:185:A:ILE:HG12	4	0.49
(2,531)	1:152:A:GLN:H	1:151:A:LEU:HB2	2	0.49
(2,464)	1:169:A:ASP:H	1:167:A:GLU:HB3	8	0.49
(2,428)	1:179:B:ASP:H	1:179:B:ASP:HB3	3	0.49
(2,427)	1:179:A:ASP:H	1:179:A:ASP:HB3	3	0.49
(2,419)	1:134:B:ILE:H	1:183:A:GLY:HA3	2	0.49
(2,416)	1:176:A:ARG:H	1:160:A:PHE:HB2	4	0.49
(2,167)	1:164:B:THR:H	1:143:B:PRO:HA	8	0.49
(2,95)	1:158:A:HIS:H	1:160:A:PHE:H	1	0.49
(2,1956)	1:176:A:ARG:HG2	1:176:A:ARG:HA	4	0.48
(2,1924)	1:173:B:ILE:HG21	1:160:B:PHE:HB2	1	0.48
(2,1924)	1:173:B:ILE:HG22	1:160:B:PHE:HB2	1	0.48
(2,1924)	1:173:B:ILE:HG23	1:160:B:PHE:HB2	1	0.48
(2,1923)	1:173:A:ILE:HG21	1:160:A:PHE:HB2	1	0.48
(2,1923)	1:173:A:ILE:HG22	1:160:A:PHE:HB2	1	0.48
(2,1923)	1:173:A:ILE:HG23	1:160:A:PHE:HB2	1	0.48
(2,1894)	1:160:A:PHE:HB2	1:173:A:ILE:HG21	9	0.48
(2,1894)	1:160:A:PHE:HB2	1:173:A:ILE:HG22	9	0.48
(2,1894)	1:160:A:PHE:HB2	1:173:A:ILE:HG23	9	0.48
(2,1893)	1:160:B:PHE:HB2	1:173:B:ILE:HG21	9	0.48
(2,1893)	1:160:B:PHE:HB2	1:173:B:ILE:HG22	9	0.48
(2,1893)	1:160:B:PHE:HB2	1:173:B:ILE:HG23	9	0.48
(2,1863)	1:150:B:VAL:HG21	1:154:B:ASN:HD22	10	0.48
(2,1863)	1:150:B:VAL:HG22	1:154:B:ASN:HD22	10	0.48
(2,1863)	1:150:B:VAL:HG23	1:154:B:ASN:HD22	10	0.48
(2,1826)	1:137:B:LYS:HB3	1:138:B:GLU:HA	2	0.48
(2,1825)	1:137:A:LYS:HB3	1:138:A:GLU:HA	2	0.48
(2,1744)	1:155:A:LEU:HD11	1:152:A:GLN:HA	2	0.48
(2,1744)	1:155:A:LEU:HD12	1:152:A:GLN:HA	2	0.48
(2,1744)	1:155:A:LEU:HD13	1:152:A:GLN:HA	2	0.48
(2,1744)	1:155:A:LEU:HD11	1:152:A:GLN:HA	10	0.48
(2,1744)	1:155:A:LEU:HD12	1:152:A:GLN:HA	10	0.48
(2,1744)	1:155:A:LEU:HD13	1:152:A:GLN:HA	10	0.48
(2,1736)	1:178:B:LYS:HG2	1:178:B:LYS:HE3	10	0.48
(2,1723)	1:156:B:LEU:HD21	1:158:B:HIS:HB3	7	0.48
(2,1723)	1:156:B:LEU:HD22	1:158:B:HIS:HB3	7	0.48
(2,1723)	1:156:B:LEU:HD23	1:158:B:HIS:HB3	7	0.48
(2,1716)	1:181:B:LYS:HG3	1:181:B:LYS:HB3	7	0.48
(2,1716)	1:181:B:LYS:HG3	1:181:B:LYS:HB3	9	0.48
(2,1715)	1:181:A:LYS:HG3	1:181:A:LYS:HB3	7	0.48
(2,1695)	1:185:B:ILE:HG12	1:185:B:ILE:HD11	2	0.48

Continued on next page...

Continued from previous page...

Key	Atom-1	Atom-2	Model ID	Violation (Å)
(2,1695)	1:185:B:ILE:HG12	1:185:B:ILE:HD12	2	0.48
(2,1695)	1:185:B:ILE:HG12	1:185:B:ILE:HD13	2	0.48
(2,1695)	1:185:B:ILE:HG12	1:185:B:ILE:HD11	3	0.48
(2,1695)	1:185:B:ILE:HG12	1:185:B:ILE:HD12	3	0.48
(2,1695)	1:185:B:ILE:HG12	1:185:B:ILE:HD13	3	0.48
(2,1684)	1:173:A:ILE:HG12	1:173:A:ILE:HA	9	0.48
(2,1683)	1:173:B:ILE:HG12	1:173:B:ILE:HA	9	0.48
(2,1630)	1:144:A:MET:HB2	1:144:A:MET:HA	4	0.48
(2,1627)	1:144:B:MET:HB2	1:144:B:MET:HA	4	0.48
(2,1609)	1:154:A:ASN:HB2	1:155:A:LEU:HD11	4	0.48
(2,1609)	1:154:A:ASN:HB2	1:155:A:LEU:HD12	4	0.48
(2,1609)	1:154:A:ASN:HB2	1:155:A:LEU:HD13	4	0.48
(2,1596)	1:139:B:PHE:HB3	1:141:B:LEU:HD21	3	0.48
(2,1596)	1:139:B:PHE:HB3	1:141:B:LEU:HD22	3	0.48
(2,1596)	1:139:B:PHE:HB3	1:141:B:LEU:HD23	3	0.48
(2,1523)	1:158:A:HIS:HB3	1:158:A:HIS:HA	4	0.48
(2,1474)	1:146:A:SER:HA	1:149:A:ALA:HB1	4	0.48
(2,1474)	1:146:A:SER:HA	1:149:A:ALA:HB2	4	0.48
(2,1474)	1:146:A:SER:HA	1:149:A:ALA:HB3	4	0.48
(2,1440)	1:178:B:LYS:HA	1:178:B:LYS:HD3	4	0.48
(2,1415)	1:189:B:GLU:HA	1:190:B:GLN:H	7	0.48
(2,1414)	1:161:A:PHE:HA	1:161:A:PHE:HB2	1	0.48
(2,1414)	1:161:A:PHE:HA	1:161:A:PHE:HB2	8	0.48
(2,1412)	1:161:A:PHE:HA	1:161:A:PHE:HB2	1	0.48
(2,1412)	1:161:A:PHE:HA	1:161:A:PHE:HB2	8	0.48
(2,1098)	1:139:B:PHE:HB3	1:139:B:PHE:HA	4	0.48
(2,1097)	1:139:A:PHE:HB3	1:139:A:PHE:HA	4	0.48
(2,1073)	1:175:A:TYR:HB3	1:175:A:TYR:HD1	4	0.48
(2,1073)	1:175:A:TYR:HB3	1:175:A:TYR:HD2	4	0.48
(2,1033)	1:184:B:LEU:HA	1:184:B:LEU:HD21	5	0.48
(2,1033)	1:184:B:LEU:HA	1:184:B:LEU:HD22	5	0.48
(2,1033)	1:184:B:LEU:HA	1:184:B:LEU:HD23	5	0.48
(2,1032)	1:184:A:LEU:HA	1:184:A:LEU:HB2	6	0.48
(2,763)	1:168:B:THR:H	1:169:B:ASP:HB3	1	0.48
(2,751)	1:165:A:ASP:H	1:164:A:THR:HB	1	0.48
(2,633)	1:142:A:LYS:H	1:141:A:LEU:HD11	4	0.48
(2,633)	1:142:A:LYS:H	1:141:A:LEU:HD12	4	0.48
(2,633)	1:142:A:LYS:H	1:141:A:LEU:HD13	4	0.48
(2,532)	1:152:B:GLN:H	1:151:B:LEU:HB2	7	0.48
(2,466)	1:152:B:GLN:H	1:152:B:GLN:HG3	6	0.48
(2,465)	1:152:A:GLN:H	1:152:A:GLN:HG3	6	0.48
(2,464)	1:169:A:ASP:H	1:167:A:GLU:HB3	10	0.48

Continued on next page...

Continued from previous page...

Key	Atom-1	Atom-2	Model ID	Violation (Å)
(2,463)	1:169:B:ASP:H	1:167:B:GLU:HB3	8	0.48
(2,453)	1:165:A:ASP:H	1:165:A:ASP:HB2	8	0.48
(2,393)	1:175:A:TYR:H	1:175:A:TYR:HB3	3	0.48
(2,393)	1:175:A:TYR:H	1:175:A:TYR:HB3	6	0.48
(2,364)	1:165:B:ASP:H	1:165:B:ASP:HB2	8	0.48
(2,270)	1:139:A:PHE:H	1:138:A:GLU:HA	1	0.48
(2,269)	1:139:B:PHE:H	1:138:B:GLU:HA	1	0.48
(2,168)	1:164:A:THR:H	1:143:A:PRO:HA	8	0.48
(2,107)	1:180:A:GLY:H	1:181:A:LYS:H	1	0.48
(2,107)	1:180:A:GLY:H	1:181:A:LYS:H	9	0.48
(2,96)	1:158:B:HIS:H	1:160:B:PHE:H	7	0.48
(2,95)	1:158:A:HIS:H	1:160:A:PHE:H	7	0.48
(2,2188)	1:186:A:GLN:HA	1:172:A:SER:HA	10	0.47
(2,2187)	1:186:B:GLN:HA	1:172:B:SER:HA	10	0.47
(2,2184)	1:173:B:ILE:HA	1:162:B:VAL:HA	9	0.47
(2,2183)	1:173:A:ILE:HA	1:162:A:VAL:HA	9	0.47
(2,2048)	1:186:A:GLN:HA	1:172:A:SER:HA	10	0.47
(2,2047)	1:186:B:GLN:HA	1:172:B:SER:HA	10	0.47
(2,2044)	1:173:B:ILE:HA	1:162:B:VAL:HA	9	0.47
(2,2043)	1:173:A:ILE:HA	1:162:A:VAL:HA	9	0.47
(2,1872)	1:151:B:LEU:HA	1:154:B:ASN:HD22	2	0.47
(2,1839)	1:141:A:LEU:HD11	1:141:A:LEU:H	2	0.47
(2,1839)	1:141:A:LEU:HD12	1:141:A:LEU:H	2	0.47
(2,1839)	1:141:A:LEU:HD13	1:141:A:LEU:H	2	0.47
(2,1748)	1:184:B:LEU:HD21	1:184:B:LEU:HA	3	0.47
(2,1748)	1:184:B:LEU:HD22	1:184:B:LEU:HA	3	0.47
(2,1748)	1:184:B:LEU:HD23	1:184:B:LEU:HA	3	0.47
(2,1723)	1:156:B:LEU:HD21	1:158:B:HIS:HB3	1	0.47
(2,1723)	1:156:B:LEU:HD22	1:158:B:HIS:HB3	1	0.47
(2,1723)	1:156:B:LEU:HD23	1:158:B:HIS:HB3	1	0.47
(2,1696)	1:185:A:ILE:HG13	1:185:A:ILE:HD11	3	0.47
(2,1696)	1:185:A:ILE:HG13	1:185:A:ILE:HD12	3	0.47
(2,1696)	1:185:A:ILE:HG13	1:185:A:ILE:HD13	3	0.47
(2,1683)	1:173:B:ILE:HG12	1:173:B:ILE:HA	6	0.47
(2,1638)	1:186:B:GLN:HG2	1:184:B:LEU:HD11	9	0.47
(2,1638)	1:186:B:GLN:HG2	1:184:B:LEU:HD12	9	0.47
(2,1638)	1:186:B:GLN:HG2	1:184:B:LEU:HD13	9	0.47
(2,1619)	1:148:B:GLU:HG2	1:144:B:MET:HB2	10	0.47
(2,1554)	1:155:B:LEU:HB2	1:152:B:GLN:HA	10	0.47
(2,1553)	1:155:A:LEU:HB2	1:152:A:GLN:HA	10	0.47
(2,1529)	1:184:B:LEU:HB2	1:184:B:LEU:HD21	8	0.47
(2,1529)	1:184:B:LEU:HB2	1:184:B:LEU:HD22	8	0.47

Continued on next page...

Continued from previous page...

Key	Atom-1	Atom-2	Model ID	Violation (Å)
(2,1529)	1:184:B:LEU:HB2	1:184:B:LEU:HD23	8	0.47
(2,1522)	1:172:A:SER:HB3	1:184:A:LEU:HD11	7	0.47
(2,1522)	1:172:A:SER:HB3	1:184:A:LEU:HD12	7	0.47
(2,1522)	1:172:A:SER:HB3	1:184:A:LEU:HD13	7	0.47
(2,1515)	1:172:B:SER:HB3	1:163:B:PHE:HD1	5	0.47
(2,1515)	1:172:B:SER:HB3	1:163:B:PHE:HD2	5	0.47
(2,1474)	1:146:A:SER:HA	1:149:A:ALA:HB1	6	0.47
(2,1474)	1:146:A:SER:HA	1:149:A:ALA:HB2	6	0.47
(2,1474)	1:146:A:SER:HA	1:149:A:ALA:HB3	6	0.47
(2,1474)	1:146:A:SER:HA	1:149:A:ALA:HB1	8	0.47
(2,1474)	1:146:A:SER:HA	1:149:A:ALA:HB2	8	0.47
(2,1474)	1:146:A:SER:HA	1:149:A:ALA:HB3	8	0.47
(2,1451)	1:156:B:LEU:HA	1:155:B:LEU:HD11	3	0.47
(2,1451)	1:156:B:LEU:HA	1:155:B:LEU:HD12	3	0.47
(2,1451)	1:156:B:LEU:HA	1:155:B:LEU:HD13	3	0.47
(2,1414)	1:161:A:PHE:HA	1:161:A:PHE:HB2	3	0.47
(2,1414)	1:161:A:PHE:HA	1:161:A:PHE:HB2	9	0.47
(2,1412)	1:161:A:PHE:HA	1:161:A:PHE:HB2	3	0.47
(2,1412)	1:161:A:PHE:HA	1:161:A:PHE:HB2	9	0.47
(2,1408)	1:171:A:THR:HA	1:171:A:THR:HB	10	0.47
(2,1407)	1:171:B:THR:HA	1:171:B:THR:HB	10	0.47
(2,1317)	1:164:B:THR:HB	1:143:B:PRO:HB2	4	0.47
(2,1317)	1:164:B:THR:HB	1:143:B:PRO:HB2	9	0.47
(2,1266)	1:184:A:LEU:HB2	1:184:A:LEU:HD21	3	0.47
(2,1266)	1:184:A:LEU:HB2	1:184:A:LEU:HD22	3	0.47
(2,1266)	1:184:A:LEU:HB2	1:184:A:LEU:HD23	3	0.47
(2,1266)	1:184:A:LEU:HB2	1:184:A:LEU:HD21	5	0.47
(2,1266)	1:184:A:LEU:HB2	1:184:A:LEU:HD22	5	0.47
(2,1266)	1:184:A:LEU:HB2	1:184:A:LEU:HD23	5	0.47
(2,1258)	1:164:A:THR:HB	1:164:A:THR:HG1	3	0.47
(2,1249)	1:185:A:ILE:HG21	1:185:A:ILE:HG12	2	0.47
(2,1249)	1:185:A:ILE:HG22	1:185:A:ILE:HG12	2	0.47
(2,1249)	1:185:A:ILE:HG23	1:185:A:ILE:HG12	2	0.47
(2,1148)	1:178:A:LYS:HG2	1:178:A:LYS:HE3	10	0.47
(2,1073)	1:175:A:TYR:HB3	1:175:A:TYR:HD1	9	0.47
(2,1073)	1:175:A:TYR:HB3	1:175:A:TYR:HD2	9	0.47
(2,1073)	1:175:A:TYR:HB3	1:175:A:TYR:HD1	10	0.47
(2,1073)	1:175:A:TYR:HB3	1:175:A:TYR:HD2	10	0.47
(2,1059)	1:149:A:ALA:HB1	1:152:A:GLN:H	10	0.47
(2,1059)	1:149:A:ALA:HB2	1:152:A:GLN:H	10	0.47
(2,1059)	1:149:A:ALA:HB3	1:152:A:GLN:H	10	0.47
(2,1021)	1:172:A:SER:HA	1:172:A:SER:HB2	3	0.47

Continued on next page...

Continued from previous page...

Key	Atom-1	Atom-2	Model ID	Violation (Å)
(2,949)	1:184:A:LEU:H	1:136:B:SER:HB2	6	0.47
(2,789)	1:163:A:PHE:H	1:173:A:ILE:HG13	6	0.47
(2,752)	1:165:B:ASP:H	1:164:B:THR:HB	1	0.47
(2,714)	1:162:A:VAL:H	1:139:A:PHE:HD1	2	0.47
(2,714)	1:162:A:VAL:H	1:139:A:PHE:HD2	2	0.47
(2,713)	1:162:B:VAL:H	1:139:B:PHE:HD1	2	0.47
(2,713)	1:162:B:VAL:H	1:139:B:PHE:HD2	2	0.47
(2,532)	1:152:B:GLN:H	1:151:B:LEU:HB2	3	0.47
(2,498)	1:145:A:ASP:H	1:144:A:MET:HB3	3	0.47
(2,498)	1:145:A:ASP:H	1:144:A:MET:HB3	5	0.47
(2,463)	1:169:B:ASP:H	1:167:B:GLU:HB3	10	0.47
(2,167)	1:164:B:THR:H	1:143:B:PRO:HA	5	0.47
(2,108)	1:180:B:GLY:H	1:181:B:LYS:H	9	0.47
(2,1975)	1:184:B:LEU:HD11	1:186:B:GLN:HG2	5	0.46
(2,1975)	1:184:B:LEU:HD12	1:186:B:GLN:HG2	5	0.46
(2,1975)	1:184:B:LEU:HD13	1:186:B:GLN:HG2	5	0.46
(2,1900)	1:164:B:THR:HG1	1:169:B:ASP:HB2	2	0.46
(2,1852)	1:146:A:SER:HA	1:163:A:PHE:HE1	3	0.46
(2,1852)	1:146:A:SER:HA	1:163:A:PHE:HE2	3	0.46
(2,1774)	1:174:B:VAL:HG11	1:161:B:PHE:HB3	4	0.46
(2,1774)	1:174:B:VAL:HG12	1:161:B:PHE:HB3	4	0.46
(2,1774)	1:174:B:VAL:HG13	1:161:B:PHE:HB3	4	0.46
(2,1748)	1:184:B:LEU:HD21	1:184:B:LEU:HA	9	0.46
(2,1748)	1:184:B:LEU:HD22	1:184:B:LEU:HA	9	0.46
(2,1748)	1:184:B:LEU:HD23	1:184:B:LEU:HA	9	0.46
(2,1742)	1:137:B:LYS:HG3	1:137:B:LYS:HA	9	0.46
(2,1635)	1:186:A:GLN:HG2	1:184:A:LEU:HD11	5	0.46
(2,1635)	1:186:A:GLN:HG2	1:184:A:LEU:HD12	5	0.46
(2,1635)	1:186:A:GLN:HG2	1:184:A:LEU:HD13	5	0.46
(2,1516)	1:172:A:SER:HB3	1:163:A:PHE:HD1	5	0.46
(2,1516)	1:172:A:SER:HB3	1:163:A:PHE:HD2	5	0.46
(2,1473)	1:146:B:SER:HA	1:149:B:ALA:HB1	4	0.46
(2,1473)	1:146:B:SER:HA	1:149:B:ALA:HB2	4	0.46
(2,1473)	1:146:B:SER:HA	1:149:B:ALA:HB3	4	0.46
(2,1473)	1:146:B:SER:HA	1:149:B:ALA:HB1	7	0.46
(2,1473)	1:146:B:SER:HA	1:149:B:ALA:HB2	7	0.46
(2,1473)	1:146:B:SER:HA	1:149:B:ALA:HB3	7	0.46
(2,1434)	1:164:A:THR:HA	1:165:A:ASP:HB3	10	0.46
(2,1408)	1:171:A:THR:HA	1:171:A:THR:HB	8	0.46
(2,1407)	1:171:B:THR:HA	1:171:B:THR:HB	8	0.46
(2,1303)	1:150:B:VAL:HG21	1:149:B:ALA:HB1	8	0.46
(2,1303)	1:150:B:VAL:HG21	1:149:B:ALA:HB2	8	0.46

Continued on next page...

Continued from previous page...

Key	Atom-1	Atom-2	Model ID	Violation (Å)
(2,1303)	1:150:B:VAL:HG21	1:149:B:ALA:HB3	8	0.46
(2,1303)	1:150:B:VAL:HG22	1:149:B:ALA:HB1	8	0.46
(2,1303)	1:150:B:VAL:HG22	1:149:B:ALA:HB2	8	0.46
(2,1303)	1:150:B:VAL:HG22	1:149:B:ALA:HB3	8	0.46
(2,1303)	1:150:B:VAL:HG23	1:149:B:ALA:HB1	8	0.46
(2,1303)	1:150:B:VAL:HG23	1:149:B:ALA:HB2	8	0.46
(2,1303)	1:150:B:VAL:HG23	1:149:B:ALA:HB3	8	0.46
(2,1299)	1:149:B:ALA:HB1	1:150:B:VAL:HG21	8	0.46
(2,1299)	1:149:B:ALA:HB1	1:150:B:VAL:HG22	8	0.46
(2,1299)	1:149:B:ALA:HB1	1:150:B:VAL:HG23	8	0.46
(2,1299)	1:149:B:ALA:HB2	1:150:B:VAL:HG21	8	0.46
(2,1299)	1:149:B:ALA:HB2	1:150:B:VAL:HG22	8	0.46
(2,1299)	1:149:B:ALA:HB2	1:150:B:VAL:HG23	8	0.46
(2,1299)	1:149:B:ALA:HB3	1:150:B:VAL:HG21	8	0.46
(2,1299)	1:149:B:ALA:HB3	1:150:B:VAL:HG22	8	0.46
(2,1299)	1:149:B:ALA:HB3	1:150:B:VAL:HG23	8	0.46
(2,1274)	1:171:B:THR:HB	1:171:B:THR:HG1	3	0.46
(2,1273)	1:171:A:THR:HB	1:171:A:THR:HG1	3	0.46
(2,1266)	1:184:A:LEU:HB2	1:184:A:LEU:HD21	10	0.46
(2,1266)	1:184:A:LEU:HB2	1:184:A:LEU:HD22	10	0.46
(2,1266)	1:184:A:LEU:HB2	1:184:A:LEU:HD23	10	0.46
(2,1098)	1:139:B:PHE:HB3	1:139:B:PHE:HA	8	0.46
(2,1097)	1:139:A:PHE:HB3	1:139:A:PHE:HA	8	0.46
(2,1068)	1:139:B:PHE:HB3	1:139:B:PHE:HD1	4	0.46
(2,1068)	1:139:B:PHE:HB3	1:139:B:PHE:HD2	4	0.46
(2,1060)	1:149:B:ALA:HB1	1:152:B:GLN:H	6	0.46
(2,1060)	1:149:B:ALA:HB2	1:152:B:GLN:H	6	0.46
(2,1060)	1:149:B:ALA:HB3	1:152:B:GLN:H	6	0.46
(2,1059)	1:149:A:ALA:HB1	1:152:A:GLN:H	1	0.46
(2,1059)	1:149:A:ALA:HB2	1:152:A:GLN:H	1	0.46
(2,1059)	1:149:A:ALA:HB3	1:152:A:GLN:H	1	0.46
(2,1022)	1:172:B:SER:HA	1:172:B:SER:HB2	3	0.46
(2,1016)	1:175:B:TYR:HA	1:160:B:PHE:HB2	9	0.46
(2,1015)	1:175:A:TYR:HA	1:160:A:PHE:HB2	9	0.46
(2,917)	1:134:A:ILE:H	1:183:B:GLY:HA3	2	0.46
(2,860)	1:149:A:ALA:H	1:150:A:VAL:HG11	3	0.46
(2,860)	1:149:A:ALA:H	1:150:A:VAL:HG12	3	0.46
(2,860)	1:149:A:ALA:H	1:150:A:VAL:HG13	3	0.46
(2,859)	1:149:B:ALA:H	1:150:B:VAL:HG11	3	0.46
(2,859)	1:149:B:ALA:H	1:150:B:VAL:HG12	3	0.46
(2,859)	1:149:B:ALA:H	1:150:B:VAL:HG13	3	0.46
(2,859)	1:149:B:ALA:H	1:150:B:VAL:HG11	8	0.46

Continued on next page...

Continued from previous page...

Key	Atom-1	Atom-2	Model ID	Violation (Å)
(2,859)	1:149:B:ALA:H	1:150:B:VAL:HG12	8	0.46
(2,859)	1:149:B:ALA:H	1:150:B:VAL:HG13	8	0.46
(2,751)	1:165:A:ASP:H	1:164:A:THR:HB	5	0.46
(2,498)	1:145:A:ASP:H	1:144:A:MET:HB3	9	0.46
(2,482)	1:164:A:THR:H	1:143:A:PRO:HB2	9	0.46
(2,416)	1:176:A:ARG:H	1:160:A:PHE:HB2	8	0.46
(2,366)	1:166:B:ARG:H	1:166:B:ARG:HD2	9	0.46
(2,355)	1:160:A:PHE:H	1:158:A:HIS:HB2	9	0.46
(2,168)	1:164:A:THR:H	1:143:A:PRO:HA	5	0.46
(2,2188)	1:186:A:GLN:HA	1:172:A:SER:HA	2	0.45
(2,2187)	1:186:B:GLN:HA	1:172:B:SER:HA	2	0.45
(2,2107)	1:163:A:PHE:HD1	1:143:A:PRO:HB2	10	0.45
(2,2107)	1:163:A:PHE:HD2	1:143:A:PRO:HB2	10	0.45
(2,2048)	1:186:A:GLN:HA	1:172:A:SER:HA	2	0.45
(2,2047)	1:186:B:GLN:HA	1:172:B:SER:HA	2	0.45
(2,1910)	1:166:A:ARG:HG2	1:166:A:ARG:HA	3	0.45
(2,1909)	1:166:B:ARG:HG2	1:166:B:ARG:HA	3	0.45
(2,1851)	1:146:B:SER:HA	1:163:B:PHE:HE1	3	0.45
(2,1851)	1:146:B:SER:HA	1:163:B:PHE:HE2	3	0.45
(2,1824)	1:136:A:SER:HA	1:135:A:ARG:HA	2	0.45
(2,1823)	1:136:B:SER:HA	1:135:B:ARG:HA	2	0.45
(2,1762)	1:174:B:VAL:HG21	1:163:B:PHE:HE1	1	0.45
(2,1762)	1:174:B:VAL:HG21	1:163:B:PHE:HE2	1	0.45
(2,1762)	1:174:B:VAL:HG22	1:163:B:PHE:HE1	1	0.45
(2,1762)	1:174:B:VAL:HG22	1:163:B:PHE:HE2	1	0.45
(2,1762)	1:174:B:VAL:HG23	1:163:B:PHE:HE1	1	0.45
(2,1762)	1:174:B:VAL:HG23	1:163:B:PHE:HE2	1	0.45
(2,1761)	1:174:A:VAL:HG21	1:163:A:PHE:HE1	1	0.45
(2,1761)	1:174:A:VAL:HG21	1:163:A:PHE:HE2	1	0.45
(2,1761)	1:174:A:VAL:HG22	1:163:A:PHE:HE1	1	0.45
(2,1761)	1:174:A:VAL:HG22	1:163:A:PHE:HE2	1	0.45
(2,1761)	1:174:A:VAL:HG23	1:163:A:PHE:HE1	1	0.45
(2,1761)	1:174:A:VAL:HG23	1:163:A:PHE:HE2	1	0.45
(2,1672)	1:148:A:GLU:HB3	1:148:A:GLU:HA	4	0.45
(2,1580)	1:185:A:ILE:HB	1:185:A:ILE:HG13	5	0.45
(2,1548)	1:165:B:ASP:HB3	1:164:B:THR:HA	10	0.45
(2,1523)	1:158:A:HIS:HB3	1:158:A:HIS:HA	1	0.45
(2,1473)	1:146:B:SER:HA	1:149:B:ALA:HB1	8	0.45
(2,1473)	1:146:B:SER:HA	1:149:B:ALA:HB2	8	0.45
(2,1473)	1:146:B:SER:HA	1:149:B:ALA:HB3	8	0.45
(2,1414)	1:161:A:PHE:HA	1:161:A:PHE:HB2	2	0.45
(2,1412)	1:161:A:PHE:HA	1:161:A:PHE:HB2	2	0.45

Continued on next page...

Continued from previous page...

Key	Atom-1	Atom-2	Model ID	Violation (Å)
(2,1376)	1:162:B:VAL:HA	1:173:B:ILE:HA	4	0.45
(2,1375)	1:162:A:VAL:HA	1:173:A:ILE:HA	4	0.45
(2,1290)	1:141:B:LEU:HA	1:141:B:LEU:HD21	7	0.45
(2,1290)	1:141:B:LEU:HA	1:141:B:LEU:HD22	7	0.45
(2,1290)	1:141:B:LEU:HA	1:141:B:LEU:HD23	7	0.45
(2,1266)	1:184:A:LEU:HB2	1:184:A:LEU:HD21	1	0.45
(2,1266)	1:184:A:LEU:HB2	1:184:A:LEU:HD22	1	0.45
(2,1266)	1:184:A:LEU:HB2	1:184:A:LEU:HD23	1	0.45
(2,1258)	1:164:A:THR:HB	1:164:A:THR:HG1	7	0.45
(2,1257)	1:164:B:THR:HB	1:164:B:THR:HG1	7	0.45
(2,1073)	1:175:A:TYR:HB3	1:175:A:TYR:HD1	6	0.45
(2,1073)	1:175:A:TYR:HB3	1:175:A:TYR:HD2	6	0.45
(2,1070)	1:139:A:PHE:HB2	1:139:A:PHE:HD1	2	0.45
(2,1070)	1:139:A:PHE:HB2	1:139:A:PHE:HD2	2	0.45
(2,1069)	1:139:B:PHE:HB2	1:139:B:PHE:HD1	2	0.45
(2,1069)	1:139:B:PHE:HB2	1:139:B:PHE:HD2	2	0.45
(2,1068)	1:139:B:PHE:HB3	1:139:B:PHE:HD1	1	0.45
(2,1068)	1:139:B:PHE:HB3	1:139:B:PHE:HD2	1	0.45
(2,1067)	1:139:A:PHE:HB3	1:139:A:PHE:HD1	4	0.45
(2,1067)	1:139:A:PHE:HB3	1:139:A:PHE:HD2	4	0.45
(2,1059)	1:149:A:ALA:HB1	1:152:A:GLN:H	2	0.45
(2,1059)	1:149:A:ALA:HB2	1:152:A:GLN:H	2	0.45
(2,1059)	1:149:A:ALA:HB3	1:152:A:GLN:H	2	0.45
(2,1016)	1:175:B:TYR:HA	1:160:B:PHE:HB2	5	0.45
(2,1015)	1:175:A:TYR:HA	1:160:A:PHE:HB2	5	0.45
(2,994)	1:173:B:ILE:HA	1:162:B:VAL:HA	3	0.45
(2,954)	1:185:A:ILE:H	1:173:A:ILE:H	7	0.45
(2,953)	1:185:B:ILE:H	1:173:B:ILE:H	7	0.45
(2,915)	1:132:A:GLU:H	1:182:B:TYR:HD1	5	0.45
(2,915)	1:132:A:GLU:H	1:182:B:TYR:HD2	5	0.45
(2,798)	1:188:B:SER:H	1:187:B:THR:HG21	9	0.45
(2,798)	1:188:B:SER:H	1:187:B:THR:HG22	9	0.45
(2,798)	1:188:B:SER:H	1:187:B:THR:HG23	9	0.45
(2,752)	1:165:B:ASP:H	1:164:B:THR:HB	5	0.45
(2,706)	1:179:B:ASP:H	1:181:B:LYS:H	6	0.45
(2,666)	1:154:A:ASN:H	1:150:A:VAL:HG11	9	0.45
(2,666)	1:154:A:ASN:H	1:150:A:VAL:HG12	9	0.45
(2,666)	1:154:A:ASN:H	1:150:A:VAL:HG13	9	0.45
(2,665)	1:154:B:ASN:H	1:150:B:VAL:HG11	9	0.45
(2,665)	1:154:B:ASN:H	1:150:B:VAL:HG12	9	0.45
(2,665)	1:154:B:ASN:H	1:150:B:VAL:HG13	9	0.45
(2,633)	1:142:A:LYS:H	1:141:A:LEU:HD11	7	0.45

Continued on next page...

Continued from previous page...

Key	Atom-1	Atom-2	Model ID	Violation (Å)
(2,633)	1:142:A:LYS:H	1:141:A:LEU:HD12	7	0.45
(2,633)	1:142:A:LYS:H	1:141:A:LEU:HD13	7	0.45
(2,587)	1:185:B:ILE:H	1:184:B:LEU:HD21	5	0.45
(2,587)	1:185:B:ILE:H	1:184:B:LEU:HD22	5	0.45
(2,587)	1:185:B:ILE:H	1:184:B:LEU:HD23	5	0.45
(2,506)	1:132:B:GLU:H	1:131:B:ILE:HB	9	0.45
(2,505)	1:132:A:GLU:H	1:131:A:ILE:HB	9	0.45
(2,441)	1:167:A:GLU:H	1:167:A:GLU:HG2	5	0.45
(2,416)	1:176:A:ARG:H	1:160:A:PHE:HB2	2	0.45
(2,415)	1:176:B:ARG:H	1:160:B:PHE:HB2	2	0.45
(2,357)	1:176:B:ARG:H	1:175:B:TYR:HB3	5	0.45
(2,99)	1:169:A:ASP:H	1:168:A:THR:H	1	0.45
(2,97)	1:154:B:ASN:H	1:154:B:ASN:HD22	10	0.45
(2,32)	1:168:A:THR:H	1:169:A:ASP:H	1	0.45
(2,10)	1:166:A:ARG:H	1:167:A:GLU:H	2	0.45
(2,2103)	1:158:B:HIS:HD2	1:158:B:HIS:HB2	7	0.44
(2,1910)	1:166:A:ARG:HG2	1:166:A:ARG:HA	4	0.44
(2,1909)	1:166:B:ARG:HG2	1:166:B:ARG:HA	4	0.44
(2,1906)	1:166:A:ARG:HG2	1:145:A:ASP:H	3	0.44
(2,1905)	1:166:B:ARG:HG2	1:145:B:ASP:H	3	0.44
(2,1877)	1:151:A:LEU:HG	1:152:A:GLN:HA	2	0.44
(2,1852)	1:146:A:SER:HA	1:163:A:PHE:HE1	10	0.44
(2,1852)	1:146:A:SER:HA	1:163:A:PHE:HE2	10	0.44
(2,1851)	1:146:B:SER:HA	1:163:B:PHE:HE1	10	0.44
(2,1851)	1:146:B:SER:HA	1:163:B:PHE:HE2	10	0.44
(2,1840)	1:141:B:LEU:HD21	1:141:B:LEU:H	3	0.44
(2,1840)	1:141:B:LEU:HD22	1:141:B:LEU:H	3	0.44
(2,1840)	1:141:B:LEU:HD23	1:141:B:LEU:H	3	0.44
(2,1813)	1:134:A:ILE:HG13	1:134:A:ILE:HA	10	0.44
(2,1723)	1:156:B:LEU:HD21	1:158:B:HIS:HB3	2	0.44
(2,1723)	1:156:B:LEU:HD22	1:158:B:HIS:HB3	2	0.44
(2,1723)	1:156:B:LEU:HD23	1:158:B:HIS:HB3	2	0.44
(2,1723)	1:156:B:LEU:HD21	1:158:B:HIS:HB3	10	0.44
(2,1723)	1:156:B:LEU:HD22	1:158:B:HIS:HB3	10	0.44
(2,1723)	1:156:B:LEU:HD23	1:158:B:HIS:HB3	10	0.44
(2,1686)	1:178:A:LYS:HD2	1:178:A:LYS:HA	5	0.44
(2,1684)	1:173:A:ILE:HG12	1:173:A:ILE:HA	6	0.44
(2,1677)	1:173:A:ILE:HG13	1:173:A:ILE:HA	1	0.44
(2,1672)	1:148:A:GLU:HB3	1:148:A:GLU:HA	6	0.44
(2,1647)	1:176:A:ARG:HB3	1:176:A:ARG:HA	1	0.44
(2,1647)	1:176:A:ARG:HB3	1:176:A:ARG:HA	4	0.44
(2,1611)	1:154:A:ASN:HB3	1:155:A:LEU:HD11	5	0.44

Continued on next page...

Continued from previous page...

Key	Atom-1	Atom-2	Model ID	Violation (Å)
(2,1611)	1:154:A:ASN:HB3	1:155:A:LEU:HD12	5	0.44
(2,1611)	1:154:A:ASN:HB3	1:155:A:LEU:HD13	5	0.44
(2,1501)	1:176:B:ARG:HD2	1:176:B:ARG:HB2	10	0.44
(2,1430)	1:164:B:THR:HA	1:172:B:SER:H	6	0.44
(2,1429)	1:164:A:THR:HA	1:172:A:SER:H	6	0.44
(2,1408)	1:171:A:THR:HA	1:171:A:THR:HB	6	0.44
(2,1407)	1:171:B:THR:HA	1:171:B:THR:HB	6	0.44
(2,1401)	1:134:B:ILE:HA	1:134:B:ILE:HG13	10	0.44
(2,1338)	1:174:B:VAL:HG21	1:173:B:ILE:HA	4	0.44
(2,1338)	1:174:B:VAL:HG22	1:173:B:ILE:HA	4	0.44
(2,1338)	1:174:B:VAL:HG23	1:173:B:ILE:HA	4	0.44
(2,1317)	1:164:B:THR:HB	1:143:B:PRO:HB2	10	0.44
(2,1307)	1:174:A:VAL:HG11	1:149:A:ALA:HB1	4	0.44
(2,1307)	1:174:A:VAL:HG11	1:149:A:ALA:HB2	4	0.44
(2,1307)	1:174:A:VAL:HG11	1:149:A:ALA:HB3	4	0.44
(2,1307)	1:174:A:VAL:HG12	1:149:A:ALA:HB1	4	0.44
(2,1307)	1:174:A:VAL:HG12	1:149:A:ALA:HB2	4	0.44
(2,1307)	1:174:A:VAL:HG12	1:149:A:ALA:HB3	4	0.44
(2,1307)	1:174:A:VAL:HG13	1:149:A:ALA:HB1	4	0.44
(2,1307)	1:174:A:VAL:HG13	1:149:A:ALA:HB2	4	0.44
(2,1307)	1:174:A:VAL:HG13	1:149:A:ALA:HB3	4	0.44
(2,1307)	1:174:A:VAL:HG11	1:149:A:ALA:HB1	9	0.44
(2,1307)	1:174:A:VAL:HG11	1:149:A:ALA:HB2	9	0.44
(2,1307)	1:174:A:VAL:HG11	1:149:A:ALA:HB3	9	0.44
(2,1307)	1:174:A:VAL:HG12	1:149:A:ALA:HB1	9	0.44
(2,1307)	1:174:A:VAL:HG12	1:149:A:ALA:HB2	9	0.44
(2,1307)	1:174:A:VAL:HG12	1:149:A:ALA:HB3	9	0.44
(2,1307)	1:174:A:VAL:HG13	1:149:A:ALA:HB1	9	0.44
(2,1307)	1:174:A:VAL:HG13	1:149:A:ALA:HB2	9	0.44
(2,1307)	1:174:A:VAL:HG13	1:149:A:ALA:HB3	9	0.44
(2,1304)	1:150:A:VAL:HG21	1:149:A:ALA:HB1	6	0.44
(2,1304)	1:150:A:VAL:HG21	1:149:A:ALA:HB2	6	0.44
(2,1304)	1:150:A:VAL:HG21	1:149:A:ALA:HB3	6	0.44
(2,1304)	1:150:A:VAL:HG22	1:149:A:ALA:HB1	6	0.44
(2,1304)	1:150:A:VAL:HG22	1:149:A:ALA:HB2	6	0.44
(2,1304)	1:150:A:VAL:HG22	1:149:A:ALA:HB3	6	0.44
(2,1304)	1:150:A:VAL:HG23	1:149:A:ALA:HB1	6	0.44
(2,1304)	1:150:A:VAL:HG23	1:149:A:ALA:HB2	6	0.44
(2,1304)	1:150:A:VAL:HG23	1:149:A:ALA:HB3	6	0.44
(2,1300)	1:149:A:ALA:HB1	1:150:A:VAL:HG21	6	0.44
(2,1300)	1:149:A:ALA:HB1	1:150:A:VAL:HG22	6	0.44
(2,1300)	1:149:A:ALA:HB1	1:150:A:VAL:HG23	6	0.44

Continued on next page...

Continued from previous page...

Key	Atom-1	Atom-2	Model ID	Violation (Å)
(2,1300)	1:149:A:ALA:HB2	1:150:A:VAL:HG21	6	0.44
(2,1300)	1:149:A:ALA:HB2	1:150:A:VAL:HG22	6	0.44
(2,1300)	1:149:A:ALA:HB2	1:150:A:VAL:HG23	6	0.44
(2,1300)	1:149:A:ALA:HB3	1:150:A:VAL:HG21	6	0.44
(2,1300)	1:149:A:ALA:HB3	1:150:A:VAL:HG22	6	0.44
(2,1300)	1:149:A:ALA:HB3	1:150:A:VAL:HG23	6	0.44
(2,1289)	1:141:A:LEU:HA	1:141:A:LEU:HD11	9	0.44
(2,1289)	1:141:A:LEU:HA	1:141:A:LEU:HD12	9	0.44
(2,1289)	1:141:A:LEU:HA	1:141:A:LEU:HD13	9	0.44
(2,1114)	1:131:B:ILE:HB	1:131:B:ILE:HA	1	0.44
(2,1114)	1:131:B:ILE:HB	1:131:B:ILE:HA	9	0.44
(2,1113)	1:131:A:ILE:HB	1:131:A:ILE:HA	1	0.44
(2,1113)	1:131:A:ILE:HB	1:131:A:ILE:HA	9	0.44
(2,1098)	1:139:B:PHE:HB3	1:139:B:PHE:HA	1	0.44
(2,1097)	1:139:A:PHE:HB3	1:139:A:PHE:HA	1	0.44
(2,1094)	1:133:A:ILE:HG21	1:133:A:ILE:HA	3	0.44
(2,1094)	1:133:A:ILE:HG22	1:133:A:ILE:HA	3	0.44
(2,1094)	1:133:A:ILE:HG23	1:133:A:ILE:HA	3	0.44
(2,1094)	1:133:A:ILE:HG21	1:133:A:ILE:HA	6	0.44
(2,1094)	1:133:A:ILE:HG22	1:133:A:ILE:HA	6	0.44
(2,1094)	1:133:A:ILE:HG23	1:133:A:ILE:HA	6	0.44
(2,1093)	1:133:B:ILE:HG21	1:133:B:ILE:HA	3	0.44
(2,1093)	1:133:B:ILE:HG22	1:133:B:ILE:HA	3	0.44
(2,1093)	1:133:B:ILE:HG23	1:133:B:ILE:HA	3	0.44
(2,1093)	1:133:B:ILE:HG21	1:133:B:ILE:HA	6	0.44
(2,1093)	1:133:B:ILE:HG22	1:133:B:ILE:HA	6	0.44
(2,1093)	1:133:B:ILE:HG23	1:133:B:ILE:HA	6	0.44
(2,1076)	1:174:B:VAL:HG21	1:174:B:VAL:HA	5	0.44
(2,1076)	1:174:B:VAL:HG22	1:174:B:VAL:HA	5	0.44
(2,1076)	1:174:B:VAL:HG23	1:174:B:VAL:HA	5	0.44
(2,1075)	1:174:A:VAL:HG21	1:174:A:VAL:HA	5	0.44
(2,1075)	1:174:A:VAL:HG22	1:174:A:VAL:HA	5	0.44
(2,1075)	1:174:A:VAL:HG23	1:174:A:VAL:HA	5	0.44
(2,1073)	1:175:A:TYR:HB3	1:175:A:TYR:HD1	8	0.44
(2,1073)	1:175:A:TYR:HB3	1:175:A:TYR:HD2	8	0.44
(2,1068)	1:139:B:PHE:HB3	1:139:B:PHE:HD1	8	0.44
(2,1068)	1:139:B:PHE:HB3	1:139:B:PHE:HD2	8	0.44
(2,1068)	1:139:B:PHE:HB3	1:139:B:PHE:HD1	9	0.44
(2,1068)	1:139:B:PHE:HB3	1:139:B:PHE:HD2	9	0.44
(2,1067)	1:139:A:PHE:HB3	1:139:A:PHE:HD1	1	0.44
(2,1067)	1:139:A:PHE:HB3	1:139:A:PHE:HD2	1	0.44
(2,1067)	1:139:A:PHE:HB3	1:139:A:PHE:HD1	8	0.44

Continued on next page...

Continued from previous page...

Key	Atom-1	Atom-2	Model ID	Violation (Å)
(2,1067)	1:139:A:PHE:HB3	1:139:A:PHE:HD2	8	0.44
(2,1067)	1:139:A:PHE:HB3	1:139:A:PHE:HD1	9	0.44
(2,1067)	1:139:A:PHE:HB3	1:139:A:PHE:HD2	9	0.44
(2,1060)	1:149:B:ALA:HB1	1:152:B:GLN:H	10	0.44
(2,1060)	1:149:B:ALA:HB2	1:152:B:GLN:H	10	0.44
(2,1060)	1:149:B:ALA:HB3	1:152:B:GLN:H	10	0.44
(2,1059)	1:149:A:ALA:HB1	1:152:A:GLN:H	6	0.44
(2,1059)	1:149:A:ALA:HB2	1:152:A:GLN:H	6	0.44
(2,1059)	1:149:A:ALA:HB3	1:152:A:GLN:H	6	0.44
(2,1054)	1:174:A:VAL:HA	1:174:A:VAL:HG21	5	0.44
(2,1054)	1:174:A:VAL:HA	1:174:A:VAL:HG22	5	0.44
(2,1054)	1:174:A:VAL:HA	1:174:A:VAL:HG23	5	0.44
(2,1053)	1:174:B:VAL:HA	1:174:B:VAL:HG21	5	0.44
(2,1053)	1:174:B:VAL:HA	1:174:B:VAL:HG22	5	0.44
(2,1053)	1:174:B:VAL:HA	1:174:B:VAL:HG23	5	0.44
(2,1029)	1:173:A:ILE:HA	1:173:A:ILE:HG13	1	0.44
(2,1016)	1:175:B:TYR:HA	1:160:B:PHE:HB2	1	0.44
(2,1015)	1:175:A:TYR:HA	1:160:A:PHE:HB2	1	0.44
(2,1015)	1:175:A:TYR:HA	1:160:A:PHE:HB2	3	0.44
(2,993)	1:173:A:ILE:HA	1:162:A:VAL:HA	3	0.44
(2,950)	1:184:B:LEU:H	1:136:A:SER:HB3	8	0.44
(2,860)	1:149:A:ALA:H	1:150:A:VAL:HG11	1	0.44
(2,860)	1:149:A:ALA:H	1:150:A:VAL:HG12	1	0.44
(2,860)	1:149:A:ALA:H	1:150:A:VAL:HG13	1	0.44
(2,860)	1:149:A:ALA:H	1:150:A:VAL:HG11	8	0.44
(2,860)	1:149:A:ALA:H	1:150:A:VAL:HG12	8	0.44
(2,860)	1:149:A:ALA:H	1:150:A:VAL:HG13	8	0.44
(2,799)	1:186:A:GLN:H	1:184:A:LEU:HD21	2	0.44
(2,799)	1:186:A:GLN:H	1:184:A:LEU:HD22	2	0.44
(2,799)	1:186:A:GLN:H	1:184:A:LEU:HD23	2	0.44
(2,797)	1:188:A:SER:H	1:187:A:THR:HG21	9	0.44
(2,797)	1:188:A:SER:H	1:187:A:THR:HG22	9	0.44
(2,797)	1:188:A:SER:H	1:187:A:THR:HG23	9	0.44
(2,790)	1:163:B:PHE:H	1:173:B:ILE:HG13	6	0.44
(2,772)	1:155:B:LEU:H	1:152:B:GLN:HG3	2	0.44
(2,771)	1:155:A:LEU:H	1:152:A:GLN:HG3	2	0.44
(2,664)	1:150:B:VAL:H	1:150:B:VAL:HG11	8	0.44
(2,664)	1:150:B:VAL:H	1:150:B:VAL:HG12	8	0.44
(2,664)	1:150:B:VAL:H	1:150:B:VAL:HG13	8	0.44
(2,664)	1:150:B:VAL:H	1:150:B:VAL:HG11	10	0.44
(2,664)	1:150:B:VAL:H	1:150:B:VAL:HG12	10	0.44
(2,664)	1:150:B:VAL:H	1:150:B:VAL:HG13	10	0.44

Continued on next page...

Continued from previous page...

Key	Atom-1	Atom-2	Model ID	Violation (Å)
(2,607)	1:185:B:ILE:H	1:184:B:LEU:HD11	4	0.44
(2,607)	1:185:B:ILE:H	1:184:B:LEU:HD12	4	0.44
(2,607)	1:185:B:ILE:H	1:184:B:LEU:HD13	4	0.44
(2,587)	1:185:B:ILE:H	1:184:B:LEU:HD21	7	0.44
(2,587)	1:185:B:ILE:H	1:184:B:LEU:HD22	7	0.44
(2,587)	1:185:B:ILE:H	1:184:B:LEU:HD23	7	0.44
(2,536)	1:145:A:ASP:H	1:166:A:ARG:HG2	2	0.44
(2,535)	1:145:B:ASP:H	1:166:B:ARG:HG2	2	0.44
(2,506)	1:132:B:GLU:H	1:131:B:ILE:HB	1	0.44
(2,505)	1:132:A:GLU:H	1:131:A:ILE:HB	1	0.44
(2,498)	1:145:A:ASP:H	1:144:A:MET:HB3	8	0.44
(2,465)	1:152:A:GLN:H	1:152:A:GLN:HG3	4	0.44
(2,450)	1:154:A:ASN:H	1:153:A:MET:HG3	6	0.44
(2,449)	1:154:B:ASN:H	1:153:B:MET:HG3	6	0.44
(2,366)	1:166:B:ARG:H	1:166:B:ARG:HD2	8	0.44
(2,154)	1:185:A:ILE:H	1:184:A:LEU:HA	8	0.44
(2,153)	1:185:B:ILE:H	1:184:B:LEU:HA	8	0.44
(2,118)	1:139:B:PHE:H	1:139:B:PHE:HD1	3	0.44
(2,118)	1:139:B:PHE:H	1:139:B:PHE:HD2	3	0.44
(2,117)	1:139:A:PHE:H	1:139:A:PHE:HD1	3	0.44
(2,117)	1:139:A:PHE:H	1:139:A:PHE:HD2	3	0.44
(2,108)	1:180:B:GLY:H	1:181:B:LYS:H	5	0.44
(2,100)	1:169:B:ASP:H	1:168:B:THR:H	1	0.44
(2,99)	1:169:A:ASP:H	1:168:A:THR:H	4	0.44
(2,32)	1:168:A:THR:H	1:169:A:ASP:H	4	0.44
(2,31)	1:168:B:THR:H	1:169:B:ASP:H	1	0.44
(2,9)	1:166:B:ARG:H	1:167:B:GLU:H	2	0.44
(2,2188)	1:186:A:GLN:HA	1:172:A:SER:HA	8	0.43
(2,2187)	1:186:B:GLN:HA	1:172:B:SER:HA	8	0.43
(2,2122)	1:158:A:HIS:HD2	1:156:A:LEU:HB2	10	0.43
(2,2121)	1:158:B:HIS:HD2	1:156:B:LEU:HB2	10	0.43
(2,2068)	1:163:A:PHE:HD1	1:163:A:PHE:HE1	1	0.43
(2,2068)	1:163:A:PHE:HD1	1:163:A:PHE:HE2	1	0.43
(2,2068)	1:163:A:PHE:HD2	1:163:A:PHE:HE1	1	0.43
(2,2068)	1:163:A:PHE:HD2	1:163:A:PHE:HE2	1	0.43
(2,2068)	1:163:A:PHE:HD1	1:163:A:PHE:HE1	3	0.43
(2,2068)	1:163:A:PHE:HD1	1:163:A:PHE:HE2	3	0.43
(2,2068)	1:163:A:PHE:HD2	1:163:A:PHE:HE1	3	0.43
(2,2068)	1:163:A:PHE:HD2	1:163:A:PHE:HE2	3	0.43
(2,2068)	1:163:A:PHE:HD1	1:163:A:PHE:HE1	5	0.43
(2,2068)	1:163:A:PHE:HD1	1:163:A:PHE:HE2	5	0.43
(2,2068)	1:163:A:PHE:HD2	1:163:A:PHE:HE1	5	0.43

Continued on next page...

Continued from previous page...

Key	Atom-1	Atom-2	Model ID	Violation (Å)
(2,2068)	1:163:A:PHE:HD2	1:163:A:PHE:HE2	5	0.43
(2,2068)	1:163:A:PHE:HD1	1:163:A:PHE:HE1	7	0.43
(2,2068)	1:163:A:PHE:HD1	1:163:A:PHE:HE2	7	0.43
(2,2068)	1:163:A:PHE:HD2	1:163:A:PHE:HE1	7	0.43
(2,2068)	1:163:A:PHE:HD2	1:163:A:PHE:HE2	7	0.43
(2,2067)	1:163:B:PHE:HD1	1:163:B:PHE:HE1	1	0.43
(2,2067)	1:163:B:PHE:HD1	1:163:B:PHE:HE2	1	0.43
(2,2067)	1:163:B:PHE:HD2	1:163:B:PHE:HE1	1	0.43
(2,2067)	1:163:B:PHE:HD2	1:163:B:PHE:HE2	1	0.43
(2,2067)	1:163:B:PHE:HD1	1:163:B:PHE:HE1	3	0.43
(2,2067)	1:163:B:PHE:HD1	1:163:B:PHE:HE2	3	0.43
(2,2067)	1:163:B:PHE:HD2	1:163:B:PHE:HE1	3	0.43
(2,2067)	1:163:B:PHE:HD2	1:163:B:PHE:HE2	3	0.43
(2,2067)	1:163:B:PHE:HD1	1:163:B:PHE:HE1	5	0.43
(2,2067)	1:163:B:PHE:HD1	1:163:B:PHE:HE2	5	0.43
(2,2067)	1:163:B:PHE:HD2	1:163:B:PHE:HE1	5	0.43
(2,2067)	1:163:B:PHE:HD2	1:163:B:PHE:HE2	5	0.43
(2,2067)	1:163:B:PHE:HD1	1:163:B:PHE:HE1	7	0.43
(2,2067)	1:163:B:PHE:HD1	1:163:B:PHE:HE2	7	0.43
(2,2067)	1:163:B:PHE:HD2	1:163:B:PHE:HE1	7	0.43
(2,2067)	1:163:B:PHE:HD2	1:163:B:PHE:HE2	7	0.43
(2,2048)	1:186:A:GLN:HA	1:172:A:SER:HA	8	0.43
(2,2047)	1:186:B:GLN:HA	1:172:B:SER:HA	8	0.43
(2,1978)	1:184:B:LEU:HD21	1:173:B:ILE:H	5	0.43
(2,1978)	1:184:B:LEU:HD22	1:173:B:ILE:H	5	0.43
(2,1978)	1:184:B:LEU:HD23	1:173:B:ILE:H	5	0.43
(2,1902)	1:164:B:THR:HG1	1:169:B:ASP:HB3	7	0.43
(2,1754)	1:141:A:LEU:HD11	1:141:A:LEU:HA	1	0.43
(2,1754)	1:141:A:LEU:HD12	1:141:A:LEU:HA	1	0.43
(2,1754)	1:141:A:LEU:HD13	1:141:A:LEU:HA	1	0.43
(2,1744)	1:155:A:LEU:HD11	1:152:A:GLN:HA	9	0.43
(2,1744)	1:155:A:LEU:HD12	1:152:A:GLN:HA	9	0.43
(2,1744)	1:155:A:LEU:HD13	1:152:A:GLN:HA	9	0.43
(2,1733)	1:178:A:LYS:HG3	1:178:A:LYS:HA	8	0.43
(2,1733)	1:178:A:LYS:HG3	1:178:A:LYS:HA	9	0.43
(2,1723)	1:156:B:LEU:HD21	1:158:B:HIS:HB3	5	0.43
(2,1723)	1:156:B:LEU:HD22	1:158:B:HIS:HB3	5	0.43
(2,1723)	1:156:B:LEU:HD23	1:158:B:HIS:HB3	5	0.43
(2,1672)	1:148:A:GLU:HB3	1:148:A:GLU:HA	8	0.43
(2,1663)	1:166:A:ARG:HB2	1:166:A:ARG:HD3	1	0.43
(2,1638)	1:186:B:GLN:HG2	1:184:B:LEU:HD11	4	0.43
(2,1638)	1:186:B:GLN:HG2	1:184:B:LEU:HD12	4	0.43

Continued on next page...

Continued from previous page...

Key	Atom-1	Atom-2	Model ID	Violation (Å)
(2,1638)	1:186:B:GLN:HG2	1:184:B:LEU:HD13	4	0.43
(2,1596)	1:139:B:PHE:HB3	1:141:B:LEU:HD21	4	0.43
(2,1596)	1:139:B:PHE:HB3	1:141:B:LEU:HD22	4	0.43
(2,1596)	1:139:B:PHE:HB3	1:141:B:LEU:HD23	4	0.43
(2,1522)	1:172:A:SER:HB3	1:184:A:LEU:HD11	9	0.43
(2,1522)	1:172:A:SER:HB3	1:184:A:LEU:HD12	9	0.43
(2,1522)	1:172:A:SER:HB3	1:184:A:LEU:HD13	9	0.43
(2,1474)	1:146:A:SER:HA	1:149:A:ALA:HB1	7	0.43
(2,1474)	1:146:A:SER:HA	1:149:A:ALA:HB2	7	0.43
(2,1474)	1:146:A:SER:HA	1:149:A:ALA:HB3	7	0.43
(2,1426)	1:189:B:GLU:HA	1:189:B:GLU:HB2	10	0.43
(2,1425)	1:189:A:GLU:HA	1:189:A:GLU:HB2	10	0.43
(2,1356)	1:182:B:TYR:HA	1:182:B:TYR:HB3	3	0.43
(2,1355)	1:182:A:TYR:HA	1:182:A:TYR:HB3	3	0.43
(2,1338)	1:174:B:VAL:HG21	1:173:B:ILE:HA	8	0.43
(2,1338)	1:174:B:VAL:HG22	1:173:B:ILE:HA	8	0.43
(2,1338)	1:174:B:VAL:HG23	1:173:B:ILE:HA	8	0.43
(2,1337)	1:174:A:VAL:HG21	1:173:A:ILE:HA	4	0.43
(2,1337)	1:174:A:VAL:HG22	1:173:A:ILE:HA	4	0.43
(2,1337)	1:174:A:VAL:HG23	1:173:A:ILE:HA	4	0.43
(2,1337)	1:174:A:VAL:HG21	1:173:A:ILE:HA	8	0.43
(2,1337)	1:174:A:VAL:HG22	1:173:A:ILE:HA	8	0.43
(2,1337)	1:174:A:VAL:HG23	1:173:A:ILE:HA	8	0.43
(2,1308)	1:174:B:VAL:HG11	1:149:B:ALA:HB1	6	0.43
(2,1308)	1:174:B:VAL:HG11	1:149:B:ALA:HB2	6	0.43
(2,1308)	1:174:B:VAL:HG11	1:149:B:ALA:HB3	6	0.43
(2,1308)	1:174:B:VAL:HG12	1:149:B:ALA:HB1	6	0.43
(2,1308)	1:174:B:VAL:HG12	1:149:B:ALA:HB2	6	0.43
(2,1308)	1:174:B:VAL:HG12	1:149:B:ALA:HB3	6	0.43
(2,1308)	1:174:B:VAL:HG13	1:149:B:ALA:HB1	6	0.43
(2,1308)	1:174:B:VAL:HG13	1:149:B:ALA:HB2	6	0.43
(2,1308)	1:174:B:VAL:HG13	1:149:B:ALA:HB3	6	0.43
(2,1304)	1:150:A:VAL:HG21	1:149:A:ALA:HB1	3	0.43
(2,1304)	1:150:A:VAL:HG21	1:149:A:ALA:HB2	3	0.43
(2,1304)	1:150:A:VAL:HG21	1:149:A:ALA:HB3	3	0.43
(2,1304)	1:150:A:VAL:HG22	1:149:A:ALA:HB1	3	0.43
(2,1304)	1:150:A:VAL:HG22	1:149:A:ALA:HB2	3	0.43
(2,1304)	1:150:A:VAL:HG22	1:149:A:ALA:HB3	3	0.43
(2,1304)	1:150:A:VAL:HG23	1:149:A:ALA:HB1	3	0.43
(2,1304)	1:150:A:VAL:HG23	1:149:A:ALA:HB2	3	0.43
(2,1304)	1:150:A:VAL:HG23	1:149:A:ALA:HB3	3	0.43
(2,1304)	1:150:A:VAL:HG21	1:149:A:ALA:HB1	8	0.43

Continued on next page...

Continued from previous page...

Key	Atom-1	Atom-2	Model ID	Violation (Å)
(2,1304)	1:150:A:VAL:HG21	1:149:A:ALA:HB2	8	0.43
(2,1304)	1:150:A:VAL:HG21	1:149:A:ALA:HB3	8	0.43
(2,1304)	1:150:A:VAL:HG22	1:149:A:ALA:HB1	8	0.43
(2,1304)	1:150:A:VAL:HG22	1:149:A:ALA:HB2	8	0.43
(2,1304)	1:150:A:VAL:HG22	1:149:A:ALA:HB3	8	0.43
(2,1304)	1:150:A:VAL:HG23	1:149:A:ALA:HB1	8	0.43
(2,1304)	1:150:A:VAL:HG23	1:149:A:ALA:HB2	8	0.43
(2,1304)	1:150:A:VAL:HG23	1:149:A:ALA:HB3	8	0.43
(2,1303)	1:150:B:VAL:HG21	1:149:B:ALA:HB1	1	0.43
(2,1303)	1:150:B:VAL:HG21	1:149:B:ALA:HB2	1	0.43
(2,1303)	1:150:B:VAL:HG21	1:149:B:ALA:HB3	1	0.43
(2,1303)	1:150:B:VAL:HG22	1:149:B:ALA:HB1	1	0.43
(2,1303)	1:150:B:VAL:HG22	1:149:B:ALA:HB2	1	0.43
(2,1303)	1:150:B:VAL:HG22	1:149:B:ALA:HB3	1	0.43
(2,1303)	1:150:B:VAL:HG23	1:149:B:ALA:HB1	1	0.43
(2,1303)	1:150:B:VAL:HG23	1:149:B:ALA:HB2	1	0.43
(2,1303)	1:150:B:VAL:HG23	1:149:B:ALA:HB3	1	0.43
(2,1300)	1:149:A:ALA:HB1	1:150:A:VAL:HG21	3	0.43
(2,1300)	1:149:A:ALA:HB1	1:150:A:VAL:HG22	3	0.43
(2,1300)	1:149:A:ALA:HB1	1:150:A:VAL:HG23	3	0.43
(2,1300)	1:149:A:ALA:HB2	1:150:A:VAL:HG21	3	0.43
(2,1300)	1:149:A:ALA:HB2	1:150:A:VAL:HG22	3	0.43
(2,1300)	1:149:A:ALA:HB2	1:150:A:VAL:HG23	3	0.43
(2,1300)	1:149:A:ALA:HB3	1:150:A:VAL:HG21	3	0.43
(2,1300)	1:149:A:ALA:HB3	1:150:A:VAL:HG22	3	0.43
(2,1300)	1:149:A:ALA:HB3	1:150:A:VAL:HG23	3	0.43
(2,1300)	1:149:A:ALA:HB1	1:150:A:VAL:HG21	8	0.43
(2,1300)	1:149:A:ALA:HB1	1:150:A:VAL:HG22	8	0.43
(2,1300)	1:149:A:ALA:HB1	1:150:A:VAL:HG23	8	0.43
(2,1300)	1:149:A:ALA:HB2	1:150:A:VAL:HG21	8	0.43
(2,1300)	1:149:A:ALA:HB2	1:150:A:VAL:HG22	8	0.43
(2,1300)	1:149:A:ALA:HB2	1:150:A:VAL:HG23	8	0.43
(2,1300)	1:149:A:ALA:HB3	1:150:A:VAL:HG21	8	0.43
(2,1300)	1:149:A:ALA:HB3	1:150:A:VAL:HG22	8	0.43
(2,1300)	1:149:A:ALA:HB3	1:150:A:VAL:HG23	8	0.43
(2,1299)	1:149:B:ALA:HB1	1:150:B:VAL:HG21	1	0.43
(2,1299)	1:149:B:ALA:HB1	1:150:B:VAL:HG22	1	0.43
(2,1299)	1:149:B:ALA:HB1	1:150:B:VAL:HG23	1	0.43
(2,1299)	1:149:B:ALA:HB2	1:150:B:VAL:HG21	1	0.43
(2,1299)	1:149:B:ALA:HB2	1:150:B:VAL:HG22	1	0.43
(2,1299)	1:149:B:ALA:HB2	1:150:B:VAL:HG23	1	0.43
(2,1299)	1:149:B:ALA:HB3	1:150:B:VAL:HG21	1	0.43

Continued on next page...

Continued from previous page...

Key	Atom-1	Atom-2	Model ID	Violation (Å)
(2,1299)	1:149:B:ALA:HB3	1:150:B:VAL:HG22	1	0.43
(2,1299)	1:149:B:ALA:HB3	1:150:B:VAL:HG23	1	0.43
(2,1266)	1:184:A:LEU:HB2	1:184:A:LEU:HD21	4	0.43
(2,1266)	1:184:A:LEU:HB2	1:184:A:LEU:HD22	4	0.43
(2,1266)	1:184:A:LEU:HB2	1:184:A:LEU:HD23	4	0.43
(2,1183)	1:176:B:ARG:HA	1:176:B:ARG:HB2	8	0.43
(2,1098)	1:139:B:PHE:HB3	1:139:B:PHE:HA	9	0.43
(2,1060)	1:149:B:ALA:HB1	1:152:B:GLN:H	1	0.43
(2,1060)	1:149:B:ALA:HB2	1:152:B:GLN:H	1	0.43
(2,1060)	1:149:B:ALA:HB3	1:152:B:GLN:H	1	0.43
(2,1016)	1:175:B:TYR:HA	1:160:B:PHE:HB2	3	0.43
(2,800)	1:186:B:GLN:H	1:184:B:LEU:HD11	2	0.43
(2,800)	1:186:B:GLN:H	1:184:B:LEU:HD12	2	0.43
(2,800)	1:186:B:GLN:H	1:184:B:LEU:HD13	2	0.43
(2,765)	1:148:A:GLU:H	1:145:A:ASP:HB2	5	0.43
(2,735)	1:189:A:GLU:H	1:188:A:SER:HA	9	0.43
(2,705)	1:179:A:ASP:H	1:181:A:LYS:H	6	0.43
(2,665)	1:154:B:ASN:H	1:150:B:VAL:HG11	7	0.43
(2,665)	1:154:B:ASN:H	1:150:B:VAL:HG12	7	0.43
(2,665)	1:154:B:ASN:H	1:150:B:VAL:HG13	7	0.43
(2,663)	1:150:A:VAL:H	1:150:A:VAL:HG11	8	0.43
(2,663)	1:150:A:VAL:H	1:150:A:VAL:HG12	8	0.43
(2,663)	1:150:A:VAL:H	1:150:A:VAL:HG13	8	0.43
(2,607)	1:185:B:ILE:H	1:184:B:LEU:HD11	3	0.43
(2,607)	1:185:B:ILE:H	1:184:B:LEU:HD12	3	0.43
(2,607)	1:185:B:ILE:H	1:184:B:LEU:HD13	3	0.43
(2,532)	1:152:B:GLN:H	1:151:B:LEU:HB2	4	0.43
(2,531)	1:152:A:GLN:H	1:151:A:LEU:HB2	7	0.43
(2,512)	1:182:A:TYR:H	1:181:A:LYS:HB3	5	0.43
(2,511)	1:182:B:TYR:H	1:181:B:LYS:HB3	5	0.43
(2,486)	1:144:B:MET:H	1:143:B:PRO:HB3	6	0.43
(2,482)	1:164:A:THR:H	1:143:A:PRO:HB2	10	0.43
(2,466)	1:152:B:GLN:H	1:152:B:GLN:HG3	4	0.43
(2,416)	1:176:A:ARG:H	1:160:A:PHE:HB2	10	0.43
(2,415)	1:176:B:ARG:H	1:160:B:PHE:HB2	10	0.43
(2,357)	1:176:B:ARG:H	1:175:B:TYR:HB3	1	0.43
(2,357)	1:176:B:ARG:H	1:175:B:TYR:HB3	7	0.43
(2,153)	1:185:B:ILE:H	1:184:B:LEU:HA	1	0.43
(2,107)	1:180:A:GLY:H	1:181:A:LYS:H	5	0.43
(2,96)	1:158:B:HIS:H	1:160:B:PHE:H	3	0.43
(2,95)	1:158:A:HIS:H	1:160:A:PHE:H	3	0.43
(2,10)	1:166:A:ARG:H	1:167:A:GLU:H	7	0.43

Continued on next page...

Continued from previous page...

Key	Atom-1	Atom-2	Model ID	Violation (Å)
(2,10)	1:166:A:ARG:H	1:167:A:GLU:H	8	0.43
(2,9)	1:166:B:ARG:H	1:167:B:GLU:H	7	0.43
(2,9)	1:166:B:ARG:H	1:167:B:GLU:H	8	0.43
(2,2166)	1:160:B:PHE:HD1	1:160:B:PHE:HB2	1	0.42
(2,2166)	1:160:B:PHE:HD2	1:160:B:PHE:HB2	1	0.42
(2,2165)	1:160:A:PHE:HD1	1:160:A:PHE:HB2	1	0.42
(2,2165)	1:160:A:PHE:HD2	1:160:A:PHE:HB2	1	0.42
(2,2165)	1:160:A:PHE:HD1	1:160:A:PHE:HB2	3	0.42
(2,2165)	1:160:A:PHE:HD2	1:160:A:PHE:HB2	3	0.42
(2,2068)	1:163:A:PHE:HD1	1:163:A:PHE:HE1	2	0.42
(2,2068)	1:163:A:PHE:HD1	1:163:A:PHE:HE2	2	0.42
(2,2068)	1:163:A:PHE:HD2	1:163:A:PHE:HE1	2	0.42
(2,2068)	1:163:A:PHE:HD2	1:163:A:PHE:HE2	2	0.42
(2,2068)	1:163:A:PHE:HD1	1:163:A:PHE:HE1	6	0.42
(2,2068)	1:163:A:PHE:HD1	1:163:A:PHE:HE2	6	0.42
(2,2068)	1:163:A:PHE:HD2	1:163:A:PHE:HE1	6	0.42
(2,2068)	1:163:A:PHE:HD2	1:163:A:PHE:HE2	6	0.42
(2,2068)	1:163:A:PHE:HD1	1:163:A:PHE:HE1	8	0.42
(2,2068)	1:163:A:PHE:HD1	1:163:A:PHE:HE2	8	0.42
(2,2068)	1:163:A:PHE:HD2	1:163:A:PHE:HE1	8	0.42
(2,2068)	1:163:A:PHE:HD2	1:163:A:PHE:HE2	8	0.42
(2,2068)	1:163:A:PHE:HD1	1:163:A:PHE:HE1	10	0.42
(2,2068)	1:163:A:PHE:HD1	1:163:A:PHE:HE2	10	0.42
(2,2068)	1:163:A:PHE:HD2	1:163:A:PHE:HE1	10	0.42
(2,2068)	1:163:A:PHE:HD2	1:163:A:PHE:HE2	10	0.42
(2,2067)	1:163:B:PHE:HD1	1:163:B:PHE:HE1	2	0.42
(2,2067)	1:163:B:PHE:HD1	1:163:B:PHE:HE2	2	0.42
(2,2067)	1:163:B:PHE:HD2	1:163:B:PHE:HE1	2	0.42
(2,2067)	1:163:B:PHE:HD2	1:163:B:PHE:HE2	2	0.42
(2,2067)	1:163:B:PHE:HD1	1:163:B:PHE:HE1	6	0.42
(2,2067)	1:163:B:PHE:HD1	1:163:B:PHE:HE2	6	0.42
(2,2067)	1:163:B:PHE:HD2	1:163:B:PHE:HE1	6	0.42
(2,2067)	1:163:B:PHE:HD2	1:163:B:PHE:HE2	6	0.42
(2,2067)	1:163:B:PHE:HD1	1:163:B:PHE:HE1	8	0.42
(2,2067)	1:163:B:PHE:HD1	1:163:B:PHE:HE2	8	0.42
(2,2067)	1:163:B:PHE:HD2	1:163:B:PHE:HE1	8	0.42
(2,2067)	1:163:B:PHE:HD2	1:163:B:PHE:HE2	8	0.42
(2,2067)	1:163:B:PHE:HD1	1:163:B:PHE:HE1	10	0.42
(2,2067)	1:163:B:PHE:HD1	1:163:B:PHE:HE2	10	0.42
(2,2067)	1:163:B:PHE:HD2	1:163:B:PHE:HE1	10	0.42
(2,2067)	1:163:B:PHE:HD2	1:163:B:PHE:HE2	10	0.42
(2,2026)	1:160:B:PHE:HD1	1:160:B:PHE:HB2	1	0.42

Continued on next page...

Continued from previous page...

Key	Atom-1	Atom-2	Model ID	Violation (Å)
(2,2026)	1:160:B:PHE:HD2	1:160:B:PHE:HB2	1	0.42
(2,2025)	1:160:A:PHE:HD1	1:160:A:PHE:HB2	1	0.42
(2,2025)	1:160:A:PHE:HD2	1:160:A:PHE:HB2	1	0.42
(2,2025)	1:160:A:PHE:HD1	1:160:A:PHE:HB2	3	0.42
(2,2025)	1:160:A:PHE:HD2	1:160:A:PHE:HB2	3	0.42
(2,1956)	1:176:A:ARG:HG2	1:176:A:ARG:HA	1	0.42
(2,1938)	1:174:B:VAL:HG21	1:161:B:PHE:HB2	8	0.42
(2,1938)	1:174:B:VAL:HG22	1:161:B:PHE:HB2	8	0.42
(2,1938)	1:174:B:VAL:HG23	1:161:B:PHE:HB2	8	0.42
(2,1924)	1:173:B:ILE:HG21	1:160:B:PHE:HB2	4	0.42
(2,1924)	1:173:B:ILE:HG22	1:160:B:PHE:HB2	4	0.42
(2,1924)	1:173:B:ILE:HG23	1:160:B:PHE:HB2	4	0.42
(2,1924)	1:173:B:ILE:HG21	1:160:B:PHE:HB2	5	0.42
(2,1924)	1:173:B:ILE:HG22	1:160:B:PHE:HB2	5	0.42
(2,1924)	1:173:B:ILE:HG23	1:160:B:PHE:HB2	5	0.42
(2,1923)	1:173:A:ILE:HG21	1:160:A:PHE:HB2	4	0.42
(2,1923)	1:173:A:ILE:HG22	1:160:A:PHE:HB2	4	0.42
(2,1923)	1:173:A:ILE:HG23	1:160:A:PHE:HB2	4	0.42
(2,1923)	1:173:A:ILE:HG21	1:160:A:PHE:HB2	5	0.42
(2,1923)	1:173:A:ILE:HG22	1:160:A:PHE:HB2	5	0.42
(2,1923)	1:173:A:ILE:HG23	1:160:A:PHE:HB2	5	0.42
(2,1910)	1:166:A:ARG:HG2	1:166:A:ARG:HA	1	0.42
(2,1909)	1:166:B:ARG:HG2	1:166:B:ARG:HA	1	0.42
(2,1878)	1:151:B:LEU:HG	1:152:B:GLN:HA	2	0.42
(2,1877)	1:151:A:LEU:HG	1:152:A:GLN:HA	7	0.42
(2,1852)	1:146:A:SER:HA	1:163:A:PHE:HE1	6	0.42
(2,1852)	1:146:A:SER:HA	1:163:A:PHE:HE2	6	0.42
(2,1851)	1:146:B:SER:HA	1:163:B:PHE:HE1	4	0.42
(2,1851)	1:146:B:SER:HA	1:163:B:PHE:HE2	4	0.42
(2,1744)	1:155:A:LEU:HD11	1:152:A:GLN:HA	5	0.42
(2,1744)	1:155:A:LEU:HD12	1:152:A:GLN:HA	5	0.42
(2,1744)	1:155:A:LEU:HD13	1:152:A:GLN:HA	5	0.42
(2,1672)	1:148:A:GLU:HB3	1:148:A:GLU:HA	9	0.42
(2,1672)	1:148:A:GLU:HB3	1:148:A:GLU:HA	10	0.42
(2,1620)	1:148:A:GLU:HG3	1:144:A:MET:HB3	2	0.42
(2,1620)	1:148:A:GLU:HG3	1:144:A:MET:HB3	5	0.42
(2,1609)	1:154:A:ASN:HB2	1:155:A:LEU:HD11	10	0.42
(2,1609)	1:154:A:ASN:HB2	1:155:A:LEU:HD12	10	0.42
(2,1609)	1:154:A:ASN:HB2	1:155:A:LEU:HD13	10	0.42
(2,1596)	1:139:B:PHE:HB3	1:141:B:LEU:HD21	1	0.42
(2,1596)	1:139:B:PHE:HB3	1:141:B:LEU:HD22	1	0.42
(2,1596)	1:139:B:PHE:HB3	1:141:B:LEU:HD23	1	0.42

Continued on next page...

Continued from previous page...

Key	Atom-1	Atom-2	Model ID	Violation (Å)
(2,1548)	1:165:B:ASP:HB3	1:164:B:THR:HA	6	0.42
(2,1542)	1:166:A:ARG:HD3	1:167:A:GLU:HB2	2	0.42
(2,1474)	1:146:A:SER:HA	1:149:A:ALA:HB1	1	0.42
(2,1474)	1:146:A:SER:HA	1:149:A:ALA:HB2	1	0.42
(2,1474)	1:146:A:SER:HA	1:149:A:ALA:HB3	1	0.42
(2,1457)	1:136:A:SER:HB3	1:135:A:ARG:HA	4	0.42
(2,1426)	1:189:B:GLU:HA	1:189:B:GLU:HB2	8	0.42
(2,1425)	1:189:A:GLU:HA	1:189:A:GLU:HB2	8	0.42
(2,1408)	1:171:A:THR:HA	1:171:A:THR:HB	9	0.42
(2,1407)	1:171:B:THR:HA	1:171:B:THR:HB	9	0.42
(2,1404)	1:134:A:ILE:HA	1:134:A:ILE:HG12	3	0.42
(2,1404)	1:134:A:ILE:HA	1:134:A:ILE:HG12	5	0.42
(2,1308)	1:174:B:VAL:HG11	1:149:B:ALA:HB1	4	0.42
(2,1308)	1:174:B:VAL:HG11	1:149:B:ALA:HB2	4	0.42
(2,1308)	1:174:B:VAL:HG11	1:149:B:ALA:HB3	4	0.42
(2,1308)	1:174:B:VAL:HG12	1:149:B:ALA:HB1	4	0.42
(2,1308)	1:174:B:VAL:HG12	1:149:B:ALA:HB2	4	0.42
(2,1308)	1:174:B:VAL:HG12	1:149:B:ALA:HB3	4	0.42
(2,1308)	1:174:B:VAL:HG13	1:149:B:ALA:HB1	4	0.42
(2,1308)	1:174:B:VAL:HG13	1:149:B:ALA:HB2	4	0.42
(2,1308)	1:174:B:VAL:HG13	1:149:B:ALA:HB3	4	0.42
(2,1308)	1:174:B:VAL:HG11	1:149:B:ALA:HB1	9	0.42
(2,1308)	1:174:B:VAL:HG11	1:149:B:ALA:HB2	9	0.42
(2,1308)	1:174:B:VAL:HG11	1:149:B:ALA:HB3	9	0.42
(2,1308)	1:174:B:VAL:HG12	1:149:B:ALA:HB1	9	0.42
(2,1308)	1:174:B:VAL:HG12	1:149:B:ALA:HB2	9	0.42
(2,1308)	1:174:B:VAL:HG12	1:149:B:ALA:HB3	9	0.42
(2,1308)	1:174:B:VAL:HG13	1:149:B:ALA:HB1	9	0.42
(2,1308)	1:174:B:VAL:HG13	1:149:B:ALA:HB2	9	0.42
(2,1308)	1:174:B:VAL:HG13	1:149:B:ALA:HB3	9	0.42
(2,1304)	1:150:A:VAL:HG21	1:149:A:ALA:HB1	7	0.42
(2,1304)	1:150:A:VAL:HG21	1:149:A:ALA:HB2	7	0.42
(2,1304)	1:150:A:VAL:HG21	1:149:A:ALA:HB3	7	0.42
(2,1304)	1:150:A:VAL:HG22	1:149:A:ALA:HB1	7	0.42
(2,1304)	1:150:A:VAL:HG22	1:149:A:ALA:HB2	7	0.42
(2,1304)	1:150:A:VAL:HG22	1:149:A:ALA:HB3	7	0.42
(2,1304)	1:150:A:VAL:HG23	1:149:A:ALA:HB1	7	0.42
(2,1304)	1:150:A:VAL:HG23	1:149:A:ALA:HB2	7	0.42
(2,1304)	1:150:A:VAL:HG23	1:149:A:ALA:HB3	7	0.42
(2,1303)	1:150:B:VAL:HG21	1:149:B:ALA:HB1	2	0.42
(2,1303)	1:150:B:VAL:HG21	1:149:B:ALA:HB2	2	0.42
(2,1303)	1:150:B:VAL:HG21	1:149:B:ALA:HB3	2	0.42

Continued on next page...

Continued from previous page...

Key	Atom-1	Atom-2	Model ID	Violation (Å)
(2,1303)	1:150:B:VAL:HG22	1:149:B:ALA:HB1	2	0.42
(2,1303)	1:150:B:VAL:HG22	1:149:B:ALA:HB2	2	0.42
(2,1303)	1:150:B:VAL:HG22	1:149:B:ALA:HB3	2	0.42
(2,1303)	1:150:B:VAL:HG23	1:149:B:ALA:HB1	2	0.42
(2,1303)	1:150:B:VAL:HG23	1:149:B:ALA:HB2	2	0.42
(2,1303)	1:150:B:VAL:HG23	1:149:B:ALA:HB3	2	0.42
(2,1303)	1:150:B:VAL:HG21	1:149:B:ALA:HB1	6	0.42
(2,1303)	1:150:B:VAL:HG21	1:149:B:ALA:HB2	6	0.42
(2,1303)	1:150:B:VAL:HG21	1:149:B:ALA:HB3	6	0.42
(2,1303)	1:150:B:VAL:HG22	1:149:B:ALA:HB1	6	0.42
(2,1303)	1:150:B:VAL:HG22	1:149:B:ALA:HB2	6	0.42
(2,1303)	1:150:B:VAL:HG22	1:149:B:ALA:HB3	6	0.42
(2,1303)	1:150:B:VAL:HG23	1:149:B:ALA:HB1	6	0.42
(2,1303)	1:150:B:VAL:HG23	1:149:B:ALA:HB2	6	0.42
(2,1303)	1:150:B:VAL:HG23	1:149:B:ALA:HB3	6	0.42
(2,1300)	1:149:A:ALA:HB1	1:150:A:VAL:HG21	7	0.42
(2,1300)	1:149:A:ALA:HB1	1:150:A:VAL:HG22	7	0.42
(2,1300)	1:149:A:ALA:HB1	1:150:A:VAL:HG23	7	0.42
(2,1300)	1:149:A:ALA:HB2	1:150:A:VAL:HG21	7	0.42
(2,1300)	1:149:A:ALA:HB2	1:150:A:VAL:HG22	7	0.42
(2,1300)	1:149:A:ALA:HB2	1:150:A:VAL:HG23	7	0.42
(2,1300)	1:149:A:ALA:HB3	1:150:A:VAL:HG21	7	0.42
(2,1300)	1:149:A:ALA:HB3	1:150:A:VAL:HG22	7	0.42
(2,1300)	1:149:A:ALA:HB3	1:150:A:VAL:HG23	7	0.42
(2,1299)	1:149:B:ALA:HB1	1:150:B:VAL:HG21	2	0.42
(2,1299)	1:149:B:ALA:HB1	1:150:B:VAL:HG22	2	0.42
(2,1299)	1:149:B:ALA:HB1	1:150:B:VAL:HG23	2	0.42
(2,1299)	1:149:B:ALA:HB2	1:150:B:VAL:HG21	2	0.42
(2,1299)	1:149:B:ALA:HB2	1:150:B:VAL:HG22	2	0.42
(2,1299)	1:149:B:ALA:HB2	1:150:B:VAL:HG23	2	0.42
(2,1299)	1:149:B:ALA:HB3	1:150:B:VAL:HG21	2	0.42
(2,1299)	1:149:B:ALA:HB3	1:150:B:VAL:HG22	2	0.42
(2,1299)	1:149:B:ALA:HB3	1:150:B:VAL:HG23	2	0.42
(2,1299)	1:149:B:ALA:HB1	1:150:B:VAL:HG21	6	0.42
(2,1299)	1:149:B:ALA:HB1	1:150:B:VAL:HG22	6	0.42
(2,1299)	1:149:B:ALA:HB1	1:150:B:VAL:HG23	6	0.42
(2,1299)	1:149:B:ALA:HB2	1:150:B:VAL:HG21	6	0.42
(2,1299)	1:149:B:ALA:HB2	1:150:B:VAL:HG22	6	0.42
(2,1299)	1:149:B:ALA:HB2	1:150:B:VAL:HG23	6	0.42
(2,1299)	1:149:B:ALA:HB3	1:150:B:VAL:HG21	6	0.42
(2,1299)	1:149:B:ALA:HB3	1:150:B:VAL:HG22	6	0.42
(2,1299)	1:149:B:ALA:HB3	1:150:B:VAL:HG23	6	0.42

Continued on next page...

Continued from previous page...

Key	Atom-1	Atom-2	Model ID	Violation (Å)
(2,1266)	1:184:A:LEU:HB2	1:184:A:LEU:HD21	9	0.42
(2,1266)	1:184:A:LEU:HB2	1:184:A:LEU:HD22	9	0.42
(2,1266)	1:184:A:LEU:HB2	1:184:A:LEU:HD23	9	0.42
(2,1183)	1:176:B:ARG:HA	1:176:B:ARG:HB2	6	0.42
(2,1114)	1:131:B:ILE:HB	1:131:B:ILE:HA	3	0.42
(2,1114)	1:131:B:ILE:HB	1:131:B:ILE:HA	10	0.42
(2,1113)	1:131:A:ILE:HB	1:131:A:ILE:HA	10	0.42
(2,1097)	1:139:A:PHE:HB3	1:139:A:PHE:HA	9	0.42
(2,1093)	1:133:B:ILE:HG21	1:133:B:ILE:HA	5	0.42
(2,1093)	1:133:B:ILE:HG22	1:133:B:ILE:HA	5	0.42
(2,1093)	1:133:B:ILE:HG23	1:133:B:ILE:HA	5	0.42
(2,1076)	1:174:B:VAL:HG21	1:174:B:VAL:HA	1	0.42
(2,1076)	1:174:B:VAL:HG22	1:174:B:VAL:HA	1	0.42
(2,1076)	1:174:B:VAL:HG23	1:174:B:VAL:HA	1	0.42
(2,1076)	1:174:B:VAL:HG21	1:174:B:VAL:HA	6	0.42
(2,1076)	1:174:B:VAL:HG22	1:174:B:VAL:HA	6	0.42
(2,1076)	1:174:B:VAL:HG23	1:174:B:VAL:HA	6	0.42
(2,1075)	1:174:A:VAL:HG21	1:174:A:VAL:HA	1	0.42
(2,1075)	1:174:A:VAL:HG22	1:174:A:VAL:HA	1	0.42
(2,1075)	1:174:A:VAL:HG23	1:174:A:VAL:HA	1	0.42
(2,1075)	1:174:A:VAL:HG21	1:174:A:VAL:HA	6	0.42
(2,1075)	1:174:A:VAL:HG22	1:174:A:VAL:HA	6	0.42
(2,1075)	1:174:A:VAL:HG23	1:174:A:VAL:HA	6	0.42
(2,1060)	1:149:B:ALA:HB1	1:152:B:GLN:H	2	0.42
(2,1060)	1:149:B:ALA:HB2	1:152:B:GLN:H	2	0.42
(2,1060)	1:149:B:ALA:HB3	1:152:B:GLN:H	2	0.42
(2,1054)	1:174:A:VAL:HA	1:174:A:VAL:HG21	1	0.42
(2,1054)	1:174:A:VAL:HA	1:174:A:VAL:HG22	1	0.42
(2,1054)	1:174:A:VAL:HA	1:174:A:VAL:HG23	1	0.42
(2,1054)	1:174:A:VAL:HA	1:174:A:VAL:HG21	6	0.42
(2,1054)	1:174:A:VAL:HA	1:174:A:VAL:HG22	6	0.42
(2,1054)	1:174:A:VAL:HA	1:174:A:VAL:HG23	6	0.42
(2,1053)	1:174:B:VAL:HA	1:174:B:VAL:HG21	1	0.42
(2,1053)	1:174:B:VAL:HA	1:174:B:VAL:HG22	1	0.42
(2,1053)	1:174:B:VAL:HA	1:174:B:VAL:HG23	1	0.42
(2,1053)	1:174:B:VAL:HA	1:174:B:VAL:HG21	6	0.42
(2,1053)	1:174:B:VAL:HA	1:174:B:VAL:HG22	6	0.42
(2,1053)	1:174:B:VAL:HA	1:174:B:VAL:HG23	6	0.42
(2,1052)	1:174:B:VAL:HA	1:174:B:VAL:HB	8	0.42
(2,1051)	1:174:A:VAL:HA	1:174:A:VAL:HB	8	0.42
(2,1018)	1:175:B:TYR:HA	1:160:B:PHE:HB3	5	0.42
(2,1017)	1:175:A:TYR:HA	1:160:A:PHE:HB3	5	0.42

Continued on next page...

Continued from previous page...

Key	Atom-1	Atom-2	Model ID	Violation (Å)
(2,832)	1:169:A:ASP:H	1:167:A:GLU:HB3	9	0.42
(2,772)	1:155:B:LEU:H	1:152:B:GLN:HG3	10	0.42
(2,771)	1:155:A:LEU:H	1:152:A:GLN:HG3	10	0.42
(2,736)	1:189:B:GLU:H	1:188:B:SER:HA	9	0.42
(2,706)	1:179:B:ASP:H	1:181:B:LYS:H	8	0.42
(2,666)	1:154:A:ASN:H	1:150:A:VAL:HG11	7	0.42
(2,666)	1:154:A:ASN:H	1:150:A:VAL:HG12	7	0.42
(2,666)	1:154:A:ASN:H	1:150:A:VAL:HG13	7	0.42
(2,665)	1:154:B:ASN:H	1:150:B:VAL:HG11	8	0.42
(2,665)	1:154:B:ASN:H	1:150:B:VAL:HG12	8	0.42
(2,665)	1:154:B:ASN:H	1:150:B:VAL:HG13	8	0.42
(2,594)	1:174:B:VAL:H	1:174:B:VAL:HG11	4	0.42
(2,594)	1:174:B:VAL:H	1:174:B:VAL:HG12	4	0.42
(2,594)	1:174:B:VAL:H	1:174:B:VAL:HG13	4	0.42
(2,593)	1:174:A:VAL:H	1:174:A:VAL:HG11	4	0.42
(2,593)	1:174:A:VAL:H	1:174:A:VAL:HG12	4	0.42
(2,593)	1:174:A:VAL:H	1:174:A:VAL:HG13	4	0.42
(2,587)	1:185:B:ILE:H	1:184:B:LEU:HD21	3	0.42
(2,587)	1:185:B:ILE:H	1:184:B:LEU:HD22	3	0.42
(2,587)	1:185:B:ILE:H	1:184:B:LEU:HD23	3	0.42
(2,574)	1:181:A:LYS:H	1:181:A:LYS:HG2	3	0.42
(2,573)	1:181:B:LYS:H	1:181:B:LYS:HG2	3	0.42
(2,559)	1:185:B:ILE:H	1:184:B:LEU:HG	7	0.42
(2,537)	1:158:A:HIS:H	1:156:A:LEU:HG	8	0.42
(2,532)	1:152:B:GLN:H	1:151:B:LEU:HB2	10	0.42
(2,531)	1:152:A:GLN:H	1:151:A:LEU:HB2	6	0.42
(2,450)	1:154:A:ASN:H	1:153:A:MET:HG3	10	0.42
(2,449)	1:154:B:ASN:H	1:153:B:MET:HG3	10	0.42
(2,278)	1:187:A:THR:H	1:187:A:THR:HB	3	0.42
(2,277)	1:187:B:THR:H	1:187:B:THR:HB	3	0.42
(2,141)	1:154:B:ASN:H	1:154:B:ASN:HD22	8	0.42
(2,107)	1:180:A:GLY:H	1:181:A:LYS:H	2	0.42
(2,49)	1:165:A:ASP:H	1:170:A:GLY:H	1	0.42
(2,10)	1:166:A:ARG:H	1:167:A:GLU:H	10	0.42
(2,9)	1:166:B:ARG:H	1:167:B:GLU:H	10	0.42
(2,2184)	1:173:B:ILE:HA	1:162:B:VAL:HA	7	0.41
(2,2183)	1:173:A:ILE:HA	1:162:A:VAL:HA	7	0.41
(2,2166)	1:160:B:PHE:HD1	1:160:B:PHE:HB2	2	0.41
(2,2166)	1:160:B:PHE:HD2	1:160:B:PHE:HB2	2	0.41
(2,2166)	1:160:B:PHE:HD1	1:160:B:PHE:HB2	3	0.41
(2,2166)	1:160:B:PHE:HD2	1:160:B:PHE:HB2	3	0.41
(2,2166)	1:160:B:PHE:HD1	1:160:B:PHE:HB2	4	0.41

Continued on next page...

Continued from previous page...

Key	Atom-1	Atom-2	Model ID	Violation (Å)
(2,2166)	1:160:B:PHE:HD2	1:160:B:PHE:HB2	4	0.41
(2,2165)	1:160:A:PHE:HD1	1:160:A:PHE:HB2	2	0.41
(2,2165)	1:160:A:PHE:HD2	1:160:A:PHE:HB2	2	0.41
(2,2165)	1:160:A:PHE:HD1	1:160:A:PHE:HB2	4	0.41
(2,2165)	1:160:A:PHE:HD2	1:160:A:PHE:HB2	4	0.41
(2,2097)	1:182:A:TYR:HD1	1:177:A:ARG:HB2	6	0.41
(2,2097)	1:182:A:TYR:HD2	1:177:A:ARG:HB2	6	0.41
(2,2068)	1:163:A:PHE:HD1	1:163:A:PHE:HE1	4	0.41
(2,2068)	1:163:A:PHE:HD1	1:163:A:PHE:HE2	4	0.41
(2,2068)	1:163:A:PHE:HD2	1:163:A:PHE:HE1	4	0.41
(2,2068)	1:163:A:PHE:HD2	1:163:A:PHE:HE2	4	0.41
(2,2068)	1:163:A:PHE:HD1	1:163:A:PHE:HE1	9	0.41
(2,2068)	1:163:A:PHE:HD1	1:163:A:PHE:HE2	9	0.41
(2,2068)	1:163:A:PHE:HD2	1:163:A:PHE:HE1	9	0.41
(2,2068)	1:163:A:PHE:HD2	1:163:A:PHE:HE2	9	0.41
(2,2067)	1:163:B:PHE:HD1	1:163:B:PHE:HE1	4	0.41
(2,2067)	1:163:B:PHE:HD1	1:163:B:PHE:HE2	4	0.41
(2,2067)	1:163:B:PHE:HD2	1:163:B:PHE:HE1	4	0.41
(2,2067)	1:163:B:PHE:HD2	1:163:B:PHE:HE2	4	0.41
(2,2067)	1:163:B:PHE:HD1	1:163:B:PHE:HE1	9	0.41
(2,2067)	1:163:B:PHE:HD1	1:163:B:PHE:HE2	9	0.41
(2,2067)	1:163:B:PHE:HD2	1:163:B:PHE:HE1	9	0.41
(2,2067)	1:163:B:PHE:HD2	1:163:B:PHE:HE2	9	0.41
(2,2044)	1:173:B:ILE:HA	1:162:B:VAL:HA	7	0.41
(2,2043)	1:173:A:ILE:HA	1:162:A:VAL:HA	7	0.41
(2,2026)	1:160:B:PHE:HD1	1:160:B:PHE:HB2	2	0.41
(2,2026)	1:160:B:PHE:HD2	1:160:B:PHE:HB2	2	0.41
(2,2026)	1:160:B:PHE:HD1	1:160:B:PHE:HB2	3	0.41
(2,2026)	1:160:B:PHE:HD2	1:160:B:PHE:HB2	3	0.41
(2,2026)	1:160:B:PHE:HD1	1:160:B:PHE:HB2	4	0.41
(2,2026)	1:160:B:PHE:HD2	1:160:B:PHE:HB2	4	0.41
(2,2025)	1:160:A:PHE:HD1	1:160:A:PHE:HB2	2	0.41
(2,2025)	1:160:A:PHE:HD2	1:160:A:PHE:HB2	2	0.41
(2,2025)	1:160:A:PHE:HD1	1:160:A:PHE:HB2	4	0.41
(2,2025)	1:160:A:PHE:HD2	1:160:A:PHE:HB2	4	0.41
(2,1879)	1:152:A:GLN:HG2	1:151:A:LEU:HD21	5	0.41
(2,1879)	1:152:A:GLN:HG2	1:151:A:LEU:HD22	5	0.41
(2,1879)	1:152:A:GLN:HG2	1:151:A:LEU:HD23	5	0.41
(2,1879)	1:152:A:GLN:HG2	1:151:A:LEU:HD21	8	0.41
(2,1879)	1:152:A:GLN:HG2	1:151:A:LEU:HD22	8	0.41
(2,1879)	1:152:A:GLN:HG2	1:151:A:LEU:HD23	8	0.41
(2,1852)	1:146:A:SER:HA	1:163:A:PHE:HE1	4	0.41

Continued on next page...

Continued from previous page...

Key	Atom-1	Atom-2	Model ID	Violation (Å)
(2,1852)	1:146:A:SER:HA	1:163:A:PHE:HE2	4	0.41
(2,1851)	1:146:B:SER:HA	1:163:B:PHE:HE1	2	0.41
(2,1851)	1:146:B:SER:HA	1:163:B:PHE:HE2	2	0.41
(2,1851)	1:146:B:SER:HA	1:163:B:PHE:HE1	6	0.41
(2,1851)	1:146:B:SER:HA	1:163:B:PHE:HE2	6	0.41
(2,1812)	1:134:A:ILE:HA	1:135:A:ARG:HA	3	0.41
(2,1812)	1:134:A:ILE:HA	1:135:A:ARG:HA	10	0.41
(2,1811)	1:134:B:ILE:HA	1:135:B:ARG:HA	3	0.41
(2,1811)	1:134:B:ILE:HA	1:135:B:ARG:HA	10	0.41
(2,1803)	1:132:B:GLU:HB3	1:133:B:ILE:HA	1	0.41
(2,1748)	1:184:B:LEU:HD21	1:184:B:LEU:HA	7	0.41
(2,1748)	1:184:B:LEU:HD22	1:184:B:LEU:HA	7	0.41
(2,1748)	1:184:B:LEU:HD23	1:184:B:LEU:HA	7	0.41
(2,1744)	1:155:A:LEU:HD11	1:152:A:GLN:HA	1	0.41
(2,1744)	1:155:A:LEU:HD12	1:152:A:GLN:HA	1	0.41
(2,1744)	1:155:A:LEU:HD13	1:152:A:GLN:HA	1	0.41
(2,1744)	1:155:A:LEU:HD11	1:152:A:GLN:HA	4	0.41
(2,1744)	1:155:A:LEU:HD12	1:152:A:GLN:HA	4	0.41
(2,1744)	1:155:A:LEU:HD13	1:152:A:GLN:HA	4	0.41
(2,1744)	1:155:A:LEU:HD11	1:152:A:GLN:HA	7	0.41
(2,1744)	1:155:A:LEU:HD12	1:152:A:GLN:HA	7	0.41
(2,1744)	1:155:A:LEU:HD13	1:152:A:GLN:HA	7	0.41
(2,1724)	1:156:A:LEU:HD21	1:158:A:HIS:HB2	8	0.41
(2,1724)	1:156:A:LEU:HD22	1:158:A:HIS:HB2	8	0.41
(2,1724)	1:156:A:LEU:HD23	1:158:A:HIS:HB2	8	0.41
(2,1678)	1:173:B:ILE:HG13	1:173:B:ILE:HA	1	0.41
(2,1672)	1:148:A:GLU:HB3	1:148:A:GLU:HA	2	0.41
(2,1672)	1:148:A:GLU:HB3	1:148:A:GLU:HA	3	0.41
(2,1672)	1:148:A:GLU:HB3	1:148:A:GLU:HA	7	0.41
(2,1660)	1:150:A:VAL:HB	1:174:A:VAL:HB	3	0.41
(2,1620)	1:148:A:GLU:HG3	1:144:A:MET:HB3	9	0.41
(2,1607)	1:154:A:ASN:HB2	1:151:A:LEU:HA	3	0.41
(2,1553)	1:155:A:LEU:HB2	1:152:A:GLN:HA	1	0.41
(2,1524)	1:158:B:HIS:HB2	1:158:B:HIS:HA	9	0.41
(2,1502)	1:176:A:ARG:HD3	1:176:A:ARG:HB3	8	0.41
(2,1457)	1:136:A:SER:HB3	1:135:A:ARG:HA	2	0.41
(2,1439)	1:178:A:LYS:HA	1:178:A:LYS:HD2	10	0.41
(2,1434)	1:164:A:THR:HA	1:165:A:ASP:HB3	6	0.41
(2,1426)	1:189:B:GLU:HA	1:189:B:GLU:HB2	9	0.41
(2,1425)	1:189:A:GLU:HA	1:189:A:GLU:HB2	9	0.41
(2,1408)	1:171:A:THR:HA	1:171:A:THR:HB	2	0.41
(2,1407)	1:171:B:THR:HA	1:171:B:THR:HB	2	0.41

Continued on next page...

Continued from previous page...

Key	Atom-1	Atom-2	Model ID	Violation (Å)
(2,1404)	1:134:A:ILE:HA	1:134:A:ILE:HG12	7	0.41
(2,1364)	1:158:B:HIS:HA	1:159:B:ASP:HB2	3	0.41
(2,1356)	1:182:B:TYR:HA	1:182:B:TYR:HB3	2	0.41
(2,1355)	1:182:A:TYR:HA	1:182:A:TYR:HB3	2	0.41
(2,1317)	1:164:B:THR:HB	1:143:B:PRO:HB2	8	0.41
(2,1303)	1:150:B:VAL:HG21	1:149:B:ALA:HB1	5	0.41
(2,1303)	1:150:B:VAL:HG21	1:149:B:ALA:HB2	5	0.41
(2,1303)	1:150:B:VAL:HG21	1:149:B:ALA:HB3	5	0.41
(2,1303)	1:150:B:VAL:HG22	1:149:B:ALA:HB1	5	0.41
(2,1303)	1:150:B:VAL:HG22	1:149:B:ALA:HB2	5	0.41
(2,1303)	1:150:B:VAL:HG22	1:149:B:ALA:HB3	5	0.41
(2,1303)	1:150:B:VAL:HG23	1:149:B:ALA:HB1	5	0.41
(2,1303)	1:150:B:VAL:HG23	1:149:B:ALA:HB2	5	0.41
(2,1303)	1:150:B:VAL:HG23	1:149:B:ALA:HB3	5	0.41
(2,1299)	1:149:B:ALA:HB1	1:150:B:VAL:HG21	5	0.41
(2,1299)	1:149:B:ALA:HB1	1:150:B:VAL:HG22	5	0.41
(2,1299)	1:149:B:ALA:HB1	1:150:B:VAL:HG23	5	0.41
(2,1299)	1:149:B:ALA:HB2	1:150:B:VAL:HG21	5	0.41
(2,1299)	1:149:B:ALA:HB2	1:150:B:VAL:HG22	5	0.41
(2,1299)	1:149:B:ALA:HB2	1:150:B:VAL:HG23	5	0.41
(2,1299)	1:149:B:ALA:HB3	1:150:B:VAL:HG21	5	0.41
(2,1299)	1:149:B:ALA:HB3	1:150:B:VAL:HG22	5	0.41
(2,1299)	1:149:B:ALA:HB3	1:150:B:VAL:HG23	5	0.41
(2,1114)	1:131:B:ILE:HB	1:131:B:ILE:HA	5	0.41
(2,1114)	1:131:B:ILE:HB	1:131:B:ILE:HA	7	0.41
(2,1113)	1:131:A:ILE:HB	1:131:A:ILE:HA	3	0.41
(2,1113)	1:131:A:ILE:HB	1:131:A:ILE:HA	5	0.41
(2,1113)	1:131:A:ILE:HB	1:131:A:ILE:HA	7	0.41
(2,1094)	1:133:A:ILE:HG21	1:133:A:ILE:HA	1	0.41
(2,1094)	1:133:A:ILE:HG22	1:133:A:ILE:HA	1	0.41
(2,1094)	1:133:A:ILE:HG23	1:133:A:ILE:HA	1	0.41
(2,1094)	1:133:A:ILE:HG21	1:133:A:ILE:HA	5	0.41
(2,1094)	1:133:A:ILE:HG22	1:133:A:ILE:HA	5	0.41
(2,1094)	1:133:A:ILE:HG23	1:133:A:ILE:HA	5	0.41
(2,1094)	1:133:A:ILE:HG21	1:133:A:ILE:HA	8	0.41
(2,1094)	1:133:A:ILE:HG22	1:133:A:ILE:HA	8	0.41
(2,1094)	1:133:A:ILE:HG23	1:133:A:ILE:HA	8	0.41
(2,1094)	1:133:A:ILE:HG21	1:133:A:ILE:HA	9	0.41
(2,1094)	1:133:A:ILE:HG22	1:133:A:ILE:HA	9	0.41
(2,1094)	1:133:A:ILE:HG23	1:133:A:ILE:HA	9	0.41
(2,1093)	1:133:B:ILE:HG21	1:133:B:ILE:HA	1	0.41
(2,1093)	1:133:B:ILE:HG22	1:133:B:ILE:HA	1	0.41

Continued on next page...

Continued from previous page...

Key	Atom-1	Atom-2	Model ID	Violation (Å)
(2,1093)	1:133:B:ILE:HG23	1:133:B:ILE:HA	1	0.41
(2,1093)	1:133:B:ILE:HG21	1:133:B:ILE:HA	8	0.41
(2,1093)	1:133:B:ILE:HG22	1:133:B:ILE:HA	8	0.41
(2,1093)	1:133:B:ILE:HG23	1:133:B:ILE:HA	8	0.41
(2,1093)	1:133:B:ILE:HG21	1:133:B:ILE:HA	9	0.41
(2,1093)	1:133:B:ILE:HG22	1:133:B:ILE:HA	9	0.41
(2,1093)	1:133:B:ILE:HG23	1:133:B:ILE:HA	9	0.41
(2,1076)	1:174:B:VAL:HG21	1:174:B:VAL:HA	3	0.41
(2,1076)	1:174:B:VAL:HG22	1:174:B:VAL:HA	3	0.41
(2,1076)	1:174:B:VAL:HG23	1:174:B:VAL:HA	3	0.41
(2,1076)	1:174:B:VAL:HG21	1:174:B:VAL:HA	7	0.41
(2,1076)	1:174:B:VAL:HG22	1:174:B:VAL:HA	7	0.41
(2,1076)	1:174:B:VAL:HG23	1:174:B:VAL:HA	7	0.41
(2,1076)	1:174:B:VAL:HG21	1:174:B:VAL:HA	9	0.41
(2,1076)	1:174:B:VAL:HG22	1:174:B:VAL:HA	9	0.41
(2,1076)	1:174:B:VAL:HG23	1:174:B:VAL:HA	9	0.41
(2,1075)	1:174:A:VAL:HG21	1:174:A:VAL:HA	7	0.41
(2,1075)	1:174:A:VAL:HG22	1:174:A:VAL:HA	7	0.41
(2,1075)	1:174:A:VAL:HG23	1:174:A:VAL:HA	7	0.41
(2,1075)	1:174:A:VAL:HG21	1:174:A:VAL:HA	9	0.41
(2,1075)	1:174:A:VAL:HG22	1:174:A:VAL:HA	9	0.41
(2,1075)	1:174:A:VAL:HG23	1:174:A:VAL:HA	9	0.41
(2,1068)	1:139:B:PHE:HB3	1:139:B:PHE:HD1	10	0.41
(2,1068)	1:139:B:PHE:HB3	1:139:B:PHE:HD2	10	0.41
(2,1067)	1:139:A:PHE:HB3	1:139:A:PHE:HD1	10	0.41
(2,1067)	1:139:A:PHE:HB3	1:139:A:PHE:HD2	10	0.41
(2,1054)	1:174:A:VAL:HA	1:174:A:VAL:HG21	7	0.41
(2,1054)	1:174:A:VAL:HA	1:174:A:VAL:HG22	7	0.41
(2,1054)	1:174:A:VAL:HA	1:174:A:VAL:HG23	7	0.41
(2,1054)	1:174:A:VAL:HA	1:174:A:VAL:HG21	9	0.41
(2,1054)	1:174:A:VAL:HA	1:174:A:VAL:HG22	9	0.41
(2,1054)	1:174:A:VAL:HA	1:174:A:VAL:HG23	9	0.41
(2,1053)	1:174:B:VAL:HA	1:174:B:VAL:HG21	3	0.41
(2,1053)	1:174:B:VAL:HA	1:174:B:VAL:HG22	3	0.41
(2,1053)	1:174:B:VAL:HA	1:174:B:VAL:HG23	3	0.41
(2,1053)	1:174:B:VAL:HA	1:174:B:VAL:HG21	7	0.41
(2,1053)	1:174:B:VAL:HA	1:174:B:VAL:HG22	7	0.41
(2,1053)	1:174:B:VAL:HA	1:174:B:VAL:HG23	7	0.41
(2,1053)	1:174:B:VAL:HA	1:174:B:VAL:HG21	9	0.41
(2,1053)	1:174:B:VAL:HA	1:174:B:VAL:HG22	9	0.41
(2,1053)	1:174:B:VAL:HA	1:174:B:VAL:HG23	9	0.41
(2,1041)	1:172:A:SER:HA	1:184:A:LEU:HD21	2	0.41

Continued on next page...

Continued from previous page...

Key	Atom-1	Atom-2	Model ID	Violation (Å)
(2,1041)	1:172:A:SER:HA	1:184:A:LEU:HD22	2	0.41
(2,1041)	1:172:A:SER:HA	1:184:A:LEU:HD23	2	0.41
(2,1036)	1:172:B:SER:HA	1:184:B:LEU:HD21	2	0.41
(2,1036)	1:172:B:SER:HA	1:184:B:LEU:HD22	2	0.41
(2,1036)	1:172:B:SER:HA	1:184:B:LEU:HD23	2	0.41
(2,1030)	1:173:B:ILE:HA	1:173:B:ILE:HG13	1	0.41
(2,1027)	1:184:B:LEU:HA	1:185:B:ILE:HG12	1	0.41
(2,984)	1:184:A:LEU:HA	1:174:A:VAL:HA	1	0.41
(2,983)	1:184:B:LEU:HA	1:174:B:VAL:HA	1	0.41
(2,859)	1:149:B:ALA:H	1:150:B:VAL:HG11	7	0.41
(2,859)	1:149:B:ALA:H	1:150:B:VAL:HG12	7	0.41
(2,859)	1:149:B:ALA:H	1:150:B:VAL:HG13	7	0.41
(2,831)	1:169:B:ASP:H	1:167:B:GLU:HB3	9	0.41
(2,772)	1:155:B:LEU:H	1:152:B:GLN:HG3	4	0.41
(2,771)	1:155:A:LEU:H	1:152:A:GLN:HG3	4	0.41
(2,706)	1:179:B:ASP:H	1:181:B:LYS:H	7	0.41
(2,705)	1:179:A:ASP:H	1:181:A:LYS:H	8	0.41
(2,666)	1:154:A:ASN:H	1:150:A:VAL:HG11	8	0.41
(2,666)	1:154:A:ASN:H	1:150:A:VAL:HG12	8	0.41
(2,666)	1:154:A:ASN:H	1:150:A:VAL:HG13	8	0.41
(2,665)	1:154:B:ASN:H	1:150:B:VAL:HG11	2	0.41
(2,665)	1:154:B:ASN:H	1:150:B:VAL:HG12	2	0.41
(2,665)	1:154:B:ASN:H	1:150:B:VAL:HG13	2	0.41
(2,644)	1:175:B:TYR:H	1:185:B:ILE:HG21	2	0.41
(2,644)	1:175:B:TYR:H	1:185:B:ILE:HG22	2	0.41
(2,644)	1:175:B:TYR:H	1:185:B:ILE:HG23	2	0.41
(2,644)	1:175:B:TYR:H	1:185:B:ILE:HG21	5	0.41
(2,644)	1:175:B:TYR:H	1:185:B:ILE:HG22	5	0.41
(2,644)	1:175:B:TYR:H	1:185:B:ILE:HG23	5	0.41
(2,643)	1:175:A:TYR:H	1:185:A:ILE:HG21	2	0.41
(2,643)	1:175:A:TYR:H	1:185:A:ILE:HG22	2	0.41
(2,643)	1:175:A:TYR:H	1:185:A:ILE:HG23	2	0.41
(2,643)	1:175:A:TYR:H	1:185:A:ILE:HG21	5	0.41
(2,643)	1:175:A:TYR:H	1:185:A:ILE:HG22	5	0.41
(2,643)	1:175:A:TYR:H	1:185:A:ILE:HG23	5	0.41
(2,633)	1:142:A:LYS:H	1:141:A:LEU:HD11	3	0.41
(2,633)	1:142:A:LYS:H	1:141:A:LEU:HD12	3	0.41
(2,633)	1:142:A:LYS:H	1:141:A:LEU:HD13	3	0.41
(2,621)	1:152:A:GLN:H	1:151:A:LEU:HD11	6	0.41
(2,621)	1:152:A:GLN:H	1:151:A:LEU:HD12	6	0.41
(2,621)	1:152:A:GLN:H	1:151:A:LEU:HD13	6	0.41
(2,560)	1:185:A:ILE:H	1:184:A:LEU:HG	7	0.41

Continued on next page...

Continued from previous page...

Key	Atom-1	Atom-2	Model ID	Violation (Å)
(2,538)	1:158:B:HIS:H	1:156:B:LEU:HG	8	0.41
(2,470)	1:170:A:GLY:H	1:165:A:ASP:HB2	1	0.41
(2,426)	1:184:B:LEU:H	1:183:B:GLY:HA2	5	0.41
(2,357)	1:176:B:ARG:H	1:175:B:TYR:HB3	3	0.41
(2,154)	1:185:A:ILE:H	1:184:A:LEU:HA	1	0.41
(2,154)	1:185:A:ILE:H	1:184:A:LEU:HA	9	0.41
(2,153)	1:185:B:ILE:H	1:184:B:LEU:HA	4	0.41
(2,153)	1:185:B:ILE:H	1:184:B:LEU:HA	9	0.41
(2,108)	1:180:B:GLY:H	1:181:B:LYS:H	2	0.41
(2,100)	1:169:B:ASP:H	1:168:B:THR:H	4	0.41
(2,100)	1:169:B:ASP:H	1:168:B:THR:H	6	0.41
(2,99)	1:169:A:ASP:H	1:168:A:THR:H	6	0.41
(2,96)	1:158:B:HIS:H	1:160:B:PHE:H	8	0.41
(2,95)	1:158:A:HIS:H	1:160:A:PHE:H	8	0.41
(2,50)	1:165:B:ASP:H	1:170:B:GLY:H	1	0.41
(2,50)	1:165:B:ASP:H	1:170:B:GLY:H	8	0.41
(2,49)	1:165:A:ASP:H	1:170:A:GLY:H	8	0.41
(2,32)	1:168:A:THR:H	1:169:A:ASP:H	6	0.41
(2,31)	1:168:B:THR:H	1:169:B:ASP:H	4	0.41
(2,31)	1:168:B:THR:H	1:169:B:ASP:H	6	0.41
(2,10)	1:166:A:ARG:H	1:167:A:GLU:H	9	0.41
(2,9)	1:166:B:ARG:H	1:167:B:GLU:H	9	0.41
(2,2166)	1:160:B:PHE:HD1	1:160:B:PHE:HB2	10	0.4
(2,2166)	1:160:B:PHE:HD2	1:160:B:PHE:HB2	10	0.4
(2,2165)	1:160:A:PHE:HD1	1:160:A:PHE:HB2	10	0.4
(2,2165)	1:160:A:PHE:HD2	1:160:A:PHE:HB2	10	0.4
(2,2142)	1:174:B:VAL:HA	1:184:B:LEU:HA	8	0.4
(2,2141)	1:174:A:VAL:HA	1:184:A:LEU:HA	8	0.4
(2,2121)	1:158:B:HIS:HD2	1:156:B:LEU:HB2	3	0.4
(2,2120)	1:139:A:PHE:HD1	1:141:A:LEU:HD11	9	0.4
(2,2120)	1:139:A:PHE:HD1	1:141:A:LEU:HD12	9	0.4
(2,2120)	1:139:A:PHE:HD1	1:141:A:LEU:HD13	9	0.4
(2,2120)	1:139:A:PHE:HD2	1:141:A:LEU:HD11	9	0.4
(2,2120)	1:139:A:PHE:HD2	1:141:A:LEU:HD12	9	0.4
(2,2120)	1:139:A:PHE:HD2	1:141:A:LEU:HD13	9	0.4
(2,2026)	1:160:B:PHE:HD1	1:160:B:PHE:HB2	10	0.4
(2,2026)	1:160:B:PHE:HD2	1:160:B:PHE:HB2	10	0.4
(2,2025)	1:160:A:PHE:HD1	1:160:A:PHE:HB2	10	0.4
(2,2025)	1:160:A:PHE:HD2	1:160:A:PHE:HB2	10	0.4
(2,2002)	1:174:B:VAL:HA	1:184:B:LEU:HA	8	0.4
(2,2001)	1:174:A:VAL:HA	1:184:A:LEU:HA	8	0.4
(2,1963)	1:177:A:ARG:HB2	1:182:A:TYR:H	10	0.4

Continued on next page...

Continued from previous page...

Key	Atom-1	Atom-2	Model ID	Violation (Å)
(2,1925)	1:173:B:ILE:HD11	1:160:B:PHE:HD1	1	0.4
(2,1925)	1:173:B:ILE:HD11	1:160:B:PHE:HD2	1	0.4
(2,1925)	1:173:B:ILE:HD12	1:160:B:PHE:HD1	1	0.4
(2,1925)	1:173:B:ILE:HD12	1:160:B:PHE:HD2	1	0.4
(2,1925)	1:173:B:ILE:HD13	1:160:B:PHE:HD1	1	0.4
(2,1925)	1:173:B:ILE:HD13	1:160:B:PHE:HD2	1	0.4
(2,1906)	1:166:A:ARG:HG2	1:145:A:ASP:H	1	0.4
(2,1905)	1:166:B:ARG:HG2	1:145:B:ASP:H	1	0.4
(2,1863)	1:150:B:VAL:HG21	1:154:B:ASN:HD22	5	0.4
(2,1863)	1:150:B:VAL:HG22	1:154:B:ASN:HD22	5	0.4
(2,1863)	1:150:B:VAL:HG23	1:154:B:ASN:HD22	5	0.4
(2,1852)	1:146:A:SER:HA	1:163:A:PHE:HE1	2	0.4
(2,1852)	1:146:A:SER:HA	1:163:A:PHE:HE2	2	0.4
(2,1812)	1:134:A:ILE:HA	1:135:A:ARG:HA	4	0.4
(2,1812)	1:134:A:ILE:HA	1:135:A:ARG:HA	5	0.4
(2,1812)	1:134:A:ILE:HA	1:135:A:ARG:HA	6	0.4
(2,1812)	1:134:A:ILE:HA	1:135:A:ARG:HA	9	0.4
(2,1811)	1:134:B:ILE:HA	1:135:B:ARG:HA	4	0.4
(2,1811)	1:134:B:ILE:HA	1:135:B:ARG:HA	5	0.4
(2,1811)	1:134:B:ILE:HA	1:135:B:ARG:HA	6	0.4
(2,1811)	1:134:B:ILE:HA	1:135:B:ARG:HA	8	0.4
(2,1811)	1:134:B:ILE:HA	1:135:B:ARG:HA	9	0.4
(2,1750)	1:184:B:LEU:HD11	1:186:B:GLN:HG2	1	0.4
(2,1750)	1:184:B:LEU:HD12	1:186:B:GLN:HG2	1	0.4
(2,1750)	1:184:B:LEU:HD13	1:186:B:GLN:HG2	1	0.4
(2,1732)	1:178:A:LYS:HG2	1:178:A:LYS:HA	7	0.4
(2,1672)	1:148:A:GLU:HB3	1:148:A:GLU:HA	1	0.4
(2,1672)	1:148:A:GLU:HB3	1:148:A:GLU:HA	5	0.4
(2,1608)	1:154:B:ASN:HB2	1:151:B:LEU:HA	3	0.4
(2,1554)	1:155:B:LEU:HB2	1:152:B:GLN:HA	1	0.4
(2,1523)	1:158:A:HIS:HB3	1:158:A:HIS:HA	5	0.4
(2,1523)	1:158:A:HIS:HB3	1:158:A:HIS:HA	6	0.4
(2,1473)	1:146:B:SER:HA	1:149:B:ALA:HB1	3	0.4
(2,1473)	1:146:B:SER:HA	1:149:B:ALA:HB2	3	0.4
(2,1473)	1:146:B:SER:HA	1:149:B:ALA:HB3	3	0.4
(2,1458)	1:136:B:SER:HB2	1:135:B:ARG:HA	8	0.4
(2,1307)	1:174:A:VAL:HG11	1:149:A:ALA:HB1	6	0.4
(2,1307)	1:174:A:VAL:HG11	1:149:A:ALA:HB2	6	0.4
(2,1307)	1:174:A:VAL:HG11	1:149:A:ALA:HB3	6	0.4
(2,1307)	1:174:A:VAL:HG12	1:149:A:ALA:HB1	6	0.4
(2,1307)	1:174:A:VAL:HG12	1:149:A:ALA:HB2	6	0.4
(2,1307)	1:174:A:VAL:HG12	1:149:A:ALA:HB3	6	0.4

Continued on next page...

Continued from previous page...

Key	Atom-1	Atom-2	Model ID	Violation (Å)
(2,1307)	1:174:A:VAL:HG13	1:149:A:ALA:HB1	6	0.4
(2,1307)	1:174:A:VAL:HG13	1:149:A:ALA:HB2	6	0.4
(2,1307)	1:174:A:VAL:HG13	1:149:A:ALA:HB3	6	0.4
(2,1304)	1:150:A:VAL:HG21	1:149:A:ALA:HB1	1	0.4
(2,1304)	1:150:A:VAL:HG21	1:149:A:ALA:HB2	1	0.4
(2,1304)	1:150:A:VAL:HG21	1:149:A:ALA:HB3	1	0.4
(2,1304)	1:150:A:VAL:HG22	1:149:A:ALA:HB1	1	0.4
(2,1304)	1:150:A:VAL:HG22	1:149:A:ALA:HB2	1	0.4
(2,1304)	1:150:A:VAL:HG22	1:149:A:ALA:HB3	1	0.4
(2,1304)	1:150:A:VAL:HG23	1:149:A:ALA:HB1	1	0.4
(2,1304)	1:150:A:VAL:HG23	1:149:A:ALA:HB2	1	0.4
(2,1304)	1:150:A:VAL:HG23	1:149:A:ALA:HB3	1	0.4
(2,1303)	1:150:B:VAL:HG21	1:149:B:ALA:HB1	3	0.4
(2,1303)	1:150:B:VAL:HG21	1:149:B:ALA:HB2	3	0.4
(2,1303)	1:150:B:VAL:HG21	1:149:B:ALA:HB3	3	0.4
(2,1303)	1:150:B:VAL:HG22	1:149:B:ALA:HB1	3	0.4
(2,1303)	1:150:B:VAL:HG22	1:149:B:ALA:HB2	3	0.4
(2,1303)	1:150:B:VAL:HG22	1:149:B:ALA:HB3	3	0.4
(2,1303)	1:150:B:VAL:HG23	1:149:B:ALA:HB1	3	0.4
(2,1303)	1:150:B:VAL:HG23	1:149:B:ALA:HB2	3	0.4
(2,1303)	1:150:B:VAL:HG23	1:149:B:ALA:HB3	3	0.4
(2,1303)	1:150:B:VAL:HG21	1:149:B:ALA:HB1	4	0.4
(2,1303)	1:150:B:VAL:HG21	1:149:B:ALA:HB2	4	0.4
(2,1303)	1:150:B:VAL:HG21	1:149:B:ALA:HB3	4	0.4
(2,1303)	1:150:B:VAL:HG22	1:149:B:ALA:HB1	4	0.4
(2,1303)	1:150:B:VAL:HG22	1:149:B:ALA:HB2	4	0.4
(2,1303)	1:150:B:VAL:HG22	1:149:B:ALA:HB3	4	0.4
(2,1303)	1:150:B:VAL:HG23	1:149:B:ALA:HB1	4	0.4
(2,1303)	1:150:B:VAL:HG23	1:149:B:ALA:HB2	4	0.4
(2,1303)	1:150:B:VAL:HG23	1:149:B:ALA:HB3	4	0.4
(2,1303)	1:150:B:VAL:HG21	1:149:B:ALA:HB1	9	0.4
(2,1303)	1:150:B:VAL:HG21	1:149:B:ALA:HB2	9	0.4
(2,1303)	1:150:B:VAL:HG21	1:149:B:ALA:HB3	9	0.4
(2,1303)	1:150:B:VAL:HG22	1:149:B:ALA:HB1	9	0.4
(2,1303)	1:150:B:VAL:HG22	1:149:B:ALA:HB2	9	0.4
(2,1303)	1:150:B:VAL:HG22	1:149:B:ALA:HB3	9	0.4
(2,1303)	1:150:B:VAL:HG23	1:149:B:ALA:HB1	9	0.4
(2,1303)	1:150:B:VAL:HG23	1:149:B:ALA:HB2	9	0.4
(2,1303)	1:150:B:VAL:HG23	1:149:B:ALA:HB3	9	0.4
(2,1300)	1:149:A:ALA:HB1	1:150:A:VAL:HG21	1	0.4
(2,1300)	1:149:A:ALA:HB1	1:150:A:VAL:HG22	1	0.4
(2,1300)	1:149:A:ALA:HB1	1:150:A:VAL:HG23	1	0.4

Continued on next page...

Continued from previous page...

Key	Atom-1	Atom-2	Model ID	Violation (Å)
(2,1300)	1:149:A:ALA:HB2	1:150:A:VAL:HG21	1	0.4
(2,1300)	1:149:A:ALA:HB2	1:150:A:VAL:HG22	1	0.4
(2,1300)	1:149:A:ALA:HB2	1:150:A:VAL:HG23	1	0.4
(2,1300)	1:149:A:ALA:HB3	1:150:A:VAL:HG21	1	0.4
(2,1300)	1:149:A:ALA:HB3	1:150:A:VAL:HG22	1	0.4
(2,1300)	1:149:A:ALA:HB3	1:150:A:VAL:HG23	1	0.4
(2,1299)	1:149:B:ALA:HB1	1:150:B:VAL:HG21	3	0.4
(2,1299)	1:149:B:ALA:HB1	1:150:B:VAL:HG22	3	0.4
(2,1299)	1:149:B:ALA:HB1	1:150:B:VAL:HG23	3	0.4
(2,1299)	1:149:B:ALA:HB2	1:150:B:VAL:HG21	3	0.4
(2,1299)	1:149:B:ALA:HB2	1:150:B:VAL:HG22	3	0.4
(2,1299)	1:149:B:ALA:HB2	1:150:B:VAL:HG23	3	0.4
(2,1299)	1:149:B:ALA:HB3	1:150:B:VAL:HG21	3	0.4
(2,1299)	1:149:B:ALA:HB3	1:150:B:VAL:HG22	3	0.4
(2,1299)	1:149:B:ALA:HB3	1:150:B:VAL:HG23	3	0.4
(2,1299)	1:149:B:ALA:HB1	1:150:B:VAL:HG21	4	0.4
(2,1299)	1:149:B:ALA:HB1	1:150:B:VAL:HG22	4	0.4
(2,1299)	1:149:B:ALA:HB1	1:150:B:VAL:HG23	4	0.4
(2,1299)	1:149:B:ALA:HB2	1:150:B:VAL:HG21	4	0.4
(2,1299)	1:149:B:ALA:HB2	1:150:B:VAL:HG22	4	0.4
(2,1299)	1:149:B:ALA:HB2	1:150:B:VAL:HG23	4	0.4
(2,1299)	1:149:B:ALA:HB3	1:150:B:VAL:HG21	4	0.4
(2,1299)	1:149:B:ALA:HB3	1:150:B:VAL:HG22	4	0.4
(2,1299)	1:149:B:ALA:HB3	1:150:B:VAL:HG23	4	0.4
(2,1299)	1:149:B:ALA:HB1	1:150:B:VAL:HG21	9	0.4
(2,1299)	1:149:B:ALA:HB1	1:150:B:VAL:HG22	9	0.4
(2,1299)	1:149:B:ALA:HB1	1:150:B:VAL:HG23	9	0.4
(2,1299)	1:149:B:ALA:HB2	1:150:B:VAL:HG21	9	0.4
(2,1299)	1:149:B:ALA:HB2	1:150:B:VAL:HG22	9	0.4
(2,1299)	1:149:B:ALA:HB2	1:150:B:VAL:HG23	9	0.4
(2,1299)	1:149:B:ALA:HB3	1:150:B:VAL:HG21	9	0.4
(2,1299)	1:149:B:ALA:HB3	1:150:B:VAL:HG22	9	0.4
(2,1299)	1:149:B:ALA:HB3	1:150:B:VAL:HG23	9	0.4
(2,1292)	1:173:A:ILE:HB	1:173:A:ILE:HG21	5	0.4
(2,1292)	1:173:A:ILE:HB	1:173:A:ILE:HG22	5	0.4
(2,1292)	1:173:A:ILE:HB	1:173:A:ILE:HG23	5	0.4
(2,1291)	1:173:B:ILE:HB	1:173:B:ILE:HG21	5	0.4
(2,1291)	1:173:B:ILE:HB	1:173:B:ILE:HG22	5	0.4
(2,1291)	1:173:B:ILE:HB	1:173:B:ILE:HG23	5	0.4
(2,1270)	1:134:A:ILE:HB	1:134:A:ILE:HG21	1	0.4
(2,1270)	1:134:A:ILE:HB	1:134:A:ILE:HG22	1	0.4
(2,1270)	1:134:A:ILE:HB	1:134:A:ILE:HG23	1	0.4

Continued on next page...

Continued from previous page...

Key	Atom-1	Atom-2	Model ID	Violation (Å)
(2,1270)	1:134:A:ILE:HB	1:134:A:ILE:HG21	2	0.4
(2,1270)	1:134:A:ILE:HB	1:134:A:ILE:HG22	2	0.4
(2,1270)	1:134:A:ILE:HB	1:134:A:ILE:HG23	2	0.4
(2,1270)	1:134:A:ILE:HB	1:134:A:ILE:HG21	4	0.4
(2,1270)	1:134:A:ILE:HB	1:134:A:ILE:HG22	4	0.4
(2,1270)	1:134:A:ILE:HB	1:134:A:ILE:HG23	4	0.4
(2,1270)	1:134:A:ILE:HB	1:134:A:ILE:HG21	8	0.4
(2,1270)	1:134:A:ILE:HB	1:134:A:ILE:HG22	8	0.4
(2,1270)	1:134:A:ILE:HB	1:134:A:ILE:HG23	8	0.4
(2,1270)	1:134:A:ILE:HB	1:134:A:ILE:HG21	9	0.4
(2,1270)	1:134:A:ILE:HB	1:134:A:ILE:HG22	9	0.4
(2,1270)	1:134:A:ILE:HB	1:134:A:ILE:HG23	9	0.4
(2,1269)	1:134:B:ILE:HB	1:134:B:ILE:HG21	1	0.4
(2,1269)	1:134:B:ILE:HB	1:134:B:ILE:HG22	1	0.4
(2,1269)	1:134:B:ILE:HB	1:134:B:ILE:HG23	1	0.4
(2,1269)	1:134:B:ILE:HB	1:134:B:ILE:HG21	2	0.4
(2,1269)	1:134:B:ILE:HB	1:134:B:ILE:HG22	2	0.4
(2,1269)	1:134:B:ILE:HB	1:134:B:ILE:HG23	2	0.4
(2,1269)	1:134:B:ILE:HB	1:134:B:ILE:HG21	4	0.4
(2,1269)	1:134:B:ILE:HB	1:134:B:ILE:HG22	4	0.4
(2,1269)	1:134:B:ILE:HB	1:134:B:ILE:HG23	4	0.4
(2,1269)	1:134:B:ILE:HB	1:134:B:ILE:HG21	8	0.4
(2,1269)	1:134:B:ILE:HB	1:134:B:ILE:HG22	8	0.4
(2,1269)	1:134:B:ILE:HB	1:134:B:ILE:HG23	8	0.4
(2,1269)	1:134:B:ILE:HB	1:134:B:ILE:HG21	9	0.4
(2,1269)	1:134:B:ILE:HB	1:134:B:ILE:HG22	9	0.4
(2,1269)	1:134:B:ILE:HB	1:134:B:ILE:HG23	9	0.4
(2,1249)	1:185:A:ILE:HG21	1:185:A:ILE:HG12	3	0.4
(2,1249)	1:185:A:ILE:HG22	1:185:A:ILE:HG12	3	0.4
(2,1249)	1:185:A:ILE:HG23	1:185:A:ILE:HG12	3	0.4
(2,1183)	1:176:B:ARG:HA	1:176:B:ARG:HB2	10	0.4
(2,1156)	1:174:B:VAL:HG11	1:161:B:PHE:HB3	8	0.4
(2,1156)	1:174:B:VAL:HG12	1:161:B:PHE:HB3	8	0.4
(2,1156)	1:174:B:VAL:HG13	1:161:B:PHE:HB3	8	0.4
(2,1114)	1:131:B:ILE:HB	1:131:B:ILE:HA	2	0.4
(2,1114)	1:131:B:ILE:HB	1:131:B:ILE:HA	6	0.4
(2,1113)	1:131:A:ILE:HB	1:131:A:ILE:HA	2	0.4
(2,1113)	1:131:A:ILE:HB	1:131:A:ILE:HA	6	0.4
(2,1094)	1:133:A:ILE:HG21	1:133:A:ILE:HA	2	0.4
(2,1094)	1:133:A:ILE:HG22	1:133:A:ILE:HA	2	0.4
(2,1094)	1:133:A:ILE:HG23	1:133:A:ILE:HA	2	0.4
(2,1094)	1:133:A:ILE:HG21	1:133:A:ILE:HA	7	0.4

Continued on next page...

Continued from previous page...

Key	Atom-1	Atom-2	Model ID	Violation (Å)
(2,1094)	1:133:A:ILE:HG22	1:133:A:ILE:HA	7	0.4
(2,1094)	1:133:A:ILE:HG23	1:133:A:ILE:HA	7	0.4
(2,1094)	1:133:A:ILE:HG21	1:133:A:ILE:HA	10	0.4
(2,1094)	1:133:A:ILE:HG22	1:133:A:ILE:HA	10	0.4
(2,1094)	1:133:A:ILE:HG23	1:133:A:ILE:HA	10	0.4
(2,1093)	1:133:B:ILE:HG21	1:133:B:ILE:HA	2	0.4
(2,1093)	1:133:B:ILE:HG22	1:133:B:ILE:HA	2	0.4
(2,1093)	1:133:B:ILE:HG23	1:133:B:ILE:HA	2	0.4
(2,1093)	1:133:B:ILE:HG21	1:133:B:ILE:HA	7	0.4
(2,1093)	1:133:B:ILE:HG22	1:133:B:ILE:HA	7	0.4
(2,1093)	1:133:B:ILE:HG23	1:133:B:ILE:HA	7	0.4
(2,1093)	1:133:B:ILE:HG21	1:133:B:ILE:HA	10	0.4
(2,1093)	1:133:B:ILE:HG22	1:133:B:ILE:HA	10	0.4
(2,1093)	1:133:B:ILE:HG23	1:133:B:ILE:HA	10	0.4
(2,1075)	1:174:A:VAL:HG21	1:174:A:VAL:HA	3	0.4
(2,1075)	1:174:A:VAL:HG22	1:174:A:VAL:HA	3	0.4
(2,1075)	1:174:A:VAL:HG23	1:174:A:VAL:HA	3	0.4
(2,1054)	1:174:A:VAL:HA	1:174:A:VAL:HG21	3	0.4
(2,1054)	1:174:A:VAL:HA	1:174:A:VAL:HG22	3	0.4
(2,1054)	1:174:A:VAL:HA	1:174:A:VAL:HG23	3	0.4
(2,1022)	1:172:B:SER:HA	1:172:B:SER:HB2	6	0.4
(2,1021)	1:172:A:SER:HA	1:172:A:SER:HB2	6	0.4
(2,1016)	1:175:B:TYR:HA	1:160:B:PHE:HB2	8	0.4
(2,1015)	1:175:A:TYR:HA	1:160:A:PHE:HB2	8	0.4
(2,917)	1:134:A:ILE:H	1:183:B:GLY:HA3	3	0.4
(2,861)	1:150:A:VAL:H	1:148:A:GLU:HA	10	0.4
(2,860)	1:149:A:ALA:H	1:150:A:VAL:HG11	2	0.4
(2,860)	1:149:A:ALA:H	1:150:A:VAL:HG12	2	0.4
(2,860)	1:149:A:ALA:H	1:150:A:VAL:HG13	2	0.4
(2,772)	1:155:B:LEU:H	1:152:B:GLN:HG3	1	0.4
(2,666)	1:154:A:ASN:H	1:150:A:VAL:HG11	2	0.4
(2,666)	1:154:A:ASN:H	1:150:A:VAL:HG12	2	0.4
(2,666)	1:154:A:ASN:H	1:150:A:VAL:HG13	2	0.4
(2,666)	1:154:A:ASN:H	1:150:A:VAL:HG11	5	0.4
(2,666)	1:154:A:ASN:H	1:150:A:VAL:HG12	5	0.4
(2,666)	1:154:A:ASN:H	1:150:A:VAL:HG13	5	0.4
(2,665)	1:154:B:ASN:H	1:150:B:VAL:HG11	5	0.4
(2,665)	1:154:B:ASN:H	1:150:B:VAL:HG12	5	0.4
(2,665)	1:154:B:ASN:H	1:150:B:VAL:HG13	5	0.4
(2,663)	1:150:A:VAL:H	1:150:A:VAL:HG11	10	0.4
(2,663)	1:150:A:VAL:H	1:150:A:VAL:HG12	10	0.4
(2,663)	1:150:A:VAL:H	1:150:A:VAL:HG13	10	0.4

Continued on next page...

Continued from previous page...

Key	Atom-1	Atom-2	Model ID	Violation (Å)
(2,531)	1:152:A:GLN:H	1:151:A:LEU:HB2	3	0.4
(2,498)	1:145:A:ASP:H	1:144:A:MET:HB3	4	0.4
(2,498)	1:145:A:ASP:H	1:144:A:MET:HB3	6	0.4
(2,419)	1:134:B:ILE:H	1:183:A:GLY:HA3	3	0.4
(2,393)	1:175:A:TYR:H	1:175:A:TYR:HB3	9	0.4
(2,130)	1:183:A:GLY:H	1:175:A:TYR:HD1	6	0.4
(2,130)	1:183:A:GLY:H	1:175:A:TYR:HD2	6	0.4
(2,100)	1:169:B:ASP:H	1:168:B:THR:H	2	0.4
(2,69)	1:181:B:LYS:H	1:180:B:GLY:H	1	0.4
(2,31)	1:168:B:THR:H	1:169:B:ASP:H	2	0.4
(2,10)	1:166:A:ARG:H	1:167:A:GLU:H	5	0.4
(2,9)	1:166:B:ARG:H	1:167:B:GLU:H	5	0.4
(2,2166)	1:160:B:PHE:HD1	1:160:B:PHE:HB2	5	0.39
(2,2166)	1:160:B:PHE:HD2	1:160:B:PHE:HB2	5	0.39
(2,2165)	1:160:A:PHE:HD1	1:160:A:PHE:HB2	5	0.39
(2,2165)	1:160:A:PHE:HD2	1:160:A:PHE:HB2	5	0.39
(2,2122)	1:158:A:HIS:HD2	1:156:A:LEU:HB2	3	0.39
(2,2110)	1:163:B:PHE:HD1	1:174:B:VAL:HG11	9	0.39
(2,2110)	1:163:B:PHE:HD1	1:174:B:VAL:HG12	9	0.39
(2,2110)	1:163:B:PHE:HD1	1:174:B:VAL:HG13	9	0.39
(2,2110)	1:163:B:PHE:HD2	1:174:B:VAL:HG11	9	0.39
(2,2110)	1:163:B:PHE:HD2	1:174:B:VAL:HG12	9	0.39
(2,2110)	1:163:B:PHE:HD2	1:174:B:VAL:HG13	9	0.39
(2,2109)	1:163:A:PHE:HD1	1:174:A:VAL:HG11	9	0.39
(2,2109)	1:163:A:PHE:HD1	1:174:A:VAL:HG12	9	0.39
(2,2109)	1:163:A:PHE:HD1	1:174:A:VAL:HG13	9	0.39
(2,2109)	1:163:A:PHE:HD2	1:174:A:VAL:HG11	9	0.39
(2,2109)	1:163:A:PHE:HD2	1:174:A:VAL:HG12	9	0.39
(2,2109)	1:163:A:PHE:HD2	1:174:A:VAL:HG13	9	0.39
(2,2026)	1:160:B:PHE:HD1	1:160:B:PHE:HB2	5	0.39
(2,2026)	1:160:B:PHE:HD2	1:160:B:PHE:HB2	5	0.39
(2,2025)	1:160:A:PHE:HD1	1:160:A:PHE:HB2	5	0.39
(2,2025)	1:160:A:PHE:HD2	1:160:A:PHE:HB2	5	0.39
(2,1957)	1:176:B:ARG:HG3	1:176:B:ARG:HD2	6	0.39
(2,1878)	1:151:B:LEU:HG	1:152:B:GLN:HA	7	0.39
(2,1852)	1:146:A:SER:HA	1:163:A:PHE:HE1	8	0.39
(2,1852)	1:146:A:SER:HA	1:163:A:PHE:HE2	8	0.39
(2,1851)	1:146:B:SER:HA	1:163:B:PHE:HE1	8	0.39
(2,1851)	1:146:B:SER:HA	1:163:B:PHE:HE2	8	0.39
(2,1812)	1:134:A:ILE:HA	1:135:A:ARG:HA	1	0.39
(2,1812)	1:134:A:ILE:HA	1:135:A:ARG:HA	7	0.39
(2,1812)	1:134:A:ILE:HA	1:135:A:ARG:HA	8	0.39

Continued on next page...

Continued from previous page...

Key	Atom-1	Atom-2	Model ID	Violation (Å)
(2,1811)	1:134:B:ILE:HA	1:135:B:ARG:HA	1	0.39
(2,1811)	1:134:B:ILE:HA	1:135:B:ARG:HA	7	0.39
(2,1733)	1:178:A:LYS:HG3	1:178:A:LYS:HA	5	0.39
(2,1733)	1:178:A:LYS:HG3	1:178:A:LYS:HA	6	0.39
(2,1659)	1:150:B:VAL:HB	1:174:B:VAL:HB	3	0.39
(2,1609)	1:154:A:ASN:HB2	1:155:A:LEU:HD11	9	0.39
(2,1609)	1:154:A:ASN:HB2	1:155:A:LEU:HD12	9	0.39
(2,1609)	1:154:A:ASN:HB2	1:155:A:LEU:HD13	9	0.39
(2,1608)	1:154:B:ASN:HB2	1:151:B:LEU:HA	5	0.39
(2,1607)	1:154:A:ASN:HB2	1:151:A:LEU:HA	5	0.39
(2,1582)	1:185:A:ILE:HB	1:185:A:ILE:HG21	5	0.39
(2,1582)	1:185:A:ILE:HB	1:185:A:ILE:HG22	5	0.39
(2,1582)	1:185:A:ILE:HB	1:185:A:ILE:HG23	5	0.39
(2,1582)	1:185:A:ILE:HB	1:185:A:ILE:HG21	6	0.39
(2,1582)	1:185:A:ILE:HB	1:185:A:ILE:HG22	6	0.39
(2,1582)	1:185:A:ILE:HB	1:185:A:ILE:HG23	6	0.39
(2,1582)	1:185:A:ILE:HB	1:185:A:ILE:HG21	7	0.39
(2,1582)	1:185:A:ILE:HB	1:185:A:ILE:HG22	7	0.39
(2,1582)	1:185:A:ILE:HB	1:185:A:ILE:HG23	7	0.39
(2,1581)	1:185:B:ILE:HB	1:185:B:ILE:HG21	5	0.39
(2,1581)	1:185:B:ILE:HB	1:185:B:ILE:HG22	5	0.39
(2,1581)	1:185:B:ILE:HB	1:185:B:ILE:HG23	5	0.39
(2,1581)	1:185:B:ILE:HB	1:185:B:ILE:HG21	6	0.39
(2,1581)	1:185:B:ILE:HB	1:185:B:ILE:HG22	6	0.39
(2,1581)	1:185:B:ILE:HB	1:185:B:ILE:HG23	6	0.39
(2,1581)	1:185:B:ILE:HB	1:185:B:ILE:HG21	10	0.39
(2,1581)	1:185:B:ILE:HB	1:185:B:ILE:HG22	10	0.39
(2,1581)	1:185:B:ILE:HB	1:185:B:ILE:HG23	10	0.39
(2,1553)	1:155:A:LEU:HB2	1:152:A:GLN:HA	4	0.39
(2,1529)	1:184:B:LEU:HB2	1:184:B:LEU:HD21	7	0.39
(2,1529)	1:184:B:LEU:HB2	1:184:B:LEU:HD22	7	0.39
(2,1529)	1:184:B:LEU:HB2	1:184:B:LEU:HD23	7	0.39
(2,1511)	1:150:A:VAL:HA	1:150:A:VAL:HG21	3	0.39
(2,1511)	1:150:A:VAL:HA	1:150:A:VAL:HG22	3	0.39
(2,1511)	1:150:A:VAL:HA	1:150:A:VAL:HG23	3	0.39
(2,1509)	1:150:A:VAL:HA	1:150:A:VAL:HG21	3	0.39
(2,1509)	1:150:A:VAL:HA	1:150:A:VAL:HG22	3	0.39
(2,1509)	1:150:A:VAL:HA	1:150:A:VAL:HG23	3	0.39
(2,1499)	1:176:B:ARG:HD3	1:159:B:ASP:HA	4	0.39
(2,1473)	1:146:B:SER:HA	1:149:B:ALA:HB1	1	0.39
(2,1473)	1:146:B:SER:HA	1:149:B:ALA:HB2	1	0.39
(2,1473)	1:146:B:SER:HA	1:149:B:ALA:HB3	1	0.39

Continued on next page...

Continued from previous page...

Key	Atom-1	Atom-2	Model ID	Violation (Å)
(2,1398)	1:181:B:LYS:HA	1:181:B:LYS:HG2	2	0.39
(2,1397)	1:181:A:LYS:HA	1:181:A:LYS:HG2	2	0.39
(2,1356)	1:182:B:TYR:HA	1:182:B:TYR:HB3	9	0.39
(2,1355)	1:182:A:TYR:HA	1:182:A:TYR:HB3	9	0.39
(2,1304)	1:150:A:VAL:HG21	1:149:A:ALA:HB1	2	0.39
(2,1304)	1:150:A:VAL:HG21	1:149:A:ALA:HB2	2	0.39
(2,1304)	1:150:A:VAL:HG21	1:149:A:ALA:HB3	2	0.39
(2,1304)	1:150:A:VAL:HG22	1:149:A:ALA:HB1	2	0.39
(2,1304)	1:150:A:VAL:HG22	1:149:A:ALA:HB2	2	0.39
(2,1304)	1:150:A:VAL:HG22	1:149:A:ALA:HB3	2	0.39
(2,1304)	1:150:A:VAL:HG23	1:149:A:ALA:HB1	2	0.39
(2,1304)	1:150:A:VAL:HG23	1:149:A:ALA:HB2	2	0.39
(2,1304)	1:150:A:VAL:HG23	1:149:A:ALA:HB3	2	0.39
(2,1303)	1:150:B:VAL:HG21	1:149:B:ALA:HB1	7	0.39
(2,1303)	1:150:B:VAL:HG21	1:149:B:ALA:HB2	7	0.39
(2,1303)	1:150:B:VAL:HG21	1:149:B:ALA:HB3	7	0.39
(2,1303)	1:150:B:VAL:HG22	1:149:B:ALA:HB1	7	0.39
(2,1303)	1:150:B:VAL:HG22	1:149:B:ALA:HB2	7	0.39
(2,1303)	1:150:B:VAL:HG22	1:149:B:ALA:HB3	7	0.39
(2,1303)	1:150:B:VAL:HG23	1:149:B:ALA:HB1	7	0.39
(2,1303)	1:150:B:VAL:HG23	1:149:B:ALA:HB2	7	0.39
(2,1303)	1:150:B:VAL:HG23	1:149:B:ALA:HB3	7	0.39
(2,1300)	1:149:A:ALA:HB1	1:150:A:VAL:HG21	2	0.39
(2,1300)	1:149:A:ALA:HB1	1:150:A:VAL:HG22	2	0.39
(2,1300)	1:149:A:ALA:HB1	1:150:A:VAL:HG23	2	0.39
(2,1300)	1:149:A:ALA:HB2	1:150:A:VAL:HG21	2	0.39
(2,1300)	1:149:A:ALA:HB2	1:150:A:VAL:HG22	2	0.39
(2,1300)	1:149:A:ALA:HB2	1:150:A:VAL:HG23	2	0.39
(2,1300)	1:149:A:ALA:HB3	1:150:A:VAL:HG21	2	0.39
(2,1300)	1:149:A:ALA:HB3	1:150:A:VAL:HG22	2	0.39
(2,1300)	1:149:A:ALA:HB3	1:150:A:VAL:HG23	2	0.39
(2,1299)	1:149:B:ALA:HB1	1:150:B:VAL:HG21	7	0.39
(2,1299)	1:149:B:ALA:HB1	1:150:B:VAL:HG22	7	0.39
(2,1299)	1:149:B:ALA:HB1	1:150:B:VAL:HG23	7	0.39
(2,1299)	1:149:B:ALA:HB2	1:150:B:VAL:HG21	7	0.39
(2,1299)	1:149:B:ALA:HB2	1:150:B:VAL:HG22	7	0.39
(2,1299)	1:149:B:ALA:HB2	1:150:B:VAL:HG23	7	0.39
(2,1299)	1:149:B:ALA:HB3	1:150:B:VAL:HG21	7	0.39
(2,1299)	1:149:B:ALA:HB3	1:150:B:VAL:HG22	7	0.39
(2,1299)	1:149:B:ALA:HB3	1:150:B:VAL:HG23	7	0.39
(2,1296)	1:174:B:VAL:HG21	1:150:B:VAL:HG21	4	0.39
(2,1296)	1:174:B:VAL:HG21	1:150:B:VAL:HG22	4	0.39

Continued on next page...

Continued from previous page...

Key	Atom-1	Atom-2	Model ID	Violation (Å)
(2,1296)	1:174:B:VAL:HG21	1:150:B:VAL:HG23	4	0.39
(2,1296)	1:174:B:VAL:HG22	1:150:B:VAL:HG21	4	0.39
(2,1296)	1:174:B:VAL:HG22	1:150:B:VAL:HG22	4	0.39
(2,1296)	1:174:B:VAL:HG22	1:150:B:VAL:HG23	4	0.39
(2,1296)	1:174:B:VAL:HG23	1:150:B:VAL:HG21	4	0.39
(2,1296)	1:174:B:VAL:HG23	1:150:B:VAL:HG22	4	0.39
(2,1296)	1:174:B:VAL:HG23	1:150:B:VAL:HG23	4	0.39
(2,1295)	1:174:A:VAL:HG21	1:150:A:VAL:HG21	4	0.39
(2,1295)	1:174:A:VAL:HG21	1:150:A:VAL:HG22	4	0.39
(2,1295)	1:174:A:VAL:HG21	1:150:A:VAL:HG23	4	0.39
(2,1295)	1:174:A:VAL:HG22	1:150:A:VAL:HG21	4	0.39
(2,1295)	1:174:A:VAL:HG22	1:150:A:VAL:HG22	4	0.39
(2,1295)	1:174:A:VAL:HG22	1:150:A:VAL:HG23	4	0.39
(2,1295)	1:174:A:VAL:HG23	1:150:A:VAL:HG21	4	0.39
(2,1295)	1:174:A:VAL:HG23	1:150:A:VAL:HG22	4	0.39
(2,1295)	1:174:A:VAL:HG23	1:150:A:VAL:HG23	4	0.39
(2,1292)	1:173:A:ILE:HB	1:173:A:ILE:HG21	2	0.39
(2,1292)	1:173:A:ILE:HB	1:173:A:ILE:HG22	2	0.39
(2,1292)	1:173:A:ILE:HB	1:173:A:ILE:HG23	2	0.39
(2,1291)	1:173:B:ILE:HB	1:173:B:ILE:HG21	2	0.39
(2,1291)	1:173:B:ILE:HB	1:173:B:ILE:HG22	2	0.39
(2,1291)	1:173:B:ILE:HB	1:173:B:ILE:HG23	2	0.39
(2,1291)	1:173:B:ILE:HB	1:173:B:ILE:HG21	3	0.39
(2,1291)	1:173:B:ILE:HB	1:173:B:ILE:HG22	3	0.39
(2,1291)	1:173:B:ILE:HB	1:173:B:ILE:HG23	3	0.39
(2,1270)	1:134:A:ILE:HB	1:134:A:ILE:HG21	6	0.39
(2,1270)	1:134:A:ILE:HB	1:134:A:ILE:HG22	6	0.39
(2,1270)	1:134:A:ILE:HB	1:134:A:ILE:HG23	6	0.39
(2,1269)	1:134:B:ILE:HB	1:134:B:ILE:HG21	6	0.39
(2,1269)	1:134:B:ILE:HB	1:134:B:ILE:HG22	6	0.39
(2,1269)	1:134:B:ILE:HB	1:134:B:ILE:HG23	6	0.39
(2,1249)	1:185:A:ILE:HG21	1:185:A:ILE:HG12	8	0.39
(2,1249)	1:185:A:ILE:HG22	1:185:A:ILE:HG12	8	0.39
(2,1249)	1:185:A:ILE:HG23	1:185:A:ILE:HG12	8	0.39
(2,1169)	1:149:B:ALA:HB1	1:174:B:VAL:HB	7	0.39
(2,1169)	1:149:B:ALA:HB2	1:174:B:VAL:HB	7	0.39
(2,1169)	1:149:B:ALA:HB3	1:174:B:VAL:HB	7	0.39
(2,1114)	1:131:B:ILE:HB	1:131:B:ILE:HA	4	0.39
(2,1114)	1:131:B:ILE:HB	1:131:B:ILE:HA	8	0.39
(2,1113)	1:131:A:ILE:HB	1:131:A:ILE:HA	4	0.39
(2,1113)	1:131:A:ILE:HB	1:131:A:ILE:HA	8	0.39
(2,1094)	1:133:A:ILE:HG21	1:133:A:ILE:HA	4	0.39

Continued on next page...

Continued from previous page...

Key	Atom-1	Atom-2	Model ID	Violation (Å)
(2,1094)	1:133:A:ILE:HG22	1:133:A:ILE:HA	4	0.39
(2,1094)	1:133:A:ILE:HG23	1:133:A:ILE:HA	4	0.39
(2,1093)	1:133:B:ILE:HG21	1:133:B:ILE:HA	4	0.39
(2,1093)	1:133:B:ILE:HG22	1:133:B:ILE:HA	4	0.39
(2,1093)	1:133:B:ILE:HG23	1:133:B:ILE:HA	4	0.39
(2,1076)	1:174:B:VAL:HG21	1:174:B:VAL:HA	4	0.39
(2,1076)	1:174:B:VAL:HG22	1:174:B:VAL:HA	4	0.39
(2,1076)	1:174:B:VAL:HG23	1:174:B:VAL:HA	4	0.39
(2,1075)	1:174:A:VAL:HG21	1:174:A:VAL:HA	4	0.39
(2,1075)	1:174:A:VAL:HG22	1:174:A:VAL:HA	4	0.39
(2,1075)	1:174:A:VAL:HG23	1:174:A:VAL:HA	4	0.39
(2,1054)	1:174:A:VAL:HA	1:174:A:VAL:HG21	4	0.39
(2,1054)	1:174:A:VAL:HA	1:174:A:VAL:HG22	4	0.39
(2,1054)	1:174:A:VAL:HA	1:174:A:VAL:HG23	4	0.39
(2,1053)	1:174:B:VAL:HA	1:174:B:VAL:HG21	4	0.39
(2,1053)	1:174:B:VAL:HA	1:174:B:VAL:HG22	4	0.39
(2,1053)	1:174:B:VAL:HA	1:174:B:VAL:HG23	4	0.39
(2,1018)	1:175:B:TYR:HA	1:160:B:PHE:HB3	1	0.39
(2,1017)	1:175:A:TYR:HA	1:160:A:PHE:HB3	1	0.39
(2,1016)	1:175:B:TYR:HA	1:160:B:PHE:HB2	6	0.39
(2,1016)	1:175:B:TYR:HA	1:160:B:PHE:HB2	7	0.39
(2,1015)	1:175:A:TYR:HA	1:160:A:PHE:HB2	6	0.39
(2,1015)	1:175:A:TYR:HA	1:160:A:PHE:HB2	7	0.39
(2,954)	1:185:A:ILE:H	1:173:A:ILE:H	1	0.39
(2,953)	1:185:B:ILE:H	1:173:B:ILE:H	1	0.39
(2,899)	1:164:B:THR:H	1:144:B:MET:HG3	8	0.39
(2,861)	1:150:A:VAL:H	1:148:A:GLU:HA	3	0.39
(2,771)	1:155:A:LEU:H	1:152:A:GLN:HG3	1	0.39
(2,752)	1:165:B:ASP:H	1:164:B:THR:HB	4	0.39
(2,705)	1:179:A:ASP:H	1:181:A:LYS:H	7	0.39
(2,642)	1:186:B:GLN:H	1:185:B:ILE:HG21	2	0.39
(2,642)	1:186:B:GLN:H	1:185:B:ILE:HG22	2	0.39
(2,642)	1:186:B:GLN:H	1:185:B:ILE:HG23	2	0.39
(2,641)	1:186:A:GLN:H	1:185:A:ILE:HG21	2	0.39
(2,641)	1:186:A:GLN:H	1:185:A:ILE:HG22	2	0.39
(2,641)	1:186:A:GLN:H	1:185:A:ILE:HG23	2	0.39
(2,624)	1:156:B:LEU:H	1:156:B:LEU:HD11	8	0.39
(2,624)	1:156:B:LEU:H	1:156:B:LEU:HD12	8	0.39
(2,624)	1:156:B:LEU:H	1:156:B:LEU:HD13	8	0.39
(2,623)	1:156:A:LEU:H	1:156:A:LEU:HD11	8	0.39
(2,623)	1:156:A:LEU:H	1:156:A:LEU:HD12	8	0.39
(2,623)	1:156:A:LEU:H	1:156:A:LEU:HD13	8	0.39

Continued on next page...

Continued from previous page...

Key	Atom-1	Atom-2	Model ID	Violation (Å)
(2,585)	1:186:A:GLN:H	1:185:A:ILE:HG12	6	0.39
(2,585)	1:186:A:GLN:H	1:185:A:ILE:HG12	8	0.39
(2,538)	1:158:B:HIS:H	1:156:B:LEU:HG	9	0.39
(2,537)	1:158:A:HIS:H	1:156:A:LEU:HG	9	0.39
(2,532)	1:152:B:GLN:H	1:151:B:LEU:HB2	1	0.39
(2,532)	1:152:B:GLN:H	1:151:B:LEU:HB2	5	0.39
(2,531)	1:152:A:GLN:H	1:151:A:LEU:HB2	4	0.39
(2,531)	1:152:A:GLN:H	1:151:A:LEU:HB2	5	0.39
(2,513)	1:179:A:ASP:H	1:177:A:ARG:HB3	2	0.39
(2,488)	1:175:B:TYR:H	1:174:B:VAL:HB	9	0.39
(2,487)	1:175:A:TYR:H	1:174:A:VAL:HB	4	0.39
(2,487)	1:175:A:TYR:H	1:174:A:VAL:HB	9	0.39
(2,442)	1:167:B:GLU:H	1:167:B:GLU:HG3	4	0.39
(2,434)	1:161:A:PHE:H	1:160:A:PHE:HB3	7	0.39
(2,433)	1:161:B:PHE:H	1:160:B:PHE:HB3	7	0.39
(2,426)	1:184:B:LEU:H	1:183:B:GLY:HA2	4	0.39
(2,426)	1:184:B:LEU:H	1:183:B:GLY:HA2	7	0.39
(2,426)	1:184:B:LEU:H	1:183:B:GLY:HA2	10	0.39
(2,357)	1:176:B:ARG:H	1:175:B:TYR:HB3	9	0.39
(2,292)	1:136:B:SER:H	1:136:B:SER:HB2	3	0.39
(2,168)	1:164:A:THR:H	1:143:A:PRO:HA	9	0.39
(2,167)	1:164:B:THR:H	1:143:B:PRO:HA	9	0.39
(2,154)	1:185:A:ILE:H	1:184:A:LEU:HA	3	0.39
(2,154)	1:185:A:ILE:H	1:184:A:LEU:HA	7	0.39
(2,144)	1:160:B:PHE:H	1:160:B:PHE:HD1	1	0.39
(2,144)	1:160:B:PHE:H	1:160:B:PHE:HD2	1	0.39
(2,143)	1:160:A:PHE:H	1:160:A:PHE:HD1	1	0.39
(2,143)	1:160:A:PHE:H	1:160:A:PHE:HD2	1	0.39
(2,129)	1:183:B:GLY:H	1:175:B:TYR:HD1	6	0.39
(2,129)	1:183:B:GLY:H	1:175:B:TYR:HD2	6	0.39
(2,100)	1:169:B:ASP:H	1:168:B:THR:H	3	0.39
(2,31)	1:168:B:THR:H	1:169:B:ASP:H	3	0.39
(2,2184)	1:173:B:ILE:HA	1:162:B:VAL:HA	8	0.38
(2,2183)	1:173:A:ILE:HA	1:162:A:VAL:HA	8	0.38
(2,2166)	1:160:B:PHE:HD1	1:160:B:PHE:HB2	7	0.38
(2,2166)	1:160:B:PHE:HD2	1:160:B:PHE:HB2	7	0.38
(2,2165)	1:160:A:PHE:HD1	1:160:A:PHE:HB2	7	0.38
(2,2165)	1:160:A:PHE:HD2	1:160:A:PHE:HB2	7	0.38
(2,2120)	1:139:A:PHE:HD1	1:141:A:LEU:HD11	2	0.38
(2,2120)	1:139:A:PHE:HD1	1:141:A:LEU:HD12	2	0.38
(2,2120)	1:139:A:PHE:HD1	1:141:A:LEU:HD13	2	0.38
(2,2120)	1:139:A:PHE:HD2	1:141:A:LEU:HD11	2	0.38

Continued on next page...

Continued from previous page...

Key	Atom-1	Atom-2	Model ID	Violation (Å)
(2,2120)	1:139:A:PHE:HD2	1:141:A:LEU:HD12	2	0.38
(2,2120)	1:139:A:PHE:HD2	1:141:A:LEU:HD13	2	0.38
(2,2044)	1:173:B:ILE:HA	1:162:B:VAL:HA	8	0.38
(2,2043)	1:173:A:ILE:HA	1:162:A:VAL:HA	8	0.38
(2,2026)	1:160:B:PHE:HD1	1:160:B:PHE:HB2	7	0.38
(2,2026)	1:160:B:PHE:HD2	1:160:B:PHE:HB2	7	0.38
(2,2025)	1:160:A:PHE:HD1	1:160:A:PHE:HB2	7	0.38
(2,2025)	1:160:A:PHE:HD2	1:160:A:PHE:HB2	7	0.38
(2,1940)	1:174:B:VAL:HG21	1:182:B:TYR:HB3	8	0.38
(2,1940)	1:174:B:VAL:HG22	1:182:B:TYR:HB3	8	0.38
(2,1940)	1:174:B:VAL:HG23	1:182:B:TYR:HB3	8	0.38
(2,1939)	1:174:A:VAL:HG21	1:182:A:TYR:HB3	8	0.38
(2,1939)	1:174:A:VAL:HG22	1:182:A:TYR:HB3	8	0.38
(2,1939)	1:174:A:VAL:HG23	1:182:A:TYR:HB3	8	0.38
(2,1910)	1:166:A:ARG:HG2	1:166:A:ARG:HA	2	0.38
(2,1864)	1:150:A:VAL:HG21	1:154:A:ASN:HD21	5	0.38
(2,1864)	1:150:A:VAL:HG22	1:154:A:ASN:HD21	5	0.38
(2,1864)	1:150:A:VAL:HG23	1:154:A:ASN:HD21	5	0.38
(2,1851)	1:146:B:SER:HA	1:163:B:PHE:HE1	5	0.38
(2,1851)	1:146:B:SER:HA	1:163:B:PHE:HE2	5	0.38
(2,1748)	1:184:B:LEU:HD21	1:184:B:LEU:HA	5	0.38
(2,1748)	1:184:B:LEU:HD22	1:184:B:LEU:HA	5	0.38
(2,1748)	1:184:B:LEU:HD23	1:184:B:LEU:HA	5	0.38
(2,1741)	1:137:A:LYS:HG3	1:137:A:LYS:HA	8	0.38
(2,1684)	1:173:A:ILE:HG12	1:173:A:ILE:HA	8	0.38
(2,1683)	1:173:B:ILE:HG12	1:173:B:ILE:HA	8	0.38
(2,1582)	1:185:A:ILE:HB	1:185:A:ILE:HG21	1	0.38
(2,1582)	1:185:A:ILE:HB	1:185:A:ILE:HG22	1	0.38
(2,1582)	1:185:A:ILE:HB	1:185:A:ILE:HG23	1	0.38
(2,1582)	1:185:A:ILE:HB	1:185:A:ILE:HG21	2	0.38
(2,1582)	1:185:A:ILE:HB	1:185:A:ILE:HG22	2	0.38
(2,1582)	1:185:A:ILE:HB	1:185:A:ILE:HG23	2	0.38
(2,1582)	1:185:A:ILE:HB	1:185:A:ILE:HG21	3	0.38
(2,1582)	1:185:A:ILE:HB	1:185:A:ILE:HG22	3	0.38
(2,1582)	1:185:A:ILE:HB	1:185:A:ILE:HG23	3	0.38
(2,1582)	1:185:A:ILE:HB	1:185:A:ILE:HG21	4	0.38
(2,1582)	1:185:A:ILE:HB	1:185:A:ILE:HG22	4	0.38
(2,1582)	1:185:A:ILE:HB	1:185:A:ILE:HG23	4	0.38
(2,1582)	1:185:A:ILE:HB	1:185:A:ILE:HG21	8	0.38
(2,1582)	1:185:A:ILE:HB	1:185:A:ILE:HG22	8	0.38
(2,1582)	1:185:A:ILE:HB	1:185:A:ILE:HG23	8	0.38
(2,1582)	1:185:A:ILE:HB	1:185:A:ILE:HG21	9	0.38

Continued on next page...

Continued from previous page...

Key	Atom-1	Atom-2	Model ID	Violation (Å)
(2,1582)	1:185:A:ILE:HB	1:185:A:ILE:HG22	9	0.38
(2,1582)	1:185:A:ILE:HB	1:185:A:ILE:HG23	9	0.38
(2,1582)	1:185:A:ILE:HB	1:185:A:ILE:HG21	10	0.38
(2,1582)	1:185:A:ILE:HB	1:185:A:ILE:HG22	10	0.38
(2,1582)	1:185:A:ILE:HB	1:185:A:ILE:HG23	10	0.38
(2,1581)	1:185:B:ILE:HB	1:185:B:ILE:HG21	1	0.38
(2,1581)	1:185:B:ILE:HB	1:185:B:ILE:HG22	1	0.38
(2,1581)	1:185:B:ILE:HB	1:185:B:ILE:HG23	1	0.38
(2,1581)	1:185:B:ILE:HB	1:185:B:ILE:HG21	2	0.38
(2,1581)	1:185:B:ILE:HB	1:185:B:ILE:HG22	2	0.38
(2,1581)	1:185:B:ILE:HB	1:185:B:ILE:HG23	2	0.38
(2,1581)	1:185:B:ILE:HB	1:185:B:ILE:HG21	3	0.38
(2,1581)	1:185:B:ILE:HB	1:185:B:ILE:HG22	3	0.38
(2,1581)	1:185:B:ILE:HB	1:185:B:ILE:HG23	3	0.38
(2,1581)	1:185:B:ILE:HB	1:185:B:ILE:HG21	7	0.38
(2,1581)	1:185:B:ILE:HB	1:185:B:ILE:HG22	7	0.38
(2,1581)	1:185:B:ILE:HB	1:185:B:ILE:HG23	7	0.38
(2,1581)	1:185:B:ILE:HB	1:185:B:ILE:HG21	8	0.38
(2,1581)	1:185:B:ILE:HB	1:185:B:ILE:HG22	8	0.38
(2,1581)	1:185:B:ILE:HB	1:185:B:ILE:HG23	8	0.38
(2,1581)	1:185:B:ILE:HB	1:185:B:ILE:HG21	9	0.38
(2,1581)	1:185:B:ILE:HB	1:185:B:ILE:HG22	9	0.38
(2,1581)	1:185:B:ILE:HB	1:185:B:ILE:HG23	9	0.38
(2,1554)	1:155:B:LEU:HB2	1:152:B:GLN:HA	4	0.38
(2,1541)	1:166:B:ARG:HD2	1:167:B:GLU:HB2	8	0.38
(2,1474)	1:146:A:SER:HA	1:149:A:ALA:HB1	3	0.38
(2,1474)	1:146:A:SER:HA	1:149:A:ALA:HB2	3	0.38
(2,1474)	1:146:A:SER:HA	1:149:A:ALA:HB3	3	0.38
(2,1426)	1:189:B:GLU:HA	1:189:B:GLU:HB2	5	0.38
(2,1425)	1:189:A:GLU:HA	1:189:A:GLU:HB2	5	0.38
(2,1356)	1:182:B:TYR:HA	1:182:B:TYR:HB3	1	0.38
(2,1355)	1:182:A:TYR:HA	1:182:A:TYR:HB3	1	0.38
(2,1304)	1:150:A:VAL:HG21	1:149:A:ALA:HB1	4	0.38
(2,1304)	1:150:A:VAL:HG21	1:149:A:ALA:HB2	4	0.38
(2,1304)	1:150:A:VAL:HG21	1:149:A:ALA:HB3	4	0.38
(2,1304)	1:150:A:VAL:HG22	1:149:A:ALA:HB1	4	0.38
(2,1304)	1:150:A:VAL:HG22	1:149:A:ALA:HB2	4	0.38
(2,1304)	1:150:A:VAL:HG22	1:149:A:ALA:HB3	4	0.38
(2,1304)	1:150:A:VAL:HG23	1:149:A:ALA:HB1	4	0.38
(2,1304)	1:150:A:VAL:HG23	1:149:A:ALA:HB2	4	0.38
(2,1304)	1:150:A:VAL:HG23	1:149:A:ALA:HB3	4	0.38
(2,1304)	1:150:A:VAL:HG21	1:149:A:ALA:HB1	5	0.38

Continued on next page...

Continued from previous page...

Key	Atom-1	Atom-2	Model ID	Violation (Å)
(2,1304)	1:150:A:VAL:HG21	1:149:A:ALA:HB2	5	0.38
(2,1304)	1:150:A:VAL:HG21	1:149:A:ALA:HB3	5	0.38
(2,1304)	1:150:A:VAL:HG22	1:149:A:ALA:HB1	5	0.38
(2,1304)	1:150:A:VAL:HG22	1:149:A:ALA:HB2	5	0.38
(2,1304)	1:150:A:VAL:HG22	1:149:A:ALA:HB3	5	0.38
(2,1304)	1:150:A:VAL:HG23	1:149:A:ALA:HB1	5	0.38
(2,1304)	1:150:A:VAL:HG23	1:149:A:ALA:HB2	5	0.38
(2,1304)	1:150:A:VAL:HG23	1:149:A:ALA:HB3	5	0.38
(2,1304)	1:150:A:VAL:HG21	1:149:A:ALA:HB1	9	0.38
(2,1304)	1:150:A:VAL:HG21	1:149:A:ALA:HB2	9	0.38
(2,1304)	1:150:A:VAL:HG21	1:149:A:ALA:HB3	9	0.38
(2,1304)	1:150:A:VAL:HG22	1:149:A:ALA:HB1	9	0.38
(2,1304)	1:150:A:VAL:HG22	1:149:A:ALA:HB2	9	0.38
(2,1304)	1:150:A:VAL:HG22	1:149:A:ALA:HB3	9	0.38
(2,1304)	1:150:A:VAL:HG23	1:149:A:ALA:HB1	9	0.38
(2,1304)	1:150:A:VAL:HG23	1:149:A:ALA:HB2	9	0.38
(2,1304)	1:150:A:VAL:HG23	1:149:A:ALA:HB3	9	0.38
(2,1300)	1:149:A:ALA:HB1	1:150:A:VAL:HG21	4	0.38
(2,1300)	1:149:A:ALA:HB1	1:150:A:VAL:HG22	4	0.38
(2,1300)	1:149:A:ALA:HB1	1:150:A:VAL:HG23	4	0.38
(2,1300)	1:149:A:ALA:HB2	1:150:A:VAL:HG21	4	0.38
(2,1300)	1:149:A:ALA:HB2	1:150:A:VAL:HG22	4	0.38
(2,1300)	1:149:A:ALA:HB2	1:150:A:VAL:HG23	4	0.38
(2,1300)	1:149:A:ALA:HB3	1:150:A:VAL:HG21	4	0.38
(2,1300)	1:149:A:ALA:HB3	1:150:A:VAL:HG22	4	0.38
(2,1300)	1:149:A:ALA:HB3	1:150:A:VAL:HG23	4	0.38
(2,1300)	1:149:A:ALA:HB1	1:150:A:VAL:HG21	5	0.38
(2,1300)	1:149:A:ALA:HB1	1:150:A:VAL:HG22	5	0.38
(2,1300)	1:149:A:ALA:HB1	1:150:A:VAL:HG23	5	0.38
(2,1300)	1:149:A:ALA:HB2	1:150:A:VAL:HG21	5	0.38
(2,1300)	1:149:A:ALA:HB2	1:150:A:VAL:HG22	5	0.38
(2,1300)	1:149:A:ALA:HB2	1:150:A:VAL:HG23	5	0.38
(2,1300)	1:149:A:ALA:HB3	1:150:A:VAL:HG21	5	0.38
(2,1300)	1:149:A:ALA:HB3	1:150:A:VAL:HG22	5	0.38
(2,1300)	1:149:A:ALA:HB3	1:150:A:VAL:HG23	5	0.38
(2,1300)	1:149:A:ALA:HB1	1:150:A:VAL:HG21	9	0.38
(2,1300)	1:149:A:ALA:HB1	1:150:A:VAL:HG22	9	0.38
(2,1300)	1:149:A:ALA:HB1	1:150:A:VAL:HG23	9	0.38
(2,1300)	1:149:A:ALA:HB2	1:150:A:VAL:HG21	9	0.38
(2,1300)	1:149:A:ALA:HB2	1:150:A:VAL:HG22	9	0.38
(2,1300)	1:149:A:ALA:HB2	1:150:A:VAL:HG23	9	0.38
(2,1300)	1:149:A:ALA:HB3	1:150:A:VAL:HG21	9	0.38

Continued on next page...

Continued from previous page...

Key	Atom-1	Atom-2	Model ID	Violation (Å)
(2,1300)	1:149:A:ALA:HB3	1:150:A:VAL:HG22	9	0.38
(2,1300)	1:149:A:ALA:HB3	1:150:A:VAL:HG23	9	0.38
(2,1292)	1:173:A:ILE:HB	1:173:A:ILE:HG21	3	0.38
(2,1292)	1:173:A:ILE:HB	1:173:A:ILE:HG22	3	0.38
(2,1292)	1:173:A:ILE:HB	1:173:A:ILE:HG23	3	0.38
(2,1292)	1:173:A:ILE:HB	1:173:A:ILE:HG21	4	0.38
(2,1292)	1:173:A:ILE:HB	1:173:A:ILE:HG22	4	0.38
(2,1292)	1:173:A:ILE:HB	1:173:A:ILE:HG23	4	0.38
(2,1292)	1:173:A:ILE:HB	1:173:A:ILE:HG21	6	0.38
(2,1292)	1:173:A:ILE:HB	1:173:A:ILE:HG22	6	0.38
(2,1292)	1:173:A:ILE:HB	1:173:A:ILE:HG23	6	0.38
(2,1292)	1:173:A:ILE:HB	1:173:A:ILE:HG21	7	0.38
(2,1292)	1:173:A:ILE:HB	1:173:A:ILE:HG22	7	0.38
(2,1292)	1:173:A:ILE:HB	1:173:A:ILE:HG23	7	0.38
(2,1292)	1:173:A:ILE:HB	1:173:A:ILE:HG21	8	0.38
(2,1292)	1:173:A:ILE:HB	1:173:A:ILE:HG22	8	0.38
(2,1292)	1:173:A:ILE:HB	1:173:A:ILE:HG23	8	0.38
(2,1292)	1:173:A:ILE:HB	1:173:A:ILE:HG21	10	0.38
(2,1292)	1:173:A:ILE:HB	1:173:A:ILE:HG22	10	0.38
(2,1292)	1:173:A:ILE:HB	1:173:A:ILE:HG23	10	0.38
(2,1291)	1:173:B:ILE:HB	1:173:B:ILE:HG21	4	0.38
(2,1291)	1:173:B:ILE:HB	1:173:B:ILE:HG22	4	0.38
(2,1291)	1:173:B:ILE:HB	1:173:B:ILE:HG23	4	0.38
(2,1291)	1:173:B:ILE:HB	1:173:B:ILE:HG21	6	0.38
(2,1291)	1:173:B:ILE:HB	1:173:B:ILE:HG22	6	0.38
(2,1291)	1:173:B:ILE:HB	1:173:B:ILE:HG23	6	0.38
(2,1291)	1:173:B:ILE:HB	1:173:B:ILE:HG21	7	0.38
(2,1291)	1:173:B:ILE:HB	1:173:B:ILE:HG22	7	0.38
(2,1291)	1:173:B:ILE:HB	1:173:B:ILE:HG23	7	0.38
(2,1291)	1:173:B:ILE:HB	1:173:B:ILE:HG21	8	0.38
(2,1291)	1:173:B:ILE:HB	1:173:B:ILE:HG22	8	0.38
(2,1291)	1:173:B:ILE:HB	1:173:B:ILE:HG23	8	0.38
(2,1291)	1:173:B:ILE:HB	1:173:B:ILE:HG21	10	0.38
(2,1291)	1:173:B:ILE:HB	1:173:B:ILE:HG22	10	0.38
(2,1291)	1:173:B:ILE:HB	1:173:B:ILE:HG23	10	0.38
(2,1290)	1:141:B:LEU:HA	1:141:B:LEU:HD21	2	0.38
(2,1290)	1:141:B:LEU:HA	1:141:B:LEU:HD22	2	0.38
(2,1290)	1:141:B:LEU:HA	1:141:B:LEU:HD23	2	0.38
(2,1289)	1:141:A:LEU:HA	1:141:A:LEU:HD11	3	0.38
(2,1289)	1:141:A:LEU:HA	1:141:A:LEU:HD12	3	0.38
(2,1289)	1:141:A:LEU:HA	1:141:A:LEU:HD13	3	0.38
(2,1270)	1:134:A:ILE:HB	1:134:A:ILE:HG21	3	0.38

Continued on next page...

Continued from previous page...

Key	Atom-1	Atom-2	Model ID	Violation (Å)
(2,1270)	1:134:A:ILE:HB	1:134:A:ILE:HG22	3	0.38
(2,1270)	1:134:A:ILE:HB	1:134:A:ILE:HG23	3	0.38
(2,1270)	1:134:A:ILE:HB	1:134:A:ILE:HG21	5	0.38
(2,1270)	1:134:A:ILE:HB	1:134:A:ILE:HG22	5	0.38
(2,1270)	1:134:A:ILE:HB	1:134:A:ILE:HG23	5	0.38
(2,1270)	1:134:A:ILE:HB	1:134:A:ILE:HG21	7	0.38
(2,1270)	1:134:A:ILE:HB	1:134:A:ILE:HG22	7	0.38
(2,1270)	1:134:A:ILE:HB	1:134:A:ILE:HG23	7	0.38
(2,1270)	1:134:A:ILE:HB	1:134:A:ILE:HG21	10	0.38
(2,1270)	1:134:A:ILE:HB	1:134:A:ILE:HG22	10	0.38
(2,1270)	1:134:A:ILE:HB	1:134:A:ILE:HG23	10	0.38
(2,1269)	1:134:B:ILE:HB	1:134:B:ILE:HG21	3	0.38
(2,1269)	1:134:B:ILE:HB	1:134:B:ILE:HG22	3	0.38
(2,1269)	1:134:B:ILE:HB	1:134:B:ILE:HG23	3	0.38
(2,1269)	1:134:B:ILE:HB	1:134:B:ILE:HG21	5	0.38
(2,1269)	1:134:B:ILE:HB	1:134:B:ILE:HG22	5	0.38
(2,1269)	1:134:B:ILE:HB	1:134:B:ILE:HG23	5	0.38
(2,1269)	1:134:B:ILE:HB	1:134:B:ILE:HG21	7	0.38
(2,1269)	1:134:B:ILE:HB	1:134:B:ILE:HG22	7	0.38
(2,1269)	1:134:B:ILE:HB	1:134:B:ILE:HG23	7	0.38
(2,1269)	1:134:B:ILE:HB	1:134:B:ILE:HG21	10	0.38
(2,1269)	1:134:B:ILE:HB	1:134:B:ILE:HG22	10	0.38
(2,1269)	1:134:B:ILE:HB	1:134:B:ILE:HG23	10	0.38
(2,1266)	1:184:A:LEU:HB2	1:184:A:LEU:HD21	6	0.38
(2,1266)	1:184:A:LEU:HB2	1:184:A:LEU:HD22	6	0.38
(2,1266)	1:184:A:LEU:HB2	1:184:A:LEU:HD23	6	0.38
(2,1249)	1:185:A:ILE:HG21	1:185:A:ILE:HG12	1	0.38
(2,1249)	1:185:A:ILE:HG22	1:185:A:ILE:HG12	1	0.38
(2,1249)	1:185:A:ILE:HG23	1:185:A:ILE:HG12	1	0.38
(2,1235)	1:134:B:ILE:HB	1:134:B:ILE:HG13	9	0.38
(2,1183)	1:176:B:ARG:HA	1:176:B:ARG:HB2	3	0.38
(2,1183)	1:176:B:ARG:HA	1:176:B:ARG:HB2	5	0.38
(2,1183)	1:176:B:ARG:HA	1:176:B:ARG:HB2	9	0.38
(2,1172)	1:166:B:ARG:HA	1:143:B:PRO:HB3	7	0.38
(2,1170)	1:149:A:ALA:HB1	1:174:A:VAL:HB	2	0.38
(2,1170)	1:149:A:ALA:HB2	1:174:A:VAL:HB	2	0.38
(2,1170)	1:149:A:ALA:HB3	1:174:A:VAL:HB	2	0.38
(2,1170)	1:149:A:ALA:HB1	1:174:A:VAL:HB	7	0.38
(2,1170)	1:149:A:ALA:HB2	1:174:A:VAL:HB	7	0.38
(2,1170)	1:149:A:ALA:HB3	1:174:A:VAL:HB	7	0.38
(2,983)	1:184:B:LEU:HA	1:174:B:VAL:HA	3	0.38
(2,949)	1:184:A:LEU:H	1:136:B:SER:HB2	7	0.38

Continued on next page...

Continued from previous page...

Key	Atom-1	Atom-2	Model ID	Violation (Å)
(2,861)	1:150:A:VAL:H	1:148:A:GLU:HA	2	0.38
(2,859)	1:149:B:ALA:H	1:150:B:VAL:HG11	5	0.38
(2,859)	1:149:B:ALA:H	1:150:B:VAL:HG12	5	0.38
(2,859)	1:149:B:ALA:H	1:150:B:VAL:HG13	5	0.38
(2,802)	1:147:B:GLU:H	1:150:B:VAL:HG21	9	0.38
(2,802)	1:147:B:GLU:H	1:150:B:VAL:HG22	9	0.38
(2,802)	1:147:B:GLU:H	1:150:B:VAL:HG23	9	0.38
(2,801)	1:147:A:GLU:H	1:150:A:VAL:HG21	9	0.38
(2,801)	1:147:A:GLU:H	1:150:A:VAL:HG22	9	0.38
(2,801)	1:147:A:GLU:H	1:150:A:VAL:HG23	9	0.38
(2,751)	1:165:A:ASP:H	1:164:A:THR:HB	4	0.38
(2,736)	1:189:B:GLU:H	1:188:B:SER:HA	10	0.38
(2,735)	1:189:A:GLU:H	1:188:A:SER:HA	10	0.38
(2,718)	1:150:B:VAL:H	1:163:B:PHE:HE1	10	0.38
(2,718)	1:150:B:VAL:H	1:163:B:PHE:HE2	10	0.38
(2,665)	1:154:B:ASN:H	1:150:B:VAL:HG11	1	0.38
(2,665)	1:154:B:ASN:H	1:150:B:VAL:HG12	1	0.38
(2,665)	1:154:B:ASN:H	1:150:B:VAL:HG13	1	0.38
(2,607)	1:185:B:ILE:H	1:184:B:LEU:HD11	1	0.38
(2,607)	1:185:B:ILE:H	1:184:B:LEU:HD12	1	0.38
(2,607)	1:185:B:ILE:H	1:184:B:LEU:HD13	1	0.38
(2,594)	1:174:B:VAL:H	1:174:B:VAL:HG11	9	0.38
(2,594)	1:174:B:VAL:H	1:174:B:VAL:HG12	9	0.38
(2,594)	1:174:B:VAL:H	1:174:B:VAL:HG13	9	0.38
(2,593)	1:174:A:VAL:H	1:174:A:VAL:HG11	9	0.38
(2,593)	1:174:A:VAL:H	1:174:A:VAL:HG12	9	0.38
(2,593)	1:174:A:VAL:H	1:174:A:VAL:HG13	9	0.38
(2,531)	1:152:A:GLN:H	1:151:A:LEU:HB2	10	0.38
(2,488)	1:175:B:TYR:H	1:174:B:VAL:HB	4	0.38
(2,486)	1:144:B:MET:H	1:143:B:PRO:HB3	1	0.38
(2,486)	1:144:B:MET:H	1:143:B:PRO:HB3	10	0.38
(2,450)	1:154:A:ASN:H	1:153:A:MET:HG3	3	0.38
(2,449)	1:154:B:ASN:H	1:153:B:MET:HG3	3	0.38
(2,416)	1:176:A:ARG:H	1:160:A:PHE:HB2	5	0.38
(2,415)	1:176:B:ARG:H	1:160:B:PHE:HB2	5	0.38
(2,154)	1:185:A:ILE:H	1:184:A:LEU:HA	4	0.38
(2,154)	1:185:A:ILE:H	1:184:A:LEU:HA	10	0.38
(2,153)	1:185:B:ILE:H	1:184:B:LEU:HA	7	0.38
(2,153)	1:185:B:ILE:H	1:184:B:LEU:HA	10	0.38
(2,144)	1:160:B:PHE:H	1:160:B:PHE:HD1	3	0.38
(2,144)	1:160:B:PHE:H	1:160:B:PHE:HD2	3	0.38
(2,143)	1:160:A:PHE:H	1:160:A:PHE:HD1	3	0.38

Continued on next page...

Continued from previous page...

Key	Atom-1	Atom-2	Model ID	Violation (Å)
(2,143)	1:160:A:PHE:H	1:160:A:PHE:HD2	3	0.38
(2,136)	1:182:B:TYR:H	1:175:B:TYR:HE1	10	0.38
(2,136)	1:182:B:TYR:H	1:175:B:TYR:HE2	10	0.38
(2,108)	1:180:B:GLY:H	1:181:B:LYS:H	7	0.38
(2,107)	1:180:A:GLY:H	1:181:A:LYS:H	7	0.38
(2,96)	1:158:B:HIS:H	1:160:B:PHE:H	2	0.38
(2,96)	1:158:B:HIS:H	1:160:B:PHE:H	4	0.38
(2,95)	1:158:A:HIS:H	1:160:A:PHE:H	4	0.38
(2,70)	1:181:A:LYS:H	1:180:A:GLY:H	1	0.38
(2,70)	1:181:A:LYS:H	1:180:A:GLY:H	9	0.38
(2,16)	1:147:B:GLU:H	1:146:B:SER:H	4	0.38
(2,15)	1:147:A:GLU:H	1:146:A:SER:H	4	0.38
(2,2166)	1:160:B:PHE:HD1	1:160:B:PHE:HB2	6	0.37
(2,2166)	1:160:B:PHE:HD2	1:160:B:PHE:HB2	6	0.37
(2,2122)	1:158:A:HIS:HD2	1:156:A:LEU:HB2	1	0.37
(2,2121)	1:158:B:HIS:HD2	1:156:B:LEU:HB2	1	0.37
(2,2026)	1:160:B:PHE:HD1	1:160:B:PHE:HB2	6	0.37
(2,2026)	1:160:B:PHE:HD2	1:160:B:PHE:HB2	6	0.37
(2,1926)	1:173:A:ILE:HD11	1:160:A:PHE:HD1	1	0.37
(2,1926)	1:173:A:ILE:HD11	1:160:A:PHE:HD2	1	0.37
(2,1926)	1:173:A:ILE:HD12	1:160:A:PHE:HD1	1	0.37
(2,1926)	1:173:A:ILE:HD12	1:160:A:PHE:HD2	1	0.37
(2,1926)	1:173:A:ILE:HD13	1:160:A:PHE:HD1	1	0.37
(2,1926)	1:173:A:ILE:HD13	1:160:A:PHE:HD2	1	0.37
(2,1924)	1:173:B:ILE:HG21	1:160:B:PHE:HB2	3	0.37
(2,1924)	1:173:B:ILE:HG22	1:160:B:PHE:HB2	3	0.37
(2,1924)	1:173:B:ILE:HG23	1:160:B:PHE:HB2	3	0.37
(2,1924)	1:173:B:ILE:HG21	1:160:B:PHE:HB2	10	0.37
(2,1924)	1:173:B:ILE:HG22	1:160:B:PHE:HB2	10	0.37
(2,1924)	1:173:B:ILE:HG23	1:160:B:PHE:HB2	10	0.37
(2,1923)	1:173:A:ILE:HG21	1:160:A:PHE:HB2	3	0.37
(2,1923)	1:173:A:ILE:HG22	1:160:A:PHE:HB2	3	0.37
(2,1923)	1:173:A:ILE:HG23	1:160:A:PHE:HB2	3	0.37
(2,1923)	1:173:A:ILE:HG21	1:160:A:PHE:HB2	10	0.37
(2,1923)	1:173:A:ILE:HG22	1:160:A:PHE:HB2	10	0.37
(2,1923)	1:173:A:ILE:HG23	1:160:A:PHE:HB2	10	0.37
(2,1909)	1:166:B:ARG:HG2	1:166:B:ARG:HA	2	0.37
(2,1863)	1:150:B:VAL:HG21	1:154:B:ASN:HD22	3	0.37
(2,1863)	1:150:B:VAL:HG22	1:154:B:ASN:HD22	3	0.37
(2,1863)	1:150:B:VAL:HG23	1:154:B:ASN:HD22	3	0.37
(2,1851)	1:146:B:SER:HA	1:163:B:PHE:HE1	9	0.37
(2,1851)	1:146:B:SER:HA	1:163:B:PHE:HE2	9	0.37

Continued on next page...

Continued from previous page...

Key	Atom-1	Atom-2	Model ID	Violation (Å)
(2,1848)	1:144:B:MET:HG2	1:152:B:GLN:HE22	1	0.37
(2,1814)	1:134:B:ILE:HG12	1:134:B:ILE:HA	10	0.37
(2,1750)	1:184:B:LEU:HD11	1:186:B:GLN:HG2	9	0.37
(2,1750)	1:184:B:LEU:HD12	1:186:B:GLN:HG2	9	0.37
(2,1750)	1:184:B:LEU:HD13	1:186:B:GLN:HG2	9	0.37
(2,1746)	1:155:A:LEU:HD11	1:155:A:LEU:HA	3	0.37
(2,1746)	1:155:A:LEU:HD12	1:155:A:LEU:HA	3	0.37
(2,1746)	1:155:A:LEU:HD13	1:155:A:LEU:HA	3	0.37
(2,1679)	1:173:A:ILE:HG13	1:173:A:ILE:HD11	3	0.37
(2,1679)	1:173:A:ILE:HG13	1:173:A:ILE:HD12	3	0.37
(2,1679)	1:173:A:ILE:HG13	1:173:A:ILE:HD13	3	0.37
(2,1658)	1:144:B:MET:HG3	1:144:B:MET:HB2	4	0.37
(2,1608)	1:154:B:ASN:HB2	1:151:B:LEU:HA	2	0.37
(2,1607)	1:154:A:ASN:HB2	1:151:A:LEU:HA	2	0.37
(2,1607)	1:154:A:ASN:HB2	1:151:A:LEU:HA	9	0.37
(2,1581)	1:185:B:ILE:HB	1:185:B:ILE:HG21	4	0.37
(2,1581)	1:185:B:ILE:HB	1:185:B:ILE:HG22	4	0.37
(2,1581)	1:185:B:ILE:HB	1:185:B:ILE:HG23	4	0.37
(2,1512)	1:150:B:VAL:HA	1:150:B:VAL:HG21	3	0.37
(2,1512)	1:150:B:VAL:HA	1:150:B:VAL:HG22	3	0.37
(2,1512)	1:150:B:VAL:HA	1:150:B:VAL:HG23	3	0.37
(2,1512)	1:150:B:VAL:HA	1:150:B:VAL:HG21	8	0.37
(2,1512)	1:150:B:VAL:HA	1:150:B:VAL:HG22	8	0.37
(2,1512)	1:150:B:VAL:HA	1:150:B:VAL:HG23	8	0.37
(2,1511)	1:150:A:VAL:HA	1:150:A:VAL:HG21	8	0.37
(2,1511)	1:150:A:VAL:HA	1:150:A:VAL:HG22	8	0.37
(2,1511)	1:150:A:VAL:HA	1:150:A:VAL:HG23	8	0.37
(2,1510)	1:150:B:VAL:HA	1:150:B:VAL:HG21	3	0.37
(2,1510)	1:150:B:VAL:HA	1:150:B:VAL:HG22	3	0.37
(2,1510)	1:150:B:VAL:HA	1:150:B:VAL:HG23	3	0.37
(2,1510)	1:150:B:VAL:HA	1:150:B:VAL:HG21	8	0.37
(2,1510)	1:150:B:VAL:HA	1:150:B:VAL:HG22	8	0.37
(2,1510)	1:150:B:VAL:HA	1:150:B:VAL:HG23	8	0.37
(2,1509)	1:150:A:VAL:HA	1:150:A:VAL:HG21	8	0.37
(2,1509)	1:150:A:VAL:HA	1:150:A:VAL:HG22	8	0.37
(2,1509)	1:150:A:VAL:HA	1:150:A:VAL:HG23	8	0.37
(2,1458)	1:136:B:SER:HB2	1:135:B:ARG:HA	10	0.37
(2,1457)	1:136:A:SER:HB3	1:135:A:ARG:HA	6	0.37
(2,1402)	1:134:A:ILE:HA	1:134:A:ILE:HG12	10	0.37
(2,1356)	1:182:B:TYR:HA	1:182:B:TYR:HB3	5	0.37
(2,1356)	1:182:B:TYR:HA	1:182:B:TYR:HB3	6	0.37
(2,1356)	1:182:B:TYR:HA	1:182:B:TYR:HB3	7	0.37

Continued on next page...

Continued from previous page...

Key	Atom-1	Atom-2	Model ID	Violation (Å)
(2,1355)	1:182:A:TYR:HA	1:182:A:TYR:HB3	5	0.37
(2,1355)	1:182:A:TYR:HA	1:182:A:TYR:HB3	6	0.37
(2,1355)	1:182:A:TYR:HA	1:182:A:TYR:HB3	7	0.37
(2,1352)	1:145:A:ASP:HA	1:163:A:PHE:HE1	4	0.37
(2,1352)	1:145:A:ASP:HA	1:163:A:PHE:HE2	4	0.37
(2,1351)	1:145:B:ASP:HA	1:163:B:PHE:HE1	4	0.37
(2,1351)	1:145:B:ASP:HA	1:163:B:PHE:HE2	4	0.37
(2,1312)	1:171:B:THR:HB	1:171:B:THR:HA	10	0.37
(2,1311)	1:171:A:THR:HB	1:171:A:THR:HA	10	0.37
(2,1292)	1:173:A:ILE:HB	1:173:A:ILE:HG21	1	0.37
(2,1292)	1:173:A:ILE:HB	1:173:A:ILE:HG22	1	0.37
(2,1292)	1:173:A:ILE:HB	1:173:A:ILE:HG23	1	0.37
(2,1292)	1:173:A:ILE:HB	1:173:A:ILE:HG21	9	0.37
(2,1292)	1:173:A:ILE:HB	1:173:A:ILE:HG22	9	0.37
(2,1292)	1:173:A:ILE:HB	1:173:A:ILE:HG23	9	0.37
(2,1291)	1:173:B:ILE:HB	1:173:B:ILE:HG21	1	0.37
(2,1291)	1:173:B:ILE:HB	1:173:B:ILE:HG22	1	0.37
(2,1291)	1:173:B:ILE:HB	1:173:B:ILE:HG23	1	0.37
(2,1291)	1:173:B:ILE:HB	1:173:B:ILE:HG21	9	0.37
(2,1291)	1:173:B:ILE:HB	1:173:B:ILE:HG22	9	0.37
(2,1291)	1:173:B:ILE:HB	1:173:B:ILE:HG23	9	0.37
(2,1289)	1:141:A:LEU:HA	1:141:A:LEU:HD11	5	0.37
(2,1289)	1:141:A:LEU:HA	1:141:A:LEU:HD12	5	0.37
(2,1289)	1:141:A:LEU:HA	1:141:A:LEU:HD13	5	0.37
(2,1279)	1:152:A:GLN:HA	1:151:A:LEU:HD11	8	0.37
(2,1279)	1:152:A:GLN:HA	1:151:A:LEU:HD12	8	0.37
(2,1279)	1:152:A:GLN:HA	1:151:A:LEU:HD13	8	0.37
(2,1274)	1:171:B:THR:HB	1:171:B:THR:HG1	7	0.37
(2,1273)	1:171:A:THR:HB	1:171:A:THR:HG1	7	0.37
(2,1183)	1:176:B:ARG:HA	1:176:B:ARG:HB2	2	0.37
(2,1183)	1:176:B:ARG:HA	1:176:B:ARG:HB2	7	0.37
(2,1180)	1:149:B:ALA:HB1	1:148:B:GLU:HB3	6	0.37
(2,1180)	1:149:B:ALA:HB2	1:148:B:GLU:HB3	6	0.37
(2,1180)	1:149:B:ALA:HB3	1:148:B:GLU:HB3	6	0.37
(2,1169)	1:149:B:ALA:HB1	1:174:B:VAL:HB	3	0.37
(2,1169)	1:149:B:ALA:HB2	1:174:B:VAL:HB	3	0.37
(2,1169)	1:149:B:ALA:HB3	1:174:B:VAL:HB	3	0.37
(2,1070)	1:139:A:PHE:HB2	1:139:A:PHE:HD1	5	0.37
(2,1070)	1:139:A:PHE:HB2	1:139:A:PHE:HD2	5	0.37
(2,1069)	1:139:B:PHE:HB2	1:139:B:PHE:HD1	5	0.37
(2,1069)	1:139:B:PHE:HB2	1:139:B:PHE:HD2	5	0.37
(2,984)	1:184:A:LEU:HA	1:174:A:VAL:HA	3	0.37

Continued on next page...

Continued from previous page...

Key	Atom-1	Atom-2	Model ID	Violation (Å)
(2,955)	1:186:B:GLN:H	1:137:A:LYS:HB2	4	0.37
(2,916)	1:132:B:GLU:H	1:182:A:TYR:HD1	5	0.37
(2,916)	1:132:B:GLU:H	1:182:A:TYR:HD2	5	0.37
(2,862)	1:150:B:VAL:H	1:148:B:GLU:HA	6	0.37
(2,861)	1:150:A:VAL:H	1:148:A:GLU:HA	4	0.37
(2,832)	1:169:A:ASP:H	1:167:A:GLU:HB3	6	0.37
(2,831)	1:169:B:ASP:H	1:167:B:GLU:HB3	6	0.37
(2,802)	1:147:B:GLU:H	1:150:B:VAL:HG21	7	0.37
(2,802)	1:147:B:GLU:H	1:150:B:VAL:HG22	7	0.37
(2,802)	1:147:B:GLU:H	1:150:B:VAL:HG23	7	0.37
(2,718)	1:150:B:VAL:H	1:163:B:PHE:HE1	3	0.37
(2,718)	1:150:B:VAL:H	1:163:B:PHE:HE2	3	0.37
(2,666)	1:154:A:ASN:H	1:150:A:VAL:HG11	1	0.37
(2,666)	1:154:A:ASN:H	1:150:A:VAL:HG12	1	0.37
(2,666)	1:154:A:ASN:H	1:150:A:VAL:HG13	1	0.37
(2,663)	1:150:A:VAL:H	1:150:A:VAL:HG11	6	0.37
(2,663)	1:150:A:VAL:H	1:150:A:VAL:HG12	6	0.37
(2,663)	1:150:A:VAL:H	1:150:A:VAL:HG13	6	0.37
(2,644)	1:175:B:TYR:H	1:185:B:ILE:HG21	9	0.37
(2,644)	1:175:B:TYR:H	1:185:B:ILE:HG22	9	0.37
(2,644)	1:175:B:TYR:H	1:185:B:ILE:HG23	9	0.37
(2,640)	1:185:A:ILE:H	1:185:A:ILE:HG21	8	0.37
(2,640)	1:185:A:ILE:H	1:185:A:ILE:HG22	8	0.37
(2,640)	1:185:A:ILE:H	1:185:A:ILE:HG23	8	0.37
(2,639)	1:185:B:ILE:H	1:185:B:ILE:HG21	8	0.37
(2,639)	1:185:B:ILE:H	1:185:B:ILE:HG22	8	0.37
(2,639)	1:185:B:ILE:H	1:185:B:ILE:HG23	8	0.37
(2,633)	1:142:A:LYS:H	1:141:A:LEU:HD11	8	0.37
(2,633)	1:142:A:LYS:H	1:141:A:LEU:HD12	8	0.37
(2,633)	1:142:A:LYS:H	1:141:A:LEU:HD13	8	0.37
(2,587)	1:185:B:ILE:H	1:184:B:LEU:HD21	1	0.37
(2,587)	1:185:B:ILE:H	1:184:B:LEU:HD22	1	0.37
(2,587)	1:185:B:ILE:H	1:184:B:LEU:HD23	1	0.37
(2,585)	1:186:A:GLN:H	1:185:A:ILE:HG12	10	0.37
(2,532)	1:152:B:GLN:H	1:151:B:LEU:HB2	6	0.37
(2,532)	1:152:B:GLN:H	1:151:B:LEU:HB2	9	0.37
(2,448)	1:158:B:HIS:H	1:153:B:MET:HG3	3	0.37
(2,447)	1:158:A:HIS:H	1:153:A:MET:HG3	3	0.37
(2,426)	1:184:B:LEU:H	1:183:B:GLY:HA2	1	0.37
(2,426)	1:184:B:LEU:H	1:183:B:GLY:HA2	8	0.37
(2,395)	1:160:A:PHE:H	1:158:A:HIS:HB3	6	0.37
(2,395)	1:160:A:PHE:H	1:158:A:HIS:HB3	8	0.37

Continued on next page...

Continued from previous page...

Key	Atom-1	Atom-2	Model ID	Violation (Å)
(2,154)	1:185:A:ILE:H	1:184:A:LEU:HA	2	0.37
(2,154)	1:185:A:ILE:H	1:184:A:LEU:HA	6	0.37
(2,153)	1:185:B:ILE:H	1:184:B:LEU:HA	2	0.37
(2,153)	1:185:B:ILE:H	1:184:B:LEU:HA	3	0.37
(2,153)	1:185:B:ILE:H	1:184:B:LEU:HA	6	0.37
(2,135)	1:182:A:TYR:H	1:175:A:TYR:HE1	10	0.37
(2,135)	1:182:A:TYR:H	1:175:A:TYR:HE2	10	0.37
(2,99)	1:169:A:ASP:H	1:168:A:THR:H	2	0.37
(2,99)	1:169:A:ASP:H	1:168:A:THR:H	3	0.37
(2,95)	1:158:A:HIS:H	1:160:A:PHE:H	2	0.37
(2,69)	1:181:B:LYS:H	1:180:B:GLY:H	9	0.37
(2,32)	1:168:A:THR:H	1:169:A:ASP:H	2	0.37
(2,32)	1:168:A:THR:H	1:169:A:ASP:H	3	0.37
(2,10)	1:166:A:ARG:H	1:167:A:GLU:H	3	0.37
(2,9)	1:166:B:ARG:H	1:167:B:GLU:H	3	0.37
(2,2165)	1:160:A:PHE:HD1	1:160:A:PHE:HB2	6	0.36
(2,2165)	1:160:A:PHE:HD2	1:160:A:PHE:HB2	6	0.36
(2,2136)	1:184:A:LEU:HA	1:174:A:VAL:HA	4	0.36
(2,2135)	1:184:B:LEU:HA	1:174:B:VAL:HA	4	0.36
(2,2103)	1:158:B:HIS:HD2	1:158:B:HIS:HB2	6	0.36
(2,2086)	1:182:A:TYR:HE1	1:182:A:TYR:HB3	4	0.36
(2,2086)	1:182:A:TYR:HE2	1:182:A:TYR:HB3	4	0.36
(2,2086)	1:182:A:TYR:HE1	1:182:A:TYR:HB3	8	0.36
(2,2086)	1:182:A:TYR:HE2	1:182:A:TYR:HB3	8	0.36
(2,2085)	1:182:B:TYR:HE1	1:182:B:TYR:HB3	4	0.36
(2,2085)	1:182:B:TYR:HE2	1:182:B:TYR:HB3	4	0.36
(2,2085)	1:182:B:TYR:HE1	1:182:B:TYR:HB3	8	0.36
(2,2085)	1:182:B:TYR:HE2	1:182:B:TYR:HB3	8	0.36
(2,2025)	1:160:A:PHE:HD1	1:160:A:PHE:HB2	6	0.36
(2,2025)	1:160:A:PHE:HD2	1:160:A:PHE:HB2	6	0.36
(2,1996)	1:184:A:LEU:HA	1:174:A:VAL:HA	4	0.36
(2,1995)	1:184:B:LEU:HA	1:174:B:VAL:HA	4	0.36
(2,1875)	1:151:A:LEU:HG	1:151:A:LEU:HA	3	0.36
(2,1852)	1:146:A:SER:HA	1:163:A:PHE:HE1	5	0.36
(2,1852)	1:146:A:SER:HA	1:163:A:PHE:HE2	5	0.36
(2,1852)	1:146:A:SER:HA	1:163:A:PHE:HE1	7	0.36
(2,1852)	1:146:A:SER:HA	1:163:A:PHE:HE2	7	0.36
(2,1852)	1:146:A:SER:HA	1:163:A:PHE:HE1	9	0.36
(2,1852)	1:146:A:SER:HA	1:163:A:PHE:HE2	9	0.36
(2,1840)	1:141:B:LEU:HD21	1:141:B:LEU:H	4	0.36
(2,1840)	1:141:B:LEU:HD22	1:141:B:LEU:H	4	0.36
(2,1840)	1:141:B:LEU:HD23	1:141:B:LEU:H	4	0.36

Continued on next page...

Continued from previous page...

Key	Atom-1	Atom-2	Model ID	Violation (Å)
(2,1798)	1:131:A:ILE:HG21	1:131:A:ILE:HG12	8	0.36
(2,1798)	1:131:A:ILE:HG22	1:131:A:ILE:HG12	8	0.36
(2,1798)	1:131:A:ILE:HG23	1:131:A:ILE:HG12	8	0.36
(2,1774)	1:174:B:VAL:HG11	1:161:B:PHE:HB3	9	0.36
(2,1774)	1:174:B:VAL:HG12	1:161:B:PHE:HB3	9	0.36
(2,1774)	1:174:B:VAL:HG13	1:161:B:PHE:HB3	9	0.36
(2,1740)	1:137:B:LYS:HG2	1:137:B:LYS:HA	5	0.36
(2,1682)	1:173:A:ILE:HG12	1:173:A:ILE:HD11	3	0.36
(2,1682)	1:173:A:ILE:HG12	1:173:A:ILE:HD12	3	0.36
(2,1682)	1:173:A:ILE:HG12	1:173:A:ILE:HD13	3	0.36
(2,1681)	1:173:B:ILE:HG12	1:173:B:ILE:HD11	3	0.36
(2,1681)	1:173:B:ILE:HG12	1:173:B:ILE:HD12	3	0.36
(2,1681)	1:173:B:ILE:HG12	1:173:B:ILE:HD13	3	0.36
(2,1680)	1:173:B:ILE:HG13	1:173:B:ILE:HD11	3	0.36
(2,1680)	1:173:B:ILE:HG13	1:173:B:ILE:HD12	3	0.36
(2,1680)	1:173:B:ILE:HG13	1:173:B:ILE:HD13	3	0.36
(2,1665)	1:135:B:ARG:HB3	1:135:B:ARG:HA	7	0.36
(2,1660)	1:150:A:VAL:HB	1:174:A:VAL:HB	7	0.36
(2,1658)	1:144:B:MET:HG3	1:144:B:MET:HB2	3	0.36
(2,1619)	1:148:B:GLU:HG2	1:144:B:MET:HB2	5	0.36
(2,1608)	1:154:B:ASN:HB2	1:151:B:LEU:HA	9	0.36
(2,1501)	1:176:B:ARG:HD2	1:176:B:ARG:HB2	7	0.36
(2,1501)	1:176:B:ARG:HD2	1:176:B:ARG:HB2	9	0.36
(2,1474)	1:146:A:SER:HA	1:149:A:ALA:HB1	5	0.36
(2,1474)	1:146:A:SER:HA	1:149:A:ALA:HB2	5	0.36
(2,1474)	1:146:A:SER:HA	1:149:A:ALA:HB3	5	0.36
(2,1356)	1:182:B:TYR:HA	1:182:B:TYR:HB3	4	0.36
(2,1355)	1:182:A:TYR:HA	1:182:A:TYR:HB3	4	0.36
(2,1338)	1:174:B:VAL:HG21	1:173:B:ILE:HA	6	0.36
(2,1338)	1:174:B:VAL:HG22	1:173:B:ILE:HA	6	0.36
(2,1338)	1:174:B:VAL:HG23	1:173:B:ILE:HA	6	0.36
(2,1337)	1:174:A:VAL:HG21	1:173:A:ILE:HA	6	0.36
(2,1337)	1:174:A:VAL:HG22	1:173:A:ILE:HA	6	0.36
(2,1337)	1:174:A:VAL:HG23	1:173:A:ILE:HA	6	0.36
(2,1312)	1:171:B:THR:HB	1:171:B:THR:HA	8	0.36
(2,1311)	1:171:A:THR:HB	1:171:A:THR:HA	8	0.36
(2,1296)	1:174:B:VAL:HG21	1:150:B:VAL:HG21	6	0.36
(2,1296)	1:174:B:VAL:HG21	1:150:B:VAL:HG22	6	0.36
(2,1296)	1:174:B:VAL:HG21	1:150:B:VAL:HG23	6	0.36
(2,1296)	1:174:B:VAL:HG22	1:150:B:VAL:HG21	6	0.36
(2,1296)	1:174:B:VAL:HG22	1:150:B:VAL:HG22	6	0.36
(2,1296)	1:174:B:VAL:HG22	1:150:B:VAL:HG23	6	0.36

Continued on next page...

Continued from previous page...

Key	Atom-1	Atom-2	Model ID	Violation (Å)
(2,1296)	1:174:B:VAL:HG23	1:150:B:VAL:HG21	6	0.36
(2,1296)	1:174:B:VAL:HG23	1:150:B:VAL:HG22	6	0.36
(2,1296)	1:174:B:VAL:HG23	1:150:B:VAL:HG23	6	0.36
(2,1295)	1:174:A:VAL:HG21	1:150:A:VAL:HG21	6	0.36
(2,1295)	1:174:A:VAL:HG21	1:150:A:VAL:HG22	6	0.36
(2,1295)	1:174:A:VAL:HG21	1:150:A:VAL:HG23	6	0.36
(2,1295)	1:174:A:VAL:HG22	1:150:A:VAL:HG21	6	0.36
(2,1295)	1:174:A:VAL:HG22	1:150:A:VAL:HG22	6	0.36
(2,1295)	1:174:A:VAL:HG22	1:150:A:VAL:HG23	6	0.36
(2,1295)	1:174:A:VAL:HG23	1:150:A:VAL:HG21	6	0.36
(2,1295)	1:174:A:VAL:HG23	1:150:A:VAL:HG22	6	0.36
(2,1295)	1:174:A:VAL:HG23	1:150:A:VAL:HG23	6	0.36
(2,1249)	1:185:A:ILE:HG21	1:185:A:ILE:HG12	10	0.36
(2,1249)	1:185:A:ILE:HG22	1:185:A:ILE:HG12	10	0.36
(2,1249)	1:185:A:ILE:HG23	1:185:A:ILE:HG12	10	0.36
(2,1180)	1:149:B:ALA:HB1	1:148:B:GLU:HB3	4	0.36
(2,1180)	1:149:B:ALA:HB2	1:148:B:GLU:HB3	4	0.36
(2,1180)	1:149:B:ALA:HB3	1:148:B:GLU:HB3	4	0.36
(2,1170)	1:149:A:ALA:HB1	1:174:A:VAL:HB	1	0.36
(2,1170)	1:149:A:ALA:HB2	1:174:A:VAL:HB	1	0.36
(2,1170)	1:149:A:ALA:HB3	1:174:A:VAL:HB	1	0.36
(2,1140)	1:150:A:VAL:HG21	1:147:A:GLU:HA	7	0.36
(2,1140)	1:150:A:VAL:HG22	1:147:A:GLU:HA	7	0.36
(2,1140)	1:150:A:VAL:HG23	1:147:A:GLU:HA	7	0.36
(2,1139)	1:150:B:VAL:HG21	1:147:B:GLU:HA	7	0.36
(2,1139)	1:150:B:VAL:HG22	1:147:B:GLU:HA	7	0.36
(2,1139)	1:150:B:VAL:HG23	1:147:B:GLU:HA	7	0.36
(2,984)	1:184:A:LEU:HA	1:174:A:VAL:HA	2	0.36
(2,983)	1:184:B:LEU:HA	1:174:B:VAL:HA	2	0.36
(2,949)	1:184:A:LEU:H	1:136:B:SER:HB2	5	0.36
(2,832)	1:169:A:ASP:H	1:167:A:GLU:HB3	7	0.36
(2,831)	1:169:B:ASP:H	1:167:B:GLU:HB3	7	0.36
(2,801)	1:147:A:GLU:H	1:150:A:VAL:HG21	7	0.36
(2,801)	1:147:A:GLU:H	1:150:A:VAL:HG22	7	0.36
(2,801)	1:147:A:GLU:H	1:150:A:VAL:HG23	7	0.36
(2,787)	1:164:B:THR:H	1:141:B:LEU:HB3	1	0.36
(2,718)	1:150:B:VAL:H	1:163:B:PHE:HE1	4	0.36
(2,718)	1:150:B:VAL:H	1:163:B:PHE:HE2	4	0.36
(2,706)	1:179:B:ASP:H	1:181:B:LYS:H	1	0.36
(2,664)	1:150:B:VAL:H	1:150:B:VAL:HG11	2	0.36
(2,664)	1:150:B:VAL:H	1:150:B:VAL:HG12	2	0.36
(2,664)	1:150:B:VAL:H	1:150:B:VAL:HG13	2	0.36

Continued on next page...

Continued from previous page...

Key	Atom-1	Atom-2	Model ID	Violation (Å)
(2,644)	1:175:B:TYR:H	1:185:B:ILE:HG21	8	0.36
(2,644)	1:175:B:TYR:H	1:185:B:ILE:HG22	8	0.36
(2,644)	1:175:B:TYR:H	1:185:B:ILE:HG23	8	0.36
(2,643)	1:175:A:TYR:H	1:185:A:ILE:HG21	9	0.36
(2,643)	1:175:A:TYR:H	1:185:A:ILE:HG22	9	0.36
(2,643)	1:175:A:TYR:H	1:185:A:ILE:HG23	9	0.36
(2,623)	1:156:A:LEU:H	1:156:A:LEU:HD11	9	0.36
(2,623)	1:156:A:LEU:H	1:156:A:LEU:HD12	9	0.36
(2,623)	1:156:A:LEU:H	1:156:A:LEU:HD13	9	0.36
(2,582)	1:175:B:TYR:H	1:174:B:VAL:HG21	9	0.36
(2,582)	1:175:B:TYR:H	1:174:B:VAL:HG22	9	0.36
(2,582)	1:175:B:TYR:H	1:174:B:VAL:HG23	9	0.36
(2,581)	1:175:A:TYR:H	1:174:A:VAL:HG21	9	0.36
(2,581)	1:175:A:TYR:H	1:174:A:VAL:HG22	9	0.36
(2,581)	1:175:A:TYR:H	1:174:A:VAL:HG23	9	0.36
(2,567)	1:155:A:LEU:H	1:156:A:LEU:HB2	6	0.36
(2,532)	1:152:B:GLN:H	1:151:B:LEU:HB2	8	0.36
(2,531)	1:152:A:GLN:H	1:151:A:LEU:HB2	9	0.36
(2,482)	1:164:A:THR:H	1:143:A:PRO:HB2	8	0.36
(2,453)	1:165:A:ASP:H	1:165:A:ASP:HB2	4	0.36
(2,428)	1:179:B:ASP:H	1:179:B:ASP:HB3	2	0.36
(2,427)	1:179:A:ASP:H	1:179:A:ASP:HB3	2	0.36
(2,427)	1:179:A:ASP:H	1:179:A:ASP:HB3	5	0.36
(2,426)	1:184:B:LEU:H	1:183:B:GLY:HA2	9	0.36
(2,416)	1:176:A:ARG:H	1:160:A:PHE:HB2	3	0.36
(2,415)	1:176:B:ARG:H	1:160:B:PHE:HB2	3	0.36
(2,396)	1:160:B:PHE:H	1:158:B:HIS:HB2	9	0.36
(2,364)	1:165:B:ASP:H	1:165:B:ASP:HB2	4	0.36
(2,357)	1:176:B:ARG:H	1:175:B:TYR:HB3	2	0.36
(2,278)	1:187:A:THR:H	1:187:A:THR:HB	6	0.36
(2,278)	1:187:A:THR:H	1:187:A:THR:HB	9	0.36
(2,277)	1:187:B:THR:H	1:187:B:THR:HB	6	0.36
(2,2108)	1:163:B:PHE:HD1	1:143:B:PRO:HB3	7	0.35
(2,2108)	1:163:B:PHE:HD2	1:143:B:PRO:HB3	7	0.35
(2,2086)	1:182:A:TYR:HE1	1:182:A:TYR:HB3	2	0.35
(2,2086)	1:182:A:TYR:HE2	1:182:A:TYR:HB3	2	0.35
(2,2086)	1:182:A:TYR:HE1	1:182:A:TYR:HB3	3	0.35
(2,2086)	1:182:A:TYR:HE2	1:182:A:TYR:HB3	3	0.35
(2,2085)	1:182:B:TYR:HE1	1:182:B:TYR:HB3	2	0.35
(2,2085)	1:182:B:TYR:HE2	1:182:B:TYR:HB3	2	0.35
(2,2085)	1:182:B:TYR:HE1	1:182:B:TYR:HB3	3	0.35
(2,2085)	1:182:B:TYR:HE2	1:182:B:TYR:HB3	3	0.35

Continued on next page...

Continued from previous page...

Key	Atom-1	Atom-2	Model ID	Violation (Å)
(2,2074)	1:139:A:PHE:HD1	1:139:A:PHE:HB2	2	0.35
(2,2074)	1:139:A:PHE:HD2	1:139:A:PHE:HB2	2	0.35
(2,2073)	1:139:B:PHE:HD1	1:139:B:PHE:HB2	2	0.35
(2,2073)	1:139:B:PHE:HD2	1:139:B:PHE:HB2	2	0.35
(2,1940)	1:174:B:VAL:HG21	1:182:B:TYR:HB3	6	0.35
(2,1940)	1:174:B:VAL:HG22	1:182:B:TYR:HB3	6	0.35
(2,1940)	1:174:B:VAL:HG23	1:182:B:TYR:HB3	6	0.35
(2,1939)	1:174:A:VAL:HG21	1:182:A:TYR:HB3	6	0.35
(2,1939)	1:174:A:VAL:HG22	1:182:A:TYR:HB3	6	0.35
(2,1939)	1:174:A:VAL:HG23	1:182:A:TYR:HB3	6	0.35
(2,1864)	1:150:A:VAL:HG21	1:154:A:ASN:HD21	2	0.35
(2,1864)	1:150:A:VAL:HG22	1:154:A:ASN:HD21	2	0.35
(2,1864)	1:150:A:VAL:HG23	1:154:A:ASN:HD21	2	0.35
(2,1816)	1:135:A:ARG:HD2	1:135:A:ARG:HA	7	0.35
(2,1815)	1:135:B:ARG:HD2	1:135:B:ARG:HA	7	0.35
(2,1812)	1:134:A:ILE:HA	1:135:A:ARG:HA	2	0.35
(2,1811)	1:134:B:ILE:HA	1:135:B:ARG:HA	2	0.35
(2,1798)	1:131:A:ILE:HG21	1:131:A:ILE:HG12	4	0.35
(2,1798)	1:131:A:ILE:HG22	1:131:A:ILE:HG12	4	0.35
(2,1798)	1:131:A:ILE:HG23	1:131:A:ILE:HG12	4	0.35
(2,1798)	1:131:A:ILE:HG21	1:131:A:ILE:HG12	6	0.35
(2,1798)	1:131:A:ILE:HG22	1:131:A:ILE:HG12	6	0.35
(2,1798)	1:131:A:ILE:HG23	1:131:A:ILE:HG12	6	0.35
(2,1797)	1:131:B:ILE:HG21	1:131:B:ILE:HG12	4	0.35
(2,1797)	1:131:B:ILE:HG22	1:131:B:ILE:HG12	4	0.35
(2,1797)	1:131:B:ILE:HG23	1:131:B:ILE:HG12	4	0.35
(2,1797)	1:131:B:ILE:HG21	1:131:B:ILE:HG12	6	0.35
(2,1797)	1:131:B:ILE:HG22	1:131:B:ILE:HG12	6	0.35
(2,1797)	1:131:B:ILE:HG23	1:131:B:ILE:HG12	6	0.35
(2,1797)	1:131:B:ILE:HG21	1:131:B:ILE:HG12	8	0.35
(2,1797)	1:131:B:ILE:HG22	1:131:B:ILE:HG12	8	0.35
(2,1797)	1:131:B:ILE:HG23	1:131:B:ILE:HG12	8	0.35
(2,1742)	1:137:B:LYS:HG3	1:137:B:LYS:HA	8	0.35
(2,1716)	1:181:B:LYS:HG3	1:181:B:LYS:HB3	2	0.35
(2,1715)	1:181:A:LYS:HG3	1:181:A:LYS:HB3	2	0.35
(2,1685)	1:178:B:LYS:HD3	1:178:B:LYS:HA	7	0.35
(2,1679)	1:173:A:ILE:HG13	1:173:A:ILE:HD11	5	0.35
(2,1679)	1:173:A:ILE:HG13	1:173:A:ILE:HD12	5	0.35
(2,1679)	1:173:A:ILE:HG13	1:173:A:ILE:HD13	5	0.35
(2,1658)	1:144:B:MET:HG3	1:144:B:MET:HB2	8	0.35
(2,1658)	1:144:B:MET:HG3	1:144:B:MET:HB2	10	0.35
(2,1609)	1:154:A:ASN:HB2	1:155:A:LEU:HD11	5	0.35

Continued on next page...

Continued from previous page...

Key	Atom-1	Atom-2	Model ID	Violation (Å)
(2,1609)	1:154:A:ASN:HB2	1:155:A:LEU:HD12	5	0.35
(2,1609)	1:154:A:ASN:HB2	1:155:A:LEU:HD13	5	0.35
(2,1608)	1:154:B:ASN:HB2	1:151:B:LEU:HA	1	0.35
(2,1607)	1:154:A:ASN:HB2	1:151:A:LEU:HA	1	0.35
(2,1594)	1:139:A:PHE:HB2	1:141:A:LEU:HD11	9	0.35
(2,1594)	1:139:A:PHE:HB2	1:141:A:LEU:HD12	9	0.35
(2,1594)	1:139:A:PHE:HB2	1:141:A:LEU:HD13	9	0.35
(2,1524)	1:158:B:HIS:HB2	1:158:B:HIS:HA	7	0.35
(2,1502)	1:176:A:ARG:HD3	1:176:A:ARG:HB3	6	0.35
(2,1356)	1:182:B:TYR:HA	1:182:B:TYR:HB3	8	0.35
(2,1355)	1:182:A:TYR:HA	1:182:A:TYR:HB3	8	0.35
(2,1338)	1:174:B:VAL:HG21	1:173:B:ILE:HA	9	0.35
(2,1338)	1:174:B:VAL:HG22	1:173:B:ILE:HA	9	0.35
(2,1338)	1:174:B:VAL:HG23	1:173:B:ILE:HA	9	0.35
(2,1337)	1:174:A:VAL:HG21	1:173:A:ILE:HA	9	0.35
(2,1337)	1:174:A:VAL:HG22	1:173:A:ILE:HA	9	0.35
(2,1337)	1:174:A:VAL:HG23	1:173:A:ILE:HA	9	0.35
(2,1296)	1:174:B:VAL:HG21	1:150:B:VAL:HG21	8	0.35
(2,1296)	1:174:B:VAL:HG21	1:150:B:VAL:HG22	8	0.35
(2,1296)	1:174:B:VAL:HG21	1:150:B:VAL:HG23	8	0.35
(2,1296)	1:174:B:VAL:HG22	1:150:B:VAL:HG21	8	0.35
(2,1296)	1:174:B:VAL:HG22	1:150:B:VAL:HG22	8	0.35
(2,1296)	1:174:B:VAL:HG22	1:150:B:VAL:HG23	8	0.35
(2,1296)	1:174:B:VAL:HG23	1:150:B:VAL:HG21	8	0.35
(2,1296)	1:174:B:VAL:HG23	1:150:B:VAL:HG22	8	0.35
(2,1296)	1:174:B:VAL:HG23	1:150:B:VAL:HG23	8	0.35
(2,1295)	1:174:A:VAL:HG21	1:150:A:VAL:HG21	8	0.35
(2,1295)	1:174:A:VAL:HG21	1:150:A:VAL:HG22	8	0.35
(2,1295)	1:174:A:VAL:HG21	1:150:A:VAL:HG23	8	0.35
(2,1295)	1:174:A:VAL:HG22	1:150:A:VAL:HG21	8	0.35
(2,1295)	1:174:A:VAL:HG22	1:150:A:VAL:HG22	8	0.35
(2,1295)	1:174:A:VAL:HG22	1:150:A:VAL:HG23	8	0.35
(2,1295)	1:174:A:VAL:HG23	1:150:A:VAL:HG21	8	0.35
(2,1295)	1:174:A:VAL:HG23	1:150:A:VAL:HG22	8	0.35
(2,1295)	1:174:A:VAL:HG23	1:150:A:VAL:HG23	8	0.35
(2,1249)	1:185:A:ILE:HG21	1:185:A:ILE:HG12	4	0.35
(2,1249)	1:185:A:ILE:HG22	1:185:A:ILE:HG12	4	0.35
(2,1249)	1:185:A:ILE:HG23	1:185:A:ILE:HG12	4	0.35
(2,1235)	1:134:B:ILE:HB	1:134:B:ILE:HG13	3	0.35
(2,1170)	1:149:A:ALA:HB1	1:174:A:VAL:HB	3	0.35
(2,1170)	1:149:A:ALA:HB2	1:174:A:VAL:HB	3	0.35
(2,1170)	1:149:A:ALA:HB3	1:174:A:VAL:HB	3	0.35

Continued on next page...

Continued from previous page...

Key	Atom-1	Atom-2	Model ID	Violation (Å)
(2,1061)	1:150:B:VAL:HG11	1:154:B:ASN:HD22	6	0.35
(2,1061)	1:150:B:VAL:HG12	1:154:B:ASN:HD22	6	0.35
(2,1061)	1:150:B:VAL:HG13	1:154:B:ASN:HD22	6	0.35
(2,1052)	1:174:B:VAL:HA	1:174:B:VAL:HB	4	0.35
(2,1052)	1:174:B:VAL:HA	1:174:B:VAL:HB	9	0.35
(2,1051)	1:174:A:VAL:HA	1:174:A:VAL:HB	4	0.35
(2,1051)	1:174:A:VAL:HA	1:174:A:VAL:HB	9	0.35
(2,994)	1:173:B:ILE:HA	1:162:B:VAL:HA	4	0.35
(2,993)	1:173:A:ILE:HA	1:162:A:VAL:HA	4	0.35
(2,956)	1:186:A:GLN:H	1:137:B:LYS:HB2	4	0.35
(2,933)	1:181:B:LYS:H	1:181:B:LYS:HD3	1	0.35
(2,916)	1:132:B:GLU:H	1:182:A:TYR:HD1	7	0.35
(2,916)	1:132:B:GLU:H	1:182:A:TYR:HD2	7	0.35
(2,915)	1:132:A:GLU:H	1:182:B:TYR:HD1	6	0.35
(2,915)	1:132:A:GLU:H	1:182:B:TYR:HD2	6	0.35
(2,861)	1:150:A:VAL:H	1:148:A:GLU:HA	7	0.35
(2,860)	1:149:A:ALA:H	1:150:A:VAL:HG11	7	0.35
(2,860)	1:149:A:ALA:H	1:150:A:VAL:HG12	7	0.35
(2,860)	1:149:A:ALA:H	1:150:A:VAL:HG13	7	0.35
(2,802)	1:147:B:GLU:H	1:150:B:VAL:HG21	2	0.35
(2,802)	1:147:B:GLU:H	1:150:B:VAL:HG22	2	0.35
(2,802)	1:147:B:GLU:H	1:150:B:VAL:HG23	2	0.35
(2,801)	1:147:A:GLU:H	1:150:A:VAL:HG21	2	0.35
(2,801)	1:147:A:GLU:H	1:150:A:VAL:HG22	2	0.35
(2,801)	1:147:A:GLU:H	1:150:A:VAL:HG23	2	0.35
(2,788)	1:164:A:THR:H	1:141:A:LEU:HB3	1	0.35
(2,786)	1:162:A:VAL:H	1:141:A:LEU:HB3	5	0.35
(2,785)	1:162:B:VAL:H	1:141:B:LEU:HB3	5	0.35
(2,736)	1:189:B:GLU:H	1:188:B:SER:HA	1	0.35
(2,735)	1:189:A:GLU:H	1:188:A:SER:HA	1	0.35
(2,718)	1:150:B:VAL:H	1:163:B:PHE:HE1	9	0.35
(2,718)	1:150:B:VAL:H	1:163:B:PHE:HE2	9	0.35
(2,717)	1:150:A:VAL:H	1:163:A:PHE:HE1	9	0.35
(2,717)	1:150:A:VAL:H	1:163:A:PHE:HE2	9	0.35
(2,705)	1:179:A:ASP:H	1:181:A:LYS:H	1	0.35
(2,664)	1:150:B:VAL:H	1:150:B:VAL:HG11	4	0.35
(2,664)	1:150:B:VAL:H	1:150:B:VAL:HG12	4	0.35
(2,664)	1:150:B:VAL:H	1:150:B:VAL:HG13	4	0.35
(2,644)	1:175:B:TYR:H	1:185:B:ILE:HG21	3	0.35
(2,644)	1:175:B:TYR:H	1:185:B:ILE:HG22	3	0.35
(2,644)	1:175:B:TYR:H	1:185:B:ILE:HG23	3	0.35
(2,643)	1:175:A:TYR:H	1:185:A:ILE:HG21	3	0.35

Continued on next page...

Continued from previous page...

Key	Atom-1	Atom-2	Model ID	Violation (Å)
(2,643)	1:175:A:TYR:H	1:185:A:ILE:HG22	3	0.35
(2,643)	1:175:A:TYR:H	1:185:A:ILE:HG23	3	0.35
(2,643)	1:175:A:TYR:H	1:185:A:ILE:HG21	8	0.35
(2,643)	1:175:A:TYR:H	1:185:A:ILE:HG22	8	0.35
(2,643)	1:175:A:TYR:H	1:185:A:ILE:HG23	8	0.35
(2,624)	1:156:B:LEU:H	1:156:B:LEU:HD11	9	0.35
(2,624)	1:156:B:LEU:H	1:156:B:LEU:HD12	9	0.35
(2,624)	1:156:B:LEU:H	1:156:B:LEU:HD13	9	0.35
(2,585)	1:186:A:GLN:H	1:185:A:ILE:HG12	9	0.35
(2,568)	1:155:B:LEU:H	1:156:B:LEU:HB2	6	0.35
(2,531)	1:152:A:GLN:H	1:151:A:LEU:HB2	8	0.35
(2,490)	1:132:B:GLU:H	1:132:B:GLU:HB3	1	0.35
(2,486)	1:144:B:MET:H	1:143:B:PRO:HB3	8	0.35
(2,459)	1:148:A:GLU:H	1:148:A:GLU:HB3	4	0.35
(2,428)	1:179:B:ASP:H	1:179:B:ASP:HB3	5	0.35
(2,427)	1:179:A:ASP:H	1:179:A:ASP:HB3	9	0.35
(2,416)	1:176:A:ARG:H	1:160:A:PHE:HB2	9	0.35
(2,415)	1:176:B:ARG:H	1:160:B:PHE:HB2	9	0.35
(2,395)	1:160:A:PHE:H	1:158:A:HIS:HB3	4	0.35
(2,292)	1:136:B:SER:H	1:136:B:SER:HB2	9	0.35
(2,277)	1:187:B:THR:H	1:187:B:THR:HB	9	0.35
(2,37)	1:167:A:GLU:H	1:166:A:ARG:H	2	0.35
(2,2103)	1:158:B:HIS:HD2	1:158:B:HIS:HB2	4	0.34
(2,2086)	1:182:A:TYR:HE1	1:182:A:TYR:HB3	5	0.34
(2,2086)	1:182:A:TYR:HE2	1:182:A:TYR:HB3	5	0.34
(2,2086)	1:182:A:TYR:HE1	1:182:A:TYR:HB3	6	0.34
(2,2086)	1:182:A:TYR:HE2	1:182:A:TYR:HB3	6	0.34
(2,2086)	1:182:A:TYR:HE1	1:182:A:TYR:HB3	7	0.34
(2,2086)	1:182:A:TYR:HE2	1:182:A:TYR:HB3	7	0.34
(2,2086)	1:182:A:TYR:HE1	1:182:A:TYR:HB3	9	0.34
(2,2086)	1:182:A:TYR:HE2	1:182:A:TYR:HB3	9	0.34
(2,2085)	1:182:B:TYR:HE1	1:182:B:TYR:HB3	5	0.34
(2,2085)	1:182:B:TYR:HE2	1:182:B:TYR:HB3	5	0.34
(2,2085)	1:182:B:TYR:HE1	1:182:B:TYR:HB3	6	0.34
(2,2085)	1:182:B:TYR:HE2	1:182:B:TYR:HB3	6	0.34
(2,2085)	1:182:B:TYR:HE1	1:182:B:TYR:HB3	7	0.34
(2,2085)	1:182:B:TYR:HE2	1:182:B:TYR:HB3	7	0.34
(2,2085)	1:182:B:TYR:HE1	1:182:B:TYR:HB3	9	0.34
(2,2085)	1:182:B:TYR:HE2	1:182:B:TYR:HB3	9	0.34
(2,1917)	1:173:A:ILE:HG21	1:175:A:TYR:HB2	2	0.34
(2,1917)	1:173:A:ILE:HG22	1:175:A:TYR:HB2	2	0.34
(2,1917)	1:173:A:ILE:HG23	1:175:A:TYR:HB2	2	0.34

Continued on next page...

Continued from previous page...

Key	Atom-1	Atom-2	Model ID	Violation (Å)
(2,1904)	1:164:B:THR:HG1	1:165:B:ASP:HB3	7	0.34
(2,1875)	1:151:A:LEU:HG	1:151:A:LEU:HA	1	0.34
(2,1872)	1:151:B:LEU:HA	1:154:B:ASN:HD22	1	0.34
(2,1851)	1:146:B:SER:HA	1:163:B:PHE:HE1	7	0.34
(2,1851)	1:146:B:SER:HA	1:163:B:PHE:HE2	7	0.34
(2,1847)	1:144:A:MET:HG3	1:152:A:GLN:HE22	5	0.34
(2,1716)	1:181:B:LYS:HG3	1:181:B:LYS:HB3	3	0.34
(2,1715)	1:181:A:LYS:HG3	1:181:A:LYS:HB3	3	0.34
(2,1682)	1:173:A:ILE:HG12	1:173:A:ILE:HD11	1	0.34
(2,1682)	1:173:A:ILE:HG12	1:173:A:ILE:HD12	1	0.34
(2,1682)	1:173:A:ILE:HG12	1:173:A:ILE:HD13	1	0.34
(2,1682)	1:173:A:ILE:HG12	1:173:A:ILE:HD11	6	0.34
(2,1682)	1:173:A:ILE:HG12	1:173:A:ILE:HD12	6	0.34
(2,1682)	1:173:A:ILE:HG12	1:173:A:ILE:HD13	6	0.34
(2,1681)	1:173:B:ILE:HG12	1:173:B:ILE:HD11	1	0.34
(2,1681)	1:173:B:ILE:HG12	1:173:B:ILE:HD12	1	0.34
(2,1681)	1:173:B:ILE:HG12	1:173:B:ILE:HD13	1	0.34
(2,1681)	1:173:B:ILE:HG12	1:173:B:ILE:HD11	5	0.34
(2,1681)	1:173:B:ILE:HG12	1:173:B:ILE:HD12	5	0.34
(2,1681)	1:173:B:ILE:HG12	1:173:B:ILE:HD13	5	0.34
(2,1680)	1:173:B:ILE:HG13	1:173:B:ILE:HD11	1	0.34
(2,1680)	1:173:B:ILE:HG13	1:173:B:ILE:HD12	1	0.34
(2,1680)	1:173:B:ILE:HG13	1:173:B:ILE:HD13	1	0.34
(2,1680)	1:173:B:ILE:HG13	1:173:B:ILE:HD11	6	0.34
(2,1680)	1:173:B:ILE:HG13	1:173:B:ILE:HD12	6	0.34
(2,1680)	1:173:B:ILE:HG13	1:173:B:ILE:HD13	6	0.34
(2,1679)	1:173:A:ILE:HG13	1:173:A:ILE:HD11	1	0.34
(2,1679)	1:173:A:ILE:HG13	1:173:A:ILE:HD12	1	0.34
(2,1679)	1:173:A:ILE:HG13	1:173:A:ILE:HD13	1	0.34
(2,1665)	1:135:B:ARG:HB3	1:135:B:ARG:HA	2	0.34
(2,1659)	1:150:B:VAL:HB	1:174:B:VAL:HB	7	0.34
(2,1658)	1:144:B:MET:HG3	1:144:B:MET:HB2	1	0.34
(2,1598)	1:134:A:ILE:HB	1:135:A:ARG:HA	6	0.34
(2,1597)	1:134:B:ILE:HB	1:135:B:ARG:HA	6	0.34
(2,1564)	1:175:B:TYR:HB2	1:173:B:ILE:HG21	2	0.34
(2,1564)	1:175:B:TYR:HB2	1:173:B:ILE:HG22	2	0.34
(2,1564)	1:175:B:TYR:HB2	1:173:B:ILE:HG23	2	0.34
(2,1464)	1:151:B:LEU:HA	1:151:B:LEU:HB2	8	0.34
(2,1463)	1:151:A:LEU:HA	1:151:A:LEU:HB2	8	0.34
(2,1403)	1:134:B:ILE:HA	1:134:B:ILE:HG13	10	0.34
(2,1334)	1:156:A:LEU:HB2	1:156:A:LEU:HG	3	0.34
(2,1333)	1:156:B:LEU:HB2	1:156:B:LEU:HG	3	0.34

Continued on next page...

Continued from previous page...

Key	Atom-1	Atom-2	Model ID	Violation (Å)
(2,1329)	1:176:B:ARG:HD2	1:159:B:ASP:HA	5	0.34
(2,1312)	1:171:B:THR:HB	1:171:B:THR:HA	6	0.34
(2,1311)	1:171:A:THR:HB	1:171:A:THR:HA	6	0.34
(2,1296)	1:174:B:VAL:HG21	1:150:B:VAL:HG21	9	0.34
(2,1296)	1:174:B:VAL:HG21	1:150:B:VAL:HG22	9	0.34
(2,1296)	1:174:B:VAL:HG21	1:150:B:VAL:HG23	9	0.34
(2,1296)	1:174:B:VAL:HG22	1:150:B:VAL:HG21	9	0.34
(2,1296)	1:174:B:VAL:HG22	1:150:B:VAL:HG22	9	0.34
(2,1296)	1:174:B:VAL:HG22	1:150:B:VAL:HG23	9	0.34
(2,1296)	1:174:B:VAL:HG23	1:150:B:VAL:HG21	9	0.34
(2,1296)	1:174:B:VAL:HG23	1:150:B:VAL:HG22	9	0.34
(2,1296)	1:174:B:VAL:HG23	1:150:B:VAL:HG23	9	0.34
(2,1295)	1:174:A:VAL:HG21	1:150:A:VAL:HG21	9	0.34
(2,1295)	1:174:A:VAL:HG21	1:150:A:VAL:HG22	9	0.34
(2,1295)	1:174:A:VAL:HG21	1:150:A:VAL:HG23	9	0.34
(2,1295)	1:174:A:VAL:HG22	1:150:A:VAL:HG21	9	0.34
(2,1295)	1:174:A:VAL:HG22	1:150:A:VAL:HG22	9	0.34
(2,1295)	1:174:A:VAL:HG22	1:150:A:VAL:HG23	9	0.34
(2,1295)	1:174:A:VAL:HG23	1:150:A:VAL:HG21	9	0.34
(2,1295)	1:174:A:VAL:HG23	1:150:A:VAL:HG22	9	0.34
(2,1295)	1:174:A:VAL:HG23	1:150:A:VAL:HG23	9	0.34
(2,1249)	1:185:A:ILE:HG21	1:185:A:ILE:HG12	9	0.34
(2,1249)	1:185:A:ILE:HG22	1:185:A:ILE:HG12	9	0.34
(2,1249)	1:185:A:ILE:HG23	1:185:A:ILE:HG12	9	0.34
(2,1235)	1:134:B:ILE:HB	1:134:B:ILE:HG13	1	0.34
(2,1235)	1:134:B:ILE:HB	1:134:B:ILE:HG13	5	0.34
(2,1235)	1:134:B:ILE:HB	1:134:B:ILE:HG13	7	0.34
(2,1169)	1:149:B:ALA:HB1	1:174:B:VAL:HB	2	0.34
(2,1169)	1:149:B:ALA:HB2	1:174:B:VAL:HB	2	0.34
(2,1169)	1:149:B:ALA:HB3	1:174:B:VAL:HB	2	0.34
(2,1132)	1:151:A:LEU:HB2	1:151:A:LEU:HA	8	0.34
(2,1131)	1:151:B:LEU:HB2	1:151:B:LEU:HA	8	0.34
(2,1130)	1:155:B:LEU:HB2	1:155:B:LEU:HA	3	0.34
(2,1129)	1:155:A:LEU:HB2	1:155:A:LEU:HA	3	0.34
(2,1068)	1:139:B:PHE:HB3	1:139:B:PHE:HD1	3	0.34
(2,1068)	1:139:B:PHE:HB3	1:139:B:PHE:HD2	3	0.34
(2,1067)	1:139:A:PHE:HB3	1:139:A:PHE:HD1	3	0.34
(2,1067)	1:139:A:PHE:HB3	1:139:A:PHE:HD2	3	0.34
(2,1060)	1:149:B:ALA:HB1	1:152:B:GLN:H	3	0.34
(2,1060)	1:149:B:ALA:HB2	1:152:B:GLN:H	3	0.34
(2,1060)	1:149:B:ALA:HB3	1:152:B:GLN:H	3	0.34
(2,1028)	1:184:A:LEU:HA	1:185:A:ILE:HG13	7	0.34

Continued on next page...

Continued from previous page...

Key	Atom-1	Atom-2	Model ID	Violation (Å)
(2,1016)	1:175:B:TYR:HA	1:160:B:PHE:HB2	4	0.34
(2,1015)	1:175:A:TYR:HA	1:160:A:PHE:HB2	4	0.34
(2,984)	1:184:A:LEU:HA	1:174:A:VAL:HA	10	0.34
(2,983)	1:184:B:LEU:HA	1:174:B:VAL:HA	10	0.34
(2,954)	1:185:A:ILE:H	1:173:A:ILE:H	9	0.34
(2,953)	1:185:B:ILE:H	1:173:B:ILE:H	9	0.34
(2,916)	1:132:B:GLU:H	1:182:A:TYR:HD1	9	0.34
(2,916)	1:132:B:GLU:H	1:182:A:TYR:HD2	9	0.34
(2,915)	1:132:A:GLU:H	1:182:B:TYR:HD1	1	0.34
(2,915)	1:132:A:GLU:H	1:182:B:TYR:HD2	1	0.34
(2,861)	1:150:A:VAL:H	1:148:A:GLU:HA	1	0.34
(2,861)	1:150:A:VAL:H	1:148:A:GLU:HA	6	0.34
(2,860)	1:149:A:ALA:H	1:150:A:VAL:HG11	5	0.34
(2,860)	1:149:A:ALA:H	1:150:A:VAL:HG12	5	0.34
(2,860)	1:149:A:ALA:H	1:150:A:VAL:HG13	5	0.34
(2,802)	1:147:B:GLU:H	1:150:B:VAL:HG21	5	0.34
(2,802)	1:147:B:GLU:H	1:150:B:VAL:HG22	5	0.34
(2,802)	1:147:B:GLU:H	1:150:B:VAL:HG23	5	0.34
(2,718)	1:150:B:VAL:H	1:163:B:PHE:HE1	1	0.34
(2,718)	1:150:B:VAL:H	1:163:B:PHE:HE2	1	0.34
(2,718)	1:150:B:VAL:H	1:163:B:PHE:HE1	2	0.34
(2,718)	1:150:B:VAL:H	1:163:B:PHE:HE2	2	0.34
(2,664)	1:150:B:VAL:H	1:150:B:VAL:HG11	6	0.34
(2,664)	1:150:B:VAL:H	1:150:B:VAL:HG12	6	0.34
(2,664)	1:150:B:VAL:H	1:150:B:VAL:HG13	6	0.34
(2,642)	1:186:B:GLN:H	1:185:B:ILE:HG21	5	0.34
(2,642)	1:186:B:GLN:H	1:185:B:ILE:HG22	5	0.34
(2,642)	1:186:B:GLN:H	1:185:B:ILE:HG23	5	0.34
(2,641)	1:186:A:GLN:H	1:185:A:ILE:HG21	5	0.34
(2,641)	1:186:A:GLN:H	1:185:A:ILE:HG22	5	0.34
(2,641)	1:186:A:GLN:H	1:185:A:ILE:HG23	5	0.34
(2,621)	1:152:A:GLN:H	1:151:A:LEU:HD11	5	0.34
(2,621)	1:152:A:GLN:H	1:151:A:LEU:HD12	5	0.34
(2,621)	1:152:A:GLN:H	1:151:A:LEU:HD13	5	0.34
(2,613)	1:163:A:PHE:H	1:173:A:ILE:HG12	10	0.34
(2,486)	1:144:B:MET:H	1:143:B:PRO:HB3	9	0.34
(2,459)	1:148:A:GLU:H	1:148:A:GLU:HB3	6	0.34
(2,459)	1:148:A:GLU:H	1:148:A:GLU:HB3	8	0.34
(2,459)	1:148:A:GLU:H	1:148:A:GLU:HB3	10	0.34
(2,428)	1:179:B:ASP:H	1:179:B:ASP:HB3	9	0.34
(2,416)	1:176:A:ARG:H	1:160:A:PHE:HB2	7	0.34
(2,415)	1:176:B:ARG:H	1:160:B:PHE:HB2	7	0.34

Continued on next page...

Continued from previous page...

Key	Atom-1	Atom-2	Model ID	Violation (Å)
(2,291)	1:136:A:SER:H	1:136:A:SER:HB3	1	0.34
(2,144)	1:160:B:PHE:H	1:160:B:PHE:HD1	4	0.34
(2,144)	1:160:B:PHE:H	1:160:B:PHE:HD2	4	0.34
(2,143)	1:160:A:PHE:H	1:160:A:PHE:HD1	4	0.34
(2,143)	1:160:A:PHE:H	1:160:A:PHE:HD2	4	0.34
(2,141)	1:154:B:ASN:H	1:154:B:ASN:HD22	6	0.34
(2,132)	1:160:B:PHE:H	1:175:B:TYR:HD1	6	0.34
(2,132)	1:160:B:PHE:H	1:175:B:TYR:HD2	6	0.34
(2,131)	1:160:A:PHE:H	1:175:A:TYR:HD1	6	0.34
(2,131)	1:160:A:PHE:H	1:175:A:TYR:HD2	6	0.34
(2,100)	1:169:B:ASP:H	1:168:B:THR:H	7	0.34
(2,96)	1:158:B:HIS:H	1:160:B:PHE:H	10	0.34
(2,95)	1:158:A:HIS:H	1:160:A:PHE:H	10	0.34
(2,69)	1:181:B:LYS:H	1:180:B:GLY:H	5	0.34
(2,50)	1:165:B:ASP:H	1:170:B:GLY:H	3	0.34
(2,50)	1:165:B:ASP:H	1:170:B:GLY:H	5	0.34
(2,49)	1:165:A:ASP:H	1:170:A:GLY:H	3	0.34
(2,47)	1:157:A:GLY:H	1:154:A:ASN:H	3	0.34
(2,38)	1:167:B:GLU:H	1:166:B:ARG:H	2	0.34
(2,31)	1:168:B:THR:H	1:169:B:ASP:H	7	0.34
(2,2166)	1:160:B:PHE:HD1	1:160:B:PHE:HB2	9	0.33
(2,2166)	1:160:B:PHE:HD2	1:160:B:PHE:HB2	9	0.33
(2,2165)	1:160:A:PHE:HD1	1:160:A:PHE:HB2	9	0.33
(2,2165)	1:160:A:PHE:HD2	1:160:A:PHE:HB2	9	0.33
(2,2136)	1:184:A:LEU:HA	1:174:A:VAL:HA	9	0.33
(2,2135)	1:184:B:LEU:HA	1:174:B:VAL:HA	9	0.33
(2,2122)	1:158:A:HIS:HD2	1:156:A:LEU:HB2	4	0.33
(2,2121)	1:158:B:HIS:HD2	1:156:B:LEU:HB2	4	0.33
(2,2108)	1:163:B:PHE:HD1	1:143:B:PRO:HB3	5	0.33
(2,2108)	1:163:B:PHE:HD2	1:143:B:PRO:HB3	5	0.33
(2,2086)	1:182:A:TYR:HE1	1:182:A:TYR:HB3	10	0.33
(2,2086)	1:182:A:TYR:HE2	1:182:A:TYR:HB3	10	0.33
(2,2085)	1:182:B:TYR:HE1	1:182:B:TYR:HB3	1	0.33
(2,2085)	1:182:B:TYR:HE2	1:182:B:TYR:HB3	1	0.33
(2,2085)	1:182:B:TYR:HE1	1:182:B:TYR:HB3	10	0.33
(2,2085)	1:182:B:TYR:HE2	1:182:B:TYR:HB3	10	0.33
(2,2070)	1:158:A:HIS:HD2	1:158:A:HIS:HB2	7	0.33
(2,2026)	1:160:B:PHE:HD1	1:160:B:PHE:HB2	9	0.33
(2,2026)	1:160:B:PHE:HD2	1:160:B:PHE:HB2	9	0.33
(2,2025)	1:160:A:PHE:HD1	1:160:A:PHE:HB2	9	0.33
(2,2025)	1:160:A:PHE:HD2	1:160:A:PHE:HB2	9	0.33
(2,1996)	1:184:A:LEU:HA	1:174:A:VAL:HA	9	0.33

Continued on next page...

Continued from previous page...

Key	Atom-1	Atom-2	Model ID	Violation (Å)
(2,1995)	1:184:B:LEU:HA	1:174:B:VAL:HA	9	0.33
(2,1963)	1:177:A:ARG:HB2	1:182:A:TYR:H	4	0.33
(2,1924)	1:173:B:ILE:HG21	1:160:B:PHE:HB2	8	0.33
(2,1924)	1:173:B:ILE:HG22	1:160:B:PHE:HB2	8	0.33
(2,1924)	1:173:B:ILE:HG23	1:160:B:PHE:HB2	8	0.33
(2,1923)	1:173:A:ILE:HG21	1:160:A:PHE:HB2	8	0.33
(2,1923)	1:173:A:ILE:HG22	1:160:A:PHE:HB2	8	0.33
(2,1923)	1:173:A:ILE:HG23	1:160:A:PHE:HB2	8	0.33
(2,1904)	1:164:B:THR:HG1	1:165:B:ASP:HB3	10	0.33
(2,1900)	1:164:B:THR:HG1	1:169:B:ASP:HB2	3	0.33
(2,1887)	1:159:A:ASP:HB2	1:176:A:ARG:HB3	3	0.33
(2,1876)	1:151:B:LEU:HG	1:151:B:LEU:HA	3	0.33
(2,1874)	1:156:A:LEU:HG	1:156:A:LEU:HA	8	0.33
(2,1873)	1:156:B:LEU:HG	1:156:B:LEU:HA	8	0.33
(2,1813)	1:134:A:ILE:HG13	1:134:A:ILE:HA	5	0.33
(2,1750)	1:184:B:LEU:HD11	1:186:B:GLN:HG2	4	0.33
(2,1750)	1:184:B:LEU:HD12	1:186:B:GLN:HG2	4	0.33
(2,1750)	1:184:B:LEU:HD13	1:186:B:GLN:HG2	4	0.33
(2,1682)	1:173:A:ILE:HG12	1:173:A:ILE:HD11	7	0.33
(2,1682)	1:173:A:ILE:HG12	1:173:A:ILE:HD12	7	0.33
(2,1682)	1:173:A:ILE:HG12	1:173:A:ILE:HD13	7	0.33
(2,1682)	1:173:A:ILE:HG12	1:173:A:ILE:HD11	10	0.33
(2,1682)	1:173:A:ILE:HG12	1:173:A:ILE:HD12	10	0.33
(2,1682)	1:173:A:ILE:HG12	1:173:A:ILE:HD13	10	0.33
(2,1681)	1:173:B:ILE:HG12	1:173:B:ILE:HD11	7	0.33
(2,1681)	1:173:B:ILE:HG12	1:173:B:ILE:HD12	7	0.33
(2,1681)	1:173:B:ILE:HG12	1:173:B:ILE:HD13	7	0.33
(2,1680)	1:173:B:ILE:HG13	1:173:B:ILE:HD11	4	0.33
(2,1680)	1:173:B:ILE:HG13	1:173:B:ILE:HD12	4	0.33
(2,1680)	1:173:B:ILE:HG13	1:173:B:ILE:HD13	4	0.33
(2,1680)	1:173:B:ILE:HG13	1:173:B:ILE:HD11	5	0.33
(2,1680)	1:173:B:ILE:HG13	1:173:B:ILE:HD12	5	0.33
(2,1680)	1:173:B:ILE:HG13	1:173:B:ILE:HD13	5	0.33
(2,1679)	1:173:A:ILE:HG13	1:173:A:ILE:HD11	6	0.33
(2,1679)	1:173:A:ILE:HG13	1:173:A:ILE:HD12	6	0.33
(2,1679)	1:173:A:ILE:HG13	1:173:A:ILE:HD13	6	0.33
(2,1665)	1:135:B:ARG:HB3	1:135:B:ARG:HA	8	0.33
(2,1660)	1:150:A:VAL:HB	1:174:A:VAL:HB	1	0.33
(2,1650)	1:153:B:MET:HG3	1:153:B:MET:HA	6	0.33
(2,1649)	1:153:A:MET:HG3	1:153:A:MET:HA	6	0.33
(2,1523)	1:158:A:HIS:HB3	1:158:A:HIS:HA	7	0.33
(2,1501)	1:176:B:ARG:HD2	1:176:B:ARG:HB2	5	0.33

Continued on next page...

Continued from previous page...

Key	Atom-1	Atom-2	Model ID	Violation (Å)
(2,1474)	1:146:A:SER:HA	1:149:A:ALA:HB1	10	0.33
(2,1474)	1:146:A:SER:HA	1:149:A:ALA:HB2	10	0.33
(2,1474)	1:146:A:SER:HA	1:149:A:ALA:HB3	10	0.33
(2,1473)	1:146:B:SER:HA	1:149:B:ALA:HB1	5	0.33
(2,1473)	1:146:B:SER:HA	1:149:B:ALA:HB2	5	0.33
(2,1473)	1:146:B:SER:HA	1:149:B:ALA:HB3	5	0.33
(2,1450)	1:156:A:LEU:HA	1:156:A:LEU:HG	8	0.33
(2,1449)	1:156:B:LEU:HA	1:156:B:LEU:HG	8	0.33
(2,1401)	1:134:B:ILE:HA	1:134:B:ILE:HG13	5	0.33
(2,1376)	1:162:B:VAL:HA	1:173:B:ILE:HA	1	0.33
(2,1375)	1:162:A:VAL:HA	1:173:A:ILE:HA	1	0.33
(2,1375)	1:162:A:VAL:HA	1:173:A:ILE:HA	5	0.33
(2,1375)	1:162:A:VAL:HA	1:173:A:ILE:HA	10	0.33
(2,1290)	1:141:B:LEU:HA	1:141:B:LEU:HD21	10	0.33
(2,1290)	1:141:B:LEU:HA	1:141:B:LEU:HD22	10	0.33
(2,1290)	1:141:B:LEU:HA	1:141:B:LEU:HD23	10	0.33
(2,1285)	1:151:A:LEU:HA	1:151:A:LEU:HD11	6	0.33
(2,1285)	1:151:A:LEU:HA	1:151:A:LEU:HD12	6	0.33
(2,1285)	1:151:A:LEU:HA	1:151:A:LEU:HD13	6	0.33
(2,1232)	1:156:A:LEU:HD21	1:156:A:LEU:HB2	9	0.33
(2,1232)	1:156:A:LEU:HD22	1:156:A:LEU:HB2	9	0.33
(2,1232)	1:156:A:LEU:HD23	1:156:A:LEU:HB2	9	0.33
(2,1231)	1:156:B:LEU:HD21	1:156:B:LEU:HB2	9	0.33
(2,1231)	1:156:B:LEU:HD22	1:156:B:LEU:HB2	9	0.33
(2,1231)	1:156:B:LEU:HD23	1:156:B:LEU:HB2	9	0.33
(2,1170)	1:149:A:ALA:HB1	1:174:A:VAL:HB	5	0.33
(2,1170)	1:149:A:ALA:HB2	1:174:A:VAL:HB	5	0.33
(2,1170)	1:149:A:ALA:HB3	1:174:A:VAL:HB	5	0.33
(2,1160)	1:153:B:MET:HA	1:153:B:MET:HG3	6	0.33
(2,1159)	1:153:A:MET:HA	1:153:A:MET:HG3	6	0.33
(2,1138)	1:149:A:ALA:HB1	1:146:A:SER:HA	9	0.33
(2,1138)	1:149:A:ALA:HB2	1:146:A:SER:HA	9	0.33
(2,1138)	1:149:A:ALA:HB3	1:146:A:SER:HA	9	0.33
(2,1068)	1:139:B:PHE:HB3	1:139:B:PHE:HD1	6	0.33
(2,1068)	1:139:B:PHE:HB3	1:139:B:PHE:HD2	6	0.33
(2,1067)	1:139:A:PHE:HB3	1:139:A:PHE:HD1	6	0.33
(2,1067)	1:139:A:PHE:HB3	1:139:A:PHE:HD2	6	0.33
(2,1061)	1:150:B:VAL:HG11	1:154:B:ASN:HD22	2	0.33
(2,1061)	1:150:B:VAL:HG12	1:154:B:ASN:HD22	2	0.33
(2,1061)	1:150:B:VAL:HG13	1:154:B:ASN:HD22	2	0.33
(2,1059)	1:149:A:ALA:HB1	1:152:A:GLN:H	3	0.33
(2,1059)	1:149:A:ALA:HB2	1:152:A:GLN:H	3	0.33

Continued on next page...

Continued from previous page...

Key	Atom-1	Atom-2	Model ID	Violation (Å)
(2,1059)	1:149:A:ALA:HB3	1:152:A:GLN:H	3	0.33
(2,1039)	1:143:A:PRO:HA	1:164:A:THR:HG1	1	0.33
(2,1028)	1:184:A:LEU:HA	1:185:A:ILE:HG13	6	0.33
(2,1027)	1:184:B:LEU:HA	1:185:B:ILE:HG12	4	0.33
(2,1017)	1:175:A:TYR:HA	1:160:A:PHE:HB3	3	0.33
(2,950)	1:184:B:LEU:H	1:136:A:SER:HB3	3	0.33
(2,941)	1:182:A:TYR:H	1:131:B:ILE:HG21	6	0.33
(2,941)	1:182:A:TYR:H	1:131:B:ILE:HG22	6	0.33
(2,941)	1:182:A:TYR:H	1:131:B:ILE:HG23	6	0.33
(2,933)	1:181:B:LYS:H	1:181:B:LYS:HD3	5	0.33
(2,862)	1:150:B:VAL:H	1:148:B:GLU:HA	2	0.33
(2,862)	1:150:B:VAL:H	1:148:B:GLU:HA	10	0.33
(2,802)	1:147:B:GLU:H	1:150:B:VAL:HG21	1	0.33
(2,802)	1:147:B:GLU:H	1:150:B:VAL:HG22	1	0.33
(2,802)	1:147:B:GLU:H	1:150:B:VAL:HG23	1	0.33
(2,801)	1:147:A:GLU:H	1:150:A:VAL:HG21	1	0.33
(2,801)	1:147:A:GLU:H	1:150:A:VAL:HG22	1	0.33
(2,801)	1:147:A:GLU:H	1:150:A:VAL:HG23	1	0.33
(2,801)	1:147:A:GLU:H	1:150:A:VAL:HG21	5	0.33
(2,801)	1:147:A:GLU:H	1:150:A:VAL:HG22	5	0.33
(2,801)	1:147:A:GLU:H	1:150:A:VAL:HG23	5	0.33
(2,750)	1:142:B:LYS:H	1:143:B:PRO:HD3	2	0.33
(2,718)	1:150:B:VAL:H	1:163:B:PHE:HE1	7	0.33
(2,718)	1:150:B:VAL:H	1:163:B:PHE:HE2	7	0.33
(2,718)	1:150:B:VAL:H	1:163:B:PHE:HE1	8	0.33
(2,718)	1:150:B:VAL:H	1:163:B:PHE:HE2	8	0.33
(2,717)	1:150:A:VAL:H	1:163:A:PHE:HE1	6	0.33
(2,717)	1:150:A:VAL:H	1:163:A:PHE:HE2	6	0.33
(2,664)	1:150:B:VAL:H	1:150:B:VAL:HG11	1	0.33
(2,664)	1:150:B:VAL:H	1:150:B:VAL:HG12	1	0.33
(2,664)	1:150:B:VAL:H	1:150:B:VAL:HG13	1	0.33
(2,664)	1:150:B:VAL:H	1:150:B:VAL:HG11	9	0.33
(2,664)	1:150:B:VAL:H	1:150:B:VAL:HG12	9	0.33
(2,664)	1:150:B:VAL:H	1:150:B:VAL:HG13	9	0.33
(2,644)	1:175:B:TYR:H	1:185:B:ILE:HG21	7	0.33
(2,644)	1:175:B:TYR:H	1:185:B:ILE:HG22	7	0.33
(2,644)	1:175:B:TYR:H	1:185:B:ILE:HG23	7	0.33
(2,643)	1:175:A:TYR:H	1:185:A:ILE:HG21	7	0.33
(2,643)	1:175:A:TYR:H	1:185:A:ILE:HG22	7	0.33
(2,643)	1:175:A:TYR:H	1:185:A:ILE:HG23	7	0.33
(2,594)	1:174:B:VAL:H	1:174:B:VAL:HG11	6	0.33
(2,594)	1:174:B:VAL:H	1:174:B:VAL:HG12	6	0.33

Continued on next page...

Continued from previous page...

Key	Atom-1	Atom-2	Model ID	Violation (Å)
(2,594)	1:174:B:VAL:H	1:174:B:VAL:HG13	6	0.33
(2,593)	1:174:A:VAL:H	1:174:A:VAL:HG11	6	0.33
(2,593)	1:174:A:VAL:H	1:174:A:VAL:HG12	6	0.33
(2,593)	1:174:A:VAL:H	1:174:A:VAL:HG13	6	0.33
(2,567)	1:155:A:LEU:H	1:156:A:LEU:HB2	1	0.33
(2,560)	1:185:A:ILE:H	1:184:A:LEU:HG	5	0.33
(2,507)	1:144:A:MET:H	1:143:A:PRO:HB3	6	0.33
(2,459)	1:148:A:GLU:H	1:148:A:GLU:HB3	3	0.33
(2,459)	1:148:A:GLU:H	1:148:A:GLU:HB3	5	0.33
(2,459)	1:148:A:GLU:H	1:148:A:GLU:HB3	7	0.33
(2,441)	1:167:A:GLU:H	1:167:A:GLU:HG2	6	0.33
(2,440)	1:148:B:GLU:H	1:148:B:GLU:HG2	4	0.33
(2,434)	1:161:A:PHE:H	1:160:A:PHE:HB3	5	0.33
(2,433)	1:161:B:PHE:H	1:160:B:PHE:HB3	5	0.33
(2,416)	1:176:A:ARG:H	1:160:A:PHE:HB2	1	0.33
(2,410)	1:147:B:GLU:H	1:145:B:ASP:HB3	3	0.33
(2,375)	1:147:A:GLU:H	1:145:A:ASP:HB3	3	0.33
(2,370)	1:170:A:GLY:H	1:165:A:ASP:HB3	10	0.33
(2,355)	1:160:A:PHE:H	1:158:A:HIS:HB2	5	0.33
(2,355)	1:160:A:PHE:H	1:158:A:HIS:HB2	7	0.33
(2,206)	1:187:A:THR:H	1:186:A:GLN:HA	5	0.33
(2,205)	1:187:B:THR:H	1:186:B:GLN:HA	5	0.33
(2,99)	1:169:A:ASP:H	1:168:A:THR:H	7	0.33
(2,70)	1:181:A:LYS:H	1:180:A:GLY:H	5	0.33
(2,49)	1:165:A:ASP:H	1:170:A:GLY:H	5	0.33
(2,38)	1:167:B:GLU:H	1:166:B:ARG:H	7	0.33
(2,38)	1:167:B:GLU:H	1:166:B:ARG:H	8	0.33
(2,37)	1:167:A:GLU:H	1:166:A:ARG:H	7	0.33
(2,37)	1:167:A:GLU:H	1:166:A:ARG:H	8	0.33
(2,32)	1:168:A:THR:H	1:169:A:ASP:H	7	0.33
(2,2166)	1:160:B:PHE:HD1	1:160:B:PHE:HB2	8	0.32
(2,2166)	1:160:B:PHE:HD2	1:160:B:PHE:HB2	8	0.32
(2,2165)	1:160:A:PHE:HD1	1:160:A:PHE:HB2	8	0.32
(2,2165)	1:160:A:PHE:HD2	1:160:A:PHE:HB2	8	0.32
(2,2153)	1:188:A:SER:HA	1:188:A:SER:HB3	1	0.32
(2,2103)	1:158:B:HIS:HD2	1:158:B:HIS:HB2	2	0.32
(2,2103)	1:158:B:HIS:HD2	1:158:B:HIS:HB2	5	0.32
(2,2103)	1:158:B:HIS:HD2	1:158:B:HIS:HB2	10	0.32
(2,2097)	1:182:A:TYR:HD1	1:177:A:ARG:HB2	9	0.32
(2,2097)	1:182:A:TYR:HD2	1:177:A:ARG:HB2	9	0.32
(2,2086)	1:182:A:TYR:HE1	1:182:A:TYR:HB3	1	0.32
(2,2086)	1:182:A:TYR:HE2	1:182:A:TYR:HB3	1	0.32

Continued on next page...

Continued from previous page...

Key	Atom-1	Atom-2	Model ID	Violation (Å)
(2,2026)	1:160:B:PHE:HD1	1:160:B:PHE:HB2	8	0.32
(2,2026)	1:160:B:PHE:HD2	1:160:B:PHE:HB2	8	0.32
(2,2025)	1:160:A:PHE:HD1	1:160:A:PHE:HB2	8	0.32
(2,2025)	1:160:A:PHE:HD2	1:160:A:PHE:HB2	8	0.32
(2,2013)	1:188:A:SER:HA	1:188:A:SER:HB3	1	0.32
(2,1958)	1:176:A:ARG:HG2	1:176:A:ARG:HD3	2	0.32
(2,1945)	1:175:A:TYR:HB3	1:183:A:GLY:H	9	0.32
(2,1877)	1:151:A:LEU:HG	1:152:A:GLN:HA	5	0.32
(2,1813)	1:134:A:ILE:HG13	1:134:A:ILE:HA	7	0.32
(2,1751)	1:184:A:LEU:HD11	1:184:A:LEU:HB2	2	0.32
(2,1751)	1:184:A:LEU:HD12	1:184:A:LEU:HB2	2	0.32
(2,1751)	1:184:A:LEU:HD13	1:184:A:LEU:HB2	2	0.32
(2,1739)	1:137:A:LYS:HG2	1:137:A:LYS:HA	5	0.32
(2,1682)	1:173:A:ILE:HG12	1:173:A:ILE:HD11	4	0.32
(2,1682)	1:173:A:ILE:HG12	1:173:A:ILE:HD12	4	0.32
(2,1682)	1:173:A:ILE:HG12	1:173:A:ILE:HD13	4	0.32
(2,1682)	1:173:A:ILE:HG12	1:173:A:ILE:HD11	9	0.32
(2,1682)	1:173:A:ILE:HG12	1:173:A:ILE:HD12	9	0.32
(2,1682)	1:173:A:ILE:HG12	1:173:A:ILE:HD13	9	0.32
(2,1681)	1:173:B:ILE:HG12	1:173:B:ILE:HD11	4	0.32
(2,1681)	1:173:B:ILE:HG12	1:173:B:ILE:HD12	4	0.32
(2,1681)	1:173:B:ILE:HG12	1:173:B:ILE:HD13	4	0.32
(2,1681)	1:173:B:ILE:HG12	1:173:B:ILE:HD11	6	0.32
(2,1681)	1:173:B:ILE:HG12	1:173:B:ILE:HD12	6	0.32
(2,1681)	1:173:B:ILE:HG12	1:173:B:ILE:HD13	6	0.32
(2,1681)	1:173:B:ILE:HG12	1:173:B:ILE:HD11	9	0.32
(2,1681)	1:173:B:ILE:HG12	1:173:B:ILE:HD12	9	0.32
(2,1681)	1:173:B:ILE:HG12	1:173:B:ILE:HD13	9	0.32
(2,1680)	1:173:B:ILE:HG13	1:173:B:ILE:HD11	2	0.32
(2,1680)	1:173:B:ILE:HG13	1:173:B:ILE:HD12	2	0.32
(2,1680)	1:173:B:ILE:HG13	1:173:B:ILE:HD13	2	0.32
(2,1679)	1:173:A:ILE:HG13	1:173:A:ILE:HD11	2	0.32
(2,1679)	1:173:A:ILE:HG13	1:173:A:ILE:HD12	2	0.32
(2,1679)	1:173:A:ILE:HG13	1:173:A:ILE:HD13	2	0.32
(2,1679)	1:173:A:ILE:HG13	1:173:A:ILE:HD11	4	0.32
(2,1679)	1:173:A:ILE:HG13	1:173:A:ILE:HD12	4	0.32
(2,1679)	1:173:A:ILE:HG13	1:173:A:ILE:HD13	4	0.32
(2,1660)	1:150:A:VAL:HB	1:174:A:VAL:HB	2	0.32
(2,1658)	1:144:B:MET:HG3	1:144:B:MET:HB2	7	0.32
(2,1658)	1:144:B:MET:HG3	1:144:B:MET:HB2	9	0.32
(2,1609)	1:154:A:ASN:HB2	1:155:A:LEU:HD11	1	0.32
(2,1609)	1:154:A:ASN:HB2	1:155:A:LEU:HD12	1	0.32

Continued on next page...

Continued from previous page...

Key	Atom-1	Atom-2	Model ID	Violation (Å)
(2,1609)	1:154:A:ASN:HB2	1:155:A:LEU:HD13	1	0.32
(2,1511)	1:150:A:VAL:HA	1:150:A:VAL:HG21	7	0.32
(2,1511)	1:150:A:VAL:HA	1:150:A:VAL:HG22	7	0.32
(2,1511)	1:150:A:VAL:HA	1:150:A:VAL:HG23	7	0.32
(2,1509)	1:150:A:VAL:HA	1:150:A:VAL:HG21	7	0.32
(2,1509)	1:150:A:VAL:HA	1:150:A:VAL:HG22	7	0.32
(2,1509)	1:150:A:VAL:HA	1:150:A:VAL:HG23	7	0.32
(2,1470)	1:148:A:GLU:HA	1:151:A:LEU:HD21	6	0.32
(2,1470)	1:148:A:GLU:HA	1:151:A:LEU:HD22	6	0.32
(2,1470)	1:148:A:GLU:HA	1:151:A:LEU:HD23	6	0.32
(2,1464)	1:151:B:LEU:HA	1:151:B:LEU:HB2	5	0.32
(2,1463)	1:151:A:LEU:HA	1:151:A:LEU:HB2	5	0.32
(2,1401)	1:134:B:ILE:HA	1:134:B:ILE:HG13	7	0.32
(2,1396)	1:181:B:LYS:HA	1:181:B:LYS:HB3	3	0.32
(2,1395)	1:181:A:LYS:HA	1:181:A:LYS:HB3	3	0.32
(2,1376)	1:162:B:VAL:HA	1:173:B:ILE:HA	5	0.32
(2,1376)	1:162:B:VAL:HA	1:173:B:ILE:HA	10	0.32
(2,1334)	1:156:A:LEU:HB2	1:156:A:LEU:HG	2	0.32
(2,1334)	1:156:A:LEU:HB2	1:156:A:LEU:HG	6	0.32
(2,1333)	1:156:B:LEU:HB2	1:156:B:LEU:HG	2	0.32
(2,1333)	1:156:B:LEU:HB2	1:156:B:LEU:HG	6	0.32
(2,1312)	1:171:B:THR:HB	1:171:B:THR:HA	9	0.32
(2,1311)	1:171:A:THR:HB	1:171:A:THR:HA	9	0.32
(2,1290)	1:141:B:LEU:HA	1:141:B:LEU:HD21	1	0.32
(2,1290)	1:141:B:LEU:HA	1:141:B:LEU:HD22	1	0.32
(2,1290)	1:141:B:LEU:HA	1:141:B:LEU:HD23	1	0.32
(2,1289)	1:141:A:LEU:HA	1:141:A:LEU:HD11	4	0.32
(2,1289)	1:141:A:LEU:HA	1:141:A:LEU:HD12	4	0.32
(2,1289)	1:141:A:LEU:HA	1:141:A:LEU:HD13	4	0.32
(2,1249)	1:185:A:ILE:HG21	1:185:A:ILE:HG12	6	0.32
(2,1249)	1:185:A:ILE:HG22	1:185:A:ILE:HG12	6	0.32
(2,1249)	1:185:A:ILE:HG23	1:185:A:ILE:HG12	6	0.32
(2,1232)	1:156:A:LEU:HD21	1:156:A:LEU:HB2	8	0.32
(2,1232)	1:156:A:LEU:HD22	1:156:A:LEU:HB2	8	0.32
(2,1232)	1:156:A:LEU:HD23	1:156:A:LEU:HB2	8	0.32
(2,1231)	1:156:B:LEU:HD21	1:156:B:LEU:HB2	8	0.32
(2,1231)	1:156:B:LEU:HD22	1:156:B:LEU:HB2	8	0.32
(2,1231)	1:156:B:LEU:HD23	1:156:B:LEU:HB2	8	0.32
(2,1169)	1:149:B:ALA:HB1	1:174:B:VAL:HB	1	0.32
(2,1169)	1:149:B:ALA:HB2	1:174:B:VAL:HB	1	0.32
(2,1169)	1:149:B:ALA:HB3	1:174:B:VAL:HB	1	0.32
(2,1139)	1:150:B:VAL:HG21	1:147:B:GLU:HA	5	0.32

Continued on next page...

Continued from previous page...

Key	Atom-1	Atom-2	Model ID	Violation (Å)
(2,1139)	1:150:B:VAL:HG22	1:147:B:GLU:HA	5	0.32
(2,1139)	1:150:B:VAL:HG23	1:147:B:GLU:HA	5	0.32
(2,1132)	1:151:A:LEU:HB2	1:151:A:LEU:HA	5	0.32
(2,1131)	1:151:B:LEU:HB2	1:151:B:LEU:HA	5	0.32
(2,1018)	1:175:B:TYR:HA	1:160:B:PHE:HB3	3	0.32
(2,984)	1:184:A:LEU:HA	1:174:A:VAL:HA	5	0.32
(2,983)	1:184:B:LEU:HA	1:174:B:VAL:HA	5	0.32
(2,916)	1:132:B:GLU:H	1:182:A:TYR:HD1	4	0.32
(2,916)	1:132:B:GLU:H	1:182:A:TYR:HD2	4	0.32
(2,916)	1:132:B:GLU:H	1:182:A:TYR:HD1	6	0.32
(2,916)	1:132:B:GLU:H	1:182:A:TYR:HD2	6	0.32
(2,915)	1:132:A:GLU:H	1:182:B:TYR:HD1	8	0.32
(2,915)	1:132:A:GLU:H	1:182:B:TYR:HD2	8	0.32
(2,862)	1:150:B:VAL:H	1:148:B:GLU:HA	7	0.32
(2,861)	1:150:A:VAL:H	1:148:A:GLU:HA	5	0.32
(2,859)	1:149:B:ALA:H	1:150:B:VAL:HG11	9	0.32
(2,859)	1:149:B:ALA:H	1:150:B:VAL:HG12	9	0.32
(2,859)	1:149:B:ALA:H	1:150:B:VAL:HG13	9	0.32
(2,797)	1:188:A:SER:H	1:187:A:THR:HG21	2	0.32
(2,797)	1:188:A:SER:H	1:187:A:THR:HG22	2	0.32
(2,797)	1:188:A:SER:H	1:187:A:THR:HG23	2	0.32
(2,771)	1:155:A:LEU:H	1:152:A:GLN:HG3	5	0.32
(2,758)	1:169:A:ASP:H	1:165:A:ASP:HB3	5	0.32
(2,748)	1:154:A:ASN:H	1:152:A:GLN:HA	3	0.32
(2,747)	1:154:B:ASN:H	1:152:B:GLN:HA	3	0.32
(2,736)	1:189:B:GLU:H	1:188:B:SER:HA	8	0.32
(2,735)	1:189:A:GLU:H	1:188:A:SER:HA	8	0.32
(2,718)	1:150:B:VAL:H	1:163:B:PHE:HE1	5	0.32
(2,718)	1:150:B:VAL:H	1:163:B:PHE:HE2	5	0.32
(2,717)	1:150:A:VAL:H	1:163:A:PHE:HE1	5	0.32
(2,717)	1:150:A:VAL:H	1:163:A:PHE:HE2	5	0.32
(2,717)	1:150:A:VAL:H	1:163:A:PHE:HE1	8	0.32
(2,717)	1:150:A:VAL:H	1:163:A:PHE:HE2	8	0.32
(2,717)	1:150:A:VAL:H	1:163:A:PHE:HE1	10	0.32
(2,717)	1:150:A:VAL:H	1:163:A:PHE:HE2	10	0.32
(2,664)	1:150:B:VAL:H	1:150:B:VAL:HG11	3	0.32
(2,664)	1:150:B:VAL:H	1:150:B:VAL:HG12	3	0.32
(2,664)	1:150:B:VAL:H	1:150:B:VAL:HG13	3	0.32
(2,664)	1:150:B:VAL:H	1:150:B:VAL:HG11	5	0.32
(2,664)	1:150:B:VAL:H	1:150:B:VAL:HG12	5	0.32
(2,664)	1:150:B:VAL:H	1:150:B:VAL:HG13	5	0.32
(2,663)	1:150:A:VAL:H	1:150:A:VAL:HG11	2	0.32

Continued on next page...

Continued from previous page...

Key	Atom-1	Atom-2	Model ID	Violation (Å)
(2,663)	1:150:A:VAL:H	1:150:A:VAL:HG12	2	0.32
(2,663)	1:150:A:VAL:H	1:150:A:VAL:HG13	2	0.32
(2,663)	1:150:A:VAL:H	1:150:A:VAL:HG11	9	0.32
(2,663)	1:150:A:VAL:H	1:150:A:VAL:HG12	9	0.32
(2,663)	1:150:A:VAL:H	1:150:A:VAL:HG13	9	0.32
(2,644)	1:175:B:TYR:H	1:185:B:ILE:HG21	1	0.32
(2,644)	1:175:B:TYR:H	1:185:B:ILE:HG22	1	0.32
(2,644)	1:175:B:TYR:H	1:185:B:ILE:HG23	1	0.32
(2,644)	1:175:B:TYR:H	1:185:B:ILE:HG21	4	0.32
(2,644)	1:175:B:TYR:H	1:185:B:ILE:HG22	4	0.32
(2,644)	1:175:B:TYR:H	1:185:B:ILE:HG23	4	0.32
(2,643)	1:175:A:TYR:H	1:185:A:ILE:HG21	1	0.32
(2,643)	1:175:A:TYR:H	1:185:A:ILE:HG22	1	0.32
(2,643)	1:175:A:TYR:H	1:185:A:ILE:HG23	1	0.32
(2,643)	1:175:A:TYR:H	1:185:A:ILE:HG21	4	0.32
(2,643)	1:175:A:TYR:H	1:185:A:ILE:HG22	4	0.32
(2,643)	1:175:A:TYR:H	1:185:A:ILE:HG23	4	0.32
(2,621)	1:152:A:GLN:H	1:151:A:LEU:HD11	9	0.32
(2,621)	1:152:A:GLN:H	1:151:A:LEU:HD12	9	0.32
(2,621)	1:152:A:GLN:H	1:151:A:LEU:HD13	9	0.32
(2,582)	1:175:B:TYR:H	1:174:B:VAL:HG21	4	0.32
(2,582)	1:175:B:TYR:H	1:174:B:VAL:HG22	4	0.32
(2,582)	1:175:B:TYR:H	1:174:B:VAL:HG23	4	0.32
(2,568)	1:155:B:LEU:H	1:156:B:LEU:HB2	1	0.32
(2,568)	1:155:B:LEU:H	1:156:B:LEU:HB2	2	0.32
(2,568)	1:155:B:LEU:H	1:156:B:LEU:HB2	7	0.32
(2,559)	1:185:B:ILE:H	1:184:B:LEU:HG	5	0.32
(2,531)	1:152:A:GLN:H	1:151:A:LEU:HB2	1	0.32
(2,459)	1:148:A:GLU:H	1:148:A:GLU:HB3	1	0.32
(2,434)	1:161:A:PHE:H	1:160:A:PHE:HB3	6	0.32
(2,433)	1:161:B:PHE:H	1:160:B:PHE:HB3	6	0.32
(2,428)	1:179:B:ASP:H	1:179:B:ASP:HB3	1	0.32
(2,427)	1:179:A:ASP:H	1:179:A:ASP:HB3	1	0.32
(2,415)	1:176:B:ARG:H	1:160:B:PHE:HB2	1	0.32
(2,395)	1:160:A:PHE:H	1:158:A:HIS:HB3	1	0.32
(2,369)	1:170:B:GLY:H	1:165:B:ASP:HB2	1	0.32
(2,291)	1:136:A:SER:H	1:136:A:SER:HB3	4	0.32
(2,206)	1:187:A:THR:H	1:186:A:GLN:HA	7	0.32
(2,205)	1:187:B:THR:H	1:186:B:GLN:HA	7	0.32
(2,168)	1:164:A:THR:H	1:143:A:PRO:HA	10	0.32
(2,167)	1:164:B:THR:H	1:143:B:PRO:HA	10	0.32
(2,70)	1:181:A:LYS:H	1:180:A:GLY:H	2	0.32

Continued on next page...

Continued from previous page...

Key	Atom-1	Atom-2	Model ID	Violation (Å)
(2,47)	1:157:A:GLY:H	1:154:A:ASN:H	7	0.32
(2,38)	1:167:B:GLU:H	1:166:B:ARG:H	10	0.32
(2,37)	1:167:A:GLU:H	1:166:A:ARG:H	10	0.32
(2,2153)	1:188:A:SER:HA	1:188:A:SER:HB3	2	0.31
(2,2153)	1:188:A:SER:HA	1:188:A:SER:HB3	9	0.31
(2,2106)	1:163:B:PHE:HD1	1:144:B:MET:HG3	10	0.31
(2,2106)	1:163:B:PHE:HD2	1:144:B:MET:HG3	10	0.31
(2,2084)	1:182:A:TYR:HE1	1:182:A:TYR:HB2	10	0.31
(2,2084)	1:182:A:TYR:HE2	1:182:A:TYR:HB2	10	0.31
(2,2083)	1:182:B:TYR:HE1	1:182:B:TYR:HB2	10	0.31
(2,2083)	1:182:B:TYR:HE2	1:182:B:TYR:HB2	10	0.31
(2,2013)	1:188:A:SER:HA	1:188:A:SER:HB3	2	0.31
(2,2013)	1:188:A:SER:HA	1:188:A:SER:HB3	9	0.31
(2,1976)	1:184:A:LEU:HD21	1:186:A:GLN:HG2	10	0.31
(2,1976)	1:184:A:LEU:HD22	1:186:A:GLN:HG2	10	0.31
(2,1976)	1:184:A:LEU:HD23	1:186:A:GLN:HG2	10	0.31
(2,1968)	1:178:A:LYS:HE3	1:178:A:LYS:HA	8	0.31
(2,1967)	1:178:B:LYS:HE3	1:178:B:LYS:HA	8	0.31
(2,1932)	1:173:A:ILE:HD11	1:173:A:ILE:HB	6	0.31
(2,1932)	1:173:A:ILE:HD12	1:173:A:ILE:HB	6	0.31
(2,1932)	1:173:A:ILE:HD13	1:173:A:ILE:HB	6	0.31
(2,1931)	1:173:B:ILE:HD11	1:173:B:ILE:HB	6	0.31
(2,1931)	1:173:B:ILE:HD12	1:173:B:ILE:HB	6	0.31
(2,1931)	1:173:B:ILE:HD13	1:173:B:ILE:HB	6	0.31
(2,1904)	1:164:B:THR:HG1	1:165:B:ASP:HB3	6	0.31
(2,1878)	1:151:B:LEU:HG	1:152:B:GLN:HA	5	0.31
(2,1876)	1:151:B:LEU:HG	1:151:B:LEU:HA	1	0.31
(2,1875)	1:151:A:LEU:HG	1:151:A:LEU:HA	4	0.31
(2,1875)	1:151:A:LEU:HG	1:151:A:LEU:HA	10	0.31
(2,1847)	1:144:A:MET:HG3	1:152:A:GLN:HE22	10	0.31
(2,1798)	1:131:A:ILE:HG21	1:131:A:ILE:HG12	10	0.31
(2,1798)	1:131:A:ILE:HG22	1:131:A:ILE:HG12	10	0.31
(2,1798)	1:131:A:ILE:HG23	1:131:A:ILE:HG12	10	0.31
(2,1797)	1:131:B:ILE:HG21	1:131:B:ILE:HG12	10	0.31
(2,1797)	1:131:B:ILE:HG22	1:131:B:ILE:HG12	10	0.31
(2,1797)	1:131:B:ILE:HG23	1:131:B:ILE:HG12	10	0.31
(2,1734)	1:178:B:LYS:HG2	1:178:B:LYS:HA	7	0.31
(2,1703)	1:184:B:LEU:HD11	1:186:B:GLN:HG3	10	0.31
(2,1703)	1:184:B:LEU:HD12	1:186:B:GLN:HG3	10	0.31
(2,1703)	1:184:B:LEU:HD13	1:186:B:GLN:HG3	10	0.31
(2,1682)	1:173:A:ILE:HG12	1:173:A:ILE:HD11	2	0.31
(2,1682)	1:173:A:ILE:HG12	1:173:A:ILE:HD12	2	0.31

Continued on next page...

Continued from previous page...

Key	Atom-1	Atom-2	Model ID	Violation (Å)
(2,1682)	1:173:A:ILE:HG12	1:173:A:ILE:HD13	2	0.31
(2,1682)	1:173:A:ILE:HG12	1:173:A:ILE:HD11	5	0.31
(2,1682)	1:173:A:ILE:HG12	1:173:A:ILE:HD12	5	0.31
(2,1682)	1:173:A:ILE:HG12	1:173:A:ILE:HD13	5	0.31
(2,1682)	1:173:A:ILE:HG12	1:173:A:ILE:HD11	8	0.31
(2,1682)	1:173:A:ILE:HG12	1:173:A:ILE:HD12	8	0.31
(2,1682)	1:173:A:ILE:HG12	1:173:A:ILE:HD13	8	0.31
(2,1681)	1:173:B:ILE:HG12	1:173:B:ILE:HD11	2	0.31
(2,1681)	1:173:B:ILE:HG12	1:173:B:ILE:HD12	2	0.31
(2,1681)	1:173:B:ILE:HG12	1:173:B:ILE:HD13	2	0.31
(2,1681)	1:173:B:ILE:HG12	1:173:B:ILE:HD11	8	0.31
(2,1681)	1:173:B:ILE:HG12	1:173:B:ILE:HD12	8	0.31
(2,1681)	1:173:B:ILE:HG12	1:173:B:ILE:HD13	8	0.31
(2,1681)	1:173:B:ILE:HG12	1:173:B:ILE:HD11	10	0.31
(2,1681)	1:173:B:ILE:HG12	1:173:B:ILE:HD12	10	0.31
(2,1681)	1:173:B:ILE:HG12	1:173:B:ILE:HD13	10	0.31
(2,1680)	1:173:B:ILE:HG13	1:173:B:ILE:HD11	7	0.31
(2,1680)	1:173:B:ILE:HG13	1:173:B:ILE:HD12	7	0.31
(2,1680)	1:173:B:ILE:HG13	1:173:B:ILE:HD13	7	0.31
(2,1680)	1:173:B:ILE:HG13	1:173:B:ILE:HD11	8	0.31
(2,1680)	1:173:B:ILE:HG13	1:173:B:ILE:HD12	8	0.31
(2,1680)	1:173:B:ILE:HG13	1:173:B:ILE:HD13	8	0.31
(2,1680)	1:173:B:ILE:HG13	1:173:B:ILE:HD11	9	0.31
(2,1680)	1:173:B:ILE:HG13	1:173:B:ILE:HD12	9	0.31
(2,1680)	1:173:B:ILE:HG13	1:173:B:ILE:HD13	9	0.31
(2,1680)	1:173:B:ILE:HG13	1:173:B:ILE:HD11	10	0.31
(2,1680)	1:173:B:ILE:HG13	1:173:B:ILE:HD12	10	0.31
(2,1680)	1:173:B:ILE:HG13	1:173:B:ILE:HD13	10	0.31
(2,1679)	1:173:A:ILE:HG13	1:173:A:ILE:HD11	7	0.31
(2,1679)	1:173:A:ILE:HG13	1:173:A:ILE:HD12	7	0.31
(2,1679)	1:173:A:ILE:HG13	1:173:A:ILE:HD13	7	0.31
(2,1679)	1:173:A:ILE:HG13	1:173:A:ILE:HD11	8	0.31
(2,1679)	1:173:A:ILE:HG13	1:173:A:ILE:HD12	8	0.31
(2,1679)	1:173:A:ILE:HG13	1:173:A:ILE:HD13	8	0.31
(2,1679)	1:173:A:ILE:HG13	1:173:A:ILE:HD11	9	0.31
(2,1679)	1:173:A:ILE:HG13	1:173:A:ILE:HD12	9	0.31
(2,1679)	1:173:A:ILE:HG13	1:173:A:ILE:HD13	9	0.31
(2,1679)	1:173:A:ILE:HG13	1:173:A:ILE:HD11	10	0.31
(2,1679)	1:173:A:ILE:HG13	1:173:A:ILE:HD12	10	0.31
(2,1679)	1:173:A:ILE:HG13	1:173:A:ILE:HD13	10	0.31
(2,1665)	1:135:B:ARG:HB3	1:135:B:ARG:HA	4	0.31
(2,1665)	1:135:B:ARG:HB3	1:135:B:ARG:HA	5	0.31

Continued on next page...

Continued from previous page...

Key	Atom-1	Atom-2	Model ID	Violation (Å)
(2,1663)	1:166:A:ARG:HB2	1:166:A:ARG:HD3	2	0.31
(2,1659)	1:150:B:VAL:HB	1:174:B:VAL:HB	1	0.31
(2,1659)	1:150:B:VAL:HB	1:174:B:VAL:HB	2	0.31
(2,1650)	1:153:B:MET:HG3	1:153:B:MET:HA	10	0.31
(2,1649)	1:153:A:MET:HG3	1:153:A:MET:HA	10	0.31
(2,1636)	1:186:B:GLN:HG2	1:184:B:LEU:HD21	10	0.31
(2,1636)	1:186:B:GLN:HG2	1:184:B:LEU:HD22	10	0.31
(2,1636)	1:186:B:GLN:HG2	1:184:B:LEU:HD23	10	0.31
(2,1620)	1:148:A:GLU:HG3	1:144:A:MET:HB3	3	0.31
(2,1554)	1:155:B:LEU:HB2	1:152:B:GLN:HA	3	0.31
(2,1553)	1:155:A:LEU:HB2	1:152:A:GLN:HA	3	0.31
(2,1512)	1:150:B:VAL:HA	1:150:B:VAL:HG21	7	0.31
(2,1512)	1:150:B:VAL:HA	1:150:B:VAL:HG22	7	0.31
(2,1512)	1:150:B:VAL:HA	1:150:B:VAL:HG23	7	0.31
(2,1511)	1:150:A:VAL:HA	1:150:A:VAL:HG21	9	0.31
(2,1511)	1:150:A:VAL:HA	1:150:A:VAL:HG22	9	0.31
(2,1511)	1:150:A:VAL:HA	1:150:A:VAL:HG23	9	0.31
(2,1510)	1:150:B:VAL:HA	1:150:B:VAL:HG21	7	0.31
(2,1510)	1:150:B:VAL:HA	1:150:B:VAL:HG22	7	0.31
(2,1510)	1:150:B:VAL:HA	1:150:B:VAL:HG23	7	0.31
(2,1509)	1:150:A:VAL:HA	1:150:A:VAL:HG21	9	0.31
(2,1509)	1:150:A:VAL:HA	1:150:A:VAL:HG22	9	0.31
(2,1509)	1:150:A:VAL:HA	1:150:A:VAL:HG23	9	0.31
(2,1464)	1:151:B:LEU:HA	1:151:B:LEU:HB2	9	0.31
(2,1463)	1:151:A:LEU:HA	1:151:A:LEU:HB2	9	0.31
(2,1312)	1:171:B:THR:HB	1:171:B:THR:HA	2	0.31
(2,1311)	1:171:A:THR:HB	1:171:A:THR:HA	2	0.31
(2,1160)	1:153:B:MET:HA	1:153:B:MET:HG3	10	0.31
(2,1159)	1:153:A:MET:HA	1:153:A:MET:HG3	10	0.31
(2,1140)	1:150:A:VAL:HG21	1:147:A:GLU:HA	5	0.31
(2,1140)	1:150:A:VAL:HG22	1:147:A:GLU:HA	5	0.31
(2,1140)	1:150:A:VAL:HG23	1:147:A:GLU:HA	5	0.31
(2,1137)	1:149:B:ALA:HB1	1:146:B:SER:HA	9	0.31
(2,1137)	1:149:B:ALA:HB2	1:146:B:SER:HA	9	0.31
(2,1137)	1:149:B:ALA:HB3	1:146:B:SER:HA	9	0.31
(2,1132)	1:151:A:LEU:HB2	1:151:A:LEU:HA	9	0.31
(2,1131)	1:151:B:LEU:HB2	1:151:B:LEU:HA	9	0.31
(2,1052)	1:174:B:VAL:HA	1:174:B:VAL:HB	6	0.31
(2,1050)	1:174:B:VAL:HA	1:184:B:LEU:HA	1	0.31
(2,1049)	1:174:A:VAL:HA	1:184:A:LEU:HA	1	0.31
(2,968)	1:180:B:GLY:H	1:179:B:ASP:HB2	7	0.31
(2,967)	1:180:A:GLY:H	1:179:A:ASP:HB2	7	0.31

Continued on next page...

Continued from previous page...

Key	Atom-1	Atom-2	Model ID	Violation (Å)
(2,941)	1:182:A:TYR:H	1:131:B:ILE:HG21	5	0.31
(2,941)	1:182:A:TYR:H	1:131:B:ILE:HG22	5	0.31
(2,941)	1:182:A:TYR:H	1:131:B:ILE:HG23	5	0.31
(2,941)	1:182:A:TYR:H	1:131:B:ILE:HG21	8	0.31
(2,941)	1:182:A:TYR:H	1:131:B:ILE:HG22	8	0.31
(2,941)	1:182:A:TYR:H	1:131:B:ILE:HG23	8	0.31
(2,916)	1:132:B:GLU:H	1:182:A:TYR:HD1	1	0.31
(2,916)	1:132:B:GLU:H	1:182:A:TYR:HD2	1	0.31
(2,915)	1:132:A:GLU:H	1:182:B:TYR:HD1	4	0.31
(2,915)	1:132:A:GLU:H	1:182:B:TYR:HD2	4	0.31
(2,915)	1:132:A:GLU:H	1:182:B:TYR:HD1	7	0.31
(2,915)	1:132:A:GLU:H	1:182:B:TYR:HD2	7	0.31
(2,862)	1:150:B:VAL:H	1:148:B:GLU:HA	4	0.31
(2,862)	1:150:B:VAL:H	1:148:B:GLU:HA	5	0.31
(2,862)	1:150:B:VAL:H	1:148:B:GLU:HA	9	0.31
(2,832)	1:169:A:ASP:H	1:167:A:GLU:HB3	3	0.31
(2,798)	1:188:B:SER:H	1:187:B:THR:HG21	2	0.31
(2,798)	1:188:B:SER:H	1:187:B:THR:HG22	2	0.31
(2,798)	1:188:B:SER:H	1:187:B:THR:HG23	2	0.31
(2,772)	1:155:B:LEU:H	1:152:B:GLN:HG3	6	0.31
(2,771)	1:155:A:LEU:H	1:152:A:GLN:HG3	6	0.31
(2,752)	1:165:B:ASP:H	1:164:B:THR:HB	3	0.31
(2,751)	1:165:A:ASP:H	1:164:A:THR:HB	3	0.31
(2,682)	1:187:A:THR:H	1:173:A:ILE:H	10	0.31
(2,681)	1:187:B:THR:H	1:173:B:ILE:H	10	0.31
(2,663)	1:150:A:VAL:H	1:150:A:VAL:HG11	1	0.31
(2,663)	1:150:A:VAL:H	1:150:A:VAL:HG12	1	0.31
(2,663)	1:150:A:VAL:H	1:150:A:VAL:HG13	1	0.31
(2,663)	1:150:A:VAL:H	1:150:A:VAL:HG11	3	0.31
(2,663)	1:150:A:VAL:H	1:150:A:VAL:HG12	3	0.31
(2,663)	1:150:A:VAL:H	1:150:A:VAL:HG13	3	0.31
(2,663)	1:150:A:VAL:H	1:150:A:VAL:HG11	4	0.31
(2,663)	1:150:A:VAL:H	1:150:A:VAL:HG12	4	0.31
(2,663)	1:150:A:VAL:H	1:150:A:VAL:HG13	4	0.31
(2,663)	1:150:A:VAL:H	1:150:A:VAL:HG11	5	0.31
(2,663)	1:150:A:VAL:H	1:150:A:VAL:HG12	5	0.31
(2,663)	1:150:A:VAL:H	1:150:A:VAL:HG13	5	0.31
(2,581)	1:175:A:TYR:H	1:174:A:VAL:HG21	4	0.31
(2,581)	1:175:A:TYR:H	1:174:A:VAL:HG22	4	0.31
(2,581)	1:175:A:TYR:H	1:174:A:VAL:HG23	4	0.31
(2,568)	1:155:B:LEU:H	1:156:B:LEU:HB2	4	0.31
(2,568)	1:155:B:LEU:H	1:156:B:LEU:HB2	10	0.31

Continued on next page...

Continued from previous page...

Key	Atom-1	Atom-2	Model ID	Violation (Å)
(2,567)	1:155:A:LEU:H	1:156:A:LEU:HB2	2	0.31
(2,567)	1:155:A:LEU:H	1:156:A:LEU:HB2	4	0.31
(2,567)	1:155:A:LEU:H	1:156:A:LEU:HB2	10	0.31
(2,560)	1:185:A:ILE:H	1:184:A:LEU:HG	1	0.31
(2,559)	1:185:B:ILE:H	1:184:B:LEU:HG	1	0.31
(2,538)	1:158:B:HIS:H	1:156:B:LEU:HG	4	0.31
(2,538)	1:158:B:HIS:H	1:156:B:LEU:HG	6	0.31
(2,537)	1:158:A:HIS:H	1:156:A:LEU:HG	4	0.31
(2,537)	1:158:A:HIS:H	1:156:A:LEU:HG	6	0.31
(2,486)	1:144:B:MET:H	1:143:B:PRO:HB3	3	0.31
(2,459)	1:148:A:GLU:H	1:148:A:GLU:HB3	2	0.31
(2,459)	1:148:A:GLU:H	1:148:A:GLU:HB3	9	0.31
(2,393)	1:175:A:TYR:H	1:175:A:TYR:HB3	4	0.31
(2,366)	1:166:B:ARG:H	1:166:B:ARG:HD2	3	0.31
(2,292)	1:136:B:SER:H	1:136:B:SER:HB2	8	0.31
(2,292)	1:136:B:SER:H	1:136:B:SER:HB2	10	0.31
(2,291)	1:136:A:SER:H	1:136:A:SER:HB3	6	0.31
(2,132)	1:160:B:PHE:H	1:175:B:TYR:HD1	7	0.31
(2,132)	1:160:B:PHE:H	1:175:B:TYR:HD2	7	0.31
(2,131)	1:160:A:PHE:H	1:175:A:TYR:HD1	7	0.31
(2,131)	1:160:A:PHE:H	1:175:A:TYR:HD2	7	0.31
(2,100)	1:169:B:ASP:H	1:168:B:THR:H	5	0.31
(2,69)	1:181:B:LYS:H	1:180:B:GLY:H	2	0.31
(2,47)	1:157:A:GLY:H	1:154:A:ASN:H	8	0.31
(2,38)	1:167:B:GLU:H	1:166:B:ARG:H	9	0.31
(2,37)	1:167:A:GLU:H	1:166:A:ARG:H	9	0.31
(2,31)	1:168:B:THR:H	1:169:B:ASP:H	5	0.31
(2,2106)	1:163:B:PHE:HD1	1:144:B:MET:HG3	7	0.3
(2,2106)	1:163:B:PHE:HD2	1:144:B:MET:HG3	7	0.3
(2,1975)	1:184:B:LEU:HD11	1:186:B:GLN:HG2	1	0.3
(2,1975)	1:184:B:LEU:HD12	1:186:B:GLN:HG2	1	0.3
(2,1975)	1:184:B:LEU:HD13	1:186:B:GLN:HG2	1	0.3
(2,1903)	1:164:A:THR:HG1	1:165:A:ASP:HB2	9	0.3
(2,1878)	1:151:B:LEU:HG	1:152:B:GLN:HA	9	0.3
(2,1877)	1:151:A:LEU:HG	1:152:A:GLN:HA	9	0.3
(2,1872)	1:151:B:LEU:HA	1:154:B:ASN:HD22	4	0.3
(2,1872)	1:151:B:LEU:HA	1:154:B:ASN:HD22	6	0.3
(2,1863)	1:150:B:VAL:HG21	1:154:B:ASN:HD22	9	0.3
(2,1863)	1:150:B:VAL:HG22	1:154:B:ASN:HD22	9	0.3
(2,1863)	1:150:B:VAL:HG23	1:154:B:ASN:HD22	9	0.3
(2,1844)	1:143:B:PRO:HD3	1:143:B:PRO:HB3	6	0.3
(2,1824)	1:136:A:SER:HA	1:135:A:ARG:HA	7	0.3

Continued on next page...

Continued from previous page...

Key	Atom-1	Atom-2	Model ID	Violation (Å)
(2,1823)	1:136:B:SER:HA	1:135:B:ARG:HA	7	0.3
(2,1732)	1:178:A:LYS:HG2	1:178:A:LYS:HA	3	0.3
(2,1663)	1:166:A:ARG:HB2	1:166:A:ARG:HD3	4	0.3
(2,1635)	1:186:A:GLN:HG2	1:184:A:LEU:HD11	1	0.3
(2,1635)	1:186:A:GLN:HG2	1:184:A:LEU:HD12	1	0.3
(2,1635)	1:186:A:GLN:HG2	1:184:A:LEU:HD13	1	0.3
(2,1620)	1:148:A:GLU:HG3	1:144:A:MET:HB3	6	0.3
(2,1611)	1:154:A:ASN:HB3	1:155:A:LEU:HD11	8	0.3
(2,1611)	1:154:A:ASN:HB3	1:155:A:LEU:HD12	8	0.3
(2,1611)	1:154:A:ASN:HB3	1:155:A:LEU:HD13	8	0.3
(2,1584)	1:151:A:LEU:HB3	1:152:A:GLN:HG3	3	0.3
(2,1584)	1:151:A:LEU:HB3	1:152:A:GLN:HG3	9	0.3
(2,1580)	1:185:A:ILE:HB	1:185:A:ILE:HG13	7	0.3
(2,1561)	1:175:A:TYR:HB3	1:175:A:TYR:HA	6	0.3
(2,1561)	1:175:A:TYR:HB3	1:175:A:TYR:HA	7	0.3
(2,1561)	1:175:A:TYR:HB3	1:175:A:TYR:HA	8	0.3
(2,1549)	1:165:A:ASP:HB3	1:164:A:THR:HA	4	0.3
(2,1512)	1:150:B:VAL:HA	1:150:B:VAL:HG21	5	0.3
(2,1512)	1:150:B:VAL:HA	1:150:B:VAL:HG22	5	0.3
(2,1512)	1:150:B:VAL:HA	1:150:B:VAL:HG23	5	0.3
(2,1512)	1:150:B:VAL:HA	1:150:B:VAL:HG21	9	0.3
(2,1512)	1:150:B:VAL:HA	1:150:B:VAL:HG22	9	0.3
(2,1512)	1:150:B:VAL:HA	1:150:B:VAL:HG23	9	0.3
(2,1511)	1:150:A:VAL:HA	1:150:A:VAL:HG21	1	0.3
(2,1511)	1:150:A:VAL:HA	1:150:A:VAL:HG22	1	0.3
(2,1511)	1:150:A:VAL:HA	1:150:A:VAL:HG23	1	0.3
(2,1511)	1:150:A:VAL:HA	1:150:A:VAL:HG21	5	0.3
(2,1511)	1:150:A:VAL:HA	1:150:A:VAL:HG22	5	0.3
(2,1511)	1:150:A:VAL:HA	1:150:A:VAL:HG23	5	0.3
(2,1510)	1:150:B:VAL:HA	1:150:B:VAL:HG21	5	0.3
(2,1510)	1:150:B:VAL:HA	1:150:B:VAL:HG22	5	0.3
(2,1510)	1:150:B:VAL:HA	1:150:B:VAL:HG23	5	0.3
(2,1510)	1:150:B:VAL:HA	1:150:B:VAL:HG21	9	0.3
(2,1510)	1:150:B:VAL:HA	1:150:B:VAL:HG22	9	0.3
(2,1510)	1:150:B:VAL:HA	1:150:B:VAL:HG23	9	0.3
(2,1509)	1:150:A:VAL:HA	1:150:A:VAL:HG21	1	0.3
(2,1509)	1:150:A:VAL:HA	1:150:A:VAL:HG22	1	0.3
(2,1509)	1:150:A:VAL:HA	1:150:A:VAL:HG23	1	0.3
(2,1509)	1:150:A:VAL:HA	1:150:A:VAL:HG21	5	0.3
(2,1509)	1:150:A:VAL:HA	1:150:A:VAL:HG22	5	0.3
(2,1509)	1:150:A:VAL:HA	1:150:A:VAL:HG23	5	0.3
(2,1496)	1:152:B:GLN:HA	1:155:B:LEU:HB3	8	0.3

Continued on next page...

Continued from previous page...

Key	Atom-1	Atom-2	Model ID	Violation (Å)
(2,1495)	1:152:A:GLN:HA	1:155:A:LEU:HB3	8	0.3
(2,1474)	1:146:A:SER:HA	1:149:A:ALA:HB1	2	0.3
(2,1474)	1:146:A:SER:HA	1:149:A:ALA:HB2	2	0.3
(2,1474)	1:146:A:SER:HA	1:149:A:ALA:HB3	2	0.3
(2,1473)	1:146:B:SER:HA	1:149:B:ALA:HB1	10	0.3
(2,1473)	1:146:B:SER:HA	1:149:B:ALA:HB2	10	0.3
(2,1473)	1:146:B:SER:HA	1:149:B:ALA:HB3	10	0.3
(2,1396)	1:181:B:LYS:HA	1:181:B:LYS:HB3	5	0.3
(2,1395)	1:181:A:LYS:HA	1:181:A:LYS:HB3	5	0.3
(2,1352)	1:145:A:ASP:HA	1:163:A:PHE:HE1	9	0.3
(2,1352)	1:145:A:ASP:HA	1:163:A:PHE:HE2	9	0.3
(2,1334)	1:156:A:LEU:HB2	1:156:A:LEU:HG	7	0.3
(2,1333)	1:156:B:LEU:HB2	1:156:B:LEU:HG	7	0.3
(2,1329)	1:176:B:ARG:HD2	1:159:B:ASP:HA	7	0.3
(2,1255)	1:149:A:ALA:HB1	1:174:A:VAL:HG11	10	0.3
(2,1255)	1:149:A:ALA:HB1	1:174:A:VAL:HG12	10	0.3
(2,1255)	1:149:A:ALA:HB1	1:174:A:VAL:HG13	10	0.3
(2,1255)	1:149:A:ALA:HB2	1:174:A:VAL:HG11	10	0.3
(2,1255)	1:149:A:ALA:HB2	1:174:A:VAL:HG12	10	0.3
(2,1255)	1:149:A:ALA:HB2	1:174:A:VAL:HG13	10	0.3
(2,1255)	1:149:A:ALA:HB3	1:174:A:VAL:HG11	10	0.3
(2,1255)	1:149:A:ALA:HB3	1:174:A:VAL:HG12	10	0.3
(2,1255)	1:149:A:ALA:HB3	1:174:A:VAL:HG13	10	0.3
(2,1169)	1:149:B:ALA:HB1	1:174:B:VAL:HB	5	0.3
(2,1169)	1:149:B:ALA:HB2	1:174:B:VAL:HB	5	0.3
(2,1169)	1:149:B:ALA:HB3	1:174:B:VAL:HB	5	0.3
(2,1140)	1:150:A:VAL:HG21	1:147:A:GLU:HA	2	0.3
(2,1140)	1:150:A:VAL:HG22	1:147:A:GLU:HA	2	0.3
(2,1140)	1:150:A:VAL:HG23	1:147:A:GLU:HA	2	0.3
(2,1140)	1:150:A:VAL:HG21	1:147:A:GLU:HA	9	0.3
(2,1140)	1:150:A:VAL:HG22	1:147:A:GLU:HA	9	0.3
(2,1140)	1:150:A:VAL:HG23	1:147:A:GLU:HA	9	0.3
(2,1139)	1:150:B:VAL:HG21	1:147:B:GLU:HA	2	0.3
(2,1139)	1:150:B:VAL:HG22	1:147:B:GLU:HA	2	0.3
(2,1139)	1:150:B:VAL:HG23	1:147:B:GLU:HA	2	0.3
(2,1139)	1:150:B:VAL:HG21	1:147:B:GLU:HA	9	0.3
(2,1139)	1:150:B:VAL:HG22	1:147:B:GLU:HA	9	0.3
(2,1139)	1:150:B:VAL:HG23	1:147:B:GLU:HA	9	0.3
(2,1126)	1:156:A:LEU:HD21	1:156:A:LEU:HA	3	0.3
(2,1126)	1:156:A:LEU:HD22	1:156:A:LEU:HA	3	0.3
(2,1126)	1:156:A:LEU:HD23	1:156:A:LEU:HA	3	0.3
(2,1125)	1:156:B:LEU:HD21	1:156:B:LEU:HA	3	0.3

Continued on next page...

Continued from previous page...

Key	Atom-1	Atom-2	Model ID	Violation (Å)
(2,1125)	1:156:B:LEU:HD22	1:156:B:LEU:HA	3	0.3
(2,1125)	1:156:B:LEU:HD23	1:156:B:LEU:HA	3	0.3
(2,1051)	1:174:A:VAL:HA	1:174:A:VAL:HB	6	0.3
(2,1046)	1:173:A:ILE:HA	1:173:A:ILE:HG12	7	0.3
(2,1045)	1:173:B:ILE:HA	1:173:B:ILE:HG12	7	0.3
(2,974)	1:173:B:ILE:HA	1:163:B:PHE:H	5	0.3
(2,973)	1:173:A:ILE:HA	1:163:A:PHE:H	5	0.3
(2,916)	1:132:B:GLU:H	1:182:A:TYR:HD1	3	0.3
(2,916)	1:132:B:GLU:H	1:182:A:TYR:HD2	3	0.3
(2,915)	1:132:A:GLU:H	1:182:B:TYR:HD1	9	0.3
(2,915)	1:132:A:GLU:H	1:182:B:TYR:HD2	9	0.3
(2,861)	1:150:A:VAL:H	1:148:A:GLU:HA	9	0.3
(2,831)	1:169:B:ASP:H	1:167:B:GLU:HB3	3	0.3
(2,802)	1:147:B:GLU:H	1:150:B:VAL:HG21	3	0.3
(2,802)	1:147:B:GLU:H	1:150:B:VAL:HG22	3	0.3
(2,802)	1:147:B:GLU:H	1:150:B:VAL:HG23	3	0.3
(2,802)	1:147:B:GLU:H	1:150:B:VAL:HG21	4	0.3
(2,802)	1:147:B:GLU:H	1:150:B:VAL:HG22	4	0.3
(2,802)	1:147:B:GLU:H	1:150:B:VAL:HG23	4	0.3
(2,802)	1:147:B:GLU:H	1:150:B:VAL:HG21	10	0.3
(2,802)	1:147:B:GLU:H	1:150:B:VAL:HG22	10	0.3
(2,802)	1:147:B:GLU:H	1:150:B:VAL:HG23	10	0.3
(2,801)	1:147:A:GLU:H	1:150:A:VAL:HG21	3	0.3
(2,801)	1:147:A:GLU:H	1:150:A:VAL:HG22	3	0.3
(2,801)	1:147:A:GLU:H	1:150:A:VAL:HG23	3	0.3
(2,801)	1:147:A:GLU:H	1:150:A:VAL:HG21	4	0.3
(2,801)	1:147:A:GLU:H	1:150:A:VAL:HG22	4	0.3
(2,801)	1:147:A:GLU:H	1:150:A:VAL:HG23	4	0.3
(2,801)	1:147:A:GLU:H	1:150:A:VAL:HG21	10	0.3
(2,801)	1:147:A:GLU:H	1:150:A:VAL:HG22	10	0.3
(2,801)	1:147:A:GLU:H	1:150:A:VAL:HG23	10	0.3
(2,772)	1:155:B:LEU:H	1:152:B:GLN:HG3	5	0.3
(2,736)	1:189:B:GLU:H	1:188:B:SER:HA	3	0.3
(2,735)	1:189:A:GLU:H	1:188:A:SER:HA	3	0.3
(2,707)	1:145:B:ASP:H	1:163:B:PHE:HD1	1	0.3
(2,707)	1:145:B:ASP:H	1:163:B:PHE:HD2	1	0.3
(2,677)	1:170:B:GLY:H	1:167:B:GLU:H	4	0.3
(2,665)	1:154:B:ASN:H	1:150:B:VAL:HG11	10	0.3
(2,665)	1:154:B:ASN:H	1:150:B:VAL:HG12	10	0.3
(2,665)	1:154:B:ASN:H	1:150:B:VAL:HG13	10	0.3
(2,567)	1:155:A:LEU:H	1:156:A:LEU:HB2	5	0.3
(2,567)	1:155:A:LEU:H	1:156:A:LEU:HB2	7	0.3

Continued on next page...

Continued from previous page...

Key	Atom-1	Atom-2	Model ID	Violation (Å)
(2,538)	1:158:B:HIS:H	1:156:B:LEU:HG	10	0.3
(2,518)	1:176:A:ARG:H	1:176:A:ARG:HG2	2	0.3
(2,395)	1:160:A:PHE:H	1:158:A:HIS:HB3	10	0.3
(2,393)	1:175:A:TYR:H	1:175:A:TYR:HB3	8	0.3
(2,357)	1:176:B:ARG:H	1:175:B:TYR:HB3	6	0.3
(2,206)	1:187:A:THR:H	1:186:A:GLN:HA	1	0.3
(2,205)	1:187:B:THR:H	1:186:B:GLN:HA	1	0.3
(2,38)	1:167:B:GLU:H	1:166:B:ARG:H	5	0.3
(2,37)	1:167:A:GLU:H	1:166:A:ARG:H	5	0.3
(1,82)	1:181:B:LYS:H	1:177:B:ARG:O	3	0.3
(1,81)	1:181:A:LYS:H	1:177:A:ARG:O	3	0.3
(2,2148)	1:182:B:TYR:HA	1:176:B:ARG:HA	6	0.29
(2,2147)	1:182:A:TYR:HA	1:176:A:ARG:HA	6	0.29
(2,2146)	1:176:A:ARG:HA	1:182:A:TYR:HA	6	0.29
(2,2145)	1:176:B:ARG:HA	1:182:B:TYR:HA	6	0.29
(2,2136)	1:184:A:LEU:HA	1:174:A:VAL:HA	7	0.29
(2,2135)	1:184:B:LEU:HA	1:174:B:VAL:HA	7	0.29
(2,2109)	1:163:A:PHE:HD1	1:174:A:VAL:HG11	4	0.29
(2,2109)	1:163:A:PHE:HD1	1:174:A:VAL:HG12	4	0.29
(2,2109)	1:163:A:PHE:HD1	1:174:A:VAL:HG13	4	0.29
(2,2109)	1:163:A:PHE:HD2	1:174:A:VAL:HG11	4	0.29
(2,2109)	1:163:A:PHE:HD2	1:174:A:VAL:HG12	4	0.29
(2,2109)	1:163:A:PHE:HD2	1:174:A:VAL:HG13	4	0.29
(2,2102)	1:163:B:PHE:HD1	1:144:B:MET:HA	2	0.29
(2,2102)	1:163:B:PHE:HD2	1:144:B:MET:HA	2	0.29
(2,2008)	1:182:B:TYR:HA	1:176:B:ARG:HA	6	0.29
(2,2007)	1:182:A:TYR:HA	1:176:A:ARG:HA	6	0.29
(2,2006)	1:176:A:ARG:HA	1:182:A:TYR:HA	6	0.29
(2,2005)	1:176:B:ARG:HA	1:182:B:TYR:HA	6	0.29
(2,1996)	1:184:A:LEU:HA	1:174:A:VAL:HA	7	0.29
(2,1995)	1:184:B:LEU:HA	1:174:B:VAL:HA	7	0.29
(2,1972)	1:181:A:LYS:HD2	1:181:A:LYS:HA	10	0.29
(2,1932)	1:173:A:ILE:HD11	1:173:A:ILE:HB	8	0.29
(2,1932)	1:173:A:ILE:HD12	1:173:A:ILE:HB	8	0.29
(2,1932)	1:173:A:ILE:HD13	1:173:A:ILE:HB	8	0.29
(2,1931)	1:173:B:ILE:HD11	1:173:B:ILE:HB	8	0.29
(2,1931)	1:173:B:ILE:HD12	1:173:B:ILE:HB	8	0.29
(2,1931)	1:173:B:ILE:HD13	1:173:B:ILE:HB	8	0.29
(2,1928)	1:173:A:ILE:HD11	1:162:A:VAL:HA	5	0.29
(2,1928)	1:173:A:ILE:HD12	1:162:A:VAL:HA	5	0.29
(2,1928)	1:173:A:ILE:HD13	1:162:A:VAL:HA	5	0.29
(2,1924)	1:173:B:ILE:HG21	1:160:B:PHE:HB2	7	0.29

Continued on next page...

Continued from previous page...

Key	Atom-1	Atom-2	Model ID	Violation (Å)
(2,1924)	1:173:B:ILE:HG22	1:160:B:PHE:HB2	7	0.29
(2,1924)	1:173:B:ILE:HG23	1:160:B:PHE:HB2	7	0.29
(2,1923)	1:173:A:ILE:HG21	1:160:A:PHE:HB2	7	0.29
(2,1923)	1:173:A:ILE:HG22	1:160:A:PHE:HB2	7	0.29
(2,1923)	1:173:A:ILE:HG23	1:160:A:PHE:HB2	7	0.29
(2,1900)	1:164:B:THR:HG1	1:169:B:ASP:HB2	5	0.29
(2,1880)	1:152:B:GLN:HG2	1:151:B:LEU:HD11	5	0.29
(2,1880)	1:152:B:GLN:HG2	1:151:B:LEU:HD12	5	0.29
(2,1880)	1:152:B:GLN:HG2	1:151:B:LEU:HD13	5	0.29
(2,1876)	1:151:B:LEU:HG	1:151:B:LEU:HA	4	0.29
(2,1876)	1:151:B:LEU:HG	1:151:B:LEU:HA	6	0.29
(2,1874)	1:156:A:LEU:HG	1:156:A:LEU:HA	9	0.29
(2,1873)	1:156:B:LEU:HG	1:156:B:LEU:HA	9	0.29
(2,1832)	1:141:A:LEU:HB2	1:140:A:SER:H	6	0.29
(2,1831)	1:141:B:LEU:HB2	1:140:B:SER:H	6	0.29
(2,1744)	1:155:A:LEU:HD11	1:152:A:GLN:HA	8	0.29
(2,1744)	1:155:A:LEU:HD12	1:152:A:GLN:HA	8	0.29
(2,1744)	1:155:A:LEU:HD13	1:152:A:GLN:HA	8	0.29
(2,1674)	1:138:B:GLU:HB2	1:138:B:GLU:HA	8	0.29
(2,1665)	1:135:B:ARG:HB3	1:135:B:ARG:HA	6	0.29
(2,1665)	1:135:B:ARG:HB3	1:135:B:ARG:HA	10	0.29
(2,1632)	1:174:A:VAL:HB	1:174:A:VAL:HA	2	0.29
(2,1631)	1:174:B:VAL:HB	1:174:B:VAL:HA	2	0.29
(2,1611)	1:154:A:ASN:HB3	1:155:A:LEU:HD11	1	0.29
(2,1611)	1:154:A:ASN:HB3	1:155:A:LEU:HD12	1	0.29
(2,1611)	1:154:A:ASN:HB3	1:155:A:LEU:HD13	1	0.29
(2,1596)	1:139:B:PHE:HB3	1:141:B:LEU:HD21	5	0.29
(2,1596)	1:139:B:PHE:HB3	1:141:B:LEU:HD22	5	0.29
(2,1596)	1:139:B:PHE:HB3	1:141:B:LEU:HD23	5	0.29
(2,1596)	1:139:B:PHE:HB3	1:141:B:LEU:HD21	9	0.29
(2,1596)	1:139:B:PHE:HB3	1:141:B:LEU:HD22	9	0.29
(2,1596)	1:139:B:PHE:HB3	1:141:B:LEU:HD23	9	0.29
(2,1584)	1:151:A:LEU:HB3	1:152:A:GLN:HG3	8	0.29
(2,1561)	1:175:A:TYR:HB3	1:175:A:TYR:HA	3	0.29
(2,1561)	1:175:A:TYR:HB3	1:175:A:TYR:HA	5	0.29
(2,1561)	1:175:A:TYR:HB3	1:175:A:TYR:HA	9	0.29
(2,1561)	1:175:A:TYR:HB3	1:175:A:TYR:HA	10	0.29
(2,1524)	1:158:B:HIS:HB2	1:158:B:HIS:HA	6	0.29
(2,1512)	1:150:B:VAL:HA	1:150:B:VAL:HG21	1	0.29
(2,1512)	1:150:B:VAL:HA	1:150:B:VAL:HG22	1	0.29
(2,1512)	1:150:B:VAL:HA	1:150:B:VAL:HG23	1	0.29
(2,1510)	1:150:B:VAL:HA	1:150:B:VAL:HG21	1	0.29

Continued on next page...

Continued from previous page...

Key	Atom-1	Atom-2	Model ID	Violation (Å)
(2,1510)	1:150:B:VAL:HA	1:150:B:VAL:HG22	1	0.29
(2,1510)	1:150:B:VAL:HA	1:150:B:VAL:HG23	1	0.29
(2,1499)	1:176:B:ARG:HD3	1:159:B:ASP:HA	2	0.29
(2,1467)	1:151:A:LEU:HA	1:150:A:VAL:HG11	4	0.29
(2,1467)	1:151:A:LEU:HA	1:150:A:VAL:HG12	4	0.29
(2,1467)	1:151:A:LEU:HA	1:150:A:VAL:HG13	4	0.29
(2,1464)	1:151:B:LEU:HA	1:151:B:LEU:HB2	2	0.29
(2,1450)	1:156:A:LEU:HA	1:156:A:LEU:HG	9	0.29
(2,1449)	1:156:B:LEU:HA	1:156:B:LEU:HG	9	0.29
(2,1351)	1:145:B:ASP:HA	1:163:B:PHE:HE1	9	0.29
(2,1351)	1:145:B:ASP:HA	1:163:B:PHE:HE2	9	0.29
(2,1334)	1:156:A:LEU:HB2	1:156:A:LEU:HG	1	0.29
(2,1334)	1:156:A:LEU:HB2	1:156:A:LEU:HG	5	0.29
(2,1333)	1:156:B:LEU:HB2	1:156:B:LEU:HG	1	0.29
(2,1333)	1:156:B:LEU:HB2	1:156:B:LEU:HG	5	0.29
(2,1319)	1:164:B:THR:HB	1:165:B:ASP:HB2	7	0.29
(2,1290)	1:141:B:LEU:HA	1:141:B:LEU:HD21	6	0.29
(2,1290)	1:141:B:LEU:HA	1:141:B:LEU:HD22	6	0.29
(2,1290)	1:141:B:LEU:HA	1:141:B:LEU:HD23	6	0.29
(2,1280)	1:152:B:GLN:HA	1:151:B:LEU:HD21	6	0.29
(2,1280)	1:152:B:GLN:HA	1:151:B:LEU:HD22	6	0.29
(2,1280)	1:152:B:GLN:HA	1:151:B:LEU:HD23	6	0.29
(2,1172)	1:166:B:ARG:HA	1:143:B:PRO:HB3	4	0.29
(2,1152)	1:150:A:VAL:HG21	1:150:A:VAL:HA	3	0.29
(2,1152)	1:150:A:VAL:HG22	1:150:A:VAL:HA	3	0.29
(2,1152)	1:150:A:VAL:HG23	1:150:A:VAL:HA	3	0.29
(2,1137)	1:149:B:ALA:HB1	1:146:B:SER:HA	6	0.29
(2,1137)	1:149:B:ALA:HB2	1:146:B:SER:HA	6	0.29
(2,1137)	1:149:B:ALA:HB3	1:146:B:SER:HA	6	0.29
(2,1131)	1:151:B:LEU:HB2	1:151:B:LEU:HA	2	0.29
(2,1098)	1:139:B:PHE:HB3	1:139:B:PHE:HA	7	0.29
(2,1097)	1:139:A:PHE:HB3	1:139:A:PHE:HA	7	0.29
(2,1090)	1:176:A:ARG:HA	1:182:A:TYR:HA	6	0.29
(2,1089)	1:176:B:ARG:HA	1:182:B:TYR:HA	6	0.29
(2,1028)	1:184:A:LEU:HA	1:185:A:ILE:HG13	9	0.29
(2,1027)	1:184:B:LEU:HA	1:185:B:ILE:HG12	3	0.29
(2,960)	1:144:B:MET:H	1:163:B:PHE:HD1	5	0.29
(2,960)	1:144:B:MET:H	1:163:B:PHE:HD2	5	0.29
(2,959)	1:144:A:MET:H	1:163:A:PHE:HD1	5	0.29
(2,959)	1:144:A:MET:H	1:163:A:PHE:HD2	5	0.29
(2,942)	1:182:B:TYR:H	1:131:A:ILE:HG21	6	0.29
(2,942)	1:182:B:TYR:H	1:131:A:ILE:HG22	6	0.29

Continued on next page...

Continued from previous page...

Key	Atom-1	Atom-2	Model ID	Violation (Å)
(2,942)	1:182:B:TYR:H	1:131:A:ILE:HG23	6	0.29
(2,916)	1:132:B:GLU:H	1:182:A:TYR:HD1	8	0.29
(2,916)	1:132:B:GLU:H	1:182:A:TYR:HD2	8	0.29
(2,915)	1:132:A:GLU:H	1:182:B:TYR:HD1	3	0.29
(2,915)	1:132:A:GLU:H	1:182:B:TYR:HD2	3	0.29
(2,862)	1:150:B:VAL:H	1:148:B:GLU:HA	1	0.29
(2,862)	1:150:B:VAL:H	1:148:B:GLU:HA	3	0.29
(2,860)	1:149:A:ALA:H	1:150:A:VAL:HG11	9	0.29
(2,860)	1:149:A:ALA:H	1:150:A:VAL:HG12	9	0.29
(2,860)	1:149:A:ALA:H	1:150:A:VAL:HG13	9	0.29
(2,832)	1:169:A:ASP:H	1:167:A:GLU:HB3	8	0.29
(2,718)	1:150:B:VAL:H	1:163:B:PHE:HE1	6	0.29
(2,718)	1:150:B:VAL:H	1:163:B:PHE:HE2	6	0.29
(2,717)	1:150:A:VAL:H	1:163:A:PHE:HE1	1	0.29
(2,717)	1:150:A:VAL:H	1:163:A:PHE:HE2	1	0.29
(2,717)	1:150:A:VAL:H	1:163:A:PHE:HE1	4	0.29
(2,717)	1:150:A:VAL:H	1:163:A:PHE:HE2	4	0.29
(2,708)	1:145:A:ASP:H	1:163:A:PHE:HD1	7	0.29
(2,708)	1:145:A:ASP:H	1:163:A:PHE:HD2	7	0.29
(2,707)	1:145:B:ASP:H	1:163:B:PHE:HD1	5	0.29
(2,707)	1:145:B:ASP:H	1:163:B:PHE:HD2	5	0.29
(2,678)	1:170:A:GLY:H	1:167:A:GLU:H	4	0.29
(2,666)	1:154:A:ASN:H	1:150:A:VAL:HG11	10	0.29
(2,666)	1:154:A:ASN:H	1:150:A:VAL:HG12	10	0.29
(2,666)	1:154:A:ASN:H	1:150:A:VAL:HG13	10	0.29
(2,643)	1:175:A:TYR:H	1:185:A:ILE:HG21	6	0.29
(2,643)	1:175:A:TYR:H	1:185:A:ILE:HG22	6	0.29
(2,643)	1:175:A:TYR:H	1:185:A:ILE:HG23	6	0.29
(2,642)	1:186:B:GLN:H	1:185:B:ILE:HG21	9	0.29
(2,642)	1:186:B:GLN:H	1:185:B:ILE:HG22	9	0.29
(2,642)	1:186:B:GLN:H	1:185:B:ILE:HG23	9	0.29
(2,641)	1:186:A:GLN:H	1:185:A:ILE:HG21	9	0.29
(2,641)	1:186:A:GLN:H	1:185:A:ILE:HG22	9	0.29
(2,641)	1:186:A:GLN:H	1:185:A:ILE:HG23	9	0.29
(2,640)	1:185:A:ILE:H	1:185:A:ILE:HG21	7	0.29
(2,640)	1:185:A:ILE:H	1:185:A:ILE:HG22	7	0.29
(2,640)	1:185:A:ILE:H	1:185:A:ILE:HG23	7	0.29
(2,639)	1:185:B:ILE:H	1:185:B:ILE:HG21	7	0.29
(2,639)	1:185:B:ILE:H	1:185:B:ILE:HG22	7	0.29
(2,639)	1:185:B:ILE:H	1:185:B:ILE:HG23	7	0.29
(2,633)	1:142:A:LYS:H	1:141:A:LEU:HD11	10	0.29
(2,633)	1:142:A:LYS:H	1:141:A:LEU:HD12	10	0.29

Continued on next page...

Continued from previous page...

Key	Atom-1	Atom-2	Model ID	Violation (Å)
(2,633)	1:142:A:LYS:H	1:141:A:LEU:HD13	10	0.29
(2,614)	1:163:B:PHE:H	1:173:B:ILE:HG12	10	0.29
(2,607)	1:185:B:ILE:H	1:184:B:LEU:HD11	5	0.29
(2,607)	1:185:B:ILE:H	1:184:B:LEU:HD12	5	0.29
(2,607)	1:185:B:ILE:H	1:184:B:LEU:HD13	5	0.29
(2,607)	1:185:B:ILE:H	1:184:B:LEU:HD11	9	0.29
(2,607)	1:185:B:ILE:H	1:184:B:LEU:HD12	9	0.29
(2,607)	1:185:B:ILE:H	1:184:B:LEU:HD13	9	0.29
(2,599)	1:165:A:ASP:H	1:164:A:THR:HG1	9	0.29
(2,537)	1:158:A:HIS:H	1:156:A:LEU:HG	10	0.29
(2,518)	1:176:A:ARG:H	1:176:A:ARG:HG2	7	0.29
(2,440)	1:148:B:GLU:H	1:148:B:GLU:HG2	6	0.29
(2,440)	1:148:B:GLU:H	1:148:B:GLU:HG2	9	0.29
(2,434)	1:161:A:PHE:H	1:160:A:PHE:HB3	2	0.29
(2,434)	1:161:A:PHE:H	1:160:A:PHE:HB3	8	0.29
(2,433)	1:161:B:PHE:H	1:160:B:PHE:HB3	2	0.29
(2,433)	1:161:B:PHE:H	1:160:B:PHE:HB3	8	0.29
(2,206)	1:187:A:THR:H	1:186:A:GLN:HA	4	0.29
(2,206)	1:187:A:THR:H	1:186:A:GLN:HA	9	0.29
(2,205)	1:187:B:THR:H	1:186:B:GLN:HA	4	0.29
(2,205)	1:187:B:THR:H	1:186:B:GLN:HA	9	0.29
(2,162)	1:166:A:ARG:H	1:143:A:PRO:HA	4	0.29
(2,162)	1:166:A:ARG:H	1:143:A:PRO:HA	6	0.29
(2,161)	1:166:B:ARG:H	1:143:B:PRO:HA	4	0.29
(2,161)	1:166:B:ARG:H	1:143:B:PRO:HA	6	0.29
(2,154)	1:185:A:ILE:H	1:184:A:LEU:HA	5	0.29
(2,153)	1:185:B:ILE:H	1:184:B:LEU:HA	5	0.29
(2,132)	1:160:B:PHE:H	1:175:B:TYR:HD1	10	0.29
(2,132)	1:160:B:PHE:H	1:175:B:TYR:HD2	10	0.29
(2,131)	1:160:A:PHE:H	1:175:A:TYR:HD1	10	0.29
(2,131)	1:160:A:PHE:H	1:175:A:TYR:HD2	10	0.29
(2,47)	1:157:A:GLY:H	1:154:A:ASN:H	5	0.29
(2,44)	1:181:A:LYS:H	1:182:A:TYR:H	2	0.29
(2,43)	1:181:B:LYS:H	1:182:B:TYR:H	2	0.29
(2,2110)	1:163:B:PHE:HD1	1:174:B:VAL:HG11	4	0.28
(2,2110)	1:163:B:PHE:HD1	1:174:B:VAL:HG12	4	0.28
(2,2110)	1:163:B:PHE:HD1	1:174:B:VAL:HG13	4	0.28
(2,2110)	1:163:B:PHE:HD2	1:174:B:VAL:HG11	4	0.28
(2,2110)	1:163:B:PHE:HD2	1:174:B:VAL:HG12	4	0.28
(2,2110)	1:163:B:PHE:HD2	1:174:B:VAL:HG13	4	0.28
(2,2103)	1:158:B:HIS:HD2	1:158:B:HIS:HB2	1	0.28
(2,2102)	1:163:B:PHE:HD1	1:144:B:MET:HA	1	0.28

Continued on next page...

Continued from previous page...

Key	Atom-1	Atom-2	Model ID	Violation (Å)
(2,2102)	1:163:B:PHE:HD2	1:144:B:MET:HA	1	0.28
(2,2101)	1:163:A:PHE:HD1	1:144:A:MET:HA	2	0.28
(2,2101)	1:163:A:PHE:HD2	1:144:A:MET:HA	2	0.28
(2,1958)	1:176:A:ARG:HG2	1:176:A:ARG:HD3	8	0.28
(2,1945)	1:175:A:TYR:HB3	1:183:A:GLY:H	7	0.28
(2,1932)	1:173:A:ILE:HD11	1:173:A:ILE:HB	7	0.28
(2,1932)	1:173:A:ILE:HD12	1:173:A:ILE:HB	7	0.28
(2,1932)	1:173:A:ILE:HD13	1:173:A:ILE:HB	7	0.28
(2,1931)	1:173:B:ILE:HD11	1:173:B:ILE:HB	7	0.28
(2,1931)	1:173:B:ILE:HD12	1:173:B:ILE:HB	7	0.28
(2,1931)	1:173:B:ILE:HD13	1:173:B:ILE:HB	7	0.28
(2,1924)	1:173:B:ILE:HG21	1:160:B:PHE:HB2	9	0.28
(2,1924)	1:173:B:ILE:HG22	1:160:B:PHE:HB2	9	0.28
(2,1924)	1:173:B:ILE:HG23	1:160:B:PHE:HB2	9	0.28
(2,1923)	1:173:A:ILE:HG21	1:160:A:PHE:HB2	9	0.28
(2,1923)	1:173:A:ILE:HG22	1:160:A:PHE:HB2	9	0.28
(2,1923)	1:173:A:ILE:HG23	1:160:A:PHE:HB2	9	0.28
(2,1876)	1:151:B:LEU:HG	1:151:B:LEU:HA	10	0.28
(2,1832)	1:141:A:LEU:HB2	1:140:A:SER:H	10	0.28
(2,1803)	1:132:B:GLU:HB3	1:133:B:ILE:HA	4	0.28
(2,1744)	1:155:A:LEU:HD11	1:152:A:GLN:HA	6	0.28
(2,1744)	1:155:A:LEU:HD12	1:152:A:GLN:HA	6	0.28
(2,1744)	1:155:A:LEU:HD13	1:152:A:GLN:HA	6	0.28
(2,1665)	1:135:B:ARG:HB3	1:135:B:ARG:HA	3	0.28
(2,1620)	1:148:A:GLU:HG3	1:144:A:MET:HB3	8	0.28
(2,1617)	1:148:B:GLU:HG2	1:145:B:ASP:HB3	5	0.28
(2,1598)	1:134:A:ILE:HB	1:135:A:ARG:HA	9	0.28
(2,1583)	1:151:B:LEU:HB3	1:152:B:GLN:HG3	8	0.28
(2,1583)	1:151:B:LEU:HB3	1:152:B:GLN:HG3	9	0.28
(2,1561)	1:175:A:TYR:HB3	1:175:A:TYR:HA	1	0.28
(2,1561)	1:175:A:TYR:HB3	1:175:A:TYR:HA	2	0.28
(2,1561)	1:175:A:TYR:HB3	1:175:A:TYR:HA	4	0.28
(2,1524)	1:158:B:HIS:HB2	1:158:B:HIS:HA	5	0.28
(2,1523)	1:158:A:HIS:HB3	1:158:A:HIS:HA	9	0.28
(2,1511)	1:150:A:VAL:HA	1:150:A:VAL:HG21	2	0.28
(2,1511)	1:150:A:VAL:HA	1:150:A:VAL:HG22	2	0.28
(2,1511)	1:150:A:VAL:HA	1:150:A:VAL:HG23	2	0.28
(2,1509)	1:150:A:VAL:HA	1:150:A:VAL:HG21	2	0.28
(2,1509)	1:150:A:VAL:HA	1:150:A:VAL:HG22	2	0.28
(2,1509)	1:150:A:VAL:HA	1:150:A:VAL:HG23	2	0.28
(2,1468)	1:151:B:LEU:HA	1:150:B:VAL:HG11	6	0.28
(2,1468)	1:151:B:LEU:HA	1:150:B:VAL:HG12	6	0.28

Continued on next page...

Continued from previous page...

Key	Atom-1	Atom-2	Model ID	Violation (Å)
(2,1468)	1:151:B:LEU:HA	1:150:B:VAL:HG13	6	0.28
(2,1464)	1:151:B:LEU:HA	1:151:B:LEU:HB2	7	0.28
(2,1460)	1:143:B:PRO:HD3	1:164:B:THR:HG1	7	0.28
(2,1363)	1:158:A:HIS:HA	1:159:A:ASP:HB3	6	0.28
(2,1352)	1:145:A:ASP:HA	1:163:A:PHE:HE1	10	0.28
(2,1352)	1:145:A:ASP:HA	1:163:A:PHE:HE2	10	0.28
(2,1351)	1:145:B:ASP:HA	1:163:B:PHE:HE1	10	0.28
(2,1351)	1:145:B:ASP:HA	1:163:B:PHE:HE2	10	0.28
(2,1334)	1:156:A:LEU:HB2	1:156:A:LEU:HG	4	0.28
(2,1334)	1:156:A:LEU:HB2	1:156:A:LEU:HG	10	0.28
(2,1333)	1:156:B:LEU:HB2	1:156:B:LEU:HG	4	0.28
(2,1333)	1:156:B:LEU:HB2	1:156:B:LEU:HG	10	0.28
(2,1316)	1:164:A:THR:HB	1:143:A:PRO:HB2	6	0.28
(2,1289)	1:141:A:LEU:HA	1:141:A:LEU:HD11	8	0.28
(2,1289)	1:141:A:LEU:HA	1:141:A:LEU:HD12	8	0.28
(2,1289)	1:141:A:LEU:HA	1:141:A:LEU:HD13	8	0.28
(2,1285)	1:151:A:LEU:HA	1:151:A:LEU:HD11	4	0.28
(2,1285)	1:151:A:LEU:HA	1:151:A:LEU:HD12	4	0.28
(2,1285)	1:151:A:LEU:HA	1:151:A:LEU:HD13	4	0.28
(2,1285)	1:151:A:LEU:HA	1:151:A:LEU:HD11	10	0.28
(2,1285)	1:151:A:LEU:HA	1:151:A:LEU:HD12	10	0.28
(2,1285)	1:151:A:LEU:HA	1:151:A:LEU:HD13	10	0.28
(2,1262)	1:187:B:THR:HB	1:187:B:THR:HG21	3	0.28
(2,1262)	1:187:B:THR:HB	1:187:B:THR:HG22	3	0.28
(2,1262)	1:187:B:THR:HB	1:187:B:THR:HG23	3	0.28
(2,1262)	1:187:B:THR:HB	1:187:B:THR:HG21	7	0.28
(2,1262)	1:187:B:THR:HB	1:187:B:THR:HG22	7	0.28
(2,1262)	1:187:B:THR:HB	1:187:B:THR:HG23	7	0.28
(2,1262)	1:187:B:THR:HB	1:187:B:THR:HG21	9	0.28
(2,1262)	1:187:B:THR:HB	1:187:B:THR:HG22	9	0.28
(2,1262)	1:187:B:THR:HB	1:187:B:THR:HG23	9	0.28
(2,1261)	1:187:A:THR:HB	1:187:A:THR:HG21	3	0.28
(2,1261)	1:187:A:THR:HB	1:187:A:THR:HG22	3	0.28
(2,1261)	1:187:A:THR:HB	1:187:A:THR:HG23	3	0.28
(2,1261)	1:187:A:THR:HB	1:187:A:THR:HG21	7	0.28
(2,1261)	1:187:A:THR:HB	1:187:A:THR:HG22	7	0.28
(2,1261)	1:187:A:THR:HB	1:187:A:THR:HG23	7	0.28
(2,1261)	1:187:A:THR:HB	1:187:A:THR:HG21	9	0.28
(2,1261)	1:187:A:THR:HB	1:187:A:THR:HG22	9	0.28
(2,1261)	1:187:A:THR:HB	1:187:A:THR:HG23	9	0.28
(2,1256)	1:149:B:ALA:HB1	1:174:B:VAL:HG11	10	0.28
(2,1256)	1:149:B:ALA:HB1	1:174:B:VAL:HG12	10	0.28

Continued on next page...

Continued from previous page...

Key	Atom-1	Atom-2	Model ID	Violation (Å)
(2,1256)	1:149:B:ALA:HB1	1:174:B:VAL:HG13	10	0.28
(2,1256)	1:149:B:ALA:HB2	1:174:B:VAL:HG11	10	0.28
(2,1256)	1:149:B:ALA:HB2	1:174:B:VAL:HG12	10	0.28
(2,1256)	1:149:B:ALA:HB2	1:174:B:VAL:HG13	10	0.28
(2,1256)	1:149:B:ALA:HB3	1:174:B:VAL:HG11	10	0.28
(2,1256)	1:149:B:ALA:HB3	1:174:B:VAL:HG12	10	0.28
(2,1256)	1:149:B:ALA:HB3	1:174:B:VAL:HG13	10	0.28
(2,1235)	1:134:B:ILE:HB	1:134:B:ILE:HG13	8	0.28
(2,1202)	1:176:A:ARG:HA	1:176:A:ARG:HG2	4	0.28
(2,1138)	1:149:A:ALA:HB1	1:146:A:SER:HA	4	0.28
(2,1138)	1:149:A:ALA:HB2	1:146:A:SER:HA	4	0.28
(2,1138)	1:149:A:ALA:HB3	1:146:A:SER:HA	4	0.28
(2,1131)	1:151:B:LEU:HB2	1:151:B:LEU:HA	7	0.28
(2,1076)	1:174:B:VAL:HG21	1:174:B:VAL:HA	8	0.28
(2,1076)	1:174:B:VAL:HG22	1:174:B:VAL:HA	8	0.28
(2,1076)	1:174:B:VAL:HG23	1:174:B:VAL:HA	8	0.28
(2,1075)	1:174:A:VAL:HG21	1:174:A:VAL:HA	8	0.28
(2,1075)	1:174:A:VAL:HG22	1:174:A:VAL:HA	8	0.28
(2,1075)	1:174:A:VAL:HG23	1:174:A:VAL:HA	8	0.28
(2,1070)	1:139:A:PHE:HB2	1:139:A:PHE:HD1	6	0.28
(2,1070)	1:139:A:PHE:HB2	1:139:A:PHE:HD2	6	0.28
(2,1069)	1:139:B:PHE:HB2	1:139:B:PHE:HD1	6	0.28
(2,1069)	1:139:B:PHE:HB2	1:139:B:PHE:HD2	6	0.28
(2,1054)	1:174:A:VAL:HA	1:174:A:VAL:HG21	8	0.28
(2,1054)	1:174:A:VAL:HA	1:174:A:VAL:HG22	8	0.28
(2,1054)	1:174:A:VAL:HA	1:174:A:VAL:HG23	8	0.28
(2,1053)	1:174:B:VAL:HA	1:174:B:VAL:HG21	8	0.28
(2,1053)	1:174:B:VAL:HA	1:174:B:VAL:HG22	8	0.28
(2,1053)	1:174:B:VAL:HA	1:174:B:VAL:HG23	8	0.28
(2,1050)	1:174:B:VAL:HA	1:184:B:LEU:HA	3	0.28
(2,1046)	1:173:A:ILE:HA	1:173:A:ILE:HG12	9	0.28
(2,1045)	1:173:B:ILE:HA	1:173:B:ILE:HG12	9	0.28
(2,945)	1:184:A:LEU:H	1:134:B:ILE:H	9	0.28
(2,942)	1:182:B:TYR:H	1:131:A:ILE:HG21	3	0.28
(2,942)	1:182:B:TYR:H	1:131:A:ILE:HG22	3	0.28
(2,942)	1:182:B:TYR:H	1:131:A:ILE:HG23	3	0.28
(2,942)	1:182:B:TYR:H	1:131:A:ILE:HG21	4	0.28
(2,942)	1:182:B:TYR:H	1:131:A:ILE:HG22	4	0.28
(2,942)	1:182:B:TYR:H	1:131:A:ILE:HG23	4	0.28
(2,942)	1:182:B:TYR:H	1:131:A:ILE:HG21	8	0.28
(2,942)	1:182:B:TYR:H	1:131:A:ILE:HG22	8	0.28
(2,942)	1:182:B:TYR:H	1:131:A:ILE:HG23	8	0.28

Continued on next page...

Continued from previous page...

Key	Atom-1	Atom-2	Model ID	Violation (Å)
(2,899)	1:164:B:THR:H	1:144:B:MET:HG3	4	0.28
(2,832)	1:169:A:ASP:H	1:167:A:GLU:HB3	10	0.28
(2,831)	1:169:B:ASP:H	1:167:B:GLU:HB3	8	0.28
(2,781)	1:179:A:ASP:H	1:178:A:LYS:HG2	7	0.28
(2,750)	1:142:B:LYS:H	1:143:B:PRO:HD3	7	0.28
(2,736)	1:189:B:GLU:H	1:188:B:SER:HA	5	0.28
(2,717)	1:150:A:VAL:H	1:163:A:PHE:HE1	3	0.28
(2,717)	1:150:A:VAL:H	1:163:A:PHE:HE2	3	0.28
(2,711)	1:150:B:VAL:H	1:163:B:PHE:HD1	9	0.28
(2,711)	1:150:B:VAL:H	1:163:B:PHE:HD2	9	0.28
(2,708)	1:145:A:ASP:H	1:163:A:PHE:HD1	1	0.28
(2,708)	1:145:A:ASP:H	1:163:A:PHE:HD2	1	0.28
(2,681)	1:187:B:THR:H	1:173:B:ILE:H	3	0.28
(2,664)	1:150:B:VAL:H	1:150:B:VAL:HG11	7	0.28
(2,664)	1:150:B:VAL:H	1:150:B:VAL:HG12	7	0.28
(2,664)	1:150:B:VAL:H	1:150:B:VAL:HG13	7	0.28
(2,644)	1:175:B:TYR:H	1:185:B:ILE:HG21	6	0.28
(2,644)	1:175:B:TYR:H	1:185:B:ILE:HG22	6	0.28
(2,644)	1:175:B:TYR:H	1:185:B:ILE:HG23	6	0.28
(2,632)	1:162:A:VAL:H	1:141:A:LEU:HD11	7	0.28
(2,632)	1:162:A:VAL:H	1:141:A:LEU:HD12	7	0.28
(2,632)	1:162:A:VAL:H	1:141:A:LEU:HD13	7	0.28
(2,568)	1:155:B:LEU:H	1:156:B:LEU:HB2	5	0.28
(2,518)	1:176:A:ARG:H	1:176:A:ARG:HG2	3	0.28
(2,518)	1:176:A:ARG:H	1:176:A:ARG:HG2	5	0.28
(2,507)	1:144:A:MET:H	1:143:A:PRO:HB3	1	0.28
(2,507)	1:144:A:MET:H	1:143:A:PRO:HB3	10	0.28
(2,502)	1:176:A:ARG:H	1:176:A:ARG:HB3	5	0.28
(2,502)	1:176:A:ARG:H	1:176:A:ARG:HB3	9	0.28
(2,484)	1:174:B:VAL:H	1:174:B:VAL:HB	4	0.28
(2,483)	1:174:A:VAL:H	1:174:A:VAL:HB	4	0.28
(2,395)	1:160:A:PHE:H	1:158:A:HIS:HB3	2	0.28
(2,363)	1:165:A:ASP:H	1:165:A:ASP:HB3	7	0.28
(2,357)	1:176:B:ARG:H	1:175:B:TYR:HB3	8	0.28
(2,70)	1:181:A:LYS:H	1:180:A:GLY:H	7	0.28
(2,69)	1:181:B:LYS:H	1:180:B:GLY:H	7	0.28
(2,60)	1:146:B:SER:H	1:147:B:GLU:H	4	0.28
(2,59)	1:146:A:SER:H	1:147:A:GLU:H	4	0.28
(2,47)	1:157:A:GLY:H	1:154:A:ASN:H	1	0.28
(2,47)	1:157:A:GLY:H	1:154:A:ASN:H	9	0.28
(2,16)	1:147:B:GLU:H	1:146:B:SER:H	5	0.28
(2,2153)	1:188:A:SER:HA	1:188:A:SER:HB3	5	0.27

Continued on next page...

Continued from previous page...

Key	Atom-1	Atom-2	Model ID	Violation (Å)
(2,2084)	1:182:A:TYR:HE1	1:182:A:TYR:HB2	4	0.27
(2,2084)	1:182:A:TYR:HE2	1:182:A:TYR:HB2	4	0.27
(2,2084)	1:182:A:TYR:HE1	1:182:A:TYR:HB2	8	0.27
(2,2084)	1:182:A:TYR:HE2	1:182:A:TYR:HB2	8	0.27
(2,2083)	1:182:B:TYR:HE1	1:182:B:TYR:HB2	4	0.27
(2,2083)	1:182:B:TYR:HE2	1:182:B:TYR:HB2	4	0.27
(2,2083)	1:182:B:TYR:HE1	1:182:B:TYR:HB2	8	0.27
(2,2083)	1:182:B:TYR:HE2	1:182:B:TYR:HB2	8	0.27
(2,2074)	1:139:A:PHE:HD1	1:139:A:PHE:HB2	5	0.27
(2,2074)	1:139:A:PHE:HD2	1:139:A:PHE:HB2	5	0.27
(2,2073)	1:139:B:PHE:HD1	1:139:B:PHE:HB2	5	0.27
(2,2073)	1:139:B:PHE:HD2	1:139:B:PHE:HB2	5	0.27
(2,2013)	1:188:A:SER:HA	1:188:A:SER:HB3	5	0.27
(2,1975)	1:184:B:LEU:HD11	1:186:B:GLN:HG2	9	0.27
(2,1975)	1:184:B:LEU:HD12	1:186:B:GLN:HG2	9	0.27
(2,1975)	1:184:B:LEU:HD13	1:186:B:GLN:HG2	9	0.27
(2,1958)	1:176:A:ARG:HG2	1:176:A:ARG:HD3	3	0.27
(2,1958)	1:176:A:ARG:HG2	1:176:A:ARG:HD3	9	0.27
(2,1932)	1:173:A:ILE:HD11	1:173:A:ILE:HB	9	0.27
(2,1932)	1:173:A:ILE:HD12	1:173:A:ILE:HB	9	0.27
(2,1932)	1:173:A:ILE:HD13	1:173:A:ILE:HB	9	0.27
(2,1931)	1:173:B:ILE:HD11	1:173:B:ILE:HB	9	0.27
(2,1931)	1:173:B:ILE:HD12	1:173:B:ILE:HB	9	0.27
(2,1931)	1:173:B:ILE:HD13	1:173:B:ILE:HB	9	0.27
(2,1906)	1:166:A:ARG:HG2	1:145:A:ASP:H	4	0.27
(2,1905)	1:166:B:ARG:HG2	1:145:B:ASP:H	4	0.27
(2,1875)	1:151:A:LEU:HG	1:151:A:LEU:HA	6	0.27
(2,1831)	1:141:B:LEU:HB2	1:140:B:SER:H	10	0.27
(2,1803)	1:132:B:GLU:HB3	1:133:B:ILE:HA	8	0.27
(2,1798)	1:131:A:ILE:HG21	1:131:A:ILE:HG12	5	0.27
(2,1798)	1:131:A:ILE:HG22	1:131:A:ILE:HG12	5	0.27
(2,1798)	1:131:A:ILE:HG23	1:131:A:ILE:HG12	5	0.27
(2,1797)	1:131:B:ILE:HG21	1:131:B:ILE:HG12	3	0.27
(2,1797)	1:131:B:ILE:HG22	1:131:B:ILE:HG12	3	0.27
(2,1797)	1:131:B:ILE:HG23	1:131:B:ILE:HG12	3	0.27
(2,1685)	1:178:B:LYS:HD3	1:178:B:LYS:HA	3	0.27
(2,1635)	1:186:A:GLN:HG2	1:184:A:LEU:HD11	9	0.27
(2,1635)	1:186:A:GLN:HG2	1:184:A:LEU:HD12	9	0.27
(2,1635)	1:186:A:GLN:HG2	1:184:A:LEU:HD13	9	0.27
(2,1620)	1:148:A:GLU:HG3	1:144:A:MET:HB3	1	0.27
(2,1598)	1:134:A:ILE:HB	1:135:A:ARG:HA	1	0.27
(2,1598)	1:134:A:ILE:HB	1:135:A:ARG:HA	4	0.27

Continued on next page...

Continued from previous page...

Key	Atom-1	Atom-2	Model ID	Violation (Å)
(2,1598)	1:134:A:ILE:HB	1:135:A:ARG:HA	8	0.27
(2,1597)	1:134:B:ILE:HB	1:135:B:ARG:HA	1	0.27
(2,1597)	1:134:B:ILE:HB	1:135:B:ARG:HA	4	0.27
(2,1597)	1:134:B:ILE:HB	1:135:B:ARG:HA	8	0.27
(2,1597)	1:134:B:ILE:HB	1:135:B:ARG:HA	9	0.27
(2,1534)	1:161:A:PHE:HB3	1:161:A:PHE:HA	8	0.27
(2,1534)	1:161:A:PHE:HB3	1:161:A:PHE:HA	9	0.27
(2,1516)	1:172:A:SER:HB3	1:163:A:PHE:HD1	4	0.27
(2,1516)	1:172:A:SER:HB3	1:163:A:PHE:HD2	4	0.27
(2,1512)	1:150:B:VAL:HA	1:150:B:VAL:HG21	2	0.27
(2,1512)	1:150:B:VAL:HA	1:150:B:VAL:HG22	2	0.27
(2,1512)	1:150:B:VAL:HA	1:150:B:VAL:HG23	2	0.27
(2,1511)	1:150:A:VAL:HA	1:150:A:VAL:HG21	4	0.27
(2,1511)	1:150:A:VAL:HA	1:150:A:VAL:HG22	4	0.27
(2,1511)	1:150:A:VAL:HA	1:150:A:VAL:HG23	4	0.27
(2,1510)	1:150:B:VAL:HA	1:150:B:VAL:HG21	2	0.27
(2,1510)	1:150:B:VAL:HA	1:150:B:VAL:HG22	2	0.27
(2,1510)	1:150:B:VAL:HA	1:150:B:VAL:HG23	2	0.27
(2,1509)	1:150:A:VAL:HA	1:150:A:VAL:HG21	4	0.27
(2,1509)	1:150:A:VAL:HA	1:150:A:VAL:HG22	4	0.27
(2,1509)	1:150:A:VAL:HA	1:150:A:VAL:HG23	4	0.27
(2,1498)	1:152:A:GLN:HA	1:155:A:LEU:HB2	2	0.27
(2,1497)	1:152:B:GLN:HA	1:155:B:LEU:HB2	2	0.27
(2,1463)	1:151:A:LEU:HA	1:151:A:LEU:HB2	2	0.27
(2,1404)	1:134:A:ILE:HA	1:134:A:ILE:HG12	10	0.27
(2,1376)	1:162:B:VAL:HA	1:173:B:ILE:HA	9	0.27
(2,1375)	1:162:A:VAL:HA	1:173:A:ILE:HA	9	0.27
(2,1266)	1:184:A:LEU:HB2	1:184:A:LEU:HD21	8	0.27
(2,1266)	1:184:A:LEU:HB2	1:184:A:LEU:HD22	8	0.27
(2,1266)	1:184:A:LEU:HB2	1:184:A:LEU:HD23	8	0.27
(2,1262)	1:187:B:THR:HB	1:187:B:THR:HG21	1	0.27
(2,1262)	1:187:B:THR:HB	1:187:B:THR:HG22	1	0.27
(2,1262)	1:187:B:THR:HB	1:187:B:THR:HG23	1	0.27
(2,1262)	1:187:B:THR:HB	1:187:B:THR:HG21	4	0.27
(2,1262)	1:187:B:THR:HB	1:187:B:THR:HG22	4	0.27
(2,1262)	1:187:B:THR:HB	1:187:B:THR:HG23	4	0.27
(2,1262)	1:187:B:THR:HB	1:187:B:THR:HG21	5	0.27
(2,1262)	1:187:B:THR:HB	1:187:B:THR:HG22	5	0.27
(2,1262)	1:187:B:THR:HB	1:187:B:THR:HG23	5	0.27
(2,1262)	1:187:B:THR:HB	1:187:B:THR:HG21	6	0.27
(2,1262)	1:187:B:THR:HB	1:187:B:THR:HG22	6	0.27
(2,1262)	1:187:B:THR:HB	1:187:B:THR:HG23	6	0.27

Continued on next page...

Continued from previous page...

Key	Atom-1	Atom-2	Model ID	Violation (Å)
(2,1262)	1:187:B:THR:HB	1:187:B:THR:HG21	8	0.27
(2,1262)	1:187:B:THR:HB	1:187:B:THR:HG22	8	0.27
(2,1262)	1:187:B:THR:HB	1:187:B:THR:HG23	8	0.27
(2,1262)	1:187:B:THR:HB	1:187:B:THR:HG21	10	0.27
(2,1262)	1:187:B:THR:HB	1:187:B:THR:HG22	10	0.27
(2,1262)	1:187:B:THR:HB	1:187:B:THR:HG23	10	0.27
(2,1261)	1:187:A:THR:HB	1:187:A:THR:HG21	1	0.27
(2,1261)	1:187:A:THR:HB	1:187:A:THR:HG22	1	0.27
(2,1261)	1:187:A:THR:HB	1:187:A:THR:HG23	1	0.27
(2,1261)	1:187:A:THR:HB	1:187:A:THR:HG21	4	0.27
(2,1261)	1:187:A:THR:HB	1:187:A:THR:HG22	4	0.27
(2,1261)	1:187:A:THR:HB	1:187:A:THR:HG23	4	0.27
(2,1261)	1:187:A:THR:HB	1:187:A:THR:HG21	5	0.27
(2,1261)	1:187:A:THR:HB	1:187:A:THR:HG22	5	0.27
(2,1261)	1:187:A:THR:HB	1:187:A:THR:HG23	5	0.27
(2,1261)	1:187:A:THR:HB	1:187:A:THR:HG21	6	0.27
(2,1261)	1:187:A:THR:HB	1:187:A:THR:HG22	6	0.27
(2,1261)	1:187:A:THR:HB	1:187:A:THR:HG23	6	0.27
(2,1261)	1:187:A:THR:HB	1:187:A:THR:HG21	8	0.27
(2,1261)	1:187:A:THR:HB	1:187:A:THR:HG22	8	0.27
(2,1261)	1:187:A:THR:HB	1:187:A:THR:HG23	8	0.27
(2,1261)	1:187:A:THR:HB	1:187:A:THR:HG21	10	0.27
(2,1261)	1:187:A:THR:HB	1:187:A:THR:HG22	10	0.27
(2,1261)	1:187:A:THR:HB	1:187:A:THR:HG23	10	0.27
(2,1235)	1:134:B:ILE:HB	1:134:B:ILE:HG13	2	0.27
(2,1228)	1:173:A:ILE:HD11	1:173:A:ILE:HG13	3	0.27
(2,1228)	1:173:A:ILE:HD12	1:173:A:ILE:HG13	3	0.27
(2,1228)	1:173:A:ILE:HD13	1:173:A:ILE:HG13	3	0.27
(2,1180)	1:149:B:ALA:HB1	1:148:B:GLU:HB3	3	0.27
(2,1180)	1:149:B:ALA:HB2	1:148:B:GLU:HB3	3	0.27
(2,1180)	1:149:B:ALA:HB3	1:148:B:GLU:HB3	3	0.27
(2,1174)	1:174:B:VAL:HG21	1:174:B:VAL:HB	10	0.27
(2,1174)	1:174:B:VAL:HG22	1:174:B:VAL:HB	10	0.27
(2,1174)	1:174:B:VAL:HG23	1:174:B:VAL:HB	10	0.27
(2,1173)	1:174:A:VAL:HG21	1:174:A:VAL:HB	9	0.27
(2,1173)	1:174:A:VAL:HG22	1:174:A:VAL:HB	9	0.27
(2,1173)	1:174:A:VAL:HG23	1:174:A:VAL:HB	9	0.27
(2,1173)	1:174:A:VAL:HG21	1:174:A:VAL:HB	10	0.27
(2,1173)	1:174:A:VAL:HG22	1:174:A:VAL:HB	10	0.27
(2,1173)	1:174:A:VAL:HG23	1:174:A:VAL:HB	10	0.27
(2,1152)	1:150:A:VAL:HG21	1:150:A:VAL:HA	8	0.27
(2,1152)	1:150:A:VAL:HG22	1:150:A:VAL:HA	8	0.27

Continued on next page...

Continued from previous page...

Key	Atom-1	Atom-2	Model ID	Violation (Å)
(2,1152)	1:150:A:VAL:HG23	1:150:A:VAL:HA	8	0.27
(2,1151)	1:150:B:VAL:HG21	1:150:B:VAL:HA	3	0.27
(2,1151)	1:150:B:VAL:HG22	1:150:B:VAL:HA	3	0.27
(2,1151)	1:150:B:VAL:HG23	1:150:B:VAL:HA	3	0.27
(2,1151)	1:150:B:VAL:HG21	1:150:B:VAL:HA	8	0.27
(2,1151)	1:150:B:VAL:HG22	1:150:B:VAL:HA	8	0.27
(2,1151)	1:150:B:VAL:HG23	1:150:B:VAL:HA	8	0.27
(2,1138)	1:149:A:ALA:HB1	1:146:A:SER:HA	6	0.27
(2,1138)	1:149:A:ALA:HB2	1:146:A:SER:HA	6	0.27
(2,1138)	1:149:A:ALA:HB3	1:146:A:SER:HA	6	0.27
(2,1138)	1:149:A:ALA:HB1	1:146:A:SER:HA	8	0.27
(2,1138)	1:149:A:ALA:HB2	1:146:A:SER:HA	8	0.27
(2,1138)	1:149:A:ALA:HB3	1:146:A:SER:HA	8	0.27
(2,1132)	1:151:A:LEU:HB2	1:151:A:LEU:HA	2	0.27
(2,1049)	1:174:A:VAL:HA	1:184:A:LEU:HA	3	0.27
(2,1045)	1:173:B:ILE:HA	1:173:B:ILE:HG12	6	0.27
(2,942)	1:182:B:TYR:H	1:131:A:ILE:HG21	9	0.27
(2,942)	1:182:B:TYR:H	1:131:A:ILE:HG22	9	0.27
(2,942)	1:182:B:TYR:H	1:131:A:ILE:HG23	9	0.27
(2,941)	1:182:A:TYR:H	1:131:B:ILE:HG21	4	0.27
(2,941)	1:182:A:TYR:H	1:131:B:ILE:HG22	4	0.27
(2,941)	1:182:A:TYR:H	1:131:B:ILE:HG23	4	0.27
(2,831)	1:169:B:ASP:H	1:167:B:GLU:HB3	10	0.27
(2,802)	1:147:B:GLU:H	1:150:B:VAL:HG21	6	0.27
(2,802)	1:147:B:GLU:H	1:150:B:VAL:HG22	6	0.27
(2,802)	1:147:B:GLU:H	1:150:B:VAL:HG23	6	0.27
(2,801)	1:147:A:GLU:H	1:150:A:VAL:HG21	6	0.27
(2,801)	1:147:A:GLU:H	1:150:A:VAL:HG22	6	0.27
(2,801)	1:147:A:GLU:H	1:150:A:VAL:HG23	6	0.27
(2,748)	1:154:A:ASN:H	1:152:A:GLN:HA	4	0.27
(2,747)	1:154:B:ASN:H	1:152:B:GLN:HA	4	0.27
(2,735)	1:189:A:GLU:H	1:188:A:SER:HA	5	0.27
(2,717)	1:150:A:VAL:H	1:163:A:PHE:HE1	7	0.27
(2,717)	1:150:A:VAL:H	1:163:A:PHE:HE2	7	0.27
(2,708)	1:145:A:ASP:H	1:163:A:PHE:HD1	5	0.27
(2,708)	1:145:A:ASP:H	1:163:A:PHE:HD2	5	0.27
(2,708)	1:145:A:ASP:H	1:163:A:PHE:HD1	6	0.27
(2,708)	1:145:A:ASP:H	1:163:A:PHE:HD2	6	0.27
(2,707)	1:145:B:ASP:H	1:163:B:PHE:HD1	2	0.27
(2,707)	1:145:B:ASP:H	1:163:B:PHE:HD2	2	0.27
(2,707)	1:145:B:ASP:H	1:163:B:PHE:HD1	7	0.27
(2,707)	1:145:B:ASP:H	1:163:B:PHE:HD2	7	0.27

Continued on next page...

Continued from previous page...

Key	Atom-1	Atom-2	Model ID	Violation (Å)
(2,707)	1:145:B:ASP:H	1:163:B:PHE:HD1	8	0.27
(2,707)	1:145:B:ASP:H	1:163:B:PHE:HD2	8	0.27
(2,682)	1:187:A:THR:H	1:173:A:ILE:H	3	0.27
(2,648)	1:174:B:VAL:H	1:173:B:ILE:HG21	10	0.27
(2,648)	1:174:B:VAL:H	1:173:B:ILE:HG22	10	0.27
(2,648)	1:174:B:VAL:H	1:173:B:ILE:HG23	10	0.27
(2,642)	1:186:B:GLN:H	1:185:B:ILE:HG21	8	0.27
(2,642)	1:186:B:GLN:H	1:185:B:ILE:HG22	8	0.27
(2,642)	1:186:B:GLN:H	1:185:B:ILE:HG23	8	0.27
(2,641)	1:186:A:GLN:H	1:185:A:ILE:HG21	8	0.27
(2,641)	1:186:A:GLN:H	1:185:A:ILE:HG22	8	0.27
(2,641)	1:186:A:GLN:H	1:185:A:ILE:HG23	8	0.27
(2,634)	1:142:B:LYS:H	1:141:B:LEU:HD21	6	0.27
(2,634)	1:142:B:LYS:H	1:141:B:LEU:HD22	6	0.27
(2,634)	1:142:B:LYS:H	1:141:B:LEU:HD23	6	0.27
(2,576)	1:182:A:TYR:H	1:181:A:LYS:HG2	3	0.27
(2,568)	1:155:B:LEU:H	1:156:B:LEU:HB2	3	0.27
(2,567)	1:155:A:LEU:H	1:156:A:LEU:HB2	3	0.27
(2,538)	1:158:B:HIS:H	1:156:B:LEU:HG	3	0.27
(2,518)	1:176:A:ARG:H	1:176:A:ARG:HG2	9	0.27
(2,510)	1:181:A:LYS:H	1:181:A:LYS:HB3	1	0.27
(2,510)	1:181:A:LYS:H	1:181:A:LYS:HB3	5	0.27
(2,509)	1:181:B:LYS:H	1:181:B:LYS:HB3	1	0.27
(2,509)	1:181:B:LYS:H	1:181:B:LYS:HB3	5	0.27
(2,482)	1:164:A:THR:H	1:143:A:PRO:HB2	7	0.27
(2,454)	1:165:B:ASP:H	1:165:B:ASP:HB3	3	0.27
(2,454)	1:165:B:ASP:H	1:165:B:ASP:HB3	7	0.27
(2,412)	1:145:A:ASP:H	1:145:A:ASP:HB2	4	0.27
(2,384)	1:169:A:ASP:H	1:169:A:ASP:HB3	2	0.27
(2,384)	1:169:A:ASP:H	1:169:A:ASP:HB3	5	0.27
(2,377)	1:145:B:ASP:H	1:145:B:ASP:HB2	4	0.27
(2,363)	1:165:A:ASP:H	1:165:A:ASP:HB3	3	0.27
(2,356)	1:160:B:PHE:H	1:158:B:HIS:HB3	6	0.27
(2,356)	1:160:B:PHE:H	1:158:B:HIS:HB3	8	0.27
(2,132)	1:160:B:PHE:H	1:175:B:TYR:HD1	2	0.27
(2,132)	1:160:B:PHE:H	1:175:B:TYR:HD2	2	0.27
(2,131)	1:160:A:PHE:H	1:175:A:TYR:HD1	2	0.27
(2,131)	1:160:A:PHE:H	1:175:A:TYR:HD2	2	0.27
(2,108)	1:180:B:GLY:H	1:181:B:LYS:H	8	0.27
(2,107)	1:180:A:GLY:H	1:181:A:LYS:H	8	0.27
(2,38)	1:167:B:GLU:H	1:166:B:ARG:H	3	0.27
(2,37)	1:167:A:GLU:H	1:166:A:ARG:H	3	0.27

Continued on next page...

Continued from previous page...

Key	Atom-1	Atom-2	Model ID	Violation (Å)
(2,2142)	1:174:B:VAL:HA	1:184:B:LEU:HA	4	0.26
(2,2141)	1:174:A:VAL:HA	1:184:A:LEU:HA	4	0.26
(2,2101)	1:163:A:PHE:HD1	1:144:A:MET:HA	1	0.26
(2,2101)	1:163:A:PHE:HD2	1:144:A:MET:HA	1	0.26
(2,2084)	1:182:A:TYR:HE1	1:182:A:TYR:HB2	6	0.26
(2,2084)	1:182:A:TYR:HE2	1:182:A:TYR:HB2	6	0.26
(2,2083)	1:182:B:TYR:HE1	1:182:B:TYR:HB2	6	0.26
(2,2083)	1:182:B:TYR:HE2	1:182:B:TYR:HB2	6	0.26
(2,2070)	1:158:A:HIS:HD2	1:158:A:HIS:HB2	6	0.26
(2,2002)	1:174:B:VAL:HA	1:184:B:LEU:HA	4	0.26
(2,2001)	1:174:A:VAL:HA	1:184:A:LEU:HA	4	0.26
(2,1968)	1:178:A:LYS:HE3	1:178:A:LYS:HA	9	0.26
(2,1967)	1:178:B:LYS:HE3	1:178:B:LYS:HA	9	0.26
(2,1958)	1:176:A:ARG:HG2	1:176:A:ARG:HD3	5	0.26
(2,1958)	1:176:A:ARG:HG2	1:176:A:ARG:HD3	7	0.26
(2,1958)	1:176:A:ARG:HG2	1:176:A:ARG:HD3	10	0.26
(2,1957)	1:176:B:ARG:HG3	1:176:B:ARG:HD2	4	0.26
(2,1845)	1:144:A:MET:HG2	1:163:A:PHE:HB3	3	0.26
(2,1803)	1:132:B:GLU:HB3	1:133:B:ILE:HA	6	0.26
(2,1798)	1:131:A:ILE:HG21	1:131:A:ILE:HG12	1	0.26
(2,1798)	1:131:A:ILE:HG22	1:131:A:ILE:HG12	1	0.26
(2,1798)	1:131:A:ILE:HG23	1:131:A:ILE:HG12	1	0.26
(2,1798)	1:131:A:ILE:HG21	1:131:A:ILE:HG12	3	0.26
(2,1798)	1:131:A:ILE:HG22	1:131:A:ILE:HG12	3	0.26
(2,1798)	1:131:A:ILE:HG23	1:131:A:ILE:HG12	3	0.26
(2,1798)	1:131:A:ILE:HG21	1:131:A:ILE:HG12	7	0.26
(2,1798)	1:131:A:ILE:HG22	1:131:A:ILE:HG12	7	0.26
(2,1798)	1:131:A:ILE:HG23	1:131:A:ILE:HG12	7	0.26
(2,1797)	1:131:B:ILE:HG21	1:131:B:ILE:HG12	5	0.26
(2,1797)	1:131:B:ILE:HG22	1:131:B:ILE:HG12	5	0.26
(2,1797)	1:131:B:ILE:HG23	1:131:B:ILE:HG12	5	0.26
(2,1782)	1:185:A:ILE:HG21	1:185:A:ILE:HA	2	0.26
(2,1782)	1:185:A:ILE:HG22	1:185:A:ILE:HA	2	0.26
(2,1782)	1:185:A:ILE:HG23	1:185:A:ILE:HA	2	0.26
(2,1781)	1:185:B:ILE:HG21	1:185:B:ILE:HA	2	0.26
(2,1781)	1:185:B:ILE:HG22	1:185:B:ILE:HA	2	0.26
(2,1781)	1:185:B:ILE:HG23	1:185:B:ILE:HA	2	0.26
(2,1760)	1:171:B:THR:HG1	1:171:B:THR:HB	3	0.26
(2,1759)	1:171:A:THR:HG1	1:171:A:THR:HB	3	0.26
(2,1739)	1:137:A:LYS:HG2	1:137:A:LYS:HA	10	0.26
(2,1686)	1:178:A:LYS:HD2	1:178:A:LYS:HA	6	0.26
(2,1683)	1:173:B:ILE:HG12	1:173:B:ILE:HA	10	0.26

Continued on next page...

Continued from previous page...

Key	Atom-1	Atom-2	Model ID	Violation (Å)
(2,1660)	1:150:A:VAL:HB	1:174:A:VAL:HB	5	0.26
(2,1659)	1:150:B:VAL:HB	1:174:B:VAL:HB	5	0.26
(2,1645)	1:143:A:PRO:HB2	1:143:A:PRO:HA	6	0.26
(2,1632)	1:174:A:VAL:HB	1:174:A:VAL:HA	1	0.26
(2,1632)	1:174:A:VAL:HB	1:174:A:VAL:HA	5	0.26
(2,1632)	1:174:A:VAL:HB	1:174:A:VAL:HA	7	0.26
(2,1631)	1:174:B:VAL:HB	1:174:B:VAL:HA	5	0.26
(2,1631)	1:174:B:VAL:HB	1:174:B:VAL:HA	7	0.26
(2,1631)	1:174:B:VAL:HB	1:174:B:VAL:HA	10	0.26
(2,1611)	1:154:A:ASN:HB3	1:155:A:LEU:HD11	10	0.26
(2,1611)	1:154:A:ASN:HB3	1:155:A:LEU:HD12	10	0.26
(2,1611)	1:154:A:ASN:HB3	1:155:A:LEU:HD13	10	0.26
(2,1534)	1:161:A:PHE:HB3	1:161:A:PHE:HA	1	0.26
(2,1534)	1:161:A:PHE:HB3	1:161:A:PHE:HA	2	0.26
(2,1534)	1:161:A:PHE:HB3	1:161:A:PHE:HA	3	0.26
(2,1534)	1:161:A:PHE:HB3	1:161:A:PHE:HA	4	0.26
(2,1534)	1:161:A:PHE:HB3	1:161:A:PHE:HA	6	0.26
(2,1516)	1:172:A:SER:HB3	1:163:A:PHE:HD1	6	0.26
(2,1516)	1:172:A:SER:HB3	1:163:A:PHE:HD2	6	0.26
(2,1515)	1:172:B:SER:HB3	1:163:B:PHE:HD1	4	0.26
(2,1515)	1:172:B:SER:HB3	1:163:B:PHE:HD2	4	0.26
(2,1515)	1:172:B:SER:HB3	1:163:B:PHE:HD1	6	0.26
(2,1515)	1:172:B:SER:HB3	1:163:B:PHE:HD2	6	0.26
(2,1512)	1:150:B:VAL:HA	1:150:B:VAL:HG21	4	0.26
(2,1512)	1:150:B:VAL:HA	1:150:B:VAL:HG22	4	0.26
(2,1512)	1:150:B:VAL:HA	1:150:B:VAL:HG23	4	0.26
(2,1512)	1:150:B:VAL:HA	1:150:B:VAL:HG21	6	0.26
(2,1512)	1:150:B:VAL:HA	1:150:B:VAL:HG22	6	0.26
(2,1512)	1:150:B:VAL:HA	1:150:B:VAL:HG23	6	0.26
(2,1510)	1:150:B:VAL:HA	1:150:B:VAL:HG21	4	0.26
(2,1510)	1:150:B:VAL:HA	1:150:B:VAL:HG22	4	0.26
(2,1510)	1:150:B:VAL:HA	1:150:B:VAL:HG23	4	0.26
(2,1510)	1:150:B:VAL:HA	1:150:B:VAL:HG21	6	0.26
(2,1510)	1:150:B:VAL:HA	1:150:B:VAL:HG22	6	0.26
(2,1510)	1:150:B:VAL:HA	1:150:B:VAL:HG23	6	0.26
(2,1473)	1:146:B:SER:HA	1:149:B:ALA:HB1	2	0.26
(2,1473)	1:146:B:SER:HA	1:149:B:ALA:HB2	2	0.26
(2,1473)	1:146:B:SER:HA	1:149:B:ALA:HB3	2	0.26
(2,1468)	1:151:B:LEU:HA	1:150:B:VAL:HG11	4	0.26
(2,1468)	1:151:B:LEU:HA	1:150:B:VAL:HG12	4	0.26
(2,1468)	1:151:B:LEU:HA	1:150:B:VAL:HG13	4	0.26
(2,1463)	1:151:A:LEU:HA	1:151:A:LEU:HB2	7	0.26

Continued on next page...

Continued from previous page...

Key	Atom-1	Atom-2	Model ID	Violation (Å)
(2,1460)	1:143:B:PRO:HD3	1:164:B:THR:HG1	4	0.26
(2,1416)	1:189:A:GLU:HA	1:190:A:GLN:H	1	0.26
(2,1415)	1:189:B:GLU:HA	1:190:B:GLN:H	1	0.26
(2,1392)	1:185:B:ILE:HA	1:185:B:ILE:HG21	2	0.26
(2,1392)	1:185:B:ILE:HA	1:185:B:ILE:HG22	2	0.26
(2,1392)	1:185:B:ILE:HA	1:185:B:ILE:HG23	2	0.26
(2,1391)	1:185:A:ILE:HA	1:185:A:ILE:HG21	2	0.26
(2,1391)	1:185:A:ILE:HA	1:185:A:ILE:HG22	2	0.26
(2,1391)	1:185:A:ILE:HA	1:185:A:ILE:HG23	2	0.26
(2,1285)	1:151:A:LEU:HA	1:151:A:LEU:HD11	1	0.26
(2,1285)	1:151:A:LEU:HA	1:151:A:LEU:HD12	1	0.26
(2,1285)	1:151:A:LEU:HA	1:151:A:LEU:HD13	1	0.26
(2,1280)	1:152:B:GLN:HA	1:151:B:LEU:HD21	10	0.26
(2,1280)	1:152:B:GLN:HA	1:151:B:LEU:HD22	10	0.26
(2,1280)	1:152:B:GLN:HA	1:151:B:LEU:HD23	10	0.26
(2,1262)	1:187:B:THR:HB	1:187:B:THR:HG21	2	0.26
(2,1262)	1:187:B:THR:HB	1:187:B:THR:HG22	2	0.26
(2,1262)	1:187:B:THR:HB	1:187:B:THR:HG23	2	0.26
(2,1261)	1:187:A:THR:HB	1:187:A:THR:HG21	2	0.26
(2,1261)	1:187:A:THR:HB	1:187:A:THR:HG22	2	0.26
(2,1261)	1:187:A:THR:HB	1:187:A:THR:HG23	2	0.26
(2,1249)	1:185:A:ILE:HG21	1:185:A:ILE:HG12	7	0.26
(2,1249)	1:185:A:ILE:HG22	1:185:A:ILE:HG12	7	0.26
(2,1249)	1:185:A:ILE:HG23	1:185:A:ILE:HG12	7	0.26
(2,1227)	1:173:B:ILE:HD11	1:173:B:ILE:HG13	3	0.26
(2,1227)	1:173:B:ILE:HD12	1:173:B:ILE:HG13	3	0.26
(2,1227)	1:173:B:ILE:HD13	1:173:B:ILE:HG13	3	0.26
(2,1222)	1:131:A:ILE:HG21	1:131:A:ILE:HG12	8	0.26
(2,1222)	1:131:A:ILE:HG22	1:131:A:ILE:HG12	8	0.26
(2,1222)	1:131:A:ILE:HG23	1:131:A:ILE:HG12	8	0.26
(2,1180)	1:149:B:ALA:HB1	1:148:B:GLU:HB3	9	0.26
(2,1180)	1:149:B:ALA:HB2	1:148:B:GLU:HB3	9	0.26
(2,1180)	1:149:B:ALA:HB3	1:148:B:GLU:HB3	9	0.26
(2,1174)	1:174:B:VAL:HG21	1:174:B:VAL:HB	9	0.26
(2,1174)	1:174:B:VAL:HG22	1:174:B:VAL:HB	9	0.26
(2,1174)	1:174:B:VAL:HG23	1:174:B:VAL:HB	9	0.26
(2,1139)	1:150:B:VAL:HG21	1:147:B:GLU:HA	1	0.26
(2,1139)	1:150:B:VAL:HG22	1:147:B:GLU:HA	1	0.26
(2,1139)	1:150:B:VAL:HG23	1:147:B:GLU:HA	1	0.26
(2,1137)	1:149:B:ALA:HB1	1:146:B:SER:HA	4	0.26
(2,1137)	1:149:B:ALA:HB2	1:146:B:SER:HA	4	0.26
(2,1137)	1:149:B:ALA:HB3	1:146:B:SER:HA	4	0.26

Continued on next page...

Continued from previous page...

Key	Atom-1	Atom-2	Model ID	Violation (Å)
(2,1137)	1:149:B:ALA:HB1	1:146:B:SER:HA	7	0.26
(2,1137)	1:149:B:ALA:HB2	1:146:B:SER:HA	7	0.26
(2,1137)	1:149:B:ALA:HB3	1:146:B:SER:HA	7	0.26
(2,1132)	1:151:A:LEU:HB2	1:151:A:LEU:HA	7	0.26
(2,1098)	1:139:B:PHE:HB3	1:139:B:PHE:HA	10	0.26
(2,1097)	1:139:A:PHE:HB3	1:139:A:PHE:HA	10	0.26
(2,1050)	1:174:B:VAL:HA	1:184:B:LEU:HA	2	0.26
(2,1049)	1:174:A:VAL:HA	1:184:A:LEU:HA	2	0.26
(2,1018)	1:175:B:TYR:HA	1:160:B:PHE:HB3	9	0.26
(2,1017)	1:175:A:TYR:HA	1:160:A:PHE:HB3	9	0.26
(2,960)	1:144:B:MET:H	1:163:B:PHE:HD1	7	0.26
(2,960)	1:144:B:MET:H	1:163:B:PHE:HD2	7	0.26
(2,862)	1:150:B:VAL:H	1:148:B:GLU:HA	8	0.26
(2,782)	1:179:B:ASP:H	1:178:B:LYS:HG3	6	0.26
(2,771)	1:155:A:LEU:H	1:152:A:GLN:HG3	9	0.26
(2,748)	1:154:A:ASN:H	1:152:A:GLN:HA	6	0.26
(2,717)	1:150:A:VAL:H	1:163:A:PHE:HE1	2	0.26
(2,717)	1:150:A:VAL:H	1:163:A:PHE:HE2	2	0.26
(2,707)	1:145:B:ASP:H	1:163:B:PHE:HD1	6	0.26
(2,707)	1:145:B:ASP:H	1:163:B:PHE:HD2	6	0.26
(2,682)	1:187:A:THR:H	1:173:A:ILE:H	6	0.26
(2,682)	1:187:A:THR:H	1:173:A:ILE:H	9	0.26
(2,681)	1:187:B:THR:H	1:173:B:ILE:H	6	0.26
(2,681)	1:187:B:THR:H	1:173:B:ILE:H	9	0.26
(2,663)	1:150:A:VAL:H	1:150:A:VAL:HG11	7	0.26
(2,663)	1:150:A:VAL:H	1:150:A:VAL:HG12	7	0.26
(2,663)	1:150:A:VAL:H	1:150:A:VAL:HG13	7	0.26
(2,647)	1:174:A:VAL:H	1:173:A:ILE:HG21	10	0.26
(2,647)	1:174:A:VAL:H	1:173:A:ILE:HG22	10	0.26
(2,647)	1:174:A:VAL:H	1:173:A:ILE:HG23	10	0.26
(2,642)	1:186:B:GLN:H	1:185:B:ILE:HG21	4	0.26
(2,642)	1:186:B:GLN:H	1:185:B:ILE:HG22	4	0.26
(2,642)	1:186:B:GLN:H	1:185:B:ILE:HG23	4	0.26
(2,642)	1:186:B:GLN:H	1:185:B:ILE:HG21	6	0.26
(2,642)	1:186:B:GLN:H	1:185:B:ILE:HG22	6	0.26
(2,642)	1:186:B:GLN:H	1:185:B:ILE:HG23	6	0.26
(2,641)	1:186:A:GLN:H	1:185:A:ILE:HG21	6	0.26
(2,641)	1:186:A:GLN:H	1:185:A:ILE:HG22	6	0.26
(2,641)	1:186:A:GLN:H	1:185:A:ILE:HG23	6	0.26
(2,604)	1:187:A:THR:H	1:187:A:THR:HG21	9	0.26
(2,604)	1:187:A:THR:H	1:187:A:THR:HG22	9	0.26
(2,604)	1:187:A:THR:H	1:187:A:THR:HG23	9	0.26

Continued on next page...

Continued from previous page...

Key	Atom-1	Atom-2	Model ID	Violation (Å)
(2,603)	1:187:B:THR:H	1:187:B:THR:HG21	9	0.26
(2,603)	1:187:B:THR:H	1:187:B:THR:HG22	9	0.26
(2,603)	1:187:B:THR:H	1:187:B:THR:HG23	9	0.26
(2,595)	1:150:B:VAL:H	1:174:B:VAL:HG11	6	0.26
(2,595)	1:150:B:VAL:H	1:174:B:VAL:HG12	6	0.26
(2,595)	1:150:B:VAL:H	1:174:B:VAL:HG13	6	0.26
(2,575)	1:182:B:TYR:H	1:181:B:LYS:HG2	3	0.26
(2,560)	1:185:A:ILE:H	1:184:A:LEU:HG	3	0.26
(2,559)	1:185:B:ILE:H	1:184:B:LEU:HG	3	0.26
(2,538)	1:158:B:HIS:H	1:156:B:LEU:HG	1	0.26
(2,538)	1:158:B:HIS:H	1:156:B:LEU:HG	2	0.26
(2,537)	1:158:A:HIS:H	1:156:A:LEU:HG	1	0.26
(2,537)	1:158:A:HIS:H	1:156:A:LEU:HG	2	0.26
(2,537)	1:158:A:HIS:H	1:156:A:LEU:HG	3	0.26
(2,518)	1:176:A:ARG:H	1:176:A:ARG:HG2	4	0.26
(2,510)	1:181:A:LYS:H	1:181:A:LYS:HB3	7	0.26
(2,509)	1:181:B:LYS:H	1:181:B:LYS:HB3	7	0.26
(2,486)	1:144:B:MET:H	1:143:B:PRO:HB3	4	0.26
(2,454)	1:165:B:ASP:H	1:165:B:ASP:HB3	2	0.26
(2,453)	1:165:A:ASP:H	1:165:A:ASP:HB2	9	0.26
(2,442)	1:167:B:GLU:H	1:167:B:GLU:HG3	7	0.26
(2,440)	1:148:B:GLU:H	1:148:B:GLU:HG2	8	0.26
(2,410)	1:147:B:GLU:H	1:145:B:ASP:HB3	9	0.26
(2,404)	1:169:B:ASP:H	1:169:B:ASP:HB3	1	0.26
(2,404)	1:169:B:ASP:H	1:169:B:ASP:HB3	2	0.26
(2,404)	1:169:B:ASP:H	1:169:B:ASP:HB3	5	0.26
(2,395)	1:160:A:PHE:H	1:158:A:HIS:HB3	7	0.26
(2,363)	1:165:A:ASP:H	1:165:A:ASP:HB3	2	0.26
(2,291)	1:136:A:SER:H	1:136:A:SER:HB3	2	0.26
(2,278)	1:187:A:THR:H	1:187:A:THR:HB	2	0.26
(2,277)	1:187:B:THR:H	1:187:B:THR:HB	2	0.26
(2,132)	1:160:B:PHE:H	1:175:B:TYR:HD1	9	0.26
(2,132)	1:160:B:PHE:H	1:175:B:TYR:HD2	9	0.26
(2,131)	1:160:A:PHE:H	1:175:A:TYR:HD1	9	0.26
(2,131)	1:160:A:PHE:H	1:175:A:TYR:HD2	9	0.26
(2,114)	1:166:A:ARG:H	1:163:A:PHE:HD1	6	0.26
(2,114)	1:166:A:ARG:H	1:163:A:PHE:HD2	6	0.26
(2,108)	1:180:B:GLY:H	1:181:B:LYS:H	3	0.26
(2,108)	1:180:B:GLY:H	1:181:B:LYS:H	6	0.26
(2,107)	1:180:A:GLY:H	1:181:A:LYS:H	3	0.26
(2,107)	1:180:A:GLY:H	1:181:A:LYS:H	6	0.26
(2,16)	1:147:B:GLU:H	1:146:B:SER:H	9	0.26

Continued on next page...

Continued from previous page...

Key	Atom-1	Atom-2	Model ID	Violation (Å)
(2,15)	1:147:A:GLU:H	1:146:A:SER:H	5	0.26
(2,15)	1:147:A:GLU:H	1:146:A:SER:H	9	0.26
(2,2153)	1:188:A:SER:HA	1:188:A:SER:HB3	3	0.25
(2,2153)	1:188:A:SER:HA	1:188:A:SER:HB3	4	0.25
(2,2153)	1:188:A:SER:HA	1:188:A:SER:HB3	8	0.25
(2,2119)	1:139:B:PHE:HD1	1:141:B:LEU:HD21	2	0.25
(2,2119)	1:139:B:PHE:HD1	1:141:B:LEU:HD22	2	0.25
(2,2119)	1:139:B:PHE:HD1	1:141:B:LEU:HD23	2	0.25
(2,2119)	1:139:B:PHE:HD2	1:141:B:LEU:HD21	2	0.25
(2,2119)	1:139:B:PHE:HD2	1:141:B:LEU:HD22	2	0.25
(2,2119)	1:139:B:PHE:HD2	1:141:B:LEU:HD23	2	0.25
(2,2084)	1:182:A:TYR:HE1	1:182:A:TYR:HB2	3	0.25
(2,2084)	1:182:A:TYR:HE2	1:182:A:TYR:HB2	3	0.25
(2,2013)	1:188:A:SER:HA	1:188:A:SER:HB3	3	0.25
(2,2013)	1:188:A:SER:HA	1:188:A:SER:HB3	4	0.25
(2,2013)	1:188:A:SER:HA	1:188:A:SER:HB3	8	0.25
(2,1957)	1:176:B:ARG:HG3	1:176:B:ARG:HD2	7	0.25
(2,1957)	1:176:B:ARG:HG3	1:176:B:ARG:HD2	10	0.25
(2,1931)	1:173:B:ILE:HD11	1:173:B:ILE:HB	10	0.25
(2,1931)	1:173:B:ILE:HD12	1:173:B:ILE:HB	10	0.25
(2,1931)	1:173:B:ILE:HD13	1:173:B:ILE:HB	10	0.25
(2,1844)	1:143:B:PRO:HD3	1:143:B:PRO:HB3	2	0.25
(2,1797)	1:131:B:ILE:HG21	1:131:B:ILE:HG12	1	0.25
(2,1797)	1:131:B:ILE:HG22	1:131:B:ILE:HG12	1	0.25
(2,1797)	1:131:B:ILE:HG23	1:131:B:ILE:HG12	1	0.25
(2,1797)	1:131:B:ILE:HG21	1:131:B:ILE:HG12	7	0.25
(2,1797)	1:131:B:ILE:HG22	1:131:B:ILE:HG12	7	0.25
(2,1797)	1:131:B:ILE:HG23	1:131:B:ILE:HG12	7	0.25
(2,1797)	1:131:B:ILE:HG21	1:131:B:ILE:HG12	9	0.25
(2,1797)	1:131:B:ILE:HG22	1:131:B:ILE:HG12	9	0.25
(2,1797)	1:131:B:ILE:HG23	1:131:B:ILE:HG12	9	0.25
(2,1778)	1:173:B:ILE:HG21	1:173:B:ILE:HG12	6	0.25
(2,1778)	1:173:B:ILE:HG22	1:173:B:ILE:HG12	6	0.25
(2,1778)	1:173:B:ILE:HG23	1:173:B:ILE:HG12	6	0.25
(2,1739)	1:137:A:LYS:HG2	1:137:A:LYS:HA	3	0.25
(2,1704)	1:184:A:LEU:HD21	1:186:A:GLN:HG3	5	0.25
(2,1704)	1:184:A:LEU:HD22	1:186:A:GLN:HG3	5	0.25
(2,1704)	1:184:A:LEU:HD23	1:186:A:GLN:HG3	5	0.25
(2,1678)	1:173:B:ILE:HG13	1:173:B:ILE:HA	3	0.25
(2,1665)	1:135:B:ARG:HB3	1:135:B:ARG:HA	9	0.25
(2,1645)	1:143:A:PRO:HB2	1:143:A:PRO:HA	1	0.25
(2,1637)	1:186:A:GLN:HG2	1:184:A:LEU:HD21	2	0.25

Continued on next page...

Continued from previous page...

Key	Atom-1	Atom-2	Model ID	Violation (Å)
(2,1637)	1:186:A:GLN:HG2	1:184:A:LEU:HD22	2	0.25
(2,1637)	1:186:A:GLN:HG2	1:184:A:LEU:HD23	2	0.25
(2,1632)	1:174:A:VAL:HB	1:174:A:VAL:HA	10	0.25
(2,1631)	1:174:B:VAL:HB	1:174:B:VAL:HA	1	0.25
(2,1609)	1:154:A:ASN:HB2	1:155:A:LEU:HD11	7	0.25
(2,1609)	1:154:A:ASN:HB2	1:155:A:LEU:HD12	7	0.25
(2,1609)	1:154:A:ASN:HB2	1:155:A:LEU:HD13	7	0.25
(2,1541)	1:166:B:ARG:HD2	1:167:B:GLU:HB2	10	0.25
(2,1534)	1:161:A:PHE:HB3	1:161:A:PHE:HA	5	0.25
(2,1534)	1:161:A:PHE:HB3	1:161:A:PHE:HA	7	0.25
(2,1534)	1:161:A:PHE:HB3	1:161:A:PHE:HA	10	0.25
(2,1524)	1:158:B:HIS:HB2	1:158:B:HIS:HA	1	0.25
(2,1511)	1:150:A:VAL:HA	1:150:A:VAL:HG21	6	0.25
(2,1511)	1:150:A:VAL:HA	1:150:A:VAL:HG22	6	0.25
(2,1511)	1:150:A:VAL:HA	1:150:A:VAL:HG23	6	0.25
(2,1509)	1:150:A:VAL:HA	1:150:A:VAL:HG21	6	0.25
(2,1509)	1:150:A:VAL:HA	1:150:A:VAL:HG22	6	0.25
(2,1509)	1:150:A:VAL:HA	1:150:A:VAL:HG23	6	0.25
(2,1483)	1:147:B:GLU:HA	1:147:B:GLU:HB2	6	0.25
(2,1470)	1:148:A:GLU:HA	1:151:A:LEU:HD21	3	0.25
(2,1470)	1:148:A:GLU:HA	1:151:A:LEU:HD22	3	0.25
(2,1470)	1:148:A:GLU:HA	1:151:A:LEU:HD23	3	0.25
(2,1467)	1:151:A:LEU:HA	1:150:A:VAL:HG11	6	0.25
(2,1467)	1:151:A:LEU:HA	1:150:A:VAL:HG12	6	0.25
(2,1467)	1:151:A:LEU:HA	1:150:A:VAL:HG13	6	0.25
(2,1464)	1:151:B:LEU:HA	1:151:B:LEU:HB2	4	0.25
(2,1464)	1:151:B:LEU:HA	1:151:B:LEU:HB2	10	0.25
(2,1396)	1:181:B:LYS:HA	1:181:B:LYS:HB3	1	0.25
(2,1395)	1:181:A:LYS:HA	1:181:A:LYS:HB3	1	0.25
(2,1352)	1:145:A:ASP:HA	1:163:A:PHE:HE1	2	0.25
(2,1352)	1:145:A:ASP:HA	1:163:A:PHE:HE2	2	0.25
(2,1329)	1:176:B:ARG:HD2	1:159:B:ASP:HA	1	0.25
(2,1316)	1:164:A:THR:HB	1:143:A:PRO:HB2	1	0.25
(2,1316)	1:164:A:THR:HB	1:143:A:PRO:HB2	2	0.25
(2,1280)	1:152:B:GLN:HA	1:151:B:LEU:HD21	4	0.25
(2,1280)	1:152:B:GLN:HA	1:151:B:LEU:HD22	4	0.25
(2,1280)	1:152:B:GLN:HA	1:151:B:LEU:HD23	4	0.25
(2,1257)	1:164:B:THR:HB	1:164:B:THR:HG1	10	0.25
(2,1235)	1:134:B:ILE:HB	1:134:B:ILE:HG13	10	0.25
(2,1228)	1:173:A:ILE:HD11	1:173:A:ILE:HG13	5	0.25
(2,1228)	1:173:A:ILE:HD12	1:173:A:ILE:HG13	5	0.25
(2,1228)	1:173:A:ILE:HD13	1:173:A:ILE:HG13	5	0.25

Continued on next page...

Continued from previous page...

Key	Atom-1	Atom-2	Model ID	Violation (Å)
(2,1222)	1:131:A:ILE:HG21	1:131:A:ILE:HG12	4	0.25
(2,1222)	1:131:A:ILE:HG22	1:131:A:ILE:HG12	4	0.25
(2,1222)	1:131:A:ILE:HG23	1:131:A:ILE:HG12	4	0.25
(2,1222)	1:131:A:ILE:HG21	1:131:A:ILE:HG12	6	0.25
(2,1222)	1:131:A:ILE:HG22	1:131:A:ILE:HG12	6	0.25
(2,1222)	1:131:A:ILE:HG23	1:131:A:ILE:HG12	6	0.25
(2,1221)	1:131:B:ILE:HG21	1:131:B:ILE:HG12	4	0.25
(2,1221)	1:131:B:ILE:HG22	1:131:B:ILE:HG12	4	0.25
(2,1221)	1:131:B:ILE:HG23	1:131:B:ILE:HG12	4	0.25
(2,1221)	1:131:B:ILE:HG21	1:131:B:ILE:HG12	6	0.25
(2,1221)	1:131:B:ILE:HG22	1:131:B:ILE:HG12	6	0.25
(2,1221)	1:131:B:ILE:HG23	1:131:B:ILE:HG12	6	0.25
(2,1221)	1:131:B:ILE:HG21	1:131:B:ILE:HG12	8	0.25
(2,1221)	1:131:B:ILE:HG22	1:131:B:ILE:HG12	8	0.25
(2,1221)	1:131:B:ILE:HG23	1:131:B:ILE:HG12	8	0.25
(2,1180)	1:149:B:ALA:HB1	1:148:B:GLU:HB3	8	0.25
(2,1180)	1:149:B:ALA:HB2	1:148:B:GLU:HB3	8	0.25
(2,1180)	1:149:B:ALA:HB3	1:148:B:GLU:HB3	8	0.25
(2,1174)	1:174:B:VAL:HG21	1:174:B:VAL:HB	4	0.25
(2,1174)	1:174:B:VAL:HG22	1:174:B:VAL:HB	4	0.25
(2,1174)	1:174:B:VAL:HG23	1:174:B:VAL:HB	4	0.25
(2,1174)	1:174:B:VAL:HG21	1:174:B:VAL:HB	8	0.25
(2,1174)	1:174:B:VAL:HG22	1:174:B:VAL:HB	8	0.25
(2,1174)	1:174:B:VAL:HG23	1:174:B:VAL:HB	8	0.25
(2,1173)	1:174:A:VAL:HG21	1:174:A:VAL:HB	8	0.25
(2,1173)	1:174:A:VAL:HG22	1:174:A:VAL:HB	8	0.25
(2,1173)	1:174:A:VAL:HG23	1:174:A:VAL:HB	8	0.25
(2,1172)	1:166:B:ARG:HA	1:143:B:PRO:HB3	2	0.25
(2,1172)	1:166:B:ARG:HA	1:143:B:PRO:HB3	3	0.25
(2,1150)	1:169:B:ASP:HA	1:169:B:ASP:HB2	6	0.25
(2,1150)	1:169:B:ASP:HA	1:169:B:ASP:HB2	7	0.25
(2,1140)	1:150:A:VAL:HG21	1:147:A:GLU:HA	1	0.25
(2,1140)	1:150:A:VAL:HG22	1:147:A:GLU:HA	1	0.25
(2,1140)	1:150:A:VAL:HG23	1:147:A:GLU:HA	1	0.25
(2,1137)	1:149:B:ALA:HB1	1:146:B:SER:HA	8	0.25
(2,1137)	1:149:B:ALA:HB2	1:146:B:SER:HA	8	0.25
(2,1137)	1:149:B:ALA:HB3	1:146:B:SER:HA	8	0.25
(2,1131)	1:151:B:LEU:HB2	1:151:B:LEU:HA	4	0.25
(2,1131)	1:151:B:LEU:HB2	1:151:B:LEU:HA	10	0.25
(2,1125)	1:156:B:LEU:HD21	1:156:B:LEU:HA	2	0.25
(2,1125)	1:156:B:LEU:HD22	1:156:B:LEU:HA	2	0.25
(2,1125)	1:156:B:LEU:HD23	1:156:B:LEU:HA	2	0.25

Continued on next page...

Continued from previous page...

Key	Atom-1	Atom-2	Model ID	Violation (Å)
(2,1111)	1:169:B:ASP:HB2	1:169:B:ASP:HA	6	0.25
(2,1111)	1:169:B:ASP:HB2	1:169:B:ASP:HA	7	0.25
(2,1110)	1:169:B:ASP:HB2	1:169:B:ASP:HA	6	0.25
(2,1110)	1:169:B:ASP:HB2	1:169:B:ASP:HA	7	0.25
(2,1061)	1:150:B:VAL:HG11	1:154:B:ASN:HD22	8	0.25
(2,1061)	1:150:B:VAL:HG12	1:154:B:ASN:HD22	8	0.25
(2,1061)	1:150:B:VAL:HG13	1:154:B:ASN:HD22	8	0.25
(2,1030)	1:173:B:ILE:HA	1:173:B:ILE:HG13	3	0.25
(2,1018)	1:175:B:TYR:HA	1:160:B:PHE:HB3	10	0.25
(2,1017)	1:175:A:TYR:HA	1:160:A:PHE:HB3	10	0.25
(2,960)	1:144:B:MET:H	1:163:B:PHE:HD1	10	0.25
(2,960)	1:144:B:MET:H	1:163:B:PHE:HD2	10	0.25
(2,959)	1:144:A:MET:H	1:163:A:PHE:HD1	7	0.25
(2,959)	1:144:A:MET:H	1:163:A:PHE:HD2	7	0.25
(2,959)	1:144:A:MET:H	1:163:A:PHE:HD1	10	0.25
(2,959)	1:144:A:MET:H	1:163:A:PHE:HD2	10	0.25
(2,942)	1:182:B:TYR:H	1:131:A:ILE:HG21	5	0.25
(2,942)	1:182:B:TYR:H	1:131:A:ILE:HG22	5	0.25
(2,942)	1:182:B:TYR:H	1:131:A:ILE:HG23	5	0.25
(2,942)	1:182:B:TYR:H	1:131:A:ILE:HG21	7	0.25
(2,942)	1:182:B:TYR:H	1:131:A:ILE:HG22	7	0.25
(2,942)	1:182:B:TYR:H	1:131:A:ILE:HG23	7	0.25
(2,937)	1:182:B:TYR:H	1:132:A:GLU:H	2	0.25
(2,915)	1:132:A:GLU:H	1:182:B:TYR:HD1	2	0.25
(2,915)	1:132:A:GLU:H	1:182:B:TYR:HD2	2	0.25
(2,861)	1:150:A:VAL:H	1:148:A:GLU:HA	8	0.25
(2,802)	1:147:B:GLU:H	1:150:B:VAL:HG21	8	0.25
(2,802)	1:147:B:GLU:H	1:150:B:VAL:HG22	8	0.25
(2,802)	1:147:B:GLU:H	1:150:B:VAL:HG23	8	0.25
(2,801)	1:147:A:GLU:H	1:150:A:VAL:HG21	8	0.25
(2,801)	1:147:A:GLU:H	1:150:A:VAL:HG22	8	0.25
(2,801)	1:147:A:GLU:H	1:150:A:VAL:HG23	8	0.25
(2,772)	1:155:B:LEU:H	1:152:B:GLN:HG3	9	0.25
(2,748)	1:154:A:ASN:H	1:152:A:GLN:HA	10	0.25
(2,747)	1:154:B:ASN:H	1:152:B:GLN:HA	6	0.25
(2,747)	1:154:B:ASN:H	1:152:B:GLN:HA	10	0.25
(2,712)	1:150:A:VAL:H	1:163:A:PHE:HD1	9	0.25
(2,712)	1:150:A:VAL:H	1:163:A:PHE:HD2	9	0.25
(2,708)	1:145:A:ASP:H	1:163:A:PHE:HD1	2	0.25
(2,708)	1:145:A:ASP:H	1:163:A:PHE:HD2	2	0.25
(2,708)	1:145:A:ASP:H	1:163:A:PHE:HD1	8	0.25
(2,708)	1:145:A:ASP:H	1:163:A:PHE:HD2	8	0.25

Continued on next page...

Continued from previous page...

Key	Atom-1	Atom-2	Model ID	Violation (Å)
(2,678)	1:170:A:GLY:H	1:167:A:GLU:H	10	0.25
(2,677)	1:170:B:GLY:H	1:167:B:GLU:H	10	0.25
(2,642)	1:186:B:GLN:H	1:185:B:ILE:HG21	10	0.25
(2,642)	1:186:B:GLN:H	1:185:B:ILE:HG22	10	0.25
(2,642)	1:186:B:GLN:H	1:185:B:ILE:HG23	10	0.25
(2,641)	1:186:A:GLN:H	1:185:A:ILE:HG21	4	0.25
(2,641)	1:186:A:GLN:H	1:185:A:ILE:HG22	4	0.25
(2,641)	1:186:A:GLN:H	1:185:A:ILE:HG23	4	0.25
(2,641)	1:186:A:GLN:H	1:185:A:ILE:HG21	10	0.25
(2,641)	1:186:A:GLN:H	1:185:A:ILE:HG22	10	0.25
(2,641)	1:186:A:GLN:H	1:185:A:ILE:HG23	10	0.25
(2,540)	1:156:B:LEU:H	1:156:B:LEU:HG	7	0.25
(2,538)	1:158:B:HIS:H	1:156:B:LEU:HG	5	0.25
(2,537)	1:158:A:HIS:H	1:156:A:LEU:HG	5	0.25
(2,507)	1:144:A:MET:H	1:143:A:PRO:HB3	8	0.25
(2,493)	1:149:B:ALA:H	1:148:B:GLU:HB3	6	0.25
(2,484)	1:174:B:VAL:H	1:174:B:VAL:HB	6	0.25
(2,484)	1:174:B:VAL:H	1:174:B:VAL:HB	9	0.25
(2,483)	1:174:A:VAL:H	1:174:A:VAL:HB	6	0.25
(2,483)	1:174:A:VAL:H	1:174:A:VAL:HB	9	0.25
(2,440)	1:148:B:GLU:H	1:148:B:GLU:HG2	10	0.25
(2,434)	1:161:A:PHE:H	1:160:A:PHE:HB3	9	0.25
(2,433)	1:161:B:PHE:H	1:160:B:PHE:HB3	9	0.25
(2,412)	1:145:A:ASP:H	1:145:A:ASP:HB2	5	0.25
(2,404)	1:169:B:ASP:H	1:169:B:ASP:HB3	3	0.25
(2,384)	1:169:A:ASP:H	1:169:A:ASP:HB3	3	0.25
(2,380)	1:146:B:SER:H	1:145:B:ASP:HB2	5	0.25
(2,375)	1:147:A:GLU:H	1:145:A:ASP:HB3	9	0.25
(2,364)	1:165:B:ASP:H	1:165:B:ASP:HB2	9	0.25
(2,357)	1:176:B:ARG:H	1:175:B:TYR:HB3	10	0.25
(2,356)	1:160:B:PHE:H	1:158:B:HIS:HB3	4	0.25
(2,254)	1:163:B:PHE:H	1:164:B:THR:HA	6	0.25
(2,205)	1:187:B:THR:H	1:186:B:GLN:HA	3	0.25
(2,118)	1:139:B:PHE:H	1:139:B:PHE:HD1	7	0.25
(2,118)	1:139:B:PHE:H	1:139:B:PHE:HD2	7	0.25
(2,117)	1:139:A:PHE:H	1:139:A:PHE:HD1	7	0.25
(2,117)	1:139:A:PHE:H	1:139:A:PHE:HD2	7	0.25
(2,113)	1:166:B:ARG:H	1:163:B:PHE:HD1	6	0.25
(2,113)	1:166:B:ARG:H	1:163:B:PHE:HD2	6	0.25
(2,99)	1:169:A:ASP:H	1:168:A:THR:H	5	0.25
(2,32)	1:168:A:THR:H	1:169:A:ASP:H	5	0.25
(2,16)	1:147:B:GLU:H	1:146:B:SER:H	3	0.25

Continued on next page...

Continued from previous page...

Key	Atom-1	Atom-2	Model ID	Violation (Å)
(2,2153)	1:188:A:SER:HA	1:188:A:SER:HB3	10	0.24
(2,2148)	1:182:B:TYR:HA	1:176:B:ARG:HA	10	0.24
(2,2147)	1:182:A:TYR:HA	1:176:A:ARG:HA	10	0.24
(2,2146)	1:176:A:ARG:HA	1:182:A:TYR:HA	10	0.24
(2,2145)	1:176:B:ARG:HA	1:182:B:TYR:HA	10	0.24
(2,2136)	1:184:A:LEU:HA	1:174:A:VAL:HA	6	0.24
(2,2135)	1:184:B:LEU:HA	1:174:B:VAL:HA	6	0.24
(2,2096)	1:182:A:TYR:HE1	1:176:A:ARG:HA	5	0.24
(2,2096)	1:182:A:TYR:HE2	1:176:A:ARG:HA	5	0.24
(2,2083)	1:182:B:TYR:HE1	1:182:B:TYR:HB2	3	0.24
(2,2083)	1:182:B:TYR:HE2	1:182:B:TYR:HB2	3	0.24
(2,2070)	1:158:A:HIS:HD2	1:158:A:HIS:HB2	4	0.24
(2,2013)	1:188:A:SER:HA	1:188:A:SER:HB3	10	0.24
(2,2008)	1:182:B:TYR:HA	1:176:B:ARG:HA	10	0.24
(2,2007)	1:182:A:TYR:HA	1:176:A:ARG:HA	10	0.24
(2,2006)	1:176:A:ARG:HA	1:182:A:TYR:HA	10	0.24
(2,2005)	1:176:B:ARG:HA	1:182:B:TYR:HA	10	0.24
(2,1996)	1:184:A:LEU:HA	1:174:A:VAL:HA	6	0.24
(2,1995)	1:184:B:LEU:HA	1:174:B:VAL:HA	6	0.24
(2,1957)	1:176:B:ARG:HG3	1:176:B:ARG:HD2	5	0.24
(2,1957)	1:176:B:ARG:HG3	1:176:B:ARG:HD2	9	0.24
(2,1945)	1:175:A:TYR:HB3	1:183:A:GLY:H	4	0.24
(2,1932)	1:173:A:ILE:HD11	1:173:A:ILE:HB	10	0.24
(2,1932)	1:173:A:ILE:HD12	1:173:A:ILE:HB	10	0.24
(2,1932)	1:173:A:ILE:HD13	1:173:A:ILE:HB	10	0.24
(2,1920)	1:173:B:ILE:HG21	1:175:B:TYR:HB2	2	0.24
(2,1920)	1:173:B:ILE:HG22	1:175:B:TYR:HB2	2	0.24
(2,1920)	1:173:B:ILE:HG23	1:175:B:TYR:HB2	2	0.24
(2,1880)	1:152:B:GLN:HG2	1:151:B:LEU:HD11	8	0.24
(2,1880)	1:152:B:GLN:HG2	1:151:B:LEU:HD12	8	0.24
(2,1880)	1:152:B:GLN:HG2	1:151:B:LEU:HD13	8	0.24
(2,1871)	1:151:A:LEU:HA	1:154:A:ASN:HD21	8	0.24
(2,1844)	1:143:B:PRO:HD3	1:143:B:PRO:HB3	3	0.24
(2,1813)	1:134:A:ILE:HG13	1:134:A:ILE:HA	3	0.24
(2,1810)	1:133:B:ILE:HG12	1:133:B:ILE:HA	7	0.24
(2,1798)	1:131:A:ILE:HG21	1:131:A:ILE:HG12	2	0.24
(2,1798)	1:131:A:ILE:HG22	1:131:A:ILE:HG12	2	0.24
(2,1798)	1:131:A:ILE:HG23	1:131:A:ILE:HG12	2	0.24
(2,1798)	1:131:A:ILE:HG21	1:131:A:ILE:HG12	9	0.24
(2,1798)	1:131:A:ILE:HG22	1:131:A:ILE:HG12	9	0.24
(2,1798)	1:131:A:ILE:HG23	1:131:A:ILE:HG12	9	0.24
(2,1777)	1:173:A:ILE:HG21	1:173:A:ILE:HG12	6	0.24

Continued on next page...

Continued from previous page...

Key	Atom-1	Atom-2	Model ID	Violation (Å)
(2,1777)	1:173:A:ILE:HG22	1:173:A:ILE:HG12	6	0.24
(2,1777)	1:173:A:ILE:HG23	1:173:A:ILE:HG12	6	0.24
(2,1754)	1:141:A:LEU:HD11	1:141:A:LEU:HA	9	0.24
(2,1754)	1:141:A:LEU:HD12	1:141:A:LEU:HA	9	0.24
(2,1754)	1:141:A:LEU:HD13	1:141:A:LEU:HA	9	0.24
(2,1740)	1:137:B:LYS:HG2	1:137:B:LYS:HA	3	0.24
(2,1732)	1:178:A:LYS:HG2	1:178:A:LYS:HA	5	0.24
(2,1665)	1:135:B:ARG:HB3	1:135:B:ARG:HA	1	0.24
(2,1658)	1:144:B:MET:HG3	1:144:B:MET:HB2	6	0.24
(2,1650)	1:153:B:MET:HG3	1:153:B:MET:HA	1	0.24
(2,1650)	1:153:B:MET:HG3	1:153:B:MET:HA	7	0.24
(2,1649)	1:153:A:MET:HG3	1:153:A:MET:HA	1	0.24
(2,1649)	1:153:A:MET:HG3	1:153:A:MET:HA	7	0.24
(2,1583)	1:151:B:LEU:HB3	1:152:B:GLN:HG3	3	0.24
(2,1579)	1:185:B:ILE:HB	1:185:B:ILE:HG12	1	0.24
(2,1483)	1:147:B:GLU:HA	1:147:B:GLU:HB2	1	0.24
(2,1483)	1:147:B:GLU:HA	1:147:B:GLU:HB2	8	0.24
(2,1483)	1:147:B:GLU:HA	1:147:B:GLU:HB2	10	0.24
(2,1463)	1:151:A:LEU:HA	1:151:A:LEU:HB2	4	0.24
(2,1463)	1:151:A:LEU:HA	1:151:A:LEU:HB2	6	0.24
(2,1463)	1:151:A:LEU:HA	1:151:A:LEU:HB2	10	0.24
(2,1401)	1:134:B:ILE:HA	1:134:B:ILE:HG13	3	0.24
(2,1364)	1:158:B:HIS:HA	1:159:B:ASP:HB2	5	0.24
(2,1356)	1:182:B:TYR:HA	1:182:B:TYR:HB3	10	0.24
(2,1355)	1:182:A:TYR:HA	1:182:A:TYR:HB3	10	0.24
(2,1351)	1:145:B:ASP:HA	1:163:B:PHE:HE1	2	0.24
(2,1351)	1:145:B:ASP:HA	1:163:B:PHE:HE2	2	0.24
(2,1327)	1:175:A:TYR:HB2	1:173:A:ILE:HG21	2	0.24
(2,1327)	1:175:A:TYR:HB2	1:173:A:ILE:HG22	2	0.24
(2,1327)	1:175:A:TYR:HB2	1:173:A:ILE:HG23	2	0.24
(2,1285)	1:151:A:LEU:HA	1:151:A:LEU:HD11	3	0.24
(2,1285)	1:151:A:LEU:HA	1:151:A:LEU:HD12	3	0.24
(2,1285)	1:151:A:LEU:HA	1:151:A:LEU:HD13	3	0.24
(2,1228)	1:173:A:ILE:HD11	1:173:A:ILE:HG13	1	0.24
(2,1228)	1:173:A:ILE:HD12	1:173:A:ILE:HG13	1	0.24
(2,1228)	1:173:A:ILE:HD13	1:173:A:ILE:HG13	1	0.24
(2,1227)	1:173:B:ILE:HD11	1:173:B:ILE:HG13	1	0.24
(2,1227)	1:173:B:ILE:HD12	1:173:B:ILE:HG13	1	0.24
(2,1227)	1:173:B:ILE:HD13	1:173:B:ILE:HG13	1	0.24
(2,1227)	1:173:B:ILE:HD11	1:173:B:ILE:HG13	6	0.24
(2,1227)	1:173:B:ILE:HD12	1:173:B:ILE:HG13	6	0.24
(2,1227)	1:173:B:ILE:HD13	1:173:B:ILE:HG13	6	0.24

Continued on next page...

Continued from previous page...

Key	Atom-1	Atom-2	Model ID	Violation (Å)
(2,1182)	1:149:B:ALA:HA	1:152:B:GLN:HG2	5	0.24
(2,1180)	1:149:B:ALA:HB1	1:148:B:GLU:HB3	1	0.24
(2,1180)	1:149:B:ALA:HB2	1:148:B:GLU:HB3	1	0.24
(2,1180)	1:149:B:ALA:HB3	1:148:B:GLU:HB3	1	0.24
(2,1180)	1:149:B:ALA:HB1	1:148:B:GLU:HB3	7	0.24
(2,1180)	1:149:B:ALA:HB2	1:148:B:GLU:HB3	7	0.24
(2,1180)	1:149:B:ALA:HB3	1:148:B:GLU:HB3	7	0.24
(2,1180)	1:149:B:ALA:HB1	1:148:B:GLU:HB3	10	0.24
(2,1180)	1:149:B:ALA:HB2	1:148:B:GLU:HB3	10	0.24
(2,1180)	1:149:B:ALA:HB3	1:148:B:GLU:HB3	10	0.24
(2,1174)	1:174:B:VAL:HG21	1:174:B:VAL:HB	1	0.24
(2,1174)	1:174:B:VAL:HG22	1:174:B:VAL:HB	1	0.24
(2,1174)	1:174:B:VAL:HG23	1:174:B:VAL:HB	1	0.24
(2,1174)	1:174:B:VAL:HG21	1:174:B:VAL:HB	2	0.24
(2,1174)	1:174:B:VAL:HG22	1:174:B:VAL:HB	2	0.24
(2,1174)	1:174:B:VAL:HG23	1:174:B:VAL:HB	2	0.24
(2,1174)	1:174:B:VAL:HG21	1:174:B:VAL:HB	6	0.24
(2,1174)	1:174:B:VAL:HG22	1:174:B:VAL:HB	6	0.24
(2,1174)	1:174:B:VAL:HG23	1:174:B:VAL:HB	6	0.24
(2,1173)	1:174:A:VAL:HG21	1:174:A:VAL:HB	1	0.24
(2,1173)	1:174:A:VAL:HG22	1:174:A:VAL:HB	1	0.24
(2,1173)	1:174:A:VAL:HG23	1:174:A:VAL:HB	1	0.24
(2,1173)	1:174:A:VAL:HG21	1:174:A:VAL:HB	2	0.24
(2,1173)	1:174:A:VAL:HG22	1:174:A:VAL:HB	2	0.24
(2,1173)	1:174:A:VAL:HG23	1:174:A:VAL:HB	2	0.24
(2,1173)	1:174:A:VAL:HG21	1:174:A:VAL:HB	4	0.24
(2,1173)	1:174:A:VAL:HG22	1:174:A:VAL:HB	4	0.24
(2,1173)	1:174:A:VAL:HG23	1:174:A:VAL:HB	4	0.24
(2,1173)	1:174:A:VAL:HG21	1:174:A:VAL:HB	6	0.24
(2,1173)	1:174:A:VAL:HG22	1:174:A:VAL:HB	6	0.24
(2,1173)	1:174:A:VAL:HG23	1:174:A:VAL:HB	6	0.24
(2,1160)	1:153:B:MET:HA	1:153:B:MET:HG3	1	0.24
(2,1160)	1:153:B:MET:HA	1:153:B:MET:HG3	7	0.24
(2,1159)	1:153:A:MET:HA	1:153:A:MET:HG3	1	0.24
(2,1159)	1:153:A:MET:HA	1:153:A:MET:HG3	7	0.24
(2,1149)	1:169:A:ASP:HA	1:169:A:ASP:HB3	4	0.24
(2,1139)	1:150:B:VAL:HG21	1:147:B:GLU:HA	3	0.24
(2,1139)	1:150:B:VAL:HG22	1:147:B:GLU:HA	3	0.24
(2,1139)	1:150:B:VAL:HG23	1:147:B:GLU:HA	3	0.24
(2,1132)	1:151:A:LEU:HB2	1:151:A:LEU:HA	4	0.24
(2,1132)	1:151:A:LEU:HB2	1:151:A:LEU:HA	6	0.24
(2,1132)	1:151:A:LEU:HB2	1:151:A:LEU:HA	10	0.24

Continued on next page...

Continued from previous page...

Key	Atom-1	Atom-2	Model ID	Violation (Å)
(2,1126)	1:156:A:LEU:HD21	1:156:A:LEU:HA	2	0.24
(2,1126)	1:156:A:LEU:HD22	1:156:A:LEU:HA	2	0.24
(2,1126)	1:156:A:LEU:HD23	1:156:A:LEU:HA	2	0.24
(2,1112)	1:169:A:ASP:HB3	1:169:A:ASP:HA	4	0.24
(2,1109)	1:169:A:ASP:HB3	1:169:A:ASP:HA	4	0.24
(2,1090)	1:176:A:ARG:HA	1:182:A:TYR:HA	10	0.24
(2,1089)	1:176:B:ARG:HA	1:182:B:TYR:HA	10	0.24
(2,1068)	1:139:B:PHE:HB3	1:139:B:PHE:HD1	7	0.24
(2,1068)	1:139:B:PHE:HB3	1:139:B:PHE:HD2	7	0.24
(2,1067)	1:139:A:PHE:HB3	1:139:A:PHE:HD1	7	0.24
(2,1067)	1:139:A:PHE:HB3	1:139:A:PHE:HD2	7	0.24
(2,1050)	1:174:B:VAL:HA	1:184:B:LEU:HA	10	0.24
(2,1049)	1:174:A:VAL:HA	1:184:A:LEU:HA	10	0.24
(2,1046)	1:173:A:ILE:HA	1:173:A:ILE:HG12	6	0.24
(2,1002)	1:160:A:PHE:HA	1:175:A:TYR:HB2	6	0.24
(2,954)	1:185:A:ILE:H	1:173:A:ILE:H	8	0.24
(2,953)	1:185:B:ILE:H	1:173:B:ILE:H	8	0.24
(2,946)	1:184:B:LEU:H	1:134:A:ILE:H	9	0.24
(2,898)	1:171:A:THR:H	1:170:A:GLY:HA2	7	0.24
(2,897)	1:171:B:THR:H	1:170:B:GLY:HA2	7	0.24
(2,870)	1:158:B:HIS:H	1:158:B:HIS:HB2	6	0.24
(2,867)	1:158:A:HIS:H	1:158:A:HIS:HB2	6	0.24
(2,771)	1:155:A:LEU:H	1:152:A:GLN:HG3	8	0.24
(2,722)	1:174:B:VAL:H	1:160:B:PHE:HA	6	0.24
(2,721)	1:174:A:VAL:H	1:160:A:PHE:HA	6	0.24
(2,714)	1:162:A:VAL:H	1:139:A:PHE:HD1	6	0.24
(2,714)	1:162:A:VAL:H	1:139:A:PHE:HD2	6	0.24
(2,713)	1:162:B:VAL:H	1:139:B:PHE:HD1	6	0.24
(2,713)	1:162:B:VAL:H	1:139:B:PHE:HD2	6	0.24
(2,708)	1:145:A:ASP:H	1:163:A:PHE:HD1	3	0.24
(2,708)	1:145:A:ASP:H	1:163:A:PHE:HD2	3	0.24
(2,678)	1:170:A:GLY:H	1:167:A:GLU:H	8	0.24
(2,677)	1:170:B:GLY:H	1:167:B:GLU:H	8	0.24
(2,644)	1:175:B:TYR:H	1:185:B:ILE:HG21	10	0.24
(2,644)	1:175:B:TYR:H	1:185:B:ILE:HG22	10	0.24
(2,644)	1:175:B:TYR:H	1:185:B:ILE:HG23	10	0.24
(2,643)	1:175:A:TYR:H	1:185:A:ILE:HG21	10	0.24
(2,643)	1:175:A:TYR:H	1:185:A:ILE:HG22	10	0.24
(2,643)	1:175:A:TYR:H	1:185:A:ILE:HG23	10	0.24
(2,600)	1:165:B:ASP:H	1:164:B:THR:HG1	9	0.24
(2,559)	1:185:B:ILE:H	1:184:B:LEU:HG	9	0.24
(2,544)	1:163:B:PHE:H	1:162:B:VAL:HB	7	0.24

Continued on next page...

Continued from previous page...

Key	Atom-1	Atom-2	Model ID	Violation (Å)
(2,540)	1:156:B:LEU:H	1:156:B:LEU:HG	2	0.24
(2,539)	1:156:A:LEU:H	1:156:A:LEU:HG	7	0.24
(2,507)	1:144:A:MET:H	1:143:A:PRO:HB3	9	0.24
(2,502)	1:176:A:ARG:H	1:176:A:ARG:HB3	7	0.24
(2,450)	1:154:A:ASN:H	1:153:A:MET:HG3	7	0.24
(2,449)	1:154:B:ASN:H	1:153:B:MET:HG3	7	0.24
(2,440)	1:148:B:GLU:H	1:148:B:GLU:HG2	5	0.24
(2,436)	1:144:B:MET:H	1:144:B:MET:HG3	10	0.24
(2,428)	1:179:B:ASP:H	1:179:B:ASP:HB3	4	0.24
(2,427)	1:179:A:ASP:H	1:179:A:ASP:HB3	4	0.24
(2,404)	1:169:B:ASP:H	1:169:B:ASP:HB3	4	0.24
(2,384)	1:169:A:ASP:H	1:169:A:ASP:HB3	1	0.24
(2,380)	1:146:B:SER:H	1:145:B:ASP:HB2	4	0.24
(2,377)	1:145:B:ASP:H	1:145:B:ASP:HB2	5	0.24
(2,254)	1:163:B:PHE:H	1:164:B:THR:HA	3	0.24
(2,253)	1:163:A:PHE:H	1:164:A:THR:HA	6	0.24
(2,206)	1:187:A:THR:H	1:186:A:GLN:HA	3	0.24
(2,206)	1:187:A:THR:H	1:186:A:GLN:HA	6	0.24
(2,205)	1:187:B:THR:H	1:186:B:GLN:HA	6	0.24
(2,130)	1:183:A:GLY:H	1:175:A:TYR:HD1	1	0.24
(2,130)	1:183:A:GLY:H	1:175:A:TYR:HD2	1	0.24
(2,129)	1:183:B:GLY:H	1:175:B:TYR:HD1	1	0.24
(2,129)	1:183:B:GLY:H	1:175:B:TYR:HD2	1	0.24
(2,15)	1:147:A:GLU:H	1:146:A:SER:H	7	0.24
(2,2154)	1:188:B:SER:HA	1:188:B:SER:HB2	4	0.23
(2,2154)	1:188:B:SER:HA	1:188:B:SER:HB2	10	0.23
(2,2153)	1:188:A:SER:HA	1:188:A:SER:HB3	6	0.23
(2,2148)	1:182:B:TYR:HA	1:176:B:ARG:HA	8	0.23
(2,2145)	1:176:B:ARG:HA	1:182:B:TYR:HA	8	0.23
(2,2142)	1:174:B:VAL:HA	1:184:B:LEU:HA	9	0.23
(2,2141)	1:174:A:VAL:HA	1:184:A:LEU:HA	9	0.23
(2,2103)	1:158:B:HIS:HD2	1:158:B:HIS:HB2	9	0.23
(2,2095)	1:182:B:TYR:HE1	1:176:B:ARG:HA	5	0.23
(2,2095)	1:182:B:TYR:HE2	1:176:B:ARG:HA	5	0.23
(2,2084)	1:182:A:TYR:HE1	1:182:A:TYR:HB2	5	0.23
(2,2084)	1:182:A:TYR:HE2	1:182:A:TYR:HB2	5	0.23
(2,2084)	1:182:A:TYR:HE1	1:182:A:TYR:HB2	7	0.23
(2,2084)	1:182:A:TYR:HE2	1:182:A:TYR:HB2	7	0.23
(2,2083)	1:182:B:TYR:HE1	1:182:B:TYR:HB2	5	0.23
(2,2083)	1:182:B:TYR:HE2	1:182:B:TYR:HB2	5	0.23
(2,2083)	1:182:B:TYR:HE1	1:182:B:TYR:HB2	7	0.23
(2,2083)	1:182:B:TYR:HE2	1:182:B:TYR:HB2	7	0.23

Continued on next page...

Continued from previous page...

Key	Atom-1	Atom-2	Model ID	Violation (Å)
(2,2070)	1:158:A:HIS:HD2	1:158:A:HIS:HB2	5	0.23
(2,2014)	1:188:B:SER:HA	1:188:B:SER:HB2	4	0.23
(2,2014)	1:188:B:SER:HA	1:188:B:SER:HB2	10	0.23
(2,2013)	1:188:A:SER:HA	1:188:A:SER:HB3	6	0.23
(2,2008)	1:182:B:TYR:HA	1:176:B:ARG:HA	8	0.23
(2,2005)	1:176:B:ARG:HA	1:182:B:TYR:HA	8	0.23
(2,2002)	1:174:B:VAL:HA	1:184:B:LEU:HA	9	0.23
(2,2001)	1:174:A:VAL:HA	1:184:A:LEU:HA	9	0.23
(2,1975)	1:184:B:LEU:HD11	1:186:B:GLN:HG2	4	0.23
(2,1975)	1:184:B:LEU:HD12	1:186:B:GLN:HG2	4	0.23
(2,1975)	1:184:B:LEU:HD13	1:186:B:GLN:HG2	4	0.23
(2,1957)	1:176:B:ARG:HG3	1:176:B:ARG:HD2	1	0.23
(2,1957)	1:176:B:ARG:HG3	1:176:B:ARG:HD2	3	0.23
(2,1848)	1:144:B:MET:HG2	1:152:B:GLN:HE22	4	0.23
(2,1805)	1:132:B:GLU:HB3	1:132:B:GLU:HA	1	0.23
(2,1797)	1:131:B:ILE:HG21	1:131:B:ILE:HG12	2	0.23
(2,1797)	1:131:B:ILE:HG22	1:131:B:ILE:HG12	2	0.23
(2,1797)	1:131:B:ILE:HG23	1:131:B:ILE:HG12	2	0.23
(2,1745)	1:155:B:LEU:HD21	1:155:B:LEU:HA	3	0.23
(2,1745)	1:155:B:LEU:HD22	1:155:B:LEU:HA	3	0.23
(2,1745)	1:155:B:LEU:HD23	1:155:B:LEU:HA	3	0.23
(2,1719)	1:181:A:LYS:HG3	1:181:A:LYS:HD2	4	0.23
(2,1684)	1:173:A:ILE:HG12	1:173:A:ILE:HA	10	0.23
(2,1677)	1:173:A:ILE:HG13	1:173:A:ILE:HA	3	0.23
(2,1635)	1:186:A:GLN:HG2	1:184:A:LEU:HD11	4	0.23
(2,1635)	1:186:A:GLN:HG2	1:184:A:LEU:HD12	4	0.23
(2,1635)	1:186:A:GLN:HG2	1:184:A:LEU:HD13	4	0.23
(2,1632)	1:174:A:VAL:HB	1:174:A:VAL:HA	3	0.23
(2,1631)	1:174:B:VAL:HB	1:174:B:VAL:HA	3	0.23
(2,1618)	1:148:A:GLU:HG3	1:145:A:ASP:HB2	4	0.23
(2,1600)	1:134:A:ILE:HB	1:134:A:ILE:HA	1	0.23
(2,1600)	1:134:A:ILE:HB	1:134:A:ILE:HA	2	0.23
(2,1600)	1:134:A:ILE:HB	1:134:A:ILE:HA	4	0.23
(2,1600)	1:134:A:ILE:HB	1:134:A:ILE:HA	8	0.23
(2,1599)	1:134:B:ILE:HB	1:134:B:ILE:HA	1	0.23
(2,1599)	1:134:B:ILE:HB	1:134:B:ILE:HA	2	0.23
(2,1599)	1:134:B:ILE:HB	1:134:B:ILE:HA	4	0.23
(2,1599)	1:134:B:ILE:HB	1:134:B:ILE:HA	8	0.23
(2,1524)	1:158:B:HIS:HB2	1:158:B:HIS:HA	2	0.23
(2,1524)	1:158:B:HIS:HB2	1:158:B:HIS:HA	4	0.23
(2,1511)	1:150:A:VAL:HA	1:150:A:VAL:HG21	10	0.23
(2,1511)	1:150:A:VAL:HA	1:150:A:VAL:HG22	10	0.23

Continued on next page...

Continued from previous page...

Key	Atom-1	Atom-2	Model ID	Violation (Å)
(2,1511)	1:150:A:VAL:HA	1:150:A:VAL:HG23	10	0.23
(2,1509)	1:150:A:VAL:HA	1:150:A:VAL:HG21	10	0.23
(2,1509)	1:150:A:VAL:HA	1:150:A:VAL:HG22	10	0.23
(2,1509)	1:150:A:VAL:HA	1:150:A:VAL:HG23	10	0.23
(2,1497)	1:152:B:GLN:HA	1:155:B:LEU:HB2	6	0.23
(2,1483)	1:147:B:GLU:HA	1:147:B:GLU:HB2	3	0.23
(2,1483)	1:147:B:GLU:HA	1:147:B:GLU:HB2	4	0.23
(2,1470)	1:148:A:GLU:HA	1:151:A:LEU:HD21	1	0.23
(2,1470)	1:148:A:GLU:HA	1:151:A:LEU:HD22	1	0.23
(2,1470)	1:148:A:GLU:HA	1:151:A:LEU:HD23	1	0.23
(2,1464)	1:151:B:LEU:HA	1:151:B:LEU:HB2	6	0.23
(2,1406)	1:134:A:ILE:HA	1:134:A:ILE:HG21	2	0.23
(2,1406)	1:134:A:ILE:HA	1:134:A:ILE:HG22	2	0.23
(2,1406)	1:134:A:ILE:HA	1:134:A:ILE:HG23	2	0.23
(2,1405)	1:134:B:ILE:HA	1:134:B:ILE:HG21	2	0.23
(2,1405)	1:134:B:ILE:HA	1:134:B:ILE:HG22	2	0.23
(2,1405)	1:134:B:ILE:HA	1:134:B:ILE:HG23	2	0.23
(2,1403)	1:134:B:ILE:HA	1:134:B:ILE:HG13	5	0.23
(2,1319)	1:164:B:THR:HB	1:165:B:ASP:HB2	3	0.23
(2,1301)	1:149:A:ALA:HA	1:149:A:ALA:HB1	2	0.23
(2,1301)	1:149:A:ALA:HA	1:149:A:ALA:HB2	2	0.23
(2,1301)	1:149:A:ALA:HA	1:149:A:ALA:HB3	2	0.23
(2,1301)	1:149:A:ALA:HA	1:149:A:ALA:HB1	8	0.23
(2,1301)	1:149:A:ALA:HA	1:149:A:ALA:HB2	8	0.23
(2,1301)	1:149:A:ALA:HA	1:149:A:ALA:HB3	8	0.23
(2,1301)	1:149:A:ALA:HA	1:149:A:ALA:HB1	10	0.23
(2,1301)	1:149:A:ALA:HA	1:149:A:ALA:HB2	10	0.23
(2,1301)	1:149:A:ALA:HA	1:149:A:ALA:HB3	10	0.23
(2,1289)	1:141:A:LEU:HA	1:141:A:LEU:HD11	1	0.23
(2,1289)	1:141:A:LEU:HA	1:141:A:LEU:HD12	1	0.23
(2,1289)	1:141:A:LEU:HA	1:141:A:LEU:HD13	1	0.23
(2,1280)	1:152:B:GLN:HA	1:151:B:LEU:HD21	1	0.23
(2,1280)	1:152:B:GLN:HA	1:151:B:LEU:HD22	1	0.23
(2,1280)	1:152:B:GLN:HA	1:151:B:LEU:HD23	1	0.23
(2,1258)	1:164:A:THR:HB	1:164:A:THR:HG1	10	0.23
(2,1257)	1:164:B:THR:HB	1:164:B:THR:HG1	8	0.23
(2,1228)	1:173:A:ILE:HD11	1:173:A:ILE:HG13	6	0.23
(2,1228)	1:173:A:ILE:HD12	1:173:A:ILE:HG13	6	0.23
(2,1228)	1:173:A:ILE:HD13	1:173:A:ILE:HG13	6	0.23
(2,1227)	1:173:B:ILE:HD11	1:173:B:ILE:HG13	4	0.23
(2,1227)	1:173:B:ILE:HD12	1:173:B:ILE:HG13	4	0.23
(2,1227)	1:173:B:ILE:HD13	1:173:B:ILE:HG13	4	0.23

Continued on next page...

Continued from previous page...

Key	Atom-1	Atom-2	Model ID	Violation (Å)
(2,1227)	1:173:B:ILE:HD11	1:173:B:ILE:HG13	5	0.23
(2,1227)	1:173:B:ILE:HD12	1:173:B:ILE:HG13	5	0.23
(2,1227)	1:173:B:ILE:HD13	1:173:B:ILE:HG13	5	0.23
(2,1212)	1:166:B:ARG:HA	1:166:B:ARG:HG2	7	0.23
(2,1211)	1:166:A:ARG:HA	1:166:A:ARG:HG2	7	0.23
(2,1174)	1:174:B:VAL:HG21	1:174:B:VAL:HB	3	0.23
(2,1174)	1:174:B:VAL:HG22	1:174:B:VAL:HB	3	0.23
(2,1174)	1:174:B:VAL:HG23	1:174:B:VAL:HB	3	0.23
(2,1174)	1:174:B:VAL:HG21	1:174:B:VAL:HB	5	0.23
(2,1174)	1:174:B:VAL:HG22	1:174:B:VAL:HB	5	0.23
(2,1174)	1:174:B:VAL:HG23	1:174:B:VAL:HB	5	0.23
(2,1174)	1:174:B:VAL:HG21	1:174:B:VAL:HB	7	0.23
(2,1174)	1:174:B:VAL:HG22	1:174:B:VAL:HB	7	0.23
(2,1174)	1:174:B:VAL:HG23	1:174:B:VAL:HB	7	0.23
(2,1173)	1:174:A:VAL:HG21	1:174:A:VAL:HB	3	0.23
(2,1173)	1:174:A:VAL:HG22	1:174:A:VAL:HB	3	0.23
(2,1173)	1:174:A:VAL:HG23	1:174:A:VAL:HB	3	0.23
(2,1173)	1:174:A:VAL:HG21	1:174:A:VAL:HB	5	0.23
(2,1173)	1:174:A:VAL:HG22	1:174:A:VAL:HB	5	0.23
(2,1173)	1:174:A:VAL:HG23	1:174:A:VAL:HB	5	0.23
(2,1173)	1:174:A:VAL:HG21	1:174:A:VAL:HB	7	0.23
(2,1173)	1:174:A:VAL:HG22	1:174:A:VAL:HB	7	0.23
(2,1173)	1:174:A:VAL:HG23	1:174:A:VAL:HB	7	0.23
(2,1141)	1:149:A:ALA:HB1	1:149:A:ALA:HA	2	0.23
(2,1141)	1:149:A:ALA:HB2	1:149:A:ALA:HA	2	0.23
(2,1141)	1:149:A:ALA:HB3	1:149:A:ALA:HA	2	0.23
(2,1141)	1:149:A:ALA:HB1	1:149:A:ALA:HA	8	0.23
(2,1141)	1:149:A:ALA:HB2	1:149:A:ALA:HA	8	0.23
(2,1141)	1:149:A:ALA:HB3	1:149:A:ALA:HA	8	0.23
(2,1141)	1:149:A:ALA:HB1	1:149:A:ALA:HA	10	0.23
(2,1141)	1:149:A:ALA:HB2	1:149:A:ALA:HA	10	0.23
(2,1141)	1:149:A:ALA:HB3	1:149:A:ALA:HA	10	0.23
(2,1140)	1:150:A:VAL:HG21	1:147:A:GLU:HA	3	0.23
(2,1140)	1:150:A:VAL:HG22	1:147:A:GLU:HA	3	0.23
(2,1140)	1:150:A:VAL:HG23	1:147:A:GLU:HA	3	0.23
(2,1138)	1:149:A:ALA:HB1	1:146:A:SER:HA	7	0.23
(2,1138)	1:149:A:ALA:HB2	1:146:A:SER:HA	7	0.23
(2,1138)	1:149:A:ALA:HB3	1:146:A:SER:HA	7	0.23
(2,1131)	1:151:B:LEU:HB2	1:151:B:LEU:HA	6	0.23
(2,1089)	1:176:B:ARG:HA	1:182:B:TYR:HA	8	0.23
(2,1029)	1:173:A:ILE:HA	1:173:A:ILE:HG13	3	0.23
(2,1016)	1:175:B:TYR:HA	1:160:B:PHE:HB2	2	0.23

Continued on next page...

Continued from previous page...

Key	Atom-1	Atom-2	Model ID	Violation (Å)
(2,1015)	1:175:A:TYR:HA	1:160:A:PHE:HB2	2	0.23
(2,994)	1:173:B:ILE:HA	1:162:B:VAL:HA	1	0.23
(2,993)	1:173:A:ILE:HA	1:162:A:VAL:HA	1	0.23
(2,993)	1:173:A:ILE:HA	1:162:A:VAL:HA	5	0.23
(2,993)	1:173:A:ILE:HA	1:162:A:VAL:HA	10	0.23
(2,930)	1:136:B:SER:H	1:135:B:ARG:HA	1	0.23
(2,929)	1:136:A:SER:H	1:135:A:ARG:HA	1	0.23
(2,872)	1:151:A:LEU:H	1:151:A:LEU:HB3	8	0.23
(2,835)	1:148:A:GLU:H	1:146:A:SER:H	4	0.23
(2,782)	1:179:B:ASP:H	1:178:B:LYS:HG3	1	0.23
(2,772)	1:155:B:LEU:H	1:152:B:GLN:HG3	8	0.23
(2,707)	1:145:B:ASP:H	1:163:B:PHE:HD1	3	0.23
(2,707)	1:145:B:ASP:H	1:163:B:PHE:HD2	3	0.23
(2,683)	1:149:B:ALA:H	1:145:B:ASP:H	2	0.23
(2,560)	1:185:A:ILE:H	1:184:A:LEU:HG	9	0.23
(2,539)	1:156:A:LEU:H	1:156:A:LEU:HG	2	0.23
(2,502)	1:176:A:ARG:H	1:176:A:ARG:HB3	3	0.23
(2,488)	1:175:B:TYR:H	1:174:B:VAL:HB	8	0.23
(2,469)	1:170:B:GLY:H	1:165:B:ASP:HB3	10	0.23
(2,434)	1:161:A:PHE:H	1:160:A:PHE:HB3	3	0.23
(2,433)	1:161:B:PHE:H	1:160:B:PHE:HB3	3	0.23
(2,426)	1:184:B:LEU:H	1:183:B:GLY:HA2	3	0.23
(2,410)	1:147:B:GLU:H	1:145:B:ASP:HB3	5	0.23
(2,396)	1:160:B:PHE:H	1:158:B:HIS:HB2	5	0.23
(2,373)	1:179:A:ASP:H	1:179:A:ASP:HB2	1	0.23
(2,373)	1:179:A:ASP:H	1:179:A:ASP:HB2	6	0.23
(2,373)	1:179:A:ASP:H	1:179:A:ASP:HB2	8	0.23
(2,371)	1:168:B:THR:H	1:166:B:ARG:HD2	1	0.23
(2,291)	1:136:A:SER:H	1:136:A:SER:HB3	5	0.23
(2,291)	1:136:A:SER:H	1:136:A:SER:HB3	7	0.23
(2,253)	1:163:A:PHE:H	1:164:A:THR:HA	3	0.23
(2,206)	1:187:A:THR:H	1:186:A:GLN:HA	10	0.23
(2,205)	1:187:B:THR:H	1:186:B:GLN:HA	8	0.23
(2,205)	1:187:B:THR:H	1:186:B:GLN:HA	10	0.23
(2,132)	1:160:B:PHE:H	1:175:B:TYR:HD1	8	0.23
(2,132)	1:160:B:PHE:H	1:175:B:TYR:HD2	8	0.23
(2,131)	1:160:A:PHE:H	1:175:A:TYR:HD1	8	0.23
(2,131)	1:160:A:PHE:H	1:175:A:TYR:HD2	8	0.23
(2,16)	1:147:B:GLU:H	1:146:B:SER:H	7	0.23
(2,15)	1:147:A:GLU:H	1:146:A:SER:H	3	0.23
(2,2154)	1:188:B:SER:HA	1:188:B:SER:HB2	8	0.22
(2,2138)	1:174:A:VAL:HB	1:174:A:VAL:HA	8	0.22

Continued on next page...

Continued from previous page...

Key	Atom-1	Atom-2	Model ID	Violation (Å)
(2,2137)	1:174:B:VAL:HB	1:174:B:VAL:HA	8	0.22
(2,2084)	1:182:A:TYR:HE1	1:182:A:TYR:HB2	2	0.22
(2,2084)	1:182:A:TYR:HE2	1:182:A:TYR:HB2	2	0.22
(2,2084)	1:182:A:TYR:HE1	1:182:A:TYR:HB2	9	0.22
(2,2084)	1:182:A:TYR:HE2	1:182:A:TYR:HB2	9	0.22
(2,2083)	1:182:B:TYR:HE1	1:182:B:TYR:HB2	2	0.22
(2,2083)	1:182:B:TYR:HE2	1:182:B:TYR:HB2	2	0.22
(2,2083)	1:182:B:TYR:HE1	1:182:B:TYR:HB2	9	0.22
(2,2083)	1:182:B:TYR:HE2	1:182:B:TYR:HB2	9	0.22
(2,2070)	1:158:A:HIS:HD2	1:158:A:HIS:HB2	2	0.22
(2,2070)	1:158:A:HIS:HD2	1:158:A:HIS:HB2	10	0.22
(2,2014)	1:188:B:SER:HA	1:188:B:SER:HB2	8	0.22
(2,1998)	1:174:A:VAL:HB	1:174:A:VAL:HA	8	0.22
(2,1997)	1:174:B:VAL:HB	1:174:B:VAL:HA	8	0.22
(2,1978)	1:184:B:LEU:HD21	1:173:B:ILE:H	3	0.22
(2,1978)	1:184:B:LEU:HD22	1:173:B:ILE:H	3	0.22
(2,1978)	1:184:B:LEU:HD23	1:173:B:ILE:H	3	0.22
(2,1978)	1:184:B:LEU:HD21	1:173:B:ILE:H	9	0.22
(2,1978)	1:184:B:LEU:HD22	1:173:B:ILE:H	9	0.22
(2,1978)	1:184:B:LEU:HD23	1:173:B:ILE:H	9	0.22
(2,1902)	1:164:B:THR:HG1	1:169:B:ASP:HB3	6	0.22
(2,1863)	1:150:B:VAL:HG21	1:154:B:ASN:HD22	4	0.22
(2,1863)	1:150:B:VAL:HG22	1:154:B:ASN:HD22	4	0.22
(2,1863)	1:150:B:VAL:HG23	1:154:B:ASN:HD22	4	0.22
(2,1844)	1:143:B:PRO:HD3	1:143:B:PRO:HB3	7	0.22
(2,1844)	1:143:B:PRO:HD3	1:143:B:PRO:HB3	8	0.22
(2,1740)	1:137:B:LYS:HG2	1:137:B:LYS:HA	10	0.22
(2,1738)	1:178:B:LYS:HG2	1:178:B:LYS:HB3	5	0.22
(2,1719)	1:181:A:LYS:HG3	1:181:A:LYS:HD2	5	0.22
(2,1719)	1:181:A:LYS:HG3	1:181:A:LYS:HD2	6	0.22
(2,1719)	1:181:A:LYS:HG3	1:181:A:LYS:HD2	8	0.22
(2,1645)	1:143:A:PRO:HB2	1:143:A:PRO:HA	10	0.22
(2,1611)	1:154:A:ASN:HB3	1:155:A:LEU:HD11	7	0.22
(2,1611)	1:154:A:ASN:HB3	1:155:A:LEU:HD12	7	0.22
(2,1611)	1:154:A:ASN:HB3	1:155:A:LEU:HD13	7	0.22
(2,1600)	1:134:A:ILE:HB	1:134:A:ILE:HA	6	0.22
(2,1600)	1:134:A:ILE:HB	1:134:A:ILE:HA	9	0.22
(2,1599)	1:134:B:ILE:HB	1:134:B:ILE:HA	6	0.22
(2,1599)	1:134:B:ILE:HB	1:134:B:ILE:HA	9	0.22
(2,1580)	1:185:A:ILE:HB	1:185:A:ILE:HG13	9	0.22
(2,1554)	1:155:B:LEU:HB2	1:152:B:GLN:HA	7	0.22
(2,1553)	1:155:A:LEU:HB2	1:152:A:GLN:HA	7	0.22

Continued on next page...

Continued from previous page...

Key	Atom-1	Atom-2	Model ID	Violation (Å)
(2,1541)	1:166:B:ARG:HD2	1:167:B:GLU:HB2	9	0.22
(2,1524)	1:158:B:HIS:HB2	1:158:B:HIS:HA	8	0.22
(2,1524)	1:158:B:HIS:HB2	1:158:B:HIS:HA	10	0.22
(2,1512)	1:150:B:VAL:HA	1:150:B:VAL:HG21	10	0.22
(2,1512)	1:150:B:VAL:HA	1:150:B:VAL:HG22	10	0.22
(2,1512)	1:150:B:VAL:HA	1:150:B:VAL:HG23	10	0.22
(2,1510)	1:150:B:VAL:HA	1:150:B:VAL:HG21	10	0.22
(2,1510)	1:150:B:VAL:HA	1:150:B:VAL:HG22	10	0.22
(2,1510)	1:150:B:VAL:HA	1:150:B:VAL:HG23	10	0.22
(2,1498)	1:152:A:GLN:HA	1:155:A:LEU:HB2	6	0.22
(2,1483)	1:147:B:GLU:HA	1:147:B:GLU:HB2	2	0.22
(2,1483)	1:147:B:GLU:HA	1:147:B:GLU:HB2	5	0.22
(2,1464)	1:151:B:LEU:HA	1:151:B:LEU:HB2	1	0.22
(2,1464)	1:151:B:LEU:HA	1:151:B:LEU:HB2	3	0.22
(2,1454)	1:146:A:SER:HB2	1:163:A:PHE:HE1	6	0.22
(2,1454)	1:146:A:SER:HB2	1:163:A:PHE:HE2	6	0.22
(2,1403)	1:134:B:ILE:HA	1:134:B:ILE:HG13	7	0.22
(2,1396)	1:181:B:LYS:HA	1:181:B:LYS:HB3	7	0.22
(2,1395)	1:181:A:LYS:HA	1:181:A:LYS:HB3	7	0.22
(2,1302)	1:149:B:ALA:HA	1:149:B:ALA:HB1	3	0.22
(2,1302)	1:149:B:ALA:HA	1:149:B:ALA:HB2	3	0.22
(2,1302)	1:149:B:ALA:HA	1:149:B:ALA:HB3	3	0.22
(2,1302)	1:149:B:ALA:HA	1:149:B:ALA:HB1	6	0.22
(2,1302)	1:149:B:ALA:HA	1:149:B:ALA:HB2	6	0.22
(2,1302)	1:149:B:ALA:HA	1:149:B:ALA:HB3	6	0.22
(2,1302)	1:149:B:ALA:HA	1:149:B:ALA:HB1	7	0.22
(2,1302)	1:149:B:ALA:HA	1:149:B:ALA:HB2	7	0.22
(2,1302)	1:149:B:ALA:HA	1:149:B:ALA:HB3	7	0.22
(2,1301)	1:149:A:ALA:HA	1:149:A:ALA:HB1	1	0.22
(2,1301)	1:149:A:ALA:HA	1:149:A:ALA:HB2	1	0.22
(2,1301)	1:149:A:ALA:HA	1:149:A:ALA:HB3	1	0.22
(2,1301)	1:149:A:ALA:HA	1:149:A:ALA:HB1	4	0.22
(2,1301)	1:149:A:ALA:HA	1:149:A:ALA:HB2	4	0.22
(2,1301)	1:149:A:ALA:HA	1:149:A:ALA:HB3	4	0.22
(2,1301)	1:149:A:ALA:HA	1:149:A:ALA:HB1	5	0.22
(2,1301)	1:149:A:ALA:HA	1:149:A:ALA:HB2	5	0.22
(2,1301)	1:149:A:ALA:HA	1:149:A:ALA:HB3	5	0.22
(2,1301)	1:149:A:ALA:HA	1:149:A:ALA:HB1	9	0.22
(2,1301)	1:149:A:ALA:HA	1:149:A:ALA:HB2	9	0.22
(2,1301)	1:149:A:ALA:HA	1:149:A:ALA:HB3	9	0.22
(2,1264)	1:187:A:THR:HA	1:187:A:THR:HG21	1	0.22
(2,1264)	1:187:A:THR:HA	1:187:A:THR:HG22	1	0.22

Continued on next page...

Continued from previous page...

Key	Atom-1	Atom-2	Model ID	Violation (Å)
(2,1264)	1:187:A:THR:HA	1:187:A:THR:HG23	1	0.22
(2,1258)	1:164:A:THR:HB	1:164:A:THR:HG1	6	0.22
(2,1258)	1:164:A:THR:HB	1:164:A:THR:HG1	8	0.22
(2,1257)	1:164:B:THR:HB	1:164:B:THR:HG1	9	0.22
(2,1235)	1:134:B:ILE:HB	1:134:B:ILE:HG13	4	0.22
(2,1228)	1:173:A:ILE:HD11	1:173:A:ILE:HG13	2	0.22
(2,1228)	1:173:A:ILE:HD12	1:173:A:ILE:HG13	2	0.22
(2,1228)	1:173:A:ILE:HD13	1:173:A:ILE:HG13	2	0.22
(2,1228)	1:173:A:ILE:HD11	1:173:A:ILE:HG13	4	0.22
(2,1228)	1:173:A:ILE:HD12	1:173:A:ILE:HG13	4	0.22
(2,1228)	1:173:A:ILE:HD13	1:173:A:ILE:HG13	4	0.22
(2,1227)	1:173:B:ILE:HD11	1:173:B:ILE:HG13	2	0.22
(2,1227)	1:173:B:ILE:HD12	1:173:B:ILE:HG13	2	0.22
(2,1227)	1:173:B:ILE:HD13	1:173:B:ILE:HG13	2	0.22
(2,1202)	1:176:A:ARG:HA	1:176:A:ARG:HG2	1	0.22
(2,1180)	1:149:B:ALA:HB1	1:148:B:GLU:HB3	5	0.22
(2,1180)	1:149:B:ALA:HB2	1:148:B:GLU:HB3	5	0.22
(2,1180)	1:149:B:ALA:HB3	1:148:B:GLU:HB3	5	0.22
(2,1178)	1:178:A:LYS:HG2	1:178:A:LYS:HB3	5	0.22
(2,1152)	1:150:A:VAL:HG21	1:150:A:VAL:HA	7	0.22
(2,1152)	1:150:A:VAL:HG22	1:150:A:VAL:HA	7	0.22
(2,1152)	1:150:A:VAL:HG23	1:150:A:VAL:HA	7	0.22
(2,1142)	1:149:B:ALA:HB1	1:149:B:ALA:HA	3	0.22
(2,1142)	1:149:B:ALA:HB2	1:149:B:ALA:HA	3	0.22
(2,1142)	1:149:B:ALA:HB3	1:149:B:ALA:HA	3	0.22
(2,1142)	1:149:B:ALA:HB1	1:149:B:ALA:HA	6	0.22
(2,1142)	1:149:B:ALA:HB2	1:149:B:ALA:HA	6	0.22
(2,1142)	1:149:B:ALA:HB3	1:149:B:ALA:HA	6	0.22
(2,1142)	1:149:B:ALA:HB1	1:149:B:ALA:HA	7	0.22
(2,1142)	1:149:B:ALA:HB2	1:149:B:ALA:HA	7	0.22
(2,1142)	1:149:B:ALA:HB3	1:149:B:ALA:HA	7	0.22
(2,1141)	1:149:A:ALA:HB1	1:149:A:ALA:HA	1	0.22
(2,1141)	1:149:A:ALA:HB2	1:149:A:ALA:HA	1	0.22
(2,1141)	1:149:A:ALA:HB3	1:149:A:ALA:HA	1	0.22
(2,1141)	1:149:A:ALA:HB1	1:149:A:ALA:HA	4	0.22
(2,1141)	1:149:A:ALA:HB2	1:149:A:ALA:HA	4	0.22
(2,1141)	1:149:A:ALA:HB3	1:149:A:ALA:HA	4	0.22
(2,1141)	1:149:A:ALA:HB1	1:149:A:ALA:HA	5	0.22
(2,1141)	1:149:A:ALA:HB2	1:149:A:ALA:HA	5	0.22
(2,1141)	1:149:A:ALA:HB3	1:149:A:ALA:HA	5	0.22
(2,1141)	1:149:A:ALA:HB1	1:149:A:ALA:HA	9	0.22
(2,1141)	1:149:A:ALA:HB2	1:149:A:ALA:HA	9	0.22

Continued on next page...

Continued from previous page...

Key	Atom-1	Atom-2	Model ID	Violation (Å)
(2,1141)	1:149:A:ALA:HB3	1:149:A:ALA:HA	9	0.22
(2,1138)	1:149:A:ALA:HB1	1:146:A:SER:HA	1	0.22
(2,1138)	1:149:A:ALA:HB2	1:146:A:SER:HA	1	0.22
(2,1138)	1:149:A:ALA:HB3	1:146:A:SER:HA	1	0.22
(2,1131)	1:151:B:LEU:HB2	1:151:B:LEU:HA	1	0.22
(2,1131)	1:151:B:LEU:HB2	1:151:B:LEU:HA	3	0.22
(2,1126)	1:156:A:LEU:HD21	1:156:A:LEU:HA	6	0.22
(2,1126)	1:156:A:LEU:HD22	1:156:A:LEU:HA	6	0.22
(2,1126)	1:156:A:LEU:HD23	1:156:A:LEU:HA	6	0.22
(2,1125)	1:156:B:LEU:HD21	1:156:B:LEU:HA	6	0.22
(2,1125)	1:156:B:LEU:HD22	1:156:B:LEU:HA	6	0.22
(2,1125)	1:156:B:LEU:HD23	1:156:B:LEU:HA	6	0.22
(2,1124)	1:166:A:ARG:HD3	1:166:A:ARG:HA	2	0.22
(2,1096)	1:139:A:PHE:HB2	1:139:A:PHE:HA	2	0.22
(2,1095)	1:139:B:PHE:HB2	1:139:B:PHE:HA	2	0.22
(2,1050)	1:174:B:VAL:HA	1:184:B:LEU:HA	5	0.22
(2,1049)	1:174:A:VAL:HA	1:184:A:LEU:HA	5	0.22
(2,1018)	1:175:B:TYR:HA	1:160:B:PHE:HB3	4	0.22
(2,1017)	1:175:A:TYR:HA	1:160:A:PHE:HB3	4	0.22
(2,994)	1:173:B:ILE:HA	1:162:B:VAL:HA	5	0.22
(2,994)	1:173:B:ILE:HA	1:162:B:VAL:HA	10	0.22
(2,946)	1:184:B:LEU:H	1:134:A:ILE:H	1	0.22
(2,945)	1:184:A:LEU:H	1:134:B:ILE:H	1	0.22
(2,938)	1:182:A:TYR:H	1:132:B:GLU:H	2	0.22
(2,933)	1:181:B:LYS:H	1:181:B:LYS:HD3	10	0.22
(2,930)	1:136:B:SER:H	1:135:B:ARG:HA	9	0.22
(2,929)	1:136:A:SER:H	1:135:A:ARG:HA	9	0.22
(2,899)	1:164:B:THR:H	1:144:B:MET:HG3	1	0.22
(2,871)	1:151:B:LEU:H	1:151:B:LEU:HB3	8	0.22
(2,836)	1:148:B:GLU:H	1:146:B:SER:H	4	0.22
(2,782)	1:179:B:ASP:H	1:178:B:LYS:HG3	8	0.22
(2,748)	1:154:A:ASN:H	1:152:A:GLN:HA	8	0.22
(2,747)	1:154:B:ASN:H	1:152:B:GLN:HA	8	0.22
(2,715)	1:149:B:ALA:H	1:163:B:PHE:HE1	2	0.22
(2,715)	1:149:B:ALA:H	1:163:B:PHE:HE2	2	0.22
(2,715)	1:149:B:ALA:H	1:163:B:PHE:HE1	7	0.22
(2,715)	1:149:B:ALA:H	1:163:B:PHE:HE2	7	0.22
(2,707)	1:145:B:ASP:H	1:163:B:PHE:HD1	9	0.22
(2,707)	1:145:B:ASP:H	1:163:B:PHE:HD2	9	0.22
(2,682)	1:187:A:THR:H	1:173:A:ILE:H	4	0.22
(2,681)	1:187:B:THR:H	1:173:B:ILE:H	4	0.22
(2,650)	1:173:A:ILE:H	1:173:A:ILE:HG21	3	0.22

Continued on next page...

Continued from previous page...

Key	Atom-1	Atom-2	Model ID	Violation (Å)
(2,650)	1:173:A:ILE:H	1:173:A:ILE:HG22	3	0.22
(2,650)	1:173:A:ILE:H	1:173:A:ILE:HG23	3	0.22
(2,649)	1:173:B:ILE:H	1:173:B:ILE:HG21	3	0.22
(2,649)	1:173:B:ILE:H	1:173:B:ILE:HG22	3	0.22
(2,649)	1:173:B:ILE:H	1:173:B:ILE:HG23	3	0.22
(2,642)	1:186:B:GLN:H	1:185:B:ILE:HG21	3	0.22
(2,642)	1:186:B:GLN:H	1:185:B:ILE:HG22	3	0.22
(2,642)	1:186:B:GLN:H	1:185:B:ILE:HG23	3	0.22
(2,642)	1:186:B:GLN:H	1:185:B:ILE:HG21	7	0.22
(2,642)	1:186:B:GLN:H	1:185:B:ILE:HG22	7	0.22
(2,642)	1:186:B:GLN:H	1:185:B:ILE:HG23	7	0.22
(2,641)	1:186:A:GLN:H	1:185:A:ILE:HG21	3	0.22
(2,641)	1:186:A:GLN:H	1:185:A:ILE:HG22	3	0.22
(2,641)	1:186:A:GLN:H	1:185:A:ILE:HG23	3	0.22
(2,641)	1:186:A:GLN:H	1:185:A:ILE:HG21	7	0.22
(2,641)	1:186:A:GLN:H	1:185:A:ILE:HG22	7	0.22
(2,641)	1:186:A:GLN:H	1:185:A:ILE:HG23	7	0.22
(2,620)	1:155:B:LEU:H	1:151:B:LEU:HD21	6	0.22
(2,620)	1:155:B:LEU:H	1:151:B:LEU:HD22	6	0.22
(2,620)	1:155:B:LEU:H	1:151:B:LEU:HD23	6	0.22
(2,604)	1:187:A:THR:H	1:187:A:THR:HG21	3	0.22
(2,604)	1:187:A:THR:H	1:187:A:THR:HG22	3	0.22
(2,604)	1:187:A:THR:H	1:187:A:THR:HG23	3	0.22
(2,603)	1:187:B:THR:H	1:187:B:THR:HG21	3	0.22
(2,603)	1:187:B:THR:H	1:187:B:THR:HG22	3	0.22
(2,603)	1:187:B:THR:H	1:187:B:THR:HG23	3	0.22
(2,596)	1:150:A:VAL:H	1:174:A:VAL:HG11	4	0.22
(2,596)	1:150:A:VAL:H	1:174:A:VAL:HG12	4	0.22
(2,596)	1:150:A:VAL:H	1:174:A:VAL:HG13	4	0.22
(2,596)	1:150:A:VAL:H	1:174:A:VAL:HG11	6	0.22
(2,596)	1:150:A:VAL:H	1:174:A:VAL:HG12	6	0.22
(2,596)	1:150:A:VAL:H	1:174:A:VAL:HG13	6	0.22
(2,537)	1:158:A:HIS:H	1:156:A:LEU:HG	7	0.22
(2,513)	1:179:A:ASP:H	1:177:A:ARG:HB3	10	0.22
(2,510)	1:181:A:LYS:H	1:181:A:LYS:HB3	9	0.22
(2,509)	1:181:B:LYS:H	1:181:B:LYS:HB3	9	0.22
(2,487)	1:175:A:TYR:H	1:174:A:VAL:HB	8	0.22
(2,449)	1:154:B:ASN:H	1:153:B:MET:HG3	1	0.22
(2,440)	1:148:B:GLU:H	1:148:B:GLU:HG2	1	0.22
(2,440)	1:148:B:GLU:H	1:148:B:GLU:HG2	2	0.22
(2,440)	1:148:B:GLU:H	1:148:B:GLU:HG2	3	0.22
(2,410)	1:147:B:GLU:H	1:145:B:ASP:HB3	6	0.22

Continued on next page...

Continued from previous page...

Key	Atom-1	Atom-2	Model ID	Violation (Å)
(2,396)	1:160:B:PHE:H	1:158:B:HIS:HB2	7	0.22
(2,384)	1:169:A:ASP:H	1:169:A:ASP:HB3	4	0.22
(2,380)	1:146:B:SER:H	1:145:B:ASP:HB2	8	0.22
(2,375)	1:147:A:GLU:H	1:145:A:ASP:HB3	5	0.22
(2,375)	1:147:A:GLU:H	1:145:A:ASP:HB3	6	0.22
(2,374)	1:179:B:ASP:H	1:179:B:ASP:HB2	1	0.22
(2,370)	1:170:A:GLY:H	1:165:A:ASP:HB3	6	0.22
(2,357)	1:176:B:ARG:H	1:175:B:TYR:HB3	4	0.22
(2,356)	1:160:B:PHE:H	1:158:B:HIS:HB3	1	0.22
(2,254)	1:163:B:PHE:H	1:164:B:THR:HA	4	0.22
(2,253)	1:163:A:PHE:H	1:164:A:THR:HA	4	0.22
(2,206)	1:187:A:THR:H	1:186:A:GLN:HA	8	0.22
(2,199)	1:164:B:THR:H	1:163:B:PHE:HA	4	0.22
(2,64)	1:153:A:MET:H	1:152:A:GLN:H	3	0.22
(2,63)	1:153:B:MET:H	1:152:B:GLN:H	3	0.22
(2,58)	1:152:B:GLN:H	1:153:B:MET:H	3	0.22
(2,57)	1:152:A:GLN:H	1:153:A:MET:H	3	0.22
(2,45)	1:156:A:LEU:H	1:155:A:LEU:H	10	0.22
(2,16)	1:147:B:GLU:H	1:146:B:SER:H	6	0.22
(2,2147)	1:182:A:TYR:HA	1:176:A:ARG:HA	8	0.21
(2,2146)	1:176:A:ARG:HA	1:182:A:TYR:HA	8	0.21
(2,2096)	1:182:A:TYR:HE1	1:176:A:ARG:HA	7	0.21
(2,2096)	1:182:A:TYR:HE2	1:176:A:ARG:HA	7	0.21
(2,2095)	1:182:B:TYR:HE1	1:176:B:ARG:HA	7	0.21
(2,2095)	1:182:B:TYR:HE2	1:176:B:ARG:HA	7	0.21
(2,2084)	1:182:A:TYR:HE1	1:182:A:TYR:HB2	1	0.21
(2,2084)	1:182:A:TYR:HE2	1:182:A:TYR:HB2	1	0.21
(2,2083)	1:182:B:TYR:HE1	1:182:B:TYR:HB2	1	0.21
(2,2083)	1:182:B:TYR:HE2	1:182:B:TYR:HB2	1	0.21
(2,2053)	1:175:B:TYR:HD1	1:175:B:TYR:HB2	8	0.21
(2,2053)	1:175:B:TYR:HD2	1:175:B:TYR:HB2	8	0.21
(2,2007)	1:182:A:TYR:HA	1:176:A:ARG:HA	8	0.21
(2,2006)	1:176:A:ARG:HA	1:182:A:TYR:HA	8	0.21
(2,1972)	1:181:A:LYS:HD2	1:181:A:LYS:HA	2	0.21
(2,1957)	1:176:B:ARG:HG3	1:176:B:ARG:HD2	8	0.21
(2,1930)	1:173:A:ILE:HD11	1:185:A:ILE:HG13	9	0.21
(2,1930)	1:173:A:ILE:HD12	1:185:A:ILE:HG13	9	0.21
(2,1930)	1:173:A:ILE:HD13	1:185:A:ILE:HG13	9	0.21
(2,1927)	1:173:B:ILE:HD11	1:162:B:VAL:HA	5	0.21
(2,1927)	1:173:B:ILE:HD12	1:162:B:VAL:HA	5	0.21
(2,1927)	1:173:B:ILE:HD13	1:162:B:VAL:HA	5	0.21
(2,1918)	1:173:B:ILE:HG21	1:175:B:TYR:HB3	2	0.21

Continued on next page...

Continued from previous page...

Key	Atom-1	Atom-2	Model ID	Violation (Å)
(2,1918)	1:173:B:ILE:HG22	1:175:B:TYR:HB3	2	0.21
(2,1918)	1:173:B:ILE:HG23	1:175:B:TYR:HB3	2	0.21
(2,1887)	1:159:A:ASP:HB2	1:176:A:ARG:HB3	5	0.21
(2,1784)	1:185:B:ILE:HD11	1:185:B:ILE:HG13	6	0.21
(2,1784)	1:185:B:ILE:HD12	1:185:B:ILE:HG13	6	0.21
(2,1784)	1:185:B:ILE:HD13	1:185:B:ILE:HG13	6	0.21
(2,1784)	1:185:B:ILE:HD11	1:185:B:ILE:HG13	7	0.21
(2,1784)	1:185:B:ILE:HD12	1:185:B:ILE:HG13	7	0.21
(2,1784)	1:185:B:ILE:HD13	1:185:B:ILE:HG13	7	0.21
(2,1784)	1:185:B:ILE:HD11	1:185:B:ILE:HG13	9	0.21
(2,1784)	1:185:B:ILE:HD12	1:185:B:ILE:HG13	9	0.21
(2,1784)	1:185:B:ILE:HD13	1:185:B:ILE:HG13	9	0.21
(2,1783)	1:185:A:ILE:HD11	1:185:A:ILE:HG12	6	0.21
(2,1783)	1:185:A:ILE:HD12	1:185:A:ILE:HG12	6	0.21
(2,1783)	1:185:A:ILE:HD13	1:185:A:ILE:HG12	6	0.21
(2,1783)	1:185:A:ILE:HD11	1:185:A:ILE:HG12	7	0.21
(2,1783)	1:185:A:ILE:HD12	1:185:A:ILE:HG12	7	0.21
(2,1783)	1:185:A:ILE:HD13	1:185:A:ILE:HG12	7	0.21
(2,1756)	1:141:B:LEU:HD21	1:141:B:LEU:HB2	4	0.21
(2,1756)	1:141:B:LEU:HD22	1:141:B:LEU:HB2	4	0.21
(2,1756)	1:141:B:LEU:HD23	1:141:B:LEU:HB2	4	0.21
(2,1749)	1:184:A:LEU:HD21	1:186:A:GLN:HG2	10	0.21
(2,1749)	1:184:A:LEU:HD22	1:186:A:GLN:HG2	10	0.21
(2,1749)	1:184:A:LEU:HD23	1:186:A:GLN:HG2	10	0.21
(2,1698)	1:185:A:ILE:HG12	1:185:A:ILE:HD11	6	0.21
(2,1698)	1:185:A:ILE:HG12	1:185:A:ILE:HD12	6	0.21
(2,1698)	1:185:A:ILE:HG12	1:185:A:ILE:HD13	6	0.21
(2,1698)	1:185:A:ILE:HG12	1:185:A:ILE:HD11	7	0.21
(2,1698)	1:185:A:ILE:HG12	1:185:A:ILE:HD12	7	0.21
(2,1698)	1:185:A:ILE:HG12	1:185:A:ILE:HD13	7	0.21
(2,1697)	1:185:B:ILE:HG13	1:185:B:ILE:HD11	6	0.21
(2,1697)	1:185:B:ILE:HG13	1:185:B:ILE:HD12	6	0.21
(2,1697)	1:185:B:ILE:HG13	1:185:B:ILE:HD13	6	0.21
(2,1697)	1:185:B:ILE:HG13	1:185:B:ILE:HD11	7	0.21
(2,1697)	1:185:B:ILE:HG13	1:185:B:ILE:HD12	7	0.21
(2,1697)	1:185:B:ILE:HG13	1:185:B:ILE:HD13	7	0.21
(2,1697)	1:185:B:ILE:HG13	1:185:B:ILE:HD11	9	0.21
(2,1697)	1:185:B:ILE:HG13	1:185:B:ILE:HD12	9	0.21
(2,1697)	1:185:B:ILE:HG13	1:185:B:ILE:HD13	9	0.21
(2,1600)	1:134:A:ILE:HB	1:134:A:ILE:HA	10	0.21
(2,1580)	1:185:A:ILE:HB	1:185:A:ILE:HG13	6	0.21
(2,1579)	1:185:B:ILE:HB	1:185:B:ILE:HG12	4	0.21

Continued on next page...

Continued from previous page...

Key	Atom-1	Atom-2	Model ID	Violation (Å)
(2,1563)	1:175:A:TYR:HB3	1:173:A:ILE:HG21	2	0.21
(2,1563)	1:175:A:TYR:HB3	1:173:A:ILE:HG22	2	0.21
(2,1563)	1:175:A:TYR:HB3	1:173:A:ILE:HG23	2	0.21
(2,1546)	1:145:A:ASP:HB2	1:148:A:GLU:HB2	3	0.21
(2,1528)	1:175:B:TYR:HB3	1:175:B:TYR:HA	8	0.21
(2,1524)	1:158:B:HIS:HB2	1:158:B:HIS:HA	3	0.21
(2,1498)	1:152:A:GLN:HA	1:155:A:LEU:HB2	5	0.21
(2,1497)	1:152:B:GLN:HA	1:155:B:LEU:HB2	5	0.21
(2,1467)	1:151:A:LEU:HA	1:150:A:VAL:HG11	10	0.21
(2,1467)	1:151:A:LEU:HA	1:150:A:VAL:HG12	10	0.21
(2,1467)	1:151:A:LEU:HA	1:150:A:VAL:HG13	10	0.21
(2,1453)	1:146:B:SER:HB2	1:163:B:PHE:HE1	6	0.21
(2,1453)	1:146:B:SER:HB2	1:163:B:PHE:HE2	6	0.21
(2,1425)	1:189:A:GLU:HA	1:189:A:GLU:HB2	7	0.21
(2,1406)	1:134:A:ILE:HA	1:134:A:ILE:HG21	1	0.21
(2,1406)	1:134:A:ILE:HA	1:134:A:ILE:HG22	1	0.21
(2,1406)	1:134:A:ILE:HA	1:134:A:ILE:HG23	1	0.21
(2,1406)	1:134:A:ILE:HA	1:134:A:ILE:HG21	9	0.21
(2,1406)	1:134:A:ILE:HA	1:134:A:ILE:HG22	9	0.21
(2,1406)	1:134:A:ILE:HA	1:134:A:ILE:HG23	9	0.21
(2,1405)	1:134:B:ILE:HA	1:134:B:ILE:HG21	1	0.21
(2,1405)	1:134:B:ILE:HA	1:134:B:ILE:HG22	1	0.21
(2,1405)	1:134:B:ILE:HA	1:134:B:ILE:HG23	1	0.21
(2,1376)	1:162:B:VAL:HA	1:173:B:ILE:HA	7	0.21
(2,1375)	1:162:A:VAL:HA	1:173:A:ILE:HA	7	0.21
(2,1352)	1:145:A:ASP:HA	1:163:A:PHE:HE1	8	0.21
(2,1352)	1:145:A:ASP:HA	1:163:A:PHE:HE2	8	0.21
(2,1351)	1:145:B:ASP:HA	1:163:B:PHE:HE1	8	0.21
(2,1351)	1:145:B:ASP:HA	1:163:B:PHE:HE2	8	0.21
(2,1302)	1:149:B:ALA:HA	1:149:B:ALA:HB1	8	0.21
(2,1302)	1:149:B:ALA:HA	1:149:B:ALA:HB2	8	0.21
(2,1302)	1:149:B:ALA:HA	1:149:B:ALA:HB3	8	0.21
(2,1285)	1:151:A:LEU:HA	1:151:A:LEU:HD11	8	0.21
(2,1285)	1:151:A:LEU:HA	1:151:A:LEU:HD12	8	0.21
(2,1285)	1:151:A:LEU:HA	1:151:A:LEU:HD13	8	0.21
(2,1280)	1:152:B:GLN:HA	1:151:B:LEU:HD21	3	0.21
(2,1280)	1:152:B:GLN:HA	1:151:B:LEU:HD22	3	0.21
(2,1280)	1:152:B:GLN:HA	1:151:B:LEU:HD23	3	0.21
(2,1279)	1:152:A:GLN:HA	1:151:A:LEU:HD11	9	0.21
(2,1279)	1:152:A:GLN:HA	1:151:A:LEU:HD12	9	0.21
(2,1279)	1:152:A:GLN:HA	1:151:A:LEU:HD13	9	0.21
(2,1263)	1:187:B:THR:HA	1:187:B:THR:HG21	1	0.21

Continued on next page...

Continued from previous page...

Key	Atom-1	Atom-2	Model ID	Violation (Å)
(2,1263)	1:187:B:THR:HA	1:187:B:THR:HG22	1	0.21
(2,1263)	1:187:B:THR:HA	1:187:B:THR:HG23	1	0.21
(2,1258)	1:164:A:THR:HB	1:164:A:THR:HG1	9	0.21
(2,1257)	1:164:B:THR:HB	1:164:B:THR:HG1	6	0.21
(2,1228)	1:173:A:ILE:HD11	1:173:A:ILE:HG13	7	0.21
(2,1228)	1:173:A:ILE:HD12	1:173:A:ILE:HG13	7	0.21
(2,1228)	1:173:A:ILE:HD13	1:173:A:ILE:HG13	7	0.21
(2,1228)	1:173:A:ILE:HD11	1:173:A:ILE:HG13	8	0.21
(2,1228)	1:173:A:ILE:HD12	1:173:A:ILE:HG13	8	0.21
(2,1228)	1:173:A:ILE:HD13	1:173:A:ILE:HG13	8	0.21
(2,1228)	1:173:A:ILE:HD11	1:173:A:ILE:HG13	9	0.21
(2,1228)	1:173:A:ILE:HD12	1:173:A:ILE:HG13	9	0.21
(2,1228)	1:173:A:ILE:HD13	1:173:A:ILE:HG13	9	0.21
(2,1228)	1:173:A:ILE:HD11	1:173:A:ILE:HG13	10	0.21
(2,1228)	1:173:A:ILE:HD12	1:173:A:ILE:HG13	10	0.21
(2,1228)	1:173:A:ILE:HD13	1:173:A:ILE:HG13	10	0.21
(2,1227)	1:173:B:ILE:HD11	1:173:B:ILE:HG13	7	0.21
(2,1227)	1:173:B:ILE:HD12	1:173:B:ILE:HG13	7	0.21
(2,1227)	1:173:B:ILE:HD13	1:173:B:ILE:HG13	7	0.21
(2,1227)	1:173:B:ILE:HD11	1:173:B:ILE:HG13	8	0.21
(2,1227)	1:173:B:ILE:HD12	1:173:B:ILE:HG13	8	0.21
(2,1227)	1:173:B:ILE:HD13	1:173:B:ILE:HG13	8	0.21
(2,1227)	1:173:B:ILE:HD11	1:173:B:ILE:HG13	9	0.21
(2,1227)	1:173:B:ILE:HD12	1:173:B:ILE:HG13	9	0.21
(2,1227)	1:173:B:ILE:HD13	1:173:B:ILE:HG13	9	0.21
(2,1227)	1:173:B:ILE:HD11	1:173:B:ILE:HG13	10	0.21
(2,1227)	1:173:B:ILE:HD12	1:173:B:ILE:HG13	10	0.21
(2,1227)	1:173:B:ILE:HD13	1:173:B:ILE:HG13	10	0.21
(2,1226)	1:137:A:LYS:HA	1:137:A:LYS:HG2	7	0.21
(2,1225)	1:137:B:LYS:HA	1:137:B:LYS:HG2	7	0.21
(2,1222)	1:131:A:ILE:HG21	1:131:A:ILE:HG12	10	0.21
(2,1222)	1:131:A:ILE:HG22	1:131:A:ILE:HG12	10	0.21
(2,1222)	1:131:A:ILE:HG23	1:131:A:ILE:HG12	10	0.21
(2,1221)	1:131:B:ILE:HG21	1:131:B:ILE:HG12	10	0.21
(2,1221)	1:131:B:ILE:HG22	1:131:B:ILE:HG12	10	0.21
(2,1221)	1:131:B:ILE:HG23	1:131:B:ILE:HG12	10	0.21
(2,1152)	1:150:A:VAL:HG21	1:150:A:VAL:HA	9	0.21
(2,1152)	1:150:A:VAL:HG22	1:150:A:VAL:HA	9	0.21
(2,1152)	1:150:A:VAL:HG23	1:150:A:VAL:HA	9	0.21
(2,1151)	1:150:B:VAL:HG21	1:150:B:VAL:HA	7	0.21
(2,1151)	1:150:B:VAL:HG22	1:150:B:VAL:HA	7	0.21
(2,1151)	1:150:B:VAL:HG23	1:150:B:VAL:HA	7	0.21

Continued on next page...

Continued from previous page...

Key	Atom-1	Atom-2	Model ID	Violation (Å)
(2,1142)	1:149:B:ALA:HB1	1:149:B:ALA:HA	8	0.21
(2,1142)	1:149:B:ALA:HB2	1:149:B:ALA:HA	8	0.21
(2,1142)	1:149:B:ALA:HB3	1:149:B:ALA:HA	8	0.21
(2,1096)	1:139:A:PHE:HB2	1:139:A:PHE:HA	6	0.21
(2,1095)	1:139:B:PHE:HB2	1:139:B:PHE:HA	6	0.21
(2,1090)	1:176:A:ARG:HA	1:182:A:TYR:HA	8	0.21
(2,1070)	1:139:A:PHE:HB2	1:139:A:PHE:HD1	3	0.21
(2,1070)	1:139:A:PHE:HB2	1:139:A:PHE:HD2	3	0.21
(2,1069)	1:139:B:PHE:HB2	1:139:B:PHE:HD1	3	0.21
(2,1069)	1:139:B:PHE:HB2	1:139:B:PHE:HD2	3	0.21
(2,960)	1:144:B:MET:H	1:163:B:PHE:HD1	6	0.21
(2,960)	1:144:B:MET:H	1:163:B:PHE:HD2	6	0.21
(2,942)	1:182:B:TYR:H	1:131:A:ILE:HG21	1	0.21
(2,942)	1:182:B:TYR:H	1:131:A:ILE:HG22	1	0.21
(2,942)	1:182:B:TYR:H	1:131:A:ILE:HG23	1	0.21
(2,941)	1:182:A:TYR:H	1:131:B:ILE:HG21	1	0.21
(2,941)	1:182:A:TYR:H	1:131:B:ILE:HG22	1	0.21
(2,941)	1:182:A:TYR:H	1:131:B:ILE:HG23	1	0.21
(2,941)	1:182:A:TYR:H	1:131:B:ILE:HG21	2	0.21
(2,941)	1:182:A:TYR:H	1:131:B:ILE:HG22	2	0.21
(2,941)	1:182:A:TYR:H	1:131:B:ILE:HG23	2	0.21
(2,941)	1:182:A:TYR:H	1:131:B:ILE:HG21	7	0.21
(2,941)	1:182:A:TYR:H	1:131:B:ILE:HG22	7	0.21
(2,941)	1:182:A:TYR:H	1:131:B:ILE:HG23	7	0.21
(2,929)	1:136:A:SER:H	1:135:A:ARG:HA	4	0.21
(2,916)	1:132:B:GLU:H	1:182:A:TYR:HD1	2	0.21
(2,916)	1:132:B:GLU:H	1:182:A:TYR:HD2	2	0.21
(2,898)	1:171:A:THR:H	1:170:A:GLY:HA2	2	0.21
(2,897)	1:171:B:THR:H	1:170:B:GLY:HA2	2	0.21
(2,707)	1:145:B:ASP:H	1:163:B:PHE:HD1	4	0.21
(2,707)	1:145:B:ASP:H	1:163:B:PHE:HD2	4	0.21
(2,707)	1:145:B:ASP:H	1:163:B:PHE:HD1	10	0.21
(2,707)	1:145:B:ASP:H	1:163:B:PHE:HD2	10	0.21
(2,665)	1:154:B:ASN:H	1:150:B:VAL:HG11	4	0.21
(2,665)	1:154:B:ASN:H	1:150:B:VAL:HG12	4	0.21
(2,665)	1:154:B:ASN:H	1:150:B:VAL:HG13	4	0.21
(2,650)	1:173:A:ILE:H	1:173:A:ILE:HG21	5	0.21
(2,650)	1:173:A:ILE:H	1:173:A:ILE:HG22	5	0.21
(2,650)	1:173:A:ILE:H	1:173:A:ILE:HG23	5	0.21
(2,649)	1:173:B:ILE:H	1:173:B:ILE:HG21	5	0.21
(2,649)	1:173:B:ILE:H	1:173:B:ILE:HG22	5	0.21
(2,649)	1:173:B:ILE:H	1:173:B:ILE:HG23	5	0.21

Continued on next page...

Continued from previous page...

Key	Atom-1	Atom-2	Model ID	Violation (Å)
(2,610)	1:136:B:SER:H	1:134:B:ILE:HG21	7	0.21
(2,610)	1:136:B:SER:H	1:134:B:ILE:HG22	7	0.21
(2,610)	1:136:B:SER:H	1:134:B:ILE:HG23	7	0.21
(2,609)	1:136:A:SER:H	1:134:A:ILE:HG21	7	0.21
(2,609)	1:136:A:SER:H	1:134:A:ILE:HG22	7	0.21
(2,609)	1:136:A:SER:H	1:134:A:ILE:HG23	7	0.21
(2,592)	1:161:A:PHE:H	1:174:A:VAL:HG11	3	0.21
(2,592)	1:161:A:PHE:H	1:174:A:VAL:HG12	3	0.21
(2,592)	1:161:A:PHE:H	1:174:A:VAL:HG13	3	0.21
(2,591)	1:161:B:PHE:H	1:174:B:VAL:HG11	3	0.21
(2,591)	1:161:B:PHE:H	1:174:B:VAL:HG12	3	0.21
(2,591)	1:161:B:PHE:H	1:174:B:VAL:HG13	3	0.21
(2,543)	1:163:A:PHE:H	1:162:A:VAL:HB	7	0.21
(2,538)	1:158:B:HIS:H	1:156:B:LEU:HG	7	0.21
(2,507)	1:144:A:MET:H	1:143:A:PRO:HB3	3	0.21
(2,502)	1:176:A:ARG:H	1:176:A:ARG:HB3	2	0.21
(2,493)	1:149:B:ALA:H	1:148:B:GLU:HB3	4	0.21
(2,493)	1:149:B:ALA:H	1:148:B:GLU:HB3	10	0.21
(2,450)	1:154:A:ASN:H	1:153:A:MET:HG3	1	0.21
(2,428)	1:179:B:ASP:H	1:179:B:ASP:HB3	6	0.21
(2,427)	1:179:A:ASP:H	1:179:A:ASP:HB3	6	0.21
(2,422)	1:175:B:TYR:H	1:183:B:GLY:HA2	9	0.21
(2,403)	1:169:A:ASP:H	1:169:A:ASP:HB2	9	0.21
(2,395)	1:160:A:PHE:H	1:158:A:HIS:HB3	5	0.21
(2,374)	1:179:B:ASP:H	1:179:B:ASP:HB2	6	0.21
(2,374)	1:179:B:ASP:H	1:179:B:ASP:HB2	8	0.21
(2,373)	1:179:A:ASP:H	1:179:A:ASP:HB2	2	0.21
(2,205)	1:187:B:THR:H	1:186:B:GLN:HA	2	0.21
(2,200)	1:164:A:THR:H	1:163:A:PHE:HA	4	0.21
(2,168)	1:164:A:THR:H	1:143:A:PRO:HA	2	0.21
(2,167)	1:164:B:THR:H	1:143:B:PRO:HA	2	0.21
(2,141)	1:154:B:ASN:H	1:154:B:ASN:HD22	2	0.21
(2,97)	1:154:B:ASN:H	1:154:B:ASN:HD22	7	0.21
(2,46)	1:156:B:LEU:H	1:155:B:LEU:H	10	0.21
(2,15)	1:147:A:GLU:H	1:146:A:SER:H	6	0.21
(2,2148)	1:182:B:TYR:HA	1:176:B:ARG:HA	3	0.2
(2,2147)	1:182:A:TYR:HA	1:176:A:ARG:HA	3	0.2
(2,2146)	1:176:A:ARG:HA	1:182:A:TYR:HA	3	0.2
(2,2145)	1:176:B:ARG:HA	1:182:B:TYR:HA	3	0.2
(2,2103)	1:158:B:HIS:HD2	1:158:B:HIS:HB2	3	0.2
(2,2079)	1:182:A:TYR:HD1	1:182:A:TYR:HB2	1	0.2
(2,2079)	1:182:A:TYR:HD2	1:182:A:TYR:HB2	1	0.2

Continued on next page...

Continued from previous page...

Key	Atom-1	Atom-2	Model ID	Violation (Å)
(2,2053)	1:175:B:TYR:HD1	1:175:B:TYR:HB2	6	0.2
(2,2053)	1:175:B:TYR:HD2	1:175:B:TYR:HB2	6	0.2
(2,2008)	1:182:B:TYR:HA	1:176:B:ARG:HA	3	0.2
(2,2007)	1:182:A:TYR:HA	1:176:A:ARG:HA	3	0.2
(2,2006)	1:176:A:ARG:HA	1:182:A:TYR:HA	3	0.2
(2,2005)	1:176:B:ARG:HA	1:182:B:TYR:HA	3	0.2
(2,1925)	1:173:B:ILE:HD11	1:160:B:PHE:HD1	4	0.2
(2,1925)	1:173:B:ILE:HD11	1:160:B:PHE:HD2	4	0.2
(2,1925)	1:173:B:ILE:HD12	1:160:B:PHE:HD1	4	0.2
(2,1925)	1:173:B:ILE:HD12	1:160:B:PHE:HD2	4	0.2
(2,1925)	1:173:B:ILE:HD13	1:160:B:PHE:HD1	4	0.2
(2,1925)	1:173:B:ILE:HD13	1:160:B:PHE:HD2	4	0.2
(2,1917)	1:173:A:ILE:HG21	1:175:A:TYR:HB2	1	0.2
(2,1917)	1:173:A:ILE:HG22	1:175:A:TYR:HB2	1	0.2
(2,1917)	1:173:A:ILE:HG23	1:175:A:TYR:HB2	1	0.2
(2,1802)	1:131:B:ILE:HD11	1:131:B:ILE:HG12	4	0.2
(2,1802)	1:131:B:ILE:HD12	1:131:B:ILE:HG12	4	0.2
(2,1802)	1:131:B:ILE:HD13	1:131:B:ILE:HG12	4	0.2
(2,1802)	1:131:B:ILE:HD11	1:131:B:ILE:HG12	6	0.2
(2,1802)	1:131:B:ILE:HD12	1:131:B:ILE:HG12	6	0.2
(2,1802)	1:131:B:ILE:HD13	1:131:B:ILE:HG12	6	0.2
(2,1802)	1:131:B:ILE:HD11	1:131:B:ILE:HG12	8	0.2
(2,1802)	1:131:B:ILE:HD12	1:131:B:ILE:HG12	8	0.2
(2,1802)	1:131:B:ILE:HD13	1:131:B:ILE:HG12	8	0.2
(2,1802)	1:131:B:ILE:HD11	1:131:B:ILE:HG12	10	0.2
(2,1802)	1:131:B:ILE:HD12	1:131:B:ILE:HG12	10	0.2
(2,1802)	1:131:B:ILE:HD13	1:131:B:ILE:HG12	10	0.2
(2,1801)	1:131:A:ILE:HD11	1:131:A:ILE:HG12	4	0.2
(2,1801)	1:131:A:ILE:HD12	1:131:A:ILE:HG12	4	0.2
(2,1801)	1:131:A:ILE:HD13	1:131:A:ILE:HG12	4	0.2
(2,1801)	1:131:A:ILE:HD11	1:131:A:ILE:HG12	6	0.2
(2,1801)	1:131:A:ILE:HD12	1:131:A:ILE:HG12	6	0.2
(2,1801)	1:131:A:ILE:HD13	1:131:A:ILE:HG12	6	0.2
(2,1801)	1:131:A:ILE:HD11	1:131:A:ILE:HG12	8	0.2
(2,1801)	1:131:A:ILE:HD12	1:131:A:ILE:HG12	8	0.2
(2,1801)	1:131:A:ILE:HD13	1:131:A:ILE:HG12	8	0.2
(2,1801)	1:131:A:ILE:HD11	1:131:A:ILE:HG12	10	0.2
(2,1801)	1:131:A:ILE:HD12	1:131:A:ILE:HG12	10	0.2
(2,1801)	1:131:A:ILE:HD13	1:131:A:ILE:HG12	10	0.2
(2,1784)	1:185:B:ILE:HD11	1:185:B:ILE:HG13	5	0.2
(2,1784)	1:185:B:ILE:HD12	1:185:B:ILE:HG13	5	0.2
(2,1784)	1:185:B:ILE:HD13	1:185:B:ILE:HG13	5	0.2

Continued on next page...

Continued from previous page...

Key	Atom-1	Atom-2	Model ID	Violation (Å)
(2,1784)	1:185:B:ILE:HD11	1:185:B:ILE:HG13	8	0.2
(2,1784)	1:185:B:ILE:HD12	1:185:B:ILE:HG13	8	0.2
(2,1784)	1:185:B:ILE:HD13	1:185:B:ILE:HG13	8	0.2
(2,1783)	1:185:A:ILE:HD11	1:185:A:ILE:HG12	4	0.2
(2,1783)	1:185:A:ILE:HD12	1:185:A:ILE:HG12	4	0.2
(2,1783)	1:185:A:ILE:HD13	1:185:A:ILE:HG12	4	0.2
(2,1783)	1:185:A:ILE:HD11	1:185:A:ILE:HG12	8	0.2
(2,1783)	1:185:A:ILE:HD12	1:185:A:ILE:HG12	8	0.2
(2,1783)	1:185:A:ILE:HD13	1:185:A:ILE:HG12	8	0.2
(2,1783)	1:185:A:ILE:HD11	1:185:A:ILE:HG12	9	0.2
(2,1783)	1:185:A:ILE:HD12	1:185:A:ILE:HG12	9	0.2
(2,1783)	1:185:A:ILE:HD13	1:185:A:ILE:HG12	9	0.2
(2,1774)	1:174:B:VAL:HG11	1:161:B:PHE:HB3	8	0.2
(2,1774)	1:174:B:VAL:HG12	1:161:B:PHE:HB3	8	0.2
(2,1774)	1:174:B:VAL:HG13	1:161:B:PHE:HB3	8	0.2
(2,1755)	1:141:A:LEU:HD11	1:141:A:LEU:HB2	8	0.2
(2,1755)	1:141:A:LEU:HD12	1:141:A:LEU:HB2	8	0.2
(2,1755)	1:141:A:LEU:HD13	1:141:A:LEU:HB2	8	0.2
(2,1739)	1:137:A:LYS:HG2	1:137:A:LYS:HA	6	0.2
(2,1734)	1:178:B:LYS:HG2	1:178:B:LYS:HA	3	0.2
(2,1698)	1:185:A:ILE:HG12	1:185:A:ILE:HD11	4	0.2
(2,1698)	1:185:A:ILE:HG12	1:185:A:ILE:HD12	4	0.2
(2,1698)	1:185:A:ILE:HG12	1:185:A:ILE:HD13	4	0.2
(2,1698)	1:185:A:ILE:HG12	1:185:A:ILE:HD11	8	0.2
(2,1698)	1:185:A:ILE:HG12	1:185:A:ILE:HD12	8	0.2
(2,1698)	1:185:A:ILE:HG12	1:185:A:ILE:HD13	8	0.2
(2,1698)	1:185:A:ILE:HG12	1:185:A:ILE:HD11	9	0.2
(2,1698)	1:185:A:ILE:HG12	1:185:A:ILE:HD12	9	0.2
(2,1698)	1:185:A:ILE:HG12	1:185:A:ILE:HD13	9	0.2
(2,1697)	1:185:B:ILE:HG13	1:185:B:ILE:HD11	5	0.2
(2,1697)	1:185:B:ILE:HG13	1:185:B:ILE:HD12	5	0.2
(2,1697)	1:185:B:ILE:HG13	1:185:B:ILE:HD13	5	0.2
(2,1697)	1:185:B:ILE:HG13	1:185:B:ILE:HD11	8	0.2
(2,1697)	1:185:B:ILE:HG13	1:185:B:ILE:HD12	8	0.2
(2,1697)	1:185:B:ILE:HG13	1:185:B:ILE:HD13	8	0.2
(2,1678)	1:173:B:ILE:HG13	1:173:B:ILE:HA	5	0.2
(2,1600)	1:134:A:ILE:HB	1:134:A:ILE:HA	3	0.2
(2,1600)	1:134:A:ILE:HB	1:134:A:ILE:HA	5	0.2
(2,1600)	1:134:A:ILE:HB	1:134:A:ILE:HA	7	0.2
(2,1599)	1:134:B:ILE:HB	1:134:B:ILE:HA	3	0.2
(2,1599)	1:134:B:ILE:HB	1:134:B:ILE:HA	5	0.2
(2,1599)	1:134:B:ILE:HB	1:134:B:ILE:HA	7	0.2

Continued on next page...

Continued from previous page...

Key	Atom-1	Atom-2	Model ID	Violation (Å)
(2,1599)	1:134:B:ILE:HB	1:134:B:ILE:HA	10	0.2
(2,1590)	1:182:B:TYR:HB3	1:182:B:TYR:HD1	10	0.2
(2,1590)	1:182:B:TYR:HB3	1:182:B:TYR:HD2	10	0.2
(2,1589)	1:182:A:TYR:HB3	1:182:A:TYR:HD1	10	0.2
(2,1589)	1:182:A:TYR:HB3	1:182:A:TYR:HD2	10	0.2
(2,1528)	1:175:B:TYR:HB3	1:175:B:TYR:HA	6	0.2
(2,1528)	1:175:B:TYR:HB3	1:175:B:TYR:HA	7	0.2
(2,1516)	1:172:A:SER:HB3	1:163:A:PHE:HD1	7	0.2
(2,1516)	1:172:A:SER:HB3	1:163:A:PHE:HD2	7	0.2
(2,1515)	1:172:B:SER:HB3	1:163:B:PHE:HD1	7	0.2
(2,1515)	1:172:B:SER:HB3	1:163:B:PHE:HD2	7	0.2
(2,1468)	1:151:B:LEU:HA	1:150:B:VAL:HG11	8	0.2
(2,1468)	1:151:B:LEU:HA	1:150:B:VAL:HG12	8	0.2
(2,1468)	1:151:B:LEU:HA	1:150:B:VAL:HG13	8	0.2
(2,1467)	1:151:A:LEU:HA	1:150:A:VAL:HG11	8	0.2
(2,1467)	1:151:A:LEU:HA	1:150:A:VAL:HG12	8	0.2
(2,1467)	1:151:A:LEU:HA	1:150:A:VAL:HG13	8	0.2
(2,1463)	1:151:A:LEU:HA	1:151:A:LEU:HB2	1	0.2
(2,1463)	1:151:A:LEU:HA	1:151:A:LEU:HB2	3	0.2
(2,1426)	1:189:B:GLU:HA	1:189:B:GLU:HB2	7	0.2
(2,1406)	1:134:A:ILE:HA	1:134:A:ILE:HG21	8	0.2
(2,1406)	1:134:A:ILE:HA	1:134:A:ILE:HG22	8	0.2
(2,1406)	1:134:A:ILE:HA	1:134:A:ILE:HG23	8	0.2
(2,1405)	1:134:B:ILE:HA	1:134:B:ILE:HG21	8	0.2
(2,1405)	1:134:B:ILE:HA	1:134:B:ILE:HG22	8	0.2
(2,1405)	1:134:B:ILE:HA	1:134:B:ILE:HG23	8	0.2
(2,1405)	1:134:B:ILE:HA	1:134:B:ILE:HG21	9	0.2
(2,1405)	1:134:B:ILE:HA	1:134:B:ILE:HG22	9	0.2
(2,1405)	1:134:B:ILE:HA	1:134:B:ILE:HG23	9	0.2
(2,1372)	1:162:B:VAL:HA	1:162:B:VAL:H	5	0.2
(2,1371)	1:162:A:VAL:HA	1:162:A:VAL:H	5	0.2
(2,1314)	1:164:A:THR:HB	1:165:A:ASP:HB2	7	0.2
(2,1307)	1:174:A:VAL:HG11	1:149:A:ALA:HB1	10	0.2
(2,1307)	1:174:A:VAL:HG11	1:149:A:ALA:HB2	10	0.2
(2,1307)	1:174:A:VAL:HG11	1:149:A:ALA:HB3	10	0.2
(2,1307)	1:174:A:VAL:HG12	1:149:A:ALA:HB1	10	0.2
(2,1307)	1:174:A:VAL:HG12	1:149:A:ALA:HB2	10	0.2
(2,1307)	1:174:A:VAL:HG12	1:149:A:ALA:HB3	10	0.2
(2,1307)	1:174:A:VAL:HG13	1:149:A:ALA:HB1	10	0.2
(2,1307)	1:174:A:VAL:HG13	1:149:A:ALA:HB2	10	0.2
(2,1307)	1:174:A:VAL:HG13	1:149:A:ALA:HB3	10	0.2
(2,1302)	1:149:B:ALA:HA	1:149:B:ALA:HB1	4	0.2

Continued on next page...

Continued from previous page...

Key	Atom-1	Atom-2	Model ID	Violation (Å)
(2,1302)	1:149:B:ALA:HA	1:149:B:ALA:HB2	4	0.2
(2,1302)	1:149:B:ALA:HA	1:149:B:ALA:HB3	4	0.2
(2,1302)	1:149:B:ALA:HA	1:149:B:ALA:HB1	9	0.2
(2,1302)	1:149:B:ALA:HA	1:149:B:ALA:HB2	9	0.2
(2,1302)	1:149:B:ALA:HA	1:149:B:ALA:HB3	9	0.2
(2,1302)	1:149:B:ALA:HA	1:149:B:ALA:HB1	10	0.2
(2,1302)	1:149:B:ALA:HA	1:149:B:ALA:HB2	10	0.2
(2,1302)	1:149:B:ALA:HA	1:149:B:ALA:HB3	10	0.2
(2,1301)	1:149:A:ALA:HA	1:149:A:ALA:HB1	3	0.2
(2,1301)	1:149:A:ALA:HA	1:149:A:ALA:HB2	3	0.2
(2,1301)	1:149:A:ALA:HA	1:149:A:ALA:HB3	3	0.2
(2,1301)	1:149:A:ALA:HA	1:149:A:ALA:HB1	6	0.2
(2,1301)	1:149:A:ALA:HA	1:149:A:ALA:HB2	6	0.2
(2,1301)	1:149:A:ALA:HA	1:149:A:ALA:HB3	6	0.2
(2,1301)	1:149:A:ALA:HA	1:149:A:ALA:HB1	7	0.2
(2,1301)	1:149:A:ALA:HA	1:149:A:ALA:HB2	7	0.2
(2,1301)	1:149:A:ALA:HA	1:149:A:ALA:HB3	7	0.2
(2,1255)	1:149:A:ALA:HB1	1:174:A:VAL:HG11	2	0.2
(2,1255)	1:149:A:ALA:HB1	1:174:A:VAL:HG12	2	0.2
(2,1255)	1:149:A:ALA:HB1	1:174:A:VAL:HG13	2	0.2
(2,1255)	1:149:A:ALA:HB2	1:174:A:VAL:HG11	2	0.2
(2,1255)	1:149:A:ALA:HB2	1:174:A:VAL:HG12	2	0.2
(2,1255)	1:149:A:ALA:HB2	1:174:A:VAL:HG13	2	0.2
(2,1255)	1:149:A:ALA:HB3	1:174:A:VAL:HG11	2	0.2
(2,1255)	1:149:A:ALA:HB3	1:174:A:VAL:HG12	2	0.2
(2,1255)	1:149:A:ALA:HB3	1:174:A:VAL:HG13	2	0.2
(2,1235)	1:134:B:ILE:HB	1:134:B:ILE:HG13	6	0.2
(2,1212)	1:166:B:ARG:HA	1:166:B:ARG:HG2	5	0.2
(2,1211)	1:166:A:ARG:HA	1:166:A:ARG:HG2	5	0.2
(2,1180)	1:149:B:ALA:HB1	1:148:B:GLU:HB3	2	0.2
(2,1180)	1:149:B:ALA:HB2	1:148:B:GLU:HB3	2	0.2
(2,1180)	1:149:B:ALA:HB3	1:148:B:GLU:HB3	2	0.2
(2,1152)	1:150:A:VAL:HG21	1:150:A:VAL:HA	1	0.2
(2,1152)	1:150:A:VAL:HG22	1:150:A:VAL:HA	1	0.2
(2,1152)	1:150:A:VAL:HG23	1:150:A:VAL:HA	1	0.2
(2,1152)	1:150:A:VAL:HG21	1:150:A:VAL:HA	5	0.2
(2,1152)	1:150:A:VAL:HG22	1:150:A:VAL:HA	5	0.2
(2,1152)	1:150:A:VAL:HG23	1:150:A:VAL:HA	5	0.2
(2,1151)	1:150:B:VAL:HG21	1:150:B:VAL:HA	5	0.2
(2,1151)	1:150:B:VAL:HG22	1:150:B:VAL:HA	5	0.2
(2,1151)	1:150:B:VAL:HG23	1:150:B:VAL:HA	5	0.2
(2,1151)	1:150:B:VAL:HG21	1:150:B:VAL:HA	9	0.2

Continued on next page...

Continued from previous page...

Key	Atom-1	Atom-2	Model ID	Violation (Å)
(2,1151)	1:150:B:VAL:HG22	1:150:B:VAL:HA	9	0.2
(2,1151)	1:150:B:VAL:HG23	1:150:B:VAL:HA	9	0.2
(2,1149)	1:169:A:ASP:HA	1:169:A:ASP:HB3	9	0.2
(2,1142)	1:149:B:ALA:HB1	1:149:B:ALA:HA	4	0.2
(2,1142)	1:149:B:ALA:HB2	1:149:B:ALA:HA	4	0.2
(2,1142)	1:149:B:ALA:HB3	1:149:B:ALA:HA	4	0.2
(2,1142)	1:149:B:ALA:HB1	1:149:B:ALA:HA	9	0.2
(2,1142)	1:149:B:ALA:HB2	1:149:B:ALA:HA	9	0.2
(2,1142)	1:149:B:ALA:HB3	1:149:B:ALA:HA	9	0.2
(2,1142)	1:149:B:ALA:HB1	1:149:B:ALA:HA	10	0.2
(2,1142)	1:149:B:ALA:HB2	1:149:B:ALA:HA	10	0.2
(2,1142)	1:149:B:ALA:HB3	1:149:B:ALA:HA	10	0.2
(2,1141)	1:149:A:ALA:HB1	1:149:A:ALA:HA	3	0.2
(2,1141)	1:149:A:ALA:HB2	1:149:A:ALA:HA	3	0.2
(2,1141)	1:149:A:ALA:HB3	1:149:A:ALA:HA	3	0.2
(2,1141)	1:149:A:ALA:HB1	1:149:A:ALA:HA	6	0.2
(2,1141)	1:149:A:ALA:HB2	1:149:A:ALA:HA	6	0.2
(2,1141)	1:149:A:ALA:HB3	1:149:A:ALA:HA	6	0.2
(2,1141)	1:149:A:ALA:HB1	1:149:A:ALA:HA	7	0.2
(2,1141)	1:149:A:ALA:HB2	1:149:A:ALA:HA	7	0.2
(2,1141)	1:149:A:ALA:HB3	1:149:A:ALA:HA	7	0.2
(2,1137)	1:149:B:ALA:HB1	1:146:B:SER:HA	3	0.2
(2,1137)	1:149:B:ALA:HB2	1:146:B:SER:HA	3	0.2
(2,1137)	1:149:B:ALA:HB3	1:146:B:SER:HA	3	0.2
(2,1132)	1:151:A:LEU:HB2	1:151:A:LEU:HA	1	0.2
(2,1132)	1:151:A:LEU:HB2	1:151:A:LEU:HA	3	0.2
(2,1112)	1:169:A:ASP:HB3	1:169:A:ASP:HA	9	0.2
(2,1109)	1:169:A:ASP:HB3	1:169:A:ASP:HA	9	0.2
(2,1090)	1:176:A:ARG:HA	1:182:A:TYR:HA	3	0.2
(2,1089)	1:176:B:ARG:HA	1:182:B:TYR:HA	3	0.2
(2,1030)	1:173:B:ILE:HA	1:173:B:ILE:HG13	5	0.2
(2,1028)	1:184:A:LEU:HA	1:185:A:ILE:HG13	10	0.2
(2,960)	1:144:B:MET:H	1:163:B:PHE:HD1	8	0.2
(2,960)	1:144:B:MET:H	1:163:B:PHE:HD2	8	0.2
(2,959)	1:144:A:MET:H	1:163:A:PHE:HD1	6	0.2
(2,959)	1:144:A:MET:H	1:163:A:PHE:HD2	6	0.2
(2,959)	1:144:A:MET:H	1:163:A:PHE:HD1	8	0.2
(2,959)	1:144:A:MET:H	1:163:A:PHE:HD2	8	0.2
(2,941)	1:182:A:TYR:H	1:131:B:ILE:HG21	3	0.2
(2,941)	1:182:A:TYR:H	1:131:B:ILE:HG22	3	0.2
(2,941)	1:182:A:TYR:H	1:131:B:ILE:HG23	3	0.2
(2,941)	1:182:A:TYR:H	1:131:B:ILE:HG21	9	0.2

Continued on next page...

Continued from previous page...

Key	Atom-1	Atom-2	Model ID	Violation (Å)
(2,941)	1:182:A:TYR:H	1:131:B:ILE:HG22	9	0.2
(2,941)	1:182:A:TYR:H	1:131:B:ILE:HG23	9	0.2
(2,930)	1:136:B:SER:H	1:135:B:ARG:HA	4	0.2
(2,930)	1:136:B:SER:H	1:135:B:ARG:HA	6	0.2
(2,929)	1:136:A:SER:H	1:135:A:ARG:HA	6	0.2
(2,929)	1:136:A:SER:H	1:135:A:ARG:HA	10	0.2
(2,892)	1:182:B:TYR:H	1:182:B:TYR:HB3	6	0.2
(2,892)	1:182:B:TYR:H	1:182:B:TYR:HB3	9	0.2
(2,892)	1:182:B:TYR:H	1:182:B:TYR:HB3	10	0.2
(2,891)	1:182:A:TYR:H	1:182:A:TYR:HB3	9	0.2
(2,872)	1:151:A:LEU:H	1:151:A:LEU:HB3	5	0.2
(2,871)	1:151:B:LEU:H	1:151:B:LEU:HB3	5	0.2
(2,870)	1:158:B:HIS:H	1:158:B:HIS:HB2	9	0.2
(2,798)	1:188:B:SER:H	1:187:B:THR:HG21	7	0.2
(2,798)	1:188:B:SER:H	1:187:B:THR:HG22	7	0.2
(2,798)	1:188:B:SER:H	1:187:B:THR:HG23	7	0.2
(2,797)	1:188:A:SER:H	1:187:A:THR:HG21	7	0.2
(2,797)	1:188:A:SER:H	1:187:A:THR:HG22	7	0.2
(2,797)	1:188:A:SER:H	1:187:A:THR:HG23	7	0.2
(2,772)	1:155:B:LEU:H	1:152:B:GLN:HG3	7	0.2
(2,771)	1:155:A:LEU:H	1:152:A:GLN:HG3	7	0.2
(2,759)	1:168:B:THR:H	1:169:B:ASP:HB2	4	0.2
(2,736)	1:189:B:GLU:H	1:188:B:SER:HA	2	0.2
(2,735)	1:189:A:GLU:H	1:188:A:SER:HA	2	0.2
(2,732)	1:168:A:THR:H	1:165:A:ASP:HA	3	0.2
(2,731)	1:168:B:THR:H	1:165:B:ASP:HA	3	0.2
(2,711)	1:150:B:VAL:H	1:163:B:PHE:HD1	8	0.2
(2,711)	1:150:B:VAL:H	1:163:B:PHE:HD2	8	0.2
(2,708)	1:145:A:ASP:H	1:163:A:PHE:HD1	4	0.2
(2,708)	1:145:A:ASP:H	1:163:A:PHE:HD2	4	0.2
(2,708)	1:145:A:ASP:H	1:163:A:PHE:HD1	9	0.2
(2,708)	1:145:A:ASP:H	1:163:A:PHE:HD2	9	0.2
(2,708)	1:145:A:ASP:H	1:163:A:PHE:HD1	10	0.2
(2,708)	1:145:A:ASP:H	1:163:A:PHE:HD2	10	0.2
(2,666)	1:154:A:ASN:H	1:150:A:VAL:HG11	4	0.2
(2,666)	1:154:A:ASN:H	1:150:A:VAL:HG12	4	0.2
(2,666)	1:154:A:ASN:H	1:150:A:VAL:HG13	4	0.2
(2,639)	1:185:B:ILE:H	1:185:B:ILE:HG21	9	0.2
(2,639)	1:185:B:ILE:H	1:185:B:ILE:HG22	9	0.2
(2,639)	1:185:B:ILE:H	1:185:B:ILE:HG23	9	0.2
(2,613)	1:163:A:PHE:H	1:173:A:ILE:HG12	6	0.2
(2,592)	1:161:A:PHE:H	1:174:A:VAL:HG11	7	0.2

Continued on next page...

Continued from previous page...

Key	Atom-1	Atom-2	Model ID	Violation (Å)
(2,592)	1:161:A:PHE:H	1:174:A:VAL:HG12	7	0.2
(2,592)	1:161:A:PHE:H	1:174:A:VAL:HG13	7	0.2
(2,591)	1:161:B:PHE:H	1:174:B:VAL:HG11	7	0.2
(2,591)	1:161:B:PHE:H	1:174:B:VAL:HG12	7	0.2
(2,591)	1:161:B:PHE:H	1:174:B:VAL:HG13	7	0.2
(2,539)	1:156:A:LEU:H	1:156:A:LEU:HG	1	0.2
(2,450)	1:154:A:ASN:H	1:153:A:MET:HG3	2	0.2
(2,449)	1:154:B:ASN:H	1:153:B:MET:HG3	2	0.2
(2,427)	1:179:A:ASP:H	1:179:A:ASP:HB3	8	0.2
(2,422)	1:175:B:TYR:H	1:183:B:GLY:HA2	3	0.2
(2,403)	1:169:A:ASP:H	1:169:A:ASP:HB2	8	0.2
(2,383)	1:169:B:ASP:H	1:169:B:ASP:HB2	9	0.2
(2,356)	1:160:B:PHE:H	1:158:B:HIS:HB3	10	0.2
(2,326)	1:171:A:THR:H	1:170:A:GLY:HA3	6	0.2
(2,326)	1:171:A:THR:H	1:170:A:GLY:HA3	8	0.2
(2,325)	1:171:B:THR:H	1:170:B:GLY:HA3	6	0.2
(2,325)	1:171:B:THR:H	1:170:B:GLY:HA3	8	0.2
(2,234)	1:186:A:GLN:H	1:185:A:ILE:HA	2	0.2
(2,233)	1:186:B:GLN:H	1:185:B:ILE:HA	2	0.2
(2,206)	1:187:A:THR:H	1:186:A:GLN:HA	2	0.2
(2,178)	1:174:B:VAL:H	1:173:B:ILE:HA	3	0.2
(2,141)	1:154:B:ASN:H	1:154:B:ASN:HD22	4	0.2
(2,97)	1:154:B:ASN:H	1:154:B:ASN:HD22	1	0.2
(2,97)	1:154:B:ASN:H	1:154:B:ASN:HD22	3	0.2
(2,2154)	1:188:B:SER:HA	1:188:B:SER:HB2	5	0.19
(2,2148)	1:182:B:TYR:HA	1:176:B:ARG:HA	4	0.19
(2,2147)	1:182:A:TYR:HA	1:176:A:ARG:HA	4	0.19
(2,2146)	1:176:A:ARG:HA	1:182:A:TYR:HA	4	0.19
(2,2145)	1:176:B:ARG:HA	1:182:B:TYR:HA	4	0.19
(2,2142)	1:174:B:VAL:HA	1:184:B:LEU:HA	7	0.19
(2,2141)	1:174:A:VAL:HA	1:184:A:LEU:HA	7	0.19
(2,2107)	1:163:A:PHE:HD1	1:143:A:PRO:HB2	6	0.19
(2,2107)	1:163:A:PHE:HD2	1:143:A:PRO:HB2	6	0.19
(2,2098)	1:182:B:TYR:HD1	1:177:B:ARG:HB3	10	0.19
(2,2098)	1:182:B:TYR:HD2	1:177:B:ARG:HB3	10	0.19
(2,2080)	1:182:B:TYR:HD1	1:182:B:TYR:HB2	1	0.19
(2,2080)	1:182:B:TYR:HD2	1:182:B:TYR:HB2	1	0.19
(2,2053)	1:175:B:TYR:HD1	1:175:B:TYR:HB2	4	0.19
(2,2053)	1:175:B:TYR:HD2	1:175:B:TYR:HB2	4	0.19
(2,2053)	1:175:B:TYR:HD1	1:175:B:TYR:HB2	9	0.19
(2,2053)	1:175:B:TYR:HD2	1:175:B:TYR:HB2	9	0.19
(2,2014)	1:188:B:SER:HA	1:188:B:SER:HB2	5	0.19

Continued on next page...

Continued from previous page...

Key	Atom-1	Atom-2	Model ID	Violation (Å)
(2,2008)	1:182:B:TYR:HA	1:176:B:ARG:HA	4	0.19
(2,2007)	1:182:A:TYR:HA	1:176:A:ARG:HA	4	0.19
(2,2006)	1:176:A:ARG:HA	1:182:A:TYR:HA	4	0.19
(2,2005)	1:176:B:ARG:HA	1:182:B:TYR:HA	4	0.19
(2,2002)	1:174:B:VAL:HA	1:184:B:LEU:HA	7	0.19
(2,2001)	1:174:A:VAL:HA	1:184:A:LEU:HA	7	0.19
(2,1971)	1:181:B:LYS:HD3	1:181:B:LYS:HA	3	0.19
(2,1959)	1:176:B:ARG:HG3	1:176:B:ARG:HD3	1	0.19
(2,1930)	1:173:A:ILE:HD11	1:185:A:ILE:HG13	2	0.19
(2,1930)	1:173:A:ILE:HD12	1:185:A:ILE:HG13	2	0.19
(2,1930)	1:173:A:ILE:HD13	1:185:A:ILE:HG13	2	0.19
(2,1867)	1:150:A:VAL:HG11	1:151:A:LEU:HA	4	0.19
(2,1867)	1:150:A:VAL:HG12	1:151:A:LEU:HA	4	0.19
(2,1867)	1:150:A:VAL:HG13	1:151:A:LEU:HA	4	0.19
(2,1796)	1:131:A:ILE:HG21	1:131:A:ILE:HA	2	0.19
(2,1796)	1:131:A:ILE:HG22	1:131:A:ILE:HA	2	0.19
(2,1796)	1:131:A:ILE:HG23	1:131:A:ILE:HA	2	0.19
(2,1795)	1:131:B:ILE:HG21	1:131:B:ILE:HA	2	0.19
(2,1795)	1:131:B:ILE:HG22	1:131:B:ILE:HA	2	0.19
(2,1795)	1:131:B:ILE:HG23	1:131:B:ILE:HA	2	0.19
(2,1784)	1:185:B:ILE:HD11	1:185:B:ILE:HG13	10	0.19
(2,1784)	1:185:B:ILE:HD12	1:185:B:ILE:HG13	10	0.19
(2,1784)	1:185:B:ILE:HD13	1:185:B:ILE:HG13	10	0.19
(2,1783)	1:185:A:ILE:HD11	1:185:A:ILE:HG12	1	0.19
(2,1783)	1:185:A:ILE:HD12	1:185:A:ILE:HG12	1	0.19
(2,1783)	1:185:A:ILE:HD13	1:185:A:ILE:HG12	1	0.19
(2,1783)	1:185:A:ILE:HD11	1:185:A:ILE:HG12	10	0.19
(2,1783)	1:185:A:ILE:HD12	1:185:A:ILE:HG12	10	0.19
(2,1783)	1:185:A:ILE:HD13	1:185:A:ILE:HG12	10	0.19
(2,1756)	1:141:B:LEU:HD21	1:141:B:LEU:HB2	5	0.19
(2,1756)	1:141:B:LEU:HD22	1:141:B:LEU:HB2	5	0.19
(2,1756)	1:141:B:LEU:HD23	1:141:B:LEU:HB2	5	0.19
(2,1755)	1:141:A:LEU:HD11	1:141:A:LEU:HB2	9	0.19
(2,1755)	1:141:A:LEU:HD12	1:141:A:LEU:HB2	9	0.19
(2,1755)	1:141:A:LEU:HD13	1:141:A:LEU:HB2	9	0.19
(2,1719)	1:181:A:LYS:HG3	1:181:A:LYS:HD2	1	0.19
(2,1698)	1:185:A:ILE:HG12	1:185:A:ILE:HD11	1	0.19
(2,1698)	1:185:A:ILE:HG12	1:185:A:ILE:HD12	1	0.19
(2,1698)	1:185:A:ILE:HG12	1:185:A:ILE:HD13	1	0.19
(2,1698)	1:185:A:ILE:HG12	1:185:A:ILE:HD11	10	0.19
(2,1698)	1:185:A:ILE:HG12	1:185:A:ILE:HD12	10	0.19
(2,1698)	1:185:A:ILE:HG12	1:185:A:ILE:HD13	10	0.19

Continued on next page...

Continued from previous page...

Key	Atom-1	Atom-2	Model ID	Violation (Å)
(2,1697)	1:185:B:ILE:HG13	1:185:B:ILE:HD11	10	0.19
(2,1697)	1:185:B:ILE:HG13	1:185:B:ILE:HD12	10	0.19
(2,1697)	1:185:B:ILE:HG13	1:185:B:ILE:HD13	10	0.19
(2,1670)	1:138:A:GLU:HB2	1:138:A:GLU:HA	8	0.19
(2,1658)	1:144:B:MET:HG3	1:144:B:MET:HB2	2	0.19
(2,1657)	1:144:A:MET:HG2	1:144:A:MET:HB3	5	0.19
(2,1650)	1:153:B:MET:HG3	1:153:B:MET:HA	5	0.19
(2,1645)	1:143:A:PRO:HB2	1:143:A:PRO:HA	3	0.19
(2,1645)	1:143:A:PRO:HB2	1:143:A:PRO:HA	9	0.19
(2,1619)	1:148:B:GLU:HG2	1:144:B:MET:HB2	2	0.19
(2,1593)	1:139:B:PHE:HB2	1:141:B:LEU:HD21	8	0.19
(2,1593)	1:139:B:PHE:HB2	1:141:B:LEU:HD22	8	0.19
(2,1593)	1:139:B:PHE:HB2	1:141:B:LEU:HD23	8	0.19
(2,1564)	1:175:B:TYR:HB2	1:173:B:ILE:HG21	1	0.19
(2,1564)	1:175:B:TYR:HB2	1:173:B:ILE:HG22	1	0.19
(2,1564)	1:175:B:TYR:HB2	1:173:B:ILE:HG23	1	0.19
(2,1528)	1:175:B:TYR:HB3	1:175:B:TYR:HA	3	0.19
(2,1528)	1:175:B:TYR:HB3	1:175:B:TYR:HA	5	0.19
(2,1528)	1:175:B:TYR:HB3	1:175:B:TYR:HA	9	0.19
(2,1528)	1:175:B:TYR:HB3	1:175:B:TYR:HA	10	0.19
(2,1525)	1:175:A:TYR:HB2	1:175:A:TYR:H	5	0.19
(2,1483)	1:147:B:GLU:HA	1:147:B:GLU:HB2	7	0.19
(2,1483)	1:147:B:GLU:HA	1:147:B:GLU:HB2	9	0.19
(2,1470)	1:148:A:GLU:HA	1:151:A:LEU:HD21	10	0.19
(2,1470)	1:148:A:GLU:HA	1:151:A:LEU:HD22	10	0.19
(2,1470)	1:148:A:GLU:HA	1:151:A:LEU:HD23	10	0.19
(2,1416)	1:189:A:GLU:HA	1:190:A:GLN:H	3	0.19
(2,1406)	1:134:A:ILE:HA	1:134:A:ILE:HG21	4	0.19
(2,1406)	1:134:A:ILE:HA	1:134:A:ILE:HG22	4	0.19
(2,1406)	1:134:A:ILE:HA	1:134:A:ILE:HG23	4	0.19
(2,1405)	1:134:B:ILE:HA	1:134:B:ILE:HG21	4	0.19
(2,1405)	1:134:B:ILE:HA	1:134:B:ILE:HG22	4	0.19
(2,1405)	1:134:B:ILE:HA	1:134:B:ILE:HG23	4	0.19
(2,1372)	1:162:B:VAL:HA	1:162:B:VAL:H	1	0.19
(2,1372)	1:162:B:VAL:HA	1:162:B:VAL:H	7	0.19
(2,1372)	1:162:B:VAL:HA	1:162:B:VAL:H	8	0.19
(2,1371)	1:162:A:VAL:HA	1:162:A:VAL:H	1	0.19
(2,1371)	1:162:A:VAL:HA	1:162:A:VAL:H	7	0.19
(2,1371)	1:162:A:VAL:HA	1:162:A:VAL:H	8	0.19
(2,1352)	1:145:A:ASP:HA	1:163:A:PHE:HE1	6	0.19
(2,1352)	1:145:A:ASP:HA	1:163:A:PHE:HE2	6	0.19
(2,1351)	1:145:B:ASP:HA	1:163:B:PHE:HE1	6	0.19

Continued on next page...

Continued from previous page...

Key	Atom-1	Atom-2	Model ID	Violation (Å)
(2,1351)	1:145:B:ASP:HA	1:163:B:PHE:HE2	6	0.19
(2,1302)	1:149:B:ALA:HA	1:149:B:ALA:HB1	1	0.19
(2,1302)	1:149:B:ALA:HA	1:149:B:ALA:HB2	1	0.19
(2,1302)	1:149:B:ALA:HA	1:149:B:ALA:HB3	1	0.19
(2,1302)	1:149:B:ALA:HA	1:149:B:ALA:HB1	2	0.19
(2,1302)	1:149:B:ALA:HA	1:149:B:ALA:HB2	2	0.19
(2,1302)	1:149:B:ALA:HA	1:149:B:ALA:HB3	2	0.19
(2,1302)	1:149:B:ALA:HA	1:149:B:ALA:HB1	5	0.19
(2,1302)	1:149:B:ALA:HA	1:149:B:ALA:HB2	5	0.19
(2,1302)	1:149:B:ALA:HA	1:149:B:ALA:HB3	5	0.19
(2,1266)	1:184:A:LEU:HB2	1:184:A:LEU:HD21	7	0.19
(2,1266)	1:184:A:LEU:HB2	1:184:A:LEU:HD22	7	0.19
(2,1266)	1:184:A:LEU:HB2	1:184:A:LEU:HD23	7	0.19
(2,1264)	1:187:A:THR:HA	1:187:A:THR:HG21	2	0.19
(2,1264)	1:187:A:THR:HA	1:187:A:THR:HG22	2	0.19
(2,1264)	1:187:A:THR:HA	1:187:A:THR:HG23	2	0.19
(2,1264)	1:187:A:THR:HA	1:187:A:THR:HG21	4	0.19
(2,1264)	1:187:A:THR:HA	1:187:A:THR:HG22	4	0.19
(2,1264)	1:187:A:THR:HA	1:187:A:THR:HG23	4	0.19
(2,1264)	1:187:A:THR:HA	1:187:A:THR:HG21	6	0.19
(2,1264)	1:187:A:THR:HA	1:187:A:THR:HG22	6	0.19
(2,1264)	1:187:A:THR:HA	1:187:A:THR:HG23	6	0.19
(2,1263)	1:187:B:THR:HA	1:187:B:THR:HG21	2	0.19
(2,1263)	1:187:B:THR:HA	1:187:B:THR:HG22	2	0.19
(2,1263)	1:187:B:THR:HA	1:187:B:THR:HG23	2	0.19
(2,1263)	1:187:B:THR:HA	1:187:B:THR:HG21	4	0.19
(2,1263)	1:187:B:THR:HA	1:187:B:THR:HG22	4	0.19
(2,1263)	1:187:B:THR:HA	1:187:B:THR:HG23	4	0.19
(2,1209)	1:178:A:LYS:HA	1:178:A:LYS:HG3	1	0.19
(2,1203)	1:176:B:ARG:HD2	1:176:B:ARG:HG3	6	0.19
(2,1170)	1:149:A:ALA:HB1	1:174:A:VAL:HB	4	0.19
(2,1170)	1:149:A:ALA:HB2	1:174:A:VAL:HB	4	0.19
(2,1170)	1:149:A:ALA:HB3	1:174:A:VAL:HB	4	0.19
(2,1169)	1:149:B:ALA:HB1	1:174:B:VAL:HB	6	0.19
(2,1169)	1:149:B:ALA:HB2	1:174:B:VAL:HB	6	0.19
(2,1169)	1:149:B:ALA:HB3	1:174:B:VAL:HB	6	0.19
(2,1160)	1:153:B:MET:HA	1:153:B:MET:HG3	5	0.19
(2,1151)	1:150:B:VAL:HG21	1:150:B:VAL:HA	1	0.19
(2,1151)	1:150:B:VAL:HG22	1:150:B:VAL:HA	1	0.19
(2,1151)	1:150:B:VAL:HG23	1:150:B:VAL:HA	1	0.19
(2,1150)	1:169:B:ASP:HA	1:169:B:ASP:HB2	10	0.19
(2,1142)	1:149:B:ALA:HB1	1:149:B:ALA:HA	1	0.19

Continued on next page...

Continued from previous page...

Key	Atom-1	Atom-2	Model ID	Violation (Å)
(2,1142)	1:149:B:ALA:HB2	1:149:B:ALA:HA	1	0.19
(2,1142)	1:149:B:ALA:HB3	1:149:B:ALA:HA	1	0.19
(2,1142)	1:149:B:ALA:HB1	1:149:B:ALA:HA	2	0.19
(2,1142)	1:149:B:ALA:HB2	1:149:B:ALA:HA	2	0.19
(2,1142)	1:149:B:ALA:HB3	1:149:B:ALA:HA	2	0.19
(2,1142)	1:149:B:ALA:HB1	1:149:B:ALA:HA	5	0.19
(2,1142)	1:149:B:ALA:HB2	1:149:B:ALA:HA	5	0.19
(2,1142)	1:149:B:ALA:HB3	1:149:B:ALA:HA	5	0.19
(2,1137)	1:149:B:ALA:HB1	1:146:B:SER:HA	1	0.19
(2,1137)	1:149:B:ALA:HB2	1:146:B:SER:HA	1	0.19
(2,1137)	1:149:B:ALA:HB3	1:146:B:SER:HA	1	0.19
(2,1126)	1:156:A:LEU:HD21	1:156:A:LEU:HA	7	0.19
(2,1126)	1:156:A:LEU:HD22	1:156:A:LEU:HA	7	0.19
(2,1126)	1:156:A:LEU:HD23	1:156:A:LEU:HA	7	0.19
(2,1125)	1:156:B:LEU:HD21	1:156:B:LEU:HA	7	0.19
(2,1125)	1:156:B:LEU:HD22	1:156:B:LEU:HA	7	0.19
(2,1125)	1:156:B:LEU:HD23	1:156:B:LEU:HA	7	0.19
(2,1111)	1:169:B:ASP:HB2	1:169:B:ASP:HA	10	0.19
(2,1110)	1:169:B:ASP:HB2	1:169:B:ASP:HA	10	0.19
(2,1098)	1:139:B:PHE:HB3	1:139:B:PHE:HA	5	0.19
(2,1097)	1:139:A:PHE:HB3	1:139:A:PHE:HA	5	0.19
(2,1090)	1:176:A:ARG:HA	1:182:A:TYR:HA	4	0.19
(2,1089)	1:176:B:ARG:HA	1:182:B:TYR:HA	4	0.19
(2,1039)	1:143:A:PRO:HA	1:164:A:THR:HG1	2	0.19
(2,1018)	1:175:B:TYR:HA	1:160:B:PHE:HB3	8	0.19
(2,961)	1:149:B:ALA:H	1:163:B:PHE:HD1	7	0.19
(2,961)	1:149:B:ALA:H	1:163:B:PHE:HD2	7	0.19
(2,930)	1:136:B:SER:H	1:135:B:ARG:HA	10	0.19
(2,916)	1:132:B:GLU:H	1:182:A:TYR:HD1	10	0.19
(2,916)	1:132:B:GLU:H	1:182:A:TYR:HD2	10	0.19
(2,914)	1:189:B:GLU:H	1:190:B:GLN:HA	8	0.19
(2,913)	1:189:A:GLU:H	1:190:A:GLN:HA	8	0.19
(2,899)	1:164:B:THR:H	1:144:B:MET:HG3	9	0.19
(2,898)	1:171:A:THR:H	1:170:A:GLY:HA2	5	0.19
(2,892)	1:182:B:TYR:H	1:182:B:TYR:HB3	3	0.19
(2,891)	1:182:A:TYR:H	1:182:A:TYR:HB3	6	0.19
(2,891)	1:182:A:TYR:H	1:182:A:TYR:HB3	10	0.19
(2,872)	1:151:A:LEU:H	1:151:A:LEU:HB3	9	0.19
(2,871)	1:151:B:LEU:H	1:151:B:LEU:HB3	9	0.19
(2,867)	1:158:A:HIS:H	1:158:A:HIS:HB2	9	0.19
(2,818)	1:181:A:LYS:H	1:182:A:TYR:HD1	1	0.19
(2,818)	1:181:A:LYS:H	1:182:A:TYR:HD2	1	0.19

Continued on next page...

Continued from previous page...

Key	Atom-1	Atom-2	Model ID	Violation (Å)
(2,798)	1:188:B:SER:H	1:187:B:THR:HG21	1	0.19
(2,798)	1:188:B:SER:H	1:187:B:THR:HG22	1	0.19
(2,798)	1:188:B:SER:H	1:187:B:THR:HG23	1	0.19
(2,797)	1:188:A:SER:H	1:187:A:THR:HG21	1	0.19
(2,797)	1:188:A:SER:H	1:187:A:THR:HG22	1	0.19
(2,797)	1:188:A:SER:H	1:187:A:THR:HG23	1	0.19
(2,666)	1:154:A:ASN:H	1:150:A:VAL:HG11	6	0.19
(2,666)	1:154:A:ASN:H	1:150:A:VAL:HG12	6	0.19
(2,666)	1:154:A:ASN:H	1:150:A:VAL:HG13	6	0.19
(2,648)	1:174:B:VAL:H	1:173:B:ILE:HG21	5	0.19
(2,648)	1:174:B:VAL:H	1:173:B:ILE:HG22	5	0.19
(2,648)	1:174:B:VAL:H	1:173:B:ILE:HG23	5	0.19
(2,647)	1:174:A:VAL:H	1:173:A:ILE:HG21	5	0.19
(2,647)	1:174:A:VAL:H	1:173:A:ILE:HG22	5	0.19
(2,647)	1:174:A:VAL:H	1:173:A:ILE:HG23	5	0.19
(2,642)	1:186:B:GLN:H	1:185:B:ILE:HG21	1	0.19
(2,642)	1:186:B:GLN:H	1:185:B:ILE:HG22	1	0.19
(2,642)	1:186:B:GLN:H	1:185:B:ILE:HG23	1	0.19
(2,640)	1:185:A:ILE:H	1:185:A:ILE:HG21	9	0.19
(2,640)	1:185:A:ILE:H	1:185:A:ILE:HG22	9	0.19
(2,640)	1:185:A:ILE:H	1:185:A:ILE:HG23	9	0.19
(2,604)	1:187:A:THR:H	1:187:A:THR:HG21	7	0.19
(2,604)	1:187:A:THR:H	1:187:A:THR:HG22	7	0.19
(2,604)	1:187:A:THR:H	1:187:A:THR:HG23	7	0.19
(2,603)	1:187:B:THR:H	1:187:B:THR:HG21	7	0.19
(2,603)	1:187:B:THR:H	1:187:B:THR:HG22	7	0.19
(2,603)	1:187:B:THR:H	1:187:B:THR:HG23	7	0.19
(2,540)	1:156:B:LEU:H	1:156:B:LEU:HG	1	0.19
(2,442)	1:167:B:GLU:H	1:167:B:GLU:HG3	3	0.19
(2,440)	1:148:B:GLU:H	1:148:B:GLU:HG2	7	0.19
(2,435)	1:144:A:MET:H	1:144:A:MET:HG2	4	0.19
(2,428)	1:179:B:ASP:H	1:179:B:ASP:HB3	8	0.19
(2,426)	1:184:B:LEU:H	1:183:B:GLY:HA2	6	0.19
(2,403)	1:169:A:ASP:H	1:169:A:ASP:HB2	10	0.19
(2,400)	1:155:B:LEU:H	1:154:B:ASN:HB3	5	0.19
(2,383)	1:169:B:ASP:H	1:169:B:ASP:HB2	8	0.19
(2,380)	1:146:B:SER:H	1:145:B:ASP:HB2	10	0.19
(2,375)	1:147:A:GLU:H	1:145:A:ASP:HB3	8	0.19
(2,374)	1:179:B:ASP:H	1:179:B:ASP:HB2	2	0.19
(2,356)	1:160:B:PHE:H	1:158:B:HIS:HB3	2	0.19
(2,254)	1:163:B:PHE:H	1:164:B:THR:HA	7	0.19
(2,253)	1:163:A:PHE:H	1:164:A:THR:HA	7	0.19

Continued on next page...

Continued from previous page...

Key	Atom-1	Atom-2	Model ID	Violation (Å)
(2,177)	1:174:A:VAL:H	1:173:A:ILE:HA	3	0.19
(2,144)	1:160:B:PHE:H	1:160:B:PHE:HD1	10	0.19
(2,144)	1:160:B:PHE:H	1:160:B:PHE:HD2	10	0.19
(2,143)	1:160:A:PHE:H	1:160:A:PHE:HD1	10	0.19
(2,143)	1:160:A:PHE:H	1:160:A:PHE:HD2	10	0.19
(2,45)	1:156:A:LEU:H	1:155:A:LEU:H	3	0.19
(2,2106)	1:163:B:PHE:HD1	1:144:B:MET:HG3	3	0.18
(2,2106)	1:163:B:PHE:HD2	1:144:B:MET:HG3	3	0.18
(2,2103)	1:158:B:HIS:HD2	1:158:B:HIS:HB2	8	0.18
(2,2074)	1:139:A:PHE:HD1	1:139:A:PHE:HB2	6	0.18
(2,2074)	1:139:A:PHE:HD2	1:139:A:PHE:HB2	6	0.18
(2,2073)	1:139:B:PHE:HD1	1:139:B:PHE:HB2	6	0.18
(2,2073)	1:139:B:PHE:HD2	1:139:B:PHE:HB2	6	0.18
(2,2070)	1:158:A:HIS:HD2	1:158:A:HIS:HB2	1	0.18
(2,2053)	1:175:B:TYR:HD1	1:175:B:TYR:HB2	10	0.18
(2,2053)	1:175:B:TYR:HD2	1:175:B:TYR:HB2	10	0.18
(2,1976)	1:184:A:LEU:HD21	1:186:A:GLN:HG2	6	0.18
(2,1976)	1:184:A:LEU:HD22	1:186:A:GLN:HG2	6	0.18
(2,1976)	1:184:A:LEU:HD23	1:186:A:GLN:HG2	6	0.18
(2,1969)	1:178:B:LYS:HE3	1:178:B:LYS:HG2	2	0.18
(2,1960)	1:176:A:ARG:HG2	1:176:A:ARG:HD2	1	0.18
(2,1945)	1:175:A:TYR:HB3	1:183:A:GLY:H	1	0.18
(2,1945)	1:175:A:TYR:HB3	1:183:A:GLY:H	8	0.18
(2,1930)	1:173:A:ILE:HD11	1:185:A:ILE:HG13	7	0.18
(2,1930)	1:173:A:ILE:HD12	1:185:A:ILE:HG13	7	0.18
(2,1930)	1:173:A:ILE:HD13	1:185:A:ILE:HG13	7	0.18
(2,1868)	1:150:B:VAL:HG11	1:151:B:LEU:HA	6	0.18
(2,1868)	1:150:B:VAL:HG12	1:151:B:LEU:HA	6	0.18
(2,1868)	1:150:B:VAL:HG13	1:151:B:LEU:HA	6	0.18
(2,1784)	1:185:B:ILE:HD11	1:185:B:ILE:HG13	2	0.18
(2,1784)	1:185:B:ILE:HD12	1:185:B:ILE:HG13	2	0.18
(2,1784)	1:185:B:ILE:HD13	1:185:B:ILE:HG13	2	0.18
(2,1784)	1:185:B:ILE:HD11	1:185:B:ILE:HG13	3	0.18
(2,1784)	1:185:B:ILE:HD12	1:185:B:ILE:HG13	3	0.18
(2,1784)	1:185:B:ILE:HD13	1:185:B:ILE:HG13	3	0.18
(2,1784)	1:185:B:ILE:HD11	1:185:B:ILE:HG13	4	0.18
(2,1784)	1:185:B:ILE:HD12	1:185:B:ILE:HG13	4	0.18
(2,1784)	1:185:B:ILE:HD13	1:185:B:ILE:HG13	4	0.18
(2,1783)	1:185:A:ILE:HD11	1:185:A:ILE:HG12	2	0.18
(2,1783)	1:185:A:ILE:HD12	1:185:A:ILE:HG12	2	0.18
(2,1783)	1:185:A:ILE:HD13	1:185:A:ILE:HG12	2	0.18
(2,1783)	1:185:A:ILE:HD11	1:185:A:ILE:HG12	3	0.18

Continued on next page...

Continued from previous page...

Key	Atom-1	Atom-2	Model ID	Violation (Å)
(2,1783)	1:185:A:ILE:HD12	1:185:A:ILE:HG12	3	0.18
(2,1783)	1:185:A:ILE:HD13	1:185:A:ILE:HG12	3	0.18
(2,1783)	1:185:A:ILE:HD11	1:185:A:ILE:HG12	5	0.18
(2,1783)	1:185:A:ILE:HD12	1:185:A:ILE:HG12	5	0.18
(2,1783)	1:185:A:ILE:HD13	1:185:A:ILE:HG12	5	0.18
(2,1778)	1:173:B:ILE:HG21	1:173:B:ILE:HG12	7	0.18
(2,1778)	1:173:B:ILE:HG22	1:173:B:ILE:HG12	7	0.18
(2,1778)	1:173:B:ILE:HG23	1:173:B:ILE:HG12	7	0.18
(2,1777)	1:173:A:ILE:HG21	1:173:A:ILE:HG12	7	0.18
(2,1777)	1:173:A:ILE:HG22	1:173:A:ILE:HG12	7	0.18
(2,1777)	1:173:A:ILE:HG23	1:173:A:ILE:HG12	7	0.18
(2,1756)	1:141:B:LEU:HD21	1:141:B:LEU:HB2	1	0.18
(2,1756)	1:141:B:LEU:HD22	1:141:B:LEU:HB2	1	0.18
(2,1756)	1:141:B:LEU:HD23	1:141:B:LEU:HB2	1	0.18
(2,1756)	1:141:B:LEU:HD21	1:141:B:LEU:HB2	3	0.18
(2,1756)	1:141:B:LEU:HD22	1:141:B:LEU:HB2	3	0.18
(2,1756)	1:141:B:LEU:HD23	1:141:B:LEU:HB2	3	0.18
(2,1726)	1:156:A:LEU:HD21	1:156:A:LEU:HG	10	0.18
(2,1726)	1:156:A:LEU:HD22	1:156:A:LEU:HG	10	0.18
(2,1726)	1:156:A:LEU:HD23	1:156:A:LEU:HG	10	0.18
(2,1725)	1:156:B:LEU:HD21	1:156:B:LEU:HG	9	0.18
(2,1725)	1:156:B:LEU:HD22	1:156:B:LEU:HG	9	0.18
(2,1725)	1:156:B:LEU:HD23	1:156:B:LEU:HG	9	0.18
(2,1725)	1:156:B:LEU:HD21	1:156:B:LEU:HG	10	0.18
(2,1725)	1:156:B:LEU:HD22	1:156:B:LEU:HG	10	0.18
(2,1725)	1:156:B:LEU:HD23	1:156:B:LEU:HG	10	0.18
(2,1719)	1:181:A:LYS:HG3	1:181:A:LYS:HD2	7	0.18
(2,1698)	1:185:A:ILE:HG12	1:185:A:ILE:HD11	2	0.18
(2,1698)	1:185:A:ILE:HG12	1:185:A:ILE:HD12	2	0.18
(2,1698)	1:185:A:ILE:HG12	1:185:A:ILE:HD13	2	0.18
(2,1698)	1:185:A:ILE:HG12	1:185:A:ILE:HD11	3	0.18
(2,1698)	1:185:A:ILE:HG12	1:185:A:ILE:HD12	3	0.18
(2,1698)	1:185:A:ILE:HG12	1:185:A:ILE:HD13	3	0.18
(2,1698)	1:185:A:ILE:HG12	1:185:A:ILE:HD11	5	0.18
(2,1698)	1:185:A:ILE:HG12	1:185:A:ILE:HD12	5	0.18
(2,1698)	1:185:A:ILE:HG12	1:185:A:ILE:HD13	5	0.18
(2,1697)	1:185:B:ILE:HG13	1:185:B:ILE:HD11	2	0.18
(2,1697)	1:185:B:ILE:HG13	1:185:B:ILE:HD12	2	0.18
(2,1697)	1:185:B:ILE:HG13	1:185:B:ILE:HD13	2	0.18
(2,1697)	1:185:B:ILE:HG13	1:185:B:ILE:HD11	3	0.18
(2,1697)	1:185:B:ILE:HG13	1:185:B:ILE:HD12	3	0.18
(2,1697)	1:185:B:ILE:HG13	1:185:B:ILE:HD13	3	0.18

Continued on next page...

Continued from previous page...

Key	Atom-1	Atom-2	Model ID	Violation (Å)
(2,1697)	1:185:B:ILE:HG13	1:185:B:ILE:HD11	4	0.18
(2,1697)	1:185:B:ILE:HG13	1:185:B:ILE:HD12	4	0.18
(2,1697)	1:185:B:ILE:HG13	1:185:B:ILE:HD13	4	0.18
(2,1650)	1:153:B:MET:HG3	1:153:B:MET:HA	2	0.18
(2,1649)	1:153:A:MET:HG3	1:153:A:MET:HA	2	0.18
(2,1649)	1:153:A:MET:HG3	1:153:A:MET:HA	5	0.18
(2,1636)	1:186:B:GLN:HG2	1:184:B:LEU:HD21	6	0.18
(2,1636)	1:186:B:GLN:HG2	1:184:B:LEU:HD22	6	0.18
(2,1636)	1:186:B:GLN:HG2	1:184:B:LEU:HD23	6	0.18
(2,1619)	1:148:B:GLU:HG2	1:144:B:MET:HB2	1	0.18
(2,1595)	1:139:A:PHE:HB3	1:141:A:LEU:HD11	2	0.18
(2,1595)	1:139:A:PHE:HB3	1:141:A:LEU:HD12	2	0.18
(2,1595)	1:139:A:PHE:HB3	1:141:A:LEU:HD13	2	0.18
(2,1592)	1:179:A:ASP:HB2	1:179:A:ASP:HA	3	0.18
(2,1591)	1:179:B:ASP:HB2	1:179:B:ASP:HA	3	0.18
(2,1528)	1:175:B:TYR:HB3	1:175:B:TYR:HA	1	0.18
(2,1528)	1:175:B:TYR:HB3	1:175:B:TYR:HA	2	0.18
(2,1528)	1:175:B:TYR:HB3	1:175:B:TYR:HA	4	0.18
(2,1496)	1:152:B:GLN:HA	1:155:B:LEU:HB3	9	0.18
(2,1495)	1:152:A:GLN:HA	1:155:A:LEU:HB3	9	0.18
(2,1468)	1:151:B:LEU:HA	1:150:B:VAL:HG11	10	0.18
(2,1468)	1:151:B:LEU:HA	1:150:B:VAL:HG12	10	0.18
(2,1468)	1:151:B:LEU:HA	1:150:B:VAL:HG13	10	0.18
(2,1439)	1:178:A:LYS:HA	1:178:A:LYS:HD2	1	0.18
(2,1415)	1:189:B:GLU:HA	1:190:B:GLN:H	3	0.18
(2,1396)	1:181:B:LYS:HA	1:181:B:LYS:HB3	9	0.18
(2,1395)	1:181:A:LYS:HA	1:181:A:LYS:HB3	9	0.18
(2,1376)	1:162:B:VAL:HA	1:173:B:ILE:HA	8	0.18
(2,1375)	1:162:A:VAL:HA	1:173:A:ILE:HA	8	0.18
(2,1372)	1:162:B:VAL:HA	1:162:B:VAL:H	2	0.18
(2,1372)	1:162:B:VAL:HA	1:162:B:VAL:H	3	0.18
(2,1372)	1:162:B:VAL:HA	1:162:B:VAL:H	9	0.18
(2,1372)	1:162:B:VAL:HA	1:162:B:VAL:H	10	0.18
(2,1371)	1:162:A:VAL:HA	1:162:A:VAL:H	2	0.18
(2,1371)	1:162:A:VAL:HA	1:162:A:VAL:H	3	0.18
(2,1371)	1:162:A:VAL:HA	1:162:A:VAL:H	9	0.18
(2,1371)	1:162:A:VAL:HA	1:162:A:VAL:H	10	0.18
(2,1336)	1:174:B:VAL:HG21	1:150:B:VAL:HG11	9	0.18
(2,1336)	1:174:B:VAL:HG21	1:150:B:VAL:HG12	9	0.18
(2,1336)	1:174:B:VAL:HG21	1:150:B:VAL:HG13	9	0.18
(2,1336)	1:174:B:VAL:HG22	1:150:B:VAL:HG11	9	0.18
(2,1336)	1:174:B:VAL:HG22	1:150:B:VAL:HG12	9	0.18

Continued on next page...

Continued from previous page...

Key	Atom-1	Atom-2	Model ID	Violation (Å)
(2,1336)	1:174:B:VAL:HG22	1:150:B:VAL:HG13	9	0.18
(2,1336)	1:174:B:VAL:HG23	1:150:B:VAL:HG11	9	0.18
(2,1336)	1:174:B:VAL:HG23	1:150:B:VAL:HG12	9	0.18
(2,1336)	1:174:B:VAL:HG23	1:150:B:VAL:HG13	9	0.18
(2,1335)	1:174:A:VAL:HG21	1:150:A:VAL:HG11	9	0.18
(2,1335)	1:174:A:VAL:HG21	1:150:A:VAL:HG12	9	0.18
(2,1335)	1:174:A:VAL:HG21	1:150:A:VAL:HG13	9	0.18
(2,1335)	1:174:A:VAL:HG22	1:150:A:VAL:HG11	9	0.18
(2,1335)	1:174:A:VAL:HG22	1:150:A:VAL:HG12	9	0.18
(2,1335)	1:174:A:VAL:HG22	1:150:A:VAL:HG13	9	0.18
(2,1335)	1:174:A:VAL:HG23	1:150:A:VAL:HG11	9	0.18
(2,1335)	1:174:A:VAL:HG23	1:150:A:VAL:HG12	9	0.18
(2,1335)	1:174:A:VAL:HG23	1:150:A:VAL:HG13	9	0.18
(2,1308)	1:174:B:VAL:HG11	1:149:B:ALA:HB1	10	0.18
(2,1308)	1:174:B:VAL:HG11	1:149:B:ALA:HB2	10	0.18
(2,1308)	1:174:B:VAL:HG11	1:149:B:ALA:HB3	10	0.18
(2,1308)	1:174:B:VAL:HG12	1:149:B:ALA:HB1	10	0.18
(2,1308)	1:174:B:VAL:HG12	1:149:B:ALA:HB2	10	0.18
(2,1308)	1:174:B:VAL:HG12	1:149:B:ALA:HB3	10	0.18
(2,1308)	1:174:B:VAL:HG13	1:149:B:ALA:HB1	10	0.18
(2,1308)	1:174:B:VAL:HG13	1:149:B:ALA:HB2	10	0.18
(2,1308)	1:174:B:VAL:HG13	1:149:B:ALA:HB3	10	0.18
(2,1289)	1:141:A:LEU:HA	1:141:A:LEU:HD11	6	0.18
(2,1289)	1:141:A:LEU:HA	1:141:A:LEU:HD12	6	0.18
(2,1289)	1:141:A:LEU:HA	1:141:A:LEU:HD13	6	0.18
(2,1263)	1:187:B:THR:HA	1:187:B:THR:HG21	6	0.18
(2,1263)	1:187:B:THR:HA	1:187:B:THR:HG22	6	0.18
(2,1263)	1:187:B:THR:HA	1:187:B:THR:HG23	6	0.18
(2,1256)	1:149:B:ALA:HB1	1:174:B:VAL:HG11	2	0.18
(2,1256)	1:149:B:ALA:HB1	1:174:B:VAL:HG12	2	0.18
(2,1256)	1:149:B:ALA:HB1	1:174:B:VAL:HG13	2	0.18
(2,1256)	1:149:B:ALA:HB2	1:174:B:VAL:HG11	2	0.18
(2,1256)	1:149:B:ALA:HB2	1:174:B:VAL:HG12	2	0.18
(2,1256)	1:149:B:ALA:HB2	1:174:B:VAL:HG13	2	0.18
(2,1256)	1:149:B:ALA:HB3	1:174:B:VAL:HG11	2	0.18
(2,1256)	1:149:B:ALA:HB3	1:174:B:VAL:HG12	2	0.18
(2,1256)	1:149:B:ALA:HB3	1:174:B:VAL:HG13	2	0.18
(2,1220)	1:141:B:LEU:HA	1:141:B:LEU:HB2	7	0.18
(2,1212)	1:166:B:ARG:HA	1:166:B:ARG:HG2	9	0.18
(2,1211)	1:166:A:ARG:HA	1:166:A:ARG:HG2	9	0.18
(2,1160)	1:153:B:MET:HA	1:153:B:MET:HG3	2	0.18
(2,1159)	1:153:A:MET:HA	1:153:A:MET:HG3	2	0.18

Continued on next page...

Continued from previous page...

Key	Atom-1	Atom-2	Model ID	Violation (Å)
(2,1159)	1:153:A:MET:HA	1:153:A:MET:HG3	5	0.18
(2,1152)	1:150:A:VAL:HG21	1:150:A:VAL:HA	2	0.18
(2,1152)	1:150:A:VAL:HG22	1:150:A:VAL:HA	2	0.18
(2,1152)	1:150:A:VAL:HG23	1:150:A:VAL:HA	2	0.18
(2,1150)	1:169:B:ASP:HA	1:169:B:ASP:HB2	8	0.18
(2,1138)	1:149:A:ALA:HB1	1:146:A:SER:HA	3	0.18
(2,1138)	1:149:A:ALA:HB2	1:146:A:SER:HA	3	0.18
(2,1138)	1:149:A:ALA:HB3	1:146:A:SER:HA	3	0.18
(2,1125)	1:156:B:LEU:HD21	1:156:B:LEU:HA	5	0.18
(2,1125)	1:156:B:LEU:HD22	1:156:B:LEU:HA	5	0.18
(2,1125)	1:156:B:LEU:HD23	1:156:B:LEU:HA	5	0.18
(2,1111)	1:169:B:ASP:HB2	1:169:B:ASP:HA	8	0.18
(2,1110)	1:169:B:ASP:HB2	1:169:B:ASP:HA	8	0.18
(2,1100)	1:179:A:ASP:HB2	1:179:A:ASP:HA	3	0.18
(2,1099)	1:179:B:ASP:HB2	1:179:B:ASP:HA	3	0.18
(2,1070)	1:139:A:PHE:HB2	1:139:A:PHE:HD1	10	0.18
(2,1070)	1:139:A:PHE:HB2	1:139:A:PHE:HD2	10	0.18
(2,1069)	1:139:B:PHE:HB2	1:139:B:PHE:HD1	10	0.18
(2,1069)	1:139:B:PHE:HB2	1:139:B:PHE:HD2	10	0.18
(2,1046)	1:173:A:ILE:HA	1:173:A:ILE:HG12	8	0.18
(2,1045)	1:173:B:ILE:HA	1:173:B:ILE:HG12	8	0.18
(2,1017)	1:175:A:TYR:HA	1:160:A:PHE:HB3	8	0.18
(2,1002)	1:160:A:PHE:HA	1:175:A:TYR:HB2	4	0.18
(2,962)	1:149:A:ALA:H	1:163:A:PHE:HD1	6	0.18
(2,962)	1:149:A:ALA:H	1:163:A:PHE:HD2	6	0.18
(2,960)	1:144:B:MET:H	1:163:B:PHE:HD1	3	0.18
(2,960)	1:144:B:MET:H	1:163:B:PHE:HD2	3	0.18
(2,959)	1:144:A:MET:H	1:163:A:PHE:HD1	3	0.18
(2,959)	1:144:A:MET:H	1:163:A:PHE:HD2	3	0.18
(2,942)	1:182:B:TYR:H	1:131:A:ILE:HG21	2	0.18
(2,942)	1:182:B:TYR:H	1:131:A:ILE:HG22	2	0.18
(2,942)	1:182:B:TYR:H	1:131:A:ILE:HG23	2	0.18
(2,929)	1:136:A:SER:H	1:135:A:ARG:HA	3	0.18
(2,929)	1:136:A:SER:H	1:135:A:ARG:HA	8	0.18
(2,919)	1:134:B:ILE:H	1:184:A:LEU:H	9	0.18
(2,897)	1:171:B:THR:H	1:170:B:GLY:HA2	5	0.18
(2,892)	1:182:B:TYR:H	1:182:B:TYR:HB3	1	0.18
(2,891)	1:182:A:TYR:H	1:182:A:TYR:HB3	3	0.18
(2,870)	1:158:B:HIS:H	1:158:B:HIS:HB2	4	0.18
(2,870)	1:158:B:HIS:H	1:158:B:HIS:HB2	7	0.18
(2,867)	1:158:A:HIS:H	1:158:A:HIS:HB2	1	0.18
(2,867)	1:158:A:HIS:H	1:158:A:HIS:HB2	4	0.18

Continued on next page...

Continued from previous page...

Key	Atom-1	Atom-2	Model ID	Violation (Å)
(2,867)	1:158:A:HIS:H	1:158:A:HIS:HB2	7	0.18
(2,817)	1:181:B:LYS:H	1:182:B:TYR:HD1	1	0.18
(2,817)	1:181:B:LYS:H	1:182:B:TYR:HD2	1	0.18
(2,759)	1:168:B:THR:H	1:169:B:ASP:HB2	2	0.18
(2,752)	1:165:B:ASP:H	1:164:B:THR:HB	7	0.18
(2,742)	1:154:A:ASN:H	1:155:A:LEU:HA	3	0.18
(2,741)	1:154:B:ASN:H	1:155:B:LEU:HA	3	0.18
(2,716)	1:149:A:ALA:H	1:163:A:PHE:HE1	2	0.18
(2,716)	1:149:A:ALA:H	1:163:A:PHE:HE2	2	0.18
(2,716)	1:149:A:ALA:H	1:163:A:PHE:HE1	6	0.18
(2,716)	1:149:A:ALA:H	1:163:A:PHE:HE2	6	0.18
(2,711)	1:150:B:VAL:H	1:163:B:PHE:HD1	4	0.18
(2,711)	1:150:B:VAL:H	1:163:B:PHE:HD2	4	0.18
(2,681)	1:187:B:THR:H	1:173:B:ILE:H	1	0.18
(2,678)	1:170:A:GLY:H	1:167:A:GLU:H	9	0.18
(2,677)	1:170:B:GLY:H	1:167:B:GLU:H	6	0.18
(2,677)	1:170:B:GLY:H	1:167:B:GLU:H	7	0.18
(2,677)	1:170:B:GLY:H	1:167:B:GLU:H	9	0.18
(2,641)	1:186:A:GLN:H	1:185:A:ILE:HG21	1	0.18
(2,641)	1:186:A:GLN:H	1:185:A:ILE:HG22	1	0.18
(2,641)	1:186:A:GLN:H	1:185:A:ILE:HG23	1	0.18
(2,606)	1:170:A:GLY:H	1:164:A:THR:HG1	2	0.18
(2,604)	1:187:A:THR:H	1:187:A:THR:HG21	6	0.18
(2,604)	1:187:A:THR:H	1:187:A:THR:HG22	6	0.18
(2,604)	1:187:A:THR:H	1:187:A:THR:HG23	6	0.18
(2,603)	1:187:B:THR:H	1:187:B:THR:HG21	6	0.18
(2,603)	1:187:B:THR:H	1:187:B:THR:HG22	6	0.18
(2,603)	1:187:B:THR:H	1:187:B:THR:HG23	6	0.18
(2,592)	1:161:A:PHE:H	1:174:A:VAL:HG11	5	0.18
(2,592)	1:161:A:PHE:H	1:174:A:VAL:HG12	5	0.18
(2,592)	1:161:A:PHE:H	1:174:A:VAL:HG13	5	0.18
(2,588)	1:185:A:ILE:H	1:184:A:LEU:HD11	10	0.18
(2,588)	1:185:A:ILE:H	1:184:A:LEU:HD12	10	0.18
(2,588)	1:185:A:ILE:H	1:184:A:LEU:HD13	10	0.18
(2,544)	1:163:B:PHE:H	1:162:B:VAL:HB	4	0.18
(2,543)	1:163:A:PHE:H	1:162:A:VAL:HB	1	0.18
(2,543)	1:163:A:PHE:H	1:162:A:VAL:HB	4	0.18
(2,518)	1:176:A:ARG:H	1:176:A:ARG:HG2	10	0.18
(2,513)	1:179:A:ASP:H	1:177:A:ARG:HB3	1	0.18
(2,502)	1:176:A:ARG:H	1:176:A:ARG:HB3	8	0.18
(2,486)	1:144:B:MET:H	1:143:B:PRO:HB3	7	0.18
(2,463)	1:169:B:ASP:H	1:167:B:GLU:HB3	4	0.18

Continued on next page...

Continued from previous page...

Key	Atom-1	Atom-2	Model ID	Violation (Å)
(2,449)	1:154:B:ASN:H	1:153:B:MET:HG3	9	0.18
(2,430)	1:181:A:LYS:H	1:179:A:ASP:HB3	9	0.18
(2,422)	1:175:B:TYR:H	1:183:B:GLY:HA2	2	0.18
(2,422)	1:175:B:TYR:H	1:183:B:GLY:HA2	8	0.18
(2,412)	1:145:A:ASP:H	1:145:A:ASP:HB2	2	0.18
(2,410)	1:147:B:GLU:H	1:145:B:ASP:HB3	8	0.18
(2,410)	1:147:B:GLU:H	1:145:B:ASP:HB3	10	0.18
(2,399)	1:155:A:LEU:H	1:154:A:ASN:HB3	5	0.18
(2,383)	1:169:B:ASP:H	1:169:B:ASP:HB2	10	0.18
(2,380)	1:146:B:SER:H	1:145:B:ASP:HB2	2	0.18
(2,380)	1:146:B:SER:H	1:145:B:ASP:HB2	7	0.18
(2,377)	1:145:B:ASP:H	1:145:B:ASP:HB2	2	0.18
(2,377)	1:145:B:ASP:H	1:145:B:ASP:HB2	9	0.18
(2,375)	1:147:A:GLU:H	1:145:A:ASP:HB3	10	0.18
(2,355)	1:160:A:PHE:H	1:158:A:HIS:HB2	6	0.18
(2,199)	1:164:B:THR:H	1:163:B:PHE:HA	10	0.18
(2,141)	1:154:B:ASN:H	1:154:B:ASN:HD22	9	0.18
(2,132)	1:160:B:PHE:H	1:175:B:TYR:HD1	1	0.18
(2,132)	1:160:B:PHE:H	1:175:B:TYR:HD2	1	0.18
(2,131)	1:160:A:PHE:H	1:175:A:TYR:HD1	1	0.18
(2,131)	1:160:A:PHE:H	1:175:A:TYR:HD2	1	0.18
(2,131)	1:160:A:PHE:H	1:175:A:TYR:HD1	5	0.18
(2,131)	1:160:A:PHE:H	1:175:A:TYR:HD2	5	0.18
(2,60)	1:146:B:SER:H	1:147:B:GLU:H	5	0.18
(2,47)	1:157:A:GLY:H	1:154:A:ASN:H	4	0.18
(2,46)	1:156:B:LEU:H	1:155:B:LEU:H	3	0.18
(2,46)	1:156:B:LEU:H	1:155:B:LEU:H	5	0.18
(2,16)	1:147:B:GLU:H	1:146:B:SER:H	2	0.18
(2,2110)	1:163:B:PHE:HD1	1:174:B:VAL:HG11	6	0.17
(2,2110)	1:163:B:PHE:HD1	1:174:B:VAL:HG12	6	0.17
(2,2110)	1:163:B:PHE:HD1	1:174:B:VAL:HG13	6	0.17
(2,2110)	1:163:B:PHE:HD2	1:174:B:VAL:HG11	6	0.17
(2,2110)	1:163:B:PHE:HD2	1:174:B:VAL:HG12	6	0.17
(2,2110)	1:163:B:PHE:HD2	1:174:B:VAL:HG13	6	0.17
(2,2109)	1:163:A:PHE:HD1	1:174:A:VAL:HG11	6	0.17
(2,2109)	1:163:A:PHE:HD1	1:174:A:VAL:HG12	6	0.17
(2,2109)	1:163:A:PHE:HD1	1:174:A:VAL:HG13	6	0.17
(2,2109)	1:163:A:PHE:HD2	1:174:A:VAL:HG11	6	0.17
(2,2109)	1:163:A:PHE:HD2	1:174:A:VAL:HG12	6	0.17
(2,2109)	1:163:A:PHE:HD2	1:174:A:VAL:HG13	6	0.17
(2,2053)	1:175:B:TYR:HD1	1:175:B:TYR:HB2	1	0.17
(2,2053)	1:175:B:TYR:HD2	1:175:B:TYR:HB2	1	0.17

Continued on next page...

Continued from previous page...

Key	Atom-1	Atom-2	Model ID	Violation (Å)
(2,2052)	1:175:A:TYR:HD1	1:176:A:ARG:H	3	0.17
(2,2052)	1:175:A:TYR:HD2	1:176:A:ARG:H	3	0.17
(2,2051)	1:175:B:TYR:HD1	1:176:B:ARG:H	3	0.17
(2,2051)	1:175:B:TYR:HD2	1:176:B:ARG:H	3	0.17
(2,1982)	1:185:B:ILE:HG21	1:184:B:LEU:HA	8	0.17
(2,1982)	1:185:B:ILE:HG22	1:184:B:LEU:HA	8	0.17
(2,1982)	1:185:B:ILE:HG23	1:184:B:LEU:HA	8	0.17
(2,1981)	1:185:A:ILE:HG21	1:184:A:LEU:HA	8	0.17
(2,1981)	1:185:A:ILE:HG22	1:184:A:LEU:HA	8	0.17
(2,1981)	1:185:A:ILE:HG23	1:184:A:LEU:HA	8	0.17
(2,1959)	1:176:B:ARG:HG3	1:176:B:ARG:HD3	4	0.17
(2,1945)	1:175:A:TYR:HB3	1:183:A:GLY:H	6	0.17
(2,1926)	1:173:A:ILE:HD11	1:160:A:PHE:HD1	4	0.17
(2,1926)	1:173:A:ILE:HD11	1:160:A:PHE:HD2	4	0.17
(2,1926)	1:173:A:ILE:HD12	1:160:A:PHE:HD1	4	0.17
(2,1926)	1:173:A:ILE:HD12	1:160:A:PHE:HD2	4	0.17
(2,1926)	1:173:A:ILE:HD13	1:160:A:PHE:HD1	4	0.17
(2,1926)	1:173:A:ILE:HD13	1:160:A:PHE:HD2	4	0.17
(2,1810)	1:133:B:ILE:HG12	1:133:B:ILE:HA	8	0.17
(2,1803)	1:132:B:GLU:HB3	1:133:B:ILE:HA	10	0.17
(2,1802)	1:131:B:ILE:HD11	1:131:B:ILE:HG12	1	0.17
(2,1802)	1:131:B:ILE:HD12	1:131:B:ILE:HG12	1	0.17
(2,1802)	1:131:B:ILE:HD13	1:131:B:ILE:HG12	1	0.17
(2,1802)	1:131:B:ILE:HD11	1:131:B:ILE:HG12	2	0.17
(2,1802)	1:131:B:ILE:HD12	1:131:B:ILE:HG12	2	0.17
(2,1802)	1:131:B:ILE:HD13	1:131:B:ILE:HG12	2	0.17
(2,1802)	1:131:B:ILE:HD11	1:131:B:ILE:HG12	3	0.17
(2,1802)	1:131:B:ILE:HD12	1:131:B:ILE:HG12	3	0.17
(2,1802)	1:131:B:ILE:HD13	1:131:B:ILE:HG12	3	0.17
(2,1802)	1:131:B:ILE:HD11	1:131:B:ILE:HG12	5	0.17
(2,1802)	1:131:B:ILE:HD12	1:131:B:ILE:HG12	5	0.17
(2,1802)	1:131:B:ILE:HD13	1:131:B:ILE:HG12	5	0.17
(2,1802)	1:131:B:ILE:HD11	1:131:B:ILE:HG12	7	0.17
(2,1802)	1:131:B:ILE:HD12	1:131:B:ILE:HG12	7	0.17
(2,1802)	1:131:B:ILE:HD13	1:131:B:ILE:HG12	7	0.17
(2,1802)	1:131:B:ILE:HD11	1:131:B:ILE:HG12	9	0.17
(2,1802)	1:131:B:ILE:HD12	1:131:B:ILE:HG12	9	0.17
(2,1802)	1:131:B:ILE:HD13	1:131:B:ILE:HG12	9	0.17
(2,1801)	1:131:A:ILE:HD11	1:131:A:ILE:HG12	1	0.17
(2,1801)	1:131:A:ILE:HD12	1:131:A:ILE:HG12	1	0.17
(2,1801)	1:131:A:ILE:HD13	1:131:A:ILE:HG12	1	0.17
(2,1801)	1:131:A:ILE:HD11	1:131:A:ILE:HG12	2	0.17

Continued on next page...

Continued from previous page...

Key	Atom-1	Atom-2	Model ID	Violation (Å)
(2,1801)	1:131:A:ILE:HD12	1:131:A:ILE:HG12	2	0.17
(2,1801)	1:131:A:ILE:HD13	1:131:A:ILE:HG12	2	0.17
(2,1801)	1:131:A:ILE:HD11	1:131:A:ILE:HG12	3	0.17
(2,1801)	1:131:A:ILE:HD12	1:131:A:ILE:HG12	3	0.17
(2,1801)	1:131:A:ILE:HD13	1:131:A:ILE:HG12	3	0.17
(2,1801)	1:131:A:ILE:HD11	1:131:A:ILE:HG12	5	0.17
(2,1801)	1:131:A:ILE:HD12	1:131:A:ILE:HG12	5	0.17
(2,1801)	1:131:A:ILE:HD13	1:131:A:ILE:HG12	5	0.17
(2,1801)	1:131:A:ILE:HD11	1:131:A:ILE:HG12	7	0.17
(2,1801)	1:131:A:ILE:HD12	1:131:A:ILE:HG12	7	0.17
(2,1801)	1:131:A:ILE:HD13	1:131:A:ILE:HG12	7	0.17
(2,1801)	1:131:A:ILE:HD11	1:131:A:ILE:HG12	9	0.17
(2,1801)	1:131:A:ILE:HD12	1:131:A:ILE:HG12	9	0.17
(2,1801)	1:131:A:ILE:HD13	1:131:A:ILE:HG12	9	0.17
(2,1796)	1:131:A:ILE:HG21	1:131:A:ILE:HA	4	0.17
(2,1796)	1:131:A:ILE:HG22	1:131:A:ILE:HA	4	0.17
(2,1796)	1:131:A:ILE:HG23	1:131:A:ILE:HA	4	0.17
(2,1796)	1:131:A:ILE:HG21	1:131:A:ILE:HA	6	0.17
(2,1796)	1:131:A:ILE:HG22	1:131:A:ILE:HA	6	0.17
(2,1796)	1:131:A:ILE:HG23	1:131:A:ILE:HA	6	0.17
(2,1796)	1:131:A:ILE:HG21	1:131:A:ILE:HA	8	0.17
(2,1796)	1:131:A:ILE:HG22	1:131:A:ILE:HA	8	0.17
(2,1796)	1:131:A:ILE:HG23	1:131:A:ILE:HA	8	0.17
(2,1795)	1:131:B:ILE:HG21	1:131:B:ILE:HA	4	0.17
(2,1795)	1:131:B:ILE:HG22	1:131:B:ILE:HA	4	0.17
(2,1795)	1:131:B:ILE:HG23	1:131:B:ILE:HA	4	0.17
(2,1795)	1:131:B:ILE:HG21	1:131:B:ILE:HA	6	0.17
(2,1795)	1:131:B:ILE:HG22	1:131:B:ILE:HA	6	0.17
(2,1795)	1:131:B:ILE:HG23	1:131:B:ILE:HA	6	0.17
(2,1795)	1:131:B:ILE:HG21	1:131:B:ILE:HA	8	0.17
(2,1795)	1:131:B:ILE:HG22	1:131:B:ILE:HA	8	0.17
(2,1795)	1:131:B:ILE:HG23	1:131:B:ILE:HA	8	0.17
(2,1784)	1:185:B:ILE:HD11	1:185:B:ILE:HG13	1	0.17
(2,1784)	1:185:B:ILE:HD12	1:185:B:ILE:HG13	1	0.17
(2,1784)	1:185:B:ILE:HD13	1:185:B:ILE:HG13	1	0.17
(2,1778)	1:173:B:ILE:HG21	1:173:B:ILE:HG12	10	0.17
(2,1778)	1:173:B:ILE:HG22	1:173:B:ILE:HG12	10	0.17
(2,1778)	1:173:B:ILE:HG23	1:173:B:ILE:HG12	10	0.17
(2,1777)	1:173:A:ILE:HG21	1:173:A:ILE:HG12	10	0.17
(2,1777)	1:173:A:ILE:HG22	1:173:A:ILE:HG12	10	0.17
(2,1777)	1:173:A:ILE:HG23	1:173:A:ILE:HG12	10	0.17
(2,1760)	1:171:B:THR:HG1	1:171:B:THR:HB	7	0.17

Continued on next page...

Continued from previous page...

Key	Atom-1	Atom-2	Model ID	Violation (Å)
(2,1759)	1:171:A:THR:HG1	1:171:A:THR:HB	7	0.17
(2,1752)	1:184:B:LEU:HD21	1:184:B:LEU:HB2	3	0.17
(2,1752)	1:184:B:LEU:HD22	1:184:B:LEU:HB2	3	0.17
(2,1752)	1:184:B:LEU:HD23	1:184:B:LEU:HB2	3	0.17
(2,1740)	1:137:B:LYS:HG2	1:137:B:LYS:HA	6	0.17
(2,1726)	1:156:A:LEU:HD21	1:156:A:LEU:HG	1	0.17
(2,1726)	1:156:A:LEU:HD22	1:156:A:LEU:HG	1	0.17
(2,1726)	1:156:A:LEU:HD23	1:156:A:LEU:HG	1	0.17
(2,1726)	1:156:A:LEU:HD21	1:156:A:LEU:HG	2	0.17
(2,1726)	1:156:A:LEU:HD22	1:156:A:LEU:HG	2	0.17
(2,1726)	1:156:A:LEU:HD23	1:156:A:LEU:HG	2	0.17
(2,1726)	1:156:A:LEU:HD21	1:156:A:LEU:HG	4	0.17
(2,1726)	1:156:A:LEU:HD22	1:156:A:LEU:HG	4	0.17
(2,1726)	1:156:A:LEU:HD23	1:156:A:LEU:HG	4	0.17
(2,1726)	1:156:A:LEU:HD21	1:156:A:LEU:HG	5	0.17
(2,1726)	1:156:A:LEU:HD22	1:156:A:LEU:HG	5	0.17
(2,1726)	1:156:A:LEU:HD23	1:156:A:LEU:HG	5	0.17
(2,1726)	1:156:A:LEU:HD21	1:156:A:LEU:HG	6	0.17
(2,1726)	1:156:A:LEU:HD22	1:156:A:LEU:HG	6	0.17
(2,1726)	1:156:A:LEU:HD23	1:156:A:LEU:HG	6	0.17
(2,1726)	1:156:A:LEU:HD21	1:156:A:LEU:HG	7	0.17
(2,1726)	1:156:A:LEU:HD22	1:156:A:LEU:HG	7	0.17
(2,1726)	1:156:A:LEU:HD23	1:156:A:LEU:HG	7	0.17
(2,1726)	1:156:A:LEU:HD21	1:156:A:LEU:HG	8	0.17
(2,1726)	1:156:A:LEU:HD22	1:156:A:LEU:HG	8	0.17
(2,1726)	1:156:A:LEU:HD23	1:156:A:LEU:HG	8	0.17
(2,1726)	1:156:A:LEU:HD21	1:156:A:LEU:HG	9	0.17
(2,1726)	1:156:A:LEU:HD22	1:156:A:LEU:HG	9	0.17
(2,1726)	1:156:A:LEU:HD23	1:156:A:LEU:HG	9	0.17
(2,1725)	1:156:B:LEU:HD21	1:156:B:LEU:HG	1	0.17
(2,1725)	1:156:B:LEU:HD22	1:156:B:LEU:HG	1	0.17
(2,1725)	1:156:B:LEU:HD23	1:156:B:LEU:HG	1	0.17
(2,1725)	1:156:B:LEU:HD21	1:156:B:LEU:HG	2	0.17
(2,1725)	1:156:B:LEU:HD22	1:156:B:LEU:HG	2	0.17
(2,1725)	1:156:B:LEU:HD23	1:156:B:LEU:HG	2	0.17
(2,1725)	1:156:B:LEU:HD21	1:156:B:LEU:HG	3	0.17
(2,1725)	1:156:B:LEU:HD22	1:156:B:LEU:HG	3	0.17
(2,1725)	1:156:B:LEU:HD23	1:156:B:LEU:HG	3	0.17
(2,1725)	1:156:B:LEU:HD21	1:156:B:LEU:HG	4	0.17
(2,1725)	1:156:B:LEU:HD22	1:156:B:LEU:HG	4	0.17
(2,1725)	1:156:B:LEU:HD23	1:156:B:LEU:HG	4	0.17
(2,1725)	1:156:B:LEU:HD21	1:156:B:LEU:HG	5	0.17

Continued on next page...

Continued from previous page...

Key	Atom-1	Atom-2	Model ID	Violation (Å)
(2,1725)	1:156:B:LEU:HD22	1:156:B:LEU:HG	5	0.17
(2,1725)	1:156:B:LEU:HD23	1:156:B:LEU:HG	5	0.17
(2,1725)	1:156:B:LEU:HD21	1:156:B:LEU:HG	6	0.17
(2,1725)	1:156:B:LEU:HD22	1:156:B:LEU:HG	6	0.17
(2,1725)	1:156:B:LEU:HD23	1:156:B:LEU:HG	6	0.17
(2,1725)	1:156:B:LEU:HD21	1:156:B:LEU:HG	7	0.17
(2,1725)	1:156:B:LEU:HD22	1:156:B:LEU:HG	7	0.17
(2,1725)	1:156:B:LEU:HD23	1:156:B:LEU:HG	7	0.17
(2,1725)	1:156:B:LEU:HD21	1:156:B:LEU:HG	8	0.17
(2,1725)	1:156:B:LEU:HD22	1:156:B:LEU:HG	8	0.17
(2,1725)	1:156:B:LEU:HD23	1:156:B:LEU:HG	8	0.17
(2,1697)	1:185:B:ILE:HG13	1:185:B:ILE:HD11	1	0.17
(2,1697)	1:185:B:ILE:HG13	1:185:B:ILE:HD12	1	0.17
(2,1697)	1:185:B:ILE:HG13	1:185:B:ILE:HD13	1	0.17
(2,1650)	1:153:B:MET:HG3	1:153:B:MET:HA	9	0.17
(2,1649)	1:153:A:MET:HG3	1:153:A:MET:HA	9	0.17
(2,1645)	1:143:A:PRO:HB2	1:143:A:PRO:HA	4	0.17
(2,1645)	1:143:A:PRO:HB2	1:143:A:PRO:HA	8	0.17
(2,1621)	1:167:B:GLU:HG2	1:167:B:GLU:HA	8	0.17
(2,1619)	1:148:B:GLU:HG2	1:144:B:MET:HB2	3	0.17
(2,1611)	1:154:A:ASN:HB3	1:155:A:LEU:HD11	6	0.17
(2,1611)	1:154:A:ASN:HB3	1:155:A:LEU:HD12	6	0.17
(2,1611)	1:154:A:ASN:HB3	1:155:A:LEU:HD13	6	0.17
(2,1580)	1:185:A:ILE:HB	1:185:A:ILE:HG13	10	0.17
(2,1579)	1:185:B:ILE:HB	1:185:B:ILE:HG12	3	0.17
(2,1535)	1:161:B:PHE:HB3	1:161:B:PHE:HA	8	0.17
(2,1535)	1:161:B:PHE:HB3	1:161:B:PHE:HA	9	0.17
(2,1520)	1:172:A:SER:HB2	1:172:A:SER:HA	5	0.17
(2,1519)	1:172:B:SER:HB2	1:172:B:SER:HA	5	0.17
(2,1519)	1:172:B:SER:HB2	1:172:B:SER:HA	7	0.17
(2,1516)	1:172:A:SER:HB3	1:163:A:PHE:HD1	1	0.17
(2,1516)	1:172:A:SER:HB3	1:163:A:PHE:HD2	1	0.17
(2,1514)	1:172:B:SER:HB3	1:163:B:PHE:HD1	5	0.17
(2,1514)	1:172:B:SER:HB3	1:163:B:PHE:HD2	5	0.17
(2,1498)	1:152:A:GLN:HA	1:155:A:LEU:HB2	10	0.17
(2,1497)	1:152:B:GLN:HA	1:155:B:LEU:HB2	10	0.17
(2,1410)	1:171:A:THR:HA	1:171:A:THR:HG1	7	0.17
(2,1406)	1:134:A:ILE:HA	1:134:A:ILE:HG21	6	0.17
(2,1406)	1:134:A:ILE:HA	1:134:A:ILE:HG22	6	0.17
(2,1406)	1:134:A:ILE:HA	1:134:A:ILE:HG23	6	0.17
(2,1405)	1:134:B:ILE:HA	1:134:B:ILE:HG21	6	0.17
(2,1405)	1:134:B:ILE:HA	1:134:B:ILE:HG22	6	0.17

Continued on next page...

Continued from previous page...

Key	Atom-1	Atom-2	Model ID	Violation (Å)
(2,1405)	1:134:B:ILE:HA	1:134:B:ILE:HG23	6	0.17
(2,1372)	1:162:B:VAL:HA	1:162:B:VAL:H	4	0.17
(2,1372)	1:162:B:VAL:HA	1:162:B:VAL:H	6	0.17
(2,1371)	1:162:A:VAL:HA	1:162:A:VAL:H	4	0.17
(2,1371)	1:162:A:VAL:HA	1:162:A:VAL:H	6	0.17
(2,1321)	1:153:A:MET:HA	1:158:A:HIS:HB3	8	0.17
(2,1279)	1:152:A:GLN:HA	1:151:A:LEU:HD11	5	0.17
(2,1279)	1:152:A:GLN:HA	1:151:A:LEU:HD12	5	0.17
(2,1279)	1:152:A:GLN:HA	1:151:A:LEU:HD13	5	0.17
(2,1222)	1:131:A:ILE:HG21	1:131:A:ILE:HG12	5	0.17
(2,1222)	1:131:A:ILE:HG22	1:131:A:ILE:HG12	5	0.17
(2,1222)	1:131:A:ILE:HG23	1:131:A:ILE:HG12	5	0.17
(2,1221)	1:131:B:ILE:HG21	1:131:B:ILE:HG12	3	0.17
(2,1221)	1:131:B:ILE:HG22	1:131:B:ILE:HG12	3	0.17
(2,1221)	1:131:B:ILE:HG23	1:131:B:ILE:HG12	3	0.17
(2,1219)	1:141:A:LEU:HA	1:141:A:LEU:HB2	7	0.17
(2,1169)	1:149:B:ALA:HB1	1:174:B:VAL:HB	4	0.17
(2,1169)	1:149:B:ALA:HB2	1:174:B:VAL:HB	4	0.17
(2,1169)	1:149:B:ALA:HB3	1:174:B:VAL:HB	4	0.17
(2,1160)	1:153:B:MET:HA	1:153:B:MET:HG3	9	0.17
(2,1159)	1:153:A:MET:HA	1:153:A:MET:HG3	9	0.17
(2,1152)	1:150:A:VAL:HG21	1:150:A:VAL:HA	4	0.17
(2,1152)	1:150:A:VAL:HG22	1:150:A:VAL:HA	4	0.17
(2,1152)	1:150:A:VAL:HG23	1:150:A:VAL:HA	4	0.17
(2,1151)	1:150:B:VAL:HG21	1:150:B:VAL:HA	2	0.17
(2,1151)	1:150:B:VAL:HG22	1:150:B:VAL:HA	2	0.17
(2,1151)	1:150:B:VAL:HG23	1:150:B:VAL:HA	2	0.17
(2,1149)	1:169:A:ASP:HA	1:169:A:ASP:HB3	1	0.17
(2,1126)	1:156:A:LEU:HD21	1:156:A:LEU:HA	1	0.17
(2,1126)	1:156:A:LEU:HD22	1:156:A:LEU:HA	1	0.17
(2,1126)	1:156:A:LEU:HD23	1:156:A:LEU:HA	1	0.17
(2,1126)	1:156:A:LEU:HD21	1:156:A:LEU:HA	5	0.17
(2,1126)	1:156:A:LEU:HD22	1:156:A:LEU:HA	5	0.17
(2,1126)	1:156:A:LEU:HD23	1:156:A:LEU:HA	5	0.17
(2,1125)	1:156:B:LEU:HD21	1:156:B:LEU:HA	1	0.17
(2,1125)	1:156:B:LEU:HD22	1:156:B:LEU:HA	1	0.17
(2,1125)	1:156:B:LEU:HD23	1:156:B:LEU:HA	1	0.17
(2,1112)	1:169:A:ASP:HB3	1:169:A:ASP:HA	1	0.17
(2,1109)	1:169:A:ASP:HB3	1:169:A:ASP:HA	1	0.17
(2,994)	1:173:B:ILE:HA	1:162:B:VAL:HA	9	0.17
(2,993)	1:173:A:ILE:HA	1:162:A:VAL:HA	9	0.17
(2,973)	1:173:A:ILE:HA	1:163:A:PHE:H	10	0.17

Continued on next page...

Continued from previous page...

Key	Atom-1	Atom-2	Model ID	Violation (Å)
(2,946)	1:184:B:LEU:H	1:134:A:ILE:H	8	0.17
(2,930)	1:136:B:SER:H	1:135:B:ARG:HA	3	0.17
(2,930)	1:136:B:SER:H	1:135:B:ARG:HA	8	0.17
(2,929)	1:136:A:SER:H	1:135:A:ARG:HA	2	0.17
(2,915)	1:132:A:GLU:H	1:182:B:TYR:HD1	10	0.17
(2,915)	1:132:A:GLU:H	1:182:B:TYR:HD2	10	0.17
(2,892)	1:182:B:TYR:H	1:182:B:TYR:HB3	7	0.17
(2,892)	1:182:B:TYR:H	1:182:B:TYR:HB3	8	0.17
(2,891)	1:182:A:TYR:H	1:182:A:TYR:HB3	1	0.17
(2,891)	1:182:A:TYR:H	1:182:A:TYR:HB3	7	0.17
(2,891)	1:182:A:TYR:H	1:182:A:TYR:HB3	8	0.17
(2,870)	1:158:B:HIS:H	1:158:B:HIS:HB2	1	0.17
(2,870)	1:158:B:HIS:H	1:158:B:HIS:HB2	5	0.17
(2,870)	1:158:B:HIS:H	1:158:B:HIS:HB2	10	0.17
(2,867)	1:158:A:HIS:H	1:158:A:HIS:HB2	5	0.17
(2,867)	1:158:A:HIS:H	1:158:A:HIS:HB2	10	0.17
(2,844)	1:173:A:ILE:H	1:163:A:PHE:HE1	2	0.17
(2,844)	1:173:A:ILE:H	1:163:A:PHE:HE2	2	0.17
(2,843)	1:173:B:ILE:H	1:163:B:PHE:HE1	2	0.17
(2,843)	1:173:B:ILE:H	1:163:B:PHE:HE2	2	0.17
(2,797)	1:188:A:SER:H	1:187:A:THR:HG21	4	0.17
(2,797)	1:188:A:SER:H	1:187:A:THR:HG22	4	0.17
(2,797)	1:188:A:SER:H	1:187:A:THR:HG23	4	0.17
(2,782)	1:179:B:ASP:H	1:178:B:LYS:HG3	9	0.17
(2,757)	1:169:B:ASP:H	1:165:B:ASP:HB2	2	0.17
(2,751)	1:165:A:ASP:H	1:164:A:THR:HB	7	0.17
(2,721)	1:174:A:VAL:H	1:160:A:PHE:HA	8	0.17
(2,716)	1:149:A:ALA:H	1:163:A:PHE:HE1	7	0.17
(2,716)	1:149:A:ALA:H	1:163:A:PHE:HE2	7	0.17
(2,715)	1:149:B:ALA:H	1:163:B:PHE:HE1	3	0.17
(2,715)	1:149:B:ALA:H	1:163:B:PHE:HE2	3	0.17
(2,712)	1:150:A:VAL:H	1:163:A:PHE:HD1	8	0.17
(2,712)	1:150:A:VAL:H	1:163:A:PHE:HD2	8	0.17
(2,711)	1:150:B:VAL:H	1:163:B:PHE:HD1	1	0.17
(2,711)	1:150:B:VAL:H	1:163:B:PHE:HD2	1	0.17
(2,682)	1:187:A:THR:H	1:173:A:ILE:H	1	0.17
(2,678)	1:170:A:GLY:H	1:167:A:GLU:H	2	0.17
(2,678)	1:170:A:GLY:H	1:167:A:GLU:H	6	0.17
(2,678)	1:170:A:GLY:H	1:167:A:GLU:H	7	0.17
(2,677)	1:170:B:GLY:H	1:167:B:GLU:H	2	0.17
(2,665)	1:154:B:ASN:H	1:150:B:VAL:HG11	6	0.17
(2,665)	1:154:B:ASN:H	1:150:B:VAL:HG12	6	0.17

Continued on next page...

Continued from previous page...

Key	Atom-1	Atom-2	Model ID	Violation (Å)
(2,665)	1:154:B:ASN:H	1:150:B:VAL:HG13	6	0.17
(2,614)	1:163:B:PHE:H	1:173:B:ILE:HG12	6	0.17
(2,611)	1:172:B:SER:H	1:171:B:THR:HG1	2	0.17
(2,591)	1:161:B:PHE:H	1:174:B:VAL:HG11	5	0.17
(2,591)	1:161:B:PHE:H	1:174:B:VAL:HG12	5	0.17
(2,591)	1:161:B:PHE:H	1:174:B:VAL:HG13	5	0.17
(2,571)	1:134:B:ILE:H	1:134:B:ILE:HG13	6	0.17
(2,560)	1:185:A:ILE:H	1:184:A:LEU:HG	4	0.17
(2,560)	1:185:A:ILE:H	1:184:A:LEU:HG	8	0.17
(2,559)	1:185:B:ILE:H	1:184:B:LEU:HG	4	0.17
(2,559)	1:185:B:ILE:H	1:184:B:LEU:HG	8	0.17
(2,557)	1:134:A:ILE:H	1:134:A:ILE:HG13	6	0.17
(2,554)	1:142:B:LYS:H	1:141:B:LEU:HG	1	0.17
(2,553)	1:142:A:LYS:H	1:141:A:LEU:HG	1	0.17
(2,544)	1:163:B:PHE:H	1:162:B:VAL:HB	1	0.17
(2,544)	1:163:B:PHE:H	1:162:B:VAL:HB	8	0.17
(2,543)	1:163:A:PHE:H	1:162:A:VAL:HB	8	0.17
(2,540)	1:156:B:LEU:H	1:156:B:LEU:HG	5	0.17
(2,475)	1:173:B:ILE:H	1:172:B:SER:HB2	3	0.17
(2,466)	1:152:B:GLN:H	1:152:B:GLN:HG3	1	0.17
(2,465)	1:152:A:GLN:H	1:152:A:GLN:HG3	1	0.17
(2,450)	1:154:A:ASN:H	1:153:A:MET:HG3	9	0.17
(2,448)	1:158:B:HIS:H	1:153:B:MET:HG3	2	0.17
(2,435)	1:144:A:MET:H	1:144:A:MET:HG2	8	0.17
(2,434)	1:161:A:PHE:H	1:160:A:PHE:HB3	10	0.17
(2,433)	1:161:B:PHE:H	1:160:B:PHE:HB3	10	0.17
(2,429)	1:181:B:LYS:H	1:179:B:ASP:HB3	9	0.17
(2,426)	1:184:B:LEU:H	1:183:B:GLY:HA2	2	0.17
(2,412)	1:145:A:ASP:H	1:145:A:ASP:HB2	9	0.17
(2,395)	1:160:A:PHE:H	1:158:A:HIS:HB3	3	0.17
(2,374)	1:179:B:ASP:H	1:179:B:ASP:HB2	3	0.17
(2,373)	1:179:A:ASP:H	1:179:A:ASP:HB2	9	0.17
(2,254)	1:163:B:PHE:H	1:164:B:THR:HA	5	0.17
(2,254)	1:163:B:PHE:H	1:164:B:THR:HA	8	0.17
(2,254)	1:163:B:PHE:H	1:164:B:THR:HA	10	0.17
(2,253)	1:163:A:PHE:H	1:164:A:THR:HA	8	0.17
(2,253)	1:163:A:PHE:H	1:164:A:THR:HA	10	0.17
(2,200)	1:164:A:THR:H	1:163:A:PHE:HA	10	0.17
(2,199)	1:164:B:THR:H	1:163:B:PHE:HA	8	0.17
(2,178)	1:174:B:VAL:H	1:173:B:ILE:HA	7	0.17
(2,177)	1:174:A:VAL:H	1:173:A:ILE:HA	7	0.17
(2,132)	1:160:B:PHE:H	1:175:B:TYR:HD1	5	0.17

Continued on next page...

Continued from previous page...

Key	Atom-1	Atom-2	Model ID	Violation (Å)
(2,132)	1:160:B:PHE:H	1:175:B:TYR:HD2	5	0.17
(2,131)	1:160:A:PHE:H	1:175:A:TYR:HD1	4	0.17
(2,131)	1:160:A:PHE:H	1:175:A:TYR:HD2	4	0.17
(2,100)	1:169:B:ASP:H	1:168:B:THR:H	10	0.17
(2,70)	1:181:A:LYS:H	1:180:A:GLY:H	8	0.17
(2,69)	1:181:B:LYS:H	1:180:B:GLY:H	8	0.17
(2,45)	1:156:A:LEU:H	1:155:A:LEU:H	5	0.17
(2,45)	1:156:A:LEU:H	1:155:A:LEU:H	7	0.17
(2,31)	1:168:B:THR:H	1:169:B:ASP:H	10	0.17
(2,16)	1:147:B:GLU:H	1:146:B:SER:H	1	0.17
(2,15)	1:147:A:GLU:H	1:146:A:SER:H	1	0.17
(2,15)	1:147:A:GLU:H	1:146:A:SER:H	2	0.17
(2,8)	1:165:B:ASP:H	1:172:B:SER:H	6	0.17
(2,7)	1:165:A:ASP:H	1:172:A:SER:H	6	0.17
(2,2178)	1:150:A:VAL:HG11	1:150:A:VAL:HG21	6	0.16
(2,2178)	1:150:A:VAL:HG11	1:150:A:VAL:HG22	6	0.16
(2,2178)	1:150:A:VAL:HG11	1:150:A:VAL:HG23	6	0.16
(2,2178)	1:150:A:VAL:HG12	1:150:A:VAL:HG21	6	0.16
(2,2178)	1:150:A:VAL:HG12	1:150:A:VAL:HG22	6	0.16
(2,2178)	1:150:A:VAL:HG12	1:150:A:VAL:HG23	6	0.16
(2,2178)	1:150:A:VAL:HG13	1:150:A:VAL:HG21	6	0.16
(2,2178)	1:150:A:VAL:HG13	1:150:A:VAL:HG22	6	0.16
(2,2178)	1:150:A:VAL:HG13	1:150:A:VAL:HG23	6	0.16
(2,2178)	1:150:A:VAL:HG11	1:150:A:VAL:HG21	10	0.16
(2,2178)	1:150:A:VAL:HG11	1:150:A:VAL:HG22	10	0.16
(2,2178)	1:150:A:VAL:HG11	1:150:A:VAL:HG23	10	0.16
(2,2178)	1:150:A:VAL:HG12	1:150:A:VAL:HG21	10	0.16
(2,2178)	1:150:A:VAL:HG12	1:150:A:VAL:HG22	10	0.16
(2,2178)	1:150:A:VAL:HG12	1:150:A:VAL:HG23	10	0.16
(2,2178)	1:150:A:VAL:HG13	1:150:A:VAL:HG21	10	0.16
(2,2178)	1:150:A:VAL:HG13	1:150:A:VAL:HG22	10	0.16
(2,2178)	1:150:A:VAL:HG13	1:150:A:VAL:HG23	10	0.16
(2,2177)	1:150:B:VAL:HG11	1:150:B:VAL:HG21	10	0.16
(2,2177)	1:150:B:VAL:HG11	1:150:B:VAL:HG22	10	0.16
(2,2177)	1:150:B:VAL:HG11	1:150:B:VAL:HG23	10	0.16
(2,2177)	1:150:B:VAL:HG12	1:150:B:VAL:HG21	10	0.16
(2,2177)	1:150:B:VAL:HG12	1:150:B:VAL:HG22	10	0.16
(2,2177)	1:150:B:VAL:HG12	1:150:B:VAL:HG23	10	0.16
(2,2177)	1:150:B:VAL:HG13	1:150:B:VAL:HG21	10	0.16
(2,2177)	1:150:B:VAL:HG13	1:150:B:VAL:HG22	10	0.16
(2,2177)	1:150:B:VAL:HG13	1:150:B:VAL:HG23	10	0.16
(2,2176)	1:150:B:VAL:HG21	1:150:B:VAL:HG11	10	0.16

Continued on next page...

Continued from previous page...

Key	Atom-1	Atom-2	Model ID	Violation (Å)
(2,2176)	1:150:B:VAL:HG21	1:150:B:VAL:HG12	10	0.16
(2,2176)	1:150:B:VAL:HG21	1:150:B:VAL:HG13	10	0.16
(2,2176)	1:150:B:VAL:HG22	1:150:B:VAL:HG11	10	0.16
(2,2176)	1:150:B:VAL:HG22	1:150:B:VAL:HG12	10	0.16
(2,2176)	1:150:B:VAL:HG22	1:150:B:VAL:HG13	10	0.16
(2,2176)	1:150:B:VAL:HG23	1:150:B:VAL:HG11	10	0.16
(2,2176)	1:150:B:VAL:HG23	1:150:B:VAL:HG12	10	0.16
(2,2176)	1:150:B:VAL:HG23	1:150:B:VAL:HG13	10	0.16
(2,2175)	1:150:A:VAL:HG21	1:150:A:VAL:HG11	6	0.16
(2,2175)	1:150:A:VAL:HG21	1:150:A:VAL:HG12	6	0.16
(2,2175)	1:150:A:VAL:HG21	1:150:A:VAL:HG13	6	0.16
(2,2175)	1:150:A:VAL:HG22	1:150:A:VAL:HG11	6	0.16
(2,2175)	1:150:A:VAL:HG22	1:150:A:VAL:HG12	6	0.16
(2,2175)	1:150:A:VAL:HG22	1:150:A:VAL:HG13	6	0.16
(2,2175)	1:150:A:VAL:HG23	1:150:A:VAL:HG11	6	0.16
(2,2175)	1:150:A:VAL:HG23	1:150:A:VAL:HG12	6	0.16
(2,2175)	1:150:A:VAL:HG23	1:150:A:VAL:HG13	6	0.16
(2,2175)	1:150:A:VAL:HG21	1:150:A:VAL:HG11	10	0.16
(2,2175)	1:150:A:VAL:HG21	1:150:A:VAL:HG12	10	0.16
(2,2175)	1:150:A:VAL:HG21	1:150:A:VAL:HG13	10	0.16
(2,2175)	1:150:A:VAL:HG22	1:150:A:VAL:HG11	10	0.16
(2,2175)	1:150:A:VAL:HG22	1:150:A:VAL:HG12	10	0.16
(2,2175)	1:150:A:VAL:HG22	1:150:A:VAL:HG13	10	0.16
(2,2175)	1:150:A:VAL:HG23	1:150:A:VAL:HG11	10	0.16
(2,2175)	1:150:A:VAL:HG23	1:150:A:VAL:HG12	10	0.16
(2,2175)	1:150:A:VAL:HG23	1:150:A:VAL:HG13	10	0.16
(2,2164)	1:160:B:PHE:HD1	1:160:B:PHE:HB3	9	0.16
(2,2164)	1:160:B:PHE:HD2	1:160:B:PHE:HB3	9	0.16
(2,2163)	1:160:A:PHE:HD1	1:160:A:PHE:HB3	9	0.16
(2,2163)	1:160:A:PHE:HD2	1:160:A:PHE:HB3	9	0.16
(2,2154)	1:188:B:SER:HA	1:188:B:SER:HB2	9	0.16
(2,2096)	1:182:A:TYR:HE1	1:176:A:ARG:HA	10	0.16
(2,2096)	1:182:A:TYR:HE2	1:176:A:ARG:HA	10	0.16
(2,2095)	1:182:B:TYR:HE1	1:176:B:ARG:HA	10	0.16
(2,2095)	1:182:B:TYR:HE2	1:176:B:ARG:HA	10	0.16
(2,2080)	1:182:B:TYR:HD1	1:182:B:TYR:HB2	9	0.16
(2,2080)	1:182:B:TYR:HD2	1:182:B:TYR:HB2	9	0.16
(2,2079)	1:182:A:TYR:HD1	1:182:A:TYR:HB2	9	0.16
(2,2079)	1:182:A:TYR:HD2	1:182:A:TYR:HB2	9	0.16
(2,2053)	1:175:B:TYR:HD1	1:175:B:TYR:HB2	2	0.16
(2,2053)	1:175:B:TYR:HD2	1:175:B:TYR:HB2	2	0.16
(2,2053)	1:175:B:TYR:HD1	1:175:B:TYR:HB2	7	0.16

Continued on next page...

Continued from previous page...

Key	Atom-1	Atom-2	Model ID	Violation (Å)
(2,2053)	1:175:B:TYR:HD2	1:175:B:TYR:HB2	7	0.16
(2,2038)	1:150:A:VAL:HG11	1:150:A:VAL:HG21	6	0.16
(2,2038)	1:150:A:VAL:HG11	1:150:A:VAL:HG22	6	0.16
(2,2038)	1:150:A:VAL:HG11	1:150:A:VAL:HG23	6	0.16
(2,2038)	1:150:A:VAL:HG12	1:150:A:VAL:HG21	6	0.16
(2,2038)	1:150:A:VAL:HG12	1:150:A:VAL:HG22	6	0.16
(2,2038)	1:150:A:VAL:HG12	1:150:A:VAL:HG23	6	0.16
(2,2038)	1:150:A:VAL:HG13	1:150:A:VAL:HG21	6	0.16
(2,2038)	1:150:A:VAL:HG13	1:150:A:VAL:HG22	6	0.16
(2,2038)	1:150:A:VAL:HG13	1:150:A:VAL:HG23	6	0.16
(2,2038)	1:150:A:VAL:HG11	1:150:A:VAL:HG21	10	0.16
(2,2038)	1:150:A:VAL:HG11	1:150:A:VAL:HG22	10	0.16
(2,2038)	1:150:A:VAL:HG11	1:150:A:VAL:HG23	10	0.16
(2,2038)	1:150:A:VAL:HG12	1:150:A:VAL:HG21	10	0.16
(2,2038)	1:150:A:VAL:HG12	1:150:A:VAL:HG22	10	0.16
(2,2038)	1:150:A:VAL:HG12	1:150:A:VAL:HG23	10	0.16
(2,2038)	1:150:A:VAL:HG13	1:150:A:VAL:HG21	10	0.16
(2,2038)	1:150:A:VAL:HG13	1:150:A:VAL:HG22	10	0.16
(2,2038)	1:150:A:VAL:HG13	1:150:A:VAL:HG23	10	0.16
(2,2037)	1:150:B:VAL:HG11	1:150:B:VAL:HG21	10	0.16
(2,2037)	1:150:B:VAL:HG11	1:150:B:VAL:HG22	10	0.16
(2,2037)	1:150:B:VAL:HG11	1:150:B:VAL:HG23	10	0.16
(2,2037)	1:150:B:VAL:HG12	1:150:B:VAL:HG21	10	0.16
(2,2037)	1:150:B:VAL:HG12	1:150:B:VAL:HG22	10	0.16
(2,2037)	1:150:B:VAL:HG12	1:150:B:VAL:HG23	10	0.16
(2,2037)	1:150:B:VAL:HG13	1:150:B:VAL:HG21	10	0.16
(2,2037)	1:150:B:VAL:HG13	1:150:B:VAL:HG22	10	0.16
(2,2037)	1:150:B:VAL:HG13	1:150:B:VAL:HG23	10	0.16
(2,2036)	1:150:B:VAL:HG21	1:150:B:VAL:HG11	10	0.16
(2,2036)	1:150:B:VAL:HG21	1:150:B:VAL:HG12	10	0.16
(2,2036)	1:150:B:VAL:HG21	1:150:B:VAL:HG13	10	0.16
(2,2036)	1:150:B:VAL:HG22	1:150:B:VAL:HG11	10	0.16
(2,2036)	1:150:B:VAL:HG22	1:150:B:VAL:HG12	10	0.16
(2,2036)	1:150:B:VAL:HG22	1:150:B:VAL:HG13	10	0.16
(2,2036)	1:150:B:VAL:HG23	1:150:B:VAL:HG11	10	0.16
(2,2036)	1:150:B:VAL:HG23	1:150:B:VAL:HG12	10	0.16
(2,2036)	1:150:B:VAL:HG23	1:150:B:VAL:HG13	10	0.16
(2,2035)	1:150:A:VAL:HG21	1:150:A:VAL:HG11	6	0.16
(2,2035)	1:150:A:VAL:HG21	1:150:A:VAL:HG12	6	0.16
(2,2035)	1:150:A:VAL:HG21	1:150:A:VAL:HG13	6	0.16
(2,2035)	1:150:A:VAL:HG22	1:150:A:VAL:HG11	6	0.16
(2,2035)	1:150:A:VAL:HG22	1:150:A:VAL:HG12	6	0.16

Continued on next page...

Continued from previous page...

Key	Atom-1	Atom-2	Model ID	Violation (Å)
(2,2035)	1:150:A:VAL:HG22	1:150:A:VAL:HG13	6	0.16
(2,2035)	1:150:A:VAL:HG23	1:150:A:VAL:HG11	6	0.16
(2,2035)	1:150:A:VAL:HG23	1:150:A:VAL:HG12	6	0.16
(2,2035)	1:150:A:VAL:HG23	1:150:A:VAL:HG13	6	0.16
(2,2035)	1:150:A:VAL:HG21	1:150:A:VAL:HG11	10	0.16
(2,2035)	1:150:A:VAL:HG21	1:150:A:VAL:HG12	10	0.16
(2,2035)	1:150:A:VAL:HG21	1:150:A:VAL:HG13	10	0.16
(2,2035)	1:150:A:VAL:HG22	1:150:A:VAL:HG11	10	0.16
(2,2035)	1:150:A:VAL:HG22	1:150:A:VAL:HG12	10	0.16
(2,2035)	1:150:A:VAL:HG22	1:150:A:VAL:HG13	10	0.16
(2,2035)	1:150:A:VAL:HG23	1:150:A:VAL:HG11	10	0.16
(2,2035)	1:150:A:VAL:HG23	1:150:A:VAL:HG12	10	0.16
(2,2035)	1:150:A:VAL:HG23	1:150:A:VAL:HG13	10	0.16
(2,2024)	1:160:B:PHE:HD1	1:160:B:PHE:HB3	9	0.16
(2,2024)	1:160:B:PHE:HD2	1:160:B:PHE:HB3	9	0.16
(2,2023)	1:160:A:PHE:HD1	1:160:A:PHE:HB3	9	0.16
(2,2023)	1:160:A:PHE:HD2	1:160:A:PHE:HB3	9	0.16
(2,2014)	1:188:B:SER:HA	1:188:B:SER:HB2	9	0.16
(2,1964)	1:177:B:ARG:HB3	1:182:B:TYR:H	3	0.16
(2,1960)	1:176:A:ARG:HG2	1:176:A:ARG:HD2	4	0.16
(2,1872)	1:151:B:LEU:HA	1:154:B:ASN:HD22	5	0.16
(2,1872)	1:151:B:LEU:HA	1:154:B:ASN:HD22	10	0.16
(2,1868)	1:150:B:VAL:HG11	1:151:B:LEU:HA	4	0.16
(2,1868)	1:150:B:VAL:HG12	1:151:B:LEU:HA	4	0.16
(2,1868)	1:150:B:VAL:HG13	1:151:B:LEU:HA	4	0.16
(2,1863)	1:150:B:VAL:HG21	1:154:B:ASN:HD22	2	0.16
(2,1863)	1:150:B:VAL:HG22	1:154:B:ASN:HD22	2	0.16
(2,1863)	1:150:B:VAL:HG23	1:154:B:ASN:HD22	2	0.16
(2,1810)	1:133:B:ILE:HG12	1:133:B:ILE:HA	4	0.16
(2,1796)	1:131:A:ILE:HG21	1:131:A:ILE:HA	1	0.16
(2,1796)	1:131:A:ILE:HG22	1:131:A:ILE:HA	1	0.16
(2,1796)	1:131:A:ILE:HG23	1:131:A:ILE:HA	1	0.16
(2,1796)	1:131:A:ILE:HG21	1:131:A:ILE:HA	3	0.16
(2,1796)	1:131:A:ILE:HG22	1:131:A:ILE:HA	3	0.16
(2,1796)	1:131:A:ILE:HG23	1:131:A:ILE:HA	3	0.16
(2,1796)	1:131:A:ILE:HG21	1:131:A:ILE:HA	7	0.16
(2,1796)	1:131:A:ILE:HG22	1:131:A:ILE:HA	7	0.16
(2,1796)	1:131:A:ILE:HG23	1:131:A:ILE:HA	7	0.16
(2,1795)	1:131:B:ILE:HG21	1:131:B:ILE:HA	1	0.16
(2,1795)	1:131:B:ILE:HG22	1:131:B:ILE:HA	1	0.16
(2,1795)	1:131:B:ILE:HG23	1:131:B:ILE:HA	1	0.16
(2,1795)	1:131:B:ILE:HG21	1:131:B:ILE:HA	3	0.16

Continued on next page...

Continued from previous page...

Key	Atom-1	Atom-2	Model ID	Violation (Å)
(2,1795)	1:131:B:ILE:HG22	1:131:B:ILE:HA	3	0.16
(2,1795)	1:131:B:ILE:HG23	1:131:B:ILE:HA	3	0.16
(2,1795)	1:131:B:ILE:HG21	1:131:B:ILE:HA	5	0.16
(2,1795)	1:131:B:ILE:HG22	1:131:B:ILE:HA	5	0.16
(2,1795)	1:131:B:ILE:HG23	1:131:B:ILE:HA	5	0.16
(2,1795)	1:131:B:ILE:HG21	1:131:B:ILE:HA	7	0.16
(2,1795)	1:131:B:ILE:HG22	1:131:B:ILE:HA	7	0.16
(2,1795)	1:131:B:ILE:HG23	1:131:B:ILE:HA	7	0.16
(2,1782)	1:185:A:ILE:HG21	1:185:A:ILE:HA	1	0.16
(2,1782)	1:185:A:ILE:HG22	1:185:A:ILE:HA	1	0.16
(2,1782)	1:185:A:ILE:HG23	1:185:A:ILE:HA	1	0.16
(2,1781)	1:185:B:ILE:HG21	1:185:B:ILE:HA	1	0.16
(2,1781)	1:185:B:ILE:HG22	1:185:B:ILE:HA	1	0.16
(2,1781)	1:185:B:ILE:HG23	1:185:B:ILE:HA	1	0.16
(2,1752)	1:184:B:LEU:HD21	1:184:B:LEU:HB2	5	0.16
(2,1752)	1:184:B:LEU:HD22	1:184:B:LEU:HB2	5	0.16
(2,1752)	1:184:B:LEU:HD23	1:184:B:LEU:HB2	5	0.16
(2,1752)	1:184:B:LEU:HD21	1:184:B:LEU:HB2	10	0.16
(2,1752)	1:184:B:LEU:HD22	1:184:B:LEU:HB2	10	0.16
(2,1752)	1:184:B:LEU:HD23	1:184:B:LEU:HB2	10	0.16
(2,1726)	1:156:A:LEU:HD21	1:156:A:LEU:HG	3	0.16
(2,1726)	1:156:A:LEU:HD22	1:156:A:LEU:HG	3	0.16
(2,1726)	1:156:A:LEU:HD23	1:156:A:LEU:HG	3	0.16
(2,1719)	1:181:A:LYS:HG3	1:181:A:LYS:HD2	9	0.16
(2,1677)	1:173:A:ILE:HG13	1:173:A:ILE:HA	5	0.16
(2,1673)	1:138:A:GLU:HB3	1:138:A:GLU:HA	10	0.16
(2,1645)	1:143:A:PRO:HB2	1:143:A:PRO:HA	2	0.16
(2,1611)	1:154:A:ASN:HB3	1:155:A:LEU:HD11	4	0.16
(2,1611)	1:154:A:ASN:HB3	1:155:A:LEU:HD12	4	0.16
(2,1611)	1:154:A:ASN:HB3	1:155:A:LEU:HD13	4	0.16
(2,1549)	1:165:A:ASP:HB3	1:164:A:THR:HA	10	0.16
(2,1535)	1:161:B:PHE:HB3	1:161:B:PHE:HA	1	0.16
(2,1535)	1:161:B:PHE:HB3	1:161:B:PHE:HA	2	0.16
(2,1535)	1:161:B:PHE:HB3	1:161:B:PHE:HA	3	0.16
(2,1535)	1:161:B:PHE:HB3	1:161:B:PHE:HA	4	0.16
(2,1535)	1:161:B:PHE:HB3	1:161:B:PHE:HA	6	0.16
(2,1520)	1:172:A:SER:HB2	1:172:A:SER:HA	2	0.16
(2,1520)	1:172:A:SER:HB2	1:172:A:SER:HA	4	0.16
(2,1520)	1:172:A:SER:HB2	1:172:A:SER:HA	7	0.16
(2,1520)	1:172:A:SER:HB2	1:172:A:SER:HA	8	0.16
(2,1519)	1:172:B:SER:HB2	1:172:B:SER:HA	2	0.16
(2,1519)	1:172:B:SER:HB2	1:172:B:SER:HA	4	0.16

Continued on next page...

Continued from previous page...

Key	Atom-1	Atom-2	Model ID	Violation (Å)
(2,1519)	1:172:B:SER:HB2	1:172:B:SER:HA	8	0.16
(2,1515)	1:172:B:SER:HB3	1:163:B:PHE:HD1	1	0.16
(2,1515)	1:172:B:SER:HB3	1:163:B:PHE:HD2	1	0.16
(2,1513)	1:172:A:SER:HB3	1:163:A:PHE:HD1	5	0.16
(2,1513)	1:172:A:SER:HB3	1:163:A:PHE:HD2	5	0.16
(2,1409)	1:171:B:THR:HA	1:171:B:THR:HG1	7	0.16
(2,1396)	1:181:B:LYS:HA	1:181:B:LYS:HB3	10	0.16
(2,1395)	1:181:A:LYS:HA	1:181:A:LYS:HB3	10	0.16
(2,1392)	1:185:B:ILE:HA	1:185:B:ILE:HG21	1	0.16
(2,1392)	1:185:B:ILE:HA	1:185:B:ILE:HG22	1	0.16
(2,1392)	1:185:B:ILE:HA	1:185:B:ILE:HG23	1	0.16
(2,1391)	1:185:A:ILE:HA	1:185:A:ILE:HG21	1	0.16
(2,1391)	1:185:A:ILE:HA	1:185:A:ILE:HG22	1	0.16
(2,1391)	1:185:A:ILE:HA	1:185:A:ILE:HG23	1	0.16
(2,1336)	1:174:B:VAL:HG21	1:150:B:VAL:HG11	4	0.16
(2,1336)	1:174:B:VAL:HG21	1:150:B:VAL:HG12	4	0.16
(2,1336)	1:174:B:VAL:HG21	1:150:B:VAL:HG13	4	0.16
(2,1336)	1:174:B:VAL:HG22	1:150:B:VAL:HG11	4	0.16
(2,1336)	1:174:B:VAL:HG22	1:150:B:VAL:HG12	4	0.16
(2,1336)	1:174:B:VAL:HG22	1:150:B:VAL:HG13	4	0.16
(2,1336)	1:174:B:VAL:HG23	1:150:B:VAL:HG11	4	0.16
(2,1336)	1:174:B:VAL:HG23	1:150:B:VAL:HG12	4	0.16
(2,1336)	1:174:B:VAL:HG23	1:150:B:VAL:HG13	4	0.16
(2,1335)	1:174:A:VAL:HG21	1:150:A:VAL:HG11	6	0.16
(2,1335)	1:174:A:VAL:HG21	1:150:A:VAL:HG12	6	0.16
(2,1335)	1:174:A:VAL:HG21	1:150:A:VAL:HG13	6	0.16
(2,1335)	1:174:A:VAL:HG22	1:150:A:VAL:HG11	6	0.16
(2,1335)	1:174:A:VAL:HG22	1:150:A:VAL:HG12	6	0.16
(2,1335)	1:174:A:VAL:HG22	1:150:A:VAL:HG13	6	0.16
(2,1335)	1:174:A:VAL:HG23	1:150:A:VAL:HG11	6	0.16
(2,1335)	1:174:A:VAL:HG23	1:150:A:VAL:HG12	6	0.16
(2,1335)	1:174:A:VAL:HG23	1:150:A:VAL:HG13	6	0.16
(2,1321)	1:153:A:MET:HA	1:158:A:HIS:HB3	10	0.16
(2,1298)	1:150:A:VAL:HG11	1:150:A:VAL:HG21	6	0.16
(2,1298)	1:150:A:VAL:HG11	1:150:A:VAL:HG22	6	0.16
(2,1298)	1:150:A:VAL:HG11	1:150:A:VAL:HG23	6	0.16
(2,1298)	1:150:A:VAL:HG12	1:150:A:VAL:HG21	6	0.16
(2,1298)	1:150:A:VAL:HG12	1:150:A:VAL:HG22	6	0.16
(2,1298)	1:150:A:VAL:HG12	1:150:A:VAL:HG23	6	0.16
(2,1298)	1:150:A:VAL:HG13	1:150:A:VAL:HG21	6	0.16
(2,1298)	1:150:A:VAL:HG13	1:150:A:VAL:HG22	6	0.16
(2,1298)	1:150:A:VAL:HG13	1:150:A:VAL:HG23	6	0.16

Continued on next page...

Continued from previous page...

Key	Atom-1	Atom-2	Model ID	Violation (Å)
(2,1298)	1:150:A:VAL:HG11	1:150:A:VAL:HG21	10	0.16
(2,1298)	1:150:A:VAL:HG11	1:150:A:VAL:HG22	10	0.16
(2,1298)	1:150:A:VAL:HG11	1:150:A:VAL:HG23	10	0.16
(2,1298)	1:150:A:VAL:HG12	1:150:A:VAL:HG21	10	0.16
(2,1298)	1:150:A:VAL:HG12	1:150:A:VAL:HG22	10	0.16
(2,1298)	1:150:A:VAL:HG12	1:150:A:VAL:HG23	10	0.16
(2,1298)	1:150:A:VAL:HG13	1:150:A:VAL:HG21	10	0.16
(2,1298)	1:150:A:VAL:HG13	1:150:A:VAL:HG22	10	0.16
(2,1298)	1:150:A:VAL:HG13	1:150:A:VAL:HG23	10	0.16
(2,1297)	1:150:B:VAL:HG11	1:150:B:VAL:HG21	10	0.16
(2,1297)	1:150:B:VAL:HG11	1:150:B:VAL:HG22	10	0.16
(2,1297)	1:150:B:VAL:HG11	1:150:B:VAL:HG23	10	0.16
(2,1297)	1:150:B:VAL:HG12	1:150:B:VAL:HG21	10	0.16
(2,1297)	1:150:B:VAL:HG12	1:150:B:VAL:HG22	10	0.16
(2,1297)	1:150:B:VAL:HG12	1:150:B:VAL:HG23	10	0.16
(2,1297)	1:150:B:VAL:HG13	1:150:B:VAL:HG21	10	0.16
(2,1297)	1:150:B:VAL:HG13	1:150:B:VAL:HG22	10	0.16
(2,1297)	1:150:B:VAL:HG13	1:150:B:VAL:HG23	10	0.16
(2,1294)	1:147:A:GLU:HA	1:150:A:VAL:HG21	7	0.16
(2,1294)	1:147:A:GLU:HA	1:150:A:VAL:HG22	7	0.16
(2,1294)	1:147:A:GLU:HA	1:150:A:VAL:HG23	7	0.16
(2,1293)	1:147:B:GLU:HA	1:150:B:VAL:HG21	7	0.16
(2,1293)	1:147:B:GLU:HA	1:150:B:VAL:HG22	7	0.16
(2,1293)	1:147:B:GLU:HA	1:150:B:VAL:HG23	7	0.16
(2,1222)	1:131:A:ILE:HG21	1:131:A:ILE:HG12	1	0.16
(2,1222)	1:131:A:ILE:HG22	1:131:A:ILE:HG12	1	0.16
(2,1222)	1:131:A:ILE:HG23	1:131:A:ILE:HG12	1	0.16
(2,1222)	1:131:A:ILE:HG21	1:131:A:ILE:HG12	3	0.16
(2,1222)	1:131:A:ILE:HG22	1:131:A:ILE:HG12	3	0.16
(2,1222)	1:131:A:ILE:HG23	1:131:A:ILE:HG12	3	0.16
(2,1222)	1:131:A:ILE:HG21	1:131:A:ILE:HG12	7	0.16
(2,1222)	1:131:A:ILE:HG22	1:131:A:ILE:HG12	7	0.16
(2,1222)	1:131:A:ILE:HG23	1:131:A:ILE:HG12	7	0.16
(2,1221)	1:131:B:ILE:HG21	1:131:B:ILE:HG12	5	0.16
(2,1221)	1:131:B:ILE:HG22	1:131:B:ILE:HG12	5	0.16
(2,1221)	1:131:B:ILE:HG23	1:131:B:ILE:HG12	5	0.16
(2,1212)	1:166:B:ARG:HA	1:166:B:ARG:HG2	10	0.16
(2,1211)	1:166:A:ARG:HA	1:166:A:ARG:HG2	10	0.16
(2,1170)	1:149:A:ALA:HB1	1:174:A:VAL:HB	6	0.16
(2,1170)	1:149:A:ALA:HB2	1:174:A:VAL:HB	6	0.16
(2,1170)	1:149:A:ALA:HB3	1:174:A:VAL:HB	6	0.16
(2,1151)	1:150:B:VAL:HG21	1:150:B:VAL:HA	4	0.16

Continued on next page...

Continued from previous page...

Key	Atom-1	Atom-2	Model ID	Violation (Å)
(2,1151)	1:150:B:VAL:HG22	1:150:B:VAL:HA	4	0.16
(2,1151)	1:150:B:VAL:HG23	1:150:B:VAL:HA	4	0.16
(2,1151)	1:150:B:VAL:HG21	1:150:B:VAL:HA	6	0.16
(2,1151)	1:150:B:VAL:HG22	1:150:B:VAL:HA	6	0.16
(2,1151)	1:150:B:VAL:HG23	1:150:B:VAL:HA	6	0.16
(2,1150)	1:169:B:ASP:HA	1:169:B:ASP:HB2	9	0.16
(2,1149)	1:169:A:ASP:HA	1:169:A:ASP:HB3	2	0.16
(2,1149)	1:169:A:ASP:HA	1:169:A:ASP:HB3	8	0.16
(2,1149)	1:169:A:ASP:HA	1:169:A:ASP:HB3	10	0.16
(2,1138)	1:149:A:ALA:HB1	1:146:A:SER:HA	5	0.16
(2,1138)	1:149:A:ALA:HB2	1:146:A:SER:HA	5	0.16
(2,1138)	1:149:A:ALA:HB3	1:146:A:SER:HA	5	0.16
(2,1112)	1:169:A:ASP:HB3	1:169:A:ASP:HA	2	0.16
(2,1112)	1:169:A:ASP:HB3	1:169:A:ASP:HA	8	0.16
(2,1112)	1:169:A:ASP:HB3	1:169:A:ASP:HA	10	0.16
(2,1111)	1:169:B:ASP:HB2	1:169:B:ASP:HA	9	0.16
(2,1110)	1:169:B:ASP:HB2	1:169:B:ASP:HA	9	0.16
(2,1109)	1:169:A:ASP:HB3	1:169:A:ASP:HA	2	0.16
(2,1109)	1:169:A:ASP:HB3	1:169:A:ASP:HA	8	0.16
(2,1109)	1:169:A:ASP:HB3	1:169:A:ASP:HA	10	0.16
(2,1029)	1:173:A:ILE:HA	1:173:A:ILE:HG13	5	0.16
(2,1023)	1:143:A:PRO:HA	1:143:A:PRO:HB2	6	0.16
(2,1018)	1:175:B:TYR:HA	1:160:B:PHE:HB3	7	0.16
(2,1017)	1:175:A:TYR:HA	1:160:A:PHE:HB3	7	0.16
(2,1002)	1:160:A:PHE:HA	1:175:A:TYR:HB2	8	0.16
(2,974)	1:173:B:ILE:HA	1:163:B:PHE:H	2	0.16
(2,974)	1:173:B:ILE:HA	1:163:B:PHE:H	7	0.16
(2,974)	1:173:B:ILE:HA	1:163:B:PHE:H	10	0.16
(2,973)	1:173:A:ILE:HA	1:163:A:PHE:H	2	0.16
(2,973)	1:173:A:ILE:HA	1:163:A:PHE:H	7	0.16
(2,961)	1:149:B:ALA:H	1:163:B:PHE:HD1	4	0.16
(2,961)	1:149:B:ALA:H	1:163:B:PHE:HD2	4	0.16
(2,945)	1:184:A:LEU:H	1:134:B:ILE:H	8	0.16
(2,930)	1:136:B:SER:H	1:135:B:ARG:HA	2	0.16
(2,892)	1:182:B:TYR:H	1:182:B:TYR:HB3	2	0.16
(2,892)	1:182:B:TYR:H	1:182:B:TYR:HB3	4	0.16
(2,892)	1:182:B:TYR:H	1:182:B:TYR:HB3	5	0.16
(2,891)	1:182:A:TYR:H	1:182:A:TYR:HB3	2	0.16
(2,891)	1:182:A:TYR:H	1:182:A:TYR:HB3	4	0.16
(2,891)	1:182:A:TYR:H	1:182:A:TYR:HB3	5	0.16
(2,870)	1:158:B:HIS:H	1:158:B:HIS:HB2	8	0.16
(2,867)	1:158:A:HIS:H	1:158:A:HIS:HB2	8	0.16

Continued on next page...

Continued from previous page...

Key	Atom-1	Atom-2	Model ID	Violation (Å)
(2,836)	1:148:B:GLU:H	1:146:B:SER:H	5	0.16
(2,835)	1:148:A:GLU:H	1:146:A:SER:H	5	0.16
(2,798)	1:188:B:SER:H	1:187:B:THR:HG21	4	0.16
(2,798)	1:188:B:SER:H	1:187:B:THR:HG22	4	0.16
(2,798)	1:188:B:SER:H	1:187:B:THR:HG23	4	0.16
(2,722)	1:174:B:VAL:H	1:160:B:PHE:HA	8	0.16
(2,716)	1:149:A:ALA:H	1:163:A:PHE:HE1	5	0.16
(2,716)	1:149:A:ALA:H	1:163:A:PHE:HE2	5	0.16
(2,715)	1:149:B:ALA:H	1:163:B:PHE:HE1	5	0.16
(2,715)	1:149:B:ALA:H	1:163:B:PHE:HE2	5	0.16
(2,715)	1:149:B:ALA:H	1:163:B:PHE:HE1	8	0.16
(2,715)	1:149:B:ALA:H	1:163:B:PHE:HE2	8	0.16
(2,711)	1:150:B:VAL:H	1:163:B:PHE:HD1	7	0.16
(2,711)	1:150:B:VAL:H	1:163:B:PHE:HD2	7	0.16
(2,683)	1:149:B:ALA:H	1:145:B:ASP:H	3	0.16
(2,682)	1:187:A:THR:H	1:173:A:ILE:H	7	0.16
(2,681)	1:187:B:THR:H	1:173:B:ILE:H	7	0.16
(2,612)	1:172:A:SER:H	1:171:A:THR:HG1	2	0.16
(2,604)	1:187:A:THR:H	1:187:A:THR:HG21	5	0.16
(2,604)	1:187:A:THR:H	1:187:A:THR:HG22	5	0.16
(2,604)	1:187:A:THR:H	1:187:A:THR:HG23	5	0.16
(2,603)	1:187:B:THR:H	1:187:B:THR:HG21	5	0.16
(2,603)	1:187:B:THR:H	1:187:B:THR:HG22	5	0.16
(2,603)	1:187:B:THR:H	1:187:B:THR:HG23	5	0.16
(2,596)	1:150:A:VAL:H	1:174:A:VAL:HG11	8	0.16
(2,596)	1:150:A:VAL:H	1:174:A:VAL:HG12	8	0.16
(2,596)	1:150:A:VAL:H	1:174:A:VAL:HG13	8	0.16
(2,570)	1:184:B:LEU:H	1:184:B:LEU:HB3	5	0.16
(2,569)	1:184:A:LEU:H	1:184:A:LEU:HB3	5	0.16
(2,567)	1:155:A:LEU:H	1:156:A:LEU:HB2	8	0.16
(2,560)	1:185:A:ILE:H	1:184:A:LEU:HG	10	0.16
(2,559)	1:185:B:ILE:H	1:184:B:LEU:HG	10	0.16
(2,539)	1:156:A:LEU:H	1:156:A:LEU:HG	5	0.16
(2,510)	1:181:A:LYS:H	1:181:A:LYS:HB3	6	0.16
(2,510)	1:181:A:LYS:H	1:181:A:LYS:HB3	10	0.16
(2,509)	1:181:B:LYS:H	1:181:B:LYS:HB3	6	0.16
(2,509)	1:181:B:LYS:H	1:181:B:LYS:HB3	10	0.16
(2,507)	1:144:A:MET:H	1:143:A:PRO:HB3	4	0.16
(2,484)	1:174:B:VAL:H	1:174:B:VAL:HB	8	0.16
(2,483)	1:174:A:VAL:H	1:174:A:VAL:HB	8	0.16
(2,476)	1:173:A:ILE:H	1:172:A:SER:HB2	3	0.16
(2,464)	1:169:A:ASP:H	1:167:A:GLU:HB3	4	0.16

Continued on next page...

Continued from previous page...

Key	Atom-1	Atom-2	Model ID	Violation (Å)
(2,449)	1:154:B:ASN:H	1:153:B:MET:HG3	5	0.16
(2,447)	1:158:A:HIS:H	1:153:A:MET:HG3	2	0.16
(2,434)	1:161:A:PHE:H	1:160:A:PHE:HB3	1	0.16
(2,433)	1:161:B:PHE:H	1:160:B:PHE:HB3	1	0.16
(2,380)	1:146:B:SER:H	1:145:B:ASP:HB2	6	0.16
(2,356)	1:160:B:PHE:H	1:158:B:HIS:HB3	7	0.16
(2,243)	1:172:B:SER:H	1:171:B:THR:HA	2	0.16
(2,200)	1:164:A:THR:H	1:163:A:PHE:HA	8	0.16
(2,142)	1:154:A:ASN:H	1:154:A:ASN:HD21	3	0.16
(2,132)	1:160:B:PHE:H	1:175:B:TYR:HD1	4	0.16
(2,132)	1:160:B:PHE:H	1:175:B:TYR:HD2	4	0.16
(2,108)	1:180:B:GLY:H	1:181:B:LYS:H	4	0.16
(2,99)	1:169:A:ASP:H	1:168:A:THR:H	10	0.16
(2,70)	1:181:A:LYS:H	1:180:A:GLY:H	3	0.16
(2,70)	1:181:A:LYS:H	1:180:A:GLY:H	6	0.16
(2,69)	1:181:B:LYS:H	1:180:B:GLY:H	3	0.16
(2,69)	1:181:B:LYS:H	1:180:B:GLY:H	6	0.16
(2,60)	1:146:B:SER:H	1:147:B:GLU:H	9	0.16
(2,59)	1:146:A:SER:H	1:147:A:GLU:H	5	0.16
(2,59)	1:146:A:SER:H	1:147:A:GLU:H	9	0.16
(2,46)	1:156:B:LEU:H	1:155:B:LEU:H	4	0.16
(2,46)	1:156:B:LEU:H	1:155:B:LEU:H	7	0.16
(2,45)	1:156:A:LEU:H	1:155:A:LEU:H	4	0.16
(2,32)	1:168:A:THR:H	1:169:A:ASP:H	10	0.16
(2,16)	1:147:B:GLU:H	1:146:B:SER:H	8	0.16
(2,16)	1:147:B:GLU:H	1:146:B:SER:H	10	0.16
(2,15)	1:147:A:GLU:H	1:146:A:SER:H	8	0.16
(2,10)	1:166:A:ARG:H	1:167:A:GLU:H	4	0.16
(2,9)	1:166:B:ARG:H	1:167:B:GLU:H	4	0.16
(1,19)	1:172:A:SER:H	1:163:A:PHE:O	10	0.16
(1,8)	1:155:B:LEU:H	1:151:B:LEU:O	3	0.16
(2,2177)	1:150:B:VAL:HG11	1:150:B:VAL:HG21	4	0.15
(2,2177)	1:150:B:VAL:HG11	1:150:B:VAL:HG22	4	0.15
(2,2177)	1:150:B:VAL:HG11	1:150:B:VAL:HG23	4	0.15
(2,2177)	1:150:B:VAL:HG12	1:150:B:VAL:HG21	4	0.15
(2,2177)	1:150:B:VAL:HG12	1:150:B:VAL:HG22	4	0.15
(2,2177)	1:150:B:VAL:HG12	1:150:B:VAL:HG23	4	0.15
(2,2177)	1:150:B:VAL:HG13	1:150:B:VAL:HG21	4	0.15
(2,2177)	1:150:B:VAL:HG13	1:150:B:VAL:HG22	4	0.15
(2,2177)	1:150:B:VAL:HG13	1:150:B:VAL:HG23	4	0.15
(2,2177)	1:150:B:VAL:HG11	1:150:B:VAL:HG21	6	0.15
(2,2177)	1:150:B:VAL:HG11	1:150:B:VAL:HG22	6	0.15

Continued on next page...

Continued from previous page...

Key	Atom-1	Atom-2	Model ID	Violation (Å)
(2,2177)	1:150:B:VAL:HG11	1:150:B:VAL:HG23	6	0.15
(2,2177)	1:150:B:VAL:HG12	1:150:B:VAL:HG21	6	0.15
(2,2177)	1:150:B:VAL:HG12	1:150:B:VAL:HG22	6	0.15
(2,2177)	1:150:B:VAL:HG12	1:150:B:VAL:HG23	6	0.15
(2,2177)	1:150:B:VAL:HG13	1:150:B:VAL:HG21	6	0.15
(2,2177)	1:150:B:VAL:HG13	1:150:B:VAL:HG22	6	0.15
(2,2177)	1:150:B:VAL:HG13	1:150:B:VAL:HG23	6	0.15
(2,2176)	1:150:B:VAL:HG21	1:150:B:VAL:HG11	4	0.15
(2,2176)	1:150:B:VAL:HG21	1:150:B:VAL:HG12	4	0.15
(2,2176)	1:150:B:VAL:HG21	1:150:B:VAL:HG13	4	0.15
(2,2176)	1:150:B:VAL:HG22	1:150:B:VAL:HG11	4	0.15
(2,2176)	1:150:B:VAL:HG22	1:150:B:VAL:HG12	4	0.15
(2,2176)	1:150:B:VAL:HG22	1:150:B:VAL:HG13	4	0.15
(2,2176)	1:150:B:VAL:HG23	1:150:B:VAL:HG11	4	0.15
(2,2176)	1:150:B:VAL:HG23	1:150:B:VAL:HG12	4	0.15
(2,2176)	1:150:B:VAL:HG23	1:150:B:VAL:HG13	4	0.15
(2,2176)	1:150:B:VAL:HG21	1:150:B:VAL:HG11	6	0.15
(2,2176)	1:150:B:VAL:HG21	1:150:B:VAL:HG12	6	0.15
(2,2176)	1:150:B:VAL:HG21	1:150:B:VAL:HG13	6	0.15
(2,2176)	1:150:B:VAL:HG22	1:150:B:VAL:HG11	6	0.15
(2,2176)	1:150:B:VAL:HG22	1:150:B:VAL:HG12	6	0.15
(2,2176)	1:150:B:VAL:HG22	1:150:B:VAL:HG13	6	0.15
(2,2176)	1:150:B:VAL:HG23	1:150:B:VAL:HG11	6	0.15
(2,2176)	1:150:B:VAL:HG23	1:150:B:VAL:HG12	6	0.15
(2,2176)	1:150:B:VAL:HG23	1:150:B:VAL:HG13	6	0.15
(2,2158)	1:148:A:GLU:HB3	1:148:A:GLU:HA	4	0.15
(2,2154)	1:188:B:SER:HA	1:188:B:SER:HB2	2	0.15
(2,2154)	1:188:B:SER:HA	1:188:B:SER:HB2	7	0.15
(2,2138)	1:174:A:VAL:HB	1:174:A:VAL:HA	4	0.15
(2,2138)	1:174:A:VAL:HB	1:174:A:VAL:HA	9	0.15
(2,2137)	1:174:B:VAL:HB	1:174:B:VAL:HA	4	0.15
(2,2137)	1:174:B:VAL:HB	1:174:B:VAL:HA	9	0.15
(2,2076)	1:139:A:PHE:HD1	1:139:A:PHE:HA	2	0.15
(2,2076)	1:139:A:PHE:HD2	1:139:A:PHE:HA	2	0.15
(2,2075)	1:139:B:PHE:HD1	1:139:B:PHE:HA	2	0.15
(2,2075)	1:139:B:PHE:HD2	1:139:B:PHE:HA	2	0.15
(2,2054)	1:175:A:TYR:HD1	1:175:A:TYR:HB3	3	0.15
(2,2054)	1:175:A:TYR:HD2	1:175:A:TYR:HB3	3	0.15
(2,2053)	1:175:B:TYR:HD1	1:175:B:TYR:HB2	5	0.15
(2,2053)	1:175:B:TYR:HD2	1:175:B:TYR:HB2	5	0.15
(2,2037)	1:150:B:VAL:HG11	1:150:B:VAL:HG21	4	0.15
(2,2037)	1:150:B:VAL:HG11	1:150:B:VAL:HG22	4	0.15

Continued on next page...

Continued from previous page...

Key	Atom-1	Atom-2	Model ID	Violation (Å)
(2,2037)	1:150:B:VAL:HG11	1:150:B:VAL:HG23	4	0.15
(2,2037)	1:150:B:VAL:HG12	1:150:B:VAL:HG21	4	0.15
(2,2037)	1:150:B:VAL:HG12	1:150:B:VAL:HG22	4	0.15
(2,2037)	1:150:B:VAL:HG12	1:150:B:VAL:HG23	4	0.15
(2,2037)	1:150:B:VAL:HG13	1:150:B:VAL:HG21	4	0.15
(2,2037)	1:150:B:VAL:HG13	1:150:B:VAL:HG22	4	0.15
(2,2037)	1:150:B:VAL:HG13	1:150:B:VAL:HG23	4	0.15
(2,2037)	1:150:B:VAL:HG11	1:150:B:VAL:HG21	6	0.15
(2,2037)	1:150:B:VAL:HG11	1:150:B:VAL:HG22	6	0.15
(2,2037)	1:150:B:VAL:HG11	1:150:B:VAL:HG23	6	0.15
(2,2037)	1:150:B:VAL:HG12	1:150:B:VAL:HG21	6	0.15
(2,2037)	1:150:B:VAL:HG12	1:150:B:VAL:HG22	6	0.15
(2,2037)	1:150:B:VAL:HG12	1:150:B:VAL:HG23	6	0.15
(2,2037)	1:150:B:VAL:HG13	1:150:B:VAL:HG21	6	0.15
(2,2037)	1:150:B:VAL:HG13	1:150:B:VAL:HG22	6	0.15
(2,2037)	1:150:B:VAL:HG13	1:150:B:VAL:HG23	6	0.15
(2,2036)	1:150:B:VAL:HG21	1:150:B:VAL:HG11	4	0.15
(2,2036)	1:150:B:VAL:HG21	1:150:B:VAL:HG12	4	0.15
(2,2036)	1:150:B:VAL:HG21	1:150:B:VAL:HG13	4	0.15
(2,2036)	1:150:B:VAL:HG22	1:150:B:VAL:HG11	4	0.15
(2,2036)	1:150:B:VAL:HG22	1:150:B:VAL:HG12	4	0.15
(2,2036)	1:150:B:VAL:HG22	1:150:B:VAL:HG13	4	0.15
(2,2036)	1:150:B:VAL:HG23	1:150:B:VAL:HG11	4	0.15
(2,2036)	1:150:B:VAL:HG23	1:150:B:VAL:HG12	4	0.15
(2,2036)	1:150:B:VAL:HG23	1:150:B:VAL:HG13	4	0.15
(2,2036)	1:150:B:VAL:HG21	1:150:B:VAL:HG11	6	0.15
(2,2036)	1:150:B:VAL:HG21	1:150:B:VAL:HG12	6	0.15
(2,2036)	1:150:B:VAL:HG21	1:150:B:VAL:HG13	6	0.15
(2,2036)	1:150:B:VAL:HG22	1:150:B:VAL:HG11	6	0.15
(2,2036)	1:150:B:VAL:HG22	1:150:B:VAL:HG12	6	0.15
(2,2036)	1:150:B:VAL:HG22	1:150:B:VAL:HG13	6	0.15
(2,2036)	1:150:B:VAL:HG23	1:150:B:VAL:HG11	6	0.15
(2,2036)	1:150:B:VAL:HG23	1:150:B:VAL:HG12	6	0.15
(2,2036)	1:150:B:VAL:HG23	1:150:B:VAL:HG13	6	0.15
(2,2018)	1:148:A:GLU:HB3	1:148:A:GLU:HA	4	0.15
(2,2014)	1:188:B:SER:HA	1:188:B:SER:HB2	2	0.15
(2,2014)	1:188:B:SER:HA	1:188:B:SER:HB2	7	0.15
(2,1998)	1:174:A:VAL:HB	1:174:A:VAL:HA	4	0.15
(2,1998)	1:174:A:VAL:HB	1:174:A:VAL:HA	9	0.15
(2,1997)	1:174:B:VAL:HB	1:174:B:VAL:HA	4	0.15
(2,1997)	1:174:B:VAL:HB	1:174:B:VAL:HA	9	0.15
(2,1930)	1:173:A:ILE:HD11	1:185:A:ILE:HG13	6	0.15

Continued on next page...

Continued from previous page...

Key	Atom-1	Atom-2	Model ID	Violation (Å)
(2,1930)	1:173:A:ILE:HD12	1:185:A:ILE:HG13	6	0.15
(2,1930)	1:173:A:ILE:HD13	1:185:A:ILE:HG13	6	0.15
(2,1867)	1:150:A:VAL:HG11	1:151:A:LEU:HA	6	0.15
(2,1867)	1:150:A:VAL:HG12	1:151:A:LEU:HA	6	0.15
(2,1867)	1:150:A:VAL:HG13	1:151:A:LEU:HA	6	0.15
(2,1864)	1:150:A:VAL:HG21	1:154:A:ASN:HD21	9	0.15
(2,1864)	1:150:A:VAL:HG22	1:154:A:ASN:HD21	9	0.15
(2,1864)	1:150:A:VAL:HG23	1:154:A:ASN:HD21	9	0.15
(2,1810)	1:133:B:ILE:HG12	1:133:B:ILE:HA	5	0.15
(2,1796)	1:131:A:ILE:HG21	1:131:A:ILE:HA	5	0.15
(2,1796)	1:131:A:ILE:HG22	1:131:A:ILE:HA	5	0.15
(2,1796)	1:131:A:ILE:HG23	1:131:A:ILE:HA	5	0.15
(2,1796)	1:131:A:ILE:HG21	1:131:A:ILE:HA	9	0.15
(2,1796)	1:131:A:ILE:HG22	1:131:A:ILE:HA	9	0.15
(2,1796)	1:131:A:ILE:HG23	1:131:A:ILE:HA	9	0.15
(2,1795)	1:131:B:ILE:HG21	1:131:B:ILE:HA	9	0.15
(2,1795)	1:131:B:ILE:HG22	1:131:B:ILE:HA	9	0.15
(2,1795)	1:131:B:ILE:HG23	1:131:B:ILE:HA	9	0.15
(2,1782)	1:185:A:ILE:HG21	1:185:A:ILE:HA	3	0.15
(2,1782)	1:185:A:ILE:HG22	1:185:A:ILE:HA	3	0.15
(2,1782)	1:185:A:ILE:HG23	1:185:A:ILE:HA	3	0.15
(2,1781)	1:185:B:ILE:HG21	1:185:B:ILE:HA	3	0.15
(2,1781)	1:185:B:ILE:HG22	1:185:B:ILE:HA	3	0.15
(2,1781)	1:185:B:ILE:HG23	1:185:B:ILE:HA	3	0.15
(2,1778)	1:173:B:ILE:HG21	1:173:B:ILE:HG12	9	0.15
(2,1778)	1:173:B:ILE:HG22	1:173:B:ILE:HG12	9	0.15
(2,1778)	1:173:B:ILE:HG23	1:173:B:ILE:HG12	9	0.15
(2,1777)	1:173:A:ILE:HG21	1:173:A:ILE:HG12	9	0.15
(2,1777)	1:173:A:ILE:HG22	1:173:A:ILE:HG12	9	0.15
(2,1777)	1:173:A:ILE:HG23	1:173:A:ILE:HG12	9	0.15
(2,1752)	1:184:B:LEU:HD21	1:184:B:LEU:HB2	1	0.15
(2,1752)	1:184:B:LEU:HD22	1:184:B:LEU:HB2	1	0.15
(2,1752)	1:184:B:LEU:HD23	1:184:B:LEU:HB2	1	0.15
(2,1749)	1:184:A:LEU:HD21	1:186:A:GLN:HG2	2	0.15
(2,1749)	1:184:A:LEU:HD22	1:186:A:GLN:HG2	2	0.15
(2,1749)	1:184:A:LEU:HD23	1:186:A:GLN:HG2	2	0.15
(2,1719)	1:181:A:LYS:HG3	1:181:A:LYS:HD2	10	0.15
(2,1674)	1:138:B:GLU:HB2	1:138:B:GLU:HA	6	0.15
(2,1674)	1:138:B:GLU:HB2	1:138:B:GLU:HA	9	0.15
(2,1673)	1:138:A:GLU:HB3	1:138:A:GLU:HA	1	0.15
(2,1645)	1:143:A:PRO:HB2	1:143:A:PRO:HA	7	0.15
(2,1591)	1:179:B:ASP:HB2	1:179:B:ASP:HA	5	0.15

Continued on next page...

Continued from previous page...

Key	Atom-1	Atom-2	Model ID	Violation (Å)
(2,1580)	1:185:A:ILE:HB	1:185:A:ILE:HG13	8	0.15
(2,1576)	1:160:A:PHE:HB2	1:160:B:PHE:HB3	5	0.15
(2,1575)	1:160:B:PHE:HB2	1:160:A:PHE:HB3	5	0.15
(2,1535)	1:161:B:PHE:HB3	1:161:B:PHE:HA	5	0.15
(2,1535)	1:161:B:PHE:HB3	1:161:B:PHE:HA	7	0.15
(2,1535)	1:161:B:PHE:HB3	1:161:B:PHE:HA	10	0.15
(2,1522)	1:172:A:SER:HB3	1:184:A:LEU:HD11	8	0.15
(2,1522)	1:172:A:SER:HB3	1:184:A:LEU:HD12	8	0.15
(2,1522)	1:172:A:SER:HB3	1:184:A:LEU:HD13	8	0.15
(2,1520)	1:172:A:SER:HB2	1:172:A:SER:HA	1	0.15
(2,1520)	1:172:A:SER:HB2	1:172:A:SER:HA	9	0.15
(2,1519)	1:172:B:SER:HB2	1:172:B:SER:HA	1	0.15
(2,1519)	1:172:B:SER:HB2	1:172:B:SER:HA	9	0.15
(2,1500)	1:176:A:ARG:HD2	1:159:A:ASP:HA	6	0.15
(2,1392)	1:185:B:ILE:HA	1:185:B:ILE:HG21	3	0.15
(2,1392)	1:185:B:ILE:HA	1:185:B:ILE:HG22	3	0.15
(2,1392)	1:185:B:ILE:HA	1:185:B:ILE:HG23	3	0.15
(2,1391)	1:185:A:ILE:HA	1:185:A:ILE:HG21	3	0.15
(2,1391)	1:185:A:ILE:HA	1:185:A:ILE:HG22	3	0.15
(2,1391)	1:185:A:ILE:HA	1:185:A:ILE:HG23	3	0.15
(2,1336)	1:174:B:VAL:HG21	1:150:B:VAL:HG11	1	0.15
(2,1336)	1:174:B:VAL:HG21	1:150:B:VAL:HG12	1	0.15
(2,1336)	1:174:B:VAL:HG21	1:150:B:VAL:HG13	1	0.15
(2,1336)	1:174:B:VAL:HG22	1:150:B:VAL:HG11	1	0.15
(2,1336)	1:174:B:VAL:HG22	1:150:B:VAL:HG12	1	0.15
(2,1336)	1:174:B:VAL:HG22	1:150:B:VAL:HG13	1	0.15
(2,1336)	1:174:B:VAL:HG23	1:150:B:VAL:HG11	1	0.15
(2,1336)	1:174:B:VAL:HG23	1:150:B:VAL:HG12	1	0.15
(2,1336)	1:174:B:VAL:HG23	1:150:B:VAL:HG13	1	0.15
(2,1297)	1:150:B:VAL:HG11	1:150:B:VAL:HG21	4	0.15
(2,1297)	1:150:B:VAL:HG11	1:150:B:VAL:HG22	4	0.15
(2,1297)	1:150:B:VAL:HG11	1:150:B:VAL:HG23	4	0.15
(2,1297)	1:150:B:VAL:HG12	1:150:B:VAL:HG21	4	0.15
(2,1297)	1:150:B:VAL:HG12	1:150:B:VAL:HG22	4	0.15
(2,1297)	1:150:B:VAL:HG12	1:150:B:VAL:HG23	4	0.15
(2,1297)	1:150:B:VAL:HG13	1:150:B:VAL:HG21	4	0.15
(2,1297)	1:150:B:VAL:HG13	1:150:B:VAL:HG22	4	0.15
(2,1297)	1:150:B:VAL:HG13	1:150:B:VAL:HG23	4	0.15
(2,1297)	1:150:B:VAL:HG11	1:150:B:VAL:HG21	6	0.15
(2,1297)	1:150:B:VAL:HG11	1:150:B:VAL:HG22	6	0.15
(2,1297)	1:150:B:VAL:HG11	1:150:B:VAL:HG23	6	0.15
(2,1297)	1:150:B:VAL:HG12	1:150:B:VAL:HG21	6	0.15

Continued on next page...

Continued from previous page...

Key	Atom-1	Atom-2	Model ID	Violation (Å)
(2,1297)	1:150:B:VAL:HG12	1:150:B:VAL:HG22	6	0.15
(2,1297)	1:150:B:VAL:HG12	1:150:B:VAL:HG23	6	0.15
(2,1297)	1:150:B:VAL:HG13	1:150:B:VAL:HG21	6	0.15
(2,1297)	1:150:B:VAL:HG13	1:150:B:VAL:HG22	6	0.15
(2,1297)	1:150:B:VAL:HG13	1:150:B:VAL:HG23	6	0.15
(2,1285)	1:151:A:LEU:HA	1:151:A:LEU:HD11	5	0.15
(2,1285)	1:151:A:LEU:HA	1:151:A:LEU:HD12	5	0.15
(2,1285)	1:151:A:LEU:HA	1:151:A:LEU:HD13	5	0.15
(2,1285)	1:151:A:LEU:HA	1:151:A:LEU:HD11	9	0.15
(2,1285)	1:151:A:LEU:HA	1:151:A:LEU:HD12	9	0.15
(2,1285)	1:151:A:LEU:HA	1:151:A:LEU:HD13	9	0.15
(2,1221)	1:131:B:ILE:HG21	1:131:B:ILE:HG12	1	0.15
(2,1221)	1:131:B:ILE:HG22	1:131:B:ILE:HG12	1	0.15
(2,1221)	1:131:B:ILE:HG23	1:131:B:ILE:HG12	1	0.15
(2,1221)	1:131:B:ILE:HG21	1:131:B:ILE:HG12	7	0.15
(2,1221)	1:131:B:ILE:HG22	1:131:B:ILE:HG12	7	0.15
(2,1221)	1:131:B:ILE:HG23	1:131:B:ILE:HG12	7	0.15
(2,1221)	1:131:B:ILE:HG21	1:131:B:ILE:HG12	9	0.15
(2,1221)	1:131:B:ILE:HG22	1:131:B:ILE:HG12	9	0.15
(2,1221)	1:131:B:ILE:HG23	1:131:B:ILE:HG12	9	0.15
(2,1152)	1:150:A:VAL:HG21	1:150:A:VAL:HA	6	0.15
(2,1152)	1:150:A:VAL:HG22	1:150:A:VAL:HA	6	0.15
(2,1152)	1:150:A:VAL:HG23	1:150:A:VAL:HA	6	0.15
(2,1099)	1:179:B:ASP:HB2	1:179:B:ASP:HA	5	0.15
(2,1085)	1:173:A:ILE:HG21	1:173:A:ILE:HA	5	0.15
(2,1085)	1:173:A:ILE:HG22	1:173:A:ILE:HA	5	0.15
(2,1085)	1:173:A:ILE:HG23	1:173:A:ILE:HA	5	0.15
(2,1047)	1:173:A:ILE:HA	1:173:A:ILE:HG21	5	0.15
(2,1047)	1:173:A:ILE:HA	1:173:A:ILE:HG22	5	0.15
(2,1047)	1:173:A:ILE:HA	1:173:A:ILE:HG23	5	0.15
(2,1028)	1:184:A:LEU:HA	1:185:A:ILE:HG13	8	0.15
(2,1023)	1:143:A:PRO:HA	1:143:A:PRO:HB2	1	0.15
(2,962)	1:149:A:ALA:H	1:163:A:PHE:HD1	7	0.15
(2,962)	1:149:A:ALA:H	1:163:A:PHE:HD2	7	0.15
(2,961)	1:149:B:ALA:H	1:163:B:PHE:HD1	1	0.15
(2,961)	1:149:B:ALA:H	1:163:B:PHE:HD2	1	0.15
(2,959)	1:144:A:MET:H	1:163:A:PHE:HD1	9	0.15
(2,959)	1:144:A:MET:H	1:163:A:PHE:HD2	9	0.15
(2,850)	1:161:A:PHE:H	1:174:A:VAL:HG21	10	0.15
(2,850)	1:161:A:PHE:H	1:174:A:VAL:HG22	10	0.15
(2,850)	1:161:A:PHE:H	1:174:A:VAL:HG23	10	0.15
(2,849)	1:161:B:PHE:H	1:174:B:VAL:HG21	10	0.15

Continued on next page...

Continued from previous page...

Key	Atom-1	Atom-2	Model ID	Violation (Å)
(2,849)	1:161:B:PHE:H	1:174:B:VAL:HG22	10	0.15
(2,849)	1:161:B:PHE:H	1:174:B:VAL:HG23	10	0.15
(2,716)	1:149:A:ALA:H	1:163:A:PHE:HE1	8	0.15
(2,716)	1:149:A:ALA:H	1:163:A:PHE:HE2	8	0.15
(2,715)	1:149:B:ALA:H	1:163:B:PHE:HE1	6	0.15
(2,715)	1:149:B:ALA:H	1:163:B:PHE:HE2	6	0.15
(2,715)	1:149:B:ALA:H	1:163:B:PHE:HE1	10	0.15
(2,715)	1:149:B:ALA:H	1:163:B:PHE:HE2	10	0.15
(2,711)	1:150:B:VAL:H	1:163:B:PHE:HD1	5	0.15
(2,711)	1:150:B:VAL:H	1:163:B:PHE:HD2	5	0.15
(2,711)	1:150:B:VAL:H	1:163:B:PHE:HD1	10	0.15
(2,711)	1:150:B:VAL:H	1:163:B:PHE:HD2	10	0.15
(2,638)	1:133:B:ILE:H	1:131:B:ILE:HD11	8	0.15
(2,638)	1:133:B:ILE:H	1:131:B:ILE:HD12	8	0.15
(2,638)	1:133:B:ILE:H	1:131:B:ILE:HD13	8	0.15
(2,637)	1:133:A:ILE:H	1:131:A:ILE:HD11	8	0.15
(2,637)	1:133:A:ILE:H	1:131:A:ILE:HD12	8	0.15
(2,637)	1:133:A:ILE:H	1:131:A:ILE:HD13	8	0.15
(2,607)	1:185:B:ILE:H	1:184:B:LEU:HD11	2	0.15
(2,607)	1:185:B:ILE:H	1:184:B:LEU:HD12	2	0.15
(2,607)	1:185:B:ILE:H	1:184:B:LEU:HD13	2	0.15
(2,595)	1:150:B:VAL:H	1:174:B:VAL:HG11	4	0.15
(2,595)	1:150:B:VAL:H	1:174:B:VAL:HG12	4	0.15
(2,595)	1:150:B:VAL:H	1:174:B:VAL:HG13	4	0.15
(2,595)	1:150:B:VAL:H	1:174:B:VAL:HG11	8	0.15
(2,595)	1:150:B:VAL:H	1:174:B:VAL:HG12	8	0.15
(2,595)	1:150:B:VAL:H	1:174:B:VAL:HG13	8	0.15
(2,586)	1:186:B:GLN:H	1:185:B:ILE:HG13	2	0.15
(2,568)	1:155:B:LEU:H	1:156:B:LEU:HB2	8	0.15
(2,567)	1:155:A:LEU:H	1:156:A:LEU:HB2	9	0.15
(2,540)	1:156:B:LEU:H	1:156:B:LEU:HG	4	0.15
(2,540)	1:156:B:LEU:H	1:156:B:LEU:HG	9	0.15
(2,539)	1:156:A:LEU:H	1:156:A:LEU:HG	4	0.15
(2,539)	1:156:A:LEU:H	1:156:A:LEU:HG	9	0.15
(2,510)	1:181:A:LYS:H	1:181:A:LYS:HB3	8	0.15
(2,502)	1:176:A:ARG:H	1:176:A:ARG:HB3	6	0.15
(2,493)	1:149:B:ALA:H	1:148:B:GLU:HB3	1	0.15
(2,450)	1:154:A:ASN:H	1:153:A:MET:HG3	5	0.15
(2,444)	1:153:A:MET:H	1:153:A:MET:HG3	4	0.15
(2,443)	1:153:B:MET:H	1:153:B:MET:HG3	4	0.15
(2,416)	1:176:A:ARG:H	1:160:A:PHE:HB2	6	0.15
(2,415)	1:176:B:ARG:H	1:160:B:PHE:HB2	6	0.15

Continued on next page...

Continued from previous page...

Key	Atom-1	Atom-2	Model ID	Violation (Å)
(2,413)	1:146:A:SER:H	1:145:A:ASP:HB2	4	0.15
(2,413)	1:146:A:SER:H	1:145:A:ASP:HB2	5	0.15
(2,380)	1:146:B:SER:H	1:145:B:ASP:HB2	3	0.15
(2,375)	1:147:A:GLU:H	1:145:A:ASP:HB3	7	0.15
(2,374)	1:179:B:ASP:H	1:179:B:ASP:HB2	9	0.15
(2,373)	1:179:A:ASP:H	1:179:A:ASP:HB2	5	0.15
(2,355)	1:160:A:PHE:H	1:158:A:HIS:HB2	1	0.15
(2,253)	1:163:A:PHE:H	1:164:A:THR:HA	2	0.15
(2,253)	1:163:A:PHE:H	1:164:A:THR:HA	5	0.15
(2,244)	1:172:A:SER:H	1:171:A:THR:HA	2	0.15
(2,234)	1:186:A:GLN:H	1:185:A:ILE:HA	5	0.15
(2,176)	1:161:A:PHE:H	1:173:A:ILE:HA	5	0.15
(2,175)	1:161:B:PHE:H	1:173:B:ILE:HA	5	0.15
(2,143)	1:160:A:PHE:H	1:160:A:PHE:HD1	2	0.15
(2,143)	1:160:A:PHE:H	1:160:A:PHE:HD2	2	0.15
(2,108)	1:180:B:GLY:H	1:181:B:LYS:H	10	0.15
(2,107)	1:180:A:GLY:H	1:181:A:LYS:H	4	0.15
(2,107)	1:180:A:GLY:H	1:181:A:LYS:H	10	0.15
(2,82)	1:160:B:PHE:H	1:158:B:HIS:H	9	0.15
(2,60)	1:146:B:SER:H	1:147:B:GLU:H	3	0.15
(2,44)	1:181:A:LYS:H	1:182:A:TYR:H	4	0.15
(2,44)	1:181:A:LYS:H	1:182:A:TYR:H	7	0.15
(2,43)	1:181:B:LYS:H	1:182:B:TYR:H	4	0.15
(2,40)	1:134:A:ILE:H	1:182:B:TYR:H	2	0.15
(2,15)	1:147:A:GLU:H	1:146:A:SER:H	10	0.15
(1,20)	1:172:B:SER:H	1:163:B:PHE:O	10	0.15
(1,7)	1:155:A:LEU:H	1:151:A:LEU:O	3	0.15
(2,2178)	1:150:A:VAL:HG11	1:150:A:VAL:HG21	4	0.14
(2,2178)	1:150:A:VAL:HG11	1:150:A:VAL:HG22	4	0.14
(2,2178)	1:150:A:VAL:HG11	1:150:A:VAL:HG23	4	0.14
(2,2178)	1:150:A:VAL:HG12	1:150:A:VAL:HG21	4	0.14
(2,2178)	1:150:A:VAL:HG12	1:150:A:VAL:HG22	4	0.14
(2,2178)	1:150:A:VAL:HG12	1:150:A:VAL:HG23	4	0.14
(2,2178)	1:150:A:VAL:HG13	1:150:A:VAL:HG21	4	0.14
(2,2178)	1:150:A:VAL:HG13	1:150:A:VAL:HG22	4	0.14
(2,2178)	1:150:A:VAL:HG13	1:150:A:VAL:HG23	4	0.14
(2,2178)	1:150:A:VAL:HG11	1:150:A:VAL:HG21	8	0.14
(2,2178)	1:150:A:VAL:HG11	1:150:A:VAL:HG22	8	0.14
(2,2178)	1:150:A:VAL:HG11	1:150:A:VAL:HG23	8	0.14
(2,2178)	1:150:A:VAL:HG12	1:150:A:VAL:HG21	8	0.14
(2,2178)	1:150:A:VAL:HG12	1:150:A:VAL:HG22	8	0.14
(2,2178)	1:150:A:VAL:HG12	1:150:A:VAL:HG23	8	0.14

Continued on next page...

Continued from previous page...

Key	Atom-1	Atom-2	Model ID	Violation (Å)
(2,2178)	1:150:A:VAL:HG13	1:150:A:VAL:HG21	8	0.14
(2,2178)	1:150:A:VAL:HG13	1:150:A:VAL:HG22	8	0.14
(2,2178)	1:150:A:VAL:HG13	1:150:A:VAL:HG23	8	0.14
(2,2177)	1:150:B:VAL:HG11	1:150:B:VAL:HG21	8	0.14
(2,2177)	1:150:B:VAL:HG11	1:150:B:VAL:HG22	8	0.14
(2,2177)	1:150:B:VAL:HG11	1:150:B:VAL:HG23	8	0.14
(2,2177)	1:150:B:VAL:HG12	1:150:B:VAL:HG21	8	0.14
(2,2177)	1:150:B:VAL:HG12	1:150:B:VAL:HG22	8	0.14
(2,2177)	1:150:B:VAL:HG12	1:150:B:VAL:HG23	8	0.14
(2,2177)	1:150:B:VAL:HG13	1:150:B:VAL:HG21	8	0.14
(2,2177)	1:150:B:VAL:HG13	1:150:B:VAL:HG22	8	0.14
(2,2177)	1:150:B:VAL:HG13	1:150:B:VAL:HG23	8	0.14
(2,2176)	1:150:B:VAL:HG21	1:150:B:VAL:HG11	8	0.14
(2,2176)	1:150:B:VAL:HG21	1:150:B:VAL:HG12	8	0.14
(2,2176)	1:150:B:VAL:HG21	1:150:B:VAL:HG13	8	0.14
(2,2176)	1:150:B:VAL:HG22	1:150:B:VAL:HG11	8	0.14
(2,2176)	1:150:B:VAL:HG22	1:150:B:VAL:HG12	8	0.14
(2,2176)	1:150:B:VAL:HG22	1:150:B:VAL:HG13	8	0.14
(2,2176)	1:150:B:VAL:HG23	1:150:B:VAL:HG11	8	0.14
(2,2176)	1:150:B:VAL:HG23	1:150:B:VAL:HG12	8	0.14
(2,2176)	1:150:B:VAL:HG23	1:150:B:VAL:HG13	8	0.14
(2,2175)	1:150:A:VAL:HG21	1:150:A:VAL:HG11	4	0.14
(2,2175)	1:150:A:VAL:HG21	1:150:A:VAL:HG12	4	0.14
(2,2175)	1:150:A:VAL:HG21	1:150:A:VAL:HG13	4	0.14
(2,2175)	1:150:A:VAL:HG22	1:150:A:VAL:HG11	4	0.14
(2,2175)	1:150:A:VAL:HG22	1:150:A:VAL:HG12	4	0.14
(2,2175)	1:150:A:VAL:HG22	1:150:A:VAL:HG13	4	0.14
(2,2175)	1:150:A:VAL:HG23	1:150:A:VAL:HG11	4	0.14
(2,2175)	1:150:A:VAL:HG23	1:150:A:VAL:HG12	4	0.14
(2,2175)	1:150:A:VAL:HG23	1:150:A:VAL:HG13	4	0.14
(2,2175)	1:150:A:VAL:HG21	1:150:A:VAL:HG11	8	0.14
(2,2175)	1:150:A:VAL:HG21	1:150:A:VAL:HG12	8	0.14
(2,2175)	1:150:A:VAL:HG21	1:150:A:VAL:HG13	8	0.14
(2,2175)	1:150:A:VAL:HG22	1:150:A:VAL:HG11	8	0.14
(2,2175)	1:150:A:VAL:HG22	1:150:A:VAL:HG12	8	0.14
(2,2175)	1:150:A:VAL:HG22	1:150:A:VAL:HG13	8	0.14
(2,2175)	1:150:A:VAL:HG23	1:150:A:VAL:HG11	8	0.14
(2,2175)	1:150:A:VAL:HG23	1:150:A:VAL:HG12	8	0.14
(2,2175)	1:150:A:VAL:HG23	1:150:A:VAL:HG13	8	0.14
(2,2164)	1:160:B:PHE:HD1	1:160:B:PHE:HB3	8	0.14
(2,2164)	1:160:B:PHE:HD2	1:160:B:PHE:HB3	8	0.14
(2,2163)	1:160:A:PHE:HD1	1:160:A:PHE:HB3	8	0.14

Continued on next page...

Continued from previous page...

Key	Atom-1	Atom-2	Model ID	Violation (Å)
(2,2163)	1:160:A:PHE:HD2	1:160:A:PHE:HB3	8	0.14
(2,2158)	1:148:A:GLU:HB3	1:148:A:GLU:HA	6	0.14
(2,2154)	1:188:B:SER:HA	1:188:B:SER:HB2	1	0.14
(2,2142)	1:174:B:VAL:HA	1:184:B:LEU:HA	6	0.14
(2,2141)	1:174:A:VAL:HA	1:184:A:LEU:HA	6	0.14
(2,2080)	1:182:B:TYR:HD1	1:182:B:TYR:HB2	2	0.14
(2,2080)	1:182:B:TYR:HD2	1:182:B:TYR:HB2	2	0.14
(2,2080)	1:182:B:TYR:HD1	1:182:B:TYR:HB2	5	0.14
(2,2080)	1:182:B:TYR:HD2	1:182:B:TYR:HB2	5	0.14
(2,2079)	1:182:A:TYR:HD1	1:182:A:TYR:HB2	2	0.14
(2,2079)	1:182:A:TYR:HD2	1:182:A:TYR:HB2	2	0.14
(2,2079)	1:182:A:TYR:HD1	1:182:A:TYR:HB2	5	0.14
(2,2079)	1:182:A:TYR:HD2	1:182:A:TYR:HB2	5	0.14
(2,2038)	1:150:A:VAL:HG11	1:150:A:VAL:HG21	4	0.14
(2,2038)	1:150:A:VAL:HG11	1:150:A:VAL:HG22	4	0.14
(2,2038)	1:150:A:VAL:HG11	1:150:A:VAL:HG23	4	0.14
(2,2038)	1:150:A:VAL:HG12	1:150:A:VAL:HG21	4	0.14
(2,2038)	1:150:A:VAL:HG12	1:150:A:VAL:HG22	4	0.14
(2,2038)	1:150:A:VAL:HG12	1:150:A:VAL:HG23	4	0.14
(2,2038)	1:150:A:VAL:HG13	1:150:A:VAL:HG21	4	0.14
(2,2038)	1:150:A:VAL:HG13	1:150:A:VAL:HG22	4	0.14
(2,2038)	1:150:A:VAL:HG13	1:150:A:VAL:HG23	4	0.14
(2,2038)	1:150:A:VAL:HG11	1:150:A:VAL:HG21	8	0.14
(2,2038)	1:150:A:VAL:HG11	1:150:A:VAL:HG22	8	0.14
(2,2038)	1:150:A:VAL:HG11	1:150:A:VAL:HG23	8	0.14
(2,2038)	1:150:A:VAL:HG12	1:150:A:VAL:HG21	8	0.14
(2,2038)	1:150:A:VAL:HG12	1:150:A:VAL:HG22	8	0.14
(2,2038)	1:150:A:VAL:HG12	1:150:A:VAL:HG23	8	0.14
(2,2038)	1:150:A:VAL:HG13	1:150:A:VAL:HG21	8	0.14
(2,2038)	1:150:A:VAL:HG13	1:150:A:VAL:HG22	8	0.14
(2,2038)	1:150:A:VAL:HG13	1:150:A:VAL:HG23	8	0.14
(2,2037)	1:150:B:VAL:HG11	1:150:B:VAL:HG21	8	0.14
(2,2037)	1:150:B:VAL:HG11	1:150:B:VAL:HG22	8	0.14
(2,2037)	1:150:B:VAL:HG11	1:150:B:VAL:HG23	8	0.14
(2,2037)	1:150:B:VAL:HG12	1:150:B:VAL:HG21	8	0.14
(2,2037)	1:150:B:VAL:HG12	1:150:B:VAL:HG22	8	0.14
(2,2037)	1:150:B:VAL:HG12	1:150:B:VAL:HG23	8	0.14
(2,2037)	1:150:B:VAL:HG13	1:150:B:VAL:HG21	8	0.14
(2,2037)	1:150:B:VAL:HG13	1:150:B:VAL:HG22	8	0.14
(2,2037)	1:150:B:VAL:HG13	1:150:B:VAL:HG23	8	0.14
(2,2036)	1:150:B:VAL:HG21	1:150:B:VAL:HG11	8	0.14
(2,2036)	1:150:B:VAL:HG21	1:150:B:VAL:HG12	8	0.14

Continued on next page...

Continued from previous page...

Key	Atom-1	Atom-2	Model ID	Violation (Å)
(2,2036)	1:150:B:VAL:HG21	1:150:B:VAL:HG13	8	0.14
(2,2036)	1:150:B:VAL:HG22	1:150:B:VAL:HG11	8	0.14
(2,2036)	1:150:B:VAL:HG22	1:150:B:VAL:HG12	8	0.14
(2,2036)	1:150:B:VAL:HG22	1:150:B:VAL:HG13	8	0.14
(2,2036)	1:150:B:VAL:HG23	1:150:B:VAL:HG11	8	0.14
(2,2036)	1:150:B:VAL:HG23	1:150:B:VAL:HG12	8	0.14
(2,2036)	1:150:B:VAL:HG23	1:150:B:VAL:HG13	8	0.14
(2,2035)	1:150:A:VAL:HG21	1:150:A:VAL:HG11	4	0.14
(2,2035)	1:150:A:VAL:HG21	1:150:A:VAL:HG12	4	0.14
(2,2035)	1:150:A:VAL:HG21	1:150:A:VAL:HG13	4	0.14
(2,2035)	1:150:A:VAL:HG22	1:150:A:VAL:HG11	4	0.14
(2,2035)	1:150:A:VAL:HG22	1:150:A:VAL:HG12	4	0.14
(2,2035)	1:150:A:VAL:HG22	1:150:A:VAL:HG13	4	0.14
(2,2035)	1:150:A:VAL:HG23	1:150:A:VAL:HG11	4	0.14
(2,2035)	1:150:A:VAL:HG23	1:150:A:VAL:HG12	4	0.14
(2,2035)	1:150:A:VAL:HG23	1:150:A:VAL:HG13	4	0.14
(2,2035)	1:150:A:VAL:HG21	1:150:A:VAL:HG11	8	0.14
(2,2035)	1:150:A:VAL:HG21	1:150:A:VAL:HG12	8	0.14
(2,2035)	1:150:A:VAL:HG21	1:150:A:VAL:HG13	8	0.14
(2,2035)	1:150:A:VAL:HG22	1:150:A:VAL:HG11	8	0.14
(2,2035)	1:150:A:VAL:HG22	1:150:A:VAL:HG12	8	0.14
(2,2035)	1:150:A:VAL:HG22	1:150:A:VAL:HG13	8	0.14
(2,2035)	1:150:A:VAL:HG23	1:150:A:VAL:HG11	8	0.14
(2,2035)	1:150:A:VAL:HG23	1:150:A:VAL:HG12	8	0.14
(2,2035)	1:150:A:VAL:HG23	1:150:A:VAL:HG13	8	0.14
(2,2024)	1:160:B:PHE:HD1	1:160:B:PHE:HB3	8	0.14
(2,2024)	1:160:B:PHE:HD2	1:160:B:PHE:HB3	8	0.14
(2,2023)	1:160:A:PHE:HD1	1:160:A:PHE:HB3	8	0.14
(2,2023)	1:160:A:PHE:HD2	1:160:A:PHE:HB3	8	0.14
(2,2018)	1:148:A:GLU:HB3	1:148:A:GLU:HA	6	0.14
(2,2014)	1:188:B:SER:HA	1:188:B:SER:HB2	1	0.14
(2,2002)	1:174:B:VAL:HA	1:184:B:LEU:HA	6	0.14
(2,2001)	1:174:A:VAL:HA	1:184:A:LEU:HA	6	0.14
(2,1963)	1:177:A:ARG:HB2	1:182:A:TYR:H	1	0.14
(2,1940)	1:174:B:VAL:HG21	1:182:B:TYR:HB3	5	0.14
(2,1940)	1:174:B:VAL:HG22	1:182:B:TYR:HB3	5	0.14
(2,1940)	1:174:B:VAL:HG23	1:182:B:TYR:HB3	5	0.14
(2,1930)	1:173:A:ILE:HD11	1:185:A:ILE:HG13	5	0.14
(2,1930)	1:173:A:ILE:HD12	1:185:A:ILE:HG13	5	0.14
(2,1930)	1:173:A:ILE:HD13	1:185:A:ILE:HG13	5	0.14
(2,1844)	1:143:B:PRO:HD3	1:143:B:PRO:HB3	10	0.14
(2,1810)	1:133:B:ILE:HG12	1:133:B:ILE:HA	10	0.14

Continued on next page...

Continued from previous page...

Key	Atom-1	Atom-2	Model ID	Violation (Å)
(2,1803)	1:132:B:GLU:HB3	1:133:B:ILE:HA	5	0.14
(2,1796)	1:131:A:ILE:HG21	1:131:A:ILE:HA	10	0.14
(2,1796)	1:131:A:ILE:HG22	1:131:A:ILE:HA	10	0.14
(2,1796)	1:131:A:ILE:HG23	1:131:A:ILE:HA	10	0.14
(2,1795)	1:131:B:ILE:HG21	1:131:B:ILE:HA	10	0.14
(2,1795)	1:131:B:ILE:HG22	1:131:B:ILE:HA	10	0.14
(2,1795)	1:131:B:ILE:HG23	1:131:B:ILE:HA	10	0.14
(2,1792)	1:131:B:ILE:HB	1:131:B:ILE:HG12	2	0.14
(2,1792)	1:131:B:ILE:HB	1:131:B:ILE:HG12	5	0.14
(2,1791)	1:131:A:ILE:HB	1:131:A:ILE:HG12	2	0.14
(2,1782)	1:185:A:ILE:HG21	1:185:A:ILE:HA	5	0.14
(2,1782)	1:185:A:ILE:HG22	1:185:A:ILE:HA	5	0.14
(2,1782)	1:185:A:ILE:HG23	1:185:A:ILE:HA	5	0.14
(2,1782)	1:185:A:ILE:HG21	1:185:A:ILE:HA	7	0.14
(2,1782)	1:185:A:ILE:HG22	1:185:A:ILE:HA	7	0.14
(2,1782)	1:185:A:ILE:HG23	1:185:A:ILE:HA	7	0.14
(2,1781)	1:185:B:ILE:HG21	1:185:B:ILE:HA	5	0.14
(2,1781)	1:185:B:ILE:HG22	1:185:B:ILE:HA	5	0.14
(2,1781)	1:185:B:ILE:HG23	1:185:B:ILE:HA	5	0.14
(2,1781)	1:185:B:ILE:HG21	1:185:B:ILE:HA	7	0.14
(2,1781)	1:185:B:ILE:HG22	1:185:B:ILE:HA	7	0.14
(2,1781)	1:185:B:ILE:HG23	1:185:B:ILE:HA	7	0.14
(2,1778)	1:173:B:ILE:HG21	1:173:B:ILE:HG12	8	0.14
(2,1778)	1:173:B:ILE:HG22	1:173:B:ILE:HG12	8	0.14
(2,1778)	1:173:B:ILE:HG23	1:173:B:ILE:HG12	8	0.14
(2,1777)	1:173:A:ILE:HG21	1:173:A:ILE:HG12	8	0.14
(2,1777)	1:173:A:ILE:HG22	1:173:A:ILE:HG12	8	0.14
(2,1777)	1:173:A:ILE:HG23	1:173:A:ILE:HG12	8	0.14
(2,1738)	1:178:B:LYS:HG2	1:178:B:LYS:HB3	1	0.14
(2,1734)	1:178:B:LYS:HG2	1:178:B:LYS:HA	5	0.14
(2,1720)	1:181:B:LYS:HG3	1:181:B:LYS:HD3	2	0.14
(2,1687)	1:178:A:LYS:HD2	1:178:A:LYS:HE3	5	0.14
(2,1667)	1:135:B:ARG:HB3	1:135:B:ARG:HD2	7	0.14
(2,1645)	1:143:A:PRO:HB2	1:143:A:PRO:HA	5	0.14
(2,1621)	1:167:B:GLU:HG2	1:167:B:GLU:HA	6	0.14
(2,1621)	1:167:B:GLU:HG2	1:167:B:GLU:HA	10	0.14
(2,1619)	1:148:B:GLU:HG2	1:144:B:MET:HB2	4	0.14
(2,1619)	1:148:B:GLU:HG2	1:144:B:MET:HB2	7	0.14
(2,1606)	1:154:B:ASN:HB2	1:154:B:ASN:HA	6	0.14
(2,1605)	1:154:A:ASN:HB2	1:154:A:ASN:HA	6	0.14
(2,1592)	1:179:A:ASP:HB2	1:179:A:ASP:HA	5	0.14
(2,1592)	1:179:A:ASP:HB2	1:179:A:ASP:HA	9	0.14

Continued on next page...

Continued from previous page...

Key	Atom-1	Atom-2	Model ID	Violation (Å)
(2,1591)	1:179:B:ASP:HB2	1:179:B:ASP:HA	9	0.14
(2,1460)	1:143:B:PRO:HD3	1:164:B:THR:HG1	3	0.14
(2,1403)	1:134:B:ILE:HA	1:134:B:ILE:HG13	3	0.14
(2,1392)	1:185:B:ILE:HA	1:185:B:ILE:HG21	5	0.14
(2,1392)	1:185:B:ILE:HA	1:185:B:ILE:HG22	5	0.14
(2,1392)	1:185:B:ILE:HA	1:185:B:ILE:HG23	5	0.14
(2,1392)	1:185:B:ILE:HA	1:185:B:ILE:HG21	7	0.14
(2,1392)	1:185:B:ILE:HA	1:185:B:ILE:HG22	7	0.14
(2,1392)	1:185:B:ILE:HA	1:185:B:ILE:HG23	7	0.14
(2,1391)	1:185:A:ILE:HA	1:185:A:ILE:HG21	5	0.14
(2,1391)	1:185:A:ILE:HA	1:185:A:ILE:HG22	5	0.14
(2,1391)	1:185:A:ILE:HA	1:185:A:ILE:HG23	5	0.14
(2,1391)	1:185:A:ILE:HA	1:185:A:ILE:HG21	7	0.14
(2,1391)	1:185:A:ILE:HA	1:185:A:ILE:HG22	7	0.14
(2,1391)	1:185:A:ILE:HA	1:185:A:ILE:HG23	7	0.14
(2,1342)	1:133:A:ILE:HG21	1:133:A:ILE:HA	3	0.14
(2,1342)	1:133:A:ILE:HG22	1:133:A:ILE:HA	3	0.14
(2,1342)	1:133:A:ILE:HG23	1:133:A:ILE:HA	3	0.14
(2,1342)	1:133:A:ILE:HG21	1:133:A:ILE:HA	6	0.14
(2,1342)	1:133:A:ILE:HG22	1:133:A:ILE:HA	6	0.14
(2,1342)	1:133:A:ILE:HG23	1:133:A:ILE:HA	6	0.14
(2,1341)	1:133:B:ILE:HG21	1:133:B:ILE:HA	3	0.14
(2,1341)	1:133:B:ILE:HG22	1:133:B:ILE:HA	3	0.14
(2,1341)	1:133:B:ILE:HG23	1:133:B:ILE:HA	3	0.14
(2,1341)	1:133:B:ILE:HG21	1:133:B:ILE:HA	6	0.14
(2,1341)	1:133:B:ILE:HG22	1:133:B:ILE:HA	6	0.14
(2,1341)	1:133:B:ILE:HG23	1:133:B:ILE:HA	6	0.14
(2,1336)	1:174:B:VAL:HG21	1:150:B:VAL:HG11	6	0.14
(2,1336)	1:174:B:VAL:HG21	1:150:B:VAL:HG12	6	0.14
(2,1336)	1:174:B:VAL:HG21	1:150:B:VAL:HG13	6	0.14
(2,1336)	1:174:B:VAL:HG22	1:150:B:VAL:HG11	6	0.14
(2,1336)	1:174:B:VAL:HG22	1:150:B:VAL:HG12	6	0.14
(2,1336)	1:174:B:VAL:HG22	1:150:B:VAL:HG13	6	0.14
(2,1336)	1:174:B:VAL:HG23	1:150:B:VAL:HG11	6	0.14
(2,1336)	1:174:B:VAL:HG23	1:150:B:VAL:HG12	6	0.14
(2,1336)	1:174:B:VAL:HG23	1:150:B:VAL:HG13	6	0.14
(2,1335)	1:174:A:VAL:HG21	1:150:A:VAL:HG11	4	0.14
(2,1335)	1:174:A:VAL:HG21	1:150:A:VAL:HG12	4	0.14
(2,1335)	1:174:A:VAL:HG21	1:150:A:VAL:HG13	4	0.14
(2,1335)	1:174:A:VAL:HG22	1:150:A:VAL:HG11	4	0.14
(2,1335)	1:174:A:VAL:HG22	1:150:A:VAL:HG12	4	0.14
(2,1335)	1:174:A:VAL:HG22	1:150:A:VAL:HG13	4	0.14

Continued on next page...

Continued from previous page...

Key	Atom-1	Atom-2	Model ID	Violation (Å)
(2,1335)	1:174:A:VAL:HG23	1:150:A:VAL:HG11	4	0.14
(2,1335)	1:174:A:VAL:HG23	1:150:A:VAL:HG12	4	0.14
(2,1335)	1:174:A:VAL:HG23	1:150:A:VAL:HG13	4	0.14
(2,1298)	1:150:A:VAL:HG11	1:150:A:VAL:HG21	4	0.14
(2,1298)	1:150:A:VAL:HG11	1:150:A:VAL:HG22	4	0.14
(2,1298)	1:150:A:VAL:HG11	1:150:A:VAL:HG23	4	0.14
(2,1298)	1:150:A:VAL:HG12	1:150:A:VAL:HG21	4	0.14
(2,1298)	1:150:A:VAL:HG12	1:150:A:VAL:HG22	4	0.14
(2,1298)	1:150:A:VAL:HG12	1:150:A:VAL:HG23	4	0.14
(2,1298)	1:150:A:VAL:HG13	1:150:A:VAL:HG21	4	0.14
(2,1298)	1:150:A:VAL:HG13	1:150:A:VAL:HG22	4	0.14
(2,1298)	1:150:A:VAL:HG13	1:150:A:VAL:HG23	4	0.14
(2,1298)	1:150:A:VAL:HG11	1:150:A:VAL:HG21	8	0.14
(2,1298)	1:150:A:VAL:HG11	1:150:A:VAL:HG22	8	0.14
(2,1298)	1:150:A:VAL:HG11	1:150:A:VAL:HG23	8	0.14
(2,1298)	1:150:A:VAL:HG12	1:150:A:VAL:HG21	8	0.14
(2,1298)	1:150:A:VAL:HG12	1:150:A:VAL:HG22	8	0.14
(2,1298)	1:150:A:VAL:HG12	1:150:A:VAL:HG23	8	0.14
(2,1298)	1:150:A:VAL:HG13	1:150:A:VAL:HG21	8	0.14
(2,1298)	1:150:A:VAL:HG13	1:150:A:VAL:HG22	8	0.14
(2,1298)	1:150:A:VAL:HG13	1:150:A:VAL:HG23	8	0.14
(2,1297)	1:150:B:VAL:HG11	1:150:B:VAL:HG21	8	0.14
(2,1297)	1:150:B:VAL:HG11	1:150:B:VAL:HG22	8	0.14
(2,1297)	1:150:B:VAL:HG11	1:150:B:VAL:HG23	8	0.14
(2,1297)	1:150:B:VAL:HG12	1:150:B:VAL:HG21	8	0.14
(2,1297)	1:150:B:VAL:HG12	1:150:B:VAL:HG22	8	0.14
(2,1297)	1:150:B:VAL:HG12	1:150:B:VAL:HG23	8	0.14
(2,1297)	1:150:B:VAL:HG13	1:150:B:VAL:HG21	8	0.14
(2,1297)	1:150:B:VAL:HG13	1:150:B:VAL:HG22	8	0.14
(2,1297)	1:150:B:VAL:HG13	1:150:B:VAL:HG23	8	0.14
(2,1264)	1:187:A:THR:HA	1:187:A:THR:HG21	3	0.14
(2,1264)	1:187:A:THR:HA	1:187:A:THR:HG22	3	0.14
(2,1264)	1:187:A:THR:HA	1:187:A:THR:HG23	3	0.14
(2,1263)	1:187:B:THR:HA	1:187:B:THR:HG21	3	0.14
(2,1263)	1:187:B:THR:HA	1:187:B:THR:HG22	3	0.14
(2,1263)	1:187:B:THR:HA	1:187:B:THR:HG23	3	0.14
(2,1222)	1:131:A:ILE:HG21	1:131:A:ILE:HG12	2	0.14
(2,1222)	1:131:A:ILE:HG22	1:131:A:ILE:HG12	2	0.14
(2,1222)	1:131:A:ILE:HG23	1:131:A:ILE:HG12	2	0.14
(2,1222)	1:131:A:ILE:HG21	1:131:A:ILE:HG12	9	0.14
(2,1222)	1:131:A:ILE:HG22	1:131:A:ILE:HG12	9	0.14
(2,1222)	1:131:A:ILE:HG23	1:131:A:ILE:HG12	9	0.14

Continued on next page...

Continued from previous page...

Key	Atom-1	Atom-2	Model ID	Violation (Å)
(2,1220)	1:141:B:LEU:HA	1:141:B:LEU:HB2	6	0.14
(2,1219)	1:141:A:LEU:HA	1:141:A:LEU:HB2	6	0.14
(2,1218)	1:155:B:LEU:HA	1:155:B:LEU:HB2	3	0.14
(2,1217)	1:155:A:LEU:HA	1:155:A:LEU:HB2	3	0.14
(2,1192)	1:131:B:ILE:HA	1:131:B:ILE:HB	1	0.14
(2,1192)	1:131:B:ILE:HA	1:131:B:ILE:HB	9	0.14
(2,1191)	1:131:A:ILE:HA	1:131:A:ILE:HB	1	0.14
(2,1191)	1:131:A:ILE:HA	1:131:A:ILE:HB	9	0.14
(2,1184)	1:176:A:ARG:HA	1:176:A:ARG:HB3	1	0.14
(2,1184)	1:176:A:ARG:HA	1:176:A:ARG:HB3	4	0.14
(2,1178)	1:178:A:LYS:HG2	1:178:A:LYS:HB3	1	0.14
(2,1100)	1:179:A:ASP:HB2	1:179:A:ASP:HA	5	0.14
(2,1100)	1:179:A:ASP:HB2	1:179:A:ASP:HA	9	0.14
(2,1099)	1:179:B:ASP:HB2	1:179:B:ASP:HA	9	0.14
(2,1086)	1:173:B:ILE:HG21	1:173:B:ILE:HA	5	0.14
(2,1086)	1:173:B:ILE:HG22	1:173:B:ILE:HA	5	0.14
(2,1086)	1:173:B:ILE:HG23	1:173:B:ILE:HA	5	0.14
(2,1083)	1:145:B:ASP:HB3	1:145:B:ASP:HA	6	0.14
(2,1082)	1:145:A:ASP:HB3	1:145:A:ASP:HA	6	0.14
(2,1048)	1:173:B:ILE:HA	1:173:B:ILE:HG21	5	0.14
(2,1048)	1:173:B:ILE:HA	1:173:B:ILE:HG22	5	0.14
(2,1048)	1:173:B:ILE:HA	1:173:B:ILE:HG23	5	0.14
(2,1009)	1:160:B:PHE:HA	1:175:B:TYR:HB2	6	0.14
(2,974)	1:173:B:ILE:HA	1:163:B:PHE:H	6	0.14
(2,960)	1:144:B:MET:H	1:163:B:PHE:HD1	9	0.14
(2,960)	1:144:B:MET:H	1:163:B:PHE:HD2	9	0.14
(2,920)	1:134:A:ILE:H	1:184:B:LEU:H	9	0.14
(2,870)	1:158:B:HIS:H	1:158:B:HIS:HB2	3	0.14
(2,867)	1:158:A:HIS:H	1:158:A:HIS:HB2	3	0.14
(2,850)	1:161:A:PHE:H	1:174:A:VAL:HG21	1	0.14
(2,850)	1:161:A:PHE:H	1:174:A:VAL:HG22	1	0.14
(2,850)	1:161:A:PHE:H	1:174:A:VAL:HG23	1	0.14
(2,849)	1:161:B:PHE:H	1:174:B:VAL:HG21	1	0.14
(2,849)	1:161:B:PHE:H	1:174:B:VAL:HG22	1	0.14
(2,849)	1:161:B:PHE:H	1:174:B:VAL:HG23	1	0.14
(2,759)	1:168:B:THR:H	1:169:B:ASP:HB2	5	0.14
(2,742)	1:154:A:ASN:H	1:155:A:LEU:HA	7	0.14
(2,716)	1:149:A:ALA:H	1:163:A:PHE:HE1	3	0.14
(2,716)	1:149:A:ALA:H	1:163:A:PHE:HE2	3	0.14
(2,715)	1:149:B:ALA:H	1:163:B:PHE:HE1	4	0.14
(2,715)	1:149:B:ALA:H	1:163:B:PHE:HE2	4	0.14
(2,712)	1:150:A:VAL:H	1:163:A:PHE:HD1	6	0.14

Continued on next page...

Continued from previous page...

Key	Atom-1	Atom-2	Model ID	Violation (Å)
(2,712)	1:150:A:VAL:H	1:163:A:PHE:HD2	6	0.14
(2,684)	1:149:A:ALA:H	1:145:A:ASP:H	3	0.14
(2,683)	1:149:B:ALA:H	1:145:B:ASP:H	7	0.14
(2,678)	1:170:A:GLY:H	1:167:A:GLU:H	1	0.14
(2,677)	1:170:B:GLY:H	1:167:B:GLU:H	1	0.14
(2,618)	1:171:A:THR:H	1:171:A:THR:HG1	3	0.14
(2,617)	1:171:B:THR:H	1:171:B:THR:HG1	3	0.14
(2,609)	1:136:A:SER:H	1:134:A:ILE:HG21	5	0.14
(2,609)	1:136:A:SER:H	1:134:A:ILE:HG22	5	0.14
(2,609)	1:136:A:SER:H	1:134:A:ILE:HG23	5	0.14
(2,604)	1:187:A:THR:H	1:187:A:THR:HG21	2	0.14
(2,604)	1:187:A:THR:H	1:187:A:THR:HG22	2	0.14
(2,604)	1:187:A:THR:H	1:187:A:THR:HG23	2	0.14
(2,604)	1:187:A:THR:H	1:187:A:THR:HG21	10	0.14
(2,604)	1:187:A:THR:H	1:187:A:THR:HG22	10	0.14
(2,604)	1:187:A:THR:H	1:187:A:THR:HG23	10	0.14
(2,603)	1:187:B:THR:H	1:187:B:THR:HG21	2	0.14
(2,603)	1:187:B:THR:H	1:187:B:THR:HG22	2	0.14
(2,603)	1:187:B:THR:H	1:187:B:THR:HG23	2	0.14
(2,603)	1:187:B:THR:H	1:187:B:THR:HG21	10	0.14
(2,603)	1:187:B:THR:H	1:187:B:THR:HG22	10	0.14
(2,603)	1:187:B:THR:H	1:187:B:THR:HG23	10	0.14
(2,590)	1:173:A:ILE:H	1:184:A:LEU:HD11	4	0.14
(2,590)	1:173:A:ILE:H	1:184:A:LEU:HD12	4	0.14
(2,590)	1:173:A:ILE:H	1:184:A:LEU:HD13	4	0.14
(2,568)	1:155:B:LEU:H	1:156:B:LEU:HB2	9	0.14
(2,560)	1:185:A:ILE:H	1:184:A:LEU:HG	6	0.14
(2,559)	1:185:B:ILE:H	1:184:B:LEU:HG	6	0.14
(2,540)	1:156:B:LEU:H	1:156:B:LEU:HG	3	0.14
(2,540)	1:156:B:LEU:H	1:156:B:LEU:HG	6	0.14
(2,539)	1:156:A:LEU:H	1:156:A:LEU:HG	6	0.14
(2,518)	1:176:A:ARG:H	1:176:A:ARG:HG2	6	0.14
(2,509)	1:181:B:LYS:H	1:181:B:LYS:HB3	8	0.14
(2,493)	1:149:B:ALA:H	1:148:B:GLU:HB3	2	0.14
(2,486)	1:144:B:MET:H	1:143:B:PRO:HB3	2	0.14
(2,476)	1:173:A:ILE:H	1:172:A:SER:HB2	2	0.14
(2,475)	1:173:B:ILE:H	1:172:B:SER:HB2	2	0.14
(2,444)	1:153:A:MET:H	1:153:A:MET:HG3	8	0.14
(2,430)	1:181:A:LYS:H	1:179:A:ASP:HB3	5	0.14
(2,422)	1:175:B:TYR:H	1:183:B:GLY:HA2	4	0.14
(2,422)	1:175:B:TYR:H	1:183:B:GLY:HA2	7	0.14
(2,412)	1:145:A:ASP:H	1:145:A:ASP:HB2	3	0.14

Continued on next page...

Continued from previous page...

Key	Atom-1	Atom-2	Model ID	Violation (Å)
(2,410)	1:147:B:GLU:H	1:145:B:ASP:HB3	7	0.14
(2,406)	1:154:A:ASN:H	1:154:A:ASN:HB2	3	0.14
(2,405)	1:154:B:ASN:H	1:154:B:ASN:HB2	3	0.14
(2,400)	1:155:B:LEU:H	1:154:B:ASN:HB3	2	0.14
(2,399)	1:155:A:LEU:H	1:154:A:ASN:HB3	2	0.14
(2,380)	1:146:B:SER:H	1:145:B:ASP:HB2	1	0.14
(2,377)	1:145:B:ASP:H	1:145:B:ASP:HB2	3	0.14
(2,373)	1:179:A:ASP:H	1:179:A:ASP:HB2	3	0.14
(2,371)	1:168:B:THR:H	1:166:B:ARG:HD2	2	0.14
(2,326)	1:171:A:THR:H	1:170:A:GLY:HA3	4	0.14
(2,325)	1:171:B:THR:H	1:170:B:GLY:HA3	4	0.14
(2,254)	1:163:B:PHE:H	1:164:B:THR:HA	2	0.14
(2,233)	1:186:B:GLN:H	1:185:B:ILE:HA	5	0.14
(2,180)	1:173:A:ILE:H	1:172:A:SER:HA	3	0.14
(2,180)	1:173:A:ILE:H	1:172:A:SER:HA	8	0.14
(2,179)	1:173:B:ILE:H	1:172:B:SER:HA	8	0.14
(2,144)	1:160:B:PHE:H	1:160:B:PHE:HD1	2	0.14
(2,144)	1:160:B:PHE:H	1:160:B:PHE:HD2	2	0.14
(2,81)	1:160:A:PHE:H	1:158:A:HIS:H	9	0.14
(2,59)	1:146:A:SER:H	1:147:A:GLU:H	7	0.14
(2,47)	1:157:A:GLY:H	1:154:A:ASN:H	10	0.14
(2,46)	1:156:B:LEU:H	1:155:B:LEU:H	1	0.14
(2,45)	1:156:A:LEU:H	1:155:A:LEU:H	1	0.14
(2,44)	1:181:A:LYS:H	1:182:A:TYR:H	1	0.14
(2,44)	1:181:A:LYS:H	1:182:A:TYR:H	6	0.14
(2,44)	1:181:A:LYS:H	1:182:A:TYR:H	8	0.14
(2,44)	1:181:A:LYS:H	1:182:A:TYR:H	10	0.14
(2,43)	1:181:B:LYS:H	1:182:B:TYR:H	1	0.14
(2,43)	1:181:B:LYS:H	1:182:B:TYR:H	6	0.14
(2,43)	1:181:B:LYS:H	1:182:B:TYR:H	7	0.14
(2,43)	1:181:B:LYS:H	1:182:B:TYR:H	8	0.14
(2,43)	1:181:B:LYS:H	1:182:B:TYR:H	10	0.14
(2,2177)	1:150:B:VAL:HG11	1:150:B:VAL:HG21	1	0.13
(2,2177)	1:150:B:VAL:HG11	1:150:B:VAL:HG22	1	0.13
(2,2177)	1:150:B:VAL:HG11	1:150:B:VAL:HG23	1	0.13
(2,2177)	1:150:B:VAL:HG12	1:150:B:VAL:HG21	1	0.13
(2,2177)	1:150:B:VAL:HG12	1:150:B:VAL:HG22	1	0.13
(2,2177)	1:150:B:VAL:HG12	1:150:B:VAL:HG23	1	0.13
(2,2177)	1:150:B:VAL:HG13	1:150:B:VAL:HG21	1	0.13
(2,2177)	1:150:B:VAL:HG13	1:150:B:VAL:HG22	1	0.13
(2,2177)	1:150:B:VAL:HG13	1:150:B:VAL:HG23	1	0.13
(2,2177)	1:150:B:VAL:HG11	1:150:B:VAL:HG21	2	0.13

Continued on next page...

Continued from previous page...

Key	Atom-1	Atom-2	Model ID	Violation (Å)
(2,2177)	1:150:B:VAL:HG11	1:150:B:VAL:HG22	2	0.13
(2,2177)	1:150:B:VAL:HG11	1:150:B:VAL:HG23	2	0.13
(2,2177)	1:150:B:VAL:HG12	1:150:B:VAL:HG21	2	0.13
(2,2177)	1:150:B:VAL:HG12	1:150:B:VAL:HG22	2	0.13
(2,2177)	1:150:B:VAL:HG12	1:150:B:VAL:HG23	2	0.13
(2,2177)	1:150:B:VAL:HG13	1:150:B:VAL:HG21	2	0.13
(2,2177)	1:150:B:VAL:HG13	1:150:B:VAL:HG22	2	0.13
(2,2177)	1:150:B:VAL:HG13	1:150:B:VAL:HG23	2	0.13
(2,2177)	1:150:B:VAL:HG11	1:150:B:VAL:HG21	7	0.13
(2,2177)	1:150:B:VAL:HG11	1:150:B:VAL:HG22	7	0.13
(2,2177)	1:150:B:VAL:HG11	1:150:B:VAL:HG23	7	0.13
(2,2177)	1:150:B:VAL:HG12	1:150:B:VAL:HG21	7	0.13
(2,2177)	1:150:B:VAL:HG12	1:150:B:VAL:HG22	7	0.13
(2,2177)	1:150:B:VAL:HG12	1:150:B:VAL:HG23	7	0.13
(2,2177)	1:150:B:VAL:HG13	1:150:B:VAL:HG21	7	0.13
(2,2177)	1:150:B:VAL:HG13	1:150:B:VAL:HG22	7	0.13
(2,2177)	1:150:B:VAL:HG13	1:150:B:VAL:HG23	7	0.13
(2,2176)	1:150:B:VAL:HG21	1:150:B:VAL:HG11	1	0.13
(2,2176)	1:150:B:VAL:HG21	1:150:B:VAL:HG12	1	0.13
(2,2176)	1:150:B:VAL:HG21	1:150:B:VAL:HG13	1	0.13
(2,2176)	1:150:B:VAL:HG22	1:150:B:VAL:HG11	1	0.13
(2,2176)	1:150:B:VAL:HG22	1:150:B:VAL:HG12	1	0.13
(2,2176)	1:150:B:VAL:HG22	1:150:B:VAL:HG13	1	0.13
(2,2176)	1:150:B:VAL:HG23	1:150:B:VAL:HG11	1	0.13
(2,2176)	1:150:B:VAL:HG23	1:150:B:VAL:HG12	1	0.13
(2,2176)	1:150:B:VAL:HG23	1:150:B:VAL:HG13	1	0.13
(2,2176)	1:150:B:VAL:HG21	1:150:B:VAL:HG11	2	0.13
(2,2176)	1:150:B:VAL:HG21	1:150:B:VAL:HG12	2	0.13
(2,2176)	1:150:B:VAL:HG21	1:150:B:VAL:HG13	2	0.13
(2,2176)	1:150:B:VAL:HG22	1:150:B:VAL:HG11	2	0.13
(2,2176)	1:150:B:VAL:HG22	1:150:B:VAL:HG12	2	0.13
(2,2176)	1:150:B:VAL:HG22	1:150:B:VAL:HG13	2	0.13
(2,2176)	1:150:B:VAL:HG23	1:150:B:VAL:HG11	2	0.13
(2,2176)	1:150:B:VAL:HG23	1:150:B:VAL:HG12	2	0.13
(2,2176)	1:150:B:VAL:HG23	1:150:B:VAL:HG13	2	0.13
(2,2176)	1:150:B:VAL:HG21	1:150:B:VAL:HG11	7	0.13
(2,2176)	1:150:B:VAL:HG21	1:150:B:VAL:HG12	7	0.13
(2,2176)	1:150:B:VAL:HG21	1:150:B:VAL:HG13	7	0.13
(2,2176)	1:150:B:VAL:HG22	1:150:B:VAL:HG11	7	0.13
(2,2176)	1:150:B:VAL:HG22	1:150:B:VAL:HG12	7	0.13
(2,2176)	1:150:B:VAL:HG22	1:150:B:VAL:HG13	7	0.13
(2,2176)	1:150:B:VAL:HG23	1:150:B:VAL:HG11	7	0.13

Continued on next page...

Continued from previous page...

Key	Atom-1	Atom-2	Model ID	Violation (Å)
(2,2176)	1:150:B:VAL:HG23	1:150:B:VAL:HG12	7	0.13
(2,2176)	1:150:B:VAL:HG23	1:150:B:VAL:HG13	7	0.13
(2,2158)	1:148:A:GLU:HB3	1:148:A:GLU:HA	8	0.13
(2,2152)	1:135:B:ARG:HA	1:136:B:SER:HB2	1	0.13
(2,2097)	1:182:A:TYR:HD1	1:177:A:ARG:HB2	5	0.13
(2,2097)	1:182:A:TYR:HD2	1:177:A:ARG:HB2	5	0.13
(2,2080)	1:182:B:TYR:HD1	1:182:B:TYR:HB2	7	0.13
(2,2080)	1:182:B:TYR:HD2	1:182:B:TYR:HB2	7	0.13
(2,2079)	1:182:A:TYR:HD1	1:182:A:TYR:HB2	7	0.13
(2,2079)	1:182:A:TYR:HD2	1:182:A:TYR:HB2	7	0.13
(2,2070)	1:158:A:HIS:HD2	1:158:A:HIS:HB2	9	0.13
(2,2037)	1:150:B:VAL:HG11	1:150:B:VAL:HG21	1	0.13
(2,2037)	1:150:B:VAL:HG11	1:150:B:VAL:HG22	1	0.13
(2,2037)	1:150:B:VAL:HG11	1:150:B:VAL:HG23	1	0.13
(2,2037)	1:150:B:VAL:HG12	1:150:B:VAL:HG21	1	0.13
(2,2037)	1:150:B:VAL:HG12	1:150:B:VAL:HG22	1	0.13
(2,2037)	1:150:B:VAL:HG12	1:150:B:VAL:HG23	1	0.13
(2,2037)	1:150:B:VAL:HG13	1:150:B:VAL:HG21	1	0.13
(2,2037)	1:150:B:VAL:HG13	1:150:B:VAL:HG22	1	0.13
(2,2037)	1:150:B:VAL:HG13	1:150:B:VAL:HG23	1	0.13
(2,2037)	1:150:B:VAL:HG11	1:150:B:VAL:HG21	2	0.13
(2,2037)	1:150:B:VAL:HG11	1:150:B:VAL:HG22	2	0.13
(2,2037)	1:150:B:VAL:HG11	1:150:B:VAL:HG23	2	0.13
(2,2037)	1:150:B:VAL:HG12	1:150:B:VAL:HG21	2	0.13
(2,2037)	1:150:B:VAL:HG12	1:150:B:VAL:HG22	2	0.13
(2,2037)	1:150:B:VAL:HG12	1:150:B:VAL:HG23	2	0.13
(2,2037)	1:150:B:VAL:HG13	1:150:B:VAL:HG21	2	0.13
(2,2037)	1:150:B:VAL:HG13	1:150:B:VAL:HG22	2	0.13
(2,2037)	1:150:B:VAL:HG13	1:150:B:VAL:HG23	2	0.13
(2,2037)	1:150:B:VAL:HG11	1:150:B:VAL:HG21	7	0.13
(2,2037)	1:150:B:VAL:HG11	1:150:B:VAL:HG22	7	0.13
(2,2037)	1:150:B:VAL:HG11	1:150:B:VAL:HG23	7	0.13
(2,2037)	1:150:B:VAL:HG12	1:150:B:VAL:HG21	7	0.13
(2,2037)	1:150:B:VAL:HG12	1:150:B:VAL:HG22	7	0.13
(2,2037)	1:150:B:VAL:HG12	1:150:B:VAL:HG23	7	0.13
(2,2037)	1:150:B:VAL:HG13	1:150:B:VAL:HG21	7	0.13
(2,2037)	1:150:B:VAL:HG13	1:150:B:VAL:HG22	7	0.13
(2,2037)	1:150:B:VAL:HG13	1:150:B:VAL:HG23	7	0.13
(2,2036)	1:150:B:VAL:HG21	1:150:B:VAL:HG11	1	0.13
(2,2036)	1:150:B:VAL:HG21	1:150:B:VAL:HG12	1	0.13
(2,2036)	1:150:B:VAL:HG21	1:150:B:VAL:HG13	1	0.13
(2,2036)	1:150:B:VAL:HG22	1:150:B:VAL:HG11	1	0.13

Continued on next page...

Continued from previous page...

Key	Atom-1	Atom-2	Model ID	Violation (Å)
(2,2036)	1:150:B:VAL:HG22	1:150:B:VAL:HG12	1	0.13
(2,2036)	1:150:B:VAL:HG22	1:150:B:VAL:HG13	1	0.13
(2,2036)	1:150:B:VAL:HG23	1:150:B:VAL:HG11	1	0.13
(2,2036)	1:150:B:VAL:HG23	1:150:B:VAL:HG12	1	0.13
(2,2036)	1:150:B:VAL:HG23	1:150:B:VAL:HG13	1	0.13
(2,2036)	1:150:B:VAL:HG21	1:150:B:VAL:HG11	2	0.13
(2,2036)	1:150:B:VAL:HG21	1:150:B:VAL:HG12	2	0.13
(2,2036)	1:150:B:VAL:HG21	1:150:B:VAL:HG13	2	0.13
(2,2036)	1:150:B:VAL:HG22	1:150:B:VAL:HG11	2	0.13
(2,2036)	1:150:B:VAL:HG22	1:150:B:VAL:HG12	2	0.13
(2,2036)	1:150:B:VAL:HG22	1:150:B:VAL:HG13	2	0.13
(2,2036)	1:150:B:VAL:HG23	1:150:B:VAL:HG11	2	0.13
(2,2036)	1:150:B:VAL:HG23	1:150:B:VAL:HG12	2	0.13
(2,2036)	1:150:B:VAL:HG23	1:150:B:VAL:HG13	2	0.13
(2,2036)	1:150:B:VAL:HG21	1:150:B:VAL:HG11	7	0.13
(2,2036)	1:150:B:VAL:HG21	1:150:B:VAL:HG12	7	0.13
(2,2036)	1:150:B:VAL:HG21	1:150:B:VAL:HG13	7	0.13
(2,2036)	1:150:B:VAL:HG22	1:150:B:VAL:HG11	7	0.13
(2,2036)	1:150:B:VAL:HG22	1:150:B:VAL:HG12	7	0.13
(2,2036)	1:150:B:VAL:HG22	1:150:B:VAL:HG13	7	0.13
(2,2036)	1:150:B:VAL:HG23	1:150:B:VAL:HG11	7	0.13
(2,2036)	1:150:B:VAL:HG23	1:150:B:VAL:HG12	7	0.13
(2,2036)	1:150:B:VAL:HG23	1:150:B:VAL:HG13	7	0.13
(2,2018)	1:148:A:GLU:HB3	1:148:A:GLU:HA	8	0.13
(2,2012)	1:135:B:ARG:HA	1:136:B:SER:HB2	1	0.13
(2,1969)	1:178:B:LYS:HE3	1:178:B:LYS:HG2	5	0.13
(2,1939)	1:174:A:VAL:HG21	1:182:A:TYR:HB3	5	0.13
(2,1939)	1:174:A:VAL:HG22	1:182:A:TYR:HB3	5	0.13
(2,1939)	1:174:A:VAL:HG23	1:182:A:TYR:HB3	5	0.13
(2,1792)	1:131:B:ILE:HB	1:131:B:ILE:HG12	7	0.13
(2,1792)	1:131:B:ILE:HB	1:131:B:ILE:HG12	10	0.13
(2,1791)	1:131:A:ILE:HB	1:131:A:ILE:HG12	5	0.13
(2,1791)	1:131:A:ILE:HB	1:131:A:ILE:HG12	7	0.13
(2,1791)	1:131:A:ILE:HB	1:131:A:ILE:HG12	10	0.13
(2,1752)	1:184:B:LEU:HD21	1:184:B:LEU:HB2	4	0.13
(2,1752)	1:184:B:LEU:HD22	1:184:B:LEU:HB2	4	0.13
(2,1752)	1:184:B:LEU:HD23	1:184:B:LEU:HB2	4	0.13
(2,1738)	1:178:B:LYS:HG2	1:178:B:LYS:HB3	7	0.13
(2,1717)	1:181:B:LYS:HG2	1:181:B:LYS:HD3	3	0.13
(2,1687)	1:178:A:LYS:HD2	1:178:A:LYS:HE3	4	0.13
(2,1674)	1:138:B:GLU:HB2	1:138:B:GLU:HA	3	0.13
(2,1620)	1:148:A:GLU:HG3	1:144:A:MET:HB3	4	0.13

Continued on next page...

Continued from previous page...

Key	Atom-1	Atom-2	Model ID	Violation (Å)
(2,1617)	1:148:B:GLU:HG2	1:145:B:ASP:HB3	3	0.13
(2,1592)	1:179:A:ASP:HB2	1:179:A:ASP:HA	2	0.13
(2,1591)	1:179:B:ASP:HB2	1:179:B:ASP:HA	2	0.13
(2,1590)	1:182:B:TYR:HB3	1:182:B:TYR:HD1	1	0.13
(2,1590)	1:182:B:TYR:HB3	1:182:B:TYR:HD2	1	0.13
(2,1589)	1:182:A:TYR:HB3	1:182:A:TYR:HD1	1	0.13
(2,1589)	1:182:A:TYR:HB3	1:182:A:TYR:HD2	1	0.13
(2,1575)	1:160:B:PHE:HB2	1:160:A:PHE:HB3	9	0.13
(2,1542)	1:166:A:ARG:HD3	1:167:A:GLU:HB2	3	0.13
(2,1499)	1:176:B:ARG:HD3	1:159:B:ASP:HA	9	0.13
(2,1434)	1:164:A:THR:HA	1:165:A:ASP:HB3	8	0.13
(2,1396)	1:181:B:LYS:HA	1:181:B:LYS:HB3	6	0.13
(2,1396)	1:181:B:LYS:HA	1:181:B:LYS:HB3	8	0.13
(2,1395)	1:181:A:LYS:HA	1:181:A:LYS:HB3	6	0.13
(2,1395)	1:181:A:LYS:HA	1:181:A:LYS:HB3	8	0.13
(2,1336)	1:174:B:VAL:HG21	1:150:B:VAL:HG11	8	0.13
(2,1336)	1:174:B:VAL:HG21	1:150:B:VAL:HG12	8	0.13
(2,1336)	1:174:B:VAL:HG21	1:150:B:VAL:HG13	8	0.13
(2,1336)	1:174:B:VAL:HG22	1:150:B:VAL:HG11	8	0.13
(2,1336)	1:174:B:VAL:HG22	1:150:B:VAL:HG12	8	0.13
(2,1336)	1:174:B:VAL:HG22	1:150:B:VAL:HG13	8	0.13
(2,1336)	1:174:B:VAL:HG23	1:150:B:VAL:HG11	8	0.13
(2,1336)	1:174:B:VAL:HG23	1:150:B:VAL:HG12	8	0.13
(2,1336)	1:174:B:VAL:HG23	1:150:B:VAL:HG13	8	0.13
(2,1335)	1:174:A:VAL:HG21	1:150:A:VAL:HG11	1	0.13
(2,1335)	1:174:A:VAL:HG21	1:150:A:VAL:HG12	1	0.13
(2,1335)	1:174:A:VAL:HG21	1:150:A:VAL:HG13	1	0.13
(2,1335)	1:174:A:VAL:HG22	1:150:A:VAL:HG11	1	0.13
(2,1335)	1:174:A:VAL:HG22	1:150:A:VAL:HG12	1	0.13
(2,1335)	1:174:A:VAL:HG22	1:150:A:VAL:HG13	1	0.13
(2,1335)	1:174:A:VAL:HG23	1:150:A:VAL:HG11	1	0.13
(2,1335)	1:174:A:VAL:HG23	1:150:A:VAL:HG12	1	0.13
(2,1335)	1:174:A:VAL:HG23	1:150:A:VAL:HG13	1	0.13
(2,1335)	1:174:A:VAL:HG21	1:150:A:VAL:HG11	8	0.13
(2,1335)	1:174:A:VAL:HG21	1:150:A:VAL:HG12	8	0.13
(2,1335)	1:174:A:VAL:HG21	1:150:A:VAL:HG13	8	0.13
(2,1335)	1:174:A:VAL:HG22	1:150:A:VAL:HG11	8	0.13
(2,1335)	1:174:A:VAL:HG22	1:150:A:VAL:HG12	8	0.13
(2,1335)	1:174:A:VAL:HG22	1:150:A:VAL:HG13	8	0.13
(2,1335)	1:174:A:VAL:HG23	1:150:A:VAL:HG11	8	0.13
(2,1335)	1:174:A:VAL:HG23	1:150:A:VAL:HG12	8	0.13
(2,1335)	1:174:A:VAL:HG23	1:150:A:VAL:HG13	8	0.13

Continued on next page...

Continued from previous page...

Key	Atom-1	Atom-2	Model ID	Violation (Å)
(2,1297)	1:150:B:VAL:HG11	1:150:B:VAL:HG21	1	0.13
(2,1297)	1:150:B:VAL:HG11	1:150:B:VAL:HG22	1	0.13
(2,1297)	1:150:B:VAL:HG11	1:150:B:VAL:HG23	1	0.13
(2,1297)	1:150:B:VAL:HG12	1:150:B:VAL:HG21	1	0.13
(2,1297)	1:150:B:VAL:HG12	1:150:B:VAL:HG22	1	0.13
(2,1297)	1:150:B:VAL:HG12	1:150:B:VAL:HG23	1	0.13
(2,1297)	1:150:B:VAL:HG13	1:150:B:VAL:HG21	1	0.13
(2,1297)	1:150:B:VAL:HG13	1:150:B:VAL:HG22	1	0.13
(2,1297)	1:150:B:VAL:HG13	1:150:B:VAL:HG23	1	0.13
(2,1297)	1:150:B:VAL:HG11	1:150:B:VAL:HG21	2	0.13
(2,1297)	1:150:B:VAL:HG11	1:150:B:VAL:HG22	2	0.13
(2,1297)	1:150:B:VAL:HG11	1:150:B:VAL:HG23	2	0.13
(2,1297)	1:150:B:VAL:HG12	1:150:B:VAL:HG21	2	0.13
(2,1297)	1:150:B:VAL:HG12	1:150:B:VAL:HG22	2	0.13
(2,1297)	1:150:B:VAL:HG12	1:150:B:VAL:HG23	2	0.13
(2,1297)	1:150:B:VAL:HG13	1:150:B:VAL:HG21	2	0.13
(2,1297)	1:150:B:VAL:HG13	1:150:B:VAL:HG22	2	0.13
(2,1297)	1:150:B:VAL:HG13	1:150:B:VAL:HG23	2	0.13
(2,1297)	1:150:B:VAL:HG11	1:150:B:VAL:HG21	7	0.13
(2,1297)	1:150:B:VAL:HG11	1:150:B:VAL:HG22	7	0.13
(2,1297)	1:150:B:VAL:HG11	1:150:B:VAL:HG23	7	0.13
(2,1297)	1:150:B:VAL:HG12	1:150:B:VAL:HG21	7	0.13
(2,1297)	1:150:B:VAL:HG12	1:150:B:VAL:HG22	7	0.13
(2,1297)	1:150:B:VAL:HG12	1:150:B:VAL:HG23	7	0.13
(2,1297)	1:150:B:VAL:HG13	1:150:B:VAL:HG21	7	0.13
(2,1297)	1:150:B:VAL:HG13	1:150:B:VAL:HG22	7	0.13
(2,1297)	1:150:B:VAL:HG13	1:150:B:VAL:HG23	7	0.13
(2,1256)	1:149:B:ALA:HB1	1:174:B:VAL:HG11	3	0.13
(2,1256)	1:149:B:ALA:HB1	1:174:B:VAL:HG12	3	0.13
(2,1256)	1:149:B:ALA:HB1	1:174:B:VAL:HG13	3	0.13
(2,1256)	1:149:B:ALA:HB2	1:174:B:VAL:HG11	3	0.13
(2,1256)	1:149:B:ALA:HB2	1:174:B:VAL:HG12	3	0.13
(2,1256)	1:149:B:ALA:HB2	1:174:B:VAL:HG13	3	0.13
(2,1256)	1:149:B:ALA:HB3	1:174:B:VAL:HG11	3	0.13
(2,1256)	1:149:B:ALA:HB3	1:174:B:VAL:HG12	3	0.13
(2,1256)	1:149:B:ALA:HB3	1:174:B:VAL:HG13	3	0.13
(2,1221)	1:131:B:ILE:HG21	1:131:B:ILE:HG12	2	0.13
(2,1221)	1:131:B:ILE:HG22	1:131:B:ILE:HG12	2	0.13
(2,1221)	1:131:B:ILE:HG23	1:131:B:ILE:HG12	2	0.13
(2,1220)	1:141:B:LEU:HA	1:141:B:LEU:HB2	10	0.13
(2,1219)	1:141:A:LEU:HA	1:141:A:LEU:HB2	10	0.13
(2,1181)	1:149:A:ALA:HA	1:152:A:GLN:HG2	5	0.13

Continued on next page...

Continued from previous page...

Key	Atom-1	Atom-2	Model ID	Violation (Å)
(2,1178)	1:178:A:LYS:HG2	1:178:A:LYS:HB3	7	0.13
(2,1152)	1:150:A:VAL:HG21	1:150:A:VAL:HA	10	0.13
(2,1152)	1:150:A:VAL:HG22	1:150:A:VAL:HA	10	0.13
(2,1152)	1:150:A:VAL:HG23	1:150:A:VAL:HA	10	0.13
(2,1149)	1:169:A:ASP:HA	1:169:A:ASP:HB3	3	0.13
(2,1140)	1:150:A:VAL:HG21	1:147:A:GLU:HA	4	0.13
(2,1140)	1:150:A:VAL:HG22	1:147:A:GLU:HA	4	0.13
(2,1140)	1:150:A:VAL:HG23	1:147:A:GLU:HA	4	0.13
(2,1139)	1:150:B:VAL:HG21	1:147:B:GLU:HA	4	0.13
(2,1139)	1:150:B:VAL:HG22	1:147:B:GLU:HA	4	0.13
(2,1139)	1:150:B:VAL:HG23	1:147:B:GLU:HA	4	0.13
(2,1138)	1:149:A:ALA:HB1	1:146:A:SER:HA	10	0.13
(2,1138)	1:149:A:ALA:HB2	1:146:A:SER:HA	10	0.13
(2,1138)	1:149:A:ALA:HB3	1:146:A:SER:HA	10	0.13
(2,1137)	1:149:B:ALA:HB1	1:146:B:SER:HA	5	0.13
(2,1137)	1:149:B:ALA:HB2	1:146:B:SER:HA	5	0.13
(2,1137)	1:149:B:ALA:HB3	1:146:B:SER:HA	5	0.13
(2,1127)	1:155:B:LEU:HB3	1:155:B:LEU:HA	7	0.13
(2,1112)	1:169:A:ASP:HB3	1:169:A:ASP:HA	3	0.13
(2,1109)	1:169:A:ASP:HB3	1:169:A:ASP:HA	3	0.13
(2,1108)	1:134:A:ILE:HG21	1:134:A:ILE:HA	2	0.13
(2,1108)	1:134:A:ILE:HG22	1:134:A:ILE:HA	2	0.13
(2,1108)	1:134:A:ILE:HG23	1:134:A:ILE:HA	2	0.13
(2,1107)	1:134:B:ILE:HG21	1:134:B:ILE:HA	2	0.13
(2,1107)	1:134:B:ILE:HG22	1:134:B:ILE:HA	2	0.13
(2,1107)	1:134:B:ILE:HG23	1:134:B:ILE:HA	2	0.13
(2,1100)	1:179:A:ASP:HB2	1:179:A:ASP:HA	2	0.13
(2,1099)	1:179:B:ASP:HB2	1:179:B:ASP:HA	2	0.13
(2,1083)	1:145:B:ASP:HB3	1:145:B:ASP:HA	8	0.13
(2,1082)	1:145:A:ASP:HB3	1:145:A:ASP:HA	8	0.13
(2,1061)	1:150:B:VAL:HG11	1:154:B:ASN:HD22	5	0.13
(2,1061)	1:150:B:VAL:HG12	1:154:B:ASN:HD22	5	0.13
(2,1061)	1:150:B:VAL:HG13	1:154:B:ASN:HD22	5	0.13
(2,1002)	1:160:A:PHE:HA	1:175:A:TYR:HB2	2	0.13
(2,1002)	1:160:A:PHE:HA	1:175:A:TYR:HB2	3	0.13
(2,973)	1:173:A:ILE:HA	1:163:A:PHE:H	6	0.13
(2,968)	1:180:B:GLY:H	1:179:B:ASP:HB2	10	0.13
(2,961)	1:149:B:ALA:H	1:163:B:PHE:HD1	6	0.13
(2,961)	1:149:B:ALA:H	1:163:B:PHE:HD2	6	0.13
(2,961)	1:149:B:ALA:H	1:163:B:PHE:HD1	8	0.13
(2,961)	1:149:B:ALA:H	1:163:B:PHE:HD2	8	0.13
(2,961)	1:149:B:ALA:H	1:163:B:PHE:HD1	9	0.13

Continued on next page...

Continued from previous page...

Key	Atom-1	Atom-2	Model ID	Violation (Å)
(2,961)	1:149:B:ALA:H	1:163:B:PHE:HD2	9	0.13
(2,949)	1:184:A:LEU:H	1:136:B:SER:HB2	1	0.13
(2,914)	1:189:B:GLU:H	1:190:B:GLN:HA	10	0.13
(2,913)	1:189:A:GLU:H	1:190:A:GLN:HA	10	0.13
(2,835)	1:148:A:GLU:H	1:146:A:SER:H	7	0.13
(2,760)	1:168:A:THR:H	1:169:A:ASP:HB3	7	0.13
(2,759)	1:168:B:THR:H	1:169:B:ASP:HB2	1	0.13
(2,759)	1:168:B:THR:H	1:169:B:ASP:HB2	3	0.13
(2,757)	1:169:B:ASP:H	1:165:B:ASP:HB2	3	0.13
(2,750)	1:142:B:LYS:H	1:143:B:PRO:HD3	5	0.13
(2,749)	1:142:A:LYS:H	1:143:A:PRO:HD2	2	0.13
(2,742)	1:154:A:ASN:H	1:155:A:LEU:HA	1	0.13
(2,742)	1:154:A:ASN:H	1:155:A:LEU:HA	5	0.13
(2,741)	1:154:B:ASN:H	1:155:B:LEU:HA	1	0.13
(2,741)	1:154:B:ASN:H	1:155:B:LEU:HA	7	0.13
(2,736)	1:189:B:GLU:H	1:188:B:SER:HA	6	0.13
(2,735)	1:189:A:GLU:H	1:188:A:SER:HA	6	0.13
(2,722)	1:174:B:VAL:H	1:160:B:PHE:HA	4	0.13
(2,721)	1:174:A:VAL:H	1:160:A:PHE:HA	4	0.13
(2,715)	1:149:B:ALA:H	1:163:B:PHE:HE1	1	0.13
(2,715)	1:149:B:ALA:H	1:163:B:PHE:HE2	1	0.13
(2,712)	1:150:A:VAL:H	1:163:A:PHE:HD1	7	0.13
(2,712)	1:150:A:VAL:H	1:163:A:PHE:HD2	7	0.13
(2,684)	1:149:A:ALA:H	1:145:A:ASP:H	6	0.13
(2,683)	1:149:B:ALA:H	1:145:B:ASP:H	5	0.13
(2,638)	1:133:B:ILE:H	1:131:B:ILE:HD11	4	0.13
(2,638)	1:133:B:ILE:H	1:131:B:ILE:HD12	4	0.13
(2,638)	1:133:B:ILE:H	1:131:B:ILE:HD13	4	0.13
(2,637)	1:133:A:ILE:H	1:131:A:ILE:HD11	4	0.13
(2,637)	1:133:A:ILE:H	1:131:A:ILE:HD12	4	0.13
(2,637)	1:133:A:ILE:H	1:131:A:ILE:HD13	4	0.13
(2,610)	1:136:B:SER:H	1:134:B:ILE:HG21	5	0.13
(2,610)	1:136:B:SER:H	1:134:B:ILE:HG22	5	0.13
(2,610)	1:136:B:SER:H	1:134:B:ILE:HG23	5	0.13
(2,588)	1:185:A:ILE:H	1:184:A:LEU:HD11	6	0.13
(2,588)	1:185:A:ILE:H	1:184:A:LEU:HD12	6	0.13
(2,588)	1:185:A:ILE:H	1:184:A:LEU:HD13	6	0.13
(2,572)	1:134:A:ILE:H	1:134:A:ILE:HG12	10	0.13
(2,558)	1:134:B:ILE:H	1:134:B:ILE:HG12	10	0.13
(2,543)	1:163:A:PHE:H	1:162:A:VAL:HB	5	0.13
(2,486)	1:144:B:MET:H	1:143:B:PRO:HB3	5	0.13
(2,443)	1:153:B:MET:H	1:153:B:MET:HG3	8	0.13

Continued on next page...

Continued from previous page...

Key	Atom-1	Atom-2	Model ID	Violation (Å)
(2,435)	1:144:A:MET:H	1:144:A:MET:HG2	1	0.13
(2,430)	1:181:A:LYS:H	1:179:A:ASP:HB3	2	0.13
(2,429)	1:181:B:LYS:H	1:179:B:ASP:HB3	2	0.13
(2,429)	1:181:B:LYS:H	1:179:B:ASP:HB3	5	0.13
(2,412)	1:145:A:ASP:H	1:145:A:ASP:HB2	7	0.13
(2,406)	1:154:A:ASN:H	1:154:A:ASN:HB2	7	0.13
(2,405)	1:154:B:ASN:H	1:154:B:ASN:HB2	7	0.13
(2,380)	1:146:B:SER:H	1:145:B:ASP:HB2	9	0.13
(2,377)	1:145:B:ASP:H	1:145:B:ASP:HB2	7	0.13
(2,374)	1:179:B:ASP:H	1:179:B:ASP:HB2	5	0.13
(2,341)	1:172:B:SER:H	1:172:B:SER:HB3	10	0.13
(2,254)	1:163:B:PHE:H	1:164:B:THR:HA	9	0.13
(2,253)	1:163:A:PHE:H	1:164:A:THR:HA	1	0.13
(2,253)	1:163:A:PHE:H	1:164:A:THR:HA	9	0.13
(2,179)	1:173:B:ILE:H	1:172:B:SER:HA	3	0.13
(2,178)	1:174:B:VAL:H	1:173:B:ILE:HA	1	0.13
(2,178)	1:174:B:VAL:H	1:173:B:ILE:HA	2	0.13
(2,177)	1:174:A:VAL:H	1:173:A:ILE:HA	1	0.13
(2,177)	1:174:A:VAL:H	1:173:A:ILE:HA	2	0.13
(2,176)	1:161:A:PHE:H	1:173:A:ILE:HA	6	0.13
(2,175)	1:161:B:PHE:H	1:173:B:ILE:HA	6	0.13
(2,142)	1:154:A:ASN:H	1:154:A:ASN:HD21	1	0.13
(2,141)	1:154:B:ASN:H	1:154:B:ASN:HD22	5	0.13
(2,110)	1:161:A:PHE:H	1:162:A:VAL:H	7	0.13
(2,100)	1:169:B:ASP:H	1:168:B:THR:H	8	0.13
(2,64)	1:153:A:MET:H	1:152:A:GLN:H	1	0.13
(2,63)	1:153:B:MET:H	1:152:B:GLN:H	1	0.13
(2,60)	1:146:B:SER:H	1:147:B:GLU:H	7	0.13
(2,59)	1:146:A:SER:H	1:147:A:GLU:H	3	0.13
(2,58)	1:152:B:GLN:H	1:153:B:MET:H	1	0.13
(2,57)	1:152:A:GLN:H	1:153:A:MET:H	1	0.13
(2,47)	1:157:A:GLY:H	1:154:A:ASN:H	2	0.13
(2,44)	1:181:A:LYS:H	1:182:A:TYR:H	5	0.13
(2,43)	1:181:B:LYS:H	1:182:B:TYR:H	5	0.13
(2,31)	1:168:B:THR:H	1:169:B:ASP:H	8	0.13
(2,2178)	1:150:A:VAL:HG11	1:150:A:VAL:HG21	1	0.12
(2,2178)	1:150:A:VAL:HG11	1:150:A:VAL:HG22	1	0.12
(2,2178)	1:150:A:VAL:HG11	1:150:A:VAL:HG23	1	0.12
(2,2178)	1:150:A:VAL:HG12	1:150:A:VAL:HG21	1	0.12
(2,2178)	1:150:A:VAL:HG12	1:150:A:VAL:HG22	1	0.12
(2,2178)	1:150:A:VAL:HG12	1:150:A:VAL:HG23	1	0.12
(2,2178)	1:150:A:VAL:HG13	1:150:A:VAL:HG21	1	0.12

Continued on next page...

Continued from previous page...

Key	Atom-1	Atom-2	Model ID	Violation (Å)
(2,2178)	1:150:A:VAL:HG13	1:150:A:VAL:HG22	1	0.12
(2,2178)	1:150:A:VAL:HG13	1:150:A:VAL:HG23	1	0.12
(2,2178)	1:150:A:VAL:HG11	1:150:A:VAL:HG21	2	0.12
(2,2178)	1:150:A:VAL:HG11	1:150:A:VAL:HG22	2	0.12
(2,2178)	1:150:A:VAL:HG11	1:150:A:VAL:HG23	2	0.12
(2,2178)	1:150:A:VAL:HG12	1:150:A:VAL:HG21	2	0.12
(2,2178)	1:150:A:VAL:HG12	1:150:A:VAL:HG22	2	0.12
(2,2178)	1:150:A:VAL:HG12	1:150:A:VAL:HG23	2	0.12
(2,2178)	1:150:A:VAL:HG13	1:150:A:VAL:HG21	2	0.12
(2,2178)	1:150:A:VAL:HG13	1:150:A:VAL:HG22	2	0.12
(2,2178)	1:150:A:VAL:HG13	1:150:A:VAL:HG23	2	0.12
(2,2178)	1:150:A:VAL:HG11	1:150:A:VAL:HG21	5	0.12
(2,2178)	1:150:A:VAL:HG11	1:150:A:VAL:HG22	5	0.12
(2,2178)	1:150:A:VAL:HG11	1:150:A:VAL:HG23	5	0.12
(2,2178)	1:150:A:VAL:HG12	1:150:A:VAL:HG21	5	0.12
(2,2178)	1:150:A:VAL:HG12	1:150:A:VAL:HG22	5	0.12
(2,2178)	1:150:A:VAL:HG12	1:150:A:VAL:HG23	5	0.12
(2,2178)	1:150:A:VAL:HG13	1:150:A:VAL:HG21	5	0.12
(2,2178)	1:150:A:VAL:HG13	1:150:A:VAL:HG22	5	0.12
(2,2178)	1:150:A:VAL:HG13	1:150:A:VAL:HG23	5	0.12
(2,2178)	1:150:A:VAL:HG11	1:150:A:VAL:HG21	7	0.12
(2,2178)	1:150:A:VAL:HG11	1:150:A:VAL:HG22	7	0.12
(2,2178)	1:150:A:VAL:HG11	1:150:A:VAL:HG23	7	0.12
(2,2178)	1:150:A:VAL:HG12	1:150:A:VAL:HG21	7	0.12
(2,2178)	1:150:A:VAL:HG12	1:150:A:VAL:HG22	7	0.12
(2,2178)	1:150:A:VAL:HG12	1:150:A:VAL:HG23	7	0.12
(2,2178)	1:150:A:VAL:HG13	1:150:A:VAL:HG21	7	0.12
(2,2178)	1:150:A:VAL:HG13	1:150:A:VAL:HG22	7	0.12
(2,2178)	1:150:A:VAL:HG13	1:150:A:VAL:HG23	7	0.12
(2,2178)	1:150:A:VAL:HG11	1:150:A:VAL:HG21	9	0.12
(2,2178)	1:150:A:VAL:HG11	1:150:A:VAL:HG22	9	0.12
(2,2178)	1:150:A:VAL:HG11	1:150:A:VAL:HG23	9	0.12
(2,2178)	1:150:A:VAL:HG12	1:150:A:VAL:HG21	9	0.12
(2,2178)	1:150:A:VAL:HG12	1:150:A:VAL:HG22	9	0.12
(2,2178)	1:150:A:VAL:HG12	1:150:A:VAL:HG23	9	0.12
(2,2178)	1:150:A:VAL:HG13	1:150:A:VAL:HG21	9	0.12
(2,2178)	1:150:A:VAL:HG13	1:150:A:VAL:HG22	9	0.12
(2,2178)	1:150:A:VAL:HG13	1:150:A:VAL:HG23	9	0.12
(2,2177)	1:150:B:VAL:HG11	1:150:B:VAL:HG21	3	0.12
(2,2177)	1:150:B:VAL:HG11	1:150:B:VAL:HG22	3	0.12
(2,2177)	1:150:B:VAL:HG11	1:150:B:VAL:HG23	3	0.12
(2,2177)	1:150:B:VAL:HG12	1:150:B:VAL:HG21	3	0.12

Continued on next page...

Continued from previous page...

Key	Atom-1	Atom-2	Model ID	Violation (Å)
(2,2177)	1:150:B:VAL:HG12	1:150:B:VAL:HG22	3	0.12
(2,2177)	1:150:B:VAL:HG12	1:150:B:VAL:HG23	3	0.12
(2,2177)	1:150:B:VAL:HG13	1:150:B:VAL:HG21	3	0.12
(2,2177)	1:150:B:VAL:HG13	1:150:B:VAL:HG22	3	0.12
(2,2177)	1:150:B:VAL:HG13	1:150:B:VAL:HG23	3	0.12
(2,2177)	1:150:B:VAL:HG11	1:150:B:VAL:HG21	5	0.12
(2,2177)	1:150:B:VAL:HG11	1:150:B:VAL:HG22	5	0.12
(2,2177)	1:150:B:VAL:HG11	1:150:B:VAL:HG23	5	0.12
(2,2177)	1:150:B:VAL:HG12	1:150:B:VAL:HG21	5	0.12
(2,2177)	1:150:B:VAL:HG12	1:150:B:VAL:HG22	5	0.12
(2,2177)	1:150:B:VAL:HG12	1:150:B:VAL:HG23	5	0.12
(2,2177)	1:150:B:VAL:HG13	1:150:B:VAL:HG21	5	0.12
(2,2177)	1:150:B:VAL:HG13	1:150:B:VAL:HG22	5	0.12
(2,2177)	1:150:B:VAL:HG13	1:150:B:VAL:HG23	5	0.12
(2,2177)	1:150:B:VAL:HG11	1:150:B:VAL:HG21	9	0.12
(2,2177)	1:150:B:VAL:HG11	1:150:B:VAL:HG22	9	0.12
(2,2177)	1:150:B:VAL:HG11	1:150:B:VAL:HG23	9	0.12
(2,2177)	1:150:B:VAL:HG12	1:150:B:VAL:HG21	9	0.12
(2,2177)	1:150:B:VAL:HG12	1:150:B:VAL:HG22	9	0.12
(2,2177)	1:150:B:VAL:HG12	1:150:B:VAL:HG23	9	0.12
(2,2177)	1:150:B:VAL:HG13	1:150:B:VAL:HG21	9	0.12
(2,2177)	1:150:B:VAL:HG13	1:150:B:VAL:HG22	9	0.12
(2,2177)	1:150:B:VAL:HG13	1:150:B:VAL:HG23	9	0.12
(2,2176)	1:150:B:VAL:HG21	1:150:B:VAL:HG11	3	0.12
(2,2176)	1:150:B:VAL:HG21	1:150:B:VAL:HG12	3	0.12
(2,2176)	1:150:B:VAL:HG21	1:150:B:VAL:HG13	3	0.12
(2,2176)	1:150:B:VAL:HG22	1:150:B:VAL:HG11	3	0.12
(2,2176)	1:150:B:VAL:HG22	1:150:B:VAL:HG12	3	0.12
(2,2176)	1:150:B:VAL:HG22	1:150:B:VAL:HG13	3	0.12
(2,2176)	1:150:B:VAL:HG23	1:150:B:VAL:HG11	3	0.12
(2,2176)	1:150:B:VAL:HG23	1:150:B:VAL:HG12	3	0.12
(2,2176)	1:150:B:VAL:HG23	1:150:B:VAL:HG13	3	0.12
(2,2176)	1:150:B:VAL:HG21	1:150:B:VAL:HG11	5	0.12
(2,2176)	1:150:B:VAL:HG21	1:150:B:VAL:HG12	5	0.12
(2,2176)	1:150:B:VAL:HG21	1:150:B:VAL:HG13	5	0.12
(2,2176)	1:150:B:VAL:HG22	1:150:B:VAL:HG11	5	0.12
(2,2176)	1:150:B:VAL:HG22	1:150:B:VAL:HG12	5	0.12
(2,2176)	1:150:B:VAL:HG22	1:150:B:VAL:HG13	5	0.12
(2,2176)	1:150:B:VAL:HG23	1:150:B:VAL:HG11	5	0.12
(2,2176)	1:150:B:VAL:HG23	1:150:B:VAL:HG12	5	0.12
(2,2176)	1:150:B:VAL:HG23	1:150:B:VAL:HG13	5	0.12
(2,2176)	1:150:B:VAL:HG21	1:150:B:VAL:HG11	9	0.12

Continued on next page...

Continued from previous page...

Key	Atom-1	Atom-2	Model ID	Violation (Å)
(2,2176)	1:150:B:VAL:HG21	1:150:B:VAL:HG12	9	0.12
(2,2176)	1:150:B:VAL:HG21	1:150:B:VAL:HG13	9	0.12
(2,2176)	1:150:B:VAL:HG22	1:150:B:VAL:HG11	9	0.12
(2,2176)	1:150:B:VAL:HG22	1:150:B:VAL:HG12	9	0.12
(2,2176)	1:150:B:VAL:HG22	1:150:B:VAL:HG13	9	0.12
(2,2176)	1:150:B:VAL:HG23	1:150:B:VAL:HG11	9	0.12
(2,2176)	1:150:B:VAL:HG23	1:150:B:VAL:HG12	9	0.12
(2,2176)	1:150:B:VAL:HG23	1:150:B:VAL:HG13	9	0.12
(2,2175)	1:150:A:VAL:HG21	1:150:A:VAL:HG11	1	0.12
(2,2175)	1:150:A:VAL:HG21	1:150:A:VAL:HG12	1	0.12
(2,2175)	1:150:A:VAL:HG21	1:150:A:VAL:HG13	1	0.12
(2,2175)	1:150:A:VAL:HG22	1:150:A:VAL:HG11	1	0.12
(2,2175)	1:150:A:VAL:HG22	1:150:A:VAL:HG12	1	0.12
(2,2175)	1:150:A:VAL:HG22	1:150:A:VAL:HG13	1	0.12
(2,2175)	1:150:A:VAL:HG23	1:150:A:VAL:HG11	1	0.12
(2,2175)	1:150:A:VAL:HG23	1:150:A:VAL:HG12	1	0.12
(2,2175)	1:150:A:VAL:HG23	1:150:A:VAL:HG13	1	0.12
(2,2175)	1:150:A:VAL:HG21	1:150:A:VAL:HG11	2	0.12
(2,2175)	1:150:A:VAL:HG21	1:150:A:VAL:HG12	2	0.12
(2,2175)	1:150:A:VAL:HG21	1:150:A:VAL:HG13	2	0.12
(2,2175)	1:150:A:VAL:HG22	1:150:A:VAL:HG11	2	0.12
(2,2175)	1:150:A:VAL:HG22	1:150:A:VAL:HG12	2	0.12
(2,2175)	1:150:A:VAL:HG22	1:150:A:VAL:HG13	2	0.12
(2,2175)	1:150:A:VAL:HG23	1:150:A:VAL:HG11	2	0.12
(2,2175)	1:150:A:VAL:HG23	1:150:A:VAL:HG12	2	0.12
(2,2175)	1:150:A:VAL:HG23	1:150:A:VAL:HG13	2	0.12
(2,2175)	1:150:A:VAL:HG21	1:150:A:VAL:HG11	5	0.12
(2,2175)	1:150:A:VAL:HG21	1:150:A:VAL:HG12	5	0.12
(2,2175)	1:150:A:VAL:HG21	1:150:A:VAL:HG13	5	0.12
(2,2175)	1:150:A:VAL:HG22	1:150:A:VAL:HG11	5	0.12
(2,2175)	1:150:A:VAL:HG22	1:150:A:VAL:HG12	5	0.12
(2,2175)	1:150:A:VAL:HG22	1:150:A:VAL:HG13	5	0.12
(2,2175)	1:150:A:VAL:HG23	1:150:A:VAL:HG11	5	0.12
(2,2175)	1:150:A:VAL:HG23	1:150:A:VAL:HG12	5	0.12
(2,2175)	1:150:A:VAL:HG23	1:150:A:VAL:HG13	5	0.12
(2,2175)	1:150:A:VAL:HG21	1:150:A:VAL:HG11	7	0.12
(2,2175)	1:150:A:VAL:HG21	1:150:A:VAL:HG12	7	0.12
(2,2175)	1:150:A:VAL:HG21	1:150:A:VAL:HG13	7	0.12
(2,2175)	1:150:A:VAL:HG22	1:150:A:VAL:HG11	7	0.12
(2,2175)	1:150:A:VAL:HG22	1:150:A:VAL:HG12	7	0.12
(2,2175)	1:150:A:VAL:HG22	1:150:A:VAL:HG13	7	0.12
(2,2175)	1:150:A:VAL:HG23	1:150:A:VAL:HG11	7	0.12

Continued on next page...

Continued from previous page...

Key	Atom-1	Atom-2	Model ID	Violation (Å)
(2,2175)	1:150:A:VAL:HG23	1:150:A:VAL:HG12	7	0.12
(2,2175)	1:150:A:VAL:HG23	1:150:A:VAL:HG13	7	0.12
(2,2175)	1:150:A:VAL:HG21	1:150:A:VAL:HG11	9	0.12
(2,2175)	1:150:A:VAL:HG21	1:150:A:VAL:HG12	9	0.12
(2,2175)	1:150:A:VAL:HG21	1:150:A:VAL:HG13	9	0.12
(2,2175)	1:150:A:VAL:HG22	1:150:A:VAL:HG11	9	0.12
(2,2175)	1:150:A:VAL:HG22	1:150:A:VAL:HG12	9	0.12
(2,2175)	1:150:A:VAL:HG22	1:150:A:VAL:HG13	9	0.12
(2,2175)	1:150:A:VAL:HG23	1:150:A:VAL:HG11	9	0.12
(2,2175)	1:150:A:VAL:HG23	1:150:A:VAL:HG12	9	0.12
(2,2175)	1:150:A:VAL:HG23	1:150:A:VAL:HG13	9	0.12
(2,2170)	1:174:B:VAL:HA	1:174:B:VAL:HB	8	0.12
(2,2169)	1:174:A:VAL:HA	1:174:A:VAL:HB	8	0.12
(2,2164)	1:160:B:PHE:HD1	1:160:B:PHE:HB3	6	0.12
(2,2164)	1:160:B:PHE:HD2	1:160:B:PHE:HB3	6	0.12
(2,2163)	1:160:A:PHE:HD1	1:160:A:PHE:HB3	6	0.12
(2,2163)	1:160:A:PHE:HD2	1:160:A:PHE:HB3	6	0.12
(2,2158)	1:148:A:GLU:HB3	1:148:A:GLU:HA	9	0.12
(2,2158)	1:148:A:GLU:HB3	1:148:A:GLU:HA	10	0.12
(2,2053)	1:175:B:TYR:HD1	1:175:B:TYR:HB2	3	0.12
(2,2053)	1:175:B:TYR:HD2	1:175:B:TYR:HB2	3	0.12
(2,2052)	1:175:A:TYR:HD1	1:176:A:ARG:H	10	0.12
(2,2052)	1:175:A:TYR:HD2	1:176:A:ARG:H	10	0.12
(2,2038)	1:150:A:VAL:HG11	1:150:A:VAL:HG21	1	0.12
(2,2038)	1:150:A:VAL:HG11	1:150:A:VAL:HG22	1	0.12
(2,2038)	1:150:A:VAL:HG11	1:150:A:VAL:HG23	1	0.12
(2,2038)	1:150:A:VAL:HG12	1:150:A:VAL:HG21	1	0.12
(2,2038)	1:150:A:VAL:HG12	1:150:A:VAL:HG22	1	0.12
(2,2038)	1:150:A:VAL:HG12	1:150:A:VAL:HG23	1	0.12
(2,2038)	1:150:A:VAL:HG13	1:150:A:VAL:HG21	1	0.12
(2,2038)	1:150:A:VAL:HG13	1:150:A:VAL:HG22	1	0.12
(2,2038)	1:150:A:VAL:HG13	1:150:A:VAL:HG23	1	0.12
(2,2038)	1:150:A:VAL:HG11	1:150:A:VAL:HG21	2	0.12
(2,2038)	1:150:A:VAL:HG11	1:150:A:VAL:HG22	2	0.12
(2,2038)	1:150:A:VAL:HG11	1:150:A:VAL:HG23	2	0.12
(2,2038)	1:150:A:VAL:HG12	1:150:A:VAL:HG21	2	0.12
(2,2038)	1:150:A:VAL:HG12	1:150:A:VAL:HG22	2	0.12
(2,2038)	1:150:A:VAL:HG12	1:150:A:VAL:HG23	2	0.12
(2,2038)	1:150:A:VAL:HG13	1:150:A:VAL:HG21	2	0.12
(2,2038)	1:150:A:VAL:HG13	1:150:A:VAL:HG22	2	0.12
(2,2038)	1:150:A:VAL:HG13	1:150:A:VAL:HG23	2	0.12
(2,2038)	1:150:A:VAL:HG11	1:150:A:VAL:HG21	5	0.12

Continued on next page...

Continued from previous page...

Key	Atom-1	Atom-2	Model ID	Violation (Å)
(2,2038)	1:150:A:VAL:HG11	1:150:A:VAL:HG22	5	0.12
(2,2038)	1:150:A:VAL:HG11	1:150:A:VAL:HG23	5	0.12
(2,2038)	1:150:A:VAL:HG12	1:150:A:VAL:HG21	5	0.12
(2,2038)	1:150:A:VAL:HG12	1:150:A:VAL:HG22	5	0.12
(2,2038)	1:150:A:VAL:HG12	1:150:A:VAL:HG23	5	0.12
(2,2038)	1:150:A:VAL:HG13	1:150:A:VAL:HG21	5	0.12
(2,2038)	1:150:A:VAL:HG13	1:150:A:VAL:HG22	5	0.12
(2,2038)	1:150:A:VAL:HG13	1:150:A:VAL:HG23	5	0.12
(2,2038)	1:150:A:VAL:HG11	1:150:A:VAL:HG21	7	0.12
(2,2038)	1:150:A:VAL:HG11	1:150:A:VAL:HG22	7	0.12
(2,2038)	1:150:A:VAL:HG11	1:150:A:VAL:HG23	7	0.12
(2,2038)	1:150:A:VAL:HG12	1:150:A:VAL:HG21	7	0.12
(2,2038)	1:150:A:VAL:HG12	1:150:A:VAL:HG22	7	0.12
(2,2038)	1:150:A:VAL:HG12	1:150:A:VAL:HG23	7	0.12
(2,2038)	1:150:A:VAL:HG13	1:150:A:VAL:HG21	7	0.12
(2,2038)	1:150:A:VAL:HG13	1:150:A:VAL:HG22	7	0.12
(2,2038)	1:150:A:VAL:HG13	1:150:A:VAL:HG23	7	0.12
(2,2038)	1:150:A:VAL:HG11	1:150:A:VAL:HG21	9	0.12
(2,2038)	1:150:A:VAL:HG11	1:150:A:VAL:HG22	9	0.12
(2,2038)	1:150:A:VAL:HG11	1:150:A:VAL:HG23	9	0.12
(2,2038)	1:150:A:VAL:HG12	1:150:A:VAL:HG21	9	0.12
(2,2038)	1:150:A:VAL:HG12	1:150:A:VAL:HG22	9	0.12
(2,2038)	1:150:A:VAL:HG12	1:150:A:VAL:HG23	9	0.12
(2,2038)	1:150:A:VAL:HG13	1:150:A:VAL:HG21	9	0.12
(2,2038)	1:150:A:VAL:HG13	1:150:A:VAL:HG22	9	0.12
(2,2038)	1:150:A:VAL:HG13	1:150:A:VAL:HG23	9	0.12
(2,2037)	1:150:B:VAL:HG11	1:150:B:VAL:HG21	3	0.12
(2,2037)	1:150:B:VAL:HG11	1:150:B:VAL:HG22	3	0.12
(2,2037)	1:150:B:VAL:HG11	1:150:B:VAL:HG23	3	0.12
(2,2037)	1:150:B:VAL:HG12	1:150:B:VAL:HG21	3	0.12
(2,2037)	1:150:B:VAL:HG12	1:150:B:VAL:HG22	3	0.12
(2,2037)	1:150:B:VAL:HG12	1:150:B:VAL:HG23	3	0.12
(2,2037)	1:150:B:VAL:HG13	1:150:B:VAL:HG21	3	0.12
(2,2037)	1:150:B:VAL:HG13	1:150:B:VAL:HG22	3	0.12
(2,2037)	1:150:B:VAL:HG13	1:150:B:VAL:HG23	3	0.12
(2,2037)	1:150:B:VAL:HG11	1:150:B:VAL:HG21	5	0.12
(2,2037)	1:150:B:VAL:HG11	1:150:B:VAL:HG22	5	0.12
(2,2037)	1:150:B:VAL:HG11	1:150:B:VAL:HG23	5	0.12
(2,2037)	1:150:B:VAL:HG12	1:150:B:VAL:HG21	5	0.12
(2,2037)	1:150:B:VAL:HG12	1:150:B:VAL:HG22	5	0.12
(2,2037)	1:150:B:VAL:HG12	1:150:B:VAL:HG23	5	0.12
(2,2037)	1:150:B:VAL:HG13	1:150:B:VAL:HG21	5	0.12

Continued on next page...

Continued from previous page...

Key	Atom-1	Atom-2	Model ID	Violation (Å)
(2,2037)	1:150:B:VAL:HG13	1:150:B:VAL:HG22	5	0.12
(2,2037)	1:150:B:VAL:HG13	1:150:B:VAL:HG23	5	0.12
(2,2037)	1:150:B:VAL:HG11	1:150:B:VAL:HG21	9	0.12
(2,2037)	1:150:B:VAL:HG11	1:150:B:VAL:HG22	9	0.12
(2,2037)	1:150:B:VAL:HG11	1:150:B:VAL:HG23	9	0.12
(2,2037)	1:150:B:VAL:HG12	1:150:B:VAL:HG21	9	0.12
(2,2037)	1:150:B:VAL:HG12	1:150:B:VAL:HG22	9	0.12
(2,2037)	1:150:B:VAL:HG12	1:150:B:VAL:HG23	9	0.12
(2,2037)	1:150:B:VAL:HG13	1:150:B:VAL:HG21	9	0.12
(2,2037)	1:150:B:VAL:HG13	1:150:B:VAL:HG22	9	0.12
(2,2037)	1:150:B:VAL:HG13	1:150:B:VAL:HG23	9	0.12
(2,2036)	1:150:B:VAL:HG21	1:150:B:VAL:HG11	3	0.12
(2,2036)	1:150:B:VAL:HG21	1:150:B:VAL:HG12	3	0.12
(2,2036)	1:150:B:VAL:HG21	1:150:B:VAL:HG13	3	0.12
(2,2036)	1:150:B:VAL:HG22	1:150:B:VAL:HG11	3	0.12
(2,2036)	1:150:B:VAL:HG22	1:150:B:VAL:HG12	3	0.12
(2,2036)	1:150:B:VAL:HG22	1:150:B:VAL:HG13	3	0.12
(2,2036)	1:150:B:VAL:HG23	1:150:B:VAL:HG11	3	0.12
(2,2036)	1:150:B:VAL:HG23	1:150:B:VAL:HG12	3	0.12
(2,2036)	1:150:B:VAL:HG23	1:150:B:VAL:HG13	3	0.12
(2,2036)	1:150:B:VAL:HG21	1:150:B:VAL:HG11	5	0.12
(2,2036)	1:150:B:VAL:HG21	1:150:B:VAL:HG12	5	0.12
(2,2036)	1:150:B:VAL:HG21	1:150:B:VAL:HG13	5	0.12
(2,2036)	1:150:B:VAL:HG22	1:150:B:VAL:HG11	5	0.12
(2,2036)	1:150:B:VAL:HG22	1:150:B:VAL:HG12	5	0.12
(2,2036)	1:150:B:VAL:HG22	1:150:B:VAL:HG13	5	0.12
(2,2036)	1:150:B:VAL:HG23	1:150:B:VAL:HG11	5	0.12
(2,2036)	1:150:B:VAL:HG23	1:150:B:VAL:HG12	5	0.12
(2,2036)	1:150:B:VAL:HG23	1:150:B:VAL:HG13	5	0.12
(2,2036)	1:150:B:VAL:HG21	1:150:B:VAL:HG11	9	0.12
(2,2036)	1:150:B:VAL:HG21	1:150:B:VAL:HG12	9	0.12
(2,2036)	1:150:B:VAL:HG21	1:150:B:VAL:HG13	9	0.12
(2,2036)	1:150:B:VAL:HG22	1:150:B:VAL:HG11	9	0.12
(2,2036)	1:150:B:VAL:HG22	1:150:B:VAL:HG12	9	0.12
(2,2036)	1:150:B:VAL:HG22	1:150:B:VAL:HG13	9	0.12
(2,2036)	1:150:B:VAL:HG23	1:150:B:VAL:HG11	9	0.12
(2,2036)	1:150:B:VAL:HG23	1:150:B:VAL:HG12	9	0.12
(2,2036)	1:150:B:VAL:HG23	1:150:B:VAL:HG13	9	0.12
(2,2035)	1:150:A:VAL:HG21	1:150:A:VAL:HG11	1	0.12
(2,2035)	1:150:A:VAL:HG21	1:150:A:VAL:HG12	1	0.12
(2,2035)	1:150:A:VAL:HG21	1:150:A:VAL:HG13	1	0.12
(2,2035)	1:150:A:VAL:HG22	1:150:A:VAL:HG11	1	0.12

Continued on next page...

Continued from previous page...

Key	Atom-1	Atom-2	Model ID	Violation (Å)
(2,2035)	1:150:A:VAL:HG22	1:150:A:VAL:HG12	1	0.12
(2,2035)	1:150:A:VAL:HG22	1:150:A:VAL:HG13	1	0.12
(2,2035)	1:150:A:VAL:HG23	1:150:A:VAL:HG11	1	0.12
(2,2035)	1:150:A:VAL:HG23	1:150:A:VAL:HG12	1	0.12
(2,2035)	1:150:A:VAL:HG23	1:150:A:VAL:HG13	1	0.12
(2,2035)	1:150:A:VAL:HG21	1:150:A:VAL:HG11	2	0.12
(2,2035)	1:150:A:VAL:HG21	1:150:A:VAL:HG12	2	0.12
(2,2035)	1:150:A:VAL:HG21	1:150:A:VAL:HG13	2	0.12
(2,2035)	1:150:A:VAL:HG22	1:150:A:VAL:HG11	2	0.12
(2,2035)	1:150:A:VAL:HG22	1:150:A:VAL:HG12	2	0.12
(2,2035)	1:150:A:VAL:HG22	1:150:A:VAL:HG13	2	0.12
(2,2035)	1:150:A:VAL:HG23	1:150:A:VAL:HG11	2	0.12
(2,2035)	1:150:A:VAL:HG23	1:150:A:VAL:HG12	2	0.12
(2,2035)	1:150:A:VAL:HG23	1:150:A:VAL:HG13	2	0.12
(2,2035)	1:150:A:VAL:HG21	1:150:A:VAL:HG11	5	0.12
(2,2035)	1:150:A:VAL:HG21	1:150:A:VAL:HG12	5	0.12
(2,2035)	1:150:A:VAL:HG21	1:150:A:VAL:HG13	5	0.12
(2,2035)	1:150:A:VAL:HG22	1:150:A:VAL:HG11	5	0.12
(2,2035)	1:150:A:VAL:HG22	1:150:A:VAL:HG12	5	0.12
(2,2035)	1:150:A:VAL:HG22	1:150:A:VAL:HG13	5	0.12
(2,2035)	1:150:A:VAL:HG23	1:150:A:VAL:HG11	5	0.12
(2,2035)	1:150:A:VAL:HG23	1:150:A:VAL:HG12	5	0.12
(2,2035)	1:150:A:VAL:HG23	1:150:A:VAL:HG13	5	0.12
(2,2035)	1:150:A:VAL:HG21	1:150:A:VAL:HG11	7	0.12
(2,2035)	1:150:A:VAL:HG21	1:150:A:VAL:HG12	7	0.12
(2,2035)	1:150:A:VAL:HG21	1:150:A:VAL:HG13	7	0.12
(2,2035)	1:150:A:VAL:HG22	1:150:A:VAL:HG11	7	0.12
(2,2035)	1:150:A:VAL:HG22	1:150:A:VAL:HG12	7	0.12
(2,2035)	1:150:A:VAL:HG22	1:150:A:VAL:HG13	7	0.12
(2,2035)	1:150:A:VAL:HG23	1:150:A:VAL:HG11	7	0.12
(2,2035)	1:150:A:VAL:HG23	1:150:A:VAL:HG12	7	0.12
(2,2035)	1:150:A:VAL:HG23	1:150:A:VAL:HG13	7	0.12
(2,2035)	1:150:A:VAL:HG21	1:150:A:VAL:HG11	9	0.12
(2,2035)	1:150:A:VAL:HG21	1:150:A:VAL:HG12	9	0.12
(2,2035)	1:150:A:VAL:HG21	1:150:A:VAL:HG13	9	0.12
(2,2035)	1:150:A:VAL:HG22	1:150:A:VAL:HG11	9	0.12
(2,2035)	1:150:A:VAL:HG22	1:150:A:VAL:HG12	9	0.12
(2,2035)	1:150:A:VAL:HG22	1:150:A:VAL:HG13	9	0.12
(2,2035)	1:150:A:VAL:HG23	1:150:A:VAL:HG11	9	0.12
(2,2035)	1:150:A:VAL:HG23	1:150:A:VAL:HG12	9	0.12
(2,2035)	1:150:A:VAL:HG23	1:150:A:VAL:HG13	9	0.12
(2,2030)	1:174:B:VAL:HA	1:174:B:VAL:HB	8	0.12

Continued on next page...

Continued from previous page...

Key	Atom-1	Atom-2	Model ID	Violation (Å)
(2,2029)	1:174:A:VAL:HA	1:174:A:VAL:HB	8	0.12
(2,2024)	1:160:B:PHE:HD1	1:160:B:PHE:HB3	6	0.12
(2,2024)	1:160:B:PHE:HD2	1:160:B:PHE:HB3	6	0.12
(2,2023)	1:160:A:PHE:HD1	1:160:A:PHE:HB3	6	0.12
(2,2023)	1:160:A:PHE:HD2	1:160:A:PHE:HB3	6	0.12
(2,2018)	1:148:A:GLU:HB3	1:148:A:GLU:HA	9	0.12
(2,2018)	1:148:A:GLU:HB3	1:148:A:GLU:HA	10	0.12
(2,1982)	1:185:B:ILE:HG21	1:184:B:LEU:HA	10	0.12
(2,1982)	1:185:B:ILE:HG22	1:184:B:LEU:HA	10	0.12
(2,1982)	1:185:B:ILE:HG23	1:184:B:LEU:HA	10	0.12
(2,1977)	1:184:A:LEU:HD11	1:173:A:ILE:H	2	0.12
(2,1977)	1:184:A:LEU:HD12	1:173:A:ILE:H	2	0.12
(2,1977)	1:184:A:LEU:HD13	1:173:A:ILE:H	2	0.12
(2,1969)	1:178:B:LYS:HE3	1:178:B:LYS:HG2	1	0.12
(2,1964)	1:177:B:ARG:HB3	1:182:B:TYR:H	2	0.12
(2,1960)	1:176:A:ARG:HG2	1:176:A:ARG:HD2	2	0.12
(2,1954)	1:176:A:ARG:HG2	1:182:A:TYR:HD1	8	0.12
(2,1954)	1:176:A:ARG:HG2	1:182:A:TYR:HD2	8	0.12
(2,1931)	1:173:B:ILE:HD11	1:173:B:ILE:HB	5	0.12
(2,1931)	1:173:B:ILE:HD12	1:173:B:ILE:HB	5	0.12
(2,1931)	1:173:B:ILE:HD13	1:173:B:ILE:HB	5	0.12
(2,1899)	1:164:A:THR:HG1	1:169:A:ASP:HB3	7	0.12
(2,1854)	1:148:B:GLU:HG3	1:144:B:MET:HB2	10	0.12
(2,1844)	1:143:B:PRO:HD3	1:143:B:PRO:HB3	1	0.12
(2,1840)	1:141:B:LEU:HD21	1:141:B:LEU:H	1	0.12
(2,1840)	1:141:B:LEU:HD22	1:141:B:LEU:H	1	0.12
(2,1840)	1:141:B:LEU:HD23	1:141:B:LEU:H	1	0.12
(2,1810)	1:133:B:ILE:HG12	1:133:B:ILE:HA	1	0.12
(2,1810)	1:133:B:ILE:HG12	1:133:B:ILE:HA	9	0.12
(2,1794)	1:131:B:ILE:HB	1:131:B:ILE:HG21	4	0.12
(2,1794)	1:131:B:ILE:HB	1:131:B:ILE:HG22	4	0.12
(2,1794)	1:131:B:ILE:HB	1:131:B:ILE:HG23	4	0.12
(2,1794)	1:131:B:ILE:HB	1:131:B:ILE:HG21	6	0.12
(2,1794)	1:131:B:ILE:HB	1:131:B:ILE:HG22	6	0.12
(2,1794)	1:131:B:ILE:HB	1:131:B:ILE:HG23	6	0.12
(2,1794)	1:131:B:ILE:HB	1:131:B:ILE:HG21	8	0.12
(2,1794)	1:131:B:ILE:HB	1:131:B:ILE:HG22	8	0.12
(2,1794)	1:131:B:ILE:HB	1:131:B:ILE:HG23	8	0.12
(2,1793)	1:131:A:ILE:HB	1:131:A:ILE:HG21	4	0.12
(2,1793)	1:131:A:ILE:HB	1:131:A:ILE:HG22	4	0.12
(2,1793)	1:131:A:ILE:HB	1:131:A:ILE:HG23	4	0.12
(2,1793)	1:131:A:ILE:HB	1:131:A:ILE:HG21	6	0.12

Continued on next page...

Continued from previous page...

Key	Atom-1	Atom-2	Model ID	Violation (Å)
(2,1793)	1:131:A:ILE:HB	1:131:A:ILE:HG22	6	0.12
(2,1793)	1:131:A:ILE:HB	1:131:A:ILE:HG23	6	0.12
(2,1793)	1:131:A:ILE:HB	1:131:A:ILE:HG21	8	0.12
(2,1793)	1:131:A:ILE:HB	1:131:A:ILE:HG22	8	0.12
(2,1793)	1:131:A:ILE:HB	1:131:A:ILE:HG23	8	0.12
(2,1792)	1:131:B:ILE:HB	1:131:B:ILE:HG12	3	0.12
(2,1791)	1:131:A:ILE:HB	1:131:A:ILE:HG12	3	0.12
(2,1787)	1:131:A:ILE:HA	1:132:A:GLU:HB2	1	0.12
(2,1786)	1:134:B:ILE:HD11	1:134:B:ILE:HB	10	0.12
(2,1786)	1:134:B:ILE:HD12	1:134:B:ILE:HB	10	0.12
(2,1786)	1:134:B:ILE:HD13	1:134:B:ILE:HB	10	0.12
(2,1785)	1:134:A:ILE:HD11	1:134:A:ILE:HB	10	0.12
(2,1785)	1:134:A:ILE:HD12	1:134:A:ILE:HB	10	0.12
(2,1785)	1:134:A:ILE:HD13	1:134:A:ILE:HB	10	0.12
(2,1782)	1:185:A:ILE:HG21	1:185:A:ILE:HA	4	0.12
(2,1782)	1:185:A:ILE:HG22	1:185:A:ILE:HA	4	0.12
(2,1782)	1:185:A:ILE:HG23	1:185:A:ILE:HA	4	0.12
(2,1781)	1:185:B:ILE:HG21	1:185:B:ILE:HA	4	0.12
(2,1781)	1:185:B:ILE:HG22	1:185:B:ILE:HA	4	0.12
(2,1781)	1:185:B:ILE:HG23	1:185:B:ILE:HA	4	0.12
(2,1753)	1:141:B:LEU:HD21	1:141:B:LEU:HA	1	0.12
(2,1753)	1:141:B:LEU:HD22	1:141:B:LEU:HA	1	0.12
(2,1753)	1:141:B:LEU:HD23	1:141:B:LEU:HA	1	0.12
(2,1752)	1:184:B:LEU:HD21	1:184:B:LEU:HB2	9	0.12
(2,1752)	1:184:B:LEU:HD22	1:184:B:LEU:HB2	9	0.12
(2,1752)	1:184:B:LEU:HD23	1:184:B:LEU:HB2	9	0.12
(2,1705)	1:184:B:LEU:HD11	1:184:B:LEU:HB2	2	0.12
(2,1705)	1:184:B:LEU:HD12	1:184:B:LEU:HB2	2	0.12
(2,1705)	1:184:B:LEU:HD13	1:184:B:LEU:HB2	2	0.12
(2,1673)	1:138:A:GLU:HB3	1:138:A:GLU:HA	2	0.12
(2,1658)	1:144:B:MET:HG3	1:144:B:MET:HB2	5	0.12
(2,1657)	1:144:A:MET:HG2	1:144:A:MET:HB3	2	0.12
(2,1630)	1:144:A:MET:HB2	1:144:A:MET:HA	10	0.12
(2,1627)	1:144:B:MET:HB2	1:144:B:MET:HA	10	0.12
(2,1619)	1:148:B:GLU:HG2	1:144:B:MET:HB2	9	0.12
(2,1592)	1:179:A:ASP:HB2	1:179:A:ASP:HA	1	0.12
(2,1591)	1:179:B:ASP:HB2	1:179:B:ASP:HA	1	0.12
(2,1576)	1:160:A:PHE:HB2	1:160:B:PHE:HB3	9	0.12
(2,1548)	1:165:B:ASP:HB3	1:164:B:THR:HA	8	0.12
(2,1541)	1:166:B:ARG:HD2	1:167:B:GLU:HB2	4	0.12
(2,1540)	1:161:A:PHE:HB2	1:174:A:VAL:HG11	3	0.12
(2,1540)	1:161:A:PHE:HB2	1:174:A:VAL:HG12	3	0.12

Continued on next page...

Continued from previous page...

Key	Atom-1	Atom-2	Model ID	Violation (Å)
(2,1540)	1:161:A:PHE:HB2	1:174:A:VAL:HG13	3	0.12
(2,1484)	1:147:A:GLU:HA	1:147:A:GLU:HB3	9	0.12
(2,1397)	1:181:A:LYS:HA	1:181:A:LYS:HG2	3	0.12
(2,1396)	1:181:B:LYS:HA	1:181:B:LYS:HB3	4	0.12
(2,1395)	1:181:A:LYS:HA	1:181:A:LYS:HB3	4	0.12
(2,1392)	1:185:B:ILE:HA	1:185:B:ILE:HG21	4	0.12
(2,1392)	1:185:B:ILE:HA	1:185:B:ILE:HG22	4	0.12
(2,1392)	1:185:B:ILE:HA	1:185:B:ILE:HG23	4	0.12
(2,1391)	1:185:A:ILE:HA	1:185:A:ILE:HG21	4	0.12
(2,1391)	1:185:A:ILE:HA	1:185:A:ILE:HG22	4	0.12
(2,1391)	1:185:A:ILE:HA	1:185:A:ILE:HG23	4	0.12
(2,1341)	1:133:B:ILE:HG21	1:133:B:ILE:HA	5	0.12
(2,1341)	1:133:B:ILE:HG22	1:133:B:ILE:HA	5	0.12
(2,1341)	1:133:B:ILE:HG23	1:133:B:ILE:HA	5	0.12
(2,1336)	1:174:B:VAL:HG21	1:150:B:VAL:HG11	2	0.12
(2,1336)	1:174:B:VAL:HG21	1:150:B:VAL:HG12	2	0.12
(2,1336)	1:174:B:VAL:HG21	1:150:B:VAL:HG13	2	0.12
(2,1336)	1:174:B:VAL:HG22	1:150:B:VAL:HG11	2	0.12
(2,1336)	1:174:B:VAL:HG22	1:150:B:VAL:HG12	2	0.12
(2,1336)	1:174:B:VAL:HG22	1:150:B:VAL:HG13	2	0.12
(2,1336)	1:174:B:VAL:HG23	1:150:B:VAL:HG11	2	0.12
(2,1336)	1:174:B:VAL:HG23	1:150:B:VAL:HG12	2	0.12
(2,1336)	1:174:B:VAL:HG23	1:150:B:VAL:HG13	2	0.12
(2,1314)	1:164:A:THR:HB	1:165:A:ASP:HB2	3	0.12
(2,1298)	1:150:A:VAL:HG11	1:150:A:VAL:HG21	1	0.12
(2,1298)	1:150:A:VAL:HG11	1:150:A:VAL:HG22	1	0.12
(2,1298)	1:150:A:VAL:HG11	1:150:A:VAL:HG23	1	0.12
(2,1298)	1:150:A:VAL:HG12	1:150:A:VAL:HG21	1	0.12
(2,1298)	1:150:A:VAL:HG12	1:150:A:VAL:HG22	1	0.12
(2,1298)	1:150:A:VAL:HG12	1:150:A:VAL:HG23	1	0.12
(2,1298)	1:150:A:VAL:HG13	1:150:A:VAL:HG21	1	0.12
(2,1298)	1:150:A:VAL:HG13	1:150:A:VAL:HG22	1	0.12
(2,1298)	1:150:A:VAL:HG13	1:150:A:VAL:HG23	1	0.12
(2,1298)	1:150:A:VAL:HG11	1:150:A:VAL:HG21	2	0.12
(2,1298)	1:150:A:VAL:HG11	1:150:A:VAL:HG22	2	0.12
(2,1298)	1:150:A:VAL:HG11	1:150:A:VAL:HG23	2	0.12
(2,1298)	1:150:A:VAL:HG12	1:150:A:VAL:HG21	2	0.12
(2,1298)	1:150:A:VAL:HG12	1:150:A:VAL:HG22	2	0.12
(2,1298)	1:150:A:VAL:HG12	1:150:A:VAL:HG23	2	0.12
(2,1298)	1:150:A:VAL:HG13	1:150:A:VAL:HG21	2	0.12
(2,1298)	1:150:A:VAL:HG13	1:150:A:VAL:HG22	2	0.12
(2,1298)	1:150:A:VAL:HG13	1:150:A:VAL:HG23	2	0.12

Continued on next page...

Continued from previous page...

Key	Atom-1	Atom-2	Model ID	Violation (Å)
(2,1298)	1:150:A:VAL:HG11	1:150:A:VAL:HG21	5	0.12
(2,1298)	1:150:A:VAL:HG11	1:150:A:VAL:HG22	5	0.12
(2,1298)	1:150:A:VAL:HG11	1:150:A:VAL:HG23	5	0.12
(2,1298)	1:150:A:VAL:HG12	1:150:A:VAL:HG21	5	0.12
(2,1298)	1:150:A:VAL:HG12	1:150:A:VAL:HG22	5	0.12
(2,1298)	1:150:A:VAL:HG12	1:150:A:VAL:HG23	5	0.12
(2,1298)	1:150:A:VAL:HG13	1:150:A:VAL:HG21	5	0.12
(2,1298)	1:150:A:VAL:HG13	1:150:A:VAL:HG22	5	0.12
(2,1298)	1:150:A:VAL:HG13	1:150:A:VAL:HG23	5	0.12
(2,1298)	1:150:A:VAL:HG11	1:150:A:VAL:HG21	7	0.12
(2,1298)	1:150:A:VAL:HG11	1:150:A:VAL:HG22	7	0.12
(2,1298)	1:150:A:VAL:HG11	1:150:A:VAL:HG23	7	0.12
(2,1298)	1:150:A:VAL:HG12	1:150:A:VAL:HG21	7	0.12
(2,1298)	1:150:A:VAL:HG12	1:150:A:VAL:HG22	7	0.12
(2,1298)	1:150:A:VAL:HG12	1:150:A:VAL:HG23	7	0.12
(2,1298)	1:150:A:VAL:HG13	1:150:A:VAL:HG21	7	0.12
(2,1298)	1:150:A:VAL:HG13	1:150:A:VAL:HG22	7	0.12
(2,1298)	1:150:A:VAL:HG13	1:150:A:VAL:HG23	7	0.12
(2,1298)	1:150:A:VAL:HG11	1:150:A:VAL:HG21	9	0.12
(2,1298)	1:150:A:VAL:HG11	1:150:A:VAL:HG22	9	0.12
(2,1298)	1:150:A:VAL:HG11	1:150:A:VAL:HG23	9	0.12
(2,1298)	1:150:A:VAL:HG12	1:150:A:VAL:HG21	9	0.12
(2,1298)	1:150:A:VAL:HG12	1:150:A:VAL:HG22	9	0.12
(2,1298)	1:150:A:VAL:HG12	1:150:A:VAL:HG23	9	0.12
(2,1298)	1:150:A:VAL:HG13	1:150:A:VAL:HG21	9	0.12
(2,1298)	1:150:A:VAL:HG13	1:150:A:VAL:HG22	9	0.12
(2,1298)	1:150:A:VAL:HG13	1:150:A:VAL:HG23	9	0.12
(2,1297)	1:150:B:VAL:HG11	1:150:B:VAL:HG21	3	0.12
(2,1297)	1:150:B:VAL:HG11	1:150:B:VAL:HG22	3	0.12
(2,1297)	1:150:B:VAL:HG11	1:150:B:VAL:HG23	3	0.12
(2,1297)	1:150:B:VAL:HG12	1:150:B:VAL:HG21	3	0.12
(2,1297)	1:150:B:VAL:HG12	1:150:B:VAL:HG22	3	0.12
(2,1297)	1:150:B:VAL:HG12	1:150:B:VAL:HG23	3	0.12
(2,1297)	1:150:B:VAL:HG13	1:150:B:VAL:HG21	3	0.12
(2,1297)	1:150:B:VAL:HG13	1:150:B:VAL:HG22	3	0.12
(2,1297)	1:150:B:VAL:HG13	1:150:B:VAL:HG23	3	0.12
(2,1297)	1:150:B:VAL:HG11	1:150:B:VAL:HG21	5	0.12
(2,1297)	1:150:B:VAL:HG11	1:150:B:VAL:HG22	5	0.12
(2,1297)	1:150:B:VAL:HG11	1:150:B:VAL:HG23	5	0.12
(2,1297)	1:150:B:VAL:HG12	1:150:B:VAL:HG21	5	0.12
(2,1297)	1:150:B:VAL:HG12	1:150:B:VAL:HG22	5	0.12
(2,1297)	1:150:B:VAL:HG12	1:150:B:VAL:HG23	5	0.12

Continued on next page...

Continued from previous page...

Key	Atom-1	Atom-2	Model ID	Violation (Å)
(2,1297)	1:150:B:VAL:HG13	1:150:B:VAL:HG21	5	0.12
(2,1297)	1:150:B:VAL:HG13	1:150:B:VAL:HG22	5	0.12
(2,1297)	1:150:B:VAL:HG13	1:150:B:VAL:HG23	5	0.12
(2,1297)	1:150:B:VAL:HG11	1:150:B:VAL:HG21	9	0.12
(2,1297)	1:150:B:VAL:HG11	1:150:B:VAL:HG22	9	0.12
(2,1297)	1:150:B:VAL:HG11	1:150:B:VAL:HG23	9	0.12
(2,1297)	1:150:B:VAL:HG12	1:150:B:VAL:HG21	9	0.12
(2,1297)	1:150:B:VAL:HG12	1:150:B:VAL:HG22	9	0.12
(2,1297)	1:150:B:VAL:HG12	1:150:B:VAL:HG23	9	0.12
(2,1297)	1:150:B:VAL:HG13	1:150:B:VAL:HG21	9	0.12
(2,1297)	1:150:B:VAL:HG13	1:150:B:VAL:HG22	9	0.12
(2,1297)	1:150:B:VAL:HG13	1:150:B:VAL:HG23	9	0.12
(2,1293)	1:147:B:GLU:HA	1:150:B:VAL:HG21	5	0.12
(2,1293)	1:147:B:GLU:HA	1:150:B:VAL:HG22	5	0.12
(2,1293)	1:147:B:GLU:HA	1:150:B:VAL:HG23	5	0.12
(2,1290)	1:141:B:LEU:HA	1:141:B:LEU:HD21	5	0.12
(2,1290)	1:141:B:LEU:HA	1:141:B:LEU:HD22	5	0.12
(2,1290)	1:141:B:LEU:HA	1:141:B:LEU:HD23	5	0.12
(2,1285)	1:151:A:LEU:HA	1:151:A:LEU:HD11	2	0.12
(2,1285)	1:151:A:LEU:HA	1:151:A:LEU:HD12	2	0.12
(2,1285)	1:151:A:LEU:HA	1:151:A:LEU:HD13	2	0.12
(2,1204)	1:176:A:ARG:HD3	1:176:A:ARG:HG2	2	0.12
(2,1192)	1:131:B:ILE:HA	1:131:B:ILE:HB	3	0.12
(2,1192)	1:131:B:ILE:HA	1:131:B:ILE:HB	10	0.12
(2,1191)	1:131:A:ILE:HA	1:131:A:ILE:HB	10	0.12
(2,1172)	1:166:B:ARG:HA	1:143:B:PRO:HB3	1	0.12
(2,1165)	1:190:A:GLN:HA	1:190:A:GLN:HG2	8	0.12
(2,1165)	1:190:A:GLN:HA	1:190:A:GLN:HG2	9	0.12
(2,1151)	1:150:B:VAL:HG21	1:150:B:VAL:HA	10	0.12
(2,1151)	1:150:B:VAL:HG22	1:150:B:VAL:HA	10	0.12
(2,1151)	1:150:B:VAL:HG23	1:150:B:VAL:HA	10	0.12
(2,1143)	1:166:A:ARG:HA	1:166:A:ARG:HD3	2	0.12
(2,1140)	1:150:A:VAL:HG21	1:147:A:GLU:HA	8	0.12
(2,1140)	1:150:A:VAL:HG22	1:147:A:GLU:HA	8	0.12
(2,1140)	1:150:A:VAL:HG23	1:147:A:GLU:HA	8	0.12
(2,1139)	1:150:B:VAL:HG21	1:147:B:GLU:HA	8	0.12
(2,1139)	1:150:B:VAL:HG22	1:147:B:GLU:HA	8	0.12
(2,1139)	1:150:B:VAL:HG23	1:147:B:GLU:HA	8	0.12
(2,1128)	1:155:A:LEU:HB3	1:155:A:LEU:HA	6	0.12
(2,1128)	1:155:A:LEU:HB3	1:155:A:LEU:HA	7	0.12
(2,1128)	1:155:A:LEU:HB3	1:155:A:LEU:HA	9	0.12
(2,1127)	1:155:B:LEU:HB3	1:155:B:LEU:HA	6	0.12

Continued on next page...

Continued from previous page...

Key	Atom-1	Atom-2	Model ID	Violation (Å)
(2,1127)	1:155:B:LEU:HB3	1:155:B:LEU:HA	9	0.12
(2,1126)	1:156:A:LEU:HD21	1:156:A:LEU:HA	4	0.12
(2,1126)	1:156:A:LEU:HD22	1:156:A:LEU:HA	4	0.12
(2,1126)	1:156:A:LEU:HD23	1:156:A:LEU:HA	4	0.12
(2,1125)	1:156:B:LEU:HD21	1:156:B:LEU:HA	4	0.12
(2,1125)	1:156:B:LEU:HD22	1:156:B:LEU:HA	4	0.12
(2,1125)	1:156:B:LEU:HD23	1:156:B:LEU:HA	4	0.12
(2,1100)	1:179:A:ASP:HB2	1:179:A:ASP:HA	1	0.12
(2,1099)	1:179:B:ASP:HB2	1:179:B:ASP:HA	1	0.12
(2,1023)	1:143:A:PRO:HA	1:143:A:PRO:HB2	10	0.12
(2,1002)	1:160:A:PHE:HA	1:175:A:TYR:HB2	7	0.12
(2,967)	1:180:A:GLY:H	1:179:A:ASP:HB2	10	0.12
(2,961)	1:149:B:ALA:H	1:163:B:PHE:HD1	5	0.12
(2,961)	1:149:B:ALA:H	1:163:B:PHE:HD2	5	0.12
(2,938)	1:182:A:TYR:H	1:132:B:GLU:H	1	0.12
(2,937)	1:182:B:TYR:H	1:132:A:GLU:H	1	0.12
(2,920)	1:134:A:ILE:H	1:184:B:LEU:H	1	0.12
(2,919)	1:134:B:ILE:H	1:184:A:LEU:H	1	0.12
(2,870)	1:158:B:HIS:H	1:158:B:HIS:HB2	2	0.12
(2,867)	1:158:A:HIS:H	1:158:A:HIS:HB2	2	0.12
(2,836)	1:148:B:GLU:H	1:146:B:SER:H	3	0.12
(2,836)	1:148:B:GLU:H	1:146:B:SER:H	7	0.12
(2,836)	1:148:B:GLU:H	1:146:B:SER:H	9	0.12
(2,835)	1:148:A:GLU:H	1:146:A:SER:H	9	0.12
(2,750)	1:142:B:LYS:H	1:143:B:PRO:HD3	10	0.12
(2,741)	1:154:B:ASN:H	1:155:B:LEU:HA	5	0.12
(2,732)	1:168:A:THR:H	1:165:A:ASP:HA	7	0.12
(2,716)	1:149:A:ALA:H	1:163:A:PHE:HE1	10	0.12
(2,716)	1:149:A:ALA:H	1:163:A:PHE:HE2	10	0.12
(2,712)	1:150:A:VAL:H	1:163:A:PHE:HD1	5	0.12
(2,712)	1:150:A:VAL:H	1:163:A:PHE:HD2	5	0.12
(2,711)	1:150:B:VAL:H	1:163:B:PHE:HD1	3	0.12
(2,711)	1:150:B:VAL:H	1:163:B:PHE:HD2	3	0.12
(2,684)	1:149:A:ALA:H	1:145:A:ASP:H	2	0.12
(2,683)	1:149:B:ALA:H	1:145:B:ASP:H	1	0.12
(2,683)	1:149:B:ALA:H	1:145:B:ASP:H	10	0.12
(2,682)	1:187:A:THR:H	1:173:A:ILE:H	8	0.12
(2,681)	1:187:B:THR:H	1:173:B:ILE:H	8	0.12
(2,638)	1:133:B:ILE:H	1:131:B:ILE:HD11	6	0.12
(2,638)	1:133:B:ILE:H	1:131:B:ILE:HD12	6	0.12
(2,638)	1:133:B:ILE:H	1:131:B:ILE:HD13	6	0.12
(2,637)	1:133:A:ILE:H	1:131:A:ILE:HD11	6	0.12

Continued on next page...

Continued from previous page...

Key	Atom-1	Atom-2	Model ID	Violation (Å)
(2,637)	1:133:A:ILE:H	1:131:A:ILE:HD12	6	0.12
(2,637)	1:133:A:ILE:H	1:131:A:ILE:HD13	6	0.12
(2,630)	1:154:A:ASN:H	1:156:A:LEU:HD11	9	0.12
(2,630)	1:154:A:ASN:H	1:156:A:LEU:HD12	9	0.12
(2,630)	1:154:A:ASN:H	1:156:A:LEU:HD13	9	0.12
(2,629)	1:154:B:ASN:H	1:156:B:LEU:HD11	9	0.12
(2,629)	1:154:B:ASN:H	1:156:B:LEU:HD12	9	0.12
(2,629)	1:154:B:ASN:H	1:156:B:LEU:HD13	9	0.12
(2,621)	1:152:A:GLN:H	1:151:A:LEU:HD11	7	0.12
(2,621)	1:152:A:GLN:H	1:151:A:LEU:HD12	7	0.12
(2,621)	1:152:A:GLN:H	1:151:A:LEU:HD13	7	0.12
(2,596)	1:150:A:VAL:H	1:174:A:VAL:HG11	10	0.12
(2,596)	1:150:A:VAL:H	1:174:A:VAL:HG12	10	0.12
(2,596)	1:150:A:VAL:H	1:174:A:VAL:HG13	10	0.12
(2,584)	1:183:A:GLY:H	1:174:A:VAL:HG21	1	0.12
(2,584)	1:183:A:GLY:H	1:174:A:VAL:HG22	1	0.12
(2,584)	1:183:A:GLY:H	1:174:A:VAL:HG23	1	0.12
(2,583)	1:183:B:GLY:H	1:174:B:VAL:HG21	1	0.12
(2,583)	1:183:B:GLY:H	1:174:B:VAL:HG22	1	0.12
(2,583)	1:183:B:GLY:H	1:174:B:VAL:HG23	1	0.12
(2,539)	1:156:A:LEU:H	1:156:A:LEU:HG	3	0.12
(2,514)	1:179:B:ASP:H	1:177:B:ARG:HB2	5	0.12
(2,514)	1:179:B:ASP:H	1:177:B:ARG:HB2	7	0.12
(2,510)	1:181:A:LYS:H	1:181:A:LYS:HB3	4	0.12
(2,509)	1:181:B:LYS:H	1:181:B:LYS:HB3	4	0.12
(2,493)	1:149:B:ALA:H	1:148:B:GLU:HB3	3	0.12
(2,469)	1:170:B:GLY:H	1:165:B:ASP:HB3	6	0.12
(2,448)	1:158:B:HIS:H	1:153:B:MET:HG3	9	0.12
(2,447)	1:158:A:HIS:H	1:153:A:MET:HG3	9	0.12
(2,444)	1:153:A:MET:H	1:153:A:MET:HG3	2	0.12
(2,443)	1:153:B:MET:H	1:153:B:MET:HG3	2	0.12
(2,442)	1:167:B:GLU:H	1:167:B:GLU:HG3	2	0.12
(2,435)	1:144:A:MET:H	1:144:A:MET:HG2	10	0.12
(2,413)	1:146:A:SER:H	1:145:A:ASP:HB2	8	0.12
(2,412)	1:145:A:ASP:H	1:145:A:ASP:HB2	1	0.12
(2,412)	1:145:A:ASP:H	1:145:A:ASP:HB2	10	0.12
(2,377)	1:145:B:ASP:H	1:145:B:ASP:HB2	10	0.12
(2,376)	1:147:B:GLU:H	1:145:B:ASP:HB2	2	0.12
(2,342)	1:172:A:SER:H	1:172:A:SER:HB3	10	0.12
(2,326)	1:171:A:THR:H	1:170:A:GLY:HA3	9	0.12
(2,325)	1:171:B:THR:H	1:170:B:GLY:HA3	9	0.12
(2,254)	1:163:B:PHE:H	1:164:B:THR:HA	1	0.12

Continued on next page...

Continued from previous page...

Key	Atom-1	Atom-2	Model ID	Violation (Å)
(2,244)	1:172:A:SER:H	1:171:A:THR:HA	1	0.12
(2,244)	1:172:A:SER:H	1:171:A:THR:HA	5	0.12
(2,243)	1:172:B:SER:H	1:171:B:THR:HA	1	0.12
(2,243)	1:172:B:SER:H	1:171:B:THR:HA	5	0.12
(2,243)	1:172:B:SER:H	1:171:B:THR:HA	9	0.12
(2,200)	1:164:A:THR:H	1:163:A:PHE:HA	3	0.12
(2,180)	1:173:A:ILE:H	1:172:A:SER:HA	4	0.12
(2,180)	1:173:A:ILE:H	1:172:A:SER:HA	9	0.12
(2,179)	1:173:B:ILE:H	1:172:B:SER:HA	4	0.12
(2,179)	1:173:B:ILE:H	1:172:B:SER:HA	9	0.12
(2,142)	1:154:A:ASN:H	1:154:A:ASN:HD21	7	0.12
(2,132)	1:160:B:PHE:H	1:175:B:TYR:HD1	3	0.12
(2,132)	1:160:B:PHE:H	1:175:B:TYR:HD2	3	0.12
(2,131)	1:160:A:PHE:H	1:175:A:TYR:HD1	3	0.12
(2,131)	1:160:A:PHE:H	1:175:A:TYR:HD2	3	0.12
(2,118)	1:139:B:PHE:H	1:139:B:PHE:HD1	6	0.12
(2,118)	1:139:B:PHE:H	1:139:B:PHE:HD2	6	0.12
(2,117)	1:139:A:PHE:H	1:139:A:PHE:HD1	6	0.12
(2,117)	1:139:A:PHE:H	1:139:A:PHE:HD2	6	0.12
(2,109)	1:161:B:PHE:H	1:162:B:VAL:H	7	0.12
(2,100)	1:169:B:ASP:H	1:168:B:THR:H	9	0.12
(2,64)	1:153:A:MET:H	1:152:A:GLN:H	4	0.12
(2,63)	1:153:B:MET:H	1:152:B:GLN:H	4	0.12
(2,60)	1:146:B:SER:H	1:147:B:GLU:H	6	0.12
(2,58)	1:152:B:GLN:H	1:153:B:MET:H	4	0.12
(2,57)	1:152:A:GLN:H	1:153:A:MET:H	4	0.12
(2,50)	1:165:B:ASP:H	1:170:B:GLY:H	10	0.12
(2,49)	1:165:A:ASP:H	1:170:A:GLY:H	10	0.12
(2,44)	1:181:A:LYS:H	1:182:A:TYR:H	9	0.12
(2,43)	1:181:B:LYS:H	1:182:B:TYR:H	9	0.12
(2,39)	1:134:B:ILE:H	1:182:A:TYR:H	2	0.12
(2,39)	1:134:B:ILE:H	1:182:A:TYR:H	3	0.12
(2,31)	1:168:B:THR:H	1:169:B:ASP:H	9	0.12
(2,2)	1:164:A:THR:H	1:144:A:MET:H	7	0.12
(2,1)	1:164:B:THR:H	1:144:B:MET:H	7	0.12
(1,82)	1:181:B:LYS:H	1:177:B:ARG:O	10	0.12
(1,81)	1:181:A:LYS:H	1:177:A:ARG:O	10	0.12
(1,53)	1:171:A:THR:H	1:187:A:THR:O	3	0.12
(1,8)	1:155:B:LEU:H	1:151:B:LEU:O	1	0.12
(1,7)	1:155:A:LEU:H	1:151:A:LEU:O	1	0.12
(2,2158)	1:148:A:GLU:HB3	1:148:A:GLU:HA	2	0.11
(2,2158)	1:148:A:GLU:HB3	1:148:A:GLU:HA	3	0.11

Continued on next page...

Continued from previous page...

Key	Atom-1	Atom-2	Model ID	Violation (Å)
(2,2158)	1:148:A:GLU:HB3	1:148:A:GLU:HA	7	0.11
(2,2151)	1:135:A:ARG:HA	1:136:A:SER:HB3	7	0.11
(2,2137)	1:174:B:VAL:HB	1:174:B:VAL:HA	6	0.11
(2,2074)	1:139:A:PHE:HD1	1:139:A:PHE:HB2	3	0.11
(2,2074)	1:139:A:PHE:HD2	1:139:A:PHE:HB2	3	0.11
(2,2073)	1:139:B:PHE:HD1	1:139:B:PHE:HB2	3	0.11
(2,2073)	1:139:B:PHE:HD2	1:139:B:PHE:HB2	3	0.11
(2,2058)	1:163:B:PHE:HD1	1:163:B:PHE:H	6	0.11
(2,2058)	1:163:B:PHE:HD2	1:163:B:PHE:H	6	0.11
(2,2054)	1:175:A:TYR:HD1	1:175:A:TYR:HB3	2	0.11
(2,2054)	1:175:A:TYR:HD2	1:175:A:TYR:HB3	2	0.11
(2,2054)	1:175:A:TYR:HD1	1:175:A:TYR:HB3	5	0.11
(2,2054)	1:175:A:TYR:HD2	1:175:A:TYR:HB3	5	0.11
(2,2052)	1:175:A:TYR:HD1	1:176:A:ARG:H	8	0.11
(2,2052)	1:175:A:TYR:HD2	1:176:A:ARG:H	8	0.11
(2,2051)	1:175:B:TYR:HD1	1:176:B:ARG:H	10	0.11
(2,2051)	1:175:B:TYR:HD2	1:176:B:ARG:H	10	0.11
(2,2018)	1:148:A:GLU:HB3	1:148:A:GLU:HA	2	0.11
(2,2018)	1:148:A:GLU:HB3	1:148:A:GLU:HA	3	0.11
(2,2018)	1:148:A:GLU:HB3	1:148:A:GLU:HA	7	0.11
(2,2011)	1:135:A:ARG:HA	1:136:A:SER:HB3	7	0.11
(2,1997)	1:174:B:VAL:HB	1:174:B:VAL:HA	6	0.11
(2,1981)	1:185:A:ILE:HG21	1:184:A:LEU:HA	10	0.11
(2,1981)	1:185:A:ILE:HG22	1:184:A:LEU:HA	10	0.11
(2,1981)	1:185:A:ILE:HG23	1:184:A:LEU:HA	10	0.11
(2,1940)	1:174:B:VAL:HG21	1:182:B:TYR:HB3	1	0.11
(2,1940)	1:174:B:VAL:HG22	1:182:B:TYR:HB3	1	0.11
(2,1940)	1:174:B:VAL:HG23	1:182:B:TYR:HB3	1	0.11
(2,1939)	1:174:A:VAL:HG21	1:182:A:TYR:HB3	1	0.11
(2,1939)	1:174:A:VAL:HG22	1:182:A:TYR:HB3	1	0.11
(2,1939)	1:174:A:VAL:HG23	1:182:A:TYR:HB3	1	0.11
(2,1930)	1:173:A:ILE:HD11	1:185:A:ILE:HG13	4	0.11
(2,1930)	1:173:A:ILE:HD12	1:185:A:ILE:HG13	4	0.11
(2,1930)	1:173:A:ILE:HD13	1:185:A:ILE:HG13	4	0.11
(2,1930)	1:173:A:ILE:HD11	1:185:A:ILE:HG13	8	0.11
(2,1930)	1:173:A:ILE:HD12	1:185:A:ILE:HG13	8	0.11
(2,1930)	1:173:A:ILE:HD13	1:185:A:ILE:HG13	8	0.11
(2,1919)	1:173:A:ILE:HG21	1:175:A:TYR:HB3	2	0.11
(2,1919)	1:173:A:ILE:HG22	1:175:A:TYR:HB3	2	0.11
(2,1919)	1:173:A:ILE:HG23	1:175:A:TYR:HB3	2	0.11
(2,1867)	1:150:A:VAL:HG11	1:151:A:LEU:HA	10	0.11
(2,1867)	1:150:A:VAL:HG12	1:151:A:LEU:HA	10	0.11

Continued on next page...

Continued from previous page...

Key	Atom-1	Atom-2	Model ID	Violation (Å)
(2,1867)	1:150:A:VAL:HG13	1:151:A:LEU:HA	10	0.11
(2,1848)	1:144:B:MET:HG2	1:152:B:GLN:HE22	3	0.11
(2,1828)	1:137:A:LYS:HD3	1:137:A:LYS:HG3	1	0.11
(2,1828)	1:137:A:LYS:HD3	1:137:A:LYS:HG3	2	0.11
(2,1828)	1:137:A:LYS:HD3	1:137:A:LYS:HG3	3	0.11
(2,1828)	1:137:A:LYS:HD3	1:137:A:LYS:HG3	4	0.11
(2,1828)	1:137:A:LYS:HD3	1:137:A:LYS:HG3	5	0.11
(2,1828)	1:137:A:LYS:HD3	1:137:A:LYS:HG3	6	0.11
(2,1828)	1:137:A:LYS:HD3	1:137:A:LYS:HG3	7	0.11
(2,1828)	1:137:A:LYS:HD3	1:137:A:LYS:HG3	8	0.11
(2,1828)	1:137:A:LYS:HD3	1:137:A:LYS:HG3	10	0.11
(2,1800)	1:131:B:ILE:HD11	1:131:B:ILE:HG13	4	0.11
(2,1800)	1:131:B:ILE:HD12	1:131:B:ILE:HG13	4	0.11
(2,1800)	1:131:B:ILE:HD13	1:131:B:ILE:HG13	4	0.11
(2,1800)	1:131:B:ILE:HD11	1:131:B:ILE:HG13	6	0.11
(2,1800)	1:131:B:ILE:HD12	1:131:B:ILE:HG13	6	0.11
(2,1800)	1:131:B:ILE:HD13	1:131:B:ILE:HG13	6	0.11
(2,1800)	1:131:B:ILE:HD11	1:131:B:ILE:HG13	8	0.11
(2,1800)	1:131:B:ILE:HD12	1:131:B:ILE:HG13	8	0.11
(2,1800)	1:131:B:ILE:HD13	1:131:B:ILE:HG13	8	0.11
(2,1800)	1:131:B:ILE:HD11	1:131:B:ILE:HG13	10	0.11
(2,1800)	1:131:B:ILE:HD12	1:131:B:ILE:HG13	10	0.11
(2,1800)	1:131:B:ILE:HD13	1:131:B:ILE:HG13	10	0.11
(2,1799)	1:131:A:ILE:HD11	1:131:A:ILE:HG13	4	0.11
(2,1799)	1:131:A:ILE:HD12	1:131:A:ILE:HG13	4	0.11
(2,1799)	1:131:A:ILE:HD13	1:131:A:ILE:HG13	4	0.11
(2,1799)	1:131:A:ILE:HD11	1:131:A:ILE:HG13	6	0.11
(2,1799)	1:131:A:ILE:HD12	1:131:A:ILE:HG13	6	0.11
(2,1799)	1:131:A:ILE:HD13	1:131:A:ILE:HG13	6	0.11
(2,1799)	1:131:A:ILE:HD11	1:131:A:ILE:HG13	8	0.11
(2,1799)	1:131:A:ILE:HD12	1:131:A:ILE:HG13	8	0.11
(2,1799)	1:131:A:ILE:HD13	1:131:A:ILE:HG13	8	0.11
(2,1799)	1:131:A:ILE:HD11	1:131:A:ILE:HG13	10	0.11
(2,1799)	1:131:A:ILE:HD12	1:131:A:ILE:HG13	10	0.11
(2,1799)	1:131:A:ILE:HD13	1:131:A:ILE:HG13	10	0.11
(2,1792)	1:131:B:ILE:HB	1:131:B:ILE:HG12	1	0.11
(2,1792)	1:131:B:ILE:HB	1:131:B:ILE:HG12	4	0.11
(2,1792)	1:131:B:ILE:HB	1:131:B:ILE:HG12	6	0.11
(2,1792)	1:131:B:ILE:HB	1:131:B:ILE:HG12	8	0.11
(2,1791)	1:131:A:ILE:HB	1:131:A:ILE:HG12	1	0.11
(2,1791)	1:131:A:ILE:HB	1:131:A:ILE:HG12	4	0.11
(2,1791)	1:131:A:ILE:HB	1:131:A:ILE:HG12	6	0.11

Continued on next page...

Continued from previous page...

Key	Atom-1	Atom-2	Model ID	Violation (Å)
(2,1791)	1:131:A:ILE:HB	1:131:A:ILE:HG12	8	0.11
(2,1745)	1:155:B:LEU:HD21	1:155:B:LEU:HA	5	0.11
(2,1745)	1:155:B:LEU:HD22	1:155:B:LEU:HA	5	0.11
(2,1745)	1:155:B:LEU:HD23	1:155:B:LEU:HA	5	0.11
(2,1745)	1:155:B:LEU:HD21	1:155:B:LEU:HA	10	0.11
(2,1745)	1:155:B:LEU:HD22	1:155:B:LEU:HA	10	0.11
(2,1745)	1:155:B:LEU:HD23	1:155:B:LEU:HA	10	0.11
(2,1738)	1:178:B:LYS:HG2	1:178:B:LYS:HB3	4	0.11
(2,1731)	1:178:B:LYS:HG3	1:178:B:LYS:HA	7	0.11
(2,1731)	1:178:B:LYS:HG3	1:178:B:LYS:HA	10	0.11
(2,1718)	1:181:A:LYS:HG2	1:181:A:LYS:HD2	2	0.11
(2,1708)	1:184:A:LEU:HD21	1:184:A:LEU:HG	5	0.11
(2,1708)	1:184:A:LEU:HD22	1:184:A:LEU:HG	5	0.11
(2,1708)	1:184:A:LEU:HD23	1:184:A:LEU:HG	5	0.11
(2,1656)	1:144:B:MET:HG2	1:163:B:PHE:HB3	3	0.11
(2,1637)	1:186:A:GLN:HG2	1:184:A:LEU:HD21	10	0.11
(2,1637)	1:186:A:GLN:HG2	1:184:A:LEU:HD22	10	0.11
(2,1637)	1:186:A:GLN:HG2	1:184:A:LEU:HD23	10	0.11
(2,1606)	1:154:B:ASN:HB2	1:154:B:ASN:HA	4	0.11
(2,1606)	1:154:B:ASN:HB2	1:154:B:ASN:HA	8	0.11
(2,1605)	1:154:A:ASN:HB2	1:154:A:ASN:HA	4	0.11
(2,1605)	1:154:A:ASN:HB2	1:154:A:ASN:HA	8	0.11
(2,1592)	1:179:A:ASP:HB2	1:179:A:ASP:HA	4	0.11
(2,1591)	1:179:B:ASP:HB2	1:179:B:ASP:HA	4	0.11
(2,1549)	1:165:A:ASP:HB3	1:164:A:THR:HA	6	0.11
(2,1546)	1:145:A:ASP:HB2	1:148:A:GLU:HB2	5	0.11
(2,1546)	1:145:A:ASP:HB2	1:148:A:GLU:HB2	7	0.11
(2,1543)	1:145:B:ASP:HB2	1:148:B:GLU:HB2	3	0.11
(2,1540)	1:161:A:PHE:HB2	1:174:A:VAL:HG11	1	0.11
(2,1540)	1:161:A:PHE:HB2	1:174:A:VAL:HG12	1	0.11
(2,1540)	1:161:A:PHE:HB2	1:174:A:VAL:HG13	1	0.11
(2,1525)	1:175:A:TYR:HB2	1:175:A:TYR:H	2	0.11
(2,1498)	1:152:A:GLN:HA	1:155:A:LEU:HB2	1	0.11
(2,1484)	1:147:A:GLU:HA	1:147:A:GLU:HB3	5	0.11
(2,1484)	1:147:A:GLU:HA	1:147:A:GLU:HB3	7	0.11
(2,1398)	1:181:B:LYS:HA	1:181:B:LYS:HG2	3	0.11
(2,1365)	1:158:A:HIS:HA	1:158:A:HIS:HB3	2	0.11
(2,1365)	1:158:A:HIS:HA	1:158:A:HIS:HB3	8	0.11
(2,1365)	1:158:A:HIS:HA	1:158:A:HIS:HB3	10	0.11
(2,1342)	1:133:A:ILE:HG21	1:133:A:ILE:HA	1	0.11
(2,1342)	1:133:A:ILE:HG22	1:133:A:ILE:HA	1	0.11
(2,1342)	1:133:A:ILE:HG23	1:133:A:ILE:HA	1	0.11

Continued on next page...

Continued from previous page...

Key	Atom-1	Atom-2	Model ID	Violation (Å)
(2,1342)	1:133:A:ILE:HG21	1:133:A:ILE:HA	5	0.11
(2,1342)	1:133:A:ILE:HG22	1:133:A:ILE:HA	5	0.11
(2,1342)	1:133:A:ILE:HG23	1:133:A:ILE:HA	5	0.11
(2,1342)	1:133:A:ILE:HG21	1:133:A:ILE:HA	8	0.11
(2,1342)	1:133:A:ILE:HG22	1:133:A:ILE:HA	8	0.11
(2,1342)	1:133:A:ILE:HG23	1:133:A:ILE:HA	8	0.11
(2,1342)	1:133:A:ILE:HG21	1:133:A:ILE:HA	9	0.11
(2,1342)	1:133:A:ILE:HG22	1:133:A:ILE:HA	9	0.11
(2,1342)	1:133:A:ILE:HG23	1:133:A:ILE:HA	9	0.11
(2,1341)	1:133:B:ILE:HG21	1:133:B:ILE:HA	1	0.11
(2,1341)	1:133:B:ILE:HG22	1:133:B:ILE:HA	1	0.11
(2,1341)	1:133:B:ILE:HG23	1:133:B:ILE:HA	1	0.11
(2,1341)	1:133:B:ILE:HG21	1:133:B:ILE:HA	8	0.11
(2,1341)	1:133:B:ILE:HG22	1:133:B:ILE:HA	8	0.11
(2,1341)	1:133:B:ILE:HG23	1:133:B:ILE:HA	8	0.11
(2,1341)	1:133:B:ILE:HG21	1:133:B:ILE:HA	9	0.11
(2,1341)	1:133:B:ILE:HG22	1:133:B:ILE:HA	9	0.11
(2,1341)	1:133:B:ILE:HG23	1:133:B:ILE:HA	9	0.11
(2,1336)	1:174:B:VAL:HG21	1:150:B:VAL:HG11	7	0.11
(2,1336)	1:174:B:VAL:HG21	1:150:B:VAL:HG12	7	0.11
(2,1336)	1:174:B:VAL:HG21	1:150:B:VAL:HG13	7	0.11
(2,1336)	1:174:B:VAL:HG22	1:150:B:VAL:HG11	7	0.11
(2,1336)	1:174:B:VAL:HG22	1:150:B:VAL:HG12	7	0.11
(2,1336)	1:174:B:VAL:HG22	1:150:B:VAL:HG13	7	0.11
(2,1336)	1:174:B:VAL:HG23	1:150:B:VAL:HG11	7	0.11
(2,1336)	1:174:B:VAL:HG23	1:150:B:VAL:HG12	7	0.11
(2,1336)	1:174:B:VAL:HG23	1:150:B:VAL:HG13	7	0.11
(2,1328)	1:175:B:TYR:HB3	1:173:B:ILE:HG21	2	0.11
(2,1328)	1:175:B:TYR:HB3	1:173:B:ILE:HG22	2	0.11
(2,1328)	1:175:B:TYR:HB3	1:173:B:ILE:HG23	2	0.11
(2,1321)	1:153:A:MET:HA	1:158:A:HIS:HB3	2	0.11
(2,1294)	1:147:A:GLU:HA	1:150:A:VAL:HG21	5	0.11
(2,1294)	1:147:A:GLU:HA	1:150:A:VAL:HG22	5	0.11
(2,1294)	1:147:A:GLU:HA	1:150:A:VAL:HG23	5	0.11
(2,1289)	1:141:A:LEU:HA	1:141:A:LEU:HD11	10	0.11
(2,1289)	1:141:A:LEU:HA	1:141:A:LEU:HD12	10	0.11
(2,1289)	1:141:A:LEU:HA	1:141:A:LEU:HD13	10	0.11
(2,1255)	1:149:A:ALA:HB1	1:174:A:VAL:HG11	3	0.11
(2,1255)	1:149:A:ALA:HB1	1:174:A:VAL:HG12	3	0.11
(2,1255)	1:149:A:ALA:HB1	1:174:A:VAL:HG13	3	0.11
(2,1255)	1:149:A:ALA:HB2	1:174:A:VAL:HG11	3	0.11
(2,1255)	1:149:A:ALA:HB2	1:174:A:VAL:HG12	3	0.11

Continued on next page...

Continued from previous page...

Key	Atom-1	Atom-2	Model ID	Violation (Å)
(2,1255)	1:149:A:ALA:HB2	1:174:A:VAL:HG13	3	0.11
(2,1255)	1:149:A:ALA:HB3	1:174:A:VAL:HG11	3	0.11
(2,1255)	1:149:A:ALA:HB3	1:174:A:VAL:HG12	3	0.11
(2,1255)	1:149:A:ALA:HB3	1:174:A:VAL:HG13	3	0.11
(2,1255)	1:149:A:ALA:HB1	1:174:A:VAL:HG11	5	0.11
(2,1255)	1:149:A:ALA:HB1	1:174:A:VAL:HG12	5	0.11
(2,1255)	1:149:A:ALA:HB1	1:174:A:VAL:HG13	5	0.11
(2,1255)	1:149:A:ALA:HB2	1:174:A:VAL:HG11	5	0.11
(2,1255)	1:149:A:ALA:HB2	1:174:A:VAL:HG12	5	0.11
(2,1255)	1:149:A:ALA:HB2	1:174:A:VAL:HG13	5	0.11
(2,1255)	1:149:A:ALA:HB3	1:174:A:VAL:HG11	5	0.11
(2,1255)	1:149:A:ALA:HB3	1:174:A:VAL:HG12	5	0.11
(2,1255)	1:149:A:ALA:HB3	1:174:A:VAL:HG13	5	0.11
(2,1192)	1:131:B:ILE:HA	1:131:B:ILE:HB	5	0.11
(2,1192)	1:131:B:ILE:HA	1:131:B:ILE:HB	7	0.11
(2,1191)	1:131:A:ILE:HA	1:131:A:ILE:HB	3	0.11
(2,1191)	1:131:A:ILE:HA	1:131:A:ILE:HB	5	0.11
(2,1191)	1:131:A:ILE:HA	1:131:A:ILE:HB	7	0.11
(2,1178)	1:178:A:LYS:HG2	1:178:A:LYS:HB3	4	0.11
(2,1149)	1:169:A:ASP:HA	1:169:A:ASP:HB3	5	0.11
(2,1128)	1:155:A:LEU:HB3	1:155:A:LEU:HA	1	0.11
(2,1128)	1:155:A:LEU:HB3	1:155:A:LEU:HA	2	0.11
(2,1128)	1:155:A:LEU:HB3	1:155:A:LEU:HA	4	0.11
(2,1128)	1:155:A:LEU:HB3	1:155:A:LEU:HA	8	0.11
(2,1127)	1:155:B:LEU:HB3	1:155:B:LEU:HA	1	0.11
(2,1127)	1:155:B:LEU:HB3	1:155:B:LEU:HA	2	0.11
(2,1127)	1:155:B:LEU:HB3	1:155:B:LEU:HA	4	0.11
(2,1127)	1:155:B:LEU:HB3	1:155:B:LEU:HA	8	0.11
(2,1112)	1:169:A:ASP:HB3	1:169:A:ASP:HA	5	0.11
(2,1109)	1:169:A:ASP:HB3	1:169:A:ASP:HA	5	0.11
(2,1108)	1:134:A:ILE:HG21	1:134:A:ILE:HA	1	0.11
(2,1108)	1:134:A:ILE:HG22	1:134:A:ILE:HA	1	0.11
(2,1108)	1:134:A:ILE:HG23	1:134:A:ILE:HA	1	0.11
(2,1108)	1:134:A:ILE:HG21	1:134:A:ILE:HA	9	0.11
(2,1108)	1:134:A:ILE:HG22	1:134:A:ILE:HA	9	0.11
(2,1108)	1:134:A:ILE:HG23	1:134:A:ILE:HA	9	0.11
(2,1107)	1:134:B:ILE:HG21	1:134:B:ILE:HA	1	0.11
(2,1107)	1:134:B:ILE:HG22	1:134:B:ILE:HA	1	0.11
(2,1107)	1:134:B:ILE:HG23	1:134:B:ILE:HA	1	0.11
(2,1100)	1:179:A:ASP:HB2	1:179:A:ASP:HA	4	0.11
(2,1099)	1:179:B:ASP:HB2	1:179:B:ASP:HA	4	0.11
(2,1083)	1:145:B:ASP:HB3	1:145:B:ASP:HA	10	0.11

Continued on next page...

Continued from previous page...

Key	Atom-1	Atom-2	Model ID	Violation (Å)
(2,1082)	1:145:A:ASP:HB3	1:145:A:ASP:HA	10	0.11
(2,1070)	1:139:A:PHE:HB2	1:139:A:PHE:HD1	8	0.11
(2,1070)	1:139:A:PHE:HB2	1:139:A:PHE:HD2	8	0.11
(2,1069)	1:139:B:PHE:HB2	1:139:B:PHE:HD1	8	0.11
(2,1069)	1:139:B:PHE:HB2	1:139:B:PHE:HD2	8	0.11
(2,1061)	1:150:B:VAL:HG11	1:154:B:ASN:HD22	9	0.11
(2,1061)	1:150:B:VAL:HG12	1:154:B:ASN:HD22	9	0.11
(2,1061)	1:150:B:VAL:HG13	1:154:B:ASN:HD22	9	0.11
(2,1039)	1:143:A:PRO:HA	1:164:A:THR:HG1	5	0.11
(2,1004)	1:175:B:TYR:HA	1:175:B:TYR:HB3	8	0.11
(2,994)	1:173:B:ILE:HA	1:162:B:VAL:HA	7	0.11
(2,993)	1:173:A:ILE:HA	1:162:A:VAL:HA	7	0.11
(2,971)	1:190:A:GLN:H	1:190:A:GLN:HG2	4	0.11
(2,962)	1:149:A:ALA:H	1:163:A:PHE:HD1	8	0.11
(2,962)	1:149:A:ALA:H	1:163:A:PHE:HD2	8	0.11
(2,961)	1:149:B:ALA:H	1:163:B:PHE:HD1	2	0.11
(2,961)	1:149:B:ALA:H	1:163:B:PHE:HD2	2	0.11
(2,961)	1:149:B:ALA:H	1:163:B:PHE:HD1	10	0.11
(2,961)	1:149:B:ALA:H	1:163:B:PHE:HD2	10	0.11
(2,954)	1:185:A:ILE:H	1:173:A:ILE:H	4	0.11
(2,871)	1:151:B:LEU:H	1:151:B:LEU:HB3	2	0.11
(2,871)	1:151:B:LEU:H	1:151:B:LEU:HB3	7	0.11
(2,835)	1:148:A:GLU:H	1:146:A:SER:H	2	0.11
(2,835)	1:148:A:GLU:H	1:146:A:SER:H	3	0.11
(2,731)	1:168:B:THR:H	1:165:B:ASP:HA	7	0.11
(2,722)	1:174:B:VAL:H	1:160:B:PHE:HA	9	0.11
(2,721)	1:174:A:VAL:H	1:160:A:PHE:HA	9	0.11
(2,716)	1:149:A:ALA:H	1:163:A:PHE:HE1	9	0.11
(2,716)	1:149:A:ALA:H	1:163:A:PHE:HE2	9	0.11
(2,715)	1:149:B:ALA:H	1:163:B:PHE:HE1	9	0.11
(2,715)	1:149:B:ALA:H	1:163:B:PHE:HE2	9	0.11
(2,712)	1:150:A:VAL:H	1:163:A:PHE:HD1	1	0.11
(2,712)	1:150:A:VAL:H	1:163:A:PHE:HD2	1	0.11
(2,712)	1:150:A:VAL:H	1:163:A:PHE:HD1	4	0.11
(2,712)	1:150:A:VAL:H	1:163:A:PHE:HD2	4	0.11
(2,711)	1:150:B:VAL:H	1:163:B:PHE:HD1	2	0.11
(2,711)	1:150:B:VAL:H	1:163:B:PHE:HD2	2	0.11
(2,705)	1:179:A:ASP:H	1:181:A:LYS:H	3	0.11
(2,638)	1:133:B:ILE:H	1:131:B:ILE:HD11	3	0.11
(2,638)	1:133:B:ILE:H	1:131:B:ILE:HD12	3	0.11
(2,638)	1:133:B:ILE:H	1:131:B:ILE:HD13	3	0.11
(2,637)	1:133:A:ILE:H	1:131:A:ILE:HD11	3	0.11

Continued on next page...

Continued from previous page...

Key	Atom-1	Atom-2	Model ID	Violation (Å)
(2,637)	1:133:A:ILE:H	1:131:A:ILE:HD12	3	0.11
(2,637)	1:133:A:ILE:H	1:131:A:ILE:HD13	3	0.11
(2,605)	1:170:B:GLY:H	1:164:B:THR:HG1	2	0.11
(2,604)	1:187:A:THR:H	1:187:A:THR:HG21	8	0.11
(2,604)	1:187:A:THR:H	1:187:A:THR:HG22	8	0.11
(2,604)	1:187:A:THR:H	1:187:A:THR:HG23	8	0.11
(2,603)	1:187:B:THR:H	1:187:B:THR:HG21	8	0.11
(2,603)	1:187:B:THR:H	1:187:B:THR:HG22	8	0.11
(2,603)	1:187:B:THR:H	1:187:B:THR:HG23	8	0.11
(2,592)	1:161:A:PHE:H	1:174:A:VAL:HG11	2	0.11
(2,592)	1:161:A:PHE:H	1:174:A:VAL:HG12	2	0.11
(2,592)	1:161:A:PHE:H	1:174:A:VAL:HG13	2	0.11
(2,591)	1:161:B:PHE:H	1:174:B:VAL:HG11	2	0.11
(2,591)	1:161:B:PHE:H	1:174:B:VAL:HG12	2	0.11
(2,591)	1:161:B:PHE:H	1:174:B:VAL:HG13	2	0.11
(2,583)	1:183:B:GLY:H	1:174:B:VAL:HG21	3	0.11
(2,583)	1:183:B:GLY:H	1:174:B:VAL:HG22	3	0.11
(2,583)	1:183:B:GLY:H	1:174:B:VAL:HG23	3	0.11
(2,570)	1:184:B:LEU:H	1:184:B:LEU:HB3	7	0.11
(2,569)	1:184:A:LEU:H	1:184:A:LEU:HB3	7	0.11
(2,518)	1:176:A:ARG:H	1:176:A:ARG:HG2	1	0.11
(2,444)	1:153:A:MET:H	1:153:A:MET:HG3	3	0.11
(2,444)	1:153:A:MET:H	1:153:A:MET:HG3	9	0.11
(2,443)	1:153:B:MET:H	1:153:B:MET:HG3	3	0.11
(2,443)	1:153:B:MET:H	1:153:B:MET:HG3	9	0.11
(2,429)	1:181:B:LYS:H	1:179:B:ASP:HB3	3	0.11
(2,422)	1:175:B:TYR:H	1:183:B:GLY:HA2	1	0.11
(2,409)	1:147:A:GLU:H	1:145:A:ASP:HB2	2	0.11
(2,406)	1:154:A:ASN:H	1:154:A:ASN:HB2	1	0.11
(2,406)	1:154:A:ASN:H	1:154:A:ASN:HB2	5	0.11
(2,405)	1:154:B:ASN:H	1:154:B:ASN:HB2	1	0.11
(2,405)	1:154:B:ASN:H	1:154:B:ASN:HB2	5	0.11
(2,400)	1:155:B:LEU:H	1:154:B:ASN:HB3	9	0.11
(2,399)	1:155:A:LEU:H	1:154:A:ASN:HB3	9	0.11
(2,377)	1:145:B:ASP:H	1:145:B:ASP:HB2	1	0.11
(2,356)	1:160:B:PHE:H	1:158:B:HIS:HB3	5	0.11
(2,244)	1:172:A:SER:H	1:171:A:THR:HA	6	0.11
(2,244)	1:172:A:SER:H	1:171:A:THR:HA	9	0.11
(2,243)	1:172:B:SER:H	1:171:B:THR:HA	6	0.11
(2,196)	1:186:B:GLN:H	1:186:B:GLN:HA	2	0.11
(2,196)	1:186:B:GLN:H	1:186:B:GLN:HA	10	0.11
(2,195)	1:186:A:GLN:H	1:186:A:GLN:HA	2	0.11

Continued on next page...

Continued from previous page...

Key	Atom-1	Atom-2	Model ID	Violation (Å)
(2,180)	1:173:A:ILE:H	1:172:A:SER:HA	7	0.11
(2,178)	1:174:B:VAL:H	1:173:B:ILE:HA	8	0.11
(2,177)	1:174:A:VAL:H	1:173:A:ILE:HA	8	0.11
(2,110)	1:161:A:PHE:H	1:162:A:VAL:H	5	0.11
(2,109)	1:161:B:PHE:H	1:162:B:VAL:H	5	0.11
(2,82)	1:160:B:PHE:H	1:158:B:HIS:H	5	0.11
(2,82)	1:160:B:PHE:H	1:158:B:HIS:H	6	0.11
(2,81)	1:160:A:PHE:H	1:158:A:HIS:H	6	0.11
(2,64)	1:153:A:MET:H	1:152:A:GLN:H	10	0.11
(2,63)	1:153:B:MET:H	1:152:B:GLN:H	10	0.11
(2,59)	1:146:A:SER:H	1:147:A:GLU:H	6	0.11
(2,58)	1:152:B:GLN:H	1:153:B:MET:H	10	0.11
(2,57)	1:152:A:GLN:H	1:153:A:MET:H	10	0.11
(2,45)	1:156:A:LEU:H	1:155:A:LEU:H	2	0.11
(1,82)	1:181:B:LYS:H	1:177:B:ARG:O	6	0.11
(1,81)	1:181:A:LYS:H	1:177:A:ARG:O	6	0.11
(1,54)	1:171:B:THR:H	1:187:B:THR:O	3	0.11
(1,12)	1:176:B:ARG:H	1:159:B:ASP:O	1	0.11
(1,8)	1:155:B:LEU:H	1:151:B:LEU:O	7	0.11
(1,7)	1:155:A:LEU:H	1:151:A:LEU:O	7	0.11
(2,2178)	1:150:A:VAL:HG11	1:150:A:VAL:HG21	3	0.1
(2,2178)	1:150:A:VAL:HG11	1:150:A:VAL:HG22	3	0.1
(2,2178)	1:150:A:VAL:HG11	1:150:A:VAL:HG23	3	0.1
(2,2178)	1:150:A:VAL:HG12	1:150:A:VAL:HG21	3	0.1
(2,2178)	1:150:A:VAL:HG12	1:150:A:VAL:HG22	3	0.1
(2,2178)	1:150:A:VAL:HG12	1:150:A:VAL:HG23	3	0.1
(2,2178)	1:150:A:VAL:HG13	1:150:A:VAL:HG21	3	0.1
(2,2178)	1:150:A:VAL:HG13	1:150:A:VAL:HG22	3	0.1
(2,2178)	1:150:A:VAL:HG13	1:150:A:VAL:HG23	3	0.1
(2,2175)	1:150:A:VAL:HG21	1:150:A:VAL:HG11	3	0.1
(2,2175)	1:150:A:VAL:HG21	1:150:A:VAL:HG12	3	0.1
(2,2175)	1:150:A:VAL:HG21	1:150:A:VAL:HG13	3	0.1
(2,2175)	1:150:A:VAL:HG22	1:150:A:VAL:HG11	3	0.1
(2,2175)	1:150:A:VAL:HG22	1:150:A:VAL:HG12	3	0.1
(2,2175)	1:150:A:VAL:HG22	1:150:A:VAL:HG13	3	0.1
(2,2175)	1:150:A:VAL:HG23	1:150:A:VAL:HG11	3	0.1
(2,2175)	1:150:A:VAL:HG23	1:150:A:VAL:HG12	3	0.1
(2,2175)	1:150:A:VAL:HG23	1:150:A:VAL:HG13	3	0.1
(2,2158)	1:148:A:GLU:HB3	1:148:A:GLU:HA	1	0.1
(2,2158)	1:148:A:GLU:HB3	1:148:A:GLU:HA	5	0.1
(2,2138)	1:174:A:VAL:HB	1:174:A:VAL:HA	6	0.1
(2,2070)	1:158:A:HIS:HD2	1:158:A:HIS:HB2	3	0.1

Continued on next page...

Continued from previous page...

Key	Atom-1	Atom-2	Model ID	Violation (Å)
(2,2058)	1:163:B:PHE:HD1	1:163:B:PHE:H	3	0.1
(2,2058)	1:163:B:PHE:HD2	1:163:B:PHE:H	3	0.1
(2,2054)	1:175:A:TYR:HD1	1:175:A:TYR:HB3	1	0.1
(2,2054)	1:175:A:TYR:HD2	1:175:A:TYR:HB3	1	0.1
(2,2052)	1:175:A:TYR:HD1	1:176:A:ARG:H	4	0.1
(2,2052)	1:175:A:TYR:HD2	1:176:A:ARG:H	4	0.1
(2,2051)	1:175:B:TYR:HD1	1:176:B:ARG:H	4	0.1
(2,2051)	1:175:B:TYR:HD2	1:176:B:ARG:H	4	0.1
(2,2038)	1:150:A:VAL:HG11	1:150:A:VAL:HG21	3	0.1
(2,2038)	1:150:A:VAL:HG11	1:150:A:VAL:HG22	3	0.1
(2,2038)	1:150:A:VAL:HG11	1:150:A:VAL:HG23	3	0.1
(2,2038)	1:150:A:VAL:HG12	1:150:A:VAL:HG21	3	0.1
(2,2038)	1:150:A:VAL:HG12	1:150:A:VAL:HG22	3	0.1
(2,2038)	1:150:A:VAL:HG12	1:150:A:VAL:HG23	3	0.1
(2,2038)	1:150:A:VAL:HG13	1:150:A:VAL:HG21	3	0.1
(2,2038)	1:150:A:VAL:HG13	1:150:A:VAL:HG22	3	0.1
(2,2038)	1:150:A:VAL:HG13	1:150:A:VAL:HG23	3	0.1
(2,2035)	1:150:A:VAL:HG21	1:150:A:VAL:HG11	3	0.1
(2,2035)	1:150:A:VAL:HG21	1:150:A:VAL:HG12	3	0.1
(2,2035)	1:150:A:VAL:HG21	1:150:A:VAL:HG13	3	0.1
(2,2035)	1:150:A:VAL:HG22	1:150:A:VAL:HG11	3	0.1
(2,2035)	1:150:A:VAL:HG22	1:150:A:VAL:HG12	3	0.1
(2,2035)	1:150:A:VAL:HG22	1:150:A:VAL:HG13	3	0.1
(2,2035)	1:150:A:VAL:HG23	1:150:A:VAL:HG11	3	0.1
(2,2035)	1:150:A:VAL:HG23	1:150:A:VAL:HG12	3	0.1
(2,2035)	1:150:A:VAL:HG23	1:150:A:VAL:HG13	3	0.1
(2,2018)	1:148:A:GLU:HB3	1:148:A:GLU:HA	1	0.1
(2,2018)	1:148:A:GLU:HB3	1:148:A:GLU:HA	5	0.1
(2,1998)	1:174:A:VAL:HB	1:174:A:VAL:HA	6	0.1
(2,1978)	1:184:B:LEU:HD21	1:173:B:ILE:H	6	0.1
(2,1978)	1:184:B:LEU:HD22	1:173:B:ILE:H	6	0.1
(2,1978)	1:184:B:LEU:HD23	1:173:B:ILE:H	6	0.1
(2,1959)	1:176:B:ARG:HG3	1:176:B:ARG:HD3	2	0.1
(2,1932)	1:173:A:ILE:HD11	1:173:A:ILE:HB	5	0.1
(2,1932)	1:173:A:ILE:HD12	1:173:A:ILE:HB	5	0.1
(2,1932)	1:173:A:ILE:HD13	1:173:A:ILE:HB	5	0.1
(2,1849)	1:144:A:MET:HG2	1:152:A:GLN:HE22	7	0.1
(2,1828)	1:137:A:LYS:HD3	1:137:A:LYS:HG3	9	0.1
(2,1738)	1:178:B:LYS:HG2	1:178:B:LYS:HB3	10	0.1
(2,1708)	1:184:A:LEU:HD21	1:184:A:LEU:HG	7	0.1
(2,1708)	1:184:A:LEU:HD22	1:184:A:LEU:HG	7	0.1
(2,1708)	1:184:A:LEU:HD23	1:184:A:LEU:HG	7	0.1

Continued on next page...

Continued from previous page...

Key	Atom-1	Atom-2	Model ID	Violation (Å)
(2,1708)	1:184:A:LEU:HD21	1:184:A:LEU:HG	8	0.1
(2,1708)	1:184:A:LEU:HD22	1:184:A:LEU:HG	8	0.1
(2,1708)	1:184:A:LEU:HD23	1:184:A:LEU:HG	8	0.1
(2,1704)	1:184:A:LEU:HD21	1:186:A:GLN:HG3	7	0.1
(2,1704)	1:184:A:LEU:HD22	1:186:A:GLN:HG3	7	0.1
(2,1704)	1:184:A:LEU:HD23	1:186:A:GLN:HG3	7	0.1
(2,1667)	1:135:B:ARG:HB3	1:135:B:ARG:HD2	8	0.1
(2,1580)	1:185:A:ILE:HB	1:185:A:ILE:HG13	2	0.1
(2,1575)	1:160:B:PHE:HB2	1:160:A:PHE:HB3	8	0.1
(2,1497)	1:152:B:GLN:HA	1:155:B:LEU:HB2	1	0.1
(2,1468)	1:151:B:LEU:HA	1:150:B:VAL:HG11	9	0.1
(2,1468)	1:151:B:LEU:HA	1:150:B:VAL:HG12	9	0.1
(2,1468)	1:151:B:LEU:HA	1:150:B:VAL:HG13	9	0.1
(2,1467)	1:151:A:LEU:HA	1:150:A:VAL:HG11	9	0.1
(2,1467)	1:151:A:LEU:HA	1:150:A:VAL:HG12	9	0.1
(2,1467)	1:151:A:LEU:HA	1:150:A:VAL:HG13	9	0.1
(2,1365)	1:158:A:HIS:HA	1:158:A:HIS:HB3	3	0.1
(2,1342)	1:133:A:ILE:HG21	1:133:A:ILE:HA	2	0.1
(2,1342)	1:133:A:ILE:HG22	1:133:A:ILE:HA	2	0.1
(2,1342)	1:133:A:ILE:HG23	1:133:A:ILE:HA	2	0.1
(2,1341)	1:133:B:ILE:HG21	1:133:B:ILE:HA	2	0.1
(2,1341)	1:133:B:ILE:HG22	1:133:B:ILE:HA	2	0.1
(2,1341)	1:133:B:ILE:HG23	1:133:B:ILE:HA	2	0.1
(2,1341)	1:133:B:ILE:HG21	1:133:B:ILE:HA	7	0.1
(2,1341)	1:133:B:ILE:HG22	1:133:B:ILE:HA	7	0.1
(2,1341)	1:133:B:ILE:HG23	1:133:B:ILE:HA	7	0.1
(2,1307)	1:174:A:VAL:HG11	1:149:A:ALA:HB1	2	0.1
(2,1307)	1:174:A:VAL:HG11	1:149:A:ALA:HB2	2	0.1
(2,1307)	1:174:A:VAL:HG11	1:149:A:ALA:HB3	2	0.1
(2,1307)	1:174:A:VAL:HG12	1:149:A:ALA:HB1	2	0.1
(2,1307)	1:174:A:VAL:HG12	1:149:A:ALA:HB2	2	0.1
(2,1307)	1:174:A:VAL:HG12	1:149:A:ALA:HB3	2	0.1
(2,1307)	1:174:A:VAL:HG13	1:149:A:ALA:HB1	2	0.1
(2,1307)	1:174:A:VAL:HG13	1:149:A:ALA:HB2	2	0.1
(2,1307)	1:174:A:VAL:HG13	1:149:A:ALA:HB3	2	0.1
(2,1298)	1:150:A:VAL:HG11	1:150:A:VAL:HG21	3	0.1
(2,1298)	1:150:A:VAL:HG11	1:150:A:VAL:HG22	3	0.1
(2,1298)	1:150:A:VAL:HG11	1:150:A:VAL:HG23	3	0.1
(2,1298)	1:150:A:VAL:HG12	1:150:A:VAL:HG21	3	0.1
(2,1298)	1:150:A:VAL:HG12	1:150:A:VAL:HG22	3	0.1
(2,1298)	1:150:A:VAL:HG12	1:150:A:VAL:HG23	3	0.1
(2,1298)	1:150:A:VAL:HG13	1:150:A:VAL:HG21	3	0.1

Continued on next page...

Continued from previous page...

Key	Atom-1	Atom-2	Model ID	Violation (Å)
(2,1298)	1:150:A:VAL:HG13	1:150:A:VAL:HG22	3	0.1
(2,1298)	1:150:A:VAL:HG13	1:150:A:VAL:HG23	3	0.1
(2,1294)	1:147:A:GLU:HA	1:150:A:VAL:HG21	2	0.1
(2,1294)	1:147:A:GLU:HA	1:150:A:VAL:HG22	2	0.1
(2,1294)	1:147:A:GLU:HA	1:150:A:VAL:HG23	2	0.1
(2,1294)	1:147:A:GLU:HA	1:150:A:VAL:HG21	9	0.1
(2,1294)	1:147:A:GLU:HA	1:150:A:VAL:HG22	9	0.1
(2,1294)	1:147:A:GLU:HA	1:150:A:VAL:HG23	9	0.1
(2,1290)	1:141:B:LEU:HA	1:141:B:LEU:HD21	4	0.1
(2,1290)	1:141:B:LEU:HA	1:141:B:LEU:HD22	4	0.1
(2,1290)	1:141:B:LEU:HA	1:141:B:LEU:HD23	4	0.1
(2,1285)	1:151:A:LEU:HA	1:151:A:LEU:HD11	7	0.1
(2,1285)	1:151:A:LEU:HA	1:151:A:LEU:HD12	7	0.1
(2,1285)	1:151:A:LEU:HA	1:151:A:LEU:HD13	7	0.1
(2,1255)	1:149:A:ALA:HB1	1:174:A:VAL:HG11	1	0.1
(2,1255)	1:149:A:ALA:HB1	1:174:A:VAL:HG12	1	0.1
(2,1255)	1:149:A:ALA:HB1	1:174:A:VAL:HG13	1	0.1
(2,1255)	1:149:A:ALA:HB2	1:174:A:VAL:HG11	1	0.1
(2,1255)	1:149:A:ALA:HB2	1:174:A:VAL:HG12	1	0.1
(2,1255)	1:149:A:ALA:HB2	1:174:A:VAL:HG13	1	0.1
(2,1255)	1:149:A:ALA:HB3	1:174:A:VAL:HG11	1	0.1
(2,1255)	1:149:A:ALA:HB3	1:174:A:VAL:HG12	1	0.1
(2,1255)	1:149:A:ALA:HB3	1:174:A:VAL:HG13	1	0.1
(2,1240)	1:134:B:ILE:HD11	1:134:B:ILE:HG13	10	0.1
(2,1240)	1:134:B:ILE:HD12	1:134:B:ILE:HG13	10	0.1
(2,1240)	1:134:B:ILE:HD13	1:134:B:ILE:HG13	10	0.1
(2,1239)	1:134:A:ILE:HD11	1:134:A:ILE:HG12	2	0.1
(2,1239)	1:134:A:ILE:HD12	1:134:A:ILE:HG12	2	0.1
(2,1239)	1:134:A:ILE:HD13	1:134:A:ILE:HG12	2	0.1
(2,1178)	1:178:A:LYS:HG2	1:178:A:LYS:HB3	10	0.1
(2,1139)	1:150:B:VAL:HG21	1:147:B:GLU:HA	10	0.1
(2,1139)	1:150:B:VAL:HG22	1:147:B:GLU:HA	10	0.1
(2,1139)	1:150:B:VAL:HG23	1:147:B:GLU:HA	10	0.1
(2,1137)	1:149:B:ALA:HB1	1:146:B:SER:HA	10	0.1
(2,1137)	1:149:B:ALA:HB2	1:146:B:SER:HA	10	0.1
(2,1137)	1:149:B:ALA:HB3	1:146:B:SER:HA	10	0.1
(2,1128)	1:155:A:LEU:HB3	1:155:A:LEU:HA	5	0.1
(2,1127)	1:155:B:LEU:HB3	1:155:B:LEU:HA	5	0.1
(2,1107)	1:134:B:ILE:HG21	1:134:B:ILE:HA	9	0.1
(2,1107)	1:134:B:ILE:HG22	1:134:B:ILE:HA	9	0.1
(2,1107)	1:134:B:ILE:HG23	1:134:B:ILE:HA	9	0.1
(2,1106)	1:141:A:LEU:HB2	1:141:A:LEU:HA	3	0.1

Continued on next page...

Continued from previous page...

Key	Atom-1	Atom-2	Model ID	Violation (Å)
(2,1105)	1:141:B:LEU:HB2	1:141:B:LEU:HA	3	0.1
(2,1061)	1:150:B:VAL:HG11	1:154:B:ASN:HD22	4	0.1
(2,1061)	1:150:B:VAL:HG12	1:154:B:ASN:HD22	4	0.1
(2,1061)	1:150:B:VAL:HG13	1:154:B:ASN:HD22	4	0.1
(2,1007)	1:175:A:TYR:HA	1:175:A:TYR:HB3	6	0.1
(2,1007)	1:175:A:TYR:HA	1:175:A:TYR:HB3	8	0.1
(2,1004)	1:175:B:TYR:HA	1:175:B:TYR:HB3	6	0.1
(2,962)	1:149:A:ALA:H	1:163:A:PHE:HD1	4	0.1
(2,962)	1:149:A:ALA:H	1:163:A:PHE:HD2	4	0.1
(2,962)	1:149:A:ALA:H	1:163:A:PHE:HD1	9	0.1
(2,962)	1:149:A:ALA:H	1:163:A:PHE:HD2	9	0.1
(2,953)	1:185:B:ILE:H	1:173:B:ILE:H	4	0.1
(2,849)	1:161:B:PHE:H	1:174:B:VAL:HG21	2	0.1
(2,849)	1:161:B:PHE:H	1:174:B:VAL:HG22	2	0.1
(2,849)	1:161:B:PHE:H	1:174:B:VAL:HG23	2	0.1
(2,836)	1:148:B:GLU:H	1:146:B:SER:H	2	0.1
(2,799)	1:186:A:GLN:H	1:184:A:LEU:HD21	7	0.1
(2,799)	1:186:A:GLN:H	1:184:A:LEU:HD22	7	0.1
(2,799)	1:186:A:GLN:H	1:184:A:LEU:HD23	7	0.1
(2,749)	1:142:A:LYS:H	1:143:A:PRO:HD2	1	0.1
(2,748)	1:154:A:ASN:H	1:152:A:GLN:HA	7	0.1
(2,747)	1:154:B:ASN:H	1:152:B:GLN:HA	7	0.1
(2,742)	1:154:A:ASN:H	1:155:A:LEU:HA	9	0.1
(2,716)	1:149:A:ALA:H	1:163:A:PHE:HE1	4	0.1
(2,716)	1:149:A:ALA:H	1:163:A:PHE:HE2	4	0.1
(2,684)	1:149:A:ALA:H	1:145:A:ASP:H	5	0.1
(2,650)	1:173:A:ILE:H	1:173:A:ILE:HG21	1	0.1
(2,650)	1:173:A:ILE:H	1:173:A:ILE:HG22	1	0.1
(2,650)	1:173:A:ILE:H	1:173:A:ILE:HG23	1	0.1
(2,584)	1:183:A:GLY:H	1:174:A:VAL:HG21	3	0.1
(2,584)	1:183:A:GLY:H	1:174:A:VAL:HG22	3	0.1
(2,584)	1:183:A:GLY:H	1:174:A:VAL:HG23	3	0.1
(2,571)	1:134:B:ILE:H	1:134:B:ILE:HG13	2	0.1
(2,571)	1:134:B:ILE:H	1:134:B:ILE:HG13	4	0.1
(2,557)	1:134:A:ILE:H	1:134:A:ILE:HG13	2	0.1
(2,557)	1:134:A:ILE:H	1:134:A:ILE:HG13	4	0.1
(2,502)	1:176:A:ARG:H	1:176:A:ARG:HB3	10	0.1
(2,430)	1:181:A:LYS:H	1:179:A:ASP:HB3	3	0.1
(2,196)	1:186:B:GLN:H	1:186:B:GLN:HA	6	0.1
(2,195)	1:186:A:GLN:H	1:186:A:GLN:HA	6	0.1
(2,195)	1:186:A:GLN:H	1:186:A:GLN:HA	10	0.1
(2,188)	1:183:A:GLY:H	1:182:A:TYR:HA	4	0.1

Continued on next page...

Continued from previous page...

Key	Atom-1	Atom-2	Model ID	Violation (Å)
(2,187)	1:183:B:GLY:H	1:182:B:TYR:HA	4	0.1
(2,179)	1:173:B:ILE:H	1:172:B:SER:HA	7	0.1
(2,46)	1:156:B:LEU:H	1:155:B:LEU:H	2	0.1
(1,54)	1:171:B:THR:H	1:187:B:THR:O	5	0.1
(1,53)	1:171:A:THR:H	1:187:A:THR:O	5	0.1
(1,11)	1:176:A:ARG:H	1:159:A:ASP:O	1	0.1

10 Dihedral-angle violation analysis [i](#)

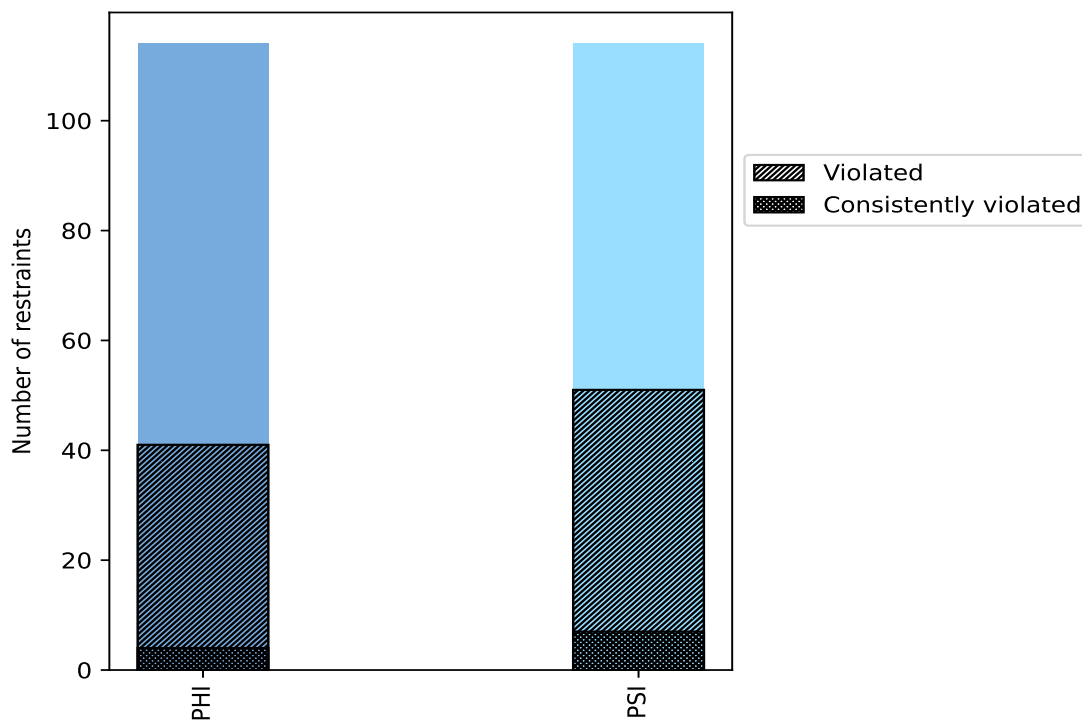
10.1 Summary of dihedral-angle violations [i](#)

The following table provides the summary of dihedral-angle violations in different dihedral-angle types. Violations less than 1° are not included in the calculation.

Angle type	Count	% ¹	Violated ³			Consistently Violated ⁴		
			Count	% ²	% ¹	Count	% ²	% ¹
PHI	114	50.0	41	36.0	18.0	4	3.5	1.8
PSI	114	50.0	51	44.7	22.4	7	6.1	3.1
Total	228	100.0	92	40.4	40.4	11	4.8	4.8

¹ percentage calculated with respect to total number of dihedral-angle restraints, ² percentage calculated with respect to number of restraints in a particular dihedral-angle type, ³ violated in at least one model, ⁴ violated in all the models

10.1.1 Bar chart : Distribution of dihedral-angles and violations [i](#)



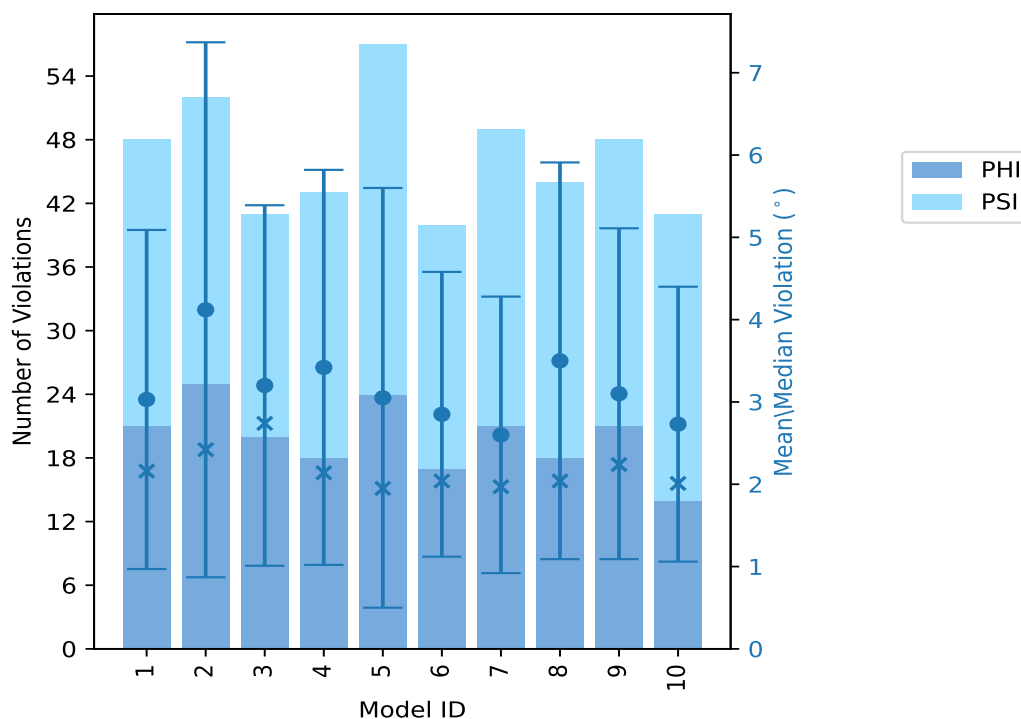
Violated and consistently violated restraints are shown using different hatch patterns in their respective categories

10.2 Dihedral-angle violation statistics for each model [i](#)

The following table provides the dihedral-angle violation statistics for each model in the ensemble. Violations less than 1° are not included in the statistics.

Model ID	Number of violations			Mean (°)	Max (°)	SD (°)	Median (°)
	PHI	PSI	Total				
1	21	27	48	3.03	9.14	2.06	2.16
2	25	27	52	4.12	13.76	3.25	2.42
3	20	21	41	3.2	9.39	2.19	2.74
4	18	25	43	3.42	8.57	2.4	2.14
5	24	33	57	3.05	12.47	2.55	1.95
6	17	23	40	2.85	6.56	1.73	2.04
7	21	28	49	2.6	8.46	1.68	1.97
8	18	26	44	3.5	8.13	2.41	2.04
9	21	27	48	3.1	8.0	2.01	2.24
10	14	27	41	2.73	7.45	1.67	2.01

10.2.1 Bar graph : Dihedral violation statistics for each model [i](#)



The mean(dot),median(x) and the standard deviation are shown in blue with respect to the y axis on the right

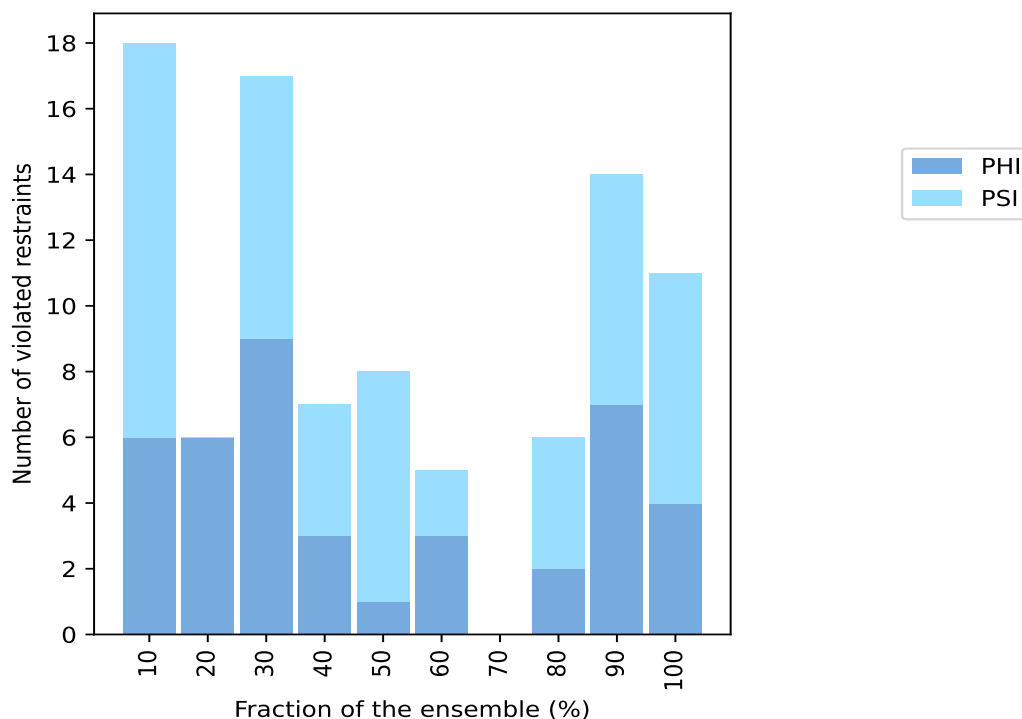
10.3 Dihedral-angle violation statistics for the ensemble [i](#)

Violation analysis may find that some restraints are violated in very few models and some are violated in most of models. The following table provides this information as number of violated restraints for a given fraction of ensemble.

Number of violated restraints			Fraction of the ensemble	
PHI	PSI	Total	Count ¹	%
6	12	18	1	10.0
6	0	6	2	20.0
9	8	17	3	30.0
3	4	7	4	40.0
1	7	8	5	50.0
3	2	5	6	60.0
0	0	0	7	70.0
2	4	6	8	80.0
7	7	14	9	90.0
4	7	11	10	100.0

¹ Number of models with violations

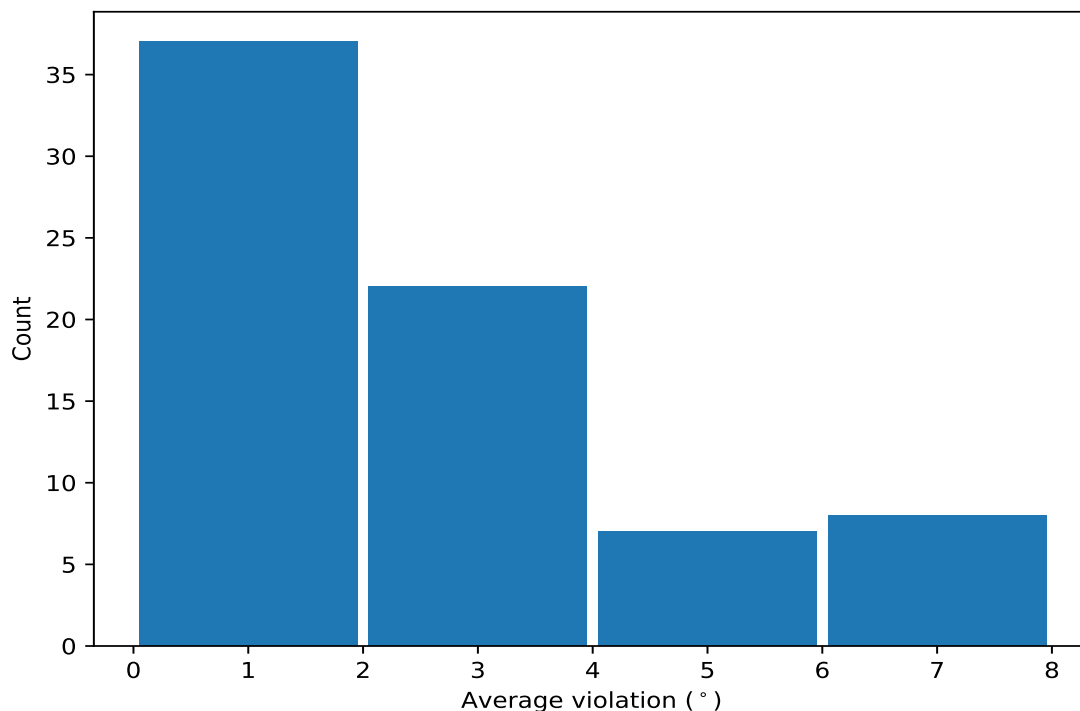
10.3.1 Bar graph : Dihedral-angle Violation statistics for the ensemble [i](#)



10.4 Most violated dihedral-angle restraints in the ensemble [i](#)

10.4.1 Histogram : Distribution of mean dihedral-angle violations [i](#)

The following histogram shows the distribution of the average value of the violation. The average is calculated for each restraint that is violated in more than one model over all the violated models in the ensemble



10.4.2 Table: Most violated dihedral-angle restraints [i](#)

The following table provides the mean and the standard deviation of the violation for each restraint sorted by number of violated models and the mean value. The Key (restraint list ID, restraint ID) is the unique identifier for a given restraint.

Key	Atom-1	Atom-2	Atom-3	Atom-4	Models ¹	Mean	SD ²	Median
(1,132)	1:140:B:SER:N	1:140:B:SER:CA	1:140:B:SER:C	1:141:B:LEU:N	10	6.26	2.73	5.93
(1,18)	1:140:A:SER:N	1:140:A:SER:CA	1:140:A:SER:C	1:141:A:LEU:N	10	6.25	2.74	5.99
(1,128)	1:138:B:GLU:N	1:138:B:GLU:CA	1:138:B:GLU:C	1:139:B:PHE:N	10	6.24	1.78	6.62
(1,14)	1:138:A:GLU:N	1:138:A:GLU:CA	1:138:A:GLU:C	1:139:A:PHE:N	10	5.98	1.75	6.47
(1,19)	1:140:A:SER:C	1:141:A:LEU:N	1:141:A:LEU:CA	1:141:A:LEU:C	10	5.32	1.96	5.32
(1,133)	1:140:B:SER:C	1:141:B:LEU:N	1:141:B:LEU:CA	1:141:B:LEU:C	10	5.31	1.97	5.35
(1,115)	1:131:B:ILE:C	1:132:B:GLU:N	1:132:B:GLU:CA	1:132:B:GLU:C	10	3.58	0.9	3.64
(1,1)	1:131:A:ILE:C	1:132:A:GLU:N	1:132:A:GLU:CA	1:132:A:GLU:C	10	3.56	0.85	3.7
(1,26)	1:144:A:MET:N	1:144:A:MET:CA	1:144:A:MET:C	1:145:A:ASP:N	10	2.28	0.78	2.27
(1,140)	1:144:B:MET:N	1:144:B:MET:CA	1:144:B:MET:C	1:145:B:ASP:N	10	2.27	0.8	2.38
(1,50)	1:156:A:LEU:N	1:156:A:LEU:CA	1:156:A:LEU:C	1:157:A:GLY:N	10	1.64	0.56	1.46
(1,131)	1:139:B:PHE:C	1:140:B:SER:N	1:140:B:SER:CA	1:140:B:SER:C	9	6.68	2.65	5.94
(1,17)	1:139:A:PHE:C	1:140:A:SER:N	1:140:A:SER:CA	1:140:A:SER:C	9	6.62	2.7	5.79

Continued on next page...

Continued from previous page...

Key	Atom-1	Atom-2	Atom-3	Atom-4	Models ¹	Mean	SD ²	Median
(1,126)	1:137:B:LYS:N	1:137:B:LYS:CA	1:137:B:LYS:C	1:138:B:GLU:N	9	6.22	2.59	7.45
(1,129)	1:138:B:GLU:C	1:139:B:PHE:N	1:139:B:PHE:CA	1:139:B:PHE:C	9	5.92	1.7	6.09
(1,15)	1:138:A:GLU:C	1:139:A:PHE:N	1:139:A:PHE:CA	1:139:A:PHE:C	9	5.72	1.68	5.79
(1,130)	1:139:B:PHE:N	1:139:B:PHE:CA	1:139:B:PHE:C	1:140:B:SER:N	9	5.64	2.41	6.94
(1,16)	1:139:A:PHE:N	1:139:A:PHE:CA	1:139:A:PHE:C	1:140:A:SER:N	9	5.63	2.35	6.91
(1,121)	1:134:B:ILE:C	1:135:B:ARG:N	1:135:B:ARG:CA	1:135:B:ARG:C	9	2.08	0.53	1.96
(1,7)	1:134:A:ILE:C	1:135:A:ARG:N	1:135:A:ARG:CA	1:135:A:ARG:C	9	2.06	0.47	1.78
(1,152)	1:150:B:VAL:N	1:150:B:VAL:CA	1:150:B:VAL:C	1:151:B:LEU:N	9	1.95	0.69	1.62
(1,25)	1:143:A:PRO:C	1:144:A:MET:N	1:144:A:MET:CA	1:144:A:MET:C	9	1.88	0.54	1.59
(1,164)	1:156:B:LEU:N	1:156:B:LEU:CA	1:156:B:LEU:C	1:157:B:GLY:N	9	1.73	0.56	1.51
(1,32)	1:147:A:GLU:N	1:147:A:GLU:CA	1:147:A:GLU:C	1:148:A:GLU:N	9	1.56	0.28	1.57
(1,146)	1:147:B:GLU:N	1:147:B:GLU:CA	1:147:B:GLU:C	1:148:B:GLU:N	9	1.54	0.26	1.66
(1,127)	1:137:B:LYS:C	1:138:B:GLU:N	1:138:B:GLU:CA	1:138:B:GLU:C	8	3.94	1.66	4.61
(1,6)	1:134:A:ILE:N	1:134:A:ILE:CA	1:134:A:ILE:C	1:135:A:ARG:N	8	2.05	0.86	1.9
(1,120)	1:134:B:ILE:N	1:134:B:ILE:CA	1:134:B:ILE:C	1:135:B:ARG:N	8	2.04	0.92	1.81
(1,139)	1:143:B:PRO:C	1:144:B:MET:N	1:144:B:MET:CA	1:144:B:MET:C	8	1.95	0.44	1.87
(1,38)	1:150:A:VAL:N	1:150:A:VAL:CA	1:150:A:VAL:C	1:151:A:LEU:N	8	1.89	0.58	1.82
(1,208)	1:178:B:LYS:N	1:178:B:LYS:CA	1:178:B:LYS:C	1:179:B:ASP:N	8	1.81	0.55	1.83
(1,125)	1:136:B:SER:C	1:137:B:LYS:N	1:137:B:LYS:CA	1:137:B:LYS:C	6	2.56	0.7	2.66
(1,70)	1:166:A:ARG:N	1:166:A:ARG:CA	1:166:A:ARG:C	1:167:A:GLU:N	6	2.15	0.49	2.14
(1,184)	1:166:B:ARG:N	1:166:B:ARG:CA	1:166:B:ARG:C	1:167:B:GLU:N	6	2.11	0.48	2.1
(1,171)	1:159:B:ASP:C	1:160:B:PHE:N	1:160:B:PHE:CA	1:160:B:PHE:C	6	1.75	0.36	1.74
(1,57)	1:159:A:ASP:C	1:160:A:PHE:N	1:160:A:PHE:CA	1:160:A:PHE:C	6	1.74	0.3	1.72
(1,13)	1:137:A:LYS:C	1:138:A:GLU:N	1:138:A:GLU:CA	1:138:A:GLU:C	5	2.16	0.97	1.78
(1,222)	1:185:B:ILE:N	1:185:B:ILE:CA	1:185:B:ILE:C	1:186:B:GLN:N	5	2.05	0.71	1.96
(1,94)	1:178:A:LYS:N	1:178:A:LYS:CA	1:178:A:LYS:C	1:179:A:ASP:N	5	1.89	0.47	2.0
(1,42)	1:152:A:GLN:N	1:152:A:GLN:CA	1:152:A:GLN:C	1:153:A:MET:N	5	1.8	0.5	1.85
(1,214)	1:181:B:LYS:N	1:181:B:LYS:CA	1:181:B:LYS:C	1:182:B:TYR:N	5	1.73	0.65	1.54
(1,40)	1:151:A:LEU:N	1:151:A:LEU:CA	1:151:A:LEU:C	1:152:A:GLN:N	5	1.71	0.3	1.78
(1,154)	1:151:B:LEU:N	1:151:B:LEU:CA	1:151:B:LEU:C	1:152:B:GLN:N	5	1.7	0.33	1.83
(1,100)	1:181:A:LYS:N	1:181:A:LYS:CA	1:181:A:LYS:C	1:182:A:TYR:N	5	1.62	0.61	1.47
(1,134)	1:141:B:LEU:N	1:141:B:LEU:CA	1:141:B:LEU:C	1:142:B:LYS:N	4	2.78	1.62	2.28
(1,20)	1:141:A:LEU:N	1:141:A:LEU:CA	1:141:A:LEU:C	1:142:A:LYS:N	4	2.78	1.57	2.33
(1,108)	1:185:A:ILE:N	1:185:A:ILE:CA	1:185:A:ILE:C	1:186:A:GLN:N	4	2.28	0.63	2.4
(1,156)	1:152:B:GLN:N	1:152:B:GLN:CA	1:152:B:GLN:C	1:153:B:MET:N	4	2.04	0.4	1.82
(1,183)	1:165:B:ASP:C	1:166:B:ARG:N	1:166:B:ARG:CA	1:166:B:ARG:C	4	1.54	0.51	1.36
(1,11)	1:136:A:SER:C	1:137:A:LYS:N	1:137:A:LYS:CA	1:137:A:LYS:C	4	1.44	0.14	1.41
(1,9)	1:135:A:ARG:C	1:136:A:SER:N	1:136:A:SER:CA	1:136:A:SER:C	4	1.32	0.12	1.32
(1,21)	1:141:A:LEU:C	1:142:A:LYS:N	1:142:A:LYS:CA	1:142:A:LYS:C	3	6.92	2.8	6.56
(1,135)	1:141:B:LEU:C	1:142:B:LYS:N	1:142:B:LYS:CA	1:142:B:LYS:C	3	6.86	2.84	6.67
(1,23)	1:142:A:LYS:C	1:143:A:PRO:N	1:143:A:PRO:CA	1:143:A:PRO:C	3	3.99	1.53	3.14
(1,137)	1:142:B:LYS:C	1:143:B:PRO:N	1:143:B:PRO:CA	1:143:B:PRO:C	3	3.88	1.46	3.1
(1,22)	1:142:A:LYS:N	1:142:A:LYS:CA	1:142:A:LYS:C	1:143:A:PRO:N	3	3.47	0.97	2.78
(1,136)	1:142:B:LYS:N	1:142:B:LYS:CA	1:142:B:LYS:C	1:143:B:PRO:N	3	3.45	0.88	2.84
(1,69)	1:165:A:ASP:C	1:166:A:ARG:N	1:166:A:ARG:CA	1:166:A:ARG:C	3	1.81	0.45	1.54
(1,213)	1:180:B:GLY:C	1:181:B:LYS:N	1:181:B:LYS:CA	1:181:B:LYS:C	3	1.69	0.75	1.26
(1,66)	1:164:A:THR:N	1:164:A:THR:CA	1:164:A:THR:C	1:165:A:ASP:N	3	1.56	0.41	1.28
(1,123)	1:135:B:ARG:C	1:136:B:SER:N	1:136:B:SER:CA	1:136:B:SER:C	3	1.49	0.06	1.49
(1,72)	1:167:A:GLU:N	1:167:A:GLU:CA	1:167:A:GLU:C	1:168:A:THR:N	3	1.48	0.06	1.51
(1,186)	1:167:B:GLU:N	1:167:B:GLU:CA	1:167:B:GLU:C	1:168:B:THR:N	3	1.42	0.1	1.39
(1,196)	1:172:B:SER:N	1:172:B:SER:CA	1:172:B:SER:C	1:173:B:ILE:N	3	1.42	0.27	1.25

Continued on next page...

Continued from previous page...

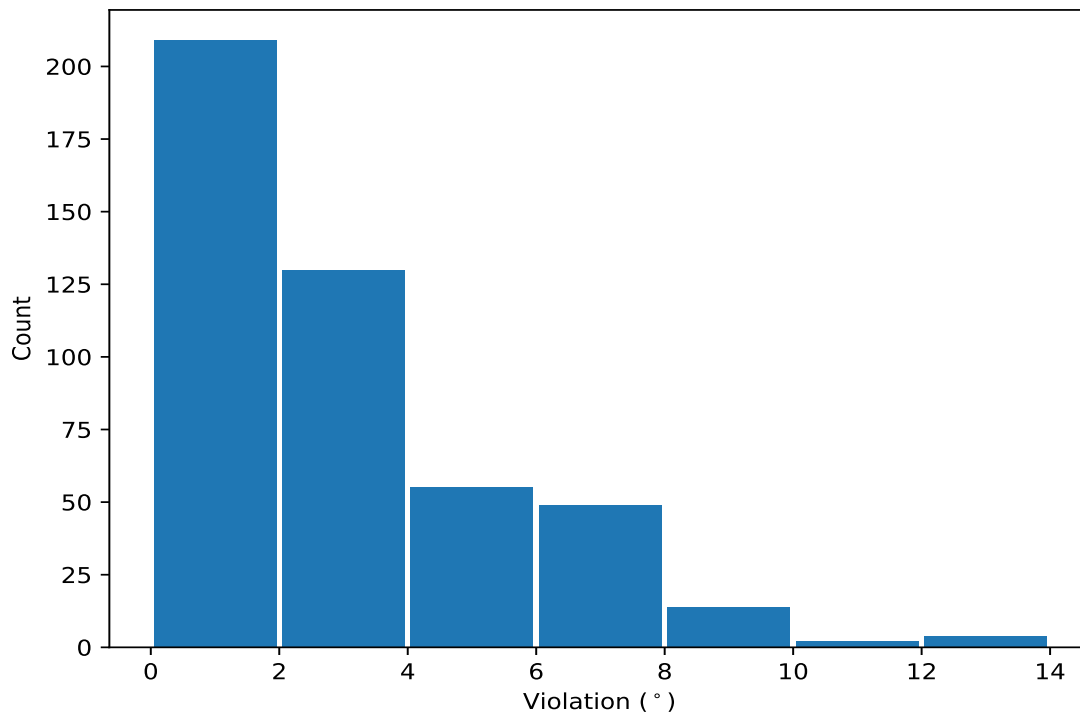
Key	Atom-1	Atom-2	Atom-3	Atom-4	Models ¹	Mean	SD ²	Median
(1,180)	1:164:B:THR:N	1:164:B:THR:CA	1:164:B:THR:C	1:165:B:ASP:N	3	1.4	0.45	1.08
(1,82)	1:172:A:SER:N	1:172:A:SER:CA	1:172:A:SER:C	1:173:A:ILE:N	3	1.4	0.37	1.19
(1,5)	1:133:A:ILE:C	1:134:A:ILE:N	1:134:A:ILE:CA	1:134:A:ILE:C	3	1.19	0.11	1.19
(1,119)	1:133:B:ILE:C	1:134:B:ILE:N	1:134:B:ILE:CA	1:134:B:ILE:C	3	1.19	0.17	1.08
(1,73)	1:167:A:GLU:C	1:168:A:THR:N	1:168:A:THR:CA	1:168:A:THR:C	2	1.98	0.05	1.98
(1,99)	1:180:A:GLY:C	1:181:A:LYS:N	1:181:A:LYS:CA	1:181:A:LYS:C	2	1.82	0.62	1.82
(1,187)	1:167:B:GLU:C	1:168:B:THR:N	1:168:B:THR:CA	1:168:B:THR:C	2	1.7	0.01	1.7
(1,151)	1:149:B:ALA:C	1:150:B:VAL:N	1:150:B:VAL:CA	1:150:B:VAL:C	2	1.48	0.14	1.48
(1,77)	1:169:A:ASP:C	1:170:A:GLY:N	1:170:A:GLY:CA	1:170:A:GLY:C	2	1.23	0.03	1.23
(1,191)	1:169:B:ASP:C	1:170:B:GLY:N	1:170:B:GLY:CA	1:170:B:GLY:C	2	1.18	0.12	1.18

¹ Number of violated models, ²Standard deviation, All angle values are in degree (°)

10.5 All violated dihedral-angle restraints [i](#)

10.5.1 Histogram : Distribution of violations [i](#)

The following histogram shows the distribution of the absolute value of the violation for all violated restraints in the ensemble.



10.5.2 Table: All violated dihedral-angle restraints [i](#)

The following table lists the absolute value of the violation for each restraint in the ensemble sorted by its value. The Key (restraint list ID, restraint ID) is the unique identifier for a given restraint.

Key	Atom-1	Atom-2	Atom-3	Atom-4	Model ID	Violation (°)
(1,17)	1:139:A:PHE:C	1:140:A:SER:N	1:140:A:SER:CA	1:140:A:SER:C	2	13.76
(1,131)	1:139:B:PHE:C	1:140:B:SER:N	1:140:B:SER:CA	1:140:B:SER:C	2	13.72
(1,18)	1:140:A:SER:N	1:140:A:SER:CA	1:140:A:SER:C	1:141:A:LEU:N	5	12.47
(1,132)	1:140:B:SER:N	1:140:B:SER:CA	1:140:B:SER:C	1:141:B:LEU:N	5	12.46
(1,21)	1:141:A:LEU:C	1:142:A:LYS:N	1:142:A:LYS:CA	1:142:A:LYS:C	2	10.51
(1,135)	1:141:B:LEU:C	1:142:B:LYS:N	1:142:B:LYS:CA	1:142:B:LYS:C	2	10.44
(1,130)	1:139:B:PHE:N	1:139:B:PHE:CA	1:139:B:PHE:C	1:140:B:SER:N	3	9.39
(1,16)	1:139:A:PHE:N	1:139:A:PHE:CA	1:139:A:PHE:C	1:140:A:SER:N	3	9.34
(1,19)	1:140:A:SER:C	1:141:A:LEU:N	1:141:A:LEU:CA	1:141:A:LEU:C	5	9.24
(1,133)	1:140:B:SER:C	1:141:B:LEU:N	1:141:B:LEU:CA	1:141:B:LEU:C	5	9.21
(1,126)	1:137:B:LYS:N	1:137:B:LYS:CA	1:137:B:LYS:C	1:138:B:GLU:N	1	9.14
(1,15)	1:138:A:GLU:C	1:139:A:PHE:N	1:139:A:PHE:CA	1:139:A:PHE:C	2	8.96
(1,129)	1:138:B:GLU:C	1:139:B:PHE:N	1:139:B:PHE:CA	1:139:B:PHE:C	2	8.92
(1,126)	1:137:B:LYS:N	1:137:B:LYS:CA	1:137:B:LYS:C	1:138:B:GLU:N	4	8.57
(1,132)	1:140:B:SER:N	1:140:B:SER:CA	1:140:B:SER:C	1:141:B:LEU:N	7	8.46
(1,18)	1:140:A:SER:N	1:140:A:SER:CA	1:140:A:SER:C	1:141:A:LEU:N	7	8.37
(1,14)	1:138:A:GLU:N	1:138:A:GLU:CA	1:138:A:GLU:C	1:139:A:PHE:N	2	8.35
(1,128)	1:138:B:GLU:N	1:138:B:GLU:CA	1:138:B:GLU:C	1:139:B:PHE:N	2	8.31
(1,126)	1:137:B:LYS:N	1:137:B:LYS:CA	1:137:B:LYS:C	1:138:B:GLU:N	8	8.13
(1,126)	1:137:B:LYS:N	1:137:B:LYS:CA	1:137:B:LYS:C	1:138:B:GLU:N	9	8.0
(1,128)	1:138:B:GLU:N	1:138:B:GLU:CA	1:138:B:GLU:C	1:139:B:PHE:N	1	7.58
(1,133)	1:140:B:SER:C	1:141:B:LEU:N	1:141:B:LEU:CA	1:141:B:LEU:C	2	7.53
(1,126)	1:137:B:LYS:N	1:137:B:LYS:CA	1:137:B:LYS:C	1:138:B:GLU:N	10	7.45
(1,19)	1:140:A:SER:C	1:141:A:LEU:N	1:141:A:LEU:CA	1:141:A:LEU:C	2	7.45
(1,18)	1:140:A:SER:N	1:140:A:SER:CA	1:140:A:SER:C	1:141:A:LEU:N	4	7.45
(1,132)	1:140:B:SER:N	1:140:B:SER:CA	1:140:B:SER:C	1:141:B:LEU:N	4	7.39
(1,18)	1:140:A:SER:N	1:140:A:SER:CA	1:140:A:SER:C	1:141:A:LEU:N	8	7.35
(1,130)	1:139:B:PHE:N	1:139:B:PHE:CA	1:139:B:PHE:C	1:140:B:SER:N	1	7.33
(1,132)	1:140:B:SER:N	1:140:B:SER:CA	1:140:B:SER:C	1:141:B:LEU:N	8	7.31
(1,130)	1:139:B:PHE:N	1:139:B:PHE:CA	1:139:B:PHE:C	1:140:B:SER:N	9	7.3
(1,16)	1:139:A:PHE:N	1:139:A:PHE:CA	1:139:A:PHE:C	1:140:A:SER:N	1	7.29
(1,16)	1:139:A:PHE:N	1:139:A:PHE:CA	1:139:A:PHE:C	1:140:A:SER:N	9	7.25
(1,128)	1:138:B:GLU:N	1:138:B:GLU:CA	1:138:B:GLU:C	1:139:B:PHE:N	8	7.19
(1,130)	1:139:B:PHE:N	1:139:B:PHE:CA	1:139:B:PHE:C	1:140:B:SER:N	4	7.17
(1,14)	1:138:A:GLU:N	1:138:A:GLU:CA	1:138:A:GLU:C	1:139:A:PHE:N	1	7.13
(1,16)	1:139:A:PHE:N	1:139:A:PHE:CA	1:139:A:PHE:C	1:140:A:SER:N	4	7.1
(1,128)	1:138:B:GLU:N	1:138:B:GLU:CA	1:138:B:GLU:C	1:139:B:PHE:N	9	7.06
(1,18)	1:140:A:SER:N	1:140:A:SER:CA	1:140:A:SER:C	1:141:A:LEU:N	2	6.95
(1,131)	1:139:B:PHE:C	1:140:B:SER:N	1:140:B:SER:CA	1:140:B:SER:C	8	6.94
(1,130)	1:139:B:PHE:N	1:139:B:PHE:CA	1:139:B:PHE:C	1:140:B:SER:N	8	6.94
(1,17)	1:139:A:PHE:C	1:140:A:SER:N	1:140:A:SER:CA	1:140:A:SER:C	8	6.94
(1,16)	1:139:A:PHE:N	1:139:A:PHE:CA	1:139:A:PHE:C	1:140:A:SER:N	8	6.91
(1,132)	1:140:B:SER:N	1:140:B:SER:CA	1:140:B:SER:C	1:141:B:LEU:N	2	6.87
(1,131)	1:139:B:PHE:C	1:140:B:SER:N	1:140:B:SER:CA	1:140:B:SER:C	3	6.86
(1,14)	1:138:A:GLU:N	1:138:A:GLU:CA	1:138:A:GLU:C	1:139:A:PHE:N	8	6.85
(1,17)	1:139:A:PHE:C	1:140:A:SER:N	1:140:A:SER:CA	1:140:A:SER:C	3	6.83
(1,14)	1:138:A:GLU:N	1:138:A:GLU:CA	1:138:A:GLU:C	1:139:A:PHE:N	3	6.77
(1,17)	1:139:A:PHE:C	1:140:A:SER:N	1:140:A:SER:CA	1:140:A:SER:C	4	6.75
(1,131)	1:139:B:PHE:C	1:140:B:SER:N	1:140:B:SER:CA	1:140:B:SER:C	4	6.73
(1,128)	1:138:B:GLU:N	1:138:B:GLU:CA	1:138:B:GLU:C	1:139:B:PHE:N	3	6.69
(1,14)	1:138:A:GLU:N	1:138:A:GLU:CA	1:138:A:GLU:C	1:139:A:PHE:N	9	6.69
(1,135)	1:141:B:LEU:C	1:142:B:LYS:N	1:142:B:LYS:CA	1:142:B:LYS:C	5	6.67

Continued on next page...

Continued from previous page...

Key	Atom-1	Atom-2	Atom-3	Atom-4	Model ID	Violation (°)
(1,129)	1:138:B:GLU:C	1:139:B:PHE:N	1:139:B:PHE:CA	1:139:B:PHE:C	8	6.67
(1,126)	1:137:B:LYS:N	1:137:B:LYS:CA	1:137:B:LYS:C	1:138:B:GLU:N	6	6.56
(1,21)	1:141:A:LEU:C	1:142:A:LYS:N	1:142:A:LYS:CA	1:142:A:LYS:C	5	6.56
(1,128)	1:138:B:GLU:N	1:138:B:GLU:CA	1:138:B:GLU:C	1:139:B:PHE:N	6	6.54
(1,128)	1:138:B:GLU:N	1:138:B:GLU:CA	1:138:B:GLU:C	1:139:B:PHE:N	4	6.48
(1,128)	1:138:B:GLU:N	1:138:B:GLU:CA	1:138:B:GLU:C	1:139:B:PHE:N	10	6.44
(1,133)	1:140:B:SER:C	1:141:B:LEU:N	1:141:B:LEU:CA	1:141:B:LEU:C	8	6.36
(1,19)	1:140:A:SER:C	1:141:A:LEU:N	1:141:A:LEU:CA	1:141:A:LEU:C	8	6.34
(1,15)	1:138:A:GLU:C	1:139:A:PHE:N	1:139:A:PHE:CA	1:139:A:PHE:C	8	6.28
(1,129)	1:138:B:GLU:C	1:139:B:PHE:N	1:139:B:PHE:CA	1:139:B:PHE:C	1	6.27
(1,14)	1:138:A:GLU:N	1:138:A:GLU:CA	1:138:A:GLU:C	1:139:A:PHE:N	6	6.25
(1,23)	1:142:A:LYS:C	1:143:A:PRO:N	1:143:A:PRO:CA	1:143:A:PRO:C	2	6.14
(1,129)	1:138:B:GLU:C	1:139:B:PHE:N	1:139:B:PHE:CA	1:139:B:PHE:C	3	6.13
(1,129)	1:138:B:GLU:C	1:139:B:PHE:N	1:139:B:PHE:CA	1:139:B:PHE:C	9	6.09
(1,15)	1:138:A:GLU:C	1:139:A:PHE:N	1:139:A:PHE:CA	1:139:A:PHE:C	3	6.06
(1,19)	1:140:A:SER:C	1:141:A:LEU:N	1:141:A:LEU:CA	1:141:A:LEU:C	4	6.02
(1,14)	1:138:A:GLU:N	1:138:A:GLU:CA	1:138:A:GLU:C	1:139:A:PHE:N	4	6.0
(1,133)	1:140:B:SER:C	1:141:B:LEU:N	1:141:B:LEU:CA	1:141:B:LEU:C	4	5.98
(1,129)	1:138:B:GLU:C	1:139:B:PHE:N	1:139:B:PHE:CA	1:139:B:PHE:C	6	5.96
(1,129)	1:138:B:GLU:C	1:139:B:PHE:N	1:139:B:PHE:CA	1:139:B:PHE:C	4	5.95
(1,131)	1:139:B:PHE:C	1:140:B:SER:N	1:140:B:SER:CA	1:140:B:SER:C	9	5.94
(1,137)	1:142:B:LYS:C	1:143:B:PRO:N	1:143:B:PRO:CA	1:143:B:PRO:C	2	5.93
(1,14)	1:138:A:GLU:N	1:138:A:GLU:CA	1:138:A:GLU:C	1:139:A:PHE:N	10	5.88
(1,19)	1:140:A:SER:C	1:141:A:LEU:N	1:141:A:LEU:CA	1:141:A:LEU:C	7	5.87
(1,15)	1:138:A:GLU:C	1:139:A:PHE:N	1:139:A:PHE:CA	1:139:A:PHE:C	9	5.86
(1,127)	1:137:B:LYS:C	1:138:B:GLU:N	1:138:B:GLU:CA	1:138:B:GLU:C	4	5.85
(1,133)	1:140:B:SER:C	1:141:B:LEU:N	1:141:B:LEU:CA	1:141:B:LEU:C	7	5.83
(1,17)	1:139:A:PHE:C	1:140:A:SER:N	1:140:A:SER:CA	1:140:A:SER:C	9	5.79
(1,15)	1:138:A:GLU:C	1:139:A:PHE:N	1:139:A:PHE:CA	1:139:A:PHE:C	1	5.79
(1,127)	1:137:B:LYS:C	1:138:B:GLU:N	1:138:B:GLU:CA	1:138:B:GLU:C	8	5.74
(1,15)	1:138:A:GLU:C	1:139:A:PHE:N	1:139:A:PHE:CA	1:139:A:PHE:C	6	5.71
(1,15)	1:138:A:GLU:C	1:139:A:PHE:N	1:139:A:PHE:CA	1:139:A:PHE:C	4	5.65
(1,131)	1:139:B:PHE:C	1:140:B:SER:N	1:140:B:SER:CA	1:140:B:SER:C	1	5.5
(1,17)	1:139:A:PHE:C	1:140:A:SER:N	1:140:A:SER:CA	1:140:A:SER:C	6	5.43
(1,134)	1:141:B:LEU:N	1:141:B:LEU:CA	1:141:B:LEU:C	1:142:B:LYS:N	2	5.4
(1,129)	1:138:B:GLU:C	1:139:B:PHE:N	1:139:B:PHE:CA	1:139:B:PHE:C	10	5.4
(1,131)	1:139:B:PHE:C	1:140:B:SER:N	1:140:B:SER:CA	1:140:B:SER:C	6	5.37
(1,20)	1:141:A:LEU:N	1:141:A:LEU:CA	1:141:A:LEU:C	1:142:A:LYS:N	2	5.31
(1,17)	1:139:A:PHE:C	1:140:A:SER:N	1:140:A:SER:CA	1:140:A:SER:C	1	5.31
(1,15)	1:138:A:GLU:C	1:139:A:PHE:N	1:139:A:PHE:CA	1:139:A:PHE:C	10	5.26
(1,131)	1:139:B:PHE:C	1:140:B:SER:N	1:140:B:SER:CA	1:140:B:SER:C	5	5.1
(1,127)	1:137:B:LYS:C	1:138:B:GLU:N	1:138:B:GLU:CA	1:138:B:GLU:C	10	5.05
(1,18)	1:140:A:SER:N	1:140:A:SER:CA	1:140:A:SER:C	1:141:A:LEU:N	9	5.03
(1,132)	1:140:B:SER:N	1:140:B:SER:CA	1:140:B:SER:C	1:141:B:LEU:N	9	4.98
(1,133)	1:140:B:SER:C	1:141:B:LEU:N	1:141:B:LEU:CA	1:141:B:LEU:C	9	4.87
(1,17)	1:139:A:PHE:C	1:140:A:SER:N	1:140:A:SER:CA	1:140:A:SER:C	5	4.85
(1,22)	1:142:A:LYS:N	1:142:A:LYS:CA	1:142:A:LYS:C	1:143:A:PRO:N	2	4.84
(1,127)	1:137:B:LYS:C	1:138:B:GLU:N	1:138:B:GLU:CA	1:138:B:GLU:C	6	4.79
(1,19)	1:140:A:SER:C	1:141:A:LEU:N	1:141:A:LEU:CA	1:141:A:LEU:C	9	4.77
(1,115)	1:131:B:ILE:C	1:132:B:GLU:N	1:132:B:GLU:CA	1:132:B:GLU:C	5	4.76
(1,136)	1:142:B:LYS:N	1:142:B:LYS:CA	1:142:B:LYS:C	1:143:B:PRO:N	2	4.69

Continued on next page...

Continued from previous page...

Key	Atom-1	Atom-2	Atom-3	Atom-4	Model ID	Violation (°)
(1,1)	1:131:A:ILE:C	1:132:A:GLU:N	1:132:A:GLU:CA	1:132:A:GLU:C	5	4.5
(1,132)	1:140:B:SER:N	1:140:B:SER:CA	1:140:B:SER:C	1:141:B:LEU:N	1	4.47
(1,132)	1:140:B:SER:N	1:140:B:SER:CA	1:140:B:SER:C	1:141:B:LEU:N	10	4.44
(1,18)	1:140:A:SER:N	1:140:A:SER:CA	1:140:A:SER:C	1:141:A:LEU:N	10	4.44
(1,127)	1:137:B:LYS:C	1:138:B:GLU:N	1:138:B:GLU:CA	1:138:B:GLU:C	7	4.43
(1,18)	1:140:A:SER:N	1:140:A:SER:CA	1:140:A:SER:C	1:141:A:LEU:N	1	4.41
(1,115)	1:131:B:ILE:C	1:132:B:GLU:N	1:132:B:GLU:CA	1:132:B:GLU:C	4	4.35
(1,1)	1:131:A:ILE:C	1:132:A:GLU:N	1:132:A:GLU:CA	1:132:A:GLU:C	4	4.35
(1,115)	1:131:B:ILE:C	1:132:B:GLU:N	1:132:B:GLU:CA	1:132:B:GLU:C	6	4.32
(1,128)	1:138:B:GLU:N	1:138:B:GLU:CA	1:138:B:GLU:C	1:139:B:PHE:N	5	4.27
(1,1)	1:131:A:ILE:C	1:132:A:GLU:N	1:132:A:GLU:CA	1:132:A:GLU:C	6	4.26
(1,16)	1:139:A:PHE:N	1:139:A:PHE:CA	1:139:A:PHE:C	1:140:A:SER:N	5	4.2
(1,120)	1:134:B:ILE:N	1:134:B:ILE:CA	1:134:B:ILE:C	1:135:B:ARG:N	7	4.19
(1,130)	1:139:B:PHE:N	1:139:B:PHE:CA	1:139:B:PHE:C	1:140:B:SER:N	5	4.18
(1,115)	1:131:B:ILE:C	1:132:B:GLU:N	1:132:B:GLU:CA	1:132:B:GLU:C	8	4.15
(1,14)	1:138:A:GLU:N	1:138:A:GLU:CA	1:138:A:GLU:C	1:139:A:PHE:N	5	4.12
(1,1)	1:131:A:ILE:C	1:132:A:GLU:N	1:132:A:GLU:CA	1:132:A:GLU:C	8	4.09
(1,13)	1:137:A:LYS:C	1:138:A:GLU:N	1:138:A:GLU:CA	1:138:A:GLU:C	7	4.07
(1,16)	1:139:A:PHE:N	1:139:A:PHE:CA	1:139:A:PHE:C	1:140:A:SER:N	6	4.04
(1,6)	1:134:A:ILE:N	1:134:A:ILE:CA	1:134:A:ILE:C	1:135:A:ARG:N	7	4.03
(1,130)	1:139:B:PHE:N	1:139:B:PHE:CA	1:139:B:PHE:C	1:140:B:SER:N	6	4.02
(1,131)	1:139:B:PHE:C	1:140:B:SER:N	1:140:B:SER:CA	1:140:B:SER:C	10	3.94
(1,17)	1:139:A:PHE:C	1:140:A:SER:N	1:140:A:SER:CA	1:140:A:SER:C	10	3.88
(1,19)	1:140:A:SER:C	1:141:A:LEU:N	1:141:A:LEU:CA	1:141:A:LEU:C	1	3.86
(1,1)	1:131:A:ILE:C	1:132:A:GLU:N	1:132:A:GLU:CA	1:132:A:GLU:C	7	3.76
(1,133)	1:140:B:SER:C	1:141:B:LEU:N	1:141:B:LEU:CA	1:141:B:LEU:C	1	3.73
(1,19)	1:140:A:SER:C	1:141:A:LEU:N	1:141:A:LEU:CA	1:141:A:LEU:C	10	3.73
(1,133)	1:140:B:SER:C	1:141:B:LEU:N	1:141:B:LEU:CA	1:141:B:LEU:C	10	3.72
(1,115)	1:131:B:ILE:C	1:132:B:GLU:N	1:132:B:GLU:CA	1:132:B:GLU:C	7	3.72
(1,21)	1:141:A:LEU:C	1:142:A:LYS:N	1:142:A:LYS:CA	1:142:A:LYS:C	7	3.69
(1,1)	1:131:A:ILE:C	1:132:A:GLU:N	1:132:A:GLU:CA	1:132:A:GLU:C	1	3.64
(1,115)	1:131:B:ILE:C	1:132:B:GLU:N	1:132:B:GLU:CA	1:132:B:GLU:C	1	3.57
(1,140)	1:144:B:MET:N	1:144:B:MET:CA	1:144:B:MET:C	1:145:B:ASP:N	9	3.52
(1,135)	1:141:B:LEU:C	1:142:B:LYS:N	1:142:B:LYS:CA	1:142:B:LYS:C	7	3.48
(1,125)	1:136:B:SER:C	1:137:B:LYS:N	1:137:B:LYS:CA	1:137:B:LYS:C	4	3.48
(1,133)	1:140:B:SER:C	1:141:B:LEU:N	1:141:B:LEU:CA	1:141:B:LEU:C	3	3.44
(1,26)	1:144:A:MET:N	1:144:A:MET:CA	1:144:A:MET:C	1:145:A:ASP:N	9	3.43
(1,1)	1:131:A:ILE:C	1:132:A:GLU:N	1:132:A:GLU:CA	1:132:A:GLU:C	9	3.41
(1,19)	1:140:A:SER:C	1:141:A:LEU:N	1:141:A:LEU:CA	1:141:A:LEU:C	3	3.4
(1,132)	1:140:B:SER:N	1:140:B:SER:CA	1:140:B:SER:C	1:141:B:LEU:N	3	3.39
(1,115)	1:131:B:ILE:C	1:132:B:GLU:N	1:132:B:GLU:CA	1:132:B:GLU:C	10	3.39
(1,1)	1:131:A:ILE:C	1:132:A:GLU:N	1:132:A:GLU:CA	1:132:A:GLU:C	10	3.37
(1,140)	1:144:B:MET:N	1:144:B:MET:CA	1:144:B:MET:C	1:145:B:ASP:N	2	3.31
(1,26)	1:144:A:MET:N	1:144:A:MET:CA	1:144:A:MET:C	1:145:A:ASP:N	2	3.31
(1,115)	1:131:B:ILE:C	1:132:B:GLU:N	1:132:B:GLU:CA	1:132:B:GLU:C	9	3.27
(1,152)	1:150:B:VAL:N	1:150:B:VAL:CA	1:150:B:VAL:C	1:151:B:LEU:N	3	3.23
(1,125)	1:136:B:SER:C	1:137:B:LYS:N	1:137:B:LYS:CA	1:137:B:LYS:C	8	3.23
(1,18)	1:140:A:SER:N	1:140:A:SER:CA	1:140:A:SER:C	1:141:A:LEU:N	3	3.19
(1,126)	1:137:B:LYS:N	1:137:B:LYS:CA	1:137:B:LYS:C	1:138:B:GLU:N	5	3.17
(1,23)	1:142:A:LYS:C	1:143:A:PRO:N	1:143:A:PRO:CA	1:143:A:PRO:C	7	3.14
(1,137)	1:142:B:LYS:C	1:143:B:PRO:N	1:143:B:PRO:CA	1:143:B:PRO:C	7	3.1

Continued on next page...

Continued from previous page...

Key	Atom-1	Atom-2	Atom-3	Atom-4	Model ID	Violation (°)
(1,2)	1:132:A:GLU:N	1:132:A:GLU:CA	1:132:A:GLU:C	1:133:A:ILE:N	2	3.03
(1,214)	1:181:B:LYS:N	1:181:B:LYS:CA	1:181:B:LYS:C	1:182:B:TYR:N	3	3.0
(1,38)	1:150:A:VAL:N	1:150:A:VAL:CA	1:150:A:VAL:C	1:151:A:LEU:N	3	2.95
(1,26)	1:144:A:MET:N	1:144:A:MET:CA	1:144:A:MET:C	1:145:A:ASP:N	3	2.93
(1,7)	1:134:A:ILE:C	1:135:A:ARG:N	1:135:A:ARG:CA	1:135:A:ARG:C	6	2.93
(1,152)	1:150:B:VAL:N	1:150:B:VAL:CA	1:150:B:VAL:C	1:151:B:LEU:N	1	2.9
(1,108)	1:185:A:ILE:N	1:185:A:ILE:CA	1:185:A:ILE:C	1:186:A:GLN:N	10	2.9
(1,222)	1:185:B:ILE:N	1:185:B:ILE:CA	1:185:B:ILE:C	1:186:B:GLN:N	8	2.89
(1,121)	1:134:B:ILE:C	1:135:B:ARG:N	1:135:B:ARG:CA	1:135:B:ARG:C	6	2.89
(1,108)	1:185:A:ILE:N	1:185:A:ILE:CA	1:185:A:ILE:C	1:186:A:GLN:N	8	2.89
(1,18)	1:140:A:SER:N	1:140:A:SER:CA	1:140:A:SER:C	1:141:A:LEU:N	6	2.86
(1,115)	1:131:B:ILE:C	1:132:B:GLU:N	1:132:B:GLU:CA	1:132:B:GLU:C	3	2.85
(1,136)	1:142:B:LYS:N	1:142:B:LYS:CA	1:142:B:LYS:C	1:143:B:PRO:N	5	2.84
(1,222)	1:185:B:ILE:N	1:185:B:ILE:CA	1:185:B:ILE:C	1:186:B:GLN:N	10	2.83
(1,164)	1:156:B:LEU:N	1:156:B:LEU:CA	1:156:B:LEU:C	1:157:B:GLY:N	3	2.82
(1,136)	1:142:B:LYS:N	1:142:B:LYS:CA	1:142:B:LYS:C	1:143:B:PRO:N	7	2.81
(1,100)	1:181:A:LYS:N	1:181:A:LYS:CA	1:181:A:LYS:C	1:182:A:TYR:N	3	2.8
(1,126)	1:137:B:LYS:N	1:137:B:LYS:CA	1:137:B:LYS:C	1:138:B:GLU:N	3	2.79
(1,125)	1:136:B:SER:C	1:137:B:LYS:N	1:137:B:LYS:CA	1:137:B:LYS:C	9	2.79
(1,132)	1:140:B:SER:N	1:140:B:SER:CA	1:140:B:SER:C	1:141:B:LEU:N	6	2.78
(1,70)	1:166:A:ARG:N	1:166:A:ARG:CA	1:166:A:ARG:C	1:167:A:GLU:N	10	2.78
(1,22)	1:142:A:LYS:N	1:142:A:LYS:CA	1:142:A:LYS:C	1:143:A:PRO:N	5	2.78
(1,22)	1:142:A:LYS:N	1:142:A:LYS:CA	1:142:A:LYS:C	1:143:A:PRO:N	7	2.78
(1,208)	1:178:B:LYS:N	1:178:B:LYS:CA	1:178:B:LYS:C	1:179:B:ASP:N	7	2.77
(1,213)	1:180:B:GLY:C	1:181:B:LYS:N	1:181:B:LYS:CA	1:181:B:LYS:C	3	2.74
(1,134)	1:141:B:LEU:N	1:141:B:LEU:CA	1:141:B:LEU:C	1:142:B:LYS:N	5	2.74
(1,156)	1:152:B:GLN:N	1:152:B:GLN:CA	1:152:B:GLN:C	1:153:B:MET:N	7	2.73
(1,121)	1:134:B:ILE:C	1:135:B:ARG:N	1:135:B:ARG:CA	1:135:B:ARG:C	8	2.73
(1,26)	1:144:A:MET:N	1:144:A:MET:CA	1:144:A:MET:C	1:145:A:ASP:N	5	2.73
(1,20)	1:141:A:LEU:N	1:141:A:LEU:CA	1:141:A:LEU:C	1:142:A:LYS:N	5	2.73
(1,1)	1:131:A:ILE:C	1:132:A:GLU:N	1:132:A:GLU:CA	1:132:A:GLU:C	3	2.71
(1,184)	1:166:B:ARG:N	1:166:B:ARG:CA	1:166:B:ARG:C	1:167:B:GLU:N	9	2.7
(1,70)	1:166:A:ARG:N	1:166:A:ARG:CA	1:166:A:ARG:C	1:167:A:GLU:N	9	2.7
(1,50)	1:156:A:LEU:N	1:156:A:LEU:CA	1:156:A:LEU:C	1:157:A:GLY:N	3	2.7
(1,23)	1:142:A:LYS:C	1:143:A:PRO:N	1:143:A:PRO:CA	1:143:A:PRO:C	5	2.69
(1,140)	1:144:B:MET:N	1:144:B:MET:CA	1:144:B:MET:C	1:145:B:ASP:N	3	2.68
(1,184)	1:166:B:ARG:N	1:166:B:ARG:CA	1:166:B:ARG:C	1:167:B:GLU:N	10	2.66
(1,140)	1:144:B:MET:N	1:144:B:MET:CA	1:144:B:MET:C	1:145:B:ASP:N	5	2.64
(1,120)	1:134:B:ILE:N	1:134:B:ILE:CA	1:134:B:ILE:C	1:135:B:ARG:N	5	2.64
(1,137)	1:142:B:LYS:C	1:143:B:PRO:N	1:143:B:PRO:CA	1:143:B:PRO:C	5	2.62
(1,6)	1:134:A:ILE:N	1:134:A:ILE:CA	1:134:A:ILE:C	1:135:A:ARG:N	5	2.6
(1,116)	1:132:B:GLU:N	1:132:B:GLU:CA	1:132:B:GLU:C	1:133:B:ILE:N	2	2.59
(1,25)	1:143:A:PRO:C	1:144:A:MET:N	1:144:A:MET:CA	1:144:A:MET:C	1	2.59
(1,7)	1:134:A:ILE:C	1:135:A:ARG:N	1:135:A:ARG:CA	1:135:A:ARG:C	8	2.59
(1,25)	1:143:A:PRO:C	1:144:A:MET:N	1:144:A:MET:CA	1:144:A:MET:C	9	2.57
(1,42)	1:152:A:GLN:N	1:152:A:GLN:CA	1:152:A:GLN:C	1:153:A:MET:N	7	2.56
(1,121)	1:134:B:ILE:C	1:135:B:ARG:N	1:135:B:ARG:CA	1:135:B:ARG:C	4	2.55
(1,125)	1:136:B:SER:C	1:137:B:LYS:N	1:137:B:LYS:CA	1:137:B:LYS:C	1	2.52
(1,38)	1:150:A:VAL:N	1:150:A:VAL:CA	1:150:A:VAL:C	1:151:A:LEU:N	1	2.51
(1,19)	1:140:A:SER:C	1:141:A:LEU:N	1:141:A:LEU:CA	1:141:A:LEU:C	6	2.49
(1,139)	1:143:B:PRO:C	1:144:B:MET:N	1:144:B:MET:CA	1:144:B:MET:C	1	2.48

Continued on next page...

Continued from previous page...

Key	Atom-1	Atom-2	Atom-3	Atom-4	Model ID	Violation (°)
(1,25)	1:143:A:PRO:C	1:144:A:MET:N	1:144:A:MET:CA	1:144:A:MET:C	2	2.47
(1,139)	1:143:B:PRO:C	1:144:B:MET:N	1:144:B:MET:CA	1:144:B:MET:C	2	2.46
(1,69)	1:165:A:ASP:C	1:166:A:ARG:N	1:166:A:ARG:CA	1:166:A:ARG:C	2	2.45
(1,133)	1:140:B:SER:C	1:141:B:LEU:N	1:141:B:LEU:CA	1:141:B:LEU:C	6	2.44
(1,99)	1:180:A:GLY:C	1:181:A:LYS:N	1:181:A:LYS:CA	1:181:A:LYS:C	3	2.44
(1,94)	1:178:A:LYS:N	1:178:A:LYS:CA	1:178:A:LYS:C	1:179:A:ASP:N	7	2.43
(1,26)	1:144:A:MET:N	1:144:A:MET:CA	1:144:A:MET:C	1:145:A:ASP:N	1	2.43
(1,164)	1:156:B:LEU:N	1:156:B:LEU:CA	1:156:B:LEU:C	1:157:B:GLY:N	2	2.42
(1,152)	1:150:B:VAL:N	1:150:B:VAL:CA	1:150:B:VAL:C	1:151:B:LEU:N	2	2.41
(1,140)	1:144:B:MET:N	1:144:B:MET:CA	1:144:B:MET:C	1:145:B:ASP:N	7	2.41
(1,183)	1:165:B:ASP:C	1:166:B:ARG:N	1:166:B:ARG:CA	1:166:B:ARG:C	2	2.39
(1,139)	1:143:B:PRO:C	1:144:B:MET:N	1:144:B:MET:CA	1:144:B:MET:C	9	2.38
(1,7)	1:134:A:ILE:C	1:135:A:ARG:N	1:135:A:ARG:CA	1:135:A:ARG:C	4	2.38
(1,70)	1:166:A:ARG:N	1:166:A:ARG:CA	1:166:A:ARG:C	1:167:A:GLU:N	5	2.35
(1,16)	1:139:A:PHE:N	1:139:A:PHE:CA	1:139:A:PHE:C	1:140:A:SER:N	2	2.35
(1,140)	1:144:B:MET:N	1:144:B:MET:CA	1:144:B:MET:C	1:145:B:ASP:N	1	2.34
(1,121)	1:134:B:ILE:C	1:135:B:ARG:N	1:135:B:ARG:CA	1:135:B:ARG:C	9	2.33
(1,127)	1:137:B:LYS:C	1:138:B:GLU:N	1:138:B:GLU:CA	1:138:B:GLU:C	1	2.3
(1,50)	1:156:A:LEU:N	1:156:A:LEU:CA	1:156:A:LEU:C	1:157:A:GLY:N	2	2.3
(1,184)	1:166:B:ARG:N	1:166:B:ARG:CA	1:166:B:ARG:C	1:167:B:GLU:N	5	2.29
(1,7)	1:134:A:ILE:C	1:135:A:ARG:N	1:135:A:ARG:CA	1:135:A:ARG:C	9	2.27
(1,208)	1:178:B:LYS:N	1:178:B:LYS:CA	1:178:B:LYS:C	1:179:B:ASP:N	2	2.23
(1,94)	1:178:A:LYS:N	1:178:A:LYS:CA	1:178:A:LYS:C	1:179:A:ASP:N	1	2.23
(1,16)	1:139:A:PHE:N	1:139:A:PHE:CA	1:139:A:PHE:C	1:140:A:SER:N	10	2.23
(1,130)	1:139:B:PHE:N	1:139:B:PHE:CA	1:139:B:PHE:C	1:140:B:SER:N	2	2.22
(1,171)	1:159:B:ASP:C	1:160:B:PHE:N	1:160:B:PHE:CA	1:160:B:PHE:C	7	2.2
(1,50)	1:156:A:LEU:N	1:156:A:LEU:CA	1:156:A:LEU:C	1:157:A:GLY:N	9	2.2
(1,171)	1:159:B:ASP:C	1:160:B:PHE:N	1:160:B:PHE:CA	1:160:B:PHE:C	9	2.19
(1,130)	1:139:B:PHE:N	1:139:B:PHE:CA	1:139:B:PHE:C	1:140:B:SER:N	10	2.19
(1,25)	1:143:A:PRO:C	1:144:A:MET:N	1:144:A:MET:CA	1:144:A:MET:C	4	2.19
(1,139)	1:143:B:PRO:C	1:144:B:MET:N	1:144:B:MET:CA	1:144:B:MET:C	4	2.18
(1,109)	1:185:A:ILE:C	1:186:A:GLN:N	1:186:A:GLN:CA	1:186:A:GLN:C	2	2.18
(1,208)	1:178:B:LYS:N	1:178:B:LYS:CA	1:178:B:LYS:C	1:179:B:ASP:N	5	2.16
(1,57)	1:159:A:ASP:C	1:160:A:PHE:N	1:160:A:PHE:CA	1:160:A:PHE:C	9	2.16
(1,38)	1:150:A:VAL:N	1:150:A:VAL:CA	1:150:A:VAL:C	1:151:A:LEU:N	2	2.16
(1,126)	1:137:B:LYS:N	1:137:B:LYS:CA	1:137:B:LYS:C	1:138:B:GLU:N	2	2.14
(1,66)	1:164:A:THR:N	1:164:A:THR:CA	1:164:A:THR:C	1:165:A:ASP:N	4	2.14
(1,140)	1:144:B:MET:N	1:144:B:MET:CA	1:144:B:MET:C	1:145:B:ASP:N	6	2.12
(1,26)	1:144:A:MET:N	1:144:A:MET:CA	1:144:A:MET:C	1:145:A:ASP:N	6	2.11
(1,208)	1:178:B:LYS:N	1:178:B:LYS:CA	1:178:B:LYS:C	1:179:B:ASP:N	1	2.1
(1,57)	1:159:A:ASP:C	1:160:A:PHE:N	1:160:A:PHE:CA	1:160:A:PHE:C	7	2.09
(1,164)	1:156:B:LEU:N	1:156:B:LEU:CA	1:156:B:LEU:C	1:157:B:GLY:N	9	2.05
(1,180)	1:164:B:THR:N	1:164:B:THR:CA	1:164:B:THR:C	1:165:B:ASP:N	4	2.04
(1,110)	1:186:A:GLN:N	1:186:A:GLN:CA	1:186:A:GLN:C	1:187:A:THR:N	2	2.04
(1,40)	1:151:A:LEU:N	1:151:A:LEU:CA	1:151:A:LEU:C	1:152:A:GLN:N	8	2.04
(1,154)	1:151:B:LEU:N	1:151:B:LEU:CA	1:151:B:LEU:C	1:152:B:GLN:N	8	2.03
(1,73)	1:167:A:GLU:C	1:168:A:THR:N	1:168:A:THR:CA	1:168:A:THR:C	1	2.03
(1,6)	1:134:A:ILE:N	1:134:A:ILE:CA	1:134:A:ILE:C	1:135:A:ARG:N	10	2.01
(1,94)	1:178:A:LYS:N	1:178:A:LYS:CA	1:178:A:LYS:C	1:179:A:ASP:N	2	2.0
(1,38)	1:150:A:VAL:N	1:150:A:VAL:CA	1:150:A:VAL:C	1:151:A:LEU:N	7	1.97
(1,26)	1:144:A:MET:N	1:144:A:MET:CA	1:144:A:MET:C	1:145:A:ASP:N	7	1.97

Continued on next page...

Continued from previous page...

Key	Atom-1	Atom-2	Atom-3	Atom-4	Model ID	Violation (°)
(1,222)	1:185:B:ILE:N	1:185:B:ILE:CA	1:185:B:ILE:C	1:186:B:GLN:N	6	1.96
(1,121)	1:134:B:ILE:C	1:135:B:ARG:N	1:135:B:ARG:CA	1:135:B:ARG:C	3	1.96
(1,6)	1:134:A:ILE:N	1:134:A:ILE:CA	1:134:A:ILE:C	1:135:A:ARG:N	1	1.96
(1,223)	1:185:B:ILE:C	1:186:B:GLN:N	1:186:B:GLN:CA	1:186:B:GLN:C	2	1.95
(1,42)	1:152:A:GLN:N	1:152:A:GLN:CA	1:152:A:GLN:C	1:153:A:MET:N	1	1.95
(1,15)	1:138:A:GLU:C	1:139:A:PHE:N	1:139:A:PHE:CA	1:139:A:PHE:C	5	1.95
(1,70)	1:166:A:ARG:N	1:166:A:ARG:CA	1:166:A:ARG:C	1:167:A:GLU:N	8	1.94
(1,224)	1:186:B:GLN:N	1:186:B:GLN:CA	1:186:B:GLN:C	1:187:B:THR:N	2	1.93
(1,73)	1:167:A:GLU:C	1:168:A:THR:N	1:168:A:THR:CA	1:168:A:THR:C	4	1.93
(1,32)	1:147:A:GLU:N	1:147:A:GLU:CA	1:147:A:GLU:C	1:148:A:GLU:N	1	1.93
(1,120)	1:134:B:ILE:N	1:134:B:ILE:CA	1:134:B:ILE:C	1:135:B:ARG:N	10	1.92
(1,82)	1:172:A:SER:N	1:172:A:SER:CA	1:172:A:SER:C	1:173:A:ILE:N	2	1.92
(1,32)	1:147:A:GLU:N	1:147:A:GLU:CA	1:147:A:GLU:C	1:148:A:GLU:N	4	1.92
(1,20)	1:141:A:LEU:N	1:141:A:LEU:CA	1:141:A:LEU:C	1:142:A:LYS:N	10	1.92
(1,13)	1:137:A:LYS:C	1:138:A:GLU:N	1:138:A:GLU:CA	1:138:A:GLU:C	4	1.92
(1,184)	1:166:B:ARG:N	1:166:B:ARG:CA	1:166:B:ARG:C	1:167:B:GLU:N	8	1.91
(1,154)	1:151:B:LEU:N	1:151:B:LEU:CA	1:151:B:LEU:C	1:152:B:GLN:N	9	1.91
(1,129)	1:138:B:GLU:C	1:139:B:PHE:N	1:139:B:PHE:CA	1:139:B:PHE:C	5	1.91
(1,108)	1:185:A:ILE:N	1:185:A:ILE:CA	1:185:A:ILE:C	1:186:A:GLN:N	6	1.9
(1,40)	1:151:A:LEU:N	1:151:A:LEU:CA	1:151:A:LEU:C	1:152:A:GLN:N	9	1.89
(1,120)	1:134:B:ILE:N	1:134:B:ILE:CA	1:134:B:ILE:C	1:135:B:ARG:N	1	1.87
(1,42)	1:152:A:GLN:N	1:152:A:GLN:CA	1:152:A:GLN:C	1:153:A:MET:N	5	1.85
(1,164)	1:156:B:LEU:N	1:156:B:LEU:CA	1:156:B:LEU:C	1:157:B:GLY:N	5	1.84
(1,156)	1:152:B:GLN:N	1:152:B:GLN:CA	1:152:B:GLN:C	1:153:B:MET:N	5	1.84
(1,154)	1:151:B:LEU:N	1:151:B:LEU:CA	1:151:B:LEU:C	1:152:B:GLN:N	5	1.83
(1,134)	1:141:B:LEU:N	1:141:B:LEU:CA	1:141:B:LEU:C	1:142:B:LYS:N	10	1.83
(1,125)	1:136:B:SER:C	1:137:B:LYS:N	1:137:B:LYS:CA	1:137:B:LYS:C	3	1.83
(1,6)	1:134:A:ILE:N	1:134:A:ILE:CA	1:134:A:ILE:C	1:135:A:ARG:N	8	1.83
(1,152)	1:150:B:VAL:N	1:150:B:VAL:CA	1:150:B:VAL:C	1:151:B:LEU:N	7	1.81
(1,146)	1:147:B:GLU:N	1:147:B:GLU:CA	1:147:B:GLU:C	1:148:B:GLU:N	6	1.81
(1,128)	1:138:B:GLU:N	1:138:B:GLU:CA	1:138:B:GLU:C	1:139:B:PHE:N	7	1.81
(1,196)	1:172:B:SER:N	1:172:B:SER:CA	1:172:B:SER:C	1:173:B:ILE:N	2	1.8
(1,156)	1:152:B:GLN:N	1:152:B:GLN:CA	1:152:B:GLN:C	1:153:B:MET:N	1	1.8
(1,156)	1:152:B:GLN:N	1:152:B:GLN:CA	1:152:B:GLN:C	1:153:B:MET:N	9	1.79
(1,127)	1:137:B:LYS:C	1:138:B:GLU:N	1:138:B:GLU:CA	1:138:B:GLU:C	3	1.79
(1,171)	1:159:B:ASP:C	1:160:B:PHE:N	1:160:B:PHE:CA	1:160:B:PHE:C	6	1.78
(1,146)	1:147:B:GLU:N	1:147:B:GLU:CA	1:147:B:GLU:C	1:148:B:GLU:N	4	1.78
(1,40)	1:151:A:LEU:N	1:151:A:LEU:CA	1:151:A:LEU:C	1:152:A:GLN:N	7	1.78
(1,13)	1:137:A:LYS:C	1:138:A:GLU:N	1:138:A:GLU:CA	1:138:A:GLU:C	8	1.78
(1,7)	1:134:A:ILE:C	1:135:A:ARG:N	1:135:A:ARG:CA	1:135:A:ARG:C	2	1.78
(1,146)	1:147:B:GLU:N	1:147:B:GLU:CA	1:147:B:GLU:C	1:148:B:GLU:N	9	1.77
(1,50)	1:156:A:LEU:N	1:156:A:LEU:CA	1:156:A:LEU:C	1:157:A:GLY:N	5	1.77
(1,178)	1:163:B:PHE:N	1:163:B:PHE:CA	1:163:B:PHE:C	1:164:B:THR:N	5	1.76
(1,64)	1:163:A:PHE:N	1:163:A:PHE:CA	1:163:A:PHE:C	1:164:A:THR:N	5	1.76
(1,32)	1:147:A:GLU:N	1:147:A:GLU:CA	1:147:A:GLU:C	1:148:A:GLU:N	6	1.76
(1,146)	1:147:B:GLU:N	1:147:B:GLU:CA	1:147:B:GLU:C	1:148:B:GLU:N	1	1.74
(1,120)	1:134:B:ILE:N	1:134:B:ILE:CA	1:134:B:ILE:C	1:135:B:ARG:N	8	1.74
(1,94)	1:178:A:LYS:N	1:178:A:LYS:CA	1:178:A:LYS:C	1:179:A:ASP:N	5	1.73
(1,57)	1:159:A:ASP:C	1:160:A:PHE:N	1:160:A:PHE:CA	1:160:A:PHE:C	1	1.73
(1,32)	1:147:A:GLU:N	1:147:A:GLU:CA	1:147:A:GLU:C	1:148:A:GLU:N	9	1.73
(1,7)	1:134:A:ILE:C	1:135:A:ARG:N	1:135:A:ARG:CA	1:135:A:ARG:C	1	1.73

Continued on next page...

Continued from previous page...

Key	Atom-1	Atom-2	Atom-3	Atom-4	Model ID	Violation (°)
(1,7)	1:134:A:ILE:C	1:135:A:ARG:N	1:135:A:ARG:CA	1:135:A:ARG:C	3	1.73
(1,57)	1:159:A:ASP:C	1:160:A:PHE:N	1:160:A:PHE:CA	1:160:A:PHE:C	6	1.72
(1,187)	1:167:B:GLU:C	1:168:B:THR:N	1:168:B:THR:CA	1:168:B:THR:C	4	1.71
(1,40)	1:151:A:LEU:N	1:151:A:LEU:CA	1:151:A:LEU:C	1:152:A:GLN:N	5	1.71
(1,14)	1:138:A:GLU:N	1:138:A:GLU:CA	1:138:A:GLU:C	1:139:A:PHE:N	7	1.71
(1,187)	1:167:B:GLU:C	1:168:B:THR:N	1:168:B:THR:CA	1:168:B:THR:C	1	1.7
(1,121)	1:134:B:ILE:C	1:135:B:ARG:N	1:135:B:ARG:CA	1:135:B:ARG:C	1	1.7
(1,70)	1:166:A:ARG:N	1:166:A:ARG:CA	1:166:A:ARG:C	1:167:A:GLU:N	7	1.7
(1,171)	1:159:B:ASP:C	1:160:B:PHE:N	1:160:B:PHE:CA	1:160:B:PHE:C	1	1.69
(1,184)	1:166:B:ARG:N	1:166:B:ARG:CA	1:166:B:ARG:C	1:167:B:GLU:N	7	1.68
(1,38)	1:150:A:VAL:N	1:150:A:VAL:CA	1:150:A:VAL:C	1:151:A:LEU:N	6	1.68
(1,146)	1:147:B:GLU:N	1:147:B:GLU:CA	1:147:B:GLU:C	1:148:B:GLU:N	8	1.66
(1,121)	1:134:B:ILE:C	1:135:B:ARG:N	1:135:B:ARG:CA	1:135:B:ARG:C	10	1.66
(1,154)	1:151:B:LEU:N	1:151:B:LEU:CA	1:151:B:LEU:C	1:152:B:GLN:N	7	1.65
(1,11)	1:136:A:SER:C	1:137:A:LYS:N	1:137:A:LYS:CA	1:137:A:LYS:C	8	1.65
(1,7)	1:134:A:ILE:C	1:135:A:ARG:N	1:135:A:ARG:CA	1:135:A:ARG:C	10	1.64
(1,42)	1:152:A:GLN:N	1:152:A:GLN:CA	1:152:A:GLN:C	1:153:A:MET:N	9	1.63
(1,214)	1:181:B:LYS:N	1:181:B:LYS:CA	1:181:B:LYS:C	1:182:B:TYR:N	1	1.62
(1,152)	1:150:B:VAL:N	1:150:B:VAL:CA	1:150:B:VAL:C	1:151:B:LEU:N	5	1.62
(1,13)	1:137:A:LYS:C	1:138:A:GLU:N	1:138:A:GLU:CA	1:138:A:GLU:C	6	1.62
(1,151)	1:149:B:ALA:C	1:150:B:VAL:N	1:150:B:VAL:CA	1:150:B:VAL:C	7	1.61
(1,25)	1:143:A:PRO:C	1:144:A:MET:N	1:144:A:MET:CA	1:144:A:MET:C	8	1.59
(1,152)	1:150:B:VAL:N	1:150:B:VAL:CA	1:150:B:VAL:C	1:151:B:LEU:N	10	1.58
(1,127)	1:137:B:LYS:C	1:138:B:GLU:N	1:138:B:GLU:CA	1:138:B:GLU:C	9	1.57
(1,32)	1:147:A:GLU:N	1:147:A:GLU:CA	1:147:A:GLU:C	1:148:A:GLU:N	8	1.57
(1,208)	1:178:B:LYS:N	1:178:B:LYS:CA	1:178:B:LYS:C	1:179:B:ASP:N	9	1.56
(1,186)	1:167:B:GLU:N	1:167:B:GLU:CA	1:167:B:GLU:C	1:168:B:THR:N	6	1.56
(1,123)	1:135:B:ARG:C	1:136:B:SER:N	1:136:B:SER:CA	1:136:B:SER:C	5	1.56
(1,139)	1:143:B:PRO:C	1:144:B:MET:N	1:144:B:MET:CA	1:144:B:MET:C	8	1.55
(1,214)	1:181:B:LYS:N	1:181:B:LYS:CA	1:181:B:LYS:C	1:182:B:TYR:N	7	1.54
(1,69)	1:165:A:ASP:C	1:166:A:ARG:N	1:166:A:ARG:CA	1:166:A:ARG:C	3	1.54
(1,50)	1:156:A:LEU:N	1:156:A:LEU:CA	1:156:A:LEU:C	1:157:A:GLY:N	1	1.54
(1,25)	1:143:A:PRO:C	1:144:A:MET:N	1:144:A:MET:CA	1:144:A:MET:C	3	1.54
(1,1)	1:131:A:ILE:C	1:132:A:GLU:N	1:132:A:GLU:CA	1:132:A:GLU:C	2	1.54
(1,72)	1:167:A:GLU:N	1:167:A:GLU:CA	1:167:A:GLU:C	1:168:A:THR:N	8	1.53
(1,146)	1:147:B:GLU:N	1:147:B:GLU:CA	1:147:B:GLU:C	1:148:B:GLU:N	2	1.52
(1,125)	1:136:B:SER:C	1:137:B:LYS:N	1:137:B:LYS:CA	1:137:B:LYS:C	2	1.52
(1,32)	1:147:A:GLU:N	1:147:A:GLU:CA	1:147:A:GLU:C	1:148:A:GLU:N	2	1.52
(1,26)	1:144:A:MET:N	1:144:A:MET:CA	1:144:A:MET:C	1:145:A:ASP:N	4	1.52
(1,164)	1:156:B:LEU:N	1:156:B:LEU:CA	1:156:B:LEU:C	1:157:B:GLY:N	1	1.51
(1,152)	1:150:B:VAL:N	1:150:B:VAL:CA	1:150:B:VAL:C	1:151:B:LEU:N	4	1.51
(1,139)	1:143:B:PRO:C	1:144:B:MET:N	1:144:B:MET:CA	1:144:B:MET:C	3	1.51
(1,139)	1:143:B:PRO:C	1:144:B:MET:N	1:144:B:MET:CA	1:144:B:MET:C	5	1.51
(1,139)	1:143:B:PRO:C	1:144:B:MET:N	1:144:B:MET:CA	1:144:B:MET:C	6	1.51
(1,72)	1:167:A:GLU:N	1:167:A:GLU:CA	1:167:A:GLU:C	1:168:A:THR:N	6	1.51
(1,7)	1:134:A:ILE:C	1:135:A:ARG:N	1:135:A:ARG:CA	1:135:A:ARG:C	7	1.51
(1,123)	1:135:B:ARG:C	1:136:B:SER:N	1:136:B:SER:CA	1:136:B:SER:C	9	1.49
(1,100)	1:181:A:LYS:N	1:181:A:LYS:CA	1:181:A:LYS:C	1:182:A:TYR:N	1	1.47
(1,100)	1:181:A:LYS:N	1:181:A:LYS:CA	1:181:A:LYS:C	1:182:A:TYR:N	7	1.47
(1,121)	1:134:B:ILE:C	1:135:B:ARG:N	1:135:B:ARG:CA	1:135:B:ARG:C	2	1.46
(1,115)	1:131:B:ILE:C	1:132:B:GLU:N	1:132:B:GLU:CA	1:132:B:GLU:C	2	1.46

Continued on next page...

Continued from previous page...

Key	Atom-1	Atom-2	Atom-3	Atom-4	Model ID	Violation (°)
(1,70)	1:166:A:ARG:N	1:166:A:ARG:CA	1:166:A:ARG:C	1:167:A:GLU:N	4	1.46
(1,25)	1:143:A:PRO:C	1:144:A:MET:N	1:144:A:MET:CA	1:144:A:MET:C	6	1.46
(1,9)	1:135:A:ARG:C	1:136:A:SER:N	1:136:A:SER:CA	1:136:A:SER:C	7	1.46
(1,183)	1:165:B:ASP:C	1:166:B:ARG:N	1:166:B:ARG:CA	1:166:B:ARG:C	3	1.45
(1,37)	1:149:A:ALA:C	1:150:A:VAL:N	1:150:A:VAL:CA	1:150:A:VAL:C	5	1.45
(1,108)	1:185:A:ILE:N	1:185:A:ILE:CA	1:185:A:ILE:C	1:186:A:GLN:N	9	1.44
(1,69)	1:165:A:ASP:C	1:166:A:ARG:N	1:166:A:ARG:CA	1:166:A:ARG:C	5	1.44
(1,184)	1:166:B:ARG:N	1:166:B:ARG:CA	1:166:B:ARG:C	1:167:B:GLU:N	4	1.43
(1,140)	1:144:B:MET:N	1:144:B:MET:CA	1:144:B:MET:C	1:145:B:ASP:N	4	1.43
(1,121)	1:134:B:ILE:C	1:135:B:ARG:N	1:135:B:ARG:CA	1:135:B:ARG:C	7	1.43
(1,119)	1:133:B:ILE:C	1:134:B:ILE:N	1:134:B:ILE:CA	1:134:B:ILE:C	2	1.43
(1,222)	1:185:B:ILE:N	1:185:B:ILE:CA	1:185:B:ILE:C	1:186:B:GLN:N	9	1.42
(1,123)	1:135:B:ARG:C	1:136:B:SER:N	1:136:B:SER:CA	1:136:B:SER:C	7	1.42
(1,13)	1:137:A:LYS:C	1:138:A:GLU:N	1:138:A:GLU:CA	1:138:A:GLU:C	10	1.42
(1,11)	1:136:A:SER:C	1:137:A:LYS:N	1:137:A:LYS:CA	1:137:A:LYS:C	4	1.42
(1,9)	1:135:A:ARG:C	1:136:A:SER:N	1:136:A:SER:CA	1:136:A:SER:C	5	1.42
(1,152)	1:150:B:VAL:N	1:150:B:VAL:CA	1:150:B:VAL:C	1:151:B:LEU:N	6	1.41
(1,57)	1:159:A:ASP:C	1:160:A:PHE:N	1:160:A:PHE:CA	1:160:A:PHE:C	8	1.41
(1,38)	1:150:A:VAL:N	1:150:A:VAL:CA	1:150:A:VAL:C	1:151:A:LEU:N	5	1.41
(1,171)	1:159:B:ASP:C	1:160:B:PHE:N	1:160:B:PHE:CA	1:160:B:PHE:C	8	1.4
(1,124)	1:136:B:SER:N	1:136:B:SER:CA	1:136:B:SER:C	1:137:B:LYS:N	3	1.4
(1,72)	1:167:A:GLU:N	1:167:A:GLU:CA	1:167:A:GLU:C	1:168:A:THR:N	10	1.4
(1,11)	1:136:A:SER:C	1:137:A:LYS:N	1:137:A:LYS:CA	1:137:A:LYS:C	2	1.4
(1,186)	1:167:B:GLU:N	1:167:B:GLU:CA	1:167:B:GLU:C	1:168:B:THR:N	10	1.39
(1,50)	1:156:A:LEU:N	1:156:A:LEU:CA	1:156:A:LEU:C	1:157:A:GLY:N	6	1.37
(1,57)	1:159:A:ASP:C	1:160:A:PHE:N	1:160:A:PHE:CA	1:160:A:PHE:C	5	1.36
(1,25)	1:143:A:PRO:C	1:144:A:MET:N	1:144:A:MET:CA	1:144:A:MET:C	5	1.35
(1,6)	1:134:A:ILE:N	1:134:A:ILE:CA	1:134:A:ILE:C	1:135:A:ARG:N	3	1.35
(1,218)	1:183:B:GLY:N	1:183:B:GLY:CA	1:183:B:GLY:C	1:184:B:LEU:N	7	1.34
(1,151)	1:149:B:ALA:C	1:150:B:VAL:N	1:150:B:VAL:CA	1:150:B:VAL:C	5	1.34
(1,120)	1:134:B:ILE:N	1:134:B:ILE:CA	1:134:B:ILE:C	1:135:B:ARG:N	3	1.34
(1,164)	1:156:B:LEU:N	1:156:B:LEU:CA	1:156:B:LEU:C	1:157:B:GLY:N	6	1.33
(1,164)	1:156:B:LEU:N	1:156:B:LEU:CA	1:156:B:LEU:C	1:157:B:GLY:N	8	1.33
(1,6)	1:134:A:ILE:N	1:134:A:ILE:CA	1:134:A:ILE:C	1:135:A:ARG:N	9	1.33
(1,5)	1:133:A:ILE:C	1:134:A:ILE:N	1:134:A:ILE:CA	1:134:A:ILE:C	2	1.33
(1,186)	1:167:B:GLU:N	1:167:B:GLU:CA	1:167:B:GLU:C	1:168:B:THR:N	8	1.32
(1,104)	1:183:A:GLY:N	1:183:A:GLY:CA	1:183:A:GLY:C	1:184:A:LEU:N	7	1.32
(1,120)	1:134:B:ILE:N	1:134:B:ILE:CA	1:134:B:ILE:C	1:135:B:ARG:N	9	1.31
(1,100)	1:181:A:LYS:N	1:181:A:LYS:CA	1:181:A:LYS:C	1:182:A:TYR:N	9	1.31
(1,191)	1:169:B:ASP:C	1:170:B:GLY:N	1:170:B:GLY:CA	1:170:B:GLY:C	10	1.3
(1,164)	1:156:B:LEU:N	1:156:B:LEU:CA	1:156:B:LEU:C	1:157:B:GLY:N	7	1.3
(1,32)	1:147:A:GLU:N	1:147:A:GLU:CA	1:147:A:GLU:C	1:148:A:GLU:N	10	1.3
(1,214)	1:181:B:LYS:N	1:181:B:LYS:CA	1:181:B:LYS:C	1:182:B:TYR:N	9	1.28
(1,183)	1:165:B:ASP:C	1:166:B:ARG:N	1:166:B:ARG:CA	1:166:B:ARG:C	5	1.28
(1,146)	1:147:B:GLU:N	1:147:B:GLU:CA	1:147:B:GLU:C	1:148:B:GLU:N	10	1.28
(1,120)	1:134:B:ILE:N	1:134:B:ILE:CA	1:134:B:ILE:C	1:135:B:ARG:N	4	1.28
(1,66)	1:164:A:THR:N	1:164:A:THR:CA	1:164:A:THR:C	1:165:A:ASP:N	8	1.28
(1,50)	1:156:A:LEU:N	1:156:A:LEU:CA	1:156:A:LEU:C	1:157:A:GLY:N	8	1.28
(1,6)	1:134:A:ILE:N	1:134:A:ILE:CA	1:134:A:ILE:C	1:135:A:ARG:N	4	1.28
(1,113)	1:187:A:THR:C	1:188:A:SER:N	1:188:A:SER:CA	1:188:A:SER:C	7	1.27
(1,11)	1:136:A:SER:C	1:137:A:LYS:N	1:137:A:LYS:CA	1:137:A:LYS:C	3	1.27

Continued on next page...

Continued from previous page...

Key	Atom-1	Atom-2	Atom-3	Atom-4	Model ID	Violation (°)
(1,213)	1:180:B:GLY:C	1:181:B:LYS:N	1:181:B:LYS:CA	1:181:B:LYS:C	5	1.26
(1,77)	1:169:A:ASP:C	1:170:A:GLY:N	1:170:A:GLY:CA	1:170:A:GLY:C	10	1.26
(1,227)	1:187:B:THR:C	1:188:B:SER:N	1:188:B:SER:CA	1:188:B:SER:C	7	1.25
(1,196)	1:172:B:SER:N	1:172:B:SER:CA	1:172:B:SER:C	1:173:B:ILE:N	5	1.25
(1,171)	1:159:B:ASP:C	1:160:B:PHE:N	1:160:B:PHE:CA	1:160:B:PHE:C	5	1.25
(1,66)	1:164:A:THR:N	1:164:A:THR:CA	1:164:A:THR:C	1:165:A:ASP:N	10	1.25
(1,38)	1:150:A:VAL:N	1:150:A:VAL:CA	1:150:A:VAL:C	1:151:A:LEU:N	4	1.25
(1,208)	1:178:B:LYS:N	1:178:B:LYS:CA	1:178:B:LYS:C	1:179:B:ASP:N	10	1.24
(1,208)	1:178:B:LYS:N	1:178:B:LYS:CA	1:178:B:LYS:C	1:179:B:ASP:N	8	1.23
(1,90)	1:176:A:ARG:N	1:176:A:ARG:CA	1:176:A:ARG:C	1:177:A:ARG:N	1	1.23
(1,38)	1:150:A:VAL:N	1:150:A:VAL:CA	1:150:A:VAL:C	1:151:A:LEU:N	10	1.22
(1,9)	1:135:A:ARG:C	1:136:A:SER:N	1:136:A:SER:CA	1:136:A:SER:C	2	1.22
(1,208)	1:178:B:LYS:N	1:178:B:LYS:CA	1:178:B:LYS:C	1:179:B:ASP:N	6	1.21
(1,140)	1:144:B:MET:N	1:144:B:MET:CA	1:144:B:MET:C	1:145:B:ASP:N	8	1.21
(1,99)	1:180:A:GLY:C	1:181:A:LYS:N	1:181:A:LYS:CA	1:181:A:LYS:C	5	1.21
(1,26)	1:144:A:MET:N	1:144:A:MET:CA	1:144:A:MET:C	1:145:A:ASP:N	10	1.21
(1,214)	1:181:B:LYS:N	1:181:B:LYS:CA	1:181:B:LYS:C	1:182:B:TYR:N	4	1.2
(1,196)	1:172:B:SER:N	1:172:B:SER:CA	1:172:B:SER:C	1:173:B:ILE:N	7	1.2
(1,77)	1:169:A:ASP:C	1:170:A:GLY:N	1:170:A:GLY:CA	1:170:A:GLY:C	9	1.2
(1,82)	1:172:A:SER:N	1:172:A:SER:CA	1:172:A:SER:C	1:173:A:ILE:N	7	1.19
(1,32)	1:147:A:GLU:N	1:147:A:GLU:CA	1:147:A:GLU:C	1:148:A:GLU:N	5	1.19
(1,10)	1:136:A:SER:N	1:136:A:SER:CA	1:136:A:SER:C	1:137:A:LYS:N	3	1.19
(1,9)	1:135:A:ARG:C	1:136:A:SER:N	1:136:A:SER:CA	1:136:A:SER:C	9	1.19
(1,5)	1:133:A:ILE:C	1:134:A:ILE:N	1:134:A:ILE:CA	1:134:A:ILE:C	1	1.19
(1,146)	1:147:B:GLU:N	1:147:B:GLU:CA	1:147:B:GLU:C	1:148:B:GLU:N	3	1.17
(1,26)	1:144:A:MET:N	1:144:A:MET:CA	1:144:A:MET:C	1:145:A:ASP:N	8	1.17
(1,32)	1:147:A:GLU:N	1:147:A:GLU:CA	1:147:A:GLU:C	1:148:A:GLU:N	3	1.16
(1,222)	1:185:B:ILE:N	1:185:B:ILE:CA	1:185:B:ILE:C	1:186:B:GLN:N	4	1.15
(1,40)	1:151:A:LEU:N	1:151:A:LEU:CA	1:151:A:LEU:C	1:152:A:GLN:N	1	1.15
(1,20)	1:141:A:LEU:N	1:141:A:LEU:CA	1:141:A:LEU:C	1:142:A:LYS:N	6	1.15
(1,146)	1:147:B:GLU:N	1:147:B:GLU:CA	1:147:B:GLU:C	1:148:B:GLU:N	5	1.14
(1,134)	1:141:B:LEU:N	1:141:B:LEU:CA	1:141:B:LEU:C	1:142:B:LYS:N	6	1.14
(1,50)	1:156:A:LEU:N	1:156:A:LEU:CA	1:156:A:LEU:C	1:157:A:GLY:N	4	1.12
(1,25)	1:143:A:PRO:C	1:144:A:MET:N	1:144:A:MET:CA	1:144:A:MET:C	7	1.12
(1,154)	1:151:B:LEU:N	1:151:B:LEU:CA	1:151:B:LEU:C	1:152:B:GLN:N	1	1.1
(1,152)	1:150:B:VAL:N	1:150:B:VAL:CA	1:150:B:VAL:C	1:151:B:LEU:N	9	1.1
(1,180)	1:164:B:THR:N	1:164:B:THR:CA	1:164:B:THR:C	1:165:B:ASP:N	8	1.08
(1,180)	1:164:B:THR:N	1:164:B:THR:CA	1:164:B:THR:C	1:165:B:ASP:N	10	1.08
(1,119)	1:133:B:ILE:C	1:134:B:ILE:N	1:134:B:ILE:CA	1:134:B:ILE:C	1	1.08
(1,82)	1:172:A:SER:N	1:172:A:SER:CA	1:172:A:SER:C	1:173:A:ILE:N	5	1.08
(1,213)	1:180:B:GLY:C	1:181:B:LYS:N	1:181:B:LYS:CA	1:181:B:LYS:C	1	1.07
(1,191)	1:169:B:ASP:C	1:170:B:GLY:N	1:170:B:GLY:CA	1:170:B:GLY:C	9	1.07
(1,94)	1:178:A:LYS:N	1:178:A:LYS:CA	1:178:A:LYS:C	1:179:A:ASP:N	6	1.07
(1,50)	1:156:A:LEU:N	1:156:A:LEU:CA	1:156:A:LEU:C	1:157:A:GLY:N	7	1.07
(1,119)	1:133:B:ILE:C	1:134:B:ILE:N	1:134:B:ILE:CA	1:134:B:ILE:C	9	1.06
(1,183)	1:165:B:ASP:C	1:166:B:ARG:N	1:166:B:ARG:CA	1:166:B:ARG:C	7	1.05
(1,5)	1:133:A:ILE:C	1:134:A:ILE:N	1:134:A:ILE:CA	1:134:A:ILE:C	6	1.05
(1,153)	1:150:B:VAL:C	1:151:B:LEU:N	1:151:B:LEU:CA	1:151:B:LEU:C	3	1.04
(1,100)	1:181:A:LYS:N	1:181:A:LYS:CA	1:181:A:LYS:C	1:182:A:TYR:N	4	1.04
(1,140)	1:144:B:MET:N	1:144:B:MET:CA	1:144:B:MET:C	1:145:B:ASP:N	10	1.03
(1,204)	1:176:B:ARG:N	1:176:B:ARG:CA	1:176:B:ARG:C	1:177:B:ARG:N	1	1.02

Continued on next page...

Continued from previous page...

Key	Atom-1	Atom-2	Atom-3	Atom-4	Model ID	Violation (°)
(1,164)	1:156:B:LEU:N	1:156:B:LEU:CA	1:156:B:LEU:C	1:157:B:GLY:N	4	1.0
(1,50)	1:156:A:LEU:N	1:156:A:LEU:CA	1:156:A:LEU:C	1:157:A:GLY:N	10	1.0
(1,42)	1:152:A:GLN:N	1:152:A:GLN:CA	1:152:A:GLN:C	1:153:A:MET:N	4	1.0