



# Full wwPDB X-ray Structure Validation Report ⓘ

Oct 26, 2024 – 07:37 AM EDT

PDB ID : 4YLO  
Title : E. coli Transcription Initiation Complex - 16-bp spacer and 4-nt RNA  
Authors : Zuo, Y.; Steitz, T.A.  
Deposited on : 2015-03-05  
Resolution : 6.00 Å(reported)

This is a Full wwPDB X-ray Structure Validation Report for a publicly released PDB entry.

We welcome your comments at [validation@mail.wwpdb.org](mailto:validation@mail.wwpdb.org)

A user guide is available at

<https://www.wwpdb.org/validation/2017/XrayValidationReportHelp>

with specific help available everywhere you see the ⓘ symbol.

The types of validation reports are described at

<http://www.wwpdb.org/validation/2017/FAQs#types>.

---

The following versions of software and data (see [references ⓘ](#)) were used in the production of this report:

MolProbity : 4.02b-467  
Mogul : 2022.3.0, CSD as543be (2022)  
Xtriage (Phenix) : 1.20.1  
EDS : 3.0  
Percentile statistics : 20231227.v01 (using entries in the PDB archive December 27th 2023)  
CCP4 : 9.0.003 (Gargrove)  
Density-Fitness : 1.0.11  
Ideal geometry (proteins) : Engh & Huber (2001)  
Ideal geometry (DNA, RNA) : Parkinson et al. (1996)  
Validation Pipeline (wwPDB-VP) : 2.39

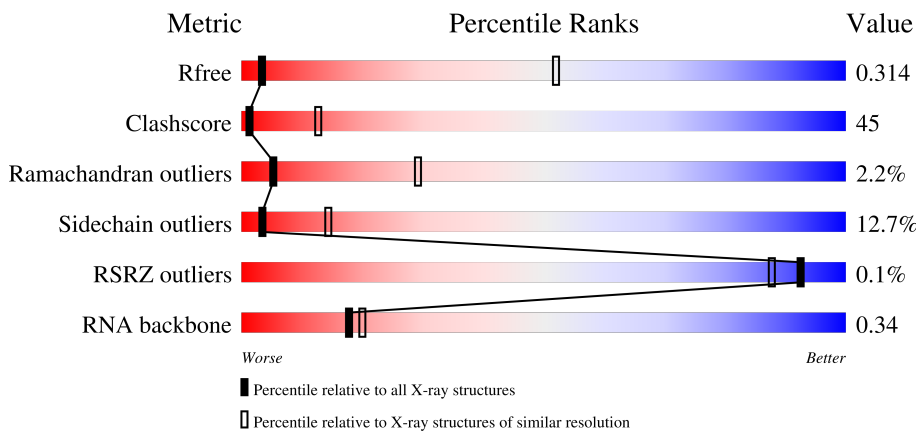
# 1 Overall quality at a glance i

The following experimental techniques were used to determine the structure:

*X-RAY DIFFRACTION*

The reported resolution of this entry is 6.00 Å.

Percentile scores (ranging between 0-100) for global validation metrics of the entry are shown in the following graphic. The table shows the number of entries on which the scores are based.




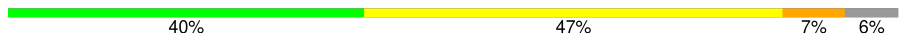

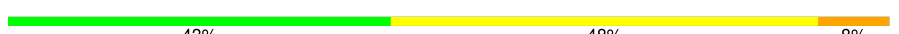
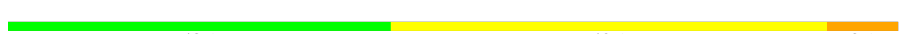









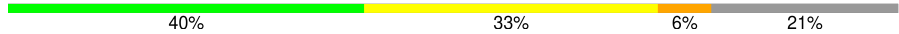
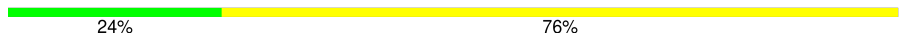


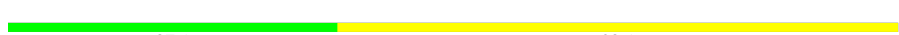




Metric	Whole archive (#Entries)	Similar resolution (#Entries, resolution range(Å))
$R_{free}$	164625	1083 (8.00-4.00)
Clashscore	180529	1124 (8.00-4.00)
Ramachandran outliers	177936	1015 (8.00-3.98)
Sidechain outliers	177891	1019 (8.00-3.96)
RSRZ outliers	164620	1078 (8.00-4.00)
RNA backbone	3690	1173 (8.50-3.00)

The table below summarises the geometric issues observed across the polymeric chains and their fit to the electron density. The red, orange, yellow and green segments of the lower bar indicate the fraction of residues that contain outliers for  $\geq 3$ , 2, 1 and 0 types of geometric quality criteria respectively. A grey segment represents the fraction of residues that are not modelled. The numeric value for each fraction is indicated below the corresponding segment, with a dot representing fractions  $\leq 5\%$ . The upper red bar (where present) indicates the fraction of residues that have poor fit to the electron density. The numeric value is given above the bar.

Mol	Chain	Length	Quality of chain
1	A	242	 47% 40% 8% 5%
1	B	242	 41% 47% 6% 6%
1	G	242	 41% 48% 7% 5%
1	H	242	 45% 44% 5% 6%

*Continued on next page...*

Continued from previous page...

Mol	Chain	Length	Quality of chain
1	M	242	
1	N	242	
2	C	1342	
2	I	1342	
2	O	1342	
3	D	1407	
3	J	1407	
3	P	1407	
4	E	90	
4	K	90	
4	Q	90	
5	F	628	
5	L	628	
5	R	628	
6	1	49	
6	4	49	
6	7	49	
7	2	49	
7	5	49	
7	8	49	
8	3	4	
8	6	4	
8	9	4	

The following table lists non-polymeric compounds, carbohydrate monomers and non-standard residues in protein, DNA, RNA chains that are outliers for geometric or electron-density-fit criteria:

Mol	Type	Chain	Res	Chirality	Geometry	Clashes	Electron density
10	ZN	D	1502	-	-	X	-

## 2 Entry composition [i](#)

There are 10 unique types of molecules in this entry. The entry contains 94608 atoms, of which 0 are hydrogens and 0 are deuteriums.

In the tables below, the ZeroOcc column contains the number of atoms modelled with zero occupancy, the AltConf column contains the number of residues with at least one atom in alternate conformation and the Trace column contains the number of residues modelled with at most 2 atoms.

- Molecule 1 is a protein called DNA-directed RNA polymerase subunit alpha.

Mol	Chain	Residues	Atoms					ZeroOcc	AltConf	Trace
			Total	C	N	O	S			
1	A	230	1787	1112	317	352	6	0	0	0
1	B	228	1767	1100	312	349	6	0	0	0
1	G	230	1787	1112	317	352	6	0	0	0
1	H	228	1767	1100	312	349	6	0	0	0
1	M	230	1787	1112	317	352	6	0	0	0
1	N	228	1767	1100	312	349	6	0	0	0

There are 42 discrepancies between the modelled and reference sequences:

Chain	Residue	Modelled	Actual	Comment	Reference
A	-6	ALA	-	expression tag	UNP A7ZSI4
A	-5	HIS	-	expression tag	UNP A7ZSI4
A	-4	HIS	-	expression tag	UNP A7ZSI4
A	-3	HIS	-	expression tag	UNP A7ZSI4
A	-2	HIS	-	expression tag	UNP A7ZSI4
A	-1	HIS	-	expression tag	UNP A7ZSI4
A	0	HIS	-	expression tag	UNP A7ZSI4
B	-6	ALA	-	expression tag	UNP A7ZSI4
B	-5	HIS	-	expression tag	UNP A7ZSI4
B	-4	HIS	-	expression tag	UNP A7ZSI4
B	-3	HIS	-	expression tag	UNP A7ZSI4
B	-2	HIS	-	expression tag	UNP A7ZSI4
B	-1	HIS	-	expression tag	UNP A7ZSI4
B	0	HIS	-	expression tag	UNP A7ZSI4
G	-6	ALA	-	expression tag	UNP A7ZSI4
G	-5	HIS	-	expression tag	UNP A7ZSI4
G	-4	HIS	-	expression tag	UNP A7ZSI4

*Continued on next page...*

Continued from previous page...

Chain	Residue	Modelled	Actual	Comment	Reference
G	-3	HIS	-	expression tag	UNP A7ZSI4
G	-2	HIS	-	expression tag	UNP A7ZSI4
G	-1	HIS	-	expression tag	UNP A7ZSI4
G	0	HIS	-	expression tag	UNP A7ZSI4
H	-6	ALA	-	expression tag	UNP A7ZSI4
H	-5	HIS	-	expression tag	UNP A7ZSI4
H	-4	HIS	-	expression tag	UNP A7ZSI4
H	-3	HIS	-	expression tag	UNP A7ZSI4
H	-2	HIS	-	expression tag	UNP A7ZSI4
H	-1	HIS	-	expression tag	UNP A7ZSI4
H	0	HIS	-	expression tag	UNP A7ZSI4
M	-6	ALA	-	expression tag	UNP A7ZSI4
M	-5	HIS	-	expression tag	UNP A7ZSI4
M	-4	HIS	-	expression tag	UNP A7ZSI4
M	-3	HIS	-	expression tag	UNP A7ZSI4
M	-2	HIS	-	expression tag	UNP A7ZSI4
M	-1	HIS	-	expression tag	UNP A7ZSI4
M	0	HIS	-	expression tag	UNP A7ZSI4
N	-6	ALA	-	expression tag	UNP A7ZSI4
N	-5	HIS	-	expression tag	UNP A7ZSI4
N	-4	HIS	-	expression tag	UNP A7ZSI4
N	-3	HIS	-	expression tag	UNP A7ZSI4
N	-2	HIS	-	expression tag	UNP A7ZSI4
N	-1	HIS	-	expression tag	UNP A7ZSI4
N	0	HIS	-	expression tag	UNP A7ZSI4

- Molecule 2 is a protein called DNA-directed RNA polymerase subunit beta.

Mol	Chain	Residues	Atoms					ZeroOcc	AltConf	Trace
			Total	C	N	O	S			
2	C	1341	10576	6636	1842	2055	43	0	0	0
2	I	1341	10576	6636	1842	2055	43	0	0	0
2	O	1341	10576	6636	1842	2055	43	0	0	0

- Molecule 3 is a protein called DNA-directed RNA polymerase subunit beta'.

Mol	Chain	Residues	Atoms					ZeroOcc	AltConf	Trace
			Total	C	N	O	S			
3	D	1362	10568	6633	1887	1998	50	0	0	0

Continued on next page...

Continued from previous page...

Mol	Chain	Residues	Atoms					ZeroOcc	AltConf	Trace
3	J	1362	Total	C	N	O	S	0	0	0
			10568	6633	1887	1998	50			
3	P	1362	Total	C	N	O	S	0	0	0
			10568	6633	1887	1998	50			

- Molecule 4 is a protein called DNA-directed RNA polymerase subunit omega.

Mol	Chain	Residues	Atoms					ZeroOcc	AltConf	Trace
4	E	90	Total	C	N	O	S	0	0	0
			708	430	136	141	1			
4	K	90	Total	C	N	O	S	0	0	0
			708	430	136	141	1			
4	Q	90	Total	C	N	O	S	0	0	0
			708	430	136	141	1			

- Molecule 5 is a protein called RNA polymerase sigma factor RpoD.

Mol	Chain	Residues	Atoms					ZeroOcc	AltConf	Trace
5	F	497	Total	C	N	O	S	0	0	0
			4022	2512	719	768	23			
5	L	497	Total	C	N	O	S	0	0	0
			4022	2512	719	768	23			
5	R	497	Total	C	N	O	S	0	0	0
			4022	2512	719	768	23			

There are 45 discrepancies between the modelled and reference sequences:

Chain	Residue	Modelled	Actual	Comment	Reference
F	-14	MET	-	expression tag	UNP P00579
F	-13	ARG	-	expression tag	UNP P00579
F	-12	GLY	-	expression tag	UNP P00579
F	-11	SER	-	expression tag	UNP P00579
F	-10	HIS	-	expression tag	UNP P00579
F	-9	HIS	-	expression tag	UNP P00579
F	-8	HIS	-	expression tag	UNP P00579
F	-7	HIS	-	expression tag	UNP P00579
F	-6	HIS	-	expression tag	UNP P00579
F	-5	HIS	-	expression tag	UNP P00579
F	-4	THR	-	expression tag	UNP P00579
F	-3	ASP	-	expression tag	UNP P00579
F	-2	GLN	-	expression tag	UNP P00579
F	-1	PHE	-	expression tag	UNP P00579

Continued on next page...

Continued from previous page...

Chain	Residue	Modelled	Actual	Comment	Reference
F	0	THR	-	expression tag	UNP P00579
L	-14	MET	-	expression tag	UNP P00579
L	-13	ARG	-	expression tag	UNP P00579
L	-12	GLY	-	expression tag	UNP P00579
L	-11	SER	-	expression tag	UNP P00579
L	-10	HIS	-	expression tag	UNP P00579
L	-9	HIS	-	expression tag	UNP P00579
L	-8	HIS	-	expression tag	UNP P00579
L	-7	HIS	-	expression tag	UNP P00579
L	-6	HIS	-	expression tag	UNP P00579
L	-5	HIS	-	expression tag	UNP P00579
L	-4	THR	-	expression tag	UNP P00579
L	-3	ASP	-	expression tag	UNP P00579
L	-2	GLN	-	expression tag	UNP P00579
L	-1	PHE	-	expression tag	UNP P00579
L	0	THR	-	expression tag	UNP P00579
R	-14	MET	-	expression tag	UNP P00579
R	-13	ARG	-	expression tag	UNP P00579
R	-12	GLY	-	expression tag	UNP P00579
R	-11	SER	-	expression tag	UNP P00579
R	-10	HIS	-	expression tag	UNP P00579
R	-9	HIS	-	expression tag	UNP P00579
R	-8	HIS	-	expression tag	UNP P00579
R	-7	HIS	-	expression tag	UNP P00579
R	-6	HIS	-	expression tag	UNP P00579
R	-5	HIS	-	expression tag	UNP P00579
R	-4	THR	-	expression tag	UNP P00579
R	-3	ASP	-	expression tag	UNP P00579
R	-2	GLN	-	expression tag	UNP P00579
R	-1	PHE	-	expression tag	UNP P00579
R	0	THR	-	expression tag	UNP P00579

- Molecule 6 is a DNA chain called NT strand DNA (49-MER).

Mol	Chain	Residues	Atoms					ZeroOcc	AltConf	Trace
6	1	49	Total	C	N	O	P	0	0	0
			996	476	178	294	48			
6	4	49	Total	C	N	O	P	0	0	0
			996	476	178	294	48			
6	7	49	Total	C	N	O	P	0	0	0
			996	476	178	294	48			



- Molecule 7 is a DNA chain called T strand DNA (49-MER).

Mol	Chain	Residues	Atoms					ZeroOcc	AltConf	Trace
7	2	49	Total	C	N	O	P	0	0	0
			1012	481	191	292	48			
7	5	49	Total	C	N	O	P	0	0	0
			1012	481	191	292	48			
7	8	49	Total	C	N	O	P	0	0	0
			1012	481	191	292	48			

- Molecule 8 is a RNA chain called RNA (5'-D(\*(GTP))-R(P\*AP\*GP\*U)-3').

Mol	Chain	Residues	Atoms					ZeroOcc	AltConf	Trace
8	3	4	Total	C	N	O	P	0	0	0
			97	39	17	35	6			
8	6	4	Total	C	N	O	P	0	0	0
			97	39	17	35	6			
8	9	4	Total	C	N	O	P	0	0	0
			97	39	17	35	6			

- Molecule 9 is MAGNESIUM ION (three-letter code: MG) (formula: Mg).

Mol	Chain	Residues	Atoms		ZeroOcc	AltConf
9	C	1	Total	Mg	0	0
			1	1		
9	J	1	Total	Mg	0	0
			1	1		
9	P	1	Total	Mg	0	0
			1	1		

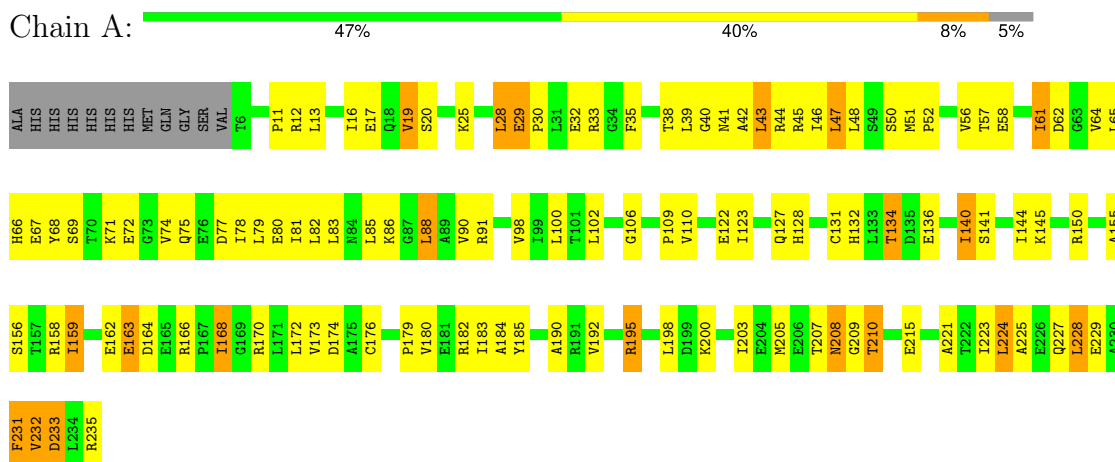
- Molecule 10 is ZINC ION (three-letter code: ZN) (formula: Zn).

Mol	Chain	Residues	Atoms		ZeroOcc	AltConf
10	D	2	Total	Zn	0	0
			2	2		
10	J	2	Total	Zn	0	0
			2	2		
10	P	2	Total	Zn	0	0
			2	2		

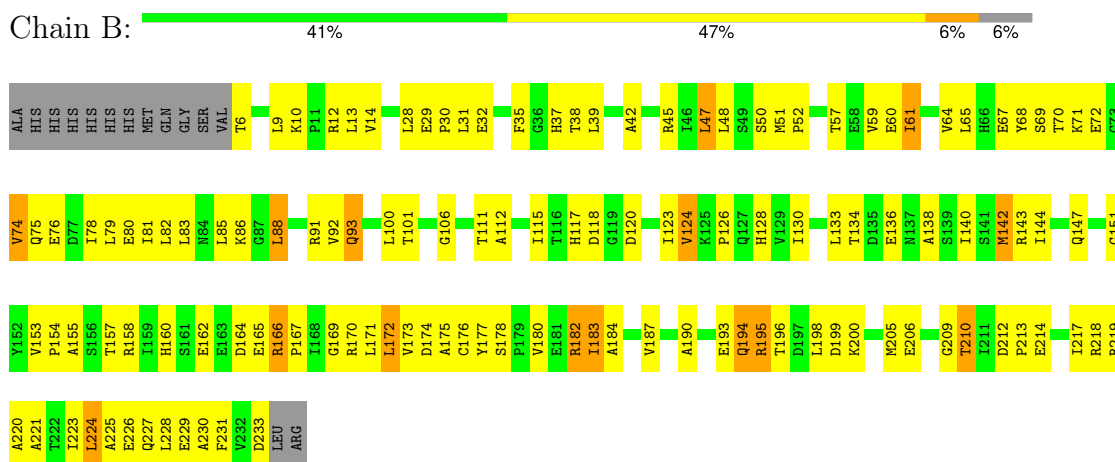
### 3 Residue-property plots

These plots are drawn for all protein, RNA, DNA and oligosaccharide chains in the entry. The first graphic for a chain summarises the proportions of the various outlier classes displayed in the second graphic. The second graphic shows the sequence view annotated by issues in geometry and electron density. Residues are color-coded according to the number of geometric quality criteria for which they contain at least one outlier: green = 0, yellow = 1, orange = 2 and red = 3 or more. A red dot above a residue indicates a poor fit to the electron density ( $RSRZ > 2$ ). Stretches of 2 or more consecutive residues without any outlier are shown as a green connector. Residues present in the sample, but not in the model, are shown in grey.

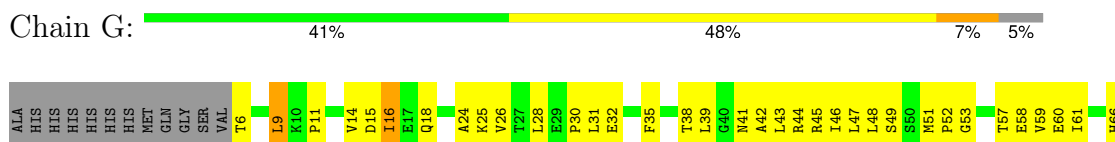
- Molecule 1: DNA-directed RNA polymerase subunit alpha

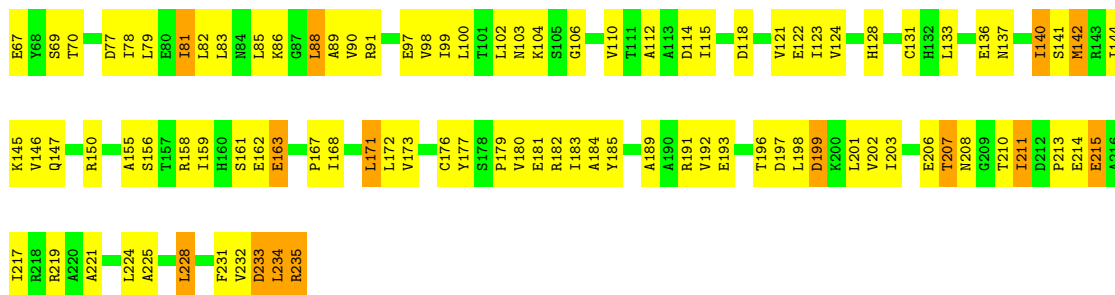


- Molecule 1: DNA-directed RNA polymerase subunit alpha



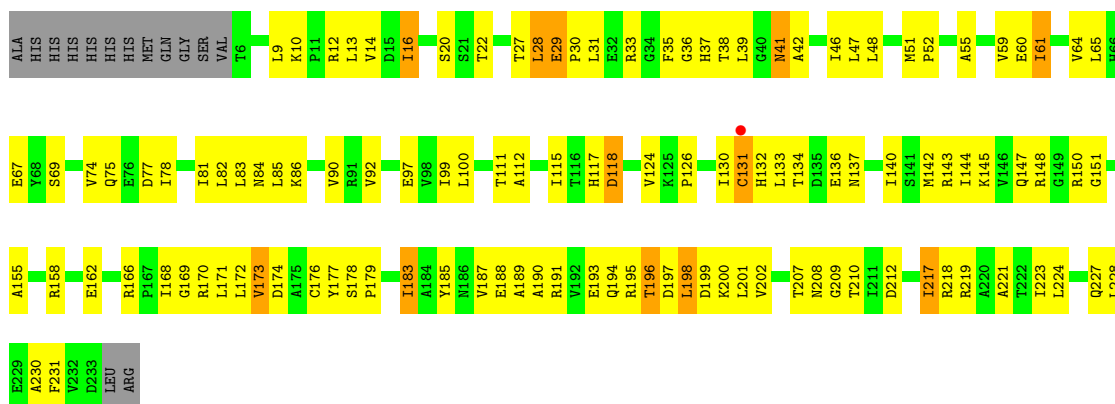
- Molecule 1: DNA-directed RNA polymerase subunit alpha






- Molecule 1: DNA-directed RNA polymerase subunit alpha

Chain H: 45% 44% 5% 6%



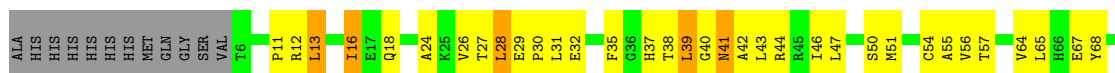
- Molecule 1: DNA-directed RNA polymerase subunit alpha

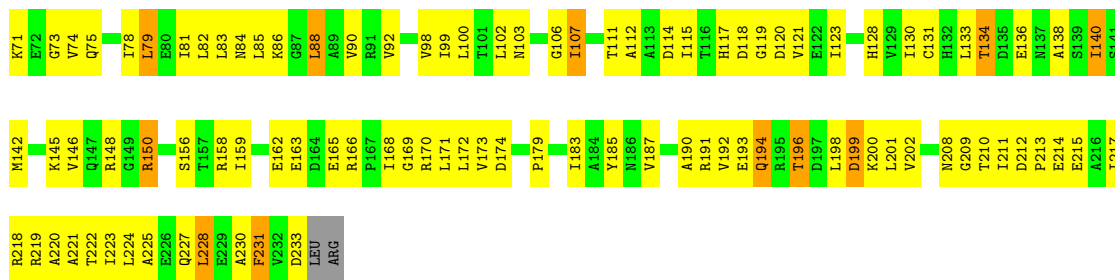
Chain M: 40% 48% 7% 5%



- Molecule 1: DNA-directed RNA polymerase subunit alpha

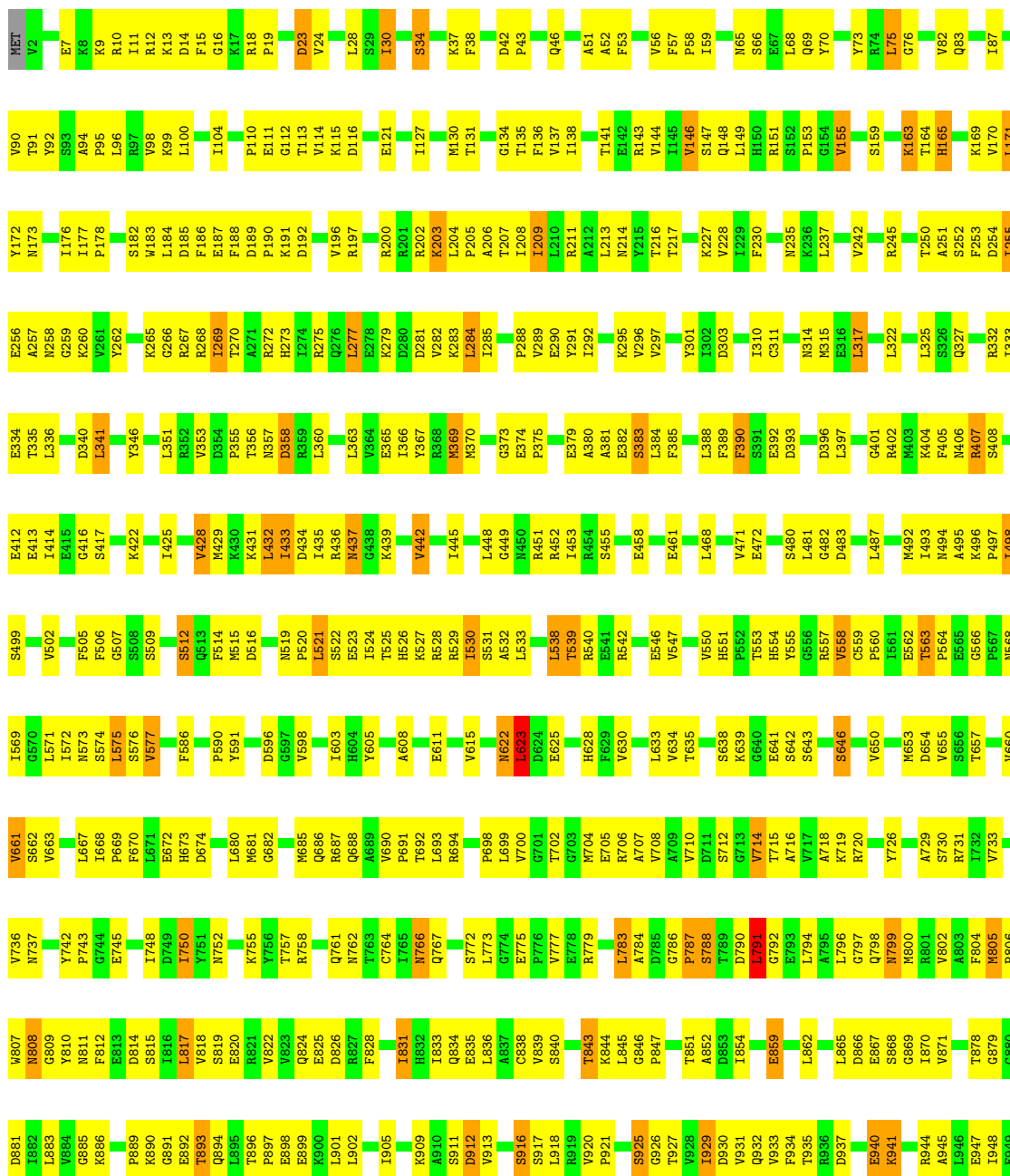
Chain N: 40% 47% 7% 6%

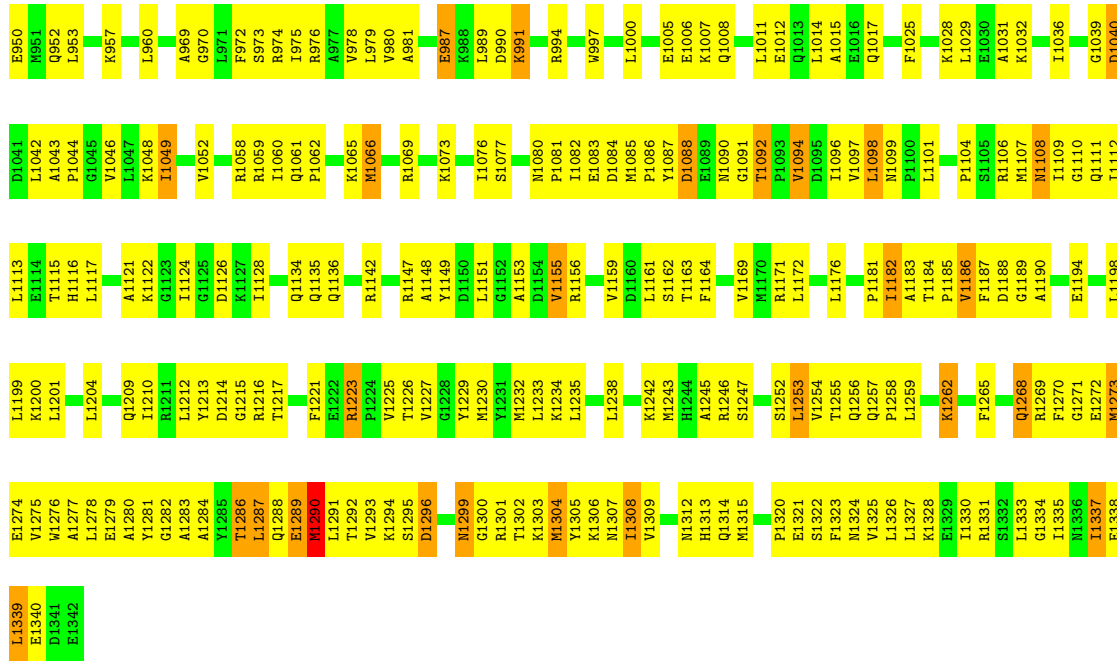




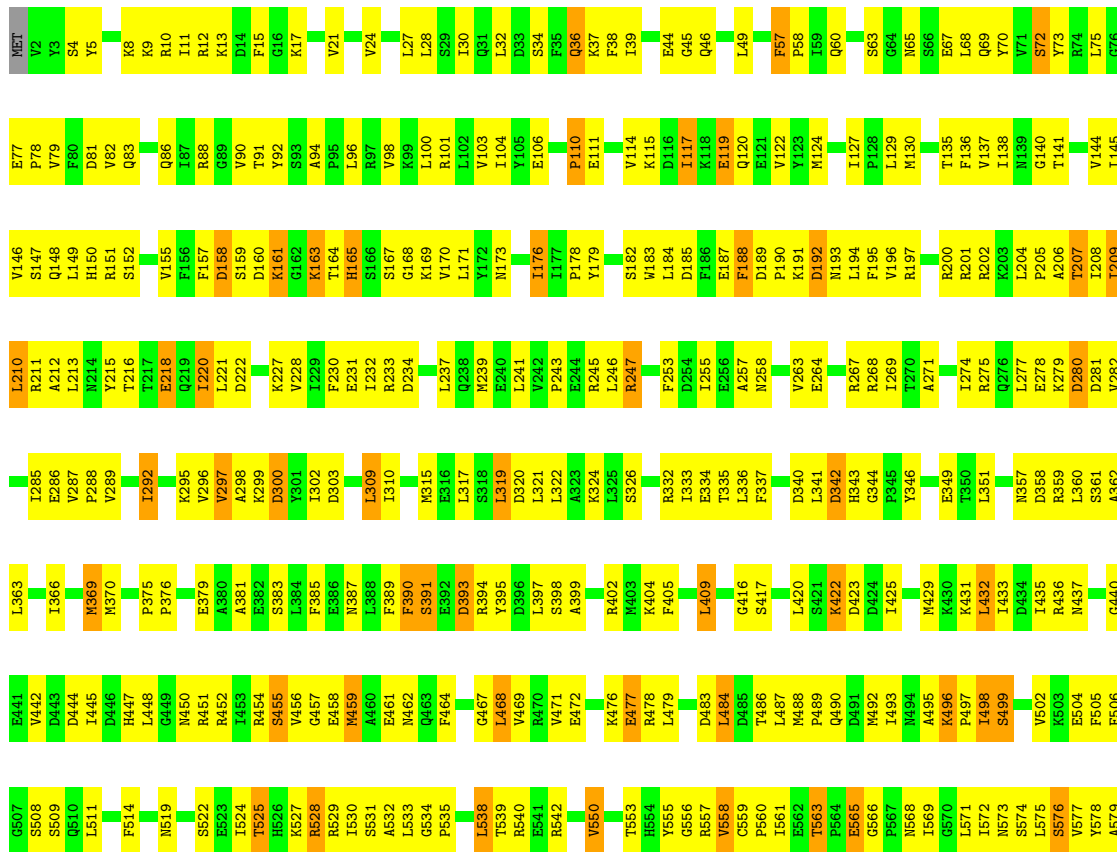
● Molecule 2: DNA-directed RNA polymerase subunit beta

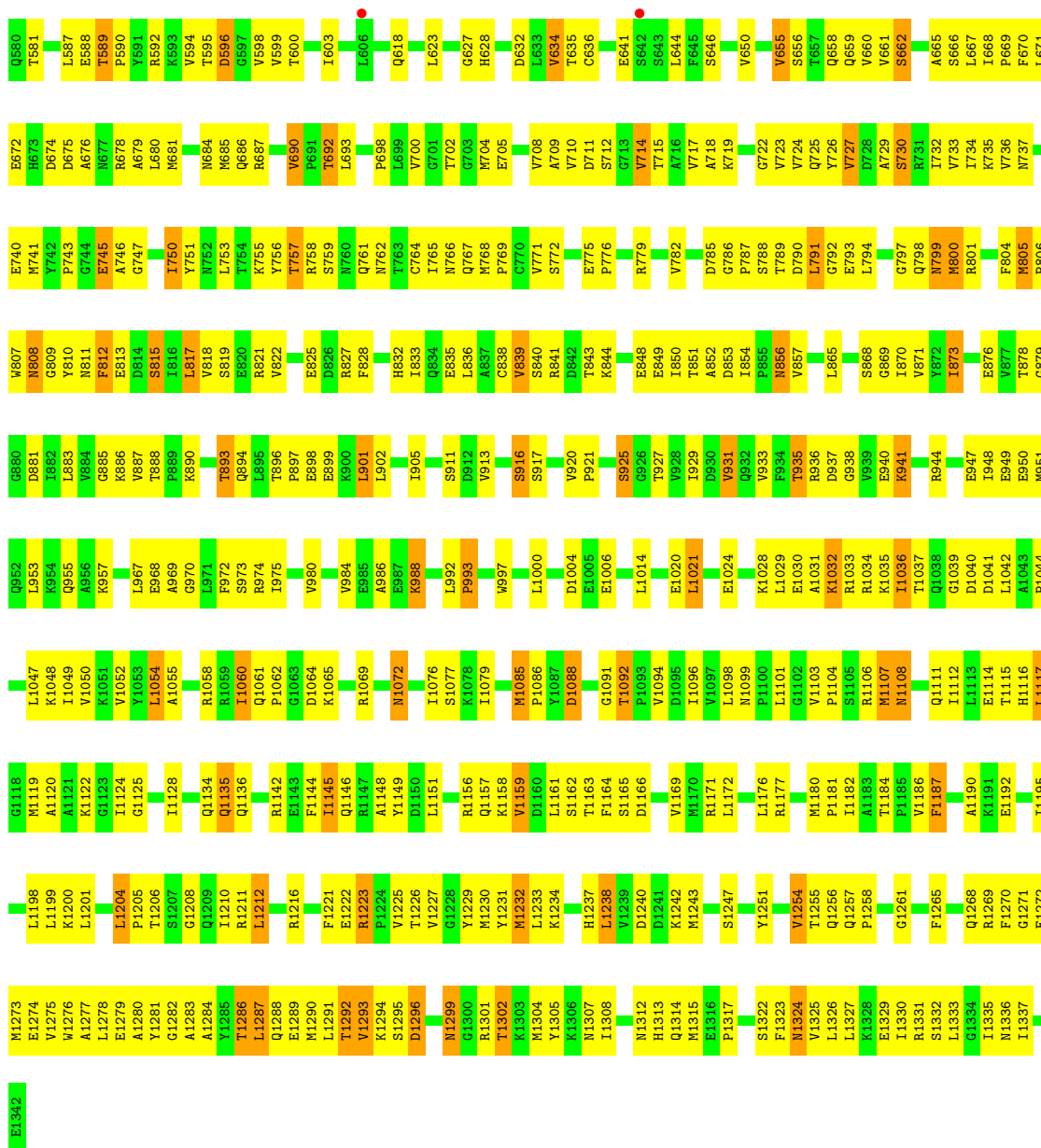
Chain C: 45% 48% 6%



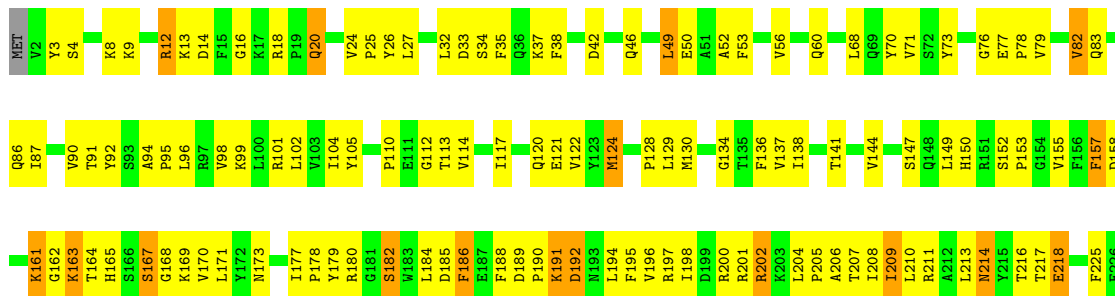


• Molecule 2: DNA-directed RNA polymerase subunit beta





• Molecule 2: DNA-directed RNA polymerase subunit beta



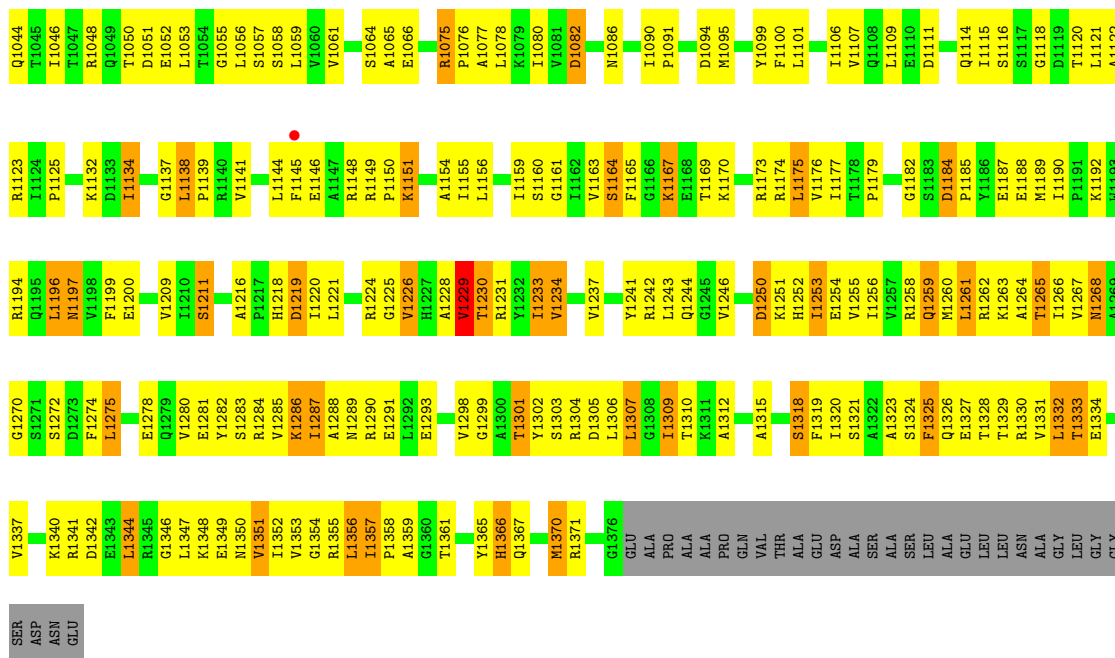
L1287	Q1288	E1289	M1290	T1291	L1292	S1293	K1294	L1295	T1296	E1297	L1298	M1299	G1300	R1301	T1302	K1303	M1304	Y1305	K1306	M1307	L1308	I1309	G1310	M1311	M1312	H1313	Q1314	M1315	M1319	L1320	E1321	S1322	F1323	M1324	Q1325	L1326	L1327	K1328	E1329	I1330	L1331	L1332	L1333	G1334	T1337	E1338	L1339	E1340	D1341	E1342									
G1218	E1219	Q1220	F1221	L1222	R1223	P1224	L1225	T1226	E1227	G1228	L1229	M1230	Y1231	L1232	L1233	K1234	L1235	N1236	H1237	L1238	E1239	D1240	D1241	M1242	M1243	H1244	L1245	R1246	S1252	L1253	V1254	T1255	F1256	Q1257	P1258	L1259	F1265	Q1268	R1269	F1270	G1271	L1272	M1273	E1274	V1275	M1276	A1277	L1278	E1279	A1280	R1281	G1282	A1283	L1284	Y1285	T1286			
A1130	M1131	L1132	K1133	Q1134	Q1135	L1141	R1142	L1149	Y1149	R1156	L1161	S1162	T1163	F1164	S1165	D1166	E1168	M1170	R1171	L1172	A1173	E1174	M1175	L1176	R1177	K1178	G1179	M1180	P1181	L1182	A1183	T1184	F1186	V1187	D1188	G1189	A1190	L1198	L1201	G1202	D1203	S1207	I1210	R1211	L1212	G1215	A1283	G1215	L1216	L1217	L1218	L1219							
P1062	K1085	G1068	R1069	K1073	G1074	Y1075	I1076	S1077	K1078	P1081	I1082	E1083	D1084	M1085	P1086	S1107	G1091	P1093	V1094	L1096	Y1097	L1098	N1099	P1100	L1101	L1102	Y1103	P1104	S1105	R1106	M1107	N1108	I1109	G1110	Q1111	L1112	L1113	E1114	L1115	H1116	L1117	A1120	G1123	L1124	G1125	D1126	A1127	L1128	M1129										
Q985	I986	L987	E988	A989	L971	F972	S973	R974	R975	R976	A977	V978	L979	V980	A981	L982	P983	S984	R985	W986	W987	L1000	E1005	E1006	L1011	L1014	Q1017	Y1018	D1019	E1020	L1021	E1024	F1025	R944	A945	L946	L1042	L1043	L1044	L1045	V1050	V1052	Q955	A956	K957	R1058	R1059	I1060	Q1061										
V887	T888	P889	K890	T893	Q894	L895	T896	R897	E898	E899	K900	L901	L902	Y905	K909	A910	D912	Y913	K914	D915	S916	S917	L918	R919	Y920	P921	T927	Y928	Y929	T935	R936	D942	K943	R944	A945	L946	L1042	L1043	L1044	L1045	V1050	V1052	Q955	A956	K957	R1058	R1059	I1060	Q1061										
L816	L817	W818	S819	E820	W821	W822	W823	W824	W825	W826	W827	W828	T829	T830	L831	H832	L833	E834	E835	L836	A837	C838	W839	S840	T843	R844	E848	T851	A852	D853	L854	P855	N856	E859	L862	L865	D866	E867	S868	C869	L870	W871	W872	L873	T878	Q879	Y880	L882	W884	C885	K886								
L748	D749	L753	Y756	T757	W758	S759	W760	W761	W762	W763	C764	L765	W766	Q767	W771	S772	L773	W777	W778	R779	W782	L783	W784	D785	W786	W787	W788	T789	D790	L791	G792	W793	L794	A795	L796	G797	W798	W799	H800	R801	A802	F804	W805	F806	W807	H808	C809	Y810	D730	H811	F812	E813	D814	S815					
A679	L680	N681	G682	A683	N684	W685	Q686	W688	W689	W690	L692	L693	P696	G697	P698	L699	W700	G701	T702	C636	G637	E638	E639	S642	T563	W564	C559	L561	E562	L569	W570	P564	E565	L644	W567	W568	L569	A495	K496	P497	L498	A500	A501	W577	Y578	A579	E583	Y584	G585	F586	L587	P590	L521	R592	K593	Y598	W599	T600	G747
H604	H605	L606	S607	A608	L609	E610	W615	E541	W616	A617	L623	E626	G627	E631	D632	L633	W634	T635	C636	R637	S638	K639	S642	T563	W564	C559	L561	E562	L569	W570	P564	E565	L644	W567	W568	L569	A495	K496	P497	L498	A500	A501	W577	Y578	A579	E583	Y584	G585	F586	L587	P590	L521	R592	K593	Y598	W599	T600	G747	
K227	V228	I229	F230	E231	I232	L237	Q238	M239	E240	L241	V242	R246	L246	R247	A251	S252	P253	I255	K260	V261	Y262	D263	E264	K265	G266	I269	T270	I274	R275	E278	K279	D280	D281	S348	E349	V282	K283	L284	I285	E286	V287	P288	V289	I292	A293	G294	K295	Y296	V297	A298	K299								
L302	D303	E304	S305	T306	I310	C311	A312	A313	M314	L315	E316	L317	S318	L319	D320	L321	L322	A323	K324	S326	K331	R332	L333	E334	T335	E264	K336	F337	T338	N339	D340	L341	H343	G344	P345	Y346	D423	S348	E349	T350	V353	D354	P355	T356	N357	D358	L363	G294	K295	Y296	V297	A298	K299						
P372	G373	P375	P376	T377	R378	E379	L384	N314	F385	F389	F390	S391	Y395	D396	L397	R402	M403	L325	K404	F405	N406	R407	S408	L409	L410	T335	R411	E412	E413	I414	E415	G416	I419	L420	S421	K422	D423	D424	I425	I426	D427	V428	M429	K430	K431	T356	L432	I433	D434	I435	R436	M437	D443	D444	M370	I445	D446		
H447	L448	G449	N450	R451	R452	L453	R454	M459	F464	G467	D549	V469	R470	V471	E472	K476	W568	L481	G482	D483	L484	Q490	E491	W492	L493	A494	A495	K496	P497	L498	S499	A500	A501	W577	Y578	A579	E583	Y584	G585	F586	L587	P590	L521	R592	K593	Y598	W599	T600	G747										
R529	H530	L533	G537	L538	W539	R540	E541	R542	E546	W547	R548	D549	W550	H551	H554	R557	W568	C559	L561	E562	L569	W570	P564	E565	L644	W567	W568	L569	W570	P564	E565	L644	W567	W568	L569	A495	K496	P497	L498	A500	A501	W577	Y578	A579	E583	Y584	G585	F586	L587	P590	L521	R592	K593	Y598	W599	T600	G747		

- Molecule 3: DNA-directed RNA polymerase subunit beta'

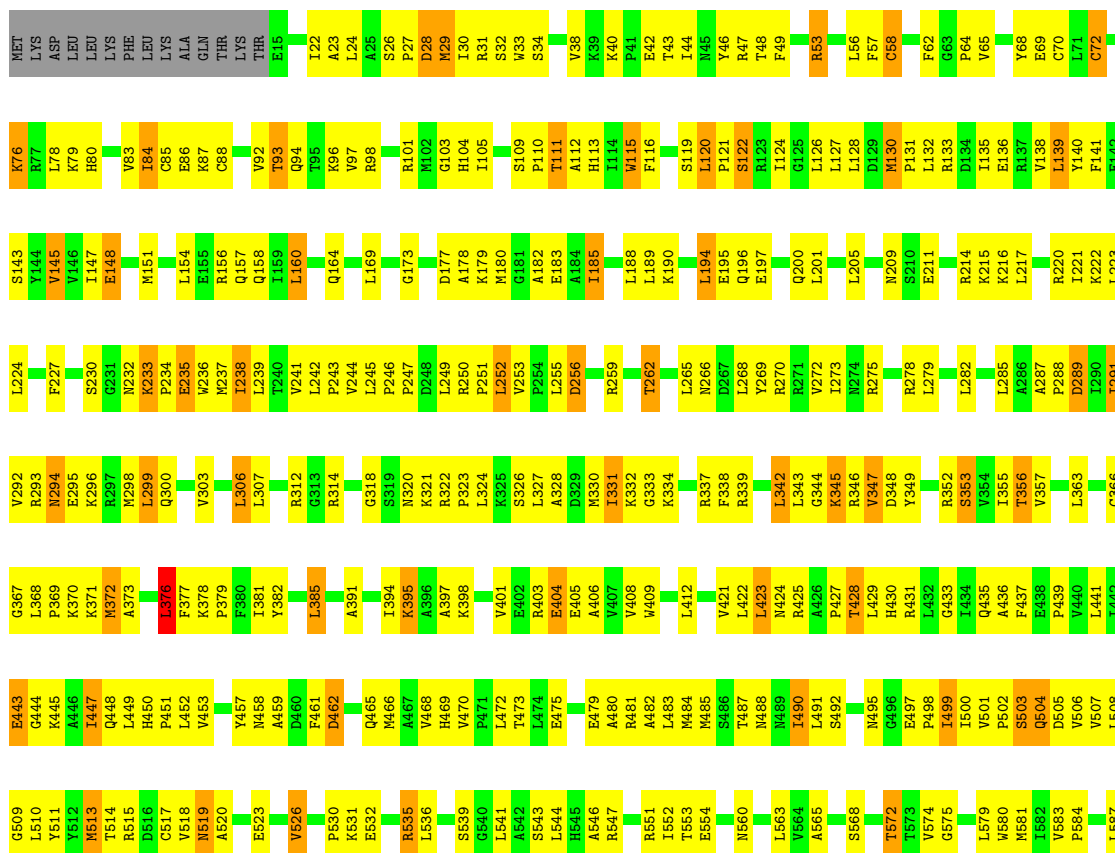


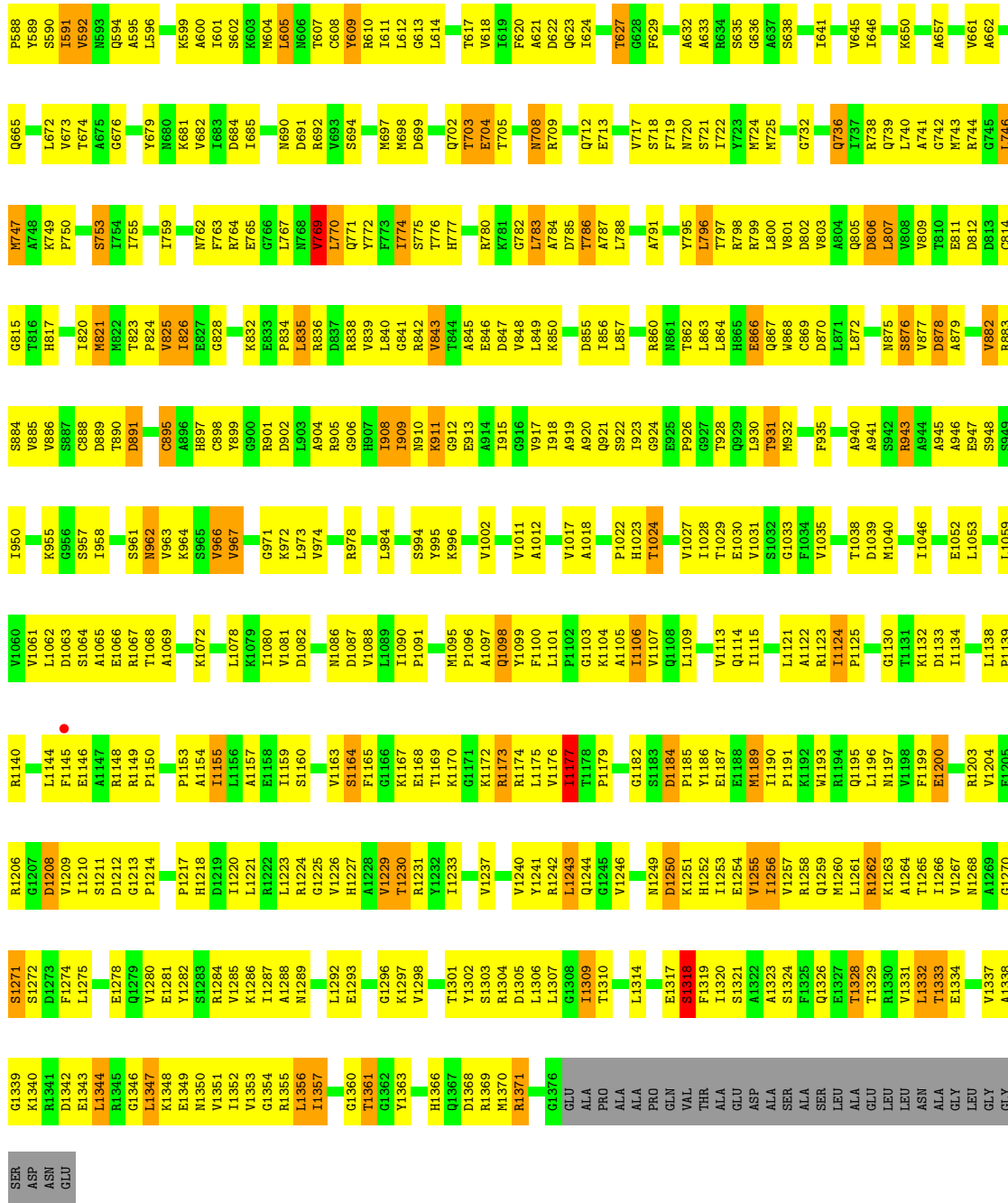
MET	LYS	ASP	LEU	LEU	LYS	PHE	LEU	LEU	LYS	ALA	GLN	THR	LYS	THR	E15	E16	F17	D18	A19	L20	K21	E22	A23	L24	A25	S26	P27	D28	M29	R30	R31	S32	W33	S34	F35	G36	E37	K40	P41	E42	T43	I44	R47	T48	F49	R53	D54	G55	L56	F57	C58	A59	R60	I61	F62	G63	P64	V65	K66	D67	Y68	E69	C70	L71	K74	Y75	K76	L77	R78	K79	R80	R81	G82	V83	I84	V90	E91	I92	V92	T93	O94	T95	A96	V97	R98	R99	E100	R101	H104	I105	E106	L107	A108	S109	P110	T111	A112	H113	I114	W115	F116	L117	L120	P121	S122	R123	I124	C125	L126	R127	L128	M129	D130	P131	L132	R133	D134	I135	E136	R137	V138	L139	Y140	F141	E142	V145	V146	I147	M151	V155	R156	I159	L160	T161	E162	E163	Q164	L169	R173	G174	D175	E176	A178	K179	M180	G181	A182	T185	Q186	A187	L188	L189	K190	M192	D193	L194	E195	Q196	A201	K202	A203	L205	N206	E207	T208	N209	S210	E211	T212	K213	R214	K215	T218	K219	R220	K221	K222	L223	L224	E225	A226	F227	K229	K230	N232	K233	P234	E235	W236	W237	L238	L239	L242	P243	V244	L245	P246	P247	D248	L249	R250	P251	L252	V253	P254	L255	R259	F260	A261	K262	T263	S264	K265	K266	D267	L268	Y269	R270	K271	V272	R275	K276	L277	R278	L279	K280	R281	L282	L283	D284	L285	D289	L290	R293	K296	E301	Q300	E301	E301	V303	K306	E301	L306	D308	R311	R312	G313	T316	T317	S319	N320	K321	R322	F323	L324	K325	S326	K329	D329	N330	L331	K332	L333	K334	R337	F338	Q340	N341	L342	L343	G344	K345	R346	V347	D348	E349	R350	G351	R352	S353	V354	T355	T356	V357	G358	P359	R362	L363	G366	G367	L368	P369	K370	K371	K372	A373	L374	E375	F377	K378	F379	F380	L381	Y382	G383	K384	L385	L386	L387	A391	K394	K395	A396	A397	K398	V401	L404	E404	A542	V407	V408	W409	D410	D413	L416	R417	E418	H419	Y420	V421	L422	L423	N424	R425	A426	P427	T428	L429	H430	R431	L432	G433	L434	Q435	Q436	A437	F437	E438	P439	V440	L441	L442	E443	Q448	L449	H450	P451	L452	V453	Y457	F461	D462	C463	D464	O465	M466	P530	A546	V468	H469	A532	V470	P471	L472	T473	L474	E475	A476	Q477	L478	E479	A480	R481	A482	L483	M484	M485	E486	H487	M488	M489	L490	L491	S492	M495	G496	E497	P498	L499	L500	V501	P502	S503	Q504	D505	F506	V507	L508	G509	L510	M513	T514	R515	V518	N519	A520	K521	G522	E523	G524	M525	L526	L527	T528	G529	C508	V609	R610	L611	N612	L613	G614	L615	L616	L617	L618	R619	S620	L621	L622	L623	L624	L625	L626	L627	L628	L629	A632	S633	G634	A637	S638	G640	I641	D642	D643	L644	V645	L646	P647	V648	E649	G650	I654	L657	A657	E658	A659	E660	V661	A662	E663	I664	Q665	F668	L672	V673	T674	E677	R678	V679	N680	K681	V682	L683	L684	V685	V686	V687	V688	V689	V690	V691	V692	V693	V694	V695	V696	V697	V698	V699	V700	V701	V702	V703	V704	V705	V706	V707	V708	V709	V710	V711	V712	V713	V714	V715	V716	V717	V718	V719	V720	V721	V722	V723	V724	V725	V726	V727	V728	V729	V730	V731	V732	V733	V734	V735	V736	V737	V738	V739	V740	V741	V742	V743	V744	V745	V746	V747	V748	V749	V750	V751	V752	V753	V754	V755	V756	V757	V758	V759	V760	V761	V762	V763	V764	V765	V766	V767	V768	V769	V770	V771	V772	V773	V774	V775	V776	V777	V778	V779	V780	V781	V782	V783	V784	V785	V786	V787	V788	V789	V790	V791	V792	V793	V794	V795	V796	V797	V798	V799	V800	V801	V802	V803	V804	V805	V806	V807	V808	V809	V810	V811	V812	V813	V814	V815	V816	V817	V818	V819	V820	V821	V822	V823	V824	V825	V826	V827	V828	V829	V830	V831	V832	V833	V834	V835	V836	V837	V838	V839	V840	V841	V842	V843	V844	V845	V846	V847	V848	V849	V850	T853	T854	T855	T856	T857	T858	T859	T860	T861	T862	T863	T864	C869	D870	L871	L872	E873	E874	N875	S876	V877	D878	A879	V880	K881	R882	V883	L884	V885	V886	S887	C888	D889	S890	S891	S892	S893	S894	S895	S896	S897	S898	S899	S900	S901	S902	S903	S904	S905	S906	S907	S908	S909	S910	S911	S912	S913	S914	S915	S916	S917	S918	S919	S920	S921	S922	S923	S924	S925	S926	S927	S928	S929	S930	S931	S932	S933	S934	S935	S936	S937	S938	S939	S940	S941	S942	S943	S944	S945	S946	S947	S948	S949	S950	S951	S952	S953	S954	S955	S956	S957	S958	S959	S960	S961	S962	S963	S964	S965	S966	S967	S968	S969	S970	S971	S972	S973	S974	S975	S976	S977	S978	S979	S980	S981	L984	L985	D986	G989	R990	T991	K992	E993	S994	Y995	F996	Y997	F998	Y999	V1002	L1003	A1004	K1005	E1009	H1010	V1011	V1017	A1018	N1019	H1023	T1024	M1025	I1028	T1029	S1032	V1035	S884	F1037	I1038	D1039	M1040
-----	-----	-----	-----	-----	-----	-----	-----	-----	-----	-----	-----	-----	-----	-----	-----	-----	-----	-----	-----	-----	-----	-----	-----	-----	-----	-----	-----	-----	-----	-----	-----	-----	-----	-----	-----	-----	-----	-----	-----	-----	-----	-----	-----	-----	-----	-----	-----	-----	-----	-----	-----	-----	-----	-----	-----	-----	-----	-----	-----	-----	-----	-----	-----	-----	-----	-----	-----	-----	-----	-----	-----	-----	-----	-----	-----	-----	-----	-----	-----	-----	-----	-----	-----	-----	-----	-----	------	------	------	------	------	------	------	------	------	------	------	------	------	------	------	------	------	------	------	------	------	------	------	------	------	------	------	------	------	------	------	------	------	------	------	------	------	------	------	------	------	------	------	------	------	------	------	------	------	------	------	------	------	------	------	------	------	------	------	------	------	------	------	------	------	------	------	------	------	------	------	------	------	------	------	------	------	------	------	------	------	------	------	------	------	------	------	------	------	------	------	------	------	------	------	------	------	------	------	------	------	------	------	------	------	------	------	------	------	------	------	------	------	------	------	------	------	------	------	------	------	------	------	------	------	------	------	------	------	------	------	------	------	------	------	------	------	------	------	------	------	------	------	------	------	------	------	------	------	------	------	------	------	------	------	------	------	------	------	------	------	------	------	------	------	------	------	------	------	------	------	------	------	------	------	------	------	------	------	------	------	------	------	------	------	------	------	------	------	------	------	------	------	------	------	------	------	------	------	------	------	------	------	------	------	------	------	------	------	------	------	------	------	------	------	------	------	------	------	------	------	------	------	------	------	------	------	------	------	------	------	------	------	------	------	------	------	------	------	------	------	------	------	------	------	------	------	------	------	------	------	------	------	------	------	------	------	------	------	------	------	------	------	------	------	------	------	------	------	------	------	------	------	------	------	------	------	------	------	------	------	------	------	------	------	------	------	------	------	------	------	------	------	------	------	------	------	------	------	------	------	------	------	------	------	------	------	------	------	------	------	------	------	------	------	------	------	------	------	------	------	------	------	------	------	------	------	------	------	------	------	------	------	------	------	------	------	------	------	------	------	------	------	------	------	------	------	------	------	------	------	------	------	------	------	------	------	------	------	------	------	------	------	------	------	------	------	------	------	------	------	------	------	------	------	------	------	------	------	------	------	------	------	------	------	------	------	------	------	------	------	------	------	------	------	------	------	------	------	------	------	------	------	------	------	------	------	------	------	------	------	------	------	------	------	------	------	------	------	------	------	------	------	------	------	------	------	------	------	------	------	------	------	------	------	------	------	------	------	------	------	------	------	------	------	------	------	------	------	------	------	------	------	------	------	------	------	------	------	------	------	------	------	------	------	------	------	------	------	------	------	------	------	------	------	------	------	------	------	------	------	------	------	------	------	------	------	------	------	------	------	------	------	------	------	------	------	------	------	------	------	------	------	------	------	------	------	------	------	------	------	------	------	------	------	------	------	------	------	------	------	------	------	------	------	------	------	------	------	------	------	------	------	------	------	------	------	------	------	------	------	------	------	------	------	------	------	------	------	------	------	------	------	------	------	------	------	------	------	------	------	------	------	------	------	------	------	------	------	------	------	------	------	------	------	------	------	------	------	------	------	------	------	------	------	------	------	------	------	------	------	------	------	------	------	------	------	------	------	------	------	------	------	------	------	------	------	------	------	------	------	------	------	------	------	------	------	------	------	------	------	------	------	------	------	------	------	------	------	------	------	------	------	------	------	------	------	------	------	------	------	------	------	------	------	------	------	------	------	------	------	------	------	------	------	------	------	------	------	------	------	------	------	------	------	------	------	------	------	------	------	------	------	------	------	------	------	------	------	------	------	------	------	------	------	------	------	------	------	------	------	------	------	------	------	------	------	------	------	------	------	------	------	------	------	-------	-------	-------	-------	-------	-------	-------	-------	-------	-------	-------	-------	-------	-------	-------	-------	-------	------	-------	-------	-------	-------





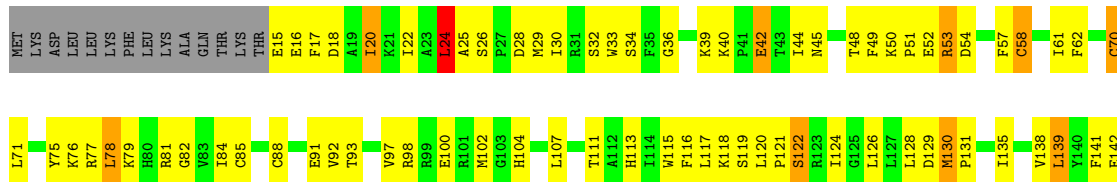
• Molecule 3: DNA-directed RNA polymerase subunit beta'





● Molecule 3: DNA-directed RNA polymerase subunit beta'

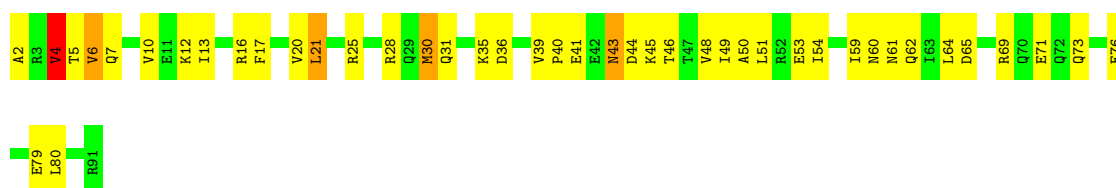
Chain P:



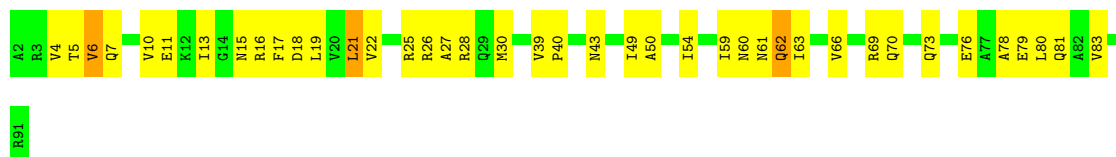
D1184	K1104	V1027	A944	Q867	S793	S723	D643	I578	Y512	I442	L374	R312	L223	V146
P1186	L1109	I1028	E947	W868	G794	I722	M644	L579	H513	E443	E376	G313	F227	I147
E1187	S948	E1030	C969	C969	Y795	W724	V645	W580	T514	Q448	L376	R314	R227	E148
E1188	V1113	V1031	S949	C969	L796	M725	I646	M581	R515	Q448	F377	A315	K233	T152
M1189	Q1114	S1032	I950	E873	T797	M725	P647	V583	C517	H450	P379	T316	P234	T152
I1190	I1115	S1032	Q851	E874	R798	S728	E643	P584	V518	P451	F380	G318	E285	E155
P1191	G1118	V1035	M875	R799	R799	R731	K649	K885	H519	L381	S319	S319	W236	E155
K1192	L1121	F1037	S876	L800	V801	R731	K650	G586	A520	L452	M320	N320	W237	Q158
W1193	L1121	F1037	V877	L800	V801	R731	K650	G586	A520	L452	M320	N320	W237	Q158
R1194	A1122	D1039	K959	D878	A734	A734	I654	F589	F588	Y457	R322	K322	L239	I159
Q1195	L1130	M1040	L860	K881	A804	Q736	I654	S590	S590	L385	L324	L324	L242	L160
L1196	L1131	Q1044	V963	V882	Q805	I737	I654	S590	S590	L385	L324	L324	L242	L160
F1199	K1132	T1045	V963	V882	Q805	I737	I654	S590	S590	L385	L324	L324	L242	L160
E1200	D1133	I1046	N968	V885	L807	Q739	V661	W592	T528	Q465	R392	K392	V244	E163
R1203	I1134	T1047	V974	C888	T810	A741	I664	P530	G529	M466	D329	A328	P246	Y165
V1209	L1135	D1051	L974	C888	T810	A741	I664	P530	G529	M466	D329	A328	P246	Y165
I1210	L1138	E1052	V974	C888	T810	A741	I664	P530	G529	M466	D329	A328	P246	Y165
P1139	P1139	L1053	V975	D889	E812	R744	F668	K599	A600	P471	M400	G333	P251	G173
S1211	R1140	T1054	T976	T890	D812	R744	F668	K599	A600	P471	M400	G333	P251	D174
D1212	V1141	G1055	T980	C894	G815	L746	L672	M603	F603	T473	E402	Q335	V253	E175
E1215	A1142	L1056	F981	C895	T816	A748	T674	M604	L474	L474	R403	G336	P254	E175
A1216	D1143	L1059	L982	A886	K749	K749	E677	M606	A476	E475	E404	R337	L285	D177
P1217	F1144	V1060	V983	H897	T820	P750	R677	M606	A476	E475	E404	R337	L285	A178
E1146	E1146	V1061	V983	C898	M821	S753	R678	T607	L541	Q477	A406	F339	D256	K179
P1150	P1150	L1062	V985	C898	M821	S753	R678	T607	L541	Q477	A406	F339	D256	K179
K1151	L1150	S1063	D902	D902	P824	I755	V682	R610	L544	A480	V408	N341	R259	M180
E1152	E1152	A1065	D902	D902	P824	I755	V682	R610	L544	A480	V408	N341	R259	G181
P1153	P1153	E1066	T991	T991	G828	I759	D684	L612	H545	R481	L411	L343	T282	A182
G1225	A1154	R1067	E993	G828	I759	I759	D684	L612	H545	R481	L411	L343	T282	A182
V1226	I1155	T1068	V994	I915	D830	F763	A688	R616	R551	T487	R417	D348	Y269	I185
H1227	L1156	A1069	V994	I915	D830	F763	A688	R616	R551	T487	R417	D348	Y269	I185
A1228	A1157	A1069	V997	I918	D837	E765	R692	V618	T553	N488	H419	S850	R270	M192
E1158	E1158	L1073	V997	I918	D837	E765	R692	V618	T553	N488	H419	S850	R270	M192
I1159	I1159	L1074	P998	A919	R838	V769	V693	F620	E584	N489	P420	G351	R271	E195
S1160	S1160	R1075	V998	A920	R838	V769	V693	F620	E584	N489	P420	G351	R271	E195
Y1232	G1161	P1076	G1000	G921	V839	D622	M698	A621	L491	L491	L422	S353	V272	L201
I1162	I1162	A1077	S922	S922	V839	D622	M698	A621	L491	L491	L422	S353	V272	L201
L1078	V1163	L1078	I923	I923	V843	Y772	M699	Q623	K557	S492	L423	V354	N274	L205
S1164	S1164	K1079	G824	G824	T844	V772	M699	Q623	K557	S492	L423	V354	N274	L205
F1165	F1165	I1080	E925	E925	A845	F773	N700	Q623	N560	M485	R425	L355	R275	L205
G1166	G1166	K1005	P926	P926	E846	I774	L701	M626	G561	C496	A426	Q365	R278	T208
K1167	K1167	G1006	G927	G927	D847	I776	L701	M626	G561	C496	A426	Q365	R278	N209
E1168	E1168	T928	T928	T928	V848	H777	E704	G628	L563	P498	V428	R362	L285	E211
F1091	F1091	P1091	Q929	Q929	L849	R777	E704	G628	L563	P498	V428	R362	L285	E211
T1093	T1093	D1094	L830	L830	T853	R780	V705	F629	T567	I500	R431	L361	L285	E211
K1170	K1170	M1095	T931	T931	A854	V705	V705	F629	T567	I500	R431	L361	L285	E211
G1171	G1171	P1096	M932	M932	A854	V705	V705	F629	T567	I500	R431	L361	L285	E211
K1172	K1172	K1096	M932	M932	A854	V705	V705	F629	T567	I500	R431	L361	L285	E211
R1173	R1173	A1097	R933	R933	D855	A784	R708	S635	D571	Q504	Q366	Q366	R297	R214
Q1098	Q1098	V1020	F934	I856	I856	D710	R709	S635	D571	Q504	Q366	Q366	R297	R214
V1099	V1099	D1021	T935	T935	D786	V786	D710	S635	D571	Q504	Q366	Q366	R297	R214
F1100	F1100	P1022	H936	H936	A787	A787	V717	S636	V573	V506	F437	P369	V303	T218
L1101	L1101	H1023	I937	I937	R860	L788	S718	V639	V573	V506	F437	P369	V303	T218
P1179	P1179	T1024	R943	R943	L864	T790	S718	V639	V573	V506	F437	P369	V303	T218
V1180	V1180	I1103	R943	R943	L864	T790	S718	V639	V573	V506	F437	P369	V303	T218



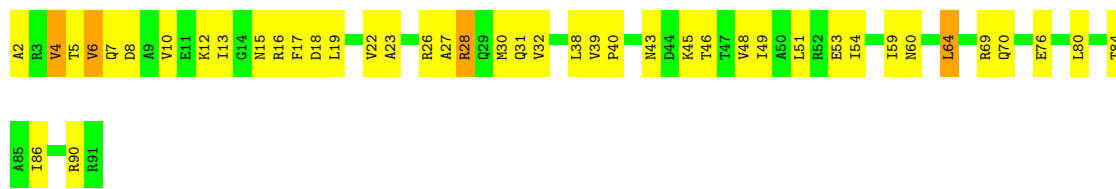
- Molecule 4: DNA-directed RNA polymerase subunit omega



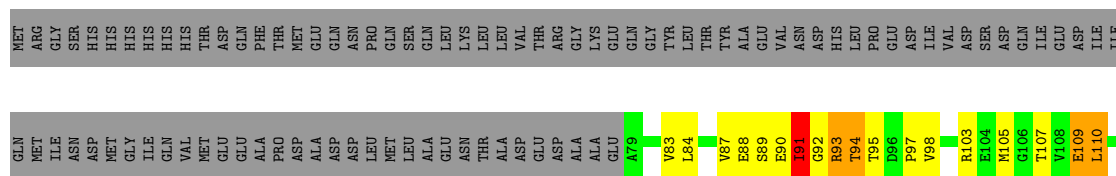
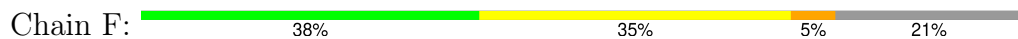
- Molecule 4: DNA-directed RNA polymerase subunit omega

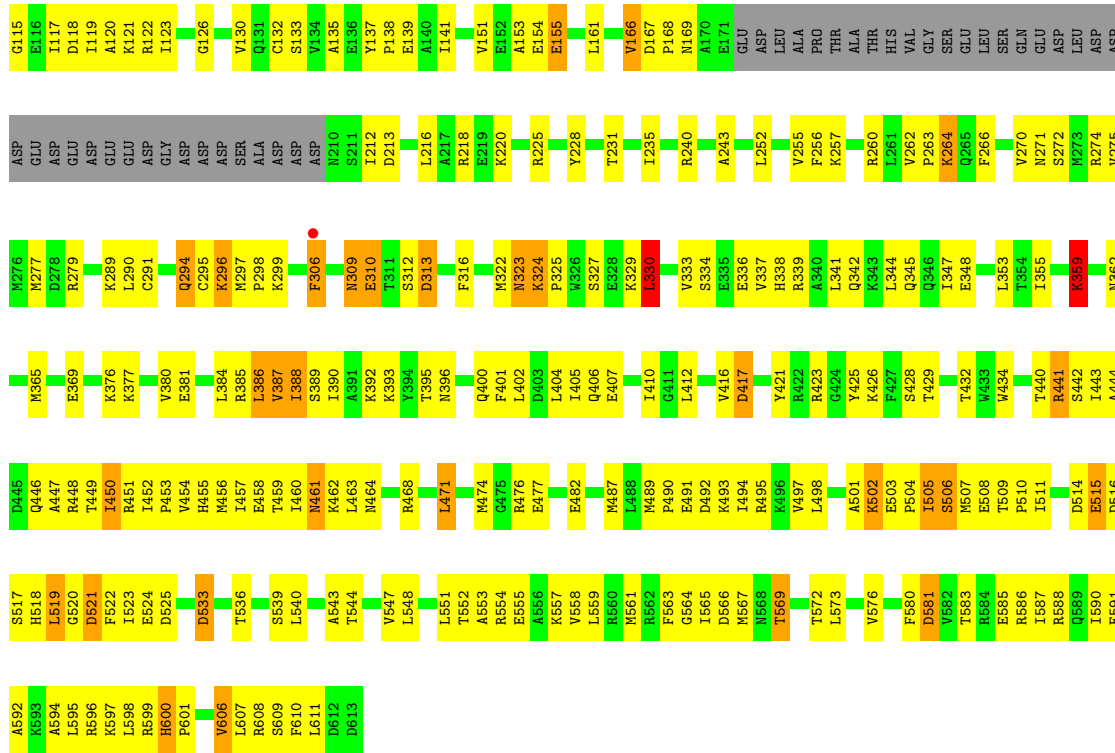


- Molecule 4: DNA-directed RNA polymerase subunit omega


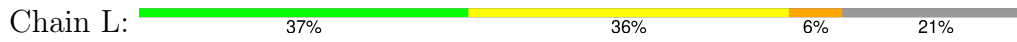


- Molecule 5: RNA polymerase sigma factor RpoD




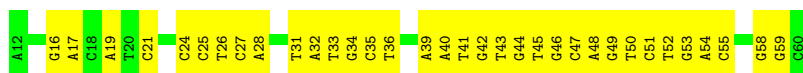


● Molecule 5: RNA polymerase sigma factor RpoD







Chain 7:  31% 69%



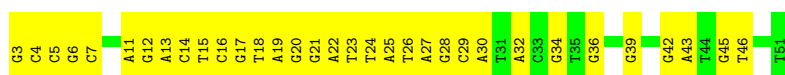
• Molecule 7: T strand DNA (49-MER)

Chain 2:  37% 63%




• Molecule 7: T strand DNA (49-MER)

Chain 5:  33% 67%



• Molecule 7: T strand DNA (49-MER)

Chain 8:  35% 65%




• Molecule 8: RNA (5'-D\*(GTP))-R(P\*AP\*GP\*U)-3')

Chain 3:  50% 50%



• Molecule 8: RNA (5'-D\*(GTP))-R(P\*AP\*GP\*U)-3')

Chain 6:  50% 50%



• Molecule 8: RNA (5'-D\*(GTP))-R(P\*AP\*GP\*U)-3')

Chain 9:  50% 50%



## 4 Data and refinement statistics i

Property	Value	Source
Space group	P 1 21 1	Depositor
Cell constants a, b, c, $\alpha$ , $\beta$ , $\gamma$	240.89Å 208.17Å 256.32Å 90.00° 119.31° 90.00°	Depositor
Resolution (Å)	39.95 – 6.00 39.95 – 6.00	Depositor EDS
% Data completeness (in resolution range)	99.6 (39.95-6.00) 99.6 (39.95-6.00)	Depositor EDS
$R_{merge}$	(Not available)	Depositor
$R_{sym}$	(Not available)	Depositor
$\langle I/\sigma(I) \rangle$ <sup>1</sup>	1.44 (at 6.13Å)	Xtrriage
Refinement program	REFMAC 5.8.0073	Depositor
R, $R_{free}$	0.227 , 0.314 0.227 , 0.314	Depositor DCC
$R_{free}$ test set	2938 reflections (5.31%)	wwPDB-VP
Wilson B-factor (Å <sup>2</sup> )	343.5	Xtrriage
Anisotropy	0.527	Xtrriage
Bulk solvent $k_{sol}$ (e/Å <sup>3</sup> ), $B_{sol}$ (Å <sup>2</sup> )	0.27 , 229.6	EDS
L-test for twinning <sup>2</sup>	$\langle  L  \rangle = 0.43$ , $\langle L^2 \rangle = 0.25$	Xtrriage
Estimated twinning fraction	0.035 for h,-k,-h-l	Xtrriage
$F_o, F_c$ correlation	0.93	EDS
Total number of atoms	94608	wwPDB-VP
Average B, all atoms (Å <sup>2</sup> )	238.0	wwPDB-VP

Xtrriage's analysis on translational NCS is as follows: *The largest off-origin peak in the Patterson function is 2.84% of the height of the origin peak. No significant pseudotranslation is detected.*

<sup>1</sup>Intensities estimated from amplitudes.

<sup>2</sup>Theoretical values of  $\langle |L| \rangle$ ,  $\langle L^2 \rangle$  for acentric reflections are 0.5, 0.333 respectively for untwinned datasets, and 0.375, 0.2 for perfectly twinned datasets.



## 5 Model quality [i](#)

### 5.1 Standard geometry [i](#)

Bond lengths and bond angles in the following residue types are not validated in this section: MG, ZN, GTP

The Z score for a bond length (or angle) is the number of standard deviations the observed value is removed from the expected value. A bond length (or angle) with  $|Z| > 5$  is considered an outlier worth inspection. RMSZ is the root-mean-square of all Z scores of the bond lengths (or angles).

Mol	Chain	Bond lengths		Bond angles	
		RMSZ	# Z  >5	RMSZ	# Z  >5
1	A	0.59	0/1809	0.85	2/2450 (0.1%)
1	B	0.57	0/1789	0.84	1/2425 (0.0%)
1	G	0.60	1/1809 (0.1%)	0.83	1/2450 (0.0%)
1	H	0.57	0/1789	0.79	1/2425 (0.0%)
1	M	0.63	0/1809	0.87	2/2450 (0.1%)
1	N	0.60	0/1789	0.87	0/2425
2	C	0.58	3/10745 (0.0%)	0.79	11/14499 (0.1%)
2	I	0.61	3/10745 (0.0%)	0.81	3/14499 (0.0%)
2	O	0.61	4/10745 (0.0%)	0.81	4/14499 (0.0%)
3	D	0.66	3/10729 (0.0%)	0.91	20/14487 (0.1%)
3	J	0.63	2/10729 (0.0%)	0.85	15/14487 (0.1%)
3	P	0.59	4/10729 (0.0%)	0.80	9/14487 (0.1%)
4	E	0.62	0/710	0.89	1/956 (0.1%)
4	K	0.56	0/710	0.72	0/956
4	Q	0.55	0/710	0.74	1/956 (0.1%)
5	F	0.56	2/4076 (0.0%)	0.77	1/5482 (0.0%)
5	L	0.59	0/4076	0.78	2/5482 (0.0%)
5	R	0.55	0/4076	0.77	2/5482 (0.0%)
6	1	0.39	0/1112	0.67	0/1706
6	4	0.51	1/1114 (0.1%)	0.73	0/1714
6	7	0.39	0/1115	0.70	0/1718
7	2	0.38	0/1136	0.66	0/1752
7	5	0.41	0/1137	0.69	0/1756
7	8	0.36	0/1137	0.68	0/1756
8	3	0.33	0/72	0.58	0/110
8	6	0.50	0/72	0.71	0/110
8	9	0.50	0/72	0.65	0/110
All	All	0.59	23/96541 (0.0%)	0.81	76/131629 (0.1%)

Chiral center outliers are detected by calculating the chiral volume of a chiral center and verifying if the center is modelled as a planar moiety or with the opposite hand. A planarity outlier is detected

by checking planarity of atoms in a peptide group, atoms in a mainchain group or atoms of a sidechain that are expected to be planar.

Mol	Chain	#Chirality outliers	#Planarity outliers
3	J	0	1
3	P	0	1
All	All	0	2

All (23) bond length outliers are listed below:

Mol	Chain	Res	Type	Atoms	Z	Observed(Å)	Ideal(Å)
2	O	316	GLU	CD-OE2	13.14	1.40	1.25
3	J	943	ARG	CZ-NH1	11.93	1.48	1.33
3	D	431	ARG	CZ-NH1	11.55	1.48	1.33
2	I	565	GLU	CB-CG	10.38	1.71	1.52
3	P	1152	GLU	CD-OE2	-9.69	1.15	1.25
2	C	641	GLU	CB-CG	8.01	1.67	1.52
2	O	316	GLU	CD-OE1	7.74	1.34	1.25
5	F	359	LYS	CE-NZ	7.47	1.67	1.49
3	P	1272	SER	CB-OG	7.36	1.51	1.42
5	F	359	LYS	CD-CE	7.02	1.68	1.51
3	P	846	GLU	CD-OE1	6.72	1.33	1.25
2	O	252	SER	CB-OG	6.45	1.50	1.42
6	4	46	DG	O3'-P	6.33	1.68	1.61
3	D	70	CYS	CB-SG	6.14	1.92	1.82
3	D	431	ARG	CZ-NH2	5.83	1.40	1.33
2	I	119	GLU	CD-OE1	5.77	1.31	1.25
2	C	1289	GLU	CG-CD	5.51	1.60	1.51
3	J	236	TRP	CB-CG	5.50	1.60	1.50
2	O	626	GLU	CD-OE1	5.44	1.31	1.25
1	G	182	ARG	NE-CZ	5.32	1.40	1.33
3	P	846	GLU	CD-OE2	5.19	1.31	1.25
2	I	279	LYS	CG-CD	5.18	1.70	1.52
2	C	847	PRO	N-CD	5.01	1.54	1.47

All (76) bond angle outliers are listed below:

Mol	Chain	Res	Type	Atoms	Z	Observed(°)	Ideal(°)
5	F	359	LYS	CG-CD-CE	-8.94	85.08	111.90
3	D	431	ARG	NE-CZ-NH2	-8.33	116.13	120.30
3	J	943	ARG	NE-CZ-NH2	-8.10	116.25	120.30
1	M	29	GLU	C-N-CD	-7.94	103.14	120.60
3	D	376	LEU	CA-CB-CG	-7.68	97.62	115.30
3	D	120	LEU	C-N-CD	-7.18	104.81	120.60

*Continued on next page...*

*Continued from previous page...*

Mol	Chain	Res	Type	Atoms	Z	Observed(°)	Ideal(°)
3	J	943	ARG	NH1-CZ-NH2	-7.18	111.50	119.40
3	D	1332	LEU	CA-CB-CG	-7.09	98.98	115.30
3	D	619	ILE	CB-CA-C	-7.02	97.56	111.60
3	J	342	LEU	CA-CB-CG	-6.89	99.44	115.30
3	P	737	ILE	CB-CA-C	-6.87	97.85	111.60
3	P	139	LEU	CA-CB-CG	-6.82	99.63	115.30
3	D	1234	VAL	CB-CA-C	-6.75	98.57	111.40
3	D	84	ILE	CB-CA-C	-6.62	98.36	111.60
1	A	224	LEU	CA-CB-CG	-6.55	100.23	115.30
3	J	120	LEU	C-N-CD	-6.46	106.38	120.60
3	D	185	ILE	CB-CA-C	-6.34	98.92	111.60
4	E	21	LEU	CA-CB-CG	-6.25	100.92	115.30
1	G	182	ARG	NE-CZ-NH1	6.25	123.42	120.30
3	P	747	MET	CG-SD-CE	-6.19	90.29	100.20
3	D	872	LEU	CA-CB-CG	-6.11	101.25	115.30
1	H	29	GLU	C-N-CD	-6.07	107.25	120.60
3	J	1332	LEU	CA-CB-CG	-6.02	101.45	115.30
1	B	13	LEU	CA-CB-CG	5.96	129.00	115.30
3	D	1229	VAL	CB-CA-C	-5.93	100.12	111.40
3	J	1255	VAL	CB-CA-C	-5.90	100.19	111.40
3	D	472	LEU	CB-CG-CD2	5.85	120.95	111.00
2	I	498	ILE	CB-CA-C	-5.85	99.90	111.60
3	D	1287	ILE	CB-CA-C	-5.76	100.08	111.60
3	D	820	ILE	CB-CA-C	-5.76	100.08	111.60
2	O	1233	LEU	CA-CB-CG	-5.74	102.10	115.30
2	O	1253	LEU	CA-CB-CG	-5.73	102.12	115.30
3	J	943	ARG	NE-CZ-NH1	5.72	123.16	120.30
2	C	1253	LEU	CA-CB-CG	-5.72	102.15	115.30
2	I	57	PHE	C-N-CD	-5.71	108.04	120.60
3	P	541	LEU	CA-CB-CG	-5.68	102.24	115.30
3	P	864	LEU	CA-CB-CG	-5.66	102.29	115.30
3	D	506	VAL	CB-CA-C	-5.65	100.66	111.40
2	C	1308	ILE	CB-CA-C	-5.65	100.30	111.60
2	C	428	VAL	CB-CA-C	-5.61	100.73	111.40
3	D	1351	VAL	CB-CA-C	-5.61	100.74	111.40
3	P	24	LEU	CA-CB-CG	-5.61	102.40	115.30
2	C	1339	LEU	CA-CB-CG	5.59	128.16	115.30
3	P	774	ILE	CB-CA-C	-5.56	100.47	111.60
3	D	601	ILE	CB-CA-C	-5.47	100.66	111.60
3	J	774	ILE	CB-CA-C	-5.46	100.68	111.60
3	J	72	CYS	CA-CB-SG	5.45	123.81	114.00
2	C	1290	MET	CB-CG-SD	-5.44	96.08	112.40

*Continued on next page...*

Continued from previous page...

Mol	Chain	Res	Type	Atoms	Z	Observed(°)	Ideal(°)
2	O	946	LEU	CA-CB-CG	-5.38	102.92	115.30
3	D	973	LEU	CA-CB-CG	5.38	127.67	115.30
2	I	210	LEU	CA-CB-CG	-5.37	102.94	115.30
3	J	1347	LEU	CA-CB-CG	5.34	127.59	115.30
2	C	623	LEU	CA-CB-CG	5.33	127.56	115.30
5	L	305	LEU	CA-CB-CG	5.33	127.56	115.30
3	D	387	LEU	CA-CB-CG	5.30	127.50	115.30
3	J	803	VAL	CB-CA-C	-5.29	101.35	111.40
2	C	30	ILE	CB-CA-C	-5.27	101.05	111.60
5	R	111	LEU	CA-CB-CG	5.26	127.40	115.30
2	C	57	PHE	C-N-CD	-5.24	109.08	120.60
5	R	386	LEU	CA-CB-CG	5.18	127.21	115.30
1	A	43	LEU	CA-CB-CG	5.17	127.19	115.30
3	P	78	LEU	CA-CB-CG	5.16	127.16	115.30
2	C	498	ILE	CB-CA-C	-5.15	101.30	111.60
5	L	398	GLY	N-CA-C	-5.15	100.23	113.10
2	C	577	VAL	CB-CA-C	-5.15	101.62	111.40
3	J	376	LEU	CA-CB-CG	-5.13	103.50	115.30
4	Q	64	LEU	CA-CB-CG	-5.12	103.53	115.30
3	D	283	LEU	CA-CB-CG	5.09	127.00	115.30
3	J	139	LEU	CA-CB-CG	-5.08	103.61	115.30
3	J	38	VAL	CB-CA-C	-5.07	101.77	111.40
3	J	1177	ILE	CB-CA-C	-5.06	101.47	111.60
1	M	47	LEU	CA-CB-CG	-5.06	103.66	115.30
3	P	960	LEU	CA-CB-CG	5.06	126.93	115.30
2	C	317	LEU	CB-CG-CD2	-5.03	102.45	111.00
3	D	541	LEU	CB-CA-C	5.02	119.74	110.20
2	O	623	LEU	CA-CB-CG	5.00	126.81	115.30

There are no chirality outliers.

All (2) planarity outliers are listed below:

Mol	Chain	Res	Type	Group
3	J	943	ARG	Sidechain
3	P	210	SER	Peptide

## 5.2 Too-close contacts [i](#)

In the following table, the Non-H and H(model) columns list the number of non-hydrogen atoms and hydrogen atoms in the chain respectively. The H(added) column lists the number of hydrogen atoms added and optimized by MolProbity. The Clashes column lists the number of clashes within

the asymmetric unit, whereas Symm-Clashes lists symmetry-related clashes.

Mol	Chain	Non-H	H(model)	H(added)	Clashes	Symm-Clashes
1	A	1787	0	1813	190	0
1	B	1767	0	1789	200	0
1	G	1787	0	1813	179	0
1	H	1767	0	1789	145	0
1	M	1787	0	1813	260	0
1	N	1767	0	1789	213	0
2	C	10576	0	10591	945	0
2	I	10576	0	10591	991	0
2	O	10576	0	10591	1002	1
3	D	10568	0	10781	1353	1
3	J	10568	0	10782	1175	0
3	P	10568	0	10780	1041	1
4	E	708	0	719	65	0
4	K	708	0	719	40	0
4	Q	708	0	719	46	0
5	F	4022	0	4083	368	1
5	L	4022	0	4083	367	0
5	R	4022	0	4083	348	0
6	1	996	0	557	71	0
6	4	996	0	555	103	1
6	7	996	0	554	69	0
7	2	1012	0	554	65	0
7	5	1012	0	553	62	0
7	8	1012	0	553	66	0
8	3	97	0	44	21	0
8	6	97	0	44	6	0
8	9	97	0	44	19	0
9	C	1	0	0	0	0
9	J	1	0	0	0	0
9	P	1	0	0	0	0
10	D	2	0	0	2	0
10	J	2	0	0	2	0
10	P	2	0	0	1	0
All	All	94608	0	92786	8368	3

The all-atom clashscore is defined as the number of clashes found per 1000 atoms (including hydrogen atoms). The all-atom clashscore for this structure is 45.

All (8368) close contacts within the same asymmetric unit are listed below, sorted by their clash magnitude.

Atom-1	Atom-2	Interatomic distance (Å)	Clash overlap (Å)
5:F:359:LYS:NZ	5:F:359:LYS:CE	1.67	1.54
3:D:484:MET:CE	3:D:484:MET:SD	2.03	1.46
3:P:139:LEU:CD2	3:P:185:ILE:HD11	1.49	1.43
3:J:367:GLY:O	3:J:447:ILE:CG2	1.68	1.38
1:G:25:LYS:NZ	1:G:202:VAL:HG11	1.34	1.37
3:J:115:TRP:CH2	3:J:1329:THR:HA	1.60	1.37
5:F:585:GLU:HG2	7:2:46:DT:C7	1.53	1.36
1:M:39:LEU:O	1:M:43:LEU:HG	1.26	1.35
3:D:1282:TYR:O	3:D:1285:VAL:HG12	1.14	1.32
1:N:35:PHE:O	1:N:39:LEU:HG	1.13	1.31
2:C:755:LYS:NZ	2:C:767:GLN:O	1.62	1.31
1:A:228:LEU:HA	1:A:231:PHE:CE2	1.67	1.28
3:D:395:LYS:O	3:D:398:LYS:HG3	1.30	1.28
2:I:1275:VAL:O	2:I:1279:GLU:HG3	1.34	1.28
5:F:137:TYR:CE1	5:F:353:LEU:HD11	1.69	1.28
1:M:42:ALA:HA	1:N:38:THR:CG2	1.64	1.28
1:B:213:PRO:O	1:B:217:ILE:HD13	1.30	1.27
3:D:112:ALA:HA	3:D:238:ILE:CD1	1.63	1.27
1:A:35:PHE:O	1:A:39:LEU:HG	1.34	1.27
2:C:448:LEU:HD11	2:C:553:THR:O	1.34	1.25
3:D:181:GLY:O	3:D:185:ILE:CD1	1.83	1.25
3:D:112:ALA:CA	3:D:238:ILE:HD11	1.65	1.25
3:D:1226:VAL:O	3:D:1229:VAL:HG13	1.33	1.25
3:J:367:GLY:O	3:J:447:ILE:HG23	1.18	1.25
2:I:237:LEU:CD1	2:I:289:VAL:HG22	1.65	1.23
3:D:281:ARG:HH22	5:F:441:ARG:NH2	1.35	1.23
3:J:501:VAL:CG1	3:J:502:PRO:HD2	1.67	1.23
5:F:458:GLU:HA	5:F:461:ASN:ND2	1.51	1.23
1:M:35:PHE:O	1:M:39:LEU:HG	1.35	1.22
3:P:337:ARG:HD3	3:P:341:ASN:ND2	1.55	1.22
1:A:47:LEU:HD13	1:A:183:ILE:CD1	1.70	1.21
1:M:224:LEU:HD12	1:M:224:LEU:O	1.40	1.21
3:D:281:ARG:NH2	5:F:441:ARG:HH22	1.36	1.21
1:B:68:TYR:CE1	1:B:79:LEU:HD21	1.74	1.20
1:N:88:LEU:HD11	1:N:128:HIS:CD2	1.76	1.20
2:C:206:ALA:O	2:C:209:ILE:CG2	1.88	1.20
3:J:1221:LEU:HD13	3:J:1229:VAL:HG11	1.22	1.20
1:N:88:LEU:HD11	1:N:128:HIS:NE2	1.55	1.20
2:I:533:LEU:HD23	2:I:538:LEU:O	1.35	1.19
5:R:110:LEU:H	5:R:110:LEU:HD12	1.04	1.19
1:A:180:VAL:HA	1:A:207:THR:HG22	1.20	1.19
1:M:180:VAL:HA	1:M:207:THR:CG2	1.72	1.18

*Continued on next page...*

*Continued from previous page...*

Atom-1	Atom-2	Interatomic distance (Å)	Clash overlap (Å)
5:F:132:CYS:SG	5:F:257:LYS:CE	2.30	1.18
5:F:520:GLY:HA2	5:F:523:ILE:HD12	1.21	1.18
3:J:915:ILE:O	3:J:918:ILE:HG22	1.41	1.18
3:J:1282:TYR:O	3:J:1285:VAL:HG12	1.42	1.18
3:P:608:CYS:SG	3:P:617:THR:HG22	1.84	1.18
3:D:1226:VAL:O	3:D:1229:VAL:CG1	1.91	1.17
5:F:520:GLY:HA2	5:F:523:ILE:CD1	1.73	1.17
2:I:206:ALA:O	2:I:209:ILE:HG22	1.45	1.17
3:J:749:LYS:HB3	3:J:750:PRO:CD	1.74	1.17
5:R:583:THR:HG21	5:R:586:ARG:HB3	1.21	1.17
3:P:508:LEU:HD12	3:P:508:LEU:O	1.01	1.16
3:D:1327:GLU:O	3:D:1331:VAL:HG23	1.46	1.16
5:F:132:CYS:SG	5:F:257:LYS:HE2	1.85	1.16
3:J:608:CYS:SG	3:J:617:THR:HG22	1.84	1.16
3:J:749:LYS:HD2	3:J:753:SER:CB	1.75	1.16
3:P:739:GLN:HG2	3:P:744:ARG:HG3	1.17	1.16
3:D:395:LYS:HA	3:D:398:LYS:HE3	1.27	1.16
4:E:39:VAL:HG13	4:E:40:PRO:CD	1.73	1.16
3:P:508:LEU:O	3:P:508:LEU:CD1	1.94	1.16
3:J:115:TRP:CZ2	3:J:1329:THR:HG22	1.79	1.16
3:P:373:ALA:HA	3:P:376:LEU:HD12	1.28	1.15
1:N:38:THR:HB	1:N:39:LEU:CD2	1.76	1.15
3:P:242:LEU:HD12	3:P:243:PRO:HD2	1.23	1.15
5:F:583:THR:HG23	5:F:586:ARG:HB3	1.21	1.15
3:J:849:LEU:CD2	3:J:857:LEU:HA	1.77	1.15
3:J:128:LEU:HD11	3:J:189:LEU:HD21	1.22	1.15
1:B:100:LEU:HD13	1:B:115:ILE:CG2	1.77	1.15
3:D:464:ASP:OD1	8:3:15:G:O2'	1.64	1.15
3:D:975:ILE:HD13	3:D:980:THR:HG21	1.18	1.15
1:M:43:LEU:O	1:M:47:LEU:HG	1.46	1.14
3:P:747:MET:CE	3:P:774:ILE:HG21	1.75	1.14
2:C:1327:LEU:HD23	2:C:1337:ILE:HD11	1.20	1.14
2:I:700:VAL:HG13	2:I:1117:LEU:HD22	1.17	1.14
1:G:91:ARG:HD2	1:G:124:VAL:CG2	1.77	1.14
3:P:575:GLY:HA2	3:P:578:ILE:HD12	1.15	1.14
5:R:583:THR:HG21	5:R:586:ARG:CB	1.78	1.14
3:P:508:LEU:HD12	3:P:508:LEU:C	1.50	1.14
1:A:38:THR:CG2	1:B:42:ALA:HA	1.76	1.13
2:C:1271:GLY:O	2:C:1275:VAL:HG23	1.48	1.13
3:D:470:VAL:HB	3:D:472:LEU:HD21	1.14	1.13
3:P:527:LEU:HD13	3:P:532:GLU:HG2	1.30	1.13

*Continued on next page...*

*Continued from previous page...*

Atom-1	Atom-2	Interatomic distance (Å)	Clash overlap (Å)
3:J:805:GLN:CB	3:J:1347:LEU:HD12	1.77	1.13
3:J:848:VAL:O	3:J:849:LEU:HD23	1.47	1.13
5:F:585:GLU:CG	7:2:46:DT:C7	2.25	1.13
1:G:41:ASN:O	1:G:45:ARG:HG3	1.49	1.13
2:I:137:VAL:C	2:I:138:ILE:HD13	1.68	1.13
1:M:35:PHE:O	1:M:39:LEU:CG	1.97	1.13
3:D:186:GLN:HA	3:D:189:LEU:HD12	1.28	1.12
3:D:1282:TYR:O	3:D:1285:VAL:CG1	1.94	1.12
3:J:843:VAL:HG12	3:J:883:ARG:HB3	1.25	1.12
3:J:849:LEU:HD21	3:J:857:LEU:HA	1.26	1.12
3:D:363:LEU:CD2	3:D:618:VAL:HG13	1.79	1.12
1:G:25:LYS:NZ	1:G:202:VAL:CG1	2.13	1.12
1:M:45:ARG:NH1	2:O:1215:GLY:O	1.82	1.12
3:D:185:ILE:CD1	3:D:185:ILE:H	1.61	1.12
5:F:583:THR:CG2	5:F:586:ARG:HB3	1.77	1.12
2:O:639:LYS:HG2	2:O:639:LYS:O	1.46	1.12
3:P:425:ARG:NH1	3:P:426:ALA:O	1.81	1.12
5:F:551:LEU:HD22	5:F:597:LYS:HD2	1.23	1.12
3:J:771:GLN:HA	3:J:774:ILE:HD12	1.25	1.12
5:L:451:ARG:NH1	5:L:453:PRO:HG3	1.62	1.12
2:O:897:PRO:HB3	5:R:563:PHE:O	1.49	1.12
3:P:88:CYS:SG	10:P:1501:ZN:ZN	1.38	1.12
1:A:224:LEU:HD23	1:B:228:LEU:HD11	1.32	1.11
2:C:1086:PRO:O	2:C:1094:VAL:HG23	1.50	1.11
2:C:402:ARG:HG2	2:C:416:GLY:HA3	1.19	1.11
5:F:457:ILE:O	5:F:461:ASN:OD1	1.65	1.11
1:G:79:LEU:HA	1:G:82:LEU:HD12	1.33	1.11
3:P:337:ARG:HD3	3:P:341:ASN:HD21	0.99	1.11
5:F:84:LEU:CD1	5:F:107:THR:HG21	1.78	1.11
2:I:201:ARG:HB2	2:I:369:MET:HE1	1.30	1.11
3:J:482:ALA:O	3:J:488:ASN:ND2	1.83	1.11
3:J:909:ILE:HD11	3:J:913:GLU:HB3	1.31	1.11
1:N:35:PHE:O	1:N:39:LEU:CG	1.97	1.11
2:O:1086:PRO:O	2:O:1094:VAL:HG23	1.49	1.11
3:J:294:ASN:HD21	5:L:101:TYR:HB2	1.02	1.11
1:N:39:LEU:N	1:N:39:LEU:HD23	1.60	1.11
3:P:1138:LEU:HB3	3:P:1139:PRO:HD3	1.14	1.11
5:F:450:ILE:H	5:F:450:ILE:HD13	1.02	1.11
1:B:100:LEU:HD13	1:B:115:ILE:HG21	1.15	1.10
2:O:297:VAL:HG13	2:O:317:LEU:HD21	1.16	1.10
2:I:168:GLY:O	3:J:1065:ALA:HA	1.48	1.10

*Continued on next page...*



*Continued from previous page...*

Atom-1	Atom-2	Interatomic distance (Å)	Clash overlap (Å)
5:L:449:THR:OG1	5:L:504:PRO:HG3	1.51	1.10
5:R:235:ILE:CD1	5:R:249:ILE:HD11	1.80	1.10
1:A:45:ARG:HD3	1:B:38:THR:OG1	1.51	1.10
1:A:47:LEU:HD13	1:A:183:ILE:HD13	1.10	1.10
3:D:1333:THR:O	3:D:1337:VAL:HG23	1.51	1.10
1:G:69:SER:O	1:G:78:ILE:HG13	1.52	1.10
1:M:38:THR:HG23	1:N:42:ALA:HA	1.25	1.10
2:C:206:ALA:O	2:C:209:ILE:HG22	1.45	1.09
3:D:806:ASP:OD1	3:D:1346:GLY:HA2	1.51	1.09
2:I:237:LEU:HD12	2:I:289:VAL:HG22	1.19	1.09
3:J:353:SER:HB2	3:J:372:MET:HE1	1.11	1.09
5:L:102:MET:HE2	6:4:42:DG:N3	1.66	1.09
3:D:1253:ILE:HD12	3:D:1253:ILE:H	1.10	1.09
5:F:553:ALA:O	5:F:557:LYS:HG2	1.52	1.09
2:O:1298:VAL:O	2:O:1302:THR:HG22	1.50	1.09
2:C:975:ILE:O	2:C:979:LEU:HG	1.52	1.09
3:D:337:ARG:HD3	3:D:341:ASN:HD22	1.15	1.09
3:J:385:LEU:HD13	3:J:397:ALA:CB	1.83	1.09
1:M:47:LEU:CD1	1:M:183:ILE:CD1	2.31	1.09
1:M:180:VAL:CA	1:M:207:THR:HG22	1.79	1.09
2:O:298:ALA:HB3	2:O:334:GLU:HB3	1.09	1.09
2:O:402:ARG:HG2	2:O:416:GLY:HA3	1.33	1.09
2:O:524:ILE:HD11	2:O:712:SER:HB3	1.18	1.09
2:O:727:VAL:HG23	2:O:773:LEU:HD13	1.33	1.09
2:C:1282:GLY:O	3:D:1361:THR:OG1	1.70	1.09
2:I:1330:ILE:HA	2:I:1333:LEU:HD12	1.34	1.09
3:J:749:LYS:CD	3:J:753:SER:HB2	1.82	1.09
3:J:770:LEU:O	3:J:774:ILE:HG13	1.51	1.09
5:L:457:ILE:O	5:L:461:ASN:OD1	1.68	1.09
3:P:747:MET:CE	3:P:774:ILE:CG2	2.30	1.09
5:F:216:LEU:O	5:F:220:LYS:HG2	1.53	1.09
3:J:242:LEU:HD12	3:J:243:PRO:HD2	1.25	1.09
3:D:835:LEU:HG	3:D:836:ARG:N	1.65	1.08
5:L:584:ARG:O	5:L:587:ILE:HG12	1.51	1.08
2:C:524:ILE:HD11	2:C:712:SER:HB3	1.29	1.08
2:C:886:LYS:HD2	2:C:916:SER:HB2	1.35	1.08
3:D:1328:THR:O	3:D:1332:LEU:HG	1.51	1.08
5:F:137:TYR:HE1	5:F:353:LEU:CD1	1.66	1.08
1:G:9:LEU:HD21	1:G:198:LEU:HD21	1.16	1.08
1:G:224:LEU:HG	1:H:228:LEU:HD11	1.21	1.08
2:I:559:CYS:SG	2:I:661:VAL:HG13	1.93	1.08

*Continued on next page...*

*Continued from previous page...*

Atom-1	Atom-2	Interatomic distance (Å)	Clash overlap (Å)
3:J:62:PHE:HB3	3:J:98:ARG:HG2	1.23	1.08
5:R:457:ILE:O	5:R:461:ASN:OD1	1.72	1.08
4:E:39:VAL:CG1	4:E:40:PRO:HD2	1.82	1.08
3:J:373:ALA:HA	3:J:376:LEU:HD12	1.28	1.08
1:N:44:ARG:HH12	3:P:538:ARG:HD2	1.17	1.08
3:P:139:LEU:CD2	3:P:185:ILE:CD1	2.32	1.08
5:R:583:THR:CG2	5:R:586:ARG:HB3	1.83	1.08
2:C:566:GLY:O	2:C:569:ILE:HG22	1.52	1.08
2:I:1337:ILE:HD12	3:J:22:ILE:HG12	1.33	1.08
5:L:587:ILE:HD13	5:L:587:ILE:N	1.56	1.08
2:O:1142:ARG:HH22	2:O:1169:VAL:HG21	1.16	1.08
3:P:801:VAL:HG22	3:P:920:ALA:HB1	1.31	1.07
3:P:1344:LEU:HA	3:P:1349:GLU:OE1	1.52	1.07
2:C:1151:LEU:CD2	2:C:1198:LEU:HD13	1.83	1.07
3:D:839:VAL:HG13	3:D:864:LEU:HD13	1.30	1.07
5:F:84:LEU:HD11	5:F:107:THR:HG21	1.36	1.07
2:I:319:LEU:HA	2:I:322:LEU:HD12	1.34	1.07
2:I:524:ILE:HD11	2:I:712:SER:HB3	1.36	1.07
3:J:342:LEU:HD22	3:J:1352:ILE:HG23	1.32	1.07
1:M:44:ARG:HA	1:M:47:LEU:HD12	1.26	1.07
2:O:211:ARG:HD3	2:O:357:ASN:O	1.53	1.07
3:P:1230:THR:O	3:P:1234:VAL:HG23	1.53	1.07
2:C:1258:PRO:HG2	3:D:346:ARG:CB	1.85	1.07
5:R:518:HIS:O	5:R:520:GLY:N	1.87	1.07
5:F:457:ILE:HA	5:F:460:ILE:HD12	1.30	1.07
1:G:59:VAL:HG22	1:G:144:ILE:HG23	1.31	1.07
1:M:42:ALA:HA	1:N:38:THR:HG23	1.37	1.07
3:D:470:VAL:HB	3:D:472:LEU:CD2	1.84	1.07
7:5:25:DA:H1'	7:5:26:DT:H5''	1.30	1.07
1:N:38:THR:HB	1:N:39:LEU:HD21	1.35	1.07
2:O:178:PRO:HA	2:O:397:LEU:HD23	1.33	1.07
3:D:185:ILE:HD12	3:D:185:ILE:N	1.62	1.06
3:D:363:LEU:HD23	3:D:618:VAL:HG13	1.34	1.06
5:F:551:LEU:CD2	5:F:597:LYS:HD2	1.85	1.06
1:N:47:LEU:O	1:N:51:MET:HG2	1.55	1.06
1:A:42:ALA:HA	1:B:38:THR:HG23	1.12	1.06
3:J:771:GLN:HA	3:J:774:ILE:CD1	1.84	1.06
3:P:421:VAL:HG23	3:P:439:PRO:HG3	1.33	1.06
1:A:228:LEU:HD21	1:B:224:LEU:CD2	1.84	1.06
2:C:1258:PRO:HG2	3:D:346:ARG:HB3	1.37	1.06
3:D:181:GLY:O	3:D:185:ILE:HD11	1.56	1.06

*Continued on next page...*

*Continued from previous page...*

Atom-1	Atom-2	Interatomic distance (Å)	Clash overlap (Å)
3:J:886:VAL:HG11	3:J:1261:LEU:CD1	1.84	1.06
1:M:225:ALA:HB2	1:N:228:LEU:CD1	1.85	1.06
2:O:161:LYS:HE2	2:O:161:LYS:HA	1.28	1.06
3:D:268:LEU:HD13	3:D:306:LEU:HA	1.38	1.06
3:P:846:GLU:OE1	3:P:881:LYS:HD3	1.54	1.06
3:D:1156:LEU:HD22	3:D:1209:VAL:HA	1.34	1.06
2:I:106:GLU:HG2	2:I:115:LYS:HB2	1.34	1.06
3:J:385:LEU:HD13	3:J:397:ALA:HB1	1.07	1.06
2:C:1199:LEU:CD2	2:C:1204:LEU:HD13	1.86	1.05
3:D:575:GLY:HA2	3:D:578:ILE:HD12	1.06	1.05
2:I:184:LEU:HD21	2:I:389:PHE:CE2	1.91	1.05
5:L:166:VAL:HG12	5:L:168:PRO:HD3	1.38	1.05
1:M:47:LEU:HD12	1:M:183:ILE:HD11	1.35	1.05
3:P:139:LEU:HD22	3:P:185:ILE:HD11	1.36	1.05
1:A:228:LEU:HD11	1:B:224:LEU:HD11	1.10	1.05
3:D:1230:THR:O	3:D:1234:VAL:HG23	1.56	1.05
2:O:823:VAL:HG12	2:O:1059:ARG:CZ	1.85	1.05
2:O:1142:ARG:NH2	2:O:1169:VAL:HG21	1.71	1.05
2:O:1129:ASN:OD1	2:O:1133:LYS:HE3	1.56	1.05
3:D:783:LEU:O	3:D:786:THR:HG22	1.57	1.05
2:I:828:PHE:O	2:I:1234:LYS:NZ	1.87	1.05
3:D:130:MET:HG2	3:D:135:ILE:HG12	1.38	1.05
3:J:744:ARG:NH2	3:J:940:ALA:HB2	1.72	1.05
2:O:333:ILE:HG22	2:O:334:GLU:H	1.18	1.05
3:D:796:LEU:HG	3:D:797:THR:N	1.69	1.04
1:B:100:LEU:CD1	1:B:115:ILE:HG21	1.86	1.04
4:E:39:VAL:HG13	4:E:40:PRO:HD2	1.06	1.04
1:G:232:VAL:HG13	1:H:218:ARG:HG2	1.33	1.04
3:J:139:LEU:CD2	3:J:185:ILE:HD11	1.85	1.04
1:M:224:LEU:HD12	1:M:224:LEU:C	1.78	1.04
2:O:18:ARG:NH1	2:O:623:LEU:HD12	1.69	1.04
3:P:575:GLY:HA2	3:P:578:ILE:CD1	1.86	1.04
2:C:148:GLN:NE2	2:C:533:LEU:O	1.90	1.04
2:I:169:LYS:HD2	3:J:1067:ARG:O	1.57	1.04
3:P:555:TYR:HB3	3:P:563:LEU:HD22	1.32	1.04
3:J:65:VAL:HG13	3:J:98:ARG:HH12	1.20	1.04
3:J:826:ILE:CG2	3:J:826:ILE:O	2.01	1.04
2:O:331:LYS:O	2:O:332:ARG:HG3	1.57	1.04
2:O:1284:ALA:HB1	3:P:1356:LEU:HD22	1.32	1.04
5:R:235:ILE:HD11	5:R:249:ILE:CD1	1.87	1.04
2:C:559:CYS:SG	2:C:661:VAL:HG12	1.96	1.04

*Continued on next page...*

Continued from previous page...

Atom-1	Atom-2	Interatomic distance (Å)	Clash overlap (Å)
2:C:1270:PHE:HB2	3:D:347:VAL:HG21	1.36	1.04
2:C:1273:MET:SD	3:D:428:THR:HB	1.98	1.04
3:J:367:GLY:O	3:J:447:ILE:HG22	1.57	1.04
1:M:154:PRO:HG2	1:M:157:THR:OG1	1.56	1.04
3:D:797:THR:HA	3:D:800:LEU:HD12	1.07	1.03
2:I:944:ARG:O	2:I:947:GLU:HG2	1.56	1.03
3:J:843:VAL:HG11	3:J:883:ARG:HD3	1.40	1.03
1:M:47:LEU:HD13	1:M:183:ILE:HD12	1.40	1.03
1:N:191:ARG:HG3	1:N:196:THR:HG22	1.38	1.03
3:P:797:THR:HG23	3:P:924:GLY:CA	1.88	1.03
3:D:349:TYR:O	3:D:470:VAL:HG23	1.59	1.03
3:D:1145:PHE:HE1	3:D:1256:ILE:HD12	1.23	1.03
2:I:1275:VAL:O	2:I:1279:GLU:CG	2.06	1.03
5:L:587:ILE:HD13	5:L:587:ILE:H	1.23	1.03
3:P:473:THR:HB	3:P:475:GLU:OE1	1.56	1.03
2:I:704:MET:O	2:I:708:VAL:HG23	1.58	1.03
1:M:100:LEU:HD22	1:M:115:ILE:CG2	1.87	1.03
2:O:1128:ILE:O	2:O:1132:LEU:HG	1.56	1.03
2:O:1223:ARG:HG2	3:P:635:SER:O	1.57	1.03
3:P:421:VAL:HG23	3:P:439:PRO:CG	1.87	1.03
2:C:436:ARG:NH1	2:C:436:ARG:O	1.91	1.03
2:C:831:ILE:H	2:C:831:ILE:HD12	1.20	1.03
3:D:130:MET:CG	3:D:135:ILE:HG12	1.88	1.03
3:J:501:VAL:HG13	3:J:502:PRO:CD	1.88	1.03
2:C:1151:LEU:HD22	2:C:1198:LEU:HD13	1.39	1.03
2:I:690:VAL:HG23	2:I:1234:LYS:O	1.58	1.03
3:J:807:LEU:HD21	3:J:1259:GLN:HG2	1.36	1.03
3:P:747:MET:HE1	3:P:774:ILE:CG2	1.89	1.03
3:D:1155:ILE:C	3:D:1156:LEU:HD23	1.80	1.02
1:H:82:LEU:HD22	1:H:173:VAL:HG21	1.36	1.02
1:M:40:GLY:HA2	1:M:43:LEU:HD12	1.40	1.02
3:D:1233:ILE:O	3:D:1237:VAL:HG23	1.59	1.02
3:D:1287:ILE:HG22	3:D:1288:ALA:N	1.68	1.02
4:E:46:THR:HA	4:E:49:ILE:HD12	1.04	1.02
3:J:1145:PHE:HB3	3:J:1309:ILE:HD11	1.37	1.02
5:L:386:LEU:HD13	6:4:41:DT:O4'	1.59	1.02
3:P:614:LEU:HD23	4:Q:7:GLN:HB2	1.40	1.02
3:J:749:LYS:HD2	3:J:753:SER:HB2	1.07	1.02
1:H:100:LEU:HD13	1:H:115:ILE:HG21	1.35	1.02
1:M:214:GLU:HA	1:M:217:ILE:HD12	1.42	1.02
2:O:448:LEU:HD23	2:O:448:LEU:O	1.59	1.02

Continued on next page...

*Continued from previous page...*

Atom-1	Atom-2	Interatomic distance (Å)	Clash overlap (Å)
1:A:47:LEU:CD1	1:A:183:ILE:CD1	2.36	1.02
1:A:228:LEU:HD21	1:B:224:LEU:HD21	1.04	1.02
1:B:213:PRO:O	1:B:217:ILE:CD1	2.07	1.02
2:C:1323:PHE:HE1	2:C:1327:LEU:HD21	1.24	1.02
1:H:190:ALA:H	1:H:199:ASP:HA	1.24	1.02
2:I:542:ARG:NH2	6:4:49:DG:N7	2.06	1.02
2:O:1223:ARG:CG	3:P:635:SER:O	2.06	1.02
2:C:1199:LEU:HD22	2:C:1204:LEU:HD13	1.40	1.01
3:D:185:ILE:H	3:D:185:ILE:HD12	0.87	1.01
3:D:620:PHE:O	3:D:624:ILE:HG13	1.60	1.01
3:J:353:SER:HB2	3:J:372:MET:CE	1.88	1.01
2:O:297:VAL:CG1	2:O:317:LEU:HD21	1.90	1.01
3:J:823:THR:HG22	3:J:879:ALA:HB2	1.40	1.01
2:O:1305:TYR:CE2	3:P:379:PRO:HB3	1.95	1.01
3:P:747:MET:HE1	3:P:774:ILE:HG21	1.05	1.01
1:M:16:ILE:HG12	1:M:26:VAL:HG13	1.39	1.01
3:D:130:MET:SD	3:D:135:ILE:HG12	2.00	1.01
3:D:395:LYS:O	3:D:398:LYS:CG	2.07	1.01
3:J:182:ALA:HA	3:J:185:ILE:HD12	1.41	1.01
2:O:1101:LEU:CD2	3:P:725:MET:HG2	1.90	1.01
2:O:1273:MET:O	3:P:428:THR:HG21	1.61	1.01
2:C:831:ILE:HD12	2:C:831:ILE:N	1.76	1.01
3:D:975:ILE:CD1	3:D:980:THR:HG21	1.90	1.01
3:J:805:GLN:HB2	3:J:1347:LEU:HD12	1.40	1.01
5:L:455:HIS:CD2	5:L:455:HIS:H	1.56	1.01
2:O:161:LYS:HA	2:O:161:LYS:CE	1.90	1.01
1:A:224:LEU:CD2	1:B:228:LEU:HD11	1.91	1.00
1:B:68:TYR:HE1	1:B:79:LEU:HD21	1.22	1.00
3:D:205:LEU:HD21	3:D:214:ARG:HG3	1.42	1.00
3:D:378:LYS:HA	3:D:381:ILE:HD12	1.40	1.00
2:I:577:VAL:HG23	2:I:661:VAL:O	1.60	1.00
3:J:681:LYS:O	3:J:685:ILE:HG13	1.60	1.00
3:P:337:ARG:CD	3:P:341:ASN:ND2	2.23	1.00
3:D:797:THR:HA	3:D:800:LEU:CD1	1.91	1.00
2:I:169:LYS:CD	3:J:1067:ARG:O	2.09	1.00
5:F:402:LEU:HA	5:F:405:ILE:HD12	1.40	1.00
1:N:38:THR:C	1:N:39:LEU:HD23	1.82	1.00
2:O:292:ILE:HG21	2:O:322:LEU:HD11	1.41	1.00
2:C:253:PHE:CD1	2:C:288:PRO:HD2	1.97	1.00
3:J:24:LEU:HD12	3:J:232:ASN:HB3	1.39	1.00
1:M:47:LEU:CD1	1:M:183:ILE:HD11	1.89	1.00

*Continued on next page...*

*Continued from previous page...*

Atom-1	Atom-2	Interatomic distance (Å)	Clash overlap (Å)
1:M:47:LEU:HD12	1:M:183:ILE:CD1	1.92	1.00
3:J:826:ILE:O	3:J:826:ILE:HG22	1.60	1.00
3:D:1263:LYS:HG2	3:D:1281:GLU:HA	1.43	1.00
5:F:491:GLU:OE2	5:F:495:ARG:NH2	1.94	1.00
3:J:1323:ALA:HB2	3:J:1332:LEU:HD21	1.43	1.00
3:D:1253:ILE:HD12	3:D:1253:ILE:N	1.75	0.99
3:P:720:ASN:O	3:P:724:MET:HG3	1.61	0.99
1:N:224:LEU:HD12	1:N:224:LEU:O	1.62	0.99
3:D:1138:LEU:HB3	3:D:1139:PRO:HD3	1.45	0.99
1:G:16:ILE:HG21	1:G:214:GLU:CD	1.83	0.99
1:A:192:VAL:HB	1:A:195:ARG:O	1.61	0.99
3:D:918:ILE:HG22	3:D:919:ALA:N	1.75	0.99
1:G:185:TYR:HB2	1:G:201:LEU:HD11	1.43	0.99
2:C:96:LEU:CB	2:C:127:ILE:HD11	1.93	0.99
3:J:502:PRO:HG2	3:J:601:ILE:HG21	1.41	0.99
3:J:869:CYS:HA	3:J:872:LEU:HD12	1.44	0.99
5:F:132:CYS:SG	5:F:257:LYS:NZ	2.36	0.99
3:J:749:LYS:HB3	3:J:750:PRO:HD2	1.38	0.99
3:J:1328:THR:O	3:J:1332:LEU:HG	1.63	0.99
3:J:294:ASN:ND2	5:L:101:TYR:HB2	1.76	0.99
2:C:1257:GLN:HG3	2:C:1296:ASP:OD1	1.61	0.99
3:D:318:GLY:HA2	3:D:324:LEU:HD21	1.45	0.99
3:D:1284:ARG:O	3:D:1287:ILE:HB	1.63	0.99
5:F:137:TYR:HE1	5:F:353:LEU:HD11	0.82	0.99
1:G:25:LYS:HZ1	1:G:202:VAL:CG1	1.74	0.99
3:J:930:LEU:HB2	3:J:1134:ILE:HD11	1.45	0.99
4:K:60:ASN:HB3	4:K:63:ILE:HD12	1.42	0.99
2:O:298:ALA:CB	2:O:334:GLU:HB3	1.93	0.99
2:C:700:VAL:HG13	2:C:1117:LEU:HD23	1.43	0.98
2:C:1327:LEU:HA	2:C:1337:ILE:HD13	1.45	0.98
3:D:351:GLY:O	3:D:468:VAL:HG23	1.60	0.98
1:N:44:ARG:HD3	1:N:185:TYR:HE1	1.24	0.98
2:C:1289:GLU:OE1	3:D:472:LEU:HG	1.63	0.98
3:D:182:ALA:CA	3:D:185:ILE:HD13	1.93	0.98
3:D:1151:LYS:H	3:D:1151:LYS:HD2	1.24	0.98
4:E:46:THR:CA	4:E:49:ILE:HD12	1.91	0.98
2:I:178:PRO:HG3	2:I:395:TYR:CZ	1.98	0.98
5:R:135:ALA:HB2	5:R:256:PHE:HB3	1.41	0.98
3:D:1075:ARG:HD3	3:D:1076:PRO:HD2	1.45	0.98
2:I:496:LYS:HD2	5:L:468:ARG:HH21	1.26	0.98
3:J:1101:LEU:HD22	3:J:1122:ALA:CB	1.93	0.98

*Continued on next page...*

*Continued from previous page...*

Atom-1	Atom-2	Interatomic distance (Å)	Clash overlap (Å)
2:C:681:MET:O	2:C:685:MET:HG2	1.62	0.98
1:G:228:LEU:HD11	1:H:224:LEU:HG	1.45	0.98
1:A:42:ALA:HA	1:B:38:THR:CG2	1.92	0.98
2:I:187:GLU:O	2:I:194:LEU:HD12	1.63	0.98
1:M:224:LEU:HG	1:M:225:ALA:N	1.76	0.98
5:R:574:GLU:O	5:R:578:LYS:HG3	1.63	0.98
3:D:349:TYR:HB3	3:D:470:VAL:HG21	1.46	0.98
3:J:1333:THR:O	3:J:1337:VAL:HG23	1.63	0.98
3:D:337:ARG:HD3	3:D:341:ASN:ND2	1.76	0.98
3:J:185:ILE:HG22	3:J:189:LEU:HD11	1.45	0.98
1:N:44:ARG:HA	1:N:47:LEU:HD12	1.42	0.98
3:D:108:ALA:HB3	3:D:279:LEU:HD21	1.46	0.98
3:D:1253:ILE:H	3:D:1253:ILE:CD1	1.74	0.98
1:M:47:LEU:HD13	1:M:183:ILE:CD1	1.94	0.98
2:C:237:LEU:HG	2:C:289:VAL:HG22	1.44	0.98
2:O:674:ASP:O	3:P:772:TYR:OH	1.79	0.98
3:J:46:TYR:O	3:J:49:PHE:CZ	2.17	0.97
3:D:1224:ARG:HD2	3:D:1228:ALA:HB1	1.42	0.97
2:I:1305:TYR:OH	5:L:532:LEU:HG	1.65	0.97
3:J:473:THR:HB	3:J:475:GLU:OE1	1.63	0.97
3:P:1146:GLU:HG2	3:P:1309:ILE:HD12	1.41	0.97
3:D:432:LEU:CD1	3:D:499:ILE:HD13	1.94	0.97
3:J:513:MET:CE	3:J:579:LEU:HD21	1.93	0.97
5:F:585:GLU:CG	7:2:46:DT:H73	1.88	0.97
3:D:111:THR:O	3:D:238:ILE:HD12	1.64	0.97
1:G:47:LEU:CD1	1:G:183:ILE:CD1	2.43	0.97
1:G:49:SER:CB	1:H:33:ARG:HH12	1.77	0.97
3:J:209:ASN:HD22	3:J:214:ARG:HD3	1.24	0.97
3:D:363:LEU:HD23	3:D:618:VAL:CG1	1.94	0.97
3:J:111:THR:HG23	3:J:300:GLN:HE22	1.24	0.97
3:P:1230:THR:HA	3:P:1233:ILE:HD12	1.43	0.97
2:C:149:LEU:HD11	2:C:451:ARG:HB3	1.47	0.97
3:D:1155:ILE:O	3:D:1156:LEU:HD23	1.63	0.97
5:F:585:GLU:HG2	7:2:46:DT:H73	0.99	0.97
1:G:225:ALA:HB2	1:H:228:LEU:HD13	1.47	0.97
2:I:1273:MET:SD	3:J:428:THR:HB	2.04	0.97
2:O:425:ILE:O	2:O:428:VAL:HB	1.65	0.97
2:O:213:LEU:O	2:O:214:ASN:CB	2.11	0.97
2:O:1294:LYS:HE2	3:P:472:LEU:HD11	1.46	0.97
4:E:49:ILE:HG22	4:E:50:ALA:N	1.78	0.97
2:C:1066:MET:SD	2:C:1076:ILE:HD11	2.05	0.96

*Continued on next page...*



*Continued from previous page...*

Atom-1	Atom-2	Interatomic distance (Å)	Clash overlap (Å)
5:F:585:GLU:CG	7:2:46:DT:H71	1.95	0.96
2:I:1275:VAL:HG12	2:I:1279:GLU:OE2	1.65	0.96
3:J:905:ARG:HD2	4:K:16:ARG:HH11	1.29	0.96
3:P:428:THR:O	3:P:428:THR:HG22	1.62	0.96
3:P:1052:GLU:HG2	3:P:1053:LEU:H	1.30	0.96
1:A:228:LEU:CD1	1:B:224:LEU:HD11	1.94	0.96
2:C:257:ALA:HB2	2:C:277:LEU:HD11	1.47	0.96
5:L:401:PHE:O	5:L:405:ILE:HG13	1.64	0.96
3:P:1221:LEU:HG	3:P:1222:ARG:N	1.76	0.96
1:B:68:TYR:CD1	1:B:79:LEU:HD21	2.00	0.96
2:I:167:SER:HB3	3:J:1064:SER:HB3	1.47	0.96
2:I:722:GLY:HA2	2:I:737:ASN:OD1	1.65	0.96
2:O:577:VAL:HG23	2:O:661:VAL:O	1.64	0.96
3:D:1151:LYS:HD2	3:D:1151:LYS:N	1.80	0.96
2:C:96:LEU:HB2	2:C:127:ILE:HD11	1.46	0.96
2:I:190:PRO:HB2	3:J:1069:ALA:HB2	1.44	0.96
2:I:700:VAL:HG13	2:I:1117:LEU:CD2	1.95	0.96
5:L:412:LEU:HD12	5:L:415:ALA:HB3	1.46	0.96
1:M:45:ARG:HH12	2:O:1216:ARG:HA	1.27	0.96
2:C:1253:LEU:HB2	5:F:523:ILE:HG21	1.48	0.96
3:D:601:ILE:O	3:D:605:LEU:HG	1.66	0.96
3:J:111:THR:HG23	3:J:300:GLN:NE2	1.80	0.96
3:D:514:THR:HG21	3:D:596:LEU:HG	1.44	0.96
3:D:1224:ARG:HD2	3:D:1228:ALA:CB	1.96	0.96
3:D:1229:VAL:O	3:D:1233:ILE:HG13	1.66	0.96
1:M:224:LEU:CD2	1:N:228:LEU:HG	1.94	0.96
2:O:448:LEU:CD1	2:O:557:ARG:HD2	1.94	0.96
3:P:138:VAL:HG12	3:P:139:LEU:HD23	1.47	0.96
3:P:797:THR:HG23	3:P:924:GLY:HA3	1.44	0.96
2:C:149:LEU:HD21	2:C:451:ARG:HE	1.31	0.96
5:R:460:ILE:HA	5:R:463:LEU:HD12	1.46	0.96
2:O:445:ILE:HB	2:O:446:ASP:OD1	1.64	0.95
3:P:1045:THR:HG22	3:P:1067:ARG:HD3	1.45	0.95
3:D:530:PRO:HG2	3:D:531:LYS:HG3	1.48	0.95
4:E:46:THR:HA	4:E:49:ILE:CD1	1.93	0.95
1:H:61:ILE:HD12	1:H:64:VAL:HG11	1.48	0.95
3:J:373:ALA:HA	3:J:376:LEU:CD1	1.96	0.95
3:J:1321:SER:O	3:J:1324:SER:OG	1.84	0.95
2:O:161:LYS:HE2	2:O:161:LYS:CA	1.88	0.95
3:P:512:TYR:CE1	3:P:545:HIS:HE1	1.83	0.95
3:P:737:ILE:HG22	3:P:738:ARG:N	1.81	0.95

*Continued on next page...*



*Continued from previous page...*

Atom-1	Atom-2	Interatomic distance (Å)	Clash overlap (Å)
5:L:459:THR:O	5:L:463:LEU:HG	1.66	0.95
1:M:8:PHE:CZ	1:N:223:ILE:HG23	2.01	0.95
2:I:432:LEU:HG	2:I:433:ILE:N	1.81	0.95
3:J:797:THR:HG23	3:J:924:GLY:HA3	1.48	0.95
2:C:715:THR:HG22	2:C:786:GLY:H	1.31	0.95
2:I:675:ASP:HB2	2:I:1107:MET:HE2	1.49	0.95
5:L:451:ARG:HH11	5:L:453:PRO:HG3	1.26	0.95
2:O:201:ARG:HB2	2:O:369:MET:CE	1.96	0.95
2:C:1268:GLN:NE2	3:D:351:GLY:O	1.99	0.95
3:D:587:LEU:HD21	3:D:612:LEU:HD11	1.49	0.95
2:I:496:LYS:HB3	2:I:497:PRO:HD3	1.47	0.95
3:P:1138:LEU:HB3	3:P:1139:PRO:CD	1.96	0.95
1:N:13:LEU:HD12	1:N:28:LEU:CD2	1.97	0.95
3:D:836:ARG:HB2	3:D:873:GLU:OE2	1.66	0.94
3:D:909:ILE:HD13	3:D:910:ASN:O	1.67	0.94
1:G:91:ARG:HD2	1:G:124:VAL:HG23	1.45	0.94
3:P:139:LEU:HD21	3:P:185:ILE:HD11	1.47	0.94
3:P:363:LEU:CD2	3:P:487:THR:HG22	1.97	0.94
3:J:1159:ILE:HA	3:J:1206:ARG:HG2	1.49	0.94
3:P:644:MET:CE	3:P:764:ARG:HB2	1.97	0.94
3:D:1156:LEU:CD2	3:D:1209:VAL:HA	1.97	0.94
1:M:224:LEU:HD23	1:N:228:LEU:HG	1.47	0.94
3:J:385:LEU:HD22	3:J:391:ALA:HB2	1.47	0.94
3:D:842:ARG:NH1	3:D:1254:GLU:OE2	2.01	0.94
3:D:886:VAL:HG13	3:D:1258:ARG:HG3	1.49	0.94
5:F:92:GLY:O	5:F:93:ARG:HG3	1.68	0.94
2:O:206:ALA:O	2:O:209:ILE:HG22	1.68	0.94
2:O:26:TYR:HA	2:O:711:ASP:OD2	1.67	0.94
1:B:61:ILE:HB	1:B:64:VAL:HB	1.48	0.94
2:C:75:LEU:HD21	2:C:94:ALA:HB3	1.49	0.94
3:D:282:LEU:HD21	5:F:410:ILE:HG12	1.48	0.94
3:J:501:VAL:HG13	3:J:502:PRO:HD2	0.96	0.94
1:M:29:GLU:HG3	1:M:30:PRO:HD3	1.48	0.94
2:C:1283:ALA:HB1	3:D:479:GLU:OE2	1.67	0.94
3:D:501:VAL:HG13	3:D:502:PRO:HD2	1.47	0.94
3:P:620:PHE:O	3:P:624:ILE:HG13	1.65	0.94
2:C:255:ILE:HD13	2:C:285:ILE:HD13	1.47	0.94
1:G:45:ARG:HH12	2:I:1216:ARG:HA	1.29	0.94
3:J:332:LYS:NZ	3:J:1329:THR:OG1	2.01	0.94
3:D:797:THR:CA	3:D:800:LEU:HD12	1.97	0.94
2:I:488:MET:HB3	2:I:489:PRO:HD2	1.49	0.94

*Continued on next page...*

*Continued from previous page...*

Atom-1	Atom-2	Interatomic distance (Å)	Clash overlap (Å)
3:J:385:LEU:CD1	3:J:397:ALA:HB1	1.97	0.94
3:D:478:LEU:HB3	4:E:20:VAL:HG13	1.49	0.93
1:M:162:GLU:OE1	1:M:166:ARG:NH1	2.01	0.93
3:D:105:ILE:HD12	3:D:242:LEU:HD23	1.48	0.93
3:J:185:ILE:O	3:J:189:LEU:HD12	1.67	0.93
3:J:783:LEU:O	3:J:786:THR:HG22	1.68	0.93
2:O:706:ARG:O	2:O:710:VAL:HG23	1.68	0.93
3:P:587:LEU:HD21	3:P:612:LEU:HD21	1.50	0.93
3:P:688:ALA:O	3:P:692:ARG:HD2	1.66	0.93
3:D:918:ILE:CG2	3:D:919:ALA:N	2.28	0.93
5:F:450:ILE:H	5:F:450:ILE:CD1	1.78	0.93
5:F:585:GLU:OE2	5:F:588:ARG:HG2	1.67	0.93
2:O:802:VAL:HG22	2:O:1096:ILE:HB	1.50	0.93
1:N:42:ALA:O	1:N:46:ILE:HD12	1.69	0.93
3:P:1310:THR:O	3:P:1314:LEU:HG	1.68	0.93
1:A:224:LEU:HD12	1:A:224:LEU:O	1.67	0.93
1:A:228:LEU:CD2	1:B:224:LEU:HD21	1.95	0.93
2:C:1073:LYS:NZ	8:3:15:G:O5'	2.02	0.93
3:J:266:ASN:O	3:J:270:ARG:HG3	1.68	0.93
3:P:622:ASP:O	3:P:626:TYR:CD2	2.21	0.93
2:C:870:ILE:HG13	2:C:944:ARG:HG2	1.50	0.93
3:J:421:VAL:HG12	3:J:422:LEU:H	1.32	0.93
2:O:448:LEU:HD13	2:O:608:ALA:HB2	1.50	0.93
3:P:497:GLU:HB3	3:P:498:PRO:HD2	1.46	0.93
2:C:838:CYS:SG	2:C:886:LYS:HE3	2.09	0.93
2:I:1294:LYS:HD3	3:J:347:VAL:HG12	1.51	0.93
2:O:217:THR:HG21	2:O:313:ALA:HB1	1.50	0.93
2:I:237:LEU:HD11	2:I:289:VAL:HG22	1.51	0.93
3:P:1138:LEU:CB	3:P:1139:PRO:HD3	1.98	0.93
3:D:126:LEU:HD13	3:D:223:LEU:HD11	1.49	0.92
2:O:890:LYS:HA	2:O:914:LYS:HE3	1.50	0.92
3:D:575:GLY:CA	3:D:578:ILE:HD12	1.98	0.92
6:1:58:DG:H2''	6:1:59:DG:OP2	1.68	0.92
2:I:883:LEU:HD21	2:I:920:VAL:CG2	1.99	0.92
3:J:601:ILE:O	3:J:605:LEU:HG	1.68	0.92
1:A:184:ALA:HB2	2:C:1091:GLY:HA3	1.51	0.92
3:J:182:ALA:HA	3:J:185:ILE:CD1	1.98	0.92
1:G:47:LEU:HD12	1:G:183:ILE:HD13	1.52	0.92
3:J:1101:LEU:HD22	3:J:1122:ALA:HB3	1.49	0.92
1:M:154:PRO:CG	1:M:157:THR:OG1	2.17	0.92
1:N:102:LEU:HD11	1:N:114:ASP:HB3	1.51	0.92

*Continued on next page...*

*Continued from previous page...*

Atom-1	Atom-2	Interatomic distance (Å)	Clash overlap (Å)
2:O:371:ARG:C	5:R:99:ARG:HH22	1.73	0.92
3:P:1238:GLN:O	3:P:1242:ARG:HG3	1.70	0.92
5:R:235:ILE:HD11	5:R:249:ILE:HD11	0.94	0.92
2:C:1288:GLN:HB3	2:C:1315:MET:HE3	1.51	0.92
3:D:425:ARG:NH1	8:3:16:U:O2'	2.03	0.92
3:J:814:CYS:SG	10:J:1502:ZN:ZN	1.56	0.92
1:M:69:SER:O	1:M:78:ILE:HG13	1.70	0.92
5:F:458:GLU:HA	5:F:461:ASN:HD21	1.24	0.92
2:C:104:ILE:O	2:C:115:LYS:HB3	1.69	0.92
5:L:548:LEU:HD23	5:L:551:LEU:CD1	1.98	0.92
2:C:75:LEU:HD21	2:C:94:ALA:CB	1.99	0.92
2:I:835:GLU:O	2:I:836:LEU:HD23	1.70	0.92
3:J:381:ILE:HD11	3:J:412:LEU:HA	1.51	0.92
3:J:909:ILE:HG12	3:J:910:ASN:N	1.85	0.92
2:O:83:GLN:O	2:O:87:ILE:HG13	1.69	0.92
2:O:698:PRO:HA	2:O:1231:TYR:CE1	2.04	0.92
3:D:1145:PHE:CE1	3:D:1256:ILE:HD12	2.05	0.92
1:A:225:ALA:HB2	1:B:228:LEU:HD13	1.49	0.92
2:I:1333:LEU:HD23	3:J:327:LEU:HD13	1.52	0.92
2:C:431:LYS:O	2:C:435:ILE:HG13	1.69	0.91
5:F:450:ILE:HD13	5:F:450:ILE:N	1.85	0.91
3:P:422:LEU:O	3:P:468:VAL:HG13	1.69	0.91
5:R:399:LEU:O	5:R:400:GLN:HB2	1.69	0.91
2:C:295:LYS:O	2:C:317:LEU:HG	1.69	0.91
2:C:1077:SER:HA	3:D:356:THR:CG2	2.00	0.91
3:D:139:LEU:O	3:D:141:PHE:CD2	2.24	0.91
1:M:38:THR:HG23	1:N:42:ALA:CA	2.00	0.91
5:R:110:LEU:HD12	5:R:110:LEU:N	1.83	0.91
2:C:1107:MET:HE2	3:D:740:LEU:HD21	1.49	0.91
1:M:48:LEU:HD23	1:M:180:VAL:HB	1.49	0.91
2:O:870:ILE:HG21	2:O:944:ARG:HE	1.35	0.91
3:P:739:GLN:CG	3:P:744:ARG:HG3	2.00	0.91
2:C:1284:ALA:O	2:C:1287:LEU:HD23	1.70	0.91
3:D:608:CYS:SG	3:D:617:THR:HG22	2.10	0.91
1:N:38:THR:HB	1:N:39:LEU:HD23	1.52	0.91
2:I:498:ILE:O	2:I:502:VAL:HG23	1.70	0.91
2:I:901:LEU:O	2:I:905:ILE:HG13	1.69	0.91
3:J:1258:ARG:HA	3:J:1261:LEU:HD12	1.53	0.91
2:O:889:PRO:O	2:O:914:LYS:NZ	2.04	0.91
3:P:797:THR:CG2	3:P:924:GLY:HA3	2.00	0.91
3:P:1321:SER:O	3:P:1324:SER:OG	1.89	0.91

*Continued on next page...*

*Continued from previous page...*

Atom-1	Atom-2	Interatomic distance (Å)	Clash overlap (Å)
4:E:6:VAL:O	4:E:10:VAL:HG23	1.69	0.91
5:F:166:VAL:HG12	5:F:167:ASP:H	1.33	0.91
5:F:551:LEU:HD22	5:F:597:LYS:CD	2.00	0.91
3:J:825:VAL:HG22	3:J:838:ARG:NH1	1.86	0.91
3:J:1221:LEU:CD1	3:J:1229:VAL:HG11	2.01	0.91
5:L:295:CYS:O	5:L:296:LYS:HB2	1.68	0.91
3:P:1353:VAL:HG21	3:P:1355:ARG:HD2	1.51	0.91
2:C:1086:PRO:O	2:C:1094:VAL:CG2	2.18	0.91
3:J:820:ILE:HG12	3:J:1227:HIS:HB3	1.51	0.91
3:J:899:TYR:CE1	3:J:915:ILE:HG21	2.05	0.91
3:P:269:TYR:O	3:P:273:ILE:HG13	1.71	0.91
3:P:503:SER:O	3:P:506:VAL:HG23	1.70	0.91
1:B:65:LEU:O	1:B:169:GLY:HA2	1.69	0.91
2:O:298:ALA:HB3	2:O:334:GLU:CB	1.99	0.91
2:O:1120:ALA:HB1	2:O:1198:LEU:HG	1.50	0.91
3:D:182:ALA:C	3:D:185:ILE:HD13	1.92	0.90
2:I:184:LEU:HD21	2:I:389:PHE:CZ	2.05	0.90
3:J:501:VAL:CG1	3:J:502:PRO:CD	2.47	0.90
1:M:43:LEU:HD13	1:M:203:ILE:HD11	1.53	0.90
1:G:25:LYS:HZ2	1:G:202:VAL:CG1	1.81	0.90
5:R:457:ILE:HA	5:R:460:ILE:HD12	1.53	0.90
3:D:1326:GLN:OE1	7:2:11:DA:H4'	1.70	0.90
5:F:583:THR:HG21	5:F:587:ILE:CD1	2.00	0.90
3:D:185:ILE:HG22	3:D:189:LEU:HD11	1.51	0.90
3:J:905:ARG:HD2	4:K:16:ARG:NH1	1.86	0.90
3:J:1344:LEU:HD23	3:J:1349:GLU:HB3	1.53	0.90
3:P:385:LEU:HD21	3:P:411:ILE:HD13	1.54	0.90
1:G:49:SER:HB2	1:H:33:ARG:HH12	1.33	0.90
3:J:1266:ILE:HG21	3:J:1274:PHE:HB3	1.54	0.90
2:O:550:VAL:HG22	3:P:780:ARG:HD3	1.53	0.90
3:D:369:PRO:HG2	3:D:372:MET:HE1	1.53	0.90
2:I:1151:LEU:HD22	2:I:1198:LEU:HD12	1.53	0.90
1:A:155:ALA:HA	1:A:172:LEU:HD21	1.52	0.90
5:F:520:GLY:CA	5:F:523:ILE:HD12	2.02	0.90
1:M:40:GLY:HA2	1:M:43:LEU:CD1	2.02	0.90
3:P:644:MET:HE2	3:P:764:ARG:HB2	1.50	0.90
2:C:1288:GLN:O	2:C:1292:THR:HG22	1.71	0.90
3:D:116:PHE:O	3:D:124:ILE:HD11	1.72	0.90
3:J:886:VAL:CG1	3:J:1261:LEU:CD1	2.48	0.90
3:J:1287:ILE:HG22	3:J:1288:ALA:N	1.83	0.90
5:L:429:THR:HG1	6:4:39:DA:H8	0.94	0.90

*Continued on next page...*

*Continued from previous page...*

Atom-1	Atom-2	Interatomic distance (Å)	Clash overlap (Å)
1:N:44:ARG:HD3	1:N:185:TYR:CE1	2.07	0.90
2:O:371:ARG:CA	5:R:99:ARG:NH2	2.35	0.90
3:D:1145:PHE:HE1	3:D:1256:ILE:CD1	1.83	0.90
5:F:585:GLU:HG2	7:2:46:DT:H71	1.52	0.90
1:G:16:ILE:HG21	1:G:214:GLU:CG	2.02	0.90
1:G:25:LYS:HZ1	1:G:202:VAL:HG11	0.89	0.90
2:C:551:HIS:HD1	2:C:553:THR:HG1	1.13	0.90
5:R:128:ASN:HD22	5:R:257:LYS:HE2	1.36	0.90
4:E:2:ALA:N	4:E:5:THR:O	2.06	0.89
2:O:949:GLU:O	2:O:953:LEU:HG	1.73	0.89
2:O:1112:ILE:HD13	3:P:639:VAL:O	1.72	0.89
2:O:1340:GLU:OE1	3:P:1341:ARG:NH2	2.04	0.89
3:P:543:SER:O	3:P:574:VAL:HG21	1.72	0.89
1:B:88:LEU:HD11	1:B:128:HIS:CG	2.08	0.89
2:O:353:VAL:O	2:O:355:PRO:HD3	1.72	0.89
3:D:575:GLY:HA2	3:D:578:ILE:CD1	1.99	0.89
3:D:839:VAL:HG13	3:D:864:LEU:CD1	2.01	0.89
5:F:594:ALA:O	5:F:598:LEU:HG	1.72	0.89
2:O:297:VAL:HG13	2:O:317:LEU:CD2	2.00	0.89
5:R:385:ARG:O	5:R:388:ILE:HG22	1.72	0.89
1:B:68:TYR:HE1	1:B:79:LEU:CD2	1.85	0.89
2:C:146:VAL:HG12	2:C:529:ARG:O	1.73	0.89
3:J:1226:VAL:O	3:J:1230:THR:OG1	1.89	0.89
3:P:337:ARG:CD	3:P:341:ASN:HD21	1.83	0.89
1:B:190:ALA:HB2	1:B:200:LYS:HG3	1.51	0.89
3:D:1216:ALA:O	3:D:1220:ILE:HG13	1.72	0.89
2:I:550:VAL:HG22	3:J:780:ARG:HD2	1.54	0.89
3:J:139:LEU:CD2	3:J:185:ILE:CD1	2.51	0.89
2:O:1113:LEU:HD23	3:P:641:ILE:HD11	1.55	0.89
5:R:517:SER:HB2	5:R:521:ASP:HB2	1.55	0.89
2:C:1324:ASN:HA	2:C:1327:LEU:HD12	1.51	0.89
3:J:720:ASN:O	3:J:724:MET:HG3	1.72	0.89
3:J:1173:ARG:HB2	3:J:1190:ILE:HD12	1.54	0.89
2:O:402:ARG:NH1	2:O:424:ASP:OD2	2.05	0.89
3:P:262:THR:O	5:R:507:MET:N	2.06	0.89
3:D:186:GLN:NE2	3:D:235:GLU:O	2.04	0.89
5:F:585:GLU:OE2	5:F:588:ARG:CG	2.21	0.89
3:J:1230:THR:HG23	3:J:1257:VAL:HG11	1.53	0.89
2:O:524:ILE:CD1	2:O:712:SER:HB3	2.02	0.89
3:P:218:THR:HG22	3:P:222:LYS:HE3	1.54	0.89
2:C:1121:ALA:HB2	2:C:1182:ILE:HD11	1.55	0.89

*Continued on next page...*

*Continued from previous page...*

Atom-1	Atom-2	Interatomic distance (Å)	Clash overlap (Å)
3:D:342:LEU:HB3	3:D:1352:ILE:HG12	1.52	0.89
3:D:589:TYR:HE2	3:D:593:ASN:ND2	1.69	0.89
3:D:1321:SER:O	3:D:1324:SER:OG	1.89	0.89
1:G:25:LYS:HZ2	1:G:202:VAL:HG11	1.38	0.89
3:J:797:THR:CG2	3:J:924:GLY:HA3	2.02	0.89
2:O:1288:GLN:O	2:O:1292:THR:HG22	1.72	0.89
1:A:42:ALA:CA	1:B:38:THR:HG23	2.01	0.89
1:N:140:ILE:HG13	1:N:142:MET:CE	2.01	0.89
2:O:1284:ALA:HB1	3:P:1356:LEU:CD2	2.01	0.89
5:R:135:ALA:HB2	5:R:256:PHE:CB	2.03	0.89
2:C:206:ALA:O	2:C:209:ILE:HG23	1.73	0.88
3:D:432:LEU:HD11	3:D:499:ILE:HD13	1.53	0.88
3:D:694:SER:OG	3:D:738:ARG:HD3	1.72	0.88
5:L:583:THR:HG22	5:L:587:ILE:HD11	1.53	0.88
3:D:252:LEU:HD13	3:D:262:THR:HB	1.54	0.88
5:F:84:LEU:HG	5:F:107:THR:CG2	2.03	0.88
5:L:84:LEU:HD11	5:L:107:THR:CG2	2.03	0.88
1:A:38:THR:HG22	1:B:42:ALA:HA	1.52	0.88
3:D:97:VAL:HG12	3:D:101:ARG:HG3	1.54	0.88
1:G:47:LEU:CD1	1:G:183:ILE:HD13	2.02	0.88
3:J:130:MET:SD	3:J:135:ILE:HG12	2.14	0.88
3:J:923:ILE:HD11	3:J:1252:HIS:HB2	1.54	0.88
3:P:139:LEU:HD22	3:P:185:ILE:CD1	1.97	0.88
3:P:553:THR:HG23	3:P:567:THR:OG1	1.74	0.88
2:I:335:THR:HG22	2:I:336:LEU:H	1.36	0.88
5:L:386:LEU:HD22	6:4:41:DT:C2	2.07	0.88
3:P:609:TYR:HA	3:P:617:THR:HG21	1.53	0.88
3:P:703:THR:O	3:P:718:SER:HB3	1.73	0.88
3:D:501:VAL:HG22	3:D:605:LEU:HD12	1.55	0.88
2:I:686:GLN:NE2	2:I:1069:ARG:HG2	1.88	0.88
3:J:368:LEU:O	3:J:441:LEU:HD23	1.74	0.88
1:M:68:TYR:HE2	2:O:927:THR:HB	1.35	0.88
1:M:150:ARG:HD3	1:M:150:ARG:N	1.87	0.88
2:O:700:VAL:HG12	2:O:1117:LEU:HD23	1.55	0.88
3:D:502:PRO:HB3	3:D:506:VAL:HG11	1.55	0.88
2:I:797:GLY:HA3	2:I:1233:LEU:HD23	1.55	0.88
2:I:870:ILE:HG13	2:I:944:ARG:HD3	1.55	0.88
2:O:1174:GLU:O	2:O:1177:ARG:HB3	1.72	0.88
1:A:102:LEU:HD21	1:A:110:VAL:HG11	1.56	0.88
3:D:115:TRP:CH2	3:D:1329:THR:HA	2.08	0.88
3:D:797:THR:CG2	3:D:924:GLY:HA3	2.04	0.88

*Continued on next page...*

*Continued from previous page...*

Atom-1	Atom-2	Interatomic distance (Å)	Clash overlap (Å)
2:I:1291:LEU:HD13	3:J:1354:GLY:HA2	1.53	0.88
2:C:525:THR:HG21	2:C:687:ARG:HD3	1.55	0.88
2:C:1275:VAL:O	2:C:1279:GLU:HG3	1.73	0.88
3:D:130:MET:HG2	3:D:135:ILE:CG1	2.04	0.88
5:L:132:CYS:SG	5:L:257:LYS:CE	2.61	0.88
2:O:184:LEU:HG	2:O:389:PHE:CZ	2.08	0.88
3:P:115:TRP:CZ2	3:P:1329:THR:HG22	2.09	0.88
2:I:137:VAL:O	2:I:138:ILE:HD13	1.74	0.88
2:I:1305:TYR:HA	2:I:1308:ILE:HD12	1.55	0.88
1:N:47:LEU:HD13	1:N:183:ILE:HD13	1.54	0.88
5:R:511:ILE:HD13	5:R:519:LEU:HA	1.56	0.88
6:7:44:DG:H4'	6:7:44:DG:OP1	1.73	0.88
3:D:182:ALA:HA	3:D:185:ILE:HD13	1.53	0.87
3:D:1356:LEU:HD13	3:D:1365:TYR:CD1	2.09	0.87
3:J:1226:VAL:O	3:J:1229:VAL:HG13	1.74	0.87
2:C:797:GLY:HA3	2:C:1233:LEU:HD21	1.54	0.87
2:I:1086:PRO:O	2:I:1094:VAL:HG23	1.73	0.87
5:L:402:LEU:HA	5:L:405:ILE:HD12	1.56	0.87
5:L:587:ILE:N	5:L:587:ILE:CD1	2.29	0.87
1:B:69:SER:O	1:B:78:ILE:HG13	1.75	0.87
1:N:65:LEU:O	1:N:169:GLY:HA2	1.73	0.87
3:P:829:GLY:HA2	3:P:994:SER:O	1.74	0.87
3:D:619:ILE:HG22	3:D:620:PHE:N	1.89	0.87
2:O:1286:THR:O	2:O:1290:MET:HG2	1.75	0.87
3:P:923:ILE:O	3:P:926:PRO:HD2	1.75	0.87
6:7:51:DC:H2''	6:7:52:DT:H5''	1.54	0.87
3:D:474:LEU:CD1	4:E:28:ARG:HG2	2.05	0.87
3:D:1263:LYS:NZ	3:D:1315:ALA:O	2.08	0.87
1:G:224:LEU:CG	1:H:228:LEU:HD11	2.05	0.87
2:I:168:GLY:O	3:J:1065:ALA:CA	2.23	0.87
2:I:1054:LEU:HD22	2:I:1055:ALA:N	1.88	0.87
3:P:259:ARG:HH22	5:R:502:LYS:HG2	1.39	0.87
3:P:384:LYS:NZ	3:P:415:VAL:HG22	1.89	0.87
1:M:41:ASN:O	1:M:45:ARG:HG3	1.74	0.87
1:M:45:ARG:NH1	2:O:1216:ARG:HA	1.89	0.87
1:M:51:MET:HE3	1:M:211:ILE:HG13	1.55	0.87
1:N:88:LEU:CD1	1:N:128:HIS:NE2	2.38	0.87
2:C:1338:GLU:O	3:D:20:ILE:HG23	1.74	0.87
3:D:975:ILE:HD13	3:D:980:THR:CG2	2.03	0.87
1:H:28:LEU:HD12	1:H:201:LEU:HB3	1.56	0.87
3:J:1252:HIS:O	3:J:1255:VAL:HB	1.75	0.87

*Continued on next page...*



*Continued from previous page...*

Atom-1	Atom-2	Interatomic distance (Å)	Clash overlap (Å)
2:O:205:PRO:O	2:O:208:ILE:HG22	1.74	0.87
2:O:448:LEU:HD11	2:O:557:ARG:CD	2.03	0.87
2:O:1101:LEU:HD23	3:P:725:MET:HG2	1.56	0.87
2:C:257:ALA:HB3	2:C:262:TYR:HE2	1.39	0.87
5:L:455:HIS:CD2	5:L:455:HIS:N	2.39	0.87
2:O:839:VAL:O	2:O:886:LYS:NZ	2.05	0.87
3:P:363:LEU:HD23	3:P:487:THR:HG22	1.54	0.87
3:P:622:ASP:HB3	3:P:626:TYR:HE2	1.40	0.87
2:C:1117:LEU:HD11	2:C:1182:ILE:HD13	1.57	0.87
3:D:503:SER:O	3:D:506:VAL:HG23	1.75	0.87
1:M:102:LEU:CD2	1:M:130:ILE:HD13	2.04	0.87
2:O:227:LYS:HD3	2:O:334:GLU:CD	1.96	0.87
3:P:747:MET:HE2	3:P:774:ILE:CG2	2.04	0.87
1:A:228:LEU:HD11	1:B:224:LEU:CD1	2.03	0.86
3:D:497:GLU:HB3	3:D:498:PRO:HD2	1.57	0.86
2:I:257:ALA:HB1	2:I:282:VAL:HG11	1.55	0.86
3:J:115:TRP:CH2	3:J:1329:THR:CA	2.55	0.86
2:C:1253:LEU:HB2	5:F:523:ILE:CG2	2.05	0.86
3:D:880:VAL:CG1	3:D:881:LYS:N	2.38	0.86
3:D:1229:VAL:HG22	3:D:1233:ILE:HD11	1.56	0.86
1:N:39:LEU:CD2	1:N:39:LEU:N	2.27	0.86
1:N:84:ASN:O	1:N:88:LEU:HD13	1.75	0.86
2:C:1330:ILE:HD13	2:C:1337:ILE:HD12	1.57	0.86
1:G:9:LEU:HD21	1:G:198:LEU:CD2	2.03	0.86
3:J:923:ILE:HD11	3:J:1252:HIS:CB	2.04	0.86
1:M:45:ARG:HD3	1:N:38:THR:OG1	1.74	0.86
8:9:14:A:H5'	8:9:15:G:OP2	1.75	0.86
1:B:68:TYR:CE1	1:B:79:LEU:CD2	2.55	0.86
3:D:452:LEU:HD11	3:D:625:MET:CE	2.06	0.86
3:D:452:LEU:HG	3:D:625:MET:SD	2.15	0.86
3:D:478:LEU:CB	4:E:20:VAL:HG13	2.04	0.86
3:D:1309:ILE:HG22	3:D:1310:THR:N	1.90	0.86
2:I:1269:ARG:HG3	3:J:345:LYS:C	1.95	0.86
1:N:83:LEU:HD13	1:N:86:LYS:HD2	1.58	0.86
2:C:1223:ARG:NH2	3:D:719:PHE:O	2.09	0.86
3:D:616:PRO:O	3:D:619:ILE:HB	1.74	0.86
7:5:25:DA:H2''	7:5:26:DT:OP2	1.75	0.86
1:B:124:VAL:HG21	1:B:210:THR:HG23	1.57	0.86
3:D:797:THR:HG23	3:D:924:GLY:HA3	1.58	0.86
2:I:210:LEU:CB	2:I:220:ILE:HD11	2.06	0.86
3:P:425:ARG:HD2	3:P:457:TYR:HB3	1.57	0.86

*Continued on next page...*



*Continued from previous page...*

Atom-1	Atom-2	Interatomic distance (Å)	Clash overlap (Å)
3:P:673:VAL:HG11	3:P:678:ARG:HB2	1.58	0.86
2:C:303:ASP:HB2	2:C:310:ILE:HD11	1.55	0.86
3:J:353:SER:CB	3:J:372:MET:HE1	2.02	0.86
3:J:886:VAL:HG11	3:J:1261:LEU:HD11	1.56	0.86
3:P:372:MET:O	3:P:376:LEU:HG	1.76	0.86
5:R:386:LEU:HD13	6:7:41:DT:O4'	1.74	0.86
3:D:1138:LEU:HD23	3:D:1139:PRO:HG3	1.58	0.85
1:H:47:LEU:CD1	1:H:183:ILE:HD12	2.06	0.85
3:J:1250:ASP:HA	3:J:1253:ILE:HD12	1.56	0.85
3:D:452:LEU:HD11	3:D:625:MET:HE2	1.56	0.85
1:G:38:THR:CG2	1:H:42:ALA:HA	2.06	0.85
3:J:825:VAL:HG22	3:J:838:ARG:HH11	1.41	0.85
2:O:1113:LEU:CD2	3:P:641:ILE:HD11	2.06	0.85
5:R:392:LYS:HA	5:R:395:THR:HG23	1.56	0.85
2:C:708:VAL:CG1	2:C:794:LEU:HD22	2.06	0.85
2:I:592:ARG:NH2	2:I:600:THR:O	2.08	0.85
3:J:115:TRP:O	3:J:119:SER:OG	1.93	0.85
3:J:749:LYS:HB3	3:J:750:PRO:HD3	1.57	0.85
3:J:1284:ARG:HA	3:J:1287:ILE:HD12	1.56	0.85
3:D:24:LEU:HD12	3:D:232:ASN:HB3	1.59	0.85
3:D:105:ILE:HG13	3:D:244:VAL:HG21	1.57	0.85
1:G:38:THR:HG23	1:H:42:ALA:HA	1.58	0.85
3:P:219:LYS:HA	3:P:222:LYS:HD2	1.58	0.85
3:P:425:ARG:HB2	3:P:466:MET:HE3	1.57	0.85
2:C:257:ALA:HB3	2:C:262:TYR:CE2	2.11	0.85
3:D:1261:LEU:HD13	3:D:1304:ARG:HD2	1.59	0.85
2:O:171:LEU:HD22	2:O:188:PHE:O	1.76	0.85
2:O:1085:MET:HA	2:O:1085:MET:CE	2.07	0.85
3:D:543:SER:O	3:D:574:VAL:HG21	1.75	0.85
3:D:1137:GLY:O	3:D:1141:VAL:HG23	1.74	0.85
2:I:533:LEU:CD2	2:I:538:LEU:O	2.24	0.85
1:M:56:VAL:HG13	1:M:144:ILE:CG2	2.07	0.85
2:O:634:VAL:HG12	2:O:635:THR:H	1.42	0.85
2:O:715:THR:HG22	2:O:786:GLY:H	1.39	0.85
2:C:1274:GLU:OE1	2:C:1274:GLU:N	2.08	0.85
3:D:589:TYR:CE2	3:D:593:ASN:ND2	2.44	0.85
3:P:1353:VAL:CG2	3:P:1355:ARG:HD2	2.06	0.85
5:F:458:GLU:CA	5:F:461:ASN:ND2	2.40	0.85
6:1:50:DT:H3'	6:1:50:DT:H6	1.42	0.85
3:J:190:LYS:HG3	3:J:190:LYS:O	1.77	0.85
3:P:435:GLN:HB2	3:P:457:TYR:OH	1.77	0.85

*Continued on next page...*

*Continued from previous page...*

Atom-1	Atom-2	Interatomic distance (Å)	Clash overlap (Å)
3:D:395:LYS:CA	3:D:398:LYS:HE3	2.05	0.85
3:D:453:VAL:HG13	3:D:500:ILE:HD13	1.59	0.85
3:P:823:THR:O	3:P:838:ARG:NH1	2.10	0.85
2:C:204:LEU:HB3	2:C:205:PRO:HD2	1.58	0.84
3:D:24:LEU:CD1	3:D:232:ASN:HB3	2.06	0.84
2:I:106:GLU:CG	2:I:115:LYS:HB2	2.05	0.84
3:J:807:LEU:CD2	3:J:1259:GLN:HG2	2.06	0.84
2:O:237:LEU:CD1	2:O:289:VAL:HG22	2.07	0.84
3:P:303:VAL:O	3:P:307:LEU:HG	1.75	0.84
1:A:40:GLY:HA2	1:A:43:LEU:HD12	1.59	0.84
3:D:1328:THR:HG22	3:D:1332:LEU:HD11	1.59	0.84
2:I:157:PHE:O	2:I:442:VAL:CG1	2.25	0.84
2:I:790:ASP:O	2:I:792:GLY:N	2.10	0.84
2:C:1273:MET:HA	2:C:1276:TRP:CE3	2.11	0.84
3:D:355:ILE:HD12	3:D:461:PHE:CE1	2.11	0.84
3:D:895:CYS:SG	3:D:898:CYS:N	2.50	0.84
2:I:171:LEU:HD22	2:I:188:PHE:O	1.77	0.84
2:I:1337:ILE:HD12	3:J:22:ILE:CG1	2.06	0.84
3:J:278:ARG:O	3:J:282:LEU:HG	1.77	0.84
1:M:150:ARG:HH11	1:M:150:ARG:H	1.24	0.84
2:C:838:CYS:SG	2:C:886:LYS:CE	2.65	0.84
3:D:820:ILE:HD11	3:D:884:SER:HB2	1.56	0.84
2:I:4:SER:O	2:I:8:LYS:HG3	1.77	0.84
2:I:542:ARG:NH2	6:4:49:DG:C8	2.45	0.84
3:J:1190:ILE:HG22	3:J:1191:PRO:O	1.76	0.84
5:L:476:ARG:HG3	5:L:477:GLU:N	1.92	0.84
3:D:343:LEU:HD23	3:D:1351:VAL:HG11	1.58	0.84
1:G:26:VAL:HG11	1:G:217:ILE:HD12	1.59	0.84
2:C:1330:ILE:CD1	2:C:1337:ILE:HD12	2.07	0.84
5:F:277:MET:SD	5:F:362:ASN:ND2	2.50	0.84
2:I:157:PHE:O	2:I:442:VAL:HG12	1.78	0.84
3:J:139:LEU:HD23	3:J:185:ILE:HD11	1.60	0.84
3:P:508:LEU:CD1	3:P:508:LEU:C	2.25	0.84
3:P:575:GLY:CA	3:P:578:ILE:HD12	2.05	0.84
2:C:1270:PHE:HB2	3:D:347:VAL:CG2	2.07	0.84
3:D:181:GLY:O	3:D:185:ILE:HD12	1.77	0.84
3:D:746:LEU:CD2	3:D:758:PRO:HB3	2.07	0.84
3:D:1146:GLU:OE1	3:D:1309:ILE:HB	1.78	0.84
3:J:481:ARG:O	3:J:485:MET:HB2	1.75	0.84
5:L:105:MET:SD	5:L:385:ARG:HG2	2.16	0.84
1:A:150:ARG:NH2	1:B:32:GLU:OE1	2.11	0.84

*Continued on next page...*

*Continued from previous page...*

Atom-1	Atom-2	Interatomic distance (Å)	Clash overlap (Å)
3:D:79:LYS:NZ	5:F:569:THR:HG22	1.93	0.84
3:D:1350:ASN:HA	3:D:1353:VAL:HG22	1.58	0.84
5:F:333:VAL:O	5:F:337:VAL:HG23	1.78	0.84
3:J:749:LYS:CB	3:J:750:PRO:CD	2.52	0.84
2:O:99:LYS:HG3	2:O:121:GLU:HG3	1.60	0.84
5:R:573:LEU:N	7:8:45:DG:OP2	2.11	0.84
8:9:13:GTP:O3A	8:9:13:GTP:H8	1.60	0.84
2:C:149:LEU:CD1	2:C:451:ARG:HB3	2.07	0.84
3:D:131:PRO:O	3:D:135:ILE:HG13	1.77	0.84
1:M:42:ALA:HA	1:N:38:THR:HG21	1.57	0.84
1:M:180:VAL:HA	1:M:207:THR:HG22	0.87	0.84
2:O:52:ALA:HB3	2:O:464:PHE:HE2	1.43	0.84
2:O:812:PHE:O	2:O:1099:ASN:ND2	2.10	0.84
3:P:797:THR:HG23	3:P:924:GLY:HA2	1.60	0.84
3:D:737:ILE:HG22	3:D:738:ARG:N	1.92	0.83
5:F:386:LEU:HD13	6:1:41:DT:O4'	1.77	0.83
2:I:811:ASN:HB3	2:I:817:LEU:HD12	1.60	0.83
3:P:115:TRP:CH2	3:P:1329:THR:HA	2.13	0.83
1:A:232:VAL:HG22	1:B:221:ALA:HB1	1.59	0.83
1:H:28:LEU:HD12	1:H:201:LEU:CB	2.07	0.83
5:L:123:ILE:O	5:L:127:ILE:HG13	1.77	0.83
1:M:83:LEU:HD13	1:M:86:LYS:HD2	1.60	0.83
2:O:247:ARG:HA	2:O:274:ILE:HD11	1.60	0.83
2:O:1184:THR:OG1	2:O:1190:ALA:N	2.11	0.83
3:P:749:LYS:HB3	3:P:750:PRO:HD2	1.58	0.83
1:B:217:ILE:CD1	1:B:217:ILE:H	1.89	0.83
2:C:669:PRO:HB3	2:C:1184:THR:HG22	1.58	0.83
3:D:483:LEU:O	3:D:489:ASN:ND2	2.09	0.83
3:D:839:VAL:CG1	3:D:864:LEU:HD13	2.08	0.83
5:F:329:LYS:O	5:F:330:LEU:HB2	1.76	0.83
2:I:169:LYS:NZ	2:I:192:ASP:OD1	2.10	0.83
2:O:1100:PRO:HB3	3:P:639:VAL:CG2	2.08	0.83
3:P:883:ARG:CZ	3:P:898:CYS:SG	2.61	0.83
3:D:1229:VAL:CG2	3:D:1233:ILE:HD11	2.08	0.83
2:I:623:LEU:HD23	2:I:628:HIS:O	1.79	0.83
3:P:512:TYR:CE1	3:P:545:HIS:CE1	2.66	0.83
3:P:622:ASP:O	3:P:626:TYR:HD2	1.59	0.83
3:P:1233:ILE:O	3:P:1237:VAL:HG23	1.77	0.83
3:P:1348:LYS:HA	3:P:1351:VAL:CG2	2.08	0.83
5:R:392:LYS:HD3	6:7:43:DT:O3'	1.79	0.83
3:D:245:LEU:O	3:D:250:ARG:NE	2.12	0.83

*Continued on next page...*

*Continued from previous page...*

Atom-1	Atom-2	Interatomic distance (Å)	Clash overlap (Å)
3:D:885:VAL:HG12	3:D:886:VAL:N	1.91	0.83
3:J:614:LEU:HD23	4:K:7:GLN:CD	1.98	0.83
2:O:1112:ILE:CD1	3:P:639:VAL:O	2.25	0.83
3:P:268:LEU:O	3:P:272:VAL:HG23	1.78	0.83
3:P:318:GLY:HA3	3:P:322:ARG:HH12	1.41	0.83
5:R:450:ILE:HD12	5:R:452:ILE:HD11	1.60	0.83
1:A:35:PHE:O	1:A:39:LEU:CG	2.25	0.83
3:J:1040:MET:HE2	3:J:1046:ILE:HD13	1.60	0.83
2:O:1077:SER:HA	3:P:356:THR:CG2	2.09	0.83
2:O:1237:HIS:CG	2:O:1242:LYS:HZ1	1.96	0.83
2:O:1246:ARG:HD2	2:O:1265:PHE:O	1.77	0.83
5:R:494:ILE:O	5:R:498:LEU:HG	1.77	0.83
3:D:880:VAL:HG12	3:D:881:LYS:N	1.91	0.83
3:D:1306:LEU:HD12	3:D:1307:LEU:N	1.92	0.83
5:F:518:HIS:O	5:F:520:GLY:N	2.12	0.83
3:J:950:ILE:HB	3:J:1018:ALA:HB3	1.60	0.83
5:L:548:LEU:HD23	5:L:551:LEU:HD12	1.59	0.83
6:4:50:DT:H5'	6:4:51:DC:C6	2.13	0.83
1:M:158:ARG:HE	1:M:172:LEU:HD21	1.42	0.83
2:O:9:LYS:HE2	2:O:1171:ARG:HD3	1.59	0.83
2:O:1294:LYS:HB3	3:P:347:VAL:HG13	1.61	0.83
2:O:1324:ASN:HA	2:O:1327:LEU:HD12	1.59	0.83
2:C:797:GLY:HA3	2:C:1233:LEU:CD2	2.08	0.83
2:I:333:ILE:HG22	2:I:334:GLU:H	1.43	0.83
2:I:1294:LYS:HD3	3:J:347:VAL:CG1	2.07	0.83
1:M:39:LEU:C	1:M:43:LEU:HG	1.99	0.83
1:A:75:GLN:O	2:C:729:ALA:HB2	1.79	0.83
2:C:807:TRP:CD1	2:C:817:LEU:HD11	2.14	0.83
3:D:316:ILE:HG22	3:D:324:LEU:HD12	1.59	0.83
5:F:583:THR:HG21	5:F:587:ILE:HD11	1.60	0.83
2:I:725:GLN:NE2	2:I:735:LYS:HE2	1.92	0.83
2:I:870:ILE:CB	2:I:944:ARG:HD3	2.08	0.83
3:J:1040:MET:HE3	3:J:1046:ILE:HG21	1.60	0.83
5:L:91:ILE:HG22	5:L:91:ILE:O	1.78	0.83
5:L:132:CYS:SG	5:L:257:LYS:NZ	2.51	0.83
5:L:145:LEU:HD22	5:L:225:ARG:HH12	1.44	0.83
2:O:178:PRO:HA	2:O:397:LEU:CD2	2.08	0.83
2:O:340:ASP:HA	2:O:344:GLY:HA2	1.59	0.83
2:I:151:ARG:HD2	2:I:445:ILE:CG2	2.09	0.83
2:O:197:ARG:HB3	2:O:200:ARG:HA	1.61	0.83
3:P:975:ILE:HD11	3:P:1003:LEU:HD11	1.60	0.83

*Continued on next page...*

*Continued from previous page...*

Atom-1	Atom-2	Interatomic distance (Å)	Clash overlap (Å)
2:C:91:THR:HG23	2:C:138:ILE:HA	1.60	0.82
3:D:496:GLY:HA2	3:D:903:LEU:HD22	1.61	0.82
3:D:1270:GLY:HA2	3:D:1298:VAL:HB	1.60	0.82
2:I:1278:LEU:HD22	2:I:1283:ALA:HB3	1.61	0.82
3:J:342:LEU:HB3	3:J:1352:ILE:HG12	1.60	0.82
2:O:1101:LEU:HD21	3:P:725:MET:HG2	1.59	0.82
3:P:312:ARG:HB3	3:P:312:ARG:HH11	1.41	0.82
3:P:499:ILE:HG22	3:P:500:ILE:HG12	1.61	0.82
3:P:1221:LEU:HD11	3:P:1304:ARG:O	1.79	0.82
1:N:85:LEU:HA	1:N:88:LEU:HD22	1.59	0.82
2:O:960:LEU:HB3	2:O:1025:PHE:HE1	1.43	0.82
5:R:591:GLU:O	5:R:595:LEU:HG	1.78	0.82
1:A:140:ILE:HG13	1:A:141:SER:H	1.43	0.82
3:D:147:ILE:CD1	3:D:178:ALA:HA	2.08	0.82
5:L:390:ILE:HD13	5:L:432:THR:HG23	1.62	0.82
2:C:674:ASP:O	3:D:772:TYR:OH	1.95	0.82
2:I:745:GLU:HG3	2:I:746:ALA:N	1.95	0.82
3:P:883:ARG:NE	3:P:898:CYS:SG	2.52	0.82
3:P:1259:GLN:NE2	3:P:1259:GLN:HA	1.94	0.82
4:Q:18:ASP:O	4:Q:22:VAL:HG23	1.78	0.82
5:L:395:THR:HA	5:L:404:LEU:HD13	1.61	0.82
1:B:88:LEU:CD1	1:B:128:HIS:CG	2.62	0.82
2:C:1327:LEU:HA	2:C:1337:ILE:CD1	2.10	0.82
3:D:209:ASN:HB2	3:D:214:ARG:HD3	1.60	0.82
2:I:524:ILE:HD11	2:I:712:SER:CB	2.09	0.82
3:J:1233:ILE:O	3:J:1237:VAL:HG23	1.79	0.82
2:O:839:VAL:O	2:O:886:LYS:HE2	1.79	0.82
2:C:1232:MET:C	2:C:1233:LEU:HG	1.99	0.82
3:D:117:LEU:HA	3:D:124:ILE:HD11	1.60	0.82
5:F:385:ARG:O	5:F:388:ILE:HG22	1.79	0.82
8:3:13:GTP:H8	8:3:13:GTP:PA	2.03	0.82
5:L:437:GLN:OE1	7:5:27:DA:N6	2.12	0.82
6:4:47:DC:N3	6:4:48:DA:C6	2.48	0.82
3:P:53:ARG:O	3:P:58:CYS:HB2	1.78	0.82
2:C:524:ILE:CD1	2:C:712:SER:HB3	2.09	0.82
2:C:896:THR:HG23	2:C:898:GLU:HB2	1.60	0.82
2:C:1289:GLU:CD	3:D:472:LEU:HB2	2.00	0.82
1:H:82:LEU:HD22	1:H:173:VAL:CG2	2.09	0.82
5:L:469:GLN:O	5:L:472:GLN:HG2	1.79	0.82
1:M:85:LEU:HD21	1:M:130:ILE:HG23	1.61	0.82
1:N:47:LEU:CD1	1:N:183:ILE:HD13	2.09	0.82

*Continued on next page...*

*Continued from previous page...*

Atom-1	Atom-2	Interatomic distance (Å)	Clash overlap (Å)
2:C:496:LYS:HB2	2:C:497:PRO:HD3	1.60	0.82
3:D:234:PRO:O	3:D:237:MET:HG2	1.79	0.82
1:G:91:ARG:CD	1:G:124:VAL:HG23	2.10	0.82
3:P:746:LEU:HG	3:P:758:PRO:HB3	1.61	0.82
5:R:450:ILE:HG13	5:R:450:ILE:O	1.77	0.82
1:B:61:ILE:HD13	1:B:64:VAL:HG11	1.61	0.82
2:C:708:VAL:HG11	2:C:794:LEU:HD22	1.60	0.82
3:D:1226:VAL:O	3:D:1230:THR:OG1	1.97	0.82
2:I:599:VAL:HG21	2:I:623:LEU:HD11	1.60	0.82
2:I:661:VAL:CG1	2:I:665:ALA:HB3	2.09	0.82
2:I:1061:GLN:HB2	2:I:1062:PRO:HD2	1.62	0.82
3:P:747:MET:CE	3:P:774:ILE:HG22	2.09	0.82
3:D:644:MET:O	3:D:764:ARG:NH1	2.13	0.81
3:J:24:LEU:HD13	3:J:237:MET:CE	2.10	0.81
3:P:1226:VAL:O	3:P:1230:THR:OG1	1.96	0.81
3:P:1262:ARG:HH12	3:P:1316:THR:HG22	1.45	0.81
1:B:35:PHE:O	1:B:39:LEU:HG	1.80	0.81
3:D:205:LEU:CD2	3:D:214:ARG:HG3	2.08	0.81
3:D:1229:VAL:HG13	3:D:1230:THR:H	1.45	0.81
5:F:440:THR:O	5:F:443:ILE:HG22	1.80	0.81
1:G:69:SER:O	1:G:78:ILE:CG1	2.28	0.81
2:I:167:SER:CB	3:J:1064:SER:HB3	2.10	0.81
3:J:840:LEU:HD13	3:J:869:CYS:SG	2.20	0.81
3:P:843:VAL:HB	3:P:897:HIS:O	1.80	0.81
2:C:1289:GLU:OE1	3:D:472:LEU:CG	2.27	0.81
3:D:431:ARG:NH2	3:D:904:ALA:CB	2.43	0.81
3:D:536:LEU:HD13	3:D:542:ALA:CB	2.10	0.81
3:D:1078:LEU:HD13	3:D:1121:LEU:HD22	1.60	0.81
5:F:573:LEU:HB3	7:2:45:DG:OP2	1.80	0.81
2:I:228:VAL:HG22	2:I:245:ARG:NH1	1.95	0.81
2:I:902:LEU:HA	2:I:905:ILE:HD12	1.62	0.81
1:N:140:ILE:HG13	1:N:142:MET:HE1	1.60	0.81
3:P:264:ASP:CG	5:R:508:GLU:HB2	2.01	0.81
3:P:385:LEU:HD21	3:P:411:ILE:CD1	2.09	0.81
3:P:697:MET:CE	3:P:737:ILE:CG2	2.58	0.81
3:P:785:ASP:HB3	3:P:935:PHE:CZ	2.16	0.81
3:P:809:VAL:HG23	3:P:915:ILE:HD11	1.63	0.81
3:P:816:THR:OG1	3:P:889:ASP:HB2	1.80	0.81
3:P:1163:VAL:HG13	3:P:1177:ILE:HA	1.62	0.81
5:R:488:LEU:HG	5:R:488:LEU:O	1.80	0.81
2:I:298:ALA:HB2	2:I:336:LEU:HD21	1.61	0.81

*Continued on next page...*

*Continued from previous page...*

Atom-1	Atom-2	Interatomic distance (Å)	Clash overlap (Å)
2:I:700:VAL:HG11	2:I:1114:GLU:HG3	1.62	0.81
4:K:27:ALA:HA	4:K:30:MET:SD	2.20	0.81
5:L:489:MET:HB3	5:L:490:PRO:HD2	1.63	0.81
1:B:190:ALA:H	1:B:199:ASP:HA	1.45	0.81
2:C:525:THR:HG21	2:C:687:ARG:CD	2.11	0.81
2:I:164:THR:O	2:I:168:GLY:HA2	1.80	0.81
3:J:1257:VAL:O	3:J:1261:LEU:HG	1.79	0.81
1:M:68:TYR:HE2	2:O:927:THR:CB	1.93	0.81
3:P:739:GLN:HG2	3:P:744:ARG:CG	2.08	0.81
1:A:57:THR:CG2	1:A:158:ARG:NH2	2.44	0.81
5:F:365:MET:O	5:F:369:GLU:HG3	1.79	0.81
5:F:533:ASP:O	5:F:536:THR:HB	1.80	0.81
2:I:949:GLU:O	2:I:953:LEU:HG	1.81	0.81
3:J:885:VAL:HG11	3:J:1255:VAL:HA	1.63	0.81
4:K:13:ILE:HD12	4:K:19:LEU:HA	1.61	0.81
3:D:1146:GLU:CD	3:D:1309:ILE:HB	2.01	0.81
1:G:48:LEU:HD21	1:G:183:ILE:HG22	1.61	0.81
3:J:369:PRO:HD3	3:J:447:ILE:HG13	1.61	0.81
3:J:749:LYS:CB	3:J:750:PRO:HD2	2.10	0.81
3:J:1320:ILE:HD12	3:J:1342:ASP:OD2	1.80	0.81
2:O:997:TRP:HB3	2:O:1000:LEU:HD23	1.63	0.81
5:R:117:ILE:HG23	5:R:421:TYR:HB2	1.61	0.81
3:D:349:TYR:HB3	3:D:470:VAL:CG2	2.10	0.81
3:D:395:LYS:HA	3:D:398:LYS:CE	2.10	0.81
3:D:880:VAL:CG1	3:D:881:LYS:H	1.93	0.81
2:I:666:SER:HA	2:I:1186:VAL:HG21	1.62	0.81
2:I:1288:GLN:O	2:I:1292:THR:HG22	1.81	0.81
3:J:895:CYS:SG	3:J:898:CYS:N	2.50	0.81
5:L:84:LEU:HD11	5:L:107:THR:HG21	1.60	0.81
2:O:366:ILE:HG22	2:O:384:LEU:HD21	1.62	0.81
3:J:915:ILE:O	3:J:918:ILE:CG2	2.26	0.81
3:P:574:VAL:O	3:P:578:ILE:HG13	1.81	0.81
5:R:540:LEU:O	5:R:544:THR:HG23	1.81	0.81
2:C:19:PRO:HB3	2:C:1156:ARG:HD2	1.61	0.81
5:F:585:GLU:HG3	7:2:47:DC:H41	1.46	0.81
2:I:210:LEU:HB2	2:I:220:ILE:HD11	1.63	0.81
1:N:220:ALA:HA	1:N:223:ILE:HD12	1.63	0.81
2:O:371:ARG:C	5:R:99:ARG:NH2	2.34	0.81
3:D:363:LEU:HG	3:D:487:THR:HG22	1.61	0.80
3:D:422:LEU:C	3:D:423:LEU:HD23	2.02	0.80
1:G:47:LEU:CD1	1:G:183:ILE:HD12	2.10	0.80

*Continued on next page...*



*Continued from previous page...*

Atom-1	Atom-2	Interatomic distance (Å)	Clash overlap (Å)
1:M:150:ARG:HD3	1:M:150:ARG:H	1.45	0.80
7:8:22:DA:H1'	7:8:23:DT:P	2.22	0.80
2:C:1258:PRO:HG2	3:D:346:ARG:HB2	1.63	0.80
6:4:47:DC:N3	6:4:48:DA:N1	2.29	0.80
2:O:432:LEU:HG	2:O:433:ILE:N	1.94	0.80
3:D:70:CYS:HB2	3:D:90:VAL:HB	1.63	0.80
3:D:194:LEU:H	3:D:194:LEU:HD12	1.47	0.80
3:D:975:ILE:HD12	3:D:997:VAL:HG11	1.63	0.80
5:F:295:CYS:O	5:F:296:LYS:HB2	1.81	0.80
3:J:843:VAL:CG1	3:J:883:ARG:HB3	2.10	0.80
3:J:1350:ASN:ND2	3:J:1356:LEU:O	2.13	0.80
6:4:50:DT:H3'	6:4:50:DT:H6	1.45	0.80
2:O:371:ARG:HB3	5:R:99:ARG:NH2	1.96	0.80
5:L:449:THR:OG1	5:L:504:PRO:CG	2.29	0.80
1:A:44:ARG:O	1:A:47:LEU:HB2	1.82	0.80
5:F:514:ASP:O	5:F:516:ASP:N	2.14	0.80
2:I:868:SER:HB2	2:I:870:ILE:HG12	1.63	0.80
3:J:1259:GLN:OE1	3:J:1262:ARG:CD	2.29	0.80
2:C:885:GLY:HA2	2:C:917:SER:OG	1.81	0.80
3:D:147:ILE:HG13	3:D:178:ALA:HA	1.64	0.80
3:D:259:ARG:NH1	5:F:505:ILE:HG12	1.96	0.80
3:D:795:TYR:OH	7:2:11:DA:H2''	1.82	0.80
3:D:1229:VAL:HG22	3:D:1230:THR:N	1.95	0.80
1:G:47:LEU:HD13	1:G:183:ILE:CD1	2.11	0.80
1:M:41:ASN:HD21	2:O:1218:GLY:N	1.79	0.80
1:M:42:ALA:CA	1:N:38:THR:CG2	2.55	0.80
2:O:333:ILE:HG22	2:O:334:GLU:N	1.95	0.80
3:D:115:TRP:HE3	3:D:1333:THR:HG23	1.46	0.80
2:O:293:ALA:HB2	2:O:319:LEU:HD21	1.63	0.80
2:C:56:VAL:HG12	2:C:59:ILE:HD11	1.62	0.80
2:C:255:ILE:HD13	2:C:285:ILE:CD1	2.11	0.80
3:D:474:LEU:HD12	4:E:28:ARG:HG2	1.64	0.80
1:H:14:VAL:HG21	1:H:29:GLU:HG2	1.62	0.80
2:I:1286:THR:O	2:I:1290:MET:HG2	1.81	0.80
3:J:1259:GLN:OE1	3:J:1262:ARG:HD3	1.82	0.80
1:A:38:THR:HG23	1:B:42:ALA:HA	1.63	0.80
2:C:718:ALA:HB2	2:C:783:LEU:HD21	1.62	0.80
2:C:1278:LEU:HD21	2:C:1286:THR:HB	1.62	0.80
3:D:1259:GLN:HA	3:D:1259:GLN:HE21	1.47	0.80
3:D:1259:GLN:HA	3:D:1259:GLN:NE2	1.95	0.80
4:E:60:ASN:HD21	4:E:62:GLN:HB3	1.44	0.80

*Continued on next page...*



Continued from previous page...

Atom-1	Atom-2	Interatomic distance (Å)	Clash overlap (Å)
2:O:210:LEU:HD23	2:O:213:LEU:HD12	1.61	0.80
5:R:110:LEU:H	5:R:110:LEU:CD1	1.88	0.80
2:C:1109:ILE:HG13	3:D:740:LEU:HD22	1.64	0.80
2:O:1104:PRO:HG3	3:P:725:MET:CE	2.11	0.80
2:O:1273:MET:HB3	3:P:428:THR:HB	1.63	0.80
3:P:261:ALA:HB2	5:R:519:LEU:HD21	1.64	0.80
3:P:1347:LEU:O	3:P:1351:VAL:HG23	1.81	0.80
2:C:1281:TYR:CE2	3:D:431:ARG:HB2	2.17	0.79
3:D:470:VAL:CB	3:D:472:LEU:HD21	2.06	0.79
3:D:1261:LEU:HD13	3:D:1304:ARG:CD	2.11	0.79
2:I:725:GLN:HB3	2:I:733:VAL:HG23	1.64	0.79
2:O:295:LYS:HD2	2:O:335:THR:CG2	2.10	0.79
3:P:1101:LEU:HD22	3:P:1122:ALA:HB3	1.62	0.79
2:C:1031:ALA:HB3	2:C:1032:LYS:HE3	1.63	0.79
2:I:681:MET:O	2:I:685:MET:HG2	1.82	0.79
1:M:152:TYR:OH	1:M:174:ASP:HB3	1.82	0.79
2:O:839:VAL:O	2:O:886:LYS:CE	2.29	0.79
3:P:312:ARG:HB3	3:P:312:ARG:NH1	1.96	0.79
2:C:96:LEU:HB2	2:C:127:ILE:CD1	2.11	0.79
1:G:59:VAL:HG13	1:G:144:ILE:HG12	1.62	0.79
2:I:870:ILE:CG1	2:I:944:ARG:HD3	2.11	0.79
3:J:65:VAL:HG13	3:J:98:ARG:NH1	1.96	0.79
3:J:1280:VAL:HG12	3:J:1281:GLU:H	1.46	0.79
1:B:9:LEU:HD12	1:B:10:LYS:H	1.46	0.79
3:D:783:LEU:CD1	3:D:783:LEU:N	2.44	0.79
3:D:918:ILE:HG22	3:D:919:ALA:H	1.44	0.79
1:G:45:ARG:NH1	2:I:1216:ARG:HA	1.97	0.79
3:J:1284:ARG:O	3:J:1287:ILE:HB	1.82	0.79
1:M:38:THR:CG2	1:N:42:ALA:HB1	2.12	0.79
2:O:681:MET:O	2:O:685:MET:HG2	1.82	0.79
3:P:1031:VAL:HG13	3:P:1091:PRO:HD3	1.63	0.79
2:C:930:ASP:OD2	2:C:932:GLN:NE2	2.15	0.79
2:I:868:SER:HB2	2:I:870:ILE:CG1	2.13	0.79
3:J:849:LEU:HD22	3:J:856:ILE:O	1.83	0.79
2:C:817:LEU:HD21	2:C:1080:ASN:ND2	1.98	0.79
2:C:831:ILE:H	2:C:831:ILE:CD1	1.96	0.79
3:J:825:VAL:CG2	3:J:838:ARG:NH1	2.44	0.79
2:O:1223:ARG:CD	3:P:635:SER:O	2.30	0.79
3:P:464:ASP:OD1	8:9:15:G:O2'	2.01	0.79
5:F:583:THR:CG2	5:F:587:ILE:HD11	2.13	0.79
2:I:247:ARG:HG3	2:I:274:ILE:HD13	1.65	0.79

Continued on next page...

*Continued from previous page...*

Atom-1	Atom-2	Interatomic distance (Å)	Clash overlap (Å)
2:I:805:MET:CE	2:I:806:PRO:HD2	2.13	0.79
3:J:53:ARG:O	3:J:58:CYS:HB2	1.82	0.79
2:O:213:LEU:O	2:O:214:ASN:HB3	1.83	0.79
2:O:1290:MET:HA	2:O:1294:LYS:HD2	1.65	0.79
3:P:135:ILE:O	3:P:139:LEU:HG	1.82	0.79
3:P:419:HIS:O	3:P:439:PRO:CD	2.30	0.79
2:C:301:TYR:CE1	2:C:333:ILE:HG23	2.17	0.79
2:C:448:LEU:HB2	2:C:608:ALA:CB	2.13	0.79
3:D:139:LEU:O	3:D:141:PHE:CE2	2.34	0.79
3:D:342:LEU:HD22	3:D:1352:ILE:HG23	1.65	0.79
4:E:44:ASP:OD2	4:E:48:VAL:HG11	1.82	0.79
2:I:811:ASN:O	2:I:1099:ASN:HB2	1.82	0.79
2:I:812:PHE:O	2:I:1099:ASN:ND2	2.15	0.79
2:I:1275:VAL:CG1	2:I:1279:GLU:OE2	2.31	0.79
3:J:115:TRP:HE3	3:J:1333:THR:HG23	1.46	0.79
3:J:423:LEU:HB3	3:J:466:MET:CE	2.13	0.79
3:J:1331:VAL:O	3:J:1334:GLU:HB2	1.82	0.79
1:M:68:TYR:CE2	2:O:927:THR:HB	2.17	0.79
1:N:92:VAL:HG22	1:N:121:VAL:HG22	1.65	0.79
1:N:191:ARG:HG3	1:N:196:THR:CG2	2.11	0.79
3:D:259:ARG:HH11	5:F:505:ILE:HG12	1.48	0.79
6:1:44:DG:H4'	6:1:44:DG:OP1	1.82	0.79
1:G:47:LEU:HD13	1:G:183:ILE:HD12	1.63	0.79
2:I:870:ILE:HG13	2:I:944:ARG:CD	2.13	0.79
2:I:870:ILE:HG13	2:I:944:ARG:CG	2.13	0.79
3:J:849:LEU:HD11	3:J:857:LEU:HD23	1.63	0.79
2:O:149:LEU:HD11	2:O:451:ARG:HB3	1.65	0.79
1:B:61:ILE:HD11	1:B:171:LEU:CD1	2.13	0.79
3:D:909:ILE:HD13	3:D:910:ASN:N	1.97	0.79
3:D:1138:LEU:CB	3:D:1139:PRO:HD3	2.12	0.79
2:I:149:LEU:HD11	2:I:451:ARG:HB3	1.64	0.79
2:I:297:VAL:HG12	2:I:317:LEU:HD21	1.63	0.79
2:I:589:THR:HG22	2:I:590:PRO:HD2	1.64	0.79
2:O:52:ALA:HB1	2:O:468:LEU:CD1	2.13	0.79
2:O:163:LYS:HG2	2:O:164:THR:N	1.97	0.79
2:C:257:ALA:HB2	2:C:277:LEU:CD1	2.13	0.78
3:D:869:CYS:O	3:D:873:GLU:HG3	1.83	0.78
3:J:46:TYR:O	3:J:49:PHE:CE1	2.35	0.78
3:J:964:LYS:HD3	3:J:1197:ASN:O	1.82	0.78
1:N:38:THR:CB	1:N:39:LEU:HD23	2.13	0.78
2:O:1223:ARG:HD2	3:P:635:SER:O	1.83	0.78

*Continued on next page...*

*Continued from previous page...*

Atom-1	Atom-2	Interatomic distance (Å)	Clash overlap (Å)
2:I:447:HIS:CE1	2:I:553:THR:HG21	2.19	0.78
3:J:62:PHE:O	3:J:98:ARG:HG3	1.83	0.78
3:J:115:TRP:HH2	3:J:1329:THR:HA	1.48	0.78
6:4:34:DG:N2	7:5:29:DC:O2	2.16	0.78
2:O:310:ILE:HD13	2:O:324:LYS:HB3	1.64	0.78
3:P:325:LYS:HA	3:P:329:ASP:OD2	1.83	0.78
3:P:975:ILE:HD13	3:P:980:THR:HG21	1.64	0.78
1:G:49:SER:HB2	1:H:33:ARG:NH1	1.99	0.78
3:J:1323:ALA:CB	3:J:1332:LEU:HD21	2.12	0.78
1:M:92:VAL:HG11	1:M:95:LYS:O	1.84	0.78
2:O:1142:ARG:CZ	2:O:1169:VAL:HG21	2.13	0.78
3:P:314:ARG:NH2	5:R:96:ASP:OD2	2.16	0.78
3:P:482:ALA:O	3:P:488:ASN:ND2	2.17	0.78
3:P:1282:TYR:O	3:P:1285:VAL:HG12	1.84	0.78
6:7:44:DG:H2''	6:7:45:DT:O4'	1.82	0.78
2:C:538:LEU:N	2:C:538:LEU:HD23	1.98	0.78
2:C:1257:GLN:NE2	3:D:345:LYS:HB3	1.97	0.78
3:D:496:GLY:HA2	3:D:903:LEU:CD2	2.14	0.78
1:G:9:LEU:CD2	1:G:198:LEU:HD21	2.08	0.78
2:I:15:PHE:CE2	2:I:1182:ILE:HG23	2.19	0.78
2:I:136:PHE:HB3	2:I:138:ILE:HD11	1.64	0.78
2:I:178:PRO:HG3	2:I:395:TYR:CE1	2.18	0.78
2:I:511:LEU:HD11	2:I:535:PRO:HD2	1.64	0.78
2:I:1200:LYS:HE3	2:I:1206:THR:HG21	1.64	0.78
3:J:832:LYS:NZ	3:J:1242:ARG:HB3	1.98	0.78
1:M:225:ALA:HB2	1:N:228:LEU:HD11	1.66	0.78
5:R:96:ASP:O	5:R:100:MET:HG3	1.83	0.78
1:B:219:ARG:O	1:B:223:ILE:HG13	1.84	0.78
2:C:896:THR:CG2	2:C:898:GLU:HB2	2.13	0.78
2:C:1323:PHE:CE1	2:C:1327:LEU:HD21	2.14	0.78
3:D:601:ILE:HG22	3:D:602:SER:N	1.95	0.78
3:D:814:CYS:SG	10:D:1502:ZN:ZN	1.72	0.78
3:D:1229:VAL:O	3:D:1233:ILE:CG1	2.31	0.78
3:J:447:ILE:HD12	3:J:447:ILE:N	1.98	0.78
2:O:213:LEU:O	2:O:214:ASN:HB2	1.82	0.78
2:O:726:TYR:HB3	2:O:733:VAL:CG2	2.14	0.78
3:P:407:VAL:O	3:P:411:ILE:HG13	1.84	0.78
2:C:790:ASP:O	2:C:792:GLY:N	2.17	0.78
2:C:1183:ALA:O	2:C:1185:PRO:HD3	1.83	0.78
3:D:845:ALA:HB3	3:D:881:LYS:HD3	1.64	0.78
2:I:658:GLN:NE2	2:I:1186:VAL:H	1.81	0.78

*Continued on next page...*

Continued from previous page...

Atom-1	Atom-2	Interatomic distance (Å)	Clash overlap (Å)
2:I:678:ARG:HD3	2:I:1106:ARG:O	1.82	0.78
3:J:1342:ASP:OD2	3:J:1344:LEU:HG	1.84	0.78
2:C:1058:ARG:HH11	2:C:1238:LEU:HD12	1.49	0.78
3:D:432:LEU:HD12	3:D:499:ILE:HD13	1.64	0.78
3:J:62:PHE:HB3	3:J:98:ARG:CG	2.11	0.78
1:M:8:PHE:CZ	1:N:223:ILE:CG2	2.66	0.78
1:M:56:VAL:HG13	1:M:144:ILE:HG23	1.64	0.78
2:O:1294:LYS:HD3	3:P:347:VAL:CG1	2.14	0.78
3:D:322:ARG:HE	5:F:510:PRO:HD3	1.48	0.78
3:D:452:LEU:HD11	3:D:625:MET:SD	2.23	0.78
2:I:538:LEU:N	2:I:538:LEU:HD23	1.95	0.78
3:J:795:TYR:O	3:J:799:ARG:HG3	1.84	0.78
3:J:1140:ARG:O	3:J:1144:LEU:HG	1.83	0.78
1:M:57:THR:HG22	1:M:58:GLU:HG3	1.66	0.78
1:N:35:PHE:HB3	1:N:39:LEU:HD11	1.66	0.78
1:N:44:ARG:CA	1:N:47:LEU:HD12	2.13	0.78
3:P:79:LYS:HG3	5:R:569:THR:HG23	1.63	0.78
2:C:797:GLY:CA	2:C:1233:LEU:HD21	2.13	0.78
1:G:232:VAL:CG2	1:H:221:ALA:HB3	2.13	0.78
1:H:100:LEU:HB3	1:H:115:ILE:HD12	1.64	0.78
3:J:423:LEU:CB	3:J:466:MET:HE1	2.14	0.78
3:J:1272:SER:HB2	3:J:1274:PHE:CZ	2.19	0.78
1:B:154:PRO:HD2	1:B:157:THR:HB	1.64	0.78
3:D:1252:HIS:HB2	3:D:1253:ILE:HD12	1.66	0.78
2:I:530:ILE:HD11	2:I:575:LEU:HB2	1.66	0.78
2:C:164:THR:O	2:C:165:HIS:HB2	1.81	0.77
3:D:53:ARG:O	3:D:58:CYS:HB2	1.84	0.77
3:D:452:LEU:CG	3:D:625:MET:SD	2.72	0.77
5:F:84:LEU:CG	5:F:107:THR:HG21	2.14	0.77
5:F:141:ILE:HD11	5:F:256:PHE:CE1	2.19	0.77
2:I:715:THR:HG22	2:I:786:GLY:H	1.49	0.77
3:J:352:ARG:O	3:J:372:MET:HE1	1.84	0.77
3:J:931:THR:HG23	3:J:1134:ILE:HB	1.65	0.77
5:L:392:LYS:HD2	6:4:43:DT:H2 <sup>+</sup>	1.66	0.77
1:M:47:LEU:CD1	1:M:183:ILE:HD12	2.02	0.77
3:P:481:ARG:O	3:P:485:MET:HB2	1.83	0.77
3:D:848:VAL:HG21	3:D:880:VAL:HG11	1.65	0.77
1:N:158:ARG:HD2	1:N:172:LEU:HD21	1.64	0.77
2:O:1269:ARG:NH1	3:P:340:GLN:HG3	2.00	0.77
1:A:228:LEU:HA	1:A:231:PHE:CD2	2.19	0.77
2:C:82:VAL:HG23	2:C:83:GLN:N	1.99	0.77

Continued on next page...

*Continued from previous page...*

Atom-1	Atom-2	Interatomic distance (Å)	Clash overlap (Å)
3:D:490:ILE:H	3:D:490:ILE:HD12	1.48	0.77
1:N:179:PRO:O	1:N:208:ASN:CB	2.32	0.77
1:N:224:LEU:HD12	1:N:224:LEU:C	2.02	0.77
2:O:191:LYS:O	2:O:192:ASP:HB2	1.83	0.77
1:B:217:ILE:CD1	1:B:217:ILE:N	2.48	0.77
2:C:568:ASN:HA	2:C:571:LEU:HD12	1.66	0.77
2:C:1334:GLY:O	3:D:25:ALA:HB2	1.84	0.77
3:J:1146:GLU:OE2	3:J:1309:ILE:HB	1.84	0.77
1:M:152:TYR:CD1	1:M:175:ALA:O	2.38	0.77
3:P:963:VAL:CG2	3:P:975:ILE:HG23	2.14	0.77
2:C:1290:MET:N	2:C:1290:MET:SD	2.54	0.77
3:J:369:PRO:CD	3:J:447:ILE:HG13	2.14	0.77
3:J:849:LEU:HD11	3:J:857:LEU:CD2	2.15	0.77
5:L:407:GLU:HA	5:L:410:ILE:HD12	1.66	0.77
2:O:559:CYS:CB	2:O:662:SER:HB3	2.15	0.77
2:C:1098:LEU:HD22	2:C:1099:ASN:H	1.49	0.77
2:C:1335:ILE:N	2:C:1335:ILE:HD12	1.99	0.77
2:I:298:ALA:CB	2:I:336:LEU:HD21	2.15	0.77
2:I:560:PRO:HB2	3:J:776:THR:HG21	1.67	0.77
3:J:918:ILE:CG2	3:J:919:ALA:N	2.47	0.77
7:5:4:DC:C4	7:5:5:DC:N4	2.53	0.77
1:N:88:LEU:CD1	1:N:128:HIS:CD2	2.66	0.77
2:O:1292:THR:HG23	2:O:1293:VAL:H	1.49	0.77
3:D:435:GLN:OE1	3:D:486:SER:HB3	1.85	0.77
1:G:78:ILE:HA	1:G:81:ILE:HD12	1.65	0.77
3:J:807:LEU:HD11	3:J:1259:GLN:HE21	1.49	0.77
3:J:1318:SER:OG	3:J:1321:SER:HB3	1.83	0.77
4:Q:2:ALA:N	4:Q:6:VAL:HG13	2.00	0.77
1:B:61:ILE:HD11	1:B:171:LEU:HD12	1.66	0.77
2:C:522:SER:O	2:C:525:THR:HG22	1.85	0.77
2:C:1252:SER:HA	2:C:1259:LEU:HD21	1.67	0.77
2:C:1278:LEU:HD13	2:C:1287:LEU:HA	1.67	0.77
3:D:492:SER:OG	3:D:495:ASN:N	2.17	0.77
3:D:1163:VAL:HG13	3:D:1176:VAL:O	1.85	0.77
5:F:166:VAL:HG12	5:F:167:ASP:N	1.98	0.77
3:J:495:ASN:HD21	3:J:497:GLU:HB2	1.50	0.77
3:J:807:LEU:HD11	3:J:1259:GLN:NE2	1.98	0.77
2:O:237:LEU:HD12	2:O:289:VAL:HG22	1.66	0.77
3:P:425:ARG:HD2	3:P:457:TYR:CB	2.14	0.77
3:P:747:MET:HE2	3:P:774:ILE:HG22	1.67	0.77
1:B:224:LEU:HG	1:B:225:ALA:N	2.00	0.77

*Continued on next page...*

*Continued from previous page...*

Atom-1	Atom-2	Interatomic distance (Å)	Clash overlap (Å)
2:C:96:LEU:HB3	2:C:127:ILE:HD11	1.66	0.77
2:C:1288:GLN:HB3	2:C:1315:MET:CE	2.14	0.77
3:J:24:LEU:HD12	3:J:232:ASN:CB	2.14	0.77
3:J:513:MET:HE1	3:J:579:LEU:HD21	1.66	0.77
2:O:52:ALA:HB3	2:O:464:PHE:CE2	2.20	0.77
2:O:1100:PRO:HB3	3:P:639:VAL:HG23	1.67	0.77
3:P:428:THR:O	3:P:428:THR:CG2	2.32	0.77
2:C:1108:ASN:OD1	2:C:1108:ASN:N	2.17	0.77
2:C:1321:GLU:O	2:C:1325:VAL:HG23	1.84	0.77
3:D:186:GLN:CA	3:D:189:LEU:HD12	2.12	0.77
3:D:382:TYR:HE1	3:D:398:LYS:HA	1.50	0.77
3:D:425:ARG:HH22	8:3:16:U:C4'	1.97	0.77
2:I:165:HIS:CB	2:I:168:GLY:H	1.98	0.77
2:I:886:LYS:N	2:I:917:SER:OG	2.18	0.77
3:J:515:ARG:HH21	3:J:717:VAL:HB	1.49	0.77
1:N:162:GLU:OE2	1:N:166:ARG:NH1	2.18	0.77
2:O:347:ILE:HD11	2:O:433:ILE:HD11	1.66	0.77
2:O:1085:MET:HA	2:O:1085:MET:HE3	1.66	0.77
1:A:13:LEU:HA	1:A:28:LEU:HD22	1.65	0.76
1:B:48:LEU:HD21	1:B:183:ILE:HG21	1.65	0.76
2:C:555:TYR:OH	3:D:769:VAL:HG11	1.84	0.76
2:C:1327:LEU:HA	2:C:1330:ILE:HD12	1.67	0.76
3:D:657:ALA:O	3:D:661:VAL:HG23	1.84	0.76
3:D:849:LEU:HD23	3:D:856:ILE:O	1.83	0.76
3:J:132:LEU:HA	3:J:135:ILE:HD12	1.67	0.76
3:J:899:TYR:CE1	3:J:915:ILE:CG2	2.67	0.76
3:J:1253:ILE:O	3:J:1257:VAL:HG23	1.84	0.76
2:O:719:LYS:HE2	2:O:719:LYS:HA	1.66	0.76
3:P:805:GLN:HB2	3:P:1347:LEU:HD12	1.67	0.76
2:C:314:ASN:ND2	2:C:351:LEU:HD13	2.00	0.76
2:C:1292:THR:HG23	2:C:1293:VAL:N	2.01	0.76
1:G:232:VAL:HG22	1:H:221:ALA:HB3	1.66	0.76
2:I:12:ARG:NH2	2:I:793:GLU:OE1	2.15	0.76
3:J:145:VAL:HG23	3:J:158:GLN:O	1.85	0.76
3:J:843:VAL:HG21	3:J:897:HIS:HB3	1.66	0.76
3:J:1029:THR:CG2	3:J:1121:LEU:HD11	2.15	0.76
3:P:139:LEU:HD21	3:P:185:ILE:CD1	2.08	0.76
3:P:262:THR:C	5:R:507:MET:HB3	2.05	0.76
3:P:384:LYS:HZ3	3:P:415:VAL:HG22	1.48	0.76
1:B:75:GLN:HG3	1:B:134:THR:CG2	2.16	0.76
3:D:1348:LYS:HA	3:D:1351:VAL:CG2	2.15	0.76

*Continued on next page...*

*Continued from previous page...*

Atom-1	Atom-2	Interatomic distance (Å)	Clash overlap (Å)
3:D:1348:LYS:O	3:D:1351:VAL:HB	1.86	0.76
3:J:620:PHE:O	3:J:624:ILE:HD12	1.86	0.76
1:N:47:LEU:O	1:N:51:MET:CG	2.33	0.76
1:N:88:LEU:HD21	1:N:130:ILE:HG12	1.66	0.76
3:P:770:LEU:O	3:P:774:ILE:HG13	1.85	0.76
3:P:1190:ILE:HG22	3:P:1191:PRO:O	1.84	0.76
3:D:116:PHE:O	3:D:124:ILE:CD1	2.33	0.76
3:D:809:VAL:HB	3:D:912:GLY:H	1.50	0.76
2:O:802:VAL:CG2	2:O:1096:ILE:HB	2.14	0.76
3:P:1080:ILE:HB	3:P:1097:ALA:HB3	1.67	0.76
1:A:30:PRO:HB2	1:A:198:LEU:HD22	1.66	0.76
2:C:112:GLY:O	2:C:114:VAL:N	2.17	0.76
2:C:402:ARG:HG2	2:C:416:GLY:CA	2.10	0.76
4:E:39:VAL:CG1	4:E:40:PRO:CD	2.51	0.76
3:J:242:LEU:HD12	3:J:243:PRO:CD	2.10	0.76
1:M:39:LEU:N	1:M:39:LEU:HD23	1.99	0.76
5:R:392:LYS:HA	5:R:395:THR:CG2	2.13	0.76
2:C:367:TYR:HD1	2:C:384:LEU:HD22	1.49	0.76
2:C:1199:LEU:HD23	2:C:1204:LEU:HD13	1.68	0.76
2:I:1270:PHE:HB2	3:J:347:VAL:HG21	1.68	0.76
3:J:795:TYR:OH	3:J:1326:GLN:NE2	2.19	0.76
3:J:805:GLN:HB2	3:J:1347:LEU:CD1	2.15	0.76
2:O:537:GLY:C	2:O:538:LEU:HD23	2.06	0.76
3:P:259:ARG:HH12	5:R:502:LYS:HG2	1.50	0.76
1:B:48:LEU:HD21	1:B:183:ILE:CG2	2.16	0.76
1:B:75:GLN:HG3	1:B:134:THR:HG23	1.67	0.76
1:B:88:LEU:HD11	1:B:128:HIS:CB	2.15	0.76
2:C:1334:GLY:O	3:D:25:ALA:CB	2.34	0.76
3:D:483:LEU:HD21	4:E:16:ARG:HB3	1.68	0.76
5:L:598:LEU:N	5:L:598:LEU:HD23	2.01	0.76
1:M:225:ALA:HB2	1:N:228:LEU:HD12	1.68	0.76
1:N:107:ILE:HD11	1:N:136:GLU:OE1	1.85	0.76
5:R:120:ALA:HA	5:R:123:ILE:HD12	1.67	0.76
3:D:1080:ILE:HD11	3:D:1121:LEU:HD11	1.68	0.76
2:I:232:ILE:CD1	2:I:326:SER:HB3	2.15	0.76
2:I:698:PRO:HB3	2:I:1069:ARG:HH22	1.48	0.76
2:I:883:LEU:HD21	2:I:920:VAL:HG23	1.66	0.76
3:J:1217:PRO:HB2	3:J:1306:LEU:HD21	1.68	0.76
3:P:126:LEU:HD22	3:P:216:LYS:NZ	2.00	0.76
6:7:47:DC:H4'	6:7:48:DA:OP1	1.85	0.76
2:C:253:PHE:HB2	2:C:288:PRO:HG2	1.68	0.76

*Continued on next page...*



*Continued from previous page...*

Atom-1	Atom-2	Interatomic distance (Å)	Clash overlap (Å)
2:C:311:CYS:SG	2:C:325:LEU:HD21	2.26	0.76
2:C:448:LEU:HG	2:C:553:THR:CB	2.16	0.76
2:I:390:PHE:CD2	2:I:390:PHE:N	2.54	0.76
4:K:26:ARG:O	4:K:30:MET:HG3	1.86	0.76
1:M:100:LEU:HD22	1:M:115:ILE:HG21	1.66	0.76
2:O:13:LYS:HB2	2:O:1149:TYR:CE1	2.20	0.76
2:O:726:TYR:HB3	2:O:733:VAL:HG22	1.68	0.76
1:B:217:ILE:N	1:B:217:ILE:HD12	1.98	0.76
3:D:363:LEU:CG	3:D:487:THR:HG22	2.16	0.76
3:D:835:LEU:CG	3:D:836:ARG:N	2.48	0.76
3:D:1261:LEU:CD1	3:D:1304:ARG:HD2	2.16	0.76
5:L:166:VAL:HG12	5:L:168:PRO:CD	2.16	0.76
2:O:702:THR:HG22	2:O:1184:THR:O	1.85	0.76
3:P:697:MET:SD	3:P:741:ALA:HB3	2.26	0.76
2:C:892:GLU:OE2	3:D:69:GLU:OE2	2.04	0.75
3:D:1287:ILE:CG2	3:D:1288:ALA:N	2.39	0.75
5:F:117:ILE:HG23	5:F:421:TYR:HB2	1.68	0.75
2:I:165:HIS:CE1	2:I:190:PRO:HB3	2.20	0.75
3:J:24:LEU:HD13	3:J:237:MET:HE1	1.68	0.75
3:J:843:VAL:HB	3:J:897:HIS:O	1.85	0.75
5:L:548:LEU:HD23	5:L:551:LEU:HD11	1.67	0.75
2:O:1252:SER:HA	2:O:1259:LEU:HD21	1.68	0.75
3:P:601:ILE:O	3:P:605:LEU:HG	1.86	0.75
3:P:673:VAL:CG1	3:P:678:ARG:HB2	2.15	0.75
3:P:739:GLN:HE21	3:P:744:ARG:CG	1.99	0.75
2:C:448:LEU:HG	2:C:553:THR:OG1	1.85	0.75
2:C:577:VAL:HG23	2:C:661:VAL:O	1.86	0.75
2:C:714:VAL:HG11	2:C:787:PRO:HD2	1.67	0.75
3:D:1145:PHE:CE1	3:D:1256:ILE:CD1	2.65	0.75
5:F:401:PHE:HA	5:F:404:LEU:HD12	1.68	0.75
3:P:1145:PHE:O	3:P:1309:ILE:HG13	1.87	0.75
5:R:370:ALA:HA	5:R:373:ARG:NH1	2.00	0.75
5:R:434:TRP:CE2	6:7:36:DT:H72	2.21	0.75
2:C:1061:GLN:HB2	2:C:1062:PRO:HD2	1.68	0.75
2:I:761:GLN:O	2:I:762:ASN:HB2	1.86	0.75
3:J:128:LEU:HD11	3:J:189:LEU:CD2	2.12	0.75
3:J:826:ILE:HG21	3:J:994:SER:HB3	1.66	0.75
5:L:381:GLU:O	5:L:384:LEU:HG	1.86	0.75
5:L:580:PHE:O	5:L:581:ASP:HB2	1.85	0.75
3:P:139:LEU:HD23	3:P:185:ILE:HD11	1.61	0.75
2:C:550:VAL:HG23	3:D:780:ARG:HD2	1.68	0.75

*Continued on next page...*



*Continued from previous page...*

Atom-1	Atom-2	Interatomic distance (Å)	Clash overlap (Å)
3:D:371:LYS:O	3:D:374:LEU:HD23	1.85	0.75
3:J:447:ILE:HD12	3:J:447:ILE:H	1.49	0.75
1:M:44:ARG:CA	1:M:47:LEU:HD12	2.13	0.75
1:N:102:LEU:CD1	1:N:114:ASP:HB3	2.14	0.75
3:P:795:TYR:O	3:P:799:ARG:HG3	1.85	0.75
3:D:551:ARG:O	3:D:552:ILE:HD13	1.87	0.75
3:J:703:THR:O	3:J:718:SER:HB3	1.87	0.75
5:L:386:LEU:HB2	6:4:41:DT:O2	1.86	0.75
1:N:219:ARG:O	1:N:223:ILE:HG13	1.86	0.75
2:O:1107:MET:HG2	3:P:740:LEU:HD11	1.69	0.75
5:R:607:LEU:HA	5:R:610:PHE:HD2	1.51	0.75
2:C:1292:THR:HG23	2:C:1293:VAL:H	1.51	0.75
3:D:245:LEU:HD12	3:D:246:PRO:HD2	1.69	0.75
3:D:974:VAL:HG11	3:D:1028:ILE:HG21	1.69	0.75
5:F:520:GLY:HA2	5:F:523:ILE:HD11	1.68	0.75
2:I:1101:LEU:HD11	3:J:508:LEU:HD22	1.68	0.75
2:I:1243:MET:HA	3:J:372:MET:HE3	1.69	0.75
2:I:1278:LEU:CD2	2:I:1283:ALA:HB3	2.16	0.75
3:J:135:ILE:O	3:J:139:LEU:HG	1.87	0.75
5:L:145:LEU:HD13	5:L:225:ARG:HH11	1.52	0.75
5:L:455:HIS:H	5:L:455:HIS:HD2	1.29	0.75
2:O:375:PRO:HA	5:R:87:VAL:HG22	1.66	0.75
2:O:685:MET:HE1	2:O:1073:LYS:HB3	1.68	0.75
2:C:708:VAL:HG11	2:C:794:LEU:CD2	2.16	0.75
3:D:492:SER:OG	3:D:495:ASN:O	2.04	0.75
3:D:909:ILE:CD1	3:D:910:ASN:O	2.33	0.75
3:D:1284:ARG:HA	3:D:1287:ILE:HD12	1.67	0.75
3:D:1344:LEU:HA	3:D:1349:GLU:OE1	1.86	0.75
1:G:42:ALA:HA	1:H:38:THR:HG23	1.69	0.75
1:H:27:THR:HG22	1:H:202:VAL:HG13	1.67	0.75
2:I:21:VAL:HG11	2:I:592:ARG:HD3	1.69	0.75
2:O:178:PRO:HB3	2:O:395:TYR:CZ	2.22	0.75
3:P:805:GLN:CB	3:P:1347:LEU:HD12	2.16	0.75
1:A:179:PRO:HA	1:A:208:ASN:HD21	1.52	0.75
2:C:1281:TYR:OH	3:D:431:ARG:O	2.04	0.75
2:I:120:GLN:HG2	2:I:489:PRO:HG2	1.69	0.75
3:J:502:PRO:HG2	3:J:601:ILE:CG2	2.16	0.75
1:M:13:LEU:HA	1:M:28:LEU:HD22	1.69	0.75
2:O:1142:ARG:HH12	2:O:1169:VAL:CG2	2.00	0.75
2:O:1243:MET:HG3	3:P:372:MET:CE	2.16	0.75
2:O:1286:THR:OG1	3:P:479:GLU:OE2	2.01	0.75

*Continued on next page...*

*Continued from previous page...*

Atom-1	Atom-2	Interatomic distance (Å)	Clash overlap (Å)
3:P:1262:ARG:NH1	3:P:1316:THR:HG22	2.01	0.75
5:R:519:LEU:HD12	5:R:519:LEU:O	1.86	0.75
3:D:915:ILE:O	3:D:918:ILE:HG22	1.86	0.75
1:G:156:SER:O	1:G:159:ILE:HG22	1.86	0.75
2:I:594:VAL:HG22	2:I:599:VAL:HG13	1.69	0.75
2:I:1035:LYS:O	2:I:1036:ILE:HG13	1.86	0.75
2:I:1101:LEU:HD11	3:J:508:LEU:CD2	2.16	0.75
2:O:227:LYS:HD3	2:O:334:GLU:OE2	1.87	0.75
2:I:558:VAL:HG22	2:I:574:SER:O	1.87	0.74
2:I:1134:GLN:O	2:I:1136:GLN:N	2.19	0.74
3:J:823:THR:HG22	3:J:879:ALA:CB	2.16	0.74
3:J:1040:MET:CE	3:J:1046:ILE:HG21	2.17	0.74
3:J:1101:LEU:HD22	3:J:1122:ALA:HB2	1.68	0.74
3:D:26:SER:HB3	3:D:29:MET:HB2	1.68	0.74
3:D:485:MET:HG3	3:D:487:THR:OG1	1.87	0.74
3:J:233:LYS:CG	3:J:234:PRO:HD2	2.17	0.74
2:O:232:ILE:HG21	2:O:326:SER:HB3	1.68	0.74
1:A:185:TYR:O	1:A:185:TYR:CD2	2.40	0.74
3:D:282:LEU:HD21	5:F:410:ILE:CG1	2.17	0.74
3:D:369:PRO:HG2	3:D:372:MET:CE	2.18	0.74
2:I:187:GLU:O	2:I:194:LEU:CD1	2.33	0.74
1:N:38:THR:CB	1:N:39:LEU:CD2	2.63	0.74
2:O:1309:VAL:HG13	3:P:383:GLY:HA2	1.69	0.74
3:P:709:ARG:O	3:P:709:ARG:HG3	1.84	0.74
2:C:953:LEU:HD22	2:C:957:LYS:HE3	1.67	0.74
2:C:1161:LEU:CD1	2:C:1164:PHE:HB2	2.16	0.74
3:D:848:VAL:CG2	3:D:880:VAL:HG11	2.17	0.74
3:D:1280:VAL:CG1	3:D:1281:GLU:N	2.51	0.74
3:J:406:ALA:HA	3:J:409:TRP:HD1	1.50	0.74
1:M:43:LEU:HD13	1:M:203:ILE:CD1	2.16	0.74
2:O:188:PHE:CE2	2:O:432:LEU:HD11	2.21	0.74
2:O:298:ALA:N	2:O:334:GLU:O	2.19	0.74
3:P:611:ILE:HG22	3:P:612:LEU:HD23	1.69	0.74
1:A:44:ARG:HA	1:A:47:LEU:CD1	2.17	0.74
1:A:47:LEU:CD1	1:A:183:ILE:HD12	2.17	0.74
4:E:53:GLU:HB3	4:E:59:ILE:HG13	1.67	0.74
1:G:180:VAL:HA	1:G:207:THR:HG22	1.69	0.74
1:H:60:GLU:O	1:H:142:MET:HB2	1.87	0.74
2:I:237:LEU:HD12	2:I:289:VAL:CG2	2.10	0.74
3:J:355:ILE:HG13	3:J:355:ILE:O	1.87	0.74
3:J:864:LEU:HD13	3:J:872:LEU:HD11	1.69	0.74

*Continued on next page...*

*Continued from previous page...*

Atom-1	Atom-2	Interatomic distance (Å)	Clash overlap (Å)
3:J:875:ASN:O	3:J:876:SER:HB2	1.88	0.74
3:P:1229:VAL:O	3:P:1233:ILE:HG13	1.86	0.74
1:A:192:VAL:CB	1:A:195:ARG:O	2.34	0.74
2:I:674:ASP:O	3:J:772:TYR:HE1	1.70	0.74
2:I:988:LYS:HZ2	2:I:992:LEU:HD12	1.52	0.74
2:I:1111:GLN:HB2	2:I:1230:MET:CE	2.17	0.74
3:J:490:ILE:HD11	3:J:614:LEU:HD11	1.69	0.74
1:M:38:THR:CG2	1:N:42:ALA:CB	2.66	0.74
1:N:99:ILE:HG12	1:N:145:LYS:HE2	1.69	0.74
3:P:138:VAL:HG12	3:P:139:LEU:CD2	2.16	0.74
1:B:124:VAL:CG2	1:B:210:THR:HG23	2.18	0.74
2:C:854:ILE:HD12	2:C:862:LEU:CD2	2.18	0.74
3:D:502:PRO:HG2	3:D:601:ILE:HD13	1.69	0.74
3:D:1260:MET:O	3:D:1307:LEU:HG	1.86	0.74
3:J:160:LEU:HD23	3:J:164:GLN:HB3	1.68	0.74
3:J:584:PRO:HD3	3:J:620:PHE:CD1	2.23	0.74
3:J:1266:ILE:HD12	3:J:1278:GLU:CB	2.18	0.74
3:J:1280:VAL:HG12	3:J:1281:GLU:N	2.03	0.74
2:C:559:CYS:SG	2:C:661:VAL:CG1	2.76	0.74
3:D:363:LEU:HG	3:D:487:THR:CG2	2.17	0.74
3:D:475:GLU:OE2	4:E:28:ARG:NH2	2.21	0.74
2:I:201:ARG:CB	2:I:369:MET:HE1	2.14	0.74
2:O:448:LEU:HD11	2:O:557:ARG:HD2	1.64	0.74
2:O:528:ARG:NH1	2:O:575:LEU:O	2.21	0.74
3:P:385:LEU:CD2	3:P:411:ILE:HD13	2.17	0.74
1:B:100:LEU:CD1	1:B:115:ILE:CG2	2.58	0.74
2:I:167:SER:HA	3:J:1064:SER:HB2	1.68	0.74
2:I:237:LEU:CD1	2:I:289:VAL:CG2	2.58	0.74
2:I:1329:GLU:O	2:I:1333:LEU:HG	1.88	0.74
3:J:185:ILE:O	3:J:189:LEU:CD1	2.34	0.74
3:J:431:ARG:HH21	3:J:904:ALA:CB	2.01	0.74
2:O:1161:LEU:HD11	2:O:1164:PHE:HB2	1.68	0.74
3:P:30:ILE:HA	3:P:33:TRP:CE3	2.23	0.74
3:P:182:ALA:HA	3:P:185:ILE:HD12	1.69	0.74
5:R:407:GLU:HG2	5:R:442:SER:CB	2.18	0.74
7:8:18:DT:H2'	7:8:19:DA:H5''	1.69	0.74
2:C:524:ILE:HD11	2:C:712:SER:CB	2.16	0.74
2:C:851:THR:HG22	2:C:852:ALA:N	2.02	0.74
3:D:68:TYR:CE1	3:D:93:THR:HA	2.23	0.74
3:D:1138:LEU:HD23	3:D:1139:PRO:CG	2.18	0.74
3:D:1346:GLY:C	3:D:1349:GLU:HG3	2.09	0.74

*Continued on next page...*

*Continued from previous page...*

Atom-1	Atom-2	Interatomic distance (Å)	Clash overlap (Å)
4:E:60:ASN:OD1	4:E:61:ASN:N	2.21	0.74
6:1:51:DC:C5	6:1:52:DT:H73	2.23	0.74
2:I:674:ASP:O	3:J:772:TYR:CE1	2.41	0.74
2:I:890:LYS:NZ	2:I:893:THR:HG23	2.03	0.74
2:O:758:ARG:HA	2:O:833:ILE:HD12	1.69	0.74
3:P:497:GLU:HB3	3:P:498:PRO:CD	2.17	0.74
3:P:1348:LYS:O	3:P:1352:ILE:HG13	1.87	0.74
3:D:82:GLY:HA2	3:D:91:GLU:OE2	1.87	0.73
2:I:1151:LEU:HD22	2:I:1198:LEU:CD1	2.18	0.73
3:J:759:ILE:HG12	3:J:771:GLN:HG2	1.69	0.73
2:C:56:VAL:HG21	2:C:468:LEU:HD13	1.70	0.73
3:D:160:LEU:HD22	3:D:164:GLN:HB3	1.70	0.73
3:D:770:LEU:O	3:D:774:ILE:HG13	1.87	0.73
3:D:796:LEU:HD11	3:D:800:LEU:HD11	1.68	0.73
3:J:1266:ILE:HD12	3:J:1278:GLU:HB3	1.70	0.73
5:L:386:LEU:O	5:L:390:ILE:HG13	1.87	0.73
7:5:22:DA:H1'	7:5:23:DT:OP1	1.87	0.73
2:O:807:TRP:O	2:O:809:GLY:N	2.20	0.73
2:O:960:LEU:HB3	2:O:1025:PHE:CE1	2.23	0.73
3:P:646:ILE:HD11	3:P:765:GLU:HG3	1.67	0.73
3:D:79:LYS:HZ3	5:F:569:THR:CB	2.01	0.73
3:D:109:SER:HB2	3:D:296:LYS:HE2	1.70	0.73
5:F:110:LEU:HD12	5:F:110:LEU:H	1.53	0.73
5:F:554:ARG:NH2	6:1:13:DC:OP2	2.22	0.73
1:H:158:ARG:HD2	1:H:172:LEU:HD11	1.69	0.73
2:I:178:PRO:HA	2:I:397:LEU:HD23	1.70	0.73
6:4:47:DC:H2'	6:4:48:DA:C8	2.23	0.73
2:O:1061:GLN:O	2:O:1076:ILE:HD12	1.86	0.73
3:P:796:LEU:HA	3:P:799:ARG:HE	1.53	0.73
3:D:281:ARG:HH22	5:F:441:ARG:CZ	2.01	0.73
2:I:232:ILE:HD12	2:I:326:SER:HB3	1.70	0.73
2:I:292:ILE:HG21	2:I:322:LEU:HD21	1.68	0.73
2:I:498:ILE:HG22	2:I:499:SER:N	2.04	0.73
3:J:56:LEU:O	3:J:250:ARG:NH2	2.18	0.73
5:L:455:HIS:HE1	6:4:31:DT:C6	2.06	0.73
7:5:45:DG:C2	7:5:46:DT:C2	2.77	0.73
1:M:32:GLU:HG2	1:M:33:ARG:N	2.03	0.73
1:N:156:SER:O	1:N:159:ILE:HG22	1.87	0.73
2:O:856:ASN:ND2	5:R:613:ASP:O	2.20	0.73
3:P:371:LYS:O	3:P:374:LEU:HD23	1.88	0.73
3:P:801:VAL:HG22	3:P:920:ALA:CB	2.14	0.73

*Continued on next page...*

Continued from previous page...

Atom-1	Atom-2	Interatomic distance (Å)	Clash overlap (Å)
3:P:930:LEU:HD13	3:P:1134:ILE:HG13	1.68	0.73
2:C:1281:TYR:CZ	3:D:431:ARG:HG3	2.24	0.73
3:D:181:GLY:C	3:D:185:ILE:HD11	2.09	0.73
3:J:1099:TYR:HE2	3:J:1195:GLN:NE2	1.86	0.73
2:O:979:LEU:HD11	2:O:1000:LEU:HD21	1.71	0.73
2:O:1087:TYR:O	2:O:1212:LEU:HD23	1.88	0.73
5:R:604:SER:OG	5:R:607:LEU:HD12	1.88	0.73
3:D:261:ALA:HA	5:F:505:ILE:O	1.87	0.73
3:D:620:PHE:O	3:D:624:ILE:CG1	2.35	0.73
2:I:68:LEU:HD22	2:I:479:LEU:HD21	1.69	0.73
3:J:475:GLU:OE1	3:J:475:GLU:N	2.18	0.73
1:N:44:ARG:NH1	3:P:538:ARG:HD2	2.00	0.73
2:O:827:ARG:O	2:O:828:PHE:HB2	1.88	0.73
2:O:851:THR:HG22	2:O:852:ALA:H	1.53	0.73
4:Q:30:MET:HE2	4:Q:46:THR:HG22	1.68	0.73
3:D:824:PRO:HD3	3:D:878:ASP:O	1.89	0.73
3:D:1346:GLY:H	3:D:1349:GLU:CD	1.91	0.73
5:F:457:ILE:HA	5:F:460:ILE:CD1	2.14	0.73
5:F:493:LYS:HE3	5:F:497:VAL:HG23	1.69	0.73
1:G:79:LEU:CA	1:G:82:LEU:HD12	2.15	0.73
1:G:234:LEU:HG	1:H:13:LEU:HD23	1.70	0.73
2:I:5:TYR:HA	2:I:8:LYS:HD2	1.69	0.73
2:I:886:LYS:CD	2:I:916:SER:HB2	2.18	0.73
3:J:112:ALA:HA	3:J:238:ILE:CD1	2.18	0.73
3:J:966:VAL:HG11	3:J:1030:GLU:HA	1.69	0.73
3:P:1274:PHE:O	3:P:1275:LEU:HB2	1.87	0.73
2:C:255:ILE:CD1	2:C:285:ILE:HD13	2.18	0.73
2:C:1278:LEU:HD21	2:C:1286:THR:CB	2.18	0.73
3:D:519:ASN:O	3:D:523:GLU:HB2	1.88	0.73
3:D:563:LEU:HD22	3:D:586:GLY:HA2	1.69	0.73
3:D:673:VAL:CG1	3:D:678:ARG:HB2	2.18	0.73
5:L:407:GLU:HG2	5:L:442:SER:HB3	1.71	0.73
7:5:25:DA:H1'	7:5:26:DT:C5'	2.15	0.73
2:O:1086:PRO:O	2:O:1094:VAL:CG2	2.34	0.73
3:P:771:GLN:O	3:P:774:ILE:HB	1.88	0.73
3:D:147:ILE:HD11	3:D:179:LYS:N	2.04	0.73
3:D:464:ASP:CG	8:3:15:G:O2'	2.28	0.73
3:D:478:LEU:HB3	4:E:20:VAL:CG1	2.19	0.73
3:J:72:CYS:SG	3:J:87:LYS:HD3	2.29	0.73
3:J:518:VAL:HG12	3:J:519:ASN:OD1	1.88	0.73
5:L:451:ARG:NH1	5:L:453:PRO:CG	2.48	0.73

Continued on next page...

*Continued from previous page...*

Atom-1	Atom-2	Interatomic distance (Å)	Clash overlap (Å)
2:O:371:ARG:CB	5:R:99:ARG:NH2	2.52	0.73
2:O:519:ASN:OD1	2:O:522:SER:HB2	1.89	0.73
2:O:975:ILE:HG23	2:O:1011:LEU:HD11	1.69	0.73
3:P:265:LEU:HD21	3:P:326:SER:HA	1.70	0.73
3:P:425:ARG:CD	3:P:457:TYR:HB3	2.17	0.73
1:A:86:LYS:HE3	1:A:173:VAL:CG1	2.18	0.73
2:C:720:ARG:HD2	2:C:736:VAL:HG21	1.70	0.73
3:D:843:VAL:HG12	3:D:883:ARG:HB3	1.70	0.73
3:D:1302:TYR:N	3:D:1302:TYR:CD1	2.56	0.73
5:F:91:ILE:HG22	5:F:91:ILE:O	1.88	0.73
2:I:444:ASP:O	2:I:450:ASN:ND2	2.22	0.73
3:J:128:LEU:CD1	3:J:189:LEU:HD21	2.13	0.73
3:J:584:PRO:HD3	3:J:620:PHE:CE1	2.22	0.73
3:J:826:ILE:O	3:J:826:ILE:HG23	1.87	0.73
5:L:216:LEU:O	5:L:220:LYS:CG	2.36	0.73
1:M:76:GLU:HB3	1:M:81:ILE:HG13	1.70	0.73
2:O:564:PRO:HB3	8:9:13:GTP:PA	2.29	0.73
3:P:421:VAL:HG23	3:P:439:PRO:HG2	1.71	0.73
3:P:826:ILE:O	3:P:826:ILE:HG22	1.89	0.73
1:A:69:SER:O	1:A:78:ILE:HG13	1.89	0.72
1:B:67:GLU:HB3	1:B:171:LEU:HD22	1.71	0.72
2:C:90:VAL:CG1	2:C:91:THR:N	2.52	0.72
2:C:448:LEU:CD1	2:C:553:THR:O	2.28	0.72
2:C:750:ILE:O	2:C:750:ILE:HG12	1.89	0.72
2:C:1151:LEU:HD22	2:C:1198:LEU:CD1	2.16	0.72
2:C:1275:VAL:HG21	3:D:343:LEU:O	1.89	0.72
2:C:1334:GLY:C	2:C:1335:ILE:HD12	2.09	0.72
2:I:165:HIS:HB2	2:I:168:GLY:HA2	1.71	0.72
3:J:805:GLN:HB3	3:J:1347:LEU:HD12	1.71	0.72
4:K:60:ASN:CB	4:K:63:ILE:HD12	2.19	0.72
5:R:414:LYS:HD3	5:R:434:TRP:CZ3	2.24	0.72
2:C:519:ASN:HD22	2:C:796:LEU:HD22	1.53	0.72
2:C:1199:LEU:HD22	2:C:1204:LEU:CD1	2.19	0.72
3:D:795:TYR:O	3:D:799:ARG:HG3	1.89	0.72
3:D:814:CYS:HB2	3:D:889:ASP:HB3	1.69	0.72
2:I:91:THR:HG23	2:I:137:VAL:O	1.88	0.72
2:I:165:HIS:HB3	2:I:168:GLY:H	1.54	0.72
2:I:319:LEU:CA	2:I:322:LEU:HD12	2.18	0.72
2:I:1284:ALA:HA	3:J:1357:ILE:HD11	1.72	0.72
2:O:848:GLU:HG2	2:O:888:THR:HG23	1.71	0.72
5:R:517:SER:CB	5:R:521:ASP:HB2	2.19	0.72

*Continued on next page...*

*Continued from previous page...*

Atom-1	Atom-2	Interatomic distance (Å)	Clash overlap (Å)
2:C:448:LEU:HD11	2:C:553:THR:C	2.09	0.72
4:E:39:VAL:HG13	4:E:40:PRO:CG	2.20	0.72
2:I:39:ILE:O	2:I:39:ILE:HG22	1.87	0.72
3:J:662:ALA:HA	3:J:665:GLN:OE1	1.89	0.72
1:M:8:PHE:CE2	1:N:223:ILE:HG12	2.22	0.72
2:O:811:ASN:ND2	2:O:1099:ASN:HA	2.04	0.72
2:O:886:LYS:N	2:O:917:SER:OG	2.19	0.72
2:O:1068:GLY:HA2	2:O:1232:MET:HE2	1.71	0.72
3:P:261:ALA:HB2	5:R:519:LEU:CD2	2.19	0.72
3:P:449:LEU:HD12	3:P:450:HIS:H	1.54	0.72
1:A:57:THR:HG21	1:A:158:ARG:NH2	2.04	0.72
3:D:185:ILE:O	3:D:189:LEU:HG	1.89	0.72
1:G:81:ILE:O	1:G:85:LEU:HG	1.89	0.72
1:G:232:VAL:CG1	1:H:218:ARG:HG2	2.15	0.72
5:L:478:PRO:HB2	5:L:483:LEU:HD22	1.70	0.72
5:L:572:THR:O	5:L:576:VAL:HG23	1.90	0.72
5:R:583:THR:HG21	5:R:586:ARG:HB2	1.67	0.72
2:C:144:VAL:HG23	2:C:515:MET:HB2	1.70	0.72
2:C:550:VAL:CG2	3:D:780:ARG:HD2	2.19	0.72
2:C:952:GLN:OE1	2:C:1036:ILE:HG23	1.90	0.72
2:C:1327:LEU:HD23	2:C:1337:ILE:CD1	2.12	0.72
3:J:26:SER:HB3	3:J:29:MET:HB2	1.71	0.72
2:O:16:GLY:O	2:O:1156:ARG:HB3	1.88	0.72
2:O:56:VAL:HG13	2:O:472:GLU:OE1	1.89	0.72
2:C:1327:LEU:CA	2:C:1337:ILE:HD13	2.18	0.72
3:D:147:ILE:CG1	3:D:178:ALA:HA	2.19	0.72
3:D:880:VAL:HG13	3:D:881:LYS:H	1.54	0.72
4:E:53:GLU:HB3	4:E:59:ILE:CG1	2.19	0.72
5:F:271:ASN:O	5:F:275:VAL:HG23	1.89	0.72
2:I:183:TRP:CH2	6:4:48:DA:N6	2.56	0.72
2:I:745:GLU:HG3	2:I:746:ALA:O	1.89	0.72
2:I:757:THR:O	2:I:833:ILE:HD12	1.90	0.72
4:K:15:ASN:HB3	4:K:18:ASP:HB2	1.70	0.72
5:L:84:LEU:CD1	5:L:107:THR:HG21	2.20	0.72
1:N:18:GLN:OE1	1:N:213:PRO:HG2	1.88	0.72
1:N:102:LEU:HD11	1:N:114:ASP:CB	2.18	0.72
4:Q:26:ARG:O	4:Q:30:MET:HG3	1.88	0.72
2:C:75:LEU:CD2	2:C:94:ALA:HB1	2.20	0.72
3:D:432:LEU:HD11	3:D:499:ILE:CD1	2.18	0.72
2:I:310:ILE:HD13	2:I:324:LYS:HB3	1.71	0.72
2:I:335:THR:HG22	2:I:336:LEU:N	2.04	0.72

*Continued on next page...*



Continued from previous page...

Atom-1	Atom-2	Interatomic distance (Å)	Clash overlap (Å)
3:J:421:VAL:HG12	3:J:422:LEU:N	2.05	0.72
3:J:1229:VAL:O	3:J:1233:ILE:HG13	1.90	0.72
3:J:1270:GLY:H	3:J:1274:PHE:HD2	1.34	0.72
1:N:32:GLU:HB3	1:N:35:PHE:HD2	1.55	0.72
2:O:376:PRO:HD3	5:R:87:VAL:HG22	1.70	0.72
2:O:406:ASN:ND2	2:O:413:GLU:OE1	2.23	0.72
2:O:431:LYS:O	2:O:435:ILE:HG13	1.89	0.72
1:A:224:LEU:O	1:A:224:LEU:CD1	2.38	0.72
3:D:116:PHE:O	3:D:124:ILE:CG1	2.38	0.72
3:D:339:ARG:HH12	3:D:798:ARG:CZ	2.03	0.72
5:F:580:PHE:O	5:F:581:ASP:HB2	1.89	0.72
2:I:799:ASN:O	2:I:827:ARG:NH2	2.22	0.72
1:N:56:VAL:HA	1:N:146:VAL:HG22	1.72	0.72
3:P:419:HIS:O	3:P:439:PRO:HD3	1.90	0.72
2:C:1327:LEU:CD2	2:C:1337:ILE:HD11	2.11	0.72
3:D:885:VAL:HG12	3:D:886:VAL:HG22	1.72	0.72
3:D:1194:ARG:HH11	3:D:1211:SER:HB3	1.54	0.72
5:F:295:CYS:O	5:F:296:LYS:CB	2.37	0.72
1:H:9:LEU:HD21	1:H:30:PRO:HG2	1.72	0.72
1:M:13:LEU:HD13	1:M:28:LEU:CD2	2.19	0.72
3:P:844:THR:HG22	3:P:882:VAL:HB	1.71	0.72
5:R:119:ILE:HG23	5:R:375:ALA:HB1	1.70	0.72
5:R:220:LYS:HE3	5:R:259:PHE:CE1	2.25	0.72
2:C:878:THR:HG22	2:C:879:GLY:N	2.05	0.72
3:D:822:MET:HG2	3:D:838:ARG:NH2	2.03	0.72
2:I:851:THR:HG22	2:I:853:ASP:H	1.55	0.72
2:I:1271:GLY:O	2:I:1275:VAL:HG23	1.90	0.72
2:O:255:ILE:HD12	2:O:263:VAL:HB	1.72	0.72
3:P:499:ILE:HG22	3:P:500:ILE:N	2.03	0.72
3:D:133:ARG:O	3:D:136:GLU:HB2	1.89	0.71
3:D:1282:TYR:C	3:D:1285:VAL:HG12	2.06	0.71
2:I:539:THR:HG22	2:I:540:ARG:H	1.54	0.71
2:I:886:LYS:HD2	2:I:916:SER:HB2	1.71	0.71
2:I:1159:VAL:O	2:I:1159:VAL:HG12	1.89	0.71
3:J:1287:ILE:CG2	3:J:1288:ALA:N	2.52	0.71
1:M:224:LEU:HD21	1:N:228:LEU:HG	1.71	0.71
2:O:467:GLY:O	2:O:471:VAL:HG23	1.90	0.71
1:B:61:ILE:CD1	1:B:64:VAL:HG11	2.18	0.71
2:C:28:LEU:HD13	2:C:527:LYS:HD2	1.72	0.71
3:D:115:TRP:CE3	3:D:1333:THR:HG23	2.25	0.71
3:D:351:GLY:C	3:D:468:VAL:HG23	2.09	0.71

Continued on next page...



*Continued from previous page...*

Atom-1	Atom-2	Interatomic distance (Å)	Clash overlap (Å)
3:D:435:GLN:NE2	3:D:486:SER:HA	2.05	0.71
3:D:840:LEU:CD1	3:D:869:CYS:SG	2.78	0.71
5:F:452:ILE:CG2	5:F:457:ILE:CD1	2.67	0.71
2:I:120:GLN:HG2	2:I:489:PRO:CG	2.21	0.71
2:I:525:THR:CG2	2:I:687:ARG:HD3	2.20	0.71
3:J:423:LEU:N	3:J:423:LEU:HD23	2.04	0.71
2:O:726:TYR:N	2:O:733:VAL:HG22	2.05	0.71
3:P:587:LEU:CD2	3:P:612:LEU:HD21	2.20	0.71
3:P:749:LYS:HB3	3:P:750:PRO:CD	2.19	0.71
4:Q:46:THR:HA	4:Q:49:ILE:HD12	1.72	0.71
2:C:196:VAL:CG2	2:C:206:ALA:HA	2.20	0.71
1:H:166:ARG:HH12	1:H:172:LEU:HD22	1.53	0.71
2:I:255:ILE:HG23	2:I:285:ILE:HD13	1.72	0.71
2:I:1278:LEU:HD11	2:I:1286:THR:HB	1.71	0.71
5:L:376:LYS:O	5:L:380:VAL:HG23	1.91	0.71
2:O:564:PRO:CB	8:9:13:GTP:O2A	2.39	0.71
1:A:46:ILE:CD1	1:A:224:LEU:HB2	2.21	0.71
1:B:74:VAL:O	1:B:74:VAL:HG12	1.90	0.71
2:C:177:ILE:HG23	2:C:183:TRP:HE1	1.55	0.71
3:D:452:LEU:CD1	3:D:625:MET:SD	2.78	0.71
1:G:11:PRO:O	1:H:230:ALA:CB	2.37	0.71
3:J:811:GLU:O	3:J:895:CYS:HA	1.90	0.71
3:J:826:ILE:CG2	3:J:994:SER:HB3	2.20	0.71
5:L:491:GLU:O	5:L:494:ILE:HB	1.89	0.71
2:O:178:PRO:HG3	2:O:395:TYR:CE1	2.25	0.71
2:O:292:ILE:CG2	2:O:322:LEU:HD11	2.17	0.71
3:P:275:ARG:HG2	3:P:278:ARG:HH22	1.55	0.71
3:D:115:TRP:HE3	3:D:1333:THR:CG2	2.03	0.71
5:F:583:THR:CG2	5:F:587:ILE:CD1	2.68	0.71
2:I:295:LYS:O	2:I:317:LEU:HD12	1.90	0.71
2:O:162:GLY:O	2:O:163:LYS:HB3	1.89	0.71
6:7:34:DG:N2	7:8:29:DC:O2	2.24	0.71
1:A:38:THR:CG2	1:B:42:ALA:CA	2.63	0.71
3:D:453:VAL:CG1	3:D:500:ILE:HD13	2.21	0.71
3:D:609:TYR:HA	3:D:617:THR:HG21	1.71	0.71
1:G:24:ALA:HB3	1:G:213:PRO:HB3	1.70	0.71
2:I:34:SER:O	2:I:37:LYS:HB2	1.91	0.71
2:I:164:THR:O	2:I:165:HIS:HB2	1.90	0.71
3:J:62:PHE:CB	3:J:98:ARG:HG2	2.13	0.71
3:J:771:GLN:CA	3:J:774:ILE:HD12	2.14	0.71
3:J:1138:LEU:HB3	3:J:1139:PRO:HD3	1.73	0.71

*Continued on next page...*

*Continued from previous page...*

Atom-1	Atom-2	Interatomic distance (Å)	Clash overlap (Å)
2:O:150:HIS:CE1	2:O:454:ARG:HG3	2.25	0.71
2:O:564:PRO:HB3	8:9:13:GTP:O2A	1.91	0.71
2:O:720:ARG:HD2	2:O:736:VAL:HG21	1.73	0.71
3:P:1251:LYS:O	3:P:1255:VAL:HG23	1.90	0.71
5:R:402:LEU:HA	5:R:405:ILE:HD12	1.71	0.71
2:C:1253:LEU:HD12	5:F:525:ASP:HB2	1.73	0.71
3:D:1090:ILE:HG23	3:D:1091:PRO:HD2	1.72	0.71
5:F:84:LEU:CG	5:F:107:THR:CG2	2.69	0.71
5:F:461:ASN:OD1	5:F:461:ASN:N	2.21	0.71
5:F:489:MET:HB3	5:F:490:PRO:HD2	1.73	0.71
2:I:686:GLN:NE2	2:I:1069:ARG:CG	2.53	0.71
3:P:580:TRP:CZ3	3:P:583:VAL:HG11	2.26	0.71
3:P:974:VAL:HG11	3:P:1028:ILE:HG21	1.73	0.71
6:7:26:DT:H2 <sup>+</sup>	6:7:27:DC:OP2	1.91	0.71
2:C:13:LYS:HE3	2:C:1149:TYR:O	1.90	0.71
1:G:142:MET:SD	1:G:144:ILE:HD11	2.31	0.71
1:H:158:ARG:NH2	1:H:177:TYR:OH	2.23	0.71
3:J:111:THR:OG1	3:J:300:GLN:OE1	2.08	0.71
1:N:13:LEU:HD12	1:N:28:LEU:HD23	1.72	0.71
2:O:90:VAL:CG1	2:O:91:THR:H	2.02	0.71
2:O:295:LYS:HD2	2:O:335:THR:HG23	1.72	0.71
2:O:533:LEU:HD21	2:O:571:LEU:HD13	1.73	0.71
3:P:210:SER:HB3	3:P:213:LYS:HD2	1.70	0.71
5:R:110:LEU:HD21	5:R:385:ARG:HD2	1.72	0.71
3:D:490:ILE:HD12	3:D:490:ILE:N	2.05	0.71
3:D:875:ASN:O	3:D:876:SER:HB2	1.90	0.71
2:I:183:TRP:HZ3	6:4:47:DC:H42	1.37	0.71
3:J:135:ILE:HG22	3:J:139:LEU:HD11	1.73	0.71
3:J:190:LYS:HD2	3:J:235:GLU:OE2	1.91	0.71
3:J:245:LEU:HD12	3:J:246:PRO:HD2	1.71	0.71
2:O:1237:HIS:ND1	2:O:1242:LYS:NZ	2.37	0.71
2:C:255:ILE:HG12	2:C:285:ILE:HG21	1.73	0.71
2:C:706:ARG:O	2:C:710:VAL:HG23	1.91	0.71
3:D:611:ILE:HG22	3:D:612:LEU:HD23	1.73	0.71
3:D:840:LEU:HD12	3:D:869:CYS:SG	2.31	0.71
3:D:842:ARG:O	3:D:864:LEU:HG	1.91	0.71
3:J:422:LEU:C	3:J:423:LEU:HD23	2.11	0.71
3:J:584:PRO:HD2	3:J:620:PHE:CZ	2.25	0.71
3:J:909:ILE:HD11	3:J:913:GLU:CB	2.14	0.71
5:L:297:MET:HB2	5:L:326:TRP:CZ3	2.25	0.71
2:O:73:TYR:CB	2:O:98:VAL:HG22	2.21	0.71

*Continued on next page...*

*Continued from previous page...*

Atom-1	Atom-2	Interatomic distance (Å)	Clash overlap (Å)
3:P:1130:GLY:O	3:P:1131:THR:HG23	1.91	0.71
1:A:40:GLY:O	1:A:43:LEU:HB2	1.91	0.70
2:C:797:GLY:CA	2:C:1233:LEU:CD2	2.68	0.70
5:F:289:LYS:HE3	5:F:290:LEU:HG	1.73	0.70
2:I:169:LYS:HD3	3:J:1067:ARG:O	1.90	0.70
3:J:946:ALA:O	3:J:948:SER:N	2.23	0.70
1:M:38:THR:CG2	1:N:42:ALA:HA	2.14	0.70
1:N:193:GLU:O	1:N:194:GLN:HB2	1.91	0.70
2:O:167:SER:HA	3:P:1064:SER:HB2	1.73	0.70
2:O:1056:VAL:CG1	2:O:1058:ARG:HG3	2.21	0.70
2:O:1184:THR:O	2:O:1184:THR:HG23	1.90	0.70
2:O:1227:VAL:HG12	2:O:1228:GLY:N	2.05	0.70
3:P:1138:LEU:HD23	3:P:1139:PRO:HG3	1.72	0.70
5:R:607:LEU:HA	5:R:610:PHE:CD2	2.26	0.70
5:F:132:CYS:SG	5:F:257:LYS:CD	2.78	0.70
5:F:514:ASP:O	5:F:516:ASP:HB2	1.91	0.70
1:G:104:LYS:HG2	1:G:110:VAL:HG22	1.72	0.70
2:I:822:VAL:HG11	2:I:1060:ILE:HD13	1.71	0.70
3:J:115:TRP:CZ3	3:J:1329:THR:HA	2.24	0.70
3:J:423:LEU:HB3	3:J:466:MET:HE2	1.74	0.70
2:O:333:ILE:CG2	2:O:334:GLU:H	2.02	0.70
3:P:644:MET:O	3:P:764:ARG:NH1	2.24	0.70
3:P:930:LEU:HD11	3:P:1244:GLN:HG3	1.73	0.70
3:P:976:THR:HG21	3:P:1030:GLU:HG2	1.71	0.70
5:R:503:GLU:CB	5:R:504:PRO:HD2	2.21	0.70
2:C:1077:SER:HA	3:D:356:THR:HG21	1.72	0.70
3:D:898:CYS:SG	10:D:1502:ZN:ZN	1.80	0.70
5:F:458:GLU:O	5:F:462:LYS:HG3	1.90	0.70
2:I:94:ALA:HB2	2:I:129:LEU:HD11	1.73	0.70
2:I:950:GLU:HA	2:I:953:LEU:HD12	1.73	0.70
3:J:971:GLY:O	3:J:972:LYS:HG3	1.90	0.70
3:J:1226:VAL:HG21	3:J:1304:ARG:NH2	2.05	0.70
1:N:67:GLU:O	1:N:78:ILE:HB	1.91	0.70
3:P:116:PHE:CD2	3:P:237:MET:SD	2.85	0.70
3:P:997:VAL:HG13	3:P:1001:ALA:HB3	1.72	0.70
3:P:1103:GLY:O	3:P:1104:LYS:HB2	1.91	0.70
6:7:28:DA:N6	7:8:34:DG:C6	2.59	0.70
2:C:1110:GLY:HA2	2:C:1113:LEU:HD12	1.72	0.70
3:D:1356:LEU:HD13	3:D:1365:TYR:HD1	1.56	0.70
1:H:28:LEU:HD11	1:H:31:LEU:HG	1.73	0.70
1:H:190:ALA:N	1:H:199:ASP:HA	2.02	0.70

*Continued on next page...*

*Continued from previous page...*

Atom-1	Atom-2	Interatomic distance (Å)	Clash overlap (Å)
2:I:319:LEU:HA	2:I:322:LEU:CD1	2.18	0.70
2:I:1304:MET:O	2:I:1308:ILE:HG13	1.91	0.70
1:M:192:VAL:HG21	1:M:198:LEU:HD12	1.73	0.70
2:O:122:VAL:HG21	2:O:493:ILE:HD12	1.74	0.70
2:O:201:ARG:HB2	2:O:369:MET:HE2	1.73	0.70
2:O:1142:ARG:NH1	2:O:1169:VAL:HG21	2.06	0.70
2:O:1227:VAL:HG12	2:O:1228:GLY:H	1.55	0.70
3:P:1146:GLU:CG	3:P:1309:ILE:HD12	2.21	0.70
5:R:545:HIS:HA	5:R:548:LEU:HD12	1.72	0.70
1:B:61:ILE:CD1	1:B:171:LEU:CD1	2.69	0.70
1:B:221:ALA:HA	1:B:224:LEU:HD23	1.72	0.70
2:C:213:LEU:O	2:C:214:ASN:CB	2.39	0.70
3:D:322:ARG:NE	5:F:510:PRO:HD3	2.06	0.70
3:D:325:LYS:HG3	3:D:329:ASP:HB3	1.70	0.70
5:F:583:THR:HG21	5:F:586:ARG:HB3	1.72	0.70
3:J:495:ASN:ND2	3:J:497:GLU:HB2	2.06	0.70
3:J:609:TYR:HA	3:J:617:THR:HG21	1.72	0.70
3:J:909:ILE:HG12	3:J:910:ASN:H	1.55	0.70
1:M:45:ARG:HH12	2:O:1216:ARG:CA	2.03	0.70
3:P:259:ARG:NH2	5:R:502:LYS:HG2	2.05	0.70
3:P:643:ASP:O	3:P:722:ILE:HD12	1.91	0.70
3:P:739:GLN:HE21	3:P:744:ARG:HG3	1.56	0.70
2:C:196:VAL:HG23	2:C:206:ALA:HA	1.72	0.70
3:D:614:LEU:O	3:D:617:THR:OG1	2.09	0.70
3:J:115:TRP:CE3	3:J:1333:THR:HG23	2.26	0.70
3:J:421:VAL:HG13	3:J:470:VAL:HA	1.72	0.70
2:O:185:ASP:C	2:O:186:PHE:HD2	1.95	0.70
3:P:373:ALA:HA	3:P:376:LEU:CD1	2.17	0.70
2:C:533:LEU:HD23	2:C:538:LEU:O	1.92	0.70
3:D:339:ARG:NH2	3:D:1325:PHE:O	2.24	0.70
3:D:872:LEU:HD23	3:D:875:ASN:HD22	1.57	0.70
3:J:1029:THR:CG2	3:J:1121:LEU:CD1	2.69	0.70
1:M:8:PHE:CZ	1:N:223:ILE:HG12	2.26	0.70
2:O:741:MET:SD	2:O:747:GLY:HA3	2.32	0.70
3:P:363:LEU:HD23	3:P:618:VAL:HG13	1.72	0.70
3:P:1280:VAL:HG12	3:P:1281:GLU:H	1.55	0.70
5:R:295:CYS:O	5:R:296:LYS:HB2	1.91	0.70
2:C:1287:LEU:HG	2:C:1288:GLN:N	1.98	0.70
3:J:68:TYR:HA	3:J:92:VAL:HG13	1.72	0.70
3:J:1167:LYS:O	3:J:1174:ARG:HB2	1.91	0.70
1:B:166:ARG:CZ	1:B:166:ARG:HB2	2.22	0.70

*Continued on next page...*

*Continued from previous page...*

Atom-1	Atom-2	Interatomic distance (Å)	Clash overlap (Å)
2:I:75:LEU:HD21	2:I:127:ILE:HD13	1.73	0.70
2:I:90:VAL:HG12	2:I:91:THR:H	1.57	0.70
2:I:838:CYS:O	2:I:1049:ILE:HG23	1.92	0.70
2:I:988:LYS:NZ	2:I:992:LEU:HD12	2.06	0.70
2:I:1314:GLN:HA	4:K:28:ARG:NH2	2.06	0.70
1:M:11:PRO:O	1:N:231:PHE:CZ	2.45	0.70
2:O:16:GLY:O	2:O:1156:ARG:CB	2.39	0.70
2:O:374:GLU:OE1	5:R:99:ARG:HD3	1.91	0.70
2:O:402:ARG:HG2	2:O:416:GLY:CA	2.17	0.70
2:O:639:LYS:O	2:O:639:LYS:CG	2.33	0.70
2:O:1049:ILE:HG22	2:O:1050:VAL:N	2.07	0.70
2:C:805:MET:O	2:C:811:ASN:ND2	2.25	0.70
3:D:244:VAL:HG13	3:D:269:TYR:CE1	2.27	0.70
3:D:349:TYR:O	3:D:470:VAL:CG2	2.37	0.70
3:D:363:LEU:CD2	3:D:487:THR:HG22	2.22	0.70
3:D:615:LYS:HE2	4:E:4:VAL:HB	1.73	0.70
5:F:416:VAL:HB	5:F:417:ASP:OD1	1.91	0.70
2:I:149:LEU:CD1	2:I:451:ARG:HB3	2.21	0.70
2:I:369:MET:HG3	2:I:370:MET:N	2.07	0.70
3:J:196:GLN:O	3:J:200:GLN:HG3	1.91	0.70
5:L:583:THR:CG2	5:L:586:ARG:HB3	2.21	0.70
2:O:237:LEU:HD11	2:O:289:VAL:HG22	1.74	0.70
3:P:328:ALA:HA	3:P:331:ILE:HD12	1.73	0.70
3:P:749:LYS:HG2	3:P:755:ILE:HG13	1.74	0.70
3:P:1348:LYS:HA	3:P:1351:VAL:HG21	1.72	0.70
5:R:520:GLY:HA2	5:R:523:ILE:CD1	2.22	0.70
2:C:1330:ILE:HB	2:C:1337:ILE:HG21	1.73	0.69
3:D:79:LYS:HZ3	5:F:569:THR:HG22	1.57	0.69
3:D:909:ILE:HD11	3:D:913:GLU:CB	2.21	0.69
3:D:1101:LEU:HD22	3:D:1122:ALA:CB	2.22	0.69
2:I:655:VAL:HG12	2:I:656:SER:N	2.05	0.69
3:J:886:VAL:HG22	3:J:1258:ARG:HB2	1.74	0.69
3:J:1031:VAL:HG11	3:J:1090:ILE:HA	1.73	0.69
3:J:1145:PHE:O	3:J:1309:ILE:HG13	1.92	0.69
5:L:518:HIS:O	5:L:520:GLY:N	2.24	0.69
4:Q:27:ALA:HA	4:Q:30:MET:SD	2.32	0.69
2:C:1289:GLU:OE2	3:D:472:LEU:HB2	1.92	0.69
2:I:1035:LYS:C	2:I:1036:ILE:HG13	2.12	0.69
2:I:1054:LEU:CD2	2:I:1055:ALA:N	2.55	0.69
6:4:59:DG:O6	7:5:3:DG:O6	2.10	0.69
1:M:41:ASN:HD21	2:O:1217:THR:C	1.95	0.69

*Continued on next page...*

*Continued from previous page...*

Atom-1	Atom-2	Interatomic distance (Å)	Clash overlap (Å)
2:O:82:VAL:O	2:O:86:GLN:HG3	1.92	0.69
2:O:163:LYS:HG2	2:O:164:THR:H	1.53	0.69
2:O:347:ILE:HD11	2:O:433:ILE:CD1	2.21	0.69
3:P:398:LYS:O	3:P:402:GLU:HG3	1.91	0.69
3:P:771:GLN:HA	3:P:774:ILE:HD12	1.74	0.69
5:R:390:ILE:HD13	5:R:432:THR:HG23	1.73	0.69
2:C:975:ILE:O	2:C:979:LEU:CG	2.37	0.69
3:D:1155:ILE:O	3:D:1156:LEU:CD2	2.40	0.69
2:I:184:LEU:HD11	2:I:389:PHE:CD2	2.26	0.69
1:N:64:VAL:HG11	1:N:78:ILE:HD11	1.74	0.69
1:N:100:LEU:HD11	1:N:121:VAL:HG11	1.74	0.69
2:O:76:GLY:O	2:O:94:ALA:HB1	1.91	0.69
3:P:1173:ARG:O	3:P:1190:ILE:HB	1.92	0.69
3:P:1344:LEU:CA	3:P:1349:GLU:OE1	2.37	0.69
4:Q:59:ILE:HG23	4:Q:64:LEU:HD21	1.74	0.69
5:R:572:THR:O	5:R:576:VAL:HG23	1.92	0.69
3:D:433:GLY:O	3:D:457:TYR:CE1	2.45	0.69
3:D:858:VAL:HG11	3:D:872:LEU:HD11	1.73	0.69
2:I:678:ARG:CZ	2:I:1106:ARG:HB3	2.21	0.69
3:J:1148:ARG:HG2	6:4:55:DC:OP1	1.92	0.69
2:O:448:LEU:CD1	2:O:557:ARG:CD	2.65	0.69
2:O:528:ARG:NH2	2:O:575:LEU:HD23	2.06	0.69
2:O:805:MET:HB2	2:O:806:PRO:HD2	1.72	0.69
1:A:88:LEU:HD13	1:A:128:HIS:CG	2.28	0.69
3:D:111:THR:HG23	3:D:300:GLN:HE22	1.57	0.69
2:I:191:LYS:HA	3:J:1069:ALA:HB3	1.75	0.69
2:I:1065:LYS:NZ	8:6:15:G:OP1	2.24	0.69
2:I:1107:MET:HG2	3:J:740:LEU:HD21	1.73	0.69
3:J:601:ILE:O	3:J:605:LEU:CG	2.40	0.69
5:L:406:GLN:O	5:L:410:ILE:HG13	1.92	0.69
3:P:644:MET:HE1	3:P:764:ARG:HB2	1.73	0.69
3:P:822:MET:CE	3:P:838:ARG:HE	2.05	0.69
3:P:930:LEU:HD13	3:P:1134:ILE:CG1	2.22	0.69
6:7:58:DG:H2''	6:7:59:DG:OP2	1.91	0.69
2:C:846:GLY:HA3	2:C:889:PRO:HG2	1.73	0.69
3:D:909:ILE:HD11	3:D:913:GLU:HB2	1.72	0.69
3:D:1348:LYS:HA	3:D:1351:VAL:HG21	1.74	0.69
5:F:587:ILE:HA	5:F:590:ILE:HD12	1.74	0.69
2:I:436:ARG:O	2:I:436:ARG:HD2	1.92	0.69
3:J:1029:THR:HG22	3:J:1099:TYR:CD1	2.27	0.69
1:M:67:GLU:O	1:M:78:ILE:HB	1.93	0.69

*Continued on next page...*

*Continued from previous page...*

Atom-1	Atom-2	Interatomic distance (Å)	Clash overlap (Å)
3:P:527:LEU:HD22	3:P:532:GLU:OE2	1.92	0.69
3:P:536:LEU:HD22	3:P:541:LEU:O	1.93	0.69
3:P:1262:ARG:HH22	3:P:1316:THR:HB	1.57	0.69
1:A:57:THR:HG23	1:A:158:ARG:NH2	2.07	0.69
2:C:149:LEU:HD11	2:C:451:ARG:CB	2.20	0.69
3:D:281:ARG:CZ	5:F:441:ARG:HH22	2.06	0.69
3:D:786:THR:CG2	3:D:787:ALA:N	2.55	0.69
1:H:28:LEU:O	1:H:28:LEU:HD13	1.93	0.69
2:I:599:VAL:HG21	2:I:623:LEU:CD1	2.22	0.69
3:J:115:TRP:CZ2	3:J:1329:THR:CG2	2.70	0.69
3:J:722:ILE:O	3:J:725:MET:HB2	1.93	0.69
4:K:5:THR:HG22	4:K:7:GLN:H	1.58	0.69
5:L:102:MET:HE3	5:L:105:MET:HE2	1.75	0.69
1:M:35:PHE:O	1:M:39:LEU:CD2	2.39	0.69
1:N:11:PRO:HG3	1:N:31:LEU:HD21	1.74	0.69
2:O:102:LEU:HD21	2:O:104:ILE:HD11	1.73	0.69
3:P:734:ALA:O	3:P:737:ILE:HB	1.93	0.69
1:A:45:ARG:HH12	2:C:1216:ARG:HA	1.58	0.69
1:A:228:LEU:CA	1:A:231:PHE:CE2	2.61	0.69
2:C:408:SER:O	2:C:431:LYS:NZ	2.21	0.69
2:C:448:LEU:HG	2:C:553:THR:HB	1.75	0.69
2:C:871:VAL:CG2	2:C:883:LEU:O	2.41	0.69
3:D:497:GLU:CB	3:D:498:PRO:HD2	2.23	0.69
2:I:65:ASN:HD21	2:I:484:LEU:HD11	1.55	0.69
2:I:525:THR:HG21	2:I:687:ARG:HD3	1.74	0.69
3:J:76:LYS:O	3:J:80:HIS:ND1	2.22	0.69
3:J:332:LYS:HZ2	3:J:1329:THR:HG23	1.57	0.69
3:J:922:SER:O	3:J:926:PRO:HD3	1.92	0.69
3:J:1274:PHE:O	3:J:1278:GLU:HG3	1.93	0.69
3:J:1310:THR:O	3:J:1314:LEU:HG	1.91	0.69
1:M:43:LEU:CD1	1:M:203:ILE:HD11	2.20	0.69
2:O:431:LYS:O	2:O:434:ASP:HB2	1.93	0.69
2:O:495:ALA:HA	2:O:498:ILE:HD12	1.75	0.69
2:O:867:GLU:OE2	2:O:943:LYS:HG2	1.91	0.69
2:O:976:ARG:O	2:O:980:VAL:HG23	1.93	0.69
3:P:421:VAL:CG2	3:P:439:PRO:CG	2.69	0.69
2:C:205:PRO:HB2	2:C:207:THR:HG22	1.73	0.69
3:D:478:LEU:HB3	4:E:20:VAL:HG22	1.75	0.69
5:F:333:VAL:HG22	5:F:336:GLU:HB2	1.75	0.69
1:G:115:ILE:HD12	1:G:123:ILE:HD13	1.75	0.69
1:H:100:LEU:HD13	1:H:115:ILE:CG2	2.19	0.69

*Continued on next page...*



*Continued from previous page...*

Atom-1	Atom-2	Interatomic distance (Å)	Clash overlap (Å)
1:H:151:GLY:HA2	1:H:178:SER:OG	1.93	0.69
2:I:885:GLY:HA2	2:I:917:SER:OG	1.93	0.69
2:I:1287:LEU:HD22	3:J:1357:ILE:HG12	1.74	0.69
2:I:1332:SER:O	3:J:243:PRO:HG2	1.93	0.69
3:J:749:LYS:CE	3:J:753:SER:HB2	2.22	0.69
3:J:1368:ASP:HA	3:J:1371:ARG:HE	1.57	0.69
3:P:128:LEU:HD13	3:P:188:LEU:HD23	1.75	0.69
3:P:271:ARG:HH12	3:P:316:ILE:HG23	1.57	0.69
3:P:382:TYR:HD1	3:P:397:ALA:HB1	1.57	0.69
2:C:804:PHE:O	3:D:638:SER:HB3	1.92	0.69
3:D:471:PRO:HB2	3:D:476:ALA:HB1	1.75	0.69
3:D:474:LEU:HD12	4:E:28:ARG:CG	2.21	0.69
4:E:54:ILE:HG13	4:E:59:ILE:HB	1.74	0.69
5:F:583:THR:CG2	5:F:586:ARG:CB	2.66	0.69
2:I:807:TRP:O	2:I:809:GLY:N	2.26	0.69
3:P:148:GLU:HA	3:P:155:GLU:O	1.93	0.69
1:A:42:ALA:CA	1:B:38:THR:CG2	2.68	0.68
1:A:109:PRO:HG3	1:A:132:HIS:CD2	2.28	0.68
1:A:140:ILE:HG13	1:A:141:SER:N	2.08	0.68
2:C:297:VAL:HG13	2:C:317:LEU:CD2	2.23	0.68
3:D:470:VAL:CB	3:D:472:LEU:CD2	2.66	0.68
5:F:451:ARG:HG3	5:F:451:ARG:O	1.92	0.68
1:G:67:GLU:O	1:G:78:ILE:HB	1.92	0.68
1:H:14:VAL:CG2	1:H:29:GLU:HG2	2.23	0.68
2:I:165:HIS:NE2	2:I:190:PRO:HB3	2.07	0.68
2:I:851:THR:CG2	2:I:852:ALA:N	2.56	0.68
3:J:490:ILE:HG23	3:J:500:ILE:HD12	1.73	0.68
3:P:147:ILE:O	3:P:148:GLU:HB2	1.92	0.68
2:C:530:ILE:HD12	2:C:530:ILE:N	2.08	0.68
2:C:761:GLN:O	2:C:762:ASN:HB2	1.91	0.68
3:D:378:LYS:O	3:D:382:TYR:CD2	2.46	0.68
2:O:448:LEU:HD11	2:O:557:ARG:HD3	1.75	0.68
3:P:1145:PHE:HB3	3:P:1309:ILE:HD11	1.75	0.68
1:A:56:VAL:HG13	1:A:144:ILE:CG2	2.23	0.68
3:D:201:LEU:HB3	3:D:221:ILE:HD11	1.75	0.68
3:D:331:ILE:HG22	3:D:338:PHE:HE2	1.57	0.68
3:D:1159:ILE:HG22	3:D:1160:SER:H	1.58	0.68
1:H:65:LEU:HD22	1:H:168:ILE:HG22	1.76	0.68
2:I:883:LEU:HD21	2:I:920:VAL:HG22	1.76	0.68
2:I:1125:GLY:O	2:I:1128:ILE:HB	1.93	0.68
3:J:835:LEU:HD12	3:J:839:VAL:HG21	1.74	0.68

*Continued on next page...*



*Continued from previous page...*

Atom-1	Atom-2	Interatomic distance (Å)	Clash overlap (Å)
5:L:392:LYS:HA	5:L:395:THR:HG23	1.76	0.68
2:O:1289:GLU:HA	2:O:1293:VAL:CG2	2.24	0.68
3:P:34:SER:CB	3:P:104:HIS:HB3	2.23	0.68
3:P:362:ARG:HB2	3:P:365:GLN:CD	2.12	0.68
3:P:707:ILE:HG22	3:P:708:ASN:H	1.59	0.68
1:B:47:LEU:HD13	1:B:183:ILE:CD1	2.24	0.68
2:C:519:ASN:ND2	2:C:521:LEU:HD23	2.09	0.68
3:D:162:GLU:HB3	3:D:163:GLU:OE1	1.94	0.68
3:D:575:GLY:O	3:D:578:ILE:HB	1.93	0.68
3:D:644:MET:O	3:D:764:ARG:CZ	2.42	0.68
3:J:428:THR:HG21	3:J:921:GLN:HE22	1.58	0.68
3:J:491:LEU:HD23	3:J:498:PRO:HA	1.75	0.68
3:J:506:VAL:O	3:J:510:LEU:HG	1.94	0.68
1:N:43:LEU:O	1:N:47:LEU:HG	1.93	0.68
2:O:448:LEU:HD12	2:O:557:ARG:HD2	1.75	0.68
3:P:366:CYS:SG	3:P:439:PRO:HA	2.33	0.68
3:P:416:ILE:HD12	3:P:441:LEU:HG	1.74	0.68
3:P:796:LEU:HG	3:P:797:THR:N	2.06	0.68
5:R:98:VAL:HG21	6:7:44:DG:N2	2.08	0.68
2:C:542:ARG:NH2	6:1:49:DG:N7	2.42	0.68
3:D:182:ALA:HA	3:D:185:ILE:CD1	2.23	0.68
3:D:665:GLN:O	3:D:668:PHE:HB3	1.92	0.68
3:D:786:THR:HG23	3:D:787:ALA:N	2.09	0.68
2:O:558:VAL:HG11	2:O:573:ASN:HB3	1.76	0.68
2:O:805:MET:O	2:O:811:ASN:ND2	2.26	0.68
2:O:830:THR:OG1	2:O:832:HIS:CD2	2.47	0.68
3:P:749:LYS:HD2	3:P:753:SER:OG	1.93	0.68
5:R:533:ASP:N	5:R:533:ASP:OD1	2.25	0.68
1:B:47:LEU:O	1:B:51:MET:HB2	1.93	0.68
1:B:193:GLU:O	1:B:194:GLN:HB2	1.93	0.68
2:C:714:VAL:HG13	2:C:786:GLY:HA3	1.75	0.68
3:D:237:MET:O	3:D:238:ILE:HD13	1.93	0.68
3:J:406:ALA:HA	3:J:409:TRP:CD1	2.27	0.68
3:J:725:MET:HE3	3:J:732:GLY:H	1.58	0.68
1:M:13:LEU:HD13	1:M:28:LEU:HD23	1.75	0.68
2:O:163:LYS:CG	2:O:164:THR:H	2.02	0.68
3:D:509:GLY:O	3:D:513:MET:HG3	1.93	0.68
3:D:886:VAL:HG13	3:D:1258:ARG:CG	2.22	0.68
5:F:452:ILE:HG21	5:F:457:ILE:HD13	1.76	0.68
2:I:1324:ASN:HA	2:I:1327:LEU:HD12	1.76	0.68
3:J:112:ALA:HA	3:J:238:ILE:HD13	1.76	0.68

*Continued on next page...*

*Continued from previous page...*

Atom-1	Atom-2	Interatomic distance (Å)	Clash overlap (Å)
3:J:747:MET:HA	3:J:941:ALA:HB3	1.73	0.68
2:O:575:LEU:HD11	2:O:579:ALA:HB3	1.76	0.68
3:P:350:SER:HB3	3:P:469:HIS:ND1	2.09	0.68
3:P:530:PRO:HB2	3:P:581:MET:CG	2.23	0.68
3:P:697:MET:HE3	3:P:737:ILE:CG2	2.24	0.68
3:P:1162:ILE:HG13	3:P:1180:VAL:HG12	1.75	0.68
3:P:1319:PHE:HD2	3:P:1340:LYS:HD2	1.59	0.68
5:R:437:GLN:OE1	7:8:27:DA:N6	2.26	0.68
1:A:61:ILE:HD13	1:A:64:VAL:HG11	1.75	0.68
2:C:824:GLN:HE22	2:C:1082:ILE:HD11	1.58	0.68
3:D:425:ARG:HH22	8:3:16:U:H4'	1.58	0.68
3:D:885:VAL:HG12	3:D:886:VAL:CG2	2.24	0.68
1:G:225:ALA:CB	1:H:228:LEU:HD13	2.21	0.68
2:I:369:MET:HG3	2:I:370:MET:H	1.59	0.68
2:I:851:THR:HG22	2:I:852:ALA:N	2.09	0.68
2:I:896:THR:HG22	2:I:899:GLU:OE1	1.94	0.68
2:I:1077:SER:HA	3:J:356:THR:HG21	1.74	0.68
1:N:74:VAL:HG22	1:N:133:LEU:HD21	1.75	0.68
2:O:371:ARG:HA	5:R:99:ARG:NH2	2.07	0.68
2:O:729:ALA:O	2:O:730:SER:HB3	1.94	0.68
3:P:536:LEU:HD22	3:P:541:LEU:C	2.14	0.68
3:P:614:LEU:O	3:P:617:THR:OG1	2.11	0.68
2:C:807:TRP:O	2:C:809:GLY:N	2.25	0.68
2:C:1209:GLN:HE21	3:D:640:GLY:HA3	1.57	0.68
3:D:811:GLU:O	3:D:895:CYS:HA	1.94	0.68
1:G:16:ILE:HG21	1:G:214:GLU:HG3	1.75	0.68
2:I:197:ARG:HB3	2:I:200:ARG:HA	1.75	0.68
2:I:700:VAL:HG21	2:I:1114:GLU:HG3	1.76	0.68
3:J:128:LEU:HD21	3:J:189:LEU:HD23	1.76	0.68
1:N:179:PRO:O	1:N:208:ASN:HB2	1.92	0.68
3:P:805:GLN:OE1	3:P:1347:LEU:HB2	1.94	0.68
2:C:1113:LEU:HD23	3:D:641:ILE:HD13	1.76	0.68
3:D:58:CYS:SG	3:D:60:ARG:N	2.66	0.68
3:D:133:ARG:NH2	5:F:91:ILE:O	2.24	0.68
5:F:461:ASN:HA	7:2:26:DT:C5	2.28	0.68
2:I:65:ASN:ND2	2:I:484:LEU:HD11	2.09	0.68
2:I:176:ILE:HG22	2:I:176:ILE:O	1.93	0.68
2:I:870:ILE:HB	2:I:944:ARG:HD3	1.75	0.68
2:O:1231:TYR:O	2:O:1232:MET:HE2	1.94	0.68
3:P:1163:VAL:HG13	3:P:1176:VAL:O	1.94	0.68
1:A:50:SER:O	1:A:52:PRO:HD3	1.93	0.67

*Continued on next page...*

*Continued from previous page...*

Atom-1	Atom-2	Interatomic distance (Å)	Clash overlap (Å)
1:A:57:THR:HG21	1:A:158:ARG:HH22	1.58	0.67
1:A:180:VAL:CA	1:A:207:THR:HG22	2.12	0.67
1:B:100:LEU:HD13	1:B:115:ILE:HG23	1.75	0.67
1:B:182:ARG:HB3	1:B:206:GLU:HB3	1.76	0.67
2:C:112:GLY:C	2:C:114:VAL:H	1.97	0.67
2:C:1273:MET:O	3:D:428:THR:HG21	1.93	0.67
3:D:263:SER:HA	5:F:507:MET:HB3	1.76	0.67
1:G:35:PHE:O	1:G:39:LEU:HG	1.94	0.67
2:I:344:GLY:HA3	2:I:346:TYR:CE2	2.28	0.67
3:J:68:TYR:HA	3:J:92:VAL:CG1	2.23	0.67
2:O:759:SER:HA	2:O:765:ILE:HD11	1.76	0.67
2:O:764:CYS:HB3	2:O:831:ILE:HB	1.75	0.67
2:O:1212:LEU:HB3	2:O:1221:PHE:HD2	1.57	0.67
5:R:98:VAL:O	5:R:102:MET:HG2	1.94	0.67
5:R:493:LYS:O	5:R:497:VAL:HG23	1.94	0.67
2:C:1289:GLU:HA	2:C:1293:VAL:CG2	2.25	0.67
2:C:1289:GLU:HA	2:C:1293:VAL:HG22	1.76	0.67
3:D:131:PRO:O	3:D:135:ILE:CG1	2.42	0.67
3:D:181:GLY:C	3:D:185:ILE:CD1	2.63	0.67
3:D:264:ASP:N	3:D:264:ASP:OD1	2.25	0.67
2:I:196:VAL:CG2	2:I:206:ALA:HA	2.24	0.67
1:N:215:GLU:O	1:N:219:ARG:HG3	1.94	0.67
2:O:412:GLU:N	2:O:412:GLU:CD	2.45	0.67
2:O:830:THR:HG23	2:O:1234:LYS:NZ	2.09	0.67
2:O:1077:SER:CB	3:P:357:VAL:HG23	2.24	0.67
3:P:854:ALA:O	3:P:855:ASP:HB2	1.93	0.67
1:A:88:LEU:HD13	1:A:128:HIS:CD2	2.29	0.67
2:C:1184:THR:HG23	2:C:1184:THR:O	1.92	0.67
3:D:162:GLU:OE2	5:F:84:LEU:HD13	1.95	0.67
3:D:819:GLY:N	3:D:881:LYS:HE2	2.09	0.67
3:D:1350:ASN:HA	3:D:1353:VAL:CG2	2.25	0.67
1:G:185:TYR:CD2	1:G:185:TYR:O	2.47	0.67
1:M:40:GLY:CA	1:M:43:LEU:HD12	2.21	0.67
3:P:378:LYS:HE2	3:P:382:TYR:OH	1.95	0.67
3:P:822:MET:HE2	3:P:838:ARG:HE	1.59	0.67
1:B:133:LEU:HD22	1:B:138:ALA:HB1	1.75	0.67
2:C:1107:MET:HE2	3:D:740:LEU:CD2	2.23	0.67
3:D:783:LEU:N	3:D:783:LEU:HD12	2.09	0.67
3:D:1109:LEU:HD13	3:D:1115:ILE:HG22	1.76	0.67
2:I:145:ILE:HD11	2:I:506:PHE:HD1	1.60	0.67
3:J:443:GLU:HG3	3:J:444:GLY:N	2.07	0.67

*Continued on next page...*

*Continued from previous page...*

Atom-1	Atom-2	Interatomic distance (Å)	Clash overlap (Å)
3:J:814:CYS:SG	3:J:883:ARG:NH2	2.67	0.67
3:J:1095:MET:SD	3:J:1173:ARG:NH2	2.68	0.67
4:K:69:ARG:O	4:K:73:GLN:HG3	1.94	0.67
5:L:119:ILE:HG23	5:L:122:ARG:NH2	2.09	0.67
3:P:188:LEU:HG	3:P:188:LEU:O	1.93	0.67
3:P:325:LYS:HG3	3:P:329:ASP:HB3	1.77	0.67
4:Q:27:ALA:HB1	4:Q:46:THR:HB	1.77	0.67
3:D:1264:ALA:HB1	3:D:1303:SER:O	1.93	0.67
5:F:166:VAL:HG12	5:F:168:PRO:HD3	1.75	0.67
2:I:805:MET:HE3	2:I:806:PRO:HD2	1.75	0.67
2:I:848:GLU:HG2	2:I:888:THR:HG23	1.74	0.67
2:I:886:LYS:H	2:I:917:SER:HG	1.42	0.67
3:J:421:VAL:CG1	3:J:469:HIS:O	2.42	0.67
1:M:11:PRO:HD2	1:N:227:GLN:HA	1.77	0.67
2:O:90:VAL:HG12	2:O:91:THR:H	1.60	0.67
2:O:402:ARG:CG	2:O:416:GLY:HA3	2.20	0.67
2:O:657:THR:O	2:O:660:VAL:HG23	1.94	0.67
2:C:297:VAL:HG23	2:C:314:ASN:H	1.59	0.67
2:C:496:LYS:CB	2:C:497:PRO:HD3	2.24	0.67
2:C:1273:MET:SD	3:D:428:THR:O	2.53	0.67
3:D:325:LYS:HG3	3:D:329:ASP:CB	2.24	0.67
3:D:607:THR:O	3:D:611:ILE:HG13	1.95	0.67
5:F:119:ILE:HG13	5:F:122:ARG:HH22	1.59	0.67
1:G:49:SER:HB3	1:H:33:ARG:HH12	1.59	0.67
3:J:105:ILE:CD1	3:J:244:VAL:HG21	2.25	0.67
3:J:397:ALA:O	3:J:401:VAL:HG23	1.93	0.67
3:J:872:LEU:O	3:J:877:VAL:HG23	1.94	0.67
6:4:45:DT:H3'	6:4:45:DT:C6	2.30	0.67
1:M:228:LEU:HD22	1:N:221:ALA:HB1	1.77	0.67
2:O:9:LYS:HE2	2:O:1171:ARG:CD	2.24	0.67
2:O:936:ARG:HG2	2:O:937:ASP:H	1.60	0.67
3:P:131:PRO:O	3:P:135:ILE:HG13	1.94	0.67
3:P:212:THR:HA	3:P:215:LYS:HD2	1.76	0.67
3:P:1226:VAL:O	3:P:1229:VAL:HG12	1.94	0.67
5:R:291:CYS:O	5:R:295:CYS:HB2	1.94	0.67
5:R:387:VAL:HG11	5:R:409:ASN:OD1	1.95	0.67
5:R:587:ILE:HG23	5:R:590:ILE:HD12	1.75	0.67
2:C:623:LEU:HD23	2:C:628:HIS:O	1.95	0.67
2:I:106:GLU:HG2	2:I:115:LYS:CB	2.20	0.67
2:I:702:THR:HG22	2:I:1184:THR:O	1.95	0.67
3:J:332:LYS:HZ2	3:J:1329:THR:CG2	2.06	0.67

*Continued on next page...*

*Continued from previous page...*

Atom-1	Atom-2	Interatomic distance (Å)	Clash overlap (Å)
3:J:1173:ARG:O	3:J:1190:ILE:HB	1.95	0.67
5:L:84:LEU:CD1	5:L:107:THR:CG2	2.72	0.67
1:M:8:PHE:CE1	1:N:223:ILE:HG23	2.29	0.67
2:O:804:PHE:O	2:O:805:MET:HB3	1.95	0.67
2:C:1268:GLN:HE22	3:D:351:GLY:N	1.91	0.67
3:D:521:LYS:NZ	3:D:541:LEU:HD23	2.10	0.67
3:D:563:LEU:CD2	3:D:586:GLY:HA2	2.23	0.67
3:D:1167:LYS:HB2	3:D:1174:ARG:NH1	2.09	0.67
3:D:1287:ILE:HG22	3:D:1288:ALA:CA	2.25	0.67
3:J:832:LYS:HZ2	3:J:1242:ARG:HB3	1.58	0.67
3:J:835:LEU:HG	3:J:836:ARG:N	2.10	0.67
5:L:145:LEU:HD13	5:L:225:ARG:NH1	2.09	0.67
1:M:214:GLU:HA	1:M:217:ILE:CD1	2.23	0.67
2:O:557:ARG:HH11	2:O:557:ARG:HG3	1.60	0.67
2:O:592:ARG:NE	2:O:600:THR:O	2.27	0.67
2:O:1065:LYS:HE3	3:P:463:GLY:HA3	1.77	0.67
3:P:519:ASN:HB3	3:P:523:GLU:CD	2.15	0.67
3:P:747:MET:N	3:P:747:MET:SD	2.68	0.67
3:P:1155:ILE:O	3:P:1210:ILE:HD12	1.93	0.67
5:R:112:THR:OG1	5:R:113:ARG:HG2	1.95	0.67
2:C:871:VAL:HG23	2:C:883:LEU:O	1.95	0.67
2:C:1151:LEU:HD23	2:C:1198:LEU:HD13	1.75	0.67
3:D:1327:GLU:O	3:D:1331:VAL:CG2	2.35	0.67
3:D:1367:GLN:HA	3:D:1370:MET:HG3	1.77	0.67
2:I:165:HIS:CB	2:I:168:GLY:N	2.58	0.67
3:J:147:ILE:HG13	3:J:178:ALA:HA	1.77	0.67
3:J:511:TYR:HD1	3:J:596:LEU:O	1.78	0.67
3:J:886:VAL:HG11	3:J:1261:LEU:HD13	1.74	0.67
5:L:132:CYS:SG	5:L:257:LYS:HE2	2.34	0.67
5:L:476:ARG:CG	5:L:477:GLU:H	2.07	0.67
2:O:811:ASN:ND2	2:O:1099:ASN:CA	2.57	0.67
2:O:871:VAL:HG23	2:O:883:LEU:O	1.95	0.67
2:O:1161:LEU:O	2:O:1163:THR:N	2.28	0.67
3:P:275:ARG:HG2	3:P:278:ARG:NH2	2.10	0.67
3:P:796:LEU:HD11	3:P:800:LEU:HD11	1.77	0.67
3:D:1263:LYS:HG2	3:D:1281:GLU:CA	2.22	0.67
5:F:503:GLU:HB3	5:F:504:PRO:HD2	1.77	0.67
6:1:50:DT:H3'	6:1:50:DT:C6	2.28	0.67
1:G:78:ILE:HG22	1:G:82:LEU:HD11	1.77	0.67
1:H:47:LEU:HD13	1:H:183:ILE:HD12	1.76	0.67
1:H:86:LYS:HE3	1:H:173:VAL:HG12	1.77	0.67

*Continued on next page...*

*Continued from previous page...*

Atom-1	Atom-2	Interatomic distance (Å)	Clash overlap (Å)
2:I:165:HIS:HB2	2:I:168:GLY:CA	2.25	0.67
2:I:805:MET:HE2	2:I:806:PRO:HD2	1.76	0.67
2:I:1111:GLN:HB2	2:I:1230:MET:HE3	1.76	0.67
2:I:1286:THR:OG1	3:J:479:GLU:OE2	2.12	0.67
5:R:399:LEU:O	5:R:400:GLN:CB	2.42	0.67
3:D:501:VAL:HG13	3:D:502:PRO:CD	2.24	0.66
3:D:536:LEU:HD13	3:D:542:ALA:HB2	1.77	0.66
2:I:1124:ILE:HD11	2:I:1198:LEU:HG	1.77	0.66
2:I:1257:GLN:NE2	3:J:345:LYS:HB3	2.10	0.66
3:J:744:ARG:CZ	3:J:940:ALA:HB2	2.25	0.66
3:J:1106:ILE:HD12	3:J:1125:PRO:HG2	1.77	0.66
1:M:66:HIS:CE1	2:O:929:ILE:HG12	2.29	0.66
2:O:558:VAL:O	2:O:560:PRO:HD3	1.95	0.66
3:P:909:ILE:HG12	3:P:910:ASN:N	2.11	0.66
3:D:836:ARG:CB	3:D:873:GLU:OE2	2.42	0.66
5:F:333:VAL:O	5:F:333:VAL:HG13	1.96	0.66
2:I:1098:LEU:HD23	2:I:1099:ASN:N	2.10	0.66
5:L:412:LEU:O	5:L:416:VAL:HG23	1.96	0.66
5:L:451:ARG:HG3	5:L:451:ARG:O	1.95	0.66
2:O:71:VAL:HG22	2:O:101:ARG:HE	1.59	0.66
2:O:150:HIS:HE1	2:O:454:ARG:HG3	1.60	0.66
2:O:540:ARG:HD3	2:O:567:PRO:HB2	1.75	0.66
2:O:1061:GLN:HB2	2:O:1062:PRO:HD2	1.77	0.66
3:P:45:ASN:HB3	3:P:48:THR:O	1.96	0.66
3:P:418:GLU:O	3:P:481:ARG:NH2	2.28	0.66
3:P:575:GLY:O	3:P:578:ILE:HB	1.95	0.66
1:A:45:ARG:NH1	2:C:1215:GLY:O	2.27	0.66
2:C:170:VAL:CG2	3:D:1065:ALA:HB1	2.26	0.66
2:C:519:ASN:HD21	2:C:521:LEU:HD23	1.58	0.66
2:C:902:LEU:HA	2:C:905:ILE:HD12	1.77	0.66
3:D:306:LEU:O	3:D:326:SER:HB2	1.94	0.66
3:D:779:ALA:O	3:D:783:LEU:HD13	1.94	0.66
4:E:39:VAL:CB	4:E:40:PRO:HD2	2.24	0.66
2:I:165:HIS:HB2	2:I:168:GLY:N	2.11	0.66
2:I:714:VAL:HG13	2:I:786:GLY:HA3	1.76	0.66
2:I:1124:ILE:HD13	2:I:1201:LEU:HD23	1.77	0.66
3:J:614:LEU:O	3:J:617:THR:OG1	2.13	0.66
6:4:53:DG:H2''	6:4:54:DA:OP2	1.95	0.66
2:O:230:PHE:CE1	2:O:292:ILE:HD11	2.30	0.66
2:O:528:ARG:CZ	2:O:575:LEU:HD23	2.24	0.66
3:P:701:LEU:HG	3:P:723:TYR:HB2	1.78	0.66

*Continued on next page...*



*Continued from previous page...*

Atom-1	Atom-2	Interatomic distance (Å)	Clash overlap (Å)
3:P:1215:GLU:HB3	3:P:1220:ILE:HD11	1.77	0.66
5:R:128:ASN:ND2	5:R:257:LYS:HE2	2.10	0.66
5:R:434:TRP:CZ2	6:7:36:DT:C7	2.78	0.66
5:R:511:ILE:HG13	5:R:517:SER:OG	1.95	0.66
2:C:56:VAL:CG1	2:C:59:ILE:HD11	2.24	0.66
2:C:1142:ARG:HG3	2:C:1161:LEU:HD21	1.78	0.66
3:D:1318:SER:HA	3:D:1342:ASP:OD2	1.95	0.66
2:I:161:LYS:CA	2:I:161:LYS:HE2	2.24	0.66
3:J:869:CYS:HA	3:J:872:LEU:CD1	2.24	0.66
6:4:50:DT:H3'	6:4:50:DT:C6	2.30	0.66
2:O:1017:GLN:O	2:O:1021:LEU:HG	1.95	0.66
3:P:161:THR:H	3:P:164:GLN:CD	1.98	0.66
1:A:134:THR:HG22	2:C:773:LEU:HD22	1.77	0.66
2:C:700:VAL:O	2:C:1069:ARG:NH2	2.28	0.66
3:D:205:LEU:HD21	3:D:214:ARG:CG	2.24	0.66
3:D:267:ASP:O	3:D:271:ARG:HG3	1.95	0.66
3:D:583:VAL:HG13	3:D:587:LEU:HD12	1.78	0.66
5:F:169:ASN:HB2	5:F:260:ARG:HB2	1.77	0.66
5:F:452:ILE:HB	5:F:457:ILE:HD11	1.77	0.66
1:G:44:ARG:HA	1:G:183:ILE:HD13	1.75	0.66
2:I:1326:LEU:HD22	3:J:342:LEU:HD11	1.76	0.66
3:J:79:LYS:HD2	5:L:569:THR:HG21	1.76	0.66
3:J:1332:LEU:N	3:J:1332:LEU:HD23	2.09	0.66
1:N:35:PHE:O	1:N:39:LEU:CD1	2.43	0.66
2:O:1128:ILE:HG22	2:O:1132:LEU:HD11	1.77	0.66
3:P:1103:GLY:O	3:P:1104:LYS:CB	2.44	0.66
5:R:452:ILE:HG22	5:R:456:MET:HG2	1.76	0.66
1:A:221:ALA:HB1	1:B:228:LEU:CD2	2.25	0.66
2:C:19:PRO:CB	2:C:1156:ARG:HD2	2.25	0.66
2:C:555:TYR:OH	3:D:769:VAL:CG1	2.43	0.66
2:C:1006:GLU:HB2	2:C:1007:LYS:NZ	2.11	0.66
3:D:431:ARG:NH2	3:D:904:ALA:HB1	2.09	0.66
3:D:433:GLY:O	3:D:457:TYR:HE1	1.78	0.66
3:D:1148:ARG:O	3:D:1150:PRO:HD3	1.96	0.66
1:H:100:LEU:CD1	1:H:115:ILE:HG21	2.19	0.66
2:I:220:ILE:HG22	2:I:221:LEU:N	2.11	0.66
2:O:201:ARG:HB2	2:O:369:MET:HE1	1.78	0.66
2:O:1017:GLN:HE21	2:O:1021:LEU:HG	1.61	0.66
2:O:1123:GLY:O	2:O:1127:LYS:HG2	1.93	0.66
3:P:527:LEU:CD1	3:P:532:GLU:HG2	2.19	0.66
3:P:697:MET:HE1	3:P:737:ILE:CG2	2.24	0.66

*Continued on next page...*

*Continued from previous page...*

Atom-1	Atom-2	Interatomic distance (Å)	Clash overlap (Å)
7:8:18:DT:H2'	7:8:19:DA:C5'	2.24	0.66
1:A:44:ARG:HA	1:A:47:LEU:HD13	1.77	0.66
1:B:220:ALA:HA	1:B:223:ILE:HD12	1.78	0.66
2:C:521:LEU:HD21	2:C:686:GLN:C	2.15	0.66
2:C:886:LYS:N	2:C:917:SER:OG	2.25	0.66
3:D:162:GLU:HB3	3:D:163:GLU:CD	2.16	0.66
1:G:47:LEU:HD12	1:G:183:ILE:CD1	2.16	0.66
2:I:800:MET:SD	2:I:1096:ILE:HD11	2.36	0.66
2:I:1289:GLU:OE2	3:J:473:THR:N	2.25	0.66
5:L:100:MET:HG2	5:L:103:ARG:HH22	1.60	0.66
5:L:511:ILE:HD13	5:L:519:LEU:HA	1.77	0.66
5:L:591:GLU:O	5:L:595:LEU:HG	1.94	0.66
3:P:742:GLY:O	3:P:762:ASN:HB3	1.96	0.66
5:R:590:ILE:HG12	5:R:593:LYS:NZ	2.10	0.66
2:C:42:ASP:OD1	2:C:43:PRO:HD2	1.95	0.66
2:I:391:SER:HB3	2:I:394:ARG:HB2	1.78	0.66
2:I:759:SER:HB3	2:I:765:ILE:HG13	1.78	0.66
2:I:797:GLY:CA	2:I:1233:LEU:HD23	2.26	0.66
3:J:288:PRO:O	3:J:292:VAL:HG23	1.96	0.66
3:J:786:THR:CG2	3:J:787:ALA:N	2.59	0.66
1:M:38:THR:CG2	1:N:42:ALA:CA	2.73	0.66
5:R:91:ILE:HD11	5:R:103:ARG:HH12	1.60	0.66
1:A:102:LEU:HD21	1:A:110:VAL:CG1	2.26	0.66
1:A:179:PRO:O	1:A:208:ASN:ND2	2.29	0.66
2:C:237:LEU:CG	2:C:289:VAL:HG22	2.21	0.66
3:D:281:ARG:HH22	5:F:441:ARG:HH22	0.69	0.66
5:F:583:THR:HG21	5:F:587:ILE:HD13	1.77	0.66
3:J:923:ILE:HD11	3:J:1252:HIS:HB3	1.78	0.66
3:J:1342:ASP:CG	3:J:1344:LEU:HG	2.16	0.66
6:4:47:DC:C4	6:4:48:DA:C6	2.83	0.66
1:M:39:LEU:O	1:M:43:LEU:CG	2.23	0.66
2:O:164:THR:O	2:O:165:HIS:HB2	1.96	0.66
2:O:830:THR:HG1	2:O:832:HIS:CD2	2.14	0.66
2:C:253:PHE:CD1	2:C:288:PRO:CD	2.77	0.66
2:C:256:GLU:HG2	2:C:259:GLY:O	1.96	0.66
3:D:574:VAL:O	3:D:578:ILE:HG13	1.95	0.66
2:I:1284:ALA:HB1	3:J:1356:LEU:HD23	1.78	0.66
3:J:662:ALA:HA	3:J:665:GLN:CD	2.16	0.66
1:M:13:LEU:HD11	1:M:26:VAL:CG1	2.25	0.66
2:O:99:LYS:HG3	2:O:121:GLU:CG	2.26	0.66
2:O:149:LEU:CD2	2:O:451:ARG:HE	2.09	0.66

*Continued on next page...*



*Continued from previous page...*

Atom-1	Atom-2	Interatomic distance (Å)	Clash overlap (Å)
3:P:306:LEU:O	3:P:326:SER:HB2	1.96	0.66
3:P:557:LYS:HE2	3:P:561:GLY:HA2	1.77	0.66
5:R:434:TRP:CE2	6:7:36:DT:C7	2.79	0.66
6:7:50:DT:O5'	6:7:51:DC:C5	2.49	0.66
1:A:232:VAL:HG22	1:B:221:ALA:CB	2.26	0.65
2:C:176:ILE:HD12	2:C:184:LEU:HB2	1.77	0.65
3:D:1120:THR:HB	3:D:1123:ARG:NH1	2.11	0.65
2:I:496:LYS:CB	2:I:497:PRO:HD3	2.24	0.65
5:L:145:LEU:HD22	5:L:225:ARG:NH1	2.10	0.65
5:L:476:ARG:CG	5:L:477:GLU:N	2.58	0.65
1:M:44:ARG:O	1:M:47:LEU:HB2	1.96	0.65
2:O:3:TYR:O	2:O:8:LYS:HE3	1.96	0.65
2:O:312:ALA:HB3	2:O:315:MET:HB2	1.76	0.65
2:O:1294:LYS:HD3	3:P:347:VAL:HG11	1.78	0.65
2:O:1333:LEU:HD11	3:P:331:ILE:HD11	1.79	0.65
5:R:333:VAL:O	5:R:333:VAL:HG13	1.95	0.65
2:C:1312:ASN:O	2:C:1313:HIS:HB2	1.95	0.65
3:D:382:TYR:CE1	3:D:398:LYS:HA	2.31	0.65
3:D:1328:THR:O	3:D:1332:LEU:CG	2.39	0.65
5:F:323:ASN:O	5:F:324:LYS:HB2	1.96	0.65
2:I:302:ILE:HA	2:I:309:LEU:HA	1.78	0.65
3:J:127:LEU:HD11	3:J:227:PHE:CE2	2.30	0.65
3:J:156:ARG:HB3	3:J:157:GLN:HG3	1.78	0.65
5:L:412:LEU:HD22	5:L:435:ILE:HD11	1.78	0.65
5:L:597:LYS:C	5:L:598:LEU:HD23	2.16	0.65
1:M:219:ARG:O	1:M:223:ILE:HG13	1.96	0.65
2:O:340:ASP:O	2:O:342:ASP:N	2.29	0.65
2:O:642:SER:O	2:O:643:SER:HB3	1.94	0.65
4:Q:38:LEU:HD12	4:Q:53:GLU:OE2	1.96	0.65
3:D:502:PRO:HB3	3:D:506:VAL:CG1	2.25	0.65
5:F:84:LEU:HG	5:F:107:THR:HG22	1.76	0.65
2:I:1048:LYS:O	2:I:1049:ILE:HG12	1.97	0.65
1:M:35:PHE:HE2	1:N:50:SER:HG	1.43	0.65
3:P:30:ILE:HG12	3:P:33:TRP:HZ3	1.60	0.65
3:P:259:ARG:HH22	5:R:502:LYS:CG	2.09	0.65
3:P:563:LEU:HD21	3:P:586:GLY:HA2	1.78	0.65
1:A:79:LEU:O	1:A:83:LEU:HD23	1.97	0.65
1:B:9:LEU:HD12	1:B:10:LYS:N	2.10	0.65
3:D:68:TYR:CD1	3:D:93:THR:HA	2.32	0.65
5:F:555:GLU:O	5:F:559:LEU:HG	1.97	0.65
1:H:42:ALA:O	1:H:46:ILE:HD12	1.95	0.65

*Continued on next page...*

*Continued from previous page...*

Atom-1	Atom-2	Interatomic distance (Å)	Clash overlap (Å)
2:I:686:GLN:CD	2:I:1069:ARG:HG2	2.17	0.65
2:I:743:PRO:HG3	2:I:974:ARG:NH2	2.11	0.65
5:L:261:LEU:HD13	5:L:269:LEU:HD12	1.76	0.65
5:L:261:LEU:HD13	5:L:269:LEU:CD1	2.26	0.65
5:L:599:ARG:O	5:L:601:PRO:HD3	1.97	0.65
3:P:79:LYS:HG3	5:R:569:THR:CG2	2.26	0.65
5:R:353:LEU:HB3	5:R:358:VAL:HG22	1.76	0.65
2:C:854:ILE:HD12	2:C:862:LEU:HD23	1.77	0.65
2:C:1288:GLN:HG2	2:C:1315:MET:SD	2.37	0.65
2:C:1326:LEU:HD22	3:D:342:LEU:CD1	2.27	0.65
3:D:1323:ALA:HB2	3:D:1332:LEU:HD21	1.78	0.65
5:F:137:TYR:HE2	5:F:139:GLU:HB2	1.62	0.65
1:H:75:GLN:HG2	1:H:134:THR:CG2	2.26	0.65
2:I:634:VAL:C	2:I:644:LEU:HD22	2.17	0.65
2:I:1146:GLN:OE1	2:I:1161:LEU:HB3	1.96	0.65
3:J:84:ILE:HG22	3:J:84:ILE:O	1.96	0.65
3:J:160:LEU:HD23	3:J:164:GLN:CB	2.27	0.65
3:J:1226:VAL:O	3:J:1229:VAL:CG1	2.44	0.65
5:L:297:MET:HB2	5:L:326:TRP:HZ3	1.61	0.65
6:4:28:DA:C2	7:5:36:DG:N2	2.64	0.65
1:N:179:PRO:O	1:N:208:ASN:HB3	1.96	0.65
2:O:634:VAL:HG12	2:O:635:THR:N	2.12	0.65
3:P:169:LEU:HD12	3:P:173:GLY:HA2	1.78	0.65
1:A:203:ILE:HG22	1:A:205:MET:HE2	1.78	0.65
2:C:204:LEU:HB3	2:C:205:PRO:CD	2.27	0.65
2:C:1289:GLU:OE1	3:D:472:LEU:CB	2.44	0.65
3:D:514:THR:O	3:D:576:ARG:NE	2.30	0.65
3:D:609:TYR:CD1	3:D:609:TYR:C	2.70	0.65
2:I:1199:LEU:HD22	2:I:1204:LEU:HB2	1.78	0.65
3:J:139:LEU:HD21	3:J:185:ILE:CD1	2.25	0.65
5:L:84:LEU:HD11	5:L:107:THR:HG23	1.77	0.65
1:N:162:GLU:OE2	1:N:166:ARG:CZ	2.45	0.65
2:O:429:MET:O	2:O:432:LEU:HD23	1.97	0.65
3:P:248:ASP:O	3:P:251:PRO:HG3	1.97	0.65
1:A:47:LEU:HD11	1:A:183:ILE:CD1	2.26	0.65
3:D:343:LEU:HD11	3:D:1348:LYS:HD3	1.77	0.65
3:D:749:LYS:HB3	3:D:750:PRO:HD2	1.78	0.65
5:F:98:VAL:HG22	5:F:402:LEU:HD21	1.78	0.65
1:G:232:VAL:HG13	1:H:218:ARG:CG	2.20	0.65
2:I:15:PHE:HE2	2:I:1182:ILE:HG23	1.61	0.65
2:I:387:ASN:O	2:I:391:SER:HB2	1.96	0.65

*Continued on next page...*

*Continued from previous page...*

Atom-1	Atom-2	Interatomic distance (Å)	Clash overlap (Å)
2:I:489:PRO:O	2:I:493:ILE:CD1	2.44	0.65
2:I:559:CYS:CB	2:I:662:SER:HB3	2.26	0.65
2:I:729:ALA:O	2:I:730:SER:HB3	1.97	0.65
2:I:1077:SER:HA	3:J:356:THR:CG2	2.26	0.65
2:I:1269:ARG:HG3	3:J:345:LYS:O	1.95	0.65
3:J:840:LEU:HD12	3:J:864:LEU:O	1.97	0.65
4:K:70:GLN:HA	4:K:73:GLN:CD	2.16	0.65
5:L:295:CYS:O	5:L:296:LYS:CB	2.44	0.65
2:O:32:LEU:HD23	2:O:130:MET:HE1	1.78	0.65
2:O:448:LEU:HD23	2:O:448:LEU:C	2.16	0.65
1:A:39:LEU:HD23	1:A:39:LEU:N	2.11	0.65
1:B:124:VAL:HG21	1:B:210:THR:CG2	2.25	0.65
2:C:209:ILE:HD11	2:C:425:ILE:HG21	1.78	0.65
2:C:720:ARG:NH2	2:C:745:GLU:OE2	2.21	0.65
3:D:378:LYS:HE2	3:D:382:TYR:OH	1.96	0.65
3:D:1028:ILE:HG23	3:D:1118:GLY:HA2	1.78	0.65
5:F:123:ILE:HG21	5:F:376:LYS:HE3	1.78	0.65
2:I:524:ILE:CD1	2:I:712:SER:HB3	2.21	0.65
2:I:566:GLY:O	2:I:569:ILE:HG22	1.97	0.65
2:I:660:VAL:HG21	3:J:769:VAL:HG12	1.77	0.65
2:I:1072:ASN:ND2	2:I:1111:GLN:OE1	2.29	0.65
3:J:97:VAL:HG12	3:J:101:ARG:HD2	1.79	0.65
3:J:105:ILE:HD12	3:J:244:VAL:HG22	1.78	0.65
5:L:461:ASN:OD1	5:L:461:ASN:N	2.29	0.65
5:L:587:ILE:H	5:L:587:ILE:CD1	1.85	0.65
2:O:1337:ILE:HD11	3:P:20:ILE:HG21	1.77	0.65
3:P:1180:VAL:HG11	3:P:1203:ARG:HD3	1.79	0.65
3:P:1215:GLU:CB	3:P:1220:ILE:HD11	2.26	0.65
3:P:1262:ARG:HH12	3:P:1316:THR:CG2	2.10	0.65
3:P:1346:GLY:H	3:P:1349:GLU:CD	2.00	0.65
5:R:406:GLN:O	5:R:410:ILE:HG13	1.97	0.65
3:D:79:LYS:HZ3	5:F:569:THR:CA	2.10	0.65
4:E:60:ASN:ND2	4:E:62:GLN:HB3	2.12	0.65
5:F:120:ALA:HA	5:F:123:ILE:HD12	1.77	0.65
1:G:112:ALA:HB1	1:G:123:ILE:HG21	1.79	0.65
2:I:1107:MET:HE1	3:J:763:PHE:CE2	2.32	0.65
2:I:1284:ALA:HB1	3:J:1356:LEU:CD2	2.27	0.65
3:J:1124:ILE:HG22	3:J:1124:ILE:O	1.96	0.65
5:L:96:ASP:HB3	5:L:99:ARG:CG	2.26	0.65
2:O:727:VAL:H	2:O:773:LEU:HD22	1.61	0.65
5:R:446:GLN:O	5:R:447:ALA:HB3	1.97	0.65

*Continued on next page...*

*Continued from previous page...*

Atom-1	Atom-2	Interatomic distance (Å)	Clash overlap (Å)
5:R:533:ASP:O	5:R:536:THR:HB	1.96	0.65
2:C:170:VAL:HG21	3:D:1065:ALA:HB1	1.79	0.65
2:C:335:THR:HG22	2:C:336:LEU:N	2.11	0.65
3:D:79:LYS:HZ3	5:F:569:THR:CG2	2.10	0.65
3:D:482:ALA:O	3:D:488:ASN:ND2	2.29	0.65
2:I:149:LEU:HD11	2:I:451:ARG:CB	2.26	0.65
2:I:178:PRO:HB3	2:I:397:LEU:HD23	1.78	0.65
1:N:47:LEU:HD13	1:N:183:ILE:CD1	2.26	0.65
2:O:445:ILE:HD12	2:O:546:GLU:OE1	1.97	0.65
2:O:1088:ASP:OD1	2:O:1092:THR:O	2.14	0.65
2:O:1323:PHE:O	2:O:1327:LEU:HG	1.97	0.65
3:P:76:LYS:HG3	3:P:77:ARG:HG3	1.79	0.65
3:P:1145:PHE:CB	3:P:1309:ILE:HD11	2.27	0.65
1:B:57:THR:HG21	1:B:147:GLN:NE2	2.12	0.64
2:C:1292:THR:CG2	2:C:1293:VAL:H	2.09	0.64
3:D:145:VAL:O	3:D:178:ALA:HB1	1.97	0.64
3:D:452:LEU:CD1	3:D:625:MET:CE	2.74	0.64
1:G:30:PRO:CB	1:G:198:LEU:HD13	2.27	0.64
1:G:231:PHE:CZ	1:H:39:LEU:HB3	2.32	0.64
3:J:132:LEU:HA	3:J:135:ILE:CD1	2.27	0.64
3:J:269:TYR:O	3:J:273:ILE:HG13	1.96	0.64
3:J:492:SER:HB3	3:J:499:ILE:HG13	1.79	0.64
3:J:1046:ILE:HD12	3:J:1059:LEU:HD22	1.77	0.64
5:L:551:LEU:HD13	5:L:559:LEU:HD12	1.79	0.64
2:O:405:PHE:HD1	2:O:406:ASN:OD1	1.79	0.64
2:O:805:MET:HA	2:O:1100:PRO:CG	2.27	0.64
2:O:1286:THR:HG23	3:P:479:GLU:OE2	1.97	0.64
3:P:347:VAL:HG12	3:P:348:ASP:O	1.96	0.64
3:P:1263:LYS:HB2	3:P:1307:LEU:HD11	1.79	0.64
5:R:461:ASN:HA	7:8:26:DT:H72	1.77	0.64
2:C:1269:ARG:NH1	3:D:340:GLN:HA	2.12	0.64
3:D:820:ILE:HD11	3:D:884:SER:CB	2.27	0.64
3:D:1156:LEU:HD22	3:D:1209:VAL:CA	2.20	0.64
2:I:90:VAL:HG12	2:I:91:THR:N	2.13	0.64
2:I:1151:LEU:CD2	2:I:1198:LEU:HD12	2.27	0.64
3:J:349:TYR:O	3:J:470:VAL:HG23	1.97	0.64
3:J:1095:MET:HB3	3:J:1173:ARG:HH22	1.61	0.64
1:M:44:ARG:HA	1:M:183:ILE:CD1	2.28	0.64
1:M:154:PRO:HG2	1:M:157:THR:HG1	1.62	0.64
2:O:1283:ALA:HB1	3:P:479:GLU:OE2	1.97	0.64
3:P:361:LEU:HD22	3:P:365:GLN:CB	2.27	0.64

*Continued on next page...*

*Continued from previous page...*

Atom-1	Atom-2	Interatomic distance (Å)	Clash overlap (Å)
3:P:697:MET:HE3	3:P:737:ILE:HG21	1.80	0.64
1:A:227:GLN:O	1:A:231:PHE:CZ	2.51	0.64
2:C:714:VAL:CG1	2:C:787:PRO:HD2	2.27	0.64
3:D:105:ILE:HG13	3:D:244:VAL:CG2	2.26	0.64
3:D:141:PHE:HD1	3:D:180:MET:HE3	1.63	0.64
3:D:591:ILE:HG22	3:D:592:VAL:N	2.10	0.64
3:D:885:VAL:CG1	3:D:886:VAL:N	2.60	0.64
1:G:26:VAL:HG11	1:G:217:ILE:CD1	2.26	0.64
3:J:68:TYR:C	3:J:92:VAL:HG13	2.16	0.64
5:L:548:LEU:CD2	5:L:551:LEU:HD12	2.27	0.64
2:O:90:VAL:HG12	2:O:91:THR:N	2.12	0.64
3:P:1239:ASP:O	3:P:1243:LEU:HG	1.98	0.64
5:R:101:TYR:OH	5:R:384:LEU:HB3	1.97	0.64
1:A:228:LEU:HA	1:A:231:PHE:HE2	1.53	0.64
1:B:61:ILE:CD1	1:B:171:LEU:HD12	2.27	0.64
1:B:88:LEU:CD2	1:B:128:HIS:CD2	2.81	0.64
2:C:257:ALA:CB	2:C:262:TYR:CE2	2.81	0.64
2:C:1293:VAL:O	2:C:1301:ARG:HB3	1.98	0.64
3:D:130:MET:SD	3:D:135:ILE:HG23	2.37	0.64
3:D:395:LYS:C	3:D:398:LYS:HG3	2.16	0.64
3:D:673:VAL:HG11	3:D:678:ARG:HB2	1.78	0.64
3:D:796:LEU:CG	3:D:797:THR:N	2.53	0.64
3:D:1280:VAL:HG12	3:D:1281:GLU:N	2.12	0.64
6:1:21:DC:H2''	6:1:22:DC:C6	2.32	0.64
2:I:149:LEU:HD21	2:I:451:ARG:HE	1.60	0.64
3:J:320:ASN:OD1	3:J:321:LYS:N	2.28	0.64
3:J:480:ALA:HA	3:J:484:MET:SD	2.37	0.64
1:M:46:ILE:HG12	1:N:35:PHE:CE1	2.32	0.64
2:O:149:LEU:HG	2:O:451:ARG:HE	1.61	0.64
3:P:264:ASP:OD1	5:R:508:GLU:HB2	1.97	0.64
3:P:527:LEU:HD13	3:P:532:GLU:CG	2.20	0.64
5:R:426:LYS:HG2	6:7:39:DA:H3'	1.78	0.64
6:7:48:DA:H3'	6:7:49:DG:H5''	1.78	0.64
1:A:79:LEU:HA	1:A:82:LEU:HD12	1.79	0.64
2:C:818:VAL:HG12	2:C:1096:ILE:HG12	1.80	0.64
3:D:30:ILE:HG23	3:D:243:PRO:HB3	1.80	0.64
5:F:586:ARG:HG3	5:F:587:ILE:HD13	1.80	0.64
2:I:75:LEU:HD21	2:I:127:ILE:CD1	2.28	0.64
2:I:736:VAL:HG23	2:I:747:GLY:O	1.98	0.64
2:I:898:GLU:O	2:I:901:LEU:HB3	1.98	0.64
2:I:1333:LEU:HD21	3:J:327:LEU:HB3	1.79	0.64

*Continued on next page...*

*Continued from previous page...*

Atom-1	Atom-2	Interatomic distance (Å)	Clash overlap (Å)
3:J:185:ILE:HG22	3:J:189:LEU:CD1	2.24	0.64
5:L:554:ARG:HG3	5:L:555:GLU:N	2.12	0.64
2:O:12:ARG:HH11	2:O:12:ARG:HG3	1.62	0.64
2:O:894:GLN:HG3	2:O:894:GLN:O	1.97	0.64
3:P:963:VAL:HG23	3:P:975:ILE:HG23	1.78	0.64
3:P:1349:GLU:O	3:P:1353:VAL:HG13	1.97	0.64
3:D:797:THR:HG21	3:D:924:GLY:HA3	1.79	0.64
3:D:955:LYS:HG3	3:D:1011:VAL:O	1.98	0.64
2:I:559:CYS:HB2	2:I:662:SER:HB3	1.78	0.64
2:I:1048:LYS:C	2:I:1049:ILE:CG1	2.66	0.64
3:J:105:ILE:HG13	3:J:244:VAL:HG21	1.80	0.64
3:J:233:LYS:HG2	3:J:234:PRO:HD2	1.79	0.64
3:J:796:LEU:HG	3:J:797:THR:N	2.08	0.64
1:M:44:ARG:HA	1:M:183:ILE:HD11	1.80	0.64
2:O:564:PRO:HG3	8:9:13:GTP:O2A	1.97	0.64
3:P:421:VAL:HG12	3:P:469:HIS:O	1.97	0.64
3:P:1040:MET:HE3	3:P:1061:VAL:HG22	1.80	0.64
5:R:166:VAL:HG12	5:R:167:ASP:H	1.63	0.64
5:R:355:ILE:H	5:R:355:ILE:HD12	1.63	0.64
1:B:75:GLN:HE21	1:B:134:THR:HG22	1.61	0.64
2:C:155:VAL:HG22	2:C:405:PHE:CD2	2.33	0.64
2:C:262:TYR:CZ	2:C:277:LEU:HD13	2.32	0.64
2:C:297:VAL:HG13	2:C:317:LEU:HD21	1.79	0.64
2:C:1073:LYS:HZ2	8:3:15:G:C5'	2.11	0.64
3:D:474:LEU:CD1	4:E:28:ARG:CG	2.76	0.64
2:I:1200:LYS:HG3	2:I:1206:THR:CG2	2.27	0.64
3:J:330:MET:SD	3:J:337:ARG:NH2	2.71	0.64
3:J:506:VAL:HG12	3:J:510:LEU:HD11	1.79	0.64
5:L:102:MET:CE	6:4:42:DG:N3	2.54	0.64
1:M:35:PHE:O	1:M:39:LEU:CD1	2.45	0.64
1:N:199:ASP:N	1:N:199:ASP:OD1	2.30	0.64
2:O:144:VAL:HG21	2:O:515:MET:SD	2.37	0.64
2:O:378:ARG:HG2	2:O:379:GLU:N	2.11	0.64
2:O:734:ILE:HG23	2:O:749:ASP:HB2	1.78	0.64
3:P:259:ARG:NH1	5:R:502:LYS:HG2	2.13	0.64
3:D:536:LEU:HD22	3:D:542:ALA:CB	2.28	0.64
3:D:1011:VAL:HG11	3:D:1017:VAL:HG11	1.78	0.64
3:D:1078:LEU:HG	3:D:1101:LEU:HD11	1.78	0.64
3:D:1353:VAL:HG23	3:D:1355:ARG:HB2	1.78	0.64
5:F:468:ARG:HH22	7:2:25:DA:H2'	1.63	0.64
2:I:157:PHE:O	2:I:442:VAL:HG13	1.97	0.64

*Continued on next page...*

*Continued from previous page...*

Atom-1	Atom-2	Interatomic distance (Å)	Clash overlap (Å)
3:J:334:LYS:O	3:J:339:ARG:HB2	1.98	0.64
3:J:339:ARG:CZ	3:J:798:ARG:HH12	2.11	0.64
3:J:513:MET:SD	3:J:579:LEU:HD21	2.37	0.64
3:J:878:ASP:OD1	3:J:878:ASP:N	2.29	0.64
5:L:407:GLU:HA	5:L:410:ILE:CD1	2.28	0.64
1:M:106:GLY:HA2	1:M:136:GLU:HA	1.79	0.64
3:P:53:ARG:O	3:P:58:CYS:CB	2.46	0.64
5:R:440:THR:O	5:R:443:ILE:HG22	1.98	0.64
1:B:14:VAL:HG21	1:B:29:GLU:HG2	1.79	0.64
1:B:82:LEU:CD2	1:B:173:VAL:HG22	2.28	0.64
2:C:87:ILE:HG22	2:C:934:PHE:HZ	1.62	0.64
2:C:363:LEU:HB3	2:C:381:ALA:HB1	1.80	0.64
3:D:251:PRO:O	5:F:507:MET:HE3	1.98	0.64
3:D:316:ILE:CG2	3:D:324:LEU:HD12	2.27	0.64
3:D:1035:VAL:HG22	3:D:1121:LEU:HD21	1.80	0.64
2:I:589:THR:CG2	2:I:590:PRO:HD2	2.28	0.64
3:J:435:GLN:HB3	3:J:437:PHE:CE1	2.33	0.64
5:R:583:THR:CG2	5:R:586:ARG:CB	2.57	0.64
1:B:166:ARG:HG2	1:B:167:PRO:HD2	1.80	0.64
2:C:82:VAL:CG2	2:C:83:GLN:N	2.60	0.64
2:C:1299:ASN:OD1	2:C:1299:ASN:N	2.29	0.64
2:C:1340:GLU:HB2	3:D:19:ALA:O	1.98	0.64
3:D:117:LEU:CA	3:D:124:ILE:HD11	2.28	0.64
3:D:377:PHE:C	3:D:379:PRO:HD2	2.17	0.64
2:I:486:THR:HG23	2:I:487:LEU:HG	1.80	0.64
3:J:97:VAL:CG1	3:J:101:ARG:HD2	2.28	0.64
3:J:864:LEU:CD1	3:J:872:LEU:HD11	2.28	0.64
1:M:41:ASN:ND2	2:O:1217:THR:C	2.52	0.64
2:O:182:SER:O	2:O:395:TYR:HE1	1.81	0.64
2:O:194:LEU:CD1	2:O:432:LEU:HD21	2.28	0.64
2:O:673:HIS:ND1	3:P:763:PHE:O	2.31	0.64
2:O:885:GLY:HA2	2:O:917:SER:OG	1.98	0.64
2:O:1198:LEU:HD12	2:O:1198:LEU:O	1.97	0.64
4:Q:2:ALA:N	4:Q:51:LEU:HD13	2.12	0.64
5:R:452:ILE:CG2	5:R:456:MET:HG2	2.27	0.64
5:R:530:LEU:HB2	5:R:533:ASP:OD1	1.97	0.64
1:A:168:ILE:HD13	1:A:168:ILE:N	2.13	0.63
1:A:224:LEU:CD1	1:A:224:LEU:C	2.63	0.63
1:B:85:LEU:HD21	1:B:130:ILE:HG23	1.80	0.63
3:D:431:ARG:HH22	3:D:904:ALA:CB	2.09	0.63
3:D:843:VAL:HG21	3:D:897:HIS:O	1.98	0.63

*Continued on next page...*



*Continued from previous page...*

Atom-1	Atom-2	Interatomic distance (Å)	Clash overlap (Å)
5:F:458:GLU:OE2	7:2:28:DG:H8	1.80	0.63
2:I:1044:PRO:HB3	5:L:498:LEU:HD13	1.80	0.63
3:J:867:GLN:O	3:J:870:ASP:HB2	1.98	0.63
2:O:331:LYS:C	2:O:332:ARG:HG3	2.18	0.63
2:O:1280:ALA:HB1	3:P:431:ARG:HD2	1.81	0.63
3:P:795:TYR:CE1	7:8:12:DG:H5'	2.32	0.63
2:C:1104:PRO:HG3	3:D:725:MET:HE1	1.80	0.63
3:D:44:ILE:HD12	3:D:49:PHE:O	1.99	0.63
3:D:70:CYS:HB2	3:D:90:VAL:CB	2.27	0.63
3:D:121:PRO:O	3:D:122:SER:HB3	1.96	0.63
3:D:1179:PRO:HD2	3:D:1182:GLY:O	1.97	0.63
3:D:1243:LEU:HD22	3:D:1244:GLN:NE2	2.13	0.63
5:F:338:HIS:O	5:F:341:LEU:HB3	1.98	0.63
5:F:412:LEU:O	5:F:416:VAL:HG23	1.97	0.63
1:G:11:PRO:HA	1:G:30:PRO:HD2	1.79	0.63
2:I:237:LEU:HD11	2:I:289:VAL:CG2	2.25	0.63
2:I:297:VAL:HG12	2:I:317:LEU:CD2	2.28	0.63
3:J:182:ALA:CA	3:J:185:ILE:HD12	2.23	0.63
3:J:882:VAL:O	3:J:882:VAL:CG2	2.45	0.63
2:O:1142:ARG:HH12	2:O:1169:VAL:HG21	1.63	0.63
3:P:146:VAL:CG2	3:P:158:GLN:HB3	2.28	0.63
3:P:1109:LEU:HD22	3:P:1113:VAL:HG21	1.79	0.63
3:P:1176:VAL:HG22	3:P:1187:GLU:HG2	1.79	0.63
5:R:451:ARG:HH12	6:7:32:DA:P	2.21	0.63
2:C:669:PRO:HB3	2:C:1184:THR:CG2	2.28	0.63
1:H:83:LEU:HD11	3:J:526:VAL:O	1.98	0.63
2:I:70:TYR:CE1	2:I:72:SER:HA	2.32	0.63
2:I:167:SER:HB3	3:J:1064:SER:CB	2.24	0.63
2:I:178:PRO:CA	2:I:397:LEU:HD23	2.28	0.63
2:I:297:VAL:O	2:I:336:LEU:HD11	1.98	0.63
3:J:265:LEU:HA	3:J:268:LEU:HD12	1.80	0.63
3:J:1022:PRO:HB2	3:J:1023:HIS:CD2	2.33	0.63
2:O:369:MET:HG3	2:O:370:MET:N	2.11	0.63
2:O:1129:ASN:OD1	2:O:1133:LYS:CE	2.42	0.63
3:P:121:PRO:O	3:P:122:SER:HB3	1.97	0.63
3:P:1369:ARG:HG2	3:P:1372:ARG:NH1	2.14	0.63
2:C:1073:LYS:NZ	8:3:15:G:P	2.71	0.63
3:D:503:SER:O	3:D:506:VAL:CG2	2.44	0.63
3:D:645:VAL:CG2	3:D:700:ASN:HD22	2.12	0.63
3:D:742:GLY:O	3:D:762:ASN:HB3	1.99	0.63
3:D:849:LEU:O	3:D:850:LYS:HB2	1.97	0.63

*Continued on next page...*



*Continued from previous page...*

Atom-1	Atom-2	Interatomic distance (Å)	Clash overlap (Å)
3:D:1051:ASP:HB2	3:D:1056:LEU:O	1.98	0.63
2:I:215:TYR:OH	2:I:422:LYS:NZ	2.31	0.63
2:I:1210:ILE:HG22	2:I:1211:ARG:N	2.12	0.63
3:J:614:LEU:HD23	4:K:7:GLN:OE1	1.98	0.63
3:J:694:SER:OG	3:J:738:ARG:NE	2.32	0.63
3:J:1263:LYS:HB2	3:J:1307:LEU:CD1	2.29	0.63
5:L:451:ARG:HD2	5:L:453:PRO:HD3	1.80	0.63
1:M:67:GLU:HA	1:M:78:ILE:HG21	1.80	0.63
2:O:77:GLU:HB3	2:O:78:PRO:HD2	1.80	0.63
2:O:371:ARG:HB3	5:R:99:ARG:CZ	2.29	0.63
3:D:116:PHE:O	3:D:124:ILE:HG13	1.99	0.63
3:D:264:ASP:OD2	5:F:508:GLU:HB2	1.98	0.63
3:D:1274:PHE:HA	3:D:1278:GLU:HG3	1.79	0.63
3:D:1285:VAL:HG13	3:D:1286:LYS:N	2.12	0.63
5:F:585:GLU:CD	5:F:588:ARG:HB3	2.19	0.63
1:G:57:THR:HG22	1:G:58:GLU:HG3	1.81	0.63
1:H:82:LEU:HD13	1:H:173:VAL:HG13	1.80	0.63
1:H:82:LEU:CD2	1:H:173:VAL:HG21	2.21	0.63
2:I:32:LEU:HA	2:I:130:MET:HE1	1.81	0.63
2:I:130:MET:HB2	2:I:136:PHE:CE1	2.33	0.63
3:J:786:THR:HG23	3:J:787:ALA:N	2.13	0.63
5:L:584:ARG:O	5:L:587:ILE:CG1	2.39	0.63
2:O:167:SER:HB3	3:P:1064:SER:HB2	1.81	0.63
2:O:804:PHE:O	2:O:805:MET:CB	2.47	0.63
2:O:1237:HIS:CG	2:O:1242:LYS:NZ	2.66	0.63
3:P:847:ASP:OD1	3:P:860:ARG:HB3	1.98	0.63
3:P:1078:LEU:HB2	3:P:1121:LEU:HD13	1.80	0.63
1:A:86:LYS:HE3	1:A:173:VAL:HG12	1.80	0.63
1:B:61:ILE:CD1	1:B:64:VAL:CG1	2.76	0.63
3:D:197:GLU:O	3:D:201:LEU:HG	1.98	0.63
3:D:613:GLY:O	3:D:617:THR:HG23	1.99	0.63
3:D:844:THR:HG21	3:D:864:LEU:HD21	1.80	0.63
5:F:402:LEU:HA	5:F:405:ILE:CD1	2.24	0.63
1:G:31:LEU:CD1	1:G:201:LEU:HB2	2.28	0.63
2:I:191:LYS:O	2:I:192:ASP:HB2	1.98	0.63
2:I:851:THR:CG2	2:I:852:ALA:H	2.11	0.63
2:I:967:LEU:HD23	2:I:1021:LEU:HD11	1.79	0.63
3:J:918:ILE:HG22	3:J:919:ALA:N	2.14	0.63
3:J:1264:ALA:HB1	3:J:1303:SER:O	1.98	0.63
2:O:178:PRO:HB3	2:O:395:TYR:CE2	2.33	0.63
2:O:230:PHE:HE1	2:O:292:ILE:HD11	1.63	0.63

*Continued on next page...*

*Continued from previous page...*

Atom-1	Atom-2	Interatomic distance (Å)	Clash overlap (Å)
2:O:363:LEU:HD22	2:O:385:PHE:HB2	1.79	0.63
2:O:573:ASN:OD1	3:P:780:ARG:NH2	2.30	0.63
2:O:782:VAL:HG21	2:O:792:GLY:HA2	1.80	0.63
3:P:337:ARG:HD2	3:P:341:ASN:ND2	2.12	0.63
3:P:1029:THR:HG21	3:P:1080:ILE:HD11	1.81	0.63
5:R:550:GLY:HA3	5:R:603:ARG:NH2	2.14	0.63
5:F:339:ARG:O	5:F:342:GLN:HB2	1.98	0.63
5:F:377:LYS:O	5:F:381:GLU:HG3	1.97	0.63
2:I:489:PRO:O	2:I:493:ILE:HD12	1.98	0.63
2:I:870:ILE:HG21	2:I:944:ARG:CD	2.28	0.63
2:I:1166:ASP:O	2:I:1169:VAL:HB	1.97	0.63
5:L:452:ILE:CG2	5:L:456:MET:HB3	2.29	0.63
7:5:45:DG:N2	7:5:46:DT:O2	2.31	0.63
2:O:1077:SER:HB3	3:P:357:VAL:HG23	1.80	0.63
2:O:1100:PRO:HG2	3:P:637:ALA:O	1.98	0.63
2:O:1307:ASN:HB3	2:O:1312:ASN:HB3	1.80	0.63
3:P:501:VAL:CG1	3:P:502:PRO:HD2	2.29	0.63
3:P:572:THR:OG1	3:P:573:THR:N	2.31	0.63
3:P:1319:PHE:HD2	3:P:1340:LYS:CD	2.11	0.63
1:B:217:ILE:HD13	1:B:217:ILE:H	1.61	0.63
3:D:373:ALA:HA	3:D:376:LEU:HD12	1.80	0.63
5:F:91:ILE:HG23	5:F:94:THR:H	1.62	0.63
1:G:59:VAL:HG22	1:G:144:ILE:CG2	2.17	0.63
2:I:519:ASN:OD1	2:I:522:SER:HB2	1.98	0.63
2:I:726:TYR:HB3	2:I:733:VAL:HG22	1.79	0.63
3:J:79:LYS:HD2	5:L:569:THR:CG2	2.27	0.63
3:J:770:LEU:O	3:J:774:ILE:CG1	2.39	0.63
5:L:476:ARG:HG3	5:L:477:GLU:H	1.61	0.63
1:M:40:GLY:CA	1:M:43:LEU:CD1	2.77	0.63
1:M:224:LEU:C	1:M:224:LEU:CD1	2.42	0.63
2:O:149:LEU:HD12	2:O:452:ARG:O	1.98	0.63
6:7:45:DT:H2'	6:7:46:DG:O4'	1.99	0.63
6:7:53:DG:H1'	6:7:54:DA:H5''	1.81	0.63
2:C:1309:VAL:HG13	3:D:383:GLY:CA	2.29	0.63
3:D:68:TYR:HA	3:D:92:VAL:HG13	1.80	0.63
3:D:1328:THR:HG22	3:D:1332:LEU:CD1	2.28	0.63
5:F:456:MET:O	5:F:460:ILE:HG13	1.97	0.63
2:I:296:VAL:HG12	2:I:297:VAL:H	1.64	0.63
2:I:1210:ILE:CG2	2:I:1211:ARG:N	2.62	0.63
2:I:1276:TRP:HE1	3:J:1348:LYS:CE	2.12	0.63
3:J:431:ARG:NH2	3:J:904:ALA:CB	2.62	0.63

*Continued on next page...*

*Continued from previous page...*

Atom-1	Atom-2	Interatomic distance (Å)	Clash overlap (Å)
1:M:228:LEU:CD2	1:N:221:ALA:HB1	2.28	0.63
3:P:1326:GLN:NE2	7:8:11:DA:H4'	2.14	0.63
5:R:137:TYR:CG	5:R:138:PRO:HD2	2.34	0.63
5:R:460:ILE:O	5:R:463:LEU:HB2	1.99	0.63
1:A:35:PHE:HE2	1:B:50:SER:HG	1.46	0.62
1:A:224:LEU:HD12	1:A:224:LEU:C	2.15	0.62
2:C:184:LEU:HB3	2:C:186:PHE:HE2	1.64	0.62
2:C:1225:VAL:CG1	2:C:1226:THR:N	2.62	0.62
3:D:111:THR:HG23	3:D:300:GLN:NE2	2.13	0.62
3:D:858:VAL:HG11	3:D:872:LEU:CD1	2.29	0.62
3:D:915:ILE:O	3:D:918:ILE:CG2	2.46	0.62
3:D:1218:HIS:CD2	3:D:1306:LEU:HD23	2.34	0.62
5:F:585:GLU:HG3	7:2:46:DT:C7	2.24	0.62
3:J:111:THR:HG23	3:J:112:ALA:N	2.13	0.62
3:J:121:PRO:O	3:J:122:SER:HB3	1.98	0.62
3:J:140:TYR:O	3:J:141:PHE:HB2	1.98	0.62
3:J:373:ALA:CA	3:J:376:LEU:HD12	2.17	0.62
5:L:102:MET:HE1	5:L:105:MET:HE1	1.80	0.62
2:O:191:LYS:HA	3:P:1069:ALA:HB2	1.80	0.62
2:O:368:ARG:HD3	5:R:90:GLU:HG2	1.79	0.62
2:O:1068:GLY:HA3	2:O:1232:MET:HE1	1.81	0.62
3:P:341:ASN:O	3:P:345:LYS:HE2	1.99	0.62
5:R:573:LEU:HB3	7:8:45:DG:OP2	1.99	0.62
2:C:213:LEU:O	2:C:214:ASN:HB3	1.99	0.62
2:C:514:PHE:CZ	7:2:19:DA:H1'	2.34	0.62
3:J:116:PHE:CE1	3:J:1333:THR:HG22	2.34	0.62
3:J:805:GLN:CA	3:J:1347:LEU:HD12	2.29	0.62
3:J:849:LEU:HD21	3:J:857:LEU:CA	2.15	0.62
4:K:79:GLU:HG2	4:K:79:GLU:O	1.99	0.62
1:N:47:LEU:HD13	1:N:183:ILE:HG21	1.81	0.62
2:O:870:ILE:HG21	2:O:94:ARG:NE	2.12	0.62
2:O:1225:VAL:CG1	2:O:1226:THR:N	2.61	0.62
3:P:501:VAL:HG12	3:P:502:PRO:HD2	1.81	0.62
3:P:1101:LEU:HD22	3:P:1122:ALA:CB	2.27	0.62
5:R:568:ASN:OD1	5:R:568:ASN:N	2.32	0.62
2:C:75:LEU:CD2	2:C:94:ALA:CB	2.73	0.62
2:C:1284:ALA:HB3	3:D:1361:THR:CG2	2.29	0.62
3:D:416:ILE:CD1	3:D:441:LEU:HG	2.29	0.62
3:D:709:ARG:HG3	3:D:709:ARG:O	1.99	0.62
5:F:133:SER:HB3	5:F:365:MET:SD	2.40	0.62
1:G:30:PRO:HB2	1:G:198:LEU:HD13	1.79	0.62

*Continued on next page...*

*Continued from previous page...*

Atom-1	Atom-2	Interatomic distance (Å)	Clash overlap (Å)
2:I:390:PHE:N	2:I:390:PHE:HD2	1.98	0.62
3:J:115:TRP:CE2	3:J:1329:THR:HG22	2.32	0.62
3:J:130:MET:CE	3:J:135:ILE:HG12	2.29	0.62
3:J:1270:GLY:HA2	3:J:1298:VAL:O	1.98	0.62
5:L:102:MET:HE2	6:4:42:DG:C2	2.33	0.62
5:L:265:GLN:O	5:L:269:LEU:HG	2.00	0.62
5:L:386:LEU:CD1	6:4:41:DT:O4'	2.43	0.62
6:4:40:DA:H2''	6:4:41:DT:H5''	1.81	0.62
1:M:38:THR:HG23	1:N:42:ALA:CB	2.29	0.62
2:O:363:LEU:CD2	2:O:385:PHE:HB2	2.29	0.62
2:O:372:PRO:O	5:R:94:THR:OG1	2.09	0.62
3:P:42:GLU:HG2	5:R:451:ARG:HB3	1.80	0.62
3:P:499:ILE:HG22	3:P:500:ILE:CG1	2.29	0.62
3:P:918:ILE:HG22	3:P:919:ALA:N	2.14	0.62
2:C:1289:GLU:OE1	3:D:472:LEU:HB2	1.98	0.62
3:D:490:ILE:HG23	3:D:500:ILE:HG13	1.82	0.62
3:D:845:ALA:CB	3:D:881:LYS:HD3	2.30	0.62
3:D:1250:ASP:O	3:D:1254:GLU:HG3	1.99	0.62
4:E:53:GLU:CB	4:E:59:ILE:HG13	2.28	0.62
4:E:60:ASN:OD1	4:E:62:GLN:N	2.28	0.62
6:1:45:DT:H2''	6:1:46:DG:O4'	1.98	0.62
1:H:86:LYS:HE2	1:H:174:ASP:HB2	1.80	0.62
2:I:557:ARG:O	2:I:575:LEU:HD12	1.99	0.62
2:I:1225:VAL:HG13	3:J:638:SER:HB3	1.82	0.62
3:J:227:PHE:HE1	3:J:234:PRO:HD3	1.65	0.62
3:J:899:TYR:CD1	3:J:915:ILE:HD13	2.33	0.62
3:J:1029:THR:HG23	3:J:1121:LEU:CD1	2.28	0.62
3:J:1323:ALA:O	3:J:1328:THR:HG23	2.00	0.62
5:L:597:LYS:O	5:L:600:HIS:HB2	1.98	0.62
2:O:935:THR:HA	2:O:1048:LYS:HG2	1.80	0.62
2:O:1081:PRO:HB3	2:O:1083:GLU:OE1	1.98	0.62
2:O:1125:GLY:HA2	2:O:1128:ILE:HD12	1.82	0.62
2:O:1184:THR:O	2:O:1184:THR:CG2	2.47	0.62
3:P:1078:LEU:HD12	3:P:1121:LEU:HB3	1.80	0.62
2:C:282:VAL:HG11	2:C:285:ILE:HG13	1.81	0.62
3:D:796:LEU:CD1	3:D:800:LEU:HD11	2.29	0.62
3:D:814:CYS:SG	3:D:883:ARG:NH2	2.72	0.62
5:F:503:GLU:CB	5:F:504:PRO:HD2	2.29	0.62
2:I:82:VAL:O	2:I:86:GLN:HG3	2.00	0.62
2:I:300:ASP:OD1	2:I:300:ASP:N	2.31	0.62
3:J:111:THR:CG2	3:J:300:GLN:HE22	2.05	0.62

*Continued on next page...*

*Continued from previous page...*

Atom-1	Atom-2	Interatomic distance (Å)	Clash overlap (Å)
3:J:322:ARG:NH2	5:L:506:SER:OG	2.32	0.62
3:J:945:ALA:CB	3:J:1023:HIS:CE1	2.83	0.62
3:J:1343:GLU:O	3:J:1344:LEU:HB2	1.97	0.62
2:O:448:LEU:C	2:O:448:LEU:CD2	2.68	0.62
3:P:147:ILE:HD12	3:P:177:ASP:HB3	1.81	0.62
3:P:384:LYS:HZ2	3:P:415:VAL:HG22	1.64	0.62
3:P:492:SER:O	3:P:495:ASN:O	2.18	0.62
1:B:31:LEU:HD11	1:B:39:LEU:HD12	1.80	0.62
5:F:452:ILE:HG22	5:F:457:ILE:HG12	1.81	0.62
1:H:28:LEU:HD12	1:H:201:LEU:HB2	1.82	0.62
2:I:138:ILE:HD13	2:I:138:ILE:N	2.11	0.62
2:I:169:LYS:HD3	3:J:1068:THR:HA	1.82	0.62
2:I:211:ARG:NH1	2:I:357:ASN:O	2.33	0.62
2:I:230:PHE:CE1	2:I:292:ILE:HG13	2.34	0.62
5:L:310:GLU:OE2	5:L:355:ILE:HG21	1.99	0.62
5:L:583:THR:HG22	5:L:587:ILE:CD1	2.28	0.62
1:N:99:ILE:HG12	1:N:145:LYS:CE	2.30	0.62
2:O:184:LEU:CG	2:O:389:PHE:CZ	2.83	0.62
2:O:1294:LYS:HD3	3:P:347:VAL:HG13	1.82	0.62
2:C:521:LEU:CD2	2:C:686:GLN:HB3	2.29	0.62
3:D:820:ILE:O	3:D:882:VAL:HG13	1.98	0.62
3:D:1226:VAL:O	3:D:1229:VAL:HG12	1.94	0.62
1:G:215:GLU:HG2	1:G:219:ARG:HH21	1.64	0.62
2:I:390:PHE:HD2	2:I:390:PHE:H	1.45	0.62
2:I:505:PHE:O	2:I:509:SER:HB3	2.00	0.62
2:I:550:VAL:HG22	3:J:780:ARG:CD	2.28	0.62
2:I:870:ILE:HG13	2:I:944:ARG:CB	2.30	0.62
2:I:967:LEU:CD2	2:I:1021:LEU:HD11	2.30	0.62
2:I:1180:MET:HG3	2:I:1181:PRO:HD2	1.82	0.62
2:I:1256:GLN:HE22	3:J:96:LYS:HZ1	1.48	0.62
2:I:1337:ILE:CD1	3:J:22:ILE:HG12	2.20	0.62
3:J:1210:ILE:N	3:J:1210:ILE:HD12	2.14	0.62
6:4:50:DT:H3'	6:4:51:DC:H5'	1.80	0.62
2:O:245:ARG:HD3	2:O:337:PHE:CE1	2.34	0.62
2:O:678:ARG:CZ	2:O:1106:ARG:HD2	2.30	0.62
3:P:398:LYS:HE2	5:R:532:LEU:HD21	1.81	0.62
3:P:849:LEU:HA	3:P:856:ILE:O	1.99	0.62
3:P:997:VAL:HG13	3:P:1001:ALA:CB	2.29	0.62
2:C:12:ARG:NH2	2:C:698:PRO:O	2.29	0.62
2:C:183:TRP:HZ3	6:1:47:DC:N4	1.98	0.62
2:C:1087:TYR:HE1	2:C:1215:GLY:HA2	1.64	0.62

*Continued on next page...*

*Continued from previous page...*

Atom-1	Atom-2	Interatomic distance (Å)	Clash overlap (Å)
3:D:1082:ASP:OD1	3:D:1086:ASN:HB2	2.00	0.62
3:D:1159:ILE:HG22	3:D:1160:SER:N	2.15	0.62
3:D:1243:LEU:HD13	3:D:1244:GLN:HE21	1.64	0.62
2:I:104:ILE:CD1	2:I:484:LEU:O	2.47	0.62
2:I:136:PHE:CB	2:I:138:ILE:HD11	2.29	0.62
2:I:1107:MET:CE	3:J:763:PHE:CE2	2.82	0.62
3:J:379:PRO:HA	3:J:382:TYR:HD2	1.65	0.62
3:J:1342:ASP:OD1	3:J:1344:LEU:N	2.33	0.62
2:O:38:PHE:O	2:O:49:LEU:HD12	2.00	0.62
3:P:53:ARG:O	3:P:58:CYS:SG	2.58	0.62
3:P:1052:GLU:HG2	3:P:1053:LEU:N	2.09	0.62
1:A:235:ARG:HA	1:B:218:ARG:CZ	2.30	0.62
1:B:65:LEU:O	1:B:169:GLY:CA	2.46	0.62
2:C:255:ILE:CD1	2:C:285:ILE:CD1	2.77	0.62
3:D:808:VAL:HG12	3:D:809:VAL:N	2.13	0.62
2:I:804:PHE:O	2:I:805:MET:HB3	1.99	0.62
2:I:890:LYS:HZ2	2:I:893:THR:HG23	1.64	0.62
3:J:88:CYS:SG	10:J:1501:ZN:ZN	1.88	0.62
3:J:109:SER:HB2	3:J:296:LYS:CE	2.29	0.62
3:J:127:LEU:HD11	3:J:227:PHE:HE2	1.65	0.62
3:J:782:GLY:O	3:J:935:PHE:HB3	2.00	0.62
3:J:886:VAL:HG13	3:J:1261:LEU:HD12	1.82	0.62
3:J:1226:VAL:HG21	3:J:1304:ARG:CZ	2.29	0.62
5:L:490:PRO:O	5:L:494:ILE:HD13	2.00	0.62
7:5:23:DT:H3'	7:5:24:DT:H5''	1.81	0.62
7:5:25:DA:C1'	7:5:26:DT:H5''	2.19	0.62
1:M:45:ARG:HD3	1:N:38:THR:CB	2.30	0.62
1:N:54:CYS:SG	1:N:148:ARG:HA	2.40	0.62
2:O:448:LEU:O	2:O:448:LEU:CD2	2.42	0.62
2:O:807:TRP:CD1	2:O:817:LEU:HD11	2.35	0.62
2:O:1049:ILE:CG2	2:O:1050:VAL:N	2.63	0.62
3:P:844:THR:HA	3:P:883:ARG:H	1.63	0.62
5:R:407:GLU:OE2	5:R:442:SER:HB3	2.00	0.62
6:7:21:DC:O2	7:8:42:DG:N2	2.30	0.62
2:C:253:PHE:CG	2:C:288:PRO:HD2	2.34	0.62
3:D:514:THR:HG21	3:D:596:LEU:CG	2.24	0.62
3:D:619:ILE:HG22	3:D:620:PHE:CA	2.29	0.62
5:F:455:HIS:HD2	6:1:31:DT:H72	1.65	0.62
2:I:496:LYS:HB3	2:I:497:PRO:CD	2.27	0.62
2:I:708:VAL:HG11	2:I:794:LEU:HD22	1.81	0.62
3:J:97:VAL:HG12	3:J:101:ARG:HG3	1.80	0.62

*Continued on next page...*

*Continued from previous page...*

Atom-1	Atom-2	Interatomic distance (Å)	Clash overlap (Å)
3:J:423:LEU:C	3:J:466:MET:HE1	2.19	0.62
3:J:741:ALA:C	3:J:762:ASN:HD22	2.02	0.62
3:J:899:TYR:CG	3:J:915:ILE:HD13	2.35	0.62
5:L:216:LEU:O	5:L:220:LYS:HG3	1.98	0.62
5:L:586:ARG:HD3	6:4:13:DC:H5	1.65	0.62
5:L:594:ALA:O	5:L:598:LEU:HG	1.99	0.62
2:O:205:PRO:HB2	2:O:207:THR:HG22	1.81	0.62
2:O:759:SER:CA	2:O:765:ILE:HD11	2.30	0.62
2:O:811:ASN:HD22	2:O:1099:ASN:N	1.97	0.62
3:P:251:PRO:HB2	5:R:507:MET:HE1	1.82	0.62
3:P:587:LEU:HD21	3:P:612:LEU:CD2	2.27	0.62
5:R:324:LYS:HB3	5:R:325:PRO:CD	2.29	0.62
1:A:19:VAL:HG12	1:A:20:SER:N	2.13	0.61
2:C:13:LYS:CE	2:C:1149:TYR:O	2.48	0.61
2:C:390:PHE:CD2	2:C:390:PHE:N	2.68	0.61
2:C:551:HIS:CE1	2:C:553:THR:HG1	2.17	0.61
2:C:810:TYR:CZ	3:D:359:PRO:HG2	2.35	0.61
3:D:65:VAL:HG12	3:D:66:LYS:HG3	1.81	0.61
3:D:536:LEU:HD22	3:D:542:ALA:HB3	1.81	0.61
3:D:1230:THR:HA	3:D:1233:ILE:HD12	1.82	0.61
2:I:1098:LEU:HD23	2:I:1099:ASN:H	1.65	0.61
2:I:1326:LEU:HD21	3:J:342:LEU:HD13	1.82	0.61
3:J:509:GLY:O	3:J:513:MET:HG3	1.99	0.61
3:J:519:ASN:HD21	3:J:709:ARG:HA	1.64	0.61
3:J:520:ALA:HB3	3:J:546:ALA:HB2	1.80	0.61
5:L:91:ILE:O	5:L:91:ILE:CG2	2.46	0.61
5:L:383:ASN:ND2	6:4:41:DT:H3	1.96	0.61
1:M:224:LEU:HD23	1:N:228:LEU:CG	2.28	0.61
1:N:214:GLU:HA	1:N:217:ILE:HD12	1.82	0.61
2:O:374:GLU:HB2	5:R:99:ARG:HD2	1.82	0.61
2:O:1184:THR:OG1	2:O:1189:GLY:CA	2.48	0.61
2:C:1116:HIS:CD2	3:D:641:ILE:HG13	2.35	0.61
3:D:712:GLN:O	3:D:713:GLU:HG2	2.00	0.61
3:D:952:VAL:HG11	3:D:1011:VAL:HG21	1.82	0.61
6:1:42:DG:P	6:1:42:DG:H3'	2.40	0.61
2:I:230:PHE:HE1	2:I:292:ILE:HG13	1.64	0.61
2:I:387:ASN:HA	2:I:391:SER:HB2	1.81	0.61
2:I:1299:ASN:O	2:I:1302:THR:HG22	2.01	0.61
3:J:105:ILE:CD1	3:J:244:VAL:CG2	2.78	0.61
3:J:111:THR:CG2	3:J:300:GLN:NE2	2.60	0.61
2:O:371:ARG:HA	5:R:99:ARG:HH21	1.65	0.61

*Continued on next page...*



*Continued from previous page...*

Atom-1	Atom-2	Interatomic distance (Å)	Clash overlap (Å)
2:C:1040:ASP:O	2:C:1042:LEU:HG	1.99	0.61
3:D:79:LYS:NZ	5:F:569:THR:CG2	2.62	0.61
5:F:166:VAL:HG11	5:F:212:ILE:HG13	1.82	0.61
6:1:45:DT:C2'	6:1:46:DG:O4'	2.49	0.61
1:G:100:LEU:HD21	1:G:118:ASP:HB2	1.81	0.61
1:G:224:LEU:HD23	1:H:228:LEU:HD21	1.82	0.61
2:I:871:VAL:HG23	2:I:883:LEU:O	2.00	0.61
2:O:790:ASP:O	2:O:792:GLY:N	2.33	0.61
3:P:1250:ASP:N	3:P:1250:ASP:OD1	2.31	0.61
5:R:288:MET:SD	5:R:299:LYS:HE2	2.41	0.61
5:R:388:ILE:HG21	6:7:42:DG:H5''	1.82	0.61
5:R:465:ARG:HH12	7:8:27:DA:H5'	1.63	0.61
3:D:625:MET:HG2	3:D:629:PHE:HE2	1.65	0.61
5:F:458:GLU:CA	5:F:461:ASN:HD21	2.05	0.61
2:I:333:ILE:HG22	2:I:334:GLU:N	2.13	0.61
2:I:358:ASP:OD2	2:I:360:LEU:HB2	1.99	0.61
2:I:402:ARG:HD2	2:I:416:GLY:HA3	1.82	0.61
3:J:22:ILE:CD1	3:J:1319:PHE:CE1	2.83	0.61
2:O:453:ILE:HG12	2:O:585:GLY:O	2.00	0.61
2:O:708:VAL:HB	2:O:794:LEU:HD13	1.81	0.61
3:P:128:LEU:HD11	3:P:189:LEU:HD21	1.82	0.61
3:P:805:GLN:HB2	3:P:1347:LEU:CD1	2.30	0.61
2:C:12:ARG:HG3	2:C:1181:PRO:O	2.01	0.61
2:C:1061:GLN:HB2	2:C:1062:PRO:CD	2.30	0.61
3:D:185:ILE:O	3:D:189:LEU:CD1	2.48	0.61
3:D:835:LEU:O	3:D:839:VAL:HB	1.99	0.61
3:D:858:VAL:CG1	3:D:872:LEU:HD11	2.31	0.61
3:D:886:VAL:HG22	3:D:1258:ARG:HB2	1.80	0.61
3:D:1190:ILE:HD13	3:D:1196:LEU:HD22	1.82	0.61
3:D:1344:LEU:HD22	3:D:1349:GLU:HB3	1.83	0.61
5:F:426:LYS:HG2	6:1:39:DA:H3'	1.82	0.61
5:F:457:ILE:O	5:F:461:ASN:CG	2.38	0.61
1:G:11:PRO:O	1:H:230:ALA:HB2	2.00	0.61
1:G:67:GLU:HA	1:G:78:ILE:HG21	1.80	0.61
1:G:232:VAL:CG2	1:H:221:ALA:CB	2.78	0.61
2:I:822:VAL:CG1	2:I:1060:ILE:HD13	2.30	0.61
3:J:53:ARG:O	3:J:58:CYS:CB	2.48	0.61
3:J:342:LEU:HD22	3:J:1352:ILE:CG2	2.21	0.61
3:J:405:GLU:O	3:J:408:VAL:HB	1.99	0.61
3:J:431:ARG:NH2	3:J:904:ALA:HB3	2.13	0.61
3:J:517:CYS:SG	3:J:518:VAL:N	2.73	0.61

*Continued on next page...*



*Continued from previous page...*

Atom-1	Atom-2	Interatomic distance (Å)	Clash overlap (Å)
5:L:503:GLU:HB3	5:L:504:PRO:HD2	1.82	0.61
1:N:55:ALA:O	1:N:146:VAL:HG13	2.01	0.61
2:O:297:VAL:HG22	2:O:315:MET:O	2.01	0.61
2:O:374:GLU:HG3	2:O:375:PRO:HD2	1.82	0.61
2:O:893:THR:HG22	2:O:895:LEU:HG	1.82	0.61
2:O:1142:ARG:NH1	2:O:1169:VAL:CG2	2.64	0.61
2:O:1161:LEU:CD1	2:O:1164:PHE:HB2	2.31	0.61
4:Q:39:VAL:HG12	4:Q:40:PRO:HD2	1.83	0.61
2:C:558:VAL:HG22	2:C:574:SER:O	2.00	0.61
3:D:24:LEU:HD11	3:D:232:ASN:HB3	1.82	0.61
3:D:58:CYS:SG	3:D:60:ARG:HB3	2.40	0.61
3:D:943:ARG:HG3	3:D:1132:LYS:HE3	1.83	0.61
7:2:27:DA:H1'	7:2:28:DG:H5'	1.83	0.61
2:I:206:ALA:O	2:I:209:ILE:CG2	2.35	0.61
5:L:216:LEU:O	5:L:220:LYS:HG2	2.01	0.61
5:L:533:ASP:O	5:L:536:THR:HB	2.01	0.61
5:L:586:ARG:HD3	6:4:13:DC:C5	2.36	0.61
5:L:597:LYS:O	5:L:600:HIS:CB	2.48	0.61
1:N:71:LYS:HD3	1:N:140:ILE:HD13	1.82	0.61
2:O:149:LEU:HD13	2:O:453:ILE:CD1	2.31	0.61
2:O:412:GLU:N	2:O:412:GLU:OE1	2.34	0.61
3:P:421:VAL:CG2	3:P:439:PRO:HG3	2.21	0.61
3:P:1047:THR:HB	3:P:1062:LEU:HD11	1.80	0.61
6:7:59:DG:O6	7:8:3:DG:O6	2.19	0.61
2:C:505:PHE:O	2:C:509:SER:HB3	2.00	0.61
2:C:953:LEU:O	2:C:957:LYS:HG3	2.01	0.61
2:C:1088:ASP:OD1	2:C:1092:THR:O	2.18	0.61
3:D:253:VAL:HB	3:D:254:PRO:CD	2.30	0.61
3:D:318:GLY:HA2	3:D:324:LEU:CD2	2.27	0.61
3:D:431:ARG:HH22	3:D:904:ALA:HB3	1.65	0.61
5:F:322:MET:O	5:F:323:ASN:HB2	1.99	0.61
5:F:558:VAL:HG11	5:F:590:ILE:HG21	1.83	0.61
1:H:223:ILE:O	1:H:227:GLN:HG2	2.00	0.61
2:I:839:VAL:O	2:I:886:LYS:HE2	2.01	0.61
3:J:111:THR:CG2	3:J:112:ALA:N	2.63	0.61
3:J:431:ARG:HH21	3:J:904:ALA:HB1	1.65	0.61
3:J:849:LEU:HD22	3:J:857:LEU:HA	1.79	0.61
3:J:1263:LYS:HB2	3:J:1307:LEU:HD11	1.82	0.61
1:M:53:GLY:HA2	1:M:210:THR:HG21	1.81	0.61
3:P:337:ARG:HD2	3:P:341:ASN:HD22	1.66	0.61
3:P:673:VAL:HG12	3:P:674:THR:O	2.00	0.61

*Continued on next page...*

*Continued from previous page...*

Atom-1	Atom-2	Interatomic distance (Å)	Clash overlap (Å)
3:P:1190:ILE:HG21	3:P:1196:LEU:HD21	1.82	0.61
5:R:530:LEU:HB2	5:R:533:ASP:CG	2.21	0.61
5:R:590:ILE:HA	5:R:593:LYS:HE3	1.82	0.61
2:C:346:TYR:CZ	2:C:436:ARG:HG3	2.36	0.61
2:C:449:GLY:O	2:C:586:PHE:CE1	2.53	0.61
2:C:851:THR:CG2	2:C:852:ALA:N	2.63	0.61
2:C:868:SER:HB2	2:C:944:ARG:HB2	1.82	0.61
2:C:1077:SER:HA	3:D:356:THR:HG22	1.83	0.61
3:D:423:LEU:HD23	3:D:423:LEU:N	2.12	0.61
3:D:530:PRO:HD2	3:D:531:LYS:HE2	1.83	0.61
3:D:1002:VAL:HB	3:D:1019:ASN:O	2.00	0.61
2:I:9:LYS:HG2	2:I:1171:ARG:HD2	1.82	0.61
2:I:191:LYS:CA	3:J:1069:ALA:HB3	2.31	0.61
3:J:130:MET:HG2	3:J:131:PRO:O	2.00	0.61
3:J:294:ASN:ND2	5:L:101:TYR:HD1	1.99	0.61
5:L:390:ILE:HD12	5:L:435:ILE:HD12	1.81	0.61
1:M:16:ILE:HG23	1:M:26:VAL:HG22	1.80	0.61
1:N:190:ALA:HB2	1:N:199:ASP:C	2.21	0.61
1:N:193:GLU:O	1:N:194:GLN:CB	2.47	0.61
2:O:1077:SER:HA	3:P:356:THR:HG23	1.82	0.61
5:R:547:VAL:HG21	5:R:607:LEU:HD11	1.83	0.61
3:D:331:ILE:HG22	3:D:338:PHE:CE2	2.35	0.61
3:D:379:PRO:HG2	3:D:380:PHE:H	1.65	0.61
6:1:46:DG:C5'	6:1:46:DG:H8	2.14	0.61
7:2:33:DC:H2''	7:2:34:DG:OP2	2.00	0.61
2:I:151:ARG:HD2	2:I:445:ILE:HG23	1.83	0.61
2:I:528:ARG:NH2	2:I:575:LEU:HD23	2.15	0.61
2:I:592:ARG:HH11	2:I:592:ARG:HG3	1.66	0.61
3:J:1052:GLU:HG2	3:J:1053:LEU:H	1.66	0.61
5:L:551:LEU:HD23	5:L:597:LYS:HD2	1.83	0.61
3:P:189:LEU:O	3:P:192:MET:HG2	2.00	0.61
1:A:29:GLU:CB	1:A:30:PRO:HA	2.31	0.61
2:C:402:ARG:CG	2:C:416:GLY:HA3	2.13	0.61
2:C:521:LEU:HD11	2:C:687:ARG:HG2	1.82	0.61
2:C:944:ARG:O	2:C:947:GLU:HG2	2.00	0.61
3:D:1040:MET:HE3	3:D:1046:ILE:HG21	1.82	0.61
3:D:1278:GLU:OE1	3:D:1278:GLU:HA	1.99	0.61
2:I:263:VAL:HG12	2:I:264:GLU:O	2.01	0.61
3:J:532:GLU:O	3:J:536:LEU:HG	2.01	0.61
5:L:123:ILE:HG22	5:L:127:ILE:HD11	1.82	0.61
5:L:302:PHE:HA	5:L:305:LEU:HD12	1.81	0.61

*Continued on next page...*

*Continued from previous page...*

Atom-1	Atom-2	Interatomic distance (Å)	Clash overlap (Å)
2:O:194:LEU:HD11	2:O:432:LEU:HD21	1.83	0.61
3:P:419:HIS:O	3:P:439:PRO:HD2	2.00	0.61
1:A:29:GLU:HB2	1:A:30:PRO:HA	1.83	0.60
2:C:353:VAL:O	2:C:355:PRO:HD3	2.00	0.60
2:C:1085:MET:HA	2:C:1085:MET:CE	2.31	0.60
3:D:363:LEU:HD21	3:D:618:VAL:HG13	1.78	0.60
3:D:1163:VAL:HG22	3:D:1177:ILE:HG23	1.83	0.60
5:F:452:ILE:CG2	5:F:457:ILE:HD11	2.31	0.60
5:F:583:THR:HG21	5:F:586:ARG:CG	2.31	0.60
2:I:1161:LEU:O	2:I:1164:PHE:HD2	1.84	0.60
3:J:698:MET:O	3:J:702:GLN:HB2	2.00	0.60
3:J:1175:LEU:HD22	3:J:1196:LEU:CD1	2.31	0.60
5:L:406:GLN:OE1	5:L:406:GLN:HA	2.00	0.60
2:O:788:SER:OG	2:O:796:LEU:HA	2.00	0.60
5:R:83:VAL:O	5:R:87:VAL:HG23	2.00	0.60
1:A:155:ALA:HA	1:A:172:LEU:CD2	2.30	0.60
1:B:193:GLU:O	1:B:194:GLN:CB	2.49	0.60
3:D:697:MET:HE3	3:D:738:ARG:HG2	1.82	0.60
3:D:1262:ARG:HB3	3:D:1307:LEU:HD11	1.81	0.60
1:H:22:THR:O	1:H:207:THR:HG22	2.01	0.60
1:H:51:MET:HE3	1:H:219:ARG:HD2	1.82	0.60
1:H:191:ARG:HG3	1:H:196:THR:HG22	1.83	0.60
2:I:743:PRO:HG3	2:I:974:ARG:HH22	1.65	0.60
2:I:988:LYS:NZ	2:I:992:LEU:CD1	2.63	0.60
2:I:1272:GLU:HG2	3:J:343:LEU:HB3	1.83	0.60
3:J:185:ILE:C	3:J:189:LEU:HD12	2.21	0.60
3:J:421:VAL:HG12	3:J:469:HIS:O	2.00	0.60
5:L:410:ILE:HA	5:L:413:MET:HG2	1.83	0.60
5:L:548:LEU:CD2	5:L:551:LEU:CD1	2.76	0.60
2:O:14:ASP:HA	2:O:1183:ALA:HB3	1.83	0.60
2:O:505:PHE:O	2:O:509:SER:HB3	2.01	0.60
3:P:139:LEU:O	3:P:141:PHE:CD2	2.53	0.60
2:C:1314:GLN:HG3	4:E:28:ARG:NH2	2.16	0.60
3:D:372:MET:O	3:D:376:LEU:HG	2.01	0.60
4:E:41:GLU:HG2	4:E:43:ASN:H	1.67	0.60
2:I:296:VAL:HG12	2:I:297:VAL:N	2.17	0.60
2:I:782:VAL:HG21	2:I:792:GLY:HA2	1.83	0.60
2:I:1031:ALA:O	2:I:1033:ARG:N	2.34	0.60
2:I:1086:PRO:CB	2:I:1212:LEU:HD22	2.30	0.60
3:J:22:ILE:HD11	3:J:1319:PHE:HE1	1.66	0.60
5:L:434:TRP:CE2	6:4:36:DT:C7	2.84	0.60

*Continued on next page...*

*Continued from previous page...*

Atom-1	Atom-2	Interatomic distance (Å)	Clash overlap (Å)
1:M:16:ILE:CG1	1:M:26:VAL:HG13	2.23	0.60
2:O:411:ARG:NH2	2:O:427:ASP:OD2	2.34	0.60
2:O:551:HIS:H	2:O:554:HIS:CE1	2.19	0.60
2:O:559:CYS:HB3	2:O:662:SER:HB3	1.83	0.60
2:O:1223:ARG:HD3	3:P:636:GLY:O	2.00	0.60
3:P:749:LYS:HG2	3:P:755:ILE:CG1	2.32	0.60
2:C:528:ARG:HD2	2:C:663:VAL:HG21	1.83	0.60
2:C:920:VAL:HG13	2:C:921:PRO:HD2	1.84	0.60
2:C:1255:THR:O	2:C:1256:GLN:HB2	2.00	0.60
3:D:53:ARG:O	3:D:58:CYS:CB	2.49	0.60
5:F:597:LYS:O	5:F:600:HIS:HB2	2.01	0.60
6:1:50:DT:C6	6:1:50:DT:C3'	2.84	0.60
3:J:1302:TYR:O	3:J:1302:TYR:CD2	2.54	0.60
6:4:23:DA:N6	7:5:39:DG:O6	2.35	0.60
3:P:201:LEU:HD22	3:P:217:LEU:HD22	1.81	0.60
3:P:739:GLN:NE2	3:P:744:ARG:HG3	2.17	0.60
5:R:91:ILE:O	5:R:91:ILE:HG22	2.02	0.60
2:C:1073:LYS:HZ2	8:3:15:G:P	2.23	0.60
3:D:480:ALA:HA	3:D:484:MET:HB2	1.83	0.60
3:D:589:TYR:O	3:D:591:ILE:N	2.34	0.60
1:G:233:ASP:O	1:G:235:ARG:N	2.34	0.60
2:I:150:HIS:HE1	2:I:454:ARG:HG3	1.66	0.60
2:I:425:ILE:O	2:I:429:MET:HG3	2.02	0.60
2:I:668:ILE:HG21	2:I:671:LEU:HD13	1.83	0.60
2:I:1275:VAL:CB	2:I:1279:GLU:OE2	2.49	0.60
3:J:68:TYR:OH	3:J:94:GLN:CG	2.50	0.60
3:J:252:LEU:HG	3:J:252:LEU:O	2.00	0.60
1:M:48:LEU:HD23	1:M:180:VAL:CB	2.30	0.60
1:M:69:SER:O	1:M:78:ILE:CG1	2.45	0.60
2:O:1142:ARG:HH22	2:O:1169:VAL:CG2	2.05	0.60
2:O:1333:LEU:HD23	3:P:327:LEU:HD13	1.82	0.60
3:P:473:THR:CB	3:P:475:GLU:OE1	2.41	0.60
3:P:512:TYR:CD1	3:P:545:HIS:HE1	2.20	0.60
3:P:1046:ILE:HD12	3:P:1059:LEU:HD22	1.83	0.60
7:8:22:DA:C1'	7:8:23:DT:P	2.87	0.60
1:A:42:ALA:CB	1:B:38:THR:CG2	2.80	0.60
2:C:402:ARG:NH2	2:C:417:SER:O	2.28	0.60
2:C:1098:LEU:HD22	2:C:1099:ASN:N	2.16	0.60
3:D:182:ALA:CA	3:D:185:ILE:CD1	2.76	0.60
2:I:488:MET:HB3	2:I:489:PRO:CD	2.28	0.60
3:J:27:PRO:HB3	3:J:241:VAL:HG23	1.83	0.60

*Continued on next page...*

*Continued from previous page...*

Atom-1	Atom-2	Interatomic distance (Å)	Clash overlap (Å)
3:J:492:SER:O	3:J:495:ASN:O	2.20	0.60
3:J:587:LEU:HD21	3:J:612:LEU:HG	1.83	0.60
3:J:886:VAL:CG1	3:J:1261:LEU:HD12	2.31	0.60
3:J:891:ASP:N	3:J:891:ASP:OD1	2.32	0.60
3:J:1100:PHE:HB2	3:J:1193:TRP:HB2	1.82	0.60
1:M:102:LEU:HD22	1:M:130:ILE:HD13	1.80	0.60
2:O:13:LYS:HB2	2:O:1149:TYR:CD1	2.36	0.60
2:O:52:ALA:CB	2:O:464:PHE:CE2	2.84	0.60
3:P:421:VAL:CG2	3:P:439:PRO:HG2	2.31	0.60
3:P:679:TYR:CE2	3:P:683:ILE:HD12	2.36	0.60
3:P:1258:ARG:HG2	3:P:1258:ARG:HH11	1.67	0.60
5:R:449:THR:OG1	5:R:504:PRO:HG3	2.01	0.60
7:8:15:DT:H2'	7:8:16:DC:C6	2.37	0.60
2:C:92:TYR:HB3	2:C:137:VAL:HB	1.84	0.60
3:D:79:LYS:HZ1	5:F:569:THR:HG22	1.66	0.60
3:D:1293:GLU:OE2	3:D:1299:GLY:HA3	2.01	0.60
3:J:584:PRO:CD	3:J:620:PHE:CE1	2.84	0.60
3:J:902:ASP:HB2	3:J:909:ILE:HB	1.83	0.60
3:J:930:LEU:HD11	3:J:1246:VAL:HG21	1.84	0.60
3:J:967:VAL:HG22	3:J:973:LEU:HD12	1.82	0.60
1:M:61:ILE:CG1	1:M:142:MET:HB2	2.31	0.60
2:O:33:ASP:O	2:O:37:LYS:HG3	2.02	0.60
2:O:90:VAL:CG1	2:O:91:THR:N	2.65	0.60
2:O:748:ILE:HG13	2:O:970:GLY:HA3	1.83	0.60
2:O:888:THR:CG2	2:O:889:PRO:HD2	2.32	0.60
2:O:1061:GLN:CB	2:O:1062:PRO:HD2	2.32	0.60
3:P:785:ASP:HB3	3:P:935:PHE:CE2	2.37	0.60
3:P:952:VAL:HG11	3:P:984:LEU:HD13	1.82	0.60
6:7:34:DG:N2	7:8:30:DA:C2	2.69	0.60
1:A:155:ALA:N	1:A:174:ASP:OD1	2.28	0.60
1:B:175:ALA:CB	1:B:177:TYR:CE2	2.84	0.60
2:C:34:SER:O	2:C:37:LYS:HB2	2.02	0.60
2:C:839:VAL:O	2:C:886:LYS:HE2	2.01	0.60
2:C:1257:GLN:NE2	3:D:345:LYS:CB	2.64	0.60
3:D:1120:THR:OG1	3:D:1123:ARG:NH2	2.34	0.60
3:D:1306:LEU:HD12	3:D:1307:LEU:H	1.66	0.60
1:G:112:ALA:O	1:G:115:ILE:HD12	2.01	0.60
2:O:194:LEU:HD11	2:O:432:LEU:CD2	2.32	0.60
2:O:685:MET:CE	2:O:1073:LYS:HB3	2.31	0.60
2:O:1107:MET:HG2	3:P:740:LEU:HD21	1.82	0.60
2:O:1230:MET:SD	2:O:1232:MET:CE	2.90	0.60

*Continued on next page...*

*Continued from previous page...*

Atom-1	Atom-2	Interatomic distance (Å)	Clash overlap (Å)
2:C:1085:MET:HA	2:C:1085:MET:HE2	1.83	0.60
2:C:1184:THR:O	2:C:1184:THR:CG2	2.50	0.60
3:D:137:ARG:NH1	3:D:142:GLU:OE2	2.34	0.60
3:D:502:PRO:CG	3:D:601:ILE:HD13	2.32	0.60
3:D:871:LEU:O	3:D:874:GLU:HB2	2.01	0.60
3:D:1175:LEU:O	3:D:1188:GLU:N	2.30	0.60
5:F:98:VAL:HG21	6:1:44:DG:N2	2.16	0.60
1:G:49:SER:HB2	1:H:33:ARG:HH22	1.67	0.60
2:I:1212:LEU:HB3	2:I:1221:PHE:CD2	2.36	0.60
3:J:53:ARG:O	3:J:58:CYS:SG	2.60	0.60
3:J:1165:PHE:CD2	3:J:1175:LEU:HD13	2.37	0.60
1:M:58:GLU:HG2	1:M:172:LEU:CD1	2.32	0.60
2:O:73:TYR:HB3	2:O:98:VAL:HG22	1.83	0.60
2:O:144:VAL:CG2	2:O:515:MET:SD	2.90	0.60
2:O:559:CYS:HB2	2:O:662:SER:HB3	1.84	0.60
2:O:1056:VAL:HG11	2:O:1058:ARG:HG3	1.84	0.60
1:A:35:PHE:HE2	1:B:50:SER:OG	1.84	0.60
2:C:46:GLN:HG3	2:C:46:GLN:O	2.02	0.60
3:D:130:MET:HG2	3:D:135:ILE:CD1	2.31	0.60
3:D:210:SER:HB3	3:D:213:LYS:HD2	1.84	0.60
3:D:836:ARG:HD3	3:D:873:GLU:OE2	2.02	0.60
3:D:999:TYR:HB3	3:D:1025:MET:HE2	1.84	0.60
1:G:97:GLU:HG3	1:G:147:GLN:HG2	1.84	0.60
2:I:9:LYS:HG2	2:I:1171:ARG:CD	2.32	0.60
2:I:1269:ARG:CG	3:J:345:LYS:O	2.50	0.60
3:J:42:GLU:CD	5:L:451:ARG:HG2	2.21	0.60
5:L:452:ILE:CG2	5:L:456:MET:CB	2.80	0.60
1:M:38:THR:HG21	1:N:46:ILE:HD11	1.83	0.60
2:O:340:ASP:OD2	3:P:1044:GLN:NE2	2.22	0.60
3:P:925:GLU:N	3:P:926:PRO:HD3	2.17	0.60
3:P:1173:ARG:HB2	3:P:1190:ILE:HB	1.84	0.60
1:A:61:ILE:HB	1:A:64:VAL:HB	1.83	0.59
2:C:523:GLU:O	2:C:527:LYS:HG3	2.01	0.59
3:D:53:ARG:O	3:D:58:CYS:SG	2.60	0.59
3:D:343:LEU:CD2	3:D:1351:VAL:HG11	2.32	0.59
3:D:886:VAL:HA	3:D:1258:ARG:HD2	1.82	0.59
3:D:1155:ILE:N	3:D:1211:SER:OG	2.28	0.59
5:F:126:GLY:O	5:F:130:VAL:HG23	2.02	0.59
1:G:24:ALA:HB3	1:G:213:PRO:CB	2.31	0.59
2:I:82:VAL:CG2	2:I:83:GLN:N	2.65	0.59
3:J:421:VAL:CG1	3:J:422:LEU:H	2.11	0.59

*Continued on next page...*

*Continued from previous page...*

Atom-1	Atom-2	Interatomic distance (Å)	Clash overlap (Å)
3:J:608:CYS:SG	3:J:617:THR:CG2	2.77	0.59
3:J:1251:LYS:O	3:J:1255:VAL:HG23	2.02	0.59
3:J:1280:VAL:CG1	3:J:1281:GLU:H	2.14	0.59
1:M:39:LEU:N	1:M:39:LEU:CD2	2.59	0.59
1:M:58:GLU:HB2	1:M:145:LYS:HB3	1.82	0.59
2:O:823:VAL:CG1	2:O:1059:ARG:CZ	2.73	0.59
2:O:1068:GLY:CA	2:O:1232:MET:CE	2.80	0.59
3:P:220:ARG:HA	3:P:223:LEU:HD12	1.83	0.59
5:R:135:ALA:CB	5:R:256:PHE:HB3	2.23	0.59
5:R:453:PRO:O	5:R:456:MET:HB3	2.02	0.59
1:B:79:LEU:O	1:B:83:LEU:HD23	2.02	0.59
1:B:88:LEU:HD13	1:B:128:HIS:CG	2.36	0.59
1:B:88:LEU:HD21	1:B:128:HIS:CD2	2.37	0.59
2:C:521:LEU:HD21	2:C:686:GLN:CB	2.31	0.59
2:C:525:THR:CG2	2:C:526:HIS:N	2.65	0.59
2:C:1161:LEU:HD11	2:C:1164:PHE:HB2	1.83	0.59
2:C:1287:LEU:CG	2:C:1288:GLN:N	2.61	0.59
1:H:112:ALA:HB3	1:H:126:PRO:HA	1.83	0.59
3:J:209:ASN:ND2	3:J:214:ARG:HD3	2.08	0.59
5:L:153:ALA:O	5:L:155:GLU:N	2.35	0.59
2:O:251:ALA:O	2:O:266:GLY:HA2	2.02	0.59
2:O:698:PRO:CA	2:O:1231:TYR:CE1	2.83	0.59
2:O:726:TYR:H	2:O:733:VAL:HG22	1.67	0.59
2:O:748:ILE:HD12	2:O:966:ILE:O	2.01	0.59
2:O:810:TYR:HB3	2:O:817:LEU:HG	1.83	0.59
2:O:1333:LEU:HD21	3:P:327:LEU:HB3	1.83	0.59
3:P:30:ILE:HA	3:P:33:TRP:HE3	1.65	0.59
3:P:643:ASP:O	3:P:720:ASN:ND2	2.35	0.59
5:R:583:THR:HG22	5:R:586:ARG:HB3	1.80	0.59
1:A:44:ARG:HA	1:A:47:LEU:HD12	1.83	0.59
2:C:277:LEU:HD12	2:C:282:VAL:HG21	1.83	0.59
2:C:787:PRO:HG2	2:C:788:SER:H	1.67	0.59
3:D:37:GLU:C	3:D:37:GLU:OE1	2.40	0.59
3:D:510:LEU:CD2	3:D:579:LEU:HD13	2.32	0.59
3:D:673:VAL:HG13	3:D:678:ARG:HB2	1.83	0.59
5:F:386:LEU:HB2	6:1:41:DT:C2	2.37	0.59
1:G:82:LEU:HA	1:G:85:LEU:HD12	1.85	0.59
2:I:1119:MET:HE1	2:I:1208:GLY:HA2	1.83	0.59
3:J:320:ASN:CG	3:J:321:LYS:H	2.05	0.59
5:L:454:VAL:N	5:L:455:HIS:HD2	2.00	0.59
2:O:811:ASN:HB2	2:O:1099:ASN:HB2	1.83	0.59

*Continued on next page...*



*Continued from previous page...*

Atom-1	Atom-2	Interatomic distance (Å)	Clash overlap (Å)
2:O:888:THR:HB	2:O:914:LYS:HD2	1.83	0.59
2:O:1237:HIS:ND1	2:O:1242:LYS:CE	2.64	0.59
2:O:1243:MET:HG3	3:P:372:MET:HE2	1.84	0.59
3:P:251:PRO:HD2	5:R:507:MET:SD	2.43	0.59
3:P:591:ILE:HD13	3:P:604:MET:HG2	1.84	0.59
2:C:1109:ILE:CG1	3:D:740:LEU:HD22	2.31	0.59
2:C:1309:VAL:HG13	3:D:383:GLY:HA2	1.84	0.59
3:D:79:LYS:HE2	5:F:569:THR:HB	1.83	0.59
3:D:1270:GLY:HA2	3:D:1298:VAL:O	2.02	0.59
6:1:50:DT:H5'	6:1:51:DC:C6	2.36	0.59
2:I:495:ALA:O	2:I:498:ILE:HB	2.03	0.59
2:I:838:CYS:O	2:I:1049:ILE:CG2	2.50	0.59
2:I:888:THR:O	2:I:913:VAL:HG13	2.02	0.59
3:J:289:ASP:HA	3:J:292:VAL:CG2	2.33	0.59
3:J:514:THR:HB	3:J:595:ALA:HA	1.84	0.59
3:J:518:VAL:O	3:J:520:ALA:N	2.36	0.59
3:J:843:VAL:HG12	3:J:883:ARG:CB	2.17	0.59
3:J:1237:VAL:HG12	3:J:1241:TYR:HE2	1.68	0.59
5:L:102:MET:CE	5:L:105:MET:CE	2.81	0.59
5:L:353:LEU:HB3	5:L:358:VAL:CG2	2.32	0.59
5:L:514:ASP:O	5:L:516:ASP:N	2.35	0.59
7:5:42:DG:H2''	7:5:43:DA:OP2	2.01	0.59
7:5:45:DG:H2''	7:5:46:DT:H5'	1.84	0.59
2:O:911:SER:O	2:O:913:VAL:N	2.35	0.59
3:P:614:LEU:O	3:P:618:VAL:HG23	2.03	0.59
2:C:498:ILE:O	2:C:502:VAL:HG23	2.01	0.59
3:D:318:GLY:CA	3:D:324:LEU:HD21	2.29	0.59
3:D:701:LEU:HD21	3:D:720:ASN:HD22	1.65	0.59
3:D:894:VAL:HG23	3:D:895:CYS:O	2.02	0.59
4:E:76:GLU:O	4:E:80:LEU:HG	2.02	0.59
5:F:387:VAL:HG12	5:F:388:ILE:N	2.15	0.59
1:G:140:ILE:HD11	1:G:142:MET:HE3	1.84	0.59
2:I:797:GLY:HA3	2:I:1233:LEU:CD2	2.31	0.59
3:J:113:HIS:CD2	3:J:115:TRP:HB2	2.38	0.59
3:J:425:ARG:HD2	3:J:457:TYR:HB3	1.84	0.59
3:J:553:THR:CG2	3:J:565:ALA:HB1	2.33	0.59
3:J:1179:PRO:HB2	3:J:1182:GLY:O	2.02	0.59
1:M:57:THR:O	1:M:172:LEU:HD12	2.02	0.59
1:N:79:LEU:HA	1:N:82:LEU:HD12	1.83	0.59
2:O:909:LYS:HE2	2:O:911:SER:HB3	1.84	0.59
2:O:1104:PRO:HG3	3:P:725:MET:HE1	1.83	0.59

*Continued on next page...*

*Continued from previous page...*

Atom-1	Atom-2	Interatomic distance (Å)	Clash overlap (Å)
2:O:1339:LEU:HD13	3:P:17:PHE:CE1	2.36	0.59
3:D:112:ALA:CA	3:D:238:ILE:CD1	2.48	0.59
3:D:366:CYS:SG	3:D:439:PRO:HA	2.43	0.59
3:D:431:ARG:HH21	3:D:904:ALA:HB1	1.66	0.59
3:D:697:MET:CE	3:D:738:ARG:HA	2.33	0.59
3:D:1274:PHE:O	3:D:1275:LEU:HB2	2.02	0.59
5:F:461:ASN:HA	7:2:26:DT:C7	2.32	0.59
3:J:24:LEU:HD13	3:J:237:MET:HE3	1.84	0.59
3:J:749:LYS:HD2	3:J:753:SER:OG	2.03	0.59
5:L:84:LEU:CG	5:L:107:THR:CG2	2.80	0.59
1:M:100:LEU:HD13	1:M:115:ILE:HG21	1.83	0.59
2:O:802:VAL:CG1	2:O:803:ALA:N	2.65	0.59
3:P:272:VAL:HG21	3:P:306:LEU:HD23	1.83	0.59
3:P:339:ARG:NH1	3:P:798:ARG:NH2	2.50	0.59
3:P:452:LEU:HD23	3:P:452:LEU:N	2.16	0.59
3:P:474:LEU:HD13	4:Q:28:ARG:HG2	1.84	0.59
4:Q:39:VAL:CG1	4:Q:40:PRO:HD2	2.32	0.59
1:A:224:LEU:HG	1:A:225:ALA:N	2.05	0.59
1:B:190:ALA:HB2	1:B:200:LYS:CG	2.29	0.59
3:D:599:LYS:HG3	3:D:600:ALA:H	1.67	0.59
3:D:1167:LYS:O	3:D:1174:ARG:CD	2.49	0.59
3:D:1218:HIS:O	3:D:1221:LEU:HB3	2.02	0.59
2:I:92:TYR:HB2	2:I:137:VAL:HB	1.84	0.59
2:I:672:GLU:HG3	2:I:1187:PHE:HA	1.85	0.59
3:J:110:PRO:HB2	3:J:238:ILE:HG21	1.84	0.59
3:J:296:LYS:O	3:J:299:LEU:HB3	2.03	0.59
3:J:366:CYS:SG	3:J:439:PRO:HA	2.43	0.59
3:J:601:ILE:HG23	3:J:605:LEU:HD21	1.85	0.59
2:O:526:HIS:HA	2:O:529:ARG:HD3	1.84	0.59
2:O:559:CYS:HB2	2:O:662:SER:N	2.17	0.59
3:P:423:LEU:HD12	3:P:437:PHE:CD1	2.37	0.59
3:P:424:ASN:C	3:P:466:MET:HE2	2.23	0.59
6:7:49:DG:H2'	6:7:50:DT:H1'	1.85	0.59
3:D:234:PRO:O	3:D:237:MET:CG	2.50	0.59
7:2:4:DC:C4	7:2:5:DC:N4	2.70	0.59
2:I:15:PHE:CD2	2:I:1182:ILE:HG23	2.36	0.59
2:I:255:ILE:HG22	2:I:255:ILE:O	2.02	0.59
3:J:835:LEU:HD12	3:J:839:VAL:CG2	2.33	0.59
2:O:232:ILE:HG12	2:O:237:LEU:HD22	1.84	0.59
2:O:1212:LEU:HB3	2:O:1221:PHE:CD2	2.38	0.59
3:P:117:LEU:HD21	3:P:118:LYS:HE2	1.85	0.59

*Continued on next page...*

*Continued from previous page...*

Atom-1	Atom-2	Interatomic distance (Å)	Clash overlap (Å)
3:P:403:ARG:O	3:P:404:GLU:HB2	2.01	0.59
1:A:41:ASN:ND2	2:C:1217:THR:C	2.56	0.59
1:A:192:VAL:HG21	1:A:198:LEU:HB2	1.84	0.59
3:D:826:ILE:O	3:D:826:ILE:HG22	2.02	0.59
5:F:345:GLN:O	5:F:348:GLU:HB2	2.03	0.59
2:I:936:ARG:HG2	2:I:937:ASP:H	1.67	0.59
2:I:1048:LYS:C	2:I:1049:ILE:HG13	2.22	0.59
3:J:483:LEU:HD23	4:K:16:ARG:HE	1.68	0.59
3:J:1271:SER:OG	3:J:1297:LYS:HD2	2.02	0.59
4:K:60:ASN:HB3	4:K:63:ILE:CD1	2.27	0.59
5:L:412:LEU:HD11	5:L:431:ALA:HB1	1.84	0.59
6:4:50:DT:C6	6:4:50:DT:C3'	2.85	0.59
1:M:51:MET:CE	1:M:211:ILE:HG13	2.32	0.59
1:M:158:ARG:HB3	1:M:172:LEU:HD21	1.85	0.59
3:P:1226:VAL:O	3:P:1229:VAL:CG1	2.51	0.59
5:R:137:TYR:HE1	5:R:353:LEU:CD1	2.14	0.59
5:R:370:ALA:HB1	5:R:373:ARG:NH2	2.18	0.59
5:R:394:TYR:C	5:R:396:ASN:H	2.06	0.59
2:C:1087:TYR:CE2	2:C:1213:TYR:HB2	2.37	0.59
2:C:1284:ALA:HB2	3:D:1361:THR:HB	1.84	0.59
2:I:163:LYS:CG	2:I:164:THR:H	2.14	0.59
2:I:170:VAL:HG23	3:J:1066:GLU:HA	1.85	0.59
3:J:342:LEU:CD2	3:J:1352:ILE:HG23	2.22	0.59
6:4:54:DA:H2''	6:4:55:DC:C6	2.37	0.59
7:5:4:DC:N3	7:5:5:DC:N4	2.51	0.59
1:M:56:VAL:HA	1:M:146:VAL:HG22	1.84	0.59
1:N:44:ARG:O	1:N:47:LEU:HB2	2.03	0.59
2:O:564:PRO:CG	8:9:13:GTP:O2A	2.51	0.59
2:O:1278:LEU:HD22	2:O:1286:THR:OG1	2.01	0.59
3:P:242:LEU:HD12	3:P:243:PRO:CD	2.15	0.59
3:P:1348:LYS:HA	3:P:1351:VAL:HG23	1.85	0.59
2:C:227:LYS:O	2:C:245:ARG:NH2	2.36	0.58
2:C:622:ASN:HB3	2:C:630:VAL:HB	1.84	0.58
2:C:925:SER:OG	2:C:926:GLY:N	2.34	0.58
5:F:595:LEU:O	5:F:599:ARG:HG3	2.03	0.58
1:G:102:LEU:HD12	1:G:114:ASP:O	2.03	0.58
1:G:215:GLU:HG2	1:G:219:ARG:NH2	2.18	0.58
2:I:514:PHE:CE2	7:5:19:DA:O4'	2.56	0.58
3:J:899:TYR:CD1	3:J:915:ILE:HG21	2.38	0.58
5:L:477:GLU:OE2	5:L:478:PRO:HD2	2.03	0.58
3:P:536:LEU:HB3	3:P:542:ALA:HB3	1.85	0.58

*Continued on next page...*

*Continued from previous page...*

Atom-1	Atom-2	Interatomic distance (Å)	Clash overlap (Å)
7:8:24:DT:H2''	7:8:25:DA:OP1	2.02	0.58
1:B:61:ILE:HD12	1:B:64:VAL:CG1	2.33	0.58
1:B:67:GLU:HG3	1:B:68:TYR:CE2	2.37	0.58
2:C:835:GLU:O	2:C:836:LEU:HD23	2.01	0.58
3:D:795:TYR:CZ	7:2:11:DA:H2''	2.37	0.58
3:D:923:ILE:HD11	3:D:1252:HIS:HB3	1.85	0.58
3:D:1318:SER:OG	3:D:1321:SER:CB	2.51	0.58
5:F:452:ILE:CG2	5:F:456:MET:HB3	2.32	0.58
5:F:457:ILE:CA	5:F:460:ILE:HD12	2.20	0.58
2:I:92:TYR:CB	2:I:137:VAL:HB	2.33	0.58
2:I:672:GLU:CG	2:I:1187:PHE:HA	2.33	0.58
2:I:870:ILE:HG21	2:I:944:ARG:NE	2.18	0.58
2:I:1088:ASP:N	2:I:1088:ASP:OD1	2.36	0.58
3:J:553:THR:HG21	3:J:565:ALA:HB1	1.84	0.58
6:4:47:DC:C4	6:4:48:DA:N6	2.71	0.58
2:O:859:GLU:HA	2:O:862:LEU:HD12	1.85	0.58
3:P:147:ILE:HG13	3:P:178:ALA:HA	1.85	0.58
6:7:53:DG:H2''	6:7:54:DA:H5''	1.83	0.58
1:B:76:GLU:HG3	1:B:80:GLU:CD	2.22	0.58
2:C:429:MET:O	2:C:432:LEU:HB3	2.03	0.58
2:C:448:LEU:CD1	2:C:553:THR:HB	2.33	0.58
2:C:794:LEU:HG	2:C:796:LEU:HG	1.85	0.58
6:1:26:DT:H2''	6:1:27:DC:OP2	2.04	0.58
2:I:452:ARG:NH2	2:I:458:GLU:OE2	2.37	0.58
3:J:931:THR:HG23	3:J:1134:ILE:CB	2.34	0.58
1:N:156:SER:C	1:N:159:ILE:HG22	2.24	0.58
2:O:374:GLU:N	5:R:99:ARG:NH1	2.52	0.58
3:P:997:VAL:CG1	3:P:1001:ALA:HB3	2.33	0.58
3:P:1031:VAL:CG1	3:P:1091:PRO:HD3	2.32	0.58
2:C:1066:MET:CE	2:C:1234:LYS:HA	2.33	0.58
3:D:797:THR:HG23	3:D:924:GLY:CA	2.33	0.58
5:F:464:ASN:HB2	7:2:26:DT:C7	2.33	0.58
1:G:69:SER:O	1:G:78:ILE:CD1	2.51	0.58
2:I:183:TRP:CZ3	6:4:47:DC:N4	2.71	0.58
2:I:832:HIS:CD2	2:I:1058:ARG:HD2	2.39	0.58
3:J:423:LEU:CA	3:J:466:MET:HE1	2.33	0.58
5:L:96:ASP:HB3	5:L:99:ARG:HG3	1.83	0.58
5:L:167:ASP:N	5:L:168:PRO:HD3	2.18	0.58
1:N:169:GLY:O	1:N:171:LEU:HG	2.02	0.58
1:N:208:ASN:O	1:N:210:THR:N	2.33	0.58
2:O:178:PRO:HD3	2:O:395:TYR:OH	2.03	0.58

*Continued on next page...*

*Continued from previous page...*

Atom-1	Atom-2	Interatomic distance (Å)	Clash overlap (Å)
2:O:406:ASN:HB3	2:O:411:ARG:HB2	1.85	0.58
2:O:575:LEU:HG	2:O:576:SER:O	2.02	0.58
2:O:1161:LEU:O	2:O:1161:LEU:HD12	2.03	0.58
3:P:1190:ILE:HD13	3:P:1196:LEU:CD2	2.33	0.58
2:C:434:ASP:O	2:C:439:LYS:HB2	2.03	0.58
2:C:934:PHE:O	2:C:1048:LYS:HG3	2.03	0.58
3:D:109:SER:HB2	3:D:296:LYS:CE	2.33	0.58
3:D:573:THR:HG23	3:D:576:ARG:HD2	1.85	0.58
3:D:615:LYS:N	3:D:616:PRO:CD	2.65	0.58
5:F:341:LEU:HD23	5:F:341:LEU:O	2.03	0.58
1:H:75:GLN:CD	1:H:132:HIS:HB3	2.23	0.58
5:L:276:MET:SD	5:L:279:ARG:HD3	2.43	0.58
5:L:386:LEU:HD13	6:4:41:DT:C1'	2.33	0.58
2:O:161:LYS:HA	2:O:161:LYS:HE3	1.83	0.58
2:O:1113:LEU:HD21	3:P:641:ILE:HD11	1.84	0.58
3:P:807:LEU:HD23	3:P:1255:VAL:CG1	2.34	0.58
4:Q:45:LYS:O	4:Q:49:ILE:HG13	2.03	0.58
2:C:165:HIS:CE1	2:C:190:PRO:HB3	2.39	0.58
2:C:367:TYR:CZ	2:C:380:ALA:HB1	2.38	0.58
2:C:494:ASN:HD21	2:C:496:LYS:HB2	1.68	0.58
2:C:1289:GLU:OE2	3:D:473:THR:N	2.37	0.58
2:C:1314:GLN:HG2	2:C:1315:MET:N	2.18	0.58
2:C:1323:PHE:HE1	2:C:1327:LEU:CD2	2.08	0.58
3:D:139:LEU:HA	3:D:181:GLY:HA2	1.85	0.58
2:I:60:GLN:HG2	2:I:67:GLU:OE1	2.03	0.58
2:I:201:ARG:HB2	2:I:369:MET:CE	2.21	0.58
2:I:1269:ARG:HA	3:J:346:ARG:HA	1.85	0.58
3:J:458:ASN:ND2	8:6:16:U:O3'	2.36	0.58
2:O:167:SER:CB	3:P:1064:SER:HB2	2.34	0.58
2:O:185:ASP:C	2:O:186:PHE:CD2	2.76	0.58
3:P:1318:SER:OG	3:P:1321:SER:HB3	2.03	0.58
1:A:35:PHE:HB3	1:A:39:LEU:HD11	1.85	0.58
2:C:87:ILE:HG22	2:C:934:PHE:CZ	2.37	0.58
2:C:346:TYR:OH	2:C:436:ARG:HG3	2.04	0.58
2:C:1281:TYR:CE1	3:D:431:ARG:HG3	2.39	0.58
2:C:1292:THR:CG2	2:C:1293:VAL:N	2.64	0.58
5:F:395:THR:HG22	5:F:404:LEU:CD1	2.34	0.58
2:I:296:VAL:HG13	2:I:315:MET:O	2.04	0.58
2:I:1268:GLN:HA	7:5:16:DC:OP1	2.03	0.58
2:I:1270:PHE:HB2	3:J:347:VAL:CG2	2.33	0.58
3:J:483:LEU:HD11	4:K:17:PHE:CD1	2.37	0.58

*Continued on next page...*

*Continued from previous page...*

Atom-1	Atom-2	Interatomic distance (Å)	Clash overlap (Å)
5:L:288:MET:SD	5:L:299:LYS:NZ	2.68	0.58
6:4:51:DC:H3'	6:4:52:DT:P	2.43	0.58
7:5:45:DG:C2	7:5:46:DT:N3	2.72	0.58
2:O:188:PHE:CE2	2:O:432:LEU:CD1	2.86	0.58
2:O:228:VAL:HG23	2:O:335:THR:O	2.03	0.58
2:O:347:ILE:CD1	2:O:433:ILE:HD11	2.33	0.58
3:P:1229:VAL:HG13	3:P:1230:THR:N	2.17	0.58
1:A:184:ALA:HB2	2:C:1091:GLY:CA	2.30	0.58
2:C:369:MET:HG3	2:C:370:MET:N	2.18	0.58
2:C:870:ILE:HG13	2:C:944:ARG:CG	2.29	0.58
3:D:1286:LYS:O	3:D:1290:ARG:HG2	2.03	0.58
3:D:1318:SER:OG	3:D:1321:SER:HB3	2.04	0.58
6:1:56:DG:C2	7:2:8:DG:C2	2.92	0.58
1:H:60:GLU:HB2	1:H:170:ARG:HD2	1.85	0.58
2:I:160:ASP:OD2	2:I:163:LYS:HD2	2.03	0.58
2:I:168:GLY:C	3:J:1065:ALA:HA	2.23	0.58
2:I:1088:ASP:OD1	2:I:1092:THR:O	2.21	0.58
3:J:104:HIS:C	3:J:105:ILE:HG13	2.24	0.58
3:J:672:LEU:O	3:J:673:VAL:HG22	2.04	0.58
3:J:843:VAL:HG21	3:J:897:HIS:CB	2.34	0.58
2:O:331:LYS:O	2:O:332:ARG:CG	2.44	0.58
2:O:690:VAL:HG12	2:O:691:PRO:HD2	1.85	0.58
2:O:771:VAL:CG2	2:O:783:LEU:HD22	2.33	0.58
2:O:1104:PRO:HG3	3:P:725:MET:HE3	1.83	0.58
2:O:1332:SER:O	3:P:243:PRO:HG2	2.04	0.58
3:P:272:VAL:HG21	3:P:306:LEU:CD2	2.34	0.58
3:P:341:ASN:N	3:P:341:ASN:OD1	2.36	0.58
3:P:839:VAL:O	3:P:839:VAL:HG12	2.03	0.58
3:P:1005:LYS:HE3	3:P:1015:GLU:OE1	2.04	0.58
3:P:1051:ASP:HB2	3:P:1056:LEU:O	2.04	0.58
3:P:1274:PHE:O	3:P:1275:LEU:CB	2.52	0.58
3:P:1318:SER:OG	3:P:1321:SER:CB	2.51	0.58
5:R:166:VAL:HG11	5:R:212:ILE:HG13	1.86	0.58
1:B:47:LEU:HD13	1:B:183:ILE:HD12	1.84	0.58
2:C:237:LEU:CD1	2:C:292:ILE:HD12	2.34	0.58
2:C:255:ILE:HG12	2:C:285:ILE:CG2	2.33	0.58
2:C:389:PHE:HB2	2:C:390:PHE:CE2	2.38	0.58
2:C:452:ARG:O	2:C:453:ILE:HD13	2.04	0.58
2:C:807:TRP:CD1	2:C:817:LEU:CD1	2.86	0.58
3:D:378:LYS:HA	3:D:381:ILE:CD1	2.25	0.58
5:F:297:MET:SD	5:F:298:PRO:HD2	2.44	0.58

*Continued on next page...*

*Continued from previous page...*

Atom-1	Atom-2	Interatomic distance (Å)	Clash overlap (Å)
1:H:83:LEU:HD11	3:J:526:VAL:HB	1.85	0.58
1:H:83:LEU:HD13	1:H:86:LYS:HD2	1.84	0.58
2:I:565:GLU:HG3	2:I:566:GLY:N	2.18	0.58
3:J:369:PRO:HB3	3:J:445:LYS:HA	1.86	0.58
3:J:591:ILE:CG2	3:J:604:MET:HG2	2.34	0.58
5:L:491:GLU:OE2	5:L:495:ARG:NH2	2.36	0.58
1:M:231:PHE:CE1	1:N:28:LEU:HG	2.39	0.58
2:O:130:MET:SD	2:O:134:GLY:HA2	2.44	0.58
2:O:725:GLN:HB2	2:O:735:LYS:HG3	1.86	0.58
2:O:887:VAL:HB	2:O:913:VAL:HG13	1.86	0.58
2:O:1231:TYR:O	2:O:1232:MET:CE	2.51	0.58
3:P:555:TYR:CB	3:P:563:LEU:HD22	2.22	0.58
4:Q:13:ILE:HG13	4:Q:54:ILE:HG21	1.86	0.58
6:7:58:DG:C2	7:8:6:DG:N2	2.72	0.58
3:D:146:VAL:CG1	3:D:155:GLU:O	2.52	0.58
3:D:703:THR:O	3:D:718:SER:HB3	2.04	0.58
3:D:1082:ASP:N	3:D:1086:ASN:O	2.37	0.58
1:G:102:LEU:CD1	1:G:114:ASP:O	2.52	0.58
2:I:145:ILE:HD11	2:I:506:PHE:CD1	2.38	0.58
2:I:514:PHE:CZ	7:5:19:DA:O4'	2.57	0.58
2:I:1186:VAL:O	2:I:1187:PHE:HB2	2.03	0.58
2:I:1275:VAL:C	2:I:1279:GLU:OE2	2.42	0.58
3:J:289:ASP:HA	3:J:292:VAL:HG23	1.85	0.58
2:O:227:LYS:NZ	2:O:334:GLU:OE1	2.37	0.58
2:O:371:ARG:CA	5:R:99:ARG:HH21	2.15	0.58
3:P:471:PRO:CB	3:P:476:ALA:HB1	2.33	0.58
3:P:1319:PHE:CD2	3:P:1340:LYS:HD2	2.39	0.58
5:R:407:GLU:OE2	5:R:442:SER:CB	2.52	0.58
2:C:56:VAL:HG12	2:C:59:ILE:CD1	2.33	0.57
2:C:758:ARG:HB2	2:C:833:ILE:HB	1.86	0.57
2:C:1335:ILE:N	2:C:1335:ILE:CD1	2.65	0.57
3:D:203:GLU:O	3:D:206:ASN:HB3	2.03	0.57
3:D:502:PRO:CB	3:D:601:ILE:HD13	2.34	0.57
3:D:839:VAL:O	3:D:864:LEU:HD12	2.04	0.57
1:G:59:VAL:CG2	1:G:144:ILE:HG23	2.20	0.57
2:I:539:THR:HG22	2:I:540:ARG:N	2.19	0.57
2:I:933:VAL:HG13	2:I:1050:VAL:HG22	1.85	0.57
3:J:423:LEU:CB	3:J:466:MET:CE	2.78	0.57
3:J:497:GLU:HB3	3:J:498:PRO:HD2	1.85	0.57
4:K:13:ILE:CD1	4:K:19:LEU:HA	2.34	0.57
1:N:30:PRO:O	1:N:31:LEU:HG	2.03	0.57

*Continued on next page...*



*Continued from previous page...*

Atom-1	Atom-2	Interatomic distance (Å)	Clash overlap (Å)
2:O:167:SER:CA	3:P:1064:SER:HB2	2.33	0.57
2:O:804:PHE:CE1	2:O:1103:VAL:HG21	2.39	0.57
3:P:116:PHE:HB2	3:P:124:ILE:HD11	1.85	0.57
3:P:1145:PHE:O	3:P:1309:ILE:CG1	2.52	0.57
3:P:1369:ARG:HG2	3:P:1372:ARG:HH11	1.68	0.57
5:R:407:GLU:HG2	5:R:442:SER:OG	2.04	0.57
5:R:407:GLU:HG2	5:R:442:SER:HB3	1.86	0.57
1:B:76:GLU:HG3	1:B:80:GLU:OE2	2.04	0.57
1:B:88:LEU:HD13	1:B:128:HIS:ND1	2.19	0.57
2:C:525:THR:HG23	2:C:526:HIS:N	2.19	0.57
2:C:688:GLN:HE22	8:3:14:A:P	2.27	0.57
2:C:694:ARG:O	2:C:798:GLN:NE2	2.38	0.57
3:D:885:VAL:HG12	3:D:886:VAL:CA	2.34	0.57
3:D:918:ILE:O	3:D:922:SER:OG	2.22	0.57
3:D:1287:ILE:O	3:D:1291:GLU:HG3	2.04	0.57
2:I:298:ALA:HB2	2:I:336:LEU:CD2	2.34	0.57
2:I:309:LEU:N	2:I:309:LEU:HD23	2.19	0.57
2:I:447:HIS:HB3	2:I:450:ASN:ND2	2.19	0.57
2:I:598:VAL:HG13	2:I:627:GLY:HA2	1.86	0.57
2:I:1061:GLN:NE2	2:I:1240:ASP:OD1	2.36	0.57
2:I:1086:PRO:HB3	2:I:1212:LEU:HD22	1.86	0.57
2:I:1184:THR:O	2:I:1184:THR:HG23	2.04	0.57
2:I:1210:ILE:CG2	2:I:1211:ARG:H	2.16	0.57
6:4:21:DC:H2"	6:4:22:DC:C5	2.38	0.57
2:O:186:PHE:HD2	2:O:186:PHE:N	2.02	0.57
2:O:1289:GLU:N	2:O:1315:MET:HE2	2.19	0.57
1:B:57:THR:CG2	1:B:158:ARG:HH12	2.18	0.57
2:C:82:VAL:CG2	2:C:83:GLN:H	2.18	0.57
2:C:282:VAL:CG1	2:C:285:ILE:HG13	2.33	0.57
2:C:1269:ARG:HH12	3:D:340:GLN:HA	1.68	0.57
2:C:1292:THR:HG23	2:C:1293:VAL:HG13	1.85	0.57
3:D:492:SER:O	3:D:495:ASN:O	2.21	0.57
3:D:806:ASP:OD1	3:D:1346:GLY:CA	2.40	0.57
2:I:104:ILE:HD13	2:I:484:LEU:O	2.03	0.57
2:I:208:ILE:HG12	2:I:362:ALA:HB1	1.86	0.57
2:I:565:GLU:CG	2:I:566:GLY:N	2.67	0.57
2:I:1283:ALA:HA	3:J:479:GLU:OE1	2.05	0.57
3:J:511:TYR:CD1	3:J:596:LEU:O	2.56	0.57
3:J:796:LEU:O	3:J:800:LEU:HG	2.04	0.57
3:J:931:THR:CG2	3:J:1134:ILE:HB	2.34	0.57
5:L:410:ILE:O	5:L:413:MET:HB2	2.04	0.57

*Continued on next page...*

*Continued from previous page...*

Atom-1	Atom-2	Interatomic distance (Å)	Clash overlap (Å)
1:N:88:LEU:HD11	1:N:128:HIS:CE1	2.35	0.57
2:O:1337:ILE:HD11	3:P:20:ILE:CG2	2.34	0.57
3:P:261:ALA:CB	5:R:519:LEU:HD23	2.34	0.57
5:R:428:SER:HB2	6:7:40:DA:OP2	2.03	0.57
5:R:574:GLU:HB3	5:R:578:LYS:NZ	2.19	0.57
1:A:47:LEU:HD11	1:A:183:ILE:HD12	1.82	0.57
2:C:169:LYS:O	2:C:171:LEU:HG	2.05	0.57
2:C:259:GLY:CA	2:I:120:GLN:HB2	2.34	0.57
2:C:449:GLY:O	2:C:586:PHE:HE1	1.88	0.57
3:D:115:TRP:CZ3	3:D:1329:THR:HA	2.39	0.57
3:D:253:VAL:HB	3:D:254:PRO:HD2	1.85	0.57
5:F:98:VAL:HG22	5:F:402:LEU:CD2	2.35	0.57
5:F:262:VAL:CG1	5:F:263:PRO:HD2	2.34	0.57
2:I:455:SER:O	2:I:459:MET:HG3	2.04	0.57
3:J:771:GLN:HA	3:J:774:ILE:HD11	1.80	0.57
3:J:786:THR:OG1	3:J:932:MET:HG3	2.04	0.57
3:J:1146:GLU:CD	3:J:1309:ILE:HB	2.24	0.57
3:J:1217:PRO:HG2	3:J:1218:HIS:ND1	2.19	0.57
4:K:7:GLN:O	4:K:11:GLU:HG3	2.05	0.57
4:K:78:ALA:O	4:K:81:GLN:HG2	2.04	0.57
5:L:387:VAL:HG23	5:L:412:LEU:HD23	1.86	0.57
6:4:47:DC:O2	6:4:48:DA:C2	2.57	0.57
1:M:43:LEU:O	1:M:47:LEU:CG	2.38	0.57
2:O:155:VAL:CG2	2:O:405:PHE:CD2	2.87	0.57
2:O:1211:ARG:HH11	2:O:1211:ARG:HG3	1.68	0.57
2:O:1286:THR:CG2	3:P:479:GLU:OE2	2.52	0.57
3:P:201:LEU:HB2	3:P:221:ILE:HD11	1.85	0.57
3:P:218:THR:HG22	3:P:222:LYS:CE	2.29	0.57
3:P:261:ALA:CB	5:R:519:LEU:CD2	2.82	0.57
7:8:37:DA:H2"	7:8:38:DG:OP2	2.04	0.57
2:C:673:HIS:ND1	3:D:763:PHE:O	2.34	0.57
2:C:901:LEU:O	2:C:905:ILE:HG13	2.04	0.57
4:E:20:VAL:C	4:E:21:LEU:HD23	2.25	0.57
5:F:137:TYR:CE2	5:F:139:GLU:HB2	2.40	0.57
5:F:137:TYR:CG	5:F:138:PRO:HD2	2.39	0.57
5:F:279:ARG:HH21	5:F:347:ILE:HG12	1.70	0.57
5:F:490:PRO:HG2	5:F:493:LYS:HB2	1.87	0.57
2:I:70:TYR:HA	2:I:100:LEU:HD23	1.86	0.57
2:I:245:ARG:HD3	2:I:337:PHE:CE1	2.39	0.57
2:I:335:THR:CG2	2:I:336:LEU:H	2.11	0.57
2:I:798:GLN:HE22	2:I:827:ARG:HG2	1.69	0.57

*Continued on next page...*

*Continued from previous page...*

Atom-1	Atom-2	Interatomic distance (Å)	Clash overlap (Å)
2:I:1103:VAL:HB	2:I:1104:PRO:HD3	1.86	0.57
1:M:61:ILE:HG12	1:M:142:MET:CB	2.35	0.57
2:O:8:LYS:HD3	2:O:1168:GLU:CD	2.24	0.57
2:O:454:ARG:HD3	2:O:459:MET:SD	2.45	0.57
2:O:1238:LEU:O	2:O:1242:LYS:HG3	2.04	0.57
2:O:1326:LEU:HD22	3:P:342:LEU:HD13	1.86	0.57
3:P:1078:LEU:HG	3:P:1101:LEU:HD11	1.87	0.57
3:P:1167:LYS:NZ	3:P:1187:GLU:OE2	2.35	0.57
3:P:1199:PHE:O	3:P:1200:GLU:HB2	2.03	0.57
1:A:66:HIS:CE1	2:C:929:ILE:HG13	2.39	0.57
2:C:112:GLY:C	2:C:114:VAL:N	2.56	0.57
2:C:333:ILE:HG22	2:C:334:GLU:H	1.69	0.57
2:C:702:THR:HG22	2:C:1184:THR:O	2.03	0.57
2:C:1272:GLU:O	2:C:1275:VAL:HB	2.04	0.57
3:D:185:ILE:O	3:D:189:LEU:CG	2.52	0.57
3:D:282:LEU:CD2	5:F:410:ILE:HG12	2.31	0.57
3:D:975:ILE:HD11	3:D:1003:LEU:HD11	1.86	0.57
5:F:585:GLU:HG3	7:2:47:DC:N4	2.17	0.57
2:I:402:ARG:NH2	2:I:417:SER:O	2.38	0.57
3:J:1029:THR:HG21	3:J:1121:LEU:HD11	1.86	0.57
3:J:1109:LEU:HD22	3:J:1113:VAL:HG11	1.87	0.57
4:K:22:VAL:HG22	4:K:61:ASN:ND2	2.19	0.57
2:O:184:LEU:HG	2:O:389:PHE:CE2	2.39	0.57
2:O:374:GLU:CD	5:R:99:ARG:HD3	2.24	0.57
3:P:403:ARG:HD3	3:P:405:GLU:OE2	2.05	0.57
3:P:536:LEU:CD2	3:P:541:LEU:CB	2.82	0.57
3:P:665:GLN:O	3:P:668:PHE:HB3	2.04	0.57
3:P:918:ILE:O	3:P:922:SER:OG	2.23	0.57
5:R:520:GLY:HA2	5:R:523:ILE:HD11	1.86	0.57
1:B:70:THR:HG23	1:B:70:THR:O	2.04	0.57
1:B:155:ALA:HB2	1:B:174:ASP:OD1	2.05	0.57
2:C:1322:SER:O	2:C:1325:VAL:HB	2.04	0.57
3:D:972:LYS:HE2	3:D:1002:VAL:HG11	1.87	0.57
3:D:1138:LEU:HD23	3:D:1139:PRO:CD	2.34	0.57
3:D:1331:VAL:O	3:D:1334:GLU:HB2	2.04	0.57
5:F:98:VAL:CG2	5:F:402:LEU:HD21	2.34	0.57
5:F:395:THR:HA	5:F:404:LEU:HD11	1.85	0.57
1:H:31:LEU:HD13	1:H:36:GLY:HA2	1.87	0.57
2:I:137:VAL:C	2:I:138:ILE:CD1	2.59	0.57
2:I:1276:TRP:HE1	3:J:1348:LYS:HE2	1.70	0.57
3:J:473:THR:CB	3:J:475:GLU:OE1	2.47	0.57

*Continued on next page...*

*Continued from previous page...*

Atom-1	Atom-2	Interatomic distance (Å)	Clash overlap (Å)
3:J:1105:ALA:O	3:J:1107:VAL:HG23	2.04	0.57
3:J:1328:THR:HG22	3:J:1332:LEU:HD11	1.87	0.57
5:L:493:LYS:O	5:L:497:VAL:HG23	2.04	0.57
2:O:227:LYS:CE	2:O:334:GLU:OE1	2.52	0.57
2:O:1283:ALA:HB1	3:P:479:GLU:CD	2.25	0.57
3:P:511:TYR:HE2	3:P:724:MET:HE3	1.70	0.57
3:P:968:ASN:HB3	3:P:1118:GLY:HA3	1.87	0.57
3:P:1259:GLN:OE1	3:P:1262:ARG:HD2	2.04	0.57
5:R:295:CYS:O	5:R:296:LYS:CB	2.52	0.57
5:R:388:ILE:CG2	5:R:389:SER:N	2.67	0.57
2:C:934:PHE:CB	2:C:1049:ILE:HD12	2.35	0.57
2:C:1268:GLN:HA	7:2:16:DC:OP1	2.04	0.57
3:D:395:LYS:HA	3:D:398:LYS:HG2	1.87	0.57
3:D:849:LEU:HD13	3:D:850:LYS:H	1.67	0.57
1:G:44:ARG:HG3	1:G:183:ILE:HG23	1.85	0.57
1:G:57:THR:HG23	1:G:158:ARG:NH2	2.20	0.57
2:I:1294:LYS:HB3	3:J:347:VAL:HG12	1.87	0.57
3:J:109:SER:HB2	3:J:296:LYS:HE2	1.86	0.57
3:J:138:VAL:HG21	3:J:145:VAL:HB	1.87	0.57
3:J:601:ILE:O	3:J:605:LEU:CD2	2.53	0.57
5:L:604:SER:HB3	5:L:607:LEU:HB2	1.87	0.57
6:4:47:DC:C2	6:4:48:DA:C2	2.93	0.57
2:O:338:THR:HA	2:O:343:HIS:O	2.04	0.57
2:O:598:VAL:HG13	2:O:627:GLY:HA2	1.86	0.57
2:O:878:THR:HG22	2:O:879:GLY:N	2.20	0.57
2:O:1073:LYS:HE3	3:P:462:ASP:OD2	2.04	0.57
2:O:1085:MET:HA	2:O:1085:MET:HE2	1.85	0.57
3:P:269:TYR:O	3:P:272:VAL:HB	2.05	0.57
3:P:534:GLU:O	3:P:538:ARG:HG2	2.04	0.57
3:P:737:ILE:HG22	3:P:738:ARG:CA	2.35	0.57
3:P:1146:GLU:OE1	3:P:1309:ILE:HB	2.05	0.57
3:P:1257:VAL:HA	3:P:1260:MET:HE2	1.87	0.57
6:7:51:DC:C2'	6:7:52:DT:H5'	2.30	0.57
3:D:839:VAL:O	3:D:842:ARG:HG3	2.04	0.57
1:H:178:SER:HB2	3:J:535:ARG:NH1	2.19	0.57
2:I:178:PRO:CB	2:I:397:LEU:HD23	2.34	0.57
2:I:1280:ALA:CB	3:J:431:ARG:HB3	2.34	0.57
3:J:68:TYR:CA	3:J:92:VAL:HG13	2.34	0.57
3:J:379:PRO:HA	3:J:382:TYR:CD2	2.40	0.57
3:J:424:ASN:O	3:J:466:MET:HG2	2.05	0.57
3:J:1190:ILE:HD13	3:J:1196:LEU:HD21	1.87	0.57

*Continued on next page...*

*Continued from previous page...*

Atom-1	Atom-2	Interatomic distance (Å)	Clash overlap (Å)
3:J:1208:ASP:O	3:J:1210:ILE:HD12	2.05	0.57
5:L:555:GLU:O	5:L:559:LEU:HG	2.04	0.57
2:O:153:PRO:HA	2:O:177:ILE:CG2	2.35	0.57
2:O:593:LYS:HA	2:O:652:TYR:CD1	2.40	0.57
2:O:1289:GLU:HA	2:O:1293:VAL:HG22	1.86	0.57
3:P:589:TYR:O	3:P:591:ILE:N	2.38	0.57
3:P:1135:THR:O	3:P:1139:PRO:HD2	2.04	0.57
1:B:100:LEU:HB3	1:B:115:ILE:HD12	1.87	0.57
2:C:90:VAL:HG13	2:C:91:THR:H	1.70	0.57
2:C:262:TYR:CE2	2:C:277:LEU:HD13	2.40	0.57
2:C:432:LEU:HA	2:C:435:ILE:HD12	1.86	0.57
2:C:1291:LEU:HD13	3:D:1354:GLY:HA2	1.86	0.57
3:D:147:ILE:CD1	3:D:178:ALA:CA	2.82	0.57
3:D:909:ILE:HD13	3:D:910:ASN:C	2.26	0.57
1:H:189:ALA:HA	1:H:199:ASP:CB	2.35	0.57
2:I:189:ASP:OD2	2:I:190:PRO:HD2	2.04	0.57
3:J:246:PRO:HB2	3:J:249:LEU:HG	1.86	0.57
5:L:155:GLU:O	5:L:156:ALA:HB2	2.05	0.57
1:N:44:ARG:CD	1:N:185:TYR:HE1	2.08	0.57
1:N:102:LEU:HG	1:N:103:ASN:N	2.19	0.57
1:A:203:ILE:HG22	1:A:205:MET:CE	2.34	0.56
2:C:75:LEU:HD22	2:C:94:ALA:HB1	1.87	0.56
2:C:495:ALA:HA	2:C:498:ILE:HD12	1.87	0.56
2:C:560:PRO:O	3:D:780:ARG:NH2	2.37	0.56
2:C:834:GLN:HG2	2:C:836:LEU:HD21	1.85	0.56
2:C:934:PHE:O	2:C:1048:LYS:CG	2.53	0.56
3:D:74:LYS:HE3	6:1:24:DC:OP2	2.05	0.56
3:D:521:LYS:HZ2	3:D:541:LEU:HD23	1.70	0.56
3:D:1176:VAL:HG13	3:D:1187:GLU:HG2	1.87	0.56
3:D:1320:ILE:HD11	3:D:1342:ASP:HB3	1.87	0.56
5:F:452:ILE:HG21	5:F:457:ILE:CD1	2.35	0.56
1:H:75:GLN:CG	1:H:134:THR:HG23	2.35	0.56
2:I:94:ALA:CB	2:I:129:LEU:HD11	2.34	0.56
2:I:179:TYR:OH	2:I:462:ASN:OD1	2.18	0.56
2:I:489:PRO:O	2:I:493:ILE:HG13	2.05	0.56
3:J:62:PHE:CD2	3:J:247:PRO:HG3	2.40	0.56
3:J:147:ILE:O	3:J:148:GLU:HB2	2.05	0.56
3:J:588:PRO:O	3:J:591:ILE:HG13	2.05	0.56
2:O:374:GLU:HB2	5:R:99:ARG:NH1	2.19	0.56
2:O:1330:ILE:HA	2:O:1333:LEU:HD12	1.87	0.56
3:P:478:LEU:HD11	4:Q:23:ALA:HB3	1.87	0.56

*Continued on next page...*

*Continued from previous page...*

Atom-1	Atom-2	Interatomic distance (Å)	Clash overlap (Å)
1:A:38:THR:HG21	1:B:42:ALA:O	2.05	0.56
1:B:47:LEU:HD13	1:B:183:ILE:HD11	1.87	0.56
2:C:564:PRO:HB3	8:3:13:GTP:O1A	2.05	0.56
3:D:497:GLU:HB3	3:D:498:PRO:CD	2.30	0.56
3:D:694:SER:OG	3:D:738:ARG:CD	2.50	0.56
3:D:1138:LEU:HD23	3:D:1139:PRO:HD3	1.87	0.56
5:F:452:ILE:HG23	5:F:456:MET:HB3	1.87	0.56
5:F:517:SER:HB2	5:F:521:ASP:HB2	1.87	0.56
3:J:514:THR:HG21	3:J:596:LEU:HB2	1.87	0.56
3:J:681:LYS:O	3:J:685:ILE:CG1	2.45	0.56
3:J:709:ARG:HG3	3:J:709:ARG:O	2.04	0.56
5:L:412:LEU:CD1	5:L:415:ALA:HB3	2.29	0.56
5:L:456:MET:O	5:L:460:ILE:HG13	2.05	0.56
1:M:45:ARG:HD3	1:N:38:THR:HG23	1.87	0.56
1:M:56:VAL:CG1	1:M:144:ILE:HG23	2.33	0.56
2:O:870:ILE:HG13	2:O:944:ARG:HG2	1.86	0.56
3:P:366:CYS:SG	3:P:437:PHE:HB2	2.45	0.56
3:P:930:LEU:HD22	3:P:1134:ILE:HG13	1.87	0.56
1:B:106:GLY:HA2	1:B:136:GLU:HA	1.86	0.56
2:C:673:HIS:C	3:D:763:PHE:HD1	2.09	0.56
2:C:896:THR:HG22	2:C:899:GLU:CD	2.24	0.56
2:C:1232:MET:O	2:C:1233:LEU:HG	2.05	0.56
3:D:536:LEU:CD1	3:D:542:ALA:HB2	2.35	0.56
8:3:13:GTP:PA	8:3:13:GTP:C8	2.96	0.56
2:I:152:SER:HB3	2:I:452:ARG:HB2	1.86	0.56
2:I:205:PRO:O	2:I:208:ILE:HG22	2.06	0.56
3:J:275:ARG:HD3	3:J:298:MET:HB3	1.86	0.56
3:J:978:ARG:HB2	3:J:1212:ASP:HB3	1.87	0.56
5:L:374:ARG:HA	5:L:377:LYS:HD2	1.88	0.56
5:L:457:ILE:O	5:L:461:ASN:CG	2.42	0.56
1:M:45:ARG:HH12	2:O:1215:GLY:C	2.08	0.56
1:M:152:TYR:HD1	1:M:175:ALA:O	1.86	0.56
1:N:73:GLY:HA3	1:N:138:ALA:HB2	1.87	0.56
2:O:186:PHE:CD2	2:O:186:PHE:N	2.72	0.56
2:O:347:ILE:O	2:O:350:THR:HB	2.05	0.56
2:O:865:LEU:HD13	2:O:869:GLY:HA2	1.88	0.56
3:P:530:PRO:HB2	3:P:581:MET:SD	2.45	0.56
3:P:839:VAL:O	3:P:839:VAL:CG1	2.53	0.56
3:P:875:ASN:O	3:P:876:SER:HB2	2.05	0.56
3:P:930:LEU:HB3	3:P:1134:ILE:CD1	2.35	0.56
3:P:1138:LEU:CD2	3:P:1139:PRO:HD3	2.35	0.56

*Continued on next page...*



*Continued from previous page...*

Atom-1	Atom-2	Interatomic distance (Å)	Clash overlap (Å)
5:R:87:VAL:HG11	5:R:103:ARG:HD3	1.87	0.56
5:R:166:VAL:HG12	5:R:168:PRO:HD3	1.88	0.56
5:R:386:LEU:CD1	6:7:41:DT:O4'	2.49	0.56
2:C:1289:GLU:HG2	2:C:1293:VAL:HG21	1.86	0.56
3:D:1283:SER:HA	3:D:1286:LYS:HD3	1.86	0.56
1:G:231:PHE:HZ	1:H:39:LEU:HB3	1.70	0.56
2:I:938:GLY:HA2	5:L:481:GLU:OE2	2.04	0.56
3:J:68:TYR:OH	3:J:94:GLN:HG2	2.05	0.56
3:J:978:ARG:HG3	3:J:1212:ASP:CG	2.25	0.56
1:M:78:ILE:O	1:M:82:LEU:HG	2.06	0.56
1:M:106:GLY:O	1:M:133:LEU:HB3	2.05	0.56
1:M:154:PRO:CD	1:M:157:THR:OG1	2.53	0.56
1:M:158:ARG:NE	1:M:172:LEU:HD21	2.18	0.56
2:O:280:ASP:O	2:O:281:ASP:HB2	2.04	0.56
2:O:428:VAL:HG12	2:O:429:MET:N	2.21	0.56
2:O:804:PHE:HE1	2:O:1103:VAL:HG21	1.69	0.56
3:P:689:ALA:O	3:P:693:VAL:HB	2.04	0.56
3:P:1253:ILE:O	3:P:1257:VAL:HG23	2.06	0.56
5:R:320:ILE:HD11	5:R:330:LEU:HD13	1.87	0.56
7:8:22:DA:H1'	7:8:23:DT:OP2	2.04	0.56
1:B:60:GLU:O	1:B:142:MET:HB2	2.06	0.56
2:C:804:PHE:O	2:C:805:MET:HB3	2.04	0.56
3:D:416:ILE:HD12	3:D:441:LEU:CD1	2.35	0.56
3:D:583:VAL:CG1	3:D:587:LEU:HD12	2.35	0.56
5:F:585:GLU:CB	7:2:46:DT:H71	2.34	0.56
2:I:15:PHE:CE2	2:I:1182:ILE:CG2	2.88	0.56
2:I:245:ARG:HD3	2:I:337:PHE:CD1	2.40	0.56
2:I:753:LEU:HD22	2:I:767:GLN:HB3	1.88	0.56
2:I:840:SER:OG	2:I:1048:LYS:O	2.21	0.56
3:J:34:SER:CB	3:J:104:HIS:HB3	2.35	0.56
5:L:395:THR:O	5:L:396:ASN:C	2.44	0.56
5:L:457:ILE:HD13	5:L:460:ILE:HD12	1.87	0.56
5:L:551:LEU:HB2	5:L:556:ALA:HB2	1.88	0.56
1:N:74:VAL:HG22	1:N:133:LEU:CD2	2.36	0.56
1:N:88:LEU:CD1	1:N:128:HIS:CE1	2.87	0.56
2:O:539:THR:HB	2:O:542:ARG:HB3	1.87	0.56
3:P:48:THR:HB	3:P:50:LYS:HE3	1.88	0.56
3:P:697:MET:HE1	3:P:737:ILE:HG22	1.88	0.56
2:C:76:GLY:HA3	2:C:95:PRO:HG2	1.88	0.56
2:C:1309:VAL:O	3:D:383:GLY:HA3	2.06	0.56
3:D:279:LEU:HG	3:D:280:LYS:N	2.20	0.56

*Continued on next page...*



*Continued from previous page...*

Atom-1	Atom-2	Interatomic distance (Å)	Clash overlap (Å)
2:I:1282:GLY:O	3:J:1361:THR:OG1	2.22	0.56
2:I:1289:GLU:HA	2:I:1293:VAL:CG2	2.35	0.56
3:J:385:LEU:HD22	3:J:391:ALA:CB	2.27	0.56
3:J:501:VAL:HG12	3:J:502:PRO:HD2	1.79	0.56
3:J:1326:GLN:HE21	7:5:11:DA:H4'	1.71	0.56
6:4:47:DC:H4'	6:4:48:DA:OP1	2.06	0.56
2:O:153:PRO:HA	2:O:177:ILE:HG22	1.87	0.56
2:O:179:TYR:HB3	2:O:396:ASP:O	2.05	0.56
2:O:218:GLU:OE1	2:O:299:LYS:HD2	2.06	0.56
2:O:668:ILE:HD11	2:O:686:GLN:HE22	1.71	0.56
2:O:1230:MET:SD	2:O:1232:MET:HE1	2.45	0.56
3:P:885:VAL:HG11	3:P:1255:VAL:HA	1.88	0.56
6:7:49:DG:H2'	6:7:50:DT:C1'	2.35	0.56
1:B:76:GLU:CG	1:B:80:GLU:OE2	2.54	0.56
2:C:590:PRO:HB3	2:C:605:TYR:CZ	2.40	0.56
2:C:1278:LEU:CD2	2:C:1286:THR:OG1	2.53	0.56
3:D:112:ALA:HB3	3:D:300:GLN:NE2	2.20	0.56
3:D:1266:ILE:HB	3:D:1278:GLU:HB2	1.87	0.56
5:F:451:ARG:NH1	6:1:32:DA:P	2.79	0.56
5:F:452:ILE:HG23	5:F:456:MET:HG2	1.87	0.56
6:1:42:DG:H3'	6:1:42:DG:OP2	2.06	0.56
2:I:398:SER:OG	2:I:399:ALA:N	2.39	0.56
2:I:524:ILE:HD11	2:I:712:SER:CA	2.35	0.56
2:I:561:ILE:HG21	2:I:676:ALA:HB1	1.88	0.56
2:I:1269:ARG:HG3	3:J:346:ARG:N	2.20	0.56
3:J:551:ARG:O	3:J:552:ILE:HD13	2.05	0.56
3:J:1123:ARG:O	3:J:1125:PRO:HD3	2.06	0.56
5:L:489:MET:HB3	5:L:490:PRO:CD	2.36	0.56
5:L:583:THR:HG21	5:L:586:ARG:HB3	1.86	0.56
1:M:22:THR:OG1	1:M:207:THR:O	2.13	0.56
1:N:40:GLY:HA2	1:N:43:LEU:HD12	1.87	0.56
2:O:607:SER:OG	2:O:610:GLU:HG3	2.05	0.56
2:O:955:GLN:HA	2:O:955:GLN:OE1	2.05	0.56
2:O:1161:LEU:HG	2:O:1162:SER:N	2.21	0.56
2:O:1294:LYS:HE2	3:P:472:LEU:CD1	2.27	0.56
2:O:1324:ASN:O	2:O:1328:LYS:HG2	2.06	0.56
3:P:326:SER:O	3:P:329:ASP:HB2	2.05	0.56
3:P:392:THR:OG1	3:P:393:THR:N	2.39	0.56
2:C:18:ARG:HG2	2:C:1188:ASP:OD2	2.06	0.56
2:C:660:VAL:HG12	2:C:661:VAL:HG22	1.88	0.56
3:D:544:LEU:HA	3:D:574:VAL:HB	1.88	0.56

*Continued on next page...*

*Continued from previous page...*

Atom-1	Atom-2	Interatomic distance (Å)	Clash overlap (Å)
3:D:701:LEU:HD11	3:D:720:ASN:ND2	2.21	0.56
3:D:746:LEU:HD23	3:D:758:PRO:HB3	1.86	0.56
3:D:923:ILE:HD13	3:D:1253:ILE:HG13	1.87	0.56
3:D:1346:GLY:CA	3:D:1349:GLU:HG3	2.36	0.56
5:F:137:TYR:CE1	5:F:353:LEU:HD21	2.41	0.56
6:1:24:DC:H2 <sup>''</sup>	6:1:25:DC:OP2	2.06	0.56
2:I:167:SER:CB	3:J:1064:SER:CB	2.84	0.56
2:I:623:LEU:HD23	2:I:628:HIS:C	2.25	0.56
2:I:881:ASP:O	2:I:920:VAL:HG23	2.06	0.56
3:J:882:VAL:O	3:J:882:VAL:HG22	2.06	0.56
5:L:102:MET:CE	5:L:105:MET:HE2	2.36	0.56
5:L:105:MET:CB	5:L:384:LEU:HD13	2.36	0.56
1:M:51:MET:CE	1:M:211:ILE:HG21	2.36	0.56
1:N:158:ARG:CD	1:N:172:LEU:HD21	2.33	0.56
3:P:270:ARG:HE	5:R:449:THR:HG23	1.71	0.56
3:P:795:TYR:CD1	7:8:12:DG:H5 <sup>''</sup>	2.41	0.56
4:Q:12:LYS:HG2	4:Q:54:ILE:O	2.06	0.56
2:C:73:TYR:HB3	2:C:98:VAL:HG22	1.88	0.56
2:C:136:PHE:CE1	2:C:506:PHE:HE1	2.23	0.56
2:C:520:PRO:O	2:C:524:ILE:HG13	2.06	0.56
2:C:646:SER:O	2:C:650:VAL:HG23	2.06	0.56
2:C:766:ASN:ND2	2:C:766:ASN:C	2.58	0.56
2:C:1284:ALA:O	2:C:1287:LEU:CD2	2.49	0.56
3:D:147:ILE:HD12	3:D:178:ALA:HA	1.86	0.56
3:D:245:LEU:CD1	3:D:249:LEU:HD12	2.36	0.56
3:D:702:GLN:HG3	3:D:723:TYR:CZ	2.41	0.56
3:D:1179:PRO:HB2	3:D:1182:GLY:O	2.06	0.56
5:F:452:ILE:HG22	5:F:457:ILE:CD1	2.35	0.56
2:I:821:ARG:O	2:I:825:GLU:HG3	2.06	0.56
2:I:1237:HIS:O	2:I:1238:LEU:HD23	2.06	0.56
3:J:395:LYS:HD2	5:L:610:PHE:CD1	2.41	0.56
5:L:102:MET:HE1	5:L:105:MET:CE	2.34	0.56
5:L:102:MET:HB3	6:4:42:DG:N2	2.20	0.56
5:L:235:ILE:HD11	5:L:249:ILE:HD11	1.88	0.56
6:4:30:DG:O6	7:5:32:DA:N6	2.39	0.56
1:M:45:ARG:HD3	1:N:38:THR:CG2	2.36	0.56
1:N:150:ARG:HB2	1:N:150:ARG:HH11	1.70	0.56
2:O:12:ARG:HA	2:O:1181:PRO:O	2.06	0.56
2:O:34:SER:OG	2:O:455:SER:HB2	2.05	0.56
2:O:823:VAL:HG12	2:O:1059:ARG:NH2	2.21	0.56
3:P:432:LEU:HD13	3:P:435:GLN:NE2	2.21	0.56

*Continued on next page...*

*Continued from previous page...*

Atom-1	Atom-2	Interatomic distance (Å)	Clash overlap (Å)
3:P:984:LEU:HD23	3:P:992:LYS:HB3	1.87	0.56
3:P:1278:GLU:OE1	3:P:1278:GLU:HA	2.06	0.56
5:R:401:PHE:O	5:R:405:ILE:HG13	2.06	0.56
1:B:59:VAL:HG22	1:B:144:ILE:HG12	1.88	0.56
3:D:135:ILE:O	3:D:138:VAL:HB	2.06	0.56
3:D:519:ASN:HA	3:D:523:GLU:HB2	1.88	0.56
3:D:885:VAL:CG1	3:D:886:VAL:HG22	2.36	0.56
3:D:972:LYS:CE	3:D:1002:VAL:HG11	2.36	0.56
3:D:1169:THR:OG1	3:D:1174:ARG:NH2	2.35	0.56
5:F:540:LEU:HD13	5:F:610:PHE:CE2	2.40	0.56
6:1:36:DT:O3'	6:1:37:DA:P	2.64	0.56
1:H:61:ILE:HB	1:H:64:VAL:HB	1.87	0.56
2:I:149:LEU:HD11	2:I:451:ARG:NE	2.21	0.56
2:I:1199:LEU:HD23	2:I:1204:LEU:HD13	1.88	0.56
3:J:224:LEU:O	3:J:227:PHE:HB3	2.06	0.56
3:J:1100:PHE:HB2	3:J:1193:TRP:CB	2.34	0.56
3:J:1145:PHE:HB3	3:J:1309:ILE:CD1	2.24	0.56
2:O:49:LEU:HD13	2:O:73:TYR:CE1	2.41	0.56
2:O:739:ASP:OD1	2:O:739:ASP:N	2.36	0.56
2:O:1081:PRO:CB	2:O:1083:GLU:OE1	2.54	0.56
2:O:1288:GLN:HB3	2:O:1315:MET:CE	2.37	0.56
3:P:135:ILE:HG22	3:P:139:LEU:HD11	1.88	0.56
3:P:361:LEU:HD22	3:P:365:GLN:HB2	1.86	0.56
3:P:822:MET:HE2	3:P:838:ARG:NE	2.21	0.56
3:P:1093:THR:HG22	3:P:1199:PHE:HB3	1.88	0.56
1:A:106:GLY:HA2	1:A:136:GLU:HA	1.87	0.55
1:A:192:VAL:CG2	1:A:195:ARG:O	2.54	0.55
2:C:237:LEU:HG	2:C:289:VAL:CG2	2.26	0.55
2:C:432:LEU:HG	2:C:433:ILE:N	2.17	0.55
2:C:530:ILE:HD11	2:C:575:LEU:N	2.21	0.55
2:C:699:LEU:HG	2:C:799:ASN:OD1	2.06	0.55
3:D:1226:VAL:C	3:D:1229:VAL:CG1	2.71	0.55
5:F:587:ILE:HG23	5:F:590:ILE:HD12	1.88	0.55
7:2:29:DC:H2''	7:2:30:DA:C8	2.41	0.55
2:I:805:MET:HE2	2:I:806:PRO:O	2.06	0.55
2:I:988:LYS:HZ3	2:I:992:LEU:HD11	1.70	0.55
3:J:428:THR:HG21	3:J:921:GLN:NE2	2.21	0.55
3:J:632:ALA:O	3:J:635:SER:OG	2.23	0.55
3:J:749:LYS:HG3	3:J:755:ILE:HG12	1.88	0.55
5:L:221:PHE:HB3	5:L:225:ARG:NH2	2.20	0.55
6:4:47:DC:O2	6:4:48:DA:N3	2.39	0.55

*Continued on next page...*

*Continued from previous page...*

Atom-1	Atom-2	Interatomic distance (Å)	Clash overlap (Å)
2:O:149:LEU:CG	2:O:451:ARG:HE	2.19	0.55
2:O:217:THR:CG2	2:O:313:ALA:HB1	2.29	0.55
3:P:185:ILE:O	3:P:189:LEU:HD12	2.06	0.55
3:P:512:TYR:CE2	3:P:635:SER:HB2	2.41	0.55
2:C:374:GLU:HG3	2:C:375:PRO:HD2	1.88	0.55
3:D:133:ARG:HA	3:D:136:GLU:CG	2.36	0.55
5:F:290:LEU:O	5:F:294:GLN:HB2	2.06	0.55
5:F:551:LEU:HD13	5:F:559:LEU:CD1	2.36	0.55
1:H:31:LEU:CD1	1:H:36:GLY:HA2	2.37	0.55
2:I:1069:ARG:NH2	2:I:1231:TYR:CD2	2.74	0.55
2:I:1337:ILE:HD12	3:J:22:ILE:CD1	2.34	0.55
3:J:182:ALA:HA	3:J:185:ILE:HD11	1.85	0.55
3:J:1163:VAL:HG22	3:J:1177:ILE:HG23	1.87	0.55
5:L:574:GLU:O	5:L:578:LYS:HG3	2.06	0.55
2:O:105:TYR:CE1	2:O:113:THR:HB	2.41	0.55
2:O:168:GLY:O	3:P:1065:ALA:CB	2.55	0.55
2:O:761:GLN:O	2:O:762:ASN:HB2	2.06	0.55
5:R:166:VAL:HG12	5:R:167:ASP:N	2.21	0.55
1:B:68:TYR:CD1	1:B:79:LEU:CD2	2.83	0.55
2:C:562:GLU:O	2:C:563:THR:HB	2.06	0.55
2:C:854:ILE:CD1	2:C:862:LEU:HD23	2.35	0.55
2:C:940:GLU:HG2	2:C:941:LYS:HD2	1.88	0.55
2:C:1112:ILE:HG22	3:D:641:ILE:HG12	1.88	0.55
2:C:1116:HIS:NE2	3:D:641:ILE:HG13	2.21	0.55
3:D:377:PHE:O	3:D:381:ILE:HG13	2.06	0.55
3:D:697:MET:CE	3:D:738:ARG:HG2	2.36	0.55
3:D:1023:HIS:O	3:D:1024:THR:CB	2.54	0.55
5:F:385:ARG:O	5:F:388:ILE:CG2	2.53	0.55
6:1:46:DG:H8	6:1:46:DG:H5 <sup>?</sup>	1.72	0.55
2:I:191:LYS:HG2	3:J:1069:ALA:HB3	1.89	0.55
2:I:1205:PRO:HD2	2:I:1210:ILE:HD11	1.88	0.55
3:J:321:LYS:O	3:J:321:LYS:HG2	2.06	0.55
3:J:427:PRO:HB3	7:5:14:DC:H1 <sup>?</sup>	1.87	0.55
3:J:543:SER:O	3:J:574:VAL:HG21	2.06	0.55
3:J:1338:ALA:HB3	3:J:1340:LYS:HG3	1.87	0.55
5:L:395:THR:O	5:L:396:ASN:O	2.24	0.55
1:M:11:PRO:HD2	1:N:227:GLN:CA	2.37	0.55
2:O:303:ASP:HB2	2:O:310:ILE:HG13	1.87	0.55
2:O:405:PHE:CD1	2:O:406:ASN:OD1	2.60	0.55
2:O:550:VAL:O	3:P:777:HIS:CE1	2.58	0.55
2:O:800:MET:SD	2:O:828:PHE:CE1	2.99	0.55

*Continued on next page...*

Continued from previous page...

Atom-1	Atom-2	Interatomic distance (Å)	Clash overlap (Å)
2:O:830:THR:CG2	2:O:1234:LYS:NZ	2.70	0.55
2:O:1088:ASP:CG	2:O:1092:THR:O	2.44	0.55
3:P:1179:PRO:HD2	3:P:1184:ASP:O	2.06	0.55
1:B:162:GLU:HG2	1:B:164:ASP:HB3	1.88	0.55
2:C:1104:PRO:CG	3:D:725:MET:HE1	2.36	0.55
2:C:1276:TRP:HD1	2:C:1279:GLU:OE1	1.90	0.55
3:D:113:HIS:CD2	3:D:115:TRP:HB2	2.41	0.55
3:D:251:PRO:O	5:F:507:MET:CE	2.54	0.55
3:D:424:ASN:HB3	3:D:467:ALA:HB3	1.87	0.55
3:D:645:VAL:HG23	3:D:645:VAL:O	2.06	0.55
3:D:1101:LEU:HD13	3:D:1107:VAL:CG2	2.37	0.55
3:D:1165:PHE:HE1	3:D:1199:PHE:O	1.89	0.55
5:F:277:MET:CE	5:F:362:ASN:HD22	2.19	0.55
1:G:99:ILE:HG12	1:G:145:LYS:HG3	1.88	0.55
1:H:162:GLU:OE1	1:H:166:ARG:CZ	2.55	0.55
1:H:193:GLU:C	1:H:194:GLN:HG2	2.26	0.55
2:I:890:LYS:HZ3	2:I:893:THR:HG23	1.72	0.55
2:I:1238:LEU:O	2:I:1242:LYS:HG3	2.07	0.55
2:I:1283:ALA:HB1	3:J:479:GLU:CD	2.27	0.55
3:J:428:THR:CG2	3:J:921:GLN:HE22	2.19	0.55
3:J:449:LEU:HD11	3:J:453:VAL:CG2	2.37	0.55
3:J:519:ASN:OD1	3:J:519:ASN:N	2.39	0.55
3:J:1138:LEU:CB	3:J:1139:PRO:HD3	2.35	0.55
2:O:25:PRO:O	2:O:27:LEU:CD2	2.54	0.55
2:O:227:LYS:HE2	2:O:298:ALA:HB1	1.87	0.55
2:O:522:SER:O	2:O:525:THR:HG22	2.07	0.55
2:O:617:ALA:HB3	2:O:653:MET:HG3	1.88	0.55
2:O:1108:ASN:OD1	2:O:1108:ASN:N	2.31	0.55
2:O:1112:ILE:HD11	3:P:639:VAL:HB	1.88	0.55
3:P:30:ILE:HG12	3:P:33:TRP:CZ3	2.40	0.55
3:P:943:ARG:O	3:P:944:ALA:HB2	2.07	0.55
5:R:452:ILE:HB	5:R:457:ILE:HD11	1.88	0.55
1:B:88:LEU:HD11	1:B:128:HIS:HB3	1.87	0.55
1:B:190:ALA:CB	1:B:200:LYS:HG3	2.30	0.55
2:C:448:LEU:CG	2:C:553:THR:HB	2.36	0.55
2:C:820:GLU:OE1	2:C:1081:PRO:HA	2.06	0.55
2:C:1107:MET:CE	3:D:740:LEU:CD2	2.84	0.55
3:D:614:LEU:O	3:D:618:VAL:HG23	2.06	0.55
6:1:55:DC:H2"	6:1:56:DG:OP2	2.07	0.55
2:I:1054:LEU:CD2	2:I:1055:ALA:H	2.19	0.55
2:I:1225:VAL:CG1	2:I:1226:THR:N	2.68	0.55

Continued on next page...

*Continued from previous page...*

Atom-1	Atom-2	Interatomic distance (Å)	Clash overlap (Å)
2:I:1256:GLN:HE22	3:J:96:LYS:NZ	2.04	0.55
3:J:338:PHE:CE2	3:J:1328:THR:HG21	2.41	0.55
3:J:371:LYS:HB3	3:J:371:LYS:NZ	2.21	0.55
3:J:591:ILE:HG21	3:J:604:MET:HG2	1.89	0.55
3:J:843:VAL:CG1	3:J:883:ARG:HD3	2.26	0.55
1:M:41:ASN:HD21	2:O:1218:GLY:CA	2.19	0.55
2:O:559:CYS:HB2	2:O:662:SER:H	1.72	0.55
2:O:643:SER:OG	2:O:644:LEU:N	2.39	0.55
2:O:727:VAL:H	2:O:773:LEU:CD2	2.20	0.55
2:O:1252:SER:CA	2:O:1259:LEU:HD21	2.36	0.55
3:P:322:ARG:HB2	3:P:323:PRO:HD2	1.88	0.55
3:P:1212:ASP:OD1	3:P:1212:ASP:N	2.27	0.55
2:C:667:LEU:HD22	2:C:705:GLU:OE2	2.07	0.55
2:C:685:MET:CE	2:C:1073:LYS:HD3	2.36	0.55
2:C:878:THR:CG2	2:C:879:GLY:N	2.70	0.55
3:D:36:GLY:C	3:D:104:HIS:CE1	2.80	0.55
3:D:79:LYS:NZ	5:F:569:THR:CB	2.69	0.55
3:D:192:MET:HE3	3:D:197:GLU:OE2	2.05	0.55
3:D:368:LEU:HD22	3:D:439:PRO:HB3	1.89	0.55
3:D:484:MET:CE	3:D:484:MET:HB3	2.37	0.55
2:I:188:PHE:CE2	2:I:432:LEU:HD11	2.41	0.55
2:I:448:LEU:N	2:I:448:LEU:HD23	2.21	0.55
3:J:352:ARG:O	3:J:372:MET:CE	2.54	0.55
3:J:483:LEU:HD11	4:K:17:PHE:CE1	2.41	0.55
3:J:1069:ALA:HA	3:J:1072:LYS:HE2	1.89	0.55
3:J:1081:VAL:HB	3:J:1086:ASN:O	2.07	0.55
1:M:39:LEU:CD2	1:M:39:LEU:H	2.14	0.55
1:N:37:HIS:NE2	1:N:187:VAL:HG21	2.22	0.55
2:O:809:GLY:CA	3:P:629:PHE:CE1	2.90	0.55
2:O:867:GLU:HG3	2:O:868:SER:N	2.21	0.55
2:C:303:ASP:HB2	2:C:310:ILE:CD1	2.34	0.55
2:C:1273:MET:HB2	2:C:1274:GLU:OE1	2.06	0.55
3:D:504:GLN:HG2	3:D:505:ASP:OD1	2.07	0.55
3:D:1226:VAL:HG22	3:D:1304:ARG:HH12	1.72	0.55
3:D:1230:THR:HA	3:D:1233:ILE:CD1	2.37	0.55
2:I:15:PHE:O	2:I:17:LYS:HE3	2.06	0.55
2:I:90:VAL:CG1	2:I:91:THR:H	2.20	0.55
2:I:165:HIS:HB3	2:I:168:GLY:N	2.19	0.55
2:I:211:ARG:HD3	2:I:357:ASN:O	2.05	0.55
2:I:232:ILE:HD13	2:I:326:SER:HB3	1.89	0.55
2:I:289:VAL:CG1	2:I:322:LEU:HD13	2.36	0.55

*Continued on next page...*

*Continued from previous page...*

Atom-1	Atom-2	Interatomic distance (Å)	Clash overlap (Å)
2:I:717:VAL:CG1	2:I:718:ALA:N	2.70	0.55
2:I:1258:PRO:HG2	3:J:346:ARG:HB3	1.88	0.55
5:L:392:LYS:HA	5:L:395:THR:CG2	2.37	0.55
1:N:38:THR:CA	1:N:39:LEU:HD23	2.37	0.55
2:O:1104:PRO:CB	3:P:725:MET:HE1	2.36	0.55
3:P:622:ASP:O	3:P:625:MET:HB3	2.06	0.55
1:A:45:ARG:HD3	1:B:38:THR:HG1	1.69	0.55
1:B:57:THR:HG21	1:B:147:GLN:HE22	1.71	0.55
1:B:175:ALA:HB1	1:B:177:TYR:CE2	2.41	0.55
1:B:175:ALA:HB3	1:B:177:TYR:CE2	2.42	0.55
3:D:108:ALA:CB	3:D:279:LEU:HD21	2.30	0.55
3:D:116:PHE:C	3:D:124:ILE:HD11	2.27	0.55
3:D:435:GLN:OE1	3:D:486:SER:CB	2.53	0.55
3:D:625:MET:HG2	3:D:629:PHE:CE2	2.42	0.55
3:D:808:VAL:CG1	3:D:809:VAL:N	2.69	0.55
5:F:262:VAL:CG1	5:F:264:LYS:HE3	2.36	0.55
5:F:443:ILE:HG23	5:F:444:ALA:N	2.22	0.55
1:G:189:ALA:HA	1:G:199:ASP:HB3	1.89	0.55
2:I:163:LYS:CG	2:I:164:THR:N	2.70	0.55
2:I:1294:LYS:HB3	3:J:347:VAL:CG1	2.36	0.55
3:J:814:CYS:HB2	3:J:889:ASP:HB3	1.89	0.55
1:M:104:LYS:HD2	1:M:105:SER:H	1.72	0.55
1:N:57:THR:HG23	1:N:158:ARG:NH2	2.22	0.55
2:O:196:VAL:HG12	2:O:197:ARG:N	2.21	0.55
2:O:230:PHE:CE1	2:O:292:ILE:CD1	2.90	0.55
2:O:716:ALA:HB3	2:O:784:ALA:HB3	1.88	0.55
2:O:839:VAL:HG13	2:O:1049:ILE:HG12	1.89	0.55
2:O:1085:MET:CE	2:O:1085:MET:CA	2.84	0.55
3:P:820:ILE:CD1	3:P:1230:THR:HB	2.36	0.55
3:P:1096:PRO:O	3:P:1098:GLN:N	2.39	0.55
1:B:37:HIS:CE1	2:C:1216:ARG:HD2	2.42	0.55
1:B:70:THR:O	1:B:70:THR:CG2	2.55	0.55
2:C:90:VAL:HG12	2:C:91:THR:N	2.20	0.55
2:C:448:LEU:HB2	2:C:608:ALA:HB2	1.89	0.55
2:C:1334:GLY:O	3:D:25:ALA:HB3	2.06	0.55
3:D:112:ALA:HA	3:D:238:ILE:HD11	0.73	0.55
3:D:826:ILE:HG12	3:D:831:VAL:HG13	1.89	0.55
3:D:1046:ILE:HG22	3:D:1061:VAL:HA	1.89	0.55
2:I:661:VAL:CG1	2:I:665:ALA:CB	2.85	0.55
2:I:1064:ASP:CG	2:I:1238:LEU:HD22	2.27	0.55
3:J:270:ARG:HA	3:J:273:ILE:HD12	1.89	0.55

*Continued on next page...*



*Continued from previous page...*

Atom-1	Atom-2	Interatomic distance (Å)	Clash overlap (Å)
6:4:46:DG:H8	6:4:46:DG:C5'	2.19	0.55
2:O:375:PRO:HA	5:R:87:VAL:CG2	2.35	0.55
2:O:689:ALA:CB	2:O:1233:LEU:HD13	2.37	0.55
2:O:1292:THR:HG23	2:O:1293:VAL:N	2.20	0.55
3:P:39:LYS:HG2	3:P:40:LYS:HE3	1.89	0.55
3:P:363:LEU:HD21	3:P:487:THR:HA	1.89	0.55
3:P:1327:GLU:O	3:P:1331:VAL:HG23	2.07	0.55
1:B:61:ILE:HD12	1:B:171:LEU:HD11	1.89	0.55
2:C:255:ILE:CG1	2:C:285:ILE:HG21	2.36	0.55
2:C:897:PRO:HB3	5:F:563:PHE:O	2.06	0.55
3:D:182:ALA:O	3:D:185:ILE:HD13	2.07	0.55
3:D:363:LEU:HD21	3:D:487:THR:HG22	1.88	0.55
3:D:378:LYS:HG2	3:D:382:TYR:CE2	2.42	0.55
3:D:702:GLN:HG3	3:D:723:TYR:CE1	2.41	0.55
3:D:999:TYR:HB3	3:D:1025:MET:CE	2.37	0.55
3:D:1148:ARG:CZ	6:1:54:DA:H4'	2.37	0.55
3:D:1347:LEU:O	3:D:1351:VAL:HG23	2.06	0.55
5:F:119:ILE:HD12	5:F:119:ILE:N	2.22	0.55
1:G:48:LEU:CD2	1:G:183:ILE:HG22	2.36	0.55
3:J:539:SER:HB2	3:J:541:LEU:HG	1.88	0.55
5:L:599:ARG:O	5:L:601:PRO:CD	2.55	0.55
6:4:28:DA:N6	7:5:34:DG:C6	2.75	0.55
1:N:16:ILE:HG23	1:N:26:VAL:HG13	1.88	0.55
1:N:41:ASN:ND2	1:N:42:ALA:N	2.54	0.55
2:O:369:MET:HG3	2:O:370:MET:H	1.71	0.55
2:O:960:LEU:HD22	2:O:1025:PHE:CD1	2.42	0.55
7:8:22:DA:H2''	7:8:23:DT:OP1	2.07	0.55
3:D:227:PHE:HZ	3:D:234:PRO:HA	1.72	0.54
3:D:341:ASN:O	3:D:345:LYS:HE2	2.07	0.54
2:I:86:GLN:HA	2:I:140:GLY:HA2	1.87	0.54
3:J:797:THR:HG21	3:J:924:GLY:HA3	1.88	0.54
1:M:26:VAL:HG21	1:M:217:ILE:HD11	1.89	0.54
2:O:165:HIS:CB	2:O:168:GLY:H	2.20	0.54
2:O:665:ALA:HA	2:O:668:ILE:HD12	1.87	0.54
2:O:994:ARG:NH1	2:O:997:TRP:CH2	2.74	0.54
3:P:268:LEU:HD21	3:P:324:LEU:HD12	1.89	0.54
3:P:584:PRO:CD	3:P:620:PHE:CD1	2.89	0.54
6:7:50:DT:H5'	6:7:51:DC:C6	2.42	0.54
1:A:86:LYS:CE	1:A:173:VAL:HG12	2.37	0.54
1:B:92:VAL:HG12	1:B:93:GLN:N	2.22	0.54
2:C:407:ARG:HB2	2:C:407:ARG:CZ	2.36	0.54

*Continued on next page...*

*Continued from previous page...*

Atom-1	Atom-2	Interatomic distance (Å)	Clash overlap (Å)
2:C:673:HIS:O	3:D:763:PHE:HD1	1.89	0.54
2:C:1257:GLN:CG	2:C:1296:ASP:OD1	2.47	0.54
3:D:133:ARG:HA	3:D:136:GLU:HG3	1.90	0.54
3:D:337:ARG:NH1	3:D:341:ASN:HD21	2.06	0.54
3:D:1301:THR:HG23	3:D:1302:TYR:N	2.23	0.54
5:F:137:TYR:CE1	5:F:353:LEU:CD1	2.57	0.54
2:I:36:GLN:C	2:I:36:GLN:CD	2.65	0.54
2:I:468:LEU:O	2:I:471:VAL:HB	2.06	0.54
2:I:1112:ILE:O	2:I:1115:THR:HB	2.07	0.54
3:J:69:GLU:CG	3:J:70:CYS:O	2.55	0.54
3:J:139:LEU:HD22	3:J:185:ILE:CD1	2.36	0.54
3:J:1106:ILE:CD1	3:J:1125:PRO:HG2	2.37	0.54
3:J:1177:ILE:HD12	3:J:1186:TYR:HB2	1.87	0.54
5:L:124:GLU:OE2	5:L:421:TYR:CE1	2.59	0.54
7:5:29:DC:H2'	7:5:30:DA:C8	2.42	0.54
2:O:1131:MET:HB2	2:O:1141:LEU:HD21	1.88	0.54
3:P:464:ASP:CG	8:9:15:G:O2'	2.45	0.54
3:P:1138:LEU:HD23	3:P:1139:PRO:CG	2.37	0.54
6:7:58:DG:C2'	6:7:59:DG:OP2	2.55	0.54
2:C:1043:ALA:HB3	2:C:1046:VAL:HG21	1.89	0.54
2:C:1122:LYS:HG3	2:C:1229:TYR:CZ	2.42	0.54
3:D:783:LEU:N	3:D:783:LEU:HD13	2.22	0.54
3:D:786:THR:CG2	3:D:787:ALA:H	2.19	0.54
5:F:450:ILE:CD1	5:F:450:ILE:N	2.53	0.54
2:I:298:ALA:CB	2:I:334:GLU:O	2.55	0.54
2:I:404:LYS:HZ1	2:I:450:ASN:HA	1.72	0.54
2:I:429:MET:O	2:I:433:ILE:HG13	2.08	0.54
2:I:722:GLY:HA2	2:I:737:ASN:CG	2.26	0.54
2:I:827:ARG:O	2:I:828:PHE:HB2	2.08	0.54
2:I:886:LYS:HD3	2:I:916:SER:HB2	1.87	0.54
2:I:933:VAL:HG22	2:I:1050:VAL:HG13	1.89	0.54
3:J:828:GLY:HA2	3:J:996:LYS:HB2	1.90	0.54
3:J:1033:GLY:HA3	3:J:1081:VAL:O	2.07	0.54
3:J:1302:TYR:CD2	3:J:1302:TYR:C	2.81	0.54
5:L:266:PHE:O	5:L:270:VAL:HG23	2.07	0.54
5:L:604:SER:OG	5:L:607:LEU:HD12	2.07	0.54
6:4:53:DG:H1'	6:4:54:DA:C5'	2.38	0.54
2:O:163:LYS:CG	2:O:164:THR:N	2.62	0.54
2:O:805:MET:CA	2:O:1100:PRO:HD3	2.38	0.54
2:O:1077:SER:HB2	3:P:357:VAL:HG23	1.88	0.54
3:P:1038:THR:OG1	3:P:1077:ALA:HB3	2.07	0.54

*Continued on next page...*

*Continued from previous page...*

Atom-1	Atom-2	Interatomic distance (Å)	Clash overlap (Å)
5:R:391:ALA:O	5:R:395:THR:HG23	2.08	0.54
1:A:38:THR:HG22	1:B:42:ALA:CA	2.29	0.54
1:B:85:LEU:N	1:B:85:LEU:HD23	2.22	0.54
2:C:82:VAL:HG23	2:C:83:GLN:H	1.72	0.54
2:C:163:LYS:HD3	2:C:164:THR:HG22	1.89	0.54
2:C:702:THR:OG1	2:C:704:MET:HB2	2.08	0.54
2:C:890:LYS:HE2	2:C:893:THR:OG1	2.08	0.54
2:C:1061:GLN:CB	2:C:1062:PRO:HD2	2.36	0.54
2:C:1111:GLN:O	2:C:1115:THR:OG1	2.25	0.54
2:C:1270:PHE:CB	3:D:347:VAL:CG2	2.82	0.54
3:D:227:PHE:CE1	3:D:232:ASN:O	2.61	0.54
3:D:264:ASP:HA	3:D:267:ASP:OD2	2.08	0.54
3:D:632:ALA:O	3:D:635:SER:OG	2.23	0.54
2:I:467:GLY:O	2:I:471:VAL:HG23	2.08	0.54
2:I:725:GLN:NE2	2:I:735:LYS:CE	2.69	0.54
2:I:988:LYS:HZ3	2:I:992:LEU:CD1	2.21	0.54
3:J:22:ILE:HD11	3:J:1319:PHE:CE1	2.42	0.54
3:J:28:ASP:HA	3:J:31:ARG:HD2	1.89	0.54
3:J:330:MET:CE	3:J:337:ARG:HH22	2.21	0.54
3:J:450:HIS:CD2	3:J:452:LEU:H	2.26	0.54
3:J:1080:ILE:CD1	3:J:1115:ILE:HD11	2.38	0.54
5:L:279:ARG:O	5:L:283:GLN:HG2	2.07	0.54
2:O:162:GLY:O	2:O:163:LYS:CB	2.56	0.54
2:O:1172:LEU:O	2:O:1176:LEU:HG	2.08	0.54
2:O:1245:ALA:HB2	3:P:372:MET:HG3	1.89	0.54
3:P:261:ALA:HB1	5:R:519:LEU:HD23	1.89	0.54
3:P:501:VAL:CG1	3:P:502:PRO:CD	2.85	0.54
1:A:41:ASN:HD21	2:C:1217:THR:C	2.10	0.54
2:C:149:LEU:HD23	2:C:532:ALA:HB2	1.88	0.54
3:D:132:LEU:HA	3:D:135:ILE:HD12	1.89	0.54
3:D:146:VAL:HG11	3:D:155:GLU:O	2.07	0.54
3:D:162:GLU:CB	3:D:163:GLU:OE1	2.55	0.54
3:D:269:TYR:O	3:D:272:VAL:HB	2.07	0.54
3:D:619:ILE:CG2	3:D:620:PHE:N	2.52	0.54
3:D:1253:ILE:HG23	3:D:1256:ILE:HD12	1.88	0.54
6:1:46:DG:H5 <sup>7</sup>	6:1:46:DG:C8	2.42	0.54
2:I:448:LEU:HD11	2:I:553:THR:C	2.28	0.54
2:I:805:MET:HE1	3:J:633:ALA:O	2.07	0.54
2:I:1269:ARG:CG	3:J:345:LYS:C	2.73	0.54
3:J:105:ILE:HD12	3:J:244:VAL:CG2	2.37	0.54
3:J:918:ILE:HG23	3:J:919:ALA:N	2.21	0.54

*Continued on next page...*

*Continued from previous page...*

Atom-1	Atom-2	Interatomic distance (Å)	Clash overlap (Å)
3:J:974:VAL:HG11	3:J:1028:ILE:HG21	1.90	0.54
3:J:1027:VAL:O	3:J:1121:LEU:HB2	2.07	0.54
4:K:70:GLN:HA	4:K:73:GLN:NE2	2.23	0.54
4:K:80:LEU:HD23	4:K:83:VAL:HB	1.89	0.54
2:O:211:ARG:CD	2:O:357:ASN:O	2.43	0.54
2:O:530:ILE:CD1	2:O:558:VAL:HG22	2.38	0.54
2:O:656:SER:O	2:O:659:GLN:HG2	2.07	0.54
2:O:668:ILE:CG1	2:O:686:GLN:HE22	2.21	0.54
2:O:951:MET:O	2:O:955:GLN:HG2	2.07	0.54
2:O:1120:ALA:HB1	2:O:1198:LEU:CG	2.30	0.54
1:A:140:ILE:CG1	1:A:141:SER:N	2.70	0.54
1:B:214:GLU:O	1:B:217:ILE:HB	2.07	0.54
2:C:228:VAL:HG22	2:C:245:ARG:NH1	2.23	0.54
2:C:531:SER:HB2	2:C:572:ILE:HG12	1.90	0.54
2:C:807:TRP:CG	2:C:817:LEU:HD11	2.41	0.54
2:C:890:LYS:HB3	2:C:912:ASP:C	2.28	0.54
2:C:937:ASP:HB2	2:C:1039:GLY:HA3	1.90	0.54
3:D:96:LYS:O	3:D:99:ARG:HB3	2.07	0.54
3:D:478:LEU:HB3	4:E:20:VAL:CG2	2.37	0.54
3:D:665:GLN:O	3:D:668:PHE:CB	2.55	0.54
3:D:759:ILE:CD1	3:D:771:GLN:HB3	2.37	0.54
1:G:24:ALA:CB	1:G:213:PRO:CB	2.85	0.54
2:I:559:CYS:HB2	2:I:662:SER:N	2.23	0.54
2:I:761:GLN:O	2:I:762:ASN:CB	2.55	0.54
3:J:291:ILE:HG23	5:L:409:ASN:ND2	2.22	0.54
3:J:600:ALA:O	3:J:604:MET:HG3	2.07	0.54
1:M:77:ASP:OD2	2:O:756:TYR:OH	2.21	0.54
2:O:211:ARG:NH1	2:O:357:ASN:O	2.39	0.54
2:O:437:ASN:N	2:O:437:ASN:OD1	2.40	0.54
2:O:1301:ARG:HG3	5:R:531:PRO:HG3	1.89	0.54
3:P:421:VAL:HG13	3:P:470:VAL:HA	1.88	0.54
5:R:555:GLU:O	5:R:559:LEU:HG	2.08	0.54
2:C:557:ARG:NH2	2:C:611:GLU:OE1	2.41	0.54
2:C:667:LEU:CD2	2:C:704:MET:HB3	2.38	0.54
2:C:898:GLU:OE1	2:C:898:GLU:N	2.34	0.54
2:C:1281:TYR:CD1	3:D:431:ARG:HD2	2.42	0.54
3:D:132:LEU:O	3:D:136:GLU:HG3	2.07	0.54
3:D:289:ASP:O	3:D:293:ARG:HG3	2.08	0.54
3:D:1219:ASP:OD1	3:D:1219:ASP:N	2.41	0.54
5:F:572:THR:HB	7:2:45:DG:OP1	2.08	0.54
6:1:48:DA:H3'	6:1:49:DG:H5''	1.90	0.54

*Continued on next page...*

*Continued from previous page...*

Atom-1	Atom-2	Interatomic distance (Å)	Clash overlap (Å)
1:G:31:LEU:HD11	1:G:201:LEU:HB2	1.90	0.54
1:H:33:ARG:HG3	1:H:33:ARG:O	2.07	0.54
1:H:59:VAL:HG21	1:H:85:LEU:CD1	2.37	0.54
1:H:81:ILE:HG21	1:H:131:CYS:SG	2.48	0.54
2:I:150:HIS:CE1	2:I:454:ARG:HG3	2.42	0.54
2:I:1111:GLN:HB2	2:I:1230:MET:HE1	1.89	0.54
3:J:972:LYS:HB3	3:J:1002:VAL:HG13	1.90	0.54
2:O:671:LEU:HD22	2:O:1186:VAL:CG1	2.37	0.54
2:O:1184:THR:OG1	2:O:1189:GLY:HA3	2.07	0.54
2:O:1257:GLN:OE1	3:P:346:ARG:HG3	2.07	0.54
3:P:325:LYS:HG3	3:P:329:ASP:CB	2.38	0.54
3:P:579:LEU:O	3:P:583:VAL:HG23	2.08	0.54
5:R:395:THR:HA	5:R:404:LEU:CD1	2.38	0.54
2:C:851:THR:HG22	2:C:852:ALA:H	1.73	0.54
2:C:1012:GLU:HA	2:C:1015:ALA:HB3	1.90	0.54
3:D:40:LYS:HZ2	3:D:53:ARG:HH21	1.55	0.54
3:D:963:VAL:HG23	3:D:980:THR:OG1	2.08	0.54
4:E:5:THR:HG22	4:E:7:GLN:H	1.73	0.54
2:I:592:ARG:NH2	2:I:599:VAL:HG12	2.22	0.54
2:I:725:GLN:CD	2:I:735:LYS:HE2	2.27	0.54
1:M:230:ALA:CB	1:N:11:PRO:HG2	2.38	0.54
1:N:102:LEU:CD1	1:N:114:ASP:CB	2.82	0.54
2:O:771:VAL:HG22	2:O:783:LEU:HD22	1.89	0.54
2:O:801:ARG:HG2	2:O:1229:TYR:CZ	2.43	0.54
2:O:1109:ILE:HD13	2:O:1109:ILE:N	2.23	0.54
3:P:205:LEU:HD11	3:P:217:LEU:CB	2.38	0.54
3:P:363:LEU:HA	3:P:450:HIS:CE1	2.43	0.54
3:P:650:LYS:HG3	3:P:743:MET:HE1	1.90	0.54
3:P:786:THR:HG22	3:P:787:ALA:N	2.21	0.54
3:P:1005:LYS:HD2	3:P:1011:VAL:CG1	2.37	0.54
5:R:503:GLU:HB3	5:R:504:PRO:HD2	1.88	0.54
2:C:275:ARG:NH1	2:C:279:LYS:HB2	2.23	0.54
2:C:335:THR:CG2	2:C:336:LEU:N	2.70	0.54
2:C:615:VAL:HA	2:C:638:SER:HB2	1.90	0.54
2:C:851:THR:CG2	2:C:852:ALA:H	2.21	0.54
3:D:201:LEU:CB	3:D:221:ILE:HD11	2.38	0.54
3:D:1251:LYS:O	3:D:1255:VAL:HG23	2.08	0.54
2:I:578:TYR:CE2	2:I:656:SER:OG	2.61	0.54
2:I:1281:TYR:CE2	3:J:431:ARG:HB2	2.43	0.54
3:J:169:LEU:HD12	3:J:173:GLY:HA2	1.89	0.54
3:J:223:LEU:O	3:J:227:PHE:HB2	2.08	0.54

*Continued on next page...*

*Continued from previous page...*

Atom-1	Atom-2	Interatomic distance (Å)	Clash overlap (Å)
3:J:1061:VAL:O	3:J:1104:LYS:N	2.40	0.54
5:L:509:THR:HG23	7:5:22:DA:N6	2.23	0.54
6:4:33:DT:H2"	6:4:34:DG:C8	2.43	0.54
2:O:809:GLY:O	3:P:357:VAL:HG11	2.08	0.54
3:P:697:MET:CE	3:P:737:ILE:HG23	2.37	0.54
1:A:208:ASN:HD22	1:A:208:ASN:H	1.55	0.54
1:A:221:ALA:HB1	1:B:228:LEU:HD22	1.90	0.54
2:C:83:GLN:O	2:C:87:ILE:HG13	2.08	0.54
2:C:521:LEU:HD21	2:C:686:GLN:HB3	1.89	0.54
2:C:530:ILE:HD11	2:C:575:LEU:H	1.73	0.54
2:C:828:PHE:O	2:C:1234:LYS:NZ	2.36	0.54
2:C:1272:GLU:HB3	2:C:1276:TRP:CZ2	2.43	0.54
3:D:334:LYS:O	3:D:339:ARG:HB2	2.07	0.54
3:D:842:ARG:HH12	3:D:1254:GLU:CD	2.09	0.54
4:E:61:ASN:HA	4:E:64:LEU:HD12	1.90	0.54
5:F:428:SER:HB2	6:1:40:DA:OP2	2.08	0.54
2:I:1258:PRO:HG2	3:J:346:ARG:CB	2.38	0.54
3:J:805:GLN:CB	3:J:1347:LEU:CD1	2.68	0.54
5:L:431:ALA:O	5:L:435:ILE:HG13	2.08	0.54
5:L:507:MET:O	5:L:519:LEU:HB3	2.08	0.54
1:M:38:THR:HG21	1:N:46:ILE:CD1	2.38	0.54
2:O:453:ILE:HD13	2:O:453:ILE:N	2.23	0.54
3:P:650:LYS:HE3	3:P:743:MET:HE2	1.89	0.54
5:R:117:ILE:HG23	5:R:421:TYR:CB	2.36	0.54
5:R:441:ARG:HG2	5:R:442:SER:N	2.23	0.54
5:R:457:ILE:HD13	5:R:460:ILE:HD12	1.90	0.54
5:R:503:GLU:CG	5:R:504:PRO:HD2	2.37	0.54
5:R:564:GLY:HA2	5:R:567:MET:HB2	1.88	0.54
2:C:13:LYS:HZ1	2:C:1151:LEU:H	1.55	0.53
2:C:1161:LEU:O	2:C:1163:THR:N	2.41	0.53
3:D:425:ARG:NH2	3:D:464:ASP:OD2	2.41	0.53
3:D:1145:PHE:CE1	3:D:1256:ILE:HD13	2.43	0.53
2:I:36:GLN:O	2:I:36:GLN:NE2	2.41	0.53
2:I:184:LEU:HD11	2:I:389:PHE:CE2	2.43	0.53
2:I:1020:GLU:O	2:I:1024:GLU:N	2.35	0.53
3:J:24:LEU:CD2	3:J:116:PHE:CZ	2.91	0.53
3:J:955:LYS:HG3	3:J:1012:ALA:HA	1.88	0.53
3:J:1132:LYS:O	3:J:1133:ASP:HB2	2.08	0.53
3:J:1342:ASP:OD1	3:J:1344:LEU:HG	2.07	0.53
1:M:100:LEU:HD22	1:M:115:ILE:HG22	1.84	0.53
1:N:179:PRO:HB3	1:N:208:ASN:HD22	1.73	0.53

*Continued on next page...*

Continued from previous page...

Atom-1	Atom-2	Interatomic distance (Å)	Clash overlap (Å)
3:P:799:ARG:O	3:P:803:VAL:HG23	2.06	0.53
3:P:960:LEU:HD23	3:P:982:LEU:HD13	1.91	0.53
1:B:190:ALA:N	1:B:199:ASP:HA	2.20	0.53
2:C:58:PRO:HG3	2:C:69:GLN:HG2	1.90	0.53
2:C:259:GLY:HA3	2:I:120:GLN:HB2	1.89	0.53
2:C:1088:ASP:OD1	2:C:1088:ASP:N	2.38	0.53
2:C:1111:GLN:O	2:C:1230:MET:CE	2.56	0.53
3:D:111:THR:HG23	3:D:112:ALA:N	2.23	0.53
3:D:379:PRO:HG2	3:D:380:PHE:N	2.22	0.53
1:G:9:LEU:HD23	1:G:32:GLU:CG	2.39	0.53
1:H:86:LYS:CE	1:H:173:VAL:HG12	2.38	0.53
2:I:178:PRO:HG3	2:I:395:TYR:OH	2.08	0.53
3:J:294:ASN:ND2	5:L:101:TYR:CD1	2.76	0.53
3:J:479:GLU:O	3:J:484:MET:HG3	2.08	0.53
3:J:491:LEU:HD23	3:J:498:PRO:CA	2.38	0.53
3:J:806:ASP:OD1	3:J:1346:GLY:HA2	2.08	0.53
5:L:463:LEU:HD23	5:L:487:MET:SD	2.48	0.53
1:M:11:PRO:O	1:N:231:PHE:CE1	2.60	0.53
1:M:47:LEU:O	1:M:51:MET:HB2	2.07	0.53
1:M:48:LEU:CD2	1:M:180:VAL:HB	2.30	0.53
1:N:156:SER:HA	1:N:159:ILE:HG22	1.90	0.53
2:O:564:PRO:CB	8:9:13:GTP:PA	2.96	0.53
2:O:1282:GLY:O	3:P:1361:THR:OG1	2.23	0.53
3:P:205:LEU:HD11	3:P:217:LEU:HB2	1.90	0.53
5:R:461:ASN:HA	7:8:26:DT:C7	2.39	0.53
2:C:38:PHE:HE1	2:C:461:GLU:HA	1.74	0.53
2:C:859:GLU:HA	2:C:862:LEU:HD12	1.89	0.53
2:C:1330:ILE:CD1	2:C:1337:ILE:CD1	2.85	0.53
3:D:263:SER:N	5:F:507:MET:HE3	2.24	0.53
3:D:417:ARG:HG2	3:D:418:GLU:HG2	1.90	0.53
3:D:886:VAL:CG1	3:D:1258:ARG:HG3	2.29	0.53
5:F:310:GLU:OE1	5:F:355:ILE:HD13	2.08	0.53
2:I:508:SER:OG	7:5:21:DG:N2	2.41	0.53
2:I:1284:ALA:O	2:I:1287:LEU:HB3	2.08	0.53
3:J:42:GLU:OE1	5:L:451:ARG:HG2	2.07	0.53
3:J:481:ARG:O	4:K:6:VAL:HG21	2.07	0.53
3:J:584:PRO:CD	3:J:620:PHE:CZ	2.91	0.53
3:J:672:LEU:C	3:J:673:VAL:CG2	2.77	0.53
3:J:1217:PRO:HG2	3:J:1218:HIS:H	1.73	0.53
7:5:19:DA:C8	7:5:19:DA:H3'	2.43	0.53
1:M:102:LEU:HD13	1:M:115:ILE:HG12	1.91	0.53

Continued on next page...



*Continued from previous page...*

Atom-1	Atom-2	Interatomic distance (Å)	Clash overlap (Å)
2:O:285:ILE:CG2	2:O:286:GLU:N	2.71	0.53
2:O:500:ALA:O	2:O:504:GLU:HG2	2.08	0.53
2:O:501:ALA:O	2:O:504:GLU:HB2	2.08	0.53
7:8:11:DA:H2'	7:8:12:DG:C8	2.43	0.53
3:D:783:LEU:HD13	3:D:783:LEU:H	1.74	0.53
3:D:825:VAL:HB	3:D:1242:ARG:HH12	1.73	0.53
3:D:1005:LYS:HD3	3:D:1009:GLU:OE1	2.08	0.53
3:D:1037:PHE:HE2	3:D:1059:LEU:HD13	1.73	0.53
2:I:897:PRO:HB3	5:L:563:PHE:O	2.09	0.53
3:J:327:LEU:O	3:J:331:ILE:HG12	2.09	0.53
3:J:1220:ILE:HG23	3:J:1224:ARG:HD2	1.90	0.53
5:L:413:MET:O	5:L:417:ASP:CG	2.47	0.53
2:O:185:ASP:CG	2:O:200:ARG:HE	2.11	0.53
2:O:896:THR:HG22	2:O:899:GLU:OE1	2.09	0.53
2:O:1056:VAL:HG12	2:O:1058:ARG:HG3	1.89	0.53
3:P:423:LEU:HD12	3:P:437:PHE:CE1	2.43	0.53
3:P:632:ALA:O	3:P:635:SER:OG	2.25	0.53
3:P:1190:ILE:HD13	3:P:1196:LEU:HD21	1.89	0.53
5:R:507:MET:O	5:R:519:LEU:HB3	2.08	0.53
6:7:52:DT:C2	6:7:53:DG:C6	2.97	0.53
2:C:56:VAL:O	2:C:59:ILE:HG12	2.08	0.53
2:C:297:VAL:HG22	2:C:315:MET:H	1.73	0.53
2:C:944:ARG:HG3	2:C:948:ILE:HD11	1.91	0.53
3:D:128:LEU:HD11	3:D:189:LEU:HD21	1.91	0.53
3:D:1040:MET:CE	3:D:1046:ILE:HG21	2.37	0.53
3:D:1307:LEU:CD1	3:D:1312:ALA:HA	2.39	0.53
5:F:381:GLU:O	5:F:384:LEU:HG	2.08	0.53
2:I:69:GLN:HB2	2:I:101:ARG:HB2	1.91	0.53
2:I:756:TYR:CD2	2:I:756:TYR:N	2.74	0.53
2:I:1085:MET:CE	2:I:1085:MET:HA	2.38	0.53
3:J:115:TRP:CZ3	3:J:1329:THR:O	2.62	0.53
3:J:332:LYS:HE3	3:J:1328:THR:H	1.72	0.53
3:J:338:PHE:HE2	3:J:1328:THR:HG21	1.73	0.53
3:J:1100:PHE:CD2	3:J:1100:PHE:N	2.77	0.53
5:L:105:MET:HB3	5:L:384:LEU:HD13	1.91	0.53
1:M:102:LEU:CD2	1:M:130:ILE:CD1	2.84	0.53
2:O:451:ARG:HH12	2:O:538:LEU:HD11	1.74	0.53
2:O:558:VAL:CG1	2:O:573:ASN:HB3	2.37	0.53
3:P:1221:LEU:HD11	3:P:1304:ARG:C	2.28	0.53
3:P:1275:LEU:O	3:P:1278:GLU:HG2	2.09	0.53
3:P:1313:SER:O	3:P:1316:THR:HG23	2.09	0.53

*Continued on next page...*

*Continued from previous page...*

Atom-1	Atom-2	Interatomic distance (Å)	Clash overlap (Å)
5:R:370:ALA:HA	5:R:373:ARG:CZ	2.37	0.53
2:C:196:VAL:HG23	2:C:206:ALA:CA	2.38	0.53
2:C:806:PRO:HG2	3:D:632:ALA:O	2.09	0.53
2:C:807:TRP:CG	2:C:817:LEU:CD1	2.91	0.53
3:D:830:ASP:HB3	3:D:832:LYS:HD3	1.90	0.53
3:D:1263:LYS:CG	3:D:1281:GLU:HA	2.29	0.53
5:F:92:GLY:C	5:F:93:ARG:HG3	2.27	0.53
1:G:88:LEU:HD12	1:G:89:ALA:H	1.74	0.53
1:H:83:LEU:HD21	3:J:526:VAL:HB	1.91	0.53
2:I:73:TYR:HB3	2:I:98:VAL:HG22	1.89	0.53
2:I:1304:MET:CE	2:I:1308:ILE:HD11	2.38	0.53
3:J:840:LEU:HD21	3:J:866:GLU:HG3	1.90	0.53
2:O:73:TYR:HB2	2:O:96:LEU:HD11	1.90	0.53
2:O:708:VAL:HG11	2:O:794:LEU:HD22	1.89	0.53
2:O:1109:ILE:HD11	3:P:740:LEU:HD22	1.90	0.53
2:O:1268:GLN:HE22	3:P:351:GLY:HA2	1.73	0.53
2:O:1286:THR:O	2:O:1289:GLU:HB2	2.09	0.53
3:P:245:LEU:HD21	3:P:249:LEU:HB2	1.91	0.53
3:P:449:LEU:HD12	3:P:450:HIS:N	2.22	0.53
3:P:797:THR:O	3:P:801:VAL:HG23	2.07	0.53
5:R:451:ARG:NH1	6:7:32:DA:OP2	2.42	0.53
1:A:58:GLU:HB2	1:A:145:LYS:HB3	1.90	0.53
1:A:68:TYR:HE2	2:C:927:THR:HB	1.74	0.53
2:C:15:PHE:HA	2:C:1155:VAL:CG2	2.38	0.53
2:C:530:ILE:HD12	2:C:573:ASN:O	2.08	0.53
2:C:533:LEU:HD11	2:C:571:LEU:HD13	1.90	0.53
2:C:972:PHE:HE2	2:C:994:ARG:O	1.92	0.53
2:C:1161:LEU:HD12	2:C:1164:PHE:HB2	1.89	0.53
2:C:1186:VAL:HG12	2:C:1187:PHE:CE2	2.44	0.53
3:D:94:GLN:O	3:D:97:VAL:HG23	2.07	0.53
3:D:245:LEU:HD21	3:D:249:LEU:HB2	1.90	0.53
3:D:615:LYS:N	3:D:616:PRO:HD2	2.24	0.53
3:D:1048:ARG:NE	3:D:1050:THR:OG1	2.41	0.53
5:F:489:MET:HB3	5:F:490:PRO:CD	2.37	0.53
1:G:49:SER:HB2	1:H:33:ARG:NH2	2.23	0.53
2:I:1192:GLU:HA	2:I:1195:ILE:HD12	1.90	0.53
3:J:244:VAL:HG13	3:J:269:TYR:CE1	2.43	0.53
3:J:424:ASN:N	3:J:466:MET:HE1	2.23	0.53
3:J:918:ILE:O	3:J:922:SER:OG	2.23	0.53
5:L:491:GLU:HA	5:L:494:ILE:HD13	1.89	0.53
1:M:35:PHE:HE2	1:N:50:SER:OG	1.91	0.53

*Continued on next page...*

*Continued from previous page...*

Atom-1	Atom-2	Interatomic distance (Å)	Clash overlap (Å)
2:O:283:LYS:O	2:O:284:LEU:HG	2.08	0.53
2:O:1099:ASN:HD21	3:P:504:GLN:HE21	1.55	0.53
2:O:1111:GLN:O	2:O:1115:THR:OG1	2.26	0.53
3:P:355:ILE:HG13	3:P:355:ILE:O	2.09	0.53
3:P:746:LEU:HD22	3:P:755:ILE:O	2.09	0.53
5:R:290:LEU:O	5:R:294:GLN:HB3	2.08	0.53
5:R:401:PHE:HB2	5:R:402:LEU:HD23	1.89	0.53
5:R:584:ARG:CZ	5:R:584:ARG:HB2	2.35	0.53
1:A:232:VAL:CG2	1:B:221:ALA:HB1	2.35	0.53
2:C:1278:LEU:HD22	2:C:1286:THR:OG1	2.09	0.53
3:D:518:VAL:O	3:D:520:ALA:N	2.42	0.53
3:D:664:ILE:HG21	3:D:681:LYS:HD3	1.90	0.53
2:I:165:HIS:HB2	2:I:168:GLY:H	1.72	0.53
2:I:812:PHE:CE1	3:J:504:GLN:HB3	2.44	0.53
3:J:268:LEU:HD21	3:J:324:LEU:HD12	1.91	0.53
5:L:490:PRO:C	5:L:494:ILE:HD13	2.29	0.53
5:L:520:GLY:HA2	5:L:523:ILE:CD1	2.39	0.53
6:4:59:DG:H2''	6:4:60:DC:C6	2.44	0.53
1:M:48:LEU:HG	1:M:183:ILE:CG2	2.39	0.53
1:M:61:ILE:HG13	1:M:142:MET:HB2	1.91	0.53
2:O:514:PHE:CE2	7:8:19:DA:N3	2.76	0.53
2:O:1232:MET:HE2	2:O:1232:MET:HA	1.91	0.53
3:P:584:PRO:HD3	3:P:620:PHE:CD1	2.44	0.53
2:C:1283:ALA:HB1	3:D:479:GLU:CD	2.29	0.53
2:C:1323:PHE:HD2	3:D:1352:ILE:O	1.91	0.53
3:D:70:CYS:CB	3:D:90:VAL:HG11	2.39	0.53
3:D:242:LEU:HD12	3:D:243:PRO:HD2	1.90	0.53
3:D:394:ILE:HD11	5:F:539:SER:HB2	1.91	0.53
3:D:1285:VAL:HG13	3:D:1286:LYS:HG3	1.91	0.53
1:H:155:ALA:H	1:H:174:ASP:CG	2.12	0.53
2:I:1072:ASN:ND2	2:I:1111:GLN:CD	2.62	0.53
3:J:30:ILE:HD13	3:J:243:PRO:HD3	1.90	0.53
3:J:34:SER:HG	3:J:104:HIS:CG	2.23	0.53
3:J:930:LEU:C	3:J:1134:ILE:HG13	2.30	0.53
3:J:1153:PRO:HA	3:J:1214:PRO:HG2	1.90	0.53
3:J:1165:PHE:HA	3:J:1175:LEU:CD1	2.38	0.53
3:J:1280:VAL:CG1	3:J:1281:GLU:N	2.71	0.53
3:J:1344:LEU:HA	3:J:1349:GLU:OE1	2.08	0.53
5:L:96:ASP:HB3	5:L:99:ARG:HG2	1.90	0.53
5:L:102:MET:HE2	6:4:42:DG:C4	2.38	0.53
5:L:453:PRO:HB2	5:L:455:HIS:CD2	2.44	0.53

*Continued on next page...*

*Continued from previous page...*

Atom-1	Atom-2	Interatomic distance (Å)	Clash overlap (Å)
2:O:1223:ARG:HH11	3:P:637:ALA:HA	1.74	0.53
2:O:1268:GLN:OE1	3:P:350:SER:HB2	2.09	0.53
3:P:363:LEU:CG	3:P:487:THR:HG22	2.39	0.53
3:P:1353:VAL:CG2	3:P:1355:ARG:CD	2.84	0.53
2:C:82:VAL:HG23	2:C:83:GLN:HG3	1.91	0.53
2:C:151:ARG:NH1	2:C:445:ILE:CG2	2.71	0.53
3:D:734:ALA:O	3:D:737:ILE:HB	2.09	0.53
3:D:872:LEU:CD2	3:D:875:ASN:HD22	2.21	0.53
3:D:909:ILE:HD11	3:D:913:GLU:HB3	1.90	0.53
3:D:964:LYS:HB2	3:D:977:SER:HB3	1.90	0.53
4:E:39:VAL:HG13	4:E:40:PRO:HG2	1.89	0.53
1:G:211:ILE:HG23	1:G:219:ARG:NH1	2.24	0.53
1:H:75:GLN:HG2	1:H:134:THR:HG23	1.91	0.53
2:I:120:GLN:CG	2:I:489:PRO:HG2	2.38	0.53
2:I:161:LYS:HE2	2:I:161:LYS:C	2.29	0.53
2:I:669:PRO:HB2	2:I:670:PHE:CD2	2.44	0.53
3:J:1317:GLU:O	3:J:1318:SER:CB	2.55	0.53
1:M:31:LEU:CD1	1:M:39:LEU:CD1	2.87	0.53
2:O:82:VAL:CG2	2:O:83:GLN:N	2.72	0.53
2:O:678:ARG:NE	2:O:1106:ARG:HB3	2.24	0.53
3:P:674:THR:OG1	3:P:677:GLU:HG3	2.08	0.53
3:P:805:GLN:HB2	3:P:1347:LEU:CG	2.39	0.53
3:P:1054:THR:OG1	3:P:1056:LEU:HG	2.09	0.53
2:C:144:VAL:CG2	2:C:515:MET:HB2	2.36	0.52
2:C:178:PRO:HA	2:C:397:LEU:HD23	1.91	0.52
2:C:433:ILE:O	2:C:437:ASN:OD1	2.27	0.52
2:C:897:PRO:HB2	5:F:565:ILE:CG1	2.39	0.52
2:C:944:ARG:HG3	2:C:948:ILE:CD1	2.39	0.52
2:C:1065:LYS:O	2:C:1235:LEU:HG	2.08	0.52
3:D:228:VAL:HG12	3:D:228:VAL:O	2.08	0.52
3:D:395:LYS:C	3:D:398:LYS:CG	2.74	0.52
5:F:262:VAL:HG12	5:F:263:PRO:HD2	1.91	0.52
1:G:16:ILE:HG23	1:G:26:VAL:HG13	1.90	0.52
1:G:98:VAL:HG23	1:G:146:VAL:HB	1.91	0.52
2:I:210:LEU:HB3	2:I:220:ILE:HD11	1.86	0.52
2:I:724:VAL:HG21	2:I:771:VAL:CG2	2.39	0.52
3:J:105:ILE:CG1	3:J:244:VAL:HG21	2.38	0.52
3:J:398:LYS:HE2	5:L:532:LEU:CD2	2.38	0.52
6:4:45:DT:C6	6:4:45:DT:C3'	2.91	0.52
1:M:184:ALA:HB2	2:O:1091:GLY:HA3	1.91	0.52
2:O:1112:ILE:HD11	3:P:639:VAL:O	2.07	0.52

*Continued on next page...*

*Continued from previous page...*

Atom-1	Atom-2	Interatomic distance (Å)	Clash overlap (Å)
2:O:1256:GLN:HA	2:O:1256:GLN:OE1	2.09	0.52
3:P:1233:ILE:HD13	3:P:1257:VAL:CG2	2.39	0.52
5:R:543:ALA:O	5:R:547:VAL:HG23	2.09	0.52
7:8:24:DT:H4'	7:8:24:DT:OP1	2.07	0.52
1:A:38:THR:OG1	1:B:45:ARG:HD3	2.09	0.52
2:C:528:ARG:HD2	2:C:663:VAL:CG2	2.40	0.52
2:C:1326:LEU:HD22	3:D:342:LEU:HD11	1.91	0.52
3:D:281:ARG:NH2	5:F:441:ARG:NH2	2.16	0.52
3:D:379:PRO:HA	3:D:382:TYR:HD2	1.74	0.52
3:D:467:ALA:C	3:D:468:VAL:HG22	2.29	0.52
3:D:1167:LYS:O	3:D:1174:ARG:HD2	2.09	0.52
4:E:49:ILE:O	4:E:53:GLU:HG3	2.09	0.52
5:F:583:THR:HG22	5:F:587:ILE:HG12	1.91	0.52
2:I:708:VAL:CG1	2:I:794:LEU:HD22	2.38	0.52
2:I:798:GLN:NE2	2:I:827:ARG:HG2	2.24	0.52
2:I:1031:ALA:C	2:I:1033:ARG:N	2.63	0.52
2:I:1064:ASP:OD1	2:I:1238:LEU:HD22	2.09	0.52
2:I:1292:THR:HG23	2:I:1293:VAL:H	1.74	0.52
3:J:201:LEU:HD11	3:J:220:ARG:NH1	2.23	0.52
3:J:251:PRO:HG2	5:L:507:MET:HE1	1.91	0.52
3:J:1272:SER:HB2	3:J:1274:PHE:CE2	2.44	0.52
5:L:460:ILE:HA	5:L:463:LEU:HD12	1.92	0.52
5:L:551:LEU:CD2	5:L:597:LYS:HD2	2.39	0.52
6:4:47:DC:C2'	6:4:48:DA:H5''	2.39	0.52
1:M:68:TYR:HE2	2:O:927:THR:HG1	1.51	0.52
1:M:224:LEU:CG	1:M:225:ALA:N	2.48	0.52
1:N:208:ASN:C	1:N:210:THR:H	2.12	0.52
2:O:255:ILE:CG2	2:O:285:ILE:HD13	2.39	0.52
5:R:590:ILE:HG12	5:R:593:LYS:HZ1	1.74	0.52
1:A:225:ALA:CB	1:B:228:LEU:HD13	2.32	0.52
2:C:190:PRO:HG2	2:C:191:LYS:HG3	1.92	0.52
2:C:448:LEU:HD13	2:C:557:ARG:HD2	1.91	0.52
2:C:514:PHE:CZ	7:2:19:DA:C1'	2.93	0.52
2:C:542:ARG:NH2	6:1:49:DG:C8	2.77	0.52
2:C:1040:ASP:N	2:C:1040:ASP:OD1	2.42	0.52
2:C:1288:GLN:HG2	2:C:1315:MET:CE	2.38	0.52
2:C:1314:GLN:HG2	2:C:1315:MET:H	1.75	0.52
3:D:431:ARG:HH21	3:D:904:ALA:CB	2.21	0.52
3:D:1319:PHE:CE2	3:D:1342:ASP:HB2	2.44	0.52
5:F:87:VAL:HG12	5:F:103:ARG:HD3	1.90	0.52
1:H:208:ASN:O	1:H:210:THR:N	2.41	0.52

*Continued on next page...*

*Continued from previous page...*

Atom-1	Atom-2	Interatomic distance (Å)	Clash overlap (Å)
2:I:719:LYS:O	2:I:779:ARG:HG3	2.09	0.52
2:I:931:VAL:HG13	2:I:1052:VAL:HG13	1.91	0.52
2:I:936:ARG:HG2	2:I:937:ASP:N	2.24	0.52
2:I:1151:LEU:CD2	2:I:1198:LEU:CD1	2.85	0.52
2:I:1269:ARG:N	7:5:16:DC:OP1	2.38	0.52
3:J:657:ALA:O	3:J:661:VAL:HG23	2.10	0.52
3:J:749:LYS:NZ	3:J:753:SER:HB2	2.24	0.52
3:J:1099:TYR:HE2	3:J:1195:GLN:HE22	1.55	0.52
3:J:1165:PHE:HA	3:J:1175:LEU:HD12	1.92	0.52
3:J:1237:VAL:HG12	3:J:1241:TYR:CE2	2.43	0.52
1:N:85:LEU:HD21	1:N:130:ILE:HG21	1.90	0.52
2:O:564:PRO:HB3	8:9:13:GTP:O5'	2.10	0.52
2:O:1253:LEU:O	2:O:1253:LEU:HG	2.00	0.52
2:O:1253:LEU:HD23	3:P:251:PRO:HG2	1.91	0.52
3:P:744:ARG:HD2	3:P:763:PHE:HE2	1.74	0.52
5:R:387:VAL:HA	5:R:435:ILE:HD13	1.91	0.52
3:D:496:GLY:CA	3:D:903:LEU:CD2	2.86	0.52
3:D:820:ILE:CD1	3:D:884:SER:HB2	2.34	0.52
3:D:1267:VAL:O	3:D:1268:ASN:HB2	2.10	0.52
3:D:1319:PHE:HD2	3:D:1340:LYS:HD3	1.73	0.52
1:H:188:GLU:O	1:H:200:LYS:HB2	2.09	0.52
2:I:1048:LYS:O	2:I:1049:ILE:CG1	2.58	0.52
2:I:1331:ARG:HD3	3:J:33:TRP:CD2	2.45	0.52
5:L:412:LEU:HD12	5:L:415:ALA:CB	2.31	0.52
3:P:28:ASP:OD1	3:P:29:MET:N	2.43	0.52
3:P:423:LEU:CD1	3:P:437:PHE:CD1	2.92	0.52
3:P:589:TYR:CE2	3:P:593:ASN:HB2	2.45	0.52
1:A:13:LEU:HA	1:A:28:LEU:CD2	2.39	0.52
1:A:44:ARG:HG3	1:A:183:ILE:HD13	1.92	0.52
3:D:133:ARG:HA	3:D:136:GLU:CD	2.30	0.52
1:G:53:GLY:HA3	1:G:179:PRO:HG3	1.91	0.52
1:G:60:GLU:O	1:G:142:MET:HB2	2.09	0.52
2:I:459:MET:O	2:I:462:ASN:HB2	2.09	0.52
2:I:550:VAL:O	3:J:777:HIS:CE1	2.63	0.52
3:J:46:TYR:CD2	5:L:500:ILE:HD11	2.44	0.52
3:J:110:PRO:CB	3:J:238:ILE:HG21	2.40	0.52
3:J:322:ARG:NE	5:L:510:PRO:HD3	2.25	0.52
5:L:413:MET:O	5:L:417:ASP:OD2	2.27	0.52
2:O:263:VAL:HG12	2:O:264:GLU:O	2.08	0.52
2:O:715:THR:HG22	2:O:786:GLY:N	2.18	0.52
2:O:757:THR:HG22	2:O:758:ARG:N	2.25	0.52

*Continued on next page...*

*Continued from previous page...*

Atom-1	Atom-2	Interatomic distance (Å)	Clash overlap (Å)
2:O:830:THR:HG23	2:O:1234:LYS:HZ3	1.72	0.52
2:O:980:VAL:O	2:O:980:VAL:HG12	2.08	0.52
3:P:161:THR:HG23	3:P:164:GLN:HE22	1.74	0.52
3:P:161:THR:HG23	3:P:164:GLN:NE2	2.25	0.52
3:P:377:PHE:HB2	3:P:412:LEU:HD11	1.91	0.52
3:P:688:ALA:O	3:P:692:ARG:CD	2.50	0.52
5:R:573:LEU:HD11	5:R:584:ARG:HA	1.92	0.52
2:C:808:ASN:C	3:D:629:PHE:HB3	2.30	0.52
3:D:28:ASP:HA	3:D:31:ARG:HD2	1.90	0.52
3:D:1346:GLY:N	3:D:1349:GLU:CD	2.62	0.52
5:F:490:PRO:HG2	5:F:493:LYS:CB	2.39	0.52
5:F:585:GLU:HG3	7:2:47:DC:C5	2.44	0.52
5:F:587:ILE:HD13	5:F:587:ILE:N	2.25	0.52
2:I:28:LEU:HD22	2:I:527:LYS:HD2	1.91	0.52
2:I:232:ILE:HG21	2:I:326:SER:HB3	1.90	0.52
2:I:433:ILE:O	2:I:437:ASN:OD1	2.28	0.52
2:I:1047:LEU:C	2:I:1048:LYS:HG3	2.30	0.52
2:I:1200:LYS:HG3	2:I:1206:THR:HG21	1.92	0.52
3:J:322:ARG:HH22	5:L:506:SER:CB	2.23	0.52
3:J:740:LEU:O	3:J:762:ASN:HB2	2.10	0.52
5:L:554:ARG:O	5:L:558:VAL:HG23	2.09	0.52
2:O:209:ILE:HG23	2:O:210:LEU:N	2.24	0.52
2:O:253:PHE:CZ	2:O:288:PRO:HD2	2.44	0.52
2:O:260:LYS:H	2:O:260:LYS:HD3	1.74	0.52
2:O:667:LEU:HD22	2:O:705:GLU:OE2	2.09	0.52
2:O:726:TYR:CB	2:O:733:VAL:HG22	2.38	0.52
3:P:297:ARG:HH12	5:R:100:MET:CB	2.22	0.52
3:P:297:ARG:HH12	5:R:100:MET:HB2	1.73	0.52
5:R:220:LYS:HE3	5:R:259:PHE:HE1	1.75	0.52
1:A:45:ARG:NH1	2:C:1216:ARG:HA	2.22	0.52
2:C:7:GLU:O	2:C:11:ILE:HG13	2.10	0.52
2:C:1147:ARG:HH22	2:C:1201:LEU:HD11	1.74	0.52
2:C:1282:GLY:HA3	4:E:17:PHE:CE1	2.44	0.52
3:D:709:ARG:O	3:D:710:ASP:HB3	2.10	0.52
3:D:854:ALA:O	3:D:855:ASP:HB2	2.09	0.52
5:F:452:ILE:CB	5:F:457:ILE:HD11	2.40	0.52
1:G:31:LEU:HD12	1:G:201:LEU:HB2	1.92	0.52
1:G:147:GLN:O	1:G:177:TYR:HE1	1.93	0.52
2:I:277:LEU:HG	2:I:277:LEU:O	2.08	0.52
2:I:822:VAL:HG11	2:I:1060:ILE:CD1	2.40	0.52
2:I:980:VAL:O	2:I:980:VAL:CG1	2.58	0.52

*Continued on next page...*



*Continued from previous page...*

Atom-1	Atom-2	Interatomic distance (Å)	Clash overlap (Å)
2:I:1270:PHE:N	3:J:345:LYS:O	2.42	0.52
3:J:154:LEU:HD13	3:J:158:GLN:HG2	1.91	0.52
3:J:372:MET:O	3:J:376:LEU:HG	2.10	0.52
3:J:602:SER:HA	3:J:605:LEU:CD1	2.40	0.52
3:J:902:ASP:HB2	3:J:909:ILE:CB	2.40	0.52
4:K:21:LEU:HD22	4:K:25:ARG:HD3	1.90	0.52
1:M:102:LEU:HD13	1:M:115:ILE:CG1	2.40	0.52
3:P:749:LYS:CE	3:P:755:ILE:HA	2.39	0.52
5:R:390:ILE:CD1	5:R:432:THR:HG23	2.40	0.52
2:C:170:VAL:HG23	3:D:1065:ALA:HA	1.91	0.52
2:C:257:ALA:CB	2:C:277:LEU:CD1	2.87	0.52
2:C:808:ASN:HA	3:D:629:PHE:HB3	1.92	0.52
2:C:1331:ARG:HG3	2:C:1337:ILE:CG2	2.39	0.52
3:D:193:ASP:OD2	3:D:196:GLN:HG3	2.10	0.52
3:D:499:ILE:HG22	3:D:500:ILE:HG12	1.91	0.52
3:D:1175:LEU:HD12	3:D:1176:VAL:H	1.74	0.52
3:D:1264:ALA:HB2	3:D:1304:ARG:HA	1.90	0.52
2:I:298:ALA:HB3	2:I:334:GLU:O	2.10	0.52
2:I:1326:LEU:CD2	3:J:342:LEU:CD1	2.87	0.52
3:J:482:ALA:HA	4:K:6:VAL:HG21	1.91	0.52
3:J:806:ASP:OD1	3:J:1346:GLY:CA	2.58	0.52
3:J:864:LEU:HD22	3:J:868:TRP:HB2	1.92	0.52
5:L:402:LEU:O	5:L:406:GLN:HG2	2.10	0.52
2:O:390:PHE:O	2:O:419:ILE:HG21	2.09	0.52
2:O:805:MET:HB2	2:O:806:PRO:CD	2.40	0.52
2:O:859:GLU:HG3	2:O:862:LEU:HB2	1.90	0.52
2:O:1326:LEU:HD22	3:P:342:LEU:CD1	2.39	0.52
3:P:518:VAL:O	3:P:520:ALA:N	2.42	0.52
3:P:930:LEU:HB3	3:P:1134:ILE:HD12	1.92	0.52
5:R:237:ALA:O	5:R:238:LYS:HB2	2.10	0.52
5:R:585:GLU:HG3	7:8:47:DC:N4	2.25	0.52
1:B:155:ALA:H	1:B:174:ASP:CG	2.13	0.52
2:C:14:ASP:O	2:C:1155:VAL:HG22	2.10	0.52
2:C:177:ILE:HA	2:C:183:TRP:CD1	2.45	0.52
2:C:341:LEU:HD21	3:D:1044:GLN:NE2	2.25	0.52
2:C:726:TYR:HA	2:C:773:LEU:HD11	1.92	0.52
2:C:974:ARG:O	2:C:978:VAL:HG23	2.10	0.52
2:C:1333:LEU:HG	3:D:327:LEU:HD13	1.92	0.52
3:D:860:ARG:O	3:D:862:THR:HG23	2.10	0.52
6:1:53:DG:H2 <sup>7</sup>	6:1:54:DA:H5 <sup>7</sup>	1.90	0.52
2:I:431:LYS:O	2:I:435:ILE:HG13	2.08	0.52

*Continued on next page...*

*Continued from previous page...*

Atom-1	Atom-2	Interatomic distance (Å)	Clash overlap (Å)
2:I:1330:ILE:CG2	2:I:1335:ILE:HB	2.40	0.52
3:J:609:TYR:CD1	3:J:609:TYR:C	2.83	0.52
3:J:825:VAL:HG21	3:J:838:ARG:NH1	2.25	0.52
3:J:1285:VAL:HG13	3:J:1286:LYS:N	2.25	0.52
5:L:511:ILE:CD1	5:L:519:LEU:HA	2.40	0.52
1:M:61:ILE:HG23	1:M:141:SER:O	2.10	0.52
1:N:73:GLY:HA3	1:N:138:ALA:CB	2.40	0.52
1:N:85:LEU:CD2	1:N:130:ILE:HG21	2.40	0.52
2:O:936:ARG:HB2	2:O:1047:LEU:O	2.10	0.52
2:O:1230:MET:HG2	2:O:1231:TYR:N	2.24	0.52
5:R:451:ARG:HG3	5:R:451:ARG:O	2.08	0.52
1:A:28:LEU:HD11	1:B:231:PHE:CZ	2.44	0.52
2:C:16:GLY:HA2	2:C:1188:ASP:O	2.10	0.52
2:C:185:ASP:HB2	2:C:197:ARG:HB2	1.92	0.52
2:C:809:GLY:CA	3:D:629:PHE:CD1	2.93	0.52
2:C:838:CYS:SG	2:C:886:LYS:HE2	2.49	0.52
3:D:886:VAL:HG13	3:D:1258:ARG:CB	2.40	0.52
3:J:609:TYR:OH	3:J:905:ARG:O	2.18	0.52
3:J:860:ARG:O	3:J:862:THR:HG23	2.10	0.52
3:J:1150:PRO:HG2	3:J:1153:PRO:HG3	1.92	0.52
1:N:27:THR:HG22	1:N:202:VAL:HG13	1.91	0.52
1:N:82:LEU:HD22	1:N:173:VAL:HG22	1.92	0.52
3:P:44:ILE:HG22	3:P:51:PRO:HA	1.92	0.52
3:P:263:SER:N	5:R:507:MET:HB3	2.25	0.52
3:P:349:TYR:O	3:P:470:VAL:HG23	2.10	0.52
3:P:1319:PHE:CZ	3:P:1342:ASP:HB2	2.45	0.52
2:C:886:LYS:HD2	2:C:916:SER:CB	2.24	0.51
2:C:1014:LEU:O	2:C:1017:GLN:HB3	2.10	0.51
3:D:163:GLU:CD	3:D:163:GLU:N	2.63	0.51
3:D:647:PRO:HG3	3:D:697:MET:HA	1.92	0.51
5:F:471:LEU:HG	5:F:476:ARG:O	2.10	0.51
7:2:21:DG:H2"	7:2:22:DA:C8	2.45	0.51
2:I:75:LEU:CD2	2:I:127:ILE:CD1	2.88	0.51
2:I:556:GLY:HA2	2:I:659:GLN:O	2.10	0.51
3:J:68:TYR:O	3:J:76:LYS:HA	2.10	0.51
3:J:145:VAL:O	3:J:178:ALA:HB1	2.10	0.51
3:J:403:ARG:O	3:J:404:GLU:HB2	2.09	0.51
5:L:84:LEU:HG	5:L:107:THR:CG2	2.40	0.51
5:L:407:GLU:HG2	5:L:442:SER:CB	2.37	0.51
2:O:152:SER:HB3	2:O:452:ARG:HB2	1.92	0.51
2:O:557:ARG:HD3	2:O:587:LEU:HB3	1.91	0.51

*Continued on next page...*

*Continued from previous page...*

Atom-1	Atom-2	Interatomic distance (Å)	Clash overlap (Å)
2:O:1290:MET:CA	2:O:1294:LYS:HD2	2.38	0.51
3:P:424:ASN:HB3	3:P:467:ALA:HB3	1.92	0.51
3:P:555:TYR:HB3	3:P:563:LEU:CD2	2.23	0.51
4:Q:60:ASN:O	4:Q:64:LEU:HG	2.10	0.51
5:R:345:GLN:O	5:R:348:GLU:HB2	2.11	0.51
5:R:392:LYS:HG3	5:R:395:THR:HG21	1.92	0.51
7:8:22:DA:H1'	7:8:23:DT:OP1	2.10	0.51
1:B:86:LYS:HB2	3:D:528:THR:HG21	1.92	0.51
2:C:217:THR:HG23	2:C:351:LEU:HD21	1.91	0.51
2:C:253:PHE:CB	2:C:288:PRO:HG2	2.38	0.51
2:C:1324:ASN:O	2:C:1328:LYS:HG2	2.09	0.51
3:D:181:GLY:O	3:D:185:ILE:HD13	1.97	0.51
3:D:275:ARG:NH1	3:D:298:MET:O	2.44	0.51
3:D:843:VAL:CG2	3:D:897:HIS:O	2.58	0.51
1:G:228:LEU:HD12	1:H:228:LEU:HD12	1.92	0.51
1:H:223:ILE:HG22	1:H:227:GLN:HE21	1.75	0.51
2:I:148:GLN:NE2	2:I:533:LEU:O	2.24	0.51
2:I:719:LYS:CD	2:I:719:LYS:N	2.73	0.51
2:I:818:VAL:HG12	2:I:1096:ILE:HG23	1.92	0.51
4:K:39:VAL:HG13	4:K:40:PRO:HD2	1.93	0.51
5:L:333:VAL:O	5:L:337:VAL:HG23	2.10	0.51
5:L:353:LEU:HB3	5:L:358:VAL:HG22	1.91	0.51
5:L:403:ASP:O	5:L:406:GLN:HB2	2.10	0.51
6:4:47:DC:C2	6:4:48:DA:C6	2.98	0.51
1:M:56:VAL:CG1	1:M:144:ILE:CG2	2.85	0.51
1:M:81:ILE:HG23	1:M:130:ILE:O	2.10	0.51
2:O:758:ARG:HB2	2:O:833:ILE:HG21	1.92	0.51
3:P:352:ARG:O	3:P:353:SER:HB2	2.09	0.51
3:P:844:THR:HB	3:P:881:LYS:O	2.10	0.51
3:P:1230:THR:HG23	3:P:1257:VAL:HG11	1.93	0.51
5:R:353:LEU:HB3	5:R:358:VAL:CG2	2.41	0.51
1:A:61:ILE:CD1	1:A:64:VAL:HG11	2.39	0.51
2:C:68:LEU:HD21	2:C:493:ILE:HD11	1.93	0.51
2:C:704:MET:HE3	2:C:708:VAL:HG23	1.91	0.51
2:C:797:GLY:HA3	2:C:1233:LEU:HD23	1.91	0.51
2:C:941:LYS:HD2	2:C:941:LYS:H	1.75	0.51
3:D:275:ARG:HG2	3:D:278:ARG:HH22	1.74	0.51
3:D:485:MET:CG	3:D:487:THR:OG1	2.56	0.51
3:D:712:GLN:O	3:D:713:GLU:CG	2.58	0.51
3:D:1229:VAL:HG13	3:D:1230:THR:N	2.20	0.51
3:D:1347:LEU:CD2	3:D:1357:ILE:HG23	2.40	0.51

*Continued on next page...*

*Continued from previous page...*

Atom-1	Atom-2	Interatomic distance (Å)	Clash overlap (Å)
5:F:583:THR:HG21	5:F:586:ARG:CB	2.33	0.51
6:1:21:DC:H2''	6:1:22:DC:C5	2.44	0.51
1:G:77:ASP:O	1:G:81:ILE:HG13	2.10	0.51
2:I:36:GLN:CD	2:I:36:GLN:O	2.48	0.51
2:I:194:LEU:HD12	2:I:195:PHE:N	2.25	0.51
2:I:1337:ILE:CD1	3:J:22:ILE:CD1	2.89	0.51
3:J:121:PRO:O	3:J:122:SER:CB	2.57	0.51
3:J:370:LYS:HA	3:J:441:LEU:HD22	1.93	0.51
3:J:620:PHE:C	3:J:624:ILE:HD12	2.30	0.51
3:J:1035:VAL:CG1	3:J:1078:LEU:HD22	2.40	0.51
3:J:1274:PHE:O	3:J:1278:GLU:CG	2.59	0.51
2:O:18:ARG:HH12	2:O:623:LEU:HD12	1.71	0.51
2:O:397:LEU:HD11	2:O:420:LEU:HD21	1.92	0.51
2:O:1233:LEU:HD23	2:O:1234:LYS:H	1.76	0.51
2:O:1304:MET:HG3	2:O:1314:GLN:O	2.09	0.51
3:P:130:MET:SD	3:P:135:ILE:HG12	2.51	0.51
3:P:218:THR:CG2	3:P:222:LYS:HE3	2.36	0.51
3:P:975:ILE:HD12	3:P:997:VAL:HG11	1.93	0.51
5:R:547:VAL:HG11	5:R:598:LEU:HD22	1.93	0.51
6:7:42:DG:H3'	6:7:42:DG:P	2.50	0.51
1:A:229:GLU:O	1:A:233:ASP:HB2	2.10	0.51
1:B:223:ILE:O	1:B:227:GLN:HG2	2.10	0.51
2:C:242:VAL:HB	2:C:245:ARG:HG3	1.92	0.51
2:C:283:LYS:C	2:C:284:LEU:HG	2.31	0.51
3:D:97:VAL:CG1	3:D:101:ARG:HG3	2.33	0.51
3:D:370:LYS:HE3	3:D:443:GLU:HB3	1.93	0.51
3:D:608:CYS:SG	3:D:617:THR:HA	2.50	0.51
3:D:622:ASP:HA	3:D:625:MET:HE2	1.93	0.51
1:G:42:ALA:HA	1:H:38:THR:CG2	2.40	0.51
1:G:158:ARG:NE	1:G:172:LEU:HD11	2.25	0.51
2:I:271:ALA:HA	2:I:274:ILE:HD12	1.92	0.51
3:J:886:VAL:HG21	3:J:1257:VAL:HB	1.92	0.51
5:L:385:ARG:HB3	6:4:42:DG:H5'	1.93	0.51
1:N:156:SER:O	1:N:159:ILE:CG2	2.56	0.51
2:O:660:VAL:HB	2:O:661:VAL:HG22	1.92	0.51
3:P:36:GLY:HA3	3:P:61:ILE:HG12	1.92	0.51
5:R:366:SER:HA	5:R:369:GLU:OE1	2.10	0.51
7:8:17:DG:N2	8:9:13:GTP:C5	2.79	0.51
1:B:183:ILE:O	1:B:184:ALA:HB2	2.10	0.51
2:C:191:LYS:O	2:C:192:ASP:HB2	2.10	0.51
2:C:685:MET:HE2	2:C:1073:LYS:HD3	1.92	0.51

*Continued on next page...*

*Continued from previous page...*

Atom-1	Atom-2	Interatomic distance (Å)	Clash overlap (Å)
2:C:871:VAL:HG22	2:C:883:LEU:O	2.09	0.51
2:C:980:VAL:O	2:C:980:VAL:HG12	2.11	0.51
2:C:1065:LYS:NZ	8:3:14:A:O2'	2.42	0.51
2:C:1258:PRO:CG	3:D:346:ARG:HB2	2.38	0.51
3:D:33:TRP:O	3:D:35:PHE:CE2	2.64	0.51
3:D:746:LEU:HG	3:D:758:PRO:HB3	1.93	0.51
3:D:1146:GLU:OE2	3:D:1309:ILE:HG21	2.10	0.51
3:D:1167:LYS:N	3:D:1167:LYS:HE3	2.25	0.51
5:F:388:ILE:HG23	5:F:389:SER:N	2.25	0.51
2:I:158:ASP:HB2	2:I:173:ASN:OD1	2.10	0.51
2:I:565:GLU:HG3	2:I:566:GLY:H	1.75	0.51
2:I:1176:LEU:HD22	2:I:1181:PRO:HD3	1.92	0.51
3:J:497:GLU:CB	3:J:498:PRO:HD2	2.41	0.51
3:J:501:VAL:HG12	3:J:502:PRO:CD	2.36	0.51
3:J:712:GLN:C	3:J:713:GLU:HG2	2.30	0.51
3:J:1115:ILE:HD13	3:J:1121:LEU:HD21	1.93	0.51
3:J:1159:ILE:HG22	3:J:1160:SER:H	1.76	0.51
1:M:100:LEU:CD2	1:M:115:ILE:HG21	2.39	0.51
3:P:113:HIS:HB3	3:P:116:PHE:CD2	2.45	0.51
6:7:49:DG:O3'	6:7:50:DT:H4'	2.11	0.51
1:A:71:LYS:HG2	1:A:72:GLU:H	1.75	0.51
3:D:262:THR:HA	5:F:507:MET:HE3	1.93	0.51
3:D:378:LYS:HG2	3:D:382:TYR:CZ	2.46	0.51
3:D:697:MET:SD	3:D:738:ARG:HA	2.50	0.51
4:E:60:ASN:OD1	4:E:60:ASN:C	2.49	0.51
5:F:585:GLU:O	5:F:588:ARG:HB3	2.11	0.51
1:G:97:GLU:OE2	1:G:145:LYS:HD3	2.11	0.51
2:I:104:ILE:HD11	2:I:484:LEU:O	2.11	0.51
2:I:489:PRO:O	2:I:493:ILE:CG1	2.59	0.51
2:I:1269:ARG:NH2	7:5:15:DT:OP1	2.43	0.51
2:I:1304:MET:HE2	2:I:1308:ILE:HD11	1.91	0.51
3:J:160:LEU:CD2	3:J:164:GLN:HB3	2.39	0.51
3:J:428:THR:CG2	3:J:921:GLN:NE2	2.73	0.51
3:J:841:GLY:O	3:J:863:LEU:HD11	2.11	0.51
3:J:918:ILE:HG22	3:J:919:ALA:H	1.75	0.51
3:P:332:LYS:HE3	3:P:1328:THR:H	1.76	0.51
3:P:333:GLY:C	3:P:336:GLY:H	2.13	0.51
3:P:347:VAL:CG1	3:P:348:ASP:N	2.74	0.51
3:P:453:VAL:HG12	3:P:500:ILE:HD13	1.93	0.51
3:P:1258:ARG:HH11	3:P:1258:ARG:CG	2.23	0.51
5:R:324:LYS:CB	5:R:325:PRO:CD	2.87	0.51

*Continued on next page...*

*Continued from previous page...*

Atom-1	Atom-2	Interatomic distance (Å)	Clash overlap (Å)
1:A:56:VAL:HG21	1:A:85:LEU:O	2.10	0.51
1:A:155:ALA:CB	1:A:174:ASP:OD1	2.59	0.51
2:C:173:ASN:HB3	2:C:187:GLU:HB3	1.93	0.51
2:C:251:ALA:O	2:C:266:GLY:HA2	2.11	0.51
3:D:435:GLN:CD	3:D:486:SER:HA	2.31	0.51
3:D:490:ILE:N	3:D:490:ILE:CD1	2.73	0.51
3:D:807:LEU:HD22	3:D:1259:GLN:HG2	1.93	0.51
3:D:922:SER:O	3:D:926:PRO:HD3	2.11	0.51
3:D:1035:VAL:HG13	3:D:1078:LEU:HB3	1.92	0.51
5:F:580:PHE:O	5:F:581:ASP:CB	2.58	0.51
2:I:511:LEU:HD21	2:I:534:GLY:HA3	1.92	0.51
2:I:951:MET:O	2:I:955:GLN:HG2	2.11	0.51
2:I:1054:LEU:HD22	2:I:1055:ALA:O	2.11	0.51
2:I:1212:LEU:HB3	2:I:1221:PHE:CE2	2.45	0.51
3:J:320:ASN:HD21	3:J:322:ARG:HG2	1.74	0.51
3:J:1255:VAL:HG12	3:J:1256:ILE:N	2.24	0.51
3:J:1260:MET:HG2	3:J:1307:LEU:O	2.10	0.51
2:O:90:VAL:HG11	5:R:476:ARG:NH2	2.26	0.51
2:O:149:LEU:HD13	2:O:453:ILE:HD13	1.92	0.51
2:O:433:ILE:O	2:O:437:ASN:OD1	2.28	0.51
2:O:796:LEU:HB3	2:O:1233:LEU:HD11	1.92	0.51
3:P:259:ARG:CZ	5:R:502:LYS:HG2	2.41	0.51
3:P:268:LEU:HB2	3:P:306:LEU:HD13	1.93	0.51
3:P:536:LEU:HD13	3:P:542:ALA:HB2	1.91	0.51
3:P:1286:LYS:HB3	3:P:1290:ARG:NH2	2.25	0.51
2:C:90:VAL:HG13	2:C:91:THR:N	2.26	0.51
2:C:211:ARG:CZ	2:C:357:ASN:O	2.58	0.51
2:C:817:LEU:HB3	2:C:1097:VAL:HB	1.92	0.51
2:C:1281:TYR:CZ	3:D:431:ARG:CG	2.93	0.51
3:D:546:ALA:O	3:D:548:VAL:CG2	2.59	0.51
3:D:746:LEU:CG	3:D:758:PRO:HB3	2.40	0.51
3:D:884:SER:OG	3:D:885:VAL:N	2.44	0.51
3:D:1035:VAL:CG2	3:D:1121:LEU:HD21	2.40	0.51
3:D:1138:LEU:CB	3:D:1139:PRO:CD	2.83	0.51
1:H:197:ASP:HB3	1:H:198:LEU:HD13	1.93	0.51
2:I:165:HIS:HE2	2:I:190:PRO:HB3	1.74	0.51
2:I:993:PRO:O	2:I:997:TRP:CD1	2.63	0.51
2:I:1273:MET:HA	2:I:1276:TRP:CE3	2.46	0.51
3:J:179:LYS:HG2	3:J:180:MET:H	1.75	0.51
3:J:332:LYS:HE3	3:J:1328:THR:N	2.26	0.51
3:J:967:VAL:HG13	3:J:973:LEU:HD12	1.92	0.51

*Continued on next page...*

*Continued from previous page...*

Atom-1	Atom-2	Interatomic distance (Å)	Clash overlap (Å)
5:L:364:ARG:HA	5:L:367:ILE:HD12	1.92	0.51
1:M:43:LEU:HD11	1:M:201:LEU:HD21	1.93	0.51
1:M:102:LEU:HD21	1:M:130:ILE:HD13	1.91	0.51
1:M:221:ALA:HB1	1:N:228:LEU:HD21	1.93	0.51
2:O:16:GLY:O	2:O:1156:ARG:HB2	2.10	0.51
2:O:210:LEU:CD2	2:O:213:LEU:HD12	2.36	0.51
2:O:539:THR:HG22	2:O:540:ARG:N	2.26	0.51
2:O:725:GLN:HB3	2:O:733:VAL:HG23	1.91	0.51
2:O:852:ALA:O	2:O:862:LEU:CD2	2.59	0.51
2:O:1161:LEU:HD12	2:O:1161:LEU:C	2.31	0.51
4:Q:5:THR:HG22	4:Q:7:GLN:H	1.76	0.51
6:7:59:DG:C6	7:8:3:DG:O6	2.64	0.51
1:A:62:ASP:OD1	1:A:62:ASP:N	2.43	0.51
2:C:1121:ALA:HB2	2:C:1182:ILE:CD1	2.34	0.51
3:D:452:LEU:HD11	3:D:625:MET:HB2	1.92	0.51
5:F:110:LEU:HD12	5:F:110:LEU:N	2.22	0.51
6:1:46:DG:C5'	6:1:46:DG:C8	2.93	0.51
1:G:18:GLN:HG3	1:G:24:ALA:HB2	1.93	0.51
3:J:69:GLU:HG2	3:J:70:CYS:O	2.11	0.51
3:J:233:LYS:HG3	3:J:234:PRO:HD2	1.91	0.51
3:J:575:GLY:O	3:J:579:LEU:HG	2.11	0.51
6:4:28:DA:H2''	6:4:29:DC:C6	2.46	0.51
2:O:247:ARG:HA	2:O:274:ILE:CD1	2.38	0.51
2:O:1286:THR:HB	2:O:1290:MET:HE2	1.93	0.51
3:P:371:LYS:O	3:P:374:LEU:HB3	2.11	0.51
3:P:407:VAL:CG2	3:P:408:VAL:N	2.72	0.51
3:P:514:THR:HG21	3:P:596:LEU:HD12	1.92	0.51
3:P:749:LYS:HE2	3:P:755:ILE:HA	1.93	0.51
3:P:891:ASP:OD1	3:P:891:ASP:N	2.43	0.51
3:P:1002:VAL:HB	3:P:1019:ASN:O	2.11	0.51
3:P:1265:THR:OG1	3:P:1303:SER:OG	2.28	0.51
5:R:135:ALA:CB	5:R:256:PHE:CB	2.81	0.51
1:B:74:VAL:O	1:B:74:VAL:CG1	2.58	0.51
2:C:902:LEU:HD13	5:F:540:LEU:HD21	1.92	0.51
2:C:1107:MET:HE3	3:D:739:GLN:HB3	1.93	0.51
2:C:1320:PRO:HB3	3:D:345:LYS:NZ	2.26	0.51
3:D:425:ARG:HB3	3:D:457:TYR:HD1	1.76	0.51
3:D:1179:PRO:CD	3:D:1182:GLY:O	2.59	0.51
3:D:1251:LYS:O	3:D:1254:GLU:HB2	2.10	0.51
1:H:61:ILE:HA	1:H:142:MET:CB	2.41	0.51
1:H:82:LEU:CD2	1:H:173:VAL:CG2	2.84	0.51

*Continued on next page...*



*Continued from previous page...*

Atom-1	Atom-2	Interatomic distance (Å)	Clash overlap (Å)
2:I:366:ILE:O	2:I:369:MET:HG3	2.11	0.51
2:I:1101:LEU:HD11	3:J:508:LEU:HD23	1.90	0.51
2:I:1299:ASN:ND2	2:I:1299:ASN:H	2.09	0.51
3:J:848:VAL:C	3:J:849:LEU:HD23	2.28	0.51
3:J:923:ILE:CD1	3:J:1252:HIS:HB3	2.40	0.51
3:J:1250:ASP:N	3:J:1250:ASP:OD1	2.44	0.51
6:4:50:DT:H5'	6:4:51:DC:H6	1.72	0.51
1:N:79:LEU:O	1:N:83:LEU:HD23	2.11	0.51
1:N:106:GLY:HA2	1:N:136:GLU:HA	1.92	0.51
2:O:496:LYS:HB2	2:O:497:PRO:HD3	1.92	0.51
2:O:550:VAL:O	3:P:777:HIS:HE1	1.94	0.51
2:O:975:ILE:HG23	2:O:1011:LEU:CD1	2.38	0.51
2:O:1269:ARG:HH12	3:P:340:GLN:HG3	1.73	0.51
3:P:1138:LEU:HD23	3:P:1139:PRO:CD	2.41	0.51
5:R:112:THR:O	5:R:114:GLU:N	2.44	0.51
1:B:175:ALA:HB1	1:B:177:TYR:CZ	2.46	0.50
2:C:58:PRO:CG	2:C:69:GLN:HG2	2.41	0.50
2:C:250:THR:HG22	2:C:251:ALA:H	1.75	0.50
2:C:539:THR:HG22	2:C:540:ARG:H	1.76	0.50
2:C:1252:SER:CA	2:C:1259:LEU:HD21	2.40	0.50
2:C:1278:LEU:CD1	2:C:1287:LEU:HA	2.40	0.50
2:C:1307:ASN:HB3	2:C:1312:ASN:HD22	1.76	0.50
3:D:185:ILE:O	3:D:189:LEU:HD12	2.11	0.50
3:D:276:ASN:OD1	3:D:279:LEU:HD23	2.11	0.50
3:D:339:ARG:HH12	3:D:798:ARG:NH1	2.09	0.50
3:D:423:LEU:HB2	3:D:466:MET:HE1	1.93	0.50
3:D:825:VAL:HG21	3:D:1242:ARG:HH22	1.76	0.50
3:D:840:LEU:HD13	3:D:869:CYS:SG	2.51	0.50
5:F:123:ILE:CG2	5:F:376:LYS:HE3	2.40	0.50
5:F:289:LYS:CE	5:F:290:LEU:HG	2.39	0.50
1:G:31:LEU:HD11	1:G:201:LEU:CB	2.40	0.50
1:H:75:GLN:CG	1:H:134:THR:CG2	2.89	0.50
2:I:165:HIS:HE2	2:I:190:PRO:CB	2.24	0.50
2:I:298:ALA:HA	2:I:336:LEU:HD11	1.93	0.50
3:J:43:THR:HB	3:J:44:ILE:HG23	1.93	0.50
3:J:112:ALA:H	3:J:300:GLN:HE22	1.59	0.50
3:J:515:ARG:NH2	3:J:717:VAL:HB	2.22	0.50
3:J:610:ARG:HD2	3:J:866:GLU:OE1	2.11	0.50
2:O:34:SER:HA	2:O:37:LYS:HE3	1.92	0.50
2:O:102:LEU:CD2	2:O:104:ILE:HD11	2.40	0.50
2:O:662:SER:OG	2:O:663:VAL:N	2.42	0.50

*Continued on next page...*

*Continued from previous page...*

Atom-1	Atom-2	Interatomic distance (Å)	Clash overlap (Å)
3:P:1145:PHE:C	3:P:1309:ILE:HD11	2.31	0.50
5:R:399:LEU:HD21	5:R:447:ALA:HB2	1.93	0.50
2:C:1225:VAL:HG13	2:C:1226:THR:N	2.26	0.50
3:D:491:LEU:HD21	3:D:609:TYR:CD2	2.45	0.50
5:F:306:PHE:O	5:F:310:GLU:HG3	2.11	0.50
5:F:551:LEU:CD1	5:F:559:LEU:HD12	2.41	0.50
5:F:585:GLU:OE2	5:F:588:ARG:CB	2.59	0.50
7:2:24:DT:H72	7:2:25:DA:N6	2.25	0.50
1:G:14:VAL:HG12	1:G:15:ASP:N	2.25	0.50
1:H:55:ALA:HB3	1:H:177:TYR:CD1	2.46	0.50
1:H:61:ILE:HD12	1:H:171:LEU:HD11	1.94	0.50
2:I:953:LEU:HB3	2:I:957:LYS:NZ	2.25	0.50
3:J:930:LEU:HD11	3:J:1246:VAL:CG2	2.41	0.50
5:L:452:ILE:HG23	5:L:456:MET:CB	2.40	0.50
2:O:189:ASP:HB2	2:O:195:PHE:CD2	2.46	0.50
2:O:851:THR:HG22	2:O:852:ALA:N	2.24	0.50
2:O:942:ASP:HB2	2:O:945:ALA:HB2	1.93	0.50
2:O:997:TRP:HB3	2:O:1000:LEU:CD2	2.39	0.50
3:P:367:GLY:HA3	3:P:448:GLN:HB2	1.94	0.50
3:P:608:CYS:SG	3:P:617:THR:CG2	2.78	0.50
3:P:650:LYS:O	3:P:654:ILE:HG13	2.11	0.50
1:A:56:VAL:HG13	1:A:144:ILE:HG21	1.92	0.50
1:A:166:ARG:HD2	1:A:170:ARG:HG2	1.92	0.50
2:C:184:LEU:HB3	2:C:186:PHE:CE2	2.46	0.50
3:D:416:ILE:CD1	3:D:441:LEU:CD1	2.89	0.50
3:D:1307:LEU:HD12	3:D:1312:ALA:HA	1.93	0.50
7:2:32:DA:H2''	7:2:33:DC:OP2	2.11	0.50
1:G:49:SER:HB2	1:H:33:ARG:CZ	2.41	0.50
1:G:155:ALA:HB1	1:G:172:LEU:HG	1.93	0.50
1:H:140:ILE:HG12	1:H:142:MET:CE	2.41	0.50
2:I:675:ASP:HB2	2:I:1107:MET:CE	2.33	0.50
2:I:736:VAL:O	2:I:741:MET:CE	2.60	0.50
2:I:1119:MET:HE3	2:I:1199:LEU:HD21	1.93	0.50
3:J:1253:ILE:O	3:J:1257:VAL:CG2	2.57	0.50
5:L:586:ARG:O	5:L:590:ILE:HG13	2.11	0.50
1:M:224:LEU:CD2	1:N:228:LEU:CG	2.81	0.50
3:P:548:VAL:HG12	3:P:549:LYS:N	2.27	0.50
3:P:930:LEU:CD1	3:P:1134:ILE:HG13	2.41	0.50
2:C:559:CYS:HB2	2:C:662:SER:HB3	1.93	0.50
5:F:572:THR:O	5:F:576:VAL:HG23	2.12	0.50
2:I:15:PHE:CD2	2:I:1182:ILE:CG2	2.95	0.50

*Continued on next page...*

*Continued from previous page...*

Atom-1	Atom-2	Interatomic distance (Å)	Clash overlap (Å)
2:I:27:LEU:HD12	2:I:711:ASP:CB	2.41	0.50
2:I:1107:MET:HE1	3:J:763:PHE:HE2	1.74	0.50
3:J:143:SER:HB2	3:J:160:LEU:O	2.12	0.50
3:J:425:ARG:HH12	8:6:16:U:H1'	1.76	0.50
3:J:755:ILE:HD12	3:J:774:ILE:CG2	2.42	0.50
3:J:824:PRO:HD3	3:J:878:ASP:O	2.11	0.50
5:L:390:ILE:HD13	5:L:432:THR:HA	1.94	0.50
1:M:11:PRO:HB2	1:M:28:LEU:HD12	1.93	0.50
1:M:38:THR:HG22	1:N:42:ALA:HB1	1.92	0.50
1:M:154:PRO:HD2	1:M:157:THR:OG1	2.11	0.50
2:O:13:LYS:HD2	2:O:1149:TYR:HA	1.94	0.50
2:O:1129:ASN:HA	2:O:1132:LEU:HD12	1.92	0.50
3:P:233:LYS:HE2	3:P:236:TRP:NE1	2.27	0.50
3:P:371:LYS:O	3:P:374:LEU:CD2	2.56	0.50
2:C:13:LYS:NZ	2:C:1149:TYR:O	2.45	0.50
2:C:149:LEU:HD21	2:C:451:ARG:NE	2.14	0.50
2:C:230:PHE:CD1	2:C:292:ILE:HD11	2.47	0.50
2:C:1104:PRO:HG3	3:D:725:MET:CE	2.40	0.50
2:C:1283:ALA:CB	3:D:479:GLU:OE2	2.52	0.50
3:D:111:THR:HG23	3:D:300:GLN:OE1	2.11	0.50
3:D:219:LYS:O	3:D:222:LYS:HB2	2.12	0.50
3:D:609:TYR:HA	3:D:617:THR:CG2	2.40	0.50
3:D:795:TYR:CE1	7:2:12:DG:H5'	2.47	0.50
3:D:830:ASP:HB3	3:D:832:LYS:NZ	2.26	0.50
3:D:1285:VAL:CG1	3:D:1286:LYS:N	2.74	0.50
4:E:69:ARG:O	4:E:73:GLN:HG3	2.12	0.50
5:F:434:TRP:HH2	6:1:35:DC:OP2	1.94	0.50
1:H:61:ILE:HA	1:H:142:MET:HB2	1.93	0.50
1:H:86:LYS:HE3	1:H:173:VAL:CG1	2.40	0.50
2:I:148:GLN:NE2	2:I:534:GLY:HA3	2.27	0.50
2:I:1256:GLN:NE2	3:J:96:LYS:NZ	2.60	0.50
3:J:64:PRO:HG3	3:J:93:THR:H	1.76	0.50
3:J:136:GLU:O	3:J:140:TYR:HD2	1.94	0.50
3:J:1285:VAL:CG1	3:J:1286:LYS:N	2.75	0.50
2:O:191:LYS:O	2:O:192:ASP:CB	2.58	0.50
2:O:297:VAL:HG11	2:O:311:CYS:HB2	1.93	0.50
2:O:672:GLU:CG	2:O:1187:PHE:HA	2.42	0.50
3:P:139:LEU:HA	3:P:181:GLY:HA2	1.93	0.50
3:P:838:ARG:CG	3:P:1250:ASP:OD2	2.60	0.50
5:R:453:PRO:HG2	6:7:31:DT:OP1	2.11	0.50
6:7:53:DG:H2''	6:7:54:DA:C5'	2.42	0.50

*Continued on next page...*

*Continued from previous page...*

Atom-1	Atom-2	Interatomic distance (Å)	Clash overlap (Å)
1:A:180:VAL:HA	1:A:207:THR:CG2	2.14	0.50
2:C:255:ILE:CD1	2:C:285:ILE:HG21	2.42	0.50
2:C:1109:ILE:HD13	2:C:1109:ILE:N	2.27	0.50
3:D:40:LYS:NZ	3:D:53:ARG:HE	2.10	0.50
3:D:249:LEU:C	3:D:251:PRO:HD3	2.31	0.50
3:D:385:LEU:HD22	3:D:391:ALA:HB2	1.93	0.50
3:D:700:ASN:O	3:D:704:GLU:CB	2.60	0.50
3:D:849:LEU:HD21	3:D:855:ASP:OD1	2.12	0.50
3:D:967:VAL:HG22	3:D:973:LEU:CD1	2.41	0.50
3:D:1307:LEU:N	3:D:1307:LEU:HD23	2.26	0.50
5:F:166:VAL:CG1	5:F:167:ASP:N	2.69	0.50
5:F:235:ILE:HG23	5:F:240:ARG:HD3	1.93	0.50
1:G:106:GLY:HA2	1:G:136:GLU:HA	1.94	0.50
2:I:49:LEU:HD23	2:I:464:PHE:CE2	2.47	0.50
2:I:1296:ASP:OD1	2:I:1296:ASP:N	2.42	0.50
3:J:139:LEU:CD2	3:J:185:ILE:HD13	2.39	0.50
3:J:1082:ASP:HB3	3:J:1088:VAL:CG2	2.42	0.50
3:J:1164:SER:O	3:J:1175:LEU:HD12	2.11	0.50
3:J:1266:ILE:CD1	3:J:1278:GLU:HB3	2.40	0.50
5:L:390:ILE:HG21	5:L:432:THR:HG23	1.94	0.50
1:M:68:TYR:OH	2:O:1057:LYS:HG2	2.12	0.50
2:O:170:VAL:HG23	3:P:1065:ALA:O	2.11	0.50
2:O:414:ILE:HD13	2:O:414:ILE:H	1.77	0.50
2:O:758:ARG:HB2	2:O:833:ILE:CG2	2.41	0.50
3:P:139:LEU:O	3:P:141:PHE:HD2	1.93	0.50
3:P:318:GLY:HA3	3:P:322:ARG:NH1	2.20	0.50
3:P:453:VAL:CG1	3:P:500:ILE:HD13	2.42	0.50
3:P:746:LEU:CG	3:P:758:PRO:HB3	2.35	0.50
3:P:795:TYR:CD1	7:8:12:DG:C5'	2.95	0.50
3:P:843:VAL:CB	3:P:897:HIS:O	2.57	0.50
5:R:464:ASN:CG	7:8:25:DA:N6	2.65	0.50
2:C:375:PRO:N	5:F:87:VAL:HG21	2.26	0.50
2:C:385:PHE:HA	2:C:388:LEU:HD12	1.93	0.50
2:C:708:VAL:HG12	2:C:794:LEU:HD22	1.90	0.50
2:C:1008:GLN:HE22	2:C:1011:LEU:HD23	1.76	0.50
2:C:1151:LEU:CD2	2:C:1198:LEU:CD1	2.72	0.50
3:D:379:PRO:CG	3:D:380:PHE:H	2.25	0.50
3:D:395:LYS:CB	3:D:398:LYS:HE3	2.41	0.50
3:D:450:HIS:CD2	3:D:452:LEU:H	2.30	0.50
3:D:894:VAL:HG22	3:D:915:ILE:HD11	1.93	0.50
1:G:221:ALA:O	1:G:224:LEU:HB3	2.11	0.50

*Continued on next page...*

*Continued from previous page...*

Atom-1	Atom-2	Interatomic distance (Å)	Clash overlap (Å)
2:I:75:LEU:CD2	2:I:127:ILE:HD12	2.42	0.50
2:I:185:ASP:OD2	2:I:200:ARG:NE	2.41	0.50
2:I:448:LEU:HG	2:I:553:THR:OG1	2.12	0.50
2:I:563:THR:HG22	2:I:680:LEU:HD11	1.94	0.50
2:I:876:GLU:HG2	2:I:927:THR:OG1	2.12	0.50
3:J:520:ALA:HB3	3:J:546:ALA:CB	2.42	0.50
3:J:824:PRO:HB3	3:J:834:PRO:HA	1.93	0.50
3:J:1225:GLY:O	3:J:1229:VAL:HG12	2.12	0.50
5:L:298:PRO:HD2	5:L:326:TRP:CH2	2.47	0.50
1:M:35:PHE:O	1:M:39:LEU:HD21	2.10	0.50
1:M:100:LEU:CD2	1:M:115:ILE:CG2	2.76	0.50
1:N:158:ARG:CD	1:N:172:LEU:HD11	2.41	0.50
2:O:1104:PRO:HB3	3:P:725:MET:HE1	1.92	0.50
2:O:1210:ILE:HG22	2:O:1211:ARG:N	2.26	0.50
5:R:418:LYS:NZ	6:7:35:DC:OP2	2.38	0.50
1:A:150:ARG:HB3	1:B:6:THR:OG1	2.12	0.50
1:B:76:GLU:CG	1:B:80:GLU:CD	2.80	0.50
2:C:143:ARG:NH1	2:C:507:GLY:HA2	2.27	0.50
3:D:1330:ARG:O	3:D:1334:GLU:HG3	2.12	0.50
5:F:426:LYS:HE2	6:1:40:DA:OP2	2.12	0.50
5:F:443:ILE:CG2	5:F:444:ALA:N	2.75	0.50
7:2:25:DA:H1'	7:2:26:DT:H5''	1.94	0.50
2:I:192:ASP:HB3	2:I:346:TYR:HD1	1.77	0.50
2:I:232:ILE:HG21	2:I:326:SER:CB	2.42	0.50
2:I:661:VAL:HG12	2:I:665:ALA:HB3	1.91	0.50
2:I:805:MET:HE2	2:I:806:PRO:CD	2.42	0.50
2:I:1148:ALA:O	2:I:1151:LEU:HB2	2.12	0.50
3:J:47:ARG:NH2	6:4:30:DG:O3'	2.44	0.50
3:J:69:GLU:HG2	3:J:69:GLU:O	2.12	0.50
3:J:1350:ASN:HD22	3:J:1356:LEU:C	2.15	0.50
5:L:120:ALA:CB	5:L:421:TYR:HB3	2.42	0.50
1:M:69:SER:O	1:M:78:ILE:CD1	2.60	0.50
2:O:157:PHE:N	2:O:157:PHE:CD1	2.79	0.50
2:O:293:ALA:HB2	2:O:319:LEU:CD2	2.39	0.50
2:O:1237:HIS:CE1	2:O:1242:LYS:HZ1	2.28	0.50
2:O:1299:ASN:N	2:O:1299:ASN:OD1	2.45	0.50
3:P:1157:ALA:O	3:P:1223:LEU:HD13	2.11	0.50
3:P:1263:LYS:HD3	3:P:1280:VAL:C	2.32	0.50
1:B:217:ILE:HG22	1:B:218:ARG:N	2.25	0.50
2:C:260:LYS:HD3	2:I:490:GLN:OE1	2.11	0.50
2:C:838:CYS:HB2	2:C:918:LEU:HD22	1.93	0.50

*Continued on next page...*

*Continued from previous page...*

Atom-1	Atom-2	Interatomic distance (Å)	Clash overlap (Å)
2:C:1289:GLU:OE2	3:D:472:LEU:N	2.45	0.50
2:C:1334:GLY:C	3:D:25:ALA:HB2	2.31	0.50
3:D:105:ILE:HD12	3:D:242:LEU:CD2	2.31	0.50
3:D:424:ASN:O	3:D:466:MET:HE2	2.12	0.50
3:D:497:GLU:CB	3:D:498:PRO:CD	2.89	0.50
3:D:522:GLY:CA	3:D:525:MET:SD	3.00	0.50
3:D:696:ALA:O	3:D:700:ASN:HB2	2.11	0.50
3:D:749:LYS:HE3	3:D:755:ILE:CG1	2.42	0.50
3:D:807:LEU:HG	3:D:893:GLY:HA2	1.93	0.50
5:F:601:PRO:HB3	5:F:608:ARG:NH2	2.27	0.50
6:1:51:DC:C4	6:1:52:DT:O4	2.65	0.50
2:I:870:ILE:CG2	2:I:944:ARG:HD3	2.41	0.50
3:J:303:VAL:O	3:J:306:LEU:HB3	2.12	0.50
3:J:621:ALA:HA	3:J:624:ILE:HD12	1.93	0.50
3:J:945:ALA:CB	3:J:1023:HIS:HE1	2.25	0.50
5:L:429:THR:OG1	6:4:39:DA:H8	1.75	0.50
1:N:65:LEU:O	1:N:169:GLY:CA	2.54	0.50
2:O:766:ASN:C	2:O:766:ASN:ND2	2.65	0.50
2:O:1088:ASP:HB2	2:O:1091:GLY:H	1.77	0.50
3:P:478:LEU:HD11	4:Q:23:ALA:CB	2.42	0.50
3:P:552:ILE:HG21	3:P:589:TYR:CD1	2.47	0.50
3:P:1078:LEU:CG	3:P:1101:LEU:HD11	2.41	0.50
5:R:461:ASN:CA	7:8:26:DT:H72	2.42	0.50
1:B:9:LEU:HD21	1:B:30:PRO:HG2	1.94	0.49
1:B:86:LYS:HB3	1:B:176:CYS:SG	2.52	0.49
2:C:177:ILE:HA	2:C:183:TRP:HD1	1.77	0.49
2:C:669:PRO:CB	2:C:1184:THR:CG2	2.90	0.49
3:D:238:ILE:HG23	3:D:239:LEU:N	2.27	0.49
3:D:849:LEU:O	3:D:850:LYS:CB	2.60	0.49
3:D:1101:LEU:HD22	3:D:1122:ALA:HB2	1.93	0.49
6:1:59:DG:H2 <sup>7</sup>	6:1:60:DC:C6	2.47	0.49
1:G:25:LYS:HZ2	1:G:202:VAL:HG12	1.74	0.49
2:I:60:GLN:CG	2:I:67:GLU:OE1	2.60	0.49
2:I:357:ASN:N	2:I:361:SER:OG	2.45	0.49
2:I:686:GLN:NE2	2:I:1069:ARG:CD	2.75	0.49
2:I:719:LYS:N	2:I:719:LYS:HD2	2.27	0.49
2:I:878:THR:HG22	2:I:879:GLY:N	2.27	0.49
2:I:878:THR:HA	2:I:925:SER:HB2	1.94	0.49
2:I:905:ILE:HA	5:L:595:LEU:HD22	1.93	0.49
2:I:1124:ILE:HG23	2:I:1144:PHE:HE2	1.77	0.49
3:J:646:ILE:HG13	3:J:764:ARG:HH11	1.76	0.49

*Continued on next page...*

*Continued from previous page...*

Atom-1	Atom-2	Interatomic distance (Å)	Clash overlap (Å)
3:J:826:ILE:HG21	3:J:994:SER:CB	2.37	0.49
3:J:843:VAL:HG11	3:J:883:ARG:CD	2.29	0.49
3:J:1355:ARG:HD3	3:J:1369:ARG:HH22	1.76	0.49
5:L:360:ASP:O	5:L:364:ARG:HB2	2.11	0.49
5:L:452:ILE:CG2	5:L:456:MET:HB2	2.42	0.49
1:N:64:VAL:HG11	1:N:78:ILE:CD1	2.42	0.49
2:O:73:TYR:HB2	2:O:98:VAL:HG22	1.93	0.49
2:O:165:HIS:HB2	2:O:168:GLY:H	1.77	0.49
2:O:295:LYS:O	2:O:317:LEU:HB2	2.12	0.49
2:O:829:THR:HG23	2:O:1058:ARG:O	2.12	0.49
3:P:807:LEU:HD23	3:P:1255:VAL:HG12	1.94	0.49
3:P:1190:ILE:HD13	3:P:1196:LEU:CD1	2.42	0.49
3:P:1280:VAL:HG12	3:P:1281:GLU:N	2.25	0.49
5:R:84:LEU:HD22	5:R:88:GLU:OE2	2.11	0.49
5:R:91:ILE:CD1	5:R:103:ARG:HH22	2.25	0.49
6:7:54:DA:H2"	6:7:55:DC:C6	2.47	0.49
2:C:1066:MET:HE3	2:C:1234:LYS:HA	1.92	0.49
2:C:1294:LYS:NZ	3:D:349:TYR:HB2	2.27	0.49
3:D:117:LEU:HA	3:D:124:ILE:CD1	2.36	0.49
3:D:190:LYS:HG3	3:D:235:GLU:OE2	2.12	0.49
5:F:452:ILE:HG22	5:F:457:ILE:CG1	2.43	0.49
1:G:79:LEU:O	1:G:82:LEU:HB2	2.11	0.49
1:H:81:ILE:HG23	1:H:84:ASN:HD22	1.77	0.49
2:I:448:LEU:CD1	2:I:553:THR:O	2.61	0.49
2:I:684:ASN:HA	2:I:687:ARG:NH2	2.26	0.49
2:I:840:SER:OG	2:I:1048:LYS:N	2.45	0.49
2:I:1294:LYS:HD3	3:J:347:VAL:HG11	1.93	0.49
2:I:1315:MET:HG2	2:I:1317:PRO:HD3	1.94	0.49
3:J:26:SER:H	3:J:29:MET:CE	2.25	0.49
3:J:353:SER:CB	3:J:372:MET:CE	2.77	0.49
3:J:786:THR:CG2	3:J:787:ALA:H	2.25	0.49
3:J:1176:VAL:HG22	3:J:1187:GLU:HG2	1.93	0.49
5:L:309:ASN:OD1	5:L:312:SER:HB3	2.12	0.49
7:5:27:DA:OP1	7:5:27:DA:C8	2.65	0.49
1:M:59:VAL:CG1	1:M:60:GLU:N	2.74	0.49
2:O:60:GLN:O	2:O:476:LYS:HE3	2.12	0.49
2:O:1107:MET:CG	3:P:740:LEU:HD11	2.39	0.49
3:P:79:LYS:CG	5:R:569:THR:HG23	2.39	0.49
3:P:572:THR:HB	3:P:589:TYR:OH	2.11	0.49
3:P:1169:THR:C	3:P:1171:GLY:H	2.15	0.49
3:P:1319:PHE:CE2	3:P:1342:ASP:HB2	2.47	0.49

*Continued on next page...*



*Continued from previous page...*

Atom-1	Atom-2	Interatomic distance (Å)	Clash overlap (Å)
4:Q:76:GLU:O	4:Q:80:LEU:HG	2.11	0.49
8:9:14:A:C5'	8:9:15:G:OP2	2.54	0.49
1:B:169:GLY:O	1:B:171:LEU:HG	2.11	0.49
2:C:653:MET:HG2	2:C:654:ASP:N	2.27	0.49
3:D:421:VAL:HG23	3:D:439:PRO:HG2	1.94	0.49
3:D:643:ASP:O	3:D:720:ASN:ND2	2.44	0.49
3:D:844:THR:CG2	3:D:864:LEU:HD21	2.41	0.49
3:D:1011:VAL:HG11	3:D:1017:VAL:CG1	2.41	0.49
3:D:1151:LYS:N	3:D:1151:LYS:CD	2.60	0.49
5:F:547:VAL:HG21	5:F:607:LEU:HD11	1.93	0.49
5:F:565:ILE:O	5:F:566:ASP:CB	2.60	0.49
1:H:35:PHE:O	1:H:39:LEU:HG	2.13	0.49
2:I:82:VAL:HG23	2:I:83:GLN:N	2.27	0.49
2:I:568:ASN:HA	2:I:571:LEU:HD12	1.92	0.49
2:I:668:ILE:O	2:I:1186:VAL:HG22	2.13	0.49
2:I:854:ILE:HG22	2:I:857:VAL:HB	1.94	0.49
2:I:1034:ARG:HA	2:I:1037:THR:CB	2.42	0.49
2:I:1277:ALA:O	2:I:1280:ALA:HB3	2.12	0.49
3:J:708:ASN:ND2	3:J:713:GLU:HG2	2.27	0.49
3:J:886:VAL:CG1	3:J:1261:LEU:HD13	2.33	0.49
3:J:931:THR:HG23	3:J:1134:ILE:CG2	2.42	0.49
3:J:1318:SER:OG	3:J:1321:SER:CB	2.57	0.49
2:O:548:ARG:HH12	3:P:788:LEU:HD23	1.77	0.49
2:O:1073:LYS:NZ	8:9:15:G:O5'	2.44	0.49
2:O:1290:MET:HA	2:O:1294:LYS:CD	2.39	0.49
3:P:261:ALA:HB1	5:R:507:MET:HA	1.94	0.49
3:P:615:LYS:N	3:P:616:PRO:CD	2.75	0.49
3:P:762:ASN:OD1	3:P:764:ARG:HB3	2.13	0.49
4:Q:30:MET:HE1	4:Q:46:THR:HA	1.94	0.49
2:C:170:VAL:HG23	3:D:1065:ALA:CB	2.43	0.49
2:C:559:CYS:HG	2:C:661:VAL:HG12	1.75	0.49
2:C:673:HIS:O	3:D:763:PHE:CD1	2.66	0.49
3:D:337:ARG:HH11	3:D:341:ASN:HD21	1.60	0.49
3:D:395:LYS:HA	3:D:398:LYS:CG	2.43	0.49
3:D:625:MET:CG	3:D:629:PHE:HE2	2.25	0.49
3:D:651:HIS:HA	3:D:654:ILE:HD12	1.93	0.49
3:D:799:ARG:HD2	3:D:1309:ILE:HG21	1.94	0.49
3:D:1170:LYS:O	3:D:1170:LYS:HG2	2.12	0.49
5:F:167:ASP:N	5:F:168:PRO:HD3	2.26	0.49
5:F:601:PRO:HB3	5:F:608:ARG:HH21	1.76	0.49
6:1:53:DG:H1'	6:1:54:DA:H5'	1.94	0.49

*Continued on next page...*

*Continued from previous page...*

Atom-1	Atom-2	Interatomic distance (Å)	Clash overlap (Å)
7:2:35:DT:H2''	7:2:36:DG:OP2	2.12	0.49
1:G:43:LEU:HD13	1:G:203:ILE:HD11	1.94	0.49
2:I:813:GLU:O	3:J:461:PHE:HB2	2.12	0.49
3:J:1063:ASP:HB3	3:J:1103:GLY:HA3	1.94	0.49
3:J:1172:LYS:HE2	3:J:1191:PRO:HA	1.94	0.49
5:L:407:GLU:CG	5:L:442:SER:HB3	2.41	0.49
6:4:59:DG:C6	7:5:3:DG:O6	2.66	0.49
1:M:61:ILE:HG12	1:M:142:MET:HB2	1.93	0.49
1:N:18:GLN:HG3	1:N:24:ALA:HB2	1.94	0.49
2:O:25:PRO:O	2:O:27:LEU:HD23	2.12	0.49
2:O:49:LEU:HD13	2:O:73:TYR:CZ	2.48	0.49
2:O:693:LEU:HA	2:O:831:ILE:HD11	1.94	0.49
2:O:805:MET:C	2:O:1100:PRO:HD3	2.33	0.49
3:P:252:LEU:HD12	3:P:253:VAL:N	2.27	0.49
3:P:643:ASP:HA	3:P:720:ASN:HD21	1.76	0.49
3:P:1210:ILE:HG22	3:P:1211:SER:N	2.27	0.49
5:R:394:TYR:O	5:R:396:ASN:N	2.45	0.49
5:R:429:THR:OG1	6:7:39:DA:H8	1.96	0.49
1:B:183:ILE:HB	1:B:205:MET:HE2	1.95	0.49
2:C:251:ALA:HB3	2:C:266:GLY:H	1.77	0.49
2:C:406:ASN:HD22	2:C:414:ILE:HA	1.76	0.49
3:D:419:HIS:CE1	3:D:477:GLN:NE2	2.80	0.49
1:G:121:VAL:O	1:G:122:GLU:HG3	2.12	0.49
1:H:52:PRO:HA	1:H:150:ARG:CB	2.42	0.49
2:I:452:ARG:NH2	2:I:458:GLU:CD	2.66	0.49
2:I:1336:ASN:HD22	3:J:23:ALA:HB3	1.76	0.49
3:J:104:HIS:HA	3:J:244:VAL:HG23	1.94	0.49
3:J:197:GLU:HA	3:J:200:GLN:CD	2.32	0.49
3:J:278:ARG:HH21	5:L:406:GLN:HB3	1.78	0.49
3:J:424:ASN:N	3:J:466:MET:CE	2.75	0.49
3:J:1254:GLU:HA	3:J:1257:VAL:HG21	1.95	0.49
5:L:383:ASN:HD22	5:L:386:LEU:CD2	2.26	0.49
1:M:76:GLU:CB	1:M:81:ILE:HG13	2.41	0.49
2:O:811:ASN:CB	2:O:1099:ASN:HB2	2.42	0.49
2:O:862:LEU:O	2:O:865:LEU:HB2	2.12	0.49
2:O:1101:LEU:HD21	3:P:725:MET:CG	2.39	0.49
3:P:26:SER:O	3:P:30:ILE:HG13	2.12	0.49
3:P:1150:PRO:O	3:P:1153:PRO:HD3	2.12	0.49
3:P:1231:ARG:O	3:P:1234:VAL:HB	2.12	0.49
1:A:232:VAL:HG13	1:B:221:ALA:HB3	1.95	0.49
1:B:48:LEU:HD21	1:B:183:ILE:HG22	1.93	0.49

*Continued on next page...*

*Continued from previous page...*

Atom-1	Atom-2	Interatomic distance (Å)	Clash overlap (Å)
2:C:1275:VAL:HG12	2:C:1279:GLU:CD	2.33	0.49
3:D:92:VAL:O	3:D:93:THR:HG23	2.13	0.49
3:D:111:THR:CG2	3:D:112:ALA:N	2.75	0.49
3:D:395:LYS:O	3:D:398:LYS:CD	2.60	0.49
3:D:470:VAL:CG1	3:D:472:LEU:CD2	2.91	0.49
3:D:479:GLU:HA	4:E:20:VAL:HG21	1.94	0.49
5:F:451:ARG:NH1	6:1:32:DA:OP1	2.46	0.49
5:F:489:MET:HB2	5:F:494:ILE:HD11	1.95	0.49
2:I:27:LEU:HD12	2:I:711:ASP:HB3	1.93	0.49
2:I:750:ILE:HG23	2:I:750:ILE:O	2.13	0.49
3:J:805:GLN:HB2	3:J:1347:LEU:CG	2.43	0.49
3:J:828:GLY:HA2	3:J:996:LYS:N	2.28	0.49
3:J:1254:GLU:C	3:J:1257:VAL:HG23	2.33	0.49
1:N:13:LEU:HD12	1:N:28:LEU:HD22	1.92	0.49
2:O:830:THR:OG1	2:O:832:HIS:HD2	1.95	0.49
2:O:1142:ARG:HG3	2:O:1161:LEU:CD2	2.43	0.49
5:R:428:SER:OG	6:7:41:DT:H73	2.13	0.49
1:A:81:ILE:O	1:A:85:LEU:HG	2.12	0.49
1:B:61:ILE:HD12	1:B:171:LEU:CD1	2.43	0.49
1:B:88:LEU:HD22	1:B:128:HIS:CD2	2.48	0.49
2:C:1107:MET:CE	3:D:740:LEU:HD21	2.31	0.49
3:D:173:GLY:O	3:D:175:GLU:N	2.46	0.49
3:D:501:VAL:CG1	3:D:502:PRO:HD2	2.32	0.49
3:D:600:ALA:O	3:D:604:MET:SD	2.71	0.49
3:D:646:ILE:HG13	3:D:764:ARG:HH11	1.78	0.49
6:1:58:DG:C2	7:2:6:DG:N2	2.81	0.49
1:G:91:ARG:HD2	1:G:124:VAL:HG22	1.83	0.49
2:I:678:ARG:CD	2:I:1106:ARG:O	2.58	0.49
3:J:97:VAL:HG12	3:J:101:ARG:CD	2.43	0.49
3:J:786:THR:HA	3:J:935:PHE:CD2	2.48	0.49
3:J:809:VAL:HB	3:J:911:LYS:HA	1.95	0.49
3:J:1237:VAL:CG1	3:J:1241:TYR:HE2	2.24	0.49
5:L:423:ARG:HD3	6:4:37:DA:C4	2.47	0.49
6:4:53:DG:H1'	6:4:54:DA:H5'	1.95	0.49
1:M:66:HIS:O	1:M:78:ILE:CD1	2.60	0.49
1:M:83:LEU:HD13	1:M:86:LYS:CD	2.38	0.49
2:O:56:VAL:HG21	2:O:468:LEU:HD22	1.94	0.49
2:O:414:ILE:HD13	2:O:414:ILE:N	2.27	0.49
3:P:161:THR:OG1	3:P:164:GLN:NE2	2.45	0.49
3:P:525:MET:O	3:P:548:VAL:HG13	2.12	0.49
3:P:526:VAL:O	3:P:527:LEU:HD23	2.13	0.49

*Continued on next page...*

*Continued from previous page...*

Atom-1	Atom-2	Interatomic distance (Å)	Clash overlap (Å)
3:P:1353:VAL:HG21	3:P:1355:ARG:CD	2.33	0.49
2:C:1330:ILE:HD12	2:C:1337:ILE:HD12	1.93	0.49
3:D:471:PRO:HG2	3:D:471:PRO:O	2.13	0.49
3:D:909:ILE:CD1	3:D:910:ASN:N	2.71	0.49
3:D:1167:LYS:O	3:D:1174:ARG:NE	2.45	0.49
3:D:1261:LEU:HD13	3:D:1304:ARG:HD3	1.92	0.49
5:F:84:LEU:CD1	5:F:107:THR:CG2	2.70	0.49
5:F:417:ASP:OD1	5:F:417:ASP:N	2.44	0.49
5:F:476:ARG:HG3	5:F:477:GLU:N	2.28	0.49
5:F:585:GLU:CG	7:2:47:DC:H41	2.22	0.49
5:F:585:GLU:HG3	7:2:46:DT:C5	2.47	0.49
2:I:13:LYS:HB2	2:I:1149:TYR:CE1	2.48	0.49
2:I:680:LEU:HD23	3:J:783:LEU:HD23	1.94	0.49
3:J:296:LYS:O	3:J:299:LEU:HD23	2.12	0.49
5:L:490:PRO:O	5:L:494:ILE:CD1	2.60	0.49
5:L:586:ARG:C	5:L:587:ILE:HD13	2.26	0.49
2:O:13:LYS:O	2:O:1183:ALA:N	2.32	0.49
2:O:18:ARG:HH11	2:O:623:LEU:HD12	1.66	0.49
2:O:424:ASP:O	2:O:428:VAL:HG23	2.12	0.49
2:O:668:ILE:HD11	2:O:686:GLN:NE2	2.27	0.49
3:P:201:LEU:HD22	3:P:217:LEU:CD2	2.43	0.49
3:P:925:GLU:N	3:P:926:PRO:CD	2.75	0.49
3:P:1163:VAL:HG22	3:P:1177:ILE:HG23	1.95	0.49
1:A:69:SER:O	1:A:78:ILE:CG1	2.60	0.49
2:C:1281:TYR:CZ	3:D:431:ARG:HB2	2.48	0.49
3:D:332:LYS:CE	7:2:11:DA:OP1	2.61	0.49
5:F:252:LEU:O	5:F:255:VAL:HB	2.12	0.49
5:F:511:ILE:HD13	5:F:519:LEU:HA	1.94	0.49
2:I:38:PHE:HE1	2:I:461:GLU:HA	1.78	0.49
2:I:191:LYS:CG	3:J:1069:ALA:HB3	2.42	0.49
2:I:655:VAL:CG1	2:I:656:SER:N	2.73	0.49
2:I:1232:MET:C	2:I:1233:LEU:HG	2.33	0.49
2:I:1326:LEU:HD22	3:J:342:LEU:CD1	2.42	0.49
3:J:1240:VAL:O	3:J:1243:LEU:HB3	2.12	0.49
5:L:386:LEU:HD22	6:4:41:DT:N3	2.28	0.49
8:6:14:A:H5'	8:6:15:G:OP2	2.11	0.49
1:M:150:ARG:H	1:M:150:ARG:CD	2.23	0.49
1:M:224:LEU:HD11	1:M:228:LEU:HD12	1.94	0.49
1:N:140:ILE:CG1	1:N:142:MET:HE1	2.37	0.49
2:O:1085:MET:HE2	2:O:1086:PRO:HD2	1.95	0.49
2:O:1238:LEU:HB3	2:O:1240:ASP:HB2	1.95	0.49

*Continued on next page...*

*Continued from previous page...*

Atom-1	Atom-2	Interatomic distance (Å)	Clash overlap (Å)
3:P:720:ASN:O	3:P:724:MET:CG	2.48	0.49
2:C:726:TYR:HB3	2:C:733:VAL:CG2	2.42	0.49
2:C:846:GLY:CA	2:C:889:PRO:HG2	2.41	0.49
3:D:70:CYS:CB	3:D:90:VAL:CG1	2.91	0.49
3:D:1229:VAL:CG1	3:D:1230:THR:H	2.21	0.49
5:F:91:ILE:HD11	5:F:103:ARG:CZ	2.43	0.49
5:F:606:VAL:HG23	5:F:607:LEU:HG	1.95	0.49
6:1:34:DG:C5	6:1:35:DC:N4	2.81	0.49
2:I:402:ARG:CD	2:I:416:GLY:HA3	2.43	0.49
2:I:726:TYR:N	2:I:733:VAL:HG22	2.28	0.49
3:J:268:LEU:O	3:J:272:VAL:HG23	2.13	0.49
3:J:1098:GLN:HB3	3:J:1100:PHE:CE2	2.47	0.49
3:J:1265:THR:OG1	3:J:1303:SER:OG	2.29	0.49
2:O:496:LYS:CB	2:O:497:PRO:HD3	2.43	0.49
2:O:1225:VAL:HG12	2:O:1226:THR:N	2.26	0.49
2:O:1286:THR:CB	3:P:479:GLU:OE2	2.61	0.49
3:P:75:TYR:HB3	3:P:92:VAL:HG21	1.94	0.49
3:P:622:ASP:HB3	3:P:626:TYR:CE2	2.32	0.49
2:C:452:ARG:NH2	2:C:458:GLU:OE1	2.45	0.48
2:C:559:CYS:HB2	2:C:662:SER:N	2.28	0.48
2:C:1117:LEU:O	2:C:1117:LEU:HG	2.13	0.48
2:C:1257:GLN:HE21	3:D:345:LYS:HB3	1.77	0.48
3:D:163:GLU:OE1	3:D:163:GLU:N	2.46	0.48
3:D:746:LEU:HD21	3:D:758:PRO:HB3	1.90	0.48
3:D:1145:PHE:CZ	3:D:1253:ILE:HG23	2.48	0.48
3:D:1165:PHE:CE1	3:D:1199:PHE:O	2.66	0.48
1:G:46:ILE:HG12	1:H:35:PHE:CE1	2.48	0.48
2:I:190:PRO:CB	3:J:1069:ALA:HB2	2.31	0.48
2:I:448:LEU:HD11	2:I:553:THR:O	2.13	0.48
2:I:686:GLN:HE21	2:I:1069:ARG:HG2	1.76	0.48
2:I:849:GLU:O	2:I:887:VAL:HG22	2.13	0.48
2:I:1034:ARG:HA	2:I:1037:THR:HB	1.93	0.48
2:I:1307:ASN:HB3	2:I:1312:ASN:HB3	1.95	0.48
3:J:141:PHE:HA	3:J:180:MET:HG2	1.95	0.48
5:L:457:ILE:HA	5:L:460:ILE:HD12	1.94	0.48
6:4:47:DC:C2	6:4:48:DA:C4	3.00	0.48
1:M:59:VAL:HG12	1:M:60:GLU:N	2.27	0.48
1:N:219:ARG:O	1:N:223:ILE:CG1	2.58	0.48
2:O:225:PHE:CE2	2:O:347:ILE:HB	2.48	0.48
2:O:363:LEU:HA	2:O:366:ILE:HD12	1.94	0.48
2:O:590:PRO:HD3	2:O:605:TYR:CE1	2.48	0.48

*Continued on next page...*

Continued from previous page...

Atom-1	Atom-2	Interatomic distance (Å)	Clash overlap (Å)
2:O:883:LEU:HG	2:O:920:VAL:HG23	1.95	0.48
3:P:481:ARG:O	3:P:485:MET:CB	2.59	0.48
5:R:590:ILE:HA	5:R:593:LYS:CE	2.43	0.48
2:C:1006:GLU:HB2	2:C:1007:LYS:HZ1	1.77	0.48
2:C:1288:GLN:CB	2:C:1315:MET:CE	2.90	0.48
3:D:79:LYS:CE	5:F:569:THR:HB	2.43	0.48
3:D:1280:VAL:HG13	3:D:1281:GLU:H	1.78	0.48
5:F:213:ASP:OD1	5:F:213:ASP:N	2.46	0.48
5:F:434:TRP:CE2	6:1:36:DT:C7	2.96	0.48
5:F:468:ARG:NH2	7:2:25:DA:H8	2.11	0.48
5:F:533:ASP:OD1	5:F:533:ASP:N	2.46	0.48
1:G:9:LEU:HD23	1:G:32:GLU:HG3	1.94	0.48
1:G:199:ASP:N	1:G:199:ASP:OD1	2.46	0.48
1:H:75:GLN:NE2	1:H:132:HIS:HB3	2.27	0.48
2:I:1034:ARG:HA	2:I:1037:THR:OG1	2.13	0.48
3:J:26:SER:H	3:J:29:MET:HE2	1.78	0.48
3:J:368:LEU:HA	3:J:447:ILE:HG23	1.94	0.48
3:J:421:VAL:HG13	3:J:469:HIS:O	2.11	0.48
3:J:796:LEU:CD1	3:J:800:LEU:HD21	2.42	0.48
3:J:1172:LYS:HD3	3:J:1189:MET:CE	2.43	0.48
6:4:44:DG:H2''	6:4:45:DT:C4'	2.43	0.48
2:O:525:THR:CG2	2:O:526:HIS:N	2.76	0.48
3:P:415:VAL:HA	4:Q:45:LYS:NZ	2.28	0.48
3:P:909:ILE:CG1	3:P:910:ASN:N	2.76	0.48
2:C:797:GLY:CA	2:C:1233:LEU:HD23	2.41	0.48
2:C:865:LEU:HD13	2:C:869:GLY:HA2	1.93	0.48
2:C:870:ILE:HD13	2:C:870:ILE:N	2.27	0.48
2:C:1283:ALA:HA	3:D:479:GLU:OE1	2.12	0.48
2:C:1289:GLU:OE2	3:D:472:LEU:CA	2.61	0.48
3:D:1307:LEU:HD12	3:D:1312:ALA:CB	2.44	0.48
5:F:279:ARG:NH2	5:F:347:ILE:HG12	2.27	0.48
1:G:24:ALA:HB2	1:G:213:PRO:HG2	1.95	0.48
2:I:184:LEU:CD2	2:I:389:PHE:CE2	2.82	0.48
2:I:211:ARG:HB2	2:I:362:ALA:CB	2.43	0.48
2:I:851:THR:HG23	2:I:852:ALA:H	1.76	0.48
2:I:1006:GLU:CD	2:I:1006:GLU:N	2.66	0.48
2:I:1072:ASN:CG	2:I:1111:GLN:OE1	2.51	0.48
2:I:1223:ARG:HG3	3:J:636:GLY:O	2.13	0.48
3:J:291:ILE:HG23	5:L:409:ASN:HD22	1.79	0.48
3:J:306:LEU:O	3:J:326:SER:HB2	2.13	0.48
3:J:608:CYS:HG	3:J:617:THR:HG22	1.75	0.48

Continued on next page...

*Continued from previous page...*

Atom-1	Atom-2	Interatomic distance (Å)	Clash overlap (Å)
3:J:712:GLN:C	3:J:713:GLU:CG	2.81	0.48
1:M:84:ASN:O	1:M:128:HIS:NE2	2.46	0.48
1:M:112:ALA:HB1	1:M:123:ILE:HG21	1.94	0.48
2:O:79:VAL:HG23	2:O:95:PRO:HD3	1.95	0.48
2:O:194:LEU:HD23	2:O:206:ALA:CB	2.43	0.48
2:O:444:ASP:O	2:O:450:ASN:ND2	2.47	0.48
2:O:693:LEU:HD12	2:O:693:LEU:O	2.13	0.48
2:O:1271:GLY:O	2:O:1275:VAL:HG23	2.13	0.48
2:O:1311:GLY:O	4:Q:31:GLN:HG2	2.13	0.48
3:P:902:ASP:HB2	3:P:909:ILE:HA	1.94	0.48
3:P:1163:VAL:CG2	3:P:1177:ILE:HG23	2.43	0.48
1:A:190:ALA:O	1:A:192:VAL:HG23	2.12	0.48
1:A:225:ALA:HA	1:A:228:LEU:HB2	1.95	0.48
2:C:1185:PRO:HD2	2:C:1189:GLY:HA2	1.95	0.48
2:C:1307:ASN:HB3	2:C:1312:ASN:HB3	1.95	0.48
3:D:121:PRO:O	3:D:122:SER:CB	2.58	0.48
3:D:421:VAL:HG23	3:D:439:PRO:CG	2.43	0.48
3:D:484:MET:CE	3:D:484:MET:CG	2.90	0.48
3:D:1346:GLY:O	3:D:1349:GLU:HB2	2.12	0.48
2:I:661:VAL:CG1	2:I:662:SER:N	2.76	0.48
2:I:686:GLN:CG	2:I:1069:ARG:HG2	2.44	0.48
2:I:745:GLU:CG	2:I:746:ALA:N	2.67	0.48
2:I:1294:LYS:CD	3:J:347:VAL:CG1	2.85	0.48
3:J:145:VAL:CG2	3:J:158:GLN:O	2.59	0.48
3:J:490:ILE:HD11	3:J:614:LEU:CD1	2.41	0.48
3:J:875:ASN:O	3:J:876:SER:CB	2.55	0.48
3:J:1218:HIS:CD2	3:J:1306:LEU:HD23	2.49	0.48
5:L:84:LEU:HD21	5:L:107:THR:HG23	1.95	0.48
5:L:269:LEU:O	5:L:272:SER:HB2	2.13	0.48
1:M:39:LEU:HD12	1:M:201:LEU:HD22	1.94	0.48
1:M:68:TYR:HE2	2:O:927:THR:OG1	1.96	0.48
1:M:79:LEU:O	1:M:83:LEU:HD23	2.13	0.48
2:O:432:LEU:CG	2:O:433:ILE:N	2.71	0.48
3:P:57:PHE:HB3	3:P:98:ARG:NH2	2.29	0.48
3:P:82:GLY:HA2	3:P:91:GLU:OE2	2.14	0.48
3:P:422:LEU:O	3:P:468:VAL:CG1	2.54	0.48
3:P:927:GLY:HA2	3:P:1134:ILE:CD1	2.43	0.48
3:P:930:LEU:HB3	3:P:1134:ILE:HG13	1.93	0.48
4:Q:2:ALA:HB3	4:Q:5:THR:O	2.12	0.48
5:R:137:TYR:HE1	5:R:353:LEU:HD12	1.77	0.48
1:A:32:GLU:HG2	1:A:33:ARG:N	2.29	0.48

*Continued on next page...*



*Continued from previous page...*

Atom-1	Atom-2	Interatomic distance (Å)	Clash overlap (Å)
2:C:52:ALA:HB1	2:C:468:LEU:HD12	1.95	0.48
2:C:716:ALA:HB3	2:C:784:ALA:HB3	1.94	0.48
2:C:1300:GLY:O	2:C:1304:MET:HB2	2.13	0.48
3:D:452:LEU:CD1	3:D:625:MET:HE2	2.36	0.48
3:D:1356:LEU:CD1	3:D:1365:TYR:CD1	2.91	0.48
5:F:583:THR:HG21	5:F:586:ARG:HG2	1.94	0.48
1:G:225:ALA:CA	1:H:228:LEU:HD13	2.44	0.48
2:I:496:LYS:HD2	5:L:468:ARG:NH2	2.10	0.48
2:I:666:SER:OG	2:I:704:MET:CE	2.61	0.48
2:I:968:GLU:O	2:I:972:PHE:HB2	2.13	0.48
3:J:967:VAL:HG22	3:J:973:LEU:CD1	2.43	0.48
3:J:972:LYS:HB3	3:J:1002:VAL:CG1	2.43	0.48
3:J:1209:VAL:HG13	3:J:1211:SER:O	2.13	0.48
6:4:46:DG:C5'	6:4:46:DG:C8	2.97	0.48
2:O:409:LEU:CD2	2:O:431:LYS:HB2	2.44	0.48
2:O:447:HIS:O	2:O:450:ASN:HB2	2.13	0.48
2:O:736:VAL:HG12	2:O:737:ASN:N	2.28	0.48
3:P:363:LEU:N	3:P:450:HIS:CE1	2.82	0.48
3:P:576:ARG:HG2	3:P:592:VAL:HG22	1.95	0.48
3:P:795:TYR:CE1	7:8:12:DG:C5'	2.96	0.48
5:R:300:LYS:HB3	5:R:300:LYS:HE2	1.69	0.48
5:R:320:ILE:HG12	5:R:327:SER:OG	2.13	0.48
7:8:29:DC:H2''	7:8:30:DA:C8	2.48	0.48
2:C:178:PRO:HD2	2:C:183:TRP:CD1	2.49	0.48
2:C:934:PHE:HD2	2:C:1049:ILE:HB	1.78	0.48
2:C:1044:PRO:HB3	5:F:498:LEU:HB3	1.96	0.48
3:D:147:ILE:HD12	3:D:178:ALA:CA	2.44	0.48
3:D:471:PRO:CB	3:D:476:ALA:HB1	2.43	0.48
3:D:496:GLY:CA	3:D:903:LEU:HD21	2.44	0.48
3:D:885:VAL:HG11	3:D:1255:VAL:HA	1.95	0.48
3:D:967:VAL:CG2	3:D:973:LEU:CD1	2.92	0.48
4:E:49:ILE:HG22	4:E:50:ALA:CA	2.42	0.48
5:F:133:SER:CB	5:F:365:MET:SD	3.01	0.48
1:G:18:GLN:HG3	1:G:24:ALA:CB	2.43	0.48
1:G:112:ALA:O	1:G:115:ILE:CD1	2.61	0.48
2:I:810:TYR:HB2	2:I:817:LEU:HD21	1.95	0.48
2:I:1333:LEU:HD21	3:J:327:LEU:CB	2.44	0.48
3:J:234:PRO:O	3:J:237:MET:HG2	2.14	0.48
3:J:1218:HIS:CG	3:J:1306:LEU:HD23	2.48	0.48
5:L:262:VAL:CG1	5:L:263:PRO:HD2	2.44	0.48
5:L:593:LYS:HE2	5:L:596:ARG:HH12	1.78	0.48

*Continued on next page...*

*Continued from previous page...*

Atom-1	Atom-2	Interatomic distance (Å)	Clash overlap (Å)
2:O:415:GLU:HG3	2:O:416:GLY:N	2.28	0.48
2:O:878:THR:HG22	2:O:879:GLY:H	1.79	0.48
1:A:224:LEU:CG	1:B:228:LEU:HD11	2.41	0.48
1:A:235:ARG:OXT	1:B:218:ARG:HD3	2.13	0.48
2:C:314:ASN:HD21	2:C:351:LEU:HD13	1.76	0.48
2:C:448:LEU:HD12	2:C:557:ARG:NH1	2.29	0.48
2:C:1262:LYS:O	2:C:1262:LYS:HG3	2.12	0.48
2:C:1339:LEU:HD22	3:D:17:PHE:CE1	2.48	0.48
3:D:215:LYS:O	3:D:218:THR:HB	2.14	0.48
3:D:385:LEU:HD13	3:D:397:ALA:HA	1.95	0.48
3:D:849:LEU:HA	3:D:856:ILE:O	2.14	0.48
3:D:969:SER:HB3	3:D:1116:SER:OG	2.13	0.48
1:G:86:LYS:HE2	1:G:173:VAL:HG13	1.96	0.48
2:I:555:TYR:CZ	2:I:660:VAL:HG22	2.48	0.48
3:J:128:LEU:HD21	3:J:189:LEU:CD2	2.43	0.48
3:J:382:TYR:HA	3:J:385:LEU:HD12	1.96	0.48
3:J:801:VAL:HG22	3:J:920:ALA:HB3	1.96	0.48
3:J:820:ILE:HG21	3:J:1231:ARG:HD2	1.95	0.48
3:J:1292:LEU:O	3:J:1296:GLY:N	2.41	0.48
5:L:415:ALA:HB2	5:L:434:TRP:HB2	1.96	0.48
5:L:426:LYS:HB3	6:4:39:DA:P	2.54	0.48
6:4:47:DC:N3	6:4:48:DA:C2	2.80	0.48
1:M:158:ARG:NE	1:M:172:LEU:HD11	2.29	0.48
1:N:150:ARG:HH11	1:N:150:ARG:CB	2.27	0.48
2:O:374:GLU:HB2	5:R:99:ARG:CD	2.44	0.48
2:O:859:GLU:HA	2:O:862:LEU:HB2	1.95	0.48
2:O:888:THR:HG23	2:O:889:PRO:HD2	1.96	0.48
2:O:920:VAL:HG13	2:O:921:PRO:HD2	1.95	0.48
2:O:1323:PHE:CD1	2:O:1327:LEU:HD11	2.49	0.48
3:P:52:GLU:OE1	3:P:52:GLU:HA	2.13	0.48
3:P:254:PRO:HB3	3:P:260:PHE:CZ	2.48	0.48
3:P:683:ILE:HG22	3:P:684:ASP:OD1	2.13	0.48
3:P:770:LEU:O	3:P:770:LEU:HG	2.06	0.48
3:P:859:PRO:HG2	3:P:868:TRP:HZ3	1.79	0.48
3:P:1029:THR:HG22	3:P:1099:TYR:CD1	2.49	0.48
2:C:929:ILE:HG23	2:C:930:ASP:N	2.29	0.48
2:C:1273:MET:N	2:C:1274:GLU:OE1	2.47	0.48
2:C:1274:GLU:H	2:C:1274:GLU:CD	2.07	0.48
3:D:245:LEU:HD11	3:D:249:LEU:CD1	2.44	0.48
6:1:59:DG:H2''	6:1:60:DC:C5	2.49	0.48
1:H:47:LEU:HD12	1:H:183:ILE:HD12	1.93	0.48

*Continued on next page...*

*Continued from previous page...*

Atom-1	Atom-2	Interatomic distance (Å)	Clash overlap (Å)
1:H:74:VAL:HG22	1:H:133:LEU:HD23	1.96	0.48
2:I:185:ASP:CG	2:I:200:ARG:HE	2.17	0.48
2:I:1031:ALA:C	2:I:1033:ARG:H	2.16	0.48
3:J:405:GLU:HB2	3:J:408:VAL:HG23	1.94	0.48
3:J:1360:GLY:O	3:J:1363:TYR:HB3	2.14	0.48
1:M:31:LEU:HD13	1:M:39:LEU:CD1	2.44	0.48
1:M:100:LEU:HD22	1:M:115:ILE:HG23	1.89	0.48
1:M:182:ARG:HD2	2:O:1092:THR:HG23	1.94	0.48
1:N:37:HIS:CE1	2:O:1216:ARG:HD2	2.49	0.48
2:O:13:LYS:HG3	2:O:1149:TYR:HD1	1.79	0.48
2:O:551:HIS:CB	2:O:554:HIS:CE1	2.96	0.48
2:O:708:VAL:HG11	2:O:794:LEU:CD2	2.44	0.48
2:O:902:LEU:HA	2:O:905:ILE:HD12	1.95	0.48
3:P:1151:LYS:C	3:P:1153:PRO:HD3	2.34	0.48
5:R:429:THR:OG1	6:7:39:DA:H2'	2.14	0.48
2:C:151:ARG:NH1	2:C:445:ILE:HG23	2.29	0.48
2:C:363:LEU:HA	2:C:366:ILE:HD12	1.94	0.48
2:C:974:ARG:HD3	2:C:1014:LEU:HD11	1.95	0.48
3:D:124:ILE:HG13	3:D:124:ILE:H	1.25	0.48
3:D:278:ARG:O	3:D:282:LEU:HG	2.14	0.48
3:D:611:ILE:HG22	3:D:612:LEU:CD2	2.43	0.48
5:F:95:THR:O	5:F:97:PRO:HD3	2.14	0.48
1:G:82:LEU:HA	1:G:85:LEU:CD1	2.43	0.48
1:G:91:ARG:HD2	1:G:124:VAL:HG21	1.86	0.48
1:G:179:PRO:O	1:G:208:ASN:ND2	2.47	0.48
2:I:451:ARG:HG2	2:I:451:ARG:HH11	1.79	0.48
2:I:815:SER:OG	3:J:461:PHE:CD2	2.67	0.48
3:J:57:PHE:CD2	3:J:57:PHE:N	2.81	0.48
3:J:92:VAL:O	3:J:93:THR:HG23	2.14	0.48
3:J:97:VAL:HG12	3:J:101:ARG:CG	2.44	0.48
3:J:185:ILE:H	3:J:185:ILE:HG13	1.27	0.48
4:K:70:GLN:HG3	4:K:73:GLN:HE22	1.79	0.48
7:5:6:DG:C4	7:5:7:DC:C4	3.02	0.48
2:O:374:GLU:OE1	5:R:99:ARG:CD	2.62	0.48
2:O:705:GLU:OE1	2:O:705:GLU:N	2.46	0.48
2:O:1142:ARG:HG3	2:O:1161:LEU:HD21	1.95	0.48
3:P:1062:LEU:HD13	3:P:1066:GLU:OE1	2.13	0.48
3:P:1141:VAL:HG13	3:P:1145:PHE:CE2	2.49	0.48
3:P:1155:ILE:CD1	3:P:1190:ILE:HG12	2.44	0.48
4:Q:86:ILE:HG23	4:Q:90:ARG:HH11	1.79	0.48
2:C:1214:ASP:HB2	2:C:1221:PHE:CZ	2.49	0.48

*Continued on next page...*

*Continued from previous page...*

Atom-1	Atom-2	Interatomic distance (Å)	Clash overlap (Å)
3:D:68:TYR:HA	3:D:92:VAL:CG1	2.44	0.48
3:D:1265:THR:OG1	3:D:1303:SER:OG	2.29	0.48
4:E:41:GLU:HG2	4:E:43:ASN:N	2.28	0.48
5:F:119:ILE:HD12	5:F:119:ILE:H	1.78	0.48
5:F:456:MET:O	5:F:459:THR:OG1	2.30	0.48
1:H:158:ARG:CD	1:H:172:LEU:HD11	2.42	0.48
2:I:90:VAL:CG1	2:I:91:THR:N	2.76	0.48
2:I:122:VAL:HG21	2:I:493:ILE:HD12	1.94	0.48
2:I:949:GLU:OE2	2:I:1036:ILE:HG22	2.13	0.48
2:I:1144:PHE:CZ	2:I:1201:LEU:HG	2.49	0.48
3:J:22:ILE:HG13	3:J:1319:PHE:CE1	2.48	0.48
3:J:725:MET:HE3	3:J:732:GLY:N	2.29	0.48
5:L:84:LEU:HG	5:L:107:THR:HG22	1.96	0.48
1:M:85:LEU:HD21	1:M:130:ILE:CG2	2.40	0.48
1:N:44:ARG:N	1:N:47:LEU:HD12	2.29	0.48
1:N:224:LEU:O	1:N:224:LEU:CD1	2.49	0.48
2:O:269:ILE:HG22	2:O:269:ILE:O	2.13	0.48
2:O:521:LEU:CD2	2:O:686:GLN:HB3	2.43	0.48
2:O:548:ARG:HH12	3:P:788:LEU:CD2	2.27	0.48
2:O:1104:PRO:CG	3:P:725:MET:HE1	2.44	0.48
3:P:126:LEU:HD22	3:P:216:LYS:HZ1	1.78	0.48
3:P:297:ARG:NH1	5:R:100:MET:HB2	2.29	0.48
3:P:416:ILE:HG22	3:P:417:ARG:N	2.28	0.48
3:P:419:HIS:CE1	3:P:477:GLN:CD	2.88	0.48
3:P:544:LEU:HA	3:P:574:VAL:HB	1.94	0.48
3:P:646:ILE:HA	3:P:647:PRO:HD2	1.41	0.48
3:P:820:ILE:HD11	3:P:1230:THR:HB	1.96	0.48
3:P:1319:PHE:CE2	3:P:1340:LYS:HB3	2.48	0.48
5:R:434:TRP:CZ2	6:7:36:DT:H73	2.48	0.48
5:R:587:ILE:HD13	5:R:587:ILE:N	2.29	0.48
6:7:58:DG:N2	7:8:6:DG:C2	2.82	0.48
2:C:715:THR:HB	2:C:784:ALA:O	2.14	0.47
2:C:1061:GLN:CB	2:C:1062:PRO:CD	2.92	0.47
2:C:1289:GLU:OE2	3:D:472:LEU:CB	2.60	0.47
3:D:886:VAL:HG13	3:D:1258:ARG:HA	1.95	0.47
2:I:34:SER:CB	2:I:457:GLY:H	2.26	0.47
3:J:523:GLU:HA	3:J:547:ARG:O	2.14	0.47
3:J:842:ARG:NH1	3:J:1254:GLU:OE2	2.38	0.47
7:5:4:DC:C2	7:5:5:DC:C4	3.02	0.47
1:M:39:LEU:C	1:M:43:LEU:CG	2.77	0.47
1:M:112:ALA:HB3	1:M:126:PRO:HA	1.96	0.47

*Continued on next page...*

*Continued from previous page...*

Atom-1	Atom-2	Interatomic distance (Å)	Clash overlap (Å)
2:C:931:VAL:HG13	2:C:1052:VAL:HG13	1.95	0.47
2:C:1025:PHE:HA	2:C:1028:LYS:HD2	1.97	0.47
2:C:1247:SER:HA	3:D:349:TYR:HA	1.97	0.47
3:D:923:ILE:O	3:D:926:PRO:HD2	2.14	0.47
3:D:1101:LEU:HD13	3:D:1107:VAL:HG21	1.96	0.47
3:D:1109:LEU:HD13	3:D:1115:ILE:CG2	2.42	0.47
4:E:61:ASN:O	4:E:64:LEU:HB2	2.14	0.47
5:F:453:PRO:HG2	6:1:31:DT:O5'	2.14	0.47
1:G:81:ILE:HG13	1:G:81:ILE:H	1.41	0.47
1:G:115:ILE:HD12	1:G:123:ILE:CD1	2.44	0.47
1:H:61:ILE:CD1	1:H:171:LEU:HD11	2.45	0.47
2:I:693:LEU:HD12	2:I:693:LEU:O	2.13	0.47
2:I:1335:ILE:HG22	3:J:22:ILE:CG2	2.45	0.47
3:J:68:TYR:OH	3:J:94:GLN:HG3	2.14	0.47
3:J:295:GLU:OE1	3:J:295:GLU:HA	2.13	0.47
3:J:298:MET:SD	5:L:406:GLN:HG3	2.54	0.47
3:J:320:ASN:CG	3:J:321:LYS:N	2.66	0.47
3:J:587:LEU:HG	3:J:612:LEU:HD11	1.95	0.47
3:J:786:THR:HA	3:J:935:PHE:HD2	1.79	0.47
3:J:797:THR:HG23	3:J:924:GLY:CA	2.32	0.47
3:J:1174:ARG:HE	3:J:1189:MET:HE3	1.79	0.47
6:4:21:DC:H2''	6:4:22:DC:C6	2.49	0.47
6:4:47:DC:C2	6:4:48:DA:C5	3.01	0.47
2:O:90:VAL:HG11	5:R:476:ARG:HH22	1.79	0.47
2:O:149:LEU:CD1	2:O:451:ARG:HB3	2.42	0.47
2:O:564:PRO:HB3	8:9:13:GTP:C5'	2.44	0.47
2:O:1101:LEU:O	3:P:731:ARG:HG2	2.14	0.47
3:P:579:LEU:HD23	3:P:579:LEU:HA	1.62	0.47
3:P:582:ILE:HD13	3:P:582:ILE:N	2.29	0.47
3:P:797:THR:CG2	3:P:924:GLY:CA	2.68	0.47
2:C:91:THR:HG23	2:C:137:VAL:O	2.14	0.47
2:C:1281:TYR:CE1	3:D:431:ARG:HD2	2.49	0.47
3:D:521:LYS:HZ3	3:D:541:LEU:HD23	1.79	0.47
5:F:117:ILE:HG23	5:F:421:TYR:CB	2.43	0.47
5:F:385:ARG:C	5:F:388:ILE:HG22	2.33	0.47
2:I:476:LYS:HA	2:I:479:LEU:HD12	1.96	0.47
2:I:705:GLU:OE1	2:I:705:GLU:N	2.47	0.47
2:I:710:VAL:HG13	2:I:717:VAL:HG21	1.96	0.47
3:J:127:LEU:CD1	3:J:227:PHE:CE2	2.97	0.47
3:J:141:PHE:HB3	3:J:293:ARG:HD3	1.96	0.47
3:J:363:LEU:CD2	3:J:618:VAL:HG13	2.44	0.47

*Continued on next page...*

*Continued from previous page...*

Atom-1	Atom-2	Interatomic distance (Å)	Clash overlap (Å)
3:J:1157:ALA:O	3:J:1223:LEU:HD13	2.14	0.47
5:L:423:ARG:HB3	5:L:425:TYR:HD2	1.79	0.47
6:4:43:DT:H2'	6:4:44:DG:O4'	2.14	0.47
1:M:66:HIS:HE1	2:O:929:ILE:HG12	1.78	0.47
2:O:433:ILE:O	2:O:436:ARG:HB3	2.13	0.47
2:O:524:ILE:HD11	2:O:712:SER:CB	2.13	0.47
2:O:590:PRO:HB3	2:O:605:TYR:CZ	2.49	0.47
3:P:57:PHE:HB3	3:P:98:ARG:HH22	1.80	0.47
3:P:1366:HIS:O	3:P:1370:MET:HG2	2.13	0.47
5:R:590:ILE:HG12	5:R:593:LYS:HZ2	1.76	0.47
1:A:44:ARG:HG3	1:A:183:ILE:CD1	2.43	0.47
2:C:23:ASP:N	2:C:23:ASP:OD1	2.46	0.47
2:C:1134:GLN:O	2:C:1136:GLN:N	2.48	0.47
3:D:693:VAL:HG11	3:D:743:MET:HE3	1.96	0.47
5:F:586:ARG:CG	5:F:587:ILE:HD13	2.44	0.47
1:G:140:ILE:HG12	1:G:141:SER:N	2.28	0.47
2:I:302:ILE:HG22	2:I:309:LEU:HD22	1.96	0.47
2:I:575:LEU:HG	2:I:576:SER:O	2.14	0.47
2:I:596:ASP:OD1	2:I:596:ASP:N	2.48	0.47
2:I:667:LEU:HD21	2:I:708:VAL:HG21	1.96	0.47
2:I:1103:VAL:HB	2:I:1104:PRO:CD	2.44	0.47
3:J:262:THR:O	5:L:507:MET:HB3	2.14	0.47
3:J:332:LYS:NZ	3:J:1329:THR:HG23	2.27	0.47
3:J:381:ILE:CD1	3:J:412:LEU:HA	2.34	0.47
3:J:492:SER:OG	3:J:495:ASN:O	2.31	0.47
3:J:784:ALA:O	3:J:788:LEU:HG	2.14	0.47
3:J:978:ARG:CB	3:J:1212:ASP:HB3	2.44	0.47
5:L:87:VAL:HG11	5:L:103:ARG:CD	2.44	0.47
5:L:124:GLU:OE2	5:L:421:TYR:HE1	1.97	0.47
5:L:275:VAL:O	5:L:278:ASP:HB2	2.15	0.47
5:L:383:ASN:HD22	5:L:386:LEU:HD22	1.80	0.47
5:L:562:ARG:HD2	5:L:571:TYR:O	2.14	0.47
1:M:29:GLU:HB2	1:M:30:PRO:HA	1.95	0.47
1:M:104:LYS:HG3	1:M:105:SER:N	2.29	0.47
1:N:56:VAL:HG21	1:N:85:LEU:O	2.15	0.47
2:O:230:PHE:HE1	2:O:292:ILE:CD1	2.27	0.47
2:O:689:ALA:HB1	2:O:1233:LEU:HD22	1.97	0.47
2:O:974:ARG:O	2:O:978:VAL:HG23	2.15	0.47
3:P:264:ASP:OD2	5:R:508:GLU:HB2	2.13	0.47
3:P:1037:PHE:CE1	3:P:1078:LEU:HD22	2.50	0.47
3:P:1138:LEU:HD23	3:P:1139:PRO:HD3	1.95	0.47

*Continued on next page...*

Continued from previous page...

Atom-1	Atom-2	Interatomic distance (Å)	Clash overlap (Å)
3:P:1209:VAL:O	3:P:1209:VAL:HG12	2.13	0.47
1:A:29:GLU:OE1	1:A:200:LYS:HB3	2.14	0.47
1:A:66:HIS:HB3	2:C:927:THR:HG21	1.96	0.47
2:C:682:GLY:O	2:C:686:GLN:HG3	2.14	0.47
2:C:1268:GLN:NE2	3:D:351:GLY:C	2.65	0.47
2:C:1269:ARG:NH2	3:D:339:ARG:O	2.48	0.47
3:D:135:ILE:HG13	3:D:135:ILE:H	1.28	0.47
3:D:449:LEU:HG	3:D:450:HIS:N	2.27	0.47
3:D:478:LEU:HB2	4:E:20:VAL:HG13	1.90	0.47
3:D:610:ARG:HH22	3:D:901:ARG:HH12	1.63	0.47
3:D:619:ILE:HG22	3:D:620:PHE:HA	1.95	0.47
3:D:701:LEU:HD11	3:D:720:ASN:CG	2.35	0.47
3:D:1095:MET:SD	3:D:1173:ARG:NH2	2.86	0.47
5:F:118:ASP:HB2	5:F:119:ILE:HD12	1.97	0.47
2:I:1187:PHE:CD1	3:J:769:VAL:HA	2.49	0.47
2:I:1326:LEU:CD2	3:J:342:LEU:HD11	2.45	0.47
3:J:515:ARG:NH1	3:J:724:MET:HG2	2.29	0.47
2:O:340:ASP:CG	2:O:341:LEU:H	2.18	0.47
2:O:1223:ARG:CD	3:P:636:GLY:C	2.83	0.47
2:O:1252:SER:HB2	2:O:1259:LEU:HD23	1.95	0.47
2:O:1299:ASN:O	2:O:1302:THR:HG23	2.14	0.47
2:O:1309:VAL:HG13	3:P:383:GLY:CA	2.41	0.47
3:P:160:LEU:HA	3:P:164:GLN:OE1	2.14	0.47
3:P:869:CYS:O	3:P:873:GLU:HG3	2.13	0.47
3:P:1267:VAL:O	3:P:1268:ASN:HB2	2.14	0.47
1:B:112:ALA:HB3	1:B:126:PRO:HA	1.96	0.47
2:C:1243:MET:HG3	3:D:372:MET:HE2	1.97	0.47
2:C:1277:ALA:HB3	3:D:434:ILE:HD12	1.96	0.47
3:D:27:PRO:O	3:D:31:ARG:HG3	2.14	0.47
3:D:265:LEU:O	3:D:269:TYR:HD2	1.98	0.47
3:D:395:LYS:HD3	3:D:396:ALA:N	2.29	0.47
3:D:744:ARG:NH2	3:D:940:ALA:HB2	2.29	0.47
3:D:826:ILE:HA	3:D:831:VAL:HA	1.97	0.47
3:D:1351:VAL:HG12	3:D:1352:ILE:HG13	1.96	0.47
5:F:385:ARG:HA	5:F:388:ILE:HG22	1.97	0.47
5:F:592:ALA:HA	5:F:595:LEU:HD12	1.96	0.47
1:H:48:LEU:HD21	1:H:183:ILE:HG22	1.95	0.47
1:H:178:SER:HA	1:H:179:PRO:HD2	1.61	0.47
2:I:387:ASN:CA	2:I:391:SER:HB2	2.45	0.47
2:I:581:THR:HG22	2:I:587:LEU:HD23	1.96	0.47
3:J:46:TYR:HD2	5:L:500:ILE:HD11	1.80	0.47

Continued on next page...



*Continued from previous page...*

Atom-1	Atom-2	Interatomic distance (Å)	Clash overlap (Å)
5:L:585:GLU:OE1	5:L:585:GLU:O	2.33	0.47
2:O:971:LEU:HD12	2:O:1014:LEU:HD22	1.97	0.47
3:P:335:GLN:HE22	5:R:518:HIS:CD2	2.33	0.47
3:P:363:LEU:HG	3:P:487:THR:CG2	2.45	0.47
3:P:812:ASP:OD1	3:P:812:ASP:N	2.47	0.47
3:P:1233:ILE:O	3:P:1237:VAL:CG2	2.57	0.47
3:P:1246:VAL:O	3:P:1246:VAL:HG12	2.14	0.47
1:A:43:LEU:C	1:A:47:LEU:HD12	2.34	0.47
1:A:45:ARG:HD3	1:B:38:THR:CB	2.42	0.47
1:B:224:LEU:CG	1:B:225:ALA:N	2.74	0.47
2:C:38:PHE:CE1	2:C:461:GLU:HA	2.49	0.47
2:C:693:LEU:HB2	2:C:831:ILE:HD11	1.97	0.47
2:C:1242:LYS:HD3	3:D:465:GLN:NE2	2.30	0.47
2:C:1273:MET:O	2:C:1276:TRP:HB2	2.12	0.47
2:C:1295:SER:HB3	2:C:1296:ASP:OD1	2.15	0.47
2:C:1331:ARG:HG3	2:C:1337:ILE:HG23	1.97	0.47
3:D:40:LYS:HZ1	3:D:53:ARG:HE	1.62	0.47
3:D:401:VAL:HG13	3:D:408:VAL:HG11	1.96	0.47
3:D:786:THR:HG22	3:D:787:ALA:H	1.80	0.47
3:D:849:LEU:CG	3:D:850:LYS:H	2.28	0.47
3:D:930:LEU:HB2	3:D:1134:ILE:HD11	1.96	0.47
3:D:1156:LEU:HD21	3:D:1209:VAL:HA	1.91	0.47
3:D:1274:PHE:O	3:D:1275:LEU:CB	2.62	0.47
5:F:299:LYS:HD2	5:F:299:LYS:N	2.29	0.47
5:F:557:LYS:O	5:F:561:MET:HG3	2.14	0.47
1:H:14:VAL:HG21	1:H:29:GLU:CG	2.40	0.47
1:H:37:HIS:O	1:H:41:ASN:HB3	2.15	0.47
2:I:32:LEU:HD23	2:I:130:MET:HE3	1.95	0.47
2:I:164:THR:O	2:I:165:HIS:CB	2.62	0.47
2:I:187:GLU:OE2	2:I:197:ARG:NE	2.48	0.47
2:I:212:ALA:HB3	2:I:385:PHE:CZ	2.50	0.47
2:I:511:LEU:CD1	2:I:535:PRO:HD2	2.42	0.47
2:I:538:LEU:N	2:I:538:LEU:CD2	2.66	0.47
2:I:988:LYS:O	2:I:992:LEU:HB2	2.14	0.47
2:I:1190:ALA:O	2:I:1195:ILE:HD11	2.15	0.47
2:I:1225:VAL:HA	3:J:638:SER:OG	2.15	0.47
2:I:1292:THR:HG23	2:I:1293:VAL:HG22	1.95	0.47
3:J:422:LEU:O	3:J:468:VAL:HG13	2.15	0.47
3:J:480:ALA:HA	3:J:484:MET:CG	2.44	0.47
3:J:501:VAL:CG1	3:J:502:PRO:N	2.77	0.47
3:J:536:LEU:HD22	3:J:541:LEU:CD1	2.44	0.47

*Continued on next page...*

*Continued from previous page...*

Atom-1	Atom-2	Interatomic distance (Å)	Clash overlap (Å)
3:J:596:LEU:CD2	3:J:600:ALA:HB3	2.45	0.47
3:J:1029:THR:HG23	3:J:1121:LEU:HG	1.94	0.47
5:L:345:GLN:O	5:L:348:GLU:HB2	2.15	0.47
6:4:13:DC:H2''	6:4:14:DT:OP2	2.14	0.47
6:4:50:DT:H6	6:4:50:DT:C3'	2.17	0.47
1:M:58:GLU:HG2	1:M:172:LEU:HD13	1.96	0.47
1:M:231:PHE:HE1	1:N:28:LEU:HG	1.79	0.47
1:N:187:VAL:HG12	1:N:201:LEU:CD1	2.44	0.47
2:O:161:LYS:CE	2:O:161:LYS:CA	2.61	0.47
2:O:228:VAL:HG11	2:O:239:MET:CE	2.45	0.47
2:O:413:GLU:HG3	2:O:413:GLU:O	2.14	0.47
2:O:530:ILE:CD1	2:O:558:VAL:CG2	2.93	0.47
2:O:689:ALA:HB1	2:O:1233:LEU:HD13	1.96	0.47
2:O:727:VAL:CG2	2:O:773:LEU:HD13	2.24	0.47
2:O:1128:ILE:HG22	2:O:1132:LEU:CD1	2.42	0.47
3:P:138:VAL:HG12	3:P:139:LEU:N	2.30	0.47
3:P:261:ALA:HA	5:R:505:ILE:O	2.14	0.47
3:P:339:ARG:NH2	3:P:1325:PHE:O	2.48	0.47
3:P:427:PRO:HD3	8:9:16:U:O2'	2.14	0.47
3:P:643:ASP:CA	3:P:720:ASN:HD21	2.27	0.47
3:P:811:GLU:O	3:P:895:CYS:HA	2.15	0.47
3:P:847:ASP:OD2	3:P:859:PRO:HA	2.15	0.47
5:R:592:ALA:HA	5:R:595:LEU:HD12	1.95	0.47
6:7:19:DA:C2	7:8:45:DG:C2	3.03	0.47
1:A:46:ILE:HD12	1:A:224:LEU:HB2	1.95	0.47
2:C:185:ASP:OD2	2:C:200:ARG:HD3	2.14	0.47
2:C:448:LEU:HB2	2:C:608:ALA:HB1	1.92	0.47
2:C:775:GLU:OE2	2:C:1171:ARG:NH1	2.48	0.47
2:C:1081:PRO:HB2	2:C:1083:GLU:OE1	2.15	0.47
2:C:1087:TYR:N	2:C:1087:TYR:CD1	2.82	0.47
2:C:1108:ASN:C	2:C:1109:ILE:HD13	2.35	0.47
2:C:1113:LEU:HA	3:D:641:ILE:HD11	1.96	0.47
2:C:1257:GLN:OE1	3:D:346:ARG:HG2	2.15	0.47
3:D:1148:ARG:HG2	6:1:55:DC:OP1	2.14	0.47
3:D:1344:LEU:HD11	3:D:1353:VAL:HG21	1.96	0.47
2:I:21:VAL:HG11	2:I:592:ARG:CD	2.43	0.47
2:I:575:LEU:HD11	2:I:579:ALA:CB	2.45	0.47
2:I:723:VAL:O	2:I:734:ILE:HG13	2.14	0.47
2:I:765:ILE:HG22	2:I:765:ILE:O	2.14	0.47
2:I:1261:GLY:HA2	7:5:17:DG:OP1	2.14	0.47
3:J:83:VAL:HG12	3:J:84:ILE:N	2.29	0.47

*Continued on next page...*

*Continued from previous page...*

Atom-1	Atom-2	Interatomic distance (Å)	Clash overlap (Å)
3:J:233:LYS:HE3	3:J:235:GLU:OE2	2.14	0.47
3:J:1254:GLU:HA	3:J:1257:VAL:CG2	2.45	0.47
5:L:231:THR:HG21	5:L:252:LEU:HD22	1.95	0.47
5:L:387:VAL:HG23	5:L:412:LEU:CD2	2.44	0.47
5:L:464:ASN:O	5:L:467:SER:HB2	2.13	0.47
5:L:585:GLU:OE1	5:L:585:GLU:C	2.53	0.47
7:5:19:DA:C8	7:5:19:DA:C3'	2.98	0.47
1:M:31:LEU:HD11	1:M:39:LEU:CD1	2.45	0.47
2:O:1269:ARG:NH1	3:P:340:GLN:CG	2.74	0.47
3:P:364:HIS:CE1	3:P:438:GLU:OE1	2.67	0.47
3:P:424:ASN:O	3:P:466:MET:HE2	2.14	0.47
3:P:888:CYS:SG	3:P:894:VAL:HA	2.54	0.47
5:R:91:ILE:HD11	5:R:103:ARG:HH22	1.80	0.47
5:R:465:ARG:HH12	7:8:27:DA:C5'	2.27	0.47
5:R:580:PHE:O	5:R:581:ASP:HB2	2.14	0.47
1:A:67:GLU:HA	1:A:78:ILE:HG21	1.97	0.47
1:B:158:ARG:NH2	1:B:175:ALA:HB2	2.30	0.47
2:C:367:TYR:CD1	2:C:384:LEU:HD22	2.39	0.47
2:C:558:VAL:HG13	2:C:559:CYS:O	2.15	0.47
2:C:950:GLU:O	2:C:953:LEU:HB2	2.14	0.47
2:C:960:LEU:HB3	2:C:1025:PHE:CE1	2.50	0.47
2:C:987:GLU:O	2:C:991:LYS:HD2	2.15	0.47
2:C:1044:PRO:HG3	5:F:498:LEU:HD13	1.96	0.47
3:D:423:LEU:O	3:D:457:TYR:OH	2.26	0.47
3:D:427:PRO:HB3	7:2:13:DA:H2	1.80	0.47
3:D:705:THR:O	3:D:705:THR:HG22	2.15	0.47
3:D:1301:THR:CG2	3:D:1302:TYR:N	2.77	0.47
5:F:262:VAL:HG12	5:F:264:LYS:HE3	1.97	0.47
5:F:498:LEU:O	5:F:501:ALA:HB3	2.14	0.47
2:I:96:LEU:HB2	2:I:127:ILE:HD11	1.96	0.47
2:I:148:GLN:NE2	2:I:511:LEU:HD11	2.30	0.47
2:I:504:GLU:HA	2:I:504:GLU:OE2	2.14	0.47
2:I:557:ARG:HD3	2:I:587:LEU:CB	2.45	0.47
2:I:692:THR:OG1	2:I:693:LEU:N	2.45	0.47
2:I:1024:GLU:HG2	2:I:1028:LYS:HE3	1.97	0.47
3:J:46:TYR:CD2	5:L:500:ILE:CD1	2.98	0.47
3:J:885:VAL:O	3:J:888:CYS:HB3	2.15	0.47
3:J:1046:ILE:HD12	3:J:1059:LEU:HD13	1.97	0.47
3:J:1154:ALA:HB2	3:J:1213:GLY:CA	2.45	0.47
5:L:387:VAL:HG11	5:L:409:ASN:OD1	2.14	0.47
5:L:401:PHE:O	5:L:405:ILE:CG1	2.50	0.47

*Continued on next page...*

*Continued from previous page...*

Atom-1	Atom-2	Interatomic distance (Å)	Clash overlap (Å)
6:4:45:DT:H3'	6:4:45:DT:H6	1.80	0.47
1:M:25:LYS:HE2	1:M:202:VAL:HG13	1.96	0.47
2:O:201:ARG:HG3	2:O:370:MET:SD	2.55	0.47
2:O:242:VAL:HB	2:O:245:ARG:HG3	1.97	0.47
2:O:675:ASP:OD2	2:O:677:ASN:HB2	2.15	0.47
2:O:732:ILE:CD1	2:O:753:LEU:HD11	2.45	0.47
2:O:896:THR:OG1	2:O:898:GLU:OE1	2.29	0.47
3:P:385:LEU:HD22	3:P:400:MET:HE1	1.97	0.47
3:P:425:ARG:HD2	3:P:457:TYR:HB2	1.93	0.47
3:P:435:GLN:HB3	3:P:437:PHE:CE1	2.50	0.47
3:P:947:GLU:O	3:P:1022:PRO:HG3	2.15	0.47
4:Q:28:ARG:O	4:Q:32:VAL:HG23	2.15	0.47
5:R:355:ILE:H	5:R:355:ILE:CD1	2.25	0.47
5:R:551:LEU:HA	5:R:597:LYS:NZ	2.29	0.47
5:R:572:THR:HB	7:8:44:DT:H3'	1.97	0.47
7:8:4:DC:H2''	7:8:5:DC:OP2	2.15	0.47
1:A:227:GLN:C	1:A:231:PHE:CZ	2.88	0.47
1:B:124:VAL:HG21	1:B:210:THR:CB	2.45	0.47
2:C:520:PRO:HG3	2:C:714:VAL:HG11	1.96	0.47
2:C:685:MET:HE1	2:C:1073:LYS:CD	2.45	0.47
2:C:766:ASN:HD22	2:C:767:GLN:N	2.12	0.47
2:C:788:SER:OG	2:C:796:LEU:HA	2.15	0.47
3:D:34:SER:OG	3:D:104:HIS:HB3	2.15	0.47
3:D:470:VAL:CG1	3:D:472:LEU:HD23	2.45	0.47
3:D:875:ASN:O	3:D:876:SER:CB	2.56	0.47
4:E:79:GLU:O	4:E:79:GLU:HG2	2.13	0.47
1:G:16:ILE:HG21	1:G:214:GLU:OE1	2.13	0.47
1:H:75:GLN:HE21	1:H:134:THR:HG22	1.79	0.47
1:H:193:GLU:O	1:H:194:GLN:CB	2.62	0.47
2:I:30:ILE:H	2:I:30:ILE:HG13	1.32	0.47
2:I:868:SER:HB2	2:I:870:ILE:CD1	2.45	0.47
2:I:1330:ILE:HG22	2:I:1335:ILE:HB	1.97	0.47
3:J:30:ILE:O	3:J:30:ILE:HG22	2.15	0.47
3:J:70:CYS:HB2	3:J:88:CYS:SG	2.55	0.47
3:J:377:PHE:C	3:J:379:PRO:HD2	2.35	0.47
3:J:785:ASP:HB3	3:J:935:PHE:CE1	2.50	0.47
5:L:554:ARG:CG	5:L:555:GLU:N	2.75	0.47
5:L:606:VAL:O	5:L:610:PHE:CD2	2.68	0.47
6:4:43:DT:H3'	6:4:43:DT:C6	2.50	0.47
1:M:58:GLU:HB2	1:M:145:LYS:HD2	1.96	0.47
3:P:76:LYS:O	3:P:77:ARG:HB2	2.15	0.47

*Continued on next page...*

*Continued from previous page...*

Atom-1	Atom-2	Interatomic distance (Å)	Clash overlap (Å)
3:P:107:LEU:HD22	3:P:299:LEU:HD11	1.97	0.47
3:P:259:ARG:HB3	3:P:259:ARG:HH11	1.80	0.47
3:P:1134:ILE:HG23	3:P:1134:ILE:O	2.14	0.47
1:A:47:LEU:HD22	1:A:180:VAL:HG11	1.97	0.46
1:B:224:LEU:C	1:B:224:LEU:HD12	2.35	0.46
2:C:691:PRO:HB3	2:C:788:SER:CB	2.45	0.46
2:C:840:SER:OG	2:C:1048:LYS:O	2.32	0.46
3:D:228:VAL:O	3:D:228:VAL:CG1	2.63	0.46
3:D:410:ASP:N	3:D:410:ASP:OD1	2.47	0.46
3:D:424:ASN:O	3:D:466:MET:CE	2.63	0.46
3:D:845:ALA:O	3:D:846:GLU:CB	2.63	0.46
3:D:1189:MET:HG2	3:D:1190:ILE:N	2.30	0.46
3:D:1252:HIS:CB	3:D:1253:ILE:HD12	2.42	0.46
3:D:1333:THR:O	3:D:1337:VAL:CG2	2.43	0.46
5:F:585:GLU:O	5:F:585:GLU:OE1	2.33	0.46
2:I:208:ILE:CG2	2:I:209:ILE:N	2.77	0.46
2:I:801:ARG:HG2	2:I:1229:TYR:CE1	2.50	0.46
2:I:854:ILE:CG2	2:I:857:VAL:HB	2.44	0.46
2:I:1061:GLN:HB2	2:I:1062:PRO:CD	2.38	0.46
3:J:322:ARG:CD	5:L:510:PRO:HD3	2.46	0.46
3:J:1344:LEU:HD23	3:J:1349:GLU:CB	2.36	0.46
3:J:1349:GLU:O	3:J:1353:VAL:HG13	2.15	0.46
1:M:45:ARG:CD	1:N:38:THR:OG1	2.54	0.46
2:O:128:PRO:C	2:O:129:LEU:HD23	2.36	0.46
2:O:976:ARG:HH11	2:O:994:ARG:HH22	1.62	0.46
2:O:1068:GLY:CA	2:O:1232:MET:HE1	2.44	0.46
3:P:34:SER:HA	3:P:102:MET:O	2.15	0.46
3:P:432:LEU:HD13	3:P:435:GLN:HE21	1.78	0.46
3:P:499:ILE:CG2	3:P:500:ILE:N	2.69	0.46
5:R:299:LYS:O	5:R:302:PHE:HB3	2.15	0.46
5:R:306:PHE:O	5:R:310:GLU:HG3	2.15	0.46
5:R:465:ARG:NH1	7:8:27:DA:H5'	2.29	0.46
1:B:14:VAL:HG21	1:B:29:GLU:CG	2.46	0.46
2:C:159:SER:HB3	2:C:442:VAL:HG11	1.96	0.46
2:C:206:ALA:HB1	2:C:429:MET:CE	2.45	0.46
2:C:1330:ILE:HD12	2:C:1337:ILE:CD1	2.43	0.46
3:D:147:ILE:HD11	3:D:178:ALA:C	2.35	0.46
3:D:425:ARG:HB3	3:D:457:TYR:CD1	2.51	0.46
3:D:796:LEU:HG	3:D:797:THR:CA	2.42	0.46
4:E:53:GLU:HB3	4:E:59:ILE:HG12	1.97	0.46
2:I:151:ARG:HD2	2:I:445:ILE:HG22	1.94	0.46

*Continued on next page...*

*Continued from previous page...*

Atom-1	Atom-2	Interatomic distance (Å)	Clash overlap (Å)
2:I:363:LEU:HB3	2:I:381:ALA:HB1	1.98	0.46
2:I:395:TYR:CE2	2:I:420:LEU:HG	2.51	0.46
3:J:139:LEU:HG	3:J:139:LEU:H	1.51	0.46
3:J:238:ILE:HD13	3:J:238:ILE:HA	1.55	0.46
3:J:519:ASN:HA	3:J:523:GLU:HB2	1.97	0.46
3:J:536:LEU:HD22	3:J:541:LEU:HD13	1.96	0.46
3:J:690:ASN:HB2	3:J:743:MET:SD	2.55	0.46
3:J:1101:LEU:CD2	3:J:1122:ALA:HB2	2.41	0.46
3:J:1169:THR:OG1	3:J:1174:ARG:CZ	2.64	0.46
3:J:1172:LYS:HD3	3:J:1189:MET:HE2	1.97	0.46
3:J:1259:GLN:O	3:J:1262:ARG:HB2	2.15	0.46
4:K:70:GLN:HG3	4:K:73:GLN:NE2	2.30	0.46
5:L:95:THR:O	5:L:97:PRO:HD3	2.15	0.46
5:L:421:TYR:C	5:L:421:TYR:CD2	2.88	0.46
7:5:24:DT:H2''	7:5:25:DA:OP1	2.16	0.46
2:O:415:GLU:CG	2:O:416:GLY:N	2.78	0.46
2:O:523:GLU:HG3	2:O:527:LYS:HE3	1.98	0.46
2:O:668:ILE:CD1	2:O:686:GLN:HE22	2.28	0.46
3:P:322:ARG:NH1	3:P:322:ARG:O	2.48	0.46
3:P:613:GLY:O	3:P:617:THR:HG23	2.15	0.46
5:R:573:LEU:HD12	5:R:573:LEU:O	2.15	0.46
7:8:33:DC:H2''	7:8:34:DG:OP2	2.15	0.46
1:A:86:LYS:HE3	1:A:173:VAL:HG11	1.96	0.46
1:B:61:ILE:HD13	1:B:64:VAL:CG1	2.36	0.46
1:B:93:GLN:HB2	1:B:120:ASP:HB2	1.96	0.46
2:C:170:VAL:CG2	3:D:1065:ALA:CB	2.93	0.46
2:C:196:VAL:HG21	2:C:206:ALA:HA	1.97	0.46
2:C:250:THR:HG22	2:C:251:ALA:N	2.30	0.46
2:C:516:ASP:CB	2:C:522:SER:OG	2.63	0.46
2:C:590:PRO:HB3	2:C:605:TYR:CE1	2.50	0.46
2:C:1048:LYS:C	2:C:1049:ILE:HG13	2.31	0.46
3:D:422:LEU:HD12	3:D:469:HIS:C	2.36	0.46
3:D:608:CYS:SG	3:D:617:THR:CG2	2.96	0.46
3:D:749:LYS:HE3	3:D:755:ILE:HG12	1.97	0.46
3:D:1161:GLY:HA3	3:D:1179:PRO:HA	1.97	0.46
3:D:1224:ARG:CD	3:D:1228:ALA:HB1	2.31	0.46
4:E:20:VAL:HG12	4:E:21:LEU:HD23	1.98	0.46
2:I:700:VAL:CG1	2:I:1114:GLU:HG3	2.41	0.46
3:J:255:LEU:HD22	3:J:256:ASP:OD1	2.16	0.46
3:J:703:THR:HB	3:J:704:GLU:H	1.50	0.46
3:J:795:TYR:CD1	7:5:12:DG:H5'	2.50	0.46

*Continued on next page...*

*Continued from previous page...*

Atom-1	Atom-2	Interatomic distance (Å)	Clash overlap (Å)
3:J:1265:THR:HG23	3:J:1305:ASP:OD2	2.15	0.46
5:L:426:LYS:HG3	5:L:428:SER:H	1.80	0.46
2:O:1092:THR:HG22	2:O:1093:PRO:HD2	1.97	0.46
3:P:34:SER:OG	3:P:104:HIS:ND1	2.36	0.46
3:P:511:TYR:CE2	3:P:724:MET:HE3	2.51	0.46
3:P:1155:ILE:HD11	3:P:1194:ARG:HD2	1.97	0.46
5:R:437:GLN:HG2	6:7:35:DC:N4	2.30	0.46
1:B:82:LEU:HD21	1:B:173:VAL:HG22	1.97	0.46
2:C:269:ILE:HD12	2:C:273:HIS:CG	2.50	0.46
2:C:563:THR:HB	2:C:573:ASN:ND2	2.31	0.46
2:C:1272:GLU:HG2	3:D:343:LEU:HB3	1.97	0.46
3:D:34:SER:OG	3:D:104:HIS:ND1	2.42	0.46
3:D:303:VAL:O	3:D:306:LEU:HB3	2.16	0.46
3:D:355:ILE:HD12	3:D:461:PHE:CD1	2.50	0.46
3:D:410:ASP:O	3:D:413:ASP:HB3	2.15	0.46
3:D:1323:ALA:CB	3:D:1332:LEU:HD21	2.44	0.46
5:F:235:ILE:CG2	5:F:240:ARG:HD3	2.44	0.46
5:F:323:ASN:O	5:F:324:LYS:CB	2.63	0.46
5:F:401:PHE:CA	5:F:404:LEU:HD12	2.42	0.46
5:F:588:ARG:O	5:F:591:GLU:HB3	2.16	0.46
7:2:25:DA:H2''	7:2:26:DT:OP2	2.16	0.46
1:G:232:VAL:HG23	1:H:221:ALA:CB	2.45	0.46
1:H:81:ILE:HA	1:H:84:ASN:ND2	2.30	0.46
2:I:5:TYR:HA	2:I:8:LYS:CD	2.43	0.46
2:I:148:GLN:NE2	2:I:511:LEU:HD21	2.31	0.46
2:I:218:GLU:CD	2:I:299:LYS:HD2	2.35	0.46
2:I:671:LEU:HD23	2:I:1186:VAL:HG11	1.96	0.46
2:I:896:THR:N	2:I:899:GLU:OE1	2.46	0.46
2:I:1035:LYS:O	2:I:1036:ILE:CG1	2.61	0.46
2:I:1304:MET:O	2:I:1304:MET:HG2	2.14	0.46
2:I:1326:LEU:CD2	3:J:342:LEU:HD13	2.45	0.46
3:J:369:PRO:HB2	3:J:372:MET:HB2	1.98	0.46
3:J:449:LEU:HD11	3:J:453:VAL:HG21	1.96	0.46
3:J:501:VAL:HG12	3:J:502:PRO:N	2.29	0.46
3:J:805:GLN:CA	3:J:1347:LEU:CD1	2.93	0.46
3:J:1199:PHE:O	3:J:1200:GLU:HB2	2.15	0.46
5:L:455:HIS:CE1	6:4:31:DT:C6	2.97	0.46
1:N:102:LEU:HD12	1:N:114:ASP:O	2.15	0.46
2:O:12:ARG:CZ	2:O:1181:PRO:HB2	2.44	0.46
2:O:35:PHE:CZ	2:O:129:LEU:HA	2.51	0.46
2:O:184:LEU:HA	2:O:184:LEU:HD23	1.41	0.46

*Continued on next page...*



*Continued from previous page...*

Atom-1	Atom-2	Interatomic distance (Å)	Clash overlap (Å)
2:O:346:TYR:CD2	2:O:433:ILE:HD13	2.50	0.46
2:O:901:LEU:HD13	5:R:563:PHE:CE2	2.50	0.46
2:O:1000:LEU:O	2:O:1000:LEU:HG	2.14	0.46
2:O:1339:LEU:HD13	3:P:17:PHE:CZ	2.50	0.46
3:P:210:SER:HB3	3:P:213:LYS:CD	2.42	0.46
3:P:584:PRO:HD2	3:P:620:PHE:CD1	2.50	0.46
3:P:620:PHE:O	3:P:624:ILE:CG1	2.51	0.46
3:P:875:ASN:O	3:P:876:SER:CB	2.64	0.46
3:P:1138:LEU:CB	3:P:1139:PRO:CD	2.71	0.46
5:R:395:THR:HA	5:R:404:LEU:HD12	1.97	0.46
6:7:33:DT:H2''	6:7:34:DG:C8	2.50	0.46
7:8:24:DT:OP1	7:8:24:DT:C4'	2.64	0.46
7:8:25:DA:H1'	7:8:26:DT:H5''	1.97	0.46
2:C:551:HIS:H	2:C:554:HIS:CE1	2.33	0.46
2:C:638:SER:O	2:C:639:LYS:HB3	2.15	0.46
2:C:1323:PHE:CE1	2:C:1327:LEU:CD2	2.91	0.46
3:D:188:LEU:O	3:D:188:LEU:HG	2.12	0.46
3:D:558:ASP:CG	3:D:559:ALA:H	2.18	0.46
3:D:809:VAL:HB	3:D:911:LYS:HA	1.97	0.46
3:D:1344:LEU:CD1	3:D:1353:VAL:HG21	2.46	0.46
1:G:163:GLU:H	1:G:163:GLU:HG2	1.64	0.46
2:I:167:SER:CA	3:J:1064:SER:HB2	2.41	0.46
2:I:176:ILE:HD11	2:I:405:PHE:HE2	1.80	0.46
2:I:559:CYS:HG	2:I:661:VAL:HG13	1.71	0.46
2:I:719:LYS:HD3	2:I:751:TYR:CE1	2.50	0.46
2:I:1184:THR:O	2:I:1184:THR:CG2	2.63	0.46
3:J:42:GLU:HG2	5:L:451:ARG:HB3	1.96	0.46
3:J:56:LEU:HA	3:J:56:LEU:HD23	1.58	0.46
3:J:287:ALA:HB1	3:J:291:ILE:HD12	1.98	0.46
3:J:797:THR:HA	3:J:800:LEU:CD1	2.46	0.46
3:J:1098:GLN:O	3:J:1100:PHE:CE2	2.68	0.46
5:L:583:THR:CG2	5:L:587:ILE:HD11	2.34	0.46
1:N:55:ALA:C	1:N:146:VAL:HG13	2.35	0.46
1:N:83:LEU:CD2	1:N:83:LEU:N	2.79	0.46
2:O:674:ASP:O	3:P:772:TYR:CZ	2.67	0.46
2:O:830:THR:OG1	2:O:1058:ARG:HB2	2.16	0.46
2:O:867:GLU:CD	2:O:943:LYS:HG2	2.35	0.46
2:O:1132:LEU:HD21	2:O:1173:ALA:HB1	1.98	0.46
3:P:223:LEU:O	3:P:227:PHE:HB2	2.15	0.46
3:P:318:GLY:HA2	3:P:324:LEU:HD21	1.98	0.46
3:P:688:ALA:C	3:P:692:ARG:HD2	2.33	0.46

*Continued on next page...*

*Continued from previous page...*

Atom-1	Atom-2	Interatomic distance (Å)	Clash overlap (Å)
3:P:923:ILE:O	3:P:926:PRO:CD	2.55	0.46
3:P:1270:GLY:H	3:P:1274:PHE:HD2	1.62	0.46
5:R:455:HIS:CE1	7:8:29:DC:C5	3.03	0.46
5:R:587:ILE:HA	5:R:590:ILE:HD12	1.97	0.46
1:A:41:ASN:O	1:A:45:ARG:HG3	2.16	0.46
1:A:158:ARG:O	1:A:162:GLU:HB2	2.15	0.46
1:A:185:TYR:CD2	1:A:185:TYR:C	2.88	0.46
3:D:79:LYS:NZ	5:F:569:THR:HB	2.31	0.46
5:F:132:CYS:SG	5:F:257:LYS:HD3	2.54	0.46
6:1:34:DG:N7	6:1:35:DC:N4	2.64	0.46
2:I:298:ALA:CA	2:I:336:LEU:HD21	2.46	0.46
2:I:1288:GLN:O	2:I:1292:THR:CG2	2.58	0.46
3:J:130:MET:SD	3:J:135:ILE:CG1	2.95	0.46
3:J:796:LEU:HD12	3:J:800:LEU:HD21	1.98	0.46
3:J:1145:PHE:CB	3:J:1309:ILE:HD11	2.27	0.46
3:J:1154:ALA:HB1	3:J:1211:SER:HB2	1.98	0.46
4:K:30:MET:HE3	4:K:49:ILE:HG22	1.98	0.46
5:L:509:THR:HG23	7:5:22:DA:H61	1.80	0.46
1:N:79:LEU:O	1:N:82:LEU:HB2	2.14	0.46
2:O:227:LYS:CD	2:O:334:GLU:CD	2.76	0.46
2:O:255:ILE:HD12	2:O:263:VAL:CB	2.43	0.46
2:O:719:LYS:HA	2:O:719:LYS:CE	2.32	0.46
2:O:797:GLY:HA3	2:O:1233:LEU:HG	1.97	0.46
2:O:947:GLU:O	2:O:950:GLU:HB3	2.16	0.46
3:P:824:PRO:HD3	3:P:878:ASP:O	2.16	0.46
4:Q:30:MET:HE1	4:Q:49:ILE:CD1	2.46	0.46
2:C:269:ILE:HD13	2:C:269:ILE:HA	1.76	0.46
2:C:521:LEU:HD12	2:C:521:LEU:O	2.15	0.46
2:C:698:PRO:HD3	2:C:794:LEU:O	2.16	0.46
2:C:799:ASN:ND2	2:C:799:ASN:O	2.48	0.46
2:C:1256:GLN:OE1	2:C:1256:GLN:HA	2.14	0.46
3:D:162:GLU:HB3	3:D:163:GLU:OE2	2.16	0.46
3:D:194:LEU:HB3	3:D:224:LEU:HD21	1.97	0.46
3:D:312:ARG:HG2	3:D:313:GLY:N	2.30	0.46
3:D:379:PRO:CG	3:D:380:PHE:N	2.77	0.46
3:D:610:ARG:NH2	3:D:901:ARG:NH1	2.63	0.46
3:D:894:VAL:HG22	3:D:915:ILE:CD1	2.45	0.46
3:D:1123:ARG:O	3:D:1125:PRO:HD3	2.15	0.46
3:D:1156:LEU:HD23	3:D:1156:LEU:N	2.23	0.46
3:D:1252:HIS:HB2	3:D:1253:ILE:CD1	2.42	0.46
4:E:31:GLN:OE1	4:E:46:THR:HG21	2.16	0.46

*Continued on next page...*

*Continued from previous page...*

Atom-1	Atom-2	Interatomic distance (Å)	Clash overlap (Å)
5:F:271:ASN:HA	5:F:274:ARG:HB2	1.98	0.46
5:F:407:GLU:CD	5:F:442:SER:HB3	2.36	0.46
2:I:190:PRO:C	3:J:1069:ALA:HB2	2.35	0.46
3:J:449:LEU:HD12	3:J:450:HIS:H	1.81	0.46
3:J:481:ARG:O	3:J:485:MET:CB	2.56	0.46
3:J:708:ASN:ND2	3:J:712:GLN:O	2.48	0.46
3:J:945:ALA:HB1	3:J:1023:HIS:CE1	2.51	0.46
5:L:574:GLU:OE1	5:L:574:GLU:HA	2.15	0.46
1:N:56:VAL:CA	1:N:146:VAL:HG22	2.44	0.46
1:N:211:ILE:HG22	1:N:212:ASP:O	2.15	0.46
3:P:366:CYS:SG	3:P:437:PHE:CB	3.04	0.46
3:P:452:LEU:HD11	3:P:625:MET:HB2	1.97	0.46
3:P:600:ALA:O	3:P:603:LYS:HB2	2.16	0.46
3:P:622:ASP:C	3:P:626:TYR:CD2	2.87	0.46
3:P:822:MET:HE2	3:P:838:ARG:HG2	1.97	0.46
1:A:71:LYS:HG2	1:A:72:GLU:N	2.31	0.46
2:C:843:THR:HB	2:C:845:LEU:HG	1.98	0.46
2:C:1028:LYS:O	2:C:1032:LYS:HG2	2.16	0.46
2:C:1273:MET:HB2	7:2:14:DC:H4'	1.98	0.46
3:D:198:CYS:SG	3:D:224:LEU:HD13	2.55	0.46
3:D:311:ARG:NH2	3:D:1329:THR:HG21	2.31	0.46
3:D:879:ALA:O	3:D:880:VAL:CG2	2.64	0.46
3:D:971:GLY:O	3:D:972:LYS:HG3	2.16	0.46
5:F:135:ALA:HB2	5:F:256:PHE:HB3	1.96	0.46
5:F:448:ARG:NE	5:F:503:GLU:OE2	2.48	0.46
1:G:184:ALA:HB2	2:I:1091:GLY:HA3	1.98	0.46
2:I:340:ASP:O	2:I:342:ASP:N	2.49	0.46
2:I:935:THR:HA	2:I:1048:LYS:HG2	1.97	0.46
3:J:620:PHE:O	3:J:624:ILE:CD1	2.59	0.46
3:J:846:GLU:HG2	3:J:847:ASP:N	2.30	0.46
2:O:178:PRO:CB	2:O:395:TYR:CZ	2.97	0.46
2:O:184:LEU:CD2	2:O:198:ILE:HA	2.46	0.46
2:O:539:THR:HB	2:O:542:ARG:CB	2.46	0.46
2:O:809:GLY:HA3	3:P:629:PHE:CE1	2.50	0.46
2:O:882:ILE:HG12	2:O:919:ARG:HG2	1.97	0.46
2:O:953:LEU:O	2:O:957:LYS:HG3	2.16	0.46
2:O:980:VAL:O	2:O:980:VAL:CG1	2.63	0.46
2:O:1005:GLU:HG2	2:O:1006:GLU:H	1.80	0.46
2:O:1253:LEU:CD2	3:P:251:PRO:HG2	2.46	0.46
3:P:120:LEU:HD23	3:P:121:PRO:HA	1.96	0.46
3:P:999:TYR:HE2	3:P:1027:VAL:HA	1.81	0.46

*Continued on next page...*

*Continued from previous page...*

Atom-1	Atom-2	Interatomic distance (Å)	Clash overlap (Å)
5:R:91:ILE:HD11	5:R:103:ARG:NH1	2.30	0.46
5:R:266:PHE:O	5:R:269:LEU:HB2	2.16	0.46
5:R:388:ILE:HG23	5:R:389:SER:N	2.30	0.46
5:R:573:LEU:HD23	7:8:45:DG:C8	2.51	0.46
1:A:77:ASP:O	1:A:81:ILE:HD12	2.16	0.46
2:C:230:PHE:CE1	2:C:292:ILE:HD11	2.51	0.46
2:C:1253:LEU:HB2	5:F:523:ILE:HG22	1.96	0.46
2:C:1309:VAL:HG13	3:D:383:GLY:N	2.31	0.46
2:C:1324:ASN:HA	2:C:1327:LEU:CD1	2.36	0.46
3:D:425:ARG:HH12	8:3:16:U:C2'	2.24	0.46
5:F:425:TYR:HD2	6:1:37:DA:N3	2.14	0.46
2:I:135:THR:HG22	2:I:144:VAL:CG2	2.46	0.46
2:I:267:ARG:HD3	2:I:268:ARG:H	1.81	0.46
2:I:1029:LEU:C	2:I:1031:ALA:N	2.68	0.46
2:I:1268:GLN:CA	7:5:16:DC:OP1	2.63	0.46
3:J:572:THR:HG21	3:J:589:TYR:OH	2.16	0.46
3:J:583:VAL:HG12	3:J:584:PRO:O	2.16	0.46
3:J:1326:GLN:NE2	7:5:11:DA:H4'	2.30	0.46
4:K:54:ILE:HG12	4:K:59:ILE:HB	1.97	0.46
2:O:696:ASP:O	2:O:795:ALA:HB1	2.16	0.46
2:O:996:ARG:O	2:O:997:TRP:HD1	1.99	0.46
3:P:492:SER:OG	3:P:495:ASN:O	2.34	0.46
3:P:657:ALA:O	3:P:661:VAL:HG23	2.16	0.46
3:P:1075:ARG:HB3	3:P:1193:TRP:HB3	1.98	0.46
4:Q:10:VAL:HA	4:Q:19:LEU:HD22	1.97	0.46
6:7:49:DG:O3'	6:7:50:DT:C4'	2.63	0.46
6:7:52:DT:H1'	6:7:53:DG:C5	2.50	0.46
2:C:252:SER:O	2:C:265:LYS:HG3	2.15	0.46
2:C:314:ASN:HD22	2:C:351:LEU:HD13	1.77	0.46
2:C:551:HIS:ND1	2:C:553:THR:OG1	2.20	0.46
2:C:719:LYS:O	2:C:779:ARG:NH1	2.49	0.46
2:C:911:SER:O	2:C:913:VAL:N	2.49	0.46
2:C:1270:PHE:CE2	2:C:1278:LEU:HD12	2.51	0.46
2:C:1284:ALA:CB	3:D:1361:THR:HB	2.44	0.46
3:D:245:LEU:HD11	3:D:249:LEU:HD12	1.98	0.46
3:D:367:GLY:HA3	3:D:448:GLN:HB2	1.97	0.46
3:D:416:ILE:HD12	3:D:441:LEU:HD11	1.98	0.46
3:D:422:LEU:O	3:D:423:LEU:HD23	2.16	0.46
3:D:967:VAL:CG2	3:D:973:LEU:HD12	2.45	0.46
4:E:46:THR:O	4:E:49:ILE:HB	2.16	0.46
5:F:141:ILE:CD1	5:F:256:PHE:CE1	2.94	0.46

*Continued on next page...*

*Continued from previous page...*

Atom-1	Atom-2	Interatomic distance (Å)	Clash overlap (Å)
1:H:51:MET:HE1	1:H:219:ARG:HB2	1.98	0.46
2:I:213:LEU:HD22	2:I:422:LYS:HD2	1.97	0.46
2:I:901:LEU:HG	2:I:905:ILE:HD11	1.97	0.46
3:J:147:ILE:O	3:J:188:LEU:HD13	2.16	0.46
3:J:736:GLN:HE21	3:J:736:GLN:HB3	1.52	0.46
5:L:262:VAL:HG13	5:L:263:PRO:HD2	1.98	0.46
1:M:86:LYS:HE2	1:M:173:VAL:HG13	1.98	0.46
2:O:185:ASP:OD2	2:O:200:ARG:NE	2.49	0.46
2:O:979:LEU:CD1	2:O:1000:LEU:HD21	2.44	0.46
3:P:1052:GLU:CG	3:P:1053:LEU:H	2.13	0.46
3:P:1150:PRO:HG2	3:P:1153:PRO:HB3	1.97	0.46
5:R:586:ARG:O	5:R:590:ILE:HG13	2.15	0.46
7:8:37:DA:C2'	7:8:38:DG:OP2	2.64	0.46
2:C:787:PRO:CG	2:C:788:SER:H	2.28	0.45
2:C:1186:VAL:HG12	2:C:1187:PHE:CD2	2.51	0.45
3:D:275:ARG:HH11	3:D:302:ALA:HB2	1.81	0.45
3:D:555:TYR:HB3	3:D:563:LEU:HD22	1.97	0.45
3:D:650:LYS:NZ	3:D:765:GLU:OE2	2.49	0.45
3:D:1023:HIS:O	3:D:1024:THR:HB	2.15	0.45
3:D:1194:ARG:NH1	3:D:1211:SER:HB3	2.29	0.45
3:D:1280:VAL:HG13	3:D:1281:GLU:N	2.31	0.45
5:F:585:GLU:OE2	5:F:588:ARG:HB3	2.16	0.45
1:H:178:SER:HB2	3:J:535:ARG:HH12	1.82	0.45
2:I:560:PRO:HB2	3:J:776:THR:CG2	2.42	0.45
2:I:724:VAL:HG21	2:I:771:VAL:HG21	1.97	0.45
3:J:591:ILE:HG21	3:J:604:MET:HE2	1.98	0.45
3:J:1052:GLU:HG2	3:J:1053:LEU:N	2.32	0.45
3:J:1243:LEU:HD13	3:J:1244:GLN:HE21	1.81	0.45
5:L:588:ARG:O	5:L:591:GLU:HB3	2.16	0.45
2:O:12:ARG:HG3	2:O:12:ARG:NH1	2.30	0.45
3:P:1230:THR:O	3:P:1234:VAL:CG2	2.44	0.45
5:R:399:LEU:HA	5:R:399:LEU:HD23	1.51	0.45
5:R:564:GLY:O	5:R:567:MET:O	2.34	0.45
1:A:71:LYS:CG	1:A:72:GLU:H	2.30	0.45
2:C:564:PRO:CB	8:3:13:GTP:O1A	2.65	0.45
2:C:1273:MET:CB	2:C:1274:GLU:OE1	2.64	0.45
2:C:1291:LEU:O	3:D:345:LYS:HD2	2.16	0.45
3:D:505:ASP:OD1	3:D:505:ASP:N	2.47	0.45
3:D:510:LEU:CD2	3:D:579:LEU:CD1	2.94	0.45
3:D:721:SER:O	3:D:725:MET:HG3	2.15	0.45
3:D:1179:PRO:CB	3:D:1182:GLY:O	2.64	0.45

*Continued on next page...*

*Continued from previous page...*

Atom-1	Atom-2	Interatomic distance (Å)	Clash overlap (Å)
5:F:309:ASN:OD1	5:F:312:SER:HB3	2.17	0.45
5:F:540:LEU:O	5:F:544:THR:HG23	2.16	0.45
6:1:33:DT:H2''	6:1:34:DG:C8	2.51	0.45
1:G:86:LYS:HG3	1:G:173:VAL:HG11	1.97	0.45
1:G:100:LEU:HD11	1:G:121:VAL:HG21	1.97	0.45
2:I:478:ARG:NH1	2:I:492:MET:O	2.49	0.45
2:I:700:VAL:HG22	2:I:1117:LEU:HD23	1.98	0.45
2:I:799:ASN:C	2:I:800:MET:HG2	2.36	0.45
2:I:1313:HIS:CD2	2:I:1313:HIS:N	2.83	0.45
3:J:353:SER:HB3	3:J:447:ILE:HD11	1.97	0.45
3:J:395:LYS:HD3	5:L:609:SER:O	2.16	0.45
3:J:462:ASP:OD1	3:J:462:ASP:N	2.48	0.45
3:J:530:PRO:HB2	3:J:581:MET:CG	2.47	0.45
3:J:544:LEU:HA	3:J:574:VAL:HB	1.98	0.45
6:4:53:DG:H1'	6:4:54:DA:H5''	1.97	0.45
2:O:253:PHE:CE1	2:O:288:PRO:HD2	2.51	0.45
2:O:405:PHE:CD1	2:O:405:PHE:C	2.89	0.45
2:O:557:ARG:HD3	2:O:587:LEU:CB	2.47	0.45
2:O:557:ARG:HG3	2:O:557:ARG:NH1	2.28	0.45
2:O:559:CYS:HA	2:O:560:PRO:HD2	1.63	0.45
2:O:657:THR:HG22	3:P:769:VAL:CG2	2.46	0.45
2:O:737:ASN:HB3	2:O:739:ASP:CG	2.36	0.45
2:O:823:VAL:HG12	2:O:1059:ARG:NH1	2.29	0.45
3:P:126:LEU:HD22	3:P:216:LYS:HZ2	1.77	0.45
3:P:237:MET:C	3:P:238:ILE:HD13	2.37	0.45
3:P:415:VAL:HA	4:Q:45:LYS:HZ2	1.81	0.45
3:P:536:LEU:HD21	3:P:541:LEU:HB3	1.98	0.45
3:P:1036:ARG:O	3:P:1079:LYS:N	2.41	0.45
5:R:386:LEU:HD22	6:7:41:DT:C2	2.52	0.45
2:C:524:ILE:CG1	2:C:712:SER:HB3	2.45	0.45
2:C:1112:ILE:CG2	3:D:641:ILE:HG12	2.46	0.45
2:C:1121:ALA:CB	2:C:1182:ILE:HD11	2.35	0.45
2:C:1172:LEU:O	2:C:1176:LEU:HG	2.16	0.45
3:D:151:MET:HG2	3:D:175:GLU:OE1	2.17	0.45
3:D:425:ARG:NH2	8:3:16:U:H4'	2.29	0.45
3:D:470:VAL:HB	3:D:472:LEU:HD23	1.89	0.45
3:D:783:LEU:CD1	3:D:783:LEU:H	2.26	0.45
3:D:835:LEU:HD12	3:D:839:VAL:HB	1.98	0.45
3:D:849:LEU:HD22	3:D:850:LYS:N	2.31	0.45
5:F:380:VAL:HG22	5:F:416:VAL:HG21	1.98	0.45
5:F:387:VAL:CG1	5:F:388:ILE:N	2.77	0.45

*Continued on next page...*

*Continued from previous page...*

Atom-1	Atom-2	Interatomic distance (Å)	Clash overlap (Å)
5:F:506:SER:O	5:F:509:THR:OG1	2.25	0.45
1:G:66:HIS:CE1	2:I:929:ILE:HG13	2.51	0.45
2:I:146:VAL:HG12	2:I:529:ARG:O	2.16	0.45
2:I:700:VAL:HG21	2:I:1114:GLU:CG	2.43	0.45
2:I:1116:HIS:CE1	2:I:1226:THR:HG23	2.51	0.45
2:I:1200:LYS:HE3	2:I:1206:THR:CG2	2.39	0.45
2:I:1225:VAL:HG22	3:J:638:SER:HB3	1.99	0.45
3:J:230:SER:HB2	3:J:1339:GLY:HA3	1.97	0.45
3:J:349:TYR:CD2	3:J:472:LEU:HD11	2.51	0.45
3:J:1068:THR:O	3:J:1072:LYS:HE2	2.15	0.45
4:K:76:GLU:O	4:K:80:LEU:HG	2.16	0.45
5:L:387:VAL:CG2	5:L:412:LEU:CD2	2.94	0.45
5:L:390:ILE:HG23	5:L:393:LYS:HZ3	1.81	0.45
5:L:481:GLU:O	5:L:485:GLU:HG3	2.16	0.45
7:5:6:DG:C5	7:5:7:DC:N4	2.84	0.45
7:5:27:DA:H2''	7:5:28:DG:H5'	1.97	0.45
2:O:189:ASP:CG	2:O:190:PRO:HD2	2.36	0.45
2:O:196:VAL:CG1	2:O:197:ARG:N	2.79	0.45
2:O:800:MET:SD	2:O:828:PHE:HE1	2.38	0.45
2:O:830:THR:HG23	2:O:1234:LYS:HZ1	1.81	0.45
3:P:271:ARG:NH1	3:P:316:ILE:CG2	2.80	0.45
3:P:501:VAL:HG12	3:P:502:PRO:CD	2.46	0.45
3:P:958:ILE:CG2	3:P:982:LEU:HD11	2.47	0.45
3:P:1326:GLN:HE21	7:8:11:DA:H4'	1.82	0.45
5:R:598:LEU:HD23	5:R:598:LEU:HA	1.79	0.45
1:A:47:LEU:CD2	1:A:180:VAL:HG11	2.45	0.45
1:A:163:GLU:HG3	1:A:164:ASP:N	2.31	0.45
1:B:48:LEU:HD23	1:B:180:VAL:HB	1.98	0.45
1:B:91:ARG:HB2	1:B:210:THR:HG21	1.98	0.45
1:B:212:ASP:CG	1:B:213:PRO:HD2	2.37	0.45
2:C:12:ARG:CZ	2:C:1181:PRO:HB2	2.46	0.45
2:C:878:THR:HG22	2:C:879:GLY:H	1.79	0.45
3:D:952:VAL:HG11	3:D:1011:VAL:CG2	2.46	0.45
5:F:153:ALA:O	5:F:155:GLU:N	2.48	0.45
2:I:422:LYS:H	2:I:422:LYS:HG2	1.48	0.45
2:I:592:ARG:HG3	2:I:592:ARG:NH1	2.32	0.45
2:I:661:VAL:HG11	2:I:665:ALA:CB	2.46	0.45
2:I:1086:PRO:HB2	2:I:1212:LEU:HD22	1.98	0.45
2:I:1120:ALA:O	2:I:1124:ILE:HG13	2.15	0.45
3:J:140:TYR:CE1	3:J:312:ARG:NH2	2.84	0.45
3:J:298:MET:HE3	5:L:403:ASP:N	2.30	0.45

*Continued on next page...*



*Continued from previous page...*

Atom-1	Atom-2	Interatomic distance (Å)	Clash overlap (Å)
3:J:332:LYS:NZ	3:J:1329:THR:CG2	2.76	0.45
3:J:1011:VAL:HG11	3:J:1017:VAL:HG12	1.98	0.45
3:J:1080:ILE:HD12	3:J:1115:ILE:HD11	1.98	0.45
5:L:102:MET:CE	6:4:42:DG:C4	2.99	0.45
5:L:465:ARG:HH22	7:5:27:DA:H5'	1.82	0.45
1:M:8:PHE:CZ	1:N:223:ILE:CG1	2.97	0.45
1:M:32:GLU:CG	1:M:33:ARG:N	2.76	0.45
2:O:347:ILE:HD13	2:O:347:ILE:N	2.32	0.45
2:O:1237:HIS:ND1	2:O:1242:LYS:HE3	2.30	0.45
3:P:337:ARG:CD	3:P:341:ASN:HD22	2.12	0.45
3:P:749:LYS:HE3	3:P:754:ILE:O	2.17	0.45
5:R:446:GLN:O	5:R:447:ALA:CB	2.62	0.45
5:R:469:GLN:O	5:R:472:GLN:HG2	2.16	0.45
5:R:585:GLU:OE1	5:R:585:GLU:O	2.34	0.45
2:C:206:ALA:C	2:C:209:ILE:HG22	2.29	0.45
2:C:572:ILE:O	2:C:573:ASN:ND2	2.48	0.45
2:C:1065:LYS:C	2:C:1066:MET:HG2	2.33	0.45
2:C:1081:PRO:CB	2:C:1083:GLU:OE1	2.65	0.45
2:C:1269:ARG:NH1	3:D:340:GLN:HG3	2.31	0.45
3:D:114:ILE:CD1	3:D:308:ASP:HB3	2.46	0.45
3:D:849:LEU:CD1	3:D:850:LYS:H	2.29	0.45
5:F:262:VAL:HG11	5:F:264:LYS:HE3	1.99	0.45
7:2:27:DA:H2''	7:2:28:DG:H5'	1.98	0.45
2:I:241:LEU:HD22	2:I:285:ILE:CD1	2.46	0.45
2:I:448:LEU:HD12	2:I:557:ARG:HD2	1.98	0.45
2:I:668:ILE:HG23	2:I:669:PRO:HD2	1.98	0.45
3:J:908:ILE:O	3:J:908:ILE:HG22	2.16	0.45
1:M:228:LEU:HD13	1:N:225:ALA:HB2	1.98	0.45
1:M:228:LEU:HD21	1:N:221:ALA:HA	1.98	0.45
1:N:75:GLN:HE21	1:N:134:THR:HG23	1.82	0.45
2:O:149:LEU:CD1	2:O:453:ILE:HD13	2.46	0.45
2:O:888:THR:HG22	2:O:889:PRO:HD2	1.98	0.45
3:P:245:LEU:HG	3:P:249:LEU:HD12	1.98	0.45
3:P:332:LYS:O	3:P:333:GLY:C	2.54	0.45
5:R:324:LYS:CB	5:R:325:PRO:HD3	2.47	0.45
5:R:503:GLU:CB	5:R:504:PRO:CD	2.93	0.45
1:B:100:LEU:HA	1:B:100:LEU:HD23	1.72	0.45
2:C:622:ASN:HB3	2:C:630:VAL:CB	2.46	0.45
2:C:670:PHE:CD2	2:C:1113:LEU:HB2	2.52	0.45
2:C:1087:TYR:HE1	2:C:1215:GLY:CA	2.27	0.45
3:D:115:TRP:CZ3	3:D:1329:THR:O	2.70	0.45

*Continued on next page...*

*Continued from previous page...*

Atom-1	Atom-2	Interatomic distance (Å)	Clash overlap (Å)
3:D:503:SER:H	3:D:506:VAL:HG21	1.81	0.45
3:D:1017:VAL:O	3:D:1018:ALA:HB2	2.17	0.45
3:D:1261:LEU:HD22	3:D:1304:ARG:HB3	1.99	0.45
3:D:1320:ILE:H	3:D:1320:ILE:HG13	1.25	0.45
3:D:1331:VAL:HG12	3:D:1332:LEU:HD23	1.98	0.45
2:I:209:ILE:HG23	2:I:210:LEU:HG	1.96	0.45
2:I:634:VAL:O	2:I:644:LEU:HD22	2.16	0.45
3:J:747:MET:HG3	3:J:940:ALA:HB1	1.98	0.45
3:J:811:GLU:HB2	3:J:890:THR:HG23	1.98	0.45
5:L:297:MET:HA	5:L:326:TRP:CH2	2.52	0.45
5:L:452:ILE:HG23	5:L:456:MET:HB2	1.99	0.45
5:L:455:HIS:N	5:L:455:HIS:HD2	1.98	0.45
5:L:461:ASN:O	5:L:465:ARG:HG3	2.17	0.45
1:M:228:LEU:O	1:M:232:VAL:HG23	2.16	0.45
2:O:729:ALA:O	2:O:730:SER:CB	2.63	0.45
2:O:1309:VAL:HA	3:P:383:GLY:HA3	1.99	0.45
3:P:411:ILE:O	3:P:415:VAL:HG23	2.16	0.45
3:P:635:SER:OG	3:P:636:GLY:N	2.48	0.45
3:P:1224:ARG:HD3	3:P:1228:ALA:HB1	1.99	0.45
3:P:1356:LEU:HD13	3:P:1362:GLY:CA	2.46	0.45
2:C:56:VAL:CG2	2:C:468:LEU:HD13	2.43	0.45
2:C:70:TYR:HA	2:C:100:LEU:HD23	1.97	0.45
2:C:170:VAL:HG12	2:C:172:TYR:CE2	2.52	0.45
2:C:373:GLY:HA2	5:F:87:VAL:HG13	1.99	0.45
2:C:840:SER:OG	2:C:1048:LYS:N	2.50	0.45
2:C:1142:ARG:NH1	2:C:1169:VAL:HG21	2.31	0.45
2:C:1284:ALA:HB3	3:D:1361:THR:HG21	1.98	0.45
3:D:337:ARG:CD	3:D:341:ASN:HD22	2.06	0.45
3:D:891:ASP:OD1	3:D:891:ASP:N	2.50	0.45
3:D:967:VAL:HG22	3:D:973:LEU:HD12	1.99	0.45
5:F:225:ARG:O	5:F:228:TYR:HB3	2.17	0.45
8:3:13:GTP:H8	8:3:13:GTP:O3A	1.99	0.45
2:I:185:ASP:HB2	2:I:197:ARG:HB2	1.98	0.45
2:I:222:ASP:OD1	2:I:227:LYS:HE3	2.17	0.45
2:I:559:CYS:HA	2:I:560:PRO:HD2	1.78	0.45
2:I:870:ILE:HG13	2:I:944:ARG:HB2	1.98	0.45
3:J:85:CYS:HB3	3:J:88:CYS:SG	2.57	0.45
3:J:367:GLY:HA3	3:J:448:GLN:HB2	1.98	0.45
3:J:899:TYR:CE1	3:J:915:ILE:HG23	2.48	0.45
1:N:112:ALA:HB1	1:N:123:ILE:HG21	1.97	0.45
2:O:98:VAL:HB	2:O:124:MET:SD	2.57	0.45

*Continued on next page...*

Continued from previous page...

Atom-1	Atom-2	Interatomic distance (Å)	Clash overlap (Å)
2:O:890:LYS:HE2	2:O:893:THR:OG1	2.17	0.45
2:O:1243:MET:HG2	2:O:1244:HIS:N	2.31	0.45
3:P:135:ILE:HG13	3:P:135:ILE:H	1.41	0.45
3:P:1138:LEU:O	3:P:1141:VAL:HB	2.17	0.45
5:R:110:LEU:HD23	6:7:41:DT:C2	2.51	0.45
6:7:32:DA:N6	7:8:30:DA:N6	2.64	0.45
1:A:67:GLU:O	1:A:78:ILE:HB	2.17	0.45
2:C:1111:GLN:O	2:C:1230:MET:HE2	2.16	0.45
3:D:278:ARG:HH11	3:D:278:ARG:HG3	1.81	0.45
3:D:621:ALA:HA	3:D:624:ILE:HD12	1.98	0.45
3:D:661:VAL:HG12	3:D:665:GLN:NE2	2.32	0.45
3:D:762:ASN:OD1	3:D:765:GLU:HG3	2.17	0.45
3:D:796:LEU:O	3:D:799:ARG:HB2	2.17	0.45
3:D:829:GLY:HA2	3:D:995:TYR:CE1	2.52	0.45
3:D:879:ALA:O	3:D:880:VAL:HG23	2.16	0.45
3:D:974:VAL:HG11	3:D:1028:ILE:CG2	2.45	0.45
3:D:1280:VAL:HG12	3:D:1281:GLU:O	2.16	0.45
5:F:502:LYS:HA	5:F:502:LYS:HD2	1.79	0.45
1:G:38:THR:HG21	1:H:42:ALA:HA	1.95	0.45
2:I:351:LEU:HA	2:I:351:LEU:HD23	1.67	0.45
2:I:435:ILE:HG12	2:I:440:GLY:HA3	1.97	0.45
2:I:675:ASP:CB	2:I:1107:MET:HE2	2.34	0.45
2:I:1044:PRO:CB	5:L:498:LEU:HD13	2.47	0.45
3:J:65:VAL:HG22	3:J:98:ARG:NH1	2.32	0.45
3:J:809:VAL:HB	3:J:912:GLY:H	1.82	0.45
3:J:820:ILE:HG22	3:J:821:MET:N	2.31	0.45
3:J:1218:HIS:CD2	3:J:1306:LEU:HB3	2.52	0.45
5:L:484:ALA:HB2	5:L:494:ILE:HG12	1.99	0.45
5:L:506:SER:O	5:L:509:THR:OG1	2.25	0.45
7:5:45:DG:H2''	7:5:46:DT:C5'	2.47	0.45
3:P:271:ARG:HH12	3:P:316:ILE:CG2	2.27	0.45
3:P:759:ILE:HG12	3:P:771:GLN:HG2	1.99	0.45
3:P:807:LEU:HD21	3:P:1259:GLN:HG2	1.99	0.45
1:A:223:ILE:O	1:A:227:GLN:HG2	2.16	0.45
2:C:65:ASN:OD1	2:C:66:SER:N	2.50	0.45
2:C:237:LEU:HD11	2:C:289:VAL:HG13	1.98	0.45
2:C:437:ASN:OD1	2:C:437:ASN:N	2.47	0.45
2:C:448:LEU:CD1	2:C:557:ARG:NH1	2.80	0.45
2:C:896:THR:OG1	2:C:898:GLU:OE1	2.29	0.45
2:C:1289:GLU:CD	3:D:472:LEU:CB	2.79	0.45
3:D:133:ARG:HG2	3:D:136:GLU:OE1	2.16	0.45

Continued on next page...

*Continued from previous page...*

Atom-1	Atom-2	Interatomic distance (Å)	Clash overlap (Å)
3:D:530:PRO:CD	3:D:531:LYS:HE2	2.46	0.45
5:F:551:LEU:CD1	5:F:559:LEU:CD1	2.95	0.45
8:3:13:GTP:C8	8:3:13:GTP:O5'	2.70	0.45
1:G:142:MET:HE3	1:G:142:MET:HB3	1.55	0.45
2:I:106:GLU:HG2	2:I:115:LYS:HD2	1.98	0.45
2:I:661:VAL:HG12	2:I:662:SER:N	2.32	0.45
2:I:870:ILE:HG21	2:I:944:ARG:HD3	1.95	0.45
2:I:1107:MET:CG	3:J:740:LEU:HD21	2.46	0.45
2:I:1258:PRO:HG2	3:J:346:ARG:C	2.37	0.45
3:J:120:LEU:HD13	6:4:57:DC:H5'	1.99	0.45
3:J:515:ARG:HH21	3:J:717:VAL:CB	2.24	0.45
3:J:1229:VAL:HG13	3:J:1230:THR:H	1.82	0.45
3:J:1250:ASP:O	3:J:1254:GLU:HG3	2.16	0.45
5:L:465:ARG:NH2	7:5:27:DA:H5'	2.32	0.45
5:L:593:LYS:O	5:L:597:LYS:HG3	2.17	0.45
1:M:191:ARG:HG2	1:M:191:ARG:O	2.16	0.45
1:N:150:ARG:O	1:N:150:ARG:HG3	2.16	0.45
2:O:312:ALA:O	2:O:314:ASN:N	2.50	0.45
2:O:802:VAL:HG22	2:O:1096:ILE:O	2.17	0.45
2:O:1088:ASP:OD1	2:O:1088:ASP:N	2.47	0.45
3:P:161:THR:H	3:P:164:GLN:NE2	2.15	0.45
3:P:1307:LEU:HB2	3:P:1312:ALA:HB2	1.97	0.45
3:P:1350:ASN:HD21	3:P:1366:HIS:CE1	2.35	0.45
5:R:489:MET:HB3	5:R:490:PRO:HD2	1.99	0.45
7:8:17:DG:C2	8:9:13:GTP:C6	3.04	0.45
7:8:23:DT:H6	7:8:23:DT:H5''	1.82	0.45
1:B:151:GLY:HA2	1:B:178:SER:OG	2.16	0.45
1:B:153:VAL:HG13	1:B:157:THR:HB	1.99	0.45
2:C:15:PHE:HA	2:C:1155:VAL:HG23	1.98	0.45
2:C:58:PRO:HB3	2:C:69:GLN:HG2	1.98	0.45
2:C:530:ILE:CD1	2:C:575:LEU:N	2.80	0.45
2:C:559:CYS:HB2	2:C:662:SER:H	1.81	0.45
2:C:731:ARG:NH1	2:C:752:ASN:OD1	2.50	0.45
2:C:1245:ALA:HB1	3:D:375:GLU:CB	2.47	0.45
2:C:1277:ALA:O	2:C:1281:TYR:CD2	2.70	0.45
2:C:1284:ALA:O	2:C:1287:LEU:HB3	2.17	0.45
3:D:192:MET:HE3	3:D:192:MET:HB2	1.95	0.45
3:D:230:SER:OG	3:D:232:ASN:ND2	2.49	0.45
3:D:331:ILE:CG2	3:D:338:PHE:CE2	2.99	0.45
3:D:349:TYR:CB	3:D:470:VAL:CG2	2.90	0.45
3:D:664:ILE:HG12	3:D:681:LYS:HZ3	1.82	0.45

*Continued on next page...*

*Continued from previous page...*

Atom-1	Atom-2	Interatomic distance (Å)	Clash overlap (Å)
3:D:705:THR:O	3:D:707:ILE:HG13	2.17	0.45
3:D:1145:PHE:HZ	3:D:1253:ILE:HG23	1.82	0.45
5:F:511:ILE:CD1	5:F:519:LEU:HA	2.46	0.45
2:I:469:VAL:O	2:I:472:GLU:HG2	2.17	0.45
2:I:1270:PHE:CE1	2:I:1274:GLU:HB3	2.52	0.45
3:J:111:THR:HG23	3:J:112:ALA:H	1.79	0.45
3:J:279:LEU:HA	3:J:282:LEU:HD12	1.98	0.45
3:J:285:LEU:HD23	3:J:285:LEU:HA	1.79	0.45
5:L:390:ILE:HG23	5:L:393:LYS:NZ	2.33	0.45
6:4:43:DT:H3'	6:4:43:DT:H6	1.82	0.45
1:M:153:VAL:O	1:M:153:VAL:HG12	2.17	0.45
2:O:592:ARG:NH2	2:O:600:THR:O	2.50	0.45
2:O:968:GLU:HG3	2:O:972:PHE:CE1	2.52	0.45
2:O:1272:GLU:HB3	2:O:1276:TRP:CZ2	2.52	0.45
3:P:382:TYR:HD1	3:P:397:ALA:CB	2.27	0.45
3:P:530:PRO:HB2	3:P:581:MET:HG2	1.97	0.45
3:P:678:ARG:O	3:P:682:VAL:HG23	2.17	0.45
3:P:973:LEU:HD23	3:P:1003:LEU:HD12	2.00	0.45
4:Q:15:ASN:OD1	4:Q:16:ARG:N	2.50	0.45
4:Q:30:MET:CE	4:Q:49:ILE:HG21	2.47	0.45
8:9:13:GTP:O3A	8:9:13:GTP:C8	2.55	0.45
2:C:170:VAL:HG23	3:D:1065:ALA:CA	2.47	0.44
2:C:800:MET:O	2:C:802:VAL:HG23	2.17	0.44
3:D:579:LEU:HD23	3:D:579:LEU:HA	1.60	0.44
3:D:1078:LEU:HD12	3:D:1101:LEU:HD21	1.99	0.44
3:D:1319:PHE:CD2	3:D:1340:LYS:HD3	2.51	0.44
4:E:20:VAL:O	4:E:21:LEU:HD23	2.17	0.44
5:F:266:PHE:O	5:F:270:VAL:HG23	2.17	0.44
5:F:392:LYS:HD3	6:1:43:DT:O3'	2.17	0.44
1:G:102:LEU:CD1	1:G:114:ASP:C	2.85	0.44
1:G:112:ALA:O	1:G:115:ILE:CG1	2.65	0.44
1:H:217:ILE:HG22	1:H:218:ARG:N	2.32	0.44
2:I:103:VAL:HG13	2:I:117:ILE:HG23	1.99	0.44
2:I:191:LYS:HG2	3:J:1069:ALA:CB	2.46	0.44
2:I:736:VAL:O	2:I:741:MET:HE2	2.16	0.44
2:I:948:ILE:O	2:I:951:MET:HB2	2.17	0.44
2:I:1275:VAL:HB	2:I:1279:GLU:OE2	2.15	0.44
3:J:68:TYR:CA	3:J:92:VAL:CG1	2.93	0.44
3:J:135:ILE:O	3:J:139:LEU:CG	2.63	0.44
3:J:140:TYR:HE1	3:J:312:ARG:NH2	2.16	0.44
3:J:961:SER:O	3:J:962:ASN:HB2	2.16	0.44

*Continued on next page...*

*Continued from previous page...*

Atom-1	Atom-2	Interatomic distance (Å)	Clash overlap (Å)
5:L:101:TYR:C	5:L:101:TYR:CD2	2.91	0.44
5:L:503:GLU:CB	5:L:504:PRO:HD2	2.44	0.44
7:5:22:DA:C1'	7:5:23:DT:OP1	2.63	0.44
1:M:102:LEU:HD21	1:M:130:ILE:CD1	2.47	0.44
1:N:79:LEU:H	1:N:79:LEU:HG	1.08	0.44
2:O:340:ASP:HA	2:O:344:GLY:CA	2.40	0.44
2:O:420:LEU:HD23	2:O:420:LEU:HA	1.83	0.44
2:O:804:PHE:HE1	2:O:1103:VAL:CG2	2.29	0.44
2:O:942:ASP:O	2:O:945:ALA:HB3	2.16	0.44
2:O:1223:ARG:HD2	3:P:635:SER:C	2.37	0.44
3:P:205:LEU:HD21	3:P:217:LEU:HD12	1.99	0.44
3:P:265:LEU:N	3:P:265:LEU:HD23	2.31	0.44
3:P:503:SER:C	3:P:507:VAL:HG23	2.36	0.44
5:R:97:PRO:HA	5:R:100:MET:HG3	1.98	0.44
1:A:42:ALA:O	1:A:46:ILE:HG13	2.17	0.44
1:A:51:MET:HB3	1:A:179:PRO:HD2	1.99	0.44
2:C:896:THR:HG21	2:C:898:GLU:HB2	1.94	0.44
3:D:394:ILE:O	3:D:397:ALA:HB3	2.17	0.44
3:D:697:MET:HE2	3:D:697:MET:HB3	1.61	0.44
3:D:872:LEU:HD23	3:D:872:LEU:HA	1.54	0.44
3:D:979:ASN:HB2	3:D:1197:ASN:HD21	1.82	0.44
3:D:986:ASP:OD1	3:D:986:ASP:N	2.50	0.44
5:F:91:ILE:O	5:F:93:ARG:N	2.46	0.44
2:I:169:LYS:HA	3:J:1065:ALA:O	2.18	0.44
2:I:393:ASP:OD1	2:I:393:ASP:N	2.50	0.44
2:I:732:ILE:HD11	2:I:769:PRO:HB3	1.99	0.44
2:I:836:LEU:HD23	2:I:836:LEU:HA	1.54	0.44
2:I:980:VAL:O	2:I:980:VAL:HG12	2.16	0.44
2:I:1107:MET:HE3	3:J:763:PHE:CE2	2.52	0.44
2:I:1289:GLU:O	2:I:1293:VAL:HG23	2.16	0.44
3:J:62:PHE:C	3:J:98:ARG:HG3	2.38	0.44
3:J:179:LYS:CG	3:J:180:MET:H	2.31	0.44
3:J:385:LEU:CD2	3:J:391:ALA:HB2	2.33	0.44
3:J:530:PRO:HB2	3:J:581:MET:HG2	1.98	0.44
3:J:1168:GLU:OE2	3:J:1173:ARG:NH2	2.50	0.44
3:J:1169:THR:OG1	3:J:1174:ARG:NH2	2.50	0.44
6:4:46:DG:C8	6:4:46:DG:H5''	2.53	0.44
2:O:120:GLN:NE2	2:O:490:GLN:OE1	2.50	0.44
2:O:346:TYR:HB2	2:O:347:ILE:HD13	1.99	0.44
2:O:363:LEU:HD23	2:O:366:ILE:HD12	1.99	0.44
2:O:698:PRO:HA	2:O:1231:TYR:HE1	1.73	0.44

*Continued on next page...*

Continued from previous page...

Atom-1	Atom-2	Interatomic distance (Å)	Clash overlap (Å)
3:P:159:ILE:H	3:P:159:ILE:HG13	1.41	0.44
3:P:609:TYR:CD1	3:P:609:TYR:C	2.91	0.44
3:P:930:LEU:HB3	3:P:1134:ILE:CG1	2.47	0.44
5:R:322:MET:O	5:R:323:ASN:HB2	2.16	0.44
5:R:456:MET:O	5:R:460:ILE:HG13	2.17	0.44
1:A:91:ARG:HB2	1:A:122:GLU:HB3	2.00	0.44
2:C:267:ARG:HD3	2:C:268:ARG:N	2.32	0.44
2:C:496:LYS:CB	2:C:497:PRO:CD	2.95	0.44
2:C:1106:ARG:O	2:C:1107:MET:HB2	2.17	0.44
2:C:1278:LEU:HD13	2:C:1287:LEU:CA	2.42	0.44
2:C:1280:ALA:CB	3:D:431:ARG:HB3	2.48	0.44
3:D:141:PHE:CZ	3:D:181:GLY:HA3	2.52	0.44
3:D:281:ARG:O	3:D:285:LEU:HG	2.18	0.44
3:D:423:LEU:CB	3:D:466:MET:HE1	2.48	0.44
3:D:697:MET:HE3	3:D:738:ARG:HA	1.99	0.44
5:F:450:ILE:O	5:F:450:ILE:HG12	2.17	0.44
5:F:505:ILE:HA	5:F:505:ILE:HD13	1.75	0.44
1:G:47:LEU:HA	1:G:51:MET:HG2	1.99	0.44
2:I:1237:HIS:C	2:I:1238:LEU:HD23	2.38	0.44
3:J:105:ILE:HD11	3:J:244:VAL:HG21	1.98	0.44
3:J:513:MET:HE2	3:J:579:LEU:HD21	1.91	0.44
3:J:739:GLN:HG2	3:J:744:ARG:HG3	1.99	0.44
3:J:915:ILE:O	3:J:915:ILE:HG22	2.16	0.44
2:O:409:LEU:HD23	2:O:431:LYS:HD2	1.99	0.44
2:O:719:LYS:HE2	2:O:719:LYS:CA	2.41	0.44
2:O:1230:MET:SD	2:O:1232:MET:HE3	2.56	0.44
3:P:182:ALA:HA	3:P:185:ILE:CD1	2.44	0.44
3:P:491:LEU:HB3	3:P:496:GLY:O	2.18	0.44
3:P:584:PRO:HG3	3:P:620:PHE:HB2	1.99	0.44
3:P:1028:ILE:CG2	3:P:1118:GLY:HA2	2.48	0.44
3:P:1172:LYS:HD3	3:P:1189:MET:CE	2.47	0.44
3:P:1311:LYS:H	3:P:1311:LYS:HG3	1.48	0.44
3:P:1314:LEU:HG	3:P:1314:LEU:H	1.59	0.44
4:Q:48:VAL:O	4:Q:51:LEU:HB2	2.17	0.44
1:A:47:LEU:O	1:A:51:MET:HB2	2.17	0.44
1:B:78:ILE:HA	1:B:81:ILE:HD12	1.99	0.44
1:B:140:ILE:HD12	1:B:140:ILE:HA	1.74	0.44
2:C:538:LEU:N	2:C:538:LEU:CD2	2.69	0.44
2:C:844:LYS:NZ	3:D:47:ARG:HD3	2.32	0.44
2:C:870:ILE:HB	2:C:944:ARG:HD3	1.99	0.44
2:C:901:LEU:HG	2:C:905:ILE:HD11	1.99	0.44

Continued on next page...



*Continued from previous page...*

Atom-1	Atom-2	Interatomic distance (Å)	Clash overlap (Å)
2:C:1305:TYR:HA	2:C:1308:ILE:HD12	1.99	0.44
3:D:70:CYS:HA	3:D:90:VAL:HG11	1.98	0.44
3:D:169:LEU:HD12	3:D:173:GLY:HA2	1.99	0.44
3:D:325:LYS:HE2	3:D:330:MET:HA	1.99	0.44
3:D:416:ILE:HD13	3:D:441:LEU:HG	1.98	0.44
3:D:505:ASP:O	3:D:508:LEU:HB3	2.18	0.44
3:D:555:TYR:HB3	3:D:563:LEU:HB3	1.98	0.44
3:D:1320:ILE:HD11	3:D:1342:ASP:CB	2.48	0.44
1:G:112:ALA:O	1:G:115:ILE:HG13	2.18	0.44
2:I:70:TYR:CZ	2:I:72:SER:HA	2.53	0.44
2:I:1024:GLU:HG2	2:I:1028:LYS:CE	2.48	0.44
2:I:1161:LEU:O	2:I:1163:THR:N	2.51	0.44
2:I:1205:PRO:HG2	2:I:1210:ILE:CD1	2.48	0.44
2:I:1326:LEU:HD21	3:J:342:LEU:CD1	2.46	0.44
3:J:97:VAL:CG1	3:J:101:ARG:CD	2.95	0.44
3:J:224:LEU:O	3:J:227:PHE:CB	2.66	0.44
3:J:298:MET:SD	5:L:406:GLN:CG	3.05	0.44
3:J:825:VAL:HG21	3:J:1242:ARG:HH12	1.82	0.44
5:L:333:VAL:O	5:L:333:VAL:HG13	2.17	0.44
5:L:387:VAL:HA	5:L:435:ILE:HD13	1.98	0.44
7:5:18:DT:H2'	7:5:19:DA:H5'	1.99	0.44
2:O:13:LYS:HE3	2:O:1149:TYR:O	2.16	0.44
2:O:883:LEU:HD11	2:O:920:VAL:HG22	1.99	0.44
2:O:960:LEU:HD22	2:O:1025:PHE:HD1	1.81	0.44
3:P:163:GLU:OE2	5:R:81:ALA:HB1	2.18	0.44
3:P:303:VAL:HG12	3:P:307:LEU:HD11	2.00	0.44
3:P:793:SER:O	3:P:796:LEU:HB3	2.18	0.44
3:P:960:LEU:CD2	3:P:982:LEU:HD13	2.48	0.44
4:Q:17:PHE:N	4:Q:17:PHE:CD1	2.84	0.44
5:R:121:LYS:NZ	5:R:421:TYR:OH	2.33	0.44
5:R:386:LEU:HD13	6:7:41:DT:C6	2.52	0.44
5:R:414:LYS:HD3	5:R:434:TRP:HZ3	1.79	0.44
1:A:35:PHE:CE2	1:B:50:SER:OG	2.62	0.44
2:C:805:MET:HE2	2:C:806:PRO:O	2.17	0.44
2:C:894:GLN:HE22	3:D:76:LYS:HB2	1.81	0.44
2:C:1101:LEU:HD11	3:D:508:LEU:CD2	2.47	0.44
2:C:1277:ALA:O	2:C:1281:TYR:HD2	2.01	0.44
3:D:536:LEU:HD21	3:D:541:LEU:O	2.18	0.44
3:D:610:ARG:NH2	3:D:901:ARG:HH12	2.16	0.44
3:D:899:TYR:C	3:D:899:TYR:CD2	2.91	0.44
3:D:1357:ILE:HA	3:D:1358:PRO:HD3	1.80	0.44

*Continued on next page...*

*Continued from previous page...*

Atom-1	Atom-2	Interatomic distance (Å)	Clash overlap (Å)
5:F:476:ARG:HG3	5:F:477:GLU:HG2	1.99	0.44
5:F:543:ALA:O	5:F:547:VAL:HG23	2.17	0.44
1:H:75:GLN:NE2	1:H:134:THR:HG22	2.33	0.44
1:H:97:GLU:HG3	1:H:147:GLN:HG2	2.00	0.44
2:I:11:ILE:O	2:I:1181:PRO:HG2	2.17	0.44
2:I:208:ILE:HG23	2:I:209:ILE:N	2.32	0.44
2:I:495:ALA:HA	2:I:498:ILE:HD12	1.98	0.44
2:I:1187:PHE:CE1	3:J:769:VAL:HA	2.53	0.44
2:I:1326:LEU:HD12	2:I:1326:LEU:HA	1.73	0.44
3:J:227:PHE:CE1	3:J:234:PRO:HD3	2.49	0.44
3:J:650:LYS:NZ	3:J:765:GLU:OE2	2.43	0.44
3:J:694:SER:HA	3:J:697:MET:HE1	1.99	0.44
3:J:1184:ASP:HA	3:J:1185:PRO:HD3	1.87	0.44
5:L:167:ASP:OD2	5:L:262:VAL:HG21	2.17	0.44
5:L:302:PHE:HE1	5:L:315:TRP:CH2	2.36	0.44
1:M:61:ILE:HG12	1:M:142:MET:HB3	1.98	0.44
1:M:131:CYS:SG	1:M:132:HIS:N	2.89	0.44
1:N:228:LEU:O	1:N:228:LEU:HD22	2.18	0.44
2:O:35:PHE:HZ	2:O:129:LEU:HA	1.83	0.44
2:O:1234:LYS:HE2	2:O:1238:LEU:HD21	2.00	0.44
2:O:1280:ALA:HB3	3:P:431:ARG:HB3	1.99	0.44
3:P:51:PRO:HB3	3:P:57:PHE:C	2.38	0.44
3:P:343:LEU:HD23	3:P:1351:VAL:HG11	2.00	0.44
3:P:583:VAL:HG12	3:P:584:PRO:O	2.17	0.44
3:P:698:MET:SD	3:P:737:ILE:CD1	3.05	0.44
3:P:1046:ILE:CD1	3:P:1059:LEU:HD22	2.47	0.44
3:P:1073:ASP:O	3:P:1075:ARG:HG2	2.18	0.44
3:P:1190:ILE:HD13	3:P:1196:LEU:HD11	1.99	0.44
5:R:390:ILE:HD12	5:R:435:ILE:HD12	1.99	0.44
1:A:228:LEU:HG	1:A:231:PHE:HE2	1.83	0.44
2:C:131:THR:HG23	2:C:135:THR:O	2.18	0.44
2:C:797:GLY:N	2:C:1233:LEU:HD21	2.33	0.44
2:C:980:VAL:O	2:C:980:VAL:CG1	2.65	0.44
2:C:1243:MET:HA	3:D:353:SER:OG	2.18	0.44
3:D:653:ILE:HG23	3:D:692:ARG:NH1	2.33	0.44
3:D:799:ARG:O	3:D:803:VAL:HG23	2.18	0.44
3:D:894:VAL:HG23	3:D:895:CYS:C	2.38	0.44
1:G:112:ALA:HB2	1:G:128:HIS:HB3	2.00	0.44
1:H:124:VAL:HG21	1:H:210:THR:OG1	2.17	0.44
2:I:666:SER:OG	2:I:704:MET:HE1	2.18	0.44
3:J:217:LEU:HD23	3:J:217:LEU:HA	1.80	0.44

*Continued on next page...*

*Continued from previous page...*

Atom-1	Atom-2	Interatomic distance (Å)	Clash overlap (Å)
3:J:685:ILE:HG13	3:J:685:ILE:H	1.54	0.44
3:J:1023:HIS:O	3:J:1024:THR:CB	2.65	0.44
3:J:1221:LEU:CD1	3:J:1226:VAL:HA	2.48	0.44
3:J:1266:ILE:CD1	3:J:1278:GLU:CB	2.90	0.44
2:O:149:LEU:HG	2:O:451:ARG:NE	2.31	0.44
2:O:704:MET:O	2:O:708:VAL:HG23	2.18	0.44
2:O:761:GLN:O	2:O:762:ASN:CB	2.64	0.44
2:O:873:ILE:H	2:O:873:ILE:HG13	1.56	0.44
2:O:1288:GLN:HG2	2:O:1315:MET:SD	2.58	0.44
2:O:1298:VAL:HG22	2:O:1301:ARG:NH2	2.32	0.44
3:P:176:PHE:O	3:P:177:ASP:OD1	2.36	0.44
3:P:254:PRO:HB3	3:P:260:PHE:CE1	2.53	0.44
3:P:518:VAL:HG12	3:P:519:ASN:OD1	2.17	0.44
3:P:736:GLN:H	3:P:736:GLN:HG2	1.53	0.44
3:P:790:THR:HG21	3:P:932:MET:HG3	1.99	0.44
3:P:1216:ALA:HA	3:P:1217:PRO:HD2	1.68	0.44
5:R:428:SER:OG	6:7:41:DT:C7	2.64	0.44
7:8:5:DC:H2''	7:8:6:DG:H5'	1.99	0.44
2:C:976:ARG:NH2	2:C:990:ASP:OD2	2.51	0.44
2:C:1087:TYR:CE1	2:C:1215:GLY:HA2	2.48	0.44
3:D:397:ALA:O	3:D:401:VAL:HG23	2.17	0.44
3:D:422:LEU:HD11	3:D:471:PRO:N	2.33	0.44
3:D:502:PRO:HB2	3:D:601:ILE:HD13	1.99	0.44
3:D:700:ASN:O	3:D:704:GLU:HB2	2.17	0.44
3:D:715:LYS:HG2	3:D:716:GLN:N	2.33	0.44
3:D:885:VAL:CG1	3:D:1258:ARG:HB2	2.47	0.44
3:D:1175:LEU:O	3:D:1187:GLU:HA	2.18	0.44
5:F:601:PRO:HA	5:F:608:ARG:HH21	1.83	0.44
1:G:58:GLU:HG2	1:G:172:LEU:HD12	1.98	0.44
1:H:31:LEU:CD1	1:H:201:LEU:HD22	2.48	0.44
2:I:303:ASP:HB2	2:I:310:ILE:HG13	1.99	0.44
2:I:724:VAL:CG1	2:I:727:VAL:HG22	2.48	0.44
2:I:851:THR:HG22	2:I:853:ASP:N	2.29	0.44
2:I:1103:VAL:HG11	2:I:1112:ILE:HD11	1.99	0.44
3:J:610:ARG:CZ	3:J:901:ARG:HH12	2.30	0.44
3:J:1101:LEU:HD13	3:J:1107:VAL:HG21	1.99	0.44
1:M:81:ILE:O	1:M:85:LEU:HG	2.18	0.44
2:O:725:GLN:C	2:O:773:LEU:HD11	2.38	0.44
2:O:889:PRO:O	2:O:914:LYS:CE	2.65	0.44
2:O:964:LEU:HG	2:O:964:LEU:O	2.18	0.44
3:P:97:VAL:O	3:P:100:GLU:HG2	2.18	0.44

*Continued on next page...*

*Continued from previous page...*

Atom-1	Atom-2	Interatomic distance (Å)	Clash overlap (Å)
3:P:116:PHE:CE2	3:P:237:MET:SD	3.11	0.44
3:P:806:ASP:OD1	3:P:1346:GLY:HA2	2.18	0.44
3:P:1356:LEU:HD13	3:P:1362:GLY:HA2	1.99	0.44
4:Q:53:GLU:HB3	4:Q:59:ILE:HG13	1.99	0.44
7:8:22:DA:C2'	7:8:23:DT:OP1	2.65	0.44
2:C:176:ILE:HD12	2:C:184:LEU:CB	2.47	0.44
2:C:506:PHE:O	2:C:512:SER:HB2	2.17	0.44
3:D:281:ARG:HH12	5:F:441:ARG:NH2	2.15	0.44
3:D:363:LEU:HD12	3:D:363:LEU:O	2.18	0.44
3:D:519:ASN:C	3:D:523:GLU:HB2	2.38	0.44
3:D:589:TYR:C	3:D:591:ILE:N	2.70	0.44
3:D:925:GLU:HB3	3:D:926:PRO:HD3	1.99	0.44
3:D:1149:ARG:HA	3:D:1150:PRO:HD2	1.85	0.44
3:D:1218:HIS:CG	3:D:1306:LEU:HD23	2.53	0.44
3:D:1260:MET:HB3	3:D:1307:LEU:O	2.18	0.44
7:2:34:DG:H2''	7:2:35:DT:OP2	2.18	0.44
1:G:79:LEU:HA	1:G:82:LEU:CD1	2.24	0.44
1:H:81:ILE:HD13	1:H:131:CYS:SG	2.58	0.44
1:H:99:ILE:HD11	1:H:145:LYS:HE3	1.99	0.44
2:I:58:PRO:HB3	2:I:69:GLN:HG2	1.98	0.44
2:I:158:ASP:OD1	2:I:158:ASP:N	2.49	0.44
2:I:346:TYR:OH	2:I:436:ARG:HG3	2.18	0.44
2:I:561:ILE:HD12	2:I:679:ALA:HB1	1.99	0.44
2:I:808:ASN:HA	3:J:629:PHE:HB3	2.00	0.44
2:I:1273:MET:HG2	7:5:14:DC:H4'	2.00	0.44
3:J:109:SER:OG	3:J:296:LYS:HD3	2.17	0.44
3:J:318:GLY:N	3:J:322:ARG:O	2.51	0.44
5:L:406:GLN:O	5:L:409:ASN:HB2	2.18	0.44
5:L:452:ILE:HG21	5:L:456:MET:HB3	1.96	0.44
5:L:597:LYS:O	5:L:600:HIS:HB3	2.16	0.44
7:5:20:DG:H5''	7:5:20:DG:H8	1.83	0.44
1:M:232:VAL:HG22	1:N:221:ALA:HB3	1.98	0.44
1:N:16:ILE:HG22	1:N:26:VAL:HG22	1.99	0.44
2:O:9:LYS:HG2	2:O:1171:ARG:HD2	2.00	0.44
2:O:816:ILE:HG13	2:O:1074:GLY:HA3	1.99	0.44
2:O:1073:LYS:HD2	3:P:462:ASP:HB2	1.99	0.44
2:O:1180:MET:HG3	2:O:1181:PRO:HD2	2.00	0.44
2:O:1290:MET:O	2:O:1295:SER:OG	2.35	0.44
3:P:352:ARG:HH21	3:P:465:GLN:HB2	1.82	0.44
3:P:838:ARG:HG3	3:P:1250:ASP:OD2	2.17	0.44
3:P:1272:SER:HB3	3:P:1273:ASP:H	1.52	0.44

*Continued on next page...*

*Continued from previous page...*

Atom-1	Atom-2	Interatomic distance (Å)	Clash overlap (Å)
6:7:16:DG:H2''	6:7:17:DA:OP2	2.17	0.44
6:7:28:DA:C6	7:8:34:DG:C6	3.06	0.44
7:8:48:DA:H2''	7:8:49:DA:H5''	2.00	0.44
1:A:79:LEU:O	1:A:82:LEU:HB2	2.18	0.44
1:B:195:ARG:HB2	1:B:198:LEU:HD13	2.00	0.44
2:C:295:LYS:C	2:C:317:LEU:HG	2.36	0.44
2:C:952:GLN:OE1	2:C:1036:ILE:CG2	2.65	0.44
3:D:160:LEU:HA	3:D:164:GLN:OE1	2.18	0.44
3:D:357:VAL:HG22	3:D:461:PHE:CD2	2.53	0.44
3:D:635:SER:OG	3:D:636:GLY:N	2.50	0.44
3:D:650:LYS:O	3:D:654:ILE:HG13	2.18	0.44
3:D:750:PRO:O	3:D:781:LYS:HE3	2.18	0.44
3:D:882:VAL:O	3:D:882:VAL:HG22	2.18	0.44
3:D:1164:SER:O	3:D:1175:LEU:HD12	2.17	0.44
3:D:1229:VAL:HG23	3:D:1233:ILE:HD11	1.92	0.44
3:D:1231:ARG:O	3:D:1234:VAL:HB	2.18	0.44
3:D:1286:LYS:HE2	3:D:1286:LYS:HB2	1.40	0.44
5:F:87:VAL:CG1	5:F:103:ARG:HD3	2.48	0.44
5:F:412:LEU:HA	5:F:412:LEU:HD12	1.65	0.44
5:F:551:LEU:HD13	5:F:559:LEU:HD12	1.98	0.44
6:1:47:DC:H2'	6:1:48:DA:C8	2.53	0.44
1:G:133:LEU:HA	1:G:133:LEU:HD23	1.54	0.44
1:G:181:GLU:HB3	1:G:206:GLU:HG2	2.00	0.44
2:I:149:LEU:CD2	2:I:451:ARG:HH21	2.31	0.44
2:I:865:LEU:HD22	2:I:869:GLY:C	2.38	0.44
3:J:69:GLU:HG3	3:J:70:CYS:O	2.18	0.44
3:J:105:ILE:HG13	3:J:244:VAL:CG2	2.48	0.44
3:J:131:PRO:O	3:J:135:ILE:HG13	2.18	0.44
3:J:591:ILE:HB	3:J:604:MET:HE3	1.99	0.44
3:J:1190:ILE:CD1	3:J:1196:LEU:HD21	2.47	0.44
5:L:373:ARG:HG2	5:L:377:LYS:HE3	2.00	0.44
1:M:232:VAL:HG13	1:N:218:ARG:HG2	1.99	0.44
1:N:92:VAL:HG11	1:N:98:VAL:HG11	2.00	0.44
2:O:374:GLU:HB2	5:R:99:ARG:CZ	2.48	0.44
2:O:415:GLU:HG3	2:O:416:GLY:H	1.81	0.44
2:O:615:VAL:HA	2:O:638:SER:HB2	1.99	0.44
2:O:896:THR:OG1	2:O:897:PRO:HD2	2.18	0.44
2:O:1243:MET:HG3	3:P:372:MET:HE1	1.97	0.44
2:O:1284:ALA:CB	3:P:1356:LEU:CD2	2.85	0.44
3:P:78:LEU:O	3:P:81:ARG:HG3	2.18	0.44
3:P:536:LEU:CD2	3:P:541:LEU:HB2	2.48	0.44

*Continued on next page...*

*Continued from previous page...*

Atom-1	Atom-2	Interatomic distance (Å)	Clash overlap (Å)
3:P:932:MET:HB2	3:P:932:MET:HE2	1.58	0.44
5:R:135:ALA:CB	5:R:253:SER:HA	2.47	0.44
5:R:165:PHE:HB3	5:R:166:VAL:H	1.68	0.44
5:R:386:LEU:HD22	6:7:41:DT:N3	2.32	0.44
1:A:29:GLU:HB2	1:A:30:PRO:CA	2.46	0.43
1:B:57:THR:HG23	1:B:158:ARG:HH22	1.83	0.43
2:C:10:ARG:NH2	2:C:791:LEU:HB3	2.32	0.43
2:C:217:THR:HG23	2:C:351:LEU:CD2	2.48	0.43
2:C:714:VAL:CG1	2:C:787:PRO:CD	2.95	0.43
2:C:808:ASN:HD22	2:C:808:ASN:N	2.14	0.43
2:C:825:GLU:O	2:C:826:ASP:HB2	2.16	0.43
2:C:1058:ARG:NH1	2:C:1238:LEU:HD12	2.23	0.43
3:D:320:ASN:O	3:D:321:LYS:HB2	2.18	0.43
3:D:435:GLN:HE22	3:D:486:SER:HA	1.83	0.43
3:D:625:MET:CG	3:D:629:PHE:CE2	3.00	0.43
3:D:899:TYR:CD1	3:D:915:ILE:HG21	2.53	0.43
3:D:923:ILE:HD11	3:D:1252:HIS:CB	2.48	0.43
3:D:1226:VAL:C	3:D:1229:VAL:HG12	2.37	0.43
5:F:524:GLU:H	5:F:524:GLU:HG2	1.51	0.43
1:G:16:ILE:HD13	1:G:214:GLU:OE2	2.18	0.43
2:I:34:SER:OG	2:I:457:GLY:N	2.41	0.43
2:I:557:ARG:HD3	2:I:587:LEU:HB3	1.99	0.43
3:J:205:LEU:HD22	3:J:214:ARG:HG3	1.99	0.43
3:J:376:LEU:HB2	3:J:377:PHE:HD2	1.82	0.43
3:J:574:VAL:H	3:J:574:VAL:HG23	1.53	0.43
5:L:437:GLN:NE2	5:L:441:ARG:HB3	2.32	0.43
5:L:456:MET:O	5:L:459:THR:OG1	2.30	0.43
5:L:465:ARG:NH1	7:5:27:DA:H5'	2.33	0.43
1:M:41:ASN:ND2	2:O:1218:GLY:CA	2.81	0.43
2:O:82:VAL:HG23	2:O:83:GLN:N	2.33	0.43
2:O:239:MET:O	2:O:284:LEU:HA	2.17	0.43
2:O:825:GLU:CB	2:O:827:ARG:HG3	2.48	0.43
2:O:836:LEU:HD23	2:O:836:LEU:HA	1.67	0.43
2:O:936:ARG:HG2	2:O:937:ASP:N	2.28	0.43
3:P:120:LEU:CD2	3:P:121:PRO:HA	2.48	0.43
3:P:271:ARG:NH1	3:P:316:ILE:HG23	2.28	0.43
3:P:552:ILE:HG13	3:P:570:LYS:HB2	2.00	0.43
4:Q:27:ALA:CB	4:Q:46:THR:HB	2.45	0.43
5:R:110:LEU:CD2	5:R:385:ARG:HD2	2.44	0.43
5:R:323:ASN:HB3	5:R:324:LYS:H	1.59	0.43
1:A:12:ARG:O	1:A:28:LEU:HD13	2.18	0.43

*Continued on next page...*

*Continued from previous page...*

Atom-1	Atom-2	Interatomic distance (Å)	Clash overlap (Å)
1:A:35:PHE:N	1:A:35:PHE:CD2	2.87	0.43
1:A:203:ILE:CG2	1:A:205:MET:CE	2.95	0.43
1:B:166:ARG:HH11	1:B:166:ARG:HG3	1.83	0.43
2:C:188:PHE:HE2	2:C:436:ARG:HB2	1.83	0.43
2:C:1245:ALA:HB1	3:D:375:GLU:HB2	2.00	0.43
2:C:1309:VAL:CG1	3:D:383:GLY:HA2	2.48	0.43
3:D:62:PHE:CD1	3:D:247:PRO:HD3	2.53	0.43
3:D:107:LEU:H	3:D:107:LEU:HG	1.65	0.43
3:D:513:MET:SD	3:D:579:LEU:HD11	2.57	0.43
3:D:725:MET:HB2	3:D:725:MET:HE2	1.53	0.43
3:D:915:ILE:H	3:D:915:ILE:HG13	1.53	0.43
5:F:586:ARG:O	5:F:590:ILE:HG13	2.18	0.43
2:I:246:LEU:HD23	2:I:246:LEU:HA	1.77	0.43
2:I:432:LEU:O	2:I:432:LEU:HD12	2.18	0.43
2:I:550:VAL:HG13	3:J:780:ARG:CZ	2.47	0.43
2:I:560:PRO:CB	3:J:776:THR:HG21	2.41	0.43
3:J:94:GLN:O	3:J:97:VAL:HG23	2.18	0.43
3:J:344:GLY:C	3:J:345:LYS:HG2	2.38	0.43
3:J:452:LEU:HA	3:J:452:LEU:HD23	1.70	0.43
3:J:592:VAL:O	3:J:592:VAL:CG2	2.66	0.43
3:J:801:VAL:HG23	3:J:920:ALA:HB1	1.99	0.43
3:J:967:VAL:CG2	3:J:973:LEU:HD12	2.46	0.43
3:J:1165:PHE:CZ	3:J:1196:LEU:HD12	2.53	0.43
3:J:1346:GLY:H	3:J:1349:GLU:CD	2.21	0.43
5:L:428:SER:O	5:L:432:THR:OG1	2.29	0.43
1:M:166:ARG:HH12	1:M:172:LEU:HD22	1.82	0.43
1:N:86:LYS:HG2	1:N:173:VAL:CG1	2.48	0.43
2:O:634:VAL:CG1	2:O:635:THR:H	2.23	0.43
2:O:818:VAL:HG22	2:O:1078:LYS:O	2.18	0.43
3:P:255:LEU:H	3:P:255:LEU:HG	1.14	0.43
3:P:265:LEU:O	3:P:269:TYR:HD2	2.01	0.43
3:P:346:ARG:HB3	3:P:346:ARG:HH11	1.83	0.43
3:P:511:TYR:HD1	3:P:596:LEU:O	2.00	0.43
4:Q:80:LEU:O	4:Q:84:THR:HG23	2.18	0.43
5:R:87:VAL:CG1	5:R:103:ARG:HD3	2.48	0.43
5:R:530:LEU:HB2	5:R:533:ASP:OD2	2.19	0.43
5:R:540:LEU:HG	5:R:541:ARG:N	2.34	0.43
1:A:66:HIS:CB	2:C:927:THR:HG21	2.47	0.43
2:C:197:ARG:NH2	2:C:203:LYS:HG2	2.33	0.43
2:C:257:ALA:CB	2:C:277:LEU:HD11	2.34	0.43
2:C:976:ARG:O	2:C:980:VAL:HG23	2.18	0.43

*Continued on next page...*



*Continued from previous page...*

Atom-1	Atom-2	Interatomic distance (Å)	Clash overlap (Å)
3:D:623:GLN:O	3:D:627:THR:OG1	2.35	0.43
3:D:1051:ASP:O	3:D:1055:GLY:HA2	2.19	0.43
5:F:585:GLU:HG3	7:2:47:DC:H5	1.83	0.43
1:G:115:ILE:HD13	1:G:123:ILE:HG12	2.00	0.43
2:I:211:ARG:O	2:I:359:ARG:HA	2.18	0.43
2:I:228:VAL:HG13	2:I:245:ARG:HH12	1.83	0.43
2:I:297:VAL:C	2:I:336:LEU:HD11	2.39	0.43
2:I:937:ASP:HA	2:I:1039:GLY:HA3	1.99	0.43
2:I:1255:THR:HG21	2:I:1257:GLN:HB2	2.00	0.43
3:J:111:THR:HG1	3:J:300:GLN:CD	2.20	0.43
3:J:501:VAL:HG22	3:J:605:LEU:HD13	1.99	0.43
5:L:511:ILE:HG13	5:L:517:SER:HB2	2.00	0.43
1:M:13:LEU:HA	1:M:28:LEU:CD2	2.43	0.43
1:M:58:GLU:HG2	1:M:172:LEU:HD12	2.00	0.43
1:N:83:LEU:N	1:N:83:LEU:HD22	2.33	0.43
2:O:24:VAL:HA	2:O:578:TYR:CE1	2.53	0.43
2:O:53:PHE:CD2	2:O:70:TYR:CE1	3.06	0.43
2:O:569:ILE:HG21	3:P:784:ALA:HA	1.98	0.43
2:O:796:LEU:C	2:O:1233:LEU:HD11	2.38	0.43
2:O:1021:LEU:HD23	2:O:1024:GLU:OE1	2.18	0.43
2:O:1114:GLU:OE1	2:O:1230:MET:HG3	2.18	0.43
2:O:1125:GLY:HA3	2:O:1179:GLY:HA2	1.99	0.43
2:O:1307:ASN:ND2	2:O:1312:ASN:HD22	2.16	0.43
3:P:70:CYS:SG	3:P:88:CYS:SG	3.16	0.43
3:P:249:LEU:C	3:P:251:PRO:HD3	2.38	0.43
3:P:562:GLU:H	3:P:562:GLU:HG3	1.61	0.43
3:P:673:VAL:CG1	3:P:674:THR:O	2.65	0.43
5:R:333:VAL:HG22	5:R:336:GLU:HB2	1.99	0.43
2:C:104:ILE:CG2	2:C:115:LYS:HD3	2.48	0.43
2:C:208:ILE:O	2:C:211:ARG:HB2	2.18	0.43
2:C:277:LEU:CD1	2:C:282:VAL:HG21	2.47	0.43
2:C:494:ASN:ND2	2:C:496:LYS:HB2	2.33	0.43
2:C:559:CYS:CB	2:C:662:SER:HB3	2.47	0.43
2:C:742:TYR:HA	2:C:743:PRO:HD3	1.91	0.43
2:C:1268:GLN:HE22	3:D:351:GLY:C	2.17	0.43
3:D:141:PHE:CE1	3:D:181:GLY:HA3	2.54	0.43
3:D:954:ASN:HB2	3:D:992:LYS:HZ3	1.83	0.43
3:D:1037:PHE:CE2	3:D:1059:LEU:HD13	2.52	0.43
3:D:1261:LEU:HA	3:D:1261:LEU:HD23	1.36	0.43
5:F:507:MET:HB2	5:F:507:MET:HE2	1.66	0.43
1:G:192:VAL:HG12	1:G:193:GLU:H	1.83	0.43

*Continued on next page...*

*Continued from previous page...*

Atom-1	Atom-2	Interatomic distance (Å)	Clash overlap (Å)
1:H:60:GLU:CD	1:H:143:ARG:HH21	2.22	0.43
2:I:167:SER:HA	3:J:1064:SER:CB	2.44	0.43
2:I:189:ASP:CG	2:I:190:PRO:HD2	2.38	0.43
2:I:678:ARG:HG3	2:I:1108:ASN:ND2	2.33	0.43
2:I:941:LYS:H	2:I:941:LYS:HG2	1.66	0.43
2:I:1085:MET:HA	2:I:1085:MET:HE2	1.99	0.43
3:J:85:CYS:CB	3:J:88:CYS:SG	3.06	0.43
3:J:104:HIS:O	3:J:105:ILE:HG13	2.19	0.43
3:J:135:ILE:O	3:J:139:LEU:CD1	2.65	0.43
3:J:825:VAL:CG2	3:J:838:ARG:HH11	2.14	0.43
3:J:849:LEU:HB3	3:J:850:LYS:H	1.62	0.43
5:L:84:LEU:HD21	5:L:107:THR:CG2	2.48	0.43
5:L:354:THR:O	5:L:358:VAL:HG23	2.17	0.43
1:M:8:PHE:CE1	1:N:223:ILE:CG2	2.99	0.43
1:M:31:LEU:HD13	1:M:36:GLY:HA2	2.00	0.43
1:M:89:ALA:HB1	1:M:124:VAL:HB	2.01	0.43
1:N:102:LEU:HB2	1:N:115:ILE:CD1	2.48	0.43
1:N:140:ILE:HD12	1:N:140:ILE:HA	1.80	0.43
2:O:447:HIS:CD2	2:O:449:GLY:H	2.37	0.43
2:O:725:GLN:HB3	2:O:733:VAL:CG2	2.49	0.43
2:O:802:VAL:HG13	2:O:803:ALA:N	2.32	0.43
2:O:1166:ASP:OD1	2:O:1166:ASP:N	2.48	0.43
3:P:1224:ARG:HD3	3:P:1228:ALA:CB	2.48	0.43
5:R:370:ALA:CB	5:R:373:ARG:NH2	2.80	0.43
6:7:34:DG:C2	7:8:30:DA:C2	3.06	0.43
1:B:48:LEU:CD2	1:B:183:ILE:HG21	2.41	0.43
2:C:208:ILE:CD1	2:C:356:THR:OG1	2.66	0.43
2:C:279:LYS:HE3	2:I:79:VAL:HG21	2.01	0.43
2:C:881:ASP:O	2:C:920:VAL:HG23	2.19	0.43
2:C:1048:LYS:HG2	2:C:1049:ILE:H	1.82	0.43
2:C:1112:ILE:O	2:C:1116:HIS:HD2	2.01	0.43
2:C:1199:LEU:O	2:C:1204:LEU:HB2	2.19	0.43
2:C:1235:LEU:HG	2:C:1235:LEU:H	1.57	0.43
3:D:264:ASP:CG	5:F:508:GLU:HB2	2.38	0.43
3:D:475:GLU:O	3:D:479:GLU:HG2	2.18	0.43
3:D:733:SER:H	3:D:736:GLN:HG2	1.83	0.43
3:D:1138:LEU:CD2	3:D:1139:PRO:HG3	2.40	0.43
4:E:35:LYS:HA	4:E:35:LYS:HD3	1.73	0.43
5:F:121:LYS:HG2	5:F:421:TYR:CZ	2.53	0.43
6:1:53:DG:H2"	6:1:54:DA:OP2	2.19	0.43
2:I:253:PHE:CE1	2:I:255:ILE:HG13	2.54	0.43

*Continued on next page...*

*Continued from previous page...*

Atom-1	Atom-2	Interatomic distance (Å)	Clash overlap (Å)
2:I:267:ARG:HD3	2:I:268:ARG:N	2.33	0.43
2:I:755:LYS:NZ	2:I:767:GLN:O	2.45	0.43
2:I:758:ARG:HB2	2:I:833:ILE:CG2	2.48	0.43
2:I:1028:LYS:O	2:I:1031:ALA:HB3	2.18	0.43
2:I:1049:ILE:HG22	2:I:1050:VAL:N	2.33	0.43
3:J:116:PHE:O	3:J:124:ILE:HG13	2.18	0.43
3:J:291:ILE:CG2	5:L:409:ASN:HD22	2.32	0.43
3:J:322:ARG:HD3	5:L:510:PRO:HD3	1.99	0.43
3:J:368:LEU:HA	3:J:368:LEU:HD12	1.69	0.43
3:J:705:THR:O	3:J:705:THR:HG22	2.18	0.43
5:L:138:PRO:HG2	5:L:139:GLU:H	1.82	0.43
5:L:348:GLU:OE2	5:L:355:ILE:HD11	2.19	0.43
5:L:383:ASN:ND2	6:4:41:DT:N3	2.66	0.43
5:L:412:LEU:HD22	5:L:435:ILE:CD1	2.45	0.43
5:L:412:LEU:HD13	5:L:435:ILE:CG1	2.48	0.43
5:L:465:ARG:HH12	7:5:27:DA:H5'	1.84	0.43
5:L:564:GLY:O	5:L:567:MET:O	2.37	0.43
2:O:684:ASN:O	2:O:687:ARG:HB2	2.19	0.43
2:O:905:ILE:HA	5:R:595:LEU:HD22	2.00	0.43
2:O:1124:ILE:O	2:O:1128:ILE:HG13	2.19	0.43
2:O:1180:MET:HA	2:O:1181:PRO:HD3	1.86	0.43
3:P:53:ARG:HB3	3:P:54:ASP:H	1.58	0.43
3:P:316:ILE:CG2	3:P:324:LEU:HD12	2.49	0.43
3:P:527:LEU:HD12	3:P:533:ALA:HA	2.01	0.43
3:P:614:LEU:CD2	4:Q:5:THR:HG21	2.48	0.43
3:P:831:VAL:O	3:P:831:VAL:HG12	2.19	0.43
3:P:931:THR:HG23	3:P:1134:ILE:HG21	2.01	0.43
3:P:973:LEU:HD22	3:P:1006:GLY:HA2	1.99	0.43
5:R:393:LYS:HD3	5:R:393:LYS:HA	1.78	0.43
5:R:423:ARG:H	5:R:423:ARG:HG2	1.59	0.43
5:R:506:SER:O	5:R:509:THR:OG1	2.24	0.43
5:R:595:LEU:O	5:R:599:ARG:HG3	2.17	0.43
2:C:99:LYS:HG2	2:C:121:GLU:HG2	2.01	0.43
2:C:960:LEU:HD22	2:C:1028:LYS:HD3	2.00	0.43
2:C:1190:ALA:HA	2:C:1194:GLU:OE1	2.18	0.43
2:C:1277:ALA:O	2:C:1280:ALA:HB3	2.18	0.43
3:D:786:THR:HA	3:D:935:PHE:HD2	1.83	0.43
3:D:825:VAL:CB	3:D:1242:ARG:HH12	2.32	0.43
3:D:1346:GLY:HA3	3:D:1349:GLU:HG3	2.00	0.43
5:F:446:GLN:O	5:F:448:ARG:N	2.51	0.43
6:1:45:DT:H2'	6:1:46:DG:O4'	2.18	0.43

*Continued on next page...*

*Continued from previous page...*

Atom-1	Atom-2	Interatomic distance (Å)	Clash overlap (Å)
2:I:68:LEU:HD12	2:I:68:LEU:HA	1.52	0.43
2:I:455:SER:HB2	2:I:456:VAL:H	1.68	0.43
2:I:805:MET:HE3	2:I:805:MET:HB2	1.95	0.43
3:J:185:ILE:O	3:J:189:LEU:CG	2.66	0.43
3:J:332:LYS:HG3	3:J:1328:THR:OG1	2.19	0.43
3:J:1175:LEU:HD22	3:J:1196:LEU:HD13	1.99	0.43
5:L:91:ILE:HG12	5:L:94:THR:OG1	2.18	0.43
5:L:385:ARG:O	5:L:388:ILE:HG23	2.18	0.43
5:L:494:ILE:HG22	5:L:495:ARG:N	2.33	0.43
5:L:551:LEU:HD13	5:L:556:ALA:HA	2.00	0.43
1:N:156:SER:CA	1:N:159:ILE:HG22	2.48	0.43
2:O:682:GLY:O	2:O:686:GLN:HG3	2.18	0.43
2:O:1272:GLU:O	2:O:1276:TRP:CD1	2.72	0.43
2:O:1298:VAL:HG22	2:O:1301:ARG:HH21	1.84	0.43
3:P:464:ASP:CG	8:9:15:G:HO2'	2.09	0.43
3:P:664:ILE:HD12	3:P:685:ILE:HD12	2.01	0.43
1:A:235:ARG:C	1:B:218:ARG:NE	2.72	0.43
1:B:162:GLU:OE2	1:B:164:ASP:HB3	2.19	0.43
2:C:291:TYR:CZ	2:C:295:LYS:HE3	2.54	0.43
2:C:297:VAL:HG23	2:C:314:ASN:N	2.32	0.43
2:C:448:LEU:CG	2:C:553:THR:CB	2.92	0.43
3:D:162:GLU:OE1	3:D:163:GLU:OE2	2.37	0.43
6:1:36:DT:H2''	6:1:37:DA:H5''	2.01	0.43
7:2:18:DT:H2'	7:2:19:DA:O5'	2.19	0.43
2:I:9:LYS:O	2:I:1172:LEU:HD13	2.19	0.43
2:I:120:GLN:OE1	2:I:490:GLN:HB3	2.18	0.43
2:I:319:LEU:H	2:I:319:LEU:HG	1.16	0.43
2:I:873:ILE:H	2:I:873:ILE:HG13	1.36	0.43
2:I:1031:ALA:O	2:I:1032:LYS:C	2.57	0.43
2:I:1164:PHE:HD2	2:I:1164:PHE:H	1.66	0.43
2:I:1335:ILE:CG2	3:J:22:ILE:CG2	2.97	0.43
3:J:1029:THR:HG23	3:J:1121:LEU:CG	2.49	0.43
3:J:1165:PHE:CG	3:J:1175:LEU:HD13	2.52	0.43
3:J:1218:HIS:CE1	3:J:1306:LEU:HD23	2.53	0.43
3:J:1253:ILE:H	3:J:1253:ILE:HG13	1.53	0.43
3:J:1286:LYS:O	3:J:1289:ASN:HB2	2.18	0.43
4:K:50:ALA:O	4:K:54:ILE:HG13	2.18	0.43
6:4:44:DG:H2''	6:4:45:DT:H4'	2.00	0.43
2:O:204:LEU:HB3	2:O:205:PRO:HD2	2.01	0.43
2:O:227:LYS:HE2	2:O:334:GLU:OE1	2.19	0.43
3:P:85:CYS:CB	3:P:88:CYS:SG	3.06	0.43

*Continued on next page...*

*Continued from previous page...*

Atom-1	Atom-2	Interatomic distance (Å)	Clash overlap (Å)
3:P:115:TRP:HE3	3:P:1333:THR:HG23	1.84	0.43
3:P:339:ARG:NH1	3:P:798:ARG:HH22	2.15	0.43
3:P:362:ARG:HH12	4:Q:4:VAL:HG13	1.83	0.43
3:P:432:LEU:HD12	3:P:499:ILE:HD13	1.99	0.43
3:P:531:LYS:H	3:P:531:LYS:HG3	1.41	0.43
3:P:645:VAL:HB	3:P:700:ASN:HD22	1.83	0.43
3:P:1328:THR:HG22	3:P:1332:LEU:HD12	2.01	0.43
5:R:551:LEU:HA	5:R:597:LYS:HZ1	1.83	0.43
2:C:9:LYS:O	2:C:10:ARG:HB2	2.18	0.43
2:C:130:MET:SD	2:C:134:GLY:HA2	2.59	0.43
2:C:366:ILE:HG22	2:C:384:LEU:CD2	2.49	0.43
2:C:1098:LEU:HA	2:C:1098:LEU:HD23	1.66	0.43
3:D:70:CYS:HB2	3:D:90:VAL:CG1	2.49	0.43
3:D:111:THR:CG2	3:D:300:GLN:OE1	2.66	0.43
3:D:470:VAL:O	3:D:472:LEU:HG	2.19	0.43
3:D:835:LEU:HG	3:D:836:ARG:H	1.72	0.43
3:D:843:VAL:HB	3:D:897:HIS:O	2.19	0.43
3:D:888:CYS:SG	3:D:890:THR:N	2.89	0.43
3:D:1029:THR:HG22	3:D:1099:TYR:CE1	2.54	0.43
3:D:1264:ALA:CB	3:D:1304:ARG:HA	2.48	0.43
5:F:109:GLU:H	5:F:109:GLU:HG3	1.68	0.43
5:F:406:GLN:OE1	5:F:406:GLN:HA	2.18	0.43
6:1:52:DT:H2''	6:1:53:DG:N7	2.34	0.43
1:G:30:PRO:HB3	1:G:198:LEU:HD13	2.01	0.43
1:G:86:LYS:CG	1:G:173:VAL:CG1	2.96	0.43
2:I:183:TRP:CH2	6:4:47:DC:N4	2.87	0.43
2:I:563:THR:CG2	2:I:680:LEU:HD11	2.48	0.43
2:I:850:ILE:HG23	2:I:885:GLY:O	2.18	0.43
3:J:355:ILE:O	3:J:355:ILE:CG1	2.60	0.43
3:J:1184:ASP:OD1	3:J:1184:ASP:N	2.50	0.43
5:L:387:VAL:CG2	5:L:412:LEU:HD23	2.48	0.43
6:4:53:DG:C2'	6:4:54:DA:OP2	2.61	0.43
1:M:149:GLY:HA3	1:M:177:TYR:CE2	2.54	0.43
1:N:54:CYS:SG	1:N:148:ARG:CA	3.06	0.43
2:O:136:PHE:HB3	2:O:138:ILE:HD11	2.01	0.43
2:O:144:VAL:HG23	2:O:515:MET:SD	2.59	0.43
2:O:811:ASN:O	2:O:1099:ASN:HB2	2.19	0.43
2:O:1201:LEU:HA	2:O:1201:LEU:HD12	1.50	0.43
2:O:1307:ASN:HB3	2:O:1312:ASN:CB	2.45	0.43
3:P:79:LYS:C	3:P:79:LYS:HD3	2.39	0.43
3:P:1229:VAL:CG1	3:P:1230:THR:N	2.82	0.43

*Continued on next page...*

*Continued from previous page...*

Atom-1	Atom-2	Interatomic distance (Å)	Clash overlap (Å)
5:R:430:TYR:CZ	5:R:434:TRP:NE1	2.79	0.43
2:C:153:PRO:HG2	2:C:401:GLY:HA2	2.01	0.43
2:C:425:ILE:O	2:C:428:VAL:HG23	2.19	0.43
2:C:591:TYR:HA	2:C:655:VAL:HG23	2.01	0.43
2:C:714:VAL:O	2:C:767:GLN:NE2	2.52	0.43
2:C:941:LYS:HB3	2:C:945:ALA:HB3	1.99	0.43
2:C:1088:ASP:CG	2:C:1092:THR:O	2.58	0.43
3:D:238:ILE:CG2	3:D:239:LEU:N	2.75	0.43
3:D:245:LEU:CD2	3:D:249:LEU:HB2	2.49	0.43
3:D:424:ASN:N	3:D:466:MET:HE2	2.33	0.43
3:D:487:THR:O	3:D:490:ILE:HD11	2.19	0.43
3:D:579:LEU:O	3:D:583:VAL:HG23	2.19	0.43
3:D:836:ARG:O	3:D:840:LEU:HB2	2.19	0.43
3:D:1179:PRO:CG	3:D:1182:GLY:O	2.67	0.43
5:F:576:VAL:O	5:F:580:PHE:HB2	2.19	0.43
1:H:65:LEU:HA	1:H:169:GLY:HA2	1.99	0.43
2:I:805:MET:HE3	3:J:636:GLY:HA2	2.01	0.43
2:I:1151:LEU:HD12	2:I:1151:LEU:HA	1.87	0.43
2:I:1255:THR:CG2	2:I:1257:GLN:HB2	2.49	0.43
3:J:179:LYS:HG2	3:J:180:MET:N	2.34	0.43
3:J:433:GLY:O	3:J:457:TYR:HE1	2.02	0.43
3:J:450:HIS:HA	3:J:451:PRO:HD3	1.86	0.43
3:J:502:PRO:HG2	3:J:601:ILE:HD13	1.99	0.43
3:J:767:LEU:N	3:J:767:LEU:HD23	2.33	0.43
3:J:828:GLY:O	3:J:994:SER:O	2.36	0.43
3:J:1155:ILE:H	3:J:1211:SER:HB2	1.84	0.43
5:L:493:LYS:HD2	5:L:493:LYS:HA	1.46	0.43
2:O:530:ILE:HG13	2:O:573:ASN:O	2.17	0.43
2:O:901:LEU:HD13	5:R:563:PHE:CD2	2.53	0.43
2:O:1296:ASP:O	2:O:1321:GLU:HG2	2.19	0.43
3:P:378:LYS:HA	3:P:381:ILE:HD12	2.01	0.43
3:P:536:LEU:CD2	3:P:541:LEU:HB3	2.48	0.43
3:P:1141:VAL:HG13	3:P:1145:PHE:HE2	1.82	0.43
5:R:130:VAL:HG13	5:R:365:MET:SD	2.59	0.43
5:R:324:LYS:HB3	5:R:325:PRO:HD2	2.01	0.43
2:C:492:MET:HE2	2:C:492:MET:HB2	1.78	0.43
2:C:718:ALA:HB2	2:C:783:LEU:CD2	2.41	0.43
2:C:839:VAL:O	2:C:886:LYS:CE	2.67	0.43
2:C:941:LYS:HB3	2:C:945:ALA:CB	2.49	0.43
3:D:64:PRO:O	3:D:95:THR:HG23	2.19	0.43
3:D:156:ARG:HH22	3:D:192:MET:HA	1.83	0.43

*Continued on next page...*

*Continued from previous page...*

Atom-1	Atom-2	Interatomic distance (Å)	Clash overlap (Å)
3:D:470:VAL:CB	3:D:472:LEU:HD23	2.47	0.43
3:D:537:TYR:CD2	3:D:544:LEU:HD21	2.54	0.43
3:D:1224:ARG:HB3	3:D:1228:ALA:HB3	2.01	0.43
5:F:324:LYS:HA	5:F:325:PRO:HD3	1.75	0.43
5:F:551:LEU:CD2	5:F:597:LYS:CD	2.73	0.43
5:F:597:LYS:O	5:F:600:HIS:CB	2.67	0.43
1:H:136:GLU:H	1:H:136:GLU:HG2	1.70	0.43
2:I:269:ILE:HD13	2:I:269:ILE:HA	1.87	0.43
2:I:975:ILE:HD11	2:I:1014:LEU:HB3	2.00	0.43
2:I:1054:LEU:HD22	2:I:1055:ALA:C	2.39	0.43
2:I:1116:HIS:CD2	3:J:641:ILE:HD11	2.53	0.43
2:I:1156:ARG:O	2:I:1158:LYS:N	2.52	0.43
3:J:40:LYS:NZ	3:J:53:ARG:NH2	2.66	0.43
3:J:363:LEU:CD2	3:J:487:THR:HG22	2.49	0.43
3:J:501:VAL:HG22	3:J:605:LEU:CD1	2.49	0.43
3:J:514:THR:CB	3:J:596:LEU:H	2.32	0.43
3:J:1267:VAL:HB	3:J:1301:THR:HB	2.01	0.43
4:K:39:VAL:HA	4:K:40:PRO:HD3	1.89	0.43
5:L:262:VAL:HA	5:L:263:PRO:HD3	1.91	0.43
5:L:399:LEU:HD21	5:L:447:ALA:HA	2.01	0.43
5:L:412:LEU:HD12	5:L:412:LEU:HA	1.38	0.43
5:L:426:LYS:HG2	6:4:39:DA:H3'	2.01	0.43
2:O:297:VAL:HG21	2:O:311:CYS:HB2	2.01	0.43
2:O:771:VAL:HG21	2:O:783:LEU:HD22	2.01	0.43
2:O:785:ASP:HB3	2:O:789:THR:O	2.18	0.43
2:O:992:LEU:CD2	2:O:993:PRO:HD2	2.49	0.43
2:O:1288:GLN:HB3	2:O:1315:MET:HE1	2.00	0.43
3:P:58:CYS:O	3:P:62:PHE:HD2	2.02	0.43
3:P:246:PRO:HA	3:P:247:PRO:HD3	1.79	0.43
3:P:268:LEU:HD21	3:P:324:LEU:CD1	2.49	0.43
3:P:335:GLN:NE2	5:R:518:HIS:NE2	2.67	0.43
3:P:1233:ILE:HD13	3:P:1257:VAL:HG22	2.01	0.43
5:R:320:ILE:HD11	5:R:330:LEU:CD1	2.49	0.43
5:R:428:SER:O	5:R:432:THR:OG1	2.32	0.43
2:C:452:ARG:C	2:C:453:ILE:HD13	2.39	0.42
2:C:468:LEU:HD23	2:C:468:LEU:HA	1.88	0.42
2:C:969:ALA:O	2:C:973:SER:OG	2.29	0.42
2:C:1243:MET:HG3	3:D:372:MET:CE	2.49	0.42
2:C:1281:TYR:CZ	3:D:431:ARG:O	2.72	0.42
2:C:1283:ALA:HB1	2:C:1286:THR:OG1	2.18	0.42
3:D:185:ILE:CD1	3:D:185:ILE:N	2.37	0.42

*Continued on next page...*



*Continued from previous page...*

Atom-1	Atom-2	Interatomic distance (Å)	Clash overlap (Å)
3:D:371:LYS:HE3	3:D:371:LYS:HB2	1.64	0.42
3:D:381:ILE:HG13	3:D:381:ILE:H	1.71	0.42
3:D:1039:ASP:OD1	3:D:1039:ASP:N	2.51	0.42
3:D:1350:ASN:CA	3:D:1353:VAL:HG22	2.40	0.42
1:G:38:THR:CG2	1:H:42:ALA:CA	2.91	0.42
1:G:232:VAL:HG23	1:H:221:ALA:HB1	2.01	0.42
2:I:110:PRO:HB2	2:I:111:GLU:H	1.61	0.42
2:I:193:ASN:OD1	2:I:349:GLU:HB3	2.19	0.42
2:I:289:VAL:HG13	2:I:322:LEU:HD13	2.01	0.42
2:I:349:GLU:OE1	2:I:349:GLU:HA	2.18	0.42
3:J:774:ILE:HG13	3:J:774:ILE:H	1.60	0.42
3:J:1115:ILE:HD13	3:J:1121:LEU:CD2	2.49	0.42
3:J:1347:LEU:O	3:J:1351:VAL:HG23	2.19	0.42
5:L:298:PRO:HD2	5:L:326:TRP:HH2	1.84	0.42
1:M:31:LEU:HD23	1:M:31:LEU:HA	1.93	0.42
1:M:35:PHE:O	1:M:39:LEU:HD11	2.17	0.42
1:M:98:VAL:HG21	1:M:121:VAL:HG21	2.01	0.42
1:N:84:ASN:O	1:N:88:LEU:CD1	2.59	0.42
2:O:519:ASN:ND2	2:O:521:LEU:HB3	2.33	0.42
2:O:1289:GLU:OE2	3:P:473:THR:HG23	2.18	0.42
3:P:614:LEU:HG	4:Q:5:THR:HG21	2.01	0.42
3:P:1132:LYS:O	3:P:1133:ASP:HB2	2.18	0.42
4:Q:30:MET:HE1	4:Q:49:ILE:HD12	2.01	0.42
5:R:458:GLU:HA	5:R:461:ASN:ND2	2.34	0.42
6:7:24:DC:H2''	6:7:25:DC:OP2	2.19	0.42
1:A:11:PRO:HG3	1:B:227:GLN:HB3	2.01	0.42
1:A:28:LEU:HD11	1:B:231:PHE:HZ	1.83	0.42
1:A:228:LEU:O	1:A:232:VAL:HG23	2.20	0.42
1:B:76:GLU:HG2	1:B:80:GLU:OE2	2.18	0.42
2:C:257:ALA:O	2:C:259:GLY:N	2.52	0.42
2:C:563:THR:O	2:C:680:LEU:HD11	2.19	0.42
2:C:767:GLN:HG2	2:C:786:GLY:HA2	2.01	0.42
3:D:320:ASN:O	3:D:321:LYS:CB	2.67	0.42
3:D:508:LEU:HD12	3:D:508:LEU:O	2.19	0.42
3:D:510:LEU:HD23	3:D:510:LEU:HA	1.66	0.42
3:D:1090:ILE:HG23	3:D:1091:PRO:CD	2.47	0.42
3:D:1100:PHE:CE1	3:D:1192:LYS:HE2	2.54	0.42
3:D:1154:ALA:HA	3:D:1211:SER:HB2	2.00	0.42
1:G:51:MET:HA	1:G:52:PRO:HD2	1.83	0.42
1:H:59:VAL:HG22	1:H:144:ILE:HG23	2.01	0.42
2:I:194:LEU:HD12	2:I:195:PHE:H	1.83	0.42

*Continued on next page...*

*Continued from previous page...*

Atom-1	Atom-2	Interatomic distance (Å)	Clash overlap (Å)
2:I:531:SER:OG	2:I:532:ALA:N	2.53	0.42
2:I:660:VAL:HB	2:I:1187:PHE:HE2	1.83	0.42
2:I:775:GLU:HA	2:I:776:PRO:HD3	1.85	0.42
2:I:819:SER:OG	2:I:821:ARG:HB2	2.18	0.42
2:I:1103:VAL:HG22	2:I:1111:GLN:NE2	2.34	0.42
2:I:1281:TYR:CZ	3:J:431:ARG:HB2	2.55	0.42
3:J:322:ARG:HA	3:J:323:PRO:HD2	1.65	0.42
3:J:531:LYS:H	3:J:531:LYS:HG3	1.45	0.42
3:J:580:TRP:HA	3:J:583:VAL:CG2	2.48	0.42
3:J:849:LEU:HD21	3:J:857:LEU:HD23	2.01	0.42
3:J:950:ILE:HG23	3:J:995:TYR:CE2	2.54	0.42
5:L:333:VAL:HG22	5:L:336:GLU:HB2	2.02	0.42
5:L:437:GLN:HG2	6:4:35:DC:N4	2.34	0.42
5:L:437:GLN:HG2	6:4:35:DC:H41	1.84	0.42
1:M:142:MET:SD	1:M:144:ILE:HD11	2.59	0.42
1:M:230:ALA:HB2	1:N:11:PRO:HG2	2.01	0.42
1:N:29:GLU:HA	1:N:30:PRO:HA	1.77	0.42
1:N:29:GLU:HB3	1:N:200:LYS:HG2	2.00	0.42
1:N:47:LEU:CD1	1:N:183:ILE:CD1	2.89	0.42
1:N:187:VAL:CG1	1:N:201:LEU:CD1	2.97	0.42
2:O:189:ASP:HB2	2:O:195:PHE:HD2	1.82	0.42
2:O:374:GLU:CD	5:R:99:ARG:CD	2.87	0.42
2:O:563:THR:HB	2:O:572:ILE:O	2.19	0.42
2:O:676:ALA:HA	2:O:679:ALA:HB3	2.01	0.42
3:P:85:CYS:HB3	3:P:88:CYS:SG	2.59	0.42
3:P:337:ARG:HA	3:P:341:ASN:ND2	2.34	0.42
3:P:518:VAL:HG12	3:P:519:ASN:CG	2.39	0.42
3:P:544:LEU:HD22	3:P:578:ILE:HD11	2.01	0.42
3:P:1154:ALA:HB1	3:P:1211:SER:O	2.19	0.42
3:P:1162:ILE:HG13	3:P:1162:ILE:H	1.69	0.42
6:7:51:DC:OP2	6:7:52:DT:H71	2.18	0.42
2:C:562:GLU:O	2:C:563:THR:CB	2.67	0.42
2:C:673:HIS:HB3	3:D:763:PHE:O	2.19	0.42
2:C:1124:ILE:O	2:C:1128:ILE:HG13	2.19	0.42
3:D:842:ARG:HB2	3:D:864:LEU:HD12	2.00	0.42
3:D:952:VAL:CG1	3:D:984:LEU:HD13	2.49	0.42
3:D:960:LEU:HD13	3:D:963:VAL:HG21	2.01	0.42
3:D:1078:LEU:CG	3:D:1101:LEU:HD11	2.46	0.42
1:G:86:LYS:HG3	1:G:173:VAL:CG1	2.49	0.42
2:I:178:PRO:HB3	2:I:397:LEU:CD2	2.47	0.42
2:I:178:PRO:HD3	2:I:395:TYR:OH	2.19	0.42

*Continued on next page...*

*Continued from previous page...*

Atom-1	Atom-2	Interatomic distance (Å)	Clash overlap (Å)
2:I:379:GLU:O	2:I:383:SER:HB2	2.19	0.42
2:I:671:LEU:HD12	2:I:671:LEU:HA	1.69	0.42
2:I:1145:ILE:HG22	2:I:1146:GLN:N	2.33	0.42
2:I:1322:SER:O	2:I:1325:VAL:HB	2.20	0.42
3:J:343:LEU:HD23	3:J:343:LEU:HA	1.76	0.42
3:J:368:LEU:O	3:J:441:LEU:CD2	2.57	0.42
3:J:515:ARG:HD3	3:J:719:PHE:CE1	2.54	0.42
3:J:828:GLY:CA	3:J:996:LYS:HB2	2.49	0.42
5:L:87:VAL:HG11	5:L:103:ARG:HD3	2.00	0.42
7:5:13:DA:H2'	7:5:14:DC:OP2	2.20	0.42
1:N:67:GLU:OE1	1:N:82:LEU:HD11	2.18	0.42
2:O:24:VAL:HA	2:O:25:PRO:HD2	1.81	0.42
2:O:180:ARG:O	2:O:395:TYR:HA	2.19	0.42
2:O:969:ALA:O	2:O:973:SER:OG	2.29	0.42
2:O:1296:ASP:OD1	2:O:1296:ASP:N	2.51	0.42
3:P:130:MET:HG2	3:P:135:ILE:HG12	2.00	0.42
3:P:398:LYS:CE	5:R:532:LEU:HD21	2.47	0.42
3:P:551:ARG:C	3:P:552:ILE:HD13	2.40	0.42
3:P:576:ARG:HD3	3:P:592:VAL:O	2.18	0.42
3:P:1045:THR:HG22	3:P:1067:ARG:CD	2.32	0.42
2:C:944:ARG:HD2	2:C:947:GLU:OE2	2.19	0.42
2:C:1309:VAL:HG22	3:D:379:PRO:O	2.18	0.42
3:D:131:PRO:O	3:D:135:ILE:CD1	2.67	0.42
3:D:282:LEU:HD21	5:F:410:ILE:CD1	2.48	0.42
3:D:813:ASP:OD1	3:D:883:ARG:NH1	2.31	0.42
3:D:927:GLY:O	3:D:931:THR:HG23	2.19	0.42
5:F:295:CYS:O	5:F:296:LYS:CG	2.67	0.42
6:1:51:DC:C6	6:1:52:DT:H73	2.54	0.42
2:I:375:PRO:HD3	5:L:87:VAL:HG21	2.01	0.42
2:I:594:VAL:CG2	2:I:599:VAL:HG13	2.42	0.42
2:I:1164:PHE:CD2	2:I:1164:PHE:N	2.88	0.42
2:I:1335:ILE:CG2	3:J:22:ILE:HG22	2.50	0.42
3:J:194:LEU:H	3:J:194:LEU:HG	1.55	0.42
3:J:331:ILE:HG12	3:J:331:ILE:H	1.43	0.42
3:J:672:LEU:O	3:J:673:VAL:CG2	2.68	0.42
3:J:791:ALA:O	7:5:13:DA:H5'	2.19	0.42
3:J:842:ARG:NH2	3:J:884:SER:HA	2.33	0.42
3:J:911:LYS:H	3:J:911:LYS:HG2	1.32	0.42
5:L:459:THR:O	5:L:463:LEU:CG	2.53	0.42
1:M:36:GLY:O	1:M:201:LEU:HD11	2.18	0.42
1:M:224:LEU:HG	1:M:225:ALA:CA	2.45	0.42

*Continued on next page...*

*Continued from previous page...*

Atom-1	Atom-2	Interatomic distance (Å)	Clash overlap (Å)
1:N:102:LEU:HD12	1:N:114:ASP:C	2.40	0.42
2:O:315:MET:HA	2:O:315:MET:CE	2.49	0.42
2:O:541:GLU:HG3	2:O:542:ARG:N	2.34	0.42
2:O:742:TYR:O	2:O:974:ARG:NH1	2.45	0.42
2:O:1288:GLN:NE2	3:P:1354:GLY:O	2.53	0.42
3:P:322:ARG:CB	3:P:323:PRO:HD2	2.50	0.42
3:P:452:LEU:HD22	3:P:502:PRO:HA	2.01	0.42
3:P:471:PRO:HB2	3:P:476:ALA:HB1	2.00	0.42
5:R:417:ASP:OD1	5:R:417:ASP:N	2.51	0.42
5:R:550:GLY:HA3	5:R:603:ARG:HH22	1.81	0.42
1:A:48:LEU:HD13	2:C:1082:ILE:HG21	2.01	0.42
1:B:71:LYS:O	1:B:74:VAL:HB	2.19	0.42
1:B:88:LEU:HD13	1:B:128:HIS:CE1	2.54	0.42
1:B:101:THR:HG22	1:B:143:ARG:HG2	2.01	0.42
2:C:24:VAL:HG11	2:C:707:ALA:HB1	2.02	0.42
2:C:530:ILE:N	2:C:530:ILE:CD1	2.76	0.42
2:C:934:PHE:O	2:C:1048:LYS:HG2	2.19	0.42
2:C:1058:ARG:HH11	2:C:1238:LEU:CD1	2.25	0.42
2:C:1268:GLN:HE22	3:D:351:GLY:H	1.64	0.42
2:C:1303:LYS:HG2	2:C:1306:LYS:NZ	2.35	0.42
2:C:1314:GLN:CG	2:C:1315:MET:N	2.83	0.42
3:D:111:THR:HG23	3:D:300:GLN:CD	2.39	0.42
3:D:246:PRO:HD2	3:D:249:LEU:HD12	2.01	0.42
3:D:621:ALA:HA	3:D:624:ILE:CD1	2.49	0.42
3:D:741:ALA:C	3:D:762:ASN:HD22	2.22	0.42
3:D:1138:LEU:CD2	3:D:1139:PRO:HD3	2.49	0.42
3:D:1184:ASP:HA	3:D:1185:PRO:HD3	1.93	0.42
3:D:1233:ILE:HG13	3:D:1233:ILE:H	1.25	0.42
5:F:588:ARG:HH12	5:F:592:ALA:HB2	1.84	0.42
7:2:27:DA:C2'	7:2:28:DG:H5'	2.50	0.42
2:I:161:LYS:HE2	2:I:161:LYS:HA	2.01	0.42
2:I:207:THR:O	2:I:211:ARG:HG3	2.19	0.42
2:I:810:TYR:CB	2:I:817:LEU:HD21	2.50	0.42
2:I:920:VAL:HA	2:I:921:PRO:HD3	1.81	0.42
2:I:1165:SER:O	2:I:1169:VAL:HG23	2.20	0.42
2:I:1333:LEU:CD2	3:J:327:LEU:HD13	2.36	0.42
3:J:205:LEU:HD23	3:J:205:LEU:HA	1.60	0.42
3:J:265:LEU:O	3:J:269:TYR:HD2	2.03	0.42
5:L:405:ILE:HG13	5:L:405:ILE:H	1.45	0.42
2:O:371:ARG:CB	5:R:99:ARG:HH21	2.28	0.42
2:O:1127:LYS:HE3	2:O:1203:ASP:HB2	2.02	0.42

*Continued on next page...*

*Continued from previous page...*

Atom-1	Atom-2	Interatomic distance (Å)	Clash overlap (Å)
3:P:262:THR:C	5:R:507:MET:H	2.07	0.42
3:P:484:MET:HE2	3:P:484:MET:HB3	1.74	0.42
3:P:610:ARG:CZ	3:P:901:ARG:HH12	2.32	0.42
3:P:679:TYR:CZ	3:P:683:ILE:HD11	2.55	0.42
3:P:725:MET:O	3:P:728:SER:OG	2.38	0.42
3:P:783:LEU:O	3:P:786:THR:HB	2.18	0.42
3:P:1319:PHE:CD2	3:P:1340:LYS:HB3	2.54	0.42
5:R:134:VAL:HG13	5:R:140:ALA:HB1	2.01	0.42
1:B:92:VAL:CG1	1:B:93:GLN:N	2.82	0.42
2:C:53:PHE:CZ	2:C:98:VAL:HG21	2.54	0.42
2:C:375:PRO:HA	5:F:87:VAL:HG21	2.01	0.42
2:C:506:PHE:O	2:C:512:SER:CB	2.68	0.42
2:C:794:LEU:HD12	2:C:794:LEU:HA	1.66	0.42
3:D:374:LEU:HG	3:D:375:GLU:N	2.33	0.42
3:D:502:PRO:CD	3:D:605:LEU:HD11	2.50	0.42
3:D:614:LEU:HB2	4:E:7:GLN:NE2	2.34	0.42
3:D:725:MET:HE3	3:D:732:GLY:H	1.84	0.42
3:D:830:ASP:CB	3:D:832:LYS:NZ	2.83	0.42
3:D:926:PRO:HB2	3:D:1241:TYR:CE1	2.54	0.42
5:F:231:THR:O	5:F:231:THR:HG22	2.19	0.42
1:G:69:SER:O	1:G:70:THR:HB	2.19	0.42
2:I:1042:LEU:HD13	2:I:1049:ILE:HD12	2.02	0.42
2:I:1200:LYS:CE	2:I:1206:THR:HG21	2.44	0.42
3:J:97:VAL:HG11	3:J:101:ARG:HD2	2.01	0.42
5:L:92:GLY:O	5:L:93:ARG:HG3	2.20	0.42
5:L:151:VAL:CG2	5:L:162:ILE:HG13	2.49	0.42
8:6:14:A:H3'	8:6:15:G:C8	2.55	0.42
1:N:165:GLU:HG2	1:N:166:ARG:N	2.34	0.42
2:O:390:PHE:O	2:O:419:ILE:CG2	2.67	0.42
2:O:519:ASN:ND2	2:O:686:GLN:O	2.53	0.42
3:P:422:LEU:HA	3:P:422:LEU:HD23	1.71	0.42
3:P:536:LEU:HB3	3:P:542:ALA:CB	2.47	0.42
3:P:536:LEU:HD23	3:P:541:LEU:HB2	2.01	0.42
3:P:1258:ARG:CG	3:P:1258:ARG:NH1	2.79	0.42
5:R:228:TYR:HD2	5:R:229:VAL:HG13	1.84	0.42
1:A:29:GLU:OE1	1:A:190:ALA:CB	2.68	0.42
1:B:112:ALA:HB1	1:B:123:ILE:HG21	2.02	0.42
2:C:177:ILE:HG12	2:C:183:TRP:CD1	2.55	0.42
2:C:516:ASP:HB3	2:C:522:SER:OG	2.19	0.42
2:C:736:VAL:HG12	2:C:737:ASN:N	2.34	0.42
2:C:819:SER:O	2:C:822:VAL:HG23	2.19	0.42

*Continued on next page...*

*Continued from previous page...*

Atom-1	Atom-2	Interatomic distance (Å)	Clash overlap (Å)
3:D:233:LYS:HE2	3:D:236:TRP:HE1	1.85	0.42
3:D:428:THR:O	3:D:428:THR:HG22	2.19	0.42
3:D:835:LEU:HG	3:D:836:ARG:CA	2.44	0.42
6:1:19:DA:C2	7:2:45:DG:C2	3.07	0.42
1:H:179:PRO:O	1:H:208:ASN:HB2	2.20	0.42
2:I:213:LEU:HD23	2:I:213:LEU:HA	1.88	0.42
2:I:678:ARG:HB3	2:I:1108:ASN:HD22	1.84	0.42
2:I:709:ALA:HB3	2:I:792:GLY:O	2.20	0.42
2:I:957:LYS:HG3	2:I:1029:LEU:HD11	2.02	0.42
2:I:1335:ILE:HG22	3:J:22:ILE:HG22	2.02	0.42
3:J:68:TYR:CD1	3:J:93:THR:HA	2.55	0.42
3:J:320:ASN:OD1	3:J:322:ARG:HG2	2.20	0.42
3:J:320:ASN:HB3	7:5:22:DA:C2	2.54	0.42
3:J:363:LEU:HD23	3:J:618:VAL:HG13	2.00	0.42
3:J:518:VAL:CG1	3:J:519:ASN:OD1	2.64	0.42
3:J:596:LEU:HA	3:J:596:LEU:HD23	1.77	0.42
3:J:611:ILE:HG22	3:J:612:LEU:HD23	2.01	0.42
3:J:676:GLY:O	3:J:679:TYR:HB3	2.20	0.42
3:J:1212:ASP:OD1	3:J:1212:ASP:N	2.46	0.42
6:4:24:DC:H2"	6:4:25:DC:OP2	2.19	0.42
1:M:47:LEU:HD23	1:M:47:LEU:HA	1.71	0.42
2:O:297:VAL:HG11	2:O:311:CYS:CB	2.49	0.42
2:O:727:VAL:HB	2:O:773:LEU:HD22	2.02	0.42
2:O:1094:VAL:HG23	2:O:1094:VAL:H	1.48	0.42
3:P:113:HIS:HB2	3:P:239:LEU:HD11	2.00	0.42
3:P:233:LYS:HG3	3:P:234:PRO:HD2	2.01	0.42
3:P:511:TYR:CE2	3:P:515:ARG:HD2	2.54	0.42
3:P:514:THR:HG21	3:P:596:LEU:CD1	2.50	0.42
3:P:584:PRO:HD2	3:P:620:PHE:CE1	2.55	0.42
3:P:703:THR:HG22	3:P:717:VAL:HA	2.01	0.42
3:P:790:THR:HG22	3:P:931:THR:OG1	2.19	0.42
3:P:884:SER:OG	3:P:885:VAL:N	2.52	0.42
3:P:1348:LYS:O	3:P:1351:VAL:HB	2.20	0.42
5:R:420:GLU:OE1	5:R:423:ARG:NH2	2.53	0.42
5:R:461:ASN:OD1	5:R:461:ASN:N	2.52	0.42
7:8:3:DG:C5	7:8:4:DC:N4	2.87	0.42
1:A:82:LEU:HD22	1:A:173:VAL:HG22	2.00	0.42
2:C:184:LEU:HD23	2:C:184:LEU:HA	1.75	0.42
2:C:519:ASN:OD1	2:C:519:ASN:N	2.53	0.42
2:C:642:SER:O	2:C:643:SER:HB3	2.19	0.42
2:C:1161:LEU:HD12	2:C:1164:PHE:CD2	2.55	0.42

*Continued on next page...*

*Continued from previous page...*

Atom-1	Atom-2	Interatomic distance (Å)	Clash overlap (Å)
3:D:24:LEU:HD21	3:D:1337:VAL:HA	2.00	0.42
3:D:137:ARG:NH1	5:F:88:GLU:O	2.49	0.42
3:D:250:ARG:N	3:D:251:PRO:HD3	2.35	0.42
3:D:572:THR:OG1	3:D:576:ARG:HB2	2.20	0.42
3:D:1037:PHE:HB3	3:D:1040:MET:HB2	2.01	0.42
3:D:1046:ILE:HD12	3:D:1059:LEU:HD22	2.00	0.42
3:D:1229:VAL:CG1	3:D:1230:THR:N	2.81	0.42
2:I:10:ARG:HE	2:I:10:ARG:HB2	1.56	0.42
2:I:1135:GLN:O	2:I:1136:GLN:HB2	2.20	0.42
3:J:331:ILE:HG22	3:J:338:PHE:CE2	2.53	0.42
3:J:427:PRO:HG3	7:5:13:DA:H2	1.84	0.42
3:J:963:VAL:O	3:J:964:LYS:HG3	2.20	0.42
4:K:6:VAL:O	4:K:10:VAL:HG23	2.19	0.42
5:L:258:GLN:O	5:L:258:GLN:HG2	2.20	0.42
1:M:158:ARG:O	1:M:162:GLU:HG3	2.20	0.42
1:N:100:LEU:HD23	1:N:100:LEU:HA	1.92	0.42
2:O:319:LEU:H	2:O:319:LEU:HG	1.54	0.42
2:O:448:LEU:HD11	2:O:587:LEU:HB2	2.02	0.42
2:O:1062:PRO:HA	2:O:1076:ILE:HB	2.02	0.42
2:O:1268:GLN:NE2	3:P:351:GLY:HA2	2.34	0.42
2:O:1337:ILE:HD12	3:P:22:ILE:HG12	2.02	0.42
3:P:623:GLN:O	3:P:627:THR:OG1	2.38	0.42
3:P:1262:ARG:O	3:P:1282:TYR:HB2	2.19	0.42
5:R:126:GLY:O	5:R:130:VAL:HG23	2.20	0.42
5:R:213:ASP:HA	5:R:214:PRO:HD3	1.91	0.42
5:R:494:ILE:N	5:R:494:ILE:HD12	2.34	0.42
6:7:51:DC:C5	6:7:52:DT:H73	2.54	0.42
1:A:235:ARG:OXT	1:B:218:ARG:CD	2.67	0.42
1:B:31:LEU:HD23	1:B:31:LEU:HA	1.79	0.42
1:B:76:GLU:HG3	1:B:80:GLU:OE1	2.20	0.42
2:C:379:GLU:O	2:C:383:SER:HB2	2.20	0.42
2:C:808:ASN:CA	3:D:629:PHE:HB3	2.49	0.42
2:C:989:LEU:HD22	2:C:997:TRP:CZ2	2.55	0.42
2:C:1065:LYS:HE3	3:D:463:GLY:HA3	2.02	0.42
3:D:161:THR:N	3:D:164:GLN:OE1	2.45	0.42
3:D:209:ASN:HB2	3:D:214:ARG:CD	2.41	0.42
3:D:263:SER:HB2	5:F:507:MET:SD	2.60	0.42
3:D:592:VAL:O	3:D:592:VAL:CG2	2.67	0.42
3:D:610:ARG:HH22	3:D:901:ARG:NH1	2.17	0.42
3:D:700:ASN:O	3:D:704:GLU:HB3	2.20	0.42
3:D:1284:ARG:HA	3:D:1287:ILE:CD1	2.41	0.42

*Continued on next page...*



Continued from previous page...

Atom-1	Atom-2	Interatomic distance (Å)	Clash overlap (Å)
5:F:464:ASN:HB2	7:2:26:DT:H71	2.01	0.42
5:F:585:GLU:CG	7:2:46:DT:C5	2.98	0.42
1:G:136:GLU:HG3	1:G:137:ASN:N	2.34	0.42
2:I:9:LYS:HG2	2:I:1171:ARG:HD3	2.01	0.42
2:I:243:PRO:CG	2:I:278:GLU:HG3	2.50	0.42
2:I:812:PHE:HZ	3:J:503:SER:HB2	1.85	0.42
2:I:1064:ASP:O	2:I:1076:ILE:HD12	2.20	0.42
3:J:110:PRO:CB	3:J:238:ILE:CG2	2.98	0.42
3:J:950:ILE:HG23	3:J:995:TYR:CZ	2.55	0.42
3:J:1289:ASN:O	3:J:1293:GLU:HG3	2.20	0.42
1:M:214:GLU:O	1:M:217:ILE:HB	2.20	0.42
1:M:221:ALA:O	1:M:224:LEU:HB3	2.20	0.42
2:O:345:PRO:O	2:O:349:GLU:HG2	2.19	0.42
2:O:631:GLU:HG3	2:O:632:ASP:N	2.35	0.42
2:O:806:PRO:HG2	3:P:632:ALA:O	2.20	0.42
2:O:866:ASP:OD2	2:O:944:ARG:HD3	2.20	0.42
3:P:121:PRO:O	3:P:122:SER:CB	2.65	0.42
3:P:325:LYS:HD3	5:R:508:GLU:OE1	2.20	0.42
3:P:552:ILE:CG1	3:P:570:LYS:HB2	2.50	0.42
5:R:153:ALA:O	5:R:155:GLU:N	2.53	0.42
1:A:225:ALA:O	1:A:228:LEU:HB2	2.20	0.42
2:C:203:LYS:H	2:C:203:LYS:HG3	1.63	0.42
2:C:436:ARG:O	2:C:436:ARG:HD2	2.20	0.42
2:C:519:ASN:OD1	2:C:522:SER:HB2	2.20	0.42
2:C:531:SER:CB	2:C:572:ILE:HG12	2.50	0.42
2:C:869:GLY:C	2:C:870:ILE:HD13	2.40	0.42
2:C:1006:GLU:HB2	2:C:1007:LYS:HZ3	1.84	0.42
3:D:378:LYS:HG2	3:D:382:TYR:OH	2.19	0.42
3:D:527:LEU:HD13	3:D:532:GLU:HB3	2.02	0.42
3:D:583:VAL:HG12	3:D:584:PRO:O	2.20	0.42
3:D:673:VAL:HG13	3:D:674:THR:O	2.19	0.42
3:D:848:VAL:CG2	3:D:880:VAL:CG1	2.94	0.42
3:D:914:ALA:HB2	3:D:1359:ALA:HB1	2.01	0.42
3:D:960:LEU:HD13	3:D:963:VAL:HG11	2.02	0.42
3:D:1275:LEU:HD12	3:D:1275:LEU:HA	1.97	0.42
5:F:601:PRO:CB	5:F:608:ARG:HH21	2.33	0.42
6:1:23:DA:N6	7:2:39:DG:O6	2.53	0.42
1:H:51:MET:HA	1:H:52:PRO:HD2	1.91	0.42
2:I:220:ILE:HG22	2:I:221:LEU:HG	2.01	0.42
2:I:671:LEU:CB	2:I:1186:VAL:HG13	2.50	0.42
2:I:719:LYS:HD3	2:I:751:TYR:HE1	1.84	0.42

Continued on next page...

*Continued from previous page...*

Atom-1	Atom-2	Interatomic distance (Å)	Clash overlap (Å)
2:I:827:ARG:O	2:I:828:PHE:CB	2.68	0.42
3:J:79:LYS:O	3:J:79:LYS:HG2	2.20	0.42
3:J:580:TRP:HA	3:J:583:VAL:HG23	2.01	0.42
3:J:746:LEU:H	3:J:746:LEU:HG	1.51	0.42
3:J:1101:LEU:HD13	3:J:1107:VAL:CG2	2.49	0.42
3:J:1106:ILE:CG1	3:J:1125:PRO:HG2	2.49	0.42
5:L:115:GLY:O	5:L:119:ILE:HD12	2.19	0.42
1:N:211:ILE:HG23	1:N:215:GLU:HB3	2.02	0.42
2:O:50:GLU:OE2	2:O:73:TYR:HE2	2.03	0.42
2:O:196:VAL:HG23	2:O:206:ALA:HA	2.02	0.42
2:O:404:LYS:C	2:O:404:LYS:HD3	2.40	0.42
2:O:819:SER:OG	2:O:821:ARG:HB2	2.20	0.42
2:O:1281:TYR:OH	3:P:432:LEU:HD23	2.20	0.42
3:P:501:VAL:HG13	3:P:502:PRO:HD2	2.00	0.42
5:R:110:LEU:N	5:R:110:LEU:CD1	2.56	0.42
1:A:17:GLU:HB3	1:A:25:LYS:O	2.20	0.41
1:B:50:SER:O	1:B:52:PRO:HD3	2.20	0.41
2:C:358:ASP:OD1	2:C:358:ASP:N	2.37	0.41
2:C:972:PHE:CE2	2:C:994:ARG:O	2.72	0.41
2:C:1281:TYR:OH	3:D:431:ARG:HG3	2.19	0.41
3:D:370:LYS:CE	3:D:443:GLU:HB3	2.49	0.41
3:D:519:ASN:CA	3:D:523:GLU:HB2	2.50	0.41
3:D:522:GLY:HA2	3:D:525:MET:SD	2.60	0.41
3:D:672:LEU:O	3:D:673:VAL:HG23	2.19	0.41
3:D:701:LEU:HD23	3:D:723:TYR:HB2	2.02	0.41
3:D:960:LEU:HD23	3:D:981:GLU:O	2.20	0.41
3:D:1233:ILE:O	3:D:1237:VAL:CG2	2.48	0.41
3:D:1326:GLN:OE1	7:2:11:DA:C4'	2.56	0.41
4:E:5:THR:HG22	4:E:6:VAL:N	2.34	0.41
5:F:592:ALA:O	5:F:595:LEU:HB2	2.19	0.41
8:3:14:A:H3'	8:3:15:G:C8	2.55	0.41
1:G:16:ILE:CG2	1:G:214:GLU:HG3	2.45	0.41
2:I:204:LEU:HD13	2:I:208:ILE:HD13	2.02	0.41
2:I:805:MET:O	2:I:811:ASN:ND2	2.53	0.41
2:I:868:SER:HB2	2:I:870:ILE:HD11	2.02	0.41
3:J:815:GLY:H	3:J:883:ARG:HH22	1.67	0.41
5:L:359:LYS:HD2	5:L:359:LYS:HA	1.82	0.41
6:4:28:DA:N6	7:5:34:DG:O6	2.53	0.41
1:M:35:PHE:N	1:M:35:PHE:CD2	2.87	0.41
1:M:42:ALA:CB	1:N:38:THR:HG22	2.50	0.41
2:O:68:LEU:HD12	2:O:101:ARG:O	2.19	0.41

*Continued on next page...*

*Continued from previous page...*

Atom-1	Atom-2	Interatomic distance (Å)	Clash overlap (Å)
2:O:155:VAL:HG22	2:O:405:PHE:CD2	2.55	0.41
2:O:368:ARG:CD	5:R:90:GLU:HG2	2.47	0.41
2:O:700:VAL:HG21	2:O:1114:GLU:HG3	2.02	0.41
2:O:727:VAL:N	2:O:773:LEU:HD22	2.29	0.41
2:O:1307:ASN:ND2	2:O:1312:ASN:ND2	2.68	0.41
2:O:1334:GLY:O	3:P:25:ALA:HB3	2.19	0.41
3:P:131:PRO:O	3:P:135:ILE:CG1	2.67	0.41
3:P:432:LEU:HD21	3:P:489:ASN:CB	2.49	0.41
3:P:697:MET:HE2	3:P:697:MET:HB3	1.85	0.41
3:P:705:THR:O	3:P:705:THR:HG22	2.20	0.41
3:P:950:ILE:HD11	3:P:1020:TRP:HZ3	1.85	0.41
3:P:1093:THR:HG22	3:P:1199:PHE:CB	2.49	0.41
3:P:1262:ARG:NH2	3:P:1316:THR:HB	2.30	0.41
6:7:50:DT:H3'	6:7:50:DT:C6	2.55	0.41
1:B:158:ARG:CZ	1:B:172:LEU:HD11	2.50	0.41
2:C:267:ARG:HD3	2:C:267:ARG:C	2.40	0.41
2:C:428:VAL:HB	2:C:429:MET:HG3	2.00	0.41
2:C:718:ALA:CB	2:C:783:LEU:HD21	2.41	0.41
3:D:332:LYS:O	3:D:333:GLY:O	2.38	0.41
3:D:501:VAL:CG1	3:D:502:PRO:CD	2.96	0.41
3:D:679:TYR:CE1	3:D:683:ILE:HD12	2.55	0.41
3:D:1077:ALA:HB2	3:D:1100:PHE:CD1	2.55	0.41
3:D:1176:VAL:HA	3:D:1187:GLU:HA	2.02	0.41
7:2:4:DC:C2	7:2:5:DC:C4	3.08	0.41
7:2:45:DG:C2	7:2:46:DT:C2	3.08	0.41
2:I:92:TYR:HB3	2:I:137:VAL:HB	2.01	0.41
2:I:243:PRO:HG2	2:I:278:GLU:HG3	2.01	0.41
2:I:636:CYS:SG	2:I:650:VAL:HG13	2.60	0.41
2:I:969:ALA:O	2:I:973:SER:OG	2.29	0.41
2:I:1006:GLU:OE1	2:I:1006:GLU:CA	2.68	0.41
2:I:1161:LEU:O	2:I:1164:PHE:CD2	2.69	0.41
3:J:519:ASN:ND2	3:J:709:ARG:HB2	2.35	0.41
3:J:623:GLN:O	3:J:627:THR:OG1	2.38	0.41
3:J:820:ILE:O	3:J:882:VAL:HG13	2.20	0.41
3:J:1062:LEU:HD13	3:J:1066:GLU:OE1	2.20	0.41
3:J:1087:ASP:OD2	3:J:1096:PRO:HB3	2.21	0.41
5:L:451:ARG:NH2	6:4:32:DA:OP1	2.51	0.41
2:O:169:LYS:HA	3:P:1065:ALA:HA	2.01	0.41
2:O:603:ILE:H	2:O:603:ILE:HG13	1.39	0.41
2:O:812:PHE:HB3	2:O:813:GLU:H	1.67	0.41
2:O:1085:MET:HE3	2:O:1085:MET:CA	2.43	0.41

*Continued on next page...*

*Continued from previous page...*

Atom-1	Atom-2	Interatomic distance (Å)	Clash overlap (Å)
2:O:1104:PRO:CG	3:P:725:MET:CE	2.92	0.41
2:O:1220:GLN:HG2	2:O:1221:PHE:O	2.20	0.41
3:P:265:LEU:CD2	3:P:326:SER:HA	2.44	0.41
3:P:297:ARG:NH1	5:R:100:MET:CB	2.83	0.41
3:P:339:ARG:HH12	3:P:798:ARG:HH22	1.68	0.41
3:P:350:SER:HB3	3:P:469:HIS:CE1	2.55	0.41
3:P:433:GLY:O	3:P:457:TYR:HE1	2.03	0.41
5:R:409:ASN:O	5:R:413:MET:HG2	2.19	0.41
5:R:428:SER:CB	6:7:40:DA:OP2	2.67	0.41
7:8:15:DT:C4	7:8:16:DC:N4	2.88	0.41
7:8:27:DA:H1'	7:8:28:DG:H5''	2.03	0.41
1:B:61:ILE:HD12	1:B:64:VAL:HG12	2.03	0.41
2:C:1255:THR:O	2:C:1255:THR:HG22	2.20	0.41
5:F:166:VAL:CG1	5:F:168:PRO:HD3	2.47	0.41
5:F:313:ASP:O	5:F:316:PHE:HB2	2.20	0.41
5:F:390:ILE:CD1	5:F:432:THR:HG23	2.50	0.41
5:F:390:ILE:HA	5:F:393:LYS:NZ	2.35	0.41
5:F:493:LYS:HE3	5:F:497:VAL:CG2	2.45	0.41
7:2:5:DC:H2''	7:2:6:DG:OP2	2.20	0.41
7:2:23:DT:H3'	7:2:24:DT:H5''	2.01	0.41
1:G:158:ARG:O	1:G:162:GLU:HB2	2.20	0.41
2:I:163:LYS:HG2	2:I:164:THR:N	2.34	0.41
2:I:237:LEU:O	2:I:287:VAL:HG22	2.21	0.41
2:I:550:VAL:O	3:J:777:HIS:ND1	2.53	0.41
2:I:1116:HIS:CD2	3:J:641:ILE:HG13	2.54	0.41
3:J:29:MET:O	3:J:32:SER:HB3	2.20	0.41
3:J:30:ILE:HG21	3:J:243:PRO:HB3	2.02	0.41
3:J:339:ARG:NH2	3:J:798:ARG:HH12	2.18	0.41
3:J:1175:LEU:CD2	3:J:1196:LEU:HD13	2.50	0.41
3:J:1259:GLN:OE1	3:J:1262:ARG:NH1	2.53	0.41
4:K:62:GLN:O	4:K:66:VAL:HG23	2.20	0.41
5:L:113:ARG:HB2	5:L:114:GLU:H	1.49	0.41
5:L:167:ASP:N	5:L:168:PRO:CD	2.82	0.41
5:L:390:ILE:HG21	5:L:432:THR:CG2	2.51	0.41
7:5:25:DA:C2'	7:5:26:DT:OP2	2.52	0.41
1:M:83:LEU:HD13	1:M:83:LEU:HA	1.85	0.41
2:O:194:LEU:HD13	2:O:432:LEU:HD21	2.01	0.41
2:O:557:ARG:HH11	2:O:557:ARG:CG	2.29	0.41
2:O:809:GLY:HA2	3:P:629:PHE:CE1	2.54	0.41
2:O:993:PRO:HG3	2:O:996:ARG:NH1	2.35	0.41
3:P:24:LEU:HD23	3:P:24:LEU:HA	1.30	0.41

*Continued on next page...*

*Continued from previous page...*

Atom-1	Atom-2	Interatomic distance (Å)	Clash overlap (Å)
3:P:407:VAL:HG22	3:P:408:VAL:N	2.35	0.41
3:P:481:ARG:HG2	4:Q:6:VAL:HG21	2.00	0.41
3:P:807:LEU:HD23	3:P:1255:VAL:HG13	2.01	0.41
3:P:1161:GLY:HA2	3:P:1180:VAL:HG13	2.02	0.41
3:P:1369:ARG:O	3:P:1372:ARG:HB2	2.19	0.41
4:Q:64:LEU:HG	4:Q:64:LEU:H	1.64	0.41
4:Q:86:ILE:HG23	4:Q:90:ARG:NH1	2.35	0.41
5:R:370:ALA:CA	5:R:373:ARG:NH1	2.77	0.41
5:R:395:THR:HA	5:R:404:LEU:HD13	2.01	0.41
1:A:227:GLN:O	1:A:231:PHE:CE1	2.73	0.41
1:B:57:THR:CB	1:B:147:GLN:NE2	2.84	0.41
2:C:297:VAL:CG2	2:C:315:MET:H	2.33	0.41
2:C:429:MET:HG3	2:C:429:MET:H	1.68	0.41
2:C:975:ILE:HG22	2:C:979:LEU:HD11	2.03	0.41
2:C:1107:MET:HE1	3:D:763:PHE:CD2	2.56	0.41
3:D:29:MET:O	3:D:32:SER:HB3	2.20	0.41
3:D:146:VAL:HG12	3:D:155:GLU:O	2.19	0.41
3:D:368:LEU:HD12	3:D:368:LEU:HA	1.81	0.41
3:D:615:LYS:CE	4:E:4:VAL:HB	2.48	0.41
3:D:759:ILE:O	3:D:759:ILE:HG22	2.20	0.41
3:D:1101:LEU:HD13	3:D:1107:VAL:HG22	2.02	0.41
3:D:1163:VAL:HG12	3:D:1164:SER:N	2.34	0.41
5:F:115:GLY:O	5:F:118:ASP:HB2	2.20	0.41
5:F:583:THR:CB	5:F:587:ILE:HD11	2.50	0.41
6:1:26:DT:C2'	6:1:27:DC:OP2	2.68	0.41
1:G:88:LEU:HD12	1:G:89:ALA:N	2.36	0.41
2:I:253:PHE:HB3	2:I:288:PRO:HG3	2.02	0.41
2:I:280:ASP:O	2:I:281:ASP:HB2	2.20	0.41
2:I:477:GLU:HG3	2:I:478:ARG:N	2.34	0.41
2:I:525:THR:HG22	2:I:687:ARG:HD3	2.02	0.41
2:I:561:ILE:CA	2:I:680:LEU:HD13	2.50	0.41
2:I:729:ALA:O	2:I:730:SER:CB	2.65	0.41
3:J:436:ALA:C	3:J:437:PHE:CD1	2.94	0.41
3:J:485:MET:HB3	3:J:488:ASN:OD1	2.20	0.41
3:J:672:LEU:C	3:J:673:VAL:HG23	2.40	0.41
3:J:917:VAL:CG2	3:J:1347:LEU:HD11	2.51	0.41
3:J:1342:ASP:OD2	3:J:1344:LEU:CG	2.61	0.41
5:L:166:VAL:HG12	5:L:168:PRO:CG	2.50	0.41
1:M:190:ALA:HB2	1:M:200:LYS:HB3	2.02	0.41
1:N:86:LYS:HE2	1:N:173:VAL:HG13	2.01	0.41
2:O:672:GLU:HB2	2:O:673:HIS:CD2	2.55	0.41

*Continued on next page...*

*Continued from previous page...*

Atom-1	Atom-2	Interatomic distance (Å)	Clash overlap (Å)
2:O:1062:PRO:HA	2:O:1076:ILE:CG2	2.50	0.41
2:O:1099:ASN:ND2	3:P:504:GLN:HE21	2.18	0.41
2:O:1116:HIS:CE1	2:O:1207:SER:O	2.73	0.41
2:O:1223:ARG:CD	3:P:636:GLY:O	2.65	0.41
2:O:1276:TRP:CD1	2:O:1276:TRP:N	2.86	0.41
3:P:335:GLN:NE2	5:R:518:HIS:CD2	2.88	0.41
3:P:988:PHE:HB2	3:P:990:ARG:NH2	2.35	0.41
3:P:1285:VAL:CG1	3:P:1286:LYS:N	2.82	0.41
5:R:489:MET:SD	5:R:493:LYS:HE2	2.60	0.41
1:B:212:ASP:HA	1:B:213:PRO:HD3	1.85	0.41
2:C:213:LEU:HA	2:C:213:LEU:HD23	1.80	0.41
2:C:390:PHE:N	2:C:390:PHE:HD2	2.18	0.41
2:C:412:GLU:H	2:C:412:GLU:HG3	1.63	0.41
2:C:521:LEU:HD12	2:C:521:LEU:C	2.41	0.41
2:C:878:THR:CG2	2:C:879:GLY:H	2.33	0.41
2:C:897:PRO:HB2	5:F:565:ILE:HG13	2.01	0.41
3:D:42:GLU:O	3:D:56:LEU:HG	2.20	0.41
3:D:357:VAL:HG22	3:D:461:PHE:CE2	2.56	0.41
3:D:421:VAL:HG12	3:D:422:LEU:N	2.35	0.41
3:D:471:PRO:O	3:D:471:PRO:CG	2.65	0.41
3:D:767:LEU:N	3:D:767:LEU:HD23	2.35	0.41
3:D:828:GLY:O	3:D:994:SER:O	2.37	0.41
3:D:1120:THR:HG21	3:D:1123:ARG:HG2	2.01	0.41
3:D:1225:GLY:O	3:D:1229:VAL:HG12	2.20	0.41
5:F:166:VAL:CG1	5:F:212:ILE:HG13	2.50	0.41
5:F:428:SER:OG	6:1:41:DT:H73	2.20	0.41
1:H:13:LEU:HD21	1:H:16:ILE:HG23	2.02	0.41
1:H:59:VAL:HG21	1:H:85:LEU:HD13	2.02	0.41
1:H:61:ILE:HD11	1:H:171:LEU:CD1	2.51	0.41
2:I:310:ILE:CD1	2:I:324:LYS:HB3	2.46	0.41
2:I:865:LEU:HD23	2:I:865:LEU:HA	1.71	0.41
3:J:239:LEU:HD23	3:J:239:LEU:HA	1.67	0.41
3:J:901:ARG:HD3	3:J:906:GLY:O	2.20	0.41
4:K:16:ARG:O	4:K:19:LEU:HB3	2.21	0.41
5:L:402:LEU:HA	5:L:405:ILE:CD1	2.39	0.41
6:4:30:DG:C8	6:4:31:DT:H71	2.55	0.41
8:6:13:GTP:H2'	8:6:14:A:H8	1.85	0.41
1:M:203:ILE:HG22	1:M:205:MET:HE2	2.03	0.41
1:N:54:CYS:SG	1:N:148:ARG:HB2	2.61	0.41
1:N:71:LYS:CD	1:N:140:ILE:HD13	2.47	0.41
1:N:190:ALA:HB2	1:N:200:LYS:N	2.35	0.41

*Continued on next page...*

*Continued from previous page...*

Atom-1	Atom-2	Interatomic distance (Å)	Clash overlap (Å)
2:O:522:SER:O	2:O:526:HIS:HB2	2.20	0.41
2:O:840:SER:OG	2:O:1048:LYS:O	2.34	0.41
2:O:1305:TYR:CD2	3:P:379:PRO:HB3	2.47	0.41
3:P:364:HIS:HE1	3:P:438:GLU:OE1	2.03	0.41
5:R:407:GLU:CG	5:R:442:SER:CB	2.94	0.41
7:8:16:DC:H2''	7:8:17:DG:H5'	2.02	0.41
1:A:11:PRO:O	1:B:230:ALA:CB	2.69	0.41
1:A:44:ARG:CA	1:A:47:LEU:HD12	2.49	0.41
1:B:158:ARG:HH22	1:B:175:ALA:HB2	1.85	0.41
2:C:275:ARG:NH2	2:C:279:LYS:HD2	2.36	0.41
2:C:668:ILE:HA	2:C:669:PRO:HD3	1.87	0.41
2:C:715:THR:HG22	2:C:786:GLY:N	2.14	0.41
2:C:1257:GLN:HG2	2:C:1258:PRO:HD2	2.03	0.41
2:C:1283:ALA:HB1	2:C:1286:THR:HG1	1.85	0.41
3:D:506:VAL:HG23	3:D:506:VAL:H	1.64	0.41
3:D:514:THR:HB	3:D:595:ALA:HA	2.03	0.41
3:D:537:TYR:CZ	3:D:544:LEU:HD11	2.55	0.41
3:D:659:ALA:O	3:D:663:GLU:HG3	2.21	0.41
3:D:723:TYR:O	3:D:726:ALA:HB3	2.21	0.41
3:D:749:LYS:HB3	3:D:750:PRO:CD	2.49	0.41
3:D:786:THR:HA	3:D:935:PHE:CD2	2.55	0.41
5:F:151:VAL:HB	5:F:161:LEU:HD23	2.03	0.41
2:I:57:PHE:HB3	2:I:58:PRO:HA	2.01	0.41
2:I:902:LEU:HA	2:I:905:ILE:CD1	2.41	0.41
3:J:65:VAL:CG1	3:J:98:ARG:HH12	2.10	0.41
3:J:211:GLU:O	3:J:215:LYS:HG3	2.19	0.41
3:J:504:GLN:HB3	3:J:505:ASP:H	1.70	0.41
3:J:513:MET:HB2	3:J:579:LEU:HD11	2.02	0.41
5:L:400:GLN:OE1	5:L:402:LEU:HG	2.19	0.41
6:4:47:DC:H2''	6:4:48:DA:O4'	2.20	0.41
7:5:5:DC:H1'	7:5:6:DG:H5'	2.02	0.41
1:M:92:VAL:CG1	1:M:95:LYS:O	2.62	0.41
2:O:407:ARG:CZ	2:O:407:ARG:CB	2.98	0.41
2:O:757:THR:CG2	2:O:758:ARG:N	2.83	0.41
2:O:1176:LEU:N	2:O:1176:LEU:HD23	2.35	0.41
2:O:1309:VAL:O	3:P:383:GLY:HA3	2.21	0.41
3:P:113:HIS:CD2	3:P:115:TRP:HB2	2.56	0.41
3:P:126:LEU:HD23	3:P:126:LEU:HA	1.50	0.41
3:P:205:LEU:HD11	3:P:217:LEU:HB3	2.03	0.41
3:P:326:SER:O	3:P:330:MET:HG3	2.21	0.41
3:P:368:LEU:HA	3:P:369:PRO:HD3	1.90	0.41

*Continued on next page...*



*Continued from previous page...*

Atom-1	Atom-2	Interatomic distance (Å)	Clash overlap (Å)
3:P:548:VAL:CG1	3:P:549:LYS:N	2.83	0.41
3:P:572:THR:OG1	3:P:576:ARG:HB2	2.20	0.41
3:P:1353:VAL:O	3:P:1353:VAL:HG23	2.19	0.41
5:R:167:ASP:N	5:R:168:PRO:HD3	2.36	0.41
2:C:435:ILE:HG13	2:C:435:ILE:H	1.52	0.41
2:C:748:ILE:HD11	2:C:970:GLY:HA3	2.03	0.41
3:D:114:ILE:HG23	3:D:115:TRP:HD1	1.85	0.41
3:D:161:THR:H	3:D:164:GLN:CD	2.21	0.41
3:D:826:ILE:HG12	3:D:831:VAL:HG22	2.03	0.41
4:E:2:ALA:N	4:E:5:THR:C	2.74	0.41
7:2:4:DC:N3	7:2:5:DC:N4	2.69	0.41
7:2:5:DC:H1'	7:2:6:DG:H5'	2.02	0.41
2:I:169:LYS:O	2:I:171:LEU:HG	2.19	0.41
2:I:228:VAL:HG11	2:I:239:MET:CE	2.51	0.41
2:I:321:LEU:HD23	2:I:324:LYS:HD2	2.03	0.41
2:I:340:ASP:O	2:I:343:HIS:N	2.51	0.41
2:I:561:ILE:C	2:I:680:LEU:HD13	2.41	0.41
2:I:953:LEU:HB3	2:I:957:LYS:HZ2	1.85	0.41
2:I:1199:LEU:CD2	2:I:1204:LEU:HD13	2.50	0.41
2:I:1312:ASN:O	2:I:1313:HIS:HB2	2.21	0.41
3:J:253:VAL:HG21	5:L:523:ILE:HG21	2.02	0.41
3:J:255:LEU:HD23	3:J:255:LEU:HA	1.70	0.41
3:J:1095:MET:CB	3:J:1173:ARG:HH22	2.32	0.41
3:J:1189:MET:HE2	3:J:1189:MET:HB3	1.88	0.41
5:L:127:ILE:HG13	5:L:127:ILE:H	1.65	0.41
1:M:40:GLY:HA2	1:M:43:LEU:HD11	1.95	0.41
2:O:292:ILE:CD1	2:O:322:LEU:HD11	2.50	0.41
2:O:422:LYS:O	2:O:425:ILE:HB	2.20	0.41
2:O:1128:ILE:CG2	2:O:1132:LEU:HD11	2.48	0.41
2:O:1323:PHE:CE2	3:P:1353:VAL:HA	2.56	0.41
2:O:1333:LEU:HD21	3:P:327:LEU:CB	2.49	0.41
3:P:22:ILE:HG22	3:P:1336:ALA:HA	2.03	0.41
3:P:34:SER:HB3	3:P:104:HIS:HB3	2.03	0.41
3:P:250:ARG:N	3:P:251:PRO:HD3	2.35	0.41
3:P:269:TYR:CD2	3:P:306:LEU:HD21	2.56	0.41
3:P:361:LEU:HD22	3:P:365:GLN:HB3	2.00	0.41
3:P:399:LYS:NZ	5:R:612:ASP:OD2	2.42	0.41
3:P:501:VAL:HG13	3:P:502:PRO:CD	2.50	0.41
3:P:560:ASN:N	3:P:560:ASN:OD1	2.54	0.41
3:P:698:MET:O	3:P:702:GLN:HB2	2.21	0.41
3:P:958:ILE:HG23	3:P:982:LEU:HD11	2.01	0.41

*Continued on next page...*

*Continued from previous page...*

Atom-1	Atom-2	Interatomic distance (Å)	Clash overlap (Å)
3:P:1229:VAL:HG13	3:P:1230:THR:H	1.83	0.41
5:R:488:LEU:O	5:R:488:LEU:CG	2.56	0.41
5:R:503:GLU:HG2	5:R:504:PRO:HD2	2.01	0.41
6:7:49:DG:H2'	6:7:50:DT:O4'	2.21	0.41
2:C:34:SER:OG	2:C:455:SER:HB2	2.21	0.41
2:C:431:LYS:O	2:C:435:ILE:CG1	2.54	0.41
2:C:691:PRO:HB3	2:C:788:SER:HB2	2.03	0.41
2:C:758:ARG:HB2	2:C:833:ILE:HD12	2.02	0.41
2:C:871:VAL:HG22	2:C:883:LEU:HA	2.03	0.41
3:D:43:THR:HG21	5:F:449:THR:CG2	2.51	0.41
3:D:58:CYS:SG	3:D:59:ALA:N	2.88	0.41
3:D:332:LYS:HE3	7:2:11:DA:OP1	2.21	0.41
3:D:519:ASN:HA	3:D:523:GLU:CB	2.51	0.41
3:D:989:GLY:C	3:D:990:ARG:HG3	2.40	0.41
3:D:1302:TYR:N	3:D:1302:TYR:HD1	2.17	0.41
4:E:49:ILE:CG2	4:E:50:ALA:N	2.48	0.41
5:F:313:ASP:O	5:F:316:PHE:CB	2.69	0.41
5:F:386:LEU:HA	6:1:41:DT:O4'	2.20	0.41
5:F:503:GLU:HB3	5:F:504:PRO:CD	2.49	0.41
1:H:185:TYR:CD2	1:H:185:TYR:O	2.74	0.41
2:I:231:GLU:HB3	2:I:233:ARG:HG3	2.01	0.41
2:I:1210:ILE:HG23	2:I:1211:ARG:H	1.84	0.41
2:I:1247:SER:O	3:J:348:ASP:HB3	2.20	0.41
3:J:34:SER:OG	3:J:103:GLY:C	2.59	0.41
3:J:490:ILE:CD1	3:J:614:LEU:CD1	2.99	0.41
5:L:112:THR:HB	5:L:426:LYS:NZ	2.36	0.41
6:4:47:DC:H2''	6:4:48:DA:H5''	2.03	0.41
6:4:58:DG:N2	7:5:6:DG:N2	2.69	0.41
1:M:48:LEU:HG	1:M:183:ILE:HG21	2.03	0.41
1:M:102:LEU:HD21	1:M:110:VAL:CG1	2.50	0.41
1:M:136:GLU:CG	1:M:137:ASN:N	2.83	0.41
2:O:404:LYS:HD3	2:O:404:LYS:O	2.21	0.41
2:O:496:LYS:HE3	5:R:468:ARG:HG2	2.02	0.41
2:O:823:VAL:HG12	2:O:1059:ARG:NE	2.31	0.41
2:O:838:CYS:O	2:O:1049:ILE:HG23	2.21	0.41
3:P:146:VAL:HG21	3:P:158:GLN:HB3	2.02	0.41
3:P:270:ARG:NE	5:R:449:THR:HG23	2.34	0.41
3:P:541:LEU:HA	3:P:541:LEU:HD23	1.60	0.41
3:P:673:VAL:HG13	3:P:678:ARG:N	2.36	0.41
3:P:943:ARG:HG3	3:P:1132:LYS:HG3	2.02	0.41
3:P:1184:ASP:OD1	3:P:1184:ASP:N	2.53	0.41

*Continued on next page...*

*Continued from previous page...*

Atom-1	Atom-2	Interatomic distance (Å)	Clash overlap (Å)
3:P:1320:ILE:HD12	3:P:1342:ASP:CG	2.40	0.41
3:P:1333:THR:O	3:P:1337:VAL:HG23	2.20	0.41
5:R:213:ASP:OD1	5:R:213:ASP:N	2.54	0.41
5:R:393:LYS:O	5:R:396:ASN:OD1	2.38	0.41
6:7:50:DT:C5'	6:7:51:DC:C6	3.03	0.41
1:A:71:LYS:O	1:A:74:VAL:HB	2.21	0.41
1:B:85:LEU:CD2	1:B:130:ILE:HG12	2.51	0.41
2:C:188:PHE:CE2	2:C:436:ARG:HB2	2.55	0.41
2:C:301:TYR:HE1	2:C:333:ILE:HG23	1.75	0.41
2:C:557:ARG:NH2	2:C:608:ALA:HA	2.35	0.41
2:C:766:ASN:ND2	2:C:767:GLN:N	2.69	0.41
2:C:807:TRP:NE1	2:C:817:LEU:HD11	2.36	0.41
2:C:896:THR:HG23	2:C:898:GLU:CB	2.43	0.41
2:C:989:LEU:HD21	2:C:1000:LEU:CD2	2.51	0.41
2:C:1032:LYS:HA	2:C:1032:LYS:HD3	1.99	0.41
2:C:1066:MET:HE2	2:C:1066:MET:HB3	1.66	0.41
2:C:1088:ASP:OD2	2:C:1092:THR:CB	2.69	0.41
2:C:1148:ALA:O	2:C:1151:LEU:HB2	2.21	0.41
3:D:145:VAL:CG2	3:D:146:VAL:N	2.83	0.41
3:D:372:MET:O	3:D:376:LEU:CD1	2.69	0.41
3:D:470:VAL:HG12	3:D:472:LEU:HD23	2.03	0.41
3:D:510:LEU:HD22	3:D:596:LEU:HD12	2.02	0.41
3:D:528:THR:O	3:D:528:THR:OG1	2.38	0.41
3:D:725:MET:O	3:D:728:SER:OG	2.39	0.41
3:D:843:VAL:CB	3:D:897:HIS:O	2.69	0.41
3:D:1052:GLU:HG2	3:D:1053:LEU:H	1.86	0.41
3:D:1285:VAL:HG13	3:D:1286:LYS:H	1.86	0.41
5:F:429:THR:OG1	6:1:39:DA:H8	2.03	0.41
5:F:551:LEU:HD22	5:F:597:LYS:CE	2.51	0.41
5:F:558:VAL:HG12	5:F:559:LEU:HD23	2.03	0.41
7:2:27:DA:C1'	7:2:28:DG:H5'	2.51	0.41
1:G:51:MET:SD	1:G:52:PRO:HD2	2.61	0.41
1:H:100:LEU:HD21	1:H:118:ASP:HB2	2.03	0.41
1:H:189:ALA:HA	1:H:199:ASP:HB2	2.03	0.41
1:H:193:GLU:O	1:H:194:GLN:HB2	2.21	0.41
2:I:10:ARG:O	2:I:10:ARG:HG2	2.21	0.41
2:I:233:ARG:O	2:I:234:ASP:HB2	2.21	0.41
2:I:296:VAL:CG1	2:I:297:VAL:H	2.32	0.41
2:I:674:ASP:O	3:J:772:TYR:OH	2.35	0.41
2:I:1029:LEU:O	2:I:1031:ALA:N	2.53	0.41
2:I:1142:ARG:NH2	2:I:1169:VAL:HG21	2.36	0.41

*Continued on next page...*

*Continued from previous page...*

Atom-1	Atom-2	Interatomic distance (Å)	Clash overlap (Å)
2:I:1225:VAL:HG12	2:I:1226:THR:N	2.35	0.41
3:J:339:ARG:CZ	3:J:798:ARG:NH1	2.81	0.41
3:J:378:LYS:O	3:J:382:TYR:CD2	2.74	0.41
3:J:514:THR:HG21	3:J:596:LEU:CB	2.51	0.41
3:J:662:ALA:HA	3:J:665:GLN:NE2	2.36	0.41
3:J:786:THR:HG22	3:J:787:ALA:H	1.86	0.41
3:J:832:LYS:HZ1	3:J:1242:ARG:HB3	1.85	0.41
3:J:1100:PHE:CD2	3:J:1193:TRP:HA	2.55	0.41
3:J:1130:GLY:O	3:J:1132:LYS:HG3	2.21	0.41
3:J:1251:LYS:HE2	3:J:1251:LYS:HB3	1.83	0.41
3:J:1266:ILE:HD12	3:J:1278:GLU:HB2	2.01	0.41
5:L:383:ASN:ND2	5:L:386:LEU:HD23	2.35	0.41
5:L:388:ILE:O	5:L:388:ILE:HG12	2.18	0.41
5:L:551:LEU:CD1	5:L:559:LEU:HD12	2.48	0.41
5:L:593:LYS:HG2	5:L:597:LYS:HE3	2.02	0.41
6:4:46:DG:H8	6:4:46:DG:H5'	1.84	0.41
1:M:44:ARG:HA	1:M:183:ILE:HD13	2.03	0.41
1:N:81:ILE:HG23	1:N:130:ILE:HG22	2.03	0.41
2:O:68:LEU:HD12	2:O:68:LEU:HA	1.78	0.41
2:O:202:ARG:H	2:O:369:MET:HE3	1.85	0.41
2:O:202:ARG:NH2	7:8:7:DC:H3'	2.36	0.41
2:O:551:HIS:HB2	2:O:554:HIS:CE1	2.56	0.41
2:O:697:LYS:HZ1	2:O:1178:LYS:HB2	1.86	0.41
2:O:1017:GLN:NE2	2:O:1021:LEU:HG	2.33	0.41
2:O:1042:LEU:HD23	2:O:1042:LEU:HA	1.83	0.41
2:O:1077:SER:CB	3:P:357:VAL:CG2	2.97	0.41
3:P:115:TRP:HZ2	3:P:1329:THR:HG22	1.77	0.41
3:P:238:ILE:HD13	3:P:238:ILE:N	2.34	0.41
3:P:592:VAL:HG22	3:P:592:VAL:O	2.21	0.41
3:P:609:TYR:HD1	3:P:610:ARG:HG2	1.86	0.41
3:P:693:VAL:HG21	3:P:743:MET:CE	2.51	0.41
3:P:845:ALA:O	3:P:881:LYS:O	2.39	0.41
3:P:1067:ARG:NH1	3:P:1074:LEU:O	2.54	0.41
3:P:1163:VAL:HG22	3:P:1177:ILE:HA	2.03	0.41
3:P:1241:TYR:HB3	3:P:1246:VAL:O	2.20	0.41
5:R:370:ALA:HB1	5:R:373:ARG:HH22	1.84	0.41
5:R:573:LEU:HD11	5:R:584:ARG:CA	2.49	0.41
5:R:585:GLU:HG3	7:8:47:DC:C4	2.56	0.41
6:7:50:DT:H3'	6:7:51:DC:H5'	2.01	0.41
7:8:5:DC:C2'	7:8:6:DG:C8	3.04	0.41
1:B:162:GLU:OE2	1:B:164:ASP:OD2	2.39	0.41

*Continued on next page...*

*Continued from previous page...*

Atom-1	Atom-2	Interatomic distance (Å)	Clash overlap (Å)
1:B:183:ILE:HB	1:B:205:MET:CE	2.51	0.41
2:C:46:GLN:C	2:C:51:ALA:HB2	2.41	0.41
2:C:539:THR:H	2:C:542:ARG:HB3	1.86	0.41
2:C:805:MET:HE2	2:C:806:PRO:HD2	2.02	0.41
2:C:1281:TYR:OH	3:D:431:ARG:C	2.57	0.41
3:D:112:ALA:C	3:D:238:ILE:HD11	2.36	0.41
3:D:139:LEU:HD21	3:D:185:ILE:HG12	2.03	0.41
3:D:342:LEU:HD23	3:D:342:LEU:HA	1.68	0.41
3:D:431:ARG:HG3	3:D:432:LEU:HD23	2.03	0.41
3:D:473:THR:O	3:D:476:ALA:HB3	2.21	0.41
3:D:709:ARG:O	3:D:710:ASP:CB	2.67	0.41
3:D:835:LEU:HD12	3:D:835:LEU:C	2.42	0.41
3:D:856:ILE:HG22	3:D:858:VAL:HG23	2.02	0.41
5:F:135:ALA:CB	5:F:256:PHE:HB3	2.51	0.41
5:F:551:LEU:HD21	5:F:598:LEU:HD21	2.02	0.41
7:2:18:DT:H2"	7:2:19:DA:OP1	2.20	0.41
2:I:840:SER:OG	2:I:1048:LYS:C	2.60	0.41
2:I:1251:TYR:HB2	5:L:528:LEU:CD1	2.51	0.41
3:J:30:ILE:O	3:J:30:ILE:CG2	2.69	0.41
3:J:98:ARG:O	3:J:247:PRO:HD2	2.21	0.41
3:J:135:ILE:HG13	3:J:135:ILE:H	1.57	0.41
3:J:270:ARG:HB3	3:J:270:ARG:NH1	2.36	0.41
3:J:682:VAL:HA	3:J:685:ILE:HD12	2.03	0.41
3:J:1031:VAL:HG12	3:J:1091:PRO:CD	2.51	0.41
5:L:99:ARG:HG2	5:L:99:ARG:H	1.58	0.41
5:L:237:ALA:O	5:L:238:LYS:HB2	2.21	0.41
2:O:188:PHE:CZ	2:O:432:LEU:HD11	2.55	0.41
2:O:228:VAL:HG22	2:O:337:PHE:HB2	2.02	0.41
2:O:709:ALA:O	2:O:712:SER:OG	2.38	0.41
3:P:70:CYS:SG	3:P:71:LEU:N	2.93	0.41
5:R:299:LYS:HA	5:R:302:PHE:CB	2.51	0.41
5:R:456:MET:HE2	5:R:456:MET:HB2	1.89	0.41
2:C:255:ILE:O	2:C:255:ILE:HG22	2.20	0.40
2:C:452:ARG:HG2	2:C:453:ILE:N	2.37	0.40
2:C:838:CYS:HB2	2:C:918:LEU:HB2	2.03	0.40
2:C:866:ASP:CG	2:C:867:GLU:H	2.24	0.40
2:C:1080:ASN:HB3	2:C:1084:ASP:HB2	2.03	0.40
2:C:1314:GLN:HG3	4:E:28:ARG:CZ	2.52	0.40
3:D:423:LEU:HD11	3:D:437:PHE:HB2	2.02	0.40
3:D:930:LEU:HD11	3:D:1246:VAL:CG2	2.51	0.40
3:D:930:LEU:HD11	3:D:1246:VAL:HB	2.02	0.40

*Continued on next page...*

*Continued from previous page...*

Atom-1	Atom-2	Interatomic distance (Å)	Clash overlap (Å)
5:F:426:LYS:HG2	6:1:40:DA:OP2	2.21	0.40
5:F:564:GLY:O	5:F:567:MET:O	2.38	0.40
5:F:586:ARG:HH12	6:1:13:DC:P	2.44	0.40
2:I:149:LEU:CD1	2:I:451:ARG:CB	2.94	0.40
2:I:375:PRO:HA	2:I:376:PRO:HD3	1.96	0.40
2:I:529:ARG:C	2:I:530:ILE:HG13	2.41	0.40
2:I:559:CYS:O	2:I:573:ASN:ND2	2.54	0.40
2:I:785:ASP:HB3	2:I:789:THR:OG1	2.20	0.40
2:I:887:VAL:O	2:I:887:VAL:HG23	2.22	0.40
2:I:1212:LEU:O	2:I:1221:PHE:CD2	2.74	0.40
3:J:83:VAL:CG1	3:J:84:ILE:N	2.83	0.40
3:J:247:PRO:HA	3:J:250:ARG:CZ	2.52	0.40
3:J:291:ILE:H	3:J:291:ILE:HG13	1.52	0.40
3:J:306:LEU:HG	3:J:307:LEU:N	2.35	0.40
3:J:342:LEU:HD23	3:J:342:LEU:HA	1.85	0.40
3:J:425:ARG:HE	3:J:459:ALA:HB2	1.86	0.40
3:J:519:ASN:CG	3:J:709:ARG:HB2	2.42	0.40
3:J:796:LEU:HA	3:J:799:ARG:HE	1.86	0.40
3:J:1249:ASN:HB3	3:J:1251:LYS:HG2	2.04	0.40
1:M:12:ARG:HA	1:N:230:ALA:CB	2.52	0.40
1:N:11:PRO:HB2	1:N:28:LEU:HD11	2.03	0.40
2:O:50:GLU:OE2	2:O:73:TYR:CE2	2.74	0.40
2:O:686:GLN:NE2	2:O:1069:ARG:HG2	2.36	0.40
2:O:835:GLU:O	2:O:836:LEU:HD23	2.22	0.40
2:O:1278:LEU:HD11	2:O:1290:MET:HE2	2.03	0.40
2:O:1288:GLN:OE1	3:P:1356:LEU:HD23	2.21	0.40
3:P:52:GLU:OE1	3:P:52:GLU:CA	2.68	0.40
3:P:332:LYS:HG3	3:P:1328:THR:OG1	2.20	0.40
3:P:363:LEU:HG	3:P:487:THR:HG22	2.02	0.40
3:P:385:LEU:HB3	3:P:391:ALA:HB2	2.03	0.40
3:P:807:LEU:N	3:P:807:LEU:CD1	2.84	0.40
3:P:915:ILE:H	3:P:915:ILE:HG13	1.66	0.40
4:Q:30:MET:HE1	4:Q:49:ILE:HB	2.03	0.40
5:R:137:TYR:CE1	5:R:353:LEU:HD12	2.56	0.40
1:A:208:ASN:ND2	1:A:208:ASN:H	2.18	0.40
2:C:374:GLU:HA	2:C:375:PRO:HD2	1.86	0.40
2:C:375:PRO:CA	5:F:87:VAL:HG21	2.51	0.40
2:C:1116:HIS:CD2	3:D:641:ILE:CG1	3.03	0.40
2:C:1281:TYR:CE1	3:D:431:ARG:CG	3.03	0.40
3:D:126:LEU:HD13	3:D:223:LEU:CD1	2.34	0.40
3:D:394:ILE:O	3:D:398:LYS:HG2	2.21	0.40

*Continued on next page...*

*Continued from previous page...*

Atom-1	Atom-2	Interatomic distance (Å)	Clash overlap (Å)
3:D:462:ASP:OD1	3:D:462:ASP:N	2.53	0.40
3:D:496:GLY:HA3	3:D:903:LEU:HD21	2.02	0.40
3:D:645:VAL:HG23	3:D:700:ASN:HD22	1.85	0.40
3:D:677:GLU:O	3:D:681:LYS:HB2	2.20	0.40
3:D:701:LEU:HD12	3:D:701:LEU:HA	1.88	0.40
3:D:807:LEU:HA	3:D:807:LEU:HD12	1.83	0.40
3:D:914:ALA:HB2	3:D:1359:ALA:CB	2.51	0.40
3:D:1032:SER:O	3:D:1080:ILE:HG22	2.21	0.40
3:D:1286:LYS:O	3:D:1289:ASN:HB2	2.22	0.40
5:F:117:ILE:H	5:F:117:ILE:HG13	1.68	0.40
5:F:231:THR:O	5:F:235:ILE:HG13	2.20	0.40
6:1:59:DG:O6	7:2:3:DG:O6	2.39	0.40
1:G:35:PHE:O	1:G:39:LEU:CG	2.67	0.40
1:G:49:SER:CB	1:H:33:ARG:NH1	2.60	0.40
1:H:69:SER:O	1:H:78:ILE:HG13	2.21	0.40
2:I:120:GLN:HG2	2:I:489:PRO:HG3	1.97	0.40
2:I:285:ILE:CG2	2:I:286:GLU:N	2.84	0.40
2:I:461:GLU:O	2:I:464:PHE:HB3	2.21	0.40
2:I:594:VAL:HG22	2:I:599:VAL:HA	2.03	0.40
2:I:725:GLN:HB2	2:I:735:LYS:HG2	2.03	0.40
2:I:970:GLY:HA2	2:I:973:SER:HB2	2.03	0.40
2:I:1104:PRO:HG3	3:J:725:MET:SD	2.61	0.40
2:I:1272:GLU:OE2	3:J:343:LEU:HD12	2.21	0.40
2:I:1305:TYR:OH	5:L:532:LEU:CG	2.53	0.40
2:I:1323:PHE:CD1	2:I:1323:PHE:O	2.75	0.40
3:J:320:ASN:ND2	3:J:322:ARG:HG2	2.36	0.40
3:J:742:GLY:O	3:J:762:ASN:HB3	2.22	0.40
4:K:30:MET:HE3	4:K:49:ILE:CG2	2.52	0.40
5:L:355:ILE:HA	5:L:358:VAL:HB	2.03	0.40
5:L:600:HIS:CE1	5:L:602:SER:OG	2.75	0.40
1:M:136:GLU:HG2	1:M:137:ASN:N	2.35	0.40
2:O:8:LYS:HD3	2:O:1168:GLU:OE1	2.21	0.40
2:O:302:ILE:H	2:O:302:ILE:HG12	1.47	0.40
2:O:942:ASP:HB2	2:O:945:ALA:CB	2.51	0.40
2:O:1021:LEU:HA	2:O:1024:GLU:OE1	2.20	0.40
2:O:1285:TYR:O	2:O:1289:GLU:HG3	2.21	0.40
3:P:141:PHE:CZ	3:P:181:GLY:HA3	2.56	0.40
3:P:244:VAL:HG13	3:P:269:TYR:CE1	2.57	0.40
3:P:252:LEU:HD12	3:P:252:LEU:C	2.41	0.40
3:P:259:ARG:HH12	5:R:502:LYS:CG	2.25	0.40
3:P:363:LEU:CA	3:P:450:HIS:CE1	3.04	0.40

*Continued on next page...*



*Continued from previous page...*

Atom-1	Atom-2	Interatomic distance (Å)	Clash overlap (Å)
3:P:517:CYS:SG	3:P:518:VAL:N	2.94	0.40
3:P:626:TYR:O	3:P:629:PHE:HB2	2.22	0.40
3:P:689:ALA:HA	3:P:692:ARG:HD2	2.03	0.40
3:P:1257:VAL:HA	3:P:1260:MET:CE	2.49	0.40
5:R:394:TYR:C	5:R:396:ASN:N	2.73	0.40
1:A:208:ASN:O	1:A:210:THR:N	2.54	0.40
1:B:88:LEU:CD1	1:B:128:HIS:CD2	3.04	0.40
2:C:667:LEU:HD23	2:C:704:MET:HE2	2.04	0.40
2:C:690:VAL:CG1	2:C:691:PRO:HD2	2.52	0.40
2:C:1294:LYS:HE2	3:D:348:ASP:O	2.21	0.40
2:C:1294:LYS:HE3	3:D:349:TYR:HD2	1.85	0.40
3:D:185:ILE:HG22	3:D:189:LEU:CD1	2.36	0.40
3:D:268:LEU:HD13	3:D:306:LEU:CA	2.29	0.40
3:D:504:GLN:HB3	3:D:505:ASP:H	1.68	0.40
4:E:12:LYS:HD3	4:E:12:LYS:HA	1.85	0.40
1:H:67:GLU:O	1:H:78:ILE:HB	2.20	0.40
2:I:255:ILE:CG2	2:I:285:ILE:HD13	2.45	0.40
2:I:409:LEU:HD23	2:I:409:LEU:HA	1.90	0.40
2:I:587:LEU:HD23	2:I:587:LEU:HA	1.81	0.40
2:I:1254:VAL:HG22	3:J:251:PRO:HG3	2.03	0.40
3:J:68:TYR:HA	3:J:92:VAL:HG12	2.01	0.40
3:J:373:ALA:CB	3:J:441:LEU:HD21	2.51	0.40
3:J:507:VAL:HG22	3:J:601:ILE:HD12	2.03	0.40
3:J:817:HIS:O	3:J:845:ALA:CB	2.69	0.40
3:J:1046:ILE:HD12	3:J:1059:LEU:CD2	2.48	0.40
5:L:383:ASN:ND2	5:L:386:LEU:CD2	2.85	0.40
1:M:214:GLU:CA	1:M:217:ILE:HD12	2.31	0.40
1:N:145:LYS:HE3	1:N:145:LYS:HB2	1.92	0.40
2:O:96:LEU:HD11	2:O:98:VAL:CG2	2.52	0.40
2:O:158:ASP:HB2	2:O:173:ASN:OD1	2.21	0.40
2:O:275:ARG:NH1	2:O:278:GLU:OE1	2.45	0.40
2:O:453:ILE:HD11	2:O:587:LEU:HG	2.04	0.40
2:O:736:VAL:CG1	2:O:737:ASN:N	2.85	0.40
2:O:1021:LEU:HD23	2:O:1021:LEU:HA	1.94	0.40
2:O:1223:ARG:HA	2:O:1224:PRO:HD3	1.94	0.40
3:P:115:TRP:O	3:P:119:SER:HB3	2.22	0.40
3:P:142:GLU:OE1	5:R:91:ILE:HD12	2.20	0.40
3:P:825:VAL:O	3:P:827:GLU:N	2.51	0.40
3:P:1035:VAL:HG22	3:P:1115:ILE:HD13	2.02	0.40
3:P:1109:LEU:HD13	3:P:1113:VAL:HG11	2.02	0.40
5:R:137:TYR:CD2	5:R:138:PRO:HD2	2.56	0.40

*Continued on next page...*

*Continued from previous page...*

Atom-1	Atom-2	Interatomic distance (Å)	Clash overlap (Å)
5:R:407:GLU:OE2	5:R:442:SER:HB2	2.19	0.40
5:R:443:ILE:HG23	5:R:444:ALA:N	2.36	0.40
5:R:573:LEU:HD12	5:R:573:LEU:C	2.42	0.40
1:B:124:VAL:HG21	1:B:210:THR:OG1	2.20	0.40
2:C:197:ARG:HB3	2:C:200:ARG:HA	2.03	0.40
2:C:685:MET:HE1	2:C:1073:LYS:HD3	2.03	0.40
3:D:425:ARG:HB2	3:D:466:MET:HE3	2.03	0.40
3:D:563:LEU:HD21	3:D:586:GLY:CA	2.51	0.40
3:D:1146:GLU:OE2	3:D:1309:ILE:CG2	2.69	0.40
4:E:30:MET:HE2	4:E:30:MET:HB3	1.82	0.40
4:E:39:VAL:CG1	4:E:40:PRO:N	2.82	0.40
6:1:56:DG:N3	7:2:8:DG:N2	2.70	0.40
1:G:59:VAL:O	1:G:171:LEU:HD12	2.22	0.40
1:H:9:LEU:HD12	1:H:10:LYS:N	2.36	0.40
2:I:230:PHE:CD1	2:I:292:ILE:HD11	2.57	0.40
2:I:429:MET:HG3	2:I:429:MET:H	1.63	0.40
2:I:668:ILE:HA	2:I:669:PRO:HD3	1.69	0.40
2:I:768:MET:HA	2:I:769:PRO:HD3	1.96	0.40
2:I:812:PHE:CE2	2:I:813:GLU:HG3	2.57	0.40
3:J:84:ILE:HG21	3:J:84:ILE:HD13	1.81	0.40
3:J:353:SER:HB3	3:J:447:ILE:CD1	2.52	0.40
3:J:398:LYS:HE2	5:L:532:LEU:HD23	2.02	0.40
3:J:797:THR:HA	3:J:800:LEU:HD12	2.02	0.40
3:J:1254:GLU:O	3:J:1257:VAL:HB	2.20	0.40
5:L:266:PHE:O	5:L:269:LEU:HB2	2.21	0.40
5:L:491:GLU:HA	5:L:494:ILE:HB	2.02	0.40
6:4:46:DG:H8	6:4:46:DG:H5'	1.86	0.40
1:M:42:ALA:CA	1:N:38:THR:HG21	2.40	0.40
2:O:92:TYR:HB2	2:O:137:VAL:HB	2.03	0.40
2:O:122:VAL:HG13	2:O:490:GLN:HB2	2.02	0.40
2:O:1086:PRO:HB3	2:O:1221:PHE:HE2	1.86	0.40
2:O:1166:ASP:O	2:O:1170:MET:HG3	2.21	0.40
2:O:1243:MET:CG	3:P:372:MET:CE	2.95	0.40
3:P:785:ASP:HB3	3:P:935:PHE:CE1	2.56	0.40
5:R:218:ARG:O	5:R:218:ARG:HD2	2.21	0.40
7:8:41:DG:H2''	7:8:42:DG:OP2	2.22	0.40
1:A:11:PRO:HD3	1:B:227:GLN:OE1	2.21	0.40
1:A:43:LEU:O	1:A:47:LEU:HD12	2.21	0.40
1:A:44:ARG:HG3	1:A:183:ILE:HG12	2.03	0.40
1:A:127:GLN:H	1:A:127:GLN:HG2	1.56	0.40
1:A:156:SER:HA	1:A:159:ILE:HB	2.02	0.40

*Continued on next page...*

*Continued from previous page...*

Atom-1	Atom-2	Interatomic distance (Å)	Clash overlap (Å)
2:C:367:TYR:OH	2:C:380:ALA:HB1	2.21	0.40
2:C:482:GLY:HA3	2:C:487:LEU:HD11	2.02	0.40
2:C:890:LYS:HG3	2:C:891:GLY:N	2.36	0.40
2:C:1323:PHE:CD1	2:C:1323:PHE:C	2.95	0.40
2:C:1323:PHE:O	2:C:1327:LEU:HG	2.21	0.40
3:D:58:CYS:O	3:D:62:PHE:HD2	2.05	0.40
3:D:246:PRO:O	3:D:250:ARG:HG2	2.21	0.40
3:D:537:TYR:CD1	3:D:544:LEU:HG	2.56	0.40
3:D:574:VAL:H	3:D:574:VAL:HG23	1.49	0.40
3:D:759:ILE:HD11	3:D:771:GLN:HB3	2.01	0.40
3:D:1358:PRO:HB3	3:D:1366:HIS:HB3	2.03	0.40
5:F:425:TYR:CD2	6:1:37:DA:N3	2.90	0.40
6:1:25:DC:O2	7:2:39:DG:N2	2.54	0.40
8:3:13:GTP:H8	8:3:13:GTP:O2A	2.05	0.40
1:G:81:ILE:O	1:G:85:LEU:CG	2.63	0.40
2:I:77:GLU:HA	2:I:78:PRO:HD3	1.97	0.40
2:I:550:VAL:CG2	3:J:780:ARG:HD2	2.38	0.40
2:I:667:LEU:HD23	2:I:667:LEU:HA	1.86	0.40
2:I:724:VAL:HG11	2:I:727:VAL:HG22	2.04	0.40
2:I:984:VAL:O	2:I:984:VAL:HG12	2.22	0.40
3:J:289:ASP:O	3:J:293:ARG:HG3	2.21	0.40
3:J:328:ALA:HA	3:J:331:ILE:HG13	2.03	0.40
3:J:430:HIS:ND1	3:J:430:HIS:N	2.70	0.40
3:J:613:GLY:O	3:J:617:THR:HG23	2.22	0.40
3:J:886:VAL:HG22	3:J:1258:ARG:CB	2.47	0.40
3:J:1173:ARG:O	3:J:1190:ILE:CB	2.67	0.40
5:L:132:CYS:SG	5:L:257:LYS:HE3	2.58	0.40
5:L:381:GLU:O	5:L:384:LEU:CG	2.64	0.40
5:L:432:THR:O	5:L:436:ARG:HB2	2.22	0.40
5:L:451:ARG:HH12	6:4:32:DA:P	2.45	0.40
6:4:13:DC:C2'	6:4:14:DT:H72	2.52	0.40
6:4:43:DT:C6	6:4:43:DT:C3'	3.04	0.40
6:4:47:DC:N4	6:4:48:DA:N6	2.70	0.40
7:5:6:DG:H2''	7:5:7:DC:C6	2.56	0.40
1:M:52:PRO:O	1:M:211:ILE:HD11	2.22	0.40
1:N:88:LEU:HA	1:N:88:LEU:HD12	1.85	0.40
2:O:12:ARG:NH1	2:O:1181:PRO:HB2	2.37	0.40
2:O:92:TYR:O	2:O:128:PRO:HA	2.21	0.40
2:O:766:ASN:HD22	2:O:767:GLN:N	2.19	0.40
2:O:1288:GLN:NE2	3:P:1355:ARG:HA	2.36	0.40
3:P:271:ARG:NH1	3:P:316:ILE:HD13	2.36	0.40

*Continued on next page...*

Continued from previous page...

Atom-1	Atom-2	Interatomic distance (Å)	Clash overlap (Å)
3:P:471:PRO:HB2	3:P:476:ALA:CB	2.51	0.40
3:P:1163:VAL:CG1	3:P:1177:ILE:HA	2.44	0.40
5:R:572:THR:HB	7:8:45:DG:P	2.62	0.40

All (3) symmetry-related close contacts are listed below. The label for Atom-2 includes the symmetry operator and encoded unit-cell translations to be applied.

Atom-1	Atom-2	Interatomic distance (Å)	Clash overlap (Å)
6:4:12:DA:O5'	6:4:60:DC:O5'[2_454]	1.86	0.34
5:F:482:GLU:OE2	2:O:275:ARG:NH2[2_455]	1.99	0.21
3:D:1282:TYR:OH	3:P:710:ASP:OD2[1_655]	2.08	0.12

## 5.3 Torsion angles [i](#)

### 5.3.1 Protein backbone [i](#)

In the following table, the Percentiles column shows the percent Ramachandran outliers of the chain as a percentile score with respect to all X-ray entries followed by that with respect to entries of similar resolution.

The Analysed column shows the number of residues for which the backbone conformation was analysed, and the total number of residues.

Mol	Chain	Analysed	Favoured	Allowed	Outliers	Percentiles	
1	A	228/242 (94%)	210 (92%)	15 (7%)	3 (1%)	10	42
1	B	226/242 (93%)	207 (92%)	13 (6%)	6 (3%)	4	25
1	G	228/242 (94%)	211 (92%)	14 (6%)	3 (1%)	10	42
1	H	226/242 (93%)	207 (92%)	17 (8%)	2 (1%)	14	51
1	M	228/242 (94%)	209 (92%)	16 (7%)	3 (1%)	10	42
1	N	226/242 (93%)	207 (92%)	14 (6%)	5 (2%)	5	29
2	C	1339/1342 (100%)	1218 (91%)	98 (7%)	23 (2%)	7	36
2	I	1339/1342 (100%)	1210 (90%)	102 (8%)	27 (2%)	6	31
2	O	1339/1342 (100%)	1222 (91%)	87 (6%)	30 (2%)	5	29
3	D	1360/1407 (97%)	1210 (89%)	122 (9%)	28 (2%)	5	30
3	J	1360/1407 (97%)	1225 (90%)	110 (8%)	25 (2%)	7	34
3	P	1360/1407 (97%)	1208 (89%)	112 (8%)	40 (3%)	3	23

Continued on next page...

*Continued from previous page...*

Mol	Chain	Analysed	Favoured	Allowed	Outliers	Percentiles	
4	E	88/90 (98%)	82 (93%)	5 (6%)	1 (1%)	12	47
4	K	88/90 (98%)	83 (94%)	4 (4%)	1 (1%)	12	47
4	Q	88/90 (98%)	81 (92%)	6 (7%)	1 (1%)	12	47
5	F	493/628 (78%)	443 (90%)	34 (7%)	16 (3%)	3	21
5	L	493/628 (78%)	441 (90%)	36 (7%)	16 (3%)	3	21
5	R	493/628 (78%)	441 (90%)	36 (7%)	16 (3%)	3	21
All	All	11202/11853 (94%)	10115 (90%)	841 (8%)	246 (2%)	5	29

All (246) Ramachandran outliers are listed below:

Mol	Chain	Res	Type
1	A	209	GLY
1	A	210	THR
2	C	113	THR
2	C	481	LEU
2	C	791	LEU
2	C	808	ASN
2	C	812	PHE
2	C	909	LYS
2	C	1162	SER
3	D	16	GLU
3	D	53	ARG
3	D	77	ARG
3	D	519	ASN
3	D	590	SER
3	D	704	GLU
3	D	850	LYS
3	D	1024	THR
3	D	1114	GLN
3	D	1275	LEU
3	D	1309	ILE
5	F	243	ALA
5	F	296	LYS
5	F	330	LEU
5	F	396	ASN
5	F	447	ALA
5	F	515	GLU
5	F	519	LEU
5	F	581	ASP
1	H	209	GLY

*Continued on next page...*

*Continued from previous page...*

<b>Mol</b>	<b>Chain</b>	<b>Res</b>	<b>Type</b>
2	I	110	PRO
2	I	341	LEU
2	I	730	SER
2	I	791	LEU
2	I	808	ASN
2	I	812	PHE
2	I	1135	GLN
2	I	1162	SER
3	J	519	ASN
3	J	590	SER
3	J	947	GLU
3	J	1024	THR
3	J	1200	GLU
3	J	1275	LEU
3	J	1309	ILE
3	J	1318	SER
5	L	156	ALA
5	L	296	LYS
5	L	310	GLU
5	L	396	ASN
5	L	515	GLU
5	L	519	LEU
5	L	581	ASP
1	M	164	ASP
1	M	233	ASP
1	N	117	HIS
2	O	110	PRO
2	O	163	LYS
2	O	247	ARG
2	O	293	ALA
2	O	341	LEU
2	O	730	SER
2	O	791	LEU
2	O	808	ASN
2	O	812	PHE
2	O	912	ASP
2	O	1162	SER
3	P	53	ARG
3	P	148	GLU
3	P	174	ASP
3	P	519	ASN
3	P	590	SER

*Continued on next page...*

*Continued from previous page...*

<b>Mol</b>	<b>Chain</b>	<b>Res</b>	<b>Type</b>
3	P	1097	ALA
3	P	1169	THR
3	P	1200	GLU
3	P	1275	LEU
5	R	243	ALA
5	R	296	LYS
5	R	395	THR
5	R	400	GLN
5	R	519	LEU
5	R	581	ASP
1	B	117	HIS
1	B	118	ASP
1	B	194	GLN
2	C	258	ASN
2	C	546	GLU
2	C	596	ASP
2	C	625	GLU
2	C	730	SER
2	C	912	ASP
2	C	1005	GLU
2	C	1153	ALA
3	D	162	GLU
3	D	174	ASP
3	D	321	LYS
3	D	462	ASP
3	D	769	VAL
3	D	876	SER
3	D	1325	PHE
4	E	4	VAL
5	F	94	THR
5	F	154	GLU
5	F	155	GLU
5	F	166	VAL
5	F	310	GLU
1	G	233	ASP
2	I	163	LYS
2	I	247	ARG
2	I	986	ALA
2	I	1032	LYS
2	I	1159	VAL
3	J	53	ARG
3	J	404	GLU

*Continued on next page...*



*Continued from previous page...*

<b>Mol</b>	<b>Chain</b>	<b>Res</b>	<b>Type</b>
3	J	428	THR
3	J	708	ASN
3	J	769	VAL
3	J	876	SER
3	J	1097	ALA
3	J	1106	ILE
5	L	91	ILE
5	L	154	GLU
5	L	553	ALA
1	M	93	GLN
1	N	119	GLY
1	N	194	GLN
2	O	313	ALA
2	O	333	ILE
2	O	643	SER
2	O	981	ALA
3	P	49	PHE
3	P	152	THR
3	P	320	ASN
3	P	321	LYS
3	P	462	ASP
3	P	523	GLU
3	P	944	ALA
3	P	1024	THR
3	P	1309	ILE
5	R	154	GLU
5	R	155	GLU
1	B	72	GLU
1	B	93	GLN
2	C	163	LYS
2	C	341	LEU
2	C	1135	GLN
3	D	122	SER
3	D	404	GLU
3	D	966	VAL
5	F	324	LYS
2	I	258	ASN
2	I	856	ASN
2	I	1000	LEU
2	I	1157	GLN
2	I	1187	PHE
3	J	148	GLU

*Continued on next page...*

*Continued from previous page...*

<b>Mol</b>	<b>Chain</b>	<b>Res</b>	<b>Type</b>
3	J	462	ASP
3	J	962	ASN
3	J	1114	GLN
3	J	1344	LEU
5	L	166	VAL
5	L	447	ALA
2	O	20	GLN
2	O	281	ASP
2	O	1005	GLU
2	O	1135	GLN
3	P	16	GLU
3	P	876	SER
3	P	1166	GLY
3	P	1318	SER
3	P	1325	PHE
5	R	166	VAL
5	R	323	ASN
5	R	478	PRO
2	C	110	PRO
3	D	731	ARG
3	D	1111	ASP
5	F	323	ASN
1	G	210	THR
1	H	117	HIS
2	I	165	HIS
2	I	192	ASP
2	I	655	VAL
2	I	787	PRO
2	I	1107	MET
3	J	122	SER
1	N	209	GLY
2	O	192	ASP
2	O	332	ARG
2	O	481	LEU
2	O	485	ASP
2	O	546	GLU
3	P	769	VAL
3	P	855	ASP
3	P	1104	LYS
3	P	1170	LYS
3	P	1173	ARG
5	R	113	ARG

*Continued on next page...*

*Continued from previous page...*

<b>Mol</b>	<b>Chain</b>	<b>Res</b>	<b>Type</b>
5	R	238	LYS
5	R	553	ALA
2	C	787	PRO
2	C	981	ALA
3	D	1106	ILE
3	D	1200	GLU
5	F	91	ILE
2	I	1030	GLU
5	L	238	LYS
2	O	214	ASN
2	O	340	ASP
2	O	1040	ASP
3	P	428	THR
3	P	520	ALA
3	P	825	VAL
3	P	826	ILE
2	C	165	HIS
2	C	563	THR
3	D	619	ILE
3	D	1268	ASN
2	I	45	GLY
2	I	1036	ILE
3	J	1124	ILE
1	N	118	ASP
2	O	669	PRO
3	P	122	SER
3	P	846	GLU
3	P	1209	VAL
4	Q	4	VAL
5	R	91	ILE
4	K	4	VAL
3	P	1185	PRO
3	P	1210	ILE
2	I	993	PRO
3	J	333	GLY
5	L	582	VAL
3	P	707	ILE
5	R	324	LYS
3	J	966	VAL
5	L	324	LYS
5	L	600	HIS
3	P	1152	GLU

*Continued on next page...*

*Continued from previous page...*

Mol	Chain	Res	Type
3	P	1171	GLY
1	A	19	VAL
1	B	209	GLY
2	O	805	MET
3	D	333	GLY
1	G	167	PRO
2	O	112	GLY

### 5.3.2 Protein sidechains [i](#)

In the following table, the Percentiles column shows the percent sidechain outliers of the chain as a percentile score with respect to all X-ray entries followed by that with respect to entries of similar resolution.

The Analysed column shows the number of residues for which the sidechain conformation was analysed, and the total number of residues.

Mol	Chain	Analysed	Rotameric	Outliers	Percentiles	
1	A	198/208 (95%)	171 (86%)	27 (14%)	3	13
1	B	196/208 (94%)	172 (88%)	24 (12%)	4	15
1	G	198/208 (95%)	169 (85%)	29 (15%)	2	12
1	H	196/208 (94%)	171 (87%)	25 (13%)	3	14
1	M	198/208 (95%)	171 (86%)	27 (14%)	3	13
1	N	196/208 (94%)	167 (85%)	29 (15%)	2	12
2	C	1156/1157 (100%)	1016 (88%)	140 (12%)	4	16
2	I	1156/1157 (100%)	1013 (88%)	143 (12%)	4	15
2	O	1156/1157 (100%)	1019 (88%)	137 (12%)	4	16
3	D	1135/1168 (97%)	968 (85%)	167 (15%)	2	12
3	J	1135/1168 (97%)	986 (87%)	149 (13%)	3	14
3	P	1135/1168 (97%)	989 (87%)	146 (13%)	3	14
4	E	74/74 (100%)	63 (85%)	11 (15%)	2	11
4	K	74/74 (100%)	70 (95%)	4 (5%)	18	40
4	Q	74/74 (100%)	68 (92%)	6 (8%)	9	28
5	F	439/554 (79%)	388 (88%)	51 (12%)	4	16
5	L	439/554 (79%)	382 (87%)	57 (13%)	3	14
5	R	439/554 (79%)	393 (90%)	46 (10%)	5	19

*Continued on next page...*

*Continued from previous page...*

Mol	Chain	Analysed	Rotameric	Outliers	Percentiles
All	All	9594/10107 (95%)	8376 (87%)	1218 (13%)	<b>3</b> <b>14</b>

All (1218) residues with a non-rotameric sidechain are listed below:

Mol	Chain	Res	Type
1	A	16	ILE
1	A	28	LEU
1	A	29	GLU
1	A	47	LEU
1	A	61	ILE
1	A	65	LEU
1	A	80	GLU
1	A	88	LEU
1	A	90	VAL
1	A	98	VAL
1	A	100	LEU
1	A	123	ILE
1	A	131	CYS
1	A	134	THR
1	A	140	ILE
1	A	159	ILE
1	A	163	GLU
1	A	168	ILE
1	A	176	CYS
1	A	182	ARG
1	A	195	ARG
1	A	208	ASN
1	A	215	GLU
1	A	228	LEU
1	A	231	PHE
1	A	232	VAL
1	A	233	ASP
1	B	12	ARG
1	B	28	LEU
1	B	47	LEU
1	B	61	ILE
1	B	74	VAL
1	B	88	LEU
1	B	111	THR
1	B	124	VAL
1	B	142	MET
1	B	160	HIS

*Continued on next page...*

*Continued from previous page...*

<b>Mol</b>	<b>Chain</b>	<b>Res</b>	<b>Type</b>
1	B	165	GLU
1	B	166	ARG
1	B	170	ARG
1	B	172	LEU
1	B	182	ARG
1	B	183	ILE
1	B	187	VAL
1	B	195	ARG
1	B	196	THR
1	B	210	THR
1	B	224	LEU
1	B	226	GLU
1	B	229	GLU
1	B	233	ASP
2	C	23	ASP
2	C	30	ILE
2	C	34	SER
2	C	75	LEU
2	C	111	GLU
2	C	116	ASP
2	C	141	THR
2	C	146	VAL
2	C	147	SER
2	C	155	VAL
2	C	171	LEU
2	C	182	SER
2	C	189	ASP
2	C	202	ARG
2	C	203	LYS
2	C	209	ILE
2	C	216	THR
2	C	235	ASN
2	C	254	ASP
2	C	255	ILE
2	C	269	ILE
2	C	270	THR
2	C	272	ARG
2	C	277	LEU
2	C	281	ASP
2	C	284	LEU
2	C	290	GLU
2	C	296	VAL

*Continued on next page...*

*Continued from previous page...*

<b>Mol</b>	<b>Chain</b>	<b>Res</b>	<b>Type</b>
2	C	322	LEU
2	C	327	GLN
2	C	332	ARG
2	C	340	ASP
2	C	358	ASP
2	C	360	LEU
2	C	365	GLU
2	C	369	MET
2	C	382	GLU
2	C	383	SER
2	C	390	PHE
2	C	392	GLU
2	C	393	ASP
2	C	396	ASP
2	C	404	LYS
2	C	407	ARG
2	C	413	GLU
2	C	422	LYS
2	C	432	LEU
2	C	433	ILE
2	C	437	ASN
2	C	442	VAL
2	C	471	VAL
2	C	472	GLU
2	C	480	SER
2	C	483	ASP
2	C	499	SER
2	C	512	SER
2	C	521	LEU
2	C	530	ILE
2	C	538	LEU
2	C	539	THR
2	C	547	VAL
2	C	558	VAL
2	C	575	LEU
2	C	576	SER
2	C	598	VAL
2	C	603	ILE
2	C	622	ASN
2	C	623	LEU
2	C	633	LEU
2	C	634	VAL

*Continued on next page...*



*Continued from previous page...*

<b>Mol</b>	<b>Chain</b>	<b>Res</b>	<b>Type</b>
2	C	635	THR
2	C	646	SER
2	C	657	THR
2	C	661	VAL
2	C	672	GLU
2	C	692	THR
2	C	714	VAL
2	C	750	ILE
2	C	757	THR
2	C	764	CYS
2	C	766	ASN
2	C	772	SER
2	C	777	VAL
2	C	783	LEU
2	C	788	SER
2	C	791	LEU
2	C	799	ASN
2	C	805	MET
2	C	814	ASP
2	C	815	SER
2	C	817	LEU
2	C	831	ILE
2	C	843	THR
2	C	859	GLU
2	C	893	THR
2	C	916	SER
2	C	925	SER
2	C	929	ILE
2	C	933	VAL
2	C	935	THR
2	C	940	GLU
2	C	941	LYS
2	C	987	GLU
2	C	991	LYS
2	C	1029	LEU
2	C	1040	ASP
2	C	1049	ILE
2	C	1059	ARG
2	C	1060	ILE
2	C	1066	MET
2	C	1088	ASP
2	C	1090	ASN

*Continued on next page...*

*Continued from previous page...*

<b>Mol</b>	<b>Chain</b>	<b>Res</b>	<b>Type</b>
2	C	1092	THR
2	C	1094	VAL
2	C	1098	LEU
2	C	1108	ASN
2	C	1126	ASP
2	C	1155	VAL
2	C	1159	VAL
2	C	1182	ILE
2	C	1186	VAL
2	C	1200	LYS
2	C	1210	ILE
2	C	1212	LEU
2	C	1223	ARG
2	C	1227	VAL
2	C	1246	ARG
2	C	1254	VAL
2	C	1262	LYS
2	C	1265	PHE
2	C	1268	GLN
2	C	1273	MET
2	C	1286	THR
2	C	1287	LEU
2	C	1290	MET
2	C	1296	ASP
2	C	1299	ASN
2	C	1302	THR
2	C	1304	MET
2	C	1337	ILE
3	D	16	GLU
3	D	22	ILE
3	D	28	ASP
3	D	29	MET
3	D	33	TRP
3	D	54	ASP
3	D	71	LEU
3	D	81	ARG
3	D	83	VAL
3	D	93	THR
3	D	99	ARG
3	D	107	LEU
3	D	111	THR
3	D	124	ILE

*Continued on next page...*

*Continued from previous page...*

<b>Mol</b>	<b>Chain</b>	<b>Res</b>	<b>Type</b>
3	D	126	LEU
3	D	129	ASP
3	D	130	MET
3	D	133	ARG
3	D	135	ILE
3	D	159	ILE
3	D	179	LYS
3	D	185	ILE
3	D	192	MET
3	D	194	LEU
3	D	195	GLU
3	D	208	THR
3	D	212	THR
3	D	224	LEU
3	D	225	GLU
3	D	238	ILE
3	D	255	LEU
3	D	259	ARG
3	D	262	THR
3	D	264	ASP
3	D	279	LEU
3	D	283	LEU
3	D	290	ILE
3	D	306	LEU
3	D	339	ARG
3	D	350	SER
3	D	353	SER
3	D	357	VAL
3	D	362	ARG
3	D	363	LEU
3	D	371	LYS
3	D	374	LEU
3	D	384	LYS
3	D	387	LEU
3	D	394	ILE
3	D	398	LYS
3	D	407	VAL
3	D	419	HIS
3	D	422	LEU
3	D	423	LEU
3	D	429	LEU
3	D	453	VAL

*Continued on next page...*

*Continued from previous page...*

<b>Mol</b>	<b>Chain</b>	<b>Res</b>	<b>Type</b>
3	D	468	VAL
3	D	470	VAL
3	D	485	MET
3	D	490	ILE
3	D	491	LEU
3	D	492	SER
3	D	495	ASN
3	D	500	ILE
3	D	515	ARG
3	D	519	ASN
3	D	536	LEU
3	D	541	LEU
3	D	548	VAL
3	D	560	ASN
3	D	572	THR
3	D	591	ILE
3	D	592	VAL
3	D	601	ILE
3	D	607	THR
3	D	614	LEU
3	D	627	THR
3	D	642	ASP
3	D	650	LYS
3	D	673	VAL
3	D	680	ASN
3	D	684	ASP
3	D	693	VAL
3	D	703	THR
3	D	715	LYS
3	D	722	ILE
3	D	737	ILE
3	D	747	MET
3	D	760	THR
3	D	775	SER
3	D	783	LEU
3	D	786	THR
3	D	788	LEU
3	D	796	LEU
3	D	802	ASP
3	D	805	GLN
3	D	806	ASP
3	D	807	LEU

*Continued on next page...*

*Continued from previous page...*

<b>Mol</b>	<b>Chain</b>	<b>Res</b>	<b>Type</b>
3	D	809	VAL
3	D	812	ASP
3	D	814	CYS
3	D	816	THR
3	D	820	ILE
3	D	825	VAL
3	D	833	GLU
3	D	835	LEU
3	D	836	ARG
3	D	838	ARG
3	D	849	LEU
3	D	853	THR
3	D	855	ASP
3	D	882	VAL
3	D	889	ASP
3	D	891	ASP
3	D	903	LEU
3	D	909	ILE
3	D	911	LYS
3	D	915	ILE
3	D	918	ILE
3	D	922	SER
3	D	928	THR
3	D	934	THR
3	D	957	SER
3	D	958	ILE
3	D	1039	ASP
3	D	1057	SER
3	D	1058	SER
3	D	1064	SER
3	D	1066	GLU
3	D	1075	ARG
3	D	1082	ASP
3	D	1094	ASP
3	D	1134	ILE
3	D	1138	LEU
3	D	1144	LEU
3	D	1151	LYS
3	D	1164	SER
3	D	1167	LYS
3	D	1175	LEU
3	D	1184	ASP

*Continued on next page...*

*Continued from previous page...*

<b>Mol</b>	<b>Chain</b>	<b>Res</b>	<b>Type</b>
3	D	1196	LEU
3	D	1197	ASN
3	D	1211	SER
3	D	1219	ASP
3	D	1226	VAL
3	D	1229	VAL
3	D	1230	THR
3	D	1233	ILE
3	D	1250	ASP
3	D	1253	ILE
3	D	1259	GLN
3	D	1261	LEU
3	D	1265	THR
3	D	1272	SER
3	D	1286	LYS
3	D	1301	THR
3	D	1305	ASP
3	D	1307	LEU
3	D	1318	SER
3	D	1333	THR
3	D	1341	ARG
3	D	1344	LEU
3	D	1356	LEU
3	D	1357	ILE
3	D	1366	HIS
3	D	1370	MET
3	D	1371	ARG
4	E	4	VAL
4	E	6	VAL
4	E	13	ILE
4	E	25	ARG
4	E	30	MET
4	E	36	ASP
4	E	43	ASN
4	E	45	LYS
4	E	51	LEU
4	E	65	ASP
4	E	71	GLU
5	F	83	VAL
5	F	89	SER
5	F	90	GLU
5	F	91	ILE

*Continued on next page...*

*Continued from previous page...*

<b>Mol</b>	<b>Chain</b>	<b>Res</b>	<b>Type</b>
5	F	93	ARG
5	F	105	MET
5	F	109	GLU
5	F	110	LEU
5	F	218	ARG
5	F	264	LYS
5	F	272	SER
5	F	291	CYS
5	F	294	GLN
5	F	306	PHE
5	F	309	ASN
5	F	313	ASP
5	F	327	SER
5	F	330	LEU
5	F	334	SER
5	F	344	LEU
5	F	359	LYS
5	F	386	LEU
5	F	387	VAL
5	F	388	ILE
5	F	400	GLN
5	F	417	ASP
5	F	423	ARG
5	F	441	ARG
5	F	450	ILE
5	F	454	VAL
5	F	461	ASN
5	F	463	LEU
5	F	471	LEU
5	F	474	MET
5	F	487	MET
5	F	492	ASP
5	F	502	LYS
5	F	505	ILE
5	F	506	SER
5	F	515	GLU
5	F	521	ASP
5	F	522	PHE
5	F	533	ASP
5	F	548	LEU
5	F	552	THR
5	F	569	THR

*Continued on next page...*



*Continued from previous page...*

<b>Mol</b>	<b>Chain</b>	<b>Res</b>	<b>Type</b>
5	F	596	ARG
5	F	600	HIS
5	F	606	VAL
5	F	609	SER
5	F	611	LEU
1	G	6	THR
1	G	9	LEU
1	G	16	ILE
1	G	28	LEU
1	G	61	ILE
1	G	81	ILE
1	G	83	LEU
1	G	88	LEU
1	G	90	VAL
1	G	103	ASN
1	G	131	CYS
1	G	140	ILE
1	G	142	MET
1	G	150	ARG
1	G	161	SER
1	G	163	GLU
1	G	168	ILE
1	G	171	LEU
1	G	176	CYS
1	G	191	ARG
1	G	196	THR
1	G	197	ASP
1	G	199	ASP
1	G	207	THR
1	G	211	ILE
1	G	215	GLU
1	G	228	LEU
1	G	234	LEU
1	G	235	ARG
1	H	12	ARG
1	H	16	ILE
1	H	20	SER
1	H	28	LEU
1	H	41	ASN
1	H	61	ILE
1	H	77	ASP
1	H	90	VAL

*Continued on next page...*

*Continued from previous page...*

<b>Mol</b>	<b>Chain</b>	<b>Res</b>	<b>Type</b>
1	H	92	VAL
1	H	111	THR
1	H	118	ASP
1	H	130	ILE
1	H	131	CYS
1	H	137	ASN
1	H	148	ARG
1	H	173	VAL
1	H	176	CYS
1	H	183	ILE
1	H	187	VAL
1	H	195	ARG
1	H	196	THR
1	H	198	LEU
1	H	212	ASP
1	H	217	ILE
1	H	231	PHE
2	I	24	VAL
2	I	36	GLN
2	I	44	GLU
2	I	46	GLN
2	I	63	SER
2	I	72	SER
2	I	81	ASP
2	I	88	ARG
2	I	114	VAL
2	I	117	ILE
2	I	119	GLU
2	I	124	MET
2	I	141	THR
2	I	147	SER
2	I	155	VAL
2	I	158	ASP
2	I	159	SER
2	I	161	LYS
2	I	176	ILE
2	I	182	SER
2	I	188	PHE
2	I	202	ARG
2	I	207	THR
2	I	209	ILE
2	I	216	THR

*Continued on next page...*

*Continued from previous page...*

<b>Mol</b>	<b>Chain</b>	<b>Res</b>	<b>Type</b>
2	I	218	GLU
2	I	220	ILE
2	I	275	ARG
2	I	280	ASP
2	I	292	ILE
2	I	297	VAL
2	I	300	ASP
2	I	309	LEU
2	I	319	LEU
2	I	320	ASP
2	I	332	ARG
2	I	342	ASP
2	I	369	MET
2	I	390	PHE
2	I	391	SER
2	I	393	ASP
2	I	409	LEU
2	I	422	LYS
2	I	423	ASP
2	I	432	LEU
2	I	455	SER
2	I	459	MET
2	I	468	LEU
2	I	477	GLU
2	I	483	ASP
2	I	484	LEU
2	I	496	LYS
2	I	499	SER
2	I	525	THR
2	I	528	ARG
2	I	538	LEU
2	I	550	VAL
2	I	558	VAL
2	I	563	THR
2	I	572	ILE
2	I	576	SER
2	I	588	GLU
2	I	589	THR
2	I	595	THR
2	I	596	ASP
2	I	603	ILE
2	I	618	GLN

*Continued on next page...*

*Continued from previous page...*

<b>Mol</b>	<b>Chain</b>	<b>Res</b>	<b>Type</b>
2	I	632	ASP
2	I	634	VAL
2	I	635	THR
2	I	641	GLU
2	I	646	SER
2	I	662	SER
2	I	690	VAL
2	I	692	THR
2	I	714	VAL
2	I	727	VAL
2	I	740	GLU
2	I	745	GLU
2	I	750	ILE
2	I	757	THR
2	I	764	CYS
2	I	766	ASN
2	I	772	SER
2	I	788	SER
2	I	791	LEU
2	I	799	ASN
2	I	800	MET
2	I	805	MET
2	I	815	SER
2	I	817	LEU
2	I	839	VAL
2	I	841	ARG
2	I	843	THR
2	I	844	LYS
2	I	856	ASN
2	I	873	ILE
2	I	893	THR
2	I	894	GLN
2	I	901	LEU
2	I	911	SER
2	I	916	SER
2	I	925	SER
2	I	931	VAL
2	I	935	THR
2	I	940	GLU
2	I	941	LYS
2	I	988	LYS
2	I	1004	ASP

*Continued on next page...*

*Continued from previous page...*

<b>Mol</b>	<b>Chain</b>	<b>Res</b>	<b>Type</b>
2	I	1021	LEU
2	I	1040	ASP
2	I	1041	ASP
2	I	1054	LEU
2	I	1060	ILE
2	I	1072	ASN
2	I	1079	ILE
2	I	1085	MET
2	I	1088	ASP
2	I	1092	THR
2	I	1108	ASN
2	I	1117	LEU
2	I	1122	LYS
2	I	1145	ILE
2	I	1177	ARG
2	I	1204	LEU
2	I	1212	LEU
2	I	1222	GLU
2	I	1223	ARG
2	I	1227	VAL
2	I	1232	MET
2	I	1238	LEU
2	I	1254	VAL
2	I	1265	PHE
2	I	1286	THR
2	I	1287	LEU
2	I	1292	THR
2	I	1293	VAL
2	I	1295	SER
2	I	1296	ASP
2	I	1299	ASN
2	I	1301	ARG
2	I	1302	THR
2	I	1324	ASN
3	J	28	ASP
3	J	29	MET
3	J	48	THR
3	J	58	CYS
3	J	76	LYS
3	J	78	LEU
3	J	84	ILE
3	J	86	GLU

*Continued on next page...*

*Continued from previous page...*

<b>Mol</b>	<b>Chain</b>	<b>Res</b>	<b>Type</b>
3	J	93	THR
3	J	111	THR
3	J	115	TRP
3	J	126	LEU
3	J	130	MET
3	J	133	ARG
3	J	145	VAL
3	J	151	MET
3	J	160	LEU
3	J	177	ASP
3	J	183	GLU
3	J	185	ILE
3	J	194	LEU
3	J	195	GLU
3	J	216	LYS
3	J	221	ILE
3	J	222	LYS
3	J	233	LYS
3	J	235	GLU
3	J	238	ILE
3	J	252	LEU
3	J	256	ASP
3	J	259	ARG
3	J	262	THR
3	J	289	ASP
3	J	291	ILE
3	J	294	ASN
3	J	299	LEU
3	J	306	LEU
3	J	314	ARG
3	J	331	ILE
3	J	345	LYS
3	J	347	VAL
3	J	353	SER
3	J	356	THR
3	J	357	VAL
3	J	372	MET
3	J	376	LEU
3	J	385	LEU
3	J	394	ILE
3	J	395	LYS
3	J	423	LEU

*Continued on next page...*

*Continued from previous page...*

<b>Mol</b>	<b>Chain</b>	<b>Res</b>	<b>Type</b>
3	J	429	LEU
3	J	443	GLU
3	J	447	ILE
3	J	465	GLN
3	J	490	ILE
3	J	499	ILE
3	J	503	SER
3	J	504	GLN
3	J	513	MET
3	J	526	VAL
3	J	535	ARG
3	J	554	GLU
3	J	560	ASN
3	J	563	LEU
3	J	568	SER
3	J	572	THR
3	J	591	ILE
3	J	592	VAL
3	J	594	GLN
3	J	599	LYS
3	J	605	LEU
3	J	607	THR
3	J	609	TYR
3	J	622	ASP
3	J	627	THR
3	J	645	VAL
3	J	674	THR
3	J	684	ASP
3	J	691	ASP
3	J	692	ARG
3	J	699	ASP
3	J	703	THR
3	J	704	GLU
3	J	721	SER
3	J	736	GLN
3	J	746	LEU
3	J	747	MET
3	J	753	SER
3	J	769	VAL
3	J	770	LEU
3	J	775	SER
3	J	783	LEU

*Continued on next page...*



*Continued from previous page...*

<b>Mol</b>	<b>Chain</b>	<b>Res</b>	<b>Type</b>
3	J	786	THR
3	J	796	LEU
3	J	802	ASP
3	J	806	ASP
3	J	807	LEU
3	J	812	ASP
3	J	821	MET
3	J	825	VAL
3	J	826	ILE
3	J	835	LEU
3	J	843	VAL
3	J	855	ASP
3	J	866	GLU
3	J	878	ASP
3	J	882	VAL
3	J	891	ASP
3	J	895	CYS
3	J	908	ILE
3	J	909	ILE
3	J	911	LYS
3	J	928	THR
3	J	931	THR
3	J	957	SER
3	J	958	ILE
3	J	967	VAL
3	J	984	LEU
3	J	1038	THR
3	J	1039	ASP
3	J	1098	GLN
3	J	1149	ARG
3	J	1155	ILE
3	J	1164	SER
3	J	1170	LYS
3	J	1173	ARG
3	J	1177	ILE
3	J	1184	ASP
3	J	1189	MET
3	J	1203	ARG
3	J	1204	VAL
3	J	1208	ASP
3	J	1229	VAL
3	J	1230	THR

*Continued on next page...*

*Continued from previous page...*

<b>Mol</b>	<b>Chain</b>	<b>Res</b>	<b>Type</b>
3	J	1243	LEU
3	J	1250	ASP
3	J	1256	ILE
3	J	1262	ARG
3	J	1268	ASN
3	J	1271	SER
3	J	1318	SER
3	J	1328	THR
3	J	1333	THR
3	J	1356	LEU
3	J	1357	ILE
3	J	1361	THR
3	J	1366	HIS
3	J	1370	MET
3	J	1371	ARG
4	K	6	VAL
4	K	21	LEU
4	K	43	ASN
4	K	62	GLN
5	L	89	SER
5	L	91	ILE
5	L	105	MET
5	L	109	GLU
5	L	110	LEU
5	L	133	SER
5	L	141	ILE
5	L	149	ASP
5	L	155	GLU
5	L	163	THR
5	L	230	VAL
5	L	254	GLU
5	L	291	CYS
5	L	294	GLN
5	L	295	CYS
5	L	300	LYS
5	L	309	ASN
5	L	327	SER
5	L	332	ASP
5	L	333	VAL
5	L	334	SER
5	L	344	LEU
5	L	353	LEU

*Continued on next page...*

*Continued from previous page...*

<b>Mol</b>	<b>Chain</b>	<b>Res</b>	<b>Type</b>
5	L	354	THR
5	L	364	ARG
5	L	388	ILE
5	L	397	ARG
5	L	402	LEU
5	L	404	LEU
5	L	423	ARG
5	L	436	ARG
5	L	449	THR
5	L	450	ILE
5	L	451	ARG
5	L	455	HIS
5	L	458	GLU
5	L	461	ASN
5	L	476	ARG
5	L	483	LEU
5	L	491	GLU
5	L	498	LEU
5	L	499	LYS
5	L	521	ASP
5	L	523	ILE
5	L	530	LEU
5	L	532	LEU
5	L	552	THR
5	L	568	ASN
5	L	573	LEU
5	L	587	ILE
5	L	588	ARG
5	L	596	ARG
5	L	600	HIS
5	L	602	SER
5	L	606	VAL
5	L	609	SER
5	L	611	LEU
1	M	6	THR
1	M	9	LEU
1	M	27	THR
1	M	28	LEU
1	M	39	LEU
1	M	46	ILE
1	M	65	LEU
1	M	90	VAL

*Continued on next page...*

*Continued from previous page...*

<b>Mol</b>	<b>Chain</b>	<b>Res</b>	<b>Type</b>
1	M	98	VAL
1	M	103	ASN
1	M	105	SER
1	M	107	ILE
1	M	129	VAL
1	M	131	CYS
1	M	150	ARG
1	M	158	ARG
1	M	159	ILE
1	M	162	GLU
1	M	177	TYR
1	M	183	ILE
1	M	194	GLN
1	M	197	ASP
1	M	205	MET
1	M	206	GLU
1	M	224	LEU
1	M	228	LEU
1	M	233	ASP
1	N	12	ARG
1	N	13	LEU
1	N	16	ILE
1	N	28	LEU
1	N	39	LEU
1	N	41	ASN
1	N	68	TYR
1	N	79	LEU
1	N	88	LEU
1	N	90	VAL
1	N	107	ILE
1	N	111	THR
1	N	120	ASP
1	N	131	CYS
1	N	134	THR
1	N	140	ILE
1	N	150	ARG
1	N	163	GLU
1	N	168	ILE
1	N	170	ARG
1	N	174	ASP
1	N	192	VAL
1	N	196	THR

*Continued on next page...*

*Continued from previous page...*

<b>Mol</b>	<b>Chain</b>	<b>Res</b>	<b>Type</b>
1	N	198	LEU
1	N	199	ASP
1	N	222	THR
1	N	228	LEU
1	N	231	PHE
1	N	233	ASP
2	O	4	SER
2	O	12	ARG
2	O	20	GLN
2	O	42	ASP
2	O	46	GLN
2	O	49	LEU
2	O	82	VAL
2	O	114	VAL
2	O	117	ILE
2	O	124	MET
2	O	141	THR
2	O	147	SER
2	O	157	PHE
2	O	161	LYS
2	O	167	SER
2	O	182	SER
2	O	186	PHE
2	O	191	LYS
2	O	202	ARG
2	O	209	ILE
2	O	216	THR
2	O	218	GLU
2	O	241	LEU
2	O	252	SER
2	O	260	LYS
2	O	261	VAL
2	O	262	TYR
2	O	270	THR
2	O	297	VAL
2	O	302	ILE
2	O	304	GLU
2	O	306	THR
2	O	320	ASP
2	O	358	ASP
2	O	378	ARG
2	O	384	LEU

*Continued on next page...*

*Continued from previous page...*

<b>Mol</b>	<b>Chain</b>	<b>Res</b>	<b>Type</b>
2	O	391	SER
2	O	403	MET
2	O	408	SER
2	O	412	GLU
2	O	414	ILE
2	O	432	LEU
2	O	433	ILE
2	O	437	ASN
2	O	443	ASP
2	O	446	ASP
2	O	448	LEU
2	O	453	ILE
2	O	455	SER
2	O	459	MET
2	O	470	ARG
2	O	472	GLU
2	O	481	LEU
2	O	483	ASP
2	O	499	SER
2	O	528	ARG
2	O	530	ILE
2	O	547	VAL
2	O	549	ASP
2	O	550	VAL
2	O	561	ILE
2	O	565	GLU
2	O	569	ILE
2	O	576	SER
2	O	583	GLU
2	O	603	ILE
2	O	609	ILE
2	O	626	GLU
2	O	632	ASP
2	O	635	THR
2	O	637	ARG
2	O	638	SER
2	O	639	LYS
2	O	647	ARG
2	O	657	THR
2	O	661	VAL
2	O	662	SER
2	O	663	VAL

*Continued on next page...*

*Continued from previous page...*

<b>Mol</b>	<b>Chain</b>	<b>Res</b>	<b>Type</b>
2	O	667	LEU
2	O	690	VAL
2	O	692	THR
2	O	700	VAL
2	O	733	VAL
2	O	734	ILE
2	O	739	ASP
2	O	764	CYS
2	O	766	ASN
2	O	772	SER
2	O	777	VAL
2	O	779	ARG
2	O	782	VAL
2	O	788	SER
2	O	790	ASP
2	O	799	ASN
2	O	814	ASP
2	O	815	SER
2	O	823	VAL
2	O	843	THR
2	O	844	LYS
2	O	854	ILE
2	O	893	THR
2	O	911	SER
2	O	916	SER
2	O	929	ILE
2	O	935	THR
2	O	1000	LEU
2	O	1019	ASP
2	O	1024	GLU
2	O	1052	VAL
2	O	1057	LYS
2	O	1061	GLN
2	O	1083	GLU
2	O	1085	MET
2	O	1088	ASP
2	O	1092	THR
2	O	1094	VAL
2	O	1098	LEU
2	O	1108	ASN
2	O	1115	THR
2	O	1166	ASP

*Continued on next page...*



*Continued from previous page...*

<b>Mol</b>	<b>Chain</b>	<b>Res</b>	<b>Type</b>
2	O	1177	ARG
2	O	1186	VAL
2	O	1201	LEU
2	O	1226	THR
2	O	1235	LEU
2	O	1238	LEU
2	O	1240	ASP
2	O	1252	SER
2	O	1255	THR
2	O	1270	PHE
2	O	1273	MET
2	O	1286	THR
2	O	1296	ASP
2	O	1299	ASN
2	O	1302	THR
2	O	1319	MET
2	O	1337	ILE
3	P	15	GLU
3	P	18	ASP
3	P	20	ILE
3	P	24	LEU
3	P	32	SER
3	P	42	GLU
3	P	58	CYS
3	P	70	CYS
3	P	84	ILE
3	P	93	THR
3	P	111	THR
3	P	129	ASP
3	P	130	MET
3	P	159	ILE
3	P	166	LEU
3	P	177	ASP
3	P	180	MET
3	P	185	ILE
3	P	195	GLU
3	P	208	THR
3	P	209	ASN
3	P	211	GLU
3	P	212	THR
3	P	239	LEU
3	P	249	LEU

*Continued on next page...*

*Continued from previous page...*

<b>Mol</b>	<b>Chain</b>	<b>Res</b>	<b>Type</b>
3	P	255	LEU
3	P	256	ASP
3	P	259	ARG
3	P	289	ASP
3	P	306	LEU
3	P	312	ARG
3	P	322	ARG
3	P	341	ASN
3	P	345	LYS
3	P	346	ARG
3	P	350	SER
3	P	353	SER
3	P	357	VAL
3	P	374	LEU
3	P	394	ILE
3	P	407	VAL
3	P	416	ILE
3	P	417	ARG
3	P	421	VAL
3	P	428	THR
3	P	431	ARG
3	P	442	ILE
3	P	443	GLU
3	P	478	LEU
3	P	495	ASN
3	P	499	ILE
3	P	500	ILE
3	P	503	SER
3	P	505	ASP
3	P	506	VAL
3	P	508	LEU
3	P	519	ASN
3	P	526	VAL
3	P	528	THR
3	P	536	LEU
3	P	543	SER
3	P	568	SER
3	P	571	ASP
3	P	599	LYS
3	P	607	THR
3	P	608	CYS
3	P	627	THR

*Continued on next page...*

*Continued from previous page...*

<b>Mol</b>	<b>Chain</b>	<b>Res</b>	<b>Type</b>
3	P	639	VAL
3	P	641	ILE
3	P	645	VAL
3	P	646	ILE
3	P	649	LYS
3	P	658	GLU
3	P	672	LEU
3	P	674	THR
3	P	692	ARG
3	P	693	VAL
3	P	700	ASN
3	P	701	LEU
3	P	703	THR
3	P	704	GLU
3	P	707	ILE
3	P	718	SER
3	P	736	GLN
3	P	737	ILE
3	P	747	MET
3	P	770	LEU
3	P	775	SER
3	P	783	LEU
3	P	786	THR
3	P	788	LEU
3	P	796	LEU
3	P	797	THR
3	P	802	ASP
3	P	806	ASP
3	P	812	ASP
3	P	814	CYS
3	P	816	THR
3	P	837	ASP
3	P	847	ASP
3	P	848	VAL
3	P	849	LEU
3	P	853	THR
3	P	855	ASP
3	P	867	GLN
3	P	878	ASP
3	P	884	SER
3	P	891	ASP
3	P	895	CYS

*Continued on next page...*

*Continued from previous page...*

<b>Mol</b>	<b>Chain</b>	<b>Res</b>	<b>Type</b>
3	P	908	ILE
3	P	918	ILE
3	P	922	SER
3	P	928	THR
3	P	932	MET
3	P	934	THR
3	P	935	PHE
3	P	937	ILE
3	P	949	SER
3	P	957	SER
3	P	985	ILE
3	P	1021	ASP
3	P	1031	VAL
3	P	1032	SER
3	P	1064	SER
3	P	1094	ASP
3	P	1098	GLN
3	P	1134	ILE
3	P	1138	LEU
3	P	1143	ASP
3	P	1159	ILE
3	P	1164	SER
3	P	1212	ASP
3	P	1221	LEU
3	P	1226	VAL
3	P	1230	THR
3	P	1250	ASP
3	P	1272	SER
3	P	1285	VAL
3	P	1293	GLU
3	P	1305	ASP
3	P	1307	LEU
3	P	1318	SER
3	P	1333	THR
3	P	1353	VAL
3	P	1356	LEU
3	P	1361	THR
4	Q	6	VAL
4	Q	8	ASP
4	Q	28	ARG
4	Q	43	ASN
4	Q	69	ARG

*Continued on next page...*

*Continued from previous page...*

<b>Mol</b>	<b>Chain</b>	<b>Res</b>	<b>Type</b>
4	Q	70	GLN
5	R	84	LEU
5	R	85	SER
5	R	89	SER
5	R	91	ILE
5	R	99	ARG
5	R	105	MET
5	R	110	LEU
5	R	133	SER
5	R	215	GLU
5	R	230	VAL
5	R	273	MET
5	R	291	CYS
5	R	306	PHE
5	R	309	ASN
5	R	322	MET
5	R	327	SER
5	R	332	ASP
5	R	333	VAL
5	R	334	SER
5	R	343	LYS
5	R	344	LEU
5	R	349	GLU
5	R	353	LEU
5	R	354	THR
5	R	355	ILE
5	R	388	ILE
5	R	402	LEU
5	R	403	ASP
5	R	423	ARG
5	R	441	ARG
5	R	449	THR
5	R	451	ARG
5	R	454	VAL
5	R	459	THR
5	R	461	ASN
5	R	493	LYS
5	R	506	SER
5	R	513	ASP
5	R	515	GLU
5	R	524	GLU
5	R	533	ASP

*Continued on next page...*

*Continued from previous page...*

Mol	Chain	Res	Type
5	R	540	LEU
5	R	561	MET
5	R	568	ASN
5	R	584	ARG
5	R	609	SER

Sometimes sidechains can be flipped to improve hydrogen bonding and reduce clashes. All (152) such sidechains are listed below:

Mol	Chain	Res	Type
1	A	41	ASN
1	A	128	HIS
1	A	132	HIS
1	A	208	ASN
1	A	227	GLN
1	B	18	GLN
1	B	23	HIS
1	B	37	HIS
1	B	75	GLN
1	B	84	ASN
1	B	147	GLN
1	B	194	GLN
2	C	46	GLN
2	C	150	HIS
2	C	314	ASN
2	C	330	HIS
2	C	406	ASN
2	C	494	ASN
2	C	568	ASN
2	C	573	ASN
2	C	618	GLN
2	C	677	ASN
2	C	688	GLN
2	C	766	ASN
2	C	824	GLN
2	C	856	ASN
2	C	894	GLN
2	C	1116	HIS
2	C	1209	GLN
2	C	1220	GLN
2	C	1312	ASN
3	D	113	HIS
3	D	232	ASN

*Continued on next page...*

*Continued from previous page...*

<b>Mol</b>	<b>Chain</b>	<b>Res</b>	<b>Type</b>
3	D	341	ASN
3	D	419	HIS
3	D	465	GLN
3	D	593	ASN
3	D	690	ASN
3	D	700	ASN
3	D	720	ASN
3	D	777	HIS
3	D	875	ASN
3	D	954	ASN
3	D	1010	GLN
3	D	1098	GLN
3	D	1114	GLN
3	D	1197	ASN
3	D	1244	GLN
3	D	1259	GLN
3	D	1366	HIS
4	E	43	ASN
5	F	129	GLN
5	F	227	GLN
5	F	362	ASN
5	F	409	ASN
5	F	455	HIS
1	G	66	HIS
1	G	208	ASN
1	H	18	GLN
1	H	75	GLN
2	I	46	GLN
2	I	450	ASN
2	I	513	GLN
2	I	554	HIS
2	I	568	ASN
2	I	573	ASN
2	I	658	GLN
2	I	686	GLN
2	I	725	GLN
2	I	766	ASN
2	I	856	ASN
2	I	1108	ASN
2	I	1116	HIS
2	I	1209	GLN
2	I	1256	GLN

*Continued on next page...*



*Continued from previous page...*

<b>Mol</b>	<b>Chain</b>	<b>Res</b>	<b>Type</b>
2	I	1299	ASN
3	J	158	GLN
3	J	209	ASN
3	J	232	ASN
3	J	294	ASN
3	J	300	GLN
3	J	335	GLN
3	J	450	HIS
3	J	458	ASN
3	J	593	ASN
3	J	690	ASN
3	J	708	ASN
3	J	736	GLN
3	J	921	GLN
3	J	954	ASN
3	J	1023	HIS
3	J	1098	GLN
3	J	1114	GLN
3	J	1195	GLN
3	J	1244	GLN
3	J	1326	GLN
3	J	1350	ASN
4	K	43	ASN
4	K	60	ASN
4	K	73	GLN
5	L	129	GLN
5	L	169	ASN
5	L	383	ASN
5	L	455	HIS
5	L	464	ASN
5	L	600	HIS
1	M	41	ASN
1	M	66	HIS
1	N	41	ASN
1	N	75	GLN
1	N	128	HIS
1	N	208	ASN
2	O	150	HIS
2	O	219	GLN
2	O	387	ASN
2	O	447	HIS
2	O	554	HIS

*Continued on next page...*

*Continued from previous page...*

Mol	Chain	Res	Type
2	O	568	ASN
2	O	686	GLN
2	O	766	ASN
2	O	798	GLN
2	O	808	ASN
2	O	832	HIS
2	O	1017	GLN
2	O	1099	ASN
2	O	1220	GLN
2	O	1307	ASN
2	O	1313	HIS
3	P	113	HIS
3	P	164	GLN
3	P	335	GLN
3	P	364	HIS
3	P	419	HIS
3	P	435	GLN
3	P	545	HIS
3	P	690	ASN
3	P	720	ASN
3	P	736	GLN
3	P	739	GLN
3	P	777	HIS
3	P	1098	GLN
3	P	1114	GLN
3	P	1326	GLN
3	P	1366	HIS
4	Q	43	ASN
5	R	128	ASN
5	R	129	GLN
5	R	309	ASN
5	R	342	GLN
5	R	383	ASN
5	R	455	HIS
5	R	472	GLN

### 5.3.3 RNA

Mol	Chain	Analysed	Backbone Outliers	Pucker Outliers
8	3	3/4 (75%)	1 (33%)	1 (33%)
8	6	3/4 (75%)	1 (33%)	1 (33%)

*Continued on next page...*

*Continued from previous page...*

Mol	Chain	Analysed	Backbone Outliers	Pucker Outliers
8	9	3/4 (75%)	1 (33%)	1 (33%)
All	All	9/12 (75%)	3 (33%)	3 (33%)

All (3) RNA backbone outliers are listed below:

Mol	Chain	Res	Type
8	3	15	G
8	6	15	G
8	9	15	G

All (3) RNA pucker outliers are listed below:

Mol	Chain	Res	Type
8	3	13	GTP
8	6	13	GTP
8	9	13	GTP

## 5.4 Non-standard residues in protein, DNA, RNA chains [i](#)

There are no non-standard protein/DNA/RNA residues in this entry.

## 5.5 Carbohydrates [i](#)

There are no oligosaccharides in this entry.

## 5.6 Ligand geometry [i](#)

Of 9 ligands modelled in this entry, 9 are monoatomic - leaving 0 for Mogul analysis.

There are no bond length outliers.

There are no bond angle outliers.

There are no chirality outliers.

There are no torsion outliers.

There are no ring outliers.

No monomer is involved in short contacts.

## 5.7 Other polymers [i](#)

There are no such residues in this entry.

## 5.8 Polymer linkage issues [i](#)

The following chains have linkage breaks:

Mol	Chain	Number of breaks
6	1	3
6	4	1
7	2	1

All chain breaks are listed below:

Model	Chain	Residue-1	Atom-1	Residue-2	Atom-2	Distance (Å)
1	4	51:DC	O3'	52:DT	P	3.86
1	1	51:DC	O3'	52:DT	P	3.85
1	1	46:DG	O3'	47:DC	P	3.49
1	2	12:DG	O3'	13:DA	P	2.97
1	1	36:DT	O3'	37:DA	P	2.64

## 6 Fit of model and data i

### 6.1 Protein, DNA and RNA chains i

In the following table, the column labelled '#RSRZ > 2' contains the number (and percentage) of RSRZ outliers, followed by percent RSRZ outliers for the chain as percentile scores relative to all X-ray entries and entries of similar resolution. The OWAB column contains the minimum, median, 95<sup>th</sup> percentile and maximum values of the occupancy-weighted average B-factor per residue. The column labelled 'Q < 0.9' lists the number of (and percentage) of residues with an average occupancy less than 0.9.

Mol	Chain	Analysed	<RSRZ>	#RSRZ > 2	OWAB(Å <sup>2</sup> )	Q < 0.9
1	A	230/242 (95%)	-0.90	0 100 100	162, 207, 238, 299	0
1	B	228/242 (94%)	-0.83	0 100 100	165, 211, 254, 284	0
1	G	230/242 (95%)	-0.86	0 100 100	175, 216, 259, 292	0
1	H	228/242 (94%)	-0.81	1 (0%) 89 80	200, 264, 307, 325	0
1	M	230/242 (95%)	-0.85	0 100 100	155, 186, 230, 311	0
1	N	228/242 (94%)	-0.89	0 100 100	162, 205, 248, 280	0
2	C	1341/1342 (99%)	-0.93	0 100 100	126, 243, 333, 427	0
2	I	1341/1342 (99%)	-0.89	2 (0%) 92 88	142, 196, 276, 345	0
2	O	1341/1342 (99%)	-0.89	1 (0%) 92 88	126, 202, 287, 327	0
3	D	1362/1407 (96%)	-0.89	2 (0%) 92 88	129, 204, 384, 437	0
3	J	1362/1407 (96%)	-0.82	1 (0%) 92 88	145, 213, 344, 397	0
3	P	1362/1407 (96%)	-0.92	2 (0%) 92 88	133, 223, 391, 441	0
4	E	90/90 (100%)	-0.85	0 100 100	138, 184, 398, 452	0
4	K	90/90 (100%)	-0.88	0 100 100	165, 213, 389, 436	0
4	Q	90/90 (100%)	-0.97	0 100 100	157, 202, 400, 463	0
5	F	497/628 (79%)	-0.82	1 (0%) 92 85	176, 304, 513, 589	0
5	L	497/628 (79%)	-0.86	0 100 100	171, 277, 369, 399	0
5	R	497/628 (79%)	-0.85	0 100 100	170, 322, 414, 449	0
6	1	49/49 (100%)	-0.60	0 100 100	206, 263, 311, 333	0
6	4	49/49 (100%)	-0.54	0 100 100	50, 261, 289, 312	0
6	7	49/49 (100%)	-0.55	0 100 100	214, 295, 334, 336	0
7	2	49/49 (100%)	-0.58	0 100 100	183, 272, 334, 388	0
7	5	49/49 (100%)	-0.54	0 100 100	172, 257, 298, 371	0
7	8	49/49 (100%)	-0.49	0 100 100	228, 300, 347, 427	0

*Continued on next page...*

Continued from previous page...

Mol	Chain	Analysed	<RSRZ>	#RSRZ>2	OWAB(Å <sup>2</sup> )	Q<0.9
8	3	3/4 (75%)	-0.96	0 100 100	310, 310, 316, 331	0
8	6	3/4 (75%)	-1.01	0 100 100	242, 242, 251, 272	0
8	9	3/4 (75%)	-0.67	0 100 100	257, 257, 296, 373	0
All	All	11547/12159 (94%)	-0.87	10 (0%) 92 88	50, 219, 383, 589	0

All (10) RSRZ outliers are listed below:

Mol	Chain	Res	Type	RSRZ
3	D	1145	PHE	4.2
3	J	1145	PHE	3.2
3	P	285	LEU	2.7
2	O	492	MET	2.7
1	H	131	CYS	2.3
3	P	773	PHE	2.3
2	I	606	LEU	2.2
2	I	642	SER	2.1
3	D	855	ASP	2.1
5	F	306	PHE	2.1

## 6.2 Non-standard residues in protein, DNA, RNA chains [i](#)

There are no non-standard protein/DNA/RNA residues in this entry.

## 6.3 Carbohydrates [i](#)

There are no monosaccharides in this entry.

## 6.4 Ligands [i](#)

In the following table, the Atoms column lists the number of modelled atoms in the group and the number defined in the chemical component dictionary. The B-factors column lists the minimum, median, 95<sup>th</sup> percentile and maximum values of B factors of atoms in the group. The column labelled 'Q< 0.9' lists the number of atoms with occupancy less than 0.9.

Mol	Type	Chain	Res	Atoms	RSCC	RSR	B-factors(Å <sup>2</sup> )	Q<0.9
9	MG	C	1401	1/1	0.97	0.14	218,218,218,218	0
10	ZN	J	1501	1/1	0.97	0.04	218,218,218,218	0
10	ZN	D	1501	1/1	0.98	0.04	215,215,215,215	0

Continued on next page...

*Continued from previous page...*

Mol	Type	Chain	Res	Atoms	RSCC	RSR	B-factors( $\text{\AA}^2$ )	Q<0.9
9	MG	J	1503	1/1	1.00	0.02	204,204,204,204	0
10	ZN	D	1502	1/1	1.00	0.05	172,172,172,172	0
9	MG	P	1503	1/1	1.00	0.01	187,187,187,187	0
10	ZN	J	1502	1/1	1.00	0.02	196,196,196,196	0
10	ZN	P	1501	1/1	1.00	0.01	252,252,252,252	0
10	ZN	P	1502	1/1	1.00	0.01	204,204,204,204	0

## 6.5 Other polymers [i](#)

There are no such residues in this entry.