



Full wwPDB X-ray Structure Validation Report ⓘ

Sep 12, 2023 – 08:18 AM EDT

PDB ID : 4NBQ
Title : Structure of the polynucleotide phosphorylase (CBU_0852) from *Coxiella burnetii*
Authors : Rudolph, M.J.; Cheung, J.; Franklin, M.C.; Cassidy, M.; Gary, E.; Burshteyn, F.; Love, J.
Deposited on : 2013-10-23
Resolution : 2.91 Å(reported)

This is a Full wwPDB X-ray Structure Validation Report for a publicly released PDB entry.

We welcome your comments at validation@mail.wwpdb.org

A user guide is available at

<https://www.wwpdb.org/validation/2017/XrayValidationReportHelp>

with specific help available everywhere you see the ⓘ symbol.

The types of validation reports are described at

<http://www.wwpdb.org/validation/2017/FAQs#types>.

The following versions of software and data (see [references ⓘ](#)) were used in the production of this report:

MolProbity : 4.02b-467
Mogul : 1.8.5 (274361), CSD as541be (2020)
Xtriage (Phenix) : 1.13
EDS : 2.35.1
Percentile statistics : 20191225.v01 (using entries in the PDB archive December 25th 2019)
Refmac : 5.8.0158
CCP4 : 7.0.044 (Gargrove)
Ideal geometry (proteins) : Engh & Huber (2001)
Ideal geometry (DNA, RNA) : Parkinson et al. (1996)
Validation Pipeline (wwPDB-VP) : 2.35.1

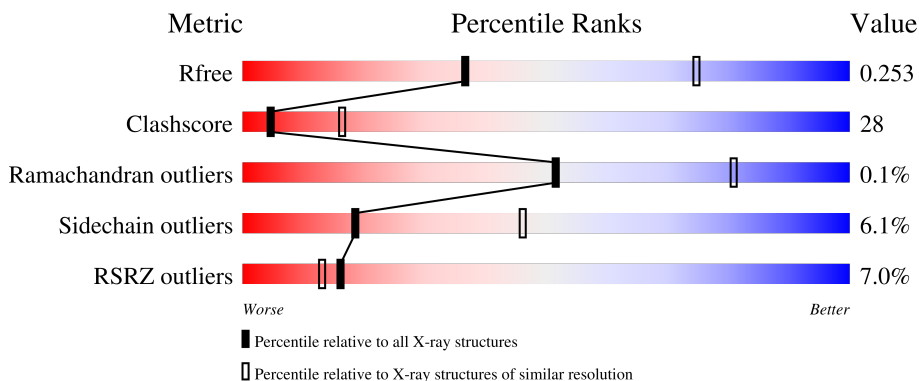
1 Overall quality at a glance

The following experimental techniques were used to determine the structure:

X-RAY DIFFRACTION

The reported resolution of this entry is 2.91 Å.

Percentile scores (ranging between 0-100) for global validation metrics of the entry are shown in the following graphic. The table shows the number of entries on which the scores are based.



Metric	Whole archive (#Entries)	Similar resolution (#Entries, resolution range(Å))
R_{free}	130704	2307 (2.94-2.90)
Clashscore	141614	2531 (2.94-2.90)
Ramachandran outliers	138981	2462 (2.94-2.90)
Sidechain outliers	138945	2464 (2.94-2.90)
RSRZ outliers	127900	2248 (2.94-2.90)

The table below summarises the geometric issues observed across the polymeric chains and their fit to the electron density. The red, orange, yellow and green segments of the lower bar indicate the fraction of residues that contain outliers for ≥ 3 , 2, 1 and 0 types of geometric quality criteria respectively. A grey segment represents the fraction of residues that are not modelled. The numeric value for each fraction is indicated below the corresponding segment, with a dot representing fractions $\leq 5\%$. The upper red bar (where present) indicates the fraction of residues that have poor fit to the electron density. The numeric value is given above the bar.

Mol	Chain	Length	Quality of chain
1	A	715	
1	B	715	
1	C	715	

The following table lists non-polymeric compounds, carbohydrate monomers and non-standard residues in protein, DNA, RNA chains that are outliers for geometric or electron-density-fit criteria:

Mol	Type	Chain	Res	Chirality	Geometry	Clashes	Electron density
2	SO4	A	701	-	-	X	-
2	SO4	B	701	-	-	X	-

2 Entry composition [i](#)

There are 3 unique types of molecules in this entry. The entry contains 14928 atoms, of which 0 are hydrogens and 0 are deuteriums.

In the tables below, the ZeroOcc column contains the number of atoms modelled with zero occupancy, the AltConf column contains the number of residues with at least one atom in alternate conformation and the Trace column contains the number of residues modelled with at most 2 atoms.

- Molecule 1 is a protein called Polyribonucleotide nucleotidyltransferase.

Mol	Chain	Residues	Atoms						ZeroOcc	AltConf	Trace
			Total	C	N	O	S	Se			
1	A	659	5072	3189	891	973	3	16	0	1	0
1	B	668	5121	3220	892	990	3	16	0	0	0
1	C	607	4658	2930	815	895	3	15	0	0	0

There are 57 discrepancies between the modelled and reference sequences:

Chain	Residue	Modelled	Actual	Comment	Reference
A	-18	MSE	-	expression tag	UNP Q83D87
A	-17	HIS	-	expression tag	UNP Q83D87
A	-16	HIS	-	expression tag	UNP Q83D87
A	-15	HIS	-	expression tag	UNP Q83D87
A	-14	HIS	-	expression tag	UNP Q83D87
A	-13	HIS	-	expression tag	UNP Q83D87
A	-12	HIS	-	expression tag	UNP Q83D87
A	-11	HIS	-	expression tag	UNP Q83D87
A	-10	HIS	-	expression tag	UNP Q83D87
A	-9	HIS	-	expression tag	UNP Q83D87
A	-8	HIS	-	expression tag	UNP Q83D87
A	-7	GLU	-	expression tag	UNP Q83D87
A	-6	ASN	-	expression tag	UNP Q83D87
A	-5	LEU	-	expression tag	UNP Q83D87
A	-4	TYR	-	expression tag	UNP Q83D87
A	-3	PHE	-	expression tag	UNP Q83D87
A	-2	GLN	-	expression tag	UNP Q83D87
A	-1	SER	-	expression tag	UNP Q83D87
A	0	ALA	-	expression tag	UNP Q83D87
B	-18	MSE	-	expression tag	UNP Q83D87
B	-17	HIS	-	expression tag	UNP Q83D87
B	-16	HIS	-	expression tag	UNP Q83D87
B	-15	HIS	-	expression tag	UNP Q83D87

Continued on next page...

Continued from previous page...

Chain	Residue	Modelled	Actual	Comment	Reference
B	-14	HIS	-	expression tag	UNP Q83D87
B	-13	HIS	-	expression tag	UNP Q83D87
B	-12	HIS	-	expression tag	UNP Q83D87
B	-11	HIS	-	expression tag	UNP Q83D87
B	-10	HIS	-	expression tag	UNP Q83D87
B	-9	HIS	-	expression tag	UNP Q83D87
B	-8	HIS	-	expression tag	UNP Q83D87
B	-7	GLU	-	expression tag	UNP Q83D87
B	-6	ASN	-	expression tag	UNP Q83D87
B	-5	LEU	-	expression tag	UNP Q83D87
B	-4	TYR	-	expression tag	UNP Q83D87
B	-3	PHE	-	expression tag	UNP Q83D87
B	-2	GLN	-	expression tag	UNP Q83D87
B	-1	SER	-	expression tag	UNP Q83D87
B	0	ALA	-	expression tag	UNP Q83D87
C	-18	MSE	-	expression tag	UNP Q83D87
C	-17	HIS	-	expression tag	UNP Q83D87
C	-16	HIS	-	expression tag	UNP Q83D87
C	-15	HIS	-	expression tag	UNP Q83D87
C	-14	HIS	-	expression tag	UNP Q83D87
C	-13	HIS	-	expression tag	UNP Q83D87
C	-12	HIS	-	expression tag	UNP Q83D87
C	-11	HIS	-	expression tag	UNP Q83D87
C	-10	HIS	-	expression tag	UNP Q83D87
C	-9	HIS	-	expression tag	UNP Q83D87
C	-8	HIS	-	expression tag	UNP Q83D87
C	-7	GLU	-	expression tag	UNP Q83D87
C	-6	ASN	-	expression tag	UNP Q83D87
C	-5	LEU	-	expression tag	UNP Q83D87
C	-4	TYR	-	expression tag	UNP Q83D87
C	-3	PHE	-	expression tag	UNP Q83D87
C	-2	GLN	-	expression tag	UNP Q83D87
C	-1	SER	-	expression tag	UNP Q83D87
C	0	ALA	-	expression tag	UNP Q83D87

- Molecule 2 is SULFATE ION (three-letter code: SO4) (formula: O₄S).



Mol	Chain	Residues	Atoms			ZeroOcc	AltConf
2	A	1	Total	O	S	0	0
			5	4	1		
2	A	1	Total	O	S	0	0
			5	4	1		
2	A	1	Total	O	S	0	0
			5	4	1		
2	A	1	Total	O	S	0	0
			5	4	1		
2	A	1	Total	O	S	0	0
			5	4	1		
2	A	1	Total	O	S	0	0
			5	4	1		
2	B	1	Total	O	S	0	0
			5	4	1		
2	B	1	Total	O	S	0	0
			5	4	1		
2	B	1	Total	O	S	0	0
			5	4	1		
2	C	1	Total	O	S	0	0
			5	4	1		
2	C	1	Total	O	S	0	0
			5	4	1		

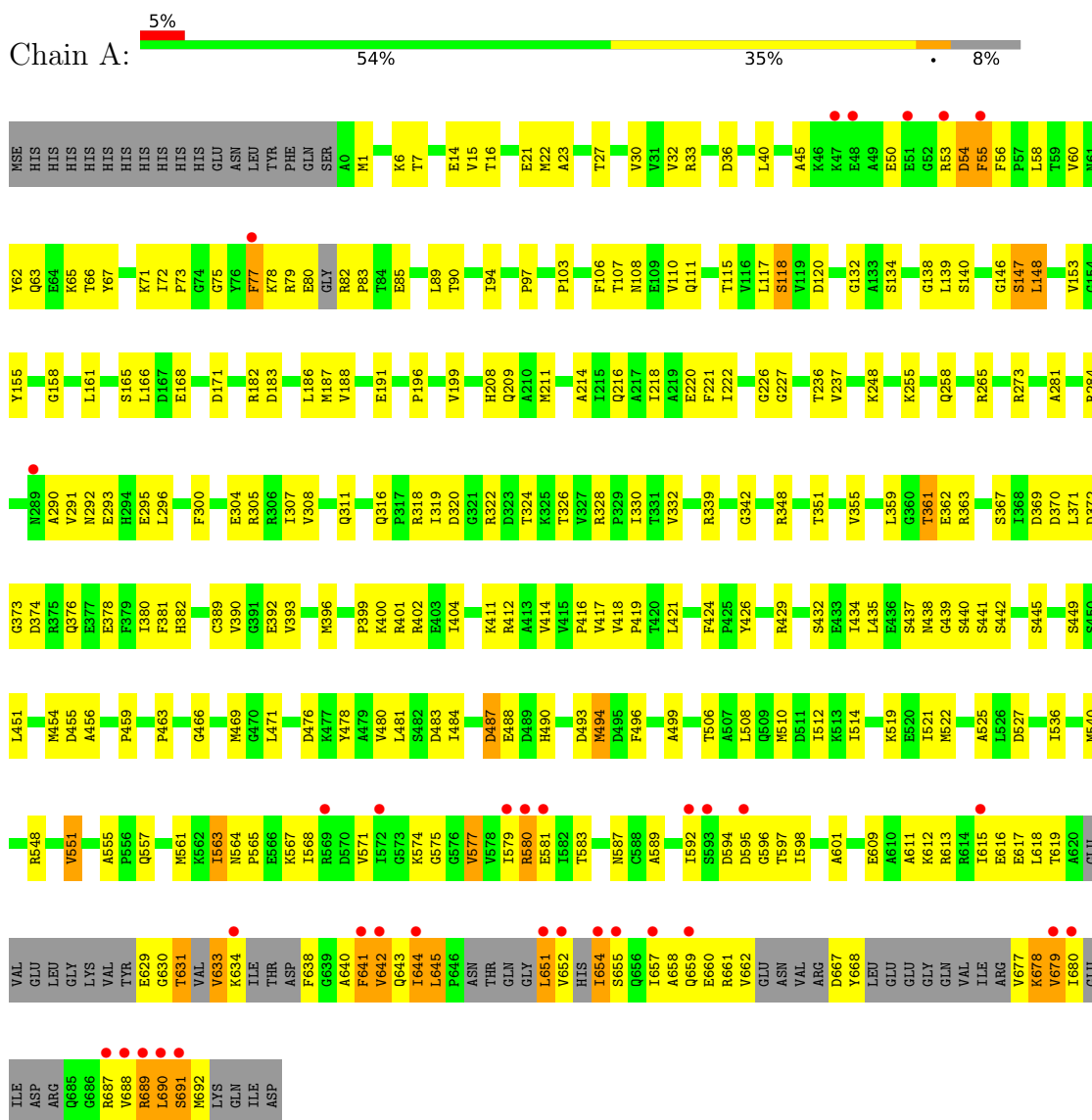
- Molecule 3 is water.

Mol	Chain	Residues	Atoms	ZeroOcc	AltConf
3	A	9	Total O 9 9	0	0
3	B	3	Total O 3 3	0	0

3 Residue-property plots [i](#)

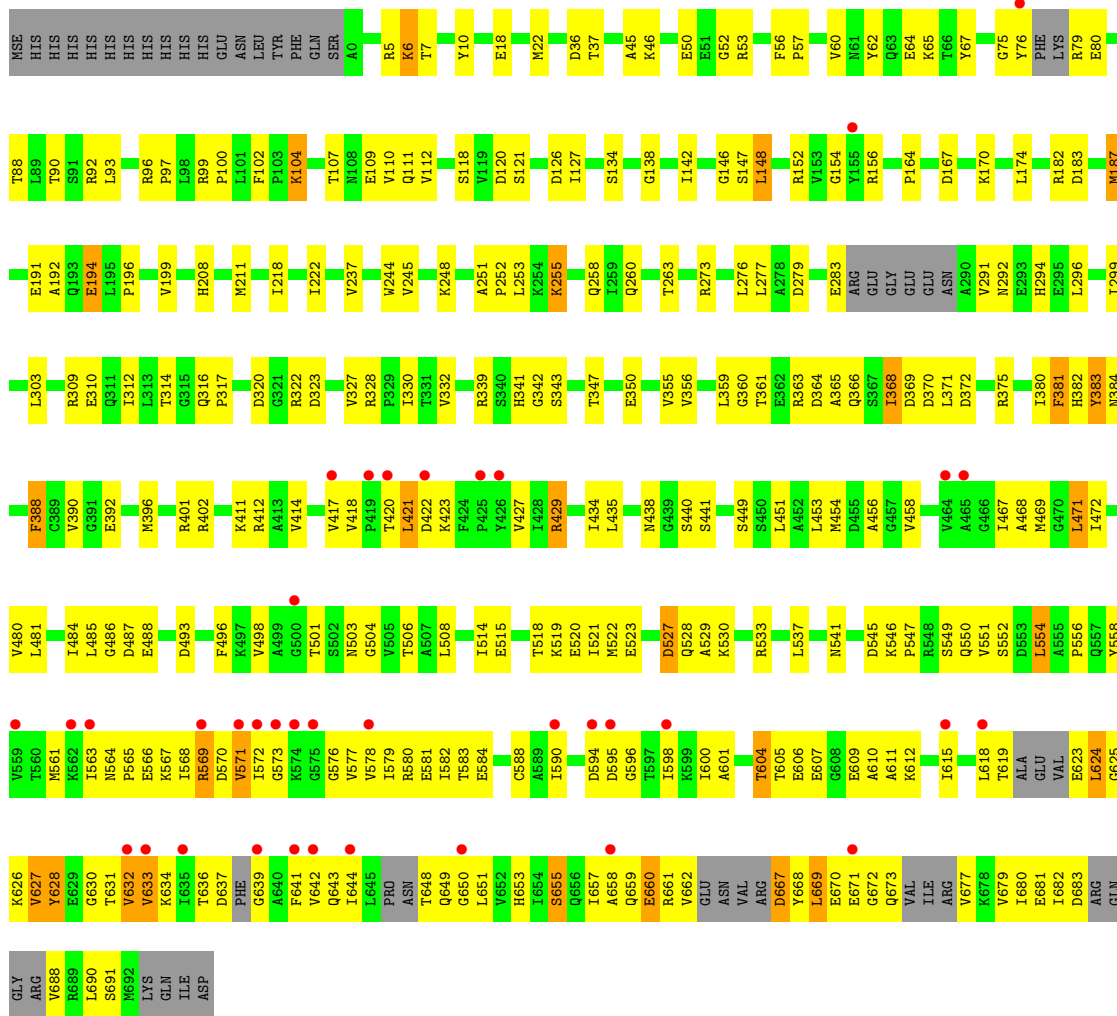
These plots are drawn for all protein, RNA, DNA and oligosaccharide chains in the entry. The first graphic for a chain summarises the proportions of the various outlier classes displayed in the second graphic. The second graphic shows the sequence view annotated by issues in geometry and electron density. Residues are color-coded according to the number of geometric quality criteria for which they contain at least one outlier: green = 0, yellow = 1, orange = 2 and red = 3 or more. A red dot above a residue indicates a poor fit to the electron density ($RSRZ > 2$). Stretches of 2 or more consecutive residues without any outlier are shown as a green connector. Residues present in the sample, but not in the model, are shown in grey.

- Molecule 1: Polyrribonucleotide nucleotidyltransferase

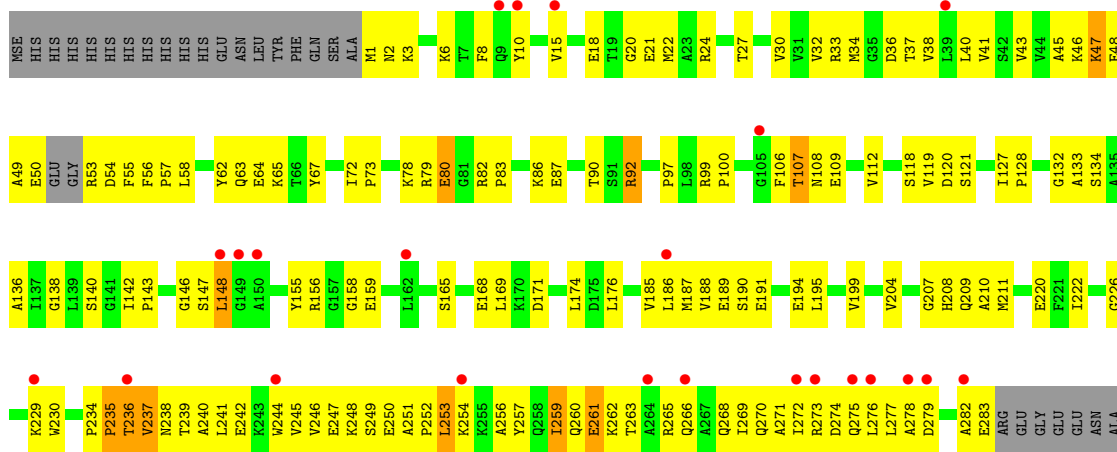


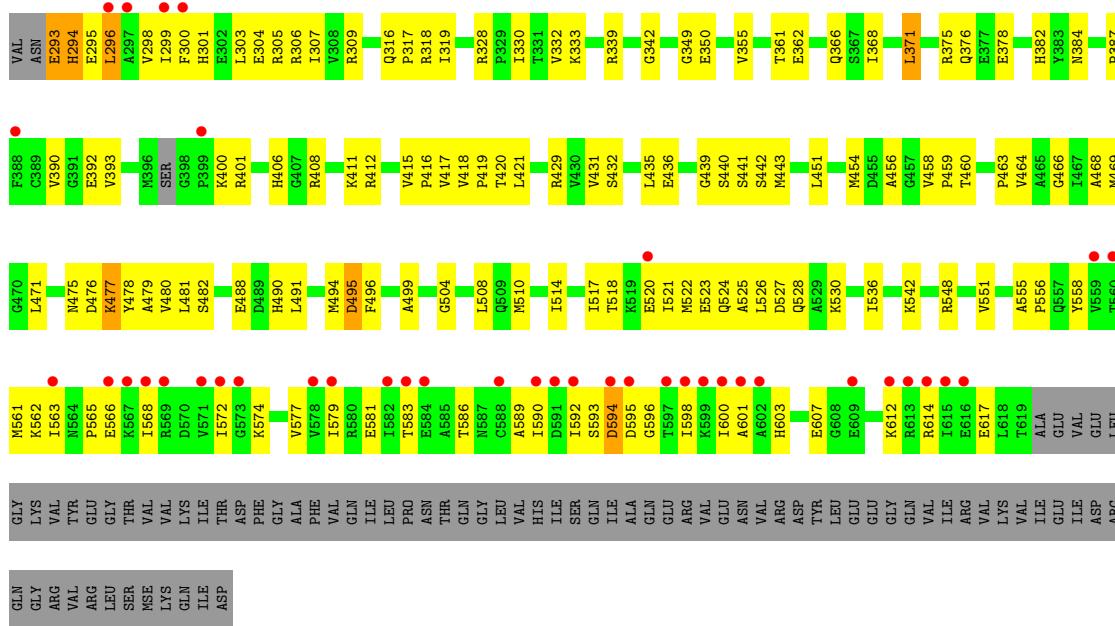
- Molecule 1: Polyrribonucleotide nucleotidyltransferase





● Molecule 1: Polyribonucleotide nucleotidyltransferase





4 Data and refinement statistics

Property	Value	Source
Space group	P 21 21 21	Depositor
Cell constants a, b, c, α , β , γ	99.71Å 111.36Å 219.06Å 90.00° 90.00° 90.00°	Depositor
Resolution (Å)	49.63 – 2.91 49.63 – 2.91	Depositor EDS
% Data completeness (in resolution range)	94.3 (49.63-2.91) 94.1 (49.63-2.91)	Depositor EDS
R_{merge}	0.10	Depositor
R_{sym}	(Not available)	Depositor
$\langle I/\sigma(I) \rangle$ ¹	2.56 (at 2.91Å)	Xtrriage
Refinement program	PHENIX 1.7.1_743	Depositor
R, R_{free}	0.208 , 0.260 0.203 , 0.253	Depositor DCC
R_{free} test set	2590 reflections (5.08%)	wwPDB-VP
Wilson B-factor (Å ²)	67.7	Xtrriage
Anisotropy	0.118	Xtrriage
Bulk solvent k_{sol} (e/Å ³), B_{sol} (Å ²)	0.32 , 64.0	EDS
L-test for twinning ²	$\langle L \rangle = 0.49$, $\langle L^2 \rangle = 0.32$	Xtrriage
Estimated twinning fraction	No twinning to report.	Xtrriage
F_o, F_c correlation	0.93	EDS
Total number of atoms	14928	wwPDB-VP
Average B, all atoms (Å ²)	78.0	wwPDB-VP

Xtrriage's analysis on translational NCS is as follows: *The largest off-origin peak in the Patterson function is 2.78% of the height of the origin peak. No significant pseudotranslation is detected.*

¹Intensities estimated from amplitudes.

²Theoretical values of $\langle |L| \rangle$, $\langle L^2 \rangle$ for acentric reflections are 0.5, 0.333 respectively for untwinned datasets, and 0.375, 0.2 for perfectly twinned datasets.

5 Model quality [i](#)

5.1 Standard geometry [i](#)

Bond lengths and bond angles in the following residue types are not validated in this section: SO4

The Z score for a bond length (or angle) is the number of standard deviations the observed value is removed from the expected value. A bond length (or angle) with $|Z| > 5$ is considered an outlier worth inspection. RMSZ is the root-mean-square of all Z scores of the bond lengths (or angles).

Mol	Chain	Bond lengths		Bond angles	
		RMSZ	# Z >5	RMSZ	# Z >5
1	A	0.29	0/5124	0.56	1/6887 (0.0%)
1	B	0.26	0/5173	0.51	0/6959
1	C	0.25	0/4714	0.48	0/6348
All	All	0.27	0/15011	0.52	1/20194 (0.0%)

Chiral center outliers are detected by calculating the chiral volume of a chiral center and verifying if the center is modelled as a planar moiety or with the opposite hand. A planarity outlier is detected by checking planarity of atoms in a peptide group, atoms in a mainchain group or atoms of a sidechain that are expected to be planar.

Mol	Chain	#Chirality outliers	#Planarity outliers
1	A	0	3
1	C	0	1
All	All	0	4

There are no bond length outliers.

All (1) bond angle outliers are listed below:

Mol	Chain	Res	Type	Atoms	Z	Observed(°)	Ideal(°)
1	A	679	VAL	CB-CA-C	-6.76	98.56	111.40

There are no chirality outliers.

All (4) planarity outliers are listed below:

Mol	Chain	Res	Type	Group
1	A	437	SER	Peptide
1	A	678	LYS	Peptide
1	A	689	ARG	Peptide
1	C	235	PRO	Peptide

5.2 Too-close contacts [i](#)

In the following table, the Non-H and H(model) columns list the number of non-hydrogen atoms and hydrogen atoms in the chain respectively. The H(added) column lists the number of hydrogen atoms added and optimized by MolProbity. The Clashes column lists the number of clashes within the asymmetric unit, whereas Symm-Clashes lists symmetry-related clashes.

Mol	Chain	Non-H	H(model)	H(added)	Clashes	Symm-Clashes
1	A	5072	0	5156	297	3
1	B	5121	0	5203	296	2
1	C	4658	0	4737	298	0
2	A	35	0	0	3	0
2	B	20	0	0	4	0
2	C	10	0	0	0	0
3	A	9	0	0	1	0
3	B	3	0	0	1	0
All	All	14928	0	15096	847	3

The all-atom clashscore is defined as the number of clashes found per 1000 atoms (including hydrogen atoms). The all-atom clashscore for this structure is 28.

All (847) close contacts within the same asymmetric unit are listed below, sorted by their clash magnitude.

Atom-1	Atom-2	Interatomic distance (Å)	Clash overlap (Å)
1:C:241:LEU:HD23	1:C:244:TRP:HE1	1.20	1.03
1:A:654:ILE:HG22	1:A:657:ILE:HG22	1.42	1.02
1:B:623:GLU:O	1:B:628:TYR:OH	1.75	1.01
1:A:633:VAL:HG23	1:A:642:VAL:HA	1.39	1.00
1:B:660:GLU:OE2	1:B:668:TYR:OH	1.80	0.99
1:A:658:ALA:HB1	1:A:660:GLU:HG2	1.45	0.98
1:C:260:GLN:HG2	1:C:261:GLU:H	1.28	0.98
1:A:644:ILE:HD12	1:A:645:LEU:H	1.26	0.96
1:A:660:GLU:OE2	1:A:668:TYR:OH	1.81	0.96
1:C:236:THR:O	1:C:238:ASN:ND2	1.99	0.96
1:B:88:THR:HG23	1:B:401:ARG:HG2	1.49	0.95
1:A:691:SER:OG	1:A:692:MSE:N	1.98	0.95
1:A:688:VAL:HG22	1:A:689:ARG:HE	1.30	0.94
1:B:429:ARG:NH2	1:C:80:GLU:OE1	2.01	0.94
1:A:633:VAL:CG2	1:A:642:VAL:HA	1.98	0.93
1:B:643:GLN:OE1	1:B:649:GLN:NE2	2.01	0.93
1:A:292:ASN:HD21	1:A:295:GLU:HB3	1.34	0.93
1:C:43:VAL:HG22	1:C:112:VAL:HG22	1.50	0.92
1:A:402:ARG:NH2	2:A:701:SO4:O1	2.04	0.91

Continued on next page...

Continued from previous page...

Atom-1	Atom-2	Interatomic distance (Å)	Clash overlap (Å)
1:A:652:VAL:HG23	1:A:690:LEU:O	1.71	0.91
1:B:566:GLU:O	1:B:569:ARG:HG2	1.70	0.90
1:A:654:ILE:CG2	1:A:657:ILE:HG22	2.01	0.90
1:A:367:SER:OG	1:A:376:GLN:NE2	2.06	0.89
1:B:255:LYS:HB2	1:B:255:LYS:NZ	1.85	0.89
1:B:481:LEU:HB2	1:B:484:ILE:HD11	1.55	0.88
1:B:625:GLY:H	1:B:626:LYS:HB2	1.38	0.86
1:A:688:VAL:CG2	1:A:689:ARG:HE	1.89	0.86
1:A:78:LYS:HE3	1:C:366:GLN:HB2	1.55	0.85
1:A:644:ILE:HG12	1:A:677:VAL:HG21	1.56	0.85
1:B:583:THR:HG22	1:B:590:ILE:HG12	1.59	0.84
1:A:71:LYS:NZ	1:A:369:ASP:OD1	2.11	0.84
1:C:260:GLN:NE2	1:C:261:GLU:OE1	2.10	0.84
1:C:521:ILE:O	1:C:524:GLN:N	2.11	0.84
1:C:251:ALA:HA	1:C:254:LYS:HE2	1.59	0.83
1:A:284:ARG:HH11	1:A:290:ALA:HB1	1.44	0.83
1:C:50:GLU:OE1	1:C:53:ARG:NH2	2.11	0.83
1:B:625:GLY:N	1:B:626:LYS:HB2	1.93	0.83
1:A:305:ARG:NH1	1:A:490:HIS:O	2.13	0.81
1:A:657:ILE:HG23	1:A:658:ALA:H	1.45	0.81
1:B:514:ILE:HG22	1:B:515:GLU:N	1.95	0.81
1:A:641:PHE:H	1:A:651:LEU:HA	1.46	0.81
1:B:625:GLY:HA3	1:B:679:VAL:HB	1.63	0.80
1:C:568:ILE:HD12	1:C:592:ILE:HG21	1.64	0.80
1:A:677:VAL:CG1	1:A:679:VAL:HG13	2.12	0.79
1:B:104:LYS:H	1:B:104:LYS:HD2	1.45	0.79
1:A:630:GLY:HA3	1:A:644:ILE:HG22	1.63	0.79
1:B:661:ARG:O	1:B:662:VAL:HG22	1.82	0.79
1:A:284:ARG:HD3	1:A:290:ALA:HB3	1.65	0.79
1:A:400:LYS:HZ3	1:A:401:ARG:HG2	1.47	0.79
1:A:399:PRO:HB2	1:A:404:ILE:HD11	1.66	0.78
1:A:661:ARG:HG2	1:A:662:VAL:N	1.96	0.78
1:B:514:ILE:HG22	1:B:515:GLU:H	1.49	0.78
1:C:283:GLU:N	1:C:283:GLU:OE1	2.16	0.78
1:C:49:ALA:HB1	1:C:107:THR:HG22	1.66	0.78
1:A:644:ILE:CD1	1:A:645:LEU:H	1.96	0.77
1:A:661:ARG:HG2	1:A:662:VAL:H	1.47	0.77
1:B:50:GLU:H	1:B:53:ARG:HH21	1.29	0.77
1:C:262:LYS:O	1:C:265:ARG:N	2.17	0.77
1:B:277:LEU:HD23	1:B:296:LEU:HD23	1.67	0.77
1:B:632:VAL:HG13	1:B:671:GLU:O	1.85	0.76

Continued on next page...

Continued from previous page...

Atom-1	Atom-2	Interatomic distance (Å)	Clash overlap (Å)
1:C:156:ARG:O	1:C:159:GLU:HG2	1.85	0.76
1:B:527:ASP:O	1:B:530:LYS:N	2.19	0.75
1:A:54:ASP:N	1:A:54:ASP:OD1	2.18	0.75
1:B:669:LEU:HD23	1:B:670:GLU:N	2.00	0.75
1:C:273:ARG:O	1:C:277:LEU:HB2	1.85	0.75
1:A:434:ILE:HD12	1:A:441:SER:HB2	1.68	0.75
1:B:342:GLY:HA3	1:B:456:ALA:HB2	1.67	0.75
1:B:648:THR:HG22	1:B:649:GLN:H	1.51	0.75
1:A:691:SER:HG	1:A:692:MSE:H	1.33	0.75
1:B:363:ARG:NH2	1:B:584:GLU:OE2	2.20	0.74
1:A:77:PHE:HE1	1:A:82:ARG:HH12	1.32	0.74
1:A:661:ARG:O	1:A:662:VAL:HG23	1.86	0.74
1:B:355:VAL:HG11	1:B:449:SER:HA	1.68	0.74
1:A:644:ILE:CG1	1:A:677:VAL:HG21	2.17	0.74
1:B:46:LYS:HD3	1:B:109:GLU:HG2	1.70	0.74
1:B:661:ARG:O	1:B:661:ARG:HG2	1.88	0.74
1:B:590:ILE:HG23	1:B:600:ILE:HG12	1.71	0.73
1:B:618:LEU:HD23	1:C:574:LYS:NZ	2.03	0.73
1:B:637:ASP:OD2	1:B:639:GLY:N	2.21	0.73
1:C:244:TRP:CH2	1:C:296:LEU:HD21	2.23	0.73
1:C:238:ASN:OD1	1:C:241:LEU:HD12	1.89	0.73
1:C:572:ILE:HA	1:C:579:ILE:HB	1.71	0.73
1:C:242:GLU:O	1:C:245:VAL:HG22	1.89	0.72
1:B:501:THR:HG23	1:B:503:ASN:H	1.54	0.72
1:B:630:GLY:C	1:B:673:GLN:HE22	1.91	0.72
1:C:2:ASN:HA	1:C:3:LYS:HB3	1.70	0.72
1:B:46:LYS:HD3	1:B:109:GLU:CG	2.19	0.72
1:B:481:LEU:HB2	1:B:484:ILE:CD1	2.19	0.72
1:B:551:VAL:HG12	1:B:552:SER:H	1.54	0.72
1:A:454:MSE:HE1	1:A:463:PRO:HD3	1.71	0.72
1:A:53:ARG:HG2	1:A:107:THR:HB	1.72	0.71
1:C:261:GLU:OE2	1:C:262:LYS:N	2.22	0.71
1:C:241:LEU:HD23	1:C:244:TRP:NE1	2.00	0.71
1:C:174:LEU:HD11	1:C:176:LEU:HB2	1.72	0.71
1:A:400:LYS:NZ	1:A:401:ARG:HG2	2.05	0.71
1:B:633:VAL:HG23	1:C:566:GLU:HG2	1.73	0.71
1:B:633:VAL:HG11	1:B:643:GLN:HE21	1.55	0.71
1:B:435:LEU:HD13	1:C:22:MSE:HE3	1.72	0.71
1:A:85:GLU:OE1	1:A:404:ILE:HD12	1.91	0.70
1:A:284:ARG:NH1	1:A:290:ALA:HB1	2.06	0.70
1:B:251:ALA:HB3	1:B:252:PRO:HD3	1.73	0.70

Continued on next page...

Continued from previous page...

Atom-1	Atom-2	Interatomic distance (Å)	Clash overlap (Å)
1:A:292:ASN:ND2	1:A:295:GLU:HB3	2.04	0.70
1:A:677:VAL:HG13	1:A:679:VAL:CG1	2.22	0.70
1:C:261:GLU:O	1:C:265:ARG:HD3	1.92	0.70
1:A:688:VAL:HG11	1:A:689:ARG:NH2	2.06	0.70
1:B:537:LEU:O	1:B:541:ASN:ND2	2.24	0.70
1:A:644:ILE:HG21	1:A:677:VAL:HG23	1.75	0.69
1:B:50:GLU:H	1:B:53:ARG:NH2	1.90	0.69
1:C:79:ARG:HG2	1:C:80:GLU:H	1.57	0.69
1:A:455:ASP:OD1	1:A:548:ARG:NH1	2.26	0.69
1:B:628:TYR:HD2	1:B:644:ILE:HB	1.57	0.69
1:C:47:LYS:H	1:C:47:LYS:HD3	1.58	0.69
1:B:390:VAL:HG12	1:B:392:GLU:HG3	1.73	0.69
1:A:644:ILE:CD1	1:A:677:VAL:HG21	2.23	0.69
1:A:690:LEU:HD12	1:A:691:SER:O	1.93	0.69
1:B:104:LYS:H	1:B:104:LYS:CD	1.98	0.69
1:B:631:THR:HA	1:B:673:GLN:OE1	1.92	0.69
1:A:361:THR:HG22	1:A:363:ARG:H	1.57	0.69
1:A:575:GLY:O	1:C:614:ARG:NH2	2.26	0.68
1:A:643:GLN:O	1:A:644:ILE:HG13	1.93	0.68
1:B:469:MSE:HE1	1:B:528:GLN:HG2	1.74	0.68
1:C:238:ASN:HB2	1:C:241:LEU:HB2	1.75	0.68
1:C:32:VAL:HG21	1:C:132:GLY:CA	2.24	0.68
1:A:79:ARG:NH2	1:C:384:ASN:OD1	2.24	0.68
1:A:284:ARG:HD3	1:A:290:ALA:CB	2.23	0.68
1:B:618:LEU:HD23	1:C:574:LYS:HZ1	1.59	0.68
1:C:262:LYS:HG3	1:C:263:THR:H	1.56	0.68
1:C:454:MSE:HE1	1:C:463:PRO:HD3	1.74	0.68
1:C:244:TRP:HH2	1:C:296:LEU:HD21	1.56	0.68
1:C:229:LYS:HG2	1:C:230:TRP:N	2.08	0.68
1:A:657:ILE:HG13	1:A:692:MSE:HE1	1.75	0.68
1:B:104:LYS:HD2	1:B:104:LYS:N	2.08	0.68
1:A:677:VAL:HG13	1:A:679:VAL:HG13	1.76	0.68
1:A:581:GLU:OE1	1:B:580:ARG:HD2	1.94	0.67
1:A:401:ARG:HG3	1:A:402:ARG:N	2.09	0.67
1:C:229:LYS:HG2	1:C:230:TRP:H	1.59	0.67
1:C:260:GLN:HG2	1:C:261:GLU:N	2.06	0.67
1:C:328:ARG:HD2	1:C:349:GLY:HA3	1.76	0.67
1:C:378:GLU:HG2	1:C:421:LEU:HD22	1.75	0.67
1:B:681:GLU:HG2	1:B:682:ILE:N	2.10	0.67
1:A:644:ILE:HD12	1:A:645:LEU:N	2.06	0.67
1:C:521:ILE:HG13	1:C:522:MSE:N	2.10	0.67

Continued on next page...

Continued from previous page...

Atom-1	Atom-2	Interatomic distance (Å)	Clash overlap (Å)
1:A:487:ASP:OD1	1:A:487:ASP:N	2.25	0.67
1:B:469:MSE:HB2	1:B:496:PHE:HB3	1.76	0.67
1:C:361:THR:HG22	1:C:362:GLU:N	2.09	0.67
1:A:339:ARG:NH1	2:B:701:SO4:O3	2.27	0.67
1:B:196:PRO:HG2	1:B:199:VAL:HG23	1.77	0.67
1:B:527:ASP:OD1	1:B:527:ASP:N	2.28	0.67
1:C:262:LYS:O	1:C:265:ARG:HB2	1.95	0.66
1:A:330:ILE:HD11	1:A:536:ILE:HG12	1.76	0.66
1:A:638:PHE:CE1	1:A:654:ILE:N	2.63	0.66
1:B:208:HIS:HA	1:B:211:MSE:HE3	1.77	0.66
1:B:97:PRO:HB2	1:B:148:LEU:HD23	1.77	0.66
1:A:191:GLU:HB2	1:A:412:ARG:HB2	1.78	0.66
1:C:54:ASP:OD2	1:C:294:HIS:NE2	2.24	0.66
1:C:266:GLN:O	1:C:270:GLN:HB3	1.97	0.65
1:B:514:ILE:CG2	1:B:515:GLU:H	2.09	0.65
1:C:64:GLU:OE2	1:C:86:LYS:HE3	1.97	0.65
1:C:375:ARG:HG2	1:C:376:GLN:N	2.12	0.65
1:A:581:GLU:OE2	1:B:580:ARG:NH1	2.29	0.65
1:A:609:GLU:OE2	1:A:613:ARG:NH1	2.30	0.65
1:C:517:ILE:HG23	1:C:521:ILE:HD11	1.78	0.65
1:B:571:VAL:HA	1:B:618:LEU:HD22	1.78	0.65
1:C:249:SER:O	1:C:252:PRO:HD2	1.97	0.65
1:A:688:VAL:HG21	1:A:689:ARG:HH21	1.60	0.65
1:B:668:TYR:O	1:B:669:LEU:HB2	1.96	0.64
1:C:261:GLU:CG	1:C:262:LYS:H	2.10	0.64
1:A:688:VAL:O	1:A:689:ARG:HG3	1.97	0.64
1:B:312:ILE:HD12	1:B:472:ILE:CD1	2.27	0.64
1:C:83:PRO:HA	1:C:87:GLU:OE2	1.97	0.64
1:A:50:GLU:HG2	1:A:53:ARG:NH2	2.11	0.64
1:A:661:ARG:CG	1:A:662:VAL:H	2.08	0.64
1:C:92:ARG:HG3	1:C:401:ARG:HD3	1.80	0.64
1:A:330:ILE:CD1	1:A:536:ILE:HG12	2.28	0.64
1:B:53:ARG:HD2	1:B:107:THR:HB	1.79	0.64
1:C:254:LYS:HB3	1:C:307:ILE:HD12	1.79	0.64
1:A:611:ALA:O	1:A:615:ILE:HG12	1.97	0.64
1:A:657:ILE:HG23	1:A:658:ALA:N	2.10	0.64
1:C:222:ILE:O	1:C:226:GLY:N	2.30	0.64
1:A:654:ILE:HG22	1:A:657:ILE:CG2	2.22	0.64
1:C:241:LEU:HA	1:C:244:TRP:NE1	2.13	0.64
1:A:519:LYS:HA	1:A:522:MSE:HE3	1.80	0.63
1:B:255:LYS:HB2	1:B:255:LYS:HZ3	1.63	0.63

Continued on next page...

Continued from previous page...

Atom-1	Atom-2	Interatomic distance (Å)	Clash overlap (Å)
1:B:350:GLU:HB2	1:B:438:ASN:HB2	1.79	0.63
1:B:677:VAL:HG11	1:B:690:LEU:HD13	1.81	0.63
1:C:106:PHE:CE1	1:C:143:PRO:HG2	2.33	0.63
1:B:514:ILE:CG2	1:B:515:GLU:N	2.62	0.63
1:B:625:GLY:CA	1:B:626:LYS:HB2	2.29	0.63
1:B:669:LEU:HD23	1:B:670:GLU:H	1.61	0.63
1:C:6:LYS:NZ	1:C:220:GLU:OE1	2.18	0.63
1:A:592:ILE:HG12	1:A:598:ILE:HG12	1.79	0.63
1:B:471:LEU:HD23	1:B:521:ILE:HG21	1.80	0.63
1:A:77:PHE:CE1	1:A:82:ARG:NH1	2.68	0.62
1:C:2:ASN:HA	1:C:3:LYS:CB	2.29	0.62
1:A:633:VAL:O	1:A:634:LYS:HB2	1.99	0.62
1:A:634:LYS:HE3	1:B:565:PRO:HD2	1.80	0.62
1:A:677:VAL:CG1	1:A:679:VAL:CG1	2.77	0.62
1:B:320:ASP:OD1	1:B:322:ARG:HD3	1.99	0.62
1:C:240:ALA:O	1:C:244:TRP:HD1	1.81	0.62
1:B:312:ILE:HD13	1:B:481:LEU:HD21	1.81	0.62
1:A:581:GLU:HB2	1:B:577:VAL:HG12	1.80	0.62
1:B:310:GLU:O	1:B:314:THR:HG23	1.99	0.62
1:B:558:TYR:HA	1:B:600:ILE:O	1.99	0.62
1:C:32:VAL:HG21	1:C:132:GLY:HA3	1.82	0.62
1:B:667:ASP:O	1:B:668:TYR:HB2	2.00	0.62
1:B:653:HIS:ND1	1:B:655:SER:OG	2.33	0.62
1:C:309:ARG:NH1	1:C:491:LEU:O	2.33	0.62
1:B:97:PRO:HB2	1:B:148:LEU:CD2	2.30	0.62
1:B:570:ASP:HB3	1:C:574:LYS:HZ1	1.64	0.62
1:C:92:ARG:HH11	1:C:401:ARG:HG2	1.64	0.62
1:B:565:PRO:HG3	1:B:595:ASP:HB2	1.82	0.61
1:C:342:GLY:HA3	1:C:456:ALA:HB2	1.80	0.61
1:A:378:GLU:HG2	1:A:421:LEU:HD22	1.80	0.61
1:C:47:LYS:HG2	1:C:48:GLU:H	1.64	0.61
1:C:244:TRP:CH2	1:C:245:VAL:HG12	2.35	0.61
1:A:563:ILE:HG22	1:A:596:GLY:O	2.00	0.61
1:A:652:VAL:CG2	1:A:690:LEU:HD13	2.31	0.61
1:C:45:ALA:HB2	1:C:142:ILE:CD1	2.30	0.61
1:C:443:MSE:HA	1:C:443:MSE:HE2	1.82	0.61
1:A:106:PHE:CZ	1:A:108:ASN:HB2	2.36	0.61
1:A:371:LEU:O	1:A:372:ASP:CG	2.39	0.61
1:C:583:THR:HG22	1:C:590:ILE:HG13	1.83	0.61
1:B:633:VAL:CG2	1:C:566:GLU:HG2	2.31	0.60
1:C:245:VAL:HG11	1:C:299:ILE:CD1	2.30	0.60

Continued on next page...

Continued from previous page...

Atom-1	Atom-2	Interatomic distance (Å)	Clash overlap (Å)
1:C:614:ARG:NH1	1:C:617:GLU:OE2	2.34	0.60
1:B:218:ILE:O	1:B:222:ILE:HG13	2.02	0.60
1:B:628:TYR:CD2	1:B:644:ILE:HB	2.37	0.60
1:A:651:LEU:HG	1:A:688:VAL:O	2.01	0.60
1:B:45:ALA:HB2	1:B:142:ILE:HD11	1.82	0.60
1:A:658:ALA:CB	1:A:660:GLU:HG2	2.26	0.60
1:B:630:GLY:C	1:B:673:GLN:NE2	2.55	0.60
1:B:659:GLN:O	1:B:660:GLU:HB3	2.01	0.60
1:C:245:VAL:HG11	1:C:299:ILE:HD11	1.83	0.60
1:B:60:VAL:HG22	1:B:112:VAL:HB	1.84	0.60
1:B:191:GLU:HB3	1:B:412:ARG:HB2	1.84	0.60
1:C:250:GLU:HG3	1:C:251:ALA:H	1.65	0.60
1:C:400:LYS:HG3	1:C:401:ARG:H	1.65	0.60
1:A:401:ARG:HG3	1:A:402:ARG:H	1.65	0.60
1:B:552:SER:OG	1:B:554:LEU:HD12	2.01	0.60
1:B:134:SER:HB2	1:B:148:LEU:CD1	2.32	0.60
1:C:65:LYS:HA	1:C:80:GLU:OE2	2.02	0.60
1:A:292:ASN:OD1	1:A:293:GLU:N	2.35	0.60
1:B:607:GLU:O	1:B:610:ALA:N	2.35	0.59
1:C:298:VAL:O	1:C:301:HIS:N	2.35	0.59
1:A:644:ILE:HD12	1:A:645:LEU:HB3	1.82	0.59
1:A:78:LYS:O	1:C:382:HIS:HE1	1.86	0.59
1:B:564:ASN:HB3	1:B:567:LYS:HE2	1.84	0.59
1:A:30:VAL:HG22	1:A:139:LEU:HD12	1.83	0.59
1:B:371:LEU:O	1:B:372:ASP:HB2	2.02	0.59
1:A:644:ILE:HG12	1:A:677:VAL:CG2	2.29	0.59
1:A:494:MSE:HE3	1:A:496:PHE:CE1	2.38	0.59
1:C:522:MSE:O	1:C:526:LEU:HG	2.03	0.59
1:C:134:SER:HB2	1:C:148:LEU:HD12	1.84	0.59
1:A:77:PHE:HE1	1:A:82:ARG:NH1	1.98	0.58
1:A:165:SER:OG	1:A:168:GLU:HG3	2.03	0.58
1:A:643:GLN:C	1:A:644:ILE:HG13	2.24	0.58
1:B:355:VAL:HG11	1:B:449:SER:CA	2.33	0.58
1:C:242:GLU:OE1	1:C:242:GLU:N	2.36	0.58
1:B:607:GLU:HA	1:B:610:ALA:HB3	1.85	0.58
1:C:36:ASP:HB2	1:C:120:ASP:HB2	1.85	0.58
1:B:245:VAL:HG13	1:B:276:LEU:HD11	1.86	0.58
1:C:251:ALA:HB3	1:C:252:PRO:HD3	1.85	0.58
1:A:393:VAL:HG13	1:B:111:GLN:HB2	1.85	0.58
1:C:241:LEU:HA	1:C:244:TRP:HE1	1.67	0.58
1:C:272:ILE:HG22	1:C:276:LEU:HD22	1.86	0.58

Continued on next page...

Continued from previous page...

Atom-1	Atom-2	Interatomic distance (Å)	Clash overlap (Å)
1:C:261:GLU:CD	1:C:262:LYS:H	2.06	0.58
1:C:614:ARG:O	1:C:617:GLU:HG2	2.04	0.58
1:A:563:ILE:HD11	1:A:619:THR:HG21	1.86	0.58
1:B:673:GLN:OE1	1:B:673:GLN:HA	2.02	0.58
1:B:364:ASP:HB3	1:C:72:ILE:HD12	1.86	0.57
1:A:565:PRO:HA	1:A:568:ILE:HG13	1.85	0.57
1:C:269:ILE:HG13	1:C:270:GLN:H	1.70	0.57
1:B:669:LEU:CD2	1:B:672:GLY:O	2.52	0.57
1:B:554:LEU:HD12	1:B:554:LEU:H	1.69	0.57
1:C:56:PHE:CE2	1:C:58:LEU:HB2	2.39	0.57
1:C:148:LEU:HD23	1:C:186:LEU:HD12	1.86	0.57
1:C:262:LYS:HG3	1:C:263:THR:N	2.19	0.57
1:A:22:MSE:CE	1:A:40:LEU:HD22	2.35	0.57
1:A:273[A]:ARG:HG3	1:A:300:PHE:CE2	2.40	0.57
1:A:281:ALA:HA	1:A:291:VAL:HG21	1.87	0.57
1:A:389:CYS:HA	1:A:435:LEU:O	2.05	0.57
1:C:568:ILE:HD12	1:C:592:ILE:CG2	2.34	0.57
1:A:332:VAL:HG13	1:A:451:LEU:HD13	1.86	0.57
1:A:630:GLY:HA3	1:A:644:ILE:CG2	2.35	0.57
1:B:438:ASN:O	1:B:486:GLY:N	2.32	0.57
1:C:261:GLU:CG	1:C:262:LYS:N	2.68	0.56
1:A:631:THR:C	1:A:642:VAL:HG22	2.25	0.56
1:B:648:THR:HG22	1:B:649:GLN:N	2.19	0.56
1:A:23:ALA:O	3:A:804:HOH:O	2.18	0.56
1:A:75:GLY:O	1:A:78:LYS:HA	2.04	0.56
1:A:629:GLU:N	1:A:677:VAL:N	2.53	0.56
1:B:182:ARG:HG3	1:B:183:ASP:N	2.20	0.56
1:B:255:LYS:O	1:B:258:GLN:N	2.30	0.56
1:B:564:ASN:O	1:B:567:LYS:N	2.39	0.56
1:B:660:GLU:O	1:B:661:ARG:HB3	2.04	0.56
1:C:257:TYR:OH	1:C:304:GLU:OE2	2.22	0.56
1:C:558:TYR:HA	1:C:600:ILE:O	2.05	0.56
1:A:148:LEU:HD12	1:A:148:LEU:H	1.71	0.56
1:A:390:VAL:HG23	1:A:392:GLU:HG2	1.87	0.56
1:B:607:GLU:O	1:B:611:ALA:N	2.39	0.56
1:B:625:GLY:CA	1:B:679:VAL:HB	2.34	0.56
1:C:194:GLU:C	1:C:504:GLY:HA3	2.25	0.56
1:A:551:VAL:CG1	1:A:555:ALA:HB3	2.36	0.56
1:B:420:THR:HG22	1:B:423:LYS:HG3	1.86	0.56
1:C:518:THR:O	1:C:521:ILE:HG12	2.06	0.56
1:A:688:VAL:HG22	1:A:688:VAL:O	2.05	0.56

Continued on next page...

Continued from previous page...

Atom-1	Atom-2	Interatomic distance (Å)	Clash overlap (Å)
1:C:165:SER:OG	1:C:168:GLU:HG3	2.04	0.56
1:C:419:PRO:HG3	1:C:459:PRO:O	2.06	0.56
1:B:79:ARG:HG2	1:B:80:GLU:H	1.71	0.55
1:A:638:PHE:CZ	1:A:654:ILE:N	2.74	0.55
1:B:363:ARG:HH22	1:B:584:GLU:CD	2.07	0.55
1:C:53:ARG:HG2	1:C:53:ARG:HH11	1.70	0.55
1:C:375:ARG:HB3	1:C:375:ARG:HH11	1.70	0.55
1:C:562:LYS:HE2	1:C:596:GLY:HA2	1.87	0.55
1:B:623:GLU:HB2	1:B:624:LEU:HG	1.89	0.55
1:B:680:ILE:HD13	1:B:691:SER:HB2	1.88	0.55
1:A:30:VAL:HG22	1:A:139:LEU:CD1	2.36	0.55
1:B:79:ARG:NH2	3:B:802:HOH:O	2.11	0.55
1:C:514:ILE:HD11	1:C:517:ILE:HD11	1.89	0.55
1:B:669:LEU:HD22	1:B:672:GLY:O	2.06	0.55
1:C:293:GLU:C	1:C:295:GLU:H	2.09	0.55
1:B:642:VAL:HG22	1:B:690:LEU:CD1	2.36	0.54
1:C:250:GLU:HG3	1:C:251:ALA:N	2.21	0.54
1:C:318:ARG:NH2	1:C:488:GLU:OE1	2.33	0.54
1:A:382:HIS:CE1	1:A:429:ARG:HE	2.25	0.54
1:B:368:ILE:C	1:B:368:ILE:HD12	2.28	0.54
1:C:361:THR:CG2	1:C:362:GLU:N	2.71	0.54
1:C:97:PRO:HB2	1:C:148:LEU:HD21	1.88	0.54
1:A:78:LYS:HE3	1:C:366:GLN:CB	2.35	0.54
1:C:561:MSE:HB3	1:C:612:LYS:HE2	1.88	0.54
1:A:536:ILE:O	1:A:540:MSE:HG2	2.08	0.54
1:A:640:ALA:O	1:A:641:PHE:CD1	2.60	0.54
1:B:605:THR:O	1:B:609:GLU:HG3	2.08	0.54
1:C:305:ARG:NH1	1:C:490:HIS:O	2.41	0.54
1:A:638:PHE:HE1	1:A:654:ILE:N	2.04	0.54
1:A:644:ILE:CG1	1:A:645:LEU:H	2.20	0.54
1:A:633:VAL:N	1:A:641:PHE:O	2.41	0.54
1:B:636:THR:O	1:B:637:ASP:HB2	2.06	0.54
1:C:41:VAL:HG11	1:C:133:ALA:HA	1.89	0.54
1:C:189:GLU:OE2	1:C:412:ARG:NH1	2.41	0.54
1:C:565:PRO:O	1:C:568:ILE:HG12	2.06	0.54
1:B:632:VAL:HA	1:B:642:VAL:HA	1.90	0.54
1:C:527:ASP:O	1:C:530:LYS:N	2.40	0.54
1:A:657:ILE:CG2	1:A:658:ALA:H	2.19	0.54
1:C:207:GLY:O	1:C:211:MSE:HB2	2.08	0.54
1:A:22:MSE:HE2	1:A:40:LEU:HD22	1.90	0.54
1:A:400:LYS:O	1:A:404:ILE:HG12	2.08	0.54

Continued on next page...

Continued from previous page...

Atom-1	Atom-2	Interatomic distance (Å)	Clash overlap (Å)
1:B:88:THR:CG2	1:B:401:ARG:HG2	2.30	0.54
1:B:356:VAL:HG11	1:C:67:TYR:CD1	2.43	0.54
1:C:190:SER:OG	1:C:508:LEU:HB3	2.08	0.54
1:C:245:VAL:HG23	1:C:246:VAL:N	2.23	0.54
1:C:592:ILE:HG22	1:C:593:SER:O	2.08	0.54
1:A:577:VAL:HG23	1:B:577:VAL:HG11	1.89	0.53
1:B:237:VAL:HG13	1:B:299:ILE:HD11	1.89	0.53
1:A:440:SER:HA	2:A:701:SO4:O2	2.07	0.53
1:A:691:SER:HG	1:A:692:MSE:N	1.98	0.53
1:C:245:VAL:O	1:C:249:SER:N	2.40	0.53
1:A:348:ARG:HG2	1:A:348:ARG:HH11	1.73	0.53
1:B:102:PHE:HE1	1:B:142:ILE:HG21	1.73	0.53
1:B:421:LEU:HG	1:B:422:ASP:H	1.73	0.53
1:C:244:TRP:CZ3	1:C:245:VAL:HG12	2.43	0.53
1:C:614:ARG:CZ	1:C:617:GLU:OE2	2.57	0.53
1:B:545:ASP:OD1	1:B:546:LYS:HG3	2.08	0.53
1:C:406:HIS:CD2	1:C:442:SER:HB3	2.44	0.53
1:C:454:MSE:O	1:C:548:ARG:HG3	2.09	0.53
1:B:79:ARG:HG2	1:B:80:GLU:N	2.24	0.53
1:A:471:LEU:HD12	1:A:480:VAL:HG22	1.91	0.53
1:B:561:MSE:HG3	1:B:598:ILE:HD12	1.91	0.53
1:B:671:GLU:C	1:C:595:ASP:OD2	2.47	0.53
1:A:182:ARG:NH1	1:A:183:ASP:OD1	2.41	0.52
1:B:440:SER:N	2:B:703:SO4:O4	2.40	0.52
1:C:471:LEU:HD12	1:C:479:ALA:O	2.09	0.52
1:A:82:ARG:O	1:A:83:PRO:C	2.48	0.52
1:A:688:VAL:CG2	1:A:688:VAL:O	2.57	0.52
1:B:471:LEU:CD1	1:B:493:ASP:HB2	2.39	0.52
1:B:682:ILE:O	1:B:683:ASP:C	2.46	0.52
1:C:53:ARG:NH1	1:C:57:PRO:HG2	2.24	0.52
1:B:62:TYR:CD2	1:B:90:THR:HB	2.44	0.52
1:A:454:MSE:HE1	1:A:463:PRO:CD	2.39	0.52
1:B:572:ILE:HD13	1:B:579:ILE:HD12	1.90	0.52
1:C:79:ARG:HG2	1:C:80:GLU:N	2.23	0.52
1:A:66:THR:HG23	1:A:80:GLU:CG	2.40	0.52
1:B:292:ASN:O	1:B:296:LEU:N	2.35	0.52
1:B:371:LEU:O	1:B:372:ASP:CB	2.58	0.52
1:B:484:ILE:HG23	1:B:488:GLU:HB2	1.92	0.52
1:A:382:HIS:CE1	1:B:79:ARG:HB2	2.45	0.52
1:B:630:GLY:HA3	1:B:643:GLN:O	2.10	0.52
1:A:27:THR:O	1:A:140:SER:HA	2.10	0.52

Continued on next page...

Continued from previous page...

Atom-1	Atom-2	Interatomic distance (Å)	Clash overlap (Å)
1:B:350:GLU:HB2	1:B:438:ASN:CB	2.39	0.52
1:B:551:VAL:HG12	1:B:552:SER:N	2.24	0.52
1:B:565:PRO:O	1:B:568:ILE:HG22	2.10	0.52
1:A:1:MSE:CE	1:A:21:GLU:HG3	2.39	0.52
1:C:521:ILE:HG13	1:C:522:MSE:H	1.73	0.52
1:A:32:VAL:HG21	1:A:132:GLY:CA	2.40	0.52
1:A:97:PRO:HB2	1:A:148:LEU:HD23	1.92	0.52
1:A:139:LEU:HD23	1:A:226:GLY:HA2	1.91	0.52
1:A:118:SER:HB2	1:C:339:ARG:HB2	1.91	0.51
1:A:642:VAL:CG1	1:A:644:ILE:HG23	2.40	0.51
1:B:630:GLY:CA	1:B:673:GLN:HE22	2.22	0.51
1:A:322:ARG:NH2	1:A:483:ASP:O	2.32	0.51
1:A:496:PHE:CZ	1:A:525:ALA:HB1	2.45	0.51
1:A:551:VAL:HG13	1:A:555:ALA:HB3	1.93	0.51
1:C:400:LYS:HG3	1:C:401:ARG:N	2.25	0.51
1:A:311:GLN:HB3	1:A:316:GLN:HG3	1.92	0.51
1:A:471:LEU:HB3	1:A:494:MSE:HG2	1.92	0.51
1:B:45:ALA:HB2	1:B:110:VAL:HG22	1.90	0.51
1:B:341:HIS:CE1	1:B:359:LEU:H	2.29	0.51
1:B:480:VAL:O	1:B:528:GLN:NE2	2.41	0.51
1:C:332:VAL:HG13	1:C:451:LEU:HD13	1.92	0.51
1:A:56:PHE:CE2	1:A:58:LEU:HB2	2.45	0.51
1:B:578:VAL:O	1:B:582:ILE:HG13	2.11	0.51
1:A:75:GLY:O	1:A:78:LYS:N	2.43	0.51
1:A:320:ASP:OD2	1:A:322:ARG:HD3	2.09	0.51
1:A:103:PRO:HA	2:A:705:SO4:O1	2.11	0.51
1:C:99:ARG:N	1:C:100:PRO:HD2	2.26	0.51
1:C:390:VAL:HG12	1:C:390:VAL:O	2.11	0.51
1:C:558:TYR:CE2	1:C:601:ALA:HB2	2.46	0.51
1:B:467:ILE:HG13	1:B:468:ALA:N	2.26	0.51
1:B:650:GLY:HA2	1:B:688:VAL:HG13	1.92	0.51
1:B:659:GLN:O	1:B:660:GLU:CB	2.59	0.51
1:B:570:ASP:HB3	1:C:574:LYS:NZ	2.25	0.51
1:C:38:VAL:HG23	1:C:118:SER:HB3	1.92	0.51
1:C:466:GLY:HA2	1:C:499:ALA:HA	1.93	0.51
1:A:265:ARG:CZ	1:A:319:ILE:HD11	2.41	0.51
1:A:307:ILE:O	1:A:311:GLN:HG3	2.10	0.51
1:B:625:GLY:N	1:B:626:LYS:CB	2.69	0.51
1:C:260:GLN:CG	1:C:261:GLU:H	2.09	0.51
1:C:268:GLN:O	1:C:271:ALA:HB3	2.11	0.51
1:C:328:ARG:O	1:C:330:ILE:HG13	2.11	0.51

Continued on next page...

Continued from previous page...

Atom-1	Atom-2	Interatomic distance (Å)	Clash overlap (Å)
1:B:154:GLY:HA2	1:B:174:LEU:O	2.11	0.50
1:B:571:VAL:O	1:B:578:VAL:HG23	2.10	0.50
1:B:612:LYS:O	1:B:615:ILE:N	2.42	0.50
1:B:628:TYR:N	1:B:628:TYR:CD1	2.78	0.50
1:A:677:VAL:HG13	1:A:679:VAL:HG12	1.92	0.50
1:A:22:MSE:HE3	1:C:435:LEU:CD1	2.41	0.50
1:C:240:ALA:O	1:C:244:TRP:CD1	2.63	0.50
1:C:415:VAL:N	1:C:416:PRO:HD2	2.27	0.50
1:B:485:LEU:HD12	1:B:487:ASP:H	1.77	0.50
1:C:261:GLU:HG2	1:C:262:LYS:H	1.76	0.50
1:C:272:ILE:CG2	1:C:276:LEU:HD22	2.42	0.50
1:C:520:GLU:OE2	1:C:524:GLN:NE2	2.44	0.50
1:A:255:LYS:HA	1:A:258:GLN:HG3	1.93	0.50
1:C:194:GLU:O	1:C:504:GLY:HA3	2.12	0.50
1:C:106:PHE:CZ	1:C:108:ASN:HB2	2.46	0.50
1:A:642:VAL:HG13	1:A:644:ILE:HG23	1.93	0.49
1:B:380:ILE:HD11	1:B:429:ARG:HG3	1.92	0.49
1:B:564:ASN:CB	1:B:567:LYS:HE2	2.42	0.49
1:B:570:ASP:O	1:B:573:GLY:N	2.45	0.49
1:C:586:THR:O	1:C:607:GLU:HG2	2.12	0.49
1:B:667:ASP:CG	1:B:668:TYR:N	2.65	0.49
1:C:15:VAL:HG22	1:C:34:MSE:HG3	1.92	0.49
1:C:54:ASP:O	1:C:55:PHE:HB3	2.13	0.49
1:C:97:PRO:HB2	1:C:148:LEU:CD2	2.41	0.49
1:C:496:PHE:CZ	1:C:525:ALA:HB1	2.47	0.49
1:A:1:MSE:HE3	1:A:21:GLU:HA	1.93	0.49
1:B:312:ILE:HG21	1:B:481:LEU:HD21	1.94	0.49
1:C:521:ILE:CG1	1:C:522:MSE:N	2.75	0.49
1:A:378:GLU:HG2	1:A:421:LEU:CD2	2.42	0.49
1:A:494:MSE:HE3	1:A:496:PHE:CD1	2.48	0.49
1:B:435:LEU:CD1	1:C:22:MSE:HE3	2.41	0.49
1:C:411:LYS:O	1:C:415:VAL:HG23	2.13	0.49
1:C:469:MSE:HB2	1:C:496:PHE:CZ	2.48	0.49
1:A:633:VAL:HG22	1:A:642:VAL:HG23	1.94	0.49
1:B:380:ILE:HD13	1:B:382:HIS:CE1	2.48	0.49
1:C:361:THR:CG2	1:C:362:GLU:H	2.26	0.49
1:A:401:ARG:CG	1:A:402:ARG:N	2.75	0.49
1:A:563:ILE:HG23	1:A:564:ASN:N	2.28	0.49
1:A:589:ALA:HB3	1:A:601:ALA:HB3	1.93	0.49
1:A:401:ARG:CG	1:A:402:ARG:H	2.25	0.49
1:A:679:VAL:O	1:A:679:VAL:HG23	2.12	0.49

Continued on next page...

Continued from previous page...

Atom-1	Atom-2	Interatomic distance (Å)	Clash overlap (Å)
1:B:96:ARG:HB2	1:B:97:PRO:HD3	1.93	0.49
1:B:194:GLU:OE2	1:B:501:THR:HG21	2.13	0.49
1:B:623:GLU:N	1:B:623:GLU:OE1	2.46	0.49
1:B:312:ILE:HD12	1:B:472:ILE:HD13	1.94	0.49
1:B:657:ILE:O	1:B:658:ALA:C	2.51	0.49
1:A:36:ASP:O	1:A:118:SER:OG	2.30	0.49
1:A:634:LYS:HE3	1:B:565:PRO:CD	2.42	0.49
1:B:604:THR:OG1	1:B:606:GLU:N	2.45	0.49
1:C:266:GLN:HA	1:C:269:ILE:CG1	2.43	0.49
1:C:269:ILE:HD12	1:C:270:GLN:N	2.27	0.49
1:C:282:ALA:HB3	1:C:283:GLU:OE1	2.13	0.49
1:A:208:HIS:HA	1:A:211:MSE:HE3	1.94	0.48
1:B:92:ARG:HH21	1:B:402:ARG:CD	2.26	0.48
1:B:360:GLY:HA2	1:B:556:PRO:HG2	1.94	0.48
1:C:3:LYS:HE3	1:C:18:GLU:OE1	2.13	0.48
1:B:380:ILE:HD11	1:B:429:ARG:HD2	1.95	0.48
1:A:138:GLY:HA3	1:A:222:ILE:HD13	1.95	0.48
1:A:680:ILE:HD12	1:A:680:ILE:C	2.33	0.48
1:C:378:GLU:HG2	1:C:421:LEU:CD2	2.42	0.48
1:A:633:VAL:N	1:A:640:ALA:O	2.46	0.48
1:B:381:PHE:HB3	1:B:411:LYS:HB2	1.93	0.48
1:C:252:PRO:HB2	1:C:272:ILE:HD12	1.95	0.48
1:C:361:THR:HG22	1:C:362:GLU:H	1.76	0.48
1:C:562:LYS:NZ	1:C:563:ILE:O	2.43	0.48
1:C:330:ILE:CD1	1:C:536:ILE:HG12	2.44	0.48
1:A:148:LEU:HD13	1:A:148:LEU:O	2.13	0.48
1:C:32:VAL:HG21	1:C:132:GLY:HA2	1.96	0.48
1:B:434:ILE:HD12	1:B:441:SER:HB2	1.95	0.48
1:B:662:VAL:HA	1:B:668:TYR:HE2	1.78	0.48
1:C:8:PHE:CE1	1:C:15:VAL:HB	2.49	0.48
1:C:328:ARG:HH22	1:C:439:GLY:HA3	1.79	0.48
1:A:6:LYS:O	1:A:16:THR:HA	2.13	0.48
1:A:374:ASP:OD1	1:A:374:ASP:O	2.32	0.48
1:B:648:THR:HG22	1:B:649:GLN:OE1	2.13	0.48
1:A:381:PHE:HB3	1:A:411:LYS:HD2	1.96	0.48
1:C:563:ILE:HD11	1:C:568:ILE:HD13	1.96	0.48
1:A:414:VAL:O	1:A:417:VAL:HG22	2.14	0.47
1:B:316:GLN:HB3	1:B:317:PRO:HD2	1.95	0.47
1:B:519:LYS:O	1:B:523:GLU:N	2.40	0.47
1:C:229:LYS:CG	1:C:230:TRP:N	2.77	0.47
1:A:236:THR:HG22	1:A:237:VAL:N	2.29	0.47

Continued on next page...

Continued from previous page...

Atom-1	Atom-2	Interatomic distance (Å)	Clash overlap (Å)
1:A:328:ARG:HH22	1:A:439:GLY:HA3	1.78	0.47
1:B:75:GLY:C	1:B:76:TYR:HD1	2.17	0.47
1:B:467:ILE:HG12	1:B:469:MSE:SE	2.64	0.47
1:B:573:GLY:HA3	1:B:578:VAL:HG22	1.95	0.47
1:B:681:GLU:HG2	1:B:682:ILE:H	1.77	0.47
1:C:140:SER:HB2	1:C:142:ILE:HG13	1.97	0.47
1:C:143:PRO:HA	1:C:229:LYS:HE3	1.95	0.47
1:B:628:TYR:N	1:B:628:TYR:HD1	2.12	0.47
1:B:631:THR:HA	1:B:673:GLN:CD	2.35	0.47
1:C:191:GLU:HB2	1:C:412:ARG:HB2	1.97	0.47
1:C:53:ARG:HG2	1:C:53:ARG:NH1	2.29	0.47
1:A:466:GLY:HA2	1:A:499:ALA:HA	1.97	0.47
1:B:323:ASP:N	1:B:323:ASP:OD1	2.48	0.47
1:B:471:LEU:CD2	1:B:521:ILE:HG21	2.44	0.47
1:A:36:ASP:HB2	1:A:120:ASP:HB2	1.97	0.47
1:A:89:LEU:HG	1:A:404:ILE:HG22	1.96	0.47
1:A:342:GLY:HA3	1:A:456:ALA:HB2	1.97	0.47
1:A:72:ILE:HG23	1:C:429:ARG:HD2	1.97	0.47
1:A:630:GLY:CA	1:A:644:ILE:HG22	2.40	0.47
1:A:644:ILE:CG1	1:A:645:LEU:N	2.78	0.47
1:B:581:GLU:CB	1:C:577:VAL:HG12	2.44	0.47
1:C:406:HIS:HD2	1:C:442:SER:HB3	1.79	0.47
1:C:480:VAL:O	1:C:528:GLN:NE2	2.43	0.47
1:A:32:VAL:HG21	1:A:132:GLY:HA3	1.97	0.47
1:A:594:ASP:O	1:A:595:ASP:OD1	2.33	0.47
1:B:327:VAL:HG12	1:B:328:ARG:O	2.15	0.47
1:C:382:HIS:HB2	1:C:431:VAL:HG22	1.96	0.47
1:C:417:VAL:HG21	1:C:464:VAL:CG2	2.45	0.47
1:A:292:ASN:O	1:A:293:GLU:HB3	2.15	0.47
1:A:633:VAL:HG22	1:A:642:VAL:HA	1.94	0.47
1:B:383:TYR:CD1	1:B:383:TYR:C	2.88	0.47
1:C:45:ALA:HB2	1:C:142:ILE:HD11	1.96	0.47
1:C:92:ARG:HG3	1:C:401:ARG:CD	2.44	0.47
1:B:469:MSE:O	1:B:496:PHE:N	2.44	0.47
1:C:261:GLU:HG2	1:C:262:LYS:N	2.30	0.47
1:A:153:VAL:HA	1:A:161:LEU:O	2.15	0.46
1:C:3:LYS:HD3	1:C:21:GLU:HB2	1.97	0.46
1:C:592:ILE:HG13	1:C:598:ILE:HG12	1.96	0.46
1:C:595:ASP:OD1	1:C:595:ASP:O	2.32	0.46
1:A:146:GLY:HA3	1:A:147:SER:HA	1.73	0.46
1:A:328:ARG:HH22	1:A:439:GLY:CA	2.28	0.46

Continued on next page...

Continued from previous page...

Atom-1	Atom-2	Interatomic distance (Å)	Clash overlap (Å)
1:C:30:VAL:HG23	1:C:136:ALA:HA	1.96	0.46
1:C:57:PRO:HB2	1:C:109:GLU:HG3	1.96	0.46
1:A:631:THR:O	1:A:644:ILE:N	2.45	0.46
1:A:678:LYS:NZ	1:A:692:MSE:O	2.46	0.46
1:A:688:VAL:HG11	1:A:689:ARG:CZ	2.45	0.46
1:A:134:SER:HB3	1:A:218:ILE:HD13	1.97	0.46
1:A:594:ASP:C	1:A:595:ASP:OD1	2.53	0.46
1:B:421:LEU:HG	1:B:422:ASP:N	2.31	0.46
1:B:572:ILE:O	1:B:576:GLY:HA2	2.15	0.46
1:B:633:VAL:CG2	1:B:634:LYS:N	2.78	0.46
1:B:93:LEU:HD11	1:B:187:MSE:HE1	1.98	0.46
1:B:248:LYS:HD2	1:B:276:LEU:HD23	1.97	0.46
1:B:660:GLU:O	1:B:660:GLU:HG2	2.16	0.46
1:B:661:ARG:O	1:B:662:VAL:CG2	2.61	0.46
1:C:274:ASP:O	1:C:277:LEU:N	2.48	0.46
1:A:351:THR:OG1	1:A:439:GLY:HA3	2.15	0.46
1:A:435:LEU:HD11	1:B:22:MSE:HE3	1.97	0.46
1:A:574:LYS:O	1:A:577:VAL:HG13	2.16	0.46
1:A:633:VAL:O	1:A:634:LYS:CB	2.63	0.46
1:B:396:MSE:HE2	1:C:63:GLN:OE1	2.16	0.46
1:C:238:ASN:O	1:C:242:GLU:OE1	2.33	0.46
1:A:304:GLU:O	1:A:308:VAL:HG23	2.16	0.46
1:C:318:ARG:HH21	1:C:488:GLU:CD	2.18	0.46
1:A:609:GLU:OE2	1:A:613:ARG:CZ	2.63	0.46
1:C:245:VAL:O	1:C:249:SER:HB2	2.15	0.46
1:C:316:GLN:HB3	1:C:317:PRO:HD2	1.98	0.46
1:A:139:LEU:HD11	1:A:221:PHE:HE2	1.80	0.46
1:B:519:LYS:O	1:B:523:GLU:HB2	2.16	0.46
1:C:82:ARG:O	1:C:83:PRO:C	2.52	0.46
1:A:248:LYS:HD3	1:A:248:LYS:HA	1.77	0.46
1:B:191:GLU:HB3	1:B:412:ARG:HD2	1.97	0.46
1:B:365:ALA:HB2	1:B:427:VAL:HG21	1.97	0.46
1:B:655:SER:H	1:B:655:SER:HG	1.51	0.46
1:B:677:VAL:HG13	1:B:690:LEU:HB3	1.98	0.46
1:C:469:MSE:HB2	1:C:496:PHE:CE1	2.51	0.46
1:A:6:LYS:HB2	1:A:221:PHE:HD1	1.80	0.45
1:A:27:THR:HG22	1:A:140:SER:HB2	1.98	0.45
1:A:273[A]:ARG:HG3	1:A:300:PHE:CZ	2.51	0.45
1:A:281:ALA:HA	1:A:291:VAL:CG2	2.46	0.45
1:B:244:TRP:CZ3	1:B:276:LEU:HD22	2.51	0.45
1:B:366:GLN:HG3	1:C:78:LYS:HG2	1.98	0.45

Continued on next page...

Continued from previous page...

Atom-1	Atom-2	Interatomic distance (Å)	Clash overlap (Å)
1:B:590:ILE:CD1	1:B:600:ILE:HG23	2.45	0.45
1:A:400:LYS:HG3	1:A:401:ARG:N	2.31	0.45
1:B:37:THR:HA	1:B:118:SER:O	2.17	0.45
1:B:62:TYR:OH	1:B:64:GLU:OE2	2.32	0.45
1:A:372:ASP:OD1	1:A:372:ASP:O	2.33	0.45
1:B:434:ILE:CD1	1:B:441:SER:HB2	2.46	0.45
1:B:550:GLN:NE2	2:B:702:SO4:O3	2.49	0.45
1:C:127:ILE:N	1:C:128:PRO:HD2	2.31	0.45
1:C:303:LEU:HA	1:C:306:ARG:HD2	1.97	0.45
1:B:57:PRO:HB2	1:B:109:GLU:CB	2.47	0.45
1:B:92:ARG:HH21	1:B:402:ARG:HD2	1.81	0.45
1:B:312:ILE:HD13	1:B:481:LEU:CD2	2.46	0.45
1:C:471:LEU:HD11	1:C:478:TYR:HB2	1.99	0.45
1:A:72:ILE:HG23	1:A:73:PRO:HD2	1.99	0.45
1:A:273[A]:ARG:CG	1:A:300:PHE:CE2	3.00	0.45
1:A:644:ILE:HD12	1:A:645:LEU:CB	2.46	0.45
1:B:681:GLU:CG	1:B:682:ILE:N	2.79	0.45
1:C:229:LYS:CG	1:C:230:TRP:H	2.28	0.45
1:C:417:VAL:HG21	1:C:464:VAL:HG21	1.99	0.45
1:A:419:PRO:HG3	1:A:459:PRO:O	2.16	0.45
1:A:478:TYR:CE2	1:A:521:ILE:HG12	2.52	0.45
1:A:595:ASP:HA	1:A:596:GLY:HA2	1.66	0.45
1:B:45:ALA:CB	1:B:110:VAL:HG22	2.46	0.45
1:B:167:ASP:O	1:B:170:LYS:HB2	2.16	0.45
1:B:518:THR:HG23	1:B:520:GLU:HB2	1.99	0.45
1:B:563:ILE:CG1	1:B:598:ILE:HD11	2.47	0.45
1:B:615:ILE:HG22	1:B:615:ILE:O	2.16	0.45
1:C:27:THR:HB	1:C:43:VAL:O	2.17	0.45
1:C:256:ALA:HA	1:C:259:ILE:HD11	1.98	0.45
1:A:679:VAL:O	1:A:679:VAL:CG2	2.58	0.45
1:C:261:GLU:N	1:C:261:GLU:CD	2.69	0.45
1:A:216:GLN:O	1:A:220:GLU:HG2	2.17	0.45
1:A:688:VAL:HG22	1:A:689:ARG:HG3	1.99	0.45
1:B:36:ASP:HB2	1:B:120:ASP:HB2	1.99	0.45
1:B:97:PRO:HD3	1:B:187:MSE:HG2	1.99	0.45
1:B:194:GLU:O	1:B:504:GLY:HA3	2.17	0.45
1:B:388:PHE:CD1	1:B:388:PHE:C	2.90	0.45
1:C:82:ARG:O	1:C:82:ARG:HG3	2.16	0.45
1:A:355:VAL:HG11	1:A:449:SER:HA	1.99	0.45
1:A:561:MSE:HE1	1:A:616:GLU:HG3	1.97	0.45
1:B:662:VAL:HA	1:B:668:TYR:CE2	2.51	0.45

Continued on next page...

Continued from previous page...

Atom-1	Atom-2	Interatomic distance (Å)	Clash overlap (Å)
1:C:366:GLN:CG	1:C:368:ILE:HG23	2.47	0.45
1:C:92:ARG:HH11	1:C:401:ARG:CG	2.30	0.44
1:C:146:GLY:HA3	1:C:147:SER:HA	1.60	0.44
1:C:478:TYR:OH	1:C:521:ILE:HG22	2.18	0.44
1:A:15:VAL:HA	1:A:33:ARG:O	2.17	0.44
1:C:78:LYS:HA	1:C:78:LYS:HD3	1.71	0.44
1:C:107:THR:O	1:C:107:THR:HG23	2.17	0.44
1:A:421:LEU:HA	1:A:421:LEU:HD12	1.85	0.44
1:B:45:ALA:CB	1:B:142:ILE:HD11	2.47	0.44
1:A:21:GLU:OE2	1:C:333:LYS:NZ	2.26	0.44
1:C:244:TRP:CZ3	1:C:248:LYS:HD2	2.53	0.44
1:B:657:ILE:HG22	1:B:658:ALA:N	2.32	0.44
1:C:106:PHE:HE1	1:C:143:PRO:HG2	1.81	0.44
1:C:477:LYS:HD2	1:C:477:LYS:HA	1.49	0.44
1:A:471:LEU:HD13	1:A:494:MSE:HE2	1.98	0.44
1:A:687:ARG:HA	1:A:687:ARG:HD3	1.66	0.44
1:C:245:VAL:HG11	1:C:299:ILE:HD12	2.00	0.44
1:C:478:TYR:CZ	1:C:521:ILE:HG22	2.53	0.44
1:A:77:PHE:CE1	1:A:82:ARG:NH2	2.86	0.44
1:A:613:ARG:O	1:A:617:GLU:HG2	2.17	0.44
1:C:246:VAL:HG12	1:C:247:GLU:N	2.32	0.44
1:C:471:LEU:HD22	1:C:494:MSE:HE2	2.00	0.44
1:B:641:PHE:CE2	1:B:651:LEU:HD13	2.52	0.44
1:C:3:LYS:H	1:C:20:GLY:HA3	1.81	0.44
1:A:324:THR:HG22	1:A:481:LEU:CD2	2.47	0.44
1:A:361:THR:CG2	1:A:362:GLU:N	2.80	0.44
1:A:508:LEU:HD11	1:A:510:MSE:HE3	2.00	0.44
1:A:652:VAL:C	1:A:654:ILE:CD1	2.87	0.44
1:B:152:ARG:HG2	1:B:164:PRO:HD2	1.99	0.44
1:C:138:GLY:HA3	1:C:222:ILE:HD11	1.99	0.44
1:C:387:PRO:HB2	1:C:392:GLU:O	2.17	0.44
1:A:188:VAL:HB	1:A:510:MSE:HB2	2.00	0.43
1:A:493:ASP:HB3	1:A:514:ILE:CG2	2.48	0.43
1:B:361:THR:CG2	1:B:601:ALA:HB1	2.48	0.43
1:B:519:LYS:HA	1:B:522:MSE:HE3	2.00	0.43
1:C:119:VAL:HG11	1:C:371:LEU:HG	2.00	0.43
1:A:645:LEU:C	1:A:645:LEU:HD12	2.38	0.43
1:B:5:ARG:NH1	1:B:18:GLU:OE2	2.50	0.43
1:B:363:ARG:NH1	1:B:584:GLU:OE2	2.50	0.43
1:C:269:ILE:CG1	1:C:270:GLN:N	2.81	0.43
1:C:375:ARG:HB3	1:C:375:ARG:NH1	2.33	0.43

Continued on next page...

Continued from previous page...

Atom-1	Atom-2	Interatomic distance (Å)	Clash overlap (Å)
1:A:393:VAL:HG13	1:B:111:GLN:CB	2.48	0.43
1:A:641:PHE:N	1:A:651:LEU:HA	2.25	0.43
1:B:194:GLU:OE2	1:B:501:THR:CG2	2.67	0.43
1:B:309:ARG:HH22	1:B:493:ASP:CG	2.21	0.43
1:C:279:ASP:O	1:C:283:GLU:OE1	2.37	0.43
1:B:279:ASP:O	1:B:283:GLU:OE1	2.37	0.43
1:B:454:MSE:HE2	1:B:547:PRO:HD3	1.99	0.43
1:B:581:GLU:HB2	1:C:577:VAL:HG12	2.00	0.43
1:C:355:VAL:HG22	1:C:432:SER:HA	1.99	0.43
1:C:361:THR:CG2	1:C:589:ALA:HB2	2.48	0.43
1:B:146:GLY:HA3	1:B:147:SER:HA	1.80	0.43
1:B:96:ARG:HB2	1:B:97:PRO:CD	2.48	0.43
1:B:588:CYS:SG	1:B:607:GLU:HB3	2.59	0.43
1:C:155:TYR:CZ	1:C:158:GLY:HA2	2.53	0.43
1:A:494:MSE:HB2	1:A:512:ILE:HG12	2.00	0.43
1:B:52:GLY:HA2	1:B:294:HIS:CG	2.54	0.43
1:B:669:LEU:HD21	1:B:672:GLY:O	2.19	0.43
1:C:274:ASP:O	1:C:278:ALA:N	2.43	0.43
1:A:50:GLU:HG2	1:A:53:ARG:CZ	2.48	0.43
1:A:416:PRO:HG2	1:A:506:THR:HB	2.00	0.43
1:A:644:ILE:HD13	1:A:677:VAL:HG21	1.96	0.43
1:B:435:LEU:HD22	1:C:40:LEU:CD2	2.48	0.43
1:B:563:ILE:HG12	1:B:598:ILE:HD11	2.00	0.43
1:C:244:TRP:HE3	1:C:248:LYS:CE	2.32	0.43
1:C:440:SER:HB3	1:C:468:ALA:HB2	2.01	0.43
1:C:475:ASN:ND2	1:C:476:ASP:OD1	2.52	0.43
1:A:273[B]:ARG:HH12	1:A:296:LEU:HD23	1.84	0.43
1:A:580:ARG:NH2	1:C:581:GLU:OE2	2.52	0.43
1:B:550:GLN:N	1:B:550:GLN:OE1	2.52	0.43
1:C:188:VAL:HB	1:C:510:MSE:HB2	2.01	0.43
1:C:269:ILE:CG1	1:C:270:GLN:H	2.31	0.43
1:A:196:PRO:HG2	1:A:199:VAL:HG23	2.01	0.43
1:A:451:LEU:HG	1:A:540:MSE:HE3	2.01	0.43
1:A:469:MSE:HG3	1:A:496:PHE:CE2	2.54	0.43
1:B:414:VAL:O	1:B:417:VAL:HG22	2.18	0.43
1:B:650:GLY:CA	1:B:688:VAL:HG13	2.49	0.43
1:A:236:THR:CG2	1:A:237:VAL:N	2.81	0.42
1:B:384:ASN:HB3	1:C:79:ARG:HH21	1.84	0.42
1:B:471:LEU:HD23	1:B:521:ILE:CG2	2.48	0.42
1:C:271:ALA:O	1:C:275:GLN:NE2	2.51	0.42
1:A:166:LEU:HD11	1:A:372:ASP:OD2	2.20	0.42

Continued on next page...

Continued from previous page...

Atom-1	Atom-2	Interatomic distance (Å)	Clash overlap (Å)
1:B:414:VAL:HG12	1:B:418:VAL:HG23	2.01	0.42
1:A:6:LYS:HB2	1:A:221:PHE:CD1	2.55	0.42
1:A:63:GLN:HG3	1:A:115:THR:HG23	2.01	0.42
1:A:424:PHE:CE2	1:A:426:TYR:HB2	2.54	0.42
1:B:260:GLN:OE1	1:B:320:ASP:O	2.37	0.42
1:B:332:VAL:HG13	1:B:451:LEU:HD13	2.00	0.42
1:C:195:LEU:HD13	1:C:199:VAL:HG11	2.01	0.42
1:C:319:ILE:HD12	1:C:319:ILE:HA	1.90	0.42
1:C:495:ASP:OD1	1:C:495:ASP:C	2.57	0.42
1:A:186:LEU:HD23	1:A:186:LEU:HA	1.79	0.42
1:B:627:VAL:HG22	1:B:627:VAL:O	2.18	0.42
1:C:62:TYR:CD2	1:C:90:THR:HB	2.54	0.42
1:A:424:PHE:O	1:A:426:TYR:N	2.49	0.42
1:A:493:ASP:CB	1:A:514:ILE:HD13	2.49	0.42
1:B:291:VAL:O	1:B:294:HIS:HB3	2.19	0.42
1:B:498:VAL:HG22	1:B:508:LEU:HD13	2.00	0.42
1:C:47:LYS:H	1:C:47:LYS:CD	2.30	0.42
1:C:73:PRO:O	1:C:78:LYS:HD3	2.19	0.42
1:C:209:GLN:HG3	1:C:210:ALA:N	2.35	0.42
1:C:298:VAL:O	1:C:300:PHE:N	2.53	0.42
1:A:111:GLN:HB2	1:C:393:VAL:HG13	2.01	0.42
1:A:155:TYR:CZ	1:A:158:GLY:HA2	2.54	0.42
1:A:641:PHE:H	1:A:651:LEU:CA	2.23	0.42
1:B:572:ILE:CD1	1:B:579:ILE:HD12	2.49	0.42
1:C:593:SER:O	1:C:594:ASP:C	2.57	0.42
1:A:60:VAL:HG11	1:A:94:ILE:HB	2.01	0.42
1:A:62:TYR:CD2	1:A:90:THR:HB	2.55	0.42
1:A:442:SER:O	1:A:445:SER:HB3	2.19	0.42
1:A:652:VAL:C	1:A:654:ILE:HD12	2.40	0.42
1:A:678:LYS:HB2	1:A:690:LEU:CD1	2.50	0.42
1:B:579:ILE:O	1:B:583:THR:HG23	2.19	0.42
1:C:244:TRP:CE3	1:C:248:LYS:NZ	2.85	0.42
1:A:89:LEU:HG	1:A:404:ILE:CG2	2.50	0.42
1:A:493:ASP:HB3	1:A:514:ILE:HG23	2.01	0.42
1:B:626:LYS:HA	1:B:626:LYS:HD3	1.80	0.42
1:B:633:VAL:HG11	1:B:643:GLN:NE2	2.30	0.42
1:C:188:VAL:HG21	1:C:204:VAL:HG22	2.01	0.42
1:C:555:ALA:HB1	1:C:556:PRO:HD2	2.01	0.42
1:A:7:THR:HG21	1:A:14:GLU:OE2	2.20	0.42
1:A:65:LYS:HG3	1:A:67:TYR:CZ	2.54	0.42
1:B:126:ASP:OD1	1:B:127:ILE:N	2.53	0.42

Continued on next page...

Continued from previous page...

Atom-1	Atom-2	Interatomic distance (Å)	Clash overlap (Å)
1:B:148:LEU:O	1:B:148:LEU:HD13	2.20	0.42
1:B:339:ARG:HD3	1:B:339:ARG:HA	1.83	0.42
1:B:380:ILE:HD11	1:B:429:ARG:CG	2.50	0.42
1:B:382:HIS:CE1	1:C:79:ARG:HB2	2.55	0.42
1:C:262:LYS:CG	1:C:263:THR:N	2.81	0.42
1:B:578:VAL:HA	1:C:577:VAL:HG11	2.01	0.42
1:C:245:VAL:HG23	1:C:246:VAL:H	1.83	0.42
1:C:265:ARG:O	1:C:269:ILE:HG13	2.20	0.42
1:C:469:MSE:SE	1:C:482:SER:HA	2.70	0.42
1:B:45:ALA:HB2	1:B:142:ILE:CD1	2.49	0.41
1:A:78:LYS:HE3	1:C:366:GLN:CD	2.41	0.41
1:A:370:ASP:O	1:A:373:GLY:N	2.53	0.41
1:A:612:LYS:O	1:A:615:ILE:HB	2.20	0.41
1:B:484:ILE:HG22	1:B:485:LEU:N	2.35	0.41
1:B:530:LYS:HA	1:B:533:ARG:NH1	2.34	0.41
1:B:6:LYS:HG3	1:B:7:THR:N	2.35	0.41
1:A:380:ILE:O	1:A:429:ARG:HA	2.20	0.41
1:B:192:ALA:O	1:B:506:THR:HA	2.20	0.41
1:B:625:GLY:CA	1:B:626:LYS:CB	2.96	0.41
1:C:140:SER:CB	1:C:142:ILE:HG13	2.51	0.41
1:C:542:LYS:HE3	1:C:542:LYS:HB3	1.82	0.41
1:C:561:MSE:HG2	1:C:598:ILE:HB	2.02	0.41
1:A:359:LEU:CD1	1:A:551:VAL:HG22	2.51	0.41
1:C:47:LYS:HG2	1:C:48:GLU:N	2.32	0.41
1:C:92:ARG:HH11	1:C:401:ARG:HD3	1.83	0.41
1:C:318:ARG:NE	1:C:481:LEU:HD22	2.35	0.41
1:A:117:LEU:HA	1:A:117:LEU:HD23	1.68	0.41
1:A:138:GLY:HA3	1:A:222:ILE:CD1	2.51	0.41
1:B:332:VAL:CG1	1:B:451:LEU:HD13	2.51	0.41
1:B:567:LYS:HD2	1:B:619:THR:HB	2.02	0.41
1:C:480:VAL:HG12	1:C:528:GLN:NE2	2.36	0.41
1:A:214:ALA:O	1:A:218:ILE:HG13	2.20	0.41
1:A:418:VAL:HA	1:A:419:PRO:HD3	1.86	0.41
1:A:564:ASN:HB2	1:A:567:LYS:HD2	2.03	0.41
1:B:99:ARG:N	1:B:100:PRO:HD2	2.36	0.41
1:C:33:ARG:HA	1:C:37:THR:O	2.20	0.41
1:C:234:PRO:HA	1:C:235:PRO:HD2	1.92	0.41
1:A:634:LYS:O	1:A:641:PHE:CD1	2.74	0.41
1:B:330:ILE:HA	1:B:347:THR:O	2.20	0.41
1:B:527:ASP:C	1:B:529:ALA:N	2.71	0.41
1:C:408:ARG:O	1:C:412:ARG:HG2	2.21	0.41

Continued on next page...

Continued from previous page...

Atom-1	Atom-2	Interatomic distance (Å)	Clash overlap (Å)
1:C:496:PHE:HB2	1:C:510:MSE:HG2	2.03	0.41
1:A:557:GLN:HA	1:A:557:GLN:OE1	2.21	0.41
1:A:563:ILE:HD11	1:A:571:VAL:HG21	2.03	0.41
1:A:633:VAL:HG23	1:A:642:VAL:CA	2.28	0.41
1:B:65:LYS:HB3	1:B:67:TYR:CE2	2.55	0.41
1:B:134:SER:HB2	1:B:148:LEU:HD12	2.03	0.41
1:B:253:LEU:HD12	1:B:303:LEU:HG	2.03	0.41
1:B:595:ASP:HA	1:B:596:GLY:HA2	1.63	0.41
1:C:185:VAL:HG23	1:C:208:HIS:ND1	2.36	0.41
1:C:293:GLU:C	1:C:295:GLU:N	2.75	0.41
1:A:236:THR:CG2	1:A:237:VAL:H	2.34	0.41
1:A:631:THR:O	1:A:642:VAL:HG13	2.21	0.41
1:A:688:VAL:HG13	1:A:689:ARG:NE	2.36	0.41
1:B:566:GLU:O	1:B:569:ARG:CG	2.56	0.41
1:C:64:GLU:OE1	1:C:371:LEU:HD22	2.20	0.41
1:C:143:PRO:HA	1:C:229:LYS:CE	2.50	0.41
1:C:165:SER:O	1:C:169:LEU:HG	2.21	0.41
1:C:350:GLU:O	1:C:436:GLU:HB3	2.20	0.41
1:C:458:VAL:O	1:C:460:THR:N	2.54	0.41
1:C:521:ILE:O	1:C:523:GLU:N	2.54	0.41
1:A:55:PHE:CD1	1:A:55:PHE:N	2.88	0.40
1:A:85:GLU:OE1	1:A:404:ILE:HG23	2.20	0.40
1:A:583:THR:O	1:A:587:ASN:N	2.54	0.40
1:B:121:SER:HB3	2:B:701:SO4:O4	2.21	0.40
1:B:138:GLY:HA3	1:B:222:ILE:HD13	2.03	0.40
1:B:671:GLU:HB3	1:C:595:ASP:OD2	2.22	0.40
1:C:298:VAL:C	1:C:300:PHE:N	2.73	0.40
1:A:45:ALA:HB2	1:A:110:VAL:HG22	2.03	0.40
1:A:318:ARG:NH2	1:A:484:ILE:HA	2.36	0.40
1:A:657:ILE:CG2	1:A:658:ALA:N	2.78	0.40
1:B:56:PHE:HA	1:B:57:PRO:HD3	1.84	0.40
1:C:46:LYS:HG2	1:C:47:LYS:HD3	2.03	0.40
1:C:56:PHE:HA	1:C:57:PRO:HD3	1.81	0.40
1:C:253:LEU:HD23	1:C:256:ALA:HB3	2.03	0.40
1:C:418:VAL:HA	1:C:419:PRO:HD3	1.93	0.40
1:A:568:ILE:HD12	1:A:594:ASP:O	2.22	0.40
1:B:276:LEU:HD23	1:B:276:LEU:HA	1.73	0.40
1:B:453:LEU:O	1:B:458:VAL:HG23	2.20	0.40
1:B:618:LEU:H	1:B:618:LEU:HD12	1.86	0.40
1:C:476:ASP:OD1	1:C:476:ASP:N	2.52	0.40
1:A:435:LEU:CD1	1:B:22:MSE:HE3	2.51	0.40

Continued on next page...

Continued from previous page...

Atom-1	Atom-2	Interatomic distance (Å)	Clash overlap (Å)
1:A:678:LYS:HB2	1:A:690:LEU:HD11	2.02	0.40
1:B:248:LYS:HD2	1:B:276:LEU:CD2	2.51	0.40
1:B:369:ASP:O	1:B:370:ASP:HB3	2.21	0.40
1:C:368:ILE:HG13	1:C:368:ILE:O	2.22	0.40
1:C:521:ILE:CG1	1:C:522:MSE:H	2.32	0.40
1:A:476:ASP:OD1	1:A:476:ASP:N	2.51	0.40
1:A:579:ILE:O	1:A:583:THR:HG23	2.21	0.40
1:C:235:PRO:O	1:C:237:VAL:N	2.54	0.40

All (3) symmetry-related close contacts are listed below. The label for Atom-2 includes the symmetry operator and encoded unit-cell translations to be applied.

Atom-1	Atom-2	Interatomic distance (Å)	Clash overlap (Å)
1:A:171:ASP:OD2	1:B:661:ARG:NH1[4_445]	1.96	0.24
1:A:284:ARG:O	1:B:653:HIS:NE2[2_555]	2.10	0.10
1:A:227:GLY:O	1:A:661:ARG:NH1[2_555]	2.17	0.03

5.3 Torsion angles [i](#)

5.3.1 Protein backbone [i](#)

In the following table, the Percentiles column shows the percent Ramachandran outliers of the chain as a percentile score with respect to all X-ray entries followed by that with respect to entries of similar resolution.

The Analysed column shows the number of residues for which the backbone conformation was analysed, and the total number of residues.

Mol	Chain	Analysed	Favoured	Allowed	Outliers	Percentiles
1	A	640/715 (90%)	606 (95%)	33 (5%)	1 (0%)	47 77
1	B	650/715 (91%)	617 (95%)	32 (5%)	1 (0%)	47 77
1	C	599/715 (84%)	547 (91%)	52 (9%)	0	100 100
All	All	1889/2145 (88%)	1770 (94%)	117 (6%)	2 (0%)	51 81

All (2) Ramachandran outliers are listed below:

Mol	Chain	Res	Type
1	A	644	ILE
1	B	627	VAL

5.3.2 Protein sidechains [i](#)

In the following table, the Percentiles column shows the percent sidechain outliers of the chain as a percentile score with respect to all X-ray entries followed by that with respect to entries of similar resolution.

The Analysed column shows the number of residues for which the sidechain conformation was analysed, and the total number of residues.

Mol	Chain	Analysed	Rotameric	Outliers	Percentiles	
1	A	543/577 (94%)	508 (94%)	35 (6%)	17	44
1	B	550/577 (95%)	516 (94%)	34 (6%)	18	45
1	C	499/577 (86%)	471 (94%)	28 (6%)	21	50
All	All	1592/1731 (92%)	1495 (94%)	97 (6%)	18	46

All (97) residues with a non-rotameric sidechain are listed below:

Mol	Chain	Res	Type
1	A	54	ASP
1	A	55	PHE
1	A	77	PHE
1	A	118	SER
1	A	147	SER
1	A	148	LEU
1	A	187	MSE
1	A	209	GLN
1	A	326	THR
1	A	361	THR
1	A	396	MSE
1	A	432	SER
1	A	438	ASN
1	A	487	ASP
1	A	488	GLU
1	A	494	MSE
1	A	527	ASP
1	A	551	VAL
1	A	563	ILE
1	A	577	VAL
1	A	580	ARG
1	A	597	THR
1	A	618	LEU
1	A	631	THR
1	A	633	VAL
1	A	641	PHE

Continued on next page...

Continued from previous page...

Mol	Chain	Res	Type
1	A	642	VAL
1	A	645	LEU
1	A	651	LEU
1	A	654	ILE
1	A	655	SER
1	A	659	GLN
1	A	667	ASP
1	A	690	LEU
1	A	691	SER
1	B	6	LYS
1	B	10	TYR
1	B	104	LYS
1	B	148	LEU
1	B	156	ARG
1	B	187	MSE
1	B	194	GLU
1	B	255	LYS
1	B	263	THR
1	B	273	ARG
1	B	343	SER
1	B	368	ILE
1	B	375	ARG
1	B	381	PHE
1	B	383	TYR
1	B	388	PHE
1	B	421	LEU
1	B	429	ARG
1	B	471	LEU
1	B	527	ASP
1	B	549	SER
1	B	554	LEU
1	B	569	ARG
1	B	571	VAL
1	B	594	ASP
1	B	604	THR
1	B	624	LEU
1	B	628	TYR
1	B	632	VAL
1	B	633	VAL
1	B	655	SER
1	B	660	GLU
1	B	667	ASP

Continued on next page...

Continued from previous page...

Mol	Chain	Res	Type
1	B	669	LEU
1	C	1	MSE
1	C	10	TYR
1	C	24	ARG
1	C	47	LYS
1	C	80	GLU
1	C	92	ARG
1	C	107	THR
1	C	121	SER
1	C	148	LEU
1	C	171	ASP
1	C	187	MSE
1	C	236	THR
1	C	237	VAL
1	C	239	THR
1	C	253	LEU
1	C	259	ILE
1	C	261	GLU
1	C	293	GLU
1	C	294	HIS
1	C	296	LEU
1	C	371	LEU
1	C	420	THR
1	C	441	SER
1	C	477	LYS
1	C	495	ASP
1	C	551	VAL
1	C	594	ASP
1	C	603	HIS

Sometimes sidechains can be flipped to improve hydrogen bonding and reduce clashes. All (12) such sidechains are listed below:

Mol	Chain	Res	Type
1	A	63	GLN
1	A	376	GLN
1	B	209	GLN
1	B	384	ASN
1	B	535	HIS
1	B	541	ASN
1	B	673	GLN
1	C	145	ASN
1	C	366	GLN

Continued on next page...

Continued from previous page...

Mol	Chain	Res	Type
1	C	382	HIS
1	C	406	HIS
1	C	603	HIS

5.3.3 RNA [i](#)

There are no RNA molecules in this entry.

5.4 Non-standard residues in protein, DNA, RNA chains [i](#)

There are no non-standard protein/DNA/RNA residues in this entry.

5.5 Carbohydrates [i](#)

There are no monosaccharides in this entry.

5.6 Ligand geometry [i](#)

13 ligands are modelled in this entry.

In the following table, the Counts columns list the number of bonds (or angles) for which Mogul statistics could be retrieved, the number of bonds (or angles) that are observed in the model and the number of bonds (or angles) that are defined in the Chemical Component Dictionary. The Link column lists molecule types, if any, to which the group is linked. The Z score for a bond length (or angle) is the number of standard deviations the observed value is removed from the expected value. A bond length (or angle) with $|Z| > 2$ is considered an outlier worth inspection. RMSZ is the root-mean-square of all Z scores of the bond lengths (or angles).

Mol	Type	Chain	Res	Link	Bond lengths			Bond angles		
					Counts	RMSZ	$\# Z > 2$	Counts	RMSZ	$\# Z > 2$
2	SO4	A	701	-	4,4,4	0.13	0	6,6,6	0.18	0
2	SO4	A	707	-	4,4,4	0.12	0	6,6,6	0.10	0
2	SO4	B	701	-	4,4,4	0.15	0	6,6,6	0.10	0
2	SO4	B	704	-	4,4,4	0.14	0	6,6,6	0.08	0
2	SO4	A	705	-	4,4,4	0.13	0	6,6,6	0.06	0
2	SO4	C	702	-	4,4,4	0.15	0	6,6,6	0.06	0
2	SO4	A	706	-	4,4,4	0.15	0	6,6,6	0.07	0
2	SO4	B	703	-	4,4,4	0.16	0	6,6,6	0.13	0
2	SO4	A	703	-	4,4,4	0.13	0	6,6,6	0.15	0
2	SO4	B	702	-	4,4,4	0.15	0	6,6,6	0.06	0
2	SO4	C	701	-	4,4,4	0.14	0	6,6,6	0.09	0

Mol	Type	Chain	Res	Link	Bond lengths			Bond angles		
					Counts	RMSZ	# Z > 2	Counts	RMSZ	# Z > 2
2	SO4	A	702	-	4,4,4	0.15	0	6,6,6	0.05	0
2	SO4	A	704	-	4,4,4	0.13	0	6,6,6	0.08	0

There are no bond length outliers.

There are no bond angle outliers.

There are no chirality outliers.

There are no torsion outliers.

There are no ring outliers.

5 monomers are involved in 7 short contacts:

Mol	Chain	Res	Type	Clashes	Symm-Clashes
2	A	701	SO4	2	0
2	B	701	SO4	2	0
2	A	705	SO4	1	0
2	B	703	SO4	1	0
2	B	702	SO4	1	0

5.7 Other polymers [i](#)

There are no such residues in this entry.

5.8 Polymer linkage issues [i](#)

There are no chain breaks in this entry.

6 Fit of model and data

6.1 Protein, DNA and RNA chains

In the following table, the column labelled ‘#RSRZ > 2’ contains the number (and percentage) of RSRZ outliers, followed by percent RSRZ outliers for the chain as percentile scores relative to all X-ray entries and entries of similar resolution. The OWAB column contains the minimum, median, 95th percentile and maximum values of the occupancy-weighted average B-factor per residue. The column labelled ‘Q < 0.9’ lists the number of (and percentage) of residues with an average occupancy less than 0.9.

Mol	Chain	Analysed	<RSRZ>	#RSRZ>2	OWAB(Å ²)	Q<0.9
1	A	643/715 (89%)	0.17	33 (5%) 28 24	32, 53, 133, 198	0
1	B	652/715 (91%)	0.30	37 (5%) 23 20	37, 75, 123, 156	0
1	C	592/715 (82%)	0.52	63 (10%) 6 5	43, 83, 139, 184	0
All	All	1887/2145 (87%)	0.32	133 (7%) 16 13	32, 73, 132, 198	0

All (133) RSRZ outliers are listed below:

Mol	Chain	Res	Type	RSRZ
1	C	597	THR	6.2
1	C	571	VAL	6.1
1	B	575	GLY	6.0
1	C	583	THR	6.0
1	C	591	ASP	5.4
1	C	150	ALA	5.4
1	C	582	ILE	5.3
1	C	573	GLY	5.3
1	B	571	VAL	5.1
1	C	229	LYS	4.8
1	A	687	ARG	4.6
1	B	420	THR	4.6
1	A	691	SER	4.5
1	C	272	ILE	4.5
1	C	279	ASP	4.5
1	C	278	ALA	4.5
1	B	633	VAL	4.5
1	C	579	ILE	4.4
1	A	77	PHE	4.3
1	B	594	ASP	4.2
1	C	275	GLN	4.1
1	C	276	LEU	4.1
1	C	601	ALA	4.1

Continued on next page...

Continued from previous page...

Mol	Chain	Res	Type	RSRZ
1	A	655	SER	4.1
1	A	679	VAL	3.9
1	B	465	ALA	3.9
1	A	689	ARG	3.8
1	C	297	ALA	3.8
1	B	642	VAL	3.8
1	B	658	ALA	3.8
1	C	273	ARG	3.8
1	B	422	ASP	3.7
1	C	296	LEU	3.7
1	B	650	GLY	3.7
1	A	659	GLN	3.7
1	C	560	THR	3.6
1	C	572	ILE	3.6
1	A	48	GLU	3.5
1	C	602	ALA	3.5
1	B	615	ILE	3.4
1	B	635	ILE	3.4
1	C	566	GLU	3.4
1	B	562	LYS	3.3
1	C	613	ARG	3.3
1	C	600	ILE	3.2
1	C	595	ASP	3.2
1	A	289	ASN	3.1
1	A	51	GLU	3.1
1	C	569	ARG	3.1
1	A	55	PHE	3.1
1	C	563	ILE	3.1
1	B	563	ILE	3.0
1	C	568	ILE	3.0
1	B	574	LYS	3.0
1	C	616	GLU	3.0
1	B	595	ASP	2.9
1	B	641	PHE	2.9
1	C	584	GLU	2.9
1	B	572	ILE	2.9
1	B	573	GLY	2.9
1	B	632	VAL	2.9
1	B	426	TYR	2.8
1	C	599	LYS	2.8
1	B	598	ILE	2.8
1	C	615	ILE	2.8

Continued on next page...

Continued from previous page...

Mol	Chain	Res	Type	RSRZ
1	A	690	LEU	2.8
1	C	590	ILE	2.8
1	C	264	ALA	2.8
1	A	579	ILE	2.8
1	A	688	VAL	2.8
1	C	559	VAL	2.7
1	C	266	GLN	2.7
1	C	578	VAL	2.7
1	C	592	ILE	2.7
1	A	634	LYS	2.7
1	A	642	VAL	2.7
1	C	609	GLU	2.7
1	C	149	GLY	2.7
1	C	254	LYS	2.7
1	C	39	LEU	2.6
1	B	639	GLY	2.6
1	B	419	PRO	2.6
1	B	644	ILE	2.6
1	A	593	SER	2.6
1	A	569	ARG	2.5
1	C	588	CYS	2.5
1	C	282	ALA	2.5
1	C	612	LYS	2.5
1	B	671	GLU	2.4
1	C	244	TRP	2.4
1	A	581	GLU	2.3
1	A	641	PHE	2.3
1	A	47	LYS	2.3
1	A	644	ILE	2.3
1	B	76	TYR	2.3
1	A	53	ARG	2.3
1	B	618	LEU	2.3
1	C	105	GLY	2.3
1	C	299	ILE	2.3
1	C	614	ARG	2.3
1	C	236	THR	2.3
1	B	590	ILE	2.3
1	C	598	ILE	2.3
1	C	300	PHE	2.3
1	B	417	VAL	2.3
1	B	559	VAL	2.2
1	A	595	ASP	2.2

Continued on next page...

Continued from previous page...

Mol	Chain	Res	Type	RSRZ
1	A	680	ILE	2.2
1	B	500	GLY	2.2
1	A	652	VAL	2.2
1	A	592	ILE	2.2
1	C	388	PHE	2.2
1	C	9	GLN	2.2
1	B	155	TYR	2.2
1	C	162	LEU	2.2
1	C	399	PRO	2.2
1	A	651	LEU	2.2
1	A	572	ILE	2.2
1	A	657	ILE	2.2
1	B	425	PRO	2.2
1	B	464	VAL	2.2
1	A	654	ILE	2.2
1	C	15	VAL	2.1
1	A	615	ILE	2.1
1	B	569	ARG	2.1
1	C	10	TYR	2.1
1	C	520	GLU	2.1
1	A	580	ARG	2.1
1	C	567	LYS	2.1
1	B	578	VAL	2.0
1	C	148	LEU	2.0
1	C	186	LEU	2.0
1	C	594	ASP	2.0

6.2 Non-standard residues in protein, DNA, RNA chains [\(i\)](#)

There are no non-standard protein/DNA/RNA residues in this entry.

6.3 Carbohydrates [\(i\)](#)

There are no monosaccharides in this entry.

6.4 Ligands [\(i\)](#)

In the following table, the Atoms column lists the number of modelled atoms in the group and the number defined in the chemical component dictionary. The B-factors column lists the minimum, median, 95th percentile and maximum values of B factors of atoms in the group. The column labelled 'Q< 0.9' lists the number of atoms with occupancy less than 0.9.

Mol	Type	Chain	Res	Atoms	RSCC	RSR	B-factors(\AA^2)	Q<0.9
2	SO4	B	703	5/5	0.85	0.24	95,106,109,110	0
2	SO4	A	705	5/5	0.86	0.22	140,142,143,143	0
2	SO4	A	706	5/5	0.88	0.35	149,150,153,154	0
2	SO4	C	702	5/5	0.88	0.28	136,137,137,137	0
2	SO4	B	702	5/5	0.89	0.21	139,140,140,140	0
2	SO4	A	702	5/5	0.90	0.13	112,116,117,120	0
2	SO4	B	701	5/5	0.91	0.19	119,121,123,123	0
2	SO4	C	701	5/5	0.93	0.12	103,106,110,110	0
2	SO4	A	707	5/5	0.93	0.30	122,125,127,128	0
2	SO4	A	701	5/5	0.95	0.12	82,84,86,89	0
2	SO4	A	704	5/5	0.95	0.14	95,101,102,105	0
2	SO4	A	703	5/5	0.96	0.15	71,74,79,82	0
2	SO4	B	704	5/5	0.97	0.09	96,99,103,103	0

6.5 Other polymers [i](#)

There are no such residues in this entry.