



Full wwPDB X-ray Structure Validation Report ⓘ

Jun 15, 2024 – 05:30 PM EDT

PDB ID : 4KR9
Title : Crystal structure of a 4-thiouridine synthetase - RNA complex at 3.5 Angstrom resolution
Authors : Neumann, P.; Ficner, R.; Lakomek, K.
Deposited on : 2013-05-16
Resolution : 3.50 Å(reported)

This is a Full wwPDB X-ray Structure Validation Report for a publicly released PDB entry.

We welcome your comments at validation@mail.wwpdb.org

A user guide is available at

<https://www.wwpdb.org/validation/2017/XrayValidationReportHelp>

with specific help available everywhere you see the ⓘ symbol.

The types of validation reports are described at

<http://www.wwpdb.org/validation/2017/FAQs#types>.

The following versions of software and data (see [references ⓘ](#)) were used in the production of this report:

MolProbity : 4.02b-467
Xtriage (Phenix) : 1.13
EDS : 2.37.1
Percentile statistics : 20191225.v01 (using entries in the PDB archive December 25th 2019)
Refmac : 5.8.0158
CCP4 : 7.0.044 (Gargrove)
Ideal geometry (proteins) : Engh & Huber (2001)
Ideal geometry (DNA, RNA) : Parkinson et al. (1996)
Validation Pipeline (wwPDB-VP) : 2.37.1

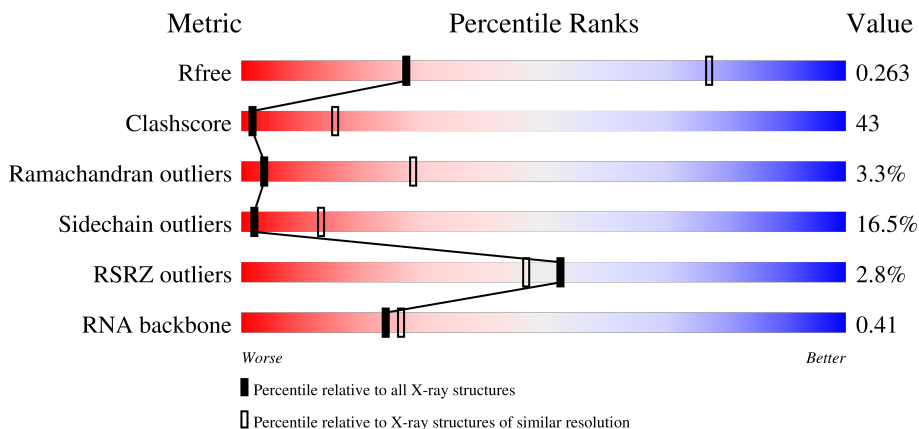
1 Overall quality at a glance i

The following experimental techniques were used to determine the structure:

X-RAY DIFFRACTION

The reported resolution of this entry is 3.50 Å.

Percentile scores (ranging between 0-100) for global validation metrics of the entry are shown in the following graphic. The table shows the number of entries on which the scores are based.



Metric	Whole archive (#Entries)	Similar resolution (#Entries, resolution range(Å))
R_{free}	130704	1659 (3.60-3.40)
Clashscore	141614	1036 (3.58-3.42)
Ramachandran outliers	138981	1005 (3.58-3.42)
Sidechain outliers	138945	1006 (3.58-3.42)
RSRZ outliers	127900	1559 (3.60-3.40)
RNA backbone	3102	1002 (4.00-3.00)

The table below summarises the geometric issues observed across the polymeric chains and their fit to the electron density. The red, orange, yellow and green segments of the lower bar indicate the fraction of residues that contain outliers for ≥ 3 , 2, 1 and 0 types of geometric quality criteria respectively. A grey segment represents the fraction of residues that are not modelled. The numeric value for each fraction is indicated below the corresponding segment, with a dot representing fractions $\leq 5\%$. The upper red bar (where present) indicates the fraction of residues that have poor fit to the electron density. The numeric value is given above the bar.

Mol	Chain	Length	Quality of chain
1	A	388	2% (Poor fit) 42% (0 outliers), 47% (1 outlier), 10% (2 outliers), 2% (3+ outliers)
1	B	388	2% (Poor fit) 38% (0 outliers), 46% (1 outlier), 14% (2 outliers), 2% (3+ outliers)
2	M	39	10% (Poor fit) 28% (0 outliers), 33% (1 outlier), 28% (2 outliers), 10% (3+ outliers)
2	X	39	18% (Poor fit) 38% (0 outliers), 28% (1 outlier), 28% (2 outliers), 5% (3+ outliers)

2 Entry composition

There are 2 unique types of molecules in this entry. The entry contains 7860 atoms, of which 0 are hydrogens and 0 are deuteriums.

In the tables below, the ZeroOcc column contains the number of atoms modelled with zero occupancy, the AltConf column contains the number of residues with at least one atom in alternate conformation and the Trace column contains the number of residues modelled with at most 2 atoms.

- Molecule 1 is a protein called Probable tRNA sulfurtransferase.

Mol	Chain	Residues	Atoms					ZeroOcc	AltConf	Trace
			Total	C	N	O	S			
1	A	386	3099	1996	530	568	5	0	0	0
1	B	386	3099	1996	530	568	5	0	0	0

There are 2 discrepancies between the modelled and reference sequences:

Chain	Residue	Modelled	Actual	Comment	Reference
A	2	GLU	LYS	engineered mutation	UNP Q9X220
B	2	GLU	LYS	engineered mutation	UNP Q9X220

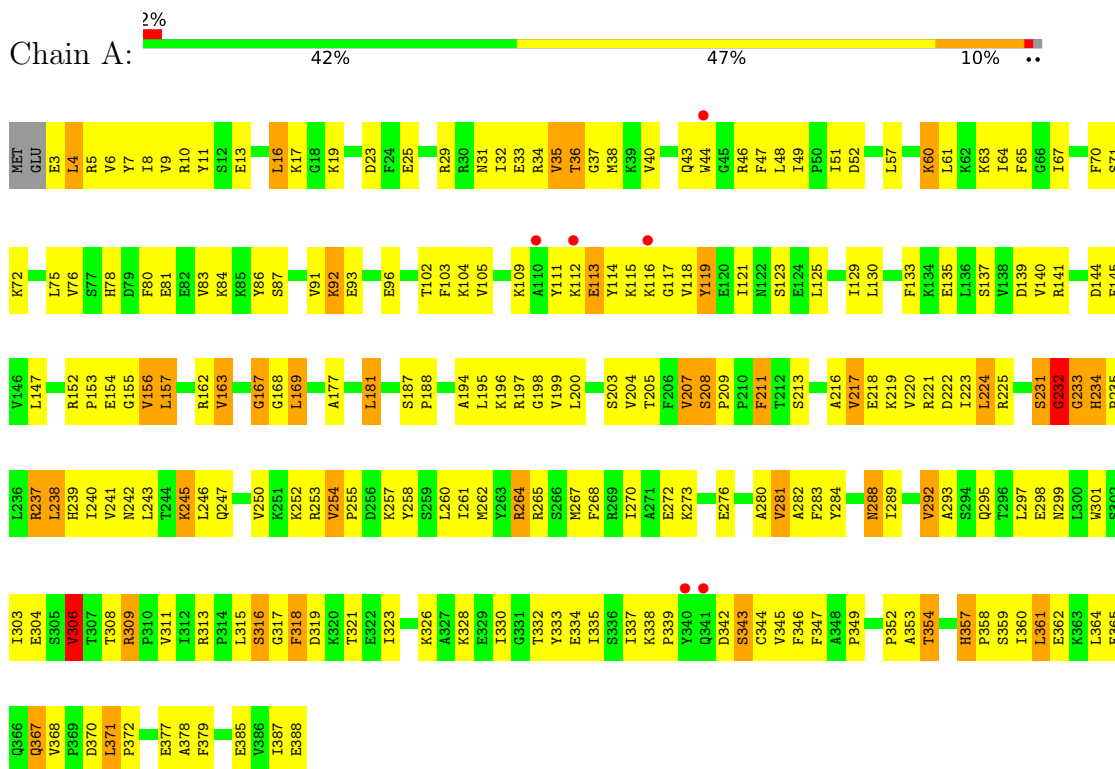
- Molecule 2 is a RNA chain called RNA (39-MER).

Mol	Chain	Residues	Atoms					ZeroOcc	AltConf	Trace
			Total	C	N	O	P			
2	M	39	831	372	153	268	38	0	0	0
2	X	39	831	372	153	268	38	0	0	0

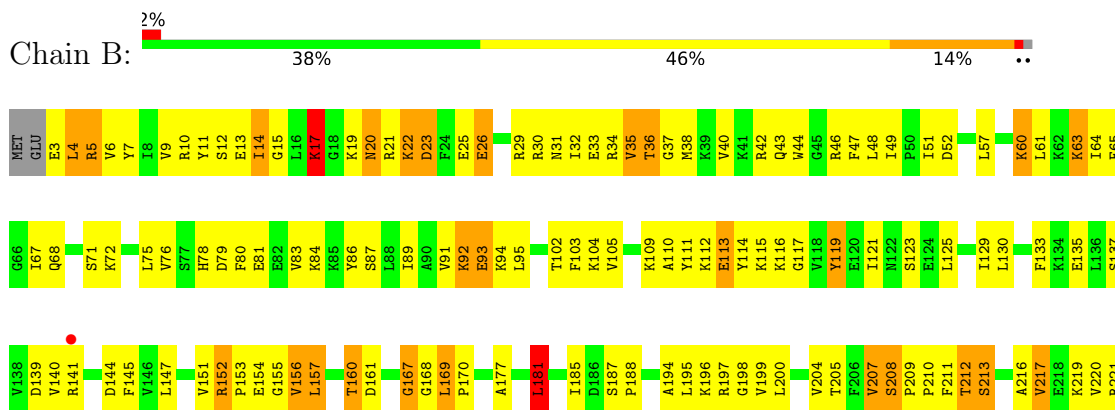
3 Residue-property plots

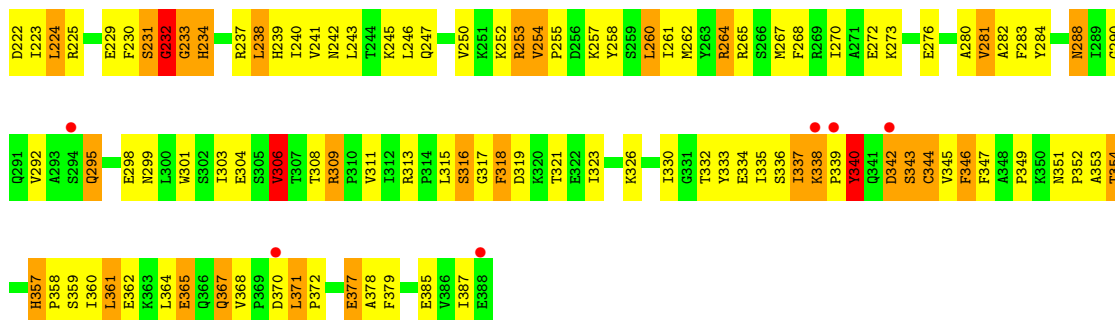
These plots are drawn for all protein, RNA, DNA and oligosaccharide chains in the entry. The first graphic for a chain summarises the proportions of the various outlier classes displayed in the second graphic. The second graphic shows the sequence view annotated by issues in geometry and electron density. Residues are color-coded according to the number of geometric quality criteria for which they contain at least one outlier: green = 0, yellow = 1, orange = 2 and red = 3 or more. A red dot above a residue indicates a poor fit to the electron density ($RSRZ > 2$). Stretches of 2 or more consecutive residues without any outlier are shown as a green connector. Residues present in the sample, but not in the model, are shown in grey.

- Molecule 1: Probable tRNA sulfurtransferase

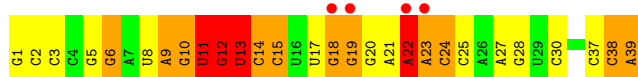
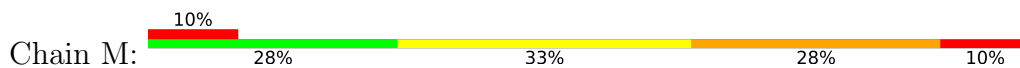


- Molecule 1: Probable tRNA sulfurtransferase

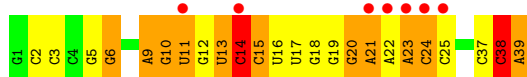




• Molecule 2: RNA (39-MER)



• Molecule 2: RNA (39-MER)



4 Data and refinement statistics

Property	Value	Source
Space group	P 21 21 21	Depositor
Cell constants a, b, c, α , β , γ	103.28Å 113.55Å 132.15Å 90.00° 90.00° 90.00°	Depositor
Resolution (Å)	29.75 – 3.50 39.75 – 3.45	Depositor EDS
% Data completeness (in resolution range)	98.9 (29.75-3.50) 98.9 (39.75-3.45)	Depositor EDS
R_{merge}	(Not available)	Depositor
R_{sym}	0.09	Depositor
$\langle I/\sigma(I) \rangle$ ¹	2.07 (at 3.48Å)	Xtrriage
Refinement program	PHENIX 1.6.1_357	Depositor
R, R_{free}	0.230 , 0.269 0.222 , 0.263	Depositor DCC
R_{free} test set	1037 reflections (4.97%)	wwPDB-VP
Wilson B-factor (Å ²)	133.8	Xtrriage
Anisotropy	0.135	Xtrriage
Bulk solvent k_{sol} (e/Å ³), B_{sol} (Å ²)	0.34 , 116.1	EDS
L-test for twinning ²	$\langle L \rangle = 0.49$, $\langle L^2 \rangle = 0.32$	Xtrriage
Estimated twinning fraction	No twinning to report.	Xtrriage
F_o, F_c correlation	0.94	EDS
Total number of atoms	7860	wwPDB-VP
Average B, all atoms (Å ²)	159.0	wwPDB-VP

Xtrriage's analysis on translational NCS is as follows: *The largest off-origin peak in the Patterson function is 3.78% of the height of the origin peak. No significant pseudotranslation is detected.*

¹Intensities estimated from amplitudes.

²Theoretical values of $\langle |L| \rangle$, $\langle L^2 \rangle$ for acentric reflections are 0.5, 0.333 respectively for untwinned datasets, and 0.375, 0.2 for perfectly twinned datasets.

5 Model quality [i](#)

5.1 Standard geometry [i](#)

The Z score for a bond length (or angle) is the number of standard deviations the observed value is removed from the expected value. A bond length (or angle) with $|Z| > 5$ is considered an outlier worth inspection. RMSZ is the root-mean-square of all Z scores of the bond lengths (or angles).

Mol	Chain	Bond lengths		Bond angles	
		RMSZ	# Z >5	RMSZ	# Z >5
1	A	0.28	0/3158	0.53	2/4254 (0.0%)
1	B	0.29	0/3158	0.55	5/4254 (0.1%)
2	M	0.37	0/929	0.98	8/1447 (0.6%)
2	X	0.32	0/929	0.78	3/1447 (0.2%)
All	All	0.30	0/8174	0.64	18/11402 (0.2%)

Chiral center outliers are detected by calculating the chiral volume of a chiral center and verifying if the center is modelled as a planar moiety or with the opposite hand. A planarity outlier is detected by checking planarity of atoms in a peptide group, atoms in a mainchain group or atoms of a sidechain that are expected to be planar.

Mol	Chain	#Chirality outliers	#Planarity outliers
1	A	0	1
1	B	0	1
2	M	0	1
All	All	0	3

There are no bond length outliers.

All (18) bond angle outliers are listed below:

Mol	Chain	Res	Type	Atoms	Z	Observed(°)	Ideal(°)
2	M	12	G	N9-C1'-C2'	13.25	131.22	114.00
2	M	12	G	C1'-O4'-C4'	-9.68	102.16	109.90
1	A	233	GLY	N-CA-C	9.59	137.07	113.10
1	B	233	GLY	N-CA-C	9.52	136.89	113.10
1	B	253	ARG	NE-CZ-NH2	-8.30	116.15	120.30
2	X	14	C	C2-N1-C1'	7.86	127.44	118.80
2	M	11	U	OP1-P-OP2	-6.81	109.38	119.60
2	M	12	G	C3'-C2'-C1'	-6.65	96.18	101.50
2	M	12	G	OP1-P-OP2	-6.52	109.82	119.60
2	X	14	C	C6-N1-C1'	-6.47	113.04	120.80
2	M	13	U	OP1-P-OP2	-6.33	110.10	119.60

Continued on next page...

Continued from previous page...

Mol	Chain	Res	Type	Atoms	Z	Observed(°)	Ideal(°)
2	M	12	G	O4'-C1'-C2'	-5.89	99.91	105.80
1	B	181	LEU	CA-CB-CG	5.38	127.67	115.30
1	B	253	ARG	NE-CZ-NH1	5.21	122.90	120.30
1	B	232	GLY	N-CA-C	-5.20	100.11	113.10
2	M	22	A	C4-N9-C1'	5.12	135.52	126.30
1	A	232	GLY	N-CA-C	-5.08	100.40	113.10
2	X	38	C	C3'-C2'-C1'	5.01	105.51	101.50

There are no chirality outliers.

All (3) planarity outliers are listed below:

Mol	Chain	Res	Type	Group
1	A	232	GLY	Peptide
1	B	232	GLY	Peptide
2	M	12	G	Sidechain

5.2 Too-close contacts [i](#)

In the following table, the Non-H and H(model) columns list the number of non-hydrogen atoms and hydrogen atoms in the chain respectively. The H(added) column lists the number of hydrogen atoms added and optimized by MolProbity. The Clashes column lists the number of clashes within the asymmetric unit, whereas Symm-Clashes lists symmetry-related clashes.

Mol	Chain	Non-H	H(model)	H(added)	Clashes	Symm-Clashes
1	A	3099	0	3202	269	0
1	B	3099	0	3202	301	0
2	M	831	0	425	54	0
2	X	831	0	425	40	0
All	All	7860	0	7254	644	0

The all-atom clashscore is defined as the number of clashes found per 1000 atoms (including hydrogen atoms). The all-atom clashscore for this structure is 43.

All (644) close contacts within the same asymmetric unit are listed below, sorted by their clash magnitude.

Atom-1	Atom-2	Interatomic distance (Å)	Clash overlap (Å)
2:M:12:G:H1'	2:M:13:U:OP2	1.45	1.16
1:A:254:VAL:HG12	1:A:364:LEU:HD22	1.33	1.09
1:A:217:VAL:HG13	1:A:221:ARG:HH12	1.18	1.08

Continued on next page...

Continued from previous page...

Atom-1	Atom-2	Interatomic distance (Å)	Clash overlap (Å)
1:A:371:LEU:HD23	1:A:372:PRO:HD3	1.36	1.07
1:B:264:ARG:HG3	1:B:264:ARG:HH11	0.95	1.07
1:B:371:LEU:HD23	1:B:372:PRO:HD3	1.36	1.07
1:B:217:VAL:HG13	1:B:221:ARG:HH12	1.19	1.06
1:B:254:VAL:HG12	1:B:364:LEU:HD22	1.33	1.05
1:B:357:HIS:HB2	1:B:360:ILE:HD12	1.40	1.04
1:B:345:VAL:HG12	1:B:346:PHE:H	1.22	1.01
1:A:357:HIS:HB2	1:A:360:ILE:HD12	1.40	1.00
2:X:21:A:H3'	2:X:21:A:N3	1.76	1.00
1:B:207:VAL:HG23	1:B:209:PRO:HD3	1.40	0.99
2:X:22:A:C8	2:X:23:A:N7	2.30	0.99
2:M:10:G:H2'	2:M:11:U:H5'	1.44	0.97
2:M:24:C:H2'	2:M:25:C:H6	1.31	0.95
1:A:207:VAL:HG23	1:A:209:PRO:HD3	1.45	0.95
1:B:273:LYS:HB3	1:B:379:PHE:CE1	2.02	0.94
1:A:273:LYS:HB3	1:A:379:PHE:CE1	2.02	0.93
1:B:264:ARG:HG3	1:B:264:ARG:NH1	1.75	0.93
1:B:222:ASP:HB3	1:B:335:ILE:HD13	1.48	0.92
1:B:181:LEU:HD11	1:B:223:ILE:HD11	1.50	0.91
1:B:75:LEU:HD13	1:B:157:LEU:HD13	1.54	0.90
1:A:36:THR:HG21	1:A:57:LEU:HD13	1.56	0.88
1:A:44:TRP:HZ2	1:A:154:GLU:HG2	1.38	0.88
1:B:36:THR:HG21	1:B:57:LEU:HD13	1.56	0.88
1:B:345:VAL:CG1	1:B:346:PHE:H	1.87	0.87
1:A:44:TRP:CZ2	1:A:154:GLU:HG2	2.10	0.87
1:B:17:LYS:O	1:B:17:LYS:HG2	1.73	0.87
1:A:224:LEU:HD23	1:A:238:LEU:HD22	1.55	0.87
2:M:38:C:H4'	2:M:39:A:O5'	1.73	0.86
1:B:224:LEU:HD23	1:B:238:LEU:HD22	1.54	0.86
1:B:152:ARG:HG2	1:B:152:ARG:HH11	1.42	0.84
1:B:345:VAL:HG12	1:B:346:PHE:N	1.90	0.83
1:B:109:LYS:HA	1:B:151:VAL:HG12	1.58	0.82
1:B:273:LYS:HB3	1:B:379:PHE:CD1	2.14	0.82
1:B:217:VAL:HG13	1:B:221:ARG:NH1	1.95	0.82
1:B:258:TYR:HE2	1:B:360:ILE:HG21	1.45	0.82
2:M:24:C:H2'	2:M:25:C:C6	2.14	0.82
1:A:273:LYS:HB3	1:A:379:PHE:CD1	2.14	0.81
2:X:13:U:C6	2:X:13:U:H3'	2.15	0.81
1:A:217:VAL:HG13	1:A:221:ARG:NH1	1.95	0.81
1:A:258:TYR:HE2	1:A:360:ILE:HG21	1.45	0.81
1:A:219:LYS:HE2	1:A:339:PRO:HG3	1.61	0.81

Continued on next page...

Continued from previous page...

Atom-1	Atom-2	Interatomic distance (Å)	Clash overlap (Å)
2:X:38:C:H4'	2:X:39:A:OP2	1.79	0.81
1:A:264:ARG:HD3	1:A:267:MET:HE3	1.61	0.81
1:B:80:PHE:CE2	1:B:84:LYS:HE3	2.16	0.80
1:A:80:PHE:CE2	1:A:84:LYS:HE3	2.17	0.80
1:B:207:VAL:HG23	1:B:209:PRO:CD	2.11	0.80
1:B:11:TYR:O	1:B:11:TYR:CD1	2.34	0.79
1:A:222:ASP:HB3	1:A:335:ILE:HD13	1.66	0.78
1:A:75:LEU:HD13	1:A:157:LEU:HD13	1.64	0.78
1:A:11:TYR:CD1	1:A:11:TYR:O	2.37	0.78
1:B:130:LEU:HD12	2:X:39:A:O3'	1.82	0.78
2:X:13:U:H3'	2:X:13:U:H6	1.48	0.78
2:M:22:A:O2'	2:M:23:A:O5'	2.00	0.77
1:B:309:ARG:HG3	1:B:309:ARG:HH11	1.50	0.77
1:B:262:MET:SD	1:B:361:LEU:HD23	2.25	0.77
1:A:309:ARG:HG3	1:A:309:ARG:HH11	1.50	0.77
1:A:246:LEU:O	1:A:250:VAL:HG23	1.84	0.76
1:B:246:LEU:O	1:B:250:VAL:HG23	1.85	0.76
1:A:262:MET:SD	1:A:361:LEU:HD23	2.25	0.76
1:B:288:ASN:N	1:B:288:ASN:HD22	1.83	0.76
2:M:10:G:C2'	2:M:11:U:H5'	2.15	0.75
1:A:288:ASN:N	1:A:288:ASN:HD22	1.84	0.75
1:A:257:LYS:HZ3	1:A:258:TYR:HE1	1.33	0.74
1:B:80:PHE:HE2	1:B:84:LYS:HE3	1.51	0.74
1:A:80:PHE:HE2	1:A:84:LYS:HE3	1.52	0.74
1:A:181:LEU:HD23	1:A:203:SER:HB3	1.70	0.74
2:M:10:G:HO2'	2:M:11:U:P	2.11	0.74
1:B:357:HIS:CB	1:B:360:ILE:HD12	2.17	0.73
1:B:110:ALA:HB3	1:B:152:ARG:HG3	1.70	0.73
2:M:10:G:O2'	2:M:11:U:OP1	2.06	0.73
1:A:113:GLU:O	1:A:113:GLU:HG2	1.89	0.73
1:B:257:LYS:HZ3	1:B:258:TYR:HE1	1.34	0.73
1:B:113:GLU:O	1:B:113:GLU:HG2	1.89	0.72
1:B:209:PRO:HA	1:B:212:THR:H	1.54	0.72
1:B:338:LYS:HG2	1:B:339:PRO:CD	2.20	0.72
1:A:283:PHE:HB2	1:A:311:VAL:HG12	1.72	0.71
1:B:288:ASN:N	1:B:288:ASN:ND2	2.38	0.71
2:X:22:A:H8	2:X:23:A:C8	2.09	0.71
1:A:118:VAL:HG21	2:M:1:G:O5'	1.91	0.71
2:M:12:G:C1'	2:M:13:U:OP2	2.32	0.71
2:X:22:A:H8	2:X:23:A:N7	1.86	0.71
1:A:357:HIS:CB	1:A:360:ILE:HD12	2.17	0.71

Continued on next page...

Continued from previous page...

Atom-1	Atom-2	Interatomic distance (Å)	Clash overlap (Å)
1:B:283:PHE:HB2	1:B:311:VAL:HG12	1.72	0.71
1:B:29:ARG:HG2	1:B:29:ARG:HH11	1.54	0.71
2:M:5:G:C2'	2:M:6:G:H5'	2.20	0.71
2:X:5:G:C2'	2:X:6:G:H5'	2.20	0.70
1:B:102:THR:HG23	1:B:144:ASP:H	1.57	0.70
1:B:257:LYS:HG3	1:B:258:TYR:CD1	2.27	0.70
1:A:338:LYS:N	1:A:339:PRO:HD2	2.07	0.69
1:B:30:ARG:HG2	1:B:34:ARG:NH2	2.07	0.69
1:A:102:THR:HG23	1:A:144:ASP:H	1.57	0.69
1:A:288:ASN:N	1:A:288:ASN:ND2	2.38	0.69
1:B:231:SER:O	1:B:232:GLY:C	2.30	0.69
1:A:231:SER:O	1:A:232:GLY:C	2.30	0.69
1:A:257:LYS:HG3	1:A:258:TYR:CD1	2.27	0.69
1:B:338:LYS:HG2	1:B:339:PRO:HD2	1.74	0.69
2:X:13:U:C6	2:X:13:U:C3'	2.73	0.69
1:A:288:ASN:HD22	1:A:288:ASN:H	1.41	0.69
2:M:14:C:O2'	2:M:15:C:OP2	2.09	0.68
1:B:288:ASN:HD22	1:B:288:ASN:H	1.40	0.68
1:B:29:ARG:HG3	1:B:40:VAL:CG2	2.24	0.67
1:A:13:GLU:OE2	1:A:25:GLU:HG2	1.96	0.66
1:B:222:ASP:HB3	1:B:335:ILE:CD1	2.22	0.66
2:X:21:A:N3	2:X:21:A:C3'	2.56	0.66
1:B:91:VAL:HG21	1:B:129:ILE:HD12	1.78	0.65
1:A:334:GLU:OE2	1:A:334:GLU:HA	1.96	0.65
1:B:31:ASN:O	1:B:35:VAL:HG12	1.96	0.65
1:B:207:VAL:HB	1:B:212:THR:HG21	1.79	0.65
1:B:276:GLU:HG2	1:B:309:ARG:HH22	1.62	0.65
1:A:219:LYS:HE2	1:A:339:PRO:CG	2.27	0.65
1:A:276:GLU:HG2	1:A:309:ARG:HH22	1.62	0.65
2:X:11:U:H4'	2:X:11:U:OP2	1.97	0.65
2:X:38:C:H5'	2:X:39:A:C8	2.32	0.65
1:A:91:VAL:HG21	1:A:129:ILE:HD12	1.78	0.65
1:A:197:ARG:NH1	1:B:319:ASP:HA	2.11	0.64
1:B:44:TRP:HZ2	1:B:154:GLU:HG2	1.61	0.64
1:B:345:VAL:O	1:B:347:PHE:N	2.26	0.64
1:A:31:ASN:O	1:A:35:VAL:HG12	1.96	0.64
1:A:357:HIS:HB2	1:A:360:ILE:CD1	2.22	0.64
1:B:247:GLN:HB3	1:B:347:PHE:CD2	2.32	0.64
1:A:247:GLN:HB3	1:A:347:PHE:CE2	2.33	0.63
1:A:119:TYR:HE1	1:A:123:SER:HG	1.46	0.63
1:B:265:ARG:NH2	1:B:365:GLU:OE1	2.30	0.63

Continued on next page...

Continued from previous page...

Atom-1	Atom-2	Interatomic distance (Å)	Clash overlap (Å)
1:B:299:ASN:O	1:B:303:ILE:HG13	1.99	0.63
1:B:153:PRO:HG2	1:B:154:GLU:OE2	1.99	0.63
2:M:13:U:O2'	2:M:15:C:N3	2.29	0.63
2:X:20:G:N2	2:X:24:C:C2	2.67	0.63
1:A:125:LEU:O	1:A:129:ILE:HG12	1.99	0.63
1:A:264:ARG:HA	1:A:267:MET:CE	2.29	0.63
1:B:264:ARG:HA	1:B:267:MET:CE	2.28	0.63
1:B:357:HIS:HB2	1:B:360:ILE:CD1	2.22	0.63
1:A:264:ARG:CG	1:A:303:ILE:HG21	2.28	0.62
1:A:153:PRO:HG2	1:A:154:GLU:OE2	1.99	0.62
2:M:38:C:O2'	2:M:39:A:OP2	2.17	0.62
1:A:292:VAL:HG13	1:A:295:GLN:HG3	1.82	0.62
1:A:299:ASN:O	1:A:303:ILE:HG13	1.99	0.62
1:A:181:LEU:HD21	1:A:224:LEU:HD22	1.81	0.62
1:B:91:VAL:HB	1:B:133:PHE:HE2	1.64	0.62
1:B:125:LEU:O	1:B:129:ILE:HG12	1.99	0.62
1:A:91:VAL:HB	1:A:133:PHE:HE2	1.63	0.62
1:A:333:TYR:O	1:A:337:ILE:HG22	2.00	0.62
1:B:270:ILE:O	1:B:273:LYS:HB2	2.00	0.62
1:B:338:LYS:HZ2	2:M:6:G:H4'	1.64	0.62
1:A:10:ARG:NH2	1:A:71:SER:OG	2.33	0.62
1:A:217:VAL:CG1	1:A:221:ARG:HH12	2.05	0.62
1:A:309:ARG:HG3	1:A:309:ARG:NH1	2.13	0.61
1:B:151:VAL:O	1:B:151:VAL:HG13	2.00	0.61
1:B:20:ASN:HB3	1:B:23:ASP:OD1	2.00	0.61
2:X:9:A:H2	2:X:15:C:H2'	1.64	0.61
1:B:29:ARG:HG3	1:B:40:VAL:HG21	1.82	0.61
1:A:44:TRP:CZ2	1:A:154:GLU:CG	2.84	0.61
1:B:44:TRP:CZ2	1:B:154:GLU:HG2	2.36	0.61
1:A:342:ASP:O	1:A:343:SER:O	2.19	0.61
1:A:257:LYS:HG3	1:A:258:TYR:HD1	1.64	0.60
1:B:119:TYR:HE1	1:B:123:SER:OG	1.84	0.60
1:B:257:LYS:HG3	1:B:258:TYR:HD1	1.63	0.60
1:A:270:ILE:O	1:A:273:LYS:HB2	2.00	0.60
1:A:119:TYR:HE1	1:A:123:SER:OG	1.84	0.60
1:B:152:ARG:HH11	1:B:152:ARG:CG	2.11	0.60
1:A:238:LEU:HD12	1:A:239:HIS:N	2.17	0.60
1:B:9:VAL:HB	1:B:47:PHE:HB2	1.83	0.60
1:B:217:VAL:CG1	1:B:221:ARG:HH12	2.05	0.60
1:A:60:LYS:HE2	1:A:60:LYS:HA	1.84	0.60
1:A:337:ILE:C	1:A:339:PRO:HD2	2.22	0.59

Continued on next page...

Continued from previous page...

Atom-1	Atom-2	Interatomic distance (Å)	Clash overlap (Å)
1:A:29:ARG:HG3	1:A:40:VAL:CG2	2.31	0.59
1:B:11:TYR:O	1:B:11:TYR:CG	2.54	0.59
1:B:76:VAL:HG11	1:B:86:TYR:CD1	2.38	0.59
1:A:301:TRP:CE3	1:B:281:VAL:HG12	2.38	0.59
1:B:22:LYS:HE3	1:B:26:GLU:HB2	1.83	0.59
1:A:211:PHE:CD1	1:A:211:PHE:N	2.69	0.59
1:A:293:ALA:O	1:A:354:THR:HG22	2.03	0.59
1:A:211:PHE:HB3	1:A:344:CYS:HB2	1.85	0.59
1:B:238:LEU:HD12	1:B:239:HIS:N	2.17	0.59
1:B:262:MET:HE1	1:B:365:GLU:OE2	2.02	0.59
2:M:2:C:O2'	2:M:3:C:H5'	2.03	0.59
2:M:18:G:N2	2:M:25:C:O2	2.36	0.59
1:B:14:ILE:CG2	1:B:15:GLY:N	2.66	0.59
2:X:24:C:H2'	2:X:25:C:H6	1.67	0.59
1:B:205:THR:HG22	1:B:238:LEU:HD11	1.85	0.58
1:B:43:GLN:HG2	1:B:44:TRP:CE3	2.38	0.58
1:B:80:PHE:HE1	1:B:121:ILE:HD13	1.68	0.58
1:A:9:VAL:HB	1:A:47:PHE:HB2	1.84	0.58
1:A:181:LEU:CD1	1:A:223:ILE:HD11	2.33	0.58
1:B:257:LYS:HE2	1:B:353:ALA:HB2	1.85	0.58
1:A:83:VAL:HG22	1:A:156:VAL:HG11	1.84	0.58
1:B:83:VAL:HG22	1:B:156:VAL:HG11	1.84	0.58
1:B:345:VAL:CG1	1:B:346:PHE:N	2.56	0.58
1:A:257:LYS:HE2	1:A:353:ALA:HB2	1.85	0.58
1:B:318:PHE:HD1	1:B:318:PHE:N	2.02	0.58
2:M:12:G:O2'	2:M:13:U:P	2.61	0.58
2:M:23:A:HO2'	2:M:24:C:H5	1.51	0.58
1:A:102:THR:HG23	1:A:144:ASP:N	2.18	0.58
1:A:306:VAL:HG23	1:A:306:VAL:O	2.03	0.58
1:B:261:ILE:CD1	1:B:299:ASN:OD1	2.52	0.58
2:M:22:A:HO2'	2:M:23:A:P	2.24	0.58
1:A:80:PHE:HE1	1:A:121:ILE:HD13	1.68	0.58
1:B:102:THR:HG23	1:B:144:ASP:N	2.18	0.58
1:A:11:TYR:O	1:A:11:TYR:CG	2.55	0.57
1:A:247:GLN:HB3	1:A:347:PHE:CD2	2.39	0.57
2:M:5:G:H2'	2:M:6:G:H5'	1.86	0.57
1:B:151:VAL:HG23	1:B:156:VAL:HG23	1.86	0.57
1:A:205:THR:HG22	1:A:238:LEU:HD11	1.85	0.57
1:B:343:SER:O	1:B:344:CYS:HB3	2.03	0.57
1:A:318:PHE:N	1:A:318:PHE:HD1	2.02	0.57
1:B:231:SER:O	1:B:232:GLY:O	2.22	0.57

Continued on next page...

Continued from previous page...

Atom-1	Atom-2	Interatomic distance (Å)	Clash overlap (Å)
1:A:78:HIS:NE2	1:A:111:TYR:CE1	2.72	0.57
1:A:261:ILE:CD1	1:A:299:ASN:OD1	2.52	0.57
1:B:264:ARG:HA	1:B:267:MET:HE3	1.85	0.57
1:B:306:VAL:HG23	1:B:306:VAL:O	2.03	0.57
1:A:318:PHE:N	1:A:318:PHE:CD1	2.73	0.57
1:B:334:GLU:O	1:B:337:ILE:HG23	2.04	0.57
2:M:20:G:N2	2:M:21:A:N3	2.53	0.57
1:B:338:LYS:NZ	2:M:6:G:H4'	2.20	0.57
1:A:219:LYS:CE	1:A:339:PRO:HG3	2.35	0.56
2:M:20:G:C2	2:M:21:A:N3	2.74	0.56
1:B:87:SER:O	1:B:91:VAL:HG23	2.05	0.56
1:B:318:PHE:N	1:B:318:PHE:CD1	2.73	0.56
2:X:5:G:H2'	2:X:6:G:H5'	1.87	0.56
1:B:345:VAL:O	1:B:347:PHE:HD1	1.88	0.56
1:A:231:SER:O	1:A:232:GLY:O	2.22	0.56
2:X:18:G:H2'	2:X:19:G:O4'	2.05	0.56
1:A:31:ASN:ND2	1:A:34:ARG:HH12	2.04	0.56
1:B:309:ARG:HG3	1:B:309:ARG:NH1	2.13	0.56
1:A:87:SER:O	1:A:91:VAL:HG23	2.05	0.56
1:B:109:LYS:HA	1:B:151:VAL:CG1	2.31	0.56
1:B:304:GLU:HG3	1:B:311:VAL:HG21	1.87	0.56
1:A:238:LEU:HD12	1:A:238:LEU:C	2.26	0.56
1:A:258:TYR:CE2	1:A:360:ILE:HG21	2.35	0.56
2:X:2:C:O2'	2:X:3:C:H5'	2.05	0.56
1:B:257:LYS:NZ	1:B:258:TYR:HE1	2.02	0.56
1:B:238:LEU:HD12	1:B:238:LEU:C	2.26	0.56
1:A:304:GLU:HG3	1:A:311:VAL:HG21	1.87	0.55
1:A:257:LYS:NZ	1:A:258:TYR:HE1	2.02	0.55
1:B:151:VAL:HG23	1:B:156:VAL:CG2	2.36	0.55
1:B:169:LEU:HD23	1:B:169:LEU:N	2.22	0.55
1:B:194:ALA:HB2	1:B:284:TYR:CD2	2.42	0.55
1:B:343:SER:O	1:B:344:CYS:CB	2.54	0.55
2:M:9:A:N1	2:M:15:C:C5	2.74	0.55
1:B:4:LEU:HD12	1:B:4:LEU:H	1.72	0.55
1:A:194:ALA:HB2	1:A:284:TYR:CD2	2.41	0.55
1:A:258:TYR:HE2	1:A:360:ILE:CG2	2.18	0.55
2:X:22:A:C8	2:X:23:A:C8	2.89	0.55
1:A:169:LEU:N	1:A:169:LEU:HD23	2.22	0.55
1:B:224:LEU:HB3	1:B:387:ILE:HD11	1.89	0.55
1:A:31:ASN:HD22	1:A:34:ARG:HH12	1.55	0.55
1:A:224:LEU:HB3	1:A:387:ILE:HD11	1.89	0.55

Continued on next page...

Continued from previous page...

Atom-1	Atom-2	Interatomic distance (Å)	Clash overlap (Å)
1:B:31:ASN:ND2	1:B:34:ARG:HH12	2.04	0.55
1:B:222:ASP:CB	1:B:335:ILE:HD13	2.30	0.54
2:M:9:A:C2	2:M:15:C:C4	2.94	0.54
2:M:12:G:N3	2:M:13:U:OP2	2.40	0.54
1:B:14:ILE:HD12	1:B:68:GLN:OE1	2.07	0.54
2:M:19:G:C4	2:M:20:G:C8	2.96	0.54
1:A:4:LEU:HD12	1:A:4:LEU:H	1.72	0.54
1:A:367:GLN:CA	1:A:367:GLN:HE21	2.20	0.54
1:B:31:ASN:HD22	1:B:34:ARG:HH12	1.55	0.54
1:B:141:ARG:HH12	2:X:38:C:H42	1.55	0.54
1:A:264:ARG:HA	1:A:267:MET:HE3	1.88	0.54
1:B:4:LEU:CD1	1:B:75:LEU:HB3	2.38	0.54
1:B:17:LYS:O	1:B:17:LYS:CG	2.53	0.54
1:B:367:GLN:HE21	1:B:367:GLN:CA	2.19	0.54
1:B:63:LYS:HZ1	1:B:229:GLU:CD	2.11	0.53
1:B:345:VAL:C	1:B:347:PHE:H	2.10	0.53
1:A:78:HIS:NE2	1:A:111:TYR:CD1	2.72	0.53
1:B:119:TYR:CE1	1:B:123:SER:OG	2.60	0.53
1:B:181:LEU:HD23	1:B:181:LEU:C	2.29	0.53
1:B:245:LYS:HD2	1:B:377:GLU:OE1	2.09	0.53
2:M:21:A:H2'	2:M:22:A:H4'	1.91	0.53
1:A:221:ARG:HB3	1:A:225:ARG:NH1	2.23	0.53
1:A:264:ARG:HG2	1:A:303:ILE:HG21	1.90	0.53
1:B:7:TYR:HE1	1:B:57:LEU:HG	1.74	0.53
1:A:4:LEU:CD1	1:A:75:LEU:HB3	2.38	0.53
1:A:319:ASP:HA	1:B:197:ARG:NH1	2.23	0.53
1:B:32:ILE:O	1:B:36:THR:OG1	2.25	0.53
2:M:23:A:O2'	2:M:24:C:H5	1.92	0.53
1:A:221:ARG:O	1:A:225:ARG:HG3	2.09	0.53
1:A:342:ASP:OD1	1:A:342:ASP:N	2.41	0.53
1:B:212:THR:OG1	1:B:343:SER:HA	2.08	0.53
1:B:211:PHE:N	1:B:211:PHE:CD2	2.75	0.53
1:A:119:TYR:CE1	1:A:123:SER:OG	2.60	0.53
1:A:207:VAL:HG23	1:A:209:PRO:CD	2.30	0.53
1:B:89:ILE:O	1:B:92:LYS:HE2	2.08	0.53
1:B:221:ARG:O	1:B:225:ARG:HG3	2.09	0.53
1:B:221:ARG:HB3	1:B:225:ARG:NH1	2.23	0.53
1:B:257:LYS:HB2	1:B:353:ALA:HB2	1.91	0.53
1:A:261:ILE:HD11	1:A:299:ASN:OD1	2.09	0.53
1:B:63:LYS:NZ	1:B:229:GLU:HB3	2.24	0.53
1:B:152:ARG:CG	1:B:152:ARG:NH1	2.71	0.52

Continued on next page...

Continued from previous page...

Atom-1	Atom-2	Interatomic distance (Å)	Clash overlap (Å)
1:B:342:ASP:HB3	1:B:345:VAL:HB	1.91	0.52
1:A:181:LEU:HD13	1:A:223:ILE:HD11	1.92	0.52
1:B:311:VAL:HG21	1:B:313:ARG:NH2	2.24	0.52
2:X:24:C:H2'	2:X:25:C:C6	2.44	0.52
1:A:7:TYR:HE1	1:A:57:LEU:HG	1.74	0.52
1:B:152:ARG:HG2	1:B:152:ARG:NH1	2.20	0.52
1:B:273:LYS:CB	1:B:379:PHE:CD1	2.91	0.52
1:A:117:GLY:O	1:A:121:ILE:HG12	2.09	0.52
2:X:38:C:C4'	2:X:39:A:OP2	2.52	0.52
1:A:257:LYS:HB2	1:A:353:ALA:HB2	1.91	0.52
1:B:117:GLY:O	1:B:121:ILE:HG12	2.09	0.52
1:B:330:ILE:HG13	1:B:332:THR:HG23	1.92	0.52
1:A:292:VAL:CG2	1:A:293:ALA:N	2.73	0.52
1:A:311:VAL:HG21	1:A:313:ARG:NH2	2.24	0.52
1:B:102:THR:OG1	1:B:139:ASP:HB2	2.10	0.52
2:M:14:C:OP2	2:M:14:C:C4'	2.58	0.52
1:A:273:LYS:CB	1:A:379:PHE:CD1	2.91	0.52
1:B:94:LYS:NZ	1:B:161:ASP:OD1	2.42	0.52
2:M:19:G:C5	2:M:20:G:N7	2.78	0.52
1:A:335:ILE:O	1:A:339:PRO:HD3	2.10	0.52
1:A:264:ARG:HG2	1:A:303:ILE:HD13	1.92	0.52
1:B:168:GLY:C	1:B:169:LEU:HD23	2.31	0.52
1:B:258:TYR:HE2	1:B:360:ILE:CG2	2.18	0.52
1:A:32:ILE:O	1:A:36:THR:OG1	2.26	0.51
1:B:264:ARG:HH11	1:B:264:ARG:CG	1.88	0.51
2:M:13:U:O2'	2:M:15:C:N4	2.44	0.51
1:A:168:GLY:C	1:A:169:LEU:HD23	2.30	0.51
1:A:330:ILE:HG13	1:A:332:THR:HG23	1.92	0.51
1:B:187:SER:HB2	1:B:188:PRO:HD3	1.93	0.51
1:B:223:ILE:HD12	1:B:223:ILE:C	2.31	0.51
1:B:261:ILE:HD11	1:B:299:ASN:OD1	2.09	0.51
2:X:13:U:H6	2:X:13:U:C3'	2.11	0.51
1:A:13:GLU:OE2	1:A:25:GLU:CG	2.58	0.51
1:A:187:SER:HB2	1:A:188:PRO:HD3	1.93	0.51
1:A:273:LYS:HB3	1:A:379:PHE:HE1	1.68	0.51
1:A:78:HIS:CD2	1:A:111:TYR:HE1	2.29	0.51
1:A:223:ILE:HD12	1:A:223:ILE:C	2.31	0.51
1:A:299:ASN:ND2	1:A:354:THR:O	2.43	0.51
1:A:265:ARG:HD3	1:A:361:LEU:HD22	1.92	0.51
1:B:265:ARG:HD3	1:B:361:LEU:HD22	1.92	0.51
1:A:121:ILE:HG22	1:A:125:LEU:HD12	1.93	0.51

Continued on next page...

Continued from previous page...

Atom-1	Atom-2	Interatomic distance (Å)	Clash overlap (Å)
2:M:14:C:OP2	2:M:14:C:H4'	2.11	0.51
1:A:102:THR:OG1	1:A:139:ASP:HB2	2.10	0.50
2:X:5:G:O2'	2:X:6:G:H5'	2.12	0.50
1:B:121:ILE:HG22	1:B:125:LEU:HD12	1.93	0.50
1:A:218:GLU:OE2	1:A:221:ARG:HD2	2.12	0.50
1:B:78:HIS:NE2	1:B:111:TYR:CD1	2.74	0.50
1:B:299:ASN:ND2	1:B:354:THR:O	2.44	0.50
2:X:21:A:N3	2:X:21:A:H5''	2.27	0.50
1:A:119:TYR:HD1	1:A:119:TYR:C	2.14	0.50
1:A:219:LYS:HE2	1:A:339:PRO:CB	2.40	0.50
1:A:319:ASP:OD2	1:B:167:GLY:HA3	2.11	0.50
1:B:26:GLU:HG2	1:B:29:ARG:NH2	2.25	0.50
1:B:29:ARG:HG2	1:B:29:ARG:NH1	2.24	0.50
1:A:130:LEU:HD12	2:M:39:A:O3'	2.11	0.50
1:A:264:ARG:HA	1:A:267:MET:HE2	1.92	0.50
1:B:258:TYR:CE2	1:B:360:ILE:HG21	2.35	0.50
1:A:29:ARG:HG3	1:A:40:VAL:HG21	1.92	0.50
1:A:119:TYR:C	1:A:119:TYR:CD1	2.85	0.50
1:A:254:VAL:CG1	1:A:364:LEU:HD22	2.24	0.50
1:B:200:LEU:HD22	1:B:234:HIS:CD2	2.46	0.50
1:B:208:SER:HB3	1:B:247:GLN:NE2	2.26	0.50
1:B:212:THR:O	1:B:212:THR:HG22	2.11	0.50
1:B:349:PRO:HG2	1:B:352:PRO:HG3	1.93	0.50
2:X:11:U:OP2	2:X:11:U:C4'	2.60	0.50
2:X:20:G:H4'	2:X:20:G:OP1	2.11	0.50
1:A:250:VAL:O	1:A:254:VAL:HG23	2.12	0.50
1:A:272:GLU:HA	1:A:283:PHE:HZ	1.77	0.50
2:X:14:C:H4'	2:X:15:C:OP1	2.12	0.49
1:A:177:ALA:HB1	1:A:282:ALA:O	2.12	0.49
1:A:208:SER:HB3	1:A:247:GLN:NE2	2.26	0.49
1:B:10:ARG:NH2	1:B:71:SER:OG	2.45	0.49
1:B:23:ASP:OD1	1:B:23:ASP:N	2.43	0.49
1:B:111:TYR:CE2	1:B:113:GLU:HB3	2.47	0.49
1:B:119:TYR:C	1:B:119:TYR:HD1	2.14	0.49
2:M:19:G:C6	2:M:20:G:C5	3.00	0.49
1:A:44:TRP:CZ2	1:A:152:ARG:HB2	2.47	0.49
1:A:211:PHE:HD1	1:A:211:PHE:H	1.57	0.49
1:B:11:TYR:CE2	1:B:47:PHE:CE1	3.01	0.49
1:A:292:VAL:HG22	1:A:293:ALA:N	2.28	0.49
1:B:119:TYR:C	1:B:119:TYR:CD1	2.85	0.49
1:B:219:LYS:HE2	1:B:336:SER:HA	1.93	0.49

Continued on next page...

Continued from previous page...

Atom-1	Atom-2	Interatomic distance (Å)	Clash overlap (Å)
1:A:338:LYS:N	1:A:339:PRO:CD	2.74	0.49
1:B:119:TYR:HE1	1:B:123:SER:HG	1.54	0.49
1:B:367:GLN:HE21	1:B:367:GLN:HA	1.78	0.49
1:A:349:PRO:HG2	1:A:352:PRO:HG3	1.93	0.49
1:B:272:GLU:HA	1:B:283:PHE:HZ	1.77	0.49
2:M:39:A:H3'	2:M:39:A:N3	2.28	0.49
1:A:11:TYR:CE2	1:A:47:PHE:CE1	3.01	0.49
1:A:31:ASN:O	1:A:35:VAL:CG1	2.61	0.49
1:A:44:TRP:CZ2	1:A:152:ARG:CB	2.95	0.49
1:A:200:LEU:HD22	1:A:234:HIS:CD2	2.47	0.49
1:B:31:ASN:O	1:B:35:VAL:CG1	2.61	0.49
1:B:177:ALA:HB1	1:B:282:ALA:O	2.12	0.49
1:A:111:TYR:CE2	1:A:113:GLU:HB3	2.47	0.49
1:A:17:LYS:HE3	2:M:8:U:OP1	2.13	0.49
1:A:333:TYR:OH	1:A:337:ILE:HD12	2.13	0.49
1:B:152:ARG:O	1:B:155:GLY:O	2.31	0.49
1:B:102:THR:HG22	1:B:144:ASP:CG	2.33	0.49
1:B:298:GLU:O	1:B:301:TRP:HB3	2.13	0.49
1:B:250:VAL:O	1:B:254:VAL:HG23	2.12	0.48
2:M:13:U:O2'	2:M:15:C:C4	2.66	0.48
1:A:367:GLN:HE21	1:A:367:GLN:HA	1.78	0.48
2:M:12:G:C2'	2:M:13:U:OP2	2.61	0.48
2:M:14:C:C2'	2:M:15:C:OP2	2.61	0.48
1:A:224:LEU:HB3	1:A:387:ILE:CD1	2.44	0.48
1:B:301:TRP:CE2	1:B:358:PRO:HG3	2.48	0.48
2:M:5:G:O2'	2:M:6:G:H5'	2.12	0.48
1:A:298:GLU:O	1:A:301:TRP:HB3	2.13	0.48
1:B:78:HIS:NE2	1:B:111:TYR:CE1	2.81	0.48
1:B:224:LEU:HB3	1:B:387:ILE:CD1	2.43	0.48
1:B:105:VAL:HG22	1:B:147:LEU:HB3	1.96	0.48
1:A:111:TYR:HB2	1:A:153:PRO:HD3	1.96	0.48
1:B:7:TYR:CE2	1:B:72:LYS:HD2	2.49	0.48
1:A:102:THR:OG1	1:A:139:ASP:CB	2.62	0.48
1:B:264:ARG:HA	1:B:267:MET:HE2	1.94	0.48
1:B:359:SER:O	1:B:362:GLU:HB3	2.14	0.48
1:B:33:GLU:O	1:B:37:GLY:N	2.41	0.47
1:B:102:THR:OG1	1:B:139:ASP:CB	2.62	0.47
1:A:102:THR:HG22	1:A:144:ASP:CG	2.34	0.47
1:B:31:ASN:HD22	1:B:34:ARG:NH1	2.13	0.47
1:B:78:HIS:CD2	1:B:111:TYR:HE1	2.32	0.47
1:A:359:SER:O	1:A:362:GLU:HB3	2.14	0.47

Continued on next page...

Continued from previous page...

Atom-1	Atom-2	Interatomic distance (Å)	Clash overlap (Å)
1:A:301:TRP:CE2	1:A:358:PRO:HG3	2.48	0.47
1:A:92:LYS:HD3	1:A:96:GLU:OE2	2.13	0.47
1:A:7:TYR:CE2	1:A:72:LYS:HD2	2.49	0.47
1:A:152:ARG:O	1:A:155:GLY:O	2.33	0.47
1:B:76:VAL:HG11	1:B:86:TYR:HD1	1.77	0.47
1:B:111:TYR:HB2	1:B:153:PRO:HD3	1.96	0.47
1:A:247:GLN:CB	1:A:347:PHE:CE2	2.98	0.47
1:A:315:LEU:C	1:A:317:GLY:H	2.18	0.47
1:A:338:LYS:HE2	1:A:338:LYS:HB3	1.68	0.47
1:B:26:GLU:HG2	1:B:29:ARG:HH21	1.80	0.47
1:B:208:SER:CB	1:B:247:GLN:NE2	2.78	0.47
1:B:254:VAL:CG1	1:B:364:LEU:HD22	2.24	0.47
2:M:10:G:H2'	2:M:11:U:C5'	2.30	0.47
1:A:76:VAL:HG11	1:A:86:TYR:CD1	2.50	0.47
1:A:105:VAL:HG22	1:A:147:LEU:HB3	1.96	0.47
1:A:113:GLU:O	1:A:113:GLU:CG	2.62	0.47
1:B:91:VAL:HB	1:B:133:PHE:CE2	2.47	0.47
1:A:208:SER:CB	1:A:247:GLN:NE2	2.78	0.47
1:A:257:LYS:HG3	1:A:258:TYR:CE1	2.50	0.47
1:A:344:CYS:C	1:A:346:PHE:H	2.18	0.47
1:B:224:LEU:HG	1:B:387:ILE:CD1	2.45	0.47
1:A:281:VAL:HG12	1:B:301:TRP:CE3	2.49	0.47
1:B:216:ALA:O	1:B:219:LYS:HB3	2.14	0.47
1:A:83:VAL:CG2	1:A:156:VAL:HG11	2.45	0.46
1:B:160:THR:O	1:B:161:ASP:HB3	2.16	0.46
2:X:14:C:O2	2:X:15:C:N4	2.48	0.46
1:A:103:PHE:CD1	1:A:104:LYS:N	2.84	0.46
1:A:181:LEU:HD11	1:A:223:ILE:HD11	1.96	0.46
1:B:25:GLU:OE2	1:B:42:ARG:HD3	2.15	0.46
1:B:65:PHE:O	1:B:170:PRO:HA	2.16	0.46
1:B:103:PHE:CD1	1:B:104:LYS:N	2.84	0.46
1:B:367:GLN:HE21	1:B:367:GLN:N	2.14	0.46
1:A:264:ARG:HG3	1:A:303:ILE:HG21	1.97	0.46
1:B:10:ARG:NH1	1:B:46:ARG:NH2	2.64	0.46
1:B:220:VAL:O	1:B:223:ILE:HG13	2.15	0.46
1:B:257:LYS:HG3	1:B:258:TYR:CE1	2.50	0.46
1:B:315:LEU:C	1:B:317:GLY:H	2.18	0.46
2:X:23:A:H3'	2:X:23:A:N3	2.30	0.46
1:B:208:SER:HB3	1:B:247:GLN:HE21	1.81	0.46
1:B:315:LEU:O	1:B:317:GLY:N	2.48	0.46
1:A:11:TYR:CE2	1:A:47:PHE:CD1	3.04	0.46

Continued on next page...

Continued from previous page...

Atom-1	Atom-2	Interatomic distance (Å)	Clash overlap (Å)
1:A:370:ASP:OD1	1:A:370:ASP:N	2.44	0.46
1:A:10:ARG:NH1	1:A:46:ARG:NH2	2.64	0.46
1:A:31:ASN:HD22	1:A:34:ARG:NH1	2.12	0.46
1:A:315:LEU:O	1:A:317:GLY:N	2.48	0.46
1:B:78:HIS:CD2	1:B:111:TYR:CE1	3.04	0.46
1:B:196:LYS:C	1:B:198:GLY:H	2.19	0.46
1:B:273:LYS:HB3	1:B:379:PHE:HE1	1.67	0.46
1:A:9:VAL:HG13	1:A:67:ILE:HG23	1.97	0.46
1:A:220:VAL:O	1:A:223:ILE:HG13	2.15	0.46
1:B:92:LYS:HE2	1:B:92:LYS:HB3	1.67	0.46
1:B:185:ILE:HD12	1:B:333:TYR:CE2	2.51	0.46
1:B:213:SER:HB3	1:B:216:ALA:HB2	1.97	0.46
1:B:345:VAL:C	1:B:347:PHE:N	2.69	0.46
1:A:78:HIS:CD2	1:A:111:TYR:CE1	3.03	0.46
1:B:9:VAL:HG13	1:B:67:ILE:HG23	1.97	0.46
1:B:12:SER:C	1:B:14:ILE:N	2.67	0.46
1:B:209:PRO:HB2	1:B:210:PRO:HA	1.97	0.46
1:B:315:LEU:HD13	1:B:323:ILE:HD13	1.98	0.46
1:A:224:LEU:HG	1:A:387:ILE:CD1	2.46	0.46
1:A:250:VAL:HG12	1:A:254:VAL:HG21	1.98	0.46
1:B:79:ASP:OD1	1:B:81:GLU:HB2	2.15	0.46
2:X:23:A:H2'	2:X:24:C:C5'	2.46	0.46
1:B:5:ARG:HH22	1:B:93:GLU:CD	2.20	0.45
1:B:11:TYR:CE2	1:B:47:PHE:CD1	3.04	0.45
1:B:103:PHE:HB3	1:B:145:PHE:CE1	2.51	0.45
1:A:371:LEU:N	1:A:372:PRO:CD	2.79	0.45
1:B:83:VAL:CG2	1:B:156:VAL:HG11	2.45	0.45
1:B:250:VAL:HG12	1:B:254:VAL:HG21	1.99	0.45
1:B:368:VAL:O	1:B:371:LEU:HD22	2.16	0.45
1:B:371:LEU:N	1:B:372:PRO:CD	2.79	0.45
2:M:38:C:HO2'	2:M:39:A:P	2.37	0.45
1:A:368:VAL:O	1:A:371:LEU:HD22	2.16	0.45
1:B:75:LEU:HD13	1:B:157:LEU:CD1	2.36	0.45
1:B:151:VAL:O	1:B:151:VAL:CG1	2.64	0.45
1:A:239:HIS:N	1:A:239:HIS:CD2	2.85	0.45
1:A:315:LEU:HD13	1:A:323:ILE:HD13	1.98	0.45
1:A:367:GLN:HE21	1:A:367:GLN:N	2.14	0.45
1:B:264:ARG:HG3	1:B:267:MET:HE3	1.97	0.45
1:A:7:TYR:HE2	1:A:72:LYS:HB2	1.81	0.45
1:A:103:PHE:HB3	1:A:145:PHE:CE1	2.51	0.45
1:A:197:ARG:HH12	1:B:319:ASP:HA	1.79	0.45

Continued on next page...

Continued from previous page...

Atom-1	Atom-2	Interatomic distance (Å)	Clash overlap (Å)
1:B:195:LEU:HD23	1:B:199:VAL:O	2.17	0.45
1:B:239:HIS:N	1:B:239:HIS:CD2	2.84	0.45
1:B:370:ASP:OD1	1:B:370:ASP:N	2.44	0.45
2:M:12:G:O2'	2:M:13:U:OP2	2.33	0.45
1:A:152:ARG:NH2	2:M:30:C:OP1	2.45	0.45
1:A:333:TYR:CZ	1:A:337:ILE:HD12	2.52	0.45
2:M:27:A:H2'	2:M:28:G:O4'	2.16	0.45
1:A:288:ASN:O	1:A:289:ILE:HD13	2.17	0.45
1:B:241:VAL:HG13	1:B:378:ALA:HB1	1.99	0.44
1:A:223:ILE:HD12	1:A:224:LEU:N	2.32	0.44
1:B:80:PHE:CD2	1:B:84:LYS:HE3	2.50	0.44
1:A:6:VAL:HG21	1:A:48:LEU:HB3	2.00	0.44
1:A:80:PHE:CD2	1:A:84:LYS:HE3	2.50	0.44
1:A:91:VAL:HG13	1:A:145:PHE:HZ	1.82	0.44
1:A:195:LEU:HD23	1:A:199:VAL:O	2.17	0.44
1:B:7:TYR:HE2	1:B:72:LYS:HB2	1.81	0.44
1:B:63:LYS:HZ2	1:B:229:GLU:HB3	1.82	0.44
1:A:91:VAL:HB	1:A:133:PHE:CE2	2.47	0.44
1:B:30:ARG:HG2	1:B:34:ARG:HH22	1.80	0.44
1:B:94:LYS:HD3	1:B:160:THR:OG1	2.18	0.44
1:B:161:ASP:OD2	1:B:161:ASP:C	2.55	0.44
2:X:37:C:C2'	2:X:39:A:H62	2.30	0.44
1:A:241:VAL:HG13	1:A:378:ALA:HB1	1.99	0.44
2:M:12:G:H1'	2:M:13:U:P	2.52	0.44
2:X:9:A:C2	2:X:15:C:H2'	2.50	0.44
1:B:130:LEU:CD1	2:X:39:A:O3'	2.60	0.44
1:B:209:PRO:N	1:B:212:THR:HB	2.33	0.44
1:A:337:ILE:HG23	1:A:338:LYS:N	2.33	0.44
1:B:6:VAL:HG21	1:B:48:LEU:HB3	2.00	0.44
1:B:223:ILE:HD12	1:B:224:LEU:N	2.32	0.44
2:M:37:C:H5''	2:M:38:C:OP2	2.18	0.44
1:A:181:LEU:CD2	1:A:203:SER:HB3	2.43	0.43
1:A:208:SER:HB3	1:A:247:GLN:HE21	1.81	0.43
1:B:222:ASP:OD2	1:B:225:ARG:NH1	2.51	0.43
2:X:23:A:O4'	2:X:23:A:OP1	2.36	0.43
1:B:14:ILE:HD11	1:B:168:GLY:O	2.18	0.43
1:B:91:VAL:HG13	1:B:145:PHE:HZ	1.82	0.43
1:B:109:LYS:NZ	1:B:117:GLY:HA2	2.33	0.43
1:A:196:LYS:C	1:A:198:GLY:H	2.20	0.43
1:B:252:LYS:HE3	1:B:253:ARG:NH2	2.34	0.43
1:B:339:PRO:O	1:B:340:TYR:HB2	2.18	0.43

Continued on next page...

Continued from previous page...

Atom-1	Atom-2	Interatomic distance (Å)	Clash overlap (Å)
2:X:24:C:C2	2:X:25:C:C5	3.07	0.43
1:A:115:LYS:HG3	1:A:116:LYS:H	1.83	0.43
1:A:317:GLY:O	1:B:196:LYS:HE2	2.18	0.43
1:B:115:LYS:HG3	1:B:116:LYS:H	1.83	0.43
1:A:261:ILE:HG21	1:A:361:LEU:CD1	2.49	0.43
1:B:379:PHE:C	1:B:379:PHE:CD2	2.92	0.43
2:X:14:C:H1'	2:X:15:C:C5	2.54	0.43
1:A:13:GLU:O	1:A:16:LEU:HD12	2.19	0.43
1:A:109:LYS:NZ	1:A:117:GLY:HA2	2.33	0.43
1:A:211:PHE:CG	1:A:347:PHE:HE1	2.37	0.43
1:B:113:GLU:O	1:B:113:GLU:CG	2.62	0.43
2:X:10:G:N1	2:X:13:U:H5'	2.34	0.43
1:A:222:ASP:OD2	1:A:225:ARG:NH1	2.51	0.43
1:A:328:LYS:HE2	1:A:333:TYR:CE2	2.54	0.43
1:B:261:ILE:HG21	1:B:361:LEU:CD1	2.49	0.43
1:B:351:ASN:ND2	2:M:11:U:OP2	2.50	0.43
1:A:8:ILE:HD11	1:A:157:LEU:HG	2.01	0.42
1:A:208:SER:OG	1:A:247:GLN:NE2	2.52	0.42
1:B:21:ARG:O	1:B:25:GLU:HB2	2.19	0.42
1:B:31:ASN:ND2	1:B:34:ARG:NH1	2.66	0.42
1:B:208:SER:OG	1:B:247:GLN:NE2	2.52	0.42
1:B:220:VAL:HG12	1:B:238:LEU:HD21	2.02	0.42
1:B:304:GLU:HG3	1:B:311:VAL:CG2	2.49	0.42
1:A:7:TYR:HB2	1:A:49:ILE:HB	2.01	0.42
1:A:33:GLU:O	1:A:37:GLY:N	2.41	0.42
1:A:252:LYS:HE3	1:A:253:ARG:NH2	2.34	0.42
1:A:264:ARG:HH11	1:A:267:MET:CE	2.33	0.42
1:A:268:PHE:CD2	1:A:303:ILE:HG22	2.55	0.42
1:A:304:GLU:HG3	1:A:311:VAL:CG2	2.48	0.42
1:B:177:ALA:HA	1:B:280:ALA:HB1	2.01	0.42
1:B:181:LEU:C	1:B:181:LEU:CD2	2.88	0.42
2:M:9:A:N6	2:M:17:U:OP2	2.52	0.42
1:A:19:LYS:CD	1:A:23:ASP:OD1	2.68	0.42
1:A:216:ALA:O	1:A:219:LYS:HB3	2.19	0.42
1:A:365:GLU:O	1:A:365:GLU:HG3	2.19	0.42
1:B:7:TYR:HB2	1:B:49:ILE:HB	2.01	0.42
1:B:78:HIS:CE1	1:B:153:PRO:O	2.73	0.42
1:B:12:SER:O	1:B:14:ILE:N	2.52	0.42
1:B:60:LYS:HE3	1:B:60:LYS:HB2	1.87	0.42
1:B:258:TYR:CD1	1:B:258:TYR:N	2.87	0.42
1:A:167:GLY:HA3	1:B:319:ASP:OD2	2.19	0.42

Continued on next page...

Continued from previous page...

Atom-1	Atom-2	Interatomic distance (Å)	Clash overlap (Å)
1:B:19:LYS:O	1:B:21:ARG:N	2.52	0.42
1:A:61:LEU:HA	1:A:64:ILE:CD1	2.50	0.42
1:B:141:ARG:NH1	2:X:38:C:H42	2.18	0.42
1:B:261:ILE:H	1:B:261:ILE:HG12	1.59	0.42
1:A:220:VAL:HG12	1:A:238:LEU:HD21	2.02	0.42
1:A:221:ARG:NH2	1:A:385:GLU:OE1	2.53	0.42
1:B:112:LYS:C	1:B:114:TYR:H	2.23	0.42
1:A:36:THR:HB	1:A:38:MET:HG3	2.02	0.41
1:A:379:PHE:C	1:A:379:PHE:CD2	2.92	0.41
1:B:224:LEU:CD2	1:B:238:LEU:HD22	2.38	0.41
2:M:22:A:O2'	2:M:23:A:O4'	2.38	0.41
1:A:7:TYR:CE1	1:A:57:LEU:HB2	2.55	0.41
1:A:70:PHE:O	1:A:163:VAL:HG13	2.21	0.41
1:A:104:LYS:HD2	1:A:140:VAL:HA	2.01	0.41
1:A:177:ALA:HA	1:A:280:ALA:HB1	2.00	0.41
1:A:281:VAL:O	1:A:309:ARG:HD3	2.20	0.41
1:A:308:THR:HG23	1:A:309:ARG:N	2.35	0.41
1:B:268:PHE:CD2	1:B:303:ILE:HG22	2.55	0.41
1:A:65:PHE:CE2	1:A:196:LYS:HG3	2.54	0.41
1:A:258:TYR:CD1	1:A:258:TYR:N	2.87	0.41
1:A:261:ILE:H	1:A:261:ILE:HG12	1.59	0.41
1:B:308:THR:HG23	1:B:309:ARG:N	2.35	0.41
1:A:200:LEU:CD2	1:A:234:HIS:CD2	3.04	0.41
1:A:367:GLN:N	1:A:367:GLN:NE2	2.69	0.41
1:B:95:LEU:HD23	1:B:95:LEU:HA	1.82	0.41
1:B:110:ALA:CB	1:B:152:ARG:HG3	2.45	0.41
1:A:235:PRO:HB3	1:A:388:GLU:HA	2.03	0.41
1:B:290:GLY:HA3	1:B:295:GLN:NE2	2.36	0.41
1:B:61:LEU:HA	1:B:64:ILE:CD1	2.50	0.41
1:B:200:LEU:CD2	1:B:234:HIS:CD2	3.03	0.41
1:B:200:LEU:CD2	1:B:234:HIS:HD2	2.34	0.41
1:B:221:ARG:NH2	1:B:385:GLU:OE1	2.53	0.41
1:B:264:ARG:NH1	1:B:264:ARG:CG	2.59	0.41
1:A:112:LYS:C	1:A:114:TYR:H	2.23	0.41
1:A:156:VAL:O	1:A:156:VAL:HG12	2.21	0.41
1:A:245:LYS:H	1:A:245:LYS:HG2	1.54	0.41
1:B:7:TYR:CE1	1:B:57:LEU:HB2	2.55	0.41
1:B:36:THR:HB	1:B:38:MET:HG3	2.02	0.41
1:A:47:PHE:O	1:A:48:LEU:HD23	2.21	0.41
1:A:289:ILE:HD13	1:A:289:ILE:HA	1.80	0.41
1:A:31:ASN:ND2	1:A:34:ARG:NH1	2.66	0.41

Continued on next page...

Continued from previous page...

Atom-1	Atom-2	Interatomic distance (Å)	Clash overlap (Å)
1:A:51:ILE:HD12	1:A:52:ASP:O	2.21	0.41
1:A:157:LEU:HD12	1:A:157:LEU:HA	1.87	0.41
1:A:237:ARG:HH21	1:A:237:ARG:HD2	1.67	0.41
1:A:292:VAL:CG2	1:A:293:ALA:H	2.33	0.41
1:B:14:ILE:HG23	1:B:15:GLY:N	2.35	0.41
1:B:91:VAL:HG13	1:B:145:PHE:CZ	2.56	0.41
1:B:104:LYS:HD2	1:B:140:VAL:HA	2.02	0.41
1:B:212:THR:O	1:B:213:SER:C	2.59	0.41
1:B:367:GLN:N	1:B:367:GLN:NE2	2.68	0.41
2:M:18:G:H2'	2:M:19:G:O4'	2.21	0.41
1:B:76:VAL:CG1	1:B:86:TYR:CD1	3.03	0.40
1:A:297:LEU:HD11	1:B:199:VAL:HG21	2.04	0.40
1:B:185:ILE:HD12	1:B:333:TYR:CD2	2.56	0.40
1:A:91:VAL:HG13	1:A:145:PHE:CZ	2.56	0.40
1:B:63:LYS:HG2	1:B:230:PHE:CZ	2.57	0.40
1:B:260:LEU:HD23	1:B:260:LEU:HA	1.90	0.40
1:A:19:LYS:HD3	1:A:23:ASP:OD1	2.21	0.40
1:A:224:LEU:CD2	1:A:238:LEU:HD22	2.38	0.40
1:A:243:LEU:HD12	1:A:243:LEU:HA	1.83	0.40
1:A:367:GLN:CA	1:A:367:GLN:NE2	2.84	0.40
1:B:243:LEU:HD12	1:B:243:LEU:HA	1.83	0.40
1:B:367:GLN:CA	1:B:367:GLN:NE2	2.84	0.40
1:A:103:PHE:HE1	1:A:105:VAL:HG23	1.86	0.40
1:A:181:LEU:HD23	1:A:203:SER:CB	2.47	0.40
1:B:51:ILE:HD12	1:B:52:ASP:O	2.21	0.40
1:B:272:GLU:HA	1:B:283:PHE:CZ	2.56	0.40

There are no symmetry-related clashes.

5.3 Torsion angles [\(i\)](#)

5.3.1 Protein backbone [\(i\)](#)

In the following table, the Percentiles column shows the percent Ramachandran outliers of the chain as a percentile score with respect to all X-ray entries followed by that with respect to entries of similar resolution.

The Analysed column shows the number of residues for which the backbone conformation was analysed, and the total number of residues.

Mol	Chain	Analysed	Favoured	Allowed	Outliers	Percentiles	
1	A	384/388 (99%)	349 (91%)	27 (7%)	8 (2%)	7	38
1	B	384/388 (99%)	344 (90%)	23 (6%)	17 (4%)	2	21
All	All	768/776 (99%)	693 (90%)	50 (6%)	25 (3%)	4	28

All (25) Ramachandran outliers are listed below:

Mol	Chain	Res	Type
1	A	233	GLY
1	A	343	SER
1	B	233	GLY
1	B	340	TYR
1	B	344	CYS
1	B	346	PHE
1	A	167	GLY
1	B	20	ASN
1	B	167	GLY
1	A	232	GLY
1	A	316	SER
1	B	13	GLU
1	B	17	LYS
1	B	213	SER
1	B	232	GLY
1	B	316	SER
1	A	113	GLU
1	B	113	GLU
1	B	338	LYS
1	B	343	SER
1	A	255	PRO
1	B	255	PRO
1	B	337	ILE
1	A	306	VAL
1	B	306	VAL

5.3.2 Protein sidechains [i](#)

In the following table, the Percentiles column shows the percent sidechain outliers of the chain as a percentile score with respect to all X-ray entries followed by that with respect to entries of similar resolution.

The Analysed column shows the number of residues for which the sidechain conformation was analysed, and the total number of residues.

Mol	Chain	Analysed	Rotameric	Outliers	Percentiles	
1	A	340/342 (99%)	285 (84%)	55 (16%)	2	14
1	B	340/342 (99%)	283 (83%)	57 (17%)	2	12
All	All	680/684 (99%)	568 (84%)	112 (16%)	2	13

All (112) residues with a non-rotameric sidechain are listed below:

Mol	Chain	Res	Type
1	A	3	GLU
1	A	4	LEU
1	A	5	ARG
1	A	16	LEU
1	A	35	VAL
1	A	36	THR
1	A	43	GLN
1	A	60	LYS
1	A	63	LYS
1	A	81	GLU
1	A	92	LYS
1	A	93	GLU
1	A	119	TYR
1	A	135	GLU
1	A	137	SER
1	A	141	ARG
1	A	156	VAL
1	A	157	LEU
1	A	162	ARG
1	A	163	VAL
1	A	169	LEU
1	A	181	LEU
1	A	204	VAL
1	A	207	VAL
1	A	208	SER
1	A	211	PHE
1	A	213	SER
1	A	217	VAL
1	A	224	LEU
1	A	231	SER
1	A	234	HIS
1	A	237	ARG
1	A	238	LEU
1	A	240	ILE
1	A	242	ASN

Continued on next page...

Continued from previous page...

Mol	Chain	Res	Type
1	A	245	LYS
1	A	254	VAL
1	A	260	LEU
1	A	264	ARG
1	A	281	VAL
1	A	288	ASN
1	A	292	VAL
1	A	306	VAL
1	A	309	ARG
1	A	316	SER
1	A	318	PHE
1	A	321	THR
1	A	326	LYS
1	A	345	VAL
1	A	354	THR
1	A	357	HIS
1	A	361	LEU
1	A	367	GLN
1	A	371	LEU
1	A	377	GLU
1	B	3	GLU
1	B	4	LEU
1	B	5	ARG
1	B	14	ILE
1	B	17	LYS
1	B	22	LYS
1	B	23	ASP
1	B	26	GLU
1	B	35	VAL
1	B	36	THR
1	B	60	LYS
1	B	63	LYS
1	B	92	LYS
1	B	93	GLU
1	B	119	TYR
1	B	135	GLU
1	B	137	SER
1	B	152	ARG
1	B	156	VAL
1	B	157	LEU
1	B	160	THR
1	B	169	LEU

Continued on next page...

Continued from previous page...

Mol	Chain	Res	Type
1	B	181	LEU
1	B	204	VAL
1	B	207	VAL
1	B	208	SER
1	B	212	THR
1	B	217	VAL
1	B	224	LEU
1	B	231	SER
1	B	234	HIS
1	B	237	ARG
1	B	238	LEU
1	B	240	ILE
1	B	242	ASN
1	B	254	VAL
1	B	260	LEU
1	B	264	ARG
1	B	281	VAL
1	B	288	ASN
1	B	292	VAL
1	B	295	GLN
1	B	306	VAL
1	B	309	ARG
1	B	316	SER
1	B	318	PHE
1	B	321	THR
1	B	326	LYS
1	B	340	TYR
1	B	342	ASP
1	B	354	THR
1	B	357	HIS
1	B	361	LEU
1	B	365	GLU
1	B	367	GLN
1	B	371	LEU
1	B	377	GLU

Sometimes sidechains can be flipped to improve hydrogen bonding and reduce clashes. All (15) such sidechains are listed below:

Mol	Chain	Res	Type
1	A	31	ASN
1	A	68	GLN
1	A	132	ASN

Continued on next page...

Continued from previous page...

Mol	Chain	Res	Type
1	A	242	ASN
1	A	247	GLN
1	A	288	ASN
1	A	351	ASN
1	A	367	GLN
1	B	31	ASN
1	B	132	ASN
1	B	242	ASN
1	B	247	GLN
1	B	288	ASN
1	B	295	GLN
1	B	367	GLN

5.3.3 RNA [i](#)

Mol	Chain	Analysed	Backbone Outliers	Pucker Outliers
2	M	38/39 (97%)	13 (34%)	6 (15%)
2	X	38/39 (97%)	16 (42%)	1 (2%)
All	All	76/78 (97%)	29 (38%)	7 (9%)

All (29) RNA backbone outliers are listed below:

Mol	Chain	Res	Type
2	M	6	G
2	M	10	G
2	M	11	U
2	M	12	G
2	M	13	U
2	M	14	C
2	M	15	C
2	M	18	G
2	M	19	G
2	M	23	A
2	M	24	C
2	M	38	C
2	M	39	A
2	X	6	G
2	X	9	A
2	X	10	G
2	X	11	U
2	X	12	G

Continued on next page...

Continued from previous page...

Mol	Chain	Res	Type
2	X	13	U
2	X	14	C
2	X	15	C
2	X	16	U
2	X	17	U
2	X	20	G
2	X	21	A
2	X	23	A
2	X	24	C
2	X	38	C
2	X	39	A

All (7) RNA pucker outliers are listed below:

Mol	Chain	Res	Type
2	M	9	A
2	M	10	G
2	M	12	G
2	M	14	C
2	M	22	A
2	M	38	C
2	X	38	C

5.4 Non-standard residues in protein, DNA, RNA chains [i](#)

There are no non-standard protein/DNA/RNA residues in this entry.

5.5 Carbohydrates [i](#)

There are no monosaccharides in this entry.

5.6 Ligand geometry [i](#)

There are no ligands in this entry.

5.7 Other polymers [i](#)

There are no such residues in this entry.

5.8 Polymer linkage issues

There are no chain breaks in this entry.

6 Fit of model and data

6.1 Protein, DNA and RNA chains

In the following table, the column labelled ‘#RSRZ > 2’ contains the number (and percentage) of RSRZ outliers, followed by percent RSRZ outliers for the chain as percentile scores relative to all X-ray entries and entries of similar resolution. The OWAB column contains the minimum, median, 95th percentile and maximum values of the occupancy-weighted average B-factor per residue. The column labelled ‘Q < 0.9’ lists the number of (and percentage) of residues with an average occupancy less than 0.9.

Mol	Chain	Analysed	<RSRZ>	#RSRZ>2	OWAB(Å ²)	Q<0.9
1	A	386/388 (99%)	0.03	6 (1%) 72 66	99, 143, 189, 234	0
1	B	386/388 (99%)	0.12	7 (1%) 68 62	100, 151, 195, 255	0
2	M	39/39 (100%)	0.77	4 (10%) 6 7	168, 187, 241, 275	0
2	X	39/39 (100%)	0.97	7 (17%) 1 1	151, 194, 257, 310	0
All	All	850/854 (99%)	0.15	24 (2%) 53 47	99, 149, 206, 310	0

All (24) RSRZ outliers are listed below:

Mol	Chain	Res	Type	RSRZ
2	X	22	A	5.0
1	A	340	TYR	3.8
1	B	388	GLU	3.4
2	M	18	G	3.2
2	X	11	U	3.2
2	M	23	A	3.2
1	B	342	ASP	3.2
2	X	23	A	3.1
1	A	341	GLN	3.0
2	X	21	A	3.0
2	X	24	C	2.9
2	X	14	C	2.7
1	B	338	LYS	2.7
1	B	370	ASP	2.6
1	B	339	PRO	2.5
1	A	44	TRP	2.4
1	B	294	SER	2.3
2	M	22	A	2.3
2	X	25	C	2.3
1	A	110	ALA	2.2
1	A	116	LYS	2.2

Continued on next page...

Continued from previous page...

Mol	Chain	Res	Type	RSRZ
1	B	141	ARG	2.2
1	A	112	LYS	2.2
2	M	19	G	2.1

6.2 Non-standard residues in protein, DNA, RNA chains [i](#)

There are no non-standard protein/DNA/RNA residues in this entry.

6.3 Carbohydrates [i](#)

There are no monosaccharides in this entry.

6.4 Ligands [i](#)

There are no ligands in this entry.

6.5 Other polymers [i](#)

There are no such residues in this entry.