



Full wwPDB X-ray Structure Validation Report ⓘ

Oct 26, 2023 – 03:22 AM EDT

PDB ID : 3AOH
Title : RNA polymerase-Gfh1 complex (Crystal type 1)
Authors : Tagami, S.; Sekine, S.; Kumarevel, T.; Yamamoto, M.; Yokoyama, S.; RIKEN Structural Genomics/Proteomics Initiative (RSGI)
Deposited on : 2010-09-28
Resolution : 4.10 Å(reported)

This is a Full wwPDB X-ray Structure Validation Report for a publicly released PDB entry.

We welcome your comments at validation@mail.wwpdb.org

A user guide is available at

<https://www.wwpdb.org/validation/2017/XrayValidationReportHelp>

with specific help available everywhere you see the ⓘ symbol.

The types of validation reports are described at

<http://www.wwpdb.org/validation/2017/FAQs#types>.

The following versions of software and data (see [references ⓘ](#)) were used in the production of this report:

MolProbity : 4.02b-467
Xtriage (Phenix) : 1.13
EDS : 2.36
Percentile statistics : 20191225.v01 (using entries in the PDB archive December 25th 2019)
Refmac : 5.8.0158
CCP4 : 7.0.044 (Gargrove)
Ideal geometry (proteins) : Engh & Huber (2001)
Ideal geometry (DNA, RNA) : Parkinson et al. (1996)
Validation Pipeline (wwPDB-VP) : 2.36

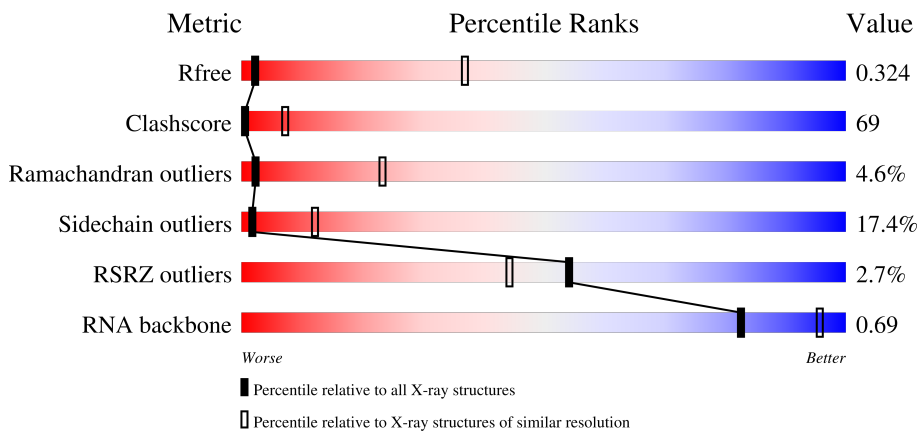
1 Overall quality at a glance

The following experimental techniques were used to determine the structure:

X-RAY DIFFRACTION

The reported resolution of this entry is 4.10 Å.

Percentile scores (ranging between 0-100) for global validation metrics of the entry are shown in the following graphic. The table shows the number of entries on which the scores are based.



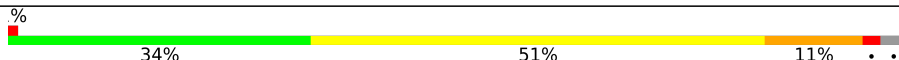
Metric	Whole archive (#Entries)	Similar resolution (#Entries, resolution range(Å))
R_{free}	130704	1193 (4.50-3.70)
Clashscore	141614	1003 (4.44-3.76)
Ramachandran outliers	138981	1005 (4.48-3.72)
Sidechain outliers	138945	1199 (4.50-3.70)
RSRZ outliers	127900	1034 (4.50-3.70)
RNA backbone	3102	1049 (5.04-3.00)

The table below summarises the geometric issues observed across the polymeric chains and their fit to the electron density. The red, orange, yellow and green segments of the lower bar indicate the fraction of residues that contain outliers for ≥ 3 , 2, 1 and 0 types of geometric quality criteria respectively. A grey segment represents the fraction of residues that are not modelled. The numeric value for each fraction is indicated below the corresponding segment, with a dot representing fractions $\leq 5\%$. The upper red bar (where present) indicates the fraction of residues that have poor fit to the electron density. The numeric value is given above the bar.

Mol	Chain	Length	Quality of chain
1	A	315	 17% 46% 7% 29%
1	B	315	 21% 41% 9% 29%
1	F	315	 18% 43% 9% 30%
1	G	315	 22% 40% 8% 29%

Continued on next page...

Continued from previous page...

Mol	Chain	Length	Quality of chain
1	K	315	 24% 38% 8% 30%
1	L	315	 23% 40% 8% 29%
2	C	1119	 2% 24% 56% 17% ..
2	H	1119	 3% 22% 59% 16% ..
2	M	1119	 3% 25% 57% 16% ..
3	D	1524	 3% 24% 52% 12% • 11%
3	I	1524	 4% 21% 51% 12% • 15%
3	N	1524	 3% 22% 54% 12% • 11%
4	E	99	 2% 22% 61% 11% 6%
4	J	99	 % 31% 47% 14% 7%
4	O	99	 4% 28% 54% 11% • 6%
5	P	27	 7% 15% • 78%
6	Q	33	 12% 12% 6% • 79%
7	X	156	 % 39% 50% 7% ..
7	Y	156	 3% 33% 58% 5% ..
7	Z	156	 % 34% 51% 11% • •

2 Entry composition

There are 9 unique types of molecules in this entry. The entry contains 74250 atoms, of which 0 are hydrogens and 0 are deuteriums.

In the tables below, the ZeroOcc column contains the number of atoms modelled with zero occupancy, the AltConf column contains the number of residues with at least one atom in alternate conformation and the Trace column contains the number of residues modelled with at most 2 atoms.

- Molecule 1 is a protein called DNA-directed RNA polymerase subunit alpha.

Mol	Chain	Residues	Atoms					ZeroOcc	AltConf	Trace
			Total	C	N	O	S			
1	A	223	Total	C	N	O	S	0	0	0
			1759	1123	306	328	2			
1	B	223	Total	C	N	O	S	0	0	0
			1759	1123	306	328	2			
1	F	222	Total	C	N	O	S	0	0	0
			1750	1117	304	327	2			
1	G	223	Total	C	N	O	S	0	0	0
			1759	1123	306	328	2			
1	K	222	Total	C	N	O	S	0	0	0
			1750	1117	304	327	2			
1	L	223	Total	C	N	O	S	0	0	0
			1759	1123	306	328	2			

- Molecule 2 is a protein called DNA-directed RNA polymerase subunit beta.

Mol	Chain	Residues	Atoms					ZeroOcc	AltConf	Trace
			Total	C	N	O	S			
2	C	1106	Total	C	N	O	S	0	0	0
			8733	5525	1558	1626	24			
2	H	1103	Total	C	N	O	S	0	0	0
			8710	5508	1555	1623	24			
2	M	1105	Total	C	N	O	S	0	0	0
			8729	5523	1557	1625	24			

- Molecule 3 is a protein called DNA-directed RNA polymerase subunit beta'.

Mol	Chain	Residues	Atoms					ZeroOcc	AltConf	Trace
			Total	C	N	O	S			
3	D	1349	Total	C	N	O	S	0	0	0
			10651	6740	1888	1991	32			
3	I	1289	Total	C	N	O	S	0	0	0
			10182	6444	1804	1903	31			
3	N	1351	Total	C	N	O	S	0	0	0
			10667	6749	1891	1995	32			

- Molecule 4 is a protein called DNA-directed RNA polymerase subunit omega.

Mol	Chain	Residues	Atoms					ZeroOcc	AltConf	Trace
4	E	93	Total	C	N	O	S	0	0	0
			754	481	131	138	4			
4	J	92	Total	C	N	O	S	0	0	0
			749	478	130	137	4			
4	O	93	Total	C	N	O	S	0	0	0
			754	481	131	138	4			

- Molecule 5 is a DNA chain called DNA (5'-D(*GP*GP*TP*CP*TP*GP*TP*AP*TP*CP*AP*CP*GP*AP*GP*CP*CP*AP*CP*CP*GP*CP*CP*GP*CP*AP*T)-3').

Mol	Chain	Residues	Atoms					ZeroOcc	AltConf	Trace
5	P	6	Total	C	N	O	P	0	0	0
			120	56	22	36	6			

- Molecule 6 is a RNA chain called RNA (5'-R(*CP*CP*CP*CP*GP*GP*AP*AP*GP*AP*UP*CP*AP*UP*CP*UP*UP*CP*CP*GP*GP*GP*GP*GP*AP*U*GP*CP*GP*GP*CP*GP*G)-3').

Mol	Chain	Residues	Atoms					ZeroOcc	AltConf	Trace
6	Q	7	Total	C	N	O	P	0	0	0
			152	68	31	47	6			

- Molecule 7 is a protein called Anti-cleavage anti-GreA transcription factor Gfh1.

Mol	Chain	Residues	Atoms					ZeroOcc	AltConf	Trace
7	X	152	Total	C	N	O	S	0	0	0
			1169	719	207	239	4			
7	Y	152	Total	C	N	O	S	0	0	0
			1169	719	207	239	4			
7	Z	152	Total	C	N	O	S	0	0	0
			1169	719	207	239	4			

- Molecule 8 is ZINC ION (three-letter code: ZN) (formula: Zn).

Mol	Chain	Residues	Atoms		ZeroOcc	AltConf
8	D	1	Total	Zn	0	0
			1	1		
8	I	1	Total	Zn	0	0
			1	1		
8	N	1	Total	Zn	0	0
			1	1		

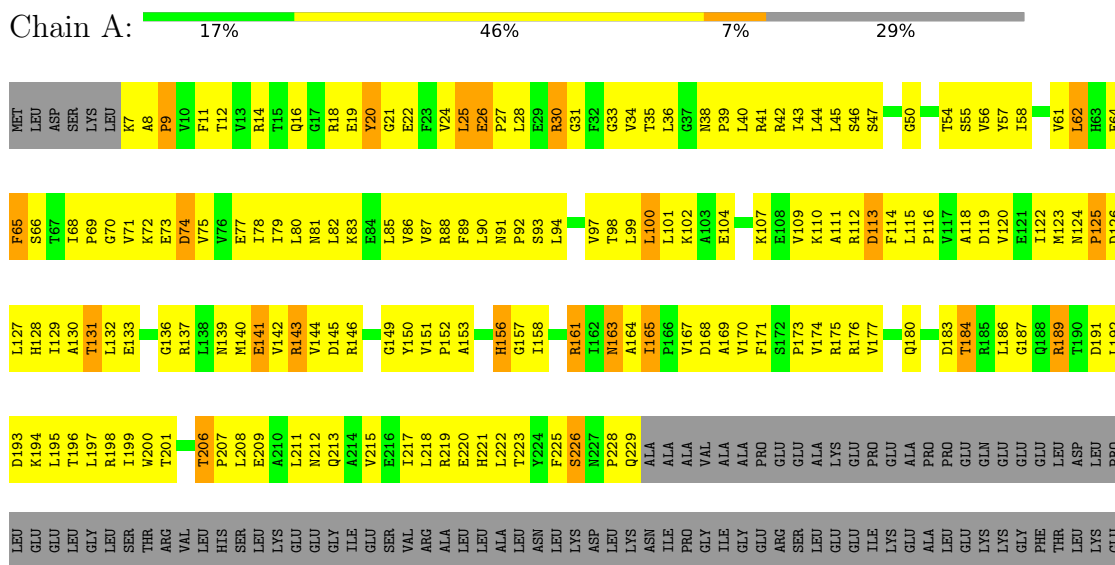
- Molecule 9 is MAGNESIUM ION (three-letter code: MG) (formula: Mg).

Mol	Chain	Residues	Atoms		ZeroOcc	AltConf
9	D	1	Total 1	Mg 1	0	0
9	I	1	Total 1	Mg 1	0	0
9	N	1	Total 1	Mg 1	0	0

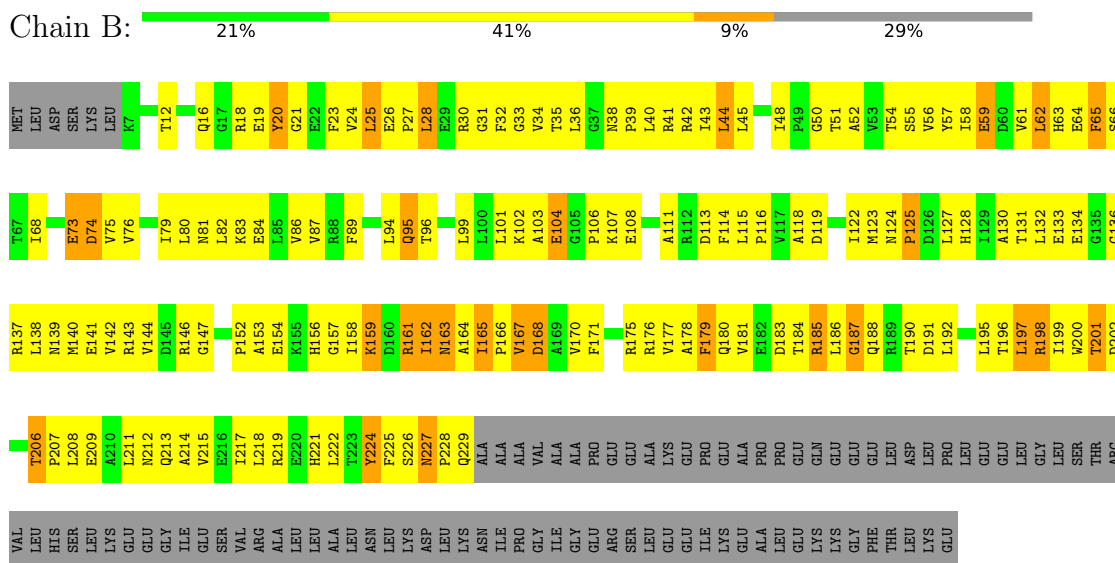
3 Residue-property plots

These plots are drawn for all protein, RNA, DNA and oligosaccharide chains in the entry. The first graphic for a chain summarises the proportions of the various outlier classes displayed in the second graphic. The second graphic shows the sequence view annotated by issues in geometry and electron density. Residues are color-coded according to the number of geometric quality criteria for which they contain at least one outlier: green = 0, yellow = 1, orange = 2 and red = 3 or more. A red dot above a residue indicates a poor fit to the electron density ($RSRZ > 2$). Stretches of 2 or more consecutive residues without any outlier are shown as a green connector. Residues present in the sample, but not in the model, are shown in grey.

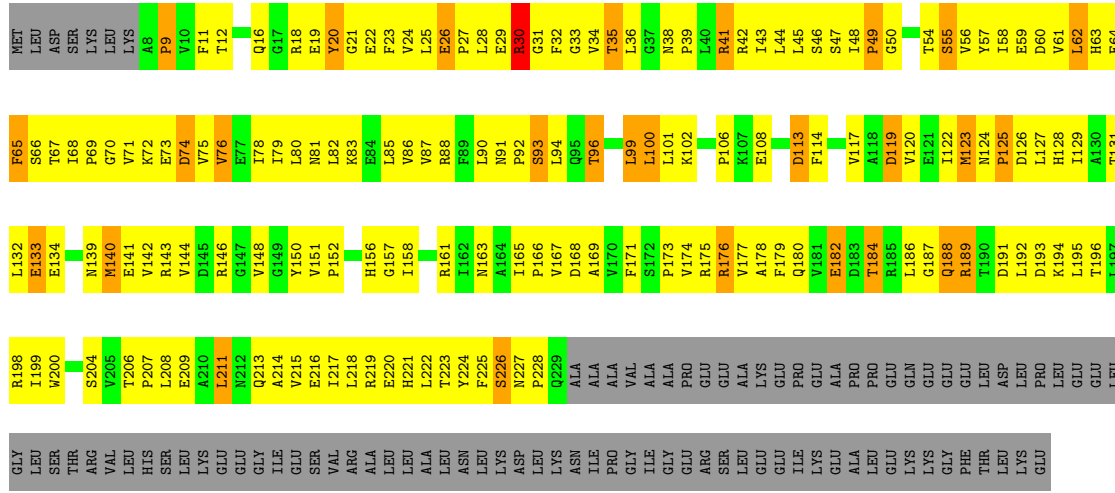
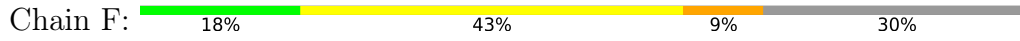
- Molecule 1: DNA-directed RNA polymerase subunit alpha



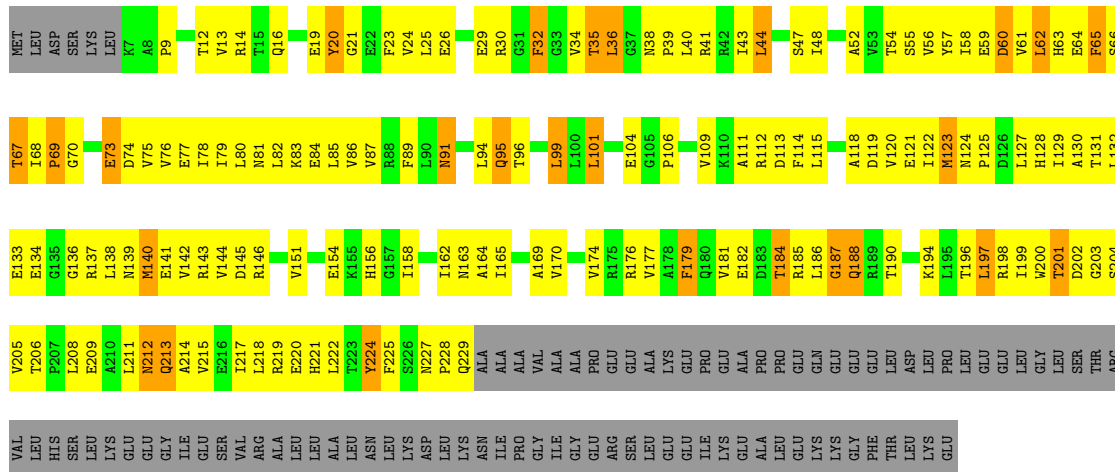
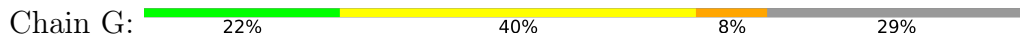
- Molecule 1: DNA-directed RNA polymerase subunit alpha



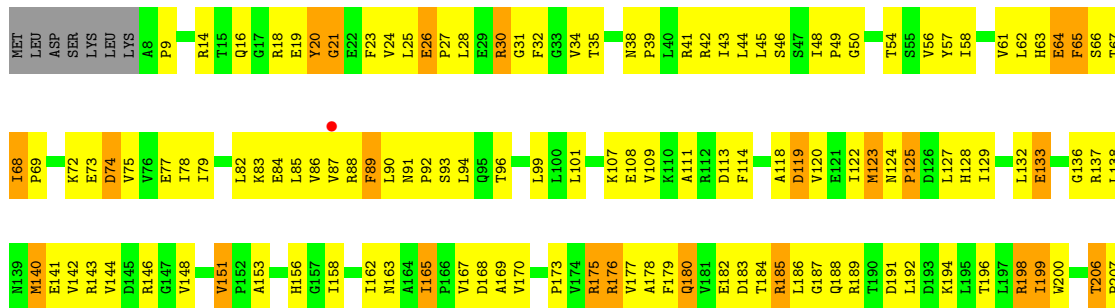
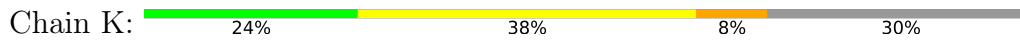
- Molecule 1: DNA-directed RNA polymerase subunit alpha

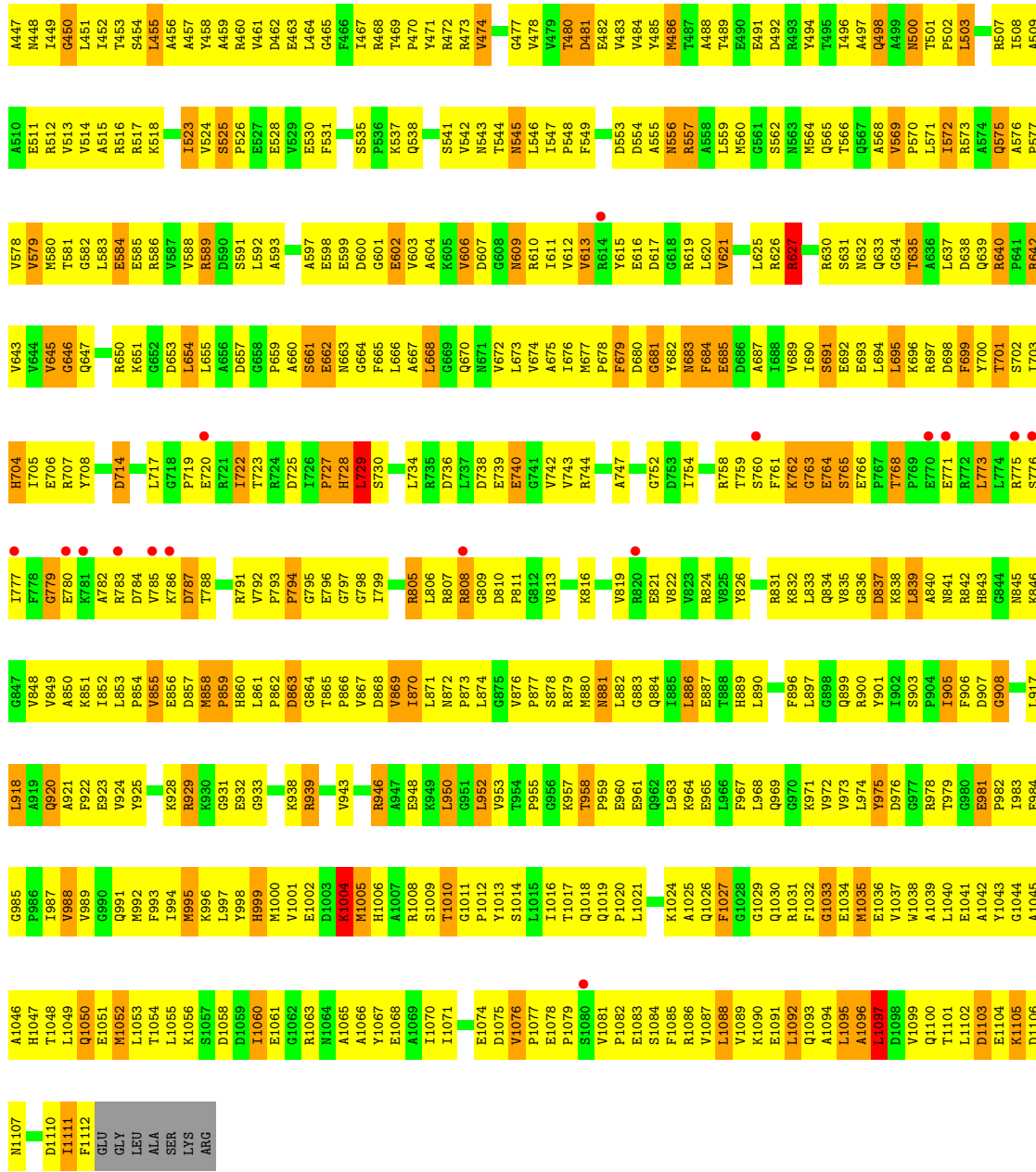


• Molecule 1: DNA-directed RNA polymerase subunit alpha




• Molecule 1: DNA-directed RNA polymerase subunit alpha



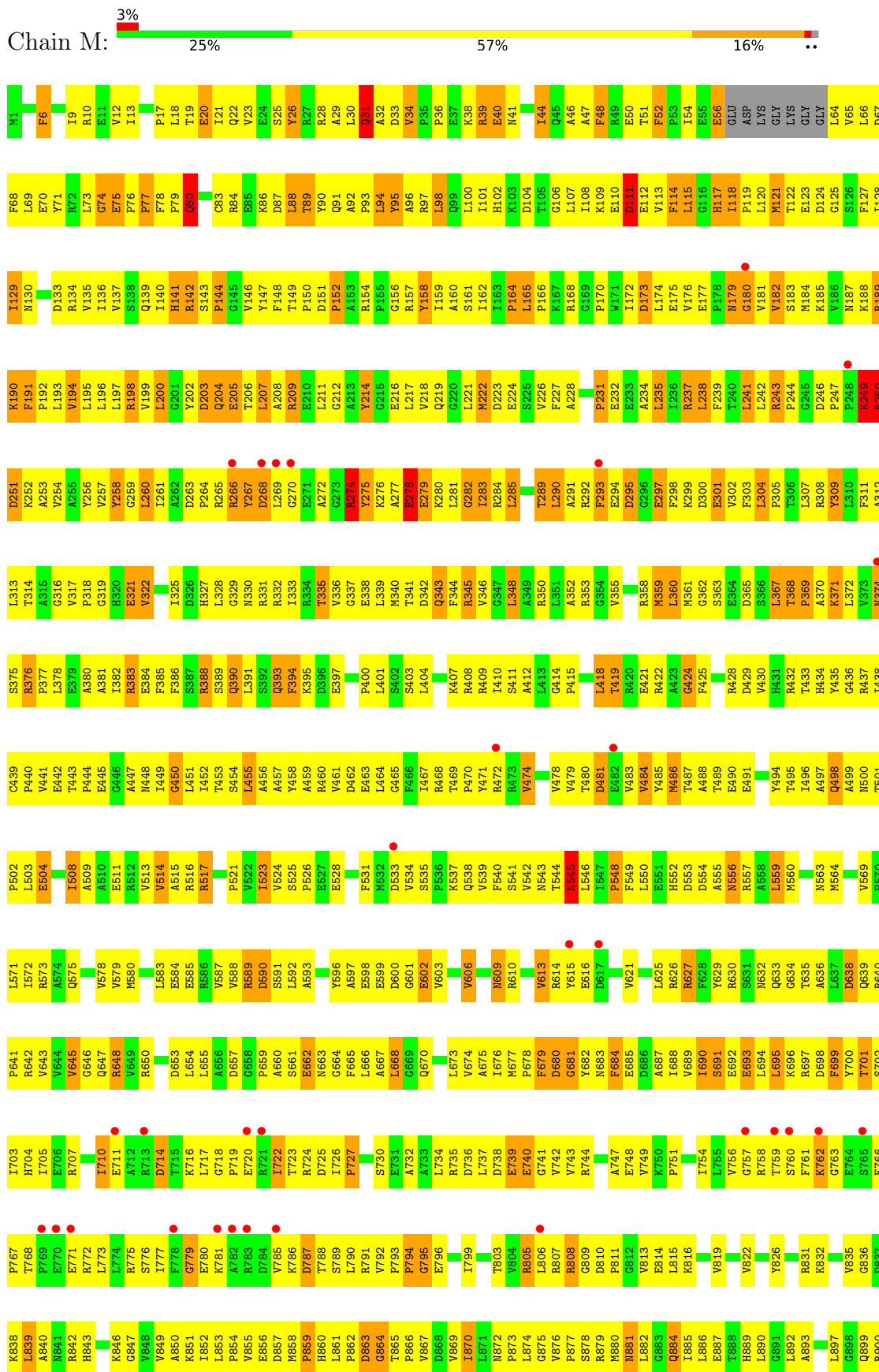


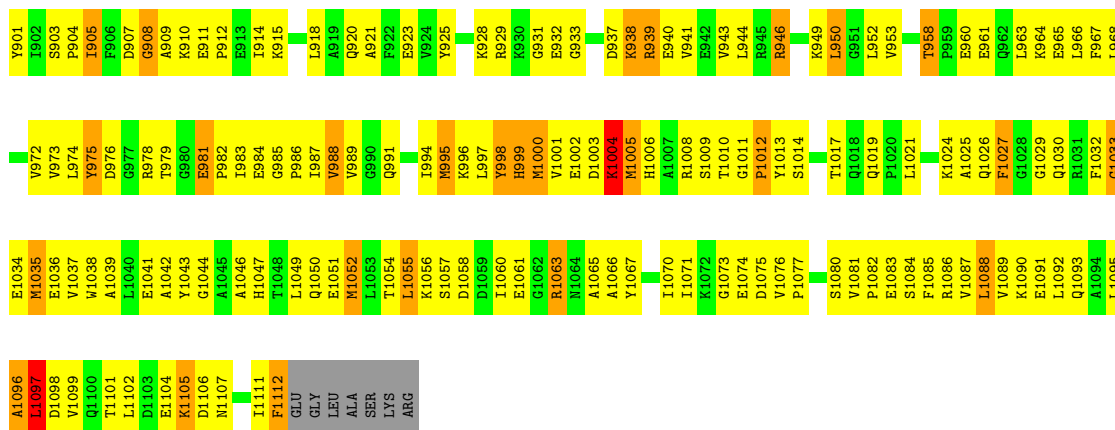
● Molecule 2: DNA-directed RNA polymerase subunit beta



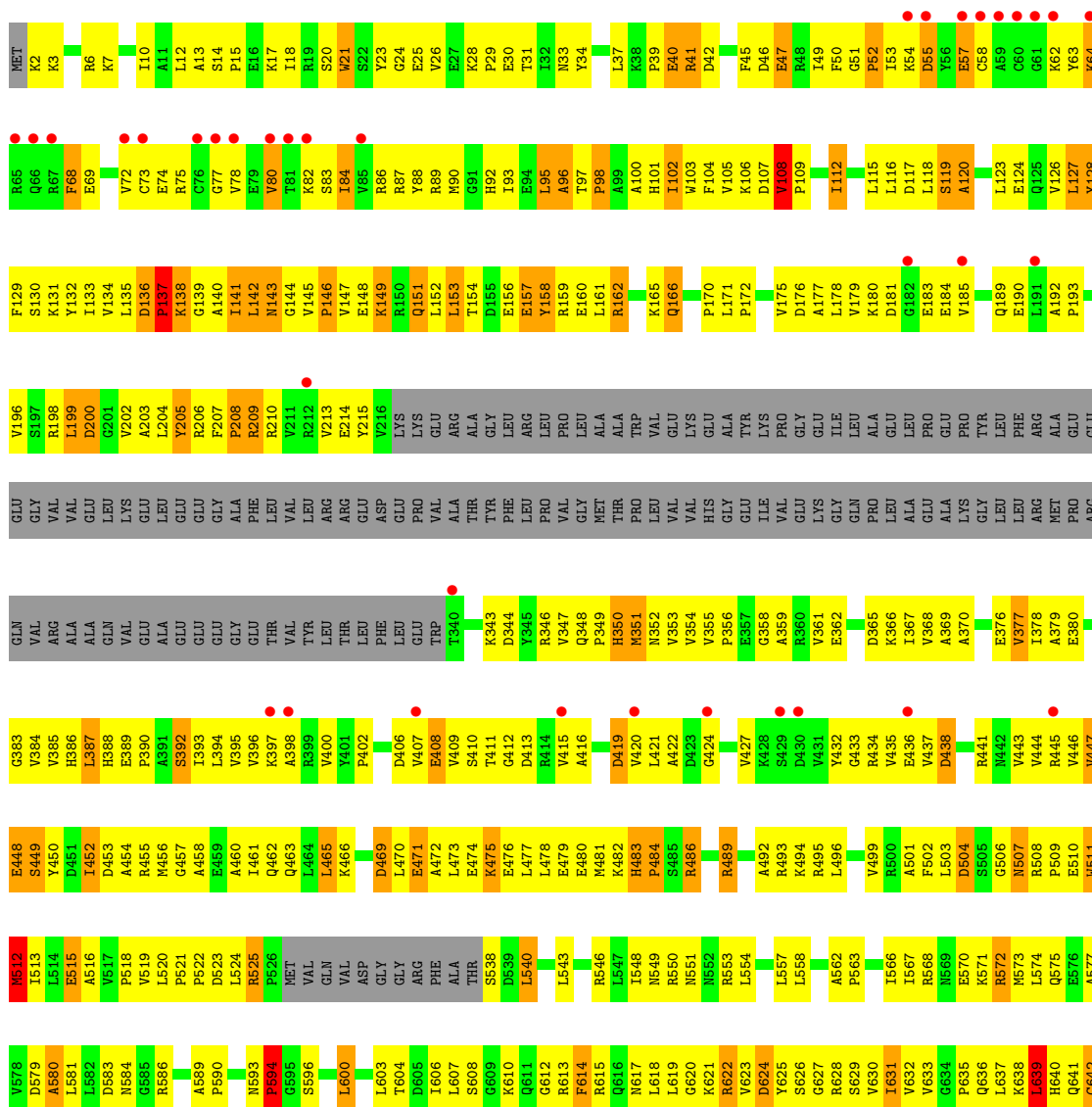
S1084	Q1019	T988	A893	V627	S766	L694	M632	V569	P502	R437	V373	L310	R250	N187
F1085	P1020	F989	F896	R831	E766	L695	Q633	P570	L503	I438	N374	F311	D251	K188
V1087	L1021	E961	L897	R832	P767	R697	G654	L571	E504	C439	N375	A312	K252	R199
L1088	K1025	Q962	G898	L833	T768	R698	T695	I572	R507	P440	R376	L313	A253	K190
V1089	K1024	L963	Q899	L834	P769	D698	A636	R573	R508	V441	P377	T314	A254	F191
K1090	Q1026	L963	G899	V835	E770	F699	L637	A574	I508	E442	L378	A315	A255	P192
E1091	Q1026	K984	R900	V835	E771	Y700	L638	Q575	A509	T443	E379	G316	Y256	L193
L1092	G1029	E985	Y901	G836	R772	T701	Q639	A576	A510	P444	A380	V317	V257	V194
Q1093	Q1030	L986	L902	D837	L773	S702	R640	P577	E511	E445	I382	P318	V258	L195
A1094	Q1031	F967	S903	R838	L774	T703	P641	V578	R512	G446	I383	G319	G259	L196
L1095	D1032	L968	P904	L839	R775	H704	R642	V579	V513	A447	R383	H320	L260	L197
A1096	F1033	Q969	I905	F842	S776	T705	V643	M580	V614	N448	E384	E321	L261	R198
L1097	G1034	G970	F906	H843	I777	E706	V644	T581	A515	I449	F385	V322	A262	V199
D1098	M1035	K971	D907	H843	F776	R707	V645	G582	R516	G450	F386	D263	D263	L200
V1099	E1036	V972	G908	K846	E709	E708	Q646	L583	R517	L451	S397	T325	P264	D203
Q1100	E1037	V973	E911	G847	E780	E709	Q647	E584	I523	I452	R388	D326	R265	Q204
T1101	V1038	L974	P912	V648	K781	I710	R650	E585	V524	T453	S389	H327	R266	Q205
L1102	A1039	D976	E913	V649	A782	R720	K651	R586	S525	S454	Q390	L328	Y267	E206
D1103	L1040	G977	A850	A850	R783	R721	L654	V588	P526	A456	S392	R330	D268	T206
E1104	L1041	R978	R951	R951	V784	D714	L655	R589	E527	A457	Q393	R331	L269	L207
K1105	A1042	T979	L852	L852	K786	R724	A660	R590	E528	Y458	E271	R332	G270	A208
N1107	Y1043	G980	L918	L918	D787	E720	A656	D590	L592	Y458	E272	R333	A271	R209
I1111	G1044	E981	Q919	P854	T788	R721	G657	S591	V529	A459	K395	R334	A272	E210
PHE	A1045	P982	Q920	V855	S789	R722	G658	L592	E530	R460	D396	T335	G273	L211
GLU	A1046	I983	A921	E856	L790	T723	P659	A594	M532	V461	E397	V336	R274	G212
GLY	H1047	E984	R922	D857	R791	R724	A660	L595	D533	D462	T398	G337	Y275	A213
LEU	L1049	G985	E923	M858	V792	D725	S661	L596	V534	E463	N399	G338	K276	Y214
ALA	Q1050	P986	V924	P859	P793	R726	E662	A597	S535	L464	P400	E338	A277	G215
SER	M1051	L987	Y925	H860	P794	P727	N663	E598	P536	G465	L401	L339	E278	E216
LYS	M1052	V988	F926	L861	R795	S730	G664	F599	K537	I467	S403	T341	E279	L217
ARG	L1053	G990	G927	P862	G796	R730	P665	D600	Q538	R468	L404	D342	L280	V218
	T1054	G990	R929	G863	G797	L734	L666	G601	V539	I469	K407	Q343	G282	Q220
	L1055	F993	R930	T865	E798	D736	L668	V603	F540	P470	R408	R345	L283	M222
	S1057	M995	G931	P866	L799	L737	G669	A604	S541	R471	R409	V346	L284	M221
	D1058	K996	E932	V667	T803	D738	Q670	K605	V542	R472	R409	G347	L285	D223
	I1059	L997	G933	V670	V804	E739	M671	V606	T544	R473	I410	G347	E224	E224
	E1060	Y998	F934	V670	R805	E740	V672	D607	N545	V474	S411	L348	G287	S225
	E1061	H999	D937	L871	L806	G741	L673	G608	L546	V478	A412	L351	R288	V226
	R1063	M1000	K938	N872	R807	G742	L674	N609	L547	V479	G414	A352	T289	F227
	M1064	V1001	R939	P873	R808	V742	A675	R610	P548	T480	P415	R353	L290	A228
	A1065	E1002	E940	G875	G609	V743	I676	I611	F549	D481	G416	G354	A291	R230
	A1066	D1003	V941	V676	D810	R744	M677	V612	L550	E482	G417	V355	R292	R231
	Y1067	K1004	E942	P877	P811	I745	P678	V613	E551	V483	L418	E294	F293	P231
	I1070	H1006	V943	S878	G812	G746	P679	R614	H552	I484	T419	R358	D295	E233
	I1071	L1007	R945	R879	E814	A747	G681	Y615	D553	Y485	R420	M359	G296	A234
	E1074	L1008	R946	N881	K816	P751	Y682	E616	D554	M486	R422	M361	E297	E234
	D1075	S1009	K949	Q884	P817	I754	F684	L620	N556	A488	A423	G362	F298	T236
	V1076	T1010	L950	R884	G818	L755	E685	E622	A598	T489	G424	S363	D300	R237
	P1077	G1011	G951	L886	V819	V756	D686	E622	L598	Y494	F425	D365	E301	L238
	S1080	P1012	L952	L886	R820	G757	A687	L625	M560	T495	V430	S366	V302	F239
	V1081	L1014	G953	E887	R821	R758	I688	R626	R626	I496	H431	L367	F303	T240
	P1082	L1015	T954	T888	V822	T759	V689	R627	M564	A497	R432	T368	L242	L242
	L1083	I1016	G955	H889	V823	V762	I680	F628	Q665	Q498	T433	P868	L243	R243
	P1082	T1017	G956	L890	R824	G762	S691	V629	T566	A499	H434	A370	P247	P247
	E1083	Q1018	K957	L892	V825	E764	E692	R630	Q667	M500	H435	K371	L307	P248
							E693	S631	A568	T501	G436	L372	Y309	K249

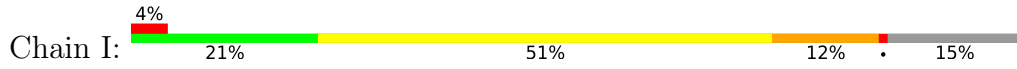
● Molecule 2: DNA-directed RNA polymerase subunit beta





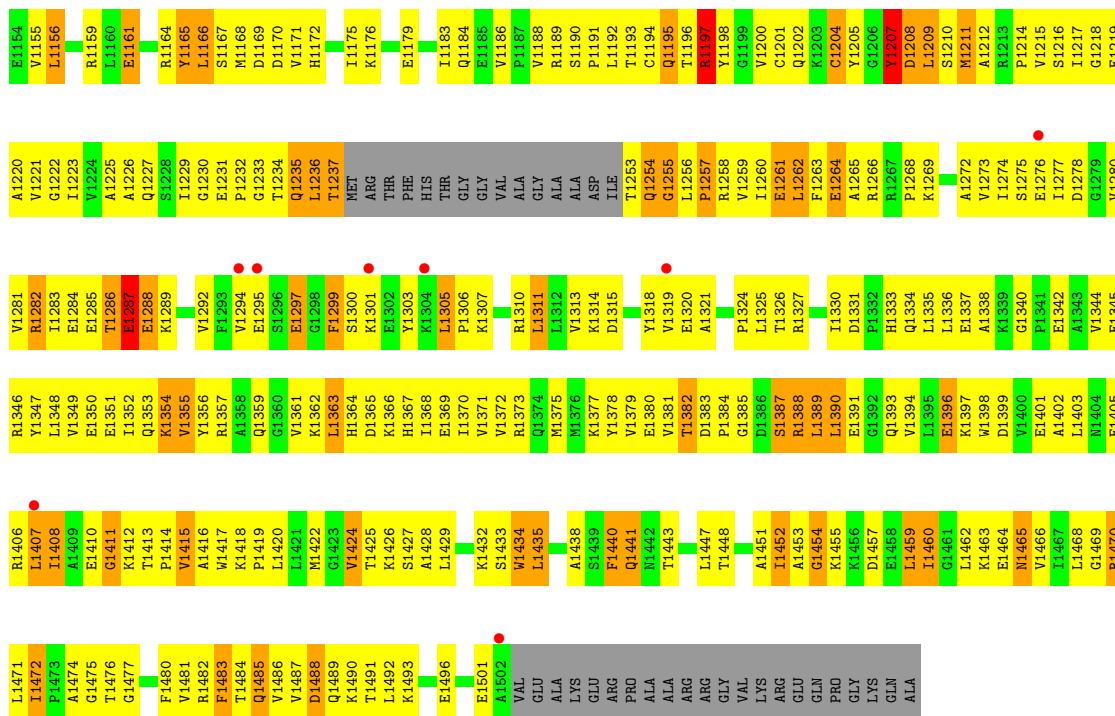
• Molecule 3: DNA-directed RNA polymerase subunit beta'



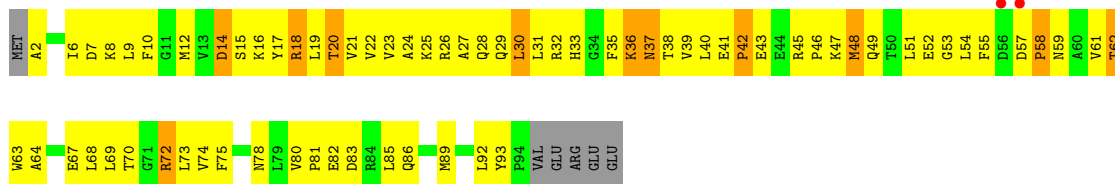


R879	A815	P750	A690	G627	A559	L496	G433	I1E	PHE	LEU	E190	S130	R65	MET
I880	H816	L761	L691	R628	Q560	E497	R434	ASP	ARG	ARG	L191	K131	Q66	K2
F882	E817	S753	E692	S629	P563	V498	V435	PRO	MET	ALA	A192	Y132	R67	K3
A883	R818	F754	E693	V630	I565	V499	E436	GLU	PRO	GLU	F193	I133	F68	R6
R884	G819	G755	V694	I631	E564	R500	D437	GLU	GLN	GLU	G194	L134	E69	K7
I885	E820	A756	I695	V632	I566	A501	V438	VAL	GLN	GLN	V195	L135	G70	V8
V886	V821	Q756	H696	V633	I566	F502	L439	VAL	VAL	GLY	R198	D136	K71	V9
A887	M824	A757	G697	G634	I567	L503	V440	I1E	ARG	VAL	R199	P137	V72	R9
E888	R825	P759	K698	P635	R568	D504	R441	ALA	ALA	VAL	L199	K138	C73	I10
A889	A825	A759	N699	Q636	N569	S505	M442	ALA	ALA	VAL	D200	G139	E74	A11
R890	R826	L637	V700	L637	G506	G506	V443	ALA	GLN	GLU	A140	A140	R75	L12
K891	I827	M763	L701	K638	K571	N507	V444	VAL	VAL	LYS	G201	I141	C76	A13
K892	K828	Q762	L702	L639	R572	R508	V445	GLY	GLU	GLU	A203	I142	G77	S14
A893	V829	L764	N703	H640	M573	E510	V446	VAL	ALA	LEU	L204	L143	P15	P15
K894	A830	S765	R704	Q641	L574	E510	V447	GLU	GLU	GLU	Y205	G144	E16	E16
V895	R832	A766	A705	G642	Q575	M512	E448	HIS	GLU	GLU	V80	V145	K17	K17
A896	R833	H767	P706	G643	E576	R512	S449	LEU	GLY	GLY	P146	P146	I18	I18
K897	T834	L770	T707	L644	A577	I513	Y450	HIS	ALA	ALA	PRO	V147	R19	R19
S898	S835	S771	H709	P645	V578	L514	D451	GLU	PHE	LEU	ARG	E148	S20	S20
L899	V836	S772	R710	R647	D579	E515	I452	ALA	LEU	THR	ARG	K149	V21	V21
I900	R837	A773	L711	M648	A580	A516	D453	ALA	VAL	VAL	VAL	R150	R86	R86
K901	R838	S774	G712	A649	L581	V517	A454	SER	TYR	LEU	ARG	Q151	Y23	Y23
L902	L839	S774	I713	L650	D583	P518	R455	LEU	ARG	VAL	ARG	L152	G24	G24
Q906	K840	L778	Q714	E651	N584	L520	M456	THR	THR	GLU	GLU	L153	E25	E25
E907	Y841	A779	A715	L652	G585	P521	G457	VAL	ASP	GLY	TYR	T154	V26	V26
K908	R842	R781	F716	F653	R586	P522	E459	LEU	PHE	LEU	VAL	D155	E27	E27
N909	F843	Q717	K654	Q717	R598	D523	A460	GLN	GLU	LEU	LYS	E156	K28	K28
N910	A844	S782	P718	P655	P590	D523	A398	ASP	PRO	PRO	LYS	E157	P29	P29
L911	M845	R783	V719	F656	I593	L524	I461	TRP	VAL	VAL	GLU	Y158	E30	E30
K912	P846	D784	L657	L657	N593	R525	Q462	THR	ALA	ALA	ARG	A96	Y88	Y88
E913	D847	I785	L720	L658	P594	P526	M463	GLY	THR	THR	ALA	T97	T31	T31
L914	R848	I786	K660	K660	R598	VAL	L464	PRO	GLY	GLY	ALA	E160	L32	L32
V915	A849	L787	Q723	M661	P599	GLN	L465	LYS	PHE	LEU	LEU	R162	A99	A99
L916	R850	G788	Q724	M661	R598	VAL	L468	ASP	LEU	LEU	ARG	Y163	T36	T36
A917	L851	L789	S725	K664	L800	VAL	D469	TYR	PRO	PRO	LEU	G164	L37	L37
A918	R852	Y790	I726	G665	R601	GLY	L470	VAL	ARG	VAL	LEU	K165	K38	K38
F919	V853	Y791	Q727	G666	S602	GLY	E471	E408	GLN	GLY	LEU	I103	P39	P39
L920	I857	I792	L728	I666	S602	ARG	A472	V409	THR	THR	ALA	F104	R41	R41
R921	V858	T793	H729	I666	L603	PHE	L477	S410	HIS	PRO	ALA	I106	D42	D42
D922	D859	Q794	P730	M669	L603	ALA	L478	THR	PRO	THR	TRP	K106	G43	G43
G923	L860	R796	L731	V670	D605	ALA	E474	T411	MET	LEU	VAL	L170	L44	L44
K924	K861	K797	V732	K671	R607	THR	L477	C412	ASN	VAL	GLU	L171	F45	F45
E925	D862	E798	C733	A672	S608	SS38	L477	D413	VAL	VAL	LYS	P172	P109	P109
K926	R863	K799	E734	A673	L540	L540	V415	R414	VAL	HIS	ALA	G174	E47	E47
T927	V864	R800	A735	M676	G612	E480	V416	A416	GLY	GLY	ALA	V175	R48	R48
A928	T865	G801	F736	L677	R613	M481	D419	D419	TYR	PRO	LEU	D176	L49	L49
L930	Y866	L804	A738	E678	F614	K482	V420	V420	ILE	ILE	LYS	L116	F50	F50
L931	Y868	E805	F740	Q680	Q616	R545	L421	L421	ALA	GLY	PRO	D117	P52	P52
D932	Y869	E806	F741	Q681	N617	I548	L422	L422	ARG	GLY	ILE	L118	L53	L53
K935	K870	A807	D742	D682	L619	N549	D423	D423	VAL	GLN	LEU	K180	K54	K54
Y936	R871	T808	D743	I683	L619	R550	G424	G424	ALA	ALA	ALA	G182	D55	D55
Y937	P872	P809	Q744	K684	N551	N551	G425	G425	GLY	LEU	GLU	E122	Y56	Y56
G938	T875	E811	M745	D685	K621	K621	R489	R489	ASP	ALA	LEU	E184	E57	E57
P939	S876	E812	A746	E886	R622	L554	A490	V427	LEU	GLY	PRO	L123	C58	C58
T940	R877	L813	H748	M687	G623	K555	R493	D430	ILE	ALA	GLU	V186	G61	G61
F941	K878	A814	V749	D689	S626	K556	K494	V431	VAL	LYS	PRO	K187	K62	K62
						L558	R495	V432	ALA	ALA	LEU	Q189	F129	F129

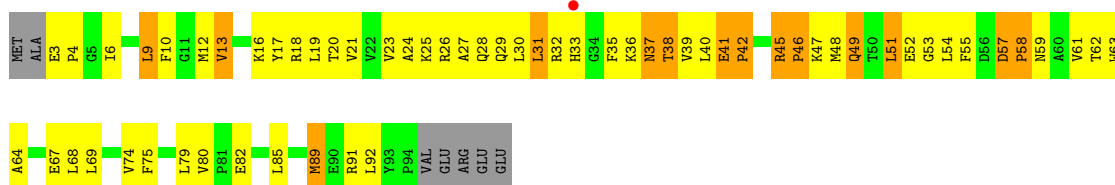
G1092	Y1093	M1031	G1030	L964	L899	V836	S771	R704	H640	M573	L503	A370	PRO	TTR	V185
L1094	T1095	P1032	P1033	A967	Q901	R838	A773	P706	Q642	L574	G506	E376	TTR	PHE	G188
L1096	T1097	Q1034	Q1035	D968	L839	L839	S774	P706	G643	E576	R507	V377	ARG	ARG	Q189
L1098	K1097	R1036	R1035	R969	K840	K840	G775	H709	G644	A577	P509	I378	ALA	ALA	E190
L1099	R1098	R1037	R1036	V842	V842	V842	P777	L711	K646	D579	E510	A379	GLU	GLU	L191
D1100	L1038	Q973	Q973	F843	F843	F843	L778	G712	R647	A580	M511	E380	GLU	GLU	A192
V1101	C1039	R974	R974	A944	A944	A944	A779	I713	R648	L581	M512	A381	GLN	GLN	P193
T1102	G1040	E975	E975	N845	N845	N845	K780	A714	A649	L582	L513	E382	VAL	VAL	V196
H1103	L1041	Q976	Q976	P846	P846	P846	P781	A715	L650	D583	V384	V384	VAL	VAL	S197
E1104	R1042	D847	D847	D848	D848	D848	S783	F716	E651	N584	A516	D453	ALA	ALA	R198
I1105	G1043	A849	A849	A849	A849	A849	D784	F718	F653	P590	V517	H386	VAL	VAL	L199
V1107	M1045	V915	V915	L850	L850	L850	I785	V719	K654	V591	P518	A454	GLU	GLU	R199
L1108	M1045	Y916	Y916	L851	L851	L851	I786	L720	P655	T592	M520	H388	LYS	LYS	D200
R1109	K1047	Q917	Q917	A852	A852	A852	L787	V721	F656	N593	P521	G457	GLU	GLU	G201
E1109	F1047	R982	R982	V853	V853	V853	G788	E722	E657	A458	P390	A458	LEU	LEU	A203
A1110	P1048	L983	L983	V853	V853	V853	L789	G723	L658	P594	P522	E459	GLU	GLU	L204
C1112	G1049	T984	T984	L857	L857	L857	L789	G723	L658	D523	A460	S392	GLU	GLU	Y205
G1113	E1051	D985	D985	V858	V858	V858	I792	S725	K660	R598	R525	L393	GLY	GLY	R206
T1114	T1052	L922	L922	D859	D859	D859	T793	I726	M661	L600	P526	L394	ALA	ALA	P208
T1115	F1053	E925	E925	Q861	Q861	Q861	Q794	Q727	G664	L603	Q463	V396	PHE	PHE	R209
E1116	E1054	K926	K926	D862	D862	D862	V795	L728	K665	T604	L464	K397	VAL	VAL	R210
V1117	V1055	T927	T927	V863	V863	V863	R796	P730	I666	D605	V487	A398	VAL	VAL	V211
I1118	P1056	A928	A928	V864	V864	V864	K799	L731	A667	L606	L468	V400	ARG	ARG	R212
S1119	V1057	R929	R929	V865	V865	V865	R800	V732	P668	L607	D468	Y401	GLU	GLU	Y215
V1120	R1058	L930	L930	V866	V866	V866	G801	E733	M669	S608	L470	P402	ASP	ASP	VAL
P1121	S1059	L931	L931	V867	V867	V867	C801	E734	G609	G609	A472	F403	GLU	GLU	VAL
L1122	S1060	L931	L931	V868	V868	V868	L804	A735	A672	K610	PHE	E404	VAL	VAL	VAL
F1123	F1061	T997	T997	V869	V869	V869	E805	F736	Q611	Q611	ALA	D405	TRP	TRP	GLU
Q1124	R1062	E998	E998	G870	G870	G870	F806	N737	R675	G612	T537	D406	ALA	ALA	ARG
P1125	T1063	T999	T999	K871	K871	K871	A807	A738	M676	R613	S538	V407	ALA	ALA	ARG
L1126	G1064	T1000	T1000	R872	R872	R872	L808	D739	L677	F614	D539	E408	GLY	GLY	ALA
E1127	L1065	E1001	E1001	L873	L873	L873	P809	F740	E678	R615	L540	E408	LEU	LEU	ALA
T1128	T1066	K1002	K1002	E874	E874	E874	E810	F740	R679	R615	L477	V409	PHE	PHE	ALA
L1129	V1067	V1003	V1003	T875	T875	T875	E811	D743	R679	R617	L478	S410	LEU	LEU	ALA
R1130	L1068	V1007	V1007	S876	S876	S876	A812	Q744	D682	L618	L543	T411	PRO	PRO	ALA
S1131	E1069	S942	S942	P877	P877	P877	L813	Q744	L683	L619	V544	G412	VAL	VAL	VAL
L1132	Y1070	T943	T943	G878	G878	G878	A814	H748	L684	L620	R546	D413	VAL	VAL	VAL
R1135	F1071	F1011	F1011	R879	R879	R879	A815	V749	D685	X621	R547	R414	GLY	GLY	VAL
K1136	I1072	E1012	E1012	L880	L880	L880	H816	P750	E686	R622	L548	V415	ALA	ALA	VAL
R1137	S1073	E1013	E1013	L881	L881	L881	E817	F750	V687	V623	M549	A416	TRP	TRP	ALA
D1139	L1074	M1014	M1014	F882	F882	F882	R818	F754	M688	D624	R650	D419	VAL	VAL	ALA
E1141	H1075	Y1015	Y1015	S885	S885	S885	G819	A755	D689	V625	R551	V420	VAL	VAL	VAL
L1144	R1078	P1016	P1016	L885	L885	L885	E820	Q756	A690	S626	M554	L421	HIS	HIS	VAL
Y1145	K1079	F1017	F1017	V886	V886	V886	N824	A757	L691	R488	R488	L421	GLY	GLY	VAL
G1146	G1080	P1019	P1019	V888	V888	V888	A825	A759	E692	R628	A490	A422	GLY	GLY	VAL
T1148	D1083	L1020	L1020	A889	A889	A889	R826	R760	V694	S629	G561	G424	ILE	ILE	VAL
G1149	T1084	Y1021	Y1021	V890	V890	V890	E826	I761	L695	V631	A492	G433	VAL	VAL	VAL
L1149	A1085	V1022	V1022	E891	E891	E891	K828	Q762	H696	V632	R493	G433	GLY	GLY	VAL
A1150	L1086	M1023	M1023	R892	R892	R892	V829	M763	D697	V633	R493	R434	LYS	LYS	GLY
R1151	R1087	Q1025	Q1025	G831	G831	G831	A830	L764	K698	Q634	I566	V435	ILE	ILE	GLY
E1152	T1088	S1026	S1026	V895	V895	V895	S765	A766	V699	P635	R568	V437	GLN	GLN	ALA
L1153	A1089	G1027	G1027	A896	A896	A896	R832	A766	V700	Q636	H568	D438	LEU	LEU	ALA
	T1090	A1028	A1028	M897	M897	M897	E833	H767	L702	L637	E570	L438	ALA	ALA	ALA
	S1091	R1029	R1029	E898	E898	E898	S835	L770	M703	L638	K571	V440	PRO	PRO	ALA




• Molecule 4: DNA-directed RNA polymerase subunit omega

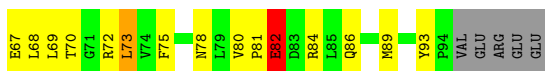


• Molecule 4: DNA-directed RNA polymerase subunit omega



• Molecule 4: DNA-directed RNA polymerase subunit omega





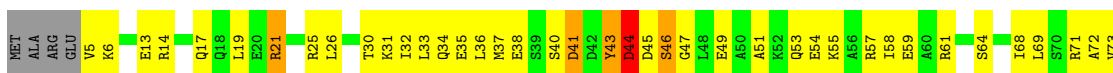
- Molecule 5: DNA (5'-D(*GP*GP*TP*CP*TP*GP*TP*AP*TP*CP*AP*CP*GP*AP*GP*CP*CP*AP*CP*CP*GP*CP*CP*GP*CP*AP*T)-3')




- Molecule 6: RNA (5'-R(*CP*CP*CP*CP*GP*GP*AP*AP*GP*AP*UP*CP*AP*UP*CP*UP*UP*CP*CP*GP*GP*GP*GP*GP*AP*U*GP*CP*GP*GP*CP*GP*G)-3')



- Molecule 7: Anti-cleavage anti-GreA transcription factor Gfh1



- Molecule 7: Anti-cleavage anti-GreA transcription factor Gfh1



- Molecule 7: Anti-cleavage anti-GreA transcription factor Gfh1



4 Data and refinement statistics i

Property	Value	Source
Space group	P 1 21 1	Depositor
Cell constants a, b, c, α , β , γ	192.76Å 260.70Å 198.56Å 90.00° 117.58° 90.00°	Depositor
Resolution (Å)	49.87 – 4.10 49.87 – 4.10	Depositor EDS
% Data completeness (in resolution range)	96.9 (49.87-4.10) 97.0 (49.87-4.10)	Depositor EDS
R_{merge}	(Not available)	Depositor
R_{sym}	(Not available)	Depositor
$\langle I/\sigma(I) \rangle$ ¹	2.25 (at 4.14Å)	Xtrriage
Refinement program	CNS 1.2	Depositor
R, R_{free}	0.262 , 0.318 0.271 , 0.324	Depositor DCC
R_{free} test set	3932 reflections (2.98%)	wwPDB-VP
Wilson B-factor (Å ²)	136.4	Xtrriage
Anisotropy	0.211	Xtrriage
Bulk solvent k_{sol} (e/Å ³), B_{sol} (Å ²)	0.25 , 83.4	EDS
L-test for twinning ²	$\langle L \rangle = 0.44$, $\langle L^2 \rangle = 0.27$	Xtrriage
Estimated twinning fraction	0.038 for h,-k,-h-l	Xtrriage
F_o, F_c correlation	0.87	EDS
Total number of atoms	74250	wwPDB-VP
Average B, all atoms (Å ²)	171.0	wwPDB-VP

Xtrriage's analysis on translational NCS is as follows: *The largest off-origin peak in the Patterson function is 1.77% of the height of the origin peak. No significant pseudotranslation is detected.*

¹Intensities estimated from amplitudes.

²Theoretical values of $\langle |L| \rangle$, $\langle L^2 \rangle$ for acentric reflections are 0.5, 0.333 respectively for untwinned datasets, and 0.375, 0.2 for perfectly twinned datasets.

5 Model quality [i](#)

5.1 Standard geometry [i](#)

Bond lengths and bond angles in the following residue types are not validated in this section: MG, ZN

The Z score for a bond length (or angle) is the number of standard deviations the observed value is removed from the expected value. A bond length (or angle) with $|Z| > 5$ is considered an outlier worth inspection. RMSZ is the root-mean-square of all Z scores of the bond lengths (or angles).

Mol	Chain	Bond lengths		Bond angles	
		RMSZ	# $ Z > 5$	RMSZ	# $ Z > 5$
1	A	0.44	0/1791	0.75	1/2436 (0.0%)
1	B	0.45	0/1791	0.71	0/2436
1	F	0.47	0/1782	0.76	0/2425
1	G	0.47	0/1791	0.73	0/2436
1	K	0.43	0/1782	0.72	0/2425
1	L	0.45	0/1791	0.71	0/2436
2	C	0.49	0/8900	0.84	12/12038 (0.1%)
2	H	0.52	1/8876 (0.0%)	0.85	13/12006 (0.1%)
2	M	0.48	0/8896	0.80	8/12033 (0.1%)
3	D	0.49	0/10832	0.81	8/14638 (0.1%)
3	I	0.50	0/10351	0.81	13/13979 (0.1%)
3	N	0.48	0/10848	0.81	10/14658 (0.1%)
4	E	0.53	1/768 (0.1%)	0.77	1/1035 (0.1%)
4	J	0.46	0/763	0.77	1/1028 (0.1%)
4	O	0.60	0/768	0.88	3/1035 (0.3%)
5	P	0.94	0/133	1.17	0/202
6	Q	1.22	0/170	1.09	1/265 (0.4%)
7	X	0.40	0/1178	0.74	1/1582 (0.1%)
7	Y	0.41	0/1178	0.74	1/1582 (0.1%)
7	Z	0.41	0/1178	0.76	0/1582
All	All	0.49	2/75567 (0.0%)	0.80	73/102257 (0.1%)

Chiral center outliers are detected by calculating the chiral volume of a chiral center and verifying if the center is modelled as a planar moiety or with the opposite hand. A planarity outlier is detected by checking planarity of atoms in a peptide group, atoms in a mainchain group or atoms of a sidechain that are expected to be planar.

Mol	Chain	#Chirality outliers	#Planarity outliers
2	C	0	2
2	H	0	1
2	M	0	1

Continued on next page...

Continued from previous page...

Mol	Chain	#Chirality outliers	#Planarity outliers
3	I	0	1
3	N	0	1
5	P	0	1
6	Q	0	1
7	Z	0	1
All	All	0	9

All (2) bond length outliers are listed below:

Mol	Chain	Res	Type	Atoms	Z	Observed(Å)	Ideal(Å)
2	H	258	TYR	CB-CG	-5.54	1.43	1.51
4	E	43	GLU	CB-CG	5.46	1.62	1.52

All (73) bond angle outliers are listed below:

Mol	Chain	Res	Type	Atoms	Z	Observed(°)	Ideal(°)
2	H	1097	LEU	CA-CB-CG	10.26	138.90	115.30
3	D	142	LEU	CA-CB-CG	9.03	136.07	115.30
3	D	804	LEU	CA-CB-CG	-8.40	95.97	115.30
3	D	1209	LEU	N-CA-C	-8.10	89.14	111.00
3	N	1209	LEU	N-CA-C	-8.07	89.20	111.00
3	I	1209	LEU	N-CA-C	-7.88	89.72	111.00
2	H	115	LEU	CA-CB-CG	7.52	132.60	115.30
7	X	113	LEU	CA-CB-CG	7.44	132.41	115.30
4	J	49	GLN	N-CA-C	7.01	129.92	111.00
4	O	49	GLN	N-CA-C	6.88	129.59	111.00
6	Q	10	G	N9-C1'-C2'	-6.80	104.52	112.00
2	C	1097	LEU	CA-CB-CG	6.75	130.82	115.30
3	I	851	LEU	CA-CB-CG	-6.71	99.86	115.30
3	I	800	LYS	N-CA-C	6.70	129.08	111.00
4	E	49	GLN	N-CA-C	6.68	129.05	111.00
3	N	804	LEU	CA-CB-CG	-6.63	100.05	115.30
3	I	920	LEU	CA-CB-CG	6.54	130.34	115.30
2	C	319	GLY	N-CA-C	-6.49	96.88	113.10
2	H	319	GLY	N-CA-C	-6.48	96.91	113.10
2	C	765	SER	N-CA-C	6.33	128.09	111.00
2	M	319	GLY	N-CA-C	-6.31	97.33	113.10
3	N	1110	ALA	N-CA-C	-6.23	94.18	111.00
2	M	182	VAL	N-CA-C	-6.21	94.25	111.00
3	I	1389	LEU	CA-CB-CG	6.16	129.47	115.30
2	H	18	LEU	CA-CB-CG	-6.15	101.16	115.30
2	H	182	VAL	N-CA-C	-6.12	94.49	111.00

Continued on next page...

Continued from previous page...

Mol	Chain	Res	Type	Atoms	Z	Observed(°)	Ideal(°)
3	I	1110	ALA	N-CA-C	-6.11	94.51	111.00
3	N	1390	LEU	CA-CB-CG	6.06	129.24	115.30
2	C	281	LEU	CA-CB-CG	6.04	129.20	115.30
2	C	182	VAL	N-CA-C	-5.97	94.89	111.00
3	I	1068	LEU	CA-CB-CG	-5.92	101.69	115.30
2	H	1004	LYS	N-CA-C	5.90	126.92	111.00
3	N	1091	SER	N-CA-C	5.88	126.89	111.00
2	M	165	LEU	CB-CG-CD1	-5.87	101.02	111.00
2	C	1004	LYS	N-CA-C	5.83	126.73	111.00
2	C	795	GLY	N-CA-C	-5.82	98.55	113.10
2	C	773	LEU	CA-CB-CG	5.76	128.55	115.30
4	O	51	LEU	N-CA-C	-5.75	95.47	111.00
3	N	761	ILE	CB-CA-C	-5.72	100.16	111.60
2	M	514	VAL	CB-CA-C	-5.67	100.62	111.40
3	D	143	ASN	N-CA-C	-5.65	95.74	111.00
2	M	1004	LYS	N-CA-C	5.62	126.17	111.00
7	Y	119	ILE	CB-CA-C	-5.59	100.43	111.60
3	D	1042	ARG	N-CA-C	-5.58	95.93	111.00
3	I	800	LYS	CA-C-N	-5.54	105.13	116.20
3	I	143	ASN	N-CA-C	-5.52	96.09	111.00
3	I	1042	ARG	N-CA-C	-5.48	96.20	111.00
2	H	1057	SER	N-CA-C	5.48	125.79	111.00
2	C	250	ARG	N-CA-C	5.47	125.78	111.00
3	I	152	LEU	CA-CB-CG	5.45	127.83	115.30
3	D	1110	ALA	N-CA-C	-5.44	96.30	111.00
2	C	322	VAL	N-CA-C	-5.41	96.38	111.00
2	H	322	VAL	N-CA-C	-5.41	96.40	111.00
4	O	57	ASP	N-CA-C	5.40	125.59	111.00
2	H	773	LEU	CA-CB-CG	5.37	127.65	115.30
3	N	143	ASN	N-CA-C	-5.29	96.71	111.00
3	I	1127	GLU	N-CA-C	-5.26	96.80	111.00
2	C	729	LEU	N-CA-C	5.24	125.15	111.00
2	C	165	LEU	CB-CG-CD2	-5.24	102.10	111.00
3	N	1044	LEU	CA-CB-CG	-5.23	103.28	115.30
2	H	52	PHE	C-N-CD	5.19	139.30	128.40
2	H	795	GLY	N-CA-C	-5.18	100.15	113.10
2	H	261	ILE	N-CA-C	5.16	124.93	111.00
3	N	1042	ARG	N-CA-C	-5.16	97.08	111.00
2	M	261	ILE	N-CA-C	5.14	124.89	111.00
3	I	800	LYS	CA-CB-CG	-5.12	102.14	113.40
3	D	1126	ASP	N-CA-C	5.09	124.74	111.00
2	M	795	GLY	N-CA-C	-5.08	100.41	113.10

Continued on next page...

Continued from previous page...

Mol	Chain	Res	Type	Atoms	Z	Observed(°)	Ideal(°)
1	A	8	ALA	N-CA-C	-5.06	97.34	111.00
2	H	217	LEU	CA-CB-CG	-5.06	103.66	115.30
2	M	322	VAL	N-CA-C	-5.04	97.39	111.00
3	D	1116	ASN	N-CA-C	-5.03	97.42	111.00
3	N	1116	ASN	N-CA-C	-5.03	97.42	111.00

There are no chirality outliers.

All (9) planarity outliers are listed below:

Mol	Chain	Res	Type	Group
2	C	258	TYR	Sidechain
2	C	71	TYR	Sidechain
2	H	71	TYR	Sidechain
3	I	1070	TYR	Sidechain
2	M	258	TYR	Sidechain
3	N	56	TYR	Sidechain
5	P	24	DG	Sidechain
6	Q	10	G	Sidechain
7	Z	43	TYR	Sidechain

5.2 Too-close contacts

In the following table, the Non-H and H(model) columns list the number of non-hydrogen atoms and hydrogen atoms in the chain respectively. The H(added) column lists the number of hydrogen atoms added and optimized by MolProbity. The Clashes column lists the number of clashes within the asymmetric unit, whereas Symm-Clashes lists symmetry-related clashes.

Mol	Chain	Non-H	H(model)	H(added)	Clashes	Symm-Clashes
1	A	1759	0	1805	210	0
1	B	1759	0	1805	226	0
1	F	1750	0	1792	251	0
1	G	1759	0	1805	230	0
1	K	1750	0	1792	199	0
1	L	1759	0	1805	196	0
2	C	8733	0	8834	1393	1
2	H	8710	0	8811	1418	2
2	M	8729	0	8831	1386	0
3	D	10651	0	10880	1742	2
3	I	10182	0	10418	1528	0
3	N	10667	0	10894	1632	1
4	E	754	0	769	96	0

Continued on next page...

Continued from previous page...

Mol	Chain	Non-H	H(model)	H(added)	Clashes	Symm-Clashes
4	J	749	0	764	106	0
4	O	754	0	769	107	0
5	P	120	0	67	10	0
6	Q	152	0	78	7	0
7	X	1169	0	1186	114	0
7	Y	1169	0	1186	129	0
7	Z	1169	0	1186	145	0
8	D	1	0	0	0	0
8	I	1	0	0	0	0
8	N	1	0	0	0	0
9	D	1	0	0	0	0
9	I	1	0	0	0	0
9	N	1	0	0	0	0
All	All	74250	0	75477	10329	3

The all-atom clashscore is defined as the number of clashes found per 1000 atoms (including hydrogen atoms). The all-atom clashscore for this structure is 69.

All (10329) close contacts within the same asymmetric unit are listed below, sorted by their clash magnitude.

Atom-1	Atom-2	Interatomic distance (Å)	Clash overlap (Å)
2:H:282:GLY:O	2:H:283:ILE:HG13	1.34	1.25
3:D:1093:TYR:OH	3:D:1097:LYS:HE3	1.07	1.25
3:D:1093:TYR:OH	3:D:1097:LYS:CE	1.85	1.23
2:C:987:ILE:HG23	3:D:948:THR:HG21	1.20	1.20
3:I:108:VAL:HB	3:I:109:PRO:HD3	1.20	1.19
7:Z:120:SER:HB2	7:Z:123:SER:HB2	1.26	1.18
3:D:1481:VAL:HG11	4:E:18:ARG:HA	1.19	1.17
2:C:239:PHE:CZ	2:C:252:LYS:HA	1.77	1.17
2:H:425:PHE:CE1	3:I:1079:LYS:NZ	2.12	1.17
4:J:54:LEU:CG	4:J:58:PRO:HG2	1.75	1.16
3:N:356:PRO:HA	3:N:440:VAL:O	1.45	1.16
3:N:1235:GLN:HB2	7:Z:37:MET:HE3	1.20	1.16
1:F:42:ARG:HH12	2:H:857:ASP:HB3	1.08	1.15
2:H:495:THR:HG21	2:H:517:ARG:HH21	1.10	1.15
3:D:119:SER:HB2	3:D:123:LEU:HB2	1.18	1.15
2:H:1046:ALA:HB1	3:I:1471:LEU:HD11	1.23	1.15
2:H:987:ILE:HG23	3:I:948:THR:HG21	1.25	1.14
2:C:290:LEU:HB3	2:C:302:VAL:HG11	1.16	1.14
2:C:408:ARG:HH21	2:C:455:LEU:HD11	0.99	1.14
3:I:164:GLY:O	2:M:209:ARG:HG2	1.44	1.14

Continued on next page...

Continued from previous page...

Atom-1	Atom-2	Interatomic distance (Å)	Clash overlap (Å)
1:A:35:THR:HG21	1:B:43:ILE:HD11	1.24	1.14
3:D:809:PRO:HB2	3:D:812:ALA:HB2	1.23	1.14
2:C:1090:LYS:HE3	3:D:90:MET:HG3	1.27	1.14
1:K:206:THR:HG22	1:K:209:GLU:HG3	1.27	1.13
2:C:861:LEU:HG	2:C:862:PRO:HD2	1.31	1.13
2:C:675:ALA:HA	2:C:989:VAL:HG12	1.25	1.13
3:I:800:LYS:HG2	3:I:826:PRO:CD	1.78	1.13
2:H:101:ILE:HG23	2:H:107:LEU:HD22	1.20	1.12
1:L:62:LEU:HD12	1:L:63:HIS:H	1.13	1.12
1:B:74:ASP:HB2	3:D:872:ARG:HH22	1.00	1.12
1:A:42:ARG:HH12	1:B:34:VAL:HB	1.03	1.12
3:D:87:ARG:HB3	3:D:523:ASP:HB2	1.23	1.12
3:I:1211:MET:HG2	3:I:1212:ALA:H	1.01	1.12
3:N:1095:THR:O	3:N:1099:VAL:HG23	1.48	1.12
2:C:144:PRO:HG2	2:C:265:ARG:NH1	1.65	1.12
3:N:1379:VAL:HG12	3:N:1419:PRO:HA	1.30	1.12
2:C:144:PRO:HG2	2:C:265:ARG:HH12	1.11	1.11
3:N:143:ASN:HA	3:N:161:LEU:HD21	1.33	1.11
2:C:834:GLN:HE22	3:D:724:GLN:HG3	1.12	1.11
3:N:984:THR:CG2	3:N:987:GLU:HG2	1.80	1.11
3:D:785:ILE:H	3:D:785:ILE:HD12	1.14	1.10
1:K:58:ILE:HD13	1:K:140:MET:HB3	1.34	1.10
2:C:274:ARG:HB2	2:C:285:LEU:HD13	1.33	1.10
2:H:170:PRO:HG2	2:H:258:TYR:HE2	0.97	1.10
2:H:170:PRO:HG2	2:H:258:TYR:CE2	1.87	1.10
2:M:689:VAL:HB	2:M:870:ILE:HG12	1.31	1.10
3:N:356:PRO:HB2	3:N:359:ALA:HB2	1.10	1.10
3:N:908:LYS:HB2	3:N:1027:GLY:HA3	1.28	1.10
2:H:544:THR:O	2:H:547:ILE:HD12	1.52	1.10
3:N:643:GLY:HA3	3:N:727:GLN:HB2	1.24	1.10
4:O:54:LEU:CG	4:O:58:PRO:HG2	1.81	1.10
2:C:1081:VAL:HG21	2:C:1111:ILE:HG22	1.15	1.09
3:I:800:LYS:HG2	3:I:826:PRO:HD3	1.24	1.09
3:N:1481:VAL:HG11	4:O:18:ARG:HA	1.17	1.09
2:C:1082:PRO:HG2	3:D:1469:GLY:HA3	1.34	1.09
3:N:108:VAL:HB	3:N:109:PRO:HD3	1.33	1.09
2:C:1046:ALA:HB1	3:D:1471:LEU:HD11	1.32	1.09
3:I:181:ASP:HB3	3:I:441:ARG:HD3	1.33	1.09
3:D:1087:ARG:NH2	7:X:43:TYR:CE2	2.19	1.09
3:D:1123:PHE:HE2	3:D:1184:GLN:HA	1.16	1.09
2:M:1046:ALA:HB1	3:N:1471:LEU:HD11	1.14	1.09

Continued on next page...

Continued from previous page...

Atom-1	Atom-2	Interatomic distance (Å)	Clash overlap (Å)
3:N:827:ILE:HD12	3:N:827:ILE:H	1.16	1.09
2:C:1086:ARG:HB2	2:C:1112:PHE:HE2	1.16	1.08
2:C:325:ILE:HD12	2:C:325:ILE:H	1.18	1.08
3:D:137:PRO:HG3	3:D:453:ASP:H	0.96	1.08
2:H:556:ASN:ND2	7:Y:45:ASP:OD1	1.84	1.08
4:J:54:LEU:HG	4:J:58:PRO:CG	1.81	1.08
1:G:30:ARG:HH22	2:H:854:PRO:HG3	1.18	1.07
3:D:133:ILE:O	3:D:152:LEU:HB2	1.53	1.07
2:H:857:ASP:HB2	2:H:978:ARG:HG2	1.34	1.07
3:I:543:LEU:HD22	3:I:580:ALA:HB1	1.36	1.07
2:C:1092:LEU:HD13	2:C:1099:VAL:HG21	1.32	1.07
2:M:1082:PRO:HG2	3:N:1469:GLY:HA3	1.37	1.07
2:C:141:HIS:HB3	2:C:418:LEU:HD23	1.36	1.07
3:N:109:PRO:HB3	3:N:494:LYS:NZ	1.68	1.07
3:D:804:LEU:HB2	3:D:831:GLY:HA2	1.31	1.06
2:M:110:GLU:HG3	2:M:369:PRO:HB3	1.36	1.06
3:N:1235:GLN:HE21	7:Z:37:MET:HG2	1.14	1.06
2:C:878:SER:HA	3:D:1034:GLN:HE22	0.97	1.06
2:H:191:PHE:HZ	2:H:196:LEU:HB2	1.18	1.06
3:N:137:PRO:HG3	3:N:453:ASP:H	0.97	1.06
3:N:1211:MET:HG2	3:N:1212:ALA:H	1.14	1.06
3:I:1320:GLU:HG2	3:I:1339:LYS:NZ	1.69	1.06
3:I:521:PRO:HB2	3:I:524:LEU:HD13	1.37	1.05
3:D:176:ASP:HB3	3:D:389:GLU:HG2	1.07	1.05
3:D:1087:ARG:NH2	7:X:43:TYR:HE2	1.49	1.05
2:H:110:GLU:HG3	2:H:369:PRO:HG3	1.34	1.05
3:I:29:PRO:HG3	3:I:549:ASN:HD21	1.22	1.05
3:I:1379:VAL:HG12	3:I:1419:PRO:HA	1.34	1.05
2:M:110:GLU:CG	2:M:369:PRO:HB3	1.85	1.05
1:A:184:THR:OG1	1:A:192:LEU:HB2	1.55	1.05
3:D:1166:LEU:HD23	3:D:1166:LEU:H	1.21	1.05
3:I:1209:LEU:HD23	3:I:1211:MET:H	1.21	1.05
3:N:119:SER:HB2	3:N:123:LEU:HB2	1.37	1.05
2:C:939:ARG:HA	2:C:939:ARG:HE	1.14	1.04
2:C:1090:LYS:HE3	3:D:90:MET:CG	1.86	1.04
3:D:643:GLY:HA3	3:D:727:GLN:HB2	1.39	1.04
3:N:705:ALA:HB3	3:N:706:PRO:HD3	1.38	1.04
2:C:578:VAL:HG23	2:C:579:VAL:HG12	1.33	1.04
2:M:1004:LYS:HG2	3:N:630:VAL:HG23	1.37	1.04
3:N:166:GLN:HE22	3:N:394:LEU:HB2	1.19	1.04
2:C:312:ALA:HB1	2:C:318:PRO:HG2	1.39	1.04

Continued on next page...

Continued from previous page...

Atom-1	Atom-2	Interatomic distance (Å)	Clash overlap (Å)
2:M:369:PRO:HG2	2:M:370:ALA:H	1.22	1.04
3:N:153:LEU:HD13	3:N:158:TYR:HB2	1.39	1.04
3:N:206:ARG:HA	3:N:206:ARG:HE	1.22	1.04
2:C:265:ARG:HB3	2:C:267:TYR:CE2	1.93	1.03
3:D:631:ILE:HD12	3:D:743:ASP:O	1.57	1.03
2:H:49:ARG:HA	2:H:52:PHE:HD2	1.21	1.03
3:N:206:ARG:HB2	3:N:392:SER:O	1.57	1.03
1:G:56:VAL:HG22	1:G:142:VAL:HG12	1.39	1.03
2:H:290:LEU:HB3	2:H:302:VAL:HG11	1.40	1.03
3:I:820:GLU:HG3	3:I:836:VAL:HG21	1.40	1.03
2:C:69:LEU:HD12	2:C:97:ARG:HB3	1.38	1.03
2:C:857:ASP:HB2	2:C:978:ARG:HG2	1.36	1.03
3:D:84:ILE:HG22	3:D:87:ARG:HE	1.22	1.03
3:I:163:TYR:HB3	2:M:209:ARG:CZ	1.89	1.03
3:I:1481:VAL:HG11	4:J:18:ARG:HA	1.41	1.03
2:M:74:GLY:O	2:M:76:PRO:HD3	1.58	1.03
3:D:1211:MET:HG2	3:D:1212:ALA:H	1.17	1.03
3:N:820:GLU:HG3	3:N:836:VAL:HG21	1.36	1.03
2:H:69:LEU:HD12	2:H:97:ARG:HB3	1.41	1.03
3:I:119:SER:HB2	3:I:123:LEU:HB2	1.40	1.03
3:I:1472:ILE:HD13	3:I:1472:ILE:H	1.18	1.03
3:D:1066:THR:HG22	3:D:1069:GLU:HB2	1.37	1.02
3:N:470:LEU:HB2	3:N:503:LEU:HD21	1.39	1.02
3:I:1025:GLN:HA	3:I:1025:GLN:HE21	1.19	1.02
2:M:874:LEU:O	3:N:1029:ARG:HD2	1.59	1.02
3:N:87:ARG:HB3	3:N:523:ASP:HB2	1.42	1.02
4:O:54:LEU:HG	4:O:58:PRO:HG2	1.03	1.02
3:I:807:ALA:HA	3:I:833:GLU:HG2	1.40	1.02
3:N:843:PHE:HE1	3:N:864:VAL:HG11	1.24	1.02
2:H:110:GLU:HG3	2:H:369:PRO:CG	1.88	1.02
2:H:689:VAL:HB	2:H:870:ILE:HG13	1.40	1.02
3:I:137:PRO:HD3	3:I:453:ASP:O	1.58	1.02
3:N:983:LEU:HD23	3:N:983:LEU:H	1.24	1.02
3:N:1352:ILE:O	3:N:1355:VAL:HG23	1.58	1.02
2:H:165:LEU:HG	2:H:166:PRO:HA	1.42	1.01
2:H:606:VAL:HG23	2:H:645:VAL:HG13	1.42	1.01
3:I:29:PRO:HG3	3:I:549:ASN:ND2	1.74	1.01
3:I:809:PRO:HB2	3:I:812:ALA:HB2	1.39	1.01
3:I:1253:THR:HG23	3:I:1258:ARG:HD3	1.42	1.01
2:M:52:PHE:CG	2:M:68:PHE:HB2	1.96	1.01
3:N:357:GLU:CG	3:N:441:ARG:HG2	1.91	1.01

Continued on next page...

Continued from previous page...

Atom-1	Atom-2	Interatomic distance (Å)	Clash overlap (Å)
3:N:1389:LEU:O	3:N:1390:LEU:HB2	1.60	1.01
1:F:188:GLN:NE2	1:F:188:GLN:H	1.59	1.01
2:M:979:THR:HG23	2:M:981:GLU:H	1.25	1.01
2:M:1004:LYS:HD2	3:N:744:GLN:NE2	1.73	1.01
3:N:397:LYS:HG2	3:N:448:GLU:HB2	1.42	1.01
1:B:86:VAL:HG12	1:B:124:ASN:HB2	1.42	1.01
2:C:544:THR:O	2:C:547:ILE:HD12	1.61	1.01
3:D:804:LEU:HD13	3:D:830:ALA:O	1.60	1.01
2:M:455:LEU:HD13	2:M:459:ALA:HB3	1.41	1.01
2:C:603:VAL:HA	2:C:613:VAL:HG12	1.38	1.01
1:B:212:ASN:O	1:B:215:VAL:HG22	1.61	1.00
2:C:305:PRO:HA	2:C:308:ARG:HB2	1.42	1.00
2:C:678:PRO:HG2	3:D:947:ILE:HD11	1.37	1.00
2:C:794:PRO:HG2	2:C:1025:ALA:O	1.60	1.00
2:M:861:LEU:HG	2:M:862:PRO:HD2	1.43	1.00
1:A:156:HIS:HD2	1:A:157:GLY:H	1.07	1.00
2:C:958:THR:HG23	2:C:961:GLU:HG3	1.38	1.00
3:D:137:PRO:HD3	3:D:453:ASP:O	1.61	1.00
2:M:395:LYS:HE2	2:M:403:SER:HB2	1.42	1.00
1:B:34:VAL:HG22	1:B:181:VAL:HG21	1.40	1.00
2:C:950:LEU:HB3	2:C:952:LEU:HD23	1.43	1.00
2:H:1024:LYS:HG3	2:H:1025:ALA:H	1.26	1.00
3:N:771:SER:HB3	3:N:778:LEU:HD13	1.44	1.00
3:D:764:LEU:HD12	3:D:765:SER:N	1.76	1.00
3:N:984:THR:HG22	3:N:987:GLU:CG	1.90	1.00
2:H:1049:LEU:HD23	3:I:1472:ILE:HD12	1.42	1.00
3:I:1112:CYS:SG	3:I:1195:GLN:HG2	2.02	1.00
2:M:73:LEU:HD23	2:M:94:LEU:HB2	1.43	1.00
2:C:565:GLN:HE21	2:C:842:ARG:HG2	1.23	1.00
3:I:908:LYS:HB2	3:I:1027:GLY:HA3	1.43	1.00
1:K:44:LEU:HD23	1:K:48:ILE:HD11	1.43	1.00
2:M:290:LEU:HB3	2:M:302:VAL:HG11	1.43	1.00
2:H:383:ARG:HB2	2:H:383:ARG:HH11	1.23	1.00
4:J:54:LEU:HG	4:J:58:PRO:HG2	1.03	1.00
2:M:212:GLY:HA3	2:M:218:VAL:HG21	1.44	1.00
3:N:996:TRP:HA	3:N:999:THR:HG22	1.44	1.00
2:C:368:THR:HB	2:C:369:PRO:CD	1.92	0.99
3:D:116:LEU:HD22	3:D:118:LEU:HG	1.39	0.99
2:H:368:THR:HB	2:H:369:PRO:HD3	1.44	0.99
2:M:367:LEU:HB3	2:M:371:LYS:HE2	1.41	0.99
3:D:947:ILE:HD12	3:D:947:ILE:O	1.60	0.99

Continued on next page...

Continued from previous page...

Atom-1	Atom-2	Interatomic distance (Å)	Clash overlap (Å)
3:I:28:LYS:HD2	3:I:29:PRO:HD2	1.42	0.99
3:D:52:PRO:HB2	3:D:80:VAL:HG11	1.39	0.99
3:D:834:THR:HB	3:D:838:ARG:HD3	1.44	0.99
3:I:1147:ARG:HB3	3:I:1188:VAL:HG21	1.45	0.99
3:I:1018:ASN:O	3:I:1022:VAL:HG23	1.62	0.99
2:M:157:ARG:CZ	2:M:314:THR:HB	1.91	0.99
2:M:182:VAL:HG12	2:M:193:LEU:HD22	1.44	0.99
3:N:28:LYS:HD2	3:N:29:PRO:HD2	1.41	0.99
3:N:50:PHE:CD2	3:N:522:PRO:HD3	1.98	0.99
2:M:212:GLY:CA	2:M:218:VAL:HG21	1.92	0.99
2:M:312:ALA:HB1	2:M:318:PRO:HG2	1.44	0.99
3:D:1468:LEU:HD22	3:D:1470:ARG:HB2	1.41	0.99
2:H:691:SER:HB2	2:H:858:MET:SD	2.03	0.99
2:H:12:VAL:HG22	2:H:13:ILE:HG23	1.43	0.98
3:N:809:PRO:HB2	3:N:812:ALA:HB2	1.44	0.98
3:N:357:GLU:HG3	3:N:441:ARG:HG2	0.99	0.98
4:E:18:ARG:HH21	4:E:18:ARG:HB2	1.23	0.98
2:H:565:GLN:NE2	2:H:842:ARG:HG2	1.78	0.98
3:N:366:LYS:HE2	3:N:369:ALA:HB2	1.45	0.98
2:C:1065:ALA:HB1	2:C:1077:PRO:HG2	1.41	0.98
3:D:137:PRO:HG3	3:D:453:ASP:N	1.79	0.98
2:M:267:TYR:HB2	2:M:272:ALA:CB	1.93	0.98
3:N:128:TYR:HE2	3:N:458:ALA:HA	1.27	0.98
2:H:312:ALA:HB1	2:H:318:PRO:HG2	1.45	0.98
1:K:218:LEU:HD23	1:L:222:LEU:HD21	1.45	0.98
3:N:119:SER:CB	3:N:123:LEU:HB2	1.93	0.98
3:N:813:LEU:O	3:N:817:GLU:HB2	1.62	0.98
2:H:1004:LYS:HD2	3:I:744:GLN:NE2	1.79	0.98
4:O:54:LEU:HG	4:O:58:PRO:CG	1.94	0.98
3:D:637:LEU:HD21	3:D:642:CYS:HA	1.41	0.98
3:I:134:VAL:HG21	3:I:460:ALA:HB1	1.46	0.98
1:L:74:ASP:HB2	3:N:872:ARG:HH22	1.28	0.98
3:I:1025:GLN:HA	3:I:1025:GLN:NE2	1.73	0.97
3:N:95:LEU:HD21	3:N:574:LEU:HD11	1.42	0.97
2:C:1086:ARG:HB2	2:C:1112:PHE:CE2	2.00	0.97
3:D:207:PHE:O	3:D:390:PRO:HA	1.64	0.97
3:D:764:LEU:HD12	3:D:765:SER:H	1.26	0.97
3:D:1205:TYR:CD2	3:D:1215:VAL:HG21	2.00	0.97
3:N:864:VAL:HG12	3:N:865:THR:H	1.28	0.97
3:I:799:LYS:O	3:I:800:LYS:HD3	1.63	0.97
3:I:1352:ILE:HG21	3:I:1368:ILE:HD12	1.45	0.97

Continued on next page...

Continued from previous page...

Atom-1	Atom-2	Interatomic distance (Å)	Clash overlap (Å)
2:M:267:TYR:HB2	2:M:272:ALA:HB1	1.47	0.97
2:C:224:GLU:O	2:C:228:ALA:HB3	1.64	0.97
3:I:1106:VAL:HG12	3:I:1107:VAL:H	1.28	0.97
2:M:606:VAL:HG23	2:M:645:VAL:HG13	1.45	0.97
3:N:357:GLU:HG3	3:N:441:ARG:CG	1.94	0.97
2:C:836:GLY:HA3	2:C:1001:VAL:HG21	1.47	0.97
2:C:1061:GLU:OE2	3:D:84:ILE:HD12	1.64	0.97
3:I:1320:GLU:HG2	3:I:1339:LYS:HZ1	1.27	0.97
2:M:885:ILE:H	2:M:885:ILE:HD12	1.30	0.97
3:D:209:ARG:HB2	3:D:389:GLU:HB3	1.46	0.96
2:M:1097:LEU:HD11	3:N:1451:ALA:CB	1.95	0.96
3:D:513:ILE:HD12	3:D:513:ILE:O	1.65	0.96
2:M:418:LEU:H	2:M:418:LEU:HD12	1.27	0.96
1:A:58:ILE:HD13	1:A:140:MET:HB3	1.43	0.96
3:I:87:ARG:HB3	3:I:523:ASP:HB2	1.45	0.96
3:I:906:GLN:HB3	3:I:911:LEU:HD11	1.48	0.96
2:C:1105:LYS:HD2	2:C:1107:ASN:HD22	1.27	0.96
2:H:395:LYS:HE2	2:H:403:SER:HB2	1.44	0.96
3:D:388:HIS:O	3:D:390:PRO:HD3	1.66	0.96
3:D:465:LEU:HD21	3:D:509:PRO:HB2	1.44	0.96
2:H:272:ALA:HA	2:H:464:LEU:HD21	1.47	0.96
2:H:1018:GLN:HA	2:H:1018:GLN:HE21	1.31	0.96
2:M:98:LEU:HD11	2:M:113:VAL:HG22	1.45	0.96
3:N:806:PHE:CE1	3:N:813:LEU:HB3	1.99	0.96
3:D:1263:PHE:CE2	3:D:1371:VAL:HG11	2.01	0.96
3:D:771:SER:HB2	3:D:778:LEU:HD13	1.47	0.95
1:B:228:PRO:O	1:B:229:GLN:HG3	1.66	0.95
1:G:86:VAL:HG12	1:G:124:ASN:HB2	1.45	0.95
3:I:1161:GLU:OE2	3:I:1164:ARG:HD2	1.66	0.95
2:M:64:LEU:HD22	2:M:359:MET:HG3	1.45	0.95
2:C:572:ILE:HD12	2:C:573:ARG:H	1.32	0.95
2:C:988:VAL:HG11	3:D:949:ILE:O	1.64	0.95
3:D:179:VAL:HG13	3:D:183:GLU:HB3	1.44	0.95
3:D:890:VAL:HG11	3:D:922:LEU:HD12	1.46	0.95
2:H:376:ARG:HH12	2:H:380:ALA:HB2	1.30	0.95
2:H:654:LEU:HD23	2:H:654:LEU:H	1.28	0.95
1:K:184:THR:OG1	1:K:192:LEU:HB2	1.67	0.95
3:D:351:MET:HG3	3:D:370:ALA:HB2	1.45	0.95
3:D:809:PRO:HB2	3:D:812:ALA:CB	1.96	0.95
3:N:804:LEU:HD22	3:N:831:GLY:HA3	1.45	0.95
2:C:195:LEU:O	2:C:199:VAL:HG23	1.64	0.95

Continued on next page...

Continued from previous page...

Atom-1	Atom-2	Interatomic distance (Å)	Clash overlap (Å)
2:M:674:VAL:HG23	2:M:869:VAL:O	1.66	0.95
3:N:860:LEU:HD23	3:N:877:PRO:HB2	1.49	0.95
2:C:408:ARG:NH2	2:C:455:LEU:HD11	1.81	0.95
3:D:850:LEU:HD12	3:D:850:LEU:H	1.29	0.95
3:I:109:PRO:HB3	3:I:494:LYS:NZ	1.81	0.95
3:N:1263:PHE:HE2	3:N:1371:VAL:HG11	1.32	0.95
3:D:1305:LEU:HD12	3:D:1311:LEU:HD22	1.49	0.95
1:F:42:ARG:NH1	2:H:857:ASP:HB3	1.82	0.95
2:H:332:ARG:HG3	2:H:465:GLY:HA3	1.48	0.95
2:M:836:GLY:HA3	2:M:1001:VAL:HG21	1.49	0.95
3:N:137:PRO:HD3	3:N:453:ASP:O	1.66	0.95
2:C:878:SER:CA	3:D:1034:GLN:HE22	1.79	0.94
3:D:1205:TYR:HD2	3:D:1215:VAL:HG21	1.31	0.94
1:G:87:VAL:HG21	1:G:144:VAL:HG11	1.47	0.94
2:H:603:VAL:HA	2:H:613:VAL:HG12	1.49	0.94
3:I:101:HIS:HD1	3:I:103:TRP:HB2	1.32	0.94
1:B:87:VAL:HG21	1:B:144:VAL:HG11	1.47	0.94
3:D:804:LEU:HD23	3:D:804:LEU:H	1.26	0.94
2:H:455:LEU:HD13	2:H:459:ALA:HB3	1.47	0.94
2:M:113:VAL:O	2:M:115:LEU:HD23	1.67	0.94
2:C:332:ARG:HG3	2:C:465:GLY:HA3	1.49	0.94
2:H:836:GLY:HA3	2:H:1001:VAL:HG21	1.49	0.94
7:Z:115:THR:OG1	7:Z:116:PRO:HD3	1.66	0.94
2:C:878:SER:HA	3:D:1034:GLN:NE2	1.80	0.94
3:D:877:PRO:O	3:D:880:ILE:HG22	1.68	0.94
2:H:21:ILE:H	2:H:21:ILE:HD12	1.32	0.94
3:I:800:LYS:HD2	3:I:801:GLY:H	1.29	0.94
2:C:1085:PHE:CE2	3:D:1468:LEU:HG	2.02	0.94
3:D:521:PRO:HB2	3:D:524:LEU:HD13	1.47	0.94
3:D:1093:TYR:CZ	3:D:1097:LYS:CE	2.50	0.94
2:H:498:GLN:HA	2:H:498:GLN:HE21	1.29	0.94
2:M:1097:LEU:HD11	3:N:1451:ALA:HB2	1.48	0.94
1:A:25:LEU:HD23	1:A:28:LEU:HD11	1.47	0.94
2:H:265:ARG:HB3	2:H:267:TYR:CE2	2.02	0.94
2:M:332:ARG:HD2	2:M:464:LEU:O	1.67	0.94
2:C:56:GLU:HG2	2:C:356:ARG:HG3	1.49	0.94
3:D:810:GLU:O	3:D:813:LEU:HG	1.67	0.94
3:I:813:LEU:HD12	3:I:814:ALA:N	1.82	0.94
3:I:1035:ILE:HA	3:I:1038:LEU:HD12	1.50	0.94
3:I:1257:PRO:HA	3:I:1260:ILE:HD12	1.46	0.94
2:H:432:ARG:HH22	3:I:1047:LYS:HD3	1.31	0.94

Continued on next page...

Continued from previous page...

Atom-1	Atom-2	Interatomic distance (Å)	Clash overlap (Å)
2:H:504:GLU:HA	2:H:504:GLU:OE2	1.65	0.94
3:N:137:PRO:HG3	3:N:453:ASP:N	1.82	0.94
2:C:21:ILE:H	2:C:21:ILE:HD12	1.32	0.94
2:C:1074:GLU:HG2	2:C:1075:ASP:H	1.32	0.94
3:D:813:LEU:O	3:D:817:GLU:HB2	1.68	0.94
3:D:1099:VAL:O	3:D:1103:HIS:HB3	1.68	0.94
3:N:984:THR:HG22	3:N:987:GLU:HG2	0.95	0.94
2:H:184:MET:N	2:H:193:LEU:HD11	1.83	0.93
3:I:507:ASN:H	3:I:507:ASN:HD22	0.94	0.93
3:D:29:PRO:HG3	3:D:549:ASN:HD21	1.31	0.93
3:D:119:SER:CB	3:D:123:LEU:HB2	1.99	0.93
2:M:987:ILE:HG23	3:N:948:THR:HG21	1.47	0.93
1:A:189:ARG:HG3	1:A:191:ASP:OD1	1.68	0.93
3:I:185:VAL:HG22	3:I:189:GLN:HE22	1.31	0.93
3:N:795:VAL:HG23	3:N:879:ARG:HH12	1.31	0.93
3:D:101:HIS:HD1	3:D:103:TRP:HB2	1.34	0.93
3:D:1106:VAL:HG12	3:D:1107:VAL:H	1.34	0.93
2:H:196:LEU:O	2:H:199:VAL:HB	1.68	0.93
2:M:571:LEU:HD21	2:M:700:TYR:HA	1.48	0.93
1:B:185:ARG:CZ	3:D:692:GLU:HG2	1.99	0.93
2:H:603:VAL:HG23	2:H:647:GLN:H	1.33	0.93
3:I:996:TRP:O	3:I:1000:THR:HG22	1.69	0.93
2:M:253:ALA:O	2:M:257:VAL:HG23	1.66	0.93
2:C:267:TYR:HB2	2:C:272:ALA:CB	1.99	0.93
2:H:292:ARG:HG2	2:H:299:LYS:HE2	1.47	0.93
3:N:996:TRP:CD2	3:N:1056:PRO:HG2	2.03	0.93
3:N:1285:GLU:O	3:N:1286:THR:HG22	1.68	0.93
1:B:74:ASP:HB2	3:D:872:ARG:NH2	1.82	0.93
2:C:272:ALA:HA	2:C:464:LEU:HD22	1.50	0.93
2:H:134:ARG:HH21	2:H:393:GLN:HA	1.34	0.93
2:H:657:ASP:HB3	2:H:661:SER:O	1.68	0.93
3:D:108:VAL:HB	3:D:109:PRO:HD3	1.50	0.93
3:D:347:VAL:HG13	3:D:351:MET:HB3	1.51	0.93
3:D:899:LEU:HD12	3:D:900:ILE:HG22	1.51	0.93
3:I:17:LYS:HG2	3:I:21:TRP:HE1	1.29	0.93
3:I:795:VAL:HG23	3:I:879:ARG:HH12	1.34	0.93
3:I:1459:LEU:CD2	3:I:1470:ARG:HH21	1.82	0.93
2:M:329:GLY:HA3	2:M:489:THR:HG23	1.50	0.93
2:M:495:THR:HG21	2:M:517:ARG:HH21	1.34	0.93
1:A:42:ARG:NH1	1:B:34:VAL:HB	1.83	0.92
2:H:182:VAL:HG12	2:H:193:LEU:HD22	1.48	0.92

Continued on next page...

Continued from previous page...

Atom-1	Atom-2	Interatomic distance (Å)	Clash overlap (Å)
3:N:631:ILE:HD12	3:N:743:ASP:O	1.69	0.92
7:Y:13:GLU:HG2	7:Y:17:GLN:HE21	1.34	0.92
2:C:140:ILE:HD11	2:C:412:ALA:HA	1.51	0.92
3:D:1095:THR:O	3:D:1099:VAL:HG23	1.69	0.92
3:I:1206:GLY:O	3:I:1215:VAL:HG23	1.69	0.92
2:C:358:ARG:HH22	2:C:374:ASN:HB3	1.33	0.92
4:E:19:LEU:O	4:E:23:VAL:HG23	1.67	0.92
2:H:1105:LYS:HD2	2:H:1107:ASN:HD22	1.34	0.92
1:L:212:ASN:O	1:L:215:VAL:HG22	1.68	0.92
1:G:59:GLU:HB2	1:G:137:ARG:HH12	1.34	0.92
3:D:1123:PHE:CE2	3:D:1184:GLN:HA	2.02	0.92
2:H:165:LEU:HB3	2:H:265:ARG:NH1	1.84	0.92
2:H:218:VAL:HG22	2:H:221:LEU:HD21	1.52	0.92
2:C:137:VAL:O	2:C:391:LEU:HD21	1.70	0.92
3:D:957:PRO:HG2	3:D:1007:VAL:HG22	1.51	0.92
3:I:131:LYS:HE3	3:I:456:MET:SD	2.09	0.92
3:I:996:TRP:CE2	3:I:1056:PRO:HG2	2.05	0.92
3:N:704:ARG:HB2	3:N:736:PHE:HB3	1.49	0.92
3:D:50:PHE:CD2	3:D:522:PRO:HD3	2.04	0.92
3:I:1135:ARG:HD2	3:I:1139:ASP:HB2	1.51	0.92
2:C:689:VAL:HB	2:C:870:ILE:HG12	1.50	0.92
2:H:726:ILE:HD13	2:H:734:LEU:HD21	1.51	0.92
3:N:179:VAL:HG21	3:N:189:GLN:HE22	1.34	0.92
1:B:74:ASP:CB	3:D:872:ARG:HH22	1.82	0.91
2:H:347:GLY:HA3	2:H:378:LEU:HD12	1.52	0.91
2:M:456:ALA:HB3	2:M:459:ALA:HB2	1.52	0.91
2:H:378:LEU:O	2:H:382:ILE:HD13	1.69	0.91
3:D:812:ALA:O	3:D:816:HIS:HB2	1.69	0.91
3:N:1262:LEU:HB3	3:N:1352:ILE:HD11	1.52	0.91
2:M:939:ARG:HA	2:M:939:ARG:HE	1.30	0.91
1:B:206:THR:HG23	1:B:208:LEU:H	1.33	0.91
2:C:165:LEU:HB3	2:C:265:ARG:NH2	1.85	0.91
2:H:676:ILE:CG2	2:H:988:VAL:HG13	1.99	0.91
2:M:1056:LYS:HD3	3:N:623:VAL:HG13	1.51	0.91
3:N:483:HIS:HB2	3:N:484:PRO:HD3	1.53	0.91
2:C:697:ARG:HD2	2:C:699:PHE:CE1	2.06	0.91
3:I:205:TYR:O	3:I:206:ARG:HG2	1.70	0.91
3:I:1465:ASN:HA	3:I:1468:LEU:HD12	1.51	0.91
3:D:55:ASP:HB2	3:D:82:LYS:HD3	1.51	0.91
2:H:16:PRO:O	2:H:18:LEU:HD12	1.71	0.91
2:M:182:VAL:CG1	2:M:193:LEU:HD22	2.01	0.91

Continued on next page...

Continued from previous page...

Atom-1	Atom-2	Interatomic distance (Å)	Clash overlap (Å)
1:B:154:GLU:OE2	3:D:840:LYS:HE2	1.70	0.91
1:F:80:LEU:O	1:F:83:LYS:HG2	1.70	0.91
1:L:62:LEU:HD12	1:L:63:HIS:N	1.84	0.91
3:N:162:ARG:HG3	3:N:452:ILE:HD12	1.52	0.91
2:C:431:HIS:H	2:C:434:HIS:CE1	1.88	0.91
2:C:1014:SER:HB3	2:C:1017:THR:O	1.70	0.91
3:D:1112:CYS:SG	3:D:1195:GLN:HG2	2.11	0.91
2:H:1004:LYS:HD2	3:I:744:GLN:HE22	1.34	0.91
4:J:51:LEU:HG	4:J:51:LEU:O	1.70	0.91
2:C:344:PHE:HE2	2:C:378:LEU:HD21	1.35	0.90
2:C:432:ARG:HH22	3:D:1047:LYS:HD3	1.35	0.90
3:D:762:GLN:HE21	4:E:20:THR:HG21	1.36	0.90
3:N:761:ILE:HD12	4:O:20:THR:HG23	1.52	0.90
2:C:110:GLU:HG3	2:C:369:PRO:HB3	1.51	0.90
3:D:1109:GLU:HG2	3:D:1201:CYS:HA	1.53	0.90
4:E:31:LEU:HD12	4:E:32:ARG:N	1.86	0.90
3:I:566:ILE:HD11	2:M:180:GLY:HA2	1.52	0.90
3:I:991:GLN:OE1	7:Y:111:ASN:HA	1.71	0.90
1:K:88:ARG:HH12	1:K:90:LEU:HD11	1.36	0.90
2:M:290:LEU:CB	2:M:302:VAL:HG11	2.02	0.90
3:N:387:LEU:H	3:N:387:LEU:HD12	1.34	0.90
3:D:806:PHE:CE1	3:D:813:LEU:HB3	2.06	0.90
2:M:281:LEU:HG	2:M:282:GLY:N	1.83	0.90
2:C:666:LEU:HG	2:C:668:LEU:HD11	1.54	0.90
3:D:780:LYS:NZ	7:X:38:GLU:OE1	2.05	0.90
3:I:153:LEU:HD13	3:I:158:TYR:HB2	1.51	0.90
3:I:643:GLY:HA3	3:I:727:GLN:HB2	1.53	0.90
2:M:1065:ALA:HB1	2:M:1077:PRO:HG2	1.53	0.90
3:D:705:ALA:HB3	3:D:706:PRO:HD3	1.52	0.90
3:I:737:ASN:ND2	7:Y:40:SER:HB3	1.86	0.90
2:M:1046:ALA:HA	3:N:1472:ILE:HD11	1.54	0.90
2:C:1037:VAL:HG13	2:C:1049:LEU:HD11	1.54	0.90
4:E:59:ASN:OD1	4:E:61:VAL:HG22	1.70	0.90
3:N:970:LYS:HA	3:N:973:GLN:HE21	1.34	0.90
3:D:608:SER:HB3	3:D:1443:THR:OG1	1.72	0.90
1:F:206:THR:HG22	1:F:209:GLU:HG3	1.53	0.90
2:H:98:LEU:HD12	2:H:98:LEU:N	1.85	0.90
2:M:98:LEU:HD21	2:M:113:VAL:HG21	1.52	0.90
2:C:272:ALA:HA	2:C:464:LEU:CD2	2.01	0.90
3:I:122:GLU:O	3:I:126:VAL:HG23	1.72	0.90
2:M:239:PHE:CZ	2:M:252:LYS:HA	2.07	0.90

Continued on next page...

Continued from previous page...

Atom-1	Atom-2	Interatomic distance (Å)	Clash overlap (Å)
3:N:1093:TYR:O	3:N:1096:ARG:HB3	1.70	0.90
7:X:99:ARG:HH11	7:X:99:ARG:HG3	1.36	0.90
1:A:158:ILE:H	1:A:158:ILE:HD12	1.34	0.90
2:C:1084:SER:HB3	3:D:617:ASN:HD21	1.37	0.90
3:D:639:LEU:HD13	3:D:766:ALA:HB2	1.52	0.90
3:D:643:GLY:O	3:D:726:ILE:HG23	1.72	0.90
2:H:724:ARG:HG3	2:H:740:GLU:HA	1.53	0.90
1:L:41:ARG:HG3	1:L:177:VAL:HG21	1.53	0.90
2:M:862:PRO:HB3	2:M:929:ARG:HH22	1.37	0.90
1:B:20:TYR:HD2	1:B:21:GLY:H	1.18	0.89
3:N:179:VAL:HG13	3:N:183:GLU:HB3	1.53	0.89
3:N:1344:VAL:O	3:N:1348:LEU:HD13	1.72	0.89
3:D:1128:VAL:O	3:D:1129:THR:HG22	1.70	0.89
3:N:906:GLN:HB3	3:N:911:LEU:HD11	1.51	0.89
3:N:1275:SER:HA	3:N:1303:TYR:OH	1.70	0.89
3:D:134:VAL:HG21	3:D:460:ALA:HB1	1.54	0.89
2:H:146:VAL:HG22	2:H:162:ILE:HG12	1.53	0.89
2:H:267:TYR:HB2	2:H:272:ALA:CB	2.02	0.89
3:N:119:SER:HB2	3:N:123:LEU:H	1.35	0.89
1:A:220:GLU:O	1:A:223:THR:HG22	1.73	0.89
3:D:800:LYS:HB2	3:D:829:VAL:HG13	1.52	0.89
3:I:1031:ASN:HB3	3:I:1034:GLN:OE1	1.71	0.89
2:M:429:ASP:OD1	3:N:1079:LYS:HE2	1.73	0.89
3:I:566:ILE:HD12	3:I:566:ILE:N	1.87	0.89
3:N:109:PRO:HB3	3:N:494:LYS:HZ3	1.31	0.89
2:H:191:PHE:CZ	2:H:196:LEU:HB2	2.07	0.89
2:C:182:VAL:HG12	2:C:193:LEU:HD22	1.54	0.89
3:D:860:LEU:HD22	3:D:878:GLY:HA2	1.54	0.89
3:D:1412:LYS:O	3:D:1414:PRO:HD3	1.71	0.89
4:E:70:THR:HB	4:E:72:ARG:HD3	1.53	0.89
2:H:328:LEU:HD13	2:H:433:THR:HB	1.54	0.89
3:I:800:LYS:CD	3:I:801:GLY:H	1.85	0.89
3:N:143:ASN:HA	3:N:161:LEU:CD2	2.02	0.89
2:C:697:ARG:HD2	2:C:699:PHE:CD1	2.08	0.89
3:D:153:LEU:HD13	3:D:158:TYR:HB2	1.54	0.89
3:N:877:PRO:O	3:N:880:ILE:HG22	1.72	0.89
3:D:28:LYS:HD2	3:D:29:PRO:HD2	1.55	0.89
3:D:737:ASN:OD1	7:X:40:SER:HB3	1.73	0.89
3:I:850:LEU:H	3:I:850:LEU:HD12	1.38	0.89
3:I:1071:PHE:O	3:I:1074:SER:HB3	1.73	0.89
3:N:1102:THR:HA	3:N:1105:ILE:HD13	1.53	0.89

Continued on next page...

Continued from previous page...

Atom-1	Atom-2	Interatomic distance (Å)	Clash overlap (Å)
1:A:156:HIS:CD2	1:A:157:GLY:H	1.91	0.88
2:C:958:THR:HG23	2:C:961:GLU:CG	2.02	0.88
2:H:1030:GLN:NE2	3:I:628:ARG:HD3	1.87	0.88
2:M:1046:ALA:HB1	3:N:1471:LEU:CD1	2.00	0.88
3:N:168:THR:O	3:N:170:PRO:HD3	1.73	0.88
2:H:290:LEU:CB	2:H:302:VAL:HG11	2.03	0.88
2:H:442:GLU:HG2	2:H:454:SER:HB2	1.54	0.88
2:H:950:LEU:HB3	2:H:952:LEU:HD23	1.55	0.88
1:B:123:MET:C	1:B:125:PRO:HD3	1.94	0.88
2:C:943:VAL:HG23	2:C:985:GLY:H	1.38	0.88
3:I:501:ALA:CB	3:I:1452:ILE:HG22	2.04	0.88
3:I:1211:MET:HG2	3:I:1212:ALA:N	1.84	0.88
2:H:184:MET:HB2	2:H:193:LEU:HG	1.53	0.88
3:I:119:SER:CB	3:I:123:LEU:HB2	2.04	0.88
3:I:131:LYS:HD2	3:I:568:ARG:HG2	1.56	0.88
3:I:704:ARG:HB2	3:I:736:PHE:HB3	1.53	0.88
3:I:813:LEU:O	3:I:817:GLU:HB2	1.73	0.88
2:M:516:ARG:CZ	3:N:1068:LEU:HD22	2.03	0.88
3:N:795:VAL:CG2	3:N:879:ARG:HH12	1.86	0.88
2:H:418:LEU:H	2:H:418:LEU:HD12	1.37	0.88
4:J:32:ARG:NH1	4:J:32:ARG:HB2	1.87	0.88
3:D:128:TYR:HE2	3:D:458:ALA:HA	1.37	0.88
3:D:908:LYS:HB2	3:D:1027:GLY:HA3	1.54	0.88
3:D:1493:LYS:O	3:D:1497:GLU:HG2	1.72	0.88
2:M:165:LEU:HB3	2:M:265:ARG:NH1	1.88	0.88
2:M:1004:LYS:HD2	3:N:744:GLN:HE21	1.35	0.88
3:D:902:LEU:HD23	3:D:902:LEU:H	1.37	0.88
3:I:137:PRO:CD	3:I:453:ASP:O	2.21	0.88
1:L:59:GLU:HB2	1:L:137:ARG:HH12	1.35	0.88
3:N:843:PHE:CE1	3:N:864:VAL:HG11	2.08	0.88
3:N:984:THR:HG23	3:N:987:GLU:H	1.39	0.88
3:D:603:LEU:O	3:D:606:ILE:HG22	1.73	0.88
3:N:96:ALA:HB3	3:N:554:LEU:HD23	1.54	0.88
2:H:1074:GLU:HG2	2:H:1075:ASP:H	1.38	0.88
3:I:507:ASN:HD22	3:I:507:ASN:N	1.72	0.88
3:I:1459:LEU:HD22	3:I:1470:ARG:HH21	1.39	0.88
1:A:86:VAL:HG12	1:A:124:ASN:HB2	1.56	0.88
2:H:1003:ASP:OD2	2:H:1004:LYS:HE2	1.73	0.88
2:M:767:PRO:HB3	2:M:772:ARG:NH2	1.87	0.88
3:N:864:VAL:HG12	3:N:865:THR:N	1.88	0.88
3:D:1263:PHE:HE2	3:D:1371:VAL:HG11	1.34	0.87

Continued on next page...

Continued from previous page...

Atom-1	Atom-2	Interatomic distance (Å)	Clash overlap (Å)
3:I:119:SER:HB2	3:I:123:LEU:H	1.38	0.87
3:I:1425:THR:O	3:I:1429:LEU:HD13	1.74	0.87
2:M:39:ARG:H	2:M:39:ARG:HD2	1.37	0.87
2:M:958:THR:HG23	2:M:961:GLU:HG3	1.54	0.87
2:H:200:LEU:HD23	2:H:298:PHE:HB2	1.53	0.87
3:I:644:LEU:HD12	3:I:645:PRO:HD3	1.55	0.87
2:M:136:ILE:HG21	2:M:336:VAL:HG13	1.53	0.87
2:M:676:ILE:HG22	2:M:988:VAL:O	1.74	0.87
3:N:481:MET:HE2	3:N:493:ARG:HA	1.55	0.87
1:F:42:ARG:HD3	1:G:35:THR:HG23	1.56	0.87
2:H:224:GLU:OE1	2:H:227:PHE:HD1	1.56	0.87
2:H:300:ASP:OD2	2:H:303:PHE:HB2	1.74	0.87
3:I:1364:HIS:CE1	3:I:1366:LYS:HG3	2.09	0.87
2:M:224:GLU:O	2:M:228:ALA:HB3	1.73	0.87
3:N:181:ASP:HB3	3:N:441:ARG:HD3	1.57	0.87
2:C:148:PHE:CE1	2:C:309:TYR:HD2	1.93	0.87
3:D:411:THR:HG23	3:D:436:GLU:HA	1.56	0.87
4:E:36:LYS:HA	4:E:36:LYS:NZ	1.89	0.87
2:H:12:VAL:HG22	2:H:13:ILE:CG2	2.05	0.87
2:H:101:ILE:HG23	2:H:107:LEU:CD2	2.04	0.87
1:L:86:VAL:HG12	1:L:124:ASN:HB2	1.56	0.87
2:C:1004:LYS:O	3:D:629:SER:HA	1.74	0.87
3:D:179:VAL:HG21	3:D:189:GLN:HE22	1.39	0.87
3:D:584:ASN:ND2	3:D:590:PRO:HD2	1.90	0.87
2:H:98:LEU:HD12	2:H:98:LEU:H	1.40	0.87
3:I:715:ALA:O	3:I:764:LEU:HD12	1.74	0.87
3:I:1109:GLU:HG2	3:I:1201:CYS:HA	1.57	0.87
3:D:18:ILE:HG23	3:D:518:PRO:HG3	1.56	0.87
3:I:650:LEU:HD13	3:I:688:TRP:HZ3	1.40	0.87
2:M:572:ILE:HD11	2:M:701:THR:OG1	1.75	0.87
3:N:356:PRO:HB3	3:N:441:ARG:HA	1.54	0.87
3:N:972:LEU:HG	3:N:976:GLN:HE21	1.38	0.87
2:C:290:LEU:CB	2:C:302:VAL:HG11	2.02	0.87
3:D:571:LYS:O	3:D:574:LEU:HB3	1.74	0.87
2:H:157:ARG:HD3	2:H:314:THR:CG2	2.05	0.87
3:I:1140:ILE:HG21	3:I:1175:ILE:HD11	1.56	0.87
2:M:675:ALA:HA	2:M:989:VAL:HG12	1.57	0.87
3:N:116:LEU:HD22	3:N:118:LEU:HG	1.57	0.87
3:N:860:LEU:O	3:N:877:PRO:HD2	1.73	0.87
2:M:1041:GLU:OE1	3:N:1462:LEU:HD12	1.74	0.86
3:D:141:ILE:HG22	3:D:162:ARG:NH1	1.89	0.86

Continued on next page...

Continued from previous page...

Atom-1	Atom-2	Interatomic distance (Å)	Clash overlap (Å)
2:H:41:ASN:O	2:H:46:ALA:HB2	1.75	0.86
3:I:101:HIS:ND1	3:I:103:TRP:HB2	1.90	0.86
2:M:260:LEU:HB2	2:M:291:ALA:HB1	1.55	0.86
3:N:204:LEU:O	3:N:393:ILE:HG23	1.75	0.86
7:X:120:SER:HB2	7:X:123:SER:HB2	1.57	0.86
1:B:124:ASN:OD1	1:B:127:LEU:HB2	1.75	0.86
3:D:160:GLU:OE1	3:D:161:LEU:HD12	1.76	0.86
3:I:1047:LYS:HB3	3:I:1048:PRO:CD	2.05	0.86
3:I:1098:LEU:HD21	3:I:1229:ILE:HB	1.57	0.86
3:N:141:ILE:HG22	3:N:162:ARG:NH1	1.90	0.86
3:N:1205:TYR:CD2	3:N:1215:VAL:HG21	2.09	0.86
3:D:127:LEU:HD12	3:D:128:TYR:N	1.91	0.86
1:K:88:ARG:NH1	1:K:90:LEU:HD11	1.90	0.86
2:M:41:ASN:O	2:M:46:ALA:HB2	1.75	0.86
3:D:520:LEU:HD23	3:D:525:ARG:HD2	1.57	0.86
3:D:554:LEU:O	3:D:558:LEU:HG	1.75	0.86
3:D:1329:ALA:C	3:D:1330:ILE:HD12	1.95	0.86
3:I:800:LYS:HD2	3:I:801:GLY:N	1.91	0.86
3:N:1066:THR:HG22	3:N:1069:GLU:HB2	1.57	0.86
3:N:1205:TYR:HD2	3:N:1215:VAL:HG21	1.38	0.86
3:N:1286:THR:HG23	3:N:1286:THR:O	1.76	0.86
3:I:1305:LEU:HD12	3:I:1311:LEU:HD22	1.55	0.86
3:I:563:PRO:HA	2:M:223:ASP:HB2	1.55	0.86
3:N:1310:ARG:HB2	3:N:1327:ARG:HD3	1.55	0.86
1:A:91:ASN:OD1	1:A:92:PRO:HD2	1.74	0.86
3:D:166:GLN:HE22	3:D:394:LEU:HB2	1.39	0.86
3:D:397:LYS:HG2	3:D:448:GLU:HB2	1.55	0.86
2:H:1082:PRO:HG2	3:I:1469:GLY:HA3	1.55	0.86
1:L:185:ARG:NH1	3:N:689:ASP:HA	1.91	0.86
2:M:110:GLU:HG3	2:M:369:PRO:CB	2.05	0.86
7:Y:102:VAL:HG11	7:Y:119:ILE:HD11	1.55	0.86
3:D:1388:ARG:O	3:D:1391:GLU:HG3	1.76	0.86
3:D:25:GLU:HG3	3:D:92:HIS:O	1.75	0.85
3:I:654:LYS:HB3	3:I:655:PRO:HD3	1.56	0.85
3:I:656:PHE:HB3	3:I:694:VAL:HG11	1.57	0.85
4:E:37:ASN:HD22	4:E:37:ASN:N	1.72	0.85
3:I:1251:ASP:N	3:I:1269:LYS:HZ3	1.74	0.85
2:C:89:THR:HA	2:C:129:ILE:O	1.76	0.85
2:H:1088:LEU:HD23	2:H:1092:LEU:HD12	1.55	0.85
2:M:151:ASP:HB2	2:M:157:ARG:O	1.76	0.85
3:N:128:TYR:CE2	3:N:458:ALA:HA	2.10	0.85

Continued on next page...

Continued from previous page...

Atom-1	Atom-2	Interatomic distance (Å)	Clash overlap (Å)
3:N:1310:ARG:HB2	3:N:1327:ARG:CD	2.06	0.85
2:C:1046:ALA:HA	3:D:1472:ILE:HD11	1.58	0.85
2:H:516:ARG:NE	3:I:1068:LEU:HD22	1.91	0.85
3:I:1266:ARG:O	3:I:1268:PRO:HD3	1.74	0.85
2:M:857:ASP:HB2	2:M:978:ARG:HG2	1.57	0.85
2:C:194:VAL:HA	2:C:197:LEU:HD12	1.57	0.85
2:M:762:LYS:HD2	2:M:786:LYS:HB2	1.59	0.85
2:M:886:LEU:CD1	3:N:951:ILE:HD12	2.06	0.85
3:N:52:PRO:HG2	3:N:80:VAL:HG22	1.58	0.85
1:A:211:LEU:O	1:A:215:VAL:HG23	1.76	0.85
1:B:41:ARG:HG3	1:B:177:VAL:HG21	1.56	0.85
2:H:199:VAL:HG22	2:H:235:LEU:HD23	1.58	0.85
2:H:524:VAL:HG13	2:H:528:GLU:OE1	1.77	0.85
3:I:1106:VAL:HG12	3:I:1107:VAL:N	1.91	0.85
3:N:207:PHE:O	3:N:390:PRO:HA	1.75	0.85
3:D:358:GLY:HA2	3:D:385:VAL:O	1.77	0.85
3:D:704:ARG:HB2	3:D:736:PHE:HB3	1.59	0.85
2:M:165:LEU:HG	2:M:166:PRO:HA	1.58	0.85
2:M:689:VAL:HB	2:M:870:ILE:CG1	2.06	0.85
3:N:18:ILE:HG23	3:N:518:PRO:HG3	1.58	0.85
3:N:206:ARG:HA	3:N:206:ARG:NE	1.88	0.85
2:C:265:ARG:HB3	2:C:267:TYR:CZ	2.12	0.85
2:C:579:VAL:HG11	2:C:887:GLU:HG3	1.59	0.85
3:D:481:MET:CE	3:D:493:ARG:HA	2.07	0.85
3:D:826:PRO:O	3:D:829:VAL:HG23	1.77	0.85
2:H:502:PRO:HB2	2:H:509:ALA:HB3	1.58	0.85
2:H:1097:LEU:HG	3:I:10:ILE:HG23	1.57	0.85
3:N:29:PRO:HG3	3:N:549:ASN:ND2	1.92	0.85
3:N:890:VAL:HG11	3:N:922:LEU:CD1	2.06	0.85
7:Z:13:GLU:HG2	7:Z:17:GLN:HE21	1.41	0.85
2:C:260:LEU:HB2	2:C:291:ALA:HB1	1.57	0.85
2:C:798:GLY:C	2:C:799:ILE:HD13	1.97	0.85
2:H:185:LYS:HD2	2:H:190:LYS:HE2	1.58	0.85
2:M:597:ALA:HB2	2:M:655:LEU:HD21	1.57	0.85
2:H:89:THR:HA	2:H:129:ILE:O	1.77	0.85
2:H:250:ARG:NH1	2:H:250:ARG:HB3	1.91	0.85
4:O:54:LEU:O	4:O:54:LEU:HD23	1.77	0.85
2:C:101:ILE:HG23	2:C:107:LEU:HD22	1.57	0.84
2:C:722:ILE:O	2:C:722:ILE:HD13	1.77	0.84
3:I:133:ILE:O	3:I:152:LEU:HB2	1.76	0.84
2:M:627:ARG:O	2:M:638:ASP:HB3	1.76	0.84

Continued on next page...

Continued from previous page...

Atom-1	Atom-2	Interatomic distance (Å)	Clash overlap (Å)
3:N:1235:GLN:CB	7:Z:37:MET:HE3	2.05	0.84
3:D:89:ARG:O	3:D:521:PRO:HG3	1.77	0.84
2:H:858:MET:HG3	2:H:859:PRO:HD2	1.59	0.84
3:I:1062:ARG:HH11	3:I:1062:ARG:HG3	1.42	0.84
2:M:52:PHE:CD2	2:M:68:PHE:HB2	2.11	0.84
2:M:73:LEU:CD2	2:M:94:LEU:HB2	2.07	0.84
3:N:1122:LEU:HD11	3:N:1186:VAL:HG23	1.58	0.84
2:C:758:ARG:HB3	2:C:788:THR:O	1.77	0.84
2:H:274:ARG:HG3	2:H:285:LEU:HB3	1.59	0.84
2:H:979:THR:HG23	2:H:981:GLU:H	1.42	0.84
3:I:108:VAL:HB	3:I:109:PRO:CD	2.07	0.84
3:I:199:LEU:HD23	3:I:200:ASP:O	1.77	0.84
3:I:452:ILE:O	3:I:452:ILE:HD13	1.77	0.84
2:M:1104:GLU:HG3	3:N:3:LYS:HD3	1.59	0.84
1:F:79:ILE:HD12	1:F:80:LEU:N	1.91	0.84
2:H:1065:ALA:HB1	2:H:1077:PRO:HG2	1.58	0.84
1:L:34:VAL:HG22	1:L:181:VAL:HG21	1.58	0.84
2:M:965:GLU:HA	2:M:968:LEU:HD12	1.59	0.84
3:D:139:GLY:O	3:D:147:VAL:HB	1.77	0.84
3:D:1093:TYR:CZ	3:D:1097:LYS:HE2	2.12	0.84
2:H:260:LEU:CB	2:H:291:ALA:HB1	2.08	0.84
3:I:705:ALA:HB3	3:I:706:PRO:HD3	1.59	0.84
2:C:250:ARG:O	2:C:252:LYS:N	2.10	0.84
3:D:29:PRO:HG3	3:D:549:ASN:ND2	1.92	0.84
3:D:87:ARG:HB2	3:D:524:LEU:HD12	1.57	0.84
2:H:199:VAL:HG21	2:H:238:LEU:HD12	1.59	0.84
1:L:117:VAL:HB	1:L:120:VAL:HB	1.58	0.84
2:M:736:ASP:O	2:M:744:ARG:HG2	1.78	0.84
3:D:1352:ILE:HG21	3:D:1368:ILE:HD12	1.60	0.84
1:G:182:GLU:OE2	1:G:194:LYS:HE3	1.76	0.84
2:H:157:ARG:CZ	2:H:314:THR:HB	2.08	0.84
2:H:839:LEU:N	2:H:839:LEU:HD23	1.92	0.84
2:M:1027:PHE:H	2:M:1027:PHE:HD2	1.23	0.84
3:N:29:PRO:HG3	3:N:549:ASN:HD21	1.43	0.84
3:N:650:LEU:HD13	3:N:688:TRP:HZ3	1.41	0.84
3:D:119:SER:HB2	3:D:123:LEU:CB	2.07	0.84
3:D:1166:LEU:HD23	3:D:1166:LEU:N	1.92	0.84
3:D:1314:LYS:HD3	3:D:1314:LYS:N	1.92	0.84
2:H:288:ARG:NH1	2:H:288:ARG:HB2	1.92	0.84
3:I:908:LYS:NZ	7:Y:35:GLU:OE2	2.09	0.84
2:M:101:ILE:HG23	2:M:107:LEU:HD22	1.59	0.84

Continued on next page...

Continued from previous page...

Atom-1	Atom-2	Interatomic distance (Å)	Clash overlap (Å)
2:M:302:VAL:O	2:M:305:PRO:HD2	1.77	0.84
7:Y:14:ARG:HB3	7:Y:14:ARG:HH11	1.41	0.84
2:C:1032:PHE:O	2:C:1036:GLU:HB2	1.78	0.84
3:D:204:LEU:HD23	3:D:394:LEU:HD11	1.59	0.84
2:H:100:LEU:HD22	2:H:372:LEU:HD22	1.57	0.84
3:I:135:LEU:HD23	3:I:136:ASP:N	1.92	0.84
2:C:325:ILE:H	2:C:325:ILE:CD1	1.87	0.84
2:H:259:GLY:O	2:H:291:ALA:HA	1.78	0.84
3:I:826:PRO:O	3:I:829:VAL:HG23	1.78	0.84
2:M:265:ARG:HB3	2:M:267:TYR:CE2	2.12	0.84
2:M:474:VAL:HG23	2:M:478:VAL:O	1.78	0.84
3:N:618:LEU:HD11	3:N:1463:LYS:HE2	1.59	0.84
3:D:804:LEU:H	3:D:804:LEU:CD2	1.67	0.83
1:F:42:ARG:HH12	2:H:857:ASP:CB	1.88	0.83
2:H:585:GLU:O	2:H:588:VAL:HG22	1.77	0.83
1:K:156:HIS:HD2	1:K:158:ILE:HG12	1.41	0.83
3:N:1425:THR:O	3:N:1429:LEU:HD13	1.78	0.83
2:C:979:THR:HG23	2:C:981:GLU:H	1.42	0.83
3:D:176:ASP:CB	3:D:389:GLU:HG2	2.02	0.83
3:D:210:ARG:HG3	3:D:346:ARG:HG2	1.60	0.83
3:D:483:HIS:HB2	3:D:484:PRO:HD3	1.59	0.83
3:D:1144:LEU:HD11	3:D:1186:VAL:HG21	1.58	0.83
4:O:47:LYS:HA	4:O:54:LEU:HB3	1.58	0.83
2:C:598:GLU:HB2	2:C:615:TYR:OH	1.76	0.83
3:D:1379:VAL:HG12	3:D:1419:PRO:HA	1.60	0.83
4:E:47:LYS:HA	4:E:54:LEU:HB3	1.57	0.83
3:D:1144:LEU:HD21	3:D:1186:VAL:HG11	1.59	0.83
3:I:1209:LEU:HD21	4:J:16:LYS:NZ	1.92	0.83
2:M:30:LEU:O	2:M:30:LEU:HD12	1.78	0.83
3:N:1211:MET:HG2	3:N:1212:ALA:N	1.93	0.83
3:D:141:ILE:HG13	3:D:448:GLU:CD	1.98	0.83
3:D:392:SER:C	3:D:393:ILE:HD12	1.98	0.83
3:D:774:SER:HB3	3:D:1362:LYS:O	1.78	0.83
3:N:87:ARG:CB	3:N:523:ASP:HB2	2.08	0.83
3:N:358:GLY:HA2	3:N:385:VAL:O	1.79	0.83
1:B:41:ARG:HG3	1:B:177:VAL:CG2	2.09	0.83
2:C:565:GLN:NE2	2:C:842:ARG:HG2	1.93	0.83
2:C:854:PRO:HB2	2:C:856:GLU:HG3	1.61	0.83
2:C:1019:GLN:OE1	3:D:621:LYS:HB3	1.78	0.83
3:D:387:LEU:H	3:D:387:LEU:HD12	1.44	0.83
1:F:74:ASP:O	1:F:78:ILE:HG12	1.79	0.83

Continued on next page...

Continued from previous page...

Atom-1	Atom-2	Interatomic distance (Å)	Clash overlap (Å)
2:M:872:ASN:HD21	2:M:874:LEU:HB2	1.40	0.83
3:N:400:VAL:HG22	3:N:443:VAL:HG21	1.60	0.83
3:N:1109:GLU:HG2	3:N:1201:CYS:HA	1.59	0.83
2:C:675:ALA:CA	2:C:989:VAL:HG12	2.07	0.83
2:C:679:PHE:HB2	2:C:683:ASN:HD21	1.44	0.83
3:D:160:GLU:HA	3:D:165:LYS:HB2	1.61	0.83
3:D:683:ILE:HG21	3:D:688:TRP:CZ2	2.13	0.83
3:D:795:VAL:HG23	3:D:879:ARG:HH12	1.44	0.83
2:H:106:GLY:O	2:H:107:LEU:HD23	1.77	0.83
2:H:199:VAL:HG12	2:H:200:LEU:HG	1.59	0.83
2:H:1024:LYS:CG	2:H:1025:ALA:H	1.90	0.83
3:I:87:ARG:HB2	3:I:524:LEU:HD12	1.58	0.83
3:I:483:HIS:HB2	3:I:484:PRO:HD3	1.61	0.83
2:M:710:ILE:HD11	2:M:758:ARG:HE	1.43	0.83
7:Y:84:GLY:HA2	7:Y:130:LEU:HD11	1.59	0.83
2:C:442:GLU:HG2	2:C:454:SER:CB	2.09	0.83
3:D:166:GLN:HG2	3:D:396:VAL:HG12	1.61	0.83
3:D:1091:SER:HB3	5:P:19:DC:H5'	1.60	0.83
3:I:1205:TYR:HD2	3:I:1215:VAL:HG21	1.41	0.83
2:M:73:LEU:HB2	2:M:93:PRO:O	1.79	0.83
2:M:95:TYR:N	2:M:95:TYR:CD1	2.46	0.83
3:N:192:ALA:HB1	3:N:193:PRO:HD2	1.61	0.83
4:E:51:LEU:O	4:E:53:GLY:N	2.12	0.83
3:I:50:PHE:CD2	3:I:522:PRO:HD3	2.14	0.83
2:M:197:LEU:O	2:M:200:LEU:HG	1.79	0.83
3:N:1042:ARG:O	3:N:1057:VAL:HB	1.79	0.83
1:B:165:ILE:HD13	1:B:165:ILE:H	1.44	0.83
3:I:111:LYS:HE3	3:I:1448:THR:HG22	1.61	0.83
3:I:566:ILE:CG1	2:M:180:GLY:HA2	2.09	0.83
3:N:98:PRO:HG2	3:N:462:GLN:NE2	1.93	0.83
3:N:160:GLU:HA	3:N:165:LYS:HB2	1.60	0.83
7:Z:29:ALA:HA	7:Z:32:ILE:HD12	1.59	0.83
2:C:41:ASN:O	2:C:46:ALA:HB2	1.79	0.82
2:C:110:GLU:CG	2:C:369:PRO:HB3	2.09	0.82
2:C:723:THR:HG23	2:C:725:ASP:H	1.44	0.82
2:C:1056:LYS:HD3	3:D:623:VAL:HG13	1.61	0.82
3:D:1114:THR:CG2	3:D:1195:GLN:HB3	2.09	0.82
1:F:87:VAL:HG21	1:F:144:VAL:HG11	1.60	0.82
2:H:289:THR:O	2:H:291:ALA:N	2.12	0.82
3:N:982:PHE:C	3:N:982:PHE:CD2	2.52	0.82
7:X:102:VAL:HG21	7:X:125:MET:CE	2.09	0.82

Continued on next page...

Continued from previous page...

Atom-1	Atom-2	Interatomic distance (Å)	Clash overlap (Å)
1:G:30:ARG:NH2	2:H:854:PRO:HG3	1.94	0.82
3:I:1197:ARG:HB3	3:I:1396:GLU:CD	1.98	0.82
3:I:1457:ASP:O	3:I:1459:LEU:HD12	1.78	0.82
2:M:285:LEU:HD23	2:M:285:LEU:O	1.79	0.82
2:C:486:MET:HE3	2:C:491:GLU:HA	1.61	0.82
3:D:52:PRO:HG3	3:D:78:VAL:HG13	1.61	0.82
3:D:1314:LYS:HD3	3:D:1314:LYS:H	1.45	0.82
2:H:853:LEU:HB2	2:H:858:MET:CE	2.09	0.82
2:M:65:VAL:HB	2:M:101:ILE:HB	1.60	0.82
2:M:191:PHE:HZ	2:M:196:LEU:HB2	1.44	0.82
2:M:1012:PRO:HD3	2:M:1026:GLN:CD	1.98	0.82
2:M:1032:PHE:O	2:M:1036:GLU:HB2	1.79	0.82
2:C:98:LEU:HD12	2:C:98:LEU:N	1.94	0.82
2:C:129:ILE:HG22	2:C:130:ASN:N	1.94	0.82
2:C:383:ARG:HB2	2:C:383:ARG:HH11	1.42	0.82
2:H:250:ARG:HB3	2:H:250:ARG:HH11	1.44	0.82
1:K:54:THR:HG22	1:K:158:ILE:HG13	1.59	0.82
2:M:264:PRO:HB3	2:M:289:THR:HG21	1.61	0.82
3:N:729:HIS:CD2	3:N:731:LEU:H	1.96	0.82
3:D:868:TYR:CD1	3:D:869:MET:HG3	2.14	0.82
3:D:1106:VAL:HG12	3:D:1107:VAL:N	1.93	0.82
2:H:144:PRO:HG2	2:H:265:ARG:NH1	1.95	0.82
3:I:101:HIS:O	3:I:105:VAL:HG23	1.79	0.82
3:I:701:LEU:O	3:I:702:LEU:HD12	1.78	0.82
3:N:190:GLU:HG2	3:N:196:VAL:HG22	1.61	0.82
2:C:597:ALA:HB2	2:C:655:LEU:HD21	1.61	0.82
3:D:158:TYR:HE1	3:D:452:ILE:HD11	1.44	0.82
3:D:1105:ILE:N	3:D:1105:ILE:HD12	1.94	0.82
3:I:1465:ASN:HD21	3:I:1470:ARG:HB3	1.44	0.82
3:N:705:ALA:CB	3:N:706:PRO:HD3	2.09	0.82
2:C:148:PHE:HE1	2:C:309:TYR:CD2	1.98	0.82
2:H:134:ARG:NH2	2:H:393:GLN:HA	1.94	0.82
3:I:179:VAL:HG13	3:I:183:GLU:HB3	1.62	0.82
3:I:806:PHE:CE1	3:I:813:LEU:HB3	2.15	0.82
1:K:206:THR:CG2	1:K:209:GLU:HG3	2.08	0.82
2:M:455:LEU:HD12	2:M:456:ALA:O	1.78	0.82
2:C:897:LEU:HB3	2:C:899:GLN:HE21	1.45	0.82
3:D:209:ARG:HB2	3:D:389:GLU:CB	2.10	0.82
2:H:140:ILE:HG22	2:H:333:ILE:CD1	2.10	0.82
2:H:185:LYS:HG2	2:H:190:LYS:HG2	1.59	0.82
3:N:367:ILE:HB	3:N:377:VAL:HG12	1.60	0.82

Continued on next page...

Continued from previous page...

Atom-1	Atom-2	Interatomic distance (Å)	Clash overlap (Å)
3:N:684:LYS:HB2	3:N:687:VAL:HG23	1.59	0.82
2:H:456:ALA:HB3	2:H:459:ALA:HB2	1.61	0.82
2:H:1024:LYS:HG3	2:H:1025:ALA:N	1.95	0.82
3:I:566:ILE:HD12	3:I:566:ILE:H	1.44	0.82
3:I:1459:LEU:HD23	3:I:1468:LEU:HD13	1.61	0.82
1:K:86:VAL:CG1	1:K:124:ASN:HB2	2.10	0.82
3:N:704:ARG:HH12	3:N:743:ASP:HB3	1.44	0.82
3:N:897:TRP:HA	3:N:900:ILE:HD12	1.62	0.82
3:N:1372:VAL:HA	3:N:1375:MET:CE	2.10	0.82
3:N:1377:LYS:HE2	3:N:1378:TYR:CZ	2.15	0.82
2:C:274:ARG:CD	2:C:285:LEU:HD22	2.10	0.82
2:H:251:ASP:CG	2:H:251:ASP:O	2.17	0.82
2:C:834:GLN:HE22	3:D:724:GLN:CG	1.91	0.81
1:G:128:HIS:HE2	1:G:131:THR:HG23	1.46	0.81
2:H:207:LEU:HD23	2:H:211:LEU:HD23	1.62	0.81
3:I:566:ILE:CD1	2:M:180:GLY:HA2	2.10	0.81
2:M:195:LEU:HG	2:M:238:LEU:HG	1.61	0.81
2:M:1074:GLU:HG2	2:M:1075:ASP:H	1.45	0.81
1:A:153:ALA:HA	1:A:156:HIS:NE2	1.95	0.81
3:D:827:ILE:H	3:D:827:ILE:HD12	1.45	0.81
1:F:54:THR:HG22	1:F:158:ILE:HG13	1.62	0.81
3:I:1462:LEU:HD22	3:I:1472:ILE:HG22	1.62	0.81
1:B:44:LEU:HA	1:B:48:ILE:CD1	2.10	0.81
2:C:265:ARG:HD3	2:C:267:TYR:CD1	2.15	0.81
3:D:409:VAL:HG12	3:D:410:SER:N	1.95	0.81
3:D:501:ALA:HB1	3:D:1453:ALA:HB2	1.61	0.81
3:D:1093:TYR:CE1	3:D:1097:LYS:HE2	2.14	0.81
3:D:1482:ARG:HH21	3:D:1483:PHE:HZ	1.27	0.81
2:H:140:ILE:HG22	2:H:333:ILE:HD13	1.62	0.81
2:H:191:PHE:HB2	2:H:241:LEU:HD11	1.61	0.81
2:H:442:GLU:HG2	2:H:454:SER:CB	2.10	0.81
2:H:939:ARG:HA	2:H:939:ARG:HE	1.45	0.81
2:M:904:PRO:HD2	2:M:908:GLY:HA2	1.60	0.81
2:M:1027:PHE:N	2:M:1027:PHE:CD2	2.45	0.81
3:N:675:ARG:O	3:N:678:GLU:HG2	1.79	0.81
4:O:70:THR:HB	4:O:72:ARG:HG2	1.62	0.81
1:B:165:ILE:HD13	1:B:165:ILE:N	1.96	0.81
2:C:270:GLY:O	2:C:274:ARG:HD3	1.81	0.81
2:C:676:ILE:HD12	2:C:871:LEU:O	1.79	0.81
2:C:1004:LYS:HG2	3:D:630:VAL:HG22	1.60	0.81
3:D:991:GLN:OE1	7:X:111:ASN:HA	1.81	0.81

Continued on next page...

Continued from previous page...

Atom-1	Atom-2	Interatomic distance (Å)	Clash overlap (Å)
2:H:1036:GLU:N	2:H:1036:GLU:OE1	2.12	0.81
3:I:15:PRO:HA	3:I:18:ILE:HD12	1.63	0.81
1:L:20:TYR:HD2	1:L:21:GLY:H	1.26	0.81
2:M:397:GLU:HG2	2:M:403:SER:HB3	1.61	0.81
1:F:26:GLU:HG3	1:F:194:LYS:HD2	1.62	0.81
2:H:606:VAL:CG2	2:H:645:VAL:HG13	2.09	0.81
2:H:946:ARG:CD	2:H:984:GLU:HB2	2.11	0.81
1:K:68:ILE:H	1:K:68:ILE:HD12	1.46	0.81
2:M:502:PRO:HB2	2:M:509:ALA:HB3	1.60	0.81
3:D:1102:THR:HA	3:D:1105:ILE:HD13	1.60	0.81
2:H:182:VAL:O	2:H:193:LEU:HD13	1.80	0.81
2:H:334:ARG:HA	2:H:338:GLU:OE2	1.80	0.81
4:O:45:ARG:HG2	4:O:46:PRO:HD2	1.62	0.81
1:A:56:VAL:HG13	1:A:142:VAL:HG12	1.62	0.81
2:C:678:PRO:CG	3:D:947:ILE:HD11	2.08	0.81
3:D:181:ASP:HA	3:D:205:TYR:HB3	1.63	0.81
3:D:1266:ARG:O	3:D:1268:PRO:HD3	1.80	0.81
1:G:188:GLN:HE21	1:G:188:GLN:H	1.28	0.81
2:H:1061:GLU:OE2	3:I:84:ILE:HG21	1.79	0.81
1:K:88:ARG:O	1:K:120:VAL:HG23	1.79	0.81
2:M:54:ILE:CG2	2:M:66:LEU:HB3	2.09	0.81
1:A:11:PHE:HB2	1:A:25:LEU:HD12	1.63	0.81
1:A:206:THR:HG22	1:A:209:GLU:H	1.46	0.81
2:C:402:SER:HA	2:C:566:THR:HG23	1.62	0.81
3:D:10:ILE:HG13	3:D:1434:TRP:CZ2	2.16	0.81
1:G:39:PRO:O	1:G:43:ILE:HG13	1.81	0.81
2:H:557:ARG:HG2	2:H:881:ASN:HD22	1.45	0.81
2:H:678:PRO:HG2	3:I:947:ILE:HD11	1.62	0.81
3:I:655:PRO:HA	3:I:658:LEU:HD12	1.63	0.81
2:M:897:LEU:HB3	2:M:899:GLN:HE21	1.46	0.81
3:N:199:LEU:HD12	3:N:200:ASP:O	1.80	0.81
3:D:141:ILE:HG22	3:D:162:ARG:HH11	1.44	0.81
3:D:202:VAL:O	3:D:395:VAL:HG13	1.80	0.81
3:D:1481:VAL:HG13	4:E:18:ARG:HD3	1.61	0.81
2:H:265:ARG:HB3	2:H:267:TYR:CZ	2.14	0.81
2:H:950:LEU:HD12	2:H:952:LEU:HD21	1.63	0.81
3:I:400:VAL:HG23	3:I:445:ARG:HG2	1.63	0.81
3:I:809:PRO:O	3:I:812:ALA:HB3	1.80	0.81
2:M:632:ASN:HB3	2:M:633:GLN:HE21	1.45	0.81
3:N:415:VAL:HG13	3:N:419:ASP:HB2	1.60	0.81
2:C:1105:LYS:HD2	2:C:1107:ASN:ND2	1.95	0.81

Continued on next page...

Continued from previous page...

Atom-1	Atom-2	Interatomic distance (Å)	Clash overlap (Å)
3:D:204:LEU:HB3	3:D:394:LEU:HG	1.63	0.81
3:N:99:ALA:HA	3:N:575:GLN:HE22	1.46	0.81
1:A:35:THR:HG21	1:B:43:ILE:CD1	2.08	0.80
2:C:939:ARG:HE	2:C:939:ARG:CA	1.91	0.80
2:H:281:LEU:HG	2:H:282:GLY:N	1.95	0.80
2:H:958:THR:HG23	2:H:961:GLU:CG	2.11	0.80
3:I:1412:LYS:O	3:I:1414:PRO:HD3	1.81	0.80
2:M:98:LEU:HD11	2:M:113:VAL:CG2	2.11	0.80
2:M:260:LEU:CB	2:M:291:ALA:HB1	2.10	0.80
3:N:355:VAL:CG1	3:N:385:VAL:HG21	2.12	0.80
3:D:843:PHE:CE1	3:D:864:VAL:HG11	2.15	0.80
3:D:1093:TYR:HH	3:D:1097:LYS:HE3	1.47	0.80
3:D:1349:VAL:HA	3:D:1368:ILE:HG21	1.63	0.80
2:H:904:PRO:HD2	2:H:908:GLY:HA2	1.63	0.80
3:I:484:PRO:HB3	3:I:488:ARG:HE	1.45	0.80
2:C:368:THR:HB	2:C:369:PRO:HD3	1.63	0.80
2:C:675:ALA:HA	2:C:989:VAL:CG1	2.10	0.80
4:O:51:LEU:O	4:O:53:GLY:N	2.12	0.80
7:Y:128:ALA:HB2	7:Y:140:LEU:HD21	1.62	0.80
7:Z:58:ILE:HA	7:Z:61:ARG:HD3	1.63	0.80
1:A:62:LEU:HD12	1:A:62:LEU:H	1.43	0.80
2:C:673:LEU:HD22	2:C:867:VAL:HG12	1.64	0.80
3:D:39:PRO:HB3	3:D:45:PHE:HB2	1.63	0.80
3:D:792:ILE:HD11	3:D:881:LEU:HD23	1.62	0.80
2:H:218:VAL:O	2:H:221:LEU:HG	1.82	0.80
3:I:96:ALA:HB3	3:I:554:LEU:HD23	1.63	0.80
2:M:162:ILE:HB	2:M:172:ILE:HB	1.63	0.80
3:N:109:PRO:HB3	3:N:494:LYS:HZ1	1.45	0.80
3:N:815:ALA:HA	3:N:818:ARG:HD2	1.62	0.80
7:Y:125:MET:HA	7:Y:140:LEU:HD11	1.63	0.80
3:D:814:ALA:HB1	3:D:818:ARG:HH21	1.45	0.80
3:I:800:LYS:HG2	3:I:826:PRO:HD2	1.64	0.80
3:I:1084:THR:O	3:I:1088:THR:HB	1.81	0.80
3:I:1095:THR:O	3:I:1099:VAL:HG23	1.81	0.80
3:N:412:GLY:HA2	3:N:434:ARG:HD3	1.61	0.80
3:N:1106:VAL:HG12	3:N:1107:VAL:H	1.47	0.80
7:X:102:VAL:HG21	7:X:125:MET:HE1	1.62	0.80
1:A:161:ARG:NH1	1:A:161:ARG:HB2	1.97	0.80
1:B:94:LEU:HD11	1:B:119:ASP:HB2	1.63	0.80
2:C:676:ILE:CG2	2:C:988:VAL:HG13	2.11	0.80
2:C:859:PRO:O	2:C:867:VAL:HG22	1.79	0.80

Continued on next page...

Continued from previous page...

Atom-1	Atom-2	Interatomic distance (Å)	Clash overlap (Å)
2:H:265:ARG:HD3	2:H:267:TYR:CD1	2.16	0.80
3:I:809:PRO:HB2	3:I:812:ALA:CB	2.11	0.80
3:I:1301:LYS:HG3	3:I:1303:TYR:CE1	2.16	0.80
2:M:100:LEU:HD22	2:M:372:LEU:HD21	1.64	0.80
2:M:404:LEU:HA	2:M:407:LYS:HD3	1.61	0.80
2:M:710:ILE:HD13	2:M:711:GLU:N	1.97	0.80
3:N:1118:ILE:HD13	3:N:1190:SER:HB3	1.62	0.80
2:C:52:PHE:CG	2:C:68:PHE:HB2	2.16	0.80
3:D:804:LEU:HB2	3:D:831:GLY:CA	2.12	0.80
2:H:199:VAL:HG13	2:H:235:LEU:HD21	1.62	0.80
2:H:447:ALA:O	2:H:448:ASN:HB2	1.80	0.80
2:H:557:ARG:HD3	2:H:879:ARG:HB3	1.62	0.80
2:H:572:ILE:HG13	2:H:573:ARG:H	1.47	0.80
3:N:983:LEU:HD23	3:N:983:LEU:N	1.96	0.80
7:Z:102:VAL:HG22	7:Z:119:ILE:HD11	1.63	0.80
3:D:1122:LEU:HD11	3:D:1186:VAL:HG23	1.63	0.80
2:H:49:ARG:HA	2:H:52:PHE:CD2	2.12	0.80
1:K:182:GLU:HG2	1:K:183:ASP:H	1.46	0.80
1:K:186:LEU:HD23	1:K:187:GLY:N	1.96	0.80
2:M:861:LEU:HA	2:M:974:LEU:HD12	1.64	0.80
2:M:878:SER:HA	3:N:1034:GLN:HE22	1.46	0.80
3:N:210:ARG:H	3:N:389:GLU:HB2	1.44	0.80
3:N:462:GLN:HG2	3:N:466:LYS:HE3	1.62	0.80
3:N:655:PRO:HA	3:N:658:LEU:HD12	1.62	0.80
1:F:12:THR:OG1	1:F:24:VAL:HB	1.81	0.80
1:F:123:MET:O	1:F:125:PRO:HD3	1.80	0.80
2:H:467:ILE:H	2:H:467:ILE:HD12	1.46	0.80
3:I:458:ALA:HB2	3:I:575:GLN:HE22	1.46	0.80
3:I:554:LEU:HD22	3:I:574:LEU:HD22	1.63	0.80
3:I:814:ALA:HB1	3:I:818:ARG:HH21	1.47	0.80
2:M:886:LEU:HD13	3:N:951:ILE:HD12	1.64	0.80
2:M:1012:PRO:HG2	2:M:1021:LEU:O	1.82	0.80
1:B:42:ARG:HG2	1:B:42:ARG:HH11	1.47	0.80
1:F:220:GLU:O	1:F:223:THR:HG22	1.82	0.80
2:H:140:ILE:HG23	2:H:410:ILE:HD12	1.64	0.80
3:N:111:LYS:HG2	3:N:1452:ILE:HD11	1.63	0.80
3:N:141:ILE:HG13	3:N:448:GLU:OE1	1.82	0.80
3:N:850:LEU:H	3:N:850:LEU:HD12	1.46	0.80
3:N:1412:LYS:O	3:N:1414:PRO:HD3	1.80	0.80
1:A:73:GLU:HB2	1:A:78:ILE:HD11	1.63	0.79
2:C:141:HIS:HB3	2:C:418:LEU:CD2	2.12	0.79

Continued on next page...

Continued from previous page...

Atom-1	Atom-2	Interatomic distance (Å)	Clash overlap (Å)
3:D:809:PRO:O	3:D:812:ALA:HB3	1.81	0.79
3:D:1093:TYR:CE2	3:D:1097:LYS:CG	2.65	0.79
1:G:20:TYR:HE2	1:G:198:ARG:HB2	1.46	0.79
2:H:115:LEU:HD21	2:H:351:LEU:HD22	1.63	0.79
2:H:1106:ASP:OD1	3:I:7:LYS:HD2	1.82	0.79
3:I:17:LYS:HG2	3:I:21:TRP:NE1	1.95	0.79
3:I:1261:GLU:OE1	3:I:1268:PRO:HA	1.82	0.79
3:N:89:ARG:O	3:N:521:PRO:HG3	1.82	0.79
3:N:141:ILE:HD13	3:N:142:LEU:N	1.97	0.79
3:N:813:LEU:HD12	3:N:814:ALA:N	1.97	0.79
1:A:177:VAL:HG22	1:A:199:ILE:HG23	1.64	0.79
2:C:325:ILE:HD12	2:C:325:ILE:N	1.97	0.79
3:D:109:PRO:HB3	3:D:494:LYS:NZ	1.96	0.79
3:D:563:PRO:HG2	3:D:566:ILE:HD12	1.63	0.79
3:D:1466:VAL:HG12	3:D:1467:ILE:HD13	1.63	0.79
1:G:59:GLU:HG3	1:G:139:ASN:HD22	1.47	0.79
3:I:181:ASP:HB3	3:I:441:ARG:CD	2.12	0.79
3:I:625:TYR:HB3	3:I:749:VAL:CG2	2.13	0.79
3:I:1234:THR:HB	3:I:1235:GLN:OE1	1.80	0.79
4:J:51:LEU:O	4:J:53:GLY:N	2.15	0.79
1:K:86:VAL:HG12	1:K:124:ASN:HB2	1.62	0.79
3:N:806:PHE:HE1	3:N:813:LEU:HB3	1.46	0.79
3:D:115:LEU:HD23	3:D:115:LEU:C	2.02	0.79
1:F:188:GLN:H	1:F:188:GLN:HE21	1.30	0.79
2:H:144:PRO:HG2	2:H:265:ARG:HH12	1.47	0.79
3:I:969:ARG:HG3	3:I:970:LYS:N	1.95	0.79
1:L:185:ARG:CZ	3:N:692:GLU:HG2	2.12	0.79
2:M:338:GLU:HA	2:M:341:THR:HG22	1.62	0.79
3:D:1277:ILE:HD13	3:D:1301:LYS:HB2	1.62	0.79
3:I:134:VAL:O	3:I:454:ALA:HB1	1.83	0.79
4:J:36:LYS:NZ	4:J:45:ARG:HH22	1.81	0.79
2:M:418:LEU:HD12	2:M:418:LEU:N	1.97	0.79
3:N:405:ASP:HB2	3:N:423:ASP:OD1	1.83	0.79
2:C:654:LEU:HD23	2:C:654:LEU:H	1.44	0.79
3:D:409:VAL:CG1	3:D:410:SER:N	2.46	0.79
3:D:412:GLY:HA2	3:D:434:ARG:HD3	1.64	0.79
2:M:676:ILE:CG2	2:M:988:VAL:HG13	2.12	0.79
7:Y:112:VAL:HG13	7:Y:117:MET:HE3	1.65	0.79
1:B:185:ARG:HD3	3:D:692:GLU:OE2	1.83	0.79
4:E:18:ARG:O	4:E:22:VAL:HG23	1.82	0.79
3:I:1025:GLN:HE21	3:I:1025:GLN:CA	1.90	0.79

Continued on next page...

Continued from previous page...

Atom-1	Atom-2	Interatomic distance (Å)	Clash overlap (Å)
3:I:1128:VAL:O	3:I:1129:THR:HG22	1.83	0.79
2:M:289:THR:O	2:M:291:ALA:N	2.15	0.79
2:M:1056:LYS:HD3	3:N:623:VAL:CG1	2.13	0.79
2:C:304:LEU:CD2	2:C:305:PRO:HD3	2.13	0.79
2:C:471:TYR:O	2:C:483:VAL:HG13	1.82	0.79
2:C:744:ARG:HG3	2:C:747:ALA:HB2	1.63	0.79
2:C:1032:PHE:HE2	2:C:1037:VAL:HA	1.48	0.79
3:D:654:LYS:HB3	3:D:655:PRO:HD3	1.65	0.79
2:H:329:GLY:HA3	2:H:489:THR:HG23	1.63	0.79
3:N:206:ARG:HG2	3:N:392:SER:H	1.47	0.79
3:N:356:PRO:CB	3:N:359:ALA:HB2	2.04	0.79
3:N:826:PRO:HD2	3:N:829:VAL:HG22	1.65	0.79
7:X:13:GLU:HG2	7:X:17:GLN:HE21	1.48	0.79
2:C:30:LEU:HD12	2:C:30:LEU:O	1.83	0.79
2:C:74:GLY:O	2:C:76:PRO:HD3	1.82	0.79
3:D:632:VAL:HG23	3:D:725:SER:HB2	1.63	0.79
3:D:864:VAL:HG12	3:D:865:THR:H	1.48	0.79
2:H:897:LEU:HB3	2:H:899:GLN:HE21	1.48	0.79
3:I:109:PRO:HB3	3:I:494:LYS:HZ1	1.42	0.79
3:I:1205:TYR:CD2	3:I:1215:VAL:HG21	2.18	0.79
2:C:289:THR:O	2:C:291:ALA:N	2.14	0.79
2:C:477:GLY:HA2	2:C:508:ILE:HD11	1.64	0.79
2:H:224:GLU:O	2:H:228:ALA:HB3	1.82	0.79
3:I:720:LEU:H	3:I:720:LEU:HD12	1.47	0.79
3:I:1007:VAL:HG12	3:I:1011:PHE:CE2	2.18	0.79
2:M:442:GLU:HG2	2:M:454:SER:CB	2.12	0.79
2:M:946:ARG:HD3	2:M:984:GLU:HB2	1.64	0.79
3:N:894:LYS:O	3:N:898:GLU:HG3	1.81	0.79
7:Y:102:VAL:CG1	7:Y:119:ILE:HD11	2.13	0.79
1:B:33:GLY:O	1:B:195:LEU:HD22	1.83	0.79
2:C:148:PHE:HE1	2:C:309:TYR:HD2	1.30	0.79
2:C:253:ALA:O	2:C:257:VAL:HG23	1.83	0.79
2:C:1097:LEU:CD1	3:D:1451:ALA:HB2	2.12	0.79
3:D:520:LEU:HD11	3:D:524:LEU:HD22	1.65	0.79
3:D:1109:GLU:HG3	3:D:1217:ILE:HD12	1.63	0.79
3:D:1441:GLN:CD	3:D:1442:ASN:H	1.85	0.79
2:H:142:ARG:NE	2:H:325:ILE:HD12	1.97	0.79
2:C:170:PRO:HG2	2:C:258:TYR:CE1	2.18	0.78
2:C:890:LEU:HD21	2:C:901:TYR:CD1	2.18	0.78
2:H:54:ILE:CG2	2:H:66:LEU:HB3	2.12	0.78
3:I:128:TYR:HE2	3:I:458:ALA:HA	1.47	0.78

Continued on next page...

Continued from previous page...

Atom-1	Atom-2	Interatomic distance (Å)	Clash overlap (Å)
3:I:982:PHE:C	3:I:982:PHE:CD2	2.57	0.78
3:I:1098:LEU:CD2	3:I:1229:ILE:HB	2.12	0.78
2:M:831:ARG:HH12	2:M:1002:GLU:HB2	1.47	0.78
3:N:210:ARG:N	3:N:389:GLU:HB2	1.97	0.78
1:B:76:VAL:O	1:B:79:ILE:HG13	1.83	0.78
2:C:259:GLY:O	2:C:291:ALA:HA	1.83	0.78
2:C:560:MET:O	2:C:564:MET:HG2	1.83	0.78
2:C:1081:VAL:HG13	2:C:1085:PHE:HB3	1.63	0.78
3:D:181:ASP:HA	3:D:205:TYR:CD2	2.18	0.78
3:D:1066:THR:CG2	3:D:1069:GLU:HB2	2.13	0.78
2:H:408:ARG:HH21	2:H:455:LEU:CD1	1.96	0.78
2:H:988:VAL:HG11	3:I:949:ILE:O	1.82	0.78
2:M:274:ARG:HG3	2:M:285:LEU:HD22	1.64	0.78
3:N:411:THR:HG23	3:N:436:GLU:HA	1.63	0.78
3:N:1379:VAL:CG1	3:N:1419:PRO:HA	2.13	0.78
2:C:570:PRO:HD2	2:C:635:THR:HG21	1.63	0.78
1:G:123:MET:C	1:G:125:PRO:HD3	2.03	0.78
2:H:862:PRO:HB3	2:H:929:ARG:HH22	1.47	0.78
3:I:1326:THR:HG22	3:I:1327:ARG:N	1.98	0.78
1:K:206:THR:HG22	1:K:209:GLU:CG	2.12	0.78
3:N:165:LYS:NZ	3:N:199:LEU:HD22	1.99	0.78
3:N:355:VAL:HG12	3:N:385:VAL:HG21	1.65	0.78
3:N:714:GLN:OE1	3:N:732:VAL:HG11	1.82	0.78
7:X:14:ARG:HB3	7:X:14:ARG:HH11	1.46	0.78
2:C:134:ARG:NH2	2:C:393:GLN:HA	1.99	0.78
3:D:525:ARG:HB2	3:D:538:SER:HB3	1.64	0.78
3:D:1211:MET:HG2	3:D:1212:ALA:N	1.97	0.78
2:H:896:PHE:CD2	2:H:925:TYR:HB2	2.18	0.78
2:M:442:GLU:HG2	2:M:454:SER:HB2	1.66	0.78
3:N:202:VAL:O	3:N:395:VAL:HG13	1.83	0.78
3:N:356:PRO:HB2	3:N:359:ALA:CB	2.03	0.78
3:N:1106:VAL:HG12	3:N:1107:VAL:N	1.99	0.78
2:C:329:GLY:HA3	2:C:489:THR:HG23	1.64	0.78
3:D:179:VAL:HG22	3:D:183:GLU:OE2	1.84	0.78
3:I:774:SER:HB3	3:I:1362:LYS:O	1.84	0.78
3:N:203:ALA:HA	3:N:395:VAL:HG22	1.66	0.78
7:Z:22:GLU:HB3	7:Z:62:ILE:HD11	1.65	0.78
1:A:36:LEU:O	1:A:39:PRO:HD2	1.83	0.78
2:H:292:ARG:HG3	2:H:294:GLU:HG2	1.66	0.78
4:J:36:LYS:HE2	4:J:36:LYS:HA	1.65	0.78
2:M:172:ILE:H	2:M:172:ILE:HD12	1.48	0.78

Continued on next page...

Continued from previous page...

Atom-1	Atom-2	Interatomic distance (Å)	Clash overlap (Å)
2:M:281:LEU:HG	2:M:282:GLY:H	1.45	0.78
3:N:1080:GLY:CA	7:Z:49:GLU:HG3	2.13	0.78
3:N:1087:ARG:HD2	3:N:1234:THR:O	1.83	0.78
1:A:102:LYS:HD3	1:A:139:ASN:ND2	1.99	0.78
2:C:557:ARG:HG2	2:C:881:ASN:ND2	1.98	0.78
3:D:729:HIS:CE1	3:D:731:LEU:HB2	2.18	0.78
3:D:992:ILE:O	3:D:995:LEU:HB3	1.84	0.78
4:E:59:ASN:HB3	4:E:62:THR:OG1	1.84	0.78
1:F:100:LEU:HD21	1:F:141:GLU:HG3	1.64	0.78
1:L:25:LEU:HD23	1:L:28:LEU:HD11	1.65	0.78
1:L:53:VAL:HG21	1:L:82:LEU:O	1.83	0.78
1:A:87:VAL:HG21	1:A:144:VAL:HG11	1.64	0.78
3:D:470:LEU:HB2	3:D:503:LEU:HD21	1.65	0.78
2:H:78:PHE:HB3	2:H:79:PRO:HD2	1.66	0.78
3:I:140:ALA:H	3:I:450:TYR:HE2	1.29	0.78
3:I:163:TYR:HB3	2:M:209:ARG:NH1	1.97	0.78
3:I:644:LEU:HD12	3:I:645:PRO:CD	2.13	0.78
3:I:1320:GLU:HG2	3:I:1339:LYS:HZ2	1.49	0.78
3:I:1348:LEU:HD23	3:I:1372:VAL:HG23	1.66	0.78
2:M:281:LEU:HD11	2:M:305:PRO:O	1.82	0.78
2:M:1092:LEU:HD13	2:M:1099:VAL:HG21	1.66	0.78
2:C:239:PHE:HZ	2:C:252:LYS:HA	1.45	0.78
2:C:1097:LEU:HD11	3:D:1451:ALA:HB2	1.65	0.78
3:D:143:ASN:HA	3:D:161:LEU:HD21	1.65	0.78
1:G:185:ARG:HH12	3:I:692:GLU:HB2	1.46	0.78
2:H:758:ARG:HB3	2:H:788:THR:O	1.83	0.78
3:I:1033:GLN:NE2	7:Y:54:GLU:HG2	1.97	0.78
1:K:87:VAL:HG21	1:K:144:VAL:HG11	1.65	0.78
2:M:773:LEU:O	2:M:777:ILE:HG12	1.84	0.78
3:N:1166:LEU:H	3:N:1166:LEU:HD23	1.48	0.78
3:N:1197:ARG:HB3	3:N:1396:GLU:CD	2.04	0.78
7:Y:14:ARG:HB3	7:Y:14:ARG:NH1	1.99	0.78
2:C:861:LEU:CG	2:C:862:PRO:HD2	2.10	0.78
3:D:15:PRO:HB3	3:D:515:GLU:OE1	1.82	0.78
3:I:185:VAL:HG22	3:I:189:GLN:NE2	1.99	0.78
1:L:41:ARG:HH11	1:L:177:VAL:HG23	1.47	0.78
2:M:1019:GLN:NE2	3:N:621:LYS:HG3	1.98	0.78
3:N:137:PRO:CG	3:N:453:ASP:H	1.89	0.78
3:N:361:VAL:HG13	3:N:379:ALA:HB1	1.64	0.78
2:C:486:MET:CE	2:C:491:GLU:HA	2.13	0.77
2:C:557:ARG:HG2	2:C:881:ASN:HD22	1.48	0.77

Continued on next page...

Continued from previous page...

Atom-1	Atom-2	Interatomic distance (Å)	Clash overlap (Å)
2:C:762:LYS:HE2	2:C:768:THR:H	1.49	0.77
3:D:1166:LEU:H	3:D:1166:LEU:CD2	1.93	0.77
3:D:1258:ARG:HH21	3:D:1351:GLU:HG2	1.49	0.77
3:D:1286:THR:O	3:D:1287:GLU:HG2	1.84	0.77
2:H:226:VAL:HG13	2:H:227:PHE:CD1	2.19	0.77
1:L:88:ARG:HH11	1:L:123:MET:HE1	1.46	0.77
2:M:726:ILE:HD12	2:M:726:ILE:O	1.83	0.77
3:N:996:TRP:CE2	3:N:1056:PRO:HG2	2.19	0.77
2:H:333:ILE:HG23	2:H:410:ILE:HD11	1.63	0.77
2:H:376:ARG:HB3	2:H:377:PRO:HD3	1.65	0.77
3:I:62:LYS:HE2	3:I:62:LYS:HA	1.66	0.77
3:I:1123:PHE:HE2	3:I:1184:GLN:HA	1.48	0.77
1:L:115:LEU:HD12	1:L:115:LEU:O	1.84	0.77
3:N:477:LEU:HD22	3:N:492:ALA:HB1	1.66	0.77
3:N:1136:LYS:HB2	3:N:1139:ASP:OD2	1.84	0.77
3:N:1305:LEU:HD12	3:N:1311:LEU:HD22	1.66	0.77
1:A:170:VAL:HG23	1:A:170:VAL:O	1.85	0.77
2:C:52:PHE:HZ	2:C:98:LEU:HB3	1.49	0.77
2:C:367:LEU:HD23	2:C:371:LYS:HE3	1.65	0.77
3:D:480:GLU:O	3:D:484:PRO:HD2	1.84	0.77
3:D:1147:ARG:HB3	3:D:1188:VAL:HG21	1.65	0.77
2:H:603:VAL:HG23	2:H:647:GLN:N	1.99	0.77
2:H:946:ARG:HD3	2:H:984:GLU:HB2	1.64	0.77
3:I:947:ILE:HD12	3:I:947:ILE:O	1.84	0.77
2:M:958:THR:HG23	2:M:961:GLU:CG	2.13	0.77
3:N:347:VAL:HG13	3:N:351:MET:HB3	1.65	0.77
4:O:51:LEU:C	4:O:53:GLY:H	1.87	0.77
2:C:199:VAL:HG21	2:C:238:LEU:HD12	1.64	0.77
2:C:221:LEU:HD12	2:C:222:MET:N	1.98	0.77
3:D:62:LYS:HB2	3:D:73:CYS:SG	2.24	0.77
3:D:1330:ILE:HD12	3:D:1330:ILE:N	2.00	0.77
2:H:632:ASN:HB3	2:H:633:GLN:NE2	2.00	0.77
3:N:356:PRO:CB	3:N:441:ARG:HA	2.14	0.77
3:N:714:GLN:OE1	3:N:765:SER:HB2	1.84	0.77
2:C:333:ILE:CG1	2:C:410:ILE:HD11	2.15	0.77
2:C:1006:HIS:ND1	2:C:1027:PHE:HD1	1.82	0.77
3:D:813:LEU:HD12	3:D:814:ALA:N	1.99	0.77
3:D:989:TYR:CE2	3:D:993:LEU:HD11	2.19	0.77
2:H:221:LEU:HD12	2:H:222:MET:N	1.99	0.77
3:I:1472:ILE:HD13	3:I:1472:ILE:N	1.99	0.77
3:N:656:PHE:HB3	3:N:694:VAL:HG11	1.67	0.77

Continued on next page...

Continued from previous page...

Atom-1	Atom-2	Interatomic distance (Å)	Clash overlap (Å)
2:C:252:LYS:HG3	2:C:252:LYS:O	1.83	0.77
2:C:1096:ALA:HB2	3:D:101:HIS:CD2	2.20	0.77
3:D:783:ARG:HA	3:D:1028:ALA:HA	1.67	0.77
2:M:78:PHE:HB3	2:M:79:PRO:HD2	1.65	0.77
2:M:89:THR:HA	2:M:129:ILE:O	1.83	0.77
3:N:1035:ILE:HA	3:N:1038:LEU:HD12	1.67	0.77
3:D:208:PRO:O	3:D:347:VAL:HB	1.85	0.77
3:D:409:VAL:CG1	3:D:410:SER:H	1.97	0.77
1:F:57:TYR:CE2	1:F:161:ARG:HD2	2.19	0.77
3:I:564:GLU:H	2:M:223:ASP:HB2	1.50	0.77
3:I:843:PHE:CD2	3:I:849:ALA:HA	2.19	0.77
3:I:1426:LYS:HA	3:I:1429:LEU:HD22	1.67	0.77
1:K:64:GLU:OE2	1:K:79:ILE:HG12	1.85	0.77
2:M:140:ILE:HD11	2:M:412:ALA:HA	1.66	0.77
2:M:668:LEU:HD12	2:M:668:LEU:N	2.00	0.77
2:M:839:LEU:N	2:M:839:LEU:HD23	2.00	0.77
3:N:809:PRO:O	3:N:812:ALA:HB3	1.84	0.77
7:Y:112:VAL:HG13	7:Y:117:MET:CE	2.13	0.77
2:H:106:GLY:C	2:H:107:LEU:HD23	2.05	0.77
2:H:158:TYR:CD1	2:H:313:LEU:HD21	2.19	0.77
2:H:693:GLU:OE1	2:H:696:LYS:HD2	1.83	0.77
2:H:771:GLU:O	2:H:771:GLU:HG2	1.85	0.77
3:I:642:CYS:HB3	3:I:716:PHE:CB	2.14	0.77
3:N:799:LYS:O	3:N:799:LYS:HD3	1.85	0.77
2:C:480:THR:HG22	2:C:481:ASP:H	1.50	0.77
2:H:1004:LYS:O	3:I:629:SER:HA	1.84	0.77
2:M:1037:VAL:HG13	2:M:1049:LEU:HD11	1.67	0.77
1:A:86:VAL:CG1	1:A:124:ASN:HB2	2.15	0.77
1:A:115:LEU:HD22	1:F:161:ARG:NH2	1.98	0.77
2:C:267:TYR:HB2	2:C:272:ALA:HB1	1.65	0.77
2:C:447:ALA:O	2:C:448:ASN:HB2	1.85	0.77
3:I:18:ILE:HG23	3:I:518:PRO:HG3	1.67	0.77
3:I:139:GLY:HA3	3:I:162:ARG:CZ	2.15	0.77
3:I:827:ILE:O	3:I:827:ILE:HG22	1.85	0.77
3:I:1231:GLU:HB3	3:I:1232:PRO:HD3	1.63	0.77
3:N:982:PHE:C	3:N:982:PHE:HD2	1.87	0.77
1:B:84:GLU:HG2	1:B:127:LEU:HD11	1.66	0.76
2:C:369:PRO:HG2	2:C:370:ALA:H	1.47	0.76
2:H:267:TYR:HB2	2:H:272:ALA:HB1	1.65	0.76
2:M:101:ILE:HG23	2:M:107:LEU:CD2	2.14	0.76
3:N:470:LEU:CB	3:N:503:LEU:HD21	2.13	0.76

Continued on next page...

Continued from previous page...

Atom-1	Atom-2	Interatomic distance (Å)	Clash overlap (Å)
3:N:646:LYS:HG3	3:N:647:ARG:H	1.50	0.76
3:N:890:VAL:HG11	3:N:922:LEU:HD13	1.66	0.76
3:N:1326:THR:HG22	3:N:1327:ARG:N	2.01	0.76
2:C:64:LEU:HD22	2:C:359:MET:HG3	1.66	0.76
3:D:84:ILE:HG22	3:D:87:ARG:NE	2.00	0.76
4:E:54:LEU:HD21	4:E:58:PRO:HG3	1.68	0.76
3:I:484:PRO:HB3	3:I:488:ARG:NE	2.00	0.76
3:I:959:GLU:N	3:I:959:GLU:OE2	2.19	0.76
2:M:445:GLU:HG3	2:M:560:MET:HE3	1.66	0.76
3:N:991:GLN:OE1	7:Z:112:VAL:HB	1.85	0.76
3:N:1285:GLU:O	3:N:1286:THR:CG2	2.32	0.76
1:A:74:ASP:O	1:A:78:ILE:HG12	1.84	0.76
2:C:1085:PHE:HE2	3:D:1468:LEU:HG	1.49	0.76
3:D:639:LEU:CD1	3:D:766:ALA:HB2	2.14	0.76
3:D:1109:GLU:HG2	3:D:1201:CYS:CA	2.15	0.76
2:H:707:ARG:HG3	2:H:826:TYR:CE1	2.21	0.76
3:I:1136:LYS:HB2	3:I:1139:ASP:OD2	1.84	0.76
1:L:86:VAL:HG13	1:L:123:MET:HG2	1.67	0.76
2:M:516:ARG:NE	3:N:1068:LEU:HD22	1.99	0.76
1:B:62:LEU:H	1:B:62:LEU:HD12	1.51	0.76
1:B:177:VAL:HG12	1:B:199:ILE:HD12	1.67	0.76
3:D:996:TRP:O	3:D:1000:THR:HG22	1.86	0.76
3:D:1231:GLU:HB3	3:D:1232:PRO:HD3	1.68	0.76
1:F:26:GLU:HB3	1:F:194:LYS:HG3	1.66	0.76
2:H:39:ARG:H	2:H:39:ARG:HD2	1.50	0.76
2:M:98:LEU:N	2:M:98:LEU:HD12	1.99	0.76
2:M:851:LYS:HG2	2:M:853:LEU:HD12	1.67	0.76
2:M:950:LEU:HB3	2:M:952:LEU:HD23	1.64	0.76
4:O:18:ARG:O	4:O:22:VAL:HG23	1.85	0.76
1:A:90:LEU:HD13	1:A:119:ASP:O	1.86	0.76
2:C:212:GLY:HA3	2:C:218:VAL:HG21	1.66	0.76
3:D:13:ALA:HB1	3:D:18:ILE:HD11	1.67	0.76
2:H:418:LEU:HD12	2:H:418:LEU:N	2.00	0.76
2:H:626:ARG:HB2	2:H:639:GLN:HE21	1.49	0.76
2:H:1013:TYR:HB3	2:H:1018:GLN:HE22	1.50	0.76
2:H:1089:VAL:HG21	2:H:1111:ILE:HD13	1.65	0.76
3:I:134:VAL:CG2	3:I:460:ALA:HB1	2.14	0.76
3:I:600:LEU:H	3:I:600:LEU:HD12	1.51	0.76
3:N:608:SER:HB3	3:N:1443:THR:OG1	1.85	0.76
1:A:218:LEU:HD23	1:B:222:LEU:HD21	1.66	0.76
2:C:630:ARG:HD3	2:C:705:ILE:HB	1.68	0.76

Continued on next page...

Continued from previous page...

Atom-1	Atom-2	Interatomic distance (Å)	Clash overlap (Å)
3:I:581:LEU:HD23	3:I:581:LEU:H	1.50	0.76
3:N:701:LEU:HD11	3:N:750:PRO:HG3	1.67	0.76
3:D:970:LYS:NZ	7:X:113:LEU:HD23	2.00	0.76
1:F:24:VAL:HG13	1:F:196:THR:HG22	1.66	0.76
2:H:56:GLU:HB3	2:H:359:MET:SD	2.26	0.76
2:H:495:THR:HG21	2:H:517:ARG:NH2	1.94	0.76
3:I:544:TYR:O	3:I:548:ILE:HD13	1.85	0.76
2:M:199:VAL:HG21	2:M:238:LEU:HD12	1.66	0.76
3:D:123:LEU:HD21	3:D:151:GLN:NE2	2.00	0.76
3:D:686:GLU:HA	3:D:689:ASP:OD2	1.85	0.76
1:F:86:VAL:CG1	1:F:124:ASN:HB2	2.16	0.76
3:I:729:HIS:CE1	3:I:731:LEU:H	2.03	0.76
1:K:74:ASP:O	1:K:78:ILE:HG13	1.85	0.76
3:N:928:ALA:HA	3:N:931:LEU:HD12	1.67	0.76
2:C:1095:LEU:HD11	2:C:1097:LEU:HD23	1.66	0.76
3:D:123:LEU:HD21	3:D:151:GLN:HE22	1.49	0.76
3:D:179:VAL:CG1	3:D:183:GLU:HB3	2.15	0.76
3:D:925:GLU:HB2	4:E:2:ALA:HB3	1.68	0.76
2:H:110:GLU:CG	2:H:369:PRO:HG3	2.15	0.76
3:I:670:VAL:HG13	3:I:671:LYS:H	1.50	0.76
3:I:1000:THR:O	3:I:1003:VAL:HG12	1.86	0.76
2:M:260:LEU:HD12	2:M:260:LEU:O	1.85	0.76
2:M:403:SER:O	2:M:407:LYS:HG3	1.85	0.76
3:N:95:LEU:HD21	3:N:574:LEU:CD1	2.14	0.76
3:N:495:ARG:O	3:N:499:VAL:HG23	1.86	0.76
3:N:701:LEU:HD11	3:N:750:PRO:CG	2.15	0.76
3:N:1311:LEU:HD23	3:N:1311:LEU:N	2.00	0.76
1:A:62:LEU:HD12	1:A:62:LEU:N	2.00	0.76
3:D:486:ARG:HA	3:D:489:ARG:HG2	1.67	0.76
3:D:1093:TYR:CE2	3:D:1097:LYS:HG2	2.21	0.76
3:N:135:LEU:HD22	3:N:148:GLU:O	1.85	0.76
3:N:1021:TYR:CE2	3:N:1025:GLN:HG2	2.21	0.76
1:B:48:ILE:HD12	1:B:48:ILE:H	1.52	0.75
2:C:84:ARG:HH11	2:C:84:ARG:HG3	1.51	0.75
3:D:1408:ILE:H	3:D:1408:ILE:HD12	1.49	0.75
2:H:549:PHE:CD2	2:H:886:LEU:HB3	2.21	0.75
3:I:642:CYS:HB3	3:I:716:PHE:HB2	1.68	0.75
2:M:352:ALA:HA	2:M:355:VAL:HG12	1.68	0.75
3:N:18:ILE:CG2	3:N:518:PRO:HG3	2.15	0.75
2:C:258:TYR:HE2	2:C:290:LEU:HD11	1.51	0.75
2:C:673:LEU:CD2	2:C:867:VAL:HG12	2.17	0.75

Continued on next page...

Continued from previous page...

Atom-1	Atom-2	Interatomic distance (Å)	Clash overlap (Å)
2:H:205:GLU:CD	2:H:206:THR:H	1.90	0.75
3:I:1326:THR:HG22	3:I:1327:ARG:H	1.51	0.75
2:M:428:ARG:HG3	2:M:451:LEU:HD21	1.68	0.75
3:N:108:VAL:HB	3:N:109:PRO:CD	2.16	0.75
3:N:826:PRO:O	3:N:829:VAL:HG23	1.85	0.75
3:N:1330:ILE:HG21	3:N:1335:LEU:HD22	1.65	0.75
2:C:140:ILE:CD1	2:C:412:ALA:HA	2.16	0.75
2:C:950:LEU:HD12	2:C:952:LEU:HD21	1.68	0.75
3:D:157:GLU:HB3	3:D:161:LEU:HD13	1.68	0.75
3:D:482:LYS:HE2	3:D:1388:ARG:HH21	1.52	0.75
3:D:706:PRO:HG3	6:Q:10:G:N2	2.02	0.75
2:H:744:ARG:HG3	2:H:747:ALA:HB2	1.69	0.75
3:I:625:TYR:HB3	3:I:749:VAL:HG23	1.66	0.75
1:K:46:SER:HB3	2:M:856:GLU:HG2	1.68	0.75
3:N:729:HIS:HD2	3:N:731:LEU:H	1.32	0.75
1:G:185:ARG:HD2	1:G:186:LEU:N	2.01	0.75
2:H:84:ARG:HE	2:H:128:ILE:HD11	1.51	0.75
2:H:157:ARG:NH1	2:H:314:THR:HB	2.01	0.75
2:H:831:ARG:HH12	2:H:1002:GLU:HB2	1.51	0.75
3:I:857:ILE:HD12	3:I:857:ILE:N	1.99	0.75
2:M:462:ASP:HB3	2:M:468:ARG:CD	2.15	0.75
2:C:218:VAL:O	2:C:221:LEU:HG	1.86	0.75
2:C:408:ARG:HH21	2:C:455:LEU:CD1	1.91	0.75
1:F:36:LEU:O	1:F:39:PRO:HD2	1.84	0.75
1:G:133:GLU:HG3	1:G:134:GLU:H	1.51	0.75
2:H:772:ARG:HH11	3:N:484:PRO:HA	1.50	0.75
3:I:1099:VAL:O	3:I:1103:HIS:HB3	1.87	0.75
4:J:36:LYS:HZ1	4:J:45:ARG:HH22	1.33	0.75
3:N:87:ARG:HB3	3:N:523:ASP:CB	2.16	0.75
3:N:104:PHE:O	3:N:112:ILE:HG22	1.85	0.75
3:N:465:LEU:HD21	3:N:509:PRO:HB2	1.66	0.75
7:Y:5:VAL:O	7:Y:73:VAL:HG23	1.86	0.75
3:D:481:MET:HE2	3:D:493:ARG:HA	1.68	0.75
3:D:1093:TYR:CE2	3:D:1097:LYS:HG3	2.22	0.75
1:G:40:LEU:HA	1:G:43:ILE:HD12	1.69	0.75
1:G:56:VAL:HG12	1:G:57:TYR:N	2.01	0.75
3:I:164:GLY:O	2:M:209:ARG:CG	2.31	0.75
3:I:820:GLU:HG3	3:I:836:VAL:CG2	2.16	0.75
4:J:59:ASN:ND2	4:J:61:VAL:HG22	2.02	0.75
1:K:165:ILE:HD13	1:K:165:ILE:H	1.51	0.75
2:M:250:ARG:O	2:M:252:LYS:N	2.17	0.75

Continued on next page...

Continued from previous page...

Atom-1	Atom-2	Interatomic distance (Å)	Clash overlap (Å)
3:N:600:LEU:HD12	3:N:600:LEU:H	1.51	0.75
3:N:996:TRP:HA	3:N:999:THR:CG2	2.16	0.75
2:C:260:LEU:CB	2:C:291:ALA:HB1	2.15	0.75
2:C:1004:LYS:HG2	3:D:630:VAL:CG2	2.15	0.75
3:D:925:GLU:CB	4:E:2:ALA:HB3	2.16	0.75
2:H:524:VAL:HG12	2:H:525:SER:N	2.00	0.75
2:M:272:ALA:HA	2:M:464:LEU:CD2	2.17	0.75
3:D:1128:VAL:O	3:D:1128:VAL:HG12	1.84	0.75
3:D:1326:THR:HG22	3:D:1327:ARG:H	1.51	0.75
2:H:183:SER:C	2:H:193:LEU:HD11	2.08	0.75
2:H:878:SER:O	3:I:1034:GLN:NE2	2.19	0.75
3:I:1119:SER:O	3:I:1121:PRO:HD3	1.85	0.75
4:J:47:LYS:HA	4:J:54:LEU:HB3	1.67	0.75
1:L:221:HIS:HA	1:L:224:TYR:CD2	2.21	0.75
3:N:1101:VAL:HG23	3:N:1102:THR:HG23	1.68	0.75
1:A:54:THR:HG22	1:A:158:ILE:CD1	2.16	0.75
2:C:861:LEU:HD23	2:C:863:ASP:H	1.52	0.75
2:C:1095:LEU:HD11	2:C:1097:LEU:CD2	2.17	0.75
4:E:64:ALA:O	4:E:68:LEU:HD13	1.86	0.75
1:G:199:ILE:HD12	1:G:199:ILE:N	2.01	0.75
1:K:39:PRO:HG3	1:L:39:PRO:CG	2.17	0.75
2:M:31:GLN:NE2	2:M:34:VAL:HG23	2.02	0.75
2:M:259:GLY:O	2:M:291:ALA:HA	1.86	0.75
2:M:642:ARG:HG3	2:M:657:ASP:OD2	1.86	0.75
1:B:39:PRO:O	1:B:43:ILE:HG12	1.87	0.74
2:C:22:GLN:HB3	2:C:121:MET:HE1	1.69	0.74
3:D:86:ARG:CZ	3:D:86:ARG:HB3	2.15	0.74
2:H:537:LYS:HG3	2:H:545:ASN:OD1	1.87	0.74
3:I:166:GLN:HG2	3:I:396:VAL:HG12	1.67	0.74
3:I:996:TRP:CD2	3:I:1056:PRO:HG2	2.21	0.74
3:I:1063:GLU:CD	3:I:1064:GLY:H	1.91	0.74
3:N:135:LEU:HG	3:N:136:ASP:N	2.01	0.74
3:N:465:LEU:HD11	3:N:512:MET:HB2	1.68	0.74
3:N:1326:THR:HG22	3:N:1327:ARG:H	1.50	0.74
1:B:44:LEU:HA	1:B:48:ILE:HD11	1.68	0.74
2:C:304:LEU:HD23	2:C:305:PRO:HD3	1.68	0.74
3:D:1330:ILE:HD13	3:D:1347:TYR:OH	1.87	0.74
3:I:28:LYS:CD	3:I:29:PRO:HD2	2.17	0.74
2:M:110:GLU:CD	2:M:369:PRO:HB3	2.06	0.74
2:M:1004:LYS:CG	3:N:630:VAL:HG23	2.14	0.74
3:N:26:VAL:HG13	3:N:43:GLY:O	1.87	0.74

Continued on next page...

Continued from previous page...

Atom-1	Atom-2	Interatomic distance (Å)	Clash overlap (Å)
3:N:158:TYR:HE1	3:N:452:ILE:HD11	1.53	0.74
3:N:686:GLU:HA	3:N:689:ASP:OD2	1.88	0.74
1:A:156:HIS:HD2	1:A:157:GLY:N	1.83	0.74
3:D:1114:THR:HG21	3:D:1195:GLN:HB3	1.69	0.74
2:H:535:SER:O	2:H:538:GLN:HG2	1.88	0.74
3:I:465:LEU:HD21	3:I:509:PRO:HB2	1.68	0.74
3:I:507:ASN:H	3:I:507:ASN:ND2	1.73	0.74
1:K:67:THR:HG21	2:M:627:ARG:HD2	1.68	0.74
2:M:905:ILE:HD12	2:M:905:ILE:N	2.00	0.74
3:N:166:GLN:NE2	3:N:394:LEU:HB2	1.99	0.74
3:N:729:HIS:HD2	3:N:731:LEU:N	1.86	0.74
3:N:875:THR:CG2	3:N:879:ARG:HB2	2.18	0.74
2:C:154:ARG:HH22	2:C:178:PRO:HD2	1.52	0.74
2:C:221:LEU:C	2:C:223:ASP:H	1.89	0.74
2:C:432:ARG:NH2	3:D:1047:LYS:HD3	2.02	0.74
2:C:437:ARG:NH2	2:C:488:ALA:HA	2.01	0.74
4:E:48:MET:HB2	4:E:54:LEU:HB2	1.69	0.74
1:F:46:SER:HB3	2:H:856:GLU:CD	2.07	0.74
1:F:86:VAL:HG12	1:F:124:ASN:HB2	1.70	0.74
2:H:352:ALA:HA	2:H:355:VAL:CG1	2.17	0.74
3:I:17:LYS:O	3:I:20:SER:HB3	1.87	0.74
3:N:52:PRO:HG3	3:N:78:VAL:HG13	1.69	0.74
3:N:762:GLN:HE21	4:O:20:THR:HG21	1.52	0.74
3:N:809:PRO:HB2	3:N:812:ALA:CB	2.17	0.74
4:O:70:THR:HG21	4:O:72:ARG:NE	2.02	0.74
2:C:158:TYR:CD1	2:C:313:LEU:HD21	2.23	0.74
3:D:980:MET:HB3	3:D:982:PHE:CE2	2.23	0.74
1:F:206:THR:OG1	1:F:207:PRO:HD2	1.87	0.74
2:H:140:ILE:HD13	2:H:331:ARG:HH21	1.51	0.74
2:H:151:ASP:HB2	2:H:157:ARG:O	1.86	0.74
3:I:793:THR:HG21	3:I:906:GLN:HG2	1.68	0.74
2:M:758:ARG:HB3	2:M:788:THR:O	1.87	0.74
2:M:905:ILE:CD1	2:M:905:ILE:H	2.00	0.74
3:N:827:ILE:H	3:N:827:ILE:CD1	1.92	0.74
3:D:843:PHE:HE1	3:D:864:VAL:HG11	1.52	0.74
3:D:1091:SER:HG	5:P:19:DC:H6	1.35	0.74
3:D:1389:LEU:O	3:D:1390:LEU:HB2	1.86	0.74
2:H:302:VAL:O	2:H:305:PRO:HD2	1.88	0.74
3:I:136:ASP:HB3	3:I:137:PRO:HD3	1.68	0.74
4:J:64:ALA:O	4:J:68:LEU:HD13	1.86	0.74
1:K:39:PRO:HG3	1:L:39:PRO:HG2	1.68	0.74

Continued on next page...

Continued from previous page...

Atom-1	Atom-2	Interatomic distance (Å)	Clash overlap (Å)
1:L:206:THR:HG23	1:L:208:LEU:H	1.51	0.74
2:M:182:VAL:HG12	2:M:193:LEU:CD2	2.16	0.74
2:M:368:THR:HB	2:M:369:PRO:HD3	1.67	0.74
3:N:119:SER:HB2	3:N:123:LEU:N	2.01	0.74
3:N:1262:LEU:HD23	3:N:1352:ILE:HD13	1.68	0.74
2:C:212:GLY:CA	2:C:218:VAL:HG21	2.18	0.74
3:D:87:ARG:HB2	3:D:524:LEU:CD1	2.17	0.74
3:D:1448:THR:O	3:D:1452:ILE:HD13	1.88	0.74
2:H:151:ASP:OD1	2:H:154:ARG:HB3	1.87	0.74
3:I:701:LEU:N	3:I:701:LEU:HD12	2.03	0.74
3:I:1166:LEU:HD12	3:I:1171:VAL:HG22	1.67	0.74
1:B:20:TYR:HD2	1:B:21:GLY:N	1.84	0.74
2:C:274:ARG:CB	2:C:285:LEU:HD13	2.16	0.74
2:H:261:ILE:HG22	2:H:266:ARG:HH21	1.52	0.74
2:H:451:LEU:C	2:H:452:ILE:HD12	2.08	0.74
2:H:1087:VAL:O	2:H:1091:GLU:HG3	1.87	0.74
1:K:62:LEU:HD23	1:K:163:ASN:ND2	2.03	0.74
1:K:220:GLU:O	1:K:223:THR:HG22	1.86	0.74
2:M:139:GLN:HE22	2:M:415:PRO:HD3	1.53	0.74
3:N:127:LEU:HD12	3:N:128:TYR:N	2.02	0.74
3:N:1102:THR:HA	3:N:1105:ILE:CD1	2.18	0.74
7:X:13:GLU:HG2	7:X:17:GLN:NE2	2.03	0.74
1:A:41:ARG:HH11	1:A:41:ARG:HG3	1.53	0.74
2:C:474:VAL:HG23	2:C:478:VAL:O	1.85	0.74
2:C:516:ARG:CZ	3:D:1068:LEU:HD22	2.18	0.74
3:D:1047:LYS:HB3	3:D:1048:PRO:CD	2.18	0.74
2:H:157:ARG:HD3	2:H:314:THR:HG21	1.70	0.74
2:H:1032:PHE:O	2:H:1036:GLU:HB2	1.87	0.74
3:N:945:SER:OG	3:N:947:ILE:HG13	1.88	0.74
7:Y:139:SER:OG	7:Y:148:GLU:HG3	1.88	0.74
1:A:58:ILE:HD13	1:A:140:MET:CB	2.17	0.74
1:B:38:ASN:HB3	1:B:39:PRO:HD3	1.70	0.74
3:D:108:VAL:CB	3:D:109:PRO:HD3	2.18	0.74
3:D:134:VAL:O	3:D:454:ALA:HB1	1.87	0.74
3:D:792:ILE:O	3:D:878:GLY:HA3	1.88	0.74
1:G:86:VAL:HG12	1:G:124:ASN:ND2	2.02	0.74
3:I:145:VAL:HG22	3:I:146:PRO:HD2	1.69	0.74
3:I:982:PHE:C	3:I:982:PHE:HD2	1.91	0.74
3:I:1311:LEU:N	3:I:1311:LEU:HD23	2.03	0.74
1:L:94:LEU:HD22	1:L:97:VAL:HG21	1.70	0.74
2:M:432:ARG:NH2	3:N:1047:LYS:HD3	2.03	0.74

Continued on next page...

Continued from previous page...

Atom-1	Atom-2	Interatomic distance (Å)	Clash overlap (Å)
2:M:949:LYS:HD3	3:N:796:ARG:NH2	2.03	0.74
2:M:1019:GLN:HG3	3:N:621:LYS:NZ	2.02	0.74
3:N:581:LEU:HD23	3:N:581:LEU:H	1.53	0.74
3:N:1264:GLU:OE1	3:N:1424:VAL:HG13	1.88	0.74
2:C:115:LEU:HA	2:C:375:SER:OG	1.87	0.73
3:D:1402:ALA:HB2	3:D:1415:VAL:CG2	2.18	0.73
1:F:117:VAL:HB	1:F:120:VAL:CG1	2.18	0.73
1:F:225:PHE:CE2	1:G:25:LEU:HD22	2.23	0.73
2:H:165:LEU:HB3	2:H:265:ARG:HH12	1.50	0.73
2:H:683:ASN:HA	2:H:687:ALA:HB3	1.68	0.73
2:M:137:VAL:O	2:M:391:LEU:HD21	1.88	0.73
2:M:445:GLU:HG3	2:M:560:MET:CE	2.17	0.73
2:M:535:SER:O	2:M:538:GLN:HG2	1.88	0.73
2:M:1046:ALA:CB	3:N:1471:LEU:HD11	2.07	0.73
2:C:874:LEU:HD21	3:D:787:LEU:CD2	2.18	0.73
3:D:475:LYS:HA	3:D:478:LEU:HG	1.69	0.73
3:D:847:ASP:O	3:D:851:LEU:HG	1.88	0.73
3:D:1171:VAL:O	3:D:1175:ILE:HG13	1.88	0.73
2:H:903:SER:OG	2:H:908:GLY:HA3	1.88	0.73
3:I:1369:GLU:O	3:I:1372:VAL:HG12	1.87	0.73
2:M:571:LEU:HD23	2:M:670:GLN:HE21	1.52	0.73
3:N:643:GLY:O	3:N:726:ILE:HG23	1.88	0.73
7:Z:134:VAL:HG22	7:Z:153:ALA:HA	1.68	0.73
2:C:98:LEU:HD12	2:C:98:LEU:H	1.53	0.73
3:D:1025:GLN:HA	3:D:1025:GLN:NE2	2.02	0.73
2:H:250:ARG:O	2:H:252:LYS:N	2.17	0.73
2:H:736:ASP:O	2:H:744:ARG:HG2	1.88	0.73
3:I:581:LEU:HD23	3:I:581:LEU:N	2.04	0.73
2:M:885:ILE:HD12	2:M:885:ILE:N	2.02	0.73
3:N:445:ARG:HH11	3:N:445:ARG:HG2	1.52	0.73
3:N:462:GLN:O	3:N:466:LYS:HG3	1.86	0.73
2:C:258:TYR:CE2	2:C:290:LEU:HD11	2.23	0.73
2:C:304:LEU:CG	2:C:305:PRO:HD3	2.19	0.73
1:G:58:ILE:HD13	1:G:140:MET:HB3	1.71	0.73
3:I:771:SER:HB3	3:I:778:LEU:HD13	1.70	0.73
3:I:826:PRO:HD2	3:I:829:VAL:HG22	1.69	0.73
1:L:59:GLU:HB2	1:L:137:ARG:NH1	2.02	0.73
3:N:179:VAL:CG1	3:N:183:GLU:HB3	2.19	0.73
3:N:827:ILE:HD12	3:N:827:ILE:N	1.99	0.73
3:N:1211:MET:CG	3:N:1212:ALA:H	1.96	0.73
3:N:1235:GLN:HB2	7:Z:37:MET:CE	2.11	0.73

Continued on next page...

Continued from previous page...

Atom-1	Atom-2	Interatomic distance (Å)	Clash overlap (Å)
3:D:95:LEU:HD21	3:D:574:LEU:HD11	1.70	0.73
3:D:408:GLU:HG3	3:D:409:VAL:N	2.01	0.73
3:D:583:ASP:OD1	3:D:586:ARG:HG2	1.89	0.73
2:H:890:LEU:HD21	2:H:901:TYR:CG	2.24	0.73
3:I:118:LEU:O	3:I:120:ALA:N	2.21	0.73
3:I:554:LEU:O	3:I:558:LEU:HG	1.87	0.73
3:I:812:ALA:HB1	3:I:816:HIS:CD2	2.24	0.73
3:I:1062:ARG:HG3	3:I:1062:ARG:NH1	2.01	0.73
2:M:940:GLU:O	2:M:943:VAL:HG12	1.87	0.73
3:N:513:ILE:HD12	3:N:513:ILE:O	1.88	0.73
3:N:996:TRP:CA	3:N:999:THR:HG22	2.18	0.73
4:O:33:HIS:CG	4:O:89:MET:HG2	2.23	0.73
3:D:826:PRO:HD2	3:D:829:VAL:HG22	1.69	0.73
1:F:41:ARG:O	1:F:45:LEU:HD13	1.87	0.73
2:H:425:PHE:CZ	3:I:1079:LYS:NZ	2.53	0.73
1:K:32:PHE:HZ	1:L:47:SER:HB2	1.53	0.73
2:M:710:ILE:HG21	2:M:756:VAL:HG11	1.71	0.73
3:N:793:THR:HG21	3:N:906:GLN:HG2	1.69	0.73
3:D:525:ARG:O	3:D:525:ARG:HG2	1.87	0.73
3:D:1452:ILE:H	3:D:1452:ILE:CD1	2.01	0.73
2:H:556:ASN:C	2:H:556:ASN:HD22	1.92	0.73
3:I:14:SER:O	3:I:18:ILE:HG13	1.88	0.73
3:I:25:GLU:HB2	3:I:92:HIS:CE1	2.24	0.73
3:I:759:ALA:O	3:I:763:MET:HB3	1.88	0.73
3:N:571:LYS:O	3:N:574:LEU:HB3	1.88	0.73
3:N:1147:ARG:HB3	3:N:1188:VAL:HG21	1.71	0.73
2:C:165:LEU:HB3	2:C:265:ARG:CZ	2.19	0.73
3:D:141:ILE:HD13	3:D:142:LEU:O	1.88	0.73
3:D:160:GLU:OE2	3:D:165:LYS:HD2	1.89	0.73
3:D:804:LEU:HD23	3:D:804:LEU:N	2.02	0.73
3:D:1326:THR:HG22	3:D:1327:ARG:N	2.03	0.73
4:E:41:GLU:O	4:E:45:ARG:HD2	1.89	0.73
3:I:1349:VAL:HA	3:I:1368:ILE:HG21	1.70	0.73
4:J:59:ASN:HD21	4:J:61:VAL:HG22	1.54	0.73
1:L:56:VAL:HG13	1:L:142:VAL:HG12	1.71	0.73
2:M:157:ARG:HD3	2:M:314:THR:HG21	1.70	0.73
2:M:281:LEU:HD11	2:M:305:PRO:C	2.09	0.73
3:N:160:GLU:HG2	3:N:165:LYS:HG3	1.70	0.73
3:N:704:ARG:NH1	3:N:743:ASP:HB3	2.03	0.73
3:D:367:ILE:HB	3:D:377:VAL:HG12	1.70	0.73
3:D:977:ALA:HB1	3:D:983:LEU:HD21	1.70	0.73

Continued on next page...

Continued from previous page...

Atom-1	Atom-2	Interatomic distance (Å)	Clash overlap (Å)
2:H:110:GLU:HG3	2:H:369:PRO:CB	2.18	0.73
1:L:73:GLU:OE1	1:L:130:ALA:HA	1.89	0.73
1:L:185:ARG:NE	3:N:692:GLU:HG2	2.04	0.73
2:M:172:ILE:HD12	2:M:172:ILE:N	2.04	0.73
2:M:195:LEU:CG	2:M:238:LEU:HG	2.19	0.73
2:M:710:ILE:HD11	2:M:758:ARG:NE	2.03	0.73
2:M:885:ILE:H	2:M:885:ILE:CD1	2.01	0.73
2:C:198:ARG:HD3	2:C:228:ALA:HA	1.70	0.73
3:D:52:PRO:O	3:D:86:ARG:HD3	1.88	0.73
3:D:101:HIS:ND1	3:D:103:TRP:HB2	2.03	0.73
1:F:206:THR:CG2	1:F:209:GLU:H	2.01	0.73
2:H:193:LEU:N	2:H:193:LEU:HD12	2.03	0.73
2:H:685:GLU:HG3	7:Y:41:ASP:OD1	1.89	0.73
2:H:772:ARG:NH1	3:N:484:PRO:HA	2.04	0.73
3:I:402:PRO:HA	3:I:443:VAL:HG23	1.70	0.73
3:I:567:ILE:HG22	3:I:571:LYS:HE3	1.71	0.73
4:J:54:LEU:HD23	4:J:54:LEU:O	1.88	0.73
2:M:86:LYS:HD3	2:M:813:VAL:HB	1.71	0.73
3:N:683:ILE:HD13	3:N:688:TRP:CH2	2.24	0.73
2:C:92:ALA:HB2	2:C:120:LEU:HD11	1.71	0.72
2:C:571:LEU:HD11	2:C:701:THR:N	2.04	0.72
3:D:108:VAL:HB	3:D:109:PRO:CD	2.19	0.72
3:D:1093:TYR:CZ	3:D:1097:LYS:CG	2.72	0.72
3:D:1094:LEU:HG	3:D:1098:LEU:CD1	2.19	0.72
3:I:143:ASN:HA	3:I:161:LEU:HD21	1.71	0.72
3:I:415:VAL:HG13	3:I:419:ASP:HB2	1.71	0.72
3:I:820:GLU:CG	3:I:836:VAL:HG21	2.18	0.72
3:I:982:PHE:CE2	7:Y:119:ILE:HG23	2.24	0.72
3:I:1253:THR:HG21	3:I:1261:GLU:OE2	1.89	0.72
1:K:41:ARG:O	1:K:45:LEU:HD13	1.87	0.72
2:M:395:LYS:HD3	2:M:397:GLU:OE2	1.89	0.72
3:N:108:VAL:CB	3:N:109:PRO:HD3	2.16	0.72
3:N:204:LEU:HD11	3:N:441:ARG:HH12	1.53	0.72
3:N:474:GLU:O	3:N:478:LEU:HG	1.89	0.72
3:N:481:MET:CE	3:N:493:ARG:HA	2.18	0.72
3:N:860:LEU:HD22	3:N:878:GLY:HA2	1.70	0.72
7:Y:13:GLU:HG2	7:Y:17:GLN:NE2	2.04	0.72
2:C:25:SER:OG	2:C:335:THR:HB	1.89	0.72
2:C:442:GLU:HG2	2:C:454:SER:HB2	1.69	0.72
2:C:1040:LEU:HD21	2:C:1048:THR:HG22	1.71	0.72
2:C:1099:VAL:HG22	3:D:10:ILE:HG12	1.71	0.72

Continued on next page...

Continued from previous page...

Atom-1	Atom-2	Interatomic distance (Å)	Clash overlap (Å)
3:D:1387:SER:HB3	3:D:1391:GLU:OE2	1.88	0.72
2:H:177:GLU:OE1	2:H:179:ASN:HB3	1.89	0.72
3:I:804:LEU:HD22	3:I:829:VAL:HB	1.71	0.72
3:I:1319:VAL:HA	3:I:1323:GLN:HE22	1.53	0.72
2:M:199:VAL:HG13	2:M:235:LEU:HG	1.70	0.72
2:M:267:TYR:CB	2:M:272:ALA:HB1	2.18	0.72
3:N:134:VAL:O	3:N:454:ALA:HB1	1.89	0.72
3:N:171:LEU:HD23	3:N:172:PRO:HD2	1.71	0.72
3:N:215:TYR:HB2	3:N:381:ALA:O	1.89	0.72
3:N:820:GLU:HG3	3:N:836:VAL:CG2	2.16	0.72
3:D:198:ARG:HH11	3:D:198:ARG:HG3	1.54	0.72
3:D:661:MET:O	3:D:664:LYS:O	2.07	0.72
3:D:1123:PHE:CE2	3:D:1184:GLN:HG3	2.24	0.72
2:H:480:THR:HG22	2:H:481:ASP:H	1.52	0.72
2:H:556:ASN:ND2	2:H:557:ARG:N	2.36	0.72
2:H:644:VAL:HG22	2:H:647:GLN:OE1	1.89	0.72
3:I:160:GLU:HG2	3:I:165:LYS:HB2	1.71	0.72
3:I:720:LEU:HD12	3:I:720:LEU:N	2.03	0.72
2:M:191:PHE:CZ	2:M:196:LEU:HB2	2.25	0.72
2:M:212:GLY:HA2	2:M:218:VAL:HG21	1.71	0.72
2:M:654:LEU:HD23	2:M:654:LEU:H	1.54	0.72
3:N:135:LEU:HD11	3:N:137:PRO:O	1.89	0.72
1:B:206:THR:HG23	1:B:208:LEU:N	2.04	0.72
3:D:728:LEU:HD12	3:D:729:HIS:N	2.03	0.72
3:D:861:GLN:NE2	3:D:861:GLN:H	1.87	0.72
1:F:20:TYR:HE2	1:F:198:ARG:HB2	1.52	0.72
3:I:1299:PHE:HD2	3:I:1299:PHE:N	1.87	0.72
1:L:132:LEU:HD23	1:L:136:GLY:O	1.90	0.72
1:L:179:PHE:H	1:L:179:PHE:HD2	1.35	0.72
2:M:374:ASN:ND2	2:M:376:ARG:HB2	2.04	0.72
3:N:661:MET:O	3:N:664:LYS:O	2.08	0.72
3:N:762:GLN:NE2	4:O:20:THR:HG21	2.04	0.72
3:N:1029:ARG:NH2	7:Z:41:ASP:OD2	2.22	0.72
1:B:197:LEU:O	1:B:197:LEU:HD23	1.89	0.72
2:C:110:GLU:HG3	2:C:369:PRO:CB	2.19	0.72
2:C:239:PHE:CZ	2:C:252:LYS:CA	2.66	0.72
3:D:1273:VAL:HG22	3:D:1326:THR:OG1	1.89	0.72
3:D:1352:ILE:HG21	3:D:1368:ILE:CD1	2.18	0.72
2:H:1001:VAL:HB	3:I:724:GLN:CD	2.08	0.72
3:I:160:GLU:HA	3:I:165:LYS:HB2	1.70	0.72
3:I:919:PHE:HE1	3:I:924:MET:HG3	1.53	0.72

Continued on next page...

Continued from previous page...

Atom-1	Atom-2	Interatomic distance (Å)	Clash overlap (Å)
3:I:1465:ASN:HA	3:I:1468:LEU:CD1	2.20	0.72
2:M:25:SER:OG	2:M:335:THR:HB	1.89	0.72
2:M:160:ALA:HB3	2:M:174:LEU:HB2	1.70	0.72
2:M:165:LEU:HB3	2:M:265:ARG:HH12	1.52	0.72
3:N:353:VAL:HA	3:N:368:VAL:HG22	1.70	0.72
3:N:1112:CYS:SG	3:N:1195:GLN:HG2	2.29	0.72
3:N:1263:PHE:HB3	3:N:1424:VAL:HG11	1.69	0.72
1:B:59:GLU:OE2	1:B:139:ASN:HB3	1.90	0.72
3:D:675:ARG:O	3:D:678:GLU:HG2	1.88	0.72
2:H:1049:LEU:HD23	3:I:1472:ILE:CD1	2.19	0.72
2:H:1101:THR:HG21	2:H:1111:ILE:CG2	2.20	0.72
3:I:1129:THR:HG23	3:I:1130:ARG:N	2.04	0.72
3:N:62:LYS:HE2	3:N:62:LYS:HA	1.70	0.72
3:N:820:GLU:CG	3:N:836:VAL:HG21	2.18	0.72
3:N:970:LYS:HA	3:N:973:GLN:NE2	2.05	0.72
1:A:156:HIS:CD2	1:A:157:GLY:N	2.55	0.72
1:B:25:LEU:O	1:B:28:LEU:HD21	1.89	0.72
3:D:1189:ARG:HD2	3:D:1204:CYS:SG	2.29	0.72
1:G:58:ILE:HD13	1:G:140:MET:CB	2.20	0.72
3:I:800:LYS:CG	3:I:801:GLY:H	2.01	0.72
3:N:458:ALA:HB2	3:N:575:GLN:HE22	1.53	0.72
3:N:983:LEU:H	3:N:983:LEU:CD2	1.97	0.72
3:N:1263:PHE:CE2	3:N:1371:VAL:HG11	2.21	0.72
3:N:1266:ARG:O	3:N:1268:PRO:HD3	1.90	0.72
3:N:1372:VAL:HA	3:N:1375:MET:HE3	1.71	0.72
3:D:868:TYR:CE1	3:D:869:MET:HG3	2.24	0.72
3:D:1087:ARG:HG2	3:D:1234:THR:O	1.90	0.72
2:H:221:LEU:C	2:H:223:ASP:H	1.91	0.72
3:I:108:VAL:CB	3:I:109:PRO:HD3	2.08	0.72
3:I:1037:GLN:HG2	3:I:1042:ARG:HB3	1.72	0.72
3:I:1042:ARG:O	3:I:1057:VAL:HB	1.90	0.72
1:L:75:VAL:O	1:L:79:ILE:HG23	1.89	0.72
2:M:905:ILE:HD12	2:M:905:ILE:H	1.54	0.72
3:N:152:LEU:O	3:N:152:LEU:HD12	1.89	0.72
3:N:583:ASP:OD2	3:N:604:THR:HG21	1.90	0.72
3:N:1253:THR:HG22	3:N:1261:GLU:OE2	1.89	0.72
3:N:1362:LYS:HD2	7:Z:34:GLN:HE22	1.54	0.72
2:C:1006:HIS:ND1	2:C:1027:PHE:CD1	2.57	0.72
3:D:804:LEU:CD1	3:D:830:ALA:O	2.36	0.72
2:H:627:ARG:O	2:H:638:ASP:HB3	1.89	0.72
3:I:480:GLU:O	3:I:484:PRO:HD2	1.90	0.72

Continued on next page...

Continued from previous page...

Atom-1	Atom-2	Interatomic distance (Å)	Clash overlap (Å)
1:K:206:THR:HG22	1:K:209:GLU:H	1.54	0.72
2:M:22:GLN:NE2	2:M:336:VAL:CG2	2.53	0.72
2:M:524:VAL:HG12	2:M:525:SER:N	2.05	0.72
2:M:879:ARG:HB2	2:M:881:ASN:HD21	1.54	0.72
3:N:141:ILE:HG22	3:N:162:ARG:HH11	1.51	0.72
3:N:988:ARG:O	3:N:992:ILE:HG13	1.90	0.72
3:N:1403:LEU:O	3:N:1407:LEU:HB2	1.90	0.72
2:C:1103:ASP:OD2	3:D:2:LYS:HA	1.90	0.72
3:D:656:PHE:HB3	3:D:694:VAL:HG11	1.72	0.72
3:D:982:PHE:N	3:D:982:PHE:HD2	1.88	0.72
3:D:1080:GLY:CA	7:X:49:GLU:HG3	2.20	0.72
1:G:86:VAL:HG12	1:G:124:ASN:HD22	1.53	0.72
2:H:172:ILE:HG13	2:H:186:VAL:HG12	1.72	0.72
2:H:408:ARG:HH21	2:H:455:LEU:HD11	1.55	0.72
2:H:436:GLY:HA2	2:H:538:GLN:O	1.90	0.72
2:H:893:ALA:HB1	2:H:897:LEU:CD1	2.19	0.72
2:H:1018:GLN:HA	2:H:1018:GLN:NE2	2.05	0.72
2:H:1034:GLU:HG3	2:H:1038:TRP:CZ2	2.25	0.72
3:I:1065:LEU:HD11	3:I:1069:GLU:HB3	1.71	0.72
3:I:1369:GLU:HA	3:I:1372:VAL:HG12	1.71	0.72
4:J:32:ARG:HB2	4:J:32:ARG:HH11	1.54	0.72
4:J:54:LEU:CD2	4:J:58:PRO:HG2	2.18	0.72
2:M:338:GLU:HA	2:M:341:THR:CG2	2.19	0.72
3:N:603:LEU:O	3:N:606:ILE:HG22	1.90	0.72
3:N:1105:ILE:N	3:N:1105:ILE:HD12	2.05	0.72
1:A:42:ARG:HH12	1:B:34:VAL:CB	1.93	0.71
2:C:1027:PHE:CD2	2:C:1027:PHE:N	2.53	0.71
2:C:1043:TYR:HA	3:D:710:ARG:HH11	1.55	0.71
3:D:501:ALA:CB	3:D:1453:ALA:HB2	2.20	0.71
3:D:704:ARG:HD3	3:D:738:ALA:HB2	1.72	0.71
3:D:1128:VAL:O	3:D:1129:THR:CG2	2.37	0.71
1:G:95:GLN:HE21	1:G:95:GLN:H	1.38	0.71
3:I:133:ILE:O	3:I:152:LEU:CB	2.38	0.71
3:I:807:ALA:HA	3:I:833:GLU:CG	2.18	0.71
3:I:1433:SER:OG	3:I:1457:ASP:OD2	2.07	0.71
1:K:206:THR:CG2	1:K:209:GLU:H	2.02	0.71
3:N:8:VAL:HG23	3:N:1459:LEU:HD11	1.71	0.71
2:C:56:GLU:HB2	2:C:64:LEU:HD23	1.73	0.71
3:D:118:LEU:O	3:D:120:ALA:N	2.23	0.71
3:D:806:PHE:CZ	3:D:813:LEU:HB3	2.25	0.71
2:H:236:ILE:HD11	2:H:249:LYS:NZ	2.05	0.71

Continued on next page...

Continued from previous page...

Atom-1	Atom-2	Interatomic distance (Å)	Clash overlap (Å)
2:H:266:ARG:HA	2:H:288:ARG:CD	2.20	0.71
3:I:798:GLU:HG3	3:I:828:LYS:HE3	1.70	0.71
2:M:140:ILE:O	2:M:140:ILE:HD12	1.89	0.71
2:M:300:ASP:C	2:M:302:VAL:H	1.93	0.71
2:M:504:GLU:HG3	2:M:504:GLU:O	1.90	0.71
3:N:96:ALA:CB	3:N:554:LEU:HD23	2.20	0.71
7:X:84:GLY:HA2	7:X:130:LEU:HD11	1.72	0.71
7:Y:17:GLN:O	7:Y:21:ARG:HD3	1.90	0.71
7:Z:128:ALA:HB2	7:Z:140:LEU:HD21	1.71	0.71
2:C:300:ASP:C	2:C:302:VAL:H	1.94	0.71
2:C:874:LEU:O	3:D:1029:ARG:HD2	1.89	0.71
2:C:1032:PHE:O	2:C:1033:GLY:O	2.07	0.71
3:D:58:CYS:HB2	3:D:78:VAL:HB	1.70	0.71
1:F:72:LYS:HE3	2:H:641:PRO:O	1.90	0.71
1:G:185:ARG:HH22	3:I:692:GLU:HB3	1.55	0.71
2:H:352:ALA:HA	2:H:355:VAL:HG12	1.70	0.71
2:H:1020:PRO:HD2	3:I:622:ARG:HB2	1.72	0.71
3:I:139:GLY:O	3:I:147:VAL:HB	1.90	0.71
3:I:834:THR:HB	3:I:838:ARG:HD3	1.71	0.71
2:M:946:ARG:CD	2:M:984:GLU:HB2	2.21	0.71
3:N:638:LYS:N	3:N:641:GLN:OE1	2.22	0.71
3:N:642:CYS:SG	3:N:716:PHE:HB2	2.29	0.71
3:N:1000:THR:O	3:N:1003:VAL:HG12	1.90	0.71
3:N:1097:LYS:HA	3:N:1100:ASP:HB2	1.73	0.71
2:C:367:LEU:HB3	2:C:371:LYS:CE	2.20	0.71
2:C:1035:MET:HG2	3:D:707:THR:O	1.90	0.71
3:D:860:LEU:O	3:D:877:PRO:HD2	1.89	0.71
3:D:1211:MET:CG	3:D:1212:ALA:H	1.98	0.71
1:F:117:VAL:HB	1:F:120:VAL:HG13	1.71	0.71
2:H:137:VAL:O	2:H:391:LEU:HD21	1.90	0.71
2:H:630:ARG:HD3	2:H:705:ILE:HB	1.72	0.71
2:H:1004:LYS:HG2	3:I:630:VAL:HG23	1.71	0.71
2:H:1036:GLU:HG3	3:I:707:THR:OG1	1.89	0.71
3:I:661:MET:O	3:I:664:LYS:O	2.08	0.71
2:M:726:ILE:HG12	2:M:734:LEU:HD11	1.72	0.71
3:N:127:LEU:CD2	3:N:134:VAL:HG21	2.20	0.71
3:N:1235:GLN:NE2	7:Z:37:MET:HG2	1.99	0.71
2:C:182:VAL:CG1	2:C:193:LEU:HD22	2.21	0.71
2:C:1056:LYS:HD3	3:D:623:VAL:CG1	2.20	0.71
3:D:139:GLY:HA3	3:D:162:ARG:NH2	2.04	0.71
3:D:400:VAL:HG22	3:D:443:VAL:HG21	1.71	0.71

Continued on next page...

Continued from previous page...

Atom-1	Atom-2	Interatomic distance (Å)	Clash overlap (Å)
3:D:1094:LEU:HG	3:D:1098:LEU:CD2	2.21	0.71
3:D:1291:SER:HB2	3:D:1293:PHE:HE1	1.54	0.71
1:F:9:PRO:HD2	1:G:224:TYR:CD1	2.24	0.71
2:H:300:ASP:C	2:H:302:VAL:H	1.93	0.71
2:H:928:LYS:NZ	2:H:932:GLU:HG2	2.05	0.71
2:H:1032:PHE:O	2:H:1033:GLY:O	2.09	0.71
3:I:875:THR:HG22	3:I:876:SER:H	1.54	0.71
3:I:984:THR:HG22	3:I:987:GLU:CG	2.20	0.71
3:I:1047:LYS:HB3	3:I:1048:PRO:HD3	1.71	0.71
2:M:988:VAL:HG11	3:N:949:ILE:O	1.90	0.71
3:N:95:LEU:HD23	3:N:551:ASN:OD1	1.89	0.71
2:C:73:LEU:HB2	2:C:93:PRO:O	1.90	0.71
2:C:831:ARG:HH12	2:C:1002:GLU:HB2	1.54	0.71
2:C:1085:PHE:CD2	3:D:1468:LEU:HG	2.26	0.71
3:D:52:PRO:N	3:D:86:ARG:HD3	2.04	0.71
3:D:54:LYS:HD2	3:D:55:ASP:H	1.54	0.71
3:D:57:GLU:HB2	3:D:64:LYS:HG3	1.71	0.71
1:F:108:GLU:OE1	1:F:131:THR:HG22	1.91	0.71
2:H:191:PHE:CE2	2:H:195:LEU:HB3	2.26	0.71
2:H:281:LEU:HG	2:H:282:GLY:H	1.54	0.71
2:H:1061:GLU:OE2	3:I:84:ILE:CG2	2.39	0.71
2:H:1088:LEU:CD2	2:H:1092:LEU:HD12	2.20	0.71
1:K:39:PRO:O	1:K:43:ILE:HG12	1.90	0.71
1:K:184:THR:HG21	1:K:192:LEU:HD12	1.72	0.71
1:L:133:GLU:HG3	1:L:134:GLU:H	1.56	0.71
2:M:861:LEU:HB3	2:M:865:THR:HG23	1.71	0.71
3:N:154:THR:HG21	3:N:157:GLU:OE2	1.91	0.71
3:N:780:LYS:NZ	7:Z:38:GLU:OE1	2.23	0.71
3:D:96:ALA:HB3	3:D:554:LEU:HD23	1.72	0.71
3:D:355:VAL:HG11	3:D:385:VAL:HG21	1.73	0.71
3:D:421:LEU:HD22	3:D:444:VAL:HG11	1.73	0.71
3:D:907:GLU:HG2	3:D:908:LYS:N	2.05	0.71
2:H:134:ARG:HB3	2:H:393:GLN:O	1.90	0.71
2:H:445:GLU:HG3	2:H:560:MET:CE	2.21	0.71
2:H:500:ASN:N	2:H:500:ASN:ND2	2.36	0.71
1:K:54:THR:CG2	1:K:158:ILE:HG13	2.21	0.71
2:M:430:VAL:HG21	2:M:440:PRO:HB3	1.71	0.71
2:M:981:GLU:HG3	2:M:982:PRO:HD2	1.71	0.71
3:N:118:LEU:O	3:N:120:ALA:N	2.22	0.71
3:N:581:LEU:HD23	3:N:581:LEU:N	2.06	0.71
3:N:1223:ILE:HG22	3:N:1227:GLN:NE2	2.06	0.71

Continued on next page...

Continued from previous page...

Atom-1	Atom-2	Interatomic distance (Å)	Clash overlap (Å)
2:C:89:THR:O	2:C:91:GLN:HG3	1.91	0.71
1:F:46:SER:HB3	2:H:856:GLU:HG2	1.72	0.71
1:G:86:VAL:HG12	1:G:124:ASN:CB	2.17	0.71
2:H:211:LEU:HD21	2:H:221:LEU:CD2	2.21	0.71
2:H:498:GLN:HA	2:H:498:GLN:NE2	2.04	0.71
2:H:565:GLN:HE21	2:H:842:ARG:HG2	1.54	0.71
2:H:580:MET:HB3	2:H:584:GLU:CD	2.11	0.71
3:I:1109:GLU:HG3	3:I:1217:ILE:HD12	1.71	0.71
1:K:14:ARG:HH22	1:K:24:VAL:CG2	2.03	0.71
2:M:976:ASP:HB3	2:M:979:THR:HG22	1.72	0.71
3:N:28:LYS:CD	3:N:29:PRO:HD2	2.17	0.71
3:N:141:ILE:H	3:N:162:ARG:HH12	1.38	0.71
3:N:465:LEU:HD13	3:N:510:GLU:HA	1.73	0.71
3:N:692:GLU:OE1	3:N:720:LEU:HD13	1.90	0.71
3:N:967:ALA:O	3:N:970:LYS:HB3	1.90	0.71
2:C:496:ILE:HD12	2:C:496:ILE:N	2.05	0.71
3:D:1093:TYR:CZ	3:D:1097:LYS:HE3	2.16	0.71
2:H:89:THR:O	2:H:91:GLN:HG3	1.89	0.71
2:H:958:THR:HG23	2:H:961:GLU:HG3	1.73	0.71
2:H:983:ILE:HD12	3:I:944:THR:HA	1.73	0.71
3:I:465:LEU:HD22	3:I:510:GLU:HA	1.73	0.71
2:M:139:GLN:HE22	2:M:415:PRO:CD	2.04	0.71
2:M:967:PHE:HD1	2:M:972:VAL:HG12	1.54	0.71
3:N:862:ASP:O	3:N:877:PRO:HD3	1.91	0.71
3:N:1098:LEU:CD2	3:N:1229:ILE:HB	2.21	0.71
3:N:1099:VAL:O	3:N:1103:HIS:HB3	1.91	0.71
7:Y:102:VAL:HG21	7:Y:125:MET:HE3	1.70	0.71
2:C:139:GLN:HE22	2:C:415:PRO:HD3	1.55	0.71
3:D:795:VAL:CG2	3:D:879:ARG:HH12	2.03	0.71
1:F:25:LEU:HD22	1:G:225:PHE:CE2	2.25	0.71
1:F:56:VAL:HG22	1:F:142:VAL:HG12	1.72	0.71
3:I:806:PHE:CZ	3:I:813:LEU:HB3	2.26	0.71
3:I:1003:VAL:O	3:I:1007:VAL:HG23	1.91	0.71
1:L:87:VAL:HG21	1:L:144:VAL:HG11	1.73	0.71
2:M:1032:PHE:O	2:M:1033:GLY:O	2.08	0.71
1:B:54:THR:O	1:B:167:VAL:HG23	1.91	0.70
2:C:549:PHE:CD2	2:C:886:LEU:HB3	2.26	0.70
2:C:1014:SER:HB2	2:C:1021:LEU:HD13	1.73	0.70
3:D:1025:GLN:HA	3:D:1025:GLN:HE21	1.56	0.70
2:H:261:ILE:H	2:H:261:ILE:HD12	1.55	0.70
3:I:1225:ALA:O	3:I:1229:ILE:HG13	1.91	0.70

Continued on next page...

Continued from previous page...

Atom-1	Atom-2	Interatomic distance (Å)	Clash overlap (Å)
3:I:1299:PHE:N	3:I:1299:PHE:CD2	2.58	0.70
3:I:1472:ILE:O	3:I:1477:GLY:HA3	1.91	0.70
1:K:58:ILE:CD1	1:K:140:MET:HB3	2.17	0.70
3:N:139:GLY:O	3:N:162:ARG:NH2	2.24	0.70
3:N:654:LYS:HB3	3:N:655:PRO:HD3	1.72	0.70
3:N:701:LEU:HD12	3:N:701:LEU:N	2.06	0.70
2:C:218:VAL:HG23	2:C:311:PHE:HE1	1.57	0.70
2:C:555:ALA:HA	3:D:1070:TYR:OH	1.91	0.70
2:C:742:VAL:HG12	2:C:743:VAL:N	2.06	0.70
3:D:100:ALA:HB2	3:D:128:TYR:OH	1.91	0.70
3:I:1093:TYR:O	3:I:1096:ARG:HB2	1.90	0.70
1:L:154:GLU:OE2	3:N:840:LYS:HE2	1.91	0.70
3:N:141:ILE:HG13	3:N:448:GLU:CD	2.11	0.70
2:C:498:GLN:HA	2:C:498:GLN:HE21	1.54	0.70
2:H:282:GLY:C	2:H:283:ILE:HG13	2.10	0.70
2:H:697:ARG:HD2	2:H:699:PHE:CE1	2.26	0.70
2:H:836:GLY:CA	2:H:1001:VAL:HG21	2.21	0.70
3:I:167:GLU:OE2	3:I:169:TYR:HE1	1.74	0.70
3:I:817:GLU:O	3:I:821:VAL:HG23	1.91	0.70
1:K:64:GLU:O	1:K:75:VAL:HB	1.92	0.70
2:M:264:PRO:HB3	2:M:289:THR:CG2	2.21	0.70
2:M:854:PRO:HG2	2:M:857:ASP:OD2	1.91	0.70
2:M:937:ASP:O	2:M:941:VAL:HG23	1.90	0.70
3:N:875:THR:HG22	3:N:876:SER:N	2.05	0.70
3:N:1292:VAL:HG23	3:N:1305:LEU:HG	1.71	0.70
1:B:26:GLU:HB2	1:B:27:PRO:HA	1.72	0.70
3:D:365:ASP:O	3:D:379:ALA:HB2	1.90	0.70
3:D:1045:MET:O	3:D:1053:PHE:HB2	1.91	0.70
3:D:1344:VAL:O	3:D:1348:LEU:HD13	1.90	0.70
2:H:6:PHE:HZ	2:H:901:TYR:HD2	1.38	0.70
2:H:687:ALA:C	2:H:688:ILE:HD12	2.11	0.70
3:I:1109:GLU:HG2	3:I:1202:GLN:H	1.57	0.70
2:M:6:PHE:CE1	2:M:901:TYR:HB3	2.26	0.70
2:M:200:LEU:HD13	2:M:300:ASP:OD1	1.91	0.70
7:Y:115:THR:CB	7:Y:116:PRO:HD3	2.20	0.70
7:Z:73:VAL:O	7:Z:74:ILE:HD13	1.90	0.70
2:C:21:ILE:H	2:C:21:ILE:CD1	2.04	0.70
2:C:52:PHE:CD2	2:C:68:PHE:HB2	2.26	0.70
2:C:290:LEU:HD23	2:C:290:LEU:H	1.55	0.70
2:C:374:ASN:ND2	2:C:374:ASN:O	2.24	0.70
3:D:149:LYS:H	3:D:149:LYS:CE	2.03	0.70

Continued on next page...

Continued from previous page...

Atom-1	Atom-2	Interatomic distance (Å)	Clash overlap (Å)
3:D:482:LYS:HE2	3:D:1388:ARG:NH2	2.06	0.70
2:H:165:LEU:HD12	2:H:166:PRO:C	2.10	0.70
2:H:572:ILE:HG13	2:H:573:ARG:N	2.06	0.70
2:H:858:MET:CG	2:H:859:PRO:HD2	2.20	0.70
3:I:8:VAL:HG23	3:I:1459:LEU:HD11	1.72	0.70
3:I:679:ARG:HG2	3:I:681:ARG:HG3	1.73	0.70
1:K:38:ASN:HB3	1:K:39:PRO:HD3	1.73	0.70
2:M:110:GLU:HB2	2:M:368:THR:HG22	1.73	0.70
2:M:221:LEU:C	2:M:223:ASP:H	1.93	0.70
2:M:687:ALA:C	2:M:688:ILE:HD12	2.11	0.70
2:M:976:ASP:CB	2:M:979:THR:HG22	2.19	0.70
3:N:140:ALA:HB3	3:N:450:TYR:HE2	1.56	0.70
2:C:112:GLU:OE1	2:C:112:GLU:HA	1.92	0.70
2:C:436:GLY:HA2	2:C:538:GLN:O	1.91	0.70
2:C:850:ALA:HA	3:D:632:VAL:CG1	2.22	0.70
3:D:1205:TYR:OH	3:D:1367:HIS:HE1	1.74	0.70
2:H:116:GLY:HA2	2:H:379:GLU:OE1	1.91	0.70
2:H:524:VAL:CG1	2:H:528:GLU:HB2	2.22	0.70
1:K:218:LEU:CD2	1:L:222:LEU:HD21	2.21	0.70
2:M:30:LEU:O	2:M:32:ALA:N	2.24	0.70
2:M:95:TYR:N	2:M:95:TYR:HD1	1.88	0.70
2:M:95:TYR:CD2	2:M:114:PHE:HB2	2.27	0.70
2:M:910:LYS:O	2:M:914:ILE:HG12	1.91	0.70
3:N:171:LEU:HB2	3:N:391:ALA:O	1.92	0.70
2:C:1035:MET:HA	2:C:1038:TRP:CE3	2.26	0.70
3:D:367:ILE:HG22	3:D:368:VAL:HG23	1.72	0.70
3:D:1349:VAL:HA	3:D:1368:ILE:CG2	2.20	0.70
4:E:54:LEU:CD2	4:E:58:PRO:HG3	2.21	0.70
2:H:199:VAL:HG13	2:H:235:LEU:CD2	2.22	0.70
2:H:432:ARG:NH2	3:I:1047:LYS:HD3	2.07	0.70
2:H:556:ASN:HD22	2:H:557:ARG:N	1.89	0.70
2:M:462:ASP:HB3	2:M:468:ARG:HD2	1.73	0.70
3:N:1102:THR:CA	3:N:1105:ILE:HD13	2.22	0.70
7:Y:84:GLY:HA2	7:Y:130:LEU:CD1	2.21	0.70
2:C:39:ARG:H	2:C:39:ARG:HD2	1.56	0.70
2:C:144:PRO:CG	2:C:265:ARG:NH1	2.52	0.70
2:C:660:ALA:HB1	2:C:667:ALA:O	1.92	0.70
2:C:720:GLU:HA	2:C:759:THR:O	1.92	0.70
2:C:861:LEU:HG	2:C:862:PRO:CD	2.16	0.70
3:D:141:ILE:HD13	3:D:142:LEU:N	2.06	0.70
3:D:631:ILE:O	3:D:631:ILE:HD13	1.91	0.70

Continued on next page...

Continued from previous page...

Atom-1	Atom-2	Interatomic distance (Å)	Clash overlap (Å)
3:D:996:TRP:CD2	3:D:1056:PRO:HG2	2.26	0.70
2:H:383:ARG:HH11	2:H:383:ARG:CB	2.02	0.70
2:H:893:ALA:O	2:H:897:LEU:HG	1.92	0.70
2:M:134:ARG:HB3	2:M:393:GLN:O	1.91	0.70
2:M:165:LEU:O	2:M:265:ARG:HD2	1.91	0.70
3:N:101:HIS:ND1	3:N:103:TRP:HB2	2.06	0.70
2:C:455:LEU:C	2:C:455:LEU:HD12	2.12	0.70
2:C:1060:ILE:HG21	3:D:87:ARG:HH22	1.56	0.70
3:D:642:CYS:HB3	3:D:716:PHE:CB	2.21	0.70
3:D:706:PRO:HG3	6:Q:10:G:H22	1.57	0.70
2:H:207:LEU:CD2	2:H:211:LEU:HD23	2.22	0.70
2:H:557:ARG:HG2	2:H:881:ASN:ND2	2.06	0.70
4:J:9:LEU:HB3	4:J:19:LEU:HD21	1.72	0.70
1:L:170:VAL:HG11	3:N:848:GLU:OE2	1.91	0.70
2:M:391:LEU:O	2:M:391:LEU:HD23	1.92	0.70
2:M:597:ALA:HA	2:M:655:LEU:HD11	1.74	0.70
3:N:1161:GLU:OE2	3:N:1164:ARG:HD2	1.92	0.70
3:N:1274:ILE:HD11	3:N:1334:GLN:HB3	1.73	0.70
2:C:98:LEU:HD11	2:C:113:VAL:HG23	1.74	0.70
2:C:126:SER:HB2	2:C:395:LYS:HZ2	1.57	0.70
2:C:344:PHE:CE2	2:C:378:LEU:HD21	2.25	0.70
2:C:524:VAL:HG12	2:C:525:SER:N	2.07	0.70
3:D:157:GLU:O	3:D:161:LEU:N	2.23	0.70
3:D:481:MET:SD	3:D:1388:ARG:HG2	2.32	0.70
3:D:736:PHE:O	3:D:738:ALA:N	2.25	0.70
3:D:1468:LEU:HD22	3:D:1470:ARG:CB	2.19	0.70
2:H:25:SER:OG	2:H:335:THR:HB	1.92	0.70
2:H:675:ALA:HB2	2:H:867:VAL:HG11	1.73	0.70
3:I:153:LEU:CD1	3:I:158:TYR:HB2	2.21	0.70
1:L:81:ASN:ND2	1:L:128:HIS:O	2.24	0.70
2:M:683:ASN:HA	2:M:687:ALA:HB3	1.74	0.70
2:M:831:ARG:HH12	2:M:1002:GLU:CB	2.05	0.70
3:N:140:ALA:CB	3:N:450:TYR:HE2	2.05	0.70
3:N:664:LYS:O	3:N:666:ILE:N	2.25	0.70
3:N:908:LYS:CB	3:N:1027:GLY:HA3	2.15	0.70
4:O:73:LEU:H	4:O:73:LEU:HD12	1.54	0.70
1:A:132:LEU:HD23	1:A:136:GLY:O	1.92	0.69
2:C:497:ALA:HA	2:C:515:ALA:HA	1.74	0.69
1:F:9:PRO:HB2	1:G:224:TYR:HB3	1.73	0.69
1:G:44:LEU:HD23	1:G:48:ILE:HD11	1.72	0.69
2:H:9:ILE:HG13	2:H:9:ILE:O	1.91	0.69

Continued on next page...

Continued from previous page...

Atom-1	Atom-2	Interatomic distance (Å)	Clash overlap (Å)
2:H:516:ARG:CZ	3:I:1068:LEU:HD22	2.21	0.69
3:I:63:TYR:HB3	3:I:68:PHE:CE1	2.27	0.69
3:I:902:LEU:HD23	3:I:902:LEU:H	1.56	0.69
1:L:77:GLU:HB2	3:N:872:ARG:HH21	1.57	0.69
1:L:228:PRO:O	1:L:229:GLN:HG3	1.91	0.69
2:M:462:ASP:HB2	2:M:468:ARG:HH11	1.56	0.69
2:M:1034:GLU:HA	2:M:1037:VAL:HG23	1.74	0.69
3:N:98:PRO:HG2	3:N:462:GLN:HE22	1.53	0.69
3:N:792:ILE:O	3:N:878:GLY:HA3	1.90	0.69
2:C:274:ARG:HD2	2:C:285:LEU:CD2	2.22	0.69
2:C:754:ILE:HD12	2:C:754:ILE:N	2.07	0.69
2:H:958:THR:HG23	2:H:961:GLU:HG2	1.73	0.69
2:H:1101:THR:HG21	2:H:1111:ILE:HG21	1.74	0.69
3:I:89:ARG:O	3:I:521:PRO:HG3	1.92	0.69
3:I:465:LEU:HD11	3:I:512:MET:HB2	1.72	0.69
3:I:982:PHE:HB2	7:Y:125:MET:SD	2.32	0.69
1:L:161:ARG:HH11	1:L:161:ARG:HG3	1.56	0.69
3:D:785:ILE:HD12	3:D:785:ILE:N	1.98	0.69
3:D:957:PRO:CG	3:D:1007:VAL:HG22	2.21	0.69
1:G:81:ASN:ND2	1:G:128:HIS:O	2.25	0.69
2:H:200:LEU:CD2	2:H:298:PHE:HB2	2.22	0.69
3:I:159:ARG:NH2	2:M:212:GLY:O	2.23	0.69
3:I:688:TRP:HA	3:I:688:TRP:CE3	2.26	0.69
3:I:1080:GLY:CA	7:Y:49:GLU:HG3	2.22	0.69
1:K:213:GLN:O	1:K:217:ILE:HG12	1.91	0.69
2:M:368:THR:HB	2:M:369:PRO:CD	2.22	0.69
2:M:946:ARG:HB3	2:M:946:ARG:HH11	1.57	0.69
3:N:1399:ASP:O	3:N:1403:LEU:HB2	1.92	0.69
2:C:333:ILE:HG13	2:C:410:ILE:HD11	1.73	0.69
2:C:1027:PHE:N	2:C:1027:PHE:HD2	1.89	0.69
1:G:185:ARG:HH22	3:I:692:GLU:CB	2.05	0.69
2:H:30:LEU:O	2:H:32:ALA:N	2.26	0.69
2:H:791:ARG:O	2:H:793:PRO:HD3	1.91	0.69
3:I:810:GLU:O	3:I:813:LEU:HG	1.92	0.69
1:L:74:ASP:HB2	3:N:872:ARG:NH2	2.06	0.69
2:C:535:SER:O	2:C:538:GLN:HG2	1.91	0.69
2:C:799:ILE:HD13	2:C:799:ILE:N	2.06	0.69
2:C:876:VAL:N	2:C:877:PRO:HD2	2.07	0.69
3:D:192:ALA:HB1	3:D:193:PRO:HD2	1.73	0.69
3:D:664:LYS:O	3:D:666:ILE:N	2.25	0.69
3:D:1101:VAL:HG23	3:D:1102:THR:HG23	1.75	0.69

Continued on next page...

Continued from previous page...

Atom-1	Atom-2	Interatomic distance (Å)	Clash overlap (Å)
3:D:1311:LEU:N	3:D:1311:LEU:HD23	2.07	0.69
3:D:1492:LEU:O	3:D:1492:LEU:HD13	1.91	0.69
4:E:36:LYS:HA	4:E:36:LYS:HZ2	1.56	0.69
3:I:87:ARG:HE	3:I:88:TYR:HE2	1.41	0.69
3:I:204:LEU:HB2	3:I:394:LEU:HG	1.74	0.69
3:I:664:LYS:O	3:I:666:ILE:N	2.25	0.69
3:I:804:LEU:HG	3:I:831:GLY:HA3	1.73	0.69
3:I:956:ILE:HG12	3:I:1039:CYS:O	1.93	0.69
3:I:1253:THR:HG23	3:I:1258:ARG:CD	2.21	0.69
1:L:86:VAL:HG12	1:L:124:ASN:CB	2.23	0.69
3:N:209:ARG:HB2	3:N:389:GLU:HB3	1.74	0.69
3:N:1216:SER:OG	4:O:16:LYS:HB2	1.92	0.69
1:A:58:ILE:CD1	1:A:140:MET:HB3	2.22	0.69
1:B:27:PRO:O	1:B:28:LEU:HD23	1.93	0.69
2:C:9:ILE:HG13	2:C:9:ILE:O	1.92	0.69
2:C:17:PRO:O	2:C:20:GLU:HB3	1.93	0.69
1:G:197:LEU:O	1:G:197:LEU:HD23	1.92	0.69
2:H:92:ALA:HB2	2:H:120:LEU:HD11	1.74	0.69
2:H:206:THR:HG23	2:H:207:LEU:N	2.07	0.69
3:I:868:TYR:CE1	3:I:869:MET:HG3	2.27	0.69
2:M:141:HIS:HB3	2:M:418:LEU:HD23	1.72	0.69
2:M:861:LEU:CG	2:M:862:PRO:HD2	2.22	0.69
2:M:979:THR:HG23	2:M:981:GLU:N	2.06	0.69
2:M:1013:TYR:CE2	2:M:1060:ILE:HD11	2.26	0.69
3:N:956:ILE:HG12	3:N:1039:CYS:O	1.93	0.69
1:B:80:LEU:HD21	3:D:867:ARG:HB2	1.72	0.69
2:C:54:ILE:CG2	2:C:66:LEU:HB3	2.23	0.69
2:C:124:ASP:HB2	2:C:407:LYS:NZ	2.08	0.69
2:C:172:ILE:H	2:C:172:ILE:HD12	1.56	0.69
3:D:702:LEU:O	3:D:713:ILE:HG23	1.93	0.69
3:D:1100:ASP:O	3:D:1103:HIS:ND1	2.25	0.69
4:E:18:ARG:HH21	4:E:18:ARG:CB	2.03	0.69
1:F:48:ILE:CG2	1:F:49:PRO:HD2	2.23	0.69
2:H:442:GLU:CG	2:H:454:SER:HB2	2.21	0.69
2:H:455:LEU:HD12	2:H:456:ALA:O	1.91	0.69
3:I:54:LYS:CD	3:I:55:ASP:H	2.06	0.69
3:I:154:THR:HG23	3:I:157:GLU:HB2	1.75	0.69
3:I:513:ILE:O	3:I:513:ILE:HD12	1.92	0.69
3:I:729:HIS:O	3:I:732:VAL:HG22	1.92	0.69
2:M:195:LEU:CD2	2:M:241:LEU:HD12	2.22	0.69
3:N:116:LEU:O	3:N:116:LEU:HD23	1.92	0.69

Continued on next page...

Continued from previous page...

Atom-1	Atom-2	Interatomic distance (Å)	Clash overlap (Å)
3:N:153:LEU:CD1	3:N:158:TYR:HB2	2.18	0.69
3:N:1286:THR:O	3:N:1287:GLU:HB2	1.93	0.69
2:C:54:ILE:HD11	2:C:355:VAL:HG13	1.75	0.69
2:C:395:LYS:HG2	2:C:397:GLU:HG3	1.75	0.69
2:C:418:LEU:H	2:C:418:LEU:HD12	1.58	0.69
2:C:432:ARG:HH22	3:D:1047:LYS:CD	2.06	0.69
3:D:817:GLU:HG3	3:D:839:LEU:HD23	1.74	0.69
3:D:957:PRO:HG2	3:D:1007:VAL:CG2	2.23	0.69
3:D:1153:VAL:HG12	3:D:1155:VAL:HG22	1.73	0.69
3:D:1219:GLU:OE1	4:E:17:TYR:OH	2.10	0.69
3:D:1364:HIS:CE1	3:D:1366:LYS:HG3	2.26	0.69
1:F:224:TYR:CE1	1:G:9:PRO:HD2	2.27	0.69
2:H:84:ARG:HE	2:H:128:ILE:CD1	2.05	0.69
2:H:238:LEU:O	2:H:241:LEU:HB3	1.93	0.69
2:H:354:GLY:O	2:H:358:ARG:HD3	1.92	0.69
2:H:418:LEU:H	2:H:418:LEU:CD1	2.05	0.69
2:H:688:ILE:CD1	2:H:847:GLY:HA3	2.22	0.69
2:H:831:ARG:HH12	2:H:1002:GLU:CB	2.04	0.69
2:H:950:LEU:HD12	2:H:952:LEU:CD2	2.22	0.69
3:I:127:LEU:HD12	3:I:128:TYR:N	2.07	0.69
3:I:982:PHE:CD2	7:Y:119:ILE:HG23	2.28	0.69
1:L:176:ARG:HG3	1:L:200:TRP:CE3	2.28	0.69
2:M:95:TYR:CE2	2:M:114:PHE:HB2	2.28	0.69
2:M:418:LEU:H	2:M:418:LEU:CD1	2.03	0.69
2:M:1014:SER:HB2	2:M:1021:LEU:HD13	1.75	0.69
3:N:1367:HIS:O	3:N:1371:VAL:HG23	1.93	0.69
2:C:352:ALA:HA	2:C:355:VAL:HG12	1.73	0.69
3:D:875:THR:HG22	3:D:876:SER:N	2.08	0.69
2:H:831:ARG:NH1	2:H:1002:GLU:HB2	2.08	0.69
3:I:868:TYR:CD1	3:I:869:MET:HG3	2.28	0.69
3:I:1195:GLN:HG3	3:I:1196:THR:N	2.07	0.69
2:M:6:PHE:HZ	2:M:901:TYR:CD2	2.11	0.69
3:N:17:LYS:HG2	3:N:21:TRP:HE1	1.57	0.69
3:N:458:ALA:HB2	3:N:575:GLN:NE2	2.08	0.69
3:N:1153:VAL:HG12	3:N:1155:VAL:HG22	1.75	0.69
3:N:1234:THR:HB	3:N:1235:GLN:OE1	1.92	0.69
2:C:588:VAL:HG21	2:C:664:GLY:O	1.93	0.69
2:C:668:LEU:HD12	2:C:668:LEU:N	2.07	0.69
2:C:794:PRO:CD	2:C:1025:ALA:HA	2.22	0.69
3:D:967:ALA:O	3:D:970:LYS:HB3	1.93	0.69
3:D:1147:ARG:HB3	3:D:1188:VAL:CG2	2.23	0.69

Continued on next page...

Continued from previous page...

Atom-1	Atom-2	Interatomic distance (Å)	Clash overlap (Å)
1:F:54:THR:CG2	1:F:158:ILE:HG13	2.23	0.69
2:H:141:HIS:HB3	2:H:418:LEU:HD23	1.75	0.69
2:H:737:LEU:HD23	2:H:742:VAL:O	1.92	0.69
2:H:1105:LYS:HD2	2:H:1107:ASN:ND2	2.07	0.69
3:I:12:LEU:N	3:I:12:LEU:HD12	2.07	0.69
3:I:835:SER:H	3:I:838:ARG:CD	2.07	0.69
3:I:880:ILE:CG2	3:I:881:LEU:N	2.55	0.69
2:M:56:GLU:HB3	2:M:359:MET:SD	2.33	0.69
2:M:204:GLN:NE2	2:M:228:ALA:HB1	2.08	0.69
7:Z:64:SER:O	7:Z:68:ILE:HG12	1.92	0.69
1:A:102:LYS:HD3	1:A:139:ASN:HD21	1.58	0.68
2:C:304:LEU:HG	2:C:305:PRO:HD3	1.72	0.68
2:C:1027:PHE:HD2	2:C:1027:PHE:H	1.40	0.68
2:C:1085:PHE:CD1	2:C:1111:ILE:HG21	2.28	0.68
3:D:25:GLU:HB2	3:D:92:HIS:CE1	2.27	0.68
3:D:109:PRO:HB3	3:D:494:LYS:HZ2	1.56	0.68
3:D:153:LEU:CD1	3:D:158:TYR:HB2	2.22	0.68
3:D:1161:GLU:OE2	3:D:1164:ARG:HD2	1.93	0.68
1:G:128:HIS:NE2	1:G:131:THR:HG23	2.07	0.68
2:H:160:ALA:HB3	2:H:174:LEU:HB2	1.74	0.68
2:H:263:ASP:HB2	2:H:264:PRO:HD3	1.75	0.68
2:H:598:GLU:O	2:H:651:LYS:HG3	1.93	0.68
2:H:965:GLU:HA	2:H:968:LEU:HD12	1.75	0.68
3:I:785:ILE:HG22	3:I:789:LEU:HD11	1.73	0.68
3:I:1094:LEU:HD23	3:I:1230:GLY:HA2	1.75	0.68
2:M:113:VAL:O	2:M:115:LEU:CD2	2.41	0.68
2:M:1082:PRO:HB2	2:M:1084:SER:OG	1.93	0.68
3:N:50:PHE:CG	3:N:522:PRO:HD3	2.27	0.68
3:N:486:ARG:HA	3:N:489:ARG:HG2	1.75	0.68
4:O:80:VAL:HG13	4:O:81:PRO:HD2	1.75	0.68
1:A:88:ARG:O	1:A:120:VAL:HG23	1.91	0.68
2:C:834:GLN:NE2	3:D:724:GLN:HG3	1.97	0.68
3:D:834:THR:CB	3:D:838:ARG:HD3	2.21	0.68
4:E:36:LYS:HA	4:E:36:LYS:HZ3	1.57	0.68
2:H:412:ALA:O	2:H:419:THR:HG23	1.93	0.68
3:I:412:GLY:HA2	3:I:434:ARG:HD3	1.74	0.68
3:I:603:LEU:O	3:I:606:ILE:HG22	1.92	0.68
3:I:1018:ASN:HB3	3:I:1021:TYR:HB3	1.76	0.68
3:I:1161:GLU:HG2	3:I:1164:ARG:HB2	1.76	0.68
1:L:86:VAL:HG13	1:L:86:VAL:O	1.91	0.68
2:M:161:SER:C	2:M:162:ILE:HD12	2.13	0.68

Continued on next page...

Continued from previous page...

Atom-1	Atom-2	Interatomic distance (Å)	Clash overlap (Å)
2:M:332:ARG:NH2	2:M:338:GLU:OE1	2.26	0.68
2:M:432:ARG:HH22	3:N:1047:LYS:HD3	1.56	0.68
3:N:783:ARG:HA	3:N:1028:ALA:HA	1.75	0.68
3:N:977:ALA:C	3:N:983:LEU:HD21	2.13	0.68
3:N:1261:GLU:OE1	3:N:1268:PRO:HA	1.93	0.68
2:C:77:PRO:HD2	2:C:91:GLN:O	1.92	0.68
3:D:875:THR:HG22	3:D:876:SER:H	1.59	0.68
1:F:90:LEU:HD13	1:F:119:ASP:O	1.93	0.68
1:F:225:PHE:HE2	1:G:25:LEU:HD22	1.58	0.68
2:H:146:VAL:CG2	2:H:162:ILE:HG12	2.22	0.68
2:H:861:LEU:HG	2:H:862:PRO:HD2	1.75	0.68
2:M:34:VAL:HB	2:M:38:LYS:HG3	1.75	0.68
2:M:142:ARG:HE	2:M:325:ILE:HD12	1.58	0.68
2:M:722:ILE:HG23	2:M:722:ILE:O	1.92	0.68
2:M:1046:ALA:CB	3:N:1476:THR:HB	2.24	0.68
3:N:165:LYS:HZ1	3:N:199:LEU:HD22	1.56	0.68
3:N:982:PHE:CD2	7:Z:119:ILE:HD12	2.29	0.68
3:N:1149:LEU:HG	3:N:1166:LEU:CD2	2.23	0.68
3:N:1351:GLU:OE1	3:N:1351:GLU:HA	1.94	0.68
3:D:636:GLN:HG2	3:D:637:LEU:N	2.08	0.68
3:D:1225:ALA:HB2	3:D:1370:ILE:HD12	1.76	0.68
3:D:1371:VAL:HG12	3:D:1375:MET:HE2	1.73	0.68
1:G:94:LEU:HD11	1:G:119:ASP:HB2	1.76	0.68
2:H:140:ILE:O	2:H:140:ILE:HD12	1.93	0.68
2:H:587:VAL:HG11	2:H:666:LEU:HD22	1.76	0.68
3:I:109:PRO:HB3	3:I:494:LYS:HZ3	1.58	0.68
3:I:603:LEU:HA	3:I:606:ILE:HG22	1.75	0.68
3:I:688:TRP:HA	3:I:688:TRP:HE3	1.59	0.68
3:I:1097:LYS:HA	3:I:1100:ASP:HB2	1.74	0.68
3:I:1216:SER:OG	4:J:16:LYS:N	2.25	0.68
3:N:957:PRO:CG	3:N:1007:VAL:HA	2.24	0.68
3:N:1041:LEU:HB2	3:N:1059:SER:O	1.94	0.68
1:A:58:ILE:HG21	1:A:68:ILE:HD11	1.76	0.68
2:C:136:ILE:HG21	2:C:336:VAL:HG13	1.75	0.68
2:C:162:ILE:HB	2:C:172:ILE:HB	1.75	0.68
2:C:1043:TYR:CD2	3:D:710:ARG:HD2	2.29	0.68
2:C:1067:TYR:O	2:C:1071:ILE:HG12	1.94	0.68
3:D:143:ASN:HB3	3:D:161:LEU:CD2	2.23	0.68
3:D:907:GLU:O	3:D:911:LEU:HD12	1.93	0.68
3:D:982:PHE:N	3:D:982:PHE:CD2	2.61	0.68
3:D:1100:ASP:O	3:D:1103:HIS:CE1	2.47	0.68

Continued on next page...

Continued from previous page...

Atom-1	Atom-2	Interatomic distance (Å)	Clash overlap (Å)
2:H:235:LEU:O	2:H:239:PHE:CD2	2.47	0.68
2:H:310:LEU:O	2:H:314:THR:HG23	1.94	0.68
2:H:333:ILE:HD12	2:H:410:ILE:CD1	2.24	0.68
2:H:460:ARG:HH11	2:H:460:ARG:HG3	1.58	0.68
3:I:160:GLU:HG2	3:I:165:LYS:CB	2.23	0.68
3:I:623:VAL:HG12	3:I:624:ASP:O	1.94	0.68
1:K:66:SER:O	1:K:75:VAL:HG23	1.94	0.68
2:M:274:ARG:NH1	2:M:285:LEU:HD22	2.08	0.68
2:M:304:LEU:HD23	2:M:305:PRO:HD3	1.76	0.68
2:M:369:PRO:CG	2:M:370:ALA:H	1.95	0.68
3:N:774:SER:HB3	3:N:1362:LYS:O	1.94	0.68
3:N:963:TYR:CD2	3:N:1002:LYS:HD3	2.29	0.68
3:N:1345:GLU:O	3:N:1349:VAL:HG23	1.93	0.68
7:Y:35:GLU:OE1	7:Y:35:GLU:HA	1.94	0.68
1:A:54:THR:HG22	1:A:158:ILE:HD11	1.76	0.68
2:C:282:GLY:C	2:C:283:ILE:HG12	2.12	0.68
2:C:442:GLU:HG2	2:C:454:SER:OG	1.93	0.68
2:C:1105:LYS:HZ2	2:C:1107:ASN:HB2	1.56	0.68
3:D:126:VAL:O	3:D:130:SER:HB3	1.92	0.68
3:D:387:LEU:HD12	3:D:387:LEU:N	2.08	0.68
1:G:197:LEU:CD2	1:G:199:ILE:HD11	2.24	0.68
2:H:676:ILE:CD1	2:H:871:LEU:HB2	2.23	0.68
3:I:139:GLY:HA3	3:I:162:ARG:NH2	2.09	0.68
3:I:785:ILE:HD13	3:I:935:LYS:HA	1.76	0.68
4:J:59:ASN:HD21	4:J:61:VAL:CG2	2.06	0.68
3:N:631:ILE:HD13	3:N:631:ILE:O	1.94	0.68
1:A:73:GLU:HB2	1:A:78:ILE:CD1	2.24	0.68
1:B:56:VAL:HG21	1:B:82:LEU:HD12	1.75	0.68
1:B:66:SER:OG	1:B:75:VAL:HG21	1.94	0.68
2:C:714:ASP:OD1	2:C:719:PRO:HG3	1.93	0.68
2:C:906:PHE:CE1	3:D:1067:VAL:HA	2.28	0.68
3:D:1111:ASP:OD1	3:D:1203:LYS:HD2	1.94	0.68
2:H:591:SER:O	2:H:592:LEU:HB2	1.93	0.68
3:I:794:GLN:OE1	3:I:795:VAL:N	2.22	0.68
3:I:900:ILE:HD12	3:I:901:GLN:N	2.09	0.68
3:I:970:LYS:O	3:I:974:ILE:HG12	1.94	0.68
3:I:988:ARG:O	3:I:992:ILE:HG13	1.94	0.68
4:J:41:GLU:OE2	4:J:42:PRO:HD3	1.93	0.68
2:M:879:ARG:CB	2:M:881:ASN:HD21	2.06	0.68
2:M:1092:LEU:HD21	3:N:1447:LEU:CD2	2.24	0.68
3:N:1031:ASN:ND2	7:Z:32:ILE:HG23	2.09	0.68

Continued on next page...

Continued from previous page...

Atom-1	Atom-2	Interatomic distance (Å)	Clash overlap (Å)
3:N:1084:THR:HG22	3:N:1087:ARG:NH2	2.09	0.68
1:A:18:ARG:O	1:A:207:PRO:HD3	1.93	0.68
2:C:305:PRO:HA	2:C:308:ARG:CB	2.21	0.68
2:C:578:VAL:CG2	2:C:579:VAL:HG12	2.17	0.68
2:C:1089:VAL:O	2:C:1093:GLN:HG2	1.94	0.68
3:D:28:LYS:CD	3:D:29:PRO:HD2	2.23	0.68
3:D:209:ARG:CB	3:D:389:GLU:HB3	2.22	0.68
3:D:782:SER:O	3:D:785:ILE:HD13	1.93	0.68
1:F:196:THR:HG1	2:H:934:PHE:HZ	1.35	0.68
1:G:44:LEU:HA	1:G:48:ILE:HD11	1.75	0.68
2:H:274:ARG:CG	2:H:285:LEU:HB3	2.23	0.68
2:H:368:THR:HB	2:H:369:PRO:CD	2.22	0.68
3:I:566:ILE:H	3:I:566:ILE:CD1	2.05	0.68
3:I:1093:TYR:HA	3:I:1096:ARG:HD2	1.74	0.68
2:M:182:VAL:O	2:M:193:LEU:HD13	1.93	0.68
2:M:863:ASP:CG	2:M:865:THR:HG22	2.13	0.68
2:M:1014:SER:HB3	2:M:1017:THR:O	1.94	0.68
3:N:119:SER:HB2	3:N:123:LEU:CB	2.20	0.68
3:N:1098:LEU:HD21	3:N:1229:ILE:CG2	2.23	0.68
1:G:74:ASP:HB2	3:I:872:ARG:HH22	1.57	0.68
2:H:946:ARG:O	2:H:950:LEU:HB2	1.93	0.68
3:I:402:PRO:CA	3:I:443:VAL:HG23	2.23	0.68
2:M:496:ILE:N	2:M:496:ILE:HD12	2.08	0.68
2:M:1004:LYS:O	3:N:629:SER:HA	1.93	0.68
3:N:133:ILE:HG22	3:N:134:VAL:N	2.09	0.68
3:N:517:VAL:HG21	3:N:547:LEU:HD21	1.76	0.68
3:N:834:THR:HG22	3:N:838:ARG:HH11	1.58	0.68
3:N:1124:GLN:OE1	3:N:1135:ARG:HG2	1.92	0.68
3:N:1401:GLU:OE2	3:N:1415:VAL:HG21	1.94	0.68
1:B:56:VAL:HG11	1:B:140:MET:HE3	1.75	0.68
2:C:286:SER:HB3	2:C:299:LYS:HE3	1.75	0.68
2:C:657:ASP:HB3	2:C:661:SER:O	1.94	0.68
3:D:969:ARG:HG3	3:D:970:LYS:N	2.07	0.68
3:D:1029:ARG:NH2	7:X:41:ASP:OD2	2.27	0.68
2:H:679:PHE:H	2:H:683:ASN:HD21	1.39	0.68
2:H:695:LEU:HD21	2:H:832:LYS:HD3	1.75	0.68
3:I:25:GLU:HG3	3:I:92:HIS:O	1.93	0.68
3:I:1109:GLU:HG2	3:I:1201:CYS:CA	2.22	0.68
3:I:1283:ILE:HD12	3:I:1292:VAL:HG22	1.75	0.68
2:M:146:VAL:HG22	2:M:162:ILE:HG13	1.75	0.68
2:M:243:ARG:N	2:M:244:PRO:HD3	2.08	0.68

Continued on next page...

Continued from previous page...

Atom-1	Atom-2	Interatomic distance (Å)	Clash overlap (Å)
2:M:279:GLU:HG3	2:M:280:LYS:N	2.09	0.68
2:M:670:GLN:HG3	2:M:700:TYR:CE1	2.29	0.68
2:M:911:GLU:OE1	3:N:951:ILE:HD13	1.93	0.68
3:N:387:LEU:HD12	3:N:387:LEU:N	2.06	0.68
1:A:39:PRO:O	1:A:43:ILE:HG13	1.94	0.67
2:C:203:ASP:HB2	2:C:205:GLU:OE2	1.93	0.67
3:D:23:TYR:O	3:D:49:ILE:HG23	1.93	0.67
3:D:984:THR:HG22	3:D:987:GLU:CD	2.15	0.67
3:D:1087:ARG:CG	3:D:1234:THR:O	2.42	0.67
1:F:58:ILE:HB	1:F:61:VAL:HB	1.76	0.67
2:H:157:ARG:HD3	2:H:314:THR:HG22	1.74	0.67
2:H:165:LEU:CG	2:H:166:PRO:HA	2.20	0.67
3:I:135:LEU:HD21	3:I:137:PRO:O	1.94	0.67
3:I:957:PRO:HA	3:I:1010:ASN:ND2	2.10	0.67
3:I:1231:GLU:CB	3:I:1232:PRO:HD3	2.24	0.67
1:K:25:LEU:HD23	1:K:25:LEU:O	1.93	0.67
2:M:191:PHE:HB2	2:M:241:LEU:HD11	1.76	0.67
3:N:10:ILE:O	3:N:1454:GLY:HA2	1.94	0.67
3:N:127:LEU:CD2	3:N:134:VAL:CG2	2.72	0.67
3:N:145:VAL:HG22	3:N:146:PRO:HD2	1.76	0.67
3:N:704:ARG:HD3	3:N:738:ALA:HB2	1.75	0.67
3:N:737:ASN:OD1	7:Z:40:SER:HB3	1.94	0.67
7:X:6:LYS:HB2	7:X:6:LYS:HZ2	1.59	0.67
2:C:148:PHE:CE1	2:C:309:TYR:CD2	2.76	0.67
2:C:435:TYR:O	2:C:437:ARG:HD2	1.92	0.67
2:C:1067:TYR:CZ	2:C:1071:ILE:HD11	2.29	0.67
3:D:969:ARG:HG3	3:D:970:LYS:H	1.59	0.67
1:F:55:SER:HA	1:F:167:VAL:HG23	1.77	0.67
1:F:150:TYR:HE2	1:F:152:PRO:HG3	1.59	0.67
1:F:224:TYR:CD1	1:G:9:PRO:HD2	2.28	0.67
1:G:36:LEU:O	1:G:39:PRO:HD2	1.95	0.67
2:H:128:ILE:HG12	2:H:133:ASP:OD2	1.94	0.67
2:H:267:TYR:CG	2:H:272:ALA:HB1	2.29	0.67
2:H:347:GLY:HA3	2:H:378:LEU:CD1	2.23	0.67
2:H:404:LEU:HA	2:H:407:LYS:HD2	1.76	0.67
2:H:425:PHE:CZ	3:I:1079:LYS:CD	2.77	0.67
2:H:726:ILE:HD13	2:H:734:LEU:CD2	2.24	0.67
3:I:104:PHE:O	3:I:112:ILE:HG22	1.93	0.67
3:I:1459:LEU:HD23	3:I:1468:LEU:CD1	2.24	0.67
1:K:124:ASN:OD1	1:K:127:LEU:HB2	1.94	0.67
2:M:516:ARG:HG3	3:N:1068:LEU:CD1	2.23	0.67

Continued on next page...

Continued from previous page...

Atom-1	Atom-2	Interatomic distance (Å)	Clash overlap (Å)
2:M:549:PHE:CD2	2:M:886:LEU:HB3	2.29	0.67
2:M:754:ILE:HG12	2:M:791:ARG:NH1	2.09	0.67
2:M:1001:VAL:O	2:M:1001:VAL:HG12	1.94	0.67
3:N:179:VAL:HG22	3:N:183:GLU:OE2	1.94	0.67
3:N:646:LYS:HG3	3:N:647:ARG:N	2.08	0.67
3:N:682:ASP:OD1	3:N:682:ASP:N	2.26	0.67
2:C:30:LEU:O	2:C:32:ALA:N	2.28	0.67
2:C:418:LEU:HD12	2:C:418:LEU:N	2.09	0.67
2:C:1086:ARG:HD3	3:D:88:TYR:CE1	2.30	0.67
3:D:970:LYS:HZ1	7:X:113:LEU:HD23	1.59	0.67
3:D:1035:ILE:HA	3:D:1038:LEU:HD12	1.77	0.67
2:H:272:ALA:CA	2:H:464:LEU:HD21	2.22	0.67
3:I:10:ILE:HG22	3:I:10:ILE:O	1.95	0.67
3:I:163:TYR:CD1	2:M:209:ARG:NH2	2.63	0.67
3:I:679:ARG:CG	3:I:681:ARG:HG3	2.23	0.67
3:I:792:ILE:O	3:I:878:GLY:HA3	1.94	0.67
4:J:51:LEU:HG	4:J:53:GLY:H	1.59	0.67
2:M:13:ILE:HG13	2:M:13:ILE:O	1.94	0.67
2:M:401:LEU:HD13	2:M:587:VAL:HG11	1.76	0.67
2:M:1029:GLY:O	3:N:622:ARG:HB3	1.94	0.67
3:N:367:ILE:HG22	3:N:368:VAL:HG23	1.75	0.67
3:N:1018:ASN:O	3:N:1022:VAL:HG23	1.95	0.67
7:X:14:ARG:HB3	7:X:14:ARG:NH1	2.09	0.67
3:D:142:LEU:HD22	3:D:145:VAL:CA	2.25	0.67
3:D:550:ARG:CZ	3:D:573:MET:HE3	2.23	0.67
3:D:803:GLY:HA2	3:D:804:LEU:HD23	1.77	0.67
3:D:1093:TYR:CZ	3:D:1097:LYS:HG2	2.29	0.67
1:F:196:THR:OG1	2:H:934:PHE:CZ	2.47	0.67
1:G:59:GLU:CB	1:G:137:ARG:HH12	2.05	0.67
2:H:73:LEU:C	2:H:73:LEU:HD12	2.15	0.67
2:H:162:ILE:HD11	2:H:306:THR:HG21	1.75	0.67
2:H:666:LEU:HD12	2:H:667:ALA:N	2.10	0.67
3:I:565:ILE:HD11	2:M:219:GLN:HB3	1.76	0.67
3:I:633:VAL:HB	3:I:740:PHE:CE1	2.29	0.67
1:K:218:LEU:O	1:K:222:LEU:HD13	1.94	0.67
3:N:736:PHE:O	3:N:738:ALA:N	2.27	0.67
1:B:56:VAL:HG12	1:B:57:TYR:N	2.08	0.67
2:C:165:LEU:HB3	2:C:265:ARG:HH22	1.59	0.67
3:D:720:LEU:H	3:D:720:LEU:HD12	1.59	0.67
1:F:68:ILE:HD12	1:F:68:ILE:N	2.09	0.67
2:H:21:ILE:H	2:H:21:ILE:CD1	2.06	0.67

Continued on next page...

Continued from previous page...

Atom-1	Atom-2	Interatomic distance (Å)	Clash overlap (Å)
2:H:1071:ILE:O	3:I:659:LYS:HD3	1.95	0.67
3:I:397:LYS:O	3:I:448:GLU:HB2	1.95	0.67
3:I:501:ALA:HB1	3:I:1452:ILE:HG22	1.76	0.67
3:I:1394:VAL:HG21	3:I:1432:LYS:HD2	1.77	0.67
2:M:408:ARG:HH21	2:M:455:LEU:CD1	2.08	0.67
2:M:412:ALA:O	2:M:419:THR:HG23	1.93	0.67
2:M:430:VAL:O	3:N:1075:HIS:ND1	2.28	0.67
2:M:839:LEU:HD21	2:M:849:VAL:HG23	1.76	0.67
3:N:154:THR:HG23	3:N:157:GLU:HB2	1.75	0.67
3:N:356:PRO:CA	3:N:440:VAL:O	2.34	0.67
1:B:64:GLU:HB3	1:B:65:PHE:CE1	2.29	0.67
1:B:133:GLU:HG3	1:B:134:GLU:H	1.59	0.67
2:C:545:ASN:HB3	2:C:583:LEU:HD22	1.76	0.67
3:D:50:PHE:O	3:D:89:ARG:HD2	1.94	0.67
3:D:1197:ARG:HB3	3:D:1396:GLU:OE2	1.93	0.67
4:E:51:LEU:C	4:E:53:GLY:H	1.98	0.67
1:F:45:LEU:HD11	1:F:177:VAL:CG2	2.24	0.67
2:H:630:ARG:HD2	2:H:634:GLY:HA2	1.76	0.67
2:H:676:ILE:O	2:H:676:ILE:HG23	1.94	0.67
3:I:119:SER:HB2	3:I:123:LEU:N	2.07	0.67
3:I:907:GLU:HG2	3:I:908:LYS:N	2.08	0.67
3:I:1047:LYS:HG2	3:I:1053:PHE:CE1	2.30	0.67
1:K:182:GLU:HG2	1:K:183:ASP:N	2.09	0.67
2:M:6:PHE:HE1	2:M:901:TYR:HB3	1.60	0.67
3:N:641:GLN:O	3:N:716:PHE:HD2	1.78	0.67
3:N:881:LEU:O	3:N:885:ILE:HG13	1.94	0.67
3:N:957:PRO:HG2	3:N:1007:VAL:HG22	1.75	0.67
1:B:176:ARG:HG3	1:B:200:TRP:CE3	2.29	0.67
2:C:456:ALA:HB3	2:C:459:ALA:HB2	1.76	0.67
2:C:572:ILE:CD1	2:C:573:ARG:H	2.05	0.67
3:D:376:GLU:O	3:D:378:ILE:HG13	1.93	0.67
3:D:838:ARG:HB3	3:D:865:THR:HG23	1.77	0.67
3:D:890:VAL:HG11	3:D:922:LEU:CD1	2.22	0.67
1:F:46:SER:HB3	2:H:856:GLU:CG	2.25	0.67
2:H:367:LEU:HB3	2:H:371:LYS:CE	2.24	0.67
2:H:927:GLY:HA2	2:H:930:LYS:HD2	1.77	0.67
3:I:795:VAL:HG23	3:I:879:ARG:NH1	2.07	0.67
3:I:838:ARG:HB3	3:I:865:THR:CG2	2.24	0.67
3:I:1459:LEU:HD22	3:I:1470:ARG:NH2	2.08	0.67
3:I:1493:LYS:O	3:I:1497:GLU:HG2	1.95	0.67
1:K:56:VAL:HG12	1:K:57:TYR:N	2.10	0.67

Continued on next page...

Continued from previous page...

Atom-1	Atom-2	Interatomic distance (Å)	Clash overlap (Å)
2:M:383:ARG:HB2	2:M:383:ARG:HH11	1.59	0.67
2:M:610:ARG:HH11	2:M:610:ARG:HG3	1.59	0.67
2:M:759:THR:HB	2:M:785:VAL:CG2	2.25	0.67
3:N:210:ARG:HB2	3:N:389:GLU:CG	2.25	0.67
3:N:471:GLU:O	3:N:475:LYS:HG3	1.94	0.67
3:N:864:VAL:CG1	3:N:865:THR:H	2.03	0.67
1:A:88:ARG:NH1	1:A:90:LEU:HD11	2.10	0.67
2:C:124:ASP:HB2	2:C:407:LYS:HZ1	1.59	0.67
2:C:447:ALA:HA	3:D:1085:ALA:HB1	1.76	0.67
2:C:1101:THR:C	2:C:1102:LEU:HD12	2.14	0.67
3:D:704:ARG:CB	3:D:736:PHE:HB3	2.25	0.67
3:D:845:ASN:H	3:D:848:GLU:HG3	1.60	0.67
3:D:996:TRP:HA	3:D:999:THR:HG22	1.76	0.67
1:G:58:ILE:HB	1:G:61:VAL:HB	1.77	0.67
3:I:1051:GLU:HG3	3:I:1051:GLU:O	1.95	0.67
1:L:123:MET:O	1:L:125:PRO:HD3	1.94	0.67
3:N:897:TRP:HA	3:N:900:ILE:CD1	2.25	0.67
1:A:158:ILE:HD12	1:A:158:ILE:N	2.06	0.67
2:C:191:PHE:HB2	2:C:241:LEU:HD11	1.77	0.67
3:D:171:LEU:CD2	3:D:172:PRO:HD2	2.25	0.67
3:D:477:LEU:HD22	3:D:492:ALA:HB1	1.75	0.67
2:H:185:LYS:CG	2:H:190:LYS:HG2	2.25	0.67
2:H:285:LEU:HD23	2:H:285:LEU:O	1.95	0.67
3:I:498:VAL:HG13	3:I:1452:ILE:HD12	1.77	0.67
1:L:61:VAL:HG22	1:L:68:ILE:HD11	1.76	0.67
2:M:113:VAL:O	2:M:113:VAL:HG23	1.95	0.67
2:M:352:ALA:HA	2:M:355:VAL:CG1	2.25	0.67
2:M:432:ARG:HH22	3:N:1047:LYS:CD	2.07	0.67
2:M:950:LEU:HD12	2:M:952:LEU:CD2	2.25	0.67
3:N:17:LYS:HG2	3:N:21:TRP:NE1	2.10	0.67
3:N:134:VAL:HG12	3:N:135:LEU:N	2.09	0.67
3:N:1045:MET:O	3:N:1053:PHE:HB2	1.95	0.67
3:N:1149:LEU:HG	3:N:1166:LEU:HD22	1.77	0.67
3:N:1223:ILE:HG22	3:N:1227:GLN:HE21	1.58	0.67
3:N:1231:GLU:HB3	3:N:1232:PRO:HD3	1.77	0.67
3:N:1285:GLU:O	3:N:1286:THR:CB	2.42	0.67
3:N:1372:VAL:HA	3:N:1375:MET:HE2	1.77	0.67
1:B:73:GLU:OE1	1:B:130:ALA:HA	1.95	0.67
2:C:602:GLU:HG3	2:C:603:VAL:N	2.10	0.67
3:D:720:LEU:HD12	3:D:720:LEU:N	2.09	0.67
2:H:266:ARG:HA	2:H:288:ARG:HD3	1.77	0.67

Continued on next page...

Continued from previous page...

Atom-1	Atom-2	Interatomic distance (Å)	Clash overlap (Å)
3:I:959:GLU:CD	3:I:959:GLU:H	1.95	0.67
1:K:68:ILE:HD12	1:K:68:ILE:N	2.10	0.67
2:M:886:LEU:HD11	3:N:951:ILE:HD12	1.76	0.67
2:C:160:ALA:HB3	2:C:174:LEU:HB2	1.78	0.66
2:C:281:LEU:CD1	2:C:306:THR:HA	2.24	0.66
2:C:683:ASN:HA	2:C:687:ALA:HB3	1.77	0.66
3:D:1395:LEU:HD23	3:D:1395:LEU:C	2.14	0.66
3:I:138:LYS:HG2	3:I:450:TYR:OH	1.94	0.66
2:M:447:ALA:O	2:M:448:ASN:HB2	1.95	0.66
2:M:508:ILE:HD13	2:M:508:ILE:N	2.10	0.66
2:M:630:ARG:HD3	2:M:705:ILE:HB	1.75	0.66
3:N:178:LEU:HD12	3:N:190:GLU:O	1.94	0.66
3:N:1129:THR:HG23	3:N:1130:ARG:N	2.10	0.66
1:A:128:HIS:HE1	1:A:131:THR:HG23	1.59	0.66
1:B:56:VAL:HG22	1:B:142:VAL:HG12	1.77	0.66
2:C:202:TYR:OH	2:C:304:LEU:HD22	1.95	0.66
2:C:854:PRO:HB2	2:C:856:GLU:CG	2.23	0.66
2:C:1088:LEU:HD23	2:C:1092:LEU:HD12	1.77	0.66
3:D:102:ILE:HB	3:D:579:ASP:OD1	1.94	0.66
3:D:728:LEU:HD12	3:D:729:HIS:H	1.60	0.66
3:D:1066:THR:HG23	3:D:1069:GLU:H	1.59	0.66
2:H:157:ARG:HG3	2:H:158:TYR:H	1.60	0.66
2:H:281:LEU:CD1	2:H:306:THR:HA	2.25	0.66
2:H:496:ILE:HD12	2:H:496:ILE:N	2.10	0.66
2:H:631:SER:CB	2:H:637:LEU:HD11	2.24	0.66
3:N:957:PRO:HG2	3:N:1007:VAL:HA	1.77	0.66
3:N:1209:LEU:HD21	4:O:16:LYS:NZ	2.10	0.66
3:N:1472:ILE:O	3:N:1477:GLY:HA3	1.95	0.66
4:O:46:PRO:HB2	4:O:54:LEU:HD22	1.76	0.66
1:A:176:ARG:HG3	1:A:200:TRP:CE3	2.29	0.66
2:C:36:PRO:HG2	2:C:70:GLU:HG2	1.77	0.66
3:D:792:ILE:CD1	3:D:881:LEU:HD23	2.25	0.66
3:D:860:LEU:HD23	3:D:877:PRO:HB2	1.77	0.66
1:F:20:TYR:OH	1:F:198:ARG:HD3	1.95	0.66
1:F:122:ILE:N	1:F:122:ILE:HD12	2.10	0.66
1:G:56:VAL:HG21	1:G:82:LEU:HD12	1.75	0.66
3:I:566:ILE:N	3:I:566:ILE:CD1	2.58	0.66
3:I:1197:ARG:HB3	3:I:1396:GLU:CG	2.25	0.66
4:J:51:LEU:C	4:J:53:GLY:H	1.98	0.66
2:M:106:GLY:O	2:M:107:LEU:HD23	1.95	0.66
3:N:767:HIS:CE1	4:O:6:ILE:HD12	2.31	0.66

Continued on next page...

Continued from previous page...

Atom-1	Atom-2	Interatomic distance (Å)	Clash overlap (Å)
2:C:831:ARG:NH1	2:C:1002:GLU:HB2	2.10	0.66
3:D:762:GLN:HE21	4:E:20:THR:CG2	2.08	0.66
3:D:996:TRP:CE3	3:D:999:THR:HG21	2.30	0.66
3:D:1057:VAL:HG13	3:D:1069:GLU:HG2	1.75	0.66
3:D:1472:ILE:O	3:D:1477:GLY:HA3	1.95	0.66
1:F:206:THR:HG22	1:F:209:GLU:H	1.58	0.66
2:H:157:ARG:HG3	2:H:158:TYR:N	2.08	0.66
2:H:165:LEU:HG	2:H:166:PRO:CA	2.21	0.66
3:I:1147:ARG:HB3	3:I:1188:VAL:CG2	2.22	0.66
3:I:1482:ARG:HH21	3:I:1483:PHE:HZ	1.44	0.66
2:M:92:ALA:HB2	2:M:120:LEU:HD11	1.78	0.66
2:M:368:THR:O	2:M:372:LEU:HD22	1.95	0.66
2:M:516:ARG:HE	3:N:1068:LEU:HD13	1.61	0.66
2:M:859:PRO:O	2:M:867:VAL:HG22	1.94	0.66
2:M:1096:ALA:H	3:N:101:HIS:HE2	1.41	0.66
3:N:1263:PHE:O	3:N:1424:VAL:HG12	1.96	0.66
2:C:260:LEU:O	2:C:260:LEU:HD23	1.95	0.66
2:C:838:LYS:HZ2	2:C:846:LYS:HZ1	1.43	0.66
2:C:1046:ALA:CA	3:D:1472:ILE:HD11	2.25	0.66
3:D:158:TYR:CE1	3:D:452:ILE:HD11	2.29	0.66
3:D:171:LEU:HD23	3:D:172:PRO:HD2	1.77	0.66
3:D:1403:LEU:O	3:D:1407:LEU:HB2	1.95	0.66
2:M:115:LEU:HD12	2:M:378:LEU:CD2	2.25	0.66
2:M:327:HIS:HE1	2:M:489:THR:HA	1.61	0.66
2:M:497:ALA:HA	2:M:515:ALA:HA	1.77	0.66
2:M:744:ARG:HG3	2:M:747:ALA:HB2	1.78	0.66
2:C:676:ILE:O	3:D:948:THR:HB	1.95	0.66
3:D:409:VAL:HG11	3:D:413:ASP:HB3	1.77	0.66
3:D:982:PHE:HB2	3:D:983:LEU:HD23	1.77	0.66
2:H:212:GLY:CA	2:H:218:VAL:HG21	2.26	0.66
2:H:1030:GLN:HE22	3:I:628:ARG:HD3	1.60	0.66
3:I:2:LYS:O	3:I:2:LYS:HG2	1.94	0.66
3:I:811:GLU:O	3:I:815:ALA:HB3	1.96	0.66
3:I:992:ILE:O	3:I:995:LEU:HB3	1.96	0.66
4:J:41:GLU:CD	4:J:42:PRO:HD3	2.16	0.66
3:N:58:CYS:HB2	3:N:78:VAL:HB	1.78	0.66
3:N:705:ALA:HB3	3:N:706:PRO:CD	2.20	0.66
3:N:1197:ARG:HB3	3:N:1396:GLU:OE2	1.94	0.66
2:C:54:ILE:HG22	2:C:66:LEU:HB3	1.78	0.66
2:C:84:ARG:HG3	2:C:84:ARG:NH1	2.10	0.66
2:C:553:ASP:OD1	2:C:843:HIS:ND1	2.29	0.66

Continued on next page...

Continued from previous page...

Atom-1	Atom-2	Interatomic distance (Å)	Clash overlap (Å)
2:C:717:LEU:HB3	2:C:761:PHE:CD2	2.30	0.66
2:C:943:VAL:CG2	2:C:985:GLY:H	2.08	0.66
2:C:1093:GLN:HB3	3:D:21:TRP:CZ3	2.30	0.66
3:D:1107:VAL:O	3:D:1107:VAL:HG12	1.95	0.66
2:H:676:ILE:HG21	2:H:988:VAL:HG13	1.76	0.66
3:I:1132:LEU:N	3:I:1132:LEU:CD1	2.57	0.66
1:L:41:ARG:HH11	1:L:177:VAL:CG2	2.08	0.66
1:L:206:THR:HG22	1:L:209:GLU:HG3	1.78	0.66
2:M:863:ASP:OD1	2:M:865:THR:HG22	1.95	0.66
3:N:127:LEU:HD23	3:N:134:VAL:CG2	2.25	0.66
3:N:704:ARG:HH12	3:N:743:ASP:CB	2.07	0.66
3:D:438:ASP:CG	3:D:441:ARG:NH2	2.49	0.66
3:D:606:ILE:O	3:D:613:ARG:HG2	1.95	0.66
3:D:692:GLU:OE1	3:D:720:LEU:HD13	1.95	0.66
3:D:957:PRO:HG2	3:D:1007:VAL:HA	1.77	0.66
2:H:193:LEU:N	2:H:193:LEU:CD1	2.58	0.66
2:H:292:ARG:HG3	2:H:294:GLU:CG	2.25	0.66
3:I:119:SER:HB2	3:I:123:LEU:CB	2.24	0.66
3:I:1132:LEU:N	3:I:1132:LEU:HD12	2.11	0.66
2:M:17:PRO:O	2:M:20:GLU:HB3	1.96	0.66
2:M:292:ARG:HD2	2:M:299:LYS:HE2	1.77	0.66
2:M:660:ALA:HB1	2:M:667:ALA:O	1.96	0.66
3:N:761:ILE:CD1	4:O:20:THR:HA	2.26	0.66
3:N:1109:GLU:OE1	3:N:1201:CYS:HB2	1.96	0.66
7:Y:134:VAL:HG23	7:Y:154:ILE:HD12	1.76	0.66
1:A:161:ARG:HB2	1:A:161:ARG:CZ	2.24	0.66
1:B:20:TYR:CD2	1:B:21:GLY:N	2.64	0.66
1:B:76:VAL:HB	3:D:872:ARG:NH1	2.10	0.66
2:C:451:LEU:C	2:C:452:ILE:HD12	2.16	0.66
2:C:958:THR:CG2	2:C:961:GLU:HG3	2.20	0.66
3:D:180:LYS:HZ1	3:D:386:HIS:HA	1.61	0.66
3:D:770:LEU:HB2	3:D:1210:SER:O	1.96	0.66
3:D:1207:TYR:CD1	3:D:1212:ALA:O	2.48	0.66
1:G:179:PHE:H	1:G:179:PHE:HD2	1.43	0.66
1:G:206:THR:HG22	1:G:209:GLU:CD	2.16	0.66
2:H:253:ALA:O	2:H:257:VAL:HG23	1.96	0.66
2:H:668:LEU:HD12	2:H:668:LEU:N	2.10	0.66
2:H:984:GLU:HG2	3:I:944:THR:O	1.96	0.66
3:I:736:PHE:O	3:I:738:ALA:N	2.29	0.66
3:I:804:LEU:HD23	3:I:831:GLY:N	2.11	0.66
3:I:1026:SER:C	3:I:1028:ALA:H	1.99	0.66

Continued on next page...

Continued from previous page...

Atom-1	Atom-2	Interatomic distance (Å)	Clash overlap (Å)
2:M:52:PHE:HZ	2:M:98:LEU:HB3	1.59	0.66
2:M:267:TYR:CG	2:M:272:ALA:HB1	2.31	0.66
2:M:437:ARG:NH2	2:M:488:ALA:HA	2.11	0.66
2:M:718:GLY:HA3	2:M:761:PHE:CE1	2.31	0.66
2:M:862:PRO:CB	2:M:929:ARG:HH22	2.09	0.66
3:N:623:VAL:HG12	3:N:624:ASP:O	1.95	0.66
7:X:111:ASN:OD1	7:X:113:LEU:HB2	1.95	0.66
2:C:585:GLU:O	2:C:588:VAL:HG22	1.94	0.66
3:D:176:ASP:HA	3:D:389:GLU:HA	1.78	0.66
3:D:957:PRO:CG	3:D:1007:VAL:HA	2.25	0.66
3:D:1042:ARG:O	3:D:1057:VAL:HB	1.95	0.66
3:D:1106:VAL:CG1	3:D:1107:VAL:H	2.06	0.66
3:D:1109:GLU:OE1	3:D:1201:CYS:HB2	1.96	0.66
1:F:100:LEU:CD2	1:F:141:GLU:HG3	2.26	0.66
2:H:690:ILE:CD1	2:H:833:LEU:HD23	2.25	0.66
2:H:1101:THR:C	2:H:1102:LEU:HD12	2.16	0.66
3:I:50:PHE:CG	3:I:522:PRO:HD3	2.30	0.66
3:I:1379:VAL:CG1	3:I:1419:PRO:HA	2.19	0.66
2:M:64:LEU:CD2	2:M:359:MET:HG3	2.21	0.66
2:M:893:ALA:HB2	2:M:918:LEU:HD12	1.77	0.66
3:N:1094:LEU:HD12	3:N:1098:LEU:HD13	1.78	0.66
3:N:1123:PHE:HE2	3:N:1184:GLN:HA	1.61	0.66
2:C:75:GLU:OE1	2:C:75:GLU:HA	1.95	0.65
2:C:172:ILE:HD12	2:C:172:ILE:N	2.11	0.65
2:C:572:ILE:HG13	2:C:701:THR:O	1.97	0.65
2:H:115:LEU:HD21	2:H:351:LEU:CD2	2.26	0.65
2:H:122:THR:HG22	2:H:123:GLU:N	2.11	0.65
2:H:253:ALA:HA	2:H:256:TYR:HB2	1.79	0.65
2:H:679:PHE:N	2:H:683:ASN:HD21	1.94	0.65
3:I:660:LYS:HD2	3:I:694:VAL:HG22	1.78	0.65
3:I:737:ASN:HD22	7:Y:40:SER:HB3	1.61	0.65
1:L:206:THR:HG23	1:L:208:LEU:N	2.11	0.65
2:M:1046:ALA:HB3	3:N:1476:THR:HB	1.77	0.65
3:N:678:GLU:HG3	3:N:679:ARG:HG3	1.78	0.65
7:X:115:THR:HB	7:X:116:PRO:HD3	1.78	0.65
7:Z:114:ASP:OD2	7:Z:118:LYS:HE3	1.96	0.65
2:C:250:ARG:HA	2:C:250:ARG:HH11	1.61	0.65
2:C:1081:VAL:CG2	2:C:1111:ILE:HG22	2.09	0.65
3:D:180:LYS:HZ1	3:D:387:LEU:N	1.94	0.65
3:D:711:LEU:HD22	3:D:714:GLN:HE21	1.60	0.65
2:H:290:LEU:HD23	2:H:290:LEU:H	1.60	0.65

Continued on next page...

Continued from previous page...

Atom-1	Atom-2	Interatomic distance (Å)	Clash overlap (Å)
2:H:1005:MET:O	2:H:1005:MET:HG2	1.95	0.65
3:I:116:LEU:HD22	3:I:118:LEU:HD11	1.77	0.65
3:I:900:ILE:HD12	3:I:900:ILE:C	2.16	0.65
3:I:1007:VAL:HG12	3:I:1011:PHE:HE2	1.61	0.65
3:I:1265:ALA:HB1	3:I:1333:HIS:CE1	2.31	0.65
3:I:1348:LEU:HD23	3:I:1372:VAL:CG2	2.26	0.65
1:L:54:THR:O	1:L:167:VAL:HG23	1.96	0.65
3:N:161:LEU:HG	3:N:397:LYS:NZ	2.11	0.65
3:N:352:ASN:C	3:N:368:VAL:HG13	2.16	0.65
3:N:982:PHE:HE1	7:Z:117:MET:HG2	1.61	0.65
1:A:58:ILE:HG21	1:A:68:ILE:CD1	2.27	0.65
2:C:191:PHE:HZ	2:C:196:LEU:HD12	1.61	0.65
3:D:812:ALA:HB1	3:D:816:HIS:CD2	2.31	0.65
3:D:1209:LEU:HD23	3:D:1211:MET:H	1.61	0.65
3:D:1438:ALA:O	3:D:1443:THR:HG22	1.96	0.65
1:G:84:GLU:CG	1:G:127:LEU:HD21	2.25	0.65
2:H:110:GLU:HG3	2:H:369:PRO:HB3	1.79	0.65
2:H:291:ALA:O	2:H:292:ARG:HD3	1.96	0.65
2:H:497:ALA:HA	2:H:515:ALA:HA	1.77	0.65
3:I:87:ARG:HB2	3:I:524:LEU:CD1	2.26	0.65
3:I:204:LEU:N	3:I:394:LEU:O	2.29	0.65
3:I:520:LEU:HD11	3:I:524:LEU:HD22	1.78	0.65
3:I:880:ILE:HG22	3:I:881:LEU:N	2.10	0.65
3:I:1106:VAL:CG1	3:I:1107:VAL:H	2.05	0.65
2:M:189:ARG:HH12	2:M:190:LYS:HD2	1.61	0.65
3:N:136:ASP:HB3	3:N:453:ASP:O	1.96	0.65
3:N:493:ARG:HG3	3:N:494:LYS:H	1.61	0.65
3:N:853:VAL:HG22	3:N:858:VAL:HG23	1.78	0.65
3:N:1109:GLU:HG2	3:N:1202:GLN:H	1.61	0.65
2:C:224:GLU:HB2	2:C:228:ALA:HB2	1.78	0.65
2:C:227:PHE:HE2	2:C:237:ARG:HE	1.45	0.65
2:C:284:ARG:HG2	2:C:285:LEU:N	2.10	0.65
1:G:56:VAL:HB	1:G:165:ILE:HD11	1.78	0.65
1:G:185:ARG:HD2	1:G:185:ARG:C	2.16	0.65
1:G:202:ASP:OD1	1:G:203:GLY:N	2.29	0.65
3:I:179:VAL:HG21	3:I:189:GLN:HE22	1.60	0.65
3:I:908:LYS:CB	3:I:1027:GLY:HA3	2.23	0.65
4:J:16:LYS:HG2	4:J:17:TYR:CD1	2.31	0.65
2:M:870:ILE:HD13	2:M:870:ILE:N	2.11	0.65
2:M:1067:TYR:O	2:M:1071:ILE:HG13	1.96	0.65
3:N:925:GLU:OE1	4:O:6:ILE:HG22	1.96	0.65

Continued on next page...

Continued from previous page...

Atom-1	Atom-2	Interatomic distance (Å)	Clash overlap (Å)
3:N:1367:HIS:HA	3:N:1370:ILE:HD12	1.79	0.65
7:X:58:ILE:HG22	7:X:59:GLU:N	2.10	0.65
2:C:50:GLU:HG2	2:C:51:THR:HG23	1.78	0.65
3:D:128:TYR:CE2	3:D:458:ALA:HA	2.27	0.65
3:D:1086:LEU:HD12	3:D:1086:LEU:N	2.11	0.65
1:G:84:GLU:HG2	1:G:127:LEU:HD21	1.77	0.65
2:H:41:ASN:O	2:H:41:ASN:OD1	2.14	0.65
2:H:239:PHE:CZ	2:H:252:LYS:HG2	2.32	0.65
3:I:119:SER:OG	3:I:123:LEU:HD22	1.97	0.65
3:I:495:ARG:O	3:I:499:VAL:HG23	1.97	0.65
3:I:1274:ILE:HG13	3:I:1334:GLN:HE21	1.62	0.65
1:K:184:THR:HG22	1:K:185:ARG:N	2.11	0.65
2:M:376:ARG:HB3	2:M:377:PRO:HD3	1.77	0.65
2:M:966:LEU:HD21	2:M:986:PRO:CG	2.27	0.65
3:N:811:GLU:O	3:N:815:ALA:HB3	1.97	0.65
7:Y:91:LEU:HB3	7:Y:149:PHE:HB3	1.76	0.65
1:B:24:VAL:HG22	1:B:196:THR:HG22	1.77	0.65
2:C:278:GLU:OE1	2:C:283:ILE:HG22	1.96	0.65
2:C:678:PRO:HG3	2:C:873:PRO:HD2	1.79	0.65
2:C:874:LEU:HD21	3:D:787:LEU:HD23	1.78	0.65
3:D:637:LEU:HD21	3:D:642:CYS:CA	2.20	0.65
1:F:62:LEU:HD12	1:F:62:LEU:N	2.11	0.65
2:H:45:GLN:O	2:H:48:PHE:HB2	1.96	0.65
2:H:742:VAL:HG12	2:H:743:VAL:N	2.11	0.65
2:H:1070:ILE:HG21	3:I:655:PRO:HB2	1.79	0.65
2:M:173:ASP:OD1	2:M:185:LYS:HB2	1.97	0.65
3:N:15:PRO:HA	3:N:18:ILE:HD12	1.78	0.65
3:N:525:ARG:O	3:N:525:ARG:HG2	1.96	0.65
3:N:526:PRO:C	3:N:537:THR:HA	2.16	0.65
3:N:704:ARG:CB	3:N:736:PHE:HB3	2.24	0.65
3:N:1021:TYR:CE2	3:N:1025:GLN:CG	2.79	0.65
3:N:1195:GLN:HG3	3:N:1196:THR:N	2.11	0.65
1:B:35:THR:O	1:B:39:PRO:HG2	1.95	0.65
2:C:502:PRO:HB2	2:C:509:ALA:HB3	1.77	0.65
2:H:625:LEU:HD11	2:H:641:PRO:HG3	1.79	0.65
3:I:166:GLN:HE22	3:I:394:LEU:HB2	1.60	0.65
3:I:433:GLY:HA3	3:I:447:VAL:O	1.97	0.65
3:I:963:TYR:CD2	3:I:1002:LYS:HD3	2.31	0.65
3:I:1258:ARG:HH21	3:I:1351:GLU:HG2	1.60	0.65
1:L:185:ARG:HH12	3:N:689:ASP:HA	1.60	0.65
2:M:237:ARG:HH11	2:M:237:ARG:HG3	1.60	0.65

Continued on next page...

Continued from previous page...

Atom-1	Atom-2	Interatomic distance (Å)	Clash overlap (Å)
2:M:549:PHE:CG	2:M:886:LEU:HD23	2.32	0.65
3:N:166:GLN:HG2	3:N:396:VAL:HG12	1.79	0.65
3:N:827:ILE:C	3:N:828:LYS:HG3	2.17	0.65
3:N:1403:LEU:O	3:N:1407:LEU:HD13	1.96	0.65
7:X:115:THR:CB	7:X:116:PRO:HD3	2.27	0.65
7:Z:125:MET:HA	7:Z:140:LEU:HD11	1.79	0.65
1:B:103:ALA:HB1	1:B:107:LYS:HD3	1.77	0.65
2:H:163:ILE:HD12	2:H:164:PRO:N	2.11	0.65
2:H:239:PHE:CE1	2:H:252:LYS:HA	2.32	0.65
2:H:328:LEU:H	2:H:433:THR:HG21	1.61	0.65
3:I:853:VAL:HG22	3:I:858:VAL:HG23	1.78	0.65
3:I:1288:GLU:O	3:I:1307:LYS:HG2	1.97	0.65
3:N:127:LEU:HD12	3:N:127:LEU:C	2.17	0.65
3:N:409:VAL:HG12	3:N:410:SER:N	2.12	0.65
3:N:613:ARG:NH1	3:N:616:GLN:HB3	2.11	0.65
7:X:33:LEU:HD12	7:X:51:ALA:HB1	1.79	0.65
7:X:99:ARG:HH11	7:X:99:ARG:CG	2.09	0.65
1:A:206:THR:H	1:A:209:GLU:HG3	1.61	0.65
1:A:225:PHE:CE2	1:B:25:LEU:HD13	2.32	0.65
2:C:1004:LYS:HD2	3:D:744:GLN:NE2	2.11	0.65
3:D:810:GLU:HG3	3:D:811:GLU:N	2.10	0.65
4:E:37:ASN:N	4:E:37:ASN:ND2	2.45	0.65
1:F:57:TYR:CZ	1:F:161:ARG:HD2	2.32	0.65
1:F:58:ILE:HD12	1:F:58:ILE:N	2.11	0.65
1:G:59:GLU:HB2	1:G:137:ARG:NH1	2.08	0.65
2:H:495:THR:HG23	2:H:517:ARG:HE	1.61	0.65
3:I:29:PRO:HD3	3:I:548:ILE:HG22	1.77	0.65
3:I:493:ARG:HG3	3:I:494:LYS:H	1.61	0.65
3:I:686:GLU:HA	3:I:689:ASP:OD2	1.97	0.65
3:I:1217:ILE:HB	3:I:1480:PHE:CD2	2.32	0.65
3:I:1321:ALA:HB3	3:I:1339:LYS:HD3	1.79	0.65
2:M:6:PHE:HZ	2:M:901:TYR:HD2	1.44	0.65
2:M:264:PRO:CB	2:M:289:THR:HG21	2.25	0.65
2:M:294:GLU:HG2	2:M:295:ASP:N	2.12	0.65
2:M:564:MET:HE1	2:M:846:LYS:HE2	1.78	0.65
2:M:794:PRO:HG2	2:M:1025:ALA:O	1.97	0.65
3:N:53:ILE:HG13	3:N:53:ILE:O	1.96	0.65
3:N:1263:PHE:HB3	3:N:1424:VAL:CG1	2.26	0.65
3:N:1348:LEU:HD23	3:N:1372:VAL:HG23	1.79	0.65
3:N:1459:LEU:HD22	3:N:1470:ARG:HH21	1.60	0.65
2:C:265:ARG:HB3	2:C:267:TYR:CD2	2.32	0.65

Continued on next page...

Continued from previous page...

Atom-1	Atom-2	Interatomic distance (Å)	Clash overlap (Å)
2:C:773:LEU:O	2:C:777:ILE:HG12	1.97	0.65
2:C:872:ASN:HD21	2:C:874:LEU:HB2	1.62	0.65
2:C:1100:GLN:HA	2:C:1100:GLN:NE2	2.12	0.65
3:D:52:PRO:CB	3:D:80:VAL:HG11	2.21	0.65
3:D:1348:LEU:HD23	3:D:1372:VAL:HG23	1.77	0.65
4:E:58:PRO:HG2	4:E:59:ASN:H	1.62	0.65
1:F:26:GLU:HB2	1:F:194:LYS:HA	1.77	0.65
1:F:66:SER:O	1:F:75:VAL:HG23	1.97	0.65
1:G:24:VAL:HG22	1:G:196:THR:HG22	1.78	0.65
2:H:545:ASN:OD1	2:H:905:ILE:HG13	1.96	0.65
2:H:679:PHE:HB2	2:H:683:ASN:HD21	1.61	0.65
3:I:160:GLU:OE1	3:I:161:LEU:HD12	1.96	0.65
3:I:813:LEU:HD12	3:I:814:ALA:CA	2.27	0.65
3:I:1137:ARG:O	3:I:1141:GLU:HG3	1.97	0.65
3:I:1219:GLU:OE1	4:J:17:TYR:OH	2.12	0.65
1:K:153:ALA:HA	1:K:156:HIS:CE1	2.32	0.65
2:M:197:LEU:HD13	2:M:207:LEU:HD11	1.79	0.65
2:M:593:ALA:HB1	2:M:659:PRO:HD2	1.77	0.65
2:M:720:GLU:HA	2:M:759:THR:O	1.97	0.65
3:N:185:VAL:HG21	3:N:203:ALA:HB2	1.78	0.65
3:N:1205:TYR:HE1	3:N:1370:ILE:HD11	1.62	0.65
1:B:44:LEU:HA	1:B:48:ILE:HD13	1.78	0.64
2:C:21:ILE:HD12	2:C:21:ILE:N	2.08	0.64
2:C:1074:GLU:HG2	2:C:1075:ASP:N	2.08	0.64
3:D:87:ARG:HB3	3:D:523:ASP:CB	2.14	0.64
3:D:705:ALA:CB	3:D:706:PRO:HD3	2.26	0.64
1:F:33:GLY:O	1:F:195:LEU:HD22	1.96	0.64
1:G:86:VAL:HG13	1:G:86:VAL:O	1.95	0.64
2:H:536:PRO:HB3	2:H:906:PHE:HD1	1.62	0.64
2:H:1097:LEU:CG	3:I:10:ILE:HG23	2.26	0.64
3:I:795:VAL:CG2	3:I:879:ARG:HH12	2.07	0.64
3:I:1148:VAL:O	3:I:1188:VAL:HG23	1.97	0.64
2:M:98:LEU:HD12	2:M:98:LEU:H	1.62	0.64
2:M:313:LEU:HD13	2:M:321:GLU:O	1.96	0.64
2:M:606:VAL:HG21	2:M:645:VAL:N	2.12	0.64
2:M:723:THR:HG23	2:M:725:ASP:H	1.61	0.64
3:N:166:GLN:HE22	3:N:394:LEU:CB	2.03	0.64
3:N:639:LEU:HD13	3:N:766:ALA:HB2	1.78	0.64
3:N:829:VAL:HG12	3:N:830:ALA:N	2.10	0.64
3:N:893:GLU:O	3:N:896:ALA:HB3	1.96	0.64
3:N:1108:ARG:NH2	3:N:1198:TYR:O	2.29	0.64

Continued on next page...

Continued from previous page...

Atom-1	Atom-2	Interatomic distance (Å)	Clash overlap (Å)
3:N:1189:ARG:HH11	3:N:1189:ARG:HG3	1.62	0.64
3:D:133:ILE:O	3:D:152:LEU:CB	2.37	0.64
3:D:397:LYS:HG2	3:D:448:GLU:CB	2.27	0.64
3:D:1381:VAL:HG21	3:D:1391:GLU:HB2	1.79	0.64
1:G:74:ASP:HB2	3:I:872:ARG:NH2	2.12	0.64
2:H:500:ASN:N	2:H:500:ASN:HD22	1.94	0.64
2:H:896:PHE:O	2:H:924:VAL:HG11	1.97	0.64
3:I:563:PRO:HG3	2:M:180:GLY:O	1.97	0.64
1:L:94:LEU:HD11	1:L:119:ASP:HB2	1.79	0.64
2:M:436:GLY:HA2	2:M:538:GLN:O	1.97	0.64
2:M:676:ILE:HG21	2:M:988:VAL:HG13	1.78	0.64
3:N:135:LEU:HD23	3:N:149:LYS:O	1.97	0.64
3:N:1159:ARG:HH11	3:N:1159:ARG:HG2	1.62	0.64
3:N:1453:ALA:O	3:N:1455:LYS:N	2.30	0.64
7:Z:139:SER:OG	7:Z:148:GLU:HG3	1.98	0.64
1:B:36:LEU:O	1:B:39:PRO:HD2	1.97	0.64
2:C:158:TYR:CD1	2:C:158:TYR:N	2.65	0.64
3:D:860:LEU:HD22	3:D:878:GLY:CA	2.26	0.64
1:F:82:LEU:O	1:F:85:LEU:HB3	1.97	0.64
2:H:878:SER:CB	3:I:1029:ARG:NH1	2.61	0.64
3:I:800:LYS:CG	3:I:826:PRO:HD3	2.16	0.64
1:K:65:PHE:CE1	2:M:799:ILE:HD12	2.32	0.64
1:K:184:THR:OG1	1:K:192:LEU:CB	2.44	0.64
2:M:139:GLN:NE2	2:M:414:GLY:HA3	2.12	0.64
2:M:140:ILE:CD1	2:M:412:ALA:HA	2.27	0.64
2:M:283:ILE:HG23	2:M:284:ARG:N	2.12	0.64
2:C:690:ILE:HG13	2:C:694:LEU:HD12	1.79	0.64
1:F:20:TYR:CE2	1:F:198:ARG:HB2	2.31	0.64
2:H:129:ILE:HG22	2:H:130:ASN:N	2.11	0.64
2:M:265:ARG:HD3	2:M:267:TYR:CD1	2.32	0.64
2:M:305:PRO:HA	2:M:308:ARG:HB2	1.79	0.64
2:M:559:LEU:HD23	2:M:559:LEU:C	2.17	0.64
3:N:170:PRO:HA	3:N:392:SER:OG	1.98	0.64
7:Y:102:VAL:HG13	7:Y:103:GLN:N	2.11	0.64
2:C:162:ILE:O	2:C:164:PRO:HD3	1.98	0.64
2:C:939:ARG:HA	2:C:939:ARG:NE	1.99	0.64
3:D:138:LYS:N	3:D:138:LYS:HD3	2.11	0.64
3:D:1000:THR:O	3:D:1003:VAL:HG12	1.97	0.64
2:H:611:ILE:HG12	2:H:625:LEU:HD21	1.79	0.64
3:I:62:LYS:HB2	3:I:73:CYS:SG	2.36	0.64
3:I:1443:THR:O	3:I:1447:LEU:HD13	1.98	0.64

Continued on next page...

Continued from previous page...

Atom-1	Atom-2	Interatomic distance (Å)	Clash overlap (Å)
4:J:30:LEU:HD21	4:J:63:TRP:HB2	1.80	0.64
2:M:369:PRO:HG2	2:M:370:ALA:N	2.05	0.64
2:M:462:ASP:HB3	2:M:468:ARG:HD3	1.79	0.64
2:M:580:MET:HB3	2:M:584:GLU:CD	2.18	0.64
2:M:946:ARG:O	2:M:950:LEU:HB2	1.97	0.64
3:N:507:ASN:HD22	3:N:507:ASN:N	1.95	0.64
1:B:177:VAL:HG12	1:B:199:ILE:CD1	2.27	0.64
2:C:183:SER:C	2:C:193:LEU:HD11	2.18	0.64
2:C:673:LEU:HB3	2:C:868:ASP:OD1	1.98	0.64
3:D:1197:ARG:HB3	3:D:1396:GLU:CD	2.18	0.64
2:H:52:PHE:CD1	2:H:53:PRO:N	2.66	0.64
2:H:524:VAL:HG12	2:H:525:SER:H	1.63	0.64
3:I:501:ALA:HB3	3:I:1452:ILE:HG22	1.78	0.64
3:I:1319:VAL:HA	3:I:1323:GLN:NE2	2.12	0.64
1:L:20:TYR:CD2	1:L:21:GLY:N	2.66	0.64
1:L:187:GLY:O	3:N:688:TRP:HD1	1.81	0.64
2:M:110:GLU:HG3	2:M:369:PRO:CG	2.27	0.64
2:M:157:ARG:HD3	2:M:314:THR:CG2	2.27	0.64
2:M:690:ILE:HD13	2:M:691:SER:N	2.12	0.64
3:N:507:ASN:HD22	3:N:507:ASN:H	1.44	0.64
4:O:48:MET:N	4:O:54:LEU:HB2	2.13	0.64
4:O:70:THR:HG21	4:O:72:ARG:CZ	2.28	0.64
7:X:36:LEU:HD13	7:X:47:GLY:O	1.96	0.64
2:C:113:VAL:HG11	2:C:373:VAL:HB	1.79	0.64
2:C:200:LEU:HD13	2:C:300:ASP:CG	2.18	0.64
3:D:145:VAL:HG22	3:D:146:PRO:HD2	1.78	0.64
3:D:812:ALA:HB1	3:D:816:HIS:HD2	1.63	0.64
3:D:984:THR:HG22	3:D:987:GLU:CG	2.28	0.64
3:D:1041:LEU:HD12	3:D:1058:ARG:C	2.18	0.64
2:H:810:ASP:HB3	2:H:813:VAL:HG12	1.80	0.64
2:H:1005:MET:O	2:H:1005:MET:CG	2.46	0.64
3:I:133:ILE:HG22	3:I:134:VAL:N	2.13	0.64
1:L:20:TYR:HD2	1:L:21:GLY:N	1.95	0.64
2:M:1012:PRO:HD3	2:M:1026:GLN:CB	2.27	0.64
3:N:1366:LYS:O	3:N:1369:GLU:HB2	1.97	0.64
2:C:63:GLY:N	2:C:103:LYS:HG3	2.13	0.64
2:C:333:ILE:HG12	2:C:410:ILE:HD11	1.78	0.64
2:C:601:GLY:HA2	2:C:616:GLU:HG2	1.80	0.64
3:D:116:LEU:O	3:D:116:LEU:HD23	1.97	0.64
3:D:1401:GLU:OE2	3:D:1402:ALA:N	2.31	0.64
3:D:1453:ALA:O	3:D:1455:LYS:N	2.31	0.64

Continued on next page...

Continued from previous page...

Atom-1	Atom-2	Interatomic distance (Å)	Clash overlap (Å)
1:F:99:LEU:HD13	1:F:99:LEU:N	2.12	0.64
1:G:162:ILE:HD13	1:G:162:ILE:N	2.12	0.64
2:H:84:ARG:NE	2:H:128:ILE:HD11	2.13	0.64
2:H:110:GLU:CG	2:H:369:PRO:HB3	2.28	0.64
2:H:239:PHE:CE2	2:H:252:LYS:HG2	2.32	0.64
3:I:50:PHE:O	3:I:89:ARG:HD2	1.98	0.64
3:I:650:LEU:HD22	3:I:688:TRP:CH2	2.33	0.64
3:I:886:VAL:HG13	3:I:930:LEU:HD11	1.79	0.64
3:I:1257:PRO:HA	3:I:1260:ILE:CD1	2.26	0.64
1:K:211:LEU:O	1:K:215:VAL:HG23	1.98	0.64
2:M:221:LEU:HD12	2:M:222:MET:N	2.13	0.64
2:M:470:PRO:HB3	2:M:485:TYR:CE2	2.33	0.64
2:M:882:LEU:HA	2:M:885:ILE:HD13	1.79	0.64
3:N:414:ARG:HD2	3:N:414:ARG:N	2.13	0.64
3:N:781:PRO:HB2	3:N:786:ILE:HD11	1.79	0.64
1:B:102:LYS:HB2	1:B:139:ASN:OD1	1.98	0.64
2:C:1084:SER:HB3	3:D:617:ASN:ND2	2.10	0.64
3:D:52:PRO:C	3:D:86:ARG:HD3	2.18	0.64
3:D:348:GLN:HB2	3:D:351:MET:SD	2.38	0.64
3:D:1137:ARG:O	3:D:1141:GLU:HG3	1.97	0.64
1:F:218:LEU:HD23	1:G:222:LEU:HD11	1.79	0.64
1:F:218:LEU:HD23	1:G:222:LEU:HD21	1.80	0.64
2:H:425:PHE:HE1	3:I:1079:LYS:NZ	1.89	0.64
2:H:556:ASN:CG	7:Y:45:ASP:OD1	2.36	0.64
3:I:729:HIS:CE1	3:I:731:LEU:HB2	2.33	0.64
3:I:996:TRP:CE3	3:I:999:THR:HG21	2.33	0.64
3:I:1045:MET:O	3:I:1053:PHE:HB2	1.97	0.64
1:K:35:THR:HG21	1:L:43:ILE:HD11	1.79	0.64
2:M:174:LEU:CD2	2:M:184:MET:HG3	2.28	0.64
2:M:200:LEU:HD11	2:M:202:TYR:CD2	2.33	0.64
2:M:554:ASP:OD2	2:M:556:ASN:HB3	1.98	0.64
3:N:179:VAL:HG21	3:N:189:GLN:NE2	2.10	0.64
3:N:1026:SER:C	3:N:1028:ALA:H	2.00	0.64
1:B:12:THR:OG1	1:B:24:VAL:HB	1.97	0.64
1:B:123:MET:O	1:B:125:PRO:HD3	1.98	0.64
2:C:730:SER:O	2:C:734:LEU:HD13	1.97	0.64
2:C:794:PRO:HG2	2:C:1025:ALA:C	2.18	0.64
3:D:866:VAL:HG11	3:D:880:ILE:CD1	2.26	0.64
3:D:1095:THR:O	3:D:1099:VAL:CG2	2.43	0.64
3:D:1263:PHE:HB3	3:D:1424:VAL:HG11	1.79	0.64
1:F:26:GLU:HG2	1:F:27:PRO:HG3	1.79	0.64

Continued on next page...

Continued from previous page...

Atom-1	Atom-2	Interatomic distance (Å)	Clash overlap (Å)
1:G:79:ILE:HG13	1:G:80:LEU:N	2.13	0.64
2:H:251:ASP:O	2:H:251:ASP:OD2	2.15	0.64
2:H:1030:GLN:CD	3:I:628:ARG:HD3	2.17	0.64
3:I:206:ARG:NH2	3:I:438:ASP:OD1	2.30	0.64
3:I:841:TYR:HB3	3:I:843:PHE:CE1	2.33	0.64
2:M:309:TYR:CE2	2:M:321:GLU:HB3	2.33	0.64
2:M:794:PRO:HG2	2:M:1025:ALA:HA	1.80	0.64
2:M:1092:LEU:HD21	3:N:1447:LEU:HD23	1.80	0.64
3:N:105:VAL:HG22	3:N:112:ILE:HG21	1.80	0.64
3:N:522:PRO:HA	3:N:525:ARG:NH1	2.13	0.64
2:C:64:LEU:HB2	2:C:359:MET:SD	2.37	0.63
2:C:1092:LEU:CD1	2:C:1099:VAL:HG21	2.20	0.63
3:D:683:ILE:HG21	3:D:688:TRP:CE2	2.32	0.63
1:F:188:GLN:HE21	1:F:188:GLN:N	1.96	0.63
2:H:199:VAL:HG21	2:H:238:LEU:CD1	2.27	0.63
2:H:878:SER:HA	3:I:1034:GLN:HE22	1.63	0.63
3:I:842:VAL:HA	3:I:865:THR:OG1	1.97	0.63
2:M:768:THR:HB	2:M:771:GLU:HB3	1.80	0.63
2:M:950:LEU:HD12	2:M:952:LEU:HD21	1.79	0.63
3:N:139:GLY:O	3:N:147:VAL:HB	1.97	0.63
3:N:1168:MET:HA	3:N:1168:MET:HE3	1.80	0.63
7:Y:115:THR:HB	7:Y:116:PRO:HD3	1.80	0.63
1:A:24:VAL:HG13	1:A:196:THR:HG22	1.80	0.63
2:C:1096:ALA:HB2	3:D:101:HIS:NE2	2.13	0.63
3:D:660:LYS:HZ1	3:D:660:LYS:HA	1.64	0.63
3:D:1399:ASP:O	3:D:1403:LEU:HB2	1.98	0.63
1:F:196:THR:OG1	2:H:934:PHE:HZ	1.79	0.63
1:G:41:ARG:HG3	1:G:177:VAL:CG2	2.28	0.63
2:H:316:GLY:C	2:H:318:PRO:HD3	2.19	0.63
2:H:338:GLU:O	2:H:341:THR:HG22	1.97	0.63
2:H:415:PRO:HD2	2:H:418:LEU:HD13	1.80	0.63
2:H:688:ILE:HD11	2:H:847:GLY:HA3	1.80	0.63
2:H:1001:VAL:HB	3:I:724:GLN:OE1	1.98	0.63
1:K:41:ARG:HG3	1:K:177:VAL:CG1	2.28	0.63
1:K:88:ARG:C	1:K:120:VAL:HG23	2.17	0.63
1:K:189:ARG:HG3	1:K:191:ASP:OD1	1.98	0.63
2:M:211:LEU:HD23	2:M:221:LEU:CD2	2.27	0.63
2:M:338:GLU:CA	2:M:341:THR:HG22	2.28	0.63
2:M:632:ASN:HB3	2:M:633:GLN:NE2	2.11	0.63
2:M:897:LEU:HB3	2:M:899:GLN:NE2	2.13	0.63
3:N:353:VAL:HG12	3:N:368:VAL:CG2	2.29	0.63

Continued on next page...

Continued from previous page...

Atom-1	Atom-2	Interatomic distance (Å)	Clash overlap (Å)
3:N:826:PRO:HD2	3:N:829:VAL:CG2	2.27	0.63
3:N:838:ARG:HB3	3:N:865:THR:HG23	1.80	0.63
3:N:1156:LEU:HD12	3:N:1176:LYS:HE3	1.79	0.63
7:Y:104:VAL:HG22	7:Y:119:ILE:HD12	1.79	0.63
1:A:47:SER:HG	1:B:32:PHE:HZ	1.46	0.63
2:C:4:LYS:NZ	2:C:917:LEU:HD21	2.14	0.63
2:C:1085:PHE:CE1	2:C:1111:ILE:HG21	2.33	0.63
3:D:51:GLY:C	3:D:86:ARG:NE	2.52	0.63
3:D:704:ARG:NH2	6:Q:10:G:O2'	2.32	0.63
3:D:804:LEU:CB	3:D:830:ALA:O	2.46	0.63
2:H:158:TYR:CE1	2:H:313:LEU:HD11	2.32	0.63
2:H:234:ALA:HA	2:H:237:ARG:HB2	1.79	0.63
2:H:288:ARG:HB2	2:H:288:ARG:HH11	1.61	0.63
2:H:626:ARG:H	2:H:639:GLN:NE2	1.95	0.63
3:I:1066:THR:HG22	3:I:1069:GLU:HB2	1.81	0.63
3:N:160:GLU:HG2	3:N:165:LYS:CG	2.28	0.63
3:N:1000:THR:HG23	3:N:1001:GLU:N	2.12	0.63
3:N:1369:GLU:O	3:N:1372:VAL:HG12	1.97	0.63
4:O:41:GLU:OE1	4:O:42:PRO:HD3	1.98	0.63
7:X:147:ARG:CZ	7:X:149:PHE:HZ	2.11	0.63
7:Y:5:VAL:HG12	7:Y:72:ALA:CB	2.28	0.63
2:C:282:GLY:O	2:C:283:ILE:HD13	1.98	0.63
2:C:492:ASP:OD2	2:C:518:LYS:HG3	1.98	0.63
2:C:516:ARG:NE	3:D:1068:LEU:HD22	2.14	0.63
3:D:205:TYR:CD1	3:D:390:PRO:HG3	2.33	0.63
3:D:1018:ASN:O	3:D:1022:VAL:HG23	1.99	0.63
3:D:1366:LYS:O	3:D:1369:GLU:HB2	1.97	0.63
1:G:86:VAL:CG1	1:G:124:ASN:HB2	2.24	0.63
3:I:731:LEU:HD13	3:I:931:LEU:HD22	1.79	0.63
3:I:1176:LYS:O	3:I:1179:GLU:HB2	1.97	0.63
3:I:1209:LEU:HD21	4:J:16:LYS:HZ2	1.62	0.63
2:M:108:ILE:N	2:M:108:ILE:HD12	2.13	0.63
2:M:267:TYR:CB	2:M:272:ALA:CB	2.74	0.63
2:M:339:LEU:HD11	2:M:391:LEU:HD13	1.81	0.63
2:M:585:GLU:HG2	2:M:665:PHE:CE2	2.33	0.63
2:M:1066:ALA:O	2:M:1070:ILE:HG13	1.99	0.63
7:Z:33:LEU:HD11	7:Z:52:LYS:HG2	1.79	0.63
7:Z:92:GLU:HA	7:Z:98:GLU:O	1.98	0.63
2:C:367:LEU:HB3	2:C:371:LYS:HE2	1.80	0.63
3:D:104:PHE:O	3:D:112:ILE:HG22	1.99	0.63
3:D:119:SER:HB2	3:D:123:LEU:H	1.63	0.63

Continued on next page...

Continued from previous page...

Atom-1	Atom-2	Interatomic distance (Å)	Clash overlap (Å)
3:D:135:LEU:HD13	3:D:148:GLU:O	1.98	0.63
3:D:1071:PHE:O	3:D:1074:SER:HB3	1.98	0.63
1:F:184:THR:HB	1:F:192:LEU:HB2	1.81	0.63
2:H:110:GLU:HB2	2:H:368:THR:HG22	1.81	0.63
3:I:969:ARG:HG3	3:I:970:LYS:H	1.62	0.63
3:I:1326:THR:CG2	3:I:1327:ARG:H	2.10	0.63
3:I:1403:LEU:O	3:I:1407:LEU:HB2	1.99	0.63
2:M:1063:ARG:O	2:M:1063:ARG:HD3	1.99	0.63
3:N:1066:THR:HG23	3:N:1069:GLU:H	1.63	0.63
3:N:1438:ALA:O	3:N:1443:THR:HG22	1.99	0.63
7:Y:6:LYS:HD2	7:Y:75:LEU:HD11	1.80	0.63
2:C:571:LEU:HD23	2:C:670:GLN:HG3	1.79	0.63
3:D:1264:GLU:HG2	3:D:1266:ARG:HH21	1.64	0.63
1:F:56:VAL:HG12	1:F:57:TYR:N	2.13	0.63
1:F:61:VAL:HG21	1:F:68:ILE:HD11	1.81	0.63
1:G:20:TYR:OH	1:G:198:ARG:HD2	1.99	0.63
3:I:98:PRO:HG2	3:I:462:GLN:OE1	1.99	0.63
3:I:1402:ALA:HB2	3:I:1415:VAL:CG2	2.28	0.63
1:K:177:VAL:HG22	1:K:199:ILE:HG22	1.80	0.63
2:M:687:ALA:HB1	2:M:850:ALA:HB2	1.79	0.63
3:N:433:GLY:HA3	3:N:447:VAL:O	1.99	0.63
3:N:764:LEU:HD12	3:N:765:SER:H	1.64	0.63
1:B:58:ILE:HG21	1:B:68:ILE:HD11	1.81	0.63
2:C:571:LEU:HD21	2:C:699:PHE:O	1.99	0.63
3:D:52:PRO:CG	3:D:78:VAL:HG13	2.28	0.63
3:D:209:ARG:N	3:D:389:GLU:O	2.18	0.63
3:D:695:ILE:HD11	3:D:718:PRO:HB2	1.80	0.63
1:G:212:ASN:O	1:G:215:VAL:HG22	1.98	0.63
2:H:95:TYR:CD2	2:H:114:PHE:HB3	2.34	0.63
2:H:937:ASP:HB3	2:H:940:GLU:HG3	1.81	0.63
3:I:163:TYR:HD1	2:M:209:ARG:HH22	1.43	0.63
3:I:204:LEU:HB2	3:I:394:LEU:CD2	2.29	0.63
3:I:205:TYR:O	3:I:206:ARG:CG	2.45	0.63
2:M:281:LEU:CG	2:M:282:GLY:N	2.61	0.63
3:N:642:CYS:HB3	3:N:716:PHE:CG	2.33	0.63
3:N:695:ILE:HD11	3:N:718:PRO:HB2	1.79	0.63
1:A:128:HIS:CE1	1:A:131:THR:HG23	2.34	0.63
2:C:831:ARG:HH12	2:C:1002:GLU:CB	2.11	0.63
2:C:862:PRO:HB3	2:C:929:ARG:HH22	1.64	0.63
3:D:14:SER:O	3:D:18:ILE:HG12	1.99	0.63
2:H:162:ILE:O	2:H:162:ILE:HG22	1.99	0.63

Continued on next page...

Continued from previous page...

Atom-1	Atom-2	Interatomic distance (Å)	Clash overlap (Å)
2:H:279:GLU:HG3	2:H:280:LYS:N	2.13	0.63
2:H:676:ILE:O	3:I:948:THR:HG22	1.99	0.63
2:H:875:GLY:O	2:H:879:ARG:HD2	1.98	0.63
3:I:87:ARG:O	3:I:524:LEU:HD11	1.98	0.63
3:I:571:LYS:O	3:I:574:LEU:HB3	1.99	0.63
3:I:820:GLU:HG2	3:I:825:ALA:O	1.99	0.63
3:I:827:ILE:HG23	3:I:837:GLY:HA2	1.81	0.63
3:I:1397:LYS:HD2	3:I:1432:LYS:HZ2	1.62	0.63
1:K:91:ASN:H	1:K:94:LEU:HD12	1.63	0.63
2:M:677:MET:HA	2:M:873:PRO:CG	2.29	0.63
2:M:872:ASN:ND2	2:M:874:LEU:HB2	2.12	0.63
2:M:905:ILE:N	2:M:905:ILE:CD1	2.61	0.63
3:N:584:ASN:ND2	3:N:590:PRO:HD2	2.13	0.63
3:N:804:LEU:CD2	3:N:831:GLY:HA3	2.23	0.63
4:O:6:ILE:O	4:O:9:LEU:HB2	1.98	0.63
2:C:78:PHE:HB3	2:C:79:PRO:HD2	1.81	0.63
2:C:174:LEU:HD23	2:C:184:MET:HA	1.80	0.63
2:C:836:GLY:CA	2:C:1001:VAL:HG21	2.26	0.63
3:D:51:GLY:C	3:D:86:ARG:CD	2.67	0.63
3:D:756:GLN:O	3:D:759:ALA:HB3	1.98	0.63
3:D:1161:GLU:HG2	3:D:1164:ARG:HB2	1.81	0.63
1:F:76:VAL:HA	1:F:79:ILE:CG1	2.29	0.63
2:H:17:PRO:O	2:H:20:GLU:HB3	1.99	0.63
2:H:193:LEU:CD1	2:H:193:LEU:H	2.12	0.63
2:M:670:GLN:NE2	2:M:699:PHE:O	2.31	0.63
3:N:140:ALA:HB3	3:N:450:TYR:CE2	2.33	0.63
3:N:180:LYS:HE2	3:N:386:HIS:ND1	2.14	0.63
3:N:358:GLY:CA	3:N:385:VAL:O	2.46	0.63
3:N:550:ARG:HD3	3:N:573:MET:HB3	1.81	0.63
3:N:1129:THR:HG23	3:N:1130:ARG:H	1.63	0.63
3:N:1481:VAL:CG1	4:O:18:ARG:HA	2.11	0.63
1:B:52:ALA:HB2	1:B:170:VAL:C	2.20	0.62
2:C:399:ASN:ND2	2:C:568:ALA:HB3	2.13	0.62
2:C:762:LYS:CG	2:C:763:GLY:N	2.62	0.62
3:D:620:GLY:O	3:D:621:LYS:HG2	1.98	0.62
2:H:260:LEU:CA	2:H:291:ALA:HB1	2.28	0.62
2:H:445:GLU:HG3	2:H:560:MET:HE2	1.81	0.62
3:I:543:LEU:HD13	3:I:581:LEU:HA	1.80	0.62
3:I:1062:ARG:HH11	3:I:1062:ARG:CG	2.11	0.62
2:M:157:ARG:NH1	2:M:314:THR:HB	2.14	0.62
2:M:207:LEU:HD23	2:M:207:LEU:C	2.19	0.62

Continued on next page...

Continued from previous page...

Atom-1	Atom-2	Interatomic distance (Å)	Clash overlap (Å)
2:M:328:LEU:HB2	2:M:433:THR:HG21	1.81	0.62
3:N:23:TYR:O	3:N:49:ILE:HG23	1.99	0.62
3:N:875:THR:CG2	3:N:876:SER:N	2.62	0.62
7:Y:14:ARG:HH11	7:Y:14:ARG:CB	2.09	0.62
2:C:367:LEU:HB3	2:C:371:LYS:HE3	1.81	0.62
3:D:510:GLU:O	3:D:513:ILE:HG13	1.98	0.62
3:D:810:GLU:C	3:D:812:ALA:H	2.01	0.62
3:D:1272:ALA:HA	3:D:1326:THR:HB	1.80	0.62
1:G:19:GLU:HG3	1:G:201:THR:O	1.99	0.62
1:G:62:LEU:HD13	1:G:63:HIS:CD2	2.34	0.62
2:H:148:PHE:HE1	2:H:309:TYR:HB3	1.61	0.62
2:H:260:LEU:HD22	2:H:292:ARG:HH11	1.62	0.62
3:I:143:ASN:HB3	3:I:161:LEU:CD2	2.29	0.62
3:I:702:LEU:O	3:I:713:ILE:HG23	1.98	0.62
3:I:982:PHE:O	7:Y:123:SER:OG	2.16	0.62
1:L:221:HIS:HA	1:L:224:TYR:HD2	1.64	0.62
2:M:541:SER:OG	2:M:542:VAL:N	2.31	0.62
2:M:997:LEU:C	2:M:999:HIS:H	2.02	0.62
2:M:1019:GLN:HG3	3:N:621:LYS:HZ3	1.64	0.62
2:M:1052:MET:SD	2:M:1056:LYS:HD2	2.39	0.62
3:N:98:PRO:O	3:N:458:ALA:HB3	1.99	0.62
3:N:1101:VAL:HG11	3:N:1424:VAL:HG23	1.81	0.62
3:N:1256:LEU:HB3	3:N:1257:PRO:HD3	1.81	0.62
7:X:128:ALA:HB2	7:X:140:LEU:HD21	1.80	0.62
1:A:9:PRO:HB2	1:B:224:TYR:HB3	1.79	0.62
3:D:1488:ASP:O	3:D:1490:LYS:N	2.33	0.62
1:F:61:VAL:CG2	1:F:68:ILE:HD11	2.30	0.62
2:H:191:PHE:O	2:H:193:LEU:HD12	1.99	0.62
2:H:267:TYR:CB	2:H:272:ALA:HB1	2.29	0.62
3:I:181:ASP:O	3:I:204:LEU:HA	2.00	0.62
3:I:879:ARG:O	3:I:882:PHE:HB3	1.99	0.62
2:M:204:GLN:NE2	2:M:228:ALA:CB	2.62	0.62
2:M:1042:ALA:HB2	3:N:1227:GLN:NE2	2.15	0.62
3:N:1280:VAL:HA	3:N:1318:TYR:HA	1.81	0.62
7:X:5:VAL:O	7:X:73:VAL:HG23	2.00	0.62
1:A:61:VAL:HG13	1:A:66:SER:HB3	1.82	0.62
3:D:807:ALA:HA	3:D:833:GLU:HG2	1.80	0.62
3:D:881:LEU:HD21	3:D:941:PHE:HZ	1.64	0.62
3:D:1299:PHE:CD2	3:D:1299:PHE:N	2.67	0.62
1:G:29:GLU:HB2	1:G:32:PHE:HD1	1.64	0.62
2:H:204:GLN:OE1	2:H:204:GLN:N	2.33	0.62

Continued on next page...

Continued from previous page...

Atom-1	Atom-2	Interatomic distance (Å)	Clash overlap (Å)
2:H:611:ILE:HD11	2:H:641:PRO:HG3	1.82	0.62
3:I:400:VAL:HG22	3:I:443:VAL:HG21	1.79	0.62
3:I:755:ALA:O	3:I:758:GLU:HG2	1.99	0.62
3:I:984:THR:HG22	3:I:987:GLU:HG3	1.81	0.62
3:I:1299:PHE:HD2	3:I:1299:PHE:H	1.43	0.62
1:L:59:GLU:HG3	1:L:137:ARG:HH22	1.63	0.62
2:M:1101:THR:C	2:M:1102:LEU:HD12	2.18	0.62
3:N:521:PRO:HB2	3:N:524:LEU:HD13	1.81	0.62
3:N:800:LYS:HB2	3:N:829:VAL:HG13	1.81	0.62
3:N:930:LEU:HD11	3:N:934:LEU:HD11	1.81	0.62
2:C:679:PHE:HB2	2:C:683:ASN:ND2	2.13	0.62
2:C:754:ILE:HD12	2:C:754:ILE:H	1.64	0.62
3:D:18:ILE:CG2	3:D:518:PRO:HG3	2.27	0.62
3:D:143:ASN:CB	3:D:161:LEU:HD21	2.28	0.62
3:D:520:LEU:HD11	3:D:524:LEU:CD2	2.30	0.62
3:D:1047:LYS:HB3	3:D:1048:PRO:HD2	1.80	0.62
3:D:1105:ILE:N	3:D:1105:ILE:CD1	2.62	0.62
1:F:25:LEU:HD22	1:G:225:PHE:HE2	1.64	0.62
3:I:1472:ILE:H	3:I:1472:ILE:CD1	1.90	0.62
2:M:196:LEU:HD23	2:M:200:LEU:CD2	2.29	0.62
2:M:697:ARG:HD2	2:M:699:PHE:CE1	2.35	0.62
4:O:68:LEU:HD12	4:O:73:LEU:HD13	1.81	0.62
1:B:40:LEU:O	1:B:44:LEU:HG	1.99	0.62
2:C:224:GLU:HB3	2:C:228:ALA:H	1.63	0.62
2:C:455:LEU:CD1	2:C:456:ALA:O	2.48	0.62
2:C:762:LYS:CG	2:C:763:GLY:H	2.12	0.62
2:C:946:ARG:HB3	2:C:946:ARG:HH11	1.65	0.62
2:C:1081:VAL:HG21	2:C:1111:ILE:CG2	2.09	0.62
2:C:1105:LYS:NZ	2:C:1107:ASN:HB2	2.13	0.62
3:D:415:VAL:HG13	3:D:419:ASP:HB2	1.82	0.62
3:D:1123:PHE:HE2	3:D:1184:GLN:CA	2.03	0.62
3:D:1234:THR:HB	3:D:1235:GLN:OE1	2.00	0.62
3:D:1481:VAL:HG12	4:E:21:VAL:HG21	1.82	0.62
1:F:69:PRO:O	1:F:71:VAL:HG23	2.00	0.62
1:G:41:ARG:NH1	1:G:177:VAL:HG23	2.15	0.62
1:G:55:SER:OG	1:G:158:ILE:HB	1.97	0.62
2:H:237:ARG:HH11	2:H:237:ARG:HG3	1.65	0.62
2:H:611:ILE:HD11	2:H:625:LEU:HD11	1.80	0.62
2:H:897:LEU:HD21	2:H:921:ALA:CA	2.30	0.62
2:H:939:ARG:HD3	2:H:982:PRO:HD3	1.82	0.62
2:H:1091:GLU:OE1	3:I:613:ARG:HG2	1.99	0.62

Continued on next page...

Continued from previous page...

Atom-1	Atom-2	Interatomic distance (Å)	Clash overlap (Å)
2:H:1102:LEU:HB2	3:I:7:LYS:O	2.00	0.62
3:I:141:ILE:HG23	3:I:142:LEU:O	1.99	0.62
3:I:1310:ARG:O	3:I:1327:ARG:HG3	1.99	0.62
1:L:101:LEU:HD12	1:L:114:PHE:N	2.14	0.62
2:M:332:ARG:CD	2:M:464:LEU:O	2.45	0.62
3:N:206:ARG:CG	3:N:392:SER:H	2.12	0.62
7:Y:26:LEU:HD11	7:Y:55:LYS:HE2	1.80	0.62
7:Y:92:GLU:HA	7:Y:98:GLU:O	1.98	0.62
7:Y:125:MET:HA	7:Y:140:LEU:CD1	2.29	0.62
7:Z:85:LEU:CD2	7:Z:104:VAL:HG12	2.29	0.62
2:C:47:ALA:HB1	2:C:345:ARG:HB3	1.82	0.62
2:C:139:GLN:HE22	2:C:415:PRO:CD	2.12	0.62
2:C:170:PRO:HD3	2:C:263:ASP:HB3	1.81	0.62
2:C:650:ARG:HG2	2:C:653:ASP:OD2	1.99	0.62
2:C:1032:PHE:CD2	2:C:1037:VAL:HG22	2.35	0.62
3:D:204:LEU:HD23	3:D:394:LEU:CD1	2.29	0.62
3:D:209:ARG:CB	3:D:389:GLU:CB	2.77	0.62
3:D:639:LEU:N	3:D:729:HIS:CD2	2.67	0.62
2:H:88:LEU:HD13	2:H:89:THR:H	1.64	0.62
2:H:352:ALA:CA	2:H:355:VAL:HG12	2.30	0.62
2:H:1049:LEU:O	2:H:1053:LEU:HG	2.00	0.62
3:I:458:ALA:HB2	3:I:575:GLN:NE2	2.14	0.62
3:I:1326:THR:CG2	3:I:1327:ARG:N	2.63	0.62
3:I:1369:GLU:HA	3:I:1372:VAL:CG1	2.29	0.62
2:M:54:ILE:HG21	2:M:66:LEU:HB3	1.82	0.62
2:M:524:VAL:HG12	2:M:525:SER:H	1.63	0.62
3:N:988:ARG:HD3	3:N:992:ILE:HD11	1.81	0.62
7:X:26:LEU:HD13	7:X:58:ILE:CG2	2.28	0.62
7:Z:85:LEU:HD22	7:Z:104:VAL:HG12	1.80	0.62
2:C:144:PRO:O	2:C:276:LYS:NZ	2.26	0.62
2:C:683:ASN:HB2	2:C:872:ASN:HB2	1.82	0.62
3:D:135:LEU:HD21	3:D:137:PRO:O	2.00	0.62
3:D:835:SER:H	3:D:838:ARG:CD	2.13	0.62
3:D:996:TRP:HA	3:D:999:THR:CG2	2.30	0.62
3:D:1041:LEU:O	3:D:1041:LEU:HD23	1.99	0.62
3:D:1194:CYS:HB3	3:D:1373:ARG:NH1	2.14	0.62
1:F:226:SER:O	1:F:228:PRO:HD3	1.99	0.62
2:H:524:VAL:CG1	2:H:525:SER:N	2.63	0.62
2:H:816:LYS:HB2	2:H:819:VAL:HG21	1.82	0.62
2:H:889:HIS:CD2	2:H:970:GLY:HA3	2.34	0.62
3:I:126:VAL:O	3:I:130:SER:HB3	1.99	0.62

Continued on next page...

Continued from previous page...

Atom-1	Atom-2	Interatomic distance (Å)	Clash overlap (Å)
3:I:911:LEU:O	3:I:915:VAL:HG23	1.98	0.62
3:I:1189:ARG:HD2	3:I:1204:CYS:SG	2.39	0.62
2:M:211:LEU:HD23	2:M:221:LEU:HD21	1.81	0.62
2:M:304:LEU:CD2	2:M:305:PRO:HD3	2.30	0.62
2:M:305:PRO:HA	2:M:308:ARG:CB	2.30	0.62
2:M:537:LYS:HA	2:M:545:ASN:HD21	1.65	0.62
2:M:676:ILE:HG23	2:M:988:VAL:HG13	1.81	0.62
3:N:1401:GLU:OE2	3:N:1402:ALA:N	2.32	0.62
1:B:65:PHE:N	1:B:65:PHE:CD1	2.67	0.62
3:D:54:LYS:CD	3:D:55:ASP:H	2.12	0.62
2:H:146:VAL:HG13	2:H:161:SER:O	1.99	0.62
2:H:630:ARG:HH21	2:H:706:GLU:HA	1.65	0.62
3:I:58:CYS:HB2	3:I:78:VAL:HB	1.82	0.62
3:I:1112:CYS:HB2	3:I:1195:GLN:OE1	1.99	0.62
3:I:1112:CYS:HB2	3:I:1195:GLN:CG	2.30	0.62
2:M:135:VAL:HG11	2:M:407:LYS:HA	1.82	0.62
2:M:455:LEU:CD1	2:M:456:ALA:O	2.48	0.62
2:M:602:GLU:HB2	2:M:648:ARG:NH2	2.14	0.62
2:M:693:GLU:HA	2:M:696:LYS:HD2	1.82	0.62
2:M:1061:GLU:OE2	3:N:82:LYS:HD3	1.99	0.62
7:Z:82:VAL:HG22	7:Z:133:ARG:HB2	1.82	0.62
2:C:873:PRO:HB3	3:D:949:ILE:CD1	2.30	0.62
3:D:127:LEU:HD12	3:D:127:LEU:C	2.20	0.62
3:D:367:ILE:HB	3:D:377:VAL:CG1	2.30	0.62
3:D:546:ARG:NH1	3:D:546:ARG:HG2	2.15	0.62
3:D:701:LEU:HD11	3:D:750:PRO:HG3	1.80	0.62
3:D:1107:VAL:HG12	3:D:1217:ILE:HA	1.82	0.62
3:D:1128:VAL:O	3:D:1128:VAL:CG1	2.48	0.62
3:D:1280:VAL:HA	3:D:1318:TYR:HA	1.81	0.62
1:F:11:PHE:HE1	1:F:23:PHE:HB3	1.65	0.62
1:G:23:PHE:O	1:G:196:THR:HA	2.00	0.62
2:H:342:ASP:O	2:H:345:ARG:HG2	1.99	0.62
2:H:676:ILE:HD12	2:H:871:LEU:O	1.99	0.62
3:I:171:LEU:HD23	3:I:172:PRO:HD2	1.82	0.62
3:I:699:VAL:H	3:I:756:GLN:HE22	1.48	0.62
3:I:1488:ASP:O	3:I:1490:LYS:N	2.32	0.62
2:M:118:ILE:HG22	2:M:382:ILE:HD13	1.80	0.62
2:M:136:ILE:HD12	2:M:136:ILE:N	2.15	0.62
2:M:447:ALA:HA	3:N:1085:ALA:HB1	1.82	0.62
2:M:677:MET:HA	2:M:873:PRO:HG2	1.82	0.62
3:N:613:ARG:NH1	3:N:613:ARG:O	2.32	0.62

Continued on next page...

Continued from previous page...

Atom-1	Atom-2	Interatomic distance (Å)	Clash overlap (Å)
3:N:1031:ASN:HB3	3:N:1034:GLN:HG3	1.82	0.62
7:Y:75:LEU:HB3	7:Y:77:GLU:OE2	2.00	0.62
1:A:186:LEU:HD23	1:A:187:GLY:N	2.15	0.61
1:B:81:ASN:O	1:B:84:GLU:HB3	1.99	0.61
2:C:412:ALA:O	2:C:419:THR:HG23	1.99	0.61
2:C:838:LYS:HG3	2:C:838:LYS:O	1.98	0.61
2:C:983:ILE:O	2:C:983:ILE:HG22	1.98	0.61
3:D:115:LEU:HD23	3:D:115:LEU:O	1.99	0.61
3:D:204:LEU:HD13	3:D:441:ARG:HH12	1.64	0.61
3:D:949:ILE:HD11	3:D:1023:MET:CE	2.29	0.61
1:G:176:ARG:HD3	3:I:884:ARG:NH2	2.15	0.61
2:H:496:ILE:O	2:H:515:ALA:HB1	1.99	0.61
3:I:704:ARG:CB	3:I:736:PHE:HB3	2.28	0.61
3:I:798:GLU:CG	3:I:828:LYS:HE3	2.29	0.61
3:I:1111:ASP:OD1	3:I:1203:LYS:HD2	2.00	0.61
2:M:187:ASN:O	2:M:188:LYS:HB3	2.00	0.61
2:M:487:THR:HB	2:M:490:GLU:HG3	1.82	0.61
2:M:1030:GLN:CD	3:N:628:ARG:HD3	2.21	0.61
3:N:1040:GLY:O	3:N:1060:SER:HB3	1.99	0.61
3:N:1098:LEU:HD23	3:N:1229:ILE:HB	1.81	0.61
3:N:1283:ILE:HD12	3:N:1292:VAL:HG22	1.81	0.61
4:O:41:GLU:N	4:O:42:PRO:CD	2.63	0.61
1:B:154:GLU:OE2	3:D:840:LYS:CE	2.47	0.61
2:C:159:ILE:HD12	2:C:159:ILE:O	2.01	0.61
2:C:571:LEU:HD11	2:C:700:TYR:HA	1.82	0.61
2:C:897:LEU:HD21	2:C:921:ALA:HA	1.82	0.61
3:D:486:ARG:HA	3:D:489:ARG:HD3	1.80	0.61
3:D:671:LYS:O	3:D:675:ARG:HG3	2.00	0.61
3:D:809:PRO:CB	3:D:812:ALA:HB2	2.14	0.61
2:H:154:ARG:HH22	2:H:178:PRO:CD	2.12	0.61
2:H:176:VAL:HG12	2:H:182:VAL:HG13	1.82	0.61
2:H:689:VAL:HG13	2:H:853:LEU:HD13	1.82	0.61
3:I:643:GLY:O	3:I:726:ILE:HG23	2.00	0.61
3:I:1003:VAL:O	3:I:1006:ALA:HB3	1.99	0.61
3:I:1263:PHE:CE2	3:I:1371:VAL:HG11	2.36	0.61
2:M:237:ARG:HG3	2:M:237:ARG:NH1	2.13	0.61
2:M:911:GLU:HB3	2:M:912:PRO:HD3	1.82	0.61
2:C:880:MET:HB3	3:D:1061:PHE:CE2	2.35	0.61
2:C:1030:GLN:CD	3:D:628:ARG:HD3	2.20	0.61
3:D:156:GLU:HB2	3:D:157:GLU:OE2	1.99	0.61
3:D:180:LYS:HZ1	3:D:387:LEU:H	1.45	0.61

Continued on next page...

Continued from previous page...

Atom-1	Atom-2	Interatomic distance (Å)	Clash overlap (Å)
3:D:546:ARG:HG2	3:D:546:ARG:HH11	1.65	0.61
3:D:996:TRP:HE3	3:D:999:THR:HG21	1.65	0.61
1:G:81:ASN:O	1:G:84:GLU:HB3	2.01	0.61
2:H:775:ARG:NH1	2:H:782:ALA:HB1	2.14	0.61
2:H:893:ALA:HB1	2:H:897:LEU:HD11	1.81	0.61
3:I:543:LEU:CD2	3:I:580:ALA:HB1	2.22	0.61
3:I:1112:CYS:CB	3:I:1195:GLN:HG2	2.29	0.61
3:I:1459:LEU:HD12	3:I:1459:LEU:N	2.15	0.61
1:K:142:VAL:HG23	1:K:142:VAL:O	2.01	0.61
1:K:194:LYS:NZ	1:K:196:THR:HG21	2.14	0.61
1:L:179:PHE:HD2	1:L:179:PHE:N	1.98	0.61
2:M:374:ASN:HD22	2:M:376:ARG:H	1.48	0.61
2:M:516:ARG:NE	3:N:1068:LEU:HD13	2.15	0.61
3:N:1112:CYS:HB2	3:N:1195:GLN:HG2	1.83	0.61
3:N:1448:THR:O	3:N:1451:ALA:HB3	2.00	0.61
1:B:48:ILE:HD12	1:B:48:ILE:N	2.15	0.61
1:B:101:LEU:HD23	1:B:101:LEU:C	2.21	0.61
2:C:431:HIS:CD2	2:C:433:THR:H	2.19	0.61
2:C:524:VAL:HG12	2:C:525:SER:H	1.65	0.61
2:C:863:ASP:C	2:C:863:ASP:OD2	2.39	0.61
2:C:918:LEU:HD23	2:C:968:LEU:HA	1.81	0.61
3:D:203:ALA:HB1	3:D:393:ILE:HG21	1.82	0.61
3:D:650:LEU:HD13	3:D:688:TRP:HZ3	1.64	0.61
3:D:800:LYS:HD2	3:D:804:LEU:CD2	2.30	0.61
3:D:827:ILE:C	3:D:828:LYS:HG3	2.20	0.61
1:F:48:ILE:HG23	1:F:213:GLN:NE2	2.15	0.61
1:F:213:GLN:O	1:F:217:ILE:HG12	2.00	0.61
2:H:544:THR:O	2:H:547:ILE:CD1	2.41	0.61
2:H:861:LEU:HA	2:H:974:LEU:HD12	1.82	0.61
3:I:100:ALA:HB2	3:I:128:TYR:OH	2.00	0.61
3:I:616:GLN:HE22	3:I:621:LYS:HG3	1.66	0.61
3:I:704:ARG:HD3	3:I:738:ALA:HB2	1.80	0.61
3:I:711:LEU:HD12	3:I:778:LEU:HD23	1.81	0.61
3:I:829:VAL:HG12	3:I:830:ALA:N	2.15	0.61
3:I:906:GLN:HB3	3:I:911:LEU:CD1	2.28	0.61
3:I:1123:PHE:CE2	3:I:1184:GLN:HA	2.33	0.61
3:I:1399:ASP:O	3:I:1403:LEU:HB2	2.01	0.61
1:L:61:VAL:CG2	1:L:68:ILE:HD11	2.30	0.61
2:M:28:ARG:HG3	2:M:40:GLU:OE1	2.00	0.61
2:M:100:LEU:HD23	2:M:367:LEU:O	2.00	0.61
2:M:602:GLU:HG3	2:M:603:VAL:N	2.14	0.61

Continued on next page...

Continued from previous page...

Atom-1	Atom-2	Interatomic distance (Å)	Clash overlap (Å)
3:N:729:HIS:CD2	3:N:731:LEU:N	2.65	0.61
3:N:982:PHE:CD2	3:N:983:LEU:N	2.68	0.61
2:C:965:GLU:HA	2:C:968:LEU:HD12	1.81	0.61
3:D:433:GLY:HA3	3:D:447:VAL:O	2.00	0.61
3:D:1459:LEU:CD2	3:D:1468:LEU:HD12	2.31	0.61
1:G:206:THR:HG22	1:G:209:GLU:CG	2.31	0.61
2:H:224:GLU:OE1	2:H:227:PHE:CD1	2.47	0.61
2:H:304:LEU:HD23	2:H:305:PRO:HD3	1.80	0.61
2:H:383:ARG:HB2	2:H:383:ARG:NH1	2.07	0.61
2:H:806:LEU:HB2	2:H:822:VAL:HG22	1.80	0.61
2:H:926:PHE:O	2:H:930:LYS:HG3	1.99	0.61
3:I:737:ASN:HD21	7:Y:40:SER:HB3	1.65	0.61
2:M:681:GLY:C	3:N:635:PRO:HG3	2.21	0.61
2:M:759:THR:HB	2:M:785:VAL:HG22	1.83	0.61
3:N:206:ARG:HB3	3:N:391:ALA:H	1.64	0.61
3:N:356:PRO:HB3	3:N:441:ARG:CA	2.28	0.61
3:N:711:LEU:HD12	3:N:778:LEU:HD23	1.81	0.61
3:N:1066:THR:CG2	3:N:1069:GLU:HB2	2.28	0.61
1:A:9:PRO:HD2	1:B:224:TYR:CD1	2.36	0.61
2:C:285:LEU:HG	2:C:285:LEU:O	1.99	0.61
3:D:141:ILE:HG21	3:D:448:GLU:OE1	2.00	0.61
3:D:1025:GLN:HE21	3:D:1025:GLN:CA	2.14	0.61
3:D:1366:LYS:HA	3:D:1369:GLU:OE1	2.00	0.61
3:D:1485:GLN:O	4:E:75:PHE:HA	1.99	0.61
2:H:858:MET:HG3	2:H:859:PRO:CD	2.28	0.61
3:I:1401:GLU:OE2	3:I:1415:VAL:HG21	2.00	0.61
3:I:1403:LEU:O	3:I:1407:LEU:HD13	1.98	0.61
2:M:141:HIS:HB3	2:M:418:LEU:HB3	1.83	0.61
2:M:442:GLU:CG	2:M:454:SER:HB2	2.30	0.61
3:N:771:SER:HB3	3:N:778:LEU:CD1	2.26	0.61
1:B:179:PHE:H	1:B:179:PHE:HD2	1.48	0.61
2:C:126:SER:HB2	2:C:395:LYS:NZ	2.15	0.61
2:C:135:VAL:HG11	2:C:407:LYS:HA	1.81	0.61
2:C:987:ILE:HD11	3:D:946:GLY:HA2	1.83	0.61
3:D:1330:ILE:N	3:D:1330:ILE:CD1	2.64	0.61
1:F:62:LEU:HD22	2:H:745:ILE:HG22	1.83	0.61
1:G:65:PHE:CD1	1:G:65:PHE:N	2.69	0.61
2:H:367:LEU:HB3	2:H:371:LYS:HE2	1.81	0.61
2:H:474:VAL:HG23	2:H:478:VAL:O	1.99	0.61
2:H:612:VAL:HG13	2:H:621:VAL:O	2.00	0.61
3:I:857:ILE:N	3:I:857:ILE:CD1	2.63	0.61

Continued on next page...

Continued from previous page...

Atom-1	Atom-2	Interatomic distance (Å)	Clash overlap (Å)
3:I:1211:MET:CG	3:I:1212:ALA:H	1.88	0.61
2:M:175:GLU:HG2	2:M:176:VAL:N	2.16	0.61
2:M:218:VAL:CG2	2:M:311:PHE:HE1	2.13	0.61
2:M:585:GLU:HG2	2:M:665:PHE:CD2	2.36	0.61
2:M:599:GLU:HG3	2:M:600:ASP:H	1.65	0.61
3:N:210:ARG:HG2	3:N:344:ASP:OD1	2.00	0.61
3:N:1488:ASP:O	3:N:1490:LYS:N	2.33	0.61
2:C:957:LYS:HD2	2:C:961:GLU:HB3	1.83	0.61
2:C:1005:MET:SD	3:D:724:GLN:HB3	2.40	0.61
3:D:134:VAL:CG2	3:D:460:ALA:HB1	2.27	0.61
3:D:516:ALA:O	3:D:518:PRO:HD3	2.00	0.61
3:D:584:ASN:HD21	3:D:590:PRO:HD2	1.66	0.61
3:D:1317:ASP:OD1	3:D:1318:TYR:N	2.32	0.61
1:F:28:LEU:HB2	1:F:193:ASP:HB2	1.82	0.61
1:F:165:ILE:HD12	1:F:165:ILE:O	2.01	0.61
1:G:35:THR:O	1:G:39:PRO:HG2	2.01	0.61
2:H:553:ASP:OD1	2:H:843:HIS:ND1	2.33	0.61
3:I:206:ARG:NH2	3:I:441:ARG:HH21	1.99	0.61
3:I:1305:LEU:CD1	3:I:1311:LEU:HD22	2.27	0.61
1:K:23:PHE:CE2	1:K:199:ILE:HD11	2.36	0.61
2:M:195:LEU:HD12	2:M:195:LEU:O	2.01	0.61
3:N:481:MET:SD	3:N:1388:ARG:HG2	2.40	0.61
3:N:917:GLN:HA	3:N:920:LEU:HD12	1.82	0.61
7:X:45:ASP:C	7:X:47:GLY:H	2.04	0.61
7:Y:75:LEU:HD22	7:Y:77:GLU:OE2	2.01	0.61
7:Z:6:LYS:NZ	7:Z:85:LEU:HG	2.16	0.61
7:Z:73:VAL:C	7:Z:74:ILE:HD13	2.21	0.61
1:A:98:THR:CG2	1:A:141:GLU:HG3	2.30	0.61
1:B:56:VAL:O	1:B:164:ALA:HB1	2.00	0.61
2:C:3:ILE:HD12	2:C:3:ILE:N	2.15	0.61
2:C:896:PHE:O	2:C:924:VAL:HG11	2.01	0.61
3:D:1128:VAL:HB	3:D:1133:ARG:NH2	2.16	0.61
3:D:1253:THR:O	3:D:1258:ARG:HB2	2.00	0.61
3:D:1481:VAL:CG1	4:E:18:ARG:HD3	2.30	0.61
1:G:91:ASN:N	1:G:91:ASN:HD22	1.98	0.61
2:H:6:PHE:CZ	2:H:901:TYR:HD2	2.19	0.61
2:H:352:ALA:O	2:H:355:VAL:HG12	2.01	0.61
2:H:857:ASP:HB2	2:H:978:ARG:CG	2.20	0.61
2:H:1013:TYR:OH	2:H:1063:ARG:HG3	2.00	0.61
3:I:1336:LEU:HD11	3:I:1341:PRO:HG3	1.82	0.61
2:M:195:LEU:HD21	2:M:241:LEU:HD12	1.83	0.61

Continued on next page...

Continued from previous page...

Atom-1	Atom-2	Interatomic distance (Å)	Clash overlap (Å)
2:M:218:VAL:HG22	2:M:311:PHE:HE1	1.65	0.61
2:M:831:ARG:NH1	2:M:1002:GLU:HB2	2.15	0.61
3:N:519:VAL:HG13	3:N:544:TYR:CE1	2.35	0.61
3:N:1232:PRO:HB2	3:N:1356:TYR:HE2	1.65	0.61
2:C:56:GLU:HB2	2:C:64:LEU:CD2	2.30	0.61
2:C:270:GLY:HA2	2:C:274:ARG:HD3	1.83	0.61
2:C:544:THR:O	2:C:547:ILE:CD1	2.44	0.61
2:C:569:VAL:HG12	2:C:996:LYS:O	2.00	0.61
2:C:906:PHE:CD1	3:D:1067:VAL:HG13	2.35	0.61
2:C:1058:ASP:OD2	2:C:1083:GLU:HB2	2.01	0.61
3:D:1084:THR:HG22	3:D:1087:ARG:NH1	2.15	0.61
1:G:213:GLN:O	1:G:217:ILE:HG13	2.00	0.61
2:H:47:ALA:HB1	2:H:345:ARG:HB3	1.83	0.61
2:H:896:PHE:CE2	2:H:925:TYR:HB2	2.36	0.61
2:M:136:ILE:CG2	2:M:336:VAL:HG13	2.30	0.61
2:M:650:ARG:HG2	2:M:653:ASP:OD2	2.00	0.61
3:N:166:GLN:HG2	3:N:396:VAL:CG1	2.31	0.61
3:N:400:VAL:CG2	3:N:443:VAL:HG21	2.29	0.61
3:N:806:PHE:CE1	3:N:813:LEU:CB	2.81	0.61
3:N:925:GLU:O	3:N:928:ALA:HB3	2.01	0.61
1:A:115:LEU:HD22	1:F:161:ARG:HH22	1.66	0.60
2:C:439:CYS:HB2	2:C:541:SER:HB2	1.82	0.60
2:C:500:ASN:HD22	2:C:500:ASN:N	1.99	0.60
3:D:496:LEU:HD12	3:D:496:LEU:O	1.99	0.60
3:D:963:TYR:CD2	3:D:1002:LYS:HD3	2.35	0.60
2:H:679:PHE:HB2	2:H:683:ASN:ND2	2.15	0.60
2:H:727:PRO:HD2	2:H:787:ASP:HB2	1.82	0.60
2:H:805:ARG:HG2	2:H:823:VAL:HG22	1.82	0.60
3:I:12:LEU:HD12	3:I:12:LEU:H	1.64	0.60
3:I:141:ILE:HG22	3:I:162:ARG:NH1	2.15	0.60
2:M:428:ARG:CZ	2:M:451:LEU:HD11	2.32	0.60
2:M:498:GLN:CA	2:M:498:GLN:HE21	2.13	0.60
3:N:160:GLU:HG2	3:N:165:LYS:CB	2.31	0.60
7:Z:115:THR:CB	7:Z:116:PRO:HD3	2.31	0.60
1:B:115:LEU:HD12	1:B:115:LEU:O	2.00	0.60
2:C:679:PHE:O	2:C:680:ASP:C	2.39	0.60
2:C:1090:LYS:HE3	3:D:90:MET:SD	2.40	0.60
3:D:1094:LEU:CD1	3:D:1098:LEU:HD11	2.31	0.60
1:F:26:GLU:HG2	1:F:27:PRO:CA	2.32	0.60
2:H:720:GLU:HA	2:H:759:THR:O	2.01	0.60
2:H:1051:GLU:OE1	2:H:1056:LYS:HE3	2.02	0.60

Continued on next page...

Continued from previous page...

Atom-1	Atom-2	Interatomic distance (Å)	Clash overlap (Å)
3:I:18:ILE:CG2	3:I:518:PRO:HG3	2.31	0.60
3:I:53:ILE:HA	3:I:86:ARG:HH11	1.66	0.60
3:I:1263:PHE:HB3	3:I:1424:VAL:HG11	1.82	0.60
3:I:1453:ALA:O	3:I:1455:LYS:N	2.33	0.60
2:M:64:LEU:HD12	2:M:100:LEU:CD1	2.31	0.60
2:M:1004:LYS:CD	3:N:744:GLN:NE2	2.59	0.60
3:N:365:ASP:O	3:N:379:ALA:HB2	2.01	0.60
3:N:642:CYS:HB3	3:N:716:PHE:CB	2.31	0.60
4:O:68:LEU:HA	4:O:73:LEU:HD13	1.83	0.60
2:C:139:GLN:O	2:C:334:ARG:HG3	2.02	0.60
2:C:239:PHE:CE1	2:C:252:LYS:HA	2.35	0.60
2:C:1005:MET:SD	3:D:724:GLN:OE1	2.59	0.60
3:D:26:VAL:HG23	3:D:26:VAL:O	2.01	0.60
3:D:623:VAL:HG12	3:D:624:ASP:O	2.01	0.60
3:D:1114:THR:HG23	3:D:1114:THR:O	2.01	0.60
3:D:1381:VAL:CG2	3:D:1391:GLU:HB2	2.31	0.60
1:F:62:LEU:HD23	2:H:745:ILE:O	2.02	0.60
1:G:44:LEU:CD2	1:G:48:ILE:HD11	2.31	0.60
1:G:52:ALA:HB1	1:G:170:VAL:H	1.66	0.60
1:G:52:ALA:HB2	1:G:170:VAL:C	2.21	0.60
2:H:110:GLU:OE1	2:H:369:PRO:HB3	2.01	0.60
2:H:162:ILE:O	2:H:164:PRO:HD3	2.02	0.60
2:H:267:TYR:CD1	2:H:272:ALA:HB1	2.36	0.60
2:H:631:SER:HB3	2:H:637:LEU:HD11	1.83	0.60
2:H:679:PHE:CB	2:H:683:ASN:HD21	2.14	0.60
2:H:872:ASN:ND2	2:H:874:LEU:HB2	2.17	0.60
3:I:163:TYR:HB3	2:M:209:ARG:NH2	2.16	0.60
3:I:1194:CYS:SG	3:I:1200:VAL:HA	2.41	0.60
3:I:1352:ILE:O	3:I:1355:VAL:HG23	2.00	0.60
2:M:430:VAL:O	3:N:1075:HIS:CE1	2.54	0.60
3:N:501:ALA:CB	3:N:1452:ILE:HG22	2.31	0.60
3:N:661:MET:SD	3:N:687:VAL:HG13	2.41	0.60
3:N:860:LEU:HD22	3:N:878:GLY:CA	2.30	0.60
3:N:1114:THR:CG2	3:N:1195:GLN:HB3	2.31	0.60
4:O:21:VAL:O	4:O:25:LYS:HG3	2.01	0.60
1:A:35:THR:O	1:A:39:PRO:HG2	2.01	0.60
1:B:52:ALA:HB1	1:B:170:VAL:H	1.66	0.60
2:C:270:GLY:HA2	2:C:274:ARG:CD	2.31	0.60
2:C:477:GLY:HA2	2:C:508:ILE:CD1	2.31	0.60
2:C:1049:LEU:O	2:C:1053:LEU:HG	2.01	0.60
3:D:142:LEU:CD2	3:D:145:VAL:C	2.69	0.60

Continued on next page...

Continued from previous page...

Atom-1	Atom-2	Interatomic distance (Å)	Clash overlap (Å)
3:D:743:ASP:OD1	6:Q:10:G:O2'	2.14	0.60
3:D:849:ALA:O	3:D:853:VAL:HG23	2.01	0.60
3:D:955:VAL:O	3:D:1039:CYS:HB3	2.01	0.60
1:G:56:VAL:HG12	1:G:57:TYR:H	1.65	0.60
1:G:115:LEU:HD12	1:G:115:LEU:O	2.01	0.60
2:H:218:VAL:HG23	2:H:311:PHE:CE1	2.36	0.60
2:H:431:HIS:CD2	2:H:433:THR:OG1	2.55	0.60
2:H:515:ALA:O	2:H:516:ARG:HD3	2.01	0.60
2:H:679:PHE:O	2:H:680:ASP:C	2.40	0.60
2:H:906:PHE:CE1	3:I:1067:VAL:HA	2.37	0.60
4:J:48:MET:N	4:J:54:LEU:HB2	2.16	0.60
1:K:123:MET:O	1:K:125:PRO:HD3	2.01	0.60
3:N:142:LEU:HG	3:N:145:VAL:C	2.22	0.60
3:N:353:VAL:HG12	3:N:368:VAL:HG22	1.83	0.60
3:N:982:PHE:CE1	7:Z:112:VAL:HG22	2.36	0.60
3:N:1209:LEU:HD11	4:O:16:LYS:HD2	1.82	0.60
3:N:1452:ILE:HD12	3:N:1452:ILE:H	1.67	0.60
1:B:86:VAL:O	1:B:86:VAL:HG13	2.01	0.60
3:D:400:VAL:O	3:D:400:VAL:HG13	2.02	0.60
3:D:471:GLU:O	3:D:475:LYS:HG3	2.02	0.60
3:D:850:LEU:HD12	3:D:850:LEU:N	2.11	0.60
2:H:626:ARG:CB	2:H:639:GLN:HE21	2.15	0.60
3:I:147:VAL:HG23	3:I:162:ARG:NH2	2.16	0.60
3:I:1173:LEU:HD12	3:I:1176:LYS:NZ	2.17	0.60
3:I:1280:VAL:HG22	3:I:1295:GLU:O	2.01	0.60
3:I:1434:TRP:NE1	3:I:1435:LEU:HD12	2.16	0.60
4:J:38:THR:OG1	4:J:39:VAL:N	2.34	0.60
1:K:212:ASN:O	1:K:215:VAL:HB	2.01	0.60
2:M:239:PHE:CE1	2:M:252:LYS:HA	2.36	0.60
3:N:57:GLU:HG2	3:N:58:CYS:N	2.17	0.60
3:N:209:ARG:O	3:N:346:ARG:HA	2.02	0.60
3:N:1379:VAL:HG12	3:N:1419:PRO:CA	2.21	0.60
4:O:68:LEU:HA	4:O:73:LEU:CD1	2.31	0.60
2:C:90:TYR:CD1	2:C:120:LEU:HB2	2.37	0.60
2:C:435:TYR:HA	3:D:1071:PHE:HE2	1.66	0.60
2:C:632:ASN:HB3	2:C:633:GLN:NE2	2.16	0.60
2:C:654:LEU:H	2:C:654:LEU:CD2	2.14	0.60
3:D:185:VAL:HG21	3:D:203:ALA:HB2	1.82	0.60
3:D:481:MET:HE3	3:D:493:ARG:HA	1.80	0.60
3:D:1107:VAL:O	3:D:1218:GLY:N	2.33	0.60
3:D:1435:LEU:HD13	3:D:1457:ASP:OD2	2.02	0.60

Continued on next page...

Continued from previous page...

Atom-1	Atom-2	Interatomic distance (Å)	Clash overlap (Å)
1:G:101:LEU:HD23	1:G:101:LEU:O	2.01	0.60
2:H:260:LEU:HB3	2:H:291:ALA:HB1	1.82	0.60
2:H:455:LEU:CD1	2:H:459:ALA:HB3	2.28	0.60
2:H:524:VAL:CG1	2:H:525:SER:H	2.15	0.60
2:H:569:VAL:HG23	2:H:570:PRO:HD2	1.83	0.60
2:H:773:LEU:O	2:H:777:ILE:HG12	2.01	0.60
2:H:1084:SER:O	2:H:1087:VAL:HG12	2.01	0.60
2:M:129:ILE:HG22	2:M:130:ASN:N	2.16	0.60
2:M:571:LEU:HD11	2:M:701:THR:N	2.16	0.60
2:M:876:VAL:N	2:M:877:PRO:HD2	2.17	0.60
3:N:525:ARG:HB2	3:N:538:SER:HB3	1.84	0.60
3:N:1094:LEU:CD1	3:N:1098:LEU:HD13	2.31	0.60
4:O:10:PHE:CE1	4:O:16:LYS:HG3	2.36	0.60
7:Y:115:THR:OG1	7:Y:116:PRO:HD3	2.01	0.60
2:C:503:LEU:HD23	2:C:507:ARG:O	2.01	0.60
3:D:567:ILE:O	3:D:571:LYS:HG2	2.00	0.60
3:D:600:LEU:H	3:D:600:LEU:HD12	1.65	0.60
3:D:864:VAL:HG12	3:D:865:THR:N	2.17	0.60
3:D:1094:LEU:O	3:D:1098:LEU:HD13	2.02	0.60
2:H:275:TYR:HD2	2:H:276:LYS:HG3	1.66	0.60
3:I:809:PRO:CB	3:I:812:ALA:HB2	2.24	0.60
3:I:1123:PHE:CE2	3:I:1184:GLN:HG3	2.36	0.60
1:L:23:PHE:O	1:L:196:THR:HA	2.01	0.60
2:M:524:VAL:CG1	2:M:528:GLU:HB2	2.31	0.60
3:N:1114:THR:HG23	3:N:1114:THR:O	2.01	0.60
1:B:59:GLU:OE1	1:B:137:ARG:NH2	2.34	0.60
1:B:178:ALA:HB3	1:B:198:ARG:HG3	1.82	0.60
2:C:250:ARG:C	2:C:252:LYS:H	2.03	0.60
3:D:181:ASP:HA	3:D:205:TYR:HD2	1.64	0.60
3:D:474:GLU:O	3:D:478:LEU:HG	2.01	0.60
3:D:862:ASP:O	3:D:877:PRO:HD3	2.01	0.60
3:D:1102:THR:CA	3:D:1105:ILE:HD13	2.31	0.60
1:F:24:VAL:HA	1:F:196:THR:HG22	1.84	0.60
1:F:35:THR:O	1:F:39:PRO:HG2	2.02	0.60
2:H:129:ILE:HD11	2:H:386:PHE:HB3	1.82	0.60
2:H:184:MET:SD	2:H:191:PHE:HE1	2.25	0.60
2:H:726:ILE:HD12	2:H:726:ILE:N	2.17	0.60
3:I:127:LEU:HD12	3:I:127:LEU:C	2.21	0.60
3:I:163:TYR:HD1	2:M:209:ARG:NH2	1.99	0.60
3:I:789:LEU:O	3:I:792:ILE:HG23	2.01	0.60
2:M:64:LEU:HD12	2:M:100:LEU:HD13	1.84	0.60

Continued on next page...

Continued from previous page...

Atom-1	Atom-2	Interatomic distance (Å)	Clash overlap (Å)
3:N:638:LYS:HB2	3:N:641:GLN:OE1	2.02	0.60
3:N:810:GLU:O	3:N:813:LEU:HG	2.00	0.60
3:N:812:ALA:HB1	3:N:816:HIS:CD2	2.36	0.60
3:N:1018:ASN:HB3	3:N:1021:TYR:HB3	1.82	0.60
7:Z:57:ARG:O	7:Z:61:ARG:HG3	2.02	0.60
2:C:9:ILE:HG12	2:C:907:ASP:CG	2.22	0.60
3:D:525:ARG:HB2	3:D:538:SER:CB	2.32	0.60
3:D:1091:SER:OG	5:P:19:DC:H6	1.83	0.60
1:G:202:ASP:OD1	1:G:204:SER:N	2.24	0.60
2:H:136:ILE:HG12	2:H:392:SER:OG	2.02	0.60
2:H:333:ILE:HD12	2:H:410:ILE:HD11	1.83	0.60
2:H:342:ASP:O	2:H:346:VAL:HG23	2.01	0.60
2:H:368:THR:CB	2:H:369:PRO:HD3	2.25	0.60
2:H:430:VAL:HG11	3:I:1074:SER:OG	2.02	0.60
2:H:545:ASN:HB3	2:H:583:LEU:HD22	1.84	0.60
2:H:556:ASN:ND2	2:H:556:ASN:C	2.55	0.60
3:I:53:ILE:HA	3:I:86:ARG:NH1	2.16	0.60
3:I:98:PRO:O	3:I:458:ALA:HB3	2.02	0.60
3:I:1098:LEU:HD21	3:I:1229:ILE:CB	2.30	0.60
2:M:831:ARG:CZ	2:M:1000:MET:SD	2.90	0.60
2:M:875:GLY:HA2	2:M:879:ARG:NH1	2.16	0.60
3:N:14:SER:O	3:N:18:ILE:HG13	2.02	0.60
3:N:1101:VAL:CG1	3:N:1424:VAL:HG23	2.31	0.60
7:X:102:VAL:HG21	7:X:125:MET:HE2	1.83	0.60
1:B:76:VAL:HB	3:D:872:ARG:HH12	1.65	0.60
2:C:113:VAL:HG11	2:C:373:VAL:CB	2.32	0.60
2:C:598:GLU:O	2:C:651:LYS:HG3	2.02	0.60
2:C:1031:ARG:HH21	3:D:621:LYS:NZ	2.00	0.60
3:D:143:ASN:HA	3:D:161:LEU:CD2	2.32	0.60
3:D:829:VAL:HG12	3:D:830:ALA:N	2.17	0.60
1:G:20:TYR:HD2	1:G:21:GLY:H	1.49	0.60
2:H:69:LEU:CD1	2:H:109:LYS:HE3	2.30	0.60
2:H:74:GLY:O	2:H:76:PRO:HD3	2.02	0.60
2:H:237:ARG:HG3	2:H:237:ARG:NH1	2.17	0.60
2:H:266:ARG:CA	2:H:288:ARG:HD3	2.31	0.60
2:H:338:GLU:HA	2:H:341:THR:HG22	1.83	0.60
2:H:606:VAL:HG11	2:H:643:VAL:O	2.01	0.60
3:I:54:LYS:HD2	3:I:55:ASP:H	1.65	0.60
3:I:143:ASN:HB3	3:I:161:LEU:HD21	1.83	0.60
2:M:47:ALA:HB1	2:M:345:ARG:HB3	1.84	0.60
2:M:265:ARG:HB3	2:M:267:TYR:CZ	2.36	0.60

Continued on next page...

Continued from previous page...

Atom-1	Atom-2	Interatomic distance (Å)	Clash overlap (Å)
2:M:461:VAL:CG1	2:M:465:GLY:HA2	2.32	0.60
2:M:516:ARG:NH1	2:M:521:PRO:HB3	2.17	0.60
3:N:93:ILE:HD12	3:N:548:ILE:HG12	1.84	0.60
3:N:181:ASP:OD1	3:N:387:LEU:HD22	2.01	0.60
3:N:764:LEU:HD23	3:N:767:HIS:CE1	2.37	0.60
3:N:972:LEU:HG	3:N:976:GLN:NE2	2.15	0.60
3:N:1109:GLU:HG2	3:N:1201:CYS:CA	2.29	0.60
3:N:1288:GLU:HG3	3:N:1307:LYS:HE2	1.84	0.60
3:N:1465:ASN:HA	3:N:1468:LEU:HD23	1.82	0.60
4:O:19:LEU:O	4:O:23:VAL:HG23	2.02	0.60
2:C:368:THR:CB	2:C:369:PRO:CD	2.75	0.59
2:C:603:VAL:HG23	2:C:647:GLN:H	1.67	0.59
2:C:786:LYS:HG2	2:C:787:ASP:N	2.17	0.59
2:C:835:VAL:HG13	2:C:836:GLY:N	2.17	0.59
2:C:876:VAL:H	2:C:877:PRO:HD2	1.65	0.59
3:D:402:PRO:HA	3:D:443:VAL:HG23	1.82	0.59
3:D:434:ARG:HB3	3:D:447:VAL:CG2	2.32	0.59
3:D:881:LEU:HD21	3:D:941:PHE:CZ	2.37	0.59
3:D:1457:ASP:O	3:D:1459:LEU:HD12	2.01	0.59
4:E:58:PRO:HG2	4:E:59:ASN:N	2.16	0.59
1:F:49:PRO:O	1:F:173:PRO:HG2	2.02	0.59
2:H:21:ILE:HD12	2:H:21:ILE:N	2.11	0.59
2:H:204:GLN:NE2	2:H:228:ALA:HB1	2.17	0.59
3:I:1481:VAL:HG22	4:J:18:ARG:HE	1.66	0.59
1:K:30:ARG:HD3	1:K:191:ASP:HB2	1.84	0.59
2:M:881:ASN:OD1	2:M:884:GLN:NE2	2.35	0.59
3:N:1047:LYS:HB3	3:N:1048:PRO:CD	2.32	0.59
7:Y:120:SER:HB2	7:Y:123:SER:HB2	1.83	0.59
2:C:22:GLN:HB3	2:C:121:MET:CE	2.31	0.59
2:C:281:LEU:HD11	2:C:306:THR:HA	1.82	0.59
2:C:687:ALA:HB1	2:C:850:ALA:HB2	1.85	0.59
2:C:1055:LEU:HD11	2:C:1076:VAL:HG21	1.84	0.59
3:D:486:ARG:HG3	3:D:489:ARG:NH1	2.17	0.59
3:D:676:MET:SD	3:D:684:LYS:HE3	2.41	0.59
3:D:711:LEU:HD12	3:D:778:LEU:HD23	1.83	0.59
3:D:771:SER:HB2	3:D:778:LEU:CD1	2.29	0.59
3:D:799:LYS:O	3:D:799:LYS:HD3	2.02	0.59
3:D:1257:PRO:HA	3:D:1260:ILE:HD12	1.84	0.59
1:F:188:GLN:NE2	1:F:188:GLN:N	2.41	0.59
2:H:119:PRO:HG2	2:H:386:PHE:CD2	2.36	0.59
2:H:122:THR:HG22	2:H:124:ASP:H	1.67	0.59

Continued on next page...

Continued from previous page...

Atom-1	Atom-2	Interatomic distance (Å)	Clash overlap (Å)
2:H:147:TYR:O	2:H:148:PHE:HD2	1.85	0.59
2:H:186:VAL:O	2:H:187:ASN:HB3	2.02	0.59
2:H:636:ALA:O	2:H:637:LEU:HD23	2.03	0.59
3:I:465:LEU:HD13	3:I:510:GLU:HA	1.82	0.59
3:I:850:LEU:O	3:I:853:VAL:HB	2.01	0.59
3:I:1106:VAL:HG11	3:I:1474:ALA:CB	2.32	0.59
3:I:1280:VAL:HA	3:I:1318:TYR:HA	1.83	0.59
2:M:146:VAL:HG13	2:M:161:SER:O	2.03	0.59
2:M:498:GLN:HE21	2:M:498:GLN:HA	1.67	0.59
2:M:851:LYS:HG2	2:M:853:LEU:CD1	2.31	0.59
2:M:1019:GLN:CD	3:N:621:LYS:HG3	2.23	0.59
3:N:143:ASN:HD21	3:N:145:VAL:HG12	1.65	0.59
3:N:480:GLU:O	3:N:484:PRO:HD2	2.03	0.59
3:N:666:ILE:HD12	3:N:686:GLU:OE2	2.03	0.59
3:N:833:GLU:O	3:N:834:THR:HG23	2.02	0.59
3:N:1040:GLY:O	3:N:1041:LEU:HB3	2.01	0.59
3:N:1165:TYR:N	3:N:1165:TYR:CD1	2.70	0.59
3:N:1272:ALA:HA	3:N:1326:THR:HB	1.83	0.59
3:N:1366:LYS:HA	3:N:1369:GLU:OE1	2.02	0.59
7:X:92:GLU:HA	7:X:98:GLU:O	2.00	0.59
1:A:47:SER:OG	1:B:32:PHE:HZ	1.85	0.59
2:C:274:ARG:O	2:C:277:ALA:HB3	2.01	0.59
2:C:285:LEU:O	2:C:285:LEU:CG	2.50	0.59
2:C:496:ILE:HA	2:C:531:PHE:O	2.02	0.59
2:C:854:PRO:HB2	2:C:856:GLU:CD	2.23	0.59
3:D:7:LYS:HG2	3:D:1458:GLU:OE2	2.02	0.59
3:D:141:ILE:CG2	3:D:162:ARG:NH1	2.64	0.59
3:D:720:LEU:H	3:D:720:LEU:CD1	2.15	0.59
3:D:893:GLU:O	3:D:896:ALA:HB3	2.01	0.59
3:D:983:LEU:HD23	3:D:983:LEU:N	2.18	0.59
2:H:794:PRO:CG	2:H:1025:ALA:HA	2.32	0.59
2:H:1003:ASP:OD2	2:H:1003:ASP:O	2.20	0.59
3:I:396:VAL:HG23	3:I:398:ALA:HB3	1.83	0.59
3:I:1047:LYS:HB3	3:I:1048:PRO:HD2	1.85	0.59
2:M:578:VAL:HG23	2:M:579:VAL:HG12	1.84	0.59
2:M:603:VAL:HA	2:M:613:VAL:HG12	1.84	0.59
3:N:156:GLU:O	3:N:160:GLU:HB2	2.02	0.59
3:N:206:ARG:CG	3:N:391:ALA:HB3	2.32	0.59
3:N:868:TYR:CD1	3:N:869:MET:HG3	2.37	0.59
3:N:947:ILE:O	3:N:947:ILE:HD12	2.01	0.59
1:B:213:GLN:O	1:B:217:ILE:HG12	2.02	0.59

Continued on next page...

Continued from previous page...

Atom-1	Atom-2	Interatomic distance (Å)	Clash overlap (Å)
2:C:204:GLN:NE2	2:C:228:ALA:CB	2.65	0.59
2:C:338:GLU:HA	2:C:341:THR:HG22	1.83	0.59
2:C:931:GLY:O	2:C:933:GLY:N	2.35	0.59
3:D:26:VAL:CG2	3:D:93:ILE:HG12	2.32	0.59
3:D:1024:ALA:HA	3:D:1029:ARG:O	2.02	0.59
3:D:1087:ARG:NH2	7:X:43:TYR:CZ	2.65	0.59
3:D:1169:ASP:O	3:D:1172:HIS:HB2	2.02	0.59
3:D:1363:LEU:HD23	3:D:1363:LEU:H	1.67	0.59
1:F:20:TYR:HD2	1:F:21:GLY:H	1.49	0.59
2:H:1052:MET:HA	2:H:1056:LYS:HD2	1.83	0.59
3:I:135:LEU:CD2	3:I:137:PRO:O	2.50	0.59
3:I:783:ARG:HA	3:I:1028:ALA:HA	1.83	0.59
3:I:804:LEU:HG	3:I:831:GLY:CA	2.31	0.59
3:I:963:TYR:HD2	3:I:1002:LYS:HD3	1.66	0.59
1:K:99:LEU:HB3	1:K:114:PHE:CD2	2.38	0.59
2:M:352:ALA:CA	2:M:355:VAL:HG12	2.32	0.59
2:M:435:TYR:HE1	2:M:539:VAL:HG22	1.67	0.59
3:N:210:ARG:HB2	3:N:389:GLU:HG3	1.82	0.59
3:N:880:ILE:CG2	3:N:881:LEU:N	2.65	0.59
3:N:1167:SER:O	3:N:1171:VAL:HG23	2.02	0.59
3:N:1225:ALA:O	3:N:1229:ILE:HG13	2.02	0.59
4:O:27:ALA:HA	4:O:30:LEU:HD12	1.82	0.59
1:A:127:LEU:HD12	1:A:128:HIS:N	2.17	0.59
2:C:285:LEU:O	2:C:285:LEU:HD23	2.02	0.59
2:C:295:ASP:HB3	2:C:297:GLU:OE2	2.01	0.59
2:C:754:ILE:HG13	2:C:791:ARG:NH1	2.17	0.59
3:D:789:LEU:HD12	3:D:911:LEU:HD21	1.84	0.59
3:D:1393:GLN:HB2	3:D:1398:TRP:CZ2	2.37	0.59
3:D:1452:ILE:CD1	3:D:1452:ILE:N	2.64	0.59
2:H:274:ARG:HG3	2:H:285:LEU:HD22	1.84	0.59
2:H:544:THR:C	2:H:546:LEU:H	2.06	0.59
3:I:850:LEU:HD12	3:I:850:LEU:N	2.14	0.59
3:I:1356:TYR:HD2	3:I:1361:VAL:HG11	1.67	0.59
2:M:432:ARG:HH12	3:N:1047:LYS:HG2	1.66	0.59
2:M:751:PRO:HA	2:M:792:VAL:HG12	1.84	0.59
3:N:358:GLY:HA2	3:N:385:VAL:CA	2.32	0.59
3:N:508:ARG:HB3	3:N:509:PRO:HD2	1.84	0.59
3:N:715:ALA:HB3	3:N:764:LEU:HA	1.84	0.59
7:Z:7:LEU:HD23	7:Z:109:GLU:OE2	2.03	0.59
1:A:40:LEU:HA	1:A:43:ILE:HD12	1.83	0.59
2:C:64:LEU:HB2	2:C:359:MET:CG	2.33	0.59

Continued on next page...

Continued from previous page...

Atom-1	Atom-2	Interatomic distance (Å)	Clash overlap (Å)
3:D:162:ARG:HG3	3:D:452:ILE:CG2	2.33	0.59
1:F:76:VAL:HA	1:F:79:ILE:HG13	1.83	0.59
1:F:206:THR:HG22	1:F:209:GLU:CG	2.29	0.59
2:H:569:VAL:HG12	2:H:996:LYS:O	2.02	0.59
2:H:587:VAL:HG11	2:H:666:LEU:CD2	2.32	0.59
2:H:1009:SER:HB3	3:I:651:GLU:OE1	2.02	0.59
3:I:1033:GLN:HE22	7:Y:54:GLU:HG2	1.64	0.59
3:I:1112:CYS:HB2	3:I:1195:GLN:HG2	1.84	0.59
1:L:22:GLU:OE2	1:L:198:ARG:HB3	2.03	0.59
2:M:200:LEU:CD1	2:M:202:TYR:CD2	2.86	0.59
2:M:272:ALA:HA	2:M:464:LEU:HD21	1.84	0.59
2:M:344:PHE:CD2	2:M:378:LEU:HD11	2.37	0.59
3:N:167:GLU:HB3	3:N:169:TYR:HE1	1.67	0.59
3:N:181:ASP:HA	3:N:205:TYR:HB3	1.85	0.59
3:N:403:PHE:CE2	3:N:444:VAL:HG23	2.38	0.59
3:N:845:ASN:H	3:N:848:GLU:HG3	1.67	0.59
3:N:908:LYS:NZ	7:Z:35:GLU:OE1	2.35	0.59
3:N:1200:VAL:HG22	3:N:1373:ARG:NH1	2.17	0.59
5:P:20:DC:H2''	5:P:21:DG:H5'	1.84	0.59
1:A:21:GLY:HA3	1:A:207:PRO:CB	2.32	0.59
2:C:134:ARG:HH21	2:C:393:GLN:HA	1.67	0.59
2:C:151:ASP:HB2	2:C:157:ARG:O	2.03	0.59
2:C:433:THR:CG2	2:C:488:ALA:HB1	2.33	0.59
2:C:498:GLN:HE21	2:C:498:GLN:CA	2.14	0.59
2:C:720:GLU:HG2	2:C:760:SER:HB3	1.84	0.59
2:C:1055:LEU:HD22	2:C:1066:ALA:HB2	1.82	0.59
3:D:190:GLU:HG2	3:D:196:VAL:HG22	1.84	0.59
3:D:632:VAL:CG2	3:D:725:SER:HB2	2.32	0.59
3:D:701:LEU:N	3:D:701:LEU:HD12	2.17	0.59
3:D:889:ALA:HB1	3:D:930:LEU:HA	1.83	0.59
3:D:996:TRP:CE2	3:D:1056:PRO:HG2	2.37	0.59
3:D:1018:ASN:HB3	3:D:1021:TYR:HB3	1.84	0.59
2:H:67:ASP:OD1	2:H:68:PHE:N	2.35	0.59
2:H:177:GLU:CD	2:H:179:ASN:HB3	2.23	0.59
2:H:494:TYR:N	2:H:494:TYR:CD1	2.70	0.59
3:I:54:LYS:CG	3:I:55:ASP:H	2.15	0.59
3:I:482:LYS:HE2	3:I:1388:ARG:NH2	2.17	0.59
3:I:520:LEU:HD12	3:I:521:PRO:HD2	1.85	0.59
3:I:843:PHE:HE1	3:I:864:VAL:HG11	1.66	0.59
3:I:880:ILE:HG22	3:I:881:LEU:H	1.67	0.59
3:I:1209:LEU:HD11	4:J:16:LYS:HD2	1.85	0.59

Continued on next page...

Continued from previous page...

Atom-1	Atom-2	Interatomic distance (Å)	Clash overlap (Å)
2:M:39:ARG:HD2	2:M:39:ARG:N	2.12	0.59
2:M:203:ASP:HB2	2:M:205:GLU:OE2	2.02	0.59
2:M:537:LYS:HG3	2:M:545:ASN:OD1	2.03	0.59
3:N:141:ILE:N	3:N:162:ARG:HH12	1.99	0.59
3:N:729:HIS:O	3:N:732:VAL:HG23	2.03	0.59
3:N:804:LEU:HD13	3:N:829:VAL:CG1	2.33	0.59
3:N:1295:GLU:CB	3:N:1300:SER:HB3	2.32	0.59
3:N:1356:TYR:HD2	3:N:1361:VAL:HG11	1.68	0.59
1:B:56:VAL:HG11	1:B:140:MET:CE	2.33	0.59
2:C:701:THR:HG23	2:C:832:LYS:HA	1.85	0.59
2:C:870:ILE:HD13	2:C:870:ILE:N	2.17	0.59
3:D:98:PRO:O	3:D:458:ALA:HB3	2.03	0.59
2:H:208:ALA:O	2:H:212:GLY:N	2.33	0.59
2:H:267:TYR:CB	2:H:272:ALA:CB	2.80	0.59
2:H:872:ASN:HD21	2:H:874:LEU:HD12	1.67	0.59
3:I:637:LEU:HD21	3:I:642:CYS:HA	1.85	0.59
3:I:1256:LEU:HD12	3:I:1259:VAL:HB	1.85	0.59
1:K:21:GLY:HA3	1:K:207:PRO:CB	2.33	0.59
1:L:52:ALA:HB2	1:L:170:VAL:C	2.23	0.59
2:M:207:LEU:HD21	2:M:221:LEU:HD22	1.84	0.59
2:M:384:GLU:O	2:M:388:ARG:HB2	2.02	0.59
2:M:1005:MET:CE	3:N:648:MET:HG3	2.33	0.59
2:M:1035:MET:HA	2:M:1038:TRP:CE3	2.38	0.59
3:N:185:VAL:HG21	3:N:191:LEU:HD21	1.83	0.59
3:N:493:ARG:HG3	3:N:494:LYS:N	2.18	0.59
3:N:804:LEU:O	3:N:804:LEU:HD23	2.03	0.59
3:N:875:THR:HG23	3:N:879:ARG:HG3	1.83	0.59
3:N:925:GLU:CD	4:O:6:ILE:HG22	2.23	0.59
1:A:226:SER:O	1:A:228:PRO:HD3	2.03	0.59
2:C:309:TYR:CE2	2:C:321:GLU:HB3	2.37	0.59
2:C:460:ARG:HH11	2:C:460:ARG:HG3	1.67	0.59
3:D:58:CYS:HB2	3:D:78:VAL:CB	2.33	0.59
3:D:87:ARG:O	3:D:524:LEU:HD11	2.03	0.59
3:D:991:GLN:HE22	7:X:112:VAL:HB	1.68	0.59
3:D:1165:TYR:CE2	3:D:1214:PRO:HB3	2.37	0.59
3:D:1388:ARG:HG3	3:D:1389:LEU:H	1.67	0.59
1:F:30:ARG:NH1	1:F:191:ASP:HB2	2.17	0.59
1:F:39:PRO:O	1:F:43:ILE:HG12	2.02	0.59
1:G:54:THR:HG21	1:G:158:ILE:HG13	1.84	0.59
2:H:288:ARG:HH11	2:H:288:ARG:CB	2.16	0.59
2:H:570:PRO:HD2	2:H:635:THR:HG21	1.85	0.59

Continued on next page...

Continued from previous page...

Atom-1	Atom-2	Interatomic distance (Å)	Clash overlap (Å)
2:H:983:ILE:CD1	3:I:944:THR:HG22	2.33	0.59
3:I:804:LEU:CG	3:I:831:GLY:HA3	2.33	0.59
3:I:1264:GLU:O	3:I:1266:ARG:HG3	2.02	0.59
4:J:9:LEU:HB3	4:J:19:LEU:CD2	2.31	0.59
2:M:89:THR:O	2:M:91:GLN:HG3	2.02	0.59
2:M:226:VAL:HG13	2:M:227:PHE:CD1	2.37	0.59
2:M:480:THR:HG22	2:M:481:ASP:H	1.68	0.59
2:M:1019:GLN:HB2	2:M:1021:LEU:HD11	1.85	0.59
3:N:17:LYS:HA	3:N:20:SER:HB2	1.84	0.59
3:N:127:LEU:C	3:N:127:LEU:CD1	2.72	0.59
3:N:1147:ARG:HB3	3:N:1188:VAL:CG2	2.32	0.59
4:O:47:LYS:N	4:O:54:LEU:HD13	2.18	0.59
7:Z:134:VAL:CG2	7:Z:153:ALA:HA	2.33	0.59
2:C:677:MET:HA	2:C:873:PRO:CG	2.33	0.59
3:D:143:ASN:CA	3:D:161:LEU:HD21	2.33	0.59
3:D:181:ASP:HA	3:D:205:TYR:CB	2.33	0.59
3:D:206:ARG:HB3	3:D:207:PHE:CE1	2.38	0.59
3:D:789:LEU:CD1	3:D:934:LEU:HD22	2.33	0.59
1:F:45:LEU:N	1:F:45:LEU:HD12	2.18	0.59
1:F:64:GLU:O	1:F:75:VAL:HB	2.02	0.59
2:H:498:GLN:HE21	2:H:498:GLN:CA	2.04	0.59
2:H:997:LEU:C	2:H:999:HIS:H	2.05	0.59
3:I:606:ILE:O	3:I:606:ILE:HG12	2.03	0.59
3:I:800:LYS:CG	3:I:801:GLY:N	2.65	0.59
3:I:988:ARG:HD3	3:I:992:ILE:HD11	1.85	0.59
3:I:1041:LEU:O	3:I:1041:LEU:HD23	2.02	0.59
2:M:1105:LYS:NZ	2:M:1107:ASN:HB2	2.18	0.59
3:N:452:ILE:H	3:N:452:ILE:HD13	1.68	0.59
3:N:1209:LEU:HD23	3:N:1211:MET:H	1.68	0.59
4:O:27:ALA:O	4:O:31:LEU:CD1	2.51	0.59
7:X:78:GLY:O	7:X:156:GLY:HA2	2.03	0.59
2:C:12:VAL:HB	2:C:472:ARG:NH1	2.17	0.58
2:C:501:THR:CG2	2:C:513:VAL:HG13	2.33	0.58
2:C:701:THR:CG2	2:C:832:LYS:HA	2.33	0.58
2:C:1046:ALA:HB1	3:D:1471:LEU:CD1	2.19	0.58
3:D:361:VAL:HG13	3:D:379:ALA:HB1	1.85	0.58
3:D:1273:VAL:HG23	3:D:1273:VAL:O	2.03	0.58
3:D:1369:GLU:HA	3:D:1372:VAL:HG12	1.85	0.58
1:F:26:GLU:CB	1:F:194:LYS:HG3	2.31	0.58
1:G:83:LYS:HZ1	3:I:844:ALA:H	1.50	0.58
2:H:1041:GLU:HB3	3:I:1223:ILE:CD1	2.33	0.58

Continued on next page...

Continued from previous page...

Atom-1	Atom-2	Interatomic distance (Å)	Clash overlap (Å)
3:I:29:PRO:HD3	3:I:548:ILE:CG2	2.32	0.58
3:I:465:LEU:HD22	3:I:510:GLU:CA	2.33	0.58
3:I:741:ASP:OD2	3:I:743:ASP:OD2	2.20	0.58
1:K:46:SER:HB3	2:M:856:GLU:CG	2.33	0.58
1:L:18:ARG:O	1:L:201:THR:OG1	2.21	0.58
2:M:205:GLU:HA	2:M:209:ARG:CZ	2.33	0.58
2:M:281:LEU:CG	2:M:282:GLY:H	2.16	0.58
2:M:688:ILE:HD13	2:M:847:GLY:HA3	1.84	0.58
3:N:171:LEU:CD2	3:N:172:PRO:HD2	2.33	0.58
3:N:729:HIS:NE2	3:N:731:LEU:HB2	2.17	0.58
3:N:982:PHE:CE1	7:Z:117:MET:HG2	2.38	0.58
3:N:1194:CYS:SG	3:N:1200:VAL:HG13	2.43	0.58
7:X:17:GLN:O	7:X:21:ARG:HD3	2.03	0.58
7:Z:91:LEU:HB3	7:Z:149:PHE:HB3	1.85	0.58
3:D:119:SER:H	3:D:123:LEU:CD2	2.15	0.58
3:D:139:GLY:O	3:D:162:ARG:NH2	2.34	0.58
3:D:465:LEU:HD13	3:D:510:GLU:HA	1.85	0.58
3:D:1026:SER:C	3:D:1028:ALA:H	2.05	0.58
3:D:1037:GLN:HG2	3:D:1042:ARG:HB3	1.84	0.58
3:D:1481:VAL:CG1	4:E:18:ARG:HA	2.13	0.58
1:F:50:GLY:HA3	1:F:173:PRO:HG3	1.83	0.58
1:G:68:ILE:HD12	1:G:68:ILE:N	2.18	0.58
2:H:52:PHE:CD1	2:H:52:PHE:C	2.76	0.58
3:I:87:ARG:CB	3:I:523:ASP:HB2	2.28	0.58
3:I:156:GLU:O	3:I:160:GLU:HB2	2.03	0.58
3:I:710:ARG:HG3	3:I:711:LEU:N	2.18	0.58
3:I:731:LEU:HD21	3:I:781:PRO:HA	1.85	0.58
3:I:804:LEU:CD2	3:I:831:GLY:HA3	2.33	0.58
3:I:1094:LEU:HG	3:I:1098:LEU:HD13	1.85	0.58
4:J:59:ASN:ND2	4:J:61:VAL:CG2	2.66	0.58
2:M:243:ARG:N	2:M:244:PRO:CD	2.66	0.58
3:N:902:LEU:HD23	3:N:902:LEU:H	1.68	0.58
3:N:1007:VAL:HG12	3:N:1011:PHE:CE2	2.38	0.58
3:N:1037:GLN:OE1	3:N:1042:ARG:NH1	2.36	0.58
3:N:1189:ARG:HG3	3:N:1189:ARG:NH1	2.18	0.58
3:N:1200:VAL:HG22	3:N:1373:ARG:HH12	1.68	0.58
3:N:1340:GLY:O	3:N:1344:VAL:HG23	2.03	0.58
2:C:64:LEU:HB2	2:C:359:MET:HG3	1.85	0.58
2:C:193:LEU:HD12	2:C:193:LEU:N	2.19	0.58
2:C:260:LEU:CA	2:C:291:ALA:HB1	2.34	0.58
3:D:179:VAL:HG13	3:D:183:GLU:CB	2.26	0.58

Continued on next page...

Continued from previous page...

Atom-1	Atom-2	Interatomic distance (Å)	Clash overlap (Å)
3:D:348:GLN:H	3:D:351:MET:HE2	1.66	0.58
3:D:409:VAL:HG13	3:D:410:SER:H	1.67	0.58
3:D:851:LEU:N	3:D:851:LEU:HD23	2.19	0.58
3:D:979:GLU:O	7:X:143:PRO:HD2	2.02	0.58
1:G:56:VAL:CG1	1:G:57:TYR:N	2.65	0.58
2:H:79:PRO:HG2	2:H:82:GLU:HB2	1.86	0.58
2:H:857:ASP:CB	2:H:978:ARG:HG2	2.21	0.58
2:H:1026:GLN:HA	2:H:1026:GLN:OE1	2.03	0.58
3:I:95:LEU:HD21	3:I:574:LEU:HD11	1.85	0.58
3:I:581:LEU:H	3:I:581:LEU:CD2	2.14	0.58
3:I:584:ASN:ND2	3:I:590:PRO:HD2	2.18	0.58
3:I:696:HIS:ND1	4:J:48:MET:SD	2.76	0.58
3:I:720:LEU:H	3:I:720:LEU:CD1	2.16	0.58
3:I:770:LEU:HB2	3:I:1210:SER:O	2.04	0.58
3:I:1202:GLN:HB2	3:I:1217:ILE:HD11	1.85	0.58
1:L:25:LEU:HD21	1:L:28:LEU:HD21	1.86	0.58
2:M:176:VAL:HG23	2:M:176:VAL:O	2.02	0.58
2:M:456:ALA:HB3	2:M:459:ALA:CB	2.29	0.58
2:M:714:ASP:OD1	2:M:719:PRO:HG3	2.03	0.58
2:C:352:ALA:HA	2:C:355:VAL:CG1	2.33	0.58
2:C:611:ILE:HG13	2:C:625:LEU:HD21	1.86	0.58
2:C:717:LEU:HB3	2:C:761:PHE:CG	2.38	0.58
2:C:725:ASP:HB3	2:C:783:ARG:HH12	1.69	0.58
3:D:489:ARG:NH2	3:D:1389:LEU:HD11	2.17	0.58
4:E:54:LEU:HG	4:E:58:PRO:HB3	1.85	0.58
1:F:63:HIS:CB	2:H:799:ILE:HG21	2.33	0.58
1:F:91:ASN:OD1	1:F:92:PRO:HD2	2.03	0.58
2:H:18:LEU:HD12	2:H:18:LEU:N	2.17	0.58
2:H:224:GLU:OE1	2:H:226:VAL:HG13	2.04	0.58
3:I:123:LEU:HD21	3:I:151:GLN:NE2	2.18	0.58
3:I:128:TYR:CE2	3:I:458:ALA:HA	2.34	0.58
1:K:56:VAL:HG12	1:K:57:TYR:H	1.66	0.58
2:M:208:ALA:O	2:M:212:GLY:N	2.35	0.58
2:M:281:LEU:CD1	2:M:309:TYR:HB2	2.33	0.58
2:M:462:ASP:CB	2:M:468:ARG:HD2	2.32	0.58
2:M:495:THR:CG2	2:M:517:ARG:HH21	2.11	0.58
3:N:104:PHE:O	3:N:112:ILE:CG2	2.51	0.58
3:N:131:LYS:HG3	3:N:456:MET:HE3	1.84	0.58
3:N:1095:THR:HG23	3:N:1230:GLY:HA3	1.83	0.58
3:N:1273:VAL:HG23	3:N:1273:VAL:O	2.03	0.58
1:A:206:THR:HG23	1:A:208:LEU:H	1.67	0.58

Continued on next page...

Continued from previous page...

Atom-1	Atom-2	Interatomic distance (Å)	Clash overlap (Å)
1:B:227:ASN:HD22	1:B:227:ASN:N	2.01	0.58
2:C:329:GLY:HA3	2:C:489:THR:CG2	2.33	0.58
2:C:736:ASP:O	2:C:744:ARG:HG2	2.02	0.58
2:C:742:VAL:HG12	2:C:743:VAL:H	1.68	0.58
2:C:997:LEU:C	2:C:999:HIS:H	2.06	0.58
3:D:104:PHE:CD1	3:D:512:MET:HG2	2.38	0.58
3:D:689:ASP:O	3:D:693:GLU:HB2	2.03	0.58
3:D:762:GLN:NE2	4:E:20:THR:HG21	2.14	0.58
2:H:165:LEU:HB3	2:H:265:ARG:CZ	2.34	0.58
2:H:252:LYS:O	2:H:255:ALA:N	2.37	0.58
2:H:261:ILE:HG22	2:H:266:ARG:NH2	2.18	0.58
2:H:1097:LEU:HG	3:I:10:ILE:CG2	2.31	0.58
3:I:52:PRO:HG2	3:I:80:VAL:HG22	1.86	0.58
3:I:804:LEU:HD23	3:I:831:GLY:CA	2.33	0.58
3:I:812:ALA:O	3:I:816:HIS:HB2	2.02	0.58
4:J:40:LEU:CD2	4:J:67:GLU:HA	2.33	0.58
1:K:194:LYS:HZ1	1:K:196:THR:HG21	1.67	0.58
2:M:401:LEU:CD1	2:M:587:VAL:HG11	2.33	0.58
2:M:430:VAL:HG13	3:N:1075:HIS:ND1	2.18	0.58
2:M:606:VAL:HG11	2:M:643:VAL:O	2.02	0.58
3:N:40:GLU:OE1	3:N:40:GLU:HA	2.04	0.58
3:N:688:TRP:HA	3:N:688:TRP:CE3	2.38	0.58
3:N:1048:PRO:O	3:N:1079:LYS:HE3	2.03	0.58
3:N:1183:ILE:HD12	3:N:1183:ILE:O	2.04	0.58
2:C:47:ALA:O	2:C:348:LEU:HD23	2.03	0.58
2:C:267:TYR:CD2	2:C:267:TYR:N	2.65	0.58
2:C:1061:GLU:OE2	3:D:84:ILE:CD1	2.45	0.58
3:D:58:CYS:HB2	3:D:78:VAL:CG1	2.33	0.58
3:D:644:LEU:HD12	3:D:645:PRO:HD2	1.84	0.58
3:D:1292:VAL:HG23	3:D:1305:LEU:HG	1.84	0.58
4:E:54:LEU:HD23	4:E:54:LEU:O	2.03	0.58
2:H:272:ALA:O	2:H:276:LYS:NZ	2.29	0.58
2:H:399:ASN:O	2:H:402:SER:HB3	2.03	0.58
2:H:571:LEU:HD21	2:H:700:TYR:HA	1.86	0.58
3:I:23:TYR:O	3:I:49:ILE:HG23	2.03	0.58
3:I:1007:VAL:CG1	3:I:1011:PHE:HE2	2.15	0.58
3:I:1101:VAL:HG11	3:I:1424:VAL:O	2.04	0.58
1:K:43:ILE:CD1	1:L:35:THR:HG21	2.33	0.58
2:M:1105:LYS:HD2	2:M:1107:ASN:ND2	2.18	0.58
3:N:165:LYS:NZ	3:N:199:LEU:CD2	2.66	0.58
3:N:907:GLU:HG2	3:N:908:LYS:N	2.18	0.58

Continued on next page...

Continued from previous page...

Atom-1	Atom-2	Interatomic distance (Å)	Clash overlap (Å)
3:N:1003:VAL:O	3:N:1007:VAL:HG23	2.03	0.58
1:B:48:ILE:CD1	1:B:48:ILE:H	2.15	0.58
2:C:483:VAL:HG12	2:C:484:VAL:N	2.18	0.58
2:C:976:ASP:CB	2:C:979:THR:HG22	2.33	0.58
3:D:39:PRO:O	3:D:40:GLU:O	2.21	0.58
3:D:83:SER:O	3:D:86:ARG:HB2	2.04	0.58
3:D:805:GLU:O	3:D:809:PRO:HD2	2.03	0.58
3:D:810:GLU:C	3:D:812:ALA:N	2.56	0.58
3:D:1066:THR:HG22	3:D:1069:GLU:CB	2.22	0.58
3:D:1299:PHE:N	3:D:1299:PHE:HD2	2.01	0.58
1:F:186:LEU:HD23	1:F:187:GLY:N	2.18	0.58
2:H:159:ILE:HD12	2:H:159:ILE:O	2.04	0.58
2:H:593:ALA:HB1	2:H:659:PRO:HD2	1.86	0.58
2:H:690:ILE:HD11	2:H:694:LEU:HD12	1.86	0.58
2:H:857:ASP:OD1	2:H:857:ASP:N	2.36	0.58
2:H:877:PRO:HG3	3:I:1023:MET:SD	2.44	0.58
2:H:976:ASP:CB	2:H:979:THR:HG22	2.34	0.58
3:I:8:VAL:CG2	3:I:1459:LEU:HD11	2.33	0.58
3:I:983:LEU:HD23	3:I:983:LEU:H	1.68	0.58
1:K:44:LEU:O	1:K:48:ILE:HD12	2.03	0.58
2:M:838:LYS:HD3	2:M:846:LYS:NZ	2.19	0.58
2:M:1008:ARG:HH12	2:M:1010:THR:HA	1.68	0.58
3:N:367:ILE:CB	3:N:377:VAL:HG12	2.32	0.58
3:N:400:VAL:HG22	3:N:443:VAL:CG2	2.32	0.58
3:N:804:LEU:HD22	3:N:831:GLY:CA	2.26	0.58
3:N:849:ALA:O	3:N:853:VAL:HG23	2.03	0.58
3:N:890:VAL:HG11	3:N:922:LEU:HD12	1.82	0.58
3:N:963:TYR:CE2	3:N:1002:LYS:HD3	2.38	0.58
3:N:1299:PHE:HD2	3:N:1299:PHE:N	2.02	0.58
3:N:1481:VAL:HG11	4:O:18:ARG:CA	2.11	0.58
1:A:39:PRO:HG3	1:B:39:PRO:HG3	1.86	0.58
1:B:56:VAL:CG1	1:B:140:MET:HE3	2.33	0.58
1:B:80:LEU:HG	3:D:844:ALA:HB2	1.84	0.58
2:C:136:ILE:HD12	2:C:136:ILE:N	2.19	0.58
2:C:208:ALA:O	2:C:212:GLY:N	2.32	0.58
2:C:654:LEU:HD23	2:C:654:LEU:N	2.17	0.58
2:C:950:LEU:HD12	2:C:952:LEU:CD2	2.32	0.58
2:C:1060:ILE:HG21	3:D:87:ARG:NH2	2.18	0.58
3:D:45:PHE:HD1	3:D:522:PRO:HB3	1.69	0.58
3:D:398:ALA:HB2	3:D:447:VAL:HA	1.84	0.58
3:D:1367:HIS:HA	3:D:1370:ILE:HD12	1.86	0.58

Continued on next page...

Continued from previous page...

Atom-1	Atom-2	Interatomic distance (Å)	Clash overlap (Å)
1:G:124:ASN:N	1:G:125:PRO:HD3	2.17	0.58
2:H:12:VAL:CG2	2:H:13:ILE:HG23	2.26	0.58
2:H:38:LYS:HE2	2:H:38:LYS:HA	1.86	0.58
2:H:94:LEU:HD12	2:H:95:TYR:O	2.04	0.58
2:H:129:ILE:CD1	2:H:386:PHE:HB3	2.33	0.58
2:H:304:LEU:CD2	2:H:305:PRO:HD3	2.33	0.58
2:H:403:SER:O	2:H:407:LYS:HG3	2.04	0.58
3:I:482:LYS:HE2	3:I:1388:ARG:HH22	1.69	0.58
3:I:650:LEU:HD13	3:I:688:TRP:CZ3	2.30	0.58
3:I:1007:VAL:CG1	3:I:1011:PHE:CE2	2.86	0.58
1:L:62:LEU:HD13	1:L:63:HIS:CD2	2.38	0.58
1:L:179:PHE:N	1:L:179:PHE:CD2	2.70	0.58
2:M:189:ARG:NH1	2:M:190:LYS:HD2	2.18	0.58
2:M:374:ASN:HD21	2:M:376:ARG:HB2	1.66	0.58
3:N:165:LYS:HE2	3:N:167:GLU:HG3	1.86	0.58
3:N:358:GLY:HA2	3:N:385:VAL:C	2.24	0.58
3:N:871:LYS:HE2	3:N:873:LEU:HD21	1.86	0.58
1:B:185:ARG:NH1	3:D:692:GLU:HG2	2.19	0.58
2:C:134:ARG:HB3	2:C:393:GLN:O	2.03	0.58
2:C:1011:GLY:HA3	2:C:1026:GLN:HG2	1.86	0.58
3:D:47:GLU:O	3:D:51:GLY:N	2.36	0.58
3:D:141:ILE:CG2	3:D:162:ARG:HH11	2.16	0.58
3:D:202:VAL:O	3:D:395:VAL:CG1	2.49	0.58
3:D:715:ALA:HB3	3:D:764:LEU:HA	1.86	0.58
3:D:739:ASP:OD1	3:D:743:ASP:OD2	2.22	0.58
3:D:972:LEU:O	3:D:976:GLN:HG3	2.03	0.58
3:D:1217:ILE:HB	3:D:1480:PHE:CD2	2.39	0.58
3:D:1459:LEU:HD12	3:D:1459:LEU:N	2.19	0.58
1:G:29:GLU:HB2	1:G:32:PHE:CD1	2.39	0.58
1:G:206:THR:HG23	1:G:209:GLU:H	1.69	0.58
2:H:172:ILE:H	2:H:172:ILE:HD12	1.67	0.58
2:H:654:LEU:H	2:H:654:LEU:CD2	2.05	0.58
2:H:943:VAL:HG11	2:H:973:VAL:HG13	1.85	0.58
3:I:179:VAL:HG21	3:I:189:GLN:NE2	2.19	0.58
3:I:701:LEU:HD11	3:I:750:PRO:HG3	1.85	0.58
4:J:48:MET:HG3	4:J:49:GLN:H	1.67	0.58
1:K:89:PHE:N	1:K:89:PHE:CD1	2.70	0.58
2:M:174:LEU:HD23	2:M:184:MET:HG3	1.86	0.58
2:M:224:GLU:HG3	2:M:227:PHE:HB2	1.86	0.58
2:M:597:ALA:CA	2:M:655:LEU:HD11	2.33	0.58
2:M:690:ILE:HD11	2:M:694:LEU:HB2	1.85	0.58

Continued on next page...

Continued from previous page...

Atom-1	Atom-2	Interatomic distance (Å)	Clash overlap (Å)
2:M:794:PRO:CG	2:M:1025:ALA:HA	2.34	0.58
3:N:705:ALA:CB	3:N:706:PRO:CD	2.82	0.58
3:N:1147:ARG:HD2	3:N:1188:VAL:HG21	1.84	0.58
7:X:5:VAL:HB	7:X:72:ALA:HA	1.86	0.58
1:A:83:LYS:HD3	1:A:167:VAL:HG12	1.86	0.58
2:C:22:GLN:NE2	2:C:336:VAL:CG2	2.67	0.58
2:C:129:ILE:HG22	2:C:130:ASN:H	1.66	0.58
2:C:136:ILE:CG2	2:C:336:VAL:HG22	2.34	0.58
2:C:332:ARG:HG3	2:C:464:LEU:O	2.03	0.58
2:C:668:LEU:O	2:C:995:MET:HB3	2.03	0.58
2:C:701:THR:HA	2:C:831:ARG:O	2.04	0.58
3:D:87:ARG:CB	3:D:523:ASP:HB2	2.16	0.58
3:D:105:VAL:HG22	3:D:112:ILE:HG21	1.85	0.58
3:D:465:LEU:HD11	3:D:512:MET:HB2	1.86	0.58
3:D:980:MET:HB3	3:D:982:PHE:HE2	1.64	0.58
3:D:1264:GLU:HG2	3:D:1266:ARG:NH2	2.18	0.58
3:D:1366:LYS:O	3:D:1370:ILE:HG13	2.04	0.58
3:D:1405:GLU:OE2	3:D:1411:GLY:O	2.21	0.58
1:G:41:ARG:HG3	1:G:177:VAL:HG21	1.85	0.58
1:G:68:ILE:HD12	1:G:68:ILE:H	1.67	0.58
2:H:260:LEU:HA	2:H:291:ALA:CB	2.34	0.58
2:H:267:TYR:HB2	2:H:272:ALA:HB2	1.82	0.58
2:H:274:ARG:O	2:H:277:ALA:HB3	2.03	0.58
2:H:937:ASP:CB	2:H:940:GLU:HG3	2.33	0.58
2:H:1096:ALA:HB2	3:I:101:HIS:CD2	2.38	0.58
3:I:701:LEU:C	3:I:702:LEU:HD12	2.24	0.58
3:I:1166:LEU:HD23	3:I:1166:LEU:H	1.68	0.58
4:J:46:PRO:HB2	4:J:54:LEU:HD22	1.85	0.58
3:N:181:ASP:CA	3:N:205:TYR:HB3	2.34	0.58
3:N:415:VAL:HG12	3:N:416:ALA:N	2.18	0.58
3:N:1123:PHE:CE2	3:N:1184:GLN:HA	2.39	0.58
3:N:1161:GLU:HG2	3:N:1164:ARG:HB2	1.85	0.58
1:A:36:LEU:C	1:A:39:PRO:HD2	2.24	0.57
1:A:45:LEU:HD12	1:A:45:LEU:N	2.19	0.57
1:B:80:LEU:HG	3:D:844:ALA:CB	2.34	0.57
3:D:204:LEU:O	3:D:393:ILE:HG23	2.04	0.57
3:D:1110:ALA:O	3:D:1111:ASP:C	2.42	0.57
2:H:260:LEU:HD22	2:H:292:ARG:NH1	2.18	0.57
2:H:352:ALA:C	2:H:355:VAL:HG12	2.24	0.57
2:H:463:GLU:OE1	2:H:463:GLU:HA	2.04	0.57
2:H:473:ARG:HG2	2:H:473:ARG:HH11	1.69	0.57

Continued on next page...

Continued from previous page...

Atom-1	Atom-2	Interatomic distance (Å)	Clash overlap (Å)
2:H:876:VAL:O	2:H:879:ARG:O	2.22	0.57
2:H:1076:VAL:HG11	3:I:752:SER:HA	1.86	0.57
3:I:618:LEU:HD11	3:I:1463:LYS:HE2	1.85	0.57
3:I:1066:THR:OG1	3:I:1067:VAL:N	2.37	0.57
1:L:219:ARG:O	1:L:222:LEU:HB2	2.04	0.57
2:M:224:GLU:OE1	2:M:226:VAL:CG1	2.52	0.57
2:M:328:LEU:HB2	2:M:433:THR:CG2	2.34	0.57
2:M:682:TYR:CD1	3:N:635:PRO:HG2	2.39	0.57
3:N:975:GLU:OE1	3:N:975:GLU:HA	2.03	0.57
3:N:1481:VAL:HG12	4:O:21:VAL:HG21	1.85	0.57
1:B:82:LEU:HD13	1:B:142:VAL:HG11	1.85	0.57
2:C:194:VAL:O	2:C:197:LEU:N	2.37	0.57
2:C:224:GLU:CB	2:C:228:ALA:HB2	2.33	0.57
2:C:577:PRO:HG3	2:C:993:PHE:CE1	2.39	0.57
2:C:1097:LEU:HD12	3:D:10:ILE:HG23	1.86	0.57
3:D:127:LEU:C	3:D:127:LEU:CD1	2.73	0.57
3:D:834:THR:HB	3:D:838:ARG:HB2	1.86	0.57
3:D:1356:TYR:HD2	3:D:1361:VAL:HG11	1.69	0.57
1:G:73:GLU:OE1	1:G:130:ALA:HA	2.04	0.57
2:H:218:VAL:HG23	2:H:311:PHE:HE1	1.70	0.57
2:H:1055:LEU:HD22	2:H:1066:ALA:HB2	1.85	0.57
3:I:834:THR:HB	3:I:838:ARG:HB2	1.86	0.57
3:I:1135:ARG:HD2	3:I:1139:ASP:CB	2.28	0.57
3:I:1391:GLU:OE1	3:I:1393:GLN:NE2	2.37	0.57
3:I:1465:ASN:HD22	3:I:1468:LEU:HD12	1.69	0.57
2:M:239:PHE:CZ	2:M:252:LYS:CA	2.86	0.57
2:M:516:ARG:HG3	3:N:1068:LEU:HD11	1.86	0.57
2:M:861:LEU:HD22	2:M:865:THR:CG2	2.34	0.57
2:M:878:SER:OG	3:N:1029:ARG:NH1	2.37	0.57
2:M:1090:LYS:HA	2:M:1093:GLN:HG3	1.86	0.57
3:N:28:LYS:HD3	3:N:41:ARG:NH2	2.19	0.57
3:N:829:VAL:CG1	3:N:830:ALA:N	2.66	0.57
7:X:33:LEU:HD12	7:X:51:ALA:CB	2.34	0.57
1:A:91:ASN:HD22	1:A:93:SER:HB3	1.70	0.57
2:C:98:LEU:N	2:C:98:LEU:CD1	2.64	0.57
2:C:267:TYR:H	2:C:267:TYR:HD2	1.50	0.57
2:C:690:ILE:HG23	2:C:852:ILE:HA	1.85	0.57
2:C:1084:SER:O	2:C:1087:VAL:HG12	2.04	0.57
3:D:162:ARG:HG3	3:D:452:ILE:HG21	1.86	0.57
3:D:834:THR:HA	3:D:838:ARG:NH1	2.19	0.57
3:D:1372:VAL:HA	3:D:1375:MET:CE	2.34	0.57

Continued on next page...

Continued from previous page...

Atom-1	Atom-2	Interatomic distance (Å)	Clash overlap (Å)
3:D:1452:ILE:N	3:D:1452:ILE:HD12	2.19	0.57
1:G:197:LEU:HD23	1:G:199:ILE:HD11	1.86	0.57
2:H:376:ARG:NH1	2:H:380:ALA:HB2	2.11	0.57
2:H:425:PHE:CZ	3:I:1079:LYS:HD3	2.40	0.57
2:H:523:ILE:HG23	2:H:523:ILE:O	2.02	0.57
2:H:588:VAL:HG21	2:H:664:GLY:O	2.04	0.57
2:H:808:ARG:O	2:H:810:ASP:N	2.37	0.57
3:I:827:ILE:HA	3:I:836:VAL:HG13	1.85	0.57
3:I:984:THR:HG22	3:I:987:GLU:CD	2.25	0.57
3:I:1487:VAL:HG13	3:I:1491:THR:HB	1.86	0.57
4:J:36:LYS:NZ	4:J:45:ARG:NH2	2.50	0.57
1:L:55:SER:OG	1:L:158:ILE:HB	2.05	0.57
2:M:193:LEU:N	2:M:193:LEU:HD12	2.19	0.57
2:M:328:LEU:CD2	2:M:437:ARG:HD3	2.35	0.57
2:M:967:PHE:CD1	2:M:972:VAL:HG12	2.37	0.57
3:N:162:ARG:CG	3:N:452:ILE:HD12	2.31	0.57
3:N:1000:THR:HG23	3:N:1001:GLU:H	1.69	0.57
7:X:6:LYS:HB2	7:X:85:LEU:HD12	1.85	0.57
1:A:165:ILE:O	1:A:165:ILE:HG12	2.03	0.57
2:C:52:PHE:HE1	2:C:66:LEU:HG	1.68	0.57
2:C:457:ALA:HB3	2:C:538:GLN:HA	1.87	0.57
2:C:591:SER:O	2:C:592:LEU:HB2	2.04	0.57
3:D:149:LYS:H	3:D:149:LYS:HE2	1.69	0.57
3:D:205:TYR:HD1	3:D:390:PRO:CG	2.17	0.57
3:D:907:GLU:CD	3:D:909:ASN:HD22	2.06	0.57
1:G:43:ILE:HG22	1:G:47:SER:HB3	1.84	0.57
1:G:197:LEU:HD21	1:G:199:ILE:HD11	1.86	0.57
1:G:201:THR:HG21	1:G:205:VAL:O	2.03	0.57
2:H:218:VAL:HG13	2:H:221:LEU:HD11	1.86	0.57
2:H:496:ILE:HA	2:H:531:PHE:O	2.04	0.57
2:H:677:MET:HA	2:H:873:PRO:CG	2.33	0.57
3:I:800:LYS:CG	3:I:826:PRO:CD	2.70	0.57
3:I:845:ASN:O	3:I:848:GLU:HB2	2.04	0.57
3:I:1349:VAL:HA	3:I:1368:ILE:CG2	2.34	0.57
3:I:1459:LEU:HD23	3:I:1470:ARG:HH21	1.65	0.57
2:M:115:LEU:HA	2:M:375:SER:OG	2.05	0.57
3:N:55:ASP:O	3:N:56:TYR:HB2	2.05	0.57
3:N:181:ASP:O	3:N:205:TYR:N	2.37	0.57
3:N:1044:LEU:HD21	3:N:1056:PRO:HG3	1.86	0.57
3:N:1369:GLU:HA	3:N:1372:VAL:HG12	1.87	0.57
7:Z:77:GLU:O	7:Z:77:GLU:HG3	2.04	0.57

Continued on next page...

Continued from previous page...

Atom-1	Atom-2	Interatomic distance (Å)	Clash overlap (Å)
7:Z:120:SER:HB2	7:Z:123:SER:CB	2.18	0.57
1:A:64:GLU:O	1:A:75:VAL:HB	2.04	0.57
2:C:328:LEU:HD13	2:C:433:THR:HB	1.85	0.57
3:D:52:PRO:CA	3:D:86:ARG:HD3	2.34	0.57
3:D:811:GLU:O	3:D:815:ALA:HB3	2.04	0.57
3:D:980:MET:SD	7:X:147:ARG:NH1	2.78	0.57
3:D:1103:HIS:CD2	3:D:1463:LYS:HB2	2.38	0.57
3:D:1109:GLU:HG3	3:D:1217:ILE:CD1	2.33	0.57
4:E:25:LYS:O	4:E:29:GLN:HG3	2.04	0.57
1:F:56:VAL:HG21	1:F:82:LEU:HD12	1.86	0.57
2:H:124:ASP:HB3	2:H:592:LEU:HD12	1.87	0.57
2:H:174:LEU:HD21	2:H:184:MET:HG3	1.86	0.57
2:H:332:ARG:HG2	2:H:333:ILE:N	2.19	0.57
2:H:878:SER:HB3	3:I:1029:ARG:NH1	2.20	0.57
3:I:162:ARG:HG3	3:I:452:ILE:HD12	1.86	0.57
3:I:191:LEU:HD21	3:I:203:ALA:CB	2.34	0.57
3:I:841:TYR:HB2	3:I:864:VAL:CG1	2.34	0.57
3:I:1422:MET:CE	3:I:1427:SER:HA	2.35	0.57
2:M:455:LEU:HD13	2:M:459:ALA:CB	2.26	0.57
2:M:679:PHE:O	2:M:680:ASP:C	2.43	0.57
2:M:767:PRO:HB3	2:M:772:ARG:HH21	1.68	0.57
2:M:860:HIS:CE1	2:M:975:TYR:HB2	2.40	0.57
3:N:99:ALA:HA	3:N:575:GLN:NE2	2.18	0.57
3:N:181:ASP:HA	3:N:205:TYR:CB	2.35	0.57
3:N:688:TRP:HA	3:N:688:TRP:HE3	1.69	0.57
3:N:812:ALA:O	3:N:816:HIS:HB2	2.04	0.57
3:N:827:ILE:O	3:N:827:ILE:HG22	2.04	0.57
2:C:64:LEU:HD13	2:C:359:MET:HG3	1.86	0.57
2:C:500:ASN:N	2:C:500:ASN:ND2	2.51	0.57
2:C:1029:GLY:O	3:D:622:ARG:HB3	2.04	0.57
2:C:1037:VAL:HG13	2:C:1049:LEU:CD1	2.33	0.57
3:D:162:ARG:HG3	3:D:452:ILE:HD12	1.87	0.57
3:D:461:ILE:HD13	3:D:461:ILE:N	2.18	0.57
1:F:36:LEU:C	1:F:39:PRO:HD2	2.24	0.57
1:F:102:LYS:HB3	1:F:139:ASN:CG	2.24	0.57
1:G:151:VAL:HG12	1:G:156:HIS:HD2	1.70	0.57
2:H:1016:ILE:HG13	2:H:1017:THR:H	1.69	0.57
3:I:204:LEU:HB2	3:I:394:LEU:CG	2.34	0.57
3:I:1047:LYS:CB	3:I:1048:PRO:CD	2.81	0.57
3:I:1352:ILE:HG21	3:I:1368:ILE:CD1	2.28	0.57
1:L:12:THR:OG1	1:L:24:VAL:HB	2.04	0.57

Continued on next page...

Continued from previous page...

Atom-1	Atom-2	Interatomic distance (Å)	Clash overlap (Å)
2:M:52:PHE:CE1	2:M:67:ASP:C	2.78	0.57
2:M:516:ARG:HG3	3:N:1068:LEU:HD13	1.84	0.57
2:M:585:GLU:O	2:M:588:VAL:HG22	2.05	0.57
2:M:684:PHE:CG	2:M:685:GLU:N	2.72	0.57
2:M:689:VAL:O	2:M:869:VAL:HG23	2.04	0.57
3:N:26:VAL:HG11	3:N:44:LEU:HD23	1.85	0.57
3:N:762:GLN:HE21	4:O:20:THR:CG2	2.17	0.57
3:N:1434:TRP:CD1	3:N:1435:LEU:N	2.73	0.57
1:B:27:PRO:C	1:B:28:LEU:HD23	2.25	0.57
2:C:224:GLU:OE1	2:C:226:VAL:CG1	2.53	0.57
2:C:338:GLU:O	2:C:341:THR:HG22	2.05	0.57
2:C:524:VAL:HG13	2:C:528:GLU:OE1	2.04	0.57
2:C:839:LEU:HD21	2:C:849:VAL:HG23	1.86	0.57
2:C:857:ASP:HB2	2:C:978:ARG:CG	2.23	0.57
2:C:950:LEU:HB3	2:C:952:LEU:CD2	2.28	0.57
3:D:879:ARG:O	3:D:882:PHE:HB3	2.05	0.57
3:D:1281:VAL:HG21	3:D:1313:VAL:CG2	2.34	0.57
4:E:15:SER:O	4:E:18:ARG:HB3	2.04	0.57
1:F:101:LEU:HB2	1:F:114:PHE:CD2	2.39	0.57
2:H:184:MET:HB2	2:H:193:LEU:CG	2.32	0.57
2:H:211:LEU:HD21	2:H:221:LEU:HD22	1.85	0.57
2:H:496:ILE:HG13	2:H:531:PHE:HB2	1.87	0.57
2:H:937:ASP:OD2	2:H:939:ARG:HG2	2.04	0.57
2:H:1076:VAL:CG1	3:I:752:SER:HA	2.34	0.57
2:H:1097:LEU:HD23	3:I:10:ILE:HG12	1.86	0.57
3:I:637:LEU:CD1	3:I:641:GLN:HB2	2.34	0.57
3:I:703:ASN:HD21	3:I:707:THR:HG23	1.70	0.57
3:I:1389:LEU:HD12	3:I:1390:LEU:HD23	1.86	0.57
1:K:86:VAL:HG13	1:K:124:ASN:HB2	1.87	0.57
2:M:175:GLU:OE1	2:M:177:GLU:HB2	2.04	0.57
2:M:304:LEU:HG	2:M:305:PRO:CD	2.35	0.57
2:M:606:VAL:CG2	2:M:645:VAL:HG13	2.29	0.57
2:M:897:LEU:HD21	2:M:921:ALA:CA	2.35	0.57
2:M:939:ARG:HA	2:M:939:ARG:NE	2.12	0.57
2:M:966:LEU:HD21	2:M:986:PRO:HG2	1.85	0.57
3:N:206:ARG:HG3	3:N:391:ALA:HB3	1.86	0.57
3:N:651:GLU:OE1	3:N:651:GLU:HA	2.03	0.57
3:N:814:ALA:HB1	3:N:818:ARG:HH21	1.68	0.57
7:Y:141:ASP:OD2	7:Y:142:THR:N	2.38	0.57
7:Z:14:ARG:HB3	7:Z:14:ARG:NH1	2.19	0.57
1:A:167:VAL:HG12	1:A:168:ASP:N	2.19	0.57

Continued on next page...

Continued from previous page...

Atom-1	Atom-2	Interatomic distance (Å)	Clash overlap (Å)
1:B:80:LEU:HG	3:D:844:ALA:HA	1.86	0.57
1:B:165:ILE:N	1:B:165:ILE:CD1	2.65	0.57
2:C:121:MET:HE3	2:C:125:GLY:O	2.05	0.57
2:C:433:THR:HG21	2:C:488:ALA:HB1	1.85	0.57
2:C:1009:SER:OG	2:C:1010:THR:N	2.37	0.57
3:D:181:ASP:O	3:D:205:TYR:N	2.38	0.57
3:D:687:VAL:O	3:D:690:ALA:HB3	2.05	0.57
3:D:1295:GLU:OE2	3:D:1295:GLU:N	2.37	0.57
4:E:48:MET:N	4:E:54:LEU:HB2	2.20	0.57
1:G:12:THR:OG1	1:G:24:VAL:HB	2.03	0.57
1:G:94:LEU:HD13	1:G:120:VAL:HG22	1.86	0.57
2:H:191:PHE:HE2	2:H:195:LEU:HB3	1.67	0.57
2:H:206:THR:HG23	2:H:207:LEU:H	1.69	0.57
2:H:212:GLY:HA3	2:H:218:VAL:HG21	1.85	0.57
2:H:251:ASP:C	2:H:253:ALA:H	2.08	0.57
2:H:338:GLU:HA	2:H:341:THR:CG2	2.35	0.57
2:H:512:ARG:CA	2:H:523:ILE:HD11	2.35	0.57
2:H:1059:ASP:OD1	2:H:1062:GLY:N	2.37	0.57
3:I:1106:VAL:HG21	3:I:1474:ALA:HB2	1.87	0.57
3:I:1148:VAL:HG13	3:I:1163:GLY:O	2.04	0.57
2:M:31:GLN:O	2:M:71:TYR:OH	2.13	0.57
2:M:496:ILE:HA	2:M:531:PHE:O	2.05	0.57
3:N:10:ILE:O	3:N:10:ILE:HG22	2.03	0.57
2:C:516:ARG:HE	3:D:1068:LEU:HD13	1.69	0.57
3:D:610:LYS:O	3:D:615:ARG:HG2	2.04	0.57
3:D:844:ALA:O	3:D:867:ARG:HB3	2.05	0.57
3:D:1091:SER:HB3	5:P:19:DC:C5'	2.33	0.57
3:D:1102:THR:HA	3:D:1105:ILE:CD1	2.31	0.57
3:D:1213:ARG:HG3	3:D:1214:PRO:HD2	1.87	0.57
2:H:6:PHE:N	2:H:6:PHE:CD1	2.73	0.57
2:H:144:PRO:HA	2:H:163:ILE:HG13	1.85	0.57
2:H:266:ARG:HA	2:H:288:ARG:HD2	1.85	0.57
2:H:502:PRO:HB2	2:H:509:ALA:CB	2.34	0.57
2:H:878:SER:HA	3:I:1034:GLN:NE2	2.19	0.57
2:H:901:TYR:CD1	2:H:901:TYR:N	2.72	0.57
2:H:946:ARG:NH2	3:I:859:ASP:HB3	2.19	0.57
2:H:1001:VAL:HB	3:I:724:GLN:NE2	2.19	0.57
2:H:1052:MET:SD	2:H:1056:LYS:HD3	2.45	0.57
3:I:520:LEU:CD1	3:I:521:PRO:HD2	2.34	0.57
3:I:814:ALA:HB1	3:I:818:ARG:NH2	2.18	0.57
3:I:914:LEU:HD22	3:I:930:LEU:HD21	1.87	0.57

Continued on next page...

Continued from previous page...

Atom-1	Atom-2	Interatomic distance (Å)	Clash overlap (Å)
3:I:1264:GLU:HG2	3:I:1266:ARG:HH21	1.70	0.57
1:K:45:LEU:HD11	1:K:177:VAL:CG2	2.35	0.57
1:L:39:PRO:O	1:L:43:ILE:HG12	2.03	0.57
1:L:52:ALA:HB1	1:L:170:VAL:H	1.69	0.57
1:L:54:THR:HG21	1:L:158:ILE:HG13	1.86	0.57
2:M:122:THR:HG22	2:M:123:GLU:N	2.19	0.57
2:M:257:VAL:HG12	2:M:263:ASP:CG	2.25	0.57
2:M:474:VAL:HG23	2:M:478:VAL:C	2.24	0.57
2:M:498:GLN:HE21	2:M:499:ALA:H	1.52	0.57
2:M:756:VAL:HB	2:M:790:LEU:HB3	1.87	0.57
2:M:958:THR:CG2	2:M:961:GLU:HG3	2.30	0.57
3:N:39:PRO:O	3:N:40:GLU:O	2.22	0.57
3:N:1080:GLY:HA2	7:Z:49:GLU:HG3	1.85	0.57
3:N:1264:GLU:OE2	3:N:1424:VAL:N	2.38	0.57
3:N:1330:ILE:HG13	3:N:1347:TYR:HE1	1.70	0.57
2:C:153:ALA:O	2:C:155:PRO:HD3	2.05	0.57
2:C:437:ARG:C	2:C:438:ILE:HD12	2.25	0.57
3:D:789:LEU:HD11	3:D:934:LEU:HD22	1.87	0.57
3:D:982:PHE:HD2	3:D:982:PHE:H	1.52	0.57
1:F:18:ARG:O	1:F:207:PRO:HD3	2.05	0.57
1:G:185:ARG:NH1	3:I:692:GLU:HB2	2.18	0.57
2:H:171:TRP:CH2	2:H:417:GLY:O	2.58	0.57
2:H:468:ARG:HG2	2:H:486:MET:O	2.04	0.57
2:H:512:ARG:HA	2:H:523:ILE:HD11	1.85	0.57
3:I:525:ARG:O	3:I:525:ARG:HG2	2.03	0.57
3:I:893:GLU:O	3:I:896:ALA:HB3	2.05	0.57
1:K:198:ARG:HD3	1:K:200:TRP:CH2	2.40	0.57
1:L:123:MET:C	1:L:125:PRO:HD3	2.26	0.57
2:M:183:SER:C	2:M:193:LEU:HD11	2.24	0.57
2:M:211:LEU:CD2	2:M:221:LEU:CD2	2.82	0.57
3:N:133:ILE:O	3:N:152:LEU:HB2	2.05	0.57
3:N:875:THR:CG2	3:N:879:ARG:CB	2.83	0.57
3:N:1043:GLY:O	3:N:1057:VAL:N	2.34	0.57
3:N:1253:THR:HB	3:N:1258:ARG:HD3	1.87	0.57
1:B:56:VAL:HG13	1:B:142:VAL:HG12	1.86	0.56
1:B:59:GLU:OE2	1:B:139:ASN:CB	2.53	0.56
3:D:142:LEU:HD22	3:D:145:VAL:C	2.25	0.56
3:D:394:LEU:HD23	3:D:394:LEU:H	1.69	0.56
3:D:465:LEU:HD21	3:D:509:PRO:CB	2.26	0.56
3:D:781:PRO:HB2	3:D:786:ILE:HD11	1.86	0.56
3:D:1094:LEU:HG	3:D:1098:LEU:HD11	1.87	0.56

Continued on next page...

Continued from previous page...

Atom-1	Atom-2	Interatomic distance (Å)	Clash overlap (Å)
3:D:1209:LEU:HD21	4:E:16:LYS:NZ	2.19	0.56
3:D:1404:ASN:CG	3:D:1408:ILE:HD13	2.24	0.56
3:D:1481:VAL:HG12	3:D:1481:VAL:O	2.03	0.56
1:G:56:VAL:O	1:G:164:ALA:HB1	2.06	0.56
2:H:153:ALA:O	2:H:155:PRO:HD3	2.05	0.56
2:H:187:ASN:O	2:H:187:ASN:CG	2.44	0.56
2:H:254:VAL:HA	2:H:257:VAL:HG23	1.86	0.56
2:H:795:GLY:O	2:H:796:GLU:HG2	2.05	0.56
2:H:1016:ILE:HG13	2:H:1017:THR:N	2.20	0.56
3:I:107:ASP:O	3:I:108:VAL:C	2.44	0.56
3:I:857:ILE:CD1	3:I:857:ILE:H	2.17	0.56
3:I:1397:LYS:HE2	3:I:1432:LYS:HZ1	1.70	0.56
1:K:39:PRO:HG3	1:L:39:PRO:HG3	1.86	0.56
2:M:50:GLU:HG2	2:M:51:THR:HG23	1.87	0.56
2:M:127:PHE:CE1	2:M:136:ILE:HD13	2.40	0.56
2:M:289:THR:HG22	2:M:290:LEU:HD23	1.87	0.56
2:M:504:GLU:O	2:M:504:GLU:CG	2.53	0.56
3:N:204:LEU:HD11	3:N:441:ARG:NH1	2.19	0.56
3:N:699:VAL:HA	3:N:718:PRO:HD3	1.86	0.56
3:N:959:GLU:O	3:N:962:GLN:HB3	2.05	0.56
3:N:1459:LEU:HD23	3:N:1465:ASN:ND2	2.19	0.56
1:B:152:PRO:HG2	3:D:857:ILE:CD1	2.35	0.56
2:C:1086:ARG:CB	2:C:1112:PHE:HE2	2.04	0.56
3:D:198:ARG:HG3	3:D:198:ARG:NH1	2.17	0.56
3:D:206:ARG:HB3	3:D:207:PHE:CD1	2.40	0.56
3:D:684:LYS:HB2	3:D:687:VAL:HG23	1.87	0.56
3:D:782:SER:O	3:D:785:ILE:CD1	2.52	0.56
3:D:1231:GLU:CB	3:D:1232:PRO:HD3	2.34	0.56
2:H:338:GLU:CA	2:H:341:THR:HG22	2.35	0.56
2:H:598:GLU:HB2	2:H:615:TYR:OH	2.05	0.56
3:I:54:LYS:HG3	3:I:55:ASP:N	2.20	0.56
3:I:1198:TYR:OH	3:I:1432:LYS:HD3	2.05	0.56
1:L:25:LEU:CD2	1:L:28:LEU:HD21	2.35	0.56
1:L:101:LEU:HD23	1:L:101:LEU:C	2.25	0.56
2:M:119:PRO:HG2	2:M:386:PHE:CD2	2.40	0.56
2:M:196:LEU:O	2:M:199:VAL:HB	2.05	0.56
2:M:293:PHE:C	2:M:293:PHE:CD1	2.78	0.56
2:M:722:ILE:O	2:M:722:ILE:HD13	2.04	0.56
2:M:1063:ARG:HD3	2:M:1063:ARG:C	2.26	0.56
2:M:1083:GLU:OE2	3:N:87:ARG:CZ	2.53	0.56
2:M:1105:LYS:HD2	2:M:1107:ASN:HD22	1.69	0.56

Continued on next page...

Continued from previous page...

Atom-1	Atom-2	Interatomic distance (Å)	Clash overlap (Å)
7:Z:28:GLU:O	7:Z:32:ILE:HG13	2.05	0.56
1:A:20:TYR:HE2	1:A:198:ARG:HB2	1.71	0.56
1:A:184:THR:HG1	1:A:192:LEU:HB2	1.64	0.56
1:A:197:LEU:HD23	1:A:197:LEU:H	1.69	0.56
1:B:79:ILE:HD12	1:B:80:LEU:N	2.21	0.56
1:B:128:HIS:CE1	1:B:131:THR:HG23	2.40	0.56
1:B:206:THR:HG22	1:B:209:GLU:H	1.71	0.56
2:C:140:ILE:HD11	2:C:412:ALA:CA	2.28	0.56
2:C:187:ASN:O	2:C:188:LYS:HB2	2.06	0.56
2:C:571:LEU:HD21	2:C:700:TYR:HA	1.88	0.56
2:C:882:LEU:HD21	3:D:1038:LEU:CD2	2.35	0.56
2:C:931:GLY:C	2:C:933:GLY:N	2.57	0.56
3:D:47:GLU:O	3:D:51:GLY:CA	2.53	0.56
3:D:205:TYR:HD1	3:D:390:PRO:HG3	1.69	0.56
3:D:215:TYR:CE1	3:D:380:GLU:HB2	2.41	0.56
3:D:368:VAL:HB	3:D:377:VAL:CG2	2.35	0.56
3:D:402:PRO:CA	3:D:443:VAL:HG23	2.35	0.56
3:D:577:ALA:O	3:D:580:ALA:HB3	2.05	0.56
3:D:789:LEU:CD1	3:D:911:LEU:HD21	2.35	0.56
3:D:800:LYS:HD2	3:D:804:LEU:HD22	1.88	0.56
3:D:1061:PHE:HE1	3:D:1065:LEU:HD22	1.71	0.56
3:D:1109:GLU:HG2	3:D:1202:GLN:H	1.71	0.56
3:D:1128:VAL:C	3:D:1129:THR:HG22	2.26	0.56
3:D:1435:LEU:HD13	3:D:1457:ASP:CG	2.25	0.56
1:G:19:GLU:O	1:G:200:TRP:HA	2.04	0.56
1:G:34:VAL:HG11	2:H:978:ARG:HB3	1.87	0.56
2:H:139:GLN:HE22	2:H:415:PRO:HD3	1.69	0.56
2:H:389:SER:C	2:H:391:LEU:H	2.08	0.56
2:H:435:TYR:HA	3:I:1071:PHE:HE2	1.70	0.56
2:H:676:ILE:HG22	2:H:988:VAL:HG13	1.86	0.56
2:H:878:SER:HB3	3:I:1029:ARG:HH11	1.71	0.56
2:H:890:LEU:HD21	2:H:901:TYR:CD1	2.40	0.56
2:H:1041:GLU:OE1	3:I:1223:ILE:HD11	2.05	0.56
3:I:54:LYS:CG	3:I:55:ASP:N	2.68	0.56
3:I:700:VAL:HG22	3:I:718:PRO:HG3	1.86	0.56
3:I:1031:ASN:OD1	3:I:1033:GLN:HB3	2.04	0.56
3:I:1372:VAL:HA	3:I:1375:MET:CE	2.35	0.56
1:K:67:THR:CG2	2:M:627:ARG:HD2	2.36	0.56
1:K:124:ASN:HD21	1:K:127:LEU:HD22	1.70	0.56
2:M:64:LEU:HD22	2:M:359:MET:CG	2.29	0.56
2:M:88:LEU:HD22	2:M:814:GLU:CD	2.26	0.56

Continued on next page...

Continued from previous page...

Atom-1	Atom-2	Interatomic distance (Å)	Clash overlap (Å)
2:M:197:LEU:HA	2:M:200:LEU:HD21	1.85	0.56
2:M:204:GLN:OE1	2:M:204:GLN:N	2.38	0.56
2:M:732:ALA:O	2:M:735:ARG:HG3	2.06	0.56
3:N:55:ASP:N	3:N:55:ASP:OD1	2.37	0.56
3:N:119:SER:OG	3:N:123:LEU:HD22	2.05	0.56
3:N:141:ILE:HG13	3:N:448:GLU:OE2	2.04	0.56
3:N:142:LEU:O	3:N:161:LEU:HD23	2.05	0.56
3:N:170:PRO:HA	3:N:392:SER:CB	2.35	0.56
3:N:356:PRO:CA	3:N:441:ARG:HA	2.35	0.56
3:N:470:LEU:HD12	3:N:503:LEU:CD2	2.36	0.56
3:N:581:LEU:H	3:N:581:LEU:CD2	2.16	0.56
3:N:789:LEU:O	3:N:792:ILE:HG23	2.05	0.56
3:N:1128:VAL:O	3:N:1129:THR:HG22	2.04	0.56
3:N:1372:VAL:HG23	3:N:1375:MET:HE3	1.87	0.56
3:N:1391:GLU:OE1	3:N:1393:GLN:NE2	2.38	0.56
4:O:37:ASN:ND2	4:O:93:TYR:CD2	2.72	0.56
2:C:226:VAL:HG13	2:C:227:PHE:CD1	2.41	0.56
2:C:579:VAL:HB	2:C:890:LEU:HD22	1.86	0.56
2:C:676:ILE:HG22	2:C:988:VAL:O	2.04	0.56
3:D:495:ARG:O	3:D:499:VAL:HG23	2.04	0.56
3:D:767:HIS:HA	3:D:924:MET:SD	2.45	0.56
3:D:1261:GLU:OE1	3:D:1268:PRO:HA	2.05	0.56
2:H:9:ILE:HG12	2:H:907:ASP:CG	2.25	0.56
2:H:439:CYS:HB2	2:H:541:SER:HB2	1.87	0.56
2:H:464:LEU:HD12	2:H:464:LEU:O	2.06	0.56
2:H:555:ALA:HA	3:I:1070:TYR:OH	2.05	0.56
3:I:670:VAL:HG13	3:I:671:LYS:N	2.20	0.56
3:I:953:ASP:OD1	3:I:1019:PRO:HG2	2.05	0.56
2:M:47:ALA:O	2:M:348:LEU:HD23	2.05	0.56
2:M:1084:SER:O	2:M:1087:VAL:HG12	2.05	0.56
2:M:1102:LEU:HA	2:M:1107:ASN:O	2.05	0.56
3:N:799:LYS:O	3:N:826:PRO:HG2	2.05	0.56
4:O:54:LEU:HA	4:O:58:PRO:CG	2.36	0.56
1:A:161:ARG:CZ	1:F:102:LYS:HE3	2.34	0.56
1:B:170:VAL:HG11	3:D:848:GLU:OE2	2.06	0.56
2:C:670:GLN:NE2	2:C:699:PHE:O	2.38	0.56
2:C:838:LYS:NZ	2:C:846:LYS:HZ1	2.03	0.56
2:C:897:LEU:HD21	2:C:921:ALA:CA	2.35	0.56
2:C:1097:LEU:HD21	3:D:1447:LEU:HB3	1.86	0.56
3:D:833:GLU:HA	3:D:833:GLU:OE2	2.06	0.56
3:D:875:THR:HG22	3:D:879:ARG:HB2	1.87	0.56

Continued on next page...

Continued from previous page...

Atom-1	Atom-2	Interatomic distance (Å)	Clash overlap (Å)
3:D:1448:THR:O	3:D:1451:ALA:HB3	2.06	0.56
2:H:281:LEU:O	2:H:282:GLY:O	2.24	0.56
2:H:606:VAL:HG21	2:H:645:VAL:N	2.20	0.56
3:I:655:PRO:O	3:I:658:LEU:HB2	2.05	0.56
3:I:806:PHE:CD1	3:I:809:PRO:O	2.58	0.56
3:I:1281:VAL:HG12	3:I:1282:ARG:N	2.20	0.56
4:J:41:GLU:N	4:J:42:PRO:CD	2.69	0.56
2:M:260:LEU:CA	2:M:291:ALA:HB1	2.35	0.56
3:N:543:LEU:HD21	3:N:600:LEU:HD13	1.87	0.56
3:N:889:ALA:HB1	3:N:930:LEU:HA	1.88	0.56
3:N:1459:LEU:CD2	3:N:1470:ARG:HH21	2.19	0.56
7:Z:83:ILE:CD1	7:Z:89:VAL:HG21	2.36	0.56
2:C:202:TYR:CZ	2:C:304:LEU:HD22	2.41	0.56
3:D:1042:ARG:CB	3:D:1042:ARG:HH11	2.19	0.56
4:E:83:ASP:O	4:E:86:GLN:HG2	2.05	0.56
1:G:30:ARG:HH12	2:H:854:PRO:HB3	1.71	0.56
1:G:40:LEU:HD21	1:G:215:VAL:HG12	1.88	0.56
2:H:265:ARG:HB3	2:H:267:TYR:CD2	2.41	0.56
2:H:275:TYR:CD2	2:H:276:LYS:HG3	2.41	0.56
2:H:441:VAL:HG12	2:H:559:LEU:HA	1.87	0.56
2:H:554:ASP:HB2	3:I:1061:PHE:HE2	1.69	0.56
2:H:838:LYS:O	2:H:838:LYS:HG3	2.04	0.56
4:J:13:VAL:HG11	4:J:18:ARG:HB3	1.85	0.56
1:K:14:ARG:HH22	1:K:24:VAL:HG23	1.70	0.56
1:L:24:VAL:HG13	1:L:196:THR:HG22	1.88	0.56
2:M:78:PHE:HB3	2:M:79:PRO:CD	2.36	0.56
2:M:129:ILE:N	2:M:129:ILE:HD12	2.20	0.56
2:M:206:THR:HG23	2:M:207:LEU:N	2.19	0.56
2:M:430:VAL:O	2:M:430:VAL:HG13	2.04	0.56
2:M:678:PRO:HG3	2:M:873:PRO:HD2	1.87	0.56
2:M:762:LYS:HE3	2:M:786:LYS:CE	2.36	0.56
3:N:982:PHE:HA	7:Z:125:MET:SD	2.46	0.56
3:N:1065:LEU:HD23	3:N:1070:TYR:HD2	1.71	0.56
3:N:1462:LEU:N	3:N:1462:LEU:HD23	2.20	0.56
1:A:88:ARG:HD3	1:A:123:MET:HE1	1.87	0.56
1:A:102:LYS:HE3	1:F:57:TYR:HE2	1.70	0.56
2:C:218:VAL:HG23	2:C:311:PHE:CE1	2.38	0.56
2:C:261:ILE:H	2:C:261:ILE:HD12	1.70	0.56
2:C:680:ASP:O	3:D:939:PHE:HB3	2.04	0.56
3:D:157:GLU:HA	3:D:160:GLU:HB3	1.86	0.56
3:D:1108:ARG:HD3	3:D:1108:ARG:H	1.68	0.56

Continued on next page...

Continued from previous page...

Atom-1	Atom-2	Interatomic distance (Å)	Clash overlap (Å)
1:F:24:VAL:HG13	1:F:196:THR:CG2	2.32	0.56
2:H:266:ARG:C	2:H:288:ARG:HD3	2.26	0.56
2:H:317:VAL:O	2:H:317:VAL:HG12	2.04	0.56
3:I:142:LEU:HD23	3:I:146:PRO:HA	1.88	0.56
1:K:175:ARG:HD3	1:K:176:ARG:HG2	1.88	0.56
1:L:41:ARG:HG3	1:L:177:VAL:CG2	2.32	0.56
1:L:185:ARG:HD3	3:N:692:GLU:OE2	2.05	0.56
2:M:77:PRO:CD	2:M:91:GLN:O	2.54	0.56
2:M:931:GLY:O	2:M:933:GLY:N	2.39	0.56
3:N:95:LEU:CD2	3:N:574:LEU:HD21	2.36	0.56
3:N:204:LEU:HB3	3:N:394:LEU:HG	1.86	0.56
3:N:700:VAL:HB	3:N:748:HIS:O	2.05	0.56
3:N:1145:TYR:CD2	3:N:1168:MET:SD	2.99	0.56
3:N:1169:ASP:O	3:N:1172:HIS:HB2	2.06	0.56
3:N:1381:VAL:HG21	3:N:1391:GLU:HB2	1.87	0.56
3:N:1457:ASP:O	3:N:1459:LEU:HD12	2.06	0.56
4:O:37:ASN:HD22	4:O:37:ASN:N	2.03	0.56
7:Z:82:VAL:HG13	7:Z:132:HIS:O	2.05	0.56
1:A:26:GLU:OE2	1:A:194:LYS:HE3	2.06	0.56
2:C:94:LEU:HD12	2:C:95:TYR:O	2.06	0.56
2:C:140:ILE:HD12	2:C:140:ILE:O	2.05	0.56
2:C:170:PRO:HG2	2:C:258:TYR:HE1	1.68	0.56
2:C:588:VAL:HG11	2:C:661:SER:HB3	1.86	0.56
3:D:10:ILE:O	3:D:1454:GLY:HA2	2.05	0.56
3:D:550:ARG:NE	3:D:573:MET:HE3	2.21	0.56
3:D:639:LEU:HD22	3:D:766:ALA:HA	1.88	0.56
3:D:1223:ILE:HD11	3:D:1462:LEU:HD12	1.88	0.56
3:D:1291:SER:HB2	3:D:1293:PHE:CE1	2.39	0.56
2:H:236:ILE:HD11	2:H:249:LYS:HZ2	1.69	0.56
2:H:285:LEU:HD11	2:H:288:ARG:O	2.06	0.56
2:H:642:ARG:HG2	2:H:657:ASP:OD2	2.06	0.56
2:H:1046:ALA:CB	3:I:1476:THR:HB	2.36	0.56
3:I:577:ALA:O	3:I:580:ALA:HB3	2.06	0.56
3:I:954:ALA:O	3:I:1062:ARG:NH1	2.36	0.56
3:I:1173:LEU:HD12	3:I:1176:LYS:CE	2.35	0.56
3:I:1274:ILE:HG13	3:I:1334:GLN:NE2	2.20	0.56
2:M:578:VAL:HG11	2:M:991:GLN:HB3	1.87	0.56
2:M:657:ASP:HB3	2:M:661:SER:O	2.06	0.56
2:M:937:ASP:HB3	2:M:940:GLU:HG3	1.88	0.56
3:N:181:ASP:CB	3:N:441:ARG:HD3	2.34	0.56
3:N:215:TYR:HA	3:N:382:GLU:O	2.05	0.56

Continued on next page...

Continued from previous page...

Atom-1	Atom-2	Interatomic distance (Å)	Clash overlap (Å)
3:N:366:LYS:NZ	3:N:376:GLU:OE1	2.34	0.56
4:O:46:PRO:HB2	4:O:54:LEU:CD2	2.36	0.56
2:C:64:LEU:CD2	2:C:359:MET:HG3	2.36	0.56
2:C:89:THR:HG21	2:C:383:ARG:HH22	1.70	0.56
2:C:642:ARG:O	2:C:642:ARG:HD3	2.05	0.56
2:C:708:TYR:CE2	2:C:793:PRO:HD2	2.40	0.56
2:C:722:ILE:CG2	2:C:821:GLU:OE1	2.54	0.56
3:D:181:ASP:CA	3:D:205:TYR:HB3	2.35	0.56
3:D:540:LEU:H	3:D:540:LEU:HD12	1.70	0.56
3:D:826:PRO:HD2	3:D:829:VAL:CG2	2.36	0.56
3:D:1099:VAL:O	3:D:1103:HIS:CB	2.50	0.56
3:D:1108:ARG:NH2	3:D:1198:TYR:O	2.39	0.56
3:D:1326:THR:CG2	3:D:1327:ARG:H	2.19	0.56
2:H:293:PHE:CD1	2:H:293:PHE:C	2.77	0.56
3:I:47:GLU:O	3:I:51:GLY:N	2.38	0.56
3:I:127:LEU:HD23	3:I:134:VAL:HG13	1.88	0.56
3:I:139:GLY:H	3:I:147:VAL:HG21	1.70	0.56
3:I:1209:LEU:HD23	3:I:1211:MET:N	2.05	0.56
3:I:1435:LEU:HD21	3:I:1468:LEU:HD21	1.88	0.56
1:K:75:VAL:O	1:K:79:ILE:HG23	2.05	0.56
3:N:440:VAL:HB	3:N:441:ARG:HH21	1.71	0.56
3:N:554:LEU:HD13	3:N:570:GLU:HB3	1.88	0.56
3:N:759:ALA:O	3:N:763:MET:HB3	2.05	0.56
3:N:955:VAL:O	3:N:1039:CYS:HB3	2.05	0.56
3:N:1299:PHE:N	3:N:1299:PHE:CD2	2.72	0.56
4:O:30:LEU:HD22	4:O:35:PHE:CZ	2.41	0.56
7:Z:15:LEU:HD22	7:Z:65:LEU:HD22	1.87	0.56
7:Z:29:ALA:O	7:Z:32:ILE:HB	2.05	0.56
2:C:194:VAL:O	2:C:197:LEU:HB2	2.06	0.56
2:C:221:LEU:HD12	2:C:221:LEU:C	2.26	0.56
2:C:405:ARG:HD2	2:C:442:GLU:OE1	2.06	0.56
2:C:442:GLU:CG	2:C:454:SER:HB2	2.34	0.56
2:C:571:LEU:HD11	2:C:701:THR:H	1.71	0.56
2:C:1038:TRP:CE2	3:D:1099:VAL:HG11	2.41	0.56
3:D:1263:PHE:HB3	3:D:1424:VAL:CG1	2.36	0.56
1:F:161:ARG:HB2	1:F:161:ARG:CZ	2.35	0.56
2:H:221:LEU:C	2:H:223:ASP:N	2.60	0.56
2:H:642:ARG:NH1	2:H:657:ASP:OD2	2.39	0.56
2:H:684:PHE:CD2	2:H:685:GLU:N	2.74	0.56
2:H:838:LYS:C	2:H:839:LEU:HD23	2.26	0.56
3:I:185:VAL:CG2	3:I:189:GLN:HE22	2.11	0.56

Continued on next page...

Continued from previous page...

Atom-1	Atom-2	Interatomic distance (Å)	Clash overlap (Å)
3:I:452:ILE:HD13	3:I:452:ILE:C	2.26	0.56
3:I:1104:GLU:HG3	3:I:1105:ILE:HD13	1.88	0.56
3:I:1209:LEU:HD22	3:I:1211:MET:HB3	1.86	0.56
3:N:115:LEU:C	3:N:115:LEU:HD23	2.26	0.56
3:N:154:THR:HG23	3:N:157:GLU:H	1.71	0.56
3:N:1098:LEU:HD21	3:N:1229:ILE:HB	1.87	0.56
7:X:91:LEU:HB3	7:X:149:PHE:HB3	1.88	0.56
1:B:23:PHE:O	1:B:196:THR:HA	2.07	0.55
2:C:13:ILE:HG13	2:C:13:ILE:O	2.05	0.55
2:C:274:ARG:NE	2:C:285:LEU:HD22	2.21	0.55
2:C:588:VAL:CG1	2:C:661:SER:HB3	2.36	0.55
3:D:170:PRO:HA	3:D:392:SER:HB3	1.88	0.55
3:D:347:VAL:HG13	3:D:351:MET:CB	2.31	0.55
3:D:638:LYS:HD3	3:D:932:ASP:CG	2.26	0.55
3:D:1189:ARG:HH11	3:D:1189:ARG:HG3	1.70	0.55
3:D:1452:ILE:HD13	3:D:1452:ILE:H	1.71	0.55
1:F:221:HIS:HA	1:F:224:TYR:HD2	1.71	0.55
2:H:445:GLU:HG3	2:H:560:MET:HE3	1.85	0.55
2:H:681:GLY:C	3:I:635:PRO:HG3	2.26	0.55
2:H:853:LEU:CB	2:H:858:MET:CE	2.81	0.55
2:H:986:PRO:O	2:H:987:ILE:HD13	2.06	0.55
3:I:29:PRO:CB	3:I:545:ARG:HG3	2.36	0.55
3:I:127:LEU:C	3:I:127:LEU:CD1	2.74	0.55
3:I:714:GLN:HG3	3:I:736:PHE:CZ	2.41	0.55
3:I:1047:LYS:NZ	3:I:1053:PHE:HA	2.21	0.55
3:I:1129:THR:HG23	3:I:1130:ARG:H	1.71	0.55
1:K:44:LEU:HD23	1:K:48:ILE:CD1	2.28	0.55
1:L:19:GLU:HG3	1:L:201:THR:O	2.05	0.55
1:L:81:ASN:O	1:L:84:GLU:HB3	2.06	0.55
2:M:94:LEU:HD12	2:M:95:TYR:O	2.07	0.55
2:M:486:MET:CE	2:M:491:GLU:HA	2.37	0.55
2:M:730:SER:O	2:M:734:LEU:HD13	2.06	0.55
2:M:1082:PRO:C	2:M:1084:SER:N	2.59	0.55
1:A:56:VAL:HG12	1:A:57:TYR:N	2.20	0.55
2:C:1005:MET:HE1	3:D:724:GLN:HA	1.87	0.55
3:D:13:ALA:HB1	3:D:18:ILE:CD1	2.36	0.55
3:D:1216:SER:HB3	4:E:15:SER:OG	2.05	0.55
4:E:68:LEU:HD12	4:E:73:LEU:HD22	1.87	0.55
2:H:12:VAL:CG1	2:H:534:VAL:HG13	2.36	0.55
2:H:341:THR:O	2:H:345:ARG:HD3	2.06	0.55
2:H:380:ALA:O	2:H:384:GLU:HB2	2.06	0.55

Continued on next page...

Continued from previous page...

Atom-1	Atom-2	Interatomic distance (Å)	Clash overlap (Å)
2:H:620:LEU:HD12	2:H:620:LEU:O	2.06	0.55
2:H:927:GLY:HA2	2:H:930:LYS:CD	2.36	0.55
2:H:931:GLY:O	2:H:933:GLY:N	2.39	0.55
2:H:1083:GLU:OE1	3:I:87:ARG:NH1	2.38	0.55
3:I:84:ILE:HG13	3:I:85:VAL:N	2.21	0.55
3:I:493:ARG:HG3	3:I:494:LYS:N	2.20	0.55
3:I:889:ALA:HB1	3:I:930:LEU:HA	1.89	0.55
3:I:1106:VAL:HG11	3:I:1474:ALA:HB2	1.88	0.55
1:L:33:GLY:O	1:L:195:LEU:HD22	2.06	0.55
2:M:80:GLN:O	2:M:83:CYS:HB2	2.07	0.55
2:M:177:GLU:OE1	2:M:179:ASN:HB2	2.06	0.55
2:M:391:LEU:HD23	2:M:391:LEU:C	2.27	0.55
2:M:432:ARG:HH22	3:N:1047:LYS:CE	2.18	0.55
2:M:523:ILE:C	2:M:523:ILE:HD13	2.26	0.55
2:M:573:ARG:O	2:M:670:GLN:NE2	2.39	0.55
2:M:1044:GLY:HA2	3:N:1475:GLY:HA3	1.89	0.55
3:N:434:ARG:HB3	3:N:447:VAL:CG2	2.36	0.55
3:N:1106:VAL:CG1	3:N:1107:VAL:H	2.18	0.55
3:N:1388:ARG:O	3:N:1391:GLU:HG3	2.06	0.55
3:N:1485:GLN:O	4:O:75:PHE:HA	2.06	0.55
2:C:56:GLU:HB3	2:C:64:LEU:HB3	1.87	0.55
2:C:1096:ALA:N	3:D:101:HIS:NE2	2.52	0.55
3:D:481:MET:SD	3:D:1388:ARG:HD3	2.46	0.55
3:D:493:ARG:HG3	3:D:494:LYS:H	1.71	0.55
1:G:179:PHE:HD2	1:G:179:PHE:N	2.04	0.55
2:H:98:LEU:HD11	2:H:113:VAL:HG23	1.88	0.55
2:H:142:ARG:HD3	2:H:325:ILE:HG23	1.87	0.55
2:H:216:GLU:HG2	2:H:219:GLN:CD	2.27	0.55
2:H:425:PHE:CE2	3:I:1079:LYS:HD3	2.40	0.55
2:H:688:ILE:HD13	2:H:847:GLY:HA3	1.88	0.55
3:I:689:ASP:O	3:I:693:GLU:HB2	2.06	0.55
3:I:780:LYS:HD3	3:I:912:LYS:HE3	1.87	0.55
3:I:1273:VAL:HG21	3:I:1305:LEU:HD21	1.88	0.55
1:L:175:ARG:HH11	1:L:202:ASP:HB3	1.71	0.55
2:M:96:ALA:O	2:M:98:LEU:CD1	2.55	0.55
2:M:757:GLY:HA2	2:M:789:SER:OG	2.06	0.55
2:M:1087:VAL:O	2:M:1091:GLU:HG3	2.05	0.55
3:N:154:THR:CG2	3:N:157:GLU:OE2	2.54	0.55
3:N:411:THR:HG23	3:N:435:VAL:O	2.06	0.55
3:N:970:LYS:HG2	3:N:995:LEU:CD1	2.36	0.55
3:N:1194:CYS:SG	3:N:1200:VAL:HA	2.46	0.55

Continued on next page...

Continued from previous page...

Atom-1	Atom-2	Interatomic distance (Å)	Clash overlap (Å)
3:N:1209:LEU:HD23	3:N:1210:SER:N	2.21	0.55
3:N:1434:TRP:NE1	3:N:1435:LEU:HD13	2.22	0.55
2:C:54:ILE:HG23	2:C:54:ILE:O	2.06	0.55
2:C:1102:LEU:HA	2:C:1107:ASN:O	2.07	0.55
3:D:409:VAL:HG12	3:D:410:SER:O	2.05	0.55
3:D:880:ILE:HG23	3:D:881:LEU:N	2.21	0.55
3:D:1101:VAL:HG11	3:D:1424:VAL:HG23	1.88	0.55
3:D:1468:LEU:CD1	3:D:1470:ARG:HD3	2.36	0.55
3:D:1468:LEU:O	3:D:1468:LEU:HD23	2.06	0.55
1:F:29:GLU:HB2	1:F:32:PHE:CE1	2.41	0.55
2:H:6:PHE:HZ	2:H:901:TYR:CD2	2.22	0.55
2:H:943:VAL:HG23	2:H:985:GLY:H	1.71	0.55
2:H:1051:GLU:HG2	2:H:1056:LYS:HE3	1.89	0.55
3:I:637:LEU:HD11	3:I:641:GLN:HB2	1.89	0.55
3:I:1101:VAL:CG1	3:I:1424:VAL:O	2.55	0.55
3:I:1495:ILE:HG13	4:J:80:VAL:CG1	2.37	0.55
2:M:9:ILE:HG12	2:M:907:ASP:CG	2.27	0.55
3:N:354:VAL:O	3:N:354:VAL:HG12	2.06	0.55
3:N:590:PRO:O	3:N:600:LEU:HD12	2.06	0.55
3:N:939:PHE:O	3:N:943:THR:HG23	2.07	0.55
4:O:70:THR:HB	4:O:72:ARG:CG	2.36	0.55
1:A:61:VAL:HG11	1:A:75:VAL:HG21	1.87	0.55
1:A:215:VAL:HG13	1:B:222:LEU:HD22	1.88	0.55
1:B:147:GLY:HA3	1:B:171:PHE:CE2	2.41	0.55
2:C:508:ILE:CD1	2:C:526:PRO:HB3	2.35	0.55
2:C:808:ARG:O	2:C:810:ASP:N	2.38	0.55
2:C:850:ALA:HA	3:D:632:VAL:HG13	1.88	0.55
2:C:1034:GLU:HG3	2:C:1038:TRP:CZ2	2.42	0.55
3:D:642:CYS:HB3	3:D:716:PHE:HB3	1.88	0.55
3:D:911:LEU:O	3:D:915:VAL:HG23	2.07	0.55
3:D:984:THR:HG23	3:D:987:GLU:H	1.71	0.55
1:F:156:HIS:HD2	1:F:157:GLY:N	2.04	0.55
2:H:455:LEU:HD13	2:H:459:ALA:CB	2.27	0.55
2:H:557:ARG:HH11	2:H:557:ARG:HG3	1.70	0.55
2:H:642:ARG:CZ	2:H:657:ASP:OD2	2.54	0.55
2:H:931:GLY:C	2:H:933:GLY:N	2.59	0.55
2:H:937:ASP:O	2:H:941:VAL:HG23	2.06	0.55
2:H:1001:VAL:HG11	3:I:724:GLN:HG3	1.88	0.55
2:H:1013:TYR:HB3	2:H:1018:GLN:NE2	2.19	0.55
2:H:1014:SER:HB2	2:H:1021:LEU:HD12	1.89	0.55
2:H:1041:GLU:OE1	3:I:1462:LEU:HD12	2.05	0.55

Continued on next page...

Continued from previous page...

Atom-1	Atom-2	Interatomic distance (Å)	Clash overlap (Å)
3:I:1198:TYR:OH	3:I:1394:VAL:HG11	2.06	0.55
3:I:1372:VAL:HA	3:I:1375:MET:HE2	1.87	0.55
2:M:198:ARG:HD2	2:M:204:GLN:OE1	2.06	0.55
2:M:221:LEU:C	2:M:223:ASP:N	2.60	0.55
2:M:1004:LYS:HD2	3:N:744:GLN:HE22	1.66	0.55
3:N:730:PRO:O	3:N:733:CYS:HB2	2.07	0.55
3:N:804:LEU:HD13	3:N:829:VAL:HB	1.89	0.55
3:N:1165:TYR:HD1	3:N:1165:TYR:H	1.54	0.55
3:N:1280:VAL:O	3:N:1294:VAL:HA	2.06	0.55
3:N:1372:VAL:O	3:N:1375:MET:HB2	2.07	0.55
3:N:1429:LEU:O	3:N:1441:GLN:NE2	2.40	0.55
1:A:156:HIS:CE1	1:A:158:ILE:HD11	2.41	0.55
2:C:158:TYR:CE1	2:C:313:LEU:HD11	2.41	0.55
2:C:196:LEU:O	2:C:199:VAL:HB	2.07	0.55
3:D:210:ARG:HD3	3:D:344:ASP:OD1	2.06	0.55
3:D:554:LEU:HD21	3:D:571:LYS:HD3	1.88	0.55
3:D:606:ILE:O	3:D:613:ARG:CG	2.54	0.55
3:D:800:LYS:CB	3:D:829:VAL:HG13	2.31	0.55
4:E:54:LEU:CG	4:E:58:PRO:HG3	2.36	0.55
2:H:367:LEU:HD23	2:H:371:LYS:HE3	1.87	0.55
2:H:480:THR:HG21	2:H:482:GLU:HB2	1.88	0.55
2:H:573:ARG:HB2	2:H:670:GLN:HE22	1.72	0.55
2:H:737:LEU:CD2	2:H:742:VAL:O	2.54	0.55
2:H:843:HIS:CD2	2:H:884:GLN:HA	2.41	0.55
2:H:981:GLU:HG3	2:H:982:PRO:HD2	1.88	0.55
3:I:203:ALA:HA	3:I:395:VAL:HG22	1.89	0.55
3:I:1040:GLY:O	3:I:1041:LEU:HB3	2.07	0.55
3:I:1124:GLN:OE1	3:I:1135:ARG:HA	2.07	0.55
3:I:1169:ASP:O	3:I:1172:HIS:HB2	2.07	0.55
3:I:1209:LEU:O	3:I:1210:SER:C	2.45	0.55
3:I:1465:ASN:HD21	3:I:1470:ARG:CB	2.19	0.55
2:M:218:VAL:HG13	2:M:221:LEU:HD21	1.89	0.55
2:M:224:GLU:OE1	2:M:226:VAL:HG12	2.07	0.55
2:M:808:ARG:O	2:M:810:ASP:N	2.39	0.55
2:M:831:ARG:NH1	2:M:1000:MET:SD	2.79	0.55
3:N:126:VAL:O	3:N:130:SER:HB3	2.06	0.55
3:N:445:ARG:HG2	3:N:445:ARG:NH1	2.20	0.55
3:N:770:LEU:HD22	3:N:775:GLY:O	2.07	0.55
3:N:984:THR:CG2	3:N:987:GLU:H	2.17	0.55
3:N:1397:LYS:HE2	3:N:1432:LYS:HZ2	1.72	0.55
3:N:1434:TRP:CD1	3:N:1434:TRP:C	2.80	0.55

Continued on next page...

Continued from previous page...

Atom-1	Atom-2	Interatomic distance (Å)	Clash overlap (Å)
7:X:26:LEU:HD13	7:X:58:ILE:HG21	1.89	0.55
1:B:80:LEU:HG	3:D:844:ALA:CA	2.36	0.55
1:B:162:ILE:HD12	1:B:162:ILE:O	2.07	0.55
2:C:302:VAL:HG13	2:C:303:PHE:H	1.72	0.55
3:D:1031:ASN:OD1	3:D:1034:GLN:HG3	2.07	0.55
3:D:1091:SER:CB	5:P:19:DC:H5'	2.34	0.55
1:F:48:ILE:HG23	1:F:49:PRO:HD2	1.89	0.55
1:F:48:ILE:HG22	1:F:49:PRO:HD2	1.88	0.55
2:H:73:LEU:HB2	2:H:93:PRO:O	2.07	0.55
2:H:382:ILE:CD1	2:H:382:ILE:H	2.20	0.55
2:H:469:THR:OG1	2:H:470:PRO:HD2	2.07	0.55
2:H:571:LEU:HD11	2:H:701:THR:N	2.21	0.55
3:I:1495:ILE:HG13	4:J:80:VAL:HG13	1.88	0.55
4:J:37:ASN:N	4:J:37:ASN:HD22	2.04	0.55
1:K:43:ILE:HD11	1:L:35:THR:HG21	1.87	0.55
1:K:84:GLU:HB3	1:K:127:LEU:HD21	1.88	0.55
1:K:101:LEU:HD22	1:K:140:MET:CE	2.37	0.55
1:K:109:VAL:HG21	1:K:138:LEU:HD23	1.89	0.55
1:L:138:LEU:HD23	1:L:138:LEU:C	2.27	0.55
1:L:206:THR:HG22	1:L:209:GLU:H	1.71	0.55
2:M:874:LEU:O	3:N:1029:ARG:CD	2.45	0.55
2:M:966:LEU:HD21	2:M:986:PRO:HG3	1.88	0.55
3:N:501:ALA:HB1	3:N:1452:ILE:HG22	1.88	0.55
3:N:918:ALA:CB	3:N:927:THR:HG23	2.36	0.55
3:N:952:ASP:HA	3:N:1062:ARG:HH21	1.71	0.55
3:N:1066:THR:HG22	3:N:1069:GLU:CB	2.33	0.55
1:A:25:LEU:CD2	1:A:28:LEU:HD11	2.30	0.55
1:B:101:LEU:HD12	1:B:114:PHE:N	2.22	0.55
2:C:182:VAL:C	2:C:193:LEU:HD13	2.26	0.55
2:C:221:LEU:C	2:C:223:ASP:N	2.57	0.55
2:C:316:GLY:C	2:C:318:PRO:HD3	2.27	0.55
2:C:333:ILE:HD13	2:C:467:ILE:HG13	1.89	0.55
3:D:1041:LEU:HB2	3:D:1059:SER:O	2.07	0.55
3:D:1144:LEU:CD2	3:D:1186:VAL:HG11	2.36	0.55
3:D:1433:SER:OG	3:D:1457:ASP:OD2	2.25	0.55
3:D:1467:ILE:HD13	3:D:1467:ILE:N	2.22	0.55
1:F:101:LEU:HD23	1:F:102:LYS:N	2.22	0.55
1:G:84:GLU:HB3	1:G:127:LEU:HD21	1.88	0.55
2:H:304:LEU:HG	2:H:305:PRO:HD3	1.89	0.55
2:H:816:LYS:HB2	2:H:819:VAL:CG2	2.37	0.55
2:H:853:LEU:CD2	2:H:858:MET:HE2	2.37	0.55

Continued on next page...

Continued from previous page...

Atom-1	Atom-2	Interatomic distance (Å)	Clash overlap (Å)
2:H:1066:ALA:O	2:H:1070:ILE:HG12	2.07	0.55
3:I:658:LEU:O	3:I:661:MET:HB2	2.06	0.55
3:I:1481:VAL:O	3:I:1481:VAL:HG12	2.07	0.55
2:M:140:ILE:HD11	2:M:412:ALA:CA	2.35	0.55
2:M:182:VAL:C	2:M:193:LEU:HD13	2.26	0.55
2:M:234:ALA:HA	2:M:237:ARG:HB2	1.89	0.55
2:M:269:LEU:HD23	2:M:269:LEU:C	2.27	0.55
2:M:272:ALA:O	2:M:276:LYS:NZ	2.24	0.55
2:M:333:ILE:HD12	2:M:410:ILE:HG12	1.89	0.55
2:M:404:LEU:O	2:M:408:ARG:HG2	2.07	0.55
2:M:455:LEU:HD12	2:M:455:LEU:C	2.27	0.55
3:N:795:VAL:CG2	3:N:879:ARG:NH1	2.65	0.55
7:Y:5:VAL:CG1	7:Y:72:ALA:HB2	2.37	0.55
1:A:83:LYS:NZ	2:C:698:ASP:OD2	2.27	0.55
2:C:11:GLU:HG2	2:C:537:LYS:HZ1	1.71	0.55
2:C:110:GLU:HG3	2:C:369:PRO:CG	2.36	0.55
2:C:672:VAL:HG21	2:C:869:VAL:HG11	1.87	0.55
2:C:1046:ALA:CB	3:D:1472:ILE:HD11	2.37	0.55
3:D:130:SER:HG	3:D:132:TYR:HD1	1.54	0.55
3:D:208:PRO:HG2	3:D:347:VAL:HG11	1.89	0.55
3:D:857:ILE:HG22	3:D:858:VAL:HG13	1.89	0.55
3:D:1034:GLN:O	3:D:1037:GLN:N	2.38	0.55
3:D:1094:LEU:HG	3:D:1098:LEU:HD21	1.89	0.55
3:D:1128:VAL:HB	3:D:1133:ARG:HH22	1.72	0.55
3:D:1189:ARG:HB3	3:D:1204:CYS:HA	1.88	0.55
1:F:45:LEU:HD11	1:F:177:VAL:HG21	1.89	0.55
1:G:41:ARG:NH1	1:G:177:VAL:O	2.36	0.55
1:G:58:ILE:CD1	1:G:140:MET:HB3	2.36	0.55
2:H:507:ARG:HG3	2:H:508:ILE:N	2.21	0.55
2:H:708:TYR:HE1	2:H:827:VAL:HB	1.72	0.55
2:H:769:PRO:HG2	3:I:36:THR:HA	1.88	0.55
2:H:771:GLU:O	2:H:775:ARG:HG2	2.07	0.55
2:H:1102:LEU:HA	2:H:1107:ASN:O	2.07	0.55
3:I:473:LEU:O	3:I:477:LEU:HG	2.06	0.55
3:I:1330:ILE:HD12	3:I:1347:TYR:CE1	2.42	0.55
2:M:193:LEU:H	2:M:193:LEU:CD1	2.18	0.55
2:M:309:TYR:HE2	2:M:321:GLU:HB3	1.72	0.55
3:N:84:ILE:O	3:N:87:ARG:HG3	2.06	0.55
3:N:355:VAL:HG11	3:N:385:VAL:HG21	1.86	0.55
3:N:807:ALA:HA	3:N:833:GLU:HG2	1.88	0.55
2:C:292:ARG:HD2	2:C:299:LYS:CD	2.37	0.55

Continued on next page...

Continued from previous page...

Atom-1	Atom-2	Interatomic distance (Å)	Clash overlap (Å)
2:C:339:LEU:O	2:C:342:ASP:HB3	2.07	0.55
2:C:897:LEU:HB3	2:C:899:GLN:NE2	2.19	0.55
3:D:17:LYS:O	3:D:20:SER:HB3	2.07	0.55
3:D:553:ARG:HD2	3:D:570:GLU:OE1	2.07	0.55
3:D:798:GLU:HG2	3:D:799:LYS:H	1.71	0.55
1:G:59:GLU:HG3	1:G:139:ASN:ND2	2.20	0.55
2:H:338:GLU:C	2:H:341:THR:HG22	2.27	0.55
2:H:642:ARG:CG	2:H:657:ASP:OD2	2.55	0.55
3:I:1211:MET:SD	3:I:1213:ARG:HG2	2.47	0.55
1:K:132:LEU:HD23	1:K:136:GLY:O	2.07	0.55
2:M:182:VAL:O	2:M:193:LEU:CD1	2.55	0.55
2:M:224:GLU:HB3	2:M:228:ALA:H	1.71	0.55
2:M:496:ILE:HG13	2:M:531:PHE:HB2	1.89	0.55
2:M:610:ARG:HG3	2:M:610:ARG:NH1	2.22	0.55
2:M:1052:MET:HG3	3:N:623:VAL:HG22	1.89	0.55
3:N:107:ASP:O	3:N:108:VAL:C	2.44	0.55
3:N:1281:VAL:HG12	3:N:1282:ARG:N	2.22	0.55
7:X:19:LEU:HD22	7:X:69:LEU:HD12	1.89	0.55
7:X:102:VAL:CG1	7:X:103:GLN:N	2.69	0.55
1:B:41:ARG:HH11	1:B:177:VAL:HG23	1.70	0.54
2:C:182:VAL:O	2:C:193:LEU:HD13	2.06	0.54
3:D:486:ARG:HA	3:D:489:ARG:CG	2.36	0.54
3:D:902:LEU:H	3:D:902:LEU:CD2	2.13	0.54
3:D:1194:CYS:HB3	3:D:1373:ARG:HH12	1.71	0.54
3:D:1408:ILE:HD12	3:D:1408:ILE:N	2.19	0.54
1:F:70:GLY:N	2:H:607:ASP:OD1	2.36	0.54
1:F:150:TYR:CE2	1:F:152:PRO:HG3	2.42	0.54
2:H:457:ALA:HB3	2:H:538:GLN:HA	1.89	0.54
2:H:998:TYR:O	2:H:998:TYR:CG	2.59	0.54
2:H:1024:LYS:CG	2:H:1025:ALA:N	2.61	0.54
3:I:116:LEU:HD22	3:I:118:LEU:CG	2.37	0.54
3:I:800:LYS:CE	3:I:824:ASN:O	2.55	0.54
3:I:996:TRP:HA	3:I:999:THR:HG22	1.90	0.54
2:M:86:LYS:O	2:M:87:ASP:HB2	2.07	0.54
2:M:1112:PHE:HD2	2:M:1112:PHE:C	2.11	0.54
3:N:87:ARG:HB2	3:N:524:LEU:HD12	1.89	0.54
3:N:367:ILE:HB	3:N:377:VAL:CG1	2.33	0.54
3:N:850:LEU:O	3:N:853:VAL:HB	2.07	0.54
3:N:1362:LYS:CD	7:Z:34:GLN:HE22	2.20	0.54
3:N:1462:LEU:O	3:N:1466:VAL:HG23	2.07	0.54
3:N:1487:VAL:HG12	3:N:1488:ASP:N	2.23	0.54

Continued on next page...

Continued from previous page...

Atom-1	Atom-2	Interatomic distance (Å)	Clash overlap (Å)
7:Z:6:LYS:HZ1	7:Z:85:LEU:HG	1.71	0.54
1:A:97:VAL:HG12	1:A:99:LEU:HD12	1.90	0.54
2:C:395:LYS:HE2	2:C:403:SER:HB2	1.89	0.54
2:C:876:VAL:O	2:C:879:ARG:O	2.26	0.54
3:D:658:LEU:O	3:D:661:MET:HB2	2.07	0.54
4:E:32:ARG:NH1	4:E:32:ARG:HB2	2.22	0.54
1:G:48:ILE:HD12	1:G:174:VAL:HG21	1.87	0.54
1:G:190:THR:O	1:G:190:THR:HG22	2.06	0.54
2:H:34:VAL:HB	2:H:38:LYS:HG3	1.88	0.54
2:H:589:ARG:HH21	2:H:596:TYR:HE2	1.53	0.54
2:H:1082:PRO:C	2:H:1084:SER:N	2.60	0.54
3:I:141:ILE:HG13	3:I:448:GLU:CD	2.27	0.54
3:I:1109:GLU:CG	3:I:1202:GLN:H	2.20	0.54
2:M:575:GLN:O	2:M:667:ALA:HB1	2.07	0.54
2:M:668:LEU:N	2:M:668:LEU:CD1	2.69	0.54
2:M:1019:GLN:HG3	3:N:621:LYS:HD2	1.90	0.54
2:M:1097:LEU:CD1	3:N:1451:ALA:CB	2.76	0.54
3:N:176:ASP:OD2	3:N:177:ALA:N	2.40	0.54
3:N:182:GLY:H	3:N:357:GLU:HG2	1.72	0.54
3:N:639:LEU:HD22	3:N:766:ALA:HA	1.88	0.54
3:N:1047:LYS:HB3	3:N:1048:PRO:HD2	1.90	0.54
3:N:1310:ARG:HB2	3:N:1327:ARG:HD2	1.87	0.54
3:N:1434:TRP:NE1	3:N:1435:LEU:CD1	2.70	0.54
1:A:62:LEU:H	1:A:62:LEU:CD1	2.17	0.54
1:A:168:ASP:OD1	2:C:832:LYS:NZ	2.40	0.54
1:B:62:LEU:H	1:B:62:LEU:CD1	2.15	0.54
1:B:206:THR:HG22	1:B:209:GLU:OE1	2.07	0.54
2:C:89:THR:CA	2:C:129:ILE:O	2.52	0.54
2:C:205:GLU:HB3	2:C:209:ARG:NH1	2.22	0.54
2:C:304:LEU:HG	2:C:305:PRO:CD	2.35	0.54
2:C:516:ARG:NE	3:D:1068:LEU:HD13	2.22	0.54
2:C:606:VAL:HG21	2:C:645:VAL:N	2.22	0.54
2:C:761:PHE:HE2	2:C:764:GLU:O	1.91	0.54
3:D:956:ILE:HG13	3:D:1039:CYS:O	2.07	0.54
3:D:980:MET:CB	3:D:982:PHE:CE2	2.90	0.54
3:D:1101:VAL:HG11	3:D:1424:VAL:O	2.08	0.54
3:D:1273:VAL:O	3:D:1325:LEU:HB2	2.08	0.54
1:G:190:THR:HB	3:I:722:GLU:OE1	2.07	0.54
2:H:1014:SER:HB3	2:H:1017:THR:O	2.06	0.54
2:H:1074:GLU:HG2	2:H:1075:ASP:N	2.15	0.54
3:I:147:VAL:HG23	3:I:162:ARG:HH22	1.72	0.54

Continued on next page...

Continued from previous page...

Atom-1	Atom-2	Interatomic distance (Å)	Clash overlap (Å)
3:I:1278:ASP:HB3	3:I:1321:ALA:N	2.22	0.54
1:K:99:LEU:HB2	1:K:142:VAL:CG2	2.37	0.54
2:M:36:PRO:HG2	2:M:70:GLU:HG2	1.88	0.54
2:M:544:THR:C	2:M:546:LEU:H	2.10	0.54
3:N:152:LEU:HD12	3:N:152:LEU:C	2.27	0.54
3:N:1415:VAL:O	3:N:1417:TRP:HE3	1.90	0.54
4:O:69:LEU:O	4:O:69:LEU:HD23	2.07	0.54
7:Z:54:GLU:O	7:Z:58:ILE:HD13	2.07	0.54
2:C:110:GLU:HB2	2:C:369:PRO:HD3	1.89	0.54
2:C:437:ARG:HH22	2:C:488:ALA:HA	1.72	0.54
2:C:946:ARG:O	2:C:950:LEU:HB2	2.07	0.54
2:C:1097:LEU:CD1	3:D:1451:ALA:CB	2.85	0.54
3:D:520:LEU:HD12	3:D:521:PRO:HD2	1.88	0.54
3:D:793:THR:HG21	3:D:906:GLN:HG2	1.88	0.54
3:D:1256:LEU:HG	3:D:1260:ILE:HD11	1.88	0.54
1:F:128:HIS:CE1	1:F:131:THR:HG23	2.42	0.54
2:H:115:LEU:HD22	2:H:373:VAL:HG13	1.88	0.54
2:H:872:ASN:HD21	2:H:874:LEU:HB2	1.73	0.54
3:I:563:PRO:HB2	3:I:566:ILE:HD13	1.90	0.54
3:I:695:ILE:HD12	3:I:698:LYS:HB2	1.89	0.54
3:I:729:HIS:HD1	3:I:731:LEU:N	2.05	0.54
3:I:829:VAL:O	3:I:835:SER:HB3	2.08	0.54
3:I:984:THR:HG23	3:I:987:GLU:H	1.71	0.54
3:I:996:TRP:HA	3:I:999:THR:CG2	2.37	0.54
3:I:1273:VAL:HG23	3:I:1273:VAL:O	2.07	0.54
2:M:12:VAL:HG22	2:M:13:ILE:HG23	1.89	0.54
2:M:207:LEU:HD22	2:M:221:LEU:CD1	2.37	0.54
2:M:498:GLN:HA	2:M:498:GLN:NE2	2.22	0.54
2:M:1034:GLU:HA	2:M:1037:VAL:CG2	2.37	0.54
3:N:63:TYR:HB3	3:N:68:PHE:CE1	2.42	0.54
3:N:1114:THR:CG2	3:N:1114:THR:O	2.56	0.54
7:X:57:ARG:NH2	7:X:61:ARG:HD2	2.23	0.54
1:A:12:THR:OG1	1:A:24:VAL:HB	2.07	0.54
1:A:56:VAL:HG12	1:A:57:TYR:H	1.72	0.54
2:C:771:GLU:O	2:C:771:GLU:HG2	2.05	0.54
2:C:1090:LYS:HZ3	2:C:1112:PHE:HE1	1.54	0.54
2:C:1103:ASP:CG	3:D:2:LYS:HG3	2.28	0.54
3:D:119:SER:HB2	3:D:123:LEU:N	2.22	0.54
3:D:842:VAL:HA	3:D:865:THR:OG1	2.07	0.54
3:D:1137:ARG:HG3	3:D:1137:ARG:HH11	1.72	0.54
1:G:56:VAL:CG1	1:G:57:TYR:H	2.20	0.54

Continued on next page...

Continued from previous page...

Atom-1	Atom-2	Interatomic distance (Å)	Clash overlap (Å)
1:G:89:PHE:HD1	1:G:120:VAL:HG13	1.71	0.54
2:H:199:VAL:CG2	2:H:238:LEU:HD12	2.32	0.54
2:H:684:PHE:CG	2:H:685:GLU:N	2.74	0.54
3:I:827:ILE:C	3:I:828:LYS:HG3	2.27	0.54
1:K:26:GLU:HB2	1:K:27:PRO:HA	1.89	0.54
1:L:101:LEU:HD12	1:L:113:ASP:C	2.27	0.54
2:M:110:GLU:HB2	2:M:368:THR:CG2	2.37	0.54
2:M:931:GLY:C	2:M:933:GLY:N	2.60	0.54
3:N:949:ILE:N	3:N:949:ILE:HD12	2.21	0.54
3:N:1071:PHE:O	3:N:1074:SER:HB3	2.08	0.54
3:N:1326:THR:CG2	3:N:1327:ARG:H	2.17	0.54
3:N:1482:ARG:HH21	3:N:1483:PHE:HZ	1.54	0.54
4:O:59:ASN:HD22	4:O:60:ALA:N	2.04	0.54
7:Y:59:GLU:O	7:Y:62:ILE:HB	2.07	0.54
1:B:141:GLU:OE2	1:B:161:ARG:HD3	2.06	0.54
1:B:146:ARG:HG3	1:B:146:ARG:O	2.07	0.54
2:C:249:LYS:HD2	2:C:250:ARG:N	2.22	0.54
2:C:281:LEU:O	2:C:282:GLY:O	2.24	0.54
2:C:384:GLU:O	2:C:388:ARG:HB2	2.08	0.54
2:C:408:ARG:NH1	2:C:542:VAL:HG21	2.22	0.54
2:C:855:VAL:HG13	2:C:856:GLU:N	2.23	0.54
3:D:107:ASP:O	3:D:108:VAL:C	2.45	0.54
3:D:352:ASN:C	3:D:368:VAL:HG13	2.27	0.54
3:D:397:LYS:HG2	3:D:397:LYS:O	2.08	0.54
3:D:799:LYS:O	3:D:826:PRO:HG2	2.08	0.54
3:D:1101:VAL:CG1	3:D:1424:VAL:O	2.55	0.54
4:E:59:ASN:CB	4:E:62:THR:OG1	2.55	0.54
1:G:38:ASN:HB3	1:G:39:PRO:HD3	1.89	0.54
1:G:89:PHE:CD1	1:G:120:VAL:HG13	2.42	0.54
2:H:250:ARG:C	2:H:252:LYS:H	2.04	0.54
2:H:305:PRO:HA	2:H:308:ARG:HB2	1.89	0.54
2:H:953:VAL:O	2:H:955:PRO:HD3	2.08	0.54
3:I:603:LEU:O	3:I:606:ILE:CG2	2.56	0.54
3:I:628:ARG:HH11	3:I:628:ARG:HG3	1.72	0.54
3:I:670:VAL:HG13	3:I:671:LYS:HG3	1.90	0.54
3:I:984:THR:CG2	3:I:987:GLU:H	2.20	0.54
3:I:1109:GLU:HG2	3:I:1202:GLN:N	2.21	0.54
3:I:1197:ARG:HB3	3:I:1396:GLU:HG2	1.89	0.54
1:L:65:PHE:N	1:L:65:PHE:CD1	2.75	0.54
1:L:206:THR:HG22	1:L:209:GLU:CG	2.38	0.54
2:M:274:ARG:CG	2:M:285:LEU:HD13	2.38	0.54

Continued on next page...

Continued from previous page...

Atom-1	Atom-2	Interatomic distance (Å)	Clash overlap (Å)
2:M:428:ARG:CG	2:M:451:LEU:HD21	2.37	0.54
2:M:462:ASP:CB	2:M:468:ARG:HH11	2.19	0.54
2:M:524:VAL:CG1	2:M:525:SER:N	2.71	0.54
3:N:158:TYR:CE1	3:N:452:ILE:HD11	2.38	0.54
7:Z:14:ARG:HB3	7:Z:14:ARG:HH11	1.73	0.54
2:C:111:ASP:O	2:C:112:GLU:CG	2.56	0.54
2:C:204:GLN:CD	2:C:228:ALA:HB1	2.28	0.54
2:C:404:LEU:HA	2:C:407:LYS:HD3	1.90	0.54
2:C:707:ARG:HG3	2:C:826:TYR:CE1	2.43	0.54
3:D:628:ARG:HG3	3:D:628:ARG:NH1	2.22	0.54
3:D:1029:ARG:NH1	3:D:1029:ARG:HG2	2.23	0.54
3:D:1114:THR:HG22	3:D:1195:GLN:HB3	1.90	0.54
3:D:1225:ALA:O	3:D:1229:ILE:HG13	2.07	0.54
3:D:1331:ASP:OD2	3:D:1332:PRO:HD2	2.08	0.54
3:D:1372:VAL:HA	3:D:1375:MET:HE2	1.88	0.54
1:F:168:ASP:OD1	2:H:832:LYS:NZ	2.41	0.54
1:G:76:VAL:HB	3:I:872:ARG:NH1	2.23	0.54
2:H:183:SER:OG	2:H:190:LYS:HD3	2.07	0.54
2:H:300:ASP:C	2:H:302:VAL:N	2.61	0.54
2:H:612:VAL:HG22	2:H:622:GLU:HG3	1.88	0.54
3:I:15:PRO:HA	3:I:18:ILE:CD1	2.36	0.54
3:I:637:LEU:HD11	3:I:642:CYS:N	2.23	0.54
3:I:658:LEU:HA	3:I:661:MET:HG3	1.89	0.54
3:I:795:VAL:HG12	3:I:796:ARG:N	2.22	0.54
1:K:101:LEU:HD22	1:K:140:MET:HE1	1.90	0.54
2:M:66:LEU:HD13	2:M:100:LEU:HB2	1.89	0.54
2:M:147:TYR:O	2:M:148:PHE:CD2	2.60	0.54
2:M:943:VAL:HG23	2:M:985:GLY:H	1.72	0.54
2:M:1104:GLU:HG2	3:N:3:LYS:H	1.72	0.54
3:N:639:LEU:N	3:N:729:HIS:ND1	2.56	0.54
3:N:1326:THR:CG2	3:N:1327:ARG:N	2.69	0.54
7:Z:7:LEU:O	7:Z:74:ILE:HG23	2.07	0.54
1:B:179:PHE:HD2	1:B:179:PHE:N	2.05	0.54
2:C:174:LEU:HD21	2:C:184:MET:HG3	1.90	0.54
3:D:185:VAL:HG21	3:D:203:ALA:CB	2.38	0.54
3:D:553:ARG:O	3:D:557:LEU:HG	2.08	0.54
3:D:820:GLU:HG3	3:D:836:VAL:HG21	1.90	0.54
3:D:949:ILE:HD11	3:D:1023:MET:HE2	1.88	0.54
3:D:1119:SER:HA	3:D:1186:VAL:O	2.08	0.54
1:F:101:LEU:HD12	1:F:114:PHE:N	2.23	0.54
1:F:133:GLU:OE2	2:H:605:LYS:HB3	2.08	0.54

Continued on next page...

Continued from previous page...

Atom-1	Atom-2	Interatomic distance (Å)	Clash overlap (Å)
2:H:447:ALA:HA	3:I:1085:ALA:HB1	1.90	0.54
2:H:724:ARG:HD2	2:H:738:ASP:O	2.07	0.54
3:I:116:LEU:O	3:I:117:ASP:HB3	2.07	0.54
1:K:67:THR:HG22	2:M:627:ARG:CZ	2.37	0.54
1:K:216:GLU:O	1:K:220:GLU:HG3	2.07	0.54
2:M:22:GLN:HB3	2:M:121:MET:CE	2.38	0.54
2:M:704:HIS:HB2	2:M:831:ARG:HE	1.72	0.54
2:M:900:ARG:HH11	2:M:900:ARG:HG3	1.73	0.54
2:M:1104:GLU:CG	3:N:3:LYS:HB2	2.37	0.54
3:N:387:LEU:H	3:N:387:LEU:CD1	2.11	0.54
3:N:633:VAL:HB	3:N:740:PHE:CE1	2.43	0.54
4:O:41:GLU:HG2	4:O:42:PRO:N	2.20	0.54
2:C:239:PHE:HZ	2:C:252:LYS:CA	2.14	0.54
2:C:501:THR:HG22	2:C:513:VAL:HG13	1.90	0.54
2:C:762:LYS:HG3	2:C:763:GLY:H	1.72	0.54
2:C:762:LYS:O	2:C:764:GLU:N	2.41	0.54
2:C:850:ALA:HA	3:D:632:VAL:HG11	1.90	0.54
2:C:987:ILE:HD11	3:D:946:GLY:CA	2.38	0.54
3:D:62:LYS:HE2	3:D:62:LYS:HA	1.89	0.54
3:D:658:LEU:HA	3:D:661:MET:HG3	1.90	0.54
4:E:69:LEU:O	4:E:69:LEU:HD23	2.08	0.54
1:G:106:PRO:HG2	1:G:134:GLU:OE1	2.08	0.54
2:H:263:ASP:HB2	2:H:264:PRO:CD	2.37	0.54
2:H:455:LEU:HD12	2:H:455:LEU:C	2.28	0.54
2:H:676:ILE:HD13	2:H:871:LEU:HB2	1.90	0.54
2:H:680:ASP:O	3:I:939:PHE:HB3	2.07	0.54
2:H:769:PRO:HG2	3:I:37:LEU:H	1.72	0.54
2:H:987:ILE:HD12	3:I:948:THR:HG23	1.89	0.54
3:I:415:VAL:HG12	3:I:416:ALA:N	2.22	0.54
3:I:1263:PHE:O	3:I:1424:VAL:HG12	2.08	0.54
1:L:83:LYS:HE2	1:L:168:ASP:HB2	1.90	0.54
2:M:91:GLN:NE2	2:M:117:HIS:HB3	2.23	0.54
2:M:140:ILE:HG23	2:M:410:ILE:HG21	1.90	0.54
2:M:369:PRO:CG	2:M:370:ALA:N	2.64	0.54
3:N:1277:ILE:HD12	3:N:1277:ILE:N	2.23	0.54
3:N:1377:LYS:HE2	3:N:1378:TYR:OH	2.07	0.54
4:O:41:GLU:N	4:O:42:PRO:HD3	2.23	0.54
7:Y:112:VAL:HG13	7:Y:117:MET:HE2	1.89	0.54
2:C:537:LYS:HG3	2:C:545:ASN:OD1	2.08	0.54
2:C:1043:TYR:CE2	3:D:710:ARG:HD2	2.42	0.54
3:D:57:GLU:HG3	3:D:64:LYS:HD2	1.89	0.54

Continued on next page...

Continued from previous page...

Atom-1	Atom-2	Interatomic distance (Å)	Clash overlap (Å)
3:D:384:VAL:HG12	3:D:385:VAL:N	2.23	0.54
3:D:1126:ASP:C	3:D:1126:ASP:OD1	2.46	0.54
3:D:1281:VAL:HG21	3:D:1313:VAL:HG21	1.90	0.54
3:D:1326:THR:CG2	3:D:1327:ARG:N	2.71	0.54
1:G:179:PHE:N	1:G:179:PHE:CD2	2.75	0.54
2:H:259:GLY:O	2:H:291:ALA:CA	2.54	0.54
2:H:267:TYR:CG	2:H:272:ALA:CB	2.91	0.54
2:H:304:LEU:CG	2:H:305:PRO:HD3	2.37	0.54
2:H:352:ALA:HA	2:H:355:VAL:HG11	1.89	0.54
2:H:404:LEU:O	2:H:407:LYS:HB2	2.07	0.54
2:H:598:GLU:N	2:H:615:TYR:OH	2.41	0.54
2:H:897:LEU:HD21	2:H:921:ALA:HA	1.90	0.54
3:I:1101:VAL:CG2	3:I:1424:VAL:HG23	2.38	0.54
1:K:20:TYR:HD2	1:K:21:GLY:H	1.56	0.54
1:L:73:GLU:OE1	1:L:128:HIS:HE1	1.91	0.54
2:M:6:PHE:CZ	2:M:901:TYR:HD2	2.24	0.54
2:M:9:ILE:O	2:M:9:ILE:HG13	2.08	0.54
2:M:337:GLY:O	2:M:341:THR:HG22	2.08	0.54
2:M:501:THR:HG22	2:M:513:VAL:HG13	1.90	0.54
2:M:1005:MET:HE1	3:N:648:MET:HG3	1.90	0.54
3:N:481:MET:HE2	3:N:493:ARG:CA	2.33	0.54
3:N:695:ILE:O	3:N:696:HIS:C	2.46	0.54
3:N:970:LYS:HE3	3:N:973:GLN:NE2	2.23	0.54
3:N:996:TRP:O	3:N:999:THR:HG22	2.07	0.54
3:N:1112:CYS:CB	3:N:1195:GLN:HG2	2.38	0.54
7:Z:6:LYS:HG2	7:Z:75:LEU:HD11	1.90	0.54
3:D:116:LEU:O	3:D:117:ASP:HB3	2.07	0.53
3:D:1136:LYS:HB2	3:D:1139:ASP:OD2	2.08	0.53
1:F:26:GLU:HG2	1:F:27:PRO:CG	2.38	0.53
1:F:211:LEU:HD12	1:F:215:VAL:HG23	1.90	0.53
2:H:224:GLU:HB2	2:H:228:ALA:HB2	1.89	0.53
2:H:496:ILE:HG13	2:H:531:PHE:CB	2.38	0.53
2:H:666:LEU:HD12	2:H:667:ALA:H	1.72	0.53
2:H:697:ARG:HD2	2:H:699:PHE:CD1	2.43	0.53
2:H:893:ALA:HB1	2:H:897:LEU:HD12	1.88	0.53
2:H:906:PHE:CZ	3:I:1067:VAL:HA	2.43	0.53
3:I:93:ILE:HG22	3:I:551:ASN:ND2	2.24	0.53
3:I:804:LEU:CD2	3:I:829:VAL:HB	2.37	0.53
4:J:26:ARG:O	4:J:30:LEU:HD13	2.08	0.53
1:K:91:ASN:ND2	1:K:93:SER:HB2	2.24	0.53
2:M:159:ILE:HD12	2:M:159:ILE:O	2.09	0.53

Continued on next page...

Continued from previous page...

Atom-1	Atom-2	Interatomic distance (Å)	Clash overlap (Å)
2:M:283:ILE:CG2	2:M:284:ARG:N	2.71	0.53
2:M:496:ILE:O	2:M:515:ALA:HB1	2.09	0.53
2:M:515:ALA:O	2:M:516:ARG:HD3	2.08	0.53
2:M:806:LEU:HD12	2:M:822:VAL:CG2	2.37	0.53
2:M:861:LEU:HD22	2:M:863:ASP:OD1	2.08	0.53
3:N:507:ASN:H	3:N:507:ASN:ND2	2.06	0.53
3:N:637:LEU:HD21	3:N:642:CYS:HA	1.89	0.53
3:N:1109:GLU:CG	3:N:1202:GLN:H	2.20	0.53
3:N:1225:ALA:HB2	3:N:1370:ILE:HD12	1.90	0.53
1:A:26:GLU:HB2	1:A:27:PRO:HA	1.88	0.53
1:A:124:ASN:HD21	1:A:127:LEU:HD22	1.73	0.53
2:C:259:GLY:O	2:C:291:ALA:CA	2.56	0.53
2:C:281:LEU:O	2:C:282:GLY:C	2.46	0.53
2:C:593:ALA:HB1	2:C:659:PRO:HD2	1.90	0.53
2:C:872:ASN:ND2	2:C:874:LEU:HB2	2.22	0.53
3:D:1109:GLU:CG	3:D:1201:CYS:HB2	2.38	0.53
3:D:1144:LEU:HD21	3:D:1186:VAL:CG1	2.36	0.53
2:H:101:ILE:CG2	2:H:107:LEU:HD22	2.14	0.53
2:H:158:TYR:CD1	2:H:158:TYR:N	2.77	0.53
2:H:274:ARG:HG3	2:H:285:LEU:CB	2.33	0.53
2:H:278:GLU:OE2	2:H:283:ILE:O	2.25	0.53
2:H:281:LEU:O	2:H:282:GLY:C	2.45	0.53
3:I:603:LEU:CA	3:I:606:ILE:HG22	2.37	0.53
3:I:687:VAL:O	3:I:690:ALA:HB3	2.09	0.53
3:I:813:LEU:CD1	3:I:814:ALA:N	2.64	0.53
3:I:1024:ALA:HA	3:I:1029:ARG:O	2.07	0.53
3:I:1110:ALA:O	3:I:1111:ASP:C	2.46	0.53
1:K:151:VAL:HG23	1:K:169:ALA:HB3	1.90	0.53
2:M:142:ARG:NE	2:M:325:ILE:HD12	2.22	0.53
2:M:177:GLU:OE1	2:M:179:ASN:CB	2.56	0.53
2:M:724:ARG:O	2:M:724:ARG:HG2	2.08	0.53
2:M:742:VAL:HG12	2:M:743:VAL:N	2.23	0.53
3:N:689:ASP:O	3:N:693:GLU:HB2	2.09	0.53
3:N:1197:ARG:HA	3:N:1396:GLU:HG3	1.90	0.53
4:O:89:MET:O	4:O:93:TYR:HD1	1.91	0.53
7:X:127:LYS:C	7:X:127:LYS:HD3	2.28	0.53
1:A:89:PHE:C	1:A:90:LEU:HD12	2.29	0.53
1:B:56:VAL:CG1	1:B:57:TYR:N	2.71	0.53
1:B:170:VAL:O	1:B:170:VAL:HG23	2.08	0.53
2:C:300:ASP:O	2:C:302:VAL:N	2.42	0.53
2:C:545:ASN:HB3	2:C:583:LEU:CD2	2.38	0.53

Continued on next page...

Continued from previous page...

Atom-1	Atom-2	Interatomic distance (Å)	Clash overlap (Å)
2:C:759:THR:HB	2:C:785:VAL:CG2	2.37	0.53
2:C:848:VAL:HG12	2:C:849:VAL:N	2.23	0.53
3:D:139:GLY:HA3	3:D:162:ARG:CZ	2.37	0.53
3:D:628:ARG:HG3	3:D:628:ARG:HH11	1.73	0.53
3:D:814:ALA:HB1	3:D:818:ARG:NH2	2.17	0.53
1:G:58:ILE:HD13	1:G:140:MET:HB2	1.91	0.53
2:H:12:VAL:HG13	2:H:13:ILE:H	1.74	0.53
2:H:12:VAL:HG13	2:H:13:ILE:N	2.23	0.53
2:H:206:THR:CG2	2:H:207:LEU:N	2.72	0.53
2:H:523:ILE:HD13	2:H:524:VAL:N	2.23	0.53
2:H:1097:LEU:CD1	3:I:1451:ALA:HB2	2.37	0.53
3:I:143:ASN:CB	3:I:161:LEU:HD21	2.38	0.53
3:I:150:ARG:HB3	3:I:150:ARG:HH11	1.73	0.53
3:I:198:ARG:HH11	3:I:198:ARG:HG3	1.73	0.53
3:I:456:MET:HE3	3:I:568:ARG:HD3	1.89	0.53
3:I:699:VAL:HA	3:I:718:PRO:HD3	1.90	0.53
3:I:1034:GLN:O	3:I:1037:GLN:N	2.40	0.53
3:I:1434:TRP:CE3	3:I:1457:ASP:HB2	2.43	0.53
1:L:10:VAL:HG12	1:L:12:THR:HG23	1.88	0.53
1:L:133:GLU:CG	1:L:134:GLU:H	2.21	0.53
2:M:442:GLU:HG2	2:M:454:SER:OG	2.09	0.53
2:M:737:LEU:HD21	2:M:741:GLY:H	1.72	0.53
2:M:863:ASP:OD1	2:M:865:THR:CG2	2.56	0.53
2:M:873:PRO:HB3	3:N:949:ILE:HD12	1.91	0.53
3:N:1440:PHE:CD1	3:N:1440:PHE:N	2.75	0.53
1:A:73:GLU:OE1	1:A:130:ALA:HA	2.08	0.53
1:B:124:ASN:N	1:B:125:PRO:HD3	2.23	0.53
2:C:238:LEU:O	2:C:241:LEU:CB	2.56	0.53
2:C:897:LEU:HD22	2:C:920:GLN:HG2	1.91	0.53
3:D:789:LEU:O	3:D:792:ILE:HG23	2.08	0.53
3:D:1281:VAL:HG12	3:D:1282:ARG:N	2.24	0.53
3:D:1462:LEU:HD23	3:D:1473:PRO:HD2	1.90	0.53
2:H:199:VAL:HG22	2:H:235:LEU:HA	1.91	0.53
2:H:199:VAL:CG2	2:H:235:LEU:HD23	2.35	0.53
2:H:461:VAL:CG1	2:H:465:GLY:HA2	2.38	0.53
2:H:544:THR:O	2:H:546:LEU:N	2.42	0.53
2:H:575:GLN:O	2:H:667:ALA:HB1	2.08	0.53
3:I:421:LEU:HB2	3:I:427:VAL:HG12	1.90	0.53
3:I:426:LYS:HE3	3:I:427:VAL:HG23	1.90	0.53
4:J:32:ARG:HH11	4:J:32:ARG:CB	2.20	0.53
1:K:226:SER:O	1:K:228:PRO:HD3	2.09	0.53

Continued on next page...

Continued from previous page...

Atom-1	Atom-2	Interatomic distance (Å)	Clash overlap (Å)
2:M:194:VAL:O	2:M:197:LEU:HB2	2.09	0.53
2:M:339:LEU:HD11	2:M:391:LEU:CD1	2.39	0.53
2:M:786:LYS:CG	2:M:787:ASP:N	2.71	0.53
3:N:133:ILE:HG22	3:N:134:VAL:H	1.72	0.53
3:N:356:PRO:HG2	3:N:442:ASN:ND2	2.23	0.53
3:N:516:ALA:O	3:N:518:PRO:HD3	2.09	0.53
3:N:615:ARG:HG3	3:N:619:LEU:HD13	1.90	0.53
3:N:669:ASN:ND2	3:N:672:ALA:H	2.06	0.53
5:P:23:DC:H2''	5:P:24:DG:H5'	1.91	0.53
2:C:101:ILE:HD12	2:C:107:LEU:HD13	1.89	0.53
2:C:281:LEU:HD11	2:C:306:THR:CG2	2.38	0.53
3:D:12:LEU:HD21	3:D:104:PHE:CE1	2.44	0.53
3:D:112:ILE:HD13	3:D:112:ILE:C	2.29	0.53
3:D:437:VAL:HA	3:D:444:VAL:HG22	1.90	0.53
3:D:820:GLU:HG2	3:D:825:ALA:O	2.09	0.53
3:D:1369:GLU:O	3:D:1372:VAL:HG12	2.07	0.53
4:E:47:LYS:CA	4:E:54:LEU:HB3	2.35	0.53
1:F:46:SER:CB	2:H:856:GLU:CD	2.75	0.53
2:H:579:VAL:HG11	2:H:887:GLU:HG3	1.90	0.53
2:H:636:ALA:HB2	2:H:703:ILE:HB	1.91	0.53
3:I:583:ASP:OD2	3:I:604:THR:HG21	2.08	0.53
3:I:1459:LEU:CD2	3:I:1468:LEU:HD13	2.35	0.53
2:M:281:LEU:HD12	2:M:309:TYR:HB2	1.90	0.53
3:N:984:THR:CG2	3:N:987:GLU:CG	2.69	0.53
3:N:1018:ASN:OD1	3:N:1020:LEU:HB3	2.08	0.53
3:N:1065:LEU:HD23	3:N:1070:TYR:CD2	2.43	0.53
1:A:62:LEU:N	1:A:62:LEU:CD1	2.67	0.53
1:B:38:ASN:O	1:B:42:ARG:HG3	2.09	0.53
1:B:163:ASN:OD1	1:B:163:ASN:N	2.41	0.53
2:C:100:LEU:HD22	2:C:372:LEU:HD21	1.90	0.53
2:C:218:VAL:CG2	2:C:311:PHE:HE1	2.21	0.53
2:C:267:TYR:N	2:C:267:TYR:HD2	2.05	0.53
2:C:278:GLU:OE2	2:C:283:ILE:O	2.26	0.53
2:C:564:MET:HE1	2:C:997:LEU:HG	1.89	0.53
2:C:672:VAL:HG21	2:C:869:VAL:CG1	2.38	0.53
2:C:840:ALA:HB2	2:C:846:LYS:HG3	1.91	0.53
3:D:922:LEU:N	3:D:922:LEU:HD23	2.23	0.53
3:D:1041:LEU:CD1	3:D:1058:ARG:HA	2.39	0.53
3:D:1194:CYS:SG	3:D:1200:VAL:HA	2.49	0.53
1:G:56:VAL:HB	1:G:165:ILE:CD1	2.37	0.53
2:H:94:LEU:HD12	2:H:95:TYR:N	2.23	0.53

Continued on next page...

Continued from previous page...

Atom-1	Atom-2	Interatomic distance (Å)	Clash overlap (Å)
2:H:172:ILE:HD12	2:H:172:ILE:N	2.24	0.53
2:H:351:LEU:HD12	2:H:351:LEU:O	2.09	0.53
2:H:1092:LEU:HD21	3:I:1447:LEU:HD23	1.91	0.53
3:I:982:PHE:CD2	3:I:983:LEU:N	2.76	0.53
3:I:1369:GLU:CA	3:I:1372:VAL:HG12	2.37	0.53
3:I:1372:VAL:O	3:I:1375:MET:HB2	2.08	0.53
3:I:1465:ASN:ND2	3:I:1468:LEU:HD12	2.23	0.53
1:L:24:VAL:HG22	1:L:196:THR:HG22	1.90	0.53
1:L:94:LEU:HD22	1:L:97:VAL:CG2	2.37	0.53
1:L:197:LEU:O	1:L:197:LEU:HD23	2.09	0.53
2:M:352:ALA:O	2:M:355:VAL:HG12	2.08	0.53
2:M:1112:PHE:C	2:M:1112:PHE:CD2	2.82	0.53
3:N:127:LEU:O	3:N:457:GLY:HA2	2.09	0.53
3:N:358:GLY:CA	3:N:385:VAL:HB	2.38	0.53
3:N:421:LEU:HD22	3:N:444:VAL:HG11	1.90	0.53
3:N:1105:ILE:CD1	3:N:1105:ILE:N	2.71	0.53
3:N:1171:VAL:O	3:N:1175:ILE:HG13	2.08	0.53
3:N:1221:VAL:CG1	3:N:1370:ILE:HD13	2.38	0.53
3:N:1283:ILE:CD1	3:N:1292:VAL:HG13	2.38	0.53
4:O:26:ARG:NH2	4:O:37:ASN:O	2.42	0.53
2:C:100:LEU:HD22	2:C:372:LEU:CD2	2.39	0.53
2:C:345:ARG:HA	2:C:348:LEU:HB2	1.90	0.53
2:C:692:GLU:HG2	2:C:696:LYS:HE3	1.90	0.53
2:C:838:LYS:NZ	2:C:846:LYS:NZ	2.57	0.53
3:D:115:LEU:C	3:D:115:LEU:CD2	2.73	0.53
3:D:999:THR:CG2	3:D:1000:THR:N	2.71	0.53
3:D:1209:LEU:O	3:D:1210:SER:C	2.45	0.53
3:D:1371:VAL:HG12	3:D:1375:MET:CE	2.39	0.53
1:F:58:ILE:N	1:F:58:ILE:CD1	2.72	0.53
2:H:260:LEU:HA	2:H:291:ALA:HB1	1.88	0.53
2:H:408:ARG:NH2	2:H:455:LEU:HD11	2.20	0.53
2:H:625:LEU:HB3	2:H:639:GLN:HB2	1.90	0.53
2:H:683:ASN:HB2	2:H:872:ASN:HB2	1.91	0.53
3:I:116:LEU:HD22	3:I:118:LEU:CD1	2.39	0.53
3:I:520:LEU:O	3:I:525:ARG:NH1	2.41	0.53
3:I:657:LEU:O	3:I:661:MET:HG2	2.09	0.53
1:L:19:GLU:O	1:L:200:TRP:HA	2.09	0.53
2:M:200:LEU:HD11	2:M:202:TYR:HD2	1.73	0.53
2:M:274:ARG:O	2:M:277:ALA:HB3	2.08	0.53
2:M:295:ASP:HB3	2:M:297:GLU:OE2	2.08	0.53
2:M:557:ARG:NH1	2:M:560:MET:HG3	2.24	0.53

Continued on next page...

Continued from previous page...

Atom-1	Atom-2	Interatomic distance (Å)	Clash overlap (Å)
2:M:786:LYS:HG2	2:M:787:ASP:N	2.23	0.53
2:M:838:LYS:HD3	2:M:846:LYS:HZ3	1.74	0.53
2:M:915:LYS:HE2	2:M:968:LEU:O	2.08	0.53
2:M:1093:GLN:HB3	3:N:21:TRP:CZ3	2.44	0.53
3:N:25:GLU:HG3	3:N:92:HIS:O	2.08	0.53
3:N:1286:THR:O	3:N:1287:GLU:CB	2.56	0.53
7:Y:48:LEU:HD12	7:Y:52:LYS:HE2	1.91	0.53
7:Y:59:GLU:HA	7:Y:62:ILE:HD12	1.91	0.53
1:B:179:PHE:N	1:B:179:PHE:CD2	2.75	0.53
2:C:204:GLN:NE2	2:C:228:ALA:HB1	2.24	0.53
2:C:216:GLU:HG3	2:C:219:GLN:HE22	1.73	0.53
2:C:418:LEU:H	2:C:418:LEU:CD1	2.22	0.53
2:C:516:ARG:HG3	3:D:1068:LEU:HD11	1.90	0.53
2:C:548:PRO:HG2	2:C:842:ARG:NH2	2.24	0.53
3:D:52:PRO:HG2	3:D:80:VAL:HG22	1.90	0.53
3:D:415:VAL:HG12	3:D:416:ALA:N	2.24	0.53
3:D:690:ALA:O	3:D:694:VAL:HG23	2.09	0.53
3:D:838:ARG:HB3	3:D:865:THR:CG2	2.39	0.53
3:D:861:GLN:H	3:D:861:GLN:CD	2.13	0.53
3:D:1029:ARG:HG2	3:D:1029:ARG:HH11	1.73	0.53
1:G:20:TYR:CD2	1:G:21:GLY:N	2.76	0.53
1:G:74:ASP:O	1:G:78:ILE:HG13	2.09	0.53
2:H:170:PRO:CG	2:H:258:TYR:HE2	1.92	0.53
2:H:257:VAL:HG12	2:H:263:ASP:CG	2.29	0.53
2:H:556:ASN:OD1	7:Y:46:SER:HB3	2.08	0.53
2:H:722:ILE:CD1	2:H:823:VAL:HG21	2.39	0.53
3:I:875:THR:HG22	3:I:876:SER:N	2.20	0.53
1:L:56:VAL:HG12	1:L:57:TYR:N	2.24	0.53
1:L:133:GLU:HG3	1:L:134:GLU:N	2.24	0.53
2:M:172:ILE:H	2:M:172:ILE:CD1	2.18	0.53
2:M:342:ASP:O	2:M:346:VAL:HG23	2.08	0.53
2:M:632:ASN:C	2:M:633:GLN:NE2	2.62	0.53
2:M:1003:ASP:O	2:M:1003:ASP:OD2	2.27	0.53
3:N:881:LEU:O	3:N:881:LEU:HD12	2.08	0.53
3:N:939:PHE:O	3:N:942:SER:HB3	2.09	0.53
3:N:1146:GLY:CA	3:N:1207:TYR:HB2	2.38	0.53
3:N:1434:TRP:HZ3	3:N:1455:LYS:O	1.91	0.53
4:O:27:ALA:O	4:O:31:LEU:HD12	2.09	0.53
7:X:99:ARG:HG3	7:X:99:ARG:NH1	2.14	0.53
7:X:105:VAL:CG2	7:X:109:GLU:HB2	2.39	0.53
7:Y:61:ARG:HG2	7:Y:61:ARG:HH21	1.72	0.53

Continued on next page...

Continued from previous page...

Atom-1	Atom-2	Interatomic distance (Å)	Clash overlap (Å)
7:Z:22:GLU:OE2	7:Z:25:ARG:NH1	2.42	0.53
1:A:123:MET:O	1:A:125:PRO:HD3	2.09	0.53
1:B:188:GLN:HG2	3:D:685:ASP:OD1	2.08	0.53
2:C:430:VAL:O	2:C:430:VAL:HG13	2.09	0.53
2:C:1084:SER:HA	2:C:1087:VAL:HG12	1.89	0.53
3:D:156:GLU:O	3:D:160:GLU:HB2	2.09	0.53
3:D:366:LYS:HE2	3:D:369:ALA:HB2	1.91	0.53
3:D:501:ALA:HB1	3:D:1453:ALA:CB	2.35	0.53
3:D:800:LYS:CD	3:D:804:LEU:HD22	2.39	0.53
3:D:921:ARG:C	3:D:922:LEU:HD23	2.29	0.53
3:D:1349:VAL:O	3:D:1352:ILE:HB	2.09	0.53
2:H:77:PRO:CD	2:H:91:GLN:O	2.57	0.53
2:H:147:TYR:O	2:H:148:PHE:CD2	2.62	0.53
2:H:430:VAL:HG13	2:H:430:VAL:O	2.09	0.53
2:H:695:LEU:HD21	2:H:832:LYS:HB3	1.90	0.53
3:I:510:GLU:O	3:I:513:ILE:HG13	2.09	0.53
3:I:937:TYR:HB3	3:I:941:PHE:HE1	1.73	0.53
3:I:1487:VAL:HG12	3:I:1488:ASP:N	2.23	0.53
2:M:194:VAL:O	2:M:197:LEU:N	2.42	0.53
2:M:762:LYS:HE3	2:M:786:LYS:HE3	1.90	0.53
2:M:861:LEU:HG	2:M:862:PRO:CD	2.29	0.53
2:M:1104:GLU:CD	3:N:3:LYS:HB2	2.30	0.53
3:N:455:ARG:HD3	3:N:459:GLU:HG2	1.91	0.53
3:N:814:ALA:HB1	3:N:818:ARG:NH2	2.24	0.53
3:N:918:ALA:HB3	3:N:927:THR:HG23	1.89	0.53
3:N:1262:LEU:HD23	3:N:1352:ILE:CD1	2.38	0.53
4:O:38:THR:OG1	4:O:39:VAL:N	2.40	0.53
7:X:43:TYR:HB3	7:X:44:ASP:OD1	2.09	0.53
7:Y:6:LYS:HB2	7:Y:6:LYS:NZ	2.23	0.53
2:C:20:GLU:OE2	2:C:460:ARG:HB2	2.09	0.53
2:C:224:GLU:HG3	2:C:227:PHE:HB2	1.90	0.53
2:C:290:LEU:HB3	2:C:302:VAL:CG1	2.11	0.53
2:C:548:PRO:HG2	2:C:842:ARG:CZ	2.39	0.53
2:C:675:ALA:HB2	2:C:867:VAL:HG11	1.90	0.53
2:C:835:VAL:O	2:C:849:VAL:O	2.27	0.53
2:C:1091:GLU:HB3	3:D:607:LEU:HD21	1.91	0.53
3:D:50:PHE:CG	3:D:522:PRO:HD3	2.42	0.53
3:D:438:ASP:HB2	3:D:445:ARG:HH12	1.73	0.53
3:D:481:MET:CE	3:D:496:LEU:HD23	2.39	0.53
3:D:493:ARG:HG3	3:D:494:LYS:N	2.24	0.53
3:D:1147:ARG:HD2	3:D:1188:VAL:HG21	1.91	0.53

Continued on next page...

Continued from previous page...

Atom-1	Atom-2	Interatomic distance (Å)	Clash overlap (Å)
4:E:26:ARG:NH1	4:E:73:LEU:HD21	2.24	0.53
1:F:21:GLY:HA3	1:F:207:PRO:CB	2.38	0.53
2:H:305:PRO:HA	2:H:308:ARG:CB	2.39	0.53
2:H:516:ARG:CD	3:I:1068:LEU:HD22	2.39	0.53
2:H:737:LEU:HD21	2:H:741:GLY:C	2.29	0.53
2:H:768:THR:HB	2:H:771:GLU:HB3	1.90	0.53
3:I:161:LEU:HG	3:I:397:LYS:NZ	2.23	0.53
3:I:810:GLU:C	3:I:812:ALA:H	2.11	0.53
4:J:91:ARG:HD2	4:J:92:LEU:HG	1.91	0.53
1:K:49:PRO:O	1:K:173:PRO:HG2	2.09	0.53
1:L:38:ASN:HB3	1:L:39:PRO:HD3	1.90	0.53
2:M:127:PHE:CD1	2:M:136:ILE:HD13	2.43	0.53
2:M:200:LEU:HD13	2:M:300:ASP:CG	2.29	0.53
2:M:202:TYR:OH	2:M:304:LEU:HD22	2.08	0.53
2:M:316:GLY:C	2:M:318:PRO:HD3	2.30	0.53
2:M:876:VAL:O	2:M:879:ARG:O	2.26	0.53
3:N:397:LYS:HG2	3:N:397:LYS:O	2.09	0.53
3:N:845:ASN:O	3:N:848:GLU:HB2	2.08	0.53
7:Z:102:VAL:HG13	7:Z:119:ILE:HG12	1.91	0.53
2:C:193:LEU:HD12	2:C:193:LEU:H	1.74	0.52
2:C:653:ASP:OD1	2:C:654:LEU:HD23	2.08	0.52
3:D:160:GLU:HA	3:D:165:LYS:CB	2.36	0.52
3:D:202:VAL:C	3:D:395:VAL:HG13	2.30	0.52
3:D:563:PRO:CG	3:D:566:ILE:HD12	2.37	0.52
3:D:702:LEU:O	3:D:713:ILE:HA	2.09	0.52
3:D:787:LEU:HD12	3:D:787:LEU:O	2.09	0.52
3:D:861:GLN:NE2	3:D:861:GLN:N	2.56	0.52
3:D:918:ALA:HB3	3:D:927:THR:HG23	1.90	0.52
3:D:1288:GLU:HG3	3:D:1289:LYS:HG3	1.91	0.52
3:D:1481:VAL:HG22	4:E:18:ARG:NH2	2.23	0.52
2:H:148:PHE:CE1	2:H:309:TYR:HB3	2.42	0.52
3:I:799:LYS:O	3:I:800:LYS:CD	2.48	0.52
3:I:805:GLU:O	3:I:809:PRO:HD2	2.08	0.52
3:I:1189:ARG:HB3	3:I:1204:CYS:HA	1.91	0.52
1:K:167:VAL:HG12	1:K:168:ASP:N	2.24	0.52
1:K:184:THR:CG2	1:K:185:ARG:N	2.72	0.52
2:M:88:LEU:HD22	2:M:814:GLU:HG2	1.90	0.52
2:M:376:ARG:CB	2:M:377:PRO:HD3	2.39	0.52
2:M:540:PHE:CE1	2:M:550:LEU:HD23	2.45	0.52
3:N:204:LEU:HD23	3:N:394:LEU:HD11	1.91	0.52
3:N:890:VAL:CG1	3:N:922:LEU:HD13	2.39	0.52

Continued on next page...

Continued from previous page...

Atom-1	Atom-2	Interatomic distance (Å)	Clash overlap (Å)
3:N:1109:GLU:HG2	3:N:1202:GLN:N	2.23	0.52
1:B:42:ARG:HG2	1:B:42:ARG:NH1	2.21	0.52
1:B:56:VAL:HG12	1:B:57:TYR:H	1.73	0.52
1:B:57:TYR:HB2	1:B:164:ALA:HB2	1.92	0.52
3:D:52:PRO:N	3:D:86:ARG:CD	2.71	0.52
3:D:131:LYS:O	3:D:131:LYS:HG2	2.09	0.52
3:D:695:ILE:O	3:D:696:HIS:C	2.47	0.52
3:D:1041:LEU:HD12	3:D:1058:ARG:HA	1.89	0.52
3:D:1103:HIS:HD2	3:D:1463:LYS:HB2	1.73	0.52
1:F:56:VAL:CG1	1:F:57:TYR:N	2.72	0.52
1:F:123:MET:C	1:F:125:PRO:HD3	2.29	0.52
2:H:204:GLN:NE2	2:H:228:ALA:CB	2.71	0.52
2:H:1029:GLY:O	3:I:622:ARG:HB3	2.09	0.52
3:I:484:PRO:CB	3:I:488:ARG:NE	2.71	0.52
3:I:695:ILE:O	3:I:696:HIS:C	2.48	0.52
3:I:705:ALA:CB	3:I:706:PRO:HD3	2.36	0.52
3:I:843:PHE:CE2	3:I:849:ALA:HA	2.43	0.52
3:I:955:VAL:O	3:I:1039:CYS:HB3	2.08	0.52
3:I:1101:VAL:CG1	3:I:1424:VAL:HG23	2.39	0.52
3:I:1217:ILE:HB	3:I:1480:PHE:HD2	1.71	0.52
3:I:1434:TRP:CD1	3:I:1435:LEU:N	2.78	0.52
4:J:23:VAL:HG22	4:J:68:LEU:CD2	2.39	0.52
1:K:35:THR:HG21	1:L:43:ILE:CD1	2.39	0.52
1:K:49:PRO:HB3	1:K:148:VAL:HG22	1.91	0.52
1:L:86:VAL:CG1	1:L:124:ASN:HB2	2.35	0.52
2:M:6:PHE:CD1	2:M:6:PHE:N	2.76	0.52
2:M:20:GLU:OE2	2:M:460:ARG:HB2	2.09	0.52
2:M:106:GLY:C	2:M:107:LEU:HD23	2.29	0.52
2:M:579:VAL:HG11	2:M:887:GLU:HG3	1.90	0.52
2:M:861:LEU:HA	2:M:974:LEU:CD1	2.36	0.52
2:M:1088:LEU:HD23	2:M:1092:LEU:HD12	1.91	0.52
3:N:205:TYR:CE2	3:N:441:ARG:NH2	2.77	0.52
3:N:563:PRO:HG2	3:N:566:ILE:HB	1.91	0.52
3:N:1330:ILE:HB	3:N:1347:TYR:OH	2.08	0.52
7:Z:123:SER:O	7:Z:127:LYS:N	2.40	0.52
1:A:161:ARG:NH1	1:F:102:LYS:HE3	2.24	0.52
1:B:57:TYR:CE2	1:B:161:ARG:HG2	2.45	0.52
2:C:64:LEU:CB	2:C:359:MET:HG3	2.40	0.52
2:C:191:PHE:CZ	2:C:196:LEU:HD12	2.43	0.52
2:C:431:HIS:CD2	2:C:433:THR:OG1	2.63	0.52
2:C:806:LEU:HB2	2:C:822:VAL:HG22	1.91	0.52

Continued on next page...

Continued from previous page...

Atom-1	Atom-2	Interatomic distance (Å)	Clash overlap (Å)
2:C:1001:VAL:HG13	2:C:1004:LYS:HB3	1.91	0.52
3:D:136:ASP:HB3	3:D:453:ASP:O	2.10	0.52
3:D:438:ASP:HB2	3:D:445:ARG:NH1	2.24	0.52
3:D:550:ARG:NE	3:D:573:MET:CE	2.72	0.52
3:D:835:SER:H	3:D:838:ARG:NE	2.08	0.52
3:D:977:ALA:HB3	3:D:983:LEU:HD11	1.89	0.52
3:D:1426:LYS:HA	3:D:1429:LEU:HB2	1.91	0.52
1:F:222:LEU:HD21	1:G:218:LEU:HD23	1.90	0.52
2:H:260:LEU:C	2:H:260:LEU:HD12	2.30	0.52
2:H:355:VAL:HG23	2:H:372:LEU:HG	1.91	0.52
2:H:953:VAL:HG11	2:H:962:GLN:HB3	1.91	0.52
3:I:1137:ARG:NH2	3:I:1172:HIS:NE2	2.57	0.52
3:I:1177:ALA:CB	3:I:1183:ILE:HD11	2.40	0.52
2:M:140:ILE:CG2	2:M:333:ILE:HD13	2.39	0.52
2:M:181:VAL:HG12	2:M:182:VAL:N	2.22	0.52
2:M:204:GLN:CD	2:M:228:ALA:HB1	2.29	0.52
2:M:850:ALA:HA	3:N:632:VAL:CG1	2.39	0.52
2:M:909:ALA:HB1	2:M:914:ILE:HD11	1.91	0.52
3:N:30:GLU:OE1	3:N:30:GLU:HA	2.10	0.52
3:N:203:ALA:HB1	3:N:393:ILE:HG21	1.91	0.52
3:N:698:LYS:HB3	3:N:756:GLN:NE2	2.23	0.52
3:N:810:GLU:C	3:N:812:ALA:N	2.63	0.52
3:N:1011:PHE:HB3	3:N:1021:TYR:CD1	2.43	0.52
3:N:1190:SER:OG	3:N:1191:PRO:HD2	2.09	0.52
7:X:45:ASP:O	7:X:47:GLY:N	2.36	0.52
7:Z:133:ARG:HG2	7:Z:134:VAL:N	2.24	0.52
1:B:80:LEU:CD2	3:D:867:ARG:HB2	2.39	0.52
2:C:56:GLU:CD	2:C:56:GLU:C	2.68	0.52
2:C:170:PRO:CD	2:C:258:TYR:HE1	2.22	0.52
2:C:176:VAL:HG12	2:C:182:VAL:HG13	1.91	0.52
2:C:512:ARG:CA	2:C:523:ILE:HD11	2.39	0.52
2:C:544:THR:C	2:C:546:LEU:H	2.13	0.52
2:C:691:SER:OG	2:C:693:GLU:HB3	2.10	0.52
2:C:725:ASP:HB3	2:C:783:ARG:NH1	2.24	0.52
3:D:452:ILE:O	3:D:452:ILE:HD13	2.09	0.52
3:D:593:ASN:O	3:D:594:PRO:C	2.47	0.52
3:D:880:ILE:CG2	3:D:881:LEU:N	2.71	0.52
3:D:982:PHE:CD1	7:X:125:MET:SD	3.02	0.52
3:D:1314:LYS:N	3:D:1314:LYS:CD	2.69	0.52
3:D:1408:ILE:H	3:D:1408:ILE:CD1	2.21	0.52
4:E:31:LEU:HD12	4:E:32:ARG:H	1.67	0.52

Continued on next page...

Continued from previous page...

Atom-1	Atom-2	Interatomic distance (Å)	Clash overlap (Å)
1:F:75:VAL:O	1:F:79:ILE:HG23	2.09	0.52
1:G:36:LEU:N	1:G:36:LEU:HD23	2.25	0.52
2:H:686:ASP:O	2:H:688:ILE:CD1	2.58	0.52
2:H:687:ALA:HB1	2:H:850:ALA:HB2	1.92	0.52
2:H:946:ARG:HD2	2:H:984:GLU:HB2	1.88	0.52
3:I:127:LEU:O	3:I:457:GLY:HA2	2.09	0.52
3:I:796:ARG:HG3	3:I:861:GLN:O	2.10	0.52
3:I:804:LEU:CG	3:I:831:GLY:CA	2.86	0.52
3:I:954:ALA:HB3	3:I:1062:ARG:HG2	1.91	0.52
3:I:1194:CYS:HB3	3:I:1373:ARG:NH1	2.23	0.52
3:I:1304:LYS:O	3:I:1306:PRO:HD3	2.08	0.52
3:I:1496:GLU:CD	3:I:1500:LYS:HE3	2.30	0.52
1:K:198:ARG:HD3	1:K:200:TRP:HH2	1.73	0.52
2:M:50:GLU:HA	2:M:266:ARG:CZ	2.40	0.52
2:M:148:PHE:HE1	2:M:309:TYR:HD2	1.56	0.52
2:M:861:LEU:HD23	2:M:863:ASP:H	1.73	0.52
3:N:165:LYS:HZ3	3:N:199:LEU:CD2	2.22	0.52
3:N:397:LYS:CG	3:N:448:GLU:HB2	2.29	0.52
3:N:577:ALA:O	3:N:580:ALA:HB3	2.08	0.52
3:N:885:ILE:HG23	3:N:937:TYR:CE1	2.45	0.52
3:N:969:ARG:HG3	3:N:970:LYS:N	2.24	0.52
7:Z:21:ARG:HG2	7:Z:21:ARG:HH11	1.73	0.52
7:Z:31:LYS:O	7:Z:34:GLN:HB3	2.10	0.52
1:A:7:LYS:O	1:A:7:LYS:HD3	2.09	0.52
1:A:73:GLU:HB3	1:A:77:GLU:HG2	1.91	0.52
1:A:104:GLU:OE1	1:A:137:ARG:HG2	2.09	0.52
1:A:174:VAL:HG13	1:A:200:TRP:O	2.10	0.52
2:C:52:PHE:O	2:C:52:PHE:HD1	1.92	0.52
2:C:722:ILE:HD13	2:C:722:ILE:C	2.29	0.52
2:C:931:GLY:C	2:C:933:GLY:H	2.13	0.52
3:D:787:LEU:HD12	3:D:787:LEU:C	2.30	0.52
3:D:845:ASN:O	3:D:848:GLU:HB2	2.09	0.52
2:H:78:PHE:HB3	2:H:79:PRO:CD	2.37	0.52
2:H:94:LEU:HD12	2:H:94:LEU:C	2.30	0.52
2:H:838:LYS:NZ	2:H:846:LYS:NZ	2.58	0.52
2:H:1092:LEU:HD13	2:H:1099:VAL:HG21	1.92	0.52
3:I:899:LEU:HD12	3:I:900:ILE:CG2	2.39	0.52
3:I:1102:THR:HG21	3:I:1371:VAL:HG22	1.92	0.52
3:I:1209:LEU:HD21	4:J:16:LYS:HZ1	1.71	0.52
3:I:1481:VAL:HG12	4:J:21:VAL:HG21	1.91	0.52
4:J:19:LEU:O	4:J:23:VAL:HG23	2.10	0.52

Continued on next page...

Continued from previous page...

Atom-1	Atom-2	Interatomic distance (Å)	Clash overlap (Å)
2:M:12:VAL:HB	2:M:472:ARG:HH11	1.73	0.52
2:M:161:SER:O	2:M:162:ILE:HD12	2.10	0.52
2:M:524:VAL:CG1	2:M:525:SER:H	2.22	0.52
2:M:554:ASP:HB2	2:M:880:MET:HB2	1.91	0.52
2:M:630:ARG:HH11	2:M:630:ARG:HG3	1.75	0.52
3:N:402:PRO:HA	3:N:443:VAL:HG23	1.92	0.52
3:N:770:LEU:HB2	3:N:1210:SER:O	2.10	0.52
1:A:167:VAL:HG12	1:A:168:ASP:H	1.75	0.52
1:A:170:VAL:O	1:A:170:VAL:CG2	2.53	0.52
1:B:24:VAL:HG13	1:B:196:THR:HG22	1.92	0.52
1:B:199:ILE:HB	1:B:207:PRO:HB3	1.91	0.52
2:C:455:LEU:CD1	2:C:455:LEU:C	2.78	0.52
2:C:943:VAL:HG23	2:C:985:GLY:N	2.16	0.52
3:D:683:ILE:HD13	3:D:688:TRP:HZ2	1.75	0.52
3:D:1082:ALA:O	3:D:1086:LEU:HD13	2.10	0.52
4:E:54:LEU:HG	4:E:58:PRO:HG3	1.91	0.52
1:F:41:ARG:HG3	1:F:177:VAL:CG1	2.40	0.52
2:H:52:PHE:CG	2:H:53:PRO:N	2.78	0.52
2:H:683:ASN:CA	2:H:687:ALA:HB3	2.38	0.52
2:H:1009:SER:OG	2:H:1010:THR:N	2.43	0.52
2:H:1051:GLU:CG	2:H:1056:LYS:HE3	2.40	0.52
3:I:650:LEU:HD22	3:I:688:TRP:HH2	1.75	0.52
3:I:699:VAL:H	3:I:756:GLN:NE2	2.07	0.52
3:I:875:THR:CG2	3:I:879:ARG:HG3	2.40	0.52
3:I:1119:SER:HA	3:I:1186:VAL:O	2.10	0.52
3:I:1205:TYR:CE1	3:I:1221:VAL:HG11	2.45	0.52
1:K:156:HIS:CD2	1:K:158:ILE:HG12	2.33	0.52
2:M:395:LYS:HG2	2:M:397:GLU:HG3	1.90	0.52
3:N:140:ALA:CB	3:N:450:TYR:CE2	2.90	0.52
3:N:179:VAL:HG13	3:N:183:GLU:CB	2.33	0.52
3:N:1108:ARG:HH11	3:N:1108:ARG:HG3	1.75	0.52
3:N:1122:LEU:HD11	3:N:1186:VAL:CG2	2.34	0.52
3:N:1166:LEU:HD23	3:N:1166:LEU:N	2.21	0.52
3:N:1401:GLU:OE2	3:N:1415:VAL:CG2	2.57	0.52
7:Y:115:THR:CB	7:Y:116:PRO:CD	2.87	0.52
1:B:41:ARG:HG3	1:B:177:VAL:HG23	1.89	0.52
2:C:946:ARG:HD3	2:C:984:GLU:HB2	1.91	0.52
3:D:179:VAL:HG21	3:D:189:GLN:NE2	2.17	0.52
4:E:85:LEU:O	4:E:85:LEU:HD23	2.09	0.52
1:F:58:ILE:HG21	1:F:61:VAL:HG23	1.92	0.52
1:F:206:THR:HG23	1:F:208:LEU:N	2.24	0.52

Continued on next page...

Continued from previous page...

Atom-1	Atom-2	Interatomic distance (Å)	Clash overlap (Å)
2:H:77:PRO:HD2	2:H:91:GLN:O	2.10	0.52
2:H:567:GLN:HB2	2:H:997:LEU:HD12	1.91	0.52
3:I:133:ILE:HG22	3:I:134:VAL:H	1.74	0.52
3:I:166:GLN:NE2	3:I:394:LEU:HD12	2.24	0.52
3:I:543:LEU:HD22	3:I:580:ALA:CB	2.25	0.52
3:I:564:GLU:N	2:M:223:ASP:HB2	2.22	0.52
3:I:696:HIS:HB2	4:J:48:MET:CE	2.40	0.52
3:I:702:LEU:O	3:I:713:ILE:HA	2.09	0.52
3:I:1205:TYR:HD2	3:I:1215:VAL:CG2	2.17	0.52
1:L:100:LEU:CD2	1:L:141:GLU:HB3	2.40	0.52
1:L:185:ARG:CZ	3:N:692:GLU:HB3	2.40	0.52
2:M:96:ALA:O	2:M:98:LEU:HD11	2.10	0.52
2:M:199:VAL:CG2	2:M:238:LEU:HD12	2.39	0.52
2:M:690:ILE:HG23	2:M:852:ILE:HA	1.91	0.52
3:N:104:PHE:CD1	3:N:512:MET:HG2	2.44	0.52
3:N:702:LEU:O	3:N:713:ILE:HA	2.09	0.52
3:N:1448:THR:O	3:N:1452:ILE:HD13	2.09	0.52
7:X:102:VAL:HG11	7:X:125:MET:HE2	1.92	0.52
7:Y:6:LYS:HD2	7:Y:75:LEU:CD1	2.40	0.52
7:Z:32:ILE:O	7:Z:35:GLU:HB2	2.09	0.52
1:A:20:TYR:O	1:A:207:PRO:HG2	2.10	0.52
1:A:124:ASN:HD21	1:A:127:LEU:CD2	2.22	0.52
1:B:147:GLY:HA3	1:B:171:PHE:CZ	2.44	0.52
2:C:265:ARG:H	2:C:289:THR:HG21	1.75	0.52
2:C:300:ASP:OD2	2:C:303:PHE:HB2	2.10	0.52
2:C:391:LEU:O	2:C:391:LEU:HD23	2.09	0.52
3:D:102:ILE:CD1	3:D:106:LYS:HB2	2.39	0.52
3:D:143:ASN:HB3	3:D:161:LEU:HD21	1.89	0.52
3:D:396:VAL:HG23	3:D:398:ALA:HB3	1.91	0.52
3:D:1221:VAL:CG1	3:D:1370:ILE:HD13	2.40	0.52
3:D:1293:PHE:HZ	3:D:1302:GLU:CD	2.13	0.52
1:G:54:THR:CG2	1:G:158:ILE:HG13	2.40	0.52
2:H:90:TYR:CD1	2:H:120:LEU:HB2	2.45	0.52
2:H:676:ILE:HG22	2:H:988:VAL:O	2.09	0.52
2:H:863:ASP:O	2:H:865:THR:N	2.43	0.52
2:H:1081:VAL:CG1	2:H:1085:PHE:HB3	2.40	0.52
3:I:202:VAL:O	3:I:395:VAL:HA	2.09	0.52
3:I:616:GLN:NE2	3:I:621:LYS:HG3	2.25	0.52
3:I:628:ARG:HG3	3:I:628:ARG:NH1	2.25	0.52
3:I:1101:VAL:HG21	3:I:1424:VAL:HG23	1.91	0.52
3:I:1493:LYS:HE2	3:I:1493:LYS:HA	1.91	0.52

Continued on next page...

Continued from previous page...

Atom-1	Atom-2	Interatomic distance (Å)	Clash overlap (Å)
4:J:6:ILE:HG13	4:J:10:PHE:CE1	2.45	0.52
2:M:69:LEU:HD12	2:M:97:ARG:HB3	1.90	0.52
2:M:101:ILE:HD12	2:M:107:LEU:HD13	1.92	0.52
2:M:344:PHE:CE2	2:M:378:LEU:HD11	2.44	0.52
2:M:707:ARG:HG3	2:M:826:TYR:CE1	2.44	0.52
2:M:897:LEU:HD21	2:M:921:ALA:HA	1.92	0.52
2:M:1008:ARG:NE	2:M:1027:PHE:O	2.43	0.52
3:N:398:ALA:HB2	3:N:447:VAL:HA	1.90	0.52
3:N:687:VAL:O	3:N:690:ALA:HB3	2.10	0.52
3:N:1110:ALA:O	3:N:1111:ASP:C	2.47	0.52
3:N:1189:ARG:HB3	3:N:1204:CYS:HA	1.91	0.52
3:N:1205:TYR:CE1	3:N:1221:VAL:HG11	2.44	0.52
3:N:1301:LYS:HE2	3:N:1301:LYS:HA	1.90	0.52
7:X:84:GLY:CA	7:X:130:LEU:HD11	2.40	0.52
7:Z:77:GLU:O	7:Z:77:GLU:CG	2.56	0.52
2:C:111:ASP:O	2:C:112:GLU:HG2	2.10	0.52
2:C:285:LEU:CD2	2:C:285:LEU:O	2.58	0.52
2:C:508:ILE:HD12	2:C:526:PRO:HB3	1.91	0.52
3:D:683:ILE:HD13	3:D:688:TRP:CZ2	2.45	0.52
3:D:705:ALA:HB1	6:Q:10:G:H21	1.75	0.52
3:D:827:ILE:O	3:D:827:ILE:HG22	2.10	0.52
2:H:198:ARG:NH2	2:H:203:ASP:HA	2.24	0.52
3:I:426:LYS:NZ	3:I:427:VAL:HG23	2.24	0.52
3:I:554:LEU:HD13	3:I:570:GLU:HB3	1.91	0.52
3:I:1098:LEU:HD23	3:I:1226:ALA:O	2.10	0.52
3:I:1263:PHE:HB3	3:I:1424:VAL:CG1	2.39	0.52
2:M:191:PHE:HB2	2:M:241:LEU:CD1	2.40	0.52
2:M:726:ILE:CG1	2:M:734:LEU:HD11	2.39	0.52
2:M:893:ALA:O	2:M:897:LEU:HG	2.10	0.52
3:N:501:ALA:HB1	3:N:1453:ALA:HB2	1.92	0.52
3:N:793:THR:O	3:N:879:ARG:NH1	2.43	0.52
3:N:1025:GLN:NE2	3:N:1025:GLN:HA	2.25	0.52
3:N:1364:HIS:CE1	3:N:1366:LYS:HG3	2.45	0.52
2:C:431:HIS:CG	2:C:432:ARG:N	2.78	0.52
2:C:557:ARG:NH1	2:C:560:MET:HG3	2.25	0.52
3:D:180:LYS:NZ	3:D:387:LEU:H	2.07	0.52
3:D:396:VAL:O	3:D:398:ALA:N	2.43	0.52
3:D:639:LEU:HD12	3:D:640:HIS:N	2.25	0.52
3:D:645:PRO:HD3	3:D:726:ILE:HG12	1.91	0.52
3:D:696:HIS:NE2	4:E:54:LEU:HD11	2.25	0.52
3:D:957:PRO:HG2	3:D:1007:VAL:CA	2.40	0.52

Continued on next page...

Continued from previous page...

Atom-1	Atom-2	Interatomic distance (Å)	Clash overlap (Å)
4:E:54:LEU:HG	4:E:58:PRO:CG	2.40	0.52
1:F:39:PRO:HG3	1:G:39:PRO:HG3	1.91	0.52
1:F:86:VAL:HG13	1:F:124:ASN:HB2	1.89	0.52
1:F:156:HIS:HD2	1:F:157:GLY:H	1.57	0.52
1:F:206:THR:OG1	1:F:207:PRO:CD	2.56	0.52
2:H:111:ASP:O	2:H:112:GLU:HG2	2.10	0.52
2:H:118:ILE:HD13	2:H:118:ILE:O	2.08	0.52
3:I:72:VAL:HG22	3:I:77:GLY:HA2	1.92	0.52
3:I:111:LYS:HE3	3:I:144:THR:CG2	2.38	0.52
3:I:669:ASN:ND2	3:I:671:LYS:HB2	2.25	0.52
3:I:967:ALA:O	3:I:970:LYS:HB3	2.10	0.52
3:I:982:PHE:CG	3:I:983:LEU:HD23	2.45	0.52
3:I:1148:VAL:HG22	3:I:1165:TYR:CD2	2.45	0.52
4:J:9:LEU:HD22	4:J:19:LEU:HD11	1.91	0.52
1:L:24:VAL:HG22	1:L:196:THR:CG2	2.39	0.52
1:L:185:ARG:HH11	3:N:689:ASP:HA	1.72	0.52
1:L:211:LEU:O	1:L:215:VAL:HG13	2.10	0.52
2:M:136:ILE:N	2:M:136:ILE:CD1	2.72	0.52
2:M:218:VAL:O	2:M:221:LEU:HG	2.10	0.52
2:M:1012:PRO:HD3	2:M:1026:GLN:HB2	1.90	0.52
3:N:15:PRO:O	3:N:19:ARG:HG3	2.10	0.52
3:N:695:ILE:HD11	3:N:718:PRO:CB	2.40	0.52
3:N:722:GLU:HG3	3:N:722:GLU:O	2.07	0.52
3:N:814:ALA:O	3:N:818:ARG:HG3	2.10	0.52
3:N:882:PHE:HA	3:N:885:ILE:HD12	1.92	0.52
1:B:212:ASN:O	1:B:215:VAL:CG2	2.46	0.51
2:C:136:ILE:HB	2:C:336:VAL:HG22	1.93	0.51
2:C:374:ASN:HD22	2:C:374:ASN:H	1.58	0.51
2:C:455:LEU:HD12	2:C:455:LEU:O	2.10	0.51
2:C:553:ASP:OD2	2:C:883:GLY:N	2.40	0.51
2:C:606:VAL:HG11	2:C:643:VAL:O	2.09	0.51
2:C:886:LEU:HD22	3:D:951:ILE:HD12	1.92	0.51
2:C:1019:GLN:CD	3:D:621:LYS:HB3	2.29	0.51
2:C:1085:PHE:HD2	3:D:1468:LEU:HA	1.74	0.51
3:D:208:PRO:HG3	3:D:353:VAL:HG13	1.91	0.51
3:D:666:ILE:CD1	3:D:686:GLU:HB2	2.41	0.51
3:D:841:TYR:HB2	3:D:864:VAL:HG13	1.91	0.51
3:D:1040:GLY:O	3:D:1060:SER:HB3	2.10	0.51
3:D:1108:ARG:HH11	3:D:1108:ARG:HG3	1.76	0.51
3:D:1395:LEU:HD23	3:D:1396:GLU:N	2.24	0.51
1:G:56:VAL:HG21	1:G:82:LEU:CD1	2.40	0.51

Continued on next page...

Continued from previous page...

Atom-1	Atom-2	Interatomic distance (Å)	Clash overlap (Å)
1:G:154:GLU:OE2	3:I:840:LYS:HE2	2.10	0.51
2:H:174:LEU:HD23	2:H:184:MET:HA	1.92	0.51
2:H:1047:HIS:HB2	3:I:758:GLU:OE1	2.10	0.51
3:I:470:LEU:HB2	3:I:503:LEU:HD21	1.93	0.51
3:I:996:TRP:HE3	3:I:999:THR:HG21	1.75	0.51
3:I:1295:GLU:N	3:I:1295:GLU:OE2	2.43	0.51
4:J:30:LEU:HD21	4:J:63:TRP:CB	2.39	0.51
1:L:134:GLU:OE2	1:L:134:GLU:HA	2.10	0.51
2:M:290:LEU:HD23	2:M:290:LEU:H	1.73	0.51
2:M:1012:PRO:HD3	2:M:1026:GLN:CG	2.40	0.51
2:M:1033:GLY:O	2:M:1037:VAL:HG23	2.10	0.51
3:N:452:ILE:HD13	3:N:452:ILE:N	2.25	0.51
3:N:949:ILE:HG22	3:N:950:GLY:N	2.25	0.51
3:N:957:PRO:HG3	3:N:1007:VAL:HA	1.91	0.51
3:N:1025:GLN:HA	3:N:1025:GLN:HE21	1.74	0.51
3:N:1384:PRO:HB3	3:N:1387:SER:O	2.10	0.51
7:X:99:ARG:CG	7:X:99:ARG:NH1	2.70	0.51
1:A:54:THR:O	1:A:158:ILE:HD13	2.10	0.51
1:A:206:THR:HG23	1:A:208:LEU:N	2.25	0.51
2:C:129:ILE:CG2	2:C:130:ASN:N	2.67	0.51
2:C:174:LEU:HD22	2:C:193:LEU:HD21	1.92	0.51
2:C:184:MET:HE2	2:C:186:VAL:CG1	2.39	0.51
2:C:198:ARG:NH1	2:C:228:ALA:O	2.42	0.51
2:C:300:ASP:C	2:C:302:VAL:N	2.61	0.51
2:C:861:LEU:HD23	2:C:863:ASP:N	2.21	0.51
2:C:925:TYR:CD2	2:C:925:TYR:O	2.64	0.51
3:D:13:ALA:CB	3:D:18:ILE:HD11	2.39	0.51
3:D:180:LYS:HZ1	3:D:386:HIS:CA	2.23	0.51
3:D:208:PRO:HG2	3:D:347:VAL:HB	1.91	0.51
3:D:626:SER:O	3:D:652:LEU:HD11	2.10	0.51
3:D:949:ILE:N	3:D:949:ILE:HD12	2.26	0.51
1:F:44:LEU:HD23	1:F:214:ALA:HB2	1.91	0.51
2:H:250:ARG:NH1	2:H:250:ARG:CB	2.69	0.51
2:H:257:VAL:HG12	2:H:263:ASP:OD2	2.09	0.51
2:H:317:VAL:N	2:H:318:PRO:HD3	2.25	0.51
2:H:690:ILE:HG23	2:H:852:ILE:HG23	1.92	0.51
3:I:62:LYS:HD2	3:I:75:ARG:HD2	1.92	0.51
3:I:483:HIS:CB	3:I:484:PRO:HD3	2.37	0.51
3:I:826:PRO:C	3:I:828:LYS:H	2.14	0.51
3:I:1033:GLN:OE1	3:I:1036:ARG:NH1	2.43	0.51
3:I:1114:THR:CG2	3:I:1114:THR:O	2.57	0.51

Continued on next page...

Continued from previous page...

Atom-1	Atom-2	Interatomic distance (Å)	Clash overlap (Å)
1:K:178:ALA:HB2	2:M:864:GLY:N	2.25	0.51
1:L:56:VAL:O	1:L:164:ALA:HB1	2.09	0.51
1:L:88:ARG:NH1	1:L:123:MET:HE1	2.19	0.51
1:L:146:ARG:O	1:L:146:ARG:HG3	2.10	0.51
2:M:159:ILE:HD12	2:M:159:ILE:C	2.30	0.51
2:M:1082:PRO:C	2:M:1084:SER:H	2.13	0.51
3:N:202:VAL:O	3:N:395:VAL:HA	2.10	0.51
3:N:396:VAL:O	3:N:398:ALA:N	2.43	0.51
3:N:1209:LEU:O	3:N:1210:SER:C	2.47	0.51
7:Y:105:VAL:HB	7:Y:109:GLU:HB2	1.92	0.51
7:Y:139:SER:OG	7:Y:148:GLU:CG	2.56	0.51
7:Z:57:ARG:NH2	7:Z:61:ARG:HD2	2.26	0.51
2:C:170:PRO:CG	2:C:258:TYR:HE1	2.23	0.51
2:C:480:THR:HG22	2:C:481:ASP:N	2.23	0.51
2:C:682:TYR:CE1	2:C:851:LYS:HD3	2.44	0.51
2:C:722:ILE:HG21	2:C:821:GLU:OE1	2.10	0.51
2:C:863:ASP:CG	2:C:865:THR:HG22	2.31	0.51
3:D:208:PRO:HG2	3:D:347:VAL:CB	2.40	0.51
3:D:384:VAL:CG1	3:D:385:VAL:N	2.74	0.51
1:F:63:HIS:HB2	2:H:799:ILE:HG21	1.91	0.51
2:H:139:GLN:NE2	2:H:414:GLY:HA3	2.25	0.51
2:H:564:MET:CE	2:H:846:LYS:HD2	2.40	0.51
2:H:861:LEU:HD23	2:H:863:ASP:H	1.74	0.51
3:I:804:LEU:HB3	3:I:831:GLY:HA2	1.92	0.51
3:I:1063:GLU:CD	3:I:1064:GLY:N	2.62	0.51
3:I:1258:ARG:HH21	3:I:1351:GLU:CG	2.23	0.51
3:I:1330:ILE:HB	3:I:1347:TYR:OH	2.10	0.51
3:I:1486:VAL:HG23	4:J:29:GLN:HE22	1.75	0.51
2:M:259:GLY:O	2:M:291:ALA:CA	2.57	0.51
2:M:571:LEU:HD23	2:M:670:GLN:NE2	2.21	0.51
2:M:603:VAL:HG21	2:M:643:VAL:CG1	2.40	0.51
2:M:794:PRO:HG2	2:M:1025:ALA:C	2.30	0.51
3:N:368:VAL:HB	3:N:377:VAL:CG2	2.40	0.51
3:N:470:LEU:HD12	3:N:503:LEU:HD23	1.92	0.51
3:N:796:ARG:HB2	3:N:828:LYS:HD3	1.93	0.51
3:N:982:PHE:CD2	7:Z:119:ILE:HG23	2.45	0.51
3:N:1132:LEU:N	3:N:1132:LEU:HD12	2.26	0.51
3:N:1481:VAL:HG12	3:N:1481:VAL:O	2.09	0.51
7:Z:10:ALA:O	7:Z:14:ARG:HG3	2.10	0.51
7:Z:58:ILE:O	7:Z:62:ILE:HD13	2.10	0.51
7:Z:102:VAL:CG1	7:Z:103:GLN:N	2.73	0.51

Continued on next page...

Continued from previous page...

Atom-1	Atom-2	Interatomic distance (Å)	Clash overlap (Å)
1:A:100:LEU:HD21	1:A:102:LYS:HE2	1.93	0.51
2:C:54:ILE:HG21	2:C:66:LEU:HB3	1.92	0.51
2:C:118:ILE:HD12	2:C:119:PRO:O	2.10	0.51
2:C:170:PRO:HD2	2:C:258:TYR:HE1	1.75	0.51
2:C:207:LEU:HD22	2:C:221:LEU:HD13	1.91	0.51
2:C:437:ARG:HG2	2:C:467:ILE:O	2.09	0.51
2:C:512:ARG:HA	2:C:523:ILE:HD11	1.93	0.51
2:C:578:VAL:HG11	2:C:991:GLN:HB3	1.91	0.51
2:C:839:LEU:N	2:C:839:LEU:HD23	2.25	0.51
2:C:925:TYR:CD2	2:C:925:TYR:C	2.83	0.51
2:C:957:LYS:CD	2:C:961:GLU:HB3	2.40	0.51
3:D:176:ASP:HB2	3:D:388:HIS:C	2.30	0.51
3:D:458:ALA:HB2	3:D:575:GLN:NE2	2.26	0.51
3:D:1256:LEU:O	3:D:1260:ILE:HG13	2.11	0.51
3:D:1403:LEU:O	3:D:1407:LEU:HD13	2.10	0.51
3:D:1487:VAL:HG12	3:D:1488:ASP:N	2.25	0.51
4:E:26:ARG:O	4:E:30:LEU:HD12	2.10	0.51
4:E:30:LEU:O	4:E:35:PHE:HA	2.09	0.51
4:E:75:PHE:N	4:E:75:PHE:CD2	2.79	0.51
1:F:174:VAL:HG13	1:F:200:TRP:O	2.11	0.51
2:H:122:THR:CG2	2:H:123:GLU:N	2.74	0.51
2:H:686:ASP:OD1	2:H:879:ARG:NH2	2.44	0.51
3:I:140:ALA:N	3:I:450:TYR:CE2	2.64	0.51
3:I:160:GLU:HG2	3:I:165:LYS:CG	2.40	0.51
3:I:617:ASN:O	3:I:1466:VAL:CG1	2.58	0.51
3:I:672:ALA:O	3:I:676:MET:HB2	2.11	0.51
3:I:983:LEU:HD23	3:I:983:LEU:N	2.25	0.51
1:K:18:ARG:NH1	1:K:88:ARG:HE	2.09	0.51
2:M:108:ILE:HD12	2:M:108:ILE:H	1.75	0.51
2:M:140:ILE:HA	2:M:332:ARG:O	2.11	0.51
2:M:195:LEU:HD23	2:M:241:LEU:CD1	2.40	0.51
2:M:224:GLU:CD	2:M:227:PHE:HD1	2.13	0.51
2:M:889:HIS:O	2:M:892:LEU:HB3	2.11	0.51
2:M:1012:PRO:HD3	2:M:1026:GLN:NE2	2.24	0.51
3:N:140:ALA:N	3:N:450:TYR:CE2	2.74	0.51
3:N:1295:GLU:HB2	3:N:1300:SER:HB3	1.92	0.51
7:X:54:GLU:OE1	7:X:54:GLU:HA	2.10	0.51
7:X:123:SER:O	7:X:127:LYS:N	2.38	0.51
7:Z:152:VAL:O	7:Z:153:ALA:HB2	2.11	0.51
2:C:368:THR:HB	2:C:369:PRO:HD2	1.88	0.51
2:C:515:ALA:O	2:C:516:ARG:HD3	2.11	0.51

Continued on next page...

Continued from previous page...

Atom-1	Atom-2	Interatomic distance (Å)	Clash overlap (Å)
2:C:1082:PRO:HD2	3:D:1468:LEU:O	2.11	0.51
3:D:696:HIS:CD2	4:E:58:PRO:HB2	2.46	0.51
3:D:1221:VAL:O	3:D:1222:GLY:C	2.49	0.51
3:D:1272:ALA:CA	3:D:1326:THR:HB	2.40	0.51
1:G:185:ARG:HD2	1:G:186:LEU:CA	2.40	0.51
2:H:200:LEU:HD13	2:H:300:ASP:CG	2.31	0.51
2:H:302:VAL:C	2:H:305:PRO:HD2	2.30	0.51
2:H:545:ASN:HB3	2:H:583:LEU:CD2	2.41	0.51
2:H:610:ARG:HH11	2:H:610:ARG:HG3	1.75	0.51
2:H:876:VAL:N	2:H:877:PRO:HD2	2.25	0.51
3:I:1011:PHE:HB3	3:I:1021:TYR:CD1	2.45	0.51
3:I:1256:LEU:O	3:I:1260:ILE:HG13	2.10	0.51
1:L:52:ALA:HB3	1:L:171:PHE:CD1	2.46	0.51
1:L:86:VAL:HG12	1:L:124:ASN:ND2	2.25	0.51
2:M:101:ILE:HD12	2:M:107:LEU:HD22	1.92	0.51
2:M:140:ILE:CG2	2:M:410:ILE:HG21	2.41	0.51
2:M:339:LEU:O	2:M:342:ASP:HB3	2.10	0.51
2:M:549:PHE:CD1	2:M:886:LEU:HD23	2.44	0.51
2:M:666:LEU:HD12	2:M:667:ALA:N	2.25	0.51
2:M:1001:VAL:HG13	2:M:1004:LYS:HB3	1.92	0.51
3:N:80:VAL:HG12	3:N:81:THR:N	2.25	0.51
3:N:154:THR:CG2	3:N:157:GLU:HB2	2.40	0.51
3:N:642:CYS:HB3	3:N:716:PHE:CD2	2.45	0.51
3:N:704:ARG:HH12	3:N:743:ASP:CG	2.14	0.51
3:N:1176:LYS:O	3:N:1179:GLU:HB2	2.09	0.51
3:N:1225:ALA:HB2	3:N:1370:ILE:CD1	2.39	0.51
3:N:1422:MET:HE2	3:N:1427:SER:HA	1.92	0.51
3:N:1493:LYS:HE2	3:N:1493:LYS:HA	1.93	0.51
7:X:125:MET:O	7:X:129:LEU:HG	2.10	0.51
2:C:90:TYR:CE1	2:C:120:LEU:HB2	2.45	0.51
2:C:691:SER:O	2:C:692:GLU:C	2.49	0.51
2:C:775:ARG:HD2	2:C:782:ALA:HB3	1.93	0.51
2:C:853:LEU:HB3	2:C:858:MET:HE3	1.92	0.51
2:C:1060:ILE:HG13	2:C:1061:GLU:N	2.25	0.51
3:D:204:LEU:HD13	3:D:441:ARG:NH1	2.24	0.51
3:D:481:MET:HE2	3:D:493:ARG:CB	2.41	0.51
3:D:1041:LEU:HD12	3:D:1058:ARG:CA	2.41	0.51
3:D:1129:THR:HG23	3:D:1130:ARG:N	2.26	0.51
1:F:62:LEU:N	1:F:62:LEU:CD1	2.73	0.51
1:G:24:VAL:HG13	1:G:196:THR:HG22	1.91	0.51
1:G:62:LEU:H	1:G:62:LEU:HD12	1.76	0.51

Continued on next page...

Continued from previous page...

Atom-1	Atom-2	Interatomic distance (Å)	Clash overlap (Å)
1:G:228:PRO:O	1:G:229:GLN:HG3	2.11	0.51
2:H:507:ARG:HG2	2:H:507:ARG:HH11	1.76	0.51
2:H:690:ILE:HD12	2:H:833:LEU:HD23	1.92	0.51
2:H:918:LEU:HD23	2:H:968:LEU:HA	1.92	0.51
3:I:813:LEU:O	3:I:817:GLU:CB	2.55	0.51
3:I:922:LEU:N	3:I:922:LEU:HD23	2.25	0.51
3:I:957:PRO:HA	3:I:1010:ASN:HD22	1.74	0.51
3:I:1235:GLN:HB2	7:Y:37:MET:HE3	1.91	0.51
1:L:195:LEU:HD12	1:L:196:THR:N	2.26	0.51
2:M:139:GLN:HE22	2:M:414:GLY:HA3	1.74	0.51
2:M:289:THR:C	2:M:291:ALA:N	2.64	0.51
2:M:317:VAL:O	2:M:317:VAL:HG12	2.11	0.51
2:M:353:ARG:HH11	2:M:353:ARG:HG3	1.76	0.51
2:M:843:HIS:CD2	2:M:884:GLN:HA	2.45	0.51
3:N:1107:VAL:O	3:N:1218:GLY:N	2.38	0.51
3:N:1353:GLN:NE2	3:N:1368:ILE:HD11	2.25	0.51
7:Z:70:SER:OG	7:Z:71:ARG:HG3	2.11	0.51
1:A:19:GLU:O	1:A:207:PRO:HG3	2.11	0.51
2:C:274:ARG:HB2	2:C:285:LEU:CD1	2.23	0.51
2:C:309:TYR:HE2	2:C:321:GLU:HB3	1.75	0.51
2:C:630:ARG:HA	2:C:705:ILE:HD12	1.93	0.51
2:C:1082:PRO:C	2:C:1084:SER:N	2.63	0.51
3:D:102:ILE:HD12	3:D:586:ARG:HG3	1.93	0.51
3:D:441:ARG:NH1	3:D:445:ARG:NH2	2.57	0.51
3:D:501:ALA:CB	3:D:1452:ILE:HG22	2.41	0.51
3:D:584:ASN:CG	3:D:590:PRO:HD2	2.30	0.51
3:D:644:LEU:HD12	3:D:645:PRO:CD	2.41	0.51
3:D:907:GLU:N	3:D:910:SER:OG	2.42	0.51
3:D:1105:ILE:HD12	3:D:1105:ILE:H	1.74	0.51
3:D:1147:ARG:O	3:D:1165:TYR:HA	2.10	0.51
3:D:1402:ALA:HB2	3:D:1415:VAL:HG21	1.90	0.51
1:F:58:ILE:HA	1:F:140:MET:HB3	1.92	0.51
2:H:194:VAL:O	2:H:197:LEU:N	2.44	0.51
2:H:196:LEU:O	2:H:199:VAL:CB	2.52	0.51
2:H:253:ALA:O	2:H:257:VAL:CG2	2.59	0.51
2:H:554:ASP:HB2	2:H:880:MET:HB2	1.92	0.51
2:H:691:SER:O	2:H:692:GLU:C	2.49	0.51
2:H:876:VAL:H	2:H:877:PRO:HD2	1.75	0.51
3:I:520:LEU:HD11	3:I:524:LEU:CD2	2.41	0.51
3:I:862:ASP:O	3:I:864:VAL:HG23	2.11	0.51
3:I:890:VAL:HG11	3:I:922:LEU:CD1	2.41	0.51

Continued on next page...

Continued from previous page...

Atom-1	Atom-2	Interatomic distance (Å)	Clash overlap (Å)
3:I:1101:VAL:HG11	3:I:1424:VAL:HG23	1.91	0.51
4:J:85:LEU:HD23	4:J:85:LEU:C	2.31	0.51
2:M:429:ASP:CG	3:N:1079:LYS:HE2	2.31	0.51
2:M:601:GLY:HA2	2:M:616:GLU:HG2	1.92	0.51
2:M:805:ARG:HD3	2:M:807:ARG:HG2	1.92	0.51
2:M:876:VAL:H	2:M:877:PRO:HD2	1.73	0.51
3:N:170:PRO:HA	3:N:392:SER:HB3	1.92	0.51
3:N:215:TYR:HB3	3:N:383:GLY:HA2	1.92	0.51
3:N:988:ARG:HD3	3:N:992:ILE:CD1	2.40	0.51
7:Y:20:GLU:OE1	7:Y:20:GLU:HA	2.09	0.51
1:B:227:ASN:N	1:B:227:ASN:ND2	2.58	0.51
2:C:151:ASP:CG	2:C:152:PRO:HD2	2.31	0.51
2:C:463:GLU:HA	2:C:463:GLU:OE2	2.10	0.51
2:C:554:ASP:OD2	2:C:556:ASN:HB3	2.11	0.51
2:C:557:ARG:HH11	2:C:557:ARG:HG3	1.76	0.51
2:C:728:HIS:O	2:C:729:LEU:HD22	2.11	0.51
2:C:862:PRO:HG2	2:C:925:TYR:OH	2.11	0.51
3:D:98:PRO:HG2	3:D:462:GLN:OE1	2.11	0.51
3:D:117:ASP:HB2	3:D:495:ARG:NH2	2.26	0.51
3:D:520:LEU:O	3:D:525:ARG:NH1	2.44	0.51
3:D:1258:ARG:HH21	3:D:1351:GLU:CG	2.21	0.51
2:H:181:VAL:HG12	2:H:182:VAL:N	2.25	0.51
2:H:679:PHE:H	2:H:683:ASN:ND2	2.08	0.51
2:H:887:GLU:OE1	2:H:993:PHE:N	2.31	0.51
2:H:952:LEU:HD11	2:H:971:LYS:NZ	2.26	0.51
3:I:72:VAL:CG2	3:I:77:GLY:HA2	2.41	0.51
3:I:131:LYS:HE3	3:I:456:MET:CE	2.40	0.51
3:I:465:LEU:HD11	3:I:509:PRO:O	2.10	0.51
3:I:784:ASP:HB3	3:I:939:PHE:CE2	2.46	0.51
3:I:850:LEU:H	3:I:850:LEU:CD1	2.18	0.51
3:I:1066:THR:HG22	3:I:1069:GLU:CD	2.30	0.51
3:I:1107:VAL:O	3:I:1218:GLY:N	2.38	0.51
3:I:1320:GLU:CG	3:I:1339:LYS:HZ2	2.21	0.51
4:J:28:GLN:O	4:J:31:LEU:HD12	2.10	0.51
1:L:185:ARG:NH2	3:N:692:GLU:HG2	2.26	0.51
2:M:281:LEU:O	2:M:282:GLY:O	2.29	0.51
2:M:440:PRO:HB2	3:N:1074:SER:OG	2.10	0.51
2:M:1008:ARG:HH12	2:M:1010:THR:CA	2.24	0.51
2:M:1071:ILE:O	3:N:659:LYS:HG2	2.11	0.51
2:M:1073:GLY:N	3:N:659:LYS:HG3	2.25	0.51
3:N:30:GLU:HB3	3:N:40:GLU:CB	2.41	0.51

Continued on next page...

Continued from previous page...

Atom-1	Atom-2	Interatomic distance (Å)	Clash overlap (Å)
3:N:178:LEU:O	3:N:179:VAL:HG23	2.10	0.51
3:N:550:ARG:NE	3:N:573:MET:HE2	2.26	0.51
3:N:758:GLU:HB3	4:O:20:THR:HG21	1.91	0.51
3:N:789:LEU:CD1	3:N:911:LEU:HD21	2.41	0.51
3:N:1080:GLY:O	3:N:1084:THR:HG23	2.10	0.51
3:N:1192:LEU:HD22	3:N:1345:GLU:OE2	2.10	0.51
3:N:1380:GLU:HA	3:N:1391:GLU:O	2.11	0.51
7:X:128:ALA:CB	7:X:140:LEU:HD11	2.40	0.51
7:Z:48:LEU:HD12	7:Z:52:LYS:HE3	1.93	0.51
7:Z:66:GLU:O	7:Z:70:SER:HB3	2.11	0.51
2:C:328:LEU:HD21	2:C:438:ILE:CD1	2.41	0.51
2:C:1092:LEU:HD21	3:D:1447:LEU:CD2	2.41	0.51
3:D:705:ALA:HB3	3:D:706:PRO:CD	2.35	0.51
3:D:1108:ARG:HD3	3:D:1108:ARG:N	2.25	0.51
3:D:1189:ARG:HG3	3:D:1189:ARG:NH1	2.25	0.51
3:D:1277:ILE:HD13	3:D:1301:LYS:CB	2.37	0.51
1:G:59:GLU:CG	1:G:139:ASN:ND2	2.74	0.51
1:G:133:GLU:HG3	1:G:134:GLU:N	2.24	0.51
2:H:165:LEU:HA	2:H:166:PRO:O	2.11	0.51
2:H:367:LEU:HB3	2:H:371:LYS:HE3	1.92	0.51
2:H:470:PRO:HB2	2:H:534:VAL:HG21	1.93	0.51
3:I:493:ARG:CG	3:I:494:LYS:N	2.74	0.51
3:I:1137:ARG:HG3	3:I:1137:ARG:HH11	1.76	0.51
3:I:1140:ILE:CG2	3:I:1175:ILE:HD11	2.35	0.51
3:I:1389:LEU:HD12	3:I:1390:LEU:CD2	2.41	0.51
2:M:806:LEU:HB2	2:M:822:VAL:HG22	1.91	0.51
2:M:890:LEU:HD21	2:M:901:TYR:CG	2.46	0.51
2:M:1001:VAL:O	2:M:1001:VAL:CG1	2.59	0.51
3:N:1394:VAL:HG21	3:N:1432:LYS:NZ	2.26	0.51
3:N:1426:LYS:HA	3:N:1429:LEU:HD22	1.92	0.51
7:Z:102:VAL:CG2	7:Z:119:ILE:HD11	2.35	0.51
7:Z:115:THR:OG1	7:Z:116:PRO:CD	2.50	0.51
1:A:41:ARG:O	1:A:45:LEU:HD13	2.11	0.51
1:A:56:VAL:CG1	1:A:142:VAL:HG12	2.38	0.51
1:B:19:GLU:HG3	1:B:201:THR:O	2.11	0.51
2:C:1090:LYS:HA	2:C:1093:GLN:HG3	1.93	0.51
3:D:93:ILE:HD13	3:D:548:ILE:CD1	2.41	0.51
3:D:148:GLU:HB3	3:D:151:GLN:HB2	1.93	0.51
3:D:215:TYR:HE2	3:D:343:LYS:HB2	1.76	0.51
3:D:590:PRO:HB2	3:D:600:LEU:CD1	2.41	0.51
3:D:1205:TYR:OH	3:D:1367:HIS:CE1	2.59	0.51

Continued on next page...

Continued from previous page...

Atom-1	Atom-2	Interatomic distance (Å)	Clash overlap (Å)
3:D:1332:PRO:HB2	3:D:1421:LEU:HD21	1.91	0.51
3:D:1401:GLU:CD	3:D:1415:VAL:HG11	2.32	0.51
1:F:91:ASN:HD22	1:F:93:SER:CB	2.24	0.51
1:G:143:ARG:CZ	1:G:158:ILE:HD12	2.41	0.51
2:H:191:PHE:HD2	2:H:195:LEU:HD23	1.75	0.51
2:H:263:ASP:C	2:H:264:PRO:O	2.48	0.51
3:I:521:PRO:CB	3:I:524:LEU:HD13	2.26	0.51
3:I:810:GLU:C	3:I:812:ALA:N	2.63	0.51
3:I:949:ILE:N	3:I:949:ILE:HD12	2.26	0.51
3:I:1021:TYR:CE2	3:I:1025:GLN:HG2	2.46	0.51
3:I:1066:THR:HG22	3:I:1069:GLU:CG	2.40	0.51
2:M:100:LEU:HD12	2:M:101:ILE:N	2.26	0.51
2:M:115:LEU:HD12	2:M:378:LEU:HD22	1.94	0.51
2:M:198:ARG:CZ	2:M:203:ASP:HA	2.41	0.51
2:M:207:LEU:CD2	2:M:208:ALA:N	2.74	0.51
2:M:680:ASP:O	3:N:939:PHE:HB3	2.11	0.51
2:M:710:ILE:HD11	2:M:758:ARG:CD	2.41	0.51
2:M:1008:ARG:HH22	2:M:1011:GLY:CA	2.24	0.51
2:M:1013:TYR:CZ	2:M:1060:ILE:HD11	2.46	0.51
3:N:141:ILE:CG1	3:N:448:GLU:OE1	2.57	0.51
3:N:781:PRO:HB2	3:N:786:ILE:CD1	2.40	0.51
3:N:810:GLU:C	3:N:812:ALA:H	2.13	0.51
3:N:1114:THR:HG22	3:N:1195:GLN:HB3	1.92	0.51
3:N:1221:VAL:O	3:N:1222:GLY:C	2.47	0.51
3:N:1256:LEU:HD12	3:N:1259:VAL:HB	1.92	0.51
3:N:1383:ASP:HB2	3:N:1416:ALA:HB3	1.93	0.51
3:N:1434:TRP:CZ3	3:N:1455:LYS:O	2.64	0.51
4:O:27:ALA:HB1	4:O:60:ALA:HB1	1.92	0.51
7:Y:125:MET:O	7:Y:129:LEU:HG	2.10	0.51
2:C:197:LEU:HA	2:C:200:LEU:HD12	1.93	0.50
2:C:235:LEU:HD11	2:C:298:PHE:HZ	1.75	0.50
2:C:317:VAL:O	2:C:317:VAL:HG12	2.10	0.50
2:C:722:ILE:O	2:C:722:ILE:CD1	2.55	0.50
2:C:984:GLU:HG2	3:D:944:THR:O	2.11	0.50
3:D:720:LEU:N	3:D:720:LEU:CD1	2.74	0.50
3:D:1301:LYS:HG3	3:D:1303:TYR:CE1	2.46	0.50
1:F:87:VAL:CG2	1:F:144:VAL:HG11	2.38	0.50
1:G:80:LEU:HD21	3:I:867:ARG:HB2	1.93	0.50
1:G:185:ARG:CD	1:G:186:LEU:N	2.73	0.50
3:I:135:LEU:HD23	3:I:136:ASP:H	1.75	0.50
3:I:436:GLU:CD	3:I:447:VAL:HG22	2.31	0.50

Continued on next page...

Continued from previous page...

Atom-1	Atom-2	Interatomic distance (Å)	Clash overlap (Å)
3:I:1146:GLY:CA	3:I:1207:TYR:HB2	2.41	0.50
3:I:1336:LEU:HA	3:I:1344:VAL:CG2	2.42	0.50
1:L:156:HIS:CG	1:L:157:GLY:N	2.79	0.50
2:M:122:THR:HG22	2:M:124:ASP:H	1.76	0.50
2:M:281:LEU:O	2:M:282:GLY:C	2.49	0.50
2:M:408:ARG:HH21	2:M:455:LEU:HD12	1.76	0.50
3:N:481:MET:O	3:N:489:ARG:HB2	2.11	0.50
3:N:1422:MET:HE3	3:N:1426:LYS:HB3	1.92	0.50
1:A:85:LEU:HA	1:A:124:ASN:ND2	2.26	0.50
2:C:139:GLN:HB3	2:C:334:ARG:HG3	1.92	0.50
2:C:224:GLU:OE1	2:C:226:VAL:HG12	2.11	0.50
2:C:554:ASP:HB2	2:C:880:MET:HB2	1.93	0.50
2:C:679:PHE:C	3:D:943:THR:CG2	2.80	0.50
2:C:742:VAL:CG1	2:C:743:VAL:N	2.75	0.50
2:C:762:LYS:HG2	2:C:763:GLY:N	2.26	0.50
2:C:878:SER:HB3	3:D:1029:ARG:HD3	1.93	0.50
3:D:572:ARG:O	3:D:573:MET:C	2.50	0.50
3:D:625:TYR:HB3	3:D:749:VAL:HG23	1.93	0.50
3:D:646:LYS:HG3	3:D:647:ARG:H	1.75	0.50
1:G:83:LYS:NZ	3:I:844:ALA:H	2.09	0.50
2:H:160:ALA:O	2:H:173:ASP:HA	2.11	0.50
2:H:382:ILE:HD12	2:H:382:ILE:N	2.26	0.50
2:H:495:THR:CG2	2:H:517:ARG:HH21	2.01	0.50
2:H:575:GLN:C	2:H:667:ALA:HB1	2.32	0.50
2:H:695:LEU:CD2	2:H:832:LYS:HD3	2.41	0.50
3:I:614:PHE:CD2	3:I:1438:ALA:HB1	2.47	0.50
3:I:1235:GLN:CG	7:Y:37:MET:HE3	2.41	0.50
1:K:170:VAL:HG23	1:K:170:VAL:O	2.11	0.50
1:L:185:ARG:NH1	3:N:692:GLU:HB3	2.26	0.50
2:M:218:VAL:HG13	2:M:221:LEU:CD2	2.41	0.50
2:M:251:ASP:C	2:M:253:ALA:H	2.15	0.50
2:M:588:VAL:HG21	2:M:664:GLY:O	2.11	0.50
3:N:141:ILE:H	3:N:162:ARG:NH1	2.08	0.50
3:N:396:VAL:HG21	3:N:445:ARG:HD3	1.94	0.50
3:N:996:TRP:O	3:N:1000:THR:HG22	2.10	0.50
3:N:1422:MET:CE	3:N:1427:SER:HA	2.41	0.50
1:B:133:GLU:HG3	1:B:134:GLU:N	2.26	0.50
2:C:260:LEU:HA	2:C:291:ALA:CB	2.41	0.50
2:C:328:LEU:N	2:C:328:LEU:CD1	2.74	0.50
2:C:794:PRO:CG	2:C:1025:ALA:HA	2.42	0.50
2:C:882:LEU:CD1	3:D:1061:PHE:HB3	2.41	0.50

Continued on next page...

Continued from previous page...

Atom-1	Atom-2	Interatomic distance (Å)	Clash overlap (Å)
3:D:632:VAL:CG2	3:D:725:SER:CB	2.90	0.50
1:F:127:LEU:HG	1:F:129:ILE:HD13	1.94	0.50
1:G:112:ARG:HB3	1:G:125:PRO:HB3	1.91	0.50
2:H:115:LEU:HB2	2:H:375:SER:HA	1.92	0.50
2:H:307:LEU:CD1	2:H:310:LEU:HD23	2.41	0.50
2:H:404:LEU:HA	2:H:407:LYS:CD	2.40	0.50
2:H:668:LEU:HD12	2:H:668:LEU:H	1.76	0.50
2:H:1097:LEU:HD12	3:I:1451:ALA:HB2	1.93	0.50
3:I:202:VAL:O	3:I:395:VAL:HG13	2.12	0.50
3:I:525:ARG:HB2	3:I:538:SER:HB3	1.92	0.50
3:I:603:LEU:HA	3:I:606:ILE:CG2	2.41	0.50
3:I:1053:PHE:CZ	3:I:1072:ILE:HD12	2.47	0.50
4:J:48:MET:HG3	4:J:49:GLN:N	2.26	0.50
1:K:89:PHE:N	1:K:89:PHE:HD1	2.08	0.50
1:L:66:SER:OG	1:L:75:VAL:HG21	2.12	0.50
2:M:293:PHE:C	2:M:293:PHE:HD1	2.14	0.50
3:N:65:ARG:HG3	3:N:66:GLN:H	1.76	0.50
3:N:584:ASN:HD21	3:N:590:PRO:HD2	1.75	0.50
3:N:672:ALA:O	3:N:676:MET:HB2	2.12	0.50
3:N:963:TYR:CD2	3:N:1002:LYS:HB3	2.47	0.50
7:Z:127:LYS:C	7:Z:127:LYS:HD3	2.31	0.50
2:C:224:GLU:HB3	2:C:228:ALA:N	2.26	0.50
2:C:570:PRO:HD2	2:C:635:THR:CG2	2.37	0.50
2:C:612:VAL:HG13	2:C:621:VAL:O	2.12	0.50
2:C:854:PRO:O	2:C:855:VAL:C	2.50	0.50
2:C:988:VAL:HG12	3:D:948:THR:OG1	2.10	0.50
2:C:1018:GLN:HA	2:C:1018:GLN:NE2	2.27	0.50
3:D:160:GLU:HG2	3:D:165:LYS:CG	2.42	0.50
3:D:202:VAL:O	3:D:395:VAL:HA	2.11	0.50
3:D:614:PHE:CE2	3:D:1438:ALA:HB1	2.46	0.50
3:D:997:THR:HG23	7:X:57:ARG:NH1	2.26	0.50
3:D:1084:THR:HG22	3:D:1087:ARG:HH11	1.75	0.50
3:D:1299:PHE:HD2	3:D:1299:PHE:H	1.59	0.50
1:F:91:ASN:HD22	1:F:93:SER:HB3	1.77	0.50
1:F:182:GLU:OE1	1:F:194:LYS:HG2	2.10	0.50
1:G:109:VAL:O	1:G:129:ILE:HG12	2.10	0.50
2:H:42:VAL:HG12	2:H:268:ASP:OD2	2.10	0.50
2:H:678:PRO:HG3	2:H:873:PRO:HD2	1.92	0.50
2:H:899:GLN:O	2:H:901:TYR:CE1	2.65	0.50
2:H:1001:VAL:O	2:H:1004:LYS:N	2.29	0.50
3:I:756:GLN:O	3:I:759:ALA:HB3	2.10	0.50

Continued on next page...

Continued from previous page...

Atom-1	Atom-2	Interatomic distance (Å)	Clash overlap (Å)
3:I:1026:SER:C	3:I:1028:ALA:N	2.63	0.50
3:I:1459:LEU:HD12	3:I:1459:LEU:H	1.76	0.50
2:M:64:LEU:CB	2:M:359:MET:HG3	2.41	0.50
2:M:112:GLU:HG2	2:M:112:GLU:O	2.12	0.50
2:M:265:ARG:HG2	2:M:267:TYR:CG	2.46	0.50
2:M:302:VAL:C	2:M:305:PRO:HD2	2.31	0.50
2:M:766:GLU:CD	3:N:37:LEU:HD21	2.31	0.50
2:M:839:LEU:N	2:M:839:LEU:CD2	2.70	0.50
3:N:1063:GLU:CD	3:N:1064:GLY:H	2.14	0.50
3:N:1253:THR:CG2	3:N:1268:PRO:HB3	2.42	0.50
3:N:1272:ALA:CA	3:N:1326:THR:HB	2.41	0.50
3:N:1380:GLU:HG2	3:N:1381:VAL:N	2.26	0.50
3:N:1405:GLU:OE2	3:N:1411:GLY:O	2.29	0.50
4:O:45:ARG:HG2	4:O:46:PRO:CD	2.36	0.50
7:X:102:VAL:HG13	7:X:103:GLN:N	2.26	0.50
7:Z:84:GLY:HA2	7:Z:130:LEU:HD11	1.93	0.50
7:Z:99:ARG:HH11	7:Z:99:ARG:CG	2.24	0.50
1:A:9:PRO:HD2	1:B:224:TYR:CE1	2.46	0.50
2:C:12:VAL:HB	2:C:472:ARG:HH11	1.75	0.50
2:C:73:LEU:HD22	2:C:94:LEU:HB2	1.93	0.50
2:C:182:VAL:O	2:C:193:LEU:CD1	2.60	0.50
2:C:293:PHE:H	2:C:293:PHE:HD1	1.54	0.50
2:C:302:VAL:HG13	2:C:303:PHE:N	2.27	0.50
2:C:434:HIS:HB3	2:C:438:ILE:HB	1.94	0.50
2:C:437:ARG:CZ	2:C:488:ALA:HA	2.41	0.50
2:C:455:LEU:HD12	2:C:456:ALA:O	2.11	0.50
2:C:1032:PHE:HD2	2:C:1037:VAL:HG22	1.75	0.50
2:C:1037:VAL:O	2:C:1041:GLU:HG3	2.11	0.50
3:D:465:LEU:HD11	3:D:509:PRO:O	2.11	0.50
3:D:481:MET:HE2	3:D:493:ARG:CA	2.38	0.50
3:D:506:GLY:O	3:D:507:ASN:C	2.49	0.50
2:H:68:PHE:CD1	2:H:69:LEU:N	2.79	0.50
2:H:75:GLU:OE1	2:H:75:GLU:HA	2.10	0.50
2:H:267:TYR:CD2	2:H:267:TYR:N	2.80	0.50
2:H:282:GLY:O	2:H:283:ILE:CG1	2.30	0.50
2:H:425:PHE:CZ	3:I:1079:LYS:CE	2.94	0.50
2:H:858:MET:CG	2:H:859:PRO:CD	2.89	0.50
3:I:137:PRO:HG2	3:I:453:ASP:H	1.77	0.50
3:I:411:THR:HG23	3:I:435:VAL:O	2.10	0.50
3:I:654:LYS:HB3	3:I:655:PRO:CD	2.35	0.50
1:L:62:LEU:CD1	1:L:63:HIS:N	2.69	0.50

Continued on next page...

Continued from previous page...

Atom-1	Atom-2	Interatomic distance (Å)	Clash overlap (Å)
2:M:165:LEU:HA	2:M:166:PRO:O	2.12	0.50
2:M:869:VAL:CG2	2:M:870:ILE:N	2.75	0.50
2:M:1004:LYS:HG2	3:N:630:VAL:CG2	2.24	0.50
3:N:645:PRO:HG2	3:N:724:GLN:O	2.11	0.50
3:N:676:MET:SD	3:N:684:LYS:HE3	2.51	0.50
3:N:1292:VAL:O	3:N:1303:TYR:HB2	2.12	0.50
7:Z:34:GLN:O	7:Z:38:GLU:HG3	2.12	0.50
1:B:197:LEU:HD21	1:B:199:ILE:HD11	1.93	0.50
2:C:54:ILE:CG2	2:C:54:ILE:O	2.59	0.50
2:C:110:GLU:OE1	2:C:112:GLU:O	2.29	0.50
3:D:583:ASP:OD2	3:D:604:THR:HG21	2.11	0.50
3:D:785:ILE:H	3:D:785:ILE:CD1	1.94	0.50
3:D:982:PHE:HA	7:X:125:MET:HB3	1.92	0.50
3:D:1101:VAL:CG1	3:D:1424:VAL:HG23	2.41	0.50
1:F:54:THR:HG22	1:F:158:ILE:CG1	2.39	0.50
1:F:62:LEU:HD22	2:H:745:ILE:CG2	2.42	0.50
1:G:59:GLU:CG	1:G:139:ASN:HD22	2.20	0.50
1:G:146:ARG:HG3	1:G:146:ARG:O	2.12	0.50
1:G:185:ARG:NH2	3:I:692:GLU:CB	2.72	0.50
1:G:186:LEU:O	1:G:186:LEU:HD23	2.11	0.50
2:H:289:THR:C	2:H:291:ALA:N	2.64	0.50
2:H:701:THR:HA	2:H:831:ARG:O	2.11	0.50
3:I:143:ASN:CA	3:I:161:LEU:HD21	2.40	0.50
3:I:402:PRO:N	3:I:443:VAL:HG23	2.27	0.50
3:I:433:GLY:CA	3:I:447:VAL:O	2.59	0.50
3:I:957:PRO:CG	3:I:1007:VAL:HA	2.41	0.50
3:I:1205:TYR:OH	3:I:1367:HIS:HE1	1.93	0.50
3:I:1235:GLN:NE2	7:Y:37:MET:HE3	2.27	0.50
1:K:45:LEU:N	1:K:45:LEU:HD12	2.26	0.50
1:K:91:ASN:OD1	1:K:92:PRO:HD2	2.12	0.50
1:K:222:LEU:HD23	1:L:219:ARG:HB2	1.93	0.50
1:L:176:ARG:HD2	1:L:200:TRP:CZ3	2.47	0.50
2:M:207:LEU:HD22	2:M:221:LEU:HD11	1.93	0.50
2:M:496:ILE:N	2:M:496:ILE:CD1	2.75	0.50
2:M:690:ILE:HD13	2:M:690:ILE:C	2.32	0.50
2:M:1019:GLN:OE1	3:N:621:LYS:HB3	2.11	0.50
2:M:1074:GLU:HG2	2:M:1075:ASP:N	2.19	0.50
3:N:149:LYS:CE	3:N:149:LYS:H	2.25	0.50
3:N:166:GLN:CD	3:N:394:LEU:HD12	2.32	0.50
3:N:683:ILE:HD13	3:N:688:TRP:CZ2	2.46	0.50
3:N:695:ILE:HD11	3:N:718:PRO:CG	2.42	0.50

Continued on next page...

Continued from previous page...

Atom-1	Atom-2	Interatomic distance (Å)	Clash overlap (Å)
3:N:1097:LYS:O	3:N:1100:ASP:HB2	2.11	0.50
3:N:1353:GLN:HG2	3:N:1368:ILE:CD1	2.41	0.50
3:N:1394:VAL:HG12	3:N:1397:LYS:H	1.77	0.50
7:X:32:ILE:HG22	7:X:33:LEU:N	2.25	0.50
1:A:110:LYS:HB2	1:A:112:ARG:HG2	1.93	0.50
2:C:52:PHE:CZ	2:C:98:LEU:HB3	2.38	0.50
2:C:115:LEU:HA	2:C:375:SER:HG	1.74	0.50
2:C:274:ARG:CG	2:C:285:LEU:HD22	2.40	0.50
2:C:284:ARG:CG	2:C:285:LEU:N	2.75	0.50
2:C:473:ARG:HA	2:C:531:PHE:CE1	2.47	0.50
2:C:597:ALA:HA	2:C:655:LEU:HD11	1.93	0.50
2:C:861:LEU:HA	2:C:974:LEU:HD12	1.93	0.50
3:D:52:PRO:O	3:D:86:ARG:HG3	2.12	0.50
3:D:160:GLU:HG2	3:D:165:LYS:CB	2.41	0.50
3:D:400:VAL:HG22	3:D:443:VAL:CG2	2.41	0.50
3:D:481:MET:O	3:D:489:ARG:HB2	2.12	0.50
3:D:1107:VAL:CG1	3:D:1217:ILE:HA	2.40	0.50
1:F:102:LYS:CD	1:F:139:ASN:ND2	2.75	0.50
2:H:98:LEU:N	2:H:98:LEU:CD1	2.57	0.50
2:H:154:ARG:HH22	2:H:178:PRO:HD2	1.75	0.50
2:H:260:LEU:HB2	2:H:291:ALA:HB1	1.93	0.50
2:H:754:ILE:HG12	2:H:791:ARG:NH1	2.27	0.50
2:H:839:LEU:HD21	2:H:849:VAL:HG23	1.94	0.50
3:I:26:VAL:HB	3:I:93:ILE:HD11	1.93	0.50
3:I:63:TYR:HB3	3:I:68:PHE:CD1	2.46	0.50
3:I:581:LEU:N	3:I:581:LEU:CD2	2.73	0.50
3:I:684:LYS:HB2	3:I:687:VAL:HG23	1.94	0.50
3:I:1324:PRO:HG3	3:I:1330:ILE:HD11	1.94	0.50
2:M:73:LEU:HB3	2:M:94:LEU:HA	1.93	0.50
2:M:688:ILE:CD1	2:M:847:GLY:HA3	2.42	0.50
2:M:943:VAL:HG13	2:M:944:LEU:N	2.24	0.50
3:N:102:ILE:HG23	3:N:103:TRP:N	2.25	0.50
3:N:204:LEU:CD1	3:N:441:ARG:NH1	2.75	0.50
3:N:462:GLN:HG3	3:N:513:ILE:HG12	1.93	0.50
3:N:897:TRP:CZ3	3:N:902:LEU:HD21	2.46	0.50
3:N:1012:GLU:HG3	3:N:1012:GLU:O	2.12	0.50
3:N:1061:PHE:HE1	3:N:1065:LEU:HD22	1.75	0.50
1:A:88:ARG:HH12	1:A:90:LEU:HD11	1.77	0.50
1:A:112:ARG:HH21	1:A:125:PRO:HB2	1.76	0.50
2:C:113:VAL:HG11	2:C:373:VAL:CG1	2.42	0.50
2:C:134:ARG:NH2	2:C:392:SER:O	2.44	0.50

Continued on next page...

Continued from previous page...

Atom-1	Atom-2	Interatomic distance (Å)	Clash overlap (Å)
2:C:182:VAL:HG12	2:C:193:LEU:CD2	2.33	0.50
2:C:242:LEU:HD11	2:C:254:VAL:HG21	1.94	0.50
2:C:1012:PRO:HD2	2:C:1026:GLN:HB2	1.94	0.50
2:C:1084:SER:CB	3:D:617:ASN:HD21	2.18	0.50
3:D:633:VAL:N	3:D:740:PHE:CE2	2.80	0.50
3:D:1468:LEU:HD13	3:D:1470:ARG:HD3	1.94	0.50
1:F:78:ILE:O	1:F:81:ASN:N	2.45	0.50
1:G:41:ARG:HG3	1:G:177:VAL:HG23	1.94	0.50
1:G:83:LYS:NZ	3:I:848:GLU:OE1	2.44	0.50
2:H:2:GLU:O	2:H:899:GLN:HB2	2.12	0.50
2:H:140:ILE:HG23	2:H:410:ILE:HG23	1.94	0.50
2:H:140:ILE:HD12	2:H:140:ILE:C	2.32	0.50
2:H:332:ARG:HG3	2:H:464:LEU:O	2.12	0.50
2:H:524:VAL:HG11	2:H:528:GLU:HB2	1.91	0.50
3:I:39:PRO:O	3:I:40:GLU:O	2.30	0.50
3:I:206:ARG:NH2	3:I:441:ARG:NH2	2.59	0.50
3:I:411:THR:HG23	3:I:436:GLU:HA	1.94	0.50
3:I:784:ASP:CB	3:I:939:PHE:HE2	2.25	0.50
3:I:968:ASP:O	3:I:971:LEU:HB3	2.11	0.50
3:I:1207:TYR:CE2	3:I:1212:ALA:O	2.65	0.50
1:L:186:LEU:O	1:L:187:GLY:C	2.50	0.50
2:M:137:VAL:HG22	2:M:391:LEU:O	2.12	0.50
2:M:191:PHE:HD2	2:M:195:LEU:HD23	1.76	0.50
2:M:1044:GLY:HA2	3:N:1475:GLY:CA	2.42	0.50
3:N:143:ASN:CA	3:N:161:LEU:HD21	2.22	0.50
3:N:554:LEU:CD1	3:N:570:GLU:HB3	2.42	0.50
3:N:572:ARG:O	3:N:573:MET:C	2.50	0.50
3:N:684:LYS:HB2	3:N:687:VAL:CG2	2.35	0.50
3:N:786:ILE:HD13	3:N:911:LEU:HD22	1.93	0.50
4:O:30:LEU:O	4:O:35:PHE:HA	2.12	0.50
2:C:12:VAL:CB	2:C:472:ARG:HH11	2.25	0.50
2:C:216:GLU:CG	2:C:219:GLN:HE22	2.25	0.50
2:C:282:GLY:O	2:C:283:ILE:CD1	2.60	0.50
2:C:292:ARG:CB	2:C:299:LYS:HG2	2.42	0.50
2:C:473:ARG:HA	2:C:531:PHE:CD1	2.47	0.50
2:C:1086:ARG:NH1	3:D:88:TYR:CZ	2.80	0.50
3:D:51:GLY:O	3:D:86:ARG:NE	2.45	0.50
3:D:176:ASP:HB2	3:D:388:HIS:O	2.11	0.50
3:D:181:ASP:OD1	3:D:441:ARG:CZ	2.60	0.50
3:D:481:MET:HE2	3:D:493:ARG:HB2	1.94	0.50
3:D:850:LEU:H	3:D:850:LEU:CD1	2.10	0.50

Continued on next page...

Continued from previous page...

Atom-1	Atom-2	Interatomic distance (Å)	Clash overlap (Å)
3:D:956:ILE:HD11	3:D:1062:ARG:CB	2.42	0.50
3:D:1213:ARG:CB	3:D:1214:PRO:CD	2.90	0.50
1:G:82:LEU:HD13	1:G:142:VAL:HG11	1.94	0.50
2:H:224:GLU:OE1	2:H:226:VAL:CG1	2.60	0.50
2:H:684:PHE:CB	3:I:633:VAL:HG21	2.42	0.50
3:I:456:MET:CE	3:I:568:ARG:HD3	2.42	0.50
3:I:1066:THR:CG2	3:I:1069:GLU:HB2	2.42	0.50
3:I:1272:ALA:HA	3:I:1326:THR:HB	1.93	0.50
4:J:40:LEU:HD21	4:J:67:GLU:HA	1.93	0.50
1:L:42:ARG:HG2	1:L:42:ARG:HH11	1.77	0.50
2:M:26:TYR:CE1	2:M:340:MET:HE3	2.47	0.50
2:M:195:LEU:HD12	2:M:195:LEU:C	2.32	0.50
2:M:304:LEU:CG	2:M:305:PRO:HD3	2.42	0.50
2:M:352:ALA:C	2:M:355:VAL:HG12	2.31	0.50
2:M:838:LYS:CD	2:M:846:LYS:HZ1	2.25	0.50
2:M:997:LEU:O	2:M:999:HIS:N	2.39	0.50
2:M:1067:TYR:CE2	2:M:1071:ILE:HD11	2.46	0.50
3:N:29:PRO:HD3	3:N:548:ILE:HG22	1.93	0.50
3:N:1053:PHE:CE1	3:N:1072:ILE:HG23	2.47	0.50
3:N:1273:VAL:HG22	3:N:1326:THR:OG1	2.12	0.50
3:N:1452:ILE:H	3:N:1452:ILE:CD1	2.23	0.50
7:X:119:ILE:HG13	7:X:125:MET:SD	2.51	0.50
7:X:125:MET:HA	7:X:140:LEU:CD1	2.42	0.50
7:Y:134:VAL:HG23	7:Y:154:ILE:CD1	2.41	0.50
1:A:156:HIS:ND1	1:A:158:ILE:HD11	2.26	0.49
1:A:206:THR:HG22	1:A:209:GLU:CG	2.41	0.49
1:B:124:ASN:CG	1:B:127:LEU:HD22	2.32	0.49
1:B:185:ARG:NH1	3:D:692:GLU:HB3	2.26	0.49
2:C:66:LEU:HD13	2:C:372:LEU:HD23	1.95	0.49
2:C:127:PHE:CE1	2:C:136:ILE:HD13	2.47	0.49
2:C:139:GLN:O	2:C:333:ILE:HA	2.12	0.49
2:C:150:PRO:HA	2:C:158:TYR:HB3	1.93	0.49
2:C:503:LEU:HD23	2:C:507:ARG:C	2.32	0.49
2:C:582:GLY:C	2:C:583:LEU:HD12	2.33	0.49
2:C:964:LYS:O	2:C:968:LEU:HG	2.12	0.49
2:C:1036:GLU:HG3	3:D:707:THR:OG1	2.12	0.49
3:D:142:LEU:HD22	3:D:145:VAL:N	2.28	0.49
3:D:352:ASN:O	3:D:368:VAL:HG13	2.12	0.49
3:D:1040:GLY:O	3:D:1041:LEU:HB3	2.11	0.49
3:D:1057:VAL:HG13	3:D:1069:GLU:CG	2.41	0.49
2:H:83:CYS:HB3	2:H:88:LEU:O	2.12	0.49

Continued on next page...

Continued from previous page...

Atom-1	Atom-2	Interatomic distance (Å)	Clash overlap (Å)
2:H:98:LEU:HD11	2:H:113:VAL:CG2	2.41	0.49
2:H:115:LEU:HA	2:H:375:SER:HB2	1.93	0.49
2:H:368:THR:CB	2:H:369:PRO:CD	2.89	0.49
2:H:435:TYR:HA	3:I:1071:PHE:CE2	2.46	0.49
2:H:577:PRO:HG3	2:H:993:PHE:CE1	2.48	0.49
2:H:742:VAL:CG1	2:H:743:VAL:N	2.74	0.49
3:I:557:LEU:HD12	3:I:570:GLU:HG3	1.94	0.49
3:I:991:GLN:O	3:I:994:GLN:HB3	2.11	0.49
3:I:1086:LEU:HD12	3:I:1086:LEU:N	2.26	0.49
3:I:1476:THR:CG2	4:J:21:VAL:HG22	2.42	0.49
1:K:184:THR:HG21	1:K:192:LEU:CD1	2.40	0.49
1:L:56:VAL:HG21	1:L:82:LEU:HD12	1.94	0.49
2:M:140:ILE:HD13	2:M:331:ARG:HH21	1.77	0.49
2:M:162:ILE:O	2:M:164:PRO:HD3	2.12	0.49
2:M:471:TYR:OH	2:M:491:GLU:CD	2.50	0.49
3:N:100:ALA:HB2	3:N:128:TYR:OH	2.12	0.49
3:N:142:LEU:HA	3:N:145:VAL:O	2.12	0.49
3:N:593:ASN:O	3:N:594:PRO:C	2.48	0.49
3:N:1197:ARG:CG	3:N:1198:TYR:H	2.24	0.49
3:N:1330:ILE:HG22	3:N:1331:ASP:N	2.27	0.49
3:N:1403:LEU:HD22	3:N:1407:LEU:HD22	1.94	0.49
7:X:100:LEU:HD11	7:X:117:MET:CE	2.41	0.49
7:Y:5:VAL:HG11	7:Y:72:ALA:HB2	1.94	0.49
1:A:151:VAL:HB	1:A:169:ALA:HB3	1.94	0.49
1:B:143:ARG:HH11	1:B:158:ILE:CG2	2.25	0.49
2:C:274:ARG:HG2	2:C:274:ARG:HH11	1.76	0.49
2:C:274:ARG:HG3	2:C:285:LEU:HD22	1.94	0.49
2:C:1086:ARG:NH1	3:D:88:TYR:CE1	2.77	0.49
3:D:142:LEU:HD23	3:D:145:VAL:C	2.31	0.49
3:D:956:ILE:HD12	3:D:956:ILE:N	2.27	0.49
3:D:1042:ARG:HH11	3:D:1042:ARG:HB2	1.75	0.49
3:D:1372:VAL:O	3:D:1375:MET:HB2	2.12	0.49
3:D:1434:TRP:CZ3	3:D:1457:ASP:HB2	2.47	0.49
2:H:139:GLN:O	2:H:333:ILE:HA	2.13	0.49
2:H:196:LEU:HD23	2:H:200:LEU:HD11	1.94	0.49
2:H:239:PHE:CZ	2:H:255:ALA:HB2	2.46	0.49
2:H:293:PHE:C	2:H:293:PHE:HD1	2.13	0.49
2:H:540:PHE:N	2:H:540:PHE:CD2	2.77	0.49
3:I:396:VAL:O	3:I:398:ALA:N	2.45	0.49
3:I:465:LEU:HD22	3:I:510:GLU:N	2.28	0.49
3:I:765:SER:O	3:I:767:HIS:N	2.45	0.49

Continued on next page...

Continued from previous page...

Atom-1	Atom-2	Interatomic distance (Å)	Clash overlap (Å)
3:I:1101:VAL:HG23	3:I:1102:THR:HG23	1.93	0.49
3:I:1115:THR:CG2	3:I:1151:ARG:HH21	2.25	0.49
3:I:1231:GLU:CB	3:I:1232:PRO:CD	2.90	0.49
3:I:1380:GLU:HA	3:I:1391:GLU:O	2.13	0.49
3:N:148:GLU:HB3	3:N:151:GLN:CG	2.42	0.49
3:N:409:VAL:HG12	3:N:410:SER:H	1.76	0.49
3:N:477:LEU:HD22	3:N:492:ALA:CB	2.39	0.49
3:N:1262:LEU:HD21	3:N:1351:GLU:HG3	1.93	0.49
3:N:1381:VAL:CG2	3:N:1391:GLU:HB2	2.41	0.49
4:O:3:GLU:OE1	4:O:3:GLU:HA	2.12	0.49
4:O:36:LYS:HE2	4:O:36:LYS:HA	1.93	0.49
7:Y:58:ILE:HG22	7:Y:59:GLU:N	2.27	0.49
7:Z:119:ILE:HD13	7:Z:119:ILE:N	2.27	0.49
1:A:21:GLY:HA3	1:A:207:PRO:HB3	1.95	0.49
1:A:22:GLU:HG2	1:A:198:ARG:HB3	1.94	0.49
1:A:44:LEU:HD13	1:A:177:VAL:HG21	1.94	0.49
2:C:100:LEU:HD12	2:C:101:ILE:N	2.27	0.49
3:D:700:VAL:HG22	3:D:718:PRO:HG3	1.94	0.49
3:D:795:VAL:CG2	3:D:879:ARG:NH1	2.75	0.49
2:H:236:ILE:HD11	2:H:249:LYS:HZ3	1.75	0.49
2:H:254:VAL:HA	2:H:257:VAL:CG2	2.42	0.49
2:H:358:ARG:NH2	2:H:374:ASN:HB3	2.27	0.49
2:H:690:ILE:CD1	2:H:694:LEU:HD12	2.42	0.49
2:H:904:PRO:CD	2:H:908:GLY:HA2	2.40	0.49
3:I:646:LYS:HG3	3:I:647:ARG:H	1.76	0.49
3:I:1366:LYS:O	3:I:1369:GLU:HB2	2.12	0.49
2:M:227:PHE:HD2	2:M:237:ARG:HE	1.60	0.49
2:M:428:ARG:NH2	2:M:451:LEU:HD11	2.27	0.49
2:M:839:LEU:HD23	2:M:839:LEU:H	1.73	0.49
2:M:997:LEU:C	2:M:999:HIS:N	2.65	0.49
3:N:847:ASP:O	3:N:851:LEU:HG	2.12	0.49
3:N:1286:THR:O	3:N:1286:THR:CG2	2.41	0.49
3:N:1443:THR:O	3:N:1447:LEU:HD13	2.12	0.49
3:N:1487:VAL:CG1	3:N:1488:ASP:N	2.75	0.49
4:O:67:GLU:C	4:O:73:LEU:HD11	2.33	0.49
7:Y:123:SER:O	7:Y:127:LYS:N	2.40	0.49
2:C:41:ASN:O	2:C:41:ASN:ND2	2.46	0.49
2:C:242:LEU:CD1	2:C:254:VAL:HG21	2.43	0.49
2:C:603:VAL:HB	2:C:646:GLY:N	2.27	0.49
2:C:661:SER:HA	2:C:665:PHE:O	2.12	0.49
3:D:486:ARG:HA	3:D:489:ARG:CD	2.43	0.49

Continued on next page...

Continued from previous page...

Atom-1	Atom-2	Interatomic distance (Å)	Clash overlap (Å)
3:D:728:LEU:HD22	3:D:745:MET:SD	2.52	0.49
3:D:957:PRO:HG3	3:D:1007:VAL:HA	1.94	0.49
3:D:975:GLU:O	3:D:979:GLU:HG3	2.12	0.49
3:D:1086:LEU:HD12	3:D:1086:LEU:H	1.77	0.49
3:D:1205:TYR:CE2	3:D:1215:VAL:HG21	2.47	0.49
3:D:1401:GLU:OE2	3:D:1415:VAL:HG21	2.11	0.49
3:D:1434:TRP:CE2	3:D:1435:LEU:HD12	2.47	0.49
1:F:63:HIS:HB3	2:H:799:ILE:HG21	1.93	0.49
1:F:156:HIS:CD2	1:F:157:GLY:N	2.80	0.49
1:G:76:VAL:HB	3:I:872:ARG:CZ	2.42	0.49
1:G:198:ARG:HG3	1:G:200:TRP:CH2	2.47	0.49
2:H:88:LEU:HD13	2:H:89:THR:N	2.27	0.49
2:H:300:ASP:O	2:H:302:VAL:N	2.45	0.49
2:H:327:HIS:CE1	2:H:489:THR:HA	2.47	0.49
3:I:407:VAL:HG12	3:I:408:GLU:N	2.28	0.49
3:I:638:LYS:HA	3:I:932:ASP:OD1	2.12	0.49
3:I:796:ARG:HB2	3:I:828:LYS:HD2	1.95	0.49
3:I:829:VAL:CG1	3:I:830:ALA:N	2.75	0.49
3:I:1000:THR:HG23	3:I:1001:GLU:H	1.77	0.49
3:I:1205:TYR:OH	3:I:1367:HIS:CE1	2.65	0.49
3:I:1221:VAL:O	3:I:1222:GLY:C	2.50	0.49
1:K:73:GLU:HG2	1:K:77:GLU:HG2	1.95	0.49
2:M:22:GLN:HB3	2:M:121:MET:HE1	1.93	0.49
2:M:78:PHE:N	2:M:78:PHE:CD1	2.80	0.49
2:M:193:LEU:N	2:M:193:LEU:CD1	2.75	0.49
2:M:292:ARG:HD2	2:M:299:LYS:CE	2.41	0.49
2:M:556:ASN:OD1	7:Z:46:SER:N	2.46	0.49
2:M:988:VAL:HG12	3:N:948:THR:OG1	2.11	0.49
3:N:47:GLU:O	3:N:51:GLY:N	2.46	0.49
3:N:62:LYS:HB2	3:N:73:CYS:SG	2.53	0.49
3:N:109:PRO:CB	3:N:494:LYS:HZ3	2.14	0.49
3:N:820:GLU:HG2	3:N:825:ALA:O	2.12	0.49
3:N:1026:SER:C	3:N:1028:ALA:N	2.65	0.49
3:N:1123:PHE:CE2	3:N:1184:GLN:HG3	2.47	0.49
3:N:1364:HIS:ND1	3:N:1365:ASP:N	2.59	0.49
4:O:33:HIS:CD2	4:O:89:MET:HG2	2.47	0.49
7:Z:102:VAL:HG13	7:Z:103:GLN:N	2.28	0.49
1:A:24:VAL:HG22	1:A:196:THR:CG2	2.43	0.49
1:B:122:ILE:HD12	1:B:122:ILE:N	2.27	0.49
2:C:281:LEU:HD12	2:C:306:THR:HA	1.93	0.49
2:C:389:SER:C	2:C:391:LEU:H	2.16	0.49

Continued on next page...

Continued from previous page...

Atom-1	Atom-2	Interatomic distance (Å)	Clash overlap (Å)
2:C:428:ARG:CZ	2:C:451:LEU:HD11	2.43	0.49
2:C:610:ARG:HH11	2:C:610:ARG:HG3	1.78	0.49
2:C:631:SER:CB	2:C:637:LEU:HD11	2.43	0.49
2:C:863:ASP:O	2:C:865:THR:N	2.45	0.49
3:D:51:GLY:C	3:D:86:ARG:HD3	2.32	0.49
3:D:208:PRO:HG2	3:D:347:VAL:CG1	2.42	0.49
3:D:546:ARG:HH11	3:D:546:ARG:CG	2.25	0.49
3:D:1043:GLY:O	3:D:1057:VAL:N	2.38	0.49
4:E:32:ARG:HG2	4:E:33:HIS:N	2.27	0.49
4:E:54:LEU:HG	4:E:58:PRO:CB	2.42	0.49
4:E:61:VAL:HG23	4:E:62:THR:N	2.28	0.49
1:G:13:VAL:HG22	1:G:23:PHE:HD1	1.77	0.49
1:G:206:THR:CG2	1:G:209:GLU:H	2.26	0.49
2:H:13:ILE:HG13	2:H:13:ILE:O	2.09	0.49
2:H:575:GLN:HE21	2:H:671:ASN:H	1.59	0.49
2:H:794:PRO:HG2	2:H:1025:ALA:C	2.33	0.49
2:H:987:ILE:HD12	3:I:948:THR:CG2	2.43	0.49
3:I:409:VAL:HG12	3:I:410:SER:H	1.78	0.49
3:I:409:VAL:HG12	3:I:410:SER:N	2.28	0.49
3:I:666:ILE:HG12	3:I:686:GLU:OE2	2.12	0.49
3:I:730:PRO:HA	3:I:733:CYS:SG	2.52	0.49
3:I:800:LYS:HG2	3:I:825:ALA:HA	1.94	0.49
3:I:820:GLU:CG	3:I:836:VAL:HG11	2.43	0.49
1:K:25:LEU:HD13	1:L:225:PHE:CE2	2.47	0.49
2:M:30:LEU:O	2:M:30:LEU:CD1	2.57	0.49
2:M:95:TYR:CD2	2:M:114:PHE:CB	2.96	0.49
2:M:144:PRO:O	2:M:276:LYS:NZ	2.41	0.49
2:M:174:LEU:HD21	2:M:184:MET:HG3	1.93	0.49
2:M:588:VAL:HG13	2:M:666:LEU:HB2	1.93	0.49
2:M:1063:ARG:NH2	3:N:625:TYR:OH	2.46	0.49
3:N:122:GLU:O	3:N:126:VAL:HG23	2.11	0.49
3:N:134:VAL:CG1	3:N:135:LEU:N	2.75	0.49
3:N:149:LYS:H	3:N:149:LYS:HE3	1.78	0.49
3:N:834:THR:HG22	3:N:838:ARG:NH1	2.25	0.49
3:N:868:TYR:CE1	3:N:869:MET:HG3	2.48	0.49
3:N:1047:LYS:HD2	3:N:1051:GLU:HG3	1.94	0.49
3:N:1105:ILE:HD12	3:N:1105:ILE:H	1.73	0.49
4:O:51:LEU:C	4:O:53:GLY:N	2.60	0.49
7:X:6:LYS:CD	7:X:75:LEU:HD11	2.42	0.49
7:Z:115:THR:HG1	7:Z:116:PRO:HD3	1.75	0.49
1:B:26:GLU:CB	1:B:27:PRO:HA	2.36	0.49

Continued on next page...

Continued from previous page...

Atom-1	Atom-2	Interatomic distance (Å)	Clash overlap (Å)
2:C:101:ILE:CD1	2:C:107:LEU:HB3	2.42	0.49
2:C:165:LEU:CB	2:C:265:ARG:NH1	2.76	0.49
2:C:193:LEU:H	2:C:193:LEU:CD1	2.25	0.49
2:C:227:PHE:HD2	2:C:237:ARG:HD3	1.76	0.49
2:C:300:ASP:CG	2:C:300:ASP:O	2.50	0.49
2:C:580:MET:SD	2:C:584:GLU:HG3	2.53	0.49
2:C:673:LEU:HD23	2:C:674:VAL:N	2.26	0.49
3:D:40:GLU:OE1	3:D:40:GLU:HA	2.10	0.49
3:D:52:PRO:HG2	3:D:80:VAL:CG2	2.42	0.49
3:D:387:LEU:H	3:D:387:LEU:CD1	2.21	0.49
3:D:460:ALA:C	3:D:461:ILE:HD13	2.33	0.49
3:D:520:LEU:CD1	3:D:521:PRO:HD2	2.43	0.49
3:D:704:ARG:NH1	3:D:743:ASP:HB3	2.28	0.49
3:D:1311:LEU:HD23	3:D:1311:LEU:H	1.73	0.49
3:D:1332:PRO:CB	3:D:1421:LEU:HD21	2.43	0.49
1:G:104:GLU:HA	1:G:136:GLY:O	2.13	0.49
2:H:392:SER:C	2:H:393:GLN:HG3	2.32	0.49
3:I:149:LYS:H	3:I:149:LYS:CE	2.25	0.49
3:I:434:ARG:HB2	3:I:449:SER:HB3	1.94	0.49
3:I:715:ALA:HB3	3:I:764:LEU:HA	1.93	0.49
3:I:785:ILE:HG22	3:I:789:LEU:CD1	2.43	0.49
3:I:1205:TYR:O	3:I:1366:LYS:HE2	2.12	0.49
3:I:1459:LEU:H	3:I:1459:LEU:CD1	2.25	0.49
1:K:62:LEU:HD23	1:K:163:ASN:HD21	1.73	0.49
1:L:185:ARG:CZ	3:N:692:GLU:CG	2.89	0.49
2:M:339:LEU:HD22	2:M:385:PHE:HZ	1.77	0.49
2:M:455:LEU:CD1	2:M:459:ALA:HB3	2.26	0.49
2:M:759:THR:HB	2:M:785:VAL:HG21	1.93	0.49
2:M:835:VAL:O	2:M:849:VAL:O	2.30	0.49
3:N:212:ARG:HB3	3:N:386:HIS:HB2	1.94	0.49
3:N:355:VAL:HG13	3:N:356:PRO:HD2	1.94	0.49
3:N:506:GLY:O	3:N:507:ASN:C	2.51	0.49
3:N:1132:LEU:N	3:N:1132:LEU:CD1	2.76	0.49
4:O:47:LYS:CA	4:O:54:LEU:HB3	2.37	0.49
7:Z:99:ARG:HH11	7:Z:99:ARG:HG3	1.78	0.49
1:A:7:LYS:HB2	1:A:186:LEU:HD22	1.94	0.49
2:C:251:ASP:C	2:C:253:ALA:H	2.16	0.49
2:C:576:ALA:HB3	2:C:900:ARG:NH1	2.27	0.49
3:D:24:GLY:HA3	3:D:49:ILE:HG12	1.94	0.49
3:D:51:GLY:O	3:D:86:ARG:CZ	2.60	0.49
3:D:141:ILE:HG13	3:D:448:GLU:OE1	2.13	0.49

Continued on next page...

Continued from previous page...

Atom-1	Atom-2	Interatomic distance (Å)	Clash overlap (Å)
3:D:180:LYS:NZ	3:D:387:LEU:N	2.60	0.49
3:D:470:LEU:HD12	3:D:503:LEU:CD2	2.42	0.49
3:D:1065:LEU:HD23	3:D:1070:TYR:CD2	2.48	0.49
3:D:1164:ARG:NH1	3:D:1170:ASP:OD1	2.45	0.49
1:F:26:GLU:HG2	1:F:27:PRO:HA	1.94	0.49
1:F:62:LEU:HB3	2:H:746:GLY:HA3	1.95	0.49
1:F:65:PHE:N	1:F:65:PHE:CD2	2.78	0.49
1:G:84:GLU:CB	1:G:127:LEU:HD21	2.43	0.49
2:H:677:MET:C	2:H:873:PRO:HD3	2.33	0.49
3:I:999:THR:CG2	3:I:1000:THR:N	2.74	0.49
3:I:1356:TYR:HB3	3:I:1361:VAL:HB	1.93	0.49
3:I:1426:LYS:O	3:I:1426:LYS:HG2	2.12	0.49
1:K:65:PHE:CZ	2:M:799:ILE:HD12	2.47	0.49
1:K:178:ALA:HB2	2:M:864:GLY:H	1.77	0.49
2:M:322:VAL:HG23	2:M:322:VAL:O	2.13	0.49
2:M:523:ILE:HG23	2:M:523:ILE:O	2.12	0.49
2:M:616:GLU:CD	2:M:648:ARG:HH12	2.16	0.49
2:M:740:GLU:OE1	2:M:740:GLU:N	2.45	0.49
3:N:87:ARG:HD2	3:N:88:TYR:HE2	1.76	0.49
3:N:483:HIS:N	3:N:483:HIS:CD2	2.81	0.49
3:N:970:LYS:HE3	3:N:973:GLN:HE21	1.77	0.49
3:N:991:GLN:NE2	7:Z:111:ASN:OD1	2.46	0.49
3:N:1112:CYS:SG	3:N:1112:CYS:O	2.70	0.49
3:N:1147:ARG:HD2	3:N:1188:VAL:CG2	2.42	0.49
3:N:1415:VAL:O	3:N:1417:TRP:CE3	2.66	0.49
7:Y:57:ARG:NH2	7:Y:61:ARG:HD2	2.27	0.49
1:A:50:GLY:HA3	1:A:173:PRO:HG3	1.95	0.49
1:A:64:GLU:OE2	1:A:79:ILE:CD1	2.60	0.49
1:B:186:LEU:O	1:B:187:GLY:C	2.51	0.49
2:C:165:LEU:HA	2:C:166:PRO:O	2.13	0.49
2:C:548:PRO:CG	2:C:842:ARG:NH1	2.76	0.49
2:C:556:ASN:OD1	7:X:45:ASP:HA	2.13	0.49
2:C:816:LYS:HB2	2:C:819:VAL:HG21	1.95	0.49
2:C:886:LEU:CD2	3:D:951:ILE:HD12	2.43	0.49
2:C:1019:GLN:NE2	3:D:621:LYS:HG3	2.27	0.49
2:C:1085:PHE:O	2:C:1089:VAL:HG23	2.13	0.49
3:D:139:GLY:CA	3:D:162:ARG:NH2	2.75	0.49
3:D:354:VAL:O	3:D:354:VAL:HG12	2.12	0.49
3:D:840:LYS:HB3	3:D:841:TYR:CD2	2.47	0.49
3:D:1220:ALA:HB1	3:D:1223:ILE:HG12	1.93	0.49
2:H:73:LEU:HD12	2:H:73:LEU:O	2.13	0.49

Continued on next page...

Continued from previous page...

Atom-1	Atom-2	Interatomic distance (Å)	Clash overlap (Å)
2:H:224:GLU:HB3	2:H:228:ALA:H	1.78	0.49
2:H:303:PHE:O	2:H:306:THR:OG1	2.26	0.49
2:H:473:ARG:HG2	2:H:473:ARG:NH1	2.28	0.49
2:H:496:ILE:N	2:H:496:ILE:CD1	2.75	0.49
2:H:835:VAL:O	2:H:849:VAL:O	2.31	0.49
2:H:1044:GLY:HA2	3:I:1475:GLY:HA3	1.95	0.49
3:I:29:PRO:HB2	3:I:545:ARG:HG3	1.94	0.49
3:I:84:ILE:HD12	3:I:88:TYR:CE1	2.47	0.49
3:I:403:PHE:HB2	3:I:423:ASP:OD1	2.13	0.49
3:I:729:HIS:ND1	3:I:731:LEU:N	2.61	0.49
3:I:1171:VAL:O	3:I:1175:ILE:HG12	2.13	0.49
3:I:1397:LYS:HD2	3:I:1432:LYS:NZ	2.28	0.49
1:K:46:SER:HB3	2:M:856:GLU:CD	2.33	0.49
1:K:48:ILE:HD13	1:K:210:ALA:HB1	1.95	0.49
1:K:111:ALA:HA	1:K:129:ILE:HD11	1.95	0.49
2:M:94:LEU:HD12	2:M:95:TYR:N	2.28	0.49
2:M:196:LEU:HD23	2:M:200:LEU:HD21	1.95	0.49
2:M:380:ALA:O	2:M:384:GLU:HB2	2.12	0.49
2:M:602:GLU:HG3	2:M:603:VAL:H	1.77	0.49
2:M:674:VAL:HB	2:M:869:VAL:HG13	1.93	0.49
2:M:751:PRO:HA	2:M:792:VAL:CG1	2.42	0.49
2:M:1042:ALA:CB	3:N:1227:GLN:HE22	2.26	0.49
3:N:581:LEU:N	3:N:581:LEU:CD2	2.75	0.49
3:N:783:ARG:NH1	7:Z:41:ASP:OD1	2.45	0.49
3:N:1282:ARG:O	3:N:1283:ILE:HD13	2.13	0.49
3:N:1377:LYS:HG2	3:N:1378:TYR:CE1	2.48	0.49
3:N:1484:THR:HG21	4:O:22:VAL:HG22	1.95	0.49
4:O:84:ARG:HG3	4:O:84:ARG:HH11	1.77	0.49
7:Z:21:ARG:HG2	7:Z:21:ARG:NH1	2.28	0.49
1:B:184:THR:O	1:B:192:LEU:HB2	2.13	0.49
2:C:65:VAL:HB	2:C:101:ILE:HB	1.93	0.49
2:C:195:LEU:HG	2:C:238:LEU:HG	1.95	0.49
2:C:199:VAL:HG21	2:C:238:LEU:CD1	2.38	0.49
2:C:328:LEU:HD21	2:C:438:ILE:HD13	1.95	0.49
2:C:564:MET:SD	2:C:846:LYS:HD2	2.53	0.49
3:D:138:LYS:HD3	3:D:138:LYS:H	1.75	0.49
3:D:209:ARG:CB	3:D:389:GLU:HB2	2.43	0.49
3:D:409:VAL:CG1	3:D:413:ASP:HB3	2.42	0.49
3:D:814:ALA:O	3:D:818:ARG:HG3	2.13	0.49
3:D:845:ASN:HB3	3:D:848:GLU:HG2	1.94	0.49
3:D:1101:VAL:HG21	3:D:1424:VAL:HG23	1.94	0.49

Continued on next page...

Continued from previous page...

Atom-1	Atom-2	Interatomic distance (Å)	Clash overlap (Å)
3:D:1207:TYR:CE2	3:D:1214:PRO:N	2.81	0.49
3:D:1235:GLN:HG2	7:X:37:MET:HG2	1.95	0.49
2:H:288:ARG:HB2	2:H:288:ARG:CZ	2.43	0.49
2:H:328:LEU:N	2:H:433:THR:HG21	2.28	0.49
2:H:939:ARG:HG3	2:H:975:TYR:CE2	2.48	0.49
3:I:584:ASN:HB2	3:I:602:SER:HB3	1.95	0.49
3:I:835:SER:H	3:I:838:ARG:HD3	1.78	0.49
2:M:89:THR:HG21	2:M:383:ARG:HH22	1.77	0.49
2:M:580:MET:SD	2:M:584:GLU:HG3	2.52	0.49
2:M:691:SER:O	2:M:692:GLU:C	2.51	0.49
2:M:997:LEU:HD22	2:M:997:LEU:N	2.27	0.49
2:M:1014:SER:CB	2:M:1017:THR:O	2.58	0.49
3:N:1041:LEU:O	3:N:1041:LEU:HD23	2.12	0.49
7:Y:84:GLY:CA	7:Y:130:LEU:HD11	2.38	0.49
7:Z:89:VAL:HG12	7:Z:90:GLU:N	2.28	0.49
1:A:101:LEU:HD21	1:A:109:VAL:HG11	1.94	0.49
1:A:102:LYS:HE3	1:F:57:TYR:CE2	2.47	0.49
2:C:136:ILE:N	2:C:136:ILE:CD1	2.76	0.49
2:C:205:GLU:HB3	2:C:209:ARG:HH12	1.78	0.49
2:C:260:LEU:HA	2:C:291:ALA:HB1	1.94	0.49
2:C:412:ALA:HB1	2:C:419:THR:HG21	1.95	0.49
2:C:545:ASN:OD1	2:C:905:ILE:HG13	2.13	0.49
2:C:572:ILE:HG23	2:C:703:ILE:CD1	2.43	0.49
2:C:572:ILE:HG23	2:C:703:ILE:HD11	1.95	0.49
2:C:729:LEU:HG	2:C:729:LEU:O	2.12	0.49
2:C:1103:ASP:OD2	3:D:2:LYS:HG3	2.13	0.49
3:D:104:PHE:HD1	3:D:512:MET:HG2	1.75	0.49
3:D:141:ILE:HG13	3:D:448:GLU:OE2	2.13	0.49
3:D:521:PRO:C	3:D:525:ARG:HH11	2.16	0.49
3:D:550:ARG:HD3	3:D:573:MET:HB3	1.95	0.49
3:D:1091:SER:OG	5:P:19:DC:P	2.71	0.49
1:F:156:HIS:CD2	1:F:157:GLY:H	2.30	0.49
2:H:39:ARG:HD2	2:H:39:ARG:N	2.25	0.49
2:H:474:VAL:O	2:H:474:VAL:HG22	2.12	0.49
2:H:523:ILE:HD13	2:H:523:ILE:C	2.32	0.49
2:H:588:VAL:HG23	2:H:589:ARG:N	2.27	0.49
2:H:806:LEU:HD13	2:H:813:VAL:HG21	1.94	0.49
2:H:1092:LEU:HB3	2:H:1099:VAL:CG2	2.42	0.49
3:I:63:TYR:HD1	3:I:73:CYS:HG	1.61	0.49
3:I:160:GLU:HG2	3:I:165:LYS:HG3	1.94	0.49
3:I:400:VAL:HG23	3:I:445:ARG:CG	2.39	0.49

Continued on next page...

Continued from previous page...

Atom-1	Atom-2	Interatomic distance (Å)	Clash overlap (Å)
3:I:626:SER:O	3:I:652:LEU:HD11	2.13	0.49
3:I:1465:ASN:ND2	3:I:1465:ASN:O	2.46	0.49
3:I:1488:ASP:O	3:I:1491:THR:N	2.38	0.49
1:K:107:LYS:HG2	1:K:108:GLU:N	2.28	0.49
2:M:170:PRO:HG2	2:M:258:TYR:CE2	2.48	0.49
2:M:242:LEU:C	2:M:244:PRO:CD	2.81	0.49
2:M:275:TYR:CD2	2:M:276:LYS:HG3	2.48	0.49
2:M:661:SER:HA	2:M:665:PHE:O	2.13	0.49
2:M:964:LYS:O	2:M:968:LEU:HG	2.13	0.49
3:N:176:ASP:CG	3:N:388:HIS:O	2.52	0.49
3:N:209:ARG:N	3:N:389:GLU:O	2.46	0.49
3:N:813:LEU:HD12	3:N:814:ALA:CA	2.42	0.49
3:N:1086:LEU:HD12	3:N:1086:LEU:N	2.28	0.49
7:X:84:GLY:HA2	7:X:130:LEU:CD1	2.42	0.49
7:Y:134:VAL:N	7:Y:154:ILE:HD11	2.28	0.49
1:A:7:LYS:O	1:A:7:LYS:CD	2.60	0.48
1:A:111:ALA:HA	1:A:129:ILE:HD11	1.95	0.48
2:C:238:LEU:O	2:C:241:LEU:HB3	2.13	0.48
2:C:496:ILE:O	2:C:515:ALA:HB1	2.12	0.48
2:C:498:GLN:HA	2:C:498:GLN:NE2	2.24	0.48
2:C:545:ASN:HA	2:C:905:ILE:HD11	1.94	0.48
2:C:546:LEU:C	2:C:581:THR:HG21	2.33	0.48
2:C:873:PRO:HB3	3:D:949:ILE:HD12	1.94	0.48
2:C:1016:ILE:HG13	2:C:1017:THR:N	2.28	0.48
3:D:433:GLY:HA3	3:D:446:VAL:HG12	1.95	0.48
3:D:1031:ASN:HB3	3:D:1034:GLN:HG3	1.95	0.48
4:E:17:TYR:O	4:E:21:VAL:HG23	2.13	0.48
1:F:225:PHE:CD1	1:G:215:VAL:HG11	2.48	0.48
1:G:23:PHE:CE2	1:G:199:ILE:HD13	2.48	0.48
1:G:185:ARG:NH1	3:I:692:GLU:HG3	2.28	0.48
2:H:211:LEU:CD2	2:H:221:LEU:CD2	2.91	0.48
2:H:220:GLY:O	2:H:223:ASP:OD2	2.31	0.48
2:H:398:THR:HG22	2:H:568:ALA:O	2.12	0.48
2:H:515:ALA:C	2:H:516:ARG:HD3	2.33	0.48
2:H:1075:ASP:OD1	4:J:28:GLN:HG2	2.12	0.48
3:I:835:SER:N	3:I:838:ARG:HD3	2.28	0.48
3:I:1043:GLY:O	3:I:1057:VAL:N	2.37	0.48
3:I:1183:ILE:N	3:I:1183:ILE:HD12	2.28	0.48
4:J:32:ARG:HB2	4:J:32:ARG:CZ	2.41	0.48
2:M:212:GLY:HA2	2:M:218:VAL:CG2	2.41	0.48
2:M:221:LEU:C	2:M:221:LEU:HD12	2.34	0.48

Continued on next page...

Continued from previous page...

Atom-1	Atom-2	Interatomic distance (Å)	Clash overlap (Å)
2:M:304:LEU:HG	2:M:305:PRO:HD3	1.95	0.48
2:M:328:LEU:HD23	2:M:437:ARG:HD3	1.95	0.48
2:M:1008:ARG:HG2	2:M:1008:ARG:HH11	1.77	0.48
2:M:1086:ARG:HH22	2:M:1111:ILE:C	2.15	0.48
3:N:368:VAL:HB	3:N:377:VAL:HB	1.95	0.48
3:N:465:LEU:HD13	3:N:510:GLU:CA	2.43	0.48
3:N:984:THR:OG1	3:N:985:ASP:N	2.46	0.48
3:N:1285:GLU:O	3:N:1286:THR:HB	2.12	0.48
3:N:1330:ILE:HB	3:N:1347:TYR:CZ	2.48	0.48
7:X:6:LYS:CG	7:X:75:LEU:HD11	2.43	0.48
7:X:25:ARG:HB3	7:X:58:ILE:HD11	1.95	0.48
2:C:85:GLU:O	2:C:824:ARG:NH2	2.46	0.48
2:C:86:LYS:O	2:C:87:ASP:HB2	2.13	0.48
2:C:483:VAL:CG1	2:C:484:VAL:N	2.76	0.48
2:C:524:VAL:CG1	2:C:528:GLU:HB2	2.43	0.48
2:C:546:LEU:HD13	2:C:565:GLN:OE1	2.12	0.48
2:C:575:GLN:O	2:C:667:ALA:HB1	2.13	0.48
2:C:626:ARG:HB2	2:C:639:GLN:HE21	1.78	0.48
2:C:720:GLU:OE1	2:C:758:ARG:NH1	2.46	0.48
2:C:1001:VAL:O	2:C:1001:VAL:HG12	2.11	0.48
2:C:1005:MET:HE3	3:D:724:GLN:O	2.12	0.48
2:C:1031:ARG:HG2	2:C:1033:GLY:H	1.78	0.48
3:D:699:VAL:HA	3:D:718:PRO:HD3	1.94	0.48
3:D:835:SER:N	3:D:838:ARG:CD	2.76	0.48
1:F:99:LEU:CD2	1:F:144:VAL:HG21	2.43	0.48
1:G:60:ASP:OD1	1:G:60:ASP:N	2.44	0.48
2:H:142:ARG:NH1	2:H:147:TYR:HD1	2.11	0.48
2:H:204:GLN:CD	2:H:228:ALA:HB1	2.34	0.48
2:H:292:ARG:CG	2:H:294:GLU:HG2	2.40	0.48
2:H:721:ARG:HH11	2:H:721:ARG:HG3	1.77	0.48
2:H:946:ARG:HB3	2:H:946:ARG:HH11	1.78	0.48
2:H:1010:THR:O	2:H:1026:GLN:HG3	2.13	0.48
2:H:1097:LEU:HD21	3:I:10:ILE:HD13	1.95	0.48
3:I:141:ILE:HG13	3:I:448:GLU:OE2	2.13	0.48
1:K:24:VAL:HG13	1:K:196:THR:HG22	1.94	0.48
2:M:39:ARG:HH11	2:M:39:ARG:HG3	1.77	0.48
2:M:1005:MET:HE2	3:N:648:MET:CG	2.42	0.48
2:M:1050:GLN:OE1	2:M:1050:GLN:HA	2.12	0.48
3:N:143:ASN:CA	3:N:161:LEU:CD2	2.83	0.48
3:N:909:ASN:HA	3:N:912:LYS:HB3	1.95	0.48
3:N:1200:VAL:CG2	3:N:1373:ARG:NH1	2.75	0.48

Continued on next page...

Continued from previous page...

Atom-1	Atom-2	Interatomic distance (Å)	Clash overlap (Å)
2:C:220:GLY:O	2:C:223:ASP:OD2	2.31	0.48
2:C:676:ILE:HG23	2:C:988:VAL:HG13	1.91	0.48
2:C:681:GLY:C	3:D:635:PRO:HG3	2.33	0.48
2:C:693:GLU:OE1	2:C:696:LYS:HD2	2.14	0.48
2:C:699:PHE:C	2:C:700:TYR:HD1	2.16	0.48
2:C:973:VAL:HG12	2:C:974:LEU:N	2.27	0.48
3:D:204:LEU:HG	3:D:394:LEU:HD21	1.95	0.48
3:D:826:PRO:C	3:D:828:LYS:H	2.16	0.48
3:D:925:GLU:HB3	4:E:2:ALA:HB3	1.95	0.48
3:D:1086:LEU:N	3:D:1086:LEU:CD1	2.76	0.48
3:D:1112:CYS:HB2	3:D:1195:GLN:OE1	2.13	0.48
3:D:1263:PHE:O	3:D:1424:VAL:HG12	2.14	0.48
3:D:1459:LEU:HD21	3:D:1468:LEU:HD12	1.94	0.48
1:G:132:LEU:HD23	1:G:136:GLY:O	2.14	0.48
1:G:188:GLN:HE21	1:G:188:GLN:N	2.03	0.48
2:H:263:ASP:O	2:H:264:PRO:O	2.31	0.48
2:H:384:GLU:O	2:H:388:ARG:HB2	2.13	0.48
2:H:689:VAL:HG11	2:H:870:ILE:HD11	1.95	0.48
3:I:481:MET:O	3:I:489:ARG:HB2	2.14	0.48
3:I:799:LYS:O	3:I:826:PRO:HG2	2.14	0.48
2:M:184:MET:SD	2:M:191:PHE:HE1	2.36	0.48
2:M:207:LEU:HD23	2:M:208:ALA:N	2.28	0.48
2:M:394:PHE:CD1	2:M:632:ASN:ND2	2.82	0.48
2:M:805:ARG:CD	2:M:807:ARG:HG2	2.44	0.48
2:M:810:ASP:OD1	2:M:813:VAL:CG1	2.61	0.48
2:M:1067:TYR:CD2	2:M:1071:ILE:HD11	2.48	0.48
3:N:914:LEU:HD22	3:N:930:LEU:HD21	1.95	0.48
3:N:984:THR:HG23	3:N:987:GLU:N	2.20	0.48
3:N:1282:ARG:HG2	3:N:1282:ARG:HH11	1.78	0.48
4:O:28:GLN:HB3	4:O:32:ARG:HH21	1.78	0.48
7:Z:62:ILE:HD12	7:Z:62:ILE:N	2.27	0.48
2:C:52:PHE:O	2:C:52:PHE:CD1	2.65	0.48
2:C:52:PHE:CE1	2:C:66:LEU:HG	2.48	0.48
2:C:368:THR:O	2:C:372:LEU:HB2	2.14	0.48
2:C:395:LYS:HG2	2:C:397:GLU:CG	2.41	0.48
2:C:441:VAL:HG12	2:C:559:LEU:HA	1.94	0.48
2:C:1012:PRO:HD2	2:C:1026:GLN:CB	2.43	0.48
3:D:41:ARG:O	3:D:46:ASP:HB2	2.12	0.48
3:D:109:PRO:HB3	3:D:494:LYS:HZ1	1.78	0.48
3:D:214:GLU:O	3:D:383:GLY:HA2	2.13	0.48
3:D:511:TRP:N	3:D:511:TRP:CE3	2.81	0.48

Continued on next page...

Continued from previous page...

Atom-1	Atom-2	Interatomic distance (Å)	Clash overlap (Å)
3:D:759:ALA:O	3:D:763:MET:HB3	2.12	0.48
3:D:1352:ILE:O	3:D:1355:VAL:HG23	2.13	0.48
3:D:1387:SER:CB	3:D:1391:GLU:OE2	2.58	0.48
2:H:86:LYS:O	2:H:87:ASP:HB2	2.13	0.48
2:H:200:LEU:HD13	2:H:300:ASP:OD1	2.13	0.48
2:H:206:THR:CG2	2:H:207:LEU:H	2.26	0.48
2:H:334:ARG:NH2	2:H:342:ASP:OD2	2.46	0.48
3:I:572:ARG:O	3:I:573:MET:C	2.52	0.48
3:I:650:LEU:HD11	3:I:657:LEU:CD2	2.43	0.48
3:I:875:THR:HG22	3:I:879:ARG:HG3	1.95	0.48
3:I:1098:LEU:HD21	3:I:1229:ILE:CG2	2.43	0.48
3:I:1111:ASP:CG	3:I:1203:LYS:HD2	2.34	0.48
1:K:83:LYS:NZ	2:M:698:ASP:OD2	2.44	0.48
2:M:193:LEU:HD12	2:M:193:LEU:H	1.78	0.48
2:M:500:ASN:N	2:M:500:ASN:ND2	2.62	0.48
2:M:931:GLY:C	2:M:933:GLY:H	2.17	0.48
2:M:983:ILE:O	2:M:984:GLU:C	2.51	0.48
3:N:134:VAL:HG12	3:N:135:LEU:H	1.76	0.48
3:N:400:VAL:HG13	3:N:400:VAL:O	2.12	0.48
3:N:409:VAL:HG12	3:N:410:SER:O	2.13	0.48
3:N:881:LEU:HD12	3:N:881:LEU:C	2.34	0.48
3:N:899:LEU:HD12	3:N:900:ILE:HG22	1.95	0.48
4:O:45:ARG:NH1	4:O:55:PHE:O	2.46	0.48
7:Y:50:ALA:O	7:Y:51:ALA:C	2.51	0.48
1:A:91:ASN:ND2	1:A:93:SER:CB	2.77	0.48
1:B:181:VAL:O	1:B:181:VAL:HG12	2.12	0.48
1:B:185:ARG:NE	3:D:692:GLU:HG2	2.27	0.48
1:B:226:SER:O	1:B:228:PRO:HD3	2.13	0.48
2:C:73:LEU:CB	2:C:93:PRO:O	2.61	0.48
2:C:290:LEU:H	2:C:290:LEU:CD2	2.26	0.48
2:C:523:ILE:C	2:C:523:ILE:HD13	2.33	0.48
2:C:598:GLU:HB2	2:C:615:TYR:CZ	2.48	0.48
2:C:603:VAL:HB	2:C:646:GLY:H	1.78	0.48
2:C:975:TYR:HA	2:C:982:PRO:HA	1.94	0.48
3:D:139:GLY:H	3:D:147:VAL:HG21	1.77	0.48
3:D:636:GLN:CG	3:D:637:LEU:N	2.77	0.48
3:D:791:TYR:CD2	3:D:945:SER:HB2	2.49	0.48
3:D:1091:SER:HB3	5:P:19:DC:O4'	2.13	0.48
3:D:1119:SER:O	3:D:1121:PRO:HD3	2.13	0.48
1:F:171:PHE:O	1:F:173:PRO:HD3	2.14	0.48
1:G:32:PHE:O	1:G:36:LEU:HG	2.13	0.48

Continued on next page...

Continued from previous page...

Atom-1	Atom-2	Interatomic distance (Å)	Clash overlap (Å)
1:G:80:LEU:HG	3:I:844:ALA:HA	1.94	0.48
2:H:195:LEU:HG	2:H:238:LEU:HG	1.94	0.48
2:H:480:THR:HG22	2:H:481:ASP:N	2.23	0.48
2:H:678:PRO:CG	3:I:947:ILE:HD11	2.40	0.48
2:H:861:LEU:CG	2:H:862:PRO:HD2	2.43	0.48
2:H:1097:LEU:HD12	3:I:1451:ALA:CB	2.44	0.48
3:I:95:LEU:CD2	3:I:574:LEU:HD21	2.43	0.48
3:I:100:ALA:CB	3:I:128:TYR:OH	2.60	0.48
3:I:142:LEU:HD23	3:I:146:PRO:N	2.29	0.48
3:I:185:VAL:CG2	3:I:189:GLN:NE2	2.75	0.48
3:I:426:LYS:CE	3:I:427:VAL:HG23	2.44	0.48
3:I:465:LEU:HD21	3:I:509:PRO:CB	2.41	0.48
3:I:696:HIS:NE2	4:J:54:LEU:HD11	2.29	0.48
3:I:1051:GLU:O	3:I:1051:GLU:CG	2.60	0.48
3:I:1340:GLY:O	3:I:1344:VAL:HG23	2.13	0.48
3:I:1352:ILE:HG22	3:I:1353:GLN:N	2.27	0.48
3:I:1356:TYR:N	3:I:1356:TYR:CD1	2.81	0.48
1:L:91:ASN:HB2	1:L:92:PRO:HD2	1.94	0.48
2:M:73:LEU:C	2:M:73:LEU:HD12	2.33	0.48
2:M:537:LYS:HD3	2:M:537:LYS:H	1.79	0.48
2:M:668:LEU:HD12	2:M:668:LEU:H	1.75	0.48
3:N:129:PHE:HE2	3:N:579:ASP:OD2	1.97	0.48
3:N:804:LEU:HB3	3:N:831:GLY:HA2	1.96	0.48
3:N:926:LYS:HE3	3:N:929:ARG:NH1	2.29	0.48
3:N:1377:LYS:HE2	3:N:1378:TYR:CE2	2.48	0.48
7:Z:6:LYS:HB2	7:Z:85:LEU:HD12	1.95	0.48
7:Z:111:ASN:HD21	7:Z:113:LEU:HD12	1.77	0.48
1:A:38:ASN:HB3	1:A:39:PRO:HD3	1.96	0.48
2:C:159:ILE:HD12	2:C:159:ILE:C	2.34	0.48
2:C:351:LEU:CD1	2:C:374:ASN:ND2	2.76	0.48
2:C:728:HIS:O	2:C:729:LEU:CD2	2.61	0.48
3:D:176:ASP:HB2	3:D:388:HIS:HB3	1.94	0.48
3:D:368:VAL:HB	3:D:377:VAL:HG21	1.95	0.48
3:D:793:THR:O	3:D:879:ARG:NH1	2.46	0.48
1:F:49:PRO:HA	1:F:148:VAL:HG22	1.94	0.48
1:F:94:LEU:HD11	1:F:119:ASP:OD2	2.13	0.48
1:F:127:LEU:HD12	1:F:128:HIS:N	2.29	0.48
1:F:161:ARG:HB2	1:F:161:ARG:NH1	2.28	0.48
2:H:226:VAL:HG13	2:H:227:PHE:H	1.79	0.48
2:H:474:VAL:HG13	2:H:530:GLU:C	2.34	0.48
2:H:627:ARG:O	2:H:638:ASP:CB	2.60	0.48

Continued on next page...

Continued from previous page...

Atom-1	Atom-2	Interatomic distance (Å)	Clash overlap (Å)
2:H:853:LEU:HD22	2:H:858:MET:HE2	1.96	0.48
2:H:1047:HIS:O	2:H:1051:GLU:HB2	2.13	0.48
3:I:639:LEU:HD12	3:I:640:HIS:N	2.29	0.48
3:I:826:PRO:HD2	3:I:829:VAL:CG2	2.41	0.48
3:I:1036:ARG:O	3:I:1041:LEU:N	2.46	0.48
3:I:1320:GLU:CG	3:I:1339:LYS:NZ	2.59	0.48
3:I:1332:PRO:CB	3:I:1421:LEU:HD21	2.43	0.48
1:K:32:PHE:CE2	1:L:43:ILE:CD1	2.96	0.48
1:K:44:LEU:HA	1:K:48:ILE:HD11	1.96	0.48
2:M:18:LEU:HD13	2:M:590:ASP:OD2	2.13	0.48
2:M:188:LYS:CG	2:M:188:LYS:O	2.62	0.48
2:M:304:LEU:HG	2:M:305:PRO:N	2.27	0.48
2:M:603:VAL:HG21	2:M:643:VAL:HG11	1.95	0.48
3:N:434:ARG:HB3	3:N:447:VAL:HG23	1.96	0.48
3:N:521:PRO:C	3:N:525:ARG:HH11	2.17	0.48
3:N:880:ILE:HG22	3:N:881:LEU:H	1.79	0.48
3:N:1284:GLU:OE1	3:N:1284:GLU:HA	2.13	0.48
3:N:1318:TYR:CD1	3:N:1319:VAL:N	2.81	0.48
7:Y:10:ALA:O	7:Y:14:ARG:HG3	2.13	0.48
1:A:102:LYS:CD	1:A:139:ASN:ND2	2.73	0.48
1:A:208:LEU:HD23	1:A:212:ASN:OD1	2.13	0.48
1:B:102:LYS:HD2	1:B:139:ASN:ND2	2.28	0.48
2:C:64:LEU:CG	2:C:359:MET:HG3	2.44	0.48
2:C:170:PRO:CG	2:C:258:TYR:CE1	2.94	0.48
2:C:458:TYR:CD1	2:C:458:TYR:N	2.81	0.48
3:D:39:PRO:HG3	3:D:45:PHE:O	2.14	0.48
3:D:181:ASP:HA	3:D:205:TYR:CG	2.48	0.48
3:D:400:VAL:CG2	3:D:443:VAL:HG21	2.42	0.48
3:D:581:LEU:HD23	3:D:581:LEU:H	1.77	0.48
3:D:629:SER:OG	3:D:630:VAL:N	2.47	0.48
3:D:844:ALA:HB1	3:D:867:ARG:HH21	1.78	0.48
3:D:889:ALA:CB	3:D:930:LEU:HA	2.44	0.48
3:D:925:GLU:O	3:D:928:ALA:HB3	2.14	0.48
2:H:163:ILE:HG13	2:H:163:ILE:O	2.13	0.48
2:H:260:LEU:CD2	2:H:292:ARG:HH11	2.27	0.48
2:H:442:GLU:OE2	2:H:543:ASN:HB3	2.14	0.48
2:H:627:ARG:HG3	2:H:628:PHE:H	1.78	0.48
2:H:824:ARG:HG2	2:H:824:ARG:HH11	1.77	0.48
3:I:566:ILE:HG12	2:M:180:GLY:HA2	1.90	0.48
3:I:975:GLU:OE1	3:I:988:ARG:NH1	2.46	0.48
1:K:90:LEU:HD13	1:K:119:ASP:O	2.14	0.48

Continued on next page...

Continued from previous page...

Atom-1	Atom-2	Interatomic distance (Å)	Clash overlap (Å)
1:L:58:ILE:HB	1:L:61:VAL:CG2	2.42	0.48
2:M:52:PHE:CD2	2:M:68:PHE:CB	2.93	0.48
2:M:95:TYR:HD1	2:M:95:TYR:H	1.59	0.48
2:M:339:LEU:CD1	2:M:391:LEU:HD13	2.43	0.48
2:M:496:ILE:HG13	2:M:531:PHE:CB	2.44	0.48
2:M:722:ILE:HD13	2:M:722:ILE:C	2.34	0.48
2:M:838:LYS:CD	2:M:846:LYS:NZ	2.76	0.48
2:M:853:LEU:HB2	2:M:858:MET:CE	2.44	0.48
2:M:863:ASP:OD2	2:M:865:THR:HG22	2.13	0.48
2:M:1005:MET:HE2	3:N:648:MET:SD	2.54	0.48
2:M:1049:LEU:HD23	3:N:1472:ILE:HD13	1.95	0.48
3:N:897:TRP:CE3	3:N:902:LEU:HD21	2.49	0.48
3:N:1068:LEU:O	3:N:1072:ILE:HG12	2.14	0.48
3:N:1084:THR:HG22	3:N:1087:ARG:HH22	1.78	0.48
1:A:56:VAL:O	1:A:164:ALA:HB1	2.14	0.48
1:B:42:ARG:HH11	1:B:42:ARG:CG	2.20	0.48
2:C:31:GLN:NE2	2:C:71:TYR:OH	2.46	0.48
2:C:524:VAL:CG1	2:C:525:SER:N	2.74	0.48
2:C:1045:ALA:HB1	2:C:1048:THR:HB	1.95	0.48
3:D:116:LEU:CD2	3:D:118:LEU:HG	2.26	0.48
3:D:179:VAL:CG2	3:D:189:GLN:HE22	2.20	0.48
3:D:208:PRO:HG3	3:D:353:VAL:CG1	2.43	0.48
3:D:673:ALA:O	3:D:677:LEU:HG	2.14	0.48
3:D:875:THR:CG2	3:D:876:SER:N	2.77	0.48
3:D:894:LYS:O	3:D:898:GLU:HG3	2.13	0.48
3:D:1383:ASP:HB2	3:D:1416:ALA:HB3	1.96	0.48
3:D:1466:VAL:HG12	3:D:1467:ILE:N	2.29	0.48
1:F:22:GLU:HG2	1:F:198:ARG:HB3	1.94	0.48
2:H:408:ARG:HH21	2:H:455:LEU:HD12	1.77	0.48
2:H:725:ASP:C	2:H:726:ILE:HD12	2.34	0.48
2:H:997:LEU:C	2:H:999:HIS:N	2.67	0.48
3:I:52:PRO:HG2	3:I:80:VAL:HG13	1.95	0.48
3:I:142:LEU:HD23	3:I:146:PRO:CA	2.44	0.48
3:I:507:ASN:N	3:I:507:ASN:ND2	2.44	0.48
3:I:556:LYS:O	3:I:560:GLN:HG3	2.14	0.48
3:I:890:VAL:HG12	3:I:926:LYS:HE2	1.96	0.48
3:I:957:PRO:HG3	3:I:1007:VAL:HA	1.95	0.48
3:I:1155:VAL:O	3:I:1182:GLU:OE2	2.31	0.48
3:I:1288:GLU:O	3:I:1307:LYS:CG	2.61	0.48
1:L:80:LEU:HG	3:N:844:ALA:HB2	1.95	0.48
2:M:73:LEU:CB	2:M:93:PRO:O	2.54	0.48

Continued on next page...

Continued from previous page...

Atom-1	Atom-2	Interatomic distance (Å)	Clash overlap (Å)
2:M:98:LEU:CD2	2:M:113:VAL:HG21	2.33	0.48
2:M:147:TYR:C	2:M:148:PHE:CD2	2.87	0.48
2:M:270:GLY:HA2	2:M:274:ARG:HH11	1.79	0.48
2:M:276:LYS:O	2:M:280:LYS:HB2	2.14	0.48
2:M:389:SER:C	2:M:391:LEU:H	2.15	0.48
3:N:133:ILE:CG2	3:N:134:VAL:N	2.77	0.48
3:N:212:ARG:N	3:N:386:HIS:O	2.43	0.48
3:N:356:PRO:O	3:N:385:VAL:HG11	2.13	0.48
3:N:1380:GLU:O	3:N:1417:TRP:HB2	2.13	0.48
4:O:75:PHE:CD2	4:O:75:PHE:N	2.82	0.48
7:Y:115:THR:HB	7:Y:116:PRO:CD	2.43	0.48
7:Z:75:LEU:N	7:Z:75:LEU:HD12	2.28	0.48
1:A:88:ARG:C	1:A:120:VAL:HG23	2.33	0.48
2:C:86:LYS:HD3	2:C:813:VAL:HB	1.96	0.48
2:C:579:VAL:O	2:C:579:VAL:HG22	2.12	0.48
2:C:632:ASN:HB3	2:C:633:GLN:HE21	1.78	0.48
2:C:1004:LYS:CG	3:D:630:VAL:CG2	2.89	0.48
2:C:1096:ALA:HB2	3:D:101:HIS:CE1	2.49	0.48
3:D:30:GLU:HA	3:D:30:GLU:OE1	2.14	0.48
3:D:157:GLU:CD	3:D:157:GLU:N	2.66	0.48
3:D:680:GLN:HG2	3:D:680:GLN:O	2.14	0.48
1:F:131:THR:O	1:F:132:LEU:HD12	2.14	0.48
2:H:115:LEU:HD12	2:H:378:LEU:HB3	1.95	0.48
2:H:142:ARG:HE	2:H:325:ILE:HD12	1.77	0.48
2:H:460:ARG:HG3	2:H:460:ARG:NH1	2.27	0.48
2:H:794:PRO:HG3	2:H:1025:ALA:HA	1.94	0.48
2:H:994:ILE:HG22	2:H:995:MET:N	2.28	0.48
3:I:835:SER:N	3:I:838:ARG:CD	2.76	0.48
3:I:843:PHE:CE1	3:I:864:VAL:HG11	2.46	0.48
3:I:914:LEU:CD2	3:I:930:LEU:HD21	2.43	0.48
3:I:1369:GLU:O	3:I:1370:ILE:C	2.51	0.48
2:M:602:GLU:HG2	2:M:614:ARG:HH21	1.79	0.48
2:M:684:PHE:HD2	3:N:740:PHE:HE1	1.60	0.48
2:M:724:ARG:HG3	2:M:737:LEU:HD22	1.95	0.48
2:M:794:PRO:HG2	2:M:1025:ALA:CA	2.43	0.48
2:M:838:LYS:O	2:M:838:LYS:HG3	2.13	0.48
3:N:95:LEU:HD21	3:N:574:LEU:HD21	1.95	0.48
3:N:160:GLU:OE1	3:N:161:LEU:HD12	2.14	0.48
3:N:699:VAL:HG22	3:N:756:GLN:OE1	2.13	0.48
3:N:701:LEU:HD21	3:N:763:MET:HE1	1.96	0.48
3:N:1036:ARG:O	3:N:1041:LEU:N	2.47	0.48

Continued on next page...

Continued from previous page...

Atom-1	Atom-2	Interatomic distance (Å)	Clash overlap (Å)
3:N:1087:ARG:HG3	3:N:1088:THR:N	2.29	0.48
3:N:1223:ILE:O	3:N:1226:ALA:N	2.47	0.48
4:O:9:LEU:HD22	4:O:19:LEU:HD11	1.95	0.48
1:B:80:LEU:HD23	3:D:867:ARG:HG3	1.96	0.48
1:B:128:HIS:HE1	1:B:131:THR:HG23	1.78	0.48
2:C:52:PHE:CE1	2:C:67:ASP:C	2.88	0.48
2:C:113:VAL:HG11	2:C:373:VAL:HG11	1.95	0.48
2:C:235:LEU:HD11	2:C:298:PHE:CZ	2.48	0.48
2:C:524:VAL:CG1	2:C:525:SER:H	2.26	0.48
3:D:181:ASP:OD1	3:D:181:ASP:C	2.52	0.48
3:D:782:SER:N	3:D:785:ILE:HD13	2.27	0.48
3:D:829:VAL:CG1	3:D:830:ALA:N	2.77	0.48
2:H:431:HIS:HD2	2:H:433:THR:OG1	1.95	0.48
3:I:401:TYR:OH	3:I:430:ASP:HB2	2.14	0.48
3:I:1256:LEU:N	3:I:1257:PRO:CD	2.77	0.48
2:M:80:GLN:N	2:M:90:TYR:HE2	2.12	0.48
2:M:292:ARG:HG3	2:M:294:GLU:H	1.79	0.48
2:M:350:ARG:O	2:M:353:ARG:HB3	2.13	0.48
2:M:548:PRO:HG2	2:M:842:ARG:CZ	2.44	0.48
2:M:949:LYS:HD3	3:N:796:ARG:HH22	1.74	0.48
2:M:994:ILE:HG22	2:M:995:MET:N	2.29	0.48
2:M:1046:ALA:HB2	3:N:1476:THR:HB	1.96	0.48
3:N:185:VAL:HG21	3:N:203:ALA:CB	2.42	0.48
3:N:433:GLY:CA	3:N:447:VAL:O	2.62	0.48
3:N:963:TYR:CE2	3:N:1002:LYS:HB3	2.48	0.48
3:N:1108:ARG:HG3	3:N:1108:ARG:NH1	2.29	0.48
1:A:156:HIS:CG	1:A:158:ILE:HD11	2.49	0.47
2:C:1061:GLU:HG3	3:D:84:ILE:CD1	2.44	0.47
3:D:700:VAL:HG12	3:D:749:VAL:HG13	1.96	0.47
3:D:770:LEU:HD23	3:D:777:PRO:HA	1.96	0.47
3:D:1087:ARG:NH2	7:X:43:TYR:OH	2.47	0.47
3:D:1114:THR:CG2	3:D:1114:THR:O	2.62	0.47
1:F:64:GLU:HA	1:F:75:VAL:HG11	1.96	0.47
1:F:106:PRO:HG3	1:F:134:GLU:OE1	2.13	0.47
1:F:176:ARG:HB2	1:F:200:TRP:HE3	1.79	0.47
1:G:106:PRO:HG3	1:G:134:GLU:CD	2.35	0.47
2:H:564:MET:HE1	2:H:846:LYS:HD2	1.96	0.47
2:H:600:ASP:OD1	2:H:650:ARG:HA	2.14	0.47
2:H:724:ARG:HG3	2:H:740:GLU:CA	2.36	0.47
2:H:843:HIS:CD2	2:H:884:GLN:CA	2.97	0.47
2:H:1041:GLU:CB	3:I:1223:ILE:CD1	2.92	0.47

Continued on next page...

Continued from previous page...

Atom-1	Atom-2	Interatomic distance (Å)	Clash overlap (Å)
3:I:506:GLY:O	3:I:507:ASN:C	2.51	0.47
3:I:578:VAL:O	3:I:582:LEU:HG	2.14	0.47
3:I:593:ASN:O	3:I:594:PRO:C	2.50	0.47
3:I:877:PRO:O	3:I:880:ILE:HG22	2.14	0.47
2:M:75:GLU:OE1	2:M:75:GLU:HA	2.14	0.47
2:M:181:VAL:CG1	2:M:182:VAL:N	2.77	0.47
2:M:445:GLU:HG3	2:M:560:MET:HE1	1.94	0.47
2:M:630:ARG:HH11	2:M:630:ARG:CG	2.26	0.47
2:M:939:ARG:HD3	2:M:982:PRO:HD3	1.96	0.47
2:M:1052:MET:SD	3:N:623:VAL:HG11	2.54	0.47
3:N:171:LEU:HD21	3:N:192:ALA:CB	2.44	0.47
3:N:209:ARG:HA	3:N:347:VAL:HB	1.96	0.47
3:N:761:ILE:HD12	4:O:20:THR:HA	1.96	0.47
3:N:1024:ALA:HA	3:N:1029:ARG:O	2.14	0.47
3:N:1119:SER:O	3:N:1121:PRO:HD3	2.14	0.47
3:N:1209:LEU:HD21	4:O:16:LYS:HZ1	1.79	0.47
3:N:1221:VAL:HG12	3:N:1370:ILE:HD13	1.94	0.47
3:N:1369:GLU:O	3:N:1370:ILE:C	2.52	0.47
7:X:45:ASP:C	7:X:47:GLY:N	2.67	0.47
1:A:64:GLU:HA	1:A:75:VAL:HG11	1.96	0.47
1:B:153:ALA:HB2	1:B:168:ASP:OD1	2.13	0.47
2:C:250:ARG:HA	2:C:250:ARG:HD3	1.57	0.47
2:C:447:ALA:O	2:C:448:ASN:CB	2.60	0.47
2:C:948:GLU:HG2	2:C:955:PRO:HG3	1.96	0.47
2:C:1075:ASP:OD1	4:E:28:GLN:HG2	2.13	0.47
2:C:1095:LEU:HD11	2:C:1097:LEU:HD22	1.93	0.47
2:C:1095:LEU:O	2:C:1096:ALA:C	2.52	0.47
3:D:794:GLN:OE1	3:D:794:GLN:HA	2.14	0.47
3:D:963:TYR:CE2	3:D:1002:LYS:HD3	2.50	0.47
3:D:1066:THR:CG2	3:D:1069:GLU:H	2.26	0.47
3:D:1277:ILE:HD12	3:D:1277:ILE:N	2.29	0.47
3:D:1452:ILE:H	3:D:1452:ILE:HD12	1.74	0.47
1:F:131:THR:C	1:F:132:LEU:HD12	2.34	0.47
2:H:69:LEU:HB3	2:H:70:GLU:OE2	2.14	0.47
2:H:142:ARG:NH1	2:H:147:TYR:CD1	2.82	0.47
2:H:147:TYR:C	2:H:148:PHE:CD2	2.88	0.47
2:H:198:ARG:HD3	2:H:228:ALA:HA	1.95	0.47
2:H:452:ILE:HD12	2:H:452:ILE:N	2.29	0.47
2:H:546:LEU:C	2:H:581:THR:HG21	2.34	0.47
2:H:557:ARG:CD	2:H:879:ARG:HB3	2.39	0.47
2:H:893:ALA:HB2	2:H:918:LEU:HD12	1.94	0.47

Continued on next page...

Continued from previous page...

Atom-1	Atom-2	Interatomic distance (Å)	Clash overlap (Å)
2:H:972:VAL:HG22	2:H:989:VAL:HG22	1.96	0.47
3:I:104:PHE:CD2	3:I:104:PHE:N	2.82	0.47
3:I:141:ILE:CG1	3:I:448:GLU:CD	2.82	0.47
3:I:198:ARG:HG3	3:I:198:ARG:NH1	2.27	0.47
3:I:474:GLU:O	3:I:478:LEU:HG	2.14	0.47
3:I:516:ALA:O	3:I:518:PRO:HD3	2.14	0.47
3:I:811:GLU:O	3:I:815:ALA:CB	2.62	0.47
3:I:907:GLU:OE1	3:I:909:ASN:HB2	2.14	0.47
3:I:1065:LEU:HD21	3:I:1070:TYR:HA	1.96	0.47
3:I:1139:ASP:O	3:I:1142:ALA:HB3	2.14	0.47
3:I:1274:ILE:HD12	3:I:1274:ILE:O	2.14	0.47
3:I:1460:ILE:HD13	3:I:1460:ILE:H	1.79	0.47
4:J:57:ASP:CG	4:J:57:ASP:O	2.52	0.47
1:K:179:PHE:CD1	1:K:179:PHE:O	2.67	0.47
1:K:206:THR:OG1	1:K:207:PRO:HD2	2.14	0.47
1:L:96:THR:HB	1:L:145:ASP:OD2	2.15	0.47
2:M:218:VAL:HG22	2:M:311:PHE:CE1	2.47	0.47
2:M:239:PHE:CZ	2:M:252:LYS:HB2	2.49	0.47
2:M:277:ALA:O	2:M:278:GLU:C	2.52	0.47
2:M:1042:ALA:HB2	3:N:1227:GLN:HE22	1.78	0.47
2:M:1097:LEU:HD11	3:N:1451:ALA:CA	2.42	0.47
3:N:134:VAL:O	3:N:454:ALA:CB	2.60	0.47
3:N:879:ARG:O	3:N:882:PHE:HB3	2.14	0.47
3:N:976:GLN:O	3:N:980:MET:HG2	2.14	0.47
3:N:1025:GLN:HE21	3:N:1025:GLN:CA	2.26	0.47
3:N:1356:TYR:HB3	3:N:1361:VAL:HB	1.95	0.47
7:Z:85:LEU:HD22	7:Z:85:LEU:HA	1.72	0.47
1:A:139:ASN:ND2	1:F:59:GLU:OE1	2.46	0.47
1:B:16:GLN:HA	1:B:16:GLN:HE21	1.79	0.47
2:C:73:LEU:C	2:C:73:LEU:HD12	2.35	0.47
2:C:309:TYR:CE2	2:C:321:GLU:CB	2.97	0.47
2:C:352:ALA:CA	2:C:355:VAL:HG12	2.41	0.47
2:C:1044:GLY:HA2	3:D:1475:GLY:HA3	1.96	0.47
3:D:127:LEU:O	3:D:457:GLY:HA2	2.14	0.47
3:D:407:VAL:HA	3:D:422:ALA:CB	2.44	0.47
3:D:470:LEU:N	3:D:470:LEU:HD23	2.29	0.47
3:D:475:LYS:HA	3:D:478:LEU:CG	2.42	0.47
3:D:550:ARG:NH1	3:D:573:MET:HB3	2.30	0.47
3:D:639:LEU:CD1	3:D:640:HIS:N	2.78	0.47
3:D:669:ASN:HD21	3:D:671:LYS:HB2	1.79	0.47
3:D:1256:LEU:O	3:D:1259:VAL:N	2.46	0.47

Continued on next page...

Continued from previous page...

Atom-1	Atom-2	Interatomic distance (Å)	Clash overlap (Å)
3:D:1492:LEU:HD13	3:D:1492:LEU:C	2.33	0.47
4:E:33:HIS:CD2	4:E:89:MET:HG2	2.50	0.47
1:G:186:LEU:O	1:G:187:GLY:C	2.52	0.47
2:H:18:LEU:HD12	2:H:18:LEU:H	1.78	0.47
2:H:45:GLN:O	2:H:48:PHE:CB	2.62	0.47
2:H:415:PRO:HB2	2:H:418:LEU:CD1	2.44	0.47
2:H:500:ASN:ND2	2:H:500:ASN:H	2.11	0.47
2:H:535:SER:OG	2:H:536:PRO:HD2	2.15	0.47
2:H:536:PRO:O	2:H:539:VAL:HG23	2.14	0.47
2:H:674:VAL:HG12	2:H:990:GLY:O	2.15	0.47
2:H:971:LYS:HA	2:H:988:VAL:HA	1.96	0.47
2:H:1092:LEU:O	2:H:1095:LEU:O	2.32	0.47
3:I:603:LEU:C	3:I:606:ILE:HG22	2.34	0.47
3:I:1114:THR:CG2	3:I:1195:GLN:HB3	2.44	0.47
3:I:1235:GLN:CB	7:Y:37:MET:HE3	2.44	0.47
3:I:1305:LEU:HD12	3:I:1311:LEU:CD2	2.36	0.47
3:I:1389:LEU:CD1	3:I:1390:LEU:HD23	2.43	0.47
3:I:1488:ASP:N	3:I:1488:ASP:OD1	2.46	0.47
1:K:20:TYR:O	1:K:207:PRO:HG2	2.15	0.47
1:K:25:LEU:CD2	1:K:28:LEU:HD11	2.44	0.47
2:M:137:VAL:HG23	2:M:391:LEU:HG	1.96	0.47
2:M:216:GLU:HG3	2:M:217:LEU:N	2.30	0.47
2:M:332:ARG:HD2	2:M:464:LEU:HG	1.97	0.47
2:M:332:ARG:HG3	2:M:465:GLY:HA3	1.95	0.47
2:M:408:ARG:NH2	2:M:455:LEU:CD1	2.75	0.47
2:M:961:GLU:O	2:M:964:LYS:HB3	2.14	0.47
2:M:1088:LEU:HD21	3:N:614:PHE:CE1	2.49	0.47
3:N:23:TYR:CE1	3:N:89:ARG:HG2	2.50	0.47
3:N:361:VAL:HG13	3:N:379:ALA:CB	2.42	0.47
3:N:415:VAL:CG1	3:N:416:ALA:N	2.77	0.47
3:N:525:ARG:O	3:N:525:ARG:CG	2.62	0.47
3:N:639:LEU:CD2	3:N:766:ALA:HA	2.43	0.47
3:N:970:LYS:O	3:N:973:GLN:CG	2.62	0.47
3:N:1106:VAL:HG11	3:N:1474:ALA:HB2	1.97	0.47
1:B:56:VAL:CG1	1:B:57:TYR:H	2.27	0.47
1:B:153:ALA:HB2	1:B:168:ASP:N	2.29	0.47
2:C:36:PRO:CG	2:C:70:GLU:HG2	2.44	0.47
2:C:442:GLU:HG3	2:C:442:GLU:O	2.13	0.47
2:C:492:ASP:HB3	2:C:518:LYS:HE2	1.96	0.47
3:D:209:ARG:HB2	3:D:389:GLU:O	2.14	0.47
3:D:657:LEU:O	3:D:661:MET:HG2	2.15	0.47

Continued on next page...

Continued from previous page...

Atom-1	Atom-2	Interatomic distance (Å)	Clash overlap (Å)
3:D:758:GLU:HA	4:E:20:THR:CG2	2.43	0.47
3:D:947:ILE:HD12	3:D:947:ILE:C	2.30	0.47
3:D:1086:LEU:H	3:D:1086:LEU:CD1	2.27	0.47
3:D:1089:ALA:C	3:D:1091:SER:H	2.18	0.47
3:D:1108:ARG:HG3	3:D:1108:ARG:NH1	2.27	0.47
4:E:33:HIS:HB2	4:E:37:ASN:OD1	2.14	0.47
1:F:102:LYS:HD2	1:F:139:ASN:ND2	2.30	0.47
1:G:76:VAL:HB	3:I:872:ARG:NH2	2.28	0.47
1:G:106:PRO:CG	1:G:134:GLU:OE1	2.63	0.47
1:G:177:VAL:HG12	1:G:199:ILE:HG23	1.96	0.47
1:G:206:THR:HG22	1:G:209:GLU:HG3	1.96	0.47
2:H:67:ASP:OD1	2:H:68:PHE:O	2.32	0.47
2:H:250:ARG:CZ	2:H:250:ARG:HA	2.44	0.47
2:H:507:ARG:HG3	2:H:508:ILE:H	1.79	0.47
2:H:554:ASP:OD2	2:H:556:ASN:CG	2.53	0.47
2:H:1012:PRO:HD3	2:H:1026:GLN:CB	2.44	0.47
3:I:30:GLU:OE1	3:I:30:GLU:HA	2.15	0.47
3:I:496:LEU:HD12	3:I:496:LEU:O	2.14	0.47
3:I:783:ARG:NH1	7:Y:41:ASP:HB2	2.30	0.47
3:I:1084:THR:O	3:I:1088:THR:CB	2.59	0.47
3:I:1096:ARG:HG2	3:I:1096:ARG:HH11	1.79	0.47
4:J:41:GLU:N	4:J:42:PRO:HD3	2.29	0.47
1:K:39:PRO:CG	1:L:39:PRO:CG	2.90	0.47
2:M:151:ASP:HB3	2:M:154:ARG:O	2.14	0.47
2:M:267:TYR:CG	2:M:272:ALA:CB	2.97	0.47
2:M:435:TYR:CE1	2:M:539:VAL:HG22	2.47	0.47
2:M:722:ILE:HG12	2:M:757:GLY:O	2.14	0.47
2:M:983:ILE:HG23	3:N:944:THR:HA	1.95	0.47
2:M:1010:THR:HG22	2:M:1011:GLY:N	2.29	0.47
3:N:130:SER:OG	3:N:131:LYS:N	2.47	0.47
3:N:353:VAL:HG12	3:N:368:VAL:HG21	1.97	0.47
7:X:139:SER:HB3	7:X:148:GLU:HG3	1.97	0.47
1:B:30:ARG:HH12	2:C:692:GLU:CD	2.18	0.47
1:B:222:LEU:O	1:B:225:PHE:HD1	1.98	0.47
2:C:113:VAL:HB	2:C:115:LEU:CD2	2.44	0.47
2:C:395:LYS:HD3	2:C:397:GLU:OE2	2.14	0.47
2:C:442:GLU:OE2	2:C:543:ASN:HB3	2.15	0.47
2:C:580:MET:HB3	2:C:584:GLU:CD	2.35	0.47
2:C:630:ARG:HG3	2:C:630:ARG:HH11	1.77	0.47
2:C:689:VAL:HB	2:C:870:ILE:CG1	2.35	0.47
2:C:953:VAL:O	2:C:955:PRO:HD3	2.14	0.47

Continued on next page...

Continued from previous page...

Atom-1	Atom-2	Interatomic distance (Å)	Clash overlap (Å)
3:D:368:VAL:HB	3:D:377:VAL:HB	1.95	0.47
3:D:520:LEU:HG	3:D:521:PRO:N	2.28	0.47
3:D:618:LEU:HG	3:D:619:LEU:HD23	1.96	0.47
3:D:635:PRO:O	3:D:935:LYS:HE3	2.15	0.47
3:D:758:GLU:HA	4:E:20:THR:HG21	1.96	0.47
3:D:834:THR:CA	3:D:838:ARG:HD3	2.44	0.47
3:D:850:LEU:HA	3:D:853:VAL:CG2	2.44	0.47
3:D:1103:HIS:CD2	3:D:1463:LYS:HE3	2.49	0.47
3:D:1207:TYR:CZ	3:D:1213:ARG:HA	2.50	0.47
3:D:1256:LEU:O	3:D:1257:PRO:C	2.52	0.47
4:E:38:THR:OG1	4:E:39:VAL:N	2.47	0.47
2:H:577:PRO:O	2:H:580:MET:HG2	2.14	0.47
2:H:759:THR:HB	2:H:785:VAL:CG2	2.45	0.47
2:H:997:LEU:O	2:H:999:HIS:N	2.42	0.47
3:I:166:GLN:O	2:M:209:ARG:O	2.32	0.47
3:I:765:SER:OG	3:I:766:ALA:N	2.45	0.47
3:I:804:LEU:HD23	3:I:831:GLY:HA3	1.95	0.47
3:I:1066:THR:HG23	3:I:1069:GLU:H	1.79	0.47
3:I:1080:GLY:C	7:Y:49:GLU:HG3	2.35	0.47
3:I:1095:THR:O	3:I:1099:VAL:CG2	2.59	0.47
3:I:1205:TYR:CE1	3:I:1221:VAL:CG1	2.96	0.47
3:I:1280:VAL:O	3:I:1294:VAL:HA	2.15	0.47
1:L:199:ILE:HB	1:L:207:PRO:HB3	1.96	0.47
2:M:109:LYS:O	2:M:111:ASP:OD1	2.33	0.47
2:M:739:GLU:H	2:M:739:GLU:HG2	1.51	0.47
2:M:1070:ILE:HG21	3:N:655:PRO:HB2	1.95	0.47
3:N:131:LYS:O	3:N:131:LYS:HG2	2.15	0.47
3:N:206:ARG:HG2	3:N:392:SER:N	2.23	0.47
3:N:403:PHE:HE2	3:N:444:VAL:HG23	1.79	0.47
3:N:857:ILE:HG22	3:N:858:VAL:HG13	1.97	0.47
3:N:999:THR:HG23	3:N:1000:THR:N	2.29	0.47
3:N:1106:VAL:CG1	3:N:1107:VAL:N	2.70	0.47
3:N:1313:VAL:HG21	3:N:1319:VAL:HG11	1.96	0.47
7:Y:57:ARG:HG2	7:Y:57:ARG:HH21	1.78	0.47
7:Z:7:LEU:HA	7:Z:109:GLU:OE2	2.14	0.47
1:A:88:ARG:HD3	1:A:123:MET:CE	2.45	0.47
1:B:44:LEU:CA	1:B:48:ILE:HD13	2.44	0.47
2:C:205:GLU:CB	2:C:209:ARG:NH1	2.78	0.47
2:C:338:GLU:CA	2:C:341:THR:HG22	2.44	0.47
2:C:443:THR:OG1	2:C:450:GLY:N	2.39	0.47
2:C:897:LEU:HD21	2:C:921:ALA:N	2.30	0.47

Continued on next page...

Continued from previous page...

Atom-1	Atom-2	Interatomic distance (Å)	Clash overlap (Å)
2:C:1033:GLY:O	2:C:1037:VAL:HG23	2.14	0.47
3:D:765:SER:OG	3:D:766:ALA:N	2.45	0.47
3:D:1211:MET:SD	3:D:1213:ARG:HG2	2.55	0.47
3:D:1380:GLU:HA	3:D:1391:GLU:O	2.14	0.47
1:F:20:TYR:O	1:F:207:PRO:HG2	2.15	0.47
2:H:251:ASP:C	2:H:253:ALA:N	2.68	0.47
2:H:557:ARG:HH21	2:H:879:ARG:HE	1.62	0.47
2:H:880:MET:CE	7:Y:46:SER:OG	2.63	0.47
3:I:26:VAL:HB	3:I:93:ILE:CD1	2.44	0.47
3:I:99:ALA:HA	3:I:575:GLN:HE22	1.79	0.47
3:I:807:ALA:CB	3:I:833:GLU:OE1	2.62	0.47
1:K:92:PRO:C	1:K:94:LEU:H	2.17	0.47
1:L:177:VAL:HG23	1:L:177:VAL:O	2.13	0.47
2:M:26:TYR:HB2	2:M:121:MET:SD	2.54	0.47
2:M:64:LEU:HB2	2:M:359:MET:HG3	1.97	0.47
2:M:184:MET:SD	2:M:303:PHE:HE2	2.36	0.47
2:M:572:ILE:HG13	2:M:573:ARG:H	1.79	0.47
2:M:1092:LEU:HD21	3:N:1447:LEU:HD21	1.96	0.47
2:M:1098:ASP:N	3:N:11:ALA:O	2.22	0.47
3:N:54:LYS:HG3	3:N:55:ASP:N	2.30	0.47
3:N:102:ILE:CG2	3:N:103:TRP:N	2.77	0.47
3:N:145:VAL:HG22	3:N:146:PRO:CD	2.43	0.47
3:N:405:ASP:HB3	3:N:406:ASP:H	1.58	0.47
3:N:658:LEU:O	3:N:661:MET:HB2	2.15	0.47
3:N:686:GLU:H	3:N:686:GLU:HG3	1.43	0.47
3:N:811:GLU:O	3:N:815:ALA:CB	2.63	0.47
3:N:907:GLU:CG	3:N:908:LYS:N	2.78	0.47
3:N:982:PHE:HB2	7:Z:125:MET:HE1	1.96	0.47
3:N:1000:THR:CG2	3:N:1001:GLU:N	2.78	0.47
3:N:1037:GLN:HG2	3:N:1042:ARG:HB3	1.96	0.47
3:N:1108:ARG:HA	3:N:1217:ILE:HG23	1.96	0.47
3:N:1119:SER:HA	3:N:1186:VAL:O	2.14	0.47
3:N:1197:ARG:HG3	3:N:1198:TYR:H	1.79	0.47
7:Y:26:LEU:HD12	7:Y:55:LYS:HG3	1.97	0.47
1:B:101:LEU:HD23	1:B:101:LEU:O	2.14	0.47
1:B:138:LEU:HD23	1:B:138:LEU:C	2.35	0.47
2:C:54:ILE:HD11	2:C:355:VAL:CG1	2.45	0.47
2:C:165:LEU:O	2:C:265:ARG:NE	2.47	0.47
2:C:338:GLU:HA	2:C:341:THR:CG2	2.44	0.47
2:C:575:GLN:C	2:C:667:ALA:HB1	2.35	0.47
2:C:672:VAL:CG2	2:C:869:VAL:CG1	2.93	0.47

Continued on next page...

Continued from previous page...

Atom-1	Atom-2	Interatomic distance (Å)	Clash overlap (Å)
2:C:876:VAL:N	2:C:877:PRO:CD	2.76	0.47
2:C:1081:VAL:CG1	2:C:1085:PHE:HB3	2.39	0.47
2:C:1103:ASP:CG	3:D:2:LYS:HA	2.35	0.47
3:D:28:LYS:HG3	3:D:30:GLU:HG2	1.96	0.47
3:D:413:ASP:O	3:D:435:VAL:HG23	2.15	0.47
3:D:651:GLU:OE1	3:D:651:GLU:HA	2.14	0.47
3:D:706:PRO:HG3	5:P:19:DC:O2	2.15	0.47
3:D:729:HIS:CE1	3:D:731:LEU:H	2.33	0.47
3:D:947:ILE:O	3:D:948:THR:HG22	2.14	0.47
3:D:1014:ASN:C	3:D:1016:PRO:HD3	2.34	0.47
3:D:1195:GLN:HG3	3:D:1196:THR:N	2.30	0.47
1:F:167:VAL:HG12	1:F:168:ASP:N	2.30	0.47
1:F:198:ARG:C	1:F:199:ILE:HD13	2.35	0.47
1:G:185:ARG:NH2	3:I:692:GLU:HB3	2.27	0.47
1:G:188:GLN:H	1:G:188:GLN:NE2	2.03	0.47
2:H:105:THR:O	2:H:105:THR:HG23	2.14	0.47
2:H:148:PHE:CE1	2:H:309:TYR:HD2	2.32	0.47
2:H:165:LEU:HD12	2:H:167:LYS:N	2.30	0.47
2:H:207:LEU:HD22	2:H:221:LEU:HD13	1.97	0.47
2:H:250:ARG:CZ	2:H:250:ARG:CA	2.92	0.47
2:H:254:VAL:CA	2:H:257:VAL:HG23	2.45	0.47
2:H:332:ARG:CG	2:H:465:GLY:HA3	2.33	0.47
2:H:403:SER:OG	2:H:404:LEU:N	2.46	0.47
2:H:473:ARG:HG3	2:H:474:VAL:N	2.29	0.47
2:H:582:GLY:N	2:H:584:GLU:OE2	2.38	0.47
2:H:587:VAL:CG1	2:H:666:LEU:HD22	2.44	0.47
2:H:588:VAL:CG2	2:H:589:ARG:N	2.77	0.47
2:H:854:PRO:O	2:H:855:VAL:C	2.53	0.47
2:H:903:SER:OG	2:H:908:GLY:CA	2.58	0.47
2:H:1004:LYS:CG	3:I:630:VAL:HG23	2.43	0.47
2:H:1086:ARG:NH2	2:H:1111:ILE:O	2.47	0.47
3:I:53:ILE:HG13	3:I:86:ARG:HH12	1.78	0.47
3:I:111:LYS:CE	3:I:1448:THR:HG22	2.38	0.47
3:I:999:THR:O	3:I:1002:LYS:HB2	2.14	0.47
3:I:1094:LEU:O	3:I:1098:LEU:N	2.34	0.47
4:J:30:LEU:O	4:J:35:PHE:HA	2.14	0.47
4:J:48:MET:HB2	4:J:54:LEU:HB2	1.97	0.47
4:J:54:LEU:HG	4:J:58:PRO:CB	2.42	0.47
1:K:50:GLY:O	1:K:146:ARG:HA	2.15	0.47
2:M:21:ILE:HD12	2:M:461:VAL:HG23	1.96	0.47
2:M:195:LEU:HD23	2:M:241:LEU:HD12	1.97	0.47

Continued on next page...

Continued from previous page...

Atom-1	Atom-2	Interatomic distance (Å)	Clash overlap (Å)
2:M:216:GLU:HB2	2:M:219:GLN:HE22	1.80	0.47
2:M:239:PHE:HZ	2:M:252:LYS:HB2	1.80	0.47
2:M:260:LEU:HA	2:M:291:ALA:CB	2.44	0.47
2:M:408:ARG:NH2	2:M:455:LEU:HD11	2.29	0.47
2:M:479:VAL:HG23	2:M:479:VAL:O	2.15	0.47
2:M:701:THR:HA	2:M:831:ARG:O	2.14	0.47
2:M:854:PRO:O	2:M:855:VAL:C	2.53	0.47
3:N:54:LYS:HG3	3:N:55:ASP:H	1.80	0.47
3:N:355:VAL:HA	3:N:356:PRO:HD3	1.55	0.47
3:N:370:ALA:N	3:N:376:GLU:OE2	2.30	0.47
3:N:700:VAL:HG13	3:N:718:PRO:CG	2.44	0.47
3:N:701:LEU:CD1	3:N:750:PRO:HD3	2.44	0.47
3:N:786:ILE:CD1	3:N:911:LEU:HD22	2.45	0.47
3:N:843:PHE:CD2	3:N:849:ALA:HA	2.50	0.47
3:N:847:ASP:HA	3:N:850:LEU:HD13	1.97	0.47
3:N:911:LEU:O	3:N:915:VAL:HG23	2.14	0.47
3:N:1055:VAL:HG12	3:N:1056:PRO:N	2.29	0.47
3:N:1305:LEU:N	3:N:1305:LEU:HD23	2.30	0.47
7:Y:5:VAL:HG12	7:Y:72:ALA:HB1	1.96	0.47
1:A:177:VAL:CG2	1:A:199:ILE:HG23	2.38	0.47
2:C:56:GLU:HB3	2:C:359:MET:SD	2.55	0.47
2:C:221:LEU:CD1	2:C:222:MET:N	2.75	0.47
2:C:224:GLU:OE1	2:C:226:VAL:HG13	2.15	0.47
2:C:242:LEU:HD11	2:C:254:VAL:HG11	1.96	0.47
2:C:266:ARG:HA	2:C:288:ARG:HD3	1.96	0.47
2:C:606:VAL:CG2	2:C:645:VAL:HG22	2.45	0.47
2:C:708:TYR:CE2	2:C:793:PRO:CD	2.98	0.47
3:D:52:PRO:HB2	3:D:80:VAL:CG1	2.27	0.47
3:D:590:PRO:O	3:D:600:LEU:HD12	2.14	0.47
3:D:988:ARG:O	3:D:992:ILE:HG13	2.14	0.47
3:D:1101:VAL:CG2	3:D:1424:VAL:HG23	2.45	0.47
3:D:1286:THR:O	3:D:1287:GLU:CG	2.61	0.47
3:D:1434:TRP:CE3	3:D:1457:ASP:HB2	2.49	0.47
1:F:57:TYR:O	1:F:140:MET:CB	2.63	0.47
2:H:334:ARG:CA	2:H:338:GLU:OE2	2.59	0.47
2:H:554:ASP:HB2	3:I:1061:PHE:CE2	2.49	0.47
2:H:690:ILE:CG2	2:H:852:ILE:HG12	2.44	0.47
2:H:848:VAL:HG12	2:H:849:VAL:N	2.30	0.47
2:H:1008:ARG:NH1	2:H:1010:THR:HA	2.29	0.47
3:I:841:TYR:HB3	3:I:843:PHE:HE1	1.80	0.47
3:I:1383:ASP:HB2	3:I:1416:ALA:HB3	1.96	0.47

Continued on next page...

Continued from previous page...

Atom-1	Atom-2	Interatomic distance (Å)	Clash overlap (Å)
3:I:1476:THR:HG23	4:J:21:VAL:HG22	1.97	0.47
1:L:76:VAL:O	1:L:80:LEU:HB2	2.14	0.47
2:M:18:LEU:HD13	2:M:590:ASP:CG	2.35	0.47
2:M:197:LEU:CD2	2:M:202:TYR:HD2	2.28	0.47
2:M:302:VAL:HG13	2:M:303:PHE:H	1.80	0.47
2:M:434:HIS:HB3	2:M:438:ILE:HB	1.97	0.47
2:M:875:GLY:CA	2:M:879:ARG:NH1	2.78	0.47
2:M:881:ASN:O	2:M:884:GLN:HG3	2.14	0.47
3:N:167:GLU:HB3	3:N:169:TYR:CE1	2.49	0.47
3:N:633:VAL:O	3:N:635:PRO:HD3	2.14	0.47
3:N:1041:LEU:HD12	3:N:1058:ARG:C	2.35	0.47
3:N:1382:THR:HG23	3:N:1418:LYS:HE3	1.97	0.47
7:Y:102:VAL:HG21	7:Y:119:ILE:HD11	1.96	0.47
2:C:322:VAL:HG23	2:C:322:VAL:O	2.14	0.47
2:C:630:ARG:HD2	2:C:634:GLY:HA2	1.97	0.47
2:C:759:THR:HB	2:C:785:VAL:HG21	1.97	0.47
3:D:554:LEU:HD13	3:D:570:GLU:HB3	1.96	0.47
3:D:660:LYS:HA	3:D:660:LYS:NZ	2.28	0.47
3:D:706:PRO:CG	6:Q:10:G:N2	2.77	0.47
3:D:820:GLU:C	3:D:820:GLU:CD	2.74	0.47
3:D:1080:GLY:HA3	7:X:49:GLU:HG3	1.94	0.47
3:D:1089:ALA:C	3:D:1091:SER:N	2.66	0.47
2:H:277:ALA:O	2:H:278:GLU:C	2.52	0.47
2:H:573:ARG:HB2	2:H:670:GLN:NE2	2.30	0.47
2:H:688:ILE:HD12	2:H:688:ILE:N	2.29	0.47
2:H:1082:PRO:C	2:H:1084:SER:H	2.16	0.47
3:I:165:LYS:HE2	3:I:167:GLU:OE1	2.15	0.47
3:I:613:ARG:NH1	3:I:616:GLN:HG2	2.30	0.47
3:I:642:CYS:HB3	3:I:716:PHE:HB3	1.92	0.47
3:I:882:PHE:O	3:I:886:VAL:HG23	2.15	0.47
3:I:1177:ALA:HB1	3:I:1183:ILE:HD11	1.95	0.47
2:M:101:ILE:CD1	2:M:107:LEU:HD22	2.45	0.47
2:M:300:ASP:O	2:M:302:VAL:N	2.47	0.47
2:M:589:ARG:HA	2:M:596:TYR:OH	2.15	0.47
2:M:689:VAL:CB	2:M:870:ILE:HG12	2.21	0.47
2:M:875:GLY:HA2	2:M:879:ARG:HH12	1.80	0.47
3:N:407:VAL:HA	3:N:422:ALA:CB	2.45	0.47
3:N:643:GLY:N	3:N:727:GLN:O	2.48	0.47
3:N:1096:ARG:HG3	3:N:1097:LYS:N	2.30	0.47
7:Y:96:SER:OG	7:Y:98:GLU:HB2	2.14	0.47
7:Y:146:ARG:HE	7:Y:146:ARG:HB3	1.45	0.47

Continued on next page...

Continued from previous page...

Atom-1	Atom-2	Interatomic distance (Å)	Clash overlap (Å)
2:C:101:ILE:HG22	2:C:102:HIS:N	2.31	0.47
2:C:207:LEU:HD23	2:C:211:LEU:HD23	1.96	0.47
2:C:211:LEU:HD12	2:C:211:LEU:O	2.15	0.47
2:C:274:ARG:HD2	2:C:285:LEU:HD21	1.96	0.47
2:C:277:ALA:O	2:C:278:GLU:C	2.53	0.47
2:C:512:ARG:HD3	2:C:523:ILE:HG13	1.96	0.47
3:D:102:ILE:O	3:D:102:ILE:HD13	2.14	0.47
3:D:393:ILE:HD12	3:D:393:ILE:N	2.30	0.47
3:D:680:GLN:O	3:D:683:ILE:HG13	2.15	0.47
3:D:1026:SER:C	3:D:1028:ALA:N	2.68	0.47
3:D:1197:ARG:HG3	3:D:1198:TYR:H	1.78	0.47
3:D:1330:ILE:HG22	3:D:1331:ASP:N	2.30	0.47
4:E:51:LEU:HD12	4:E:53:GLY:H	1.80	0.47
1:G:91:ASN:N	1:G:91:ASN:ND2	2.63	0.47
2:H:143:SER:O	2:H:144:PRO:C	2.53	0.47
2:H:159:ILE:HD12	2:H:159:ILE:C	2.34	0.47
2:H:872:ASN:OD1	2:H:873:PRO:HD2	2.15	0.47
3:I:508:ARG:HB3	3:I:509:PRO:HD2	1.96	0.47
3:I:630:VAL:CG1	3:I:631:ILE:N	2.78	0.47
3:I:652:LEU:HD12	3:I:652:LEU:HA	1.74	0.47
3:I:1110:ALA:O	3:I:1112:CYS:N	2.48	0.47
3:I:1384:PRO:HB3	3:I:1387:SER:O	2.15	0.47
3:I:1487:VAL:CG1	3:I:1488:ASP:N	2.78	0.47
4:J:41:GLU:CD	4:J:41:GLU:H	2.18	0.47
1:L:7:LYS:O	1:L:7:LYS:HE3	2.15	0.47
2:M:101:ILE:HG22	2:M:102:HIS:N	2.30	0.47
2:M:206:THR:HG23	2:M:207:LEU:H	1.80	0.47
2:M:207:LEU:HD21	2:M:221:LEU:CD2	2.45	0.47
2:M:235:LEU:HD11	2:M:298:PHE:CE1	2.50	0.47
2:M:263:ASP:HB2	2:M:264:PRO:HD3	1.96	0.47
2:M:559:LEU:HD23	2:M:560:MET:N	2.30	0.47
2:M:559:LEU:C	2:M:559:LEU:CD2	2.84	0.47
2:M:1024:LYS:HA	2:M:1024:LYS:HD2	1.53	0.47
3:N:38:LYS:HE2	3:N:38:LYS:HB3	1.57	0.47
3:N:978:TYR:N	3:N:983:LEU:HD21	2.30	0.47
3:N:1105:ILE:CD1	3:N:1105:ILE:H	2.28	0.47
7:Z:6:LYS:CD	7:Z:75:LEU:HD13	2.45	0.47
7:Z:115:THR:CB	7:Z:116:PRO:CD	2.93	0.47
1:A:213:GLN:O	1:A:217:ILE:HG13	2.15	0.46
2:C:4:LYS:HZ3	2:C:917:LEU:HD21	1.79	0.46
2:C:274:ARG:HG2	2:C:274:ARG:NH1	2.30	0.46

Continued on next page...

Continued from previous page...

Atom-1	Atom-2	Interatomic distance (Å)	Clash overlap (Å)
3:D:553:ARG:HH12	3:D:573:MET:HE1	1.80	0.46
3:D:804:LEU:CG	3:D:830:ALA:O	2.63	0.46
3:D:939:PHE:O	3:D:943:THR:HG23	2.13	0.46
4:E:58:PRO:CG	4:E:59:ASN:H	2.23	0.46
1:F:189:ARG:HG3	1:F:191:ASP:OD1	2.16	0.46
1:G:94:LEU:O	1:G:146:ARG:NH2	2.47	0.46
1:G:221:HIS:HA	1:G:224:TYR:CD2	2.50	0.46
2:H:69:LEU:HD21	2:H:99:GLN:OE1	2.15	0.46
2:H:250:ARG:HD2	7:Z:80:GLY:HA2	1.97	0.46
2:H:1082:PRO:HB2	2:H:1084:SER:OG	2.14	0.46
2:H:1098:ASP:N	3:I:11:ALA:O	2.26	0.46
3:I:578:VAL:HA	3:I:581:LEU:HD21	1.97	0.46
3:I:1137:ARG:HG3	3:I:1137:ARG:NH1	2.30	0.46
3:I:1283:ILE:HG22	3:I:1284:GLU:N	2.31	0.46
4:J:31:LEU:HD12	4:J:31:LEU:H	1.81	0.46
1:L:161:ARG:HG3	1:L:161:ARG:NH1	2.27	0.46
2:M:188:LYS:HB2	2:M:188:LYS:HZ3	1.81	0.46
2:M:198:ARG:NH2	2:M:203:ASP:OD2	2.48	0.46
2:M:544:THR:O	2:M:546:LEU:N	2.47	0.46
2:M:695:LEU:HD21	2:M:832:LYS:HB3	1.96	0.46
2:M:843:HIS:CD2	2:M:884:GLN:CA	2.98	0.46
2:M:897:LEU:HD21	2:M:921:ALA:N	2.30	0.46
2:M:1052:MET:HG3	3:N:623:VAL:CG2	2.45	0.46
3:N:105:VAL:HG22	3:N:112:ILE:CG2	2.45	0.46
3:N:561:GLY:O	3:N:563:PRO:HD2	2.15	0.46
3:N:841:TYR:N	3:N:841:TYR:CD2	2.81	0.46
3:N:1099:VAL:HG12	3:N:1103:HIS:HB3	1.97	0.46
3:N:1126:ASP:C	3:N:1126:ASP:OD1	2.52	0.46
3:N:1144:LEU:HA	3:N:1147:ARG:HG3	1.96	0.46
3:N:1164:ARG:NH1	3:N:1170:ASP:OD1	2.47	0.46
3:N:1232:PRO:HB2	3:N:1356:TYR:CE2	2.47	0.46
3:N:1313:VAL:HG21	3:N:1319:VAL:CG1	2.44	0.46
4:O:6:ILE:HA	4:O:9:LEU:HD12	1.95	0.46
7:Y:128:ALA:HB2	7:Y:140:LEU:CD2	2.39	0.46
7:Z:30:THR:O	7:Z:31:LYS:C	2.53	0.46
1:A:86:VAL:HG13	1:A:86:VAL:O	2.16	0.46
2:C:118:ILE:HA	2:C:119:PRO:HD3	1.82	0.46
2:C:293:PHE:CD1	2:C:293:PHE:N	2.76	0.46
2:C:571:LEU:CD1	2:C:701:THR:H	2.28	0.46
2:C:697:ARG:CD	2:C:699:PHE:CD1	2.92	0.46
2:C:987:ILE:HD12	3:D:948:THR:CG2	2.45	0.46

Continued on next page...

Continued from previous page...

Atom-1	Atom-2	Interatomic distance (Å)	Clash overlap (Å)
3:D:95:LEU:HA	3:D:551:ASN:OD1	2.13	0.46
3:D:145:VAL:HG22	3:D:146:PRO:CD	2.45	0.46
3:D:354:VAL:HB	3:D:367:ILE:O	2.15	0.46
3:D:781:PRO:HB2	3:D:786:ILE:CD1	2.44	0.46
3:D:1083:ASP:O	3:D:1087:ARG:HB3	2.16	0.46
3:D:1213:ARG:HB2	3:D:1214:PRO:CD	2.45	0.46
2:H:25:SER:O	2:H:29:ALA:HB2	2.15	0.46
2:H:151:ASP:HB3	2:H:154:ARG:O	2.15	0.46
2:H:480:THR:HB	2:H:482:GLU:H	1.80	0.46
2:H:722:ILE:CG2	2:H:821:GLU:OE1	2.63	0.46
2:H:949:LYS:HD3	3:I:796:ARG:NH2	2.30	0.46
3:I:10:ILE:O	3:I:1454:GLY:HA2	2.14	0.46
3:I:1098:LEU:HD23	3:I:1229:ILE:HB	1.94	0.46
3:I:1221:VAL:O	3:I:1224:VAL:HB	2.15	0.46
4:J:47:LYS:O	4:J:54:LEU:HD13	2.14	0.46
1:L:57:TYR:HB3	1:L:141:GLU:HG2	1.97	0.46
1:L:68:ILE:HD12	1:L:68:ILE:N	2.30	0.46
1:L:73:GLU:HG3	1:L:130:ALA:CB	2.45	0.46
2:M:39:ARG:HG3	2:M:39:ARG:NH1	2.30	0.46
2:M:88:LEU:HD22	2:M:814:GLU:CG	2.44	0.46
3:N:95:LEU:HA	3:N:551:ASN:OD1	2.15	0.46
3:N:482:LYS:HG3	3:N:482:LYS:O	2.15	0.46
3:N:628:ARG:HG3	3:N:628:ARG:NH1	2.30	0.46
3:N:1219:GLU:OE1	4:O:17:TYR:OH	2.32	0.46
7:X:125:MET:HA	7:X:140:LEU:HD11	1.97	0.46
1:A:69:PRO:O	1:A:71:VAL:HG23	2.15	0.46
1:A:142:VAL:HG23	1:A:142:VAL:O	2.14	0.46
2:C:260:LEU:HD23	2:C:260:LEU:C	2.36	0.46
2:C:690:ILE:HG13	2:C:694:LEU:CD1	2.46	0.46
2:C:860:HIS:HA	2:C:866:PRO:HA	1.98	0.46
2:C:897:LEU:CD2	2:C:920:GLN:HG2	2.46	0.46
3:D:54:LYS:CG	3:D:55:ASP:N	2.78	0.46
3:D:172:PRO:HG2	3:D:175:VAL:HG21	1.98	0.46
3:D:470:LEU:CB	3:D:503:LEU:HD21	2.42	0.46
3:D:502:PHE:CZ	3:D:509:PRO:HB3	2.51	0.46
3:D:1102:THR:HG21	3:D:1371:VAL:HG22	1.96	0.46
2:H:5:ARG:O	2:H:5:ARG:HG2	2.13	0.46
2:H:54:ILE:HG21	2:H:66:LEU:HB3	1.93	0.46
2:H:139:GLN:HE22	2:H:414:GLY:HA3	1.79	0.46
2:H:504:GLU:OE2	2:H:504:GLU:CA	2.50	0.46
2:H:1099:VAL:HG22	3:I:10:ILE:HG12	1.97	0.46

Continued on next page...

Continued from previous page...

Atom-1	Atom-2	Interatomic distance (Å)	Clash overlap (Å)
3:I:17:LYS:CG	3:I:21:TRP:HE1	2.16	0.46
3:I:149:LYS:H	3:I:149:LYS:HE2	1.81	0.46
3:I:918:ALA:O	3:I:922:LEU:HG	2.15	0.46
3:I:969:ARG:CG	3:I:970:LYS:N	2.73	0.46
3:I:1192:LEU:HD22	3:I:1345:GLU:OE2	2.15	0.46
1:L:206:THR:CG2	1:L:209:GLU:H	2.27	0.46
2:M:12:VAL:HG11	2:M:472:ARG:HD3	1.96	0.46
2:M:26:TYR:HA	2:M:29:ALA:HB3	1.97	0.46
2:M:816:LYS:HB2	2:M:819:VAL:HG21	1.98	0.46
2:M:840:ALA:HB2	2:M:846:LYS:HA	1.96	0.46
2:M:1030:GLN:HE22	3:N:628:ARG:HE	1.63	0.46
3:N:198:ARG:HG3	3:N:198:ARG:HH11	1.80	0.46
3:N:1254:GLN:HG2	3:N:1255:GLY:N	2.30	0.46
7:Y:18:GLN:O	7:Y:22:GLU:HG2	2.16	0.46
7:Z:125:MET:HA	7:Z:140:LEU:CD1	2.44	0.46
2:C:6:PHE:CD1	2:C:6:PHE:N	2.83	0.46
2:C:54:ILE:HG22	2:C:66:LEU:H	1.81	0.46
2:C:170:PRO:HD3	2:C:263:ASP:CB	2.46	0.46
2:C:263:ASP:O	2:C:264:PRO:C	2.52	0.46
2:C:449:ILE:O	2:C:451:LEU:HG	2.16	0.46
2:C:496:ILE:HD12	2:C:496:ILE:H	1.81	0.46
2:C:1031:ARG:HH21	3:D:621:LYS:HZ2	1.63	0.46
2:C:1092:LEU:HD21	3:D:1447:LEU:HD23	1.97	0.46
3:D:102:ILE:HD13	3:D:106:LYS:HB2	1.96	0.46
3:D:351:MET:CG	3:D:370:ALA:HB2	2.32	0.46
3:D:584:ASN:OD1	3:D:590:PRO:HG2	2.16	0.46
3:D:1109:GLU:CG	3:D:1202:GLN:H	2.29	0.46
3:D:1466:VAL:O	3:D:1469:GLY:N	2.46	0.46
1:F:26:GLU:HG2	1:F:27:PRO:N	2.31	0.46
1:F:45:LEU:N	1:F:45:LEU:CD1	2.77	0.46
1:F:92:PRO:C	1:F:94:LEU:H	2.18	0.46
2:H:535:SER:HG	2:H:537:LYS:HZ3	1.61	0.46
2:H:946:ARG:HD2	2:H:984:GLU:CB	2.45	0.46
3:I:87:ARG:HG3	3:I:88:TYR:CD2	2.50	0.46
3:I:464:LEU:O	3:I:468:LEU:HG	2.14	0.46
3:I:471:GLU:H	3:I:471:GLU:HG2	1.56	0.46
3:I:696:HIS:HB2	4:J:48:MET:HE2	1.96	0.46
1:K:194:LYS:O	1:K:194:LYS:HG2	2.13	0.46
2:M:374:ASN:ND2	2:M:376:ARG:H	2.13	0.46
2:M:437:ARG:CZ	2:M:488:ALA:HA	2.46	0.46
2:M:486:MET:HE2	2:M:491:GLU:HA	1.96	0.46

Continued on next page...

Continued from previous page...

Atom-1	Atom-2	Interatomic distance (Å)	Clash overlap (Å)
2:M:640:ARG:NH1	2:M:640:ARG:HG2	2.30	0.46
2:M:654:LEU:HD23	2:M:654:LEU:N	2.28	0.46
2:M:657:ASP:CG	2:M:662:GLU:HA	2.35	0.46
2:M:1008:ARG:NH2	2:M:1012:PRO:HD2	2.29	0.46
3:N:368:VAL:H	3:N:377:VAL:HB	1.81	0.46
3:N:606:ILE:O	3:N:613:ARG:HB2	2.15	0.46
3:N:996:TRP:CE3	3:N:999:THR:HG21	2.51	0.46
3:N:1299:PHE:HD2	3:N:1299:PHE:H	1.62	0.46
7:X:134:VAL:HG22	7:X:153:ALA:HA	1.98	0.46
1:A:20:TYR:CE2	1:A:198:ARG:HB2	2.51	0.46
1:B:16:GLN:HA	1:B:16:GLN:NE2	2.30	0.46
2:C:26:TYR:O	2:C:29:ALA:HB3	2.14	0.46
2:C:139:GLN:HG2	2:C:140:ILE:N	2.29	0.46
2:C:174:LEU:CD2	2:C:184:MET:HG3	2.46	0.46
2:C:617:ASP:OD1	2:C:619:ARG:HG3	2.15	0.46
2:C:1011:GLY:CA	2:C:1026:GLN:HG2	2.46	0.46
2:C:1099:VAL:HG22	3:D:10:ILE:CG1	2.45	0.46
3:D:95:LEU:HD23	3:D:551:ASN:OD1	2.16	0.46
3:D:149:LYS:H	3:D:149:LYS:HE3	1.78	0.46
3:D:184:GLU:OE1	3:D:184:GLU:HA	2.15	0.46
3:D:875:THR:CG2	3:D:879:ARG:HB2	2.46	0.46
3:D:994:GLN:OE1	3:D:994:GLN:HA	2.16	0.46
3:D:1176:LYS:O	3:D:1179:GLU:HB2	2.15	0.46
3:D:1412:LYS:C	3:D:1414:PRO:HD3	2.34	0.46
2:H:579:VAL:CG1	2:H:887:GLU:HG3	2.46	0.46
2:H:611:ILE:CG1	2:H:625:LEU:HD21	2.46	0.46
2:H:805:ARG:CB	2:H:805:ARG:HH11	2.27	0.46
2:H:838:LYS:HZ2	2:H:846:LYS:HZ1	1.63	0.46
2:H:901:TYR:HE2	2:H:917:LEU:HD13	1.81	0.46
3:I:140:ALA:N	3:I:450:TYR:CD2	2.83	0.46
3:I:619:LEU:HD23	3:I:619:LEU:HA	1.59	0.46
3:I:795:VAL:CG2	3:I:879:ARG:NH1	2.75	0.46
3:I:864:VAL:HG12	3:I:865:THR:H	1.79	0.46
3:I:1096:ARG:HG2	3:I:1096:ARG:NH1	2.29	0.46
3:I:1256:LEU:O	3:I:1257:PRO:C	2.53	0.46
4:J:51:LEU:C	4:J:53:GLY:N	2.65	0.46
4:J:53:GLY:C	4:J:55:PHE:H	2.19	0.46
1:K:91:ASN:ND2	1:K:93:SER:CB	2.79	0.46
1:K:162:ILE:HD12	1:K:163:ASN:N	2.31	0.46
1:L:83:LYS:HE3	1:L:167:VAL:HG12	1.97	0.46
1:L:226:SER:O	1:L:228:PRO:HD3	2.15	0.46

Continued on next page...

Continued from previous page...

Atom-1	Atom-2	Interatomic distance (Å)	Clash overlap (Å)
2:M:48:PHE:HD1	2:M:48:PHE:HA	1.62	0.46
2:M:88:LEU:HD13	2:M:89:THR:H	1.79	0.46
2:M:114:PHE:O	2:M:114:PHE:CD1	2.68	0.46
2:M:224:GLU:HB2	2:M:228:ALA:HB2	1.97	0.46
2:M:443:THR:HG21	3:N:1078:ARG:CD	2.46	0.46
2:M:579:VAL:HG13	2:M:579:VAL:O	2.15	0.46
2:M:890:LEU:HD21	2:M:901:TYR:CD1	2.49	0.46
2:M:1092:LEU:CD2	3:N:1447:LEU:HD23	2.45	0.46
3:N:57:GLU:HG3	3:N:64:LYS:HD2	1.97	0.46
3:N:66:GLN:NE2	3:N:66:GLN:O	2.49	0.46
3:N:639:LEU:CD1	3:N:766:ALA:HB2	2.46	0.46
3:N:880:ILE:O	3:N:881:LEU:C	2.54	0.46
3:N:906:GLN:HB3	3:N:911:LEU:CD1	2.33	0.46
4:O:59:ASN:HD22	4:O:60:ALA:H	1.62	0.46
7:X:5:VAL:HG11	7:X:72:ALA:HB2	1.97	0.46
7:X:155:HIS:O	7:X:156:GLY:C	2.53	0.46
1:B:197:LEU:HD23	1:B:197:LEU:C	2.35	0.46
2:C:752:GLY:H	2:C:792:VAL:HB	1.80	0.46
2:C:831:ARG:HG3	2:C:1000:MET:HE3	1.97	0.46
2:C:1006:HIS:O	3:D:627:GLY:HA2	2.15	0.46
2:C:1092:LEU:O	2:C:1095:LEU:O	2.34	0.46
3:D:72:VAL:CG2	3:D:77:GLY:HA2	2.45	0.46
3:D:100:ALA:CB	3:D:128:TYR:OH	2.60	0.46
3:D:142:LEU:HA	3:D:145:VAL:O	2.15	0.46
3:D:207:PHE:CD1	3:D:207:PHE:N	2.83	0.46
3:D:469:ASP:O	3:D:472:ALA:HB3	2.15	0.46
3:D:589:ALA:HA	3:D:590:PRO:HD3	1.81	0.46
3:D:843:PHE:HB2	3:D:866:VAL:HG22	1.98	0.46
3:D:1109:GLU:HG2	3:D:1201:CYS:CB	2.46	0.46
4:E:8:LYS:O	4:E:12:MET:HG3	2.15	0.46
4:E:51:LEU:C	4:E:53:GLY:N	2.65	0.46
1:G:16:GLN:HA	1:G:16:GLN:HE21	1.81	0.46
2:H:110:GLU:HB2	2:H:368:THR:CG2	2.45	0.46
2:H:575:GLN:NE2	2:H:671:ASN:H	2.13	0.46
2:H:714:ASP:HB2	2:H:818:GLY:O	2.15	0.46
2:H:1046:ALA:HB2	3:I:1476:THR:HB	1.98	0.46
3:I:141:ILE:HG12	3:I:448:GLU:OE1	2.16	0.46
3:I:434:ARG:H	3:I:449:SER:HB3	1.81	0.46
3:I:644:LEU:HD12	3:I:645:PRO:HD2	1.95	0.46
3:I:660:LYS:HZ1	3:I:660:LYS:HA	1.80	0.46
3:I:800:LYS:CG	3:I:826:PRO:HD2	2.39	0.46

Continued on next page...

Continued from previous page...

Atom-1	Atom-2	Interatomic distance (Å)	Clash overlap (Å)
3:I:1063:GLU:OE1	3:I:1063:GLU:HA	2.16	0.46
3:I:1223:ILE:O	3:I:1226:ALA:N	2.49	0.46
3:I:1287:GLU:O	3:I:1289:LYS:N	2.49	0.46
2:M:627:ARG:O	2:M:638:ASP:CB	2.59	0.46
2:M:716:LYS:HB3	2:M:716:LYS:HE2	1.72	0.46
2:M:1092:LEU:O	2:M:1095:LEU:O	2.32	0.46
3:N:365:ASP:H	3:N:379:ALA:HB3	1.81	0.46
3:N:407:VAL:HA	3:N:422:ALA:HB2	1.97	0.46
3:N:756:GLN:O	3:N:759:ALA:HB3	2.15	0.46
3:N:1207:TYR:HB3	3:N:1208:ASP:H	1.58	0.46
3:N:1233:GLY:HA2	3:N:1236:LEU:CD1	2.46	0.46
3:N:1303:TYR:HB3	3:N:1305:LEU:HD21	1.97	0.46
7:Y:28:GLU:O	7:Y:32:ILE:HG12	2.16	0.46
7:Y:89:VAL:HG12	7:Y:90:GLU:N	2.31	0.46
2:C:141:HIS:HB3	2:C:418:LEU:CG	2.45	0.46
2:C:249:LYS:HD2	2:C:250:ARG:H	1.81	0.46
2:C:461:VAL:HG13	2:C:465:GLY:HA2	1.97	0.46
2:C:556:ASN:OD1	7:X:46:SER:N	2.49	0.46
2:C:557:ARG:NH1	2:C:557:ARG:HG3	2.31	0.46
2:C:668:LEU:N	2:C:668:LEU:CD1	2.74	0.46
2:C:691:SER:O	2:C:693:GLU:N	2.49	0.46
2:C:1061:GLU:HG3	3:D:84:ILE:HD12	1.97	0.46
3:D:208:PRO:C	3:D:210:ARG:N	2.68	0.46
3:D:416:ALA:HA	3:D:432:TYR:CD2	2.51	0.46
3:D:798:GLU:CG	3:D:799:LYS:H	2.29	0.46
3:D:827:ILE:C	3:D:828:LYS:CG	2.84	0.46
3:D:869:MET:SD	3:D:894:LYS:HE3	2.56	0.46
3:D:996:TRP:O	3:D:999:THR:HG22	2.15	0.46
3:D:1280:VAL:O	3:D:1294:VAL:HA	2.15	0.46
3:D:1388:ARG:HG3	3:D:1389:LEU:N	2.31	0.46
1:F:21:GLY:HA3	1:F:207:PRO:HB3	1.98	0.46
1:G:187:GLY:O	3:I:688:TRP:HD1	1.99	0.46
2:H:140:ILE:CG2	2:H:333:ILE:CD1	2.90	0.46
2:H:759:THR:HB	2:H:785:VAL:HG22	1.98	0.46
3:I:142:LEU:HD23	3:I:145:VAL:C	2.35	0.46
3:I:145:VAL:HG22	3:I:146:PRO:CD	2.42	0.46
3:I:407:VAL:HA	3:I:422:ALA:CB	2.46	0.46
3:I:788:GLY:O	3:I:792:ILE:HG22	2.15	0.46
3:I:806:PHE:C	3:I:808:THR:N	2.68	0.46
3:I:1192:LEU:HG	3:I:1369:GLU:HB3	1.96	0.46
3:I:1356:TYR:HD1	3:I:1356:TYR:H	1.62	0.46

Continued on next page...

Continued from previous page...

Atom-1	Atom-2	Interatomic distance (Å)	Clash overlap (Å)
3:I:1459:LEU:N	3:I:1459:LEU:CD1	2.77	0.46
1:L:104:GLU:HA	1:L:136:GLY:O	2.15	0.46
2:M:140:ILE:HG22	2:M:333:ILE:HD13	1.98	0.46
2:M:676:ILE:O	2:M:676:ILE:HG12	2.14	0.46
2:M:756:VAL:O	2:M:789:SER:HB3	2.16	0.46
2:M:863:ASP:O	2:M:865:THR:N	2.49	0.46
3:N:481:MET:HE1	3:N:496:LEU:HD23	1.98	0.46
3:N:507:ASN:N	3:N:507:ASN:ND2	2.64	0.46
3:N:770:LEU:HD23	3:N:777:PRO:HA	1.97	0.46
3:N:1021:TYR:HE2	3:N:1025:GLN:HG2	1.75	0.46
3:N:1080:GLY:HA3	7:Z:49:GLU:HG3	1.96	0.46
7:X:26:LEU:HD13	7:X:58:ILE:HG22	1.97	0.46
7:Z:6:LYS:HB3	7:Z:75:LEU:HD13	1.98	0.46
1:B:64:GLU:HB3	1:B:65:PHE:CD1	2.51	0.46
1:B:153:ALA:CB	1:B:168:ASP:OD1	2.63	0.46
2:C:282:GLY:O	2:C:283:ILE:CG1	2.64	0.46
2:C:677:MET:C	2:C:873:PRO:HD3	2.35	0.46
3:D:204:LEU:HB3	3:D:394:LEU:CG	2.41	0.46
3:D:471:GLU:O	3:D:474:GLU:HB3	2.16	0.46
3:D:475:LYS:HG3	3:D:475:LYS:H	1.49	0.46
3:D:850:LEU:HA	3:D:853:VAL:HG23	1.97	0.46
3:D:853:VAL:HG13	3:D:858:VAL:O	2.15	0.46
3:D:918:ALA:CB	3:D:927:THR:HG23	2.46	0.46
3:D:1288:GLU:OE2	3:D:1289:LYS:HE3	2.15	0.46
3:D:1493:LYS:HE2	3:D:1493:LYS:HA	1.97	0.46
1:F:91:ASN:ND2	1:F:93:SER:HB2	2.30	0.46
1:F:127:LEU:HG	1:F:129:ILE:CD1	2.46	0.46
1:G:86:VAL:HG12	1:G:124:ASN:CG	2.37	0.46
2:H:22:GLN:NE2	2:H:336:VAL:CG2	2.79	0.46
2:H:265:ARG:O	2:H:288:ARG:HG2	2.15	0.46
2:H:393:GLN:HE21	2:H:393:GLN:HB2	1.58	0.46
2:H:794:PRO:HG2	2:H:1025:ALA:O	2.15	0.46
2:H:939:ARG:HA	2:H:939:ARG:NE	2.24	0.46
3:I:41:ARG:C	3:I:43:GLY:H	2.19	0.46
3:I:52:PRO:HG3	3:I:78:VAL:HG13	1.98	0.46
3:I:131:LYS:HD2	3:I:568:ARG:CG	2.37	0.46
3:I:790:TYR:CD1	3:I:790:TYR:C	2.89	0.46
3:I:1387:SER:HB3	3:I:1391:GLU:OE2	2.16	0.46
2:M:36:PRO:CB	2:M:70:GLU:HG2	2.45	0.46
2:M:77:PRO:HD3	2:M:91:GLN:O	2.16	0.46
2:M:160:ALA:O	2:M:173:ASP:HA	2.16	0.46

Continued on next page...

Continued from previous page...

Atom-1	Atom-2	Interatomic distance (Å)	Clash overlap (Å)
2:M:242:LEU:CD1	2:M:254:VAL:HG21	2.45	0.46
2:M:670:GLN:CG	2:M:700:TYR:CE1	2.99	0.46
2:M:1086:ARG:HD3	3:N:88:TYR:CD2	2.50	0.46
3:N:546:ARG:NH1	3:N:546:ARG:HG2	2.31	0.46
3:N:667:ALA:HA	3:N:668:PRO:HD3	1.78	0.46
3:N:786:ILE:O	3:N:787:LEU:C	2.54	0.46
3:N:1229:ILE:HD12	3:N:1371:VAL:HG21	1.97	0.46
3:N:1471:LEU:HD21	3:N:1477:GLY:HA2	1.97	0.46
7:Y:5:VAL:CG1	7:Y:72:ALA:CB	2.92	0.46
1:B:212:ASN:C	1:B:215:VAL:HG22	2.33	0.46
2:C:174:LEU:HD22	2:C:193:LEU:CD2	2.46	0.46
2:C:677:MET:HA	2:C:873:PRO:HG2	1.97	0.46
2:C:679:PHE:C	3:D:943:THR:HG22	2.36	0.46
2:C:874:LEU:HD21	3:D:787:LEU:HD22	1.97	0.46
2:C:1070:ILE:HG21	3:D:655:PRO:HB2	1.98	0.46
3:D:204:LEU:N	3:D:394:LEU:O	2.48	0.46
3:D:434:ARG:HB2	3:D:449:SER:OG	2.15	0.46
3:D:481:MET:HE1	3:D:496:LEU:HD23	1.98	0.46
3:D:907:GLU:CG	3:D:908:LYS:N	2.77	0.46
3:D:939:PHE:O	3:D:942:SER:HB3	2.15	0.46
3:D:984:THR:HG22	3:D:987:GLU:HG3	1.98	0.46
3:D:1094:LEU:CD1	3:D:1098:LEU:CD1	2.93	0.46
3:D:1147:ARG:HD2	3:D:1188:VAL:CG2	2.46	0.46
3:D:1389:LEU:H	3:D:1389:LEU:HD23	1.80	0.46
1:F:50:GLY:O	1:F:146:ARG:HA	2.16	0.46
2:H:227:PHE:HD2	2:H:237:ARG:HE	1.62	0.46
2:H:235:LEU:O	2:H:239:PHE:HD2	1.97	0.46
2:H:307:LEU:HD12	2:H:307:LEU:HA	1.78	0.46
2:H:691:SER:O	2:H:693:GLU:N	2.49	0.46
3:I:136:ASP:CB	3:I:137:PRO:HD3	2.38	0.46
3:I:970:LYS:HA	3:I:973:GLN:HE21	1.81	0.46
3:I:1068:LEU:O	3:I:1069:GLU:C	2.53	0.46
3:I:1080:GLY:HA2	7:Y:49:GLU:HG3	1.98	0.46
3:I:1107:VAL:HG13	3:I:1200:VAL:O	2.16	0.46
3:I:1149:LEU:HD23	3:I:1187:PRO:O	2.15	0.46
3:I:1220:ALA:HB1	3:I:1223:ILE:HD12	1.97	0.46
1:L:38:ASN:O	1:L:42:ARG:HG3	2.16	0.46
1:L:91:ASN:OD1	1:L:91:ASN:N	2.48	0.46
2:M:64:LEU:CD1	2:M:100:LEU:HD13	2.46	0.46
2:M:147:TYR:O	2:M:148:PHE:HD2	1.98	0.46
2:M:200:LEU:HD13	2:M:300:ASP:OD2	2.16	0.46

Continued on next page...

Continued from previous page...

Atom-1	Atom-2	Interatomic distance (Å)	Clash overlap (Å)
2:M:249:LYS:NZ	2:M:249:LYS:C	2.70	0.46
2:M:332:ARG:CG	2:M:465:GLY:HA3	2.46	0.46
2:M:433:THR:HG21	2:M:488:ALA:HB1	1.97	0.46
2:M:470:PRO:HB2	2:M:534:VAL:HG21	1.98	0.46
2:M:675:ALA:CA	2:M:989:VAL:HG12	2.39	0.46
2:M:890:LEU:CD2	2:M:901:TYR:CD1	2.98	0.46
2:M:1086:ARG:HH12	2:M:1111:ILE:HG13	1.81	0.46
2:M:1095:LEU:O	2:M:1096:ALA:C	2.55	0.46
3:N:834:THR:HB	3:N:838:ARG:HB2	1.96	0.46
3:N:999:THR:CG2	3:N:1000:THR:N	2.79	0.46
3:N:1031:ASN:HD21	7:Z:32:ILE:HG23	1.81	0.46
3:N:1159:ARG:HG2	3:N:1159:ARG:NH1	2.28	0.46
3:N:1379:VAL:HA	3:N:1420:LEU:HB2	1.98	0.46
4:O:33:HIS:ND1	4:O:89:MET:HG2	2.31	0.46
7:Y:127:LYS:C	7:Y:127:LYS:HD3	2.36	0.46
7:Z:48:LEU:O	7:Z:52:LYS:HG3	2.16	0.46
1:A:50:GLY:O	1:A:146:ARG:HA	2.16	0.46
1:A:101:LEU:HG	1:A:102:LYS:N	2.29	0.46
1:A:115:LEU:HD12	1:A:116:PRO:HD2	1.98	0.46
1:B:45:LEU:HD11	1:B:177:VAL:HG22	1.98	0.46
1:B:57:TYR:HB2	1:B:164:ALA:CB	2.46	0.46
2:C:42:VAL:HA	2:C:46:ALA:HB2	1.97	0.46
2:C:84:ARG:HD3	2:C:131:GLY:O	2.15	0.46
2:C:115:LEU:H	2:C:115:LEU:HG	1.35	0.46
2:C:160:ALA:O	2:C:173:ASP:HA	2.16	0.46
2:C:554:ASP:OD2	2:C:556:ASN:CB	2.64	0.46
2:C:997:LEU:C	2:C:999:HIS:N	2.69	0.46
2:C:1090:LYS:NZ	2:C:1112:PHE:HE1	2.14	0.46
3:D:10:ILE:HG22	3:D:1451:ALA:HA	1.98	0.46
3:D:52:PRO:O	3:D:86:ARG:CD	2.59	0.46
3:D:199:LEU:HD23	3:D:200:ASP:N	2.30	0.46
3:D:199:LEU:HD23	3:D:200:ASP:O	2.16	0.46
3:D:347:VAL:CG1	3:D:351:MET:HB3	2.36	0.46
3:D:1135:ARG:HD2	3:D:1139:ASP:HB2	1.96	0.46
3:D:1167:SER:O	3:D:1171:VAL:HG23	2.16	0.46
3:D:1369:GLU:O	3:D:1370:ILE:C	2.54	0.46
2:H:205:GLU:CD	2:H:206:THR:N	2.63	0.46
2:H:250:ARG:CB	2:H:250:ARG:CZ	2.94	0.46
2:H:304:LEU:HG	2:H:305:PRO:CD	2.46	0.46
2:H:363:SER:HA	7:Z:12:TYR:OH	2.15	0.46
2:H:437:ARG:NH2	2:H:488:ALA:HA	2.31	0.46

Continued on next page...

Continued from previous page...

Atom-1	Atom-2	Interatomic distance (Å)	Clash overlap (Å)
2:H:824:ARG:HG2	2:H:824:ARG:NH1	2.30	0.46
2:H:900:ARG:HH11	2:H:900:ARG:HG3	1.81	0.46
2:H:1010:THR:HG21	2:H:1063:ARG:HH21	1.80	0.46
3:I:104:PHE:HB3	3:I:512:MET:SD	2.56	0.46
3:I:1150:ALA:O	3:I:1162:GLU:HG2	2.16	0.46
2:M:18:LEU:H	2:M:18:LEU:HD12	1.81	0.46
2:M:249:LYS:C	2:M:249:LYS:HZ2	2.19	0.46
2:M:249:LYS:HD2	2:M:249:LYS:HA	1.78	0.46
2:M:409:ARG:HB3	2:M:454:SER:OG	2.16	0.46
2:M:443:THR:HG21	3:N:1078:ARG:NE	2.31	0.46
2:M:591:SER:O	2:M:592:LEU:HB2	2.15	0.46
2:M:874:LEU:HD23	3:N:1023:MET:SD	2.56	0.46
2:M:998:TYR:CG	2:M:998:TYR:O	2.68	0.46
3:N:483:HIS:HB2	3:N:484:PRO:CD	2.37	0.46
3:N:800:LYS:HD3	3:N:830:ALA:HB3	1.98	0.46
1:A:41:ARG:HH11	1:A:41:ARG:CG	2.27	0.45
2:C:720:GLU:HG2	2:C:760:SER:CB	2.46	0.45
2:C:880:MET:HB3	3:D:1061:PHE:HE2	1.81	0.45
2:C:1093:GLN:HB3	3:D:21:TRP:HZ3	1.79	0.45
3:D:166:GLN:NE2	3:D:394:LEU:HD12	2.30	0.45
3:D:473:LEU:HA	3:D:476:GLU:HB2	1.98	0.45
3:D:841:TYR:HB2	3:D:864:VAL:CG1	2.46	0.45
3:D:925:GLU:HG2	3:D:926:LYS:N	2.31	0.45
1:F:79:ILE:HD12	1:F:79:ILE:C	2.36	0.45
1:F:150:TYR:CE1	2:H:696:LYS:HA	2.51	0.45
2:H:501:THR:HA	2:H:502:PRO:HD3	1.77	0.45
2:H:677:MET:HA	2:H:873:PRO:HG3	1.96	0.45
2:H:808:ARG:HH21	2:H:820:ARG:HH21	1.63	0.45
2:H:889:HIS:O	2:H:892:LEU:HB3	2.16	0.45
2:H:1014:SER:CB	2:H:1017:THR:O	2.65	0.45
2:H:1019:GLN:NE2	3:I:621:LYS:HD2	2.31	0.45
2:H:1046:ALA:HB3	3:I:1476:THR:HB	1.98	0.45
3:I:783:ARG:HD2	3:I:783:ARG:H	1.81	0.45
3:I:921:ARG:C	3:I:922:LEU:HD23	2.37	0.45
3:I:978:TYR:HB2	3:I:983:LEU:HD11	1.99	0.45
3:I:1201:CYS:SG	3:I:1204:CYS:SG	3.15	0.45
4:J:36:LYS:HZ3	4:J:45:ARG:NH2	2.12	0.45
1:K:18:ARG:HH12	1:K:88:ARG:HE	1.64	0.45
1:K:44:LEU:HA	1:K:48:ILE:CD1	2.46	0.45
2:M:165:LEU:HA	2:M:166:PRO:C	2.37	0.45
2:M:207:LEU:CD2	2:M:211:LEU:HD23	2.46	0.45

Continued on next page...

Continued from previous page...

Atom-1	Atom-2	Interatomic distance (Å)	Clash overlap (Å)
2:M:342:ASP:O	2:M:345:ARG:HG2	2.17	0.45
2:M:524:VAL:HG12	2:M:528:GLU:HB2	1.98	0.45
2:M:710:ILE:HD11	2:M:758:ARG:HD3	1.97	0.45
3:N:540:LEU:H	3:N:540:LEU:HD12	1.81	0.45
3:N:1460:ILE:HD13	3:N:1460:ILE:H	1.81	0.45
7:X:35:GLU:HA	7:X:35:GLU:OE1	2.16	0.45
7:Y:102:VAL:CG2	7:Y:119:ILE:HD11	2.46	0.45
7:Z:88:VAL:HG22	7:Z:103:GLN:HG3	1.98	0.45
1:B:211:LEU:O	1:B:214:ALA:HB3	2.16	0.45
2:C:127:PHE:CD1	2:C:136:ILE:HD13	2.52	0.45
2:C:139:GLN:HB3	2:C:334:ARG:CG	2.47	0.45
2:C:165:LEU:HB3	2:C:265:ARG:NH1	2.31	0.45
2:C:286:SER:CB	2:C:299:LYS:HE3	2.43	0.45
2:C:794:PRO:HG2	2:C:1025:ALA:CA	2.46	0.45
2:C:1014:SER:HB2	2:C:1021:LEU:CD1	2.45	0.45
2:C:1035:MET:HA	2:C:1038:TRP:CZ3	2.51	0.45
2:C:1096:ALA:CB	3:D:101:HIS:NE2	2.79	0.45
3:D:54:LYS:HG2	3:D:57:GLU:OE2	2.16	0.45
1:F:80:LEU:HA	1:F:83:LYS:HE3	1.98	0.45
1:F:206:THR:HG23	1:F:209:GLU:H	1.78	0.45
3:I:414:ARG:N	3:I:414:ARG:HD2	2.31	0.45
3:I:450:TYR:CD1	3:I:450:TYR:C	2.89	0.45
3:I:520:LEU:HD21	3:I:524:LEU:HB3	1.98	0.45
3:I:843:PHE:N	3:I:843:PHE:CD1	2.83	0.45
3:I:1047:LYS:HG2	3:I:1053:PHE:CD1	2.51	0.45
3:I:1197:ARG:HG3	3:I:1198:TYR:H	1.81	0.45
3:I:1492:LEU:HD21	4:J:79:LEU:HD11	1.98	0.45
1:K:228:PRO:O	1:K:229:GLN:HG3	2.16	0.45
2:M:66:LEU:HD22	2:M:372:LEU:HD23	1.99	0.45
2:M:90:TYR:CD1	2:M:120:LEU:HB2	2.52	0.45
2:M:441:VAL:HG12	2:M:559:LEU:HA	1.98	0.45
2:M:710:ILE:HG21	2:M:756:VAL:CG1	2.43	0.45
3:N:148:GLU:HB3	3:N:151:GLN:HB2	1.97	0.45
3:N:638:LYS:O	3:N:640:HIS:N	2.49	0.45
3:N:950:GLY:O	3:N:953:ASP:N	2.46	0.45
3:N:1118:ILE:HD12	3:N:1118:ILE:N	2.32	0.45
3:N:1147:ARG:O	3:N:1165:TYR:HA	2.16	0.45
3:N:1287:GLU:O	3:N:1289:LYS:N	2.49	0.45
3:N:1311:LEU:HD23	3:N:1311:LEU:H	1.77	0.45
7:Y:153:ALA:C	7:Y:154:ILE:HG13	2.37	0.45
1:A:94:LEU:HD11	1:A:119:ASP:OD1	2.16	0.45

Continued on next page...

Continued from previous page...

Atom-1	Atom-2	Interatomic distance (Å)	Clash overlap (Å)
1:B:24:VAL:HG22	1:B:196:THR:CG2	2.46	0.45
1:B:62:LEU:HD12	1:B:63:HIS:H	1.80	0.45
1:B:152:PRO:HG2	3:D:857:ILE:HD12	1.97	0.45
2:C:69:LEU:CD1	2:C:97:ARG:HB3	2.27	0.45
2:C:122:THR:HB	2:C:124:ASP:OD1	2.17	0.45
2:C:376:ARG:CB	2:C:377:PRO:HD3	2.46	0.45
2:C:486:MET:HE2	2:C:491:GLU:HA	1.92	0.45
2:C:557:ARG:NH1	2:C:560:MET:CG	2.79	0.45
2:C:571:LEU:HD11	2:C:700:TYR:CA	2.46	0.45
2:C:585:GLU:O	2:C:588:VAL:CG2	2.61	0.45
2:C:640:ARG:NH1	2:C:640:ARG:HG2	2.32	0.45
2:C:722:ILE:O	2:C:722:ILE:HG23	2.16	0.45
2:C:889:HIS:CD2	3:D:951:ILE:HG22	2.51	0.45
2:C:997:LEU:O	2:C:999:HIS:N	2.45	0.45
2:C:1008:ARG:NH1	3:D:624:ASP:OD1	2.49	0.45
3:D:355:VAL:CG2	3:D:367:ILE:HG23	2.47	0.45
3:D:1094:LEU:CG	3:D:1098:LEU:HD11	2.46	0.45
3:D:1139:ASP:OD1	3:D:1357:ARG:HD3	2.17	0.45
4:E:63:TRP:CD1	4:E:63:TRP:N	2.83	0.45
1:F:227:ASN:O	1:F:227:ASN:ND2	2.50	0.45
1:G:197:LEU:HD23	1:G:197:LEU:C	2.36	0.45
2:H:30:LEU:O	2:H:30:LEU:HD12	2.16	0.45
2:H:263:ASP:OD2	2:H:263:ASP:N	2.49	0.45
2:H:559:LEU:C	2:H:559:LEU:HD23	2.36	0.45
2:H:676:ILE:O	3:I:948:THR:CG2	2.62	0.45
3:I:36:THR:C	3:I:38:LYS:H	2.20	0.45
3:I:926:LYS:O	3:I:929:ARG:HB2	2.16	0.45
3:I:1114:THR:O	3:I:1114:THR:HG23	2.16	0.45
3:I:1161:GLU:CG	3:I:1164:ARG:HB2	2.46	0.45
3:I:1216:SER:CB	4:J:16:LYS:HB3	2.46	0.45
3:I:1263:PHE:HE2	3:I:1371:VAL:HG11	1.81	0.45
3:I:1305:LEU:HD12	3:I:1311:LEU:HD13	1.97	0.45
3:I:1352:ILE:O	3:I:1355:VAL:CG2	2.65	0.45
1:K:50:GLY:HA3	1:K:173:PRO:HG3	1.98	0.45
1:L:20:TYR:HE2	1:L:198:ARG:HB2	1.80	0.45
1:L:170:VAL:HG23	1:L:170:VAL:O	2.17	0.45
2:M:68:PHE:HE1	2:M:96:ALA:HB1	1.81	0.45
2:M:77:PRO:HB2	2:M:78:PHE:HD1	1.82	0.45
2:M:265:ARG:HB3	2:M:267:TYR:CD2	2.49	0.45
2:M:722:ILE:O	2:M:722:ILE:CG2	2.63	0.45
2:M:1030:GLN:NE2	3:N:628:ARG:HD3	2.32	0.45

Continued on next page...

Continued from previous page...

Atom-1	Atom-2	Interatomic distance (Å)	Clash overlap (Å)
3:N:10:ILE:CG2	3:N:1451:ALA:HA	2.45	0.45
3:N:143:ASN:CB	3:N:161:LEU:CD2	2.95	0.45
3:N:179:VAL:HG13	3:N:183:GLU:CD	2.37	0.45
3:N:641:GLN:O	3:N:716:PHE:CD2	2.64	0.45
3:N:804:LEU:HD13	3:N:829:VAL:CB	2.46	0.45
3:N:957:PRO:HG2	3:N:1007:VAL:CA	2.43	0.45
3:N:1233:GLY:HA2	3:N:1236:LEU:HD11	1.99	0.45
3:N:1365:ASP:O	3:N:1366:LYS:C	2.53	0.45
3:N:1486:VAL:CG2	4:O:29:GLN:OE1	2.64	0.45
7:Y:110:ALA:O	7:Y:111:ASN:HB2	2.16	0.45
1:B:34:VAL:CG2	1:B:181:VAL:HG21	2.29	0.45
1:B:161:ARG:HB3	1:B:163:ASN:OD1	2.16	0.45
2:C:45:GLN:O	2:C:48:PHE:HB2	2.16	0.45
2:C:430:VAL:HA	2:C:434:HIS:ND1	2.32	0.45
2:C:1047:HIS:O	2:C:1051:GLU:HB2	2.16	0.45
2:C:1063:ARG:HE	2:C:1063:ARG:HB3	1.64	0.45
3:D:26:VAL:CG2	3:D:519:VAL:HG21	2.47	0.45
3:D:30:GLU:HB3	3:D:40:GLU:HB3	1.99	0.45
3:D:554:LEU:HD22	3:D:574:LEU:HD22	1.98	0.45
3:D:666:ILE:HD11	3:D:686:GLU:HB2	1.97	0.45
3:D:827:ILE:H	3:D:827:ILE:CD1	2.20	0.45
3:D:996:TRP:CA	3:D:999:THR:HG22	2.45	0.45
3:D:1108:ARG:N	3:D:1108:ARG:CD	2.79	0.45
3:D:1166:LEU:N	3:D:1166:LEU:CD2	2.64	0.45
3:D:1305:LEU:CD1	3:D:1311:LEU:HD22	2.33	0.45
1:G:221:HIS:HA	1:G:224:TYR:HD2	1.81	0.45
2:H:86:LYS:NZ	2:H:811:PRO:HB2	2.32	0.45
2:H:264:PRO:HB3	2:H:289:THR:HG21	1.97	0.45
2:H:433:THR:CG2	2:H:488:ALA:HB1	2.46	0.45
2:H:724:ARG:HG3	2:H:741:GLY:H	1.81	0.45
2:H:931:GLY:C	2:H:933:GLY:H	2.19	0.45
2:H:997:LEU:HD22	2:H:997:LEU:N	2.32	0.45
2:H:1041:GLU:O	2:H:1042:ALA:C	2.55	0.45
3:I:47:GLU:O	3:I:51:GLY:CA	2.65	0.45
3:I:482:LYS:HG3	3:I:1388:ARG:NH2	2.32	0.45
3:I:606:ILE:O	3:I:606:ILE:CG1	2.63	0.45
3:I:844:ALA:O	3:I:867:ARG:HB3	2.17	0.45
3:I:880:ILE:O	3:I:881:LEU:C	2.54	0.45
3:I:1047:LYS:HZ1	3:I:1053:PHE:HA	1.81	0.45
3:I:1251:ASP:C	3:I:1252:ILE:HG12	2.36	0.45
3:I:1284:GLU:HA	3:I:1284:GLU:OE1	2.16	0.45

Continued on next page...

Continued from previous page...

Atom-1	Atom-2	Interatomic distance (Å)	Clash overlap (Å)
3:I:1457:ASP:O	3:I:1459:LEU:CD1	2.60	0.45
1:L:185:ARG:NE	3:N:692:GLU:CG	2.76	0.45
2:M:64:LEU:HB2	2:M:359:MET:CG	2.47	0.45
2:M:869:VAL:HG22	2:M:870:ILE:N	2.31	0.45
2:M:1019:GLN:O	2:M:1021:LEU:HD12	2.16	0.45
3:N:568:ARG:HA	3:N:568:ARG:HD2	1.83	0.45
3:N:660:LYS:HD2	3:N:694:VAL:HG22	1.98	0.45
3:N:1014:ASN:C	3:N:1016:PRO:HD3	2.37	0.45
3:N:1087:ARG:HB3	3:N:1237:THR:HG23	1.98	0.45
4:O:54:LEU:HA	4:O:58:PRO:HG3	1.97	0.45
7:Y:6:LYS:HB2	7:Y:6:LYS:HZ3	1.81	0.45
1:A:158:ILE:H	1:A:158:ILE:CD1	2.15	0.45
2:C:143:SER:O	2:C:144:PRO:C	2.54	0.45
2:C:333:ILE:N	2:C:333:ILE:HD12	2.31	0.45
2:C:496:ILE:N	2:C:496:ILE:CD1	2.76	0.45
2:C:693:GLU:HG3	2:C:697:ARG:HH21	1.80	0.45
2:C:704:HIS:CE1	2:C:1000:MET:CE	3.00	0.45
3:D:355:VAL:CG1	3:D:385:VAL:HG21	2.45	0.45
3:D:714:GLN:HG3	3:D:736:PHE:CZ	2.51	0.45
3:D:786:ILE:O	3:D:787:LEU:C	2.54	0.45
3:D:800:LYS:HE3	3:D:800:LYS:HB3	1.81	0.45
3:D:1459:LEU:HD12	3:D:1459:LEU:H	1.79	0.45
4:E:41:GLU:N	4:E:42:PRO:HD2	2.30	0.45
1:F:26:GLU:CG	1:F:194:LYS:HD2	2.42	0.45
1:F:150:TYR:HE1	2:H:696:LYS:HA	1.81	0.45
1:G:67:THR:O	1:G:69:PRO:HD3	2.17	0.45
2:H:127:PHE:O	2:H:133:ASP:HA	2.16	0.45
2:H:496:ILE:HG22	2:H:497:ALA:N	2.31	0.45
2:H:604:ALA:O	2:H:645:VAL:HG12	2.16	0.45
2:H:701:THR:HG23	2:H:832:LYS:HA	1.99	0.45
2:H:853:LEU:HB2	2:H:858:MET:HE3	1.95	0.45
2:H:985:GLY:HA2	2:H:986:PRO:HD3	1.85	0.45
2:H:1111:ILE:H	2:H:1111:ILE:HG13	1.53	0.45
3:I:134:VAL:CG2	3:I:460:ALA:CB	2.91	0.45
3:I:204:LEU:HB2	3:I:394:LEU:HD21	1.99	0.45
3:I:947:ILE:H	3:I:947:ILE:HG13	1.66	0.45
3:I:1262:LEU:HD23	3:I:1352:ILE:HG13	1.98	0.45
3:I:1273:VAL:O	3:I:1325:LEU:HB2	2.16	0.45
3:I:1317:ASP:OD1	3:I:1318:TYR:N	2.45	0.45
3:I:1422:MET:HE3	3:I:1427:SER:HA	1.97	0.45
1:K:218:LEU:HD23	1:L:222:LEU:CD2	2.31	0.45

Continued on next page...

Continued from previous page...

Atom-1	Atom-2	Interatomic distance (Å)	Clash overlap (Å)
2:M:690:ILE:HG12	2:M:694:LEU:HD12	1.99	0.45
2:M:697:ARG:HD2	2:M:699:PHE:CD1	2.51	0.45
3:N:148:GLU:HB3	3:N:151:GLN:HG2	1.98	0.45
3:N:190:GLU:HG2	3:N:196:VAL:CG2	2.38	0.45
3:N:578:VAL:O	3:N:582:LEU:HG	2.16	0.45
3:N:762:GLN:NE2	4:O:20:THR:CG2	2.77	0.45
3:N:880:ILE:HG23	3:N:881:LEU:N	2.31	0.45
1:A:46:SER:HB3	2:C:856:GLU:HG2	1.98	0.45
1:B:143:ARG:NH1	1:B:158:ILE:HG23	2.31	0.45
1:B:190:THR:O	1:B:190:THR:HG22	2.17	0.45
2:C:26:TYR:CE2	2:C:30:LEU:HD21	2.52	0.45
2:C:304:LEU:HG	2:C:308:ARG:HH21	1.82	0.45
2:C:449:ILE:CG1	2:C:450:GLY:N	2.80	0.45
2:C:640:ARG:HG2	2:C:640:ARG:HH11	1.81	0.45
2:C:1036:GLU:OE1	2:C:1036:GLU:N	2.39	0.45
3:D:54:LYS:CG	3:D:55:ASP:H	2.29	0.45
3:D:841:TYR:CE1	3:D:858:VAL:HG12	2.51	0.45
3:D:1063:GLU:CD	3:D:1064:GLY:H	2.20	0.45
3:D:1213:ARG:CG	3:D:1214:PRO:HD2	2.47	0.45
3:D:1235:GLN:HB2	7:X:37:MET:CE	2.46	0.45
1:F:67:THR:CG2	2:H:627:ARG:NH2	2.79	0.45
1:F:101:LEU:HD23	1:F:101:LEU:C	2.37	0.45
1:F:179:PHE:O	1:F:179:PHE:CD1	2.69	0.45
2:H:338:GLU:O	2:H:341:THR:CG2	2.64	0.45
2:H:374:ASN:ND2	2:H:377:PRO:HD3	2.31	0.45
2:H:685:GLU:OE2	7:Y:41:ASP:CG	2.55	0.45
2:H:758:ARG:HH21	2:H:788:THR:HB	1.82	0.45
2:H:1061:GLU:OE1	3:I:84:ILE:HD13	2.16	0.45
2:H:1090:LYS:HD3	2:H:1090:LYS:HA	1.72	0.45
2:H:1094:ALA:HB1	3:I:603:LEU:CD1	2.46	0.45
3:I:398:ALA:HB2	3:I:447:VAL:HA	1.99	0.45
3:I:441:ARG:NH1	3:I:445:ARG:NH2	2.65	0.45
3:I:501:ALA:HB1	3:I:1453:ALA:CA	2.46	0.45
3:I:796:ARG:HB2	3:I:828:LYS:CD	2.47	0.45
3:I:806:PHE:HD1	3:I:809:PRO:O	1.97	0.45
3:I:899:LEU:HD12	3:I:900:ILE:HG23	1.98	0.45
3:I:914:LEU:HD23	3:I:914:LEU:O	2.17	0.45
3:I:1415:VAL:O	3:I:1417:TRP:HE3	1.99	0.45
1:K:39:PRO:CG	1:L:39:PRO:HG2	2.43	0.45
2:M:409:ARG:HA	2:M:454:SER:HA	1.99	0.45
2:M:433:THR:CG2	2:M:488:ALA:HB1	2.47	0.45

Continued on next page...

Continued from previous page...

Atom-1	Atom-2	Interatomic distance (Å)	Clash overlap (Å)
2:M:1065:ALA:CB	2:M:1077:PRO:HG2	2.37	0.45
2:M:1104:GLU:OE1	2:M:1104:GLU:HA	2.16	0.45
3:N:119:SER:OG	3:N:123:LEU:HB2	2.16	0.45
3:N:509:PRO:O	3:N:512:MET:HB2	2.17	0.45
3:N:789:LEU:HD12	3:N:911:LEU:HD21	1.98	0.45
3:N:1044:LEU:HD23	3:N:1044:LEU:HA	1.70	0.45
3:N:1488:ASP:O	3:N:1491:THR:N	2.40	0.45
7:Z:13:GLU:HG2	7:Z:17:GLN:NE2	2.20	0.45
1:A:64:GLU:OE2	1:A:79:ILE:HD11	2.16	0.45
1:A:82:LEU:O	1:A:85:LEU:HB3	2.17	0.45
1:A:168:ASP:CG	2:C:832:LYS:HZ1	2.20	0.45
1:B:19:GLU:O	1:B:200:TRP:HA	2.16	0.45
1:B:73:GLU:HG3	1:B:130:ALA:HA	1.97	0.45
2:C:94:LEU:HD12	2:C:95:TYR:N	2.31	0.45
2:C:353:ARG:HG3	2:C:353:ARG:HH11	1.82	0.45
2:C:502:PRO:O	2:C:509:ALA:HB3	2.16	0.45
2:C:882:LEU:HD21	3:D:1038:LEU:HD22	1.98	0.45
3:D:353:VAL:HA	3:D:368:VAL:HG22	1.98	0.45
3:D:458:ALA:HB2	3:D:575:GLN:HE22	1.80	0.45
3:D:813:LEU:O	3:D:817:GLU:CB	2.53	0.45
3:D:879:ARG:HH21	3:D:903:ASP:C	2.20	0.45
3:D:1053:PHE:CE1	3:D:1072:ILE:HG23	2.51	0.45
3:D:1115:THR:CG2	3:D:1151:ARG:HH21	2.30	0.45
3:D:1441:GLN:NE2	3:D:1446:VAL:HG23	2.32	0.45
2:H:48:PHE:CE2	2:H:71:TYR:HB3	2.52	0.45
2:H:468:ARG:HG2	2:H:486:MET:C	2.37	0.45
3:I:563:PRO:HA	2:M:223:ASP:CB	2.38	0.45
3:I:835:SER:O	3:I:837:GLY:N	2.50	0.45
3:I:1312:LEU:HD23	3:I:1312:LEU:HA	1.77	0.45
1:K:91:ASN:HD22	1:K:93:SER:HB3	1.82	0.45
1:L:28:LEU:O	1:L:192:LEU:CD2	2.64	0.45
1:L:186:LEU:O	1:L:186:LEU:HD23	2.17	0.45
2:M:127:PHE:O	2:M:133:ASP:HA	2.16	0.45
2:M:231:PRO:HB2	2:M:232:GLU:H	1.66	0.45
2:M:274:ARG:CB	2:M:285:LEU:HD13	2.45	0.45
2:M:368:THR:O	2:M:372:LEU:HB2	2.17	0.45
3:N:411:THR:HA	3:N:435:VAL:HG12	1.98	0.45
3:N:695:ILE:CD1	3:N:718:PRO:HB2	2.44	0.45
3:N:1031:ASN:HB3	3:N:1034:GLN:CG	2.46	0.45
3:N:1276:GLU:C	3:N:1277:ILE:HD12	2.37	0.45
4:O:48:MET:HB2	4:O:54:LEU:HB2	1.98	0.45

Continued on next page...

Continued from previous page...

Atom-1	Atom-2	Interatomic distance (Å)	Clash overlap (Å)
7:X:5:VAL:HG23	7:X:71:ARG:HH11	1.82	0.45
7:X:89:VAL:HG12	7:X:90:GLU:N	2.31	0.45
7:Y:6:LYS:CD	7:Y:75:LEU:HD11	2.45	0.45
1:A:91:ASN:ND2	1:A:93:SER:H	2.14	0.45
1:B:86:VAL:CG2	1:B:202:ASP:OD2	2.64	0.45
2:C:94:LEU:HD12	2:C:94:LEU:C	2.36	0.45
3:D:881:LEU:O	3:D:885:ILE:HG12	2.17	0.45
3:D:957:PRO:CD	3:D:1007:VAL:HG22	2.47	0.45
3:D:1098:LEU:HD23	3:D:1229:ILE:HB	1.99	0.45
3:D:1112:CYS:HB2	3:D:1195:GLN:CG	2.47	0.45
1:F:101:LEU:HD12	1:F:113:ASP:C	2.37	0.45
1:G:57:TYR:HB3	1:G:141:GLU:HG2	1.99	0.45
2:H:140:ILE:HA	2:H:332:ARG:O	2.16	0.45
2:H:174:LEU:CD2	2:H:184:MET:HG3	2.47	0.45
2:H:313:LEU:HG	2:H:314:THR:N	2.29	0.45
2:H:555:ALA:HB2	3:I:1070:TYR:CE2	2.52	0.45
2:H:1008:ARG:HH12	2:H:1010:THR:HA	1.82	0.45
3:I:540:LEU:HD21	3:I:603:LEU:HD23	1.98	0.45
3:I:631:ILE:O	3:I:631:ILE:HG13	2.15	0.45
3:I:650:LEU:CD1	3:I:657:LEU:HD22	2.47	0.45
3:I:704:ARG:HG3	3:I:705:ALA:N	2.31	0.45
3:I:889:ALA:CB	3:I:930:LEU:HA	2.46	0.45
3:I:907:GLU:HG2	3:I:909:ASN:H	1.82	0.45
3:I:910:SER:OG	3:I:911:LEU:HD12	2.17	0.45
3:I:1167:SER:N	3:I:1170:ASP:OD2	2.46	0.45
3:I:1356:TYR:N	3:I:1356:TYR:HD1	2.15	0.45
1:L:181:VAL:O	1:L:181:VAL:HG12	2.16	0.45
2:M:443:THR:HA	2:M:444:PRO:HD3	1.74	0.45
2:M:458:TYR:N	2:M:458:TYR:CD1	2.85	0.45
2:M:691:SER:O	2:M:693:GLU:N	2.50	0.45
2:M:878:SER:CA	3:N:1034:GLN:HE22	2.24	0.45
2:M:904:PRO:CD	2:M:908:GLY:HA2	2.39	0.45
2:M:1037:VAL:HG13	2:M:1049:LEU:CD1	2.42	0.45
2:M:1060:ILE:HD12	2:M:1060:ILE:HA	1.73	0.45
3:N:19:ARG:HG2	3:N:19:ARG:HH11	1.82	0.45
3:N:62:LYS:HA	3:N:62:LYS:CE	2.45	0.45
3:N:853:VAL:HG22	3:N:858:VAL:CG2	2.45	0.45
3:N:1129:THR:CG2	3:N:1130:ARG:N	2.79	0.45
3:N:1350:GLU:OE2	3:N:1357:ARG:NH1	2.50	0.45
3:N:1492:LEU:O	3:N:1492:LEU:HD13	2.17	0.45
1:B:195:LEU:HD12	1:B:196:THR:N	2.32	0.45

Continued on next page...

Continued from previous page...

Atom-1	Atom-2	Interatomic distance (Å)	Clash overlap (Å)
2:C:12:VAL:HG11	2:C:472:ARG:CD	2.46	0.45
2:C:158:TYR:CZ	2:C:313:LEU:HD11	2.52	0.45
2:C:170:PRO:HG2	2:C:258:TYR:CD1	2.52	0.45
2:C:833:LEU:HD12	2:C:833:LEU:HA	1.72	0.45
3:D:477:LEU:HD11	3:D:495:ARG:HG2	1.99	0.45
3:D:982:PHE:HB2	3:D:983:LEU:CD2	2.44	0.45
3:D:1093:TYR:O	3:D:1096:ARG:HB3	2.17	0.45
3:D:1425:THR:HG22	3:D:1426:LYS:N	2.31	0.45
3:D:1441:GLN:NE2	3:D:1442:ASN:N	2.65	0.45
3:D:1463:LYS:O	3:D:1466:VAL:HB	2.16	0.45
1:F:79:ILE:HD12	1:F:80:LEU:CA	2.47	0.45
2:H:115:LEU:HD13	2:H:375:SER:HA	1.99	0.45
2:H:182:VAL:C	2:H:193:LEU:HD13	2.37	0.45
2:H:191:PHE:CZ	2:H:196:LEU:HD12	2.52	0.45
2:H:382:ILE:CD1	2:H:382:ILE:N	2.79	0.45
2:H:437:ARG:C	2:H:438:ILE:HG13	2.37	0.45
2:H:467:ILE:H	2:H:467:ILE:CD1	2.23	0.45
2:H:928:LYS:HZ3	2:H:932:GLU:HG2	1.79	0.45
2:H:973:VAL:HG12	2:H:974:LEU:N	2.32	0.45
3:I:111:LYS:HG2	3:I:1448:THR:HG22	1.98	0.45
3:I:501:ALA:HB3	3:I:1452:ILE:CG2	2.44	0.45
3:I:649:ALA:CB	3:I:691:LEU:HD21	2.47	0.45
3:I:939:PHE:O	3:I:943:THR:HG23	2.17	0.45
3:I:1465:ASN:ND2	3:I:1470:ARG:HB3	2.22	0.45
1:K:21:GLY:HA3	1:K:207:PRO:HB3	1.98	0.45
1:K:83:LYS:HD3	1:K:168:ASP:HB2	1.99	0.45
2:M:471:TYR:HH	2:M:491:GLU:CD	2.19	0.45
2:M:516:ARG:HH11	2:M:521:PRO:HB3	1.82	0.45
2:M:575:GLN:C	2:M:667:ALA:HB1	2.38	0.45
2:M:724:ARG:HD3	2:M:734:LEU:HD23	1.99	0.45
2:M:975:TYR:HA	2:M:982:PRO:HA	1.98	0.45
2:M:1006:HIS:O	3:N:627:GLY:HA2	2.17	0.45
2:M:1105:LYS:HZ2	2:M:1107:ASN:HB2	1.81	0.45
3:N:15:PRO:HA	3:N:18:ILE:CD1	2.46	0.45
3:N:628:ARG:HG3	3:N:628:ARG:HH11	1.81	0.45
3:N:639:LEU:CD1	3:N:640:HIS:N	2.80	0.45
3:N:686:GLU:O	3:N:689:ASP:HB2	2.17	0.45
3:N:729:HIS:CD2	3:N:731:LEU:HB2	2.51	0.45
3:N:799:LYS:HE2	3:N:801:GLY:H	1.82	0.45
3:N:909:ASN:O	3:N:912:LYS:HB3	2.16	0.45
3:N:1007:VAL:HG11	3:N:1039:CYS:HB2	1.99	0.45

Continued on next page...

Continued from previous page...

Atom-1	Atom-2	Interatomic distance (Å)	Clash overlap (Å)
3:N:1385:GLY:HA2	3:N:1413:THR:HG21	1.99	0.45
3:N:1459:LEU:HD21	3:N:1468:LEU:HG	1.98	0.45
7:X:30:THR:O	7:X:31:LYS:C	2.55	0.45
7:Y:111:ASN:OD1	7:Y:113:LEU:HB2	2.17	0.45
7:Z:76:GLU:O	7:Z:76:GLU:CG	2.65	0.45
1:A:100:LEU:CD2	1:A:102:LYS:HE2	2.47	0.45
1:B:101:LEU:HD11	1:B:113:ASP:HB3	1.99	0.45
1:B:153:ALA:HA	1:B:156:HIS:NE2	2.31	0.45
2:C:339:LEU:HD22	2:C:385:PHE:HZ	1.82	0.45
2:C:543:ASN:ND2	2:C:562:SER:HB3	2.32	0.45
2:C:578:VAL:HA	2:C:900:ARG:HG2	1.98	0.45
2:C:588:VAL:HG13	2:C:666:LEU:HB2	1.98	0.45
2:C:969:GLN:HE21	2:C:969:GLN:HB3	1.49	0.45
2:C:1068:GLU:O	2:C:1071:ILE:HB	2.16	0.45
3:D:10:ILE:O	3:D:10:ILE:HG22	2.17	0.45
3:D:129:PHE:CE2	3:D:579:ASP:OD2	2.70	0.45
3:D:729:HIS:HE1	3:D:731:LEU:HB2	1.77	0.45
3:D:984:THR:CG2	3:D:987:GLU:H	2.30	0.45
3:D:1094:LEU:HG	3:D:1098:LEU:HD13	1.99	0.45
3:D:1106:VAL:CG1	3:D:1107:VAL:N	2.64	0.45
3:D:1440:PHE:O	3:D:1441:GLN:O	2.35	0.45
3:D:1441:GLN:HE21	3:D:1446:VAL:HG23	1.82	0.45
3:D:1496:GLU:HB2	3:D:1499:ARG:NH2	2.31	0.45
4:E:6:ILE:HD11	4:E:10:PHE:CE2	2.52	0.45
2:H:16:PRO:O	2:H:18:LEU:CD1	2.55	0.45
2:H:87:ASP:CG	2:H:824:ARG:HH21	2.21	0.45
2:H:214:TYR:OH	2:H:312:ALA:HA	2.17	0.45
2:H:243:ARG:H	2:H:243:ARG:HG3	1.39	0.45
2:H:383:ARG:CB	2:H:383:ARG:NH1	2.74	0.45
2:H:449:ILE:O	2:H:451:LEU:HG	2.17	0.45
3:I:29:PRO:HB2	3:I:545:ARG:CG	2.46	0.45
3:I:61:GLY:HA3	3:I:64:LYS:NZ	2.32	0.45
3:I:567:ILE:CG2	3:I:571:LYS:HE3	2.43	0.45
3:I:957:PRO:HG2	3:I:1007:VAL:HG22	1.97	0.45
3:I:984:THR:CG2	3:I:987:GLU:HG3	2.46	0.45
3:I:1078:ARG:HA	3:I:1078:ARG:HD3	1.74	0.45
3:I:1481:VAL:CG1	4:J:21:VAL:HG21	2.47	0.45
1:L:102:LYS:HD2	1:L:139:ASN:ND2	2.32	0.45
2:M:191:PHE:CE2	2:M:238:LEU:HD21	2.52	0.45
2:M:494:TYR:HB2	2:M:496:ILE:HD11	1.99	0.45
2:M:559:LEU:CD2	2:M:560:MET:N	2.80	0.45

Continued on next page...

Continued from previous page...

Atom-1	Atom-2	Interatomic distance (Å)	Clash overlap (Å)
2:M:985:GLY:O	2:M:987:ILE:HD12	2.16	0.45
2:M:1000:MET:H	2:M:1000:MET:HG3	1.48	0.45
3:N:41:ARG:C	3:N:43:GLY:H	2.21	0.45
7:Z:153:ALA:C	7:Z:154:ILE:HG13	2.37	0.45
1:A:39:PRO:HA	1:B:35:THR:HG23	1.98	0.44
2:C:317:VAL:N	2:C:318:PRO:HD3	2.31	0.44
2:C:333:ILE:HG13	2:C:410:ILE:CD1	2.44	0.44
2:C:364:GLU:OE1	2:C:364:GLU:HA	2.17	0.44
2:C:449:ILE:C	2:C:451:LEU:H	2.21	0.44
2:C:729:LEU:O	2:C:729:LEU:CG	2.65	0.44
2:C:840:ALA:O	2:C:995:MET:HG3	2.17	0.44
2:C:841:ASN:OD1	2:C:845:ASN:N	2.48	0.44
2:C:843:HIS:CD2	2:C:884:GLN:HA	2.52	0.44
2:C:878:SER:O	3:D:1034:GLN:NE2	2.50	0.44
2:C:1090:LYS:CE	3:D:90:MET:SD	3.05	0.44
3:D:407:VAL:HA	3:D:422:ALA:HB2	1.98	0.44
3:D:643:GLY:N	3:D:727:GLN:O	2.49	0.44
3:D:1068:LEU:O	3:D:1069:GLU:C	2.55	0.44
3:D:1441:GLN:NE2	3:D:1442:ASN:H	2.15	0.44
3:D:1468:LEU:CD2	3:D:1470:ARG:HB2	2.30	0.44
2:H:27:ARG:HH11	2:H:27:ARG:HG3	1.82	0.44
2:H:288:ARG:NH1	2:H:288:ARG:CB	2.71	0.44
2:H:544:THR:C	2:H:546:LEU:N	2.70	0.44
2:H:742:VAL:HG12	2:H:743:VAL:H	1.81	0.44
2:H:1092:LEU:CB	2:H:1099:VAL:HG21	2.47	0.44
3:I:135:LEU:HD23	3:I:135:LEU:C	2.38	0.44
3:I:646:LYS:HG3	3:I:647:ARG:N	2.32	0.44
3:I:765:SER:C	3:I:767:HIS:N	2.71	0.44
3:I:800:LYS:HD2	3:I:800:LYS:HA	1.59	0.44
3:I:1093:TYR:HA	3:I:1096:ARG:CD	2.45	0.44
1:L:215:VAL:CG2	1:L:216:GLU:N	2.80	0.44
2:M:129:ILE:N	2:M:129:ILE:CD1	2.80	0.44
2:M:205:GLU:H	2:M:205:GLU:HG3	1.42	0.44
2:M:625:LEU:HD11	2:M:641:PRO:HG3	1.99	0.44
2:M:654:LEU:H	2:M:654:LEU:CD2	2.26	0.44
2:M:1063:ARG:NH1	2:M:1067:TYR:HB2	2.33	0.44
3:N:792:ILE:HG13	3:N:860:LEU:HD13	2.00	0.44
3:N:864:VAL:CG1	3:N:865:THR:N	2.60	0.44
3:N:1274:ILE:HD11	3:N:1334:GLN:HE21	1.82	0.44
7:X:64:SER:O	7:X:68:ILE:HG12	2.17	0.44
7:Z:83:ILE:HG12	7:Z:89:VAL:CG2	2.47	0.44

Continued on next page...

Continued from previous page...

Atom-1	Atom-2	Interatomic distance (Å)	Clash overlap (Å)
1:A:131:THR:C	1:A:132:LEU:HD12	2.38	0.44
1:A:217:ILE:O	1:A:221:HIS:CD2	2.70	0.44
2:C:73:LEU:CD2	2:C:94:LEU:HB2	2.47	0.44
2:C:96:ALA:O	2:C:98:LEU:CD1	2.66	0.44
2:C:136:ILE:HG13	2:C:392:SER:OG	2.18	0.44
2:C:186:VAL:O	2:C:186:VAL:HG23	2.16	0.44
2:C:207:LEU:CD2	2:C:211:LEU:HD23	2.47	0.44
2:C:351:LEU:HD12	2:C:374:ASN:ND2	2.32	0.44
2:C:899:GLN:HG3	2:C:901:TYR:CZ	2.52	0.44
2:C:922:PHE:CE1	2:C:964:LYS:HA	2.53	0.44
2:C:1083:GLU:OE2	2:C:1086:ARG:HD2	2.17	0.44
2:C:1100:GLN:HA	2:C:1100:GLN:HE21	1.81	0.44
3:D:63:TYR:HB3	3:D:68:PHE:CE1	2.52	0.44
3:D:162:ARG:CG	3:D:452:ILE:HG21	2.47	0.44
3:D:421:LEU:HD22	3:D:444:VAL:CG1	2.46	0.44
3:D:550:ARG:NH2	3:D:573:MET:HE3	2.32	0.44
3:D:851:LEU:N	3:D:851:LEU:CD2	2.75	0.44
3:D:1464:GLU:H	3:D:1464:GLU:HG2	1.64	0.44
1:F:42:ARG:CZ	2:H:857:ASP:HB3	2.44	0.44
1:G:78:ILE:O	1:G:82:LEU:HG	2.17	0.44
1:G:82:LEU:O	1:G:85:LEU:HB3	2.17	0.44
1:G:99:LEU:CB	1:G:142:VAL:HG23	2.47	0.44
2:H:36:PRO:CG	2:H:70:GLU:HB3	2.48	0.44
2:H:181:VAL:CG1	2:H:182:VAL:N	2.80	0.44
2:H:443:THR:HA	2:H:444:PRO:HD3	1.80	0.44
2:H:602:GLU:HA	2:H:647:GLN:O	2.18	0.44
2:H:686:ASP:O	2:H:688:ILE:HD12	2.18	0.44
2:H:756:VAL:O	2:H:789:SER:HB3	2.17	0.44
2:H:836:GLY:C	2:H:1001:VAL:CG2	2.85	0.44
2:H:853:LEU:HB2	2:H:858:MET:HE2	1.94	0.44
3:I:567:ILE:O	3:I:571:LYS:HG2	2.17	0.44
3:I:835:SER:O	3:I:836:VAL:C	2.54	0.44
3:I:1301:LYS:HG3	3:I:1303:TYR:CZ	2.50	0.44
1:L:77:GLU:CB	3:N:872:ARG:HH21	2.27	0.44
2:M:263:ASP:O	2:M:264:PRO:C	2.54	0.44
2:M:274:ARG:HG2	2:M:285:LEU:HB3	1.99	0.44
2:M:548:PRO:HG2	2:M:842:ARG:NH2	2.32	0.44
2:M:572:ILE:HG12	2:M:701:THR:O	2.17	0.44
2:M:636:ALA:HB2	2:M:703:ILE:HB	2.00	0.44
2:M:673:LEU:HD22	2:M:867:VAL:HG12	1.99	0.44
2:M:937:ASP:OD2	2:M:938:LYS:N	2.50	0.44

Continued on next page...

Continued from previous page...

Atom-1	Atom-2	Interatomic distance (Å)	Clash overlap (Å)
2:M:1036:GLU:O	2:M:1039:ALA:HB3	2.18	0.44
2:M:1097:LEU:HG	3:N:10:ILE:HD13	1.99	0.44
3:N:73:CYS:HB3	3:N:76:CYS:O	2.17	0.44
3:N:729:HIS:HE2	3:N:731:LEU:HB2	1.81	0.44
3:N:827:ILE:HA	3:N:836:VAL:HG13	1.98	0.44
3:N:829:VAL:O	3:N:835:SER:HB3	2.16	0.44
3:N:996:TRP:CG	3:N:1056:PRO:HG2	2.50	0.44
3:N:1254:GLN:OE1	3:N:1257:PRO:HG2	2.17	0.44
4:O:59:ASN:O	4:O:63:TRP:CD1	2.70	0.44
7:X:115:THR:CB	7:X:116:PRO:CD	2.95	0.44
1:B:56:VAL:CG2	1:B:142:VAL:HG12	2.45	0.44
2:C:342:ASP:O	2:C:345:ARG:HG2	2.17	0.44
2:C:775:ARG:NH1	2:C:782:ALA:HB1	2.33	0.44
2:C:1050:GLN:NE2	3:D:1469:GLY:O	2.50	0.44
3:D:433:GLY:CA	3:D:447:VAL:O	2.65	0.44
3:D:820:GLU:CD	3:D:820:GLU:O	2.56	0.44
3:D:835:SER:O	3:D:838:ARG:HD2	2.17	0.44
3:D:1093:TYR:CZ	3:D:1097:LYS:HG3	2.50	0.44
3:D:1107:VAL:HB	3:D:1219:GLU:H	1.82	0.44
3:D:1153:VAL:HG12	3:D:1155:VAL:CG2	2.43	0.44
3:D:1221:VAL:HG12	3:D:1370:ILE:HD13	2.00	0.44
3:D:1288:GLU:O	3:D:1307:LYS:HG2	2.18	0.44
3:D:1481:VAL:C	3:D:1483:PHE:N	2.70	0.44
3:D:1495:ILE:HG13	4:E:80:VAL:HG13	1.99	0.44
1:F:20:TYR:OH	1:F:198:ARG:CD	2.64	0.44
2:H:12:VAL:HG11	2:H:534:VAL:HG13	1.99	0.44
2:H:111:ASP:O	2:H:112:GLU:CG	2.66	0.44
2:H:217:LEU:H	2:H:217:LEU:HG	1.42	0.44
2:H:344:PHE:CE2	2:H:378:LEU:HD21	2.52	0.44
2:H:447:ALA:O	2:H:448:ASN:CB	2.57	0.44
2:H:483:VAL:HG12	2:H:484:VAL:N	2.32	0.44
2:H:557:ARG:HG3	2:H:557:ARG:NH1	2.31	0.44
2:H:913:GLU:O	2:H:916:GLU:HB3	2.17	0.44
3:I:87:ARG:O	3:I:88:TYR:HD2	2.00	0.44
3:I:131:LYS:CE	3:I:456:MET:SD	2.96	0.44
3:I:630:VAL:HG12	3:I:631:ILE:N	2.31	0.44
3:I:676:MET:SD	3:I:684:LYS:HE3	2.57	0.44
3:I:827:ILE:O	3:I:828:LYS:HG3	2.18	0.44
3:I:972:LEU:O	3:I:976:GLN:HG3	2.17	0.44
3:I:1146:GLY:HA2	3:I:1207:TYR:CD1	2.52	0.44
3:I:1263:PHE:CE1	3:I:1352:ILE:CD1	3.01	0.44

Continued on next page...

Continued from previous page...

Atom-1	Atom-2	Interatomic distance (Å)	Clash overlap (Å)
3:I:1264:GLU:HG2	3:I:1266:ARG:NH2	2.32	0.44
1:K:99:LEU:HD21	1:K:122:ILE:HD11	1.98	0.44
1:K:179:PHE:CD1	1:K:179:PHE:C	2.90	0.44
1:K:184:THR:HG22	1:K:185:ARG:H	1.82	0.44
1:L:73:GLU:OE1	1:L:131:THR:N	2.50	0.44
1:L:86:VAL:O	1:L:86:VAL:CG1	2.62	0.44
2:M:195:LEU:O	2:M:199:VAL:HG23	2.17	0.44
2:M:328:LEU:HD22	2:M:437:ARG:HD3	1.99	0.44
2:M:470:PRO:HD3	2:M:485:TYR:HE2	1.82	0.44
2:M:596:TYR:N	2:M:596:TYR:CD1	2.84	0.44
3:N:158:TYR:CD1	3:N:158:TYR:C	2.89	0.44
3:N:844:ALA:O	3:N:867:ARG:HB3	2.18	0.44
3:N:935:LYS:HE2	3:N:935:LYS:HB3	1.85	0.44
3:N:1068:LEU:O	3:N:1069:GLU:C	2.55	0.44
3:N:1109:GLU:CD	3:N:1202:GLN:H	2.21	0.44
4:O:27:ALA:O	4:O:30:LEU:HB2	2.17	0.44
2:C:354:GLY:O	2:C:358:ARG:HD3	2.17	0.44
2:C:357:GLU:O	2:C:360:LEU:HG	2.18	0.44
2:C:903:SER:OG	2:C:908:GLY:HA3	2.18	0.44
2:C:972:VAL:HG23	2:C:973:VAL:O	2.16	0.44
3:D:400:VAL:O	3:D:400:VAL:CG1	2.65	0.44
3:D:704:ARG:HH12	3:D:743:ASP:HB3	1.83	0.44
3:D:799:LYS:HD3	3:D:826:PRO:HG2	2.00	0.44
3:D:1109:GLU:HG2	3:D:1202:GLN:N	2.32	0.44
3:D:1197:ARG:CG	3:D:1198:TYR:H	2.31	0.44
3:D:1207:TYR:CE1	3:D:1212:ALA:O	2.71	0.44
3:D:1273:VAL:HG21	3:D:1305:LEU:HD21	1.99	0.44
3:D:1353:GLN:HB3	3:D:1357:ARG:NE	2.33	0.44
3:D:1370:ILE:HG13	3:D:1370:ILE:H	1.51	0.44
3:D:1395:LEU:C	3:D:1395:LEU:CD2	2.86	0.44
1:G:138:LEU:HD23	1:G:138:LEU:O	2.18	0.44
1:G:185:ARG:C	1:G:185:ARG:CD	2.83	0.44
2:H:838:LYS:HZ2	2:H:846:LYS:NZ	2.16	0.44
2:H:863:ASP:OD1	2:H:865:THR:HG22	2.17	0.44
2:H:911:GLU:HB3	2:H:912:PRO:HD3	1.99	0.44
2:H:926:PHE:O	2:H:929:ARG:HB2	2.16	0.44
3:I:93:ILE:HG22	3:I:551:ASN:HD22	1.82	0.44
3:I:786:ILE:O	3:I:787:LEU:C	2.56	0.44
3:I:794:GLN:CD	3:I:795:VAL:H	2.18	0.44
3:I:1055:VAL:HA	3:I:1056:PRO:HD3	1.72	0.44
3:I:1264:GLU:OE2	3:I:1423:GLY:HA3	2.17	0.44

Continued on next page...

Continued from previous page...

Atom-1	Atom-2	Interatomic distance (Å)	Clash overlap (Å)
4:J:39:VAL:HG22	4:J:67:GLU:OE2	2.18	0.44
1:K:58:ILE:HB	1:K:61:VAL:HB	1.98	0.44
2:M:267:TYR:CD1	2:M:272:ALA:HB1	2.52	0.44
2:M:412:ALA:HB1	2:M:419:THR:HG21	1.99	0.44
2:M:553:ASP:OD1	2:M:843:HIS:ND1	2.50	0.44
2:M:625:LEU:CD1	2:M:641:PRO:HG3	2.47	0.44
3:N:31:THR:OG1	3:N:32:ILE:N	2.49	0.44
3:N:36:THR:C	3:N:38:LYS:H	2.21	0.44
3:N:729:HIS:CD2	3:N:729:HIS:C	2.91	0.44
7:Y:26:LEU:CD1	7:Y:55:LYS:HG3	2.47	0.44
1:A:80:LEU:HD23	1:A:80:LEU:C	2.37	0.44
2:C:86:LYS:NZ	2:C:811:PRO:HB2	2.33	0.44
2:C:89:THR:HB	2:C:129:ILE:O	2.16	0.44
2:C:221:LEU:O	2:C:223:ASP:N	2.50	0.44
2:C:267:TYR:O	2:C:268:ASP:C	2.56	0.44
2:C:289:THR:C	2:C:291:ALA:N	2.66	0.44
2:C:304:LEU:HD23	2:C:304:LEU:H	1.82	0.44
2:C:1060:ILE:HG23	2:C:1061:GLU:H	1.83	0.44
3:D:30:GLU:HB3	3:D:40:GLU:CB	2.46	0.44
3:D:172:PRO:HG2	3:D:175:VAL:CG2	2.47	0.44
3:D:829:VAL:O	3:D:835:SER:HB3	2.18	0.44
3:D:1037:GLN:OE1	3:D:1042:ARG:NH1	2.50	0.44
3:D:1144:LEU:HD13	3:D:1174:LEU:CD1	2.47	0.44
3:D:1329:ALA:CA	3:D:1330:ILE:HD12	2.47	0.44
1:F:58:ILE:CG2	1:F:61:VAL:HG23	2.48	0.44
2:H:52:PHE:CE1	2:H:67:ASP:OD1	2.70	0.44
2:H:442:GLU:HG2	2:H:454:SER:OG	2.17	0.44
2:H:1052:MET:HA	2:H:1056:LYS:CD	2.48	0.44
3:I:171:LEU:HD21	3:I:192:ALA:HB3	1.98	0.44
3:I:701:LEU:N	3:I:701:LEU:CD1	2.76	0.44
3:I:762:GLN:NE2	4:J:20:THR:OG1	2.50	0.44
3:I:804:LEU:HD22	3:I:829:VAL:CB	2.43	0.44
4:J:13:VAL:CG1	4:J:18:ARG:HB3	2.46	0.44
1:K:18:ARG:O	1:K:207:PRO:HD3	2.17	0.44
1:K:54:THR:HG22	1:K:158:ILE:CG1	2.39	0.44
2:M:80:GLN:H	2:M:80:GLN:HG2	1.58	0.44
2:M:483:VAL:HG12	2:M:484:VAL:N	2.32	0.44
2:M:556:ASN:OD1	7:Z:45:ASP:HA	2.17	0.44
2:M:1090:LYS:HD3	2:M:1093:GLN:HG3	1.98	0.44
2:M:1105:LYS:HZ3	2:M:1107:ASN:HB2	1.82	0.44
3:N:28:LYS:HB2	3:N:41:ARG:CZ	2.48	0.44

Continued on next page...

Continued from previous page...

Atom-1	Atom-2	Interatomic distance (Å)	Clash overlap (Å)
3:N:41:ARG:O	3:N:46:ASP:HB2	2.18	0.44
3:N:362:GLU:O	3:N:379:ALA:HB1	2.18	0.44
3:N:501:ALA:CB	3:N:1453:ALA:HB2	2.47	0.44
3:N:683:ILE:HG21	3:N:688:TRP:CZ2	2.51	0.44
3:N:996:TRP:O	3:N:999:THR:N	2.50	0.44
3:N:1118:ILE:HD11	3:N:1193:THR:HG23	1.99	0.44
3:N:1120:VAL:HG23	3:N:1188:VAL:HG11	2.00	0.44
3:N:1128:VAL:O	3:N:1128:VAL:HG12	2.17	0.44
3:N:1159:ARG:HH11	3:N:1159:ARG:CG	2.30	0.44
3:N:1372:VAL:HG23	3:N:1375:MET:CE	2.47	0.44
3:N:1389:LEU:H	3:N:1389:LEU:HG	1.29	0.44
4:O:54:LEU:CB	4:O:58:PRO:HG2	2.46	0.44
7:Z:43:TYR:HB3	7:Z:44:ASP:H	1.50	0.44
1:A:161:ARG:HB2	1:A:161:ARG:HH11	1.79	0.44
1:B:165:ILE:HA	1:B:166:PRO:HD3	1.69	0.44
2:C:26:TYR:HA	2:C:29:ALA:HB3	2.00	0.44
2:C:135:VAL:HG21	2:C:406:HIS:HD2	1.82	0.44
2:C:666:LEU:CG	2:C:668:LEU:HD11	2.36	0.44
2:C:667:ALA:C	2:C:668:LEU:HD12	2.37	0.44
2:C:670:GLN:HB2	2:C:700:TYR:HE1	1.82	0.44
2:C:838:LYS:HD3	2:C:846:LYS:HZ3	1.83	0.44
2:C:886:LEU:HA	2:C:886:LEU:HD12	1.45	0.44
2:C:1001:VAL:HG13	2:C:1004:LYS:CB	2.48	0.44
3:D:392:SER:O	3:D:393:ILE:HD12	2.16	0.44
3:D:470:LEU:HD23	3:D:470:LEU:H	1.83	0.44
3:D:581:LEU:HD23	3:D:581:LEU:N	2.32	0.44
3:D:791:TYR:CD1	3:D:1022:VAL:HG11	2.53	0.44
3:D:800:LYS:CE	3:D:804:LEU:HD22	2.48	0.44
3:D:1094:LEU:HD11	3:D:1098:LEU:HD11	2.00	0.44
3:D:1137:ARG:NH2	3:D:1172:HIS:NE2	2.65	0.44
3:D:1262:LEU:HB3	3:D:1352:ILE:HD11	1.99	0.44
1:G:111:ALA:O	1:G:114:PHE:HD1	2.00	0.44
2:H:26:TYR:CE2	2:H:30:LEU:HD21	2.53	0.44
3:I:633:VAL:O	3:I:635:PRO:HD3	2.18	0.44
3:I:789:LEU:HD13	3:I:911:LEU:HD21	1.99	0.44
3:I:1365:ASP:O	3:I:1366:LYS:C	2.55	0.44
3:I:1377:LYS:HE2	3:I:1378:TYR:CZ	2.53	0.44
1:K:45:LEU:N	1:K:45:LEU:CD1	2.81	0.44
2:M:26:TYR:OH	2:M:340:MET:HE2	2.18	0.44
2:M:717:LEU:HD13	2:M:763:GLY:O	2.18	0.44
2:M:723:THR:OG1	2:M:724:ARG:N	2.51	0.44

Continued on next page...

Continued from previous page...

Atom-1	Atom-2	Interatomic distance (Å)	Clash overlap (Å)
2:M:1021:LEU:HD12	2:M:1021:LEU:H	1.82	0.44
2:M:1089:VAL:O	2:M:1093:GLN:HG2	2.17	0.44
3:N:142:LEU:HD23	3:N:144:GLY:C	2.37	0.44
3:N:148:GLU:CB	3:N:151:GLN:HB2	2.48	0.44
3:N:156:GLU:HB2	3:N:157:GLU:OE2	2.17	0.44
3:N:646:LYS:HG3	3:N:647:ARG:HG3	1.99	0.44
3:N:841:TYR:HB3	3:N:843:PHE:CZ	2.53	0.44
3:N:911:LEU:O	3:N:914:LEU:HB3	2.17	0.44
3:N:1459:LEU:HD22	3:N:1470:ARG:NH2	2.32	0.44
7:Z:83:ILE:HD13	7:Z:89:VAL:HG21	1.98	0.44
1:A:45:LEU:HD11	1:A:177:VAL:HB	2.00	0.44
1:B:83:LYS:NZ	3:D:842:VAL:O	2.36	0.44
1:B:99:LEU:HB2	1:B:142:VAL:HG23	2.00	0.44
2:C:106:GLY:C	2:C:107:LEU:HD23	2.38	0.44
2:C:263:ASP:HB2	2:C:264:PRO:HD3	2.00	0.44
2:C:270:GLY:HA2	2:C:274:ARG:HD2	2.00	0.44
2:C:428:ARG:O	3:D:1078:ARG:NH1	2.51	0.44
2:C:1032:PHE:CD1	2:C:1052:MET:HG2	2.52	0.44
3:D:479:GLU:O	3:D:483:HIS:ND1	2.44	0.44
3:D:701:LEU:HD21	3:D:763:MET:HE1	2.00	0.44
3:D:833:GLU:O	3:D:834:THR:HG23	2.18	0.44
3:D:866:VAL:HG11	3:D:880:ILE:HD11	1.99	0.44
3:D:989:TYR:CD2	3:D:993:LEU:HD11	2.53	0.44
3:D:1209:LEU:HD12	3:D:1216:SER:H	1.82	0.44
3:D:1348:LEU:N	3:D:1348:LEU:CD1	2.80	0.44
1:F:73:GLU:HB2	1:F:78:ILE:HD11	2.00	0.44
1:G:56:VAL:CG2	1:G:142:VAL:HG12	2.29	0.44
1:G:184:THR:CG2	1:G:194:LYS:HB2	2.48	0.44
1:G:222:LEU:HD23	1:G:222:LEU:HA	1.87	0.44
2:H:12:VAL:HG22	2:H:13:ILE:HG22	1.95	0.44
2:H:145:GLY:H	2:H:163:ILE:HG23	1.83	0.44
2:H:207:LEU:O	2:H:211:LEU:HB3	2.18	0.44
2:H:539:VAL:C	2:H:540:PHE:CD2	2.91	0.44
2:H:601:GLY:HA2	2:H:616:GLU:HG2	1.98	0.44
2:H:610:ARG:C	2:H:611:ILE:HD13	2.38	0.44
2:H:682:TYR:O	2:H:687:ALA:HB1	2.18	0.44
2:H:836:GLY:C	2:H:1001:VAL:HG21	2.38	0.44
2:H:1094:ALA:HB1	3:I:603:LEU:HD11	2.00	0.44
3:I:639:LEU:CD1	3:I:640:HIS:N	2.81	0.44
3:I:820:GLU:HG2	3:I:836:VAL:HG11	1.99	0.44
3:I:827:ILE:O	3:I:827:ILE:CG2	2.56	0.44

Continued on next page...

Continued from previous page...

Atom-1	Atom-2	Interatomic distance (Å)	Clash overlap (Å)
3:I:857:ILE:HD12	3:I:857:ILE:H	1.70	0.44
3:I:1197:ARG:HD3	3:I:1198:TYR:CD1	2.53	0.44
3:I:1197:ARG:CG	3:I:1198:TYR:H	2.31	0.44
3:I:1312:LEU:HG	3:I:1327:ARG:HD3	2.00	0.44
4:J:13:VAL:HG21	4:J:19:LEU:HB2	2.00	0.44
2:M:44:ILE:HD13	2:M:344:PHE:CD1	2.53	0.44
2:M:110:GLU:OE2	2:M:112:GLU:OE2	2.35	0.44
2:M:374:ASN:HD22	2:M:374:ASN:C	2.21	0.44
2:M:552:HIS:CD2	2:M:886:LEU:HD22	2.53	0.44
2:M:748:GLU:O	2:M:748:GLU:HG2	2.17	0.44
2:M:762:LYS:HE3	2:M:786:LYS:HE2	2.00	0.44
2:M:836:GLY:CA	2:M:1001:VAL:HG21	2.36	0.44
2:M:865:THR:HA	2:M:866:PRO:HD3	1.82	0.44
2:M:1019:GLN:HB2	2:M:1021:LEU:CD1	2.46	0.44
3:N:52:PRO:HG3	3:N:78:VAL:CG1	2.45	0.44
3:N:405:ASP:N	3:N:423:ASP:OD1	2.40	0.44
3:N:1149:LEU:CG	3:N:1166:LEU:HD22	2.46	0.44
3:N:1189:ARG:HD2	3:N:1204:CYS:SG	2.58	0.44
3:N:1278:ASP:HB3	3:N:1321:ALA:N	2.32	0.44
3:N:1288:GLU:O	3:N:1307:LYS:HG2	2.18	0.44
3:N:1452:ILE:HD12	3:N:1452:ILE:N	2.32	0.44
7:Z:146:ARG:HE	7:Z:146:ARG:HB3	1.50	0.44
1:A:150:TYR:CD1	2:C:696:LYS:HG2	2.53	0.44
2:C:113:VAL:CG1	2:C:373:VAL:HG11	2.48	0.44
2:C:145:GLY:H	2:C:163:ILE:HG23	1.83	0.44
2:C:544:THR:O	2:C:546:LEU:N	2.50	0.44
3:D:148:GLU:OE2	3:D:148:GLU:N	2.50	0.44
3:D:160:GLU:OE1	3:D:161:LEU:CD1	2.58	0.44
3:D:465:LEU:CD1	3:D:509:PRO:O	2.66	0.44
3:D:522:PRO:HA	3:D:525:ARG:NH1	2.33	0.44
3:D:700:VAL:HB	3:D:748:HIS:O	2.18	0.44
1:G:30:ARG:NH1	1:G:30:ARG:HB3	2.32	0.44
1:G:227:ASN:HA	1:G:228:PRO:HD3	1.80	0.44
2:H:159:ILE:HG22	2:H:175:GLU:HG3	1.99	0.44
2:H:263:ASP:O	2:H:264:PRO:C	2.52	0.44
2:H:361:MET:CE	3:N:1314:LYS:HZ2	2.31	0.44
2:H:468:ARG:HD3	2:H:485:TYR:O	2.17	0.44
2:H:668:LEU:N	2:H:668:LEU:CD1	2.77	0.44
2:H:700:TYR:HD2	2:H:996:LYS:HB2	1.83	0.44
2:H:1101:THR:HG21	2:H:1111:ILE:HG23	1.96	0.44
3:I:206:ARG:HH11	3:I:206:ARG:HG3	1.83	0.44

Continued on next page...

Continued from previous page...

Atom-1	Atom-2	Interatomic distance (Å)	Clash overlap (Å)
3:I:490:ALA:O	3:I:493:ARG:HG3	2.17	0.44
3:I:650:LEU:HD12	3:I:650:LEU:HA	1.60	0.44
3:I:712:GLY:C	3:I:713:ILE:HG13	2.38	0.44
3:I:784:ASP:HB3	3:I:939:PHE:HE2	1.81	0.44
3:I:895:VAL:O	3:I:899:LEU:HG	2.18	0.44
3:I:1095:THR:OG1	3:I:1230:GLY:HA3	2.18	0.44
3:I:1194:CYS:HB3	3:I:1373:ARG:HH12	1.83	0.44
3:I:1207:TYR:CD2	3:I:1212:ALA:O	2.71	0.44
3:I:1313:VAL:HG21	3:I:1319:VAL:HG11	1.99	0.44
4:J:27:ALA:O	4:J:30:LEU:HB2	2.17	0.44
2:M:172:ILE:N	2:M:172:ILE:CD1	2.72	0.44
2:M:205:GLU:HB3	2:M:209:ARG:NH1	2.31	0.44
2:M:630:ARG:HD2	2:M:634:GLY:HA2	1.98	0.44
2:M:677:MET:C	2:M:873:PRO:HD3	2.38	0.44
2:M:688:ILE:HD12	2:M:688:ILE:N	2.32	0.44
2:M:722:ILE:HD13	2:M:741:GLY:HA3	2.00	0.44
2:M:860:HIS:HA	2:M:866:PRO:HA	1.99	0.44
2:M:1088:LEU:HD23	2:M:1092:LEU:CD1	2.48	0.44
3:N:12:LEU:HD21	3:N:104:PHE:CE1	2.52	0.44
3:N:402:PRO:CA	3:N:443:VAL:HG23	2.48	0.44
3:N:806:PHE:C	3:N:808:THR:N	2.71	0.44
3:N:826:PRO:C	3:N:828:LYS:H	2.21	0.44
3:N:843:PHE:HB2	3:N:866:VAL:HG22	2.00	0.44
3:N:1031:ASN:HD21	7:Z:32:ILE:CG2	2.31	0.44
3:N:1124:GLN:HA	3:N:1125:PRO:HD3	1.85	0.44
3:N:1205:TYR:CE1	3:N:1221:VAL:CG1	3.00	0.44
3:N:1254:GLN:O	3:N:1255:GLY:O	2.35	0.44
7:X:144:LYS:HB2	7:X:144:LYS:HE3	1.74	0.44
7:Z:43:TYR:O	7:Z:44:ASP:C	2.54	0.44
7:Z:48:LEU:HA	7:Z:48:LEU:HD13	1.77	0.44
1:B:44:LEU:C	1:B:48:ILE:HD13	2.38	0.44
2:C:54:ILE:CD1	2:C:355:VAL:CG1	2.96	0.44
2:C:68:PHE:C	2:C:69:LEU:HD23	2.39	0.44
2:C:184:MET:HE2	2:C:186:VAL:HG13	2.00	0.44
2:C:294:GLU:O	2:C:295:ASP:HB2	2.17	0.44
2:C:523:ILE:HG23	2:C:523:ILE:O	2.18	0.44
2:C:559:LEU:C	2:C:559:LEU:HD23	2.38	0.44
2:C:559:LEU:HD23	2:C:560:MET:N	2.32	0.44
2:C:630:ARG:HH11	2:C:630:ARG:CG	2.31	0.44
2:C:952:LEU:CD2	2:C:952:LEU:N	2.81	0.44
3:D:177:ALA:N	3:D:388:HIS:O	2.48	0.44

Continued on next page...

Continued from previous page...

Atom-1	Atom-2	Interatomic distance (Å)	Clash overlap (Å)
3:D:210:ARG:N	3:D:389:GLU:HB2	2.32	0.44
3:D:481:MET:SD	3:D:1388:ARG:CG	3.04	0.44
3:D:1256:LEU:O	3:D:1256:LEU:HD12	2.18	0.44
3:D:1346:ARG:HA	3:D:1346:ARG:HD2	1.84	0.44
3:D:1426:LYS:O	3:D:1426:LYS:HG2	2.18	0.44
3:D:1484:THR:HG21	4:E:18:ARG:HD2	2.00	0.44
1:G:36:LEU:C	1:G:39:PRO:HD2	2.38	0.44
2:H:89:THR:CA	2:H:129:ILE:O	2.59	0.44
2:H:95:TYR:N	2:H:95:TYR:CD1	2.85	0.44
2:H:139:GLN:NE2	2:H:415:PRO:HD3	2.33	0.44
2:H:158:TYR:CZ	2:H:313:LEU:HD11	2.53	0.44
2:H:603:VAL:HB	2:H:646:GLY:H	1.83	0.44
2:H:816:LYS:O	2:H:819:VAL:HB	2.17	0.44
2:H:878:SER:CA	3:I:1034:GLN:HE22	2.29	0.44
2:H:896:PHE:CE2	2:H:925:TYR:CB	3.01	0.44
2:H:1006:HIS:O	3:I:627:GLY:HA2	2.18	0.44
3:I:133:ILE:CG2	3:I:134:VAL:N	2.80	0.44
3:I:792:ILE:HG13	3:I:860:LEU:HD13	2.00	0.44
3:I:987:GLU:OE1	7:Y:120:SER:CB	2.66	0.44
3:I:1066:THR:HG22	3:I:1069:GLU:CB	2.45	0.44
3:I:1364:HIS:ND1	3:I:1365:ASP:N	2.65	0.44
1:K:26:GLU:CB	1:K:27:PRO:HA	2.48	0.44
1:K:31:GLY:O	1:K:34:VAL:HG12	2.18	0.44
1:K:99:LEU:CD2	1:K:122:ILE:HD11	2.48	0.44
1:K:175:ARG:HE	1:K:176:ARG:HB3	1.81	0.44
2:M:368:THR:CB	2:M:369:PRO:CD	2.91	0.44
2:M:463:GLU:OE2	2:M:463:GLU:HA	2.18	0.44
2:M:511:GLU:O	2:M:526:PRO:HD3	2.17	0.44
2:M:516:ARG:CG	3:N:1068:LEU:HD13	2.47	0.44
2:M:560:MET:O	2:M:564:MET:HG2	2.17	0.44
2:M:704:HIS:CB	2:M:831:ARG:HE	2.30	0.44
2:M:850:ALA:HA	3:N:632:VAL:HG11	2.00	0.44
2:M:873:PRO:HB3	3:N:949:ILE:CD1	2.47	0.44
2:M:1086:ARG:HG3	2:M:1111:ILE:HD12	1.99	0.44
3:N:882:PHE:O	3:N:886:VAL:HG23	2.18	0.44
3:N:907:GLU:HG2	3:N:909:ASN:H	1.82	0.44
3:N:1098:LEU:HD21	3:N:1229:ILE:CB	2.45	0.44
3:N:1101:VAL:CG1	3:N:1424:VAL:O	2.66	0.44
3:N:1256:LEU:O	3:N:1259:VAL:N	2.51	0.44
7:Z:20:GLU:HA	7:Z:20:GLU:OE1	2.18	0.44
1:A:19:GLU:N	1:A:19:GLU:OE1	2.50	0.43

Continued on next page...

Continued from previous page...

Atom-1	Atom-2	Interatomic distance (Å)	Clash overlap (Å)
2:C:494:TYR:CD1	2:C:494:TYR:N	2.86	0.43
2:C:620:LEU:HD12	2:C:620:LEU:O	2.18	0.43
2:C:983:ILE:O	2:C:984:GLU:C	2.56	0.43
3:D:149:LYS:HE3	3:D:149:LYS:N	2.33	0.43
3:D:434:ARG:HB3	3:D:447:VAL:HG23	2.00	0.43
3:D:508:ARG:HB3	3:D:509:PRO:HD2	1.99	0.43
3:D:520:LEU:HD21	3:D:524:LEU:HB3	2.00	0.43
3:D:633:VAL:O	3:D:635:PRO:HD3	2.18	0.43
3:D:875:THR:CG2	3:D:879:ARG:CB	2.95	0.43
3:D:926:LYS:O	3:D:929:ARG:HB2	2.18	0.43
3:D:996:TRP:O	3:D:999:THR:N	2.51	0.43
3:D:1047:LYS:NZ	3:D:1053:PHE:HA	2.32	0.43
3:D:1161:GLU:CG	3:D:1164:ARG:HB2	2.46	0.43
3:D:1319:VAL:HG23	3:D:1319:VAL:O	2.18	0.43
1:F:49:PRO:CA	1:F:148:VAL:HG22	2.48	0.43
1:F:106:PRO:HG3	1:F:134:GLU:CD	2.38	0.43
1:G:58:ILE:HB	1:G:61:VAL:CB	2.47	0.43
1:G:128:HIS:CE1	1:G:131:THR:HG23	2.52	0.43
2:H:575:GLN:HB3	2:H:671:ASN:ND2	2.32	0.43
2:H:577:PRO:HG3	2:H:993:PHE:CD1	2.52	0.43
2:H:691:SER:C	2:H:693:GLU:N	2.71	0.43
3:I:93:ILE:CG2	3:I:551:ASN:HD22	2.30	0.43
3:I:143:ASN:ND2	3:I:143:ASN:N	2.66	0.43
3:I:158:TYR:HE1	3:I:452:ILE:HD11	1.82	0.43
3:I:669:ASN:ND2	3:I:672:ALA:H	2.15	0.43
3:I:922:LEU:N	3:I:922:LEU:CD2	2.81	0.43
3:I:1040:GLY:O	3:I:1060:SER:HB3	2.18	0.43
3:I:1229:ILE:O	3:I:1229:ILE:HG22	2.18	0.43
3:I:1256:LEU:O	3:I:1259:VAL:N	2.51	0.43
3:I:1358:ALA:O	7:Y:55:LYS:NZ	2.47	0.43
1:L:60:ASP:OD2	1:L:60:ASP:N	2.51	0.43
2:M:36:PRO:HG2	2:M:70:GLU:HB3	2.00	0.43
2:M:128:ILE:N	2:M:128:ILE:HD12	2.33	0.43
2:M:249:LYS:HB3	2:M:250:ARG:H	1.58	0.43
2:M:553:ASP:OD2	2:M:881:ASN:HA	2.18	0.43
2:M:901:TYR:CD1	2:M:901:TYR:N	2.86	0.43
2:M:1009:SER:OG	2:M:1010:THR:N	2.51	0.43
3:N:699:VAL:HB	3:N:716:PHE:O	2.18	0.43
3:N:759:ALA:HA	3:N:763:MET:HE2	2.00	0.43
3:N:987:GLU:HA	3:N:987:GLU:OE2	2.18	0.43
3:N:1259:VAL:O	3:N:1263:PHE:HD1	2.01	0.43

Continued on next page...

Continued from previous page...

Atom-1	Atom-2	Interatomic distance (Å)	Clash overlap (Å)
3:N:1447:LEU:N	3:N:1447:LEU:HD12	2.33	0.43
3:N:1451:ALA:O	3:N:1452:ILE:C	2.56	0.43
3:N:1481:VAL:C	3:N:1483:PHE:N	2.72	0.43
7:X:5:VAL:CG1	7:X:72:ALA:HB2	2.47	0.43
7:X:77:GLU:HG3	7:X:77:GLU:O	2.18	0.43
2:C:501:THR:HG21	2:C:513:VAL:HG13	1.99	0.43
2:C:691:SER:C	2:C:693:GLU:N	2.70	0.43
2:C:701:THR:CG2	2:C:832:LYS:HG2	2.48	0.43
2:C:708:TYR:HE2	2:C:793:PRO:HG2	1.83	0.43
2:C:1036:GLU:O	2:C:1039:ALA:HB3	2.18	0.43
3:D:63:TYR:HB3	3:D:68:PHE:CD1	2.52	0.43
3:D:441:ARG:NH1	3:D:445:ARG:CZ	2.80	0.43
3:D:465:LEU:HD22	3:D:510:GLU:N	2.33	0.43
3:D:1125:PRO:HB2	3:D:1126:ASP:H	1.59	0.43
4:E:24:ALA:O	4:E:27:ALA:N	2.50	0.43
1:F:88:ARG:O	1:F:120:VAL:HG23	2.18	0.43
1:F:174:VAL:CG1	1:F:200:TRP:O	2.66	0.43
2:H:365:ASP:CG	2:H:365:ASP:O	2.56	0.43
2:H:395:LYS:HD3	2:H:397:GLU:OE2	2.17	0.43
2:H:455:LEU:CD1	2:H:456:ALA:O	2.62	0.43
2:H:495:THR:CG2	2:H:517:ARG:HE	2.29	0.43
2:H:897:LEU:HD21	2:H:921:ALA:N	2.34	0.43
3:I:206:ARG:HH21	3:I:441:ARG:HH21	1.62	0.43
3:I:511:TRP:N	3:I:511:TRP:CE3	2.86	0.43
3:I:804:LEU:CD2	3:I:831:GLY:CA	2.94	0.43
3:I:827:ILE:HA	3:I:836:VAL:CG1	2.48	0.43
3:I:936:TYR:HD1	3:I:937:TYR:CD1	2.36	0.43
3:I:1037:GLN:OE1	3:I:1042:ARG:NH1	2.50	0.43
3:I:1330:ILE:HG22	3:I:1331:ASP:N	2.34	0.43
3:I:1389:LEU:O	3:I:1390:LEU:HB2	2.17	0.43
1:K:41:ARG:HG3	1:K:177:VAL:HG12	1.99	0.43
1:K:65:PHE:CE1	2:M:799:ILE:HB	2.53	0.43
1:K:88:ARG:NH1	1:K:90:LEU:CD1	2.71	0.43
1:K:89:PHE:HD2	1:K:94:LEU:O	1.99	0.43
1:K:137:ARG:HG3	1:K:137:ARG:NH1	2.33	0.43
1:L:215:VAL:HG23	1:L:216:GLU:N	2.32	0.43
2:M:68:PHE:CD1	2:M:69:LEU:N	2.86	0.43
2:M:141:HIS:N	2:M:141:HIS:CD2	2.85	0.43
2:M:143:SER:O	2:M:144:PRO:C	2.55	0.43
2:M:442:GLU:O	2:M:442:GLU:HG3	2.19	0.43
2:M:445:GLU:OE2	7:Z:44:ASP:CG	2.57	0.43

Continued on next page...

Continued from previous page...

Atom-1	Atom-2	Interatomic distance (Å)	Clash overlap (Å)
2:M:739:GLU:HB2	2:M:742:VAL:HB	2.00	0.43
3:N:409:VAL:CG1	3:N:410:SER:N	2.80	0.43
3:N:493:ARG:CG	3:N:494:LYS:N	2.81	0.43
3:N:581:LEU:O	3:N:603:LEU:HG	2.18	0.43
3:N:654:LYS:O	3:N:658:LEU:HG	2.18	0.43
3:N:860:LEU:HD22	3:N:878:GLY:N	2.33	0.43
3:N:970:LYS:O	3:N:973:GLN:HG2	2.18	0.43
3:N:982:PHE:HD2	3:N:982:PHE:O	2.00	0.43
3:N:1466:VAL:O	3:N:1469:GLY:N	2.50	0.43
1:B:58:ILE:HD11	1:B:140:MET:HE3	1.99	0.43
2:C:111:ASP:O	2:C:112:GLU:CD	2.56	0.43
2:C:267:TYR:CB	2:C:272:ALA:HB1	2.42	0.43
2:C:806:LEU:HD13	2:C:813:VAL:HG21	2.00	0.43
2:C:897:LEU:CD2	2:C:921:ALA:HA	2.46	0.43
2:C:988:VAL:CG1	3:D:949:ILE:O	2.52	0.43
2:C:1032:PHE:CE2	2:C:1037:VAL:HG22	2.53	0.43
2:C:1091:GLU:OE2	3:D:613:ARG:HG3	2.18	0.43
2:C:1103:ASP:OD1	3:D:2:LYS:HG3	2.18	0.43
3:D:362:GLU:O	3:D:379:ALA:HB1	2.18	0.43
3:D:501:ALA:HB1	3:D:1452:ILE:HG22	2.00	0.43
3:D:754:PHE:CZ	4:E:21:VAL:HA	2.54	0.43
3:D:1024:ALA:HB2	3:D:1035:ILE:HD11	1.99	0.43
3:D:1257:PRO:HA	3:D:1260:ILE:CD1	2.47	0.43
3:D:1305:LEU:HD12	3:D:1311:LEU:CD2	2.34	0.43
4:E:9:LEU:HD22	4:E:19:LEU:HD11	2.00	0.43
1:F:32:PHE:CE1	1:G:221:HIS:NE2	2.86	0.43
1:F:206:THR:CG2	1:F:209:GLU:HG3	2.36	0.43
1:G:57:TYR:O	1:G:140:MET:HA	2.17	0.43
1:G:176:ARG:HG2	1:G:200:TRP:CE3	2.53	0.43
2:H:30:LEU:HA	2:H:44:ILE:HG13	2.00	0.43
2:H:46:ALA:O	2:H:50:GLU:HG2	2.18	0.43
2:H:226:VAL:HG13	2:H:227:PHE:N	2.33	0.43
2:H:327:HIS:O	2:H:329:GLY:N	2.51	0.43
2:H:547:ILE:HA	2:H:548:PRO:HD3	1.82	0.43
3:I:638:LYS:O	3:I:640:HIS:N	2.50	0.43
3:I:820:GLU:CB	3:I:836:VAL:HG21	2.47	0.43
3:I:1041:LEU:HB2	3:I:1059:SER:O	2.18	0.43
3:I:1108:ARG:HD3	3:I:1108:ARG:N	2.32	0.43
3:I:1218:GLY:O	4:J:17:TYR:CE2	2.71	0.43
3:I:1281:VAL:CG1	3:I:1282:ARG:N	2.81	0.43
3:I:1336:LEU:CD1	3:I:1341:PRO:HG3	2.47	0.43

Continued on next page...

Continued from previous page...

Atom-1	Atom-2	Interatomic distance (Å)	Clash overlap (Å)
4:J:53:GLY:C	4:J:55:PHE:N	2.70	0.43
1:L:31:GLY:N	1:L:193:ASP:OD1	2.52	0.43
2:M:343:GLN:CA	2:M:343:GLN:NE2	2.81	0.43
2:M:486:MET:HE3	2:M:491:GLU:HA	1.99	0.43
2:M:588:VAL:HG11	2:M:661:SER:HB2	1.98	0.43
2:M:928:LYS:HD2	2:M:928:LYS:HA	1.85	0.43
3:N:95:LEU:HD22	3:N:574:LEU:HD21	1.99	0.43
3:N:490:ALA:O	3:N:493:ARG:HG3	2.17	0.43
3:N:860:LEU:HA	3:N:877:PRO:HB2	2.00	0.43
3:N:908:LYS:NZ	7:Z:35:GLU:CD	2.72	0.43
3:N:1138:ALA:O	3:N:1141:GLU:HB2	2.19	0.43
1:A:45:LEU:N	1:A:45:LEU:CD1	2.81	0.43
1:A:55:SER:HB3	1:A:143:ARG:HB3	1.99	0.43
1:B:59:GLU:HG2	1:B:139:ASN:HB3	2.00	0.43
1:B:74:ASP:O	1:B:75:VAL:C	2.55	0.43
2:C:113:VAL:O	2:C:115:LEU:CD2	2.66	0.43
2:C:184:MET:CE	2:C:186:VAL:CG1	2.97	0.43
2:C:455:LEU:HD13	2:C:459:ALA:HB3	2.00	0.43
2:C:571:LEU:CD1	2:C:701:THR:N	2.77	0.43
2:C:682:TYR:O	2:C:850:ALA:HB3	2.18	0.43
2:C:1012:PRO:CD	2:C:1026:GLN:HB2	2.49	0.43
3:D:58:CYS:HA	3:D:78:VAL:HG11	2.01	0.43
3:D:462:GLN:O	3:D:466:LYS:HG3	2.19	0.43
3:D:509:PRO:O	3:D:512:MET:HB2	2.18	0.43
3:D:841:TYR:CD1	3:D:858:VAL:CG1	3.01	0.43
3:D:1347:TYR:HD2	3:D:1348:LEU:HD12	1.83	0.43
3:D:1437:ALA:HB3	3:D:1446:VAL:HG11	2.00	0.43
1:F:38:ASN:HB3	1:F:39:PRO:HD3	2.00	0.43
1:G:44:LEU:O	1:G:48:ILE:HD12	2.19	0.43
2:H:269:LEU:C	2:H:269:LEU:HD23	2.38	0.43
2:H:379:GLU:O	2:H:383:ARG:HB3	2.19	0.43
2:H:537:LYS:HB2	2:H:537:LYS:HE2	1.82	0.43
2:H:635:THR:O	2:H:637:LEU:HG	2.17	0.43
2:H:928:LYS:HZ1	2:H:932:GLU:HG2	1.83	0.43
2:H:1014:SER:HB2	2:H:1021:LEU:CD1	2.49	0.43
3:I:65:ARG:HD2	3:I:65:ARG:HA	1.87	0.43
3:I:160:GLU:OE2	3:I:165:LYS:HD2	2.18	0.43
3:I:1135:ARG:CD	3:I:1139:ASP:HB2	2.37	0.43
3:I:1434:TRP:CZ3	3:I:1455:LYS:O	2.72	0.43
4:J:19:LEU:HD12	4:J:23:VAL:HG23	2.00	0.43
1:K:92:PRO:C	1:K:94:LEU:N	2.70	0.43

Continued on next page...

Continued from previous page...

Atom-1	Atom-2	Interatomic distance (Å)	Clash overlap (Å)
1:K:182:GLU:CG	1:K:183:ASP:H	2.24	0.43
1:L:58:ILE:HG12	1:L:140:MET:HB3	2.00	0.43
1:L:87:VAL:CG2	1:L:144:VAL:HG11	2.44	0.43
2:M:146:VAL:CG2	2:M:162:ILE:HG13	2.45	0.43
2:M:177:GLU:OE2	2:M:179:ASN:HB2	2.18	0.43
2:M:670:GLN:HG3	2:M:700:TYR:CD1	2.53	0.43
2:M:682:TYR:O	2:M:850:ALA:HB3	2.18	0.43
2:M:742:VAL:CG1	2:M:743:VAL:N	2.81	0.43
2:M:792:VAL:HA	2:M:793:PRO:HD3	1.86	0.43
2:M:831:ARG:HH12	2:M:1002:GLU:CG	2.31	0.43
2:M:836:GLY:HA3	2:M:1001:VAL:CG2	2.34	0.43
3:N:72:VAL:CG2	3:N:77:GLY:HA2	2.48	0.43
3:N:127:LEU:HD22	3:N:134:VAL:CG2	2.49	0.43
3:N:348:GLN:O	3:N:351:MET:HB2	2.18	0.43
3:N:888:GLU:O	3:N:889:ALA:C	2.57	0.43
3:N:1051:GLU:HG3	3:N:1051:GLU:O	2.18	0.43
3:N:1258:ARG:HH21	3:N:1351:GLU:HG2	1.83	0.43
3:N:1356:TYR:HD1	3:N:1356:TYR:H	1.67	0.43
3:N:1356:TYR:N	3:N:1356:TYR:CD1	2.87	0.43
3:N:1422:MET:HE3	3:N:1426:LYS:HE2	2.00	0.43
7:X:141:ASP:OD2	7:X:142:THR:N	2.52	0.43
1:B:101:LEU:HD12	1:B:114:PHE:CA	2.49	0.43
2:C:4:LYS:HZ2	2:C:917:LEU:HD21	1.81	0.43
2:C:140:ILE:HA	2:C:332:ARG:O	2.18	0.43
2:C:205:GLU:H	2:C:205:GLU:HG3	1.56	0.43
2:C:474:VAL:HG13	2:C:530:GLU:C	2.38	0.43
2:C:787:ASP:O	2:C:787:ASP:OD1	2.37	0.43
2:C:874:LEU:HD23	3:D:1023:MET:SD	2.58	0.43
2:C:984:GLU:CG	3:D:944:THR:O	2.66	0.43
2:C:1032:PHE:HD2	2:C:1037:VAL:CG2	2.32	0.43
2:C:1032:PHE:CE2	2:C:1037:VAL:HA	2.39	0.43
2:C:1076:VAL:HA	2:C:1077:PRO:HD3	1.87	0.43
2:C:1082:PRO:C	2:C:1084:SER:H	2.22	0.43
3:D:128:TYR:HD2	3:D:128:TYR:HA	1.43	0.43
3:D:142:LEU:HB3	3:D:144:GLY:H	1.83	0.43
3:D:880:ILE:CG2	3:D:881:LEU:H	2.31	0.43
3:D:945:SER:OG	3:D:947:ILE:HG23	2.17	0.43
3:D:1041:LEU:HD12	3:D:1057:VAL:O	2.18	0.43
3:D:1321:ALA:O	3:D:1339:LYS:HD2	2.18	0.43
3:D:1358:ALA:O	7:X:55:LYS:NZ	2.47	0.43
4:E:92:LEU:O	4:E:93:TYR:CD2	2.72	0.43

Continued on next page...

Continued from previous page...

Atom-1	Atom-2	Interatomic distance (Å)	Clash overlap (Å)
1:F:20:TYR:HH	1:F:198:ARG:HD3	1.83	0.43
1:F:45:LEU:CD1	1:F:177:VAL:HG21	2.49	0.43
1:F:189:ARG:HA	1:F:189:ARG:HD3	1.76	0.43
2:H:157:ARG:CG	2:H:158:TYR:N	2.78	0.43
2:H:267:TYR:O	2:H:268:ASP:C	2.57	0.43
2:H:309:TYR:CE2	2:H:321:GLU:HB3	2.53	0.43
2:H:367:LEU:HD12	2:H:367:LEU:O	2.19	0.43
2:H:400:PRO:O	2:H:401:LEU:C	2.56	0.43
2:H:437:ARG:HG2	2:H:467:ILE:O	2.19	0.43
2:H:471:TYR:O	2:H:483:VAL:HG13	2.19	0.43
2:H:710:ILE:HB	2:H:790:LEU:HD22	2.00	0.43
2:H:724:ARG:HG2	2:H:737:LEU:HD22	2.00	0.43
3:I:670:VAL:CG1	3:I:671:LYS:H	2.27	0.43
3:I:1155:VAL:CG1	3:I:1177:ALA:HB1	2.48	0.43
3:I:1394:VAL:HB	3:I:1397:LYS:HB2	2.01	0.43
3:I:1466:VAL:O	3:I:1469:GLY:N	2.49	0.43
1:K:56:VAL:CG1	1:K:57:TYR:N	2.78	0.43
1:K:82:LEU:O	1:K:85:LEU:HB3	2.19	0.43
1:K:184:THR:CG2	1:K:185:ARG:H	2.31	0.43
1:K:210:ALA:O	1:K:211:LEU:C	2.57	0.43
1:L:56:VAL:HG12	1:L:57:TYR:H	1.83	0.43
1:L:185:ARG:CZ	3:N:692:GLU:CB	2.97	0.43
2:M:137:VAL:HG23	2:M:391:LEU:CD2	2.49	0.43
2:M:192:PRO:O	2:M:195:LEU:HB3	2.19	0.43
2:M:207:LEU:C	2:M:207:LEU:CD2	2.87	0.43
2:M:343:GLN:CA	2:M:343:GLN:HE21	2.30	0.43
2:M:383:ARG:HB2	2:M:383:ARG:NH1	2.32	0.43
2:M:474:VAL:CG2	2:M:478:VAL:O	2.58	0.43
2:M:598:GLU:HB2	2:M:615:TYR:CE1	2.53	0.43
2:M:838:LYS:NZ	2:M:846:LYS:NZ	2.66	0.43
2:M:886:LEU:HD12	2:M:886:LEU:HA	1.73	0.43
2:M:1038:TRP:O	2:M:1039:ALA:C	2.57	0.43
3:N:97:THR:HB	3:N:571:LYS:HE2	2.00	0.43
3:N:704:ARG:CD	3:N:705:ALA:H	2.32	0.43
3:N:765:SER:OG	3:N:766:ALA:N	2.50	0.43
3:N:991:GLN:HE22	7:Z:113:LEU:HG	1.83	0.43
3:N:1110:ALA:O	3:N:1112:CYS:N	2.51	0.43
3:N:1190:SER:OG	3:N:1191:PRO:CD	2.65	0.43
3:N:1471:LEU:CD2	3:N:1477:GLY:HA2	2.48	0.43
1:B:82:LEU:N	1:B:82:LEU:HD23	2.33	0.43
2:C:89:THR:HG21	2:C:383:ARG:NH2	2.32	0.43

Continued on next page...

Continued from previous page...

Atom-1	Atom-2	Interatomic distance (Å)	Clash overlap (Å)
2:C:176:VAL:O	2:C:176:VAL:HG23	2.18	0.43
2:C:399:ASN:O	2:C:402:SER:HB3	2.17	0.43
2:C:588:VAL:HG23	2:C:589:ARG:N	2.34	0.43
2:C:928:LYS:HA	2:C:928:LYS:HD2	1.76	0.43
3:D:181:ASP:CA	3:D:205:TYR:CD2	2.98	0.43
3:D:353:VAL:HG23	3:D:353:VAL:O	2.18	0.43
3:D:402:PRO:N	3:D:443:VAL:HG23	2.34	0.43
3:D:625:TYR:HB3	3:D:749:VAL:CG2	2.49	0.43
3:D:639:LEU:CD1	3:D:639:LEU:C	2.87	0.43
3:D:821:VAL:O	3:D:821:VAL:HG12	2.19	0.43
3:D:908:LYS:CB	3:D:1027:GLY:HA3	2.38	0.43
3:D:1137:ARG:HG3	3:D:1137:ARG:NH1	2.32	0.43
1:F:225:PHE:HD1	1:G:215:VAL:HG11	1.83	0.43
1:G:96:THR:HB	1:G:145:ASP:OD2	2.19	0.43
2:H:90:TYR:O	2:H:90:TYR:HD1	2.02	0.43
2:H:328:LEU:HD11	2:H:434:HIS:CD2	2.53	0.43
2:H:389:SER:C	2:H:391:LEU:N	2.71	0.43
2:H:409:ARG:HA	2:H:454:SER:HA	2.01	0.43
2:H:595:LEU:HD12	2:H:595:LEU:HA	1.81	0.43
2:H:690:ILE:CG1	2:H:694:LEU:HD12	2.48	0.43
2:H:690:ILE:HG13	2:H:694:LEU:HD12	1.99	0.43
2:H:853:LEU:HA	2:H:854:PRO:HD3	1.83	0.43
2:H:1092:LEU:HB3	2:H:1099:VAL:HG23	2.01	0.43
3:I:80:VAL:HG12	3:I:81:THR:N	2.33	0.43
3:I:549:ASN:HD22	3:I:549:ASN:HA	1.52	0.43
3:I:700:VAL:HG13	3:I:718:PRO:HG2	2.00	0.43
3:I:917:GLN:HA	3:I:920:LEU:HD12	2.00	0.43
3:I:1108:ARG:NH2	3:I:1198:TYR:O	2.51	0.43
4:J:59:ASN:HB3	4:J:62:THR:OG1	2.18	0.43
1:K:42:ARG:CZ	2:M:857:ASP:HB3	2.48	0.43
1:L:57:TYR:CD2	1:L:161:ARG:HG2	2.53	0.43
1:L:83:LYS:HE2	1:L:168:ASP:O	2.18	0.43
2:M:206:THR:CG2	2:M:207:LEU:N	2.82	0.43
2:M:455:LEU:HD12	2:M:456:ALA:N	2.34	0.43
2:M:1019:GLN:HG3	3:N:621:LYS:HZ2	1.82	0.43
3:N:84:ILE:HG13	3:N:85:VAL:N	2.33	0.43
3:N:86:ARG:HD3	3:N:523:ASP:OD2	2.18	0.43
3:N:813:LEU:CD1	3:N:814:ALA:N	2.76	0.43
3:N:1159:ARG:NH1	3:N:1159:ARG:CG	2.81	0.43
3:N:1434:TRP:CG	3:N:1435:LEU:N	2.87	0.43
7:X:115:THR:HB	7:X:116:PRO:CD	2.47	0.43

Continued on next page...

Continued from previous page...

Atom-1	Atom-2	Interatomic distance (Å)	Clash overlap (Å)
7:Z:133:ARG:N	7:Z:136:ASP:OD2	2.34	0.43
1:A:78:ILE:O	1:A:81:ASN:N	2.52	0.43
1:B:52:ALA:HB1	1:B:170:VAL:N	2.34	0.43
1:B:58:ILE:N	1:B:58:ILE:HD12	2.33	0.43
1:B:104:GLU:HA	1:B:136:GLY:O	2.19	0.43
2:C:282:GLY:C	2:C:283:ILE:CG1	2.85	0.43
2:C:948:GLU:CD	2:C:955:PRO:HA	2.39	0.43
2:C:979:THR:HG23	2:C:981:GLU:N	2.22	0.43
2:C:994:ILE:HG22	2:C:995:MET:N	2.32	0.43
2:C:1004:LYS:CG	3:D:630:VAL:HG23	2.49	0.43
2:C:1024:LYS:CA	2:C:1024:LYS:HE3	2.46	0.43
3:D:12:LEU:HD21	3:D:104:PHE:HE1	1.83	0.43
3:D:52:PRO:O	3:D:86:ARG:CG	2.66	0.43
3:D:54:LYS:HG3	3:D:55:ASP:N	2.33	0.43
3:D:348:GLN:HB3	3:D:349:PRO:HD2	2.01	0.43
3:D:788:GLY:O	3:D:792:ILE:HG22	2.18	0.43
3:D:925:GLU:OE1	4:E:7:ASP:OD2	2.36	0.43
3:D:1173:LEU:HD12	3:D:1176:LYS:HE2	2.00	0.43
3:D:1283:ILE:HD11	3:D:1314:LYS:HA	2.01	0.43
3:D:1385:GLY:HA2	3:D:1413:THR:HG21	2.01	0.43
3:D:1495:ILE:HD13	3:D:1495:ILE:HA	1.95	0.43
4:E:85:LEU:HD23	4:E:85:LEU:C	2.38	0.43
1:F:82:LEU:HD13	1:F:142:VAL:HG11	2.00	0.43
2:H:198:ARG:CZ	2:H:203:ASP:HA	2.48	0.43
2:H:335:THR:O	2:H:336:VAL:C	2.57	0.43
2:H:574:ALA:O	2:H:662:GLU:OE1	2.36	0.43
2:H:850:ALA:HA	3:I:632:VAL:HG13	2.01	0.43
2:H:1047:HIS:HA	2:H:1050:GLN:HB3	2.01	0.43
2:H:1084:SER:HA	2:H:1087:VAL:HG12	2.01	0.43
3:I:52:PRO:CG	3:I:80:VAL:HG22	2.48	0.43
3:I:620:GLY:O	3:I:621:LYS:HG2	2.19	0.43
3:I:646:LYS:O	3:I:649:ALA:HB3	2.19	0.43
3:I:996:TRP:CZ2	3:I:1056:PRO:HG2	2.53	0.43
3:I:1026:SER:O	3:I:1028:ALA:N	2.51	0.43
3:I:1353:GLN:HB3	3:I:1357:ARG:NE	2.33	0.43
3:I:1380:GLU:HB2	3:I:1420:LEU:HD11	2.01	0.43
3:I:1425:THR:C	3:I:1429:LEU:HD13	2.35	0.43
4:J:24:ALA:O	4:J:27:ALA:N	2.52	0.43
2:M:111:ASP:OD1	2:M:111:ASP:N	2.51	0.43
2:M:120:LEU:O	2:M:127:PHE:CD2	2.71	0.43
2:M:151:ASP:OD1	2:M:152:PRO:HD2	2.18	0.43

Continued on next page...

Continued from previous page...

Atom-1	Atom-2	Interatomic distance (Å)	Clash overlap (Å)
2:M:175:GLU:HG2	2:M:176:VAL:H	1.83	0.43
2:M:626:ARG:H	2:M:639:GLN:NE2	2.16	0.43
2:M:705:ILE:HD12	2:M:705:ILE:N	2.34	0.43
2:M:795:GLY:O	2:M:796:GLU:HG2	2.18	0.43
2:M:944:LEU:CD2	2:M:953:VAL:HG21	2.49	0.43
3:N:180:LYS:N	3:N:180:LYS:HD2	2.34	0.43
3:N:462:GLN:CG	3:N:466:LYS:HE3	2.39	0.43
3:N:549:ASN:HD22	3:N:549:ASN:HA	1.62	0.43
3:N:764:LEU:HD12	3:N:765:SER:N	2.31	0.43
3:N:907:GLU:O	3:N:911:LEU:HD13	2.19	0.43
3:N:1043:GLY:O	3:N:1057:VAL:HG23	2.18	0.43
3:N:1209:LEU:HG	3:N:1219:GLU:OE1	2.19	0.43
3:N:1288:GLU:HG3	3:N:1307:LYS:CE	2.49	0.43
7:Z:83:ILE:HG12	7:Z:89:VAL:HG21	2.01	0.43
1:A:20:TYR:HD2	1:A:21:GLY:H	1.66	0.43
1:A:149:GLY:O	1:A:171:PHE:HB2	2.18	0.43
1:B:219:ARG:O	1:B:222:LEU:N	2.51	0.43
2:C:22:GLN:NE2	2:C:336:VAL:HG21	2.34	0.43
2:C:627:ARG:O	2:C:638:ASP:HB3	2.18	0.43
2:C:662:GLU:O	2:C:663:ASN:HB2	2.18	0.43
2:C:683:ASN:CA	2:C:687:ALA:HB3	2.47	0.43
2:C:776:SER:HA	2:C:780:GLU:HB3	2.01	0.43
3:D:50:PHE:CG	3:D:522:PRO:CG	3.01	0.43
3:D:119:SER:CB	3:D:123:LEU:H	2.31	0.43
3:D:181:ASP:O	3:D:204:LEU:HA	2.19	0.43
3:D:667:ALA:HA	3:D:668:PRO:HD3	1.82	0.43
3:D:704:ARG:CD	3:D:705:ALA:H	2.32	0.43
3:D:1105:ILE:CD1	3:D:1105:ILE:H	2.30	0.43
3:D:1109:GLU:HG2	3:D:1201:CYS:HB2	2.00	0.43
1:G:165:ILE:HD12	1:G:165:ILE:O	2.19	0.43
2:H:111:ASP:C	2:H:112:GLU:HG2	2.39	0.43
2:H:351:LEU:HD12	2:H:351:LEU:C	2.39	0.43
2:H:596:TYR:N	2:H:596:TYR:CD1	2.87	0.43
3:I:403:PHE:CE2	3:I:444:VAL:HG23	2.54	0.43
3:I:415:VAL:CG1	3:I:416:ALA:N	2.82	0.43
3:I:581:LEU:O	3:I:603:LEU:HG	2.19	0.43
3:I:871:LYS:HE2	3:I:871:LYS:HB3	1.81	0.43
2:M:182:VAL:C	2:M:193:LEU:CD1	2.87	0.43
2:M:720:GLU:OE2	2:M:760:SER:HB3	2.19	0.43
2:M:855:VAL:HG13	2:M:856:GLU:N	2.33	0.43
2:M:1013:TYR:HA	2:M:1019:GLN:O	2.19	0.43

Continued on next page...

Continued from previous page...

Atom-1	Atom-2	Interatomic distance (Å)	Clash overlap (Å)
3:N:57:GLU:O	3:N:80:VAL:HG21	2.19	0.43
3:N:812:ALA:HB1	3:N:816:HIS:HD2	1.79	0.43
3:N:841:TYR:HB3	3:N:843:PHE:CE1	2.53	0.43
3:N:850:LEU:H	3:N:850:LEU:CD1	2.25	0.43
3:N:916:TYR:O	3:N:920:LEU:HD12	2.18	0.43
3:N:1359:GLN:NE2	7:Z:33:LEU:HD21	2.33	0.43
7:X:133:ARG:O	7:X:134:VAL:C	2.57	0.43
7:Y:147:ARG:NH2	7:Y:149:PHE:CZ	2.87	0.43
7:Z:62:ILE:N	7:Z:62:ILE:CD1	2.81	0.43
1:A:92:PRO:C	1:A:94:LEU:H	2.21	0.43
1:B:58:ILE:HG21	1:B:61:VAL:HG23	2.00	0.43
2:C:2:GLU:C	2:C:3:ILE:HD12	2.40	0.43
2:C:99:GLN:HE21	2:C:101:ILE:HD11	1.83	0.43
2:C:110:GLU:CB	2:C:369:PRO:HB3	2.48	0.43
2:C:184:MET:HB2	2:C:193:LEU:HG	2.01	0.43
2:C:599:GLU:HG3	2:C:600:ASP:H	1.83	0.43
2:C:810:ASP:HB3	2:C:813:VAL:HG12	2.01	0.43
2:C:833:LEU:HD12	2:C:837:ASP:OD2	2.18	0.43
2:C:865:THR:HA	2:C:866:PRO:HD3	1.70	0.43
2:C:1004:LYS:HA	2:C:1004:LYS:HD3	1.84	0.43
2:C:1008:ARG:NE	2:C:1027:PHE:O	2.50	0.43
3:D:1123:PHE:CE2	3:D:1184:GLN:CA	2.89	0.43
3:D:1132:LEU:HD12	3:D:1132:LEU:N	2.34	0.43
4:E:61:VAL:CG2	4:E:62:THR:N	2.82	0.43
1:F:151:VAL:HB	1:F:169:ALA:HB3	2.00	0.43
1:G:202:ASP:OD1	1:G:202:ASP:C	2.56	0.43
2:H:1:MET:O	2:H:1:MET:SD	2.76	0.43
2:H:71:TYR:CD2	2:H:71:TYR:N	2.84	0.43
2:H:163:ILE:HA	2:H:164:PRO:HD3	1.81	0.43
2:H:242:LEU:HD21	2:H:254:VAL:HG11	1.99	0.43
2:H:578:VAL:HG23	2:H:579:VAL:HG12	2.01	0.43
2:H:582:GLY:C	2:H:583:LEU:HD12	2.39	0.43
2:H:897:LEU:CD2	2:H:921:ALA:HA	2.49	0.43
2:H:966:LEU:HD12	2:H:966:LEU:HA	1.74	0.43
2:H:1041:GLU:HB2	3:I:1223:ILE:HD13	2.01	0.43
3:I:127:LEU:HD11	3:I:461:ILE:HD11	2.00	0.43
3:I:470:LEU:HD12	3:I:503:LEU:CD2	2.47	0.43
3:I:639:LEU:HD12	3:I:640:HIS:H	1.84	0.43
3:I:1183:ILE:HD12	3:I:1183:ILE:H	1.84	0.43
3:I:1274:ILE:CG1	3:I:1334:GLN:HE21	2.28	0.43
3:I:1323:GLN:O	3:I:1325:LEU:HD13	2.19	0.43

Continued on next page...

Continued from previous page...

Atom-1	Atom-2	Interatomic distance (Å)	Clash overlap (Å)
3:I:1440:PHE:CD2	3:I:1441:GLN:N	2.87	0.43
1:K:90:LEU:H	1:K:94:LEU:CD1	2.31	0.43
1:L:211:LEU:O	1:L:214:ALA:HB3	2.19	0.43
2:M:22:GLN:NE2	2:M:336:VAL:HG21	2.33	0.43
2:M:113:VAL:O	2:M:113:VAL:CG2	2.66	0.43
2:M:140:ILE:HD11	2:M:412:ALA:CB	2.49	0.43
2:M:432:ARG:HH22	3:N:1047:LYS:HE3	1.84	0.43
2:M:571:LEU:CD2	2:M:670:GLN:HE21	2.27	0.43
2:M:626:ARG:HB3	2:M:629:TYR:CD1	2.53	0.43
2:M:684:PHE:CB	3:N:633:VAL:HG21	2.49	0.43
2:M:810:ASP:HB3	2:M:813:VAL:HG12	2.01	0.43
3:N:87:ARG:HD2	3:N:88:TYR:CE2	2.53	0.43
3:N:142:LEU:HD23	3:N:144:GLY:O	2.19	0.43
3:N:347:VAL:HG13	3:N:351:MET:CB	2.42	0.43
3:N:511:TRP:CE3	3:N:511:TRP:N	2.87	0.43
3:N:1031:ASN:ND2	7:Z:32:ILE:CG2	2.81	0.43
3:N:1034:GLN:O	3:N:1037:GLN:N	2.46	0.43
3:N:1256:LEU:O	3:N:1257:PRO:C	2.56	0.43
3:N:1262:LEU:HA	3:N:1262:LEU:HD12	1.64	0.43
3:N:1348:LEU:N	3:N:1348:LEU:CD1	2.81	0.43
7:X:128:ALA:O	7:X:138:LEU:HD13	2.18	0.43
7:Y:102:VAL:HG22	7:Y:117:MET:O	2.19	0.43
1:A:31:GLY:N	1:A:193:ASP:OD1	2.41	0.43
1:A:33:GLY:O	1:A:195:LEU:HD22	2.19	0.43
1:B:111:ALA:HB3	1:B:124:ASN:O	2.19	0.43
2:C:47:ALA:HB2	2:C:345:ARG:HD2	2.01	0.43
2:C:80:GLN:H	2:C:80:GLN:HG2	1.61	0.43
2:C:218:VAL:HG22	2:C:221:LEU:CD2	2.48	0.43
2:C:462:ASP:HB3	2:C:468:ARG:HD2	2.00	0.43
2:C:470:PRO:HB3	2:C:485:TYR:CZ	2.54	0.43
2:C:676:ILE:O	2:C:676:ILE:HG23	2.19	0.43
2:C:1019:GLN:CD	3:D:621:LYS:CB	2.87	0.43
3:D:141:ILE:CG1	3:D:448:GLU:OE1	2.67	0.43
3:D:639:LEU:CD2	3:D:766:ALA:HA	2.48	0.43
3:D:728:LEU:CD2	3:D:745:MET:SD	3.07	0.43
3:D:838:ARG:HD2	3:D:838:ARG:H	1.84	0.43
3:D:880:ILE:O	3:D:881:LEU:C	2.56	0.43
3:D:1281:VAL:HG21	3:D:1313:VAL:HG22	2.00	0.43
3:D:1283:ILE:HG22	3:D:1284:GLU:N	2.34	0.43
3:D:1356:TYR:HD1	3:D:1356:TYR:H	1.67	0.43
3:D:1487:VAL:CG1	3:D:1488:ASP:N	2.82	0.43

Continued on next page...

Continued from previous page...

Atom-1	Atom-2	Interatomic distance (Å)	Clash overlap (Å)
1:F:26:GLU:CB	1:F:27:PRO:HA	2.48	0.43
1:F:92:PRO:C	1:F:94:LEU:N	2.72	0.43
1:F:99:LEU:N	1:F:99:LEU:CD1	2.78	0.43
2:H:153:ALA:O	2:H:155:PRO:CD	2.67	0.43
2:H:281:LEU:CG	2:H:282:GLY:N	2.68	0.43
2:H:327:HIS:C	2:H:329:GLY:N	2.72	0.43
2:H:358:ARG:HH22	2:H:374:ASN:CG	2.21	0.43
2:H:374:ASN:O	2:H:377:PRO:HD2	2.19	0.43
2:H:621:VAL:HG12	2:H:622:GLU:H	1.84	0.43
2:H:676:ILE:HD12	2:H:871:LEU:HB2	2.01	0.43
2:H:1035:MET:HG2	3:I:707:THR:O	2.19	0.43
2:H:1036:GLU:H	2:H:1036:GLU:CD	2.16	0.43
3:I:554:LEU:HD11	3:I:571:LYS:CE	2.48	0.43
3:I:714:GLN:HB2	3:I:716:PHE:CE1	2.54	0.43
3:I:765:SER:C	3:I:767:HIS:H	2.22	0.43
3:I:927:THR:O	3:I:928:ALA:C	2.58	0.43
3:I:1140:ILE:HG21	3:I:1175:ILE:CD1	2.39	0.43
3:I:1346:ARG:HA	3:I:1346:ARG:HD2	1.80	0.43
3:I:1457:ASP:C	3:I:1457:ASP:OD1	2.57	0.43
3:I:1459:LEU:CD2	3:I:1470:ARG:NH2	2.64	0.43
3:I:1481:VAL:C	3:I:1483:PHE:N	2.69	0.43
1:K:23:PHE:CD2	1:K:211:LEU:HD22	2.54	0.43
2:M:187:ASN:O	2:M:188:LYS:CB	2.64	0.43
2:M:338:GLU:C	2:M:341:THR:HG22	2.39	0.43
2:M:404:LEU:HA	2:M:407:LYS:CD	2.42	0.43
2:M:939:ARG:HE	2:M:939:ARG:CA	2.09	0.43
3:N:359:ALA:H	3:N:385:VAL:HB	1.83	0.43
3:N:970:LYS:HG2	3:N:995:LEU:HD13	1.99	0.43
3:N:1144:LEU:HD11	3:N:1186:VAL:HG21	2.01	0.43
3:N:1434:TRP:HE1	3:N:1435:LEU:CD1	2.31	0.43
1:B:95:GLN:HE21	1:B:95:GLN:HB2	1.54	0.42
1:B:157:GLY:O	1:B:159:LYS:HE3	2.19	0.42
2:C:79:PRO:HG2	2:C:82:GLU:HB2	2.00	0.42
2:C:102:HIS:HD2	2:C:106:GLY:O	2.02	0.42
2:C:109:LYS:HE2	2:C:111:ASP:OD2	2.19	0.42
2:C:193:LEU:N	2:C:193:LEU:CD1	2.81	0.42
2:C:216:GLU:O	2:C:219:GLN:CD	2.57	0.42
2:C:290:LEU:HD23	2:C:290:LEU:N	2.27	0.42
2:C:408:ARG:NH2	2:C:455:LEU:CD1	2.65	0.42
2:C:794:PRO:HG2	2:C:1025:ALA:HA	1.99	0.42
2:C:861:LEU:CG	2:C:862:PRO:CD	2.89	0.42

Continued on next page...

Continued from previous page...

Atom-1	Atom-2	Interatomic distance (Å)	Clash overlap (Å)
3:D:581:LEU:O	3:D:603:LEU:HB2	2.19	0.42
3:D:590:PRO:O	3:D:600:LEU:CD1	2.67	0.42
3:D:699:VAL:HB	3:D:716:PHE:O	2.19	0.42
3:D:851:LEU:HG	3:D:851:LEU:H	1.41	0.42
1:G:14:ARG:HB2	1:G:14:ARG:NH1	2.34	0.42
1:G:211:LEU:O	1:G:214:ALA:HB3	2.18	0.42
2:H:140:ILE:HD11	2:H:412:ALA:HA	2.01	0.42
2:H:806:LEU:HD12	2:H:822:VAL:CG2	2.48	0.42
2:H:952:LEU:CD2	2:H:952:LEU:N	2.81	0.42
2:H:1103:ASP:OD2	3:I:3:LYS:HD2	2.19	0.42
3:I:150:ARG:CB	3:I:150:ARG:NH1	2.82	0.42
3:I:206:ARG:HD3	3:I:206:ARG:HA	1.77	0.42
3:I:486:ARG:HA	3:I:489:ARG:HG2	2.00	0.42
3:I:566:ILE:HG12	2:M:180:GLY:CA	2.49	0.42
3:I:996:TRP:O	3:I:997:THR:C	2.56	0.42
3:I:1014:ASN:C	3:I:1016:PRO:HD3	2.40	0.42
1:L:102:LYS:HB2	1:L:139:ASN:ND2	2.34	0.42
2:M:39:ARG:O	2:M:40:GLU:C	2.57	0.42
2:M:300:ASP:C	2:M:302:VAL:N	2.61	0.42
2:M:333:ILE:CD1	2:M:410:ILE:HG12	2.48	0.42
2:M:439:CYS:SG	2:M:441:VAL:HG23	2.60	0.42
2:M:775:ARG:O	2:M:779:GLY:C	2.58	0.42
2:M:810:ASP:HA	2:M:811:PRO:HD3	1.90	0.42
2:M:835:VAL:HG13	2:M:836:GLY:N	2.34	0.42
2:M:839:LEU:CB	2:M:995:MET:O	2.67	0.42
3:N:415:VAL:HG13	3:N:419:ASP:CB	2.41	0.42
3:N:508:ARG:HB3	3:N:510:GLU:OE2	2.18	0.42
3:N:978:TYR:HB2	3:N:983:LEU:HD11	2.01	0.42
3:N:1000:THR:CG2	3:N:1001:GLU:H	2.30	0.42
3:N:1018:ASN:HB3	3:N:1021:TYR:CB	2.48	0.42
3:N:1161:GLU:CG	3:N:1164:ARG:HB2	2.49	0.42
3:N:1165:TYR:CD2	3:N:1214:PRO:HG3	2.54	0.42
4:O:35:PHE:CD2	4:O:35:PHE:O	2.72	0.42
4:O:47:LYS:HA	4:O:54:LEU:CB	2.40	0.42
4:O:84:ARG:HG3	4:O:84:ARG:NH1	2.33	0.42
1:A:41:ARG:HG3	1:A:41:ARG:NH1	2.27	0.42
1:A:85:LEU:HA	1:A:124:ASN:HD22	1.84	0.42
1:B:221:HIS:HA	1:B:224:TYR:HD2	1.84	0.42
2:C:292:ARG:HD2	2:C:299:LYS:CE	2.49	0.42
2:C:376:ARG:HB3	2:C:377:PRO:HD3	2.01	0.42
2:C:835:VAL:CG1	2:C:836:GLY:N	2.81	0.42

Continued on next page...

Continued from previous page...

Atom-1	Atom-2	Interatomic distance (Å)	Clash overlap (Å)
2:C:861:LEU:CD2	2:C:862:PRO:HD2	2.48	0.42
3:D:53:ILE:HG13	3:D:53:ILE:O	2.18	0.42
3:D:93:ILE:CD1	3:D:548:ILE:HD11	2.49	0.42
3:D:133:ILE:HG22	3:D:134:VAL:H	1.84	0.42
3:D:483:HIS:CB	3:D:484:PRO:HD3	2.39	0.42
3:D:885:ILE:HG23	3:D:937:TYR:CE1	2.54	0.42
3:D:996:TRP:O	3:D:997:THR:C	2.57	0.42
3:D:1281:VAL:HG23	3:D:1317:ASP:O	2.19	0.42
4:E:69:LEU:HD23	4:E:69:LEU:C	2.39	0.42
2:H:25:SER:CB	2:H:335:THR:HB	2.49	0.42
2:H:143:SER:O	2:H:145:GLY:N	2.52	0.42
2:H:146:VAL:HG22	2:H:162:ILE:HA	2.02	0.42
2:H:183:SER:CA	2:H:193:LEU:HD11	2.48	0.42
2:H:431:HIS:CG	2:H:432:ARG:N	2.87	0.42
2:H:539:VAL:C	2:H:540:PHE:HD2	2.22	0.42
2:H:899:GLN:HG3	2:H:901:TYR:CZ	2.53	0.42
3:I:63:TYR:HD1	3:I:73:CYS:SG	2.42	0.42
3:I:608:SER:O	3:I:612:GLY:HA3	2.19	0.42
3:I:614:PHE:CE2	3:I:1438:ALA:HB1	2.53	0.42
3:I:649:ALA:O	3:I:650:LEU:C	2.58	0.42
3:I:1031:ASN:ND2	7:Y:32:ILE:HG21	2.33	0.42
3:I:1283:ILE:CD1	3:I:1292:VAL:HG13	2.49	0.42
3:I:1363:LEU:O	3:I:1363:LEU:HG	2.19	0.42
4:J:69:LEU:O	4:J:69:LEU:HD23	2.20	0.42
1:K:64:GLU:HA	1:K:75:VAL:HG11	2.00	0.42
1:K:176:ARG:HG3	1:K:200:TRP:HB2	2.02	0.42
2:M:177:GLU:CD	2:M:179:ASN:HB2	2.40	0.42
2:M:196:LEU:O	2:M:200:LEU:HD23	2.19	0.42
2:M:260:LEU:HA	2:M:291:ALA:HB1	1.99	0.42
2:M:272:ALA:HA	2:M:464:LEU:HD22	1.97	0.42
2:M:335:THR:O	2:M:336:VAL:C	2.57	0.42
2:M:345:ARG:HA	2:M:348:LEU:HB2	2.01	0.42
2:M:400:PRO:O	2:M:401:LEU:C	2.57	0.42
2:M:609:ASN:ND2	2:M:627:ARG:HG3	2.34	0.42
2:M:682:TYR:CE1	3:N:635:PRO:HD2	2.54	0.42
2:M:1043:TYR:CE1	3:N:710:ARG:O	2.72	0.42
2:M:1105:LYS:H	2:M:1105:LYS:HG3	1.63	0.42
3:N:162:ARG:HD3	3:N:162:ARG:HA	1.70	0.42
3:N:634:GLY:O	3:N:637:LEU:HB3	2.19	0.42
3:N:871:LYS:HE2	3:N:873:LEU:CD2	2.49	0.42
3:N:1098:LEU:HD21	3:N:1229:ILE:HG22	1.99	0.42

Continued on next page...

Continued from previous page...

Atom-1	Atom-2	Interatomic distance (Å)	Clash overlap (Å)
3:N:1333:HIS:O	3:N:1336:LEU:HB3	2.18	0.42
4:O:27:ALA:O	4:O:31:LEU:HD11	2.17	0.42
4:O:35:PHE:HE2	4:O:63:TRP:CE2	2.37	0.42
1:A:73:GLU:OE1	1:A:129:ILE:O	2.37	0.42
1:A:228:PRO:O	1:A:229:GLN:HB2	2.18	0.42
2:C:221:LEU:HD12	2:C:222:MET:CA	2.49	0.42
2:C:270:GLY:CA	2:C:274:ARG:HD3	2.47	0.42
2:C:313:LEU:HG	2:C:314:THR:N	2.33	0.42
2:C:383:ARG:O	2:C:387:SER:OG	2.33	0.42
2:C:508:ILE:HD13	2:C:526:PRO:HB3	2.01	0.42
2:C:1085:PHE:CD1	2:C:1085:PHE:C	2.93	0.42
2:C:1094:ALA:HB1	3:D:603:LEU:HD11	2.00	0.42
3:D:171:LEU:HD21	3:D:192:ALA:CB	2.49	0.42
3:D:608:SER:O	3:D:612:GLY:HA3	2.19	0.42
3:D:853:VAL:HG22	3:D:858:VAL:HG23	2.02	0.42
3:D:955:VAL:HG23	3:D:1011:PHE:HE1	1.85	0.42
3:D:1071:PHE:C	3:D:1071:PHE:CD1	2.93	0.42
3:D:1388:ARG:HG3	3:D:1389:LEU:HD23	2.01	0.42
2:H:193:LEU:HD13	2:H:193:LEU:H	1.83	0.42
2:H:194:VAL:HG11	2:H:221:LEU:O	2.19	0.42
2:H:456:ALA:HB3	2:H:459:ALA:CB	2.40	0.42
2:H:580:MET:HB3	2:H:584:GLU:OE1	2.18	0.42
2:H:598:GLU:CB	2:H:615:TYR:OH	2.67	0.42
2:H:983:ILE:O	2:H:984:GLU:C	2.57	0.42
2:H:1058:ASP:O	2:H:1060:ILE:N	2.53	0.42
2:H:1076:VAL:HG23	2:H:1077:PRO:O	2.19	0.42
3:I:525:ARG:O	3:I:525:ARG:CG	2.67	0.42
3:I:650:LEU:HD12	3:I:657:LEU:HD22	2.01	0.42
3:I:971:LEU:CD1	3:I:992:ILE:HG23	2.49	0.42
3:I:1216:SER:OG	4:J:16:LYS:HB3	2.19	0.42
2:M:39:ARG:O	2:M:41:ASN:N	2.53	0.42
2:M:165:LEU:HG	2:M:166:PRO:CA	2.37	0.42
2:M:224:GLU:CB	2:M:228:ALA:HB2	2.50	0.42
2:M:327:HIS:O	2:M:330:ASN:N	2.44	0.42
2:M:376:ARG:HB3	2:M:377:PRO:CD	2.49	0.42
2:M:676:ILE:CG2	2:M:988:VAL:O	2.58	0.42
2:M:810:ASP:OD2	2:M:815:LEU:HD22	2.19	0.42
3:N:87:ARG:O	3:N:524:LEU:HD11	2.19	0.42
3:N:181:ASP:O	3:N:204:LEU:HA	2.20	0.42
3:N:996:TRP:O	3:N:997:THR:C	2.56	0.42
7:Y:137:VAL:HG22	7:Y:150:ARG:HB2	2.01	0.42

Continued on next page...

Continued from previous page...

Atom-1	Atom-2	Interatomic distance (Å)	Clash overlap (Å)
7:Z:107:PRO:HD3	7:Z:121:ASP:HB3	2.02	0.42
1:A:183:ASP:OD1	1:A:183:ASP:N	2.52	0.42
1:A:218:LEU:O	1:A:222:LEU:HD13	2.19	0.42
2:C:122:THR:CG2	2:C:124:ASP:OD1	2.67	0.42
2:C:263:ASP:CB	2:C:264:PRO:HD3	2.49	0.42
2:C:274:ARG:CD	2:C:285:LEU:CD2	2.82	0.42
2:C:292:ARG:HD2	2:C:299:LYS:HE2	2.01	0.42
2:C:383:ARG:HH11	2:C:383:ARG:CB	2.22	0.42
2:C:435:TYR:HA	3:D:1071:PHE:CE2	2.51	0.42
2:C:474:VAL:O	2:C:474:VAL:HG22	2.18	0.42
2:C:607:ASP:OD2	2:C:609:ASN:HB2	2.18	0.42
2:C:897:LEU:HD11	2:C:917:LEU:O	2.20	0.42
2:C:979:THR:HG23	2:C:981:GLU:HB2	2.02	0.42
2:C:1031:ARG:HG2	2:C:1032:PHE:N	2.35	0.42
3:D:54:LYS:HE3	3:D:55:ASP:OD1	2.19	0.42
3:D:368:VAL:HB	3:D:377:VAL:CB	2.50	0.42
3:D:736:PHE:O	3:D:737:ASN:C	2.58	0.42
3:D:835:SER:O	3:D:837:GLY:N	2.52	0.42
3:D:991:GLN:HE22	7:X:112:VAL:CB	2.30	0.42
3:D:1331:ASP:HA	3:D:1332:PRO:HD3	1.71	0.42
1:G:101:LEU:HB2	1:G:114:PHE:HA	2.01	0.42
1:G:185:ARG:HH22	3:I:692:GLU:HB2	1.82	0.42
2:H:87:ASP:OD2	2:H:824:ARG:NH2	2.53	0.42
2:H:119:PRO:HG2	2:H:386:PHE:CE2	2.54	0.42
2:H:191:PHE:HB3	2:H:241:LEU:HD21	2.01	0.42
2:H:443:THR:OG1	2:H:450:GLY:N	2.39	0.42
2:H:597:ALA:HB2	2:H:655:LEU:HD21	2.00	0.42
2:H:598:GLU:HB2	2:H:615:TYR:CE2	2.55	0.42
2:H:1011:GLY:HA3	2:H:1012:PRO:HD3	1.66	0.42
3:I:151:GLN:HE21	3:I:152:LEU:CD2	2.32	0.42
3:I:890:VAL:HG11	3:I:922:LEU:HD13	2.00	0.42
4:J:3:GLU:OE1	4:J:4:PRO:HD2	2.19	0.42
4:J:33:HIS:CG	4:J:89:MET:HG2	2.54	0.42
1:L:227:ASN:HA	1:L:228:PRO:HD3	1.61	0.42
2:M:224:GLU:HB3	2:M:228:ALA:N	2.34	0.42
2:M:579:VAL:CG1	2:M:887:GLU:HG3	2.49	0.42
2:M:614:ARG:O	2:M:614:ARG:HG2	2.19	0.42
2:M:679:PHE:C	3:N:943:THR:HG22	2.40	0.42
2:M:897:LEU:CD2	2:M:921:ALA:HA	2.49	0.42
2:M:1008:ARG:HH12	2:M:1010:THR:C	2.22	0.42
2:M:1052:MET:SD	2:M:1056:LYS:CD	3.05	0.42

Continued on next page...

Continued from previous page...

Atom-1	Atom-2	Interatomic distance (Å)	Clash overlap (Å)
2:M:1054:THR:OG1	2:M:1055:LEU:N	2.47	0.42
3:N:420:VAL:CG1	3:N:424:GLY:O	2.67	0.42
3:N:614:PHE:CD2	3:N:1438:ALA:HB1	2.54	0.42
3:N:889:ALA:CB	3:N:930:LEU:HA	2.49	0.42
3:N:1146:GLY:HA3	3:N:1207:TYR:HB2	2.01	0.42
3:N:1297:GLU:HA	3:N:1297:GLU:OE2	2.19	0.42
7:X:152:VAL:O	7:X:153:ALA:HB2	2.19	0.42
1:A:70:GLY:N	2:C:607:ASP:OD1	2.46	0.42
1:A:91:ASN:OD1	1:A:92:PRO:CD	2.56	0.42
2:C:139:GLN:NE2	2:C:414:GLY:HA3	2.34	0.42
2:C:281:LEU:HD11	2:C:306:THR:HG23	2.02	0.42
2:C:374:ASN:HD22	2:C:374:ASN:N	2.16	0.42
2:C:502:PRO:O	2:C:509:ALA:CB	2.67	0.42
2:C:548:PRO:CG	2:C:842:ARG:CZ	2.98	0.42
2:C:578:VAL:HA	2:C:900:ARG:CG	2.49	0.42
2:C:708:TYR:CE2	2:C:793:PRO:HG2	2.55	0.42
2:C:854:PRO:O	2:C:856:GLU:N	2.53	0.42
2:C:967:PHE:CD1	2:C:972:VAL:HG12	2.54	0.42
3:D:17:LYS:HA	3:D:20:SER:HB2	2.01	0.42
3:D:406:ASP:O	3:D:422:ALA:HB1	2.19	0.42
3:D:794:GLN:HG2	3:D:1017:PHE:HE2	1.83	0.42
3:D:835:SER:O	3:D:836:VAL:C	2.56	0.42
3:D:971:LEU:CD1	3:D:992:ILE:HG23	2.50	0.42
3:D:1147:ARG:CB	3:D:1188:VAL:HG21	2.42	0.42
1:F:49:PRO:HB3	1:F:148:VAL:HG22	2.01	0.42
1:F:83:LYS:NZ	2:H:698:ASP:OD2	2.35	0.42
1:F:142:VAL:O	1:F:142:VAL:HG23	2.18	0.42
2:H:134:ARG:HH21	2:H:393:GLN:CA	2.19	0.42
2:H:192:PRO:O	2:H:195:LEU:HB3	2.20	0.42
2:H:211:LEU:CD2	2:H:221:LEU:HD22	2.48	0.42
2:H:975:TYR:HA	2:H:982:PRO:HA	2.01	0.42
3:I:520:LEU:HG	3:I:521:PRO:N	2.34	0.42
3:I:632:VAL:O	3:I:727:GLN:HA	2.20	0.42
3:I:643:GLY:N	3:I:727:GLN:O	2.49	0.42
3:I:661:MET:HE2	3:I:673:ALA:HB1	2.02	0.42
3:I:731:LEU:HD22	3:I:779:ALA:O	2.20	0.42
3:I:785:ILE:O	3:I:786:ILE:C	2.57	0.42
3:I:853:VAL:HG22	3:I:858:VAL:CG2	2.47	0.42
3:I:1128:VAL:O	3:I:1129:THR:CG2	2.62	0.42
3:I:1173:LEU:HD12	3:I:1176:LYS:HE2	2.01	0.42
1:L:71:VAL:HG22	1:L:132:LEU:HG	2.01	0.42

Continued on next page...

Continued from previous page...

Atom-1	Atom-2	Interatomic distance (Å)	Clash overlap (Å)
1:L:86:VAL:HG12	1:L:124:ASN:CG	2.39	0.42
1:L:162:ILE:HG13	1:L:163:ASN:N	2.34	0.42
2:M:36:PRO:CG	2:M:70:GLU:HG2	2.50	0.42
2:M:224:GLU:OE1	2:M:226:VAL:HG13	2.19	0.42
2:M:653:ASP:OD1	2:M:654:LEU:HD23	2.20	0.42
2:M:662:GLU:O	2:M:663:ASN:HB2	2.20	0.42
2:M:886:LEU:O	2:M:887:GLU:C	2.58	0.42
2:M:925:TYR:CD2	2:M:925:TYR:C	2.92	0.42
3:N:365:ASP:O	3:N:379:ALA:CB	2.66	0.42
3:N:415:VAL:CG1	3:N:419:ASP:HB2	2.42	0.42
3:N:666:ILE:HG23	3:N:684:LYS:HD2	2.00	0.42
3:N:728:LEU:HD12	3:N:729:HIS:H	1.82	0.42
3:N:875:THR:CG2	3:N:876:SER:H	2.29	0.42
3:N:973:GLN:HG2	3:N:973:GLN:H	1.45	0.42
3:N:1382:THR:CG2	3:N:1418:LYS:HE3	2.49	0.42
7:X:6:LYS:NZ	7:X:85:LEU:CD1	2.83	0.42
7:Y:19:LEU:O	7:Y:23:ARG:HG3	2.19	0.42
7:Y:148:GLU:N	7:Y:148:GLU:OE1	2.53	0.42
2:C:39:ARG:HD2	2:C:39:ARG:N	2.31	0.42
2:C:76:PRO:O	2:C:77:PRO:C	2.57	0.42
2:C:113:VAL:O	2:C:115:LEU:HD21	2.20	0.42
2:C:139:GLN:HB3	2:C:334:ARG:HD3	2.00	0.42
2:C:332:ARG:CG	2:C:465:GLY:HA3	2.34	0.42
2:C:405:ARG:CD	2:C:442:GLU:OE1	2.66	0.42
2:C:470:PRO:HD3	2:C:485:TYR:CE2	2.55	0.42
2:C:650:ARG:CG	2:C:653:ASP:HB2	2.50	0.42
2:C:805:ARG:O	2:C:806:LEU:HD23	2.19	0.42
2:C:882:LEU:O	2:C:883:GLY:C	2.56	0.42
2:C:1051:GLU:HG2	2:C:1056:LYS:HE3	2.02	0.42
2:C:1084:SER:HA	2:C:1087:VAL:CG1	2.50	0.42
2:C:1086:ARG:CD	3:D:88:TYR:CE1	2.99	0.42
3:D:143:ASN:CB	3:D:161:LEU:CD2	2.90	0.42
3:D:421:LEU:HB2	3:D:427:VAL:HG12	2.01	0.42
3:D:833:GLU:O	3:D:834:THR:CG2	2.68	0.42
3:D:1084:THR:HA	3:D:1087:ARG:HH11	1.84	0.42
3:D:1106:VAL:HG11	3:D:1474:ALA:HB2	2.01	0.42
3:D:1205:TYR:CE1	3:D:1366:LYS:HD3	2.54	0.42
3:D:1213:ARG:HB2	3:D:1214:PRO:HD3	2.00	0.42
3:D:1262:LEU:HD23	3:D:1352:ILE:HD13	2.02	0.42
3:D:1417:TRP:CD1	3:D:1417:TRP:C	2.93	0.42
1:F:176:ARG:HB2	1:F:200:TRP:CE3	2.54	0.42

Continued on next page...

Continued from previous page...

Atom-1	Atom-2	Interatomic distance (Å)	Clash overlap (Å)
1:G:30:ARG:HH12	2:H:854:PRO:CB	2.32	0.42
1:G:76:VAL:O	1:G:80:LEU:HB2	2.19	0.42
1:G:176:ARG:CD	3:I:884:ARG:NH2	2.82	0.42
2:H:319:GLY:O	2:H:321:GLU:CD	2.58	0.42
2:H:772:ARG:HE	2:H:772:ARG:HB2	1.55	0.42
2:H:853:LEU:CB	2:H:858:MET:HE2	2.48	0.42
3:I:508:ARG:CB	3:I:509:PRO:HD2	2.50	0.42
3:I:514:LEU:HD23	3:I:514:LEU:HA	1.75	0.42
3:I:557:LEU:CD1	3:I:570:GLU:HG3	2.49	0.42
3:I:563:PRO:CB	3:I:566:ILE:HD13	2.50	0.42
3:I:974:ILE:N	3:I:974:ILE:HD13	2.35	0.42
3:I:977:ALA:CB	3:I:983:LEU:HD21	2.49	0.42
3:I:1053:PHE:CE1	3:I:1072:ILE:HG23	2.54	0.42
3:I:1484:THR:C	3:I:1485:GLN:HG2	2.35	0.42
1:L:59:GLU:CB	1:L:137:ARG:HH12	2.18	0.42
1:L:199:ILE:HG22	1:L:200:TRP:N	2.35	0.42
2:M:86:LYS:HB3	2:M:813:VAL:HG23	2.00	0.42
2:M:140:ILE:HG23	2:M:410:ILE:CG2	2.49	0.42
2:M:207:LEU:HD21	2:M:211:LEU:HD23	2.01	0.42
2:M:254:VAL:O	2:M:258:TYR:CE1	2.72	0.42
3:N:165:LYS:O	3:N:165:LYS:HD3	2.20	0.42
3:N:166:GLN:HA	3:N:395:VAL:O	2.19	0.42
3:N:205:TYR:HE2	3:N:441:ARG:NH2	2.16	0.42
3:N:618:LEU:HD21	3:N:1463:LYS:NZ	2.33	0.42
3:N:714:GLN:OE1	3:N:732:VAL:CG1	2.61	0.42
3:N:1346:ARG:HA	3:N:1346:ARG:HD2	1.75	0.42
4:O:9:LEU:O	4:O:12:MET:HB2	2.19	0.42
1:A:89:PHE:HZ	1:A:144:VAL:HG12	1.84	0.42
1:B:36:LEU:C	1:B:39:PRO:HD2	2.40	0.42
2:C:16:PRO:O	2:C:18:LEU:HD12	2.19	0.42
2:C:135:VAL:O	2:C:392:SER:HA	2.20	0.42
2:C:274:ARG:HD2	2:C:285:LEU:HD22	1.80	0.42
2:C:468:ARG:HG2	2:C:486:MET:O	2.19	0.42
2:C:501:THR:HG21	2:C:513:VAL:CG1	2.49	0.42
2:C:676:ILE:HG21	2:C:988:VAL:HG13	1.93	0.42
2:C:729:LEU:HD23	2:C:729:LEU:C	2.40	0.42
2:C:834:GLN:NE2	3:D:724:GLN:CG	2.68	0.42
2:C:1078:GLU:HA	2:C:1079:PRO:HD3	1.78	0.42
3:D:93:ILE:HG22	3:D:551:ASN:ND2	2.34	0.42
3:D:141:ILE:CD1	3:D:142:LEU:O	2.63	0.42
3:D:160:GLU:HG2	3:D:165:LYS:HG3	2.01	0.42

Continued on next page...

Continued from previous page...

Atom-1	Atom-2	Interatomic distance (Å)	Clash overlap (Å)
3:D:350:HIS:ND1	3:D:350:HIS:N	2.62	0.42
3:D:1122:LEU:HD13	3:D:1184:GLN:C	2.39	0.42
1:G:151:VAL:HB	1:G:169:ALA:HB3	2.01	0.42
2:H:15:LEU:O	2:H:586:ARG:NH2	2.48	0.42
2:H:26:TYR:O	2:H:29:ALA:HB3	2.20	0.42
2:H:177:GLU:OE2	2:H:179:ASN:HB3	2.19	0.42
2:H:341:THR:HG23	2:H:342:ASP:N	2.35	0.42
2:H:950:LEU:HD13	2:H:950:LEU:O	2.20	0.42
2:H:1085:PHE:O	2:H:1089:VAL:HG23	2.18	0.42
3:I:84:ILE:HG13	3:I:85:VAL:H	1.84	0.42
3:I:625:TYR:OH	3:I:655:PRO:HG2	2.19	0.42
3:I:1332:PRO:HB3	3:I:1421:LEU:HD21	2.01	0.42
1:K:65:PHE:CD1	1:K:65:PHE:N	2.85	0.42
1:L:153:ALA:HB2	1:L:168:ASP:N	2.34	0.42
1:L:185:ARG:HG2	1:L:186:LEU:N	2.34	0.42
2:M:90:TYR:HD1	2:M:120:LEU:HB2	1.84	0.42
2:M:221:LEU:O	2:M:223:ASP:N	2.53	0.42
2:M:267:TYR:O	2:M:268:ASP:C	2.56	0.42
2:M:343:GLN:NE2	2:M:343:GLN:HA	2.34	0.42
2:M:602:GLU:HA	2:M:647:GLN:O	2.20	0.42
2:M:684:PHE:CD2	2:M:685:GLU:N	2.88	0.42
2:M:722:ILE:CD1	2:M:741:GLY:HA3	2.50	0.42
2:M:1052:MET:SD	3:N:623:VAL:CG1	3.08	0.42
3:N:139:GLY:HA3	3:N:162:ARG:CZ	2.50	0.42
3:N:150:ARG:CB	3:N:150:ARG:HH11	2.33	0.42
3:N:166:GLN:OE1	3:N:394:LEU:HD12	2.20	0.42
3:N:361:VAL:O	3:N:382:GLU:HA	2.19	0.42
3:N:659:LYS:O	3:N:659:LYS:HD3	2.19	0.42
3:N:731:LEU:HD22	3:N:779:ALA:O	2.19	0.42
3:N:875:THR:HG22	3:N:879:ARG:HB2	1.99	0.42
3:N:963:TYR:HD2	3:N:1002:LYS:HD3	1.82	0.42
3:N:1093:TYR:C	3:N:1096:ARG:HB3	2.38	0.42
3:N:1194:CYS:HB3	3:N:1373:ARG:NH1	2.34	0.42
1:A:197:LEU:HD23	1:A:197:LEU:N	2.34	0.42
2:C:95:TYR:N	2:C:95:TYR:CD1	2.87	0.42
2:C:108:ILE:HB	2:C:368:THR:HG21	2.00	0.42
2:C:267:TYR:CB	2:C:272:ALA:CB	2.85	0.42
2:C:279:GLU:HG3	2:C:280:LYS:N	2.34	0.42
2:C:739:GLU:OE1	2:C:742:VAL:HB	2.19	0.42
2:C:1006:HIS:CG	2:C:1027:PHE:HD1	2.36	0.42
3:D:142:LEU:HD23	3:D:146:PRO:N	2.35	0.42

Continued on next page...

Continued from previous page...

Atom-1	Atom-2	Interatomic distance (Å)	Clash overlap (Å)
3:D:157:GLU:O	3:D:161:LEU:HB2	2.20	0.42
3:D:543:LEU:HD23	3:D:546:ARG:HD2	2.01	0.42
3:D:704:ARG:HH12	3:D:743:ASP:CB	2.33	0.42
3:D:1031:ASN:OD1	3:D:1033:GLN:HB3	2.20	0.42
3:D:1217:ILE:HB	3:D:1480:PHE:HD2	1.83	0.42
1:G:86:VAL:O	1:G:86:VAL:CG1	2.67	0.42
2:H:26:TYR:OH	2:H:340:MET:HE2	2.19	0.42
2:H:285:LEU:HD21	2:H:287:GLY:O	2.19	0.42
2:H:292:ARG:HD2	2:H:292:ARG:HA	1.79	0.42
2:H:415:PRO:HD2	2:H:418:LEU:CD1	2.48	0.42
2:H:625:LEU:CD1	2:H:641:PRO:HG3	2.47	0.42
2:H:768:THR:HA	2:H:769:PRO:HD3	1.77	0.42
2:H:930:LYS:HG3	2:H:930:LYS:H	1.70	0.42
2:H:1100:GLN:OE1	3:I:9:ARG:NH2	2.53	0.42
3:I:101:HIS:O	3:I:105:VAL:CG2	2.61	0.42
3:I:446:VAL:O	3:I:446:VAL:HG23	2.18	0.42
3:I:498:VAL:HA	3:I:1452:ILE:HG21	2.02	0.42
3:I:888:GLU:O	3:I:889:ALA:C	2.58	0.42
3:I:979:GLU:O	7:Y:142:THR:CG2	2.68	0.42
3:I:1011:PHE:HZ	3:I:1039:CYS:SG	2.43	0.42
3:I:1401:GLU:OE2	3:I:1402:ALA:N	2.53	0.42
3:I:1440:PHE:HD2	3:I:1441:GLN:N	2.18	0.42
3:I:1467:ILE:H	3:I:1467:ILE:HG13	1.55	0.42
1:K:35:THR:O	1:K:39:PRO:HG2	2.19	0.42
1:K:167:VAL:HG12	1:K:168:ASP:H	1.84	0.42
1:K:176:ARG:HD2	1:K:200:TRP:CE3	2.55	0.42
2:M:457:ALA:HB3	2:M:538:GLN:HA	2.02	0.42
2:M:666:LEU:HG	2:M:668:LEU:HD11	2.02	0.42
2:M:1056:LYS:CD	3:N:623:VAL:HG13	2.36	0.42
3:N:47:GLU:O	3:N:51:GLY:CA	2.68	0.42
3:N:606:ILE:O	3:N:606:ILE:HG13	2.20	0.42
3:N:653:PHE:N	3:N:653:PHE:CD1	2.88	0.42
3:N:762:GLN:NE2	4:O:20:THR:OG1	2.52	0.42
3:N:880:ILE:CG2	3:N:881:LEU:H	2.32	0.42
3:N:1310:ARG:CB	3:N:1327:ARG:CD	2.89	0.42
3:N:1353:GLN:O	3:N:1354:LYS:C	2.58	0.42
3:N:1434:TRP:O	3:N:1435:LEU:C	2.58	0.42
4:O:47:LYS:O	4:O:54:LEU:CD1	2.68	0.42
6:Q:7:G:H2'	6:Q:8:C:O4'	2.20	0.42
7:Y:30:THR:O	7:Y:31:LYS:C	2.57	0.42
7:Y:31:LYS:HG2	7:Y:32:ILE:N	2.34	0.42

Continued on next page...

Continued from previous page...

Atom-1	Atom-2	Interatomic distance (Å)	Clash overlap (Å)
1:A:79:ILE:HG13	1:A:80:LEU:N	2.33	0.42
1:A:107:LYS:NZ	1:A:113:ASP:OD2	2.45	0.42
1:B:96:THR:O	1:B:96:THR:HG23	2.20	0.42
2:C:184:MET:SD	2:C:191:PHE:CE1	3.13	0.42
2:C:191:PHE:CZ	2:C:196:LEU:HB2	2.55	0.42
2:C:230:ARG:HG2	2:C:230:ARG:HH11	1.85	0.42
2:C:327:HIS:C	2:C:329:GLY:N	2.73	0.42
2:C:374:ASN:O	2:C:377:PRO:HD2	2.20	0.42
2:C:424:GLY:O	2:C:425:PHE:C	2.57	0.42
2:C:606:VAL:HG21	2:C:645:VAL:HG22	2.01	0.42
2:C:684:PHE:CG	2:C:685:GLU:N	2.85	0.42
2:C:987:ILE:HG23	3:D:948:THR:CG2	2.15	0.42
2:C:1004:LYS:CB	3:D:630:VAL:HG23	2.50	0.42
2:C:1016:ILE:HG13	2:C:1017:THR:HG23	2.02	0.42
3:D:178:LEU:O	3:D:179:VAL:HG23	2.20	0.42
3:D:586:ARG:HA	3:D:586:ARG:HD3	1.85	0.42
3:D:928:ALA:HA	3:D:931:LEU:HD12	2.01	0.42
3:D:1151:ARG:HG2	3:D:1187:PRO:HB2	2.01	0.42
3:D:1230:GLY:O	3:D:1231:GLU:C	2.58	0.42
3:D:1481:VAL:CG1	3:D:1481:VAL:O	2.68	0.42
3:D:1492:LEU:HD22	3:D:1492:LEU:HA	1.90	0.42
1:F:88:ARG:HH12	1:F:90:LEU:HD11	1.84	0.42
2:H:164:PRO:HD2	2:H:170:PRO:O	2.19	0.42
2:H:329:GLY:HA3	2:H:489:THR:CG2	2.44	0.42
2:H:402:SER:HA	2:H:566:THR:HG23	2.01	0.42
2:H:660:ALA:HB1	2:H:667:ALA:O	2.19	0.42
2:H:742:VAL:CG1	2:H:743:VAL:H	2.33	0.42
2:H:945:ARG:HE	2:H:949:LYS:NZ	2.18	0.42
2:H:957:LYS:HD3	2:H:961:GLU:HB3	2.02	0.42
2:H:1036:GLU:O	2:H:1039:ALA:HB3	2.19	0.42
3:I:1147:ARG:O	3:I:1165:TYR:HA	2.19	0.42
3:I:1448:THR:O	3:I:1451:ALA:HB3	2.19	0.42
1:L:209:GLU:O	1:L:213:GLN:NE2	2.53	0.42
1:L:216:GLU:HA	1:L:219:ARG:NH1	2.35	0.42
2:M:89:THR:HG21	2:M:383:ARG:NH2	2.34	0.42
2:M:149:THR:OG1	2:M:150:PRO:HD2	2.20	0.42
2:M:569:VAL:HG12	2:M:996:LYS:O	2.19	0.42
2:M:776:SER:HA	2:M:780:GLU:HA	2.01	0.42
2:M:1047:HIS:O	2:M:1051:GLU:HB2	2.19	0.42
3:N:12:LEU:HD21	3:N:104:PHE:CZ	2.54	0.42
3:N:17:LYS:O	3:N:20:SER:HB3	2.20	0.42

Continued on next page...

Continued from previous page...

Atom-1	Atom-2	Interatomic distance (Å)	Clash overlap (Å)
3:N:473:LEU:HA	3:N:476:GLU:HB2	2.01	0.42
3:N:550:ARG:NE	3:N:573:MET:CE	2.82	0.42
3:N:804:LEU:CD1	3:N:829:VAL:HG11	2.49	0.42
3:N:927:THR:O	3:N:928:ALA:C	2.56	0.42
3:N:1024:ALA:HB2	3:N:1035:ILE:HD11	2.01	0.42
3:N:1403:LEU:HD22	3:N:1407:LEU:CD2	2.50	0.42
7:X:49:GLU:O	7:X:53:GLN:HB2	2.20	0.42
1:A:18:ARG:O	1:A:201:THR:OG1	2.37	0.42
2:C:127:PHE:O	2:C:133:ASP:HA	2.19	0.42
2:C:238:LEU:O	2:C:241:LEU:HB2	2.19	0.42
2:C:369:PRO:CG	2:C:370:ALA:H	2.17	0.42
2:C:480:THR:HB	2:C:482:GLU:H	1.85	0.42
2:C:657:ASP:CG	2:C:662:GLU:HA	2.40	0.42
2:C:707:ARG:HG3	2:C:826:TYR:CD1	2.55	0.42
3:D:475:LYS:CA	3:D:478:LEU:HG	2.43	0.42
3:D:647:ARG:HH11	3:D:724:GLN:NE2	2.18	0.42
3:D:1232:PRO:HB2	3:D:1356:TYR:HE2	1.85	0.42
3:D:1258:ARG:NH2	3:D:1351:GLU:HG2	2.27	0.42
1:F:42:ARG:HH12	2:H:857:ASP:CA	2.30	0.42
1:F:96:THR:OG1	1:F:143:ARG:HD2	2.20	0.42
1:G:24:VAL:HG22	1:G:196:THR:CG2	2.49	0.42
2:H:26:TYR:CE1	2:H:340:MET:HE3	2.55	0.42
2:H:77:PRO:HB2	2:H:78:PHE:HD1	1.85	0.42
2:H:889:HIS:HE1	3:I:951:ILE:H	1.68	0.42
2:H:1037:VAL:HG12	2:H:1041:GLU:OE2	2.20	0.42
3:I:39:PRO:HB3	3:I:45:PHE:HB2	2.00	0.42
3:I:129:PHE:HE2	3:I:579:ASP:OD2	2.02	0.42
3:I:131:LYS:HE2	3:I:131:LYS:O	2.20	0.42
3:I:771:SER:HA	3:I:772:PRO:HD3	1.94	0.42
3:I:950:GLY:O	3:I:953:ASP:N	2.48	0.42
3:I:1094:LEU:O	3:I:1098:LEU:HB2	2.20	0.42
1:K:180:GLN:HE21	1:K:180:GLN:HB3	1.56	0.42
1:L:14:ARG:HB2	1:L:22:GLU:HB2	2.02	0.42
2:M:94:LEU:C	2:M:95:TYR:CD1	2.92	0.42
2:M:290:LEU:CD1	2:M:303:PHE:HE1	2.32	0.42
2:M:317:VAL:N	2:M:318:PRO:HD3	2.34	0.42
2:M:450:GLY:HA2	3:N:1078:ARG:NH1	2.35	0.42
2:M:545:ASN:HB3	2:M:583:LEU:HD22	2.02	0.42
2:M:735:ARG:HG2	2:M:735:ARG:HH11	1.85	0.42
2:M:1012:PRO:CD	2:M:1026:GLN:HB2	2.50	0.42
3:N:134:VAL:CG1	3:N:135:LEU:H	2.33	0.42

Continued on next page...

Continued from previous page...

Atom-1	Atom-2	Interatomic distance (Å)	Clash overlap (Å)
3:N:1305:LEU:N	3:N:1305:LEU:CD2	2.83	0.42
3:N:1353:GLN:O	3:N:1355:VAL:N	2.53	0.42
4:O:40:LEU:C	4:O:42:PRO:HD2	2.40	0.42
1:A:122:ILE:N	1:A:122:ILE:HD12	2.35	0.41
2:C:140:ILE:HG13	2:C:410:ILE:HG23	2.02	0.41
2:C:572:ILE:HD12	2:C:573:ARG:N	2.16	0.41
2:C:744:ARG:CG	2:C:747:ALA:HB2	2.41	0.41
2:C:793:PRO:O	2:C:794:PRO:C	2.58	0.41
2:C:1005:MET:HE1	3:D:724:GLN:CA	2.50	0.41
3:D:33:ASN:HB2	3:D:40:GLU:OE2	2.19	0.41
3:D:421:LEU:HB2	3:D:427:VAL:O	2.20	0.41
3:D:654:LYS:HB3	3:D:655:PRO:CD	2.42	0.41
3:D:885:ILE:HD12	3:D:937:TYR:CZ	2.55	0.41
3:D:1036:ARG:O	3:D:1041:LEU:N	2.52	0.41
3:D:1122:LEU:HD12	3:D:1122:LEU:N	2.35	0.41
3:D:1192:LEU:HG	3:D:1369:GLU:HB3	2.02	0.41
3:D:1219:GLU:O	3:D:1221:VAL:N	2.49	0.41
1:F:20:TYR:CD2	1:F:21:GLY:N	2.87	0.41
1:F:178:ALA:HB2	2:H:864:GLY:H	1.84	0.41
1:G:86:VAL:CG1	1:G:124:ASN:ND2	2.79	0.41
2:H:76:PRO:O	2:H:77:PRO:C	2.57	0.41
2:H:88:LEU:HA	2:H:88:LEU:HD22	1.76	0.41
2:H:90:TYR:CE1	2:H:120:LEU:HB2	2.55	0.41
2:H:111:ASP:O	2:H:112:GLU:OE1	2.38	0.41
2:H:115:LEU:HD11	2:H:378:LEU:HB2	2.02	0.41
2:H:662:GLU:O	2:H:663:ASN:HB2	2.19	0.41
2:H:856:GLU:HB2	2:H:857:ASP:OD1	2.20	0.41
2:H:863:ASP:CG	2:H:865:THR:HG22	2.41	0.41
3:I:41:ARG:HD2	3:I:42:ASP:N	2.35	0.41
3:I:57:GLU:HB2	3:I:64:LYS:HG3	2.02	0.41
3:I:142:LEU:HA	3:I:145:VAL:O	2.19	0.41
3:I:699:VAL:HB	3:I:716:PHE:O	2.20	0.41
3:I:800:LYS:HE2	3:I:824:ASN:O	2.18	0.41
3:I:1135:ARG:HE	3:I:1140:ILE:HD13	1.85	0.41
3:I:1434:TRP:CG	3:I:1435:LEU:N	2.88	0.41
3:I:1481:VAL:O	3:I:1483:PHE:N	2.53	0.41
1:K:88:ARG:HD2	1:K:123:MET:HE1	2.01	0.41
1:L:115:LEU:O	1:L:115:LEU:CD1	2.62	0.41
2:M:135:VAL:C	2:M:136:ILE:HD12	2.40	0.41
2:M:498:GLN:HE21	2:M:499:ALA:N	2.17	0.41
2:M:523:ILE:C	2:M:523:ILE:CD1	2.88	0.41

Continued on next page...

Continued from previous page...

Atom-1	Atom-2	Interatomic distance (Å)	Clash overlap (Å)
2:M:776:SER:HA	2:M:780:GLU:HB3	2.02	0.41
2:M:850:ALA:HA	3:N:632:VAL:HG13	2.00	0.41
2:M:943:VAL:CG1	2:M:944:LEU:N	2.82	0.41
2:M:966:LEU:HD11	2:M:986:PRO:HG2	2.02	0.41
2:M:1090:LYS:HD2	3:N:90:MET:SD	2.60	0.41
3:N:133:ILE:HD12	3:N:158:TYR:HD2	1.85	0.41
3:N:143:ASN:ND2	3:N:145:VAL:HG12	2.33	0.41
3:N:700:VAL:HG13	3:N:718:PRO:HG3	2.02	0.41
3:N:851:LEU:N	3:N:851:LEU:HD23	2.35	0.41
3:N:1147:ARG:HH12	3:N:1190:SER:HB2	1.85	0.41
3:N:1387:SER:HB3	3:N:1391:GLU:OE2	2.20	0.41
7:Y:68:ILE:HD13	7:Y:108:ALA:CB	2.50	0.41
2:C:211:LEU:HD11	2:C:311:PHE:CD1	2.56	0.41
2:C:263:ASP:C	2:C:264:PRO:O	2.56	0.41
2:C:343:GLN:O	2:C:346:VAL:HB	2.19	0.41
2:C:400:PRO:O	2:C:401:LEU:C	2.56	0.41
2:C:689:VAL:HG11	2:C:853:LEU:HD22	2.02	0.41
2:C:881:ASN:O	2:C:884:GLN:HG2	2.20	0.41
3:D:132:TYR:N	3:D:132:TYR:CD1	2.87	0.41
3:D:615:ARG:O	3:D:619:LEU:HG	2.20	0.41
3:D:907:GLU:O	3:D:911:LEU:CD1	2.63	0.41
3:D:997:THR:HG23	7:X:57:ARG:HH12	1.85	0.41
3:D:1220:ALA:HB1	3:D:1223:ILE:CG1	2.50	0.41
3:D:1287:GLU:O	3:D:1289:LYS:N	2.53	0.41
3:D:1360:GLY:CA	7:X:34:GLN:HB2	2.50	0.41
3:D:1434:TRP:CD1	3:D:1434:TRP:C	2.92	0.41
4:E:14:ASP:OD2	4:E:18:ARG:NH2	2.54	0.41
1:F:68:ILE:N	1:F:68:ILE:CD1	2.80	0.41
2:H:17:PRO:HB2	2:H:20:GLU:HB3	2.01	0.41
2:H:159:ILE:CG2	2:H:175:GLU:HG3	2.49	0.41
2:H:247:PRO:HA	2:H:248:PRO:HD3	1.74	0.41
2:H:451:LEU:O	2:H:452:ILE:HD12	2.21	0.41
2:H:886:LEU:HA	2:H:886:LEU:HD12	1.51	0.41
2:H:886:LEU:O	2:H:887:GLU:C	2.58	0.41
2:H:1012:PRO:HD3	2:H:1026:GLN:HB2	2.02	0.41
2:H:1092:LEU:O	2:H:1097:LEU:O	2.38	0.41
3:I:551:ASN:O	3:I:555:LYS:HG3	2.20	0.41
3:I:925:GLU:OE2	4:J:6:ILE:N	2.53	0.41
3:I:1405:GLU:OE2	3:I:1411:GLY:O	2.38	0.41
4:J:30:LEU:CD2	4:J:63:TRP:HB2	2.46	0.41
4:J:47:LYS:CA	4:J:54:LEU:HB3	2.44	0.41

Continued on next page...

Continued from previous page...

Atom-1	Atom-2	Interatomic distance (Å)	Clash overlap (Å)
1:K:18:ARG:NH1	1:K:88:ARG:NE	2.68	0.41
1:K:56:VAL:CG1	1:K:57:TYR:H	2.32	0.41
1:K:63:HIS:CD2	1:K:66:SER:HB2	2.55	0.41
1:K:199:ILE:HG13	1:K:207:PRO:HB3	2.02	0.41
1:L:76:VAL:O	1:L:79:ILE:HG12	2.20	0.41
2:M:195:LEU:HG	2:M:238:LEU:CG	2.41	0.41
2:M:301:GLU:O	2:M:301:GLU:HG2	2.20	0.41
2:M:670:GLN:HB2	2:M:700:TYR:HE1	1.84	0.41
2:M:717:LEU:O	2:M:761:PHE:CD2	2.73	0.41
3:N:133:ILE:CG2	3:N:134:VAL:H	2.34	0.41
3:N:366:LYS:CE	3:N:369:ALA:HB2	2.33	0.41
3:N:646:LYS:HE3	3:N:647:ARG:HE	1.85	0.41
3:N:646:LYS:O	3:N:649:ALA:HB3	2.20	0.41
3:N:701:LEU:N	3:N:701:LEU:CD1	2.77	0.41
3:N:771:SER:HA	3:N:772:PRO:HD3	1.88	0.41
3:N:785:ILE:O	3:N:786:ILE:C	2.57	0.41
3:N:954:ALA:HA	3:N:1020:LEU:CD2	2.51	0.41
3:N:1258:ARG:O	3:N:1262:LEU:HB2	2.19	0.41
3:N:1272:ALA:HB1	3:N:1326:THR:HB	2.01	0.41
3:N:1363:LEU:O	3:N:1363:LEU:HG	2.18	0.41
3:N:1380:GLU:CG	3:N:1381:VAL:N	2.84	0.41
4:O:35:PHE:HE2	4:O:63:TRP:CZ2	2.38	0.41
7:X:43:TYR:O	7:X:45:ASP:N	2.53	0.41
7:Z:35:GLU:O	7:Z:38:GLU:HB2	2.20	0.41
1:A:163:ASN:HD22	1:A:163:ASN:HA	1.62	0.41
2:C:6:PHE:HE2	2:C:917:LEU:HD11	1.85	0.41
2:C:25:SER:O	2:C:29:ALA:HB2	2.20	0.41
2:C:56:GLU:HG2	2:C:356:ARG:CG	2.36	0.41
2:C:451:LEU:HD23	2:C:451:LEU:HA	1.80	0.41
2:C:678:PRO:CD	3:D:947:ILE:HD11	2.49	0.41
3:D:888:GLU:O	3:D:889:ALA:C	2.58	0.41
3:D:1025:GLN:NE2	3:D:1025:GLN:CA	2.73	0.41
3:D:1055:VAL:HA	3:D:1056:PRO:HD3	1.79	0.41
3:D:1094:LEU:CG	3:D:1098:LEU:CD1	2.93	0.41
3:D:1109:GLU:OE1	3:D:1111:ASP:N	2.53	0.41
3:D:1198:TYR:OH	3:D:1394:VAL:HG11	2.19	0.41
3:D:1207:TYR:HA	3:D:1214:PRO:HA	2.02	0.41
3:D:1236:LEU:O	3:D:1237:THR:C	2.59	0.41
3:D:1256:LEU:HB3	3:D:1257:PRO:HD3	2.01	0.41
1:G:190:THR:O	1:G:190:THR:CG2	2.68	0.41
2:H:191:PHE:HE2	2:H:195:LEU:CB	2.31	0.41

Continued on next page...

Continued from previous page...

Atom-1	Atom-2	Interatomic distance (Å)	Clash overlap (Å)
2:H:203:ASP:O	2:H:204:GLN:C	2.58	0.41
2:H:772:ARG:NH1	3:N:484:PRO:C	2.73	0.41
2:H:984:GLU:CG	3:I:944:THR:O	2.66	0.41
2:H:1051:GLU:C	2:H:1056:LYS:HD2	2.41	0.41
2:H:1095:LEU:O	2:H:1096:ALA:C	2.59	0.41
2:H:1106:ASP:OD1	3:I:7:LYS:CD	2.63	0.41
3:I:38:LYS:HE2	3:I:38:LYS:HB3	1.71	0.41
3:I:727:GLN:HE21	3:I:727:GLN:HB3	1.68	0.41
3:I:806:PHE:CE1	3:I:809:PRO:O	2.74	0.41
3:I:814:ALA:O	3:I:818:ARG:HG3	2.19	0.41
1:K:41:ARG:HG3	1:K:177:VAL:HG11	2.02	0.41
1:K:68:ILE:HA	1:K:69:PRO:HD3	1.83	0.41
1:L:54:THR:CG2	1:L:158:ILE:HG13	2.49	0.41
2:M:141:HIS:O	2:M:331:ARG:HA	2.20	0.41
2:M:253:ALA:HA	2:M:256:TYR:HB3	2.01	0.41
2:M:630:ARG:CG	2:M:630:ARG:NH1	2.82	0.41
2:M:679:PHE:CE2	2:M:853:LEU:HD21	2.55	0.41
2:M:1019:GLN:CD	3:N:621:LYS:CG	2.88	0.41
2:M:1097:LEU:HD12	3:N:10:ILE:HG23	2.02	0.41
3:N:734:GLU:OE1	7:Z:38:GLU:O	2.37	0.41
3:N:762:GLN:H	3:N:762:GLN:HG2	1.63	0.41
3:N:1031:ASN:HB3	3:N:1034:GLN:CD	2.40	0.41
7:X:128:ALA:HB3	7:X:140:LEU:HD11	2.02	0.41
7:Z:84:GLY:HA2	7:Z:130:LEU:CD1	2.50	0.41
1:B:108:GLU:OE1	1:B:128:HIS:NE2	2.53	0.41
2:C:10:ARG:HA	2:C:10:ARG:HD3	1.93	0.41
2:C:64:LEU:HB2	2:C:359:MET:CE	2.49	0.41
2:C:84:ARG:NE	2:C:133:ASP:OD2	2.25	0.41
2:C:269:LEU:HG	2:C:287:GLY:O	2.20	0.41
2:C:355:VAL:O	2:C:355:VAL:HG22	2.19	0.41
2:C:358:ARG:NH2	2:C:374:ASN:HB3	2.17	0.41
2:C:443:THR:HA	2:C:444:PRO:HD3	1.76	0.41
2:C:759:THR:HB	2:C:785:VAL:HG22	2.02	0.41
2:C:971:LYS:HA	2:C:988:VAL:HA	2.03	0.41
2:C:1024:LYS:HE3	2:C:1024:LYS:HA	2.02	0.41
3:D:93:ILE:HD13	3:D:548:ILE:HD13	2.01	0.41
3:D:470:LEU:HD12	3:D:503:LEU:HD23	2.02	0.41
3:D:477:LEU:HD22	3:D:492:ALA:CB	2.46	0.41
3:D:543:LEU:HD22	3:D:580:ALA:HB1	2.02	0.41
3:D:642:CYS:HB3	3:D:716:PHE:CG	2.55	0.41
3:D:647:ARG:NH1	3:D:724:GLN:NE2	2.68	0.41

Continued on next page...

Continued from previous page...

Atom-1	Atom-2	Interatomic distance (Å)	Clash overlap (Å)
3:D:789:LEU:HD13	3:D:934:LEU:HD22	2.01	0.41
3:D:794:GLN:O	3:D:861:GLN:HB3	2.21	0.41
3:D:1225:ALA:HB2	3:D:1370:ILE:CD1	2.49	0.41
3:D:1375:MET:O	3:D:1376:MET:HG3	2.21	0.41
1:F:178:ALA:HB2	2:H:864:GLY:N	2.36	0.41
2:H:185:LYS:HE2	2:H:188:LYS:HA	2.00	0.41
2:H:470:PRO:O	2:H:534:VAL:HG23	2.20	0.41
3:I:179:VAL:CG2	3:I:189:GLN:NE2	2.83	0.41
3:I:423:ASP:OD1	3:I:423:ASP:N	2.53	0.41
3:I:1397:LYS:CD	3:I:1432:LYS:NZ	2.83	0.41
4:J:25:LYS:O	4:J:29:GLN:HG3	2.21	0.41
1:K:84:GLU:O	1:K:124:ASN:ND2	2.54	0.41
1:K:132:LEU:CD2	1:K:136:GLY:O	2.67	0.41
1:K:227:ASN:HA	1:K:228:PRO:HD3	1.75	0.41
1:L:74:ASP:O	1:L:75:VAL:C	2.59	0.41
1:L:97:VAL:CG1	1:L:98:THR:N	2.84	0.41
2:M:332:ARG:CG	2:M:464:LEU:O	2.67	0.41
2:M:437:ARG:HG2	2:M:467:ILE:O	2.20	0.41
2:M:654:LEU:HD13	2:M:663:ASN:C	2.41	0.41
2:M:1070:ILE:CG2	3:N:655:PRO:HB2	2.51	0.41
2:M:1081:VAL:O	2:M:1081:VAL:HG12	2.20	0.41
3:N:55:ASP:O	3:N:56:TYR:CB	2.66	0.41
3:N:117:ASP:CG	3:N:117:ASP:O	2.59	0.41
3:N:141:ILE:HD13	3:N:142:LEU:O	2.19	0.41
3:N:399:ARG:HD2	3:N:401:TYR:OH	2.20	0.41
3:N:438:ASP:OD2	3:N:445:ARG:NH1	2.54	0.41
3:N:489:ARG:CG	3:N:490:ALA:N	2.83	0.41
3:N:592:THR:HG22	3:N:593:ASN:N	2.35	0.41
3:N:977:ALA:CB	3:N:983:LEU:HD21	2.50	0.41
3:N:1021:TYR:CE2	3:N:1025:GLN:HG3	2.56	0.41
3:N:1026:SER:O	3:N:1028:ALA:N	2.53	0.41
3:N:1217:ILE:HB	3:N:1480:PHE:CD2	2.56	0.41
3:N:1272:ALA:CB	3:N:1326:THR:HB	2.51	0.41
3:N:1408:ILE:HD12	3:N:1408:ILE:N	2.36	0.41
4:O:54:LEU:CD2	4:O:58:PRO:HG2	2.46	0.41
7:Y:61:ARG:HG2	7:Y:61:ARG:NH2	2.35	0.41
7:Z:7:LEU:O	7:Z:74:ILE:HA	2.20	0.41
7:Z:82:VAL:CG1	7:Z:83:ILE:N	2.83	0.41
1:A:65:PHE:CD1	1:A:65:PHE:N	2.88	0.41
2:C:3:ILE:N	2:C:3:ILE:CD1	2.83	0.41
2:C:54:ILE:CD1	2:C:355:VAL:HG13	2.47	0.41

Continued on next page...

Continued from previous page...

Atom-1	Atom-2	Interatomic distance (Å)	Clash overlap (Å)
2:C:64:LEU:CD1	2:C:359:MET:HG3	2.50	0.41
2:C:153:ALA:O	2:C:155:PRO:CD	2.69	0.41
2:C:199:VAL:HG13	2:C:235:LEU:HG	2.03	0.41
2:C:272:ALA:O	2:C:276:LYS:NZ	2.38	0.41
2:C:338:GLU:C	2:C:341:THR:HG22	2.39	0.41
2:C:344:PHE:CD2	2:C:378:LEU:HD11	2.56	0.41
2:C:344:PHE:HD2	2:C:378:LEU:HD11	1.86	0.41
2:C:431:HIS:N	2:C:434:HIS:CE1	2.72	0.41
2:C:695:LEU:HD21	2:C:832:LYS:HD3	2.03	0.41
2:C:976:ASP:HB3	2:C:979:THR:HG22	2.01	0.41
2:C:1038:TRP:O	2:C:1039:ALA:C	2.58	0.41
2:C:1097:LEU:HD13	3:D:1451:ALA:HB2	1.98	0.41
2:C:1100:GLN:HE21	2:C:1100:GLN:CA	2.33	0.41
3:D:97:THR:HB	3:D:571:LYS:HD2	2.02	0.41
3:D:133:ILE:HD12	3:D:158:TYR:CD2	2.55	0.41
3:D:136:ASP:H	3:D:137:PRO:CD	2.33	0.41
3:D:387:LEU:N	3:D:387:LEU:CD1	2.77	0.41
3:D:630:VAL:HG12	3:D:631:ILE:N	2.35	0.41
3:D:834:THR:HB	3:D:838:ARG:CD	2.32	0.41
3:D:1015:TYR:N	3:D:1016:PRO:HD3	2.35	0.41
3:D:1020:LEU:HD12	3:D:1020:LEU:HA	1.69	0.41
4:E:47:LYS:HB3	4:E:55:PHE:HE2	1.86	0.41
1:F:32:PHE:HA	1:F:35:THR:OG1	2.19	0.41
1:F:195:LEU:HD12	1:F:196:THR:N	2.35	0.41
2:H:972:VAL:HG22	2:H:989:VAL:CG2	2.50	0.41
2:H:1010:THR:HG22	2:H:1011:GLY:N	2.36	0.41
2:H:1067:TYR:O	2:H:1071:ILE:HG13	2.20	0.41
3:I:813:LEU:HD12	3:I:813:LEU:C	2.37	0.41
3:I:1115:THR:HG21	3:I:1151:ARG:HH21	1.85	0.41
3:I:1318:TYR:CD1	3:I:1319:VAL:N	2.89	0.41
3:I:1369:GLU:C	3:I:1372:VAL:HG12	2.39	0.41
3:I:1459:LEU:HB2	3:I:1470:ARG:HH22	1.85	0.41
4:J:40:LEU:HD23	4:J:67:GLU:HA	2.00	0.41
1:K:165:ILE:O	1:K:165:ILE:HG12	2.21	0.41
1:K:219:ARG:O	1:K:222:LEU:HB2	2.20	0.41
2:M:224:GLU:OE1	2:M:224:GLU:HA	2.21	0.41
2:M:449:ILE:HG12	2:M:450:GLY:N	2.35	0.41
2:M:1042:ALA:CB	3:N:1227:GLN:NE2	2.82	0.41
3:N:160:GLU:OE2	3:N:165:LYS:HD2	2.21	0.41
3:N:486:ARG:HA	3:N:489:ARG:HD3	2.02	0.41
3:N:489:ARG:HG3	3:N:490:ALA:N	2.35	0.41

Continued on next page...

Continued from previous page...

Atom-1	Atom-2	Interatomic distance (Å)	Clash overlap (Å)
3:N:610:LYS:O	3:N:615:ARG:HG2	2.21	0.41
3:N:770:LEU:CD2	3:N:775:GLY:O	2.69	0.41
3:N:986:ARG:O	3:N:989:TYR:HB3	2.20	0.41
3:N:1007:VAL:HG12	3:N:1011:PHE:HE2	1.83	0.41
3:N:1031:ASN:OD1	3:N:1033:GLN:HB3	2.20	0.41
3:N:1219:GLU:O	3:N:1221:VAL:N	2.48	0.41
3:N:1256:LEU:HG	3:N:1260:ILE:HD11	2.02	0.41
3:N:1406:ARG:HH11	3:N:1406:ARG:HG3	1.86	0.41
4:O:54:LEU:O	4:O:58:PRO:HD3	2.21	0.41
7:X:57:ARG:HG2	7:X:57:ARG:HH21	1.84	0.41
7:Y:41:ASP:HB3	7:Y:42:ASP:H	1.71	0.41
7:Y:43:TYR:O	7:Y:44:ASP:C	2.59	0.41
7:Y:48:LEU:CD1	7:Y:52:LYS:HE2	2.50	0.41
7:Z:48:LEU:HD12	7:Z:52:LYS:CE	2.51	0.41
1:B:55:SER:OG	1:B:158:ILE:HB	2.20	0.41
1:B:106:PRO:HA	1:B:132:LEU:O	2.20	0.41
2:C:139:GLN:C	2:C:334:ARG:HG3	2.41	0.41
2:C:206:THR:HG23	2:C:207:LEU:H	1.86	0.41
2:C:516:ARG:HG3	3:D:1068:LEU:CD1	2.51	0.41
2:C:583:LEU:O	2:C:584:GLU:C	2.59	0.41
2:C:799:ILE:N	2:C:799:ILE:CD1	2.75	0.41
2:C:1061:GLU:CD	3:D:84:ILE:HD12	2.37	0.41
2:C:1084:SER:C	2:C:1087:VAL:HG12	2.41	0.41
3:D:508:ARG:CB	3:D:509:PRO:HD2	2.49	0.41
3:D:672:ALA:O	3:D:676:MET:HB2	2.20	0.41
3:D:785:ILE:O	3:D:786:ILE:C	2.58	0.41
3:D:813:LEU:HD12	3:D:814:ALA:CA	2.51	0.41
3:D:1254:GLN:H	3:D:1254:GLN:HG3	1.65	0.41
3:D:1365:ASP:O	3:D:1366:LYS:C	2.59	0.41
1:F:83:LYS:HB3	1:F:83:LYS:HE2	1.89	0.41
2:H:52:PHE:CZ	2:H:53:PRO:HG3	2.56	0.41
2:H:424:GLY:O	2:H:425:PHE:C	2.57	0.41
2:H:862:PRO:HB3	2:H:929:ARG:NH2	2.24	0.41
3:I:26:VAL:HG11	3:I:44:LEU:HD12	2.01	0.41
3:I:1129:THR:CG2	3:I:1130:ARG:N	2.76	0.41
3:I:1230:GLY:O	3:I:1231:GLU:C	2.58	0.41
3:I:1402:ALA:HB2	3:I:1415:VAL:HG23	2.03	0.41
3:I:1447:LEU:N	3:I:1447:LEU:HD12	2.35	0.41
4:J:19:LEU:O	4:J:19:LEU:HD12	2.20	0.41
4:J:63:TRP:O	4:J:64:ALA:C	2.58	0.41
1:K:107:LYS:HG2	1:K:108:GLU:H	1.84	0.41

Continued on next page...

Continued from previous page...

Atom-1	Atom-2	Interatomic distance (Å)	Clash overlap (Å)
1:K:189:ARG:CG	1:K:191:ASP:OD1	2.67	0.41
1:K:206:THR:HG23	1:K:209:GLU:H	1.84	0.41
2:M:52:PHE:CD1	2:M:68:PHE:N	2.88	0.41
2:M:124:ASP:OD1	2:M:125:GLY:N	2.54	0.41
2:M:158:TYR:CD1	2:M:313:LEU:HD21	2.56	0.41
2:M:203:ASP:O	2:M:204:GLN:C	2.59	0.41
2:M:442:GLU:OE2	2:M:543:ASN:HB3	2.21	0.41
2:M:501:THR:HA	2:M:502:PRO:HD3	1.79	0.41
2:M:925:TYR:CD2	2:M:925:TYR:O	2.74	0.41
3:N:12:LEU:HD23	3:N:12:LEU:HA	1.75	0.41
3:N:575:GLN:O	3:N:579:ASP:OD2	2.39	0.41
3:N:892:ASP:HB3	3:N:895:VAL:HG23	2.01	0.41
3:N:1045:MET:HG3	3:N:1073:SER:HA	2.03	0.41
3:N:1055:VAL:CG1	3:N:1056:PRO:N	2.82	0.41
4:O:24:ALA:O	4:O:27:ALA:N	2.52	0.41
7:Y:32:ILE:O	7:Y:35:GLU:HB2	2.21	0.41
1:A:43:ILE:HG13	1:A:43:ILE:H	1.61	0.41
1:B:76:VAL:O	1:B:80:LEU:HB2	2.20	0.41
2:C:68:PHE:CD1	2:C:69:LEU:N	2.89	0.41
2:C:83:CYS:HA	2:C:88:LEU:HB3	2.03	0.41
2:C:110:GLU:HG3	2:C:369:PRO:HG3	2.03	0.41
2:C:142:ARG:HE	2:C:325:ILE:HG23	1.85	0.41
2:C:395:LYS:HE3	2:C:407:LYS:HD2	2.02	0.41
2:C:508:ILE:HG22	2:C:509:ALA:N	2.35	0.41
2:C:577:PRO:C	2:C:579:VAL:N	2.73	0.41
2:C:679:PHE:C	3:D:943:THR:HG21	2.41	0.41
3:D:50:PHE:CG	3:D:522:PRO:CD	3.04	0.41
3:D:84:ILE:C	3:D:86:ARG:H	2.21	0.41
3:D:180:LYS:HD2	3:D:180:LYS:N	2.36	0.41
3:D:355:VAL:HG21	3:D:367:ILE:HG23	2.02	0.41
3:D:501:ALA:HB1	3:D:1453:ALA:CA	2.51	0.41
3:D:511:TRP:C	3:D:513:ILE:N	2.73	0.41
3:D:701:LEU:O	3:D:702:LEU:HD12	2.20	0.41
3:D:1007:VAL:HG11	3:D:1039:CYS:HB2	2.03	0.41
4:E:26:ARG:NH2	4:E:67:GLU:OE2	2.54	0.41
2:H:468:ARG:HB3	2:H:485:TYR:HB3	2.02	0.41
2:H:511:GLU:O	2:H:526:PRO:HD3	2.21	0.41
2:H:603:VAL:CG2	2:H:647:GLN:HB3	2.51	0.41
2:H:897:LEU:HB3	2:H:899:GLN:NE2	2.26	0.41
3:I:139:GLY:CA	3:I:162:ARG:NH2	2.81	0.41
3:I:661:MET:CE	3:I:673:ALA:HB1	2.50	0.41

Continued on next page...

Continued from previous page...

Atom-1	Atom-2	Interatomic distance (Å)	Clash overlap (Å)
3:I:833:GLU:O	3:I:834:THR:CG2	2.68	0.41
3:I:996:TRP:O	3:I:999:THR:N	2.54	0.41
3:I:1145:TYR:O	3:I:1147:ARG:HG2	2.21	0.41
3:I:1156:LEU:HD23	3:I:1156:LEU:HA	1.74	0.41
3:I:1192:LEU:HD11	3:I:1369:GLU:HG2	2.02	0.41
3:I:1251:ASP:N	3:I:1251:ASP:OD2	2.53	0.41
2:M:140:ILE:HD12	2:M:140:ILE:C	2.41	0.41
2:M:148:PHE:HE1	2:M:309:TYR:CD2	2.35	0.41
2:M:274:ARG:CG	2:M:285:LEU:HB3	2.49	0.41
2:M:360:LEU:C	2:M:362:GLY:N	2.74	0.41
2:M:609:ASN:HD22	2:M:609:ASN:HA	1.65	0.41
2:M:903:SER:OG	2:M:908:GLY:HA3	2.20	0.41
3:N:3:LYS:HB3	3:N:4:GLU:H	1.60	0.41
3:N:17:LYS:CG	3:N:21:TRP:HE1	2.30	0.41
3:N:215:TYR:O	3:N:215:TYR:CD2	2.73	0.41
3:N:598:ARG:HA	3:N:599:PRO:HD3	1.91	0.41
3:N:788:GLY:O	3:N:792:ILE:HG22	2.21	0.41
3:N:1066:THR:HG23	3:N:1069:GLU:N	2.32	0.41
4:O:47:LYS:C	4:O:54:LEU:HD13	2.41	0.41
7:X:57:ARG:HH22	7:X:61:ARG:HD2	1.85	0.41
7:Z:103:GLN:OE1	7:Z:116:PRO:HG2	2.21	0.41
7:Z:123:SER:OG	7:Z:124:PRO:HD2	2.19	0.41
7:Z:133:ARG:O	7:Z:134:VAL:C	2.58	0.41
1:B:183:ASP:HA	1:B:192:LEU:O	2.21	0.41
2:C:258:TYR:CZ	2:C:264:PRO:HG3	2.55	0.41
2:C:328:LEU:HD13	2:C:328:LEU:H	1.86	0.41
2:C:367:LEU:CD2	2:C:371:LYS:HE3	2.43	0.41
2:C:843:HIS:CD2	2:C:884:GLN:CA	3.03	0.41
2:C:922:PHE:HZ	2:C:963:LEU:HB3	1.85	0.41
2:C:1034:GLU:OE1	2:C:1038:TRP:HZ2	2.04	0.41
3:D:26:VAL:HG21	3:D:519:VAL:HG21	2.01	0.41
3:D:171:LEU:HD22	3:D:172:PRO:HD2	1.98	0.41
3:D:181:ASP:OD1	3:D:441:ARG:NE	2.53	0.41
3:D:841:TYR:CD2	3:D:841:TYR:N	2.87	0.41
3:D:877:PRO:C	3:D:880:ILE:HG22	2.34	0.41
3:D:1160:LEU:CD2	3:D:1164:ARG:HH11	2.33	0.41
3:D:1206:GLY:O	3:D:1215:VAL:HG23	2.21	0.41
3:D:1462:LEU:O	3:D:1466:VAL:HG23	2.21	0.41
1:F:102:LYS:HD3	1:F:139:ASN:ND2	2.35	0.41
1:G:16:GLN:HA	1:G:16:GLN:NE2	2.36	0.41
2:H:26:TYR:CD2	2:H:121:MET:HB2	2.55	0.41

Continued on next page...

Continued from previous page...

Atom-1	Atom-2	Interatomic distance (Å)	Clash overlap (Å)
2:H:163:ILE:HD12	2:H:163:ILE:C	2.41	0.41
2:H:332:ARG:NH2	2:H:338:GLU:CD	2.74	0.41
2:H:368:THR:HG22	2:H:369:PRO:N	2.36	0.41
2:H:501:THR:CG2	2:H:513:VAL:HG13	2.51	0.41
2:H:865:THR:HA	2:H:866:PRO:HD3	1.69	0.41
3:I:181:ASP:OD1	3:I:441:ARG:CZ	2.68	0.41
3:I:590:PRO:O	3:I:600:LEU:CD1	2.69	0.41
3:I:600:LEU:H	3:I:600:LEU:CD1	2.15	0.41
3:I:646:LYS:HG3	3:I:647:ARG:HG3	2.02	0.41
3:I:1020:LEU:HA	3:I:1020:LEU:HD12	1.73	0.41
3:I:1045:MET:HG3	3:I:1073:SER:HA	2.03	0.41
3:I:1097:LYS:O	3:I:1100:ASP:N	2.53	0.41
3:I:1168:MET:HG3	3:I:1172:HIS:CE1	2.56	0.41
3:I:1276:GLU:HA	3:I:1338:ALA:HB2	2.01	0.41
3:I:1277:ILE:HD13	3:I:1277:ILE:HA	1.97	0.41
3:I:1462:LEU:HD23	3:I:1473:PRO:HD2	2.03	0.41
4:J:46:PRO:CB	4:J:54:LEU:HD22	2.51	0.41
1:K:127:LEU:HD12	1:K:128:HIS:N	2.35	0.41
1:K:156:HIS:HB2	1:K:158:ILE:HD11	2.03	0.41
2:M:94:LEU:O	2:M:94:LEU:HG	2.18	0.41
2:M:188:LYS:HB2	2:M:188:LYS:NZ	2.34	0.41
2:M:1043:TYR:CE2	3:N:763:MET:HA	2.56	0.41
2:M:1063:ARG:NH2	3:N:625:TYR:CZ	2.89	0.41
3:N:496:LEU:HA	3:N:499:VAL:CG2	2.51	0.41
3:N:727:GLN:HE21	3:N:727:GLN:HB3	1.60	0.41
3:N:778:LEU:HD12	3:N:778:LEU:HA	1.83	0.41
3:N:907:GLU:N	3:N:910:SER:OG	2.44	0.41
3:N:1347:TYR:HD2	3:N:1348:LEU:HD12	1.86	0.41
3:N:1377:LYS:HG2	3:N:1378:TYR:CD1	2.55	0.41
7:X:6:LYS:HG2	7:X:75:LEU:HD11	2.02	0.41
7:Y:12:TYR:CD2	7:Y:12:TYR:C	2.94	0.41
7:Z:99:ARG:CG	7:Z:99:ARG:NH1	2.83	0.41
1:A:14:ARG:HH22	1:A:24:VAL:CG2	2.33	0.41
1:A:39:PRO:HG3	1:B:39:PRO:CG	2.49	0.41
1:A:132:LEU:CD2	1:A:136:GLY:O	2.65	0.41
1:B:51:THR:HG22	1:B:89:PHE:CE2	2.55	0.41
1:B:84:GLU:HB3	1:B:127:LEU:HD21	2.02	0.41
1:B:143:ARG:HH11	1:B:158:ILE:HG23	1.86	0.41
1:B:198:ARG:H	1:B:198:ARG:HG2	1.50	0.41
2:C:13:ILE:HA	2:C:14:PRO:HD3	1.93	0.41
2:C:69:LEU:CD1	2:C:109:LYS:HE3	2.51	0.41

Continued on next page...

Continued from previous page...

Atom-1	Atom-2	Interatomic distance (Å)	Clash overlap (Å)
2:C:83:CYS:HB3	2:C:88:LEU:O	2.20	0.41
2:C:170:PRO:CD	2:C:263:ASP:HB3	2.49	0.41
2:C:203:ASP:O	2:C:204:GLN:C	2.59	0.41
2:C:224:GLU:O	2:C:228:ALA:CB	2.51	0.41
2:C:265:ARG:N	2:C:289:THR:HG21	2.35	0.41
2:C:332:ARG:NH2	2:C:338:GLU:CD	2.74	0.41
2:C:397:GLU:HG2	2:C:403:SER:HB3	2.03	0.41
2:C:511:GLU:O	2:C:526:PRO:HD3	2.21	0.41
2:C:516:ARG:CD	3:D:1068:LEU:HD22	2.51	0.41
2:C:604:ALA:HB3	2:C:612:VAL:O	2.21	0.41
2:C:691:SER:HB2	2:C:858:MET:SD	2.60	0.41
2:C:706:GLU:OE2	2:C:706:GLU:HA	2.20	0.41
2:C:775:ARG:O	2:C:779:GLY:C	2.59	0.41
2:C:806:LEU:HD12	2:C:822:VAL:CG2	2.50	0.41
2:C:841:ASN:ND2	2:C:843:HIS:HB2	2.35	0.41
2:C:854:PRO:C	2:C:856:GLU:N	2.74	0.41
2:C:863:ASP:OD1	2:C:865:THR:HG22	2.20	0.41
2:C:1013:TYR:CE1	2:C:1020:PRO:HG3	2.56	0.41
2:C:1013:TYR:HA	2:C:1019:GLN:O	2.21	0.41
2:C:1054:THR:HG21	2:C:1082:PRO:HG3	2.03	0.41
2:C:1090:LYS:CE	3:D:90:MET:CG	2.78	0.41
3:D:17:LYS:HG2	3:D:21:TRP:NE1	2.35	0.41
3:D:116:LEU:O	3:D:117:ASP:CB	2.69	0.41
3:D:130:SER:O	3:D:568:ARG:NH2	2.47	0.41
3:D:436:GLU:OE1	3:D:447:VAL:HG13	2.20	0.41
3:D:583:ASP:CG	3:D:586:ARG:HG2	2.40	0.41
3:D:638:LYS:O	3:D:640:HIS:N	2.54	0.41
3:D:660:LYS:HZ1	3:D:663:GLU:HG3	1.85	0.41
3:D:701:LEU:HD11	3:D:750:PRO:CG	2.49	0.41
3:D:800:LYS:HD2	3:D:804:LEU:HD23	2.00	0.41
3:D:877:PRO:HA	3:D:880:ILE:HG22	2.02	0.41
3:D:1080:GLY:C	7:X:49:GLU:HG3	2.41	0.41
3:D:1258:ARG:CZ	3:D:1262:LEU:HD13	2.51	0.41
3:D:1310:ARG:HD3	3:D:1310:ARG:HA	1.68	0.41
3:D:1348:LEU:O	3:D:1349:VAL:C	2.58	0.41
3:D:1371:VAL:HG12	3:D:1372:VAL:N	2.36	0.41
3:D:1451:ALA:O	3:D:1452:ILE:C	2.58	0.41
4:E:53:GLY:C	4:E:55:PHE:H	2.24	0.41
4:E:57:ASP:OD1	4:E:57:ASP:O	2.39	0.41
1:F:35:THR:H	1:F:35:THR:HG1	1.56	0.41
1:F:58:ILE:HG21	1:F:61:VAL:CG2	2.50	0.41

Continued on next page...

Continued from previous page...

Atom-1	Atom-2	Interatomic distance (Å)	Clash overlap (Å)
1:F:122:ILE:N	1:F:122:ILE:CD1	2.80	0.41
1:F:165:ILE:HA	1:F:166:PRO:HD3	1.77	0.41
1:F:171:PHE:O	1:F:173:PRO:CD	2.68	0.41
1:G:70:GLY:O	1:G:132:LEU:HA	2.20	0.41
1:G:121:GLU:OE2	1:G:123:MET:SD	2.79	0.41
2:H:15:LEU:H	2:H:15:LEU:HD12	1.86	0.41
2:H:141:HIS:CD2	2:H:141:HIS:N	2.88	0.41
2:H:165:LEU:HD12	2:H:165:LEU:HA	1.91	0.41
2:H:194:VAL:O	2:H:195:LEU:C	2.59	0.41
2:H:198:ARG:NH1	2:H:204:GLN:OE1	2.54	0.41
2:H:274:ARG:CG	2:H:285:LEU:CB	2.96	0.41
2:H:281:LEU:HD11	2:H:306:THR:N	2.35	0.41
2:H:347:GLY:CA	2:H:378:LEU:HD12	2.38	0.41
2:H:449:ILE:C	2:H:451:LEU:H	2.24	0.41
2:H:502:PRO:O	2:H:509:ALA:HB3	2.20	0.41
2:H:551:GLU:OE1	2:H:905:ILE:O	2.38	0.41
2:H:583:LEU:HD12	2:H:583:LEU:N	2.36	0.41
2:H:683:ASN:HA	2:H:687:ALA:CB	2.44	0.41
2:H:693:GLU:HA	2:H:696:LYS:HD2	2.02	0.41
2:H:702:SER:OG	2:H:704:HIS:ND1	2.53	0.41
2:H:751:PRO:HA	2:H:792:VAL:CG1	2.51	0.41
2:H:1044:GLY:HA2	3:I:1475:GLY:CA	2.50	0.41
2:H:1102:LEU:HD12	2:H:1102:LEU:N	2.35	0.41
3:I:17:LYS:O	3:I:20:SER:CB	2.65	0.41
3:I:17:LYS:HA	3:I:20:SER:HB2	2.02	0.41
3:I:37:LEU:HD23	3:I:37:LEU:HA	1.90	0.41
3:I:97:THR:HG23	3:I:98:PRO:HD2	2.03	0.41
3:I:101:HIS:CE1	3:I:103:TRP:HB2	2.52	0.41
3:I:148:GLU:HB3	3:I:151:GLN:HB2	2.03	0.41
3:I:446:VAL:O	3:I:446:VAL:CG2	2.69	0.41
3:I:465:LEU:CD1	3:I:512:MET:HB2	2.46	0.41
3:I:484:PRO:HB3	3:I:488:ARG:CZ	2.50	0.41
3:I:586:ARG:HA	3:I:586:ARG:HD3	1.82	0.41
3:I:716:PHE:CD1	3:I:716:PHE:N	2.89	0.41
3:I:762:GLN:H	3:I:762:GLN:HG2	1.68	0.41
3:I:805:GLU:OE1	3:I:816:HIS:NE2	2.54	0.41
3:I:838:ARG:HB3	3:I:865:THR:HG23	1.99	0.41
3:I:885:ILE:CD1	3:I:937:TYR:CD2	3.03	0.41
3:I:914:LEU:HD23	3:I:914:LEU:C	2.41	0.41
3:I:919:PHE:CE1	3:I:924:MET:HG3	2.43	0.41
3:I:1135:ARG:CD	3:I:1139:ASP:CB	2.97	0.41

Continued on next page...

Continued from previous page...

Atom-1	Atom-2	Interatomic distance (Å)	Clash overlap (Å)
3:I:1236:LEU:HB2	3:I:1256:LEU:HB2	2.03	0.41
3:I:1264:GLU:HB3	3:I:1266:ARG:NE	2.36	0.41
3:I:1304:LYS:HE2	3:I:1304:LYS:HB3	1.87	0.41
3:I:1325:LEU:HD12	3:I:1325:LEU:HA	1.85	0.41
3:I:1336:LEU:HA	3:I:1344:VAL:HG21	2.03	0.41
4:J:45:ARG:NH2	4:J:55:PHE:O	2.54	0.41
1:K:91:ASN:HD22	1:K:93:SER:CB	2.34	0.41
1:L:73:GLU:HB2	1:L:78:ILE:HG13	2.03	0.41
1:L:142:VAL:O	1:L:142:VAL:HG23	2.21	0.41
2:M:100:LEU:HB2	2:M:372:LEU:HD21	2.03	0.41
2:M:148:PHE:CE1	2:M:309:TYR:HD2	2.37	0.41
2:M:194:VAL:O	2:M:195:LEU:C	2.59	0.41
2:M:267:TYR:HB2	2:M:272:ALA:HB2	1.91	0.41
2:M:449:ILE:C	2:M:451:LEU:H	2.24	0.41
2:M:480:THR:HG22	2:M:481:ASP:N	2.32	0.41
2:M:524:VAL:HG13	2:M:528:GLU:OE1	2.21	0.41
2:M:537:LYS:CA	2:M:545:ASN:HD21	2.31	0.41
2:M:657:ASP:OD1	2:M:662:GLU:HA	2.21	0.41
2:M:793:PRO:O	2:M:794:PRO:C	2.58	0.41
2:M:843:HIS:CD2	2:M:884:GLN:N	2.89	0.41
2:M:940:GLU:O	2:M:943:VAL:CG1	2.65	0.41
2:M:963:LEU:HD21	2:M:973:VAL:HG23	2.03	0.41
2:M:1090:LYS:HA	2:M:1090:LYS:HD3	1.90	0.41
3:N:351:MET:O	3:N:352:ASN:OD1	2.39	0.41
3:N:412:GLY:HA2	3:N:434:ARG:CD	2.41	0.41
3:N:592:THR:O	3:N:593:ASN:C	2.58	0.41
3:N:616:GLN:HE21	3:N:616:GLN:HB2	1.70	0.41
3:N:701:LEU:O	3:N:702:LEU:HD12	2.21	0.41
3:N:765:SER:O	3:N:767:HIS:N	2.53	0.41
3:N:770:LEU:HD23	3:N:770:LEU:HA	1.72	0.41
3:N:805:GLU:H	3:N:805:GLU:HG2	1.59	0.41
3:N:975:GLU:O	3:N:979:GLU:HG3	2.20	0.41
3:N:1156:LEU:CD1	3:N:1176:LYS:HE3	2.49	0.41
3:N:1192:LEU:HD21	3:N:1372:VAL:CG1	2.51	0.41
3:N:1287:GLU:O	3:N:1288:GLU:C	2.59	0.41
3:N:1432:LYS:O	3:N:1432:LYS:CG	2.67	0.41
3:N:1464:GLU:H	3:N:1464:GLU:HG2	1.55	0.41
4:O:47:LYS:C	4:O:54:LEU:CD1	2.89	0.41
7:Y:20:GLU:OE1	7:Y:23:ARG:HD2	2.21	0.41
7:Y:123:SER:O	7:Y:126:GLY:N	2.54	0.41
7:Y:141:ASP:OD2	7:Y:145:GLY:O	2.37	0.41

Continued on next page...

Continued from previous page...

Atom-1	Atom-2	Interatomic distance (Å)	Clash overlap (Å)
7:Y:150:ARG:NH1	7:Y:152:VAL:HG22	2.35	0.41
1:A:91:ASN:HD22	1:A:93:SER:CB	2.34	0.41
1:B:115:LEU:HA	1:B:116:PRO:HD3	1.86	0.41
2:C:30:LEU:O	2:C:30:LEU:CD1	2.62	0.41
2:C:47:ALA:CB	2:C:345:ARG:HD2	2.51	0.41
2:C:112:GLU:OE1	2:C:112:GLU:CA	2.67	0.41
2:C:172:ILE:HG22	2:C:173:ASP:N	2.35	0.41
2:C:278:GLU:HA	2:C:283:ILE:HA	2.03	0.41
2:C:886:LEU:O	2:C:887:GLU:C	2.58	0.41
3:D:521:PRO:C	3:D:525:ARG:NH1	2.74	0.41
3:D:614:PHE:CD2	3:D:1438:ALA:HB1	2.55	0.41
3:D:835:SER:N	3:D:838:ARG:HD3	2.35	0.41
3:D:845:ASN:N	3:D:848:GLU:HG3	2.31	0.41
3:D:899:LEU:HD12	3:D:900:ILE:CG2	2.37	0.41
3:D:1265:ALA:HB1	3:D:1333:HIS:CE1	2.56	0.41
3:D:1386:ASP:C	3:D:1386:ASP:OD1	2.59	0.41
4:E:70:THR:HB	4:E:72:ARG:CD	2.36	0.41
1:F:128:HIS:NE2	1:F:131:THR:HG23	2.36	0.41
1:G:16:GLN:NE2	1:G:16:GLN:CA	2.82	0.41
1:G:77:GLU:HB2	3:I:872:ARG:HH21	1.86	0.41
2:H:36:PRO:HG2	2:H:70:GLU:HB3	2.03	0.41
2:H:73:LEU:C	2:H:73:LEU:CD1	2.85	0.41
2:H:118:ILE:HA	2:H:119:PRO:HD3	1.82	0.41
2:H:119:PRO:HG2	2:H:386:PHE:CG	2.56	0.41
2:H:604:ALA:HB3	2:H:612:VAL:O	2.21	0.41
2:H:682:TYR:CE1	3:I:635:PRO:HD2	2.56	0.41
2:H:979:THR:HG23	2:H:981:GLU:N	2.23	0.41
2:H:1083:GLU:O	2:H:1087:VAL:HB	2.21	0.41
3:I:36:THR:C	3:I:38:LYS:N	2.74	0.41
3:I:705:ALA:HB3	3:I:706:PRO:CD	2.40	0.41
3:I:749:VAL:HA	3:I:750:PRO:HD3	1.76	0.41
3:I:939:PHE:O	3:I:942:SER:HB3	2.21	0.41
3:I:1124:GLN:HA	3:I:1125:PRO:HD3	1.92	0.41
3:I:1235:GLN:HE21	7:Y:37:MET:HE3	1.86	0.41
4:J:17:TYR:O	4:J:21:VAL:HG23	2.21	0.41
1:K:142:VAL:O	1:K:142:VAL:CG2	2.69	0.41
2:M:263:ASP:C	2:M:264:PRO:O	2.57	0.41
2:M:327:HIS:C	2:M:329:GLY:N	2.74	0.41
2:M:557:ARG:HE	2:M:879:ARG:HD3	1.86	0.41
2:M:606:VAL:CG2	2:M:645:VAL:HA	2.51	0.41
2:M:737:LEU:CD2	2:M:737:LEU:O	2.68	0.41

Continued on next page...

Continued from previous page...

Atom-1	Atom-2	Interatomic distance (Å)	Clash overlap (Å)
3:N:97:THR:HA	3:N:98:PRO:HD3	1.88	0.41
3:N:116:LEU:HD23	3:N:116:LEU:C	2.41	0.41
3:N:153:LEU:O	3:N:153:LEU:HD12	2.20	0.41
3:N:456:MET:HA	3:N:460:ALA:HB2	2.03	0.41
3:N:649:ALA:O	3:N:650:LEU:C	2.59	0.41
3:N:1422:MET:CE	3:N:1426:LYS:O	2.69	0.41
4:O:40:LEU:C	4:O:40:LEU:HD12	2.42	0.41
7:Y:44:ASP:N	7:Y:44:ASP:OD1	2.54	0.41
1:A:42:ARG:NH2	1:B:31:GLY:O	2.54	0.40
1:A:222:LEU:HD21	1:B:218:LEU:HD23	2.04	0.40
1:B:185:ARG:HH11	3:D:692:GLU:HB3	1.87	0.40
2:C:78:PHE:HB3	2:C:79:PRO:CD	2.50	0.40
2:C:327:HIS:O	2:C:329:GLY:N	2.54	0.40
2:C:334:ARG:HA	2:C:338:GLU:OE2	2.20	0.40
2:C:430:VAL:HA	2:C:434:HIS:CE1	2.56	0.40
2:C:458:TYR:HB3	2:C:470:PRO:HG3	2.02	0.40
2:C:584:GLU:CD	2:C:584:GLU:H	2.22	0.40
2:C:627:ARG:O	2:C:638:ASP:CB	2.70	0.40
2:C:1041:GLU:O	2:C:1042:ALA:C	2.59	0.40
3:D:105:VAL:O	3:D:105:VAL:HG12	2.21	0.40
3:D:158:TYR:O	3:D:162:ARG:N	2.47	0.40
3:D:549:ASN:HD22	3:D:549:ASN:HA	1.62	0.40
3:D:695:ILE:CD1	3:D:718:PRO:HB2	2.50	0.40
3:D:727:GLN:HE21	3:D:727:GLN:HB3	1.62	0.40
3:D:730:PRO:HA	3:D:733:CYS:SG	2.61	0.40
3:D:807:ALA:HA	3:D:833:GLU:CG	2.48	0.40
3:D:814:ALA:CB	3:D:818:ARG:HH21	2.24	0.40
3:D:820:GLU:CB	3:D:836:VAL:HG21	2.51	0.40
3:D:860:LEU:CB	3:D:861:GLN:HE21	2.35	0.40
3:D:927:THR:O	3:D:928:ALA:C	2.60	0.40
3:D:1100:ASP:C	3:D:1103:HIS:HD1	2.23	0.40
3:D:1231:GLU:CB	3:D:1232:PRO:CD	2.99	0.40
3:D:1261:GLU:O	3:D:1264:GLU:O	2.39	0.40
3:D:1488:ASP:C	3:D:1490:LYS:N	2.75	0.40
4:E:40:LEU:C	4:E:40:LEU:HD12	2.40	0.40
2:H:144:PRO:O	2:H:276:LYS:HD3	2.21	0.40
2:H:182:VAL:O	2:H:193:LEU:CD1	2.60	0.40
2:H:221:LEU:O	2:H:223:ASP:N	2.54	0.40
2:H:304:LEU:HD23	2:H:304:LEU:H	1.86	0.40
2:H:496:ILE:CG2	2:H:497:ALA:N	2.84	0.40
2:H:501:THR:HG22	2:H:513:VAL:HG13	2.02	0.40

Continued on next page...

Continued from previous page...

Atom-1	Atom-2	Interatomic distance (Å)	Clash overlap (Å)
2:H:739:GLU:O	2:H:741:GLY:N	2.54	0.40
2:H:838:LYS:O	2:H:997:LEU:HD23	2.21	0.40
2:H:881:ASN:O	2:H:884:GLN:HG3	2.22	0.40
2:H:899:GLN:HG3	2:H:901:TYR:OH	2.21	0.40
2:H:937:ASP:HB3	2:H:940:GLU:H	1.86	0.40
3:I:469:ASP:O	3:I:472:ALA:HB3	2.21	0.40
3:I:502:PHE:CE1	3:I:509:PRO:HB3	2.56	0.40
3:I:1112:CYS:HB2	3:I:1195:GLN:CD	2.42	0.40
3:I:1168:MET:HA	3:I:1168:MET:HE3	2.04	0.40
3:I:1262:LEU:HD21	3:I:1351:GLU:HG3	2.03	0.40
2:M:56:GLU:O	2:M:64:LEU:N	2.55	0.40
2:M:214:TYR:C	2:M:214:TYR:CD1	2.94	0.40
2:M:284:ARG:HB3	2:M:301:GLU:OE2	2.22	0.40
2:M:339:LEU:HD22	2:M:385:PHE:CZ	2.56	0.40
2:M:424:GLY:O	2:M:425:PHE:C	2.59	0.40
2:M:544:THR:C	2:M:546:LEU:N	2.73	0.40
2:M:684:PHE:HB3	3:N:633:VAL:HG21	2.03	0.40
3:N:104:PHE:HB3	3:N:512:MET:SD	2.61	0.40
3:N:765:SER:C	3:N:767:HIS:N	2.75	0.40
3:N:835:SER:O	3:N:836:VAL:C	2.59	0.40
3:N:890:VAL:HG12	3:N:926:LYS:HE2	2.03	0.40
3:N:957:PRO:HG2	3:N:1007:VAL:CG2	2.49	0.40
3:N:1147:ARG:NH1	3:N:1190:SER:HB2	2.36	0.40
3:N:1393:GLN:HB2	3:N:1398:TRP:CZ2	2.55	0.40
3:N:1428:ALA:O	3:N:1429:LEU:C	2.60	0.40
4:O:41:GLU:HA	4:O:45:ARG:HG3	2.03	0.40
4:O:63:TRP:O	4:O:64:ALA:C	2.59	0.40
7:Z:14:ARG:HH11	7:Z:14:ARG:CB	2.32	0.40
1:B:138:LEU:HD23	1:B:138:LEU:O	2.21	0.40
2:C:139:GLN:OE1	2:C:334:ARG:HD3	2.21	0.40
2:C:449:ILE:O	2:C:451:LEU:N	2.54	0.40
2:C:961:GLU:O	2:C:964:LYS:HB3	2.20	0.40
2:C:1005:MET:CE	3:D:724:GLN:HB3	2.50	0.40
2:C:1019:GLN:HG3	3:D:621:LYS:HD2	2.04	0.40
3:D:355:VAL:CG1	3:D:359:ALA:HB3	2.51	0.40
3:D:355:VAL:HG13	3:D:359:ALA:HB3	2.02	0.40
3:D:655:PRO:HA	3:D:658:LEU:HD12	2.03	0.40
3:D:1231:GLU:HG2	3:D:1232:PRO:N	2.35	0.40
3:D:1258:ARG:NH2	3:D:1262:LEU:HD11	2.36	0.40
3:D:1403:LEU:HD22	3:D:1407:LEU:HD22	2.03	0.40
1:F:19:GLU:O	1:F:207:PRO:HG3	2.20	0.40

Continued on next page...

Continued from previous page...

Atom-1	Atom-2	Interatomic distance (Å)	Clash overlap (Å)
1:F:38:ASN:N	1:F:39:PRO:CD	2.84	0.40
1:F:211:LEU:HD12	1:F:211:LEU:O	2.21	0.40
2:H:19:THR:HG22	2:H:23:VAL:HG23	2.04	0.40
2:H:661:SER:HA	2:H:665:PHE:O	2.21	0.40
2:H:950:LEU:CB	2:H:952:LEU:HD23	2.37	0.40
3:I:12:LEU:H	3:I:12:LEU:CD1	2.30	0.40
3:I:427:VAL:HG12	3:I:427:VAL:O	2.20	0.40
3:I:511:TRP:C	3:I:513:ILE:N	2.75	0.40
3:I:632:VAL:HG23	3:I:725:SER:HB2	2.03	0.40
3:I:680:GLN:HA	3:I:683:ILE:HD11	2.03	0.40
3:I:687:VAL:O	3:I:690:ALA:N	2.55	0.40
3:I:688:TRP:CE3	3:I:688:TRP:CA	3.02	0.40
3:I:699:VAL:HG22	3:I:756:GLN:HE22	1.86	0.40
3:I:778:LEU:HD12	3:I:778:LEU:HA	1.89	0.40
3:I:970:LYS:NZ	7:Y:113:LEU:HA	2.37	0.40
3:I:1440:PHE:HD2	3:I:1441:GLN:H	1.69	0.40
3:I:1487:VAL:CG2	4:J:79:LEU:HD23	2.51	0.40
1:K:85:LEU:HD12	1:K:86:VAL:N	2.37	0.40
1:K:90:LEU:H	1:K:94:LEU:HD12	1.86	0.40
2:M:162:ILE:O	2:M:162:ILE:HG22	2.20	0.40
2:M:193:LEU:HD23	2:M:307:LEU:HD11	2.03	0.40
2:M:195:LEU:CD2	2:M:238:LEU:HG	2.51	0.40
2:M:206:THR:CG2	2:M:207:LEU:H	2.34	0.40
2:M:246:ASP:HB3	2:M:247:PRO:CD	2.51	0.40
2:M:390:GLN:H	2:M:390:GLN:HG3	1.60	0.40
2:M:981:GLU:CG	2:M:982:PRO:HD2	2.48	0.40
2:M:985:GLY:HA2	2:M:986:PRO:HD3	1.93	0.40
3:N:117:ASP:HB2	3:N:495:ARG:NH1	2.36	0.40
3:N:355:VAL:HG11	3:N:385:VAL:CG2	2.51	0.40
3:N:477:LEU:HD11	3:N:495:ARG:HG2	2.03	0.40
3:N:496:LEU:HD12	3:N:496:LEU:O	2.21	0.40
3:N:584:ASN:CG	3:N:590:PRO:HD2	2.40	0.40
3:N:1230:GLY:O	3:N:1231:GLU:C	2.58	0.40
7:X:5:VAL:HG12	7:X:72:ALA:CB	2.51	0.40
7:X:6:LYS:CB	7:X:85:LEU:HD12	2.49	0.40
1:A:92:PRO:C	1:A:94:LEU:N	2.74	0.40
1:A:99:LEU:HD12	1:A:99:LEU:N	2.37	0.40
1:B:161:ARG:NH1	1:B:161:ARG:HG3	2.37	0.40
1:B:175:ARG:NH1	1:B:202:ASP:HB3	2.36	0.40
2:C:90:TYR:HD1	2:C:120:LEU:HB2	1.83	0.40
2:C:182:VAL:C	2:C:193:LEU:CD1	2.89	0.40

Continued on next page...

Continued from previous page...

Atom-1	Atom-2	Interatomic distance (Å)	Clash overlap (Å)
2:C:340:MET:C	2:C:340:MET:SD	3.00	0.40
2:C:1104:GLU:HB2	2:C:1105:LYS:H	1.75	0.40
3:D:102:ILE:CD1	3:D:586:ARG:HG3	2.51	0.40
3:D:102:ILE:HD13	3:D:102:ILE:C	2.42	0.40
3:D:368:VAL:H	3:D:377:VAL:HB	1.85	0.40
3:D:688:TRP:HA	3:D:688:TRP:CE3	2.57	0.40
3:D:952:ASP:HA	3:D:1062:ARG:HH11	1.87	0.40
3:D:986:ARG:O	3:D:989:TYR:HB3	2.21	0.40
1:F:31:GLY:O	1:F:35:THR:OG1	2.38	0.40
1:F:90:LEU:H	1:F:94:LEU:HD12	1.86	0.40
1:G:206:THR:HG23	1:G:208:LEU:N	2.36	0.40
2:H:363:SER:HB2	2:H:364:GLU:H	1.66	0.40
2:H:579:VAL:HG13	2:H:579:VAL:O	2.21	0.40
2:H:754:ILE:CG1	2:H:791:ARG:NH1	2.84	0.40
2:H:860:HIS:HD2	2:H:861:LEU:O	2.04	0.40
3:I:87:ARG:HB3	3:I:523:ASP:CB	2.33	0.40
3:I:128:TYR:HD2	3:I:128:TYR:HA	1.53	0.40
3:I:638:LYS:C	3:I:640:HIS:H	2.25	0.40
3:I:881:LEU:O	3:I:884:ARG:HB3	2.22	0.40
3:I:995:LEU:O	3:I:999:THR:HB	2.20	0.40
3:I:1108:ARG:HG3	3:I:1108:ARG:HH11	1.86	0.40
3:I:1262:LEU:HD21	3:I:1351:GLU:CG	2.51	0.40
3:I:1425:THR:HG22	3:I:1426:LYS:N	2.36	0.40
1:L:50:GLY:O	1:L:146:ARG:HA	2.22	0.40
1:L:219:ARG:HA	1:L:222:LEU:HD12	2.02	0.40
2:M:241:LEU:O	2:M:242:LEU:C	2.59	0.40
2:M:411:SER:HA	2:M:452:ILE:HG12	2.03	0.40
2:M:458:TYR:HB3	2:M:470:PRO:HG3	2.02	0.40
2:M:557:ARG:HH11	2:M:560:MET:HG3	1.87	0.40
2:M:710:ILE:CG2	2:M:756:VAL:HG11	2.45	0.40
2:M:739:GLU:O	2:M:741:GLY:N	2.53	0.40
2:M:806:LEU:HD12	2:M:822:VAL:HG21	2.02	0.40
2:M:1058:ASP:OD2	2:M:1083:GLU:HB2	2.20	0.40
2:M:1099:VAL:HG22	3:N:10:ILE:CG1	2.51	0.40
3:N:181:ASP:CB	3:N:205:TYR:HB3	2.51	0.40
3:N:891:GLU:O	3:N:891:GLU:OE2	2.40	0.40
3:N:926:LYS:O	3:N:929:ARG:HB2	2.22	0.40
3:N:1055:VAL:HA	3:N:1056:PRO:HD3	1.77	0.40
3:N:1352:ILE:O	3:N:1353:GLN:C	2.57	0.40
7:X:102:VAL:HG22	7:X:117:MET:HB2	2.03	0.40
7:Y:133:ARG:O	7:Y:134:VAL:C	2.59	0.40

Continued on next page...

Continued from previous page...

Atom-1	Atom-2	Interatomic distance (Å)	Clash overlap (Å)
7:Z:123:SER:O	7:Z:126:GLY:N	2.54	0.40
1:B:50:GLY:O	1:B:146:ARG:HA	2.21	0.40
1:B:84:GLU:HG2	1:B:127:LEU:CD1	2.45	0.40
2:C:52:PHE:O	2:C:54:ILE:N	2.54	0.40
2:C:987:ILE:HD12	3:D:948:THR:HG23	2.02	0.40
2:C:1083:GLU:OE1	2:C:1086:ARG:NE	2.54	0.40
3:D:26:VAL:O	3:D:26:VAL:CG2	2.67	0.40
3:D:420:VAL:HG13	3:D:424:GLY:O	2.21	0.40
3:D:703:ASN:HD22	3:D:704:ARG:H	1.69	0.40
3:D:767:HIS:CE1	4:E:2:ALA:HB1	2.56	0.40
3:D:996:TRP:O	3:D:998:GLU:N	2.55	0.40
3:D:1026:SER:O	3:D:1028:ALA:N	2.54	0.40
3:D:1155:VAL:HG13	3:D:1183:ILE:HG13	2.03	0.40
3:D:1327:ARG:HG3	3:D:1328:GLY:N	2.36	0.40
3:D:1488:ASP:N	3:D:1488:ASP:OD1	2.54	0.40
1:F:101:LEU:HD11	1:F:113:ASP:HB2	2.03	0.40
1:G:76:VAL:O	1:G:79:ILE:CG1	2.70	0.40
1:G:121:GLU:HG2	1:G:122:ILE:N	2.36	0.40
2:H:26:TYR:HA	2:H:29:ALA:HB3	2.03	0.40
2:H:165:LEU:CD1	2:H:166:PRO:HA	2.51	0.40
2:H:328:LEU:HB2	2:H:433:THR:HG21	2.03	0.40
2:H:336:VAL:O	2:H:339:LEU:N	2.54	0.40
2:H:455:LEU:HD12	2:H:456:ALA:N	2.37	0.40
2:H:673:LEU:HD23	2:H:674:VAL:N	2.36	0.40
2:H:766:GLU:OE1	3:I:37:LEU:HD23	2.21	0.40
2:H:1084:SER:C	2:H:1087:VAL:HG12	2.41	0.40
3:I:167:GLU:OE2	3:I:169:TYR:CE1	2.64	0.40
3:I:704:ARG:HA	3:I:745:MET:HG2	2.03	0.40
3:I:793:THR:O	3:I:879:ARG:NH1	2.54	0.40
3:I:1488:ASP:C	3:I:1490:LYS:N	2.75	0.40
1:L:62:LEU:H	1:L:62:LEU:HG	1.57	0.40
2:M:222:MET:HE3	2:M:222:MET:HB2	1.89	0.40
2:M:360:LEU:C	2:M:362:GLY:H	2.23	0.40
2:M:555:ALA:HA	3:N:1070:TYR:OH	2.22	0.40
2:M:749:VAL:HG23	2:M:749:VAL:O	2.21	0.40
2:M:855:VAL:CG1	2:M:856:GLU:N	2.83	0.40
3:N:165:LYS:HZ3	3:N:199:LEU:CD1	2.34	0.40
3:N:206:ARG:CB	3:N:392:SER:H	2.35	0.40
3:N:358:GLY:HA2	3:N:385:VAL:HB	2.02	0.40
3:N:464:LEU:O	3:N:468:LEU:HG	2.22	0.40
3:N:546:ARG:HG2	3:N:546:ARG:HH11	1.86	0.40

Continued on next page...

Continued from previous page...

Atom-1	Atom-2	Interatomic distance (Å)	Clash overlap (Å)
3:N:1217:ILE:HB	3:N:1480:PHE:HD2	1.85	0.40
3:N:1282:ARG:C	3:N:1283:ILE:HD13	2.42	0.40
3:N:1314:LYS:H	3:N:1314:LYS:HG2	1.71	0.40
4:O:82:GLU:OE1	4:O:82:GLU:N	2.42	0.40
7:Z:139:SER:OG	7:Z:148:GLU:CG	2.69	0.40
1:A:41:ARG:HA	1:A:44:LEU:HD12	2.04	0.40
1:A:99:LEU:HB3	1:A:114:PHE:CD2	2.56	0.40
1:A:150:TYR:CE2	1:A:152:PRO:HG3	2.57	0.40
2:C:15:LEU:O	2:C:586:ARG:NH2	2.45	0.40
2:C:18:LEU:HD12	2:C:18:LEU:H	1.87	0.40
2:C:226:VAL:HG13	2:C:227:PHE:N	2.37	0.40
2:C:270:GLY:C	2:C:274:ARG:HD3	2.40	0.40
2:C:282:GLY:O	2:C:283:ILE:HG12	2.21	0.40
2:C:460:ARG:HG3	2:C:460:ARG:NH1	2.33	0.40
2:C:682:TYR:O	2:C:687:ALA:HB1	2.21	0.40
2:C:884:GLN:HB2	2:C:992:MET:CE	2.51	0.40
2:C:1053:LEU:N	2:C:1053:LEU:HD23	2.36	0.40
3:D:638:LYS:HA	3:D:932:ASP:OD1	2.22	0.40
3:D:765:SER:O	3:D:767:HIS:N	2.55	0.40
3:D:914:LEU:CD2	3:D:914:LEU:C	2.90	0.40
3:D:1057:VAL:HA	3:D:1069:GLU:HG2	2.03	0.40
3:D:1108:ARG:O	3:D:1108:ARG:HG2	2.22	0.40
3:D:1209:LEU:HD23	3:D:1210:SER:N	2.36	0.40
1:F:211:LEU:O	1:F:215:VAL:HG23	2.22	0.40
1:G:74:ASP:O	1:G:75:VAL:C	2.60	0.40
2:H:171:TRP:HH2	2:H:417:GLY:O	2.02	0.40
2:H:175:GLU:O	2:H:183:SER:N	2.46	0.40
2:H:176:VAL:O	2:H:176:VAL:HG23	2.22	0.40
2:H:196:LEU:HD22	2:H:303:PHE:CE2	2.57	0.40
2:H:642:ARG:HD3	2:H:642:ARG:HA	1.81	0.40
2:H:654:LEU:HD13	2:H:663:ASN:C	2.41	0.40
2:H:806:LEU:HD12	2:H:822:VAL:HG21	2.04	0.40
2:H:976:ASP:CG	2:H:979:THR:HG22	2.42	0.40
2:H:1081:VAL:HA	2:H:1082:PRO:HD3	1.99	0.40
3:I:150:ARG:HD2	3:I:464:LEU:HD22	2.03	0.40
3:I:440:VAL:O	3:I:440:VAL:HG12	2.22	0.40
3:I:563:PRO:O	3:I:566:ILE:HD13	2.20	0.40
3:I:918:ALA:HB3	3:I:927:THR:HG23	2.03	0.40
3:I:1235:GLN:HB2	7:Y:37:MET:CE	2.51	0.40
3:I:1434:TRP:NE1	3:I:1435:LEU:CD1	2.85	0.40
1:K:89:PHE:HZ	1:K:144:VAL:HG12	1.86	0.40

Continued on next page...

Continued from previous page...

Atom-1	Atom-2	Interatomic distance (Å)	Clash overlap (Å)
1:K:165:ILE:HD13	1:K:165:ILE:N	2.27	0.40
1:L:81:ASN:HD22	1:L:129:ILE:HD13	1.87	0.40
2:M:239:PHE:CZ	2:M:252:LYS:CB	3.05	0.40
2:M:305:PRO:HA	2:M:308:ARG:HB3	1.99	0.40
2:M:650:ARG:CG	2:M:653:ASP:HB2	2.52	0.40
2:M:860:HIS:HD2	2:M:861:LEU:O	2.04	0.40
2:M:984:GLU:HG3	2:M:984:GLU:O	2.21	0.40
2:M:1046:ALA:HA	3:N:1472:ILE:CD1	2.39	0.40
2:M:1102:LEU:HD12	2:M:1102:LEU:N	2.36	0.40
3:N:65:ARG:HA	3:N:65:ARG:HD2	1.82	0.40
3:N:469:ASP:O	3:N:472:ALA:HB3	2.22	0.40
3:N:949:ILE:CG2	3:N:950:GLY:N	2.83	0.40
3:N:968:ASP:O	3:N:971:LEU:HB3	2.22	0.40
3:N:988:ARG:HD2	3:N:989:TYR:N	2.37	0.40
7:X:119:ILE:HG22	7:X:123:SER:HB3	2.03	0.40
7:Y:144:LYS:HG3	7:Y:145:GLY:N	2.34	0.40
7:Z:78:GLY:O	7:Z:156:GLY:OXT	2.39	0.40
7:Z:124:PRO:HB2	7:Z:125:MET:H	1.70	0.40

All (3) symmetry-related close contacts are listed below. The label for Atom-2 includes the symmetry operator and encoded unit-cell translations to be applied.

Atom-1	Atom-2	Interatomic distance (Å)	Clash overlap (Å)
2:C:223:ASP:O	3:N:562:ALA:O[2_647]	1.66	0.54
3:D:562:ALA:O	2:H:223:ASP:O[2_646]	2.02	0.18
3:D:159:ARG:O	2:H:209:ARG:NH1[2_646]	2.15	0.05

5.3 Torsion angles [i](#)

5.3.1 Protein backbone [i](#)

In the following table, the Percentiles column shows the percent Ramachandran outliers of the chain as a percentile score with respect to all X-ray entries followed by that with respect to entries of similar resolution.

The Analysed column shows the number of residues for which the backbone conformation was analysed, and the total number of residues.

Mol	Chain	Analysed	Favoured	Allowed	Outliers	Percentiles
1	A	221/315 (70%)	181 (82%)	33 (15%)	7 (3%)	4 30

Continued on next page...

Continued from previous page...

Mol	Chain	Analysed	Favoured	Allowed	Outliers	Percentiles	
1	B	221/315 (70%)	188 (85%)	28 (13%)	5 (2%)	6	36
1	F	220/315 (70%)	182 (83%)	32 (14%)	6 (3%)	5	33
1	G	221/315 (70%)	190 (86%)	27 (12%)	4 (2%)	8	40
1	K	220/315 (70%)	183 (83%)	29 (13%)	8 (4%)	3	28
1	L	221/315 (70%)	189 (86%)	26 (12%)	6 (3%)	5	33
2	C	1102/1119 (98%)	873 (79%)	169 (15%)	60 (5%)	2	21
2	H	1099/1119 (98%)	882 (80%)	157 (14%)	60 (6%)	2	21
2	M	1101/1119 (98%)	892 (81%)	150 (14%)	59 (5%)	2	21
3	D	1341/1524 (88%)	1055 (79%)	221 (16%)	65 (5%)	2	22
3	I	1281/1524 (84%)	1006 (78%)	216 (17%)	59 (5%)	2	23
3	N	1343/1524 (88%)	1068 (80%)	211 (16%)	64 (5%)	2	22
4	E	91/99 (92%)	71 (78%)	15 (16%)	5 (6%)	2	21
4	J	90/99 (91%)	71 (79%)	14 (16%)	5 (6%)	2	20
4	O	91/99 (92%)	70 (77%)	16 (18%)	5 (6%)	2	21
7	X	150/156 (96%)	119 (79%)	26 (17%)	5 (3%)	4	29
7	Y	150/156 (96%)	121 (81%)	26 (17%)	3 (2%)	7	39
7	Z	150/156 (96%)	123 (82%)	21 (14%)	6 (4%)	3	25
All	All	9313/10584 (88%)	7464 (80%)	1417 (15%)	432 (5%)	2	23

All (432) Ramachandran outliers are listed below:

Mol	Chain	Res	Type
1	A	133	GLU
1	A	226	SER
2	C	44	ILE
2	C	80	GLN
2	C	152	PRO
2	C	231	PRO
2	C	249	LYS
2	C	251	ASP
2	C	368	THR
2	C	545	ASN
2	C	684	PHE
2	C	762	LYS
2	C	763	GLY
2	C	809	GLY

Continued on next page...

Continued from previous page...

Mol	Chain	Res	Type
2	C	864	GLY
2	C	905	ILE
2	C	1033	GLY
2	C	1096	ALA
2	C	1106	ASP
3	D	40	GLU
3	D	96	ALA
3	D	665	GLY
3	D	696	HIS
3	D	1028	ALA
3	D	1125	PRO
3	D	1441	GLN
3	D	1452	ILE
3	D	1489	GLN
4	E	52	GLU
4	E	58	PRO
4	E	82	GLU
2	H	152	PRO
2	H	164	PRO
2	H	250	ARG
2	H	251	ASP
2	H	545	ASN
2	H	684	PHE
2	H	740	GLU
2	H	762	LYS
2	H	809	GLY
2	H	864	GLY
2	H	1033	GLY
2	H	1096	ALA
2	H	1106	ASP
3	I	40	GLU
3	I	96	ALA
3	I	665	GLY
3	I	696	HIS
3	I	737	ASN
3	I	1028	ALA
3	I	1125	PRO
3	I	1286	THR
3	I	1452	ILE
3	I	1489	GLN
4	J	52	GLU
4	J	58	PRO

Continued on next page...

Continued from previous page...

Mol	Chain	Res	Type
4	J	82	GLU
1	K	133	GLU
1	K	226	SER
2	M	80	GLN
2	M	152	PRO
2	M	251	ASP
2	M	545	ASN
2	M	684	PHE
2	M	762	LYS
2	M	809	GLY
2	M	864	GLY
2	M	1033	GLY
2	M	1096	ALA
2	M	1106	ASP
3	N	40	GLU
3	N	96	ALA
3	N	377	VAL
3	N	381	ALA
3	N	665	GLY
3	N	696	HIS
3	N	1028	ALA
3	N	1125	PRO
3	N	1286	THR
3	N	1452	ILE
3	N	1489	GLN
4	O	42	PRO
4	O	52	GLU
4	O	58	PRO
4	O	82	GLU
7	X	44	ASP
7	Z	44	ASP
1	B	187	GLY
2	C	23	VAL
2	C	31	GLN
2	C	40	GLU
2	C	156	GLY
2	C	164	PRO
2	C	207	LEU
2	C	268	ASP
2	C	274	ARG
2	C	282	GLY
2	C	283	ILE

Continued on next page...

Continued from previous page...

Mol	Chain	Res	Type
2	C	290	LEU
2	C	301	GLU
2	C	369	PRO
2	C	381	ALA
2	C	740	GLU
2	C	808	ARG
2	C	908	GLY
2	C	1097	LEU
3	D	31	THR
3	D	119	SER
3	D	377	VAL
3	D	735	ALA
3	D	737	ASN
3	D	808	THR
3	D	989	TYR
3	D	1111	ASP
3	D	1211	MET
3	D	1254	GLN
3	D	1315	ASP
3	D	1338	ALA
3	D	1410	GLU
3	D	1454	GLY
1	F	133	GLU
1	G	187	GLY
2	H	23	VAL
2	H	31	GLN
2	H	40	GLU
2	H	44	ILE
2	H	80	GLN
2	H	111	ASP
2	H	129	ILE
2	H	156	GLY
2	H	207	LEU
2	H	231	PRO
2	H	278	GLU
2	H	282	GLY
2	H	283	ILE
2	H	290	LEU
2	H	368	THR
2	H	369	PRO
2	H	908	GLY
3	I	31	THR

Continued on next page...

Continued from previous page...

Mol	Chain	Res	Type
3	I	119	SER
3	I	735	ALA
3	I	766	ALA
3	I	783	ARG
3	I	786	ILE
3	I	1111	ASP
3	I	1211	MET
3	I	1252	ILE
3	I	1338	ALA
3	I	1410	GLU
3	I	1441	GLN
3	I	1454	GLY
1	L	187	GLY
2	M	23	VAL
2	M	31	GLN
2	M	40	GLU
2	M	111	ASP
2	M	156	GLY
2	M	164	PRO
2	M	207	LEU
2	M	231	PRO
2	M	250	ARG
2	M	282	GLY
2	M	283	ILE
2	M	290	LEU
2	M	368	THR
2	M	369	PRO
2	M	740	GLU
2	M	908	GLY
3	N	31	THR
3	N	119	SER
3	N	120	ALA
3	N	382	GLU
3	N	735	ALA
3	N	737	ASN
3	N	989	TYR
3	N	1111	ASP
3	N	1197	ARG
3	N	1211	MET
3	N	1255	GLY
3	N	1288	GLU
3	N	1338	ALA

Continued on next page...

Continued from previous page...

Mol	Chain	Res	Type
3	N	1407	LEU
3	N	1410	GLU
3	N	1441	GLN
3	N	1454	GLY
7	X	136	ASP
7	Z	43	TYR
7	Z	136	ASP
1	A	30	ARG
1	A	118	ALA
1	A	125	PRO
1	B	44	LEU
1	B	118	ALA
1	B	224	TYR
2	C	10	ARG
2	C	111	ASP
2	C	144	PRO
2	C	278	GLU
2	C	589	ARG
2	C	932	GLU
2	C	998	TYR
3	D	120	ALA
3	D	140	ALA
3	D	208	PRO
3	D	356	PRO
3	D	572	ARG
3	D	783	ARG
3	D	827	ILE
3	D	1197	ARG
3	D	1220	ALA
3	D	1269	LYS
3	D	1407	LEU
4	E	42	PRO
4	E	46	PRO
1	F	30	ARG
1	F	125	PRO
1	F	226	SER
1	G	118	ALA
1	G	224	TYR
2	H	10	ARG
2	H	144	PRO
2	H	268	ASP
2	H	301	GLU

Continued on next page...

Continued from previous page...

Mol	Chain	Res	Type
2	H	589	ARG
2	H	808	ARG
2	H	932	GLU
3	I	120	ALA
3	I	572	ARG
3	I	580	ALA
3	I	639	LEU
3	I	827	ILE
3	I	989	TYR
3	I	1197	ARG
3	I	1207	TYR
3	I	1269	LYS
3	I	1315	ASP
3	I	1407	LEU
4	J	42	PRO
4	J	46	PRO
1	K	30	ARG
1	K	118	ALA
1	K	125	PRO
1	L	44	LEU
1	L	224	TYR
2	M	44	ILE
2	M	129	ILE
2	M	249	LYS
2	M	278	GLU
2	M	381	ALA
2	M	474	VAL
2	M	517	ARG
2	M	627	ARG
2	M	808	ARG
2	M	905	ILE
2	M	932	GLU
2	M	998	TYR
2	M	1097	LEU
3	N	137	PRO
3	N	540	LEU
3	N	572	ARG
3	N	639	LEU
3	N	766	ALA
3	N	783	ARG
3	N	1049	SER
3	N	1091	SER

Continued on next page...

Continued from previous page...

Mol	Chain	Res	Type
3	N	1207	TYR
3	N	1220	ALA
3	N	1269	LYS
3	N	1306	PRO
3	N	1315	ASP
3	N	1354	LYS
7	Y	115	THR
7	Z	115	THR
1	A	72	LYS
2	C	129	ILE
2	C	222	MET
2	C	424	GLY
2	C	627	ARG
2	C	765	SER
2	C	960	GLU
3	D	146	PRO
3	D	507	ASN
3	D	540	LEU
3	D	580	ALA
3	D	594	PRO
3	D	639	LEU
3	D	757	ALA
3	D	766	ALA
3	D	1306	PRO
3	D	1349	VAL
3	D	1354	LYS
1	G	44	LEU
2	H	222	MET
2	H	264	PRO
2	H	381	ALA
2	H	424	GLY
2	H	960	GLU
2	H	998	TYR
3	I	146	PRO
3	I	757	ALA
3	I	808	THR
3	I	892	ASP
3	I	1049	SER
3	I	1067	VAL
3	I	1196	THR
3	I	1220	ALA
3	I	1224	VAL

Continued on next page...

Continued from previous page...

Mol	Chain	Res	Type
3	I	1306	PRO
3	I	1354	LYS
3	I	1459	LEU
1	L	118	ALA
2	M	10	ARG
2	M	144	PRO
2	M	222	MET
2	M	274	ARG
2	M	301	GLU
2	M	450	GLY
2	M	859	PRO
3	N	140	ALA
3	N	580	ALA
3	N	705	ALA
3	N	757	ALA
3	N	786	ILE
3	N	808	THR
3	N	827	ILE
3	N	1265	ALA
3	N	1287	GLU
3	N	1459	LEU
7	X	46	SER
7	Y	136	ASP
1	A	9	PRO
1	B	125	PRO
2	C	450	GLY
2	C	474	VAL
2	C	517	ARG
2	C	859	PRO
3	D	137	PRO
3	D	483	HIS
3	D	484	PRO
3	D	504	ASP
3	D	705	ALA
3	D	786	ILE
3	D	1265	ALA
1	F	9	PRO
1	F	93	SER
2	H	249	LYS
3	I	483	HIS
3	I	484	PRO
3	I	507	ASN

Continued on next page...

Continued from previous page...

Mol	Chain	Res	Type
3	I	512	MET
3	I	540	LEU
3	I	1265	ALA
3	I	1324	PRO
1	K	9	PRO
1	K	72	LYS
1	L	59	GLU
2	M	365	ASP
2	M	424	GLY
2	M	960	GLU
3	N	160	GLU
3	N	483	HIS
3	N	507	ASN
3	N	1041	LEU
3	N	1411	GLY
7	X	115	THR
7	Y	44	ASP
2	C	681	GLY
3	D	512	MET
3	D	650	LEU
3	D	1324	PRO
3	D	1411	GLY
2	H	272	ALA
2	H	474	VAL
2	H	680	ASP
2	H	681	GLY
2	H	1059	ASP
3	I	564	GLU
3	I	705	ALA
1	L	125	PRO
2	M	180	GLY
2	M	589	ARG
3	N	146	PRO
3	N	896	ALA
3	N	1324	PRO
7	Z	124	PRO
7	Z	146	ARG
2	C	180	GLY
2	C	646	GLY
2	C	855	VAL
3	D	1223	ILE
3	D	1408	ILE

Continued on next page...

Continued from previous page...

Mol	Chain	Res	Type
2	H	180	GLY
2	M	681	GLY
2	M	727	PRO
3	N	484	PRO
3	N	1050	GLY
3	N	1408	ILE
3	D	1050	GLY
2	H	336	VAL
2	H	450	GLY
2	H	646	GLY
2	H	855	VAL
2	H	905	ILE
3	I	1050	GLY
3	I	1385	GLY
3	I	1411	GLY
2	M	74	GLY
2	M	243	ARG
2	M	779	GLY
2	C	74	GLY
2	C	779	GLY
3	D	108	VAL
3	D	1224	VAL
3	D	1385	GLY
2	H	779	GLY
2	M	646	GLY
4	O	46	PRO
2	C	727	PRO
2	C	797	GLY
3	D	683	ILE
3	D	1067	VAL
2	H	74	GLY
2	H	587	VAL
2	H	797	GLY
2	H	1076	VAL
3	I	108	VAL
2	M	77	PRO
7	X	124	PRO
3	D	1371	VAL
1	K	21	GLY
3	N	136	ASP

5.3.2 Protein sidechains [i](#)

In the following table, the Percentiles column shows the percent sidechain outliers of the chain as a percentile score with respect to all X-ray entries followed by that with respect to entries of similar resolution.

The Analysed column shows the number of residues for which the sidechain conformation was analysed, and the total number of residues.

Mol	Chain	Analysed	Rotameric	Outliers	Percentiles	
1	A	196/273 (72%)	170 (87%)	26 (13%)	4	21
1	B	196/273 (72%)	169 (86%)	27 (14%)	3	20
1	F	195/273 (71%)	160 (82%)	35 (18%)	2	11
1	G	196/273 (72%)	165 (84%)	31 (16%)	2	16
1	K	195/273 (71%)	168 (86%)	27 (14%)	3	20
1	L	196/273 (72%)	168 (86%)	28 (14%)	3	18
2	C	932/941 (99%)	740 (79%)	192 (21%)	1	7
2	H	930/941 (99%)	743 (80%)	187 (20%)	1	8
2	M	932/941 (99%)	761 (82%)	171 (18%)	1	10
3	D	1142/1279 (89%)	943 (83%)	199 (17%)	2	12
3	I	1092/1279 (85%)	902 (83%)	190 (17%)	2	12
3	N	1143/1279 (89%)	957 (84%)	186 (16%)	2	14
4	E	82/88 (93%)	70 (85%)	12 (15%)	3	18
4	J	82/88 (93%)	69 (84%)	13 (16%)	2	15
4	O	82/88 (93%)	69 (84%)	13 (16%)	2	15
7	X	128/131 (98%)	114 (89%)	14 (11%)	6	26
7	Y	128/131 (98%)	109 (85%)	19 (15%)	3	17
7	Z	128/131 (98%)	109 (85%)	19 (15%)	3	17
All	All	7975/8955 (89%)	6586 (83%)	1389 (17%)	2	12

All (1389) residues with a non-rotameric sidechain are listed below:

Mol	Chain	Res	Type
1	A	16	GLN
1	A	20	TYR
1	A	25	LEU
1	A	26	GLU
1	A	30	ARG
1	A	34	VAL

Continued on next page...

Continued from previous page...

Mol	Chain	Res	Type
1	A	62	LEU
1	A	65	PHE
1	A	74	ASP
1	A	100	LEU
1	A	113	ASP
1	A	126	ASP
1	A	131	THR
1	A	141	GLU
1	A	143	ARG
1	A	145	ASP
1	A	156	HIS
1	A	161	ARG
1	A	163	ASN
1	A	165	ILE
1	A	175	ARG
1	A	180	GLN
1	A	184	THR
1	A	189	ARG
1	A	206	THR
1	A	219	ARG
1	B	18	ARG
1	B	20	TYR
1	B	25	LEU
1	B	28	LEU
1	B	59	GLU
1	B	62	LEU
1	B	65	PHE
1	B	73	GLU
1	B	74	ASP
1	B	95	GLN
1	B	104	GLU
1	B	159	LYS
1	B	161	ARG
1	B	162	ILE
1	B	163	ASN
1	B	165	ILE
1	B	167	VAL
1	B	168	ASP
1	B	179	PHE
1	B	180	GLN
1	B	185	ARG
1	B	191	ASP

Continued on next page...

Continued from previous page...

Mol	Chain	Res	Type
1	B	197	LEU
1	B	198	ARG
1	B	201	THR
1	B	206	THR
1	B	227	ASN
2	C	6	PHE
2	C	20	GLU
2	C	26	TYR
2	C	30	LEU
2	C	31	GLN
2	C	33	ASP
2	C	34	VAL
2	C	39	ARG
2	C	48	PHE
2	C	49	ARG
2	C	52	PHE
2	C	56	GLU
2	C	67	ASP
2	C	75	GLU
2	C	77	PRO
2	C	80	GLN
2	C	81	ASP
2	C	84	ARG
2	C	88	LEU
2	C	89	THR
2	C	94	LEU
2	C	95	TYR
2	C	98	LEU
2	C	104	ASP
2	C	107	LEU
2	C	112	GLU
2	C	113	VAL
2	C	114	PHE
2	C	115	LEU
2	C	117	HIS
2	C	118	ILE
2	C	122	THR
2	C	124	ASP
2	C	141	HIS
2	C	142	ARG
2	C	144	PRO
2	C	158	TYR

Continued on next page...

Continued from previous page...

Mol	Chain	Res	Type
2	C	173	ASP
2	C	178	PRO
2	C	187	ASN
2	C	189	ARG
2	C	190	LYS
2	C	198	ARG
2	C	205	GLU
2	C	206	THR
2	C	209	ARG
2	C	210	GLU
2	C	216	GLU
2	C	237	ARG
2	C	238	LEU
2	C	241	LEU
2	C	242	LEU
2	C	248	PRO
2	C	249	LYS
2	C	250	ARG
2	C	251	ASP
2	C	252	LYS
2	C	258	TYR
2	C	261	ILE
2	C	264	PRO
2	C	267	TYR
2	C	281	LEU
2	C	283	ILE
2	C	285	LEU
2	C	289	THR
2	C	290	LEU
2	C	293	PHE
2	C	295	ASP
2	C	297	GLU
2	C	298	PHE
2	C	306	THR
2	C	308	ARG
2	C	309	TYR
2	C	313	LEU
2	C	321	GLU
2	C	322	VAL
2	C	328	LEU
2	C	335	THR
2	C	343	GLN

Continued on next page...

Continued from previous page...

Mol	Chain	Res	Type
2	C	345	ARG
2	C	359	MET
2	C	360	LEU
2	C	364	GLU
2	C	367	LEU
2	C	368	THR
2	C	374	ASN
2	C	376	ARG
2	C	383	ARG
2	C	388	ARG
2	C	393	GLN
2	C	419	THR
2	C	422	ARG
2	C	425	PHE
2	C	433	THR
2	C	453	THR
2	C	455	LEU
2	C	469	THR
2	C	480	THR
2	C	481	ASP
2	C	486	MET
2	C	498	GLN
2	C	500	ASN
2	C	503	LEU
2	C	514	VAL
2	C	523	ILE
2	C	525	SER
2	C	556	ASN
2	C	557	ARG
2	C	569	VAL
2	C	572	ILE
2	C	575	GLN
2	C	579	VAL
2	C	584	GLU
2	C	602	GLU
2	C	606	VAL
2	C	609	ASN
2	C	613	VAL
2	C	621	VAL
2	C	627	ARG
2	C	635	THR
2	C	640	ARG

Continued on next page...

Continued from previous page...

Mol	Chain	Res	Type
2	C	642	ARG
2	C	645	VAL
2	C	654	LEU
2	C	661	SER
2	C	662	GLU
2	C	668	LEU
2	C	679	PHE
2	C	683	ASN
2	C	685	GLU
2	C	691	SER
2	C	695	LEU
2	C	699	PHE
2	C	701	THR
2	C	702	SER
2	C	704	HIS
2	C	714	ASP
2	C	722	ILE
2	C	727	PRO
2	C	728	HIS
2	C	729	LEU
2	C	738	ASP
2	C	740	GLU
2	C	764	GLU
2	C	766	GLU
2	C	768	THR
2	C	784	ASP
2	C	787	ASP
2	C	794	PRO
2	C	796	GLU
2	C	805	ARG
2	C	807	ARG
2	C	837	ASP
2	C	839	LEU
2	C	858	MET
2	C	863	ASP
2	C	869	VAL
2	C	870	ILE
2	C	881	ASN
2	C	886	LEU
2	C	918	LEU
2	C	920	GLN
2	C	923	GLU

Continued on next page...

Continued from previous page...

Mol	Chain	Res	Type
2	C	929	ARG
2	C	938	LYS
2	C	939	ARG
2	C	946	ARG
2	C	950	LEU
2	C	952	LEU
2	C	958	THR
2	C	959	PRO
2	C	975	TYR
2	C	981	GLU
2	C	988	VAL
2	C	995	MET
2	C	999	HIS
2	C	1004	LYS
2	C	1005	MET
2	C	1010	THR
2	C	1027	PHE
2	C	1035	MET
2	C	1050	GLN
2	C	1052	MET
2	C	1060	ILE
2	C	1076	VAL
2	C	1088	LEU
2	C	1092	LEU
2	C	1095	LEU
2	C	1103	ASP
2	C	1105	LYS
2	C	1110	ASP
2	C	1111	ILE
3	D	3	LYS
3	D	6	ARG
3	D	21	TRP
3	D	34	TYR
3	D	37	LEU
3	D	41	ARG
3	D	42	ASP
3	D	47	GLU
3	D	52	PRO
3	D	55	ASP
3	D	57	GLU
3	D	64	LYS
3	D	68	PHE

Continued on next page...

Continued from previous page...

Mol	Chain	Res	Type
3	D	69	GLU
3	D	74	GLU
3	D	75	ARG
3	D	80	VAL
3	D	84	ILE
3	D	95	LEU
3	D	98	PRO
3	D	102	ILE
3	D	108	VAL
3	D	112	ILE
3	D	124	GLU
3	D	127	LEU
3	D	128	TYR
3	D	136	ASP
3	D	137	PRO
3	D	138	LYS
3	D	141	ILE
3	D	149	LYS
3	D	151	GLN
3	D	153	LEU
3	D	154	THR
3	D	157	GLU
3	D	158	TYR
3	D	162	ARG
3	D	166	GLN
3	D	199	LEU
3	D	200	ASP
3	D	205	TYR
3	D	209	ARG
3	D	213	VAL
3	D	350	HIS
3	D	351	MET
3	D	387	LEU
3	D	392	SER
3	D	408	GLU
3	D	419	ASP
3	D	438	ASP
3	D	447	VAL
3	D	448	GLU
3	D	449	SER
3	D	450	TYR
3	D	452	ILE

Continued on next page...

Continued from previous page...

Mol	Chain	Res	Type
3	D	455	ARG
3	D	456	MET
3	D	463	GLN
3	D	465	LEU
3	D	469	ASP
3	D	471	GLU
3	D	475	LYS
3	D	486	ARG
3	D	489	ARG
3	D	504	ASP
3	D	511	TRP
3	D	512	MET
3	D	515	GLU
3	D	525	ARG
3	D	594	PRO
3	D	596	SER
3	D	600	LEU
3	D	614	PHE
3	D	622	ARG
3	D	624	ASP
3	D	631	ILE
3	D	639	LEU
3	D	641	GLN
3	D	642	CYS
3	D	651	GLU
3	D	652	LEU
3	D	660	LYS
3	D	676	MET
3	D	682	ASP
3	D	686	GLU
3	D	688	TRP
3	D	702	LEU
3	D	703	ASN
3	D	709	HIS
3	D	710	ARG
3	D	736	PHE
3	D	749	VAL
3	D	754	PHE
3	D	764	LEU
3	D	765	SER
3	D	772	PRO
3	D	783	ARG

Continued on next page...

Continued from previous page...

Mol	Chain	Res	Type
3	D	785	ILE
3	D	787	LEU
3	D	791	TYR
3	D	792	ILE
3	D	799	LYS
3	D	804	LEU
3	D	810	GLU
3	D	824	ASN
3	D	833	GLU
3	D	851	LEU
3	D	855	HIS
3	D	861	GLN
3	D	863	VAL
3	D	879	ARG
3	D	890	VAL
3	D	892	ASP
3	D	897	TRP
3	D	900	ILE
3	D	902	LEU
3	D	914	LEU
3	D	922	LEU
3	D	925	GLU
3	D	952	ASP
3	D	959	GLU
3	D	964	LEU
3	D	982	PHE
3	D	983	LEU
3	D	988	ARG
3	D	991	GLN
3	D	999	THR
3	D	1001	GLU
3	D	1003	VAL
3	D	1029	ARG
3	D	1031	ASN
3	D	1041	LEU
3	D	1042	ARG
3	D	1053	PHE
3	D	1061	PHE
3	D	1062	ARG
3	D	1067	VAL
3	D	1068	LEU
3	D	1079	LYS

Continued on next page...

Continued from previous page...

Mol	Chain	Res	Type
3	D	1083	ASP
3	D	1087	ARG
3	D	1090	ASP
3	D	1095	THR
3	D	1098	LEU
3	D	1105	ILE
3	D	1108	ARG
3	D	1109	GLU
3	D	1112	CYS
3	D	1127	GLU
3	D	1135	ARG
3	D	1151	ARG
3	D	1161	GLU
3	D	1166	LEU
3	D	1183	ILE
3	D	1197	ARG
3	D	1204	CYS
3	D	1207	TYR
3	D	1234	THR
3	D	1254	GLN
3	D	1257	PRO
3	D	1262	LEU
3	D	1282	ARG
3	D	1296	SER
3	D	1297	GLU
3	D	1299	PHE
3	D	1302	GLU
3	D	1304	LYS
3	D	1305	LEU
3	D	1308	GLU
3	D	1311	LEU
3	D	1314	LYS
3	D	1320	GLU
3	D	1325	LEU
3	D	1337	GLU
3	D	1342	GLU
3	D	1355	VAL
3	D	1381	VAL
3	D	1382	THR
3	D	1383	ASP
3	D	1386	ASP
3	D	1387	SER

Continued on next page...

Continued from previous page...

Mol	Chain	Res	Type
3	D	1388	ARG
3	D	1389	LEU
3	D	1390	LEU
3	D	1396	GLU
3	D	1410	GLU
3	D	1424	VAL
3	D	1425	THR
3	D	1434	TRP
3	D	1439	SER
3	D	1440	PHE
3	D	1441	GLN
3	D	1452	ILE
3	D	1465	ASN
3	D	1472	ILE
3	D	1483	PHE
3	D	1485	GLN
3	D	1488	ASP
3	D	1496	GLU
4	E	14	ASP
4	E	18	ARG
4	E	20	THR
4	E	30	LEU
4	E	36	LYS
4	E	37	ASN
4	E	48	MET
4	E	62	THR
4	E	72	ARG
4	E	74	VAL
4	E	78	ASN
4	E	81	PRO
1	F	16	GLN
1	F	20	TYR
1	F	26	GLU
1	F	30	ARG
1	F	34	VAL
1	F	35	THR
1	F	41	ARG
1	F	47	SER
1	F	49	PRO
1	F	55	SER
1	F	60	ASP
1	F	62	LEU

Continued on next page...

Continued from previous page...

Mol	Chain	Res	Type
1	F	65	PHE
1	F	74	ASP
1	F	76	VAL
1	F	96	THR
1	F	99	LEU
1	F	100	LEU
1	F	113	ASP
1	F	119	ASP
1	F	123	MET
1	F	126	ASP
1	F	140	MET
1	F	163	ASN
1	F	175	ARG
1	F	176	ARG
1	F	180	GLN
1	F	182	GLU
1	F	184	THR
1	F	188	GLN
1	F	189	ARG
1	F	204	SER
1	F	211	LEU
1	F	216	GLU
1	F	219	ARG
1	G	20	TYR
1	G	26	GLU
1	G	32	PHE
1	G	35	THR
1	G	36	LEU
1	G	60	ASP
1	G	62	LEU
1	G	64	GLU
1	G	65	PHE
1	G	66	SER
1	G	67	THR
1	G	69	PRO
1	G	73	GLU
1	G	91	ASN
1	G	95	GLN
1	G	99	LEU
1	G	101	LEU
1	G	113	ASP
1	G	123	MET

Continued on next page...

Continued from previous page...

Mol	Chain	Res	Type
1	G	140	MET
1	G	163	ASN
1	G	179	PHE
1	G	181	VAL
1	G	184	THR
1	G	188	GLN
1	G	197	LEU
1	G	201	THR
1	G	212	ASN
1	G	213	GLN
1	G	219	ARG
1	G	220	GLU
2	H	1	MET
2	H	5	ARG
2	H	6	PHE
2	H	26	TYR
2	H	30	LEU
2	H	31	GLN
2	H	33	ASP
2	H	34	VAL
2	H	39	ARG
2	H	48	PHE
2	H	52	PHE
2	H	54	ILE
2	H	67	ASP
2	H	75	GLU
2	H	80	GLN
2	H	81	ASP
2	H	88	LEU
2	H	89	THR
2	H	94	LEU
2	H	95	TYR
2	H	98	LEU
2	H	104	ASP
2	H	113	VAL
2	H	115	LEU
2	H	117	HIS
2	H	118	ILE
2	H	121	MET
2	H	141	HIS
2	H	142	ARG
2	H	144	PRO

Continued on next page...

Continued from previous page...

Mol	Chain	Res	Type
2	H	158	TYR
2	H	163	ILE
2	H	173	ASP
2	H	191	PHE
2	H	194	VAL
2	H	196	LEU
2	H	198	ARG
2	H	199	VAL
2	H	203	ASP
2	H	204	GLN
2	H	205	GLU
2	H	209	ARG
2	H	230	ARG
2	H	233	GLU
2	H	237	ARG
2	H	238	LEU
2	H	240	THR
2	H	241	LEU
2	H	243	ARG
2	H	250	ARG
2	H	251	ASP
2	H	257	VAL
2	H	261	ILE
2	H	264	PRO
2	H	267	TYR
2	H	268	ASP
2	H	269	LEU
2	H	274	ARG
2	H	275	TYR
2	H	279	GLU
2	H	281	LEU
2	H	285	LEU
2	H	289	THR
2	H	290	LEU
2	H	292	ARG
2	H	293	PHE
2	H	294	GLU
2	H	295	ASP
2	H	297	GLU
2	H	298	PHE
2	H	302	VAL
2	H	306	THR

Continued on next page...

Continued from previous page...

Mol	Chain	Res	Type
2	H	309	TYR
2	H	313	LEU
2	H	321	GLU
2	H	335	THR
2	H	343	GLN
2	H	345	ARG
2	H	348	LEU
2	H	358	ARG
2	H	359	MET
2	H	360	LEU
2	H	365	ASP
2	H	366	SER
2	H	367	LEU
2	H	369	PRO
2	H	383	ARG
2	H	388	ARG
2	H	390	GLN
2	H	391	LEU
2	H	393	GLN
2	H	394	PHE
2	H	403	SER
2	H	418	LEU
2	H	419	THR
2	H	421	GLU
2	H	422	ARG
2	H	433	THR
2	H	453	THR
2	H	455	LEU
2	H	464	LEU
2	H	474	VAL
2	H	480	THR
2	H	486	MET
2	H	498	GLN
2	H	500	ASN
2	H	504	GLU
2	H	523	ILE
2	H	533	ASP
2	H	546	LEU
2	H	556	ASN
2	H	557	ARG
2	H	564	MET
2	H	584	GLU

Continued on next page...

Continued from previous page...

Mol	Chain	Res	Type
2	H	585	GLU
2	H	592	LEU
2	H	603	VAL
2	H	606	VAL
2	H	609	ASN
2	H	611	ILE
2	H	613	VAL
2	H	620	LEU
2	H	621	VAL
2	H	635	THR
2	H	645	VAL
2	H	654	LEU
2	H	662	GLU
2	H	668	LEU
2	H	680	ASP
2	H	691	SER
2	H	695	LEU
2	H	699	PHE
2	H	701	THR
2	H	702	SER
2	H	714	ASP
2	H	730	SER
2	H	740	GLU
2	H	764	GLU
2	H	766	GLU
2	H	785	VAL
2	H	787	ASP
2	H	803	THR
2	H	805	ARG
2	H	807	ARG
2	H	839	LEU
2	H	862	PRO
2	H	863	ASP
2	H	870	ILE
2	H	884	GLN
2	H	901	TYR
2	H	920	GLN
2	H	923	GLU
2	H	929	ARG
2	H	932	GLU
2	H	939	ARG
2	H	946	ARG

Continued on next page...

Continued from previous page...

Mol	Chain	Res	Type
2	H	950	LEU
2	H	952	LEU
2	H	953	VAL
2	H	954	THR
2	H	958	THR
2	H	963	LEU
2	H	966	LEU
2	H	988	VAL
2	H	995	MET
2	H	1000	MET
2	H	1004	LYS
2	H	1005	MET
2	H	1014	SER
2	H	1018	GLN
2	H	1026	GLN
2	H	1035	MET
2	H	1052	MET
2	H	1057	SER
2	H	1058	ASP
2	H	1060	ILE
2	H	1063	ARG
2	H	1064	ASN
2	H	1076	VAL
2	H	1080	SER
2	H	1083	GLU
2	H	1085	PHE
2	H	1095	LEU
2	H	1097	LEU
2	H	1103	ASP
2	H	1104	GLU
2	H	1105	LYS
3	I	6	ARG
3	I	21	TRP
3	I	42	ASP
3	I	47	GLU
3	I	56	TYR
3	I	57	GLU
3	I	64	LYS
3	I	68	PHE
3	I	69	GLU
3	I	73	CYS
3	I	74	GLU

Continued on next page...

Continued from previous page...

Mol	Chain	Res	Type
3	I	75	ARG
3	I	76	CYS
3	I	105	VAL
3	I	108	VAL
3	I	116	LEU
3	I	121	THR
3	I	127	LEU
3	I	128	TYR
3	I	131	LYS
3	I	134	VAL
3	I	138	LYS
3	I	141	ILE
3	I	143	ASN
3	I	146	PRO
3	I	149	LYS
3	I	151	GLN
3	I	152	LEU
3	I	153	LEU
3	I	154	THR
3	I	157	GLU
3	I	158	TYR
3	I	162	ARG
3	I	163	TYR
3	I	176	ASP
3	I	195	VAL
3	I	405	ASP
3	I	406	ASP
3	I	423	ASP
3	I	438	ASP
3	I	448	GLU
3	I	450	TYR
3	I	452	ILE
3	I	465	LEU
3	I	471	GLU
3	I	489	ARG
3	I	493	ARG
3	I	504	ASP
3	I	507	ASN
3	I	511	TRP
3	I	512	MET
3	I	525	ARG
3	I	538	SER

Continued on next page...

Continued from previous page...

Mol	Chain	Res	Type
3	I	549	ASN
3	I	566	ILE
3	I	598	ARG
3	I	600	LEU
3	I	618	LEU
3	I	622	ARG
3	I	624	ASP
3	I	626	SER
3	I	639	LEU
3	I	641	GLN
3	I	642	CYS
3	I	651	GLU
3	I	652	LEU
3	I	660	LYS
3	I	676	MET
3	I	678	GLU
3	I	679	ARG
3	I	680	GLN
3	I	681	ARG
3	I	685	ASP
3	I	688	TRP
3	I	692	GLU
3	I	707	THR
3	I	709	HIS
3	I	710	ARG
3	I	721	VAL
3	I	734	GLU
3	I	736	PHE
3	I	747	VAL
3	I	749	VAL
3	I	754	PHE
3	I	765	SER
3	I	778	LEU
3	I	781	PRO
3	I	783	ARG
3	I	784	ASP
3	I	800	LYS
3	I	805	GLU
3	I	824	ASN
3	I	833	GLU
3	I	838	ARG
3	I	842	VAL

Continued on next page...

Continued from previous page...

Mol	Chain	Res	Type
3	I	845	ASN
3	I	847	ASP
3	I	863	VAL
3	I	864	VAL
3	I	867	ARG
3	I	879	ARG
3	I	880	ILE
3	I	886	VAL
3	I	892	ASP
3	I	897	TRP
3	I	900	ILE
3	I	902	LEU
3	I	917	GLN
3	I	922	LEU
3	I	925	GLU
3	I	927	THR
3	I	944	THR
3	I	952	ASP
3	I	959	GLU
3	I	964	LEU
3	I	982	PHE
3	I	983	LEU
3	I	988	ARG
3	I	991	GLN
3	I	999	THR
3	I	1000	THR
3	I	1001	GLU
3	I	1025	GLN
3	I	1031	ASN
3	I	1041	LEU
3	I	1042	ARG
3	I	1062	ARG
3	I	1068	LEU
3	I	1083	ASP
3	I	1084	THR
3	I	1088	THR
3	I	1095	THR
3	I	1100	ASP
3	I	1108	ARG
3	I	1109	GLU
3	I	1112	CYS
3	I	1114	THR

Continued on next page...

Continued from previous page...

Mol	Chain	Res	Type
3	I	1119	SER
3	I	1131	SER
3	I	1132	LEU
3	I	1135	ARG
3	I	1151	ARG
3	I	1156	LEU
3	I	1161	GLU
3	I	1166	LEU
3	I	1183	ILE
3	I	1195	GLN
3	I	1197	ARG
3	I	1207	TYR
3	I	1209	LEU
3	I	1210	SER
3	I	1216	SER
3	I	1236	LEU
3	I	1252	ILE
3	I	1262	LEU
3	I	1282	ARG
3	I	1290	LEU
3	I	1297	GLU
3	I	1299	PHE
3	I	1304	LYS
3	I	1305	LEU
3	I	1306	PRO
3	I	1307	LYS
3	I	1308	GLU
3	I	1310	ARG
3	I	1311	LEU
3	I	1320	GLU
3	I	1337	GLU
3	I	1339	LYS
3	I	1342	GLU
3	I	1348	LEU
3	I	1355	VAL
3	I	1359	GLN
3	I	1382	THR
3	I	1389	LEU
3	I	1390	LEU
3	I	1396	GLU
3	I	1415	VAL
3	I	1424	VAL

Continued on next page...

Continued from previous page...

Mol	Chain	Res	Type
3	I	1431	THR
3	I	1434	TRP
3	I	1460	ILE
3	I	1465	ASN
3	I	1472	ILE
3	I	1483	PHE
3	I	1485	GLN
3	I	1488	ASP
3	I	1492	LEU
3	I	1496	GLU
3	I	1501	GLU
4	J	9	LEU
4	J	12	MET
4	J	13	VAL
4	J	31	LEU
4	J	37	ASN
4	J	38	THR
4	J	41	GLU
4	J	45	ARG
4	J	51	LEU
4	J	57	ASP
4	J	74	VAL
4	J	75	PHE
4	J	89	MET
1	K	16	GLN
1	K	19	GLU
1	K	20	TYR
1	K	26	GLU
1	K	64	GLU
1	K	65	PHE
1	K	68	ILE
1	K	74	ASP
1	K	89	PHE
1	K	96	THR
1	K	113	ASP
1	K	119	ASP
1	K	123	MET
1	K	133	GLU
1	K	140	MET
1	K	141	GLU
1	K	143	ARG
1	K	151	VAL

Continued on next page...

Continued from previous page...

Mol	Chain	Res	Type
1	K	165	ILE
1	K	175	ARG
1	K	176	ARG
1	K	180	GLN
1	K	185	ARG
1	K	188	GLN
1	K	198	ARG
1	K	199	ILE
1	K	206	THR
1	L	7	LYS
1	L	15	THR
1	L	20	TYR
1	L	25	LEU
1	L	26	GLU
1	L	30	ARG
1	L	32	PHE
1	L	62	LEU
1	L	66	SER
1	L	67	THR
1	L	73	GLU
1	L	88	ARG
1	L	91	ASN
1	L	95	GLN
1	L	104	GLU
1	L	115	LEU
1	L	119	ASP
1	L	123	MET
1	L	161	ARG
1	L	163	ASN
1	L	167	VAL
1	L	179	PHE
1	L	197	LEU
1	L	198	ARG
1	L	206	THR
1	L	213	GLN
1	L	223	THR
1	L	227	ASN
2	M	6	PHE
2	M	19	THR
2	M	20	GLU
2	M	26	TYR
2	M	31	GLN

Continued on next page...

Continued from previous page...

Mol	Chain	Res	Type
2	M	33	ASP
2	M	34	VAL
2	M	39	ARG
2	M	48	PHE
2	M	52	PHE
2	M	56	GLU
2	M	75	GLU
2	M	80	GLN
2	M	84	ARG
2	M	88	LEU
2	M	89	THR
2	M	94	LEU
2	M	95	TYR
2	M	98	LEU
2	M	104	ASP
2	M	111	ASP
2	M	114	PHE
2	M	115	LEU
2	M	117	HIS
2	M	118	ILE
2	M	121	MET
2	M	141	HIS
2	M	142	ARG
2	M	158	TYR
2	M	168	ARG
2	M	173	ASP
2	M	179	ASN
2	M	189	ARG
2	M	190	LYS
2	M	191	PHE
2	M	194	VAL
2	M	198	ARG
2	M	200	LEU
2	M	203	ASP
2	M	204	GLN
2	M	205	GLU
2	M	209	ARG
2	M	214	TYR
2	M	235	LEU
2	M	237	ARG
2	M	238	LEU
2	M	241	LEU

Continued on next page...

Continued from previous page...

Mol	Chain	Res	Type
2	M	249	LYS
2	M	250	ARG
2	M	260	LEU
2	M	266	ARG
2	M	267	TYR
2	M	268	ASP
2	M	274	ARG
2	M	275	TYR
2	M	278	GLU
2	M	279	GLU
2	M	285	LEU
2	M	289	THR
2	M	293	PHE
2	M	295	ASP
2	M	297	GLU
2	M	304	LEU
2	M	309	TYR
2	M	321	GLU
2	M	335	THR
2	M	343	GLN
2	M	345	ARG
2	M	348	LEU
2	M	358	ARG
2	M	359	MET
2	M	360	LEU
2	M	361	MET
2	M	363	SER
2	M	367	LEU
2	M	371	LYS
2	M	374	ASN
2	M	376	ARG
2	M	383	ARG
2	M	388	ARG
2	M	390	GLN
2	M	393	GLN
2	M	394	PHE
2	M	418	LEU
2	M	419	THR
2	M	421	GLU
2	M	422	ARG
2	M	453	THR
2	M	455	LEU

Continued on next page...

Continued from previous page...

Mol	Chain	Res	Type
2	M	469	THR
2	M	481	ASP
2	M	484	VAL
2	M	486	MET
2	M	498	GLN
2	M	503	LEU
2	M	504	GLU
2	M	508	ILE
2	M	514	VAL
2	M	523	ILE
2	M	533	ASP
2	M	545	ASN
2	M	548	PRO
2	M	556	ASN
2	M	559	LEU
2	M	563	ASN
2	M	590	ASP
2	M	602	GLU
2	M	606	VAL
2	M	609	ASN
2	M	613	VAL
2	M	621	VAL
2	M	635	THR
2	M	638	ASP
2	M	645	VAL
2	M	648	ARG
2	M	662	GLU
2	M	668	LEU
2	M	679	PHE
2	M	680	ASP
2	M	690	ILE
2	M	691	SER
2	M	693	GLU
2	M	695	LEU
2	M	699	PHE
2	M	701	THR
2	M	702	SER
2	M	710	ILE
2	M	714	ASP
2	M	722	ILE
2	M	727	PRO
2	M	738	ASP

Continued on next page...

Continued from previous page...

Mol	Chain	Res	Type
2	M	739	GLU
2	M	781	LYS
2	M	787	ASP
2	M	794	PRO
2	M	803	THR
2	M	805	ARG
2	M	839	LEU
2	M	863	ASP
2	M	870	ILE
2	M	881	ASN
2	M	884	GLN
2	M	920	GLN
2	M	923	GLU
2	M	938	LYS
2	M	939	ARG
2	M	946	ARG
2	M	950	LEU
2	M	958	THR
2	M	975	TYR
2	M	981	GLU
2	M	988	VAL
2	M	995	MET
2	M	999	HIS
2	M	1000	MET
2	M	1004	LYS
2	M	1005	MET
2	M	1012	PRO
2	M	1027	PHE
2	M	1035	MET
2	M	1052	MET
2	M	1055	LEU
2	M	1057	SER
2	M	1063	ARG
2	M	1076	VAL
2	M	1080	SER
2	M	1085	PHE
2	M	1088	LEU
2	M	1097	LEU
2	M	1105	LYS
2	M	1112	PHE
3	N	6	ARG
3	N	10	ILE

Continued on next page...

Continued from previous page...

Mol	Chain	Res	Type
3	N	21	TRP
3	N	41	ARG
3	N	47	GLU
3	N	53	ILE
3	N	55	ASP
3	N	57	GLU
3	N	60	CYS
3	N	64	LYS
3	N	68	PHE
3	N	69	GLU
3	N	74	GLU
3	N	75	ARG
3	N	87	ARG
3	N	95	LEU
3	N	108	VAL
3	N	112	ILE
3	N	127	LEU
3	N	128	TYR
3	N	135	LEU
3	N	137	PRO
3	N	141	ILE
3	N	149	LYS
3	N	150	ARG
3	N	153	LEU
3	N	154	THR
3	N	158	TYR
3	N	162	ARG
3	N	163	TYR
3	N	165	LYS
3	N	197	SER
3	N	206	ARG
3	N	349	PRO
3	N	351	MET
3	N	361	VAL
3	N	387	LEU
3	N	405	ASP
3	N	408	GLU
3	N	410	SER
3	N	419	ASP
3	N	445	ARG
3	N	447	VAL
3	N	448	GLU

Continued on next page...

Continued from previous page...

Mol	Chain	Res	Type
3	N	450	TYR
3	N	451	ASP
3	N	452	ILE
3	N	453	ASP
3	N	465	LEU
3	N	469	ASP
3	N	471	GLU
3	N	486	ARG
3	N	488	ARG
3	N	489	ARG
3	N	507	ASN
3	N	512	MET
3	N	525	ARG
3	N	538	SER
3	N	549	ASN
3	N	570	GLU
3	N	605	ASP
3	N	611	GLN
3	N	617	ASN
3	N	624	ASP
3	N	626	SER
3	N	631	ILE
3	N	636	GLN
3	N	639	LEU
3	N	641	GLN
3	N	651	GLU
3	N	652	LEU
3	N	660	LYS
3	N	682	ASP
3	N	688	TRP
3	N	703	ASN
3	N	709	HIS
3	N	710	ARG
3	N	721	VAL
3	N	732	VAL
3	N	733	CYS
3	N	734	GLU
3	N	749	VAL
3	N	754	PHE
3	N	765	SER
3	N	783	ARG
3	N	792	ILE

Continued on next page...

Continued from previous page...

Mol	Chain	Res	Type
3	N	799	LYS
3	N	804	LEU
3	N	805	GLU
3	N	808	THR
3	N	824	ASN
3	N	827	ILE
3	N	833	GLU
3	N	838	ARG
3	N	842	VAL
3	N	847	ASP
3	N	862	ASP
3	N	863	VAL
3	N	876	SER
3	N	881	LEU
3	N	892	ASP
3	N	897	TRP
3	N	900	ILE
3	N	902	LEU
3	N	914	LEU
3	N	920	LEU
3	N	927	THR
3	N	940	THR
3	N	944	THR
3	N	952	ASP
3	N	955	VAL
3	N	959	GLU
3	N	964	LEU
3	N	970	LYS
3	N	973	GLN
3	N	982	PHE
3	N	983	LEU
3	N	988	ARG
3	N	991	GLN
3	N	1001	GLU
3	N	1029	ARG
3	N	1041	LEU
3	N	1042	ARG
3	N	1053	PHE
3	N	1062	ARG
3	N	1068	LEU
3	N	1083	ASP
3	N	1090	ASP

Continued on next page...

Continued from previous page...

Mol	Chain	Res	Type
3	N	1095	THR
3	N	1100	ASP
3	N	1105	ILE
3	N	1108	ARG
3	N	1109	GLU
3	N	1112	CYS
3	N	1130	ARG
3	N	1131	SER
3	N	1151	ARG
3	N	1156	LEU
3	N	1161	GLU
3	N	1165	TYR
3	N	1166	LEU
3	N	1195	GLN
3	N	1197	ARG
3	N	1204	CYS
3	N	1207	TYR
3	N	1208	ASP
3	N	1235	GLN
3	N	1236	LEU
3	N	1237	THR
3	N	1254	GLN
3	N	1257	PRO
3	N	1261	GLU
3	N	1262	LEU
3	N	1264	GLU
3	N	1282	ARG
3	N	1287	GLU
3	N	1297	GLU
3	N	1299	PHE
3	N	1305	LEU
3	N	1311	LEU
3	N	1320	GLU
3	N	1325	LEU
3	N	1337	GLU
3	N	1342	GLU
3	N	1355	VAL
3	N	1363	LEU
3	N	1382	THR
3	N	1387	SER
3	N	1388	ARG
3	N	1389	LEU

Continued on next page...

Continued from previous page...

Mol	Chain	Res	Type
3	N	1396	GLU
3	N	1415	VAL
3	N	1424	VAL
3	N	1433	SER
3	N	1434	TRP
3	N	1435	LEU
3	N	1440	PHE
3	N	1460	ILE
3	N	1465	ASN
3	N	1470	ARG
3	N	1472	ILE
3	N	1483	PHE
3	N	1485	GLN
3	N	1488	ASP
3	N	1496	GLU
3	N	1501	GLU
4	O	7	ASP
4	O	31	LEU
4	O	37	ASN
4	O	41	GLU
4	O	45	ARG
4	O	50	THR
4	O	56	ASP
4	O	57	ASP
4	O	59	ASN
4	O	73	LEU
4	O	78	ASN
4	O	82	GLU
4	O	86	GLN
7	X	21	ARG
7	X	41	ASP
7	X	43	TYR
7	X	44	ASP
7	X	74	ILE
7	X	76	GLU
7	X	85	LEU
7	X	98	GLU
7	X	99	ARG
7	X	114	ASP
7	X	115	THR
7	X	124	PRO
7	X	133	ARG

Continued on next page...

Continued from previous page...

Mol	Chain	Res	Type
7	X	138	LEU
7	Y	21	ARG
7	Y	34	GLN
7	Y	43	TYR
7	Y	73	VAL
7	Y	74	ILE
7	Y	76	GLU
7	Y	85	LEU
7	Y	98	GLU
7	Y	99	ARG
7	Y	102	VAL
7	Y	105	VAL
7	Y	114	ASP
7	Y	115	THR
7	Y	119	ILE
7	Y	124	PRO
7	Y	133	ARG
7	Y	138	LEU
7	Y	143	PRO
7	Y	155	HIS
7	Z	21	ARG
7	Z	44	ASP
7	Z	63	ASP
7	Z	64	SER
7	Z	71	ARG
7	Z	76	GLU
7	Z	81	GLU
7	Z	85	LEU
7	Z	98	GLU
7	Z	99	ARG
7	Z	102	VAL
7	Z	107	PRO
7	Z	113	LEU
7	Z	114	ASP
7	Z	115	THR
7	Z	117	MET
7	Z	119	ILE
7	Z	138	LEU
7	Z	139	SER

Sometimes sidechains can be flipped to improve hydrogen bonding and reduce clashes. All (249) such sidechains are listed below:

Mol	Chain	Res	Type
1	A	38	ASN
1	A	63	HIS
1	A	91	ASN
1	A	124	ASN
1	A	128	HIS
1	A	139	ASN
1	A	156	HIS
1	A	163	ASN
1	A	180	GLN
1	A	188	GLN
1	A	221	HIS
1	A	229	GLN
1	B	16	GLN
1	B	38	ASN
1	B	95	GLN
1	B	180	GLN
1	B	212	ASN
1	B	227	ASN
2	C	22	GLN
2	C	31	GLN
2	C	41	ASN
2	C	45	GLN
2	C	80	GLN
2	C	99	GLN
2	C	102	HIS
2	C	343	GLN
2	C	374	ASN
2	C	390	GLN
2	C	393	GLN
2	C	406	HIS
2	C	431	HIS
2	C	498	GLN
2	C	552	HIS
2	C	575	GLN
2	C	633	GLN
2	C	639	GLN
2	C	670	GLN
2	C	829	GLN
2	C	834	GLN
2	C	845	ASN
2	C	872	ASN
2	C	881	ASN
2	C	884	GLN

Continued on next page...

Continued from previous page...

Mol	Chain	Res	Type
2	C	899	GLN
2	C	969	GLN
2	C	1018	GLN
2	C	1047	HIS
2	C	1100	GLN
2	C	1107	ASN
3	D	151	GLN
3	D	166	GLN
3	D	189	GLN
3	D	463	GLN
3	D	549	ASN
3	D	560	GLN
3	D	593	ASN
3	D	617	ASN
3	D	669	ASN
3	D	703	ASN
3	D	709	HIS
3	D	724	GLN
3	D	727	GLN
3	D	744	GLN
3	D	762	GLN
3	D	767	HIS
3	D	768	ASN
3	D	816	HIS
3	D	824	ASN
3	D	909	ASN
3	D	976	GLN
3	D	1025	GLN
3	D	1034	GLN
3	D	1116	ASN
3	D	1202	GLN
3	D	1323	GLN
3	D	1367	HIS
3	D	1441	GLN
4	E	28	GLN
4	E	33	HIS
4	E	37	ASN
4	E	86	GLN
1	F	38	ASN
1	F	63	HIS
1	F	81	ASN
1	F	91	ASN

Continued on next page...

Continued from previous page...

Mol	Chain	Res	Type
1	F	128	HIS
1	F	156	HIS
1	F	163	ASN
1	F	180	GLN
1	F	188	GLN
1	F	212	ASN
1	F	213	GLN
1	F	227	ASN
1	G	16	GLN
1	G	38	ASN
1	G	63	HIS
1	G	81	ASN
1	G	91	ASN
1	G	95	GLN
1	G	124	ASN
1	G	139	ASN
1	G	180	GLN
1	G	188	GLN
1	G	212	ASN
1	G	227	ASN
2	H	31	GLN
2	H	41	ASN
2	H	45	GLN
2	H	102	HIS
2	H	343	GLN
2	H	374	ASN
2	H	393	GLN
2	H	406	HIS
2	H	431	HIS
2	H	434	HIS
2	H	498	GLN
2	H	552	HIS
2	H	556	ASN
2	H	575	GLN
2	H	609	ASN
2	H	633	GLN
2	H	639	GLN
2	H	683	ASN
2	H	860	HIS
2	H	872	ASN
2	H	881	ASN
2	H	889	HIS

Continued on next page...

Continued from previous page...

Mol	Chain	Res	Type
2	H	899	GLN
2	H	969	GLN
2	H	1018	GLN
2	H	1019	GLN
2	H	1030	GLN
2	H	1107	ASN
3	I	151	GLN
3	I	189	GLN
3	I	463	GLN
3	I	507	ASN
3	I	549	ASN
3	I	560	GLN
3	I	593	ASN
3	I	616	GLN
3	I	703	ASN
3	I	709	HIS
3	I	717	GLN
3	I	724	GLN
3	I	727	GLN
3	I	737	ASN
3	I	744	GLN
3	I	756	GLN
3	I	762	GLN
3	I	824	ASN
3	I	845	ASN
3	I	917	GLN
3	I	973	GLN
3	I	1010	ASN
3	I	1014	ASN
3	I	1025	GLN
3	I	1046	GLN
3	I	1323	GLN
3	I	1359	GLN
3	I	1367	HIS
3	I	1393	GLN
4	J	28	GLN
4	J	29	GLN
4	J	37	ASN
4	J	59	ASN
1	K	63	HIS
1	K	91	ASN
1	K	156	HIS

Continued on next page...

Continued from previous page...

Mol	Chain	Res	Type
1	K	180	GLN
1	L	38	ASN
1	L	63	HIS
1	L	81	ASN
1	L	95	GLN
1	L	124	ASN
1	L	180	GLN
1	L	213	GLN
2	M	22	GLN
2	M	31	GLN
2	M	41	ASN
2	M	91	GLN
2	M	102	HIS
2	M	139	GLN
2	M	219	GLN
2	M	327	HIS
2	M	343	GLN
2	M	374	ASN
2	M	390	GLN
2	M	448	ASN
2	M	498	GLN
2	M	563	ASN
2	M	575	GLN
2	M	609	ASN
2	M	633	GLN
2	M	639	GLN
2	M	670	GLN
2	M	829	GLN
2	M	834	GLN
2	M	841	ASN
2	M	860	HIS
2	M	872	ASN
2	M	881	ASN
2	M	884	GLN
2	M	889	HIS
2	M	899	GLN
2	M	1026	GLN
2	M	1030	GLN
2	M	1100	GLN
2	M	1107	ASN
3	N	66	GLN
3	N	143	ASN

Continued on next page...

Continued from previous page...

Mol	Chain	Res	Type
3	N	166	GLN
3	N	189	GLN
3	N	442	ASN
3	N	462	GLN
3	N	463	GLN
3	N	507	ASN
3	N	549	ASN
3	N	616	GLN
3	N	703	ASN
3	N	709	HIS
3	N	727	GLN
3	N	729	HIS
3	N	744	GLN
3	N	762	GLN
3	N	816	HIS
3	N	824	ASN
3	N	973	GLN
3	N	976	GLN
3	N	1025	GLN
3	N	1034	GLN
3	N	1116	ASN
3	N	1227	GLN
3	N	1323	GLN
3	N	1359	GLN
3	N	1441	GLN
4	O	33	HIS
4	O	37	ASN
4	O	59	ASN
4	O	86	GLN
7	X	17	GLN
7	X	27	GLN
7	Y	17	GLN
7	Y	27	GLN
7	Y	53	GLN
7	Z	17	GLN
7	Z	27	GLN
7	Z	34	GLN
7	Z	132	HIS

5.3.3 RNA

Mol	Chain	Analysed	Backbone Outliers	Pucker Outliers
6	Q	6/33 (18%)	0	0

There are no RNA backbone outliers to report.

There are no RNA pucker outliers to report.

5.4 Non-standard residues in protein, DNA, RNA chains [i](#)

There are no non-standard protein/DNA/RNA residues in this entry.

5.5 Carbohydrates [i](#)

There are no monosaccharides in this entry.

5.6 Ligand geometry [i](#)

Of 6 ligands modelled in this entry, 6 are monoatomic - leaving 0 for Mogul analysis.

There are no bond length outliers.

There are no bond angle outliers.

There are no chirality outliers.

There are no torsion outliers.

There are no ring outliers.

No monomer is involved in short contacts.

5.7 Other polymers [i](#)

There are no such residues in this entry.

5.8 Polymer linkage issues [i](#)

There are no chain breaks in this entry.

6 Fit of model and data [i](#)

6.1 Protein, DNA and RNA chains [i](#)

In the following table, the column labelled ‘#RSRZ > 2’ contains the number (and percentage) of RSRZ outliers, followed by percent RSRZ outliers for the chain as percentile scores relative to all X-ray entries and entries of similar resolution. The OWAB column contains the minimum, median, 95th percentile and maximum values of the occupancy-weighted average B-factor per residue. The column labelled ‘Q < 0.9’ lists the number of (and percentage) of residues with an average occupancy less than 0.9.

Mol	Chain	Analysed	<RSRZ>	#RSRZ>2	OWAB(Å ²)	Q<0.9
1	A	223/315 (70%)	-0.30	0 100 100	81, 153, 225, 265	0
1	B	223/315 (70%)	-0.30	0 100 100	97, 154, 223, 265	0
1	F	222/315 (70%)	-0.36	0 100 100	84, 150, 216, 265	0
1	G	223/315 (70%)	-0.35	0 100 100	85, 150, 216, 248	0
1	K	222/315 (70%)	-0.06	1 (0%) 91 85	110, 167, 229, 262	0
1	L	223/315 (70%)	-0.23	0 100 100	103, 164, 222, 265	0
2	C	1106/1119 (98%)	-0.18	20 (1%) 68 59	70, 158, 243, 265	0
2	H	1103/1119 (98%)	-0.16	30 (2%) 54 44	73, 155, 251, 267	0
2	M	1105/1119 (98%)	-0.08	31 (2%) 53 42	79, 166, 255, 265	0
3	D	1349/1524 (88%)	-0.06	44 (3%) 46 37	74, 171, 259, 267	0
3	I	1289/1524 (84%)	-0.05	59 (4%) 32 27	70, 173, 259, 267	0
3	N	1351/1524 (88%)	-0.07	51 (3%) 40 32	76, 167, 254, 267	0
4	E	93/99 (93%)	-0.01	2 (2%) 62 52	114, 183, 262, 265	0
4	J	92/99 (92%)	-0.08	1 (1%) 80 72	92, 176, 254, 265	0
4	O	93/99 (93%)	-0.05	4 (4%) 35 29	99, 173, 246, 265	0
5	P	6/27 (22%)	1.66	2 (33%) 0 0	198, 198, 198, 198	0
6	Q	7/33 (21%)	2.30	4 (57%) 0 0	188, 198, 198, 198	0
7	X	152/156 (97%)	0.14	2 (1%) 77 68	105, 187, 241, 267	0
7	Y	152/156 (97%)	0.10	4 (2%) 56 45	99, 186, 246, 267	0
7	Z	152/156 (97%)	-0.07	1 (0%) 87 82	109, 171, 248, 267	0
All	All	9386/10644 (88%)	-0.11	256 (2%) 54 44	70, 166, 252, 267	0

All (256) RSRZ outliers are listed below:

Mol	Chain	Res	Type	RSRZ
2	H	763	GLY	6.7
2	H	765	SER	6.2
2	M	721	ARG	5.8
2	H	764	GLU	5.5
3	D	801	GLY	5.4
3	I	202	VAL	5.3
4	E	56	ASP	5.1
2	H	778	PHE	5.1
2	H	616	GLU	4.9
3	N	57	GLU	4.8
3	I	191	LEU	4.7
3	D	77	GLY	4.5
3	I	67	ARG	4.4
2	M	269	LEU	4.3
4	E	57	ASP	4.2
3	D	65	ARG	4.2
3	N	165	LYS	4.2
3	D	420	VAL	4.2
2	M	785	VAL	4.1
3	N	65	ARG	4.1
2	H	757	GLY	4.1
2	H	762	LYS	4.0
3	N	211	VAL	3.9
3	N	59	ALA	3.9
3	D	67	ARG	3.9
3	N	433	GLY	3.9
2	C	780	GLU	3.9
3	I	182	GLY	3.8
3	I	66	GLN	3.8
4	O	56	ASP	3.8
6	Q	4	G	3.7
2	C	785	VAL	3.7
7	X	156	GLY	3.6
3	I	177	ALA	3.6
3	D	397	LYS	3.6
3	I	49	ILE	3.5
2	M	180	GLY	3.5
3	I	39	PRO	3.5
2	C	776	SER	3.5
2	H	775	ARG	3.5
3	D	60	CYS	3.4
2	C	270	GLY	3.4
3	I	50	PHE	3.4

Continued on next page...

Continued from previous page...

Mol	Chain	Res	Type	RSRZ
2	C	775	ARG	3.4
3	N	60	CYS	3.4
3	I	206	ARG	3.4
3	N	58	CYS	3.3
3	N	75	ARG	3.3
3	D	58	CYS	3.2
3	I	425	GLY	3.2
3	D	54	LYS	3.2
3	N	39	PRO	3.1
2	M	759	THR	3.1
3	I	174	GLY	3.1
3	N	82	LYS	3.1
3	I	399	ARG	3.1
3	I	171	LEU	3.1
2	C	786	LYS	3.1
3	N	72	VAL	3.0
3	I	1414	PRO	3.0
3	D	1292	VAL	3.0
2	M	783	ARG	3.0
2	M	248	PRO	3.0
2	C	770	GLU	3.0
3	N	360	ARG	3.0
6	Q	6	G	3.0
2	H	270	GLY	3.0
2	H	814	GLU	3.0
3	N	63	TYR	3.0
3	I	46	ASP	3.0
6	Q	5	C	3.0
3	N	1301	LYS	3.0
3	N	189	GLN	3.0
3	I	445	ARG	3.0
2	H	807	ARG	3.0
2	M	713	ARG	2.9
3	D	191	LEU	2.9
3	D	407	VAL	2.9
2	M	757	GLY	2.9
3	I	73	CYS	2.9
2	H	781	LYS	2.9
4	J	33	HIS	2.9
3	N	347	VAL	2.9
3	I	52	PRO	2.9
2	C	781	LYS	2.9

Continued on next page...

Continued from previous page...

Mol	Chain	Res	Type	RSRZ
3	N	70	GLY	2.8
2	H	422	ARG	2.8
2	H	779	GLY	2.8
3	D	78	VAL	2.8
3	D	80	VAL	2.8
3	N	1304	LYS	2.8
3	I	666	ILE	2.8
3	N	188	GLY	2.8
3	D	1495	ILE	2.8
3	I	176	ASP	2.8
3	I	161	LEU	2.7
3	N	1294	VAL	2.7
3	D	61	GLY	2.7
2	M	782	ALA	2.7
3	N	64	LYS	2.7
3	I	204	LEU	2.7
2	M	266	ARG	2.7
3	N	77	GLY	2.7
2	C	268	ASP	2.7
3	I	1183	ILE	2.7
2	C	777	ILE	2.7
3	D	429	SER	2.7
3	I	57	GLU	2.7
3	I	190	GLU	2.7
3	I	1304	LYS	2.7
2	H	756	VAL	2.7
3	D	85	VAL	2.7
3	D	73	CYS	2.7
3	N	61	GLY	2.6
4	O	57	ASP	2.6
2	C	783	ARG	2.6
3	I	86	ARG	2.6
2	C	760	SER	2.6
3	D	64	LYS	2.6
2	H	168	ARG	2.6
3	N	1319	VAL	2.6
7	Z	150	ARG	2.6
7	Y	91	LEU	2.6
3	D	1497	GLU	2.6
3	I	192	ALA	2.6
3	I	58	CYS	2.6
3	N	421	LEU	2.5

Continued on next page...

Continued from previous page...

Mol	Chain	Res	Type	RSRZ
3	D	445	ARG	2.5
3	N	73	CYS	2.5
3	N	76	CYS	2.5
2	C	771	GLU	2.5
2	M	711	GLU	2.5
3	I	68	PHE	2.5
2	M	533	ASP	2.5
3	D	182	GLY	2.5
3	D	340	THR	2.5
6	Q	9	G	2.5
2	H	417	GLY	2.5
3	N	78	VAL	2.5
2	C	820	ARG	2.5
3	N	1407	LEU	2.5
3	D	55	ASP	2.5
3	I	203	ALA	2.5
2	M	720	GLU	2.5
3	N	210	ARG	2.5
7	Y	104	VAL	2.5
3	D	436	GLU	2.5
3	I	80	VAL	2.5
3	N	2	LYS	2.4
2	H	772	ARG	2.4
3	I	193	PRO	2.4
3	I	446	VAL	2.4
2	M	270	GLY	2.4
2	H	780	GLU	2.4
3	D	1303	TYR	2.4
3	I	1303	TYR	2.4
2	H	248	PRO	2.4
3	D	1304	LYS	2.4
3	D	66	GLN	2.4
2	C	808	ARG	2.4
2	H	758	ARG	2.4
3	N	79	GLU	2.4
3	I	1499	ARG	2.4
3	I	56	TYR	2.4
2	H	766	GLU	2.4
3	D	72	VAL	2.4
3	I	432	TYR	2.4
2	M	781	LYS	2.4
3	I	31	THR	2.4

Continued on next page...

Continued from previous page...

Mol	Chain	Res	Type	RSRZ
3	D	76	CYS	2.3
5	P	22	DC	2.3
3	N	71	LYS	2.3
3	N	209	ARG	2.3
4	O	39	VAL	2.3
3	D	424	GLY	2.3
3	I	81	THR	2.3
3	D	430	ASP	2.3
3	D	59	ALA	2.3
2	H	783	ARG	2.3
3	D	1302	GLU	2.3
3	N	62	LYS	2.3
3	D	185	VAL	2.3
3	N	35	ARG	2.3
7	Y	129	LEU	2.3
1	K	87	VAL	2.3
2	H	813	VAL	2.3
2	M	769	PRO	2.3
3	D	81	THR	2.3
3	N	36	THR	2.3
3	N	212	ARG	2.3
3	N	1502	ALA	2.3
4	O	38	THR	2.3
2	C	251	ASP	2.2
2	M	293	PHE	2.2
3	D	212	ARG	2.2
3	I	32	ILE	2.2
2	M	472	ARG	2.2
3	N	357	GLU	2.2
2	M	806	LEU	2.2
3	N	1276	GLU	2.2
3	D	1274	ILE	2.2
3	I	181	ASP	2.2
3	I	1301	LYS	2.2
3	I	1302	GLU	2.2
2	H	365	ASP	2.2
3	N	83	SER	2.2
3	I	1412	LYS	2.2
3	I	71	LYS	2.2
3	N	481	MET	2.2
3	N	203	ALA	2.2
3	D	415	VAL	2.2

Continued on next page...

Continued from previous page...

Mol	Chain	Res	Type	RSRZ
3	I	396	VAL	2.2
2	H	268	ASP	2.2
3	N	448	GLU	2.2
3	D	82	LYS	2.2
2	M	617	ASP	2.1
2	H	367	LEU	2.1
2	M	771	GLU	2.1
2	H	711	GLU	2.1
2	M	615	TYR	2.1
2	M	770	GLU	2.1
2	M	762	LYS	2.1
3	I	51	GLY	2.1
2	C	720	GLU	2.1
3	D	57	GLU	2.1
3	N	160	GLU	2.1
7	Y	90	GLU	2.1
5	P	24	DG	2.1
3	I	1398	TRP	2.1
2	H	712	ALA	2.1
3	I	201	GLY	2.1
2	C	1080	SER	2.1
2	C	269	LEU	2.1
3	N	33	ASN	2.1
2	M	482	GLU	2.1
3	I	184	GLU	2.1
2	C	614	ARG	2.1
3	I	431	VAL	2.1
2	M	268	ASP	2.1
3	I	55	ASP	2.1
3	N	191	LEU	2.1
3	I	1292	VAL	2.1
3	I	1408	ILE	2.1
3	D	62	LYS	2.1
3	N	68	PHE	2.1
3	N	1295	GLU	2.0
3	I	187	LYS	2.0
7	X	140	LEU	2.0
3	D	398	ALA	2.0
2	M	374	ASN	2.0
3	I	189	GLN	2.0
3	I	72	VAL	2.0
2	H	777	ILE	2.0

Continued on next page...

Continued from previous page...

Mol	Chain	Res	Type	RSRZ
2	M	760	SER	2.0
2	M	765	SER	2.0
2	M	778	PHE	2.0

6.2 Non-standard residues in protein, DNA, RNA chains [i](#)

There are no non-standard protein/DNA/RNA residues in this entry.

6.3 Carbohydrates [i](#)

There are no monosaccharides in this entry.

6.4 Ligands [i](#)

In the following table, the Atoms column lists the number of modelled atoms in the group and the number defined in the chemical component dictionary. The B-factors column lists the minimum, median, 95th percentile and maximum values of B factors of atoms in the group. The column labelled 'Q< 0.9' lists the number of atoms with occupancy less than 0.9.

Mol	Type	Chain	Res	Atoms	RSCC	RSR	B-factors(\AA^2)	Q<0.9
9	MG	N	2006	1/1	0.90	0.48	94,94,94,94	0
9	MG	I	2005	1/1	0.92	0.36	94,94,94,94	0
8	ZN	D	2001	1/1	0.97	0.06	94,94,94,94	0
9	MG	D	2004	1/1	0.97	0.08	94,94,94,94	0
8	ZN	N	2003	1/1	0.99	0.08	94,94,94,94	0
8	ZN	I	2002	1/1	0.99	0.07	94,94,94,94	0

6.5 Other polymers [i](#)

There are no such residues in this entry.