



# Full wwPDB X-ray Structure Validation Report ⓘ

Oct 19, 2024 – 06:35 PM EDT

PDB ID : 2ZVF  
Title : Crystal structure of Archaeoglobus fulgidus alanyl-tRNA synthetase C-terminal dimerization domain  
Authors : Naganuma, M.; Sekine, S.; Fukunaga, R.; Yokoyama, S.; RIKEN Structural Genomics/Proteomics Initiative (RSGI)  
Deposited on : 2008-11-06  
Resolution : 3.20 Å(reported)

This is a Full wwPDB X-ray Structure Validation Report for a publicly released PDB entry.

We welcome your comments at [validation@mail.wwpdb.org](mailto:validation@mail.wwpdb.org)

A user guide is available at

<https://www.wwpdb.org/validation/2017/XrayValidationReportHelp>

with specific help available everywhere you see the ⓘ symbol.

The types of validation reports are described at

<http://www.wwpdb.org/validation/2017/FAQs#types>.

---

The following versions of software and data (see [references ⓘ](#)) were used in the production of this report:

MolProbity : 4.02b-467  
Mogul : 2022.3.0, CSD as543be (2022)  
Xtriage (Phenix) : 1.20.1  
EDS : 3.0  
Percentile statistics : 20231227.v01 (using entries in the PDB archive December 27th 2023)  
CCP4 : 9.0.003 (Gargrove)  
Density-Fitness : 1.0.11  
Ideal geometry (proteins) : Engh & Huber (2001)  
Ideal geometry (DNA, RNA) : Parkinson et al. (1996)  
Validation Pipeline (wwPDB-VP) : 2.39

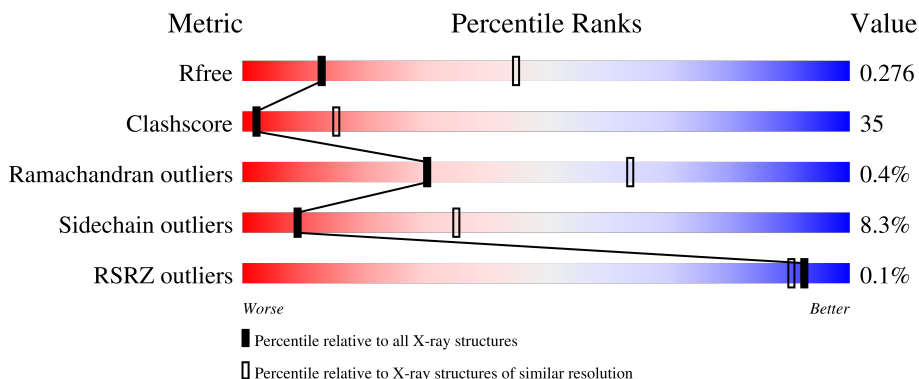
# 1 Overall quality at a glance i

The following experimental techniques were used to determine the structure:

*X-RAY DIFFRACTION*

The reported resolution of this entry is 3.20 Å.

Percentile scores (ranging between 0-100) for global validation metrics of the entry are shown in the following graphic. The table shows the number of entries on which the scores are based.




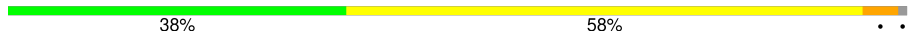

Metric	Whole archive (#Entries)	Similar resolution (#Entries, resolution range(Å))
$R_{free}$	164625	1370 (3.20-3.20)
Clashscore	180529	1497 (3.20-3.20)
Ramachandran outliers	177936	1479 (3.20-3.20)
Sidechain outliers	177891	1478 (3.20-3.20)
RSRZ outliers	164620	1371 (3.20-3.20)

The table below summarises the geometric issues observed across the polymeric chains and their fit to the electron density. The red, orange, yellow and green segments of the lower bar indicate the fraction of residues that contain outliers for  $\geq 3$ , 2, 1 and 0 types of geometric quality criteria respectively. A grey segment represents the fraction of residues that are not modelled. The numeric value for each fraction is indicated below the corresponding segment, with a dot representing fractions  $\leq 5\%$ . The upper red bar (where present) indicates the fraction of residues that have poor fit to the electron density. The numeric value is given above the bar.

Mol	Chain	Length	Quality of chain
1	A	171	 40% 54% 5% .
1	B	171	 45% 49% 5% .
1	C	171	 37% 55% 5% .
1	D	171	 43% 53% . .
1	E	171	 36% 56% 8% .

*Continued on next page...*

*Continued from previous page...*

Mol	Chain	Length	Quality of chain
1	F	171	 38% 57% . . .
1	G	171	 38% 58% . . .
1	H	171	 % 40% 54% 6%

## 2 Entry composition [i](#)

There are 3 unique types of molecules in this entry. The entry contains 10745 atoms, of which 0 are hydrogens and 0 are deuteriums.

In the tables below, the ZeroOcc column contains the number of atoms modelled with zero occupancy, the AltConf column contains the number of residues with at least one atom in alternate conformation and the Trace column contains the number of residues modelled with at most 2 atoms.

- Molecule 1 is a protein called Alanyl-tRNA synthetase.

Mol	Chain	Residues	Atoms						ZeroOcc	AltConf	Trace
			Total	C	N	O	S	Se			
1	A	170	1341	841	236	257	1	6	0	0	0
1	B	170	1341	841	236	257	1	6	0	0	0
1	C	166	1315	827	232	249	1	6	0	0	0
1	D	170	1345	844	236	257	1	7	0	0	0
1	E	170	1345	844	236	257	1	7	0	0	0
1	F	168	1326	833	232	253	1	7	0	0	0
1	G	170	1342	841	236	258	1	6	0	0	0
1	H	171	1350	846	237	259	1	7	0	0	0

There are 8 discrepancies between the modelled and reference sequences:

Chain	Residue	Modelled	Actual	Comment	Reference
A	0	MSE	-	initiating methionine	UNP O28029
B	0	MSE	-	initiating methionine	UNP O28029
C	0	MSE	-	initiating methionine	UNP O28029
D	0	MSE	-	initiating methionine	UNP O28029
E	0	MSE	-	initiating methionine	UNP O28029
F	0	MSE	-	initiating methionine	UNP O28029
G	0	MSE	-	initiating methionine	UNP O28029
H	0	MSE	-	initiating methionine	UNP O28029

- Molecule 2 is SULFATE ION (three-letter code: SO4) (formula: O<sub>4</sub>S).



Mol	Chain	Residues	Atoms			ZeroOcc	AltConf
2	A	1	Total	O	S	0	0
			5	4	1		
2	B	1	Total	O	S	0	0
			5	4	1		
2	C	1	Total	O	S	0	0
			5	4	1		
2	D	1	Total	O	S	0	0
			5	4	1		
2	F	1	Total	O	S	0	0
			5	4	1		
2	G	1	Total	O	S	0	0
			5	4	1		

- Molecule 3 is water.


Mol	Chain	Residues	Atoms		ZeroOcc	AltConf
3	A	4	Total	O	0	0
			4	4		
3	D	2	Total	O	0	0
			2	2		
3	E	1	Total	O	0	0
			1	1		
3	G	2	Total	O	0	0
			2	2		
3	H	1	Total	O	0	0
			1	1		

### 3 Residue-property plots

These plots are drawn for all protein, RNA, DNA and oligosaccharide chains in the entry. The first graphic for a chain summarises the proportions of the various outlier classes displayed in the second graphic. The second graphic shows the sequence view annotated by issues in geometry and electron density. Residues are color-coded according to the number of geometric quality criteria for which they contain at least one outlier: green = 0, yellow = 1, orange = 2 and red = 3 or more. A red dot above a residue indicates a poor fit to the electron density ( $RSRZ > 2$ ). Stretches of 2 or more consecutive residues without any outlier are shown as a green connector. Residues present in the sample, but not in the model, are shown in grey.

- Molecule 1: Alanyl-tRNA synthetase

Chain A: 




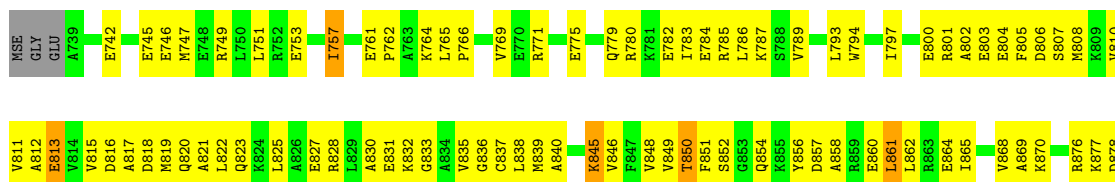
- Molecule 1: Alanyl-tRNA synthetase

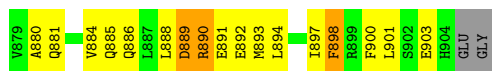
Chain B: 



- Molecule 1: Alanyl-tRNA synthetase

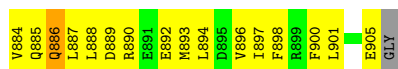
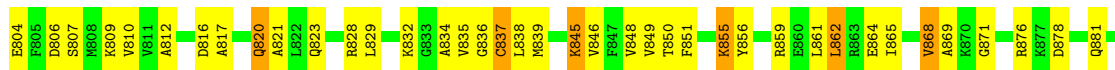
Chain C: 





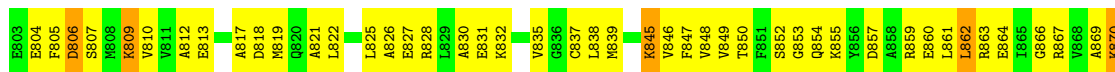
- Molecule 1: Alanyl-tRNA synthetase

Chain D: 43% 53%




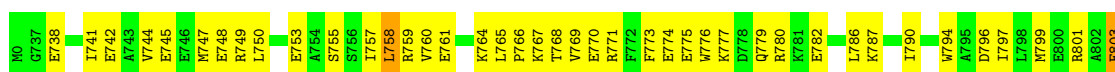
- Molecule 1: Alanyl-tRNA synthetase

Chain E: 36% 56% 8%



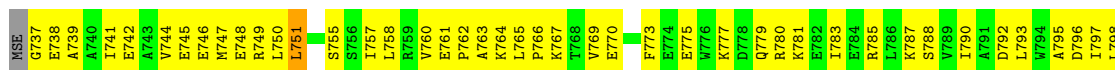
- Molecule 1: Alanyl-tRNA synthetase

Chain F: 38% 57%



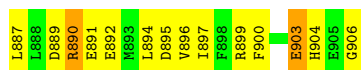
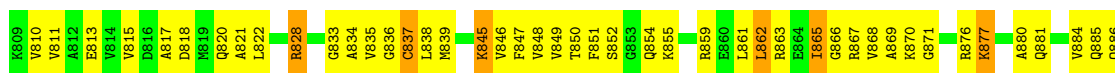
- Molecule 1: Alanyl-tRNA synthetase

Chain G: 38% 58%





- Molecule 1: Alanyl-tRNA synthetase





## 4 Data and refinement statistics

Property	Value	Source
Space group	P 2 2 21	Depositor
Cell constants a, b, c, $\alpha$ , $\beta$ , $\gamma$	124.11Å 131.71Å 138.82Å 90.00° 90.00° 90.00°	Depositor
Resolution (Å)	50.00 – 3.20 50.00 – 3.20	Depositor EDS
% Data completeness (in resolution range)	99.1 (50.00-3.20) 99.1 (50.00-3.20)	Depositor EDS
$R_{merge}$	0.10	Depositor
$R_{sym}$	0.10	Depositor
$\langle I/\sigma(I) \rangle$ <sup>1</sup>	2.24 (at 3.19Å)	Xtrriage
Refinement program	CNS 1.2	Depositor
R, $R_{free}$	0.205 , 0.276 0.204 , 0.276	Depositor DCC
$R_{free}$ test set	1898 reflections (5.01%)	wwPDB-VP
Wilson B-factor (Å <sup>2</sup> )	76.1	Xtrriage
Anisotropy	0.048	Xtrriage
Bulk solvent $k_{sol}$ (e/Å <sup>3</sup> ), $B_{sol}$ (Å <sup>2</sup> )	0.34 , 98.1	EDS
L-test for twinning <sup>2</sup>	$\langle  L  \rangle = 0.43$ , $\langle L^2 \rangle = 0.26$	Xtrriage
Estimated twinning fraction	No twinning to report.	Xtrriage
$F_o, F_c$ correlation	0.93	EDS
Total number of atoms	10745	wwPDB-VP
Average B, all atoms (Å <sup>2</sup> )	83.0	wwPDB-VP

Xtrriage's analysis on translational NCS is as follows: *The largest off-origin peak in the Patterson function is 3.97% of the height of the origin peak. No significant pseudotranslation is detected.*

<sup>1</sup>Intensities estimated from amplitudes.

<sup>2</sup>Theoretical values of  $\langle |L| \rangle$ ,  $\langle L^2 \rangle$  for acentric reflections are 0.5, 0.333 respectively for untwinned datasets, and 0.375, 0.2 for perfectly twinned datasets.

## 5 Model quality [i](#)

### 5.1 Standard geometry [i](#)

Bond lengths and bond angles in the following residue types are not validated in this section: SO4

The Z score for a bond length (or angle) is the number of standard deviations the observed value is removed from the expected value. A bond length (or angle) with  $|Z| > 5$  is considered an outlier worth inspection. RMSZ is the root-mean-square of all Z scores of the bond lengths (or angles).

Mol	Chain	Bond lengths		Bond angles	
		RMSZ	# Z  >5	RMSZ	# Z  >5
1	A	0.46	0/1349	0.63	0/1793
1	B	0.51	0/1349	0.69	0/1793
1	C	0.39	0/1323	0.61	0/1759
1	D	0.44	0/1353	0.65	0/1798
1	E	0.43	0/1353	0.66	0/1798
1	F	0.40	0/1333	0.59	0/1771
1	G	0.44	0/1350	0.62	0/1793
1	H	0.53	0/1358	0.71	0/1803
All	All	0.45	0/10768	0.65	0/14308

There are no bond length outliers.

There are no bond angle outliers.

There are no chirality outliers.

There are no planarity outliers.

### 5.2 Too-close contacts [i](#)

In the following table, the Non-H and H(model) columns list the number of non-hydrogen atoms and hydrogen atoms in the chain respectively. The H(added) column lists the number of hydrogen atoms added and optimized by MolProbity. The Clashes column lists the number of clashes within the asymmetric unit, whereas Symm-Clashes lists symmetry-related clashes.

Mol	Chain	Non-H	H(model)	H(added)	Clashes	Symm-Clashes
1	A	1341	0	1359	102	0
1	B	1341	0	1359	98	0
1	C	1315	0	1341	91	0
1	D	1345	0	1368	100	0
1	E	1345	0	1368	137	0

*Continued on next page...*

Continued from previous page...

Mol	Chain	Non-H	H(model)	H(added)	Clashes	Symm-Clashes
1	F	1326	0	1355	117	0
1	G	1342	0	1359	109	0
1	H	1350	0	1371	97	1
2	A	5	0	0	1	0
2	B	5	0	0	0	0
2	C	5	0	0	0	0
2	D	5	0	0	0	0
2	F	5	0	0	0	0
2	G	5	0	0	0	0
3	A	4	0	0	1	0
3	D	2	0	0	0	0
3	E	1	0	0	0	0
3	G	2	0	0	0	0
3	H	1	0	0	0	0
All	All	10745	0	10880	763	1

The all-atom clashscore is defined as the number of clashes found per 1000 atoms (including hydrogen atoms). The all-atom clashscore for this structure is 35.

All (763) close contacts within the same asymmetric unit are listed below, sorted by their clash magnitude.

Atom-1	Atom-2	Interatomic distance (Å)	Clash overlap (Å)
1:D:871:GLY:HA3	1:D:884:VAL:HG22	1.26	1.11
1:B:822:LEU:HB3	1:B:849:VAL:HG21	1.31	1.08
1:G:757:ILE:HD11	1:H:769:VAL:HG12	1.36	1.08
1:E:884:VAL:HG12	1:E:886:GLN:H	1.22	1.02
1:H:877:LYS:H	1:H:877:LYS:HD2	1.24	1.01
1:B:775:GLU:O	1:B:779:GLN:HG3	1.61	1.00
1:A:769:VAL:HG12	1:B:757:ILE:HD11	1.37	0.99
1:G:839:MSE:HG2	1:G:848:VAL:HG22	1.44	0.98
1:H:780:ARG:HH11	1:H:780:ARG:HB3	1.34	0.91
1:H:845:LYS:H	1:H:845:LYS:HE2	1.35	0.91
1:F:845:LYS:HE2	1:F:847:PHE:HE2	1.38	0.88
1:G:862:LEU:HD12	1:G:880:ALA:HB1	1.57	0.87
1:A:750:LEU:HD13	1:B:762:PRO:O	1.75	0.86
1:E:0:MSE:HE2	1:E:738:GLU:H	1.37	0.86
1:E:869:ALA:HB1	1:E:886:GLN:HB3	1.57	0.86
1:B:819:MSE:HE2	1:B:847:PHE:HD2	1.41	0.86
1:H:822:LEU:HB3	1:H:849:VAL:HG21	1.57	0.85
1:E:845:LYS:H	1:E:845:LYS:HD3	1.40	0.84
1:A:780:ARG:HG2	1:B:779:GLN:HE22	1.43	0.84

Continued on next page...

*Continued from previous page...*

Atom-1	Atom-2	Interatomic distance (Å)	Clash overlap (Å)
1:E:862:LEU:HD12	1:E:880:ALA:HB1	1.59	0.83
1:D:799:MSE:HE2	1:D:832:LYS:HB3	1.59	0.82
1:D:765:LEU:O	1:D:769:VAL:HG23	1.80	0.82
1:B:810:VAL:HG21	1:B:898:PHE:HE1	1.45	0.81
1:H:755:SER:HA	1:H:765:LEU:HD13	1.61	0.81
1:D:888:LEU:HD23	1:D:892:GLU:OE2	1.81	0.81
1:A:769:VAL:CG1	1:B:757:ILE:HD11	2.11	0.81
1:E:757:ILE:HD11	1:F:769:VAL:HG12	1.61	0.80
1:G:877:LYS:H	1:G:877:LYS:HD3	1.47	0.80
1:D:774:GLU:HA	1:D:777:LYS:HE2	1.63	0.80
1:D:744:VAL:O	1:D:748:GLU:HG3	1.82	0.79
1:A:865:ILE:HG22	1:A:896:VAL:HG11	1.62	0.79
1:D:869:ALA:CB	1:D:884:VAL:HG11	2.13	0.79
1:C:836:GLY:HA2	1:C:897:ILE:HD12	1.65	0.78
1:B:839:MSE:HE2	1:B:846:VAL:HG11	1.66	0.78
1:C:857:ASP:HB3	1:C:860:GLU:HB2	1.64	0.77
1:E:812:ALA:O	1:E:813:GLU:HG2	1.84	0.77
1:A:813:GLU:HG3	3:A:303:HOH:O	1.85	0.77
1:D:871:GLY:CA	1:D:884:VAL:HG22	2.13	0.77
1:A:760:VAL:HG11	1:A:768:THR:HG21	1.67	0.76
1:H:865:ILE:HG22	1:H:896:VAL:HG11	1.67	0.76
1:A:855:LYS:HE2	1:A:905:GLU:HB3	1.68	0.76
1:H:817:ALA:HB1	1:H:821:ALA:HB3	1.66	0.76
1:B:737:GLY:HA3	1:F:748:GLU:OE2	1.86	0.76
1:A:836:GLY:HA2	1:A:897:ILE:HD12	1.66	0.76
1:A:744:VAL:O	1:A:748:GLU:HG3	1.86	0.75
1:D:871:GLY:HA3	1:D:884:VAL:CG2	2.14	0.75
1:G:875:GLY:HA3	1:G:880:ALA:HA	1.68	0.74
1:B:765:LEU:HB3	1:B:766:PRO:HD3	1.69	0.74
1:F:862:LEU:O	1:F:865:ILE:HD13	1.87	0.74
1:F:765:LEU:HB3	1:F:766:PRO:HD3	1.70	0.74
1:A:747:MSE:HE2	1:B:748:GLU:HG2	1.67	0.74
1:C:783:ILE:HD12	1:C:784:GLU:N	2.03	0.74
1:B:746:GLU:HG2	1:E:741:ILE:HG21	1.69	0.73
1:F:862:LEU:HD21	1:F:873:GLY:HA3	1.69	0.73
1:B:801:ARG:NH1	1:B:813:GLU:OE2	2.20	0.73
1:C:889:ASP:HB2	1:C:892:GLU:HG3	1.69	0.73
1:G:819:MSE:HE2	1:G:847:PHE:HB3	1.69	0.73
1:A:826:ALA:HB2	1:A:849:VAL:HG11	1.70	0.72
1:D:885:GLN:HE22	1:H:752:ARG:HG2	1.55	0.72
1:C:794:TRP:HB3	1:C:825:LEU:HD21	1.71	0.72

*Continued on next page...*

*Continued from previous page...*

Atom-1	Atom-2	Interatomic distance (Å)	Clash overlap (Å)
1:E:757:ILE:HG22	1:G:843:GLU:HG2	1.70	0.72
1:A:809:LYS:H	1:A:809:LYS:HD2	1.54	0.72
1:G:879:VAL:HG12	1:G:881:GLN:NE2	2.04	0.72
1:F:850:THR:HB	1:F:861:LEU:HD12	1.73	0.71
1:B:817:ALA:HB1	1:B:821:ALA:HB3	1.72	0.71
1:C:765:LEU:HB3	1:C:766:PRO:HD3	1.72	0.71
1:E:876:ARG:HB3	1:E:877:LYS:NZ	2.06	0.71
1:A:763:ALA:HB3	1:E:738:GLU:HG2	1.73	0.71
1:D:865:ILE:O	1:D:868:VAL:HG13	1.91	0.70
1:E:827:GLU:O	1:E:831:GLU:HG3	1.90	0.70
1:A:750:LEU:HD11	1:B:763:ALA:HA	1.72	0.70
1:G:739:ALA:O	1:G:742:GLU:HG3	1.91	0.70
1:A:884:VAL:HG12	1:A:885:GLN:H	1.56	0.70
1:D:743:ALA:O	1:D:747:MSE:HG3	1.90	0.70
1:H:0:MSE:HG3	1:H:737:GLY:H	1.57	0.70
1:A:865:ILE:HG22	1:A:896:VAL:CG1	2.21	0.69
1:B:826:ALA:HB2	1:B:849:VAL:CG1	2.21	0.69
1:C:822:LEU:HD11	1:C:840:ALA:HB3	1.74	0.69
1:A:817:ALA:HB3	1:A:822:LEU:CD2	2.22	0.69
1:A:869:ALA:CB	1:A:884:VAL:HG11	2.21	0.69
1:D:823:GLN:HG2	1:D:881:GLN:HE21	1.58	0.69
1:H:839:MSE:HG2	1:H:848:VAL:HG22	1.75	0.69
1:C:835:VAL:HG22	1:C:852:SER:HA	1.74	0.69
1:E:779:GLN:HB2	1:F:779:GLN:NE2	2.08	0.69
1:E:771:ARG:HH22	1:H:775:GLU:HG2	1.56	0.69
1:G:869:ALA:HB1	1:G:884:VAL:HG11	1.75	0.69
1:C:889:ASP:HB2	1:C:892:GLU:CG	2.22	0.68
1:A:856:TYR:CE2	1:A:901:LEU:HD23	2.29	0.68
1:F:890:ARG:HA	1:F:893:MSE:HE3	1.75	0.68
1:A:835:VAL:HG22	1:A:852:SER:HA	1.75	0.68
1:D:869:ALA:HB3	1:D:884:VAL:HG11	1.75	0.68
1:A:817:ALA:HB3	1:A:822:LEU:HD21	1.76	0.68
1:D:839:MSE:HE2	1:D:846:VAL:HG11	1.76	0.68
1:B:857:ASP:OD1	1:B:859:ARG:HB2	1.93	0.68
1:D:748:GLU:O	1:D:752:ARG:HG3	1.94	0.68
1:B:822:LEU:CB	1:B:849:VAL:HG21	2.19	0.68
1:A:812:ALA:O	1:A:890:ARG:HG3	1.94	0.67
1:H:877:LYS:H	1:H:877:LYS:CD	2.02	0.67
1:A:799:MSE:HE2	1:A:832:LYS:HD3	1.74	0.67
1:B:905:GLU:O	1:B:905:GLU:HG3	1.95	0.67
1:D:799:MSE:HE2	1:D:832:LYS:CB	2.23	0.67

*Continued on next page...*

*Continued from previous page...*

Atom-1	Atom-2	Interatomic distance (Å)	Clash overlap (Å)
1:F:889:ASP:HB3	1:F:892:GLU:HG3	1.76	0.67
1:C:817:ALA:HB1	1:C:821:ALA:HB3	1.77	0.67
1:E:753:GLU:O	1:E:756:SER:HB3	1.93	0.67
1:F:810:VAL:HA	1:F:835:VAL:O	1.95	0.67
1:D:801:ARG:HH21	1:F:801:ARG:HD3	1.60	0.66
1:E:802:ALA:HB1	1:E:809:LYS:HG2	1.77	0.66
1:A:850:THR:HB	1:A:861:LEU:HD12	1.77	0.66
1:D:799:MSE:CE	1:D:832:LYS:HB3	2.25	0.66
1:E:862:LEU:HD12	1:E:880:ALA:CB	2.24	0.66
1:A:765:LEU:HB3	1:A:766:PRO:HD3	1.77	0.66
1:H:808:MSE:SE	1:H:854:GLN:HG3	2.46	0.66
1:A:869:ALA:HB3	1:A:884:VAL:HG11	1.76	0.65
1:G:767:LYS:O	1:G:770:GLU:HB3	1.95	0.65
1:B:826:ALA:HB2	1:B:849:VAL:HG11	1.78	0.65
1:G:773:PHE:O	1:G:777:LYS:HG3	1.97	0.65
1:G:877:LYS:H	1:G:877:LYS:CD	2.10	0.65
1:H:780:ARG:HH11	1:H:780:ARG:CB	2.09	0.65
1:B:837:CYS:HB3	1:B:897:ILE:HD11	1.78	0.64
1:C:765:LEU:O	1:C:769:VAL:HG23	1.96	0.64
1:H:890:ARG:NH1	1:H:894:LEU:HD11	2.12	0.64
1:B:889:ASP:OD2	1:B:890:ARG:N	2.29	0.64
1:A:757:ILE:HD11	1:B:769:VAL:HG12	1.78	0.64
1:E:884:VAL:HG12	1:E:886:GLN:N	2.05	0.64
1:F:760:VAL:HG11	1:F:768:THR:HG21	1.79	0.64
1:G:877:LYS:HD3	1:G:877:LYS:N	2.11	0.64
1:C:827:GLU:O	1:C:831:GLU:HG3	1.98	0.64
1:H:818:ASP:OD2	1:H:820:GLN:HB3	1.98	0.64
1:A:856:TYR:HD1	1:A:856:TYR:H	1.44	0.64
1:E:747:MSE:SE	1:F:747:MSE:HE1	2.47	0.64
1:E:862:LEU:HD11	1:E:881:GLN:O	1.98	0.64
1:A:770:GLU:HA	1:B:757:ILE:HD12	1.79	0.64
1:E:855:LYS:HE3	1:E:905:GLU:CB	2.28	0.63
1:B:805:PHE:O	1:B:806:ASP:HB2	1.98	0.63
1:C:839:MSE:HG2	1:C:848:VAL:HG22	1.79	0.63
1:C:862:LEU:HD12	1:C:880:ALA:HB1	1.81	0.63
1:E:0:MSE:HE2	1:E:738:GLU:N	2.13	0.63
1:G:905:GLU:OE1	1:G:905:GLU:HA	1.98	0.63
1:D:810:VAL:HG21	1:D:898:PHE:HE1	1.62	0.63
1:G:899:ARG:O	1:G:903:GLU:HB2	1.98	0.63
1:A:824:LYS:HE3	2:A:206:SO4:O1	1.97	0.63
1:G:835:VAL:HG22	1:G:852:SER:HA	1.81	0.63

*Continued on next page...*

*Continued from previous page...*

Atom-1	Atom-2	Interatomic distance (Å)	Clash overlap (Å)
1:D:810:VAL:HA	1:D:835:VAL:O	1.99	0.62
1:C:894:LEU:O	1:C:898:PHE:HB2	1.99	0.62
1:D:869:ALA:HB1	1:D:884:VAL:HG11	1.80	0.62
1:G:869:ALA:O	1:G:884:VAL:HG13	1.99	0.62
1:E:774:GLU:HA	1:E:777:LYS:HE3	1.81	0.62
1:D:765:LEU:HB3	1:D:766:PRO:HD3	1.82	0.62
1:E:839:MSE:HE2	1:E:846:VAL:HG11	1.80	0.62
1:E:876:ARG:HB3	1:E:877:LYS:HZ2	1.64	0.62
1:G:892:GLU:O	1:G:896:VAL:HG23	2.00	0.62
1:C:804:GLU:HG2	1:C:808:MSE:O	1.99	0.62
1:F:835:VAL:HG12	1:F:897:ILE:HD11	1.82	0.62
1:G:775:GLU:O	1:G:779:GLN:HG3	1.99	0.62
1:A:763:ALA:CB	1:E:738:GLU:HG2	2.30	0.62
1:G:749:ARG:HG2	1:G:749:ARG:HH11	1.65	0.62
1:D:859:ARG:HG3	1:D:876:ARG:O	2.00	0.61
1:E:889:ASP:HB3	1:E:892:GLU:HG3	1.81	0.61
1:F:884:VAL:HG12	1:F:885:GLN:N	2.13	0.61
1:E:794:TRP:HE3	1:E:825:LEU:HD21	1.65	0.61
1:D:776:TRP:O	1:D:780:ARG:HG3	2.00	0.61
1:E:884:VAL:CG1	1:E:886:GLN:H	2.07	0.61
1:H:817:ALA:HB1	1:H:821:ALA:CB	2.30	0.61
1:D:801:ARG:HH12	1:F:890:ARG:HD3	1.65	0.61
1:D:801:ARG:NH1	1:F:890:ARG:HD3	2.16	0.61
1:G:863:ARG:HD3	1:G:867:ARG:NH2	2.16	0.61
1:B:822:LEU:HB3	1:B:849:VAL:CG2	2.20	0.60
1:E:855:LYS:HE3	1:E:905:GLU:HB2	1.83	0.60
1:B:819:MSE:HE2	1:B:847:PHE:CD2	2.31	0.60
1:D:893:MSE:O	1:D:897:ILE:HG13	2.00	0.60
1:E:860:GLU:CG	1:E:863:ARG:HH22	2.13	0.60
1:G:828:ARG:HG3	1:G:828:ARG:HH11	1.66	0.60
1:A:819:MSE:O	1:A:823:GLN:HG3	2.02	0.60
1:H:836:GLY:HA2	1:H:897:ILE:HD13	1.81	0.60
1:A:817:ALA:HB1	1:A:821:ALA:HB3	1.83	0.60
1:B:869:ALA:HB1	1:B:884:VAL:HG11	1.82	0.60
1:D:0:MSE:HG3	1:D:737:GLY:H	1.66	0.60
1:E:861:LEU:HD23	1:E:861:LEU:O	2.02	0.60
1:B:862:LEU:HD12	1:B:880:ALA:HB1	1.81	0.60
1:C:747:MSE:SE	1:D:747:MSE:HE3	2.52	0.60
1:E:828:ARG:HA	1:E:831:GLU:OE1	2.01	0.60
1:E:817:ALA:HB3	1:E:822:LEU:CD2	2.32	0.60
1:A:859:ARG:HG3	1:A:876:ARG:O	2.01	0.59

*Continued on next page...*

*Continued from previous page...*

Atom-1	Atom-2	Interatomic distance (Å)	Clash overlap (Å)
1:B:843:GLU:O	1:B:845:LYS:HD3	2.01	0.59
1:D:767:LYS:O	1:D:770:GLU:HB3	2.01	0.59
1:D:839:MSE:HG2	1:D:848:VAL:HG22	1.84	0.59
1:A:803:GLU:HB2	1:A:810:VAL:HG23	1.85	0.59
1:B:741:ILE:HG23	1:F:741:ILE:HA	1.83	0.59
1:D:810:VAL:HG21	1:D:898:PHE:CE1	2.37	0.59
1:B:741:ILE:CG2	1:F:741:ILE:HG22	2.33	0.59
1:H:0:MSE:HG3	1:H:737:GLY:N	2.17	0.59
1:A:808:MSE:SE	1:A:854:GLN:HG3	2.53	0.59
1:E:817:ALA:HB3	1:E:822:LEU:HD21	1.84	0.59
1:F:817:ALA:HB1	1:F:821:ALA:HB3	1.83	0.59
1:G:783:ILE:O	1:G:787:LYS:HG3	2.03	0.59
1:G:862:LEU:HD12	1:G:880:ALA:CB	2.32	0.59
1:A:893:MSE:O	1:A:897:ILE:HG22	2.02	0.59
1:A:755:SER:OG	1:A:762:PRO:HA	2.03	0.58
1:A:764:LYS:O	1:A:768:THR:HG23	2.02	0.58
1:F:862:LEU:HD13	1:F:880:ALA:HB1	1.84	0.58
1:G:762:PRO:O	1:H:750:LEU:HD13	2.03	0.58
1:F:888:LEU:O	1:F:893:MSE:HE2	2.02	0.58
1:G:737:GLY:O	1:G:741:ILE:HG12	2.03	0.58
1:G:751:LEU:HB2	1:H:751:LEU:HD13	1.84	0.58
1:D:890:ARG:HA	1:D:893:MSE:HE3	1.86	0.58
1:A:747:MSE:HG2	1:B:751:LEU:HD12	1.84	0.58
1:A:884:VAL:HG12	1:A:885:GLN:N	2.19	0.58
1:G:751:LEU:HB2	1:H:751:LEU:HB2	1.86	0.57
1:D:775:GLU:O	1:D:779:GLN:HG3	2.04	0.57
1:E:897:ILE:O	1:E:901:LEU:HG	2.04	0.57
1:G:765:LEU:HB3	1:G:766:PRO:HD3	1.86	0.57
1:G:805:PHE:CE1	1:G:906:GLY:HA2	2.40	0.57
1:D:837:CYS:CB	1:D:850:THR:HG22	2.35	0.57
1:H:792:ASP:OD2	1:H:828:ARG:HG2	2.03	0.57
1:C:811:VAL:O	1:C:836:GLY:HA3	2.05	0.57
1:F:738:GLU:O	1:F:741:ILE:HG12	2.05	0.57
1:H:811:VAL:O	1:H:836:GLY:HA3	2.05	0.57
1:G:800:GLU:C	1:G:802:ALA:H	2.08	0.57
1:D:837:CYS:HB2	1:D:850:THR:HG22	1.86	0.57
1:G:808:MSE:SE	1:G:854:GLN:HG3	2.55	0.57
1:B:873:GLY:HA3	1:B:882:GLY:CA	2.35	0.56
1:E:893:MSE:O	1:E:897:ILE:HG23	2.05	0.56
1:F:764:LYS:HE3	1:F:767:LYS:NZ	2.19	0.56
1:A:757:ILE:HD12	1:B:770:GLU:OE1	2.05	0.56

*Continued on next page...*



*Continued from previous page...*

Atom-1	Atom-2	Interatomic distance (Å)	Clash overlap (Å)
1:D:794:TRP:O	1:D:797:ILE:HG12	2.06	0.56
1:D:835:VAL:HG11	1:D:901:LEU:HD21	1.86	0.56
1:D:865:ILE:HG22	1:D:896:VAL:HG11	1.85	0.56
1:C:828:ARG:O	1:C:832:LYS:HG3	2.05	0.56
1:D:0:MSE:HG3	1:D:737:GLY:N	2.21	0.56
1:A:780:ARG:HG2	1:B:779:GLN:NE2	2.17	0.56
1:A:810:VAL:HA	1:A:835:VAL:O	2.04	0.56
1:B:805:PHE:O	1:B:805:PHE:CD1	2.59	0.56
1:D:774:GLU:HA	1:D:777:LYS:CE	2.34	0.56
1:F:864:GLU:O	1:F:868:VAL:HG23	2.06	0.56
1:B:837:CYS:HB2	1:B:850:THR:HG22	1.86	0.56
1:D:836:GLY:HA2	1:D:897:ILE:HD13	1.87	0.56
1:F:759:ARG:HG3	1:F:759:ARG:HH11	1.69	0.56
1:H:900:PHE:O	1:H:904:HIS:CD2	2.59	0.56
1:E:747:MSE:HB3	1:F:747:MSE:HE1	1.87	0.56
1:C:890:ARG:HB3	1:C:891:GLU:OE2	2.06	0.56
1:A:822:LEU:HD11	1:A:840:ALA:HB3	1.88	0.56
1:F:870:LYS:O	1:F:885:GLN:HG2	2.06	0.56
1:B:889:ASP:HB3	1:B:892:GLU:HG3	1.89	0.55
1:C:780:ARG:O	1:C:783:ILE:HG13	2.06	0.55
1:E:755:SER:HB3	1:E:765:LEU:HD22	1.88	0.55
1:A:780:ARG:CG	1:B:779:GLN:HE22	2.17	0.55
1:B:838:LEU:HD13	1:B:851:PHE:HE2	1.70	0.55
1:C:819:MSE:O	1:C:823:GLN:HG3	2.06	0.55
1:G:747:MSE:HE2	1:H:748:GLU:HG3	1.88	0.55
1:H:805:PHE:CE1	1:H:906:GLY:HA3	2.40	0.55
1:G:755:SER:HA	1:G:765:LEU:HD13	1.89	0.55
1:G:769:VAL:CG1	1:H:757:ILE:HD11	2.36	0.55
1:A:856:TYR:CD1	1:A:856:TYR:N	2.75	0.55
1:G:764:LYS:HD2	1:G:767:LYS:NZ	2.21	0.55
1:B:827:GLU:O	1:B:831:GLU:HG3	2.07	0.55
1:G:857:ASP:HB3	1:G:860:GLU:HG2	1.89	0.55
1:E:757:ILE:HD12	1:F:770:GLU:HA	1.89	0.55
1:F:741:ILE:HG13	1:F:742:GLU:N	2.21	0.55
1:F:826:ALA:HB2	1:F:849:VAL:HG11	1.87	0.55
1:G:757:ILE:HD11	1:H:769:VAL:CG1	2.25	0.55
1:G:744:VAL:O	1:G:748:GLU:HG3	2.07	0.54
1:G:815:VAL:CG1	1:G:816:ASP:N	2.70	0.54
1:C:783:ILE:O	1:C:787:LYS:HG3	2.06	0.54
1:E:904:HIS:O	1:E:905:GLU:HG2	2.07	0.54
1:F:828:ARG:HG3	1:F:828:ARG:HH11	1.71	0.54

*Continued on next page...*

*Continued from previous page...*

Atom-1	Atom-2	Interatomic distance (Å)	Clash overlap (Å)
1:G:806:ASP:O	1:G:807:SER:HB2	2.05	0.54
1:G:869:ALA:CB	1:G:884:VAL:HG11	2.35	0.54
1:B:873:GLY:HA3	1:B:882:GLY:HA2	1.89	0.54
1:E:760:VAL:HG12	1:E:764:LYS:HB2	1.89	0.54
1:C:862:LEU:CD1	1:C:880:ALA:HB1	2.37	0.54
1:D:806:ASP:O	1:D:807:SER:HB3	2.08	0.54
1:E:763:ALA:HA	1:F:750:LEU:HD11	1.89	0.54
1:H:761:GLU:CD	1:H:762:PRO:HD2	2.27	0.54
1:C:828:ARG:HG3	1:C:828:ARG:HH11	1.71	0.54
1:B:899:ARG:O	1:B:903:GLU:HG3	2.08	0.54
1:E:757:ILE:CG2	1:G:843:GLU:HG2	2.37	0.54
1:F:884:VAL:CG1	1:F:885:GLN:N	2.70	0.54
1:A:856:TYR:CE2	1:A:905:GLU:HB2	2.43	0.54
1:E:888:LEU:HD13	1:E:892:GLU:HB3	1.89	0.54
1:H:846:VAL:HG11	1:H:887:LEU:HD23	1.89	0.54
1:A:828:ARG:HG3	1:A:828:ARG:HH11	1.73	0.53
1:C:817:ALA:HB1	1:C:821:ALA:CB	2.38	0.53
1:A:738:GLU:H	1:A:738:GLU:CD	2.12	0.53
1:C:884:VAL:CG1	1:C:885:GLN:N	2.72	0.53
1:H:765:LEU:HB3	1:H:766:PRO:HD3	1.90	0.53
1:E:780:ARG:O	1:E:783:ILE:HG13	2.09	0.53
1:G:769:VAL:CG1	1:H:758:LEU:HD23	2.38	0.53
1:G:822:LEU:HB3	1:G:849:VAL:HG21	1.90	0.53
1:B:869:ALA:CB	1:B:884:VAL:HG11	2.38	0.53
1:E:860:GLU:HG2	1:E:863:ARG:HH22	1.72	0.53
1:F:794:TRP:CH2	1:F:817:ALA:HB2	2.44	0.53
1:H:810:VAL:HA	1:H:835:VAL:O	2.09	0.53
1:B:870:LYS:HB2	1:B:885:GLN:HG2	1.90	0.53
1:G:750:LEU:HD22	1:H:766:PRO:HG2	1.91	0.53
1:A:786:LEU:HD13	1:B:786:LEU:HB2	1.91	0.53
1:D:869:ALA:O	1:D:886:GLN:HB2	2.09	0.53
1:E:806:ASP:O	1:E:807:SER:HB3	2.09	0.53
1:F:796:ASP:OD2	1:F:832:LYS:HE3	2.09	0.53
1:G:857:ASP:HB3	1:G:860:GLU:CG	2.39	0.53
1:G:884:VAL:CG1	1:G:885:GLN:N	2.72	0.53
1:C:854:GLN:HB2	1:C:856:TYR:HD1	1.75	0.52
1:D:888:LEU:HD22	1:D:892:GLU:HB3	1.90	0.52
1:F:811:VAL:HB	1:F:851:PHE:HZ	1.72	0.52
1:H:805:PHE:HE1	1:H:906:GLY:HA3	1.74	0.52
1:A:815:VAL:HG12	1:A:816:ASP:N	2.23	0.52
1:C:771:ARG:O	1:C:775:GLU:HG3	2.10	0.52

*Continued on next page...*

*Continued from previous page...*

Atom-1	Atom-2	Interatomic distance (Å)	Clash overlap (Å)
1:B:893:MSE:O	1:B:897:ILE:HG13	2.09	0.52
1:E:794:TRP:O	1:E:798:LEU:HG	2.09	0.52
1:E:870:LYS:HB2	1:E:885:GLN:HG2	1.92	0.52
1:F:796:ASP:O	1:F:799:MSE:HB2	2.10	0.52
1:F:869:ALA:HB2	1:F:888:LEU:HD21	1.92	0.52
1:B:817:ALA:HB1	1:B:821:ALA:CB	2.39	0.52
1:D:845:LYS:HD3	1:D:845:LYS:N	2.24	0.52
1:F:810:VAL:HG21	1:F:898:PHE:CE1	2.44	0.52
1:G:757:ILE:HD12	1:H:770:GLU:HA	1.91	0.52
1:E:785:ARG:O	1:E:788:SER:HB3	2.10	0.52
1:E:892:GLU:O	1:E:896:VAL:HG23	2.10	0.52
1:F:850:THR:HG21	1:F:862:LEU:HA	1.91	0.52
1:H:799:MSE:HE1	1:H:834:ALA:HB2	1.91	0.52
1:B:890:ARG:HA	1:B:893:MSE:HE3	1.91	0.52
1:C:889:ASP:H	1:C:892:GLU:HB2	1.73	0.52
1:D:839:MSE:SE	1:D:888:LEU:HB2	2.60	0.52
1:B:786:LEU:O	1:B:790:ILE:HG13	2.10	0.52
1:B:859:ARG:HD3	1:B:875:GLY:O	2.09	0.52
1:C:889:ASP:N	1:C:892:GLU:HB2	2.25	0.51
1:F:861:LEU:HD22	1:F:861:LEU:O	2.10	0.51
1:G:879:VAL:HG12	1:G:881:GLN:HE21	1.73	0.51
1:B:758:LEU:O	1:B:760:VAL:HG13	2.10	0.51
1:E:746:GLU:O	1:E:749:ARG:HB3	2.10	0.51
1:E:755:SER:HA	1:E:765:LEU:HD13	1.93	0.51
1:A:862:LEU:C	1:A:862:LEU:HD23	2.30	0.51
1:B:770:GLU:O	1:B:774:GLU:HG3	2.11	0.51
1:C:897:ILE:O	1:C:901:LEU:HG	2.10	0.51
1:A:813:GLU:OE2	1:A:890:ARG:HD2	2.10	0.51
1:A:817:ALA:HB3	1:A:822:LEU:HD23	1.92	0.51
1:B:857:ASP:OD1	1:B:859:ARG:N	2.44	0.51
1:A:848:VAL:HG12	1:A:849:VAL:N	2.26	0.51
1:F:780:ARG:HH11	1:G:780:ARG:HH11	1.57	0.51
1:H:845:LYS:HE2	1:H:845:LYS:N	2.15	0.51
1:C:804:GLU:HA	1:C:808:MSE:O	2.10	0.51
1:E:889:ASP:HB3	1:E:892:GLU:CG	2.40	0.51
1:A:779:GLN:NE2	1:B:779:GLN:HB2	2.26	0.51
1:E:798:LEU:C	1:E:800:GLU:H	2.14	0.51
1:H:783:ILE:O	1:H:787:LYS:HG3	2.11	0.51
1:A:860:GLU:HG3	1:A:900:PHE:HE1	1.76	0.51
1:E:769:VAL:CG1	1:F:758:LEU:HD13	2.41	0.51
1:A:789:VAL:O	1:A:792:ASP:HB2	2.10	0.51

*Continued on next page...*

*Continued from previous page...*

Atom-1	Atom-2	Interatomic distance (Å)	Clash overlap (Å)
1:C:884:VAL:HG13	1:C:886:GLN:H	1.75	0.51
1:D:755:SER:HB3	1:D:765:LEU:HD22	1.93	0.51
1:E:852:SER:C	1:E:854:GLN:H	2.14	0.51
1:F:865:ILE:HG22	1:F:896:VAL:CG1	2.41	0.51
1:F:876:ARG:HH21	1:F:876:ARG:HG3	1.75	0.51
1:D:838:LEU:HB2	1:D:849:VAL:HG12	1.92	0.50
1:D:897:ILE:O	1:D:900:PHE:HB3	2.10	0.50
1:G:769:VAL:HB	1:H:757:ILE:HD11	1.94	0.50
1:H:738:GLU:HG3	1:H:742:GLU:HG3	1.92	0.50
1:D:817:ALA:HB1	1:D:821:ALA:HB3	1.93	0.50
1:G:797:ILE:HD13	1:H:793:LEU:HD22	1.94	0.50
1:C:818:ASP:OD2	1:C:820:GLN:HB3	2.10	0.50
1:C:861:LEU:HD11	1:C:897:ILE:HG13	1.94	0.50
1:G:888:LEU:HB3	1:G:892:GLU:HB2	1.93	0.50
1:C:838:LEU:HD13	1:C:851:PHE:HE2	1.75	0.50
1:F:865:ILE:HG22	1:F:896:VAL:HG11	1.93	0.50
1:A:843:GLU:HA	1:A:843:GLU:OE2	2.11	0.50
1:F:794:TRP:HH2	1:F:817:ALA:HB2	1.77	0.50
1:H:838:LEU:HD22	1:H:851:PHE:HE2	1.76	0.50
1:F:845:LYS:HE2	1:F:847:PHE:CE2	2.30	0.50
1:H:890:ARG:HH11	1:H:894:LEU:HD11	1.76	0.50
1:H:899:ARG:O	1:H:903:GLU:HG2	2.12	0.50
1:H:869:ALA:HB1	1:H:886:GLN:O	2.12	0.50
1:G:783:ILE:HG12	1:H:783:ILE:HG22	1.94	0.50
1:F:761:GLU:OE1	1:F:761:GLU:HA	2.11	0.49
1:B:738:GLU:C	1:B:740:ALA:H	2.15	0.49
1:D:838:LEU:HB2	1:D:849:VAL:CG1	2.43	0.49
1:E:897:ILE:O	1:E:897:ILE:HD12	2.12	0.49
1:F:767:LYS:O	1:F:770:GLU:HB3	2.12	0.49
1:F:826:ALA:HB2	1:F:849:VAL:CG1	2.42	0.49
1:G:865:ILE:HD12	1:G:865:ILE:C	2.33	0.49
1:H:871:GLY:HA3	1:H:884:VAL:HG23	1.94	0.49
1:A:783:ILE:HG22	1:A:787:LYS:HZ2	1.77	0.49
1:C:889:ASP:HB3	1:C:892:GLU:H	1.77	0.49
1:D:855:LYS:HE2	1:D:856:TYR:CZ	2.47	0.49
1:E:810:VAL:HA	1:E:835:VAL:O	2.13	0.49
1:G:822:LEU:HD11	1:G:840:ALA:HB3	1.93	0.49
1:H:839:MSE:HA	1:H:847:PHE:O	2.11	0.49
1:A:747:MSE:SE	1:B:747:MSE:HE3	2.62	0.49
1:E:769:VAL:HB	1:F:757:ILE:HD11	1.93	0.49
1:G:792:ASP:CG	1:G:828:ARG:HE	2.16	0.49

*Continued on next page...*

*Continued from previous page...*

Atom-1	Atom-2	Interatomic distance (Å)	Clash overlap (Å)
1:H:900:PHE:HA	1:H:903:GLU:HG2	1.93	0.49
1:C:746:GLU:CD	1:C:749:ARG:HH21	2.16	0.49
1:E:774:GLU:HA	1:E:777:LYS:CE	2.41	0.49
1:F:755:SER:HA	1:F:765:LEU:HD13	1.94	0.49
1:A:856:TYR:CD2	1:A:901:LEU:HD23	2.46	0.49
1:E:848:VAL:HG21	1:E:884:VAL:CG2	2.43	0.49
1:D:889:ASP:HB3	1:D:892:GLU:HG3	1.95	0.49
1:F:819:MSE:O	1:F:823:GLN:HG3	2.12	0.49
1:G:751:LEU:CA	1:H:751:LEU:HD13	2.42	0.49
1:E:786:LEU:HD13	1:F:786:LEU:HB2	1.94	0.49
1:E:875:GLY:HA3	1:E:880:ALA:HA	1.93	0.49
1:A:743:ALA:O	1:A:746:GLU:HB2	2.13	0.49
1:C:810:VAL:HA	1:C:835:VAL:O	2.13	0.49
1:F:815:VAL:CG1	1:F:816:ASP:N	2.75	0.49
1:G:828:ARG:HG3	1:G:828:ARG:NH1	2.28	0.49
1:H:867:ARG:O	1:H:867:ARG:HG2	2.12	0.49
1:D:760:VAL:HG12	1:D:761:GLU:N	2.28	0.49
1:D:851:PHE:HA	1:D:878:ASP:O	2.13	0.48
1:E:786:LEU:HD12	1:F:786:LEU:HD12	1.95	0.48
1:B:826:ALA:HB2	1:B:849:VAL:HG12	1.93	0.48
1:D:790:ILE:O	1:D:794:TRP:HB2	2.13	0.48
1:E:741:ILE:HA	1:E:744:VAL:HG23	1.95	0.48
1:F:848:VAL:HG21	1:F:884:VAL:CG2	2.43	0.48
1:H:754:ALA:O	1:H:757:ILE:HG12	2.13	0.48
1:C:749:ARG:O	1:C:753:GLU:HG3	2.14	0.48
1:G:829:LEU:O	1:G:834:ALA:HB3	2.13	0.48
1:E:826:ALA:HB2	1:E:849:VAL:HG11	1.96	0.48
1:A:746:GLU:HA	1:A:746:GLU:OE1	2.14	0.48
1:F:805:PHE:O	1:F:808:MSE:HB2	2.13	0.48
1:G:750:LEU:CD1	1:H:763:ALA:HA	2.44	0.48
1:F:771:ARG:O	1:F:775:GLU:HG3	2.13	0.48
1:F:892:GLU:O	1:F:895:ASP:HB3	2.13	0.48
1:G:749:ARG:HG2	1:G:749:ARG:NH1	2.27	0.48
1:H:870:LYS:HB2	1:H:885:GLN:HB2	1.96	0.48
1:A:865:ILE:HD12	1:A:865:ILE:O	2.13	0.48
1:D:812:ALA:HB3	1:D:894:LEU:HD21	1.95	0.48
1:F:805:PHE:HZ	1:F:902:SER:HB2	1.78	0.48
1:A:751:LEU:C	1:A:751:LEU:HD23	2.33	0.48
1:H:865:ILE:HG22	1:H:896:VAL:CG1	2.40	0.48
1:H:897:ILE:O	1:H:900:PHE:HB3	2.13	0.48
1:A:826:ALA:HB2	1:A:849:VAL:CG1	2.43	0.47

*Continued on next page...*

*Continued from previous page...*

Atom-1	Atom-2	Interatomic distance (Å)	Clash overlap (Å)
1:C:836:GLY:HA2	1:C:897:ILE:CD1	2.41	0.47
1:E:771:ARG:O	1:E:775:GLU:HG3	2.14	0.47
1:E:837:CYS:C	1:E:838:LEU:HD12	2.35	0.47
1:H:741:ILE:O	1:H:745:GLU:HG3	2.15	0.47
1:A:895:ASP:O	1:A:899:ARG:HG2	2.14	0.47
1:E:765:LEU:HB3	1:E:766:PRO:HD3	1.96	0.47
1:C:856:TYR:CD1	1:C:856:TYR:N	2.82	0.47
1:C:897:ILE:HG23	1:C:898:PHE:N	2.30	0.47
1:B:744:VAL:O	1:B:748:GLU:HG3	2.14	0.47
1:E:798:LEU:C	1:E:800:GLU:N	2.67	0.47
1:F:776:TRP:O	1:F:780:ARG:HG3	2.14	0.47
1:H:891:GLU:O	1:H:895:ASP:HB2	2.15	0.47
1:A:805:PHE:O	1:A:806:ASP:HB2	2.15	0.47
1:E:869:ALA:CB	1:E:886:GLN:HB3	2.37	0.47
1:A:845:LYS:HE2	1:A:847:PHE:CE2	2.50	0.47
1:B:741:ILE:HG21	1:F:741:ILE:HG22	1.96	0.47
1:B:753:GLU:O	1:B:757:ILE:HG23	2.15	0.47
1:B:823:GLN:OE1	1:B:881:GLN:HG2	2.13	0.47
1:D:755:SER:HA	1:D:765:LEU:HD13	1.95	0.47
1:D:862:LEU:HD11	1:D:881:GLN:O	2.13	0.47
1:E:763:ALA:HA	1:F:750:LEU:CD1	2.44	0.47
1:E:765:LEU:O	1:E:769:VAL:HG23	2.15	0.47
1:E:830:ALA:O	1:E:853:GLY:HA3	2.14	0.47
1:F:836:GLY:HA2	1:F:897:ILE:HD12	1.96	0.47
1:G:819:MSE:CE	1:G:847:PHE:HB3	2.40	0.47
1:F:871:GLY:HA3	1:F:884:VAL:HG22	1.97	0.47
1:E:805:PHE:HD2	1:E:898:PHE:CD2	2.33	0.47
1:E:819:MSE:HE2	1:E:847:PHE:HD2	1.80	0.47
1:F:738:GLU:C	1:F:741:ILE:HG12	2.36	0.47
1:F:886:GLN:HG3	1:F:888:LEU:HD23	1.97	0.47
1:C:830:ALA:O	1:C:833:GLY:N	2.38	0.46
1:D:796:ASP:O	1:D:799:MSE:HB2	2.14	0.46
1:H:777:LYS:O	1:H:780:ARG:HB2	2.15	0.46
1:D:889:ASP:HB3	1:D:892:GLU:CG	2.44	0.46
1:E:771:ARG:HH22	1:H:775:GLU:CG	2.25	0.46
1:F:859:ARG:NH1	1:F:876:ARG:C	2.68	0.46
1:G:839:MSE:HE1	1:G:887:LEU:HA	1.96	0.46
1:H:862:LEU:HD11	1:H:881:GLN:O	2.15	0.46
1:D:793:LEU:O	1:D:796:ASP:HB2	2.15	0.46
1:G:761:GLU:C	1:G:763:ALA:H	2.18	0.46
1:H:833:GLY:O	1:H:854:GLN:NE2	2.46	0.46

*Continued on next page...*

*Continued from previous page...*

Atom-1	Atom-2	Interatomic distance (Å)	Clash overlap (Å)
1:E:805:PHE:HD2	1:E:898:PHE:CE2	2.34	0.46
1:E:884:VAL:HG12	1:E:885:GLN:N	2.30	0.46
1:G:779:GLN:O	1:G:783:ILE:HG13	2.15	0.46
1:A:853:GLY:O	1:A:854:GLN:NE2	2.48	0.46
1:B:798:LEU:HD23	1:B:798:LEU:HA	1.76	0.46
1:F:848:VAL:HG21	1:F:884:VAL:HG21	1.96	0.46
1:G:843:GLU:O	1:G:845:LYS:HD3	2.15	0.46
1:C:839:MSE:HE3	1:C:848:VAL:CG2	2.46	0.46
1:E:848:VAL:HG21	1:E:884:VAL:HG21	1.96	0.46
1:E:876:ARG:HB3	1:E:877:LYS:HZ3	1.81	0.46
1:D:771:ARG:O	1:D:775:GLU:HG3	2.16	0.46
1:E:782:GLU:O	1:E:786:LEU:HG	2.16	0.46
1:E:897:ILE:HD12	1:E:901:LEU:HG	1.96	0.46
1:A:742:GLU:HA	1:A:745:GLU:OE1	2.16	0.46
1:C:858:ALA:HB3	1:C:876:ARG:O	2.16	0.46
1:E:804:GLU:HG2	1:E:805:PHE:N	2.30	0.46
1:E:872:SER:OG	1:E:873:GLY:N	2.49	0.46
1:G:858:ALA:O	1:G:862:LEU:HB2	2.15	0.46
1:B:810:VAL:HA	1:B:835:VAL:O	2.16	0.46
1:C:797:ILE:HG12	1:D:797:ILE:HG22	1.97	0.46
1:F:749:ARG:O	1:F:753:GLU:HB2	2.15	0.46
1:G:817:ALA:HB1	1:G:821:ALA:HB3	1.97	0.46
1:C:884:VAL:CG1	1:C:886:GLN:H	2.30	0.45
1:C:889:ASP:O	1:C:893:MSE:HG3	2.16	0.45
1:D:887:LEU:C	1:D:887:LEU:HD13	2.36	0.45
1:F:779:GLN:O	1:F:782:GLU:HB3	2.16	0.45
1:G:884:VAL:HG12	1:G:885:GLN:N	2.31	0.45
1:G:888:LEU:HA	1:G:892:GLU:OE2	2.17	0.45
1:A:785:ARG:O	1:A:788:SER:HB3	2.16	0.45
1:A:865:ILE:HD12	1:A:865:ILE:C	2.36	0.45
1:F:805:PHE:O	1:F:806:ASP:HB2	2.16	0.45
1:F:851:PHE:HA	1:F:878:ASP:O	2.16	0.45
1:C:812:ALA:HA	1:C:837:CYS:O	2.15	0.45
1:C:854:GLN:HB2	1:C:856:TYR:CD1	2.52	0.45
1:A:806:ASP:C	1:A:808:MSE:H	2.19	0.45
1:E:884:VAL:CG1	1:E:885:GLN:N	2.80	0.45
1:F:810:VAL:HB	1:F:897:ILE:HD13	1.98	0.45
1:H:866:GLY:C	1:H:868:VAL:H	2.18	0.45
1:C:864:GLU:HG2	1:C:900:PHE:HB2	1.99	0.45
1:E:757:ILE:HD11	1:F:769:VAL:CG1	2.40	0.45
1:E:757:ILE:HD11	1:F:769:VAL:C	2.37	0.45

*Continued on next page...*

*Continued from previous page...*

Atom-1	Atom-2	Interatomic distance (Å)	Clash overlap (Å)
1:E:793:LEU:HD22	1:F:797:ILE:HD13	1.99	0.45
1:G:769:VAL:HG12	1:H:757:ILE:HD11	1.99	0.45
1:G:815:VAL:HG12	1:G:816:ASP:N	2.30	0.45
1:H:781:LYS:O	1:H:784:GLU:N	2.49	0.45
1:B:738:GLU:HA	1:B:741:ILE:CD1	2.47	0.45
1:C:751:LEU:HD11	1:C:762:PRO:HB2	1.98	0.45
1:C:813:GLU:C	1:C:893:MSE:HE1	2.37	0.45
1:F:828:ARG:HG3	1:F:828:ARG:NH1	2.32	0.45
1:G:810:VAL:HA	1:G:835:VAL:O	2.16	0.45
1:B:799:MSE:HE2	1:B:832:LYS:HD3	1.99	0.45
1:F:855:LYS:HG3	1:F:856:TYR:N	2.32	0.45
1:H:738:GLU:H	1:H:738:GLU:HG2	1.46	0.45
1:H:782:GLU:OE2	1:H:782:GLU:HA	2.16	0.45
1:B:818:ASP:OD2	1:B:820:GLN:HB3	2.16	0.44
1:D:758:LEU:O	1:D:760:VAL:HG23	2.17	0.44
1:E:839:MSE:HE1	1:E:886:GLN:O	2.16	0.44
1:F:815:VAL:HG13	1:F:816:ASP:N	2.32	0.44
1:B:738:GLU:HA	1:B:741:ILE:HD12	1.98	0.44
1:B:743:ALA:HB3	1:E:744:VAL:HG21	1.98	0.44
1:B:869:ALA:HB1	1:B:884:VAL:CG1	2.47	0.44
1:E:747:MSE:HE1	1:F:748:GLU:HG2	1.99	0.44
1:G:746:GLU:OE2	1:G:749:ARG:NH2	2.49	0.44
1:H:817:ALA:HB3	1:H:822:LEU:HD23	1.99	0.44
1:A:790:ILE:O	1:A:794:TRP:HB2	2.18	0.44
1:B:738:GLU:HA	1:B:741:ILE:HG13	2.00	0.44
1:B:857:ASP:OD1	1:B:859:ARG:CB	2.64	0.44
1:C:806:ASP:O	1:C:807:SER:HB2	2.16	0.44
1:C:862:LEU:HD11	1:C:881:GLN:O	2.17	0.44
1:E:859:ARG:HD2	1:E:876:ARG:CA	2.47	0.44
1:E:864:GLU:C	1:E:866:GLY:H	2.20	0.44
1:G:805:PHE:CZ	1:G:906:GLY:HA2	2.51	0.44
1:H:863:ARG:CB	1:H:863:ARG:HH11	2.30	0.44
1:C:815:VAL:HG12	1:C:816:ASP:N	2.33	0.44
1:D:753:GLU:O	1:D:756:SER:HB3	2.17	0.44
1:G:869:ALA:HB1	1:G:884:VAL:CG1	2.46	0.44
1:D:839:MSE:HE3	1:D:848:VAL:CG2	2.48	0.44
1:G:761:GLU:C	1:G:763:ALA:N	2.71	0.44
1:B:839:MSE:HG2	1:B:848:VAL:HG22	2.00	0.44
1:C:757:ILE:HG22	1:C:757:ILE:O	2.16	0.44
1:E:783:ILE:O	1:E:787:LYS:HG3	2.17	0.44
1:F:738:GLU:H	1:F:738:GLU:HG2	1.56	0.44

*Continued on next page...*



*Continued from previous page...*

Atom-1	Atom-2	Interatomic distance (Å)	Clash overlap (Å)
1:A:769:VAL:HG12	1:B:757:ILE:CD1	2.27	0.44
1:C:845:LYS:HB2	1:C:884:VAL:O	2.18	0.44
1:C:868:VAL:HG12	1:C:868:VAL:O	2.17	0.44
1:D:809:LYS:HD2	1:D:809:LYS:N	2.33	0.44
1:E:774:GLU:OE1	1:H:771:ARG:HD3	2.17	0.44
1:E:790:ILE:CG1	1:F:790:ILE:HG12	2.48	0.44
1:E:839:MSE:SE	1:E:888:LEU:HB2	2.68	0.44
1:F:812:ALA:O	1:F:813:GLU:OE1	2.34	0.44
1:G:845:LYS:HD3	1:G:845:LYS:H	1.82	0.44
1:H:877:LYS:HD2	1:H:877:LYS:N	2.09	0.44
1:C:849:VAL:HA	1:C:880:ALA:O	2.18	0.44
1:D:812:ALA:HB3	1:D:894:LEU:CD2	2.48	0.44
1:A:790:ILE:HG12	1:B:790:ILE:HG12	2.00	0.44
1:C:839:MSE:HE3	1:C:848:VAL:HG22	1.99	0.44
1:C:869:ALA:HB1	1:C:884:VAL:HG13	2.00	0.44
1:E:867:ARG:HG3	1:E:867:ARG:HH11	1.83	0.44
1:G:764:LYS:HD2	1:G:767:LYS:CE	2.48	0.44
1:H:849:VAL:HA	1:H:880:ALA:O	2.18	0.44
1:H:895:ASP:O	1:H:899:ARG:HG3	2.17	0.44
1:A:793:LEU:CD1	1:B:790:ILE:HG23	2.47	0.43
1:A:859:ARG:HD3	1:A:875:GLY:O	2.18	0.43
1:B:871:GLY:HA3	1:B:884:VAL:HG22	2.00	0.43
1:C:749:ARG:NH1	1:C:753:GLU:OE1	2.51	0.43
1:D:828:ARG:HG3	1:D:828:ARG:HH11	1.83	0.43
1:E:828:ARG:HG3	1:E:828:ARG:HH11	1.82	0.43
1:E:850:THR:HG21	1:E:862:LEU:HA	2.00	0.43
1:G:741:ILE:O	1:G:745:GLU:HG3	2.18	0.43
1:C:789:VAL:HG12	1:C:793:LEU:HD12	2.00	0.43
1:G:769:VAL:HG12	1:H:757:ILE:CD1	2.48	0.43
1:A:856:TYR:HE2	1:A:901:LEU:HA	1.83	0.43
1:D:889:ASP:OD2	1:D:890:ARG:N	2.51	0.43
1:E:869:ALA:O	1:E:884:VAL:HG13	2.18	0.43
1:B:757:ILE:HG13	1:B:758:LEU:HD23	2.00	0.43
1:G:781:LYS:HA	1:G:781:LYS:HD2	1.73	0.43
1:G:839:MSE:CE	1:G:887:LEU:HA	2.49	0.43
1:H:881:GLN:OE1	1:H:881:GLN:N	2.52	0.43
1:D:829:LEU:O	1:D:834:ALA:HB3	2.19	0.43
1:E:779:GLN:OE1	1:F:779:GLN:NE2	2.41	0.43
1:E:799:MSE:HE2	1:E:832:LYS:HB3	2.00	0.43
1:C:828:ARG:HG3	1:C:828:ARG:NH1	2.33	0.43
1:D:889:ASP:HB2	1:F:816:ASP:HB2	2.01	0.43

*Continued on next page...*

*Continued from previous page...*

Atom-1	Atom-2	Interatomic distance (Å)	Clash overlap (Å)
1:E:0:MSE:O	1:E:740:ALA:CB	2.67	0.43
1:D:820:GLN:HE21	1:D:820:GLN:HB3	1.50	0.43
1:D:869:ALA:O	1:D:884:VAL:CG1	2.67	0.43
1:G:758:LEU:O	1:G:760:VAL:HG13	2.19	0.43
1:G:790:ILE:HD12	1:H:786:LEU:HD22	2.01	0.43
1:A:752:ARG:O	1:A:756:SER:HB2	2.19	0.43
1:D:816:ASP:CB	1:F:889:ASP:HB2	2.49	0.43
1:E:801:ARG:NH1	1:E:813:GLU:OE1	2.52	0.43
1:E:850:THR:OG1	1:E:880:ALA:HB3	2.19	0.43
1:F:897:ILE:HG23	1:F:898:PHE:N	2.34	0.43
1:H:774:GLU:C	1:H:776:TRP:N	2.72	0.43
1:A:805:PHE:O	1:A:808:MSE:HB2	2.19	0.43
1:C:761:GLU:O	1:C:764:LYS:N	2.46	0.43
1:F:883:ALA:O	1:F:884:VAL:HG23	2.18	0.43
1:H:839:MSE:HE2	1:H:846:VAL:HG11	2.00	0.43
1:D:788:SER:O	1:D:791:ALA:HB3	2.19	0.43
1:E:861:LEU:HD23	1:E:861:LEU:C	2.39	0.43
1:A:750:LEU:CD1	1:B:763:ALA:HA	2.43	0.42
1:A:851:PHE:HA	1:A:878:ASP:O	2.19	0.42
1:C:870:LYS:HD3	1:C:870:LYS:O	2.19	0.42
1:H:793:LEU:HD23	1:H:793:LEU:HA	1.88	0.42
1:D:806:ASP:O	1:D:807:SER:CB	2.67	0.42
1:D:837:CYS:HB3	1:D:850:THR:HG22	2.01	0.42
1:D:864:GLU:HA	1:D:864:GLU:OE2	2.19	0.42
1:E:860:GLU:HG3	1:E:863:ARG:HH22	1.82	0.42
1:F:775:GLU:O	1:F:779:GLN:HG3	2.19	0.42
1:F:865:ILE:HA	1:F:868:VAL:CG2	2.49	0.42
1:G:764:LYS:HD2	1:G:767:LYS:HE3	2.01	0.42
1:B:797:ILE:O	1:B:797:ILE:HG13	2.12	0.42
1:C:786:LEU:HD23	1:C:786:LEU:HA	1.88	0.42
1:C:803:GLU:HB2	1:C:810:VAL:CG2	2.49	0.42
1:D:799:MSE:HE2	1:D:832:LYS:HD3	2.01	0.42
1:D:816:ASP:HB2	1:F:889:ASP:HB2	2.01	0.42
1:C:861:LEU:O	1:C:865:ILE:HG12	2.19	0.42
1:C:869:ALA:HB1	1:C:884:VAL:CG1	2.49	0.42
1:E:818:ASP:OD1	1:E:821:ALA:HB2	2.20	0.42
1:H:805:PHE:O	1:H:808:MSE:HE3	2.19	0.42
1:A:809:LYS:H	1:A:809:LYS:CD	2.22	0.42
1:C:797:ILE:HA	1:C:800:GLU:OE2	2.19	0.42
1:F:838:LEU:HD12	1:F:838:LEU:HA	1.84	0.42
1:G:799:MSE:HE2	1:G:832:LYS:HB3	2.01	0.42

*Continued on next page...*

*Continued from previous page...*

Atom-1	Atom-2	Interatomic distance (Å)	Clash overlap (Å)
1:H:900:PHE:O	1:H:904:HIS:HD2	2.01	0.42
1:A:869:ALA:O	1:A:884:VAL:HG12	2.20	0.42
1:A:888:LEU:O	1:A:893:MSE:HE2	2.18	0.42
1:B:905:GLU:O	1:B:905:GLU:CG	2.67	0.42
1:D:839:MSE:HE3	1:D:848:VAL:HG22	2.01	0.42
1:E:782:GLU:OE2	1:E:782:GLU:HA	2.20	0.42
1:G:795:ALA:O	1:G:799:MSE:HG2	2.19	0.42
1:G:857:ASP:OD2	1:G:859:ARG:NH2	2.52	0.42
1:H:804:GLU:HA	1:H:808:MSE:O	2.20	0.42
1:A:894:LEU:HA	1:A:897:ILE:HG23	2.02	0.42
1:B:855:LYS:HG3	1:B:856:TYR:N	2.35	0.42
1:C:848:VAL:HG11	1:C:865:ILE:HD12	2.00	0.42
1:D:861:LEU:HD23	1:D:900:PHE:CD2	2.54	0.42
1:E:771:ARG:HG3	1:E:771:ARG:HH11	1.84	0.42
1:E:860:GLU:HA	1:E:863:ARG:NH1	2.35	0.42
1:F:773:PHE:CE1	1:F:777:LYS:HE3	2.54	0.42
1:G:822:LEU:CB	1:G:849:VAL:HG21	2.50	0.42
1:B:741:ILE:HA	1:F:744:VAL:HG21	2.02	0.42
1:C:862:LEU:C	1:C:862:LEU:HD23	2.40	0.42
1:B:753:GLU:O	1:B:756:SER:HB3	2.20	0.42
1:C:805:PHE:O	1:C:808:MSE:HE3	2.20	0.42
1:D:807:SER:N	1:E:807:SER:OG	2.53	0.42
1:G:870:LYS:O	1:G:885:GLN:HG2	2.19	0.42
1:H:837:CYS:HB2	1:H:850:THR:HG22	2.02	0.42
1:A:751:LEU:HD21	1:A:762:PRO:HB2	2.01	0.42
1:B:794:TRP:CH2	1:B:817:ALA:HB2	2.55	0.42
1:E:765:LEU:O	1:E:766:PRO:C	2.57	0.42
1:F:770:GLU:O	1:F:774:GLU:HG3	2.20	0.42
1:F:786:LEU:O	1:F:787:LYS:C	2.56	0.42
1:A:739:ALA:HA	1:A:742:GLU:HG2	2.00	0.41
1:A:845:LYS:HD3	1:A:845:LYS:N	2.35	0.41
1:B:803:GLU:HG2	1:B:890:ARG:NH2	2.35	0.41
1:E:857:ASP:C	1:E:857:ASP:OD1	2.58	0.41
1:E:864:GLU:C	1:E:866:GLY:N	2.73	0.41
1:F:780:ARG:HH11	1:G:780:ARG:NH1	2.18	0.41
1:F:837:CYS:SG	1:F:838:LEU:N	2.93	0.41
1:G:785:ARG:O	1:G:788:SER:HB3	2.20	0.41
1:G:800:GLU:C	1:G:802:ALA:N	2.72	0.41
1:G:889:ASP:HB2	1:G:892:GLU:H	1.85	0.41
1:H:835:VAL:HG22	1:H:852:SER:HA	2.01	0.41
1:D:778:ASP:O	1:D:781:LYS:N	2.53	0.41

*Continued on next page...*

*Continued from previous page...*

Atom-1	Atom-2	Interatomic distance (Å)	Clash overlap (Å)
1:A:894:LEU:HA	1:A:897:ILE:CG2	2.50	0.41
1:E:802:ALA:CB	1:E:809:LYS:HG2	2.46	0.41
1:E:877:LYS:H	1:E:877:LYS:HG3	1.43	0.41
1:H:859:ARG:HG3	1:H:876:ARG:O	2.19	0.41
1:C:886:GLN:HG3	1:C:888:LEU:HD23	2.01	0.41
1:C:886:GLN:HG3	1:C:888:LEU:CD2	2.50	0.41
1:C:893:MSE:O	1:C:897:ILE:HG22	2.20	0.41
1:D:795:ALA:O	1:D:799:MSE:HG2	2.19	0.41
1:D:869:ALA:HB2	1:D:888:LEU:HD11	2.02	0.41
1:E:747:MSE:HB3	1:F:747:MSE:CE	2.50	0.41
1:E:790:ILE:HG12	1:F:790:ILE:HG12	2.01	0.41
1:E:869:ALA:CB	1:E:884:VAL:HG11	2.50	0.41
1:H:810:VAL:HG23	1:H:810:VAL:O	2.19	0.41
1:H:744:VAL:HA	1:H:747:MSE:HE3	2.03	0.41
1:A:805:PHE:O	1:A:805:PHE:HD1	2.04	0.41
1:B:869:ALA:O	1:B:870:LYS:HB2	2.20	0.41
1:H:822:LEU:HB3	1:H:849:VAL:CG2	2.38	0.41
1:A:748:GLU:OE1	1:E:748:GLU:OE2	2.39	0.41
1:B:743:ALA:O	1:B:746:GLU:HB3	2.21	0.41
1:B:887:LEU:C	1:B:887:LEU:HD22	2.41	0.41
1:E:783:ILE:HD12	1:E:783:ILE:C	2.41	0.41
1:E:863:ARG:NH1	1:E:863:ARG:HB3	2.36	0.41
1:F:857:ASP:OD1	1:F:860:GLU:HG2	2.21	0.41
1:F:862:LEU:HD13	1:F:880:ALA:CB	2.50	0.41
1:F:878:ASP:OD1	1:F:878:ASP:N	2.54	0.41
1:B:772:PHE:O	1:B:776:TRP:N	2.52	0.41
1:C:801:ARG:H	1:C:801:ARG:HG2	1.79	0.41
1:C:876:ARG:HG2	1:C:877:LYS:HZ3	1.86	0.41
1:E:817:ALA:HB1	1:E:821:ALA:HB3	2.03	0.41
1:E:828:ARG:HG3	1:E:828:ARG:NH1	2.36	0.41
1:G:739:ALA:C	1:G:742:GLU:HG3	2.41	0.41
1:G:793:LEU:HB2	1:H:793:LEU:HD13	2.02	0.41
1:H:774:GLU:O	1:H:776:TRP:N	2.54	0.41
1:H:786:LEU:O	1:H:790:ILE:HG13	2.21	0.41
1:A:771:ARG:NH2	1:A:772:PHE:HE1	2.19	0.41
1:A:815:VAL:CG1	1:A:816:ASP:N	2.84	0.41
1:D:810:VAL:HG23	1:D:810:VAL:O	2.21	0.41
1:E:740:ALA:O	1:E:744:VAL:HG23	2.21	0.41
1:E:869:ALA:HB1	1:E:884:VAL:HG11	2.03	0.41
1:F:848:VAL:O	1:F:849:VAL:HG23	2.20	0.41
1:G:863:ARG:HD3	1:G:867:ARG:CZ	2.51	0.41

*Continued on next page...*

*Continued from previous page...*

Atom-1	Atom-2	Interatomic distance (Å)	Clash overlap (Å)
1:B:821:ALA:O	1:B:824:LYS:N	2.54	0.41
1:C:779:GLN:O	1:C:782:GLU:HB3	2.21	0.41
1:D:782:GLU:HG3	1:D:786:LEU:HD11	2.03	0.41
1:F:803:GLU:OE1	1:F:803:GLU:HA	2.21	0.41
1:F:805:PHE:CE1	1:F:901:LEU:HB3	2.56	0.41
1:G:738:GLU:HA	1:G:741:ILE:HD11	2.03	0.41
1:H:889:ASP:HB2	1:H:892:GLU:HB2	2.03	0.41
1:A:765:LEU:O	1:A:766:PRO:C	2.59	0.40
1:B:743:ALA:HB1	1:E:741:ILE:HA	2.03	0.40
1:B:839:MSE:HE2	1:B:846:VAL:CG1	2.43	0.40
1:D:793:LEU:O	1:D:797:ILE:HG23	2.22	0.40
1:F:848:VAL:HG12	1:F:849:VAL:N	2.35	0.40
1:F:889:ASP:HB3	1:F:892:GLU:CG	2.48	0.40
1:C:766:PRO:HG2	1:D:750:LEU:HD23	2.02	0.40
1:C:783:ILE:HD12	1:C:783:ILE:C	2.42	0.40
1:C:802:ALA:HB2	1:C:811:VAL:HG22	2.02	0.40
1:C:839:MSE:HE2	1:C:846:VAL:HG11	2.02	0.40
1:C:850:THR:OG1	1:C:880:ALA:HB3	2.21	0.40
1:D:778:ASP:O	1:D:779:GLN:C	2.58	0.40
1:E:806:ASP:O	1:E:807:SER:CB	2.69	0.40
1:F:840:ALA:O	1:F:846:VAL:HG13	2.21	0.40
1:B:744:VAL:HA	1:B:747:MSE:HE2	2.03	0.40
1:C:779:GLN:HB2	1:D:779:GLN:NE2	2.37	0.40
1:C:901:LEU:C	1:C:903:GLU:H	2.25	0.40
1:D:804:GLU:OE2	1:D:807:SER:HA	2.21	0.40
1:E:794:TRP:O	1:E:797:ILE:HG12	2.22	0.40
1:E:897:ILE:HD11	1:E:901:LEU:HD11	2.02	0.40
1:F:741:ILE:CG1	1:F:742:GLU:N	2.83	0.40
1:G:738:GLU:O	1:G:741:ILE:HG13	2.21	0.40
1:A:774:GLU:O	1:A:775:GLU:C	2.60	0.40
1:C:742:GLU:HA	1:C:745:GLU:HG3	2.03	0.40
1:D:741:ILE:O	1:D:745:GLU:HB2	2.21	0.40
1:E:818:ASP:O	1:E:821:ALA:HB3	2.21	0.40
1:F:896:VAL:O	1:F:896:VAL:HG12	2.21	0.40
1:G:805:PHE:HE1	1:G:906:GLY:HA2	1.85	0.40
1:G:862:LEU:HD11	1:G:881:GLN:O	2.22	0.40
1:H:846:VAL:HB	1:H:884:VAL:HG12	2.04	0.40
1:A:754:ALA:HB1	1:B:769:VAL:HG21	2.04	0.40
1:B:804:GLU:HA	1:B:808:MSE:O	2.21	0.40
1:D:782:GLU:HG3	1:D:786:LEU:CD1	2.52	0.40
1:E:857:ASP:OD1	1:E:859:ARG:N	2.48	0.40

*Continued on next page...*

Continued from previous page...

Atom-1	Atom-2	Interatomic distance (Å)	Clash overlap (Å)
1:F:857:ASP:OD1	1:F:859:ARG:HB2	2.21	0.40
1:G:796:ASP:C	1:G:798:LEU:N	2.75	0.40
1:G:837:CYS:SG	1:G:838:LEU:N	2.95	0.40
1:G:839:MSE:HE1	1:G:886:GLN:O	2.20	0.40
1:G:848:VAL:HG11	1:G:865:ILE:HD11	2.03	0.40
1:H:792:ASP:N	1:H:828:ARG:HD3	2.37	0.40

All (1) symmetry-related close contacts are listed below. The label for Atom-2 includes the symmetry operator and encoded unit-cell translations to be applied.

Atom-1	Atom-2	Interatomic distance (Å)	Clash overlap (Å)
1:H:870:LYS:NZ	1:H:870:LYS:NZ[4_565]	1.98	0.22

## 5.3 Torsion angles [i](#)

### 5.3.1 Protein backbone [i](#)

In the following table, the Percentiles column shows the percent Ramachandran outliers of the chain as a percentile score with respect to all X-ray entries followed by that with respect to entries of similar resolution.

The Analysed column shows the number of residues for which the backbone conformation was analysed, and the total number of residues.

Mol	Chain	Analysed	Favoured	Allowed	Outliers	Percentiles	
1	A	168/171 (98%)	148 (88%)	20 (12%)	0	100	100
1	B	168/171 (98%)	151 (90%)	17 (10%)	0	100	100
1	C	164/171 (96%)	137 (84%)	26 (16%)	1 (1%)	22	57
1	D	168/171 (98%)	151 (90%)	17 (10%)	0	100	100
1	E	168/171 (98%)	148 (88%)	18 (11%)	2 (1%)	11	43
1	F	166/171 (97%)	142 (86%)	23 (14%)	1 (1%)	22	57
1	G	168/171 (98%)	150 (89%)	17 (10%)	1 (1%)	22	57
1	H	169/171 (99%)	145 (86%)	23 (14%)	1 (1%)	22	57
All	All	1339/1368 (98%)	1172 (88%)	161 (12%)	6 (0%)	30	64

All (6) Ramachandran outliers are listed below:

Mol	Chain	Res	Type
1	H	903	GLU
1	G	870	LYS
1	E	749	ARG
1	E	870	LYS
1	F	870	LYS
1	C	757	ILE

### 5.3.2 Protein sidechains [i](#)

In the following table, the Percentiles column shows the percent sidechain outliers of the chain as a percentile score with respect to all X-ray entries followed by that with respect to entries of similar resolution.

The Analysed column shows the number of residues for which the sidechain conformation was analysed, and the total number of residues.

Mol	Chain	Analysed	Rotameric	Outliers	Percentiles	
1	A	138/132 (104%)	125 (91%)	13 (9%)	7	28
1	B	138/132 (104%)	125 (91%)	13 (9%)	7	28
1	C	136/132 (103%)	127 (93%)	9 (7%)	14	45
1	D	139/132 (105%)	131 (94%)	8 (6%)	17	49
1	E	139/132 (105%)	123 (88%)	16 (12%)	4	21
1	F	137/132 (104%)	128 (93%)	9 (7%)	14	45
1	G	138/132 (104%)	128 (93%)	10 (7%)	12	41
1	H	139/132 (105%)	125 (90%)	14 (10%)	6	26
All	All	1104/1056 (104%)	1012 (92%)	92 (8%)	9	35

All (92) residues with a non-rotameric sidechain are listed below:

Mol	Chain	Res	Type
1	A	746	GLU
1	A	756	SER
1	A	757	ILE
1	A	760	VAL
1	A	809	LYS
1	A	813	GLU
1	A	837	CYS
1	A	838	LEU
1	A	845	LYS
1	A	865	ILE

*Continued on next page...*

*Continued from previous page...*

<b>Mol</b>	<b>Chain</b>	<b>Res</b>	<b>Type</b>
1	A	887	LEU
1	A	897	ILE
1	A	898	PHE
1	B	751	LEU
1	B	768	THR
1	B	771	ARG
1	B	797	ILE
1	B	801	ARG
1	B	813	GLU
1	B	824	LYS
1	B	837	CYS
1	B	845	LYS
1	B	862	LEU
1	B	865	ILE
1	B	887	LEU
1	B	895	ASP
1	C	785	ARG
1	C	813	GLU
1	C	845	LYS
1	C	850	THR
1	C	861	LEU
1	C	878	ASP
1	C	889	ASP
1	C	890	ARG
1	C	898	PHE
1	D	820	GLN
1	D	837	CYS
1	D	845	LYS
1	D	855	LYS
1	D	862	LEU
1	D	868	VAL
1	D	886	GLN
1	D	905	GLU
1	E	0	MSE
1	E	738	GLU
1	E	752	ARG
1	E	757	ILE
1	E	772	PHE
1	E	794	TRP
1	E	806	ASP
1	E	809	LYS
1	E	845	LYS

*Continued on next page...*



*Continued from previous page...*

<b>Mol</b>	<b>Chain</b>	<b>Res</b>	<b>Type</b>
1	E	862	LEU
1	E	877	LYS
1	E	878	ASP
1	E	888	LEU
1	E	895	ASP
1	E	897	ILE
1	E	898	PHE
1	F	745	GLU
1	F	758	LEU
1	F	803	GLU
1	F	813	GLU
1	F	845	LYS
1	F	865	ILE
1	F	870	LYS
1	F	877	LYS
1	F	887	LEU
1	G	751	LEU
1	G	801	ARG
1	G	845	LYS
1	G	855	LYS
1	G	861	LEU
1	G	862	LEU
1	G	864	GLU
1	G	887	LEU
1	G	895	ASP
1	G	899	ARG
1	H	758	LEU
1	H	780	ARG
1	H	794	TRP
1	H	813	GLU
1	H	815	VAL
1	H	828	ARG
1	H	837	CYS
1	H	845	LYS
1	H	855	LYS
1	H	861	LEU
1	H	862	LEU
1	H	865	ILE
1	H	877	LYS
1	H	890	ARG

Sometimes sidechains can be flipped to improve hydrogen bonding and reduce clashes. All (24) such sidechains are listed below:

Mol	Chain	Res	Type
1	A	779	GLN
1	A	820	GLN
1	A	854	GLN
1	B	779	GLN
1	C	779	GLN
1	C	820	GLN
1	C	854	GLN
1	D	779	GLN
1	D	820	GLN
1	D	881	GLN
1	D	885	GLN
1	E	779	GLN
1	E	820	GLN
1	F	779	GLN
1	F	820	GLN
1	F	881	GLN
1	G	779	GLN
1	G	820	GLN
1	G	823	GLN
1	G	881	GLN
1	G	904	HIS
1	H	779	GLN
1	H	820	GLN
1	H	885	GLN

### 5.3.3 RNA [i](#)

There are no RNA molecules in this entry.

### 5.4 Non-standard residues in protein, DNA, RNA chains [i](#)

There are no non-standard protein/DNA/RNA residues in this entry.

### 5.5 Carbohydrates [i](#)

There are no oligosaccharides in this entry.

### 5.6 Ligand geometry [i](#)

6 ligands are modelled in this entry.

In the following table, the Counts columns list the number of bonds (or angles) for which Mogul statistics could be retrieved, the number of bonds (or angles) that are observed in the model and the number of bonds (or angles) that are defined in the Chemical Component Dictionary. The Link column lists molecule types, if any, to which the group is linked. The Z score for a bond length (or angle) is the number of standard deviations the observed value is removed from the expected value. A bond length (or angle) with  $|Z| > 2$  is considered an outlier worth inspection. RMSZ is the root-mean-square of all Z scores of the bond lengths (or angles).

Mol	Type	Chain	Res	Link	Bond lengths			Bond angles		
					Counts	RMSZ	# Z  > 2	Counts	RMSZ	# Z  > 2
2	SO4	C	204	-	4,4,4	0.40	0	6,6,6	0.11	0
2	SO4	D	201	-	4,4,4	1.71	2 (50%)	6,6,6	0.23	0
2	SO4	A	206	-	4,4,4	0.36	0	6,6,6	0.20	0
2	SO4	F	205	-	4,4,4	0.42	0	6,6,6	0.10	0
2	SO4	G	203	-	4,4,4	0.35	0	6,6,6	0.08	0
2	SO4	B	202	-	4,4,4	0.41	0	6,6,6	0.08	0

All (2) bond length outliers are listed below:

Mol	Chain	Res	Type	Atoms	Z	Observed(Å)	Ideal(Å)
2	D	201	SO4	O2-S	2.29	1.58	1.44
2	D	201	SO4	O1-S	2.05	1.57	1.44

There are no bond angle outliers.

There are no chirality outliers.

There are no torsion outliers.

There are no ring outliers.

1 monomer is involved in 1 short contact:

Mol	Chain	Res	Type	Clashes	Symm-Clashes
2	A	206	SO4	1	0

## 5.7 Other polymers [i](#)

There are no such residues in this entry.

## 5.8 Polymer linkage issues [i](#)

There are no chain breaks in this entry.

## 6 Fit of model and data [i](#)

### 6.1 Protein, DNA and RNA chains [i](#)

In the following table, the column labelled ‘#RSRZ > 2’ contains the number (and percentage) of RSRZ outliers, followed by percent RSRZ outliers for the chain as percentile scores relative to all X-ray entries and entries of similar resolution. The OWAB column contains the minimum, median, 95<sup>th</sup> percentile and maximum values of the occupancy-weighted average B-factor per residue. The column labelled ‘Q < 0.9’ lists the number of (and percentage) of residues with an average occupancy less than 0.9.

Mol	Chain	Analysed	<RSRZ>	#RSRZ>2	OWAB(Å <sup>2</sup> )	Q<0.9	
1	A	164/171 (95%)	-0.68	0	100   100	29, 72, 113, 150	0
1	B	164/171 (95%)	-0.79	0	100   100	28, 60, 103, 140	0
1	C	160/171 (93%)	-0.44	0	100   100	52, 98, 144, 169	0
1	D	163/171 (95%)	-0.59	0	100   100	51, 79, 112, 142	0
1	E	163/171 (95%)	-0.47	0	100   100	44, 81, 115, 153	0
1	F	161/171 (94%)	-0.47	0	100   100	51, 95, 134, 167	0
1	G	164/171 (95%)	-0.64	0	100   100	46, 80, 116, 152	0
1	H	164/171 (95%)	-0.69	1 (0%)	85   76	29, 65, 110, 160	0
All	All	1303/1368 (95%)	-0.60	1 (0%)	92   90	28, 80, 127, 169	0

All (1) RSRZ outliers are listed below:

Mol	Chain	Res	Type	RSRZ
1	H	737	GLY	3.0

### 6.2 Non-standard residues in protein, DNA, RNA chains [i](#)

There are no non-standard protein/DNA/RNA residues in this entry.

### 6.3 Carbohydrates [i](#)

There are no monosaccharides in this entry.

### 6.4 Ligands [i](#)

In the following table, the Atoms column lists the number of modelled atoms in the group and the number defined in the chemical component dictionary. The B-factors column lists the minimum,

median, 95<sup>th</sup> percentile and maximum values of B factors of atoms in the group. The column labelled 'Q< 0.9' lists the number of atoms with occupancy less than 0.9.

Mol	Type	Chain	Res	Atoms	RSCC	RSR	B-factors(Å <sup>2</sup> )	Q<0.9
2	SO4	D	201	5/5	0.82	0.15	121,127,137,137	0
2	SO4	F	205	5/5	0.84	0.10	103,106,121,124	0
2	SO4	C	204	5/5	0.88	0.09	125,125,128,134	0
2	SO4	G	203	5/5	0.88	0.10	126,127,130,135	0
2	SO4	B	202	5/5	0.91	0.11	79,103,109,114	0
2	SO4	A	206	5/5	0.94	0.09	75,82,90,95	0

## 6.5 Other polymers [i](#)

There are no such residues in this entry.