



# Full wwPDB X-ray Structure Validation Report ⓘ

Aug 20, 2023 – 03:42 PM EDT

PDB ID : 2NWC  
Title : A 3.02 angstrom crystal structure of wild-type apo GroEL in a monoclinic space group  
Authors : Kiser, P.D.; Lodowski, D.T.; Palczewski, K.  
Deposited on : 2006-11-14  
Resolution : 3.02 Å(reported)

This is a Full wwPDB X-ray Structure Validation Report for a publicly released PDB entry.

We welcome your comments at [validation@mail.wwpdb.org](mailto:validation@mail.wwpdb.org)

A user guide is available at

<https://www.wwpdb.org/validation/2017/XrayValidationReportHelp>

with specific help available everywhere you see the ⓘ symbol.

The types of validation reports are described at

<http://www.wwpdb.org/validation/2017/FAQs#types>.

---

The following versions of software and data (see [references ⓘ](#)) were used in the production of this report:

MolProbity : 4.02b-467  
Xtriage (Phenix) : 1.13  
EDS : 2.35  
Percentile statistics : 20191225.v01 (using entries in the PDB archive December 25th 2019)  
Refmac : 5.8.0158  
CCP4 : 7.0.044 (Gargrove)  
Ideal geometry (proteins) : Engh & Huber (2001)  
Ideal geometry (DNA, RNA) : Parkinson et al. (1996)  
Validation Pipeline (wwPDB-VP) : 2.35

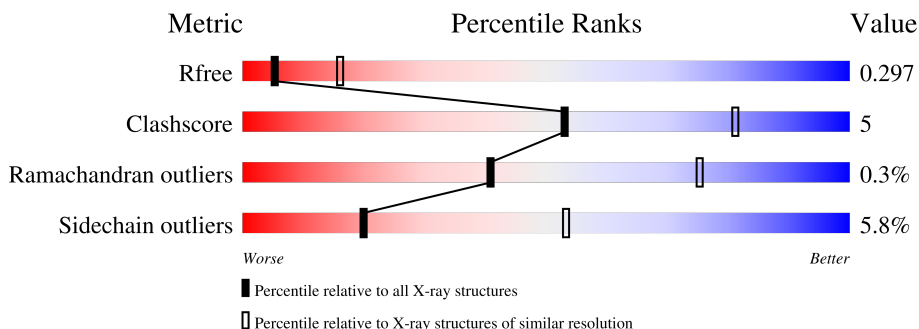
# 1 Overall quality at a glance

The following experimental techniques were used to determine the structure:

*X-RAY DIFFRACTION*

The reported resolution of this entry is 3.02 Å.

Percentile scores (ranging between 0-100) for global validation metrics of the entry are shown in the following graphic. The table shows the number of entries on which the scores are based.



Metric	Whole archive (#Entries)	Similar resolution (#Entries, resolution range(Å))
$R_{free}$	130704	2399 (3.04-3.00)
Clashscore	141614	2734 (3.04-3.00)
Ramachandran outliers	138981	2640 (3.04-3.00)
Sidechain outliers	138945	2643 (3.04-3.00)

The table below summarises the geometric issues observed across the polymeric chains and their fit to the electron density. The red, orange, yellow and green segments of the lower bar indicate the fraction of residues that contain outliers for  $\geq 3$ , 2, 1 and 0 types of geometric quality criteria respectively. A grey segment represents the fraction of residues that are not modelled. The numeric value for each fraction is indicated below the corresponding segment, with a dot representing fractions  $\leq 5\%$ .

Mol	Chain	Length	Quality of chain
1	A	547	80% 15% . .
1	B	547	82% 13% . .
1	C	547	80% 14% . .
1	D	547	79% 14% . .
1	E	547	80% 14% . . .
1	F	547	81% 13% . .
1	G	547	81% 13% . .

*Continued on next page...*

*Continued from previous page...*

Mol	Chain	Length	Quality of chain
1	H	547	 83% 11% . . .
1	I	547	 80% 15% . . .
1	J	547	 80% 14% . . .
1	K	547	 81% 12% . . .
1	L	547	 79% 16% . . .
1	M	547	 82% 12% . . .
1	N	547	 79% 14% . . .

## 2 Entry composition [i](#)

There is only 1 type of molecule in this entry. The entry contains 53970 atoms, of which 0 are hydrogens and 0 are deuteriums.

In the tables below, the ZeroOcc column contains the number of atoms modelled with zero occupancy, the AltConf column contains the number of residues with at least one atom in alternate conformation and the Trace column contains the number of residues modelled with at most 2 atoms.


- Molecule 1 is a protein called 60 kDa chaperonin.

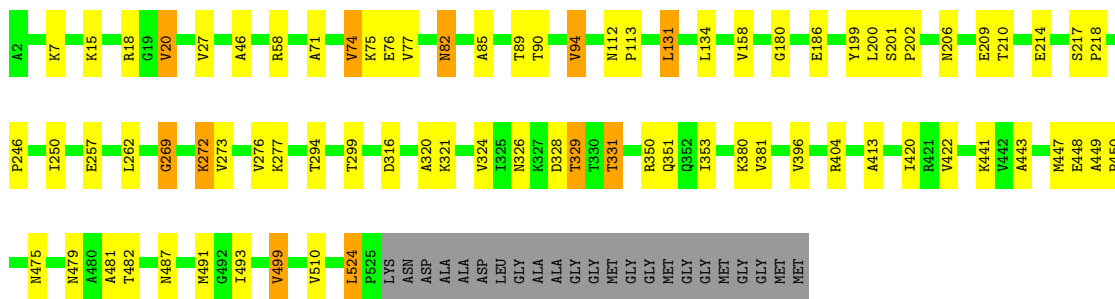
Mol	Chain	Residues	Atoms					ZeroOcc	AltConf	Trace
			Total	C	N	O	S			
1	A	524	3855	2397	665	773	20	0	0	0
1	B	524	3855	2397	665	773	20	0	0	0
1	C	524	3855	2397	665	773	20	0	0	0
1	D	524	3855	2397	665	773	20	0	0	0
1	E	524	3855	2397	665	773	20	0	0	0
1	F	524	3855	2397	665	773	20	0	0	0
1	G	524	3855	2397	665	773	20	0	0	0
1	H	524	3855	2397	665	773	20	0	0	0
1	I	524	3855	2397	665	773	20	0	0	0
1	J	524	3855	2397	665	773	20	0	0	0
1	K	524	3855	2397	665	773	20	0	0	0
1	L	524	3855	2397	665	773	20	0	0	0
1	M	524	3855	2397	665	773	20	0	0	0
1	N	524	3855	2397	665	773	20	0	0	0






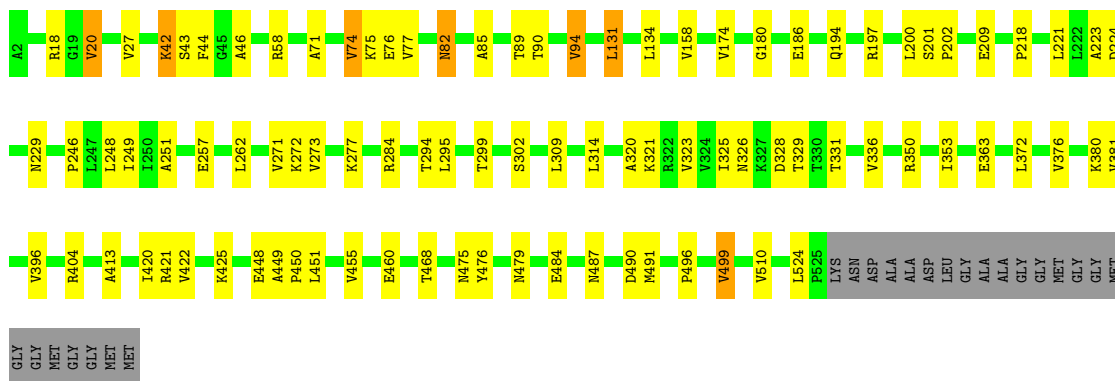


Chain K:  81% 12%




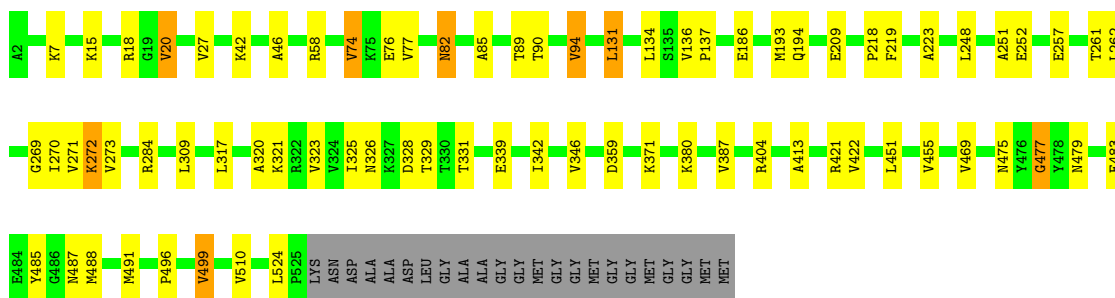
• Molecule 1: 60 kDa chaperonin

Chain L:  79% 16%




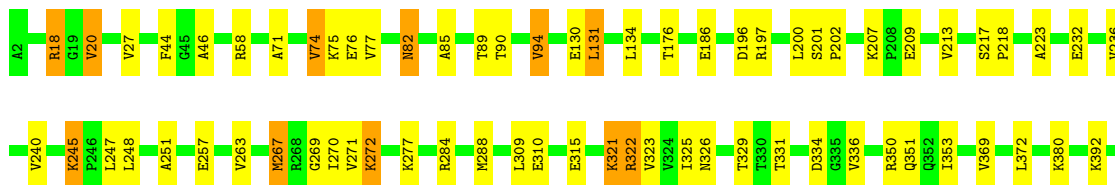
• Molecule 1: 60 kDa chaperonin

Chain M:  82% 12%



• Molecule 1: 60 kDa chaperonin

Chain N:  79% 14%





V396	E397	D398	R404	A413	R421	V422	A449	P450	T468	V469	N475	Y476	N479	T482	E483	E484	Y485	G486	N487	M491	V499	V510	L524	P525	LYS	ASN	ASP	ALA	ALA	ALA	ASP	LEU	GLY	ALA	ALA	ALA	GLY	GLY	MET	GLY	GLY	MET	GLY	GLY	MET	GLY	GLY	MET	GLY	MET	MET
------	------	------	------	------	------	------	------	------	------	------	------	------	------	------	------	------	------	------	------	------	------	------	------	------	-----	-----	-----	-----	-----	-----	-----	-----	-----	-----	-----	-----	-----	-----	-----	-----	-----	-----	-----	-----	-----	-----	-----	-----	-----	-----	-----

## 4 Data and refinement statistics

Property	Value	Source
Space group	P 1 21 1	Depositor
Cell constants a, b, c, $\alpha$ , $\beta$ , $\gamma$	136.42Å 262.25Å 147.07Å 90.00° 99.83° 90.00°	Depositor
Resolution (Å)	30.00 – 3.02 49.32 – 3.00	Depositor EDS
% Data completeness (in resolution range)	99.7 (30.00-3.02) 99.0 (49.32-3.00)	Depositor EDS
$R_{merge}$	(Not available)	Depositor
$R_{sym}$	0.09	Depositor
$\langle I/\sigma(I) \rangle$ <sup>1</sup>	1.54 (at 3.01Å)	Xtrriage
Refinement program	REFMAC 5.2.0005	Depositor
R, $R_{free}$	0.227 , 0.263 0.271 , 0.297	Depositor DCC
$R_{free}$ test set	10227 reflections (5.07%)	wwPDB-VP
Wilson B-factor (Å <sup>2</sup> )	67.1	Xtrriage
Anisotropy	0.415	Xtrriage
Bulk solvent $k_{sol}$ (e/Å <sup>3</sup> ), $B_{sol}$ (Å <sup>2</sup> )	0.29 , 12.4	EDS
L-test for twinning <sup>2</sup>	$\langle  L  \rangle = 0.51$ , $\langle L^2 \rangle = 0.34$	Xtrriage
Estimated twinning fraction	No twinning to report.	Xtrriage
$F_o, F_c$ correlation	0.90	EDS
Total number of atoms	53970	wwPDB-VP
Average B, all atoms (Å <sup>2</sup> )	70.0	wwPDB-VP

Xtrriage's analysis on translational NCS is as follows: *The largest off-origin peak in the Patterson function is 4.17% of the height of the origin peak. No significant pseudotranslation is detected.*

<sup>1</sup>Intensities estimated from amplitudes.

<sup>2</sup>Theoretical values of  $\langle |L| \rangle$ ,  $\langle L^2 \rangle$  for acentric reflections are 0.5, 0.333 respectively for untwinned datasets, and 0.375, 0.2 for perfectly twinned datasets.

## 5 Model quality

### 5.1 Standard geometry

The Z score for a bond length (or angle) is the number of standard deviations the observed value is removed from the expected value. A bond length (or angle) with  $|Z| > 5$  is considered an outlier worth inspection. RMSZ is the root-mean-square of all Z scores of the bond lengths (or angles).

Mol	Chain	Bond lengths		Bond angles	
		RMSZ	# Z  >5	RMSZ	# Z  >5
1	A	0.32	0/3883	0.50	0/5243
1	B	0.45	2/3883 (0.1%)	0.49	1/5243 (0.0%)
1	C	0.33	0/3883	0.49	0/5243
1	D	0.34	0/3883	0.50	0/5243
1	E	0.34	0/3883	0.55	2/5243 (0.0%)
1	F	0.32	0/3883	0.50	0/5243
1	G	0.33	0/3883	0.62	3/5243 (0.1%)
1	H	0.32	0/3883	0.49	0/5243
1	I	0.36	1/3883 (0.0%)	0.50	0/5243
1	J	0.32	0/3883	0.49	0/5243
1	K	0.32	0/3883	0.48	0/5243
1	L	0.33	0/3883	0.50	0/5243
1	M	0.33	0/3883	0.49	0/5243
1	N	0.34	0/3883	0.49	0/5243
All	All	0.34	3/54362 (0.0%)	0.51	6/73402 (0.0%)

Chiral center outliers are detected by calculating the chiral volume of a chiral center and verifying if the center is modelled as a planar moiety or with the opposite hand. A planarity outlier is detected by checking planarity of atoms in a peptide group, atoms in a mainchain group or atoms of a sidechain that are expected to be planar.

Mol	Chain	#Chirality outliers	#Planarity outliers
1	A	0	1
1	C	0	1
1	D	0	1
1	E	0	1
1	F	0	1
1	I	0	1
1	K	0	1
1	M	0	2
1	N	0	1
All	All	0	10

All (3) bond length outliers are listed below:

Mol	Chain	Res	Type	Atoms	Z	Observed(Å)	Ideal(Å)
1	B	232	GLU	CD-OE2	16.33	1.43	1.25
1	B	232	GLU	CD-OE1	9.88	1.36	1.25
1	I	327	LYS	CE-NZ	8.56	1.70	1.49

All (6) bond angle outliers are listed below:

Mol	Chain	Res	Type	Atoms	Z	Observed(°)	Ideal(°)
1	G	18	ARG	NE-CZ-NH1	-18.59	111.01	120.30
1	G	18	ARG	NE-CZ-NH2	17.59	129.09	120.30
1	E	43	SER	N-CA-CB	-13.09	90.87	110.50
1	E	43	SER	N-CA-C	8.90	135.04	111.00
1	G	18	ARG	CD-NE-CZ	7.90	134.66	123.60
1	B	232	GLU	OE1-CD-OE2	5.51	129.91	123.30

There are no chirality outliers.

All (10) planarity outliers are listed below:

Mol	Chain	Res	Type	Group
1	A	269	GLY	Peptide
1	C	269	GLY	Peptide
1	D	268	ARG	Peptide
1	E	43	SER	Peptide
1	F	269	GLY	Peptide
1	I	269	GLY	Peptide
1	K	269	GLY	Peptide
1	M	269	GLY	Peptide
1	M	270	ILE	Peptide
1	N	269	GLY	Peptide

## 5.2 Too-close contacts [i](#)

In the following table, the Non-H and H(model) columns list the number of non-hydrogen atoms and hydrogen atoms in the chain respectively. The H(added) column lists the number of hydrogen atoms added and optimized by MolProbity. The Clashes column lists the number of clashes within the asymmetric unit, whereas Symm-Clashes lists symmetry-related clashes.

Mol	Chain	Non-H	H(model)	H(added)	Clashes	Symm-Clashes
1	A	3855	0	3976	48	0
1	B	3855	0	3976	43	0
1	C	3855	0	3976	52	0

*Continued on next page...*

Continued from previous page...

Mol	Chain	Non-H	H(model)	H(added)	Clashes	Symm-Clashes
1	D	3855	0	3976	58	0
1	E	3855	0	3976	56	0
1	F	3855	0	3976	42	0
1	G	3855	0	3976	40	0
1	H	3855	0	3976	34	0
1	I	3855	0	3976	44	0
1	J	3855	0	3976	43	0
1	K	3855	0	3976	43	0
1	L	3855	0	3976	47	0
1	M	3855	0	3976	35	0
1	N	3855	0	3976	46	0
All	All	53970	0	55664	587	0

The all-atom clashscore is defined as the number of clashes found per 1000 atoms (including hydrogen atoms). The all-atom clashscore for this structure is 5.

All (587) close contacts within the same asymmetric unit are listed below, sorted by their clash magnitude.

Atom-1	Atom-2	Interatomic distance (Å)	Clash overlap (Å)
1:I:327:LYS:NZ	1:I:327:LYS:CE	1.70	1.49
1:E:46:ALA:HB2	1:F:76:GLU:HG3	1.24	1.09
1:A:46:ALA:HB2	1:B:76:GLU:HG3	1.35	1.07
1:F:46:ALA:HB2	1:G:76:GLU:HG3	1.41	0.99
1:A:76:GLU:HG3	1:G:46:ALA:HB2	1.50	0.93
1:D:46:ALA:CB	1:E:76:GLU:HG3	2.01	0.89
1:D:46:ALA:HB2	1:E:76:GLU:HG3	1.53	0.89
1:I:479:ASN:HB3	1:I:484:GLU:H	1.35	0.89
1:D:384:ALA:C	1:D:385:THR:CG2	2.41	0.88
1:M:477:GLY:O	1:M:485:TYR:HA	1.73	0.88
1:H:76:GLU:HG3	1:N:46:ALA:HB2	1.56	0.87
1:K:326:ASN:HB2	1:K:329:THR:HG22	1.55	0.86
1:L:46:ALA:HB2	1:M:76:GLU:HG3	1.58	0.86
1:E:44:PHE:O	1:E:44:PHE:CD1	2.30	0.84
1:K:46:ALA:HB2	1:L:76:GLU:HG3	1.58	0.83
1:E:44:PHE:O	1:E:44:PHE:CG	2.33	0.82
1:E:46:ALA:CB	1:F:76:GLU:HG3	2.10	0.81
1:I:46:ALA:HB2	1:J:76:GLU:HG3	1.63	0.81
1:F:46:ALA:CB	1:G:76:GLU:HG3	2.11	0.80
1:J:46:ALA:HB2	1:K:76:GLU:HG3	1.61	0.80
1:A:76:GLU:HG3	1:G:46:ALA:CB	2.13	0.78
1:M:413:ALA:HB1	1:M:488:MET:HG2	1.66	0.77

Continued on next page...

*Continued from previous page...*

Atom-1	Atom-2	Interatomic distance (Å)	Clash overlap (Å)
1:D:384:ALA:C	1:D:385:THR:HG23	2.06	0.76
1:D:384:ALA:O	1:D:385:THR:HG22	1.86	0.75
1:H:46:ALA:HB2	1:I:76:GLU:HG3	1.67	0.75
1:J:85:ALA:HB1	1:J:499:VAL:HG12	1.69	0.74
1:N:85:ALA:HB1	1:N:499:VAL:HG12	1.70	0.74
1:I:85:ALA:HB1	1:I:499:VAL:HG12	1.70	0.73
1:M:85:ALA:HB1	1:M:499:VAL:HG12	1.70	0.73
1:K:85:ALA:HB1	1:K:499:VAL:HG12	1.70	0.73
1:C:270:ILE:HG22	1:C:271:VAL:HG22	1.71	0.73
1:H:85:ALA:HB1	1:H:499:VAL:HG12	1.71	0.72
1:L:85:ALA:HB1	1:L:499:VAL:HG12	1.72	0.71
1:N:479:ASN:HB3	1:N:484:GLU:H	1.54	0.71
1:J:420:ILE:HG13	1:J:448:GLU:HG2	1.73	0.71
1:A:85:ALA:HB1	1:A:499:VAL:HG12	1.73	0.70
1:B:46:ALA:CB	1:C:76:GLU:HG3	2.21	0.70
1:D:384:ALA:HB3	1:D:385:THR:HG23	1.74	0.70
1:A:339:GLU:O	1:A:343:GLN:HG2	1.92	0.70
1:J:186:GLU:HB2	1:J:380:LYS:HB2	1.73	0.70
1:N:270:ILE:HG22	1:N:271:VAL:HG23	1.75	0.69
1:D:85:ALA:HB1	1:D:499:VAL:HG12	1.75	0.69
1:H:270:ILE:HG22	1:H:271:VAL:HG23	1.73	0.69
1:G:85:ALA:HB1	1:G:499:VAL:HG12	1.75	0.69
1:J:479:ASN:HB3	1:J:484:GLU:H	1.58	0.69
1:C:13:ARG:HD3	1:C:104:LEU:HD22	1.75	0.69
1:I:327:LYS:NZ	1:I:327:LYS:CD	2.55	0.68
1:B:118:ARG:HB3	1:B:436:GLN:HE21	1.58	0.68
1:E:13:ARG:HD3	1:E:104:LEU:HD22	1.75	0.68
1:E:85:ALA:HB1	1:E:499:VAL:HG12	1.76	0.68
1:B:13:ARG:HD3	1:B:104:LEU:HD22	1.76	0.68
1:K:487:ASN:O	1:K:491:MET:HG2	1.93	0.68
1:F:85:ALA:HB1	1:F:499:VAL:HG12	1.76	0.68
1:F:270:ILE:O	1:G:229:ASN:ND2	2.24	0.68
1:G:13:ARG:HD3	1:G:104:LEU:HD22	1.74	0.68
1:G:186:GLU:HB2	1:G:380:LYS:HB2	1.76	0.68
1:B:85:ALA:HB1	1:B:499:VAL:HG12	1.75	0.68
1:D:384:ALA:C	1:D:385:THR:HG22	2.15	0.68
1:C:46:ALA:CB	1:D:76:GLU:HG3	2.24	0.67
1:D:13:ARG:HD3	1:D:104:LEU:HD22	1.76	0.67
1:M:326:ASN:HD22	1:M:329:THR:HB	1.59	0.67
1:A:13:ARG:HD3	1:A:104:LEU:HD22	1.75	0.67
1:C:85:ALA:HB1	1:C:499:VAL:HG12	1.76	0.67

*Continued on next page...*

*Continued from previous page...*

Atom-1	Atom-2	Interatomic distance (Å)	Clash overlap (Å)
1:F:13:ARG:HD3	1:F:104:LEU:HD22	1.76	0.67
1:K:262:LEU:HD22	1:K:273:VAL:HG11	1.77	0.67
1:N:218:PRO:HG3	1:N:323:VAL:HG12	1.77	0.66
1:J:270:ILE:HG22	1:J:271:VAL:HG23	1.77	0.66
1:E:265:ASN:O	1:E:270:ILE:HG13	1.96	0.66
1:E:44:PHE:CD1	1:E:44:PHE:C	2.68	0.66
1:E:269:GLY:O	1:E:270:ILE:C	2.34	0.66
1:A:420:ILE:HG12	1:A:448:GLU:HG2	1.79	0.65
1:K:180:GLY:HA3	1:K:381:VAL:O	1.97	0.65
1:E:205:ILE:HA	1:E:213:VAL:HG22	1.79	0.65
1:E:479:ASN:HD22	1:E:493:ILE:HD11	1.62	0.65
1:D:27:VAL:HG13	1:D:90:THR:HG23	1.79	0.65
1:N:176:THR:CG2	1:N:322:ARG:HH12	2.10	0.64
1:I:326:ASN:HB2	1:I:329:THR:HB	1.80	0.64
1:C:46:ALA:HB2	1:D:76:GLU:HG3	1.78	0.63
1:L:479:ASN:HB3	1:L:484:GLU:H	1.62	0.63
1:K:218:PRO:HD2	1:K:320:ALA:O	1.98	0.63
1:E:27:VAL:HG13	1:E:90:THR:HG23	1.80	0.63
1:D:288:MET:HG2	1:D:368:ARG:HD3	1.81	0.63
1:E:28:LYS:HE2	1:E:453:GLN:OE1	1.98	0.63
1:N:449:ALA:HB3	1:N:450:PRO:HD3	1.81	0.62
1:M:248:LEU:HD22	1:M:323:VAL:HG11	1.82	0.62
1:C:27:VAL:HG13	1:C:90:THR:HG23	1.81	0.62
1:H:449:ALA:HB3	1:H:450:PRO:HD3	1.82	0.61
1:K:46:ALA:HB2	1:L:76:GLU:CG	2.29	0.61
1:L:200:LEU:HD21	1:L:277:LYS:HG3	1.82	0.61
1:C:321:LYS:HB2	1:C:334:ASP:HB3	1.83	0.61
1:D:384:ALA:CB	1:D:385:THR:HG23	2.31	0.61
1:G:130:GLU:HB3	1:G:422:VAL:HG22	1.83	0.61
1:F:28:LYS:HE2	1:F:453:GLN:OE1	2.01	0.60
1:G:27:VAL:HG13	1:G:90:THR:HG23	1.82	0.60
1:F:27:VAL:HG13	1:F:90:THR:HG23	1.82	0.60
1:B:27:VAL:HG13	1:B:90:THR:HG23	1.81	0.60
1:M:262:LEU:HD22	1:M:273:VAL:HG11	1.81	0.60
1:A:27:VAL:HG13	1:A:90:THR:HG23	1.82	0.60
1:C:193:MET:HB2	1:C:295:LEU:HD13	1.82	0.60
1:L:248:LEU:HD22	1:L:323:VAL:HG21	1.84	0.60
1:C:479:ASN:HB3	1:C:493:ILE:CD1	2.32	0.60
1:H:269:GLY:HA3	1:I:257:GLU:HB2	1.84	0.60
1:D:28:LYS:HE2	1:D:453:GLN:OE1	2.01	0.59
1:B:28:LYS:HE2	1:B:453:GLN:OE1	2.03	0.59

*Continued on next page...*

*Continued from previous page...*

Atom-1	Atom-2	Interatomic distance (Å)	Clash overlap (Å)
1:D:291:ASP:OD2	1:D:368:ARG:HD2	2.03	0.59
1:I:130:GLU:HB3	1:I:422:VAL:HG22	1.85	0.58
1:N:200:LEU:HD21	1:N:277:LYS:HG3	1.85	0.58
1:A:34:LYS:HE3	1:B:118:ARG:HH22	1.68	0.58
1:D:186:GLU:HB2	1:D:380:LYS:HB2	1.85	0.58
1:M:194:GLN:HG3	1:M:331:THR:HB	1.86	0.58
1:A:421:ARG:NH2	1:A:476:TYR:O	2.36	0.58
1:D:34:LYS:HE3	1:E:118:ARG:HH22	1.67	0.58
1:H:194:GLN:O	1:H:371:LYS:HE3	2.04	0.58
1:L:131:LEU:HD13	1:L:422:VAL:HG21	1.86	0.58
1:N:186:GLU:HB2	1:N:380:LYS:HB2	1.85	0.58
1:D:130:GLU:HB3	1:D:422:VAL:HG22	1.86	0.57
1:D:221:LEU:HD23	1:D:249:ILE:HG23	1.85	0.57
1:K:200:LEU:HD21	1:K:277:LYS:HG3	1.86	0.57
1:I:204:PHE:HD1	1:I:266:THR:HG21	1.68	0.57
1:F:200:LEU:HD21	1:F:277:LYS:HG3	1.86	0.57
1:J:262:LEU:HD22	1:J:273:VAL:HG11	1.86	0.57
1:D:175:ILE:H	1:D:404:ARG:HH22	1.53	0.57
1:F:230:ILE:HG13	1:F:261:THR:HG21	1.86	0.57
1:L:186:GLU:HB2	1:L:380:LYS:HB2	1.86	0.57
1:H:131:LEU:HD13	1:H:422:VAL:HG21	1.87	0.57
1:I:186:GLU:HB2	1:I:380:LYS:HB2	1.87	0.56
1:J:131:LEU:HD13	1:J:422:VAL:HG21	1.85	0.56
1:A:28:LYS:HE2	1:A:453:GLN:OE1	2.05	0.56
1:D:268:ARG:HG3	1:D:270:ILE:CD1	2.35	0.56
1:E:27:VAL:CG1	1:E:90:THR:HG23	2.35	0.56
1:F:27:VAL:CG1	1:F:90:THR:HG23	2.36	0.56
1:D:343:GLN:HA	1:D:343:GLN:HE21	1.70	0.56
1:E:321:LYS:HB3	1:E:334:ASP:HB3	1.86	0.56
1:E:350:ARG:HA	1:E:353:ILE:HD12	1.87	0.56
1:K:46:ALA:CB	1:L:76:GLU:HG3	2.33	0.56
1:M:131:LEU:HD13	1:M:422:VAL:HG21	1.88	0.56
1:I:479:ASN:CB	1:I:484:GLU:H	2.15	0.56
1:D:421:ARG:NH2	1:D:476:TYR:O	2.39	0.56
1:A:194:GLN:HG3	1:A:329:THR:HG23	1.88	0.55
1:G:180:GLY:HA3	1:G:381:VAL:O	2.06	0.55
1:D:268:ARG:HG3	1:D:270:ILE:HD12	1.87	0.55
1:D:27:VAL:CG1	1:D:90:THR:HG23	2.36	0.55
1:B:27:VAL:CG1	1:B:90:THR:HG23	2.36	0.55
1:J:269:GLY:HA3	1:K:257:GLU:HB2	1.89	0.55
1:G:27:VAL:CG1	1:G:90:THR:HG23	2.37	0.55

*Continued on next page...*



*Continued from previous page...*

Atom-1	Atom-2	Interatomic distance (Å)	Clash overlap (Å)
1:C:40:LEU:HD22	1:C:59:GLU:HG3	1.87	0.55
1:E:366:GLN:HA	1:E:369:VAL:HG22	1.88	0.55
1:G:413:ALA:HB2	1:G:475:ASN:HD22	1.72	0.55
1:L:218:PRO:HG3	1:L:323:VAL:HG12	1.90	0.54
1:H:18:ARG:HH11	1:H:18:ARG:HB3	1.73	0.54
1:N:131:LEU:HD13	1:N:422:VAL:HG21	1.90	0.54
1:A:27:VAL:CG1	1:A:90:THR:HG23	2.37	0.54
1:C:27:VAL:CG1	1:C:90:THR:HG23	2.37	0.54
1:D:180:GLY:HA3	1:D:381:VAL:O	2.07	0.54
1:E:77:VAL:HG21	1:E:510:VAL:HB	1.89	0.54
1:B:182:GLY:HA2	1:C:284:ARG:HH21	1.73	0.54
1:I:131:LEU:HD13	1:I:422:VAL:HG21	1.90	0.54
1:I:217:SER:N	1:I:218:PRO:HD3	2.23	0.53
1:I:204:PHE:CD1	1:I:266:THR:HG21	2.43	0.53
1:J:476:TYR:OH	1:J:485:TYR:HB3	2.09	0.53
1:H:186:GLU:HB2	1:H:380:LYS:HB2	1.90	0.53
1:D:270:ILE:O	1:E:229:ASN:ND2	2.42	0.53
1:F:219:PHE:HB3	1:F:317:LEU:HD23	1.90	0.53
1:K:77:VAL:HG21	1:K:510:VAL:HB	1.91	0.53
1:E:34:LYS:HE3	1:F:118:ARG:HH22	1.74	0.53
1:A:77:VAL:HG21	1:A:510:VAL:HB	1.90	0.53
1:D:131:LEU:HD13	1:D:422:VAL:HG21	1.91	0.53
1:B:200:LEU:HD21	1:B:277:LYS:HG3	1.91	0.53
1:J:18:ARG:HH11	1:J:18:ARG:HB3	1.74	0.53
1:J:283:ASP:HA	1:J:286:LYS:HE2	1.90	0.53
1:K:479:ASN:HD21	1:K:481:ALA:HB3	1.74	0.53
1:N:240:VAL:HG11	1:N:247:LEU:HB2	1.90	0.53
1:K:350:ARG:HA	1:K:353:ILE:HD12	1.92	0.52
1:E:263:VAL:O	1:E:267:MET:HB2	2.08	0.52
1:L:18:ARG:HB3	1:L:18:ARG:HH11	1.74	0.52
1:K:413:ALA:HB2	1:K:475:ASN:HD22	1.75	0.52
1:C:458:CYS:SG	1:C:480:ALA:HB1	2.50	0.52
1:K:131:LEU:HD13	1:K:422:VAL:HG21	1.91	0.52
1:L:224:ASP:CB	1:L:302:SER:HA	2.40	0.52
1:N:18:ARG:HB3	1:N:18:ARG:HH11	1.75	0.52
1:E:221:LEU:HD23	1:E:249:ILE:HG23	1.92	0.52
1:F:77:VAL:HG21	1:F:510:VAL:HB	1.91	0.52
1:J:350:ARG:HA	1:J:353:ILE:HD12	1.91	0.52
1:A:186:GLU:HB2	1:A:380:LYS:HB2	1.92	0.52
1:I:413:ALA:HB2	1:I:475:ASN:HD22	1.74	0.52
1:M:223:ALA:O	1:M:251:ALA:HA	2.10	0.52

*Continued on next page...*

*Continued from previous page...*

Atom-1	Atom-2	Interatomic distance (Å)	Clash overlap (Å)
1:L:197:ARG:HD2	1:L:277:LYS:HB2	1.91	0.52
1:I:18:ARG:HH11	1:I:18:ARG:HB3	1.75	0.52
1:M:46:ALA:HB2	1:N:76:GLU:HG3	1.92	0.52
1:M:487:ASN:O	1:M:491:MET:HG2	2.10	0.52
1:N:248:LEU:HD22	1:N:323:VAL:HG21	1.92	0.52
1:D:82:ASN:HB2	1:D:89:THR:OG1	2.10	0.51
1:F:82:ASN:HB2	1:F:89:THR:OG1	2.10	0.51
1:I:90:THR:O	1:I:94:VAL:HG13	2.10	0.51
1:M:77:VAL:HG21	1:M:510:VAL:HB	1.92	0.51
1:B:417:VAL:HG12	1:B:451:LEU:CD1	2.40	0.51
1:M:18:ARG:HH11	1:M:18:ARG:HB3	1.75	0.51
1:A:224:ASP:HB3	1:A:302:SER:HA	1.91	0.51
1:D:77:VAL:HG21	1:D:510:VAL:HB	1.92	0.51
1:D:443:ALA:O	1:D:447:MET:HG3	2.10	0.51
1:J:487:ASN:O	1:J:491:MET:HG2	2.10	0.51
1:K:186:GLU:HB2	1:K:380:LYS:HB2	1.92	0.51
1:B:77:VAL:HG21	1:B:510:VAL:HB	1.91	0.51
1:H:76:GLU:CG	1:N:46:ALA:HB2	2.36	0.51
1:H:77:VAL:HG21	1:H:510:VAL:HB	1.93	0.51
1:L:223:ALA:HB3	1:L:251:ALA:HB2	1.92	0.51
1:N:413:ALA:HB2	1:N:475:ASN:HD22	1.76	0.51
1:B:197:ARG:HD2	1:B:277:LYS:HB2	1.92	0.51
1:F:173:GLY:O	1:F:404:ARG:NH2	2.44	0.51
1:G:82:ASN:HB2	1:G:89:THR:OG1	2.11	0.51
1:K:18:ARG:HH11	1:K:18:ARG:HB3	1.76	0.51
1:L:77:VAL:HG21	1:L:510:VAL:HB	1.93	0.51
1:N:321:LYS:HB2	1:N:334:ASP:HB3	1.93	0.51
1:B:46:ALA:HB2	1:C:76:GLU:HG3	1.91	0.51
1:B:82:ASN:HB2	1:B:89:THR:OG1	2.11	0.51
1:G:77:VAL:HG21	1:G:510:VAL:HB	1.92	0.51
1:J:200:LEU:HD21	1:J:277:LYS:HG3	1.93	0.51
1:B:270:ILE:O	1:C:229:ASN:ND2	2.37	0.51
1:C:366:GLN:HA	1:C:369:VAL:HG22	1.92	0.50
1:F:218:PRO:HG3	1:F:323:VAL:HG22	1.93	0.50
1:G:463:SER:O	1:G:467:ASN:HB2	2.11	0.50
1:H:43:SER:O	1:H:44:PHE:HB3	2.11	0.50
1:M:186:GLU:HB2	1:M:380:LYS:HB2	1.92	0.50
1:L:420:ILE:HG12	1:L:448:GLU:HG2	1.93	0.50
1:L:421:ARG:NH2	1:L:476:TYR:O	2.42	0.50
1:D:223:ALA:O	1:D:251:ALA:HA	2.12	0.50
1:B:7:LYS:HE3	1:B:15:LYS:HE3	1.93	0.50

*Continued on next page...*

*Continued from previous page...*

Atom-1	Atom-2	Interatomic distance (Å)	Clash overlap (Å)
1:B:131:LEU:HD13	1:B:422:VAL:HG21	1.92	0.50
1:B:479:ASN:HB3	1:B:484:GLU:H	1.76	0.50
1:L:158:VAL:HG13	1:L:396:VAL:HG22	1.94	0.50
1:E:343:GLN:HE21	1:E:343:GLN:HA	1.76	0.50
1:K:217:SER:N	1:K:218:PRO:HD3	2.26	0.50
1:B:366:GLN:HA	1:B:369:VAL:HG22	1.93	0.50
1:F:7:LYS:HE3	1:F:15:LYS:HE3	1.94	0.50
1:K:218:PRO:HB3	1:K:246:PRO:HB2	1.93	0.50
1:M:271:VAL:HG12	1:M:272:LYS:N	2.27	0.50
1:C:40:LEU:HD23	1:D:521:VAL:HB	1.94	0.50
1:N:326:ASN:HD22	1:N:329:THR:HB	1.76	0.50
1:B:479:ASN:CG	1:B:482:THR:HG22	2.30	0.50
1:N:77:VAL:HG21	1:N:510:VAL:HB	1.94	0.50
1:I:270:ILE:O	1:J:229:ASN:ND2	2.45	0.50
1:K:479:ASN:ND2	1:K:493:ILE:HD11	2.26	0.50
1:M:219:PHE:HB3	1:M:317:LEU:HD23	1.93	0.50
1:B:130:GLU:HB3	1:B:422:VAL:HG22	1.94	0.49
1:E:265:ASN:O	1:E:270:ILE:CG1	2.60	0.49
1:I:77:VAL:HG21	1:I:510:VAL:HB	1.94	0.49
1:J:421:ARG:NH2	1:J:476:TYR:O	2.45	0.49
1:A:192:GLY:HA2	1:A:332:ILE:O	2.12	0.49
1:A:362:ARG:HG2	1:A:366:GLN:HE21	1.77	0.49
1:C:82:ASN:HB2	1:C:89:THR:OG1	2.12	0.49
1:J:218:PRO:HB3	1:J:246:PRO:HB2	1.94	0.49
1:L:42:LYS:HG3	1:L:44:PHE:CZ	2.47	0.49
1:A:213:VAL:HB	1:A:325:ILE:HB	1.94	0.49
1:G:7:LYS:HE3	1:G:15:LYS:HE3	1.95	0.49
1:N:284:ARG:O	1:N:288:MET:HG3	2.12	0.49
1:C:455:VAL:CG1	1:C:460:GLU:HB2	2.43	0.49
1:L:90:THR:O	1:L:94:VAL:HG13	2.13	0.49
1:E:7:LYS:HE3	1:E:15:LYS:HE3	1.95	0.49
1:J:77:VAL:HG21	1:J:510:VAL:HB	1.95	0.49
1:B:305:ILE:HD12	1:B:307:MET:HE2	1.95	0.49
1:B:449:ALA:HB3	1:B:450:PRO:HD3	1.94	0.49
1:E:82:ASN:HB2	1:E:89:THR:OG1	2.12	0.49
1:N:90:THR:O	1:N:94:VAL:HG13	2.12	0.49
1:L:224:ASP:HB3	1:L:302:SER:HA	1.94	0.49
1:D:247:LEU:O	1:D:273:VAL:HG13	2.13	0.49
1:C:28:LYS:HE2	1:C:453:GLN:OE1	2.13	0.48
1:C:420:ILE:HG13	1:C:448:GLU:HG2	1.95	0.48
1:C:77:VAL:HG21	1:C:510:VAL:HB	1.94	0.48

*Continued on next page...*

*Continued from previous page...*

Atom-1	Atom-2	Interatomic distance (Å)	Clash overlap (Å)
1:E:479:ASN:HD22	1:E:493:ILE:CD1	2.26	0.48
1:K:90:THR:O	1:K:94:VAL:HG13	2.13	0.48
1:L:262:LEU:HD22	1:L:273:VAL:HG11	1.96	0.48
1:A:82:ASN:HB2	1:A:89:THR:OG1	2.12	0.48
1:B:477:GLY:O	1:B:485:TYR:HA	2.14	0.48
1:I:476:TYR:CE2	1:I:485:TYR:HB3	2.48	0.48
1:N:223:ALA:O	1:N:251:ALA:HA	2.13	0.48
1:A:7:LYS:HE3	1:A:15:LYS:HE3	1.95	0.48
1:K:404:ARG:HA	1:K:404:ARG:HH11	1.78	0.48
1:J:90:THR:O	1:J:94:VAL:HG13	2.13	0.48
1:C:455:VAL:HG13	1:C:460:GLU:HB2	1.95	0.48
1:N:232:GLU:HA	1:N:310:GLU:HG3	1.95	0.48
1:M:46:ALA:HB2	1:N:76:GLU:CG	2.44	0.48
1:B:421:ARG:NH2	1:B:476:TYR:O	2.41	0.48
1:F:264:VAL:O	1:F:268:ARG:HG3	2.14	0.48
1:K:420:ILE:HG13	1:K:448:GLU:HG2	1.95	0.48
1:E:77:VAL:HG12	1:E:506:TYR:HB3	1.96	0.48
1:L:413:ALA:HB2	1:L:475:ASN:HD22	1.78	0.48
1:L:326:ASN:HB2	1:L:329:THR:HB	1.96	0.48
1:I:420:ILE:HG12	1:I:448:GLU:HG2	1.95	0.47
1:L:449:ALA:HB3	1:L:450:PRO:HD3	1.96	0.47
1:F:122:LYS:HE2	1:F:429:LEU:HD11	1.95	0.47
1:G:173:GLY:O	1:G:404:ARG:NH2	2.47	0.47
1:H:90:THR:O	1:H:94:VAL:HG13	2.14	0.47
1:D:7:LYS:HE3	1:D:15:LYS:HE3	1.95	0.47
1:J:270:ILE:HG22	1:J:271:VAL:N	2.30	0.47
1:A:323:VAL:HG12	1:A:332:ILE:HA	1.97	0.47
1:B:357:THR:HA	1:B:362:ARG:HH22	1.78	0.47
1:E:43:SER:HB2	1:E:44:PHE:HB3	1.96	0.47
1:I:200:LEU:HD21	1:I:277:LYS:HG3	1.95	0.47
1:D:459:GLY:HA3	1:E:112:ASN:HD22	1.80	0.47
1:J:225:LYS:HE2	1:J:303:GLU:HB3	1.95	0.47
1:L:174:VAL:HB	1:L:376:VAL:HG22	1.95	0.47
1:A:77:VAL:HG12	1:A:506:TYR:HB3	1.96	0.47
1:A:479:ASN:HB3	1:A:484:GLU:H	1.80	0.47
1:G:200:LEU:HD21	1:G:277:LYS:HG3	1.96	0.47
1:I:180:GLY:HA3	1:I:381:VAL:O	2.13	0.47
1:I:218:PRO:HB3	1:I:246:PRO:HB2	1.95	0.47
1:C:350:ARG:HA	1:C:353:ILE:HD12	1.96	0.47
1:E:131:LEU:HD13	1:E:422:VAL:HG21	1.97	0.47
1:F:323:VAL:HG12	1:F:332:ILE:HA	1.97	0.47

*Continued on next page...*

*Continued from previous page...*

Atom-1	Atom-2	Interatomic distance (Å)	Clash overlap (Å)
1:F:477:GLY:O	1:F:485:TYR:HA	2.15	0.47
1:G:202:PRO:O	1:G:203:TYR:HB2	2.14	0.47
1:M:90:THR:O	1:M:94:VAL:HG13	2.14	0.47
1:A:321:LYS:HB2	1:A:334:ASP:HB3	1.96	0.47
1:F:217:SER:N	1:F:218:PRO:HD3	2.30	0.47
1:J:326:ASN:HD22	1:J:328:ASP:H	1.63	0.47
1:C:7:LYS:HE3	1:C:15:LYS:HE3	1.96	0.47
1:C:34:LYS:HD2	1:C:458:CYS:HA	1.96	0.47
1:D:200:LEU:HD21	1:D:277:LYS:HG3	1.95	0.47
1:F:413:ALA:HB2	1:F:475:ASN:HD22	1.79	0.47
1:L:271:VAL:O	1:L:273:VAL:HG23	2.15	0.47
1:M:248:LEU:HD13	1:M:325:ILE:HD11	1.97	0.47
1:B:417:VAL:HA	1:B:420:ILE:HG22	1.98	0.46
1:D:321:LYS:HB3	1:D:334:ASP:HB3	1.97	0.46
1:E:269:GLY:C	1:F:229:ASN:HD21	2.18	0.46
1:I:33:PRO:HG3	1:I:480:ALA:HB1	1.98	0.46
1:L:194:GLN:HG3	1:L:331:THR:HB	1.96	0.46
1:I:350:ARG:HA	1:I:353:ILE:HD12	1.96	0.46
1:M:421:ARG:NH1	1:M:469:VAL:O	2.45	0.46
1:C:197:ARG:HD2	1:C:277:LYS:HB2	1.98	0.46
1:F:224:ASP:HB3	1:F:302:SER:HA	1.97	0.46
1:L:487:ASN:O	1:L:491:MET:HG2	2.16	0.46
1:M:20:VAL:HB	1:M:74:VAL:HG11	1.97	0.46
1:C:479:ASN:HB3	1:C:493:ILE:HD13	1.97	0.46
1:F:34:LYS:HE3	1:G:118:ARG:HH22	1.81	0.46
1:G:28:LYS:HE2	1:G:453:GLN:OE1	2.16	0.46
1:K:200:LEU:HG	1:K:276:VAL:HA	1.97	0.46
1:M:272:LYS:N	1:M:272:LYS:HD3	2.31	0.46
1:A:194:GLN:O	1:A:371:LYS:HE3	2.16	0.46
1:D:34:LYS:HE3	1:E:118:ARG:NH2	2.31	0.46
1:D:414:GLY:O	1:D:417:VAL:HG13	2.15	0.46
1:N:350:ARG:HA	1:N:353:ILE:HD12	1.97	0.46
1:F:458:CYS:SG	1:F:480:ALA:HB1	2.55	0.46
1:G:42:LYS:O	1:G:44:PHE:N	2.49	0.46
1:H:213:VAL:HB	1:H:325:ILE:HB	1.96	0.46
1:H:270:ILE:HG22	1:H:271:VAL:N	2.30	0.46
1:J:443:ALA:O	1:J:447:MET:HG3	2.16	0.46
1:B:77:VAL:HG12	1:B:506:TYR:HB3	1.98	0.45
1:E:90:THR:O	1:E:94:VAL:HG13	2.17	0.45
1:E:284:ARG:O	1:E:288:MET:HG3	2.15	0.45
1:A:449:ALA:HB3	1:A:450:PRO:HD3	1.98	0.45

*Continued on next page...*

*Continued from previous page...*

Atom-1	Atom-2	Interatomic distance (Å)	Clash overlap (Å)
1:G:420:ILE:HG13	1:G:448:GLU:HG2	1.98	0.45
1:K:272:LYS:HE3	1:K:272:LYS:HB2	1.62	0.45
1:L:20:VAL:HB	1:L:74:VAL:HG11	1.97	0.45
1:N:236:VAL:O	1:N:240:VAL:HG23	2.16	0.45
1:A:34:LYS:HE3	1:B:118:ARG:NH2	2.32	0.45
1:B:218:PRO:HG3	1:B:323:VAL:HG22	1.98	0.45
1:C:193:MET:HB2	1:C:295:LEU:CD1	2.44	0.45
1:E:218:PRO:HB3	1:E:246:PRO:HB2	1.98	0.45
1:H:349:ILE:HG23	1:H:365:LEU:HD22	1.98	0.45
1:I:20:VAL:HB	1:I:74:VAL:HG11	1.98	0.45
1:J:194:GLN:O	1:J:371:LYS:HE3	2.17	0.45
1:M:326:ASN:HB2	1:M:329:THR:HB	1.98	0.45
1:C:158:VAL:HG13	1:C:396:VAL:HG22	1.98	0.45
1:D:90:THR:O	1:D:94:VAL:HG13	2.17	0.45
1:E:173:GLY:O	1:E:404:ARG:NH2	2.49	0.45
1:J:20:VAL:HB	1:J:74:VAL:HG11	1.98	0.45
1:B:479:ASN:HB2	1:B:484:GLU:O	2.16	0.45
1:H:218:PRO:HG3	1:H:323:VAL:HG12	1.99	0.45
1:J:215:LEU:HD22	1:J:246:PRO:HB3	1.98	0.45
1:K:20:VAL:HB	1:K:74:VAL:HG11	1.97	0.45
1:H:248:LEU:HD22	1:H:323:VAL:HG21	1.99	0.45
1:J:180:GLY:HA3	1:J:381:VAL:O	2.16	0.45
1:F:421:ARG:NH2	1:F:476:TYR:O	2.50	0.45
1:H:20:VAL:HB	1:H:74:VAL:HG11	1.98	0.45
1:N:20:VAL:HB	1:N:74:VAL:HG11	1.97	0.45
1:A:194:GLN:HG3	1:A:329:THR:CG2	2.46	0.45
1:M:27:VAL:CG1	1:M:90:THR:HG23	2.47	0.45
1:M:193:MET:HG3	1:M:371:LYS:HB3	1.99	0.45
1:A:350:ARG:HA	1:A:353:ILE:HD12	1.98	0.45
1:C:77:VAL:HG12	1:C:506:TYR:HB3	1.99	0.45
1:E:213:VAL:HB	1:E:325:ILE:HB	1.97	0.45
1:J:27:VAL:CG1	1:J:90:THR:HG23	2.47	0.45
1:A:218:PRO:HG3	1:A:323:VAL:HG22	1.99	0.45
1:C:224:ASP:HB2	1:C:302:SER:HA	1.99	0.45
1:E:323:VAL:HG12	1:E:332:ILE:HA	1.99	0.45
1:E:443:ALA:O	1:E:447:MET:HG3	2.17	0.45
1:F:90:THR:O	1:F:94:VAL:HG13	2.17	0.45
1:L:27:VAL:CG1	1:L:90:THR:HG23	2.47	0.45
1:D:77:VAL:HG12	1:D:506:TYR:HB3	1.99	0.44
1:D:158:VAL:HG13	1:D:396:VAL:HG22	1.99	0.44
1:G:178:GLU:HA	1:G:393:LYS:HE3	1.98	0.44

*Continued on next page...*

*Continued from previous page...*

Atom-1	Atom-2	Interatomic distance (Å)	Clash overlap (Å)
1:K:27:VAL:CG1	1:K:90:THR:HG23	2.47	0.44
1:B:323:VAL:HG12	1:B:332:ILE:HA	1.99	0.44
1:L:180:GLY:HA3	1:L:381:VAL:O	2.17	0.44
1:A:46:ALA:HB2	1:B:76:GLU:CG	2.26	0.44
1:E:268:ARG:HD2	1:E:270:ILE:HD11	1.99	0.44
1:G:77:VAL:HG12	1:G:506:TYR:HB3	1.98	0.44
1:A:214:GLU:HG3	1:A:324:VAL:HG22	1.99	0.44
1:C:336:VAL:HG12	1:C:336:VAL:O	2.17	0.44
1:D:487:ASN:O	1:D:491:MET:HG3	2.17	0.44
1:B:247:LEU:HB3	1:B:273:VAL:HG22	1.98	0.44
1:C:186:GLU:HB2	1:C:380:LYS:HB2	2.00	0.44
1:G:131:LEU:HD13	1:G:422:VAL:HG21	1.98	0.44
1:B:235:PRO:HG3	1:B:310:GLU:HA	1.98	0.44
1:N:479:ASN:ND2	1:N:482:THR:OG1	2.51	0.44
1:E:200:LEU:HD21	1:E:277:LYS:HG3	1.99	0.44
1:E:270:ILE:H	1:E:270:ILE:HG12	1.66	0.44
1:K:449:ALA:HB3	1:K:450:PRO:HD3	1.99	0.44
1:C:248:LEU:HD13	1:C:325:ILE:HD11	2.00	0.44
1:G:193:MET:HB2	1:G:295:LEU:CD1	2.48	0.44
1:H:451:LEU:O	1:H:455:VAL:HG23	2.16	0.44
1:I:232:GLU:HB3	1:I:309:LEU:HB2	2.00	0.44
1:J:224:ASP:HB3	1:J:302:SER:HB3	2.00	0.44
1:M:218:PRO:HD2	1:M:320:ALA:O	2.17	0.44
1:C:38:VAL:HG22	1:D:519:CYS:HB3	2.00	0.43
1:F:479:ASN:ND2	1:F:482:THR:OG1	2.51	0.43
1:H:262:LEU:HD22	1:H:273:VAL:HG11	2.00	0.43
1:C:220:ILE:HG12	1:C:248:LEU:HB3	2.01	0.43
1:G:16:MET:O	1:G:20:VAL:HG13	2.18	0.43
1:L:295:LEU:HD23	1:L:372:LEU:HD12	2.00	0.43
1:N:82:ASN:HB2	1:N:89:THR:OG1	2.18	0.43
1:N:248:LEU:HD13	1:N:325:ILE:HD11	1.99	0.43
1:C:479:ASN:CB	1:C:493:ILE:CD1	2.97	0.43
1:H:82:ASN:HB2	1:H:89:THR:OG1	2.18	0.43
1:I:272:LYS:HA	1:I:272:LYS:HD3	1.83	0.43
1:J:349:ILE:HG23	1:J:365:LEU:HD22	2.00	0.43
1:B:38:VAL:HG22	1:C:519:CYS:HB3	2.00	0.43
1:H:197:ARG:HD2	1:H:277:LYS:HB2	2.00	0.43
1:N:217:SER:HB3	1:N:245:LYS:HD3	1.99	0.43
1:N:263:VAL:O	1:N:267:MET:HB2	2.17	0.43
1:C:417:VAL:HA	1:C:420:ILE:HG22	2.01	0.43
1:F:77:VAL:HG12	1:F:506:TYR:HB3	2.00	0.43

*Continued on next page...*

*Continued from previous page...*

Atom-1	Atom-2	Interatomic distance (Å)	Clash overlap (Å)
1:I:349:ILE:HG23	1:I:365:LEU:HD22	2.01	0.43
1:K:206:ASN:HD21	1:K:214:GLU:H	1.66	0.43
1:N:336:VAL:HG12	1:N:336:VAL:O	2.19	0.43
1:A:90:THR:O	1:A:94:VAL:HG13	2.18	0.43
1:B:90:THR:O	1:B:94:VAL:HG13	2.19	0.43
1:C:202:PRO:C	1:C:204:PHE:H	2.22	0.43
1:D:16:MET:O	1:D:20:VAL:HG13	2.19	0.43
1:J:240:VAL:HG21	1:J:247:LEU:HD22	1.99	0.43
1:G:215:LEU:HB2	1:G:323:VAL:HG22	1.99	0.43
1:L:350:ARG:HA	1:L:353:ILE:HD12	2.00	0.43
1:C:90:THR:O	1:C:94:VAL:HG13	2.19	0.43
1:F:201:SER:HA	1:F:202:PRO:HD3	1.89	0.43
1:F:273:VAL:HG12	1:F:274:ALA:N	2.34	0.43
1:F:417:VAL:HA	1:F:420:ILE:HG22	2.00	0.43
1:N:176:THR:HG21	1:N:322:ARG:HH12	1.81	0.43
1:B:16:MET:O	1:B:20:VAL:HG13	2.19	0.42
1:C:18:ARG:HE	1:C:18:ARG:HB2	1.62	0.42
1:H:158:VAL:HG13	1:H:396:VAL:HG22	2.00	0.42
1:I:301:ILE:HG23	1:I:307:MET:HB2	2.01	0.42
1:J:326:ASN:ND2	1:J:328:ASP:H	2.17	0.42
1:K:82:ASN:HB2	1:K:89:THR:OG1	2.19	0.42
1:M:479:ASN:HB3	1:M:483:GLU:N	2.34	0.42
1:A:472:GLY:HA3	1:A:476:TYR:CD2	2.54	0.42
1:N:27:VAL:CG1	1:N:90:THR:HG23	2.49	0.42
1:N:130:GLU:HB3	1:N:422:VAL:HG13	2.01	0.42
1:A:118:ARG:HH22	1:G:34:LYS:HE3	1.84	0.42
1:B:173:GLY:O	1:B:404:ARG:NH2	2.52	0.42
1:C:264:VAL:O	1:C:268:ARG:HG3	2.20	0.42
1:G:487:ASN:O	1:G:491:MET:HG3	2.19	0.42
1:I:27:VAL:CG1	1:I:90:THR:HG23	2.49	0.42
1:K:324:VAL:HB	1:K:331:THR:HG23	2.01	0.42
1:L:82:ASN:HB2	1:L:89:THR:OG1	2.19	0.42
1:D:383:ALA:HB3	1:D:389:MET:HB2	2.01	0.42
1:E:270:ILE:HB	1:E:271:VAL:H	1.50	0.42
1:L:218:PRO:HD2	1:L:320:ALA:O	2.19	0.42
1:A:451:LEU:O	1:A:455:VAL:HG23	2.19	0.42
1:D:350:ARG:HG3	1:D:369:VAL:HG11	2.01	0.42
1:D:413:ALA:HB2	1:D:475:ASN:HD22	1.83	0.42
1:H:270:ILE:CG2	1:H:271:VAL:HG23	2.45	0.42
1:N:71:ALA:O	1:N:75:LYS:HB2	2.19	0.42
1:N:197:ARG:HD2	1:N:277:LYS:HB2	2.01	0.42

*Continued on next page...*



*Continued from previous page...*

Atom-1	Atom-2	Interatomic distance (Å)	Clash overlap (Å)
1:E:112:ASN:HA	1:E:113:PRO:HD3	1.95	0.42
1:G:42:LYS:C	1:G:44:PHE:H	2.23	0.42
1:H:16:MET:HB3	1:H:514:MET:HE3	2.02	0.42
1:I:82:ASN:HB2	1:I:89:THR:OG1	2.19	0.42
1:M:342:ILE:O	1:M:346:VAL:HG23	2.19	0.42
1:M:451:LEU:O	1:M:455:VAL:HG23	2.19	0.42
1:A:192:GLY:CA	1:A:332:ILE:O	2.68	0.42
1:A:195:PHE:HB2	1:A:279:PRO:HB3	2.01	0.42
1:E:420:ILE:HG13	1:E:448:GLU:HG2	2.02	0.42
1:H:217:SER:N	1:H:218:PRO:HD3	2.35	0.42
1:N:421:ARG:NH1	1:N:469:VAL:O	2.52	0.42
1:C:271:VAL:O	1:C:273:VAL:HG23	2.20	0.42
1:E:207:LYS:HA	1:E:208:PRO:HD3	1.92	0.42
1:K:158:VAL:HG13	1:K:396:VAL:HG22	2.02	0.42
1:F:263:VAL:O	1:F:267:MET:HB2	2.19	0.42
1:F:479:ASN:O	1:F:483:GLU:HA	2.20	0.42
1:H:71:ALA:O	1:H:75:LYS:HB2	2.20	0.42
1:H:413:ALA:HB2	1:H:475:ASN:HD22	1.84	0.42
1:I:16:MET:HB3	1:I:514:MET:HE3	2.02	0.42
1:I:421:ARG:NH2	1:I:476:TYR:O	2.51	0.42
1:J:82:ASN:HB2	1:J:89:THR:OG1	2.20	0.42
1:K:443:ALA:O	1:K:447:MET:HG3	2.19	0.42
1:M:413:ALA:HB2	1:M:475:ASN:HD22	1.84	0.42
1:M:496:PRO:HB2	1:M:499:VAL:HG13	2.02	0.42
1:N:487:ASN:O	1:N:491:MET:HG2	2.19	0.42
1:D:451:LEU:O	1:D:455:VAL:HG23	2.20	0.42
1:E:46:ALA:HA	1:E:47:PRO:HD3	1.95	0.42
1:F:18:ARG:HE	1:F:18:ARG:HB2	1.61	0.42
1:H:420:ILE:HG13	1:H:448:GLU:HG2	2.01	0.42
1:I:363:GLU:HA	1:I:366:GLN:HB2	2.02	0.42
1:M:82:ASN:HB2	1:M:89:THR:OG1	2.20	0.41
1:N:213:VAL:HB	1:N:325:ILE:HB	2.02	0.41
1:A:476:TYR:CD2	1:A:476:TYR:C	2.93	0.41
1:D:266:THR:HA	1:D:271:VAL:O	2.20	0.41
1:I:199:TYR:OH	1:I:327:LYS:HG2	2.20	0.41
1:L:487:ASN:HB3	1:L:490:ASP:HB2	2.03	0.41
1:C:136:VAL:HA	1:C:137:PRO:HD3	1.90	0.41
1:G:234:LEU:N	1:G:235:PRO:HD2	2.35	0.41
1:H:487:ASN:O	1:H:491:MET:HG2	2.21	0.41
1:I:342:ILE:O	1:I:346:VAL:HG23	2.21	0.41
1:J:42:LYS:C	1:J:44:PHE:H	2.24	0.41

*Continued on next page...*

*Continued from previous page...*

Atom-1	Atom-2	Interatomic distance (Å)	Clash overlap (Å)
1:K:524:LEU:HD12	1:K:524:LEU:HA	1.98	0.41
1:D:234:LEU:N	1:D:235:PRO:HD2	2.36	0.41
1:G:288:MET:HG2	1:G:368:ARG:HD3	2.01	0.41
1:K:441:LYS:HA	1:K:441:LYS:HD3	1.87	0.41
1:N:476:TYR:CD2	1:N:476:TYR:C	2.93	0.41
1:C:262:LEU:O	1:C:266:THR:HG22	2.20	0.41
1:D:162:ILE:HG12	1:D:400:LEU:HD23	2.02	0.41
1:G:90:THR:O	1:G:94:VAL:HG13	2.19	0.41
1:I:496:PRO:HB2	1:I:499:VAL:HG13	2.01	0.41
1:M:7:LYS:HE2	1:M:15:LYS:HE3	2.02	0.41
1:N:217:SER:N	1:N:218:PRO:CD	2.83	0.41
1:A:18:ARG:HE	1:A:18:ARG:HB2	1.61	0.41
1:F:16:MET:O	1:F:20:VAL:HG13	2.21	0.41
1:H:219:PHE:HB3	1:H:317:LEU:HD23	2.02	0.41
1:J:263:VAL:O	1:J:267:MET:HB2	2.20	0.41
1:K:201:SER:HA	1:K:202:PRO:HD3	1.92	0.41
1:A:195:PHE:CE2	1:A:197:ARG:HB2	2.55	0.41
1:C:200:LEU:HD21	1:C:277:LYS:HG3	2.02	0.41
1:D:19:GLY:HA3	1:D:67:GLU:O	2.20	0.41
1:J:524:LEU:HD12	1:J:524:LEU:HA	1.98	0.41
1:L:229:ASN:N	1:L:229:ASN:HD22	2.18	0.41
1:N:392:LYS:O	1:N:396:VAL:HG23	2.20	0.41
1:A:16:MET:O	1:A:20:VAL:HG13	2.21	0.41
1:B:256:GLY:C	1:B:258:ALA:H	2.24	0.41
1:I:7:LYS:HE2	1:I:15:LYS:HE3	2.03	0.41
1:I:112:ASN:HA	1:I:113:PRO:HD3	1.94	0.41
1:L:218:PRO:HB3	1:L:246:PRO:HB2	2.03	0.41
1:E:19:GLY:HA3	1:E:67:GLU:O	2.21	0.41
1:E:433:ASN:ND2	1:E:436:GLN:HG3	2.35	0.41
1:G:19:GLY:HA3	1:G:67:GLU:O	2.20	0.41
1:H:27:VAL:CG1	1:H:90:THR:HG23	2.50	0.41
1:I:284:ARG:O	1:I:288:MET:HG3	2.21	0.41
1:J:7:LYS:HE2	1:J:15:LYS:HE3	2.02	0.41
1:J:122:LYS:HG2	1:J:429:LEU:HD21	2.02	0.41
1:J:126:ALA:HB1	1:J:426:LEU:HD22	2.02	0.41
1:K:71:ALA:O	1:K:75:LYS:HB2	2.21	0.41
1:L:496:PRO:HB2	1:L:499:VAL:HG13	2.03	0.41
1:A:301:ILE:HG23	1:A:307:MET:HB3	2.03	0.41
1:D:18:ARG:HE	1:D:18:ARG:HB2	1.62	0.41
1:E:136:VAL:HA	1:E:137:PRO:HD3	1.91	0.41
1:L:420:ILE:HD12	1:L:451:LEU:HD13	2.03	0.41

*Continued on next page...*

Continued from previous page...

Atom-1	Atom-2	Interatomic distance (Å)	Clash overlap (Å)
1:B:443:ALA:O	1:B:447:MET:HG3	2.21	0.40
1:F:19:GLY:HA3	1:F:67:GLU:O	2.21	0.40
1:G:162:ILE:HG12	1:G:400:LEU:HD23	2.04	0.40
1:G:301:ILE:HG23	1:G:307:MET:HB3	2.03	0.40
1:J:136:VAL:HA	1:J:137:PRO:HD3	1.89	0.40
1:K:7:LYS:HE2	1:K:15:LYS:HE3	2.02	0.40
1:K:199:TYR:HA	1:K:276:VAL:HG12	2.03	0.40
1:L:71:ALA:O	1:L:75:LYS:HB2	2.21	0.40
1:M:136:VAL:HA	1:M:137:PRO:HD3	1.88	0.40
1:C:19:GLY:HA3	1:C:67:GLU:O	2.21	0.40
1:L:221:LEU:HD23	1:L:249:ILE:HG23	2.03	0.40
1:L:248:LEU:HD13	1:L:325:ILE:HD11	2.03	0.40
1:A:173:GLY:O	1:A:404:ARG:NH2	2.54	0.40
1:A:194:GLN:HA	1:A:330:THR:O	2.21	0.40
1:D:449:ALA:HB3	1:D:450:PRO:HD3	2.03	0.40
1:E:16:MET:O	1:E:20:VAL:HG13	2.22	0.40
1:G:358:SER:HB3	1:G:361:ASP:HB2	2.02	0.40
1:J:217:SER:N	1:J:218:PRO:HD3	2.36	0.40
1:K:479:ASN:HD22	1:K:493:ILE:HD11	1.85	0.40
1:L:201:SER:HA	1:L:202:PRO:HD3	1.97	0.40
1:C:478:TYR:HB2	1:C:485:TYR:CE2	2.56	0.40
1:D:384:ALA:CA	1:D:385:THR:HG23	2.52	0.40
1:F:443:ALA:O	1:F:447:MET:HG3	2.21	0.40
1:I:248:LEU:HD22	1:I:323:VAL:HG21	2.04	0.40
1:K:112:ASN:HA	1:K:113:PRO:HD3	1.96	0.40
1:L:455:VAL:HG13	1:L:460:GLU:HB2	2.04	0.40
1:N:272:LYS:HB2	1:N:272:LYS:HE3	1.74	0.40
1:A:413:ALA:HB2	1:A:475:ASN:HD22	1.87	0.40
1:A:476:TYR:HA	1:A:486:GLY:O	2.21	0.40
1:C:301:ILE:HG23	1:C:307:MET:HB3	2.02	0.40
1:E:235:PRO:HG3	1:E:310:GLU:HG3	2.03	0.40
1:N:201:SER:HA	1:N:202:PRO:HD3	1.98	0.40

There are no symmetry-related clashes.

## 5.3 Torsion angles [i](#)

### 5.3.1 Protein backbone [i](#)

In the following table, the Percentiles column shows the percent Ramachandran outliers of the chain as a percentile score with respect to all X-ray entries followed by that with respect to entries

of similar resolution.

The Analysed column shows the number of residues for which the backbone conformation was analysed, and the total number of residues.

Mol	Chain	Analysed	Favoured	Allowed	Outliers	Percentiles	
1	A	522/547 (95%)	505 (97%)	15 (3%)	2 (0%)	34	71
1	B	522/547 (95%)	507 (97%)	13 (2%)	2 (0%)	34	71
1	C	522/547 (95%)	507 (97%)	13 (2%)	2 (0%)	34	71
1	D	522/547 (95%)	512 (98%)	9 (2%)	1 (0%)	47	81
1	E	522/547 (95%)	501 (96%)	19 (4%)	2 (0%)	34	71
1	F	522/547 (95%)	507 (97%)	15 (3%)	0	100	100
1	G	522/547 (95%)	509 (98%)	11 (2%)	2 (0%)	34	71
1	H	522/547 (95%)	508 (97%)	11 (2%)	3 (1%)	25	62
1	I	522/547 (95%)	496 (95%)	22 (4%)	4 (1%)	19	55
1	J	522/547 (95%)	505 (97%)	16 (3%)	1 (0%)	47	81
1	K	522/547 (95%)	507 (97%)	14 (3%)	1 (0%)	47	81
1	L	522/547 (95%)	504 (97%)	17 (3%)	1 (0%)	47	81
1	M	522/547 (95%)	505 (97%)	16 (3%)	1 (0%)	47	81
1	N	522/547 (95%)	508 (97%)	12 (2%)	2 (0%)	34	71
All	All	7308/7658 (95%)	7081 (97%)	203 (3%)	24 (0%)	41	75

All (24) Ramachandran outliers are listed below:

Mol	Chain	Res	Type
1	E	44	PHE
1	E	270	ILE
1	H	44	PHE
1	I	483	GLU
1	G	43	SER
1	G	256	GLY
1	H	43	SER
1	I	43	SER
1	B	257	GLU
1	I	481	ALA
1	K	269	GLY
1	N	479	ASN
1	H	336	VAL
1	L	43	SER
1	N	486	GLY

*Continued on next page...*

*Continued from previous page...*

Mol	Chain	Res	Type
1	A	479	ASN
1	C	202	PRO
1	C	483	GLU
1	M	477	GLY
1	B	43	SER
1	D	202	PRO
1	A	270	ILE
1	J	336	VAL
1	I	256	GLY

### 5.3.2 Protein sidechains [i](#)

In the following table, the Percentiles column shows the percent sidechain outliers of the chain as a percentile score with respect to all X-ray entries followed by that with respect to entries of similar resolution.

The Analysed column shows the number of residues for which the sidechain conformation was analysed, and the total number of residues.

Mol	Chain	Analysed	Rotameric	Outliers	Percentiles	
1	A	404/414 (98%)	381 (94%)	23 (6%)	20	54
1	B	404/414 (98%)	384 (95%)	20 (5%)	24	59
1	C	404/414 (98%)	384 (95%)	20 (5%)	24	59
1	D	404/414 (98%)	380 (94%)	24 (6%)	19	52
1	E	404/414 (98%)	378 (94%)	26 (6%)	17	49
1	F	404/414 (98%)	382 (95%)	22 (5%)	22	56
1	G	404/414 (98%)	381 (94%)	23 (6%)	20	54
1	H	404/414 (98%)	380 (94%)	24 (6%)	19	52
1	I	404/414 (98%)	381 (94%)	23 (6%)	20	54
1	J	404/414 (98%)	381 (94%)	23 (6%)	20	54
1	K	404/414 (98%)	382 (95%)	22 (5%)	22	56
1	L	404/414 (98%)	379 (94%)	25 (6%)	18	50
1	M	404/414 (98%)	381 (94%)	23 (6%)	20	54
1	N	404/414 (98%)	373 (92%)	31 (8%)	13	41
All	All	5656/5796 (98%)	5327 (94%)	329 (6%)	20	53

All (329) residues with a non-rotameric sidechain are listed below:

Mol	Chain	Res	Type
1	A	18	ARG
1	A	20	VAL
1	A	74	VAL
1	A	76	GLU
1	A	94	VAL
1	A	134	LEU
1	A	177	VAL
1	A	196	ASP
1	A	217	SER
1	A	230	ILE
1	A	231	ARG
1	A	240	VAL
1	A	242	LYS
1	A	257	GLU
1	A	265	ASN
1	A	268	ARG
1	A	271	VAL
1	A	385	THR
1	A	417	VAL
1	A	468	THR
1	A	476	TYR
1	A	499	VAL
1	A	524	LEU
1	B	18	ARG
1	B	20	VAL
1	B	74	VAL
1	B	76	GLU
1	B	82	ASN
1	B	94	VAL
1	B	134	LEU
1	B	177	VAL
1	B	242	LYS
1	B	271	VAL
1	B	272	LYS
1	B	295	LEU
1	B	328	ASP
1	B	329	THR
1	B	385	THR
1	B	387	VAL
1	B	422	VAL
1	B	451	LEU
1	B	499	VAL
1	B	524	LEU

*Continued on next page...*

*Continued from previous page...*

<b>Mol</b>	<b>Chain</b>	<b>Res</b>	<b>Type</b>
1	C	18	ARG
1	C	20	VAL
1	C	74	VAL
1	C	76	GLU
1	C	94	VAL
1	C	134	LEU
1	C	177	VAL
1	C	207	LYS
1	C	230	ILE
1	C	231	ARG
1	C	240	VAL
1	C	242	LYS
1	C	268	ARG
1	C	270	ILE
1	C	271	VAL
1	C	295	LEU
1	C	328	ASP
1	C	417	VAL
1	C	499	VAL
1	C	524	LEU
1	D	18	ARG
1	D	20	VAL
1	D	27	VAL
1	D	74	VAL
1	D	76	GLU
1	D	82	ASN
1	D	94	VAL
1	D	134	LEU
1	D	177	VAL
1	D	230	ILE
1	D	231	ARG
1	D	242	LYS
1	D	257	GLU
1	D	321	LYS
1	D	328	ASP
1	D	329	THR
1	D	343	GLN
1	D	369	VAL
1	D	400	LEU
1	D	404	ARG
1	D	417	VAL
1	D	422	VAL

*Continued on next page...*

*Continued from previous page...*

<b>Mol</b>	<b>Chain</b>	<b>Res</b>	<b>Type</b>
1	D	499	VAL
1	D	524	LEU
1	E	18	ARG
1	E	20	VAL
1	E	44	PHE
1	E	74	VAL
1	E	76	GLU
1	E	82	ASN
1	E	94	VAL
1	E	134	LEU
1	E	177	VAL
1	E	230	ILE
1	E	231	ARG
1	E	242	LYS
1	E	257	GLU
1	E	268	ARG
1	E	270	ILE
1	E	271	VAL
1	E	295	LEU
1	E	328	ASP
1	E	339	GLU
1	E	343	GLN
1	E	366	GLN
1	E	398	ASP
1	E	400	LEU
1	E	433	ASN
1	E	499	VAL
1	E	524	LEU
1	F	18	ARG
1	F	20	VAL
1	F	74	VAL
1	F	76	GLU
1	F	82	ASN
1	F	94	VAL
1	F	134	LEU
1	F	177	VAL
1	F	230	ILE
1	F	242	LYS
1	F	268	ARG
1	F	271	VAL
1	F	316	ASP
1	F	328	ASP

*Continued on next page...*



*Continued from previous page...*

<b>Mol</b>	<b>Chain</b>	<b>Res</b>	<b>Type</b>
1	F	329	THR
1	F	387	VAL
1	F	400	LEU
1	F	451	LEU
1	F	463	SER
1	F	468	THR
1	F	499	VAL
1	F	524	LEU
1	G	18	ARG
1	G	20	VAL
1	G	74	VAL
1	G	76	GLU
1	G	94	VAL
1	G	134	LEU
1	G	177	VAL
1	G	230	ILE
1	G	231	ARG
1	G	257	GLU
1	G	271	VAL
1	G	295	LEU
1	G	321	LYS
1	G	328	ASP
1	G	336	VAL
1	G	369	VAL
1	G	398	ASP
1	G	400	LEU
1	G	417	VAL
1	G	420	ILE
1	G	422	VAL
1	G	499	VAL
1	G	524	LEU
1	H	18	ARG
1	H	20	VAL
1	H	42	LYS
1	H	58	ARG
1	H	74	VAL
1	H	82	ASN
1	H	94	VAL
1	H	131	LEU
1	H	134	LEU
1	H	224	ASP
1	H	270	ILE

*Continued on next page...*

*Continued from previous page...*

<b>Mol</b>	<b>Chain</b>	<b>Res</b>	<b>Type</b>
1	H	272	LYS
1	H	294	THR
1	H	307	MET
1	H	321	LYS
1	H	328	ASP
1	H	331	THR
1	H	336	VAL
1	H	369	VAL
1	H	404	ARG
1	H	463	SER
1	H	482	THR
1	H	499	VAL
1	H	524	LEU
1	I	20	VAL
1	I	42	LYS
1	I	58	ARG
1	I	74	VAL
1	I	82	ASN
1	I	94	VAL
1	I	131	LEU
1	I	134	LEU
1	I	206	ASN
1	I	225	LYS
1	I	231	ARG
1	I	272	LYS
1	I	294	THR
1	I	321	LYS
1	I	328	ASP
1	I	331	THR
1	I	351	GLN
1	I	398	ASP
1	I	404	ARG
1	I	422	VAL
1	I	463	SER
1	I	468	THR
1	I	499	VAL
1	J	18	ARG
1	J	20	VAL
1	J	58	ARG
1	J	74	VAL
1	J	82	ASN
1	J	94	VAL

*Continued on next page...*

*Continued from previous page...*

<b>Mol</b>	<b>Chain</b>	<b>Res</b>	<b>Type</b>
1	J	131	LEU
1	J	134	LEU
1	J	196	ASP
1	J	210	THR
1	J	257	GLU
1	J	270	ILE
1	J	272	LYS
1	J	284	ARG
1	J	305	ILE
1	J	326	ASN
1	J	328	ASP
1	J	351	GLN
1	J	387	VAL
1	J	398	ASP
1	J	463	SER
1	J	499	VAL
1	J	524	LEU
1	K	20	VAL
1	K	58	ARG
1	K	74	VAL
1	K	82	ASN
1	K	94	VAL
1	K	131	LEU
1	K	134	LEU
1	K	209	GLU
1	K	210	THR
1	K	250	ILE
1	K	272	LYS
1	K	294	THR
1	K	299	THR
1	K	316	ASP
1	K	321	LYS
1	K	328	ASP
1	K	329	THR
1	K	331	THR
1	K	351	GLN
1	K	482	THR
1	K	499	VAL
1	K	524	LEU
1	L	20	VAL
1	L	42	LYS
1	L	58	ARG

*Continued on next page...*

*Continued from previous page...*

<b>Mol</b>	<b>Chain</b>	<b>Res</b>	<b>Type</b>
1	L	74	VAL
1	L	82	ASN
1	L	94	VAL
1	L	131	LEU
1	L	134	LEU
1	L	209	GLU
1	L	257	GLU
1	L	272	LYS
1	L	284	ARG
1	L	294	THR
1	L	299	THR
1	L	309	LEU
1	L	314	LEU
1	L	321	LYS
1	L	328	ASP
1	L	336	VAL
1	L	363	GLU
1	L	404	ARG
1	L	425	LYS
1	L	468	THR
1	L	499	VAL
1	L	524	LEU
1	M	20	VAL
1	M	42	LYS
1	M	58	ARG
1	M	74	VAL
1	M	82	ASN
1	M	94	VAL
1	M	131	LEU
1	M	134	LEU
1	M	209	GLU
1	M	252	GLU
1	M	257	GLU
1	M	261	THR
1	M	272	LYS
1	M	284	ARG
1	M	309	LEU
1	M	321	LYS
1	M	328	ASP
1	M	339	GLU
1	M	359	ASP
1	M	387	VAL

*Continued on next page...*

*Continued from previous page...*

<b>Mol</b>	<b>Chain</b>	<b>Res</b>	<b>Type</b>
1	M	404	ARG
1	M	499	VAL
1	M	524	LEU
1	N	18	ARG
1	N	20	VAL
1	N	44	PHE
1	N	58	ARG
1	N	74	VAL
1	N	82	ASN
1	N	94	VAL
1	N	131	LEU
1	N	134	LEU
1	N	196	ASP
1	N	207	LYS
1	N	209	GLU
1	N	245	LYS
1	N	257	GLU
1	N	267	MET
1	N	272	LYS
1	N	309	LEU
1	N	315	GLU
1	N	321	LYS
1	N	322	ARG
1	N	331	THR
1	N	351	GLN
1	N	369	VAL
1	N	372	LEU
1	N	398	ASP
1	N	404	ARG
1	N	468	THR
1	N	476	TYR
1	N	483	GLU
1	N	499	VAL
1	N	524	LEU

Sometimes sidechains can be flipped to improve hydrogen bonding and reduce clashes. All (60) such sidechains are listed below:

<b>Mol</b>	<b>Chain</b>	<b>Res</b>	<b>Type</b>
1	A	146	GLN
1	A	343	GLN
1	A	366	GLN
1	A	475	ASN

*Continued on next page...*

*Continued from previous page...*

<b>Mol</b>	<b>Chain</b>	<b>Res</b>	<b>Type</b>
1	B	146	GLN
1	B	343	GLN
1	B	401	HIS
1	B	475	ASN
1	C	146	GLN
1	C	265	ASN
1	C	343	GLN
1	C	401	HIS
1	C	475	ASN
1	D	146	GLN
1	D	194	GLN
1	D	265	ASN
1	D	343	GLN
1	D	475	ASN
1	E	146	GLN
1	E	343	GLN
1	E	433	ASN
1	E	475	ASN
1	F	146	GLN
1	F	194	GLN
1	F	229	ASN
1	F	343	GLN
1	F	432	GLN
1	F	475	ASN
1	F	479	ASN
1	G	146	GLN
1	G	265	ASN
1	G	475	ASN
1	H	146	GLN
1	H	351	GLN
1	H	475	ASN
1	I	146	GLN
1	I	265	ASN
1	I	475	ASN
1	J	146	GLN
1	J	326	ASN
1	J	475	ASN
1	K	146	GLN
1	K	229	ASN
1	K	475	ASN
1	K	479	ASN
1	L	146	GLN

*Continued on next page...*

*Continued from previous page...*

Mol	Chain	Res	Type
1	L	229	ASN
1	L	265	ASN
1	L	475	ASN
1	M	146	GLN
1	M	326	ASN
1	M	351	GLN
1	M	401	HIS
1	M	475	ASN
1	N	146	GLN
1	N	265	ASN
1	N	290	GLN
1	N	326	ASN
1	N	475	ASN
1	N	479	ASN

### 5.3.3 RNA [i](#)

There are no RNA molecules in this entry.

### 5.4 Non-standard residues in protein, DNA, RNA chains [i](#)

There are no non-standard protein/DNA/RNA residues in this entry.

### 5.5 Carbohydrates [i](#)

There are no monosaccharides in this entry.

### 5.6 Ligand geometry [i](#)

There are no ligands in this entry.

### 5.7 Other polymers [i](#)

There are no such residues in this entry.

### 5.8 Polymer linkage issues [i](#)

There are no chain breaks in this entry.

## 6 Fit of model and data

### 6.1 Protein, DNA and RNA chains

Unable to reproduce the depositors R factor - this section is therefore empty.

### 6.2 Non-standard residues in protein, DNA, RNA chains

Unable to reproduce the depositors R factor - this section is therefore empty.

### 6.3 Carbohydrates

Unable to reproduce the depositors R factor - this section is therefore empty.

### 6.4 Ligands

Unable to reproduce the depositors R factor - this section is therefore empty.

### 6.5 Other polymers

Unable to reproduce the depositors R factor - this section is therefore empty.