



Full wwPDB X-ray Structure Validation Report ⓘ

Oct 18, 2023 – 03:29 AM EDT

PDB ID : 2H6R
Title : Crystal Structure of triosephosphate isomerase (TIM) from *Methanocaldococcus jannaschii*
Authors : Gayathri, P.; Banerjee, M.; Vijayalakshmi, A.; Balaram, H.; Balaram, P.; Murthy, M.R.N.
Deposited on : 2006-06-01
Resolution : 2.30 Å(reported)

This is a Full wwPDB X-ray Structure Validation Report for a publicly released PDB entry.

We welcome your comments at validation@mail.wwpdb.org

A user guide is available at

<https://www.wwpdb.org/validation/2017/XrayValidationReportHelp>

with specific help available everywhere you see the ⓘ symbol.

The types of validation reports are described at

<http://www.wwpdb.org/validation/2017/FAQs#types>.

The following versions of software and data (see [references ⓘ](#)) were used in the production of this report:

MolProbity : 4.02b-467
Xtriage (Phenix) : 1.13
EDS : 2.36
Percentile statistics : 20191225.v01 (using entries in the PDB archive December 25th 2019)
Refmac : 5.8.0158
CCP4 : 7.0.044 (Gargrove)
Ideal geometry (proteins) : Engh & Huber (2001)
Ideal geometry (DNA, RNA) : Parkinson et al. (1996)
Validation Pipeline (wwPDB-VP) : 2.36

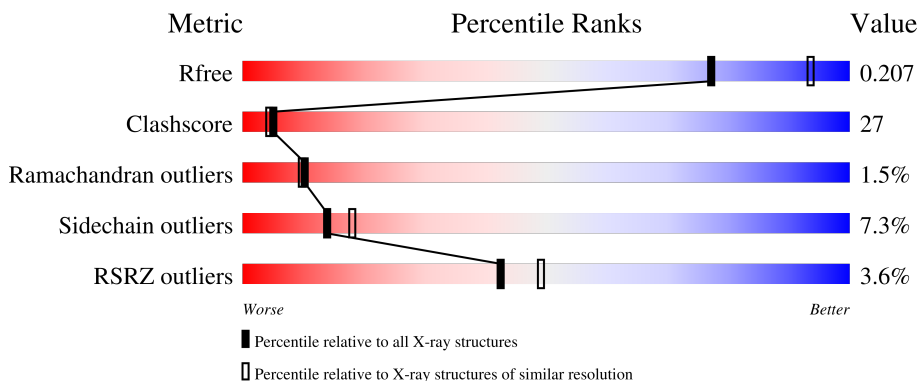
1 Overall quality at a glance

The following experimental techniques were used to determine the structure:

X-RAY DIFFRACTION

The reported resolution of this entry is 2.30 Å.

Percentile scores (ranging between 0-100) for global validation metrics of the entry are shown in the following graphic. The table shows the number of entries on which the scores are based.




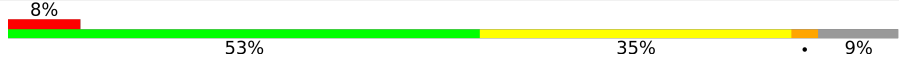

Metric	Whole archive (#Entries)	Similar resolution (#Entries, resolution range(Å))
R_{free}	130704	5042 (2.30-2.30)
Clashscore	141614	5643 (2.30-2.30)
Ramachandran outliers	138981	5575 (2.30-2.30)
Sidechain outliers	138945	5575 (2.30-2.30)
RSRZ outliers	127900	4938 (2.30-2.30)

The table below summarises the geometric issues observed across the polymeric chains and their fit to the electron density. The red, orange, yellow and green segments of the lower bar indicate the fraction of residues that contain outliers for ≥ 3 , 2, 1 and 0 types of geometric quality criteria respectively. A grey segment represents the fraction of residues that are not modelled. The numeric value for each fraction is indicated below the corresponding segment, with a dot representing fractions $\leq 5\%$. The upper red bar (where present) indicates the fraction of residues that have poor fit to the electron density. The numeric value is given above the bar.

Mol	Chain	Length	Quality of chain
1	A	219	
1	B	219	
1	C	219	
1	D	219	
1	E	219	

Continued on next page...

Continued from previous page...

Mol	Chain	Length	Quality of chain
1	F	219	
1	G	219	
1	H	219	

2 Entry composition i

There are 2 unique types of molecules in this entry. The entry contains 12422 atoms, of which 0 are hydrogens and 0 are deuteriums.

In the tables below, the ZeroOcc column contains the number of atoms modelled with zero occupancy, the AltConf column contains the number of residues with at least one atom in alternate conformation and the Trace column contains the number of residues modelled with at most 2 atoms.

- Molecule 1 is a protein called Triosephosphate isomerase.

Mol	Chain	Residues	Atoms					ZeroOcc	AltConf	Trace
			Total	C	N	O	S			
1	A	203	1504	943	258	294	9	0	0	0
1	B	209	1548	971	265	303	9	0	0	0
1	C	204	1508	946	260	293	9	0	0	0
1	D	200	1480	927	255	289	9	0	0	0
1	E	207	1538	966	264	299	9	0	0	0
1	F	201	1490	934	257	290	9	0	0	0
1	G	200	1477	925	254	289	9	0	0	0
1	H	201	1493	937	257	290	9	0	0	0

There are 16 discrepancies between the modelled and reference sequences:

Chain	Residue	Modelled	Actual	Comment	Reference
A	2	VAL	LEU	engineered mutation	UNP Q58923
A	134	CYS	TYR	engineered mutation	UNP Q58923
B	2	VAL	LEU	engineered mutation	UNP Q58923
B	134	CYS	TYR	engineered mutation	UNP Q58923
C	2	VAL	LEU	engineered mutation	UNP Q58923
C	134	CYS	TYR	engineered mutation	UNP Q58923
D	2	VAL	LEU	engineered mutation	UNP Q58923
D	134	CYS	TYR	engineered mutation	UNP Q58923
E	2	VAL	LEU	engineered mutation	UNP Q58923
E	134	CYS	TYR	engineered mutation	UNP Q58923
F	2	VAL	LEU	engineered mutation	UNP Q58923
F	134	CYS	TYR	engineered mutation	UNP Q58923
G	2	VAL	LEU	engineered mutation	UNP Q58923

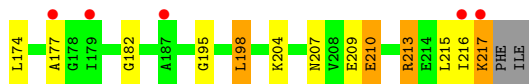
Continued on next page...

Continued from previous page...

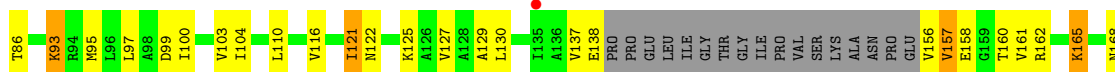
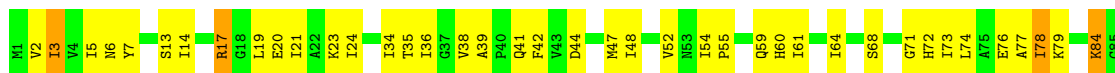
Chain	Residue	Modelled	Actual	Comment	Reference
G	134	CYS	TYR	engineered mutation	UNP Q58923
H	2	VAL	LEU	engineered mutation	UNP Q58923
H	134	CYS	TYR	engineered mutation	UNP Q58923

- Molecule 2 is water.

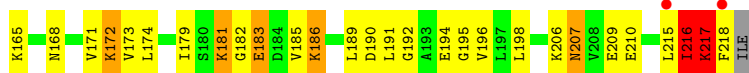

Mol	Chain	Residues	Atoms	ZeroOcc	AltConf
2	A	58	Total O 58 58	0	0
2	B	55	Total O 55 55	0	0
2	C	45	Total O 45 45	0	0
2	D	46	Total O 46 46	0	0
2	E	53	Total O 53 53	0	0
2	F	34	Total O 34 34	0	0
2	G	36	Total O 36 36	0	0
2	H	57	Total O 57 57	0	0



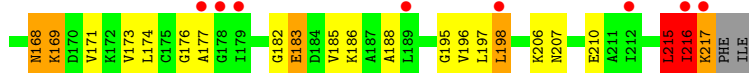
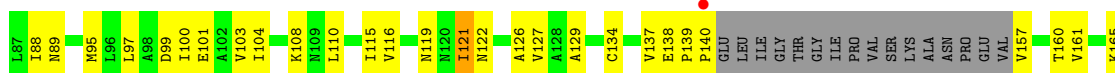
- Molecule 1: Triosephosphate isomerase



- Molecule 1: Triosephosphate isomerase

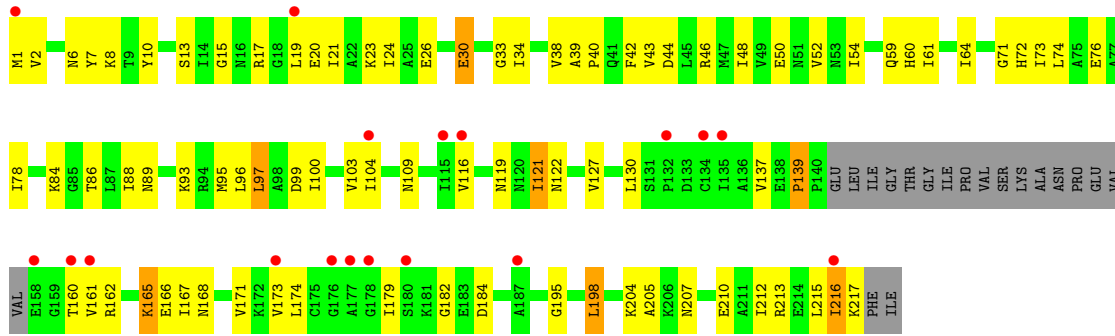


- Molecule 1: Triosephosphate isomerase

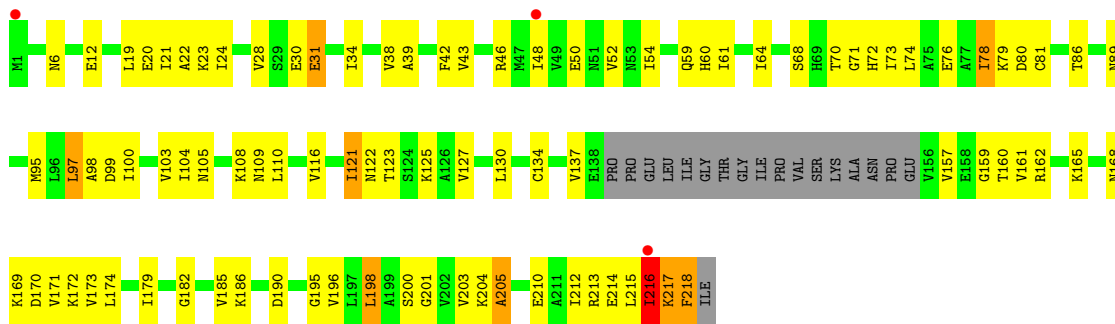


- Molecule 1: Triosephosphate isomerase





• Molecule 1: Triosephosphate isomerase



4 Data and refinement statistics i

Property	Value	Source
Space group	P 31	Depositor
Cell constants a, b, c, α , β , γ	139.34Å 139.34Å 80.89Å 90.00° 90.00° 120.00°	Depositor
Resolution (Å)	34.28 – 2.30 34.98 – 2.30	Depositor EDS
% Data completeness (in resolution range)	92.7 (34.28-2.30) 96.2 (34.98-2.30)	Depositor EDS
R_{merge}	0.09	Depositor
R_{sym}	(Not available)	Depositor
$\langle I/\sigma(I) \rangle$ ¹	7.56 (at 2.29Å)	Xtrriage
Refinement program	CNS 1.1	Depositor
R, R_{free}	0.213 , 0.278 0.208 , 0.207	Depositor DCC
R_{free} test set	3415 reflections (4.53%)	wwPDB-VP
Wilson B-factor (Å ²)	29.9	Xtrriage
Anisotropy	0.086	Xtrriage
Bulk solvent k_{sol} (e/Å ³), B_{sol} (Å ²)	0.34 , 20.4	EDS
L-test for twinning ²	$\langle L \rangle = 0.39$, $\langle L^2 \rangle = 0.21$	Xtrriage
Estimated twinning fraction	0.467 for -h,-k,l 0.426 for h,-h-k,-l 0.420 for -k,-h,-l	Xtrriage
Reported twinning fraction	0.250 for h,k,l 0.250 for k,h,-l 0.250 for -k,-h,-l 0.250 for -h,-k,l	Depositor
Outliers	0 of 75331 reflections	Xtrriage
F_o, F_c correlation	0.92	EDS
Total number of atoms	12422	wwPDB-VP
Average B, all atoms (Å ²)	34.0	wwPDB-VP

Xtrriage's analysis on translational NCS is as follows: *The largest off-origin peak in the Patterson function is 3.58% of the height of the origin peak. No significant pseudotranslation is detected.*

¹Intensities estimated from amplitudes.

²Theoretical values of $\langle |L| \rangle$, $\langle L^2 \rangle$ for acentric reflections are 0.5, 0.333 respectively for untwinned datasets, and 0.375, 0.2 for perfectly twinned datasets.

5 Model quality [i](#)

5.1 Standard geometry [i](#)

The Z score for a bond length (or angle) is the number of standard deviations the observed value is removed from the expected value. A bond length (or angle) with $|Z| > 5$ is considered an outlier worth inspection. RMSZ is the root-mean-square of all Z scores of the bond lengths (or angles).

Mol	Chain	Bond lengths		Bond angles	
		RMSZ	# Z >5	RMSZ	# Z >5
1	A	0.30	0/1516	1.01	8/2051 (0.4%)
1	B	0.23	0/1561	0.58	1/2114 (0.0%)
1	C	0.28	0/1521	0.60	1/2058 (0.0%)
1	D	0.30	0/1490	0.81	5/2014 (0.2%)
1	E	0.27	0/1552	0.58	0/2100
1	F	0.29	0/1502	0.64	2/2031 (0.1%)
1	G	0.24	0/1489	0.57	0/2015
1	H	0.31	1/1504 (0.1%)	0.64	4/2032 (0.2%)
All	All	0.28	1/12135 (0.0%)	0.69	21/16415 (0.1%)

Chiral center outliers are detected by calculating the chiral volume of a chiral center and verifying if the center is modelled as a planar moiety or with the opposite hand. A planarity outlier is detected by checking planarity of atoms in a peptide group, atoms in a mainchain group or atoms of a sidechain that are expected to be planar.

Mol	Chain	#Chirality outliers	#Planarity outliers
1	A	0	1

All (1) bond length outliers are listed below:

Mol	Chain	Res	Type	Atoms	Z	Observed(Å)	Ideal(Å)
1	H	216	ILE	C-O	-5.05	1.13	1.23

All (21) bond angle outliers are listed below:

Mol	Chain	Res	Type	Atoms	Z	Observed(°)	Ideal(°)
1	A	213	ARG	NE-CZ-NH1	-21.76	109.42	120.30
1	A	213	ARG	NE-CZ-NH2	21.27	130.94	120.30
1	D	216	ILE	CA-C-N	-16.48	80.94	117.20
1	A	216	ILE	CA-C-N	-13.72	87.02	117.20
1	D	216	ILE	C-N-CA	12.72	153.51	121.70
1	D	216	ILE	O-C-N	11.35	140.86	122.70
1	A	213	ARG	CD-NE-CZ	10.54	138.36	123.60

Continued on next page...

Continued from previous page...

Mol	Chain	Res	Type	Atoms	Z	Observed(°)	Ideal(°)
1	A	216	ILE	N-CA-C	9.43	136.46	111.00
1	H	216	ILE	O-C-N	-8.59	108.95	122.70
1	A	216	ILE	C-N-CA	7.85	141.33	121.70
1	H	216	ILE	C-N-CA	-7.78	102.24	121.70
1	F	215	LEU	CA-CB-CG	7.20	131.86	115.30
1	A	216	ILE	O-C-N	6.88	133.71	122.70
1	F	216	ILE	N-CA-C	-6.39	93.74	111.00
1	D	216	ILE	CA-C-O	6.18	133.09	120.10
1	A	216	ILE	CA-C-O	5.93	132.56	120.10
1	H	216	ILE	CA-C-N	5.87	130.12	117.20
1	D	213	ARG	NE-CZ-NH2	-5.63	117.48	120.30
1	C	213	ARG	NE-CZ-NH2	-5.58	117.51	120.30
1	B	213	ARG	NE-CZ-NH2	-5.57	117.51	120.30
1	H	213	ARG	NE-CZ-NH2	-5.45	117.57	120.30

There are no chirality outliers.

All (1) planarity outliers are listed below:

Mol	Chain	Res	Type	Group
1	A	216	ILE	Mainchain

5.2 Too-close contacts [i](#)

In the following table, the Non-H and H(model) columns list the number of non-hydrogen atoms and hydrogen atoms in the chain respectively. The H(added) column lists the number of hydrogen atoms added and optimized by MolProbity. The Clashes column lists the number of clashes within the asymmetric unit, whereas Symm-Clashes lists symmetry-related clashes.

Mol	Chain	Non-H	H(model)	H(added)	Clashes	Symm-Clashes
1	A	1504	0	1560	98	0
1	B	1548	0	1604	67	0
1	C	1508	0	1569	75	0
1	D	1480	0	1537	96	0
1	E	1538	0	1596	105	0
1	F	1490	0	1552	111	0
1	G	1477	0	1525	84	0
1	H	1493	0	1554	83	0
2	A	58	0	0	0	0
2	B	55	0	0	1	0
2	C	45	0	0	0	0
2	D	46	0	0	0	0

Continued on next page...

Continued from previous page...

Mol	Chain	Non-H	H(model)	H(added)	Clashes	Symm-Clashes
2	E	53	0	0	0	0
2	F	34	0	0	0	0
2	G	36	0	0	0	0
2	H	57	0	0	0	0
All	All	12422	0	12497	665	0

The all-atom clashscore is defined as the number of clashes found per 1000 atoms (including hydrogen atoms). The all-atom clashscore for this structure is 27.

All (665) close contacts within the same asymmetric unit are listed below, sorted by their clash magnitude.

Atom-1	Atom-2	Interatomic distance (Å)	Clash overlap (Å)
1:F:215:LEU:O	1:F:217:LYS:HD3	1.46	1.13
1:D:217:LYS:HZ3	1:D:217:LYS:HB2	1.01	1.11
1:E:207:ASN:HD21	1:E:210:GLU:HB3	1.07	1.11
1:C:138:GLU:HB3	1:C:139:PRO:HD2	1.12	1.10
1:H:19:LEU:HA	1:H:48:ILE:HD11	1.23	1.09
1:A:32:SER:OG	1:A:34:ILE:HD12	1.55	1.07
1:F:182:GLY:HA3	1:F:217:LYS:HE2	1.32	1.06
1:A:34:ILE:HD11	1:A:217:LYS:HD2	1.34	1.04
1:F:185:VAL:HG11	1:F:217:LYS:CA	1.86	1.04
1:F:182:GLY:O	1:F:217:LYS:HG2	1.58	1.04
1:G:168:ASN:HD22	1:G:171:VAL:HG23	1.23	1.01
1:F:185:VAL:HG11	1:F:217:LYS:HA	1.04	1.00
1:G:213:ARG:HA	1:G:216:ILE:HD11	1.43	0.99
1:D:185:VAL:CG1	1:D:217:LYS:HB3	1.95	0.96
1:F:185:VAL:HG21	1:F:217:LYS:C	1.86	0.95
1:D:217:LYS:HZ3	1:D:217:LYS:CB	1.80	0.94
1:D:217:LYS:HB2	1:D:217:LYS:NZ	1.80	0.94
1:C:138:GLU:HB3	1:C:139:PRO:CD	1.96	0.93
1:D:3:ILE:HB	1:D:36:ILE:HG23	1.50	0.93
1:F:182:GLY:HA3	1:F:217:LYS:CE	1.98	0.92
1:A:34:ILE:CD1	1:A:217:LYS:HD2	1.99	0.92
1:F:185:VAL:CG1	1:F:217:LYS:HA	1.99	0.91
1:D:185:VAL:HG11	1:D:217:LYS:HB3	1.53	0.91
1:B:168:ASN:HD22	1:B:171:VAL:HG23	1.30	0.90
1:D:168:ASN:HD22	1:D:171:VAL:HG23	1.33	0.89
1:G:8:LYS:HD3	1:H:68:SER:HA	1.54	0.89
1:E:186:LYS:HA	1:E:189:LEU:HG	1.55	0.88
1:A:216:ILE:HG22	1:A:217:LYS:H	1.39	0.88
1:E:207:ASN:ND2	1:E:210:GLU:HB3	1.87	0.88

Continued on next page...

Continued from previous page...

Atom-1	Atom-2	Interatomic distance (Å)	Clash overlap (Å)
1:D:55:PRO:HA	1:D:84:LYS:HE3	1.53	0.87
1:F:185:VAL:HG21	1:F:217:LYS:HB3	1.57	0.86
1:G:40:PRO:HG2	1:G:48:ILE:HD13	1.58	0.84
1:G:216:ILE:HD12	1:G:217:LYS:H	1.42	0.84
1:B:141:GLU:O	1:B:142:LEU:HB2	1.76	0.84
1:D:217:LYS:CB	1:D:217:LYS:NZ	2.40	0.84
1:E:93:LYS:HG3	1:F:72:HIS:CE1	2.13	0.84
1:C:138:GLU:CB	1:C:139:PRO:HD2	2.05	0.83
1:A:168:ASN:HD22	1:A:171:VAL:HG23	1.39	0.83
1:C:182:GLY:HA3	1:C:217:LYS:O	1.79	0.82
1:D:156:VAL:O	1:D:157:VAL:HG12	1.79	0.81
1:E:71:GLY:H	1:F:59:GLN:HE21	1.27	0.81
1:E:207:ASN:HD21	1:E:210:GLU:CB	1.90	0.80
1:C:59:GLN:HE21	1:D:71:GLY:H	1.29	0.79
1:E:116:VAL:HG11	1:E:127:VAL:HG11	1.65	0.78
1:A:216:ILE:CG2	1:A:217:LYS:H	1.88	0.78
1:F:185:VAL:CG2	1:F:217:LYS:HB3	2.13	0.78
1:H:204:LYS:HG3	1:H:205:ALA:H	1.48	0.78
1:A:115:ILE:HG12	1:A:134:CYS:SG	2.24	0.78
1:F:115:ILE:HG12	1:F:134:CYS:SG	2.24	0.78
1:C:14:ILE:HD13	1:C:41:GLN:OE1	1.84	0.77
1:F:116:VAL:HG11	1:F:127:VAL:HG11	1.64	0.77
1:B:116:VAL:HG11	1:B:127:VAL:HG11	1.67	0.77
1:A:3:ILE:HD11	1:A:217:LYS:O	1.85	0.77
1:H:116:VAL:HG11	1:H:127:VAL:HG11	1.67	0.77
1:A:116:VAL:HG11	1:A:127:VAL:HG11	1.67	0.76
1:G:213:ARG:HA	1:G:216:ILE:CD1	2.14	0.76
1:D:116:VAL:HG11	1:D:127:VAL:HG11	1.67	0.76
1:C:116:VAL:HG11	1:C:127:VAL:HG11	1.67	0.76
1:B:129:ALA:HA	1:B:167:ILE:HD11	1.66	0.75
1:C:139:PRO:HA	1:C:140:PRO:C	2.06	0.75
1:G:162:ARG:O	1:G:166:GLU:HG2	1.87	0.75
1:D:217:LYS:N	1:D:217:LYS:HZ2	1.84	0.75
1:G:116:VAL:HG11	1:G:127:VAL:HG11	1.68	0.74
1:D:174:LEU:HD22	1:D:195:GLY:HA3	1.67	0.74
1:A:186:LYS:HZ2	1:A:186:LYS:HB2	1.52	0.74
1:D:217:LYS:NZ	1:D:217:LYS:CA	2.51	0.74
1:D:206:LYS:HG3	1:D:207:ASN:H	1.53	0.74
1:E:186:LYS:HB3	1:E:218:PHE:C	2.08	0.73
1:D:3:ILE:N	1:D:3:ILE:HD12	2.04	0.73
1:G:216:ILE:O	1:G:217:LYS:HB2	1.88	0.73

Continued on next page...

Continued from previous page...

Atom-1	Atom-2	Interatomic distance (Å)	Clash overlap (Å)
1:F:100:ILE:O	1:F:104:ILE:HD13	1.89	0.72
1:A:216:ILE:HG22	1:A:217:LYS:O	1.88	0.72
1:G:168:ASN:ND2	1:G:171:VAL:HG23	2.02	0.72
1:A:100:ILE:O	1:A:104:ILE:HD13	1.90	0.71
1:A:186:LYS:HD2	1:A:190:ASP:OD2	1.91	0.71
1:C:74:LEU:HD13	1:C:76:GLU:H	1.55	0.71
1:D:100:ILE:O	1:D:104:ILE:HD13	1.90	0.71
1:H:100:ILE:O	1:H:104:ILE:HD13	1.91	0.71
1:D:74:LEU:HD13	1:D:76:GLU:H	1.55	0.71
1:C:5:ILE:HD11	1:C:36:ILE:HD11	1.72	0.71
1:B:168:ASN:HD22	1:B:171:VAL:CG2	2.03	0.71
1:F:182:GLY:CA	1:F:217:LYS:HE2	2.18	0.71
1:D:60:HIS:CG	1:D:93:LYS:HD3	2.25	0.71
1:E:122:ASN:HA	1:E:125:LYS:HD3	1.73	0.71
1:G:74:LEU:HD13	1:G:76:GLU:H	1.55	0.71
1:B:100:ILE:O	1:B:104:ILE:HD13	1.91	0.70
1:D:2:VAL:HA	1:D:35:THR:O	1.91	0.70
1:A:74:LEU:HD13	1:A:76:GLU:H	1.55	0.70
1:E:100:ILE:O	1:E:104:ILE:HD13	1.91	0.70
1:A:168:ASN:ND2	1:A:171:VAL:HG23	2.06	0.70
1:H:74:LEU:HD13	1:H:76:GLU:H	1.55	0.70
1:B:168:ASN:ND2	1:B:171:VAL:HG23	2.07	0.70
1:E:186:LYS:HB3	1:E:218:PHE:CA	2.22	0.70
1:F:215:LEU:O	1:F:216:ILE:HG13	1.91	0.70
1:F:215:LEU:C	1:F:217:LYS:N	2.41	0.70
1:B:74:LEU:HD13	1:B:76:GLU:H	1.55	0.69
1:D:185:VAL:HG12	1:D:217:LYS:HB3	1.73	0.69
1:C:207:ASN:OD1	1:C:210:GLU:HB2	1.91	0.69
1:E:74:LEU:HD13	1:E:76:GLU:H	1.55	0.69
1:C:100:ILE:O	1:C:104:ILE:HD13	1.90	0.69
1:G:100:ILE:O	1:G:104:ILE:HD13	1.92	0.69
1:F:196:VAL:HG21	1:F:217:LYS:O	1.93	0.68
1:F:74:LEU:HD13	1:F:76:GLU:H	1.56	0.68
1:G:216:ILE:HD12	1:G:217:LYS:N	2.08	0.68
1:E:181:LYS:NZ	1:E:181:LYS:HB3	2.09	0.68
1:H:157:VAL:O	1:H:161:VAL:HG23	1.93	0.68
1:E:61:ILE:HD12	1:E:86:THR:HG21	1.76	0.68
1:D:14:ILE:HB	1:D:17:ARG:NH1	2.09	0.67
1:G:44:ASP:O	1:G:48:ILE:HD12	1.95	0.67
1:A:79:LYS:HE3	1:A:110:LEU:O	1.95	0.66
1:F:61:ILE:HD12	1:F:86:THR:HG21	1.78	0.66

Continued on next page...

Continued from previous page...

Atom-1	Atom-2	Interatomic distance (Å)	Clash overlap (Å)
1:G:174:LEU:HD22	1:G:195:GLY:HA3	1.78	0.66
1:E:73:ILE:HG23	1:E:78:ILE:HD11	1.78	0.66
1:F:185:VAL:HG21	1:F:217:LYS:CB	2.26	0.66
1:F:174:LEU:HD22	1:F:195:GLY:HA3	1.77	0.65
1:H:165:LYS:HG3	1:H:169:LYS:HD3	1.78	0.65
1:G:88:ILE:HB	1:G:95:MET:HE1	1.78	0.65
1:D:3:ILE:HD11	1:D:34:ILE:HG21	1.77	0.65
1:F:34:ILE:HG12	1:F:216:ILE:HG22	1.79	0.65
1:F:73:ILE:HG23	1:F:78:ILE:HD11	1.79	0.65
1:E:96:LEU:HD23	1:G:96:LEU:HD23	1.80	0.64
1:F:104:ILE:O	1:F:108:LYS:HG2	1.98	0.64
1:A:137:VAL:HG12	1:A:139:PRO:CD	2.26	0.64
1:D:3:ILE:HD13	1:D:36:ILE:HD13	1.79	0.64
1:F:121:ILE:HG12	1:F:122:ASN:N	2.10	0.64
1:F:185:VAL:CG2	1:F:217:LYS:C	2.65	0.64
1:G:216:ILE:CD1	1:G:217:LYS:N	2.61	0.64
1:A:61:ILE:HD12	1:A:86:THR:HG21	1.79	0.64
1:A:2:VAL:HB	1:A:195:GLY:HA3	1.79	0.64
1:A:71:GLY:H	1:B:59:GLN:HE21	1.45	0.64
1:B:153:ASN:N	1:B:154:PRO:CD	2.61	0.64
1:G:61:ILE:HD12	1:G:86:THR:HG21	1.77	0.64
1:A:34:ILE:CD1	1:A:217:LYS:CD	2.75	0.64
1:D:217:LYS:HZ2	1:D:217:LYS:CA	2.09	0.64
1:H:61:ILE:HD12	1:H:86:THR:HG21	1.80	0.64
1:A:216:ILE:HG22	1:A:217:LYS:N	2.12	0.63
1:E:186:LYS:CE	1:E:189:LEU:HD11	2.29	0.63
1:F:74:LEU:O	1:F:78:ILE:HD13	1.98	0.63
1:D:79:LYS:HE3	1:D:110:LEU:O	1.99	0.63
1:D:19:LEU:HD12	1:D:47:MET:SD	2.39	0.63
1:E:182:GLY:O	1:E:218:PHE:C	2.37	0.63
1:D:73:ILE:HG23	1:D:78:ILE:HD11	1.81	0.63
1:D:217:LYS:NZ	1:D:217:LYS:N	2.46	0.62
1:A:73:ILE:HG23	1:A:78:ILE:HD11	1.81	0.62
1:B:61:ILE:HD12	1:B:86:THR:HG21	1.80	0.62
1:C:10:TYR:CD2	1:C:204:LYS:HE3	2.34	0.62
1:D:3:ILE:N	1:D:3:ILE:CD1	2.63	0.62
1:A:97:LEU:HD12	1:C:100:ILE:HD13	1.81	0.62
1:G:216:ILE:CD1	1:G:217:LYS:H	2.11	0.62
1:A:137:VAL:HG12	1:A:139:PRO:HD2	1.80	0.62
1:B:73:ILE:HG23	1:B:78:ILE:HD11	1.81	0.62
1:G:40:PRO:CG	1:G:48:ILE:HD13	2.27	0.62

Continued on next page...

Continued from previous page...

Atom-1	Atom-2	Interatomic distance (Å)	Clash overlap (Å)
1:B:46:ARG:O	1:B:50:GLU:HG3	1.99	0.62
1:C:61:ILE:HD12	1:C:86:THR:HG21	1.80	0.62
1:A:44:ASP:O	1:A:48:ILE:HD13	2.00	0.62
1:H:73:ILE:HG23	1:H:78:ILE:HD11	1.81	0.62
1:E:71:GLY:H	1:F:59:GLN:NE2	1.95	0.61
1:E:20:GLU:O	1:E:24:ILE:HG12	2.00	0.61
1:E:34:ILE:HD13	1:E:34:ILE:H	1.65	0.61
1:G:73:ILE:HG23	1:G:78:ILE:HD11	1.82	0.61
1:C:73:ILE:HG23	1:C:78:ILE:HD11	1.81	0.61
1:D:61:ILE:HD12	1:D:86:THR:HG21	1.80	0.61
1:D:179:ILE:HD13	1:D:179:ILE:N	2.14	0.61
1:G:10:TYR:CE2	1:G:204:LYS:HE3	2.34	0.61
1:F:119:ASN:ND2	1:H:98:ALA:HB2	2.16	0.61
1:F:157:VAL:O	1:F:161:VAL:HG23	2.00	0.61
1:F:11:ASN:HD22	1:F:14:ILE:HD11	1.66	0.61
1:F:207:ASN:HB3	1:F:210:GLU:HG2	1.82	0.61
1:E:186:LYS:HE3	1:E:189:LEU:HD11	1.83	0.61
1:E:100:ILE:HD13	1:G:97:LEU:HD12	1.81	0.61
1:A:57:TYR:CE2	1:A:84:LYS:HG2	2.34	0.61
1:A:74:LEU:HD13	1:A:76:GLU:N	2.17	0.60
1:B:2:VAL:HG22	1:B:195:GLY:HA3	1.83	0.60
1:E:74:LEU:O	1:E:78:ILE:HD13	2.01	0.60
1:E:155:GLU:CD	1:E:155:GLU:H	2.04	0.60
1:B:134:CYS:SG	1:B:172:LYS:HE2	2.41	0.60
1:E:105:ASN:ND2	1:E:108:LYS:HE3	2.16	0.60
1:E:186:LYS:HG3	1:E:190:ASP:OD2	2.02	0.60
1:F:74:LEU:HD13	1:F:76:GLU:N	2.17	0.60
1:F:182:GLY:CA	1:F:217:LYS:CE	2.77	0.60
1:G:20:GLU:O	1:G:24:ILE:HG12	2.02	0.60
1:G:74:LEU:HD13	1:G:76:GLU:N	2.16	0.60
1:H:74:LEU:HD13	1:H:76:GLU:N	2.17	0.60
1:E:74:LEU:HD13	1:E:76:GLU:N	2.16	0.59
1:B:74:LEU:HD13	1:B:76:GLU:N	2.17	0.59
1:D:74:LEU:HD13	1:D:76:GLU:N	2.17	0.59
1:E:99:ASP:O	1:E:103:VAL:HG23	2.02	0.59
1:C:74:LEU:HD13	1:C:76:GLU:N	2.16	0.59
1:C:182:GLY:CA	1:C:217:LYS:O	2.49	0.59
1:A:32:SER:OG	1:A:34:ILE:CD1	2.41	0.59
1:C:182:GLY:HA3	1:C:217:LYS:C	2.23	0.59
1:D:99:ASP:O	1:D:103:VAL:HG23	2.03	0.59
1:A:20:GLU:O	1:A:24:ILE:HG12	2.03	0.59

Continued on next page...

Continued from previous page...

Atom-1	Atom-2	Interatomic distance (Å)	Clash overlap (Å)
1:A:174:LEU:HD22	1:A:195:GLY:HA3	1.83	0.59
1:D:20:GLU:O	1:D:24:ILE:HG12	2.03	0.59
1:B:20:GLU:O	1:B:24:ILE:HG12	2.03	0.59
1:C:54:ILE:HD12	1:C:54:ILE:O	2.03	0.59
1:D:93:LYS:HG3	1:D:93:LYS:O	2.02	0.59
1:A:163:ALA:O	1:A:167:ILE:HD13	2.02	0.58
1:F:54:ILE:HD12	1:F:54:ILE:O	2.03	0.58
1:F:185:VAL:HG21	1:F:217:LYS:CA	2.33	0.58
1:G:54:ILE:HD12	1:G:54:ILE:O	2.03	0.58
1:A:76:GLU:HG3	1:A:110:LEU:HD21	1.85	0.58
1:D:54:ILE:HD12	1:D:54:ILE:O	2.03	0.58
1:D:93:LYS:O	1:D:93:LYS:CG	2.51	0.58
1:F:99:ASP:O	1:F:103:VAL:HG23	2.03	0.58
1:F:165:LYS:HG2	1:F:169:LYS:HG3	1.85	0.58
1:E:179:ILE:HG21	1:E:196:VAL:HG11	1.86	0.58
1:H:20:GLU:O	1:H:24:ILE:HG12	2.03	0.58
1:H:54:ILE:HD12	1:H:54:ILE:O	2.03	0.58
1:A:171:VAL:HG22	1:F:206:LYS:NZ	2.19	0.58
1:C:99:ASP:O	1:C:103:VAL:HG23	2.03	0.58
1:E:54:ILE:O	1:E:54:ILE:HD12	2.03	0.58
1:F:20:GLU:O	1:F:24:ILE:HG12	2.03	0.58
1:B:54:ILE:HD12	1:B:54:ILE:O	2.03	0.58
1:C:20:GLU:O	1:C:24:ILE:HG12	2.03	0.58
1:C:167:ILE:HD12	1:C:167:ILE:N	2.19	0.58
1:G:93:LYS:HB2	1:H:70:THR:O	2.04	0.58
1:H:99:ASP:O	1:H:103:VAL:HG23	2.03	0.58
1:E:158:GLU:HG2	1:E:191:LEU:HB3	1.86	0.58
1:F:88:ILE:HB	1:F:95:MET:HE3	1.85	0.58
1:A:99:ASP:O	1:A:103:VAL:HG23	2.03	0.57
1:E:174:LEU:HD22	1:E:195:GLY:HA3	1.86	0.57
1:G:212:ILE:O	1:G:216:ILE:HG13	2.03	0.57
1:H:186:LYS:HD3	1:H:190:ASP:OD2	2.04	0.57
1:G:8:LYS:HD3	1:H:68:SER:CA	2.32	0.57
1:E:96:LEU:HA	1:G:96:LEU:HA	1.87	0.57
1:B:205:ALA:O	1:B:206:LYS:HB3	2.04	0.57
1:E:186:LYS:HB3	1:E:218:PHE:H	1.69	0.57
1:B:99:ASP:O	1:B:103:VAL:HG23	2.03	0.57
1:A:54:ILE:HD12	1:A:54:ILE:O	2.03	0.57
1:E:185:VAL:HG21	1:E:215:LEU:O	2.04	0.57
1:F:119:ASN:HA	1:F:138:GLU:HB3	1.87	0.57
1:G:99:ASP:O	1:G:103:VAL:HG23	2.05	0.57

Continued on next page...

Continued from previous page...

Atom-1	Atom-2	Interatomic distance (Å)	Clash overlap (Å)
1:A:198:LEU:HD21	1:A:215:LEU:HD13	1.87	0.57
1:C:168:ASN:HD22	1:C:171:VAL:HG23	1.70	0.57
1:E:137:VAL:HG12	1:E:139:PRO:HD3	1.86	0.57
1:C:44:ASP:O	1:C:48:ILE:HD13	2.04	0.56
1:E:97:LEU:HD12	1:G:100:ILE:CD1	2.35	0.56
1:A:122:ASN:HA	1:A:125:LYS:HD3	1.88	0.56
1:D:7:TYR:CD2	1:D:13:SER:HB2	2.39	0.56
1:F:34:ILE:N	1:F:34:ILE:HD12	2.20	0.56
1:F:126:ALA:HB2	1:H:130:LEU:HD11	1.88	0.56
1:F:182:GLY:C	1:F:217:LYS:HG2	2.24	0.56
1:D:2:VAL:O	1:D:2:VAL:HG13	2.05	0.56
1:F:139:PRO:HD2	1:F:177:ALA:HB3	1.87	0.56
1:G:207:ASN:HB3	1:G:210:GLU:HB2	1.88	0.56
1:H:198:LEU:HD21	1:H:215:LEU:HD13	1.88	0.56
1:G:59:GLN:HE21	1:H:71:GLY:H	1.53	0.56
1:A:78:ILE:HD13	1:A:78:ILE:N	2.21	0.56
1:B:198:LEU:HD21	1:B:215:LEU:HD13	1.88	0.56
1:E:12:GLU:HG3	1:E:17:ARG:NH2	2.21	0.56
1:D:3:ILE:HD11	1:D:34:ILE:CG2	2.36	0.55
1:G:119:ASN:O	1:G:139:PRO:HG3	2.06	0.55
1:A:186:LYS:HB2	1:A:186:LYS:NZ	2.20	0.55
1:C:71:GLY:H	1:D:59:GLN:HE21	1.55	0.55
1:G:26:GLU:O	1:G:30:GLU:HG3	2.06	0.55
1:H:174:LEU:HD22	1:H:195:GLY:HA3	1.89	0.55
1:B:78:ILE:HD13	1:B:78:ILE:N	2.21	0.55
1:H:179:ILE:HG21	1:H:196:VAL:HG11	1.89	0.55
1:B:137:VAL:HG21	1:B:160:THR:HG21	1.89	0.55
1:A:97:LEU:HD12	1:C:100:ILE:CD1	2.36	0.55
1:D:138:GLU:O	1:D:177:ALA:HB2	2.06	0.55
1:F:198:LEU:HD21	1:F:215:LEU:HD13	1.87	0.55
1:B:205:ALA:O	1:B:206:LYS:CB	2.54	0.55
1:D:137:VAL:HG21	1:D:160:THR:HG21	1.89	0.55
1:H:79:LYS:HE3	1:H:110:LEU:O	2.07	0.55
1:A:34:ILE:HD11	1:A:217:LYS:CD	2.22	0.55
1:C:198:LEU:HD21	1:C:215:LEU:HD13	1.89	0.55
1:C:78:ILE:N	1:C:78:ILE:HD13	2.21	0.55
1:H:78:ILE:N	1:H:78:ILE:HD13	2.21	0.55
1:B:162:ARG:O	1:B:166:GLU:HG3	2.07	0.55
1:D:55:PRO:HA	1:D:84:LYS:CE	2.31	0.55
1:F:185:VAL:CG1	1:F:217:LYS:CA	2.73	0.55
1:B:46:ARG:HB3	1:B:81:CYS:HB3	1.88	0.54

Continued on next page...

Continued from previous page...

Atom-1	Atom-2	Interatomic distance (Å)	Clash overlap (Å)
1:B:88:ILE:HB	1:B:95:MET:CE	2.38	0.54
1:D:198:LEU:HD21	1:D:215:LEU:HD13	1.88	0.54
1:E:179:ILE:HG13	1:E:196:VAL:HG13	1.88	0.54
1:C:209:GLU:O	1:C:213:ARG:HG3	2.08	0.54
1:E:183:GLU:HA	1:E:218:PHE:CB	2.37	0.54
1:C:162:ARG:O	1:C:166:GLU:HG2	2.08	0.54
1:B:2:VAL:C	1:B:3:ILE:HD12	2.28	0.54
1:A:3:ILE:CD1	1:A:217:LYS:O	2.54	0.54
1:G:7:TYR:CD2	1:G:13:SER:HB2	2.43	0.54
1:A:106:LYS:O	1:A:110:LEU:HD12	2.07	0.54
1:H:204:LYS:HG3	1:H:205:ALA:N	2.21	0.54
1:B:11:ASN:HD22	1:B:14:ILE:HD11	1.71	0.54
1:D:78:ILE:HD13	1:D:78:ILE:N	2.21	0.54
1:F:137:VAL:HG21	1:F:160:THR:HG21	1.89	0.53
1:H:137:VAL:HG21	1:H:160:THR:HG21	1.90	0.53
1:A:171:VAL:HG22	1:F:206:LYS:HZ3	1.73	0.53
1:F:129:ALA:HB1	1:H:125:LYS:HG3	1.89	0.53
1:G:88:ILE:HB	1:G:95:MET:CE	2.39	0.53
1:C:137:VAL:HG21	1:C:160:THR:HG21	1.90	0.53
1:H:19:LEU:HA	1:H:48:ILE:CD1	2.17	0.53
1:E:46:ARG:O	1:E:50:GLU:HG3	2.08	0.53
1:F:89:ASN:HD22	1:F:95:MET:H	1.55	0.53
1:E:59:GLN:HE21	1:F:71:GLY:H	1.57	0.53
1:E:122:ASN:HA	1:E:125:LYS:CD	2.39	0.53
1:H:105:ASN:ND2	1:H:108:LYS:HE2	2.24	0.53
1:E:137:VAL:HG21	1:E:160:THR:HG21	1.92	0.52
1:F:137:VAL:HG12	1:F:138:GLU:N	2.24	0.52
1:B:216:ILE:O	1:B:217:LYS:HB2	2.09	0.52
1:C:3:ILE:HB	1:C:36:ILE:HG13	1.90	0.52
1:H:179:ILE:N	1:H:179:ILE:HD12	2.23	0.52
1:E:161:VAL:O	1:E:165:LYS:HG2	2.09	0.52
1:G:10:TYR:CD2	1:G:204:LYS:HE3	2.44	0.52
1:C:122:ASN:HA	1:C:125:LYS:HE2	1.90	0.52
1:B:141:GLU:O	1:B:142:LEU:CB	2.51	0.52
1:C:14:ILE:HD12	1:D:77:ALA:HB2	1.92	0.52
1:E:181:LYS:HB3	1:E:181:LYS:HZ3	1.74	0.52
1:C:174:LEU:HD22	1:C:195:GLY:HA3	1.91	0.52
1:A:137:VAL:HG21	1:A:160:THR:HG21	1.90	0.51
1:E:216:ILE:O	1:E:217:LYS:HB2	2.09	0.51
1:E:186:LYS:HA	1:E:189:LEU:CG	2.36	0.51
1:F:182:GLY:HA2	1:F:217:LYS:CB	2.40	0.51

Continued on next page...

Continued from previous page...

Atom-1	Atom-2	Interatomic distance (Å)	Clash overlap (Å)
1:G:137:VAL:HG21	1:G:160:THR:HG21	1.92	0.51
1:E:60:HIS:HE1	1:E:95:MET:SD	2.34	0.51
1:B:3:ILE:HD12	1:B:3:ILE:N	2.25	0.51
1:D:14:ILE:HD13	1:D:41:GLN:OE1	2.10	0.51
1:D:34:ILE:N	1:D:34:ILE:HD12	2.26	0.51
1:C:156:VAL:HG12	1:C:156:VAL:O	2.10	0.51
1:E:172:LYS:HB3	1:E:194:GLU:OE1	2.10	0.51
1:E:186:LYS:HB3	1:E:218:PHE:N	2.26	0.51
1:F:182:GLY:O	1:F:185:VAL:HB	2.11	0.51
1:F:46:ARG:O	1:F:50:GLU:HG3	2.11	0.51
1:A:7:TYR:CD2	1:A:13:SER:HB2	2.45	0.50
1:C:8:LYS:HD3	1:D:68:SER:HA	1.92	0.50
1:C:163:ALA:O	1:C:167:ILE:HD13	2.11	0.50
1:G:34:ILE:HD12	1:G:34:ILE:N	2.26	0.50
1:B:89:ASN:H	1:B:95:MET:HE2	1.76	0.50
1:B:157:VAL:O	1:B:161:VAL:HG23	2.10	0.50
1:H:46:ARG:O	1:H:50:GLU:HG3	2.11	0.50
1:H:165:LYS:HG2	1:H:169:LYS:HE2	1.93	0.50
1:E:91:SER:HB3	1:E:138:GLU:OE2	2.11	0.50
1:E:186:LYS:H	1:E:218:PHE:C	2.15	0.50
1:E:100:ILE:CD1	1:G:97:LEU:HD12	2.41	0.50
1:H:134:CYS:SG	1:H:172:LYS:HD2	2.52	0.50
1:H:200:SER:O	1:H:204:LYS:HG2	2.12	0.50
1:A:111:GLY:HA3	1:F:17:ARG:HD3	1.94	0.49
1:C:207:ASN:CG	1:C:210:GLU:HB2	2.32	0.49
1:F:165:LYS:HG2	1:F:169:LYS:HE2	1.93	0.49
1:G:33:GLY:C	1:G:34:ILE:HD12	2.33	0.49
1:F:183:GLU:C	1:F:185:VAL:H	2.15	0.49
1:F:185:VAL:CB	1:F:217:LYS:HB3	2.42	0.49
1:G:71:GLY:H	1:H:59:GLN:HE21	1.61	0.49
1:D:189:LEU:HA	1:D:193:ALA:O	2.11	0.49
1:E:168:ASN:ND2	1:E:171:VAL:HG23	2.26	0.49
1:F:89:ASN:H	1:F:95:MET:HE2	1.77	0.49
1:F:182:GLY:HA3	1:F:217:LYS:HE3	1.92	0.49
1:A:167:ILE:HD12	1:A:167:ILE:N	2.28	0.49
1:F:198:LEU:HD21	1:F:215:LEU:CD1	2.43	0.49
1:E:157:VAL:C	1:E:159:GLY:N	2.63	0.49
1:F:88:ILE:HB	1:F:95:MET:CE	2.42	0.49
1:G:95:MET:CE	1:G:100:ILE:HG22	2.42	0.49
1:D:157:VAL:O	1:D:161:VAL:HG23	2.13	0.49
1:D:185:VAL:HG11	1:D:217:LYS:CB	2.35	0.49

Continued on next page...

Continued from previous page...

Atom-1	Atom-2	Interatomic distance (Å)	Clash overlap (Å)
1:D:60:HIS:ND1	1:D:93:LYS:HD3	2.28	0.48
1:F:79:LYS:HE3	1:F:110:LEU:O	2.13	0.48
1:F:119:ASN:HD21	1:H:98:ALA:HB2	1.76	0.48
1:A:105:ASN:ND2	1:A:108:LYS:HE3	2.29	0.48
1:D:3:ILE:CD1	1:D:34:ILE:CG2	2.91	0.48
1:F:185:VAL:CG2	1:F:217:LYS:O	2.61	0.48
1:F:165:LYS:O	1:F:169:LYS:HD2	2.13	0.48
1:H:19:LEU:HG	1:H:48:ILE:HD13	1.94	0.48
1:H:121:ILE:HG12	1:H:122:ASN:N	2.25	0.48
1:D:185:VAL:HG13	1:D:196:VAL:HG21	1.96	0.48
1:F:168:ASN:ND2	1:F:171:VAL:HG23	2.28	0.48
1:A:100:ILE:HD13	1:C:97:LEU:HD12	1.96	0.48
1:A:130:LEU:HD11	1:C:126:ALA:HB2	1.95	0.48
1:D:121:ILE:HG12	1:D:122:ASN:N	2.25	0.48
1:B:88:ILE:HB	1:B:95:MET:HE2	1.96	0.48
1:C:46:ARG:O	1:C:50:GLU:HG3	2.14	0.48
1:C:154:PRO:O	1:C:155:GLU:HG2	2.14	0.48
1:D:161:VAL:O	1:D:165:LYS:HD2	2.14	0.48
1:E:47:MET:O	1:E:51:ASN:ND2	2.47	0.48
1:F:19:LEU:HD23	1:F:19:LEU:O	2.13	0.48
1:A:46:ARG:O	1:A:50:GLU:HG3	2.14	0.47
1:E:40:PRO:HG2	1:E:48:ILE:CD1	2.44	0.47
1:G:198:LEU:HD21	1:G:215:LEU:HD13	1.94	0.47
1:H:12:GLU:HB2	1:H:203:VAL:HG12	1.96	0.47
1:D:3:ILE:HD13	1:D:34:ILE:HG22	1.97	0.47
1:G:59:GLN:HB3	1:H:71:GLY:H	1.78	0.47
1:B:167:ILE:HD12	1:B:167:ILE:O	2.15	0.47
1:B:19:LEU:O	1:B:23:LYS:HG2	2.15	0.47
1:F:185:VAL:HB	1:F:217:LYS:CB	2.44	0.47
1:G:179:ILE:HD12	1:G:184:ASP:HB3	1.97	0.47
1:H:22:ALA:CB	1:H:48:ILE:HD12	2.44	0.47
1:H:217:LYS:O	1:H:218:PHE:HB2	2.14	0.47
1:A:48:ILE:HD12	1:A:48:ILE:N	2.29	0.47
1:C:42:PHE:HZ	1:C:60:HIS:HB3	1.80	0.47
1:C:48:ILE:HD12	1:C:48:ILE:N	2.29	0.47
1:E:97:LEU:HD12	1:G:100:ILE:HD13	1.97	0.47
1:F:185:VAL:O	1:F:188:ALA:N	2.47	0.47
1:A:19:LEU:HD23	1:A:19:LEU:O	2.15	0.47
1:B:19:LEU:O	1:B:19:LEU:HD23	2.15	0.47
1:C:139:PRO:HD3	1:C:177:ALA:HB2	1.95	0.47
1:D:19:LEU:O	1:D:23:LYS:HG2	2.15	0.47

Continued on next page...

Continued from previous page...

Atom-1	Atom-2	Interatomic distance (Å)	Clash overlap (Å)
1:E:137:VAL:HG12	1:E:139:PRO:CD	2.44	0.47
1:H:19:LEU:O	1:H:23:LYS:HG2	2.14	0.47
1:H:42:PHE:HZ	1:H:60:HIS:HB3	1.80	0.47
1:E:122:ASN:O	1:E:125:LYS:HG2	2.14	0.47
1:E:183:GLU:HA	1:E:218:PHE:HB3	1.97	0.47
1:A:19:LEU:O	1:A:23:LYS:HG2	2.15	0.47
1:H:19:LEU:O	1:H:19:LEU:HD23	2.15	0.47
1:A:97:LEU:HD11	1:C:127:VAL:HG22	1.96	0.47
1:E:27:LYS:O	1:E:31:GLU:HG2	2.15	0.47
1:F:185:VAL:O	1:F:186:LYS:C	2.53	0.47
1:H:60:HIS:HE1	1:H:95:MET:SD	2.38	0.47
1:H:168:ASN:ND2	1:H:171:VAL:HG23	2.30	0.47
1:A:46:ARG:HG2	2:B:222:HOH:O	2.15	0.46
1:A:52:VAL:HG12	1:A:54:ILE:HG13	1.98	0.46
1:A:186:LYS:HG3	1:A:187:ALA:N	2.29	0.46
1:E:155:GLU:CD	1:E:155:GLU:N	2.68	0.46
1:A:157:VAL:O	1:A:161:VAL:HG23	2.15	0.46
1:C:19:LEU:O	1:C:23:LYS:HG2	2.14	0.46
1:D:206:LYS:H	1:D:206:LYS:HG2	1.43	0.46
1:E:19:LEU:O	1:E:23:LYS:HG2	2.15	0.46
1:F:78:ILE:N	1:F:78:ILE:CD1	2.77	0.46
1:G:19:LEU:HD23	1:G:19:LEU:O	2.14	0.46
1:A:42:PHE:HZ	1:A:60:HIS:HB3	1.80	0.46
1:A:204:LYS:HB3	1:A:204:LYS:HE2	1.79	0.46
1:E:44:ASP:O	1:E:48:ILE:HG12	2.15	0.46
1:F:185:VAL:HB	1:F:217:LYS:CG	2.46	0.46
1:G:19:LEU:O	1:G:23:LYS:HG2	2.15	0.46
1:G:46:ARG:O	1:G:50:GLU:HG3	2.16	0.46
1:F:19:LEU:O	1:F:23:LYS:HG2	2.15	0.46
1:A:12:GLU:HB2	1:A:203:VAL:HG12	1.97	0.46
1:B:42:PHE:HZ	1:B:60:HIS:HB3	1.80	0.46
1:B:153:ASN:N	1:B:154:PRO:HD2	2.30	0.46
1:C:19:LEU:O	1:C:19:LEU:HD23	2.15	0.46
1:E:69:HIS:HB2	1:F:9:THR:OG1	2.15	0.46
1:H:30:GLU:O	1:H:30:GLU:HG2	2.15	0.46
1:A:2:VAL:HB	1:A:195:GLY:CA	2.44	0.46
1:G:52:VAL:HG12	1:G:54:ILE:HG13	1.98	0.46
1:A:101:GLU:HG3	1:C:123:THR:HG23	1.98	0.46
1:E:19:LEU:O	1:E:19:LEU:HD23	2.16	0.46
1:F:60:HIS:O	1:F:73:ILE:HG21	2.15	0.46
1:F:127:VAL:HG22	1:H:97:LEU:HD11	1.96	0.46

Continued on next page...

Continued from previous page...

Atom-1	Atom-2	Interatomic distance (Å)	Clash overlap (Å)
1:G:6:ASN:HA	1:G:39:ALA:HB3	1.98	0.46
1:A:89:ASN:HD22	1:A:95:MET:H	1.63	0.46
1:D:42:PHE:HZ	1:D:60:HIS:HB3	1.80	0.46
1:D:52:VAL:HG12	1:D:54:ILE:HG13	1.98	0.46
1:D:168:ASN:ND2	1:D:171:VAL:HG23	2.15	0.46
1:F:34:ILE:HG12	1:F:216:ILE:CG2	2.44	0.46
1:F:42:PHE:HZ	1:F:60:HIS:HB3	1.81	0.46
1:H:185:VAL:HG13	1:H:196:VAL:HG21	1.97	0.46
1:B:186:LYS:HE3	1:B:186:LYS:HA	1.97	0.46
1:C:89:ASN:HD22	1:C:95:MET:H	1.63	0.46
1:D:19:LEU:O	1:D:19:LEU:HD23	2.15	0.46
1:E:42:PHE:HZ	1:E:60:HIS:HB3	1.81	0.46
1:E:52:VAL:HG12	1:E:54:ILE:HG13	1.97	0.46
1:F:2:VAL:O	1:F:2:VAL:CG2	2.64	0.46
1:G:42:PHE:HZ	1:G:60:HIS:HB3	1.81	0.46
1:G:165:LYS:HE2	1:G:171:VAL:O	2.16	0.46
1:D:2:VAL:C	1:D:3:ILE:HD12	2.36	0.45
1:E:24:ILE:HD12	1:E:209:GLU:OE1	2.16	0.45
1:D:215:LEU:O	1:D:216:ILE:C	2.54	0.45
1:E:64:ILE:HD13	1:E:72:HIS:HB3	1.98	0.45
1:E:6:ASN:HA	1:E:39:ALA:HB3	1.99	0.45
1:A:169:LYS:HB2	1:A:169:LYS:HE3	1.76	0.45
1:G:182:GLY:CA	1:G:215:LEU:HA	2.46	0.45
1:D:60:HIS:HE1	1:D:95:MET:SD	2.38	0.45
1:D:73:ILE:N	1:D:73:ILE:HD12	2.32	0.45
1:E:216:ILE:O	1:E:217:LYS:CB	2.63	0.45
1:F:176:GLY:HA2	1:F:197:LEU:O	2.16	0.45
1:A:34:ILE:HD13	1:A:217:LYS:CD	2.46	0.45
1:A:121:ILE:HG12	1:A:122:ASN:N	2.25	0.45
1:E:54:ILE:HD12	1:E:54:ILE:C	2.37	0.45
1:F:14:ILE:HB	1:F:17:ARG:CZ	2.47	0.45
1:H:73:ILE:HD12	1:H:73:ILE:N	2.32	0.45
1:A:130:LEU:HD11	1:C:126:ALA:CB	2.46	0.45
1:B:129:ALA:HB1	1:D:125:LYS:HG3	1.98	0.45
1:C:24:ILE:HG23	1:C:209:GLU:HB3	1.98	0.45
1:C:52:VAL:HG12	1:C:54:ILE:HG13	1.98	0.45
1:C:60:HIS:HE1	1:C:95:MET:SD	2.39	0.45
1:D:3:ILE:CD1	1:D:34:ILE:HG22	2.46	0.45
1:D:54:ILE:HD12	1:D:54:ILE:C	2.37	0.45
1:E:7:TYR:CD2	1:E:13:SER:HB3	2.52	0.45
1:F:52:VAL:HG12	1:F:54:ILE:HG13	1.99	0.45

Continued on next page...

Continued from previous page...

Atom-1	Atom-2	Interatomic distance (Å)	Clash overlap (Å)
1:H:52:VAL:HG12	1:H:54:ILE:HG13	1.98	0.45
1:A:186:LYS:NZ	1:A:186:LYS:CB	2.80	0.45
1:B:52:VAL:HG12	1:B:54:ILE:HG13	1.98	0.45
1:E:172:LYS:HB3	1:E:194:GLU:CD	2.37	0.45
1:A:54:ILE:HD12	1:A:54:ILE:C	2.38	0.44
1:A:70:THR:O	1:B:93:LYS:HB2	2.16	0.44
1:A:73:ILE:HD12	1:A:73:ILE:N	2.32	0.44
1:C:59:GLN:NE2	1:D:71:GLY:H	2.06	0.44
1:C:73:ILE:HD12	1:C:73:ILE:N	2.32	0.44
1:G:182:GLY:HA2	1:G:215:LEU:O	2.17	0.44
1:H:54:ILE:HD12	1:H:54:ILE:C	2.38	0.44
1:A:60:HIS:O	1:A:73:ILE:HG21	2.17	0.44
1:D:158:GLU:HG3	1:D:162:ARG:NH2	2.32	0.44
1:D:185:VAL:HG11	1:D:217:LYS:C	2.38	0.44
1:E:69:HIS:O	1:F:9:THR:HG23	2.17	0.44
1:E:78:ILE:CD1	1:E:78:ILE:N	2.79	0.44
1:F:54:ILE:HD12	1:F:54:ILE:C	2.37	0.44
1:F:185:VAL:HB	1:F:217:LYS:HB3	1.97	0.44
1:G:54:ILE:HD12	1:G:54:ILE:C	2.37	0.44
1:H:169:LYS:O	1:H:169:LYS:HG3	2.17	0.44
1:A:6:ASN:HA	1:A:39:ALA:HB3	1.99	0.44
1:A:28:VAL:O	1:A:32:SER:HB3	2.18	0.44
1:C:60:HIS:O	1:C:73:ILE:HG21	2.17	0.44
1:D:3:ILE:CB	1:D:36:ILE:HG23	2.34	0.44
1:D:3:ILE:HG22	1:D:5:ILE:HG13	1.98	0.44
1:E:17:ARG:O	1:E:21:ILE:HG13	2.17	0.44
1:F:2:VAL:O	1:F:2:VAL:HG22	2.16	0.44
1:G:1:MET:HG2	1:G:2:VAL:HG23	1.98	0.44
1:G:73:ILE:N	1:G:73:ILE:HD12	2.33	0.44
1:H:60:HIS:O	1:H:73:ILE:HG21	2.17	0.44
1:H:204:LYS:CG	1:H:205:ALA:H	2.23	0.44
1:B:73:ILE:N	1:B:73:ILE:HD12	2.32	0.44
1:D:3:ILE:HB	1:D:36:ILE:CG2	2.35	0.44
1:D:6:ASN:HA	1:D:39:ALA:HB3	1.99	0.44
1:E:73:ILE:HD12	1:E:73:ILE:N	2.32	0.44
1:F:73:ILE:HD12	1:F:73:ILE:N	2.32	0.44
1:G:60:HIS:O	1:G:73:ILE:HG21	2.16	0.44
1:H:89:ASN:HD22	1:H:95:MET:H	1.64	0.44
1:E:161:VAL:HG11	1:E:192:GLY:HA3	1.99	0.44
1:F:40:PRO:HG2	1:F:48:ILE:HD12	1.98	0.44
1:G:95:MET:HE2	1:G:100:ILE:HG22	1.99	0.44

Continued on next page...

Continued from previous page...

Atom-1	Atom-2	Interatomic distance (Å)	Clash overlap (Å)
1:D:60:HIS:O	1:D:73:ILE:HG21	2.17	0.44
1:E:159:GLY:HA2	1:E:162:ARG:NH1	2.33	0.44
1:E:161:VAL:HA	1:E:173:VAL:HG21	1.98	0.44
1:F:23:LYS:HG2	1:F:23:LYS:H	1.54	0.44
1:C:54:ILE:HD12	1:C:54:ILE:C	2.38	0.44
1:D:156:VAL:O	1:D:156:VAL:HG13	2.17	0.44
1:A:217:LYS:HA	1:A:217:LYS:HD3	1.11	0.44
1:B:60:HIS:O	1:B:73:ILE:HG21	2.17	0.44
1:E:70:THR:OG1	1:F:8:LYS:HG2	2.17	0.44
1:F:161:VAL:HA	1:F:173:VAL:HG21	1.99	0.44
1:H:6:ASN:HA	1:H:39:ALA:HB3	1.99	0.44
1:B:64:ILE:HD13	1:B:72:HIS:HB3	1.99	0.43
1:B:89:ASN:H	1:B:95:MET:CE	2.31	0.43
1:C:6:ASN:HA	1:C:39:ALA:HB3	1.99	0.43
1:C:64:ILE:HD13	1:C:72:HIS:HB3	1.99	0.43
1:F:127:VAL:CG2	1:H:97:LEU:HD11	2.48	0.43
1:G:42:PHE:CE2	1:G:73:ILE:HG12	2.53	0.43
1:F:6:ASN:HA	1:F:39:ALA:HB3	2.00	0.43
1:B:54:ILE:HD12	1:B:54:ILE:C	2.37	0.43
1:A:71:GLY:H	1:B:59:GLN:NE2	2.12	0.43
1:B:185:VAL:HG13	1:B:196:VAL:HG21	2.01	0.43
1:E:74:LEU:CD1	1:E:76:GLU:HB2	2.48	0.43
1:D:161:VAL:HG11	1:D:192:GLY:HA3	2.00	0.43
1:E:60:HIS:O	1:E:73:ILE:HG21	2.18	0.43
1:G:46:ARG:HD2	1:H:43:VAL:O	2.19	0.43
1:H:34:ILE:HD13	1:H:216:ILE:HG22	2.01	0.43
1:A:64:ILE:HD13	1:A:72:HIS:HB3	2.00	0.43
1:E:121:ILE:HG12	1:E:122:ASN:N	2.27	0.43
1:G:43:VAL:HB	1:H:81:CYS:SG	2.58	0.43
1:G:74:LEU:CD1	1:G:76:GLU:HB2	2.49	0.43
1:G:78:ILE:HD13	1:G:78:ILE:N	2.34	0.43
1:G:165:LYS:N	1:G:165:LYS:NZ	2.65	0.43
1:H:28:VAL:HA	1:H:31:GLU:HG2	2.01	0.43
1:A:27:LYS:O	1:A:31:GLU:CG	2.67	0.43
1:B:6:ASN:HA	1:B:39:ALA:HB3	1.99	0.43
1:B:74:LEU:CD1	1:B:76:GLU:HB2	2.49	0.43
1:C:74:LEU:CD1	1:C:76:GLU:HB2	2.49	0.43
1:D:64:ILE:HD13	1:D:72:HIS:HB3	2.00	0.43
1:F:7:TYR:CD2	1:F:13:SER:HB2	2.53	0.43
1:F:215:LEU:C	1:F:216:ILE:HG13	2.39	0.43
1:A:74:LEU:CD1	1:A:76:GLU:HB2	2.49	0.43

Continued on next page...

Continued from previous page...

Atom-1	Atom-2	Interatomic distance (Å)	Clash overlap (Å)
1:A:127:VAL:HA	1:A:130:LEU:HD13	2.01	0.43
1:F:185:VAL:CB	1:F:217:LYS:CB	2.96	0.43
1:G:64:ILE:HD13	1:G:72:HIS:HB3	1.99	0.43
1:G:89:ASN:HD22	1:G:95:MET:H	1.65	0.43
1:H:64:ILE:HD13	1:H:72:HIS:HB3	1.99	0.43
1:H:74:LEU:CD1	1:H:76:GLU:HB2	2.49	0.43
1:E:38:VAL:C	1:E:40:PRO:HD3	2.39	0.43
1:A:161:VAL:HG11	1:A:192:GLY:HA3	2.01	0.42
1:E:60:HIS:CD2	1:E:93:LYS:HE2	2.54	0.42
1:F:101:GLU:HG3	1:H:123:THR:HG23	2.01	0.42
1:H:22:ALA:HB3	1:H:48:ILE:HD12	2.01	0.42
1:A:60:HIS:HE1	1:A:95:MET:SD	2.42	0.42
1:A:213:ARG:HA	1:A:216:ILE:HG12	2.02	0.42
1:E:93:LYS:HG3	1:F:72:HIS:HE1	1.77	0.42
1:G:38:VAL:HG22	1:G:54:ILE:HD13	2.01	0.42
1:H:127:VAL:HA	1:H:130:LEU:HD13	2.01	0.42
1:B:23:LYS:HG2	1:B:23:LYS:H	1.54	0.42
1:C:213:ARG:HA	1:C:216:ILE:HG12	2.01	0.42
1:H:204:LYS:CG	1:H:205:ALA:N	2.81	0.42
1:A:1:MET:O	1:A:2:VAL:HG23	2.18	0.42
1:D:44:ASP:O	1:D:48:ILE:HG12	2.20	0.42
1:B:89:ASN:HD22	1:B:95:MET:H	1.66	0.42
1:B:121:ILE:HG12	1:B:122:ASN:N	2.25	0.42
1:D:216:ILE:C	1:D:217:LYS:NZ	2.72	0.42
1:F:64:ILE:HD13	1:F:72:HIS:HB3	2.00	0.42
1:F:74:LEU:CD1	1:F:76:GLU:HB2	2.50	0.42
1:E:159:GLY:HA2	1:E:162:ARG:HG2	2.02	0.42
1:F:165:LYS:CG	1:F:169:LYS:HE2	2.50	0.42
1:G:121:ILE:HG12	1:G:122:ASN:N	2.27	0.42
1:G:182:GLY:N	1:G:215:LEU:HA	2.34	0.42
1:H:48:ILE:HD13	1:H:48:ILE:HA	1.92	0.42
1:H:161:VAL:HA	1:H:173:VAL:HG21	2.01	0.42
1:A:8:LYS:HD2	1:A:10:TYR:CE1	2.54	0.42
1:A:216:ILE:HG22	1:A:217:LYS:CA	2.50	0.42
1:A:46:ARG:HB3	1:A:81:CYS:HB3	2.02	0.42
1:C:161:VAL:HA	1:C:173:VAL:HG21	2.01	0.42
1:E:89:ASN:HD22	1:E:95:MET:H	1.66	0.42
1:A:212:ILE:O	1:A:216:ILE:HG12	2.20	0.42
1:C:121:ILE:HG12	1:C:122:ASN:N	2.24	0.42
1:C:127:VAL:HA	1:C:130:LEU:HD13	2.01	0.42
1:D:161:VAL:HA	1:D:173:VAL:HG21	2.01	0.42

Continued on next page...

Continued from previous page...

Atom-1	Atom-2	Interatomic distance (Å)	Clash overlap (Å)
1:F:1:MET:C	1:F:2:VAL:HG12	2.40	0.42
1:H:159:GLY:HA2	1:H:162:ARG:NH1	2.35	0.42
1:B:216:ILE:O	1:B:217:LYS:CB	2.68	0.41
1:H:23:LYS:HG2	1:H:23:LYS:H	1.54	0.41
1:C:23:LYS:HG2	1:C:23:LYS:H	1.54	0.41
1:D:74:LEU:CD1	1:D:76:GLU:HB2	2.49	0.41
1:E:139:PRO:O	1:E:140:PRO:C	2.59	0.41
1:A:161:VAL:HA	1:A:173:VAL:HG21	2.01	0.41
1:E:105:ASN:HA	1:E:108:LYS:HE3	2.02	0.41
1:A:137:VAL:HG12	1:A:139:PRO:HD3	1.99	0.41
1:D:127:VAL:HA	1:D:130:LEU:HD13	2.01	0.41
1:E:135:ILE:HG23	1:E:135:ILE:O	2.19	0.41
1:F:185:VAL:CG1	1:F:217:LYS:O	2.68	0.41
1:G:38:VAL:C	1:G:40:PRO:HD3	2.40	0.41
1:H:182:GLY:HA3	1:H:214:GLU:O	2.20	0.41
1:A:96:LEU:HD23	1:C:96:LEU:HD23	2.02	0.41
1:D:14:ILE:HB	1:D:17:ARG:HH12	1.82	0.41
1:G:109:ASN:N	1:G:109:ASN:HD22	2.18	0.41
1:A:27:LYS:O	1:A:31:GLU:HG3	2.21	0.41
1:A:96:LEU:HA	1:C:96:LEU:HA	2.03	0.41
1:B:127:VAL:HA	1:B:130:LEU:HD13	2.01	0.41
1:B:161:VAL:HA	1:B:173:VAL:HG21	2.01	0.41
1:C:76:GLU:N	1:C:76:GLU:OE1	2.54	0.41
1:C:167:ILE:N	1:C:167:ILE:CD1	2.83	0.41
1:D:38:VAL:HG22	1:D:54:ILE:HD13	2.03	0.41
1:B:76:GLU:N	1:B:76:GLU:OE1	2.54	0.41
1:D:203:VAL:C	1:D:205:ALA:H	2.24	0.41
1:E:46:ARG:HB3	1:E:81:CYS:HB3	2.03	0.41
1:B:161:VAL:HG11	1:B:192:GLY:HA3	2.02	0.41
1:G:161:VAL:HA	1:G:173:VAL:HG21	2.02	0.41
1:A:23:LYS:HG2	1:A:23:LYS:H	1.54	0.41
1:B:38:VAL:HG22	1:B:54:ILE:HD13	2.03	0.41
1:G:15:GLY:HA3	1:H:80:ASP:OD2	2.21	0.41
1:B:141:GLU:O	1:B:142:LEU:HD23	2.21	0.41
1:E:38:VAL:HG22	1:E:54:ILE:HD13	2.03	0.41
1:H:212:ILE:O	1:H:216:ILE:HG12	2.22	0.41
1:H:217:LYS:O	1:H:218:PHE:CB	2.69	0.41
1:B:125:LYS:HG3	1:D:129:ALA:HB1	2.03	0.40
1:E:45:LEU:O	1:E:49:VAL:HG23	2.21	0.40
1:E:183:GLU:HA	1:E:218:PHE:C	2.42	0.40
1:G:60:HIS:HB2	1:H:71:GLY:HA3	2.02	0.40

Continued on next page...

Continued from previous page...

Atom-1	Atom-2	Interatomic distance (Å)	Clash overlap (Å)
1:G:127:VAL:HA	1:G:130:LEU:HD13	2.03	0.40
1:G:179:ILE:CD1	1:G:184:ASP:HB3	2.51	0.40
1:G:182:GLY:HA2	1:G:215:LEU:HA	2.02	0.40
1:C:38:VAL:HG22	1:C:54:ILE:HD13	2.03	0.40
1:D:213:ARG:HA	1:D:216:ILE:HG12	2.03	0.40
1:E:97:LEU:HD12	1:G:100:ILE:HD11	2.02	0.40
1:F:139:PRO:O	1:F:140:PRO:C	2.59	0.40
1:H:161:VAL:O	1:H:165:LYS:HB2	2.21	0.40
1:H:168:ASN:HD21	1:H:170:ASP:HB2	1.85	0.40
1:B:19:LEU:HD12	1:B:47:MET:SD	2.62	0.40
1:C:12:GLU:CD	1:C:12:GLU:H	2.25	0.40
1:B:11:ASN:HD22	1:B:11:ASN:HA	1.71	0.40
1:C:38:VAL:C	1:C:40:PRO:HD3	2.42	0.40
1:E:76:GLU:N	1:E:76:GLU:OE1	2.53	0.40
1:E:165:LYS:HA	1:E:165:LYS:HD2	1.85	0.40
1:H:38:VAL:HG22	1:H:54:ILE:HD13	2.03	0.40
1:H:165:LYS:CG	1:H:169:LYS:HE2	2.51	0.40
1:B:212:ILE:O	1:B:216:ILE:HG12	2.22	0.40
1:D:165:LYS:HZ2	1:D:165:LYS:HA	1.87	0.40
1:E:183:GLU:HA	1:E:218:PHE:O	2.22	0.40
1:F:38:VAL:HG22	1:F:54:ILE:HD13	2.03	0.40

There are no symmetry-related clashes.

5.3 Torsion angles [\(i\)](#)

5.3.1 Protein backbone [\(i\)](#)

In the following table, the Percentiles column shows the percent Ramachandran outliers of the chain as a percentile score with respect to all X-ray entries followed by that with respect to entries of similar resolution.

The Analysed column shows the number of residues for which the backbone conformation was analysed, and the total number of residues.

Mol	Chain	Analysed	Favoured	Allowed	Outliers	Percentiles	
1	A	199/219 (91%)	176 (88%)	20 (10%)	3 (2%)	10	10
1	B	205/219 (94%)	177 (86%)	23 (11%)	5 (2%)	6	4
1	C	200/219 (91%)	173 (86%)	26 (13%)	1 (0%)	29	35
1	D	196/219 (90%)	176 (90%)	17 (9%)	3 (2%)	10	10

Continued on next page...

Continued from previous page...

Mol	Chain	Analysed	Favoured	Allowed	Outliers	Percentiles	
1	E	203/219 (93%)	181 (89%)	20 (10%)	2 (1%)	15	17
1	F	197/219 (90%)	173 (88%)	20 (10%)	4 (2%)	7	6
1	G	196/219 (90%)	178 (91%)	16 (8%)	2 (1%)	15	17
1	H	197/219 (90%)	174 (88%)	19 (10%)	4 (2%)	7	6
All	All	1593/1752 (91%)	1408 (88%)	161 (10%)	24 (2%)	10	10

All (24) Ramachandran outliers are listed below:

Mol	Chain	Res	Type
1	A	216	ILE
1	B	142	LEU
1	D	216	ILE
1	G	205	ALA
1	H	205	ALA
1	H	216	ILE
1	A	205	ALA
1	D	157	VAL
1	D	206	LYS
1	E	217	LYS
1	F	32	SER
1	H	201	GLY
1	F	215	LEU
1	H	31	GLU
1	F	31	GLU
1	B	45	LEU
1	B	154	PRO
1	B	207	ASN
1	C	45	LEU
1	E	216	ILE
1	G	139	PRO
1	B	153	ASN
1	F	216	ILE
1	A	138	GLU

5.3.2 Protein sidechains [i](#)

In the following table, the Percentiles column shows the percent sidechain outliers of the chain as a percentile score with respect to all X-ray entries followed by that with respect to entries of similar resolution.

The Analysed column shows the number of residues for which the sidechain conformation was

analysed, and the total number of residues.

Mol	Chain	Analysed	Rotameric	Outliers	Percentiles	
1	A	165/180 (92%)	151 (92%)	14 (8%)	10	13
1	B	170/180 (94%)	160 (94%)	10 (6%)	19	27
1	C	166/180 (92%)	158 (95%)	8 (5%)	25	36
1	D	162/180 (90%)	146 (90%)	16 (10%)	8	9
1	E	169/180 (94%)	152 (90%)	17 (10%)	7	9
1	F	164/180 (91%)	152 (93%)	12 (7%)	14	18
1	G	161/180 (89%)	151 (94%)	10 (6%)	18	25
1	H	164/180 (91%)	155 (94%)	9 (6%)	21	30
All	All	1321/1440 (92%)	1225 (93%)	96 (7%)	14	18

All (96) residues with a non-rotameric sidechain are listed below:

Mol	Chain	Res	Type
1	A	1	MET
1	A	21	ILE
1	A	78	ILE
1	A	84	LYS
1	A	97	LEU
1	A	121	ILE
1	A	134	CYS
1	A	183	GLU
1	A	186	LYS
1	A	198	LEU
1	A	210	GLU
1	A	213	ARG
1	A	216	ILE
1	A	217	LYS
1	B	21	ILE
1	B	78	ILE
1	B	97	LEU
1	B	108	LYS
1	B	121	ILE
1	B	167	ILE
1	B	186	LYS
1	B	194	GLU
1	B	198	LEU
1	B	210	GLU
1	C	21	ILE

Continued on next page...

Continued from previous page...

Mol	Chain	Res	Type
1	C	78	ILE
1	C	97	LEU
1	C	108	LYS
1	C	121	ILE
1	C	198	LEU
1	C	210	GLU
1	C	217	LYS
1	D	3	ILE
1	D	17	ARG
1	D	21	ILE
1	D	78	ILE
1	D	84	LYS
1	D	93	LYS
1	D	97	LEU
1	D	121	ILE
1	D	165	LYS
1	D	169	LYS
1	D	179	ILE
1	D	198	LEU
1	D	207	ASN
1	D	210	GLU
1	D	216	ILE
1	D	217	LYS
1	E	21	ILE
1	E	34	ILE
1	E	48	ILE
1	E	78	ILE
1	E	97	LEU
1	E	121	ILE
1	E	140	PRO
1	E	155	GLU
1	E	172	LYS
1	E	181	LYS
1	E	183	GLU
1	E	186	LYS
1	E	198	LEU
1	E	206	LYS
1	E	207	ASN
1	E	216	ILE
1	E	217	LYS
1	F	1	MET
1	F	21	ILE

Continued on next page...

Continued from previous page...

Mol	Chain	Res	Type
1	F	31	GLU
1	F	78	ILE
1	F	97	LEU
1	F	121	ILE
1	F	168	ASN
1	F	169	LYS
1	F	183	GLU
1	F	198	LEU
1	F	216	ILE
1	F	217	LYS
1	G	17	ARG
1	G	21	ILE
1	G	30	GLU
1	G	84	LYS
1	G	97	LEU
1	G	121	ILE
1	G	165	LYS
1	G	167	ILE
1	G	198	LEU
1	G	216	ILE
1	H	21	ILE
1	H	78	ILE
1	H	97	LEU
1	H	109	ASN
1	H	121	ILE
1	H	198	LEU
1	H	210	GLU
1	H	217	LYS
1	H	218	PHE

Sometimes sidechains can be flipped to improve hydrogen bonding and reduce clashes. All (67) such sidechains are listed below:

Mol	Chain	Res	Type
1	A	59	GLN
1	A	89	ASN
1	A	105	ASN
1	A	109	ASN
1	A	119	ASN
1	A	120	ASN
1	A	168	ASN
1	B	11	ASN
1	B	59	GLN

Continued on next page...

Continued from previous page...

Mol	Chain	Res	Type
1	B	89	ASN
1	B	105	ASN
1	B	109	ASN
1	B	119	ASN
1	B	120	ASN
1	B	153	ASN
1	B	168	ASN
1	C	11	ASN
1	C	59	GLN
1	C	89	ASN
1	C	105	ASN
1	C	119	ASN
1	C	120	ASN
1	C	168	ASN
1	D	59	GLN
1	D	105	ASN
1	D	109	ASN
1	D	119	ASN
1	D	120	ASN
1	D	168	ASN
1	D	207	ASN
1	E	11	ASN
1	E	59	GLN
1	E	65	ASN
1	E	89	ASN
1	E	105	ASN
1	E	109	ASN
1	E	119	ASN
1	E	120	ASN
1	E	168	ASN
1	E	207	ASN
1	F	11	ASN
1	F	59	GLN
1	F	72	HIS
1	F	89	ASN
1	F	105	ASN
1	F	109	ASN
1	F	119	ASN
1	F	120	ASN
1	F	168	ASN
1	F	207	ASN
1	G	11	ASN

Continued on next page...

Continued from previous page...

Mol	Chain	Res	Type
1	G	59	GLN
1	G	65	ASN
1	G	89	ASN
1	G	105	ASN
1	G	109	ASN
1	G	119	ASN
1	G	120	ASN
1	G	168	ASN
1	H	11	ASN
1	H	59	GLN
1	H	89	ASN
1	H	105	ASN
1	H	109	ASN
1	H	119	ASN
1	H	120	ASN
1	H	168	ASN

5.3.3 RNA [i](#)

There are no RNA molecules in this entry.

5.4 Non-standard residues in protein, DNA, RNA chains [i](#)

There are no non-standard protein/DNA/RNA residues in this entry.

5.5 Carbohydrates [i](#)

There are no monosaccharides in this entry.

5.6 Ligand geometry [i](#)

There are no ligands in this entry.

5.7 Other polymers [i](#)

There are no such residues in this entry.

5.8 Polymer linkage issues

There are no chain breaks in this entry.

6 Fit of model and data

6.1 Protein, DNA and RNA chains

In the following table, the column labelled ‘#RSRZ > 2’ contains the number (and percentage) of RSRZ outliers, followed by percent RSRZ outliers for the chain as percentile scores relative to all X-ray entries and entries of similar resolution. The OWAB column contains the minimum, median, 95th percentile and maximum values of the occupancy-weighted average B-factor per residue. The column labelled ‘Q < 0.9’ lists the number of (and percentage) of residues with an average occupancy less than 0.9.

Mol	Chain	Analysed	<RSRZ>	#RSRZ>2	OWAB(Å ²)	Q<0.9
1	A	203/219 (92%)	0.18	4 (1%) 65 71	13, 29, 42, 53	0
1	B	209/219 (95%)	0.29	3 (1%) 75 80	16, 33, 44, 50	0
1	C	204/219 (93%)	0.42	9 (4%) 34 41	17, 32, 50, 57	0
1	D	200/219 (91%)	0.31	6 (3%) 50 57	15, 32, 51, 60	0
1	E	207/219 (94%)	0.45	5 (2%) 59 66	17, 35, 52, 60	0
1	F	201/219 (91%)	0.59	11 (5%) 25 31	21, 37, 55, 61	0
1	G	200/219 (91%)	0.64	18 (9%) 9 12	22, 39, 60, 69	0
1	H	201/219 (91%)	0.25	3 (1%) 73 79	9, 32, 43, 57	0
All	All	1625/1752 (92%)	0.39	59 (3%) 42 49	9, 34, 51, 69	0

All (59) RSRZ outliers are listed below:

Mol	Chain	Res	Type	RSRZ
1	D	217	LYS	11.3
1	F	216	ILE	6.2
1	A	217	LYS	6.2
1	C	217	LYS	5.9
1	F	177	ALA	5.5
1	F	178	GLY	5.4
1	G	177	ALA	5.3
1	F	140	PRO	5.2
1	E	215	LEU	4.5
1	C	187	ALA	4.3
1	G	135	ILE	4.0
1	D	178	GLY	3.6
1	G	216	ILE	3.6
1	F	217	LYS	3.6
1	B	154	PRO	3.5
1	E	154	PRO	3.4

Continued on next page...

Continued from previous page...

Mol	Chain	Res	Type	RSRZ
1	E	218	PHE	3.3
1	F	198	LEU	3.3
1	F	179	ILE	3.2
1	F	54	ILE	3.2
1	G	115	ILE	3.2
1	G	173	VAL	3.1
1	G	161	VAL	3.0
1	C	177	ALA	2.9
1	G	104	ILE	2.8
1	C	216	ILE	2.8
1	D	187	ALA	2.7
1	G	132	PRO	2.7
1	A	216	ILE	2.6
1	G	1	MET	2.6
1	C	179	ILE	2.6
1	G	178	GLY	2.6
1	H	1	MET	2.5
1	H	216	ILE	2.5
1	D	216	ILE	2.5
1	E	120	ASN	2.5
1	G	116	VAL	2.4
1	B	216	ILE	2.4
1	A	178	GLY	2.4
1	G	134	CYS	2.4
1	G	158	GLU	2.4
1	G	180	SER	2.3
1	C	38	VAL	2.3
1	G	187	ALA	2.3
1	F	189	LEU	2.3
1	G	19	LEU	2.2
1	A	139	PRO	2.2
1	C	173	VAL	2.2
1	F	212	ILE	2.2
1	G	160	THR	2.2
1	D	135	ILE	2.2
1	C	135	ILE	2.1
1	C	167	ILE	2.1
1	E	140	PRO	2.1
1	F	32	SER	2.1
1	H	48	ILE	2.0
1	D	191	LEU	2.0
1	G	176	GLY	2.0

Continued on next page...

Continued from previous page...

Mol	Chain	Res	Type	RSRZ
1	B	208	VAL	2.0

6.2 Non-standard residues in protein, DNA, RNA chains [i](#)

There are no non-standard protein/DNA/RNA residues in this entry.

6.3 Carbohydrates [i](#)

There are no monosaccharides in this entry.

6.4 Ligands [i](#)

There are no ligands in this entry.

6.5 Other polymers [i](#)

There are no such residues in this entry.