



Full wwPDB X-ray Structure Validation Report ⓘ

Feb 4, 2024 – 10:09 PM EST

PDB ID : 1XFU
Title : Crystal structure of anthrax edema factor (EF) truncation mutant, EF-delta 64 in complex with calmodulin
Authors : Shen, Y.; Zhukovskaya, N.L.; Guo, Q.; Florian, J.; Tang, W.J.
Deposited on : 2004-09-15
Resolution : 3.35 Å(reported)

This is a Full wwPDB X-ray Structure Validation Report for a publicly released PDB entry.

We welcome your comments at validation@mail.wwpdb.org

A user guide is available at

<https://www.wwpdb.org/validation/2017/XrayValidationReportHelp>

with specific help available everywhere you see the ⓘ symbol.

The types of validation reports are described at

<http://www.wwpdb.org/validation/2017/FAQs#types>.

The following versions of software and data (see [references ⓘ](#)) were used in the production of this report:

MolProbity : 4.02b-467
Xtriage (Phenix) : 1.13
EDS : 2.36
Percentile statistics : 20191225.v01 (using entries in the PDB archive December 25th 2019)
Refmac : 5.8.0158
CCP4 : 7.0.044 (Gargrove)
Ideal geometry (proteins) : Engh & Huber (2001)
Ideal geometry (DNA, RNA) : Parkinson et al. (1996)
Validation Pipeline (wwPDB-VP) : 2.36

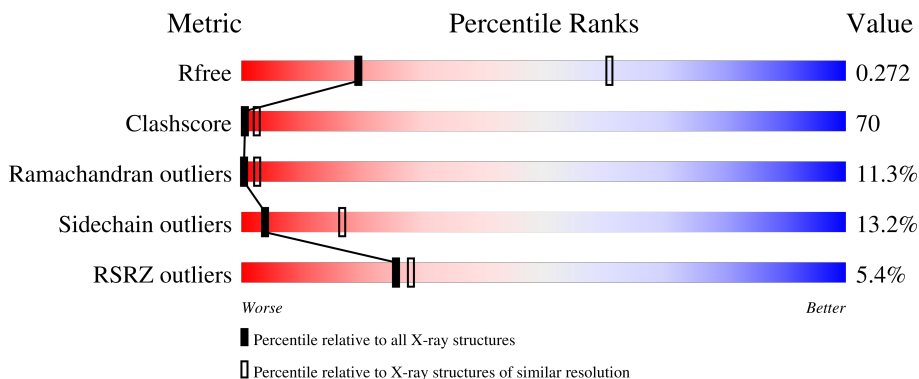
1 Overall quality at a glance

The following experimental techniques were used to determine the structure:

X-RAY DIFFRACTION

The reported resolution of this entry is 3.35 Å.

Percentile scores (ranging between 0-100) for global validation metrics of the entry are shown in the following graphic. The table shows the number of entries on which the scores are based.



Metric	Whole archive (#Entries)	Similar resolution (#Entries, resolution range(Å))
R_{free}	130704	1558 (3.42-3.30)
Clashscore	141614	1627 (3.42-3.30)
Ramachandran outliers	138981	1599 (3.42-3.30)
Sidechain outliers	138945	1598 (3.42-3.30)
RSRZ outliers	127900	1507 (3.42-3.30)

The table below summarises the geometric issues observed across the polymeric chains and their fit to the electron density. The red, orange, yellow and green segments of the lower bar indicate the fraction of residues that contain outliers for ≥ 3 , 2, 1 and 0 types of geometric quality criteria respectively. A grey segment represents the fraction of residues that are not modelled. The numeric value for each fraction is indicated below the corresponding segment, with a dot representing fractions $\leq 5\%$. The upper red bar (where present) indicates the fraction of residues that have poor fit to the electron density. The numeric value is given above the bar.

Mol	Chain	Length	Quality of chain
1	A	747	
1	B	747	
1	C	747	
1	D	747	
1	E	747	

Continued on next page...

Continued from previous page...

Mol	Chain	Length	Quality of chain
1	F	747	
2	O	149	
2	P	149	
2	Q	149	
2	R	149	
2	S	149	
2	T	149	

2 Entry composition [i](#)

There are 4 unique types of molecules in this entry. The entry contains 42852 atoms, of which 0 are hydrogens and 0 are deuteriums.

In the tables below, the ZeroOcc column contains the number of atoms modelled with zero occupancy, the AltConf column contains the number of residues with at least one atom in alternate conformation and the Trace column contains the number of residues modelled with at most 2 atoms.

- Molecule 1 is a protein called Calmodulin-sensitive adenylate cyclase.

Mol	Chain	Residues	Atoms					ZeroOcc	AltConf	Trace
			Total	C	N	O	S			
1	A	735	5992	3828	995	1163	6	0	0	0
1	B	735	5992	3828	995	1163	6	0	0	0
1	C	735	5992	3828	995	1163	6	0	0	0
1	D	735	5992	3828	995	1163	6	0	0	0
1	E	735	5992	3828	995	1163	6	0	0	0
1	F	735	5992	3828	995	1163	6	0	0	0

There are 60 discrepancies between the modelled and reference sequences:

Chain	Residue	Modelled	Actual	Comment	Reference
A	54	MET	-	initiating methionine	UNP P40136
A	55	HIS	-	expression tag	UNP P40136
A	56	HIS	-	expression tag	UNP P40136
A	57	HIS	-	expression tag	UNP P40136
A	58	HIS	-	expression tag	UNP P40136
A	59	HIS	-	expression tag	UNP P40136
A	60	HIS	-	expression tag	UNP P40136
A	61	ALA	-	cloning artifact	UNP P40136
A	62	ALA	-	cloning artifact	UNP P40136
A	63	ALA	-	cloning artifact	UNP P40136
B	54	MET	-	initiating methionine	UNP P40136
B	55	HIS	-	expression tag	UNP P40136
B	56	HIS	-	expression tag	UNP P40136
B	57	HIS	-	expression tag	UNP P40136
B	58	HIS	-	expression tag	UNP P40136
B	59	HIS	-	expression tag	UNP P40136
B	60	HIS	-	expression tag	UNP P40136

Continued on next page...

Continued from previous page...

Chain	Residue	Modelled	Actual	Comment	Reference
B	61	ALA	-	cloning artifact	UNP P40136
B	62	ALA	-	cloning artifact	UNP P40136
B	63	ALA	-	cloning artifact	UNP P40136
C	54	MET	-	initiating methionine	UNP P40136
C	55	HIS	-	expression tag	UNP P40136
C	56	HIS	-	expression tag	UNP P40136
C	57	HIS	-	expression tag	UNP P40136
C	58	HIS	-	expression tag	UNP P40136
C	59	HIS	-	expression tag	UNP P40136
C	60	HIS	-	expression tag	UNP P40136
C	61	ALA	-	cloning artifact	UNP P40136
C	62	ALA	-	cloning artifact	UNP P40136
C	63	ALA	-	cloning artifact	UNP P40136
D	54	MET	-	initiating methionine	UNP P40136
D	55	HIS	-	expression tag	UNP P40136
D	56	HIS	-	expression tag	UNP P40136
D	57	HIS	-	expression tag	UNP P40136
D	58	HIS	-	expression tag	UNP P40136
D	59	HIS	-	expression tag	UNP P40136
D	60	HIS	-	expression tag	UNP P40136
D	61	ALA	-	cloning artifact	UNP P40136
D	62	ALA	-	cloning artifact	UNP P40136
D	63	ALA	-	cloning artifact	UNP P40136
E	54	MET	-	initiating methionine	UNP P40136
E	55	HIS	-	expression tag	UNP P40136
E	56	HIS	-	expression tag	UNP P40136
E	57	HIS	-	expression tag	UNP P40136
E	58	HIS	-	expression tag	UNP P40136
E	59	HIS	-	expression tag	UNP P40136
E	60	HIS	-	expression tag	UNP P40136
E	61	ALA	-	cloning artifact	UNP P40136
E	62	ALA	-	cloning artifact	UNP P40136
E	63	ALA	-	cloning artifact	UNP P40136
F	54	MET	-	initiating methionine	UNP P40136
F	55	HIS	-	expression tag	UNP P40136
F	56	HIS	-	expression tag	UNP P40136
F	57	HIS	-	expression tag	UNP P40136
F	58	HIS	-	expression tag	UNP P40136
F	59	HIS	-	expression tag	UNP P40136
F	60	HIS	-	expression tag	UNP P40136
F	61	ALA	-	cloning artifact	UNP P40136
F	62	ALA	-	cloning artifact	UNP P40136

Continued on next page...

Continued from previous page...

Chain	Residue	Modelled	Actual	Comment	Reference
F	63	ALA	-	cloning artifact	UNP P40136

- Molecule 2 is a protein called Calmodulin 2.

Mol	Chain	Residues	Atoms					ZeroOcc	AltConf	Trace
2	O	146	Total	C	N	O	S	0	0	0
			1146	702	186	249	9			
2	P	146	Total	C	N	O	S	0	0	0
			1146	702	186	249	9			
2	Q	146	Total	C	N	O	S	0	0	0
			1146	702	186	249	9			
2	R	146	Total	C	N	O	S	0	0	0
			1146	702	186	249	9			
2	S	146	Total	C	N	O	S	0	0	0
			1146	702	186	249	9			
2	T	146	Total	C	N	O	S	0	0	0
			1146	702	186	249	9			

- Molecule 3 is MAGNESIUM ION (three-letter code: MG) (formula: Mg).

Mol	Chain	Residues	Atoms		ZeroOcc	AltConf
3	A	1	Total	Mg	0	0
			1	1		
3	B	1	Total	Mg	0	0
			1	1		
3	C	1	Total	Mg	0	0
			1	1		
3	D	1	Total	Mg	0	0
			1	1		
3	E	1	Total	Mg	0	0
			1	1		
3	F	1	Total	Mg	0	0
			1	1		

- Molecule 4 is CALCIUM ION (three-letter code: CA) (formula: Ca).

Mol	Chain	Residues	Atoms		ZeroOcc	AltConf
4	O	3	Total	Ca	0	0
			3	3		
4	P	3	Total	Ca	0	0
			3	3		

Continued on next page...

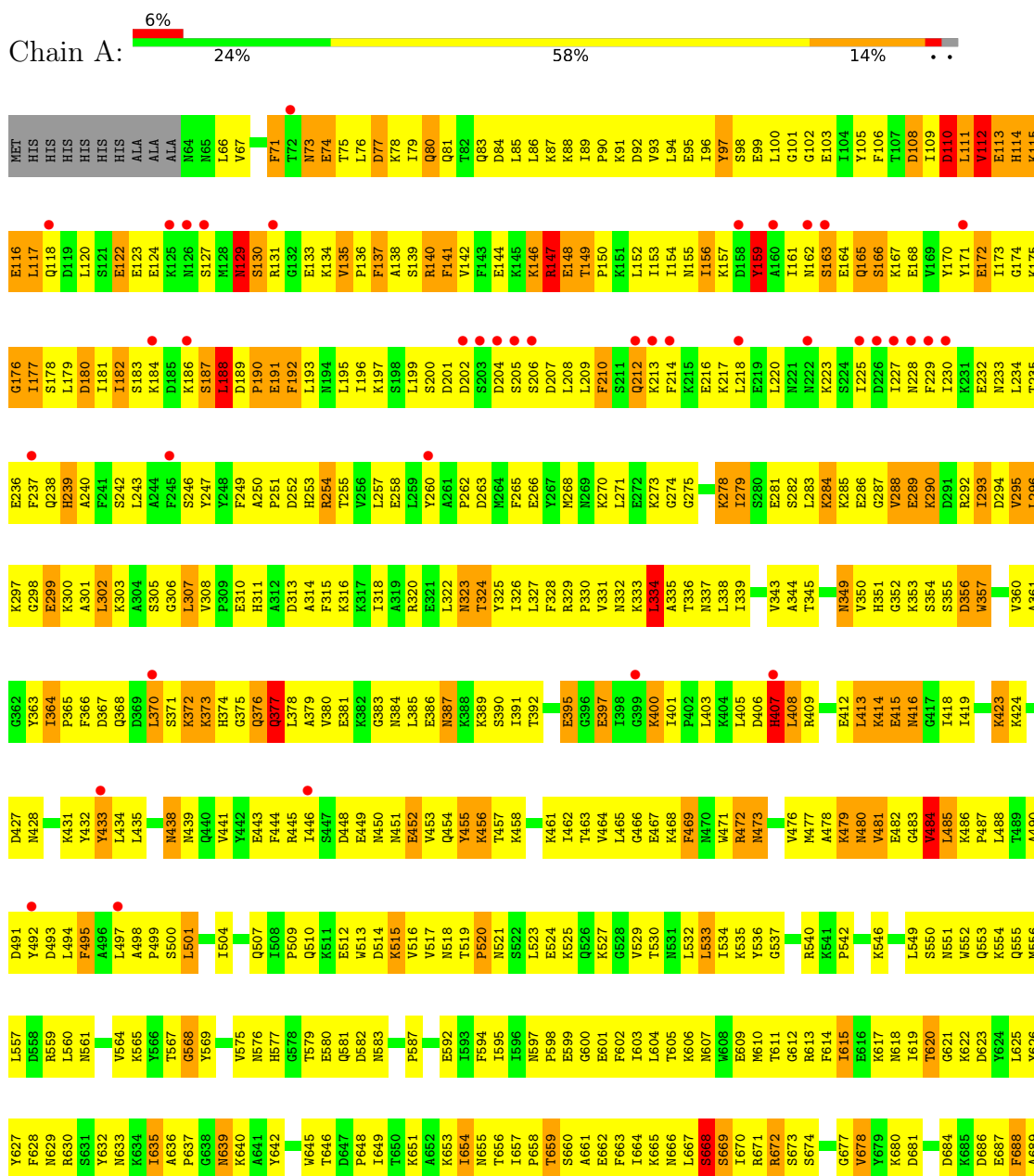
Continued from previous page...

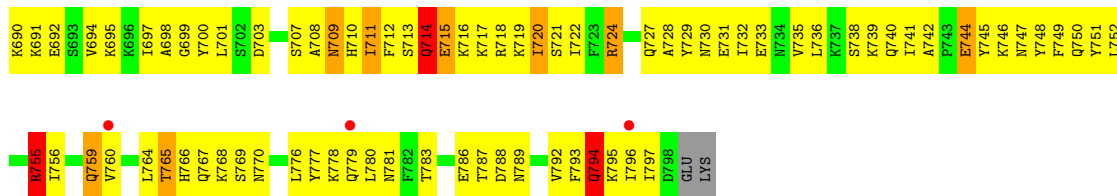
Mol	Chain	Residues	Atoms		ZeroOcc	AltConf
4	Q	3	Total 3	Ca 3	0	0
4	R	3	Total 3	Ca 3	0	0
4	S	3	Total 3	Ca 3	0	0
4	T	3	Total 3	Ca 3	0	0

3 Residue-property plots

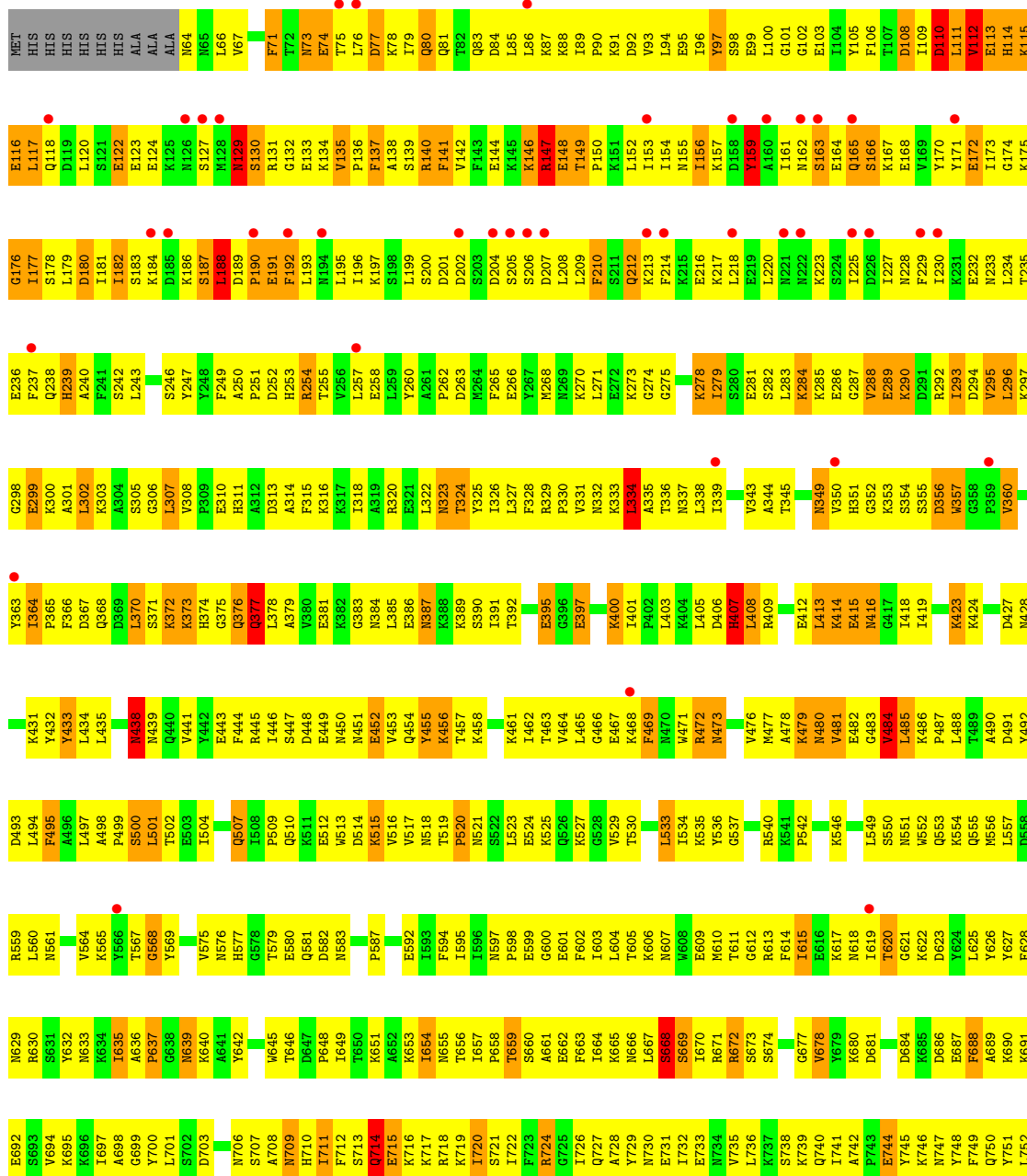
These plots are drawn for all protein, RNA, DNA and oligosaccharide chains in the entry. The first graphic for a chain summarises the proportions of the various outlier classes displayed in the second graphic. The second graphic shows the sequence view annotated by issues in geometry and electron density. Residues are color-coded according to the number of geometric quality criteria for which they contain at least one outlier: green = 0, yellow = 1, orange = 2 and red = 3 or more. A red dot above a residue indicates a poor fit to the electron density ($RSRZ > 2$). Stretches of 2 or more consecutive residues without any outlier are shown as a green connector. Residues present in the sample, but not in the model, are shown in grey.

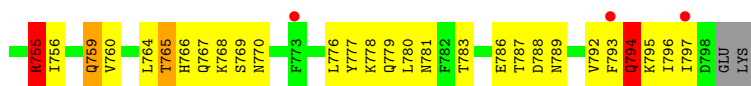
- Molecule 1: Calmodulin-sensitive adenylate cyclase



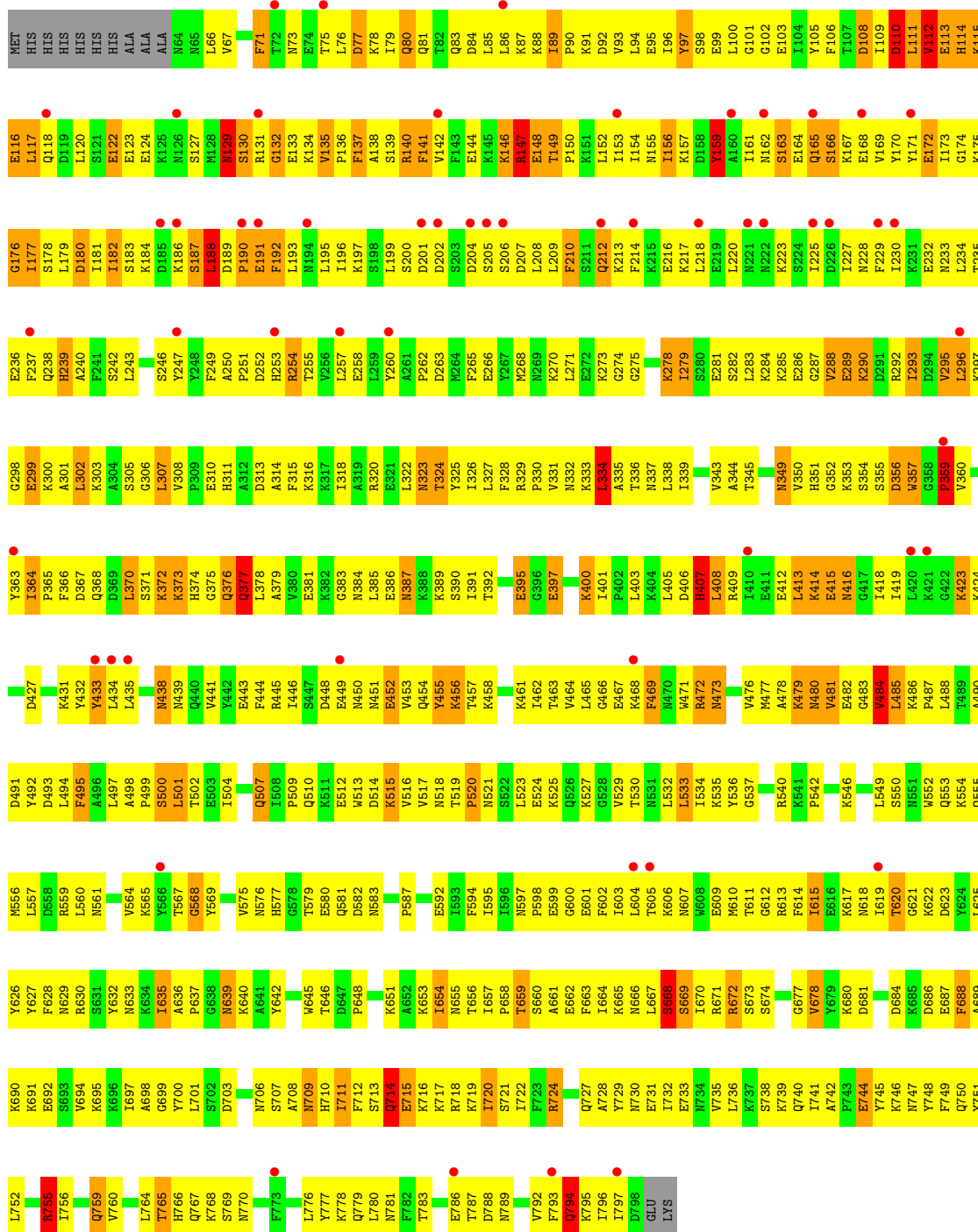


● Molecule 1: Calmodulin-sensitive adenylate cyclase

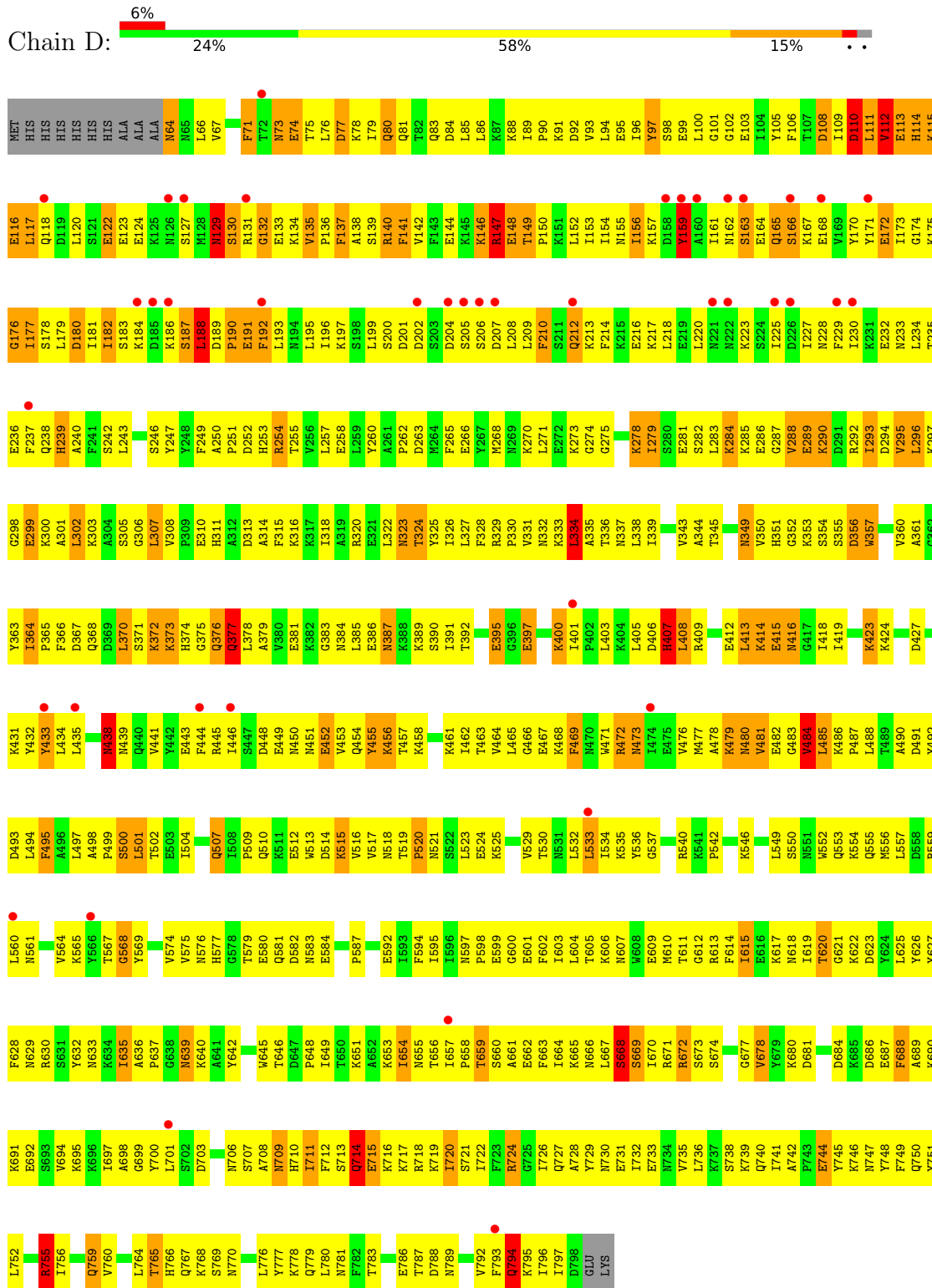




• Molecule 1: Calmodulin-sensitive adenylate cyclase

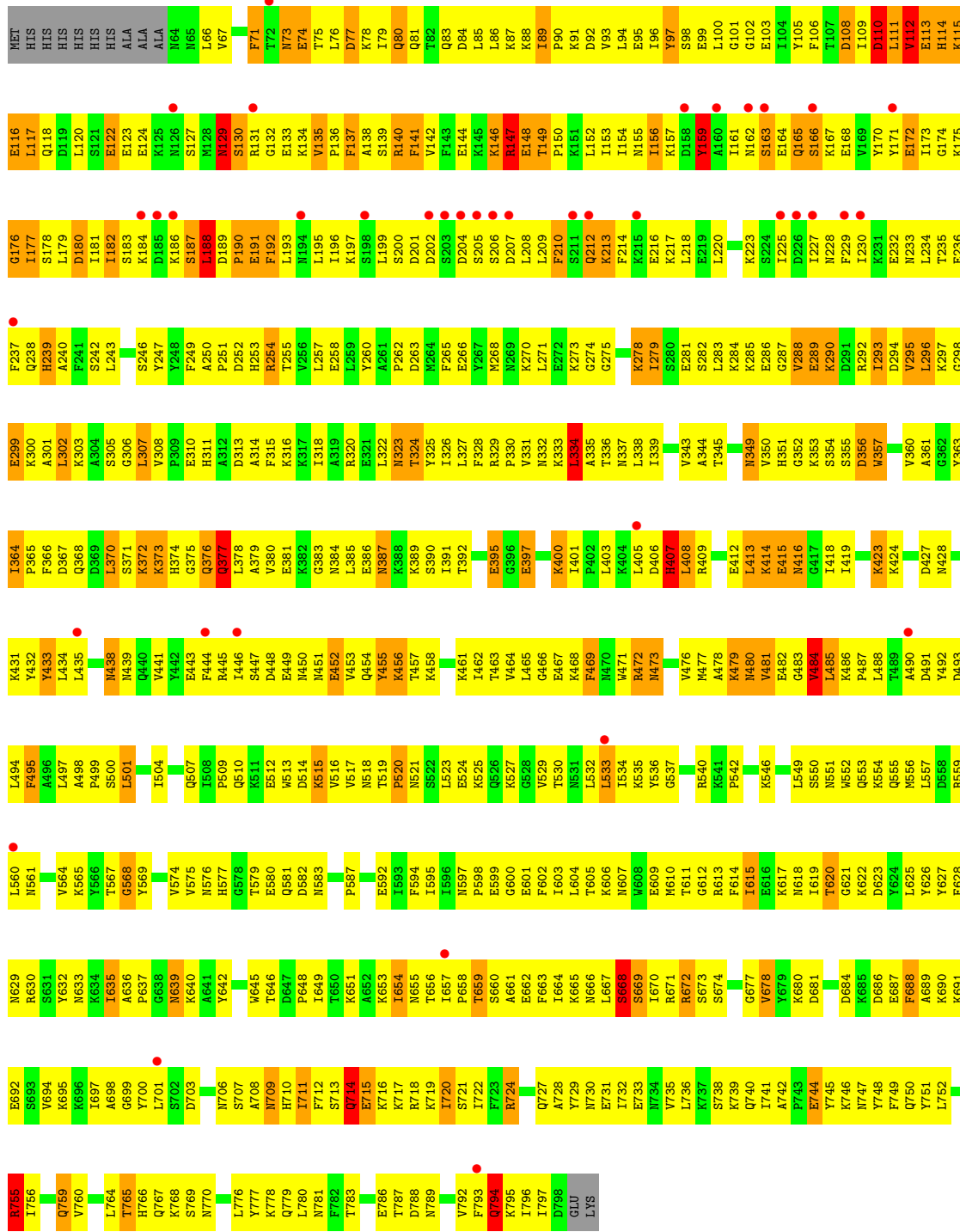


• Molecule 1: Calmodulin-sensitive adenylate cyclase

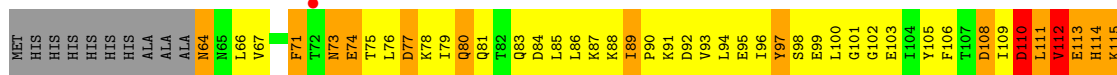


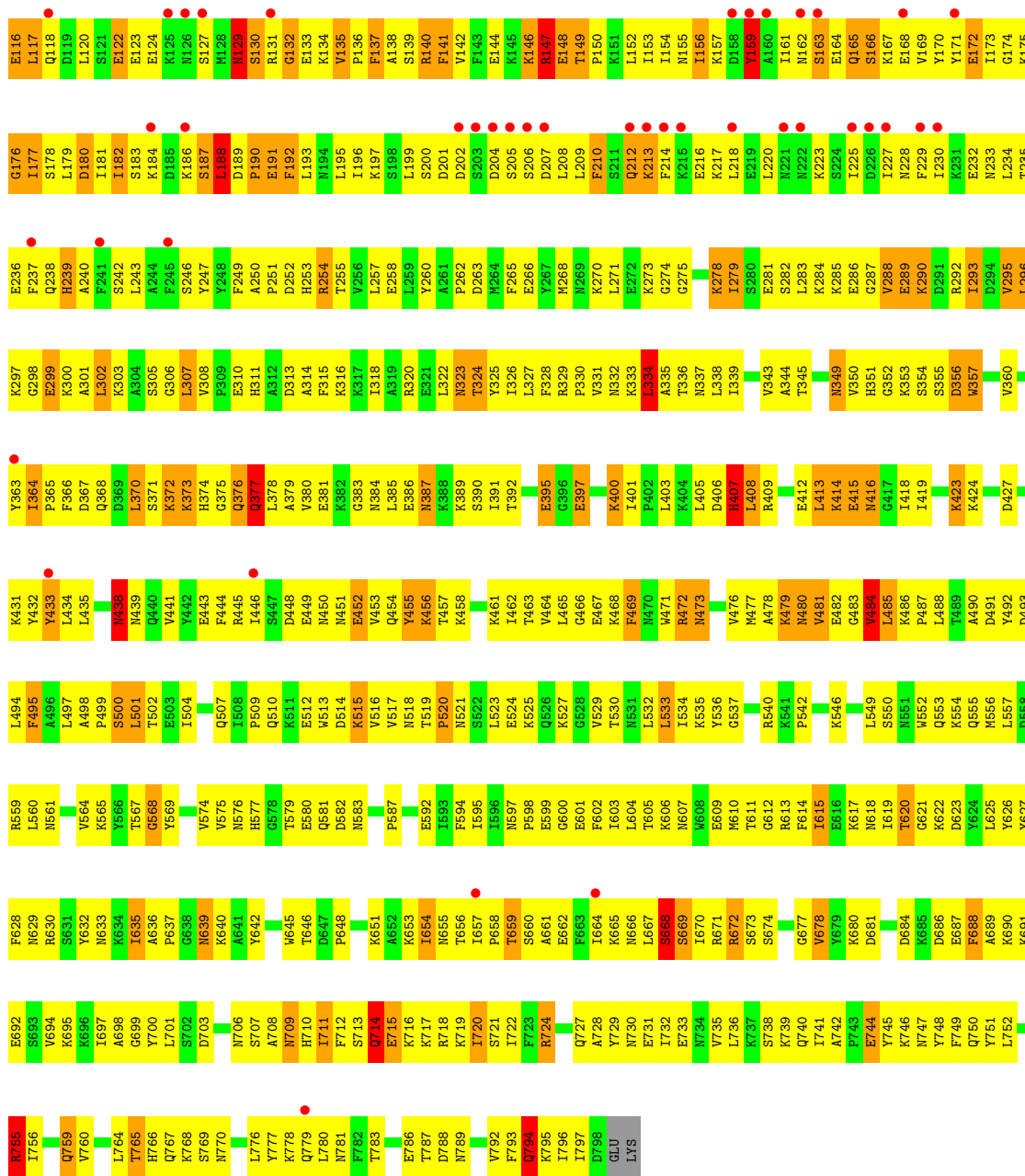
• Molecule 1: Calmodulin-sensitive adenylate cyclase



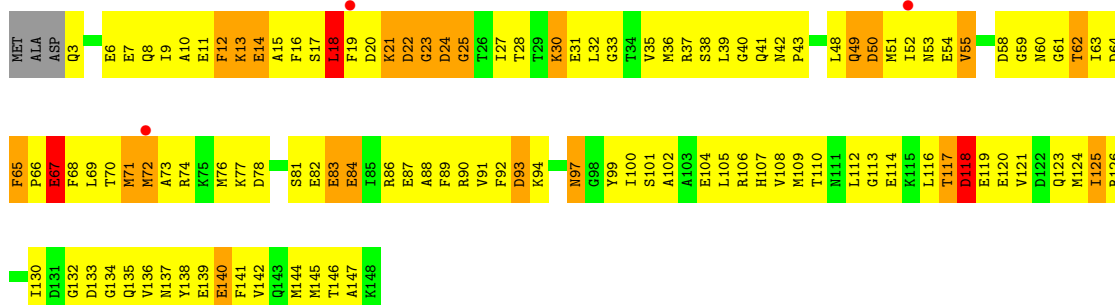



● Molecule 1: Calmodulin-sensitive adenylate cyclase

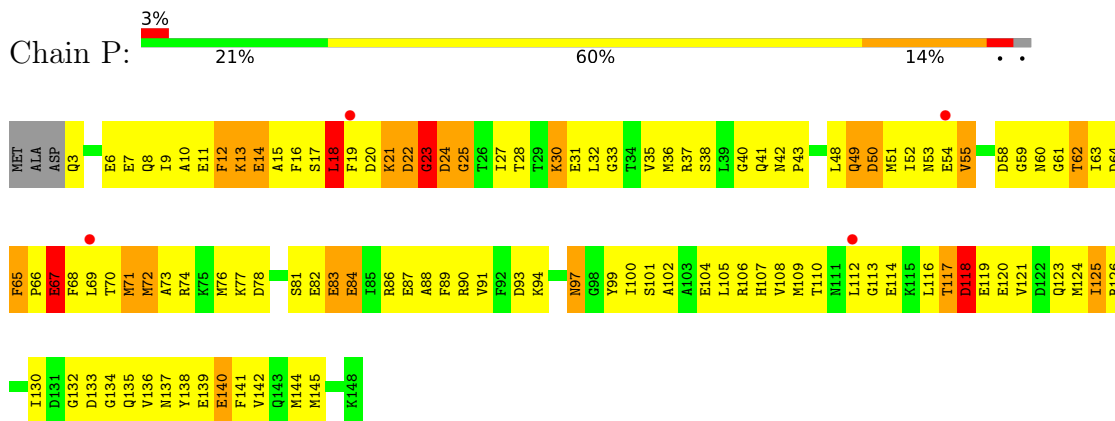




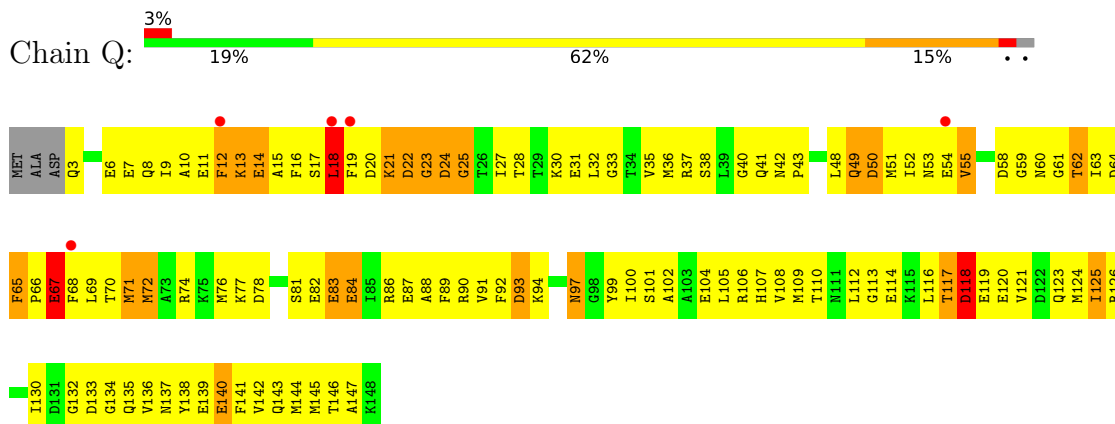
• Molecule 2: Calmodulin 2



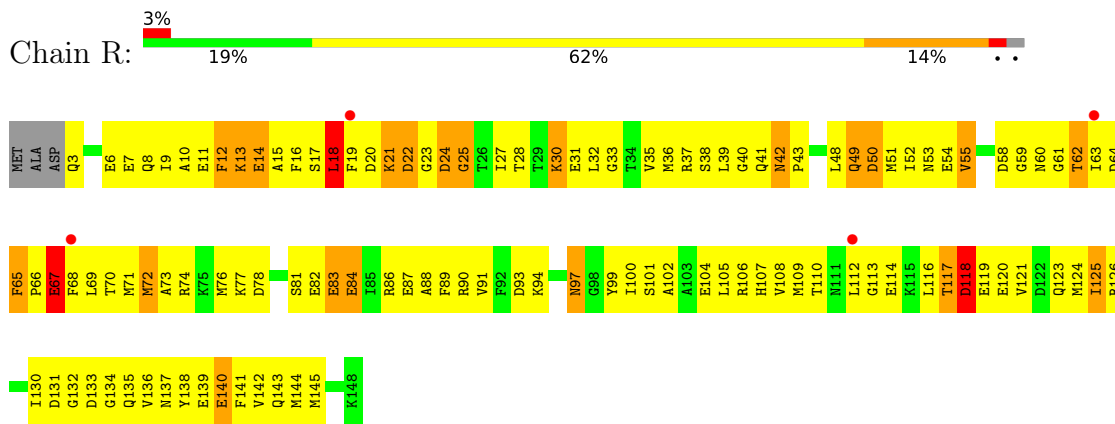
• Molecule 2: Calmodulin 2



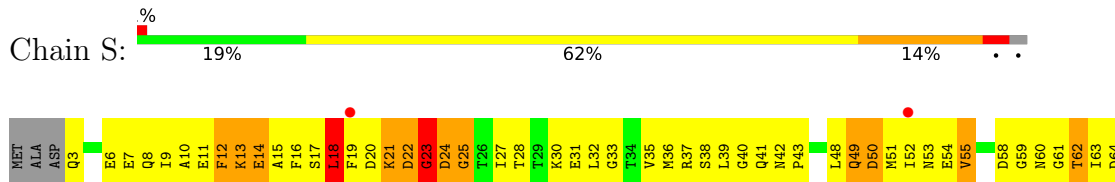
• Molecule 2: Calmodulin 2

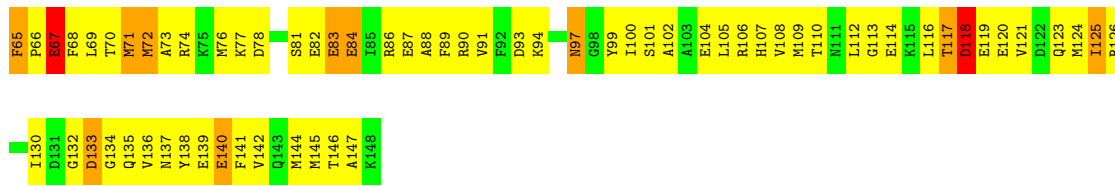


• Molecule 2: Calmodulin 2

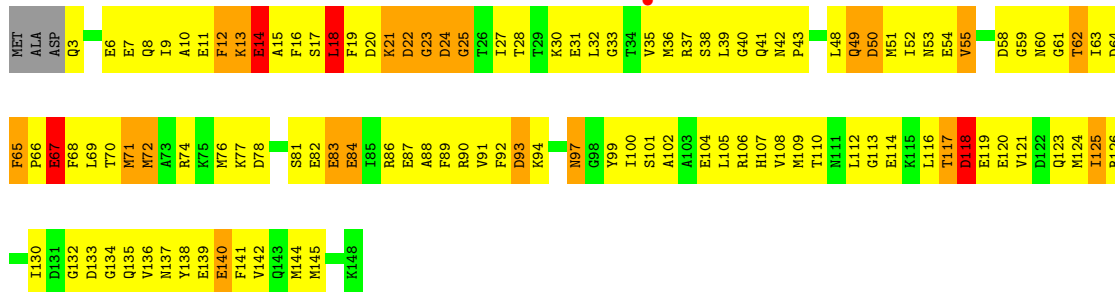


• Molecule 2: Calmodulin 2





- Molecule 2: Calmodulin 2



4 Data and refinement statistics i

Property	Value	Source
Space group	C 1 2 1	Depositor
Cell constants a, b, c, α , β , γ	317.56Å 183.11Å 141.12Å 90.00° 90.05° 90.00°	Depositor
Resolution (Å)	29.99 – 3.35 40.47 – 3.30	Depositor EDS
% Data completeness (in resolution range)	95.8 (29.99-3.35) 94.8 (40.47-3.30)	Depositor EDS
R_{merge}	0.05	Depositor
R_{sym}	0.03	Depositor
$\langle I/\sigma(I) \rangle$ ¹	2.58 (at 3.32Å)	Xtrriage
Refinement program	CNS 1.1	Depositor
R, R_{free}	0.283 , 0.300 0.255 , 0.272	Depositor DCC
R_{free} test set	6103 reflections (5.05%)	wwPDB-VP
Wilson B-factor (Å ²)	100.0	Xtrriage
Anisotropy	0.184	Xtrriage
Bulk solvent k_{sol} (e/Å ³), B_{sol} (Å ²)	0.28 , 42.4	EDS
L-test for twinning ²	$\langle L \rangle = 0.49$, $\langle L^2 \rangle = 0.32$	Xtrriage
Estimated twinning fraction	0.468 for -1/2*h-3/2*k,-1/2*h+1/2*k,-l 0.468 for -1/2*h+3/2*k,1/2*h+1/2*k,-l 0.468 for 1/2*h-3/2*k,-1/2*h-1/2*k,-l 0.460 for 1/2*h+3/2*k,1/2*h-1/2*k,-l 0.468 for -h,-k,l	Xtrriage
F_o, F_c correlation	0.92	EDS
Total number of atoms	42852	wwPDB-VP
Average B, all atoms (Å ²)	80.0	wwPDB-VP

Xtrriage's analysis on translational NCS is as follows: *The largest off-origin peak in the Patterson function is 2.43% of the height of the origin peak. No significant pseudotranslation is detected.*

¹Intensities estimated from amplitudes.

²Theoretical values of $\langle |L| \rangle$, $\langle L^2 \rangle$ for acentric reflections are 0.5, 0.333 respectively for untwinned datasets, and 0.375, 0.2 for perfectly twinned datasets.

5 Model quality i

5.1 Standard geometry i

Bond lengths and bond angles in the following residue types are not validated in this section: MG, CA

The Z score for a bond length (or angle) is the number of standard deviations the observed value is removed from the expected value. A bond length (or angle) with $|Z| > 5$ is considered an outlier worth inspection. RMSZ is the root-mean-square of all Z scores of the bond lengths (or angles).

Mol	Chain	Bond lengths		Bond angles	
		RMSZ	# Z >5	RMSZ	# Z >5
1	A	0.52	0/6104	0.79	7/8208 (0.1%)
1	B	0.53	0/6104	0.79	8/8208 (0.1%)
1	C	0.54	1/6104 (0.0%)	0.80	9/8208 (0.1%)
1	D	0.53	1/6104 (0.0%)	0.79	7/8208 (0.1%)
1	E	0.53	0/6104	0.79	7/8208 (0.1%)
1	F	0.54	1/6104 (0.0%)	0.79	7/8208 (0.1%)
2	O	0.56	0/1158	0.75	1/1553 (0.1%)
2	P	0.57	0/1158	0.75	1/1553 (0.1%)
2	Q	0.57	0/1158	0.75	1/1553 (0.1%)
2	R	0.57	0/1158	0.75	0/1553
2	S	0.57	0/1158	0.75	1/1553 (0.1%)
2	T	0.57	0/1158	0.75	1/1553 (0.1%)
All	All	0.54	3/43572 (0.0%)	0.79	50/58566 (0.1%)

All (3) bond length outliers are listed below:

Mol	Chain	Res	Type	Atoms	Z	Observed(Å)	Ideal(Å)
1	F	132	GLY	C-N	6.49	1.49	1.34
1	C	132	GLY	C-N	5.91	1.47	1.34
1	D	132	GLY	C-N	5.80	1.47	1.34

All (50) bond angle outliers are listed below:

Mol	Chain	Res	Type	Atoms	Z	Observed(°)	Ideal(°)
1	D	147	ARG	N-CA-C	6.70	129.09	111.00
1	F	147	ARG	N-CA-C	6.70	129.08	111.00
1	C	147	ARG	N-CA-C	6.69	129.05	111.00
1	A	147	ARG	N-CA-C	6.69	129.05	111.00
1	E	147	ARG	N-CA-C	6.68	129.04	111.00
1	B	147	ARG	N-CA-C	6.68	129.04	111.00

Continued on next page...

Continued from previous page...

Mol	Chain	Res	Type	Atoms	Z	Observed(°)	Ideal(°)
1	A	188	LEU	N-CA-C	-6.38	93.77	111.00
1	D	188	LEU	N-CA-C	-6.38	93.77	111.00
1	F	188	LEU	N-CA-C	-6.38	93.77	111.00
1	B	188	LEU	N-CA-C	-6.38	93.78	111.00
1	E	188	LEU	N-CA-C	-6.38	93.78	111.00
1	C	188	LEU	N-CA-C	-6.37	93.80	111.00
1	C	359	PRO	CA-C-N	-5.96	104.09	117.20
1	E	159	TYR	N-CA-C	5.82	126.72	111.00
1	C	159	TYR	N-CA-C	5.81	126.69	111.00
1	A	159	TYR	N-CA-C	5.80	126.67	111.00
1	F	159	TYR	N-CA-C	5.80	126.67	111.00
1	D	159	TYR	N-CA-C	5.79	126.62	111.00
1	B	159	TYR	N-CA-C	5.79	126.62	111.00
1	D	674	SER	N-CA-C	-5.76	95.44	111.00
1	F	674	SER	N-CA-C	-5.76	95.45	111.00
1	C	674	SER	N-CA-C	-5.76	95.46	111.00
1	A	674	SER	N-CA-C	-5.75	95.46	111.00
1	B	674	SER	N-CA-C	-5.75	95.47	111.00
1	E	674	SER	N-CA-C	-5.75	95.47	111.00
1	E	533	LEU	CA-CB-CG	5.74	128.51	115.30
1	F	533	LEU	CA-CB-CG	5.69	128.40	115.30
1	C	533	LEU	CA-CB-CG	5.63	128.24	115.30
1	D	533	LEU	CA-CB-CG	5.62	128.22	115.30
1	A	533	LEU	CA-CB-CG	5.61	128.21	115.30
1	B	533	LEU	CA-CB-CG	5.59	128.16	115.30
1	C	359	PRO	CA-N-CD	-5.42	103.91	111.50
1	B	433	TYR	N-CA-C	-5.33	96.61	111.00
1	C	433	TYR	N-CA-C	-5.32	96.64	111.00
1	A	433	TYR	N-CA-C	-5.32	96.64	111.00
1	E	433	TYR	N-CA-C	-5.32	96.64	111.00
1	D	433	TYR	N-CA-C	-5.31	96.67	111.00
1	F	433	TYR	N-CA-C	-5.31	96.67	111.00
1	E	129	ASN	N-CA-C	5.17	124.96	111.00
1	C	129	ASN	N-CA-C	5.17	124.95	111.00
1	F	129	ASN	N-CA-C	5.16	124.94	111.00
1	A	129	ASN	N-CA-C	5.16	124.93	111.00
1	D	129	ASN	N-CA-C	5.16	124.92	111.00
1	B	129	ASN	N-CA-C	5.15	124.90	111.00
2	P	23	GLY	N-CA-C	5.08	125.79	113.10
2	O	23	GLY	N-CA-C	5.06	125.75	113.10
1	B	360	VAL	CB-CA-C	-5.04	101.83	111.40
2	T	23	GLY	N-CA-C	5.02	125.66	113.10

Continued on next page...

Continued from previous page...

Mol	Chain	Res	Type	Atoms	Z	Observed(°)	Ideal(°)
2	Q	23	GLY	N-CA-C	5.01	125.64	113.10
2	S	23	GLY	N-CA-C	5.00	125.61	113.10

There are no chirality outliers.

There are no planarity outliers.

5.2 Too-close contacts

In the following table, the Non-H and H(model) columns list the number of non-hydrogen atoms and hydrogen atoms in the chain respectively. The H(added) column lists the number of hydrogen atoms added and optimized by MolProbity. The Clashes column lists the number of clashes within the asymmetric unit, whereas Symm-Clashes lists symmetry-related clashes.

Mol	Chain	Non-H	H(model)	H(added)	Clashes	Symm-Clashes
1	A	5992	0	6010	821	0
1	B	5992	0	6010	835	0
1	C	5992	0	6010	821	0
1	D	5992	0	6010	827	0
1	E	5992	0	6010	826	0
1	F	5992	0	6010	836	0
2	O	1146	0	1071	189	0
2	P	1146	0	1071	184	0
2	Q	1146	0	1071	187	0
2	R	1146	0	1071	193	0
2	S	1146	0	1071	193	0
2	T	1146	0	1071	191	0
3	A	1	0	0	0	0
3	B	1	0	0	0	0
3	C	1	0	0	0	0
3	D	1	0	0	0	0
3	E	1	0	0	0	0
3	F	1	0	0	0	0
4	O	3	0	0	0	0
4	P	3	0	0	0	0
4	Q	3	0	0	0	0
4	R	3	0	0	0	0
4	S	3	0	0	0	0
4	T	3	0	0	0	0
All	All	42852	0	42486	5969	0

The all-atom clashscore is defined as the number of clashes found per 1000 atoms (including

hydrogen atoms). The all-atom clashscore for this structure is 70.

All (5969) close contacts within the same asymmetric unit are listed below, sorted by their clash magnitude.

Atom-1	Atom-2	Interatomic distance (Å)	Clash overlap (Å)
1:A:154:ILE:HG13	1:A:171:TYR:HE1	1.02	1.19
1:E:165:GLN:HE21	1:E:251:PRO:HG2	1.07	1.17
1:E:154:ILE:HG13	1:E:171:TYR:HE1	1.01	1.15
1:B:165:GLN:HE21	1:B:251:PRO:HG2	1.06	1.14
1:F:154:ILE:HG13	1:F:171:TYR:HE1	1.03	1.14
1:A:165:GLN:HE21	1:A:251:PRO:HG2	1.05	1.13
1:B:122:GLU:HG3	1:B:147:ARG:HB2	1.30	1.13
1:D:122:GLU:HG3	1:D:147:ARG:HB2	1.30	1.13
1:C:154:ILE:HG13	1:C:171:TYR:HE1	1.01	1.13
1:D:165:GLN:HE21	1:D:251:PRO:HG2	1.05	1.13
1:A:324:THR:HB	1:A:499:PRO:HA	1.31	1.12
1:B:154:ILE:HG13	1:B:171:TYR:HE1	0.98	1.11
1:E:188:LEU:HD23	1:E:188:LEU:H	1.14	1.10
1:E:324:THR:HB	1:E:499:PRO:HA	1.30	1.10
1:C:122:GLU:HG3	1:C:147:ARG:HB2	1.30	1.10
1:C:165:GLN:HE21	1:C:251:PRO:HG2	1.06	1.10
1:D:324:THR:HB	1:D:499:PRO:HA	1.33	1.10
1:B:188:LEU:HD23	1:B:188:LEU:H	1.14	1.10
1:B:408:LEU:HD12	1:B:408:LEU:H	1.16	1.09
2:O:55:VAL:HG21	2:O:67:GLU:OE1	1.53	1.09
1:D:123:GLU:HG2	1:D:124:GLU:H	1.14	1.09
1:D:154:ILE:HG13	1:D:171:TYR:HE1	1.01	1.09
1:F:165:GLN:HE21	1:F:251:PRO:HG2	1.06	1.09
1:A:122:GLU:HG3	1:A:147:ARG:HB2	1.30	1.09
1:B:324:THR:HB	1:B:499:PRO:HA	1.31	1.08
1:E:123:GLU:HG2	1:E:124:GLU:H	1.14	1.08
1:E:408:LEU:HD12	1:E:408:LEU:H	1.16	1.08
1:F:324:THR:HB	1:F:499:PRO:HA	1.32	1.08
1:F:188:LEU:HD23	1:F:188:LEU:H	1.14	1.08
1:A:123:GLU:HG2	1:A:124:GLU:H	1.14	1.08
1:A:188:LEU:HD23	1:A:188:LEU:H	1.14	1.08
1:B:154:ILE:HG13	1:B:171:TYR:CE1	1.89	1.08
1:E:122:GLU:HG3	1:E:147:ARG:HB2	1.30	1.07
1:B:550:SER:HB3	1:B:553:GLN:HG3	1.09	1.07
1:D:550:SER:HB3	1:D:553:GLN:HG3	1.11	1.07
1:E:154:ILE:HG13	1:E:171:TYR:CE1	1.90	1.07
1:E:550:SER:HB3	1:E:553:GLN:HG3	1.10	1.06
1:F:123:GLU:HG2	1:F:124:GLU:H	1.14	1.06

Continued on next page...

Continued from previous page...

Atom-1	Atom-2	Interatomic distance (Å)	Clash overlap (Å)
1:A:550:SER:HB3	1:A:553:GLN:HG3	1.10	1.06
1:F:550:SER:HB3	1:F:553:GLN:HG3	1.08	1.06
1:A:154:ILE:HG13	1:A:171:TYR:CE1	1.91	1.05
1:B:123:GLU:HG2	1:B:124:GLU:H	1.14	1.05
1:C:154:ILE:HG13	1:C:171:TYR:CE1	1.91	1.05
1:C:188:LEU:HD23	1:C:188:LEU:H	1.14	1.05
1:D:188:LEU:H	1:D:188:LEU:HD23	1.14	1.05
1:A:408:LEU:H	1:A:408:LEU:HD12	1.17	1.05
1:C:550:SER:HB3	1:C:553:GLN:HG3	1.09	1.05
1:D:154:ILE:HG13	1:D:171:TYR:CE1	1.91	1.05
1:F:154:ILE:HG13	1:F:171:TYR:CE1	1.92	1.05
1:C:123:GLU:HG2	1:C:124:GLU:H	1.13	1.04
1:F:122:GLU:HG3	1:F:147:ARG:HB2	1.30	1.04
1:F:408:LEU:H	1:F:408:LEU:HD12	1.16	1.04
1:B:360:VAL:O	1:B:360:VAL:HG22	1.53	1.04
1:C:324:THR:HB	1:C:499:PRO:HA	1.32	1.04
2:R:100:ILE:HB	2:R:136:VAL:HG23	1.40	1.03
2:S:100:ILE:HB	2:S:136:VAL:HG23	1.40	1.03
1:D:408:LEU:H	1:D:408:LEU:HD12	1.17	1.03
2:T:100:ILE:HB	2:T:136:VAL:HG23	1.41	1.02
2:O:100:ILE:HB	2:O:136:VAL:HG23	1.41	1.01
2:Q:100:ILE:HB	2:Q:136:VAL:HG23	1.40	1.01
1:C:408:LEU:H	1:C:408:LEU:HD12	1.18	1.00
1:D:184:LYS:HE2	1:D:193:LEU:HD12	1.42	1.00
2:P:100:ILE:HB	2:P:136:VAL:HG23	1.41	1.00
2:T:72:MET:O	2:T:76:MET:HB3	1.62	1.00
2:R:72:MET:O	2:R:76:MET:HB3	1.62	1.00
2:O:72:MET:O	2:O:76:MET:HB3	1.62	1.00
1:A:188:LEU:H	1:A:188:LEU:CD2	1.74	0.99
1:B:188:LEU:H	1:B:188:LEU:CD2	1.74	0.99
2:R:30:LYS:H	2:R:30:LYS:HD3	1.27	0.99
2:S:72:MET:O	2:S:76:MET:HB3	1.62	0.99
1:D:188:LEU:H	1:D:188:LEU:CD2	1.74	0.99
1:C:188:LEU:H	1:C:188:LEU:CD2	1.74	0.99
1:F:188:LEU:H	1:F:188:LEU:CD2	1.74	0.98
1:E:188:LEU:H	1:E:188:LEU:CD2	1.74	0.98
1:E:184:LYS:HE2	1:E:193:LEU:HD12	1.43	0.98
1:A:184:LYS:HE2	1:A:193:LEU:HD12	1.43	0.98
2:Q:72:MET:O	2:Q:76:MET:HB3	1.62	0.98
2:S:30:LYS:HD3	2:S:30:LYS:H	1.28	0.98
2:P:72:MET:O	2:P:76:MET:HB3	1.62	0.98

Continued on next page...

Continued from previous page...

Atom-1	Atom-2	Interatomic distance (Å)	Clash overlap (Å)
1:F:550:SER:CB	1:F:553:GLN:HG3	1.93	0.98
2:Q:30:LYS:HD3	2:Q:30:LYS:H	1.27	0.98
1:B:184:LYS:HE2	1:B:193:LEU:HD12	1.43	0.97
1:F:184:LYS:HE2	1:F:193:LEU:HD12	1.43	0.97
1:F:89:ILE:HG22	1:F:93:VAL:HG11	1.46	0.97
2:T:30:LYS:H	2:T:30:LYS:HD3	1.29	0.97
1:B:550:SER:CB	1:B:553:GLN:HG3	1.94	0.97
1:C:550:SER:CB	1:C:553:GLN:HG3	1.94	0.97
1:E:550:SER:CB	1:E:553:GLN:HG3	1.95	0.97
1:C:184:LYS:HE2	1:C:193:LEU:HD12	1.43	0.97
2:P:30:LYS:HD3	2:P:30:LYS:H	1.29	0.96
1:A:187:SER:C	1:A:188:LEU:O	1.99	0.96
2:O:30:LYS:H	2:O:30:LYS:HD3	1.28	0.96
1:B:581:GLN:NE2	1:B:629:ASN:H	1.63	0.96
1:D:550:SER:CB	1:D:553:GLN:HG3	1.96	0.96
1:A:550:SER:CB	1:A:553:GLN:HG3	1.95	0.96
1:A:89:ILE:HG22	1:A:93:VAL:HG11	1.46	0.96
1:A:581:GLN:NE2	1:A:629:ASN:H	1.63	0.96
1:C:89:ILE:HG22	1:C:93:VAL:HG11	1.46	0.96
1:F:678:VAL:HG22	1:F:745:TYR:HE2	1.31	0.96
1:E:89:ILE:HG22	1:E:93:VAL:HG11	1.48	0.95
1:F:187:SER:C	1:F:188:LEU:O	1.99	0.95
1:B:173:ILE:HG13	1:B:242:SER:HB3	1.48	0.95
1:E:581:GLN:NE2	1:E:629:ASN:H	1.64	0.95
1:F:581:GLN:NE2	1:F:629:ASN:H	1.64	0.95
1:A:715:GLU:HA	1:A:718:ARG:NH1	1.81	0.95
1:D:89:ILE:HG22	1:D:93:VAL:HG11	1.44	0.95
1:D:173:ILE:HG13	1:D:242:SER:HB3	1.49	0.95
1:B:678:VAL:HG22	1:B:745:TYR:HE2	1.32	0.95
1:E:173:ILE:HG13	1:E:242:SER:HB3	1.49	0.95
1:C:173:ILE:HG13	1:C:242:SER:HB3	1.49	0.95
1:C:161:ILE:HA	1:C:167:LYS:HD2	1.49	0.94
1:F:715:GLU:HA	1:F:718:ARG:NH1	1.83	0.94
1:A:173:ILE:HG13	1:A:242:SER:HB3	1.49	0.94
1:D:187:SER:C	1:D:188:LEU:O	1.99	0.94
1:D:581:GLN:NE2	1:D:629:ASN:H	1.64	0.94
1:F:173:ILE:HG13	1:F:242:SER:HB3	1.49	0.94
1:C:678:VAL:HG22	1:C:745:TYR:HE2	1.32	0.94
1:D:678:VAL:HG22	1:D:745:TYR:HE2	1.32	0.94
1:C:187:SER:C	1:C:188:LEU:O	1.99	0.94
1:E:715:GLU:HA	1:E:718:ARG:NH1	1.82	0.94

Continued on next page...

Continued from previous page...

Atom-1	Atom-2	Interatomic distance (Å)	Clash overlap (Å)
1:D:715:GLU:HA	1:D:718:ARG:NH1	1.83	0.93
1:B:325:TYR:HB2	1:B:498:ALA:HB3	1.50	0.93
1:E:767:GLN:HG2	1:E:768:LYS:HG2	1.51	0.93
1:C:715:GLU:HA	1:C:718:ARG:NH1	1.84	0.93
1:A:122:GLU:CG	1:A:147:ARG:HB2	1.99	0.93
2:O:55:VAL:CG2	2:O:67:GLU:OE1	2.17	0.93
1:B:122:GLU:CG	1:B:147:ARG:HB2	1.99	0.92
1:A:472:ARG:HB3	1:A:472:ARG:HH11	1.34	0.92
1:C:122:GLU:CG	1:C:147:ARG:HB2	1.99	0.92
1:D:122:GLU:CG	1:D:147:ARG:HB2	1.99	0.92
1:E:678:VAL:HG22	1:E:745:TYR:HE2	1.32	0.92
1:A:678:VAL:HG22	1:A:745:TYR:HE2	1.33	0.92
1:B:715:GLU:HA	1:B:718:ARG:NH1	1.83	0.92
1:B:89:ILE:HG22	1:B:93:VAL:HG11	1.47	0.92
1:F:161:ILE:HA	1:F:167:LYS:HD2	1.49	0.92
1:A:325:TYR:HB2	1:A:498:ALA:HB3	1.51	0.92
1:C:581:GLN:NE2	1:C:629:ASN:H	1.66	0.92
1:D:165:GLN:NE2	1:D:251:PRO:HG2	1.84	0.92
1:F:767:GLN:HG2	1:F:768:LYS:HG2	1.51	0.92
1:F:122:GLU:CG	1:F:147:ARG:HB2	1.99	0.92
1:F:472:ARG:HB3	1:F:472:ARG:HH11	1.35	0.92
1:E:161:ILE:HA	1:E:167:LYS:HD2	1.49	0.92
1:B:161:ILE:HA	1:B:167:LYS:HD2	1.50	0.91
1:C:165:GLN:NE2	1:C:251:PRO:HG2	1.85	0.91
1:D:767:GLN:HG2	1:D:768:LYS:HG2	1.51	0.91
1:E:187:SER:C	1:E:188:LEU:O	1.99	0.91
1:B:472:ARG:HB3	1:B:472:ARG:HH11	1.34	0.91
1:F:165:GLN:NE2	1:F:251:PRO:HG2	1.85	0.91
1:A:165:GLN:NE2	1:A:251:PRO:HG2	1.85	0.91
1:C:472:ARG:HB3	1:C:472:ARG:HH11	1.35	0.91
1:E:122:GLU:CG	1:E:147:ARG:HB2	1.99	0.91
1:B:165:GLN:NE2	1:B:251:PRO:HG2	1.85	0.91
1:B:767:GLN:HG2	1:B:768:LYS:HG2	1.51	0.91
1:C:767:GLN:HG2	1:C:768:LYS:HG2	1.51	0.91
1:F:188:LEU:HD23	1:F:188:LEU:N	1.85	0.91
1:A:546:LYS:HD2	1:A:554:LYS:HE2	1.52	0.91
1:C:188:LEU:HD23	1:C:188:LEU:N	1.85	0.91
1:C:550:SER:HB3	1:C:553:GLN:CG	2.01	0.90
1:E:188:LEU:HD23	1:E:188:LEU:N	1.85	0.90
1:E:325:TYR:HB2	1:E:498:ALA:HB3	1.51	0.90
1:A:479:LYS:HG2	1:A:488:LEU:HD21	1.53	0.90

Continued on next page...

Continued from previous page...

Atom-1	Atom-2	Interatomic distance (Å)	Clash overlap (Å)
1:B:154:ILE:CG1	1:B:171:TYR:HE1	1.83	0.90
1:D:472:ARG:HB3	1:D:472:ARG:HH11	1.35	0.90
1:F:441:VAL:HG22	1:F:461:LYS:HG2	1.54	0.90
1:E:722:ILE:HG23	1:E:760:VAL:HG13	1.54	0.90
1:A:161:ILE:HA	1:A:167:LYS:HD2	1.51	0.90
1:D:479:LYS:HG2	1:D:488:LEU:HD21	1.54	0.90
1:C:154:ILE:CG1	1:C:171:TYR:HE1	1.85	0.90
1:D:441:VAL:HG22	1:D:461:LYS:HG2	1.54	0.90
1:A:767:GLN:HG2	1:A:768:LYS:HG2	1.51	0.89
1:E:154:ILE:CG1	1:E:171:TYR:HE1	1.84	0.89
1:E:472:ARG:HB3	1:E:472:ARG:HH11	1.34	0.89
1:F:360:VAL:HG11	1:F:370:LEU:HD22	1.51	0.89
2:S:12:PHE:CD1	2:S:72:MET:HG3	2.07	0.89
1:B:546:LYS:HD2	1:B:554:LYS:HE2	1.53	0.89
1:C:441:VAL:HG22	1:C:461:LYS:HG2	1.54	0.89
2:R:12:PHE:CD1	2:R:72:MET:HG3	2.07	0.89
2:T:12:PHE:CD1	2:T:72:MET:HG3	2.07	0.89
1:C:479:LYS:HG2	1:C:488:LEU:HD21	1.54	0.89
1:F:325:TYR:HB2	1:F:498:ALA:HB3	1.52	0.89
2:O:12:PHE:CD1	2:O:72:MET:HG3	2.07	0.89
1:A:441:VAL:HG22	1:A:461:LYS:HG2	1.54	0.89
1:C:409:ARG:NE	1:C:413:LEU:HD21	1.87	0.89
1:D:154:ILE:CG1	1:D:171:TYR:HE1	1.85	0.89
1:D:161:ILE:HA	1:D:167:LYS:HD2	1.53	0.89
1:E:441:VAL:HG22	1:E:461:LYS:HG2	1.54	0.89
1:B:409:ARG:NE	1:B:413:LEU:HD21	1.87	0.89
1:E:479:LYS:HG2	1:E:488:LEU:HD21	1.54	0.89
1:F:722:ILE:HG23	1:F:760:VAL:HG13	1.55	0.89
1:A:722:ILE:HG23	1:A:760:VAL:HG13	1.54	0.89
1:B:188:LEU:HD23	1:B:188:LEU:N	1.85	0.89
2:O:58:ASP:HB3	2:O:62:THR:HG23	1.54	0.89
1:B:187:SER:C	1:B:188:LEU:O	1.99	0.89
1:F:546:LYS:HD2	1:F:554:LYS:HE2	1.53	0.89
1:B:360:VAL:O	1:B:360:VAL:CG2	2.18	0.88
1:B:479:LYS:HG2	1:B:488:LEU:HD21	1.54	0.88
1:B:550:SER:HB3	1:B:553:GLN:CG	2.01	0.88
1:E:275:GLY:HA2	1:E:278:LYS:HG3	1.55	0.88
2:Q:12:PHE:CD1	2:Q:72:MET:HG3	2.08	0.88
1:D:325:TYR:HB2	1:D:498:ALA:HB3	1.54	0.88
1:D:409:ARG:NE	1:D:413:LEU:HD21	1.88	0.88
1:D:722:ILE:HG23	1:D:760:VAL:HG13	1.55	0.88

Continued on next page...

Continued from previous page...

Atom-1	Atom-2	Interatomic distance (Å)	Clash overlap (Å)
2:Q:63:ILE:HG13	2:Q:67:GLU:HB3	1.55	0.88
1:A:154:ILE:CG1	1:A:171:TYR:HE1	1.85	0.88
1:E:409:ARG:NE	1:E:413:LEU:HD21	1.87	0.88
1:C:360:VAL:HG11	1:C:370:LEU:HD22	1.54	0.88
1:F:275:GLY:HA2	1:F:278:LYS:HG3	1.56	0.88
2:P:12:PHE:CD1	2:P:72:MET:HG3	2.08	0.88
1:E:165:GLN:NE2	1:E:251:PRO:HG2	1.86	0.88
2:P:58:ASP:HB3	2:P:62:THR:HG23	1.55	0.88
1:A:409:ARG:NE	1:A:413:LEU:HD21	1.87	0.88
1:C:546:LYS:HD2	1:C:554:LYS:HE2	1.54	0.88
1:F:479:LYS:HG2	1:F:488:LEU:HD21	1.55	0.88
1:C:275:GLY:HA2	1:C:278:LYS:HG3	1.55	0.88
1:E:546:LYS:HD2	1:E:554:LYS:HE2	1.54	0.88
2:P:63:ILE:HG13	2:P:67:GLU:HB3	1.56	0.88
1:C:722:ILE:HG23	1:C:760:VAL:HG13	1.56	0.88
1:E:550:SER:HB3	1:E:553:GLN:CG	2.02	0.88
1:B:441:VAL:HG22	1:B:461:LYS:HG2	1.54	0.87
1:C:325:TYR:HB2	1:C:498:ALA:HB3	1.52	0.87
1:F:154:ILE:CG1	1:F:171:TYR:HE1	1.86	0.87
1:F:409:ARG:NE	1:F:413:LEU:HD21	1.88	0.87
2:S:63:ILE:HG13	2:S:67:GLU:HB3	1.56	0.87
2:T:58:ASP:HB3	2:T:62:THR:HG23	1.55	0.87
1:B:722:ILE:HG23	1:B:760:VAL:HG13	1.55	0.87
1:F:550:SER:HB3	1:F:553:GLN:CG	2.00	0.87
1:D:546:LYS:HD2	1:D:554:LYS:HE2	1.54	0.87
1:B:275:GLY:HA2	1:B:278:LYS:HG3	1.56	0.87
2:R:63:ILE:HG13	2:R:67:GLU:HB3	1.57	0.87
1:F:678:VAL:HG22	1:F:745:TYR:CE2	2.08	0.87
1:A:188:LEU:HD23	1:A:188:LEU:N	1.85	0.87
1:B:678:VAL:HG22	1:B:745:TYR:CE2	2.09	0.87
1:B:217:LYS:HZ2	1:B:217:LYS:HB3	1.38	0.86
1:E:324:THR:HB	1:E:499:PRO:CA	2.06	0.86
1:C:678:VAL:HG22	1:C:745:TYR:CE2	2.09	0.86
1:D:275:GLY:HA2	1:D:278:LYS:HG3	1.56	0.86
1:D:678:VAL:HG22	1:D:745:TYR:CE2	2.10	0.86
2:S:58:ASP:HB3	2:S:62:THR:HG23	1.55	0.86
2:R:58:ASP:HB3	2:R:62:THR:HG23	1.55	0.86
1:A:678:VAL:HG22	1:A:745:TYR:CE2	2.10	0.86
1:E:360:VAL:HG11	1:E:370:LEU:HD22	1.58	0.86
1:A:275:GLY:HA2	1:A:278:LYS:HG3	1.56	0.86
2:P:49:GLN:HE21	2:P:49:GLN:N	1.74	0.86

Continued on next page...

Continued from previous page...

Atom-1	Atom-2	Interatomic distance (Å)	Clash overlap (Å)
1:A:217:LYS:HZ2	1:A:217:LYS:HB3	1.39	0.86
1:A:615:ILE:HG23	1:A:619:ILE:HD12	1.57	0.85
1:B:324:THR:HB	1:B:499:PRO:CA	2.06	0.85
1:B:355:SER:HB2	1:B:371:SER:HA	1.59	0.85
1:E:678:VAL:HG22	1:E:745:TYR:CE2	2.09	0.85
1:F:324:THR:HB	1:F:499:PRO:CA	2.07	0.85
2:O:63:ILE:HG13	2:O:67:GLU:HB3	1.56	0.85
2:Q:58:ASP:HB3	2:Q:62:THR:HG23	1.55	0.85
1:D:550:SER:HB3	1:D:553:GLN:CG	2.02	0.85
1:B:360:VAL:HG11	1:B:370:LEU:HD22	1.56	0.85
1:E:355:SER:HB2	1:E:371:SER:HA	1.59	0.85
2:T:63:ILE:HG13	2:T:67:GLU:HB3	1.56	0.85
1:E:302:LEU:HD22	1:E:602:PHE:CE1	2.12	0.85
1:E:615:ILE:HG23	1:E:619:ILE:HD12	1.58	0.85
1:D:165:GLN:HE21	1:D:251:PRO:CG	1.88	0.84
2:S:49:GLN:N	2:S:49:GLN:HE21	1.74	0.84
1:B:302:LEU:HD22	1:B:602:PHE:CE1	2.13	0.84
1:D:360:VAL:HG11	1:D:370:LEU:HD22	1.59	0.84
1:D:615:ILE:HG23	1:D:619:ILE:HD12	1.56	0.84
1:F:153:ILE:O	1:F:154:ILE:HD13	1.77	0.84
2:P:49:GLN:HE21	2:P:49:GLN:H	1.23	0.84
1:D:302:LEU:HD22	1:D:602:PHE:CE1	2.13	0.84
1:C:270:LYS:O	1:C:273:LYS:HB2	1.77	0.84
1:C:324:THR:HB	1:C:499:PRO:CA	2.08	0.84
2:T:49:GLN:N	2:T:49:GLN:HE21	1.74	0.84
1:A:153:ILE:O	1:A:154:ILE:HD13	1.78	0.84
1:A:302:LEU:HD22	1:A:602:PHE:HE1	1.43	0.84
1:C:302:LEU:HD22	1:C:602:PHE:CE1	2.12	0.84
1:D:188:LEU:HD23	1:D:188:LEU:N	1.85	0.84
1:A:302:LEU:HD22	1:A:602:PHE:CE1	2.12	0.84
1:D:324:THR:HB	1:D:499:PRO:CA	2.07	0.84
1:A:360:VAL:HG11	1:A:370:LEU:HD22	1.59	0.84
1:F:355:SER:HB2	1:F:371:SER:HA	1.60	0.84
1:A:324:THR:HB	1:A:499:PRO:CA	2.07	0.84
1:B:615:ILE:HG23	1:B:619:ILE:HD12	1.57	0.84
1:C:355:SER:HB2	1:C:371:SER:HA	1.60	0.84
1:A:355:SER:HB2	1:A:371:SER:HA	1.60	0.83
1:C:165:GLN:HE21	1:C:251:PRO:CG	1.89	0.83
1:F:165:GLN:HE21	1:F:251:PRO:CG	1.89	0.83
2:O:49:GLN:N	2:O:49:GLN:HE21	1.75	0.83
1:F:302:LEU:HD22	1:F:602:PHE:CE1	2.13	0.83

Continued on next page...

Continued from previous page...

Atom-1	Atom-2	Interatomic distance (Å)	Clash overlap (Å)
1:F:615:ILE:HG23	1:F:619:ILE:HD12	1.59	0.83
1:F:360:VAL:HG22	1:F:360:VAL:O	1.76	0.83
1:B:165:GLN:HE21	1:B:251:PRO:CG	1.89	0.83
1:D:302:LEU:HD22	1:D:602:PHE:HE1	1.43	0.83
1:F:217:LYS:HZ2	1:F:217:LYS:HB3	1.42	0.83
2:Q:49:GLN:N	2:Q:49:GLN:HE21	1.74	0.83
1:F:657:ILE:HG13	1:F:756:ILE:HD13	1.60	0.83
2:T:49:GLN:HE21	2:T:49:GLN:H	1.23	0.83
1:E:217:LYS:HZ2	1:E:217:LYS:HB3	1.42	0.83
1:E:270:LYS:O	1:E:273:LYS:HB2	1.78	0.83
2:O:49:GLN:HE21	2:O:49:GLN:H	1.24	0.83
1:C:302:LEU:HD22	1:C:602:PHE:HE1	1.42	0.83
2:O:37:ARG:HA	2:O:41:GLN:O	1.79	0.83
1:B:270:LYS:O	1:B:273:LYS:HB2	1.79	0.83
1:D:729:TYR:HB2	1:D:756:ILE:HG21	1.61	0.83
1:A:270:LYS:O	1:A:273:LYS:HB2	1.79	0.82
1:D:355:SER:HB2	1:D:371:SER:HA	1.60	0.82
2:Q:49:GLN:HE21	2:Q:49:GLN:H	1.23	0.82
1:A:165:GLN:HE21	1:A:251:PRO:CG	1.89	0.82
1:B:302:LEU:HD22	1:B:602:PHE:HE1	1.43	0.82
1:A:729:TYR:HB2	1:A:756:ILE:HG21	1.61	0.82
1:B:354:SER:O	1:B:371:SER:HB2	1.79	0.82
1:C:153:ILE:O	1:C:154:ILE:HD13	1.79	0.82
1:C:615:ILE:HG23	1:C:619:ILE:HD12	1.58	0.82
1:C:728:ALA:O	1:C:732:ILE:HG12	1.79	0.82
1:D:270:LYS:O	1:D:273:LYS:HB2	1.79	0.82
1:D:776:LEU:O	1:D:776:LEU:HD23	1.79	0.82
1:E:153:ILE:O	1:E:154:ILE:HD13	1.79	0.82
2:S:49:GLN:HE21	2:S:49:GLN:H	1.23	0.82
2:P:37:ARG:HA	2:P:41:GLN:O	1.80	0.82
1:B:657:ILE:HG13	1:B:756:ILE:HD13	1.60	0.82
1:C:462:ILE:HG12	1:C:463:THR:H	1.44	0.82
1:A:776:LEU:O	1:A:776:LEU:HD23	1.79	0.82
1:E:165:GLN:HE21	1:E:251:PRO:CG	1.90	0.82
1:B:236:GLU:HA	1:B:239:HIS:HD2	1.45	0.82
1:C:236:GLU:HA	1:C:239:HIS:HD2	1.45	0.82
1:E:236:GLU:HA	1:E:239:HIS:HD2	1.45	0.82
1:E:462:ILE:HG12	1:E:463:THR:H	1.45	0.82
1:F:728:ALA:O	1:F:732:ILE:HG12	1.80	0.82
2:R:49:GLN:N	2:R:49:GLN:HE21	1.75	0.82
1:C:776:LEU:HD23	1:C:776:LEU:O	1.80	0.82

Continued on next page...

Continued from previous page...

Atom-1	Atom-2	Interatomic distance (Å)	Clash overlap (Å)
1:F:305:SER:OG	1:F:307:LEU:HD13	1.80	0.82
1:E:354:SER:O	1:E:371:SER:HB2	1.80	0.82
1:E:657:ILE:HG13	1:E:756:ILE:HD13	1.62	0.82
2:T:37:ARG:HA	2:T:41:GLN:O	1.80	0.82
1:F:270:LYS:O	1:F:273:LYS:HB2	1.79	0.81
1:F:302:LEU:HD22	1:F:602:PHE:HE1	1.43	0.81
2:S:37:ARG:HA	2:S:41:GLN:O	1.80	0.81
1:A:236:GLU:HA	1:A:239:HIS:HD2	1.45	0.81
1:B:179:LEU:HD23	1:B:179:LEU:H	1.45	0.81
1:C:729:TYR:HB2	1:C:756:ILE:HG21	1.61	0.81
1:D:217:LYS:HZ2	1:D:217:LYS:HB3	1.43	0.81
1:A:497:LEU:HD13	1:A:556:MET:HG2	1.62	0.81
1:A:728:ALA:O	1:A:732:ILE:HG12	1.78	0.81
1:D:153:ILE:O	1:D:154:ILE:HD13	1.79	0.81
1:D:462:ILE:HG12	1:D:463:THR:H	1.45	0.81
1:E:302:LEU:HB2	1:E:602:PHE:HD1	1.46	0.81
2:R:49:GLN:HE21	2:R:49:GLN:H	1.24	0.81
1:B:497:LEU:HD13	1:B:556:MET:HG2	1.63	0.81
1:B:776:LEU:O	1:B:776:LEU:HD23	1.79	0.81
1:C:540:ARG:NH2	2:Q:87:GLU:OE1	2.12	0.81
2:R:102:ALA:HB2	2:R:125:ILE:HG13	1.63	0.81
1:C:123:GLU:CG	1:C:124:GLU:H	1.94	0.81
1:A:462:ILE:HG12	1:A:463:THR:H	1.45	0.81
1:B:302:LEU:HB2	1:B:602:PHE:HD1	1.46	0.81
1:C:354:SER:O	1:C:371:SER:HB2	1.79	0.81
2:O:102:ALA:HB2	2:O:125:ILE:HG13	1.63	0.81
1:B:462:ILE:HG12	1:B:463:THR:H	1.44	0.81
1:C:462:ILE:HG12	1:C:463:THR:N	1.96	0.81
1:F:462:ILE:HG12	1:F:463:THR:N	1.96	0.81
2:P:36:MET:HE1	2:P:43:PRO:HG3	1.63	0.81
1:A:354:SER:O	1:A:371:SER:HB2	1.80	0.81
1:B:196:ILE:HA	1:B:199:LEU:HD12	1.62	0.81
1:E:302:LEU:HD22	1:E:602:PHE:HE1	1.42	0.81
1:A:550:SER:HB3	1:A:553:GLN:CG	2.02	0.81
1:E:179:LEU:HD23	1:E:179:LEU:H	1.45	0.81
1:E:305:SER:OG	1:E:307:LEU:HD13	1.81	0.81
1:A:462:ILE:HG12	1:A:463:THR:N	1.96	0.81
1:B:93:VAL:HA	1:B:96:ILE:HD12	1.63	0.81
1:B:153:ILE:O	1:B:154:ILE:HD13	1.79	0.81
1:B:305:SER:OG	1:B:307:LEU:HD13	1.81	0.81
1:B:729:TYR:HB2	1:B:756:ILE:HG21	1.61	0.81

Continued on next page...

Continued from previous page...

Atom-1	Atom-2	Interatomic distance (Å)	Clash overlap (Å)
1:D:354:SER:O	1:D:371:SER:HB2	1.80	0.81
1:E:462:ILE:HG12	1:E:463:THR:N	1.96	0.81
1:E:729:TYR:HB2	1:E:756:ILE:HG21	1.62	0.81
1:A:657:ILE:HG13	1:A:756:ILE:HD13	1.62	0.80
1:D:236:GLU:HA	1:D:239:HIS:HD2	1.45	0.80
1:D:597:ASN:HB2	1:D:598:PRO:HD2	1.62	0.80
1:E:123:GLU:CG	1:E:124:GLU:H	1.94	0.80
1:E:776:LEU:HD23	1:E:776:LEU:O	1.80	0.80
1:F:236:GLU:HA	1:F:239:HIS:HD2	1.46	0.80
1:F:354:SER:O	1:F:371:SER:HB2	1.79	0.80
1:C:360:VAL:HG22	1:C:360:VAL:O	1.82	0.80
1:D:728:ALA:O	1:D:732:ILE:HG12	1.80	0.80
1:F:497:LEU:HD13	1:F:556:MET:HG2	1.63	0.80
1:F:540:ARG:NH2	2:T:87:GLU:OE1	2.14	0.80
2:Q:37:ARG:HA	2:Q:41:GLN:O	1.81	0.80
1:E:629:ASN:HB3	1:E:632:TYR:CE1	2.16	0.80
1:F:318:ILE:H	1:F:318:ILE:HD12	1.46	0.80
1:D:462:ILE:HG12	1:D:463:THR:N	1.97	0.80
1:E:318:ILE:H	1:E:318:ILE:HD12	1.46	0.80
1:F:302:LEU:HB2	1:F:602:PHE:HD1	1.46	0.80
1:A:345:THR:HB	1:A:491:ASP:HB3	1.64	0.80
1:E:728:ALA:O	1:E:732:ILE:HG12	1.80	0.80
1:F:776:LEU:HD23	1:F:776:LEU:O	1.79	0.80
2:P:102:ALA:HB2	2:P:125:ILE:HG13	1.63	0.80
1:A:179:LEU:HD23	1:A:179:LEU:H	1.45	0.80
1:C:657:ILE:HG13	1:C:756:ILE:HD13	1.61	0.80
1:E:387:ASN:HD22	1:E:387:ASN:N	1.80	0.80
1:F:196:ILE:HA	1:F:199:LEU:HD12	1.63	0.80
1:A:93:VAL:HA	1:A:96:ILE:HD12	1.64	0.80
1:A:122:GLU:HG3	1:A:147:ARG:CB	2.11	0.80
1:A:196:ILE:HA	1:A:199:LEU:HD12	1.63	0.80
1:D:345:THR:HB	1:D:491:ASP:HB3	1.64	0.80
1:D:657:ILE:HG13	1:D:756:ILE:HD13	1.62	0.80
1:E:93:VAL:HA	1:E:96:ILE:HD12	1.63	0.80
2:O:13:LYS:NZ	2:O:65:PHE:HB3	1.97	0.80
2:R:13:LYS:NZ	2:R:65:PHE:HB3	1.96	0.80
1:A:302:LEU:HB2	1:A:602:PHE:HD1	1.46	0.80
1:D:179:LEU:HD23	1:D:179:LEU:H	1.45	0.80
1:D:93:VAL:HA	1:D:96:ILE:HD12	1.63	0.80
1:B:345:THR:HB	1:B:491:ASP:HB3	1.64	0.80
1:C:497:LEU:HD13	1:C:556:MET:HG2	1.64	0.80

Continued on next page...

Continued from previous page...

Atom-1	Atom-2	Interatomic distance (Å)	Clash overlap (Å)
1:C:597:ASN:HB2	1:C:598:PRO:HD2	1.63	0.80
1:F:123:GLU:HG2	1:F:124:GLU:N	1.97	0.80
1:B:728:ALA:O	1:B:732:ILE:HG12	1.80	0.79
1:E:196:ILE:HA	1:E:199:LEU:HD12	1.62	0.79
1:F:413:LEU:HB2	1:F:419:ILE:HG12	1.64	0.79
2:P:13:LYS:NZ	2:P:65:PHE:HB3	1.97	0.79
2:Q:102:ALA:HB2	2:Q:125:ILE:HG13	1.64	0.79
1:C:408:LEU:H	1:C:408:LEU:CD1	1.96	0.79
1:C:179:LEU:HD23	1:C:179:LEU:H	1.46	0.79
1:C:302:LEU:HB2	1:C:602:PHE:HD1	1.46	0.79
1:F:345:THR:HB	1:F:491:ASP:HB3	1.64	0.79
1:A:413:LEU:HB2	1:A:419:ILE:HG12	1.64	0.79
1:D:134:LYS:O	1:D:135:VAL:HG12	1.83	0.79
1:D:302:LEU:HB2	1:D:602:PHE:HD1	1.46	0.79
1:D:413:LEU:HB2	1:D:419:ILE:HG12	1.65	0.79
1:A:540:ARG:NH2	2:O:87:GLU:OE1	2.15	0.79
1:C:318:ILE:H	1:C:318:ILE:HD12	1.47	0.79
1:C:345:THR:HB	1:C:491:ASP:HB3	1.64	0.79
1:C:413:LEU:HB2	1:C:419:ILE:HG12	1.64	0.79
1:D:694:VAL:CG2	2:R:18:LEU:HD21	2.13	0.79
1:F:179:LEU:HD23	1:F:179:LEU:H	1.46	0.79
1:B:123:GLU:HG2	1:B:124:GLU:N	1.96	0.79
1:B:318:ILE:H	1:B:318:ILE:HD12	1.47	0.79
1:C:305:SER:OG	1:C:307:LEU:HD13	1.83	0.79
1:F:629:ASN:HB3	1:F:632:TYR:CE1	2.17	0.79
1:A:305:SER:OG	1:A:307:LEU:HD13	1.83	0.79
1:C:217:LYS:HB3	1:C:217:LYS:HZ2	1.46	0.79
1:B:134:LYS:O	1:B:135:VAL:HG12	1.83	0.79
1:E:497:LEU:HD13	1:E:556:MET:HG2	1.63	0.79
2:R:37:ARG:HA	2:R:41:GLN:O	1.81	0.79
2:S:13:LYS:NZ	2:S:65:PHE:HB3	1.97	0.79
2:T:13:LYS:NZ	2:T:65:PHE:HB3	1.98	0.79
2:T:102:ALA:HB2	2:T:125:ILE:HG13	1.64	0.79
1:D:122:GLU:HG3	1:D:147:ARG:CB	2.11	0.79
2:T:92:PHE:O	2:T:94:LYS:N	2.16	0.79
1:A:123:GLU:HG2	1:A:124:GLU:N	1.97	0.78
1:B:462:ILE:HG12	1:B:463:THR:N	1.96	0.78
1:C:93:VAL:HA	1:C:96:ILE:HD12	1.63	0.78
1:C:134:LYS:O	1:C:135:VAL:HG12	1.83	0.78
1:C:196:ILE:HA	1:C:199:LEU:HD12	1.64	0.78
1:D:497:LEU:HD13	1:D:556:MET:HG2	1.63	0.78

Continued on next page...

Continued from previous page...

Atom-1	Atom-2	Interatomic distance (Å)	Clash overlap (Å)
1:F:123:GLU:CG	1:F:124:GLU:H	1.95	0.78
1:E:413:LEU:HB2	1:E:419:ILE:HG12	1.64	0.78
1:B:112:VAL:HG12	1:B:113:GLU:H	1.49	0.78
1:B:597:ASN:HB2	1:B:598:PRO:HD2	1.65	0.78
1:B:629:ASN:HB3	1:B:632:TYR:CE1	2.19	0.78
1:F:93:VAL:HA	1:F:96:ILE:HD12	1.64	0.78
1:F:597:ASN:HB2	1:F:598:PRO:HD2	1.64	0.78
1:F:597:ASN:HD21	1:F:601:GLU:H	1.30	0.78
1:D:318:ILE:HD12	1:D:318:ILE:H	1.47	0.78
1:F:397:GLU:HA	1:F:480:ASN:HB2	1.65	0.78
2:S:102:ALA:HB2	2:S:125:ILE:HG13	1.64	0.78
1:E:597:ASN:HB2	1:E:598:PRO:HD2	1.65	0.78
1:F:462:ILE:HG12	1:F:463:THR:H	1.45	0.78
1:A:134:LYS:O	1:A:135:VAL:HG12	1.83	0.78
1:A:478:ALA:HB1	1:A:486:LYS:O	1.84	0.78
1:B:122:GLU:HG3	1:B:147:ARG:CB	2.11	0.78
1:B:387:ASN:HD22	1:B:387:ASN:N	1.81	0.78
1:D:597:ASN:HD21	1:D:601:GLU:H	1.31	0.78
1:E:345:THR:HB	1:E:491:ASP:HB3	1.65	0.78
1:D:196:ILE:HA	1:D:199:LEU:HD12	1.63	0.78
1:F:387:ASN:HD22	1:F:387:ASN:N	1.81	0.78
1:A:282:SER:HA	1:A:285:LYS:HD3	1.65	0.78
1:B:581:GLN:HE21	1:B:629:ASN:H	1.31	0.78
1:D:123:GLU:HG2	1:D:124:GLU:N	1.97	0.78
1:B:540:ARG:NH2	2:P:87:GLU:OE1	2.16	0.78
1:C:122:GLU:HG3	1:C:147:ARG:CB	2.11	0.78
1:D:305:SER:OG	1:D:307:LEU:HD13	1.84	0.78
1:D:716:LYS:O	1:D:720:ILE:HG22	1.84	0.78
1:E:397:GLU:HA	1:E:480:ASN:HB2	1.65	0.78
2:Q:13:LYS:NZ	2:Q:65:PHE:HB3	1.98	0.78
1:A:141:PHE:HD1	1:A:141:PHE:H	1.32	0.77
1:B:413:LEU:HB2	1:B:419:ILE:HG12	1.64	0.77
1:C:123:GLU:HG2	1:C:124:GLU:N	1.96	0.77
1:F:729:TYR:HB2	1:F:756:ILE:HG21	1.64	0.77
1:B:397:GLU:HA	1:B:480:ASN:HB2	1.65	0.77
1:B:746:LYS:O	1:B:750:GLN:HG2	1.85	0.77
1:D:282:SER:HA	1:D:285:LYS:HD3	1.65	0.77
1:D:629:ASN:HB3	1:D:632:TYR:CE1	2.18	0.77
1:E:540:ARG:NH2	2:S:87:GLU:OE1	2.16	0.77
1:A:318:ILE:HD12	1:A:318:ILE:H	1.47	0.77
1:C:629:ASN:HB3	1:C:632:TYR:CE1	2.18	0.77

Continued on next page...

Continued from previous page...

Atom-1	Atom-2	Interatomic distance (Å)	Clash overlap (Å)
1:A:597:ASN:HD21	1:A:601:GLU:H	1.30	0.77
1:D:257:LEU:O	1:D:257:LEU:HG	1.83	0.77
1:E:134:LYS:O	1:E:135:VAL:HG12	1.83	0.77
1:F:134:LYS:O	1:F:135:VAL:HG12	1.83	0.77
1:F:282:SER:HA	1:F:285:LYS:HD3	1.64	0.77
1:B:282:SER:HA	1:B:285:LYS:HD3	1.65	0.77
1:C:694:VAL:CG2	2:Q:18:LEU:HD21	2.15	0.77
1:E:581:GLN:HE21	1:E:629:ASN:H	1.32	0.77
1:A:387:ASN:HD22	1:A:387:ASN:N	1.81	0.77
1:A:397:GLU:HA	1:A:480:ASN:HB2	1.66	0.77
1:A:629:ASN:HB3	1:A:632:TYR:CE1	2.19	0.77
1:A:722:ILE:HG23	1:A:760:VAL:CG1	2.15	0.77
1:D:397:GLU:HA	1:D:480:ASN:HB2	1.66	0.77
1:A:694:VAL:CG2	2:O:18:LEU:HD21	2.15	0.77
1:D:540:ARG:NH2	2:R:87:GLU:OE1	2.17	0.77
1:E:112:VAL:HG12	1:E:113:GLU:H	1.50	0.77
1:E:122:GLU:HG3	1:E:147:ARG:CB	2.11	0.77
1:A:472:ARG:HB3	1:A:472:ARG:NH1	1.99	0.77
1:C:282:SER:HA	1:C:285:LYS:HD3	1.65	0.77
1:E:141:PHE:HD1	1:E:141:PHE:H	1.32	0.77
1:E:257:LEU:HG	1:E:257:LEU:O	1.83	0.77
2:O:92:PHE:O	2:O:94:LYS:N	2.18	0.77
1:B:597:ASN:HD21	1:B:601:GLU:H	1.31	0.77
1:B:694:VAL:CG2	2:P:18:LEU:HD21	2.14	0.77
1:C:184:LYS:HE3	1:C:191:GLU:HB2	1.67	0.77
1:D:77:ASP:O	1:D:81:GLN:HB2	1.85	0.77
1:D:387:ASN:N	1:D:387:ASN:HD22	1.80	0.77
1:F:694:VAL:CG2	2:T:18:LEU:HD21	2.15	0.77
1:A:597:ASN:HB2	1:A:598:PRO:HD2	1.64	0.77
1:B:472:ARG:HB3	1:B:472:ARG:NH1	2.00	0.77
1:C:112:VAL:HG12	1:C:113:GLU:H	1.49	0.77
1:C:746:LYS:O	1:C:750:GLN:HG2	1.85	0.77
1:D:746:LYS:O	1:D:750:GLN:HG2	1.85	0.77
1:F:122:GLU:HG3	1:F:147:ARG:CB	2.11	0.77
1:F:372:LYS:HG3	1:F:373:LYS:N	2.00	0.77
1:C:397:GLU:HA	1:C:480:ASN:HB2	1.65	0.76
1:C:478:ALA:HB1	1:C:486:LYS:O	1.85	0.76
1:E:282:SER:HA	1:E:285:LYS:HD3	1.65	0.76
1:E:597:ASN:HD21	1:E:601:GLU:H	1.32	0.76
1:D:112:VAL:HG12	1:D:113:GLU:H	1.50	0.76
1:F:112:VAL:HG12	1:F:113:GLU:H	1.50	0.76

Continued on next page...

Continued from previous page...

Atom-1	Atom-2	Interatomic distance (Å)	Clash overlap (Å)
1:F:184:LYS:HE3	1:F:191:GLU:HB2	1.67	0.76
1:B:141:PHE:H	1:B:141:PHE:HD1	1.34	0.76
1:F:257:LEU:O	1:F:257:LEU:HG	1.84	0.76
1:D:372:LYS:HG3	1:D:373:LYS:N	2.00	0.76
1:F:581:GLN:HE21	1:F:629:ASN:H	1.33	0.76
1:A:112:VAL:HG12	1:A:113:GLU:H	1.51	0.76
1:A:746:LYS:O	1:A:750:GLN:HG2	1.85	0.76
1:C:372:LYS:HG3	1:C:373:LYS:N	2.00	0.76
1:C:597:ASN:HD21	1:C:601:GLU:H	1.33	0.76
1:E:123:GLU:HG2	1:E:124:GLU:N	1.97	0.76
1:E:478:ALA:HB1	1:E:486:LYS:O	1.86	0.76
1:B:257:LEU:HG	1:B:257:LEU:O	1.84	0.76
1:C:716:LYS:O	1:C:720:ILE:HG22	1.86	0.76
1:D:478:ALA:HB1	1:D:486:LYS:O	1.85	0.76
1:D:499:PRO:HD3	1:D:552:TRP:CH2	2.21	0.76
1:E:77:ASP:O	1:E:81:GLN:HB2	1.85	0.76
2:P:36:MET:CE	2:P:43:PRO:HG3	2.16	0.76
1:D:472:ARG:HB3	1:D:472:ARG:NH1	2.00	0.76
1:E:90:PRO:O	1:E:93:VAL:HG12	1.86	0.76
1:F:90:PRO:O	1:F:93:VAL:HG12	1.86	0.76
1:A:257:LEU:O	1:A:257:LEU:HG	1.83	0.76
1:C:257:LEU:HG	1:C:257:LEU:O	1.84	0.76
1:D:90:PRO:O	1:D:93:VAL:HG12	1.86	0.76
1:D:184:LYS:HE3	1:D:191:GLU:HB2	1.67	0.76
1:E:327:LEU:HG	1:E:595:ILE:HG23	1.68	0.76
1:F:327:LEU:HG	1:F:595:ILE:HG23	1.68	0.76
1:F:472:ARG:HB3	1:F:472:ARG:NH1	2.00	0.76
1:F:722:ILE:HG23	1:F:760:VAL:CG1	2.16	0.76
1:B:345:THR:HG22	1:B:490:ALA:O	1.86	0.76
1:E:345:THR:HG22	1:E:490:ALA:O	1.86	0.76
1:D:141:PHE:H	1:D:141:PHE:HD1	1.32	0.75
1:E:372:LYS:HG3	1:E:373:LYS:N	2.00	0.75
1:F:716:LYS:O	1:F:720:ILE:HG22	1.86	0.75
1:A:716:LYS:O	1:A:720:ILE:HG22	1.86	0.75
1:C:472:ARG:HB3	1:C:472:ARG:NH1	2.00	0.75
1:D:338:LEU:HD21	1:D:409:ARG:CZ	2.17	0.75
1:E:746:LYS:O	1:E:750:GLN:HG2	1.86	0.75
1:A:581:GLN:HE21	1:A:629:ASN:H	1.31	0.75
1:B:77:ASP:O	1:B:81:GLN:HB2	1.86	0.75
1:C:387:ASN:HD22	1:C:387:ASN:N	1.81	0.75
1:E:184:LYS:HE3	1:E:191:GLU:HB2	1.67	0.75

Continued on next page...

Continued from previous page...

Atom-1	Atom-2	Interatomic distance (Å)	Clash overlap (Å)
1:F:338:LEU:HD21	1:F:409:ARG:CZ	2.16	0.75
1:F:746:LYS:O	1:F:750:GLN:HG2	1.86	0.75
1:C:301:ALA:C	1:C:303:LYS:H	1.90	0.75
1:E:236:GLU:HA	1:E:239:HIS:CD2	2.22	0.75
1:E:408:LEU:H	1:E:408:LEU:CD1	1.94	0.75
1:E:472:ARG:HB3	1:E:472:ARG:NH1	2.00	0.75
1:F:141:PHE:HD1	1:F:141:PHE:H	1.33	0.75
1:B:184:LYS:HE3	1:B:191:GLU:HB2	1.67	0.75
1:C:499:PRO:HD3	1:C:552:TRP:CH2	2.21	0.75
1:B:478:ALA:HB1	1:B:486:LYS:O	1.86	0.75
1:B:722:ILE:HG23	1:B:760:VAL:CG1	2.16	0.75
2:S:48:LEU:HA	2:S:51:MET:HE1	1.67	0.75
1:A:184:LYS:HE3	1:A:191:GLU:HB2	1.67	0.75
1:A:345:THR:HG22	1:A:490:ALA:O	1.86	0.75
1:C:338:LEU:HD21	1:C:409:ARG:CZ	2.17	0.75
1:A:90:PRO:O	1:A:93:VAL:HG12	1.87	0.75
1:E:142:VAL:HG13	1:E:154:ILE:HD12	1.69	0.75
1:B:408:LEU:H	1:B:408:LEU:CD1	1.95	0.75
1:E:722:ILE:HG23	1:E:760:VAL:CG1	2.16	0.75
2:O:36:MET:CE	2:O:43:PRO:HG3	2.17	0.75
2:S:22:ASP:O	2:S:24:ASP:N	2.20	0.75
1:A:499:PRO:HD3	1:A:552:TRP:CH2	2.22	0.74
2:Q:36:MET:CE	2:Q:43:PRO:HG3	2.17	0.74
2:R:22:ASP:O	2:R:24:ASP:N	2.20	0.74
2:S:36:MET:HE1	2:S:43:PRO:HG3	1.67	0.74
1:B:90:PRO:O	1:B:93:VAL:HG12	1.86	0.74
1:B:123:GLU:CG	1:B:124:GLU:H	1.94	0.74
1:C:236:GLU:HA	1:C:239:HIS:CD2	2.22	0.74
1:D:324:THR:CB	1:D:499:PRO:HA	2.16	0.74
1:F:478:ALA:HB1	1:F:486:LYS:O	1.87	0.74
1:F:499:PRO:HD3	1:F:552:TRP:CH2	2.21	0.74
2:T:36:MET:CE	2:T:43:PRO:HG3	2.17	0.74
1:A:77:ASP:O	1:A:81:GLN:HB2	1.86	0.74
1:B:236:GLU:HA	1:B:239:HIS:CD2	2.22	0.74
1:B:716:LYS:O	1:B:720:ILE:HG22	1.87	0.74
1:C:90:PRO:O	1:C:93:VAL:HG12	1.86	0.74
1:E:694:VAL:CG2	2:S:18:LEU:HD21	2.16	0.74
1:B:372:LYS:HG3	1:B:373:LYS:N	2.00	0.74
1:D:345:THR:HG22	1:D:490:ALA:O	1.87	0.74
1:D:722:ILE:HG23	1:D:760:VAL:CG1	2.18	0.74
1:E:338:LEU:HD21	1:E:409:ARG:CZ	2.16	0.74

Continued on next page...

Continued from previous page...

Atom-1	Atom-2	Interatomic distance (Å)	Clash overlap (Å)
1:E:716:LYS:O	1:E:720:ILE:HG22	1.86	0.74
1:A:372:LYS:HG3	1:A:373:LYS:N	2.00	0.74
1:C:79:ILE:C	1:C:81:GLN:H	1.90	0.74
1:F:345:THR:HG22	1:F:490:ALA:O	1.87	0.74
2:Q:92:PHE:O	2:Q:94:LYS:N	2.19	0.74
1:B:338:LEU:HD21	1:B:409:ARG:CZ	2.17	0.74
1:C:722:ILE:HG23	1:C:760:VAL:CG1	2.18	0.74
1:A:79:ILE:C	1:A:81:GLN:H	1.90	0.74
1:B:79:ILE:C	1:B:81:GLN:H	1.91	0.74
1:D:142:VAL:HG13	1:D:154:ILE:HD12	1.70	0.74
1:D:236:GLU:HA	1:D:239:HIS:CD2	2.22	0.74
1:D:295:VAL:C	1:D:296:LEU:HD23	2.09	0.74
2:P:22:ASP:O	2:P:24:ASP:N	2.20	0.74
1:A:327:LEU:HG	1:A:595:ILE:HG23	1.70	0.74
1:B:499:PRO:HD3	1:B:552:TRP:CH2	2.23	0.74
1:D:581:GLN:HE21	1:D:629:ASN:H	1.33	0.74
1:E:315:PHE:HA	1:E:318:ILE:HD13	1.70	0.74
1:F:77:ASP:O	1:F:81:GLN:HB2	1.88	0.74
2:S:36:MET:CE	2:S:43:PRO:HG3	2.18	0.74
1:A:236:GLU:HA	1:A:239:HIS:CD2	2.22	0.73
1:B:142:VAL:HG22	1:B:154:ILE:HG23	1.70	0.73
1:C:295:VAL:C	1:C:296:LEU:HD23	2.08	0.73
1:D:710:HIS:C	1:D:712:PHE:H	1.91	0.73
1:E:499:PRO:HD3	1:E:552:TRP:CH2	2.23	0.73
1:C:767:GLN:HG2	1:C:768:LYS:N	2.02	0.73
1:D:767:GLN:HG2	1:D:768:LYS:N	2.02	0.73
1:E:301:ALA:C	1:E:303:LYS:H	1.90	0.73
1:C:77:ASP:O	1:C:81:GLN:HB2	1.87	0.73
1:C:142:VAL:HG22	1:C:154:ILE:HG23	1.70	0.73
1:C:315:PHE:HA	1:C:318:ILE:HD13	1.70	0.73
1:D:218:LEU:HD11	1:D:225:ILE:HD11	1.69	0.73
1:E:79:ILE:C	1:E:81:GLN:H	1.91	0.73
1:F:315:PHE:HA	1:F:318:ILE:HD13	1.71	0.73
2:S:94:LYS:NZ	2:S:94:LYS:HB3	2.03	0.73
1:C:141:PHE:HD1	1:C:141:PHE:H	1.33	0.73
1:C:581:GLN:HE21	1:C:629:ASN:H	1.33	0.73
1:D:301:ALA:C	1:D:303:LYS:H	1.90	0.73
1:D:327:LEU:HG	1:D:595:ILE:HG23	1.69	0.73
1:E:668:SER:HA	2:S:14:GLU:HG3	1.71	0.73
1:F:236:GLU:HA	1:F:239:HIS:CD2	2.23	0.73
1:F:780:LEU:HD12	1:F:789:ASN:OD1	1.89	0.73

Continued on next page...

Continued from previous page...

Atom-1	Atom-2	Interatomic distance (Å)	Clash overlap (Å)
2:S:12:PHE:CE1	2:S:72:MET:HG3	2.24	0.73
1:A:338:LEU:HD21	1:A:409:ARG:CZ	2.19	0.73
1:C:780:LEU:HD12	1:C:789:ASN:OD1	1.88	0.73
1:E:324:THR:CB	1:E:499:PRO:HA	2.14	0.73
2:P:63:ILE:HG13	2:P:67:GLU:CB	2.18	0.73
2:R:63:ILE:HG13	2:R:67:GLU:CB	2.18	0.73
2:T:12:PHE:CE1	2:T:72:MET:HG3	2.24	0.73
1:A:142:VAL:HG13	1:A:154:ILE:CD1	2.19	0.73
1:A:315:PHE:HA	1:A:318:ILE:HD13	1.71	0.73
1:C:345:THR:HG22	1:C:490:ALA:O	1.87	0.73
2:O:63:ILE:HG13	2:O:67:GLU:CB	2.18	0.73
2:R:36:MET:CE	2:R:43:PRO:HG3	2.17	0.73
1:A:123:GLU:CG	1:A:124:GLU:H	1.94	0.73
1:A:767:GLN:HG2	1:A:768:LYS:N	2.02	0.73
1:A:780:LEU:HD12	1:A:789:ASN:OD1	1.88	0.73
1:B:315:PHE:HA	1:B:318:ILE:HD13	1.71	0.73
1:C:710:HIS:C	1:C:712:PHE:H	1.91	0.73
1:F:301:ALA:C	1:F:303:LYS:H	1.90	0.73
2:R:36:MET:HE1	2:R:43:PRO:HG3	1.69	0.73
1:B:295:VAL:C	1:B:296:LEU:HD23	2.08	0.73
1:B:327:LEU:HG	1:B:595:ILE:HG23	1.71	0.73
1:F:142:VAL:HG22	1:F:154:ILE:HG23	1.70	0.73
1:F:337:ASN:ND2	1:F:412:GLU:OE2	2.21	0.73
2:Q:22:ASP:O	2:Q:24:ASP:N	2.20	0.73
2:T:6:GLU:HG3	2:T:7:GLU:N	2.04	0.73
2:T:22:ASP:O	2:T:24:ASP:N	2.19	0.73
1:B:337:ASN:ND2	1:B:412:GLU:OE2	2.22	0.73
1:C:142:VAL:HG13	1:C:154:ILE:HD12	1.71	0.73
1:D:315:PHE:HA	1:D:318:ILE:HD13	1.71	0.73
1:E:142:VAL:HG22	1:E:154:ILE:HG23	1.70	0.73
1:E:780:LEU:HD12	1:E:789:ASN:OD1	1.88	0.73
1:A:142:VAL:HG13	1:A:154:ILE:HD12	1.69	0.73
1:A:148:GLU:HG3	1:A:149:THR:N	2.04	0.73
1:C:324:THR:CB	1:C:499:PRO:HA	2.16	0.73
1:C:409:ARG:CZ	1:C:413:LEU:HD21	2.19	0.73
1:E:142:VAL:HG13	1:E:154:ILE:CD1	2.18	0.73
1:F:295:VAL:C	1:F:296:LEU:HD23	2.09	0.73
2:Q:63:ILE:HG13	2:Q:67:GLU:CB	2.18	0.73
2:R:109:MET:HG3	2:R:116:LEU:HD11	1.71	0.73
2:S:63:ILE:HG13	2:S:67:GLU:CB	2.18	0.73
2:T:63:ILE:HG13	2:T:67:GLU:CB	2.18	0.73

Continued on next page...

Continued from previous page...

Atom-1	Atom-2	Interatomic distance (Å)	Clash overlap (Å)
1:A:337:ASN:ND2	1:A:412:GLU:OE2	2.22	0.72
1:A:710:HIS:C	1:A:712:PHE:H	1.91	0.72
1:A:409:ARG:CZ	1:A:413:LEU:HD21	2.19	0.72
1:B:142:VAL:HG13	1:B:154:ILE:HD12	1.71	0.72
1:E:295:VAL:C	1:E:296:LEU:HD23	2.09	0.72
1:F:324:THR:CB	1:F:499:PRO:HA	2.15	0.72
1:F:767:GLN:HG2	1:F:768:LYS:N	2.02	0.72
2:O:12:PHE:CE1	2:O:72:MET:HG3	2.23	0.72
1:B:301:ALA:C	1:B:303:LYS:H	1.91	0.72
1:B:668:SER:HA	2:P:14:GLU:HG3	1.71	0.72
1:B:767:GLN:HG2	1:B:768:LYS:N	2.02	0.72
1:C:327:LEU:HG	1:C:595:ILE:HG23	1.70	0.72
1:E:337:ASN:ND2	1:E:412:GLU:OE2	2.21	0.72
1:E:767:GLN:HG2	1:E:768:LYS:N	2.02	0.72
1:C:337:ASN:ND2	1:C:412:GLU:OE2	2.21	0.72
1:D:275:GLY:CA	1:D:278:LYS:HE2	2.20	0.72
1:E:409:ARG:CZ	1:E:413:LEU:HD21	2.19	0.72
2:P:9:ILE:HD12	2:P:69:LEU:HD11	1.72	0.72
1:B:148:GLU:HG3	1:B:149:THR:N	2.04	0.72
1:B:409:ARG:CZ	1:B:413:LEU:HD21	2.19	0.72
1:C:360:VAL:O	1:C:360:VAL:CG2	2.38	0.72
1:D:780:LEU:HD12	1:D:789:ASN:OD1	1.89	0.72
1:E:275:GLY:CA	1:E:278:LYS:HE2	2.19	0.72
1:E:372:LYS:HG3	1:E:373:LYS:H	1.54	0.72
1:F:79:ILE:C	1:F:81:GLN:H	1.91	0.72
2:R:48:LEU:HA	2:R:51:MET:HE1	1.71	0.72
1:D:142:VAL:HG13	1:D:154:ILE:CD1	2.20	0.72
2:Q:12:PHE:CE1	2:Q:72:MET:HG3	2.25	0.72
1:B:372:LYS:HG3	1:B:373:LYS:H	1.54	0.72
1:B:710:HIS:C	1:B:712:PHE:H	1.92	0.72
1:C:148:GLU:HG3	1:C:149:THR:N	2.04	0.72
1:D:79:ILE:C	1:D:81:GLN:H	1.91	0.72
1:F:710:HIS:C	1:F:712:PHE:H	1.92	0.72
1:A:142:VAL:HG22	1:A:154:ILE:HG23	1.72	0.72
1:A:301:ALA:C	1:A:303:LYS:H	1.91	0.72
1:A:668:SER:HA	2:O:14:GLU:HG3	1.72	0.72
1:B:275:GLY:CA	1:B:278:LYS:HE2	2.20	0.72
1:B:780:LEU:HD12	1:B:789:ASN:OD1	1.88	0.72
1:D:123:GLU:CG	1:D:124:GLU:H	1.94	0.72
1:D:142:VAL:HG22	1:D:154:ILE:HG23	1.72	0.72
1:D:337:ASN:ND2	1:D:412:GLU:OE2	2.21	0.72

Continued on next page...

Continued from previous page...

Atom-1	Atom-2	Interatomic distance (Å)	Clash overlap (Å)
1:F:360:VAL:O	1:F:360:VAL:CG2	2.37	0.72
2:R:12:PHE:CE1	2:R:72:MET:HG3	2.24	0.72
2:S:6:GLU:HG3	2:S:7:GLU:N	2.05	0.72
1:B:142:VAL:HG13	1:B:154:ILE:CD1	2.20	0.72
2:O:22:ASP:O	2:O:24:ASP:N	2.21	0.72
2:P:12:PHE:CE1	2:P:72:MET:HG3	2.24	0.72
1:A:295:VAL:C	1:A:296:LEU:HD23	2.09	0.72
1:A:715:GLU:HA	1:A:718:ARG:CZ	2.20	0.72
1:F:148:GLU:HG3	1:F:149:THR:N	2.04	0.72
1:C:218:LEU:HD11	1:C:225:ILE:HD11	1.72	0.71
1:E:710:HIS:C	1:E:712:PHE:H	1.92	0.71
1:F:306:GLY:O	1:F:336:THR:HG23	1.90	0.71
1:F:372:LYS:HG3	1:F:373:LYS:H	1.55	0.71
2:O:9:ILE:HD12	2:O:69:LEU:HD11	1.72	0.71
1:D:334:LEU:H	1:D:334:LEU:HD12	1.55	0.71
1:F:409:ARG:CZ	1:F:413:LEU:HD21	2.20	0.71
1:F:789:ASN:O	1:F:792:VAL:HB	1.90	0.71
1:A:349:ASN:HD22	1:A:350:VAL:N	1.87	0.71
1:F:142:VAL:HG13	1:F:154:ILE:HD12	1.70	0.71
1:F:360:VAL:CG1	1:F:370:LEU:HD22	2.20	0.71
1:D:409:ARG:CZ	1:D:413:LEU:HD21	2.19	0.71
1:F:275:GLY:CA	1:F:278:LYS:HE2	2.20	0.71
2:O:6:GLU:HG3	2:O:7:GLU:N	2.05	0.71
2:S:9:ILE:HD12	2:S:69:LEU:HD11	1.72	0.71
1:A:408:LEU:H	1:A:408:LEU:CD1	1.95	0.71
1:F:611:THR:HG22	1:F:615:ILE:HD11	1.73	0.71
2:Q:109:MET:HG3	2:Q:116:LEU:HD11	1.72	0.71
1:B:377:GLN:O	1:B:381:GLU:HB2	1.91	0.71
1:C:234:LEU:HD23	1:C:235:THR:H	1.56	0.71
2:P:6:GLU:HG3	2:P:7:GLU:N	2.05	0.71
1:B:324:THR:CB	1:B:499:PRO:HA	2.16	0.71
1:B:789:ASN:O	1:B:792:VAL:HB	1.91	0.71
1:C:79:ILE:O	1:C:81:GLN:N	2.24	0.71
1:E:148:GLU:HG3	1:E:149:THR:N	2.04	0.71
1:F:218:LEU:HD11	1:F:225:ILE:HD11	1.72	0.71
1:F:270:LYS:HD3	1:F:273:LYS:HD2	1.73	0.71
2:T:109:MET:HG3	2:T:116:LEU:HD11	1.73	0.71
1:A:197:LYS:NZ	1:A:197:LYS:HB3	2.06	0.71
1:C:180:ASP:CG	1:C:181:ILE:H	1.94	0.71
1:C:275:GLY:CA	1:C:278:LYS:HE2	2.20	0.71
1:F:234:LEU:HD23	1:F:235:THR:H	1.56	0.71

Continued on next page...

Continued from previous page...

Atom-1	Atom-2	Interatomic distance (Å)	Clash overlap (Å)
2:R:6:GLU:HG3	2:R:7:GLU:N	2.04	0.71
1:C:142:VAL:HG13	1:C:154:ILE:CD1	2.21	0.71
1:D:789:ASN:O	1:D:792:VAL:HB	1.91	0.71
1:E:180:ASP:CG	1:E:181:ILE:H	1.94	0.71
2:O:48:LEU:HA	2:O:51:MET:HE1	1.71	0.71
2:S:109:MET:HG3	2:S:116:LEU:HD11	1.73	0.71
2:T:9:ILE:HD12	2:T:69:LEU:HD11	1.72	0.71
1:A:115:LYS:CE	1:A:116:GLU:HG2	2.21	0.71
1:A:275:GLY:CA	1:A:278:LYS:HE2	2.20	0.71
1:D:148:GLU:HG3	1:D:149:THR:N	2.04	0.71
1:E:739:LYS:HG2	1:E:740:GLN:H	1.56	0.71
1:F:180:ASP:CG	1:F:181:ILE:H	1.94	0.71
1:A:89:ILE:HD13	1:A:175:LYS:HE2	1.73	0.70
1:D:372:LYS:HG3	1:D:373:LYS:H	1.55	0.70
1:D:668:SER:HA	2:R:14:GLU:HG3	1.73	0.70
1:D:739:LYS:HG2	1:D:740:GLN:H	1.56	0.70
1:F:142:VAL:HG13	1:F:154:ILE:CD1	2.20	0.70
1:A:180:ASP:CG	1:A:181:ILE:H	1.94	0.70
1:B:218:LEU:HD11	1:B:225:ILE:HD11	1.73	0.70
1:D:115:LYS:CE	1:D:116:GLU:HG2	2.21	0.70
1:D:180:ASP:CG	1:D:181:ILE:H	1.94	0.70
1:E:218:LEU:HD11	1:E:225:ILE:HD11	1.73	0.70
1:E:592:GLU:HB3	1:E:604:LEU:HD11	1.72	0.70
1:A:739:LYS:HG2	1:A:740:GLN:H	1.56	0.70
1:A:592:GLU:HB3	1:A:604:LEU:HD11	1.74	0.70
1:C:270:LYS:HD3	1:C:273:LYS:HD2	1.73	0.70
1:D:349:ASN:HD22	1:D:350:VAL:N	1.88	0.70
1:D:715:GLU:HA	1:D:718:ARG:CZ	2.20	0.70
1:E:270:LYS:HD3	1:E:273:LYS:HD2	1.73	0.70
1:F:739:LYS:HG2	1:F:740:GLN:H	1.56	0.70
2:Q:9:ILE:HD12	2:Q:69:LEU:HD11	1.71	0.70
1:B:349:ASN:HD22	1:B:350:VAL:N	1.88	0.70
1:B:715:GLU:HA	1:B:718:ARG:CZ	2.21	0.70
1:B:739:LYS:HG2	1:B:740:GLN:H	1.56	0.70
1:C:739:LYS:HG2	1:C:740:GLN:H	1.56	0.70
1:E:377:GLN:O	1:E:381:GLU:HB2	1.92	0.70
2:Q:6:GLU:HG3	2:Q:7:GLU:N	2.06	0.70
1:A:620:THR:HG22	1:A:621:GLY:N	2.07	0.70
1:A:789:ASN:O	1:A:792:VAL:HB	1.91	0.70
1:B:389:LYS:HA	1:B:392:THR:HB	1.73	0.70
1:C:789:ASN:O	1:C:792:VAL:HB	1.91	0.70

Continued on next page...

Continued from previous page...

Atom-1	Atom-2	Interatomic distance (Å)	Clash overlap (Å)
1:E:789:ASN:O	1:E:792:VAL:HB	1.91	0.70
1:F:90:PRO:HG2	1:F:93:VAL:HB	1.74	0.70
1:F:715:GLU:HA	1:F:718:ARG:CZ	2.21	0.70
1:A:218:LEU:HD11	1:A:225:ILE:HD11	1.72	0.70
1:A:372:LYS:HG3	1:A:373:LYS:H	1.56	0.70
1:C:668:SER:HA	2:Q:14:GLU:HG3	1.73	0.70
1:E:90:PRO:HG2	1:E:93:VAL:HB	1.73	0.70
1:E:165:GLN:NE2	1:E:252:ASP:HB3	2.07	0.70
1:F:334:LEU:HD12	1:F:334:LEU:H	1.56	0.70
1:F:412:GLU:HA	1:F:415:GLU:OE2	1.92	0.70
2:R:9:ILE:HD12	2:R:69:LEU:HD11	1.72	0.70
1:A:412:GLU:HA	1:A:415:GLU:OE2	1.92	0.70
1:B:234:LEU:HD23	1:B:235:THR:H	1.56	0.70
1:C:115:LYS:CE	1:C:116:GLU:HG2	2.21	0.70
1:C:349:ASN:HD22	1:C:350:VAL:N	1.88	0.70
1:D:89:ILE:HD13	1:D:175:LYS:HE2	1.74	0.70
1:E:197:LYS:HB3	1:E:197:LYS:NZ	2.07	0.70
1:E:464:VAL:HG23	1:E:465:LEU:HD12	1.74	0.70
1:E:715:GLU:HA	1:E:718:ARG:CZ	2.20	0.70
1:F:668:SER:HA	2:T:14:GLU:HG3	1.73	0.70
1:B:180:ASP:CG	1:B:181:ILE:H	1.94	0.70
1:B:301:ALA:O	1:B:303:LYS:N	2.25	0.70
1:C:377:GLN:O	1:C:381:GLU:HB2	1.92	0.70
1:D:189:ASP:O	1:D:191:GLU:N	2.23	0.70
1:D:270:LYS:HD3	1:D:273:LYS:HD2	1.73	0.70
1:D:389:LYS:HA	1:D:392:THR:HB	1.73	0.70
1:D:792:VAL:O	1:D:796:ILE:HG12	1.92	0.70
1:F:349:ASN:HD22	1:F:350:VAL:N	1.88	0.70
2:P:109:MET:HG3	2:P:116:LEU:HD11	1.74	0.70
2:Q:31:GLU:O	2:Q:35:VAL:HG23	1.92	0.70
1:D:270:LYS:HA	1:D:273:LYS:HD2	1.74	0.70
1:E:412:GLU:HA	1:E:415:GLU:OE2	1.92	0.70
2:T:72:MET:O	2:T:76:MET:CB	2.40	0.70
1:A:234:LEU:HD23	1:A:235:THR:H	1.56	0.69
1:A:464:VAL:HG23	1:A:465:LEU:HD12	1.74	0.69
1:B:697:ILE:HD13	1:B:732:ILE:HD13	1.74	0.69
1:C:270:LYS:HA	1:C:273:LYS:HD2	1.74	0.69
1:E:357:TRP:CZ3	1:E:439:ASN:HB2	2.27	0.69
1:F:377:GLN:O	1:F:381:GLU:HB2	1.91	0.69
1:A:270:LYS:HA	1:A:273:LYS:HD2	1.74	0.69
1:A:306:GLY:O	1:A:336:THR:HG23	1.92	0.69

Continued on next page...

Continued from previous page...

Atom-1	Atom-2	Interatomic distance (Å)	Clash overlap (Å)
1:B:464:VAL:HG23	1:B:465:LEU:HD12	1.74	0.69
1:C:334:LEU:HD12	1:C:334:LEU:H	1.57	0.69
1:C:611:THR:HG22	1:C:615:ILE:HD11	1.74	0.69
1:C:697:ILE:HD13	1:C:732:ILE:HD13	1.75	0.69
1:D:79:ILE:O	1:D:81:GLN:N	2.25	0.69
1:D:301:ALA:O	1:D:303:LYS:N	2.25	0.69
1:E:389:LYS:HA	1:E:392:THR:HB	1.74	0.69
1:F:592:GLU:HB3	1:F:604:LEU:HD11	1.73	0.69
1:C:715:GLU:HA	1:C:718:ARG:CZ	2.22	0.69
1:D:234:LEU:HD23	1:D:235:THR:H	1.56	0.69
1:D:377:GLN:O	1:D:381:GLU:HB2	1.92	0.69
1:E:334:LEU:H	1:E:334:LEU:HD12	1.56	0.69
1:F:99:GLU:C	1:F:101:GLY:H	1.95	0.69
1:F:567:THR:HG23	1:F:568:GLY:N	2.07	0.69
1:B:357:TRP:CZ3	1:B:439:ASN:HB2	2.28	0.69
1:D:412:GLU:HA	1:D:415:GLU:OE2	1.92	0.69
1:D:611:THR:HG22	1:D:615:ILE:HD11	1.74	0.69
1:E:620:THR:HG22	1:E:621:GLY:N	2.06	0.69
1:F:301:ALA:O	1:F:303:LYS:N	2.25	0.69
1:A:165:GLN:NE2	1:A:252:ASP:HB3	2.07	0.69
1:A:357:TRP:CZ3	1:A:439:ASN:HB2	2.28	0.69
1:C:81:GLN:OE1	1:C:156:ILE:HG21	1.92	0.69
1:C:301:ALA:O	1:C:303:LYS:N	2.25	0.69
1:D:592:GLU:HB3	1:D:604:LEU:HD11	1.75	0.69
1:F:197:LYS:NZ	1:F:197:LYS:HB3	2.07	0.69
1:B:165:GLN:NE2	1:B:252:ASP:HB3	2.08	0.69
1:B:270:LYS:HA	1:B:273:LYS:HD2	1.74	0.69
1:B:620:THR:HG22	1:B:621:GLY:N	2.08	0.69
1:C:620:THR:HG22	1:C:621:GLY:N	2.08	0.69
1:E:234:LEU:HD23	1:E:235:THR:H	1.56	0.69
1:F:357:TRP:CZ3	1:F:439:ASN:HB2	2.27	0.69
1:F:464:VAL:HG23	1:F:465:LEU:HD12	1.74	0.69
2:O:36:MET:HE1	2:O:43:PRO:HG3	1.74	0.69
2:O:109:MET:HG3	2:O:116:LEU:HD11	1.74	0.69
1:A:188:LEU:CD2	1:A:188:LEU:N	2.47	0.69
1:A:189:ASP:O	1:A:191:GLU:N	2.24	0.69
1:A:611:THR:HG22	1:A:615:ILE:HD11	1.75	0.69
1:A:792:VAL:O	1:A:796:ILE:HG12	1.93	0.69
1:C:389:LYS:HA	1:C:392:THR:HB	1.73	0.69
1:D:357:TRP:CZ3	1:D:439:ASN:HB2	2.28	0.69
1:E:270:LYS:HA	1:E:273:LYS:HD2	1.73	0.69

Continued on next page...

Continued from previous page...

Atom-1	Atom-2	Interatomic distance (Å)	Clash overlap (Å)
1:F:389:LYS:HA	1:F:392:THR:HB	1.73	0.69
1:A:301:ALA:O	1:A:303:LYS:N	2.26	0.69
1:A:377:GLN:O	1:A:381:GLU:HB2	1.92	0.69
1:B:99:GLU:C	1:B:101:GLY:H	1.96	0.69
1:C:90:PRO:HG2	1:C:93:VAL:HB	1.75	0.69
1:C:792:VAL:O	1:C:796:ILE:HG12	1.92	0.69
1:D:306:GLY:O	1:D:336:THR:HG23	1.92	0.69
1:D:481:VAL:O	1:D:484:VAL:HG23	1.93	0.69
1:E:115:LYS:CE	1:E:116:GLU:HG2	2.21	0.69
1:E:349:ASN:HD22	1:E:350:VAL:N	1.89	0.69
1:E:792:VAL:O	1:E:796:ILE:HG12	1.92	0.69
2:Q:36:MET:HE1	2:Q:43:PRO:HG3	1.74	0.69
2:R:31:GLU:O	2:R:35:VAL:HG23	1.92	0.69
2:T:31:GLU:O	2:T:35:VAL:HG23	1.93	0.69
1:A:79:ILE:O	1:A:81:GLN:N	2.25	0.69
1:A:324:THR:CB	1:A:499:PRO:HA	2.16	0.69
1:D:408:LEU:H	1:D:408:LEU:CD1	1.95	0.69
1:D:611:THR:O	1:D:615:ILE:HG13	1.93	0.69
1:E:301:ALA:O	1:E:303:LYS:N	2.25	0.69
1:F:115:LYS:CE	1:F:116:GLU:HG2	2.22	0.69
1:A:90:PRO:HG2	1:A:93:VAL:HB	1.75	0.69
1:B:306:GLY:O	1:B:336:THR:HG23	1.92	0.69
1:D:90:PRO:HG2	1:D:93:VAL:HB	1.75	0.69
1:D:620:THR:HG22	1:D:621:GLY:N	2.08	0.69
1:F:792:VAL:O	1:F:796:ILE:HG12	1.92	0.69
1:A:389:LYS:HA	1:A:392:THR:HB	1.74	0.68
1:B:293:ILE:HG22	1:B:613:ARG:HH21	1.57	0.68
1:B:412:GLU:HA	1:B:415:GLU:OE2	1.92	0.68
1:C:357:TRP:CZ3	1:C:439:ASN:HB2	2.28	0.68
1:D:99:GLU:C	1:D:101:GLY:H	1.95	0.68
1:D:464:VAL:HG23	1:D:465:LEU:HD12	1.74	0.68
1:F:270:LYS:HA	1:F:273:LYS:HD2	1.74	0.68
2:S:30:LYS:H	2:S:30:LYS:CD	2.03	0.68
1:A:270:LYS:HD3	1:A:273:LYS:HD2	1.74	0.68
1:A:457:THR:HG21	1:A:468:LYS:HA	1.75	0.68
1:B:197:LYS:NZ	1:B:197:LYS:HB3	2.07	0.68
1:C:464:VAL:HG23	1:C:465:LEU:HD12	1.73	0.68
1:E:99:GLU:C	1:E:101:GLY:H	1.95	0.68
2:S:106:ARG:O	2:S:110:THR:HG23	1.93	0.68
1:B:115:LYS:CE	1:B:116:GLU:HG2	2.22	0.68
1:C:306:GLY:O	1:C:336:THR:HG23	1.92	0.68

Continued on next page...

Continued from previous page...

Atom-1	Atom-2	Interatomic distance (Å)	Clash overlap (Å)
1:C:412:GLU:HA	1:C:415:GLU:OE2	1.93	0.68
1:E:567:THR:HG23	1:E:568:GLY:N	2.09	0.68
1:F:190:PRO:HB2	1:F:195:LEU:HD13	1.75	0.68
2:P:31:GLU:O	2:P:35:VAL:HG23	1.93	0.68
1:B:792:VAL:O	1:B:796:ILE:HG12	1.94	0.68
1:C:372:LYS:HG3	1:C:373:LYS:H	1.56	0.68
1:F:165:GLN:NE2	1:F:252:ASP:HB3	2.08	0.68
1:A:99:GLU:C	1:A:101:GLY:H	1.96	0.68
1:B:481:VAL:O	1:B:484:VAL:HG23	1.93	0.68
1:B:592:GLU:HB3	1:B:604:LEU:HD11	1.74	0.68
1:B:611:THR:HG22	1:B:615:ILE:HD11	1.74	0.68
1:D:472:ARG:HH11	1:D:472:ARG:CB	2.07	0.68
1:C:165:GLN:NE2	1:C:252:ASP:HB3	2.07	0.68
1:D:81:GLN:OE1	1:D:156:ILE:HG21	1.93	0.68
1:E:457:THR:HG21	1:E:468:LYS:HA	1.76	0.68
1:F:79:ILE:O	1:F:81:GLN:N	2.27	0.68
1:F:697:ILE:HD13	1:F:732:ILE:HD13	1.76	0.68
2:O:30:LYS:H	2:O:30:LYS:CD	2.03	0.68
2:R:106:ARG:O	2:R:110:THR:HG23	1.94	0.68
1:B:457:THR:HG21	1:B:468:LYS:HA	1.76	0.68
1:C:99:GLU:C	1:C:101:GLY:H	1.95	0.68
1:E:190:PRO:HB2	1:E:195:LEU:HD13	1.76	0.68
2:P:106:ARG:O	2:P:110:THR:HG23	1.93	0.68
1:C:190:PRO:HB2	1:C:195:LEU:HD13	1.75	0.68
2:O:31:GLU:O	2:O:35:VAL:HG23	1.94	0.68
2:S:12:PHE:HD1	2:S:72:MET:HG3	1.59	0.68
2:S:100:ILE:HB	2:S:136:VAL:CG2	2.21	0.68
1:A:334:LEU:H	1:A:334:LEU:HD12	1.58	0.68
1:A:567:THR:HG23	1:A:568:GLY:N	2.08	0.68
1:B:472:ARG:HH11	1:B:472:ARG:CB	2.07	0.68
1:D:293:ILE:HG22	1:D:613:ARG:HH21	1.59	0.68
1:E:306:GLY:O	1:E:336:THR:HG23	1.93	0.68
1:F:89:ILE:HD13	1:F:175:LYS:HE2	1.76	0.68
2:Q:30:LYS:H	2:Q:30:LYS:CD	2.03	0.68
2:R:30:LYS:H	2:R:30:LYS:CD	2.03	0.68
1:C:89:ILE:HD13	1:C:175:LYS:HE2	1.76	0.68
1:D:197:LYS:NZ	1:D:197:LYS:HB3	2.07	0.68
1:D:457:THR:HG21	1:D:468:LYS:HA	1.75	0.68
1:E:611:THR:HG22	1:E:615:ILE:HD11	1.75	0.68
1:E:697:ILE:HD13	1:E:732:ILE:HD13	1.76	0.68
2:P:30:LYS:H	2:P:30:LYS:CD	2.04	0.68

Continued on next page...

Continued from previous page...

Atom-1	Atom-2	Interatomic distance (Å)	Clash overlap (Å)
2:R:94:LYS:NZ	2:R:94:LYS:HB3	2.08	0.68
1:B:190:PRO:HB2	1:B:195:LEU:HD13	1.75	0.67
1:B:270:LYS:HD3	1:B:273:LYS:HD2	1.74	0.67
1:B:567:THR:HG23	1:B:568:GLY:N	2.07	0.67
1:C:611:THR:O	1:C:615:ILE:HG13	1.93	0.67
1:C:697:ILE:CD1	1:C:732:ILE:HD13	2.24	0.67
1:F:81:GLN:OE1	1:F:156:ILE:HG21	1.93	0.67
1:B:79:ILE:O	1:B:81:GLN:N	2.26	0.67
1:C:478:ALA:HA	1:C:488:LEU:HG	1.74	0.67
1:C:592:GLU:HB3	1:C:604:LEU:HD11	1.75	0.67
1:D:697:ILE:HD13	1:D:732:ILE:HD13	1.76	0.67
1:B:478:ALA:HA	1:B:488:LEU:HG	1.76	0.67
1:C:197:LYS:NZ	1:C:197:LYS:HB3	2.08	0.67
1:D:165:GLN:NE2	1:D:252:ASP:HB3	2.08	0.67
1:E:254:ARG:H	1:E:254:ARG:HD2	1.59	0.67
1:F:472:ARG:HH11	1:F:472:ARG:CB	2.07	0.67
1:F:481:VAL:O	1:F:484:VAL:HG23	1.94	0.67
1:B:90:PRO:HG2	1:B:93:VAL:HB	1.76	0.67
1:B:159:TYR:HD1	1:B:159:TYR:H	1.42	0.67
1:B:697:ILE:CD1	1:B:732:ILE:HD13	2.24	0.67
1:F:357:TRP:HZ3	1:F:439:ASN:HB2	1.60	0.67
1:A:385:LEU:O	1:A:385:LEU:HD13	1.95	0.67
1:A:481:VAL:O	1:A:484:VAL:HG23	1.94	0.67
1:B:334:LEU:H	1:B:334:LEU:HD12	1.59	0.67
1:C:481:VAL:O	1:C:484:VAL:HG23	1.95	0.67
1:D:478:ALA:HA	1:D:488:LEU:HG	1.76	0.67
1:F:254:ARG:H	1:F:254:ARG:HD2	1.59	0.67
1:F:293:ILE:HG22	1:F:613:ARG:HH21	1.59	0.67
1:F:620:THR:HG22	1:F:621:GLY:N	2.09	0.67
2:R:58:ASP:C	2:R:60:ASN:H	1.98	0.67
2:T:12:PHE:HD1	2:T:72:MET:HG3	1.60	0.67
2:T:58:ASP:C	2:T:60:ASN:H	1.98	0.67
2:T:106:ARG:O	2:T:110:THR:HG23	1.93	0.67
1:A:719:LYS:HG2	1:A:797:ILE:CD1	2.24	0.67
2:S:31:GLU:O	2:S:35:VAL:HG23	1.94	0.67
1:A:159:TYR:H	1:A:159:TYR:HD1	1.42	0.67
1:A:293:ILE:HG22	1:A:613:ARG:HH21	1.60	0.67
1:A:478:ALA:HA	1:A:488:LEU:HG	1.75	0.67
1:B:189:ASP:O	1:B:191:GLU:N	2.24	0.67
1:C:335:ALA:O	1:C:339:ILE:HG13	1.95	0.67
1:D:435:LEU:HG	1:D:446:ILE:HG22	1.76	0.67

Continued on next page...

Continued from previous page...

Atom-1	Atom-2	Interatomic distance (Å)	Clash overlap (Å)
1:E:81:GLN:OE1	1:E:156:ILE:HG21	1.94	0.67
1:E:357:TRP:HZ3	1:E:439:ASN:HB2	1.60	0.67
1:F:227:ILE:O	1:F:228:ASN:C	2.33	0.67
1:F:611:THR:O	1:F:615:ILE:HG13	1.94	0.67
1:F:719:LYS:HG2	1:F:797:ILE:CD1	2.24	0.67
2:O:106:ARG:O	2:O:110:THR:HG23	1.94	0.67
1:A:227:ILE:O	1:A:228:ASN:C	2.33	0.67
1:A:719:LYS:HG2	1:A:797:ILE:HD11	1.77	0.67
1:C:435:LEU:HG	1:C:446:ILE:HG22	1.75	0.67
1:D:719:LYS:HG2	1:D:797:ILE:CD1	2.24	0.67
1:E:719:LYS:HG2	1:E:797:ILE:CD1	2.24	0.67
2:P:100:ILE:HB	2:P:136:VAL:CG2	2.23	0.67
2:Q:58:ASP:C	2:Q:60:ASN:H	1.99	0.67
2:Q:106:ARG:O	2:Q:110:THR:HG23	1.93	0.67
1:D:159:TYR:HD1	1:D:159:TYR:H	1.42	0.67
1:D:190:PRO:HB2	1:D:195:LEU:HD13	1.75	0.67
1:F:657:ILE:HG13	1:F:756:ILE:CD1	2.25	0.67
1:B:81:GLN:OE1	1:B:156:ILE:HG21	1.94	0.67
1:C:254:ARG:H	1:C:254:ARG:HD2	1.60	0.67
1:D:335:ALA:O	1:D:339:ILE:HG13	1.95	0.67
1:F:385:LEU:HD13	1:F:385:LEU:O	1.95	0.67
1:F:457:THR:HG21	1:F:468:LYS:HA	1.76	0.67
2:O:58:ASP:C	2:O:60:ASN:H	1.98	0.67
1:C:457:THR:HG21	1:C:468:LYS:HA	1.75	0.66
1:E:122:GLU:HB2	1:E:147:ARG:HG3	1.77	0.66
2:T:30:LYS:H	2:T:30:LYS:CD	2.04	0.66
1:A:81:GLN:OE1	1:A:156:ILE:HG21	1.94	0.66
1:B:235:THR:O	1:B:238:GLN:HB2	1.96	0.66
1:B:611:THR:O	1:B:615:ILE:HG13	1.95	0.66
1:E:481:VAL:O	1:E:484:VAL:HG23	1.95	0.66
2:P:33:GLY:O	2:P:37:ARG:HG3	1.96	0.66
2:Q:100:ILE:HB	2:Q:136:VAL:CG2	2.21	0.66
1:A:190:PRO:HB2	1:A:195:LEU:HD13	1.75	0.66
1:C:235:THR:O	1:C:238:GLN:HB2	1.96	0.66
1:D:227:ILE:O	1:D:228:ASN:C	2.33	0.66
2:O:72:MET:O	2:O:76:MET:CB	2.40	0.66
2:Q:72:MET:O	2:Q:76:MET:CB	2.40	0.66
1:B:719:LYS:HG2	1:B:797:ILE:CD1	2.25	0.66
1:C:293:ILE:HG22	1:C:613:ARG:HH21	1.60	0.66
1:D:697:ILE:CD1	1:D:732:ILE:HD13	2.25	0.66
1:E:326:ILE:HG22	1:E:328:PHE:CE1	2.30	0.66

Continued on next page...

Continued from previous page...

Atom-1	Atom-2	Interatomic distance (Å)	Clash overlap (Å)
2:T:58:ASP:CB	2:T:62:THR:HG23	2.26	0.66
1:A:435:LEU:HG	1:A:446:ILE:HG22	1.76	0.66
1:A:678:VAL:HG13	1:A:745:TYR:CD2	2.31	0.66
1:B:254:ARG:H	1:B:254:ARG:HD2	1.60	0.66
1:C:189:ASP:O	1:C:191:GLU:N	2.26	0.66
1:D:719:LYS:HG2	1:D:797:ILE:HD11	1.77	0.66
1:E:293:ILE:HG22	1:E:613:ARG:HH21	1.60	0.66
1:F:478:ALA:HA	1:F:488:LEU:HG	1.76	0.66
1:B:122:GLU:HB2	1:B:147:ARG:HG3	1.77	0.66
1:C:567:THR:HG23	1:C:568:GLY:N	2.07	0.66
1:D:567:THR:HG23	1:D:568:GLY:N	2.08	0.66
1:F:326:ILE:HG22	1:F:328:PHE:CE1	2.31	0.66
2:S:58:ASP:C	2:S:60:ASN:H	1.98	0.66
1:A:335:ALA:O	1:A:339:ILE:HG13	1.95	0.66
1:A:697:ILE:HD13	1:A:732:ILE:HD13	1.77	0.66
1:D:385:LEU:O	1:D:385:LEU:HD13	1.96	0.66
1:E:435:LEU:HG	1:E:446:ILE:HG22	1.77	0.66
1:F:235:THR:O	1:F:238:GLN:HB2	1.96	0.66
2:T:100:ILE:HB	2:T:136:VAL:CG2	2.23	0.66
1:B:227:ILE:O	1:B:228:ASN:C	2.33	0.66
1:D:567:THR:CG2	1:D:568:GLY:N	2.59	0.66
1:E:235:THR:O	1:E:238:GLN:HB2	1.96	0.66
1:E:478:ALA:HA	1:E:488:LEU:HG	1.76	0.66
1:F:567:THR:CG2	1:F:568:GLY:N	2.58	0.66
2:T:13:LYS:C	2:T:15:ALA:H	1.97	0.66
1:A:657:ILE:HG13	1:A:756:ILE:CD1	2.25	0.66
1:A:697:ILE:CD1	1:A:732:ILE:HD13	2.26	0.66
1:B:188:LEU:CD2	1:B:188:LEU:N	2.47	0.66
1:B:357:TRP:HZ3	1:B:439:ASN:HB2	1.61	0.66
1:C:122:GLU:HB2	1:C:147:ARG:HG3	1.77	0.66
1:D:73:ASN:O	1:D:74:GLU:O	2.14	0.66
1:D:254:ARG:H	1:D:254:ARG:HD2	1.60	0.66
1:E:89:ILE:HD13	1:E:175:LYS:HE2	1.78	0.66
1:F:692:GLU:HA	1:F:692:GLU:OE2	1.95	0.66
2:R:72:MET:O	2:R:76:MET:CB	2.40	0.66
2:S:13:LYS:HZ3	2:S:65:PHE:HB3	1.61	0.66
1:A:357:TRP:HZ3	1:A:439:ASN:HB2	1.61	0.66
1:A:472:ARG:HH11	1:A:472:ARG:CB	2.07	0.66
1:C:657:ILE:HG13	1:C:756:ILE:CD1	2.26	0.66
1:E:227:ILE:O	1:E:228:ASN:C	2.33	0.66
1:F:397:GLU:HG3	1:F:480:ASN:HB3	1.77	0.66

Continued on next page...

Continued from previous page...

Atom-1	Atom-2	Interatomic distance (Å)	Clash overlap (Å)
1:B:73:ASN:O	1:B:74:GLU:O	2.14	0.65
1:B:435:LEU:HG	1:B:446:ILE:HG22	1.77	0.65
1:D:718:ARG:NH1	1:D:767:GLN:HE21	1.94	0.65
2:R:126:ARG:HH21	2:R:126:ARG:HG3	1.61	0.65
1:B:326:ILE:HG22	1:B:328:PHE:CE1	2.32	0.65
1:B:385:LEU:O	1:B:385:LEU:HD13	1.97	0.65
1:C:246:SER:O	1:C:250:ALA:HB2	1.97	0.65
1:C:350:VAL:HG12	1:C:352:GLY:H	1.62	0.65
2:O:13:LYS:C	2:O:15:ALA:H	2.00	0.65
1:B:567:THR:CG2	1:B:568:GLY:N	2.59	0.65
1:C:159:TYR:HD1	1:C:159:TYR:H	1.42	0.65
1:C:567:THR:CG2	1:C:568:GLY:N	2.58	0.65
1:C:719:LYS:HG2	1:C:797:ILE:CD1	2.25	0.65
1:D:130:SER:HB2	1:D:170:TYR:CE2	2.31	0.65
1:E:79:ILE:O	1:E:81:GLN:N	2.26	0.65
2:P:12:PHE:HD1	2:P:72:MET:HG3	1.60	0.65
1:A:243:LEU:HA	1:A:246:SER:OG	1.97	0.65
1:E:335:ALA:O	1:E:339:ILE:HG13	1.96	0.65
1:F:73:ASN:O	1:F:74:GLU:O	2.14	0.65
1:F:435:LEU:HG	1:F:446:ILE:HG22	1.77	0.65
1:B:719:LYS:HG2	1:B:797:ILE:HD11	1.77	0.65
1:E:73:ASN:O	1:E:74:GLU:O	2.15	0.65
1:E:159:TYR:HD1	1:E:159:TYR:H	1.42	0.65
1:E:678:VAL:HG13	1:E:745:TYR:CD2	2.32	0.65
1:E:719:LYS:HG2	1:E:797:ILE:HD11	1.77	0.65
1:F:159:TYR:H	1:F:159:TYR:HD1	1.42	0.65
1:F:697:ILE:CD1	1:F:732:ILE:HD13	2.26	0.65
1:F:735:VAL:HA	1:F:738:SER:HB2	1.79	0.65
2:P:126:ARG:HH21	2:P:126:ARG:HG3	1.61	0.65
2:R:100:ILE:HB	2:R:136:VAL:CG2	2.21	0.65
2:S:58:ASP:CB	2:S:62:THR:HG23	2.26	0.65
2:T:36:MET:HE1	2:T:43:PRO:HG3	1.77	0.65
1:C:692:GLU:HA	1:C:692:GLU:OE2	1.96	0.65
1:F:122:GLU:HB2	1:F:147:ARG:HG3	1.77	0.65
1:F:305:SER:HB2	1:F:594:PHE:CD1	2.32	0.65
1:B:711:ILE:HG13	1:B:712:PHE:CD2	2.32	0.65
1:C:227:ILE:O	1:C:228:ASN:C	2.33	0.65
1:C:735:VAL:HA	1:C:738:SER:HB2	1.79	0.65
1:D:122:GLU:HB2	1:D:147:ARG:HG3	1.77	0.65
1:F:243:LEU:HA	1:F:246:SER:OG	1.96	0.65
1:F:718:ARG:NH1	1:F:767:GLN:HE21	1.94	0.65

Continued on next page...

Continued from previous page...

Atom-1	Atom-2	Interatomic distance (Å)	Clash overlap (Å)
2:P:58:ASP:C	2:P:60:ASN:H	1.98	0.65
2:S:13:LYS:C	2:S:15:ALA:H	2.00	0.65
2:T:33:GLY:O	2:T:37:ARG:HG3	1.97	0.65
1:A:235:THR:O	1:A:238:GLN:HB2	1.97	0.65
1:A:305:SER:HB2	1:A:594:PHE:CD1	2.32	0.65
1:B:692:GLU:HA	1:B:692:GLU:OE2	1.96	0.65
1:B:697:ILE:CG2	1:B:732:ILE:HD11	2.27	0.65
1:D:735:VAL:HA	1:D:738:SER:HB2	1.79	0.65
1:E:611:THR:O	1:E:615:ILE:HG13	1.97	0.65
1:F:408:LEU:H	1:F:408:LEU:CD1	1.94	0.65
2:S:33:GLY:O	2:S:37:ARG:HG3	1.97	0.65
1:A:73:ASN:O	1:A:74:GLU:O	2.14	0.65
1:C:718:ARG:NH1	1:C:767:GLN:HE21	1.95	0.65
1:E:246:SER:O	1:E:250:ALA:HB2	1.97	0.65
1:F:678:VAL:HG13	1:F:745:TYR:CD2	2.31	0.65
2:P:117:THR:HG23	2:P:120:GLU:HB2	1.79	0.65
1:A:165:GLN:CD	1:A:252:ASP:HB3	2.17	0.65
1:A:217:LYS:HB3	1:A:217:LYS:NZ	2.12	0.65
1:A:254:ARG:H	1:A:254:ARG:HD2	1.60	0.65
1:A:567:THR:CG2	1:A:568:GLY:N	2.59	0.65
1:A:735:VAL:HA	1:A:738:SER:HB2	1.79	0.65
1:B:305:SER:HB2	1:B:594:PHE:CD1	2.32	0.65
1:B:657:ILE:HG13	1:B:756:ILE:CD1	2.27	0.65
1:C:305:SER:HB2	1:C:594:PHE:CD1	2.32	0.65
1:E:189:ASP:O	1:E:191:GLU:N	2.25	0.65
1:E:711:ILE:HG13	1:E:712:PHE:CD2	2.32	0.65
2:P:65:PHE:HB2	2:P:66:PRO:HD3	1.79	0.65
1:A:326:ILE:HG22	1:A:328:PHE:CE1	2.32	0.64
1:C:243:LEU:HA	1:C:246:SER:OG	1.97	0.64
1:C:472:ARG:HH11	1:C:472:ARG:CB	2.07	0.64
1:E:692:GLU:HA	1:E:692:GLU:OE2	1.96	0.64
1:F:189:ASP:O	1:F:191:GLU:N	2.25	0.64
1:F:350:VAL:HG12	1:F:352:GLY:H	1.62	0.64
1:F:719:LYS:HG2	1:F:797:ILE:HD11	1.78	0.64
2:Q:65:PHE:HB2	2:Q:66:PRO:HD3	1.79	0.64
2:R:13:LYS:C	2:R:15:ALA:H	2.00	0.64
1:A:130:SER:HB2	1:A:170:TYR:CE2	2.32	0.64
1:A:246:SER:O	1:A:250:ALA:HB2	1.97	0.64
1:A:711:ILE:HG13	1:A:712:PHE:CD2	2.32	0.64
1:B:130:SER:HB2	1:B:170:TYR:CE2	2.32	0.64
1:C:165:GLN:CD	1:C:252:ASP:HB3	2.18	0.64

Continued on next page...

Continued from previous page...

Atom-1	Atom-2	Interatomic distance (Å)	Clash overlap (Å)
1:C:385:LEU:O	1:C:385:LEU:HD13	1.98	0.64
1:C:719:LYS:HG2	1:C:797:ILE:HD11	1.78	0.64
1:E:657:ILE:HG13	1:E:756:ILE:CD1	2.27	0.64
1:F:246:SER:O	1:F:250:ALA:HB2	1.98	0.64
1:F:711:ILE:HG13	1:F:712:PHE:CD2	2.32	0.64
2:P:72:MET:O	2:P:76:MET:CB	2.40	0.64
2:Q:11:GLU:O	2:Q:13:LYS:N	2.30	0.64
1:A:397:GLU:HG3	1:A:480:ASN:HB3	1.78	0.64
1:D:326:ILE:HG22	1:D:328:PHE:CE1	2.32	0.64
1:D:657:ILE:HG13	1:D:756:ILE:CD1	2.27	0.64
1:E:629:ASN:HB3	1:E:632:TYR:CD1	2.33	0.64
2:Q:48:LEU:HD12	2:Q:51:MET:HE1	1.79	0.64
2:S:55:VAL:HG21	2:S:67:GLU:OE1	1.98	0.64
2:T:117:THR:HG23	2:T:120:GLU:HB2	1.79	0.64
1:B:335:ALA:O	1:B:339:ILE:HG13	1.98	0.64
1:B:678:VAL:HG13	1:B:745:TYR:CD2	2.33	0.64
1:E:120:LEU:C	1:E:120:LEU:HD13	2.18	0.64
1:E:275:GLY:HA2	1:E:278:LYS:CG	2.28	0.64
1:E:697:ILE:CD1	1:E:732:ILE:HD13	2.27	0.64
1:E:788:ASP:O	1:E:792:VAL:HG23	1.98	0.64
1:F:217:LYS:HB3	1:F:217:LYS:NZ	2.13	0.64
2:O:126:ARG:HH21	2:O:126:ARG:HG3	1.62	0.64
2:Q:12:PHE:HD1	2:Q:72:MET:HG3	1.59	0.64
2:Q:33:GLY:O	2:Q:37:ARG:HG3	1.98	0.64
2:T:110:THR:O	2:T:113:GLY:N	2.30	0.64
1:A:122:GLU:HB2	1:A:147:ARG:HG3	1.77	0.64
1:B:89:ILE:HD13	1:B:175:LYS:HE2	1.79	0.64
1:B:246:SER:O	1:B:250:ALA:HB2	1.96	0.64
1:B:355:SER:CB	1:B:371:SER:HA	2.27	0.64
1:C:296:LEU:O	1:C:301:ALA:HB2	1.98	0.64
1:D:357:TRP:HZ3	1:D:439:ASN:HB2	1.62	0.64
1:E:115:LYS:HB2	1:E:118:GLN:CG	2.28	0.64
1:E:567:THR:CG2	1:E:568:GLY:N	2.60	0.64
1:E:579:THR:O	1:E:581:GLN:N	2.31	0.64
1:F:736:LEU:HD11	1:F:750:GLN:NE2	2.13	0.64
2:O:58:ASP:CB	2:O:62:THR:HG23	2.26	0.64
1:A:120:LEU:HD13	1:A:120:LEU:C	2.18	0.64
1:B:165:GLN:CD	1:B:252:ASP:HB3	2.18	0.64
1:C:736:LEU:HD11	1:C:750:GLN:NE2	2.13	0.64
1:D:235:THR:O	1:D:238:GLN:HB2	1.97	0.64
1:E:165:GLN:CD	1:E:252:ASP:HB3	2.17	0.64

Continued on next page...

Continued from previous page...

Atom-1	Atom-2	Interatomic distance (Å)	Clash overlap (Å)
1:E:472:ARG:HH11	1:E:472:ARG:CB	2.07	0.64
2:S:11:GLU:O	2:S:13:LYS:N	2.30	0.64
1:A:297:LYS:NZ	1:A:601:GLU:HB3	2.13	0.64
1:A:350:VAL:HG12	1:A:352:GLY:H	1.62	0.64
1:A:611:THR:O	1:A:615:ILE:HG13	1.97	0.64
1:B:115:LYS:C	1:B:117:LEU:H	2.01	0.64
1:B:120:LEU:HD13	1:B:120:LEU:C	2.18	0.64
1:C:360:VAL:CG1	1:C:370:LEU:HD22	2.26	0.64
1:D:165:GLN:CD	1:D:252:ASP:HB3	2.17	0.64
1:D:350:VAL:HG12	1:D:352:GLY:H	1.63	0.64
2:S:137:ASN:OD1	2:S:140:GLU:HG2	1.98	0.64
1:A:127:SER:O	1:A:133:GLU:OE2	2.16	0.64
1:A:275:GLY:HA2	1:A:278:LYS:CG	2.28	0.64
1:A:579:THR:O	1:A:581:GLN:N	2.31	0.64
1:B:92:ASP:O	1:B:96:ILE:HG13	1.97	0.64
1:B:296:LEU:O	1:B:301:ALA:HB2	1.97	0.64
1:B:736:LEU:HD11	1:B:750:GLN:NE2	2.13	0.64
1:C:357:TRP:HZ3	1:C:439:ASN:HB2	1.62	0.64
1:C:711:ILE:HG13	1:C:712:PHE:CD2	2.32	0.64
1:D:127:SER:O	1:D:133:GLU:OE2	2.16	0.64
1:D:243:LEU:HA	1:D:246:SER:OG	1.97	0.64
1:D:297:LYS:NZ	1:D:601:GLU:HB3	2.13	0.64
1:D:397:GLU:HG3	1:D:480:ASN:HB3	1.79	0.64
1:D:711:ILE:HG13	1:D:712:PHE:CD2	2.32	0.64
2:R:49:GLN:N	2:R:49:GLN:NE2	2.46	0.64
1:B:127:SER:O	1:B:133:GLU:OE2	2.16	0.64
1:B:735:VAL:HA	1:B:738:SER:HB2	1.80	0.64
1:C:397:GLU:HG3	1:C:480:ASN:HB3	1.78	0.64
1:E:243:LEU:HA	1:E:246:SER:OG	1.98	0.64
1:E:305:SER:HB2	1:E:594:PHE:CD1	2.32	0.64
1:E:385:LEU:O	1:E:385:LEU:HD13	1.97	0.64
1:E:718:ARG:NH1	1:E:767:GLN:HE21	1.96	0.64
1:F:97:TYR:OH	1:F:150:PRO:HB2	1.98	0.64
1:F:297:LYS:NZ	1:F:601:GLU:HB3	2.12	0.64
1:F:335:ALA:O	1:F:339:ILE:HG13	1.97	0.64
2:P:58:ASP:CB	2:P:62:THR:HG23	2.26	0.64
2:T:48:LEU:HD12	2:T:51:MET:HE1	1.80	0.64
2:T:126:ARG:HG3	2:T:126:ARG:HH21	1.63	0.64
1:B:397:GLU:HG3	1:B:480:ASN:HB3	1.78	0.64
1:C:130:SER:HB2	1:C:170:TYR:CE2	2.32	0.64
1:C:297:LYS:NZ	1:C:601:GLU:HB3	2.13	0.64

Continued on next page...

Continued from previous page...

Atom-1	Atom-2	Interatomic distance (Å)	Clash overlap (Å)
1:C:355:SER:CB	1:C:371:SER:HA	2.28	0.64
1:D:597:ASN:ND2	1:D:601:GLU:N	2.46	0.64
1:E:92:ASP:O	1:E:96:ILE:HG13	1.98	0.64
1:E:127:SER:O	1:E:133:GLU:OE2	2.16	0.64
1:E:735:VAL:HA	1:E:738:SER:HB2	1.80	0.64
2:Q:49:GLN:N	2:Q:49:GLN:NE2	2.45	0.64
1:A:718:ARG:NH1	1:A:767:GLN:HE21	1.96	0.63
1:B:630:ARG:NE	2:P:83:GLU:HG2	2.13	0.63
1:B:788:ASP:O	1:B:792:VAL:HG23	1.98	0.63
1:C:108:ASP:O	1:C:155:ASN:HB2	1.98	0.63
1:C:607:ASN:HB3	1:C:609:GLU:OE2	1.98	0.63
1:D:597:ASN:HD21	1:D:601:GLU:N	1.96	0.63
1:D:697:ILE:CG2	1:D:732:ILE:HD11	2.28	0.63
2:O:33:GLY:O	2:O:37:ARG:HG3	1.98	0.63
2:S:126:ARG:HG3	2:S:126:ARG:HH21	1.63	0.63
2:T:65:PHE:HB2	2:T:66:PRO:HD3	1.79	0.63
1:A:355:SER:CB	1:A:371:SER:HA	2.28	0.63
1:A:597:ASN:HD21	1:A:601:GLU:N	1.96	0.63
1:A:692:GLU:OE2	1:A:692:GLU:HA	1.97	0.63
1:B:243:LEU:HA	1:B:246:SER:OG	1.97	0.63
1:B:350:VAL:HG12	1:B:352:GLY:H	1.62	0.63
1:B:597:ASN:HD21	1:B:601:GLU:N	1.96	0.63
1:C:275:GLY:HA2	1:C:278:LYS:CG	2.27	0.63
1:C:326:ILE:HG22	1:C:328:PHE:CE1	2.33	0.63
1:D:275:GLY:HA2	1:D:278:LYS:CG	2.28	0.63
1:D:355:SER:CB	1:D:371:SER:HA	2.29	0.63
1:E:397:GLU:HG3	1:E:480:ASN:HB3	1.79	0.63
1:F:127:SER:O	1:F:133:GLU:OE2	2.16	0.63
1:F:275:GLY:HA2	1:F:278:LYS:CG	2.27	0.63
1:F:405:LEU:HD13	1:F:453:VAL:HG21	1.81	0.63
2:Q:117:THR:HG23	2:Q:120:GLU:HB2	1.79	0.63
2:T:49:GLN:N	2:T:49:GLN:NE2	2.45	0.63
1:C:788:ASP:O	1:C:792:VAL:HG23	1.97	0.63
1:D:120:LEU:HD13	1:D:120:LEU:C	2.18	0.63
1:E:130:SER:HB2	1:E:170:TYR:CE2	2.33	0.63
2:P:11:GLU:O	2:P:13:LYS:N	2.30	0.63
2:P:55:VAL:HG21	2:P:67:GLU:OE1	1.98	0.63
2:Q:13:LYS:C	2:Q:15:ALA:H	2.00	0.63
1:A:296:LEU:O	1:A:301:ALA:HB2	1.99	0.63
1:A:405:LEU:HD13	1:A:453:VAL:HG21	1.81	0.63
1:A:597:ASN:ND2	1:A:601:GLU:N	2.46	0.63

Continued on next page...

Continued from previous page...

Atom-1	Atom-2	Interatomic distance (Å)	Clash overlap (Å)
1:A:697:ILE:CG2	1:A:732:ILE:HD11	2.29	0.63
1:B:97:TYR:OH	1:B:150:PRO:HB2	1.99	0.63
1:E:301:ALA:C	1:E:303:LYS:N	2.52	0.63
1:F:355:SER:CB	1:F:371:SER:HA	2.28	0.63
2:R:58:ASP:CB	2:R:62:THR:HG23	2.26	0.63
1:C:115:LYS:C	1:C:117:LEU:H	2.02	0.63
1:D:692:GLU:OE2	1:D:692:GLU:HA	1.98	0.63
1:D:788:ASP:O	1:D:792:VAL:HG23	1.97	0.63
1:E:115:LYS:C	1:E:117:LEU:H	2.01	0.63
1:E:225:ILE:HA	1:E:229:PHE:HE2	1.64	0.63
1:F:120:LEU:C	1:F:120:LEU:HD13	2.18	0.63
1:F:165:GLN:CD	1:F:252:ASP:HB3	2.18	0.63
1:F:296:LEU:O	1:F:301:ALA:HB2	1.98	0.63
1:F:788:ASP:O	1:F:792:VAL:HG23	1.98	0.63
2:S:110:THR:O	2:S:113:GLY:N	2.31	0.63
1:A:88:LYS:NZ	1:A:172:GLU:OE2	2.31	0.63
1:B:225:ILE:HA	1:B:229:PHE:HE2	1.64	0.63
1:C:179:LEU:O	1:C:182:ILE:HG22	1.98	0.63
1:D:296:LEU:O	1:D:301:ALA:HB2	1.99	0.63
1:D:301:ALA:C	1:D:303:LYS:N	2.52	0.63
1:D:376:GLN:HB3	1:D:379:ALA:HB3	1.81	0.63
1:D:405:LEU:HD13	1:D:453:VAL:HG21	1.80	0.63
2:O:11:GLU:O	2:O:13:LYS:N	2.31	0.63
2:Q:126:ARG:HH21	2:Q:126:ARG:HG3	1.63	0.63
2:R:33:GLY:O	2:R:37:ARG:HG3	1.99	0.63
1:A:788:ASP:O	1:A:792:VAL:HG23	1.98	0.63
1:B:275:GLY:HA2	1:B:278:LYS:CG	2.28	0.63
1:C:127:SER:O	1:C:133:GLU:OE2	2.16	0.63
1:C:697:ILE:CG2	1:C:732:ILE:HD11	2.29	0.63
1:D:129:ASN:HD22	1:D:129:ASN:N	1.97	0.63
1:D:678:VAL:HG13	1:D:745:TYR:CD2	2.33	0.63
1:E:350:VAL:HG12	1:E:352:GLY:H	1.63	0.63
1:F:92:ASP:O	1:F:96:ILE:HG13	1.97	0.63
1:F:130:SER:HB2	1:F:170:TYR:CE2	2.33	0.63
1:F:697:ILE:CG2	1:F:732:ILE:HD11	2.29	0.63
2:O:65:PHE:HB2	2:O:66:PRO:HD3	1.80	0.63
2:S:49:GLN:N	2:S:49:GLN:NE2	2.46	0.63
1:B:115:LYS:HB2	1:B:118:GLN:CG	2.29	0.63
1:C:115:LYS:HB2	1:C:118:GLN:CG	2.29	0.63
1:D:246:SER:O	1:D:250:ALA:HB2	1.98	0.63
1:E:217:LYS:HB3	1:E:217:LYS:NZ	2.14	0.63

Continued on next page...

Continued from previous page...

Atom-1	Atom-2	Interatomic distance (Å)	Clash overlap (Å)
1:E:297:LYS:NZ	1:E:601:GLU:HB3	2.13	0.63
1:F:630:ARG:NE	2:T:83:GLU:HG2	2.14	0.63
2:S:65:PHE:HB2	2:S:66:PRO:HD3	1.80	0.63
1:A:97:TYR:OH	1:A:150:PRO:HB2	1.99	0.63
1:A:597:ASN:HD22	1:A:601:GLU:HB2	1.64	0.63
1:B:297:LYS:NZ	1:B:601:GLU:HB3	2.13	0.63
1:C:97:TYR:OH	1:C:150:PRO:HB2	1.99	0.63
1:C:129:ASN:HD22	1:C:129:ASN:N	1.97	0.63
1:C:217:LYS:HB3	1:C:217:LYS:NZ	2.14	0.63
1:C:597:ASN:HD22	1:C:601:GLU:HB2	1.63	0.63
1:E:355:SER:CB	1:E:371:SER:HA	2.27	0.63
1:F:225:ILE:HA	1:F:229:PHE:HE2	1.64	0.63
2:P:13:LYS:C	2:P:15:ALA:H	2.01	0.63
2:T:13:LYS:HZ3	2:T:65:PHE:HB3	1.62	0.63
1:A:92:ASP:O	1:A:96:ILE:HG13	1.99	0.62
1:A:97:TYR:CD2	1:A:102:GLY:HA3	2.34	0.62
1:E:105:TYR:N	1:E:152:LEU:O	2.30	0.62
1:F:288:VAL:HG23	1:F:289:GLU:H	1.64	0.62
1:F:607:ASN:HB3	1:F:609:GLU:OE2	1.99	0.62
1:F:700:TYR:CD1	1:F:727:GLN:HB3	2.34	0.62
2:P:48:LEU:HD12	2:P:51:MET:HE1	1.81	0.62
2:Q:55:VAL:HG21	2:Q:67:GLU:OE1	1.98	0.62
2:R:11:GLU:O	2:R:13:LYS:N	2.32	0.62
1:A:630:ARG:NE	2:O:83:GLU:HG2	2.14	0.62
1:B:93:VAL:HA	1:B:96:ILE:CD1	2.29	0.62
1:B:607:ASN:HB3	1:B:609:GLU:OE2	1.99	0.62
1:C:225:ILE:HA	1:C:229:PHE:HE2	1.64	0.62
1:C:463:THR:HB	1:C:467:GLU:H	1.64	0.62
1:C:678:VAL:HG13	1:C:745:TYR:CD2	2.33	0.62
1:D:97:TYR:CD2	1:D:102:GLY:HA3	2.34	0.62
1:D:179:LEU:O	1:D:182:ILE:HG22	1.99	0.62
1:D:217:LYS:HB3	1:D:217:LYS:NZ	2.13	0.62
1:E:607:ASN:HB3	1:E:609:GLU:OE2	1.98	0.62
1:A:296:LEU:HD22	1:A:606:LYS:HE2	1.81	0.62
1:A:413:LEU:N	1:A:413:LEU:HD23	2.14	0.62
1:A:607:ASN:HB3	1:A:609:GLU:OE2	1.98	0.62
1:A:736:LEU:HD11	1:A:750:GLN:NE2	2.13	0.62
1:B:115:LYS:CB	1:B:118:GLN:HG2	2.29	0.62
1:D:105:TYR:N	1:D:152:LEU:O	2.30	0.62
1:D:630:ARG:NE	2:R:83:GLU:HG2	2.14	0.62
1:E:88:LYS:NZ	1:E:172:GLU:OE2	2.31	0.62

Continued on next page...

Continued from previous page...

Atom-1	Atom-2	Interatomic distance (Å)	Clash overlap (Å)
1:E:597:ASN:ND2	1:E:601:GLU:N	2.47	0.62
1:E:630:ARG:NE	2:S:83:GLU:HG2	2.13	0.62
1:F:108:ASP:O	1:F:155:ASN:HB2	1.99	0.62
2:R:13:LYS:CE	2:R:65:PHE:HB3	2.29	0.62
2:R:55:VAL:HG21	2:R:67:GLU:OE1	1.99	0.62
2:R:65:PHE:HB2	2:R:66:PRO:HD3	1.79	0.62
2:S:117:THR:HG23	2:S:120:GLU:HB2	1.81	0.62
2:T:137:ASN:OD1	2:T:140:GLU:HG2	1.99	0.62
1:A:427:ASP:O	1:A:428:ASN:HB2	1.98	0.62
1:B:405:LEU:HD13	1:B:453:VAL:HG21	1.80	0.62
1:D:92:ASP:O	1:D:96:ILE:HG13	1.99	0.62
1:D:607:ASN:HB3	1:D:609:GLU:OE2	1.99	0.62
1:E:115:LYS:CB	1:E:118:GLN:HG2	2.29	0.62
1:E:296:LEU:O	1:E:301:ALA:HB2	1.99	0.62
1:E:446:ILE:HG13	1:E:452:GLU:O	1.99	0.62
1:F:115:LYS:HB2	1:F:118:GLN:CG	2.30	0.62
1:F:296:LEU:HD22	1:F:606:LYS:HE2	1.80	0.62
1:F:463:THR:HB	1:F:467:GLU:H	1.65	0.62
2:S:72:MET:O	2:S:76:MET:CB	2.40	0.62
1:A:129:ASN:N	1:A:129:ASN:HD22	1.97	0.62
1:B:108:ASP:O	1:B:155:ASN:HB2	2.00	0.62
1:C:296:LEU:HD22	1:C:606:LYS:HE2	1.82	0.62
1:D:115:LYS:C	1:D:117:LEU:H	2.02	0.62
1:E:108:ASP:O	1:E:155:ASN:HB2	2.00	0.62
1:E:597:ASN:HD21	1:E:601:GLU:N	1.97	0.62
1:E:697:ILE:CG2	1:E:732:ILE:HD11	2.29	0.62
1:E:736:LEU:HD11	1:E:750:GLN:NE2	2.14	0.62
1:F:97:TYR:CD2	1:F:102:GLY:HA3	2.33	0.62
1:F:376:GLN:HB3	1:F:379:ALA:HB3	1.81	0.62
1:F:407:HIS:HB2	1:F:408:LEU:HD12	1.81	0.62
2:R:110:THR:O	2:R:113:GLY:N	2.30	0.62
2:T:11:GLU:O	2:T:13:LYS:N	2.31	0.62
1:A:108:ASP:O	1:A:155:ASN:HB2	1.99	0.62
1:B:296:LEU:HD22	1:B:606:LYS:HE2	1.81	0.62
1:B:700:TYR:CD1	1:B:727:GLN:HB3	2.35	0.62
1:D:115:LYS:HB2	1:D:118:GLN:CG	2.29	0.62
1:E:405:LEU:HD13	1:E:453:VAL:HG21	1.82	0.62
1:E:736:LEU:HD21	1:E:750:GLN:NE2	2.15	0.62
2:O:13:LYS:CE	2:O:65:PHE:HB3	2.29	0.62
2:P:12:PHE:HE1	2:P:72:MET:CE	2.12	0.62
2:P:49:GLN:N	2:P:49:GLN:NE2	2.45	0.62

Continued on next page...

Continued from previous page...

Atom-1	Atom-2	Interatomic distance (Å)	Clash overlap (Å)
1:A:376:GLN:HB3	1:A:379:ALA:HB3	1.81	0.62
1:C:97:TYR:CD2	1:C:102:GLY:HA3	2.34	0.62
1:C:120:LEU:C	1:C:120:LEU:HD13	2.18	0.62
1:D:597:ASN:HD22	1:D:601:GLU:HB2	1.64	0.62
1:D:629:ASN:HB3	1:D:632:TYR:CD1	2.35	0.62
1:E:93:VAL:HA	1:E:96:ILE:CD1	2.29	0.62
1:F:597:ASN:ND2	1:F:601:GLU:N	2.47	0.62
2:S:12:PHE:HE1	2:S:72:MET:CE	2.13	0.62
2:S:13:LYS:CE	2:S:65:PHE:HB3	2.30	0.62
2:T:12:PHE:HE1	2:T:72:MET:CE	2.13	0.62
1:A:115:LYS:CB	1:A:118:GLN:HG2	2.30	0.62
1:A:161:ILE:HG23	1:A:168:GLU:HB2	1.81	0.62
1:A:172:GLU:HB3	1:A:246:SER:HA	1.82	0.62
1:A:446:ILE:HG13	1:A:452:GLU:O	1.99	0.62
1:A:700:TYR:CD1	1:A:727:GLN:HB3	2.35	0.62
1:B:597:ASN:ND2	1:B:601:GLU:N	2.47	0.62
1:C:376:GLN:HB3	1:C:379:ALA:HB3	1.82	0.62
1:D:186:LYS:C	1:D:188:LEU:O	2.38	0.62
1:D:225:ILE:HA	1:D:229:PHE:HE2	1.64	0.62
1:D:305:SER:HB2	1:D:594:PHE:CD1	2.34	0.62
1:E:288:VAL:HG23	1:E:289:GLU:H	1.64	0.62
2:O:117:THR:HG23	2:O:120:GLU:HB2	1.81	0.62
2:R:94:LYS:HE3	2:R:107:HIS:CD2	2.34	0.62
1:A:225:ILE:HA	1:A:229:PHE:HE2	1.64	0.62
1:A:332:ASN:HD21	1:A:334:LEU:HB2	1.65	0.62
1:F:172:GLU:HB3	1:F:246:SER:HA	1.82	0.62
1:F:301:ALA:C	1:F:303:LYS:N	2.53	0.62
1:F:597:ASN:HD21	1:F:601:GLU:N	1.96	0.62
1:F:629:ASN:HB3	1:F:632:TYR:CD1	2.34	0.62
2:Q:110:THR:O	2:Q:113:GLY:N	2.32	0.62
2:R:13:LYS:HZ3	2:R:65:PHE:HB3	1.64	0.62
2:T:55:VAL:HG21	2:T:67:GLU:OE1	1.99	0.62
1:A:93:VAL:HA	1:A:96:ILE:CD1	2.30	0.62
1:B:301:ALA:C	1:B:303:LYS:N	2.53	0.62
1:C:301:ALA:C	1:C:303:LYS:N	2.52	0.62
1:C:718:ARG:O	1:C:722:ILE:HG13	2.00	0.62
1:D:115:LYS:CB	1:D:118:GLN:HG2	2.30	0.62
1:D:296:LEU:HD22	1:D:606:LYS:HE2	1.82	0.62
1:D:636:ALA:O	1:D:640:LYS:HA	2.00	0.62
1:E:318:ILE:HG23	1:E:322:LEU:HD12	1.82	0.62
1:E:413:LEU:N	1:E:413:LEU:HD23	2.15	0.62

Continued on next page...

Continued from previous page...

Atom-1	Atom-2	Interatomic distance (Å)	Clash overlap (Å)
1:E:463:THR:HB	1:E:467:GLU:H	1.65	0.62
1:F:413:LEU:N	1:F:413:LEU:HD23	2.15	0.62
1:F:597:ASN:HD22	1:F:601:GLU:HB2	1.65	0.62
2:R:117:THR:HG23	2:R:120:GLU:HB2	1.80	0.62
1:A:115:LYS:HB2	1:A:118:GLN:CG	2.29	0.61
1:B:463:THR:HB	1:B:467:GLU:H	1.65	0.61
1:D:446:ILE:HG13	1:D:452:GLU:O	1.99	0.61
1:D:700:TYR:CD1	1:D:727:GLN:HB3	2.35	0.61
1:E:161:ILE:HG23	1:E:168:GLU:HB2	1.80	0.61
2:P:110:THR:O	2:P:113:GLY:N	2.31	0.61
1:B:446:ILE:HG13	1:B:452:GLU:O	2.01	0.61
1:B:718:ARG:O	1:B:722:ILE:HG13	2.00	0.61
1:C:288:VAL:HG23	1:C:289:GLU:H	1.65	0.61
1:C:629:ASN:HB3	1:C:632:TYR:CD1	2.35	0.61
1:D:718:ARG:O	1:D:722:ILE:HG13	2.00	0.61
1:E:97:TYR:CD2	1:E:102:GLY:HA3	2.34	0.61
1:E:700:TYR:CD1	1:E:727:GLN:HB3	2.35	0.61
1:F:129:ASN:HD22	1:F:129:ASN:N	1.97	0.61
2:Q:58:ASP:CB	2:Q:62:THR:HG23	2.26	0.61
2:Q:138:TYR:O	2:Q:142:VAL:HG23	2.00	0.61
2:R:137:ASN:OD1	2:R:140:GLU:HG2	2.01	0.61
1:A:115:LYS:C	1:A:117:LEU:H	2.02	0.61
1:A:179:LEU:O	1:A:182:ILE:HG22	1.99	0.61
1:A:407:HIS:HB2	1:A:408:LEU:HD12	1.82	0.61
1:B:122:GLU:O	1:B:122:GLU:HG2	2.00	0.61
1:B:413:LEU:N	1:B:413:LEU:HD23	2.16	0.61
1:B:718:ARG:NH1	1:B:767:GLN:HE21	1.98	0.61
1:C:405:LEU:HD13	1:C:453:VAL:HG21	1.81	0.61
1:C:630:ARG:NE	2:Q:83:GLU:HG2	2.15	0.61
1:C:688:PHE:C	1:C:688:PHE:CD2	2.74	0.61
1:C:700:TYR:CD1	1:C:727:GLN:HB3	2.35	0.61
1:D:736:LEU:HD11	1:D:750:GLN:NE2	2.14	0.61
1:E:407:HIS:HB2	1:E:408:LEU:HD12	1.81	0.61
2:P:13:LYS:HZ3	2:P:65:PHE:HB3	1.64	0.61
1:B:97:TYR:CD2	1:B:102:GLY:HA3	2.36	0.61
1:B:161:ILE:HG23	1:B:168:GLU:HB2	1.81	0.61
1:B:179:LEU:O	1:B:182:ILE:HG22	1.99	0.61
1:B:407:HIS:HB2	1:B:408:LEU:HD12	1.81	0.61
1:C:92:ASP:O	1:C:96:ILE:HG13	2.00	0.61
1:C:636:ALA:O	1:C:640:LYS:HA	2.00	0.61
1:D:688:PHE:C	1:D:688:PHE:CD2	2.73	0.61

Continued on next page...

Continued from previous page...

Atom-1	Atom-2	Interatomic distance (Å)	Clash overlap (Å)
1:E:97:TYR:OH	1:E:150:PRO:HB2	2.00	0.61
1:F:186:LYS:C	1:F:188:LEU:O	2.38	0.61
2:P:13:LYS:CE	2:P:65:PHE:HB3	2.30	0.61
2:R:97:ASN:ND2	2:R:99:TYR:H	1.99	0.61
1:C:332:ASN:HD21	1:C:334:LEU:HB2	1.65	0.61
1:C:579:THR:O	1:C:581:GLN:N	2.33	0.61
1:D:318:ILE:HG23	1:D:322:LEU:HD12	1.82	0.61
1:D:413:LEU:HD23	1:D:413:LEU:N	2.14	0.61
1:E:122:GLU:O	1:E:122:GLU:HG2	2.00	0.61
1:E:179:LEU:O	1:E:182:ILE:HG22	2.00	0.61
1:E:210:PHE:C	1:E:212:GLN:H	2.04	0.61
1:E:332:ASN:HD21	1:E:334:LEU:HB2	1.66	0.61
1:A:187:SER:O	1:A:188:LEU:C	2.37	0.61
1:B:217:LYS:HB3	1:B:217:LYS:NZ	2.12	0.61
1:C:115:LYS:CB	1:C:118:GLN:HG2	2.30	0.61
1:C:187:SER:O	1:C:188:LEU:C	2.37	0.61
1:D:108:ASP:O	1:D:155:ASN:HB2	2.00	0.61
1:D:463:THR:HB	1:D:467:GLU:H	1.65	0.61
1:E:298:GLY:O	1:E:300:LYS:N	2.34	0.61
1:F:115:LYS:C	1:F:117:LEU:H	2.02	0.61
1:F:636:ALA:O	1:F:640:LYS:HA	2.01	0.61
2:Q:12:PHE:HE1	2:Q:72:MET:CE	2.14	0.61
2:R:12:PHE:HE1	2:R:72:MET:CE	2.14	0.61
1:A:401:ILE:HD13	1:A:485:LEU:O	2.01	0.61
1:A:597:ASN:OD1	1:A:599:GLU:N	2.31	0.61
1:B:172:GLU:HB3	1:B:246:SER:HA	1.82	0.61
1:B:210:PHE:C	1:B:212:GLN:H	2.04	0.61
1:D:609:GLU:OE2	1:D:609:GLU:N	2.31	0.61
1:E:376:GLN:HB3	1:E:379:ALA:HB3	1.81	0.61
1:E:427:ASP:O	1:E:428:ASN:HB2	2.00	0.61
1:F:275:GLY:O	1:F:278:LYS:HB2	2.01	0.61
2:T:13:LYS:CE	2:T:65:PHE:HB3	2.29	0.61
1:B:579:THR:O	1:B:581:GLN:N	2.33	0.61
1:C:597:ASN:HD21	1:C:601:GLU:N	1.98	0.61
1:D:141:PHE:HD1	1:D:141:PHE:N	1.99	0.61
1:E:172:GLU:HB3	1:E:246:SER:HA	1.83	0.61
1:E:597:ASN:HD22	1:E:601:GLU:HB2	1.65	0.61
1:F:446:ILE:HG13	1:F:452:GLU:O	2.00	0.61
1:F:579:THR:O	1:F:581:GLN:N	2.34	0.61
1:A:109:ILE:HD13	1:A:157:LYS:NZ	2.16	0.61
1:A:275:GLY:CA	1:A:278:LYS:HG3	2.31	0.61

Continued on next page...

Continued from previous page...

Atom-1	Atom-2	Interatomic distance (Å)	Clash overlap (Å)
1:A:463:THR:HB	1:A:467:GLU:H	1.65	0.61
1:B:275:GLY:O	1:B:278:LYS:HB2	2.01	0.61
1:C:479:LYS:CG	1:C:488:LEU:HD21	2.30	0.61
1:C:597:ASN:ND2	1:C:601:GLU:N	2.48	0.61
1:D:579:THR:O	1:D:581:GLN:N	2.34	0.61
1:E:179:LEU:HG	1:E:180:ASP:N	2.16	0.61
1:F:88:LYS:NZ	1:F:172:GLU:OE2	2.32	0.61
1:A:122:GLU:HG2	1:A:122:GLU:O	2.00	0.61
1:A:318:ILE:HG23	1:A:322:LEU:HD12	1.83	0.61
1:A:718:ARG:O	1:A:722:ILE:HG13	2.00	0.61
1:B:343:VAL:HG13	1:B:487:PRO:HG2	1.83	0.61
1:D:161:ILE:HG23	1:D:168:GLU:HB2	1.81	0.61
1:D:187:SER:O	1:D:188:LEU:C	2.37	0.61
1:D:759:GLN:HA	1:D:759:GLN:HE21	1.66	0.61
1:E:141:PHE:HD1	1:E:141:PHE:N	1.98	0.61
1:E:275:GLY:O	1:E:278:LYS:HB2	2.01	0.61
1:F:115:LYS:CB	1:F:118:GLN:HG2	2.30	0.61
1:F:298:GLY:O	1:F:300:LYS:N	2.34	0.61
1:F:332:ASN:HD21	1:F:334:LEU:HB2	1.66	0.61
2:Q:13:LYS:CE	2:Q:65:PHE:HB3	2.30	0.61
2:S:83:GLU:O	2:S:87:GLU:HG3	2.01	0.61
1:A:141:PHE:HD1	1:A:141:PHE:N	1.98	0.60
1:A:636:ALA:O	1:A:640:LYS:HA	2.01	0.60
1:A:671:ARG:HD2	2:O:14:GLU:CG	2.31	0.60
1:B:88:LYS:NZ	1:B:172:GLU:OE2	2.33	0.60
1:C:161:ILE:HG23	1:C:168:GLU:HB2	1.83	0.60
1:C:413:LEU:N	1:C:413:LEU:HD23	2.15	0.60
1:D:179:LEU:HG	1:D:180:ASP:N	2.16	0.60
1:D:343:VAL:HG13	1:D:487:PRO:HG2	1.82	0.60
1:D:479:LYS:CG	1:D:488:LEU:HD21	2.30	0.60
2:R:12:PHE:HD1	2:R:72:MET:HG3	1.60	0.60
1:A:186:LYS:C	1:A:188:LEU:O	2.40	0.60
1:B:129:ASN:HD22	1:B:129:ASN:N	1.97	0.60
1:B:360:VAL:CG1	1:B:370:LEU:HD22	2.27	0.60
1:B:636:ALA:O	1:B:640:LYS:HA	2.01	0.60
1:C:186:LYS:C	1:C:188:LEU:O	2.39	0.60
1:D:597:ASN:OD1	1:D:599:GLU:N	2.31	0.60
1:E:293:ILE:O	1:E:295:VAL:HG13	2.01	0.60
1:E:296:LEU:HD22	1:E:606:LYS:HE2	1.82	0.60
1:F:161:ILE:HG23	1:F:168:GLU:HB2	1.82	0.60
2:O:12:PHE:HE1	2:O:72:MET:CE	2.14	0.60

Continued on next page...

Continued from previous page...

Atom-1	Atom-2	Interatomic distance (Å)	Clash overlap (Å)
1:C:279:ILE:O	1:C:283:LEU:HD13	2.01	0.60
1:D:275:GLY:O	1:D:278:LYS:HB2	2.02	0.60
1:E:759:GLN:HA	1:E:759:GLN:HE21	1.66	0.60
1:F:349:ASN:ND2	1:F:350:VAL:HG23	2.16	0.60
1:F:718:ARG:O	1:F:722:ILE:HG13	2.01	0.60
2:O:12:PHE:HD1	2:O:72:MET:HG3	1.60	0.60
1:B:179:LEU:HG	1:B:180:ASP:N	2.17	0.60
1:B:186:LYS:C	1:B:188:LEU:O	2.40	0.60
1:B:238:GLN:C	1:B:240:ALA:H	2.05	0.60
1:B:629:ASN:HB3	1:B:632:TYR:CD1	2.36	0.60
1:C:217:LYS:CB	1:C:236:GLU:HG3	2.31	0.60
1:D:141:PHE:N	1:D:141:PHE:CD1	2.69	0.60
1:D:710:HIS:O	1:D:712:PHE:N	2.35	0.60
1:F:159:TYR:N	1:F:159:TYR:CD1	2.70	0.60
2:O:100:ILE:HB	2:O:136:VAL:CG2	2.23	0.60
2:O:110:THR:O	2:O:113:GLY:N	2.32	0.60
1:A:141:PHE:N	1:A:141:PHE:CD1	2.69	0.60
1:A:343:VAL:HG13	1:A:487:PRO:HG2	1.82	0.60
1:A:349:ASN:HD22	1:A:350:VAL:H	1.50	0.60
1:A:759:GLN:HA	1:A:759:GLN:HE21	1.66	0.60
1:B:688:PHE:C	1:B:688:PHE:CD2	2.74	0.60
1:C:141:PHE:N	1:C:141:PHE:CD1	2.70	0.60
1:C:159:TYR:N	1:C:159:TYR:CD1	2.70	0.60
1:C:199:LEU:C	1:C:201:ASP:H	2.05	0.60
1:C:736:LEU:HD21	1:C:750:GLN:NE2	2.16	0.60
1:D:199:LEU:C	1:D:201:ASP:H	2.05	0.60
1:E:636:ALA:O	1:E:640:LYS:HA	2.00	0.60
1:F:105:TYR:N	1:F:152:LEU:O	2.30	0.60
1:F:122:GLU:O	1:F:122:GLU:HG2	2.00	0.60
1:F:179:LEU:O	1:F:182:ILE:HG22	2.00	0.60
1:F:736:LEU:HD21	1:F:750:GLN:NE2	2.17	0.60
2:T:37:ARG:HG2	2:T:37:ARG:HH11	1.67	0.60
1:A:349:ASN:ND2	1:A:350:VAL:HG23	2.17	0.60
1:C:275:GLY:CA	1:C:278:LYS:HG3	2.29	0.60
1:C:759:GLN:HE21	1:C:759:GLN:HA	1.66	0.60
1:D:407:HIS:HB2	1:D:408:LEU:HD12	1.82	0.60
1:F:688:PHE:C	1:F:688:PHE:CD2	2.74	0.60
1:F:759:GLN:HE21	1:F:759:GLN:HA	1.66	0.60
2:P:83:GLU:O	2:P:87:GLU:HG3	2.02	0.60
2:Q:37:ARG:HG2	2:Q:37:ARG:HH11	1.67	0.60
2:R:37:ARG:HG2	2:R:37:ARG:HH11	1.67	0.60

Continued on next page...

Continued from previous page...

Atom-1	Atom-2	Interatomic distance (Å)	Clash overlap (Å)
2:T:36:MET:HE3	2:T:43:PRO:HG3	1.82	0.60
1:A:629:ASN:HB3	1:A:632:TYR:CD1	2.36	0.60
1:B:376:GLN:HB3	1:B:379:ALA:HB3	1.82	0.60
1:C:141:PHE:HD1	1:C:141:PHE:N	1.99	0.60
1:C:179:LEU:HG	1:C:180:ASP:N	2.17	0.60
1:C:407:HIS:HB2	1:C:408:LEU:HD12	1.82	0.60
1:E:275:GLY:CA	1:E:278:LYS:HG3	2.31	0.60
1:F:710:HIS:O	1:F:712:PHE:N	2.35	0.60
2:O:21:LYS:HD3	2:O:21:LYS:C	2.22	0.60
2:O:97:ASN:ND2	2:O:99:TYR:H	1.99	0.60
2:P:49:GLN:O	2:P:51:MET:N	2.35	0.60
2:P:137:ASN:OD1	2:P:140:GLU:HG2	2.01	0.60
2:R:21:LYS:HD3	2:R:21:LYS:C	2.21	0.60
2:T:13:LYS:C	2:T:15:ALA:N	2.54	0.60
1:A:88:LYS:HZ3	1:A:172:GLU:CD	2.03	0.60
1:A:179:LEU:HG	1:A:180:ASP:N	2.17	0.60
1:B:318:ILE:HG23	1:B:322:LEU:HD12	1.82	0.60
1:C:173:ILE:HG23	1:C:174:GLY:H	1.66	0.60
1:C:293:ILE:O	1:C:295:VAL:HG13	2.02	0.60
1:D:517:VAL:HG23	1:D:518:ASN:ND2	2.17	0.60
1:E:688:PHE:C	1:E:688:PHE:CD2	2.74	0.60
1:E:718:ARG:O	1:E:722:ILE:HG13	2.01	0.60
1:A:688:PHE:C	1:A:688:PHE:CD2	2.75	0.60
1:B:288:VAL:HG23	1:B:289:GLU:H	1.65	0.60
1:D:597:ASN:ND2	1:D:601:GLU:HB2	2.17	0.60
1:E:238:GLN:C	1:E:240:ALA:H	2.04	0.60
1:E:343:VAL:HG13	1:E:487:PRO:HG2	1.82	0.60
1:F:318:ILE:HG23	1:F:322:LEU:HD12	1.83	0.60
2:O:137:ASN:OD1	2:O:140:GLU:HG2	2.02	0.60
2:T:21:LYS:C	2:T:21:LYS:HD3	2.22	0.60
1:A:210:PHE:C	1:A:212:GLN:H	2.05	0.60
1:A:479:LYS:CG	1:A:488:LEU:HD21	2.30	0.60
1:A:710:HIS:O	1:A:712:PHE:N	2.35	0.60
1:A:752:LEU:O	1:A:756:ILE:HG12	2.02	0.60
1:B:349:ASN:ND2	1:B:350:VAL:HG23	2.17	0.60
1:B:517:VAL:HG23	1:B:518:ASN:ND2	2.17	0.60
1:B:759:GLN:HA	1:B:759:GLN:HE21	1.67	0.60
1:C:105:TYR:N	1:C:152:LEU:O	2.31	0.60
1:D:97:TYR:OH	1:D:150:PRO:HB2	2.02	0.60
1:D:122:GLU:HG2	1:D:122:GLU:O	2.00	0.60
1:D:275:GLY:CA	1:D:278:LYS:HG3	2.31	0.60

Continued on next page...

Continued from previous page...

Atom-1	Atom-2	Interatomic distance (Å)	Clash overlap (Å)
1:D:298:GLY:O	1:D:300:LYS:N	2.35	0.60
1:F:179:LEU:HG	1:F:180:ASP:N	2.17	0.60
1:B:332:ASN:HD21	1:B:334:LEU:HB2	1.66	0.59
1:C:88:LYS:NZ	1:C:172:GLU:OE2	2.34	0.59
1:C:122:GLU:O	1:C:122:GLU:HG2	2.00	0.59
1:C:446:ILE:HG13	1:C:452:GLU:O	2.00	0.59
1:C:469:PHE:O	1:C:469:PHE:HD1	1.84	0.59
1:C:597:ASN:ND2	1:C:601:GLU:HB2	2.17	0.59
1:E:349:ASN:ND2	1:E:350:VAL:HG23	2.16	0.59
1:E:469:PHE:O	1:E:469:PHE:HD1	1.85	0.59
2:O:49:GLN:N	2:O:49:GLN:NE2	2.46	0.59
2:P:138:TYR:O	2:P:142:VAL:HG23	2.02	0.59
2:S:97:ASN:ND2	2:S:99:TYR:H	1.99	0.59
2:T:49:GLN:O	2:T:51:MET:N	2.35	0.59
1:A:199:LEU:C	1:A:201:ASP:H	2.05	0.59
1:A:478:ALA:HB1	1:A:486:LYS:C	2.23	0.59
1:B:275:GLY:CA	1:B:278:LYS:HG3	2.31	0.59
1:B:597:ASN:HD22	1:B:601:GLU:HB2	1.67	0.59
1:B:710:HIS:O	1:B:712:PHE:N	2.35	0.59
1:C:275:GLY:O	1:C:278:LYS:HB2	2.01	0.59
1:C:298:GLY:O	1:C:300:LYS:N	2.35	0.59
1:D:172:GLU:HB3	1:D:246:SER:HA	1.83	0.59
1:D:671:ARG:HD2	2:R:14:GLU:CG	2.32	0.59
1:E:179:LEU:HG	1:E:180:ASP:H	1.67	0.59
2:O:83:GLU:O	2:O:87:GLU:HG3	2.02	0.59
1:A:238:GLN:C	1:A:240:ALA:H	2.04	0.59
1:B:279:ILE:O	1:B:283:LEU:HD13	2.02	0.59
1:B:401:ILE:HD13	1:B:485:LEU:O	2.03	0.59
1:C:308:VAL:HB	1:C:311:HIS:ND1	2.17	0.59
1:C:356:ASP:O	1:C:357:TRP:HB3	2.02	0.59
1:D:238:GLN:C	1:D:240:ALA:H	2.04	0.59
1:D:334:LEU:HD12	1:D:334:LEU:N	2.17	0.59
1:D:387:ASN:N	1:D:387:ASN:ND2	2.49	0.59
1:E:129:ASN:HD22	1:E:129:ASN:N	1.97	0.59
1:E:308:VAL:HB	1:E:311:HIS:ND1	2.18	0.59
1:E:517:VAL:HG23	1:E:518:ASN:ND2	2.17	0.59
1:E:622:LYS:O	1:E:623:ASP:HB2	2.02	0.59
1:F:141:PHE:HD1	1:F:141:PHE:N	1.99	0.59
1:F:199:LEU:C	1:F:201:ASP:H	2.05	0.59
2:P:37:ARG:HG2	2:P:37:ARG:HH11	1.67	0.59
2:R:49:GLN:O	2:R:51:MET:N	2.35	0.59

Continued on next page...

Continued from previous page...

Atom-1	Atom-2	Interatomic distance (Å)	Clash overlap (Å)
2:T:138:TYR:O	2:T:142:VAL:HG23	2.02	0.59
1:A:298:GLY:O	1:A:300:LYS:N	2.35	0.59
1:B:298:GLY:O	1:B:300:LYS:N	2.36	0.59
1:B:671:ARG:HD2	2:P:14:GLU:CG	2.32	0.59
1:C:238:GLN:C	1:C:240:ALA:H	2.04	0.59
1:C:343:VAL:HG13	1:C:487:PRO:HG2	1.83	0.59
1:D:288:VAL:HG23	1:D:289:GLU:H	1.66	0.59
1:D:622:LYS:O	1:D:623:ASP:HB2	2.02	0.59
1:D:752:LEU:O	1:D:756:ILE:HG12	2.02	0.59
1:E:159:TYR:N	1:E:159:TYR:CD1	2.70	0.59
1:E:279:ILE:O	1:E:283:LEU:HD13	2.03	0.59
1:E:401:ILE:HD13	1:E:485:LEU:O	2.01	0.59
1:F:93:VAL:HA	1:F:96:ILE:CD1	2.31	0.59
2:O:49:GLN:O	2:O:51:MET:N	2.35	0.59
2:S:21:LYS:C	2:S:21:LYS:HD3	2.22	0.59
2:S:37:ARG:HH11	2:S:37:ARG:HG2	1.67	0.59
1:A:279:ILE:O	1:A:283:LEU:HD13	2.03	0.59
1:A:318:ILE:HD12	1:A:318:ILE:N	2.18	0.59
1:A:515:LYS:HG2	1:A:515:LYS:O	2.03	0.59
1:B:173:ILE:HG23	1:B:174:GLY:H	1.67	0.59
1:B:308:VAL:HB	1:B:311:HIS:ND1	2.18	0.59
1:B:736:LEU:HD21	1:B:750:GLN:NE2	2.17	0.59
1:C:279:ILE:HG22	1:C:283:LEU:HD13	1.85	0.59
1:E:173:ILE:HG23	1:E:174:GLY:H	1.66	0.59
1:E:217:LYS:CB	1:E:236:GLU:HG3	2.32	0.59
1:E:257:LEU:O	1:E:265:PHE:HB2	2.02	0.59
1:F:190:PRO:O	1:F:195:LEU:HB2	2.03	0.59
1:F:210:PHE:C	1:F:212:GLN:H	2.06	0.59
1:F:343:VAL:HG13	1:F:487:PRO:HG2	1.83	0.59
2:P:21:LYS:C	2:P:21:LYS:HD3	2.22	0.59
2:Q:21:LYS:C	2:Q:21:LYS:HD3	2.22	0.59
2:Q:49:GLN:O	2:Q:51:MET:N	2.35	0.59
1:B:217:LYS:CB	1:B:236:GLU:HG3	2.32	0.59
1:B:469:PHE:HD1	1:B:469:PHE:O	1.85	0.59
1:B:622:LYS:O	1:B:623:ASP:HB2	2.02	0.59
1:C:710:HIS:O	1:C:712:PHE:N	2.35	0.59
1:E:165:GLN:HG2	1:E:251:PRO:HG2	1.85	0.59
1:E:671:ARG:HD2	2:S:14:GLU:CG	2.32	0.59
1:F:275:GLY:CA	1:F:278:LYS:HG3	2.30	0.59
1:F:469:PHE:O	1:F:469:PHE:HD1	1.85	0.59
2:R:13:LYS:C	2:R:15:ALA:N	2.56	0.59

Continued on next page...

Continued from previous page...

Atom-1	Atom-2	Interatomic distance (Å)	Clash overlap (Å)
1:B:493:ASP:OD2	1:B:577:HIS:CE1	2.55	0.59
1:B:581:GLN:HE21	1:B:629:ASN:N	1.99	0.59
1:B:752:LEU:O	1:B:756:ILE:HG12	2.03	0.59
1:C:93:VAL:HA	1:C:96:ILE:CD1	2.30	0.59
1:C:172:GLU:HB3	1:C:246:SER:HA	1.83	0.59
1:C:268:MET:O	1:C:271:LEU:HB2	2.03	0.59
1:C:517:VAL:HG23	1:C:518:ASN:ND2	2.17	0.59
1:E:752:LEU:O	1:E:756:ILE:HG12	2.03	0.59
1:F:597:ASN:OD1	1:F:599:GLU:N	2.31	0.59
2:O:37:ARG:HG2	2:O:37:ARG:HH11	1.68	0.59
2:P:97:ASN:ND2	2:P:99:TYR:H	2.00	0.59
2:Q:137:ASN:OD1	2:Q:140:GLU:HG2	2.03	0.59
1:A:469:PHE:O	1:A:469:PHE:HD1	1.85	0.59
1:B:187:SER:O	1:B:188:LEU:C	2.37	0.59
1:B:293:ILE:O	1:B:295:VAL:HG13	2.03	0.59
1:B:609:GLU:OE2	1:B:609:GLU:N	2.31	0.59
1:C:318:ILE:HG23	1:C:322:LEU:HD12	1.82	0.59
1:C:478:ALA:HB1	1:C:486:LYS:C	2.23	0.59
1:D:478:ALA:HB1	1:D:486:LYS:C	2.23	0.59
1:E:318:ILE:HD12	1:E:318:ILE:N	2.17	0.59
1:F:401:ILE:HD13	1:F:485:LEU:O	2.02	0.59
1:A:217:LYS:CB	1:A:236:GLU:HG3	2.32	0.59
1:C:210:PHE:C	1:C:212:GLN:H	2.06	0.59
1:C:493:ASP:OD2	1:C:577:HIS:CE1	2.56	0.59
1:C:671:ARG:HD2	2:Q:14:GLU:CG	2.33	0.59
1:D:217:LYS:CB	1:D:236:GLU:HG3	2.32	0.59
1:D:332:ASN:HD21	1:D:334:LEU:HB2	1.67	0.59
1:D:401:ILE:HD13	1:D:485:LEU:O	2.02	0.59
1:D:515:LYS:HG2	1:D:515:LYS:O	2.03	0.59
1:E:199:LEU:C	1:E:201:ASP:H	2.06	0.59
1:F:217:LYS:CB	1:F:236:GLU:HG3	2.31	0.59
2:S:49:GLN:O	2:S:51:MET:N	2.35	0.59
1:A:190:PRO:O	1:A:195:LEU:HB2	2.03	0.59
1:B:141:PHE:HD1	1:B:141:PHE:N	1.99	0.59
1:D:88:LYS:NZ	1:D:172:GLU:OE2	2.34	0.59
1:D:190:PRO:O	1:D:195:LEU:HB2	2.03	0.59
1:D:356:ASP:O	1:D:357:TRP:HB3	2.03	0.59
1:D:724:ARG:HG3	1:D:724:ARG:HH11	1.68	0.59
1:E:186:LYS:C	1:E:188:LEU:O	2.41	0.59
1:F:173:ILE:HG23	1:F:174:GLY:H	1.68	0.59
1:F:268:MET:O	1:F:271:LEU:HB2	2.02	0.59

Continued on next page...

Continued from previous page...

Atom-1	Atom-2	Interatomic distance (Å)	Clash overlap (Å)
1:F:293:ILE:O	1:F:295:VAL:HG13	2.03	0.59
1:F:308:VAL:HB	1:F:311:HIS:ND1	2.17	0.59
1:F:318:ILE:HD12	1:F:318:ILE:N	2.17	0.59
2:R:94:LYS:HE3	2:R:107:HIS:HD2	1.66	0.59
1:A:173:ILE:HG23	1:A:174:GLY:H	1.67	0.58
1:A:257:LEU:O	1:A:265:PHE:HB2	2.03	0.58
1:A:275:GLY:O	1:A:278:LYS:HB2	2.02	0.58
1:B:165:GLN:HG2	1:B:251:PRO:HG2	1.85	0.58
1:B:202:ASP:HB2	1:B:208:LEU:HD23	1.85	0.58
1:F:187:SER:O	1:F:188:LEU:C	2.37	0.58
1:F:297:LYS:NZ	1:F:297:LYS:HB3	2.18	0.58
2:O:48:LEU:HD12	2:O:51:MET:HE1	1.85	0.58
1:A:192:PHE:HA	1:A:195:LEU:HB3	1.85	0.58
1:A:279:ILE:HG22	1:A:283:LEU:HD13	1.85	0.58
1:A:288:VAL:HG23	1:A:289:GLU:H	1.66	0.58
1:B:190:PRO:O	1:B:195:LEU:HB2	2.03	0.58
1:C:190:PRO:O	1:C:195:LEU:HB2	2.03	0.58
1:F:597:ASN:ND2	1:F:601:GLU:H	2.01	0.58
1:F:622:LYS:O	1:F:623:ASP:HB2	2.02	0.58
2:Q:13:LYS:C	2:Q:15:ALA:N	2.56	0.58
2:R:138:TYR:O	2:R:142:VAL:HG23	2.03	0.58
1:A:268:MET:O	1:A:271:LEU:HB2	2.03	0.58
1:A:457:THR:HG23	1:A:469:PHE:H	1.68	0.58
1:C:94:LEU:O	1:C:97:TYR:N	2.37	0.58
1:C:413:LEU:HB2	1:C:419:ILE:CG1	2.33	0.58
1:D:202:ASP:HB2	1:D:208:LEU:HD23	1.86	0.58
1:D:268:MET:O	1:D:271:LEU:HB2	2.03	0.58
1:D:469:PHE:O	1:D:469:PHE:HD1	1.85	0.58
1:E:187:SER:O	1:E:188:LEU:C	2.37	0.58
1:E:334:LEU:HD12	1:E:334:LEU:N	2.18	0.58
1:E:349:ASN:HD22	1:E:350:VAL:HG23	1.68	0.58
1:F:257:LEU:O	1:F:265:PHE:HB2	2.03	0.58
1:F:349:ASN:HD22	1:F:350:VAL:HG23	1.68	0.58
1:F:356:ASP:O	1:F:357:TRP:HB3	2.03	0.58
1:F:478:ALA:HB1	1:F:486:LYS:C	2.24	0.58
1:F:517:VAL:HG23	1:F:518:ASN:ND2	2.18	0.58
2:R:48:LEU:HD12	2:R:51:MET:HE1	1.85	0.58
1:A:308:VAL:HB	1:A:311:HIS:ND1	2.18	0.58
1:B:179:LEU:HG	1:B:180:ASP:H	1.68	0.58
1:B:199:LEU:C	1:B:201:ASP:H	2.06	0.58
1:B:457:THR:HG23	1:B:469:PHE:H	1.68	0.58

Continued on next page...

Continued from previous page...

Atom-1	Atom-2	Interatomic distance (Å)	Clash overlap (Å)
1:C:401:ILE:HD13	1:C:485:LEU:O	2.03	0.58
1:C:724:ARG:HH11	1:C:724:ARG:HG3	1.68	0.58
1:D:349:ASN:ND2	1:D:350:VAL:HG23	2.17	0.58
1:D:697:ILE:C	1:D:699:GLY:H	2.07	0.58
1:D:736:LEU:HD21	1:D:750:GLN:NE2	2.18	0.58
1:E:478:ALA:HB1	1:E:486:LYS:C	2.24	0.58
1:F:179:LEU:HG	1:F:180:ASP:H	1.68	0.58
1:F:424:LYS:HZ2	1:F:424:LYS:HB3	1.68	0.58
1:F:581:GLN:HE21	1:F:629:ASN:N	2.01	0.58
1:A:736:LEU:HD21	1:A:750:GLN:NE2	2.18	0.58
1:B:76:LEU:O	1:B:79:ILE:N	2.36	0.58
1:B:368:GLN:HG3	1:B:383:GLY:C	2.24	0.58
1:C:192:PHE:HA	1:C:195:LEU:HB3	1.86	0.58
1:C:457:THR:HG23	1:C:469:PHE:H	1.68	0.58
1:D:71:PHE:O	1:D:78:LYS:NZ	2.37	0.58
1:D:165:GLN:HG2	1:D:251:PRO:HG2	1.85	0.58
1:D:318:ILE:HD12	1:D:318:ILE:N	2.17	0.58
1:F:109:ILE:HD13	1:F:157:LYS:NZ	2.18	0.58
1:F:165:GLN:HG2	1:F:251:PRO:HG2	1.86	0.58
1:F:238:GLN:C	1:F:240:ALA:H	2.06	0.58
1:F:279:ILE:O	1:F:283:LEU:HD13	2.03	0.58
1:F:373:LYS:HD3	1:F:376:GLN:NE2	2.19	0.58
2:Q:12:PHE:O	2:Q:13:LYS:HD2	2.04	0.58
1:A:71:PHE:O	1:A:78:LYS:NZ	2.37	0.58
1:A:159:TYR:CD1	1:A:159:TYR:N	2.70	0.58
1:A:187:SER:O	1:A:188:LEU:O	2.22	0.58
1:C:188:LEU:CD2	1:C:188:LEU:N	2.47	0.58
1:C:257:LEU:O	1:C:265:PHE:HB2	2.02	0.58
1:C:297:LYS:NZ	1:C:297:LYS:HB3	2.19	0.58
1:D:93:VAL:HA	1:D:96:ILE:CD1	2.30	0.58
1:D:441:VAL:HG22	1:D:461:LYS:CG	2.31	0.58
1:F:368:GLN:HG3	1:F:383:GLY:C	2.24	0.58
2:P:13:LYS:C	2:P:15:ALA:N	2.57	0.58
2:Q:36:MET:HE3	2:Q:43:PRO:HG3	1.85	0.58
2:Q:137:ASN:OD1	2:Q:139:GLU:HB2	2.04	0.58
1:A:179:LEU:HG	1:A:180:ASP:H	1.69	0.58
1:A:202:ASP:HB2	1:A:208:LEU:HD23	1.84	0.58
1:B:257:LEU:O	1:B:265:PHE:HB2	2.04	0.58
1:B:373:LYS:HD3	1:B:376:GLN:NE2	2.19	0.58
1:B:697:ILE:C	1:B:699:GLY:H	2.07	0.58
1:C:115:LYS:HG3	1:C:153:ILE:HG21	1.85	0.58

Continued on next page...

Continued from previous page...

Atom-1	Atom-2	Interatomic distance (Å)	Clash overlap (Å)
1:D:186:LYS:O	1:D:188:LEU:O	2.21	0.58
1:D:293:ILE:O	1:D:295:VAL:HG13	2.03	0.58
1:D:349:ASN:HD22	1:D:350:VAL:HG23	1.69	0.58
1:E:368:GLN:HG3	1:E:383:GLY:C	2.24	0.58
1:E:515:LYS:O	1:E:515:LYS:HG2	2.02	0.58
1:F:94:LEU:O	1:F:97:TYR:N	2.36	0.58
1:F:187:SER:O	1:F:188:LEU:O	2.22	0.58
1:F:279:ILE:HG22	1:F:283:LEU:HD13	1.85	0.58
1:F:387:ASN:N	1:F:387:ASN:ND2	2.50	0.58
2:T:83:GLU:O	2:T:87:GLU:HG3	2.03	0.58
1:A:105:TYR:N	1:A:152:LEU:O	2.31	0.58
1:A:165:GLN:HG2	1:A:251:PRO:HG2	1.85	0.58
1:A:724:ARG:HG3	1:A:724:ARG:HH11	1.69	0.58
1:B:268:MET:O	1:B:271:LEU:HB2	2.03	0.58
1:B:349:ASN:HD22	1:B:350:VAL:H	1.52	0.58
1:B:478:ALA:HB1	1:B:486:LYS:C	2.24	0.58
1:C:202:ASP:HB2	1:C:208:LEU:HD23	1.85	0.58
1:C:334:LEU:HD12	1:C:334:LEU:N	2.19	0.58
1:D:581:GLN:HE21	1:D:629:ASN:N	2.01	0.58
1:E:71:PHE:O	1:E:78:LYS:NZ	2.37	0.58
1:E:597:ASN:OD1	1:E:599:GLU:N	2.31	0.58
1:F:192:PHE:HA	1:F:195:LEU:HB3	1.84	0.58
1:F:196:ILE:O	1:F:199:LEU:HB2	2.04	0.58
1:F:333:LYS:H	1:F:333:LYS:HD2	1.69	0.58
1:F:493:ASP:OD2	1:F:577:HIS:CE1	2.57	0.58
1:F:671:ARG:HD2	2:T:14:GLU:CG	2.33	0.58
1:A:499:PRO:HG2	1:A:504:ILE:HD11	1.86	0.58
1:B:97:TYR:C	1:B:99:GLU:H	2.08	0.58
1:B:196:ILE:O	1:B:199:LEU:HB2	2.04	0.58
1:B:515:LYS:O	1:B:515:LYS:HG2	2.03	0.58
1:C:97:TYR:C	1:C:99:GLU:H	2.07	0.58
1:C:368:GLN:HG3	1:C:383:GLY:C	2.24	0.58
1:C:515:LYS:O	1:C:515:LYS:HG2	2.02	0.58
1:D:210:PHE:C	1:D:212:GLN:H	2.07	0.58
1:D:279:ILE:O	1:D:283:LEU:HD13	2.03	0.58
1:D:349:ASN:HD22	1:D:350:VAL:H	1.52	0.58
1:E:173:ILE:HG23	1:E:174:GLY:N	2.19	0.58
1:E:187:SER:O	1:E:188:LEU:O	2.22	0.58
1:E:710:HIS:O	1:E:712:PHE:N	2.36	0.58
1:F:186:LYS:O	1:F:188:LEU:O	2.22	0.58
1:F:441:VAL:HG22	1:F:461:LYS:CG	2.32	0.58

Continued on next page...

Continued from previous page...

Atom-1	Atom-2	Interatomic distance (Å)	Clash overlap (Å)
2:Q:55:VAL:CG2	2:Q:67:GLU:OE1	2.52	0.58
2:S:105:LEU:HD21	2:S:124:MET:SD	2.44	0.58
1:B:279:ILE:HG22	1:B:283:LEU:HD13	1.85	0.58
1:B:333:LYS:H	1:B:333:LYS:HD2	1.69	0.58
1:D:106:PHE:HA	1:D:154:ILE:O	2.04	0.58
1:D:279:ILE:HG22	1:D:283:LEU:HD13	1.86	0.58
1:E:493:ASP:OD2	1:E:577:HIS:CE1	2.57	0.58
1:F:752:LEU:O	1:F:756:ILE:HG12	2.04	0.58
2:Q:97:ASN:ND2	2:Q:99:TYR:H	2.02	0.58
1:A:293:ILE:O	1:A:295:VAL:HG13	2.04	0.57
1:A:373:LYS:HD3	1:A:376:GLN:NE2	2.19	0.57
1:B:159:TYR:N	1:B:159:TYR:CD1	2.70	0.57
1:B:179:LEU:H	1:B:179:LEU:CD2	2.16	0.57
1:B:187:SER:O	1:B:188:LEU:O	2.22	0.57
1:C:349:ASN:ND2	1:C:350:VAL:HG23	2.18	0.57
1:C:609:GLU:OE2	1:C:609:GLU:N	2.30	0.57
1:C:752:LEU:O	1:C:756:ILE:HG12	2.03	0.57
1:D:159:TYR:N	1:D:159:TYR:CD1	2.70	0.57
1:E:97:TYR:C	1:E:99:GLU:H	2.07	0.57
1:E:297:LYS:NZ	1:E:297:LYS:HB3	2.19	0.57
1:E:499:PRO:HG2	1:E:504:ILE:HD11	1.85	0.57
1:F:334:LEU:HD12	1:F:334:LEU:N	2.18	0.57
2:R:55:VAL:CG2	2:R:67:GLU:OE1	2.52	0.57
1:A:413:LEU:HB2	1:A:419:ILE:CG1	2.33	0.57
1:A:581:GLN:HE21	1:A:629:ASN:N	1.99	0.57
1:C:318:ILE:HD12	1:C:318:ILE:N	2.17	0.57
1:C:441:VAL:HG22	1:C:461:LYS:CG	2.32	0.57
1:D:297:LYS:NZ	1:D:297:LYS:HB3	2.19	0.57
1:D:413:LEU:HB2	1:D:419:ILE:CG1	2.34	0.57
1:E:190:PRO:O	1:E:195:LEU:HB2	2.03	0.57
2:Q:105:LEU:HD21	2:Q:124:MET:SD	2.43	0.57
1:A:517:VAL:HG23	1:A:518:ASN:ND2	2.18	0.57
1:A:657:ILE:HD11	1:A:701:LEU:HD23	1.86	0.57
1:B:186:LYS:O	1:B:188:LEU:O	2.22	0.57
1:B:318:ILE:HD12	1:B:318:ILE:N	2.17	0.57
1:D:97:TYR:C	1:D:99:GLU:H	2.08	0.57
1:D:457:THR:HG23	1:D:469:PHE:H	1.68	0.57
1:E:76:LEU:O	1:E:79:ILE:N	2.37	0.57
1:E:186:LYS:O	1:E:188:LEU:O	2.22	0.57
1:E:373:LYS:HD3	1:E:376:GLN:NE2	2.20	0.57
1:E:597:ASN:ND2	1:E:601:GLU:HB2	2.19	0.57

Continued on next page...

Continued from previous page...

Atom-1	Atom-2	Interatomic distance (Å)	Clash overlap (Å)
1:E:609:GLU:OE2	1:E:609:GLU:N	2.32	0.57
2:P:55:VAL:CG2	2:P:67:GLU:OE1	2.52	0.57
2:R:12:PHE:O	2:R:13:LYS:HD2	2.04	0.57
1:A:238:GLN:C	1:A:240:ALA:N	2.58	0.57
1:A:368:GLN:HG3	1:A:383:GLY:C	2.24	0.57
1:A:597:ASN:ND2	1:A:601:GLU:HB2	2.18	0.57
1:B:71:PHE:O	1:B:78:LYS:NZ	2.38	0.57
1:B:115:LYS:HG3	1:B:153:ILE:HG21	1.86	0.57
1:B:192:PHE:HA	1:B:195:LEU:HB3	1.86	0.57
1:B:597:ASN:OD1	1:B:599:GLU:N	2.31	0.57
1:B:639:ASN:ND2	1:B:639:ASN:H	2.03	0.57
1:B:697:ILE:HG21	1:B:732:ILE:HD11	1.86	0.57
1:B:732:ILE:HG23	1:B:749:PHE:HD1	1.70	0.57
1:C:499:PRO:HG2	1:C:504:ILE:HD11	1.86	0.57
1:C:694:VAL:HG23	2:Q:18:LEU:HD21	1.86	0.57
1:C:697:ILE:C	1:C:699:GLY:H	2.08	0.57
1:D:94:LEU:O	1:D:97:TYR:N	2.37	0.57
1:D:179:LEU:HG	1:D:180:ASP:H	1.68	0.57
1:D:187:SER:O	1:D:188:LEU:O	2.22	0.57
1:D:308:VAL:HB	1:D:311:HIS:ND1	2.18	0.57
1:E:268:MET:O	1:E:271:LEU:HB2	2.03	0.57
1:F:175:LYS:HB2	1:F:175:LYS:NZ	2.19	0.57
1:F:664:ILE:HG21	2:T:15:ALA:HB2	1.87	0.57
1:F:714:GLN:O	1:F:718:ARG:HG3	2.04	0.57
2:P:105:LEU:HD21	2:P:124:MET:SD	2.45	0.57
2:S:138:TYR:O	2:S:142:VAL:HG23	2.04	0.57
1:B:297:LYS:NZ	1:B:297:LYS:HB3	2.19	0.57
1:C:187:SER:O	1:C:188:LEU:O	2.22	0.57
1:C:297:LYS:HZ3	1:C:601:GLU:HB3	1.68	0.57
1:C:521:ASN:HB3	1:C:524:GLU:HB3	1.86	0.57
1:C:639:ASN:ND2	1:C:639:ASN:H	2.03	0.57
1:E:333:LYS:H	1:E:333:LYS:HD2	1.69	0.57
1:F:80:GLN:HG3	1:F:80:GLN:O	2.05	0.57
1:F:199:LEU:O	1:F:201:ASP:N	2.32	0.57
2:Q:83:GLU:O	2:Q:87:GLU:HG3	2.05	0.57
2:R:105:LEU:HD21	2:R:124:MET:SD	2.45	0.57
2:S:48:LEU:HD12	2:S:51:MET:HE1	1.86	0.57
2:S:55:VAL:CG2	2:S:67:GLU:OE1	2.52	0.57
2:T:97:ASN:ND2	2:T:99:TYR:H	2.02	0.57
1:A:609:GLU:OE2	1:A:609:GLU:N	2.30	0.57
1:B:356:ASP:O	1:B:357:TRP:HB3	2.03	0.57

Continued on next page...

Continued from previous page...

Atom-1	Atom-2	Interatomic distance (Å)	Clash overlap (Å)
1:B:519:THR:OG1	1:B:520:PRO:HD2	2.05	0.57
1:C:173:ILE:HG23	1:C:174:GLY:N	2.20	0.57
1:C:622:LYS:O	1:C:623:ASP:HB2	2.03	0.57
1:D:115:LYS:C	1:D:117:LEU:N	2.58	0.57
1:D:165:GLN:C	1:D:167:LYS:H	2.08	0.57
1:E:115:LYS:C	1:E:117:LEU:N	2.57	0.57
1:E:275:GLY:HA2	1:E:278:LYS:HE2	1.86	0.57
1:E:281:GLU:O	1:E:285:LYS:HG2	2.05	0.57
1:F:730:ASN:O	1:F:733:GLU:N	2.38	0.57
2:S:94:LYS:HB3	2:S:94:LYS:HZ2	1.68	0.57
1:A:199:LEU:O	1:A:201:ASP:N	2.33	0.57
1:A:297:LYS:NZ	1:A:297:LYS:HB3	2.18	0.57
1:A:387:ASN:N	1:A:387:ASN:ND2	2.50	0.57
1:A:403:LEU:HG	1:A:405:LEU:CD1	2.35	0.57
1:A:521:ASN:HB3	1:A:524:GLU:HB3	1.86	0.57
1:B:499:PRO:HG2	1:B:504:ILE:HD11	1.86	0.57
1:C:664:ILE:HG21	2:Q:15:ALA:HB2	1.86	0.57
1:E:279:ILE:HG22	1:E:283:LEU:HD13	1.86	0.57
1:E:697:ILE:C	1:E:699:GLY:H	2.07	0.57
1:E:714:GLN:O	1:E:718:ARG:HG3	2.05	0.57
1:F:97:TYR:CZ	1:F:150:PRO:HB2	2.40	0.57
2:P:12:PHE:O	2:P:13:LYS:HD2	2.05	0.57
1:A:115:LYS:HB2	1:A:118:GLN:HG2	1.86	0.57
1:A:115:LYS:C	1:A:117:LEU:N	2.58	0.57
1:A:519:THR:OG1	1:A:520:PRO:HD2	2.05	0.57
1:A:622:LYS:O	1:A:623:ASP:HB2	2.03	0.57
1:B:479:LYS:CG	1:B:488:LEU:HD21	2.30	0.57
1:B:694:VAL:HG23	2:P:18:LEU:HD21	1.86	0.57
1:C:71:PHE:CG	1:C:73:ASN:HB2	2.40	0.57
1:C:179:LEU:HG	1:C:180:ASP:H	1.67	0.57
1:C:333:LYS:H	1:C:333:LYS:HD2	1.69	0.57
1:C:349:ASN:HD22	1:C:350:VAL:H	1.52	0.57
1:C:732:ILE:HG23	1:C:749:PHE:HD1	1.69	0.57
1:D:115:LYS:HG3	1:D:153:ILE:HG21	1.86	0.57
1:D:180:ASP:CG	1:D:181:ILE:N	2.58	0.57
1:D:188:LEU:CD2	1:D:188:LEU:N	2.47	0.57
1:D:192:PHE:HA	1:D:195:LEU:HB3	1.86	0.57
1:D:333:LYS:HD2	1:D:333:LYS:H	1.68	0.57
1:D:732:ILE:HG23	1:D:749:PHE:HD1	1.69	0.57
1:E:196:ILE:O	1:E:199:LEU:HB2	2.04	0.57
1:E:202:ASP:HB2	1:E:208:LEU:HD23	1.86	0.57

Continued on next page...

Continued from previous page...

Atom-1	Atom-2	Interatomic distance (Å)	Clash overlap (Å)
2:O:13:LYS:C	2:O:15:ALA:N	2.56	0.57
1:B:165:GLN:C	1:B:167:LYS:N	2.58	0.57
1:B:697:ILE:HD13	1:B:732:ILE:CD1	2.35	0.57
1:B:724:ARG:HH11	1:B:724:ARG:HG3	1.70	0.57
1:C:115:LYS:C	1:C:117:LEU:N	2.58	0.57
1:C:714:GLN:O	1:C:718:ARG:HG3	2.04	0.57
1:D:179:LEU:HD23	1:D:179:LEU:N	2.18	0.57
1:D:671:ARG:HH12	1:D:677:GLY:HA3	1.70	0.57
1:E:94:LEU:O	1:E:97:TYR:N	2.38	0.57
1:E:115:LYS:HG3	1:E:153:ILE:HG21	1.86	0.57
1:E:639:ASN:H	1:E:639:ASN:ND2	2.03	0.57
2:O:36:MET:HE3	2:O:43:PRO:HG3	1.86	0.57
2:R:109:MET:HG3	2:R:116:LEU:CD1	2.34	0.57
1:A:441:VAL:HG22	1:A:461:LYS:CG	2.31	0.57
1:A:639:ASN:ND2	1:A:639:ASN:H	2.03	0.57
1:C:71:PHE:O	1:C:78:LYS:NZ	2.38	0.57
1:D:173:ILE:HG23	1:D:174:GLY:H	1.68	0.57
1:D:493:ASP:OD2	1:D:577:HIS:CE1	2.58	0.57
1:D:639:ASN:ND2	1:D:639:ASN:H	2.03	0.57
1:E:298:GLY:C	1:E:300:LYS:H	2.08	0.57
1:F:71:PHE:O	1:F:78:LYS:NZ	2.38	0.57
1:F:298:GLY:C	1:F:300:LYS:H	2.09	0.57
1:F:597:ASN:ND2	1:F:601:GLU:HB2	2.19	0.57
1:F:625:LEU:HD12	1:F:626:TYR:N	2.19	0.57
1:A:196:ILE:O	1:A:199:LEU:HB2	2.05	0.56
1:A:275:GLY:HA2	1:A:278:LYS:HE2	1.86	0.56
1:B:76:LEU:O	1:B:80:GLN:N	2.38	0.56
1:B:173:ILE:HG23	1:B:174:GLY:N	2.20	0.56
1:B:238:GLN:C	1:B:240:ALA:N	2.59	0.56
1:B:597:ASN:ND2	1:B:601:GLU:HB2	2.20	0.56
1:C:165:GLN:HG2	1:C:251:PRO:HG2	1.86	0.56
1:C:298:GLY:C	1:C:300:LYS:H	2.08	0.56
1:D:360:VAL:CG1	1:D:370:LEU:HD22	2.34	0.56
1:D:597:ASN:CB	1:D:598:PRO:HD2	2.33	0.56
1:D:671:ARG:NH1	1:D:677:GLY:HA3	2.19	0.56
1:E:165:GLN:C	1:E:167:LYS:H	2.08	0.56
1:E:238:GLN:C	1:E:240:ALA:N	2.58	0.56
1:E:387:ASN:N	1:E:387:ASN:ND2	2.49	0.56
1:E:441:VAL:HG22	1:E:461:LYS:CG	2.32	0.56
1:E:457:THR:HG23	1:E:469:PHE:H	1.68	0.56
1:F:66:LEU:HD12	1:F:103:GLU:HA	1.87	0.56

Continued on next page...

Continued from previous page...

Atom-1	Atom-2	Interatomic distance (Å)	Clash overlap (Å)
1:F:521:ASN:HB3	1:F:524:GLU:HB3	1.87	0.56
2:Q:109:MET:HG3	2:Q:116:LEU:CD1	2.35	0.56
1:A:106:PHE:HA	1:A:154:ILE:O	2.05	0.56
1:A:173:ILE:HG23	1:A:174:GLY:N	2.20	0.56
1:A:360:VAL:CG1	1:A:370:LEU:HD22	2.34	0.56
1:B:66:LEU:HD12	1:B:103:GLU:HA	1.87	0.56
1:B:207:ASP:HB2	1:B:262:PRO:HG3	1.87	0.56
1:B:413:LEU:HB2	1:B:419:ILE:CG1	2.33	0.56
1:D:175:LYS:HB2	1:D:175:LYS:NZ	2.20	0.56
1:D:196:ILE:O	1:D:199:LEU:HB2	2.05	0.56
1:D:199:LEU:O	1:D:201:ASP:N	2.32	0.56
1:D:238:GLN:C	1:D:240:ALA:N	2.58	0.56
1:D:257:LEU:O	1:D:265:PHE:HB2	2.04	0.56
1:E:217:LYS:HB3	1:E:236:GLU:OE1	2.05	0.56
1:E:724:ARG:HH11	1:E:724:ARG:HG3	1.70	0.56
1:F:217:LYS:HB3	1:F:236:GLU:OE1	2.05	0.56
1:F:408:LEU:HD12	1:F:408:LEU:N	2.01	0.56
1:F:499:PRO:HG2	1:F:504:ILE:HD11	1.87	0.56
1:F:639:ASN:ND2	1:F:639:ASN:H	2.03	0.56
1:F:724:ARG:HH11	1:F:724:ARG:HG3	1.69	0.56
2:O:13:LYS:HZ3	2:O:65:PHE:HB3	1.68	0.56
1:A:94:LEU:O	1:A:97:TYR:N	2.38	0.56
1:A:311:HIS:O	1:A:314:ALA:HB3	2.04	0.56
1:A:356:ASP:O	1:A:357:TRP:HB3	2.04	0.56
1:B:115:LYS:C	1:B:117:LEU:N	2.58	0.56
1:B:179:LEU:HD23	1:B:179:LEU:N	2.18	0.56
1:B:275:GLY:HA2	1:B:278:LYS:HE2	1.86	0.56
1:B:403:LEU:HG	1:B:405:LEU:CD1	2.36	0.56
1:C:109:ILE:HD13	1:C:157:LYS:NZ	2.21	0.56
1:C:196:ILE:O	1:C:199:LEU:HB2	2.04	0.56
1:C:238:GLN:C	1:C:240:ALA:N	2.58	0.56
1:C:275:GLY:HA2	1:C:278:LYS:HE2	1.86	0.56
1:C:710:HIS:C	1:C:712:PHE:N	2.59	0.56
1:D:109:ILE:HD13	1:D:157:LYS:NZ	2.20	0.56
1:D:368:GLN:HG3	1:D:383:GLY:C	2.25	0.56
1:E:179:LEU:H	1:E:179:LEU:CD2	2.17	0.56
1:E:192:PHE:HA	1:E:195:LEU:HB3	1.85	0.56
1:E:207:ASP:HB2	1:E:262:PRO:HG3	1.86	0.56
1:E:334:LEU:H	1:E:334:LEU:CD1	2.18	0.56
1:E:356:ASP:O	1:E:357:TRP:HB3	2.03	0.56
1:F:173:ILE:HG23	1:F:174:GLY:N	2.21	0.56

Continued on next page...

Continued from previous page...

Atom-1	Atom-2	Interatomic distance (Å)	Clash overlap (Å)
1:F:403:LEU:HG	1:F:405:LEU:CD1	2.34	0.56
1:F:457:THR:HG23	1:F:469:PHE:H	1.69	0.56
1:F:694:VAL:HG23	2:T:18:LEU:HD11	1.87	0.56
1:F:715:GLU:HA	1:F:718:ARG:HH12	1.70	0.56
2:O:105:LEU:HD21	2:O:124:MET:SD	2.45	0.56
2:S:13:LYS:C	2:S:15:ALA:N	2.57	0.56
1:A:179:LEU:H	1:A:179:LEU:CD2	2.17	0.56
1:A:180:ASP:CG	1:A:181:ILE:N	2.59	0.56
1:A:298:GLY:C	1:A:300:LYS:H	2.09	0.56
1:A:349:ASN:HD22	1:A:350:VAL:HG23	1.70	0.56
1:B:349:ASN:HD22	1:B:350:VAL:HG23	1.69	0.56
1:C:373:LYS:HD3	1:C:376:GLN:NE2	2.20	0.56
1:C:657:ILE:HD11	1:C:701:LEU:HD23	1.88	0.56
1:D:694:VAL:HG22	2:R:18:LEU:HD21	1.87	0.56
1:E:519:THR:OG1	1:E:520:PRO:HD2	2.05	0.56
1:F:202:ASP:HB2	1:F:208:LEU:HD23	1.85	0.56
1:F:515:LYS:HG2	1:F:515:LYS:O	2.04	0.56
1:A:207:ASP:HB2	1:A:262:PRO:HG3	1.87	0.56
1:A:424:LYS:HZ2	1:A:424:LYS:HB3	1.71	0.56
1:A:597:ASN:CB	1:A:598:PRO:HD2	2.35	0.56
1:A:748:TYR:O	1:A:751:TYR:HB3	2.06	0.56
1:B:80:GLN:O	1:B:80:GLN:HG3	2.06	0.56
1:B:199:LEU:O	1:B:201:ASP:N	2.33	0.56
1:B:521:ASN:HB3	1:B:524:GLU:HB3	1.86	0.56
1:D:403:LEU:HG	1:D:405:LEU:CD1	2.35	0.56
1:E:109:ILE:HD13	1:E:157:LYS:NZ	2.20	0.56
1:E:175:LYS:NZ	1:E:175:LYS:HB2	2.20	0.56
1:E:360:VAL:CG1	1:E:370:LEU:HD22	2.33	0.56
1:E:671:ARG:NH1	1:E:677:GLY:HA3	2.21	0.56
1:F:115:LYS:C	1:F:117:LEU:N	2.58	0.56
1:F:671:ARG:NH1	1:F:677:GLY:HA3	2.20	0.56
1:F:697:ILE:HG21	1:F:732:ILE:HD11	1.87	0.56
1:A:115:LYS:HG3	1:A:153:ILE:HG21	1.87	0.56
1:A:281:GLU:O	1:A:285:LYS:HG2	2.06	0.56
1:B:112:VAL:C	1:B:114:HIS:H	2.09	0.56
1:B:664:ILE:HG21	2:P:15:ALA:HB2	1.87	0.56
1:C:106:PHE:HA	1:C:154:ILE:O	2.05	0.56
1:C:165:GLN:C	1:C:167:LYS:H	2.08	0.56
1:C:281:GLU:O	1:C:285:LYS:HG2	2.06	0.56
1:C:597:ASN:OD1	1:C:599:GLU:N	2.32	0.56
1:D:664:ILE:HG21	2:R:15:ALA:HB2	1.86	0.56

Continued on next page...

Continued from previous page...

Atom-1	Atom-2	Interatomic distance (Å)	Clash overlap (Å)
1:E:403:LEU:HG	1:E:405:LEU:CD1	2.36	0.56
1:E:710:HIS:C	1:E:712:PHE:N	2.59	0.56
1:F:122:GLU:CD	1:F:147:ARG:HB2	2.26	0.56
1:F:238:GLN:C	1:F:240:ALA:N	2.59	0.56
2:R:83:GLU:O	2:R:87:GLU:HG3	2.06	0.56
1:A:365:PRO:HB2	1:A:367:ASP:O	2.06	0.56
1:B:115:LYS:HE3	1:B:116:GLU:N	2.21	0.56
1:B:122:GLU:CD	1:B:147:ARG:HB2	2.26	0.56
1:B:165:GLN:C	1:B:167:LYS:H	2.07	0.56
1:B:441:VAL:HG22	1:B:461:LYS:CG	2.32	0.56
1:C:217:LYS:HZ1	1:C:233:ASN:HB3	1.71	0.56
1:C:349:ASN:HD22	1:C:350:VAL:HG23	1.71	0.56
1:C:697:ILE:HG21	1:C:732:ILE:HD11	1.88	0.56
1:D:298:GLY:C	1:D:300:LYS:H	2.09	0.56
1:E:494:LEU:HB3	1:E:579:THR:HG22	1.88	0.56
1:F:97:TYR:C	1:F:99:GLU:H	2.07	0.56
2:O:12:PHE:O	2:O:13:LYS:HD2	2.04	0.56
1:A:97:TYR:C	1:A:99:GLU:H	2.08	0.56
1:A:165:GLN:OE1	1:A:252:ASP:HB3	2.06	0.56
1:A:175:LYS:HB2	1:A:175:LYS:NZ	2.21	0.56
1:A:334:LEU:HD12	1:A:334:LEU:N	2.19	0.56
1:A:671:ARG:NH1	1:A:677:GLY:HA3	2.20	0.56
1:A:732:ILE:HG23	1:A:749:PHE:HD1	1.70	0.56
1:B:105:TYR:N	1:B:152:LEU:O	2.31	0.56
1:B:141:PHE:N	1:B:141:PHE:CD1	2.70	0.56
1:B:517:VAL:HB	1:B:525:LYS:HZ2	1.71	0.56
1:C:78:LYS:HG3	1:C:79:ILE:N	2.20	0.56
1:C:639:ASN:H	1:C:639:ASN:HD22	1.53	0.56
1:C:671:ARG:NH1	1:C:677:GLY:HA3	2.21	0.56
1:D:165:GLN:C	1:D:167:LYS:N	2.59	0.56
1:E:106:PHE:HA	1:E:154:ILE:O	2.05	0.56
1:E:517:VAL:HB	1:E:525:LYS:HZ2	1.70	0.56
1:E:657:ILE:HD11	1:E:701:LEU:HD23	1.88	0.56
1:E:715:GLU:HA	1:E:718:ARG:HH12	1.69	0.56
1:F:106:PHE:HA	1:F:154:ILE:O	2.05	0.56
1:F:165:GLN:OE1	1:F:252:ASP:HB3	2.06	0.56
1:F:479:LYS:CG	1:F:488:LEU:HD21	2.31	0.56
2:R:16:PHE:CE1	2:R:27:ILE:HG12	2.41	0.56
1:A:122:GLU:CD	1:A:147:ARG:HB2	2.26	0.56
1:A:333:LYS:H	1:A:333:LYS:HD2	1.69	0.56
1:A:387:ASN:HB3	1:A:477:MET:SD	2.46	0.56

Continued on next page...

Continued from previous page...

Atom-1	Atom-2	Interatomic distance (Å)	Clash overlap (Å)
1:B:109:ILE:HD13	1:B:157:LYS:NZ	2.21	0.56
1:B:334:LEU:HD12	1:B:334:LEU:N	2.20	0.56
1:C:115:LYS:HE3	1:C:116:GLU:N	2.20	0.56
1:C:180:ASP:CG	1:C:181:ILE:N	2.59	0.56
1:D:80:GLN:HG3	1:D:80:GLN:O	2.06	0.56
1:D:308:VAL:O	1:D:311:HIS:HB2	2.06	0.56
1:D:373:LYS:HD3	1:D:376:GLN:NE2	2.20	0.56
1:E:97:TYR:CZ	1:E:150:PRO:HB2	2.41	0.56
1:F:115:LYS:HG3	1:F:153:ILE:HG21	1.86	0.56
1:F:207:ASP:HB2	1:F:262:PRO:HG3	1.87	0.56
2:P:11:GLU:C	2:P:13:LYS:H	2.09	0.56
2:T:12:PHE:O	2:T:13:LYS:HD2	2.05	0.56
2:T:55:VAL:CG2	2:T:67:GLU:OE1	2.53	0.56
2:T:94:LYS:HB3	2:T:94:LYS:NZ	2.21	0.56
2:T:105:LEU:HD21	2:T:124:MET:SD	2.46	0.56
2:T:109:MET:HG3	2:T:116:LEU:CD1	2.35	0.56
1:A:80:GLN:HG3	1:A:80:GLN:O	2.07	0.56
1:A:165:GLN:C	1:A:167:LYS:H	2.07	0.56
1:A:186:LYS:O	1:A:188:LEU:O	2.23	0.56
1:B:115:LYS:HB2	1:B:118:GLN:HG2	1.87	0.56
1:C:122:GLU:CD	1:C:147:ARG:HB2	2.26	0.56
1:C:175:LYS:HB2	1:C:175:LYS:NZ	2.21	0.56
1:C:207:ASP:HB2	1:C:262:PRO:HG3	1.87	0.56
1:D:179:LEU:H	1:D:179:LEU:CD2	2.17	0.56
1:D:275:GLY:HA2	1:D:278:LYS:HE2	1.86	0.56
1:D:311:HIS:O	1:D:314:ALA:HB3	2.06	0.56
1:D:334:LEU:H	1:D:334:LEU:CD1	2.17	0.56
1:E:179:LEU:HD23	1:E:179:LEU:N	2.18	0.56
1:F:180:ASP:CG	1:F:181:ILE:N	2.59	0.56
1:F:275:GLY:HA2	1:F:278:LYS:HE2	1.87	0.56
1:F:694:VAL:HG23	2:T:18:LEU:HD21	1.87	0.56
2:P:94:LYS:NZ	2:P:94:LYS:HB3	2.21	0.56
1:A:165:GLN:O	1:A:167:LYS:N	2.39	0.55
1:B:94:LEU:O	1:B:97:TYR:N	2.38	0.55
1:B:165:GLN:O	1:B:167:LYS:N	2.38	0.55
1:B:494:LEU:HB3	1:B:579:THR:HG22	1.88	0.55
1:B:671:ARG:NH1	1:B:677:GLY:HA3	2.22	0.55
1:B:748:TYR:O	1:B:751:TYR:HB3	2.07	0.55
1:D:115:LYS:HB2	1:D:118:GLN:HG2	1.87	0.55
1:D:173:ILE:HG23	1:D:174:GLY:N	2.21	0.55
1:D:207:ASP:HB2	1:D:262:PRO:HG3	1.87	0.55

Continued on next page...

Continued from previous page...

Atom-1	Atom-2	Interatomic distance (Å)	Clash overlap (Å)
1:D:521:ASN:HB3	1:D:524:GLU:HB3	1.86	0.55
1:D:694:VAL:HG23	2:R:18:LEU:HD21	1.86	0.55
1:D:748:TYR:O	1:D:751:TYR:HB3	2.06	0.55
1:E:66:LEU:HD12	1:E:103:GLU:HA	1.88	0.55
1:E:112:VAL:C	1:E:114:HIS:H	2.10	0.55
1:E:180:ASP:CG	1:E:181:ILE:N	2.59	0.55
1:F:90:PRO:O	1:F:92:ASP:N	2.39	0.55
2:O:10:ALA:O	2:O:14:GLU:HB2	2.06	0.55
2:R:16:PHE:HE1	2:R:27:ILE:HG12	1.71	0.55
2:S:12:PHE:O	2:S:13:LYS:HD2	2.07	0.55
1:A:97:TYR:CZ	1:A:150:PRO:HB2	2.41	0.55
1:A:671:ARG:HH12	1:A:677:GLY:HA3	1.71	0.55
1:B:298:GLY:C	1:B:300:LYS:H	2.09	0.55
1:C:165:GLN:O	1:C:167:LYS:N	2.39	0.55
1:C:405:LEU:HD12	1:C:405:LEU:N	2.22	0.55
1:C:671:ARG:HH12	1:C:677:GLY:HA3	1.71	0.55
1:C:730:ASN:O	1:C:733:GLU:N	2.39	0.55
1:D:64:ASN:HD22	1:D:64:ASN:N	2.05	0.55
1:D:217:LYS:HZ1	1:D:233:ASN:HB3	1.71	0.55
1:D:375:GLY:O	1:D:377:GLN:N	2.38	0.55
1:D:694:VAL:HG23	2:R:18:LEU:HD11	1.87	0.55
1:E:115:LYS:HE3	1:E:116:GLU:N	2.21	0.55
1:E:694:VAL:HG23	2:S:18:LEU:HD11	1.88	0.55
1:F:519:THR:OG1	1:F:520:PRO:HD2	2.05	0.55
2:O:11:GLU:C	2:O:13:LYS:H	2.08	0.55
1:A:115:LYS:HE3	1:A:116:GLU:N	2.21	0.55
1:A:694:VAL:HG23	2:O:18:LEU:HD21	1.88	0.55
1:B:88:LYS:HZ3	1:B:172:GLU:CD	2.09	0.55
1:C:71:PHE:CD2	1:C:73:ASN:HB2	2.41	0.55
1:C:697:ILE:HD13	1:C:732:ILE:CD1	2.36	0.55
1:D:714:GLN:O	1:D:718:ARG:HG3	2.05	0.55
1:E:141:PHE:N	1:E:141:PHE:CD1	2.69	0.55
1:E:165:GLN:OE1	1:E:252:ASP:HB3	2.06	0.55
1:F:78:LYS:HG3	1:F:79:ILE:N	2.21	0.55
1:F:165:GLN:C	1:F:167:LYS:N	2.60	0.55
1:F:657:ILE:HD11	1:F:701:LEU:HD23	1.89	0.55
1:F:732:ILE:HG23	1:F:749:PHE:HD1	1.70	0.55
2:O:138:TYR:O	2:O:142:VAL:HG23	2.06	0.55
1:A:78:LYS:HG3	1:A:79:ILE:N	2.20	0.55
1:A:493:ASP:OD2	1:A:577:HIS:CE1	2.58	0.55
1:B:106:PHE:HA	1:B:154:ILE:O	2.06	0.55

Continued on next page...

Continued from previous page...

Atom-1	Atom-2	Interatomic distance (Å)	Clash overlap (Å)
1:B:180:ASP:CG	1:B:181:ILE:N	2.59	0.55
1:B:512:GLU:O	1:B:516:VAL:HG23	2.07	0.55
1:B:714:GLN:O	1:B:718:ARG:HG3	2.06	0.55
1:C:186:LYS:O	1:C:188:LEU:O	2.23	0.55
1:C:403:LEU:HG	1:C:405:LEU:CD1	2.35	0.55
1:D:66:LEU:HD12	1:D:103:GLU:HA	1.87	0.55
1:D:165:GLN:O	1:D:167:LYS:N	2.40	0.55
1:E:99:GLU:C	1:E:101:GLY:N	2.60	0.55
1:E:413:LEU:HB2	1:E:419:ILE:CG1	2.33	0.55
1:E:512:GLU:O	1:E:516:VAL:HG23	2.07	0.55
1:F:122:GLU:CB	1:F:147:ARG:HG3	2.37	0.55
1:F:165:GLN:C	1:F:167:LYS:H	2.09	0.55
1:F:375:GLY:O	1:F:377:GLN:N	2.38	0.55
1:A:197:LYS:HE2	1:A:263:ASP:HB3	1.89	0.55
1:A:217:LYS:HB2	1:A:236:GLU:HG3	1.88	0.55
1:A:664:ILE:HG21	2:O:15:ALA:HB2	1.87	0.55
1:A:714:GLN:O	1:A:718:ARG:HG3	2.05	0.55
1:B:97:TYR:CZ	1:B:150:PRO:HB2	2.41	0.55
1:B:216:GLU:HG3	1:B:217:LYS:H	1.72	0.55
1:B:694:VAL:HG23	2:P:18:LEU:HD11	1.88	0.55
1:C:97:TYR:CZ	1:C:150:PRO:HB2	2.41	0.55
1:C:109:ILE:C	1:C:111:LEU:H	2.10	0.55
1:C:179:LEU:HD23	1:C:179:LEU:N	2.19	0.55
1:C:199:LEU:O	1:C:201:ASP:N	2.32	0.55
1:C:375:GLY:O	1:C:377:GLN:N	2.38	0.55
1:C:581:GLN:HE21	1:C:629:ASN:N	2.02	0.55
1:C:699:GLY:O	1:C:703:ASP:OD2	2.25	0.55
1:D:230:ILE:HG13	1:D:237:PHE:CE2	2.42	0.55
1:D:519:THR:OG1	1:D:520:PRO:HD2	2.06	0.55
1:E:122:GLU:CB	1:E:147:ARG:HG3	2.37	0.55
1:E:479:LYS:CG	1:E:488:LEU:HD21	2.30	0.55
1:E:525:LYS:O	1:E:529:VAL:HG23	2.07	0.55
1:E:664:ILE:HG21	2:S:15:ALA:HB2	1.89	0.55
1:E:671:ARG:HD2	2:S:14:GLU:HG2	1.89	0.55
1:E:694:VAL:HG23	2:S:18:LEU:HD21	1.88	0.55
1:F:176:GLY:C	1:F:178:SER:H	2.10	0.55
1:F:671:ARG:HH12	1:F:677:GLY:HA3	1.71	0.55
2:S:16:PHE:CE1	2:S:27:ILE:HD13	2.42	0.55
1:A:90:PRO:O	1:A:92:ASP:N	2.39	0.55
1:A:109:ILE:HD13	1:A:157:LYS:HZ3	1.71	0.55
1:A:217:LYS:HB3	1:A:236:GLU:OE1	2.05	0.55

Continued on next page...

Continued from previous page...

Atom-1	Atom-2	Interatomic distance (Å)	Clash overlap (Å)
1:A:697:ILE:C	1:A:699:GLY:H	2.08	0.55
1:A:730:ASN:O	1:A:733:GLU:N	2.40	0.55
1:B:79:ILE:C	1:B:81:GLN:N	2.60	0.55
1:C:122:GLU:CB	1:C:147:ARG:HG3	2.37	0.55
1:C:365:PRO:HB2	1:C:367:ASP:O	2.07	0.55
1:D:76:LEU:O	1:D:79:ILE:N	2.39	0.55
1:D:365:PRO:HB2	1:D:367:ASP:O	2.07	0.55
1:E:78:LYS:HG3	1:E:79:ILE:N	2.21	0.55
1:E:311:HIS:O	1:E:314:ALA:HB3	2.07	0.55
1:E:521:ASN:HB3	1:E:524:GLU:HB3	1.87	0.55
1:F:413:LEU:HB2	1:F:419:ILE:CG1	2.33	0.55
1:F:748:TYR:O	1:F:751:TYR:HB3	2.06	0.55
2:R:11:GLU:C	2:R:13:LYS:H	2.09	0.55
1:A:112:VAL:C	1:A:114:HIS:H	2.09	0.55
1:B:657:ILE:HD11	1:B:701:LEU:HD23	1.88	0.55
1:D:165:GLN:OE1	1:D:252:ASP:HB3	2.06	0.55
1:D:217:LYS:HB3	1:D:236:GLU:OE1	2.06	0.55
1:E:216:GLU:HG3	1:E:217:LYS:H	1.72	0.55
1:E:217:LYS:HZ1	1:E:233:ASN:HB3	1.72	0.55
1:E:349:ASN:HD22	1:E:350:VAL:H	1.53	0.55
1:F:109:ILE:C	1:F:111:LEU:H	2.10	0.55
1:F:281:GLU:O	1:F:285:LYS:HG2	2.07	0.55
1:F:365:PRO:HB2	1:F:367:ASP:O	2.07	0.55
1:F:667:LEU:HB3	2:T:14:GLU:OE2	2.06	0.55
1:F:710:HIS:C	1:F:712:PHE:N	2.59	0.55
2:Q:11:GLU:C	2:Q:13:LYS:H	2.08	0.55
2:Q:94:LYS:HB3	2:Q:94:LYS:NZ	2.22	0.55
2:S:11:GLU:C	2:S:13:LYS:H	2.09	0.55
2:T:16:PHE:CE1	2:T:27:ILE:HD13	2.42	0.55
1:A:165:GLN:C	1:A:167:LYS:N	2.58	0.55
1:B:165:GLN:OE1	1:B:252:ASP:HB3	2.07	0.55
1:B:197:LYS:HE2	1:B:263:ASP:HB3	1.89	0.55
1:B:217:LYS:HB3	1:B:236:GLU:OE1	2.07	0.55
1:B:387:ASN:N	1:B:387:ASN:ND2	2.50	0.55
1:C:115:LYS:HB2	1:C:118:GLN:HG2	1.86	0.55
1:C:201:ASP:O	1:C:210:PHE:CE2	2.60	0.55
1:C:217:LYS:HB3	1:C:236:GLU:OE1	2.06	0.55
1:C:217:LYS:HB2	1:C:236:GLU:HG3	1.88	0.55
1:D:122:GLU:CD	1:D:147:ARG:HB2	2.26	0.55
1:D:710:HIS:C	1:D:712:PHE:N	2.59	0.55
1:E:79:ILE:C	1:E:81:GLN:N	2.61	0.55

Continued on next page...

Continued from previous page...

Atom-1	Atom-2	Interatomic distance (Å)	Clash overlap (Å)
1:F:325:TYR:CE1	1:F:598:PRO:HD3	2.42	0.55
2:O:94:LYS:NZ	2:O:94:LYS:HB3	2.22	0.55
2:P:16:PHE:CE1	2:P:27:ILE:HD13	2.41	0.55
1:A:90:PRO:HD3	1:A:249:PHE:CE2	2.42	0.55
1:A:179:LEU:HD23	1:A:179:LEU:N	2.19	0.55
1:B:122:GLU:CB	1:B:147:ARG:HG3	2.37	0.55
1:B:281:GLU:O	1:B:285:LYS:HG2	2.05	0.55
1:B:308:VAL:O	1:B:311:HIS:HB2	2.07	0.55
1:B:710:HIS:C	1:B:712:PHE:N	2.59	0.55
1:C:308:VAL:O	1:C:311:HIS:HB2	2.06	0.55
1:C:519:THR:OG1	1:C:520:PRO:HD2	2.05	0.55
1:C:694:VAL:HG23	2:Q:18:LEU:HD11	1.88	0.55
1:D:90:PRO:HD3	1:D:249:PHE:CE2	2.42	0.55
1:D:281:GLU:O	1:D:285:LYS:HG2	2.06	0.55
1:E:80:GLN:HG3	1:E:80:GLN:O	2.07	0.55
1:E:88:LYS:HZ3	1:E:172:GLU:CD	2.10	0.55
1:E:122:GLU:CD	1:E:147:ARG:HB2	2.26	0.55
1:E:581:GLN:HE21	1:E:629:ASN:N	2.00	0.55
1:E:732:ILE:HG23	1:E:749:PHE:HD1	1.70	0.55
1:F:99:GLU:C	1:F:101:GLY:N	2.61	0.55
1:F:112:VAL:C	1:F:114:HIS:H	2.10	0.55
1:F:179:LEU:H	1:F:179:LEU:CD2	2.18	0.55
1:F:308:VAL:O	1:F:311:HIS:HB2	2.06	0.55
1:F:512:GLU:O	1:F:516:VAL:HG23	2.06	0.55
1:F:794:GLN:NE2	1:F:795:LYS:HG3	2.22	0.55
1:B:217:LYS:HB2	1:B:236:GLU:HG3	1.88	0.55
1:C:93:VAL:HG23	1:C:179:LEU:HD13	1.89	0.55
1:C:625:LEU:HD12	1:C:626:TYR:N	2.22	0.55
1:D:97:TYR:CZ	1:D:150:PRO:HB2	2.42	0.55
1:D:112:VAL:C	1:D:114:HIS:H	2.09	0.55
1:D:499:PRO:HG2	1:D:504:ILE:HD11	1.88	0.55
1:D:639:ASN:H	1:D:639:ASN:HD22	1.53	0.55
1:D:666:ASN:O	1:D:670:ILE:HG13	2.07	0.55
1:E:325:TYR:CE1	1:E:598:PRO:HD3	2.42	0.55
1:E:697:ILE:HG21	1:E:732:ILE:HD11	1.88	0.55
1:F:76:LEU:O	1:F:79:ILE:N	2.40	0.55
1:F:217:LYS:HZ1	1:F:233:ASN:HB3	1.72	0.55
1:A:66:LEU:HD12	1:A:103:GLU:HA	1.88	0.54
1:A:697:ILE:HD13	1:A:732:ILE:CD1	2.37	0.54
1:B:78:LYS:HG3	1:B:79:ILE:N	2.21	0.54
1:B:115:LYS:HG3	1:B:153:ILE:CG2	2.38	0.54

Continued on next page...

Continued from previous page...

Atom-1	Atom-2	Interatomic distance (Å)	Clash overlap (Å)
1:B:671:ARG:HD2	2:P:14:GLU:HG2	1.89	0.54
1:C:112:VAL:C	1:C:114:HIS:H	2.10	0.54
1:C:165:GLN:C	1:C:167:LYS:N	2.59	0.54
1:E:76:LEU:O	1:E:80:GLN:N	2.38	0.54
1:E:115:LYS:HG3	1:E:153:ILE:CG2	2.38	0.54
1:E:308:VAL:O	1:E:311:HIS:HB2	2.07	0.54
1:F:197:LYS:HB3	1:F:197:LYS:HZ2	1.70	0.54
1:F:609:GLU:O	1:F:613:ARG:N	2.33	0.54
2:Q:10:ALA:O	2:Q:14:GLU:HB2	2.07	0.54
2:S:16:PHE:HE1	2:S:27:ILE:HG12	1.72	0.54
2:T:16:PHE:HE1	2:T:27:ILE:HG12	1.72	0.54
2:T:137:ASN:OD1	2:T:139:GLU:HB2	2.07	0.54
1:B:334:LEU:H	1:B:334:LEU:CD1	2.20	0.54
1:B:375:GLY:O	1:B:377:GLN:N	2.38	0.54
1:B:639:ASN:H	1:B:639:ASN:HD22	1.54	0.54
1:C:79:ILE:C	1:C:81:GLN:N	2.60	0.54
1:C:80:GLN:HG3	1:C:80:GLN:O	2.06	0.54
1:C:179:LEU:H	1:C:179:LEU:CD2	2.17	0.54
1:C:254:ARG:HD2	1:C:254:ARG:N	2.23	0.54
1:D:699:GLY:O	1:D:703:ASP:OD2	2.26	0.54
1:E:90:PRO:O	1:E:92:ASP:N	2.40	0.54
1:E:109:ILE:C	1:E:111:LEU:H	2.10	0.54
1:E:742:ALA:HB1	1:E:744:GLU:OE1	2.07	0.54
1:F:115:LYS:HE3	1:F:116:GLU:N	2.22	0.54
1:F:368:GLN:C	1:F:370:LEU:H	2.10	0.54
1:F:712:PHE:HB3	1:F:716:LYS:HG2	1.90	0.54
2:T:11:GLU:C	2:T:13:LYS:H	2.08	0.54
1:A:715:GLU:HA	1:A:718:ARG:HH12	1.69	0.54
1:B:64:ASN:HD22	1:B:64:ASN:N	2.04	0.54
1:B:513:TRP:CZ3	1:B:517:VAL:HG11	2.43	0.54
1:B:730:ASN:O	1:B:733:GLU:N	2.40	0.54
1:C:176:GLY:C	1:C:178:SER:H	2.10	0.54
1:C:597:ASN:CB	1:C:598:PRO:HD2	2.35	0.54
1:C:656:THR:O	1:C:755:ARG:NH1	2.40	0.54
1:C:748:TYR:O	1:C:751:TYR:HB3	2.07	0.54
1:D:90:PRO:O	1:D:92:ASP:N	2.40	0.54
1:D:115:LYS:HE3	1:D:116:GLU:N	2.22	0.54
1:D:657:ILE:HD11	1:D:701:LEU:HD23	1.88	0.54
1:E:671:ARG:O	1:E:673:SER:N	2.40	0.54
1:F:334:LEU:H	1:F:334:LEU:CD1	2.18	0.54
2:O:6:GLU:HG3	2:O:7:GLU:H	1.72	0.54

Continued on next page...

Continued from previous page...

Atom-1	Atom-2	Interatomic distance (Å)	Clash overlap (Å)
2:R:137:ASN:OD1	2:R:139:GLU:HB2	2.07	0.54
2:T:17:SER:O	2:T:20:ASP:N	2.37	0.54
1:A:76:LEU:O	1:A:79:ILE:N	2.41	0.54
1:A:76:LEU:O	1:A:80:GLN:N	2.40	0.54
1:A:230:ILE:HG13	1:A:237:PHE:CE2	2.43	0.54
1:A:325:TYR:CE1	1:A:598:PRO:HD3	2.41	0.54
1:A:364:ILE:O	1:A:477:MET:HG2	2.08	0.54
1:B:325:TYR:CE1	1:B:598:PRO:HD3	2.42	0.54
1:B:364:ILE:O	1:B:477:MET:HG2	2.08	0.54
1:C:66:LEU:HD12	1:C:103:GLU:HA	1.88	0.54
1:C:216:GLU:HG3	1:C:217:LYS:H	1.72	0.54
1:D:78:LYS:HG3	1:D:79:ILE:N	2.21	0.54
1:D:122:GLU:CB	1:D:147:ARG:HG3	2.37	0.54
1:D:730:ASN:O	1:D:733:GLU:N	2.40	0.54
1:E:165:GLN:C	1:E:167:LYS:N	2.59	0.54
1:F:179:LEU:HD23	1:F:179:LEU:N	2.19	0.54
1:F:697:ILE:C	1:F:699:GLY:H	2.08	0.54
1:A:375:GLY:O	1:A:377:GLN:N	2.40	0.54
1:A:405:LEU:HD12	1:A:405:LEU:N	2.22	0.54
1:A:512:GLU:O	1:A:516:VAL:HG23	2.06	0.54
1:A:794:GLN:NE2	1:A:795:LYS:HG3	2.22	0.54
1:B:230:ILE:HG13	1:B:237:PHE:CE2	2.43	0.54
1:B:311:HIS:O	1:B:314:ALA:HB3	2.07	0.54
1:C:132:GLY:O	1:C:133:GLU:HB2	2.06	0.54
1:C:230:ILE:HG13	1:C:237:PHE:CE2	2.42	0.54
1:C:311:HIS:O	1:C:314:ALA:HB3	2.07	0.54
1:C:494:LEU:HB3	1:C:579:THR:HG22	1.89	0.54
1:C:609:GLU:O	1:C:613:ARG:N	2.33	0.54
1:C:671:ARG:O	1:C:673:SER:N	2.40	0.54
1:D:667:LEU:HB3	2:R:14:GLU:OE2	2.08	0.54
1:D:697:ILE:HD13	1:D:732:ILE:CD1	2.37	0.54
1:E:176:GLY:C	1:E:178:SER:H	2.11	0.54
1:E:639:ASN:H	1:E:639:ASN:HD22	1.54	0.54
1:F:79:ILE:C	1:F:81:GLN:N	2.61	0.54
1:F:217:LYS:HB2	1:F:236:GLU:HG3	1.88	0.54
1:F:327:LEU:HD12	1:F:327:LEU:N	2.22	0.54
2:P:10:ALA:O	2:P:14:GLU:HB2	2.07	0.54
2:S:17:SER:O	2:S:20:ASP:N	2.39	0.54
1:A:615:ILE:CD1	1:A:645:TRP:HH2	2.20	0.54
1:B:132:GLY:O	1:B:133:GLU:HB2	2.07	0.54
1:B:175:LYS:HB2	1:B:175:LYS:NZ	2.22	0.54

Continued on next page...

Continued from previous page...

Atom-1	Atom-2	Interatomic distance (Å)	Clash overlap (Å)
1:B:405:LEU:N	1:B:405:LEU:HD12	2.23	0.54
1:B:712:PHE:HB3	1:B:716:LYS:HG2	1.90	0.54
1:C:90:PRO:HD3	1:C:249:PHE:CE2	2.42	0.54
1:C:513:TRP:CZ3	1:C:517:VAL:HG11	2.43	0.54
1:C:549:LEU:HG	1:C:550:SER:O	2.08	0.54
1:C:666:ASN:O	1:C:670:ILE:HG13	2.07	0.54
1:D:132:GLY:O	1:D:133:GLU:HB2	2.07	0.54
1:D:197:LYS:HB3	1:D:197:LYS:HZ2	1.72	0.54
1:E:297:LYS:HZ3	1:E:601:GLU:HB3	1.73	0.54
1:E:387:ASN:HB3	1:E:477:MET:SD	2.47	0.54
1:E:748:TYR:O	1:E:751:TYR:HB3	2.08	0.54
2:P:16:PHE:HE1	2:P:27:ILE:HG12	1.73	0.54
2:T:124:MET:O	2:T:125:ILE:C	2.46	0.54
1:A:115:LYS:HD3	1:A:153:ILE:HD13	1.90	0.54
1:A:513:TRP:CZ3	1:A:517:VAL:HG11	2.43	0.54
1:A:667:LEU:HB3	2:O:14:GLU:OE2	2.08	0.54
1:B:99:GLU:C	1:B:101:GLY:N	2.61	0.54
1:B:112:VAL:O	1:B:114:HIS:N	2.39	0.54
1:B:365:PRO:HB2	1:B:367:ASP:O	2.07	0.54
1:C:165:GLN:OE1	1:C:252:ASP:HB3	2.07	0.54
1:C:334:LEU:H	1:C:334:LEU:CD1	2.19	0.54
1:D:494:LEU:HB3	1:D:579:THR:HG22	1.90	0.54
1:E:375:GLY:O	1:E:377:GLN:N	2.38	0.54
1:E:405:LEU:N	1:E:405:LEU:HD12	2.23	0.54
1:F:349:ASN:HD22	1:F:350:VAL:H	1.53	0.54
1:F:609:GLU:OE2	1:F:609:GLU:N	2.33	0.54
1:F:671:ARG:O	1:F:673:SER:N	2.40	0.54
2:R:10:ALA:O	2:R:14:GLU:HB2	2.07	0.54
2:S:109:MET:HG3	2:S:116:LEU:CD1	2.36	0.54
1:A:122:GLU:CB	1:A:147:ARG:HG3	2.37	0.54
1:A:201:ASP:O	1:A:210:PHE:CE2	2.60	0.54
1:A:216:GLU:HG3	1:A:217:LYS:H	1.72	0.54
1:A:671:ARG:O	1:A:673:SER:N	2.40	0.54
1:B:671:ARG:O	1:B:673:SER:N	2.40	0.54
1:C:667:LEU:HB3	2:Q:14:GLU:OE2	2.08	0.54
1:C:712:PHE:HB3	1:C:716:LYS:HG2	1.90	0.54
1:D:181:ILE:HD12	1:D:238:GLN:OE1	2.08	0.54
1:D:201:ASP:O	1:D:210:PHE:CE2	2.61	0.54
1:D:254:ARG:HD2	1:D:254:ARG:N	2.23	0.54
1:D:325:TYR:CE1	1:D:598:PRO:HD3	2.43	0.54
1:E:217:LYS:HB2	1:E:236:GLU:HG3	1.89	0.54

Continued on next page...

Continued from previous page...

Atom-1	Atom-2	Interatomic distance (Å)	Clash overlap (Å)
1:E:364:ILE:O	1:E:477:MET:HG2	2.08	0.54
1:E:365:PRO:HB2	1:E:367:ASP:O	2.08	0.54
1:E:368:GLN:C	1:E:370:LEU:H	2.11	0.54
1:F:141:PHE:N	1:F:141:PHE:CD1	2.69	0.54
1:F:181:ILE:HD12	1:F:238:GLN:OE1	2.08	0.54
1:F:216:GLU:HG3	1:F:217:LYS:H	1.73	0.54
1:F:254:ARG:HD2	1:F:254:ARG:N	2.23	0.54
1:F:639:ASN:H	1:F:639:ASN:HD22	1.55	0.54
1:F:666:ASN:O	1:F:670:ILE:HG13	2.08	0.54
2:Q:97:ASN:ND2	2:Q:97:ASN:H	2.06	0.54
2:S:10:ALA:O	2:S:14:GLU:HB2	2.07	0.54
2:T:16:PHE:CE1	2:T:27:ILE:HG12	2.43	0.54
1:B:90:PRO:O	1:B:92:ASP:N	2.41	0.54
1:B:279:ILE:HG22	1:B:283:LEU:CD1	2.38	0.54
1:B:792:VAL:HG12	1:B:796:ILE:HD11	1.90	0.54
1:D:79:ILE:C	1:D:81:GLN:N	2.60	0.54
1:D:217:LYS:HB2	1:D:236:GLU:HG3	1.89	0.54
1:D:500:SER:HG	1:D:502:THR:HG1	1.56	0.54
1:E:165:GLN:O	1:E:167:LYS:N	2.40	0.54
1:E:671:ARG:HH12	1:E:677:GLY:HA3	1.72	0.54
1:E:730:ASN:O	1:E:733:GLU:N	2.39	0.54
1:F:659:THR:H	1:F:662:GLU:HB3	1.73	0.54
1:F:694:VAL:HG22	2:T:18:LEU:HD21	1.89	0.54
2:O:137:ASN:OD1	2:O:139:GLU:HB2	2.08	0.54
1:A:109:ILE:C	1:A:111:LEU:H	2.10	0.54
1:A:279:ILE:HG22	1:A:283:LEU:CD1	2.38	0.54
1:A:301:ALA:C	1:A:303:LYS:N	2.53	0.54
1:A:308:VAL:O	1:A:311:HIS:HB2	2.08	0.54
1:A:666:ASN:O	1:A:670:ILE:HG13	2.07	0.54
1:A:694:VAL:HG23	2:O:18:LEU:HD11	1.89	0.54
1:A:697:ILE:HG21	1:A:732:ILE:HD11	1.89	0.54
1:B:201:ASP:O	1:B:210:PHE:CE2	2.61	0.54
1:B:666:ASN:O	1:B:670:ILE:HG13	2.08	0.54
1:B:794:GLN:NE2	1:B:795:LYS:HG3	2.22	0.54
1:C:694:VAL:HG22	2:Q:18:LEU:HD21	1.90	0.54
1:C:794:GLN:NE2	1:C:795:LYS:HG3	2.23	0.54
1:D:76:LEU:O	1:D:80:GLN:N	2.39	0.54
1:D:671:ARG:O	1:D:673:SER:N	2.40	0.54
1:D:697:ILE:HG21	1:D:732:ILE:HD11	1.88	0.54
1:F:132:GLY:O	1:F:133:GLU:HB2	2.07	0.54
1:F:311:HIS:O	1:F:314:ALA:HB3	2.07	0.54

Continued on next page...

Continued from previous page...

Atom-1	Atom-2	Interatomic distance (Å)	Clash overlap (Å)
1:F:597:ASN:CB	1:F:598:PRO:HD2	2.35	0.54
2:P:52:ILE:HG23	2:P:53:ASN:N	2.23	0.54
2:P:109:MET:HG3	2:P:116:LEU:CD1	2.37	0.54
2:S:6:GLU:HG3	2:S:7:GLU:H	1.73	0.54
1:A:334:LEU:H	1:A:334:LEU:CD1	2.20	0.53
1:A:549:LEU:HG	1:A:550:SER:O	2.08	0.53
1:B:90:PRO:HD3	1:B:249:PHE:CE2	2.43	0.53
1:C:181:ILE:HD12	1:C:238:GLN:OE1	2.08	0.53
1:D:93:VAL:HG23	1:D:179:LEU:HD13	1.90	0.53
1:D:197:LYS:HE2	1:D:263:ASP:HB3	1.90	0.53
1:D:297:LYS:HZ3	1:D:601:GLU:HB3	1.73	0.53
1:D:794:GLN:NE2	1:D:795:LYS:HG3	2.22	0.53
1:E:181:ILE:HD12	1:E:238:GLN:OE1	2.09	0.53
1:E:615:ILE:CD1	1:E:645:TRP:HH2	2.21	0.53
1:F:549:LEU:HG	1:F:550:SER:O	2.08	0.53
2:R:52:ILE:HG23	2:R:53:ASN:N	2.23	0.53
2:S:52:ILE:HG23	2:S:53:ASN:N	2.22	0.53
2:T:64:ASP:OD2	2:T:67:GLU:HG3	2.08	0.53
1:C:76:LEU:O	1:C:79:ILE:N	2.41	0.53
1:C:90:PRO:O	1:C:92:ASP:N	2.41	0.53
1:C:142:VAL:HG22	1:C:154:ILE:HD12	1.90	0.53
1:E:85:LEU:O	1:E:88:LYS:HB3	2.08	0.53
1:E:197:LYS:HE2	1:E:263:ASP:HB3	1.90	0.53
1:E:678:VAL:HG13	1:E:745:TYR:HD2	1.74	0.53
1:F:115:LYS:HG3	1:F:153:ILE:CG2	2.39	0.53
1:F:197:LYS:NZ	1:F:197:LYS:CB	2.72	0.53
1:F:495:PHE:CD1	1:F:495:PHE:C	2.81	0.53
1:F:513:TRP:CZ3	1:F:517:VAL:HG11	2.43	0.53
1:F:656:THR:O	1:F:755:ARG:NH1	2.41	0.53
1:F:709:ASN:O	1:F:717:LYS:HE3	2.08	0.53
1:F:742:ALA:HB1	1:F:744:GLU:OE1	2.08	0.53
2:Q:52:ILE:HG23	2:Q:53:ASN:N	2.23	0.53
1:A:176:GLY:C	1:A:178:SER:H	2.11	0.53
1:A:671:ARG:HD2	2:O:14:GLU:HG2	1.90	0.53
1:B:109:ILE:C	1:B:111:LEU:H	2.10	0.53
1:B:625:LEU:HD12	1:B:626:TYR:N	2.23	0.53
1:C:115:LYS:HG3	1:C:153:ILE:CG2	2.38	0.53
1:C:279:ILE:HG22	1:C:283:LEU:CD1	2.38	0.53
1:C:659:THR:H	1:C:662:GLU:HB3	1.74	0.53
1:C:742:ALA:HB1	1:C:744:GLU:OE1	2.08	0.53
1:D:99:GLU:C	1:D:101:GLY:N	2.60	0.53

Continued on next page...

Continued from previous page...

Atom-1	Atom-2	Interatomic distance (Å)	Clash overlap (Å)
1:D:176:GLY:C	1:D:178:SER:H	2.11	0.53
1:D:615:ILE:CD1	1:D:645:TRP:HH2	2.21	0.53
1:E:230:ILE:HG13	1:E:237:PHE:CE2	2.43	0.53
1:E:712:PHE:HB3	1:E:716:LYS:HG2	1.91	0.53
1:E:794:GLN:NE2	1:E:795:LYS:HG3	2.23	0.53
1:F:142:VAL:HG22	1:F:154:ILE:HD12	1.90	0.53
1:F:494:LEU:HB3	1:F:579:THR:HG22	1.88	0.53
1:A:197:LYS:NZ	1:A:197:LYS:CB	2.70	0.53
1:A:597:ASN:ND2	1:A:601:GLU:CB	2.72	0.53
1:A:777:TYR:O	1:A:778:LYS:C	2.46	0.53
1:B:142:VAL:HG22	1:B:154:ILE:HD12	1.89	0.53
1:B:583:ASN:ND2	1:B:587:PRO:HA	2.23	0.53
1:C:364:ILE:O	1:C:477:MET:HG2	2.08	0.53
1:D:115:LYS:HD3	1:D:153:ILE:HD13	1.90	0.53
1:D:405:LEU:HD12	1:D:405:LEU:N	2.23	0.53
1:D:512:GLU:O	1:D:516:VAL:HG23	2.07	0.53
1:D:513:TRP:CZ3	1:D:517:VAL:HG11	2.43	0.53
1:D:656:THR:O	1:D:755:ARG:NH1	2.40	0.53
1:D:671:ARG:HH11	1:D:671:ARG:HG3	1.74	0.53
1:D:712:PHE:HB3	1:D:716:LYS:HG2	1.90	0.53
1:E:90:PRO:HD3	1:E:249:PHE:CE2	2.43	0.53
1:E:513:TRP:CZ3	1:E:517:VAL:HG11	2.43	0.53
1:E:671:ARG:HH11	1:E:671:ARG:HG3	1.74	0.53
1:F:188:LEU:CD2	1:F:188:LEU:N	2.47	0.53
1:F:504:ILE:O	1:F:507:GLN:HB3	2.08	0.53
1:F:615:ILE:CD1	1:F:645:TRP:HH2	2.21	0.53
1:F:697:ILE:HD13	1:F:732:ILE:CD1	2.38	0.53
2:O:109:MET:HG3	2:O:116:LEU:CD1	2.37	0.53
2:P:124:MET:O	2:P:125:ILE:C	2.47	0.53
2:Q:16:PHE:CE1	2:Q:27:ILE:HD13	2.43	0.53
2:T:52:ILE:HG23	2:T:53:ASN:N	2.23	0.53
1:A:217:LYS:HZ1	1:A:233:ASN:HB3	1.73	0.53
1:A:694:VAL:HG22	2:O:18:LEU:HD21	1.90	0.53
1:B:699:GLY:O	1:B:703:ASP:OD2	2.25	0.53
1:C:325:TYR:CE1	1:C:598:PRO:HD3	2.43	0.53
1:C:327:LEU:HD12	1:C:327:LEU:N	2.22	0.53
1:C:504:ILE:O	1:C:507:GLN:HB3	2.09	0.53
1:C:730:ASN:O	1:C:732:ILE:N	2.42	0.53
1:D:175:LYS:O	1:D:178:SER:N	2.42	0.53
1:D:357:TRP:CH2	1:D:439:ASN:ND2	2.77	0.53
1:D:715:GLU:HA	1:D:718:ARG:HH12	1.71	0.53

Continued on next page...

Continued from previous page...

Atom-1	Atom-2	Interatomic distance (Å)	Clash overlap (Å)
1:E:625:LEU:HD12	1:E:626:TYR:N	2.23	0.53
1:E:777:TYR:O	1:E:778:LYS:C	2.47	0.53
1:F:297:LYS:HZ3	1:F:601:GLU:HB3	1.74	0.53
2:O:16:PHE:CE1	2:O:27:ILE:HD13	2.43	0.53
2:O:64:ASP:OD2	2:O:67:GLU:HG3	2.09	0.53
2:S:16:PHE:CE1	2:S:27:ILE:HG12	2.43	0.53
2:T:138:TYR:CE1	2:T:142:VAL:HG22	2.43	0.53
1:A:142:VAL:HA	1:A:154:ILE:HD13	1.90	0.53
1:A:282:SER:HA	1:A:285:LYS:CD	2.38	0.53
1:B:176:GLY:C	1:B:178:SER:H	2.10	0.53
1:B:387:ASN:HB3	1:B:477:MET:SD	2.49	0.53
1:B:671:ARG:HG3	1:B:671:ARG:HH11	1.74	0.53
1:C:387:ASN:HB3	1:C:477:MET:SD	2.49	0.53
1:C:501:LEU:HD23	2:Q:112:LEU:HD21	1.91	0.53
1:C:709:ASN:O	1:C:717:LYS:HE3	2.09	0.53
1:D:109:ILE:C	1:D:111:LEU:H	2.10	0.53
1:D:297:LYS:HE3	1:D:601:GLU:OE1	2.09	0.53
1:D:792:VAL:HG12	1:D:796:ILE:HD11	1.89	0.53
1:E:279:ILE:HG22	1:E:283:LEU:CD1	2.38	0.53
1:E:504:ILE:O	1:E:507:GLN:HB3	2.08	0.53
1:E:699:GLY:O	1:E:703:ASP:OD2	2.26	0.53
1:F:88:LYS:HZ3	1:F:172:GLU:CD	2.12	0.53
1:F:357:TRP:CH2	1:F:439:ASN:ND2	2.77	0.53
1:F:405:LEU:HD12	1:F:405:LEU:N	2.24	0.53
2:R:6:GLU:HG3	2:R:7:GLU:H	1.72	0.53
1:A:478:ALA:CB	1:A:486:LYS:O	2.56	0.53
1:A:671:ARG:HH11	1:A:671:ARG:HG3	1.74	0.53
1:A:792:VAL:HG12	1:A:796:ILE:HD11	1.90	0.53
1:B:297:LYS:HE3	1:B:601:GLU:OE1	2.09	0.53
1:B:413:LEU:HB2	1:B:419:ILE:CD1	2.39	0.53
1:B:501:LEU:HD23	2:P:112:LEU:HD21	1.91	0.53
1:B:742:ALA:HB1	1:B:744:GLU:OE1	2.08	0.53
1:C:368:GLN:C	1:C:370:LEU:H	2.11	0.53
1:C:512:GLU:O	1:C:516:VAL:HG23	2.08	0.53
1:D:597:ASN:ND2	1:D:601:GLU:CB	2.72	0.53
1:E:666:ASN:O	1:E:670:ILE:HG13	2.08	0.53
1:E:792:VAL:HG12	1:E:796:ILE:HD11	1.91	0.53
1:F:777:TYR:O	1:F:778:LYS:C	2.47	0.53
2:O:16:PHE:CE1	2:O:27:ILE:HG12	2.44	0.53
2:O:52:ILE:HG23	2:O:53:ASN:N	2.23	0.53
2:Q:16:PHE:HE1	2:Q:27:ILE:HG12	1.74	0.53

Continued on next page...

Continued from previous page...

Atom-1	Atom-2	Interatomic distance (Å)	Clash overlap (Å)
1:A:357:TRP:CH2	1:A:439:ASN:ND2	2.77	0.53
1:A:712:PHE:HB3	1:A:716:LYS:HG2	1.91	0.53
1:A:742:ALA:HB1	1:A:744:GLU:OE1	2.07	0.53
1:C:413:LEU:HB2	1:C:419:ILE:CD1	2.39	0.53
1:C:567:THR:CG2	1:C:568:GLY:H	2.22	0.53
1:D:85:LEU:O	1:D:88:LYS:HB3	2.09	0.53
1:D:625:LEU:HD12	1:D:626:TYR:N	2.24	0.53
1:E:254:ARG:HD2	1:E:254:ARG:N	2.22	0.53
1:E:413:LEU:HB2	1:E:419:ILE:CD1	2.39	0.53
1:E:549:LEU:HG	1:E:550:SER:O	2.08	0.53
1:F:387:ASN:HB3	1:F:477:MET:SD	2.48	0.53
1:F:443:GLU:O	1:F:455:TYR:HA	2.09	0.53
2:P:16:PHE:CE1	2:P:27:ILE:HG12	2.44	0.53
2:P:137:ASN:OD1	2:P:139:GLU:HB2	2.09	0.53
2:R:138:TYR:CE1	2:R:142:VAL:HG22	2.44	0.53
2:T:97:ASN:ND2	2:T:97:ASN:H	2.07	0.53
1:A:99:GLU:C	1:A:101:GLY:N	2.61	0.53
1:A:699:GLY:O	1:A:703:ASP:OD2	2.27	0.53
1:B:424:LYS:HB3	1:B:424:LYS:HZ2	1.74	0.53
1:B:667:LEU:HB3	2:P:14:GLU:OE2	2.08	0.53
1:B:671:ARG:HH12	1:B:677:GLY:HA3	1.73	0.53
1:B:764:LEU:C	1:B:766:HIS:H	2.11	0.53
1:D:173:ILE:HD12	1:D:243:LEU:HG	1.91	0.53
1:D:218:LEU:HD21	1:D:225:ILE:CD1	2.39	0.53
1:E:201:ASP:O	1:E:210:PHE:CE2	2.61	0.53
1:F:165:GLN:O	1:F:167:LYS:N	2.40	0.53
1:F:326:ILE:C	1:F:327:LEU:HD12	2.30	0.53
1:F:364:ILE:O	1:F:477:MET:HG2	2.09	0.53
2:Q:16:PHE:CE1	2:Q:27:ILE:HG12	2.44	0.53
2:Q:16:PHE:HA	2:Q:35:VAL:HG11	1.91	0.53
2:Q:18:LEU:HD13	2:Q:19:PHE:CE1	2.44	0.53
2:R:36:MET:HE3	2:R:43:PRO:HG3	1.90	0.53
1:A:115:LYS:HG3	1:A:153:ILE:CG2	2.39	0.53
1:B:118:GLN:OE1	1:B:118:GLN:HA	2.09	0.53
1:B:181:ILE:HD12	1:B:238:GLN:OE1	2.09	0.53
1:B:217:LYS:HZ1	1:B:233:ASN:HB3	1.73	0.53
1:B:549:LEU:HG	1:B:550:SER:O	2.09	0.53
1:B:656:THR:O	1:B:755:ARG:NH1	2.41	0.53
1:C:90:PRO:HG2	1:C:93:VAL:CB	2.39	0.53
1:C:197:LYS:NZ	1:C:197:LYS:CB	2.72	0.53
1:C:435:LEU:H	1:C:445:ARG:HA	1.74	0.53

Continued on next page...

Continued from previous page...

Atom-1	Atom-2	Interatomic distance (Å)	Clash overlap (Å)
1:D:216:GLU:HG3	1:D:217:LYS:H	1.73	0.53
1:D:368:GLN:C	1:D:370:LEU:H	2.11	0.53
1:E:132:GLY:O	1:E:133:GLU:HB2	2.07	0.53
1:E:305:SER:C	1:E:307:LEU:H	2.12	0.53
1:E:540:ARG:HD3	1:E:627:TYR:CZ	2.44	0.53
1:F:93:VAL:HG23	1:F:179:LEU:HD13	1.90	0.53
1:F:230:ILE:HG13	1:F:237:PHE:CE2	2.43	0.53
2:T:10:ALA:O	2:T:14:GLU:HB2	2.08	0.53
1:A:173:ILE:HD12	1:A:243:LEU:HG	1.91	0.52
1:A:625:LEU:HD12	1:A:626:TYR:N	2.24	0.52
1:B:115:LYS:HD3	1:B:153:ILE:HD13	1.91	0.52
1:C:359:PRO:HG2	1:C:444:PHE:CD2	2.44	0.52
1:C:597:ASN:ND2	1:C:601:GLU:CB	2.72	0.52
1:C:671:ARG:HH11	1:C:671:ARG:HG3	1.73	0.52
1:C:777:TYR:O	1:C:778:LYS:C	2.48	0.52
1:D:364:ILE:O	1:D:477:MET:HG2	2.09	0.52
1:D:387:ASN:HB3	1:D:477:MET:SD	2.49	0.52
1:D:609:GLU:O	1:D:612:GLY:N	2.43	0.52
1:E:173:ILE:HD12	1:E:243:LEU:HG	1.91	0.52
1:E:659:THR:H	1:E:662:GLU:HB3	1.73	0.52
1:F:115:LYS:HB2	1:F:118:GLN:HG2	1.88	0.52
2:O:16:PHE:HE1	2:O:27:ILE:HG12	1.74	0.52
2:P:16:PHE:HA	2:P:35:VAL:HG11	1.91	0.52
2:Q:48:LEU:O	2:Q:51:MET:HE2	2.09	0.52
2:T:48:LEU:HA	2:T:51:MET:HE1	1.90	0.52
1:A:639:ASN:H	1:A:639:ASN:HD22	1.54	0.52
1:B:197:LYS:NZ	1:B:197:LYS:CB	2.72	0.52
1:B:368:GLN:C	1:B:370:LEU:H	2.11	0.52
1:C:197:LYS:HE2	1:C:263:ASP:HB3	1.92	0.52
1:C:302:LEU:HB2	1:C:602:PHE:CD1	2.37	0.52
1:C:555:GLN:HG3	1:C:556:MET:N	2.24	0.52
1:D:105:TYR:O	1:D:154:ILE:N	2.34	0.52
1:D:549:LEU:HG	1:D:550:SER:O	2.08	0.52
1:E:142:VAL:HG22	1:E:154:ILE:HD12	1.90	0.52
1:E:142:VAL:HA	1:E:154:ILE:HD13	1.90	0.52
1:E:408:LEU:HD12	1:E:408:LEU:N	2.01	0.52
1:F:609:GLU:O	1:F:612:GLY:N	2.42	0.52
1:F:671:ARG:HH11	1:F:671:ARG:HG3	1.74	0.52
2:S:138:TYR:CE1	2:S:142:VAL:HG22	2.44	0.52
1:A:494:LEU:HB3	1:A:579:THR:HG22	1.90	0.52
1:A:555:GLN:HG3	1:A:556:MET:N	2.24	0.52

Continued on next page...

Continued from previous page...

Atom-1	Atom-2	Interatomic distance (Å)	Clash overlap (Å)
1:C:218:LEU:HD21	1:C:225:ILE:CD1	2.40	0.52
1:C:297:LYS:HE3	1:C:601:GLU:OE1	2.10	0.52
1:D:142:VAL:HA	1:D:154:ILE:HD13	1.91	0.52
1:D:671:ARG:HD2	2:R:14:GLU:HG2	1.91	0.52
1:F:279:ILE:HG22	1:F:283:LEU:CD1	2.39	0.52
1:F:413:LEU:HB2	1:F:419:ILE:CD1	2.40	0.52
2:Q:106:ARG:HB2	2:Q:121:VAL:HG21	1.91	0.52
2:R:16:PHE:CE1	2:R:27:ILE:HD13	2.44	0.52
2:R:114:GLU:OE2	2:R:114:GLU:HA	2.09	0.52
2:S:16:PHE:HA	2:S:35:VAL:HG11	1.91	0.52
2:S:64:ASP:OD2	2:S:67:GLU:HG3	2.09	0.52
1:A:142:VAL:HG22	1:A:154:ILE:HD12	1.90	0.52
1:A:254:ARG:HD2	1:A:254:ARG:N	2.24	0.52
1:A:504:ILE:O	1:A:507:GLN:HB3	2.10	0.52
1:B:85:LEU:O	1:B:88:LYS:HB3	2.10	0.52
1:B:93:VAL:HG23	1:B:179:LEU:HD13	1.90	0.52
1:C:99:GLU:C	1:C:101:GLY:N	2.61	0.52
1:C:561:ASN:HA	1:C:564:VAL:HG22	1.92	0.52
1:D:305:SER:C	1:D:307:LEU:H	2.12	0.52
1:E:197:LYS:NZ	1:E:197:LYS:CB	2.72	0.52
1:E:478:ALA:CB	1:E:486:LYS:O	2.57	0.52
1:E:583:ASN:ND2	1:E:587:PRO:HA	2.24	0.52
1:F:76:LEU:O	1:F:80:GLN:N	2.41	0.52
1:F:85:LEU:O	1:F:88:LYS:HB3	2.10	0.52
1:F:148:GLU:HG3	1:F:149:THR:HG22	1.91	0.52
2:P:120:GLU:HA	2:P:123:GLN:HB2	1.91	0.52
2:Q:64:ASP:OD2	2:Q:67:GLU:HG3	2.09	0.52
2:S:41:GLN:O	2:S:42:ASN:HB3	2.10	0.52
2:T:48:LEU:O	2:T:51:MET:HE2	2.10	0.52
1:A:118:GLN:OE1	1:A:118:GLN:HA	2.09	0.52
1:A:656:THR:O	1:A:755:ARG:NH1	2.41	0.52
1:B:205:SER:C	1:B:207:ASP:H	2.13	0.52
1:D:205:SER:C	1:D:207:ASP:H	2.12	0.52
1:D:279:ILE:HG22	1:D:283:LEU:CD1	2.40	0.52
1:D:567:THR:CG2	1:D:568:GLY:H	2.22	0.52
1:F:90:PRO:HG2	1:F:93:VAL:CB	2.40	0.52
1:F:140:ARG:HA	1:F:140:ARG:HE	1.75	0.52
1:F:205:SER:C	1:F:207:ASP:H	2.12	0.52
1:F:297:LYS:HE3	1:F:601:GLU:OE1	2.10	0.52
1:F:678:VAL:HG13	1:F:745:TYR:HD2	1.73	0.52
2:R:9:ILE:CD1	2:R:69:LEU:HD11	2.39	0.52

Continued on next page...

Continued from previous page...

Atom-1	Atom-2	Interatomic distance (Å)	Clash overlap (Å)
2:R:41:GLN:O	2:R:42:ASN:HB3	2.10	0.52
2:S:12:PHE:CE1	2:S:72:MET:CE	2.93	0.52
2:S:137:ASN:OD1	2:S:139:GLU:HB2	2.09	0.52
1:A:202:ASP:HB2	1:A:208:LEU:CD2	2.39	0.52
1:A:659:THR:H	1:A:662:GLU:HB3	1.73	0.52
1:B:297:LYS:HZ3	1:B:601:GLU:HB3	1.74	0.52
1:C:667:LEU:O	1:C:668:SER:C	2.48	0.52
1:C:678:VAL:HG13	1:C:745:TYR:HD2	1.75	0.52
1:E:90:PRO:HG2	1:E:93:VAL:CB	2.38	0.52
1:E:161:ILE:CG2	1:E:168:GLU:HB2	2.40	0.52
1:E:357:TRP:CH2	1:E:439:ASN:ND2	2.77	0.52
1:E:435:LEU:H	1:E:445:ARG:HA	1.74	0.52
1:E:633:ASN:O	1:E:642:TYR:HE1	1.92	0.52
1:E:697:ILE:HD13	1:E:732:ILE:CD1	2.38	0.52
1:F:218:LEU:HD21	1:F:225:ILE:CD1	2.40	0.52
1:F:305:SER:C	1:F:307:LEU:H	2.13	0.52
2:O:138:TYR:CE1	2:O:142:VAL:HG22	2.44	0.52
2:P:48:LEU:HA	2:P:51:MET:HE1	1.91	0.52
2:Q:48:LEU:HA	2:Q:51:MET:HE1	1.91	0.52
2:R:16:PHE:HA	2:R:35:VAL:HG11	1.92	0.52
2:T:94:LYS:HE3	2:T:107:HIS:CD2	2.45	0.52
1:A:93:VAL:HG23	1:A:179:LEU:HD13	1.89	0.52
1:A:140:ARG:HA	1:A:140:ARG:HE	1.75	0.52
1:A:205:SER:C	1:A:207:ASP:H	2.13	0.52
1:A:501:LEU:HD23	2:O:112:LEU:HD21	1.92	0.52
1:B:142:VAL:HA	1:B:154:ILE:HD13	1.91	0.52
1:C:443:GLU:O	1:C:455:TYR:HA	2.09	0.52
1:C:609:GLU:O	1:C:612:GLY:N	2.43	0.52
1:C:792:VAL:HG12	1:C:796:ILE:HD11	1.90	0.52
1:D:115:LYS:HG3	1:D:153:ILE:CG2	2.39	0.52
1:D:443:GLU:O	1:D:455:TYR:HA	2.10	0.52
1:D:504:ILE:O	1:D:507:GLN:HB3	2.09	0.52
1:D:555:GLN:HG3	1:D:556:MET:N	2.25	0.52
1:E:205:SER:C	1:E:207:ASP:H	2.13	0.52
1:F:90:PRO:HD3	1:F:249:PHE:CE2	2.44	0.52
1:F:118:GLN:OE1	1:F:118:GLN:HA	2.10	0.52
1:F:555:GLN:HG3	1:F:556:MET:N	2.24	0.52
2:Q:41:GLN:O	2:Q:42:ASN:HB3	2.09	0.52
2:R:64:ASP:OD2	2:R:67:GLU:HG3	2.10	0.52
2:T:41:GLN:O	2:T:42:ASN:HB3	2.09	0.52
1:A:368:GLN:C	1:A:370:LEU:H	2.11	0.52

Continued on next page...

Continued from previous page...

Atom-1	Atom-2	Interatomic distance (Å)	Clash overlap (Å)
1:B:173:ILE:HD12	1:B:243:LEU:HG	1.92	0.52
1:B:175:LYS:O	1:B:178:SER:N	2.42	0.52
1:B:254:ARG:HD2	1:B:254:ARG:N	2.23	0.52
1:B:435:LEU:H	1:B:445:ARG:HA	1.75	0.52
1:B:504:ILE:O	1:B:507:GLN:HB3	2.10	0.52
1:C:76:LEU:O	1:C:80:GLN:N	2.42	0.52
1:C:357:TRP:CH2	1:C:439:ASN:ND2	2.78	0.52
1:E:118:GLN:OE1	1:E:118:GLN:HA	2.10	0.52
1:E:495:PHE:C	1:E:495:PHE:CD1	2.82	0.52
1:E:609:GLU:O	1:E:612:GLY:N	2.43	0.52
1:E:666:ASN:HB2	1:E:748:TYR:OH	2.10	0.52
1:F:197:LYS:HE2	1:F:263:ASP:HB3	1.92	0.52
1:F:501:LEU:HD23	2:T:112:LEU:HD21	1.91	0.52
1:F:567:THR:CG2	1:F:568:GLY:H	2.22	0.52
2:O:41:GLN:O	2:O:42:ASN:HB3	2.10	0.52
2:O:94:LYS:HE3	2:O:107:HIS:CD2	2.44	0.52
2:S:106:ARG:HB2	2:S:121:VAL:HG21	1.92	0.52
2:T:12:PHE:HE1	2:T:72:MET:HE3	1.75	0.52
1:A:148:GLU:HG3	1:A:149:THR:HG22	1.91	0.52
1:A:181:ILE:HD12	1:A:238:GLN:OE1	2.09	0.52
1:A:305:SER:C	1:A:307:LEU:H	2.13	0.52
1:A:413:LEU:HB2	1:A:419:ILE:CD1	2.39	0.52
1:B:202:ASP:HB2	1:B:208:LEU:CD2	2.40	0.52
1:B:567:THR:CG2	1:B:568:GLY:H	2.22	0.52
1:B:659:THR:H	1:B:662:GLU:HB3	1.74	0.52
1:C:202:ASP:HB2	1:C:208:LEU:CD2	2.39	0.52
1:C:495:PHE:CD1	1:C:495:PHE:C	2.83	0.52
1:C:615:ILE:CD1	1:C:645:TRP:HH2	2.23	0.52
1:D:435:LEU:H	1:D:445:ARG:HA	1.75	0.52
1:D:742:ALA:HB1	1:D:744:GLU:OE1	2.09	0.52
1:E:597:ASN:ND2	1:E:601:GLU:CB	2.73	0.52
1:E:667:LEU:HB3	2:S:14:GLU:OE2	2.09	0.52
1:E:764:LEU:C	1:E:766:HIS:H	2.13	0.52
1:F:583:ASN:ND2	1:F:587:PRO:HA	2.25	0.52
1:F:792:VAL:HG12	1:F:796:ILE:HD11	1.91	0.52
2:P:94:LYS:HE3	2:P:107:HIS:CD2	2.45	0.52
2:P:138:TYR:CE1	2:P:142:VAL:HG22	2.45	0.52
2:S:97:ASN:HD22	2:S:97:ASN:C	2.13	0.52
1:A:397:GLU:O	1:A:479:LYS:HA	2.10	0.52
1:A:730:ASN:O	1:A:732:ILE:N	2.43	0.52
1:B:148:GLU:HG3	1:B:149:THR:HG22	1.91	0.52

Continued on next page...

Continued from previous page...

Atom-1	Atom-2	Interatomic distance (Å)	Clash overlap (Å)
1:B:709:ASN:O	1:B:717:LYS:HE3	2.09	0.52
1:B:715:GLU:HA	1:B:718:ARG:HH12	1.70	0.52
1:C:142:VAL:HA	1:C:154:ILE:HD13	1.91	0.52
1:C:173:ILE:HD12	1:C:243:LEU:HG	1.92	0.52
1:C:205:SER:C	1:C:207:ASP:H	2.13	0.52
1:C:424:LYS:HZ2	1:C:424:LYS:HB3	1.74	0.52
1:D:709:ASN:O	1:D:717:LYS:HE3	2.10	0.52
1:F:175:LYS:O	1:F:178:SER:N	2.43	0.52
1:F:435:LEU:H	1:F:445:ARG:HA	1.75	0.52
1:F:561:ASN:HA	1:F:564:VAL:HG22	1.91	0.52
1:F:597:ASN:ND2	1:F:601:GLU:CB	2.73	0.52
1:F:730:ASN:O	1:F:732:ILE:N	2.42	0.52
2:O:124:MET:O	2:O:125:ILE:C	2.48	0.52
2:Q:13:LYS:HZ3	2:Q:65:PHE:HB3	1.74	0.52
2:R:97:ASN:ND2	2:R:97:ASN:H	2.08	0.52
2:S:16:PHE:CE1	2:S:27:ILE:CD1	2.93	0.52
1:A:197:LYS:HB3	1:A:197:LYS:HZ2	1.75	0.51
1:A:495:PHE:CD1	1:A:495:PHE:C	2.83	0.51
1:B:140:ARG:HA	1:B:140:ARG:HE	1.76	0.51
1:B:357:TRP:CH2	1:B:439:ASN:ND2	2.77	0.51
1:C:118:GLN:OE1	1:C:118:GLN:HA	2.10	0.51
1:C:197:LYS:HB3	1:C:197:LYS:HZ2	1.73	0.51
1:C:500:SER:HG	1:C:502:THR:HG1	1.57	0.51
1:D:561:ASN:HA	1:D:564:VAL:HG22	1.92	0.51
1:E:140:ARG:HA	1:E:140:ARG:HE	1.75	0.51
1:E:148:GLU:HG3	1:E:149:THR:HG22	1.91	0.51
1:E:175:LYS:O	1:E:178:SER:N	2.42	0.51
1:E:297:LYS:HE3	1:E:601:GLU:OE1	2.10	0.51
1:E:597:ASN:CB	1:E:598:PRO:HD2	2.37	0.51
1:E:709:ASN:O	1:E:717:LYS:HE3	2.09	0.51
1:F:517:VAL:HB	1:F:525:LYS:NZ	2.25	0.51
1:F:671:ARG:HD2	2:T:14:GLU:HG2	1.92	0.51
2:P:6:GLU:HG3	2:P:7:GLU:H	1.73	0.51
2:Q:94:LYS:HE3	2:Q:107:HIS:CD2	2.45	0.51
2:Q:117:THR:OG1	2:Q:119:GLU:HG2	2.10	0.51
2:S:124:MET:O	2:S:125:ILE:C	2.48	0.51
1:B:90:PRO:HG2	1:B:93:VAL:CB	2.40	0.51
1:B:161:ILE:CG2	1:B:168:GLU:HB2	2.40	0.51
1:D:379:ALA:O	1:D:383:GLY:N	2.43	0.51
1:D:413:LEU:HB2	1:D:419:ILE:CD1	2.40	0.51
1:E:443:GLU:O	1:E:455:TYR:HA	2.10	0.51

Continued on next page...

Continued from previous page...

Atom-1	Atom-2	Interatomic distance (Å)	Clash overlap (Å)
2:P:12:PHE:HE1	2:P:72:MET:HE3	1.74	0.51
1:A:609:GLU:O	1:A:612:GLY:N	2.44	0.51
1:B:77:ASP:O	1:B:81:GLN:CB	2.56	0.51
1:B:561:ASN:HA	1:B:564:VAL:HG22	1.91	0.51
1:B:615:ILE:CD1	1:B:645:TRP:HH2	2.22	0.51
1:C:148:GLU:HG3	1:C:149:THR:HG22	1.91	0.51
1:E:214:PHE:CD1	1:E:218:LEU:HD23	2.44	0.51
1:F:581:GLN:HE22	1:F:629:ASN:H	1.53	0.51
2:S:114:GLU:HA	2:S:114:GLU:OE2	2.10	0.51
1:A:90:PRO:HG2	1:A:93:VAL:CB	2.40	0.51
1:A:297:LYS:HE3	1:A:601:GLU:OE1	2.10	0.51
1:B:597:ASN:ND2	1:B:601:GLU:CB	2.74	0.51
1:B:777:TYR:O	1:B:778:LYS:C	2.47	0.51
1:C:372:LYS:HG3	1:C:373:LYS:HG2	1.93	0.51
1:D:89:ILE:HG22	1:D:93:VAL:CG1	2.30	0.51
1:D:148:GLU:HG3	1:D:149:THR:HG22	1.91	0.51
1:F:173:ILE:HD12	1:F:243:LEU:HG	1.92	0.51
1:F:201:ASP:O	1:F:210:PHE:CE2	2.62	0.51
2:P:16:PHE:CE1	2:P:27:ILE:CD1	2.94	0.51
2:Q:12:PHE:CE1	2:Q:72:MET:CE	2.94	0.51
2:R:12:PHE:HE1	2:R:72:MET:HE3	1.75	0.51
2:R:18:LEU:HD13	2:R:19:PHE:CE1	2.45	0.51
2:R:124:MET:O	2:R:125:ILE:C	2.47	0.51
1:A:561:ASN:HA	1:A:564:VAL:HG22	1.92	0.51
1:A:678:VAL:HG13	1:A:745:TYR:HD2	1.73	0.51
1:B:305:SER:C	1:B:307:LEU:H	2.13	0.51
1:B:694:VAL:HG22	2:P:18:LEU:HD21	1.90	0.51
1:C:238:GLN:O	1:C:240:ALA:N	2.44	0.51
1:C:305:SER:C	1:C:307:LEU:H	2.13	0.51
1:C:666:ASN:HB2	1:C:748:TYR:OH	2.11	0.51
1:C:671:ARG:HD2	2:Q:14:GLU:HG2	1.91	0.51
1:D:495:PHE:CD1	1:D:495:PHE:C	2.84	0.51
1:E:93:VAL:HG23	1:E:179:LEU:HD13	1.92	0.51
1:F:134:LYS:C	1:F:136:PRO:HD3	2.31	0.51
1:F:202:ASP:HB2	1:F:208:LEU:CD2	2.40	0.51
1:F:667:LEU:O	1:F:668:SER:C	2.48	0.51
2:P:133:ASP:OD2	2:P:135:GLN:HG3	2.10	0.51
2:R:97:ASN:C	2:R:97:ASN:HD22	2.12	0.51
2:T:9:ILE:CD1	2:T:69:LEU:HD11	2.39	0.51
1:A:77:ASP:O	1:A:81:GLN:CB	2.58	0.51
1:A:567:THR:CG2	1:A:568:GLY:H	2.23	0.51

Continued on next page...

Continued from previous page...

Atom-1	Atom-2	Interatomic distance (Å)	Clash overlap (Å)
1:B:397:GLU:O	1:B:479:LYS:HA	2.10	0.51
1:D:142:VAL:HG22	1:D:154:ILE:HD12	1.92	0.51
1:D:397:GLU:O	1:D:479:LYS:HA	2.10	0.51
1:D:517:VAL:HB	1:D:525:LYS:NZ	2.25	0.51
1:E:424:LYS:HZ2	1:E:424:LYS:HB3	1.75	0.51
1:E:730:ASN:O	1:E:732:ILE:N	2.44	0.51
2:P:12:PHE:CE1	2:P:72:MET:CE	2.93	0.51
2:Q:120:GLU:HA	2:Q:123:GLN:HB2	1.93	0.51
2:Q:138:TYR:CE1	2:Q:142:VAL:HG22	2.45	0.51
2:S:13:LYS:HA	2:S:16:PHE:HB3	1.93	0.51
1:B:635:ILE:H	1:B:635:ILE:HD12	1.75	0.51
1:C:214:PHE:CD1	1:C:218:LEU:HD23	2.46	0.51
1:C:217:LYS:HZ1	1:C:233:ASN:CB	2.24	0.51
1:C:478:ALA:CB	1:C:486:LYS:O	2.57	0.51
1:D:140:ARG:HA	1:D:140:ARG:HE	1.75	0.51
1:E:77:ASP:O	1:E:81:GLN:CB	2.56	0.51
1:E:202:ASP:HB2	1:E:208:LEU:CD2	2.41	0.51
1:E:579:THR:C	1:E:581:GLN:H	2.14	0.51
2:O:117:THR:OG1	2:O:119:GLU:HG2	2.11	0.51
2:P:97:ASN:ND2	2:P:97:ASN:H	2.08	0.51
2:R:12:PHE:CE1	2:R:72:MET:CE	2.94	0.51
2:R:133:ASP:OD2	2:R:135:GLN:HG3	2.11	0.51
2:S:48:LEU:O	2:S:51:MET:HE2	2.11	0.51
2:T:18:LEU:HD13	2:T:19:PHE:CE1	2.46	0.51
1:A:218:LEU:HD21	1:A:225:ILE:CD1	2.40	0.51
1:A:297:LYS:HZ3	1:A:601:GLU:HB3	1.75	0.51
1:A:435:LEU:H	1:A:445:ARG:HA	1.75	0.51
1:A:648:PRO:O	1:A:651:LYS:N	2.44	0.51
1:B:495:PHE:C	1:B:495:PHE:CD1	2.84	0.51
1:B:628:PHE:CE2	2:P:90:ARG:CZ	2.94	0.51
1:D:197:LYS:NZ	1:D:197:LYS:CB	2.72	0.51
1:D:609:GLU:O	1:D:613:ARG:N	2.33	0.51
1:D:777:TYR:O	1:D:778:LYS:C	2.47	0.51
1:F:142:VAL:HA	1:F:154:ILE:HD13	1.92	0.51
1:F:540:ARG:HD3	1:F:627:TYR:CZ	2.46	0.51
2:O:48:LEU:O	2:O:51:MET:HE2	2.10	0.51
2:P:9:ILE:CD1	2:P:69:LEU:HD11	2.39	0.51
2:P:48:LEU:O	2:P:51:MET:HE2	2.10	0.51
2:P:64:ASP:OD2	2:P:67:GLU:HG3	2.11	0.51
1:A:372:LYS:HG3	1:A:373:LYS:HG2	1.93	0.51
1:A:583:ASN:ND2	1:A:587:PRO:HA	2.26	0.51

Continued on next page...

Continued from previous page...

Atom-1	Atom-2	Interatomic distance (Å)	Clash overlap (Å)
1:A:667:LEU:O	1:A:668:SER:C	2.50	0.51
1:A:709:ASN:O	1:A:717:LYS:HE3	2.11	0.51
1:C:397:GLU:O	1:C:479:LYS:HA	2.10	0.51
1:C:632:TYR:O	1:C:633:ASN:HB2	2.11	0.51
1:D:202:ASP:HB2	1:D:208:LEU:CD2	2.40	0.51
1:D:478:ALA:CB	1:D:486:LYS:O	2.57	0.51
1:D:501:LEU:HD23	2:R:112:LEU:HD21	1.92	0.51
1:D:583:ASN:ND2	1:D:587:PRO:HA	2.26	0.51
1:E:199:LEU:O	1:E:201:ASP:N	2.33	0.51
1:E:635:ILE:HD12	1:E:635:ILE:H	1.76	0.51
1:F:397:GLU:O	1:F:479:LYS:HA	2.11	0.51
2:O:12:PHE:CE1	2:O:72:MET:CE	2.94	0.51
2:O:114:GLU:OE2	2:O:114:GLU:HA	2.11	0.51
2:P:18:LEU:HB3	2:P:19:PHE:CD1	2.46	0.51
2:Q:17:SER:O	2:Q:20:ASP:N	2.40	0.51
2:S:94:LYS:HE3	2:S:107:HIS:CD2	2.46	0.51
2:S:120:GLU:HA	2:S:123:GLN:HB2	1.92	0.51
2:T:13:LYS:O	2:T:15:ALA:N	2.44	0.51
2:T:106:ARG:HB2	2:T:121:VAL:HG21	1.93	0.51
1:A:581:GLN:HE22	1:A:629:ASN:H	1.53	0.51
1:C:282:SER:HA	1:C:285:LYS:CD	2.39	0.51
1:C:525:LYS:O	1:C:529:VAL:HG23	2.11	0.51
1:E:115:LYS:HB2	1:E:118:GLN:HG2	1.87	0.51
1:E:142:VAL:HG22	1:E:154:ILE:CG2	2.41	0.51
1:F:500:SER:HG	1:F:502:THR:HG1	1.59	0.51
1:F:515:LYS:NZ	1:F:515:LYS:HB3	2.26	0.51
2:O:16:PHE:HA	2:O:35:VAL:HG11	1.93	0.51
2:O:58:ASP:C	2:O:60:ASN:N	2.64	0.51
2:R:106:ARG:HB2	2:R:121:VAL:HG21	1.93	0.51
2:R:117:THR:OG1	2:R:119:GLU:HG2	2.11	0.51
2:R:120:GLU:HA	2:R:123:GLN:HB2	1.93	0.51
2:S:18:LEU:HB3	2:S:19:PHE:CD1	2.46	0.51
2:T:12:PHE:CE1	2:T:72:MET:CE	2.93	0.51
1:A:85:LEU:O	1:A:88:LYS:HB3	2.11	0.50
1:A:130:SER:HB2	1:A:170:TYR:HE2	1.76	0.50
1:A:134:LYS:C	1:A:136:PRO:HD3	2.31	0.50
1:A:379:ALA:O	1:A:383:GLY:N	2.43	0.50
1:A:764:LEU:C	1:A:766:HIS:H	2.13	0.50
1:B:225:ILE:HG12	1:B:229:PHE:CE2	2.46	0.50
1:B:372:LYS:HG3	1:B:373:LYS:HG2	1.93	0.50
1:B:443:GLU:O	1:B:455:TYR:HA	2.11	0.50

Continued on next page...

Continued from previous page...

Atom-1	Atom-2	Interatomic distance (Å)	Clash overlap (Å)
1:B:525:LYS:O	1:B:529:VAL:HG23	2.11	0.50
1:B:555:GLN:HG3	1:B:556:MET:N	2.25	0.50
1:C:326:ILE:C	1:C:327:LEU:HD12	2.30	0.50
1:D:170:TYR:O	1:D:174:GLY:N	2.44	0.50
1:D:372:LYS:HG3	1:D:373:LYS:HG2	1.94	0.50
1:F:112:VAL:O	1:F:114:HIS:N	2.38	0.50
1:F:282:SER:HA	1:F:285:LYS:CD	2.37	0.50
1:F:372:LYS:HG3	1:F:373:LYS:HG2	1.93	0.50
1:F:709:ASN:HB2	2:T:130:ILE:HG23	1.93	0.50
2:O:106:ARG:HB2	2:O:121:VAL:HG21	1.92	0.50
2:P:41:GLN:O	2:P:42:ASN:HB3	2.10	0.50
2:T:16:PHE:CE1	2:T:27:ILE:CD1	2.94	0.50
2:T:114:GLU:HA	2:T:114:GLU:OE2	2.10	0.50
1:A:161:ILE:CG2	1:A:168:GLU:HB2	2.41	0.50
1:B:327:LEU:N	1:B:327:LEU:HD12	2.25	0.50
1:B:515:LYS:NZ	1:B:515:LYS:HB3	2.26	0.50
1:B:609:GLU:O	1:B:612:GLY:N	2.44	0.50
1:C:170:TYR:O	1:C:174:GLY:N	2.45	0.50
1:D:666:ASN:HB2	1:D:748:TYR:OH	2.11	0.50
1:E:238:GLN:O	1:E:240:ALA:N	2.43	0.50
1:E:397:GLU:O	1:E:479:LYS:HA	2.10	0.50
1:E:515:LYS:NZ	1:E:515:LYS:HB3	2.26	0.50
1:F:156:ILE:N	1:F:156:ILE:HD12	2.26	0.50
1:F:302:LEU:HB2	1:F:602:PHE:CD1	2.37	0.50
1:A:443:GLU:O	1:A:455:TYR:HA	2.11	0.50
1:A:579:THR:C	1:A:581:GLN:H	2.14	0.50
1:B:105:TYR:HB2	1:B:153:ILE:HA	1.94	0.50
1:B:730:ASN:O	1:B:732:ILE:N	2.45	0.50
1:C:216:GLU:HG3	1:C:217:LYS:N	2.27	0.50
1:C:310:GLU:O	1:C:314:ALA:HB2	2.12	0.50
1:C:633:ASN:O	1:C:642:TYR:HE1	1.93	0.50
1:D:134:LYS:C	1:D:136:PRO:HD3	2.32	0.50
1:E:216:GLU:HG3	1:E:217:LYS:N	2.27	0.50
1:E:709:ASN:HB2	2:S:130:ILE:HG23	1.93	0.50
1:F:648:PRO:O	1:F:651:LYS:N	2.45	0.50
2:P:117:THR:OG1	2:P:119:GLU:HG2	2.12	0.50
2:Q:12:PHE:HE1	2:Q:72:MET:HE3	1.77	0.50
2:Q:124:MET:O	2:Q:125:ILE:C	2.47	0.50
2:S:66:PRO:O	2:S:68:PHE:N	2.45	0.50
2:T:6:GLU:HG3	2:T:7:GLU:H	1.72	0.50
1:A:105:TYR:HB2	1:A:153:ILE:HA	1.94	0.50

Continued on next page...

Continued from previous page...

Atom-1	Atom-2	Interatomic distance (Å)	Clash overlap (Å)
1:A:318:ILE:CG2	1:A:322:LEU:HD12	2.42	0.50
1:B:216:GLU:HG3	1:B:217:LYS:N	2.27	0.50
1:B:318:ILE:CG2	1:B:322:LEU:HD12	2.41	0.50
1:B:667:LEU:O	1:B:668:SER:C	2.49	0.50
1:C:85:LEU:O	1:C:88:LYS:HB3	2.11	0.50
1:C:583:ASN:ND2	1:C:587:PRO:HA	2.27	0.50
1:D:667:LEU:O	1:D:668:SER:C	2.50	0.50
1:D:678:VAL:HG13	1:D:745:TYR:HD2	1.75	0.50
1:E:225:ILE:HG12	1:E:229:PHE:CE2	2.46	0.50
1:E:517:VAL:HB	1:E:525:LYS:NZ	2.25	0.50
1:E:667:LEU:O	1:E:668:SER:C	2.50	0.50
1:F:214:PHE:CD1	1:F:218:LEU:HD23	2.46	0.50
1:F:579:THR:C	1:F:581:GLN:H	2.15	0.50
1:F:699:GLY:O	1:F:703:ASP:OD2	2.30	0.50
2:O:6:GLU:O	2:O:9:ILE:N	2.41	0.50
2:O:18:LEU:HD13	2:O:19:PHE:CE1	2.46	0.50
2:O:120:GLU:HA	2:O:123:GLN:HB2	1.92	0.50
2:P:48:LEU:HA	2:P:51:MET:CE	2.42	0.50
2:Q:133:ASP:OD2	2:Q:135:GLN:HG3	2.12	0.50
2:T:97:ASN:C	2:T:97:ASN:HD22	2.15	0.50
1:A:156:ILE:N	1:A:156:ILE:HD12	2.27	0.50
1:A:201:ASP:O	1:A:210:PHE:HE2	1.94	0.50
1:B:666:ASN:HB2	1:B:748:TYR:OH	2.11	0.50
1:C:88:LYS:HZ3	1:C:172:GLU:CD	2.15	0.50
1:C:140:ARG:HA	1:C:140:ARG:HE	1.76	0.50
1:D:97:TYR:HD2	1:D:102:GLY:HA3	1.77	0.50
1:D:238:GLN:O	1:D:240:ALA:N	2.44	0.50
1:E:90:PRO:HG2	1:E:93:VAL:CG1	2.41	0.50
1:E:372:LYS:HG3	1:E:373:LYS:HG2	1.93	0.50
1:E:501:LEU:HD23	2:S:112:LEU:HD21	1.93	0.50
1:E:555:GLN:HG3	1:E:556:MET:N	2.25	0.50
1:E:694:VAL:HG22	2:S:18:LEU:HD21	1.91	0.50
1:F:509:PRO:HD2	1:F:536:TYR:CE2	2.47	0.50
1:F:666:ASN:HB2	1:F:748:TYR:OH	2.10	0.50
2:O:16:PHE:CE1	2:O:27:ILE:CD1	2.95	0.50
2:P:8:GLN:O	2:P:12:PHE:CD2	2.65	0.50
2:P:18:LEU:HD13	2:P:19:PHE:CE1	2.46	0.50
2:P:97:ASN:HD22	2:P:97:ASN:C	2.15	0.50
2:P:106:ARG:HB2	2:P:121:VAL:HG21	1.93	0.50
2:Q:114:GLU:HA	2:Q:114:GLU:OE2	2.11	0.50
2:S:9:ILE:CD1	2:S:69:LEU:HD11	2.39	0.50

Continued on next page...

Continued from previous page...

Atom-1	Atom-2	Interatomic distance (Å)	Clash overlap (Å)
2:S:27:ILE:HB	2:S:31:GLU:HB3	1.94	0.50
2:T:27:ILE:HB	2:T:31:GLU:HB3	1.94	0.50
1:A:225:ILE:HG12	1:A:229:PHE:CE2	2.46	0.50
1:A:238:GLN:O	1:A:240:ALA:N	2.45	0.50
1:A:363:TYR:O	1:A:365:PRO:HD3	2.12	0.50
1:A:540:ARG:HD3	1:A:627:TYR:CZ	2.46	0.50
1:A:555:GLN:CG	1:A:556:MET:N	2.75	0.50
1:B:142:VAL:HG22	1:B:154:ILE:CG2	2.41	0.50
1:B:363:TYR:O	1:B:365:PRO:HD3	2.12	0.50
1:C:515:LYS:NZ	1:C:515:LYS:HB3	2.26	0.50
1:C:517:VAL:HB	1:C:525:LYS:NZ	2.26	0.50
1:C:540:ARG:HD3	1:C:627:TYR:CZ	2.46	0.50
1:D:310:GLU:O	1:D:314:ALA:HB2	2.12	0.50
1:E:112:VAL:O	1:E:114:HIS:N	2.40	0.50
1:E:188:LEU:CD2	1:E:188:LEU:N	2.47	0.50
1:E:628:PHE:CD1	1:E:645:TRP:CD1	2.99	0.50
1:F:555:GLN:CG	1:F:556:MET:N	2.75	0.50
1:F:632:TYR:O	1:F:633:ASN:HB2	2.12	0.50
2:O:9:ILE:CD1	2:O:69:LEU:HD11	2.38	0.50
2:P:13:LYS:HA	2:P:16:PHE:HB3	1.94	0.50
2:P:114:GLU:HA	2:P:114:GLU:OE2	2.11	0.50
2:Q:13:LYS:HA	2:Q:16:PHE:HB3	1.94	0.50
2:R:25:GLY:HA3	2:R:65:PHE:CZ	2.47	0.50
2:R:27:ILE:HB	2:R:31:GLU:HB3	1.94	0.50
2:R:48:LEU:O	2:R:51:MET:HE2	2.11	0.50
2:S:117:THR:OG1	2:S:119:GLU:HG2	2.11	0.50
1:A:517:VAL:HB	1:A:525:LYS:NZ	2.26	0.50
1:B:90:PRO:HG2	1:B:93:VAL:CG1	2.42	0.50
1:B:238:GLN:O	1:B:240:ALA:N	2.45	0.50
1:C:201:ASP:O	1:C:210:PHE:HE2	1.95	0.50
1:C:275:GLY:HA2	1:C:278:LYS:CD	2.42	0.50
1:D:118:GLN:HA	1:D:118:GLN:OE1	2.11	0.50
1:D:730:ASN:O	1:D:732:ILE:N	2.45	0.50
1:E:327:LEU:N	1:E:327:LEU:HD12	2.26	0.50
1:E:656:THR:O	1:E:755:ARG:NH1	2.43	0.50
1:F:135:VAL:N	1:F:136:PRO:CD	2.75	0.50
1:F:628:PHE:HD1	1:F:632:TYR:HD1	1.60	0.50
2:P:49:GLN:HB3	2:P:53:ASN:HB2	1.93	0.50
2:R:49:GLN:HB3	2:R:53:ASN:HB2	1.93	0.50
2:T:48:LEU:HA	2:T:51:MET:CE	2.41	0.50
1:A:310:GLU:O	1:A:314:ALA:HB2	2.11	0.50

Continued on next page...

Continued from previous page...

Atom-1	Atom-2	Interatomic distance (Å)	Clash overlap (Å)
1:A:345:THR:HG21	1:A:491:ASP:HA	1.94	0.50
1:A:409:ARG:O	1:A:412:GLU:HB3	2.12	0.50
1:B:156:ILE:HD12	1:B:156:ILE:N	2.27	0.50
1:B:270:LYS:HA	1:B:273:LYS:CD	2.41	0.50
1:C:387:ASN:O	1:C:390:SER:HB2	2.12	0.50
1:C:416:ASN:HB3	1:C:418:ILE:HG12	1.94	0.50
1:D:327:LEU:HD12	1:D:327:LEU:N	2.26	0.50
1:D:363:TYR:O	1:D:365:PRO:HD3	2.12	0.50
1:D:509:PRO:HD2	1:D:536:TYR:CE2	2.46	0.50
1:E:115:LYS:HD3	1:E:153:ILE:HD13	1.93	0.50
1:E:218:LEU:HD21	1:E:225:ILE:CD1	2.42	0.50
1:E:379:ALA:O	1:E:383:GLY:N	2.43	0.50
1:E:648:PRO:O	1:E:651:LYS:N	2.45	0.50
1:F:238:GLN:O	1:F:240:ALA:N	2.45	0.50
1:F:525:LYS:O	1:F:529:VAL:HG23	2.11	0.50
2:O:8:GLN:O	2:O:12:PHE:CD2	2.65	0.50
2:O:13:LYS:HA	2:O:16:PHE:HB3	1.94	0.50
2:O:25:GLY:HA3	2:O:65:PHE:CZ	2.47	0.50
2:Q:27:ILE:HB	2:Q:31:GLU:HB3	1.94	0.50
2:R:13:LYS:HA	2:R:16:PHE:HB3	1.94	0.50
2:R:16:PHE:CE1	2:R:27:ILE:CD1	2.95	0.50
2:R:66:PRO:O	2:R:68:PHE:N	2.45	0.50
1:B:110:ASP:O	1:B:111:LEU:C	2.51	0.50
1:B:333:LYS:HA	1:B:336:THR:HG1	1.77	0.50
1:B:597:ASN:CB	1:B:598:PRO:HD2	2.36	0.50
1:C:579:THR:C	1:C:581:GLN:H	2.15	0.50
1:D:88:LYS:HZ3	1:D:172:GLU:CD	2.14	0.50
1:D:216:GLU:HG3	1:D:217:LYS:N	2.27	0.50
1:D:217:LYS:HZ1	1:D:233:ASN:CB	2.25	0.50
1:D:424:LYS:HZ2	1:D:424:LYS:HB3	1.77	0.50
1:D:659:THR:H	1:D:662:GLU:HB3	1.75	0.50
1:E:110:ASP:O	1:E:111:LEU:C	2.51	0.50
1:E:561:ASN:HA	1:E:564:VAL:HG22	1.92	0.50
1:F:105:TYR:HB2	1:F:153:ILE:HA	1.93	0.50
1:F:628:PHE:CD1	1:F:645:TRP:CD1	3.00	0.50
2:S:88:ALA:O	2:S:91:VAL:HB	2.11	0.50
2:T:13:LYS:HA	2:T:16:PHE:HB3	1.94	0.50
2:T:16:PHE:HA	2:T:35:VAL:HG11	1.94	0.50
1:A:110:ASP:O	1:A:111:LEU:C	2.50	0.49
1:A:115:LYS:O	1:A:117:LEU:N	2.45	0.49
1:B:218:LEU:HD21	1:B:225:ILE:CD1	2.41	0.49

Continued on next page...

Continued from previous page...

Atom-1	Atom-2	Interatomic distance (Å)	Clash overlap (Å)
1:C:130:SER:HB2	1:C:170:TYR:HE2	1.77	0.49
1:C:173:ILE:HG13	1:C:242:SER:CB	2.34	0.49
1:D:105:TYR:HB2	1:D:153:ILE:HA	1.94	0.49
1:E:105:TYR:HB2	1:E:153:ILE:HA	1.94	0.49
1:E:115:LYS:O	1:E:117:LEU:N	2.45	0.49
1:E:270:LYS:HA	1:E:273:LYS:CD	2.41	0.49
1:E:318:ILE:CG2	1:E:322:LEU:HD12	2.41	0.49
1:E:481:VAL:O	1:E:482:GLU:HB2	2.12	0.49
1:F:450:ASN:ND2	1:F:452:GLU:CD	2.66	0.49
1:F:517:VAL:HA	1:F:525:LYS:HZ2	1.77	0.49
2:O:49:GLN:O	2:O:53:ASN:N	2.40	0.49
2:Q:49:GLN:HB3	2:Q:53:ASN:HB2	1.93	0.49
2:S:58:ASP:C	2:S:60:ASN:N	2.65	0.49
1:B:357:TRP:CZ2	1:B:370:LEU:HD23	2.47	0.49
1:B:379:ALA:O	1:B:383:GLY:N	2.44	0.49
1:B:517:VAL:HB	1:B:525:LYS:NZ	2.26	0.49
1:C:105:TYR:HB2	1:C:153:ILE:HA	1.94	0.49
1:D:318:ILE:CG2	1:D:322:LEU:HD12	2.42	0.49
1:E:217:LYS:HZ1	1:E:233:ASN:CB	2.26	0.49
1:E:310:GLU:O	1:E:314:ALA:HB2	2.12	0.49
1:E:344:ALA:HA	1:E:569:TYR:OH	2.12	0.49
1:E:357:TRP:CZ2	1:E:370:LEU:HD23	2.47	0.49
1:E:363:TYR:O	1:E:365:PRO:HD3	2.13	0.49
1:E:517:VAL:HG23	1:E:518:ASN:HD22	1.77	0.49
1:E:567:THR:CG2	1:E:568:GLY:H	2.24	0.49
1:F:318:ILE:CG2	1:F:322:LEU:HD12	2.42	0.49
1:F:700:TYR:CD1	1:F:727:GLN:C	2.86	0.49
1:F:764:LEU:C	1:F:766:HIS:H	2.15	0.49
2:O:18:LEU:HB3	2:O:19:PHE:CD1	2.48	0.49
2:O:97:ASN:ND2	2:O:97:ASN:H	2.08	0.49
2:O:133:ASP:OD2	2:O:135:GLN:HG3	2.12	0.49
2:S:6:GLU:O	2:S:9:ILE:N	2.42	0.49
2:S:25:GLY:HA3	2:S:65:PHE:CZ	2.47	0.49
2:T:133:ASP:OD2	2:T:135:GLN:HG3	2.12	0.49
1:A:175:LYS:O	1:A:178:SER:N	2.43	0.49
1:A:326:ILE:C	1:A:327:LEU:HD12	2.32	0.49
1:A:666:ASN:HB2	1:A:748:TYR:OH	2.12	0.49
1:B:481:VAL:O	1:B:482:GLU:HB2	2.12	0.49
1:B:540:ARG:HD3	1:B:627:TYR:CZ	2.47	0.49
1:B:632:TYR:O	1:B:633:ASN:HB2	2.12	0.49
1:C:89:ILE:HG22	1:C:90:PRO:HD2	1.93	0.49

Continued on next page...

Continued from previous page...

Atom-1	Atom-2	Interatomic distance (Å)	Clash overlap (Å)
1:C:175:LYS:O	1:C:178:SER:N	2.44	0.49
1:C:628:PHE:HD1	1:C:632:TYR:HD1	1.60	0.49
1:C:700:TYR:CD1	1:C:727:GLN:C	2.86	0.49
1:D:90:PRO:HG2	1:D:93:VAL:CB	2.41	0.49
1:D:225:ILE:HG12	1:D:229:PHE:CE2	2.47	0.49
1:D:351:HIS:HB2	1:D:386:GLU:CG	2.43	0.49
1:D:450:ASN:ND2	1:D:452:GLU:CD	2.66	0.49
1:D:540:ARG:HD3	1:D:627:TYR:CZ	2.47	0.49
1:F:161:ILE:CG2	1:F:168:GLU:HB2	2.41	0.49
1:F:170:TYR:O	1:F:174:GLY:N	2.46	0.49
1:F:225:ILE:HG12	1:F:229:PHE:CE2	2.46	0.49
1:F:310:GLU:O	1:F:314:ALA:HB2	2.12	0.49
1:F:344:ALA:HA	1:F:569:TYR:OH	2.13	0.49
1:F:653:LYS:O	1:F:655:ASN:N	2.45	0.49
2:O:66:PRO:O	2:O:68:PHE:N	2.45	0.49
2:O:93:ASP:OD1	2:O:97:ASN:ND2	2.46	0.49
2:Q:6:GLU:HG3	2:Q:7:GLU:H	1.74	0.49
2:Q:93:ASP:OD1	2:Q:97:ASN:ND2	2.45	0.49
2:S:18:LEU:HD13	2:S:19:PHE:CE1	2.48	0.49
2:T:6:GLU:O	2:T:9:ILE:N	2.41	0.49
1:A:298:GLY:C	1:A:300:LYS:N	2.66	0.49
1:A:327:LEU:HD12	1:A:327:LEU:N	2.26	0.49
1:A:713:SER:O	1:A:714:GLN:C	2.51	0.49
1:B:275:GLY:HA2	1:B:278:LYS:CD	2.42	0.49
1:B:326:ILE:C	1:B:327:LEU:HD12	2.32	0.49
1:B:523:LEU:HD11	2:P:144:MET:HG3	1.95	0.49
1:B:697:ILE:HG23	1:B:732:ILE:HD11	1.94	0.49
1:B:764:LEU:C	1:B:766:HIS:N	2.66	0.49
1:C:142:VAL:HG22	1:C:154:ILE:CG2	2.41	0.49
1:C:225:ILE:HG12	1:C:229:PHE:CE2	2.46	0.49
1:C:409:ARG:O	1:C:412:GLU:HB3	2.13	0.49
1:C:653:LYS:O	1:C:655:ASN:N	2.46	0.49
1:C:764:LEU:C	1:C:766:HIS:H	2.14	0.49
1:D:481:VAL:O	1:D:482:GLU:HB2	2.12	0.49
1:F:110:ASP:O	1:F:111:LEU:C	2.50	0.49
1:F:363:TYR:O	1:F:365:PRO:HD3	2.12	0.49
2:Q:18:LEU:HB3	2:Q:19:PHE:CD1	2.47	0.49
2:R:8:GLN:O	2:R:12:PHE:CD2	2.65	0.49
2:S:49:GLN:HB3	2:S:53:ASN:HB2	1.93	0.49
2:T:88:ALA:O	2:T:91:VAL:HB	2.12	0.49
2:T:117:THR:OG1	2:T:119:GLU:HG2	2.11	0.49

Continued on next page...

Continued from previous page...

Atom-1	Atom-2	Interatomic distance (Å)	Clash overlap (Å)
1:A:748:TYR:O	1:A:751:TYR:N	2.46	0.49
1:B:115:LYS:O	1:B:117:LEU:N	2.45	0.49
1:B:286:GLU:O	1:B:290:LYS:HB2	2.13	0.49
1:B:579:THR:C	1:B:581:GLN:H	2.15	0.49
1:B:709:ASN:HB2	2:P:130:ILE:HG23	1.95	0.49
1:B:747:ASN:O	1:B:750:GLN:HB2	2.12	0.49
1:C:90:PRO:HG2	1:C:93:VAL:CG1	2.41	0.49
1:C:189:ASP:C	1:C:191:GLU:H	2.14	0.49
1:C:296:LEU:HD23	1:C:296:LEU:N	2.28	0.49
1:C:298:GLY:C	1:C:300:LYS:N	2.66	0.49
1:C:363:TYR:O	1:C:365:PRO:HD3	2.11	0.49
1:C:555:GLN:CG	1:C:556:MET:N	2.75	0.49
1:D:275:GLY:HA2	1:D:278:LYS:CD	2.43	0.49
1:D:326:ILE:C	1:D:327:LEU:HD12	2.32	0.49
1:D:409:ARG:O	1:D:412:GLU:HB3	2.13	0.49
1:D:441:VAL:HG11	1:D:462:ILE:O	2.13	0.49
1:D:662:GLU:OE2	1:D:755:ARG:NH2	2.41	0.49
1:E:713:SER:O	1:E:714:GLN:C	2.51	0.49
1:F:120:LEU:C	1:F:120:LEU:CD1	2.81	0.49
1:F:216:GLU:HG3	1:F:217:LYS:N	2.27	0.49
1:F:345:THR:HG21	1:F:491:ASP:HA	1.94	0.49
1:F:376:GLN:O	1:F:378:LEU:N	2.46	0.49
1:F:730:ASN:C	1:F:732:ILE:N	2.66	0.49
2:Q:25:GLY:HA3	2:Q:65:PHE:CZ	2.47	0.49
2:R:17:SER:O	2:R:20:ASP:N	2.42	0.49
1:A:170:TYR:O	1:A:174:GLY:N	2.45	0.49
1:A:509:PRO:HD2	1:A:536:TYR:CE2	2.46	0.49
1:A:515:LYS:NZ	1:A:515:LYS:HB3	2.27	0.49
1:B:197:LYS:CB	1:B:197:LYS:HZ3	2.26	0.49
1:B:478:ALA:CB	1:B:486:LYS:O	2.57	0.49
1:B:497:LEU:CD1	1:B:556:MET:HG2	2.40	0.49
1:C:123:GLU:O	1:C:146:LYS:NZ	2.45	0.49
1:C:134:LYS:C	1:C:136:PRO:HD3	2.33	0.49
1:C:379:ALA:O	1:C:383:GLY:N	2.44	0.49
1:C:450:ASN:ND2	1:C:452:GLU:CD	2.66	0.49
1:D:109:ILE:HD13	1:D:157:LYS:HZ3	1.78	0.49
1:D:345:THR:HG21	1:D:491:ASP:HA	1.95	0.49
1:D:581:GLN:HE22	1:D:629:ASN:H	1.52	0.49
1:D:632:TYR:O	1:D:633:ASN:HB2	2.12	0.49
1:E:170:TYR:O	1:E:174:GLY:N	2.46	0.49
1:E:282:SER:HA	1:E:285:LYS:CD	2.38	0.49

Continued on next page...

Continued from previous page...

Atom-1	Atom-2	Interatomic distance (Å)	Clash overlap (Å)
2:O:17:SER:O	2:O:20:ASP:N	2.40	0.49
2:O:49:GLN:HB3	2:O:53:ASN:HB2	1.94	0.49
2:O:97:ASN:C	2:O:97:ASN:HD22	2.14	0.49
2:P:66:PRO:O	2:P:68:PHE:N	2.46	0.49
2:Q:97:ASN:C	2:Q:97:ASN:HD22	2.15	0.49
2:S:12:PHE:HE1	2:S:72:MET:HE3	1.76	0.49
2:S:133:ASP:OD2	2:S:135:GLN:HG3	2.12	0.49
2:T:25:GLY:HA3	2:T:65:PHE:CZ	2.47	0.49
1:A:184:LYS:HE2	1:A:193:LEU:CD1	2.31	0.49
1:A:286:GLU:O	1:A:290:LYS:HB2	2.13	0.49
1:A:344:ALA:HA	1:A:569:TYR:OH	2.13	0.49
1:A:387:ASN:O	1:A:390:SER:HB2	2.12	0.49
1:B:109:ILE:HD13	1:B:157:LYS:HZ3	1.76	0.49
1:B:310:GLU:O	1:B:314:ALA:HB2	2.12	0.49
1:B:764:LEU:O	1:B:766:HIS:N	2.45	0.49
1:C:318:ILE:CG2	1:C:322:LEU:HD12	2.42	0.49
1:C:371:SER:O	1:C:372:LYS:C	2.51	0.49
1:C:376:GLN:O	1:C:378:LEU:N	2.46	0.49
1:C:523:LEU:HD11	2:Q:144:MET:HG3	1.94	0.49
1:D:120:LEU:C	1:D:120:LEU:CD1	2.81	0.49
1:D:123:GLU:O	1:D:146:LYS:NZ	2.46	0.49
1:D:357:TRP:CZ2	1:D:370:LEU:HD23	2.47	0.49
1:D:387:ASN:O	1:D:390:SER:HB2	2.13	0.49
1:D:555:GLN:CG	1:D:556:MET:N	2.75	0.49
1:E:345:THR:HG21	1:E:491:ASP:HA	1.94	0.49
1:E:376:GLN:O	1:E:378:LEU:N	2.45	0.49
1:E:719:LYS:O	1:E:721:SER:N	2.46	0.49
1:E:747:ASN:O	1:E:750:GLN:HB2	2.13	0.49
1:F:351:HIS:HB2	1:F:386:GLU:CG	2.43	0.49
1:F:633:ASN:O	1:F:642:TYR:HE1	1.95	0.49
1:F:713:SER:O	1:F:714:GLN:C	2.51	0.49
1:F:719:LYS:O	1:F:721:SER:N	2.46	0.49
2:Q:16:PHE:CE1	2:Q:27:ILE:CD1	2.94	0.49
2:Q:58:ASP:C	2:Q:60:ASN:N	2.65	0.49
2:S:97:ASN:ND2	2:S:97:ASN:H	2.10	0.49
2:T:17:SER:O	2:T:19:PHE:N	2.45	0.49
2:T:120:GLU:HA	2:T:123:GLN:HB2	1.93	0.49
1:A:135:VAL:N	1:A:136:PRO:CD	2.75	0.49
1:A:322:LEU:O	1:A:324:THR:HG22	2.12	0.49
1:A:351:HIS:HB2	1:A:386:GLU:CG	2.43	0.49
1:A:450:ASN:ND2	1:A:452:GLU:CD	2.66	0.49

Continued on next page...

Continued from previous page...

Atom-1	Atom-2	Interatomic distance (Å)	Clash overlap (Å)
1:A:632:TYR:O	1:A:633:ASN:HB2	2.12	0.49
1:B:225:ILE:HA	1:B:229:PHE:CE2	2.47	0.49
1:B:408:LEU:HD12	1:B:408:LEU:N	2.02	0.49
1:B:450:ASN:ND2	1:B:452:GLU:CD	2.66	0.49
1:B:509:PRO:HD2	1:B:536:TYR:CE2	2.47	0.49
1:B:517:VAL:HG23	1:B:518:ASN:HD22	1.77	0.49
1:B:555:GLN:CG	1:B:556:MET:N	2.76	0.49
1:B:581:GLN:HE22	1:B:629:ASN:H	1.52	0.49
1:C:220:LEU:HD11	1:C:223:LYS:HB2	1.95	0.49
1:C:351:HIS:HB2	1:C:386:GLU:CG	2.43	0.49
1:D:142:VAL:HG22	1:D:154:ILE:CG2	2.42	0.49
1:D:161:ILE:CG2	1:D:168:GLU:HB2	2.42	0.49
1:D:214:PHE:CD1	1:D:218:LEU:HD23	2.48	0.49
1:D:709:ASN:HB2	2:R:130:ILE:HG23	1.94	0.49
1:E:89:ILE:HG22	1:E:90:PRO:HD2	1.94	0.49
1:E:298:GLY:C	1:E:300:LYS:N	2.66	0.49
1:E:555:GLN:CG	1:E:556:MET:N	2.76	0.49
1:E:700:TYR:CD1	1:E:727:GLN:C	2.86	0.49
1:F:275:GLY:HA2	1:F:278:LYS:CD	2.43	0.49
1:F:416:ASN:HB3	1:F:418:ILE:HG12	1.95	0.49
2:O:12:PHE:HE1	2:O:72:MET:HE3	1.76	0.49
2:T:18:LEU:HB3	2:T:19:PHE:CD1	2.47	0.49
1:A:120:LEU:C	1:A:120:LEU:CD1	2.81	0.49
1:A:441:VAL:HG11	1:A:462:ILE:O	2.13	0.49
1:A:610:MET:O	1:A:614:PHE:N	2.40	0.49
1:B:344:ALA:HA	1:B:569:TYR:OH	2.13	0.49
1:B:441:VAL:HG11	1:B:462:ILE:O	2.12	0.49
1:C:110:ASP:O	1:C:111:LEU:C	2.50	0.49
1:C:120:LEU:C	1:C:120:LEU:CD1	2.81	0.49
1:C:156:ILE:N	1:C:156:ILE:HD12	2.28	0.49
1:C:270:LYS:HA	1:C:273:LYS:CD	2.41	0.49
1:C:344:ALA:HA	1:C:569:TYR:OH	2.13	0.49
1:D:189:ASP:HB3	1:D:190:PRO:CD	2.43	0.49
1:E:156:ILE:HD12	1:E:156:ILE:N	2.28	0.49
1:E:191:GLU:O	1:E:193:LEU:N	2.46	0.49
1:F:123:GLU:O	1:F:146:LYS:NZ	2.45	0.49
1:F:479:LYS:HG2	1:F:488:LEU:CD2	2.37	0.49
1:F:628:PHE:CE2	2:T:90:ARG:CZ	2.95	0.49
2:Q:48:LEU:HA	2:Q:51:MET:CE	2.42	0.49
2:R:18:LEU:HB3	2:R:19:PHE:CD1	2.48	0.49
2:T:66:PRO:O	2:T:68:PHE:N	2.45	0.49

Continued on next page...

Continued from previous page...

Atom-1	Atom-2	Interatomic distance (Å)	Clash overlap (Å)
2:T:138:TYR:CE1	2:T:142:VAL:CG2	2.96	0.49
1:A:333:LYS:C	1:A:335:ALA:H	2.16	0.49
1:B:120:LEU:C	1:B:120:LEU:CD1	2.81	0.49
1:B:162:ASN:HA	1:B:165:GLN:HG3	1.95	0.49
1:C:115:LYS:O	1:C:117:LEU:N	2.46	0.49
1:D:635:ILE:H	1:D:635:ILE:HD12	1.77	0.49
1:D:719:LYS:O	1:D:721:SER:N	2.45	0.49
1:E:416:ASN:HB3	1:E:418:ILE:HG12	1.94	0.49
1:F:115:LYS:HD3	1:F:153:ILE:HD13	1.93	0.49
1:F:115:LYS:O	1:F:117:LEU:N	2.46	0.49
2:O:27:ILE:HB	2:O:31:GLU:HB3	1.94	0.49
2:R:6:GLU:O	2:R:9:ILE:N	2.42	0.49
2:S:8:GLN:O	2:S:12:PHE:CD2	2.66	0.49
1:A:517:VAL:CA	1:A:525:LYS:HZ2	2.26	0.48
1:A:517:VAL:HA	1:A:525:LYS:HZ2	1.78	0.48
1:A:628:PHE:CE2	2:O:90:ARG:CZ	2.96	0.48
1:B:387:ASN:O	1:B:390:SER:HB2	2.12	0.48
1:B:658:PRO:HG2	1:B:701:LEU:HD22	1.95	0.48
1:C:115:LYS:HD3	1:C:153:ILE:HD13	1.94	0.48
1:C:162:ASN:HA	1:C:165:GLN:HG3	1.95	0.48
1:C:333:LYS:C	1:C:335:ALA:H	2.16	0.48
1:C:765:THR:HA	1:C:769:SER:HB2	1.95	0.48
1:D:162:ASN:HA	1:D:165:GLN:HG3	1.95	0.48
1:E:162:ASN:HA	1:E:165:GLN:HG3	1.95	0.48
1:E:186:LYS:CD	1:E:234:LEU:HD12	2.43	0.48
1:E:462:ILE:CG1	1:E:463:THR:N	2.74	0.48
1:E:697:ILE:HG23	1:E:732:ILE:HD11	1.95	0.48
1:F:89:ILE:HG22	1:F:90:PRO:HD2	1.94	0.48
1:F:90:PRO:HG2	1:F:93:VAL:CG1	2.43	0.48
1:F:357:TRP:CZ2	1:F:370:LEU:HD23	2.47	0.48
1:F:379:ALA:O	1:F:383:GLY:N	2.44	0.48
1:F:409:ARG:O	1:F:412:GLU:HB3	2.13	0.48
2:O:88:ALA:O	2:O:91:VAL:HB	2.13	0.48
2:R:48:LEU:HA	2:R:51:MET:CE	2.41	0.48
1:A:90:PRO:HG2	1:A:93:VAL:CG1	2.43	0.48
1:A:633:ASN:O	1:A:642:TYR:HE1	1.96	0.48
1:B:405:LEU:HD13	1:B:453:VAL:CG2	2.43	0.48
1:B:765:THR:HA	1:B:769:SER:HB2	1.96	0.48
1:C:97:TYR:HD2	1:C:102:GLY:HA3	1.79	0.48
1:C:135:VAL:N	1:C:136:PRO:CD	2.76	0.48
1:C:191:GLU:O	1:C:193:LEU:N	2.46	0.48

Continued on next page...

Continued from previous page...

Atom-1	Atom-2	Interatomic distance (Å)	Clash overlap (Å)
1:C:357:TRP:CZ2	1:C:370:LEU:HD23	2.47	0.48
1:C:680:LYS:HG2	1:C:681:ASP:N	2.28	0.48
1:D:201:ASP:O	1:D:210:PHE:HE2	1.96	0.48
1:D:416:ASN:HB3	1:D:418:ILE:HG12	1.95	0.48
1:D:764:LEU:C	1:D:766:HIS:H	2.15	0.48
1:E:100:LEU:O	1:E:150:PRO:HD2	2.13	0.48
1:E:120:LEU:C	1:E:120:LEU:CD1	2.81	0.48
1:E:302:LEU:HB2	1:E:602:PHE:CD1	2.37	0.48
1:E:509:PRO:HD2	1:E:536:TYR:CE2	2.48	0.48
1:F:217:LYS:HZ1	1:F:233:ASN:CB	2.26	0.48
1:F:353:LYS:HG2	1:F:368:GLN:HE22	1.77	0.48
1:F:387:ASN:O	1:F:390:SER:HB2	2.12	0.48
1:F:517:VAL:CA	1:F:525:LYS:HZ2	2.27	0.48
1:F:556:MET:O	1:F:560:LEU:HG	2.13	0.48
2:R:13:LYS:HE2	2:R:65:PHE:HB3	1.95	0.48
2:R:138:TYR:O	2:R:141:PHE:HB3	2.13	0.48
1:A:353:LYS:HG2	1:A:368:GLN:HE22	1.78	0.48
1:A:747:ASN:O	1:A:750:GLN:HB2	2.14	0.48
1:B:220:LEU:HD11	1:B:223:LYS:HB2	1.95	0.48
1:B:371:SER:O	1:B:372:LYS:C	2.52	0.48
1:B:700:TYR:CD1	1:B:727:GLN:C	2.86	0.48
1:C:387:ASN:N	1:C:387:ASN:ND2	2.50	0.48
1:C:509:PRO:HD2	1:C:536:TYR:CE2	2.48	0.48
1:C:667:LEU:O	1:C:669:SER:N	2.47	0.48
1:C:719:LYS:O	1:C:721:SER:N	2.46	0.48
1:D:110:ASP:O	1:D:111:LEU:C	2.51	0.48
1:D:115:LYS:O	1:D:117:LEU:N	2.46	0.48
1:D:135:VAL:N	1:D:136:PRO:CD	2.76	0.48
1:D:628:PHE:HD1	1:D:632:TYR:HD1	1.60	0.48
1:E:197:LYS:HB3	1:E:197:LYS:HZ2	1.76	0.48
1:E:275:GLY:HA2	1:E:278:LYS:CD	2.43	0.48
1:E:764:LEU:O	1:E:766:HIS:N	2.47	0.48
1:F:162:ASN:HA	1:F:165:GLN:HG3	1.95	0.48
1:F:288:VAL:O	1:F:292:ARG:HG2	2.14	0.48
1:F:481:VAL:O	1:F:482:GLU:HB2	2.12	0.48
1:F:517:VAL:HG23	1:F:518:ASN:HD22	1.78	0.48
1:F:635:ILE:H	1:F:635:ILE:HD12	1.78	0.48
1:A:216:GLU:HG3	1:A:217:LYS:N	2.27	0.48
1:A:275:GLY:HA2	1:A:278:LYS:CD	2.43	0.48
1:A:525:LYS:O	1:A:529:VAL:HG23	2.13	0.48
1:A:654:ILE:C	1:A:655:ASN:HD22	2.17	0.48

Continued on next page...

Continued from previous page...

Atom-1	Atom-2	Interatomic distance (Å)	Clash overlap (Å)
1:A:700:TYR:CD1	1:A:727:GLN:C	2.86	0.48
1:B:214:PHE:CD1	1:B:218:LEU:HD23	2.46	0.48
1:B:648:PRO:O	1:B:651:LYS:N	2.45	0.48
1:C:95:GLU:O	1:C:99:GLU:HB2	2.14	0.48
1:C:186:LYS:CD	1:C:234:LEU:HD12	2.43	0.48
1:C:288:VAL:O	1:C:292:ARG:HG2	2.13	0.48
1:C:517:VAL:HG23	1:C:518:ASN:HD22	1.77	0.48
1:D:130:SER:HB2	1:D:170:TYR:HE2	1.76	0.48
1:D:156:ILE:HD12	1:D:156:ILE:N	2.29	0.48
1:D:220:LEU:HD11	1:D:223:LYS:HB2	1.95	0.48
1:D:517:VAL:HG23	1:D:518:ASN:HD22	1.77	0.48
1:D:525:LYS:O	1:D:529:VAL:HG23	2.13	0.48
1:D:653:LYS:O	1:D:655:ASN:N	2.46	0.48
1:D:765:THR:HA	1:D:769:SER:HB2	1.95	0.48
1:E:450:ASN:ND2	1:E:452:GLU:CD	2.67	0.48
1:F:270:LYS:HA	1:F:273:LYS:CD	2.42	0.48
1:F:353:LYS:HG2	1:F:368:GLN:NE2	2.29	0.48
1:F:691:LYS:NZ	2:T:20:ASP:O	2.43	0.48
1:F:746:LYS:HD2	1:F:747:ASN:ND2	2.29	0.48
2:O:13:LYS:HE2	2:O:65:PHE:HB3	1.95	0.48
2:P:27:ILE:HB	2:P:31:GLU:HB3	1.95	0.48
2:P:88:ALA:O	2:P:91:VAL:HB	2.14	0.48
2:Q:9:ILE:CD1	2:Q:69:LEU:HD11	2.39	0.48
2:Q:138:TYR:O	2:Q:141:PHE:HB3	2.14	0.48
2:R:138:TYR:CE1	2:R:142:VAL:CG2	2.96	0.48
1:A:142:VAL:HG22	1:A:154:ILE:CG2	2.42	0.48
1:A:375:GLY:HA2	1:A:464:VAL:HG11	1.96	0.48
1:A:635:ILE:H	1:A:635:ILE:HD12	1.77	0.48
1:A:765:THR:HA	1:A:769:SER:HB2	1.96	0.48
1:B:345:THR:HG21	1:B:491:ASP:HA	1.94	0.48
1:B:713:SER:O	1:B:714:GLN:C	2.52	0.48
1:C:77:ASP:O	1:C:81:GLN:CB	2.59	0.48
1:C:161:ILE:CG2	1:C:168:GLU:HB2	2.42	0.48
1:D:112:VAL:O	1:D:114:HIS:N	2.39	0.48
1:D:191:GLU:O	1:D:193:LEU:N	2.46	0.48
1:D:648:PRO:O	1:D:651:LYS:N	2.46	0.48
1:D:794:GLN:HE21	1:D:794:GLN:HB3	1.53	0.48
1:E:115:LYS:HB3	1:E:118:GLN:HG2	1.95	0.48
1:E:371:SER:O	1:E:372:LYS:C	2.52	0.48
1:E:441:VAL:HG11	1:E:462:ILE:O	2.14	0.48
1:F:765:THR:HA	1:F:769:SER:HB2	1.96	0.48

Continued on next page...

Continued from previous page...

Atom-1	Atom-2	Interatomic distance (Å)	Clash overlap (Å)
2:O:27:ILE:HD12	2:O:32:LEU:HA	1.95	0.48
2:P:16:PHE:CD1	2:P:27:ILE:HD13	2.49	0.48
2:P:25:GLY:HA3	2:P:65:PHE:CZ	2.48	0.48
2:P:49:GLN:O	2:P:53:ASN:N	2.41	0.48
2:T:101:SER:H	2:T:104:GLU:CG	2.27	0.48
1:A:131:ARG:HG3	1:A:243:LEU:HD22	1.96	0.48
1:A:162:ASN:HA	1:A:165:GLN:HG3	1.96	0.48
1:A:191:GLU:O	1:A:193:LEU:N	2.46	0.48
1:A:371:SER:O	1:A:372:LYS:C	2.51	0.48
1:A:376:GLN:O	1:A:378:LEU:N	2.46	0.48
1:A:445:ARG:HG2	1:A:471:TRP:CZ3	2.48	0.48
1:A:462:ILE:HD11	1:A:466:GLY:HA2	1.95	0.48
1:A:530:THR:HG21	2:O:145:MET:HE3	1.94	0.48
1:A:746:LYS:HD2	1:A:747:ASN:ND2	2.29	0.48
1:B:95:GLU:O	1:B:99:GLU:HB2	2.14	0.48
1:B:234:LEU:HD23	1:B:235:THR:N	2.27	0.48
1:B:351:HIS:HB2	1:B:386:GLU:CG	2.43	0.48
1:B:351:HIS:HB2	1:B:386:GLU:HG3	1.96	0.48
1:B:395:GLU:C	1:B:397:GLU:H	2.17	0.48
1:B:409:ARG:O	1:B:412:GLU:HB3	2.14	0.48
1:C:462:ILE:HD11	1:C:466:GLY:HA2	1.95	0.48
1:C:517:VAL:CA	1:C:525:LYS:HZ2	2.26	0.48
1:D:376:GLN:O	1:D:378:LEU:N	2.46	0.48
1:D:579:THR:C	1:D:581:GLN:H	2.16	0.48
1:D:658:PRO:HG3	1:D:752:LEU:HD22	1.94	0.48
1:E:351:HIS:HB2	1:E:386:GLU:CG	2.43	0.48
1:E:375:GLY:HA2	1:E:464:VAL:HG11	1.96	0.48
1:F:77:ASP:O	1:F:81:GLN:CB	2.59	0.48
1:F:100:LEU:O	1:F:150:PRO:HD2	2.13	0.48
1:F:130:SER:HB2	1:F:170:TYR:HE2	1.78	0.48
1:F:441:VAL:HG11	1:F:462:ILE:O	2.14	0.48
1:F:462:ILE:HD11	1:F:466:GLY:HA2	1.95	0.48
1:F:478:ALA:CB	1:F:486:LYS:O	2.58	0.48
2:O:138:TYR:CE1	2:O:142:VAL:CG2	2.96	0.48
2:R:106:ARG:NH2	2:R:118:ASP:OD2	2.47	0.48
1:A:214:PHE:CD1	1:A:218:LEU:HD23	2.48	0.48
1:A:416:ASN:HB3	1:A:418:ILE:HG12	1.95	0.48
1:A:481:VAL:O	1:A:482:GLU:HB2	2.13	0.48
1:B:296:LEU:HD23	1:B:296:LEU:N	2.27	0.48
1:B:556:MET:O	1:B:560:LEU:HG	2.14	0.48
1:C:345:THR:HG21	1:C:491:ASP:HA	1.95	0.48

Continued on next page...

Continued from previous page...

Atom-1	Atom-2	Interatomic distance (Å)	Clash overlap (Å)
1:C:441:VAL:HG11	1:C:462:ILE:O	2.13	0.48
1:C:700:TYR:HD1	1:C:727:GLN:C	2.17	0.48
1:D:282:SER:HA	1:D:285:LYS:CD	2.39	0.48
1:D:333:LYS:C	1:D:335:ALA:H	2.17	0.48
1:D:713:SER:O	1:D:714:GLN:C	2.52	0.48
1:D:747:ASN:O	1:D:750:GLN:HB2	2.14	0.48
1:E:225:ILE:HA	1:E:229:PHE:CE2	2.47	0.48
1:E:387:ASN:O	1:E:390:SER:HB2	2.13	0.48
1:E:409:ARG:O	1:E:412:GLU:HB3	2.13	0.48
1:E:556:MET:O	1:E:560:LEU:HG	2.13	0.48
1:E:632:TYR:O	1:E:633:ASN:HB2	2.13	0.48
1:F:220:LEU:HD11	1:F:223:LYS:HB2	1.96	0.48
1:F:747:ASN:O	1:F:750:GLN:HB2	2.14	0.48
2:Q:70:THR:C	2:Q:72:MET:H	2.17	0.48
2:S:36:MET:HE3	2:S:43:PRO:HG3	1.94	0.48
2:S:68:PHE:C	2:S:70:THR:N	2.67	0.48
2:T:70:THR:C	2:T:72:MET:H	2.17	0.48
1:A:162:ASN:O	1:A:163:SER:C	2.52	0.48
1:A:220:LEU:HD11	1:A:223:LYS:HB2	1.96	0.48
1:A:296:LEU:HD23	1:A:296:LEU:N	2.28	0.48
1:A:576:ASN:N	1:A:576:ASN:ND2	2.61	0.48
1:A:639:ASN:ND2	1:A:639:ASN:N	2.62	0.48
1:C:186:LYS:HE3	1:C:234:LEU:CD1	2.44	0.48
1:C:217:LYS:NZ	1:C:236:GLU:HB2	2.29	0.48
1:C:234:LEU:HD23	1:C:235:THR:N	2.27	0.48
1:C:286:GLU:O	1:C:290:LYS:HB2	2.13	0.48
1:C:424:LYS:HB3	1:C:424:LYS:NZ	2.29	0.48
1:C:434:LEU:HD22	1:C:445:ARG:HB3	1.96	0.48
1:D:180:ASP:O	1:D:183:SER:N	2.36	0.48
1:D:218:LEU:HG	1:D:218:LEU:O	2.14	0.48
1:D:344:ALA:HA	1:D:569:TYR:OH	2.14	0.48
1:D:517:VAL:CA	1:D:525:LYS:HZ2	2.27	0.48
1:D:700:TYR:CD1	1:D:727:GLN:C	2.87	0.48
1:E:134:LYS:C	1:E:136:PRO:HD3	2.34	0.48
1:E:159:TYR:HD1	1:E:159:TYR:N	2.10	0.48
1:E:285:LYS:C	1:E:287:GLY:H	2.17	0.48
1:E:765:THR:HA	1:E:769:SER:HB2	1.96	0.48
2:P:126:ARG:HG3	2:P:126:ARG:NH2	2.28	0.48
2:R:3:GLN:N	2:R:77:LYS:HD3	2.29	0.48
2:S:27:ILE:HD12	2:S:32:LEU:HA	1.96	0.48
2:T:8:GLN:O	2:T:12:PHE:CD2	2.66	0.48

Continued on next page...

Continued from previous page...

Atom-1	Atom-2	Interatomic distance (Å)	Clash overlap (Å)
2:T:27:ILE:HD12	2:T:32:LEU:HA	1.96	0.48
1:A:112:VAL:O	1:A:114:HIS:N	2.39	0.48
1:A:357:TRP:CZ2	1:A:370:LEU:HD23	2.48	0.48
1:B:170:TYR:O	1:B:174:GLY:N	2.46	0.48
1:B:376:GLN:O	1:B:378:LEU:N	2.46	0.48
1:B:700:TYR:HD1	1:B:727:GLN:C	2.17	0.48
1:B:746:LYS:HD2	1:B:747:ASN:ND2	2.29	0.48
1:C:658:PRO:HG3	1:C:752:LEU:HD22	1.94	0.48
1:C:709:ASN:HB2	2:Q:130:ILE:HG23	1.95	0.48
1:C:747:ASN:O	1:C:750:GLN:HB2	2.14	0.48
1:D:217:LYS:NZ	1:D:236:GLU:HB2	2.29	0.48
1:D:434:LEU:HD22	1:D:445:ARG:HB3	1.95	0.48
1:D:633:ASN:O	1:D:642:TYR:HE1	1.96	0.48
1:D:746:LYS:HD2	1:D:747:ASN:ND2	2.29	0.48
1:E:797:ILE:O	1:E:797:ILE:HG13	2.14	0.48
1:F:162:ASN:O	1:F:163:SER:C	2.52	0.48
1:F:217:LYS:NZ	1:F:236:GLU:HB2	2.29	0.48
1:F:329:ARG:HB3	1:F:330:PRO:CD	2.44	0.48
1:F:497:LEU:CD1	1:F:556:MET:HG2	2.40	0.48
2:P:27:ILE:HD12	2:P:32:LEU:HA	1.96	0.48
2:S:16:PHE:CD1	2:S:27:ILE:HD13	2.49	0.48
1:A:462:ILE:CG1	1:A:463:THR:N	2.75	0.48
1:A:517:VAL:HG23	1:A:518:ASN:HD22	1.78	0.48
1:A:523:LEU:HD11	2:O:144:MET:HG3	1.95	0.48
1:A:687:GLU:O	1:A:690:LYS:N	2.47	0.48
1:B:162:ASN:O	1:B:163:SER:C	2.52	0.48
1:B:416:ASN:HB3	1:B:418:ILE:HG12	1.95	0.48
1:B:678:VAL:HG13	1:B:745:TYR:HD2	1.75	0.48
1:B:687:GLU:O	1:B:690:LYS:N	2.47	0.48
1:C:218:LEU:HG	1:C:218:LEU:O	2.14	0.48
1:D:170:TYR:HA	1:D:173:ILE:HG22	1.95	0.48
1:D:296:LEU:HD23	1:D:296:LEU:N	2.29	0.48
1:D:298:GLY:C	1:D:300:LYS:N	2.66	0.48
1:D:353:LYS:HG2	1:D:368:GLN:HE22	1.78	0.48
1:D:371:SER:O	1:D:372:LYS:C	2.52	0.48
1:D:559:ARG:HG3	1:D:559:ARG:HH11	1.79	0.48
1:E:517:VAL:CA	1:E:525:LYS:HZ2	2.27	0.48
1:F:159:TYR:HD1	1:F:159:TYR:N	2.10	0.48
1:F:298:GLY:C	1:F:300:LYS:N	2.66	0.48
1:F:371:SER:O	1:F:372:LYS:C	2.52	0.48
2:O:16:PHE:CD1	2:O:27:ILE:HD13	2.49	0.48

Continued on next page...

Continued from previous page...

Atom-1	Atom-2	Interatomic distance (Å)	Clash overlap (Å)
2:O:138:TYR:O	2:O:141:PHE:HB3	2.14	0.48
2:Q:30:LYS:HD3	2:Q:30:LYS:N	2.12	0.48
2:Q:70:THR:O	2:Q:72:MET:N	2.47	0.48
2:S:97:ASN:C	2:S:99:TYR:H	2.17	0.48
2:T:49:GLN:HB3	2:T:53:ASN:HB2	1.94	0.48
1:A:327:LEU:HG	1:A:595:ILE:HG12	1.96	0.47
1:A:671:ARG:NH1	1:A:671:ARG:HG3	2.29	0.47
1:B:89:ILE:HG22	1:B:90:PRO:HD2	1.95	0.47
1:B:218:LEU:O	1:B:218:LEU:HG	2.14	0.47
1:B:680:LYS:HG2	1:B:681:ASP:N	2.29	0.47
1:B:797:ILE:HG13	1:B:797:ILE:O	2.14	0.47
1:D:100:LEU:O	1:D:150:PRO:HD2	2.14	0.47
1:D:479:LYS:HG2	1:D:488:LEU:CD2	2.37	0.47
1:D:748:TYR:O	1:D:751:TYR:N	2.47	0.47
1:E:173:ILE:C	1:E:175:LYS:N	2.67	0.47
1:E:326:ILE:C	1:E:327:LEU:HD12	2.33	0.47
1:E:333:LYS:C	1:E:335:ALA:H	2.16	0.47
1:E:424:LYS:HB3	1:E:424:LYS:NZ	2.27	0.47
1:E:628:PHE:CE2	2:S:90:ARG:CZ	2.97	0.47
1:E:628:PHE:HD1	1:E:632:TYR:HD1	1.61	0.47
1:E:700:TYR:HD1	1:E:727:GLN:C	2.17	0.47
1:F:523:LEU:HD11	2:T:144:MET:HG3	1.96	0.47
1:F:671:ARG:NH1	1:F:671:ARG:HG3	2.29	0.47
1:F:700:TYR:HD1	1:F:727:GLN:C	2.17	0.47
1:F:748:TYR:O	1:F:751:TYR:N	2.46	0.47
2:O:13:LYS:O	2:O:15:ALA:N	2.47	0.47
2:R:70:THR:C	2:R:72:MET:H	2.17	0.47
2:R:70:THR:O	2:R:72:MET:N	2.47	0.47
2:S:70:THR:C	2:S:72:MET:H	2.18	0.47
2:S:70:THR:O	2:S:72:MET:N	2.47	0.47
1:A:89:ILE:HG22	1:A:93:VAL:CG1	2.32	0.47
1:A:170:TYR:HA	1:A:173:ILE:HG22	1.96	0.47
1:A:700:TYR:HD1	1:A:727:GLN:C	2.17	0.47
1:A:709:ASN:HB2	2:O:130:ILE:HG23	1.96	0.47
1:B:375:GLY:HA2	1:B:464:VAL:HG11	1.96	0.47
1:B:462:ILE:HD11	1:B:466:GLY:HA2	1.95	0.47
1:B:653:LYS:O	1:B:655:ASN:N	2.46	0.47
1:B:788:ASP:O	1:B:789:ASN:C	2.53	0.47
1:C:479:LYS:HG2	1:C:488:LEU:CD2	2.36	0.47
1:D:270:LYS:HA	1:D:273:LYS:CD	2.41	0.47
1:D:351:HIS:HB2	1:D:386:GLU:HG3	1.95	0.47

Continued on next page...

Continued from previous page...

Atom-1	Atom-2	Interatomic distance (Å)	Clash overlap (Å)
1:D:517:VAL:HA	1:D:525:LYS:HZ2	1.79	0.47
1:D:523:LEU:HD11	2:R:144:MET:HG3	1.95	0.47
1:E:329:ARG:HB3	1:E:330:PRO:CD	2.44	0.47
1:E:395:GLU:C	1:E:397:GLU:H	2.18	0.47
1:E:711:ILE:O	1:E:712:PHE:HD2	1.97	0.47
1:E:736:LEU:HD21	1:E:750:GLN:CD	2.35	0.47
1:F:95:GLU:O	1:F:99:GLU:HB2	2.14	0.47
1:F:186:LYS:CD	1:F:234:LEU:HD12	2.44	0.47
1:F:286:GLU:O	1:F:290:LYS:HB2	2.13	0.47
1:F:629:ASN:HB3	1:F:632:TYR:CZ	2.50	0.47
2:P:106:ARG:NH2	2:P:118:ASP:OD2	2.47	0.47
2:P:121:VAL:C	2:P:123:GLN:N	2.67	0.47
2:Q:8:GLN:O	2:Q:12:PHE:CD2	2.66	0.47
2:Q:13:LYS:HE2	2:Q:65:PHE:HB3	1.95	0.47
2:R:19:PHE:CD1	2:R:19:PHE:N	2.83	0.47
2:S:138:TYR:CE1	2:S:142:VAL:CG2	2.96	0.47
1:A:173:ILE:C	1:A:175:LYS:N	2.67	0.47
1:A:186:LYS:HE3	1:A:234:LEU:CD1	2.44	0.47
1:A:333:LYS:HA	1:A:336:THR:HG1	1.79	0.47
1:A:658:PRO:HG3	1:A:752:LEU:HD22	1.96	0.47
1:A:797:ILE:HG13	1:A:797:ILE:O	2.14	0.47
1:B:135:VAL:HG22	1:B:135:VAL:O	2.14	0.47
1:B:684:ASP:C	1:B:686:ASP:H	2.18	0.47
1:C:135:VAL:O	1:C:135:VAL:HG22	2.14	0.47
1:C:329:ARG:HB3	1:C:330:PRO:CD	2.44	0.47
1:C:375:GLY:HA2	1:C:464:VAL:HG11	1.96	0.47
1:C:654:ILE:C	1:C:655:ASN:HD22	2.17	0.47
1:D:424:LYS:HB3	1:D:424:LYS:NZ	2.29	0.47
1:E:201:ASP:O	1:E:210:PHE:HE2	1.95	0.47
1:E:581:GLN:HE22	1:E:629:ASN:H	1.53	0.47
1:E:671:ARG:NH1	1:E:671:ARG:HG3	2.29	0.47
1:F:135:VAL:O	1:F:135:VAL:HG22	2.14	0.47
1:F:218:LEU:HG	1:F:218:LEU:O	2.14	0.47
1:F:225:ILE:HA	1:F:229:PHE:CE2	2.47	0.47
1:F:322:LEU:O	1:F:324:THR:HG22	2.14	0.47
1:F:333:LYS:C	1:F:335:ALA:H	2.17	0.47
1:A:123:GLU:CG	1:A:124:GLU:N	2.67	0.47
1:A:180:ASP:O	1:A:183:SER:N	2.36	0.47
1:A:189:ASP:HB3	1:A:190:PRO:CD	2.44	0.47
1:A:434:LEU:HD22	1:A:445:ARG:HB3	1.96	0.47
1:A:628:PHE:HD1	1:A:632:TYR:HD1	1.61	0.47

Continued on next page...

Continued from previous page...

Atom-1	Atom-2	Interatomic distance (Å)	Clash overlap (Å)
1:B:173:ILE:C	1:B:175:LYS:N	2.67	0.47
1:B:427:ASP:O	1:B:428:ASN:HB2	2.15	0.47
1:C:100:LEU:O	1:C:150:PRO:HD2	2.13	0.47
1:C:372:LYS:O	1:C:374:HIS:N	2.47	0.47
1:C:730:ASN:C	1:C:732:ILE:N	2.66	0.47
1:C:746:LYS:HD2	1:C:747:ASN:ND2	2.29	0.47
1:D:333:LYS:HA	1:D:336:THR:HG1	1.79	0.47
1:D:375:GLY:HA2	1:D:464:VAL:HG11	1.96	0.47
1:D:697:ILE:HG23	1:D:732:ILE:HD11	1.95	0.47
1:E:457:THR:CG2	1:E:469:PHE:H	2.27	0.47
1:F:170:TYR:HA	1:F:173:ILE:HG22	1.96	0.47
1:F:375:GLY:HA2	1:F:464:VAL:HG11	1.96	0.47
1:F:797:ILE:O	1:F:797:ILE:HG13	2.15	0.47
2:Q:88:ALA:O	2:Q:91:VAL:HB	2.14	0.47
1:A:100:LEU:O	1:A:150:PRO:HD2	2.14	0.47
1:B:189:ASP:HB3	1:B:190:PRO:CD	2.45	0.47
1:B:191:GLU:O	1:B:193:LEU:N	2.46	0.47
1:B:353:LYS:HG2	1:B:368:GLN:HE22	1.79	0.47
1:C:115:LYS:HE3	1:C:116:GLU:HG2	1.95	0.47
1:C:170:TYR:HA	1:C:173:ILE:HG22	1.95	0.47
1:C:285:LYS:C	1:C:287:GLY:H	2.18	0.47
1:C:556:MET:O	1:C:560:LEU:HG	2.14	0.47
1:C:684:ASP:C	1:C:686:ASP:H	2.18	0.47
1:D:90:PRO:HG2	1:D:93:VAL:CG1	2.44	0.47
1:D:286:GLU:O	1:D:290:LYS:HB2	2.14	0.47
1:D:405:LEU:HD13	1:D:453:VAL:CG2	2.44	0.47
1:D:515:LYS:HB3	1:D:515:LYS:NZ	2.29	0.47
1:D:667:LEU:O	1:D:669:SER:N	2.48	0.47
1:D:687:GLU:O	1:D:690:LYS:N	2.47	0.47
1:E:296:LEU:HD23	1:E:296:LEU:N	2.29	0.47
1:E:658:PRO:HG3	1:E:752:LEU:HD22	1.97	0.47
1:F:201:ASP:O	1:F:210:PHE:HE2	1.97	0.47
1:F:296:LEU:HD23	1:F:296:LEU:N	2.29	0.47
1:F:658:PRO:HG3	1:F:752:LEU:HD22	1.96	0.47
1:F:667:LEU:O	1:F:669:SER:N	2.48	0.47
2:Q:13:LYS:O	2:Q:15:ALA:N	2.48	0.47
2:Q:121:VAL:C	2:Q:123:GLN:N	2.67	0.47
2:R:13:LYS:O	2:R:15:ALA:N	2.48	0.47
2:T:17:SER:O	2:T:18:LEU:C	2.53	0.47
1:A:197:LYS:CA	1:A:197:LYS:HZ3	2.27	0.47
1:A:318:ILE:H	1:A:318:ILE:CD1	2.23	0.47

Continued on next page...

Continued from previous page...

Atom-1	Atom-2	Interatomic distance (Å)	Clash overlap (Å)
1:A:329:ARG:HB3	1:A:330:PRO:CD	2.44	0.47
1:A:351:HIS:HB2	1:A:386:GLU:HG3	1.97	0.47
1:A:628:PHE:CD1	1:A:645:TRP:CD1	3.02	0.47
1:B:170:TYR:HA	1:B:173:ILE:HG22	1.95	0.47
1:B:186:LYS:CD	1:B:234:LEU:HD12	2.45	0.47
1:B:197:LYS:HZ3	1:B:197:LYS:CA	2.27	0.47
1:B:201:ASP:O	1:B:210:PHE:HE2	1.96	0.47
1:B:298:GLY:C	1:B:300:LYS:N	2.67	0.47
1:B:559:ARG:HH11	1:B:559:ARG:HG3	1.80	0.47
1:B:633:ASN:O	1:B:642:TYR:HE1	1.97	0.47
1:B:730:ASN:C	1:B:732:ILE:N	2.67	0.47
1:C:517:VAL:HA	1:C:525:LYS:HZ2	1.79	0.47
1:C:687:GLU:O	1:C:690:LYS:N	2.47	0.47
1:D:77:ASP:O	1:D:81:GLN:CB	2.58	0.47
1:D:671:ARG:NH1	1:D:671:ARG:HG3	2.29	0.47
1:D:700:TYR:HD1	1:D:727:GLN:C	2.18	0.47
1:E:180:ASP:O	1:E:183:SER:N	2.35	0.47
1:E:186:LYS:HE3	1:E:234:LEU:CD1	2.44	0.47
1:E:299:GLU:HA	1:E:302:LEU:HB3	1.97	0.47
1:E:353:LYS:HG2	1:E:368:GLN:HE22	1.78	0.47
1:E:667:LEU:O	1:E:669:SER:N	2.48	0.47
1:E:764:LEU:C	1:E:766:HIS:N	2.68	0.47
1:F:189:ASP:HB3	1:F:190:PRO:CD	2.45	0.47
1:F:285:LYS:C	1:F:287:GLY:H	2.17	0.47
1:F:299:GLU:HA	1:F:302:LEU:HB3	1.96	0.47
2:O:48:LEU:HA	2:O:51:MET:CE	2.41	0.47
2:O:117:THR:O	2:O:119:GLU:N	2.48	0.47
2:Q:66:PRO:O	2:Q:68:PHE:N	2.47	0.47
2:R:121:VAL:C	2:R:123:GLN:N	2.67	0.47
2:T:3:GLN:N	2:T:77:LYS:HD3	2.30	0.47
2:T:16:PHE:CD1	2:T:27:ILE:HD13	2.49	0.47
2:T:70:THR:O	2:T:72:MET:N	2.47	0.47
2:T:93:ASP:OD1	2:T:97:ASN:ND2	2.47	0.47
2:T:117:THR:O	2:T:119:GLU:N	2.48	0.47
1:A:234:LEU:HD23	1:A:235:THR:N	2.28	0.47
1:A:299:GLU:HA	1:A:302:LEU:HB3	1.97	0.47
1:A:308:VAL:CG2	1:A:336:THR:O	2.63	0.47
1:A:431:LYS:O	1:A:432:TYR:HD2	1.98	0.47
1:B:285:LYS:C	1:B:287:GLY:H	2.18	0.47
1:B:299:GLU:HA	1:B:302:LEU:HB3	1.97	0.47
1:B:329:ARG:HB3	1:B:330:PRO:CD	2.45	0.47

Continued on next page...

Continued from previous page...

Atom-1	Atom-2	Interatomic distance (Å)	Clash overlap (Å)
1:B:333:LYS:C	1:B:335:ALA:H	2.17	0.47
1:B:431:LYS:O	1:B:432:TYR:HD2	1.97	0.47
1:B:445:ARG:HG2	1:B:471:TRP:CZ3	2.49	0.47
1:B:628:PHE:HD1	1:B:632:TYR:HD1	1.61	0.47
1:B:639:ASN:ND2	1:B:639:ASN:N	2.61	0.47
1:B:776:LEU:O	1:B:780:LEU:CD2	2.63	0.47
1:B:794:GLN:HE21	1:B:794:GLN:HB3	1.53	0.47
1:C:351:HIS:HB2	1:C:386:GLU:HG3	1.96	0.47
1:C:405:LEU:N	1:C:405:LEU:CD1	2.78	0.47
1:C:457:THR:CG2	1:C:469:PHE:H	2.27	0.47
1:C:554:LYS:O	1:C:557:LEU:N	2.48	0.47
1:C:628:PHE:CE2	2:Q:90:ARG:CZ	2.97	0.47
1:D:115:LYS:HE3	1:D:116:GLU:HG2	1.95	0.47
1:D:162:ASN:O	1:D:163:SER:C	2.53	0.47
1:D:171:TYR:O	1:D:175:LYS:NZ	2.48	0.47
1:D:353:LYS:HG2	1:D:368:GLN:NE2	2.30	0.47
1:D:372:LYS:O	1:D:374:HIS:N	2.47	0.47
1:D:444:PHE:CD2	1:D:455:TYR:HB3	2.50	0.47
1:D:680:LYS:HG2	1:D:681:ASP:N	2.30	0.47
1:E:162:ASN:O	1:E:163:SER:C	2.53	0.47
1:E:286:GLU:O	1:E:290:LYS:HB2	2.14	0.47
1:E:499:PRO:CG	1:E:504:ILE:HD11	2.44	0.47
1:E:523:LEU:HD11	2:S:144:MET:HG3	1.96	0.47
1:F:191:GLU:O	1:F:193:LEU:N	2.47	0.47
1:F:395:GLU:C	1:F:397:GLU:H	2.18	0.47
1:F:654:ILE:HG22	1:F:655:ASN:ND2	2.29	0.47
1:F:680:LYS:HG2	1:F:681:ASP:N	2.29	0.47
2:P:6:GLU:O	2:P:9:ILE:N	2.42	0.47
2:P:19:PHE:CD1	2:P:19:PHE:N	2.83	0.47
2:P:70:THR:O	2:P:72:MET:N	2.47	0.47
2:P:138:TYR:CE1	2:P:142:VAL:CG2	2.98	0.47
2:Q:3:GLN:N	2:Q:77:LYS:HD3	2.30	0.47
2:Q:16:PHE:CD1	2:Q:27:ILE:HD13	2.49	0.47
2:Q:117:THR:O	2:Q:119:GLU:N	2.48	0.47
2:R:27:ILE:HD12	2:R:32:LEU:HA	1.96	0.47
2:R:49:GLN:O	2:R:53:ASN:N	2.41	0.47
2:T:13:LYS:HE2	2:T:65:PHE:HB3	1.95	0.47
2:T:89:PHE:HB2	2:T:141:PHE:CE2	2.50	0.47
1:A:186:LYS:CD	1:A:234:LEU:HD12	2.45	0.47
1:A:189:ASP:C	1:A:191:GLU:H	2.14	0.47
1:A:405:LEU:HD13	1:A:453:VAL:CG2	2.44	0.47

Continued on next page...

Continued from previous page...

Atom-1	Atom-2	Interatomic distance (Å)	Clash overlap (Å)
1:A:559:ARG:HH11	1:A:559:ARG:HG3	1.80	0.47
1:A:719:LYS:O	1:A:721:SER:N	2.48	0.47
1:B:719:LYS:O	1:B:721:SER:N	2.48	0.47
1:C:225:ILE:HA	1:C:229:PHE:CE2	2.47	0.47
1:C:308:VAL:CG2	1:C:336:THR:O	2.62	0.47
1:C:353:LYS:HG2	1:C:368:GLN:NE2	2.30	0.47
1:C:559:ARG:HH11	1:C:559:ARG:HG3	1.80	0.47
1:C:671:ARG:NH1	1:C:671:ARG:HG3	2.29	0.47
1:C:708:ALA:O	1:C:711:ILE:HG12	2.15	0.47
1:D:556:MET:O	1:D:560:LEU:HG	2.15	0.47
1:D:628:PHE:CD1	1:D:645:TRP:CD1	3.03	0.47
1:D:797:ILE:HG13	1:D:797:ILE:O	2.14	0.47
1:E:109:ILE:HD13	1:E:157:LYS:HZ3	1.80	0.47
1:E:130:SER:HB2	1:E:170:TYR:HE2	1.77	0.47
1:E:170:TYR:HA	1:E:173:ILE:HG22	1.97	0.47
1:E:326:ILE:CG2	1:E:328:PHE:CE1	2.97	0.47
1:E:351:HIS:HB2	1:E:386:GLU:HG3	1.96	0.47
1:E:353:LYS:HG2	1:E:368:GLN:NE2	2.30	0.47
1:E:479:LYS:HG2	1:E:488:LEU:CD2	2.36	0.47
1:E:497:LEU:CD1	1:E:556:MET:HG2	2.39	0.47
1:E:680:LYS:HG2	1:E:681:ASP:N	2.29	0.47
1:F:171:TYR:O	1:F:175:LYS:NZ	2.47	0.47
1:F:559:ARG:HH11	1:F:559:ARG:HG3	1.80	0.47
1:F:625:LEU:HD12	1:F:625:LEU:C	2.36	0.47
2:O:3:GLN:N	2:O:77:LYS:HD3	2.30	0.47
2:P:36:MET:HE3	2:P:43:PRO:HG3	1.95	0.47
2:P:101:SER:OG	2:P:104:GLU:HG2	2.15	0.47
2:Q:97:ASN:C	2:Q:99:TYR:H	2.18	0.47
2:S:138:TYR:O	2:S:141:PHE:HB3	2.14	0.47
2:T:97:ASN:C	2:T:99:TYR:H	2.18	0.47
2:T:138:TYR:O	2:T:141:PHE:HB3	2.15	0.47
1:A:293:ILE:HD11	1:A:617:LYS:HD3	1.97	0.47
1:A:395:GLU:C	1:A:397:GLU:H	2.18	0.47
1:A:408:LEU:HD12	1:A:408:LEU:N	2.03	0.47
1:A:556:MET:O	1:A:560:LEU:HG	2.14	0.47
1:A:730:ASN:C	1:A:732:ILE:N	2.67	0.47
1:B:100:LEU:O	1:B:150:PRO:HD2	2.15	0.47
1:B:134:LYS:C	1:B:136:PRO:HD3	2.35	0.47
1:B:457:THR:CG2	1:B:469:PHE:H	2.27	0.47
1:B:629:ASN:HB3	1:B:632:TYR:CZ	2.50	0.47
1:C:89:ILE:HG22	1:C:93:VAL:CG1	2.33	0.47

Continued on next page...

Continued from previous page...

Atom-1	Atom-2	Interatomic distance (Å)	Clash overlap (Å)
1:C:299:GLU:HA	1:C:302:LEU:HB3	1.97	0.47
1:C:363:TYR:O	1:C:365:PRO:CD	2.63	0.47
1:C:797:ILE:O	1:C:797:ILE:HG13	2.15	0.47
1:D:131:ARG:HG3	1:D:243:LEU:HD22	1.96	0.47
1:D:184:LYS:HE2	1:D:193:LEU:CD1	2.30	0.47
1:D:299:GLU:HA	1:D:302:LEU:HB3	1.97	0.47
1:D:730:ASN:C	1:D:732:ILE:N	2.67	0.47
1:E:135:VAL:HG22	1:E:135:VAL:O	2.14	0.47
1:E:220:LEU:HD11	1:E:223:LYS:HB2	1.97	0.47
1:E:629:ASN:HB3	1:E:632:TYR:CZ	2.50	0.47
1:E:653:LYS:O	1:E:655:ASN:N	2.47	0.47
1:E:687:GLU:O	1:E:690:LYS:N	2.48	0.47
1:E:746:LYS:HD2	1:E:747:ASN:ND2	2.29	0.47
1:F:142:VAL:HG22	1:F:154:ILE:CG2	2.41	0.47
1:F:173:ILE:C	1:F:175:LYS:N	2.69	0.47
1:F:297:LYS:HZ1	1:F:601:GLU:HB3	1.80	0.47
1:F:318:ILE:H	1:F:318:ILE:CD1	2.23	0.47
1:F:326:ILE:CG2	1:F:328:PHE:CE1	2.98	0.47
1:F:424:LYS:HB3	1:F:424:LYS:NZ	2.28	0.47
1:A:123:GLU:O	1:A:146:LYS:NZ	2.48	0.47
1:A:135:VAL:O	1:A:135:VAL:HG22	2.14	0.47
1:A:353:LYS:HG2	1:A:368:GLN:NE2	2.30	0.47
1:A:457:THR:CG2	1:A:469:PHE:H	2.27	0.47
1:A:497:LEU:CD1	1:A:556:MET:HG2	2.40	0.47
1:A:680:LYS:HG2	1:A:681:ASP:N	2.30	0.47
1:B:282:SER:HA	1:B:285:LYS:CD	2.39	0.47
1:B:327:LEU:HG	1:B:595:ILE:HG12	1.97	0.47
1:C:162:ASN:O	1:C:163:SER:C	2.53	0.47
1:C:715:GLU:HA	1:C:718:ARG:HH12	1.71	0.47
1:D:135:VAL:O	1:D:135:VAL:HG22	2.14	0.47
1:D:288:VAL:O	1:D:292:ARG:HG2	2.14	0.47
1:D:326:ILE:CG2	1:D:328:PHE:CE1	2.98	0.47
1:D:395:GLU:C	1:D:397:GLU:H	2.17	0.47
1:D:457:THR:CG2	1:D:469:PHE:H	2.27	0.47
1:E:95:GLU:O	1:E:99:GLU:HB2	2.15	0.47
1:E:234:LEU:HD23	1:E:235:THR:N	2.27	0.47
1:E:400:LYS:HA	1:E:476:VAL:O	2.15	0.47
1:E:405:LEU:HD13	1:E:453:VAL:CG2	2.45	0.47
1:E:431:LYS:O	1:E:432:TYR:HD2	1.97	0.47
1:F:178:SER:OG	1:F:179:LEU:N	2.47	0.47
1:F:434:LEU:HD22	1:F:445:ARG:HB3	1.96	0.47

Continued on next page...

Continued from previous page...

Atom-1	Atom-2	Interatomic distance (Å)	Clash overlap (Å)
2:R:16:PHE:CD1	2:R:27:ILE:HD13	2.50	0.47
2:R:58:ASP:C	2:R:60:ASN:N	2.65	0.47
2:R:101:SER:H	2:R:104:GLU:CG	2.28	0.47
2:S:19:PHE:CD1	2:S:19:PHE:N	2.83	0.47
1:A:95:GLU:O	1:A:99:GLU:HB2	2.14	0.46
1:A:115:LYS:HB3	1:A:118:GLN:HG2	1.97	0.46
1:A:405:LEU:CD1	1:A:405:LEU:N	2.78	0.46
1:A:697:ILE:HG23	1:A:732:ILE:HD11	1.95	0.46
1:B:89:ILE:HG22	1:B:93:VAL:CG1	2.33	0.46
1:B:602:PHE:N	1:B:602:PHE:CD2	2.83	0.46
1:B:671:ARG:NH1	1:B:671:ARG:HG3	2.29	0.46
1:C:159:TYR:HD1	1:C:159:TYR:N	2.10	0.46
1:C:190:PRO:HB2	1:C:195:LEU:CD1	2.45	0.46
1:C:628:PHE:CD1	1:C:645:TRP:CD1	3.04	0.46
1:D:322:LEU:O	1:D:324:THR:HG22	2.15	0.46
1:D:462:ILE:HD11	1:D:466:GLY:HA2	1.96	0.46
1:D:628:PHE:CE2	2:R:90:ARG:CZ	2.98	0.46
1:D:694:VAL:CG2	1:D:695:LYS:N	2.78	0.46
1:E:445:ARG:HG2	1:E:471:TRP:CZ3	2.50	0.46
1:E:565:LYS:C	1:E:567:THR:H	2.19	0.46
1:E:654:ILE:C	1:E:655:ASN:HD22	2.18	0.46
1:E:776:LEU:O	1:E:780:LEU:CD2	2.63	0.46
1:F:167:LYS:HG3	1:F:168:GLU:H	1.80	0.46
1:F:403:LEU:HG	1:F:405:LEU:HD11	1.97	0.46
1:F:405:LEU:HD13	1:F:453:VAL:CG2	2.44	0.46
1:F:540:ARG:NH1	1:F:627:TYR:CE1	2.83	0.46
1:F:690:LYS:O	1:F:691:LYS:C	2.52	0.46
2:Q:11:GLU:C	2:Q:13:LYS:N	2.69	0.46
2:Q:19:PHE:CD1	2:Q:19:PHE:N	2.84	0.46
2:S:13:LYS:HE2	2:S:65:PHE:HB3	1.96	0.46
2:S:101:SER:H	2:S:104:GLU:CG	2.28	0.46
1:A:456:LYS:HG2	1:A:471:TRP:CD2	2.50	0.46
1:B:142:VAL:HA	1:B:154:ILE:CD1	2.45	0.46
1:B:190:PRO:O	1:B:195:LEU:HD13	2.16	0.46
1:B:217:LYS:HZ1	1:B:233:ASN:CB	2.28	0.46
1:B:667:LEU:O	1:B:669:SER:N	2.49	0.46
1:C:164:GLU:C	1:C:166:SER:H	2.19	0.46
1:C:189:ASP:HB3	1:C:190:PRO:CD	2.45	0.46
1:C:629:ASN:HB3	1:C:632:TYR:CZ	2.50	0.46
1:D:186:LYS:CD	1:D:234:LEU:HD12	2.45	0.46
1:D:329:ARG:HB3	1:D:330:PRO:CD	2.45	0.46

Continued on next page...

Continued from previous page...

Atom-1	Atom-2	Interatomic distance (Å)	Clash overlap (Å)
1:E:322:LEU:O	1:E:324:THR:HG22	2.15	0.46
1:E:323:ASN:ND2	1:E:598:PRO:HB2	2.30	0.46
2:O:17:SER:O	2:O:19:PHE:N	2.48	0.46
2:O:58:ASP:O	2:O:60:ASN:N	2.45	0.46
2:O:106:ARG:NH2	2:O:118:ASP:OD2	2.48	0.46
2:P:13:LYS:HE2	2:P:65:PHE:HB3	1.96	0.46
2:Q:138:TYR:CE1	2:Q:142:VAL:CG2	2.98	0.46
2:R:30:LYS:HD3	2:R:30:LYS:N	2.12	0.46
1:A:217:LYS:NZ	1:A:236:GLU:HB2	2.30	0.46
1:A:376:GLN:CB	1:A:379:ALA:HB3	2.46	0.46
1:A:684:ASP:C	1:A:686:ASP:H	2.18	0.46
1:B:628:PHE:CD1	1:B:645:TRP:CD1	3.03	0.46
1:B:708:ALA:O	1:B:711:ILE:HG12	2.15	0.46
1:C:322:LEU:O	1:C:324:THR:HG22	2.16	0.46
1:C:353:LYS:HG2	1:C:368:GLN:HE22	1.79	0.46
1:C:445:ARG:HG2	1:C:471:TRP:CZ3	2.50	0.46
1:C:694:VAL:CG2	1:C:695:LYS:N	2.78	0.46
1:C:713:SER:O	1:C:714:GLN:C	2.51	0.46
1:D:89:ILE:HG22	1:D:90:PRO:HD2	1.97	0.46
1:D:95:GLU:O	1:D:99:GLU:HB2	2.15	0.46
1:D:186:LYS:HE3	1:D:234:LEU:CD1	2.45	0.46
1:D:504:ILE:N	1:D:504:ILE:HD12	2.30	0.46
1:D:776:LEU:O	1:D:780:LEU:CD2	2.64	0.46
1:E:142:VAL:HA	1:E:154:ILE:CD1	2.46	0.46
1:E:730:ASN:C	1:E:732:ILE:N	2.67	0.46
1:E:788:ASP:O	1:E:789:ASN:C	2.54	0.46
1:F:131:ARG:HG3	1:F:243:LEU:HD22	1.98	0.46
1:F:279:ILE:O	1:F:283:LEU:HB2	2.16	0.46
1:F:457:THR:CG2	1:F:469:PHE:H	2.28	0.46
2:O:30:LYS:HD3	2:O:30:LYS:N	2.12	0.46
2:O:76:MET:C	2:O:78:ASP:H	2.19	0.46
2:P:101:SER:H	2:P:104:GLU:CG	2.28	0.46
2:Q:6:GLU:O	2:Q:9:ILE:N	2.42	0.46
2:Q:17:SER:O	2:Q:19:PHE:N	2.48	0.46
2:S:49:GLN:O	2:S:53:ASN:N	2.41	0.46
2:T:11:GLU:C	2:T:13:LYS:N	2.69	0.46
2:T:102:ALA:CB	2:T:125:ILE:HG13	2.42	0.46
2:T:121:VAL:C	2:T:123:GLN:N	2.66	0.46
1:A:131:ARG:HG3	1:A:243:LEU:CD2	2.46	0.46
1:A:171:TYR:O	1:A:175:LYS:NZ	2.48	0.46
1:A:217:LYS:HZ1	1:A:233:ASN:CB	2.28	0.46

Continued on next page...

Continued from previous page...

Atom-1	Atom-2	Interatomic distance (Å)	Clash overlap (Å)
1:A:218:LEU:HG	1:A:218:LEU:O	2.15	0.46
1:A:444:PHE:CD2	1:A:455:TYR:HB3	2.51	0.46
1:A:711:ILE:O	1:A:712:PHE:HD2	1.99	0.46
1:A:764:LEU:O	1:A:766:HIS:N	2.47	0.46
1:A:776:LEU:O	1:A:780:LEU:CD2	2.64	0.46
1:B:353:LYS:HG2	1:B:368:GLN:NE2	2.30	0.46
1:B:540:ARG:NH1	1:B:627:TYR:CE1	2.83	0.46
1:B:654:ILE:C	1:B:655:ASN:HD22	2.19	0.46
1:C:167:LYS:HG3	1:C:168:GLU:H	1.80	0.46
1:C:182:ILE:O	1:C:187:SER:HB2	2.14	0.46
1:C:403:LEU:HG	1:C:405:LEU:HD11	1.97	0.46
1:C:456:LYS:HG2	1:C:471:TRP:CD2	2.50	0.46
1:C:576:ASN:ND2	1:C:576:ASN:N	2.63	0.46
1:C:635:ILE:H	1:C:635:ILE:HD12	1.80	0.46
1:D:142:VAL:HA	1:D:154:ILE:CD1	2.45	0.46
1:D:400:LYS:HA	1:D:476:VAL:O	2.15	0.46
1:D:403:LEU:HG	1:D:405:LEU:HD11	1.97	0.46
1:D:788:ASP:O	1:D:789:ASN:C	2.54	0.46
1:E:217:LYS:NZ	1:E:236:GLU:HB2	2.30	0.46
1:E:444:PHE:CD2	1:E:455:TYR:HB3	2.50	0.46
1:E:462:ILE:HD11	1:E:466:GLY:HA2	1.96	0.46
1:E:559:ARG:HH11	1:E:559:ARG:HG3	1.80	0.46
1:E:684:ASP:C	1:E:686:ASP:H	2.19	0.46
1:F:186:LYS:HE3	1:F:234:LEU:CD1	2.45	0.46
1:F:776:LEU:O	1:F:780:LEU:CD2	2.63	0.46
2:O:64:ASP:OD1	2:O:66:PRO:HD2	2.16	0.46
2:O:94:LYS:HE3	2:O:107:HIS:HD2	1.81	0.46
2:P:93:ASP:OD1	2:P:97:ASN:ND2	2.48	0.46
2:R:64:ASP:OD1	2:R:66:PRO:HD2	2.16	0.46
1:A:115:LYS:HE3	1:A:116:GLU:HG2	1.95	0.46
1:A:372:LYS:O	1:A:374:HIS:N	2.47	0.46
1:A:424:LYS:HZ2	1:A:424:LYS:CB	2.29	0.46
1:A:579:THR:C	1:A:581:GLN:N	2.68	0.46
1:A:736:LEU:HD21	1:A:750:GLN:CD	2.36	0.46
1:B:178:SER:OG	1:B:179:LEU:N	2.49	0.46
1:B:186:LYS:HE3	1:B:234:LEU:CD1	2.46	0.46
1:B:302:LEU:HB2	1:B:602:PHE:CD1	2.37	0.46
1:C:178:SER:OG	1:C:179:LEU:N	2.49	0.46
1:C:444:PHE:CD2	1:C:455:TYR:HB3	2.50	0.46
1:D:170:TYR:HA	1:D:173:ILE:CG2	2.46	0.46
1:D:173:ILE:C	1:D:175:LYS:N	2.66	0.46

Continued on next page...

Continued from previous page...

Atom-1	Atom-2	Interatomic distance (Å)	Clash overlap (Å)
1:D:431:LYS:O	1:D:432:TYR:HD2	1.99	0.46
1:D:690:LYS:O	1:D:691:LYS:C	2.54	0.46
1:E:639:ASN:ND2	1:E:639:ASN:N	2.61	0.46
1:F:115:LYS:HB3	1:F:118:GLN:HG2	1.97	0.46
1:F:142:VAL:HA	1:F:154:ILE:CD1	2.46	0.46
1:F:400:LYS:HA	1:F:476:VAL:O	2.16	0.46
1:F:483:GLY:C	1:F:484:VAL:HG22	2.36	0.46
2:O:101:SER:H	2:O:104:GLU:CG	2.28	0.46
2:Q:27:ILE:HD12	2:Q:32:LEU:HA	1.97	0.46
2:S:13:LYS:O	2:S:15:ALA:N	2.49	0.46
1:A:197:LYS:CB	1:A:197:LYS:HZ3	2.29	0.46
1:A:403:LEU:HG	1:A:405:LEU:HD11	1.96	0.46
1:B:115:LYS:HB3	1:B:118:GLN:HG2	1.97	0.46
1:B:288:VAL:O	1:B:292:ARG:HG2	2.15	0.46
1:B:405:LEU:CD1	1:B:405:LEU:N	2.79	0.46
1:B:517:VAL:CA	1:B:525:LYS:HZ2	2.27	0.46
1:C:431:LYS:O	1:C:432:TYR:HD2	1.98	0.46
1:D:311:HIS:HE1	1:D:339:ILE:HG22	1.81	0.46
1:D:376:GLN:CB	1:D:379:ALA:HB3	2.45	0.46
1:D:453:VAL:HG12	1:D:454:GLN:N	2.31	0.46
1:D:786:GLU:O	1:D:789:ASN:HB3	2.16	0.46
1:E:178:SER:OG	1:E:179:LEU:N	2.49	0.46
1:E:293:ILE:HD11	1:E:617:LYS:HD3	1.97	0.46
1:E:308:VAL:CG2	1:E:336:THR:O	2.64	0.46
1:E:540:ARG:NH1	1:E:627:TYR:CE1	2.83	0.46
1:E:579:THR:C	1:E:581:GLN:N	2.69	0.46
1:E:748:TYR:O	1:E:751:TYR:N	2.46	0.46
1:F:376:GLN:CB	1:F:379:ALA:HB3	2.45	0.46
1:F:694:VAL:CG2	1:F:695:LYS:N	2.77	0.46
2:O:17:SER:O	2:O:18:LEU:C	2.52	0.46
2:O:19:PHE:CD1	2:O:19:PHE:N	2.83	0.46
2:O:63:ILE:HD11	2:O:68:PHE:HA	1.98	0.46
2:O:70:THR:O	2:O:72:MET:N	2.48	0.46
2:O:121:VAL:C	2:O:123:GLN:N	2.67	0.46
2:O:126:ARG:HG3	2:O:126:ARG:NH2	2.29	0.46
2:P:97:ASN:C	2:P:99:TYR:H	2.19	0.46
2:P:117:THR:O	2:P:119:GLU:N	2.48	0.46
2:Q:106:ARG:NH2	2:Q:118:ASP:OD2	2.48	0.46
2:R:88:ALA:O	2:R:91:VAL:HB	2.15	0.46
2:R:97:ASN:C	2:R:99:TYR:H	2.18	0.46
2:R:126:ARG:HG3	2:R:126:ARG:NH2	2.27	0.46

Continued on next page...

Continued from previous page...

Atom-1	Atom-2	Interatomic distance (Å)	Clash overlap (Å)
1:A:97:TYR:HD2	1:A:102:GLY:HA3	1.78	0.46
1:A:105:TYR:O	1:A:154:ILE:N	2.35	0.46
1:A:602:PHE:CD2	1:A:602:PHE:N	2.84	0.46
1:A:764:LEU:C	1:A:766:HIS:N	2.69	0.46
1:B:456:LYS:HG2	1:B:471:TRP:CD2	2.51	0.46
1:B:483:GLY:C	1:B:484:VAL:HG22	2.36	0.46
1:B:493:ASP:OD2	1:B:577:HIS:HE1	1.98	0.46
1:B:694:VAL:CG2	1:B:695:LYS:N	2.79	0.46
1:C:112:VAL:O	1:C:114:HIS:N	2.39	0.46
1:C:279:ILE:O	1:C:283:LEU:HB2	2.16	0.46
1:C:497:LEU:CD1	1:C:556:MET:HG2	2.41	0.46
1:C:499:PRO:CG	1:C:504:ILE:HD11	2.45	0.46
1:C:648:PRO:O	1:C:651:LYS:N	2.47	0.46
1:D:178:SER:OG	1:D:179:LEU:N	2.49	0.46
1:D:285:LYS:C	1:D:287:GLY:H	2.18	0.46
1:E:456:LYS:HG2	1:E:471:TRP:CD2	2.51	0.46
1:E:530:THR:HG21	2:S:145:MET:HE3	1.98	0.46
1:E:658:PRO:HG2	1:E:701:LEU:HD22	1.97	0.46
1:F:83:GLN:O	1:F:84:ASP:C	2.54	0.46
1:F:137:PHE:O	1:F:139:SER:N	2.48	0.46
1:F:192:PHE:HA	1:F:195:LEU:CB	2.45	0.46
1:F:424:LYS:HZ2	1:F:424:LYS:CB	2.29	0.46
1:F:565:LYS:C	1:F:567:THR:H	2.19	0.46
1:F:684:ASP:C	1:F:686:ASP:H	2.19	0.46
1:F:687:GLU:O	1:F:690:LYS:N	2.48	0.46
2:O:48:LEU:HD12	2:O:51:MET:CE	2.46	0.46
2:P:70:THR:C	2:P:72:MET:H	2.17	0.46
2:Q:63:ILE:HD11	2:Q:68:PHE:HA	1.98	0.46
2:R:117:THR:O	2:R:119:GLU:N	2.48	0.46
1:A:89:ILE:HG22	1:A:90:PRO:HD2	1.97	0.46
1:A:481:VAL:HG21	1:A:486:LYS:HB2	1.98	0.46
1:A:661:ALA:HB2	2:O:38:SER:O	2.16	0.46
1:B:137:PHE:O	1:B:139:SER:N	2.48	0.46
1:B:338:LEU:HD21	1:B:409:ARG:NH1	2.30	0.46
1:B:630:ARG:CD	2:P:83:GLU:HG2	2.45	0.46
1:B:786:GLU:O	1:B:789:ASN:HB3	2.16	0.46
1:C:137:PHE:O	1:C:139:SER:N	2.49	0.46
1:C:190:PRO:O	1:C:195:LEU:HD13	2.15	0.46
1:C:395:GLU:C	1:C:397:GLU:H	2.17	0.46
1:C:481:VAL:O	1:C:482:GLU:HB2	2.14	0.46
1:C:602:PHE:CD2	1:C:602:PHE:N	2.84	0.46

Continued on next page...

Continued from previous page...

Atom-1	Atom-2	Interatomic distance (Å)	Clash overlap (Å)
1:C:724:ARG:HG3	1:C:724:ARG:NH1	2.30	0.46
1:C:748:TYR:O	1:C:751:TYR:N	2.48	0.46
1:C:764:LEU:C	1:C:766:HIS:N	2.69	0.46
1:D:115:LYS:HB3	1:D:118:GLN:HG2	1.97	0.46
1:D:293:ILE:HD11	1:D:617:LYS:HD3	1.97	0.46
1:D:363:TYR:O	1:D:365:PRO:CD	2.64	0.46
1:D:691:LYS:NZ	2:R:20:ASP:O	2.47	0.46
1:D:746:LYS:HD2	1:D:747:ASN:HD22	1.81	0.46
1:E:137:PHE:O	1:E:139:SER:N	2.49	0.46
1:E:171:TYR:O	1:E:175:LYS:NZ	2.48	0.46
1:E:218:LEU:O	1:E:218:LEU:HG	2.15	0.46
1:E:311:HIS:HE1	1:E:339:ILE:HG22	1.79	0.46
1:E:376:GLN:CB	1:E:379:ALA:HB3	2.45	0.46
1:E:389:LYS:O	1:E:390:SER:C	2.54	0.46
1:E:403:LEU:HG	1:E:405:LEU:HD11	1.97	0.46
1:E:405:LEU:CD1	1:E:405:LEU:N	2.78	0.46
1:F:431:LYS:O	1:F:432:TYR:HD2	1.98	0.46
1:F:444:PHE:CD2	1:F:455:TYR:HB3	2.50	0.46
2:P:58:ASP:C	2:P:60:ASN:N	2.65	0.46
2:P:58:ASP:O	2:P:60:ASN:N	2.46	0.46
2:P:138:TYR:O	2:P:141:PHE:HB3	2.15	0.46
2:Q:76:MET:C	2:Q:78:ASP:H	2.19	0.46
2:R:63:ILE:HD11	2:R:68:PHE:HA	1.98	0.46
2:S:17:SER:O	2:S:19:PHE:N	2.49	0.46
2:S:63:ILE:HD11	2:S:68:PHE:HA	1.98	0.46
2:T:76:MET:C	2:T:78:ASP:H	2.19	0.46
1:A:285:LYS:C	1:A:287:GLY:H	2.17	0.46
1:A:288:VAL:O	1:A:292:ARG:HG2	2.15	0.46
1:A:363:TYR:O	1:A:365:PRO:CD	2.64	0.46
1:A:654:ILE:HG22	1:A:655:ASN:ND2	2.30	0.46
1:A:694:VAL:CG2	1:A:695:LYS:N	2.79	0.46
1:A:788:ASP:O	1:A:789:ASN:C	2.53	0.46
1:B:171:TYR:O	1:B:175:LYS:NZ	2.49	0.46
1:B:322:LEU:O	1:B:324:THR:HG22	2.15	0.46
1:B:376:GLN:CB	1:B:379:ALA:HB3	2.46	0.46
1:B:658:PRO:HG3	1:B:752:LEU:HD22	1.98	0.46
1:B:746:LYS:HD2	1:B:747:ASN:HD22	1.80	0.46
1:C:83:GLN:O	1:C:84:ASP:C	2.54	0.46
1:C:293:ILE:HD11	1:C:617:LYS:HD3	1.97	0.46
1:C:610:MET:O	1:C:614:PHE:N	2.40	0.46
1:C:697:ILE:HG23	1:C:732:ILE:HD11	1.96	0.46

Continued on next page...

Continued from previous page...

Atom-1	Atom-2	Interatomic distance (Å)	Clash overlap (Å)
1:D:338:LEU:HD21	1:D:409:ARG:NH1	2.31	0.46
1:D:405:LEU:CD1	1:D:405:LEU:N	2.79	0.46
1:D:445:ARG:HG2	1:D:471:TRP:CZ3	2.50	0.46
1:D:565:LYS:C	1:D:567:THR:H	2.18	0.46
1:E:708:ALA:O	1:E:711:ILE:HG12	2.15	0.46
1:F:311:HIS:HE1	1:F:339:ILE:HG22	1.81	0.46
1:F:351:HIS:HB2	1:F:386:GLU:HG3	1.96	0.46
1:F:372:LYS:O	1:F:374:HIS:N	2.48	0.46
1:F:767:GLN:CG	1:F:768:LYS:HG2	2.36	0.46
2:O:68:PHE:C	2:O:70:THR:N	2.69	0.46
2:S:11:GLU:C	2:S:13:LYS:N	2.69	0.46
2:S:17:SER:O	2:S:18:LEU:C	2.54	0.46
2:S:48:LEU:HD12	2:S:51:MET:CE	2.45	0.46
2:T:58:ASP:C	2:T:60:ASN:N	2.65	0.46
1:A:165:GLN:HE22	1:A:252:ASP:HB3	1.80	0.46
1:A:492:TYR:HB2	1:A:575:VAL:HG22	1.98	0.46
1:A:629:ASN:HB3	1:A:632:TYR:CZ	2.51	0.46
1:B:434:LEU:HD22	1:B:445:ARG:HB3	1.98	0.46
1:B:492:TYR:HB2	1:B:575:VAL:HG22	1.98	0.46
1:C:129:ASN:N	1:C:129:ASN:ND2	2.64	0.46
1:C:142:VAL:HA	1:C:154:ILE:CD1	2.46	0.46
1:C:311:HIS:HE1	1:C:339:ILE:HG22	1.81	0.46
1:C:318:ILE:H	1:C:318:ILE:CD1	2.23	0.46
1:D:167:LYS:HG3	1:D:168:GLU:H	1.80	0.46
1:D:308:VAL:CG2	1:D:336:THR:O	2.64	0.46
1:D:654:ILE:C	1:D:655:ASN:HD22	2.18	0.46
1:D:654:ILE:HG22	1:D:655:ASN:ND2	2.31	0.46
1:D:684:ASP:C	1:D:686:ASP:H	2.18	0.46
1:D:694:VAL:HG23	1:D:695:LYS:N	2.31	0.46
1:D:711:ILE:O	1:D:712:PHE:HD2	1.99	0.46
1:E:135:VAL:N	1:E:136:PRO:CD	2.78	0.46
1:E:190:PRO:O	1:E:195:LEU:HD13	2.16	0.46
1:E:197:LYS:HZ3	1:E:197:LYS:CA	2.29	0.46
1:E:318:ILE:H	1:E:318:ILE:CD1	2.23	0.46
2:O:140:GLU:HG2	2:O:140:GLU:H	1.55	0.46
2:P:3:GLN:N	2:P:77:LYS:HD3	2.30	0.46
2:P:76:MET:C	2:P:78:ASP:H	2.19	0.46
2:P:94:LYS:HE3	2:P:107:HIS:HD2	1.82	0.46
2:Q:17:SER:O	2:Q:18:LEU:C	2.54	0.46
2:Q:84:GLU:N	2:Q:84:GLU:OE2	2.49	0.46
2:S:48:LEU:HA	2:S:51:MET:CE	2.41	0.46

Continued on next page...

Continued from previous page...

Atom-1	Atom-2	Interatomic distance (Å)	Clash overlap (Å)
2:S:48:LEU:O	2:S:52:ILE:HG22	2.16	0.46
2:S:106:ARG:NH2	2:S:118:ASP:OD2	2.49	0.46
2:T:68:PHE:C	2:T:70:THR:N	2.68	0.46
1:A:192:PHE:HD1	1:A:192:PHE:H	1.64	0.45
1:A:794:GLN:HE21	1:A:794:GLN:HB3	1.54	0.45
1:B:182:ILE:O	1:B:187:SER:HB2	2.17	0.45
1:B:295:VAL:O	1:B:296:LEU:C	2.55	0.45
1:B:444:PHE:CD2	1:B:455:TYR:HB3	2.51	0.45
1:C:209:LEU:HD23	1:C:260:TYR:HA	1.98	0.45
1:C:400:LYS:HA	1:C:476:VAL:O	2.16	0.45
1:C:776:LEU:O	1:C:780:LEU:CD2	2.64	0.45
1:C:788:ASP:O	1:C:789:ASN:C	2.53	0.45
1:D:131:ARG:HG3	1:D:243:LEU:CD2	2.46	0.45
1:D:137:PHE:O	1:D:139:SER:N	2.48	0.45
1:D:292:ARG:NE	1:D:617:LYS:HE3	2.31	0.45
1:D:718:ARG:HH12	1:D:767:GLN:HE21	1.64	0.45
1:D:792:VAL:CG1	1:D:796:ILE:HD11	2.47	0.45
1:E:517:VAL:CB	1:E:525:LYS:HZ2	2.28	0.45
1:F:292:ARG:NE	1:F:617:LYS:HE3	2.31	0.45
1:F:338:LEU:HD21	1:F:409:ARG:NH1	2.31	0.45
1:F:389:LYS:O	1:F:390:SER:C	2.54	0.45
1:F:602:PHE:CD2	1:F:602:PHE:N	2.84	0.45
2:O:48:LEU:O	2:O:52:ILE:HG22	2.16	0.45
2:P:48:LEU:O	2:P:52:ILE:HG22	2.16	0.45
2:P:63:ILE:HD11	2:P:68:PHE:HA	1.98	0.45
2:R:68:PHE:C	2:R:70:THR:N	2.68	0.45
2:S:3:GLN:N	2:S:77:LYS:HD3	2.30	0.45
2:S:63:ILE:HD11	2:S:68:PHE:CA	2.46	0.45
2:S:64:ASP:OD1	2:S:66:PRO:HD2	2.16	0.45
1:A:142:VAL:HA	1:A:154:ILE:CD1	2.46	0.45
1:A:182:ILE:O	1:A:187:SER:HB2	2.16	0.45
1:A:297:LYS:HZ1	1:A:601:GLU:HB3	1.79	0.45
1:A:400:LYS:HA	1:A:476:VAL:O	2.16	0.45
1:A:499:PRO:CG	1:A:504:ILE:HD11	2.46	0.45
1:A:667:LEU:O	1:A:669:SER:N	2.49	0.45
1:B:170:TYR:HA	1:B:173:ILE:CG2	2.46	0.45
1:B:184:LYS:HE2	1:B:193:LEU:CD1	2.31	0.45
1:B:217:LYS:NZ	1:B:236:GLU:HB2	2.30	0.45
1:B:293:ILE:HD11	1:B:617:LYS:HD3	1.98	0.45
1:B:400:LYS:HA	1:B:476:VAL:O	2.17	0.45
1:B:579:THR:C	1:B:581:GLN:N	2.70	0.45

Continued on next page...

Continued from previous page...

Atom-1	Atom-2	Interatomic distance (Å)	Clash overlap (Å)
1:B:615:ILE:HG13	1:B:615:ILE:H	1.60	0.45
1:B:711:ILE:O	1:B:712:PHE:HD2	1.98	0.45
1:C:131:ARG:HG3	1:C:243:LEU:CD2	2.46	0.45
1:C:565:LYS:C	1:C:567:THR:H	2.19	0.45
1:D:192:PHE:HA	1:D:195:LEU:CB	2.46	0.45
1:D:225:ILE:HA	1:D:229:PHE:CE2	2.47	0.45
1:D:234:LEU:HD23	1:D:235:THR:N	2.27	0.45
1:D:288:VAL:HG12	1:D:292:ARG:HH22	1.81	0.45
1:D:736:LEU:HD21	1:D:750:GLN:CD	2.37	0.45
1:E:167:LYS:HG3	1:E:168:GLU:H	1.80	0.45
1:E:190:PRO:HB2	1:E:195:LEU:CD1	2.46	0.45
1:E:656:THR:HG22	1:E:657:ILE:O	2.16	0.45
1:F:234:LEU:HD23	1:F:235:THR:N	2.27	0.45
1:F:255:THR:HG22	1:F:258:GLU:OE2	2.16	0.45
1:F:363:TYR:O	1:F:365:PRO:CD	2.65	0.45
1:F:481:VAL:HG21	1:F:486:LYS:HB2	1.97	0.45
2:P:68:PHE:C	2:P:70:THR:N	2.68	0.45
2:Q:101:SER:H	2:Q:104:GLU:CG	2.28	0.45
2:S:9:ILE:O	2:S:10:ALA:C	2.53	0.45
2:T:63:ILE:HD11	2:T:68:PHE:HA	1.98	0.45
1:A:311:HIS:HE1	1:A:339:ILE:HG22	1.80	0.45
1:A:639:ASN:HD22	1:A:639:ASN:N	2.14	0.45
1:A:657:ILE:CD1	1:A:701:LEU:HD23	2.47	0.45
1:B:130:SER:HB2	1:B:170:TYR:HE2	1.77	0.45
1:B:311:HIS:HE1	1:B:339:ILE:HG22	1.80	0.45
1:B:363:TYR:O	1:B:365:PRO:CD	2.64	0.45
1:B:540:ARG:HD2	1:B:582:ASP:OD1	2.17	0.45
1:B:576:ASN:N	1:B:576:ASN:ND2	2.62	0.45
1:C:176:GLY:C	1:C:178:SER:N	2.70	0.45
1:C:658:PRO:HG2	1:C:701:LEU:HD22	1.98	0.45
1:C:747:ASN:N	1:C:747:ASN:HD22	2.14	0.45
1:C:764:LEU:O	1:C:766:HIS:N	2.49	0.45
1:E:129:ASN:N	1:E:129:ASN:ND2	2.64	0.45
1:E:164:GLU:C	1:E:166:SER:H	2.19	0.45
1:E:192:PHE:HA	1:E:195:LEU:CB	2.46	0.45
1:E:372:LYS:O	1:E:374:HIS:N	2.47	0.45
1:E:724:ARG:HG3	1:E:724:ARG:NH1	2.31	0.45
1:F:100:LEU:CD1	1:F:182:ILE:HG21	2.47	0.45
1:F:170:TYR:HA	1:F:173:ILE:CG2	2.46	0.45
1:F:176:GLY:C	1:F:178:SER:N	2.70	0.45
1:F:182:ILE:O	1:F:187:SER:HB2	2.15	0.45

Continued on next page...

Continued from previous page...

Atom-1	Atom-2	Interatomic distance (Å)	Clash overlap (Å)
1:F:445:ARG:HG2	1:F:471:TRP:CZ3	2.51	0.45
1:F:630:ARG:CD	2:T:83:GLU:HG2	2.46	0.45
1:F:654:ILE:C	1:F:655:ASN:HD22	2.19	0.45
1:F:708:ALA:O	1:F:711:ILE:HG12	2.16	0.45
2:R:9:ILE:O	2:R:10:ALA:C	2.55	0.45
2:R:48:LEU:O	2:R:52:ILE:HG22	2.16	0.45
2:R:84:GLU:N	2:R:84:GLU:OE2	2.50	0.45
2:R:94:LYS:HB3	2:R:94:LYS:HZ2	1.81	0.45
2:S:102:ALA:CB	2:S:125:ILE:HG13	2.42	0.45
2:T:48:LEU:O	2:T:52:ILE:HG22	2.16	0.45
1:A:279:ILE:O	1:A:283:LEU:HB2	2.17	0.45
1:A:453:VAL:HG12	1:A:454:GLN:N	2.31	0.45
1:A:653:LYS:O	1:A:655:ASN:N	2.49	0.45
1:B:438:ASN:HD22	1:B:438:ASN:HA	1.60	0.45
1:B:453:VAL:HG12	1:B:454:GLN:N	2.31	0.45
1:B:736:LEU:HD21	1:B:750:GLN:CD	2.37	0.45
1:C:288:VAL:HG12	1:C:292:ARG:HH22	1.81	0.45
1:C:376:GLN:CB	1:C:379:ALA:HB3	2.46	0.45
1:C:389:LYS:O	1:C:390:SER:C	2.53	0.45
1:C:654:ILE:HG22	1:C:655:ASN:ND2	2.31	0.45
1:C:711:ILE:O	1:C:712:PHE:HD2	2.00	0.45
1:D:182:ILE:O	1:D:187:SER:HB2	2.16	0.45
1:D:189:ASP:C	1:D:191:GLU:H	2.14	0.45
1:D:192:PHE:HD1	1:D:192:PHE:H	1.65	0.45
1:D:456:LYS:HG2	1:D:471:TRP:CD2	2.51	0.45
1:D:576:ASN:N	1:D:576:ASN:ND2	2.63	0.45
1:D:602:PHE:N	1:D:602:PHE:CD2	2.84	0.45
1:E:123:GLU:O	1:E:146:LYS:NZ	2.48	0.45
1:E:338:LEU:HD21	1:E:409:ARG:NH1	2.31	0.45
1:E:659:THR:O	1:E:660:SER:C	2.55	0.45
1:F:263:ASP:O	1:F:266:GLU:N	2.50	0.45
1:F:456:LYS:HG2	1:F:471:TRP:CD2	2.51	0.45
1:F:764:LEU:O	1:F:766:HIS:N	2.50	0.45
1:F:788:ASP:O	1:F:789:ASN:C	2.53	0.45
2:O:97:ASN:C	2:O:99:TYR:H	2.19	0.45
2:P:17:SER:O	2:P:20:ASP:N	2.40	0.45
2:R:48:LEU:HD12	2:R:51:MET:CE	2.46	0.45
2:S:58:ASP:O	2:S:60:ASN:N	2.46	0.45
2:T:19:PHE:N	2:T:19:PHE:CD1	2.84	0.45
1:A:164:GLU:C	1:A:166:SER:H	2.19	0.45
1:A:292:ARG:NE	1:A:617:LYS:HE3	2.32	0.45

Continued on next page...

Continued from previous page...

Atom-1	Atom-2	Interatomic distance (Å)	Clash overlap (Å)
1:A:792:VAL:CG1	1:A:796:ILE:HD11	2.47	0.45
1:B:176:GLY:C	1:B:178:SER:N	2.70	0.45
1:B:372:LYS:O	1:B:374:HIS:N	2.47	0.45
1:B:409:ARG:CD	1:B:413:LEU:HD21	2.47	0.45
1:B:724:ARG:HG3	1:B:724:ARG:NH1	2.32	0.45
1:C:220:LEU:HG	1:C:223:LYS:HB3	1.99	0.45
1:C:579:THR:C	1:C:581:GLN:N	2.69	0.45
1:C:767:GLN:HG2	1:C:768:LYS:H	1.81	0.45
1:D:153:ILE:C	1:D:154:ILE:HG12	2.37	0.45
1:D:176:GLY:C	1:D:178:SER:N	2.70	0.45
1:D:189:ASP:C	1:D:191:GLU:N	2.70	0.45
1:E:363:TYR:O	1:E:365:PRO:CD	2.65	0.45
1:E:409:ARG:CD	1:E:413:LEU:HD21	2.47	0.45
1:E:746:LYS:HD2	1:E:747:ASN:HD22	1.82	0.45
1:F:97:TYR:O	1:F:99:GLU:N	2.49	0.45
1:F:131:ARG:HG3	1:F:243:LEU:CD2	2.46	0.45
1:F:189:ASP:C	1:F:191:GLU:H	2.14	0.45
1:F:499:PRO:CG	1:F:504:ILE:HD11	2.46	0.45
1:F:611:THR:HG22	1:F:615:ILE:CD1	2.45	0.45
1:F:711:ILE:O	1:F:712:PHE:HD2	1.99	0.45
2:O:11:GLU:C	2:O:13:LYS:N	2.69	0.45
2:P:63:ILE:HD11	2:P:68:PHE:CA	2.47	0.45
2:Q:63:ILE:HD11	2:Q:68:PHE:CA	2.46	0.45
2:R:63:ILE:HD11	2:R:68:PHE:CA	2.47	0.45
2:S:117:THR:O	2:S:119:GLU:N	2.49	0.45
2:T:106:ARG:NH2	2:T:118:ASP:OD2	2.50	0.45
1:A:190:PRO:O	1:A:195:LEU:HD13	2.16	0.45
1:A:322:LEU:HD13	1:A:556:MET:HE2	1.97	0.45
1:B:609:GLU:O	1:B:613:ARG:N	2.34	0.45
1:B:792:VAL:CG1	1:B:796:ILE:HD11	2.47	0.45
1:C:173:ILE:C	1:C:175:LYS:N	2.67	0.45
1:C:192:PHE:HA	1:C:195:LEU:CB	2.46	0.45
1:C:247:TYR:O	1:C:253:HIS:O	2.35	0.45
1:C:483:GLY:C	1:C:484:VAL:HG22	2.36	0.45
1:C:746:LYS:HD2	1:C:747:ASN:HD22	1.81	0.45
1:D:190:PRO:O	1:D:195:LEU:HD13	2.16	0.45
1:D:302:LEU:HB2	1:D:602:PHE:CD1	2.37	0.45
1:D:724:ARG:HG3	1:D:724:ARG:NH1	2.30	0.45
1:E:131:ARG:HG3	1:E:243:LEU:HD22	1.98	0.45
1:E:234:LEU:O	1:E:238:GLN:HG3	2.17	0.45
1:F:190:PRO:O	1:F:195:LEU:HD13	2.17	0.45

Continued on next page...

Continued from previous page...

Atom-1	Atom-2	Interatomic distance (Å)	Clash overlap (Å)
1:F:576:ASN:N	1:F:576:ASN:ND2	2.64	0.45
2:P:13:LYS:O	2:P:15:ALA:N	2.50	0.45
2:Q:65:PHE:CB	2:Q:66:PRO:HD3	2.46	0.45
2:Q:102:ALA:CB	2:Q:125:ILE:HG13	2.42	0.45
2:S:121:VAL:C	2:S:123:GLN:N	2.67	0.45
2:T:58:ASP:O	2:T:60:ASN:N	2.45	0.45
1:A:175:LYS:O	1:A:177:ILE:N	2.49	0.45
1:A:178:SER:OG	1:A:179:LEU:N	2.49	0.45
1:A:288:VAL:HG12	1:A:292:ARG:HH22	1.82	0.45
1:A:297:LYS:NZ	1:A:297:LYS:CB	2.79	0.45
1:A:325:TYR:CD1	1:A:598:PRO:HD3	2.52	0.45
1:A:401:ILE:HG21	1:A:485:LEU:HB3	1.99	0.45
1:A:483:GLY:C	1:A:484:VAL:HG22	2.37	0.45
1:A:716:LYS:O	1:A:717:LYS:C	2.55	0.45
1:A:746:LYS:HD2	1:A:747:ASN:HD22	1.81	0.45
1:B:167:LYS:HG3	1:B:168:GLU:H	1.80	0.45
1:B:220:LEU:HG	1:B:223:LYS:HB3	1.99	0.45
1:B:389:LYS:O	1:B:390:SER:C	2.55	0.45
1:B:657:ILE:CD1	1:B:701:LEU:HD23	2.47	0.45
1:C:170:TYR:HA	1:C:173:ILE:CG2	2.46	0.45
1:C:355:SER:HA	1:C:372:LYS:H	1.82	0.45
1:C:792:VAL:CG1	1:C:796:ILE:HD11	2.47	0.45
1:D:295:VAL:O	1:D:296:LEU:C	2.55	0.45
1:D:323:ASN:ND2	1:D:598:PRO:HB2	2.32	0.45
1:E:189:ASP:C	1:E:191:GLU:H	2.15	0.45
1:E:453:VAL:HG12	1:E:454:GLN:N	2.31	0.45
1:F:115:LYS:HE3	1:F:116:GLU:HG2	1.95	0.45
1:F:209:LEU:HD23	1:F:260:TYR:HA	1.98	0.45
1:F:495:PHE:CD1	1:F:495:PHE:O	2.70	0.45
2:P:11:GLU:C	2:P:13:LYS:N	2.69	0.45
2:R:17:SER:O	2:R:18:LEU:C	2.54	0.45
2:R:17:SER:O	2:R:19:PHE:N	2.50	0.45
2:T:89:PHE:HB2	2:T:141:PHE:CD2	2.52	0.45
1:A:100:LEU:CD1	1:A:182:ILE:HG21	2.46	0.45
1:A:129:ASN:N	1:A:129:ASN:ND2	2.64	0.45
1:A:170:TYR:HA	1:A:173:ILE:CG2	2.47	0.45
1:A:192:PHE:HA	1:A:195:LEU:CB	2.46	0.45
1:A:247:TYR:O	1:A:253:HIS:O	2.35	0.45
1:A:609:GLU:O	1:A:613:ARG:N	2.34	0.45
1:A:708:ALA:O	1:A:711:ILE:HG12	2.16	0.45
1:A:747:ASN:O	1:A:750:GLN:N	2.50	0.45

Continued on next page...

Continued from previous page...

Atom-1	Atom-2	Interatomic distance (Å)	Clash overlap (Å)
1:B:192:PHE:HD1	1:B:192:PHE:H	1.65	0.45
1:C:297:LYS:NZ	1:C:297:LYS:CB	2.80	0.45
1:C:323:ASN:ND2	1:C:598:PRO:HB2	2.32	0.45
1:C:338:LEU:HD21	1:C:409:ARG:NH1	2.32	0.45
1:C:747:ASN:O	1:C:750:GLN:N	2.50	0.45
1:D:164:GLU:C	1:D:166:SER:H	2.19	0.45
1:E:97:TYR:HD2	1:E:102:GLY:HA3	1.78	0.45
1:E:97:TYR:O	1:E:99:GLU:N	2.50	0.45
1:E:483:GLY:C	1:E:484:VAL:HG22	2.38	0.45
1:E:504:ILE:HD12	1:E:504:ILE:N	2.32	0.45
1:E:629:ASN:CB	1:E:632:TYR:CE1	2.96	0.45
2:P:64:ASP:OD1	2:P:66:PRO:HD2	2.17	0.45
2:Q:97:ASN:HD22	2:Q:97:ASN:N	2.15	0.45
2:R:37:ARG:HH11	2:R:37:ARG:CG	2.30	0.45
1:A:71:PHE:CG	1:A:73:ASN:HB2	2.52	0.45
1:A:565:LYS:C	1:A:567:THR:H	2.19	0.45
1:A:630:ARG:CD	2:O:83:GLU:HG2	2.47	0.45
1:A:658:PRO:HG2	1:A:701:LEU:HD22	1.99	0.45
1:A:662:GLU:OE2	1:A:755:ARG:NH2	2.42	0.45
1:A:691:LYS:NZ	2:O:20:ASP:O	2.47	0.45
1:A:786:GLU:O	1:A:789:ASN:HB3	2.17	0.45
1:B:164:GLU:C	1:B:166:SER:H	2.19	0.45
1:B:172:GLU:CB	1:B:246:SER:HA	2.47	0.45
1:B:610:MET:O	1:B:614:PHE:N	2.40	0.45
1:C:175:LYS:O	1:C:177:ILE:N	2.50	0.45
1:C:180:ASP:O	1:C:183:SER:N	2.36	0.45
1:C:540:ARG:NH1	1:C:627:TYR:CE1	2.85	0.45
1:C:786:GLU:O	1:C:789:ASN:HB3	2.17	0.45
1:D:247:TYR:O	1:D:253:HIS:O	2.35	0.45
1:D:279:ILE:O	1:D:283:LEU:HB2	2.17	0.45
1:D:322:LEU:HD13	1:D:556:MET:HE2	1.98	0.45
1:D:327:LEU:HG	1:D:595:ILE:HG12	1.97	0.45
1:E:192:PHE:HD1	1:E:192:PHE:H	1.65	0.45
1:E:292:ARG:NE	1:E:617:LYS:HE3	2.32	0.45
1:F:423:LYS:HG2	1:F:424:LYS:N	2.32	0.45
1:F:530:THR:HG21	2:T:145:MET:HE3	1.99	0.45
1:F:579:THR:C	1:F:581:GLN:N	2.70	0.45
1:F:659:THR:O	1:F:660:SER:C	2.55	0.45
2:P:9:ILE:O	2:P:10:ALA:C	2.54	0.45
2:Q:38:SER:C	2:Q:40:GLY:H	2.20	0.45
2:Q:64:ASP:OD1	2:Q:66:PRO:HD2	2.17	0.45

Continued on next page...

Continued from previous page...

Atom-1	Atom-2	Interatomic distance (Å)	Clash overlap (Å)
1:A:167:LYS:HG3	1:A:168:GLU:H	1.81	0.45
1:A:189:ASP:C	1:A:191:GLU:N	2.70	0.45
1:A:270:LYS:HA	1:A:273:LYS:CD	2.42	0.45
1:A:724:ARG:HG3	1:A:724:ARG:NH1	2.30	0.45
1:B:71:PHE:CG	1:B:73:ASN:HB2	2.52	0.45
1:B:279:ILE:O	1:B:283:LEU:HB2	2.17	0.45
1:B:345:THR:CG2	1:B:491:ASP:HA	2.47	0.45
1:B:479:LYS:HG2	1:B:488:LEU:CD2	2.36	0.45
1:B:504:ILE:HD12	1:B:504:ILE:N	2.32	0.45
1:B:694:VAL:HG23	1:B:695:LYS:N	2.32	0.45
1:C:322:LEU:HD13	1:C:556:MET:HE2	1.98	0.45
1:C:454:GLN:HG2	1:C:473:ASN:HA	1.99	0.45
1:C:625:LEU:HD12	1:C:625:LEU:C	2.37	0.45
1:C:776:LEU:HD23	1:C:776:LEU:C	2.38	0.45
1:D:173:ILE:HG13	1:D:242:SER:CB	2.35	0.45
1:D:438:ASN:HD22	1:D:438:ASN:HA	1.59	0.45
1:D:684:ASP:C	1:D:686:ASP:N	2.69	0.45
1:E:295:VAL:O	1:E:296:LEU:C	2.56	0.45
1:E:481:VAL:HG21	1:E:486:LYS:HB2	1.98	0.45
1:E:716:LYS:O	1:E:717:LYS:C	2.55	0.45
1:F:454:GLN:HG2	1:F:473:ASN:HA	1.99	0.45
1:F:540:ARG:HD2	1:F:582:ASP:OD1	2.17	0.45
1:F:694:VAL:HG23	1:F:695:LYS:N	2.31	0.45
1:F:697:ILE:HG23	1:F:732:ILE:HD11	1.96	0.45
2:O:9:ILE:O	2:O:10:ALA:C	2.55	0.45
2:O:86:ARG:O	2:O:86:ARG:CG	2.65	0.45
2:P:17:SER:O	2:P:19:PHE:N	2.50	0.45
2:T:37:ARG:HH11	2:T:37:ARG:CG	2.30	0.45
2:T:39:LEU:HD23	2:T:39:LEU:HA	1.86	0.45
1:A:176:GLY:C	1:A:178:SER:N	2.71	0.44
1:A:295:VAL:O	1:A:296:LEU:C	2.55	0.44
1:A:409:ARG:CZ	1:A:413:LEU:CD2	2.94	0.44
1:A:479:LYS:HG2	1:A:488:LEU:CD2	2.36	0.44
1:A:532:LEU:HD23	1:A:532:LEU:HA	1.80	0.44
1:B:83:GLN:O	1:B:86:LEU:N	2.49	0.44
1:B:175:LYS:O	1:B:177:ILE:N	2.50	0.44
1:B:192:PHE:HA	1:B:195:LEU:CB	2.46	0.44
1:B:297:LYS:HZ1	1:B:601:GLU:HB3	1.81	0.44
1:C:131:ARG:HG3	1:C:243:LEU:HD22	1.98	0.44
1:C:581:GLN:HE22	1:C:629:ASN:H	1.56	0.44
1:C:615:ILE:HG13	1:C:615:ILE:H	1.59	0.44

Continued on next page...

Continued from previous page...

Atom-1	Atom-2	Interatomic distance (Å)	Clash overlap (Å)
1:C:684:ASP:C	1:C:686:ASP:N	2.70	0.44
1:C:776:LEU:HD11	1:C:793:PHE:HE1	1.82	0.44
1:D:423:LYS:HG2	1:D:424:LYS:N	2.32	0.44
1:D:454:GLN:HG2	1:D:473:ASN:HA	1.99	0.44
1:D:530:THR:HG21	2:R:145:MET:HE3	1.98	0.44
1:D:708:ALA:O	1:D:711:ILE:HG12	2.16	0.44
1:E:175:LYS:O	1:E:177:ILE:N	2.50	0.44
1:E:297:LYS:HZ1	1:E:601:GLU:HB3	1.82	0.44
1:E:736:LEU:HD21	1:E:750:GLN:HE22	1.82	0.44
1:E:786:GLU:O	1:E:789:ASN:HB3	2.17	0.44
1:F:293:ILE:HD11	1:F:617:LYS:HD3	1.98	0.44
1:F:297:LYS:NZ	1:F:297:LYS:CB	2.79	0.44
1:F:325:TYR:CD1	1:F:598:PRO:HD3	2.52	0.44
1:F:554:LYS:O	1:F:557:LEU:N	2.50	0.44
1:F:747:ASN:N	1:F:747:ASN:HD22	2.16	0.44
2:O:63:ILE:HD11	2:O:68:PHE:CA	2.47	0.44
2:Q:37:ARG:HH11	2:Q:37:ARG:CG	2.31	0.44
2:Q:48:LEU:O	2:Q:52:ILE:HG22	2.17	0.44
1:A:210:PHE:C	1:A:210:PHE:CD1	2.91	0.44
1:A:409:ARG:CD	1:A:413:LEU:HD21	2.46	0.44
1:A:684:ASP:C	1:A:686:ASP:N	2.70	0.44
1:B:135:VAL:N	1:B:136:PRO:CD	2.80	0.44
1:B:136:PRO:O	1:B:137:PHE:C	2.56	0.44
1:B:288:VAL:HG12	1:B:292:ARG:HH22	1.83	0.44
1:B:323:ASN:ND2	1:B:598:PRO:HB2	2.31	0.44
1:B:499:PRO:CG	1:B:504:ILE:HD11	2.45	0.44
1:B:517:VAL:CB	1:B:525:LYS:HZ2	2.29	0.44
1:B:551:ASN:HD22	1:B:551:ASN:HA	1.65	0.44
1:B:565:LYS:C	1:B:567:THR:H	2.20	0.44
1:B:711:ILE:C	1:B:712:PHE:HD2	2.20	0.44
1:C:83:GLN:O	1:C:86:LEU:N	2.50	0.44
1:C:210:PHE:C	1:C:210:PHE:CD1	2.91	0.44
1:C:736:LEU:HD21	1:C:750:GLN:CD	2.36	0.44
1:D:297:LYS:NZ	1:D:297:LYS:CB	2.80	0.44
1:D:333:LYS:O	1:D:335:ALA:N	2.48	0.44
1:D:448:ASP:O	1:D:449:GLU:C	2.56	0.44
1:D:627:TYR:CD1	1:D:627:TYR:C	2.91	0.44
1:E:288:VAL:O	1:E:292:ARG:HG2	2.17	0.44
1:E:409:ARG:CZ	1:E:413:LEU:CD2	2.94	0.44
1:E:597:ASN:ND2	1:E:601:GLU:H	2.03	0.44
1:F:164:GLU:C	1:F:166:SER:H	2.19	0.44

Continued on next page...

Continued from previous page...

Atom-1	Atom-2	Interatomic distance (Å)	Clash overlap (Å)
1:F:172:GLU:CB	1:F:246:SER:HA	2.47	0.44
1:F:173:ILE:HG13	1:F:242:SER:CB	2.35	0.44
1:F:405:LEU:CD1	1:F:405:LEU:N	2.80	0.44
1:F:718:ARG:HH12	1:F:767:GLN:HE21	1.65	0.44
1:F:746:LYS:HD2	1:F:747:ASN:HD22	1.81	0.44
2:P:86:ARG:O	2:P:86:ARG:CG	2.65	0.44
2:S:89:PHE:HB2	2:S:141:PHE:CE2	2.52	0.44
1:A:137:PHE:O	1:A:139:SER:N	2.50	0.44
1:A:333:LYS:HA	1:A:336:THR:OG1	2.17	0.44
1:A:345:THR:CG2	1:A:491:ASP:HA	2.47	0.44
1:A:504:ILE:N	1:A:504:ILE:HD12	2.31	0.44
1:A:552:TRP:O	1:A:553:GLN:C	2.55	0.44
1:A:690:LYS:O	1:A:691:LYS:C	2.55	0.44
1:A:694:VAL:HG23	1:A:695:LYS:N	2.33	0.44
1:B:247:TYR:O	1:B:253:HIS:O	2.35	0.44
1:B:325:TYR:CD1	1:B:598:PRO:HD3	2.52	0.44
1:B:684:ASP:C	1:B:686:ASP:N	2.70	0.44
1:B:716:LYS:O	1:B:717:LYS:C	2.55	0.44
1:C:109:ILE:O	1:C:109:ILE:HG22	2.17	0.44
1:C:115:LYS:HB3	1:C:118:GLN:HG2	1.97	0.44
1:C:292:ARG:NE	1:C:617:LYS:HE3	2.33	0.44
1:C:326:ILE:CG2	1:C:328:PHE:CE1	3.00	0.44
1:C:540:ARG:HD2	1:C:582:ASP:OD1	2.17	0.44
1:C:700:TYR:CE1	1:C:727:GLN:HB3	2.53	0.44
1:C:716:LYS:O	1:C:717:LYS:C	2.55	0.44
1:D:210:PHE:C	1:D:210:PHE:CD1	2.91	0.44
1:D:220:LEU:HG	1:D:223:LYS:HB3	1.99	0.44
1:D:234:LEU:O	1:D:238:GLN:HG3	2.17	0.44
1:D:483:GLY:C	1:D:484:VAL:HG22	2.37	0.44
1:D:540:ARG:HD2	1:D:582:ASP:OD1	2.17	0.44
1:D:629:ASN:HB3	1:D:632:TYR:CZ	2.50	0.44
1:D:630:ARG:CD	2:R:83:GLU:HG2	2.48	0.44
1:D:658:PRO:HG2	1:D:701:LEU:HD22	1.98	0.44
1:D:776:LEU:HD23	1:D:776:LEU:C	2.38	0.44
1:E:115:LYS:HE3	1:E:116:GLU:HG2	1.94	0.44
1:E:115:LYS:HE2	1:E:116:GLU:HG2	1.98	0.44
1:E:454:GLN:HG2	1:E:473:ASN:HA	2.00	0.44
1:E:552:TRP:O	1:E:553:GLN:C	2.56	0.44
1:E:602:PHE:N	1:E:602:PHE:CD2	2.84	0.44
1:E:684:ASP:C	1:E:686:ASP:N	2.70	0.44
1:F:190:PRO:HB2	1:F:195:LEU:CD1	2.46	0.44

Continued on next page...

Continued from previous page...

Atom-1	Atom-2	Interatomic distance (Å)	Clash overlap (Å)
1:F:295:VAL:O	1:F:296:LEU:C	2.55	0.44
1:F:414:LYS:C	1:F:416:ASN:H	2.21	0.44
1:F:767:GLN:HG2	1:F:768:LYS:H	1.82	0.44
2:Q:49:GLN:O	2:Q:53:ASN:N	2.41	0.44
2:Q:68:PHE:O	2:Q:70:THR:N	2.51	0.44
2:Q:70:THR:C	2:Q:72:MET:N	2.71	0.44
2:S:126:ARG:HG3	2:S:126:ARG:NH2	2.30	0.44
1:A:78:LYS:O	1:A:81:GLN:HB3	2.17	0.44
1:A:97:TYR:CE1	1:A:178:SER:HB2	2.53	0.44
1:A:153:ILE:C	1:A:154:ILE:HG12	2.36	0.44
1:A:172:GLU:CB	1:A:246:SER:HA	2.47	0.44
1:A:209:LEU:HD23	1:A:260:TYR:HA	1.99	0.44
1:A:326:ILE:CG2	1:A:328:PHE:CE1	2.98	0.44
1:A:454:GLN:HG2	1:A:473:ASN:HA	2.00	0.44
1:A:747:ASN:HD22	1:A:747:ASN:N	2.16	0.44
1:B:189:ASP:C	1:B:191:GLU:H	2.15	0.44
1:B:209:LEU:HD23	1:B:260:TYR:HA	1.98	0.44
1:B:308:VAL:CG2	1:B:336:THR:O	2.65	0.44
1:B:326:ILE:CG2	1:B:328:PHE:CE1	2.99	0.44
1:B:401:ILE:HG21	1:B:485:LEU:HB3	2.00	0.44
1:B:403:LEU:HG	1:B:405:LEU:HD11	1.98	0.44
1:B:690:LYS:O	1:B:691:LYS:C	2.54	0.44
1:C:152:LEU:HG	1:C:154:ILE:HD11	2.00	0.44
1:C:630:ARG:CD	2:Q:83:GLU:HG2	2.47	0.44
1:D:136:PRO:O	1:D:137:PHE:C	2.55	0.44
1:D:307:LEU:HD12	1:D:331:VAL:CG2	2.47	0.44
1:D:666:ASN:HB2	1:D:748:TYR:CZ	2.53	0.44
1:D:764:LEU:C	1:D:766:HIS:N	2.70	0.44
1:D:767:GLN:HG2	1:D:768:LYS:H	1.82	0.44
1:E:96:ILE:O	1:E:100:LEU:HG	2.17	0.44
1:E:136:PRO:O	1:E:137:PHE:C	2.56	0.44
1:E:209:LEU:HD23	1:E:260:TYR:HA	1.99	0.44
1:E:210:PHE:C	1:E:210:PHE:CD1	2.91	0.44
1:E:297:LYS:NZ	1:E:297:LYS:CB	2.80	0.44
1:E:333:LYS:HA	1:E:336:THR:OG1	2.18	0.44
1:F:71:PHE:CG	1:F:73:ASN:HB2	2.52	0.44
1:F:83:GLN:O	1:F:86:LEU:N	2.51	0.44
1:F:397:GLU:O	1:F:480:ASN:N	2.51	0.44
2:O:104:GLU:O	2:O:108:VAL:HG23	2.18	0.44
2:P:17:SER:O	2:P:18:LEU:C	2.54	0.44
2:P:65:PHE:CB	2:P:66:PRO:HD3	2.47	0.44

Continued on next page...

Continued from previous page...

Atom-1	Atom-2	Interatomic distance (Å)	Clash overlap (Å)
2:P:70:THR:C	2:P:72:MET:N	2.71	0.44
2:T:9:ILE:O	2:T:10:ALA:C	2.54	0.44
2:T:91:VAL:HG12	2:T:92:PHE:N	2.33	0.44
1:A:551:ASN:HD22	1:A:551:ASN:HA	1.66	0.44
1:A:755:ARG:O	1:A:756:ILE:C	2.56	0.44
1:B:73:ASN:C	1:B:74:GLU:O	2.56	0.44
1:B:131:ARG:HG3	1:B:243:LEU:HD22	1.98	0.44
1:B:297:LYS:NZ	1:B:297:LYS:CB	2.80	0.44
1:B:333:LYS:HA	1:B:336:THR:OG1	2.17	0.44
1:B:355:SER:HA	1:B:372:LYS:H	1.82	0.44
1:B:735:VAL:HG12	1:B:741:ILE:HD13	2.00	0.44
1:C:96:ILE:O	1:C:100:LEU:HG	2.18	0.44
1:C:295:VAL:O	1:C:296:LEU:C	2.56	0.44
1:C:327:LEU:HG	1:C:595:ILE:HG12	1.99	0.44
1:C:413:LEU:CB	1:C:419:ILE:HG12	2.43	0.44
1:C:448:ASP:O	1:C:449:GLU:C	2.56	0.44
1:C:659:THR:O	1:C:660:SER:C	2.56	0.44
1:C:694:VAL:HG23	1:C:695:LYS:N	2.32	0.44
1:C:755:ARG:O	1:C:756:ILE:C	2.56	0.44
1:D:78:LYS:O	1:D:81:GLN:HB3	2.17	0.44
1:D:159:TYR:HD1	1:D:159:TYR:N	2.10	0.44
1:D:165:GLN:HE22	1:D:252:ASP:HB3	1.82	0.44
1:D:318:ILE:H	1:D:318:ILE:CD1	2.23	0.44
1:D:401:ILE:HG21	1:D:485:LEU:HB3	1.99	0.44
1:D:497:LEU:CD1	1:D:556:MET:HG2	2.41	0.44
1:D:554:LYS:O	1:D:557:LEU:N	2.51	0.44
1:E:182:ILE:O	1:E:187:SER:HB2	2.16	0.44
1:E:189:ASP:HB3	1:E:190:PRO:CD	2.47	0.44
1:E:207:ASP:CB	1:E:262:PRO:HG3	2.47	0.44
1:E:327:LEU:HG	1:E:595:ILE:HG12	1.98	0.44
1:E:434:LEU:HD22	1:E:445:ARG:HB3	1.99	0.44
1:E:741:ILE:H	1:E:741:ILE:HG12	1.60	0.44
1:E:747:ASN:O	1:E:750:GLN:N	2.50	0.44
1:E:776:LEU:HD23	1:E:776:LEU:C	2.38	0.44
1:E:792:VAL:CG1	1:E:796:ILE:HD11	2.47	0.44
1:F:120:LEU:CD1	1:F:120:LEU:O	2.66	0.44
1:F:217:LYS:CB	1:F:236:GLU:CD	2.86	0.44
1:F:220:LEU:HG	1:F:223:LYS:HB3	1.99	0.44
1:F:323:ASN:ND2	1:F:598:PRO:HB2	2.32	0.44
1:F:658:PRO:HG2	1:F:701:LEU:HD22	1.99	0.44
1:F:686:ASP:O	1:F:689:ALA:HB3	2.17	0.44

Continued on next page...

Continued from previous page...

Atom-1	Atom-2	Interatomic distance (Å)	Clash overlap (Å)
1:F:700:TYR:CE1	1:F:727:GLN:HB3	2.53	0.44
1:F:724:ARG:HG3	1:F:724:ARG:NH1	2.31	0.44
1:F:786:GLU:O	1:F:789:ASN:HB3	2.16	0.44
1:F:792:VAL:CG1	1:F:796:ILE:HD11	2.47	0.44
2:T:64:ASP:OD1	2:T:66:PRO:HD2	2.17	0.44
2:T:94:LYS:HE3	2:T:107:HIS:HD2	1.81	0.44
1:A:195:LEU:HD12	1:A:230:ILE:HD13	2.00	0.44
1:A:297:LYS:HB3	1:A:297:LYS:HZ3	1.82	0.44
1:A:423:LYS:HG2	1:A:424:LYS:N	2.33	0.44
1:B:97:TYR:HD2	1:B:102:GLY:HA3	1.80	0.44
1:C:189:ASP:C	1:C:191:GLU:N	2.71	0.44
1:C:263:ASP:O	1:C:266:GLU:N	2.51	0.44
1:D:96:ILE:O	1:D:100:LEU:HG	2.18	0.44
1:D:120:LEU:CD1	1:D:120:LEU:O	2.66	0.44
1:D:165:GLN:HG2	1:D:251:PRO:CG	2.47	0.44
1:D:197:LYS:CA	1:D:197:LYS:HZ3	2.31	0.44
1:E:120:LEU:CD1	1:E:120:LEU:O	2.66	0.44
1:E:401:ILE:HG21	1:E:485:LEU:HB3	2.00	0.44
1:E:654:ILE:HG22	1:E:655:ASN:ND2	2.32	0.44
1:F:199:LEU:C	1:F:201:ASP:N	2.70	0.44
1:F:207:ASP:CB	1:F:262:PRO:HG3	2.48	0.44
1:F:308:VAL:CG2	1:F:336:THR:O	2.66	0.44
1:F:345:THR:CG2	1:F:491:ASP:HA	2.47	0.44
1:F:448:ASP:O	1:F:449:GLU:C	2.56	0.44
1:F:684:ASP:C	1:F:686:ASP:N	2.70	0.44
1:F:730:ASN:C	1:F:732:ILE:H	2.20	0.44
1:F:747:ASN:O	1:F:750:GLN:N	2.50	0.44
2:S:66:PRO:C	2:S:68:PHE:N	2.71	0.44
2:S:68:PHE:O	2:S:70:THR:N	2.50	0.44
2:T:63:ILE:HD11	2:T:68:PHE:CA	2.47	0.44
2:T:126:ARG:HG3	2:T:126:ARG:NH2	2.29	0.44
1:A:120:LEU:CD1	1:A:120:LEU:O	2.66	0.44
1:A:635:ILE:HD12	1:A:635:ILE:N	2.33	0.44
1:B:164:GLU:C	1:B:166:SER:N	2.71	0.44
1:B:210:PHE:C	1:B:210:PHE:CD1	2.91	0.44
1:B:292:ARG:NE	1:B:617:LYS:HE3	2.33	0.44
1:B:423:LYS:HG2	1:B:424:LYS:N	2.33	0.44
1:B:639:ASN:HD22	1:B:639:ASN:N	2.13	0.44
1:B:700:TYR:CE1	1:B:727:GLN:HB3	2.53	0.44
1:B:748:TYR:O	1:B:751:TYR:N	2.46	0.44
1:C:384:ASN:ND2	1:C:465:LEU:HD21	2.33	0.44

Continued on next page...

Continued from previous page...

Atom-1	Atom-2	Interatomic distance (Å)	Clash overlap (Å)
1:C:657:ILE:CD1	1:C:701:LEU:HD23	2.48	0.44
1:C:736:LEU:HD21	1:C:750:GLN:HE22	1.83	0.44
1:D:492:TYR:HB2	1:D:575:VAL:HG22	1.99	0.44
1:D:716:LYS:O	1:D:717:LYS:C	2.56	0.44
1:D:764:LEU:O	1:D:766:HIS:N	2.50	0.44
1:E:165:GLN:HG2	1:E:251:PRO:CG	2.48	0.44
1:E:170:TYR:HA	1:E:173:ILE:CG2	2.47	0.44
1:E:323:ASN:ND2	1:E:598:PRO:CB	2.81	0.44
1:E:666:ASN:HB2	1:E:748:TYR:CZ	2.52	0.44
1:E:747:ASN:HD22	1:E:747:ASN:N	2.15	0.44
1:F:129:ASN:N	1:F:129:ASN:ND2	2.64	0.44
1:F:165:GLN:HG2	1:F:251:PRO:CG	2.48	0.44
1:F:327:LEU:HG	1:F:595:ILE:HG12	2.00	0.44
1:F:333:LYS:HA	1:F:336:THR:HG1	1.81	0.44
1:F:504:ILE:HD12	1:F:504:ILE:N	2.32	0.44
1:F:711:ILE:C	1:F:712:PHE:HD2	2.21	0.44
1:F:776:LEU:HD11	1:F:793:PHE:HE1	1.82	0.44
2:P:102:ALA:CB	2:P:125:ILE:HG13	2.42	0.44
2:Q:48:LEU:HD12	2:Q:51:MET:CE	2.46	0.44
2:Q:126:ARG:HG3	2:Q:126:ARG:NH2	2.30	0.44
2:R:86:ARG:O	2:R:86:ARG:CG	2.66	0.44
2:R:93:ASP:OD1	2:R:97:ASN:ND2	2.50	0.44
2:R:94:LYS:HB3	2:R:94:LYS:HZ3	1.80	0.44
2:S:65:PHE:CB	2:S:66:PRO:HD3	2.47	0.44
2:S:70:THR:C	2:S:72:MET:N	2.71	0.44
2:T:65:PHE:CB	2:T:66:PRO:HD3	2.47	0.44
1:A:140:ARG:HA	1:A:140:ARG:NE	2.33	0.44
1:A:220:LEU:HG	1:A:223:LYS:HB3	1.99	0.44
1:A:225:ILE:HA	1:A:229:PHE:CE2	2.47	0.44
1:A:355:SER:HA	1:A:372:LYS:H	1.83	0.44
1:A:389:LYS:O	1:A:390:SER:C	2.54	0.44
1:B:120:LEU:CD1	1:B:120:LEU:O	2.66	0.44
1:B:207:ASP:CB	1:B:262:PRO:HG3	2.48	0.44
1:B:687:GLU:HA	1:B:687:GLU:OE2	2.18	0.44
1:B:747:ASN:O	1:B:750:GLN:N	2.50	0.44
1:C:136:PRO:O	1:C:137:PHE:C	2.56	0.44
1:C:165:GLN:HE22	1:C:252:ASP:HB3	1.81	0.44
1:C:192:PHE:H	1:C:192:PHE:HD1	1.65	0.44
1:C:307:LEU:HD12	1:C:331:VAL:CG2	2.48	0.44
1:C:405:LEU:HD13	1:C:453:VAL:CG2	2.45	0.44
1:C:627:TYR:CD1	1:C:627:TYR:C	2.91	0.44

Continued on next page...

Continued from previous page...

Atom-1	Atom-2	Interatomic distance (Å)	Clash overlap (Å)
1:C:662:GLU:OE2	1:C:755:ARG:NH2	2.42	0.44
1:D:83:GLN:O	1:D:84:ASP:C	2.55	0.44
1:D:164:GLU:C	1:D:166:SER:N	2.71	0.44
1:D:408:LEU:HD12	1:D:408:LEU:N	2.02	0.44
1:D:691:LYS:O	1:D:692:GLU:C	2.56	0.44
1:E:71:PHE:CG	1:E:73:ASN:HB2	2.52	0.44
1:E:176:GLY:C	1:E:178:SER:N	2.70	0.44
1:E:279:ILE:O	1:E:283:LEU:HB2	2.17	0.44
1:E:345:THR:CG2	1:E:491:ASP:HA	2.47	0.44
1:E:423:LYS:HG2	1:E:424:LYS:N	2.33	0.44
1:E:576:ASN:N	1:E:576:ASN:ND2	2.65	0.44
1:E:657:ILE:CD1	1:E:701:LEU:HD23	2.47	0.44
1:E:711:ILE:C	1:E:712:PHE:HD2	2.21	0.44
1:F:192:PHE:H	1:F:192:PHE:HD1	1.65	0.44
1:F:247:TYR:O	1:F:253:HIS:O	2.35	0.44
1:F:333:LYS:HA	1:F:336:THR:OG1	2.17	0.44
1:F:736:LEU:HD21	1:F:750:GLN:CD	2.37	0.44
1:F:736:LEU:HD21	1:F:750:GLN:HE22	1.83	0.44
2:P:30:LYS:HD3	2:P:30:LYS:N	2.13	0.44
2:P:97:ASN:O	2:P:99:TYR:HD1	2.01	0.44
2:Q:58:ASP:O	2:Q:60:ASN:N	2.46	0.44
2:R:76:MET:C	2:R:78:ASP:H	2.20	0.44
2:R:104:GLU:O	2:R:108:VAL:HG23	2.17	0.44
2:T:97:ASN:O	2:T:99:TYR:HD1	2.01	0.44
1:A:263:ASP:O	1:A:266:GLU:N	2.50	0.44
1:A:448:ASP:O	1:A:449:GLU:C	2.56	0.44
1:A:540:ARG:NH1	1:A:627:TYR:CE1	2.85	0.44
1:B:100:LEU:CD1	1:B:182:ILE:HG21	2.48	0.44
1:B:109:ILE:O	1:B:109:ILE:HG22	2.17	0.44
1:B:397:GLU:O	1:B:480:ASN:N	2.50	0.44
1:B:666:ASN:HB2	1:B:748:TYR:CZ	2.53	0.44
1:C:320:ARG:HG2	1:C:599:GLU:HA	2.00	0.44
1:C:552:TRP:O	1:C:553:GLN:C	2.55	0.44
1:C:718:ARG:HH12	1:C:767:GLN:HE21	1.66	0.44
1:D:105:TYR:HB2	1:D:153:ILE:HG12	1.99	0.44
1:D:389:LYS:O	1:D:390:SER:C	2.53	0.44
1:D:579:THR:C	1:D:581:GLN:N	2.70	0.44
1:D:659:THR:O	1:D:660:SER:C	2.56	0.44
1:D:755:ARG:O	1:D:756:ILE:C	2.57	0.44
1:E:220:LEU:HG	1:E:223:LYS:HB3	1.99	0.44
1:E:247:TYR:O	1:E:253:HIS:O	2.36	0.44

Continued on next page...

Continued from previous page...

Atom-1	Atom-2	Interatomic distance (Å)	Clash overlap (Å)
1:E:288:VAL:HG12	1:E:292:ARG:HH22	1.83	0.44
1:E:384:ASN:ND2	1:E:465:LEU:HD21	2.32	0.44
1:E:397:GLU:O	1:E:480:ASN:N	2.51	0.44
1:E:554:LYS:O	1:E:557:LEU:N	2.51	0.44
1:E:690:LYS:O	1:E:691:LYS:C	2.55	0.44
1:E:776:LEU:HD11	1:E:793:PHE:HE1	1.82	0.44
1:F:189:ASP:C	1:F:191:GLU:N	2.71	0.44
1:F:384:ASN:ND2	1:F:465:LEU:HD21	2.33	0.44
1:F:627:TYR:CD1	1:F:627:TYR:C	2.90	0.44
1:F:764:LEU:C	1:F:766:HIS:N	2.70	0.44
2:P:68:PHE:O	2:P:70:THR:N	2.51	0.44
2:Q:89:PHE:HB2	2:Q:141:PHE:CE2	2.53	0.44
2:S:84:GLU:N	2:S:84:GLU:OE2	2.51	0.44
2:T:48:LEU:HD12	2:T:51:MET:CE	2.46	0.44
2:T:70:THR:C	2:T:72:MET:N	2.71	0.44
2:T:97:ASN:HD22	2:T:97:ASN:N	2.15	0.44
1:B:83:GLN:O	1:B:85:LEU:N	2.51	0.43
1:B:384:ASN:ND2	1:B:465:LEU:HD21	2.32	0.43
1:B:454:GLN:HG2	1:B:473:ASN:HA	2.00	0.43
1:B:481:VAL:HG21	1:B:486:LYS:HB2	1.99	0.43
1:B:635:ILE:HD12	1:B:635:ILE:N	2.32	0.43
1:B:661:ALA:HB2	2:P:38:SER:O	2.18	0.43
1:C:197:LYS:CA	1:C:197:LYS:HZ3	2.31	0.43
1:C:217:LYS:CB	1:C:236:GLU:CD	2.86	0.43
1:C:401:ILE:HG21	1:C:485:LEU:HB3	1.99	0.43
1:D:73:ASN:C	1:D:74:GLU:O	2.56	0.43
1:D:140:ARG:HA	1:D:140:ARG:NE	2.33	0.43
1:D:152:LEU:HG	1:D:154:ILE:HD11	2.00	0.43
1:D:199:LEU:C	1:D:201:ASP:N	2.70	0.43
1:D:207:ASP:CB	1:D:262:PRO:HG3	2.47	0.43
1:D:297:LYS:HZ1	1:D:601:GLU:HB3	1.82	0.43
1:D:747:ASN:HD22	1:D:747:ASN:N	2.16	0.43
1:E:263:ASP:O	1:E:266:GLU:N	2.51	0.43
1:E:325:TYR:CD1	1:E:598:PRO:HD3	2.52	0.43
1:E:355:SER:HA	1:E:372:LYS:H	1.83	0.43
1:F:288:VAL:HG12	1:F:292:ARG:HH22	1.83	0.43
1:F:355:SER:HA	1:F:372:LYS:H	1.83	0.43
1:F:401:ILE:HG21	1:F:485:LEU:HB3	1.99	0.43
1:F:412:GLU:C	1:F:414:LYS:H	2.22	0.43
1:F:492:TYR:HB2	1:F:575:VAL:HG22	1.99	0.43
1:F:552:TRP:O	1:F:553:GLN:C	2.54	0.43

Continued on next page...

Continued from previous page...

Atom-1	Atom-2	Interatomic distance (Å)	Clash overlap (Å)
1:F:699:GLY:O	1:F:703:ASP:N	2.51	0.43
1:F:776:LEU:HD23	1:F:776:LEU:C	2.37	0.43
2:Q:91:VAL:HG12	2:Q:92:PHE:N	2.32	0.43
2:R:11:GLU:C	2:R:13:LYS:N	2.69	0.43
2:R:68:PHE:O	2:R:70:THR:N	2.51	0.43
2:R:70:THR:C	2:R:72:MET:N	2.71	0.43
2:S:101:SER:OG	2:S:104:GLU:HG2	2.18	0.43
1:A:136:PRO:O	1:A:137:PHE:C	2.56	0.43
1:A:207:ASP:CB	1:A:262:PRO:HG3	2.48	0.43
1:A:666:ASN:HB2	1:A:748:TYR:CZ	2.53	0.43
1:A:735:VAL:HG12	1:A:741:ILE:HD13	2.00	0.43
1:B:152:LEU:HG	1:B:154:ILE:HD11	2.01	0.43
1:B:153:ILE:C	1:B:154:ILE:HG12	2.38	0.43
1:B:165:GLN:HE22	1:B:252:ASP:HB3	1.81	0.43
1:B:189:ASP:C	1:B:191:GLU:N	2.71	0.43
1:B:197:LYS:HB3	1:B:197:LYS:HZ2	1.80	0.43
1:B:320:ARG:HG2	1:B:599:GLU:HA	2.00	0.43
1:C:175:LYS:HB2	1:C:175:LYS:HZ3	1.82	0.43
1:C:333:LYS:O	1:C:335:ALA:N	2.47	0.43
1:C:453:VAL:HG12	1:C:454:GLN:N	2.32	0.43
1:C:666:ASN:HB2	1:C:748:TYR:CZ	2.53	0.43
1:C:735:VAL:HG12	1:C:741:ILE:HD13	2.00	0.43
1:D:209:LEU:HD23	1:D:260:TYR:HA	1.99	0.43
1:D:249:PHE:O	1:D:250:ALA:C	2.57	0.43
1:D:384:ASN:ND2	1:D:465:LEU:HD21	2.33	0.43
1:D:414:LYS:C	1:D:416:ASN:H	2.21	0.43
1:D:481:VAL:HG21	1:D:486:LYS:HB2	1.99	0.43
1:E:83:GLN:O	1:E:84:ASP:C	2.56	0.43
1:E:217:LYS:CB	1:E:236:GLU:CD	2.87	0.43
1:E:387:ASN:ND2	1:E:387:ASN:H	2.16	0.43
1:E:633:ASN:O	1:E:642:TYR:CE1	2.70	0.43
1:F:153:ILE:C	1:F:154:ILE:HG12	2.38	0.43
1:F:755:ARG:O	1:F:756:ILE:C	2.56	0.43
2:O:70:THR:C	2:O:72:MET:H	2.19	0.43
2:O:137:ASN:H	2:O:140:GLU:HG3	1.83	0.43
2:P:89:PHE:HB2	2:P:141:PHE:CE2	2.53	0.43
2:R:102:ALA:CB	2:R:125:ILE:HG13	2.41	0.43
2:T:49:GLN:O	2:T:53:ASN:N	2.42	0.43
1:B:263:ASP:O	1:B:266:GLU:N	2.51	0.43
1:B:448:ASP:O	1:B:449:GLU:C	2.56	0.43
1:C:83:GLN:O	1:C:85:LEU:N	2.51	0.43

Continued on next page...

Continued from previous page...

Atom-1	Atom-2	Interatomic distance (Å)	Clash overlap (Å)
1:C:120:LEU:CD1	1:C:120:LEU:O	2.66	0.43
1:C:171:TYR:O	1:C:175:LYS:NZ	2.49	0.43
1:C:234:LEU:O	1:C:238:GLN:HG3	2.18	0.43
1:C:255:THR:HG22	1:C:258:GLU:OE2	2.18	0.43
1:C:492:TYR:HB2	1:C:575:VAL:HG22	1.99	0.43
1:C:530:THR:O	1:C:534:ILE:HG13	2.17	0.43
1:C:686:ASP:O	1:C:689:ALA:HB3	2.19	0.43
1:C:690:LYS:O	1:C:691:LYS:C	2.53	0.43
1:C:691:LYS:NZ	2:Q:20:ASP:O	2.50	0.43
1:C:730:ASN:C	1:C:732:ILE:H	2.21	0.43
1:D:195:LEU:HD12	1:D:230:ILE:HD13	2.00	0.43
1:D:320:ARG:HG2	1:D:599:GLU:HA	2.00	0.43
1:D:355:SER:HA	1:D:372:LYS:H	1.83	0.43
1:D:530:THR:O	1:D:534:ILE:HG13	2.18	0.43
1:D:700:TYR:CE1	1:D:727:GLN:HB3	2.54	0.43
1:E:90:PRO:C	1:E:92:ASP:N	2.72	0.43
1:E:105:TYR:O	1:E:154:ILE:N	2.35	0.43
1:E:131:ARG:HG3	1:E:243:LEU:CD2	2.47	0.43
1:E:195:LEU:HD12	1:E:230:ILE:HD13	2.00	0.43
1:E:540:ARG:HD2	1:E:582:ASP:OD1	2.18	0.43
1:E:615:ILE:HD12	1:E:645:TRP:HH2	1.84	0.43
1:E:630:ARG:CD	2:S:83:GLU:HG2	2.48	0.43
1:E:755:ARG:O	1:E:756:ILE:C	2.56	0.43
1:F:89:ILE:H	1:F:89:ILE:HG13	1.47	0.43
1:F:115:LYS:HE2	1:F:116:GLU:HG2	1.98	0.43
1:F:140:ARG:HA	1:F:140:ARG:NE	2.33	0.43
2:O:39:LEU:HD23	2:O:39:LEU:HA	1.85	0.43
2:O:65:PHE:H	2:O:65:PHE:HD1	1.64	0.43
2:R:137:ASN:H	2:R:140:GLU:HG3	1.83	0.43
2:S:37:ARG:HH11	2:S:37:ARG:CG	2.31	0.43
2:T:101:SER:OG	2:T:104:GLU:HG2	2.18	0.43
1:A:96:ILE:O	1:A:100:LEU:HG	2.18	0.43
1:A:199:LEU:C	1:A:201:ASP:N	2.70	0.43
1:A:234:LEU:O	1:A:238:GLN:HG3	2.18	0.43
1:B:318:ILE:H	1:B:318:ILE:CD1	2.23	0.43
1:B:323:ASN:ND2	1:B:598:PRO:CB	2.82	0.43
1:B:353:LYS:CB	1:B:368:GLN:HE22	2.32	0.43
1:B:414:LYS:C	1:B:416:ASN:H	2.21	0.43
1:C:164:GLU:C	1:C:166:SER:N	2.71	0.43
1:C:412:GLU:C	1:C:414:LYS:H	2.22	0.43
1:C:423:LYS:HG2	1:C:424:LYS:N	2.33	0.43

Continued on next page...

Continued from previous page...

Atom-1	Atom-2	Interatomic distance (Å)	Clash overlap (Å)
1:D:263:ASP:O	1:D:266:GLU:N	2.51	0.43
1:D:499:PRO:CG	1:D:504:ILE:HD11	2.47	0.43
1:D:540:ARG:NH1	1:D:627:TYR:CE1	2.87	0.43
1:D:552:TRP:O	1:D:553:GLN:C	2.55	0.43
1:E:73:ASN:C	1:E:74:GLU:O	2.56	0.43
1:E:109:ILE:O	1:E:109:ILE:HG22	2.19	0.43
1:E:152:LEU:HG	1:E:154:ILE:HD11	1.99	0.43
1:E:197:LYS:CB	1:E:197:LYS:HZ3	2.30	0.43
1:E:408:LEU:CD1	1:E:408:LEU:N	2.73	0.43
1:E:694:VAL:CG2	1:E:695:LYS:N	2.80	0.43
1:F:210:PHE:C	1:F:210:PHE:CD1	2.91	0.43
2:P:66:PRO:C	2:P:68:PHE:N	2.72	0.43
2:Q:9:ILE:O	2:Q:10:ALA:C	2.54	0.43
2:S:94:LYS:HE3	2:S:107:HIS:HD2	1.84	0.43
2:T:16:PHE:CZ	2:T:27:ILE:HG23	2.54	0.43
1:A:165:GLN:HG2	1:A:251:PRO:CG	2.47	0.43
1:B:115:LYS:HE2	1:B:116:GLU:HG2	1.99	0.43
1:B:530:THR:HG21	2:P:145:MET:CE	2.49	0.43
1:B:662:GLU:OE2	1:B:755:ARG:NH2	2.42	0.43
1:B:741:ILE:H	1:B:741:ILE:HG12	1.59	0.43
1:C:376:GLN:HB3	1:C:379:ALA:CB	2.49	0.43
1:C:462:ILE:CG1	1:C:463:THR:N	2.74	0.43
1:D:297:LYS:CE	1:D:601:GLU:OE1	2.67	0.43
1:D:687:GLU:HA	1:D:687:GLU:OE2	2.19	0.43
1:D:699:GLY:O	1:D:703:ASP:N	2.51	0.43
1:D:735:VAL:HG12	1:D:741:ILE:HD13	1.99	0.43
1:E:376:GLN:HB3	1:E:379:ALA:CB	2.48	0.43
1:E:448:ASP:O	1:E:449:GLU:C	2.56	0.43
1:E:492:TYR:HB2	1:E:575:VAL:HG22	2.00	0.43
1:E:735:VAL:HG12	1:E:741:ILE:HD13	2.00	0.43
1:F:90:PRO:C	1:F:92:ASP:N	2.72	0.43
1:F:97:TYR:CE1	1:F:178:SER:HB2	2.53	0.43
1:F:136:PRO:O	1:F:137:PHE:C	2.56	0.43
1:F:657:ILE:CD1	1:F:701:LEU:HD23	2.48	0.43
2:O:97:ASN:ND2	2:O:97:ASN:N	2.66	0.43
2:P:121:VAL:C	2:P:123:GLN:H	2.22	0.43
2:Q:68:PHE:C	2:Q:70:THR:N	2.69	0.43
2:R:89:PHE:HB2	2:R:141:PHE:CE2	2.54	0.43
2:T:138:TYR:CZ	2:T:142:VAL:CG2	3.02	0.43
1:A:302:LEU:HB2	1:A:602:PHE:CD1	2.37	0.43
1:A:718:ARG:HH12	1:A:767:GLN:HE21	1.67	0.43

Continued on next page...

Continued from previous page...

Atom-1	Atom-2	Interatomic distance (Å)	Clash overlap (Å)
1:B:165:GLN:HG2	1:B:251:PRO:CG	2.47	0.43
1:B:234:LEU:O	1:B:238:GLN:HG3	2.17	0.43
1:B:776:LEU:HD11	1:B:793:PHE:HE1	1.82	0.43
1:C:153:ILE:C	1:C:154:ILE:HG12	2.38	0.43
1:C:325:TYR:CD1	1:C:598:PRO:HD3	2.54	0.43
1:C:504:ILE:HD12	1:C:504:ILE:N	2.33	0.43
1:D:71:PHE:CG	1:D:73:ASN:HB2	2.52	0.43
1:D:109:ILE:HG22	1:D:109:ILE:O	2.19	0.43
1:D:255:THR:HG22	1:D:258:GLU:OE2	2.18	0.43
1:D:353:LYS:H	1:D:368:GLN:HE22	1.66	0.43
1:D:391:ILE:O	1:D:392:THR:C	2.57	0.43
1:D:610:MET:O	1:D:614:PHE:N	2.40	0.43
1:E:184:LYS:HE2	1:E:193:LEU:CD1	2.31	0.43
1:E:186:LYS:HD2	1:E:234:LEU:HD12	2.00	0.43
1:E:414:LYS:C	1:E:416:ASN:H	2.21	0.43
1:E:635:ILE:HD12	1:E:635:ILE:N	2.33	0.43
1:E:730:ASN:C	1:E:732:ILE:H	2.22	0.43
1:F:96:ILE:O	1:F:100:LEU:HG	2.18	0.43
1:F:152:LEU:HG	1:F:154:ILE:HD11	1.99	0.43
1:F:666:ASN:HB2	1:F:748:TYR:CZ	2.53	0.43
2:O:37:ARG:HH11	2:O:37:ARG:CG	2.31	0.43
2:O:38:SER:C	2:O:40:GLY:H	2.22	0.43
2:O:84:GLU:N	2:O:84:GLU:OE2	2.51	0.43
2:R:99:TYR:CD2	2:R:135:GLN:NE2	2.86	0.43
2:S:138:TYR:CZ	2:S:142:VAL:CG2	3.02	0.43
1:A:105:TYR:HB2	1:A:153:ILE:HG12	2.01	0.43
1:A:152:LEU:HG	1:A:154:ILE:HD11	2.00	0.43
1:A:615:ILE:HD12	1:A:645:TRP:HH2	1.83	0.43
1:A:711:ILE:C	1:A:712:PHE:HD2	2.21	0.43
1:B:78:LYS:O	1:B:81:GLN:HB3	2.19	0.43
1:C:78:LYS:O	1:C:81:GLN:HB3	2.18	0.43
1:C:345:THR:CG2	1:C:491:ASP:HA	2.48	0.43
1:C:353:LYS:H	1:C:368:GLN:HE22	1.66	0.43
1:C:409:ARG:CD	1:C:413:LEU:HD21	2.47	0.43
1:C:414:LYS:C	1:C:416:ASN:H	2.21	0.43
1:C:517:VAL:HB	1:C:525:LYS:HZ2	1.83	0.43
1:D:175:LYS:O	1:D:177:ILE:N	2.51	0.43
1:D:201:ASP:CG	1:D:225:ILE:HD12	2.39	0.43
1:D:217:LYS:CB	1:D:236:GLU:CD	2.87	0.43
1:D:345:THR:CG2	1:D:491:ASP:HA	2.48	0.43
1:D:376:GLN:HB3	1:D:379:ALA:CB	2.48	0.43

Continued on next page...

Continued from previous page...

Atom-1	Atom-2	Interatomic distance (Å)	Clash overlap (Å)
1:D:635:ILE:HD12	1:D:635:ILE:N	2.34	0.43
1:D:747:ASN:O	1:D:750:GLN:N	2.50	0.43
1:E:105:TYR:HB2	1:E:153:ILE:HG12	2.01	0.43
1:E:189:ASP:C	1:E:191:GLU:N	2.71	0.43
1:E:210:PHE:C	1:E:212:GLN:N	2.71	0.43
1:F:195:LEU:HD12	1:F:230:ILE:HD13	2.00	0.43
1:F:337:ASN:C	1:F:339:ILE:N	2.71	0.43
1:F:409:ARG:CD	1:F:413:LEU:HD21	2.47	0.43
2:O:66:PRO:C	2:O:68:PHE:N	2.71	0.43
2:R:39:LEU:HD23	2:R:39:LEU:HA	1.86	0.43
2:T:68:PHE:O	2:T:70:THR:N	2.52	0.43
2:T:97:ASN:ND2	2:T:97:ASN:N	2.66	0.43
2:T:121:VAL:C	2:T:123:GLN:H	2.21	0.43
2:T:137:ASN:H	2:T:140:GLU:HG3	1.83	0.43
1:A:217:LYS:CB	1:A:236:GLU:CD	2.87	0.43
1:A:473:ASN:OD1	1:A:473:ASN:N	2.50	0.43
1:A:625:LEU:HD12	1:A:625:LEU:C	2.38	0.43
1:A:700:TYR:CE1	1:A:727:GLN:HB3	2.53	0.43
1:A:710:HIS:C	1:A:712:PHE:N	2.59	0.43
1:A:776:LEU:HD11	1:A:793:PHE:HE1	1.83	0.43
1:B:530:THR:HG21	2:P:145:MET:HE3	2.00	0.43
1:B:554:LYS:O	1:B:557:LEU:N	2.51	0.43
1:B:654:ILE:HG22	1:B:655:ASN:ND2	2.33	0.43
1:B:691:LYS:O	1:B:692:GLU:C	2.56	0.43
1:C:130:SER:O	1:C:131:ARG:C	2.57	0.43
1:C:184:LYS:HE2	1:C:193:LEU:CD1	2.31	0.43
1:C:699:GLY:O	1:C:703:ASP:N	2.51	0.43
1:D:97:TYR:O	1:D:99:GLU:N	2.51	0.43
1:D:100:LEU:CD1	1:D:182:ILE:HG21	2.48	0.43
1:D:353:LYS:CB	1:D:368:GLN:HE22	2.32	0.43
1:D:412:GLU:C	1:D:414:LYS:H	2.22	0.43
1:D:514:ASP:O	1:D:516:VAL:N	2.52	0.43
1:E:165:GLN:HE22	1:E:252:ASP:HB3	1.80	0.43
1:E:450:ASN:ND2	1:E:452:GLU:HG3	2.34	0.43
1:E:495:PHE:CD1	1:E:495:PHE:O	2.72	0.43
1:E:686:ASP:O	1:E:689:ALA:HB3	2.18	0.43
1:F:234:LEU:CD2	1:F:235:THR:HG23	2.49	0.43
1:F:234:LEU:O	1:F:238:GLN:HG3	2.18	0.43
1:F:297:LYS:HB3	1:F:297:LYS:HZ3	1.83	0.43
1:F:517:VAL:HB	1:F:525:LYS:HZ1	1.82	0.43
2:Q:86:ARG:O	2:Q:86:ARG:CG	2.67	0.43

Continued on next page...

Continued from previous page...

Atom-1	Atom-2	Interatomic distance (Å)	Clash overlap (Å)
2:R:58:ASP:O	2:R:60:ASN:N	2.45	0.43
1:A:83:GLN:O	1:A:84:ASP:C	2.56	0.43
1:A:164:GLU:C	1:A:166:SER:N	2.72	0.43
1:A:384:ASN:ND2	1:A:465:LEU:HD21	2.33	0.43
1:A:414:LYS:C	1:A:416:ASN:H	2.21	0.43
1:A:540:ARG:HD2	1:A:582:ASP:OD1	2.19	0.43
1:A:627:TYR:CD1	1:A:627:TYR:C	2.92	0.43
1:A:699:GLY:O	1:A:703:ASP:N	2.51	0.43
1:B:83:GLN:O	1:B:84:ASP:C	2.55	0.43
1:B:210:PHE:C	1:B:212:GLN:N	2.71	0.43
1:B:217:LYS:CB	1:B:236:GLU:CD	2.87	0.43
1:B:627:TYR:CD1	1:B:627:TYR:C	2.92	0.43
1:B:794:GLN:HE22	1:B:795:LYS:HG3	1.83	0.43
1:C:165:GLN:HG2	1:C:251:PRO:CG	2.47	0.43
1:C:199:LEU:C	1:C:201:ASP:N	2.70	0.43
1:C:249:PHE:O	1:C:250:ALA:C	2.58	0.43
1:C:481:VAL:HG21	1:C:486:LYS:HB2	2.00	0.43
1:D:294:ASP:O	1:D:610:MET:SD	2.76	0.43
1:D:730:ASN:C	1:D:732:ILE:H	2.22	0.43
1:D:776:LEU:HD11	1:D:793:PHE:HE1	1.83	0.43
1:E:140:ARG:HA	1:E:140:ARG:NE	2.33	0.43
1:E:164:GLU:C	1:E:166:SER:N	2.72	0.43
1:F:83:GLN:O	1:F:85:LEU:N	2.52	0.43
1:F:88:LYS:NZ	1:F:172:GLU:CD	2.72	0.43
1:F:109:ILE:HG22	1:F:109:ILE:O	2.18	0.43
1:F:175:LYS:O	1:F:177:ILE:N	2.51	0.43
1:F:353:LYS:H	1:F:368:GLN:HE22	1.67	0.43
1:F:530:THR:O	1:F:534:ILE:HG13	2.18	0.43
1:F:610:MET:O	1:F:614:PHE:N	2.40	0.43
2:P:97:ASN:ND2	2:P:97:ASN:N	2.66	0.43
2:P:109:MET:O	2:P:114:GLU:HB3	2.19	0.43
2:R:38:SER:C	2:R:40:GLY:H	2.22	0.43
1:A:294:ASP:O	1:A:610:MET:SD	2.76	0.43
1:B:97:TYR:O	1:B:99:GLU:N	2.51	0.43
1:B:199:LEU:C	1:B:201:ASP:N	2.71	0.43
1:B:424:LYS:HZ2	1:B:424:LYS:CB	2.30	0.43
1:C:140:ARG:HA	1:C:140:ARG:NE	2.33	0.43
1:C:333:LYS:HA	1:C:336:THR:OG1	2.18	0.43
1:C:530:THR:HG21	2:Q:145:MET:HE3	2.01	0.43
1:C:639:ASN:HD22	1:C:639:ASN:N	2.13	0.43
1:D:313:ASP:O	1:D:316:LYS:HB3	2.19	0.43

Continued on next page...

Continued from previous page...

Atom-1	Atom-2	Interatomic distance (Å)	Clash overlap (Å)
1:D:409:ARG:CD	1:D:413:LEU:HD21	2.47	0.43
1:D:473:ASN:OD1	1:D:473:ASN:N	2.50	0.43
1:D:546:LYS:CD	1:D:554:LYS:HE2	2.39	0.43
1:D:657:ILE:CD1	1:D:701:LEU:HD23	2.49	0.43
1:D:686:ASP:O	1:D:689:ALA:HB3	2.18	0.43
1:D:711:ILE:C	1:D:712:PHE:HD2	2.22	0.43
1:E:254:ARG:HB3	1:E:254:ARG:HH11	1.83	0.43
1:E:255:THR:HG22	1:E:258:GLU:OE2	2.18	0.43
1:E:527:LYS:HG3	2:S:145:MET:HA	2.01	0.43
1:E:719:LYS:O	1:E:722:ILE:N	2.52	0.43
1:F:97:TYR:HD2	1:F:102:GLY:HA3	1.77	0.43
2:O:102:ALA:CB	2:O:125:ILE:HG13	2.42	0.43
2:R:65:PHE:HB2	2:R:66:PRO:CD	2.49	0.43
2:S:86:ARG:O	2:S:86:ARG:CG	2.66	0.43
2:T:86:ARG:O	2:T:86:ARG:CG	2.66	0.43
1:A:90:PRO:C	1:A:92:ASP:N	2.72	0.42
1:A:97:TYR:O	1:A:99:GLU:N	2.51	0.42
1:A:412:GLU:C	1:A:414:LYS:H	2.21	0.42
1:A:611:THR:HG22	1:A:615:ILE:CD1	2.47	0.42
1:A:691:LYS:O	1:A:692:GLU:C	2.57	0.42
1:B:115:LYS:HE3	1:B:116:GLU:HG2	1.97	0.42
1:B:131:ARG:HG3	1:B:243:LEU:CD2	2.48	0.42
1:B:387:ASN:ND2	1:B:387:ASN:H	2.17	0.42
1:D:295:VAL:HB	1:D:603:ILE:HG23	2.01	0.42
1:E:368:GLN:HG3	1:E:383:GLY:HA3	2.01	0.42
1:E:514:ASP:O	1:E:516:VAL:N	2.51	0.42
1:E:625:LEU:HD12	1:E:625:LEU:C	2.39	0.42
1:E:627:TYR:C	1:E:627:TYR:CD1	2.92	0.42
1:E:700:TYR:CE1	1:E:727:GLN:HB3	2.54	0.42
1:E:718:ARG:HH12	1:E:767:GLN:HE21	1.67	0.42
1:F:164:GLU:C	1:F:166:SER:N	2.71	0.42
1:F:213:LYS:H	1:F:213:LYS:HG3	1.74	0.42
1:F:234:LEU:HD21	1:F:235:THR:HG23	2.01	0.42
1:F:336:THR:O	1:F:339:ILE:HB	2.19	0.42
1:F:520:PRO:HG2	1:F:521:ASN:H	1.84	0.42
2:O:68:PHE:O	2:O:70:THR:N	2.52	0.42
2:O:89:PHE:HB2	2:O:141:PHE:CE2	2.54	0.42
2:O:109:MET:O	2:O:114:GLU:HB3	2.19	0.42
2:Q:101:SER:OG	2:Q:104:GLU:HG2	2.19	0.42
2:R:81:SER:O	2:R:82:GLU:C	2.58	0.42
2:R:97:ASN:ND2	2:R:97:ASN:N	2.66	0.42

Continued on next page...

Continued from previous page...

Atom-1	Atom-2	Interatomic distance (Å)	Clash overlap (Å)
2:S:24:ASP:OD1	2:S:25:GLY:N	2.47	0.42
2:S:121:VAL:C	2:S:123:GLN:H	2.22	0.42
1:A:190:PRO:HB2	1:A:195:LEU:CD1	2.45	0.42
1:A:462:ILE:CD1	1:A:466:GLY:HA2	2.49	0.42
1:B:105:TYR:O	1:B:154:ILE:N	2.34	0.42
1:B:195:LEU:HD12	1:B:230:ILE:HD13	2.00	0.42
1:B:730:ASN:C	1:B:732:ILE:H	2.23	0.42
1:B:755:ARG:O	1:B:756:ILE:C	2.57	0.42
1:C:90:PRO:C	1:C:92:ASP:N	2.72	0.42
1:C:368:GLN:HG3	1:C:383:GLY:HA3	2.01	0.42
1:C:495:PHE:CD1	1:C:495:PHE:O	2.72	0.42
1:C:581:GLN:O	1:C:629:ASN:HA	2.19	0.42
1:D:108:ASP:HB3	1:D:109:ILE:H	1.72	0.42
1:D:456:LYS:HB3	1:D:471:TRP:N	2.34	0.42
1:E:337:ASN:C	1:E:339:ILE:N	2.72	0.42
1:E:353:LYS:H	1:E:368:GLN:HE22	1.67	0.42
1:E:609:GLU:O	1:E:613:ARG:N	2.34	0.42
1:E:639:ASN:HD22	1:E:639:ASN:N	2.13	0.42
1:F:112:VAL:C	1:F:114:HIS:N	2.73	0.42
1:F:635:ILE:HD12	1:F:635:ILE:N	2.34	0.42
2:O:70:THR:C	2:O:72:MET:N	2.72	0.42
2:P:84:GLU:N	2:P:84:GLU:OE2	2.53	0.42
2:Q:18:LEU:HB3	2:Q:19:PHE:HD1	1.84	0.42
2:R:55:VAL:HB	2:R:67:GLU:OE1	2.19	0.42
2:R:66:PRO:C	2:R:68:PHE:N	2.71	0.42
2:S:16:PHE:CZ	2:S:27:ILE:HG23	2.54	0.42
2:S:55:VAL:HB	2:S:67:GLU:OE1	2.19	0.42
2:S:76:MET:C	2:S:78:ASP:H	2.20	0.42
2:T:84:GLU:N	2:T:84:GLU:OE2	2.52	0.42
1:A:83:GLN:O	1:A:86:LEU:N	2.52	0.42
1:A:307:LEU:HD12	1:A:331:VAL:CG2	2.49	0.42
1:A:338:LEU:HD21	1:A:409:ARG:NH1	2.33	0.42
1:A:353:LYS:H	1:A:368:GLN:HE22	1.68	0.42
1:A:424:LYS:HB3	1:A:424:LYS:NZ	2.28	0.42
1:A:656:THR:HG22	1:A:657:ILE:O	2.19	0.42
1:B:73:ASN:O	1:B:74:GLU:C	2.56	0.42
1:B:96:ILE:O	1:B:100:LEU:HG	2.18	0.42
1:B:254:ARG:HB3	1:B:254:ARG:HH11	1.83	0.42
1:B:462:ILE:CD1	1:B:466:GLY:HA2	2.50	0.42
1:B:514:ASP:O	1:B:516:VAL:N	2.52	0.42
1:B:530:THR:O	1:B:534:ILE:HG13	2.19	0.42

Continued on next page...

Continued from previous page...

Atom-1	Atom-2	Interatomic distance (Å)	Clash overlap (Å)
1:C:97:TYR:O	1:C:99:GLU:N	2.50	0.42
1:C:115:LYS:HE2	1:C:116:GLU:HG2	1.97	0.42
1:C:186:LYS:HD2	1:C:234:LEU:HD12	2.00	0.42
1:C:210:PHE:C	1:C:210:PHE:HD1	2.23	0.42
1:C:691:LYS:O	1:C:692:GLU:C	2.57	0.42
1:C:711:ILE:C	1:C:712:PHE:HD2	2.22	0.42
1:D:130:SER:CB	1:D:170:TYR:CE2	3.02	0.42
1:D:234:LEU:CD2	1:D:235:THR:HG23	2.48	0.42
1:D:337:ASN:C	1:D:339:ILE:N	2.72	0.42
1:D:794:GLN:HE22	1:D:795:LYS:HG3	1.84	0.42
1:E:234:LEU:CD2	1:E:235:THR:HG23	2.49	0.42
1:E:517:VAL:HA	1:E:525:LYS:HZ2	1.84	0.42
1:E:530:THR:O	1:E:534:ILE:HG13	2.18	0.42
1:E:767:GLN:HG2	1:E:768:LYS:H	1.82	0.42
1:F:73:ASN:C	1:F:74:GLU:O	2.56	0.42
1:F:105:TYR:HB2	1:F:153:ILE:HG12	2.01	0.42
1:F:202:ASP:CB	1:F:208:LEU:HD23	2.49	0.42
1:F:333:LYS:O	1:F:335:ALA:N	2.49	0.42
2:P:99:TYR:CD2	2:P:135:GLN:NE2	2.88	0.42
2:Q:89:PHE:HB2	2:Q:141:PHE:CD2	2.54	0.42
2:Q:94:LYS:HE3	2:Q:107:HIS:HD2	1.82	0.42
2:R:109:MET:O	2:R:114:GLU:HB3	2.19	0.42
1:A:88:LYS:NZ	1:A:172:GLU:CD	2.71	0.42
1:A:255:THR:HG22	1:A:258:GLU:OE2	2.19	0.42
1:A:554:LYS:O	1:A:557:LEU:N	2.52	0.42
1:B:90:PRO:C	1:B:92:ASP:N	2.73	0.42
1:B:123:GLU:O	1:B:146:LYS:NZ	2.53	0.42
1:B:140:ARG:HA	1:B:140:ARG:NE	2.33	0.42
1:B:365:PRO:O	1:B:366:PHE:C	2.58	0.42
1:B:776:LEU:HD23	1:B:776:LEU:C	2.37	0.42
1:C:100:LEU:CD1	1:C:182:ILE:HG21	2.49	0.42
1:C:195:LEU:HD12	1:C:230:ILE:HD13	2.01	0.42
1:C:270:LYS:HA	1:C:273:LYS:CG	2.49	0.42
1:C:316:LYS:HG3	1:C:600:GLY:HA2	2.01	0.42
1:C:443:GLU:CD	1:C:458:LYS:HG2	2.40	0.42
1:D:581:GLN:O	1:D:629:ASN:HA	2.20	0.42
1:E:83:GLN:O	1:E:86:LEU:N	2.52	0.42
1:E:199:LEU:C	1:E:201:ASP:N	2.71	0.42
1:E:661:ALA:HB2	2:S:38:SER:O	2.19	0.42
1:F:254:ARG:HB3	1:F:254:ARG:HH11	1.84	0.42
1:F:372:LYS:CG	1:F:373:LYS:N	2.77	0.42

Continued on next page...

Continued from previous page...

Atom-1	Atom-2	Interatomic distance (Å)	Clash overlap (Å)
1:F:453:VAL:HG12	1:F:454:GLN:N	2.32	0.42
1:F:514:ASP:O	1:F:516:VAL:N	2.52	0.42
1:F:561:ASN:OD1	1:F:574:VAL:N	2.45	0.42
1:F:735:VAL:HG12	1:F:741:ILE:HD13	2.00	0.42
2:P:65:PHE:H	2:P:65:PHE:HD1	1.64	0.42
2:P:104:GLU:O	2:P:108:VAL:HG23	2.20	0.42
2:P:137:ASN:H	2:P:140:GLU:HG3	1.83	0.42
2:S:132:GLY:C	2:S:134:GLY:H	2.22	0.42
1:A:443:GLU:CD	1:A:458:LYS:HG2	2.40	0.42
1:A:520:PRO:HG2	1:A:521:ASN:H	1.84	0.42
1:A:648:PRO:O	1:A:649:ILE:C	2.58	0.42
1:A:686:ASP:O	1:A:689:ALA:HB3	2.19	0.42
1:B:112:VAL:C	1:B:114:HIS:N	2.72	0.42
1:B:186:LYS:HD2	1:B:234:LEU:HD12	2.01	0.42
1:B:202:ASP:CB	1:B:208:LEU:HD23	2.48	0.42
1:B:450:ASN:ND2	1:B:452:GLU:HG3	2.35	0.42
1:C:353:LYS:CB	1:C:368:GLN:HE22	2.32	0.42
1:C:424:LYS:HZ2	1:C:424:LYS:CB	2.30	0.42
1:D:186:LYS:HD2	1:D:234:LEU:HD12	2.01	0.42
1:D:250:ALA:CB	1:D:253:HIS:CE1	3.02	0.42
1:D:333:LYS:HA	1:D:336:THR:OG1	2.18	0.42
1:D:412:GLU:O	1:D:416:ASN:HB2	2.20	0.42
1:E:153:ILE:C	1:E:154:ILE:HG12	2.37	0.42
1:E:210:PHE:C	1:E:210:PHE:HD1	2.23	0.42
1:E:320:ARG:HG2	1:E:599:GLU:HA	2.00	0.42
1:E:532:LEU:HA	1:E:532:LEU:HD23	1.78	0.42
1:E:691:LYS:NZ	2:S:20:ASP:O	2.47	0.42
1:F:64:ASN:HD22	1:F:64:ASN:N	2.18	0.42
1:F:165:GLN:HE22	1:F:252:ASP:HB3	1.81	0.42
1:F:210:PHE:C	1:F:210:PHE:HD1	2.23	0.42
1:F:210:PHE:C	1:F:212:GLN:N	2.73	0.42
1:F:615:ILE:HD12	1:F:645:TRP:HH2	1.85	0.42
1:F:691:LYS:O	1:F:692:GLU:C	2.57	0.42
1:F:764:LEU:HD23	1:F:764:LEU:HA	1.88	0.42
2:O:71:MET:O	2:O:71:MET:HG2	2.20	0.42
2:O:117:THR:C	2:O:119:GLU:N	2.73	0.42
2:P:48:LEU:HD12	2:P:51:MET:CE	2.46	0.42
2:Q:81:SER:O	2:Q:82:GLU:C	2.56	0.42
2:S:38:SER:C	2:S:40:GLY:H	2.22	0.42
2:S:97:ASN:O	2:S:99:TYR:HD1	2.03	0.42
2:T:66:PRO:C	2:T:68:PHE:N	2.72	0.42

Continued on next page...

Continued from previous page...

Atom-1	Atom-2	Interatomic distance (Å)	Clash overlap (Å)
1:A:79:ILE:C	1:A:81:GLN:N	2.60	0.42
1:A:109:ILE:O	1:A:109:ILE:HG22	2.19	0.42
1:A:115:LYS:HE2	1:A:116:GLU:HG2	1.98	0.42
1:A:254:ARG:HB3	1:A:254:ARG:HH11	1.83	0.42
1:A:295:VAL:HB	1:A:603:ILE:HG23	2.01	0.42
1:A:412:GLU:O	1:A:416:ASN:HB2	2.20	0.42
1:B:97:TYR:CE1	1:B:178:SER:HB2	2.54	0.42
1:B:412:GLU:C	1:B:414:LYS:H	2.22	0.42
1:B:424:LYS:HB3	1:B:424:LYS:NZ	2.28	0.42
1:B:443:GLU:CD	1:B:458:LYS:HG2	2.40	0.42
1:B:527:LYS:HG3	2:P:145:MET:HA	2.02	0.42
1:B:691:LYS:NZ	2:P:20:ASP:O	2.48	0.42
1:C:202:ASP:CB	1:C:208:LEU:HD23	2.48	0.42
1:C:365:PRO:O	1:C:366:PHE:C	2.57	0.42
1:C:529:VAL:O	1:C:532:LEU:HB2	2.20	0.42
1:D:97:TYR:CE1	1:D:178:SER:HB2	2.54	0.42
1:D:191:GLU:O	1:D:192:PHE:C	2.58	0.42
1:D:323:ASN:ND2	1:D:598:PRO:CB	2.82	0.42
1:D:325:TYR:CD1	1:D:598:PRO:HD3	2.55	0.42
1:D:387:ASN:ND2	1:D:387:ASN:H	2.17	0.42
1:E:196:ILE:O	1:E:199:LEU:N	2.53	0.42
1:E:288:VAL:O	1:E:290:LYS:N	2.52	0.42
1:F:97:TYR:C	1:F:99:GLU:N	2.72	0.42
1:F:184:LYS:HE2	1:F:193:LEU:CD1	2.31	0.42
2:O:99:TYR:CD2	2:O:135:GLN:NE2	2.88	0.42
2:O:121:VAL:C	2:O:123:GLN:H	2.23	0.42
2:P:71:MET:HG2	2:P:71:MET:O	2.20	0.42
2:Q:65:PHE:HB2	2:Q:66:PRO:CD	2.48	0.42
2:R:101:SER:OG	2:R:104:GLU:HG2	2.20	0.42
2:S:93:ASP:OD1	2:S:97:ASN:ND2	2.51	0.42
1:A:90:PRO:C	1:A:92:ASP:H	2.23	0.42
1:A:210:PHE:C	1:A:210:PHE:HD1	2.23	0.42
1:A:320:ARG:HG2	1:A:599:GLU:HA	2.01	0.42
1:A:353:LYS:CB	1:A:368:GLN:HE22	2.31	0.42
1:A:530:THR:HG21	2:O:145:MET:CE	2.50	0.42
1:A:581:GLN:O	1:A:629:ASN:HA	2.20	0.42
1:A:776:LEU:HD23	1:A:776:LEU:C	2.38	0.42
1:B:180:ASP:O	1:B:183:SER:N	2.37	0.42
1:B:294:ASP:O	1:B:610:MET:SD	2.78	0.42
1:B:648:PRO:O	1:B:649:ILE:C	2.57	0.42
1:C:234:LEU:HD21	1:C:235:THR:HG23	2.02	0.42

Continued on next page...

Continued from previous page...

Atom-1	Atom-2	Interatomic distance (Å)	Clash overlap (Å)
1:C:247:TYR:HB3	1:C:257:LEU:HB2	2.02	0.42
1:C:661:ALA:HB2	2:Q:38:SER:O	2.18	0.42
1:C:739:LYS:HG2	1:C:740:GLN:N	2.31	0.42
1:D:131:ARG:H	1:D:170:TYR:HE2	1.67	0.42
1:D:175:LYS:O	1:D:176:GLY:C	2.58	0.42
1:D:443:GLU:CD	1:D:458:LYS:HG2	2.40	0.42
1:E:172:GLU:CB	1:E:246:SER:HA	2.47	0.42
1:E:249:PHE:O	1:E:250:ALA:C	2.57	0.42
1:F:323:ASN:ND2	1:F:598:PRO:CB	2.83	0.42
1:F:443:GLU:CD	1:F:458:LYS:HG2	2.40	0.42
1:F:661:ALA:HB2	2:T:38:SER:O	2.19	0.42
2:O:81:SER:O	2:O:82:GLU:C	2.58	0.42
2:O:101:SER:OG	2:O:104:GLU:HG2	2.19	0.42
2:P:97:ASN:HD22	2:P:97:ASN:N	2.17	0.42
2:Q:66:PRO:C	2:Q:68:PHE:N	2.72	0.42
2:Q:99:TYR:CD2	2:Q:135:GLN:NE2	2.88	0.42
2:Q:132:GLY:C	2:Q:134:GLY:H	2.23	0.42
2:R:24:ASP:OD1	2:R:25:GLY:N	2.49	0.42
2:S:81:SER:O	2:S:82:GLU:C	2.57	0.42
2:S:89:PHE:HB2	2:S:141:PHE:CD2	2.54	0.42
2:T:18:LEU:HB3	2:T:19:PHE:HD1	1.85	0.42
2:T:132:GLY:C	2:T:134:GLY:H	2.23	0.42
1:A:186:LYS:HD2	1:A:234:LEU:HD12	2.01	0.42
1:A:247:TYR:HB3	1:A:257:LEU:HB2	2.02	0.42
1:A:387:ASN:ND2	1:A:387:ASN:H	2.17	0.42
1:A:687:GLU:HA	1:A:687:GLU:OE2	2.20	0.42
1:A:764:LEU:HD23	1:A:764:LEU:HA	1.87	0.42
1:B:105:TYR:HB2	1:B:153:ILE:HG12	2.01	0.42
1:B:353:LYS:H	1:B:368:GLN:HE22	1.68	0.42
1:B:687:GLU:O	1:B:690:LYS:HB2	2.20	0.42
1:C:191:GLU:O	1:C:192:PHE:C	2.58	0.42
1:C:207:ASP:CB	1:C:262:PRO:HG3	2.48	0.42
1:C:217:LYS:HB3	1:C:236:GLU:CD	2.40	0.42
1:C:234:LEU:CD2	1:C:235:THR:HG23	2.49	0.42
1:C:435:LEU:HD23	1:C:435:LEU:HA	1.83	0.42
1:C:455:TYR:C	1:C:455:TYR:CD2	2.93	0.42
1:C:687:GLU:HA	1:C:687:GLU:OE2	2.20	0.42
1:C:794:GLN:HE22	1:C:795:LYS:HG3	1.84	0.42
1:D:90:PRO:C	1:D:92:ASP:N	2.72	0.42
1:D:190:PRO:O	1:D:191:GLU:C	2.58	0.42
1:D:365:PRO:O	1:D:366:PHE:C	2.57	0.42

Continued on next page...

Continued from previous page...

Atom-1	Atom-2	Interatomic distance (Å)	Clash overlap (Å)
1:D:615:ILE:HD12	1:D:645:TRP:HH2	1.84	0.42
1:D:661:ALA:HB2	2:R:38:SER:O	2.20	0.42
1:E:353:LYS:CB	1:E:368:GLN:HE22	2.32	0.42
1:F:191:GLU:O	1:F:192:PHE:C	2.58	0.42
1:F:353:LYS:CB	1:F:368:GLN:HE22	2.32	0.42
1:F:368:GLN:HG3	1:F:383:GLY:HA3	2.01	0.42
1:F:438:ASN:HD22	1:F:438:ASN:HA	1.59	0.42
1:F:527:LYS:HG3	2:T:145:MET:HA	2.01	0.42
1:F:687:GLU:HA	1:F:687:GLU:OE2	2.20	0.42
2:P:13:LYS:HD2	2:P:13:LYS:HA	1.87	0.42
2:P:81:SER:O	2:P:82:GLU:C	2.57	0.42
2:Q:102:ALA:HB1	2:Q:121:VAL:HG12	2.01	0.42
2:R:16:PHE:CE1	2:R:27:ILE:CG1	3.03	0.42
2:R:132:GLY:C	2:R:134:GLY:H	2.23	0.42
2:S:109:MET:O	2:S:114:GLU:HB3	2.19	0.42
2:T:97:ASN:O	2:T:99:TYR:CD1	2.73	0.42
1:A:687:GLU:O	1:A:690:LYS:HB2	2.19	0.42
1:A:730:ASN:C	1:A:732:ILE:H	2.22	0.42
1:A:767:GLN:HG2	1:A:768:LYS:H	1.82	0.42
1:A:794:GLN:HE22	1:A:795:LYS:HG3	1.84	0.42
1:B:191:GLU:O	1:B:192:PHE:C	2.58	0.42
1:B:210:PHE:C	1:B:210:PHE:HD1	2.23	0.42
1:B:337:ASN:C	1:B:339:ILE:N	2.71	0.42
1:B:412:GLU:O	1:B:416:ASN:HB2	2.20	0.42
1:B:462:ILE:CG1	1:B:463:THR:N	2.74	0.42
1:B:615:ILE:HD12	1:B:645:TRP:HH2	1.85	0.42
1:C:254:ARG:HB3	1:C:254:ARG:HH11	1.83	0.42
1:C:464:VAL:HG23	1:C:465:LEU:N	2.35	0.42
1:C:667:LEU:HD13	1:C:678:VAL:HG21	2.02	0.42
1:D:462:ILE:CD1	1:D:466:GLY:HA2	2.49	0.42
1:E:250:ALA:CB	1:E:253:HIS:CE1	3.03	0.42
1:E:270:LYS:HA	1:E:273:LYS:CG	2.50	0.42
1:E:356:ASP:OD2	1:E:356:ASP:N	2.53	0.42
1:F:105:TYR:O	1:F:154:ILE:N	2.35	0.42
1:F:776:LEU:HD23	1:F:780:LEU:HD21	2.02	0.42
2:O:18:LEU:HB3	2:O:19:PHE:HD1	1.85	0.42
2:P:102:ALA:HB1	2:P:121:VAL:HG12	2.02	0.42
2:P:132:GLY:C	2:P:134:GLY:H	2.23	0.42
2:Q:16:PHE:CZ	2:Q:27:ILE:HG23	2.55	0.42
2:R:97:ASN:HD22	2:R:97:ASN:N	2.17	0.42
2:T:38:SER:C	2:T:40:GLY:H	2.23	0.42

Continued on next page...

Continued from previous page...

Atom-1	Atom-2	Interatomic distance (Å)	Clash overlap (Å)
2:T:77:LYS:HG3	2:T:77:LYS:O	2.20	0.42
2:T:117:THR:C	2:T:119:GLU:N	2.73	0.42
1:A:615:ILE:HD12	1:A:645:TRP:CH2	2.55	0.42
1:A:711:ILE:HG13	1:A:712:PHE:CE2	2.55	0.42
1:B:100:LEU:CD2	1:B:182:ILE:HG21	2.50	0.42
1:B:297:LYS:CE	1:B:601:GLU:OE1	2.67	0.42
1:B:464:VAL:HG23	1:B:465:LEU:N	2.35	0.42
1:B:500:SER:HG	1:B:502:THR:HG1	1.60	0.42
1:C:109:ILE:HD13	1:C:157:LYS:HZ3	1.84	0.42
1:C:391:ILE:O	1:C:392:THR:C	2.58	0.42
1:D:89:ILE:H	1:D:89:ILE:HG13	1.49	0.42
1:D:172:GLU:CB	1:D:246:SER:HA	2.48	0.42
1:D:173:ILE:O	1:D:175:LYS:N	2.53	0.42
1:D:190:PRO:HB2	1:D:195:LEU:CD1	2.45	0.42
1:D:210:PHE:C	1:D:210:PHE:HD1	2.23	0.42
1:D:336:THR:O	1:D:339:ILE:HB	2.20	0.42
1:D:357:TRP:HA	1:D:418:ILE:HG23	2.02	0.42
1:D:656:THR:HG22	1:D:657:ILE:O	2.20	0.42
1:E:202:ASP:CB	1:E:208:LEU:HD23	2.49	0.42
1:E:295:VAL:HB	1:E:603:ILE:HG23	2.02	0.42
1:E:412:GLU:C	1:E:414:LYS:H	2.23	0.42
1:E:776:LEU:HD23	1:E:780:LEU:HD21	2.02	0.42
1:F:84:ASP:HA	1:F:87:LYS:HG2	2.02	0.42
1:F:225:ILE:O	1:F:225:ILE:HG22	2.20	0.42
1:F:249:PHE:O	1:F:250:ALA:C	2.58	0.42
1:F:353:LYS:CG	1:F:368:GLN:HE22	2.33	0.42
1:F:629:ASN:CB	1:F:632:TYR:CE1	2.98	0.42
1:F:639:ASN:HD22	1:F:639:ASN:N	2.14	0.42
2:P:21:LYS:O	2:P:23:GLY:N	2.46	0.42
2:P:55:VAL:HB	2:P:67:GLU:OE1	2.20	0.42
2:P:77:LYS:HG3	2:P:77:LYS:O	2.19	0.42
2:P:89:PHE:HB2	2:P:141:PHE:CD2	2.55	0.42
2:P:97:ASN:O	2:P:99:TYR:CD1	2.73	0.42
2:R:131:ASP:OD1	2:R:131:ASP:N	2.53	0.42
2:S:137:ASN:O	2:S:138:TYR:C	2.58	0.42
2:S:137:ASN:H	2:S:140:GLU:HG3	1.84	0.42
2:T:36:MET:O	2:T:37:ARG:C	2.59	0.42
2:T:89:PHE:HD1	2:T:141:PHE:CD2	2.38	0.42
1:A:97:TYR:CE2	1:A:102:GLY:HA3	2.55	0.41
1:B:636:ALA:HA	1:B:637:PRO:HD3	1.87	0.41
1:C:357:TRP:HA	1:C:418:ILE:HG23	2.02	0.41

Continued on next page...

Continued from previous page...

Atom-1	Atom-2	Interatomic distance (Å)	Clash overlap (Å)
1:C:706:ASN:O	2:Q:130:ILE:HG23	2.20	0.41
1:D:234:LEU:HD21	1:D:235:THR:HG23	2.01	0.41
1:D:254:ARG:HB3	1:D:254:ARG:HH11	1.83	0.41
1:D:397:GLU:O	1:D:480:ASN:N	2.51	0.41
1:D:450:ASN:ND2	1:D:452:GLU:OE1	2.53	0.41
1:D:712:PHE:CD1	1:D:716:LYS:HG2	2.55	0.41
1:E:78:LYS:O	1:E:81:GLN:HB3	2.20	0.41
1:E:84:ASP:HA	1:E:87:LYS:HG2	2.02	0.41
1:E:225:ILE:O	1:E:225:ILE:HG22	2.20	0.41
1:E:687:GLU:OE2	1:E:687:GLU:HA	2.20	0.41
1:E:767:GLN:CG	1:E:768:LYS:HG2	2.36	0.41
1:F:90:PRO:C	1:F:92:ASP:H	2.23	0.41
1:F:109:ILE:HD13	1:F:157:LYS:HZ3	1.85	0.41
1:F:186:LYS:HD2	1:F:234:LEU:HD12	2.01	0.41
1:F:197:LYS:CA	1:F:197:LYS:HZ3	2.33	0.41
1:F:450:ASN:ND2	1:F:452:GLU:OE1	2.54	0.41
1:F:716:LYS:O	1:F:717:LYS:C	2.57	0.41
2:O:9:ILE:HD12	2:O:69:LEU:CD1	2.47	0.41
2:O:97:ASN:HD22	2:O:97:ASN:N	2.17	0.41
2:O:97:ASN:O	2:O:99:TYR:HD1	2.02	0.41
2:Q:71:MET:O	2:Q:71:MET:HG2	2.20	0.41
2:Q:97:ASN:O	2:Q:99:TYR:HD1	2.03	0.41
2:R:16:PHE:CZ	2:R:27:ILE:HG23	2.55	0.41
2:S:104:GLU:O	2:S:108:VAL:HG23	2.19	0.41
1:A:73:ASN:C	1:A:74:GLU:O	2.57	0.41
1:A:288:VAL:O	1:A:290:LYS:N	2.53	0.41
1:B:225:ILE:O	1:B:225:ILE:HG22	2.20	0.41
1:B:307:LEU:HD12	1:B:331:VAL:CG2	2.49	0.41
1:B:767:GLN:HG2	1:B:768:LYS:H	1.82	0.41
1:C:225:ILE:O	1:C:225:ILE:HG22	2.20	0.41
1:C:250:ALA:CB	1:C:253:HIS:CE1	3.03	0.41
1:C:514:ASP:O	1:C:516:VAL:N	2.54	0.41
1:D:247:TYR:HB3	1:D:257:LEU:HB2	2.02	0.41
1:D:639:ASN:ND2	1:D:639:ASN:N	2.61	0.41
1:D:660:SER:O	1:D:663:PHE:HB3	2.20	0.41
1:D:711:ILE:HG13	1:D:712:PHE:CE2	2.55	0.41
1:D:719:LYS:O	1:D:722:ILE:N	2.53	0.41
1:E:97:TYR:C	1:E:99:GLU:N	2.73	0.41
1:E:247:TYR:HB3	1:E:257:LEU:HB2	2.02	0.41
1:E:443:GLU:CD	1:E:458:LYS:HG2	2.40	0.41
1:E:660:SER:O	1:E:663:PHE:HB3	2.19	0.41

Continued on next page...

Continued from previous page...

Atom-1	Atom-2	Interatomic distance (Å)	Clash overlap (Å)
1:E:691:LYS:O	1:E:692:GLU:C	2.58	0.41
1:F:180:ASP:O	1:F:183:SER:N	2.36	0.41
1:F:217:LYS:HB3	1:F:236:GLU:CD	2.41	0.41
1:F:320:ARG:HG2	1:F:599:GLU:HA	2.00	0.41
1:F:360:VAL:HG21	1:F:365:PRO:HB3	2.01	0.41
1:F:462:ILE:CG1	1:F:463:THR:N	2.74	0.41
2:P:16:PHE:CZ	2:P:27:ILE:HG23	2.54	0.41
2:Q:63:ILE:HD11	2:Q:67:GLU:C	2.41	0.41
2:Q:97:ASN:ND2	2:Q:97:ASN:N	2.65	0.41
2:Q:137:ASN:H	2:Q:140:GLU:HG3	1.84	0.41
2:R:117:THR:C	2:R:119:GLU:N	2.73	0.41
2:S:71:MET:HG2	2:S:71:MET:O	2.20	0.41
2:S:94:LYS:HB3	2:S:94:LYS:HZ3	1.81	0.41
2:S:99:TYR:CD2	2:S:135:GLN:NE2	2.88	0.41
2:T:55:VAL:HB	2:T:67:GLU:OE1	2.20	0.41
2:T:65:PHE:H	2:T:65:PHE:HD1	1.65	0.41
1:A:191:GLU:O	1:A:192:PHE:C	2.58	0.41
1:A:337:ASN:C	1:A:339:ILE:N	2.72	0.41
1:A:353:LYS:CG	1:A:368:GLN:HE22	2.33	0.41
1:A:365:PRO:O	1:A:366:PHE:C	2.58	0.41
1:B:175:LYS:O	1:B:176:GLY:C	2.59	0.41
1:B:247:TYR:HB3	1:B:257:LEU:HB2	2.02	0.41
1:B:316:LYS:HG3	1:B:600:GLY:HA2	2.02	0.41
1:B:336:THR:O	1:B:339:ILE:HB	2.20	0.41
1:B:456:LYS:HB3	1:B:471:TRP:N	2.36	0.41
1:B:625:LEU:HD12	1:B:625:LEU:C	2.39	0.41
1:B:659:THR:O	1:B:660:SER:C	2.55	0.41
1:B:747:ASN:HD22	1:B:747:ASN:N	2.17	0.41
1:B:765:THR:HA	1:B:769:SER:CB	2.50	0.41
1:C:112:VAL:C	1:C:114:HIS:N	2.73	0.41
1:C:412:GLU:O	1:C:416:ASN:HB2	2.20	0.41
1:D:413:LEU:CB	1:D:419:ILE:HG12	2.44	0.41
1:E:73:ASN:O	1:E:74:GLU:C	2.58	0.41
1:E:83:GLN:O	1:E:85:LEU:N	2.53	0.41
1:E:100:LEU:CD1	1:E:182:ILE:HG21	2.51	0.41
1:E:297:LYS:CE	1:E:601:GLU:OE1	2.68	0.41
1:E:307:LEU:HD12	1:E:331:VAL:CG2	2.50	0.41
1:F:190:PRO:O	1:F:191:GLU:C	2.58	0.41
1:F:250:ALA:CB	1:F:253:HIS:CE1	3.04	0.41
1:F:356:ASP:OD2	1:F:356:ASP:N	2.53	0.41
1:F:376:GLN:HB3	1:F:379:ALA:CB	2.48	0.41

Continued on next page...

Continued from previous page...

Atom-1	Atom-2	Interatomic distance (Å)	Clash overlap (Å)
1:F:387:ASN:ND2	1:F:387:ASN:H	2.18	0.41
1:F:409:ARG:CZ	1:F:413:LEU:CD2	2.95	0.41
1:F:462:ILE:CD1	1:F:466:GLY:HA2	2.49	0.41
2:O:65:PHE:CB	2:O:66:PRO:HD3	2.47	0.41
2:O:137:ASN:O	2:O:138:TYR:C	2.59	0.41
2:R:138:TYR:CZ	2:R:142:VAL:CG2	3.04	0.41
2:S:59:GLY:H	2:S:62:THR:CG2	2.33	0.41
1:A:112:VAL:C	1:A:114:HIS:N	2.73	0.41
1:A:115:LYS:HA	1:A:115:LYS:HZ2	1.85	0.41
1:A:250:ALA:CB	1:A:253:HIS:CE1	3.03	0.41
1:A:297:LYS:CE	1:A:601:GLU:OE1	2.69	0.41
1:A:357:TRP:HA	1:A:418:ILE:HG23	2.02	0.41
1:A:514:ASP:O	1:A:516:VAL:N	2.53	0.41
1:A:671:ARG:C	1:A:673:SER:H	2.23	0.41
1:A:765:THR:HA	1:A:769:SER:CB	2.50	0.41
1:B:84:ASP:HA	1:B:87:LYS:HG2	2.02	0.41
1:B:90:PRO:C	1:B:92:ASP:H	2.24	0.41
1:B:108:ASP:HB3	1:B:109:ILE:H	1.71	0.41
1:B:115:LYS:HZ2	1:B:115:LYS:HA	1.86	0.41
1:B:129:ASN:N	1:B:129:ASN:ND2	2.64	0.41
1:B:177:ILE:C	1:B:180:ASP:OD1	2.58	0.41
1:B:234:LEU:CD2	1:B:235:THR:HG23	2.50	0.41
1:B:581:GLN:O	1:B:629:ASN:HA	2.20	0.41
1:B:686:ASP:O	1:B:689:ALA:HB3	2.20	0.41
1:B:712:PHE:CD1	1:B:716:LYS:HG2	2.55	0.41
1:C:97:TYR:C	1:C:99:GLU:N	2.73	0.41
1:C:297:LYS:CB	1:C:297:LYS:HZ2	2.33	0.41
1:C:320:ARG:HA	1:C:598:PRO:O	2.21	0.41
1:C:323:ASN:ND2	1:C:598:PRO:CB	2.83	0.41
1:C:456:LYS:HB3	1:C:471:TRP:N	2.35	0.41
1:C:660:SER:O	1:C:663:PHE:HB3	2.20	0.41
1:D:73:ASN:O	1:D:74:GLU:C	2.58	0.41
1:D:90:PRO:C	1:D:92:ASP:H	2.23	0.41
1:D:112:VAL:C	1:D:114:HIS:N	2.73	0.41
1:D:661:ALA:HB2	2:R:39:LEU:C	2.41	0.41
1:E:90:PRO:C	1:E:92:ASP:H	2.23	0.41
1:E:97:TYR:CE2	1:E:102:GLY:HA3	2.55	0.41
1:E:173:ILE:HG13	1:E:242:SER:CB	2.35	0.41
1:E:336:THR:O	1:E:339:ILE:HB	2.20	0.41
1:E:353:LYS:CG	1:E:368:GLN:HE22	2.34	0.41
1:E:615:ILE:HD12	1:E:645:TRP:CH2	2.56	0.41

Continued on next page...

Continued from previous page...

Atom-1	Atom-2	Interatomic distance (Å)	Clash overlap (Å)
1:E:694:VAL:HG23	1:E:695:LYS:N	2.34	0.41
1:F:97:TYR:CE2	1:F:102:GLY:HA3	2.55	0.41
1:F:164:GLU:O	1:F:166:SER:N	2.54	0.41
1:F:307:LEU:HD12	1:F:331:VAL:CG2	2.50	0.41
1:F:413:LEU:CB	1:F:419:ILE:HG12	2.43	0.41
1:F:662:GLU:OE2	1:F:755:ARG:NH2	2.42	0.41
2:O:65:PHE:HB2	2:O:66:PRO:CD	2.49	0.41
2:P:65:PHE:HB2	2:P:66:PRO:CD	2.49	0.41
2:Q:104:GLU:O	2:Q:108:VAL:HG23	2.20	0.41
2:Q:146:THR:O	2:Q:147:ALA:C	2.57	0.41
2:R:89:PHE:HB2	2:R:141:PHE:CD2	2.55	0.41
2:S:102:ALA:HB1	2:S:121:VAL:HG12	2.03	0.41
1:A:159:TYR:HD1	1:A:159:TYR:N	2.10	0.41
1:A:313:ASP:O	1:A:316:LYS:HB3	2.20	0.41
1:A:323:ASN:ND2	1:A:598:PRO:CB	2.84	0.41
1:A:336:THR:O	1:A:339:ILE:HB	2.20	0.41
1:A:397:GLU:O	1:A:480:ASN:N	2.51	0.41
1:A:450:ASN:ND2	1:A:452:GLU:OE1	2.54	0.41
1:A:495:PHE:CD1	1:A:495:PHE:O	2.73	0.41
1:A:527:LYS:HG3	2:O:145:MET:HA	2.02	0.41
1:B:357:TRP:HA	1:B:418:ILE:HG23	2.02	0.41
1:B:517:VAL:HA	1:B:525:LYS:HZ2	1.84	0.41
1:B:520:PRO:HG2	1:B:521:ASN:H	1.84	0.41
1:B:718:ARG:HH12	1:B:767:GLN:HE21	1.68	0.41
1:B:767:GLN:CG	1:B:768:LYS:HG2	2.36	0.41
1:C:97:TYR:CE1	1:C:178:SER:HB2	2.56	0.41
1:C:313:ASP:O	1:C:316:LYS:HB3	2.21	0.41
1:C:493:ASP:OD2	1:C:577:HIS:HE1	2.01	0.41
1:C:633:ASN:O	1:C:642:TYR:CE1	2.72	0.41
1:C:671:ARG:C	1:C:673:SER:H	2.23	0.41
1:D:625:LEU:HD12	1:D:625:LEU:C	2.40	0.41
1:D:639:ASN:HD22	1:D:639:ASN:N	2.13	0.41
1:E:213:LYS:H	1:E:213:LYS:HG3	1.74	0.41
1:E:662:GLU:OE2	1:E:755:ARG:NH2	2.42	0.41
2:S:65:PHE:H	2:S:65:PHE:HD1	1.65	0.41
2:S:77:LYS:HG3	2:S:77:LYS:O	2.20	0.41
2:T:65:PHE:HB2	2:T:66:PRO:CD	2.49	0.41
2:T:109:MET:O	2:T:114:GLU:HB3	2.20	0.41
1:A:201:ASP:CG	1:A:225:ILE:HD12	2.40	0.41
1:A:271:LEU:HA	1:A:275:GLY:HA3	2.02	0.41
1:A:275:GLY:HA2	1:A:278:LYS:CE	2.50	0.41

Continued on next page...

Continued from previous page...

Atom-1	Atom-2	Interatomic distance (Å)	Clash overlap (Å)
1:A:530:THR:HG23	2:O:88:ALA:HB1	2.02	0.41
1:B:190:PRO:HB2	1:B:195:LEU:CD1	2.45	0.41
1:B:270:LYS:HA	1:B:273:LYS:CG	2.51	0.41
1:B:297:LYS:HB3	1:B:297:LYS:HZ3	1.84	0.41
1:B:527:LYS:HE2	1:B:527:LYS:HB3	1.89	0.41
1:B:615:ILE:HD12	1:B:645:TRP:CH2	2.56	0.41
1:B:736:LEU:HD21	1:B:750:GLN:HE22	1.84	0.41
1:B:792:VAL:O	1:B:793:PHE:C	2.59	0.41
1:C:88:LYS:NZ	1:C:172:GLU:CD	2.74	0.41
1:C:164:GLU:O	1:C:166:SER:N	2.54	0.41
1:C:196:ILE:O	1:C:199:LEU:N	2.54	0.41
1:C:217:LYS:CB	1:C:236:GLU:CG	2.98	0.41
1:C:387:ASN:ND2	1:C:387:ASN:H	2.18	0.41
1:C:687:GLU:O	1:C:690:LYS:HB2	2.19	0.41
1:C:792:VAL:O	1:C:793:PHE:C	2.59	0.41
1:D:706:ASN:O	2:R:130:ILE:HG23	2.21	0.41
1:E:122:GLU:OE1	1:E:147:ARG:HB2	2.21	0.41
1:E:391:ILE:O	1:E:392:THR:C	2.58	0.41
1:E:473:ASN:OD1	1:E:473:ASN:N	2.50	0.41
1:E:520:PRO:HG2	1:E:521:ASN:H	1.85	0.41
1:E:521:ASN:HB3	1:E:524:GLU:CB	2.51	0.41
1:E:561:ASN:OD1	1:E:574:VAL:N	2.46	0.41
1:E:610:MET:O	1:E:614:PHE:N	2.40	0.41
1:F:285:LYS:C	1:F:287:GLY:N	2.74	0.41
1:F:297:LYS:CE	1:F:601:GLU:OE1	2.69	0.41
1:F:316:LYS:HG3	1:F:600:GLY:HA2	2.03	0.41
1:F:456:LYS:HB3	1:F:471:TRP:N	2.35	0.41
1:F:741:ILE:H	1:F:741:ILE:HG12	1.60	0.41
2:O:18:LEU:HD23	2:O:18:LEU:HA	1.85	0.41
2:O:24:ASP:OD1	2:O:25:GLY:N	2.48	0.41
2:O:138:TYR:CZ	2:O:142:VAL:CG2	3.03	0.41
2:O:146:THR:O	2:O:147:ALA:C	2.59	0.41
2:T:59:GLY:H	2:T:62:THR:CG2	2.33	0.41
2:T:102:ALA:HB1	2:T:121:VAL:HG12	2.03	0.41
1:A:234:LEU:CD2	1:A:235:THR:HG23	2.50	0.41
1:A:391:ILE:O	1:A:392:THR:C	2.59	0.41
1:A:456:LYS:HB3	1:A:471:TRP:N	2.35	0.41
1:A:659:THR:O	1:A:660:SER:C	2.56	0.41
1:B:97:TYR:CE2	1:B:102:GLY:HA3	2.56	0.41
1:B:234:LEU:HD21	1:B:235:THR:HG23	2.02	0.41
1:B:249:PHE:O	1:B:250:ALA:C	2.57	0.41

Continued on next page...

Continued from previous page...

Atom-1	Atom-2	Interatomic distance (Å)	Clash overlap (Å)
1:B:250:ALA:CB	1:B:253:HIS:CE1	3.03	0.41
1:B:313:ASP:O	1:B:316:LYS:HB3	2.21	0.41
1:B:338:LEU:HD21	1:B:409:ARG:NE	2.36	0.41
1:B:353:LYS:CG	1:B:368:GLN:HE22	2.34	0.41
1:B:552:TRP:O	1:B:553:GLN:C	2.57	0.41
1:B:776:LEU:HD23	1:B:780:LEU:HD21	2.03	0.41
1:C:210:PHE:C	1:C:212:GLN:N	2.73	0.41
1:C:520:PRO:HG2	1:C:521:ASN:H	1.85	0.41
1:C:684:ASP:O	1:C:686:ASP:N	2.54	0.41
1:D:288:VAL:O	1:D:290:LYS:N	2.54	0.41
1:D:316:LYS:HG3	1:D:600:GLY:HA2	2.02	0.41
1:D:670:ILE:O	1:D:671:ARG:C	2.58	0.41
1:E:142:VAL:CG1	1:E:154:ILE:HD12	2.47	0.41
1:E:175:LYS:O	1:E:176:GLY:C	2.59	0.41
1:E:190:PRO:O	1:E:191:GLU:C	2.58	0.41
1:E:316:LYS:HG3	1:E:600:GLY:HA2	2.03	0.41
1:E:462:ILE:CD1	1:E:466:GLY:HA2	2.50	0.41
1:E:546:LYS:CD	1:E:554:LYS:HE2	2.38	0.41
1:F:130:SER:O	1:F:131:ARG:C	2.58	0.41
1:F:254:ARG:H	1:F:254:ARG:CD	2.32	0.41
1:F:271:LEU:HA	1:F:275:GLY:HA3	2.03	0.41
1:F:313:ASP:O	1:F:316:LYS:HB3	2.21	0.41
1:F:712:PHE:CD1	1:F:716:LYS:HG2	2.55	0.41
2:O:77:LYS:HG3	2:O:77:LYS:O	2.20	0.41
2:O:89:PHE:HB2	2:O:141:PHE:CD2	2.56	0.41
2:O:97:ASN:O	2:O:99:TYR:CD1	2.74	0.41
2:Q:55:VAL:HB	2:Q:67:GLU:OE1	2.20	0.41
2:Q:97:ASN:O	2:Q:99:TYR:CD1	2.74	0.41
2:T:94:LYS:HB3	2:T:94:LYS:HZ2	1.85	0.41
1:A:83:GLN:O	1:A:85:LEU:N	2.53	0.41
1:A:217:LYS:HB3	1:A:236:GLU:CD	2.41	0.41
1:A:323:ASN:ND2	1:A:598:PRO:HB2	2.34	0.41
1:B:391:ILE:O	1:B:392:THR:C	2.58	0.41
1:B:409:ARG:CZ	1:B:413:LEU:CD2	2.94	0.41
1:B:706:ASN:O	2:P:130:ILE:HG23	2.20	0.41
1:B:711:ILE:HG13	1:B:712:PHE:CE2	2.55	0.41
1:C:105:TYR:HB2	1:C:153:ILE:HG12	2.00	0.41
1:C:130:SER:CB	1:C:170:TYR:CE2	3.03	0.41
1:C:295:VAL:HB	1:C:603:ILE:HG23	2.02	0.41
1:C:462:ILE:CD1	1:C:466:GLY:HA2	2.49	0.41
1:D:450:ASN:ND2	1:D:452:GLU:HG3	2.36	0.41

Continued on next page...

Continued from previous page...

Atom-1	Atom-2	Interatomic distance (Å)	Clash overlap (Å)
1:D:521:ASN:HB3	1:D:524:GLU:CB	2.51	0.41
1:D:532:LEU:HD23	1:D:532:LEU:HA	1.78	0.41
1:D:648:PRO:O	1:D:649:ILE:C	2.59	0.41
1:D:697:ILE:C	1:D:699:GLY:N	2.73	0.41
1:D:764:LEU:HD23	1:D:764:LEU:HA	1.88	0.41
1:D:765:THR:HA	1:D:769:SER:CB	2.50	0.41
1:E:177:ILE:C	1:E:180:ASP:OD1	2.59	0.41
1:E:446:ILE:HG23	1:E:446:ILE:O	2.21	0.41
1:E:464:VAL:HG23	1:E:465:LEU:N	2.35	0.41
1:F:175:LYS:O	1:F:176:GLY:C	2.59	0.41
1:F:196:ILE:O	1:F:199:LEU:N	2.54	0.41
1:F:247:TYR:HB3	1:F:257:LEU:HB2	2.03	0.41
1:F:320:ARG:HA	1:F:598:PRO:O	2.21	0.41
1:F:464:VAL:HG23	1:F:465:LEU:N	2.35	0.41
1:F:615:ILE:HD12	1:F:645:TRP:CH2	2.56	0.41
1:F:794:GLN:HE22	1:F:795:LYS:HG3	1.84	0.41
2:O:59:GLY:H	2:O:62:THR:CG2	2.34	0.41
2:R:121:VAL:C	2:R:123:GLN:H	2.23	0.41
2:S:21:LYS:O	2:S:23:GLY:N	2.45	0.41
1:A:190:PRO:O	1:A:191:GLU:C	2.59	0.41
1:A:225:ILE:O	1:A:225:ILE:HG22	2.20	0.41
1:A:316:LYS:HG3	1:A:600:GLY:HA2	2.02	0.41
1:A:464:VAL:HG23	1:A:465:LEU:N	2.36	0.41
1:A:530:THR:O	1:A:534:ILE:HG13	2.20	0.41
1:A:776:LEU:HD23	1:A:780:LEU:HD21	2.02	0.41
1:B:173:ILE:O	1:B:175:LYS:N	2.54	0.41
1:B:255:THR:C	1:B:257:LEU:N	2.75	0.41
1:B:284:LYS:HE3	1:B:284:LYS:HA	2.03	0.41
1:B:492:TYR:HB2	1:B:575:VAL:CG2	2.51	0.41
1:B:495:PHE:CD1	1:B:495:PHE:O	2.74	0.41
1:B:520:PRO:HG2	1:B:521:ASN:N	2.36	0.41
1:B:554:LYS:O	1:B:555:GLN:C	2.58	0.41
1:B:656:THR:HG22	1:B:657:ILE:O	2.21	0.41
1:B:660:SER:O	1:B:663:PHE:HB3	2.21	0.41
1:C:84:ASP:HA	1:C:87:LYS:HG2	2.02	0.41
1:C:122:GLU:OE1	1:C:147:ARG:HB2	2.21	0.41
1:C:177:ILE:C	1:C:180:ASP:OD1	2.59	0.41
1:C:184:LYS:NZ	1:C:191:GLU:HG3	2.36	0.41
1:C:271:LEU:HA	1:C:275:GLY:HA3	2.03	0.41
1:C:275:GLY:HA2	1:C:278:LYS:CE	2.49	0.41
1:C:667:LEU:C	1:C:669:SER:N	2.74	0.41

Continued on next page...

Continued from previous page...

Atom-1	Atom-2	Interatomic distance (Å)	Clash overlap (Å)
1:C:741:ILE:H	1:C:741:ILE:HG12	1.59	0.41
1:C:765:THR:HA	1:C:769:SER:CB	2.50	0.41
1:C:776:LEU:HD23	1:C:780:LEU:HD21	2.02	0.41
1:D:122:GLU:OE1	1:D:147:ARG:HB2	2.21	0.41
1:D:164:GLU:O	1:D:166:SER:N	2.54	0.41
1:D:270:LYS:HA	1:D:273:LYS:CG	2.50	0.41
1:D:320:ARG:NE	1:D:599:GLU:O	2.54	0.41
1:D:353:LYS:CG	1:D:368:GLN:HE22	2.34	0.41
1:D:356:ASP:N	1:D:356:ASP:OD2	2.53	0.41
1:D:424:LYS:HZ2	1:D:424:LYS:CB	2.31	0.41
1:D:435:LEU:HD23	1:D:435:LEU:HA	1.83	0.41
1:D:520:PRO:HG2	1:D:521:ASN:H	1.86	0.41
1:D:561:ASN:OD1	1:D:574:VAL:N	2.46	0.41
1:D:615:ILE:HD12	1:D:645:TRP:CH2	2.55	0.41
1:D:671:ARG:C	1:D:673:SER:H	2.23	0.41
1:E:236:GLU:C	1:E:238:GLN:H	2.24	0.41
1:E:254:ARG:H	1:E:254:ARG:CD	2.32	0.41
1:E:294:ASP:O	1:E:610:MET:SD	2.79	0.41
1:E:432:TYR:CD2	1:E:447:SER:HA	2.56	0.41
1:E:455:TYR:C	1:E:455:TYR:CD2	2.94	0.41
1:E:648:PRO:O	1:E:649:ILE:C	2.59	0.41
1:E:671:ARG:C	1:E:673:SER:H	2.23	0.41
1:E:765:THR:HA	1:E:769:SER:CB	2.50	0.41
1:F:78:LYS:O	1:F:81:GLN:HB3	2.20	0.41
1:F:275:GLY:HA2	1:F:278:LYS:CE	2.50	0.41
1:F:357:TRP:HA	1:F:418:ILE:HG23	2.02	0.41
1:F:403:LEU:CG	1:F:405:LEU:HD11	2.51	0.41
1:F:412:GLU:O	1:F:416:ASN:HB2	2.20	0.41
1:F:455:TYR:C	1:F:455:TYR:CD2	2.94	0.41
1:F:529:VAL:O	1:F:532:LEU:HB2	2.20	0.41
1:F:530:THR:HG21	2:T:145:MET:CE	2.51	0.41
1:F:656:THR:HG22	1:F:657:ILE:O	2.21	0.41
1:F:706:ASN:O	2:T:130:ILE:HG23	2.20	0.41
2:O:91:VAL:HG12	2:O:92:PHE:N	2.35	0.41
2:P:137:ASN:O	2:P:138:TYR:C	2.59	0.41
2:Q:15:ALA:O	2:Q:35:VAL:HG13	2.21	0.41
2:Q:77:LYS:O	2:Q:77:LYS:HG3	2.20	0.41
2:Q:121:VAL:C	2:Q:123:GLN:H	2.22	0.41
2:R:63:ILE:HG13	2:R:67:GLU:HB2	2.02	0.41
2:R:63:ILE:HD11	2:R:67:GLU:C	2.41	0.41
2:R:73:ALA:HB1	2:R:77:LYS:HB2	2.03	0.41

Continued on next page...

Continued from previous page...

Atom-1	Atom-2	Interatomic distance (Å)	Clash overlap (Å)
2:S:18:LEU:HB3	2:S:19:PHE:HD1	1.84	0.41
2:S:39:LEU:HD23	2:S:39:LEU:HA	1.85	0.41
2:S:73:ALA:HB1	2:S:77:LYS:HB2	2.03	0.41
2:T:81:SER:O	2:T:82:GLU:C	2.58	0.41
2:T:99:TYR:CD2	2:T:135:GLN:NE2	2.89	0.41
2:T:104:GLU:O	2:T:108:VAL:HG23	2.20	0.41
1:A:84:ASP:HA	1:A:87:LYS:HG2	2.02	0.41
1:A:122:GLU:OE1	1:A:147:ARG:HB2	2.21	0.41
1:A:173:ILE:O	1:A:175:LYS:N	2.54	0.41
1:A:196:ILE:O	1:A:199:LEU:N	2.54	0.41
1:A:284:LYS:HE3	1:A:284:LYS:HA	2.03	0.41
1:A:435:LEU:HD23	1:A:435:LEU:HA	1.82	0.41
1:A:520:PRO:HG2	1:A:521:ASN:N	2.36	0.41
1:A:712:PHE:CD1	1:A:716:LYS:HG2	2.56	0.41
1:B:255:THR:HG22	1:B:258:GLU:OE2	2.20	0.41
1:B:295:VAL:HB	1:B:603:ILE:HG23	2.02	0.41
1:B:455:TYR:C	1:B:455:TYR:CD2	2.93	0.41
1:B:671:ARG:C	1:B:673:SER:H	2.24	0.41
1:B:700:TYR:HD1	1:B:728:ALA:N	2.19	0.41
1:C:173:ILE:O	1:C:175:LYS:N	2.54	0.41
1:C:527:LYS:HG3	2:Q:145:MET:HA	2.02	0.41
1:C:554:LYS:O	1:C:555:GLN:C	2.59	0.41
1:D:83:GLN:O	1:D:85:LEU:N	2.53	0.41
1:D:97:TYR:CE2	1:D:102:GLY:HA3	2.55	0.41
1:D:175:LYS:HB2	1:D:175:LYS:HZ3	1.85	0.41
1:D:368:GLN:HG3	1:D:383:GLY:HA3	2.02	0.41
1:D:611:THR:HG22	1:D:615:ILE:CD1	2.47	0.41
1:D:687:GLU:O	1:D:690:LYS:HB2	2.20	0.41
1:E:97:TYR:CE1	1:E:178:SER:HB2	2.55	0.41
1:E:164:GLU:O	1:E:166:SER:N	2.54	0.41
1:E:403:LEU:CG	1:E:405:LEU:HD11	2.51	0.41
1:E:706:ASN:O	2:S:130:ILE:HG23	2.21	0.41
1:E:776:LEU:CD2	1:E:780:LEU:HD21	2.51	0.41
1:E:794:GLN:HE22	1:E:795:LYS:HG3	1.85	0.41
1:F:493:ASP:OD2	1:F:577:HIS:HE1	2.01	0.41
1:F:671:ARG:C	1:F:673:SER:H	2.23	0.41
2:P:38:SER:C	2:P:40:GLY:H	2.22	0.41
2:Q:140:GLU:O	2:Q:143:GLN:HB2	2.21	0.41
2:R:59:GLY:H	2:R:62:THR:CG2	2.34	0.41
2:S:97:ASN:O	2:S:99:TYR:CD1	2.74	0.41
2:S:117:THR:C	2:S:119:GLU:N	2.73	0.41

Continued on next page...

Continued from previous page...

Atom-1	Atom-2	Interatomic distance (Å)	Clash overlap (Å)
2:S:138:TYR:CZ	2:S:142:VAL:HG21	2.56	0.41
2:T:16:PHE:CE1	2:T:27:ILE:CG1	3.04	0.41
2:T:71:MET:HG2	2:T:71:MET:O	2.21	0.41
1:A:202:ASP:CB	1:A:208:LEU:HD23	2.48	0.40
1:C:90:PRO:C	1:C:92:ASP:H	2.24	0.40
1:C:175:LYS:O	1:C:176:GLY:C	2.60	0.40
1:C:297:LYS:CE	1:C:601:GLU:OE1	2.68	0.40
1:C:360:VAL:HG21	1:C:365:PRO:HB3	2.03	0.40
1:C:368:GLN:HG3	1:C:383:GLY:CA	2.51	0.40
1:C:615:ILE:HD12	1:C:645:TRP:HH2	1.86	0.40
1:C:694:VAL:O	1:C:695:LYS:C	2.59	0.40
1:D:83:GLN:O	1:D:86:LEU:N	2.53	0.40
1:D:295:VAL:HB	1:D:603:ILE:CG2	2.51	0.40
1:D:530:THR:HG21	2:R:145:MET:CE	2.51	0.40
1:D:554:LYS:O	1:D:555:GLN:C	2.59	0.40
1:D:776:LEU:CD2	1:D:780:LEU:HD21	2.51	0.40
1:D:792:VAL:O	1:D:793:PHE:C	2.60	0.40
1:E:285:LYS:C	1:E:287:GLY:N	2.74	0.40
1:E:313:ASP:O	1:E:316:LYS:HB3	2.20	0.40
1:F:201:ASP:CG	1:F:225:ILE:HD12	2.42	0.40
1:F:270:LYS:HA	1:F:273:LYS:CG	2.51	0.40
1:F:368:GLN:CB	1:F:380:VAL:HG13	2.51	0.40
1:F:391:ILE:O	1:F:392:THR:C	2.58	0.40
1:F:520:PRO:HG2	1:F:521:ASN:N	2.36	0.40
1:F:747:ASN:O	1:F:748:TYR:C	2.60	0.40
2:O:73:ALA:HB1	2:O:77:LYS:HB2	2.03	0.40
2:P:63:ILE:HD11	2:P:67:GLU:C	2.41	0.40
2:Q:59:GLY:H	2:Q:62:THR:CG2	2.34	0.40
2:Q:65:PHE:H	2:Q:65:PHE:HD1	1.64	0.40
2:R:97:ASN:ND2	2:R:97:ASN:C	2.74	0.40
1:A:175:LYS:O	1:A:176:GLY:C	2.59	0.40
1:A:270:LYS:HA	1:A:273:LYS:CG	2.51	0.40
1:A:320:ARG:HA	1:A:598:PRO:O	2.22	0.40
1:B:190:PRO:O	1:B:191:GLU:C	2.58	0.40
1:B:196:ILE:O	1:B:199:LEU:N	2.54	0.40
1:C:97:TYR:CE2	1:C:102:GLY:HA3	2.55	0.40
1:C:166:SER:O	1:C:169:VAL:HG12	2.21	0.40
1:C:172:GLU:CB	1:C:246:SER:HA	2.48	0.40
1:C:492:TYR:HB2	1:C:575:VAL:CG2	2.51	0.40
1:C:611:THR:HG22	1:C:615:ILE:CD1	2.47	0.40
1:D:529:VAL:O	1:D:532:LEU:HB2	2.21	0.40

Continued on next page...

Continued from previous page...

Atom-1	Atom-2	Interatomic distance (Å)	Clash overlap (Å)
1:D:615:ILE:HG13	1:D:615:ILE:H	1.60	0.40
1:D:726:ILE:O	1:D:727:GLN:C	2.60	0.40
1:E:191:GLU:O	1:E:192:PHE:C	2.58	0.40
1:E:368:GLN:CB	1:E:380:VAL:HG13	2.51	0.40
1:E:456:LYS:HG2	1:E:471:TRP:CE2	2.57	0.40
1:E:530:THR:HG21	2:S:145:MET:CE	2.51	0.40
1:E:551:ASN:HD22	1:E:551:ASN:HA	1.65	0.40
1:F:492:TYR:HB2	1:F:575:VAL:CG2	2.51	0.40
1:F:765:THR:HA	1:F:769:SER:CB	2.50	0.40
2:O:132:GLY:C	2:O:134:GLY:H	2.24	0.40
2:P:73:ALA:HB1	2:P:77:LYS:HB2	2.03	0.40
2:R:97:ASN:C	2:R:99:TYR:N	2.75	0.40
2:S:16:PHE:HE1	2:S:27:ILE:CD1	2.34	0.40
2:S:36:MET:O	2:S:37:ARG:C	2.60	0.40
2:S:65:PHE:HB2	2:S:66:PRO:CD	2.49	0.40
2:T:63:ILE:HD11	2:T:67:GLU:C	2.42	0.40
1:A:73:ASN:O	1:A:74:GLU:C	2.58	0.40
1:A:234:LEU:HD21	1:A:235:THR:HG23	2.02	0.40
1:A:376:GLN:HB3	1:A:379:ALA:CB	2.48	0.40
1:A:561:ASN:HA	1:A:564:VAL:CG2	2.52	0.40
1:A:776:LEU:CD2	1:A:780:LEU:HD21	2.51	0.40
1:B:275:GLY:HA2	1:B:278:LYS:CE	2.50	0.40
1:B:306:GLY:HA3	1:B:331:VAL:O	2.22	0.40
1:B:611:THR:HG22	1:B:615:ILE:CD1	2.48	0.40
1:C:353:LYS:CG	1:C:368:GLN:HE22	2.34	0.40
1:C:409:ARG:CZ	1:C:413:LEU:CD2	2.94	0.40
1:C:732:ILE:HG23	1:C:749:PHE:CD1	2.53	0.40
1:D:115:LYS:HE2	1:D:116:GLU:HG2	1.98	0.40
1:D:284:LYS:HE3	1:D:284:LYS:HA	2.03	0.40
1:D:582:ASP:O	1:D:584:GLU:N	2.53	0.40
1:D:671:ARG:HD2	2:R:14:GLU:HG3	2.03	0.40
1:D:694:VAL:O	1:D:695:LYS:C	2.60	0.40
1:E:234:LEU:HD21	1:E:235:THR:HG23	2.02	0.40
1:E:271:LEU:HA	1:E:275:GLY:HA3	2.04	0.40
1:E:357:TRP:HA	1:E:418:ILE:HG23	2.03	0.40
1:E:424:LYS:HZ2	1:E:424:LYS:CB	2.29	0.40
1:E:667:LEU:HD13	1:E:678:VAL:HG21	2.04	0.40
1:E:687:GLU:O	1:E:690:LYS:HB2	2.21	0.40
1:E:792:VAL:O	1:E:793:PHE:C	2.59	0.40
1:F:177:ILE:C	1:F:180:ASP:OD1	2.59	0.40
1:F:295:VAL:HB	1:F:603:ILE:HG23	2.02	0.40

Continued on next page...

Continued from previous page...

Atom-1	Atom-2	Interatomic distance (Å)	Clash overlap (Å)
1:F:554:LYS:O	1:F:555:GLN:C	2.59	0.40
1:F:776:LEU:CD2	1:F:780:LEU:HD21	2.51	0.40
2:P:16:PHE:HE1	2:P:27:ILE:CD1	2.35	0.40
2:P:59:GLY:H	2:P:62:THR:CG2	2.34	0.40
2:R:102:ALA:HB1	2:R:121:VAL:HG12	2.02	0.40
2:R:137:ASN:O	2:R:138:TYR:C	2.59	0.40
2:S:16:PHE:CE1	2:S:27:ILE:CG1	3.04	0.40
2:T:51:MET:H	2:T:51:MET:HG3	1.67	0.40
1:A:73:ASN:HB3	1:A:74:GLU:H	1.74	0.40
1:A:306:GLY:HA3	1:A:331:VAL:O	2.21	0.40
1:A:455:TYR:CD2	1:A:455:TYR:C	2.93	0.40
1:A:660:SER:O	1:A:663:PHE:HB3	2.22	0.40
1:B:271:LEU:HA	1:B:275:GLY:HA3	2.03	0.40
1:B:288:VAL:O	1:B:290:LYS:N	2.54	0.40
1:B:368:GLN:HG3	1:B:383:GLY:HA3	2.02	0.40
1:B:697:ILE:C	1:B:699:GLY:N	2.73	0.40
1:B:732:ILE:HG23	1:B:749:PHE:CD1	2.53	0.40
1:C:520:PRO:HG2	1:C:521:ASN:N	2.37	0.40
1:D:217:LYS:HB3	1:D:236:GLU:CD	2.42	0.40
1:D:633:ASN:O	1:D:642:TYR:CE1	2.74	0.40
1:E:88:LYS:NZ	1:E:172:GLU:CD	2.73	0.40
1:E:365:PRO:O	1:E:366:PHE:C	2.57	0.40
1:E:412:GLU:O	1:E:416:ASN:HB2	2.20	0.40
1:F:295:VAL:HB	1:F:603:ILE:CG2	2.51	0.40
1:F:655:ASN:O	1:F:759:GLN:NE2	2.55	0.40
1:F:732:ILE:HG23	1:F:749:PHE:CD1	2.53	0.40
2:Q:89:PHE:HD1	2:Q:141:PHE:CD2	2.39	0.40
2:R:18:LEU:HB3	2:R:19:PHE:HD1	1.85	0.40
2:R:77:LYS:O	2:R:77:LYS:HG3	2.21	0.40
2:R:97:ASN:O	2:R:99:TYR:CD1	2.74	0.40
2:R:140:GLU:O	2:R:143:GLN:HB2	2.22	0.40
1:A:295:VAL:HB	1:A:603:ILE:CG2	2.52	0.40
1:A:368:GLN:CB	1:A:380:VAL:HG13	2.52	0.40
1:A:403:LEU:CG	1:A:405:LEU:HD11	2.51	0.40
1:A:456:LYS:HG2	1:A:471:TRP:CE2	2.56	0.40
1:A:633:ASN:O	1:A:642:TYR:CE1	2.74	0.40
1:A:732:ILE:HG23	1:A:749:PHE:CD1	2.53	0.40
1:B:89:ILE:H	1:B:89:ILE:HG13	1.49	0.40
1:B:225:ILE:HG12	1:B:229:PHE:HE2	1.86	0.40
1:B:236:GLU:C	1:B:238:GLN:H	2.24	0.40
1:B:254:ARG:H	1:B:254:ARG:CD	2.33	0.40

Continued on next page...

Continued from previous page...

Atom-1	Atom-2	Interatomic distance (Å)	Clash overlap (Å)
1:B:432:TYR:CD2	1:B:447:SER:HA	2.56	0.40
1:B:518:ASN:ND2	1:B:518:ASN:N	2.70	0.40
1:B:561:ASN:HA	1:B:564:VAL:CG2	2.52	0.40
1:B:726:ILE:O	1:B:727:GLN:C	2.59	0.40
1:C:521:ASN:HB3	1:C:524:GLU:CB	2.50	0.40
1:C:530:THR:HG21	2:Q:145:MET:CE	2.51	0.40
1:C:656:THR:HG22	1:C:657:ILE:O	2.22	0.40
1:C:712:PHE:CD1	1:C:716:LYS:HG2	2.56	0.40
1:D:196:ILE:O	1:D:199:LEU:N	2.54	0.40
1:D:320:ARG:HA	1:D:598:PRO:O	2.22	0.40
1:D:700:TYR:HD1	1:D:728:ALA:HA	1.86	0.40
1:E:217:LYS:HB3	1:E:236:GLU:CD	2.41	0.40
1:E:520:PRO:HG2	1:E:521:ASN:N	2.37	0.40
1:E:700:TYR:HD1	1:E:728:ALA:N	2.20	0.40
1:F:166:SER:O	1:F:169:VAL:HG12	2.22	0.40
1:F:218:LEU:HD21	1:F:225:ILE:HD13	2.04	0.40
1:F:365:PRO:O	1:F:366:PHE:C	2.57	0.40
1:F:581:GLN:O	1:F:629:ASN:HA	2.21	0.40
1:F:615:ILE:HG13	1:F:615:ILE:H	1.60	0.40
1:F:661:ALA:HB2	2:T:39:LEU:C	2.42	0.40
1:F:670:ILE:O	1:F:671:ARG:C	2.59	0.40
1:F:687:GLU:O	1:F:690:LYS:HB2	2.22	0.40
2:Q:109:MET:O	2:Q:114:GLU:HB3	2.20	0.40
2:R:51:MET:H	2:R:51:MET:HG3	1.67	0.40
2:S:63:ILE:HD11	2:S:67:GLU:C	2.42	0.40
2:S:97:ASN:ND2	2:S:97:ASN:C	2.75	0.40
2:S:146:THR:O	2:S:147:ALA:C	2.59	0.40

There are no symmetry-related clashes.

5.3 Torsion angles [i](#)

5.3.1 Protein backbone [i](#)

In the following table, the Percentiles column shows the percent Ramachandran outliers of the chain as a percentile score with respect to all X-ray entries followed by that with respect to entries of similar resolution.

The Analysed column shows the number of residues for which the backbone conformation was analysed, and the total number of residues.

Mol	Chain	Analysed	Favoured	Allowed	Outliers	Percentiles	
1	A	733/747 (98%)	503 (69%)	145 (20%)	85 (12%)	0	2
1	B	733/747 (98%)	507 (69%)	142 (19%)	84 (12%)	0	2
1	C	733/747 (98%)	506 (69%)	145 (20%)	82 (11%)	0	2
1	D	733/747 (98%)	504 (69%)	144 (20%)	85 (12%)	0	2
1	E	733/747 (98%)	502 (68%)	146 (20%)	85 (12%)	0	2
1	F	733/747 (98%)	503 (69%)	146 (20%)	84 (12%)	0	2
2	O	144/149 (97%)	90 (62%)	39 (27%)	15 (10%)	0	3
2	P	144/149 (97%)	91 (63%)	39 (27%)	14 (10%)	0	4
2	Q	144/149 (97%)	90 (62%)	39 (27%)	15 (10%)	0	3
2	R	144/149 (97%)	90 (62%)	39 (27%)	15 (10%)	0	3
2	S	144/149 (97%)	92 (64%)	37 (26%)	15 (10%)	0	3
2	T	144/149 (97%)	92 (64%)	36 (25%)	16 (11%)	0	2
All	All	5262/5376 (98%)	3570 (68%)	1097 (21%)	595 (11%)	0	2

All (595) Ramachandran outliers are listed below:

Mol	Chain	Res	Type
1	A	73	ASN
1	A	74	GLU
1	A	80	GLN
1	A	108	ASP
1	A	111	LEU
1	A	129	ASN
1	A	135	VAL
1	A	146	LYS
1	A	180	ASP
1	A	187	SER
1	A	278	LYS
1	A	377	GLN
1	A	485	LEU
1	A	787	THR
1	B	73	ASN
1	B	74	GLU
1	B	80	GLN
1	B	108	ASP
1	B	111	LEU
1	B	129	ASN
1	B	135	VAL
1	B	146	LYS

Continued on next page...

Continued from previous page...

Mol	Chain	Res	Type
1	B	180	ASP
1	B	187	SER
1	B	278	LYS
1	B	377	GLN
1	B	485	LEU
1	B	787	THR
1	C	80	GLN
1	C	108	ASP
1	C	111	LEU
1	C	129	ASN
1	C	135	VAL
1	C	146	LYS
1	C	180	ASP
1	C	187	SER
1	C	204	ASP
1	C	278	LYS
1	C	377	GLN
1	C	485	LEU
1	C	787	THR
1	D	73	ASN
1	D	74	GLU
1	D	80	GLN
1	D	108	ASP
1	D	111	LEU
1	D	129	ASN
1	D	135	VAL
1	D	146	LYS
1	D	180	ASP
1	D	187	SER
1	D	204	ASP
1	D	278	LYS
1	D	302	LEU
1	D	377	GLN
1	D	485	LEU
1	D	787	THR
1	E	73	ASN
1	E	74	GLU
1	E	80	GLN
1	E	108	ASP
1	E	111	LEU
1	E	129	ASN
1	E	135	VAL

Continued on next page...

Continued from previous page...

Mol	Chain	Res	Type
1	E	146	LYS
1	E	180	ASP
1	E	187	SER
1	E	204	ASP
1	E	278	LYS
1	E	377	GLN
1	E	485	LEU
1	E	787	THR
1	F	73	ASN
1	F	74	GLU
1	F	80	GLN
1	F	108	ASP
1	F	111	LEU
1	F	129	ASN
1	F	135	VAL
1	F	146	LYS
1	F	180	ASP
1	F	187	SER
1	F	278	LYS
1	F	302	LEU
1	F	377	GLN
1	F	485	LEU
1	F	787	THR
2	O	12	PHE
2	O	23	GLY
2	O	50	ASP
2	O	93	ASP
2	P	12	PHE
2	P	23	GLY
2	P	50	ASP
2	Q	12	PHE
2	Q	23	GLY
2	Q	50	ASP
2	Q	93	ASP
2	R	12	PHE
2	R	23	GLY
2	R	50	ASP
2	S	12	PHE
2	S	23	GLY
2	S	50	ASP
2	T	12	PHE
2	T	23	GLY

Continued on next page...

Continued from previous page...

Mol	Chain	Res	Type
2	T	50	ASP
2	T	93	ASP
1	A	91	LYS
1	A	112	VAL
1	A	113	GLU
1	A	137	PHE
1	A	138	ALA
1	A	176	GLY
1	A	192	PHE
1	A	200	SER
1	A	204	ASP
1	A	299	GLU
1	A	302	LEU
1	A	376	GLN
1	A	407	HIS
1	A	423	LYS
1	A	438	ASN
1	A	452	GLU
1	A	510	GLN
1	A	580	GLU
1	A	620	THR
1	A	672	ARG
1	A	711	ILE
1	A	714	GLN
1	A	779	GLN
1	A	783	THR
1	B	91	LYS
1	B	112	VAL
1	B	113	GLU
1	B	137	PHE
1	B	138	ALA
1	B	176	GLY
1	B	192	PHE
1	B	200	SER
1	B	204	ASP
1	B	299	GLU
1	B	302	LEU
1	B	376	GLN
1	B	406	ASP
1	B	407	HIS
1	B	423	LYS
1	B	438	ASN

Continued on next page...

Continued from previous page...

Mol	Chain	Res	Type
1	B	452	GLU
1	B	510	GLN
1	B	580	GLU
1	B	620	THR
1	B	672	ARG
1	B	711	ILE
1	B	714	GLN
1	B	779	GLN
1	B	783	THR
1	C	91	LYS
1	C	112	VAL
1	C	113	GLU
1	C	137	PHE
1	C	138	ALA
1	C	176	GLY
1	C	192	PHE
1	C	200	SER
1	C	299	GLU
1	C	302	LEU
1	C	376	GLN
1	C	407	HIS
1	C	423	LYS
1	C	438	ASN
1	C	452	GLU
1	C	510	GLN
1	C	580	GLU
1	C	620	THR
1	C	654	ILE
1	C	672	ARG
1	C	711	ILE
1	C	714	GLN
1	C	779	GLN
1	C	783	THR
1	D	91	LYS
1	D	112	VAL
1	D	113	GLU
1	D	137	PHE
1	D	138	ALA
1	D	176	GLY
1	D	192	PHE
1	D	200	SER
1	D	299	GLU

Continued on next page...

Continued from previous page...

Mol	Chain	Res	Type
1	D	376	GLN
1	D	406	ASP
1	D	407	HIS
1	D	423	LYS
1	D	438	ASN
1	D	452	GLU
1	D	510	GLN
1	D	580	GLU
1	D	620	THR
1	D	672	ARG
1	D	711	ILE
1	D	779	GLN
1	D	783	THR
1	E	91	LYS
1	E	112	VAL
1	E	113	GLU
1	E	137	PHE
1	E	138	ALA
1	E	176	GLY
1	E	192	PHE
1	E	200	SER
1	E	299	GLU
1	E	302	LEU
1	E	376	GLN
1	E	406	ASP
1	E	407	HIS
1	E	423	LYS
1	E	438	ASN
1	E	452	GLU
1	E	510	GLN
1	E	580	GLU
1	E	620	THR
1	E	672	ARG
1	E	711	ILE
1	E	779	GLN
1	E	783	THR
1	F	91	LYS
1	F	98	SER
1	F	112	VAL
1	F	113	GLU
1	F	137	PHE
1	F	138	ALA

Continued on next page...

Continued from previous page...

Mol	Chain	Res	Type
1	F	176	GLY
1	F	192	PHE
1	F	200	SER
1	F	204	ASP
1	F	299	GLU
1	F	376	GLN
1	F	406	ASP
1	F	407	HIS
1	F	423	LYS
1	F	438	ASN
1	F	452	GLU
1	F	510	GLN
1	F	580	GLU
1	F	620	THR
1	F	654	ILE
1	F	672	ARG
1	F	711	ILE
1	F	714	GLN
1	F	779	GLN
1	F	783	THR
2	O	28	THR
2	O	67	GLU
2	P	28	THR
2	P	67	GLU
2	Q	28	THR
2	Q	67	GLU
2	R	28	THR
2	R	67	GLU
2	S	28	THR
2	S	67	GLU
2	T	28	THR
2	T	67	GLU
1	A	77	ASP
1	A	98	SER
1	A	163	SER
1	A	166	SER
1	A	188	LEU
1	A	206	SER
1	A	232	GLU
1	A	289	GLU
1	A	361	ALA
1	A	372	LYS

Continued on next page...

Continued from previous page...

Mol	Chain	Res	Type
1	A	373	LYS
1	A	406	ASP
1	A	654	ILE
1	A	669	SER
1	A	731	GLU
1	A	765	THR
1	A	794	GLN
1	B	77	ASP
1	B	98	SER
1	B	163	SER
1	B	166	SER
1	B	188	LEU
1	B	206	SER
1	B	232	GLU
1	B	289	GLU
1	B	372	LYS
1	B	373	LYS
1	B	515	LYS
1	B	654	ILE
1	B	669	SER
1	B	731	GLU
1	B	765	THR
1	B	794	GLN
1	C	77	ASP
1	C	98	SER
1	C	163	SER
1	C	166	SER
1	C	188	LEU
1	C	206	SER
1	C	232	GLU
1	C	289	GLU
1	C	296	LEU
1	C	307	LEU
1	C	372	LYS
1	C	373	LYS
1	C	406	ASP
1	C	669	SER
1	C	731	GLU
1	C	794	GLN
1	D	77	ASP
1	D	98	SER
1	D	163	SER

Continued on next page...

Continued from previous page...

Mol	Chain	Res	Type
1	D	166	SER
1	D	188	LEU
1	D	206	SER
1	D	232	GLU
1	D	289	GLU
1	D	361	ALA
1	D	372	LYS
1	D	373	LYS
1	D	515	LYS
1	D	654	ILE
1	D	669	SER
1	D	714	GLN
1	D	720	ILE
1	D	731	GLU
1	D	794	GLN
1	E	77	ASP
1	E	98	SER
1	E	163	SER
1	E	166	SER
1	E	188	LEU
1	E	206	SER
1	E	232	GLU
1	E	289	GLU
1	E	307	LEU
1	E	361	ALA
1	E	372	LYS
1	E	373	LYS
1	E	515	LYS
1	E	654	ILE
1	E	669	SER
1	E	714	GLN
1	E	720	ILE
1	E	731	GLU
1	E	794	GLN
1	F	77	ASP
1	F	163	SER
1	F	166	SER
1	F	188	LEU
1	F	206	SER
1	F	232	GLU
1	F	289	GLU
1	F	307	LEU

Continued on next page...

Continued from previous page...

Mol	Chain	Res	Type
1	F	372	LYS
1	F	373	LYS
1	F	515	LYS
1	F	669	SER
1	F	720	ILE
1	F	731	GLU
1	F	794	GLN
2	O	18	LEU
2	O	25	GLY
2	O	71	MET
2	O	118	ASP
2	P	25	GLY
2	P	71	MET
2	P	118	ASP
2	Q	18	LEU
2	Q	25	GLY
2	Q	71	MET
2	Q	118	ASP
2	R	25	GLY
2	R	71	MET
2	R	118	ASP
2	S	18	LEU
2	S	25	GLY
2	S	71	MET
2	S	118	ASP
2	T	18	LEU
2	T	25	GLY
2	T	71	MET
2	T	118	ASP
1	A	110	ASP
1	A	116	GLU
1	A	165	GLN
1	A	191	GLU
1	A	274	GLY
1	A	290	LYS
1	A	296	LEU
1	A	307	LEU
1	A	357	TRP
1	A	481	VAL
1	A	515	LYS
1	A	568	GLY
1	A	605	THR

Continued on next page...

Continued from previous page...

Mol	Chain	Res	Type
1	A	698	ALA
1	A	720	ILE
1	A	755	ARG
1	B	110	ASP
1	B	116	GLU
1	B	130	SER
1	B	165	GLN
1	B	191	GLU
1	B	274	GLY
1	B	290	LYS
1	B	296	LEU
1	B	307	LEU
1	B	357	TRP
1	B	481	VAL
1	B	568	GLY
1	B	605	THR
1	B	698	ALA
1	B	720	ILE
1	B	755	ARG
1	C	75	THR
1	C	110	ASP
1	C	165	GLN
1	C	191	GLU
1	C	274	GLY
1	C	290	LYS
1	C	334	LEU
1	C	357	TRP
1	C	481	VAL
1	C	515	LYS
1	C	568	GLY
1	C	605	THR
1	C	668	SER
1	C	698	ALA
1	C	720	ILE
1	C	755	ARG
1	C	765	THR
1	D	110	ASP
1	D	116	GLU
1	D	165	GLN
1	D	191	GLU
1	D	274	GLY
1	D	290	LYS

Continued on next page...

Continued from previous page...

Mol	Chain	Res	Type
1	D	296	LEU
1	D	307	LEU
1	D	334	LEU
1	D	357	TRP
1	D	481	VAL
1	D	568	GLY
1	D	605	THR
1	D	698	ALA
1	D	755	ARG
1	D	765	THR
1	E	110	ASP
1	E	116	GLU
1	E	130	SER
1	E	165	GLN
1	E	191	GLU
1	E	274	GLY
1	E	290	LYS
1	E	296	LEU
1	E	334	LEU
1	E	357	TRP
1	E	481	VAL
1	E	568	GLY
1	E	605	THR
1	E	668	SER
1	E	698	ALA
1	E	765	THR
1	F	110	ASP
1	F	116	GLU
1	F	165	GLN
1	F	191	GLU
1	F	274	GLY
1	F	290	LYS
1	F	296	LEU
1	F	334	LEU
1	F	357	TRP
1	F	481	VAL
1	F	568	GLY
1	F	605	THR
1	F	698	ALA
1	F	755	ARG
1	F	765	THR
2	O	22	ASP

Continued on next page...

Continued from previous page...

Mol	Chain	Res	Type
2	O	24	ASP
2	P	18	LEU
2	P	24	ASP
2	Q	24	ASP
2	R	18	LEU
2	R	22	ASP
2	R	24	ASP
2	S	22	ASP
2	S	24	ASP
2	T	24	ASP
1	A	130	SER
1	A	239	HIS
1	A	334	LEU
1	A	484	VAL
1	A	520	PRO
1	A	637	PRO
1	B	239	HIS
1	B	334	LEU
1	B	484	VAL
1	B	520	PRO
1	B	637	PRO
1	B	668	SER
1	C	116	GLU
1	C	130	SER
1	C	239	HIS
1	C	364	ILE
1	C	484	VAL
1	C	520	PRO
1	C	637	PRO
1	D	130	SER
1	D	239	HIS
1	D	364	ILE
1	D	484	VAL
1	D	520	PRO
1	D	637	PRO
1	D	668	SER
1	E	239	HIS
1	E	484	VAL
1	E	520	PRO
1	E	637	PRO
1	E	755	ARG
1	F	130	SER

Continued on next page...

Continued from previous page...

Mol	Chain	Res	Type
1	F	239	HIS
1	F	364	ILE
1	F	484	VAL
1	F	520	PRO
1	F	637	PRO
1	F	668	SER
2	O	21	LYS
2	P	21	LYS
2	P	22	ASP
2	Q	21	LYS
2	Q	22	ASP
2	R	21	LYS
2	S	21	LYS
2	T	21	LYS
2	T	22	ASP
1	A	75	THR
1	A	364	ILE
1	A	668	SER
1	B	75	THR
1	B	364	ILE
1	D	75	THR
1	E	75	THR
1	E	364	ILE
1	F	75	THR
1	F	615	ILE
2	O	125	ILE
2	P	125	ILE
2	Q	125	ILE
2	S	125	ILE
2	S	133	ASP
2	T	14	GLU
2	T	125	ILE
1	A	190	PRO
1	B	190	PRO
1	C	615	ILE
1	E	190	PRO
2	R	125	ILE
1	D	190	PRO
1	F	190	PRO
1	A	537	GLY
1	A	615	ILE
1	B	615	ILE

Continued on next page...

Continued from previous page...

Mol	Chain	Res	Type
1	C	177	ILE
1	C	190	PRO
1	C	537	GLY
1	D	177	ILE
1	D	615	ILE
1	E	615	ILE
1	F	537	GLY
1	A	177	ILE
1	A	295	VAL
1	B	295	VAL
1	B	537	GLY
1	C	295	VAL
1	D	295	VAL
1	D	537	GLY
1	E	177	ILE
1	F	177	ILE
1	B	177	ILE
1	E	295	VAL
1	E	537	GLY
1	F	295	VAL
2	O	61	GLY
2	P	61	GLY
2	Q	61	GLY
2	R	42	ASN
2	R	61	GLY
2	S	61	GLY
2	T	61	GLY

5.3.2 Protein sidechains [i](#)

In the following table, the Percentiles column shows the percent sidechain outliers of the chain as a percentile score with respect to all X-ray entries followed by that with respect to entries of similar resolution.

The Analysed column shows the number of residues for which the sidechain conformation was analysed, and the total number of residues.

Mol	Chain	Analysed	Rotameric	Outliers	Percentiles
1	A	664/675 (98%)	581 (88%)	83 (12%)	4 18
1	B	664/675 (98%)	580 (87%)	84 (13%)	4 18
1	C	664/675 (98%)	577 (87%)	87 (13%)	4 17

Continued on next page...

Continued from previous page...

Mol	Chain	Analysed	Rotameric	Outliers	Percentiles	
1	D	664/675 (98%)	578 (87%)	86 (13%)	4	17
1	E	664/675 (98%)	580 (87%)	84 (13%)	4	18
1	F	664/675 (98%)	578 (87%)	86 (13%)	4	17
2	O	123/127 (97%)	104 (85%)	19 (15%)	2	12
2	P	123/127 (97%)	104 (85%)	19 (15%)	2	12
2	Q	123/127 (97%)	105 (85%)	18 (15%)	3	13
2	R	123/127 (97%)	104 (85%)	19 (15%)	2	12
2	S	123/127 (97%)	105 (85%)	18 (15%)	3	13
2	T	123/127 (97%)	105 (85%)	18 (15%)	3	13
All	All	4722/4812 (98%)	4101 (87%)	621 (13%)	4	17

All (621) residues with a non-rotameric sidechain are listed below:

Mol	Chain	Res	Type
1	A	67	VAL
1	A	71	PHE
1	A	97	TYR
1	A	110	ASP
1	A	112	VAL
1	A	114	HIS
1	A	115	LYS
1	A	117	LEU
1	A	122	GLU
1	A	140	ARG
1	A	141	PHE
1	A	144	GLU
1	A	147	ARG
1	A	148	GLU
1	A	149	THR
1	A	156	ILE
1	A	159	TYR
1	A	172	GLU
1	A	182	ILE
1	A	188	LEU
1	A	210	PHE
1	A	212	GLN
1	A	213	LYS
1	A	254	ARG
1	A	279	ILE

Continued on next page...

Continued from previous page...

Mol	Chain	Res	Type
1	A	284	LYS
1	A	288	VAL
1	A	293	ILE
1	A	323	ASN
1	A	324	THR
1	A	334	LEU
1	A	349	ASN
1	A	356	ASP
1	A	370	LEU
1	A	377	GLN
1	A	387	ASN
1	A	395	GLU
1	A	397	GLU
1	A	400	LYS
1	A	407	HIS
1	A	408	LEU
1	A	413	LEU
1	A	414	LYS
1	A	415	GLU
1	A	416	ASN
1	A	433	TYR
1	A	438	ASN
1	A	451	ASN
1	A	455	TYR
1	A	456	LYS
1	A	469	PHE
1	A	472	ARG
1	A	473	ASN
1	A	479	LYS
1	A	480	ASN
1	A	484	VAL
1	A	495	PHE
1	A	500	SER
1	A	501	LEU
1	A	533	LEU
1	A	535	LYS
1	A	542	PRO
1	A	618	ASN
1	A	635	ILE
1	A	639	ASN
1	A	646	THR
1	A	659	THR

Continued on next page...

Continued from previous page...

Mol	Chain	Res	Type
1	A	665	LYS
1	A	668	SER
1	A	672	ARG
1	A	678	VAL
1	A	688	PHE
1	A	707	SER
1	A	709	ASN
1	A	714	GLN
1	A	715	GLU
1	A	724	ARG
1	A	744	GLU
1	A	755	ARG
1	A	759	GLN
1	A	770	ASN
1	A	781	ASN
1	A	794	GLN
1	B	67	VAL
1	B	71	PHE
1	B	97	TYR
1	B	110	ASP
1	B	112	VAL
1	B	114	HIS
1	B	115	LYS
1	B	117	LEU
1	B	122	GLU
1	B	140	ARG
1	B	141	PHE
1	B	144	GLU
1	B	147	ARG
1	B	148	GLU
1	B	149	THR
1	B	156	ILE
1	B	159	TYR
1	B	172	GLU
1	B	182	ILE
1	B	188	LEU
1	B	210	PHE
1	B	212	GLN
1	B	213	LYS
1	B	254	ARG
1	B	279	ILE
1	B	284	LYS

Continued on next page...

Continued from previous page...

Mol	Chain	Res	Type
1	B	288	VAL
1	B	293	ILE
1	B	323	ASN
1	B	324	THR
1	B	334	LEU
1	B	349	ASN
1	B	356	ASP
1	B	370	LEU
1	B	377	GLN
1	B	387	ASN
1	B	395	GLU
1	B	397	GLU
1	B	400	LYS
1	B	407	HIS
1	B	408	LEU
1	B	413	LEU
1	B	414	LYS
1	B	415	GLU
1	B	416	ASN
1	B	433	TYR
1	B	438	ASN
1	B	451	ASN
1	B	455	TYR
1	B	456	LYS
1	B	469	PHE
1	B	472	ARG
1	B	473	ASN
1	B	479	LYS
1	B	480	ASN
1	B	484	VAL
1	B	495	PHE
1	B	500	SER
1	B	501	LEU
1	B	507	GLN
1	B	533	LEU
1	B	535	LYS
1	B	542	PRO
1	B	618	ASN
1	B	635	ILE
1	B	639	ASN
1	B	646	THR
1	B	659	THR

Continued on next page...

Continued from previous page...

Mol	Chain	Res	Type
1	B	665	LYS
1	B	668	SER
1	B	672	ARG
1	B	678	VAL
1	B	688	PHE
1	B	707	SER
1	B	709	ASN
1	B	714	GLN
1	B	715	GLU
1	B	724	ARG
1	B	744	GLU
1	B	755	ARG
1	B	759	GLN
1	B	770	ASN
1	B	781	ASN
1	B	794	GLN
1	C	67	VAL
1	C	71	PHE
1	C	89	ILE
1	C	97	TYR
1	C	110	ASP
1	C	112	VAL
1	C	114	HIS
1	C	115	LYS
1	C	117	LEU
1	C	122	GLU
1	C	140	ARG
1	C	141	PHE
1	C	144	GLU
1	C	147	ARG
1	C	148	GLU
1	C	149	THR
1	C	156	ILE
1	C	159	TYR
1	C	172	GLU
1	C	182	ILE
1	C	188	LEU
1	C	210	PHE
1	C	212	GLN
1	C	213	LYS
1	C	254	ARG
1	C	279	ILE

Continued on next page...

Continued from previous page...

Mol	Chain	Res	Type
1	C	284	LYS
1	C	288	VAL
1	C	293	ILE
1	C	323	ASN
1	C	324	THR
1	C	334	LEU
1	C	349	ASN
1	C	356	ASP
1	C	359	PRO
1	C	370	LEU
1	C	377	GLN
1	C	387	ASN
1	C	395	GLU
1	C	397	GLU
1	C	400	LYS
1	C	407	HIS
1	C	408	LEU
1	C	413	LEU
1	C	414	LYS
1	C	415	GLU
1	C	416	ASN
1	C	427	ASP
1	C	433	TYR
1	C	438	ASN
1	C	451	ASN
1	C	455	TYR
1	C	456	LYS
1	C	469	PHE
1	C	472	ARG
1	C	473	ASN
1	C	479	LYS
1	C	480	ASN
1	C	484	VAL
1	C	495	PHE
1	C	500	SER
1	C	501	LEU
1	C	507	GLN
1	C	533	LEU
1	C	535	LYS
1	C	542	PRO
1	C	618	ASN
1	C	635	ILE

Continued on next page...

Continued from previous page...

Mol	Chain	Res	Type
1	C	639	ASN
1	C	646	THR
1	C	659	THR
1	C	665	LYS
1	C	668	SER
1	C	672	ARG
1	C	678	VAL
1	C	688	PHE
1	C	707	SER
1	C	709	ASN
1	C	714	GLN
1	C	715	GLU
1	C	724	ARG
1	C	744	GLU
1	C	755	ARG
1	C	759	GLN
1	C	770	ASN
1	C	781	ASN
1	C	794	GLN
1	D	64	ASN
1	D	67	VAL
1	D	71	PHE
1	D	97	TYR
1	D	110	ASP
1	D	112	VAL
1	D	114	HIS
1	D	115	LYS
1	D	117	LEU
1	D	122	GLU
1	D	140	ARG
1	D	141	PHE
1	D	144	GLU
1	D	147	ARG
1	D	148	GLU
1	D	149	THR
1	D	156	ILE
1	D	159	TYR
1	D	172	GLU
1	D	182	ILE
1	D	188	LEU
1	D	210	PHE
1	D	212	GLN

Continued on next page...

Continued from previous page...

Mol	Chain	Res	Type
1	D	213	LYS
1	D	254	ARG
1	D	279	ILE
1	D	284	LYS
1	D	288	VAL
1	D	293	ILE
1	D	323	ASN
1	D	324	THR
1	D	334	LEU
1	D	349	ASN
1	D	356	ASP
1	D	370	LEU
1	D	377	GLN
1	D	387	ASN
1	D	395	GLU
1	D	397	GLU
1	D	400	LYS
1	D	407	HIS
1	D	408	LEU
1	D	413	LEU
1	D	414	LYS
1	D	415	GLU
1	D	416	ASN
1	D	427	ASP
1	D	433	TYR
1	D	438	ASN
1	D	451	ASN
1	D	455	TYR
1	D	456	LYS
1	D	469	PHE
1	D	472	ARG
1	D	473	ASN
1	D	479	LYS
1	D	480	ASN
1	D	484	VAL
1	D	495	PHE
1	D	500	SER
1	D	501	LEU
1	D	507	GLN
1	D	533	LEU
1	D	535	LYS
1	D	542	PRO

Continued on next page...

Continued from previous page...

Mol	Chain	Res	Type
1	D	618	ASN
1	D	635	ILE
1	D	639	ASN
1	D	646	THR
1	D	659	THR
1	D	665	LYS
1	D	668	SER
1	D	672	ARG
1	D	678	VAL
1	D	688	PHE
1	D	707	SER
1	D	709	ASN
1	D	714	GLN
1	D	715	GLU
1	D	724	ARG
1	D	744	GLU
1	D	755	ARG
1	D	759	GLN
1	D	770	ASN
1	D	781	ASN
1	D	794	GLN
1	E	67	VAL
1	E	71	PHE
1	E	89	ILE
1	E	97	TYR
1	E	110	ASP
1	E	112	VAL
1	E	114	HIS
1	E	115	LYS
1	E	117	LEU
1	E	122	GLU
1	E	140	ARG
1	E	141	PHE
1	E	144	GLU
1	E	147	ARG
1	E	148	GLU
1	E	149	THR
1	E	156	ILE
1	E	159	TYR
1	E	172	GLU
1	E	182	ILE
1	E	188	LEU

Continued on next page...

Continued from previous page...

Mol	Chain	Res	Type
1	E	210	PHE
1	E	212	GLN
1	E	213	LYS
1	E	254	ARG
1	E	279	ILE
1	E	284	LYS
1	E	288	VAL
1	E	293	ILE
1	E	323	ASN
1	E	324	THR
1	E	334	LEU
1	E	349	ASN
1	E	356	ASP
1	E	370	LEU
1	E	377	GLN
1	E	387	ASN
1	E	395	GLU
1	E	397	GLU
1	E	400	LYS
1	E	407	HIS
1	E	408	LEU
1	E	413	LEU
1	E	414	LYS
1	E	415	GLU
1	E	416	ASN
1	E	433	TYR
1	E	438	ASN
1	E	451	ASN
1	E	455	TYR
1	E	456	LYS
1	E	469	PHE
1	E	472	ARG
1	E	473	ASN
1	E	479	LYS
1	E	480	ASN
1	E	484	VAL
1	E	495	PHE
1	E	500	SER
1	E	501	LEU
1	E	533	LEU
1	E	535	LYS
1	E	542	PRO

Continued on next page...

Continued from previous page...

Mol	Chain	Res	Type
1	E	618	ASN
1	E	635	ILE
1	E	639	ASN
1	E	646	THR
1	E	659	THR
1	E	665	LYS
1	E	668	SER
1	E	672	ARG
1	E	678	VAL
1	E	688	PHE
1	E	707	SER
1	E	709	ASN
1	E	714	GLN
1	E	715	GLU
1	E	724	ARG
1	E	744	GLU
1	E	755	ARG
1	E	759	GLN
1	E	770	ASN
1	E	781	ASN
1	E	794	GLN
1	F	64	ASN
1	F	67	VAL
1	F	71	PHE
1	F	89	ILE
1	F	97	TYR
1	F	110	ASP
1	F	112	VAL
1	F	114	HIS
1	F	115	LYS
1	F	117	LEU
1	F	122	GLU
1	F	140	ARG
1	F	141	PHE
1	F	144	GLU
1	F	147	ARG
1	F	148	GLU
1	F	149	THR
1	F	156	ILE
1	F	159	TYR
1	F	172	GLU
1	F	182	ILE

Continued on next page...

Continued from previous page...

Mol	Chain	Res	Type
1	F	188	LEU
1	F	210	PHE
1	F	212	GLN
1	F	213	LYS
1	F	254	ARG
1	F	279	ILE
1	F	284	LYS
1	F	288	VAL
1	F	293	ILE
1	F	323	ASN
1	F	324	THR
1	F	334	LEU
1	F	349	ASN
1	F	356	ASP
1	F	370	LEU
1	F	377	GLN
1	F	387	ASN
1	F	395	GLU
1	F	397	GLU
1	F	400	LYS
1	F	407	HIS
1	F	408	LEU
1	F	413	LEU
1	F	414	LYS
1	F	415	GLU
1	F	416	ASN
1	F	427	ASP
1	F	433	TYR
1	F	438	ASN
1	F	451	ASN
1	F	455	TYR
1	F	456	LYS
1	F	469	PHE
1	F	472	ARG
1	F	473	ASN
1	F	479	LYS
1	F	480	ASN
1	F	484	VAL
1	F	495	PHE
1	F	500	SER
1	F	501	LEU
1	F	533	LEU

Continued on next page...

Continued from previous page...

Mol	Chain	Res	Type
1	F	535	LYS
1	F	542	PRO
1	F	618	ASN
1	F	635	ILE
1	F	639	ASN
1	F	646	THR
1	F	659	THR
1	F	665	LYS
1	F	668	SER
1	F	672	ARG
1	F	678	VAL
1	F	688	PHE
1	F	707	SER
1	F	709	ASN
1	F	714	GLN
1	F	715	GLU
1	F	724	ARG
1	F	744	GLU
1	F	755	ARG
1	F	759	GLN
1	F	770	ASN
1	F	781	ASN
1	F	794	GLN
2	O	13	LYS
2	O	14	GLU
2	O	18	LEU
2	O	30	LYS
2	O	49	GLN
2	O	50	ASP
2	O	54	GLU
2	O	55	VAL
2	O	62	THR
2	O	65	PHE
2	O	67	GLU
2	O	72	MET
2	O	74	ARG
2	O	83	GLU
2	O	84	GLU
2	O	97	ASN
2	O	117	THR
2	O	118	ASP
2	O	140	GLU

Continued on next page...

Continued from previous page...

Mol	Chain	Res	Type
2	P	13	LYS
2	P	14	GLU
2	P	18	LEU
2	P	30	LYS
2	P	49	GLN
2	P	50	ASP
2	P	54	GLU
2	P	55	VAL
2	P	62	THR
2	P	65	PHE
2	P	67	GLU
2	P	72	MET
2	P	74	ARG
2	P	83	GLU
2	P	84	GLU
2	P	97	ASN
2	P	117	THR
2	P	118	ASP
2	P	140	GLU
2	Q	13	LYS
2	Q	14	GLU
2	Q	18	LEU
2	Q	49	GLN
2	Q	50	ASP
2	Q	54	GLU
2	Q	55	VAL
2	Q	62	THR
2	Q	65	PHE
2	Q	67	GLU
2	Q	72	MET
2	Q	74	ARG
2	Q	83	GLU
2	Q	84	GLU
2	Q	97	ASN
2	Q	117	THR
2	Q	118	ASP
2	Q	140	GLU
2	R	13	LYS
2	R	14	GLU
2	R	18	LEU
2	R	30	LYS
2	R	49	GLN

Continued on next page...

Continued from previous page...

Mol	Chain	Res	Type
2	R	50	ASP
2	R	54	GLU
2	R	55	VAL
2	R	62	THR
2	R	65	PHE
2	R	67	GLU
2	R	72	MET
2	R	74	ARG
2	R	83	GLU
2	R	84	GLU
2	R	97	ASN
2	R	117	THR
2	R	118	ASP
2	R	140	GLU
2	S	13	LYS
2	S	14	GLU
2	S	18	LEU
2	S	49	GLN
2	S	50	ASP
2	S	54	GLU
2	S	55	VAL
2	S	62	THR
2	S	65	PHE
2	S	67	GLU
2	S	72	MET
2	S	74	ARG
2	S	83	GLU
2	S	84	GLU
2	S	97	ASN
2	S	117	THR
2	S	118	ASP
2	S	140	GLU
2	T	13	LYS
2	T	14	GLU
2	T	18	LEU
2	T	49	GLN
2	T	50	ASP
2	T	54	GLU
2	T	55	VAL
2	T	62	THR
2	T	65	PHE
2	T	67	GLU

Continued on next page...

Continued from previous page...

Mol	Chain	Res	Type
2	T	72	MET
2	T	74	ARG
2	T	83	GLU
2	T	84	GLU
2	T	97	ASN
2	T	117	THR
2	T	118	ASP
2	T	140	GLU

Sometimes sidechains can be flipped to improve hydrogen bonding and reduce clashes. All (218) such sidechains are listed below:

Mol	Chain	Res	Type
1	A	83	GLN
1	A	129	ASN
1	A	165	GLN
1	A	239	HIS
1	A	323	ASN
1	A	349	ASN
1	A	351	HIS
1	A	368	GLN
1	A	377	GLN
1	A	387	ASN
1	A	438	ASN
1	A	480	ASN
1	A	507	GLN
1	A	510	GLN
1	A	518	ASN
1	A	551	ASN
1	A	553	GLN
1	A	577	HIS
1	A	581	GLN
1	A	639	ASN
1	A	655	ASN
1	A	666	ASN
1	A	709	ASN
1	A	730	ASN
1	A	747	ASN
1	A	750	GLN
1	A	767	GLN
1	A	770	ASN
1	A	781	ASN
1	A	794	GLN

Continued on next page...

Continued from previous page...

Mol	Chain	Res	Type
1	B	83	GLN
1	B	129	ASN
1	B	165	GLN
1	B	239	HIS
1	B	323	ASN
1	B	349	ASN
1	B	351	HIS
1	B	368	GLN
1	B	377	GLN
1	B	387	ASN
1	B	438	ASN
1	B	480	ASN
1	B	507	GLN
1	B	510	GLN
1	B	518	ASN
1	B	551	ASN
1	B	553	GLN
1	B	577	HIS
1	B	581	GLN
1	B	639	ASN
1	B	655	ASN
1	B	666	ASN
1	B	709	ASN
1	B	730	ASN
1	B	747	ASN
1	B	750	GLN
1	B	767	GLN
1	B	770	ASN
1	B	781	ASN
1	B	794	GLN
1	C	83	GLN
1	C	129	ASN
1	C	165	GLN
1	C	239	HIS
1	C	323	ASN
1	C	349	ASN
1	C	351	HIS
1	C	368	GLN
1	C	377	GLN
1	C	387	ASN
1	C	438	ASN
1	C	480	ASN

Continued on next page...

Continued from previous page...

Mol	Chain	Res	Type
1	C	507	GLN
1	C	510	GLN
1	C	518	ASN
1	C	551	ASN
1	C	553	GLN
1	C	577	HIS
1	C	581	GLN
1	C	639	ASN
1	C	655	ASN
1	C	666	ASN
1	C	709	ASN
1	C	730	ASN
1	C	747	ASN
1	C	750	GLN
1	C	767	GLN
1	C	770	ASN
1	C	781	ASN
1	C	794	GLN
1	D	83	GLN
1	D	129	ASN
1	D	165	GLN
1	D	239	HIS
1	D	323	ASN
1	D	349	ASN
1	D	351	HIS
1	D	368	GLN
1	D	377	GLN
1	D	387	ASN
1	D	438	ASN
1	D	480	ASN
1	D	507	GLN
1	D	510	GLN
1	D	518	ASN
1	D	551	ASN
1	D	553	GLN
1	D	577	HIS
1	D	581	GLN
1	D	639	ASN
1	D	655	ASN
1	D	666	ASN
1	D	709	ASN
1	D	730	ASN

Continued on next page...

Continued from previous page...

Mol	Chain	Res	Type
1	D	747	ASN
1	D	767	GLN
1	D	770	ASN
1	D	781	ASN
1	D	794	GLN
1	E	83	GLN
1	E	129	ASN
1	E	165	GLN
1	E	239	HIS
1	E	323	ASN
1	E	349	ASN
1	E	351	HIS
1	E	368	GLN
1	E	377	GLN
1	E	387	ASN
1	E	438	ASN
1	E	480	ASN
1	E	507	GLN
1	E	510	GLN
1	E	518	ASN
1	E	551	ASN
1	E	553	GLN
1	E	577	HIS
1	E	581	GLN
1	E	639	ASN
1	E	655	ASN
1	E	666	ASN
1	E	709	ASN
1	E	730	ASN
1	E	747	ASN
1	E	750	GLN
1	E	767	GLN
1	E	770	ASN
1	E	781	ASN
1	E	794	GLN
1	F	83	GLN
1	F	129	ASN
1	F	165	GLN
1	F	239	HIS
1	F	323	ASN
1	F	349	ASN
1	F	351	HIS

Continued on next page...

Continued from previous page...

Mol	Chain	Res	Type
1	F	368	GLN
1	F	377	GLN
1	F	387	ASN
1	F	438	ASN
1	F	480	ASN
1	F	507	GLN
1	F	510	GLN
1	F	518	ASN
1	F	551	ASN
1	F	553	GLN
1	F	577	HIS
1	F	581	GLN
1	F	639	ASN
1	F	655	ASN
1	F	666	ASN
1	F	709	ASN
1	F	730	ASN
1	F	747	ASN
1	F	750	GLN
1	F	767	GLN
1	F	770	ASN
1	F	781	ASN
1	F	794	GLN
2	O	8	GLN
2	O	41	GLN
2	O	49	GLN
2	O	111	ASN
2	O	135	GLN
2	O	143	GLN
2	P	8	GLN
2	P	41	GLN
2	P	49	GLN
2	P	107	HIS
2	P	111	ASN
2	P	135	GLN
2	P	143	GLN
2	Q	8	GLN
2	Q	41	GLN
2	Q	49	GLN
2	Q	111	ASN
2	Q	135	GLN
2	Q	143	GLN

Continued on next page...

Continued from previous page...

Mol	Chain	Res	Type
2	R	8	GLN
2	R	41	GLN
2	R	49	GLN
2	R	107	HIS
2	R	111	ASN
2	R	135	GLN
2	R	143	GLN
2	S	8	GLN
2	S	41	GLN
2	S	49	GLN
2	S	107	HIS
2	S	111	ASN
2	S	135	GLN
2	S	143	GLN
2	T	8	GLN
2	T	41	GLN
2	T	49	GLN
2	T	111	ASN
2	T	135	GLN
2	T	143	GLN

5.3.3 RNA [i](#)

There are no RNA molecules in this entry.

5.4 Non-standard residues in protein, DNA, RNA chains [i](#)

There are no non-standard protein/DNA/RNA residues in this entry.

5.5 Carbohydrates [i](#)

There are no monosaccharides in this entry.

5.6 Ligand geometry [i](#)

Of 24 ligands modelled in this entry, 24 are monoatomic - leaving 0 for Mogul analysis.

There are no bond length outliers.

There are no bond angle outliers.

There are no chirality outliers.

There are no torsion outliers.

There are no ring outliers.

No monomer is involved in short contacts.

5.7 Other polymers [i](#)

There are no such residues in this entry.

5.8 Polymer linkage issues [i](#)

There are no chain breaks in this entry.

6 Fit of model and data

6.1 Protein, DNA and RNA chains

In the following table, the column labelled ‘#RSRZ > 2’ contains the number (and percentage) of RSRZ outliers, followed by percent RSRZ outliers for the chain as percentile scores relative to all X-ray entries and entries of similar resolution. The OWAB column contains the minimum, median, 95th percentile and maximum values of the occupancy-weighted average B-factor per residue. The column labelled ‘Q < 0.9’ lists the number of (and percentage) of residues with an average occupancy less than 0.9.

Mol	Chain	Analysed	<RSRZ>	#RSRZ>2	OWAB(Å ²)	Q<0.9
1	A	735/747 (98%)	0.21	42 (5%) 23 26	24, 80, 134, 147	0
1	B	735/747 (98%)	0.22	45 (6%) 21 23	25, 80, 134, 148	0
1	C	735/747 (98%)	0.25	56 (7%) 13 16	25, 80, 134, 147	0
1	D	735/747 (98%)	0.20	42 (5%) 23 26	26, 80, 134, 147	0
1	E	735/747 (98%)	0.20	39 (5%) 26 28	26, 80, 135, 147	0
1	F	735/747 (98%)	0.21	42 (5%) 23 26	25, 81, 134, 147	0
2	O	146/149 (97%)	-0.05	3 (2%) 63 67	24, 65, 127, 137	0
2	P	146/149 (97%)	0.00	4 (2%) 54 57	24, 65, 126, 137	0
2	Q	146/149 (97%)	0.04	5 (3%) 45 47	23, 65, 126, 137	0
2	R	146/149 (97%)	-0.03	4 (2%) 54 57	24, 65, 126, 137	0
2	S	146/149 (97%)	-0.04	2 (1%) 75 78	24, 66, 126, 137	0
2	T	146/149 (97%)	-0.07	1 (0%) 87 91	23, 65, 126, 137	0
All	All	5286/5376 (98%)	0.18	285 (5%) 25 28	23, 77, 134, 148	0

All (285) RSRZ outliers are listed below:

Mol	Chain	Res	Type	RSRZ
1	A	225	ILE	13.5
1	A	230	ILE	11.2
1	E	226	ASP	10.2
1	F	230	ILE	10.0
1	E	225	ILE	9.1
1	A	206	SER	7.9
1	F	225	ILE	7.9
1	E	205	SER	7.8
1	C	225	ILE	7.6
1	B	206	SER	7.6
1	A	203	SER	7.2

Continued on next page...

Continued from previous page...

Mol	Chain	Res	Type	RSRZ
1	E	206	SER	7.0
1	F	162	ASN	6.9
1	B	205	SER	6.8
1	A	204	ASP	6.8
1	E	204	ASP	6.7
1	F	205	SER	6.7
1	C	185	ASP	6.5
1	F	213	LYS	6.5
1	F	206	SER	6.3
1	C	160	ALA	6.3
1	C	221	ASN	6.2
1	D	206	SER	6.2
1	B	225	ILE	6.2
1	D	230	ILE	6.1
1	E	203	SER	6.1
1	A	205	SER	6.0
1	D	204	ASP	5.8
1	F	204	ASP	5.8
1	D	237	PHE	5.6
1	A	226	ASP	5.6
1	C	230	ILE	5.5
1	A	227	ILE	5.5
1	F	171	TYR	5.5
1	B	185	ASP	5.4
1	A	171	TYR	5.4
1	D	225	ILE	5.4
1	B	162	ASN	5.3
1	C	162	ASN	5.3
1	A	162	ASN	5.3
1	C	229	PHE	5.3
1	A	446	ILE	5.2
1	B	204	ASP	5.2
1	D	185	ASP	5.2
1	E	171	TYR	5.2
1	E	230	ILE	5.2
1	C	237	PHE	5.2
1	A	229	PHE	5.2
1	F	212	GLN	5.1
1	F	214	PHE	5.1
1	C	218	LEU	5.0
1	D	171	TYR	5.0
1	F	433	TYR	5.0

Continued on next page...

Continued from previous page...

Mol	Chain	Res	Type	RSRZ
1	D	163	SER	4.9
1	B	171	TYR	4.9
1	E	237	PHE	4.9
1	D	192	PHE	4.9
1	C	420	LEU	4.9
1	F	237	PHE	4.8
1	C	206	SER	4.8
1	D	162	ASN	4.7
1	B	221	ASN	4.7
1	E	184	LYS	4.6
1	D	226	ASP	4.6
1	E	229	PHE	4.6
1	B	230	ILE	4.5
1	E	194	ASN	4.5
1	B	75	THR	4.4
1	E	163	SER	4.4
1	C	171	TYR	4.4
1	B	222	ASN	4.3
1	A	213	LYS	4.3
1	F	160	ALA	4.3
1	A	160	ALA	4.2
1	E	185	ASP	4.1
1	A	184	LYS	4.1
1	F	203	SER	4.1
1	D	186	LYS	4.1
1	D	205	SER	4.1
1	A	214	PHE	4.0
1	C	126	ASN	4.0
1	A	202	ASP	4.0
1	E	202	ASP	4.0
1	F	226	ASP	4.0
1	E	446	ILE	4.0
1	D	229	PHE	3.9
1	B	207	ASP	3.9
1	F	202	ASP	3.9
1	E	162	ASN	3.9
1	F	126	ASN	3.8
1	F	446	ILE	3.8
1	A	237	PHE	3.8
1	C	222	ASN	3.8
1	C	410	ILE	3.8
1	C	202	ASP	3.8

Continued on next page...

Continued from previous page...

Mol	Chain	Res	Type	RSRZ
1	F	229	PHE	3.8
1	B	229	PHE	3.8
1	F	363	TYR	3.8
1	B	218	LEU	3.7
1	B	237	PHE	3.7
1	D	221	ASN	3.7
1	A	433	TYR	3.7
1	D	72	THR	3.7
1	C	260	TYR	3.7
1	A	125	LYS	3.7
1	E	131	ARG	3.6
1	F	163	SER	3.6
1	E	227	ILE	3.6
1	B	793	PHE	3.6
1	A	158	ASP	3.5
1	A	126	ASN	3.5
1	B	214	PHE	3.4
1	C	214	PHE	3.4
1	E	126	ASN	3.4
1	B	363	TYR	3.4
1	E	72	THR	3.4
1	D	222	ASN	3.3
1	F	131	ARG	3.3
1	A	127	SER	3.3
1	C	118	GLN	3.3
1	A	131	ARG	3.3
1	B	160	ALA	3.3
1	F	158	ASP	3.3
1	C	793	PHE	3.3
1	B	339	ILE	3.2
1	D	126	ASN	3.2
1	B	127	SER	3.1
1	A	779	GLN	3.1
1	A	370	LEU	3.1
1	D	793	PHE	3.1
1	C	226	ASP	3.0
1	D	159	TYR	3.0
1	F	222	ASN	3.0
1	A	212	GLN	3.0
1	A	163	SER	3.0
1	C	168	GLU	3.0
1	E	158	ASP	3.0

Continued on next page...

Continued from previous page...

Mol	Chain	Res	Type	RSRZ
1	D	166	SER	3.0
1	D	433	TYR	3.0
2	P	112	LEU	3.0
1	D	446	ILE	3.0
1	C	434	LEU	3.0
1	B	190	PRO	2.9
1	A	796	ILE	2.9
1	C	435	LEU	2.9
1	F	227	ILE	2.9
1	E	207	ASP	2.8
1	B	165	GLN	2.8
1	A	222	ASN	2.8
1	E	560	LEU	2.8
1	F	218	LEU	2.8
1	C	253	HIS	2.8
1	E	533	LEU	2.8
1	C	604	LEU	2.8
1	F	245	PHE	2.8
1	B	226	ASP	2.7
1	F	72	THR	2.7
1	A	72	THR	2.7
1	C	468	LYS	2.7
1	D	202	ASP	2.7
1	A	260	TYR	2.7
1	C	433	TYR	2.7
1	B	257	LEU	2.7
1	C	131	ARG	2.7
1	D	118	GLN	2.7
1	F	127	SER	2.6
2	R	112	LEU	2.6
1	D	566	TYR	2.6
1	C	773	PHE	2.6
1	B	359	PRO	2.6
1	C	619	ILE	2.6
1	B	158	ASP	2.6
1	B	202	ASP	2.6
2	O	72	MET	2.6
1	C	212	GLN	2.6
1	E	490	ALA	2.6
1	F	241	PHE	2.6
1	C	421	LYS	2.6
1	B	126	ASN	2.6

Continued on next page...

Continued from previous page...

Mol	Chain	Res	Type	RSRZ
1	C	363	TYR	2.6
1	D	474	ILE	2.6
1	C	72	THR	2.6
1	E	186	LYS	2.5
1	D	212	GLN	2.5
1	C	296	LEU	2.5
1	E	160	ALA	2.5
1	C	190	PRO	2.5
2	O	52	ILE	2.5
1	C	204	ASP	2.5
1	E	215	LYS	2.4
1	D	444	PHE	2.4
1	D	158	ASP	2.4
1	D	657	ILE	2.4
1	F	221	ASN	2.4
1	C	205	SER	2.4
1	B	213	LYS	2.4
1	D	184	LYS	2.4
2	Q	12	PHE	2.4
1	B	118	GLN	2.4
1	B	194	ASN	2.4
2	R	68	PHE	2.4
2	P	69	LEU	2.4
1	A	186	LYS	2.4
1	A	760	VAL	2.4
1	B	184	LYS	2.4
1	B	797	ILE	2.4
1	D	207	ASP	2.4
1	B	773	PHE	2.4
1	B	468	LYS	2.4
1	A	228	ASN	2.4
1	D	131	ARG	2.3
1	F	168	GLU	2.3
1	D	160	ALA	2.3
2	Q	18	LEU	2.3
1	A	497	LEU	2.3
1	D	401	ILE	2.3
1	C	566	TYR	2.3
1	C	786	GLU	2.3
1	B	566	TYR	2.3
1	C	797	ILE	2.3
1	A	407	HIS	2.3

Continued on next page...

Continued from previous page...

Mol	Chain	Res	Type	RSRZ
1	E	435	LEU	2.3
1	F	657	ILE	2.3
1	C	247	TYR	2.3
1	F	184	LYS	2.3
1	C	449	GLU	2.3
1	A	399	GLY	2.2
1	F	207	ASP	2.2
2	T	35	VAL	2.2
2	R	19	PHE	2.2
1	E	212	GLN	2.2
1	B	86	LEU	2.2
1	E	405	LEU	2.2
1	B	153	ILE	2.2
1	E	198	SER	2.2
1	E	793	PHE	2.2
1	B	128	MET	2.2
1	E	211	SER	2.2
1	D	533	LEU	2.2
1	F	779	GLN	2.2
1	A	492	TYR	2.2
1	A	218	LEU	2.2
1	D	701	LEU	2.2
1	C	165	GLN	2.1
2	Q	68	PHE	2.1
1	C	359	PRO	2.1
1	E	701	LEU	2.1
1	E	657	ILE	2.1
2	R	63	ILE	2.1
2	S	19	PHE	2.1
1	B	350	VAL	2.1
1	B	619	ILE	2.1
1	D	560	LEU	2.1
1	F	118	GLN	2.1
2	S	52	ILE	2.1
1	B	76	LEU	2.1
1	C	86	LEU	2.1
1	D	127	SER	2.1
1	E	444	PHE	2.1
1	C	194	ASN	2.1
1	F	125	LYS	2.1
1	F	159	TYR	2.1
2	P	19	PHE	2.1

Continued on next page...

Continued from previous page...

Mol	Chain	Res	Type	RSRZ
2	Q	19	PHE	2.1
1	F	186	LYS	2.1
2	O	19	PHE	2.1
2	P	54	GLU	2.1
1	C	75	THR	2.1
1	C	605	THR	2.1
1	F	664	ILE	2.1
1	F	215	LYS	2.1
2	Q	54	GLU	2.1
1	B	163	SER	2.1
1	D	435	LEU	2.1
1	D	168	GLU	2.1
1	C	186	LYS	2.0
1	A	245	PHE	2.0
1	A	118	GLN	2.0
1	C	191	GLU	2.0
1	C	153	ILE	2.0
1	B	192	PHE	2.0
1	E	166	SER	2.0
1	C	257	LEU	2.0
1	C	201	ASP	2.0
1	C	142	VAL	2.0

6.2 Non-standard residues in protein, DNA, RNA chains [\(i\)](#)

There are no non-standard protein/DNA/RNA residues in this entry.

6.3 Carbohydrates [\(i\)](#)

There are no monosaccharides in this entry.

6.4 Ligands [\(i\)](#)

In the following table, the Atoms column lists the number of modelled atoms in the group and the number defined in the chemical component dictionary. The B-factors column lists the minimum, median, 95th percentile and maximum values of B factors of atoms in the group. The column labelled 'Q< 0.9' lists the number of atoms with occupancy less than 0.9.

Mol	Type	Chain	Res	Atoms	RSCC	RSR	B-factors(Å ²)	Q<0.9
4	CA	S	709	1/1	0.84	0.16	78,78,78,78	0

Continued on next page...

Continued from previous page...

Mol	Type	Chain	Res	Atoms	RSCC	RSR	B-factors(\AA^2)	Q<0.9
4	CA	Q	806	1/1	0.88	0.17	46,46,46,46	0
3	MG	C	902	1/1	0.90	0.13	14,14,14,14	0
4	CA	R	808	1/1	0.92	0.19	41,41,41,41	0
4	CA	R	707	1/1	0.93	0.22	79,79,79,79	0
4	CA	O	802	1/1	0.93	0.18	44,44,44,44	0
3	MG	B	901	1/1	0.93	0.16	13,13,13,13	0
4	CA	T	812	1/1	0.93	0.18	43,43,43,43	0
4	CA	Q	705	1/1	0.94	0.07	79,79,79,79	0
4	CA	P	703	1/1	0.94	0.17	71,71,71,71	0
4	CA	T	711	1/1	0.94	0.14	77,77,77,77	0
4	CA	P	804	1/1	0.94	0.18	43,43,43,43	0
4	CA	S	810	1/1	0.95	0.18	45,45,45,45	0
4	CA	O	801	1/1	0.96	0.15	29,29,29,29	0
4	CA	Q	805	1/1	0.96	0.13	32,32,32,32	0
4	CA	S	809	1/1	0.96	0.12	25,25,25,25	0
3	MG	D	903	1/1	0.97	0.20	19,19,19,19	0
3	MG	E	904	1/1	0.97	0.16	14,14,14,14	0
3	MG	F	905	1/1	0.97	0.23	16,16,16,16	0
4	CA	P	803	1/1	0.97	0.13	33,33,33,33	0
4	CA	T	811	1/1	0.97	0.16	31,31,31,31	0
4	CA	O	701	1/1	0.97	0.12	83,83,83,83	0
4	CA	R	807	1/1	0.98	0.13	33,33,33,33	0
3	MG	A	900	1/1	0.98	0.27	18,18,18,18	0

6.5 Other polymers [i](#)

There are no such residues in this entry.