



Full wwPDB EM Validation Report ⓘ

Mar 29, 2026 – 12:57 AM JST

PDB ID : 9UOV / pdb_00009uov
EMDB ID : EMD-64383
Title : PSI-8 FCPI supercomplex from haptophyte *Chrysothila roscoffensis*
Authors : La Rocca, R.; Tsai, P.-C.; Kato, K.; Nakajima, Y.; Akita, F.; Shen, J.-R.
Deposited on : 2025-04-26
Resolution : 2.33 Å (reported)

This is a Full wwPDB EM Validation Report for a publicly released PDB entry.

We welcome your comments at validation@mail.wwpdb.org

A user guide is available at

<https://www.wwpdb.org/validation/2017/EMValidationReportHelp>

with specific help available everywhere you see the ⓘ symbol.

The types of validation reports are described at

<http://www.wwpdb.org/validation/2017/FAQs#types>.

The following versions of software and data (see [references ⓘ](#)) were used in the production of this report:

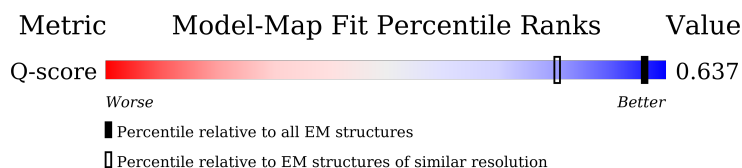
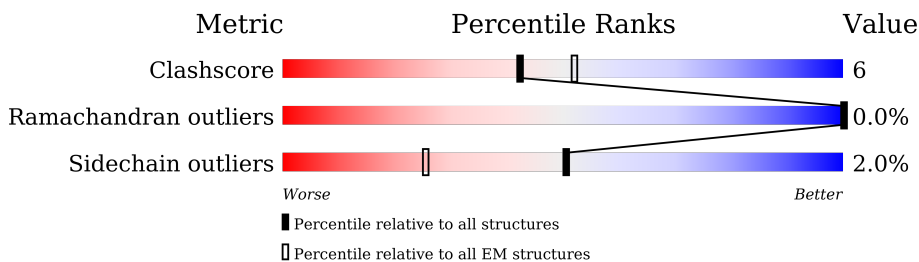
EMDB validation analysis : 0.0.1.dev132
Mogul : 1.8.5 (274361), CSD as541be (2020)
MolProbity : 4-5-2 with Phenix2.0
buster-report : 1.1.7 (2018)
Percentile statistics : 20231227.v01 (using entries in the PDB archive December 27th 2023)
EM percentile statistics : 202505.v01 (Using data in the EMDB archive up until May 2025)
MapQ : 1.9.13
Ideal geometry (proteins) : Engh & Huber (2001)
Ideal geometry (DNA, RNA) : Parkinson et al. (1996)
Validation Pipeline (wwPDB-VP) : 2.48.1

1 Overall quality at a glance i

The following experimental techniques were used to determine the structure:
ELECTRON MICROSCOPY

The reported resolution of this entry is 2.33 Å.

Percentile scores (ranging between 0-100) for global validation metrics of the entry are shown in the following graphic. The table shows the number of entries on which the scores are based.



Metric	Whole archive (#Entries)	EM structures (#Entries)	Similar EM resolution (#Entries, resolution range(Å))
Clashscore	210492	15764	-
Ramachandran outliers	207382	16835	-
Sidechain outliers	206894	16415	-
Q-score	-	25397	4434 (1.83 - 2.83)

The table below summarises the geometric issues observed across the polymeric chains and their fit to the map. The red, orange, yellow and green segments of the bar indicate the fraction of residues that contain outliers for ≥ 3 , 2, 1 and 0 types of geometric quality criteria respectively. A grey segment represents the fraction of residues that are not modelled. The numeric value for each fraction is indicated below the corresponding segment, with a dot representing fractions $\leq 5\%$. The upper red bar (where present) indicates the fraction of residues that have poor fit to the EM map (all-atom inclusion $< 40\%$). The numeric value is given above the bar.

Mol	Chain	Length	Quality of chain
1	A	752	87% 12% .
2	B	734	90% 10%
3	C	81	93% 6% .
4	D	142	91% 6% . .

Continued on next page...

Continued from previous page...

Mol	Chain	Length	Quality of chain
5	E	67	
6	F	184	
7	I	35	
8	J	39	
9	L	141	
10	M	29	
11	O	201	
12	P	231	
13	Q	197	
14	R	90	
15	S	215	
16	U	191	
17	G	209	
18	H	169	
19	T	202	

The following table lists non-polymeric compounds, carbohydrate monomers and non-standard residues in protein, DNA, RNA chains that are outliers for geometric or electron-density-fit criteria:

Mol	Type	Chain	Res	Chirality	Geometry	Clashes	Electron density
20	CLA	A	802	X	-	-	-
20	CLA	A	803	X	-	-	-
20	CLA	A	804	X	-	-	-
20	CLA	A	805	X	-	-	-
20	CLA	A	806	X	-	-	-
20	CLA	A	808	X	-	-	-
20	CLA	A	810	X	-	-	-
20	CLA	A	811	X	-	-	-
20	CLA	A	812	X	-	-	-
20	CLA	A	814	X	-	-	-
20	CLA	A	815	X	-	-	-
20	CLA	A	816	X	-	-	-

Continued on next page...

Continued from previous page...

Mol	Type	Chain	Res	Chirality	Geometry	Clashes	Electron density
20	CLA	A	817	X	-	-	-
20	CLA	A	818	X	-	-	-
20	CLA	A	820	X	-	-	-
20	CLA	A	821	X	-	-	-
20	CLA	A	822	X	-	-	-
20	CLA	A	823	X	-	-	-
20	CLA	A	824	X	-	-	-
20	CLA	A	825	X	-	-	-
20	CLA	A	828	X	-	-	-
20	CLA	A	829	X	-	-	-
20	CLA	A	831	X	-	-	-
20	CLA	A	832	X	-	-	-
20	CLA	A	833	X	-	-	-
20	CLA	A	834	X	-	-	-
20	CLA	A	835	X	-	-	-
20	CLA	A	836	X	-	-	-
20	CLA	A	838	X	-	-	-
20	CLA	A	845	X	-	-	-
20	CLA	A	849	X	-	-	-
20	CLA	A	851	X	-	-	-
20	CLA	A	852	X	-	-	-
20	CLA	A	853	X	-	-	-
20	CLA	A	854	X	-	-	-
20	CLA	B	801	X	-	-	-
20	CLA	B	802	X	-	-	-
20	CLA	B	803	X	-	-	-
20	CLA	B	804	X	-	-	-
20	CLA	B	805	X	-	-	-
20	CLA	B	806	X	-	-	-
20	CLA	B	807	X	-	-	-
20	CLA	B	808	X	-	-	-
20	CLA	B	809	X	-	-	-
20	CLA	B	812	X	-	-	-
20	CLA	B	815	X	-	-	-
20	CLA	B	816	X	-	-	-
20	CLA	B	817	X	-	-	-
20	CLA	B	820	X	-	-	-
20	CLA	B	821	X	-	-	-
20	CLA	B	822	X	-	-	-
20	CLA	B	823	X	-	-	-
20	CLA	B	827	X	-	-	-
20	CLA	B	829	X	-	-	-

Continued on next page...

Continued from previous page...

Mol	Type	Chain	Res	Chirality	Geometry	Clashes	Electron density
20	CLA	B	830	X	-	-	-
20	CLA	B	831	X	-	-	-
20	CLA	B	832	X	-	-	-
20	CLA	B	833	X	-	-	-
20	CLA	B	834	X	-	-	-
20	CLA	B	835	X	-	-	-
20	CLA	B	843	X	-	-	-
20	CLA	B	844	X	-	-	-
20	CLA	B	845	X	-	-	-
20	CLA	B	846	X	-	-	-
20	CLA	B	848	X	-	-	-
20	CLA	F	802	X	-	-	-
20	CLA	F	803	X	-	-	-
20	CLA	G	202	X	-	-	-
20	CLA	G	203	X	-	-	-
20	CLA	G	205	X	-	-	-
20	CLA	G	206	X	-	-	-
20	CLA	G	207	X	-	-	-
20	CLA	G	208	X	-	-	-
20	CLA	G	210	X	-	-	-
20	CLA	G	215	X	-	-	-
20	CLA	H	201	X	-	-	-
20	CLA	H	202	X	-	-	-
20	CLA	H	203	X	-	-	-
20	CLA	H	204	X	-	-	-
20	CLA	H	205	X	-	-	-
20	CLA	H	206	X	-	-	-
20	CLA	H	207	X	-	-	-
20	CLA	H	208	X	-	-	-
20	CLA	H	209	X	-	-	-
20	CLA	J	103	X	-	-	-
20	CLA	L	202	X	-	-	-
20	CLA	O	203	X	-	-	-
20	CLA	O	204	X	-	-	-
20	CLA	O	205	X	-	-	-
20	CLA	O	206	X	-	-	-
20	CLA	O	207	X	-	-	-
20	CLA	O	208	X	-	-	-
20	CLA	P	207	X	-	-	-
20	CLA	P	208	X	-	-	-
20	CLA	P	209	X	-	-	-
20	CLA	P	213	X	-	-	-

Continued on next page...

Continued from previous page...

Mol	Type	Chain	Res	Chirality	Geometry	Clashes	Electron density
20	CLA	P	214	X	-	-	-
20	CLA	P	216	X	-	-	-
20	CLA	Q	204	X	-	-	-
20	CLA	Q	205	X	-	-	-
20	CLA	Q	206	X	-	-	-
20	CLA	Q	207	X	-	-	-
20	CLA	Q	208	X	-	-	-
20	CLA	Q	211	X	-	-	-
20	CLA	Q	213	X	-	-	-
20	CLA	R	101	X	-	-	-
20	CLA	S	205	X	-	-	-
20	CLA	S	206	X	-	-	-
20	CLA	S	207	X	-	-	-
20	CLA	S	214	X	-	-	-
20	CLA	S	215	X	-	-	-
20	CLA	T	201	X	-	-	-
20	CLA	T	202	X	-	-	-
20	CLA	T	203	X	-	-	-
20	CLA	T	205	X	-	-	-
20	CLA	T	206	X	-	-	-
20	CLA	T	211	X	-	-	-
20	CLA	U	204	X	-	-	-
20	CLA	U	206	X	-	-	-
20	CLA	U	208	X	-	-	-
20	CLA	U	209	X	-	-	-
20	CLA	U	211	X	-	-	-

2 Entry composition

There are 32 unique types of molecules in this entry. The entry contains 39964 atoms, of which 0 are hydrogens and 0 are deuteriums.

In the tables below, the AltConf column contains the number of residues with at least one atom in alternate conformation and the Trace column contains the number of residues modelled with at most 2 atoms.

- Molecule 1 is a protein called Photosystem I P700 chlorophyll a apoprotein A1 (psaA).

Mol	Chain	Residues	Atoms					AltConf	Trace
			Total	C	N	O	S		
1	A	741	5813	3807	984	994	28	0	0

- Molecule 2 is a protein called Photosystem I P700 chlorophyll a apoprotein A2 (psaB).

Mol	Chain	Residues	Atoms					AltConf	Trace
			Total	C	N	O	S		
2	B	732	5805	3823	977	984	21	0	0

- Molecule 3 is a protein called Photosystem I iron-sulfur center (psaC).

Mol	Chain	Residues	Atoms					AltConf	Trace
			Total	C	N	O	S		
3	C	80	599	366	106	116	11	0	0

- Molecule 4 is a protein called Photosystem I reaction center subunit II (psaD).

Mol	Chain	Residues	Atoms					AltConf	Trace
			Total	C	N	O	S		
4	D	138	1092	697	188	204	3	0	0

- Molecule 5 is a protein called Photosystem I reaction center subunit IV (psaE).

Mol	Chain	Residues	Atoms					AltConf	Trace
			Total	C	N	O	S		
5	E	64	494	314	86	93	1	0	0

- Molecule 6 is a protein called Photosystem I reaction center subunit III (psaF).

Mol	Chain	Residues	Atoms					AltConf	Trace
			Total	C	N	O	S		
6	F	161	1246	802	209	229	6	0	0

- Molecule 7 is a protein called Photosystem I reaction center subunit VIII (psaI).

Mol	Chain	Residues	Atoms					AltConf	Trace
			Total	C	N	O	S		
7	I	34	266	183	35	46	2	0	0

- Molecule 8 is a protein called Photosystem I reaction center subunit IX (psaJ).

Mol	Chain	Residues	Atoms					AltConf	Trace
			Total	C	N	O	S		
8	J	39	305	204	45	54	2	0	0

- Molecule 9 is a protein called Photosystem I reaction center subunit XI (psaL).

Mol	Chain	Residues	Atoms					AltConf	Trace
			Total	C	N	O	S		
9	L	140	1056	693	168	194	1	0	0

- Molecule 10 is a protein called Photosystem I reaction center subunit XII (psaM).

Mol	Chain	Residues	Atoms					AltConf	Trace
			Total	C	N	O	S		
10	M	29	216	144	34	37	1	0	0

- Molecule 11 is a protein called Fucoxanthin chlorophyll a/c binding protein III (FCPI-3).

Mol	Chain	Residues	Atoms					AltConf	Trace
			Total	C	N	O	S		
11	O	176	1341	872	217	244	8	0	0

- Molecule 12 is a protein called Fucoxanthin chlorophyll a/c binding protein VI (FCPI-6).

Mol	Chain	Residues	Atoms					AltConf	Trace
			Total	C	N	O	S		
12	P	193	1441	927	239	264	11	0	0

- Molecule 13 is a protein called Fucoxanthin chlorophyll a/c binding protein IV (FCPI-4).

Mol	Chain	Residues	Atoms					AltConf	Trace
			Total	C	N	O	S		
13	Q	167	1257	809	202	234	12	0	0

- Molecule 14 is a protein called Photosystem I reaction center subunit psaR.

Mol	Chain	Residues	Atoms					AltConf	Trace
14	R	88	Total	C	N	O	S	0	0
			664	434	106	123	1		

- Molecule 15 is a protein called Fucoxanthin chlorophyll a/c binding protein II (FCPI-2).

Mol	Chain	Residues	Atoms					AltConf	Trace
15	S	165	Total	C	N	O	S	0	0
			1238	802	204	226	6		

- Molecule 16 is a protein called Fucoxanthin chlorophyll a/c binding protein I (FCPI-1).

Mol	Chain	Residues	Atoms					AltConf	Trace
16	U	141	Total	C	N	O	S	0	0
			1082	692	183	198	9		

- Molecule 17 is a protein called Fucoxanthin chlorophyll a/c binding protein VII (FCPI-7).

Mol	Chain	Residues	Atoms					AltConf	Trace
17	G	155	Total	C	N	O	S	0	0
			1179	756	190	224	9		

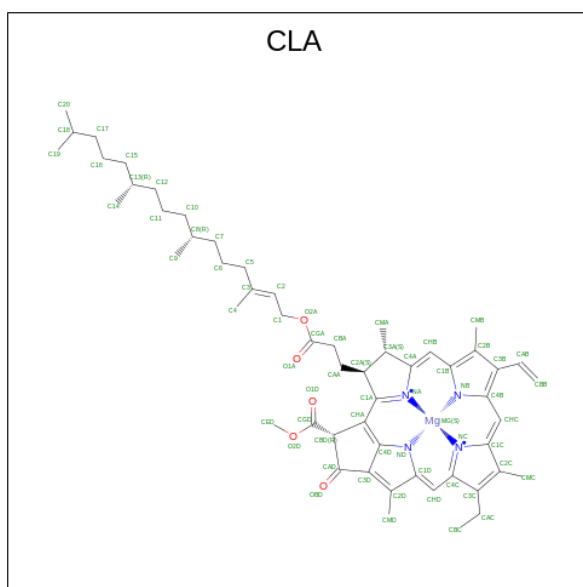
- Molecule 18 is a protein called Fucoxanthin chlorophyll a/c binding protein VIII (FCPI-8).

Mol	Chain	Residues	Atoms					AltConf	Trace
18	H	149	Total	C	N	O	S	0	0
			1128	725	185	206	12		

- Molecule 19 is a protein called Fucoxanthin chlorophyll a/c binding protein V (FCPI-5).

Mol	Chain	Residues	Atoms					AltConf	Trace
19	T	99	Total	C	N	O	S	0	0
			731	471	122	130	8		

- Molecule 20 is CHLOROPHYLL A (CCD ID: CLA) (formula: C₅₅H₇₂MgN₄O₅) (labeled as "Ligand of Interest" by depositor).



Mol	Chain	Residues	Atoms				AltConf	
20	A	1	Total	C	Mg	N	O	0
			65	55	1	4	5	
20	A	1	Total	C	Mg	N	O	0
			55	45	1	4	5	
20	A	1	Total	C	Mg	N	O	0
			65	55	1	4	5	
20	A	1	Total	C	Mg	N	O	0
			65	55	1	4	5	
20	A	1	Total	C	Mg	N	O	0
			49	39	1	4	5	
20	A	1	Total	C	Mg	N	O	0
			65	55	1	4	5	
20	A	1	Total	C	Mg	N	O	0
			54	44	1	4	5	
20	A	1	Total	C	Mg	N	O	0
			56	46	1	4	5	
20	A	1	Total	C	Mg	N	O	0
			62	52	1	4	5	
20	A	1	Total	C	Mg	N	O	0
			54	44	1	4	5	
20	A	1	Total	C	Mg	N	O	0
			65	55	1	4	5	
20	A	1	Total	C	Mg	N	O	0
			45	35	1	4	5	
20	A	1	Total	C	Mg	N	O	0
			50	40	1	4	5	
20	A	1	Total	C	Mg	N	O	0
			45	35	1	4	5	

Continued on next page...

Continued from previous page...

Mol	Chain	Residues	Atoms					AltConf
			Total	C	Mg	N	O	
20	A	1	65	55	1	4	5	0
20	A	1	65	55	1	4	5	0
20	A	1	45	35	1	4	5	0
20	A	1	65	55	1	4	5	0
20	A	1	43	35	1	4	3	0
20	A	1	51	41	1	4	5	0
20	A	1	65	55	1	4	5	0
20	A	1	65	55	1	4	5	0
20	A	1	65	55	1	4	5	0
20	A	1	65	55	1	4	5	0
20	A	1	62	52	1	4	5	0
20	A	1	65	55	1	4	5	0
20	A	1	65	55	1	4	5	0
20	A	1	50	40	1	4	5	0
20	A	1	65	55	1	4	5	0
20	A	1	65	55	1	4	5	0
20	A	1	50	40	1	4	5	0
20	A	1	45	35	1	4	5	0
20	A	1	51	41	1	4	5	0
20	A	1	65	55	1	4	5	0
20	A	1	65	55	1	4	5	0
20	A	1	65	55	1	4	5	0

Continued on next page...

Continued from previous page...

Mol	Chain	Residues	Atoms					AltConf
			Total	C	Mg	N	O	
20	A	1	65	55	1	4	5	0
20	A	1	52	42	1	4	5	0
20	A	1	65	55	1	4	5	0
20	A	1	60	50	1	4	5	0
20	A	1	65	55	1	4	5	0
20	A	1	65	55	1	4	5	0
20	A	1	65	55	1	4	5	0
20	A	1	65	55	1	4	5	0
20	A	1	65	55	1	4	5	0
20	A	1	65	55	1	4	5	0
20	A	1	65	55	1	4	5	0
20	B	1	65	55	1	4	5	0
20	B	1	65	55	1	4	5	0
20	B	1	65	55	1	4	5	0
20	B	1	45	35	1	4	5	0
20	B	1	65	55	1	4	5	0
20	B	1	65	55	1	4	5	0
20	B	1	65	55	1	4	5	0
20	B	1	65	55	1	4	5	0
20	B	1	65	55	1	4	5	0
20	B	1	54	44	1	4	5	0
20	B	1	55	45	1	4	5	0

Continued on next page...

Continued from previous page...

Mol	Chain	Residues	Atoms					AltConf
			Total	C	Mg	N	O	
20	B	1	54	44	1	4	5	0
20	B	1	59	49	1	4	5	0
20	B	1	55	45	1	4	5	0
20	B	1	59	49	1	4	5	0
20	B	1	60	50	1	4	5	0
20	B	1	65	55	1	4	5	0
20	B	1	46	36	1	4	5	0
20	B	1	53	43	1	4	5	0
20	B	1	63	53	1	4	5	0
20	B	1	64	54	1	4	5	0
20	B	1	65	55	1	4	5	0
20	B	1	65	55	1	4	5	0
20	B	1	65	55	1	4	5	0
20	B	1	65	55	1	4	5	0
20	B	1	50	40	1	4	5	0
20	B	1	49	39	1	4	5	0
20	B	1	58	48	1	4	5	0
20	B	1	65	55	1	4	5	0
20	B	1	58	48	1	4	5	0
20	B	1	65	55	1	4	5	0
20	B	1	47	37	1	4	5	0

Continued on next page...

Continued from previous page...

Mol	Chain	Residues	Atoms					AltConf
			Total	C	Mg	N	O	
20	B	1	65	55	1	4	5	0
20	B	1	65	55	1	4	5	0
20	B	1	65	55	1	4	5	0
20	B	1	65	55	1	4	5	0
20	B	1	65	55	1	4	5	0
20	B	1	65	55	1	4	5	0
20	B	1	65	55	1	4	5	0
20	B	1	50	40	1	4	5	0
20	F	1	48	38	1	4	5	0
20	F	1	46	36	1	4	5	0
20	J	1	42	34	1	4	3	0
20	L	1	49	39	1	4	5	0
20	L	1	65	55	1	4	5	0
20	L	1	50	40	1	4	5	0
20	O	1	43	35	1	4	3	0
20	O	1	45	35	1	4	5	0
20	O	1	65	55	1	4	5	0
20	O	1	65	55	1	4	5	0
20	O	1	65	55	1	4	5	0
20	O	1	46	36	1	4	5	0
20	O	1	60	50	1	4	5	0

Continued on next page...

Continued from previous page...

Mol	Chain	Residues	Atoms					AltConf
			Total	C	Mg	N	O	
20	O	1	65	55	1	4	5	0
20	O	1	41	33	1	4	3	0
20	P	1	65	55	1	4	5	0
20	P	1	56	46	1	4	5	0
20	P	1	52	42	1	4	5	0
20	P	1	47	37	1	4	5	0
20	P	1	50	40	1	4	5	0
20	P	1	41	33	1	4	3	0
20	P	1	45	35	1	4	5	0
20	P	1	47	37	1	4	5	0
20	Q	1	48	38	1	4	5	0
20	Q	1	61	51	1	4	5	0
20	Q	1	60	50	1	4	5	0
20	Q	1	51	41	1	4	5	0
20	Q	1	46	36	1	4	5	0
20	Q	1	50	40	1	4	5	0
20	Q	1	65	55	1	4	5	0
20	Q	1	41	33	1	4	3	0
20	Q	1	65	55	1	4	5	0
20	Q	1	57	47	1	4	5	0
20	Q	1	65	55	1	4	5	0

Continued on next page...

Continued from previous page...

Mol	Chain	Residues	Atoms					AltConf
			Total	C	Mg	N	O	
20	R	1	45	35	1	4	5	0
20	R	1	65	55	1	4	5	0
20	S	1	65	55	1	4	5	0
20	S	1	46	36	1	4	5	0
20	S	1	46	36	1	4	5	0
20	S	1	45	35	1	4	5	0
20	S	1	52	42	1	4	5	0
20	S	1	65	55	1	4	5	0
20	S	1	65	55	1	4	5	0
20	U	1	61	51	1	4	5	0
20	U	1	65	55	1	4	5	0
20	U	1	45	35	1	4	5	0
20	U	1	65	55	1	4	5	0
20	U	1	46	36	1	4	5	0
20	U	1	42	34	1	4	3	0
20	U	1	65	55	1	4	5	0
20	U	1	52	42	1	4	5	0
20	G	1	45	35	1	4	5	0
20	G	1	41	33	1	4	3	0
20	G	1	45	35	1	4	5	0
20	G	1	43	35	1	4	3	0

Continued on next page...

Continued from previous page...

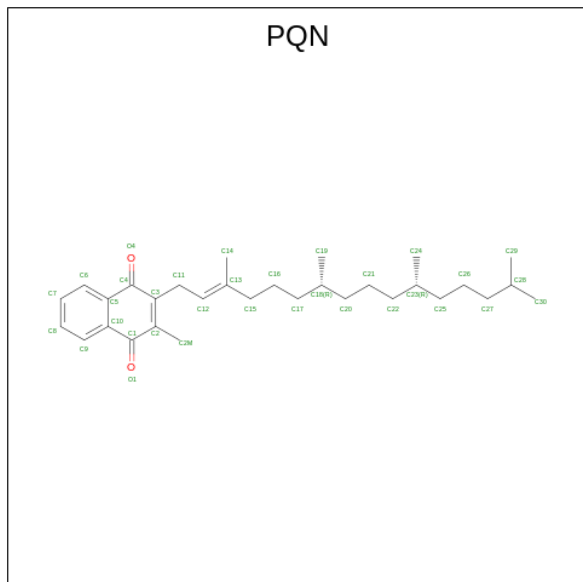
Mol	Chain	Residues	Atoms					AltConf
			Total	C	Mg	N	O	
20	G	1	61	51	1	4	5	0
20	G	1	65	55	1	4	5	0
20	G	1	60	50	1	4	5	0
20	G	1	55	45	1	4	5	0
20	G	1	56	46	1	4	5	0
20	G	1	45	35	1	4	5	0
20	G	1	45	35	1	4	5	0
20	H	1	40	32	1	4	3	0
20	H	1	60	50	1	4	5	0
20	H	1	61	51	1	4	5	0
20	H	1	44	35	1	4	4	0
20	H	1	45	35	1	4	5	0
20	H	1	65	55	1	4	5	0
20	H	1	58	48	1	4	5	0
20	H	1	41	33	1	4	3	0
20	H	1	45	35	1	4	5	0
20	T	1	42	34	1	4	3	0
20	T	1	41	33	1	4	3	0
20	T	1	46	36	1	4	5	0
20	T	1	57	47	1	4	5	0
20	T	1	46	36	1	4	5	0

Continued on next page...

Continued from previous page...

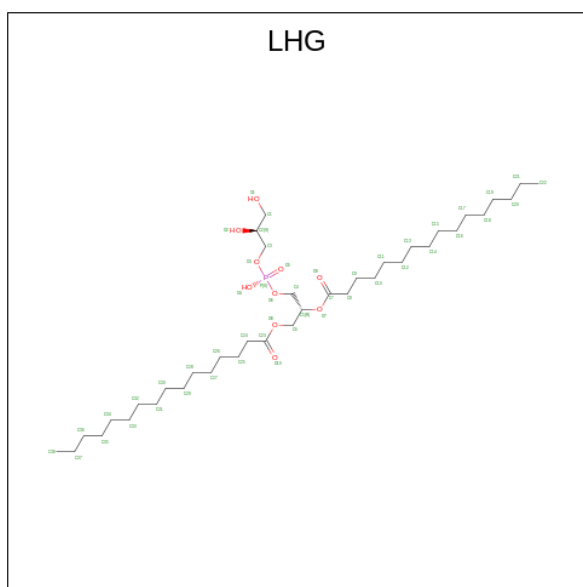
Mol	Chain	Residues	Atoms					AltConf
			Total	C	Mg	N	O	
20	T	1	42	34	1	4	3	0
20	T	1	65	55	1	4	5	0
20	T	1	41	33	1	4	3	0
20	T	1	46	36	1	4	5	0
20	T	1	47	37	1	4	5	0

- Molecule 21 is PHYLLOQUINONE (CCD ID: PQN) (formula: $C_{31}H_{46}O_2$) (labeled as "Ligand of Interest" by depositor).



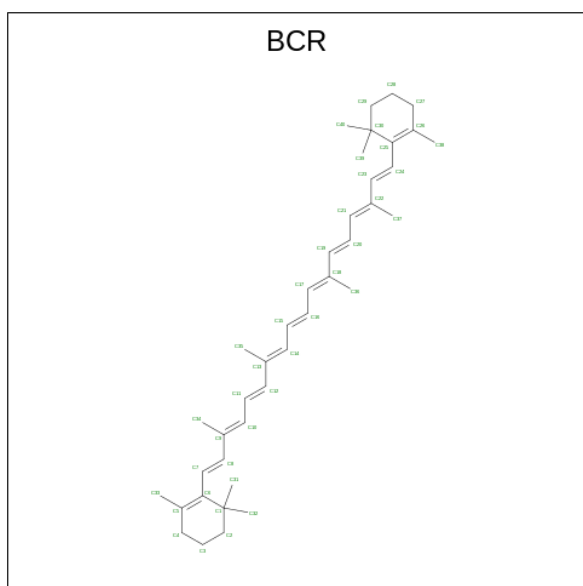
Mol	Chain	Residues	Atoms			AltConf
			Total	C	O	
21	A	1	33	31	2	0
21	B	1	33	31	2	0

- Molecule 22 is 1,2-DIPALMITOYL-PHOSPHATIDYL-GLYCEROLE (CCD ID: LHG) (formula: $C_{38}H_{75}O_{10}P$) (labeled as "Ligand of Interest" by depositor).



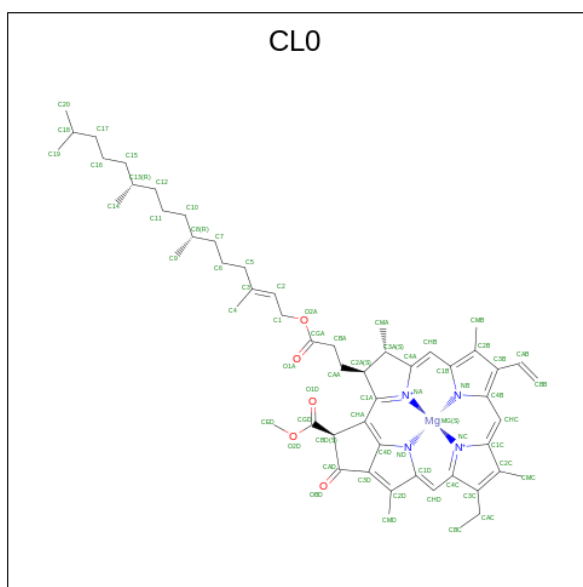
Mol	Chain	Residues	Atoms			AltConf	
			Total	C	O		P
22	A	1	48	37	10	1	0
22	A	1	27	16	10	1	0
22	P	1	49	38	10	1	0
22	G	1	27	16	10	1	0

- Molecule 23 is BETA-CAROTENE (CCD ID: BCR) (formula: $C_{40}H_{56}$) (labeled as "Ligand of Interest" by depositor).



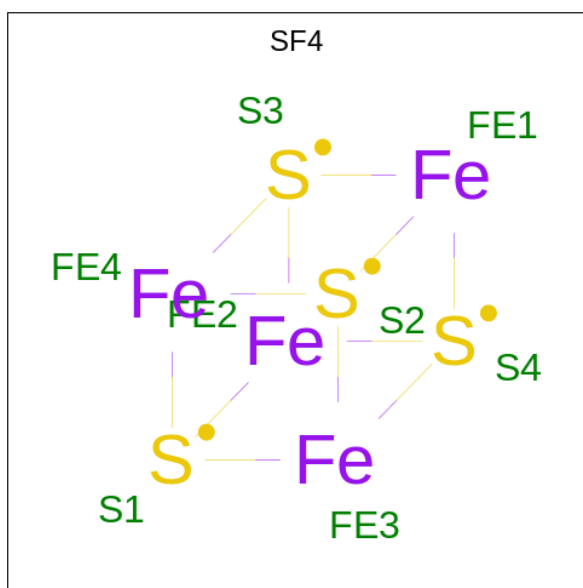
Mol	Chain	Residues	Atoms	AltConf
23	A	1	Total C 40 40	0
23	A	1	Total C 40 40	0
23	A	1	Total C 40 40	0
23	A	1	Total C 40 40	0
23	B	1	Total C 40 40	0
23	B	1	Total C 40 40	0
23	B	1	Total C 40 40	0
23	B	1	Total C 40 40	0
23	B	1	Total C 40 40	0
23	B	1	Total C 40 40	0
23	F	1	Total C 40 40	0
23	F	1	Total C 40 40	0
23	I	1	Total C 40 40	0
23	I	1	Total C 40 40	0
23	J	1	Total C 40 40	0
23	L	1	Total C 40 40	0
23	L	1	Total C 40 40	0
23	M	1	Total C 40 40	0
23	R	1	Total C 39 39	0

- Molecule 24 is CHLOROPHYLL A ISOMER (CCD ID: CL0) (formula: $C_{55}H_{72}MgN_4O_5$) (labeled as "Ligand of Interest" by depositor).



Mol	Chain	Residues	Atoms				AltConf	
			Total	C	Mg	N		O
24	A	1	65	55	1	4	5	0

- Molecule 25 is IRON/SULFUR CLUSTER (CCD ID: SF4) (formula: Fe_4S_4) (labeled as "Ligand of Interest" by depositor).



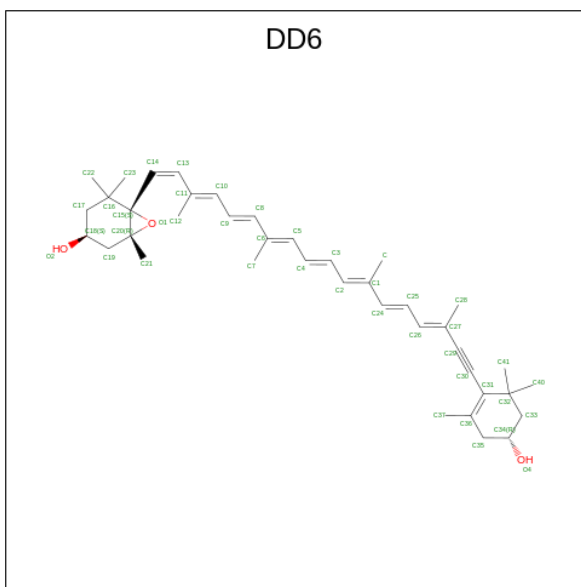
Mol	Chain	Residues	Atoms		AltConf	
			Total	Fe		S
25	A	1	8	4	4	0
25	C	1	8	4	4	0

Continued on next page...

Continued from previous page...

Mol	Chain	Residues	Atoms			AltConf
			Total	Fe	S	
25	C	1	8	4	4	0

- Molecule 26 is (3S,3'R,5R,6S,7cis)-7',8'-didehydro-5,6-dihydro-5,6-epoxy-beta,beta-carotene-3,3'-diol (CCD ID: DD6) (formula: C₄₀H₅₄O₃) (labeled as "Ligand of Interest" by depositor).



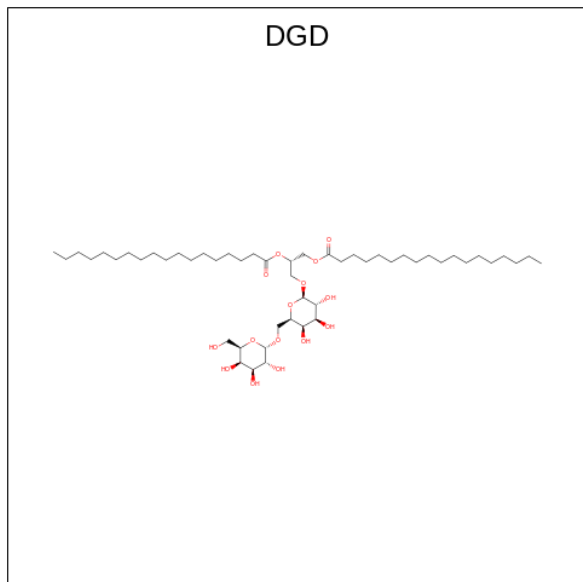
Mol	Chain	Residues	Atoms			AltConf
			Total	C	O	
26	A	1	43	40	3	0
26	J	1	43	40	3	0
26	O	1	43	40	3	0
26	O	1	43	40	3	0
26	O	1	43	40	3	0
26	O	1	43	40	3	0
26	O	1	43	40	3	0
26	P	1	43	40	3	0
26	P	1	43	40	3	0

Continued on next page...

Continued from previous page...

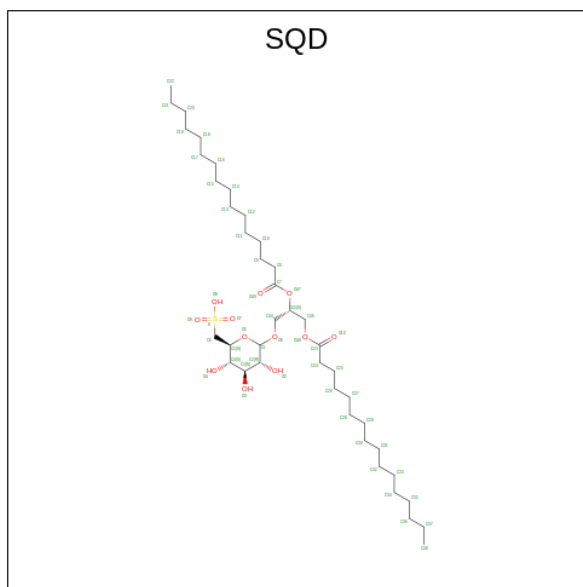
Mol	Chain	Residues	Atoms			AltConf
			Total	C	O	
26	P	1	43	40	3	0
26	P	1	43	40	3	0
26	Q	1	43	40	3	0
26	Q	1	43	40	3	0
26	S	1	43	40	3	0
26	S	1	43	40	3	0
26	S	1	43	40	3	0
26	S	1	43	40	3	0
26	S	1	43	40	3	0
26	S	1	43	40	3	0
26	U	1	43	40	3	0
26	U	1	43	40	3	0
26	U	1	26	25	1	0
26	G	1	43	40	3	0
26	G	1	43	40	3	0
26	G	1	43	40	3	0
26	G	1	43	40	3	0
26	G	1	43	40	3	0
26	H	1	43	40	3	0
26	H	1	43	40	3	0
26	T	1	43	40	3	0
26	T	1	43	40	3	0

- Molecule 27 is DIGALACTOSYL DIACYL GLYCEROL (DGDG) (CCD ID: DGD) (formula: $C_{51}H_{96}O_{15}$) (labeled as "Ligand of Interest" by depositor).



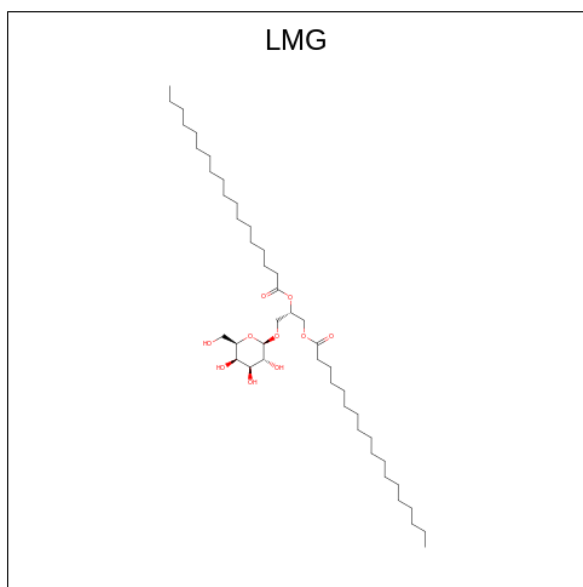
Mol	Chain	Residues	Atoms			AltConf
			Total	C	O	
27	B	1	60	45	15	0

- Molecule 28 is 1,2-DI-O-ACYL-3-O-[6-DEOXY-6-SULFO-ALPHA-D-GLUCOPYRANOSYL]-SN-GLYCEROL (CCD ID: SQD) (formula: $C_{41}H_{78}O_{12}S$) (labeled as "Ligand of Interest" by depositor).



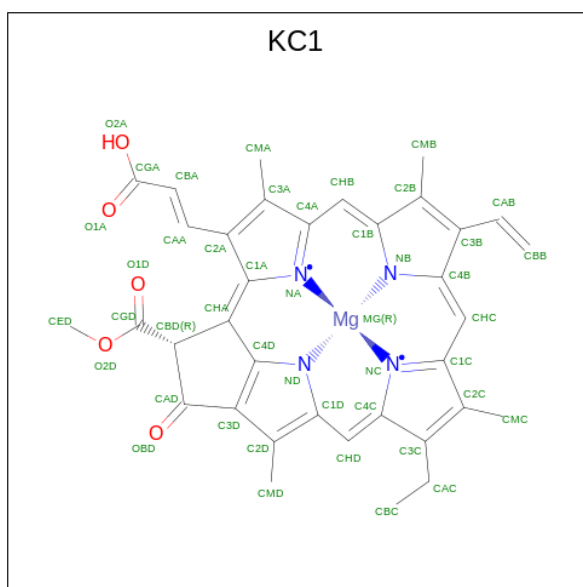
Mol	Chain	Residues	Atoms				AltConf
28	B	1	Total	C	O	S	0
			50	37	12	1	
28	S	1	Total	C	O	S	0
			46	33	12	1	

- Molecule 29 is 1,2-DISTEAROYL-MONOGALACTOSYL-DIGLYCERIDE (CCD ID: LMG) (formula: $C_{45}H_{86}O_{10}$) (labeled as "Ligand of Interest" by depositor).



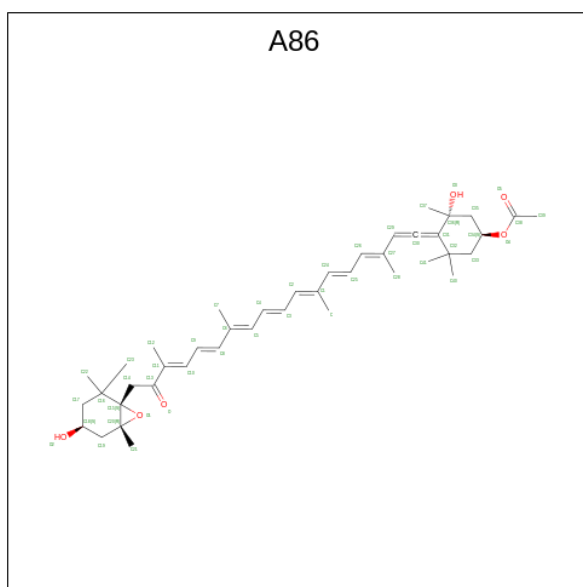
Mol	Chain	Residues	Atoms			AltConf
29	I	1	Total	C	O	0
			49	39	10	
29	J	1	Total	C	O	0
			39	29	10	
29	P	1	Total	C	O	0
			34	24	10	
29	P	1	Total	C	O	0
			25	15	10	
29	Q	1	Total	C	O	0
			55	45	10	
29	U	1	Total	C	O	0
			32	22	10	

- Molecule 30 is Chlorophyll c1 (CCD ID: KC1) (formula: $C_{35}H_{30}MgN_4O_5$) (labeled as "Ligand of Interest" by depositor).



Mol	Chain	Residues	Atoms				AltConf	
			Total	C	Mg	N		O
30	O	1	45	35	1	4	5	0
30	P	1	45	35	1	4	5	0
30	P	1	45	35	1	4	5	0
30	P	1	44	35	1	4	4	0
30	P	1	45	35	1	4	5	0
30	Q	1	45	35	1	4	5	0
30	S	1	45	35	1	4	5	0
30	S	1	45	35	1	4	5	0
30	U	1	45	35	1	4	5	0
30	T	1	45	35	1	4	5	0

- Molecule 31 is (3S,3'S,5R,5'R,6S,6'R,8'R)-3,5'-dihydroxy-8-oxo-6',7'-didehydro-5,5',6,6',7,8-hexahydro-5,6-epoxy-beta,beta-caroten-3'-yl acetate (CCD ID: A86) (formula: C₄₂H₅₈O₆) (labeled as "Ligand of Interest" by depositor).



Mol	Chain	Residues	Atoms			AltConf
31	P	1	Total	C	O	0
			48	42	6	
31	Q	1	Total	C	O	0
			48	42	6	
31	Q	1	Total	C	O	0
			48	42	6	
31	Q	1	Total	C	O	0
			48	42	6	
31	R	1	Total	C	O	0
			44	40	4	
31	R	1	Total	C	O	0
			48	42	6	
31	U	1	Total	C	O	0
			48	42	6	

- Molecule 32 is water.

Mol	Chain	Residues	Atoms		AltConf
32	A	55	Total	O	0
			55	55	
32	B	91	Total	O	0
			91	91	
32	C	9	Total	O	0
			9	9	
32	D	8	Total	O	0
			8	8	
32	E	5	Total	O	0
			5	5	

Continued on next page...

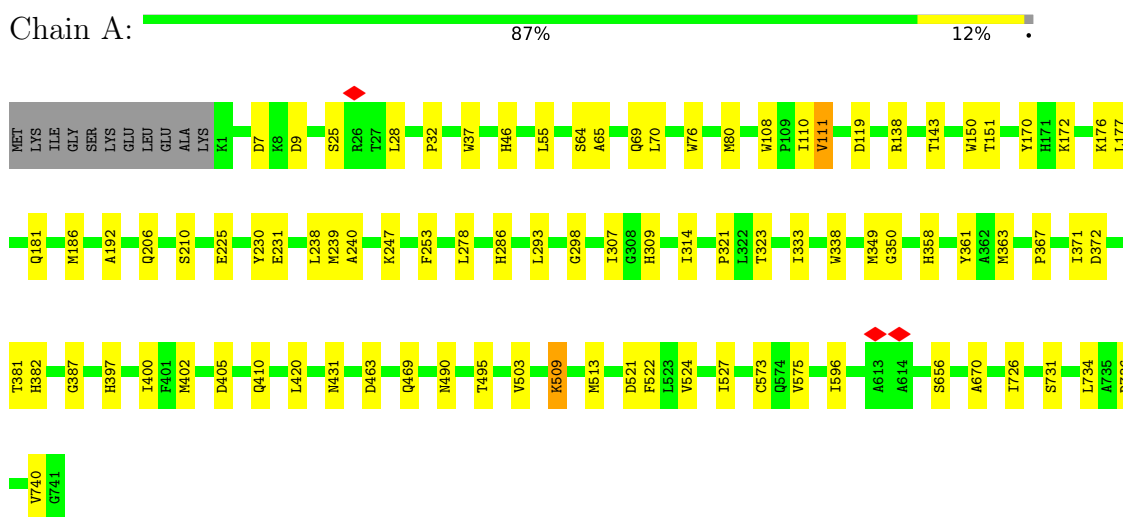
Continued from previous page...

Mol	Chain	Residues	Atoms		AltConf
32	F	9	Total 9	O 9	0
32	I	1	Total 1	O 1	0
32	J	4	Total 4	O 4	0
32	L	5	Total 5	O 5	0
32	M	1	Total 1	O 1	0
32	O	7	Total 7	O 7	0
32	P	8	Total 8	O 8	0
32	Q	3	Total 3	O 3	0
32	R	4	Total 4	O 4	0
32	S	5	Total 5	O 5	0
32	U	4	Total 4	O 4	0
32	G	6	Total 6	O 6	0
32	H	2	Total 2	O 2	0
32	T	2	Total 2	O 2	0

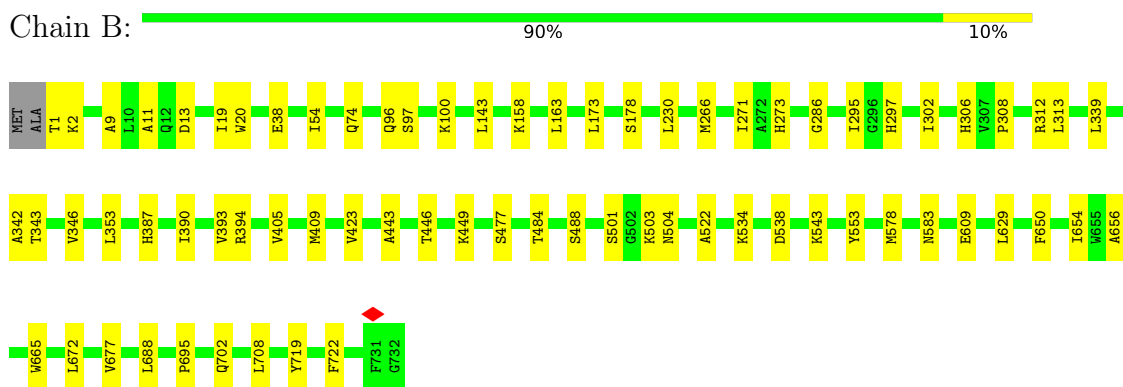
3 Residue-property plots i

These plots are drawn for all protein, RNA, DNA and oligosaccharide chains in the entry. The first graphic for a chain summarises the proportions of the various outlier classes displayed in the second graphic. The second graphic shows the sequence view annotated by issues in geometry and atom inclusion in map density. Residues are color-coded according to the number of geometric quality criteria for which they contain at least one outlier: green = 0, yellow = 1, orange = 2 and red = 3 or more. A red diamond above a residue indicates a poor fit to the EM map for this residue (all-atom inclusion < 40%). Stretches of 2 or more consecutive residues without any outlier are shown as a green connector. Residues present in the sample, but not in the model, are shown in grey.

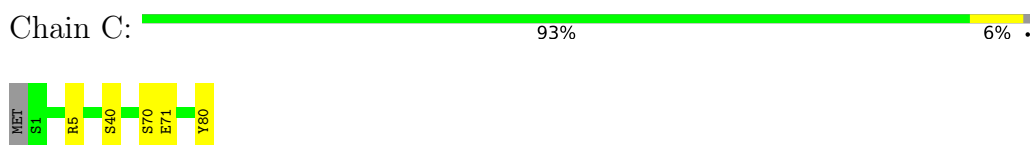
- Molecule 1: Photosystem I P700 chlorophyll a apoprotein A1 (psaA)




- Molecule 2: Photosystem I P700 chlorophyll a apoprotein A2 (psaB)

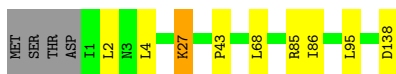


- Molecule 3: Photosystem I iron-sulfur center (psaC)




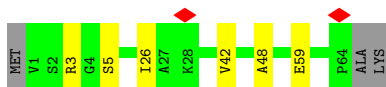
- Molecule 4: Photosystem I reaction center subunit II (psaD)

Chain D:  91% 6% ..




- Molecule 5: Photosystem I reaction center subunit IV (psaE)

Chain E:  87% 9% .



- Molecule 6: Photosystem I reaction center subunit III (psaF)

Chain F:  78% 9% 12%




- Molecule 7: Photosystem I reaction center subunit VIII (psaI)

Chain I:  69% 26% ..




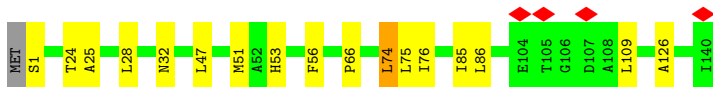
- Molecule 8: Photosystem I reaction center subunit IX (psaJ)

Chain J:  82% 18%



- Molecule 9: Photosystem I reaction center subunit XI (psaL)

Chain L:  87% 11% ..




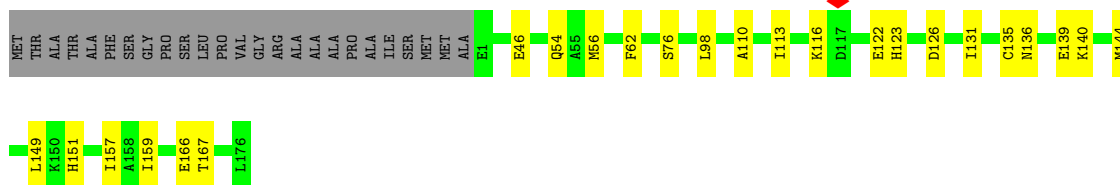
- Molecule 10: Photosystem I reaction center subunit XII (psaM)

Chain M:  97% .




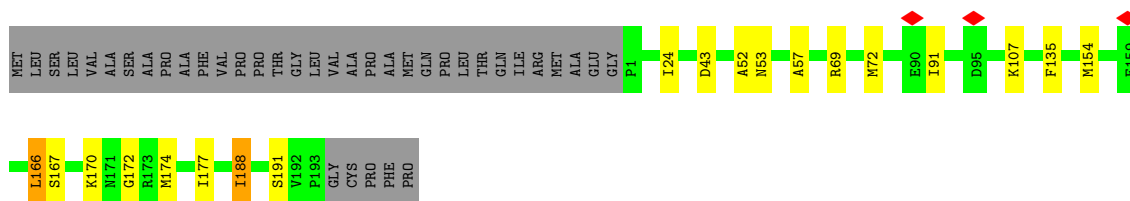
- Molecule 11: Fucoxanthin chlorophyll a/c binding protein III (FCPI-3)

Chain O: 



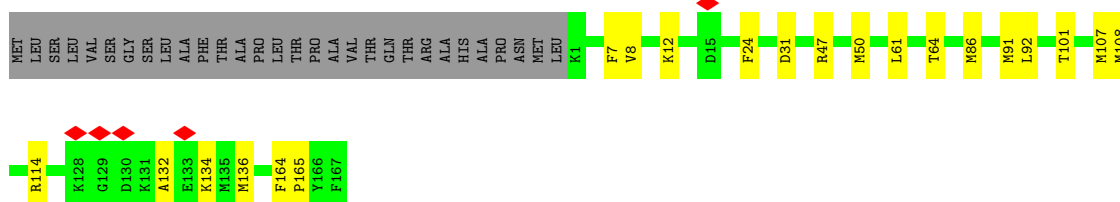
- Molecule 12: Fucoxanthin chlorophyll a/c binding protein VI (FCPI-6)

Chain P: 




- Molecule 13: Fucoxanthin chlorophyll a/c binding protein IV (FCPI-4)

Chain Q: 




- Molecule 14: Photosystem I reaction center subunit psaR

Chain R: 



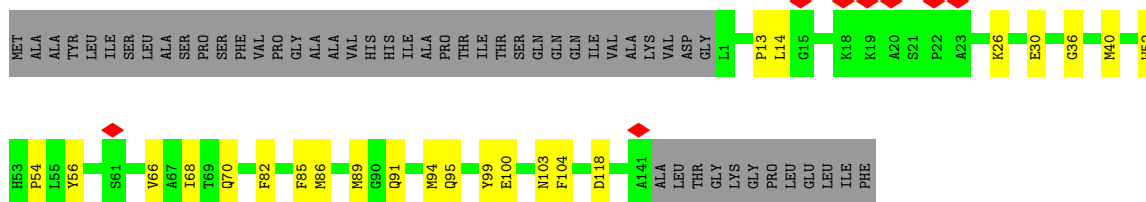
- Molecule 15: Fucoxanthin chlorophyll a/c binding protein II (FCPI-2)

Chain S: 



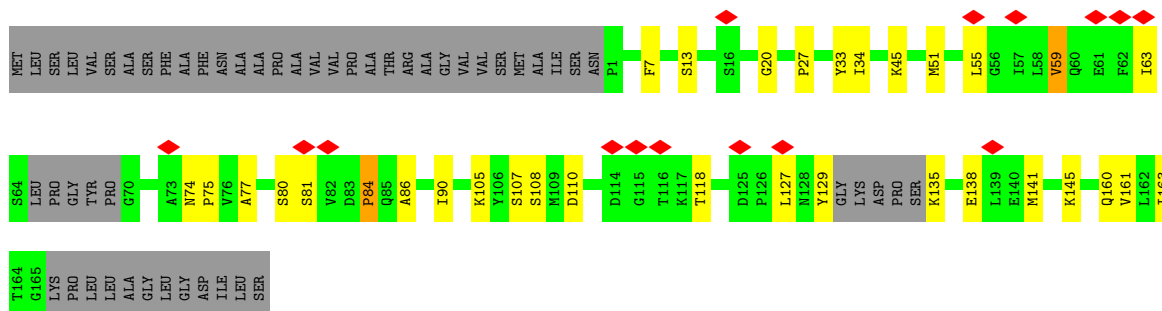
- Molecule 16: Fucoxanthin chlorophyll a/c binding protein I (FCPI-1)

Chain U:  61% 13% 26%



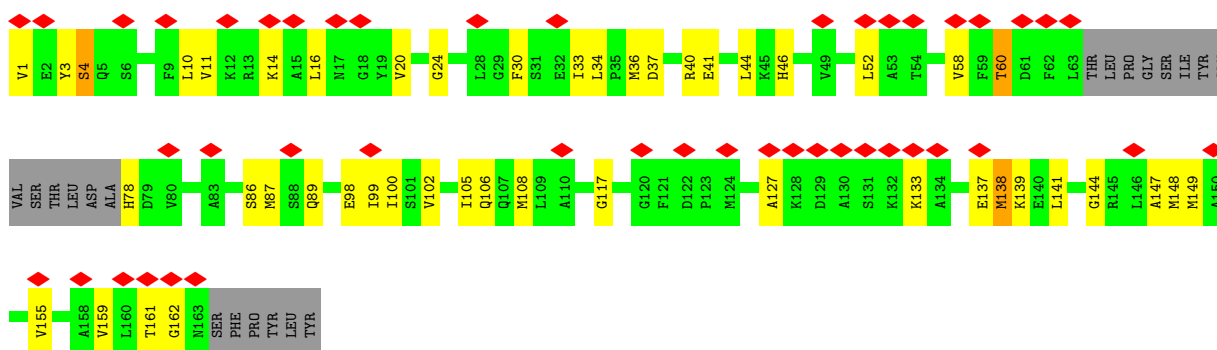
- Molecule 17: Fucoxanthin chlorophyll a/c binding protein VII (FCPI-7)

Chain G:  7% 58% 15% 26%





- Molecule 18: Fucoxanthin chlorophyll a/c binding protein VIII (FCPI-8)

Chain H:  27% 60% 26% 12%



- Molecule 19: Fucoxanthin chlorophyll a/c binding protein V (FCPI-5)

Chain T:  35% 14% 51%





4 Experimental information

Property	Value	Source
EM reconstruction method	SINGLE PARTICLE	Depositor
Imposed symmetry	POINT, C1	Depositor
Number of particles used	17450	Depositor
Resolution determination method	FSC 0.143 CUT-OFF	Depositor
CTF correction method	PHASE FLIPPING AND AMPLITUDE CORRECTION	Depositor
Microscope	TFS KRIOS	Depositor
Voltage (kV)	300	Depositor
Electron dose ($e^-/\text{\AA}^2$)	50	Depositor
Minimum defocus (nm)	800	Depositor
Maximum defocus (nm)	1800	Depositor
Magnification	165000	Depositor
Image detector	FEI FALCON IV (4k x 4k)	Depositor
Maximum map value	0.480	Depositor
Minimum map value	-0.232	Depositor
Average map value	0.000	Depositor
Map value standard deviation	0.014	Depositor
Recommended contour level	0.07	Depositor
Map size (\AA)	436.2, 436.2, 436.2	wwPDB
Map dimensions	600, 600, 600	wwPDB
Map angles ($^\circ$)	90.0, 90.0, 90.0	wwPDB
Pixel spacing (\AA)	0.727, 0.727, 0.727	Depositor

5 Model quality i

5.1 Standard geometry i

Bond lengths and bond angles in the following residue types are not validated in this section: SF4, CL0, CLA, PQN, KC1, SQD, DGD, A86, LHG, DD6, BCR, LMG

The Z score for a bond length (or angle) is the number of standard deviations the observed value is removed from the expected value. A bond length (or angle) with $|Z| > 5$ is considered an outlier worth inspection. RMSZ is the root-mean-square of all Z scores of the bond lengths (or angles).

Mol	Chain	Bond lengths		Bond angles	
		RMSZ	# Z >5	RMSZ	# Z >5
1	A	0.24	0/6007	0.45	0/8185
2	B	0.23	0/6015	0.46	0/8205
3	C	0.20	0/609	0.44	0/826
4	D	0.24	0/1116	0.51	0/1503
5	E	0.21	0/505	0.38	0/689
6	F	0.22	0/1275	0.44	0/1728
7	I	0.25	0/273	0.53	0/373
8	J	0.23	0/313	0.53	0/427
9	L	0.29	0/1081	0.56	0/1470
10	M	0.19	0/218	0.30	0/295
11	O	0.29	0/1376	0.57	0/1865
12	P	0.25	0/1480	0.47	0/2010
13	Q	0.36	0/1285	0.65	1/1736 (0.1%)
14	R	0.23	0/681	0.40	0/930
15	S	0.23	0/1272	0.46	0/1732
16	U	0.26	0/1109	0.57	0/1499
17	G	1.35	1/1204 (0.1%)	0.80	2/1624 (0.1%)
18	H	0.44	0/1149	0.83	2/1546 (0.1%)
19	T	0.32	0/741	0.57	0/999
All	All	0.38	1/27709 (0.0%)	0.52	5/37642 (0.0%)

Chiral center outliers are detected by calculating the chiral volume of a chiral center and verifying if the center is modelled as a planar moiety or with the opposite hand. A planarity outlier is detected by checking planarity of atoms in a peptide group, atoms in a mainchain group or atoms of a sidechain that are expected to be planar.

Mol	Chain	#Chirality outliers	#Planarity outliers
13	Q	0	1

All (1) bond length outliers are listed below:

Mol	Chain	Res	Type	Atoms	Z	Observed(Å)	Ideal(Å)
17	G	84	PRO	N-CD	45.36	2.11	1.47

All (5) bond angle outliers are listed below:

Mol	Chain	Res	Type	Atoms	Z	Observed(°)	Ideal(°)
17	G	84	PRO	N-CD-CG	-18.97	74.75	103.20
13	Q	165	PRO	CB-CA-C	-10.53	97.53	111.12
17	G	84	PRO	CA-N-CD	-9.21	99.11	112.00
18	H	159	VAL	N-CA-C	-8.01	105.39	112.12
18	H	155	VAL	N-CA-C	-6.60	106.40	111.62

There are no chirality outliers.

All (1) planarity outliers are listed below:

Mol	Chain	Res	Type	Group
13	Q	164	PHE	Peptide

5.2 Too-close contacts [i](#)

In the following table, the Non-H and H(model) columns list the number of non-hydrogen atoms and hydrogen atoms in the chain respectively. The H(added) column lists the number of hydrogen atoms added and optimized by MolProbity. The Clashes column lists the number of clashes within the asymmetric unit, whereas Symm-Clashes lists symmetry-related clashes.

Mol	Chain	Non-H	H(model)	H(added)	Clashes	Symm-Clashes
1	A	5813	0	5698	60	0
2	B	5805	0	5634	52	0
3	C	599	0	577	4	0
4	D	1092	0	1096	6	0
5	E	494	0	488	3	0
6	F	1246	0	1256	11	0
7	I	266	0	278	9	0
8	J	305	0	310	6	0
9	L	1056	0	1068	17	0
10	M	216	0	234	1	0
11	O	1341	0	1347	21	0
12	P	1441	0	1421	14	0
13	Q	1257	0	1260	15	0
14	R	664	0	668	4	0
15	S	1238	0	1217	13	0
16	U	1082	0	1058	16	0
17	G	1179	0	1166	25	0

Continued on next page...

Continued from previous page...

Mol	Chain	Non-H	H(model)	H(added)	Clashes	Symm-Clashes
18	H	1128	0	1134	34	0
19	T	731	0	749	23	0
20	A	2669	0	2699	70	0
20	B	2409	0	2457	61	0
20	F	94	0	69	4	0
20	G	561	0	486	17	0
20	H	459	0	403	15	0
20	J	42	0	31	1	0
20	L	164	0	150	2	0
20	O	495	0	475	11	0
20	P	403	0	337	9	0
20	Q	609	0	566	12	0
20	R	110	0	105	3	0
20	S	384	0	358	12	0
20	T	473	0	379	17	0
20	U	441	0	417	11	0
21	A	33	0	46	4	0
21	B	33	0	46	4	0
22	A	75	0	93	1	0
22	G	27	0	24	1	0
22	P	49	0	74	1	0
23	A	160	0	224	9	0
23	B	200	0	280	14	0
23	F	80	0	112	2	0
23	I	80	0	112	3	0
23	J	40	0	56	1	0
23	L	80	0	112	5	0
23	M	40	0	56	4	0
23	R	39	0	53	1	0
24	A	65	0	72	2	0
25	A	8	0	0	0	0
25	C	16	0	0	0	0
26	A	43	0	0	0	0
26	G	215	0	0	1	0
26	H	86	0	0	0	0
26	J	43	0	0	0	0
26	O	215	0	0	0	0
26	P	172	0	0	0	0
26	Q	86	0	0	0	0
26	S	215	0	0	0	0
26	T	86	0	0	0	0
26	U	112	0	0	2	0

Continued on next page...

Continued from previous page...

Mol	Chain	Non-H	H(model)	H(added)	Clashes	Symm-Clashes
27	B	60	0	81	0	0
28	B	50	0	67	0	0
28	S	46	0	56	5	0
29	I	49	0	68	2	0
29	J	39	0	48	1	0
29	P	59	0	57	5	0
29	Q	55	0	86	3	0
29	U	32	0	34	1	0
30	O	45	0	0	0	0
30	P	179	0	0	1	0
30	Q	45	0	0	0	0
30	S	90	0	0	0	0
30	T	45	0	0	0	0
30	U	45	0	0	0	0
31	P	48	0	0	0	0
31	Q	144	0	0	0	0
31	R	92	0	0	0	0
31	U	48	0	0	0	0
32	A	55	0	0	1	0
32	B	91	0	0	1	0
32	C	9	0	0	0	0
32	D	8	0	0	0	0
32	E	5	0	0	0	0
32	F	9	0	0	0	0
32	G	6	0	0	0	0
32	H	2	0	0	0	0
32	I	1	0	0	0	0
32	J	4	0	0	0	0
32	L	5	0	0	0	0
32	M	1	0	0	0	0
32	O	7	0	0	0	0
32	P	8	0	0	0	0
32	Q	3	0	0	0	0
32	R	4	0	0	0	0
32	S	5	0	0	0	0
32	T	2	0	0	0	0
32	U	4	0	0	0	0
All	All	39964	0	37448	499	0

The all-atom clashscore is defined as the number of clashes found per 1000 atoms (including hydrogen atoms). The all-atom clashscore for this structure is 6.

All (499) close contacts within the same asymmetric unit are listed below, sorted by their clash magnitude.

Atom-1	Atom-2	Interatomic distance (Å)	Clash overlap (Å)
17:G:84:PRO:N	17:G:84:PRO:CD	2.11	1.02
18:H:161:THR:HG22	18:H:162:GLY:H	1.29	0.95
18:H:161:THR:HG22	18:H:162:GLY:N	1.83	0.92
9:L:47:LEU:HG	9:L:51:MET:HE2	1.58	0.85
18:H:161:THR:CG2	18:H:162:GLY:H	1.93	0.82
4:D:2:LEU:HD22	4:D:4:LEU:HD23	1.62	0.82
8:J:1:MET:HE2	18:H:106:GLN:HG3	1.64	0.80
20:A:822:CLA:H91	23:A:844:BCR:H23C	1.62	0.79
16:U:85:PHE:CE1	16:U:89:MET:HE3	2.15	0.79
18:H:41:GLU:OE2	18:H:105:ILE:HG12	1.83	0.79
17:G:20:GLY:HA2	17:G:141:MET:HE1	1.66	0.78
12:P:174:MET:HE3	12:P:177:ILE:HB	1.69	0.73
18:H:41:GLU:CD	18:H:105:ILE:HG12	2.13	0.72
20:U:205:CLA:H92	20:U:206:CLA:HMA1	1.72	0.72
20:A:804:CLA:H152	20:A:825:CLA:HBB2	1.72	0.71
20:A:803:CLA:H203	23:A:841:BCR:H10C	1.72	0.71
19:T:55:GLN:NE2	20:T:205:CLA:O1D	2.24	0.71
17:G:55:LEU:O	17:G:59:VAL:HB	1.90	0.70
17:G:34:ILE:HD13	20:G:206:CLA:H11	1.73	0.70
18:H:44:LEU:HD12	18:H:117:GLY:HA3	1.73	0.69
2:B:609:GLU:OE1	6:F:17:ARG:NH2	2.26	0.68
16:U:26:LYS:NZ	16:U:99:TYR:CD2	2.62	0.67
20:A:808:CLA:HBB2	20:A:811:CLA:HMA3	1.76	0.67
19:T:102:MET:HE2	20:T:207:CLA:HMA2	1.76	0.67
18:H:60:THR:HG23	20:H:207:CLA:HED2	1.77	0.67
13:Q:132:ALA:O	13:Q:136:MET:HG3	1.94	0.67
1:A:321:PRO:HB3	9:L:1:SER:HB2	1.76	0.66
23:A:843:BCR:H23C	20:A:847:CLA:HBC2	1.78	0.65
20:B:828:CLA:H111	6:F:93:ILE:HD11	1.78	0.65
20:Q:208:CLA:HBA1	29:Q:217:LMG:H342	1.78	0.64
1:A:206:GLN:HA	1:A:210:SER:HB2	1.80	0.64
19:T:56:MET:HG3	20:T:210:CLA:HBC3	1.80	0.64
9:L:47:LEU:O	9:L:51:MET:HG3	1.98	0.64
1:A:110:ILE:HG13	1:A:111:VAL:HG13	1.80	0.63
20:B:833:CLA:H161	23:L:201:BCR:H15C	1.82	0.62
18:H:16:LEU:HA	18:H:36:MET:HE2	1.81	0.62
1:A:490:ASN:HB2	20:A:831:CLA:HED2	1.81	0.62
20:A:845:CLA:HBC2	2:B:583:ASN:HB2	1.81	0.62
20:A:835:CLA:H101	8:J:17:THR:HG23	1.81	0.62
23:B:837:BCR:H322	29:Q:217:LMG:H151	1.82	0.62
2:B:158:LYS:HD2	11:O:116:LYS:NZ	2.15	0.62
16:U:82:PHE:O	16:U:86:MET:HG2	2.00	0.61

Continued on next page...

Continued from previous page...

Atom-1	Atom-2	Interatomic distance (Å)	Clash overlap (Å)
19:T:102:MET:CE	20:T:207:CLA:HMA2	2.31	0.61
23:B:839:BCR:HC22	11:O:167:THR:HB	1.82	0.61
20:B:846:CLA:H43	9:L:76:ILE:HD12	1.82	0.61
19:T:7:ARG:NH1	19:T:10:GLU:OE1	2.33	0.61
20:A:818:CLA:H101	23:A:844:BCR:H10C	1.84	0.60
19:T:119:ALA:O	19:T:123:ILE:HG13	2.01	0.60
15:S:42:THR:HG22	15:S:159:LEU:HD11	1.83	0.60
20:B:818:CLA:HMD2	23:B:837:BCR:HC7	1.83	0.59
6:F:113:LYS:HD2	6:F:116:GLU:HG3	1.84	0.59
2:B:9:ALA:HB1	3:C:70:SER:HB3	1.84	0.59
2:B:393:VAL:HG23	2:B:394:ARG:HG3	1.83	0.59
16:U:100:GLU:OE2	16:U:103:ASN:HB2	2.02	0.59
17:G:27:PRO:HB2	18:H:100:ILE:CD1	2.32	0.59
2:B:719:TYR:HB2	20:B:802:CLA:HED2	1.85	0.59
1:A:230:TYR:CE1	1:A:231:GLU:HG3	2.38	0.58
20:A:838:CLA:HED1	20:U:210:CLA:HAA2	1.85	0.58
23:B:838:BCR:H16C	20:O:205:CLA:H172	1.85	0.58
12:P:91:ILE:HG22	12:P:107:LYS:HD3	1.84	0.58
17:G:74:ASN:HD21	17:G:77:ALA:HB3	1.69	0.58
6:F:107:PHE:HB2	6:F:129:MET:HE1	1.86	0.57
18:H:37:ASP:HB3	18:H:108:MET:HE3	1.85	0.57
19:T:107:LEU:HD11	19:T:111:LYS:HE3	1.87	0.57
20:B:824:CLA:H11	23:B:838:BCR:H393	1.87	0.56
29:I:103:LMG:H352	20:S:214:CLA:H93	1.87	0.56
20:A:821:CLA:HBA1	20:A:825:CLA:H193	1.86	0.56
18:H:4:SER:HB2	18:H:24:GLY:HA3	1.85	0.56
19:T:18:MET:HE3	19:T:113:GLY:HA2	1.86	0.56
20:B:819:CLA:H3A	20:B:835:CLA:HED3	1.88	0.56
12:P:52:ALA:HB3	29:P:217:LMG:HC62	1.86	0.56
8:J:22:ILE:HG23	20:J:103:CLA:HBB2	1.86	0.56
12:P:53:ASN:HA	29:P:217:LMG:HC71	1.88	0.55
14:R:25:VAL:O	14:R:83:GLN:NE2	2.39	0.55
20:A:803:CLA:H72	23:A:842:BCR:HC8	1.88	0.55
4:D:85:ARG:HB2	4:D:95:LEU:HD11	1.87	0.55
18:H:41:GLU:OE1	18:H:105:ILE:HG12	2.06	0.55
19:T:112:ASN:OD1	20:T:201:CLA:HMD1	2.07	0.55
20:A:828:CLA:H142	23:B:841:BCR:H15C	1.88	0.54
1:A:338:TRP:HB3	20:A:803:CLA:HAC1	1.89	0.54
15:S:118:ALA:HB1	15:S:122:PRO:HB3	1.87	0.54
15:S:117:PRO:HB2	20:S:215:CLA:HED3	1.90	0.54
1:A:656:SER:HB2	2:B:443:ALA:HB1	1.87	0.54

Continued on next page...

Continued from previous page...

Atom-1	Atom-2	Interatomic distance (Å)	Clash overlap (Å)
20:G:205:CLA:HBC3	20:G:205:CLA:HHD	1.90	0.54
20:U:205:CLA:H71	20:U:206:CLA:HHB	1.89	0.54
4:D:43:PRO:HD3	4:D:68:LEU:HD13	1.90	0.54
17:G:105:LYS:HD2	17:G:110:ASP:HB2	1.90	0.54
20:B:830:CLA:H122	23:B:840:BCR:H311	1.91	0.53
17:G:110:ASP:OD1	17:G:110:ASP:N	2.40	0.53
20:O:208:CLA:HHC	20:O:208:CLA:HBB1	1.91	0.53
1:A:509:LYS:NZ	32:A:902:HOH:O	2.41	0.53
2:B:446:THR:O	2:B:446:THR:OG1	2.25	0.53
17:G:75:PRO:HD2	17:G:161:VAL:HG11	1.91	0.53
2:B:297:HIS:HB3	2:B:302:ILE:HD11	1.91	0.53
1:A:522:PHE:HA	20:A:833:CLA:HED1	1.90	0.53
1:A:238:LEU:HD12	1:A:238:LEU:O	2.09	0.53
12:P:188:ILE:O	12:P:191:SER:OG	2.25	0.53
13:Q:107:MET:HG3	13:Q:114:ARG:O	2.09	0.53
20:S:205:CLA:HBB2	20:S:214:CLA:HAB	1.91	0.53
11:O:54:GLN:HE22	20:O:208:CLA:HHD	1.74	0.53
2:B:501:SER:HB2	2:B:503:LYS:NZ	2.24	0.52
20:U:209:CLA:HHC	20:U:209:CLA:HBB1	1.91	0.52
1:A:527:ILE:HD12	24:A:848:CL0:H63	1.91	0.52
20:B:819:CLA:HBB2	20:B:835:CLA:H52	1.91	0.52
16:U:13:PRO:HD2	26:U:203:DD6:O4	2.09	0.52
2:B:19:ILE:HG12	7:I:30:ILE:HD12	1.91	0.52
29:I:103:LMG:H401	29:I:103:LMG:H201	1.90	0.52
9:L:28:LEU:O	9:L:32:ASN:ND2	2.33	0.52
20:Q:203:CLA:HHC	20:Q:203:CLA:HBB1	1.92	0.52
20:S:206:CLA:HHC	20:S:206:CLA:HBB1	1.92	0.52
20:G:205:CLA:H72	20:G:206:CLA:H142	1.91	0.52
5:E:5:SER:OG	5:E:59:GLU:OE1	2.27	0.52
18:H:1:VAL:HG12	18:H:3:TYR:CE1	2.44	0.52
19:T:56:MET:SD	20:T:204:CLA:H3A	2.50	0.52
18:H:20:VAL:O	18:H:40:ARG:NH2	2.43	0.52
20:A:817:CLA:HHC	20:A:817:CLA:HBB1	1.92	0.52
20:F:803:CLA:HHC	20:F:803:CLA:HBB1	1.92	0.52
20:A:835:CLA:HHC	20:A:835:CLA:HBB1	1.93	0.51
20:B:848:CLA:HHC	20:B:848:CLA:HBB1	1.92	0.51
20:Q:207:CLA:HHC	20:Q:207:CLA:HBB1	1.91	0.51
20:T:211:CLA:HHC	20:T:211:CLA:HBB1	1.92	0.51
9:L:47:LEU:HG	9:L:51:MET:CE	2.35	0.51
20:B:833:CLA:HBB2	21:B:836:PQN:H141	1.90	0.51
20:T:206:CLA:HHC	20:T:206:CLA:HBB1	1.91	0.51

Continued on next page...

Continued from previous page...

Atom-1	Atom-2	Interatomic distance (Å)	Clash overlap (Å)
20:A:853:CLA:HHC	20:A:853:CLA:HBB1	1.92	0.51
2:B:273:HIS:HB3	20:B:815:CLA:HMB2	1.92	0.51
18:H:102:VAL:HG22	20:H:204:CLA:HMA1	1.91	0.51
1:A:150:TRP:CD1	20:A:814:CLA:HAA2	2.46	0.51
20:U:208:CLA:HHC	20:U:208:CLA:HBB1	1.93	0.51
20:T:201:CLA:HHC	20:T:201:CLA:HBB1	1.92	0.51
2:B:158:LYS:HD2	11:O:116:LYS:HZ1	1.74	0.51
20:A:854:CLA:H92	20:A:854:CLA:HAA1	1.92	0.51
11:O:157:ILE:HG22	20:O:211:CLA:HBB1	1.91	0.51
16:U:30:GLU:HG3	16:U:99:TYR:OH	2.11	0.51
18:H:20:VAL:HG21	18:H:137:GLU:OE1	2.11	0.51
20:O:207:CLA:HHC	20:O:207:CLA:HBB1	1.93	0.51
20:S:205:CLA:HHC	20:S:205:CLA:HBB1	1.92	0.51
1:A:25:SER:HB3	1:A:28:LEU:HB2	1.94	0.50
20:A:836:CLA:HHC	20:A:836:CLA:HBB1	1.93	0.50
2:B:96:GLN:O	2:B:100:LYS:HG2	2.11	0.50
1:A:495:THR:HG22	20:A:815:CLA:H11	1.93	0.50
20:A:845:CLA:HHB	20:B:802:CLA:H202	1.93	0.50
12:P:174:MET:CE	12:P:177:ILE:HB	2.39	0.50
20:P:210:CLA:HHC	20:P:210:CLA:HBB1	1.93	0.50
20:Q:212:CLA:H143	29:Q:217:LMG:H401	1.94	0.50
20:G:201:CLA:HHC	20:G:201:CLA:HBB1	1.92	0.50
20:A:847:CLA:HHC	20:A:847:CLA:HBB1	1.92	0.50
20:B:821:CLA:H171	20:B:827:CLA:HBC1	1.93	0.50
20:B:846:CLA:HHC	20:B:846:CLA:HBB1	1.93	0.50
11:O:131:ILE:HD11	20:O:209:CLA:HED2	1.94	0.50
12:P:135:PHE:HZ	29:P:217:LMG:HC2	1.77	0.50
20:P:214:CLA:HHC	20:P:214:CLA:HBB1	1.92	0.50
18:H:148:MET:HE1	20:H:206:CLA:HHC	1.93	0.50
15:S:52:PRO:O	15:S:77:ASN:ND2	2.45	0.50
20:H:201:CLA:HHC	20:H:201:CLA:HBB1	1.92	0.50
20:A:810:CLA:HHC	20:A:810:CLA:HBB1	1.94	0.50
20:B:829:CLA:HHC	20:B:829:CLA:HBB1	1.92	0.50
20:P:213:CLA:HHC	20:P:213:CLA:HBB1	1.93	0.50
20:Q:204:CLA:HHC	20:Q:204:CLA:HBB1	1.94	0.50
20:A:824:CLA:H121	20:A:826:CLA:H18	1.92	0.50
20:H:208:CLA:HHC	20:H:208:CLA:HBB1	1.93	0.50
20:A:833:CLA:H121	20:A:852:CLA:H193	1.94	0.50
20:G:215:CLA:HHC	20:G:215:CLA:HBB1	1.93	0.50
20:A:820:CLA:HHC	20:A:820:CLA:HBB1	1.93	0.50
9:L:32:ASN:HB3	20:L:202:CLA:HAC1	1.94	0.50

Continued on next page...

Continued from previous page...

Atom-1	Atom-2	Interatomic distance (Å)	Clash overlap (Å)
20:G:203:CLA:HHC	20:G:203:CLA:HBB1	1.93	0.50
20:B:833:CLA:HHC	20:B:833:CLA:HBB1	1.94	0.49
16:U:85:PHE:CD1	16:U:89:MET:HE3	2.47	0.49
20:G:208:CLA:HHC	20:G:208:CLA:HBB1	1.94	0.49
1:A:397:HIS:HA	1:A:400:ILE:HD12	1.93	0.49
2:B:13:ASP:OD2	3:C:71:GLU:HB2	2.11	0.49
20:B:848:CLA:HBA1	13:Q:101:THR:HG21	1.94	0.49
19:T:112:ASN:OD1	20:T:201:CLA:CMD	2.60	0.49
3:C:5:ARG:HE	4:D:138:ASP:HB3	1.76	0.49
15:S:53:SER:O	15:S:53:SER:OG	2.25	0.49
19:T:50:THR:HG21	20:T:204:CLA:H2A	1.94	0.49
20:A:838:CLA:HMD1	29:U:201:LMG:HC72	1.94	0.49
20:B:835:CLA:HBB2	20:R:104:CLA:O2A	2.12	0.49
2:B:346:VAL:HG21	20:B:824:CLA:HHD	1.94	0.49
18:H:144:GLY:HA2	18:H:147:ALA:HB3	1.94	0.49
20:R:101:CLA:HHC	20:R:101:CLA:HBB1	1.95	0.49
20:U:211:CLA:HBB1	20:U:211:CLA:HHC	1.94	0.49
19:T:17:CYS:SG	19:T:117:MET:HA	2.53	0.49
20:B:808:CLA:HHC	20:B:808:CLA:HBB1	1.94	0.49
11:O:139:GLU:OE1	11:O:139:GLU:O	2.31	0.49
12:P:24:ILE:HD13	12:P:57:ALA:HB1	1.95	0.49
15:S:154:THR:O	15:S:154:THR:OG1	2.28	0.49
20:A:815:CLA:HHC	20:A:815:CLA:HBB1	1.94	0.48
20:A:831:CLA:HHC	20:A:831:CLA:HBB1	1.95	0.48
11:O:135:CYS:HB3	11:O:144:MET:HG3	1.94	0.48
13:Q:92:LEU:HD12	20:Q:216:CLA:H41	1.94	0.48
20:H:204:CLA:HHC	20:H:204:CLA:HBB1	1.94	0.48
11:O:98:LEU:HD23	20:O:207:CLA:HBC3	1.96	0.48
12:P:72:MET:HE2	12:P:172:GLY:CA	2.43	0.48
20:A:814:CLA:HHC	20:A:814:CLA:HBB1	1.95	0.48
19:T:12:LYS:HE2	19:T:67:GLU:OE1	2.14	0.48
1:A:371:ILE:HD12	1:A:509:LYS:HB3	1.94	0.48
21:A:837:PQN:H141	20:A:853:CLA:HBB2	1.95	0.48
20:B:830:CLA:H52	20:F:803:CLA:HBB2	1.95	0.48
1:A:108:TRP:CD2	20:A:807:CLA:HED3	2.49	0.48
20:A:854:CLA:HHC	20:A:854:CLA:HBB1	1.95	0.48
2:B:629:LEU:HD22	2:B:722:PHE:HA	1.95	0.48
20:Q:205:CLA:H41	20:Q:206:CLA:H3A	1.95	0.48
1:A:350:GLY:HA2	1:A:387:GLY:HA2	1.96	0.48
20:B:822:CLA:HBB1	20:B:822:CLA:HHC	1.94	0.48
17:G:141:MET:HB3	20:G:202:CLA:HED2	1.96	0.48

Continued on next page...

Continued from previous page...

Atom-1	Atom-2	Interatomic distance (Å)	Clash overlap (Å)
1:A:225:GLU:OE1	1:A:225:GLU:N	2.46	0.48
2:B:266:MET:HE1	20:B:815:CLA:HED3	1.96	0.48
2:B:405:VAL:O	2:B:409:MET:HG2	2.14	0.48
17:G:141:MET:O	17:G:145:LYS:HG3	2.14	0.48
1:A:253:PHE:HE1	20:A:846:CLA:HBB1	1.78	0.47
2:B:1:THR:HG22	2:B:11:ALA:O	2.14	0.47
13:Q:108:MET:HE3	13:Q:108:MET:HB3	1.73	0.47
18:H:133:LYS:O	18:H:137:GLU:HG3	2.13	0.47
10:M:8:PHE:HB3	23:M:101:BCR:H381	1.95	0.47
12:P:166:LEU:HD13	12:P:170:LYS:HD2	1.96	0.47
16:U:52:TRP:CE2	16:U:54:PRO:HG3	2.49	0.47
16:U:68:ILE:HD13	26:U:203:DD6:O2	2.15	0.47
1:A:333:ILE:HG13	1:A:410:GLN:HE22	1.80	0.47
1:A:463:ASP:OD1	1:A:469:GLN:NE2	2.48	0.47
20:B:819:CLA:HBB	20:B:835:CLA:O1D	2.15	0.47
20:O:202:CLA:HHC	20:O:202:CLA:HBB1	1.96	0.47
1:A:119:ASP:OD1	6:F:32:TYR:OH	2.30	0.47
20:A:813:CLA:HHC	20:A:813:CLA:HBB1	1.97	0.47
2:B:409:MET:HG3	23:R:102:BCR:H402	1.97	0.47
2:B:501:SER:HB2	2:B:503:LYS:HZ2	1.80	0.47
20:B:846:CLA:HBA2	9:L:66:PRO:HG3	1.96	0.47
1:A:240:ALA:CB	1:A:247:LYS:HD3	2.45	0.47
20:P:207:CLA:H61	20:P:207:CLA:H41	1.77	0.47
20:S:202:CLA:HHC	20:S:202:CLA:HBB1	1.96	0.47
1:A:382:HIS:HE1	20:A:824:CLA:ND	2.13	0.47
20:B:810:CLA:H52	20:B:811:CLA:HBC2	1.97	0.47
18:H:1:VAL:HG12	18:H:3:TYR:HE1	1.79	0.47
20:B:815:CLA:HHC	20:B:815:CLA:HBB1	1.95	0.47
9:L:53:HIS:HA	9:L:56:PHE:CE2	2.49	0.47
18:H:138:MET:HE2	18:H:138:MET:HB2	1.79	0.47
20:A:833:CLA:HHC	20:A:833:CLA:HBB1	1.96	0.46
11:O:144:MET:HE3	11:O:144:MET:HB3	1.76	0.46
1:A:9:ASP:N	1:A:172:LYS:O	2.43	0.46
1:A:358:HIS:HA	1:A:361:TYR:CD2	2.51	0.46
20:A:834:CLA:HHC	20:A:834:CLA:HBB1	1.96	0.46
2:B:143:LEU:HD13	20:B:812:CLA:H71	1.98	0.46
20:B:825:CLA:H41	20:B:825:CLA:H61	1.75	0.46
17:G:160:GLN:HA	17:G:163:ILE:HG12	1.97	0.46
2:B:342:ALA:HB2	20:B:820:CLA:H43	1.96	0.46
20:B:824:CLA:H12	20:B:824:CLA:HBA2	1.63	0.46
20:B:845:CLA:HBB1	20:B:845:CLA:HHC	1.96	0.46

Continued on next page...

Continued from previous page...

Atom-1	Atom-2	Interatomic distance (Å)	Clash overlap (Å)
15:S:137:GLY:O	15:S:141:MET:HG3	2.16	0.46
1:A:172:LYS:HB3	1:A:172:LYS:HE3	1.68	0.46
2:B:178:SER:HB3	2:B:286:GLY:HA3	1.97	0.46
20:B:809:CLA:H91	20:B:809:CLA:H112	1.72	0.46
9:L:86:LEU:HD11	15:S:94:LEU:HD22	1.97	0.46
19:T:3:MET:HE2	19:T:3:MET:HB2	1.82	0.46
20:T:210:CLA:HHC	20:T:210:CLA:HBB1	1.96	0.46
20:A:854:CLA:H152	20:H:205:CLA:HBB2	1.98	0.46
2:B:54:ILE:HD11	23:M:101:BCR:HC8	1.97	0.46
20:B:834:CLA:H41	20:B:834:CLA:H61	1.52	0.46
14:R:46:ALA:HA	14:R:50:LEU:HD12	1.98	0.46
20:B:833:CLA:H3A	21:B:836:PQN:H293	1.97	0.46
9:L:85:ILE:HG12	9:L:126:ALA:HB1	1.98	0.46
23:L:201:BCR:H15C	23:L:201:BCR:H351	1.83	0.46
2:B:534:LYS:O	2:B:538:ASP:HB2	2.15	0.46
20:B:813:CLA:H12	23:B:837:BCR:H272	1.97	0.46
18:H:30:PHE:HE2	20:H:206:CLA:H72	1.80	0.46
20:A:838:CLA:HED2	20:A:838:CLA:HBD	1.81	0.46
2:B:449:LYS:HB3	2:B:449:LYS:HE2	1.77	0.46
9:L:51:MET:HB3	23:L:205:BCR:H12C	1.97	0.46
20:P:208:CLA:H41	20:P:208:CLA:H61	1.67	0.46
18:H:149:MET:HE2	18:H:149:MET:HB2	1.89	0.46
20:G:206:CLA:HBB2	26:G:214:DD6:C5	2.46	0.46
1:A:309:HIS:HB3	1:A:314:ILE:HD11	1.97	0.45
11:O:126:ASP:OD2	11:O:131:ILE:HG13	2.17	0.45
1:A:186:MET:HB2	20:A:811:CLA:HBC2	1.99	0.45
20:B:809:CLA:H201	7:I:19:PRO:HA	1.98	0.45
11:O:56:MET:SD	11:O:151:HIS:HB3	2.57	0.45
20:B:818:CLA:HBB1	20:B:818:CLA:HHC	1.98	0.45
20:U:210:CLA:H141	20:U:210:CLA:H162	1.73	0.45
1:A:573:CYS:HB2	2:B:665:TRP:HB3	1.97	0.45
2:B:38:GLU:HA	2:B:163:LEU:HD13	1.98	0.45
9:L:24:THR:O	9:L:28:LEU:HG	2.17	0.45
13:Q:24:PHE:HE1	20:Q:203:CLA:HBC3	1.81	0.45
20:U:205:CLA:H141	20:U:205:CLA:H161	1.68	0.45
17:G:51:MET:HE1	20:G:204:CLA:CAB	2.47	0.45
18:H:41:GLU:OE2	18:H:105:ILE:CG1	2.60	0.45
2:B:656:ALA:HB3	20:B:803:CLA:HBB2	1.98	0.45
8:J:23:THR:HA	8:J:26:PHE:CE2	2.51	0.45
15:S:10:PHE:HD1	28:S:201:SQD:H111	1.81	0.45
15:S:66:LEU:HD22	20:S:202:CLA:HMA1	1.98	0.45

Continued on next page...

Continued from previous page...

Atom-1	Atom-2	Interatomic distance (Å)	Clash overlap (Å)
16:U:56:TYR:HE2	20:U:207:CLA:HBA1	1.82	0.45
17:G:33:TYR:OH	22:G:216:LHG:HC42	2.17	0.45
1:A:65:ALA:HB2	20:A:802:CLA:HMA1	1.98	0.45
16:U:66:VAL:HG12	16:U:70:GLN:NE2	2.31	0.45
19:T:74:ILE:HA	19:T:77:THR:HG22	1.98	0.45
1:A:55:LEU:HD23	1:A:177:LEU:HD21	1.98	0.45
20:A:854:CLA:H171	20:H:205:CLA:HBB2	1.99	0.45
17:G:27:PRO:HB2	18:H:100:ILE:HD12	1.98	0.45
17:G:77:ALA:O	17:G:81:SER:OG	2.25	0.45
18:H:52:LEU:HB3	20:H:207:CLA:HBB1	1.98	0.45
19:T:64:GLY:O	19:T:68:VAL:HG23	2.16	0.45
20:S:206:CLA:HAA2	20:S:206:CLA:HED2	1.99	0.45
20:A:818:CLA:HBC3	20:A:823:CLA:H172	1.99	0.45
23:A:842:BCR:H361	23:A:842:BCR:H20C	1.81	0.45
12:P:154:MET:HB2	20:P:211:CLA:HAA2	1.98	0.45
20:R:104:CLA:H41	20:R:104:CLA:H61	1.76	0.45
20:L:202:CLA:HBA2	20:L:202:CLA:H3A	1.80	0.44
16:U:91:GLN:O	16:U:95:GLN:HG3	2.16	0.44
20:H:207:CLA:HBB1	20:H:207:CLA:HHC	1.99	0.44
6:F:143:GLU:HG3	6:F:148:GLN:HB2	1.98	0.44
23:F:804:BCR:H361	23:F:804:BCR:H20C	1.73	0.44
23:L:201:BCR:H20C	23:L:201:BCR:H361	1.79	0.44
20:G:208:CLA:H61	20:G:208:CLA:H2	1.72	0.44
1:A:138:ARG:HD3	1:A:367:PRO:HB2	1.98	0.44
2:B:423:VAL:HG23	20:B:831:CLA:HBB1	1.98	0.44
15:S:15:LYS:HB3	15:S:15:LYS:HE2	1.79	0.44
17:G:13:SER:OG	20:G:207:CLA:O2D	2.34	0.44
5:E:42:VAL:HG12	5:E:48:ALA:HB2	2.00	0.44
2:B:339:LEU:O	2:B:343:THR:OG1	2.34	0.44
23:L:205:BCR:H20C	23:L:205:BCR:H361	1.78	0.44
13:Q:91:MET:HE1	20:Q:212:CLA:H191	1.98	0.44
2:B:271:ILE:HG23	20:B:816:CLA:HMA3	1.99	0.44
20:B:830:CLA:H11	20:B:830:CLA:H51	1.86	0.44
20:B:848:CLA:H3A	20:B:848:CLA:HBA2	1.80	0.44
7:I:1:MET:HG2	20:S:214:CLA:CGA	2.47	0.44
11:O:46:GLU:CD	11:O:123:HIS:HE2	2.26	0.44
20:O:205:CLA:H91	20:O:205:CLA:H112	1.72	0.44
20:A:847:CLA:H152	20:A:847:CLA:H112	1.69	0.44
20:B:844:CLA:H142	20:B:844:CLA:H112	1.77	0.44
5:E:3:ARG:HH21	5:E:26:ILE:H	1.65	0.44
17:G:86:ALA:O	17:G:90:ILE:HG13	2.18	0.44

Continued on next page...

Continued from previous page...

Atom-1	Atom-2	Interatomic distance (Å)	Clash overlap (Å)
6:F:130:MET:HG2	20:F:802:CLA:OBD	2.18	0.44
23:B:839:BCR:H20C	23:B:839:BCR:H361	1.87	0.43
11:O:131:ILE:HA	11:O:135:CYS:SG	2.58	0.43
20:H:206:CLA:H62	20:H:206:CLA:H41	1.80	0.43
20:B:807:CLA:HBB	20:B:808:CLA:HMB3	2.00	0.43
13:Q:61:LEU:HD23	13:Q:61:LEU:HA	1.60	0.43
13:Q:86:MET:HE2	13:Q:86:MET:HA	1.99	0.43
13:Q:134:LYS:NZ	13:Q:134:LYS:HB3	2.32	0.43
1:A:230:TYR:CD1	1:A:231:GLU:HG3	2.53	0.43
7:I:27:PHE:O	7:I:31:GLU:HG2	2.18	0.43
1:A:230:TYR:CD1	1:A:230:TYR:C	2.96	0.43
20:A:810:CLA:H62	20:A:810:CLA:H41	1.86	0.43
20:A:849:CLA:H172	6:F:101:GLY:HA2	2.00	0.43
9:L:25:ALA:HB2	16:U:104:PHE:HB3	1.99	0.43
11:O:62:PHE:CE2	11:O:166:GLU:HG3	2.53	0.43
17:G:7:PHE:HE2	18:H:100:ILE:HG22	1.83	0.43
17:G:127:LEU:HD12	17:G:129:TYR:HE1	1.83	0.43
19:T:12:LYS:NZ	20:T:206:CLA:O1D	2.48	0.43
2:B:74:GLN:NE2	32:B:908:HOH:O	2.51	0.43
20:B:809:CLA:H161	20:B:809:CLA:H141	1.83	0.43
23:M:101:BCR:H11C	23:M:101:BCR:H341	1.88	0.43
20:B:822:CLA:HED1	20:B:829:CLA:HAB	2.01	0.43
18:H:14:LYS:HA	18:H:14:LYS:HD3	1.88	0.43
1:A:46:HIS:CD2	20:A:803:CLA:HBB2	2.53	0.43
23:A:843:BCR:H20C	23:A:843:BCR:H361	1.78	0.43
6:F:71:LEU:HD22	6:F:82:GLU:HG2	1.99	0.43
13:Q:31:ASP:OD1	13:Q:31:ASP:N	2.52	0.43
20:G:209:CLA:H102	20:G:209:CLA:H61	1.87	0.43
4:D:27:LYS:HG3	4:D:86:ILE:HB	2.01	0.43
6:F:76:ARG:HG3	20:F:803:CLA:HMD3	2.01	0.43
23:I:101:BCR:H15C	23:I:101:BCR:H351	1.88	0.43
20:S:214:CLA:H122	20:S:214:CLA:H162	1.82	0.43
19:T:113:GLY:O	19:T:117:MET:HG3	2.19	0.43
2:B:393:VAL:HG21	2:B:553:TYR:HB2	1.99	0.43
2:B:688:LEU:HD11	9:L:109:LEU:HD23	1.99	0.43
20:B:816:CLA:H91	20:B:816:CLA:H111	1.86	0.43
8:J:18:ALA:HB2	29:J:102:LMG:H181	2.00	0.43
20:S:202:CLA:H151	20:S:202:CLA:H112	1.78	0.43
17:G:59:VAL:HG11	20:G:209:CLA:HBC3	2.00	0.43
19:T:118:LEU:HD11	20:T:202:CLA:HAC1	2.00	0.43
1:A:151:THR:HG22	23:A:841:BCR:HC32	2.00	0.43

Continued on next page...

Continued from previous page...

Atom-1	Atom-2	Interatomic distance (Å)	Clash overlap (Å)
1:A:670:ALA:HB3	20:A:801:CLA:HBB2	2.00	0.43
2:B:20:TRP:CG	2:B:702:GLN:HE22	2.36	0.43
2:B:308:PRO:HD2	2:B:313:LEU:HB2	2.00	0.43
16:U:36:GLY:O	16:U:40:MET:HG3	2.18	0.43
18:H:78:HIS:CD2	18:H:87:MET:HE1	2.53	0.43
18:H:127:ALA:HB1	18:H:133:LYS:HG3	2.01	0.43
1:A:286:HIS:HE2	20:A:816:CLA:C2B	2.31	0.42
11:O:46:GLU:OE2	11:O:113:ILE:HG22	2.18	0.42
11:O:122:GLU:OE2	11:O:122:GLU:N	2.51	0.42
21:A:837:PQN:H18	21:A:837:PQN:H222	1.82	0.42
23:A:843:BCR:H15C	23:A:843:BCR:H351	1.90	0.42
20:P:213:CLA:H2A	20:P:213:CLA:HED2	2.00	0.42
20:H:206:CLA:H93	20:H:206:CLA:H61	1.82	0.42
7:I:17:ILE:HD11	20:S:202:CLA:HBB1	2.01	0.42
1:A:64:SER:OG	1:A:170:TYR:HB2	2.20	0.42
1:A:402:MET:HE1	1:A:420:LEU:HD11	2.02	0.42
1:A:734:LEU:HD23	1:A:734:LEU:HA	1.79	0.42
2:B:312:ARG:HD2	29:P:217:LMG:HC3	2.02	0.42
23:B:838:BCR:H20C	23:B:838:BCR:H361	1.81	0.42
13:Q:47:ARG:HA	13:Q:50:MET:HE3	2.01	0.42
20:Q:216:CLA:H62	20:Q:216:CLA:H93	1.78	0.42
20:H:208:CLA:HED2	20:H:208:CLA:HBD	1.89	0.42
2:B:387:HIS:HA	2:B:390:ILE:HD12	2.01	0.42
13:Q:86:MET:HE3	20:Q:216:CLA:H3A	2.01	0.42
20:H:203:CLA:H62	20:H:203:CLA:H41	1.75	0.42
20:A:847:CLA:H91	20:A:847:CLA:H111	1.80	0.42
23:M:101:BCR:H15C	23:M:101:BCR:H351	1.82	0.42
22:P:201:LHG:H261	29:P:217:LMG:H121	2.00	0.42
17:G:107:SER:OG	17:G:108:SER:N	2.53	0.42
1:A:323:THR:HG21	22:A:840:LHG:HC11	2.01	0.42
2:B:484:THR:O	2:B:488:SER:HB3	2.20	0.42
11:O:110:ALA:HB2	20:O:208:CLA:HMA1	2.02	0.42
13:Q:7:PHE:CD2	13:Q:8:VAL:HG13	2.55	0.42
20:G:209:CLA:H2	20:G:209:CLA:H62	1.79	0.42
1:A:32:PRO:HB3	1:A:37:TRP:CE3	2.55	0.42
20:A:849:CLA:H93	20:A:849:CLA:H61	1.87	0.42
2:B:695:PRO:O	3:C:80:TYR:OH	2.36	0.42
20:B:808:CLA:H143	20:B:808:CLA:H161	1.90	0.42
1:A:521:ASP:HA	1:A:524:VAL:HG12	2.02	0.42
20:A:833:CLA:H51	20:A:833:CLA:H11	1.88	0.42
4:D:27:LYS:HB2	4:D:27:LYS:HE3	1.79	0.42

Continued on next page...

Continued from previous page...

Atom-1	Atom-2	Interatomic distance (Å)	Clash overlap (Å)
13:Q:12:LYS:HB3	13:Q:12:LYS:HE2	1.76	0.42
14:R:46:ALA:HB1	14:R:51:LEU:HD12	2.02	0.42
17:G:163:ILE:HG22	20:G:210:CLA:HED2	2.02	0.42
1:A:358:HIS:HA	1:A:361:TYR:HD2	1.85	0.41
2:B:295:ILE:HG13	20:B:848:CLA:HED3	2.02	0.41
2:B:353:LEU:HD22	20:B:815:CLA:HBA1	2.01	0.41
2:B:578:MET:HG3	2:B:708:LEU:HD21	2.02	0.41
20:B:833:CLA:CBB	21:B:836:PQN:H141	2.50	0.41
17:G:55:LEU:HB3	20:G:209:CLA:HBC2	2.01	0.41
1:A:76:TRP:O	1:A:80:MET:HG2	2.20	0.41
1:A:293:LEU:HD23	1:A:293:LEU:HA	1.89	0.41
20:A:816:CLA:HBB2	20:A:816:CLA:H151	2.01	0.41
20:B:807:CLA:H122	20:B:807:CLA:H161	1.65	0.41
20:B:835:CLA:HED1	20:B:844:CLA:HHC	2.01	0.41
19:T:13:HIS:O	19:T:17:CYS:HB2	2.20	0.41
1:A:192:ALA:HB2	1:A:298:GLY:HA3	2.02	0.41
1:A:736:ARG:O	1:A:740:VAL:HG22	2.20	0.41
23:B:838:BCR:H11C	23:B:838:BCR:H341	1.91	0.41
23:I:102:BCR:H20C	23:I:102:BCR:H361	1.87	0.41
23:J:104:BCR:H20C	23:J:104:BCR:H361	1.87	0.41
17:G:45:LYS:HE3	17:G:45:LYS:HB2	1.85	0.41
18:H:98:GLU:O	18:H:102:VAL:HG23	2.21	0.41
20:A:804:CLA:HHC	20:A:804:CLA:HAB	1.90	0.41
2:B:173:LEU:HD12	2:B:173:LEU:HA	1.88	0.41
20:A:811:CLA:H61	20:A:811:CLA:H102	1.75	0.41
21:A:837:PQN:H111	21:A:837:PQN:H2M1	1.90	0.41
7:I:29:LEU:HD11	28:S:201:SQD:H101	2.02	0.41
9:L:74:LEU:HD13	9:L:74:LEU:HA	1.96	0.41
11:O:136:ASN:HB3	11:O:140:LYS:HZ1	1.85	0.41
15:S:51:ILE:HD13	15:S:78:GLU:HG3	2.02	0.41
20:U:205:CLA:H8	20:U:205:CLA:H51	1.89	0.41
1:A:239:MET:HE3	1:A:239:MET:HB3	1.90	0.41
24:A:848:CL0:H14	24:A:848:CL0:H2	1.83	0.41
20:A:852:CLA:H41	20:A:852:CLA:H61	1.80	0.41
11:O:149:LEU:HD12	11:O:149:LEU:HA	1.94	0.41
15:S:10:PHE:HA	28:S:201:SQD:H81	2.01	0.41
20:A:811:CLA:H61	20:A:811:CLA:H41	1.87	0.41
20:A:818:CLA:H122	20:A:847:CLA:H92	2.03	0.41
20:A:829:CLA:H203	20:A:833:CLA:H193	2.02	0.41
16:U:94:MET:HA	16:U:99:TYR:CD1	2.56	0.41
1:A:70:LEU:HD22	20:A:803:CLA:H92	2.03	0.41

Continued on next page...

Continued from previous page...

Atom-1	Atom-2	Interatomic distance (Å)	Clash overlap (Å)
20:A:829:CLA:H203	20:A:829:CLA:H162	1.89	0.41
23:I:102:BCR:H351	23:I:102:BCR:H15C	1.85	0.41
20:O:211:CLA:HBB1	20:O:211:CLA:HHC	2.03	0.41
12:P:69:ARG:HA	12:P:72:MET:HE3	2.01	0.41
12:P:174:MET:HE3	12:P:174:MET:HA	2.03	0.41
20:P:208:CLA:H92	20:P:208:CLA:H62	1.93	0.41
18:H:33:ILE:HG22	18:H:34:LEU:HG	2.03	0.41
20:B:819:CLA:CBB	20:B:835:CLA:H52	2.50	0.41
11:O:136:ASN:HB3	11:O:140:LYS:NZ	2.36	0.41
12:P:170:LYS:HD3	30:P:206:KC1:C3D	2.51	0.41
20:U:205:CLA:H112	20:U:205:CLA:H151	1.95	0.41
19:T:15:ARG:HD3	20:T:207:CLA:CHD	2.51	0.41
1:A:381:THR:HG23	1:A:596:ILE:HG21	2.04	0.40
1:A:431:ASN:HD22	2:B:672:LEU:HD11	1.87	0.40
1:A:726:ILE:HG23	20:A:824:CLA:HAB	2.03	0.40
23:B:837:BCR:H361	23:B:837:BCR:H20C	1.84	0.40
7:I:25:LEU:HD21	28:S:201:SQD:H121	2.02	0.40
1:A:278:LEU:HD21	1:A:363:MET:HB3	2.02	0.40
20:A:811:CLA:HAA2	20:A:821:CLA:H52	2.04	0.40
21:A:837:PQN:H243	21:A:837:PQN:H211	1.85	0.40
2:B:2:LYS:HD2	7:I:34:GLU:HG2	2.02	0.40
20:B:814:CLA:H61	20:B:814:CLA:H41	1.88	0.40
21:B:836:PQN:H2M1	21:B:836:PQN:H111	1.90	0.40
23:B:837:BCR:H15C	23:B:837:BCR:H351	1.97	0.40
6:F:123:VAL:HG22	8:J:15:LEU:HD11	2.03	0.40
23:F:801:BCR:H11C	23:F:801:BCR:H341	1.96	0.40
14:R:8:TRP:CE2	14:R:14:PRO:HG3	2.57	0.40
1:A:503:VAL:HG22	1:A:513:MET:HB2	2.04	0.40
23:B:838:BCR:H15C	23:B:838:BCR:H351	1.83	0.40
19:T:6:LEU:HD13	20:T:202:CLA:H3A	2.03	0.40
20:T:204:CLA:HHC	20:T:204:CLA:HAB	1.94	0.40
1:A:7:ASP:OD2	1:A:176:LYS:HE3	2.21	0.40
20:A:835:CLA:H172	20:A:835:CLA:H13	1.85	0.40
20:A:835:CLA:H92	20:A:851:CLA:H171	2.04	0.40
20:B:808:CLA:H142	20:B:808:CLA:HMB2	2.04	0.40
9:L:75:LEU:HD23	9:L:75:LEU:HA	1.93	0.40
20:P:214:CLA:HBA2	20:P:214:CLA:H3A	1.83	0.40
1:A:69:GLN:HG2	20:A:803:CLA:H3A	2.02	0.40
20:A:824:CLA:H61	20:A:824:CLA:H102	1.54	0.40
2:B:306:HIS:HE1	20:B:844:CLA:ND	2.16	0.40
2:B:522:ALA:HB2	20:B:831:CLA:HMA1	2.04	0.40

Continued on next page...

Continued from previous page...

Atom-1	Atom-2	Interatomic distance (Å)	Clash overlap (Å)
2:B:650:PHE:O	2:B:654:ILE:HG13	2.21	0.40
20:B:826:CLA:HHC	20:B:826:CLA:HAB	1.94	0.40
7:I:29:LEU:HB3	28:S:201:SQD:H242	2.03	0.40
20:Q:213:CLA:H61	20:Q:213:CLA:H41	1.99	0.40
16:U:86:MET:HE3	16:U:86:MET:HA	2.03	0.40
18:H:46:HIS:HB3	18:H:148:MET:SD	2.61	0.40

There are no symmetry-related clashes.

5.3 Torsion angles [i](#)

5.3.1 Protein backbone [i](#)

In the following table, the Percentiles column shows the percent Ramachandran outliers of the chain as a percentile score with respect to all PDB entries followed by that with respect to all EM entries.

The Analysed column shows the number of residues for which the backbone conformation was analysed, and the total number of residues.

Mol	Chain	Analysed	Favoured	Allowed	Outliers	Percentiles	
1	A	739/752 (98%)	718 (97%)	20 (3%)	1 (0%)	48	58
2	B	730/734 (100%)	713 (98%)	17 (2%)	0	100	100
3	C	78/81 (96%)	77 (99%)	1 (1%)	0	100	100
4	D	136/142 (96%)	127 (93%)	9 (7%)	0	100	100
5	E	62/67 (92%)	62 (100%)	0	0	100	100
6	F	159/184 (86%)	156 (98%)	3 (2%)	0	100	100
7	I	32/35 (91%)	32 (100%)	0	0	100	100
8	J	37/39 (95%)	37 (100%)	0	0	100	100
9	L	138/141 (98%)	136 (99%)	2 (1%)	0	100	100
10	M	27/29 (93%)	27 (100%)	0	0	100	100
11	O	174/201 (87%)	172 (99%)	2 (1%)	0	100	100
12	P	191/231 (83%)	186 (97%)	5 (3%)	0	100	100
13	Q	165/197 (84%)	160 (97%)	5 (3%)	0	100	100
14	R	86/90 (96%)	85 (99%)	1 (1%)	0	100	100
15	S	163/215 (76%)	156 (96%)	7 (4%)	0	100	100

Continued on next page...

Continued from previous page...

Mol	Chain	Analysed	Favoured	Allowed	Outliers	Percentiles	
16	U	139/191 (73%)	135 (97%)	4 (3%)	0	100	100
17	G	149/209 (71%)	144 (97%)	5 (3%)	0	100	100
18	H	145/169 (86%)	133 (92%)	12 (8%)	0	100	100
19	T	91/202 (45%)	90 (99%)	1 (1%)	0	100	100
All	All	3441/3909 (88%)	3346 (97%)	94 (3%)	1 (0%)	100	100

All (1) Ramachandran outliers are listed below:

Mol	Chain	Res	Type
1	A	111	VAL

5.3.2 Protein sidechains [i](#)

In the following table, the Percentiles column shows the percent sidechain outliers of the chain as a percentile score with respect to all PDB entries followed by that with respect to all EM entries.

The Analysed column shows the number of residues for which the sidechain conformation was analysed, and the total number of residues.

Mol	Chain	Analysed	Rotameric	Outliers	Percentiles	
1	A	603/612 (98%)	594 (98%)	9 (2%)	60	72
2	B	590/591 (100%)	584 (99%)	6 (1%)	73	83
3	C	68/69 (99%)	67 (98%)	1 (2%)	60	72
4	D	118/122 (97%)	117 (99%)	1 (1%)	79	87
5	E	53/55 (96%)	53 (100%)	0	100	100
6	F	133/152 (88%)	131 (98%)	2 (2%)	60	72
7	I	31/32 (97%)	29 (94%)	2 (6%)	14	15
8	J	32/32 (100%)	32 (100%)	0	100	100
9	L	111/112 (99%)	110 (99%)	1 (1%)	75	85
10	M	21/21 (100%)	21 (100%)	0	100	100
11	O	145/161 (90%)	143 (99%)	2 (1%)	62	75
12	P	144/173 (83%)	140 (97%)	4 (3%)	38	48
13	Q	133/157 (85%)	132 (99%)	1 (1%)	79	87
14	R	71/73 (97%)	70 (99%)	1 (1%)	62	75

Continued on next page...

Continued from previous page...

Mol	Chain	Analysed	Rotameric	Outliers	Percentiles	
15	S	125/162 (77%)	121 (97%)	4 (3%)	34	42
16	U	110/148 (74%)	108 (98%)	2 (2%)	54	66
17	G	127/167 (76%)	121 (95%)	6 (5%)	22	28
18	H	119/137 (87%)	108 (91%)	11 (9%)	7	6
19	T	73/153 (48%)	70 (96%)	3 (4%)	26	33
All	All	2807/3129 (90%)	2751 (98%)	56 (2%)	50	62

All (56) residues with a non-rotameric sidechain are listed below:

Mol	Chain	Res	Type
1	A	143	THR
1	A	181	GLN
1	A	307	ILE
1	A	349	MET
1	A	372	ASP
1	A	405	ASP
1	A	509	LYS
1	A	575	VAL
1	A	731	SER
2	B	97	SER
2	B	230	LEU
2	B	477	SER
2	B	504	ASN
2	B	543	LYS
2	B	677	VAL
3	C	40	SER
4	D	27	LYS
6	F	10	ASP
6	F	78	SER
7	I	14	VAL
7	I	34	GLU
9	L	74	LEU
11	O	76	SER
11	O	159	ILE
12	P	43	ASP
12	P	166	LEU
12	P	167	SER
12	P	188	ILE
13	Q	64	THR
14	R	31	SER

Continued on next page...

Continued from previous page...

Mol	Chain	Res	Type
15	S	53	SER
15	S	66	LEU
15	S	112	GLU
15	S	131	SER
16	U	14	LEU
16	U	118	ASP
17	G	59	VAL
17	G	63	ILE
17	G	80	SER
17	G	118	THR
17	G	135	LYS
17	G	138	GLU
18	H	4	SER
18	H	10	LEU
18	H	11	VAL
18	H	58	VAL
18	H	60	THR
18	H	86	SER
18	H	89	GLN
18	H	99	ILE
18	H	138	MET
18	H	139	LYS
18	H	141	LEU
19	T	8	GLU
19	T	44	LEU
19	T	110	ILE

Sometimes sidechains can be flipped to improve hydrogen bonding and reduce clashes. All (20) such sidechains are listed below:

Mol	Chain	Res	Type
1	A	3	GLN
1	A	206	GLN
1	A	431	ASN
1	A	486	ASN
2	B	12	GLN
2	B	112	ASN
2	B	641	GLN
4	D	3	ASN
4	D	128	ASN
6	F	44	GLN
9	L	69	ASN
10	M	27	GLN

Continued on next page...

Continued from previous page...

Mol	Chain	Res	Type
12	P	186	HIS
13	Q	120	GLN
14	R	52	ASN
15	S	77	ASN
16	U	70	GLN
16	U	93	ASN
16	U	120	GLN
17	G	146	ASN

5.3.3 RNA [i](#)

There are no RNA molecules in this entry.

5.4 Non-standard residues in protein, DNA, RNA chains [i](#)

There are no non-standard protein/DNA/RNA residues in this entry.

5.5 Carbohydrates [i](#)

There are no oligosaccharides in this entry.

5.6 Ligand geometry [i](#)

250 ligands are modelled in this entry.

In the following table, the Counts columns list the number of bonds (or angles) for which Mogul statistics could be retrieved, the number of bonds (or angles) that are observed in the model and the number of bonds (or angles) that are defined in the Chemical Component Dictionary. The Link column lists molecule types, if any, to which the group is linked. The Z score for a bond length (or angle) is the number of standard deviations the observed value is removed from the expected value. A bond length (or angle) with $|Z| > 2$ is considered an outlier worth inspection. RMSZ is the root-mean-square of all Z scores of the bond lengths (or angles).

Mol	Type	Chain	Res	Link	Bond lengths			Bond angles		
					Counts	RMSZ	$\# Z > 2$	Counts	RMSZ	$\# Z > 2$
20	CLA	O	208	11	60,68,73	1.28	6 (10%)	70,107,113	1.00	4 (5%)
20	CLA	G	206	17	65,73,73	1.33	7 (10%)	76,113,113	0.98	4 (5%)
29	LMG	Q	217	-	55,55,55	0.71	0	63,63,63	1.28	6 (9%)
20	CLA	T	203	19	46,54,73	1.53	7 (15%)	53,90,113	1.11	4 (7%)
20	CLA	A	808	1	56,64,73	1.37	7 (12%)	65,102,113	1.05	3 (4%)

Mol	Type	Chain	Res	Link	Bond lengths			Bond angles		
					Counts	RMSZ	# Z > 2	Counts	RMSZ	# Z > 2
20	CLA	T	205	-	46,54,73	1.43	6 (13%)	53,90,113	1.34	7 (13%)
20	CLA	O	206	-	65,73,73	1.24	7 (10%)	76,113,113	1.07	4 (5%)
20	CLA	A	803	1	65,73,73	1.22	6 (9%)	76,113,113	1.06	5 (6%)
20	CLA	L	203	9	65,73,73	1.23	7 (10%)	76,113,113	0.98	5 (6%)
20	CLA	B	804	2	45,53,73	1.55	7 (15%)	52,89,113	1.17	5 (9%)
31	A86	Q	214	-	44,50,50	1.63	6 (13%)	51,76,76	1.67	10 (19%)
20	CLA	B	826	2	50,58,73	1.48	7 (14%)	58,95,113	1.08	3 (5%)
20	CLA	P	216	12	47,55,73	1.50	7 (14%)	54,91,113	1.22	5 (9%)
30	KC1	P	212	12	46,52,53	1.95	12 (26%)	49,87,89	1.23	6 (12%)
20	CLA	A	824	1	62,70,73	1.29	7 (11%)	72,109,113	1.06	4 (5%)
20	CLA	T	207	19	65,73,73	1.19	6 (9%)	76,113,113	1.14	6 (7%)
20	CLA	R	104	14	65,73,73	1.49	8 (12%)	76,113,113	1.02	4 (5%)
20	CLA	A	818	32	65,73,73	1.24	7 (10%)	76,113,113	0.96	4 (5%)
20	CLA	S	205	15	46,54,73	1.53	7 (15%)	53,90,113	1.10	3 (5%)
20	CLA	H	208	18	41,49,73	1.58	6 (14%)	47,84,113	1.35	6 (12%)
20	CLA	B	820	-	63,71,73	1.29	7 (11%)	73,110,113	1.07	6 (8%)
20	CLA	B	805	2	65,73,73	1.25	7 (10%)	76,113,113	1.02	5 (6%)
20	CLA	B	815	2	59,67,73	1.34	7 (11%)	68,105,113	1.03	4 (5%)
23	BCR	I	101	-	41,41,41	1.06	2 (4%)	56,56,56	1.23	4 (7%)
20	CLA	G	210	17	45,53,73	1.53	7 (15%)	52,89,113	1.13	3 (5%)
31	A86	Q	218	-	44,50,50	1.67	6 (13%)	51,76,76	1.48	9 (17%)
26	DD6	S	204	-	39,45,45	1.61	8 (20%)	52,67,67	1.72	13 (25%)
20	CLA	A	827	1	50,58,73	1.50	7 (14%)	58,95,113	1.09	4 (6%)
26	DD6	S	213	-	39,45,45	1.63	6 (15%)	52,67,67	1.87	12 (23%)
25	SF4	A	850	2,1	0,12,12	-	-	-	-	-
20	CLA	B	821	32	64,72,73	1.22	6 (9%)	74,111,113	1.04	5 (6%)
20	CLA	H	201	-	39,48,73	1.62	6 (15%)	45,82,113	1.30	6 (13%)
20	CLA	T	210	19	46,54,73	1.57	7 (15%)	53,90,113	1.20	5 (9%)
28	SQD	S	201	-	45,46,54	1.02	5 (11%)	54,57,65	1.62	9 (16%)
20	CLA	A	849	1	65,73,73	1.27	7 (10%)	76,113,113	1.02	4 (5%)
20	CLA	B	846	2	65,73,73	1.26	7 (10%)	76,113,113	1.06	4 (5%)
20	CLA	T	204	-	57,65,73	1.29	6 (10%)	66,103,113	1.14	5 (7%)
26	DD6	U	212	-	39,45,45	1.62	7 (17%)	52,67,67	1.80	15 (28%)
20	CLA	A	810	1	54,62,73	1.40	7 (12%)	62,99,113	1.08	5 (8%)
20	CLA	B	843	2	65,73,73	1.29	7 (10%)	76,113,113	0.99	5 (6%)

Mol	Type	Chain	Res	Link	Bond lengths			Bond angles		
					Counts	RMSZ	# Z > 2	Counts	RMSZ	# Z > 2
20	CLA	H	206	18	65,73,73	1.25	7 (10%)	76,113,113	1.50	10 (13%)
29	LMG	P	202	-	34,34,55	1.05	3 (8%)	42,42,63	1.22	4 (9%)
20	CLA	A	829	1	65,73,73	1.28	7 (10%)	76,113,113	1.02	5 (6%)
20	CLA	G	202	-	41,49,73	1.59	7 (17%)	47,84,113	1.19	3 (6%)
31	A86	P	204	-	44,50,50	1.65	5 (11%)	51,76,76	1.87	11 (21%)
22	LHG	G	216	-	26,26,48	0.85	1 (3%)	29,32,54	1.22	2 (6%)
23	BCR	B	839	-	41,41,41	1.08	2 (4%)	56,56,56	1.27	8 (14%)
23	BCR	R	102	-	40,40,41	1.11	2 (5%)	54,54,56	1.37	7 (12%)
30	KC1	U	213	16	48,53,53	1.87	12 (25%)	55,89,89	1.33	8 (14%)
20	CLA	T	206	19	42,50,73	1.55	6 (14%)	48,85,113	1.10	3 (6%)
20	CLA	A	832	1	51,59,73	1.45	7 (13%)	59,96,113	1.16	6 (10%)
20	CLA	B	819	2	53,61,73	1.39	7 (13%)	61,98,113	1.09	5 (8%)
20	CLA	S	215	15	65,73,73	1.26	8 (12%)	76,113,113	0.96	5 (6%)
20	CLA	A	826	1	65,73,73	1.35	7 (10%)	76,113,113	0.89	4 (5%)
20	CLA	A	835	1	65,73,73	1.34	7 (10%)	76,113,113	1.16	5 (6%)
20	CLA	Q	209	13	65,73,73	1.23	7 (10%)	76,113,113	1.01	5 (6%)
26	DD6	O	201	-	39,45,45	1.56	8 (20%)	52,67,67	1.53	8 (15%)
20	CLA	B	848	2	50,58,73	1.46	7 (14%)	58,95,113	1.06	3 (5%)
26	DD6	U	203	-	39,45,45	1.67	7 (17%)	52,67,67	2.08	15 (28%)
20	CLA	G	209	17	56,64,73	1.33	7 (12%)	65,102,113	1.06	4 (6%)
29	LMG	U	201	-	32,32,55	0.97	0	40,40,63	1.20	3 (7%)
23	BCR	B	841	-	41,41,41	1.08	2 (4%)	56,56,56	1.10	2 (3%)
23	BCR	A	844	-	41,41,41	1.11	2 (4%)	56,56,56	1.19	4 (7%)
20	CLA	R	101	32	45,53,73	1.54	7 (15%)	52,89,113	1.12	3 (5%)
20	CLA	T	211	-	47,55,73	1.49	7 (14%)	54,91,113	1.21	4 (7%)
20	CLA	A	817	1	45,53,73	1.55	7 (15%)	52,89,113	1.14	4 (7%)
20	CLA	H	203	18	61,69,73	1.32	6 (9%)	71,108,113	1.03	4 (5%)
20	CLA	U	207	-	65,73,73	1.22	6 (9%)	76,113,113	1.22	8 (10%)
20	CLA	A	811	1	65,73,73	1.28	7 (10%)	76,113,113	1.00	4 (5%)
20	CLA	A	834	1	65,73,73	1.36	7 (10%)	76,113,113	0.99	4 (5%)
20	CLA	B	822	2	65,73,73	1.32	7 (10%)	76,113,113	0.91	3 (3%)
20	CLA	A	821	32	65,73,73	1.30	7 (10%)	76,113,113	1.07	7 (9%)
22	LHG	A	839	-	47,47,48	0.61	0	50,53,54	1.18	5 (10%)
26	DD6	S	210	-	39,45,45	1.53	8 (20%)	52,67,67	1.55	10 (19%)
20	CLA	B	809	2	65,73,73	1.26	7 (10%)	76,113,113	1.00	4 (5%)

Mol	Type	Chain	Res	Link	Bond lengths			Bond angles		
					Counts	RMSZ	# Z > 2	Counts	RMSZ	# Z > 2
20	CLA	B	833	32	65,73,73	1.27	7 (10%)	76,113,113	1.01	5 (6%)
23	BCR	A	843	-	41,41,41	1.09	2 (4%)	56,56,56	1.20	4 (7%)
20	CLA	B	832	2	47,55,73	1.51	7 (14%)	54,91,113	1.15	4 (7%)
20	CLA	A	813	1	50,58,73	1.50	7 (14%)	58,95,113	1.10	4 (6%)
20	CLA	B	802	2	65,73,73	1.32	7 (10%)	76,113,113	0.84	4 (5%)
20	CLA	Q	205	13	60,68,73	1.32	7 (11%)	70,107,113	1.03	3 (4%)
20	CLA	S	202	32	65,73,73	1.24	5 (7%)	76,113,113	1.12	6 (7%)
26	DD6	S	212	-	39,45,45	1.68	7 (17%)	52,67,67	1.70	11 (21%)
20	CLA	P	213	12	41,49,73	1.58	6 (14%)	47,84,113	1.38	7 (14%)
20	CLA	F	803	6	46,54,73	1.50	7 (15%)	53,90,113	1.10	4 (7%)
20	CLA	B	801	-	65,73,73	1.27	7 (10%)	76,113,113	1.02	5 (6%)
20	CLA	U	205	16	65,73,73	1.26	8 (12%)	76,113,113	1.09	5 (6%)
26	DD6	Q	215	-	39,45,45	1.58	8 (20%)	52,67,67	1.56	8 (15%)
22	LHG	A	840	20	26,26,48	0.81	1 (3%)	29,32,54	1.35	3 (10%)
20	CLA	G	204	17	43,51,73	1.52	8 (18%)	49,86,113	1.14	3 (6%)
20	CLA	J	103	8	42,50,73	1.52	7 (16%)	48,85,113	1.17	4 (8%)
26	DD6	A	855	-	39,45,45	1.52	8 (20%)	52,67,67	1.59	9 (17%)
20	CLA	A	820	1	51,59,73	1.49	7 (13%)	59,96,113	1.04	3 (5%)
20	CLA	B	806	2	65,73,73	1.29	7 (10%)	76,113,113	0.98	3 (3%)
20	CLA	A	815	1	65,73,73	1.30	7 (10%)	76,113,113	0.95	3 (3%)
20	CLA	A	846	1	60,68,73	1.39	7 (11%)	70,107,113	1.03	4 (5%)
26	DD6	J	101	-	39,45,45	1.58	8 (20%)	52,67,67	1.59	10 (19%)
20	CLA	L	202	9	49,57,73	1.43	7 (14%)	55,93,113	1.28	7 (12%)
31	A86	R	105	-	44,50,50	1.64	6 (13%)	51,76,76	1.63	10 (19%)
30	KC1	P	203	12	48,53,53	1.90	12 (25%)	55,89,89	1.30	9 (16%)
30	KC1	S	209	15	48,53,53	1.81	9 (18%)	55,89,89	1.33	8 (14%)
20	CLA	B	811	2	55,63,73	1.32	6 (10%)	64,101,113	1.06	5 (7%)
23	BCR	A	842	-	41,41,41	1.04	2 (4%)	56,56,56	1.15	3 (5%)
20	CLA	P	214	12	45,53,73	1.56	7 (15%)	52,89,113	1.13	3 (5%)
20	CLA	H	209	18	45,53,73	1.52	7 (15%)	52,89,113	1.21	4 (7%)
20	CLA	B	845	2	65,73,73	1.35	7 (10%)	76,113,113	0.98	4 (5%)
23	BCR	B	840	-	41,41,41	1.07	2 (4%)	56,56,56	1.26	6 (10%)
26	DD6	O	215	-	39,45,45	1.56	8 (20%)	52,67,67	1.62	11 (21%)
20	CLA	T	209	19	41,49,73	1.54	5 (12%)	47,84,113	1.31	4 (8%)
20	CLA	A	847	1	65,73,73	1.30	7 (10%)	76,113,113	1.11	4 (5%)

Mol	Type	Chain	Res	Link	Bond lengths			Bond angles		
					Counts	RMSZ	# Z > 2	Counts	RMSZ	# Z > 2
20	CLA	B	816	2	60,68,73	1.31	7 (11%)	70,107,113	1.04	5 (7%)
20	CLA	U	211	16	52,60,73	1.44	7 (13%)	60,97,113	1.09	4 (6%)
20	CLA	A	854	-	65,73,73	1.27	5 (7%)	76,113,113	1.34	9 (11%)
20	CLA	Q	211	13	41,49,73	1.61	7 (17%)	47,84,113	1.33	6 (12%)
29	LMG	I	103	-	49,49,55	0.80	0	57,57,63	1.24	6 (10%)
20	CLA	A	830	1	50,58,73	1.41	7 (14%)	58,95,113	1.09	4 (6%)
20	CLA	A	853	32	65,73,73	1.27	7 (10%)	76,113,113	0.98	4 (5%)
26	DD6	G	213	-	39,45,45	1.63	7 (17%)	52,67,67	1.60	8 (15%)
26	DD6	G	214	-	39,45,45	1.64	7 (17%)	52,67,67	1.71	15 (28%)
30	KC1	O	210	11	48,53,53	1.91	13 (27%)	55,89,89	1.11	6 (10%)
23	BCR	B	837	-	41,41,41	1.15	3 (7%)	56,56,56	1.24	5 (8%)
20	CLA	A	812	1	45,53,73	1.56	7 (15%)	52,89,113	1.22	5 (9%)
26	DD6	O	213	-	39,45,45	1.56	8 (20%)	52,67,67	1.55	10 (19%)
29	LMG	J	102	-	39,39,55	0.89	0	47,47,63	1.23	4 (8%)
20	CLA	B	825	2	65,73,73	1.29	7 (10%)	76,113,113	1.01	5 (6%)
23	BCR	I	102	-	41,41,41	1.10	2 (4%)	56,56,56	1.22	5 (8%)
20	CLA	B	814	2	55,63,73	1.44	7 (12%)	64,101,113	1.07	4 (6%)
20	CLA	F	802	-	48,56,73	1.49	7 (14%)	55,92,113	1.29	7 (12%)
20	CLA	A	802	1	55,63,73	1.44	7 (12%)	64,101,113	1.05	5 (7%)
20	CLA	P	207	12	65,73,73	1.23	8 (12%)	76,113,113	1.05	5 (6%)
23	BCR	A	841	-	41,41,41	1.04	2 (4%)	56,56,56	1.26	6 (10%)
20	CLA	B	827	2	49,57,73	1.46	7 (14%)	55,93,113	1.11	4 (7%)
20	CLA	A	838	22	52,60,73	1.39	6 (11%)	60,97,113	1.18	5 (8%)
20	CLA	B	823	2	65,73,73	1.31	7 (10%)	76,113,113	1.04	6 (7%)
23	BCR	L	201	-	41,41,41	1.11	2 (4%)	56,56,56	1.23	5 (8%)
26	DD6	T	213	-	39,45,45	1.60	7 (17%)	52,67,67	1.72	12 (23%)
20	CLA	B	808	2	65,73,73	1.30	7 (10%)	76,113,113	0.88	3 (3%)
20	CLA	O	211	11	41,49,73	1.61	7 (17%)	47,84,113	1.26	4 (8%)
20	CLA	Q	208	13	50,58,73	1.43	7 (14%)	58,95,113	1.12	6 (10%)
20	CLA	U	206	16	45,53,73	1.58	7 (15%)	52,89,113	1.08	3 (5%)
20	CLA	B	818	2	46,54,73	1.52	7 (15%)	53,90,113	1.19	4 (7%)
20	CLA	O	202	11	43,51,73	1.56	6 (13%)	49,86,113	1.15	4 (8%)
26	DD6	O	214	-	39,45,45	1.52	8 (20%)	52,67,67	1.65	10 (19%)
20	CLA	U	210	16	65,73,73	1.22	6 (9%)	76,113,113	1.00	5 (6%)
27	DGD	B	842	-	61,61,67	0.90	1 (1%)	75,75,81	1.37	9 (12%)

Mol	Type	Chain	Res	Link	Bond lengths			Bond angles		
					Counts	RMSZ	# Z > 2	Counts	RMSZ	# Z > 2
31	A86	R	103	-	40,46,50	1.77	4 (10%)	45,70,76	1.75	10 (22%)
26	DD6	G	212	-	39,45,45	1.51	8 (20%)	52,67,67	1.68	11 (21%)
20	CLA	S	206	15	46,54,73	1.60	7 (15%)	53,90,113	1.14	4 (7%)
30	KC1	P	206	12	48,53,53	1.80	11 (22%)	55,89,89	1.12	4 (7%)
25	SF4	C	102	3	0,12,12	-	-	-	-	-
20	CLA	A	805	1	49,57,73	1.47	7 (14%)	55,93,113	1.18	4 (7%)
20	CLA	P	209	-	52,60,73	1.37	7 (13%)	60,97,113	1.06	3 (5%)
20	CLA	T	202	19	41,49,73	1.57	7 (17%)	47,84,113	1.32	5 (10%)
23	BCR	J	104	-	41,41,41	1.13	2 (4%)	56,56,56	1.26	5 (8%)
20	CLA	A	801	-	65,73,73	1.24	8 (12%)	76,113,113	0.97	5 (6%)
20	CLA	G	201	17	45,53,73	1.50	6 (13%)	52,89,113	1.15	4 (7%)
20	CLA	G	203	17	45,53,73	1.57	7 (15%)	52,89,113	1.06	3 (5%)
20	CLA	B	828	2	58,66,73	1.35	7 (12%)	67,104,113	1.03	3 (4%)
20	CLA	S	214	-	65,73,73	1.22	7 (10%)	76,113,113	1.03	5 (6%)
20	CLA	O	207	11	46,54,73	1.50	7 (15%)	53,90,113	1.12	4 (7%)
20	CLA	A	806	1	65,73,73	1.23	7 (10%)	76,113,113	0.98	4 (5%)
30	KC1	T	208	-	48,53,53	1.93	12 (25%)	55,89,89	1.25	6 (10%)
26	DD6	O	212	-	39,45,45	1.57	7 (17%)	52,67,67	1.72	12 (23%)
20	CLA	U	204	-	61,69,73	1.30	7 (11%)	71,108,113	0.99	4 (5%)
20	CLA	P	208	12	56,64,73	1.39	7 (12%)	65,102,113	1.09	6 (9%)
20	CLA	Q	204	-	61,69,73	1.29	6 (9%)	71,108,113	1.06	5 (7%)
22	LHG	P	201	-	48,48,48	0.63	1 (2%)	51,54,54	1.21	6 (11%)
20	CLA	B	829	-	65,73,73	1.27	7 (10%)	76,113,113	0.96	4 (5%)
23	BCR	F	804	-	41,41,41	1.05	2 (4%)	56,56,56	1.26	5 (8%)
26	DD6	P	205	-	39,45,45	1.55	8 (20%)	52,67,67	1.71	10 (19%)
26	DD6	P	218	-	39,45,45	1.68	7 (17%)	52,67,67	1.78	10 (19%)
20	CLA	B	817	32	65,73,73	1.29	6 (9%)	76,113,113	0.94	4 (5%)
25	SF4	C	101	3	0,12,12	-	-	-	-	-
20	CLA	A	822	32	65,73,73	1.22	6 (9%)	76,113,113	1.05	5 (6%)
20	CLA	U	208	16	46,54,73	1.47	5 (10%)	53,90,113	1.22	5 (9%)
20	CLA	O	205	11	65,73,73	1.27	6 (9%)	76,113,113	1.02	4 (5%)
26	DD6	P	215	-	39,45,45	1.58	8 (20%)	52,67,67	1.59	9 (17%)
26	DD6	H	210	-	39,45,45	1.58	7 (17%)	52,67,67	1.61	10 (19%)
23	BCR	B	838	-	41,41,41	1.05	2 (4%)	56,56,56	1.23	6 (10%)
20	CLA	P	211	12	50,58,73	1.40	6 (12%)	58,95,113	1.17	4 (6%)

Mol	Type	Chain	Res	Link	Bond lengths			Bond angles		
					Counts	RMSZ	# Z > 2	Counts	RMSZ	# Z > 2
24	CL0	A	848	1	65,73,73	1.55	8 (12%)	76,113,113	0.86	3 (3%)
20	CLA	S	208	15	52,60,73	1.36	5 (9%)	60,97,113	1.21	4 (6%)
20	CLA	A	809	1	62,70,73	1.32	7 (11%)	72,109,113	1.01	4 (5%)
30	KC1	P	219	12	48,53,53	1.79	9 (18%)	55,89,89	1.13	4 (7%)
20	CLA	H	207	-	58,66,73	1.35	8 (13%)	67,104,113	1.27	6 (8%)
20	CLA	A	819	1	43,51,73	1.51	7 (16%)	49,86,113	1.25	4 (8%)
20	CLA	O	204	11	65,73,73	1.26	7 (10%)	76,113,113	0.98	4 (5%)
20	CLA	B	810	2	54,62,73	1.53	8 (14%)	67,100,113	0.96	3 (4%)
26	DD6	T	212	-	39,45,45	1.61	7 (17%)	52,67,67	1.82	12 (23%)
20	CLA	O	209	11	65,73,73	1.23	6 (9%)	76,113,113	1.13	6 (7%)
20	CLA	S	207	15	45,53,73	1.48	7 (15%)	52,89,113	1.20	5 (9%)
23	BCR	F	801	-	41,41,41	1.05	2 (4%)	56,56,56	1.21	4 (7%)
20	CLA	A	825	1	65,73,73	1.30	7 (10%)	76,113,113	0.98	4 (5%)
20	CLA	A	816	1	65,73,73	1.24	7 (10%)	76,113,113	1.07	5 (6%)
20	CLA	P	210	32	47,55,73	1.46	6 (12%)	54,91,113	1.09	4 (7%)
20	CLA	A	814	32	45,53,73	1.53	7 (15%)	52,89,113	1.19	5 (9%)
20	CLA	H	202	18	60,68,73	1.28	8 (13%)	70,107,113	1.13	4 (5%)
20	CLA	G	208	-	55,63,73	1.33	7 (12%)	64,101,113	1.12	4 (6%)
20	CLA	H	204	18	44,52,73	1.53	7 (15%)	49,87,113	1.10	3 (6%)
23	BCR	L	205	-	41,41,41	1.07	2 (4%)	56,56,56	1.34	5 (8%)
20	CLA	Q	207	13	46,54,73	1.53	7 (15%)	53,90,113	1.26	6 (11%)
20	CLA	A	851	1	65,73,73	1.26	7 (10%)	76,113,113	1.00	4 (5%)
20	CLA	A	807	1	54,62,73	1.39	7 (12%)	62,99,113	1.17	5 (8%)
26	DD6	Q	202	-	39,45,45	1.60	7 (17%)	52,67,67	1.75	11 (21%)
20	CLA	B	807	2	65,73,73	1.27	7 (10%)	76,113,113	0.99	4 (5%)
20	CLA	A	845	32	65,73,73	1.26	8 (12%)	76,113,113	1.03	4 (5%)
20	CLA	T	201	-	42,50,73	1.57	7 (16%)	48,85,113	1.08	4 (8%)
20	CLA	Q	203	13	48,56,73	1.52	7 (14%)	55,92,113	1.21	6 (10%)
26	DD6	G	211	-	39,45,45	1.52	8 (20%)	52,67,67	1.51	8 (15%)
20	CLA	G	205	17	61,69,73	1.25	8 (13%)	71,108,113	1.24	9 (12%)
26	DD6	H	211	-	39,45,45	1.57	7 (17%)	52,67,67	1.58	9 (17%)
23	BCR	M	101	-	41,41,41	1.09	2 (4%)	56,56,56	1.28	6 (10%)
20	CLA	O	203	-	45,53,73	1.52	7 (15%)	52,89,113	1.20	5 (9%)
20	CLA	A	852	1	65,73,73	1.25	7 (10%)	76,113,113	1.03	5 (6%)
20	CLA	A	831	1	45,53,73	1.51	7 (15%)	52,89,113	1.16	4 (7%)

Mol	Type	Chain	Res	Link	Bond lengths			Bond angles		
					Counts	RMSZ	# Z > 2	Counts	RMSZ	# Z > 2
20	CLA	Q	216	-	65,73,73	1.21	6 (9%)	76,113,113	0.98	5 (6%)
21	PQN	B	836	-	34,34,34	0.40	0	42,45,45	0.42	0
31	A86	U	202	-	44,50,50	1.66	5 (11%)	51,76,76	1.65	8 (15%)
20	CLA	G	215	17	45,53,73	1.48	6 (13%)	52,89,113	1.17	4 (7%)
26	DD6	S	203	-	39,45,45	1.56	8 (20%)	52,67,67	1.63	10 (19%)
20	CLA	A	836	-	65,73,73	1.29	7 (10%)	76,113,113	1.06	7 (9%)
29	LMG	P	217	-	25,25,55	1.35	5 (20%)	33,33,63	1.27	4 (12%)
20	CLA	A	833	1	65,73,73	1.32	7 (10%)	76,113,113	1.04	4 (5%)
20	CLA	Q	206	13	50,59,73	1.50	7 (14%)	57,96,113	1.05	4 (7%)
20	CLA	G	207	17	60,68,73	1.26	6 (10%)	70,107,113	1.13	4 (5%)
20	CLA	B	834	2	65,73,73	1.21	6 (9%)	76,113,113	0.95	4 (5%)
30	KC1	S	211	15	48,53,53	1.78	9 (18%)	55,89,89	1.23	7 (12%)
26	DD6	G	217	-	39,45,45	1.54	8 (20%)	52,67,67	1.52	10 (19%)
28	SQD	B	847	-	49,50,54	1.00	5 (10%)	58,61,65	1.60	9 (15%)
20	CLA	B	824	2	65,73,73	1.27	7 (10%)	76,113,113	1.07	6 (7%)
20	CLA	A	804	1	65,73,73	1.23	7 (10%)	76,113,113	1.02	5 (6%)
20	CLA	B	813	2	59,67,73	1.37	7 (11%)	68,105,113	1.25	8 (11%)
20	CLA	B	803	-	65,73,73	1.22	7 (10%)	76,113,113	1.09	8 (10%)
21	PQN	A	837	-	34,34,34	0.38	0	42,45,45	0.43	0
20	CLA	Q	212	13	65,73,73	1.31	7 (10%)	76,113,113	1.10	8 (10%)
20	CLA	B	831	2	65,73,73	1.27	7 (10%)	76,113,113	0.97	3 (3%)
20	CLA	B	812	2	54,62,73	1.39	7 (12%)	62,99,113	1.04	4 (6%)
20	CLA	B	830	2	58,66,73	1.37	8 (13%)	67,104,113	1.06	4 (5%)
20	CLA	B	835	-	65,73,73	1.30	7 (10%)	76,113,113	1.07	6 (7%)
20	CLA	L	204	32	50,58,73	1.41	8 (16%)	58,95,113	1.44	8 (13%)
20	CLA	U	209	16	42,50,73	1.51	7 (16%)	48,85,113	1.19	5 (10%)
20	CLA	H	205	18	45,53,73	1.61	7 (15%)	52,89,113	1.09	3 (5%)
31	A86	Q	201	-	44,50,50	1.58	6 (13%)	51,76,76	1.60	11 (21%)
26	DD6	U	214	-	24,26,45	1.62	6 (25%)	30,35,67	1.65	6 (20%)
30	KC1	Q	210	13	48,53,53	1.91	11 (22%)	55,89,89	1.26	6 (10%)
20	CLA	Q	213	32	57,65,73	1.32	7 (12%)	66,103,113	1.20	6 (9%)
20	CLA	A	823	1	65,73,73	1.28	6 (9%)	76,113,113	0.98	4 (5%)
20	CLA	A	828	1	65,73,73	1.29	7 (10%)	76,113,113	0.97	3 (3%)
26	DD6	P	220	-	39,45,45	1.59	7 (17%)	52,67,67	1.79	13 (25%)
20	CLA	B	844	2	65,73,73	1.28	7 (10%)	76,113,113	0.96	5 (6%)

In the following table, the Chirals column lists the number of chiral outliers, the number of chiral centers analysed, the number of these observed in the model and the number defined in the Chemical Component Dictionary. Similar counts are reported in the Torsion and Rings columns. '-' means no outliers of that kind were identified.

Mol	Type	Chain	Res	Link	Chirals	Torsions	Rings
20	CLA	O	208	11	1/1/14/20	2/31/109/115	-
20	CLA	G	206	17	1/1/15/20	11/37/115/115	-
29	LMG	Q	217	-	-	15/50/70/70	0/1/1/1
20	CLA	T	203	19	1/1/11/20	4/15/93/115	-
20	CLA	A	808	1	1/1/13/20	3/27/105/115	-
20	CLA	T	205	-	1/1/11/20	6/15/93/115	-
20	CLA	O	206	-	1/1/15/20	9/37/115/115	-
20	CLA	A	803	1	1/1/15/20	7/37/115/115	-
20	CLA	L	203	9	-	2/37/115/115	-
20	CLA	B	804	2	1/1/11/20	4/13/91/115	-
31	A86	Q	214	-	-	13/34/90/90	0/3/3/3
20	CLA	B	826	2	-	1/19/97/115	-
20	CLA	P	216	12	1/1/11/20	0/16/94/115	-
30	KC1	P	212	12	-	4/12/68/71	-
20	CLA	A	824	1	1/1/14/20	10/34/112/115	-
20	CLA	T	207	19	-	5/37/115/115	-
20	CLA	R	104	14	-	13/37/115/115	-
20	CLA	A	818	32	1/1/15/20	5/37/115/115	-
20	CLA	S	205	15	1/1/11/20	1/15/93/115	-
20	CLA	H	208	18	1/1/10/20	2/8/86/115	-
20	CLA	B	820	-	1/1/14/20	4/35/113/115	-
20	CLA	B	805	2	1/1/15/20	7/37/115/115	-
20	CLA	B	815	2	1/1/13/20	9/30/108/115	-
23	BCR	I	101	-	-	10/29/63/63	0/2/2/2
20	CLA	G	210	17	1/1/11/20	4/13/91/115	-
31	A86	Q	218	-	-	22/34/90/90	0/3/3/3
26	DD6	S	204	-	-	13/26/80/80	0/3/3/3
20	CLA	A	827	1	-	3/19/97/115	-
26	DD6	S	213	-	-	16/26/80/80	0/3/3/3
25	SF4	A	850	2,1	-	-	0/6/5/5
20	CLA	B	821	32	1/1/14/20	5/36/114/115	-
20	CLA	H	201	-	1/1/9/20	0/8/82/115	-

Continued on next page...

Continued from previous page...

Mol	Type	Chain	Res	Link	Chirals	Torsions	Rings
20	CLA	T	210	19	-	4/15/93/115	-
28	SQD	S	201	-	-	16/41/61/69	0/1/1/1
20	CLA	A	849	1	1/1/15/20	6/37/115/115	-
20	CLA	B	846	2	1/1/15/20	5/37/115/115	-
20	CLA	T	204	-	-	8/28/106/115	-
26	DD6	U	212	-	-	10/26/80/80	0/3/3/3
20	CLA	A	810	1	1/1/12/20	5/24/102/115	-
20	CLA	B	843	2	1/1/15/20	5/37/115/115	-
20	CLA	H	206	18	1/1/15/20	16/37/115/115	-
29	LMG	P	202	-	-	15/29/49/70	0/1/1/1
20	CLA	A	829	1	1/1/15/20	3/37/115/115	-
20	CLA	G	202	-	1/1/10/20	0/8/86/115	-
31	A86	P	204	-	-	17/34/90/90	0/3/3/3
22	LHG	G	216	-	-	20/31/31/53	-
23	BCR	B	839	-	-	6/29/63/63	0/2/2/2
23	BCR	R	102	-	-	9/27/61/63	0/2/2/2
30	KC1	U	213	16	-	3/15/71/71	-
20	CLA	T	206	19	1/1/10/20	1/10/88/115	-
20	CLA	A	832	1	1/1/12/20	1/21/99/115	-
20	CLA	S	215	15	1/1/15/20	5/37/115/115	-
20	CLA	B	819	2	-	4/23/101/115	-
20	CLA	A	826	1	-	3/37/115/115	-
20	CLA	A	835	1	1/1/15/20	9/37/115/115	-
20	CLA	Q	209	13	-	10/37/115/115	-
26	DD6	O	201	-	-	8/26/80/80	0/3/3/3
20	CLA	B	848	2	1/1/12/20	3/19/97/115	-
26	DD6	U	203	-	-	16/26/80/80	0/3/3/3
20	CLA	G	209	17	-	7/27/105/115	-
29	LMG	U	201	-	-	14/27/47/70	0/1/1/1
23	BCR	B	841	-	-	8/29/63/63	0/2/2/2
23	BCR	A	844	-	-	9/29/63/63	0/2/2/2
20	CLA	R	101	32	1/1/11/20	2/13/91/115	-
20	CLA	T	211	-	1/1/11/20	6/16/94/115	-
20	CLA	A	817	1	1/1/11/20	1/13/91/115	-
20	CLA	H	203	18	1/1/14/20	6/33/111/115	-

Continued on next page...

Continued from previous page...

Mol	Type	Chain	Res	Link	Chirals	Torsions	Rings
20	CLA	U	207	-	-	10/37/115/115	-
20	CLA	A	811	1	1/1/15/20	7/37/115/115	-
20	CLA	A	834	1	1/1/15/20	9/37/115/115	-
20	CLA	B	822	2	1/1/15/20	0/37/115/115	-
20	CLA	A	821	32	1/1/15/20	6/37/115/115	-
22	LHG	A	839	-	-	24/52/52/53	-
26	DD6	S	210	-	-	7/26/80/80	0/3/3/3
20	CLA	B	809	2	1/1/15/20	10/37/115/115	-
20	CLA	B	833	32	1/1/15/20	3/37/115/115	-
23	BCR	A	843	-	-	6/29/63/63	0/2/2/2
20	CLA	B	832	2	1/1/11/20	2/16/94/115	-
20	CLA	B	802	2	1/1/15/20	4/37/115/115	-
20	CLA	Q	205	13	1/1/14/20	7/31/109/115	-
20	CLA	A	813	1	-	1/19/97/115	-
20	CLA	S	202	32	-	6/37/115/115	-
26	DD6	S	212	-	-	13/26/80/80	0/3/3/3
20	CLA	P	213	12	1/1/10/20	3/8/86/115	-
20	CLA	F	803	6	1/1/11/20	6/15/93/115	-
20	CLA	B	801	-	1/1/15/20	3/37/115/115	-
20	CLA	U	205	16	-	2/37/115/115	-
26	DD6	Q	215	-	-	12/26/80/80	0/3/3/3
22	LHG	A	840	20	-	10/31/31/53	-
20	CLA	G	204	17	-	4/11/89/115	-
20	CLA	J	103	8	1/1/10/20	4/10/88/115	-
26	DD6	A	855	-	-	14/26/80/80	0/3/3/3
20	CLA	A	820	1	1/1/12/20	0/21/99/115	-
20	CLA	B	806	2	1/1/15/20	9/37/115/115	-
20	CLA	A	815	1	1/1/15/20	10/37/115/115	-
20	CLA	A	846	1	-	2/31/109/115	-
26	DD6	J	101	-	-	6/26/80/80	0/3/3/3
20	CLA	L	202	9	1/1/11/20	5/18/96/115	-
31	A86	R	105	-	-	15/34/90/90	0/3/3/3
30	KC1	P	203	12	-	3/15/71/71	-
30	KC1	S	209	15	-	2/15/71/71	-
20	CLA	B	811	2	-	0/25/103/115	-

Continued on next page...

Continued from previous page...

Mol	Type	Chain	Res	Link	Chirals	Torsions	Rings
23	BCR	A	842	-	-	9/29/63/63	0/2/2/2
20	CLA	P	214	12	1/1/11/20	4/13/91/115	-
20	CLA	H	209	18	1/1/11/20	4/13/91/115	-
20	CLA	B	845	2	1/1/15/20	4/37/115/115	-
23	BCR	B	840	-	-	5/29/63/63	0/2/2/2
26	DD6	O	215	-	-	14/26/80/80	0/3/3/3
20	CLA	T	209	19	-	0/8/86/115	-
20	CLA	A	847	1	-	8/37/115/115	-
20	CLA	B	816	2	1/1/14/20	2/31/109/115	-
20	CLA	U	211	16	1/1/12/20	4/22/100/115	-
20	CLA	A	854	-	1/1/15/20	10/37/115/115	-
20	CLA	Q	211	13	1/1/10/20	2/8/86/115	-
29	LMG	I	103	-	-	15/44/64/70	0/1/1/1
20	CLA	A	830	1	-	1/19/97/115	-
20	CLA	A	853	32	1/1/15/20	2/37/115/115	-
26	DD6	G	213	-	-	11/26/80/80	0/3/3/3
26	DD6	G	214	-	-	12/26/80/80	0/3/3/3
30	KC1	O	210	11	-	0/15/71/71	-
23	BCR	B	837	-	-	10/29/63/63	0/2/2/2
20	CLA	A	812	1	1/1/11/20	1/13/91/115	-
26	DD6	O	213	-	-	9/26/80/80	0/3/3/3
29	LMG	J	102	-	-	13/34/54/70	0/1/1/1
20	CLA	B	825	2	-	9/37/115/115	-
23	BCR	I	102	-	-	8/29/63/63	0/2/2/2
20	CLA	B	814	2	-	3/25/103/115	-
20	CLA	F	802	-	1/1/11/20	4/17/95/115	-
20	CLA	A	802	1	1/1/13/20	1/25/103/115	-
20	CLA	P	207	12	1/1/15/20	8/37/115/115	-
23	BCR	A	841	-	-	8/29/63/63	0/2/2/2
20	CLA	B	827	2	1/1/11/20	2/18/96/115	-
20	CLA	A	838	22	1/1/12/20	4/22/100/115	-
20	CLA	B	823	2	1/1/15/20	9/37/115/115	-
23	BCR	L	201	-	-	11/29/63/63	0/2/2/2
26	DD6	T	213	-	-	19/26/80/80	0/3/3/3
20	CLA	B	808	2	1/1/15/20	7/37/115/115	-

Continued on next page...

Continued from previous page...

Mol	Type	Chain	Res	Link	Chirals	Torsions	Rings
20	CLA	O	211	11	-	0/8/86/115	-
20	CLA	Q	208	13	1/1/12/20	2/19/97/115	-
20	CLA	U	206	16	1/1/11/20	2/13/91/115	-
20	CLA	B	818	2	-	1/15/93/115	-
20	CLA	O	202	11	-	1/11/89/115	-
26	DD6	O	214	-	-	11/26/80/80	0/3/3/3
20	CLA	U	210	16	-	7/37/115/115	-
27	DGD	B	842	-	-	20/49/89/95	0/2/2/2
31	A86	R	103	-	-	11/30/84/90	0/3/3/3
26	DD6	G	212	-	-	13/26/80/80	0/3/3/3
20	CLA	S	206	15	1/1/11/20	3/15/93/115	-
30	KC1	P	206	12	-	3/15/71/71	-
25	SF4	C	102	3	-	-	0/6/5/5
20	CLA	A	805	1	1/1/11/20	1/18/96/115	-
20	CLA	P	209	-	1/1/12/20	3/22/100/115	-
20	CLA	T	202	19	1/1/10/20	2/8/86/115	-
23	BCR	J	104	-	-	14/29/63/63	0/2/2/2
20	CLA	G	203	17	1/1/11/20	7/13/91/115	-
20	CLA	A	801	-	-	4/37/115/115	-
20	CLA	G	201	17	-	2/13/91/115	-
20	CLA	B	828	2	-	6/29/107/115	-
20	CLA	S	214	-	1/1/15/20	8/37/115/115	-
20	CLA	O	207	11	1/1/11/20	1/15/93/115	-
20	CLA	A	806	1	1/1/15/20	3/37/115/115	-
30	KC1	T	208	-	-	3/15/71/71	-
26	DD6	O	212	-	-	7/26/80/80	0/3/3/3
20	CLA	U	204	-	1/1/14/20	5/33/111/115	-
20	CLA	P	208	12	1/1/13/20	5/27/105/115	-
20	CLA	Q	204	-	1/1/14/20	0/33/111/115	-
22	LHG	P	201	-	-	25/53/53/53	-
20	CLA	B	829	-	1/1/15/20	1/37/115/115	-
23	BCR	F	804	-	-	10/29/63/63	0/2/2/2
26	DD6	P	205	-	-	6/26/80/80	0/3/3/3
26	DD6	P	218	-	-	13/26/80/80	0/3/3/3
20	CLA	B	817	32	1/1/15/20	5/37/115/115	-
25	SF4	C	101	3	-	-	0/6/5/5

Continued on next page...

Continued from previous page...

Mol	Type	Chain	Res	Link	Chirals	Torsions	Rings
20	CLA	A	822	32	1/1/15/20	7/37/115/115	-
20	CLA	U	208	16	1/1/11/20	3/15/93/115	-
20	CLA	O	205	11	1/1/15/20	4/37/115/115	-
26	DD6	P	215	-	-	6/26/80/80	0/3/3/3
26	DD6	H	210	-	-	14/26/80/80	0/3/3/3
23	BCR	B	838	-	-	7/29/63/63	0/2/2/2
20	CLA	P	211	12	-	2/19/97/115	-
24	CL0	A	848	1	-	1/37/135/135	-
20	CLA	S	208	15	-	5/22/100/115	-
20	CLA	A	809	1	-	2/34/112/115	-
30	KC1	P	219	12	-	4/15/71/71	-
20	CLA	H	207	-	1/1/13/20	6/29/107/115	-
20	CLA	A	819	1	-	1/11/89/115	-
20	CLA	O	204	11	1/1/15/20	2/37/115/115	-
20	CLA	B	810	2	-	2/25/101/115	-
26	DD6	T	212	-	-	14/26/80/80	0/3/3/3
20	CLA	O	209	11	-	7/37/115/115	-
20	CLA	S	207	15	1/1/11/20	2/13/91/115	-
23	BCR	F	801	-	-	8/29/63/63	0/2/2/2
20	CLA	A	825	1	1/1/15/20	6/37/115/115	-
20	CLA	A	816	1	1/1/15/20	2/37/115/115	-
20	CLA	P	210	32	-	5/16/94/115	-
20	CLA	A	814	32	1/1/11/20	4/13/91/115	-
20	CLA	H	202	18	1/1/14/20	8/31/109/115	-
20	CLA	G	208	-	1/1/13/20	5/25/103/115	-
20	CLA	H	204	18	1/1/10/20	0/11/90/115	-
23	BCR	L	205	-	-	7/29/63/63	0/2/2/2
20	CLA	Q	207	13	1/1/11/20	4/15/93/115	-
20	CLA	A	851	1	1/1/15/20	11/37/115/115	-
20	CLA	A	807	1	-	6/24/102/115	-
26	DD6	Q	202	-	-	7/26/80/80	0/3/3/3
20	CLA	B	807	2	1/1/15/20	6/37/115/115	-
20	CLA	A	845	32	1/1/15/20	9/37/115/115	-
20	CLA	T	201	-	1/1/10/20	0/10/88/115	-
20	CLA	Q	203	13	-	7/17/95/115	-

Continued on next page...

Continued from previous page...

Mol	Type	Chain	Res	Link	Chirals	Torsions	Rings
26	DD6	G	211	-	-	7/26/80/80	0/3/3/3
20	CLA	G	205	17	1/1/14/20	9/33/111/115	-
26	DD6	H	211	-	-	11/26/80/80	0/3/3/3
23	BCR	M	101	-	-	8/29/63/63	0/2/2/2
20	CLA	O	203	-	1/1/11/20	2/13/91/115	-
20	CLA	A	852	1	1/1/15/20	6/37/115/115	-
20	CLA	A	831	1	1/1/11/20	6/13/91/115	-
20	CLA	Q	216	-	-	14/37/115/115	-
21	PQN	B	836	-	-	4/23/43/43	0/2/2/2
31	A86	U	202	-	-	16/34/90/90	0/3/3/3
20	CLA	G	215	17	1/1/11/20	4/13/91/115	-
26	DD6	S	203	-	-	4/26/80/80	0/3/3/3
20	CLA	A	836	-	1/1/15/20	5/37/115/115	-
29	LMG	P	217	-	-	8/19/39/70	0/1/1/1
20	CLA	A	833	1	1/1/15/20	8/37/115/115	-
20	CLA	Q	206	13	1/1/12/20	3/20/98/115	-
20	CLA	G	207	17	1/1/14/20	8/31/109/115	-
20	CLA	B	834	2	1/1/15/20	20/37/115/115	-
30	KC1	S	211	15	-	7/15/71/71	-
26	DD6	G	217	-	-	12/26/80/80	0/3/3/3
28	SQD	B	847	-	-	16/45/65/69	0/1/1/1
20	CLA	B	824	2	-	2/37/115/115	-
20	CLA	A	804	1	1/1/15/20	7/37/115/115	-
20	CLA	B	813	2	-	13/30/108/115	-
20	CLA	B	803	-	1/1/15/20	5/37/115/115	-
21	PQN	A	837	-	-	5/23/43/43	0/2/2/2
20	CLA	Q	212	13	-	6/37/115/115	-
20	CLA	B	831	2	1/1/15/20	8/37/115/115	-
20	CLA	B	812	2	1/1/12/20	2/24/102/115	-
20	CLA	B	830	2	1/1/13/20	2/29/107/115	-
20	CLA	B	835	-	1/1/15/20	0/37/115/115	-
20	CLA	L	204	32	-	5/19/97/115	-
20	CLA	U	209	16	1/1/10/20	1/10/88/115	-
20	CLA	H	205	18	1/1/11/20	2/13/91/115	-

Continued on next page...

Continued from previous page...

Mol	Type	Chain	Res	Link	Chirals	Torsions	Rings
31	A86	Q	201	-	-	17/34/90/90	0/3/3/3
26	DD6	U	214	-	-	10/14/37/80	0/1/1/3
30	KC1	Q	210	13	-	2/15/71/71	-
20	CLA	Q	213	32	1/1/13/20	6/28/106/115	-
20	CLA	A	823	1	1/1/15/20	6/37/115/115	-
20	CLA	A	828	1	1/1/15/20	3/37/115/115	-
26	DD6	P	220	-	-	15/26/80/80	0/3/3/3
20	CLA	B	844	2	1/1/15/20	5/37/115/115	-

All (1574) bond length outliers are listed below:

Mol	Chain	Res	Type	Atoms	Z	Observed(Å)	Ideal(Å)
31	Q	214	A86	C13-C11	-6.59	1.36	1.49
31	Q	218	A86	C13-C11	-6.57	1.36	1.49
31	R	105	A86	C13-C11	-6.44	1.37	1.49
31	U	202	A86	C13-C11	-6.28	1.37	1.49
31	P	204	A86	C13-C11	-6.21	1.37	1.49
31	R	103	A86	C13-C11	-6.18	1.37	1.49
20	R	104	CLA	MG-NA	5.76	2.20	2.06
31	Q	201	A86	C13-C11	-5.68	1.38	1.49
24	A	848	CL0	MG-NC	5.45	2.19	2.06
24	A	848	CL0	MG-NA	5.43	2.19	2.06
26	S	212	DD6	C10-C11	5.04	1.42	1.35
20	A	826	CLA	MG-NA	5.02	2.18	2.06
20	H	205	CLA	MG-NA	5.01	2.18	2.06
20	H	203	CLA	C4B-NB	4.99	1.39	1.35
20	B	845	CLA	MG-NA	4.98	2.18	2.06
20	S	206	CLA	MG-NA	4.95	2.18	2.06
20	G	203	CLA	C4B-NB	4.88	1.39	1.35
20	G	206	CLA	MG-NA	4.87	2.17	2.06
30	T	208	KC1	C1D-ND	4.86	1.39	1.35
20	T	210	CLA	C4B-NB	4.85	1.39	1.35
20	A	835	CLA	C4B-NB	4.84	1.39	1.35
20	U	208	CLA	C4B-NB	4.83	1.39	1.35
20	A	834	CLA	C4B-NB	4.82	1.39	1.35
20	O	207	CLA	C4B-NB	4.80	1.39	1.35
20	G	208	CLA	C4B-NB	4.79	1.39	1.35
20	B	845	CLA	C4B-NB	4.78	1.39	1.35
20	H	204	CLA	C4B-NB	4.78	1.39	1.35
20	P	214	CLA	C4B-NB	4.77	1.39	1.35

Continued on next page...

Continued from previous page...

Mol	Chain	Res	Type	Atoms	Z	Observed(Å)	Ideal(Å)
20	O	211	CLA	C4B-NB	4.77	1.39	1.35
20	O	202	CLA	C4B-NB	4.76	1.39	1.35
20	A	854	CLA	C4B-NB	4.75	1.39	1.35
20	A	820	CLA	C4B-NB	4.75	1.39	1.35
20	A	831	CLA	C4B-NB	4.75	1.39	1.35
20	H	207	CLA	C4B-NB	4.75	1.39	1.35
20	T	211	CLA	C4B-NB	4.75	1.39	1.35
20	B	818	CLA	C4B-NB	4.75	1.39	1.35
20	A	836	CLA	C4B-NB	4.75	1.39	1.35
20	B	848	CLA	C4B-NB	4.73	1.39	1.35
30	U	213	KC1	C1D-ND	4.73	1.39	1.35
20	Q	204	CLA	C4B-NB	4.72	1.39	1.35
20	P	213	CLA	C4B-NB	4.72	1.39	1.35
20	A	853	CLA	C4B-NB	4.72	1.39	1.35
20	T	201	CLA	C4B-NB	4.72	1.39	1.35
20	B	817	CLA	C4B-NB	4.72	1.39	1.35
20	Q	203	CLA	C4B-NB	4.72	1.39	1.35
20	A	814	CLA	C4B-NB	4.70	1.39	1.35
20	G	201	CLA	C4B-NB	4.70	1.39	1.35
20	A	815	CLA	C4B-NB	4.69	1.39	1.35
20	B	829	CLA	C4B-NB	4.69	1.39	1.35
20	A	823	CLA	C1C-C2C	-4.69	1.35	1.44
20	U	211	CLA	C4B-NB	4.68	1.39	1.35
20	P	210	CLA	C4B-NB	4.68	1.39	1.35
20	H	208	CLA	C4B-NB	4.67	1.39	1.35
20	S	202	CLA	C4B-NB	4.67	1.39	1.35
20	A	802	CLA	MG-NA	4.66	2.17	2.06
20	S	206	CLA	C4B-NB	4.66	1.39	1.35
24	A	848	CL0	C4B-NB	4.66	1.39	1.35
20	A	823	CLA	C4C-C3C	-4.66	1.37	1.45
20	Q	207	CLA	C4B-NB	4.65	1.39	1.35
20	R	104	CLA	MG-NC	4.64	2.17	2.06
20	B	808	CLA	C4C-C3C	-4.64	1.37	1.45
20	A	813	CLA	C4B-NB	4.64	1.39	1.35
20	B	822	CLA	C4B-NB	4.64	1.39	1.35
20	B	810	CLA	MG-NA	4.64	2.17	2.06
20	B	848	CLA	C4C-C3C	-4.64	1.37	1.45
20	S	205	CLA	C4B-NB	4.63	1.39	1.35
20	A	846	CLA	MG-NA	4.63	2.17	2.06
20	A	833	CLA	C4B-NB	4.63	1.39	1.35
20	Q	212	CLA	MG-NA	4.62	2.17	2.06
20	H	201	CLA	C4B-NB	4.62	1.39	1.35

Continued on next page...

Continued from previous page...

Mol	Chain	Res	Type	Atoms	Z	Observed(Å)	Ideal(Å)
20	Q	206	CLA	MG-NA	4.62	2.17	2.06
20	A	817	CLA	C4B-NB	4.61	1.39	1.35
20	G	215	CLA	C4B-NB	4.60	1.39	1.35
20	H	205	CLA	C1C-C2C	-4.60	1.35	1.44
20	B	834	CLA	C4C-C3C	-4.60	1.37	1.45
30	Q	210	KC1	C1D-ND	4.59	1.39	1.35
20	A	834	CLA	MG-NA	4.59	2.17	2.06
20	R	101	CLA	C4B-NB	4.58	1.39	1.35
20	B	803	CLA	C1C-C2C	-4.58	1.35	1.44
20	B	808	CLA	C4B-NB	4.57	1.39	1.35
20	U	209	CLA	C4B-NB	4.57	1.39	1.35
20	A	810	CLA	C4B-NB	4.57	1.39	1.35
20	B	833	CLA	C4B-NB	4.57	1.39	1.35
20	A	847	CLA	C4B-NB	4.57	1.39	1.35
20	T	206	CLA	C4B-NB	4.57	1.39	1.35
20	O	209	CLA	C4C-C3C	-4.57	1.37	1.45
20	B	816	CLA	C4C-C3C	-4.56	1.37	1.45
20	U	205	CLA	C4C-C3C	-4.56	1.37	1.45
20	A	832	CLA	MG-NA	4.56	2.17	2.06
20	H	207	CLA	C4C-C3C	-4.56	1.37	1.45
30	P	206	KC1	C4C-C3C	-4.56	1.37	1.45
20	O	204	CLA	C4C-C3C	-4.55	1.37	1.45
20	U	210	CLA	C4C-C3C	-4.55	1.37	1.45
20	P	211	CLA	C4C-C3C	-4.55	1.37	1.45
20	B	802	CLA	C4C-C3C	-4.55	1.37	1.45
20	T	207	CLA	C4C-C3C	-4.55	1.37	1.45
20	B	815	CLA	C4B-NB	4.54	1.39	1.35
20	A	809	CLA	C4C-C3C	-4.54	1.37	1.45
31	R	103	A86	C5-C6	4.53	1.41	1.35
20	H	206	CLA	C4C-C3C	-4.53	1.37	1.45
20	B	831	CLA	C4C-C3C	-4.53	1.37	1.45
30	O	210	KC1	C1D-ND	4.53	1.39	1.35
20	B	810	CLA	C4B-NB	4.53	1.39	1.35
20	A	825	CLA	C4C-C3C	-4.52	1.37	1.45
31	R	103	A86	C2-C1	4.52	1.41	1.35
20	B	807	CLA	C4C-C3C	-4.52	1.37	1.45
20	U	206	CLA	MG-NA	4.52	2.17	2.06
20	Q	204	CLA	C4C-C3C	-4.51	1.37	1.45
20	S	206	CLA	C4C-C3C	-4.51	1.37	1.45
20	B	809	CLA	C1C-C2C	-4.51	1.35	1.44
30	Q	210	KC1	C4C-C3C	-4.51	1.37	1.45
20	A	836	CLA	C4C-C3C	-4.51	1.37	1.45

Continued on next page...

Continued from previous page...

Mol	Chain	Res	Type	Atoms	Z	Observed(Å)	Ideal(Å)
30	S	209	KC1	C1D-ND	4.51	1.39	1.35
20	A	846	CLA	C4C-C3C	-4.51	1.37	1.45
20	A	838	CLA	C4C-C3C	-4.51	1.37	1.45
20	A	804	CLA	C4C-C3C	-4.51	1.37	1.45
30	P	219	KC1	C4C-C3C	-4.50	1.37	1.45
20	O	208	CLA	C4B-NB	4.50	1.39	1.35
20	B	822	CLA	C4C-C3C	-4.50	1.37	1.45
20	B	804	CLA	C4C-C3C	-4.50	1.37	1.45
20	B	846	CLA	C4B-NB	4.50	1.39	1.35
20	A	849	CLA	C1C-C2C	-4.50	1.35	1.44
20	F	803	CLA	C4B-NB	4.50	1.39	1.35
20	G	203	CLA	C4C-C3C	-4.50	1.37	1.45
20	T	210	CLA	MG-NA	4.50	2.17	2.06
26	U	203	DD6	C10-C11	4.50	1.41	1.35
20	Q	212	CLA	C1C-C2C	-4.50	1.35	1.44
20	A	801	CLA	C4C-C3C	-4.50	1.37	1.45
20	G	206	CLA	C4C-C3C	-4.50	1.37	1.45
20	B	821	CLA	C4C-C3C	-4.49	1.37	1.45
20	A	824	CLA	C4C-C3C	-4.49	1.37	1.45
20	U	206	CLA	C4C-C3C	-4.49	1.37	1.45
20	A	847	CLA	C1C-C2C	-4.49	1.35	1.44
20	A	808	CLA	C4C-C3C	-4.49	1.37	1.45
20	A	812	CLA	MG-NA	4.49	2.16	2.06
20	B	808	CLA	C1C-C2C	-4.48	1.35	1.44
20	B	812	CLA	C4C-C3C	-4.47	1.37	1.45
20	B	823	CLA	C4C-C3C	-4.47	1.37	1.45
20	T	202	CLA	C4C-C3C	-4.47	1.37	1.45
20	B	811	CLA	C1C-C2C	-4.47	1.35	1.44
20	T	210	CLA	C1C-C2C	-4.47	1.35	1.44
20	A	810	CLA	C4C-C3C	-4.47	1.37	1.45
20	A	817	CLA	C4C-C3C	-4.47	1.37	1.45
20	A	803	CLA	C1C-C2C	-4.47	1.35	1.44
20	B	843	CLA	MG-NA	4.47	2.16	2.06
20	A	805	CLA	C4C-C3C	-4.46	1.37	1.45
20	A	834	CLA	C4C-C3C	-4.46	1.37	1.45
20	B	804	CLA	MG-NA	4.46	2.16	2.06
20	B	811	CLA	C4C-C3C	-4.46	1.37	1.45
20	Q	209	CLA	C4C-C3C	-4.46	1.37	1.45
26	U	212	DD6	C10-C11	4.46	1.41	1.35
20	U	206	CLA	C4B-NB	4.46	1.39	1.35
20	B	806	CLA	C4C-C3C	-4.46	1.37	1.45
20	P	214	CLA	C4C-C3C	-4.46	1.37	1.45

Continued on next page...

Continued from previous page...

Mol	Chain	Res	Type	Atoms	Z	Observed(Å)	Ideal(Å)
20	T	205	CLA	C4C-C3C	-4.46	1.37	1.45
20	P	207	CLA	C4C-C3C	-4.45	1.37	1.45
20	B	828	CLA	C4C-C3C	-4.45	1.37	1.45
26	S	212	DD6	C2-C1	4.45	1.41	1.35
20	A	813	CLA	C4C-C3C	-4.45	1.37	1.45
20	B	832	CLA	C4C-C3C	-4.45	1.37	1.45
20	A	827	CLA	C4C-C3C	-4.45	1.37	1.45
20	O	203	CLA	C4C-C3C	-4.45	1.37	1.45
20	A	806	CLA	C4C-C3C	-4.45	1.37	1.45
20	B	813	CLA	C4C-C3C	-4.45	1.37	1.45
20	B	835	CLA	C1C-C2C	-4.45	1.36	1.44
30	O	210	KC1	C1C-C2C	-4.45	1.36	1.44
20	U	211	CLA	C4C-C3C	-4.45	1.37	1.45
20	P	208	CLA	MG-NA	4.44	2.16	2.06
20	L	203	CLA	C4C-C3C	-4.44	1.37	1.45
20	P	209	CLA	C4C-C3C	-4.44	1.37	1.45
20	B	820	CLA	C4C-C3C	-4.44	1.37	1.45
20	A	832	CLA	C4C-C3C	-4.44	1.37	1.45
20	T	211	CLA	C4C-C3C	-4.44	1.37	1.45
20	A	833	CLA	C4C-C3C	-4.44	1.37	1.45
20	B	814	CLA	C4C-C3C	-4.44	1.37	1.45
20	G	210	CLA	C4B-NB	4.44	1.39	1.35
20	R	101	CLA	C4C-C3C	-4.44	1.37	1.45
24	A	848	CL0	C4C-C3C	-4.44	1.37	1.45
20	A	819	CLA	C4C-C3C	-4.44	1.37	1.45
20	B	816	CLA	C1C-C2C	-4.43	1.36	1.44
20	A	818	CLA	C4C-C3C	-4.43	1.37	1.45
20	B	801	CLA	C4C-C3C	-4.43	1.37	1.45
20	A	802	CLA	C4C-C3C	-4.43	1.37	1.45
20	T	203	CLA	C4C-C3C	-4.43	1.37	1.45
20	Q	206	CLA	C1C-C2C	-4.43	1.36	1.44
20	A	852	CLA	C4C-C3C	-4.43	1.37	1.45
20	B	819	CLA	C4C-C3C	-4.43	1.37	1.45
20	Q	206	CLA	C4C-C3C	-4.43	1.37	1.45
20	A	831	CLA	C4C-C3C	-4.43	1.37	1.45
31	P	204	A86	C2-C1	4.42	1.41	1.35
20	A	815	CLA	C4C-C3C	-4.42	1.37	1.45
20	O	211	CLA	C4C-C3C	-4.42	1.37	1.45
20	B	813	CLA	MG-NA	4.42	2.16	2.06
20	S	205	CLA	C4C-C3C	-4.42	1.37	1.45
30	P	203	KC1	C1C-C2C	-4.42	1.36	1.44
20	A	828	CLA	C4C-C3C	-4.42	1.37	1.45

Continued on next page...

Continued from previous page...

Mol	Chain	Res	Type	Atoms	Z	Observed(Å)	Ideal(Å)
20	B	846	CLA	C4C-C3C	-4.42	1.37	1.45
20	B	833	CLA	C4C-C3C	-4.42	1.37	1.45
20	A	814	CLA	C4C-C3C	-4.42	1.37	1.45
20	F	803	CLA	C4C-C3C	-4.42	1.37	1.45
20	A	851	CLA	C4C-C3C	-4.42	1.37	1.45
20	A	804	CLA	C1C-C2C	-4.41	1.36	1.44
20	A	812	CLA	C1C-C2C	-4.41	1.36	1.44
20	B	822	CLA	C1C-C2C	-4.41	1.36	1.44
20	G	206	CLA	C1C-C2C	-4.41	1.36	1.44
20	T	206	CLA	C4C-C3C	-4.41	1.37	1.45
20	L	202	CLA	C4C-C3C	-4.41	1.37	1.45
20	B	834	CLA	C1C-C2C	-4.41	1.36	1.44
20	P	208	CLA	C4C-C3C	-4.41	1.37	1.45
20	A	825	CLA	MG-NA	4.41	2.16	2.06
20	A	829	CLA	C1C-C2C	-4.41	1.36	1.44
20	A	830	CLA	C4C-C3C	-4.41	1.37	1.45
20	A	829	CLA	C4C-C3C	-4.41	1.37	1.45
31	P	204	A86	C5-C6	4.41	1.41	1.35
20	B	815	CLA	C4C-C3C	-4.41	1.37	1.45
20	G	207	CLA	C4C-C3C	-4.41	1.37	1.45
20	P	213	CLA	C4C-C3C	-4.41	1.37	1.45
20	T	201	CLA	C4C-C3C	-4.41	1.37	1.45
20	A	803	CLA	C4C-C3C	-4.40	1.37	1.45
20	A	816	CLA	C4C-C3C	-4.40	1.37	1.45
20	A	830	CLA	C1C-C2C	-4.40	1.36	1.44
30	U	213	KC1	C4C-C3C	-4.40	1.37	1.45
20	A	826	CLA	C1C-C2C	-4.40	1.36	1.44
20	A	807	CLA	C4C-C3C	-4.40	1.37	1.45
20	B	826	CLA	C4C-C3C	-4.40	1.37	1.45
26	P	218	DD6	C2-C1	4.40	1.41	1.35
20	B	820	CLA	C1C-C2C	-4.40	1.36	1.44
20	A	813	CLA	MG-NA	4.40	2.16	2.06
20	B	827	CLA	C4C-C3C	-4.40	1.37	1.45
20	Q	216	CLA	C4C-C3C	-4.40	1.37	1.45
20	U	204	CLA	C4C-C3C	-4.40	1.37	1.45
20	G	204	CLA	C4C-C3C	-4.40	1.37	1.45
20	B	805	CLA	C4C-C3C	-4.40	1.37	1.45
20	B	823	CLA	MG-NA	4.40	2.16	2.06
20	R	104	CLA	C1C-C2C	-4.40	1.36	1.44
20	L	204	CLA	C4C-C3C	-4.40	1.37	1.45
20	S	207	CLA	C4C-C3C	-4.40	1.37	1.45
20	O	208	CLA	C1C-C2C	-4.39	1.36	1.44

Continued on next page...

Continued from previous page...

Mol	Chain	Res	Type	Atoms	Z	Observed(Å)	Ideal(Å)
20	B	810	CLA	C4C-C3C	-4.39	1.37	1.45
20	G	210	CLA	C4C-C3C	-4.39	1.37	1.45
20	Q	205	CLA	C4C-C3C	-4.39	1.37	1.45
20	A	822	CLA	C4C-C3C	-4.39	1.37	1.45
20	P	216	CLA	C4C-C3C	-4.39	1.37	1.45
20	U	207	CLA	C4C-C3C	-4.39	1.37	1.45
20	B	830	CLA	C4C-C3C	-4.39	1.37	1.45
20	A	828	CLA	C1C-C2C	-4.39	1.36	1.44
20	B	824	CLA	C4C-C3C	-4.39	1.37	1.45
20	B	819	CLA	C1C-C2C	-4.39	1.36	1.44
20	B	817	CLA	C4C-C3C	-4.38	1.37	1.45
20	B	835	CLA	C4C-C3C	-4.38	1.37	1.45
20	U	209	CLA	C4C-C3C	-4.38	1.37	1.45
20	O	202	CLA	C4C-C3C	-4.38	1.37	1.45
20	B	830	CLA	MG-NA	4.38	2.16	2.06
20	A	828	CLA	MG-NA	4.38	2.16	2.06
20	A	820	CLA	C4C-C3C	-4.38	1.37	1.45
20	B	826	CLA	C1C-C2C	-4.38	1.36	1.44
20	T	204	CLA	C4C-C3C	-4.38	1.37	1.45
24	A	848	CL0	C1C-C2C	-4.38	1.36	1.44
20	T	209	CLA	C4C-C3C	-4.38	1.37	1.45
20	A	829	CLA	MG-NA	4.37	2.16	2.06
20	A	853	CLA	C4C-C3C	-4.37	1.37	1.45
20	R	104	CLA	C4C-C3C	-4.37	1.37	1.45
30	S	209	KC1	C4C-C3C	-4.37	1.37	1.45
20	P	214	CLA	C1C-C2C	-4.37	1.36	1.44
20	A	827	CLA	MG-NA	4.37	2.16	2.06
20	B	843	CLA	C1C-C2C	-4.37	1.36	1.44
20	H	203	CLA	C4C-C3C	-4.37	1.37	1.45
30	Q	210	KC1	MG-NA	4.37	2.16	2.06
20	A	826	CLA	C4C-C3C	-4.37	1.37	1.45
20	A	811	CLA	MG-NA	4.37	2.16	2.06
20	B	812	CLA	C1C-C2C	-4.36	1.36	1.44
20	A	821	CLA	C1C-C2C	-4.36	1.36	1.44
20	A	838	CLA	C1C-C2C	-4.36	1.36	1.44
26	P	218	DD6	C5-C6	4.36	1.41	1.35
20	F	802	CLA	C4C-C3C	-4.36	1.37	1.45
20	A	809	CLA	C1C-C2C	-4.36	1.36	1.44
30	T	208	KC1	C1C-C2C	-4.36	1.36	1.44
20	F	802	CLA	MG-NA	4.36	2.16	2.06
20	O	206	CLA	C4C-C3C	-4.36	1.37	1.45
20	P	210	CLA	C4C-C3C	-4.36	1.37	1.45

Continued on next page...

Continued from previous page...

Mol	Chain	Res	Type	Atoms	Z	Observed(Å)	Ideal(Å)
20	G	209	CLA	C4C-C3C	-4.35	1.37	1.45
20	A	816	CLA	C1C-C2C	-4.35	1.36	1.44
26	G	214	DD6	C2-C1	4.35	1.41	1.35
30	Q	210	KC1	C1C-C2C	-4.35	1.36	1.44
31	U	202	A86	C2-C1	4.35	1.41	1.35
20	H	201	CLA	C1C-C2C	-4.35	1.36	1.44
20	O	205	CLA	C4C-C3C	-4.35	1.37	1.45
20	H	202	CLA	C4C-C3C	-4.35	1.37	1.45
20	A	849	CLA	C4C-C3C	-4.35	1.37	1.45
20	B	845	CLA	C4C-C3C	-4.35	1.37	1.45
20	T	203	CLA	C1C-C2C	-4.35	1.36	1.44
20	B	844	CLA	C1C-C2C	-4.35	1.36	1.44
20	P	208	CLA	C1C-C2C	-4.35	1.36	1.44
20	T	206	CLA	C1C-C2C	-4.35	1.36	1.44
20	G	201	CLA	C4C-C3C	-4.35	1.37	1.45
20	A	832	CLA	C1C-C2C	-4.34	1.36	1.44
20	B	835	CLA	MG-NA	4.34	2.16	2.06
20	B	825	CLA	C4C-C3C	-4.34	1.37	1.45
20	P	209	CLA	C1C-C2C	-4.34	1.36	1.44
20	B	802	CLA	C1C-C2C	-4.34	1.36	1.44
20	S	215	CLA	C1C-C2C	-4.34	1.36	1.44
20	B	803	CLA	C4C-C3C	-4.34	1.37	1.45
20	B	818	CLA	C4C-C3C	-4.34	1.37	1.45
20	S	215	CLA	C4B-NB	4.34	1.39	1.35
30	P	212	KC1	C1C-C2C	-4.34	1.36	1.44
20	A	820	CLA	MG-NA	4.34	2.16	2.06
26	P	218	DD6	C10-C11	4.34	1.41	1.35
20	A	818	CLA	C1C-C2C	-4.34	1.36	1.44
20	H	205	CLA	C4C-C3C	-4.34	1.37	1.45
20	A	821	CLA	MG-NA	4.34	2.16	2.06
20	B	828	CLA	C1C-C2C	-4.34	1.36	1.44
20	J	103	CLA	C4C-C3C	-4.34	1.37	1.45
20	T	203	CLA	MG-NA	4.34	2.16	2.06
20	O	206	CLA	C1C-C2C	-4.34	1.36	1.44
20	A	836	CLA	C1C-C2C	-4.34	1.36	1.44
20	B	805	CLA	C1C-C2C	-4.33	1.36	1.44
20	Q	213	CLA	C4C-C3C	-4.33	1.37	1.45
20	L	202	CLA	C1C-C2C	-4.33	1.36	1.44
20	O	205	CLA	C1C-C2C	-4.33	1.36	1.44
20	Q	207	CLA	C1C-C2C	-4.33	1.36	1.44
20	S	206	CLA	C1C-C2C	-4.33	1.36	1.44
20	B	809	CLA	C4C-C3C	-4.33	1.37	1.45

Continued on next page...

Continued from previous page...

Mol	Chain	Res	Type	Atoms	Z	Observed(Å)	Ideal(Å)
20	G	202	CLA	C4C-C3C	-4.33	1.37	1.45
20	A	835	CLA	C4C-C3C	-4.33	1.37	1.45
20	G	215	CLA	C4C-C3C	-4.33	1.37	1.45
20	G	210	CLA	C1C-C2C	-4.33	1.36	1.44
20	H	201	CLA	C4C-C3C	-4.33	1.37	1.45
20	A	835	CLA	MG-NA	4.32	2.16	2.06
20	B	806	CLA	MG-NA	4.32	2.16	2.06
20	B	825	CLA	C4B-NB	4.32	1.39	1.35
20	A	811	CLA	C4C-C3C	-4.32	1.37	1.45
20	A	811	CLA	C1C-C2C	-4.32	1.36	1.44
20	A	819	CLA	C1C-C2C	-4.32	1.36	1.44
20	S	214	CLA	C1C-C2C	-4.32	1.36	1.44
20	A	827	CLA	C1C-C2C	-4.32	1.36	1.44
20	B	844	CLA	C4C-C3C	-4.32	1.37	1.45
20	A	825	CLA	C1C-C2C	-4.32	1.36	1.44
20	U	208	CLA	C4C-C3C	-4.32	1.37	1.45
30	T	208	KC1	MG-NA	4.32	2.16	2.06
20	S	215	CLA	C4C-C3C	-4.32	1.37	1.45
20	B	831	CLA	C1C-C2C	-4.31	1.36	1.44
20	U	210	CLA	C1C-C2C	-4.31	1.36	1.44
20	G	215	CLA	C1C-C2C	-4.31	1.36	1.44
30	P	206	KC1	C1C-C2C	-4.31	1.36	1.44
20	A	833	CLA	MG-NA	4.31	2.16	2.06
20	B	814	CLA	MG-NA	4.31	2.16	2.06
20	B	810	CLA	C1C-C2C	-4.31	1.36	1.44
20	S	202	CLA	C4C-C3C	-4.31	1.37	1.45
20	A	807	CLA	C1C-C2C	-4.31	1.36	1.44
20	F	802	CLA	C1C-C2C	-4.31	1.36	1.44
20	Q	203	CLA	C4C-C3C	-4.31	1.37	1.45
20	H	204	CLA	C4C-C3C	-4.31	1.37	1.45
20	A	820	CLA	C1C-C2C	-4.31	1.36	1.44
20	B	829	CLA	C1C-C2C	-4.31	1.36	1.44
30	P	219	KC1	C1C-C2C	-4.31	1.36	1.44
20	U	211	CLA	C1C-C2C	-4.30	1.36	1.44
20	A	854	CLA	C1C-C2C	-4.30	1.36	1.44
20	G	201	CLA	C1C-C2C	-4.30	1.36	1.44
30	S	211	KC1	C1C-C2C	-4.30	1.36	1.44
20	B	822	CLA	MG-NA	4.30	2.16	2.06
20	G	202	CLA	C4B-NB	4.30	1.39	1.35
20	H	208	CLA	C1C-C2C	-4.30	1.36	1.44
20	Q	209	CLA	C1C-C2C	-4.30	1.36	1.44
20	U	206	CLA	C1C-C2C	-4.30	1.36	1.44

Continued on next page...

Continued from previous page...

Mol	Chain	Res	Type	Atoms	Z	Observed(Å)	Ideal(Å)
20	A	854	CLA	C4C-C3C	-4.30	1.37	1.45
20	A	810	CLA	C1C-C2C	-4.30	1.36	1.44
20	B	815	CLA	C1C-C2C	-4.30	1.36	1.44
20	A	808	CLA	C1C-C2C	-4.30	1.36	1.44
20	B	848	CLA	C1C-C2C	-4.30	1.36	1.44
26	S	213	DD6	C2-C1	4.30	1.41	1.35
20	F	803	CLA	C1C-C2C	-4.29	1.36	1.44
20	B	809	CLA	C4B-NB	4.29	1.39	1.35
20	B	833	CLA	C1C-C2C	-4.29	1.36	1.44
20	Q	203	CLA	C1C-C2C	-4.29	1.36	1.44
20	T	209	CLA	C1C-C2C	-4.29	1.36	1.44
20	O	203	CLA	C4B-NB	4.29	1.39	1.35
20	Q	216	CLA	C1C-C2C	-4.29	1.36	1.44
20	B	814	CLA	C4B-NB	4.29	1.39	1.35
20	B	829	CLA	C4C-C3C	-4.29	1.37	1.45
30	P	203	KC1	C1D-ND	4.28	1.39	1.35
26	G	214	DD6	C10-C11	4.28	1.41	1.35
20	A	833	CLA	C1C-C2C	-4.28	1.36	1.44
20	O	203	CLA	C1C-C2C	-4.28	1.36	1.44
20	P	216	CLA	C4B-NB	4.28	1.39	1.35
20	Q	204	CLA	C1C-C2C	-4.28	1.36	1.44
20	Q	207	CLA	C4C-C3C	-4.28	1.37	1.45
30	S	209	KC1	C1C-C2C	-4.28	1.36	1.44
20	B	846	CLA	C1C-C2C	-4.28	1.36	1.44
20	A	845	CLA	C4C-C3C	-4.28	1.37	1.45
20	L	204	CLA	C1C-C2C	-4.27	1.36	1.44
20	B	844	CLA	MG-NA	4.27	2.16	2.06
20	B	824	CLA	C1C-C2C	-4.27	1.36	1.44
20	Q	211	CLA	C1C-C2C	-4.27	1.36	1.44
20	B	827	CLA	C1C-C2C	-4.27	1.36	1.44
20	A	802	CLA	C1C-C2C	-4.27	1.36	1.44
20	B	806	CLA	C1C-C2C	-4.27	1.36	1.44
20	A	806	CLA	C1C-C2C	-4.26	1.36	1.44
20	T	204	CLA	C1C-C2C	-4.26	1.36	1.44
20	G	209	CLA	C1C-C2C	-4.26	1.36	1.44
20	A	852	CLA	C1C-C2C	-4.26	1.36	1.44
20	A	821	CLA	C4B-NB	4.26	1.39	1.35
20	A	835	CLA	C1C-C2C	-4.26	1.36	1.44
26	G	213	DD6	C10-C11	4.26	1.41	1.35
30	O	210	KC1	C4C-C3C	-4.26	1.37	1.45
20	A	805	CLA	MG-NA	4.26	2.16	2.06
30	P	219	KC1	C1D-ND	4.26	1.39	1.35

Continued on next page...

Continued from previous page...

Mol	Chain	Res	Type	Atoms	Z	Observed(Å)	Ideal(Å)
20	B	821	CLA	C1C-C2C	-4.26	1.36	1.44
20	O	211	CLA	C1C-C2C	-4.26	1.36	1.44
20	B	817	CLA	C1C-C2C	-4.26	1.36	1.44
20	T	209	CLA	C4B-NB	4.26	1.39	1.35
20	B	825	CLA	C1C-C2C	-4.25	1.36	1.44
20	P	213	CLA	C1C-C2C	-4.25	1.36	1.44
20	Q	205	CLA	C4B-NB	4.25	1.39	1.35
20	H	209	CLA	C4B-NB	4.25	1.39	1.35
20	J	103	CLA	C1C-C2C	-4.25	1.36	1.44
20	R	101	CLA	C1C-C2C	-4.25	1.36	1.44
20	S	207	CLA	C1C-C2C	-4.25	1.36	1.44
20	A	825	CLA	C4B-NB	4.25	1.39	1.35
20	A	822	CLA	C1C-C2C	-4.25	1.36	1.44
20	U	207	CLA	C4B-NB	4.25	1.39	1.35
20	A	817	CLA	C1C-C2C	-4.25	1.36	1.44
20	U	205	CLA	C4B-NB	4.25	1.39	1.35
20	B	832	CLA	C1C-C2C	-4.25	1.36	1.44
20	B	813	CLA	C1C-C2C	-4.25	1.36	1.44
20	O	202	CLA	C1C-C2C	-4.25	1.36	1.44
20	G	205	CLA	C1C-C2C	-4.25	1.36	1.44
20	Q	212	CLA	C4C-C3C	-4.25	1.37	1.45
20	B	827	CLA	C4B-NB	4.25	1.39	1.35
20	U	204	CLA	C1C-C2C	-4.25	1.36	1.44
20	S	202	CLA	C1C-C2C	-4.24	1.36	1.44
20	A	845	CLA	C1C-C2C	-4.24	1.36	1.44
20	P	216	CLA	C1C-C2C	-4.24	1.36	1.44
20	G	202	CLA	C1C-C2C	-4.24	1.36	1.44
20	A	846	CLA	C1C-C2C	-4.24	1.36	1.44
20	B	825	CLA	MG-NA	4.24	2.16	2.06
20	O	207	CLA	C1C-C2C	-4.24	1.36	1.44
20	H	209	CLA	C1C-C2C	-4.24	1.36	1.44
30	S	211	KC1	C1D-ND	4.24	1.39	1.35
20	Q	213	CLA	C1C-C2C	-4.24	1.36	1.44
20	P	210	CLA	C1C-C2C	-4.24	1.36	1.44
20	S	208	CLA	C1C-C2C	-4.24	1.36	1.44
26	P	220	DD6	C2-C1	4.24	1.41	1.35
20	T	202	CLA	C1C-C2C	-4.24	1.36	1.44
20	O	204	CLA	C1C-C2C	-4.24	1.36	1.44
20	Q	213	CLA	C4B-NB	4.24	1.39	1.35
20	B	827	CLA	MG-NA	4.23	2.16	2.06
20	B	823	CLA	C1C-C2C	-4.23	1.36	1.44
20	A	805	CLA	C4B-NB	4.23	1.39	1.35

Continued on next page...

Continued from previous page...

Mol	Chain	Res	Type	Atoms	Z	Observed(Å)	Ideal(Å)
20	U	207	CLA	C1C-C2C	-4.23	1.36	1.44
20	U	208	CLA	C1C-C2C	-4.23	1.36	1.44
20	H	208	CLA	C4C-C3C	-4.23	1.37	1.45
20	O	207	CLA	C4C-C3C	-4.23	1.37	1.45
20	B	813	CLA	C4B-NB	4.23	1.39	1.35
20	Q	212	CLA	C4B-NB	4.23	1.39	1.35
20	Q	208	CLA	C4B-NB	4.23	1.39	1.35
20	B	812	CLA	C4B-NB	4.23	1.39	1.35
20	G	203	CLA	C1C-C2C	-4.23	1.36	1.44
20	S	208	CLA	C4C-C3C	-4.23	1.37	1.45
20	A	851	CLA	C1C-C2C	-4.23	1.36	1.44
26	S	213	DD6	C10-C11	4.23	1.41	1.35
20	O	205	CLA	C4B-NB	4.23	1.39	1.35
20	A	814	CLA	C1C-C2C	-4.23	1.36	1.44
20	G	207	CLA	C1C-C2C	-4.23	1.36	1.44
20	G	208	CLA	C4C-C3C	-4.22	1.37	1.45
20	A	801	CLA	C1C-C2C	-4.22	1.36	1.44
20	O	206	CLA	C4B-NB	4.22	1.39	1.35
20	G	204	CLA	C4B-NB	4.22	1.39	1.35
20	S	207	CLA	C4B-NB	4.22	1.39	1.35
20	A	853	CLA	C1C-C2C	-4.22	1.36	1.44
20	Q	208	CLA	C1C-C2C	-4.22	1.36	1.44
20	Q	208	CLA	C4C-C3C	-4.22	1.37	1.45
20	B	814	CLA	C1C-C2C	-4.22	1.36	1.44
20	A	805	CLA	C1C-C2C	-4.22	1.36	1.44
20	H	209	CLA	C4C-C3C	-4.22	1.37	1.45
20	A	824	CLA	C1C-C2C	-4.22	1.36	1.44
20	A	819	CLA	C4B-NB	4.22	1.39	1.35
20	A	826	CLA	C4B-NB	4.22	1.39	1.35
20	A	812	CLA	C4C-C3C	-4.22	1.37	1.45
20	O	204	CLA	C4B-NB	4.22	1.39	1.35
20	S	214	CLA	C4C-C3C	-4.21	1.37	1.45
20	B	826	CLA	MG-NA	4.21	2.16	2.06
26	S	213	DD6	C5-C6	4.21	1.41	1.35
20	T	210	CLA	C4C-C3C	-4.21	1.37	1.45
30	P	212	KC1	MG-NA	4.21	2.16	2.06
20	A	816	CLA	C4B-NB	4.21	1.39	1.35
20	J	103	CLA	C4B-NB	4.21	1.39	1.35
20	A	809	CLA	C4B-NB	4.21	1.39	1.35
20	Q	205	CLA	C1C-C2C	-4.21	1.36	1.44
20	T	201	CLA	C1C-C2C	-4.21	1.36	1.44
30	T	208	KC1	C4C-C3C	-4.21	1.37	1.45

Continued on next page...

Continued from previous page...

Mol	Chain	Res	Type	Atoms	Z	Observed(Å)	Ideal(Å)
20	B	834	CLA	C4B-NB	4.21	1.39	1.35
20	R	104	CLA	C4B-NB	4.21	1.39	1.35
20	G	207	CLA	C4B-NB	4.21	1.39	1.35
20	T	203	CLA	C4B-NB	4.21	1.39	1.35
30	S	209	KC1	C4A-C3A	-4.21	1.36	1.44
20	H	206	CLA	C4B-NB	4.21	1.39	1.35
20	B	830	CLA	C1C-C2C	-4.21	1.36	1.44
20	T	205	CLA	C1C-C2C	-4.21	1.36	1.44
20	A	815	CLA	C1C-C2C	-4.21	1.36	1.44
20	A	846	CLA	C4B-NB	4.20	1.39	1.35
31	Q	201	A86	C2-C1	4.20	1.41	1.35
20	Q	203	CLA	MG-NA	4.20	2.16	2.06
20	T	211	CLA	C1C-C2C	-4.20	1.36	1.44
20	B	818	CLA	C1C-C2C	-4.20	1.36	1.44
20	A	812	CLA	C4B-NB	4.20	1.39	1.35
20	S	208	CLA	C4B-NB	4.20	1.39	1.35
20	B	843	CLA	C4C-C3C	-4.20	1.37	1.45
20	O	208	CLA	C4C-C3C	-4.20	1.37	1.45
20	A	823	CLA	MG-NA	4.20	2.16	2.06
20	Q	211	CLA	C4B-NB	4.20	1.39	1.35
20	T	202	CLA	C4B-NB	4.20	1.39	1.35
20	S	205	CLA	C1C-C2C	-4.20	1.36	1.44
20	A	802	CLA	C4B-NB	4.20	1.39	1.35
20	B	801	CLA	C1C-C2C	-4.20	1.36	1.44
20	B	845	CLA	C1C-C2C	-4.20	1.36	1.44
20	P	208	CLA	C4B-NB	4.19	1.38	1.35
20	A	813	CLA	C1C-C2C	-4.19	1.36	1.44
20	L	203	CLA	C1C-C2C	-4.19	1.36	1.44
20	Q	207	CLA	MG-NA	4.19	2.16	2.06
20	B	828	CLA	C4B-NB	4.19	1.38	1.35
20	P	207	CLA	C1C-C2C	-4.19	1.36	1.44
20	A	815	CLA	MG-NA	4.19	2.16	2.06
20	Q	211	CLA	C4C-C3C	-4.19	1.37	1.45
20	B	804	CLA	C4B-NB	4.18	1.38	1.35
20	T	207	CLA	C1C-C2C	-4.18	1.36	1.44
20	A	827	CLA	C4B-NB	4.18	1.38	1.35
20	A	821	CLA	C4C-C3C	-4.18	1.37	1.45
20	B	821	CLA	C4B-NB	4.18	1.38	1.35
20	G	209	CLA	C4B-NB	4.18	1.38	1.35
20	L	204	CLA	C4B-NB	4.18	1.38	1.35
30	P	212	KC1	C1D-ND	4.18	1.38	1.35
20	U	205	CLA	C1C-C2C	-4.18	1.36	1.44

Continued on next page...

Continued from previous page...

Mol	Chain	Res	Type	Atoms	Z	Observed(Å)	Ideal(Å)
20	U	204	CLA	C4B-NB	4.18	1.38	1.35
20	A	847	CLA	MG-NA	4.17	2.16	2.06
26	T	212	DD6	C5-C6	4.17	1.41	1.35
20	B	807	CLA	C1C-C2C	-4.17	1.36	1.44
30	S	211	KC1	C4C-C3C	-4.17	1.37	1.45
20	G	208	CLA	C1C-C2C	-4.17	1.36	1.44
20	A	831	CLA	C1C-C2C	-4.17	1.36	1.44
26	Q	202	DD6	C2-C1	4.17	1.41	1.35
20	H	202	CLA	C4B-NB	4.17	1.38	1.35
20	B	824	CLA	MG-NA	4.17	2.16	2.06
20	B	805	CLA	C4B-NB	4.17	1.38	1.35
20	F	802	CLA	C4B-NB	4.17	1.38	1.35
20	A	809	CLA	MG-NA	4.17	2.16	2.06
20	U	210	CLA	C4B-NB	4.17	1.38	1.35
20	A	807	CLA	MG-NA	4.17	2.16	2.06
20	B	804	CLA	C1C-C2C	-4.16	1.36	1.44
20	B	831	CLA	C4B-NB	4.16	1.38	1.35
20	B	824	CLA	C4B-NB	4.16	1.38	1.35
20	P	211	CLA	C1C-C2C	-4.16	1.36	1.44
20	A	834	CLA	C1C-C2C	-4.16	1.36	1.44
30	O	210	KC1	C4A-C3A	-4.15	1.36	1.44
20	A	808	CLA	C4B-NB	4.15	1.38	1.35
20	A	801	CLA	C4B-NB	4.15	1.38	1.35
20	B	823	CLA	C4B-NB	4.15	1.38	1.35
20	G	205	CLA	C4B-NB	4.15	1.38	1.35
20	H	205	CLA	C4B-NB	4.15	1.38	1.35
20	B	816	CLA	C4B-NB	4.15	1.38	1.35
20	B	832	CLA	C4B-NB	4.14	1.38	1.35
30	P	203	KC1	C4A-C3A	-4.14	1.36	1.44
20	P	211	CLA	C4B-NB	4.14	1.38	1.35
20	H	204	CLA	C1C-C2C	-4.14	1.36	1.44
26	G	213	DD6	C2-C1	4.14	1.41	1.35
20	S	214	CLA	C4B-NB	4.14	1.38	1.35
20	L	202	CLA	C4B-NB	4.14	1.38	1.35
26	U	203	DD6	C2-C1	4.14	1.41	1.35
20	G	204	CLA	C1C-C2C	-4.14	1.36	1.44
20	P	216	CLA	MG-NA	4.13	2.16	2.06
30	P	203	KC1	C4C-C3C	-4.13	1.37	1.45
20	A	847	CLA	C4C-C3C	-4.13	1.37	1.45
20	Q	206	CLA	C4B-NB	4.13	1.38	1.35
20	U	209	CLA	C1C-C2C	-4.13	1.36	1.44
20	A	852	CLA	C4B-NB	4.13	1.38	1.35

Continued on next page...

Continued from previous page...

Mol	Chain	Res	Type	Atoms	Z	Observed(Å)	Ideal(Å)
20	A	845	CLA	C4B-NB	4.13	1.38	1.35
26	H	210	DD6	C2-C1	4.13	1.41	1.35
30	U	213	KC1	C1B-C2B	-4.13	1.37	1.45
20	A	818	CLA	C4B-NB	4.13	1.38	1.35
20	A	851	CLA	C4B-NB	4.12	1.38	1.35
20	B	801	CLA	C4B-NB	4.12	1.38	1.35
20	Q	216	CLA	C4B-NB	4.12	1.38	1.35
20	H	202	CLA	C1C-C2C	-4.12	1.36	1.44
20	A	806	CLA	C4B-NB	4.12	1.38	1.35
20	A	822	CLA	C4B-NB	4.12	1.38	1.35
20	L	203	CLA	C4B-NB	4.11	1.38	1.35
31	U	202	A86	C5-C6	4.11	1.41	1.35
30	U	213	KC1	C1C-C2C	-4.11	1.36	1.44
20	A	838	CLA	C4B-NB	4.11	1.38	1.35
20	B	820	CLA	C4B-NB	4.11	1.38	1.35
20	A	824	CLA	C4B-NB	4.10	1.38	1.35
26	U	212	DD6	C2-C1	4.10	1.41	1.35
20	A	832	CLA	C4B-NB	4.10	1.38	1.35
20	B	806	CLA	C4B-NB	4.10	1.38	1.35
26	T	213	DD6	C10-C11	4.10	1.41	1.35
20	B	802	CLA	C4B-NB	4.10	1.38	1.35
20	B	830	CLA	C4B-NB	4.10	1.38	1.35
20	B	820	CLA	MG-NA	4.09	2.16	2.06
20	G	203	CLA	MG-NA	4.09	2.16	2.06
20	T	205	CLA	C4B-NB	4.09	1.38	1.35
20	H	209	CLA	MG-NA	4.09	2.16	2.06
26	H	211	DD6	C5-C6	4.09	1.41	1.35
20	Q	209	CLA	C4B-NB	4.09	1.38	1.35
20	O	205	CLA	MG-NA	4.09	2.16	2.06
26	T	212	DD6	C2-C1	4.09	1.41	1.35
30	P	212	KC1	C4C-C3C	-4.09	1.38	1.45
26	G	213	DD6	C5-C6	4.09	1.41	1.35
20	B	812	CLA	MG-NA	4.08	2.16	2.06
20	P	209	CLA	C4B-NB	4.08	1.38	1.35
20	B	832	CLA	MG-NA	4.08	2.16	2.06
26	G	214	DD6	C5-C6	4.08	1.41	1.35
20	H	203	CLA	C1C-C2C	-4.08	1.36	1.44
30	T	208	KC1	C4A-C3A	-4.08	1.36	1.44
26	Q	202	DD6	C5-C6	4.08	1.41	1.35
30	P	206	KC1	C1D-ND	4.08	1.38	1.35
20	B	828	CLA	MG-NA	4.08	2.16	2.06
20	A	807	CLA	C4B-NB	4.07	1.38	1.35

Continued on next page...

Continued from previous page...

Mol	Chain	Res	Type	Atoms	Z	Observed(Å)	Ideal(Å)
26	J	101	DD6	C10-C11	4.07	1.41	1.35
20	T	204	CLA	C4B-NB	4.07	1.38	1.35
20	U	211	CLA	MG-NA	4.07	2.15	2.06
20	A	810	CLA	MG-NA	4.06	2.15	2.06
20	A	851	CLA	MG-NA	4.05	2.15	2.06
20	A	849	CLA	C4B-NB	4.05	1.38	1.35
26	H	211	DD6	C2-C1	4.05	1.41	1.35
20	P	207	CLA	C4B-NB	4.05	1.38	1.35
26	Q	215	DD6	C5-C6	4.04	1.41	1.35
30	Q	210	KC1	C4D-ND	-4.04	1.31	1.35
20	H	207	CLA	C1C-C2C	-4.04	1.36	1.44
20	A	811	CLA	C4B-NB	4.03	1.38	1.35
30	P	219	KC1	C4D-ND	-4.03	1.31	1.35
20	A	817	CLA	MG-NA	4.03	2.15	2.06
20	B	801	CLA	MG-NA	4.03	2.15	2.06
26	P	215	DD6	C10-C11	4.03	1.41	1.35
26	U	203	DD6	C5-C6	4.02	1.41	1.35
31	R	105	A86	C2-C1	4.02	1.41	1.35
20	O	203	CLA	MG-NA	4.02	2.15	2.06
31	Q	218	A86	C2-C1	4.02	1.41	1.35
20	B	826	CLA	C4B-NB	4.02	1.38	1.35
20	B	819	CLA	C4B-NB	4.01	1.38	1.35
26	S	212	DD6	C5-C6	4.01	1.41	1.35
26	T	213	DD6	C5-C6	4.01	1.41	1.35
26	U	212	DD6	C5-C6	4.00	1.41	1.35
20	A	803	CLA	C4B-NB	4.00	1.38	1.35
20	B	807	CLA	C4B-NB	4.00	1.38	1.35
20	T	207	CLA	C4B-NB	4.00	1.38	1.35
20	A	829	CLA	C4B-NB	4.00	1.38	1.35
20	A	808	CLA	MG-NA	3.99	2.15	2.06
20	B	835	CLA	C4B-NB	3.99	1.38	1.35
30	P	203	KC1	MG-NA	3.99	2.15	2.06
20	B	811	CLA	C4B-NB	3.99	1.38	1.35
26	T	212	DD6	C10-C11	3.99	1.41	1.35
20	Q	205	CLA	MG-NA	3.98	2.15	2.06
20	B	818	CLA	MG-NA	3.98	2.15	2.06
20	O	209	CLA	C4B-NB	3.97	1.38	1.35
26	Q	202	DD6	C10-C11	3.96	1.41	1.35
20	G	206	CLA	C4B-NB	3.96	1.38	1.35
30	U	213	KC1	C4A-C3A	-3.96	1.36	1.44
20	B	802	CLA	MG-NA	3.96	2.15	2.06
20	A	828	CLA	C4B-NB	3.96	1.38	1.35

Continued on next page...

Continued from previous page...

Mol	Chain	Res	Type	Atoms	Z	Observed(Å)	Ideal(Å)
20	S	205	CLA	MG-NA	3.95	2.15	2.06
20	Q	208	CLA	MG-NA	3.95	2.15	2.06
20	B	844	CLA	C4B-NB	3.95	1.38	1.35
20	A	830	CLA	C4B-NB	3.95	1.38	1.35
26	P	215	DD6	C2-C1	3.95	1.41	1.35
20	B	803	CLA	C4B-NB	3.94	1.38	1.35
20	B	843	CLA	C4B-NB	3.94	1.38	1.35
26	P	220	DD6	C10-C11	3.94	1.41	1.35
20	H	207	CLA	MG-NA	3.93	2.15	2.06
26	J	101	DD6	C5-C6	3.93	1.41	1.35
30	P	212	KC1	C4D-ND	-3.93	1.31	1.35
30	O	210	KC1	C3B-C4B	-3.93	1.39	1.46
26	J	101	DD6	C2-C1	3.93	1.41	1.35
31	Q	201	A86	C5-C6	3.93	1.41	1.35
20	A	804	CLA	C4B-NB	3.92	1.38	1.35
30	S	211	KC1	C4D-ND	-3.92	1.31	1.35
20	A	849	CLA	MG-NA	3.92	2.15	2.06
30	P	206	KC1	C4A-C3A	-3.92	1.37	1.44
20	H	201	CLA	MG-NA	3.92	2.15	2.06
20	A	836	CLA	MG-NA	3.91	2.15	2.06
20	O	209	CLA	C1C-C2C	-3.91	1.37	1.44
30	S	209	KC1	C1B-C2B	-3.91	1.37	1.45
20	B	807	CLA	MG-NA	3.91	2.15	2.06
26	Q	215	DD6	C10-C11	3.91	1.41	1.35
20	T	211	CLA	MG-NA	3.91	2.15	2.06
20	B	831	CLA	MG-NA	3.89	2.15	2.06
30	S	211	KC1	C4A-C3A	-3.89	1.37	1.44
20	Q	211	CLA	MG-NA	3.89	2.15	2.06
20	A	824	CLA	MG-NA	3.89	2.15	2.06
26	O	212	DD6	C2-C1	3.89	1.40	1.35
30	P	206	KC1	C4D-ND	-3.88	1.31	1.35
26	O	201	DD6	C5-C6	3.88	1.40	1.35
26	O	212	DD6	C10-C11	3.88	1.40	1.35
30	T	208	KC1	C1B-C2B	-3.88	1.37	1.45
30	P	212	KC1	C4A-C3A	-3.87	1.37	1.44
20	F	803	CLA	MG-NA	3.87	2.15	2.06
20	A	845	CLA	MG-NA	3.87	2.15	2.06
20	A	854	CLA	MG-NA	3.87	2.15	2.06
30	P	203	KC1	C1B-C2B	-3.87	1.37	1.45
26	U	214	DD6	C2-C1	3.86	1.40	1.35
20	U	204	CLA	MG-NA	3.86	2.15	2.06
26	O	201	DD6	C10-C11	3.86	1.40	1.35

Continued on next page...

Continued from previous page...

Mol	Chain	Res	Type	Atoms	Z	Observed(Å)	Ideal(Å)
31	Q	218	A86	C5-C6	3.85	1.40	1.35
20	H	206	CLA	C1C-C2C	-3.85	1.37	1.44
26	S	204	DD6	C10-C11	3.84	1.40	1.35
26	P	205	DD6	C10-C11	3.84	1.40	1.35
26	G	217	DD6	C10-C11	3.84	1.40	1.35
26	P	218	DD6	C26-C27	3.83	1.45	1.37
26	S	204	DD6	C5-C6	3.83	1.40	1.35
30	P	206	KC1	C1B-C2B	-3.83	1.37	1.45
26	O	213	DD6	C2-C1	3.83	1.40	1.35
26	Q	215	DD6	C2-C1	3.83	1.40	1.35
20	G	210	CLA	MG-NA	3.83	2.15	2.06
20	A	852	CLA	MG-NA	3.83	2.15	2.06
20	A	823	CLA	C4B-NB	3.83	1.38	1.35
30	S	211	KC1	C1B-C2B	-3.82	1.37	1.45
20	P	214	CLA	MG-NA	3.82	2.15	2.06
20	H	203	CLA	MG-NA	3.82	2.15	2.06
20	B	809	CLA	MG-NA	3.82	2.15	2.06
20	L	202	CLA	MG-NA	3.81	2.15	2.06
31	R	105	A86	C5-C6	3.81	1.40	1.35
20	G	202	CLA	MG-NA	3.81	2.15	2.06
31	Q	214	A86	C2-C1	3.81	1.40	1.35
20	B	816	CLA	MG-NA	3.81	2.15	2.06
30	T	208	KC1	C4D-ND	-3.80	1.31	1.35
26	O	214	DD6	C2-C1	3.80	1.40	1.35
26	S	203	DD6	C2-C1	3.80	1.40	1.35
20	A	830	CLA	MG-NA	3.80	2.15	2.06
26	G	217	DD6	C2-C1	3.80	1.40	1.35
20	O	204	CLA	MG-NA	3.79	2.15	2.06
20	B	802	CLA	MG-NC	3.79	2.15	2.06
20	O	207	CLA	MG-NA	3.79	2.15	2.06
20	B	808	CLA	MG-NA	3.79	2.15	2.06
20	B	815	CLA	MG-NA	3.78	2.15	2.06
26	P	215	DD6	C5-C6	3.78	1.40	1.35
26	P	220	DD6	C5-C6	3.77	1.40	1.35
26	S	203	DD6	C5-C6	3.77	1.40	1.35
30	Q	210	KC1	C3B-C4B	-3.77	1.39	1.46
20	A	814	CLA	MG-NA	3.77	2.15	2.06
26	S	204	DD6	C2-C1	3.77	1.40	1.35
20	B	819	CLA	MG-NA	3.77	2.15	2.06
20	H	202	CLA	MG-NA	3.77	2.15	2.06
30	P	219	KC1	C3B-C4B	-3.77	1.39	1.46
20	O	202	CLA	MG-NA	3.76	2.15	2.06

Continued on next page...

Continued from previous page...

Mol	Chain	Res	Type	Atoms	Z	Observed(Å)	Ideal(Å)
20	B	829	CLA	MG-NA	3.75	2.15	2.06
30	P	212	KC1	C1B-C2B	-3.75	1.37	1.45
26	O	213	DD6	C5-C6	3.75	1.40	1.35
30	P	203	KC1	C3B-C4B	-3.75	1.39	1.46
30	P	212	KC1	C3B-C4B	-3.75	1.39	1.46
26	G	217	DD6	C5-C6	3.74	1.40	1.35
31	R	103	A86	C26-C27	3.74	1.40	1.35
26	O	215	DD6	C5-C6	3.74	1.40	1.35
30	T	208	KC1	C3B-C4B	-3.74	1.39	1.46
30	O	210	KC1	MG-NA	3.74	2.15	2.06
30	P	206	KC1	C3B-C4B	-3.74	1.39	1.46
20	U	205	CLA	MG-NA	3.73	2.15	2.06
26	O	213	DD6	C10-C11	3.73	1.40	1.35
20	A	853	CLA	MG-NA	3.73	2.15	2.06
26	O	215	DD6	C2-C1	3.73	1.40	1.35
30	P	219	KC1	C1B-C2B	-3.73	1.38	1.45
26	S	203	DD6	C10-C11	3.73	1.40	1.35
20	B	833	CLA	MG-NA	3.72	2.15	2.06
20	R	101	CLA	MG-NA	3.72	2.15	2.06
20	H	206	CLA	MG-NA	3.72	2.15	2.06
30	P	219	KC1	C4A-C3A	-3.71	1.37	1.44
20	T	202	CLA	MG-NA	3.71	2.15	2.06
26	O	201	DD6	C2-C1	3.71	1.40	1.35
30	S	209	KC1	C3B-C4B	-3.70	1.39	1.46
20	G	204	CLA	MG-NA	3.70	2.15	2.06
26	O	212	DD6	C5-C6	3.70	1.40	1.35
30	S	209	KC1	C4D-ND	-3.69	1.31	1.35
26	O	214	DD6	C10-C11	3.69	1.40	1.35
20	H	208	CLA	MG-NA	3.69	2.15	2.06
31	Q	214	A86	C5-C6	3.68	1.40	1.35
20	A	816	CLA	MG-NA	3.68	2.15	2.06
20	S	215	CLA	MG-NA	3.68	2.15	2.06
20	J	103	CLA	MG-NA	3.68	2.15	2.06
26	H	211	DD6	C10-C11	3.67	1.40	1.35
20	Q	204	CLA	MG-NA	3.66	2.15	2.06
30	S	211	KC1	C3B-C4B	-3.66	1.39	1.46
26	O	214	DD6	C5-C6	3.66	1.40	1.35
26	P	205	DD6	C2-C1	3.66	1.40	1.35
20	B	846	CLA	MG-NA	3.65	2.15	2.06
31	U	202	A86	C26-C27	3.65	1.40	1.35
20	G	209	CLA	MG-NA	3.65	2.14	2.06
30	Q	210	KC1	C1B-C2B	-3.65	1.38	1.45

Continued on next page...

Continued from previous page...

Mol	Chain	Res	Type	Atoms	Z	Observed(Å)	Ideal(Å)
20	B	805	CLA	MG-NA	3.65	2.14	2.06
20	B	848	CLA	MG-NA	3.64	2.14	2.06
20	A	819	CLA	MG-NA	3.64	2.14	2.06
30	O	210	KC1	C1B-C2B	-3.64	1.38	1.45
26	A	855	DD6	C10-C11	3.63	1.40	1.35
26	T	213	DD6	C2-C1	3.63	1.40	1.35
20	S	202	CLA	MG-NA	3.62	2.14	2.06
26	S	210	DD6	C10-C11	3.62	1.40	1.35
30	U	213	KC1	C3B-C4B	-3.62	1.39	1.46
20	P	207	CLA	MG-NA	3.61	2.14	2.06
20	G	205	CLA	C4C-C3C	-3.60	1.38	1.45
30	U	213	KC1	MG-NA	3.60	2.14	2.06
30	O	210	KC1	C4D-ND	-3.60	1.32	1.35
20	A	838	CLA	MG-NA	3.59	2.14	2.06
20	B	817	CLA	MG-NA	3.59	2.14	2.06
31	Q	218	A86	C26-C27	3.59	1.40	1.35
20	A	818	CLA	MG-NA	3.59	2.14	2.06
20	O	206	CLA	MG-NA	3.58	2.14	2.06
26	O	215	DD6	C10-C11	3.58	1.40	1.35
20	A	801	CLA	MG-NA	3.58	2.14	2.06
20	T	201	CLA	MG-NA	3.57	2.14	2.06
20	O	211	CLA	MG-NA	3.56	2.14	2.06
26	G	213	DD6	C26-C27	3.56	1.44	1.37
26	A	855	DD6	C5-C6	3.55	1.40	1.35
20	T	206	CLA	MG-NA	3.55	2.14	2.06
20	A	831	CLA	MG-NA	3.55	2.14	2.06
20	P	210	CLA	MG-NA	3.55	2.14	2.06
20	Q	209	CLA	MG-NA	3.55	2.14	2.06
26	G	212	DD6	C5-C6	3.54	1.40	1.35
30	Q	210	KC1	C4A-C3A	-3.54	1.37	1.44
26	S	204	DD6	C26-C27	3.54	1.44	1.37
26	G	211	DD6	C10-C11	3.53	1.40	1.35
30	U	213	KC1	C4D-ND	-3.53	1.32	1.35
26	P	205	DD6	C5-C6	3.53	1.40	1.35
20	H	204	CLA	MG-NA	3.52	2.14	2.06
20	A	846	CLA	MG-NC	3.51	2.14	2.06
26	A	855	DD6	C2-C1	3.51	1.40	1.35
20	L	204	CLA	MG-NA	3.50	2.14	2.06
26	G	211	DD6	C5-C6	3.48	1.40	1.35
20	S	207	CLA	MG-NA	3.47	2.14	2.06
26	O	212	DD6	C26-C27	3.47	1.44	1.37
20	A	806	CLA	MG-NA	3.46	2.14	2.06

Continued on next page...

Continued from previous page...

Mol	Chain	Res	Type	Atoms	Z	Observed(Å)	Ideal(Å)
26	G	211	DD6	C2-C1	3.46	1.40	1.35
20	A	804	CLA	MG-NA	3.46	2.14	2.06
26	H	210	DD6	C5-C6	3.45	1.40	1.35
23	B	837	BCR	C1-C6	-3.45	1.49	1.53
20	L	203	CLA	MG-NA	3.45	2.14	2.06
20	Q	213	CLA	MG-NA	3.44	2.14	2.06
20	S	208	CLA	MG-NA	3.44	2.14	2.06
20	A	834	CLA	MG-NC	3.42	2.14	2.06
26	H	210	DD6	C26-C27	3.42	1.44	1.37
20	S	214	CLA	MG-NA	3.42	2.14	2.06
30	P	203	KC1	C4D-ND	-3.42	1.32	1.35
26	U	214	DD6	C8-C6	-3.41	1.41	1.50
20	G	201	CLA	MG-NA	3.40	2.14	2.06
26	S	210	DD6	C5-C6	3.39	1.40	1.35
23	J	104	BCR	C30-C25	-3.38	1.49	1.53
20	U	210	CLA	MG-NA	3.38	2.14	2.06
26	S	210	DD6	C2-C1	3.38	1.40	1.35
20	T	204	CLA	MG-NA	3.38	2.14	2.06
26	H	210	DD6	C10-C11	3.36	1.40	1.35
20	P	213	CLA	MG-NA	3.36	2.14	2.06
23	A	843	BCR	C1-C6	-3.35	1.49	1.53
31	Q	201	A86	C26-C27	3.33	1.40	1.35
20	B	826	CLA	MG-NC	3.33	2.14	2.06
20	T	209	CLA	MG-NA	3.32	2.14	2.06
26	G	214	DD6	C26-C27	3.32	1.44	1.37
20	B	810	CLA	MG-NC	3.31	2.14	2.06
31	R	105	A86	C26-C27	3.31	1.40	1.35
31	P	204	A86	C26-C27	3.30	1.40	1.35
20	O	209	CLA	MG-NA	3.30	2.14	2.06
20	P	209	CLA	MG-NA	3.28	2.14	2.06
20	A	822	CLA	MG-NA	3.28	2.14	2.06
20	G	208	CLA	MG-NA	3.25	2.14	2.06
20	O	208	CLA	MG-NA	3.24	2.14	2.06
20	B	814	CLA	MG-NC	3.23	2.13	2.06
26	S	213	DD6	C26-C27	3.22	1.43	1.37
20	A	835	CLA	MG-NC	3.22	2.13	2.06
26	S	212	DD6	C26-C27	3.22	1.43	1.37
20	A	803	CLA	MG-NA	3.20	2.13	2.06
20	G	215	CLA	MG-NA	3.20	2.13	2.06
26	U	203	DD6	C26-C27	3.20	1.43	1.37
20	U	207	CLA	MG-NA	3.18	2.13	2.06
20	U	208	CLA	MG-NA	3.18	2.13	2.06

Continued on next page...

Continued from previous page...

Mol	Chain	Res	Type	Atoms	Z	Observed(Å)	Ideal(Å)
20	G	205	CLA	MG-NA	3.17	2.13	2.06
23	L	205	BCR	C30-C25	-3.17	1.49	1.53
20	P	211	CLA	MG-NA	3.16	2.13	2.06
23	A	844	BCR	C1-C6	-3.16	1.49	1.53
26	T	212	DD6	C26-C27	3.14	1.43	1.37
26	U	214	DD6	C26-C27	3.13	1.43	1.37
20	A	826	CLA	MG-NC	3.13	2.13	2.06
23	B	838	BCR	C1-C6	-3.13	1.49	1.53
20	Q	216	CLA	MG-NA	3.12	2.13	2.06
26	H	211	DD6	C26-C27	3.12	1.43	1.37
20	T	205	CLA	MG-NA	3.11	2.13	2.06
20	A	827	CLA	MG-NC	3.11	2.13	2.06
26	P	215	DD6	C26-C27	3.11	1.43	1.37
20	B	811	CLA	MG-NA	3.11	2.13	2.06
20	A	802	CLA	MG-NC	3.10	2.13	2.06
26	G	212	DD6	C2-C1	3.10	1.39	1.35
30	P	203	KC1	C2A-C3A	3.09	1.43	1.37
26	G	212	DD6	C10-C11	3.09	1.39	1.35
26	T	213	DD6	C26-C27	3.09	1.43	1.37
28	S	201	SQD	O48-C23	3.09	1.42	1.33
20	B	803	CLA	MG-NA	3.08	2.13	2.06
26	U	212	DD6	C26-C27	3.08	1.43	1.37
26	Q	202	DD6	C26-C27	3.05	1.43	1.37
26	J	101	DD6	C26-C27	3.05	1.43	1.37
20	B	823	CLA	MG-NC	3.03	2.13	2.06
20	A	828	CLA	MG-NC	3.03	2.13	2.06
26	O	213	DD6	C26-C27	3.02	1.43	1.37
20	B	832	CLA	MG-NC	3.01	2.13	2.06
23	I	102	BCR	C1-C6	-3.01	1.49	1.53
20	U	209	CLA	MG-NA	3.01	2.13	2.06
20	B	821	CLA	MG-NA	3.01	2.13	2.06
30	S	209	KC1	MG-NA	3.00	2.13	2.06
26	O	201	DD6	C26-C27	3.00	1.43	1.37
23	B	839	BCR	C1-C6	-3.00	1.49	1.53
26	S	203	DD6	C26-C27	2.99	1.43	1.37
20	B	813	CLA	MG-NC	2.98	2.13	2.06
30	O	210	KC1	C2A-C3A	2.98	1.43	1.37
20	G	206	CLA	MG-NC	2.98	2.13	2.06
20	H	205	CLA	MG-NC	2.98	2.13	2.06
30	S	211	KC1	MG-NA	2.97	2.13	2.06
23	R	102	BCR	C1-C6	-2.97	1.49	1.53
20	A	821	CLA	MG-NC	2.97	2.13	2.06

Continued on next page...

Continued from previous page...

Mol	Chain	Res	Type	Atoms	Z	Observed(Å)	Ideal(Å)
31	Q	214	A86	C26-C27	2.95	1.39	1.35
23	L	201	BCR	C30-C25	-2.95	1.49	1.53
23	I	102	BCR	C30-C25	-2.95	1.49	1.53
20	T	207	CLA	MG-NA	2.95	2.13	2.06
28	B	847	SQD	O48-C23	2.94	1.41	1.33
26	G	212	DD6	C26-C27	2.94	1.43	1.37
26	P	205	DD6	C26-C27	2.94	1.43	1.37
23	L	201	BCR	C1-C6	-2.92	1.49	1.53
26	Q	215	DD6	C26-C27	2.92	1.43	1.37
23	B	841	BCR	C30-C25	-2.92	1.49	1.53
26	P	220	DD6	C26-C27	2.91	1.43	1.37
20	B	843	CLA	MG-NC	2.91	2.13	2.06
23	M	101	BCR	C30-C25	-2.87	1.49	1.53
26	A	855	DD6	C26-C27	2.87	1.43	1.37
30	P	219	KC1	MG-NA	2.87	2.13	2.06
23	R	102	BCR	C30-C25	-2.87	1.49	1.53
23	M	101	BCR	C1-C6	-2.86	1.49	1.53
20	Q	212	CLA	MG-NC	2.86	2.13	2.06
26	S	210	DD6	C26-C27	2.85	1.43	1.37
26	G	211	DD6	C24-C1	-2.83	1.39	1.45
20	G	207	CLA	MG-NA	2.83	2.13	2.06
20	B	845	CLA	MG-NC	2.83	2.13	2.06
20	H	209	CLA	MG-NC	2.82	2.13	2.06
26	O	215	DD6	C26-C27	2.81	1.42	1.37
20	A	849	CLA	MG-NC	2.81	2.12	2.06
30	T	208	KC1	MG-NC	2.80	2.12	2.06
20	R	104	CLA	MG-ND	2.80	2.11	2.05
20	B	830	CLA	MG-NC	2.79	2.12	2.06
20	B	835	CLA	MG-NC	2.79	2.12	2.06
20	B	844	CLA	C3D-C4D	-2.79	1.37	1.44
20	P	208	CLA	MG-NC	2.78	2.12	2.06
29	P	217	LMG	C4-C5	2.78	1.58	1.53
28	S	201	SQD	O47-C7	2.78	1.42	1.34
23	B	841	BCR	C1-C6	-2.77	1.50	1.53
26	G	211	DD6	C26-C27	2.77	1.42	1.37
20	B	844	CLA	MG-NC	2.77	2.12	2.06
23	A	842	BCR	C1-C6	-2.77	1.50	1.53
20	P	214	CLA	MG-NC	2.76	2.12	2.06
30	Q	210	KC1	MG-NC	2.75	2.12	2.06
30	P	212	KC1	MG-NC	2.74	2.12	2.06
20	Q	206	CLA	MG-NC	2.73	2.12	2.06
20	G	210	CLA	MG-NC	2.73	2.12	2.06

Continued on next page...

Continued from previous page...

Mol	Chain	Res	Type	Atoms	Z	Observed(Å)	Ideal(Å)
20	B	825	CLA	MG-NC	2.73	2.12	2.06
20	A	820	CLA	MG-NC	2.72	2.12	2.06
20	A	812	CLA	MG-NC	2.72	2.12	2.06
26	G	217	DD6	C26-C27	2.72	1.42	1.37
20	B	810	CLA	CAB-C3B	-2.72	1.46	1.51
26	H	210	DD6	C24-C1	-2.72	1.40	1.45
20	B	807	CLA	MG-NC	2.72	2.12	2.06
20	O	209	CLA	C1D-C2D	-2.71	1.40	1.45
20	B	806	CLA	MG-NC	2.71	2.12	2.06
20	A	805	CLA	MG-NC	2.70	2.12	2.06
20	U	206	CLA	MG-NC	2.70	2.12	2.06
20	B	825	CLA	C3D-C4D	-2.70	1.38	1.44
20	A	811	CLA	MG-NC	2.70	2.12	2.06
23	B	840	BCR	C1-C6	-2.70	1.50	1.53
28	B	847	SQD	O47-C7	2.70	1.41	1.34
29	P	217	LMG	O4-C4	-2.69	1.36	1.43
20	O	209	CLA	C3D-C4D	-2.68	1.38	1.44
20	A	802	CLA	C1D-C2D	-2.68	1.40	1.45
23	B	837	BCR	C30-C25	-2.68	1.50	1.53
26	G	212	DD6	C8-C6	-2.67	1.40	1.45
20	A	825	CLA	MG-NC	2.67	2.12	2.06
20	B	817	CLA	C3D-C4D	-2.67	1.38	1.44
20	B	824	CLA	C3D-C4D	-2.66	1.38	1.44
30	P	206	KC1	MG-NA	2.66	2.12	2.06
23	J	104	BCR	C1-C6	-2.66	1.50	1.53
26	G	212	DD6	C24-C1	-2.66	1.40	1.45
26	S	210	DD6	C24-C1	-2.66	1.40	1.45
20	A	847	CLA	MG-NC	2.65	2.12	2.06
20	B	801	CLA	MG-NC	2.65	2.12	2.06
20	B	807	CLA	C3D-C4D	-2.65	1.38	1.44
20	B	821	CLA	C3D-C4D	-2.64	1.38	1.44
20	B	834	CLA	MG-NA	2.64	2.12	2.06
20	B	828	CLA	MG-NC	2.64	2.12	2.06
20	B	804	CLA	MG-NC	2.63	2.12	2.06
23	I	101	BCR	C1-C6	-2.63	1.50	1.53
23	L	205	BCR	C1-C6	-2.63	1.50	1.53
20	B	846	CLA	C3D-C4D	-2.62	1.38	1.44
20	A	832	CLA	MG-NC	2.62	2.12	2.06
20	U	208	CLA	C3D-C4D	-2.62	1.38	1.44
20	Q	211	CLA	MG-NC	2.62	2.12	2.06
20	B	830	CLA	C3D-C4D	-2.62	1.38	1.44
23	F	804	BCR	C1-C6	-2.61	1.50	1.53

Continued on next page...

Continued from previous page...

Mol	Chain	Res	Type	Atoms	Z	Observed(Å)	Ideal(Å)
20	B	819	CLA	C3D-C4D	-2.61	1.38	1.44
26	S	210	DD6	C13-C11	-2.60	1.40	1.45
29	P	217	LMG	C4-C3	2.60	1.59	1.52
20	B	822	CLA	C3D-C4D	-2.60	1.38	1.44
20	A	813	CLA	MG-NC	2.60	2.12	2.06
20	P	216	CLA	MG-NC	2.60	2.12	2.06
20	A	827	CLA	C3D-C4D	-2.60	1.38	1.44
20	T	203	CLA	MG-NC	2.60	2.12	2.06
20	B	810	CLA	C3D-C4D	-2.60	1.38	1.44
26	O	215	DD6	C24-C1	-2.59	1.40	1.45
20	A	809	CLA	MG-NC	2.59	2.12	2.06
20	B	805	CLA	C3D-C4D	-2.59	1.38	1.44
26	A	855	DD6	C24-C1	-2.59	1.40	1.45
20	B	834	CLA	C3D-C4D	-2.59	1.38	1.44
20	A	845	CLA	MG-NC	2.59	2.12	2.06
23	A	844	BCR	C30-C25	-2.59	1.50	1.53
20	A	820	CLA	C3D-C4D	-2.58	1.38	1.44
26	P	220	DD6	C24-C1	-2.58	1.40	1.45
20	B	802	CLA	C1D-C2D	-2.58	1.40	1.45
26	H	210	DD6	C8-C6	-2.58	1.40	1.45
26	S	210	DD6	C8-C6	-2.57	1.40	1.45
20	Q	211	CLA	C3D-C4D	-2.57	1.38	1.44
23	F	801	BCR	C1-C6	-2.57	1.50	1.53
20	G	207	CLA	C3D-C4D	-2.57	1.38	1.44
20	H	204	CLA	MG-NC	2.57	2.12	2.06
20	B	833	CLA	C3D-C4D	-2.56	1.38	1.44
26	G	212	DD6	C13-C11	-2.56	1.40	1.45
20	A	803	CLA	C3D-C4D	-2.56	1.38	1.44
20	B	815	CLA	C3D-C4D	-2.56	1.38	1.44
20	S	208	CLA	C3D-C4D	-2.56	1.38	1.44
20	A	805	CLA	C3D-C4D	-2.56	1.38	1.44
20	A	833	CLA	MG-NC	2.55	2.12	2.06
20	B	808	CLA	C1D-C2D	-2.55	1.40	1.45
26	O	214	DD6	C24-C1	-2.55	1.40	1.45
20	A	829	CLA	MG-NC	2.55	2.12	2.06
23	A	841	BCR	C1-C6	-2.55	1.50	1.53
20	Q	213	CLA	C3D-C4D	-2.55	1.38	1.44
30	O	210	KC1	C1B-NB	-2.55	1.34	1.37
29	P	202	LMG	C4-C5	2.54	1.58	1.53
20	A	835	CLA	C3D-C4D	-2.54	1.38	1.44
20	B	811	CLA	C3D-C4D	-2.54	1.38	1.44
20	A	806	CLA	C3D-C4D	-2.54	1.38	1.44

Continued on next page...

Continued from previous page...

Mol	Chain	Res	Type	Atoms	Z	Observed(Å)	Ideal(Å)
26	H	210	DD6	C13-C11	-2.54	1.40	1.45
20	B	835	CLA	C1D-C2D	-2.53	1.40	1.45
23	A	841	BCR	C30-C25	-2.53	1.50	1.53
20	L	203	CLA	C3D-C4D	-2.53	1.38	1.44
20	B	831	CLA	MG-NC	2.53	2.12	2.06
24	A	848	CL0	C1D-C2D	-2.53	1.40	1.45
20	R	101	CLA	C3D-C4D	-2.53	1.38	1.44
20	B	829	CLA	C3D-C4D	-2.52	1.38	1.44
20	B	824	CLA	MG-NC	2.52	2.12	2.06
20	G	205	CLA	C1D-C2D	-2.52	1.40	1.45
20	A	816	CLA	C3D-C4D	-2.52	1.38	1.44
20	Q	206	CLA	C3D-C4D	-2.52	1.38	1.44
20	O	211	CLA	C3D-C4D	-2.52	1.38	1.44
20	B	806	CLA	C3D-C4D	-2.52	1.38	1.44
20	G	202	CLA	C3D-C4D	-2.52	1.38	1.44
20	B	819	CLA	C1D-C2D	-2.52	1.40	1.45
20	A	822	CLA	C3D-C4D	-2.52	1.38	1.44
20	A	808	CLA	MG-NC	2.52	2.12	2.06
20	P	207	CLA	C3D-C4D	-2.52	1.38	1.44
20	T	201	CLA	C1D-C2D	-2.52	1.40	1.45
20	A	804	CLA	C3D-C4D	-2.52	1.38	1.44
20	S	214	CLA	C3D-C4D	-2.51	1.38	1.44
20	Q	216	CLA	C3D-C4D	-2.51	1.38	1.44
20	A	853	CLA	C3D-C4D	-2.51	1.38	1.44
20	A	849	CLA	C3D-C4D	-2.51	1.38	1.44
20	S	207	CLA	C3D-C4D	-2.51	1.38	1.44
20	B	816	CLA	C3D-C4D	-2.51	1.38	1.44
26	P	205	DD6	C24-C1	-2.51	1.40	1.45
20	A	831	CLA	C3D-C4D	-2.51	1.38	1.44
26	T	213	DD6	C13-C11	-2.50	1.40	1.45
20	B	812	CLA	C3D-C4D	-2.50	1.38	1.44
26	O	215	DD6	C8-C6	-2.50	1.40	1.45
20	A	823	CLA	C1D-C2D	-2.50	1.40	1.45
20	S	205	CLA	C3D-C4D	-2.50	1.38	1.44
30	P	203	KC1	MG-NC	2.50	2.12	2.06
26	T	213	DD6	C8-C6	-2.50	1.40	1.45
20	G	206	CLA	C3D-C4D	-2.50	1.38	1.44
20	H	206	CLA	C3D-C4D	-2.50	1.38	1.44
20	B	823	CLA	C1D-C2D	-2.50	1.40	1.45
20	U	207	CLA	C3D-C4D	-2.50	1.38	1.44
20	T	207	CLA	C3D-C4D	-2.50	1.38	1.44
20	O	208	CLA	C3D-C4D	-2.50	1.38	1.44

Continued on next page...

Continued from previous page...

Mol	Chain	Res	Type	Atoms	Z	Observed(Å)	Ideal(Å)
20	A	851	CLA	C3D-C4D	-2.49	1.38	1.44
26	O	213	DD6	C24-C1	-2.49	1.40	1.45
20	A	802	CLA	C3D-C4D	-2.49	1.38	1.44
20	P	209	CLA	C3D-C4D	-2.49	1.38	1.44
20	G	203	CLA	MG-NC	2.49	2.12	2.06
31	Q	218	A86	C8-C6	-2.49	1.40	1.45
20	A	818	CLA	C3D-C4D	-2.49	1.38	1.44
20	A	808	CLA	C3D-C4D	-2.49	1.38	1.44
20	H	206	CLA	MG-NC	2.48	2.12	2.06
20	A	829	CLA	C3D-C4D	-2.48	1.38	1.44
20	G	205	CLA	C3D-C4D	-2.48	1.38	1.44
20	S	202	CLA	C3D-C4D	-2.48	1.38	1.44
20	A	826	CLA	C1D-C2D	-2.48	1.40	1.45
26	S	204	DD6	C24-C1	-2.48	1.40	1.45
20	B	825	CLA	C1D-C2D	-2.47	1.40	1.45
20	B	831	CLA	C3D-C4D	-2.47	1.38	1.44
20	B	848	CLA	C3D-C4D	-2.47	1.38	1.44
26	A	855	DD6	C8-C6	-2.47	1.40	1.45
30	P	203	KC1	C1B-NB	-2.47	1.34	1.37
20	A	830	CLA	C3D-C4D	-2.47	1.38	1.44
20	A	852	CLA	C3D-C4D	-2.47	1.38	1.44
20	A	807	CLA	MG-NC	2.47	2.12	2.06
20	R	101	CLA	C1D-C2D	-2.47	1.40	1.45
20	L	204	CLA	C3D-C4D	-2.47	1.38	1.44
20	P	211	CLA	C3D-C4D	-2.47	1.38	1.44
23	B	840	BCR	C30-C25	-2.47	1.50	1.53
20	A	815	CLA	C3D-C4D	-2.47	1.38	1.44
20	O	205	CLA	C3D-C4D	-2.46	1.38	1.44
26	G	211	DD6	C8-C6	-2.46	1.40	1.45
26	P	205	DD6	C13-C11	-2.46	1.40	1.45
26	S	203	DD6	C13-C11	-2.46	1.40	1.45
20	F	803	CLA	C3D-C4D	-2.46	1.38	1.44
20	B	808	CLA	C3D-C4D	-2.46	1.38	1.44
20	B	826	CLA	C3D-C4D	-2.46	1.38	1.44
20	S	206	CLA	MG-NC	2.46	2.12	2.06
20	A	824	CLA	MG-NC	2.46	2.12	2.06
20	A	811	CLA	C3D-C4D	-2.46	1.38	1.44
20	G	204	CLA	C3D-C4D	-2.46	1.38	1.44
20	B	814	CLA	C3D-C4D	-2.46	1.38	1.44
20	B	818	CLA	C3D-C4D	-2.46	1.38	1.44
20	A	817	CLA	C3D-C4D	-2.45	1.38	1.44
26	A	855	DD6	C13-C11	-2.45	1.40	1.45

Continued on next page...

Continued from previous page...

Mol	Chain	Res	Type	Atoms	Z	Observed(Å)	Ideal(Å)
20	B	832	CLA	C3D-C4D	-2.45	1.38	1.44
20	B	835	CLA	C3D-C4D	-2.45	1.38	1.44
20	H	208	CLA	C3D-C4D	-2.45	1.38	1.44
20	A	801	CLA	C1D-C2D	-2.45	1.40	1.45
20	J	103	CLA	C3D-C4D	-2.45	1.38	1.44
20	A	836	CLA	C3D-C4D	-2.45	1.38	1.44
20	A	809	CLA	C3D-C4D	-2.45	1.38	1.44
20	O	202	CLA	C3D-C4D	-2.45	1.38	1.44
20	B	827	CLA	C3D-C4D	-2.45	1.38	1.44
20	T	204	CLA	C3D-C4D	-2.45	1.38	1.44
20	B	817	CLA	C1D-C2D	-2.45	1.40	1.45
20	B	812	CLA	MG-NC	2.45	2.12	2.06
20	B	828	CLA	C3D-C4D	-2.45	1.38	1.44
20	O	206	CLA	C3D-C4D	-2.45	1.38	1.44
20	G	206	CLA	C1D-C2D	-2.44	1.40	1.45
26	G	217	DD6	C24-C1	-2.44	1.40	1.45
20	A	847	CLA	C3D-C4D	-2.44	1.38	1.44
20	A	823	CLA	C3D-C4D	-2.44	1.38	1.44
20	Q	203	CLA	MG-NC	2.44	2.12	2.06
20	B	807	CLA	C1D-C2D	-2.44	1.40	1.45
26	S	204	DD6	C8-C6	-2.44	1.40	1.45
20	F	802	CLA	MG-NC	2.44	2.12	2.06
20	S	205	CLA	MG-NC	2.44	2.12	2.06
26	G	211	DD6	C25-C26	-2.44	1.35	1.43
20	A	833	CLA	C3D-C4D	-2.44	1.38	1.44
20	A	824	CLA	C3D-C4D	-2.43	1.38	1.44
20	P	208	CLA	C3D-C4D	-2.43	1.38	1.44
23	B	839	BCR	C30-C25	-2.43	1.50	1.53
20	Q	208	CLA	C1D-C2D	-2.43	1.40	1.45
20	T	203	CLA	C3D-C4D	-2.43	1.38	1.44
20	T	210	CLA	C3D-C4D	-2.43	1.38	1.44
20	A	828	CLA	C3D-C4D	-2.43	1.38	1.44
20	Q	212	CLA	C3D-C4D	-2.43	1.38	1.44
20	A	810	CLA	C3D-C4D	-2.43	1.38	1.44
20	A	827	CLA	C1D-C2D	-2.43	1.40	1.45
26	S	204	DD6	C13-C11	-2.43	1.40	1.45
20	S	215	CLA	C1D-C2D	-2.43	1.40	1.45
20	Q	206	CLA	C1D-C2D	-2.42	1.40	1.45
20	Q	208	CLA	C3D-C4D	-2.42	1.38	1.44
20	U	205	CLA	C3D-C4D	-2.42	1.38	1.44
20	G	201	CLA	C3D-C4D	-2.42	1.38	1.44
20	H	205	CLA	C3D-C4D	-2.42	1.38	1.44

Continued on next page...

Continued from previous page...

Mol	Chain	Res	Type	Atoms	Z	Observed(Å)	Ideal(Å)
20	A	825	CLA	C3D-C4D	-2.42	1.38	1.44
24	A	848	CL0	C3D-C4D	-2.42	1.38	1.44
20	B	827	CLA	MG-NC	2.42	2.12	2.06
20	T	210	CLA	MG-NC	2.42	2.12	2.06
20	B	803	CLA	C1D-C2D	-2.42	1.40	1.45
20	B	845	CLA	C1D-C2D	-2.42	1.40	1.45
20	A	813	CLA	C3D-C4D	-2.42	1.38	1.44
20	A	838	CLA	C3D-C4D	-2.42	1.38	1.44
20	B	819	CLA	MG-NC	2.42	2.12	2.06
20	Q	203	CLA	C3D-C4D	-2.42	1.38	1.44
20	B	809	CLA	C3D-C4D	-2.42	1.38	1.44
20	O	204	CLA	C1D-C2D	-2.42	1.40	1.45
26	O	214	DD6	C26-C27	2.42	1.42	1.37
20	B	843	CLA	C3D-C4D	-2.42	1.38	1.44
20	B	845	CLA	C3D-C4D	-2.42	1.38	1.44
20	U	211	CLA	C3D-C4D	-2.42	1.38	1.44
20	B	820	CLA	C3D-C4D	-2.42	1.38	1.44
20	O	207	CLA	C3D-C4D	-2.42	1.38	1.44
20	O	204	CLA	C3D-C4D	-2.41	1.38	1.44
20	T	209	CLA	C3D-C4D	-2.41	1.38	1.44
20	G	215	CLA	C3D-C4D	-2.41	1.38	1.44
20	A	826	CLA	C3D-C4D	-2.41	1.38	1.44
26	P	215	DD6	C13-C11	-2.41	1.40	1.45
20	A	807	CLA	C3D-C4D	-2.41	1.38	1.44
20	A	817	CLA	C1D-C2D	-2.41	1.40	1.45
20	U	204	CLA	C3D-C4D	-2.41	1.38	1.44
20	B	844	CLA	C1D-C2D	-2.41	1.40	1.45
20	G	209	CLA	C3D-C4D	-2.41	1.38	1.44
20	G	208	CLA	C3D-C4D	-2.41	1.38	1.44
20	B	822	CLA	C1D-C2D	-2.41	1.40	1.45
20	Q	212	CLA	C1D-C2D	-2.41	1.40	1.45
30	U	213	KC1	C2A-C3A	2.41	1.42	1.37
26	S	203	DD6	C24-C1	-2.41	1.40	1.45
20	A	819	CLA	C3D-C4D	-2.41	1.38	1.44
20	A	846	CLA	C3D-C4D	-2.41	1.38	1.44
20	A	815	CLA	MG-NC	2.40	2.12	2.06
26	S	203	DD6	C8-C6	-2.40	1.40	1.45
31	Q	214	A86	C24-C1	-2.40	1.40	1.45
20	Q	205	CLA	C3D-C4D	-2.40	1.38	1.44
30	P	212	KC1	C2A-C3A	2.40	1.42	1.37
20	A	825	CLA	C1D-C2D	-2.40	1.40	1.45
30	U	213	KC1	C1A-CHA	2.40	1.47	1.40

Continued on next page...

Continued from previous page...

Mol	Chain	Res	Type	Atoms	Z	Observed(Å)	Ideal(Å)
20	P	210	CLA	C3D-C4D	-2.40	1.38	1.44
20	P	211	CLA	C1D-C2D	-2.40	1.40	1.45
20	S	206	CLA	C3D-C4D	-2.40	1.38	1.44
23	F	801	BCR	C30-C25	-2.40	1.50	1.53
20	A	846	CLA	C1D-C2D	-2.39	1.40	1.45
20	U	210	CLA	C3D-C4D	-2.39	1.38	1.44
20	A	808	CLA	C1D-C2D	-2.39	1.40	1.45
20	Q	209	CLA	C3D-C4D	-2.39	1.38	1.44
20	O	203	CLA	C3D-C4D	-2.39	1.38	1.44
20	A	838	CLA	C1D-C2D	-2.39	1.40	1.45
26	O	213	DD6	C8-C6	-2.39	1.40	1.45
20	A	810	CLA	C1D-C2D	-2.39	1.40	1.45
20	U	206	CLA	C3D-C4D	-2.39	1.38	1.44
31	Q	214	A86	C8-C6	-2.39	1.40	1.45
20	A	814	CLA	C3D-C4D	-2.39	1.38	1.44
26	O	213	DD6	C13-C11	-2.39	1.40	1.45
20	A	832	CLA	C3D-C4D	-2.39	1.38	1.44
20	B	802	CLA	C3D-C4D	-2.39	1.38	1.44
20	B	804	CLA	C1D-C2D	-2.39	1.40	1.45
20	A	851	CLA	MG-NC	2.39	2.11	2.06
20	T	202	CLA	C3D-C4D	-2.38	1.38	1.44
26	U	214	DD6	C5-C6	2.38	1.40	1.35
20	Q	211	CLA	C1D-C2D	-2.38	1.40	1.45
20	H	203	CLA	C3D-C4D	-2.38	1.38	1.44
20	A	845	CLA	C3D-C4D	-2.38	1.38	1.44
20	B	813	CLA	C3D-C4D	-2.38	1.38	1.44
20	A	824	CLA	C1D-C2D	-2.38	1.40	1.45
20	G	204	CLA	C1D-C2D	-2.38	1.40	1.45
20	B	806	CLA	C1D-C2D	-2.38	1.40	1.45
20	R	104	CLA	C3D-C4D	-2.38	1.38	1.44
26	O	201	DD6	C24-C1	-2.38	1.40	1.45
20	H	204	CLA	C3D-C4D	-2.38	1.38	1.44
20	P	216	CLA	C3D-C4D	-2.37	1.38	1.44
20	B	805	CLA	MG-NC	2.37	2.11	2.06
20	B	830	CLA	C1D-C2D	-2.37	1.40	1.45
20	P	213	CLA	C3D-C4D	-2.37	1.38	1.44
30	P	212	KC1	C1A-CHA	2.37	1.46	1.40
20	S	215	CLA	C3D-C4D	-2.37	1.38	1.44
20	B	823	CLA	C3D-C4D	-2.37	1.38	1.44
20	A	801	CLA	C3D-C4D	-2.37	1.38	1.44
20	T	206	CLA	C3D-C4D	-2.36	1.38	1.44
20	Q	207	CLA	C3D-C4D	-2.36	1.38	1.44

Continued on next page...

Continued from previous page...

Mol	Chain	Res	Type	Atoms	Z	Observed(Å)	Ideal(Å)
20	Q	205	CLA	MG-NC	2.36	2.11	2.06
20	B	813	CLA	C1D-C2D	-2.36	1.40	1.45
20	Q	203	CLA	C1D-C2D	-2.36	1.40	1.45
20	B	804	CLA	C3D-C4D	-2.36	1.38	1.44
20	H	209	CLA	C3D-C4D	-2.36	1.38	1.44
20	G	210	CLA	C3D-C4D	-2.36	1.38	1.44
26	O	212	DD6	C13-C11	-2.36	1.40	1.45
20	T	201	CLA	C3D-C4D	-2.36	1.38	1.44
20	A	821	CLA	C3D-C4D	-2.36	1.38	1.44
20	A	834	CLA	C3D-C4D	-2.35	1.38	1.44
26	P	215	DD6	C24-C1	-2.35	1.40	1.45
30	O	210	KC1	MG-NC	2.35	2.11	2.06
26	U	203	DD6	C13-C11	-2.35	1.40	1.45
20	T	205	CLA	C3D-C4D	-2.35	1.38	1.44
20	A	812	CLA	C3D-C4D	-2.35	1.38	1.44
20	U	205	CLA	C1D-C2D	-2.35	1.40	1.45
20	L	202	CLA	C3D-C4D	-2.35	1.38	1.44
30	T	208	KC1	C2A-C3A	2.35	1.42	1.37
20	B	820	CLA	MG-NC	2.35	2.11	2.06
20	Q	204	CLA	C3D-C4D	-2.34	1.38	1.44
20	B	826	CLA	C1D-C2D	-2.34	1.40	1.45
26	G	211	DD6	C13-C11	-2.34	1.40	1.45
20	H	201	CLA	C3D-C4D	-2.34	1.38	1.44
30	P	203	KC1	C1A-CHA	2.34	1.46	1.40
31	R	105	A86	C8-C6	-2.34	1.40	1.45
26	J	101	DD6	C24-C1	-2.34	1.40	1.45
20	A	818	CLA	C1D-C2D	-2.34	1.40	1.45
26	P	205	DD6	C8-C6	-2.34	1.40	1.45
20	B	803	CLA	C3D-C4D	-2.34	1.38	1.44
20	A	815	CLA	C1D-C2D	-2.34	1.40	1.45
20	A	820	CLA	C1D-C2D	-2.34	1.40	1.45
20	A	806	CLA	C1D-C2D	-2.33	1.40	1.45
20	A	813	CLA	C1D-C2D	-2.33	1.40	1.45
20	B	810	CLA	C1D-C2D	-2.33	1.40	1.45
26	H	211	DD6	C13-C11	-2.33	1.40	1.45
26	O	214	DD6	C8-C6	-2.33	1.40	1.45
20	A	845	CLA	C1D-C2D	-2.33	1.40	1.45
20	G	203	CLA	C3D-C4D	-2.33	1.38	1.44
20	B	848	CLA	C1D-C2D	-2.33	1.40	1.45
20	Q	208	CLA	MG-NC	2.33	2.11	2.06
20	H	202	CLA	C3D-C4D	-2.33	1.38	1.44
28	B	847	SQD	O3-C3	-2.32	1.37	1.43

Continued on next page...

Continued from previous page...

Mol	Chain	Res	Type	Atoms	Z	Observed(Å)	Ideal(Å)
26	S	213	DD6	C13-C11	-2.32	1.41	1.45
20	B	834	CLA	C1D-C2D	-2.32	1.40	1.45
20	A	836	CLA	C1D-C2D	-2.32	1.40	1.45
26	O	215	DD6	C25-C26	-2.32	1.36	1.43
26	G	217	DD6	C13-C11	-2.32	1.41	1.45
30	P	219	KC1	C1A-CHA	2.32	1.46	1.40
26	Q	215	DD6	C8-C6	-2.32	1.41	1.45
20	A	817	CLA	MG-NC	2.31	2.11	2.06
20	O	205	CLA	MG-NC	2.31	2.11	2.06
20	H	203	CLA	CHC-C1C	2.31	1.40	1.35
20	L	203	CLA	C1D-C2D	-2.31	1.40	1.45
20	F	802	CLA	C3D-C4D	-2.31	1.39	1.44
23	A	842	BCR	C30-C25	-2.31	1.50	1.53
20	A	809	CLA	C1D-C2D	-2.31	1.40	1.45
26	O	212	DD6	C8-C6	-2.30	1.41	1.45
26	O	201	DD6	C8-C6	-2.30	1.41	1.45
20	B	828	CLA	C1D-C2D	-2.30	1.40	1.45
26	Q	215	DD6	C24-C1	-2.30	1.41	1.45
20	B	832	CLA	C1D-C2D	-2.30	1.40	1.45
20	A	849	CLA	C1D-C2D	-2.30	1.40	1.45
26	S	213	DD6	C8-C6	-2.30	1.41	1.45
20	A	821	CLA	C1D-C2D	-2.30	1.40	1.45
26	P	215	DD6	C8-C6	-2.29	1.41	1.45
20	B	809	CLA	C1D-C2D	-2.29	1.40	1.45
20	O	203	CLA	MG-NC	2.29	2.11	2.06
23	F	804	BCR	C30-C25	-2.29	1.50	1.53
23	I	101	BCR	C30-C25	-2.29	1.50	1.53
20	O	207	CLA	MG-NC	2.29	2.11	2.06
20	H	206	CLA	C1D-C2D	-2.29	1.40	1.45
30	O	210	KC1	C1A-CHA	2.29	1.46	1.40
20	A	807	CLA	C1D-C2D	-2.29	1.40	1.45
30	T	208	KC1	C1A-CHA	2.29	1.46	1.40
20	T	206	CLA	C1D-C2D	-2.29	1.40	1.45
26	G	214	DD6	C8-C6	-2.28	1.41	1.45
20	B	811	CLA	C1D-C2D	-2.28	1.40	1.45
26	T	213	DD6	C24-C1	-2.28	1.41	1.45
20	P	216	CLA	C1D-C2D	-2.28	1.40	1.45
20	A	828	CLA	C1D-C2D	-2.28	1.40	1.45
20	A	853	CLA	C1D-C2D	-2.28	1.40	1.45
20	A	852	CLA	MG-NC	2.28	2.11	2.06
20	F	802	CLA	C1D-C2D	-2.28	1.40	1.45
20	S	205	CLA	C1D-C2D	-2.28	1.40	1.45

Continued on next page...

Continued from previous page...

Mol	Chain	Res	Type	Atoms	Z	Observed(Å)	Ideal(Å)
26	Q	215	DD6	C13-C11	-2.28	1.41	1.45
20	B	801	CLA	C3D-C4D	-2.27	1.39	1.44
20	B	808	CLA	MG-NC	2.27	2.11	2.06
20	Q	207	CLA	MG-NC	2.27	2.11	2.06
26	O	201	DD6	C13-C11	-2.27	1.41	1.45
20	B	827	CLA	C1D-C2D	-2.27	1.40	1.45
31	Q	201	A86	C8-C6	-2.27	1.41	1.45
20	G	203	CLA	C1D-C2D	-2.27	1.40	1.45
20	P	209	CLA	C1D-C2D	-2.27	1.40	1.45
20	P	214	CLA	C3D-C4D	-2.27	1.39	1.44
26	A	855	DD6	C25-C26	-2.27	1.36	1.43
20	T	211	CLA	C3D-C4D	-2.27	1.39	1.44
26	G	217	DD6	C8-C6	-2.27	1.41	1.45
20	U	204	CLA	MG-NC	2.27	2.11	2.06
26	O	215	DD6	C13-C11	-2.27	1.41	1.45
30	Q	210	KC1	C1A-CHA	2.26	1.46	1.40
20	B	843	CLA	C1D-C2D	-2.26	1.40	1.45
20	B	816	CLA	MG-NC	2.26	2.11	2.06
20	A	812	CLA	C1D-C2D	-2.26	1.40	1.45
20	B	846	CLA	C1D-C2D	-2.26	1.40	1.45
20	A	814	CLA	MG-NC	2.26	2.11	2.06
26	J	101	DD6	C13-C11	-2.26	1.41	1.45
30	P	206	KC1	C1A-CHA	2.26	1.46	1.40
26	U	214	DD6	C24-C1	-2.26	1.41	1.45
31	Q	218	A86	C24-C1	-2.26	1.41	1.45
26	T	212	DD6	C8-C6	-2.26	1.41	1.45
20	Q	205	CLA	C1D-C2D	-2.26	1.40	1.45
20	A	835	CLA	C1D-C2D	-2.25	1.40	1.45
20	P	208	CLA	C1D-C2D	-2.25	1.40	1.45
30	S	209	KC1	C1A-CHA	2.25	1.46	1.40
20	G	202	CLA	MG-NC	2.25	2.11	2.06
31	P	204	A86	C25-C24	2.25	1.40	1.34
26	G	213	DD6	C13-C11	-2.25	1.41	1.45
26	G	212	DD6	C25-C26	-2.25	1.36	1.43
20	T	203	CLA	C1D-C2D	-2.25	1.40	1.45
20	A	852	CLA	C1D-C2D	-2.25	1.40	1.45
20	U	209	CLA	C3D-C4D	-2.25	1.39	1.44
20	A	830	CLA	C1D-C2D	-2.24	1.40	1.45
20	L	202	CLA	MG-NC	2.24	2.11	2.06
26	P	205	DD6	C25-C26	-2.24	1.36	1.43
20	A	833	CLA	C1D-C2D	-2.24	1.40	1.45
23	A	843	BCR	C30-C25	-2.24	1.50	1.53

Continued on next page...

Continued from previous page...

Mol	Chain	Res	Type	Atoms	Z	Observed(Å)	Ideal(Å)
29	P	202	LMG	C4-C3	2.24	1.58	1.52
31	Q	201	A86	C24-C1	-2.24	1.41	1.45
20	H	205	CLA	C1D-C2D	-2.24	1.40	1.45
20	B	831	CLA	C1D-C2D	-2.23	1.40	1.45
26	S	210	DD6	C25-C26	-2.23	1.36	1.43
20	G	205	CLA	CHC-C1C	2.23	1.40	1.35
20	B	814	CLA	C1D-C2D	-2.23	1.40	1.45
20	Q	209	CLA	C1D-C2D	-2.23	1.40	1.45
20	A	832	CLA	C1D-C2D	-2.23	1.40	1.45
26	Q	202	DD6	C24-C1	-2.23	1.41	1.45
20	B	816	CLA	C1D-C2D	-2.23	1.40	1.45
24	A	848	CL0	MG-ND	-2.23	2.01	2.05
26	Q	202	DD6	C13-C11	-2.22	1.41	1.45
26	G	214	DD6	C13-C11	-2.22	1.41	1.45
26	H	211	DD6	C24-C1	-2.22	1.41	1.45
31	R	105	A86	C24-C1	-2.22	1.41	1.45
20	A	811	CLA	C1D-C2D	-2.22	1.40	1.45
26	S	204	DD6	C25-C26	-2.22	1.36	1.43
20	S	206	CLA	C1D-C2D	-2.22	1.40	1.45
20	R	104	CLA	C1D-C2D	-2.22	1.40	1.45
22	G	216	LHG	P-O6	2.22	1.68	1.59
20	B	829	CLA	MG-NC	2.21	2.11	2.06
20	T	211	CLA	MG-NC	2.21	2.11	2.06
20	B	829	CLA	C1D-C2D	-2.21	1.41	1.45
20	A	804	CLA	C1D-C2D	-2.21	1.41	1.45
20	A	854	CLA	C3D-C4D	-2.21	1.39	1.44
26	H	211	DD6	C8-C6	-2.20	1.41	1.45
20	A	851	CLA	C1D-C2D	-2.20	1.41	1.45
20	U	211	CLA	C1D-C2D	-2.20	1.41	1.45
26	O	214	DD6	C13-C11	-2.20	1.41	1.45
30	P	212	KC1	C1B-NB	-2.20	1.35	1.37
31	U	202	A86	C8-C6	-2.20	1.41	1.45
20	F	803	CLA	C1D-C2D	-2.20	1.41	1.45
26	O	213	DD6	C25-C26	-2.19	1.36	1.43
20	A	834	CLA	C1D-C2D	-2.19	1.41	1.45
22	A	840	LHG	O7-C5	-2.19	1.41	1.46
20	B	824	CLA	C1D-C2D	-2.19	1.41	1.45
20	L	202	CLA	C1D-C2D	-2.19	1.41	1.45
20	B	846	CLA	MG-NC	2.19	2.11	2.06
20	Q	213	CLA	C1D-C2D	-2.19	1.41	1.45
20	B	805	CLA	C1D-C2D	-2.19	1.41	1.45
26	G	213	DD6	C24-C1	-2.19	1.41	1.45

Continued on next page...

Continued from previous page...

Mol	Chain	Res	Type	Atoms	Z	Observed(Å)	Ideal(Å)
20	T	204	CLA	C1D-C2D	-2.19	1.41	1.45
20	G	202	CLA	C1D-C2D	-2.18	1.41	1.45
20	B	820	CLA	C1D-C2D	-2.18	1.41	1.45
20	B	833	CLA	C1D-C2D	-2.18	1.41	1.45
20	A	830	CLA	MG-NC	2.18	2.11	2.06
26	U	212	DD6	C13-C11	-2.18	1.41	1.45
20	O	206	CLA	MG-NC	2.18	2.11	2.06
20	U	211	CLA	MG-NC	2.18	2.11	2.06
28	B	847	SQD	O2-C2	-2.18	1.37	1.43
20	U	204	CLA	C1D-C2D	-2.18	1.41	1.45
20	H	207	CLA	C3D-C4D	-2.18	1.39	1.44
20	A	814	CLA	C1D-C2D	-2.18	1.41	1.45
20	Q	213	CLA	MG-NC	2.18	2.11	2.06
20	B	821	CLA	C1D-C2D	-2.18	1.41	1.45
20	H	204	CLA	C1D-C2D	-2.18	1.41	1.45
26	G	214	DD6	C25-C24	2.18	1.40	1.34
20	U	206	CLA	C1D-C2D	-2.17	1.41	1.45
26	J	101	DD6	C8-C6	-2.17	1.41	1.45
30	S	211	KC1	C1A-CHA	2.17	1.46	1.40
20	G	210	CLA	C1D-C2D	-2.17	1.41	1.45
20	H	207	CLA	CHC-C1C	2.17	1.40	1.35
20	H	208	CLA	MG-NC	2.17	2.11	2.06
20	T	207	CLA	C1D-C2D	-2.17	1.41	1.45
20	A	818	CLA	MG-NC	2.17	2.11	2.06
20	P	214	CLA	C1D-C2D	-2.16	1.41	1.45
28	S	201	SQD	O4-C4	-2.16	1.37	1.43
20	O	202	CLA	C1D-C2D	-2.16	1.41	1.45
26	U	212	DD6	C8-C6	-2.16	1.41	1.45
26	P	220	DD6	C25-C26	-2.16	1.36	1.43
26	S	212	DD6	C13-C11	-2.16	1.41	1.45
26	T	212	DD6	C24-C1	-2.15	1.41	1.45
20	H	207	CLA	MG-NC	2.15	2.11	2.06
20	B	809	CLA	MG-NC	2.15	2.11	2.06
20	U	207	CLA	C1D-C2D	-2.15	1.41	1.45
20	T	201	CLA	MG-NC	2.15	2.11	2.06
26	Q	202	DD6	C8-C6	-2.15	1.41	1.45
23	B	838	BCR	C30-C25	-2.15	1.50	1.53
30	P	206	KC1	C1B-NB	-2.14	1.35	1.37
20	B	848	CLA	MG-NC	2.14	2.11	2.06
28	S	201	SQD	O2-C2	-2.14	1.37	1.43
20	H	202	CLA	MG-NC	2.14	2.11	2.06
20	A	804	CLA	MG-NC	2.14	2.11	2.06

Continued on next page...

Continued from previous page...

Mol	Chain	Res	Type	Atoms	Z	Observed(Å)	Ideal(Å)
20	Q	207	CLA	C1D-C2D	-2.14	1.41	1.45
20	B	815	CLA	C1D-C2D	-2.14	1.41	1.45
20	J	103	CLA	C1D-C2D	-2.14	1.41	1.45
20	L	204	CLA	C1D-C2D	-2.14	1.41	1.45
20	G	208	CLA	C1D-C2D	-2.13	1.41	1.45
26	S	203	DD6	C25-C26	-2.13	1.36	1.43
20	Q	216	CLA	C1D-C2D	-2.13	1.41	1.45
26	U	203	DD6	C25-C24	2.13	1.40	1.34
26	P	218	DD6	C24-C1	-2.13	1.41	1.45
20	B	812	CLA	C1D-C2D	-2.13	1.41	1.45
20	A	847	CLA	C1D-C2D	-2.13	1.41	1.45
20	G	207	CLA	C1D-C2D	-2.13	1.41	1.45
20	G	201	CLA	C1D-C2D	-2.13	1.41	1.45
20	O	207	CLA	C1D-C2D	-2.12	1.41	1.45
27	B	842	DGD	C3G-C2G	2.12	1.57	1.50
20	B	833	CLA	MG-NC	2.12	2.11	2.06
20	P	207	CLA	C1D-C2D	-2.12	1.41	1.45
20	G	205	CLA	MG-NC	2.12	2.11	2.06
20	O	203	CLA	C1D-C2D	-2.12	1.41	1.45
20	A	831	CLA	C1D-C2D	-2.12	1.41	1.45
20	A	829	CLA	C1D-C2D	-2.12	1.41	1.45
20	A	806	CLA	MG-NC	2.11	2.11	2.06
20	B	818	CLA	MG-NC	2.11	2.11	2.06
26	O	201	DD6	C25-C26	-2.11	1.36	1.43
29	P	217	LMG	O1-C7	-2.11	1.39	1.43
20	B	801	CLA	C1D-C2D	-2.11	1.41	1.45
20	A	836	CLA	MG-NC	2.11	2.11	2.06
20	P	210	CLA	C1D-C2D	-2.11	1.41	1.45
28	B	847	SQD	O4-C4	-2.11	1.38	1.43
20	T	205	CLA	C1D-C2D	-2.11	1.41	1.45
20	A	816	CLA	MG-NC	2.11	2.11	2.06
20	S	215	CLA	MG-NC	2.10	2.11	2.06
20	O	211	CLA	CHC-C1C	2.10	1.40	1.35
26	P	218	DD6	C13-C11	-2.10	1.41	1.45
20	G	215	CLA	C1D-C2D	-2.10	1.41	1.45
20	U	210	CLA	C1D-C2D	-2.10	1.41	1.45
20	R	101	CLA	MG-NC	2.10	2.11	2.06
20	A	822	CLA	C1D-C2D	-2.10	1.41	1.45
29	P	217	LMG	O7-C8	-2.10	1.41	1.46
20	A	853	CLA	MG-NC	2.09	2.11	2.06
20	T	211	CLA	C1D-C2D	-2.09	1.41	1.45
26	S	212	DD6	C24-C1	-2.09	1.41	1.45

Continued on next page...

Continued from previous page...

Mol	Chain	Res	Type	Atoms	Z	Observed(Å)	Ideal(Å)
20	H	202	CLA	C1D-C2D	-2.09	1.41	1.45
26	O	214	DD6	C25-C26	-2.09	1.37	1.43
20	T	202	CLA	C1D-C2D	-2.09	1.41	1.45
20	P	207	CLA	MG-NC	2.09	2.11	2.06
20	H	202	CLA	CHC-C1C	2.09	1.40	1.35
20	G	209	CLA	MG-NC	2.09	2.11	2.06
20	G	204	CLA	MG-NC	2.08	2.11	2.06
26	G	213	DD6	C8-C6	-2.08	1.41	1.45
20	A	816	CLA	C1D-C2D	-2.08	1.41	1.45
20	O	208	CLA	C1D-C2D	-2.08	1.41	1.45
20	U	205	CLA	CHC-C1C	2.08	1.40	1.35
20	H	209	CLA	C1D-C2D	-2.08	1.41	1.45
22	P	201	LHG	P-O6	2.08	1.67	1.59
26	P	215	DD6	C25-C26	-2.08	1.37	1.43
20	S	207	CLA	C1D-C2D	-2.08	1.41	1.45
20	B	822	CLA	MG-NC	2.08	2.11	2.06
26	S	212	DD6	C8-C6	-2.08	1.41	1.45
20	O	206	CLA	C1D-C2D	-2.08	1.41	1.45
20	S	215	CLA	CHC-C1C	2.07	1.40	1.35
20	L	203	CLA	MG-NC	2.07	2.11	2.06
20	O	211	CLA	C1D-C2D	-2.07	1.41	1.45
26	P	218	DD6	C8-C6	-2.06	1.41	1.45
20	H	201	CLA	C1D-C2D	-2.06	1.41	1.45
20	A	803	CLA	C1D-C2D	-2.06	1.41	1.45
20	A	819	CLA	MG-NC	2.06	2.11	2.06
20	A	805	CLA	C1D-C2D	-2.06	1.41	1.45
20	A	845	CLA	CHC-C1C	2.06	1.40	1.35
26	J	101	DD6	C25-C26	-2.06	1.37	1.43
20	G	209	CLA	C1D-C2D	-2.06	1.41	1.45
26	U	212	DD6	C24-C1	-2.05	1.41	1.45
20	S	214	CLA	MG-NC	2.05	2.11	2.06
26	Q	215	DD6	C25-C26	-2.05	1.37	1.43
20	F	803	CLA	MG-NC	2.05	2.11	2.06
20	U	205	CLA	MG-NC	2.05	2.11	2.06
28	S	201	SQD	O3-C3	-2.05	1.38	1.43
20	G	208	CLA	CHC-C1C	2.05	1.40	1.35
23	B	837	BCR	C33-C5	-2.05	1.47	1.50
30	Q	210	KC1	C2A-C3A	2.05	1.41	1.37
20	B	830	CLA	CHC-C1C	2.05	1.40	1.35
30	U	213	KC1	MG-NC	2.05	2.11	2.06
20	H	207	CLA	C1D-C2D	-2.05	1.41	1.45
20	S	214	CLA	C1D-C2D	-2.05	1.41	1.45

Continued on next page...

Continued from previous page...

Mol	Chain	Res	Type	Atoms	Z	Observed(Å)	Ideal(Å)
20	A	819	CLA	C1D-C2D	-2.05	1.41	1.45
20	B	803	CLA	CHC-C1C	2.04	1.40	1.35
20	A	801	CLA	MG-NC	2.04	2.11	2.06
20	Q	209	CLA	MG-NC	2.04	2.11	2.06
30	U	213	KC1	C1B-NB	-2.04	1.35	1.37
26	P	220	DD6	C13-C11	-2.04	1.41	1.45
20	J	103	CLA	MG-NC	2.04	2.11	2.06
26	O	212	DD6	C24-C1	-2.04	1.41	1.45
20	P	213	CLA	C1D-C2D	-2.04	1.41	1.45
20	L	204	CLA	MG-NC	2.03	2.11	2.06
20	B	818	CLA	CHC-C1C	2.03	1.40	1.35
20	O	204	CLA	MG-NC	2.03	2.11	2.06
20	L	204	CLA	CHC-C1C	2.03	1.40	1.35
20	U	209	CLA	C1D-C2D	-2.03	1.41	1.45
30	T	208	KC1	C1B-NB	-2.03	1.35	1.37
20	S	207	CLA	MG-NC	2.03	2.11	2.06
20	P	209	CLA	MG-NC	2.03	2.11	2.06
20	G	204	CLA	CHC-C1C	2.02	1.40	1.35
20	A	801	CLA	CHC-C1C	2.02	1.40	1.35
30	O	210	KC1	C3B-C2B	2.02	1.41	1.37
26	U	214	DD6	C25-C26	-2.02	1.37	1.43
26	U	203	DD6	C24-C1	-2.02	1.41	1.45
20	A	831	CLA	CHC-C1C	2.02	1.40	1.35
29	P	202	LMG	O7-C8	-2.02	1.41	1.46
26	T	212	DD6	C13-C11	-2.02	1.41	1.45
20	A	810	CLA	MG-NC	2.01	2.11	2.06
20	U	209	CLA	CHC-C1C	2.01	1.40	1.35
26	G	217	DD6	C25-C26	-2.01	1.37	1.43
20	T	210	CLA	C1D-C2D	-2.01	1.41	1.45
20	Q	204	CLA	C1D-C2D	-2.01	1.41	1.45
20	P	207	CLA	CHC-C1C	2.01	1.40	1.35
20	B	815	CLA	MG-NC	2.00	2.11	2.06
20	T	202	CLA	MG-NC	2.00	2.11	2.06
30	P	206	KC1	CHD-C4C	2.00	1.40	1.35

All (1383) bond angle outliers are listed below:

Mol	Chain	Res	Type	Atoms	Z	Observed(°)	Ideal(°)
20	H	206	CLA	O2A-C1-C2	7.72	128.93	108.64
26	U	203	DD6	C4-C3-C2	5.71	135.18	123.47
20	A	835	CLA	O2A-C1-C2	5.56	123.24	108.64
31	P	204	A86	C26-C25-C24	5.37	139.97	123.22

Continued on next page...

Continued from previous page...

Mol	Chain	Res	Type	Atoms	Z	Observed(°)	Ideal(°)
31	U	202	A86	C17-C16-C15	5.32	114.59	109.16
26	S	213	DD6	C4-C3-C2	5.29	134.31	123.47
26	T	213	DD6	C4-C3-C2	5.23	134.19	123.47
20	A	854	CLA	C1-O2A-CGA	5.08	129.78	116.44
26	P	220	DD6	C4-C3-C2	5.08	133.87	123.47
26	P	220	DD6	C10-C9-C8	5.06	139.01	123.22
31	R	105	A86	C17-C16-C15	5.05	114.31	109.16
26	T	212	DD6	C12-C11-C10	-4.98	115.94	122.92
26	P	218	DD6	C4-C3-C2	4.91	133.54	123.47
26	S	212	DD6	C3-C4-C5	4.87	133.44	123.47
28	S	201	SQD	O9-S-C6	4.81	112.65	106.94
26	P	218	DD6	C3-C4-C5	4.81	133.32	123.47
26	U	212	DD6	C3-C4-C5	4.76	133.23	123.47
26	O	214	DD6	C12-C11-C10	-4.73	116.30	122.92
20	S	202	CLA	CHD-C1D-ND	-4.69	120.15	124.45
26	T	212	DD6	C13-C11-C10	4.67	126.11	118.94
26	Q	215	DD6	C4-C3-C2	4.61	132.92	123.47
20	B	813	CLA	O2A-C1-C2	4.60	120.72	108.64
31	Q	201	A86	C3-C4-C5	4.59	132.88	123.47
31	Q	214	A86	C17-C16-C15	4.57	113.83	109.16
20	L	204	CLA	O2A-C1-C2	4.56	120.62	108.64
31	P	204	A86	C17-C16-C15	4.52	113.78	109.16
26	O	212	DD6	C4-C3-C2	4.51	132.72	123.47
26	U	214	DD6	C4-C3-C2	4.48	132.65	123.47
26	G	217	DD6	C4-C3-C2	4.48	132.65	123.47
26	Q	202	DD6	C3-C4-C5	4.47	132.63	123.47
31	Q	218	A86	C4-C3-C2	4.45	132.59	123.47
26	P	205	DD6	C12-C11-C10	-4.44	116.70	122.92
26	O	213	DD6	C4-C3-C2	4.43	132.54	123.47
31	P	204	A86	C3-C4-C5	4.40	132.48	123.47
26	U	203	DD6	C24-C1-C2	4.37	125.64	118.94
26	G	212	DD6	C3-C4-C5	4.34	132.37	123.47
26	J	101	DD6	C12-C11-C10	-4.31	116.89	122.92
26	H	210	DD6	C12-C11-C10	-4.31	116.89	122.92
26	S	213	DD6	C12-C11-C10	-4.29	116.91	122.92
26	U	203	DD6	O1-C20-C19	-4.29	110.16	113.38
26	Q	202	DD6	C12-C11-C10	-4.29	116.92	122.92
26	P	215	DD6	C12-C11-C10	-4.28	116.93	122.92
26	G	212	DD6	C12-C11-C10	-4.28	116.93	122.92
26	G	211	DD6	C4-C3-C2	4.27	132.22	123.47
20	B	818	CLA	CHD-C1D-ND	-4.27	120.53	124.45
26	S	210	DD6	C12-C11-C10	-4.26	116.96	122.92

Continued on next page...

Continued from previous page...

Mol	Chain	Res	Type	Atoms	Z	Observed(°)	Ideal(°)
26	P	218	DD6	C12-C11-C10	-4.25	116.96	122.92
20	A	803	CLA	CHD-C1D-ND	-4.24	120.56	124.45
20	Q	207	CLA	C4D-CHA-C1A	4.24	126.41	121.25
20	H	207	CLA	O2A-C1-C2	4.23	119.75	108.64
26	U	203	DD6	C-C1-C2	-4.22	117.01	122.92
26	T	212	DD6	C4-C3-C2	4.22	132.12	123.47
20	H	202	CLA	C4D-CHA-C1A	4.22	126.39	121.25
26	O	212	DD6	C12-C11-C10	-4.22	117.02	122.92
26	P	220	DD6	C12-C11-C10	-4.21	117.02	122.92
26	H	210	DD6	C4-C3-C2	4.21	132.09	123.47
20	A	822	CLA	CHD-C1D-ND	-4.20	120.59	124.45
26	S	204	DD6	C12-C11-C10	-4.19	117.05	122.92
20	S	208	CLA	CHD-C1D-ND	-4.19	120.61	124.45
26	Q	215	DD6	C12-C11-C10	-4.19	117.06	122.92
20	T	205	CLA	CHD-C1D-ND	-4.18	120.61	124.45
26	J	101	DD6	C3-C4-C5	4.17	132.02	123.47
22	A	840	LHG	O4-P-O5	4.17	132.86	112.24
26	S	203	DD6	C12-C11-C10	-4.16	117.10	122.92
22	A	839	LHG	O4-P-O5	4.15	132.74	112.24
26	A	855	DD6	C12-C11-C10	-4.15	117.12	122.92
26	O	215	DD6	C12-C11-C10	-4.14	117.12	122.92
26	T	212	DD6	C3-C4-C5	4.13	131.94	123.47
22	P	201	LHG	O4-P-O5	4.12	132.61	112.24
26	O	214	DD6	C3-C4-C5	4.12	131.91	123.47
26	G	217	DD6	C12-C11-C10	-4.11	117.16	122.92
26	G	214	DD6	C12-C11-C10	-4.11	117.16	122.92
26	S	212	DD6	C8-C6-C5	4.11	125.24	118.94
20	A	805	CLA	CHD-C1D-ND	-4.10	120.68	124.45
22	G	216	LHG	O4-P-O5	4.09	132.48	112.24
26	G	211	DD6	C12-C11-C10	-4.09	117.20	122.92
26	O	201	DD6	C12-C11-C10	-4.08	117.20	122.92
20	A	838	CLA	C4D-CHA-C1A	4.08	126.21	121.25
31	Q	214	A86	C3-C4-C5	4.08	131.82	123.47
20	A	847	CLA	CHD-C1D-ND	-4.07	120.71	124.45
26	G	213	DD6	C12-C11-C10	-4.07	117.22	122.92
20	T	205	CLA	C4D-CHA-C1A	4.07	126.20	121.25
31	R	103	A86	C4-C3-C2	4.06	131.78	123.47
31	U	202	A86	C4-C3-C2	4.05	131.77	123.47
26	O	212	DD6	C-C1-C2	-4.04	117.26	122.92
26	A	855	DD6	C4-C3-C2	4.04	131.75	123.47
31	R	103	A86	C3-C4-C5	4.04	131.75	123.47
20	L	204	CLA	CHD-C1D-ND	-4.03	120.75	124.45

Continued on next page...

Continued from previous page...

Mol	Chain	Res	Type	Atoms	Z	Observed(°)	Ideal(°)
20	A	819	CLA	CHD-C1D-ND	-4.03	120.75	124.45
28	S	201	SQD	O47-C7-C8	4.03	120.19	111.50
26	U	203	DD6	C12-C11-C10	-4.03	117.28	122.92
20	A	816	CLA	CHD-C1D-ND	-4.02	120.76	124.45
20	B	821	CLA	CHD-C1D-ND	-4.00	120.78	124.45
20	P	213	CLA	CHD-C1D-ND	-4.00	120.78	124.45
20	T	202	CLA	CHD-C1D-ND	-3.99	120.78	124.45
26	G	214	DD6	C3-C4-C5	3.99	131.64	123.47
20	O	211	CLA	CHD-C1D-ND	-3.99	120.79	124.45
26	T	213	DD6	C-C1-C2	-3.98	117.34	122.92
20	Q	213	CLA	C1-O2A-CGA	3.98	126.88	116.44
20	Q	204	CLA	CHD-C1D-ND	-3.97	120.81	124.45
20	U	207	CLA	O2A-C1-C2	3.97	119.06	108.64
20	G	205	CLA	CHD-C1D-ND	-3.96	120.81	124.45
20	H	203	CLA	CHD-C1D-ND	-3.96	120.81	124.45
20	O	205	CLA	CHD-C1D-ND	-3.96	120.81	124.45
26	O	213	DD6	C12-C11-C10	-3.96	117.38	122.92
20	G	208	CLA	CHD-C1D-ND	-3.96	120.82	124.45
20	T	209	CLA	CHD-C1D-ND	-3.95	120.82	124.45
26	S	203	DD6	C4-C3-C2	3.94	131.55	123.47
26	H	211	DD6	C3-C4-C5	3.94	131.54	123.47
28	S	201	SQD	O9-S-O7	-3.94	100.32	113.95
20	G	207	CLA	CHD-C1D-ND	-3.94	120.84	124.45
26	S	212	DD6	C7-C6-C5	-3.93	117.41	122.92
20	U	208	CLA	CHD-C1D-ND	-3.93	120.84	124.45
20	L	203	CLA	CHD-C1D-ND	-3.93	120.84	124.45
26	G	213	DD6	C3-C4-C5	3.93	131.52	123.47
26	O	212	DD6	C3-C4-C5	3.92	131.50	123.47
26	S	213	DD6	C3-C4-C5	3.91	131.47	123.47
28	B	847	SQD	O7-S-C6	3.90	111.58	106.94
20	G	215	CLA	CHD-C1D-ND	-3.90	120.87	124.45
26	S	203	DD6	C3-C4-C5	3.90	131.47	123.47
20	U	207	CLA	CHD-C1D-ND	-3.90	120.87	124.45
26	S	204	DD6	C3-C4-C5	3.90	131.45	123.47
20	A	831	CLA	CHD-C1D-ND	-3.87	120.90	124.45
20	T	207	CLA	CHD-C1D-ND	-3.87	120.90	124.45
26	H	211	DD6	C12-C11-C10	-3.87	117.50	122.92
26	T	213	DD6	C12-C11-C10	-3.87	117.50	122.92
20	Q	207	CLA	CHD-C1D-ND	-3.87	120.90	124.45
20	O	206	CLA	CHD-C1D-ND	-3.86	120.90	124.45
20	H	206	CLA	C4D-CHA-C1A	3.86	125.95	121.25
20	B	815	CLA	CHD-C1D-ND	-3.85	120.92	124.45

Continued on next page...

Continued from previous page...

Mol	Chain	Res	Type	Atoms	Z	Observed(°)	Ideal(°)
20	T	202	CLA	C4D-CHA-C1A	3.85	125.93	121.25
20	U	209	CLA	CHD-C1D-ND	-3.85	120.92	124.45
20	A	838	CLA	CHD-C1D-ND	-3.85	120.92	124.45
20	G	207	CLA	C4D-CHA-C1A	3.84	125.92	121.25
20	A	819	CLA	C4D-CHA-C1A	3.84	125.92	121.25
28	B	847	SQD	O9-S-O7	-3.83	100.70	113.95
20	B	824	CLA	CHD-C1D-ND	-3.83	120.94	124.45
20	H	208	CLA	CHD-C1D-ND	-3.83	120.94	124.45
28	B	847	SQD	O9-S-C6	3.82	111.48	106.94
20	A	854	CLA	CHD-C1D-ND	-3.82	120.94	124.45
28	B	847	SQD	C44-O6-C1	3.82	121.20	113.74
20	U	210	CLA	CHD-C1D-ND	-3.82	120.94	124.45
20	S	214	CLA	CHD-C1D-ND	-3.82	120.95	124.45
26	U	203	DD6	C3-C4-C5	3.81	131.27	123.47
20	H	202	CLA	CHD-C1D-ND	-3.81	120.96	124.45
31	U	202	A86	C3-C4-C5	3.80	131.27	123.47
20	H	206	CLA	CHD-C1D-ND	-3.79	120.97	124.45
28	B	847	SQD	O47-C7-C8	3.79	119.67	111.50
26	S	213	DD6	C8-C6-C5	3.78	124.74	118.94
20	A	833	CLA	O2A-C1-C2	3.78	118.56	108.64
26	G	212	DD6	C-C1-C2	-3.77	117.64	122.92
20	P	207	CLA	C4D-CHA-C1A	3.76	125.82	121.25
20	T	210	CLA	CHD-C1D-ND	-3.76	121.00	124.45
20	B	801	CLA	C4D-CHA-C1A	3.76	125.82	121.25
26	H	211	DD6	C4-C3-C2	3.75	131.16	123.47
20	A	847	CLA	C4D-CHA-C1A	3.75	125.82	121.25
23	F	801	BCR	C2-C1-C6	3.75	116.26	110.48
31	R	105	A86	C3-C4-C5	3.75	131.16	123.47
20	P	207	CLA	CHD-C1D-ND	-3.75	121.01	124.45
26	P	205	DD6	C4-C3-C2	3.74	131.13	123.47
20	S	207	CLA	CHD-C1D-ND	-3.74	121.02	124.45
26	T	213	DD6	C24-C1-C2	3.73	124.67	118.94
20	B	805	CLA	CHD-C1D-ND	-3.73	121.03	124.45
20	G	209	CLA	CHD-C1D-ND	-3.73	121.03	124.45
23	M	101	BCR	C2-C1-C6	3.72	116.20	110.48
26	P	215	DD6	C4-C3-C2	3.71	131.08	123.47
20	P	210	CLA	CHD-C1D-ND	-3.71	121.05	124.45
31	Q	201	A86	C7-C6-C5	-3.71	117.73	122.92
20	A	829	CLA	CHD-C1D-ND	-3.71	121.05	124.45
20	B	818	CLA	C4D-CHA-C1A	3.70	125.76	121.25
20	G	209	CLA	C4D-CHA-C1A	3.70	125.75	121.25
26	U	212	DD6	C12-C11-C10	-3.70	117.74	122.92

Continued on next page...

Continued from previous page...

Mol	Chain	Res	Type	Atoms	Z	Observed(°)	Ideal(°)
26	U	203	DD6	C13-C11-C10	3.70	124.61	118.94
20	A	822	CLA	C4D-CHA-C1A	3.69	125.74	121.25
20	A	829	CLA	C4D-CHA-C1A	3.69	125.74	121.25
26	H	210	DD6	C3-C4-C5	3.69	131.03	123.47
20	Q	204	CLA	C4D-CHA-C1A	3.68	125.73	121.25
20	F	803	CLA	C4D-CHA-C1A	3.68	125.73	121.25
20	B	833	CLA	CHD-C1D-ND	-3.68	121.07	124.45
20	B	830	CLA	C4D-CHA-C1A	3.67	125.72	121.25
26	O	212	DD6	C24-C1-C2	3.67	124.58	118.94
20	G	205	CLA	CAC-C3C-C4C	3.67	129.57	124.81
26	U	212	DD6	C7-C6-C5	-3.67	117.78	122.92
26	O	215	DD6	C4-C3-C2	3.67	130.99	123.47
23	A	841	BCR	C2-C1-C6	3.67	116.13	110.48
20	B	816	CLA	CHD-C1D-ND	-3.66	121.09	124.45
20	B	834	CLA	CHD-C1D-ND	-3.66	121.09	124.45
20	B	814	CLA	CHD-C1D-ND	-3.66	121.09	124.45
20	O	208	CLA	CHD-C1D-ND	-3.66	121.09	124.45
20	A	814	CLA	C4D-CHA-C1A	3.66	125.70	121.25
26	G	213	DD6	C4-C3-C2	3.66	130.96	123.47
20	B	843	CLA	C4D-CHA-C1A	3.65	125.70	121.25
20	F	802	CLA	C4D-CHA-C1A	3.65	125.70	121.25
20	T	204	CLA	CHD-C1D-ND	-3.65	121.10	124.45
26	S	212	DD6	C12-C11-C10	-3.65	117.81	122.92
26	A	855	DD6	C24-C1-C2	3.65	124.54	118.94
20	B	807	CLA	C4D-CHA-C1A	3.64	125.68	121.25
20	B	814	CLA	C4D-CHA-C1A	3.64	125.68	121.25
20	A	854	CLA	O2A-C1-C2	3.63	118.18	108.64
20	S	205	CLA	C4D-CHA-C1A	3.63	125.67	121.25
31	Q	201	A86	C17-C16-C15	3.63	112.87	109.16
20	O	206	CLA	C4D-CHA-C1A	3.63	125.66	121.25
20	A	809	CLA	CHD-C1D-ND	-3.62	121.13	124.45
20	H	201	CLA	CHD-C1D-ND	-3.62	121.13	124.45
20	U	205	CLA	CHD-C1D-ND	-3.61	121.13	124.45
20	G	215	CLA	C4D-CHA-C1A	3.61	125.64	121.25
20	O	202	CLA	CHD-C1D-ND	-3.61	121.14	124.45
26	A	855	DD6	C-C1-C2	-3.61	117.86	122.92
26	Q	202	DD6	C7-C6-C5	-3.61	117.86	122.92
26	P	205	DD6	C7-C6-C5	-3.61	117.87	122.92
20	B	801	CLA	CHD-C1D-ND	-3.60	121.14	124.45
26	G	214	DD6	C8-C6-C5	3.60	124.46	118.94
20	A	811	CLA	C4D-CHA-C1A	3.60	125.63	121.25
20	Q	213	CLA	CHD-C1D-ND	-3.59	121.15	124.45

Continued on next page...

Continued from previous page...

Mol	Chain	Res	Type	Atoms	Z	Observed(°)	Ideal(°)
20	A	806	CLA	CHD-C1D-ND	-3.59	121.15	124.45
20	A	804	CLA	CHD-C1D-ND	-3.59	121.16	124.45
20	F	803	CLA	CHD-C1D-ND	-3.59	121.16	124.45
26	P	215	DD6	C3-C4-C5	3.59	130.82	123.47
20	B	812	CLA	CHD-C1D-ND	-3.58	121.16	124.45
20	T	209	CLA	C4D-CHA-C1A	3.58	125.60	121.25
20	B	816	CLA	C4D-CHA-C1A	3.57	125.60	121.25
26	S	213	DD6	C7-C6-C5	-3.57	117.92	122.92
26	G	213	DD6	C7-C6-C5	-3.57	117.93	122.92
20	O	207	CLA	CHD-C1D-ND	-3.57	121.18	124.45
20	A	853	CLA	CHD-C1D-ND	-3.56	121.18	124.45
20	H	207	CLA	CHD-C1D-ND	-3.56	121.18	124.45
26	S	210	DD6	C3-C4-C5	3.56	130.77	123.47
20	H	201	CLA	C4D-CHA-C1A	3.56	125.58	121.25
26	G	214	DD6	C7-C6-C5	-3.56	117.94	122.92
26	Q	215	DD6	C-C1-C2	-3.56	117.94	122.92
20	L	203	CLA	C4D-CHA-C1A	3.56	125.58	121.25
20	O	211	CLA	C4D-CHA-C1A	3.55	125.57	121.25
26	O	201	DD6	C4-C3-C2	3.54	130.73	123.47
20	Q	209	CLA	CHD-C1D-ND	-3.54	121.20	124.45
26	O	201	DD6	C3-C4-C5	3.54	130.73	123.47
26	J	101	DD6	C7-C6-C5	-3.54	117.97	122.92
26	P	215	DD6	C7-C6-C5	-3.53	117.97	122.92
20	A	831	CLA	C4D-CHA-C1A	3.53	125.54	121.25
20	B	831	CLA	CHD-C1D-ND	-3.53	121.21	124.45
26	S	203	DD6	C-C1-C2	-3.53	117.98	122.92
26	H	211	DD6	C-C1-C2	-3.52	117.99	122.92
26	U	214	DD6	C-C1-C2	-3.52	117.99	122.92
20	A	816	CLA	C4D-CHA-C1A	3.52	125.53	121.25
20	T	211	CLA	CHD-C1D-ND	-3.52	121.22	124.45
20	Q	216	CLA	CHD-C1D-ND	-3.51	121.22	124.45
20	B	807	CLA	CHD-C1D-ND	-3.51	121.23	124.45
20	Q	205	CLA	C4D-CHA-C1A	3.51	125.52	121.25
26	S	203	DD6	C24-C1-C2	3.51	124.33	118.94
26	O	214	DD6	C7-C6-C5	-3.51	118.01	122.92
20	G	203	CLA	C4D-CHA-C1A	3.51	125.52	121.25
30	Q	210	KC1	CBA-CAA-C2A	3.50	138.63	125.27
20	O	203	CLA	CHD-C1D-ND	-3.50	121.23	124.45
23	L	205	BCR	C2-C1-C6	3.50	115.87	110.48
20	B	832	CLA	C4D-CHA-C1A	3.50	125.51	121.25
26	O	201	DD6	C-C1-C2	-3.50	118.02	122.92
26	P	205	DD6	C13-C11-C10	3.50	124.31	118.94

Continued on next page...

Continued from previous page...

Mol	Chain	Res	Type	Atoms	Z	Observed(°)	Ideal(°)
31	P	204	A86	C7-C6-C5	-3.50	118.02	122.92
26	T	212	DD6	C7-C6-C5	-3.50	118.02	122.92
20	B	848	CLA	CHD-C1D-ND	-3.50	121.24	124.45
26	U	212	DD6	C-C1-C2	-3.50	118.03	122.92
20	B	833	CLA	C4D-CHA-C1A	3.49	125.50	121.25
26	G	212	DD6	C24-C1-C2	3.49	124.30	118.94
20	A	803	CLA	C4D-CHA-C1A	3.49	125.50	121.25
20	B	826	CLA	CHD-C1D-ND	-3.49	121.25	124.45
31	Q	201	A86	C8-C6-C5	3.49	124.29	118.94
20	A	801	CLA	CHD-C1D-ND	-3.49	121.25	124.45
26	U	203	DD6	C7-C6-C5	-3.49	118.04	122.92
23	J	104	BCR	C2-C1-C6	3.48	115.84	110.48
20	B	826	CLA	C4D-CHA-C1A	3.48	125.49	121.25
20	B	832	CLA	CHD-C1D-ND	-3.48	121.26	124.45
20	O	209	CLA	O2A-C1-C2	3.48	117.78	108.64
20	S	202	CLA	C4D-CHA-C1A	3.48	125.48	121.25
26	P	218	DD6	C7-C6-C5	-3.48	118.05	122.92
20	B	803	CLA	CHD-C1D-ND	-3.48	121.26	124.45
31	R	103	A86	C7-C6-C5	-3.48	118.05	122.92
26	Q	202	DD6	C4-C3-C2	3.47	130.59	123.47
23	L	205	BCR	C3-C4-C5	-3.47	107.87	114.08
26	S	204	DD6	C7-C6-C5	-3.47	118.06	122.92
23	B	840	BCR	C15-C16-C17	-3.47	116.36	123.47
20	P	209	CLA	C4D-CHA-C1A	3.47	125.47	121.25
20	L	202	CLA	CHD-C1D-ND	-3.47	121.27	124.45
26	P	205	DD6	C3-C4-C5	3.47	130.57	123.47
20	H	209	CLA	CHD-C1D-ND	-3.46	121.27	124.45
20	A	852	CLA	CHD-C1D-ND	-3.46	121.27	124.45
20	U	211	CLA	C4D-CHA-C1A	3.46	125.46	121.25
20	Q	213	CLA	C4D-CHA-C1A	3.46	125.46	121.25
31	R	105	A86	C4-C3-C2	3.46	130.56	123.47
26	G	214	DD6	C-C1-C2	-3.46	118.08	122.92
20	G	201	CLA	CHD-C1D-ND	-3.46	121.28	124.45
31	R	103	A86	C-C1-C2	-3.46	118.08	122.92
20	P	209	CLA	CHD-C1D-ND	-3.46	121.28	124.45
26	O	212	DD6	C7-C6-C5	-3.46	118.08	122.92
20	A	814	CLA	CHD-C1D-ND	-3.45	121.28	124.45
20	A	830	CLA	CHD-C1D-ND	-3.45	121.28	124.45
26	S	213	DD6	C-C1-C2	-3.45	118.09	122.92
26	S	213	DD6	C13-C11-C10	3.45	124.24	118.94
20	P	214	CLA	C4D-CHA-C1A	3.45	125.45	121.25
20	U	208	CLA	C4D-CHA-C1A	3.45	125.45	121.25

Continued on next page...

Continued from previous page...

Mol	Chain	Res	Type	Atoms	Z	Observed(°)	Ideal(°)
26	Q	202	DD6	C8-C6-C5	3.45	124.23	118.94
26	P	205	DD6	C-C1-C2	-3.45	118.10	122.92
20	A	854	CLA	C4D-CHA-C1A	3.44	125.44	121.25
26	Q	202	DD6	C-C1-C2	-3.44	118.10	122.92
20	A	812	CLA	C4D-CHA-C1A	3.44	125.43	121.25
26	U	212	DD6	C8-C6-C5	3.44	124.21	118.94
26	T	212	DD6	C8-C6-C5	3.44	124.21	118.94
26	U	203	DD6	C15-C14-C13	3.43	133.25	125.99
20	H	207	CLA	C4D-CHA-C1A	3.43	125.42	121.25
26	H	211	DD6	C7-C6-C5	-3.43	118.12	122.92
31	R	103	A86	C28-C27-C26	-3.43	118.12	122.92
31	Q	214	A86	C7-C6-C5	-3.42	118.13	122.92
31	Q	218	A86	C-C1-C2	-3.42	118.13	122.92
20	A	853	CLA	C4D-CHA-C1A	3.42	125.41	121.25
20	B	815	CLA	C4D-CHA-C1A	3.42	125.41	121.25
20	A	834	CLA	CHD-C1D-ND	-3.42	121.31	124.45
20	B	811	CLA	C4D-CHA-C1A	3.42	125.41	121.25
20	U	205	CLA	C4D-CHA-C1A	3.41	125.40	121.25
20	A	828	CLA	C4D-CHA-C1A	3.41	125.40	121.25
20	B	831	CLA	C4D-CHA-C1A	3.41	125.40	121.25
20	O	203	CLA	C4D-CHA-C1A	3.41	125.40	121.25
29	P	202	LMG	C1-C2-C3	-3.41	102.90	110.00
31	P	204	A86	C4-C3-C2	3.41	130.45	123.47
20	B	812	CLA	C4D-CHA-C1A	3.41	125.39	121.25
26	S	204	DD6	C8-C6-C5	3.40	124.17	118.94
20	B	828	CLA	C4D-CHA-C1A	3.40	125.39	121.25
26	G	213	DD6	C-C1-C2	-3.40	118.16	122.92
20	U	204	CLA	C4D-CHA-C1A	3.40	125.39	121.25
26	T	212	DD6	C-C1-C2	-3.40	118.16	122.92
20	L	204	CLA	C4D-CHA-C1A	3.39	125.37	121.25
20	A	846	CLA	C4D-CHA-C1A	3.39	125.37	121.25
20	P	211	CLA	C4D-CHA-C1A	3.39	125.37	121.25
26	J	101	DD6	C13-C11-C10	3.38	124.14	118.94
31	U	202	A86	C-C1-C2	-3.38	118.19	122.92
30	U	213	KC1	CHC-C4B-NB	-3.38	121.35	124.45
31	R	105	A86	C7-C6-C5	-3.38	118.19	122.92
20	Q	203	CLA	C4D-CHA-C1A	3.38	125.36	121.25
26	S	204	DD6	C22-C16-C17	-3.38	103.11	108.98
26	O	214	DD6	C4-C3-C2	3.38	130.39	123.47
20	S	206	CLA	C4D-CHA-C1A	3.38	125.36	121.25
26	S	203	DD6	C7-C6-C5	-3.37	118.20	122.92
31	P	204	A86	C-C1-C2	-3.37	118.20	122.92

Continued on next page...

Continued from previous page...

Mol	Chain	Res	Type	Atoms	Z	Observed(°)	Ideal(°)
20	U	207	CLA	CAA-C2A-C3A	-3.37	103.54	112.78
20	A	849	CLA	C4D-CHA-C1A	3.37	125.35	121.25
26	P	205	DD6	C8-C6-C5	3.37	124.11	118.94
20	A	830	CLA	C4D-CHA-C1A	3.37	125.35	121.25
20	B	827	CLA	CHD-C1D-ND	-3.37	121.36	124.45
20	B	846	CLA	CHD-C1D-ND	-3.37	121.36	124.45
26	O	214	DD6	C8-C6-C5	3.37	124.11	118.94
20	H	203	CLA	C4D-CHA-C1A	3.37	125.35	121.25
20	A	808	CLA	C4D-CHA-C1A	3.37	125.34	121.25
20	O	207	CLA	C4D-CHA-C1A	3.37	125.34	121.25
20	U	211	CLA	CHD-C1D-ND	-3.37	121.36	124.45
20	S	206	CLA	CHD-C1D-ND	-3.36	121.36	124.45
20	A	852	CLA	C4D-CHA-C1A	3.36	125.34	121.25
20	B	845	CLA	C4D-CHA-C1A	3.36	125.34	121.25
20	R	101	CLA	C4D-CHA-C1A	3.36	125.34	121.25
20	B	824	CLA	C4D-CHA-C1A	3.36	125.34	121.25
20	A	815	CLA	C4D-CHA-C1A	3.36	125.34	121.25
26	O	213	DD6	C-C1-C2	-3.36	118.22	122.92
31	U	202	A86	C7-C6-C5	-3.36	118.22	122.92
20	A	824	CLA	CHD-C1D-ND	-3.36	121.37	124.45
20	B	829	CLA	CHD-C1D-ND	-3.36	121.37	124.45
26	P	215	DD6	C-C1-C2	-3.36	118.22	122.92
20	P	213	CLA	C4D-CHA-C1A	3.35	125.33	121.25
20	B	811	CLA	CHD-C1D-ND	-3.35	121.37	124.45
22	A	840	LHG	O8-C23-C24	3.35	120.17	111.38
26	O	215	DD6	C3-C4-C5	3.35	130.34	123.47
20	T	207	CLA	O2A-C1-C2	3.35	117.45	108.64
26	H	210	DD6	C7-C6-C5	-3.35	118.23	122.92
26	H	211	DD6	C24-C1-C2	3.35	124.08	118.94
20	G	204	CLA	C4D-CHA-C1A	3.35	125.33	121.25
26	S	204	DD6	C4-C3-C2	3.35	130.33	123.47
20	O	204	CLA	C4D-CHA-C1A	3.34	125.32	121.25
26	S	210	DD6	C7-C6-C5	-3.34	118.24	122.92
20	A	810	CLA	C4D-CHA-C1A	3.34	125.31	121.25
26	Q	215	DD6	C24-C1-C2	3.34	124.06	118.94
20	A	836	CLA	C4D-CHA-C1A	3.33	125.31	121.25
20	A	815	CLA	CHD-C1D-ND	-3.33	121.39	124.45
26	S	204	DD6	C-C1-C2	-3.33	118.25	122.92
26	P	205	DD6	C10-C9-C8	3.33	133.62	123.22
26	P	218	DD6	C8-C6-C5	3.33	124.05	118.94
26	U	212	DD6	C10-C9-C8	3.32	133.59	123.22
20	A	805	CLA	C4D-CHA-C1A	3.32	125.29	121.25

Continued on next page...

Continued from previous page...

Mol	Chain	Res	Type	Atoms	Z	Observed(°)	Ideal(°)
20	S	214	CLA	C4D-CHA-C1A	3.32	125.29	121.25
20	T	204	CLA	O2A-C1-C2	3.32	117.36	108.64
20	J	103	CLA	CHD-C1D-ND	-3.32	121.41	124.45
20	B	829	CLA	C4D-CHA-C1A	3.31	125.28	121.25
20	A	833	CLA	CHD-C1D-ND	-3.31	121.41	124.45
26	G	212	DD6	C7-C6-C5	-3.31	118.28	122.92
20	B	828	CLA	CHD-C1D-ND	-3.31	121.41	124.45
20	S	205	CLA	CHD-C1D-ND	-3.31	121.41	124.45
31	R	105	A86	C-C1-C2	-3.31	118.29	122.92
20	T	201	CLA	C4D-CHA-C1A	3.31	125.28	121.25
20	U	204	CLA	CHD-C1D-ND	-3.30	121.42	124.45
20	B	846	CLA	C4D-CHA-C1A	3.30	125.27	121.25
26	U	203	DD6	C26-C25-C24	3.30	133.52	123.22
20	A	833	CLA	C4D-CHA-C1A	3.30	125.27	121.25
20	A	835	CLA	C4D-CHA-C1A	3.30	125.27	121.25
26	G	211	DD6	C-C1-C2	-3.30	118.30	122.92
26	P	218	DD6	C-C1-C2	-3.30	118.30	122.92
20	B	809	CLA	CHD-C1D-ND	-3.30	121.42	124.45
26	A	855	DD6	C7-C6-C5	-3.30	118.31	122.92
26	P	220	DD6	C3-C4-C5	3.29	130.22	123.47
20	P	216	CLA	C4D-CHA-C1A	3.29	125.26	121.25
20	A	835	CLA	CAA-CBA-CGA	3.29	122.87	113.25
20	A	824	CLA	C4D-CHA-C1A	3.29	125.25	121.25
26	G	213	DD6	C8-C6-C5	3.29	123.99	118.94
26	T	213	DD6	C3-C4-C5	3.28	130.20	123.47
31	P	204	A86	C8-C6-C5	3.28	123.98	118.94
26	P	215	DD6	C8-C6-C5	3.28	123.97	118.94
20	A	827	CLA	C4D-CHA-C1A	3.28	125.24	121.25
20	B	835	CLA	C4D-CHA-C1A	3.28	125.24	121.25
20	A	851	CLA	CHD-C1D-ND	-3.28	121.44	124.45
20	P	216	CLA	C4A-NA-C1A	3.27	108.18	106.71
31	R	103	A86	C8-C6-C5	3.27	123.96	118.94
20	B	835	CLA	O2A-C1-C2	3.27	117.23	108.64
20	A	845	CLA	C4D-CHA-C1A	3.27	125.22	121.25
26	O	201	DD6	C7-C6-C5	-3.27	118.35	122.92
26	A	855	DD6	C26-C25-C24	3.26	133.39	123.22
20	T	211	CLA	C4D-CHA-C1A	3.26	125.22	121.25
20	H	208	CLA	C4D-CHA-C1A	3.26	125.22	121.25
27	B	842	DGD	O5D-C6D-C5D	-3.26	103.02	109.05
20	H	209	CLA	C4D-CHA-C1A	3.26	125.21	121.25
30	U	213	KC1	CAB-C3B-C4B	3.26	132.76	124.90
20	A	817	CLA	C4D-CHA-C1A	3.26	125.21	121.25

Continued on next page...

Continued from previous page...

Mol	Chain	Res	Type	Atoms	Z	Observed(°)	Ideal(°)
26	P	220	DD6	C7-C6-C5	-3.25	118.36	122.92
20	A	834	CLA	C4D-CHA-C1A	3.25	125.21	121.25
20	O	208	CLA	C4D-CHA-C1A	3.25	125.20	121.25
26	O	201	DD6	C24-C1-C2	3.25	123.93	118.94
20	B	848	CLA	C4D-CHA-C1A	3.25	125.20	121.25
30	S	209	KC1	CAA-C2A-C1A	3.25	139.68	124.75
20	G	204	CLA	CHD-C1D-ND	-3.25	121.47	124.45
20	P	208	CLA	CHD-C1D-ND	-3.24	121.47	124.45
26	J	101	DD6	C8-C6-C5	3.24	123.92	118.94
26	T	213	DD6	C7-C6-C5	-3.24	118.38	122.92
20	A	836	CLA	CHD-C1D-ND	-3.24	121.48	124.45
20	T	203	CLA	CHD-C1D-ND	-3.24	121.48	124.45
20	L	202	CLA	C4D-CHA-C1A	3.24	125.19	121.25
20	A	813	CLA	C4D-CHA-C1A	3.24	125.19	121.25
20	T	210	CLA	C4D-CHA-C1A	3.24	125.19	121.25
26	O	212	DD6	C8-C6-C5	3.24	123.91	118.94
20	A	825	CLA	CHD-C1D-ND	-3.24	121.48	124.45
20	A	813	CLA	CHD-C1D-ND	-3.23	121.48	124.45
26	G	217	DD6	C-C1-C2	-3.23	118.40	122.92
20	B	810	CLA	CHD-C1D-ND	-3.23	121.49	124.45
20	R	104	CLA	CHD-C1D-ND	-3.23	121.49	124.45
26	G	212	DD6	C14-C13-C11	-3.23	120.52	125.53
20	A	807	CLA	C4A-NA-C1A	3.23	108.16	106.71
20	P	210	CLA	C4D-CHA-C1A	3.23	125.18	121.25
26	P	215	DD6	C13-C11-C10	3.22	123.89	118.94
20	P	211	CLA	CHD-C1D-ND	-3.22	121.49	124.45
26	G	214	DD6	C26-C25-C24	3.22	133.26	123.22
20	A	825	CLA	C4D-CHA-C1A	3.22	125.17	121.25
20	Q	205	CLA	CHD-C1D-ND	-3.21	121.50	124.45
23	L	205	BCR	C24-C23-C22	-3.21	121.39	126.23
20	G	208	CLA	C4D-CHA-C1A	3.21	125.15	121.25
20	A	818	CLA	C4D-CHA-C1A	3.20	125.15	121.25
20	B	834	CLA	C4D-CHA-C1A	3.20	125.14	121.25
31	R	103	A86	C24-C1-C2	3.20	123.84	118.94
20	P	214	CLA	CHD-C1D-ND	-3.19	121.52	124.45
26	Q	202	DD6	C24-C1-C2	3.19	123.84	118.94
31	Q	214	A86	C35-C34-C33	3.19	115.44	109.88
20	B	817	CLA	CHD-C1D-ND	-3.19	121.53	124.45
20	A	804	CLA	C4D-CHA-C1A	3.18	125.12	121.25
26	J	101	DD6	C-C1-C2	-3.18	118.46	122.92
20	A	828	CLA	CHD-C1D-ND	-3.18	121.53	124.45
20	G	206	CLA	C4D-CHA-C1A	3.18	125.12	121.25

Continued on next page...

Continued from previous page...

Mol	Chain	Res	Type	Atoms	Z	Observed(°)	Ideal(°)
20	B	822	CLA	C4D-CHA-C1A	3.18	125.11	121.25
20	A	854	CLA	CHA-C1A-NA	-3.18	119.13	126.40
20	A	807	CLA	CHD-C1D-ND	-3.18	121.54	124.45
20	A	808	CLA	CHD-C1D-ND	-3.18	121.54	124.45
20	T	204	CLA	C4D-CHA-C1A	3.18	125.11	121.25
20	O	204	CLA	CHD-C1D-ND	-3.17	121.54	124.45
26	G	212	DD6	C4-C3-C2	3.17	129.97	123.47
26	O	215	DD6	C7-C6-C5	-3.17	118.48	122.92
20	A	832	CLA	CHD-C1D-ND	-3.17	121.54	124.45
26	O	215	DD6	C-C1-C2	-3.17	118.49	122.92
26	G	211	DD6	C24-C1-C2	3.17	123.80	118.94
20	H	206	CLA	C1-O2A-CGA	-3.17	108.14	116.44
26	G	217	DD6	C13-C11-C10	3.16	123.79	118.94
20	F	802	CLA	CHD-C1D-ND	-3.16	121.55	124.45
20	G	201	CLA	C4D-CHA-C1A	3.16	125.09	121.25
20	A	849	CLA	CHD-C1D-ND	-3.16	121.55	124.45
20	G	202	CLA	C4D-CHA-C1A	3.15	125.09	121.25
20	H	209	CLA	CAA-C2A-C3A	-3.15	104.15	112.78
26	P	220	DD6	C24-C1-C2	3.15	123.78	118.94
20	B	820	CLA	CHA-C1A-NA	-3.15	119.18	126.40
31	Q	214	A86	C-C1-C2	-3.15	118.52	122.92
20	U	209	CLA	C4D-CHA-C1A	3.14	125.07	121.25
26	Q	215	DD6	C7-C6-C5	-3.14	118.52	122.92
20	A	807	CLA	C4D-CHA-C1A	3.14	125.07	121.25
26	P	205	DD6	C24-C1-C2	3.14	123.76	118.94
20	A	832	CLA	C4D-CHA-C1A	3.14	125.07	121.25
26	G	214	DD6	C4-C3-C2	3.14	129.90	123.47
20	H	204	CLA	CHD-C1D-ND	-3.14	121.57	124.45
26	S	203	DD6	C8-C6-C5	3.13	123.75	118.94
20	G	208	CLA	O2A-C1-C2	3.13	116.87	108.64
20	A	810	CLA	CHD-C1D-ND	-3.13	121.58	124.45
30	P	206	KC1	CHC-C4B-NB	-3.13	121.58	124.45
26	S	212	DD6	C-C1-C2	-3.13	118.54	122.92
26	S	213	DD6	C24-C1-C2	3.13	123.75	118.94
20	A	818	CLA	CHD-C1D-ND	-3.13	121.58	124.45
20	G	210	CLA	CHD-C1D-ND	-3.13	121.58	124.45
26	U	212	DD6	C24-C1-C2	3.13	123.74	118.94
28	B	847	SQD	O8-S-C6	3.13	110.72	105.74
20	A	809	CLA	C4D-CHA-C1A	3.12	125.05	121.25
20	G	205	CLA	C4D-CHA-C1A	3.12	125.05	121.25
20	S	208	CLA	C4D-CHA-C1A	3.12	125.05	121.25
31	Q	218	A86	C7-C6-C5	-3.12	118.55	122.92

Continued on next page...

Continued from previous page...

Mol	Chain	Res	Type	Atoms	Z	Observed(°)	Ideal(°)
20	A	811	CLA	CHD-C1D-ND	-3.12	121.59	124.45
20	B	813	CLA	CHD-C1D-ND	-3.12	121.59	124.45
26	U	203	DD6	C8-C6-C5	3.12	123.72	118.94
26	O	215	DD6	O1-C20-C19	-3.11	111.04	113.38
26	H	210	DD6	C8-C6-C5	3.11	123.72	118.94
26	H	211	DD6	C8-C6-C5	3.11	123.72	118.94
20	R	104	CLA	C4D-CHA-C1A	3.11	125.03	121.25
26	O	214	DD6	C-C1-C2	-3.10	118.57	122.92
26	J	101	DD6	C4-C3-C2	3.10	129.83	123.47
20	Q	209	CLA	C4D-CHA-C1A	3.10	125.02	121.25
20	G	203	CLA	CHD-C1D-ND	-3.10	121.61	124.45
20	B	810	CLA	C4D-CHA-C1A	3.10	125.02	121.25
20	A	851	CLA	C4D-CHA-C1A	3.09	125.01	121.25
26	G	211	DD6	C7-C6-C5	-3.09	118.60	122.92
26	S	210	DD6	C-C1-C2	-3.09	118.60	122.92
26	G	212	DD6	C13-C11-C10	3.09	123.68	118.94
20	A	806	CLA	C4D-CHA-C1A	3.09	125.00	121.25
31	U	202	A86	C28-C27-C26	-3.08	118.61	122.92
20	H	204	CLA	C4D-CHA-C1A	3.08	125.00	121.25
20	Q	208	CLA	C4D-CHA-C1A	3.08	125.00	121.25
20	A	821	CLA	CHA-C1A-NA	-3.08	119.35	126.40
20	Q	212	CLA	CHA-C1A-NA	-3.08	119.35	126.40
20	Q	203	CLA	O2A-C1-C2	3.07	119.87	109.49
31	Q	201	A86	C-C1-C2	-3.07	118.62	122.92
20	B	806	CLA	C4D-CHA-C1A	3.07	124.98	121.25
20	T	207	CLA	C4D-CHA-C1A	3.07	124.98	121.25
28	S	201	SQD	O7-S-C6	3.07	110.58	106.94
20	U	206	CLA	CHD-C1D-ND	-3.07	121.64	124.45
20	B	805	CLA	C4D-CHA-C1A	3.07	124.98	121.25
31	R	105	A86	C24-C1-C2	3.06	123.64	118.94
26	P	218	DD6	C24-C1-C2	3.06	123.64	118.94
31	U	202	A86	C8-C6-C5	3.06	123.64	118.94
20	B	827	CLA	C4D-CHA-C1A	3.06	124.98	121.25
31	Q	214	A86	C8-C6-C5	3.06	123.64	118.94
20	B	819	CLA	CHD-C1D-ND	-3.06	121.64	124.45
26	P	215	DD6	C24-C1-C2	3.05	123.63	118.94
20	B	817	CLA	C4D-CHA-C1A	3.05	124.96	121.25
20	Q	212	CLA	CHD-C1D-ND	-3.05	121.66	124.45
26	U	214	DD6	C24-C1-C2	3.04	123.61	118.94
20	B	806	CLA	CHD-C1D-ND	-3.04	121.66	124.45
30	P	203	KC1	CHC-C4B-NB	-3.04	121.66	124.45
31	Q	218	A86	C3-C4-C5	3.04	129.71	123.47

Continued on next page...

Continued from previous page...

Mol	Chain	Res	Type	Atoms	Z	Observed(°)	Ideal(°)
20	B	813	CLA	C4D-CHA-C1A	3.04	124.95	121.25
26	G	213	DD6	C24-C1-C2	3.04	123.60	118.94
30	T	208	KC1	CGD-CBD-CAD	-3.03	100.91	110.73
23	R	102	BCR	C19-C18-C17	-3.03	118.06	124.81
20	B	822	CLA	CHD-C1D-ND	-3.03	121.67	124.45
20	U	210	CLA	C4D-CHA-C1A	3.03	124.94	121.25
20	U	206	CLA	C4D-CHA-C1A	3.02	124.93	121.25
20	B	843	CLA	CHD-C1D-ND	-3.02	121.68	124.45
20	G	202	CLA	CHD-C1D-ND	-3.02	121.68	124.45
26	T	213	DD6	C8-C6-C5	3.02	123.57	118.94
23	I	102	BCR	C27-C26-C25	3.02	127.11	122.73
20	B	823	CLA	C4D-CHA-C1A	3.01	124.92	121.25
20	B	804	CLA	CHD-C1D-ND	-3.01	121.69	124.45
26	S	212	DD6	C13-C11-C10	3.01	123.56	118.94
20	O	202	CLA	C4D-CHA-C1A	3.01	124.91	121.25
20	B	845	CLA	CHD-C1D-ND	-3.01	121.69	124.45
26	O	213	DD6	C24-C1-C2	3.01	123.55	118.94
31	R	103	A86	C23-C16-C17	-3.00	103.77	108.98
26	U	212	DD6	C4-C3-C2	3.00	129.62	123.47
26	U	214	DD6	C3-C4-C5	3.00	129.62	123.47
26	S	213	DD6	C10-C9-C8	3.00	132.57	123.22
20	J	103	CLA	C4D-CHA-C1A	3.00	124.90	121.25
26	G	217	DD6	C7-C6-C5	-3.00	118.73	122.92
20	U	207	CLA	C4D-CHA-C1A	2.99	124.89	121.25
20	G	206	CLA	CHD-C1D-ND	-2.99	121.70	124.45
26	U	203	DD6	C33-C32-C31	2.99	115.68	109.62
20	T	203	CLA	C4D-CHA-C1A	2.99	124.89	121.25
20	P	216	CLA	CHD-C1D-ND	-2.99	121.71	124.45
30	Q	210	KC1	C1A-C2A-C3A	-2.99	104.74	107.11
23	B	840	BCR	C15-C14-C13	-2.99	123.05	127.31
20	A	827	CLA	CHD-C1D-ND	-2.99	121.71	124.45
23	J	104	BCR	C24-C23-C22	-2.99	121.72	126.23
26	P	218	DD6	C22-C16-C17	-2.98	103.81	108.98
26	S	204	DD6	C24-C1-C2	2.98	123.51	118.94
20	B	821	CLA	C4D-CHA-C1A	2.98	124.87	121.25
26	U	214	DD6	C26-C25-C24	2.98	132.50	123.22
31	Q	218	A86	C24-C1-C2	2.97	123.50	118.94
20	F	802	CLA	CHA-C1A-NA	-2.97	119.59	126.40
26	U	212	DD6	C34-C35-C36	2.97	117.77	111.85
20	Q	208	CLA	CHD-C1D-ND	-2.97	121.73	124.45
26	A	855	DD6	C8-C6-C5	2.97	123.50	118.94
20	T	206	CLA	C4D-CHA-C1A	2.96	124.86	121.25

Continued on next page...

Continued from previous page...

Mol	Chain	Res	Type	Atoms	Z	Observed(°)	Ideal(°)
20	G	210	CLA	C4D-CHA-C1A	2.96	124.85	121.25
23	B	837	BCR	C24-C23-C22	-2.96	121.76	126.23
20	A	820	CLA	C4D-CHA-C1A	2.96	124.85	121.25
20	A	820	CLA	CHD-C1D-ND	-2.96	121.74	124.45
31	Q	214	A86	C4-C3-C2	2.95	129.52	123.47
31	R	105	A86	C8-C6-C5	2.95	123.46	118.94
20	Q	206	CLA	C4D-CHA-C1A	2.95	124.83	121.25
26	O	215	DD6	C24-C1-C2	2.94	123.46	118.94
20	A	802	CLA	CHA-C1A-NA	-2.94	119.67	126.40
26	S	212	DD6	C4-C3-C2	2.94	129.49	123.47
20	A	854	CLA	C4A-NA-C1A	2.94	108.03	106.71
20	A	834	CLA	CHA-C1A-NA	-2.94	119.67	126.40
20	O	209	CLA	C4D-CHA-C1A	2.94	124.82	121.25
20	A	846	CLA	CHD-C1D-ND	-2.93	121.76	124.45
30	T	208	KC1	CHC-C4B-NB	-2.93	121.76	124.45
20	A	845	CLA	CHA-C1A-NA	-2.93	119.68	126.40
23	A	841	BCR	C27-C26-C25	2.93	126.99	122.73
20	O	205	CLA	C4D-CHA-C1A	2.93	124.82	121.25
20	A	823	CLA	C4D-CHA-C1A	2.93	124.81	121.25
20	A	812	CLA	CHA-C1A-NA	-2.93	119.70	126.40
20	A	845	CLA	CHD-C1D-ND	-2.93	121.77	124.45
20	B	820	CLA	CHD-C1D-ND	-2.92	121.77	124.45
20	A	817	CLA	CHD-C1D-ND	-2.92	121.77	124.45
20	Q	211	CLA	CHD-C1D-ND	-2.92	121.77	124.45
20	B	823	CLA	CHA-C1A-NA	-2.92	119.71	126.40
23	M	101	BCR	C11-C10-C9	-2.92	123.15	127.31
26	T	212	DD6	C24-C1-C2	2.92	123.42	118.94
26	S	210	DD6	C8-C6-C5	2.92	123.42	118.94
28	S	201	SQD	O8-S-C6	2.91	110.38	105.74
20	B	825	CLA	CHD-C1D-ND	-2.91	121.78	124.45
24	A	848	CL0	CHA-C1A-NA	-2.91	119.74	126.40
20	A	823	CLA	CHD-C1D-ND	-2.91	121.78	124.45
20	B	809	CLA	C4D-CHA-C1A	2.91	124.79	121.25
26	O	213	DD6	C7-C6-C5	-2.91	118.85	122.92
26	O	214	DD6	C13-C11-C10	2.91	123.40	118.94
20	B	802	CLA	CHA-C1A-NA	-2.90	119.75	126.40
20	B	830	CLA	CHD-C1D-ND	-2.90	121.79	124.45
20	G	205	CLA	CAA-C2A-C3A	-2.90	104.83	112.78
30	S	211	KC1	CHC-C4B-NB	-2.90	121.79	124.45
20	Q	206	CLA	CHD-C1D-ND	-2.90	121.79	124.45
20	T	206	CLA	CHD-C1D-ND	-2.90	121.79	124.45
20	B	845	CLA	CHA-C1A-NA	-2.90	119.76	126.40

Continued on next page...

Continued from previous page...

Mol	Chain	Res	Type	Atoms	Z	Observed(°)	Ideal(°)
20	Q	203	CLA	CHD-C1D-ND	-2.90	121.79	124.45
20	P	216	CLA	CHA-C1A-NA	-2.90	119.76	126.40
26	A	855	DD6	C3-C4-C5	2.89	129.40	123.47
20	B	803	CLA	C4D-CHA-C1A	2.89	124.76	121.25
20	A	812	CLA	CHD-C1D-ND	-2.89	121.80	124.45
20	P	208	CLA	C4D-CHA-C1A	2.88	124.76	121.25
20	L	202	CLA	CHA-C1A-NA	-2.88	119.79	126.40
23	I	102	BCR	C15-C16-C17	-2.88	117.57	123.47
23	L	205	BCR	C11-C10-C9	-2.88	123.20	127.31
30	S	209	KC1	CHC-C4B-NB	-2.88	121.81	124.45
30	U	213	KC1	CHC-C4B-C3B	2.88	130.18	125.26
20	R	101	CLA	CHD-C1D-ND	-2.88	121.81	124.45
31	U	202	A86	C24-C1-C2	2.87	123.35	118.94
26	P	220	DD6	C-C1-C2	-2.87	118.91	122.92
31	Q	214	A86	C28-C27-C26	-2.87	118.91	122.92
20	A	807	CLA	CHA-C1A-NA	-2.86	119.84	126.40
20	T	211	CLA	CHA-C1A-NA	-2.86	119.84	126.40
20	A	835	CLA	CHD-C1D-ND	-2.86	121.83	124.45
20	T	211	CLA	C4A-NA-C1A	2.86	107.99	106.71
20	B	824	CLA	C1-O2A-CGA	2.86	123.94	116.44
20	S	215	CLA	C4D-CHA-C1A	2.85	124.71	121.25
20	A	832	CLA	CHA-C1A-NA	-2.84	119.89	126.40
20	B	806	CLA	CHA-C1A-NA	-2.84	119.89	126.40
30	S	209	KC1	C2A-C3A-C4A	2.84	108.59	106.49
20	B	835	CLA	CHA-C1A-NA	-2.84	119.89	126.40
20	Q	212	CLA	CAA-C2A-C1A	2.84	121.28	111.97
20	A	810	CLA	CHA-C1A-NA	-2.84	119.90	126.40
20	A	813	CLA	CHA-C1A-NA	-2.84	119.90	126.40
20	B	834	CLA	CHA-C1A-NA	-2.84	119.90	126.40
28	S	201	SQD	C44-O6-C1	2.84	119.28	113.74
20	Q	208	CLA	CHA-C1A-NA	-2.83	119.91	126.40
20	B	804	CLA	CHA-C1A-NA	-2.83	119.91	126.40
22	A	839	LHG	O8-C23-C24	2.83	120.79	111.91
20	B	827	CLA	CHA-C1A-NA	-2.83	119.92	126.40
20	Q	207	CLA	CHA-C1A-NA	-2.82	119.94	126.40
20	B	844	CLA	C4D-CHA-C1A	2.82	124.68	121.25
23	M	101	BCR	C15-C14-C13	-2.82	123.28	127.31
28	S	201	SQD	C4-C3-C2	2.82	115.75	110.82
20	A	825	CLA	CHA-C1A-NA	-2.82	119.94	126.40
20	Q	212	CLA	C4A-NA-C1A	2.82	107.97	106.71
20	H	205	CLA	C4D-CHA-C1A	2.82	124.67	121.25
20	A	815	CLA	CHA-C1A-NA	-2.81	119.95	126.40

Continued on next page...

Continued from previous page...

Mol	Chain	Res	Type	Atoms	Z	Observed(°)	Ideal(°)
31	Q	201	A86	C4-C3-C2	2.81	129.24	123.47
22	G	216	LHG	O8-C23-C24	2.81	120.73	111.91
20	G	206	CLA	CHA-C1A-NA	-2.81	119.96	126.40
20	A	817	CLA	CHA-C1A-NA	-2.81	119.97	126.40
20	Q	204	CLA	CHA-C1A-NA	-2.81	119.97	126.40
20	B	848	CLA	CHA-C1A-NA	-2.81	119.97	126.40
20	R	101	CLA	CHA-C1A-NA	-2.81	119.97	126.40
20	S	215	CLA	CHA-C1A-NA	-2.80	119.98	126.40
20	A	828	CLA	CHA-C1A-NA	-2.80	119.99	126.40
31	Q	218	A86	C28-C27-C26	-2.80	119.00	122.92
20	A	827	CLA	CHA-C1A-NA	-2.80	120.00	126.40
20	Q	204	CLA	C4A-NA-C1A	2.79	107.96	106.71
20	B	808	CLA	C4D-CHA-C1A	2.79	124.65	121.25
20	P	208	CLA	CHA-C1A-NA	-2.79	120.00	126.40
20	B	832	CLA	CHA-C1A-NA	-2.79	120.01	126.40
20	T	201	CLA	CHA-C1A-NA	-2.79	120.01	126.40
20	Q	203	CLA	CHA-C1A-NA	-2.79	120.02	126.40
20	B	819	CLA	C4D-CHA-C1A	2.78	124.63	121.25
27	B	842	DGD	CDB-CCB-CBB	-2.78	100.31	114.42
26	Q	202	DD6	C13-C11-C10	2.78	123.21	118.94
20	A	846	CLA	CHA-C1A-NA	-2.78	120.03	126.40
20	B	809	CLA	CHA-C1A-NA	-2.78	120.03	126.40
20	O	204	CLA	CHA-C1A-NA	-2.78	120.03	126.40
23	A	844	BCR	C28-C27-C26	-2.78	109.12	114.08
20	B	801	CLA	CHA-C1A-NA	-2.78	120.04	126.40
20	A	835	CLA	CHA-C1A-NA	-2.78	120.04	126.40
20	R	104	CLA	CHA-C1A-NA	-2.77	120.05	126.40
20	T	210	CLA	CHA-C1A-NA	-2.77	120.05	126.40
20	B	803	CLA	CHA-C1A-NA	-2.77	120.06	126.40
23	F	804	BCR	C2-C1-C6	2.77	114.74	110.48
20	A	811	CLA	CHA-C1A-NA	-2.76	120.07	126.40
20	B	804	CLA	C4D-CHA-C1A	2.76	124.61	121.25
20	L	202	CLA	C4A-NA-C1A	2.76	107.95	106.71
30	T	208	KC1	CAB-C3B-C4B	2.76	131.56	124.90
26	S	210	DD6	C4-C3-C2	2.76	129.13	123.47
26	Q	215	DD6	C3-C4-C5	2.76	129.12	123.47
20	H	204	CLA	CHA-C1A-NA	-2.76	120.09	126.40
30	Q	210	KC1	CHC-C4B-NB	-2.75	121.92	124.45
26	G	212	DD6	C8-C6-C5	2.75	123.16	118.94
26	Q	202	DD6	C23-C16-C17	-2.75	104.20	108.98
20	A	852	CLA	CHA-C1A-NA	-2.75	120.10	126.40
20	O	203	CLA	CHA-C1A-NA	-2.75	120.10	126.40

Continued on next page...

Continued from previous page...

Mol	Chain	Res	Type	Atoms	Z	Observed(°)	Ideal(°)
31	R	105	A86	C28-C27-C26	-2.75	119.07	122.92
26	Q	215	DD6	C8-C6-C5	2.75	123.16	118.94
20	A	820	CLA	CHA-C1A-NA	-2.75	120.11	126.40
20	U	209	CLA	CHA-C1A-NA	-2.75	120.11	126.40
20	Q	216	CLA	C4D-CHA-C1A	2.75	124.59	121.25
20	B	819	CLA	CHA-C1A-NA	-2.75	120.11	126.40
23	R	102	BCR	C17-C16-C15	-2.74	118.71	124.81
20	Q	211	CLA	CHA-C1A-NA	-2.74	120.12	126.40
23	A	841	BCR	C30-C25-C26	-2.74	118.75	122.61
20	A	824	CLA	CHA-C1A-NA	-2.74	120.12	126.40
20	S	202	CLA	CHA-C1A-NA	-2.74	120.12	126.40
23	F	804	BCR	C16-C15-C14	-2.74	117.86	123.47
20	Q	206	CLA	CHA-C1A-NA	-2.74	120.13	126.40
20	A	817	CLA	C4A-NA-C1A	2.74	107.94	106.71
20	A	823	CLA	CHA-C1A-NA	-2.74	120.13	126.40
20	H	205	CLA	CHA-C1A-NA	-2.73	120.14	126.40
20	A	826	CLA	CHA-C1A-NA	-2.73	120.14	126.40
20	A	801	CLA	CHA-C1A-NA	-2.73	120.15	126.40
26	S	210	DD6	C13-C11-C10	2.73	123.12	118.94
26	Q	202	DD6	C15-C14-C13	2.73	131.75	125.99
20	A	853	CLA	CHA-C1A-NA	-2.72	120.17	126.40
20	A	814	CLA	CHA-C1A-NA	-2.72	120.17	126.40
23	M	101	BCR	C3-C4-C5	-2.72	109.22	114.08
20	A	821	CLA	C4D-CHA-C1A	2.72	124.56	121.25
20	B	829	CLA	CHA-C1A-NA	-2.72	120.17	126.40
20	B	830	CLA	CHA-C1A-NA	-2.72	120.18	126.40
23	L	201	BCR	C15-C14-C13	-2.72	123.43	127.31
20	Q	211	CLA	C4D-CHA-C1A	2.71	124.55	121.25
20	A	814	CLA	C4A-NA-C1A	2.71	107.93	106.71
20	F	802	CLA	C4A-NA-C1A	2.71	107.92	106.71
26	P	218	DD6	C13-C11-C10	2.71	123.10	118.94
26	O	201	DD6	C8-C6-C5	2.71	123.10	118.94
20	B	813	CLA	CHA-C1A-NA	-2.71	120.20	126.40
20	H	207	CLA	CHA-C1A-NA	-2.71	120.20	126.40
20	H	205	CLA	CHD-C1D-ND	-2.71	121.97	124.45
23	B	837	BCR	C33-C5-C6	-2.71	121.49	124.53
20	G	210	CLA	CHA-C1A-NA	-2.71	120.20	126.40
26	S	212	DD6	C24-C1-C2	2.70	123.09	118.94
20	B	822	CLA	CHA-C1A-NA	-2.70	120.21	126.40
20	G	203	CLA	CHA-C1A-NA	-2.70	120.21	126.40
20	T	205	CLA	CHA-C1A-NA	-2.70	120.21	126.40
20	A	849	CLA	CHA-C1A-NA	-2.70	120.22	126.40

Continued on next page...

Continued from previous page...

Mol	Chain	Res	Type	Atoms	Z	Observed(°)	Ideal(°)
20	O	202	CLA	CHA-C1A-NA	-2.70	120.22	126.40
20	A	847	CLA	CHA-C1A-NA	-2.70	120.22	126.40
20	H	201	CLA	CHA-C1A-NA	-2.70	120.35	126.41
20	B	825	CLA	O2A-C1-C2	2.70	115.72	108.64
20	O	203	CLA	C4A-NA-C1A	2.69	107.92	106.71
20	Q	212	CLA	C4D-CHA-C1A	2.69	124.53	121.25
20	B	844	CLA	CHD-C1D-ND	-2.69	121.98	124.45
20	A	812	CLA	C4A-NA-C1A	2.69	107.92	106.71
20	H	206	CLA	CHA-C1A-NA	-2.69	120.23	126.40
31	Q	214	A86	C24-C1-C2	2.69	123.07	118.94
20	A	838	CLA	CHA-C1A-NA	-2.69	120.24	126.40
20	H	209	CLA	CHA-C1A-NA	-2.69	120.24	126.40
20	B	805	CLA	CHA-C1A-NA	-2.69	120.24	126.40
30	P	212	KC1	CHC-C4B-NB	-2.69	121.98	124.45
26	G	217	DD6	C24-C1-C2	2.68	123.06	118.94
20	B	825	CLA	CHA-C1A-NA	-2.68	120.25	126.40
20	A	836	CLA	CHA-C1A-NA	-2.68	120.25	126.40
20	U	211	CLA	CHA-C1A-NA	-2.68	120.25	126.40
20	H	203	CLA	CHA-C1A-NA	-2.68	120.25	126.40
20	P	214	CLA	CHA-C1A-NA	-2.68	120.25	126.40
26	S	212	DD6	C10-C9-C8	2.68	131.59	123.22
23	B	838	BCR	C15-C14-C13	-2.68	123.49	127.31
20	B	833	CLA	CHA-C1A-NA	-2.68	120.26	126.40
20	T	206	CLA	CHA-C1A-NA	-2.68	120.27	126.40
20	Q	216	CLA	CHA-C1A-NA	-2.68	120.27	126.40
20	B	843	CLA	CHA-C1A-NA	-2.68	120.27	126.40
20	A	808	CLA	CHA-C1A-NA	-2.68	120.27	126.40
20	H	202	CLA	CHA-C1A-NA	-2.68	120.27	126.40
20	A	831	CLA	CHA-C1A-NA	-2.68	120.27	126.40
20	B	816	CLA	CHA-C1A-NA	-2.68	120.27	126.40
20	P	213	CLA	CHA-C1A-NA	-2.67	120.27	126.40
20	S	205	CLA	CHA-C1A-NA	-2.67	120.28	126.40
20	G	202	CLA	CHA-C1A-NA	-2.67	120.28	126.40
26	J	101	DD6	C24-C1-C2	2.67	123.04	118.94
26	T	212	DD6	C9-C10-C11	2.67	131.12	127.31
20	O	209	CLA	CHD-C1D-ND	-2.67	122.00	124.45
30	P	219	KC1	CHC-C4B-NB	-2.67	122.00	124.45
20	S	207	CLA	C4D-CHA-C1A	2.67	124.50	121.25
20	U	206	CLA	CHA-C1A-NA	-2.67	120.29	126.40
26	O	214	DD6	C24-C1-C2	2.67	123.03	118.94
30	P	206	KC1	CAB-C3B-C4B	2.67	131.33	124.90
20	H	208	CLA	CHA-C1A-NA	-2.66	120.30	126.40

Continued on next page...

Continued from previous page...

Mol	Chain	Res	Type	Atoms	Z	Observed(°)	Ideal(°)
20	T	203	CLA	CHA-C1A-NA	-2.66	120.30	126.40
20	B	807	CLA	CHA-C1A-NA	-2.66	120.30	126.40
26	P	220	DD6	C9-C8-C6	2.66	133.89	126.42
20	Q	205	CLA	CHA-C1A-NA	-2.66	120.31	126.40
20	B	820	CLA	C4D-CHA-C1A	2.66	124.49	121.25
23	B	839	BCR	C24-C23-C22	-2.66	122.22	126.23
20	B	810	CLA	CHA-C1A-NA	-2.66	120.31	126.40
20	B	828	CLA	CHA-C1A-NA	-2.66	120.31	126.40
20	A	809	CLA	CHA-C1A-NA	-2.66	120.31	126.40
20	A	830	CLA	CHA-C1A-NA	-2.66	120.31	126.40
20	B	812	CLA	CHA-C1A-NA	-2.66	120.31	126.40
20	B	817	CLA	CHA-C1A-NA	-2.65	120.32	126.40
29	U	201	LMG	O6-C1-O1	-2.65	103.69	109.97
26	H	210	DD6	C26-C25-C24	2.65	131.50	123.22
20	T	204	CLA	CHA-C1A-NA	-2.65	120.32	126.40
20	A	810	CLA	C4A-NA-C1A	2.65	107.90	106.71
20	B	846	CLA	C1-O2A-CGA	2.65	123.40	116.44
20	A	833	CLA	CHA-C1A-NA	-2.65	120.33	126.40
20	U	210	CLA	C4A-NA-C1A	2.65	107.90	106.71
20	A	806	CLA	CHA-C1A-NA	-2.65	120.33	126.40
20	A	819	CLA	CHA-C1A-NA	-2.65	120.33	126.40
20	U	205	CLA	CHA-C1A-NA	-2.65	120.33	126.40
20	B	811	CLA	CHA-C1A-NA	-2.65	120.33	126.40
20	B	835	CLA	CHD-C1D-ND	-2.65	122.02	124.45
20	S	208	CLA	CHA-C1A-NA	-2.64	120.34	126.40
20	B	813	CLA	C1-C2-C3	2.64	130.62	126.04
23	R	102	BCR	C19-C20-C21	-2.64	118.07	123.47
22	P	201	LHG	O8-C23-C24	2.64	120.19	111.91
20	U	210	CLA	CHA-C1A-NA	-2.64	120.36	126.40
31	P	204	A86	C25-C24-C1	2.64	133.83	126.42
23	B	838	BCR	C11-C10-C9	-2.63	123.55	127.31
20	B	844	CLA	CHA-C1A-NA	-2.63	120.37	126.40
20	P	207	CLA	CHA-C1A-NA	-2.63	120.37	126.40
20	O	207	CLA	CHA-C1A-NA	-2.63	120.38	126.40
31	Q	218	A86	C8-C6-C5	2.63	122.97	118.94
30	P	203	KC1	CAB-C3B-C4B	2.63	131.24	124.90
20	U	204	CLA	CHA-C1A-NA	-2.63	120.39	126.40
20	G	205	CLA	CHA-C1A-NA	-2.62	120.39	126.40
20	A	829	CLA	CHA-C1A-NA	-2.62	120.39	126.40
20	A	818	CLA	CHA-C1A-NA	-2.62	120.39	126.40
20	P	210	CLA	CHA-C1A-NA	-2.62	120.39	126.40
20	B	845	CLA	C4A-NA-C1A	2.62	107.89	106.71

Continued on next page...

Continued from previous page...

Mol	Chain	Res	Type	Atoms	Z	Observed(°)	Ideal(°)
20	A	804	CLA	CHA-C1A-NA	-2.62	120.40	126.40
20	B	826	CLA	CHA-C1A-NA	-2.62	120.40	126.40
20	S	206	CLA	CHA-C1A-NA	-2.62	120.41	126.40
20	B	846	CLA	CHA-C1A-NA	-2.61	120.42	126.40
20	A	836	CLA	O2A-C1-C2	-2.61	101.78	108.64
31	Q	201	A86	C28-C27-C26	-2.61	119.27	122.92
20	F	803	CLA	CHA-C1A-NA	-2.61	120.43	126.40
20	A	821	CLA	C4A-NA-C1A	2.61	107.88	106.71
30	P	212	KC1	CAB-C3B-C4B	2.61	131.19	124.90
20	G	204	CLA	CHA-C1A-NA	-2.60	120.44	126.40
20	A	805	CLA	CHA-C1A-NA	-2.60	120.45	126.40
26	Q	202	DD6	O1-C20-C19	-2.60	111.43	113.38
26	O	212	DD6	C28-C27-C29	2.60	121.98	116.84
26	O	215	DD6	C8-C6-C5	2.59	122.92	118.94
20	G	208	CLA	CHA-C1A-NA	-2.59	120.46	126.40
20	Q	211	CLA	CAA-C2A-C3A	-2.59	110.05	116.10
30	S	209	KC1	CAB-C3B-C4B	2.59	131.15	124.90
26	G	213	DD6	C13-C11-C10	2.59	122.92	118.94
30	O	210	KC1	C1A-C2A-C3A	-2.59	105.06	107.11
20	O	211	CLA	CHA-C1A-NA	-2.59	120.47	126.40
20	G	209	CLA	CHA-C1A-NA	-2.59	120.47	126.40
20	B	818	CLA	CHA-C1A-NA	-2.59	120.48	126.40
20	T	202	CLA	CHA-C1A-NA	-2.59	120.48	126.40
20	A	846	CLA	C4A-NA-C1A	2.58	107.87	106.71
20	Q	209	CLA	CHA-C1A-NA	-2.58	120.48	126.40
23	L	205	BCR	C27-C26-C25	2.58	126.48	122.73
23	J	104	BCR	C15-C16-C17	-2.58	118.19	123.47
20	O	209	CLA	CHA-C1A-NA	-2.58	120.49	126.40
20	S	207	CLA	CHA-C1A-NA	-2.58	120.49	126.40
20	A	823	CLA	C4A-NA-C1A	2.58	107.86	106.71
20	S	214	CLA	CHA-C1A-NA	-2.58	120.50	126.40
20	O	208	CLA	CHA-C1A-NA	-2.57	120.51	126.40
20	P	211	CLA	CHA-C1A-NA	-2.57	120.51	126.40
20	J	103	CLA	CHA-C1A-NA	-2.57	120.51	126.40
20	F	802	CLA	C1-O2A-CGA	2.57	123.19	116.44
31	P	204	A86	C20-C19-C18	-2.57	107.66	112.75
20	G	215	CLA	CHA-C1A-NA	-2.57	120.51	126.40
20	A	826	CLA	C4D-CHA-C1A	2.57	124.38	121.25
30	S	211	KC1	CAB-C3B-C4B	2.57	131.10	124.90
26	O	214	DD6	C10-C9-C8	2.57	131.23	123.22
20	G	201	CLA	CHA-C1A-NA	-2.57	120.52	126.40
23	B	839	BCR	C27-C26-C25	2.56	126.45	122.73

Continued on next page...

Continued from previous page...

Mol	Chain	Res	Type	Atoms	Z	Observed(°)	Ideal(°)
20	A	816	CLA	CHA-C1A-NA	-2.56	120.53	126.40
23	A	843	BCR	C28-C27-C26	-2.56	109.50	114.08
23	L	201	BCR	C15-C16-C17	-2.56	118.23	123.47
20	L	203	CLA	CHA-C1A-NA	-2.55	120.55	126.40
26	U	203	DD6	C22-C16-C17	-2.55	104.55	108.98
20	B	824	CLA	CHA-C1A-NA	-2.55	120.55	126.40
20	T	209	CLA	CHA-C1A-NA	-2.55	120.56	126.40
20	H	206	CLA	CMC-C2C-C1C	2.55	128.92	125.04
20	B	823	CLA	CHD-C1D-ND	-2.55	122.11	124.45
23	B	838	BCR	C33-C5-C6	-2.55	121.67	124.53
20	T	207	CLA	CHA-C1A-NA	-2.55	120.57	126.40
22	A	840	LHG	C11-C10-C9	-2.54	101.51	114.42
26	G	211	DD6	C28-C27-C29	2.54	121.87	116.84
20	Q	213	CLA	CHA-C1A-NA	-2.54	120.58	126.40
20	O	206	CLA	CHA-C1A-NA	-2.54	120.58	126.40
30	Q	210	KC1	CAB-C3B-C4B	2.54	131.03	124.90
20	L	204	CLA	CHA-C1A-NA	-2.54	120.58	126.40
26	S	212	DD6	C9-C10-C11	2.54	130.93	127.31
20	A	834	CLA	C4A-NA-C1A	2.54	107.85	106.71
31	P	204	A86	C28-C27-C26	-2.54	119.37	122.92
20	Q	211	CLA	O2D-CGD-CBD	2.54	115.78	111.27
20	A	801	CLA	CMB-C2B-C1B	-2.54	124.56	128.46
26	G	211	DD6	C8-C6-C5	2.54	122.83	118.94
20	U	208	CLA	CHA-C1A-NA	-2.54	120.59	126.40
20	B	831	CLA	CHA-C1A-NA	-2.53	120.60	126.40
28	B	847	SQD	C1-O5-C5	2.53	118.66	113.69
20	S	202	CLA	CHD-C1D-C2D	2.53	130.79	125.48
29	Q	217	LMG	O6-C1-O1	-2.53	103.98	109.97
23	B	841	BCR	C27-C26-C25	2.52	126.39	122.73
26	P	215	DD6	C10-C9-C8	2.52	131.09	123.22
23	I	102	BCR	C15-C14-C13	-2.52	123.71	127.31
20	A	836	CLA	CAA-C2A-C1A	2.52	120.24	111.97
20	B	808	CLA	CHA-C1A-NA	-2.52	120.63	126.40
20	G	207	CLA	CHA-C1A-NA	-2.52	120.63	126.40
30	P	203	KC1	C1A-C2A-C3A	-2.52	105.12	107.11
20	L	202	CLA	C1-O2A-CGA	2.52	123.05	116.44
20	A	851	CLA	CHA-C1A-NA	-2.52	120.63	126.40
30	P	219	KC1	CAB-C3B-C4B	2.52	130.97	124.90
20	A	832	CLA	C4A-NA-C1A	2.52	107.84	106.71
20	P	209	CLA	CHA-C1A-NA	-2.51	120.64	126.40
31	R	105	A86	C23-C16-C17	-2.51	104.62	108.98
23	J	104	BCR	C27-C26-C25	2.51	126.37	122.73

Continued on next page...

Continued from previous page...

Mol	Chain	Res	Type	Atoms	Z	Observed(°)	Ideal(°)
20	B	815	CLA	CHA-C1A-NA	-2.51	120.66	126.40
23	L	201	BCR	C27-C26-C25	2.50	126.36	122.73
29	P	202	LMG	C1-O6-C5	-2.50	108.78	113.69
20	A	803	CLA	CHA-C1A-NA	-2.50	120.67	126.40
20	B	808	CLA	CHD-C1D-ND	-2.50	122.16	124.45
20	B	821	CLA	CHA-C1A-NA	-2.50	120.68	126.40
20	A	802	CLA	C4D-CHA-C1A	2.50	124.29	121.25
23	A	841	BCR	C40-C30-C25	2.50	114.35	110.30
28	B	847	SQD	O48-C23-C24	2.50	119.74	111.91
26	U	212	DD6	C33-C34-C35	2.49	113.72	110.30
23	R	102	BCR	C29-C30-C25	2.49	114.32	110.48
20	B	835	CLA	C4A-NA-C1A	2.49	107.83	106.71
26	S	210	DD6	C24-C1-C2	2.49	122.76	118.94
20	B	814	CLA	CHA-C1A-NA	-2.49	120.70	126.40
27	B	842	DGD	O6D-C1D-O3G	-2.49	104.09	109.97
26	G	214	DD6	C13-C11-C10	2.49	122.75	118.94
26	H	210	DD6	C10-C9-C8	2.48	130.97	123.22
20	S	208	CLA	CHD-C1D-C2D	2.48	130.69	125.48
26	H	210	DD6	C33-C32-C31	2.48	114.65	109.62
20	Q	211	CLA	C4A-NA-C1A	2.48	107.82	106.71
26	O	212	DD6	C13-C11-C10	2.47	122.74	118.94
31	Q	201	A86	C24-C1-C2	2.47	122.72	118.94
20	T	205	CLA	C4A-NA-C1A	2.46	107.81	106.71
20	O	205	CLA	CHA-C1A-NA	-2.46	120.75	126.40
26	Q	215	DD6	C13-C11-C10	2.46	122.72	118.94
20	A	801	CLA	C4D-CHA-C1A	2.46	124.24	121.25
26	U	212	DD6	C9-C10-C11	2.45	130.81	127.31
30	S	211	KC1	CAA-C2A-C1A	2.45	136.00	124.75
20	A	822	CLA	CHA-C1A-NA	-2.45	120.79	126.40
23	I	101	BCR	C31-C1-C6	2.45	114.27	110.30
31	Q	218	A86	C26-C25-C24	2.45	130.85	123.22
20	P	213	CLA	CGD-CBD-CAD	-2.44	102.81	110.73
26	P	220	DD6	C26-C25-C24	2.44	130.84	123.22
20	A	821	CLA	CHD-C1D-ND	-2.44	122.21	124.45
20	T	201	CLA	CHD-C1D-ND	-2.44	122.21	124.45
23	B	840	BCR	C27-C26-C25	2.44	126.27	122.73
20	U	207	CLA	CHA-C1A-NA	-2.43	120.82	126.40
23	A	843	BCR	C33-C5-C6	-2.43	121.80	124.53
26	T	213	DD6	C22-C16-C17	-2.43	104.76	108.98
23	M	101	BCR	C27-C26-C25	2.43	126.25	122.73
29	J	102	LMG	O6-C1-O1	-2.42	104.23	109.97
20	S	215	CLA	CHD-C1D-ND	-2.42	122.23	124.45

Continued on next page...

Continued from previous page...

Mol	Chain	Res	Type	Atoms	Z	Observed(°)	Ideal(°)
26	H	210	DD6	C13-C11-C10	2.42	122.66	118.94
20	B	820	CLA	C4A-NA-C1A	2.42	107.79	106.71
31	R	105	A86	C20-C19-C18	-2.41	107.97	112.75
20	A	816	CLA	CMB-C2B-C1B	-2.41	124.75	128.46
20	A	847	CLA	CHD-C1D-C2D	2.41	130.54	125.48
20	A	852	CLA	CMB-C2B-C1B	-2.41	124.76	128.46
26	H	210	DD6	C-C1-C2	-2.41	119.55	122.92
26	O	212	DD6	C37-C36-C31	-2.41	121.08	124.35
20	B	813	CLA	C5-C3-C2	-2.41	116.25	121.12
20	L	204	CLA	C1-C2-C3	2.40	130.64	126.75
29	Q	217	LMG	O1-C7-C8	-2.40	105.10	110.90
31	Q	214	A86	C40-C32-C31	2.40	112.62	110.47
27	B	842	DGD	CFB-CEB-CDB	-2.40	102.25	114.42
26	U	212	DD6	C13-C11-C10	2.39	122.61	118.94
24	A	848	CL0	C4D-CHA-C1A	2.39	124.16	121.25
20	B	803	CLA	CAC-C3C-C4C	2.39	127.91	124.81
20	B	803	CLA	CMB-C2B-C1B	-2.39	124.79	128.46
23	B	837	BCR	C7-C8-C9	-2.39	122.63	126.23
26	O	215	DD6	C12-C11-C13	2.38	121.83	118.08
20	A	802	CLA	C1-O2A-CGA	2.38	122.70	116.44
26	S	212	DD6	C37-C36-C31	-2.38	121.11	124.35
30	U	213	KC1	CGD-CBD-CAD	-2.38	103.02	110.73
20	A	803	CLA	CHD-C1D-C2D	2.38	130.47	125.48
20	B	832	CLA	C4A-NA-C1A	2.38	107.78	106.71
26	S	203	DD6	C13-C11-C10	2.38	122.59	118.94
26	S	213	DD6	C37-C36-C31	-2.37	121.13	124.35
23	B	838	BCR	C28-C27-C26	-2.37	109.84	114.08
26	U	212	DD6	C37-C36-C31	-2.37	121.13	124.35
30	U	213	KC1	CAB-C3B-C2B	-2.37	120.80	128.60
20	B	818	CLA	CHD-C1D-C2D	2.37	130.44	125.48
23	B	837	BCR	C29-C30-C25	2.37	114.12	110.48
26	S	213	DD6	C34-C35-C36	2.36	116.56	111.85
26	G	211	DD6	C3-C4-C5	2.36	128.31	123.47
20	B	830	CLA	CMB-C2B-C1B	-2.36	124.84	128.46
20	P	208	CLA	O2A-C1-C2	2.36	114.83	108.64
23	M	101	BCR	C15-C16-C17	-2.36	118.64	123.47
23	B	840	BCR	C2-C1-C6	2.36	114.11	110.48
20	T	205	CLA	O2D-CGD-CBD	2.36	115.45	111.27
26	G	214	DD6	C4-C5-C6	2.36	130.67	127.31
20	B	802	CLA	C4D-CHA-C1A	2.35	124.11	121.25
26	S	204	DD6	C13-C11-C10	2.35	122.55	118.94
20	U	211	CLA	C4A-NA-C1A	2.35	107.76	106.71

Continued on next page...

Continued from previous page...

Mol	Chain	Res	Type	Atoms	Z	Observed(°)	Ideal(°)
20	Q	207	CLA	C1-O2A-CGA	2.35	123.86	116.11
23	F	804	BCR	C27-C26-C25	2.35	126.15	122.73
26	G	217	DD6	C8-C6-C5	2.35	122.55	118.94
29	I	103	LMG	C40-C39-C38	-2.35	102.49	114.42
23	F	801	BCR	C27-C26-C25	2.35	126.14	122.73
26	G	212	DD6	C37-C36-C31	-2.35	121.16	124.35
20	A	838	CLA	C4A-NA-C1A	2.35	107.76	106.71
23	A	844	BCR	C29-C30-C25	2.34	114.09	110.48
29	P	217	LMG	O3-C3-C2	-2.34	104.94	110.35
30	S	209	KC1	CHC-C4B-C3B	2.34	129.26	125.26
26	O	201	DD6	C13-C11-C10	2.34	122.53	118.94
26	O	213	DD6	C3-C4-C5	2.34	128.27	123.47
20	A	836	CLA	C4A-NA-C1A	2.34	107.76	106.71
20	Q	203	CLA	CAA-CBA-CGA	-2.34	106.43	113.25
20	H	202	CLA	CMB-C2B-C1B	-2.33	124.88	128.46
26	O	213	DD6	C28-C27-C29	2.33	121.45	116.84
29	P	217	LMG	O1-C1-C2	-2.33	104.67	108.30
20	A	832	CLA	CMB-C2B-C1B	-2.32	124.89	128.46
28	B	847	SQD	C4-C3-C2	2.32	114.87	110.82
20	H	208	CLA	CAA-C2A-C3A	-2.32	110.69	116.10
22	P	201	LHG	C20-C19-C18	-2.32	102.66	114.42
26	O	214	DD6	C37-C36-C31	-2.32	121.20	124.35
20	U	208	CLA	CHD-C1D-C2D	2.32	130.34	125.48
28	S	201	SQD	O6-C1-C2	2.31	111.92	108.30
26	T	213	DD6	C33-C32-C31	2.31	114.31	109.62
20	A	826	CLA	CHD-C1D-ND	-2.31	122.33	124.45
26	U	212	DD6	C26-C25-C24	2.31	130.44	123.22
20	G	207	CLA	CHD-C1D-C2D	2.31	130.33	125.48
30	T	208	KC1	C1A-C2A-C3A	-2.31	105.28	107.11
20	B	821	CLA	CHD-C1D-C2D	2.31	130.32	125.48
26	G	217	DD6	C14-C13-C11	-2.31	121.95	125.53
26	G	214	DD6	C24-C1-C2	2.31	122.48	118.94
23	A	844	BCR	C15-C16-C17	-2.30	118.75	123.47
20	O	209	CLA	O2D-CGD-CBD	2.30	115.36	111.27
29	P	202	LMG	O3-C3-C2	-2.30	105.02	110.35
20	A	822	CLA	CHD-C1D-C2D	2.30	130.31	125.48
26	O	212	DD6	C26-C25-C24	2.30	130.40	123.22
20	H	201	CLA	C4A-NA-C1A	2.30	107.74	106.71
29	I	103	LMG	C38-C37-C36	-2.30	102.74	114.42
20	H	207	CLA	C5-C3-C2	2.30	125.77	121.12
26	P	220	DD6	C13-C11-C10	2.30	122.47	118.94
26	U	212	DD6	O1-C20-C19	-2.30	111.66	113.38

Continued on next page...

Continued from previous page...

Mol	Chain	Res	Type	Atoms	Z	Observed(°)	Ideal(°)
30	S	211	KC1	CHC-C4B-C3B	2.30	129.19	125.26
22	P	201	LHG	C11-C10-C9	-2.29	102.78	114.42
30	S	211	KC1	C2A-C3A-C4A	2.29	108.19	106.49
20	H	208	CLA	CMD-C2D-C1D	2.29	128.75	124.71
29	P	217	LMG	O6-C1-O1	-2.29	104.56	109.97
20	A	803	CLA	CMB-C2B-C1B	-2.29	124.95	128.46
23	F	804	BCR	C35-C13-C14	-2.28	119.73	122.92
31	Q	201	A86	C12-C11-C10	-2.28	117.91	123.42
30	P	203	KC1	OBD-CAD-CBD	-2.28	122.64	125.89
29	P	217	LMG	O2-C2-C1	-2.28	104.52	110.05
26	G	214	DD6	C10-C9-C8	2.28	130.32	123.22
20	T	210	CLA	C1-O2A-CGA	2.27	123.60	116.11
26	T	213	DD6	C13-C11-C10	2.27	122.43	118.94
26	O	213	DD6	C37-C36-C31	-2.27	121.27	124.35
23	B	839	BCR	C31-C1-C6	2.27	113.98	110.30
20	G	205	CLA	C1C-C2C-C3C	2.27	109.34	106.96
30	S	209	KC1	CBA-CAA-C2A	2.27	133.92	125.27
20	S	214	CLA	CHD-C1D-C2D	2.27	130.23	125.48
23	A	844	BCR	C33-C5-C6	-2.27	121.98	124.53
30	P	212	KC1	C1B-CHB-C4A	2.27	130.94	126.06
20	L	204	CLA	CHD-C1D-C2D	2.26	130.23	125.48
30	Q	210	KC1	OBD-CAD-CBD	-2.26	122.66	125.89
20	T	209	CLA	CHD-C1D-C2D	2.26	130.23	125.48
20	T	202	CLA	CHD-C1D-C2D	2.26	130.22	125.48
20	S	202	CLA	CMD-C2D-C1D	2.26	128.70	124.71
20	B	813	CLA	C4-C3-C2	2.26	129.48	123.68
30	U	213	KC1	OBD-CAD-CBD	-2.26	122.67	125.89
20	B	844	CLA	CGD-CBD-CAD	-2.26	103.42	110.73
20	B	805	CLA	CMB-C2B-C1B	-2.26	124.99	128.46
20	U	207	CLA	C3A-C2A-C1A	-2.26	97.96	101.34
20	P	213	CLA	CHD-C1D-C2D	2.26	130.21	125.48
20	Q	204	CLA	CHD-C1D-C2D	2.26	130.21	125.48
20	A	819	CLA	CHD-C1D-C2D	2.26	130.21	125.48
30	P	203	KC1	CMD-C2D-C3D	2.25	128.89	124.68
20	A	816	CLA	CHD-C1D-C2D	2.25	130.21	125.48
26	S	213	DD6	C26-C25-C24	2.25	130.25	123.22
30	P	203	KC1	CHC-C4B-C3B	2.25	129.11	125.26
20	A	853	CLA	C4A-NA-C1A	2.25	107.72	106.71
20	O	204	CLA	CMB-C2B-C1B	-2.25	125.01	128.46
30	T	208	KC1	OBD-CAD-CBD	-2.24	122.69	125.89
20	A	831	CLA	CHD-C1D-C2D	2.24	130.18	125.48
20	H	203	CLA	CHD-C1D-C2D	2.24	130.18	125.48

Continued on next page...

Continued from previous page...

Mol	Chain	Res	Type	Atoms	Z	Observed(°)	Ideal(°)
20	H	207	CLA	C4-C3-C2	-2.24	117.93	123.68
30	S	209	KC1	CAA-CBA-CGA	-2.24	115.75	127.26
26	S	204	DD6	C10-C9-C8	2.24	130.20	123.22
20	G	215	CLA	CHD-C1D-C2D	2.24	130.17	125.48
26	J	101	DD6	C10-C9-C8	2.24	130.19	123.22
20	Q	208	CLA	C4A-NA-C1A	2.23	107.71	106.71
30	Q	210	KC1	C2A-C3A-C4A	2.23	108.14	106.49
29	Q	217	LMG	O3-C3-C2	-2.23	105.19	110.35
26	O	213	DD6	C8-C6-C5	2.23	122.36	118.94
23	F	801	BCR	C3-C4-C5	-2.23	110.10	114.08
26	H	211	DD6	C33-C32-C31	2.23	114.14	109.62
29	J	102	LMG	O2-C2-C1	-2.23	104.63	110.05
20	A	854	CLA	CHD-C1D-C2D	2.23	130.15	125.48
20	B	833	CLA	CHD-C1D-C2D	2.23	130.15	125.48
23	A	841	BCR	C3-C4-C5	-2.23	110.10	114.08
20	A	836	CLA	C1-O2A-CGA	2.23	122.28	116.44
20	H	208	CLA	CHD-C1D-C2D	2.23	130.15	125.48
20	B	815	CLA	CHD-C1D-C2D	2.22	130.15	125.48
30	P	212	KC1	CBA-CAA-C2A	2.22	133.75	125.27
23	R	102	BCR	C24-C23-C22	-2.22	122.88	126.23
30	P	203	KC1	C1B-CHB-C4A	2.22	130.85	126.06
20	T	201	CLA	C4A-NA-C1A	2.22	107.70	106.71
27	B	842	DGD	CBB-CAB-C9B	-2.22	103.17	114.42
20	O	211	CLA	CHD-C1D-C2D	2.22	130.13	125.48
20	H	201	CLA	C2A-C1A-CHA	2.22	126.15	122.71
20	P	207	CLA	CMB-C2B-C1B	-2.22	125.06	128.46
20	A	805	CLA	CHD-C1D-C2D	2.22	130.13	125.48
29	I	103	LMG	O3-C3-C2	-2.21	105.23	110.35
20	A	827	CLA	C4A-NA-C1A	2.21	107.70	106.71
30	P	206	KC1	CHC-C4B-C3B	2.21	129.03	125.26
30	O	210	KC1	OBD-CAD-CBD	-2.21	122.74	125.89
20	O	205	CLA	CHD-C1D-C2D	2.21	130.11	125.48
20	P	208	CLA	C4A-NA-C1A	2.20	107.70	106.71
20	B	802	CLA	C2A-C1A-CHA	2.20	127.71	123.86
26	G	217	DD6	C37-C36-C31	-2.20	121.36	124.35
28	S	201	SQD	O48-C23-C24	2.20	118.81	111.91
20	G	205	CLA	C2A-C1A-CHA	2.20	127.70	123.86
26	S	204	DD6	C33-C32-C31	2.20	114.08	109.62
26	G	217	DD6	C3-C4-C5	2.20	127.97	123.47
30	O	210	KC1	CHB-C4A-C3A	-2.19	121.55	124.98
20	B	827	CLA	CMB-C2B-C1B	-2.19	125.09	128.46
20	Q	207	CLA	C4A-NA-C1A	2.19	107.69	106.71

Continued on next page...

Continued from previous page...

Mol	Chain	Res	Type	Atoms	Z	Observed(°)	Ideal(°)
20	U	207	CLA	CHD-C1D-C2D	2.19	130.08	125.48
22	A	839	LHG	C11-C10-C9	-2.19	103.30	114.42
20	B	823	CLA	CAA-C2A-C1A	2.19	119.16	111.97
20	B	802	CLA	CHD-C1D-ND	-2.19	122.44	124.45
30	P	203	KC1	CHB-C4A-C3A	-2.19	121.56	124.98
20	P	213	CLA	O2D-CGD-CBD	2.19	115.16	111.27
26	A	855	DD6	C13-C11-C10	2.19	122.30	118.94
20	U	205	CLA	O2A-C1-C2	2.19	114.39	108.64
30	S	211	KC1	CAC-C3C-C4C	2.19	127.65	124.81
30	P	206	KC1	OBD-CAD-CBD	-2.19	122.77	125.89
20	G	206	CLA	CMB-C2B-C1B	-2.18	125.11	128.46
26	T	212	DD6	C33-C32-C31	2.18	114.05	109.62
31	P	204	A86	C23-C16-C17	-2.18	105.19	108.98
23	A	841	BCR	C38-C26-C27	-2.18	109.43	113.62
27	B	842	DGD	C1E-O6E-C5E	2.18	117.96	113.69
29	Q	217	LMG	O2-C2-C1	-2.18	104.76	110.05
20	B	824	CLA	CHD-C1D-C2D	2.17	130.04	125.48
23	I	101	BCR	C15-C16-C17	-2.17	119.03	123.47
31	Q	218	A86	C22-C16-C17	-2.17	105.21	108.98
29	J	102	LMG	C1-C2-C3	-2.17	105.48	110.00
22	A	839	LHG	C27-C26-C25	-2.17	103.42	114.42
30	P	219	KC1	OBD-CAD-CBD	-2.17	122.80	125.89
20	B	804	CLA	C4A-NA-C1A	2.17	107.68	106.71
20	B	805	CLA	CHD-C1D-C2D	2.17	130.02	125.48
20	O	206	CLA	CHD-C1D-C2D	2.17	130.02	125.48
20	T	210	CLA	CHD-C1D-C2D	2.17	130.02	125.48
20	A	849	CLA	C4A-NA-C1A	2.16	107.68	106.71
20	O	208	CLA	CHD-C1D-C2D	2.16	130.02	125.48
20	Q	213	CLA	CAA-CBA-CGA	-2.16	106.94	113.25
23	B	840	BCR	C29-C30-C25	2.16	113.81	110.48
26	T	213	DD6	C26-C25-C24	2.16	129.96	123.22
20	G	205	CLA	CHD-C4C-C3C	2.16	128.01	124.84
23	L	201	BCR	C2-C1-C6	2.16	113.81	110.48
31	Q	201	A86	C10-C9-C8	2.16	129.96	123.22
23	B	838	BCR	C29-C30-C25	2.16	113.80	110.48
23	J	104	BCR	C16-C15-C14	-2.16	119.06	123.47
20	Q	212	CLA	C2A-C1A-CHA	2.16	127.63	123.86
20	B	803	CLA	C1C-C2C-C3C	2.16	109.22	106.96
31	Q	201	A86	C25-C26-C27	2.15	130.38	127.31
26	G	214	DD6	C25-C24-C1	2.15	132.47	126.42
20	U	205	CLA	CMB-C2B-C1B	-2.15	125.16	128.46
29	I	103	LMG	O6-C1-O1	-2.15	104.88	109.97

Continued on next page...

Continued from previous page...

Mol	Chain	Res	Type	Atoms	Z	Observed(°)	Ideal(°)
20	Q	216	CLA	CMB-C2B-C1B	-2.15	125.16	128.46
26	U	203	DD6	C34-C35-C36	-2.15	107.57	111.85
20	O	202	CLA	CHD-C1D-C2D	2.15	129.99	125.48
26	T	212	DD6	C14-C13-C11	-2.15	122.20	125.53
26	T	213	DD6	C10-C9-C8	2.15	129.92	123.22
20	S	207	CLA	CHD-C1D-C2D	2.15	129.98	125.48
20	B	843	CLA	CAC-C3C-C4C	2.15	127.59	124.81
30	O	210	KC1	C1B-CHB-C4A	2.14	130.68	126.06
23	I	102	BCR	C38-C26-C25	-2.14	122.12	124.53
20	B	804	CLA	CMB-C2B-C1B	-2.14	125.17	128.46
23	B	838	BCR	C15-C16-C17	-2.14	119.09	123.47
20	B	816	CLA	CMB-C2B-C1B	-2.14	125.18	128.46
20	G	209	CLA	CHD-C1D-C2D	2.14	129.96	125.48
26	S	204	DD6	O1-C20-C19	-2.14	111.78	113.38
20	T	205	CLA	CHD-C1D-C2D	2.14	129.96	125.48
23	I	101	BCR	C15-C14-C13	-2.14	124.26	127.31
29	U	201	LMG	C1-C2-C3	-2.13	105.55	110.00
29	J	102	LMG	O3-C3-C2	-2.13	105.41	110.35
26	T	212	DD6	C22-C16-C17	-2.13	105.28	108.98
20	B	819	CLA	C2A-C1A-CHA	2.13	127.59	123.86
26	P	205	DD6	C28-C27-C29	2.13	121.06	116.84
20	P	210	CLA	CHD-C1D-C2D	2.13	129.95	125.48
20	Q	207	CLA	CHD-C1D-C2D	2.13	129.95	125.48
20	A	802	CLA	CHD-C1D-ND	-2.13	122.50	124.45
23	B	841	BCR	C15-C16-C17	-2.13	119.11	123.47
23	B	839	BCR	C16-C15-C14	-2.13	119.11	123.47
22	P	201	LHG	C27-C26-C25	-2.13	103.62	114.42
20	P	207	CLA	CHD-C1D-C2D	2.13	129.94	125.48
29	U	201	LMG	O3-C3-C2	-2.13	105.43	110.35
26	O	212	DD6	C10-C9-C8	2.13	129.85	123.22
30	O	210	KC1	CHB-C4A-NA	2.13	127.55	124.20
20	A	829	CLA	CHD-C1D-C2D	2.12	129.94	125.48
20	A	851	CLA	CMB-C2B-C1B	-2.12	125.20	128.46
20	A	821	CLA	CAC-C3C-C4C	2.12	127.56	124.81
20	B	833	CLA	C4A-NA-C1A	2.12	107.66	106.71
20	Q	213	CLA	CHD-C1D-C2D	2.12	129.93	125.48
26	H	211	DD6	C26-C25-C24	2.12	129.84	123.22
29	Q	217	LMG	C38-C37-C36	-2.12	103.66	114.42
23	B	839	BCR	C11-C10-C9	-2.12	124.29	127.31
20	U	209	CLA	CHD-C1D-C2D	2.12	129.92	125.48
20	Q	203	CLA	C1-O2A-CGA	2.12	122.00	116.44
20	L	204	CLA	CMB-C2B-C1B	-2.12	125.21	128.46

Continued on next page...

Continued from previous page...

Mol	Chain	Res	Type	Atoms	Z	Observed(°)	Ideal(°)
20	H	206	CLA	CAC-C3C-C4C	2.12	127.56	124.81
31	R	103	A86	C10-C9-C8	2.12	129.82	123.22
20	B	834	CLA	CHD-C1D-C2D	2.11	129.92	125.48
26	O	213	DD6	C34-C35-C36	2.11	116.06	111.85
20	B	820	CLA	C2A-C1A-CHA	2.11	127.56	123.86
26	S	203	DD6	C26-C25-C24	2.11	129.81	123.22
20	H	201	CLA	CHD-C1D-C2D	2.11	129.91	125.48
20	A	854	CLA	C2A-C1A-CHA	2.11	127.55	123.86
23	R	102	BCR	C40-C30-C25	2.11	113.72	110.30
20	A	813	CLA	C4A-NA-C1A	2.11	107.66	106.71
20	H	206	CLA	CMB-C2B-C1B	-2.11	125.22	128.46
20	B	825	CLA	C4D-CHA-C1A	2.11	123.81	121.25
26	U	214	DD6	C33-C32-C31	2.11	113.89	109.62
20	A	832	CLA	CAA-C2A-C1A	2.11	118.88	111.97
20	A	818	CLA	CMB-C2B-C1B	-2.10	125.23	128.46
20	A	821	CLA	C2A-C1A-CHA	2.10	127.54	123.86
26	J	101	DD6	C37-C36-C31	-2.10	121.49	124.35
20	A	829	CLA	CMB-C2B-C1B	-2.10	125.23	128.46
20	B	801	CLA	CMB-C2B-C1B	-2.10	125.24	128.46
26	G	212	DD6	C22-C16-C17	-2.10	105.33	108.98
20	A	804	CLA	CHD-C1D-C2D	2.10	129.88	125.48
20	U	208	CLA	O2D-CGD-CBD	2.10	115.00	111.27
30	U	213	KC1	CBA-CAA-C2A	2.10	133.27	125.27
20	H	206	CLA	CHD-C1D-C2D	2.10	129.88	125.48
20	A	806	CLA	CHD-C1D-C2D	2.10	129.88	125.48
20	Q	208	CLA	O2A-C1-C2	2.10	114.14	108.64
20	A	821	CLA	C1D-ND-C4D	2.09	107.82	106.33
20	G	205	CLA	CMB-C2B-C1B	-2.09	125.25	128.46
20	U	210	CLA	CHD-C1D-C2D	2.09	129.87	125.48
26	O	215	DD6	C14-C13-C11	2.09	128.78	125.53
29	I	103	LMG	O2-C2-C1	-2.09	104.96	110.05
20	B	807	CLA	CMB-C2B-C1B	-2.09	125.25	128.46
20	T	203	CLA	CMB-C2B-C1B	-2.09	125.25	128.46
20	B	823	CLA	O2A-C1-C2	-2.09	103.15	108.64
23	A	842	BCR	C27-C26-C25	2.09	125.76	122.73
20	A	807	CLA	CAA-C2A-C1A	2.09	118.82	111.97
22	A	839	LHG	C18-C17-C16	-2.09	103.83	114.42
20	S	214	CLA	CMB-C2B-C1B	-2.09	125.26	128.46
31	R	103	A86	C26-C25-C24	2.09	129.73	123.22
20	B	844	CLA	C2D-C1D-ND	-2.09	108.57	110.10
20	H	206	CLA	CAA-C2A-C3A	2.09	118.49	112.78
20	T	205	CLA	C1-O2A-CGA	2.08	122.98	116.11

Continued on next page...

Continued from previous page...

Mol	Chain	Res	Type	Atoms	Z	Observed(°)	Ideal(°)
20	A	809	CLA	CMB-C2B-C1B	-2.08	125.26	128.46
20	T	207	CLA	CHD-C1D-C2D	2.08	129.85	125.48
30	S	211	KC1	OBD-CAD-CBD	-2.08	122.92	125.89
20	B	809	CLA	C4A-NA-C1A	2.08	107.64	106.71
20	B	803	CLA	C2A-C1A-CHA	2.08	127.49	123.86
26	S	204	DD6	C28-C27-C29	2.08	120.95	116.84
20	Q	212	CLA	CAA-C2A-C3A	-2.08	107.09	112.78
20	A	822	CLA	CMB-C2B-C1B	-2.07	125.28	128.46
30	P	219	KC1	CHC-C4B-C3B	2.07	128.81	125.26
26	G	214	DD6	C37-C36-C31	-2.07	121.53	124.35
30	P	203	KC1	CMD-C2D-C1D	-2.07	125.28	128.46
23	B	839	BCR	C30-C25-C26	-2.07	119.70	122.61
20	L	203	CLA	CMB-C2B-C1B	-2.07	125.28	128.46
20	B	816	CLA	CHD-C1D-C2D	2.07	129.82	125.48
20	S	206	CLA	O2D-CGD-CBD	2.07	114.94	111.27
20	A	811	CLA	CMB-C2B-C1B	-2.07	125.28	128.46
23	F	801	BCR	C16-C15-C14	-2.07	119.24	123.47
30	P	212	KC1	CAC-C3C-C4C	2.07	127.49	124.81
20	A	810	CLA	CAA-C2A-C1A	2.07	118.75	111.97
20	T	202	CLA	CMB-C2B-C1B	-2.07	125.29	128.46
20	F	803	CLA	CHD-C1D-C2D	2.07	129.81	125.48
20	B	825	CLA	CMB-C2B-C1B	-2.07	125.29	128.46
20	A	802	CLA	CMB-C2B-C1B	-2.06	125.29	128.46
20	T	207	CLA	CMB-C2B-C1B	-2.06	125.29	128.46
20	G	201	CLA	CHD-C1D-C2D	2.06	129.81	125.48
26	P	218	DD6	C37-C36-C31	-2.06	121.55	124.35
20	B	812	CLA	CHD-C1D-C2D	2.06	129.80	125.48
27	B	842	DGD	O5E-C6E-C5E	-2.06	104.22	111.29
20	Q	216	CLA	CHD-C1D-C2D	2.06	129.80	125.48
20	A	804	CLA	CMB-C2B-C1B	-2.06	125.30	128.46
20	B	814	CLA	CMB-C2B-C1B	-2.06	125.30	128.46
20	P	208	CLA	CMB-C2B-C1B	-2.06	125.30	128.46
30	U	213	KC1	CBD-CHA-C1A	2.06	132.72	128.88
20	B	817	CLA	CHD-C1D-C2D	2.06	129.80	125.48
20	B	811	CLA	CMB-C2B-C1B	-2.06	125.30	128.46
20	B	813	CLA	CMB-C2B-C1B	-2.06	125.30	128.46
20	P	211	CLA	CMB-C2B-C1B	-2.06	125.30	128.46
26	G	214	DD6	C34-C35-C36	2.06	115.95	111.85
20	T	204	CLA	CHD-C1D-C2D	2.06	129.79	125.48
20	B	819	CLA	CMB-C2B-C1B	-2.06	125.31	128.46
20	A	830	CLA	CHD-C1D-C2D	2.05	129.79	125.48
26	U	203	DD6	C10-C9-C8	2.05	129.63	123.22

Continued on next page...

Continued from previous page...

Mol	Chain	Res	Type	Atoms	Z	Observed(°)	Ideal(°)
20	A	852	CLA	CHD-C1D-C2D	2.05	129.79	125.48
27	B	842	DGD	CAB-C9B-C8B	-2.05	104.00	114.42
29	Q	217	LMG	C40-C39-C38	-2.05	104.00	114.42
20	L	202	CLA	CMB-C2B-C1B	-2.05	125.31	128.46
20	Q	212	CLA	CAC-C3C-C4C	2.05	127.47	124.81
20	O	207	CLA	CHD-C1D-C2D	2.05	129.78	125.48
20	R	104	CLA	CMB-C2B-C1B	-2.05	125.31	128.46
20	U	209	CLA	C2A-C1A-CHA	2.05	127.45	123.86
20	A	854	CLA	C1D-ND-C4D	2.05	107.79	106.33
20	P	216	CLA	C1D-ND-C4D	2.05	107.79	106.33
20	Q	209	CLA	CMB-C2B-C1B	-2.05	125.31	128.46
20	A	825	CLA	CMB-C2B-C1B	-2.05	125.31	128.46
30	O	210	KC1	CHC-C4B-NB	-2.05	122.57	124.45
20	B	821	CLA	CMB-C2B-C1B	-2.05	125.32	128.46
23	B	840	BCR	C8-C7-C6	-2.05	121.45	127.20
23	F	804	BCR	C11-C10-C9	-2.05	124.39	127.31
29	P	202	LMG	O2-C2-C1	-2.05	105.08	110.05
20	A	801	CLA	C2A-C1A-CHA	2.05	127.44	123.86
23	I	101	BCR	C1-C6-C5	-2.04	119.73	122.61
26	S	210	DD6	C28-C27-C29	2.04	120.89	116.84
20	A	812	CLA	C1D-ND-C4D	2.04	107.79	106.33
20	A	838	CLA	CMB-C2B-C1B	-2.04	125.33	128.46
27	B	842	DGD	O2D-C2D-C1D	-2.04	105.09	110.05
23	A	842	BCR	C28-C27-C26	-2.04	110.43	114.08
20	B	824	CLA	CMB-C2B-C1B	-2.04	125.33	128.46
26	P	220	DD6	C33-C32-C31	2.04	113.75	109.62
20	F	802	CLA	CMB-C2B-C1B	-2.04	125.33	128.46
20	B	820	CLA	CMB-C2B-C1B	-2.04	125.33	128.46
23	R	102	BCR	C16-C15-C14	-2.04	119.30	123.47
23	B	839	BCR	C1-C6-C5	-2.04	119.75	122.61
26	O	215	DD6	C33-C32-C31	2.04	113.74	109.62
20	J	103	CLA	CMB-C2B-C1B	-2.03	125.34	128.46
20	B	829	CLA	CHD-C1D-C2D	2.03	129.74	125.48
26	S	210	DD6	O1-C20-C19	-2.03	111.86	113.38
20	O	209	CLA	CMB-C2B-C1B	-2.03	125.34	128.46
30	S	209	KC1	OBD-CAD-CBD	-2.03	122.99	125.89
20	B	843	CLA	CMB-C2B-C1B	-2.03	125.35	128.46
20	O	203	CLA	CMB-C2B-C1B	-2.03	125.35	128.46
29	I	103	LMG	C1-O6-C5	-2.03	109.71	113.69
26	P	220	DD6	C34-C35-C36	-2.03	107.82	111.85
20	A	824	CLA	O2A-C1-C2	2.03	113.96	108.64
20	U	207	CLA	C2A-C3A-C4A	-2.03	98.60	101.87

Continued on next page...

Continued from previous page...

Mol	Chain	Res	Type	Atoms	Z	Observed(°)	Ideal(°)
30	T	208	KC1	CHC-C4B-C3B	2.02	128.72	125.26
20	A	814	CLA	CHD-C1D-C2D	2.02	129.73	125.48
20	L	203	CLA	CHD-C1D-C2D	2.02	129.72	125.48
26	S	203	DD6	O1-C20-C19	-2.02	111.86	113.38
30	P	212	KC1	CHC-C4B-C3B	2.02	128.72	125.26
20	Q	208	CLA	CMB-C2B-C1B	-2.02	125.36	128.46
22	P	201	LHG	C18-C17-C16	-2.02	104.17	114.42
20	A	845	CLA	CMB-C2B-C1B	-2.02	125.36	128.46
23	A	842	BCR	C2-C1-C6	2.02	113.59	110.48
24	A	848	CL0	C2A-C1A-CHA	2.02	127.39	123.86
23	A	843	BCR	C15-C16-C17	-2.02	119.34	123.47
20	S	202	CLA	C4A-NA-C1A	2.02	107.61	106.71
20	Q	209	CLA	CHD-C1D-C2D	2.02	129.71	125.48
20	F	802	CLA	CAA-C2A-C1A	2.01	118.58	111.97
20	L	202	CLA	CHD-C1D-C2D	2.01	129.71	125.48
20	B	823	CLA	C2A-C1A-CHA	2.01	127.38	123.86
23	B	837	BCR	C27-C26-C25	2.01	125.66	122.73
20	Q	206	CLA	CMB-C2B-C1B	-2.01	125.37	128.46
20	P	213	CLA	CAA-C2A-C3A	-2.01	111.40	116.10
20	B	811	CLA	CHD-C1D-C2D	2.01	129.70	125.48
20	B	801	CLA	CHD-C1D-C2D	2.01	129.70	125.48
23	L	201	BCR	C33-C5-C6	-2.01	122.27	124.53
20	U	204	CLA	CHD-C1D-C2D	2.01	129.69	125.48
23	B	839	BCR	C7-C8-C9	-2.01	123.20	126.23
23	A	843	BCR	C7-C8-C9	-2.01	123.20	126.23
20	S	215	CLA	CMB-C2B-C1B	-2.01	125.38	128.46
23	I	102	BCR	C24-C23-C22	-2.01	123.20	126.23
20	B	835	CLA	CMB-C2B-C1B	-2.01	125.38	128.46
20	L	204	CLA	O2D-CGD-CBD	2.01	114.83	111.27
26	G	214	DD6	C3-C2-C1	2.01	130.17	127.31
20	B	803	CLA	C4A-NA-C1A	2.00	107.61	106.71
20	S	215	CLA	C2A-C1A-CHA	2.00	127.36	123.86
20	A	826	CLA	CMB-C2B-C1B	-2.00	125.39	128.46
20	S	207	CLA	CMB-C2B-C1B	-2.00	125.39	128.46
26	P	220	DD6	C40-C32-C31	-2.00	107.29	110.47

All (122) chirality outliers are listed below:

Mol	Chain	Res	Type	Atom
20	A	802	CLA	ND
20	A	803	CLA	ND
20	A	804	CLA	ND

Continued on next page...

Continued from previous page...

Mol	Chain	Res	Type	Atom
20	A	805	CLA	ND
20	A	806	CLA	ND
20	A	808	CLA	ND
20	A	810	CLA	ND
20	A	811	CLA	ND
20	A	812	CLA	ND
20	A	814	CLA	ND
20	A	815	CLA	ND
20	A	816	CLA	ND
20	A	817	CLA	ND
20	A	818	CLA	ND
20	A	820	CLA	ND
20	A	821	CLA	ND
20	A	822	CLA	ND
20	A	823	CLA	ND
20	A	824	CLA	ND
20	A	825	CLA	ND
20	A	828	CLA	ND
20	A	829	CLA	ND
20	A	831	CLA	ND
20	A	832	CLA	ND
20	A	833	CLA	ND
20	A	834	CLA	ND
20	A	835	CLA	ND
20	A	836	CLA	ND
20	A	838	CLA	ND
20	A	845	CLA	ND
20	A	849	CLA	ND
20	A	851	CLA	ND
20	A	852	CLA	ND
20	A	853	CLA	ND
20	A	854	CLA	ND
20	B	801	CLA	ND
20	B	802	CLA	ND
20	B	803	CLA	ND
20	B	804	CLA	ND
20	B	805	CLA	ND
20	B	806	CLA	ND
20	B	807	CLA	ND
20	B	808	CLA	ND
20	B	809	CLA	ND
20	B	812	CLA	ND

Continued on next page...

Continued from previous page...

Mol	Chain	Res	Type	Atom
20	B	815	CLA	ND
20	B	816	CLA	ND
20	B	817	CLA	ND
20	B	820	CLA	ND
20	B	821	CLA	ND
20	B	822	CLA	ND
20	B	823	CLA	ND
20	B	827	CLA	ND
20	B	829	CLA	ND
20	B	830	CLA	ND
20	B	831	CLA	ND
20	B	832	CLA	ND
20	B	833	CLA	ND
20	B	834	CLA	ND
20	B	835	CLA	ND
20	B	843	CLA	ND
20	B	844	CLA	ND
20	B	845	CLA	ND
20	B	846	CLA	ND
20	B	848	CLA	ND
20	F	802	CLA	ND
20	F	803	CLA	ND
20	J	103	CLA	ND
20	L	202	CLA	ND
20	O	203	CLA	ND
20	O	204	CLA	ND
20	O	205	CLA	ND
20	O	206	CLA	ND
20	O	207	CLA	ND
20	O	208	CLA	ND
20	P	207	CLA	ND
20	P	208	CLA	ND
20	P	209	CLA	ND
20	P	213	CLA	ND
20	P	214	CLA	ND
20	P	216	CLA	ND
20	Q	204	CLA	ND
20	Q	205	CLA	ND
20	Q	206	CLA	ND
20	Q	207	CLA	ND
20	Q	208	CLA	ND
20	Q	211	CLA	ND

Continued on next page...

Continued from previous page...

Mol	Chain	Res	Type	Atom
20	Q	213	CLA	ND
20	R	101	CLA	ND
20	S	205	CLA	ND
20	S	206	CLA	ND
20	S	207	CLA	ND
20	S	214	CLA	ND
20	S	215	CLA	ND
20	U	204	CLA	ND
20	U	206	CLA	ND
20	U	208	CLA	ND
20	U	209	CLA	ND
20	U	211	CLA	ND
20	G	202	CLA	ND
20	G	203	CLA	ND
20	G	205	CLA	ND
20	G	206	CLA	ND
20	G	207	CLA	ND
20	G	208	CLA	ND
20	G	210	CLA	ND
20	G	215	CLA	ND
20	H	201	CLA	ND
20	H	202	CLA	ND
20	H	203	CLA	ND
20	H	204	CLA	ND
20	H	205	CLA	ND
20	H	206	CLA	ND
20	H	207	CLA	ND
20	H	208	CLA	ND
20	H	209	CLA	ND
20	T	201	CLA	ND
20	T	202	CLA	ND
20	T	203	CLA	ND
20	T	205	CLA	ND
20	T	206	CLA	ND
20	T	211	CLA	ND

All (1618) torsion outliers are listed below:

Mol	Chain	Res	Type	Atoms
20	A	815	CLA	C3A-C2A-CAA-CBA
20	A	825	CLA	C2A-CAA-CBA-CGA
20	A	826	CLA	CHA-CBD-CGD-O1D

Continued on next page...

Continued from previous page...

Mol	Chain	Res	Type	Atoms
20	A	826	CLA	CHA-CBD-CGD-O2D
20	A	829	CLA	CHA-CBD-CGD-O1D
20	A	829	CLA	CHA-CBD-CGD-O2D
20	A	831	CLA	C1A-C2A-CAA-CBA
20	A	831	CLA	CHA-CBD-CGD-O1D
20	A	831	CLA	CHA-CBD-CGD-O2D
20	A	834	CLA	CHA-CBD-CGD-O1D
20	A	834	CLA	CHA-CBD-CGD-O2D
20	A	835	CLA	C1A-C2A-CAA-CBA
20	A	835	CLA	C3A-C2A-CAA-CBA
20	A	838	CLA	CBD-CGD-O2D-CED
20	A	838	CLA	O1D-CGD-O2D-CED
20	A	853	CLA	C1A-C2A-CAA-CBA
20	A	854	CLA	CBA-CGA-O2A-C1
20	A	854	CLA	O1A-CGA-O2A-C1
20	B	808	CLA	CHA-CBD-CGD-O2D
20	B	813	CLA	C1A-C2A-CAA-CBA
20	B	813	CLA	O2A-C1-C2-C3
20	B	819	CLA	CHA-CBD-CGD-O1D
20	B	819	CLA	CHA-CBD-CGD-O2D
20	B	821	CLA	CHA-CBD-CGD-O1D
20	B	821	CLA	CHA-CBD-CGD-O2D
20	B	824	CLA	CBA-CGA-O2A-C1
20	B	824	CLA	O1A-CGA-O2A-C1
20	B	828	CLA	C1A-C2A-CAA-CBA
20	B	834	CLA	C2-C3-C5-C6
20	B	834	CLA	C4-C3-C5-C6
20	B	846	CLA	C1A-C2A-CAA-CBA
20	B	848	CLA	C1A-C2A-CAA-CBA
20	B	848	CLA	C3A-C2A-CAA-CBA
20	F	802	CLA	CBA-CGA-O2A-C1
20	F	802	CLA	O1A-CGA-O2A-C1
20	J	103	CLA	CHA-CBD-CGD-O1D
20	J	103	CLA	CHA-CBD-CGD-O2D
20	L	202	CLA	CBA-CGA-O2A-C1
20	L	202	CLA	O1A-CGA-O2A-C1
20	L	204	CLA	CBD-CGD-O2D-CED
20	L	204	CLA	O1D-CGD-O2D-CED
20	L	204	CLA	O2A-C1-C2-C3
20	O	203	CLA	CHA-CBD-CGD-O1D
20	O	203	CLA	CHA-CBD-CGD-O2D
20	O	209	CLA	CBD-CGD-O2D-CED

Continued on next page...

Continued from previous page...

Mol	Chain	Res	Type	Atoms
20	O	209	CLA	O1D-CGD-O2D-CED
20	O	209	CLA	C2-C3-C5-C6
20	O	209	CLA	C4-C3-C5-C6
20	P	207	CLA	C2-C3-C5-C6
20	P	207	CLA	C4-C3-C5-C6
20	P	208	CLA	C1A-C2A-CAA-CBA
20	P	208	CLA	C2-C3-C5-C6
20	P	208	CLA	C4-C3-C5-C6
20	P	209	CLA	CHA-CBD-CGD-O1D
20	P	209	CLA	CHA-CBD-CGD-O2D
20	P	210	CLA	C1A-C2A-CAA-CBA
20	P	210	CLA	C3A-C2A-CAA-CBA
20	P	211	CLA	CBD-CGD-O2D-CED
20	P	211	CLA	O1D-CGD-O2D-CED
20	P	213	CLA	CBD-CGD-O2D-CED
20	P	213	CLA	O1D-CGD-O2D-CED
20	P	214	CLA	C1A-C2A-CAA-CBA
20	P	214	CLA	C3A-C2A-CAA-CBA
20	Q	205	CLA	C2-C3-C5-C6
20	Q	205	CLA	C4-C3-C5-C6
20	Q	209	CLA	C4-C3-C5-C6
20	Q	211	CLA	CBD-CGD-O2D-CED
20	Q	211	CLA	O1D-CGD-O2D-CED
20	Q	212	CLA	CHA-CBD-CGD-O1D
20	Q	212	CLA	CHA-CBD-CGD-O2D
20	Q	213	CLA	CBA-CGA-O2A-C1
20	Q	213	CLA	O1A-CGA-O2A-C1
20	Q	213	CLA	C2-C3-C5-C6
20	Q	213	CLA	C4-C3-C5-C6
20	R	104	CLA	CBD-CGD-O2D-CED
20	R	104	CLA	O1D-CGD-O2D-CED
20	R	104	CLA	C11-C10-C8-C9
20	S	206	CLA	CBD-CGD-O2D-CED
20	S	206	CLA	O1D-CGD-O2D-CED
20	U	204	CLA	CHA-CBD-CGD-O1D
20	U	204	CLA	CHA-CBD-CGD-O2D
20	U	208	CLA	CBD-CGD-O2D-CED
20	U	208	CLA	O1D-CGD-O2D-CED
20	G	203	CLA	C1A-C2A-CAA-CBA
20	G	204	CLA	C3A-C2A-CAA-CBA
20	G	208	CLA	CHA-CBD-CGD-O1D
20	G	208	CLA	CHA-CBD-CGD-O2D

Continued on next page...

Continued from previous page...

Mol	Chain	Res	Type	Atoms
20	G	209	CLA	CHA-CBD-CGD-O1D
20	G	209	CLA	CHA-CBD-CGD-O2D
20	G	215	CLA	CHA-CBD-CGD-O1D
20	G	215	CLA	CHA-CBD-CGD-O2D
20	H	203	CLA	C2-C3-C5-C6
20	H	203	CLA	C4-C3-C5-C6
20	H	206	CLA	C3A-C2A-CAA-CBA
20	H	206	CLA	C6-C7-C8-C9
20	H	207	CLA	CAD-CBD-CGD-O1D
20	H	208	CLA	CBD-CGD-O2D-CED
20	H	208	CLA	O1D-CGD-O2D-CED
20	T	202	CLA	CHA-CBD-CGD-O1D
20	T	202	CLA	CHA-CBD-CGD-O2D
20	T	204	CLA	C1A-C2A-CAA-CBA
20	T	205	CLA	C2A-CAA-CBA-CGA
20	T	205	CLA	CBD-CGD-O2D-CED
20	T	205	CLA	O1D-CGD-O2D-CED
20	T	207	CLA	CBD-CGD-O2D-CED
20	T	207	CLA	O1D-CGD-O2D-CED
20	T	211	CLA	C1A-C2A-CAA-CBA
22	A	839	LHG	C3-O3-P-O4
22	A	839	LHG	C3-O3-P-O6
22	P	201	LHG	C3-O3-P-O5
22	P	201	LHG	O6-C4-C5-O7
22	G	216	LHG	O1-C1-C2-C3
22	G	216	LHG	C3-O3-P-O4
22	G	216	LHG	C4-O6-P-O4
23	A	841	BCR	C20-C21-C22-C23
23	A	841	BCR	C21-C22-C23-C24
23	A	841	BCR	C37-C22-C23-C24
23	A	842	BCR	C7-C8-C9-C10
23	A	842	BCR	C7-C8-C9-C34
23	A	842	BCR	C20-C21-C22-C37
23	A	842	BCR	C21-C22-C23-C24
23	A	843	BCR	C1-C6-C7-C8
23	A	843	BCR	C7-C8-C9-C10
23	A	843	BCR	C7-C8-C9-C34
23	A	844	BCR	C1-C6-C7-C8
23	A	844	BCR	C7-C8-C9-C34
23	A	844	BCR	C21-C22-C23-C24
23	B	840	BCR	C23-C24-C25-C30
23	B	841	BCR	C1-C6-C7-C8

Continued on next page...

Continued from previous page...

Mol	Chain	Res	Type	Atoms
23	F	801	BCR	C7-C8-C9-C10
23	F	801	BCR	C7-C8-C9-C34
23	F	801	BCR	C37-C22-C23-C24
23	F	804	BCR	C21-C22-C23-C24
23	F	804	BCR	C37-C22-C23-C24
23	I	101	BCR	C7-C8-C9-C34
23	I	101	BCR	C37-C22-C23-C24
23	I	102	BCR	C1-C6-C7-C8
23	I	102	BCR	C7-C8-C9-C10
23	I	102	BCR	C7-C8-C9-C34
23	I	102	BCR	C23-C24-C25-C26
23	J	104	BCR	C7-C8-C9-C10
23	J	104	BCR	C7-C8-C9-C34
23	J	104	BCR	C11-C12-C13-C35
23	J	104	BCR	C16-C17-C18-C19
23	J	104	BCR	C16-C17-C18-C36
23	J	104	BCR	C21-C22-C23-C24
23	J	104	BCR	C37-C22-C23-C24
23	L	201	BCR	C1-C6-C7-C8
23	L	201	BCR	C11-C10-C9-C8
23	L	201	BCR	C11-C10-C9-C34
23	L	201	BCR	C20-C21-C22-C23
23	L	201	BCR	C20-C21-C22-C37
23	L	201	BCR	C21-C22-C23-C24
23	L	201	BCR	C23-C24-C25-C30
23	L	205	BCR	C1-C6-C7-C8
23	M	101	BCR	C7-C8-C9-C10
23	M	101	BCR	C7-C8-C9-C34
23	M	101	BCR	C37-C22-C23-C24
23	R	102	BCR	C1-C6-C7-C8
23	R	102	BCR	C22-C23-C24-C25
23	R	102	BCR	C23-C24-C25-C30
26	A	855	DD6	C-C1-C24-C25
26	A	855	DD6	C2-C1-C24-C25
26	A	855	DD6	C9-C10-C11-C12
26	A	855	DD6	C10-C11-C13-C14
26	A	855	DD6	C12-C11-C13-C14
26	A	855	DD6	C24-C25-C26-C27
26	A	855	DD6	C5-C6-C8-C9
26	A	855	DD6	C7-C6-C8-C9
26	J	101	DD6	C10-C11-C13-C14
26	J	101	DD6	C12-C11-C13-C14

Continued on next page...

Continued from previous page...

Mol	Chain	Res	Type	Atoms
26	O	201	DD6	C10-C11-C13-C14
26	O	201	DD6	C12-C11-C13-C14
26	O	201	DD6	C3-C4-C5-C6
26	O	212	DD6	C2-C3-C4-C5
26	O	212	DD6	C4-C5-C6-C7
26	O	212	DD6	C4-C5-C6-C8
26	O	213	DD6	C9-C10-C11-C12
26	O	213	DD6	C9-C10-C11-C13
26	O	213	DD6	C10-C11-C13-C14
26	O	213	DD6	C12-C11-C13-C14
26	O	214	DD6	C10-C11-C13-C14
26	O	214	DD6	C12-C11-C13-C14
26	O	214	DD6	C11-C13-C14-C15
26	O	214	DD6	C4-C5-C6-C7
26	O	214	DD6	C4-C5-C6-C8
26	O	215	DD6	C-C1-C24-C25
26	O	215	DD6	C2-C1-C24-C25
26	O	215	DD6	C9-C10-C11-C12
26	O	215	DD6	C9-C10-C11-C13
26	O	215	DD6	C11-C13-C14-C15
26	O	215	DD6	C1-C2-C3-C4
26	O	215	DD6	C4-C5-C6-C7
26	O	215	DD6	C4-C5-C6-C8
26	O	215	DD6	C5-C6-C8-C9
26	O	215	DD6	C7-C6-C8-C9
26	P	205	DD6	C10-C11-C13-C14
26	P	205	DD6	C13-C14-C15-O1
26	P	215	DD6	C-C1-C24-C25
26	P	218	DD6	C9-C10-C11-C12
26	P	218	DD6	C9-C10-C11-C13
26	P	218	DD6	C11-C13-C14-C15
26	P	218	DD6	C13-C14-C15-O1
26	P	218	DD6	C2-C3-C4-C5
26	P	218	DD6	C4-C5-C6-C7
26	P	218	DD6	C4-C5-C6-C8
26	P	220	DD6	C-C1-C24-C25
26	P	220	DD6	C2-C1-C24-C25
26	P	220	DD6	C11-C13-C14-C15
26	P	220	DD6	C1-C2-C3-C4
26	P	220	DD6	C1-C24-C25-C26
26	P	220	DD6	C2-C3-C4-C5
26	Q	202	DD6	C10-C11-C13-C14

Continued on next page...

Continued from previous page...

Mol	Chain	Res	Type	Atoms
26	Q	215	DD6	C-C1-C24-C25
26	Q	215	DD6	C2-C1-C24-C25
26	Q	215	DD6	C9-C10-C11-C12
26	Q	215	DD6	C9-C10-C11-C13
26	Q	215	DD6	C10-C11-C13-C14
26	Q	215	DD6	C12-C11-C13-C14
26	Q	215	DD6	C11-C13-C14-C15
26	S	203	DD6	C11-C13-C14-C15
26	S	203	DD6	C2-C3-C4-C5
26	S	203	DD6	C4-C5-C6-C7
26	S	203	DD6	C4-C5-C6-C8
26	S	204	DD6	C-C1-C24-C25
26	S	204	DD6	C2-C1-C24-C25
26	S	204	DD6	C2-C3-C4-C5
26	S	204	DD6	C4-C5-C6-C7
26	S	204	DD6	C4-C5-C6-C8
26	S	204	DD6	C5-C6-C8-C9
26	S	204	DD6	C7-C6-C8-C9
26	S	210	DD6	C11-C13-C14-C15
26	S	210	DD6	C13-C14-C15-O1
26	S	212	DD6	C-C1-C24-C25
26	S	212	DD6	C2-C1-C24-C25
26	S	212	DD6	C9-C10-C11-C12
26	S	212	DD6	C9-C10-C11-C13
26	S	212	DD6	C11-C13-C14-C15
26	S	212	DD6	C24-C25-C26-C27
26	S	213	DD6	C2-C1-C24-C25
26	S	213	DD6	C11-C13-C14-C15
26	S	213	DD6	C1-C2-C3-C4
26	S	213	DD6	C2-C3-C4-C5
26	S	213	DD6	C4-C5-C6-C7
26	S	213	DD6	C4-C5-C6-C8
26	S	213	DD6	C5-C6-C8-C9
26	S	213	DD6	C7-C6-C8-C9
26	U	203	DD6	C1-C24-C25-C26
26	U	203	DD6	C25-C26-C27-C29
26	U	203	DD6	C2-C3-C4-C5
26	U	203	DD6	C5-C6-C8-C9
26	U	203	DD6	C7-C6-C8-C9
26	U	212	DD6	C9-C10-C11-C12
26	U	212	DD6	C9-C10-C11-C13
26	U	212	DD6	C11-C13-C14-C15

Continued on next page...

Continued from previous page...

Mol	Chain	Res	Type	Atoms
26	U	212	DD6	C27-C29-C30-C31
26	U	212	DD6	C4-C5-C6-C7
26	U	212	DD6	C4-C5-C6-C8
26	U	214	DD6	C-C1-C24-C25
26	U	214	DD6	C2-C1-C24-C25
26	U	214	DD6	C2-C3-C4-C5
26	U	214	DD6	C3-C4-C5-C6
26	U	214	DD6	C4-C5-C6-C7
26	G	211	DD6	C9-C10-C11-C12
26	G	211	DD6	C9-C10-C11-C13
26	G	211	DD6	C11-C13-C14-C15
26	G	212	DD6	C9-C10-C11-C12
26	G	212	DD6	C9-C10-C11-C13
26	G	212	DD6	C10-C11-C13-C14
26	G	212	DD6	C12-C11-C13-C14
26	G	212	DD6	C4-C5-C6-C7
26	G	212	DD6	C4-C5-C6-C8
26	G	213	DD6	C5-C6-C8-C9
26	G	213	DD6	C7-C6-C8-C9
26	G	214	DD6	C-C1-C24-C25
26	G	214	DD6	C2-C1-C24-C25
26	G	214	DD6	C1-C24-C25-C26
26	G	214	DD6	C2-C3-C4-C5
26	G	214	DD6	C4-C5-C6-C7
26	G	214	DD6	C4-C5-C6-C8
26	G	217	DD6	C9-C10-C11-C12
26	G	217	DD6	C9-C10-C11-C13
26	G	217	DD6	C10-C11-C13-C14
26	G	217	DD6	C12-C11-C13-C14
26	G	217	DD6	C5-C6-C8-C9
26	G	217	DD6	C7-C6-C8-C9
26	H	210	DD6	C9-C10-C11-C12
26	H	210	DD6	C9-C10-C11-C13
26	H	210	DD6	C11-C13-C14-C15
26	H	210	DD6	C1-C2-C3-C4
26	H	210	DD6	C2-C3-C4-C5
26	H	211	DD6	C9-C10-C11-C12
26	H	211	DD6	C9-C10-C11-C13
26	H	211	DD6	C11-C13-C14-C15
26	H	211	DD6	C4-C5-C6-C7
26	H	211	DD6	C4-C5-C6-C8
26	H	211	DD6	C7-C6-C8-C9

Continued on next page...

Continued from previous page...

Mol	Chain	Res	Type	Atoms
26	T	212	DD6	C-C1-C24-C25
26	T	212	DD6	C2-C1-C24-C25
26	T	212	DD6	C9-C10-C11-C12
26	T	212	DD6	C9-C10-C11-C13
26	T	212	DD6	C3-C4-C5-C6
26	T	212	DD6	C4-C5-C6-C7
26	T	212	DD6	C4-C5-C6-C8
26	T	213	DD6	C-C1-C24-C25
26	T	213	DD6	C2-C1-C24-C25
26	T	213	DD6	C9-C10-C11-C12
26	T	213	DD6	C9-C10-C11-C13
26	T	213	DD6	C11-C10-C9-C8
26	T	213	DD6	C10-C11-C13-C14
26	T	213	DD6	C12-C11-C13-C14
26	T	213	DD6	C11-C13-C14-C15
26	T	213	DD6	C1-C24-C25-C26
26	T	213	DD6	C25-C26-C27-C28
26	T	213	DD6	C25-C26-C27-C29
26	T	213	DD6	C6-C8-C9-C10
28	S	201	SQD	O5-C1-O6-C44
28	S	201	SQD	O5-C5-C6-S
29	Q	217	LMG	C2-C1-O1-C7
29	Q	217	LMG	O6-C1-O1-C7
29	U	201	LMG	C11-C10-O7-C8
30	P	206	KC1	C2A-CAA-CBA-CGA
30	P	212	KC1	CAD-CBD-CGD-O2D
30	P	219	KC1	C1A-C2A-CAA-CBA
30	P	219	KC1	C3A-C2A-CAA-CBA
30	Q	210	KC1	C2A-CAA-CBA-CGA
30	S	211	KC1	C1A-C2A-CAA-CBA
30	S	211	KC1	C3A-C2A-CAA-CBA
31	P	204	A86	C-C1-C2-C3
31	P	204	A86	C24-C1-C2-C3
31	P	204	A86	C2-C3-C4-C5
31	P	204	A86	C35-C34-O4-C38
31	P	204	A86	C39-C38-O4-C34
31	P	204	A86	C4-C5-C6-C7
31	P	204	A86	C4-C5-C6-C8
31	P	204	A86	C5-C6-C8-C9
31	P	204	A86	C7-C6-C8-C9
31	Q	201	A86	C9-C10-C11-C12
31	Q	201	A86	C10-C11-C13-O

Continued on next page...

Continued from previous page...

Mol	Chain	Res	Type	Atoms
31	Q	201	A86	C12-C11-C13-O
31	Q	201	A86	C5-C6-C8-C9
31	Q	201	A86	C6-C8-C9-C10
31	Q	214	A86	C-C1-C24-C25
31	Q	214	A86	C2-C1-C24-C25
31	Q	214	A86	C39-C38-O4-C34
31	Q	214	A86	O5-C38-O4-C34
31	Q	214	A86	C6-C8-C9-C10
31	Q	218	A86	C12-C11-C13-C14
31	Q	218	A86	C1-C2-C3-C4
31	Q	218	A86	C1-C24-C25-C26
31	Q	218	A86	C39-C38-O4-C34
31	Q	218	A86	C6-C8-C9-C10
31	R	103	A86	C5-C6-C8-C9
31	R	103	A86	C7-C6-C8-C9
31	R	105	A86	C9-C10-C11-C12
31	R	105	A86	C9-C10-C11-C13
31	R	105	A86	C2-C3-C4-C5
31	R	105	A86	C39-C38-O4-C34
31	R	105	A86	O5-C38-O4-C34
31	R	105	A86	C4-C5-C6-C7
31	R	105	A86	C4-C5-C6-C8
31	R	105	A86	C6-C8-C9-C10
31	U	202	A86	C10-C11-C13-O
31	U	202	A86	C12-C11-C13-O
31	U	202	A86	C1-C24-C25-C26
31	U	202	A86	C2-C3-C4-C5
31	U	202	A86	C39-C38-O4-C34
31	U	202	A86	C4-C5-C6-C7
31	U	202	A86	C4-C5-C6-C8
31	U	202	A86	C6-C8-C9-C10
31	Q	201	A86	C39-C38-O4-C34
31	Q	218	A86	O5-C38-O4-C34
31	U	202	A86	O5-C38-O4-C34
20	B	834	CLA	CBD-CGD-O2D-CED
20	Q	203	CLA	O1A-CGA-O2A-C1
20	Q	203	CLA	CBA-CGA-O2A-C1
30	T	208	KC1	CBD-CGD-O2D-CED
20	Q	207	CLA	O1A-CGA-O2A-C1
20	T	205	CLA	O1A-CGA-O2A-C1
20	T	210	CLA	O1A-CGA-O2A-C1
29	U	201	LMG	O9-C10-O7-C8

Continued on next page...

Continued from previous page...

Mol	Chain	Res	Type	Atoms
20	Q	207	CLA	CBA-CGA-O2A-C1
20	T	205	CLA	CBA-CGA-O2A-C1
20	T	210	CLA	CBA-CGA-O2A-C1
31	P	204	A86	O5-C38-O4-C34
20	B	806	CLA	C3-C5-C6-C7
20	B	815	CLA	C3-C5-C6-C7
20	O	208	CLA	C3-C5-C6-C7
20	G	209	CLA	C3-C5-C6-C7
20	T	207	CLA	C3-C5-C6-C7
22	A	839	LHG	C24-C23-O8-C6
20	B	834	CLA	O1D-CGD-O2D-CED
20	G	205	CLA	C2C-C3C-CAC-CBC
20	A	824	CLA	C4-C3-C5-C6
20	B	815	CLA	C4-C3-C5-C6
20	Q	209	CLA	C2-C3-C5-C6
20	A	807	CLA	C3-C5-C6-C7
20	B	834	CLA	C3-C5-C6-C7
20	U	210	CLA	C3-C5-C6-C7
22	A	839	LHG	O10-C23-O8-C6
22	P	201	LHG	C11-C12-C13-C14
26	O	201	DD6	C1-C2-C3-C4
26	O	215	DD6	C24-C25-C26-C27
26	P	218	DD6	C1-C2-C3-C4
26	P	218	DD6	C3-C4-C5-C6
26	Q	215	DD6	C24-C25-C26-C27
26	S	204	DD6	C24-C25-C26-C27
26	S	212	DD6	C11-C10-C9-C8
26	S	212	DD6	C1-C2-C3-C4
26	U	203	DD6	C24-C25-C26-C27
26	U	203	DD6	C3-C4-C5-C6
26	U	212	DD6	C11-C10-C9-C8
31	P	204	A86	C11-C10-C9-C8
31	R	103	A86	C11-C10-C9-C8
29	P	217	LMG	O6-C5-C6-O5
20	A	845	CLA	C3-C5-C6-C7
20	B	813	CLA	C3-C5-C6-C7
20	S	215	CLA	C3-C5-C6-C7
20	G	208	CLA	C3-C5-C6-C7
31	Q	201	A86	O5-C38-O4-C34
29	J	102	LMG	O6-C5-C6-O5
26	O	214	DD6	C2-C3-C4-C5
29	P	217	LMG	C4-C5-C6-O5

Continued on next page...

Continued from previous page...

Mol	Chain	Res	Type	Atoms
20	B	825	CLA	C3-C5-C6-C7
27	B	842	DGD	O6E-C5E-C6E-O5E
20	A	847	CLA	C4-C3-C5-C6
20	B	814	CLA	C4-C3-C5-C6
20	G	205	CLA	C4-C3-C5-C6
20	G	207	CLA	C4-C3-C5-C6
20	A	847	CLA	C2-C3-C5-C6
20	B	814	CLA	C2-C3-C5-C6
20	G	207	CLA	C2-C3-C5-C6
20	A	854	CLA	C2A-CAA-CBA-CGA
29	I	103	LMG	C17-C18-C19-C20
22	G	216	LHG	C1-C2-C3-O3
22	A	840	LHG	O9-C7-O7-C5
29	U	201	LMG	C29-C28-O8-C9
27	B	842	DGD	C4E-C5E-C6E-O5E
26	P	220	DD6	C24-C25-C26-C27
26	S	213	DD6	C24-C25-C26-C27
26	U	203	DD6	C1-C2-C3-C4
26	U	214	DD6	C24-C25-C26-C27
26	G	217	DD6	C24-C25-C26-C27
26	H	210	DD6	C24-C25-C26-C27
26	T	212	DD6	C24-C25-C26-C27
26	T	213	DD6	C3-C4-C5-C6
20	B	834	CLA	C10-C11-C12-C13
20	B	825	CLA	C2-C3-C5-C6
20	A	811	CLA	C11-C12-C13-C14
20	B	813	CLA	C6-C7-C8-C9
20	B	821	CLA	C11-C12-C13-C14
20	B	825	CLA	C6-C7-C8-C9
20	U	207	CLA	C11-C10-C8-C9
20	U	207	CLA	C11-C12-C13-C14
20	A	845	CLA	C2A-CAA-CBA-CGA
20	B	833	CLA	C2A-CAA-CBA-CGA
23	B	838	BCR	C37-C22-C23-C24
23	R	102	BCR	C7-C8-C9-C34
26	P	218	DD6	C12-C11-C13-C14
26	S	210	DD6	C12-C11-C13-C14
26	S	212	DD6	C12-C11-C13-C14
26	S	213	DD6	C-C1-C24-C25
26	U	203	DD6	C-C1-C24-C25
26	G	212	DD6	C7-C6-C8-C9
26	G	217	DD6	C-C1-C24-C25

Continued on next page...

Continued from previous page...

Mol	Chain	Res	Type	Atoms
26	H	210	DD6	C-C1-C24-C25
26	H	210	DD6	C12-C11-C13-C14
26	H	211	DD6	C12-C11-C13-C14
26	T	212	DD6	C12-C11-C13-C14
31	Q	201	A86	C7-C6-C8-C9
31	Q	214	A86	C7-C6-C8-C9
31	Q	218	A86	C-C1-C24-C25
31	Q	218	A86	C7-C6-C8-C9
31	U	202	A86	C-C1-C24-C25
23	B	838	BCR	C21-C22-C23-C24
23	I	102	BCR	C21-C22-C23-C24
23	R	102	BCR	C7-C8-C9-C10
26	O	215	DD6	C10-C11-C13-C14
26	P	215	DD6	C2-C1-C24-C25
26	S	210	DD6	C10-C11-C13-C14
26	S	212	DD6	C10-C11-C13-C14
26	U	212	DD6	C10-C11-C13-C14
26	G	212	DD6	C5-C6-C8-C9
26	G	217	DD6	C2-C1-C24-C25
26	H	210	DD6	C10-C11-C13-C14
31	Q	218	A86	C2-C1-C24-C25
29	Q	217	LMG	O6-C5-C6-O5
20	R	104	CLA	C13-C15-C16-C17
20	A	854	CLA	C5-C6-C7-C8
20	B	816	CLA	C10-C11-C12-C13
20	B	831	CLA	C13-C15-C16-C17
20	Q	216	CLA	C5-C6-C7-C8
20	H	206	CLA	C5-C6-C7-C8
22	A	840	LHG	C7-C8-C9-C10
22	G	216	LHG	C23-C24-C25-C26
28	B	847	SQD	C7-C8-C9-C10
20	A	815	CLA	C8-C10-C11-C12
20	A	829	CLA	C15-C16-C17-C18
20	A	833	CLA	C15-C16-C17-C18
20	B	815	CLA	C8-C10-C11-C12
20	B	816	CLA	C8-C10-C11-C12
20	B	825	CLA	C10-C11-C12-C13
20	Q	209	CLA	C13-C15-C16-C17
20	S	214	CLA	C15-C16-C17-C18
20	U	207	CLA	C5-C6-C7-C8
20	H	206	CLA	C10-C11-C12-C13
20	G	205	CLA	C4C-C3C-CAC-CBC

Continued on next page...

Continued from previous page...

Mol	Chain	Res	Type	Atoms
22	G	216	LHG	O1-C1-C2-O2
29	I	103	LMG	C28-C29-C30-C31
29	P	202	LMG	C10-C11-C12-C13
20	A	801	CLA	C10-C11-C12-C13
20	A	804	CLA	C8-C10-C11-C12
20	A	809	CLA	C8-C10-C11-C12
20	B	803	CLA	C15-C16-C17-C18
20	B	805	CLA	C10-C11-C12-C13
20	P	207	CLA	C13-C15-C16-C17
20	B	834	CLA	CBA-CGA-O2A-C1
20	S	202	CLA	C5-C6-C7-C8
20	T	204	CLA	C5-C6-C7-C8
22	A	839	LHG	C7-C8-C9-C10
20	A	824	CLA	C13-C15-C16-C17
20	A	823	CLA	C12-C13-C15-C16
20	A	825	CLA	C12-C13-C15-C16
20	B	834	CLA	C12-C13-C15-C16
20	S	202	CLA	C11-C12-C13-C15
20	S	214	CLA	C12-C13-C15-C16
26	S	212	DD6	C3-C4-C5-C6
26	S	213	DD6	C3-C4-C5-C6
26	U	203	DD6	C11-C10-C9-C8
26	G	211	DD6	C24-C25-C26-C27
26	G	213	DD6	C24-C25-C26-C27
26	H	210	DD6	C3-C4-C5-C6
31	Q	201	A86	C11-C10-C9-C8
20	A	807	CLA	C2A-CAA-CBA-CGA
20	A	822	CLA	C13-C15-C16-C17
20	B	817	CLA	C13-C15-C16-C17
20	A	825	CLA	C13-C15-C16-C17
20	B	834	CLA	C13-C15-C16-C17
20	G	206	CLA	C13-C15-C16-C17
23	I	101	BCR	C10-C11-C12-C13
23	L	201	BCR	C10-C11-C12-C13
26	O	212	DD6	C1-C24-C25-C26
26	O	214	DD6	C1-C24-C25-C26
26	S	213	DD6	C1-C24-C25-C26
26	G	211	DD6	C1-C24-C25-C26
26	G	212	DD6	C1-C24-C25-C26
26	G	213	DD6	C1-C24-C25-C26
26	H	210	DD6	C1-C24-C25-C26
31	R	103	A86	C1-C24-C25-C26

Continued on next page...

Continued from previous page...

Mol	Chain	Res	Type	Atoms
31	R	105	A86	C1-C24-C25-C26
20	A	815	CLA	C13-C15-C16-C17
20	U	205	CLA	C13-C15-C16-C17
20	U	210	CLA	C5-C6-C7-C8
20	A	833	CLA	C8-C10-C11-C12
29	J	102	LMG	C4-C5-C6-O5
20	A	828	CLA	C13-C15-C16-C17
20	B	806	CLA	C10-C11-C12-C13
20	B	830	CLA	C5-C6-C7-C8
20	H	206	CLA	C8-C10-C11-C12
20	H	206	CLA	C13-C15-C16-C17
22	P	201	LHG	C3-O3-P-O6
22	P	201	LHG	C4-O6-P-O3
22	G	216	LHG	C3-O3-P-O6
22	G	216	LHG	C4-O6-P-O3
20	A	845	CLA	C4-C3-C5-C6
20	G	205	CLA	C10-C11-C12-C13
20	G	209	CLA	C5-C6-C7-C8
20	A	831	CLA	C2A-CAA-CBA-CGA
20	B	813	CLA	C2A-CAA-CBA-CGA
20	H	209	CLA	C2A-CAA-CBA-CGA
22	G	216	LHG	C24-C23-O8-C6
26	U	203	DD6	C25-C26-C27-C28
26	O	201	DD6	C24-C25-C26-C27
26	O	215	DD6	C3-C4-C5-C6
26	U	214	DD6	C1-C2-C3-C4
26	T	213	DD6	C1-C2-C3-C4
26	T	213	DD6	C24-C25-C26-C27
31	Q	218	A86	C3-C4-C5-C6
29	J	102	LMG	C15-C16-C17-C18
29	Q	217	LMG	C32-C33-C34-C35
20	T	207	CLA	C8-C10-C11-C12
23	A	841	BCR	C20-C21-C22-C37
23	B	841	BCR	C11-C10-C9-C34
23	R	102	BCR	C20-C21-C22-C37
26	J	101	DD6	C4-C5-C6-C7
26	P	220	DD6	C4-C5-C6-C7
26	Q	215	DD6	C4-C5-C6-C7
26	S	204	DD6	C9-C10-C11-C12
26	G	213	DD6	C9-C10-C11-C12
26	G	213	DD6	C4-C5-C6-C7
26	G	217	DD6	C4-C5-C6-C7

Continued on next page...

Continued from previous page...

Mol	Chain	Res	Type	Atoms
26	T	213	DD6	C4-C5-C6-C7
31	Q	214	A86	C4-C5-C6-C7
31	R	105	A86	C-C1-C2-C3
29	Q	217	LMG	C23-C24-C25-C26
20	B	834	CLA	O1A-CGA-O2A-C1
31	P	204	A86	C9-C10-C11-C12
31	Q	218	A86	C9-C10-C11-C12
31	R	103	A86	C9-C10-C11-C12
31	U	202	A86	C9-C10-C11-C12
21	B	836	PQN	C26-C27-C28-C30
22	A	839	LHG	O9-C7-O7-C5
22	P	201	LHG	C33-C34-C35-C36
29	I	103	LMG	C38-C39-C40-C41
22	G	216	LHG	O2-C2-C3-O3
22	A	839	LHG	C29-C30-C31-C32
20	B	820	CLA	C3-C5-C6-C7
23	A	842	BCR	C20-C21-C22-C23
23	A	844	BCR	C20-C21-C22-C23
23	B	837	BCR	C11-C10-C9-C8
23	B	839	BCR	C20-C21-C22-C23
23	I	101	BCR	C20-C21-C22-C23
26	A	855	DD6	C9-C10-C11-C13
26	J	101	DD6	C4-C5-C6-C8
26	P	220	DD6	C4-C5-C6-C8
26	Q	215	DD6	C4-C5-C6-C8
26	S	204	DD6	C9-C10-C11-C13
26	S	213	DD6	C9-C10-C11-C13
26	G	213	DD6	C9-C10-C11-C13
26	G	213	DD6	C4-C5-C6-C8
26	G	217	DD6	C4-C5-C6-C8
26	T	213	DD6	C4-C5-C6-C8
31	Q	214	A86	C4-C5-C6-C8
31	Q	218	A86	C24-C1-C2-C3
31	R	105	A86	C24-C1-C2-C3
22	P	201	LHG	C28-C29-C30-C31
20	H	206	CLA	C16-C17-C18-C19
20	A	823	CLA	C4-C3-C5-C6
20	G	209	CLA	C4-C3-C5-C6
28	B	847	SQD	C13-C14-C15-C16
29	J	102	LMG	C19-C20-C21-C22
20	A	834	CLA	C14-C13-C15-C16
20	O	206	CLA	C14-C13-C15-C16

Continued on next page...

Continued from previous page...

Mol	Chain	Res	Type	Atoms
20	P	207	CLA	C11-C12-C13-C14
21	A	837	PQN	C24-C23-C25-C26
22	A	839	LHG	C24-C25-C26-C27
29	U	201	LMG	C29-C30-C31-C32
20	A	806	CLA	C2A-CAA-CBA-CGA
20	A	827	CLA	C2A-CAA-CBA-CGA
23	A	844	BCR	C37-C22-C23-C24
23	B	837	BCR	C7-C8-C9-C34
23	I	102	BCR	C37-C22-C23-C24
23	L	205	BCR	C7-C8-C9-C34
26	O	215	DD6	C12-C11-C13-C14
26	Q	202	DD6	C12-C11-C13-C14
26	S	204	DD6	C12-C11-C13-C14
26	S	213	DD6	C12-C11-C13-C14
26	U	212	DD6	C12-C11-C13-C14
26	T	212	DD6	C7-C6-C8-C9
26	T	213	DD6	C7-C6-C8-C9
28	S	201	SQD	C12-C13-C14-C15
23	B	837	BCR	C7-C8-C9-C10
23	B	838	BCR	C7-C8-C9-C10
23	F	801	BCR	C21-C22-C23-C24
23	L	205	BCR	C7-C8-C9-C10
26	S	204	DD6	C10-C11-C13-C14
26	S	213	DD6	C10-C11-C13-C14
26	T	212	DD6	C5-C6-C8-C9
26	T	213	DD6	C5-C6-C8-C9
20	B	808	CLA	C3-C5-C6-C7
20	H	207	CLA	C3-C5-C6-C7
22	A	840	LHG	C8-C7-O7-C5
29	J	102	LMG	C11-C12-C13-C14
22	P	201	LHG	C23-C24-C25-C26
28	S	201	SQD	C7-C8-C9-C10
27	B	842	DGD	C4A-C5A-C6A-C7A
29	I	103	LMG	C39-C40-C41-C42
29	Q	217	LMG	C14-C15-C16-C17
20	B	810	CLA	C6-C7-C8-C9
20	S	214	CLA	C16-C17-C18-C19
20	B	813	CLA	C8-C10-C11-C12
20	R	104	CLA	C8-C10-C11-C12
20	G	206	CLA	C10-C11-C12-C13
31	Q	201	A86	C35-C34-O4-C38
28	B	847	SQD	C28-C29-C30-C31

Continued on next page...

Continued from previous page...

Mol	Chain	Res	Type	Atoms
29	P	202	LMG	C31-C32-C33-C34
22	P	201	LHG	C32-C33-C34-C35
27	B	842	DGD	C3B-C4B-C5B-C6B
20	A	823	CLA	C13-C15-C16-C17
20	B	809	CLA	C15-C16-C17-C18
20	B	843	CLA	C10-C11-C12-C13
20	H	203	CLA	C5-C6-C7-C8
22	P	201	LHG	C11-C10-C9-C8
22	A	839	LHG	C9-C10-C11-C12
22	P	201	LHG	C34-C35-C36-C37
20	A	804	CLA	C3A-C2A-CAA-CBA
20	A	853	CLA	C3A-C2A-CAA-CBA
20	B	828	CLA	C3A-C2A-CAA-CBA
20	B	846	CLA	C3A-C2A-CAA-CBA
20	F	803	CLA	C3A-C2A-CAA-CBA
20	P	208	CLA	C3A-C2A-CAA-CBA
20	Q	203	CLA	C3A-C2A-CAA-CBA
20	Q	207	CLA	C3A-C2A-CAA-CBA
20	G	203	CLA	C3A-C2A-CAA-CBA
20	G	206	CLA	C3A-C2A-CAA-CBA
20	T	203	CLA	C3A-C2A-CAA-CBA
20	T	204	CLA	C3A-C2A-CAA-CBA
20	T	211	CLA	C3A-C2A-CAA-CBA
31	R	105	A86	C11-C10-C9-C8
20	B	810	CLA	C6-C7-C8-C10
22	A	839	LHG	C11-C10-C9-C8
29	I	103	LMG	C32-C33-C34-C35
20	O	209	CLA	O2A-C1-C2-C3
26	A	855	DD6	C2-C3-C4-C5
26	G	212	DD6	C2-C3-C4-C5
26	T	212	DD6	C2-C3-C4-C5
31	Q	214	A86	C2-C3-C4-C5
31	P	204	A86	C9-C10-C11-C13
31	Q	214	A86	C9-C10-C11-C13
31	Q	218	A86	C9-C10-C11-C13
31	R	103	A86	C9-C10-C11-C13
31	U	202	A86	C9-C10-C11-C13
20	B	815	CLA	C2-C3-C5-C6
27	B	842	DGD	C2G-C1G-O1G-C1A
20	B	820	CLA	C2A-CAA-CBA-CGA
20	B	827	CLA	C2A-CAA-CBA-CGA
22	G	216	LHG	C7-C8-C9-C10

Continued on next page...

Continued from previous page...

Mol	Chain	Res	Type	Atoms
29	I	103	LMG	C31-C32-C33-C34
22	G	216	LHG	O9-C7-O7-C5
27	B	842	DGD	C9B-CAB-CBB-CCB
29	P	202	LMG	C30-C31-C32-C33
29	J	102	LMG	C18-C19-C20-C21
22	P	201	LHG	C7-C8-C9-C10
23	A	843	BCR	C5-C6-C7-C8
23	A	844	BCR	C5-C6-C7-C8
23	A	844	BCR	C23-C24-C25-C26
23	A	844	BCR	C23-C24-C25-C30
23	B	837	BCR	C1-C6-C7-C8
23	B	837	BCR	C5-C6-C7-C8
23	B	838	BCR	C1-C6-C7-C8
23	B	838	BCR	C5-C6-C7-C8
23	B	840	BCR	C23-C24-C25-C26
23	B	841	BCR	C5-C6-C7-C8
23	I	102	BCR	C5-C6-C7-C8
23	I	102	BCR	C23-C24-C25-C30
23	L	201	BCR	C5-C6-C7-C8
23	L	201	BCR	C23-C24-C25-C26
23	L	205	BCR	C5-C6-C7-C8
23	L	205	BCR	C23-C24-C25-C26
23	L	205	BCR	C23-C24-C25-C30
23	R	102	BCR	C5-C6-C7-C8
23	R	102	BCR	C23-C24-C25-C26
20	B	845	CLA	C15-C16-C17-C18
20	O	205	CLA	C8-C10-C11-C12
20	Q	205	CLA	C8-C10-C11-C12
21	A	837	PQN	C23-C25-C26-C27
29	Q	217	LMG	C15-C16-C17-C18
22	G	216	LHG	O10-C23-O8-C6
20	B	809	CLA	C13-C15-C16-C17
30	S	211	KC1	CAA-CBA-CGA-O2A
20	A	823	CLA	C2-C3-C5-C6
20	A	824	CLA	C6-C7-C8-C10
20	A	845	CLA	C2-C3-C5-C6
20	B	806	CLA	C6-C7-C8-C10
20	B	806	CLA	C11-C10-C8-C7
20	B	813	CLA	C6-C7-C8-C10
20	B	813	CLA	C11-C10-C8-C7
20	B	843	CLA	C11-C10-C8-C7
20	B	844	CLA	C12-C13-C15-C16

Continued on next page...

Continued from previous page...

Mol	Chain	Res	Type	Atoms
20	O	206	CLA	C12-C13-C15-C16
20	U	204	CLA	C11-C12-C13-C15
20	G	205	CLA	C2-C3-C5-C6
20	G	209	CLA	C2-C3-C5-C6
20	H	206	CLA	C6-C7-C8-C10
20	B	817	CLA	C3-C5-C6-C7
29	J	102	LMG	C20-C21-C22-C23
21	A	837	PQN	C20-C21-C22-C23
26	J	101	DD6	C3-C4-C5-C6
31	R	105	A86	C3-C4-C5-C6
20	A	854	CLA	C16-C17-C18-C20
20	H	206	CLA	C16-C17-C18-C20
21	B	836	PQN	C26-C27-C28-C29
27	B	842	DGD	CEB-CFB-CGB-CHB
29	P	217	LMG	C29-C28-O8-C9
20	A	814	CLA	C2A-CAA-CBA-CGA
20	A	815	CLA	C2A-CAA-CBA-CGA
20	B	848	CLA	C2A-CAA-CBA-CGA
20	B	805	CLA	C15-C16-C17-C18
28	S	201	SQD	C9-C10-C11-C12
28	S	201	SQD	C32-C33-C34-C35
29	I	103	LMG	C30-C31-C32-C33
22	A	839	LHG	C8-C7-O7-C5
22	G	216	LHG	C8-C7-O7-C5
28	S	201	SQD	C8-C7-O47-C45
23	B	840	BCR	C10-C11-C12-C13
31	R	103	A86	C6-C8-C9-C10
30	P	203	KC1	C4B-C3B-CAB-CBB
30	Q	210	KC1	C4B-C3B-CAB-CBB
30	U	213	KC1	C4B-C3B-CAB-CBB
30	T	208	KC1	C4B-C3B-CAB-CBB
26	H	211	DD6	C2-C3-C4-C5
22	P	201	LHG	C29-C30-C31-C32
20	A	834	CLA	C3-C5-C6-C7
29	I	103	LMG	C16-C17-C18-C19
20	F	802	CLA	O2A-C1-C2-C3
22	P	201	LHG	C17-C18-C19-C20
29	Q	217	LMG	C17-C18-C19-C20
20	G	205	CLA	C5-C6-C7-C8
20	B	825	CLA	C4-C3-C5-C6
20	B	831	CLA	C4-C3-C5-C6
20	A	824	CLA	C2-C3-C5-C6

Continued on next page...

Continued from previous page...

Mol	Chain	Res	Type	Atoms
20	A	852	CLA	C2-C3-C5-C6
20	H	206	CLA	C2-C3-C5-C6
26	O	213	DD6	C27-C29-C30-C31
26	P	220	DD6	C27-C29-C30-C31
26	G	213	DD6	C27-C29-C30-C31
26	G	214	DD6	C27-C29-C30-C31
29	J	102	LMG	C13-C14-C15-C16
20	A	823	CLA	C14-C13-C15-C16
20	A	825	CLA	C14-C13-C15-C16
20	B	806	CLA	C6-C7-C8-C9
20	B	813	CLA	C11-C10-C8-C9
20	B	834	CLA	C14-C13-C15-C16
20	B	843	CLA	C11-C10-C8-C9
20	B	844	CLA	C14-C13-C15-C16
20	U	204	CLA	C11-C12-C13-C14
29	I	103	LMG	O6-C5-C6-O5
20	Q	212	CLA	C3-C5-C6-C7
23	L	201	BCR	C37-C22-C23-C24
26	P	205	DD6	C12-C11-C13-C14
28	S	201	SQD	C28-C29-C30-C31
26	H	210	DD6	C2-C1-C24-C25
26	H	211	DD6	C5-C6-C8-C9
20	A	804	CLA	C1A-C2A-CAA-CBA
20	A	815	CLA	C1A-C2A-CAA-CBA
20	B	805	CLA	C1A-C2A-CAA-CBA
20	B	812	CLA	C1A-C2A-CAA-CBA
20	B	823	CLA	C1A-C2A-CAA-CBA
20	F	803	CLA	C1A-C2A-CAA-CBA
20	Q	207	CLA	C1A-C2A-CAA-CBA
20	Q	208	CLA	C1A-C2A-CAA-CBA
20	S	215	CLA	C1A-C2A-CAA-CBA
20	G	204	CLA	C1A-C2A-CAA-CBA
20	G	206	CLA	C1A-C2A-CAA-CBA
20	H	206	CLA	C1A-C2A-CAA-CBA
20	T	203	CLA	C1A-C2A-CAA-CBA
20	G	204	CLA	C2A-CAA-CBA-CGA
26	G	212	DD6	C24-C25-C26-C27
20	A	854	CLA	C10-C11-C12-C13
20	B	817	CLA	C15-C16-C17-C18
20	H	202	CLA	C8-C10-C11-C12
20	G	206	CLA	C15-C16-C17-C18
22	A	839	LHG	O6-C4-C5-C6

Continued on next page...

Continued from previous page...

Mol	Chain	Res	Type	Atoms
20	B	834	CLA	C16-C17-C18-C19
27	B	842	DGD	CAB-CBB-CCB-CDB
28	S	201	SQD	C11-C12-C13-C14
29	J	102	LMG	C14-C15-C16-C17
27	B	842	DGD	O1A-C1A-O1G-C1G
29	I	103	LMG	C36-C37-C38-C39
20	A	821	CLA	C8-C10-C11-C12
20	B	809	CLA	C3-C5-C6-C7
22	A	840	LHG	C4-C5-C6-O8
27	B	842	DGD	O1G-C1G-C2G-C3G
28	B	847	SQD	O6-C44-C45-C46
28	S	201	SQD	C45-C44-O6-C1
20	P	207	CLA	C8-C10-C11-C12
29	U	201	LMG	C31-C32-C33-C34
20	B	815	CLA	CAA-CBA-CGA-O2A
20	A	835	CLA	C3-C5-C6-C7
29	P	202	LMG	C12-C13-C14-C15
20	U	207	CLA	C13-C15-C16-C17
22	A	839	LHG	C11-C12-C13-C14
20	B	815	CLA	C5-C6-C7-C8
26	S	213	DD6	C9-C10-C11-C12
29	U	201	LMG	O6-C5-C6-O5
31	Q	218	A86	C-C1-C2-C3
20	A	818	CLA	C4-C3-C5-C6
20	A	821	CLA	C4-C3-C5-C6
20	A	838	CLA	C4-C3-C5-C6
20	A	851	CLA	C4-C3-C5-C6
20	A	818	CLA	C2-C3-C5-C6
20	B	808	CLA	C2-C3-C5-C6
30	P	219	KC1	C2A-CAA-CBA-CGA
30	S	211	KC1	C2A-CAA-CBA-CGA
31	Q	214	A86	C9-C10-C11-C12
20	O	206	CLA	C16-C17-C18-C19
29	Q	217	LMG	C33-C34-C35-C36
29	Q	217	LMG	C24-C25-C26-C27
28	B	847	SQD	C27-C28-C29-C30
20	S	214	CLA	C13-C15-C16-C17
30	T	208	KC1	O1D-CGD-O2D-CED
20	A	801	CLA	C8-C10-C11-C12
23	B	841	BCR	C11-C10-C9-C8
23	I	101	BCR	C11-C10-C9-C8
23	J	104	BCR	C20-C21-C22-C23

Continued on next page...

Continued from previous page...

Mol	Chain	Res	Type	Atoms
28	S	201	SQD	O6-C44-C45-O47
20	A	847	CLA	C13-C15-C16-C17
29	U	201	LMG	O10-C28-O8-C9
20	A	854	CLA	C16-C17-C18-C19
22	A	839	LHG	C34-C35-C36-C37
20	B	808	CLA	C4-C3-C5-C6
20	O	209	CLA	C13-C15-C16-C17
20	A	811	CLA	C11-C12-C13-C15
20	A	815	CLA	C12-C13-C15-C16
20	A	824	CLA	C11-C10-C8-C7
20	A	834	CLA	C12-C13-C15-C16
20	A	836	CLA	C11-C12-C13-C15
20	A	851	CLA	C2-C3-C5-C6
20	A	852	CLA	C11-C10-C8-C7
20	B	821	CLA	C11-C12-C13-C15
20	B	823	CLA	C6-C7-C8-C10
20	B	825	CLA	C6-C7-C8-C10
20	B	828	CLA	C11-C10-C8-C7
20	B	831	CLA	C12-C13-C15-C16
20	O	206	CLA	C11-C12-C13-C15
20	P	207	CLA	C11-C12-C13-C15
20	Q	209	CLA	C11-C12-C13-C15
20	Q	216	CLA	C11-C10-C8-C7
20	R	104	CLA	C6-C7-C8-C10
20	A	824	CLA	C3-C5-C6-C7
20	A	836	CLA	C11-C12-C13-C14
20	A	852	CLA	C11-C10-C8-C9
20	B	823	CLA	C6-C7-C8-C9
20	B	828	CLA	C11-C10-C8-C9
20	B	831	CLA	C14-C13-C15-C16
20	O	206	CLA	C11-C12-C13-C14
20	Q	205	CLA	C11-C10-C8-C9
20	Q	216	CLA	C11-C10-C8-C9
20	R	104	CLA	C6-C7-C8-C9
20	U	205	CLA	C14-C13-C15-C16
29	P	202	LMG	C11-C12-C13-C14
23	B	838	BCR	C7-C8-C9-C34
23	B	841	BCR	C37-C22-C23-C24
26	O	212	DD6	C-C1-C24-C25
26	P	218	DD6	C7-C6-C8-C9
26	U	203	DD6	C12-C11-C13-C14
20	A	811	CLA	C16-C17-C18-C20

Continued on next page...

Continued from previous page...

Mol	Chain	Res	Type	Atoms
26	P	218	DD6	C5-C6-C8-C9
26	S	212	DD6	C5-C6-C8-C9
26	T	212	DD6	C10-C11-C13-C14
20	A	835	CLA	CBA-CGA-O2A-C1
22	P	201	LHG	C13-C14-C15-C16
28	S	201	SQD	C27-C28-C29-C30
27	B	842	DGD	C3A-C4A-C5A-C6A
29	I	103	LMG	C35-C36-C37-C38
29	Q	217	LMG	C31-C32-C33-C34
23	A	844	BCR	C18-C19-C20-C21
29	U	201	LMG	C10-C11-C12-C13
27	B	842	DGD	CDB-CEB-CFB-CGB
20	B	805	CLA	C3A-C2A-CAA-CBA
23	L	205	BCR	C9-C10-C11-C12
31	Q	201	A86	O-C13-C14-C15
31	Q	218	A86	O-C13-C14-C15
20	B	846	CLA	C8-C10-C11-C12
22	A	839	LHG	C26-C27-C28-C29
29	I	103	LMG	C18-C19-C20-C21
20	S	214	CLA	C16-C17-C18-C20
22	G	216	LHG	C4-C5-C6-O8
29	J	102	LMG	C7-C8-C9-O8
29	P	202	LMG	C7-C8-C9-O8
29	P	217	LMG	C7-C8-C9-O8
29	Q	217	LMG	O1-C7-C8-C9
22	P	201	LHG	C35-C36-C37-C38
31	Q	201	A86	C9-C10-C11-C13
29	P	202	LMG	C13-C14-C15-C16
22	A	839	LHG	O6-C4-C5-O7
20	H	206	CLA	CBA-CGA-O2A-C1
30	P	212	KC1	C3A-C2A-CAA-CBA
20	B	834	CLA	C16-C17-C18-C20
27	B	842	DGD	C4B-C5B-C6B-C7B
20	A	835	CLA	O1A-CGA-O2A-C1
28	B	847	SQD	O6-C44-C45-O47
28	B	847	SQD	O47-C45-C46-O48
31	Q	201	A86	C10-C11-C13-C14
31	Q	218	A86	C10-C11-C13-C14
31	U	202	A86	C10-C11-C13-C14
30	S	211	KC1	CAA-CBA-CGA-O1A
20	A	830	CLA	C2-C1-O2A-CGA
20	A	824	CLA	C11-C10-C8-C9

Continued on next page...

Continued from previous page...

Mol	Chain	Res	Type	Atoms
20	A	828	CLA	C11-C10-C8-C9
20	A	834	CLA	C11-C10-C8-C9
20	A	845	CLA	C11-C10-C8-C9
20	B	809	CLA	C14-C13-C15-C16
20	B	834	CLA	C11-C12-C13-C14
20	B	846	CLA	C14-C13-C15-C16
20	Q	213	CLA	C11-C10-C8-C9
31	Q	201	A86	C33-C34-O4-C38
20	B	808	CLA	C15-C16-C17-C18
20	B	844	CLA	C10-C11-C12-C13
20	B	845	CLA	C13-C15-C16-C17
20	Q	216	CLA	C8-C10-C11-C12
20	O	206	CLA	C16-C17-C18-C20
23	A	841	BCR	C1-C6-C7-C8
23	A	841	BCR	C23-C24-C25-C26
23	A	842	BCR	C5-C6-C7-C8
23	B	837	BCR	C23-C24-C25-C26
23	B	840	BCR	C1-C6-C7-C8
23	B	840	BCR	C5-C6-C7-C8
23	B	841	BCR	C23-C24-C25-C26
23	B	841	BCR	C23-C24-C25-C30
23	F	801	BCR	C5-C6-C7-C8
23	F	804	BCR	C1-C6-C7-C8
23	F	804	BCR	C5-C6-C7-C8
23	F	804	BCR	C23-C24-C25-C26
23	F	804	BCR	C23-C24-C25-C30
23	I	101	BCR	C5-C6-C7-C8
23	J	104	BCR	C5-C6-C7-C8
23	J	104	BCR	C23-C24-C25-C26
23	J	104	BCR	C23-C24-C25-C30
23	M	101	BCR	C1-C6-C7-C8
23	M	101	BCR	C5-C6-C7-C8
23	M	101	BCR	C23-C24-C25-C26
23	M	101	BCR	C23-C24-C25-C30
20	B	834	CLA	C8-C10-C11-C12
20	L	203	CLA	C15-C16-C17-C18
23	I	101	BCR	C21-C22-C23-C24
26	U	214	DD6	C4-C5-C6-C8
26	H	211	DD6	C10-C11-C13-C14
31	Q	214	A86	C5-C6-C8-C9
31	Q	218	A86	C5-C6-C8-C9
31	U	202	A86	C2-C1-C24-C25

Continued on next page...

Continued from previous page...

Mol	Chain	Res	Type	Atoms
20	B	843	CLA	C13-C15-C16-C17
29	P	217	LMG	O10-C28-O8-C9
22	A	839	LHG	C31-C32-C33-C34
20	P	207	CLA	C10-C11-C12-C13
20	G	205	CLA	C8-C10-C11-C12
22	P	201	LHG	O6-C4-C5-C6
22	G	216	LHG	O6-C4-C5-C6
20	A	808	CLA	C6-C7-C8-C10
20	A	828	CLA	C11-C10-C8-C7
20	A	833	CLA	C12-C13-C15-C16
20	B	805	CLA	C11-C12-C13-C15
20	B	834	CLA	C11-C12-C13-C15
20	Q	205	CLA	C11-C10-C8-C7
20	Q	213	CLA	C11-C10-C8-C7
20	R	104	CLA	C11-C10-C8-C7
20	U	207	CLA	C11-C12-C13-C15
20	G	206	CLA	C6-C7-C8-C10
20	G	207	CLA	C6-C7-C8-C10
26	O	213	DD6	C1-C2-C3-C4
26	G	217	DD6	C1-C2-C3-C4
28	B	847	SQD	C30-C31-C32-C33
20	U	210	CLA	C13-C15-C16-C17
20	H	207	CLA	C5-C6-C7-C8
20	Q	203	CLA	C2A-CAA-CBA-CGA
20	A	801	CLA	C13-C15-C16-C17
23	J	104	BCR	C20-C21-C22-C37
26	A	855	DD6	C4-C5-C6-C7
26	O	214	DD6	C9-C10-C11-C12
26	Q	202	DD6	C4-C5-C6-C7
26	S	210	DD6	C9-C10-C11-C12
26	U	203	DD6	C-C1-C2-C3
26	H	210	DD6	C4-C5-C6-C7
27	B	842	DGD	C8B-C9B-CAB-CBB
31	R	103	A86	C4-C5-C6-C7
20	A	824	CLA	C5-C6-C7-C8
29	I	103	LMG	C15-C16-C17-C18
20	A	802	CLA	CAD-CBD-CGD-O2D
20	A	804	CLA	CAD-CBD-CGD-O2D
20	A	817	CLA	CAD-CBD-CGD-O2D
20	B	813	CLA	CAD-CBD-CGD-O2D
20	F	802	CLA	CAD-CBD-CGD-O2D
20	O	207	CLA	CAD-CBD-CGD-O2D

Continued on next page...

Continued from previous page...

Mol	Chain	Res	Type	Atoms
20	S	202	CLA	CAD-CBD-CGD-O2D
20	S	205	CLA	CAD-CBD-CGD-O2D
20	G	204	CLA	CAD-CBD-CGD-O2D
20	G	210	CLA	CAD-CBD-CGD-O2D
20	H	207	CLA	CAD-CBD-CGD-O2D
20	T	206	CLA	CAD-CBD-CGD-O2D
20	T	210	CLA	CAD-CBD-CGD-O2D
20	T	211	CLA	CAD-CBD-CGD-O2D
30	P	203	KC1	CAD-CBD-CGD-O2D
30	S	209	KC1	CAD-CBD-CGD-O2D
30	S	211	KC1	CAD-CBD-CGD-O2D
30	U	213	KC1	CAD-CBD-CGD-O2D
22	A	839	LHG	C10-C11-C12-C13
20	A	854	CLA	C15-C16-C17-C18
29	P	202	LMG	C4-C5-C6-O5
28	B	847	SQD	C31-C32-C33-C34
23	B	837	BCR	C6-C7-C8-C9
28	B	847	SQD	C44-C45-C46-O48
28	S	201	SQD	O6-C44-C45-C46
31	Q	218	A86	C12-C11-C13-O
20	H	206	CLA	O1A-CGA-O2A-C1
22	G	216	LHG	O6-C4-C5-O7
30	P	206	KC1	C4B-C3B-CAB-CBB
30	P	212	KC1	C4B-C3B-CAB-CBB
30	P	219	KC1	C4B-C3B-CAB-CBB
30	S	209	KC1	C4B-C3B-CAB-CBB
30	S	211	KC1	C4B-C3B-CAB-CBB
20	A	803	CLA	CHA-CBD-CGD-O1D
20	A	803	CLA	CHA-CBD-CGD-O2D
20	A	804	CLA	CHA-CBD-CGD-O1D
20	A	806	CLA	CHA-CBD-CGD-O1D
20	A	806	CLA	CHA-CBD-CGD-O2D
20	A	816	CLA	CHA-CBD-CGD-O1D
20	A	816	CLA	CHA-CBD-CGD-O2D
20	A	847	CLA	CHA-CBD-CGD-O2D
20	A	849	CLA	CHA-CBD-CGD-O1D
20	A	849	CLA	CHA-CBD-CGD-O2D
20	B	808	CLA	CHA-CBD-CGD-O1D
20	B	820	CLA	CHA-CBD-CGD-O1D
20	B	820	CLA	CHA-CBD-CGD-O2D
20	P	210	CLA	CHA-CBD-CGD-O1D
20	Q	205	CLA	CHA-CBD-CGD-O2D

Continued on next page...

Continued from previous page...

Mol	Chain	Res	Type	Atoms
20	Q	216	CLA	CHA-CBD-CGD-O1D
20	Q	216	CLA	CHA-CBD-CGD-O2D
20	S	208	CLA	CHA-CBD-CGD-O1D
20	S	208	CLA	CHA-CBD-CGD-O2D
20	G	203	CLA	CHA-CBD-CGD-O1D
20	G	203	CLA	CHA-CBD-CGD-O2D
26	U	212	DD6	C24-C25-C26-C27
23	F	804	BCR	C20-C21-C22-C23
22	A	840	LHG	O7-C5-C6-O8
29	P	202	LMG	O7-C8-C9-O8
29	P	202	LMG	C32-C33-C34-C35
27	B	842	DGD	CBB-CCB-CDB-CEB
20	A	811	CLA	C16-C17-C18-C19
31	Q	201	A86	C13-C14-C15-O1
31	Q	214	A86	C13-C14-C15-O1
31	Q	218	A86	C10-C11-C13-O
31	R	105	A86	C13-C14-C15-O1
31	U	202	A86	C13-C14-C15-O1
20	B	831	CLA	C2-C3-C5-C6
26	P	205	DD6	C27-C29-C30-C31
26	P	215	DD6	C27-C29-C30-C31
26	U	214	DD6	C27-C29-C30-C31
26	T	212	DD6	C27-C29-C30-C31
27	B	842	DGD	C2A-C1A-O1G-C1G
20	A	851	CLA	C14-C13-C15-C16
20	S	202	CLA	C11-C12-C13-C14
20	H	202	CLA	C6-C7-C8-C9
22	P	201	LHG	C26-C27-C28-C29
28	S	201	SQD	C4-C5-C6-S
20	B	801	CLA	C2A-CAA-CBA-CGA
26	P	215	DD6	C12-C11-C13-C14
26	S	212	DD6	C7-C6-C8-C9
26	P	215	DD6	C10-C11-C13-C14
26	U	203	DD6	C2-C1-C24-C25
26	U	203	DD6	C10-C11-C13-C14
26	G	214	DD6	C5-C6-C8-C9
29	J	102	LMG	C12-C13-C14-C15
20	A	826	CLA	C1A-C2A-CAA-CBA
20	B	834	CLA	C1A-C2A-CAA-CBA
20	Q	203	CLA	C1A-C2A-CAA-CBA
20	H	207	CLA	C1A-C2A-CAA-CBA
27	B	842	DGD	C2A-C3A-C4A-C5A

Continued on next page...

Continued from previous page...

Mol	Chain	Res	Type	Atoms
26	G	214	DD6	C1-C2-C3-C4
20	A	825	CLA	C4-C3-C5-C6
20	R	104	CLA	C4-C3-C5-C6
22	G	216	LHG	C2-C3-O3-P
22	P	201	LHG	C4-O6-P-O5
20	A	803	CLA	CAD-CBD-CGD-O1D
20	J	103	CLA	CAD-CBD-CGD-O1D
20	P	210	CLA	CAD-CBD-CGD-O1D
20	Q	216	CLA	CAD-CBD-CGD-O1D
20	G	203	CLA	CAD-CBD-CGD-O1D
31	R	103	A86	C26-C27-C29-C30
29	P	202	LMG	C28-C29-C30-C31
20	A	847	CLA	C3-C5-C6-C7
20	B	834	CLA	C5-C6-C7-C8
22	P	201	LHG	C16-C17-C18-C19
20	A	810	CLA	C4-C3-C5-C6
20	A	852	CLA	C4-C3-C5-C6
20	B	813	CLA	C4-C3-C5-C6
20	A	804	CLA	C11-C12-C13-C15
20	A	818	CLA	C6-C7-C8-C10
20	A	845	CLA	C11-C12-C13-C15
20	A	851	CLA	C11-C12-C13-C15
20	Q	209	CLA	C6-C7-C8-C10
20	U	207	CLA	C11-C10-C8-C7
30	P	212	KC1	CHA-CBD-CGD-O2D
20	A	809	CLA	C10-C11-C12-C13
20	T	204	CLA	C3-C5-C6-C7
26	Q	202	DD6	C3-C4-C5-C6
20	Q	209	CLA	C10-C11-C12-C13
21	B	836	PQN	C23-C25-C26-C27
20	P	207	CLA	C2A-CAA-CBA-CGA
20	T	204	CLA	C2A-CAA-CBA-CGA
22	A	839	LHG	C4-C5-C6-O8
29	U	201	LMG	C7-C8-C9-O8
22	G	216	LHG	O7-C5-C6-O8
27	B	842	DGD	O1G-C1G-C2G-O2G
29	J	102	LMG	O7-C8-C9-O8
29	P	217	LMG	O7-C8-C9-O8
29	Q	217	LMG	O1-C7-C8-O7
28	B	847	SQD	C34-C35-C36-C37
20	S	215	CLA	C4-C3-C5-C6
20	A	838	CLA	C2-C3-C5-C6

Continued on next page...

Continued from previous page...

Mol	Chain	Res	Type	Atoms
21	B	836	PQN	C15-C16-C17-C18
20	A	808	CLA	C6-C7-C8-C9
20	A	833	CLA	C14-C13-C15-C16
20	B	803	CLA	C6-C7-C8-C9
20	B	806	CLA	C11-C10-C8-C9
20	G	207	CLA	C6-C7-C8-C9
26	P	220	DD6	C6-C8-C9-C10
31	P	204	A86	C1-C24-C25-C26
26	H	211	DD6	C3-C4-C5-C6
20	A	852	CLA	C3-C5-C6-C7
20	A	835	CLA	C16-C17-C18-C20
20	B	831	CLA	C16-C17-C18-C20
26	P	218	DD6	C10-C11-C13-C14
20	A	822	CLA	C8-C10-C11-C12
29	I	103	LMG	C37-C38-C39-C40
20	A	834	CLA	C4-C3-C5-C6
20	L	202	CLA	C1-C2-C3-C4
22	A	839	LHG	C6-C5-O7-C7
28	B	847	SQD	C35-C36-C37-C38
28	S	201	SQD	C24-C23-O48-C46
20	A	833	CLA	C4-C3-C5-C6
23	A	841	BCR	C5-C6-C7-C8
23	A	841	BCR	C23-C24-C25-C30
23	A	842	BCR	C1-C6-C7-C8
23	B	839	BCR	C5-C6-C7-C8
23	F	801	BCR	C1-C6-C7-C8
23	F	801	BCR	C23-C24-C25-C26
23	I	101	BCR	C1-C6-C7-C8
20	A	825	CLA	C2-C3-C5-C6
28	B	847	SQD	C32-C33-C34-C35
20	A	822	CLA	C16-C17-C18-C19
22	A	840	LHG	C10-C11-C12-C13
20	P	209	CLA	C2A-CAA-CBA-CGA
26	H	210	DD6	C4-C5-C6-C8
29	Q	217	LMG	C36-C37-C38-C39
22	A	840	LHG	C3-O3-P-O6
29	P	202	LMG	O1-C7-C8-C9
20	Q	216	CLA	C4-C3-C5-C6
20	B	813	CLA	C2-C3-C5-C6
20	Q	209	CLA	C11-C10-C8-C7
20	R	104	CLA	C2-C3-C5-C6
20	H	202	CLA	C6-C7-C8-C10

Continued on next page...

Continued from previous page...

Mol	Chain	Res	Type	Atoms
20	A	818	CLA	C6-C7-C8-C9
20	A	824	CLA	C6-C7-C8-C9
20	A	849	CLA	C11-C10-C8-C9
20	B	805	CLA	C11-C12-C13-C14
20	G	206	CLA	C6-C7-C8-C9
26	A	855	DD6	C3-C4-C5-C6
26	J	101	DD6	C1-C2-C3-C4
26	S	210	DD6	C1-C2-C3-C4
26	G	212	DD6	C1-C2-C3-C4
26	G	214	DD6	C24-C25-C26-C27
20	O	205	CLA	C16-C17-C18-C20
20	S	202	CLA	C10-C11-C12-C13
20	A	854	CLA	C3-C5-C6-C7
20	B	828	CLA	CAA-CBA-CGA-O2A
20	A	815	CLA	C5-C6-C7-C8
26	O	212	DD6	C2-C1-C24-C25
20	A	821	CLA	C2-C3-C5-C6
20	S	208	CLA	CAA-CBA-CGA-O2A
20	B	823	CLA	C13-C15-C16-C17
23	F	804	BCR	C22-C23-C24-C25
26	A	855	DD6	C1-C2-C3-C4
26	O	214	DD6	C3-C4-C5-C6
26	P	215	DD6	C24-C25-C26-C27
31	R	103	A86	C3-C4-C5-C6
20	A	849	CLA	C8-C10-C11-C12
26	Q	215	DD6	C1-C24-C25-C26
26	U	214	DD6	C1-C24-C25-C26
20	A	831	CLA	CAA-CBA-CGA-O2A
20	A	852	CLA	C5-C6-C7-C8
20	B	808	CLA	C13-C15-C16-C17
20	U	210	CLA	C10-C11-C12-C13
20	A	815	CLA	CAA-CBA-CGA-O2A
20	A	822	CLA	C2-C1-O2A-CGA
20	A	847	CLA	C2-C1-O2A-CGA
20	B	802	CLA	C2-C1-O2A-CGA
20	L	203	CLA	C2-C1-O2A-CGA
20	H	202	CLA	C2-C1-O2A-CGA
20	P	214	CLA	CAA-CBA-CGA-O1A
20	B	803	CLA	C2A-CAA-CBA-CGA
20	H	203	CLA	C2A-CAA-CBA-CGA
29	U	201	LMG	O7-C8-C9-O8
28	B	847	SQD	C25-C26-C27-C28

Continued on next page...

Continued from previous page...

Mol	Chain	Res	Type	Atoms
20	B	813	CLA	C3A-C2A-CAA-CBA
20	L	202	CLA	C3A-C2A-CAA-CBA
20	H	209	CLA	C3A-C2A-CAA-CBA
20	R	101	CLA	CAA-CBA-CGA-O1A
20	S	207	CLA	CAA-CBA-CGA-O1A
31	R	105	A86	O-C13-C14-C15
20	H	206	CLA	C4-C3-C5-C6
20	T	204	CLA	C4-C3-C5-C6
26	A	855	DD6	C27-C29-C30-C31
20	A	815	CLA	C14-C13-C15-C16
20	Q	209	CLA	C11-C10-C8-C9
20	Q	212	CLA	C14-C13-C15-C16
20	Q	216	CLA	C6-C7-C8-C9
20	A	847	CLA	C8-C10-C11-C12
20	B	831	CLA	C15-C16-C17-C18
23	B	837	BCR	C11-C10-C9-C34
23	B	839	BCR	C20-C21-C22-C37
31	P	204	A86	C25-C26-C27-C28
31	Q	218	A86	C25-C26-C27-C28
20	G	210	CLA	C2A-CAA-CBA-CGA
20	O	205	CLA	C16-C17-C18-C19
20	T	207	CLA	O2A-C1-C2-C3
20	A	831	CLA	CAA-CBA-CGA-O1A
20	R	101	CLA	CAA-CBA-CGA-O2A
23	B	837	BCR	C37-C22-C23-C24
26	O	213	DD6	C7-C6-C8-C9
23	J	104	BCR	C14-C15-C16-C17
22	P	201	LHG	C10-C11-C12-C13
29	U	201	LMG	C30-C31-C32-C33
20	B	815	CLA	CAA-CBA-CGA-O1A
20	B	819	CLA	C1A-C2A-CAA-CBA
20	L	202	CLA	C1A-C2A-CAA-CBA
20	H	202	CLA	C1A-C2A-CAA-CBA
20	H	203	CLA	C1A-C2A-CAA-CBA
20	A	834	CLA	C11-C10-C8-C7
20	B	833	CLA	C12-C13-C15-C16
20	B	845	CLA	C12-C13-C15-C16
20	Q	216	CLA	C6-C7-C8-C10
29	I	103	LMG	C20-C21-C22-C23
29	Q	217	LMG	O10-C28-O8-C9
28	B	847	SQD	C9-C10-C11-C12
20	U	204	CLA	C10-C11-C12-C13

Continued on next page...

Continued from previous page...

Mol	Chain	Res	Type	Atoms
20	P	214	CLA	CAA-CBA-CGA-O2A
20	S	207	CLA	CAA-CBA-CGA-O2A
30	P	203	KC1	C3A-C2A-CAA-CBA
30	U	213	KC1	C3A-C2A-CAA-CBA
22	A	839	LHG	C18-C19-C20-C21
20	B	829	CLA	C3-C5-C6-C7
20	A	822	CLA	C16-C17-C18-C20
20	B	807	CLA	C4-C3-C5-C6
20	B	823	CLA	C4-C3-C5-C6
20	U	207	CLA	C4-C3-C5-C6
20	A	851	CLA	C13-C15-C16-C17
20	G	201	CLA	CAA-CBA-CGA-O1A
20	G	210	CLA	CAA-CBA-CGA-O1A
20	A	815	CLA	C15-C16-C17-C18
23	F	804	BCR	C12-C13-C14-C15
23	R	102	BCR	C20-C21-C22-C23
31	P	204	A86	C25-C26-C27-C29
31	Q	218	A86	C25-C26-C27-C29
22	A	839	LHG	O7-C5-C6-O8
20	T	203	CLA	C2A-CAA-CBA-CGA
26	O	214	DD6	C24-C25-C26-C27
26	P	205	DD6	C24-C25-C26-C27
26	P	205	DD6	C3-C4-C5-C6
26	Q	202	DD6	C24-C25-C26-C27
26	Q	215	DD6	C1-C2-C3-C4
20	G	210	CLA	CAA-CBA-CGA-O2A
20	A	827	CLA	C2-C1-O2A-CGA
20	U	211	CLA	C2-C1-O2A-CGA
20	G	207	CLA	C2-C1-O2A-CGA
20	B	823	CLA	C2-C3-C5-C6
29	U	201	LMG	C11-C12-C13-C14
20	B	809	CLA	C10-C11-C12-C13
20	B	832	CLA	C2-C1-O2A-CGA
20	A	833	CLA	C11-C10-C8-C9
20	A	845	CLA	C6-C7-C8-C9
20	G	201	CLA	CAA-CBA-CGA-O2A
20	B	807	CLA	C2A-CAA-CBA-CGA
20	H	206	CLA	C2A-CAA-CBA-CGA
23	A	842	BCR	C23-C24-C25-C30
23	A	843	BCR	C23-C24-C25-C30
23	B	837	BCR	C23-C24-C25-C30
23	B	839	BCR	C1-C6-C7-C8

Continued on next page...

Continued from previous page...

Mol	Chain	Res	Type	Atoms
23	B	839	BCR	C23-C24-C25-C26
23	B	839	BCR	C23-C24-C25-C30
23	F	801	BCR	C23-C24-C25-C30
23	I	101	BCR	C23-C24-C25-C30
23	J	104	BCR	C1-C6-C7-C8
26	G	214	DD6	C7-C6-C8-C9
26	G	212	DD6	C3-C4-C5-C6
26	G	214	DD6	C3-C4-C5-C6
20	A	849	CLA	C4-C3-C5-C6
20	G	206	CLA	C4-C3-C5-C6
20	A	834	CLA	C2-C3-C5-C6
20	Q	216	CLA	C2-C3-C5-C6
20	S	215	CLA	C2-C3-C5-C6
20	U	207	CLA	C2-C3-C5-C6
22	P	201	LHG	C19-C20-C21-C22
20	U	206	CLA	CAA-CBA-CGA-O2A
20	G	215	CLA	CAA-CBA-CGA-O2A
28	S	201	SQD	C29-C30-C31-C32
20	O	209	CLA	C3-C5-C6-C7
20	A	845	CLA	C6-C7-C8-C10
20	A	849	CLA	C2-C3-C5-C6
20	B	807	CLA	C2-C3-C5-C6
21	A	837	PQN	C22-C23-C25-C26
20	B	804	CLA	CAA-CBA-CGA-O2A
20	S	214	CLA	C4C-C3C-CAC-CBC
20	B	834	CLA	C1-C2-C3-C4
29	P	202	LMG	O1-C7-C8-O7
20	B	823	CLA	C15-C16-C17-C18
20	U	206	CLA	CAA-CBA-CGA-O1A
23	F	804	BCR	C35-C13-C14-C15
26	P	220	DD6	C9-C10-C11-C12
31	Q	201	A86	C-C1-C2-C3
20	G	206	CLA	CAA-CBA-CGA-O2A
22	P	201	LHG	O7-C7-C8-C9
20	A	807	CLA	C4-C3-C5-C6
20	A	811	CLA	C4-C3-C5-C6
20	B	801	CLA	C4-C3-C5-C6
20	T	204	CLA	C2-C3-C5-C6
20	B	844	CLA	CAA-CBA-CGA-O2A
20	A	804	CLA	C11-C12-C13-C14
20	B	845	CLA	C14-C13-C15-C16
20	Q	209	CLA	C11-C12-C13-C14

Continued on next page...

Continued from previous page...

Mol	Chain	Res	Type	Atoms
20	H	205	CLA	CAA-CBA-CGA-O1A
20	A	851	CLA	C3A-C2A-CAA-CBA
20	H	202	CLA	C3A-C2A-CAA-CBA
29	J	102	LMG	C21-C22-C23-C24
20	B	804	CLA	CAA-CBA-CGA-O1A
20	A	805	CLA	CAD-CBD-CGD-O2D
20	A	810	CLA	CAD-CBD-CGD-O2D
20	A	812	CLA	CAD-CBD-CGD-O2D
20	A	819	CLA	CAD-CBD-CGD-O2D
20	A	822	CLA	CAD-CBD-CGD-O2D
20	A	832	CLA	CAD-CBD-CGD-O2D
20	A	833	CLA	CAD-CBD-CGD-O2D
20	A	835	CLA	CAD-CBD-CGD-O2D
20	A	854	CLA	CAD-CBD-CGD-O2D
20	B	812	CLA	CAD-CBD-CGD-O2D
20	B	818	CLA	CAD-CBD-CGD-O2D
20	B	830	CLA	CAD-CBD-CGD-O2D
20	B	832	CLA	CAD-CBD-CGD-O2D
20	B	833	CLA	CAD-CBD-CGD-O2D
20	J	103	CLA	CAD-CBD-CGD-O2D
20	U	209	CLA	CAD-CBD-CGD-O2D
20	U	211	CLA	CAD-CBD-CGD-O2D
20	T	204	CLA	CAD-CBD-CGD-O2D
30	P	206	KC1	CAD-CBD-CGD-O2D
31	Q	201	A86	C28-C27-C29-C30
31	R	103	A86	C28-C27-C29-C30
22	P	201	LHG	C24-C23-O8-C6
20	A	835	CLA	C16-C17-C18-C19
20	B	831	CLA	C16-C17-C18-C19
20	S	215	CLA	C5-C6-C7-C8
20	B	826	CLA	C2-C1-O2A-CGA
20	G	203	CLA	CAA-CBA-CGA-O2A
20	B	803	CLA	CAA-CBA-CGA-O2A
20	Q	216	CLA	CAA-CBA-CGA-O2A
20	U	210	CLA	CAA-CBA-CGA-O2A
20	G	206	CLA	C2-C3-C5-C6
23	M	101	BCR	C21-C22-C23-C24
26	O	201	DD6	C5-C6-C8-C9
26	P	220	DD6	C10-C11-C13-C14
20	G	215	CLA	CAA-CBA-CGA-O1A
20	H	209	CLA	CAA-CBA-CGA-O1A
22	A	839	LHG	C12-C13-C14-C15

Continued on next page...

Continued from previous page...

Mol	Chain	Res	Type	Atoms
20	G	208	CLA	CAA-CBA-CGA-O2A
29	P	202	LMG	O7-C10-C11-C12
20	B	827	CLA	O2A-C1-C2-C3
20	A	813	CLA	O2A-C1-C2-C3
20	A	821	CLA	O2A-C1-C2-C3
20	A	827	CLA	O2A-C1-C2-C3
20	B	814	CLA	O2A-C1-C2-C3
20	B	815	CLA	O2A-C1-C2-C3
20	B	819	CLA	O2A-C1-C2-C3
20	B	834	CLA	O2A-C1-C2-C3
20	Q	208	CLA	O2A-C1-C2-C3
20	Q	212	CLA	O2A-C1-C2-C3
20	R	104	CLA	O2A-C1-C2-C3
20	S	202	CLA	O2A-C1-C2-C3
20	G	207	CLA	O2A-C1-C2-C3
20	H	207	CLA	O2A-C1-C2-C3
20	B	804	CLA	C2A-CAA-CBA-CGA
20	L	204	CLA	C2A-CAA-CBA-CGA
20	A	814	CLA	CAA-CBA-CGA-O2A
20	A	803	CLA	C16-C17-C18-C20
20	A	814	CLA	CHA-CBD-CGD-O2D
20	A	847	CLA	CHA-CBD-CGD-O1D
20	A	851	CLA	CHA-CBD-CGD-O1D
20	A	851	CLA	CHA-CBD-CGD-O2D
20	B	802	CLA	CHA-CBD-CGD-O1D
20	B	802	CLA	CHA-CBD-CGD-O2D
20	B	804	CLA	CHA-CBD-CGD-O1D
20	B	807	CLA	CHA-CBD-CGD-O1D
20	B	807	CLA	CHA-CBD-CGD-O2D
20	B	809	CLA	CHA-CBD-CGD-O1D
20	B	809	CLA	CHA-CBD-CGD-O2D
20	B	825	CLA	CHA-CBD-CGD-O1D
20	B	825	CLA	CHA-CBD-CGD-O2D
20	F	803	CLA	CHA-CBD-CGD-O1D
20	F	803	CLA	CHA-CBD-CGD-O2D
20	O	202	CLA	CHA-CBD-CGD-O2D
20	O	204	CLA	CHA-CBD-CGD-O2D
20	O	205	CLA	CHA-CBD-CGD-O2D
20	P	210	CLA	CHA-CBD-CGD-O2D
20	Q	203	CLA	CHA-CBD-CGD-O1D
20	Q	203	CLA	CHA-CBD-CGD-O2D
20	Q	205	CLA	CHA-CBD-CGD-O1D

Continued on next page...

Continued from previous page...

Mol	Chain	Res	Type	Atoms
20	Q	209	CLA	CHA-CBD-CGD-O2D
20	U	210	CLA	CHA-CBD-CGD-O2D
20	G	207	CLA	CHA-CBD-CGD-O1D
20	G	207	CLA	CHA-CBD-CGD-O2D
20	H	202	CLA	CHA-CBD-CGD-O2D
26	G	213	DD6	C1-C2-C3-C4
20	A	814	CLA	CAA-CBA-CGA-O1A
20	H	205	CLA	CAA-CBA-CGA-O2A
20	B	801	CLA	C2-C3-C5-C6
20	B	828	CLA	C3-C5-C6-C7
20	B	806	CLA	C5-C6-C7-C8
26	O	214	DD6	C9-C10-C11-C13
26	P	220	DD6	C9-C10-C11-C13
26	Q	202	DD6	C4-C5-C6-C8
26	S	210	DD6	C9-C10-C11-C13
26	U	203	DD6	C24-C1-C2-C3
20	G	203	CLA	CAA-CBA-CGA-O1A
20	B	806	CLA	CAA-CBA-CGA-O2A
20	Q	206	CLA	CAA-CBA-CGA-O2A
20	U	211	CLA	CAA-CBA-CGA-O2A
20	G	205	CLA	CAA-CBA-CGA-O2A
20	H	209	CLA	CAA-CBA-CGA-O2A
20	A	846	CLA	CAA-CBA-CGA-O2A
20	B	823	CLA	CAA-CBA-CGA-O2A
31	Q	218	A86	C13-C14-C15-O1
20	P	208	CLA	C3-C5-C6-C7
20	A	810	CLA	CAA-CBA-CGA-O2A
20	T	211	CLA	CAA-CBA-CGA-O2A
24	A	848	CL0	CAA-CBA-CGA-O2A
29	P	217	LMG	O7-C10-C11-C12
22	G	216	LHG	C5-C6-O8-C23
20	O	208	CLA	C6-C7-C8-C10
21	A	837	PQN	C17-C18-C20-C21
26	Q	202	DD6	C27-C29-C30-C31
26	G	211	DD6	C27-C29-C30-C31
20	A	811	CLA	CAA-CBA-CGA-O2A
20	A	851	CLA	C11-C12-C13-C14
20	S	214	CLA	C11-C10-C8-C9
20	S	214	CLA	C14-C13-C15-C16
31	P	204	A86	C1-C2-C3-C4
20	R	104	CLA	C5-C6-C7-C8
20	B	809	CLA	CAA-CBA-CGA-O2A

Continued on next page...

Continued from previous page...

Mol	Chain	Res	Type	Atoms
20	F	803	CLA	CAA-CBA-CGA-O2A
26	O	201	DD6	C7-C6-C8-C9
20	B	809	CLA	C4-C3-C5-C6
26	O	201	DD6	C2-C1-C24-C25
26	O	213	DD6	C5-C6-C8-C9
26	G	211	DD6	C2-C1-C24-C25
20	A	807	CLA	C1A-C2A-CAA-CBA
20	A	851	CLA	C1A-C2A-CAA-CBA
20	B	843	CLA	C1A-C2A-CAA-CBA
20	S	208	CLA	C1A-C2A-CAA-CBA
20	T	205	CLA	C1A-C2A-CAA-CBA
27	B	842	DGD	C2B-C3B-C4B-C5B
28	B	847	SQD	C33-C34-C35-C36
20	F	803	CLA	CAA-CBA-CGA-O1A
20	B	821	CLA	C16-C17-C18-C19
20	B	803	CLA	CAA-CBA-CGA-O1A
20	R	104	CLA	C2A-CAA-CBA-CGA
20	T	211	CLA	C2A-CAA-CBA-CGA
20	G	206	CLA	CAA-CBA-CGA-O1A
20	A	818	CLA	C13-C15-C16-C17
20	B	846	CLA	C13-C15-C16-C17
20	A	811	CLA	CAA-CBA-CGA-O1A
20	B	844	CLA	CAA-CBA-CGA-O1A
20	Q	216	CLA	CAA-CBA-CGA-O1A
20	G	208	CLA	CAA-CBA-CGA-O1A
29	P	202	LMG	O9-C10-C11-C12
29	U	201	LMG	O9-C10-C11-C12
23	B	838	BCR	C6-C7-C8-C9
22	A	840	LHG	C3-O3-P-O5
22	A	840	LHG	C4-O6-P-O5
20	B	806	CLA	CAA-CBA-CGA-O1A
20	B	823	CLA	CAA-CBA-CGA-O1A
20	A	801	CLA	CAA-CBA-CGA-O2A
20	H	203	CLA	CAA-CBA-CGA-O2A
23	A	842	BCR	C23-C24-C25-C26
23	A	843	BCR	C23-C24-C25-C26
23	I	101	BCR	C23-C24-C25-C26
26	O	213	DD6	C11-C13-C14-C15
26	S	204	DD6	C11-C13-C14-C15
20	A	846	CLA	CAA-CBA-CGA-O1A
20	Q	206	CLA	CAA-CBA-CGA-O1A
20	U	211	CLA	CAA-CBA-CGA-O1A

Continued on next page...

Continued from previous page...

Mol	Chain	Res	Type	Atoms
20	A	803	CLA	C2A-CAA-CBA-CGA
20	G	205	CLA	CAA-CBA-CGA-O1A
20	A	822	CLA	C15-C16-C17-C18
20	U	210	CLA	CAA-CBA-CGA-O1A
22	P	201	LHG	O9-C7-C8-C9
20	Q	206	CLA	C4-C3-C5-C6
20	A	810	CLA	C2-C3-C5-C6
20	A	836	CLA	CAD-CBD-CGD-O1D
20	B	805	CLA	CAD-CBD-CGD-O1D
20	B	807	CLA	CAD-CBD-CGD-O1D
20	O	206	CLA	CAD-CBD-CGD-O1D
20	P	213	CLA	CAD-CBD-CGD-O1D
20	S	206	CLA	CAD-CBD-CGD-O1D
20	U	207	CLA	CAD-CBD-CGD-O1D
31	U	202	A86	C26-C27-C29-C30
29	P	217	LMG	O9-C10-C11-C12
20	A	845	CLA	C11-C12-C13-C14
20	B	817	CLA	C11-C12-C13-C14
20	Q	216	CLA	C14-C13-C15-C16
20	A	835	CLA	CAA-CBA-CGA-O2A
20	A	823	CLA	C15-C16-C17-C18
20	T	211	CLA	CAA-CBA-CGA-O1A
20	H	206	CLA	C15-C16-C17-C18
20	G	209	CLA	C2A-CAA-CBA-CGA
20	A	807	CLA	CAA-CBA-CGA-O2A
20	A	836	CLA	CAA-CBA-CGA-O2A
20	B	825	CLA	CAA-CBA-CGA-O2A
20	U	208	CLA	CAA-CBA-CGA-O2A
20	T	203	CLA	CAA-CBA-CGA-O2A
20	T	210	CLA	CAA-CBA-CGA-O2A
29	U	201	LMG	O7-C10-C11-C12
20	A	851	CLA	C10-C11-C12-C13
20	O	204	CLA	C13-C15-C16-C17
20	O	206	CLA	C15-C16-C17-C18
26	P	220	DD6	C12-C11-C13-C14
20	A	807	CLA	C2-C3-C5-C6
20	A	824	CLA	C12-C13-C15-C16
20	B	815	CLA	C11-C10-C8-C7
20	B	817	CLA	C11-C10-C8-C7
20	S	208	CLA	C3A-C2A-CAA-CBA
20	U	207	CLA	C3A-C2A-CAA-CBA
20	A	803	CLA	CAA-CBA-CGA-O2A

Continued on next page...

Continued from previous page...

Mol	Chain	Res	Type	Atoms
20	A	821	CLA	CAA-CBA-CGA-O2A
20	B	802	CLA	CAA-CBA-CGA-O2A
20	H	202	CLA	CAA-CBA-CGA-O2A
23	B	841	BCR	C21-C22-C23-C24
26	O	212	DD6	C10-C11-C13-C14
26	G	213	DD6	C2-C1-C24-C25
20	A	810	CLA	CAA-CBA-CGA-O1A
20	Q	212	CLA	CAA-CBA-CGA-O2A
20	A	803	CLA	CAA-CBA-CGA-O1A
22	A	840	LHG	O2-C2-C3-O3
20	L	204	CLA	CAA-CBA-CGA-O2A
20	O	206	CLA	CAA-CBA-CGA-O2A
20	A	836	CLA	CAA-CBA-CGA-O1A
20	A	808	CLA	C5-C6-C7-C8
20	A	833	CLA	C13-C15-C16-C17
22	A	839	LHG	C35-C36-C37-C38
27	B	842	DGD	C1B-C2B-C3B-C4B
20	A	821	CLA	CAA-CBA-CGA-O1A
20	B	809	CLA	CAA-CBA-CGA-O1A

There are no ring outliers.

167 monomers are involved in 289 short contacts:

Mol	Chain	Res	Type	Clashes	Symm-Clashes
20	O	208	CLA	3	0
20	G	206	CLA	3	0
29	Q	217	LMG	3	0
20	A	808	CLA	1	0
20	T	205	CLA	1	0
20	A	803	CLA	6	0
20	B	826	CLA	1	0
20	A	824	CLA	4	0
20	T	207	CLA	3	0
20	R	104	CLA	2	0
20	A	818	CLA	3	0
20	S	205	CLA	2	0
20	H	208	CLA	2	0
20	B	820	CLA	1	0
20	B	815	CLA	4	0
23	I	101	BCR	1	0
20	G	210	CLA	1	0
20	B	821	CLA	1	0

Continued on next page...

Continued from previous page...

Mol	Chain	Res	Type	Clashes	Symm-Clashes
20	H	201	CLA	1	0
20	T	210	CLA	2	0
28	S	201	SQD	5	0
20	A	849	CLA	2	0
20	B	846	CLA	3	0
20	T	204	CLA	3	0
20	A	810	CLA	2	0
20	H	206	CLA	4	0
20	A	829	CLA	2	0
20	G	202	CLA	1	0
22	G	216	LHG	1	0
23	B	839	BCR	2	0
23	R	102	BCR	1	0
20	T	206	CLA	2	0
20	B	819	CLA	4	0
20	S	215	CLA	1	0
20	A	826	CLA	1	0
20	A	835	CLA	4	0
20	B	848	CLA	4	0
26	U	203	DD6	2	0
20	G	209	CLA	4	0
29	U	201	LMG	1	0
23	B	841	BCR	1	0
23	A	844	BCR	2	0
20	R	101	CLA	1	0
20	T	211	CLA	1	0
20	A	817	CLA	1	0
20	H	203	CLA	1	0
20	U	207	CLA	1	0
20	A	811	CLA	5	0
20	A	834	CLA	1	0
20	B	822	CLA	2	0
20	A	821	CLA	2	0
20	B	809	CLA	3	0
20	B	833	CLA	5	0
23	A	843	BCR	3	0
20	A	813	CLA	1	0
20	B	802	CLA	2	0
20	Q	205	CLA	1	0
20	S	202	CLA	4	0
20	P	213	CLA	2	0
20	F	803	CLA	3	0

Continued on next page...

Continued from previous page...

Mol	Chain	Res	Type	Clashes	Symm-Clashes
20	U	205	CLA	5	0
22	A	840	LHG	1	0
20	G	204	CLA	1	0
20	J	103	CLA	1	0
20	A	820	CLA	1	0
20	A	815	CLA	2	0
20	A	846	CLA	1	0
20	L	202	CLA	2	0
20	B	811	CLA	1	0
23	A	842	BCR	2	0
20	P	214	CLA	2	0
20	B	845	CLA	1	0
23	B	840	BCR	1	0
20	A	847	CLA	5	0
20	B	816	CLA	2	0
20	U	211	CLA	1	0
20	A	854	CLA	4	0
29	I	103	LMG	2	0
20	A	853	CLA	2	0
26	G	214	DD6	1	0
23	B	837	BCR	5	0
29	J	102	LMG	1	0
20	B	825	CLA	1	0
23	I	102	BCR	2	0
20	B	814	CLA	1	0
20	F	802	CLA	1	0
20	A	802	CLA	1	0
20	P	207	CLA	1	0
23	A	841	BCR	2	0
20	B	827	CLA	1	0
20	A	838	CLA	3	0
23	L	201	BCR	3	0
20	B	808	CLA	4	0
20	O	211	CLA	2	0
20	Q	208	CLA	1	0
20	U	206	CLA	2	0
20	B	818	CLA	2	0
20	O	202	CLA	1	0
20	U	210	CLA	2	0
20	S	206	CLA	2	0
30	P	206	KC1	1	0
20	T	202	CLA	2	0

Continued on next page...

Continued from previous page...

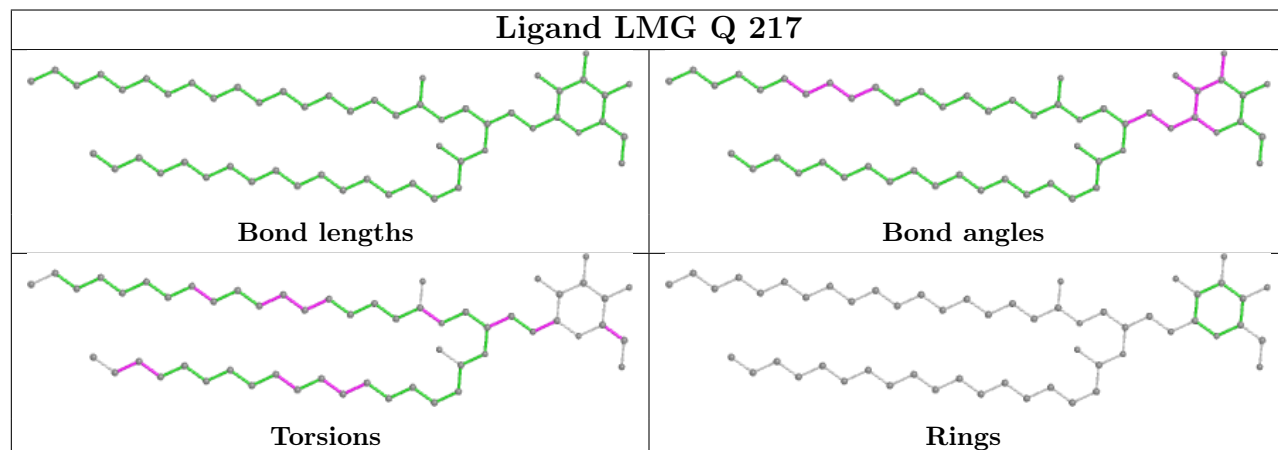
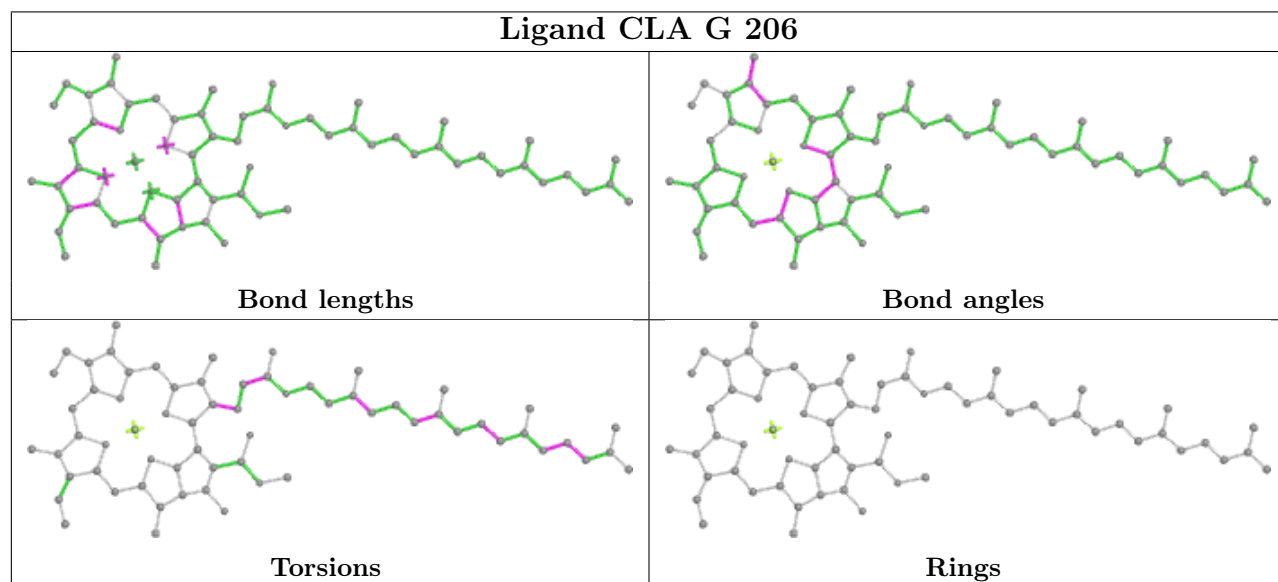
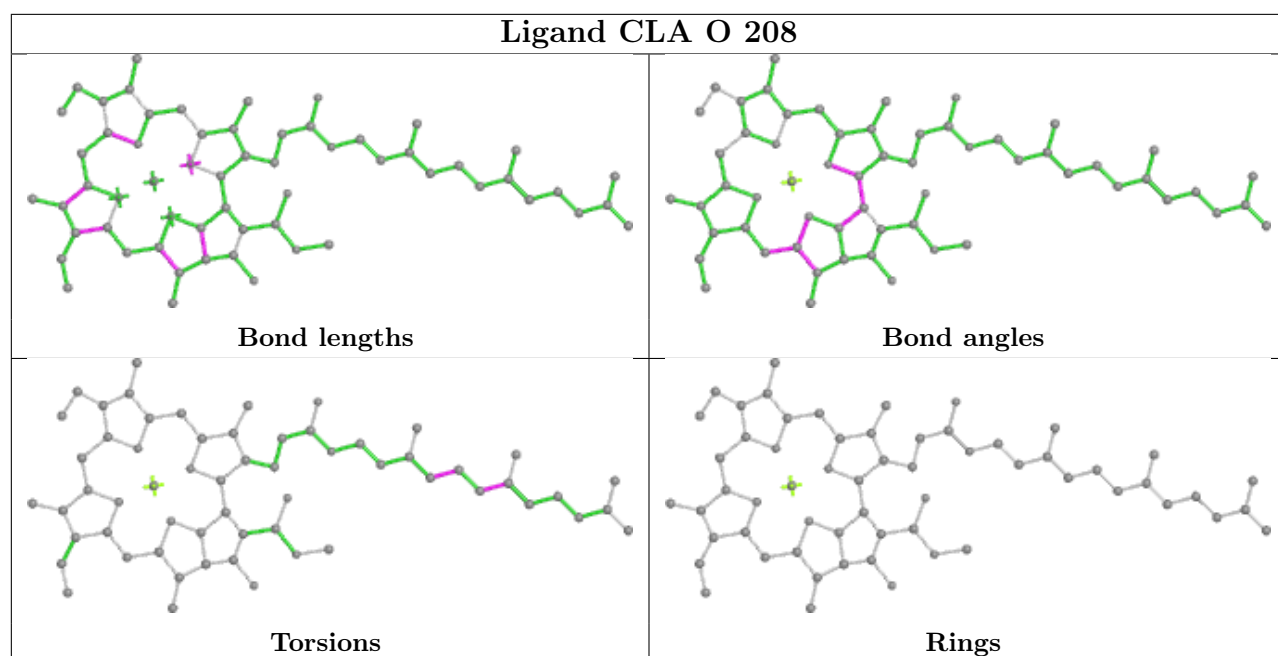
Mol	Chain	Res	Type	Clashes	Symm-Clashes
23	J	104	BCR	1	0
20	A	801	CLA	1	0
20	G	201	CLA	1	0
20	G	203	CLA	1	0
20	B	828	CLA	1	0
20	S	214	CLA	4	0
20	O	207	CLA	2	0
20	P	208	CLA	2	0
20	Q	204	CLA	1	0
22	P	201	LHG	1	0
20	B	829	CLA	2	0
23	F	804	BCR	1	0
20	A	822	CLA	1	0
20	U	208	CLA	1	0
20	O	205	CLA	2	0
23	B	838	BCR	5	0
20	P	211	CLA	1	0
24	A	848	CL0	2	0
20	H	207	CLA	3	0
20	B	810	CLA	1	0
20	O	209	CLA	1	0
23	F	801	BCR	1	0
20	A	825	CLA	2	0
20	A	816	CLA	2	0
20	P	210	CLA	1	0
20	A	814	CLA	2	0
20	G	208	CLA	2	0
20	H	204	CLA	2	0
23	L	205	BCR	2	0
20	Q	207	CLA	1	0
20	A	851	CLA	1	0
20	A	807	CLA	1	0
20	B	807	CLA	2	0
20	A	845	CLA	2	0
20	T	201	CLA	3	0
20	Q	203	CLA	2	0
20	G	205	CLA	2	0
23	M	101	BCR	4	0
20	A	852	CLA	2	0
20	A	831	CLA	2	0
20	Q	216	CLA	3	0
21	B	836	PQN	4	0

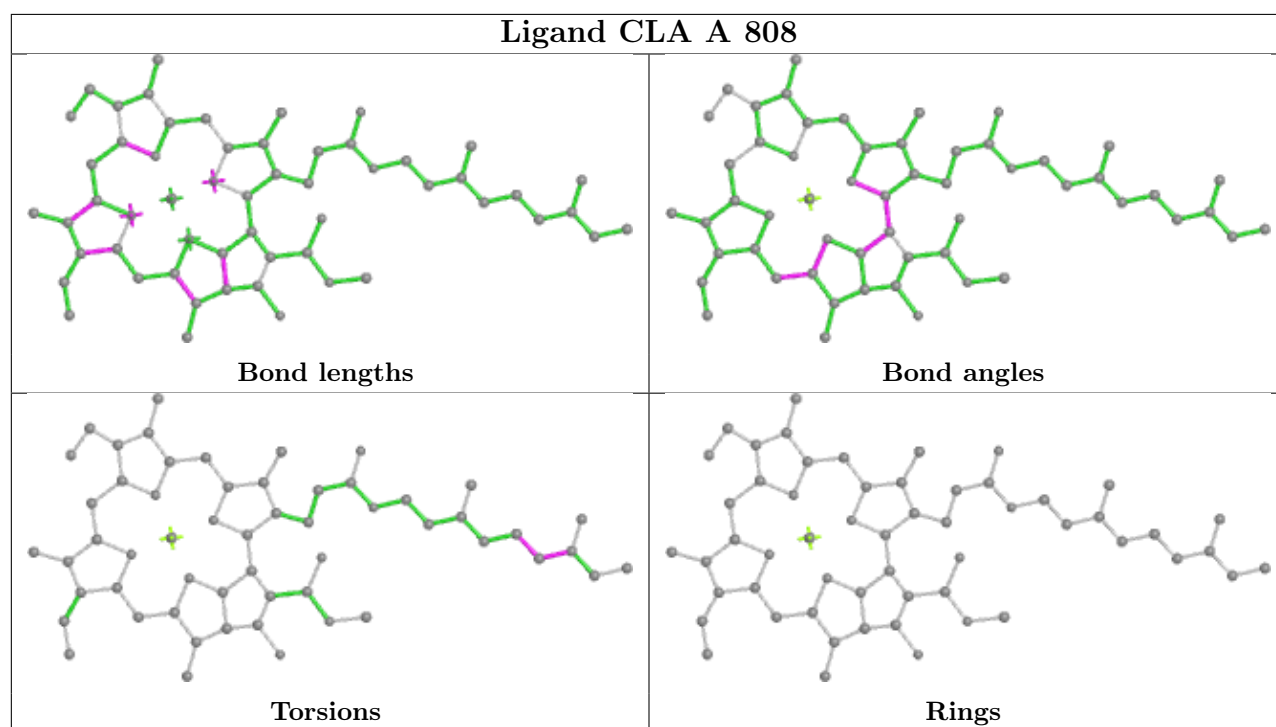
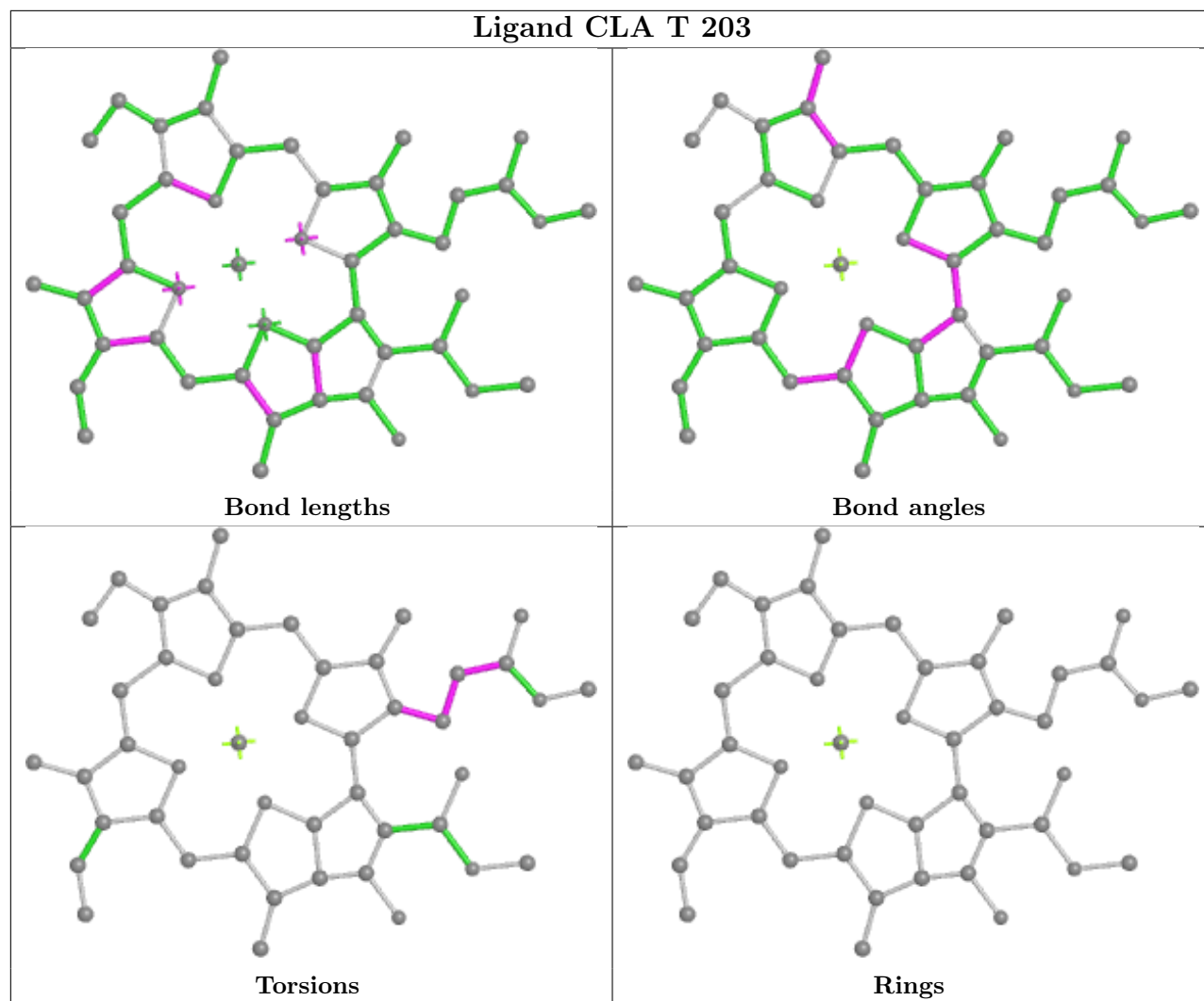
Continued on next page...

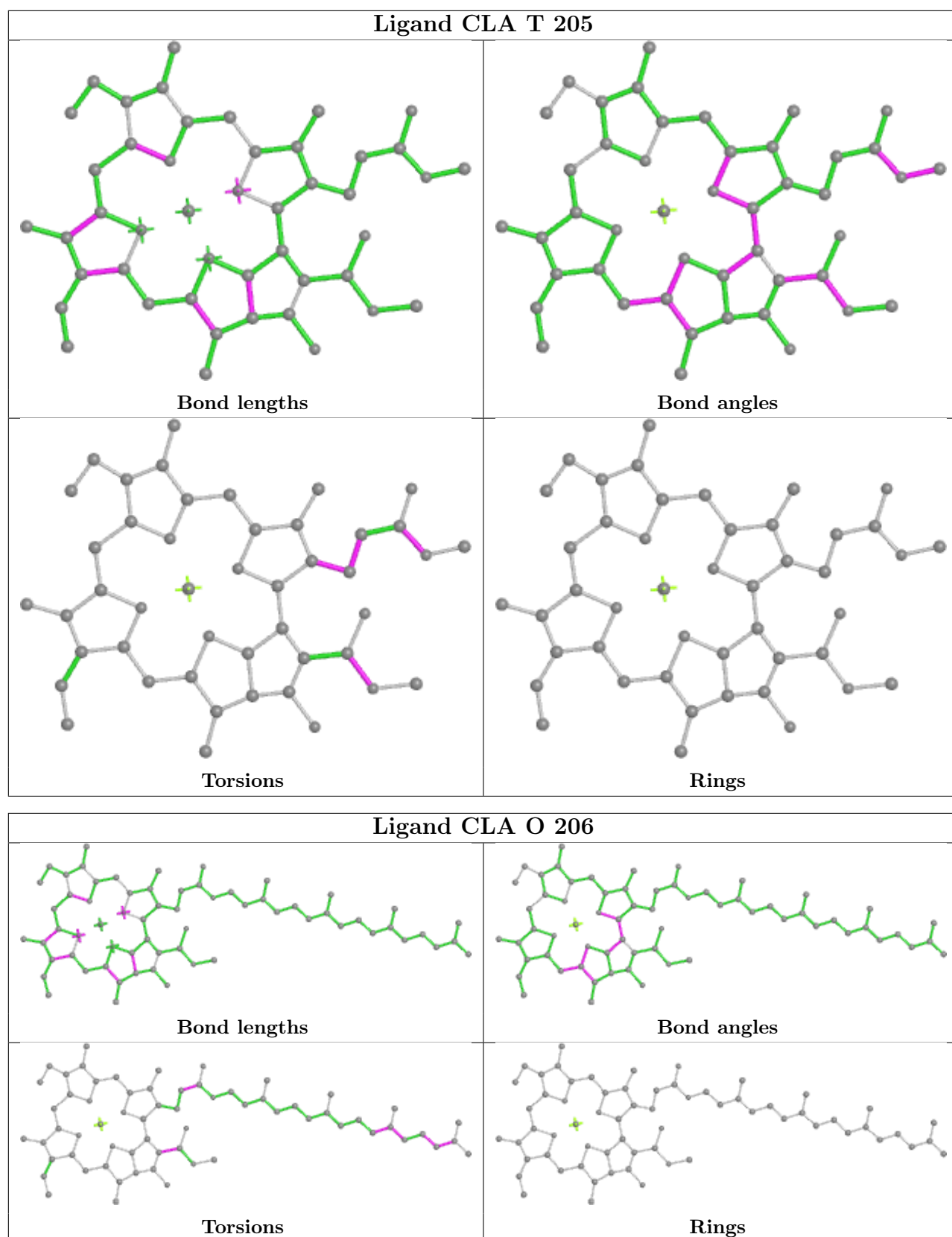
Continued from previous page...

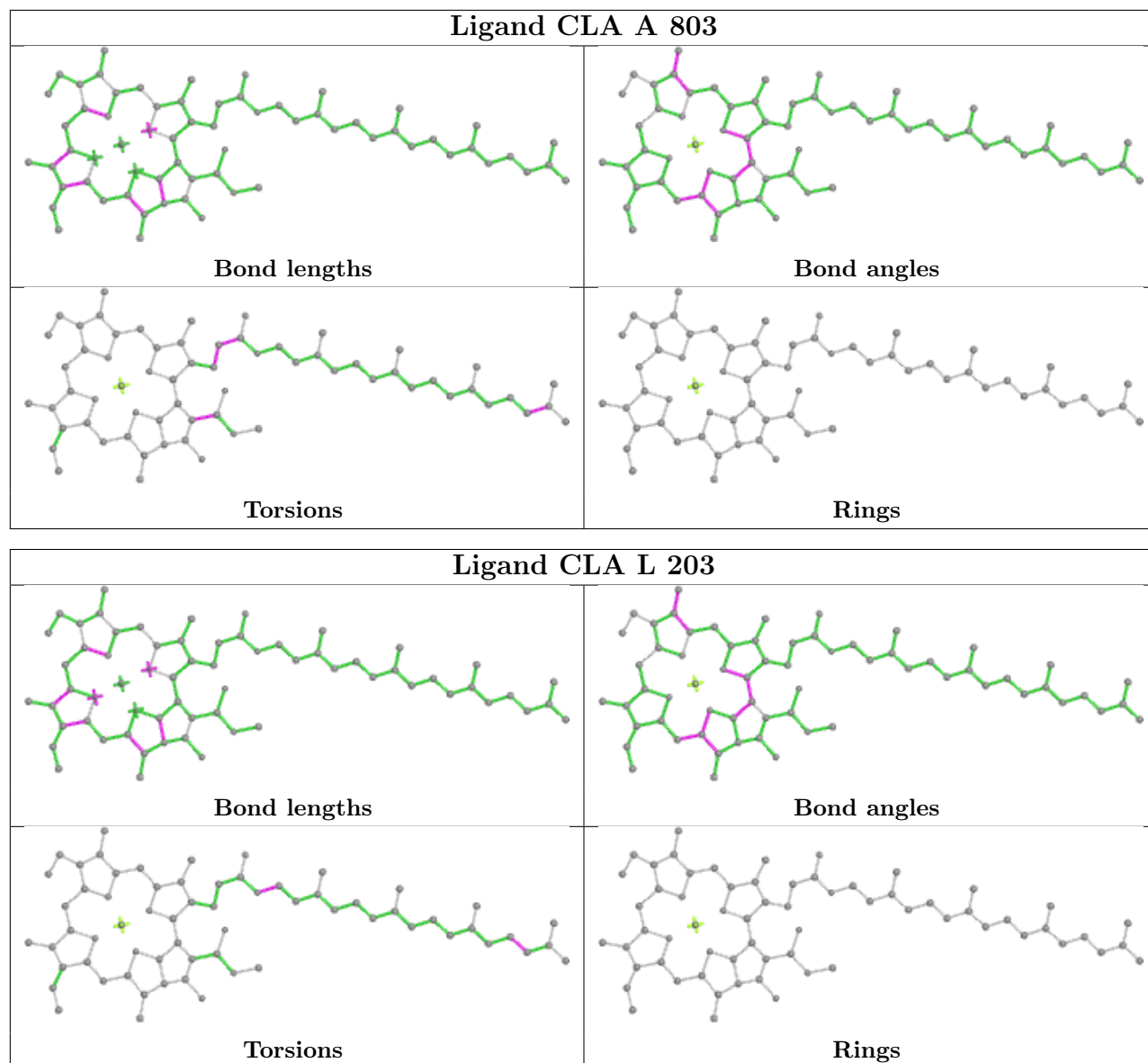
Mol	Chain	Res	Type	Clashes	Symm-Clashes
20	G	215	CLA	1	0
20	A	836	CLA	1	0
29	P	217	LMG	5	0
20	A	833	CLA	5	0
20	Q	206	CLA	1	0
20	G	207	CLA	1	0
20	B	834	CLA	1	0
20	B	824	CLA	3	0
20	A	804	CLA	2	0
20	B	813	CLA	1	0
20	B	803	CLA	1	0
21	A	837	PQN	4	0
20	Q	212	CLA	2	0
20	B	831	CLA	2	0
20	B	812	CLA	1	0
20	B	830	CLA	3	0
20	B	835	CLA	6	0
20	U	209	CLA	1	0
20	H	205	CLA	2	0
20	Q	213	CLA	1	0
20	A	823	CLA	1	0
20	A	828	CLA	1	0
20	B	844	CLA	3	0

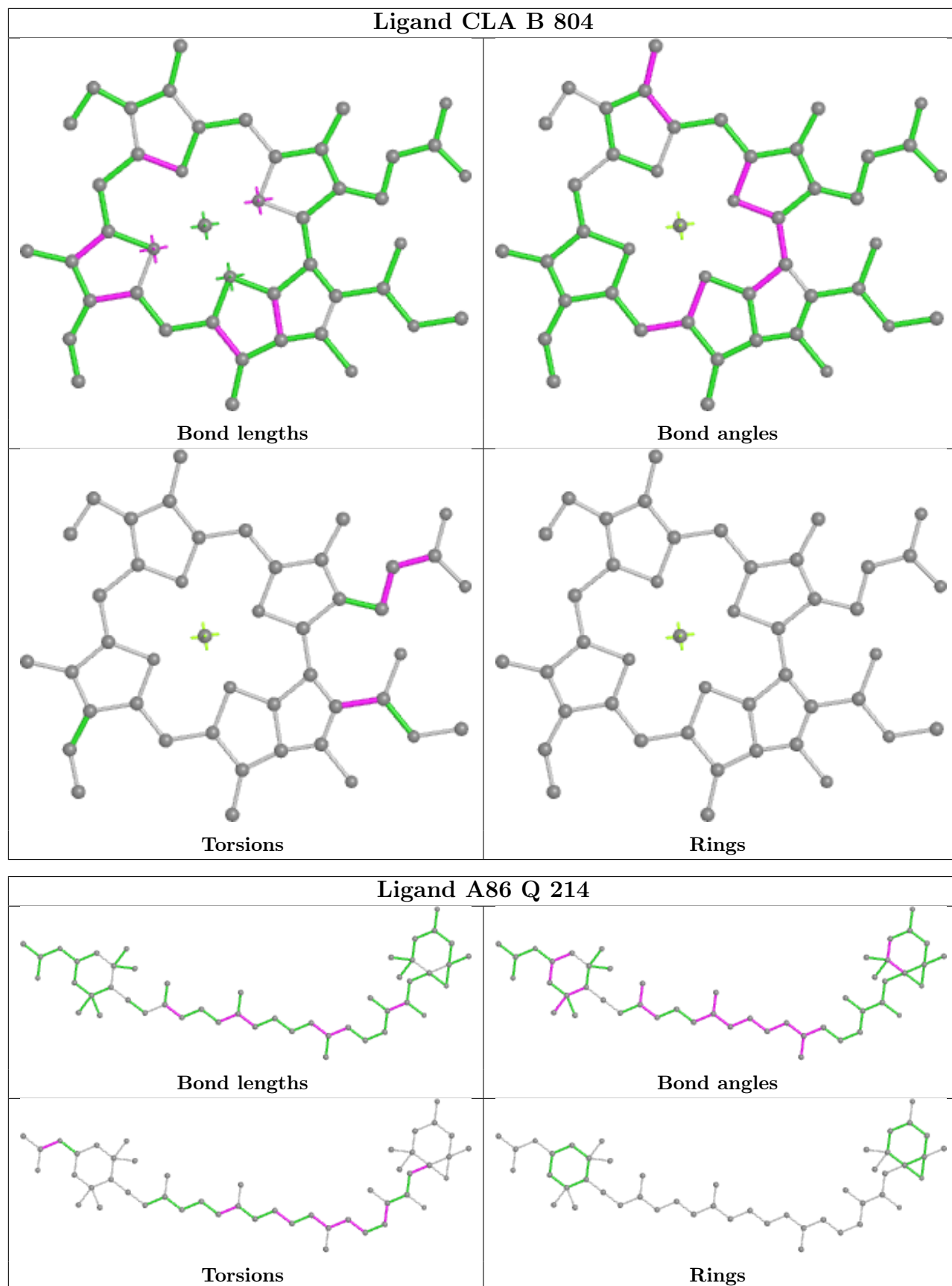
The following is a two-dimensional graphical depiction of Mogul quality analysis of bond lengths, bond angles, torsion angles, and ring geometry for all instances of the Ligand of Interest. In addition, ligands with molecular weight > 250 and outliers as shown on the validation Tables will also be included. For torsion angles, if less than 5% of the Mogul distribution of torsion angles is within 10 degrees of the torsion angle in question, then that torsion angle is considered an outlier. Any bond that is central to one or more torsion angles identified as an outlier by Mogul will be highlighted in the graph. For rings, the root-mean-square deviation (RMSD) between the ring in question and similar rings identified by Mogul is calculated over all ring torsion angles. If the average RMSD is greater than 60 degrees and the minimal RMSD between the ring in question and any Mogul-identified rings is also greater than 60 degrees, then that ring is considered an outlier. The outliers are highlighted in purple. The color gray indicates Mogul did not find sufficient equivalents in the CSD to analyse the geometry.

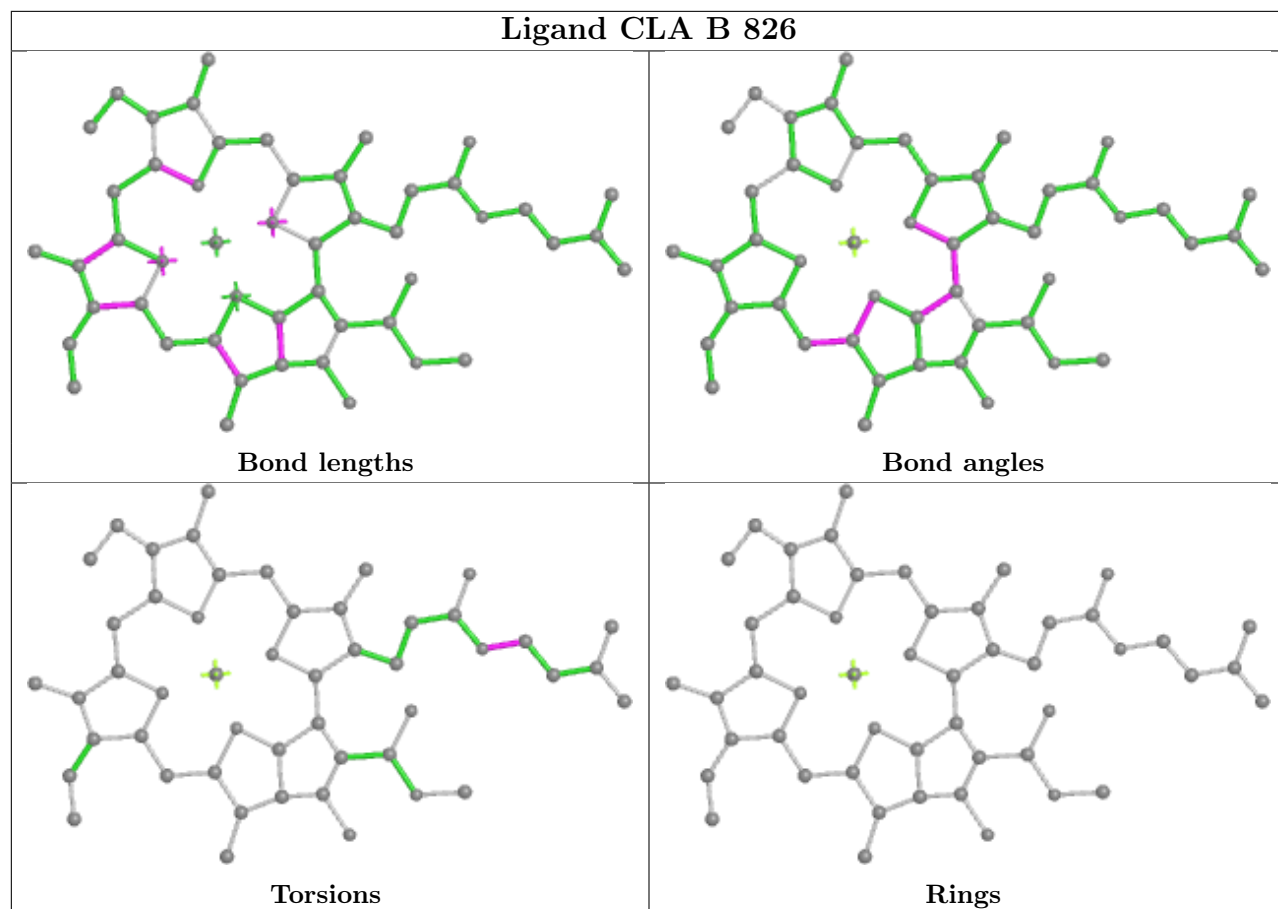


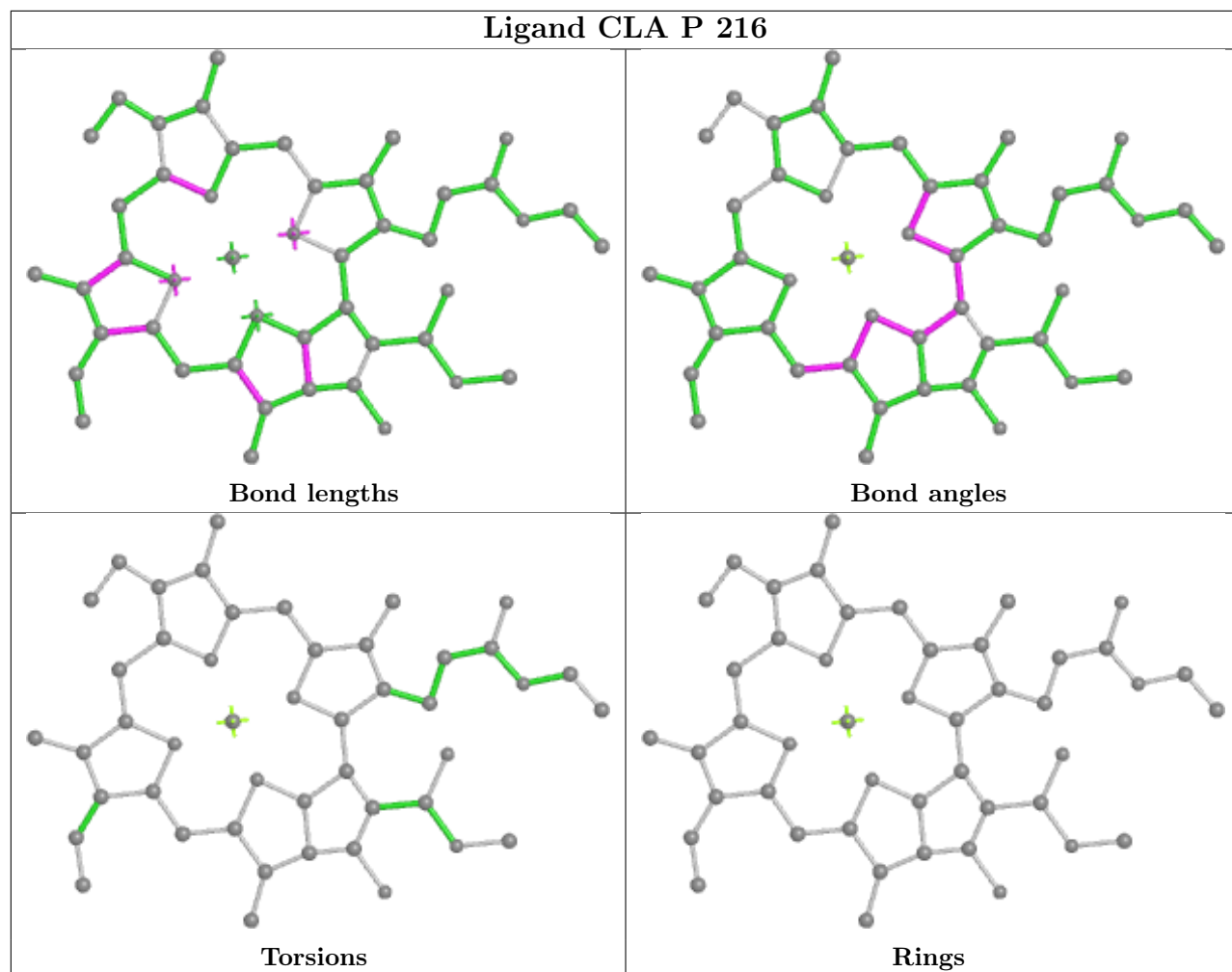


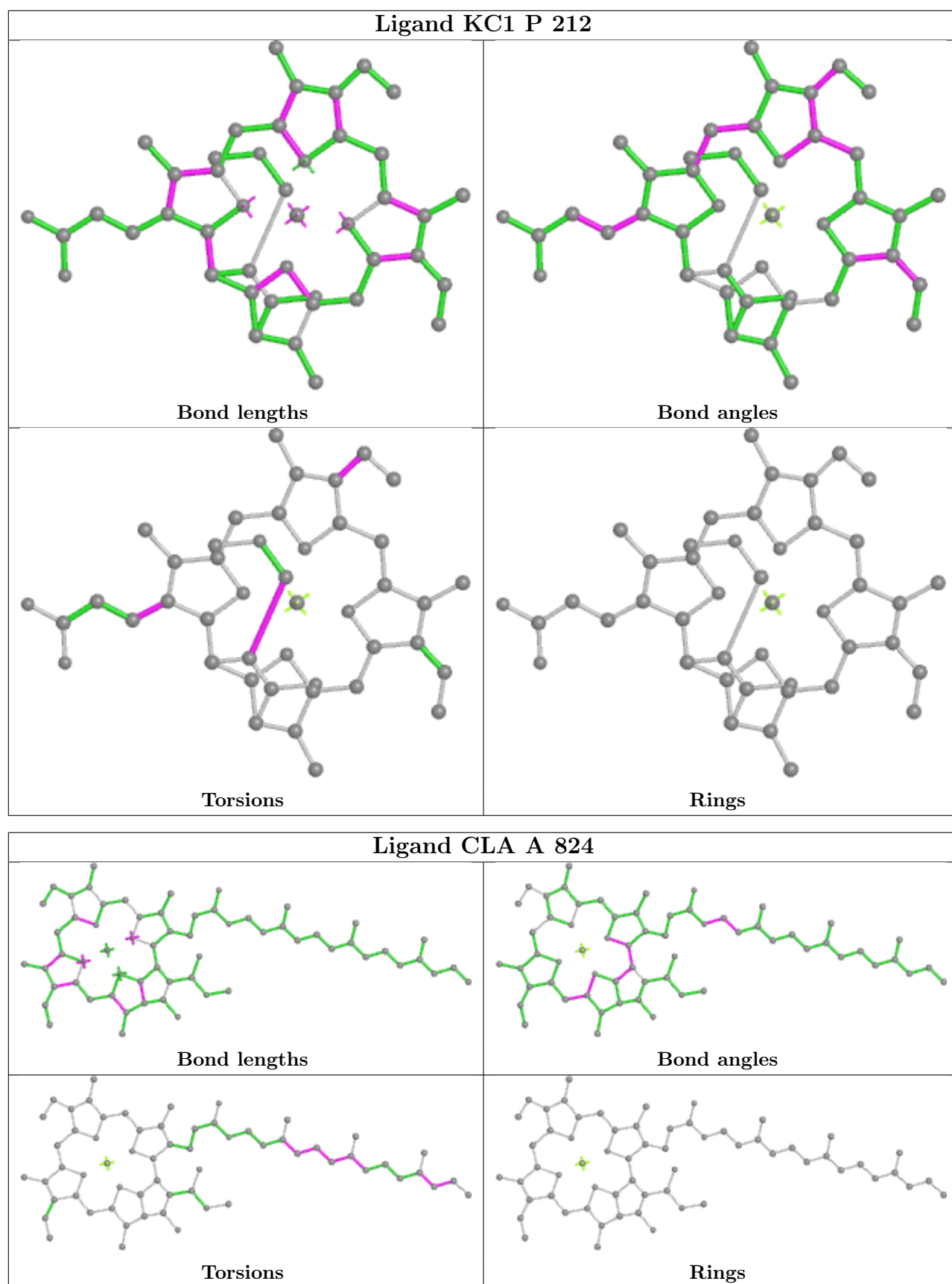


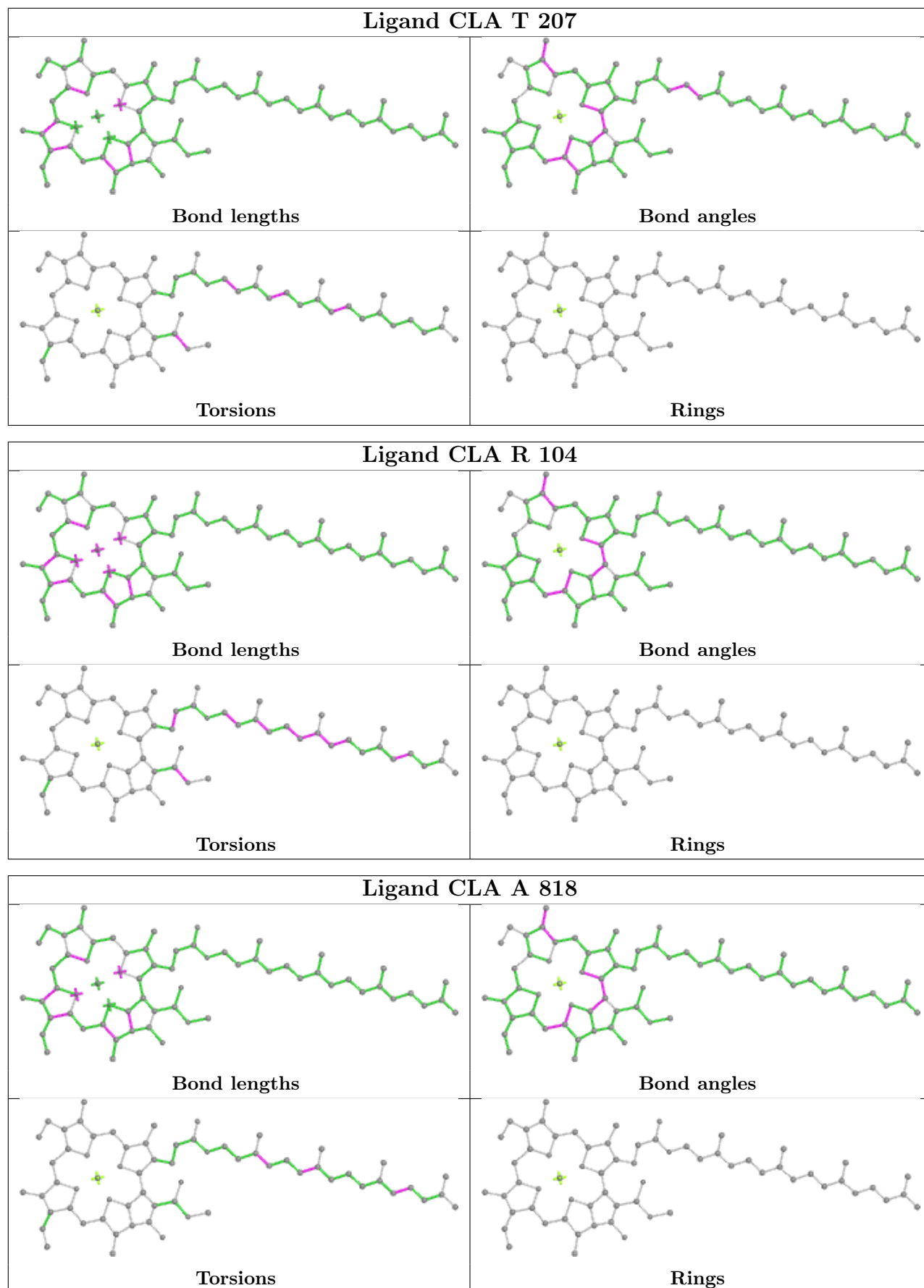


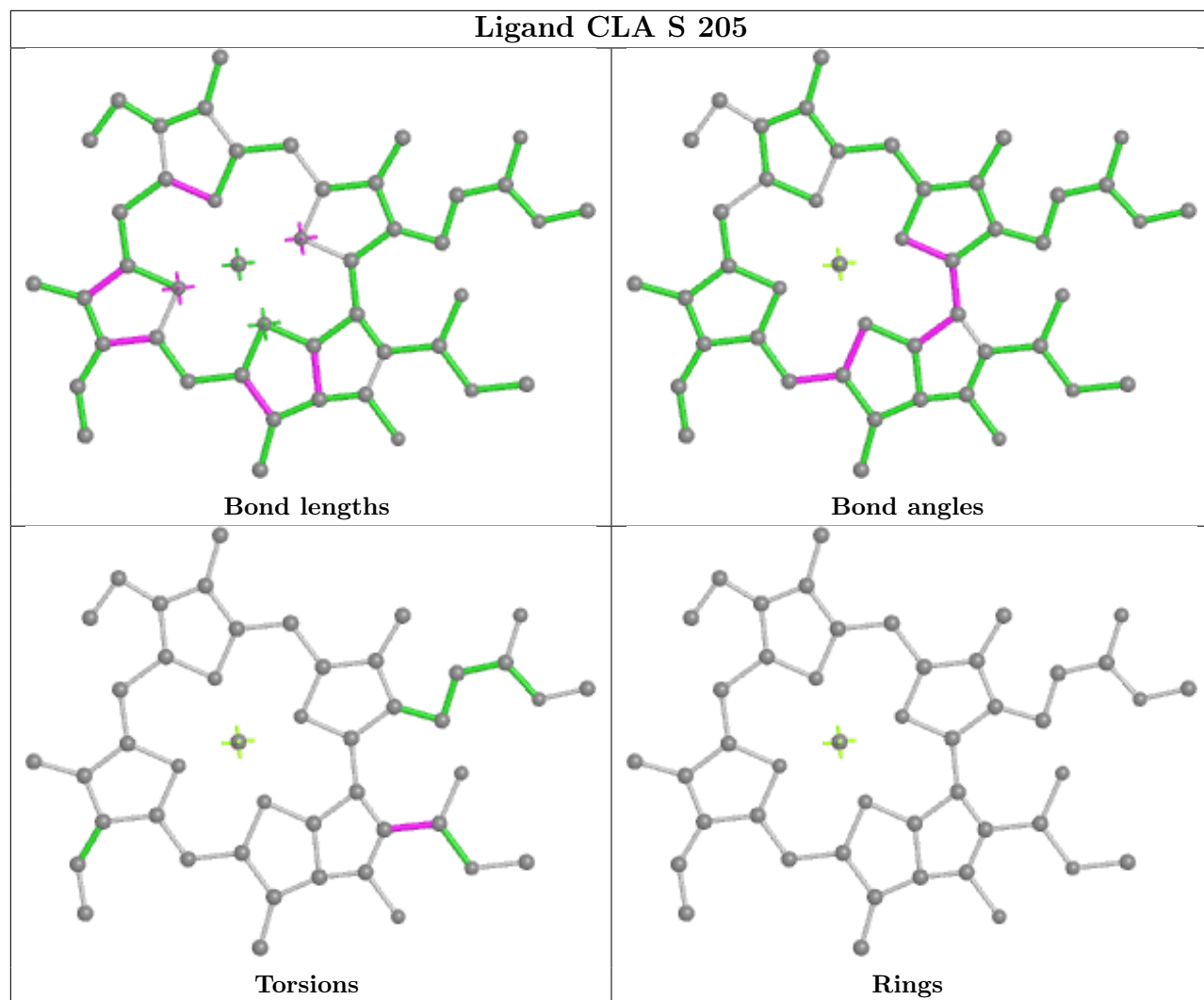


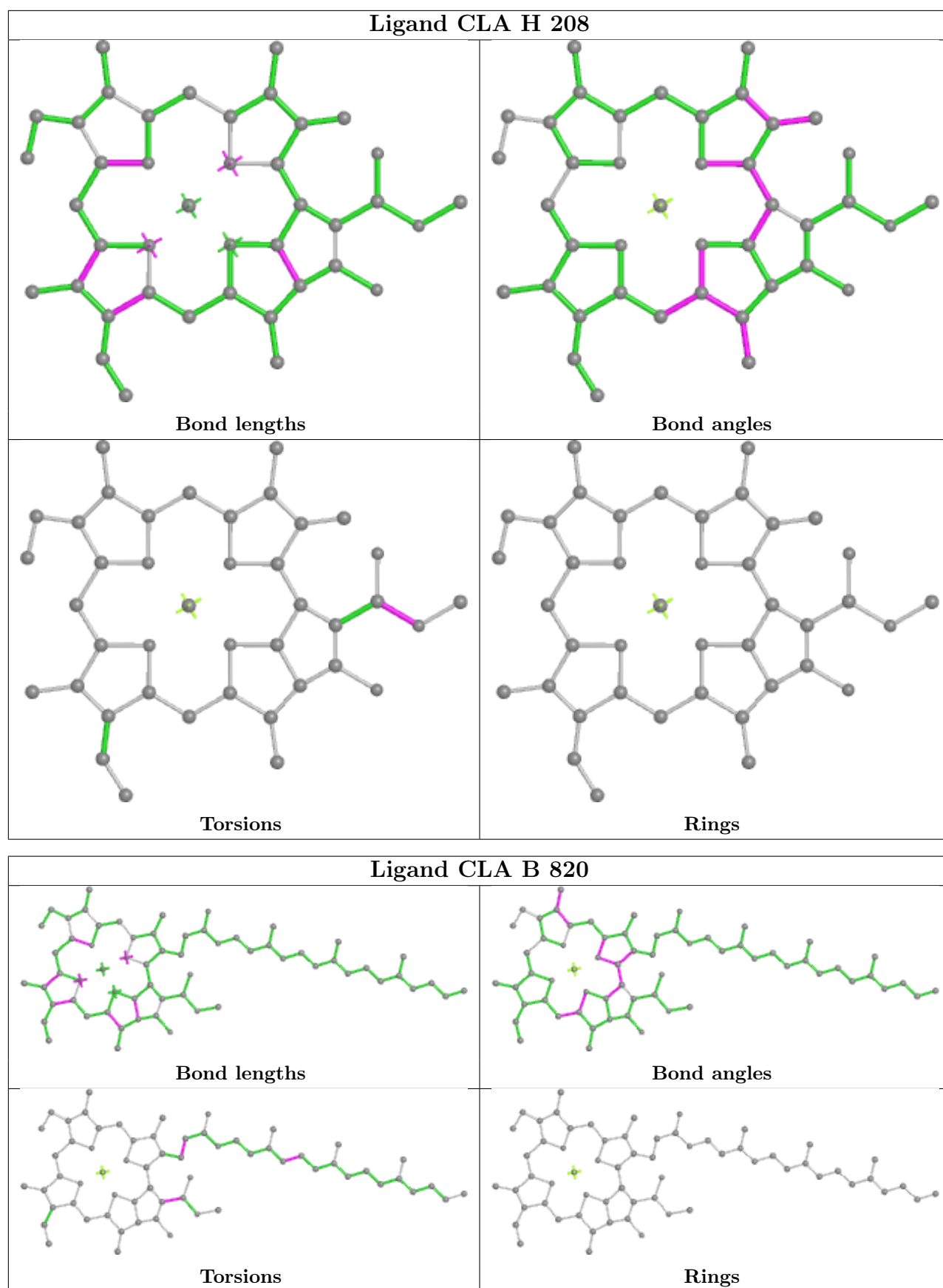


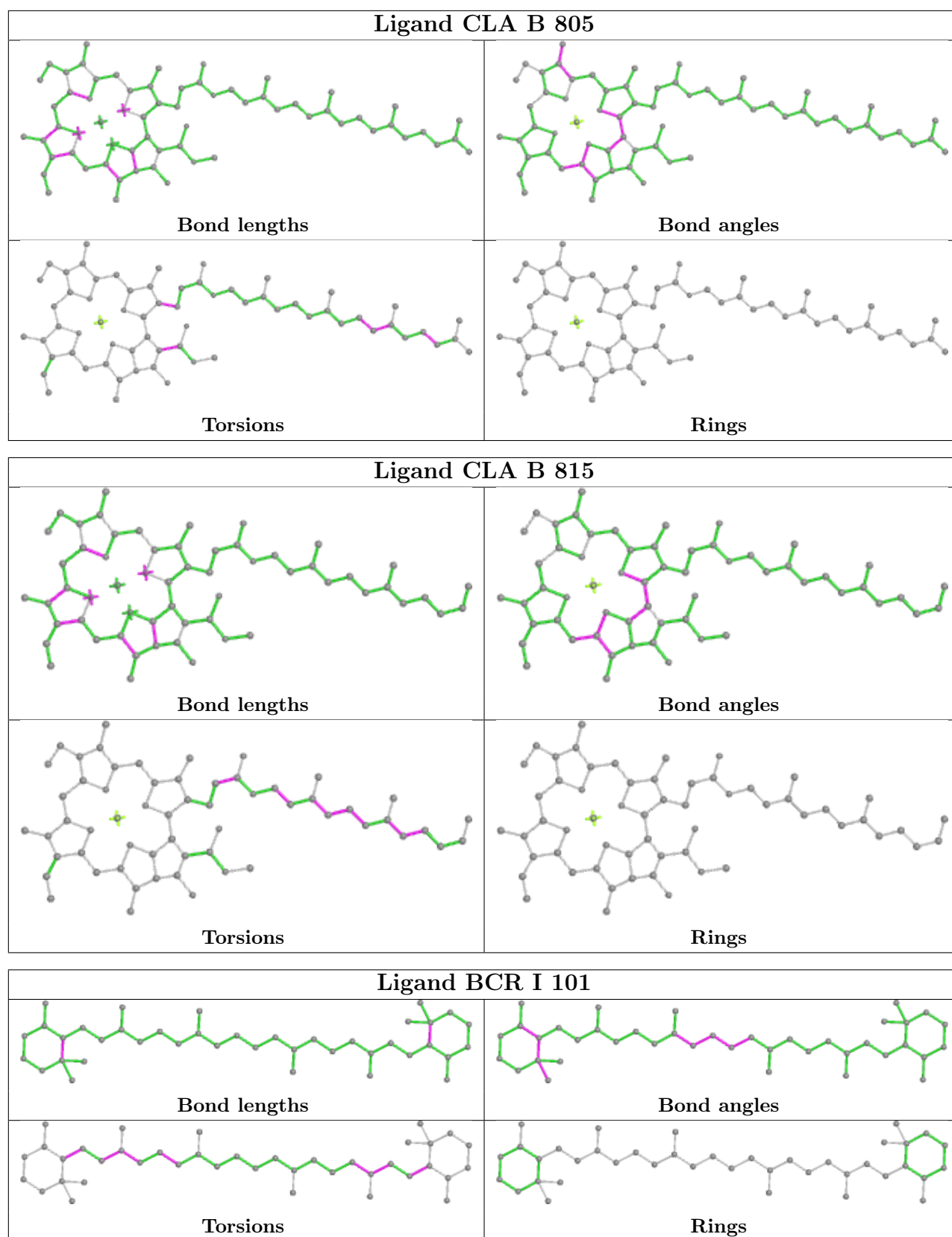


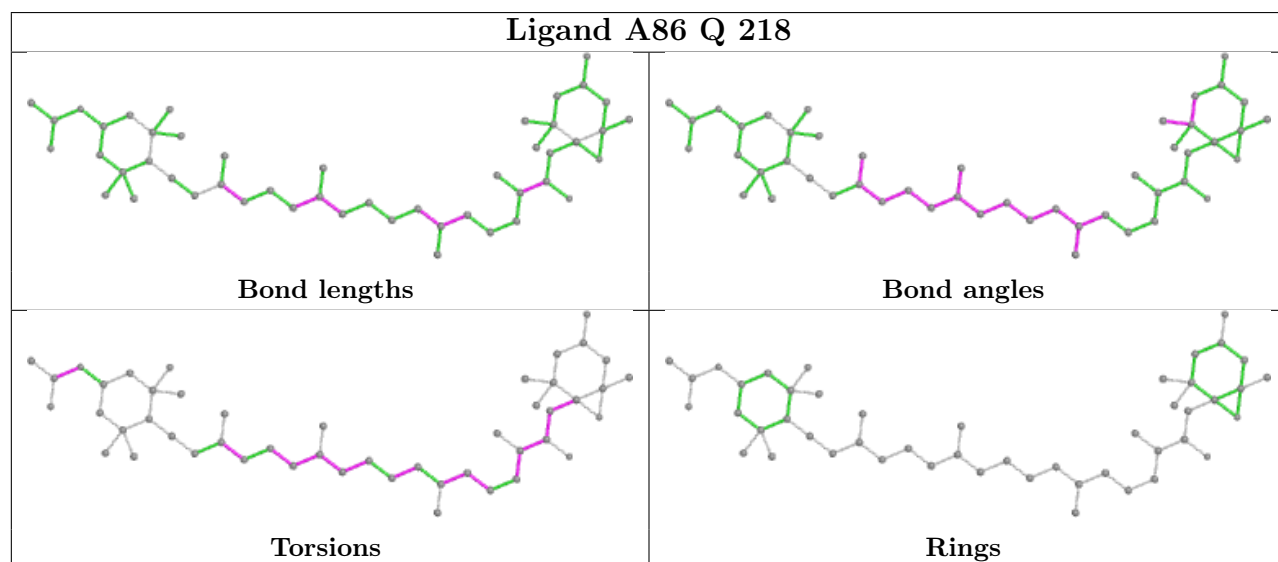
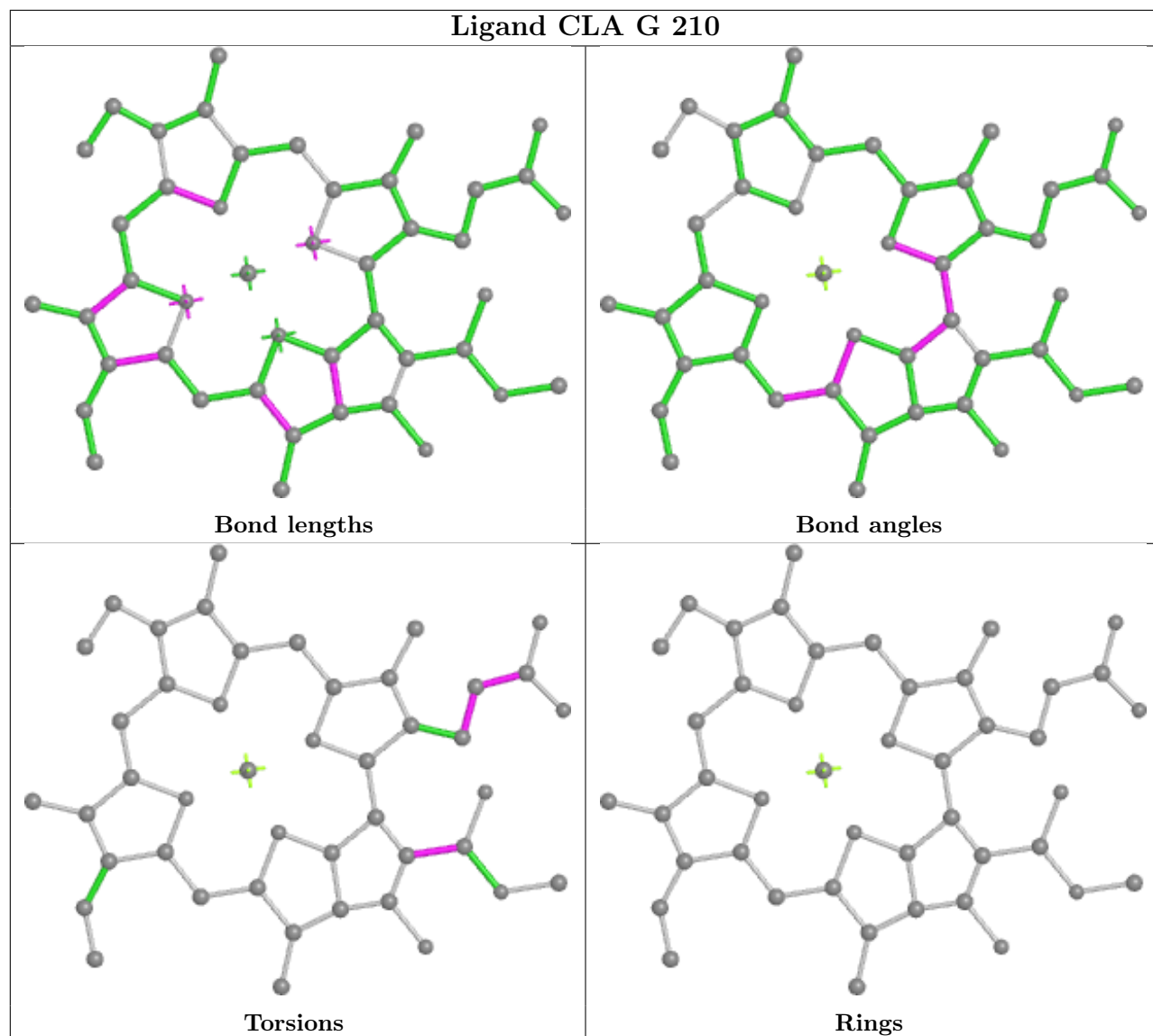


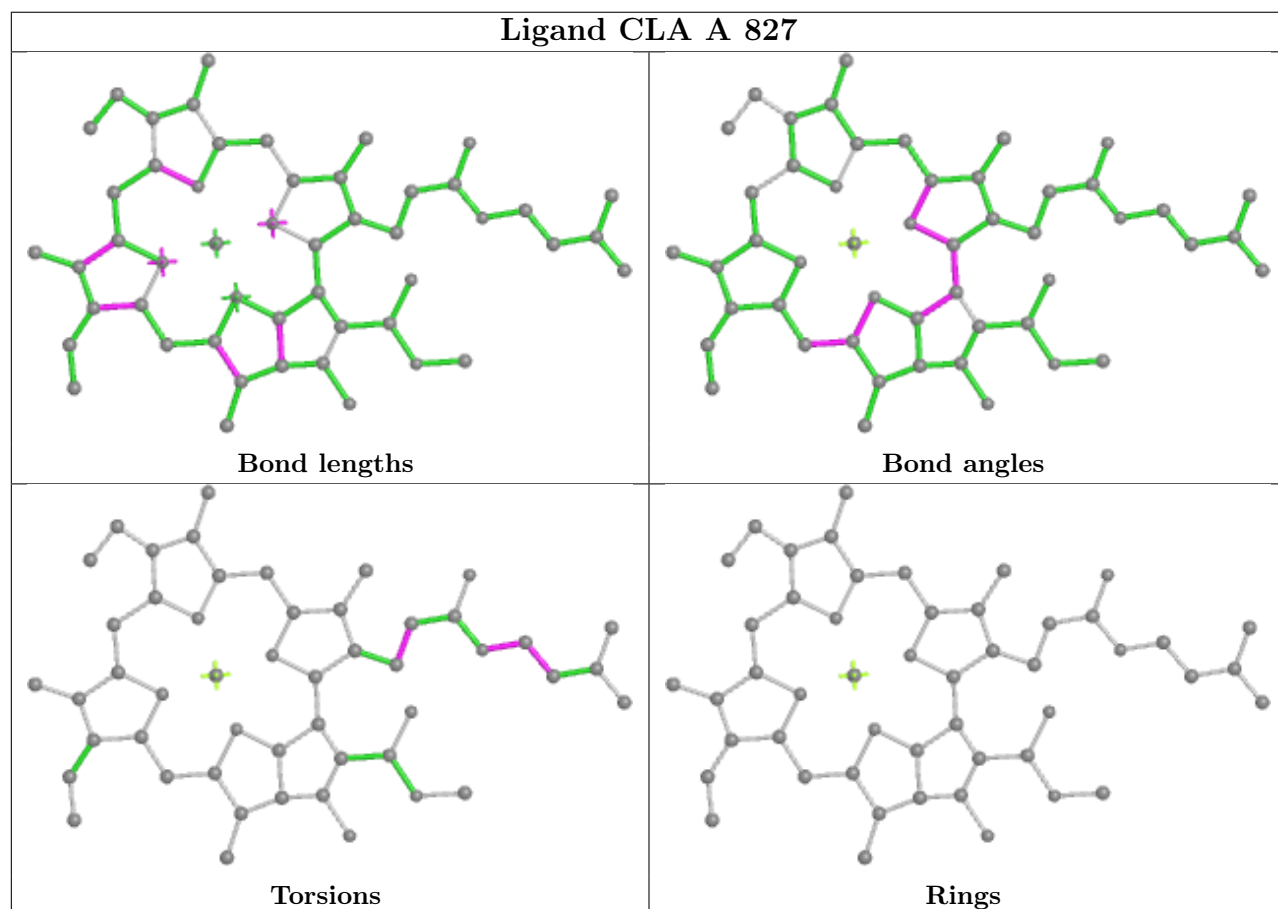
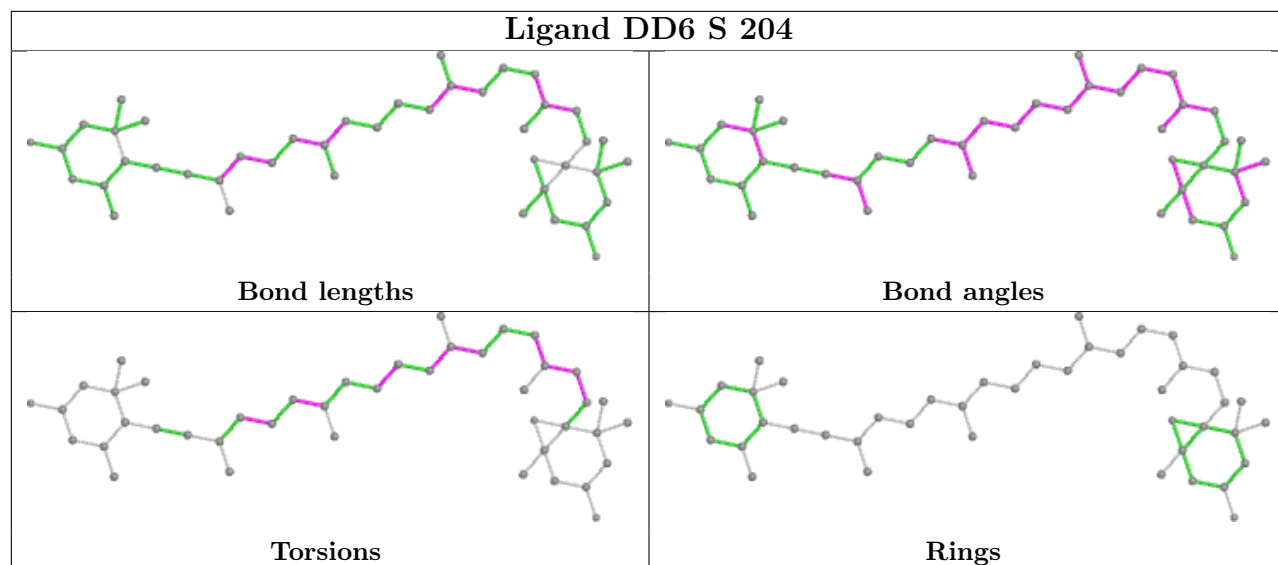


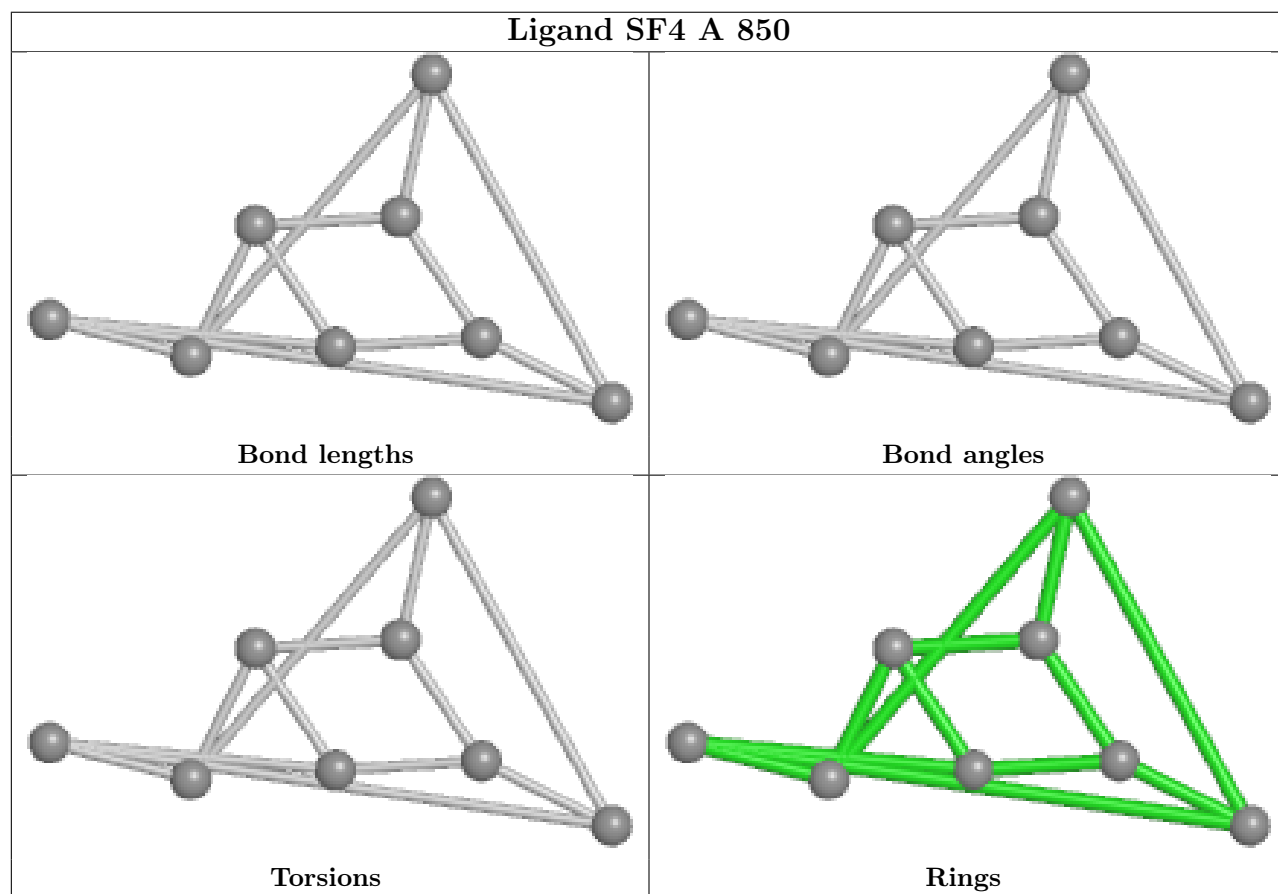
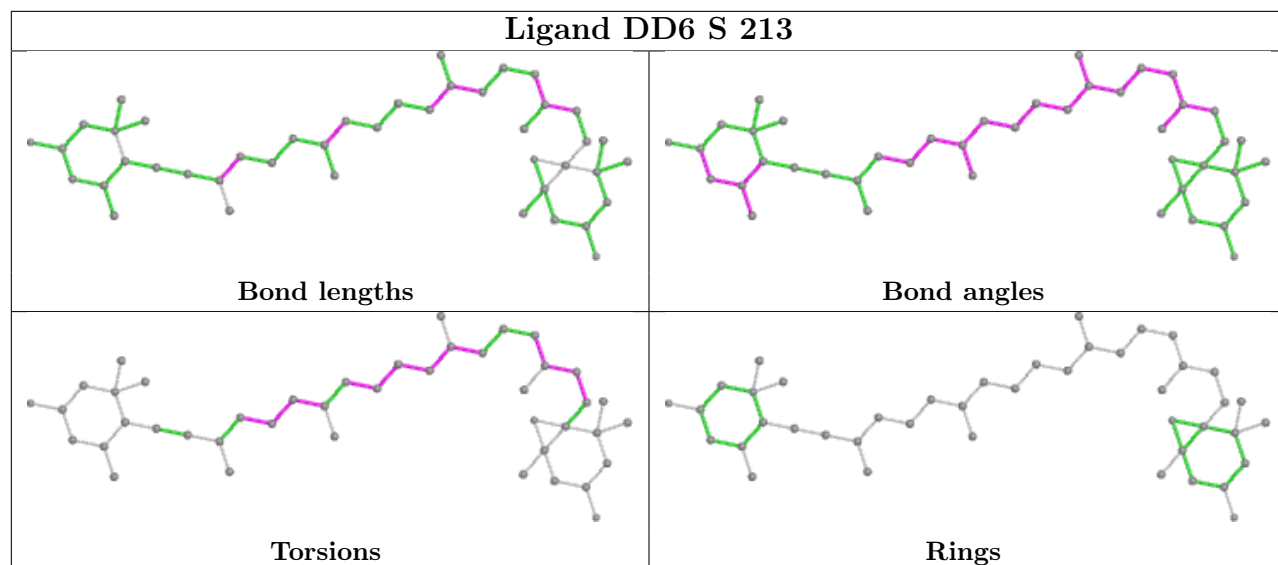


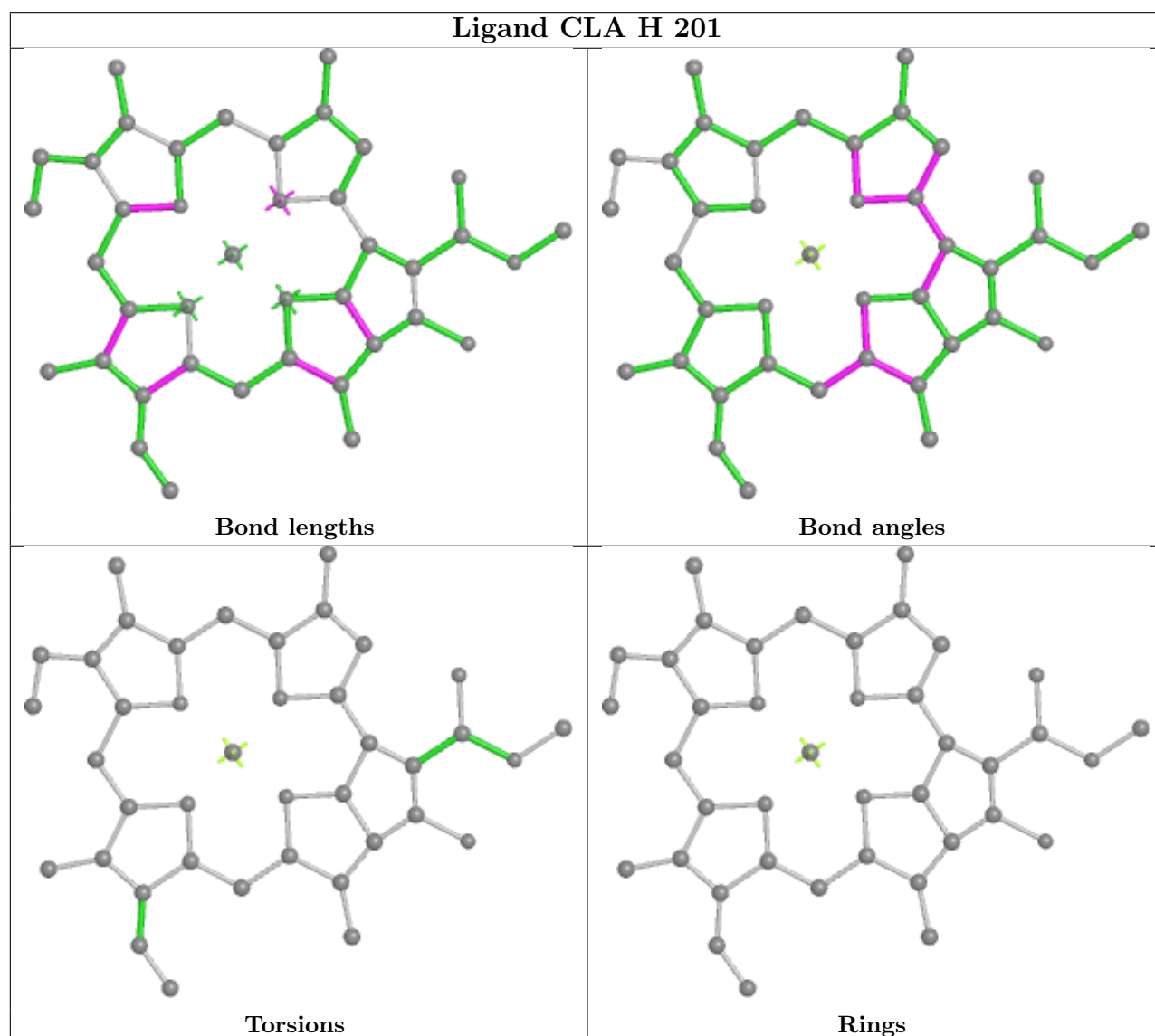
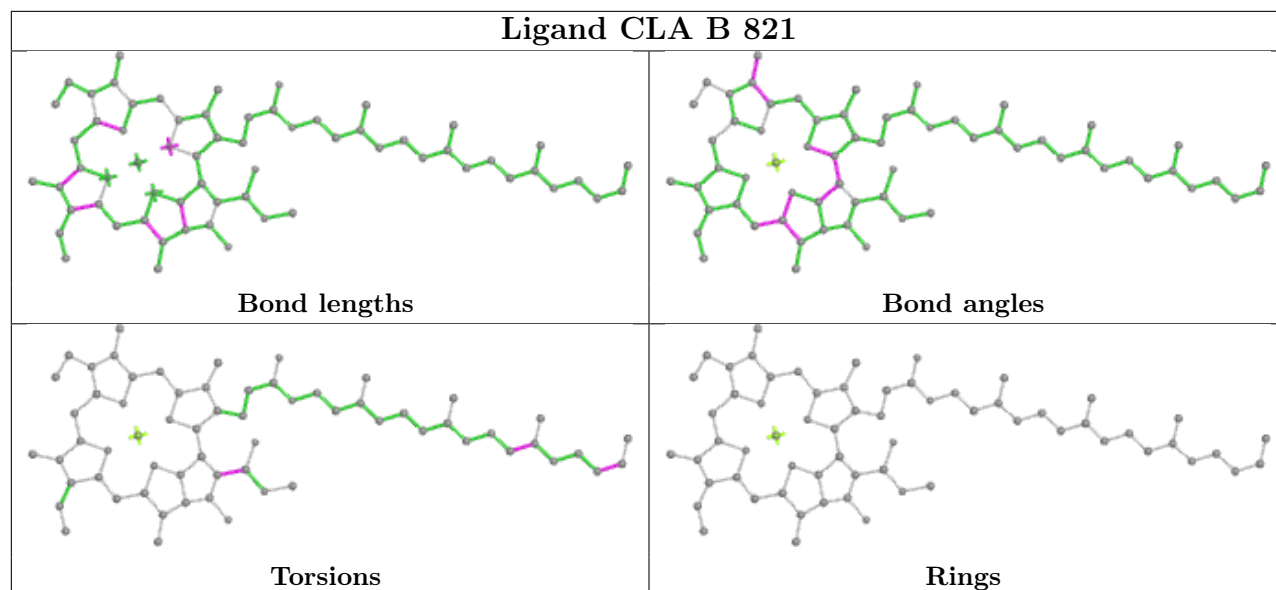


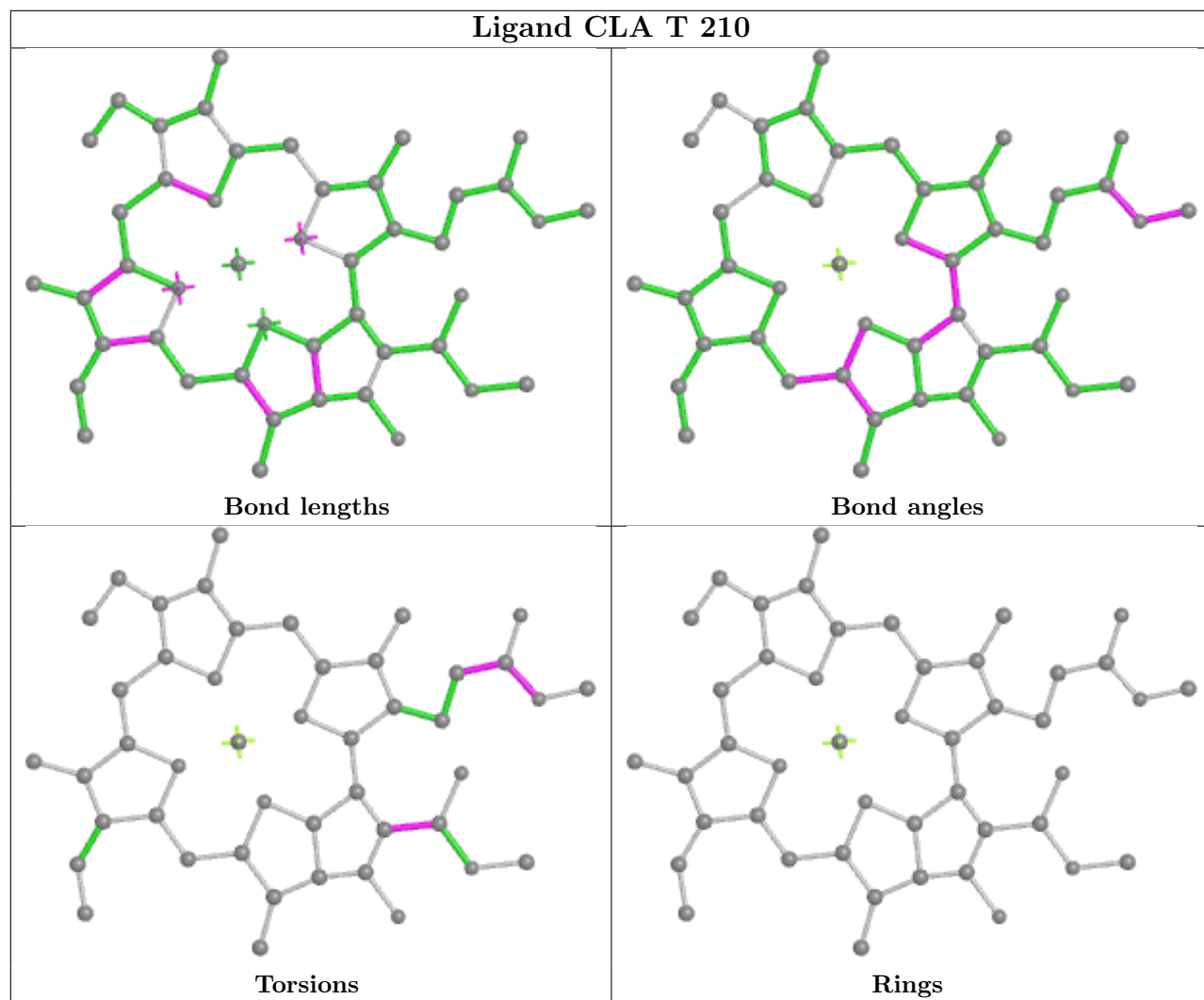


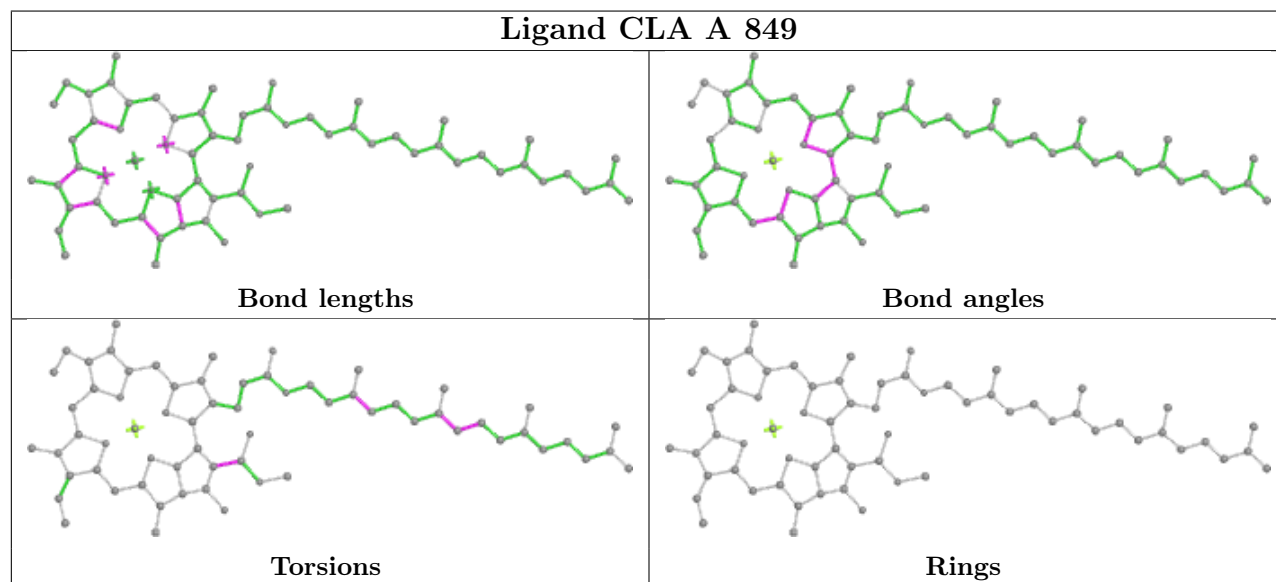
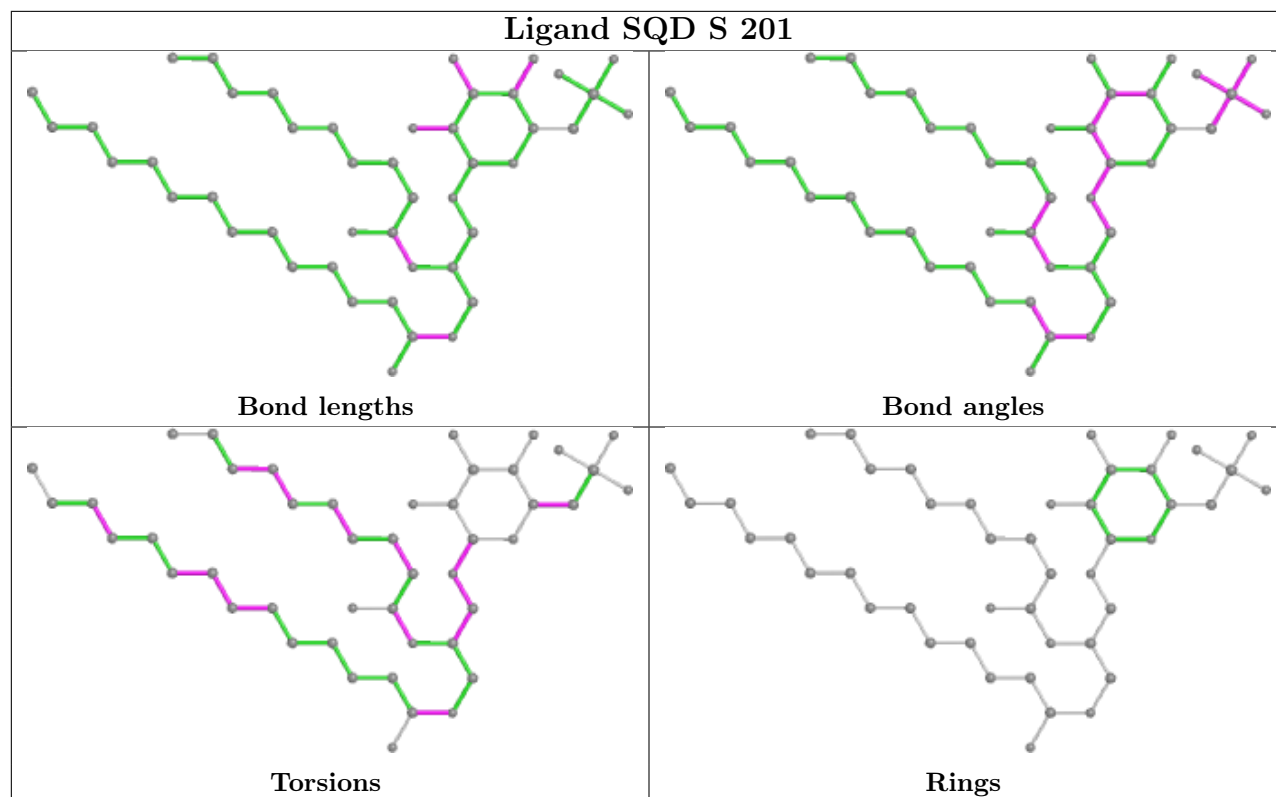


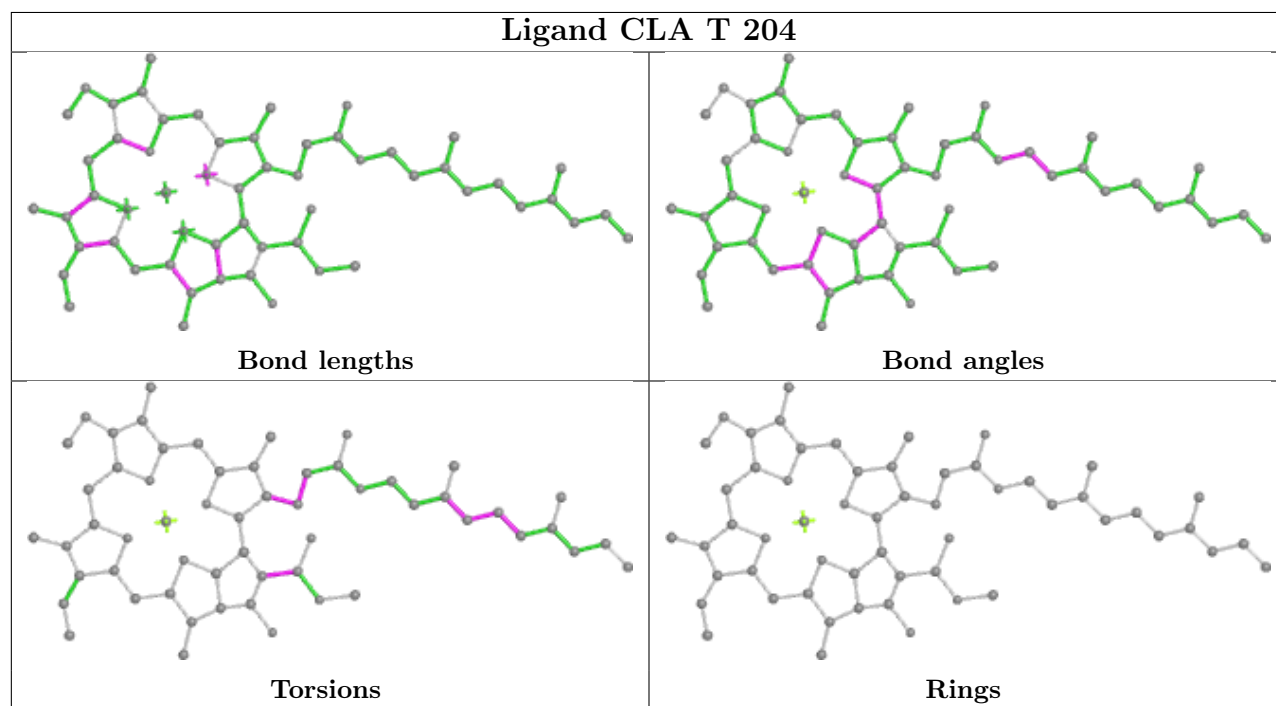
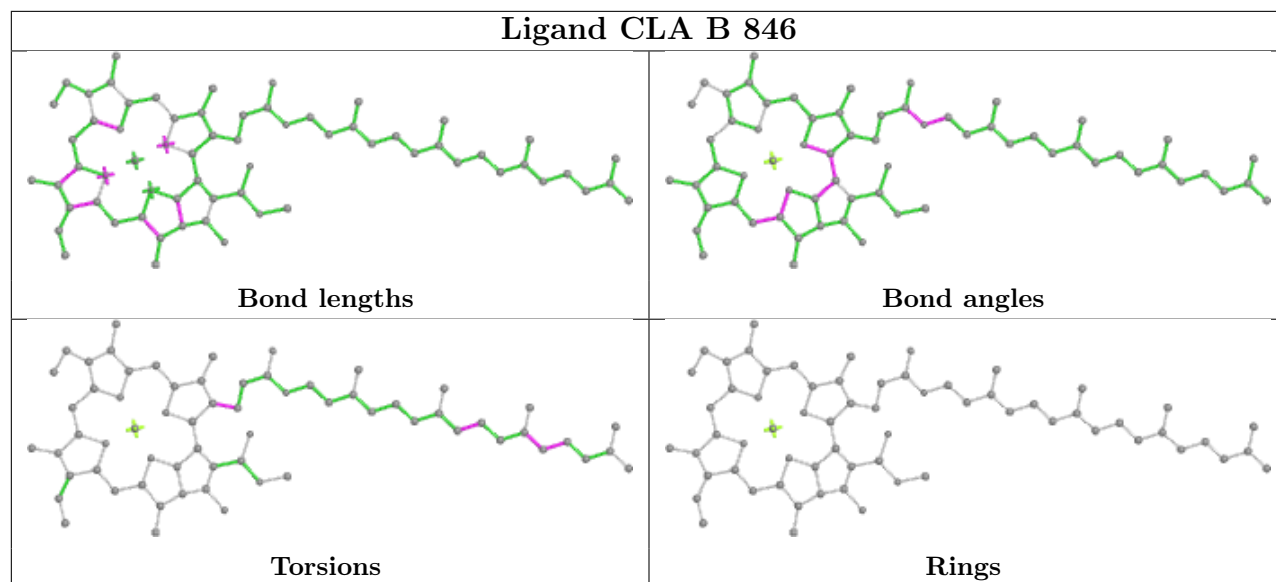


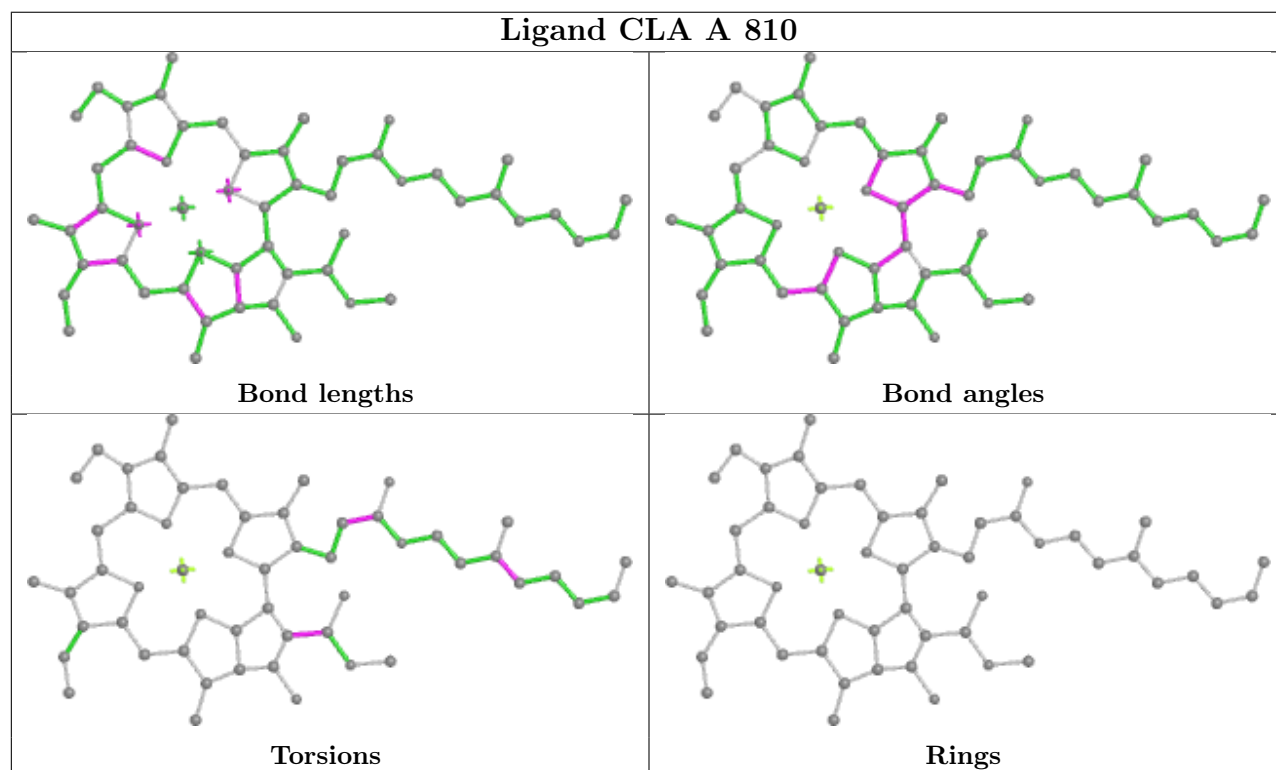
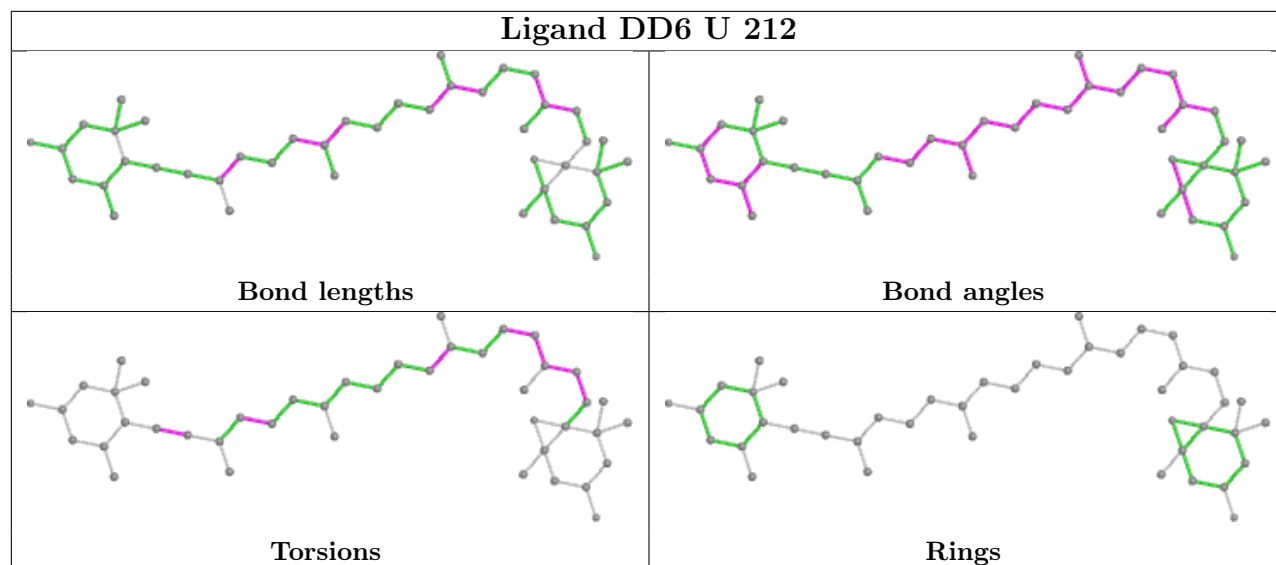


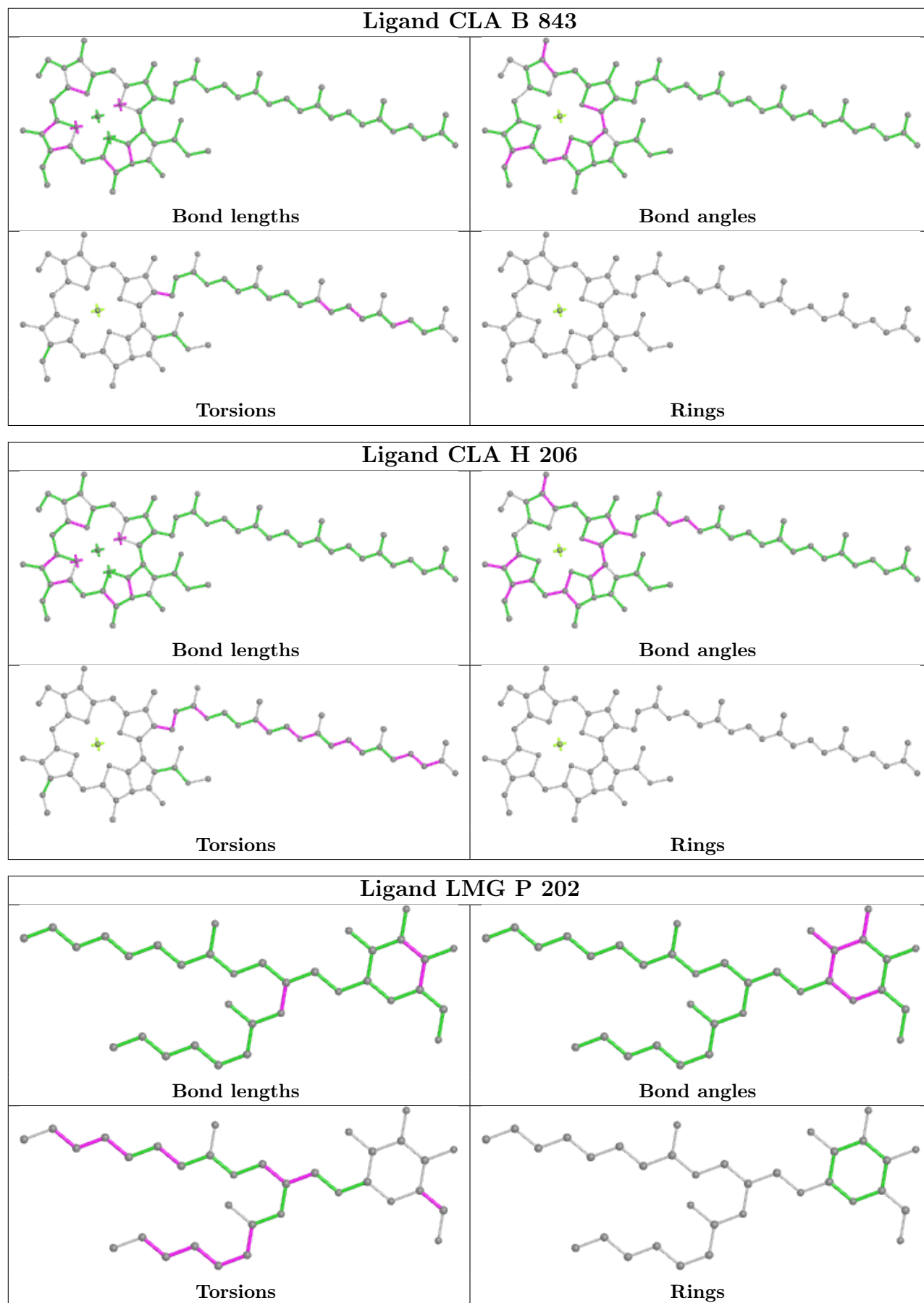


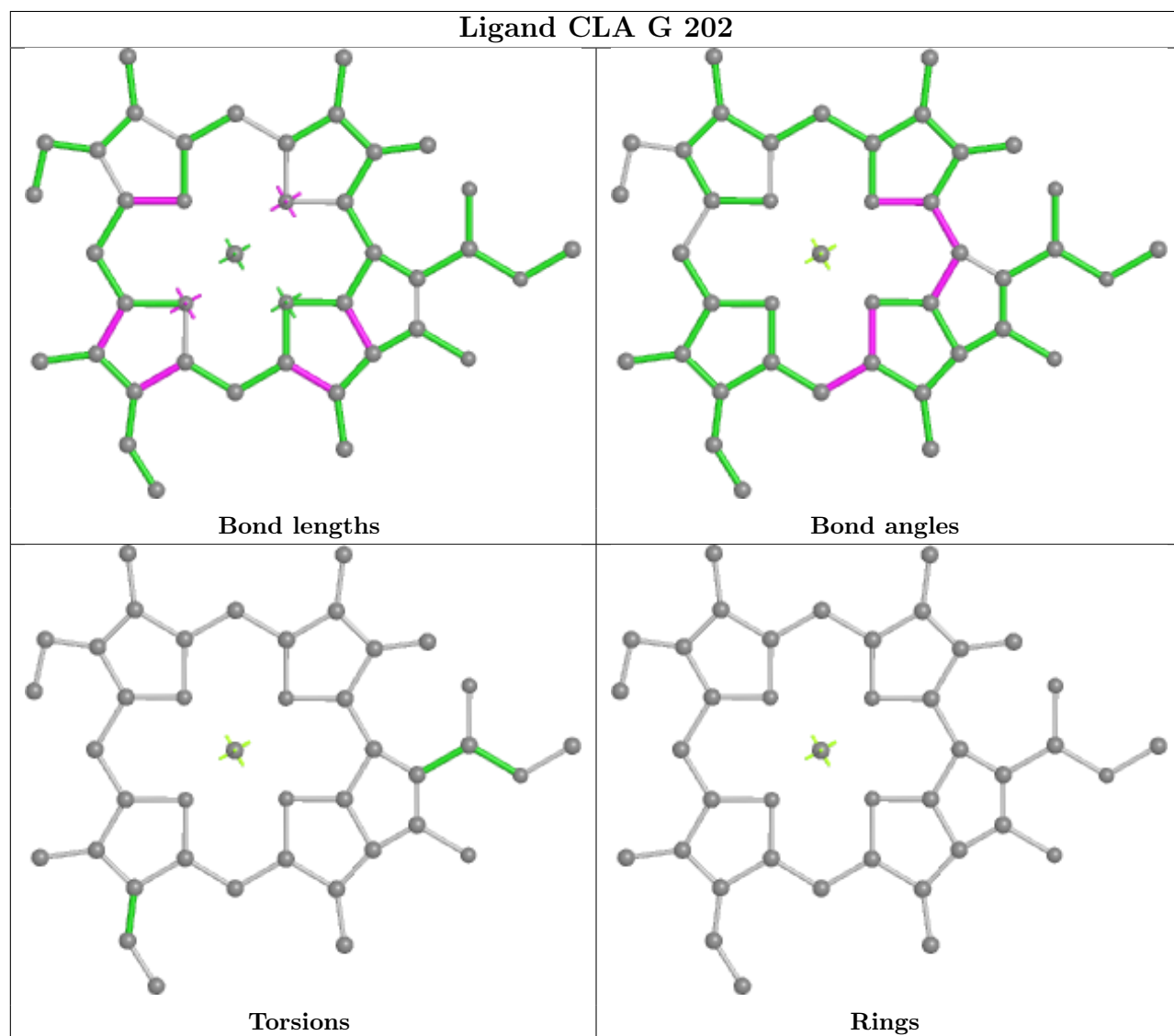
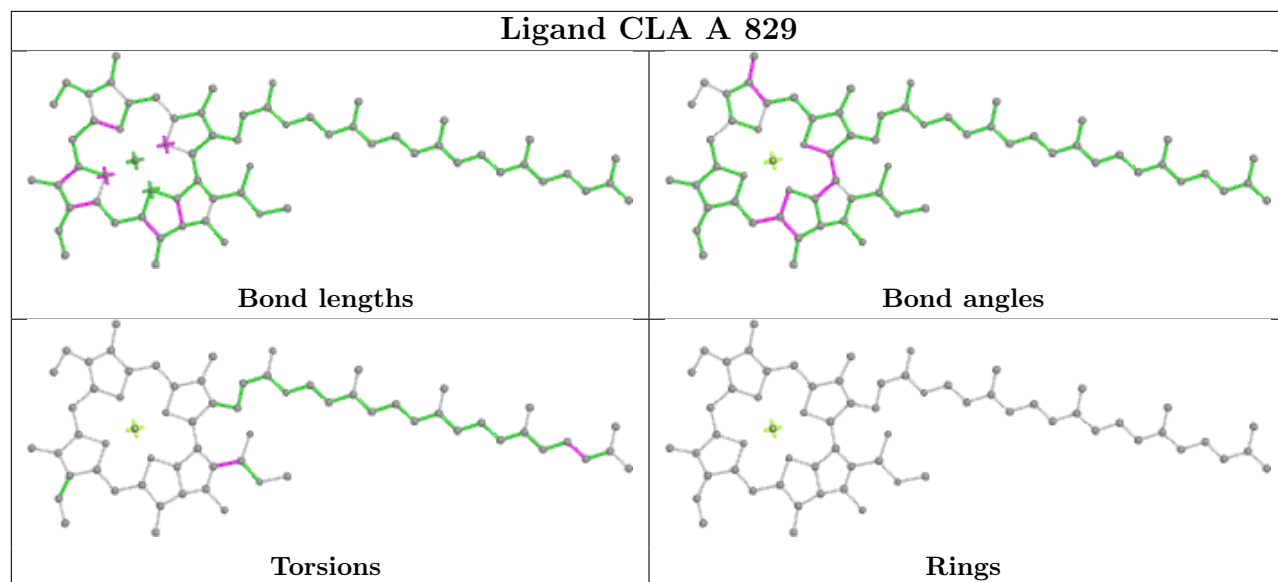


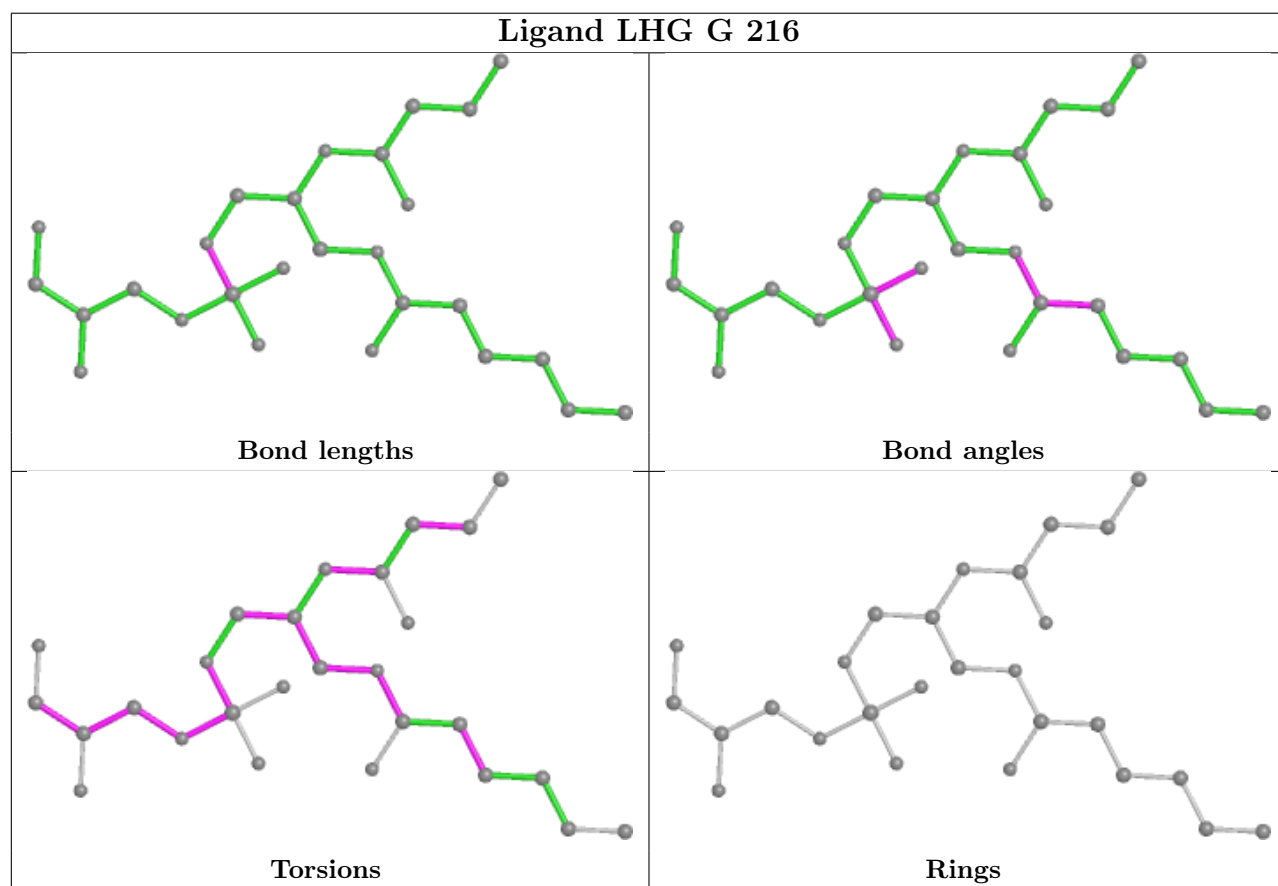
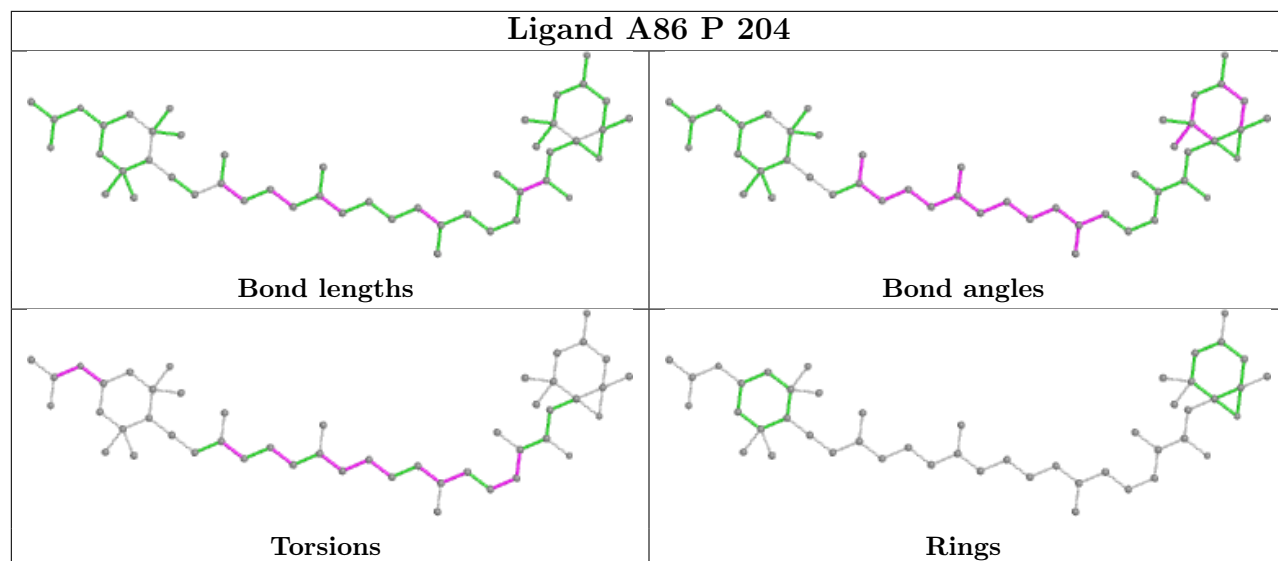


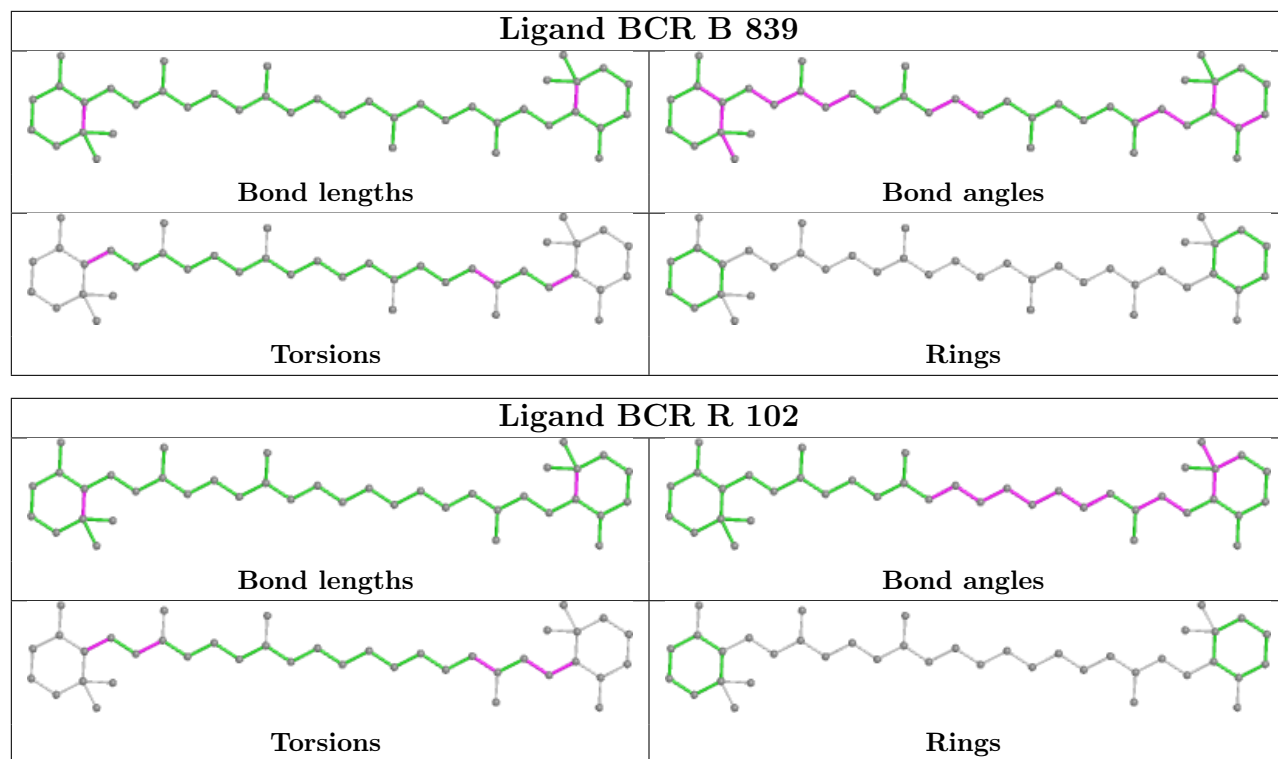


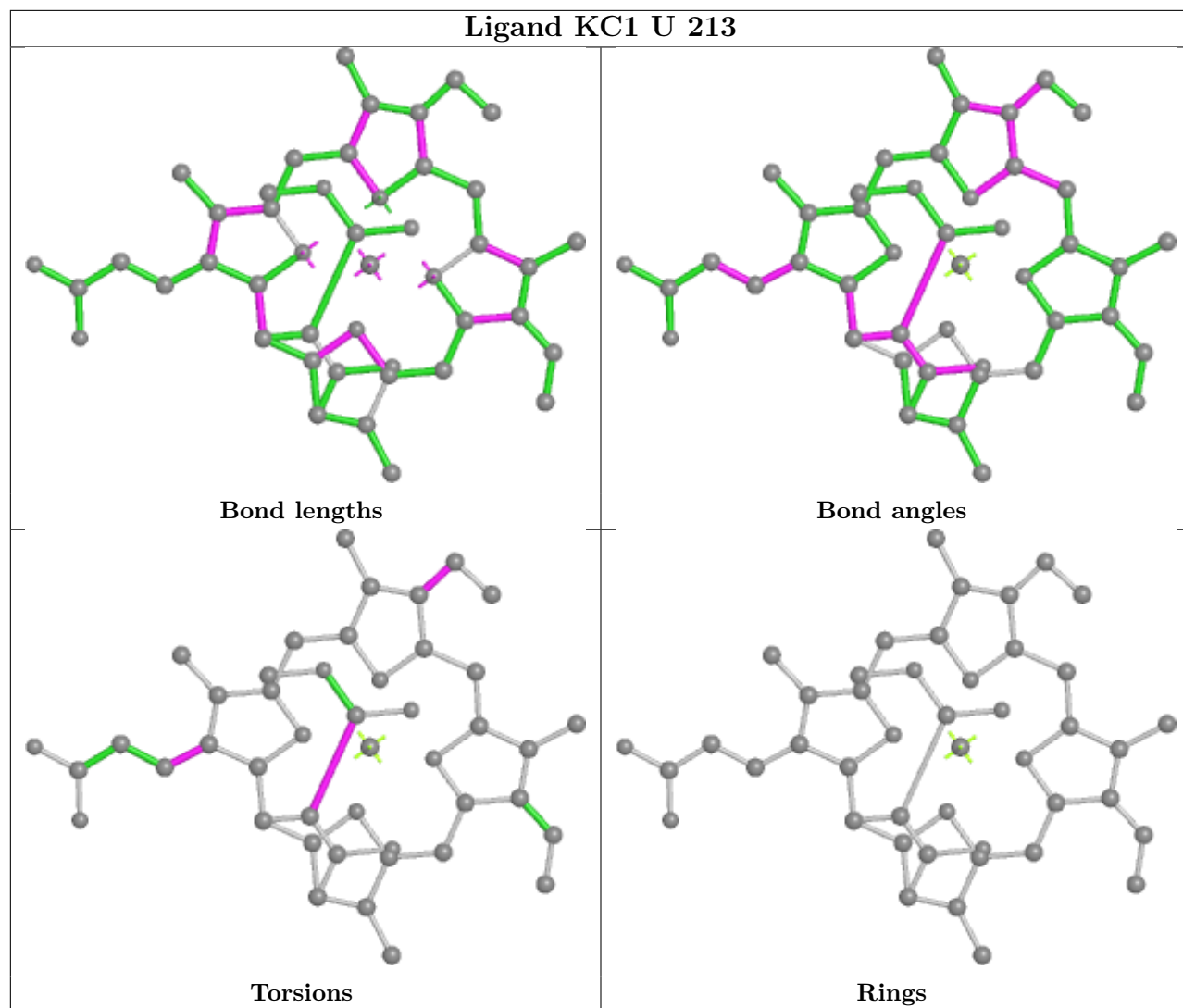


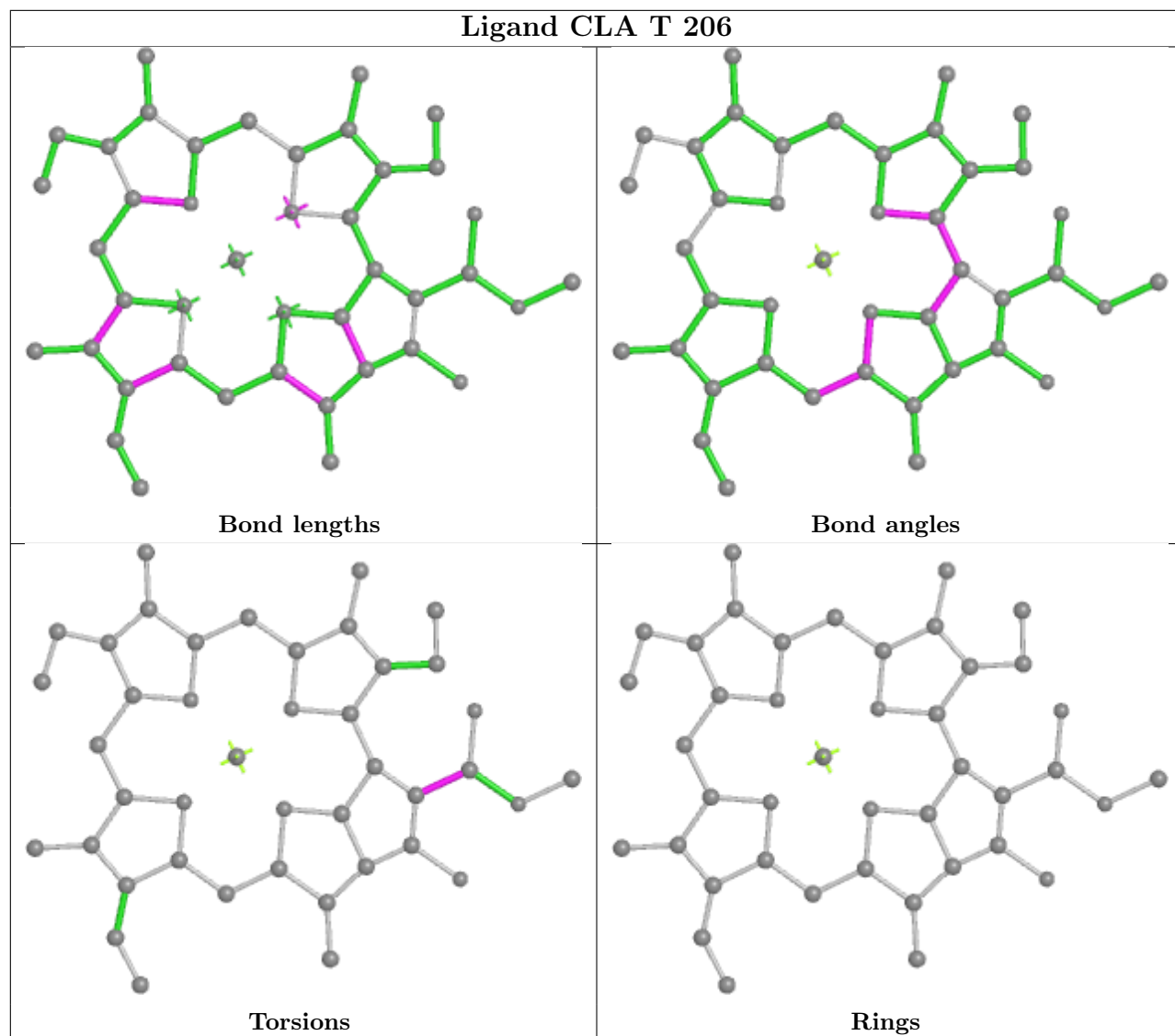


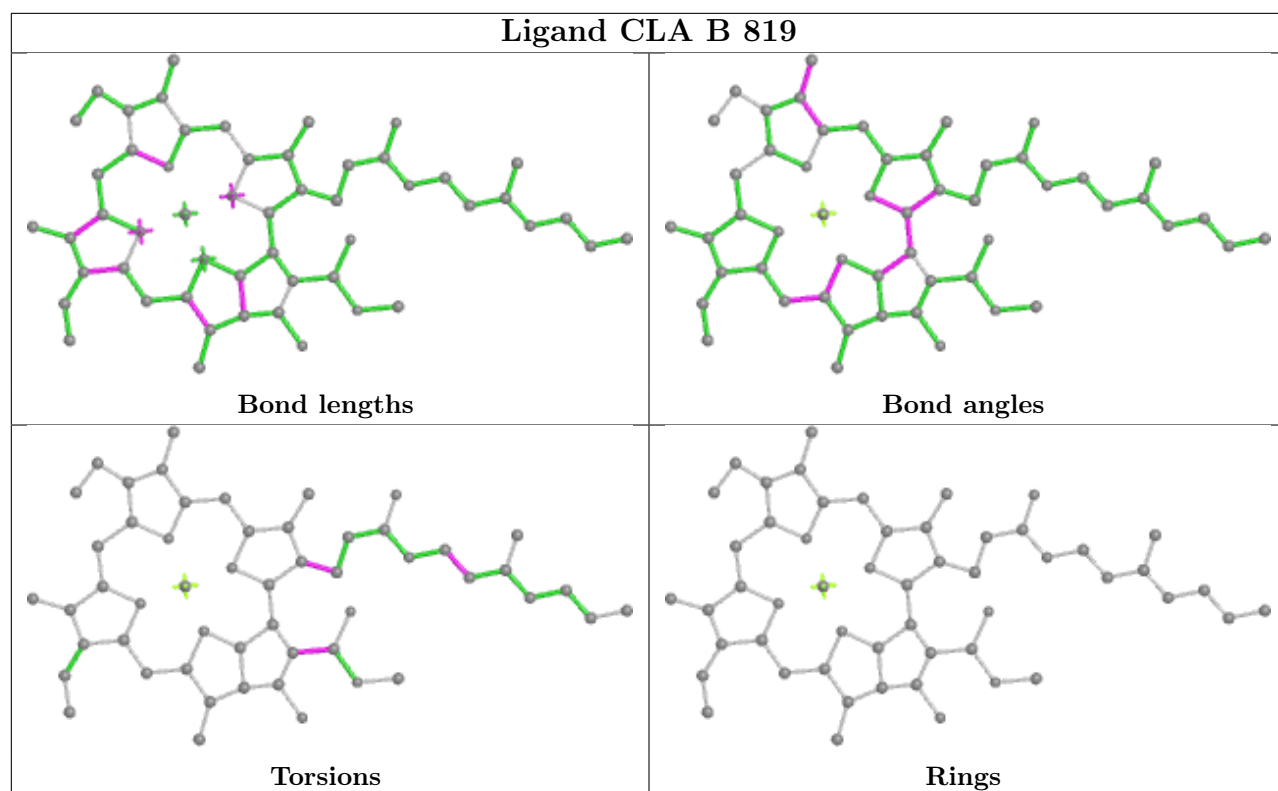
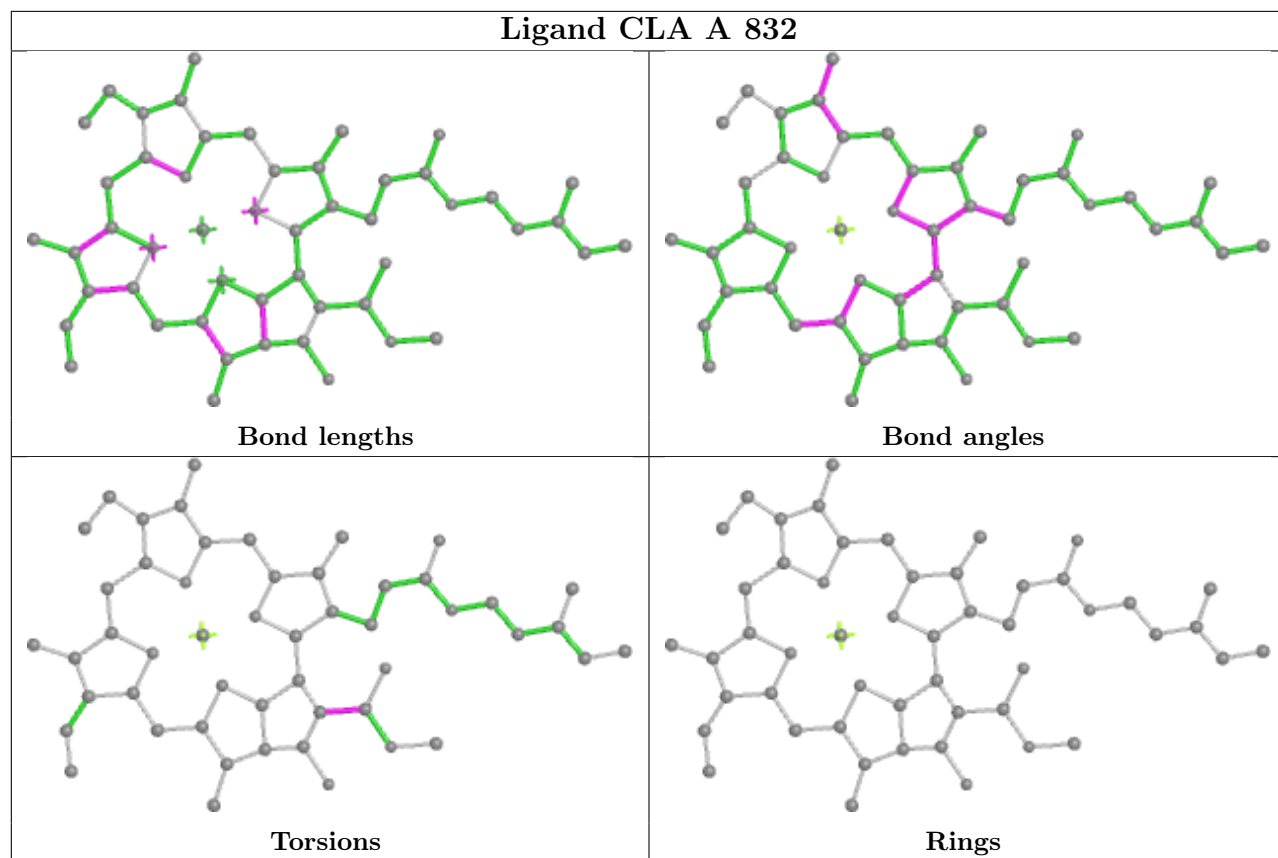


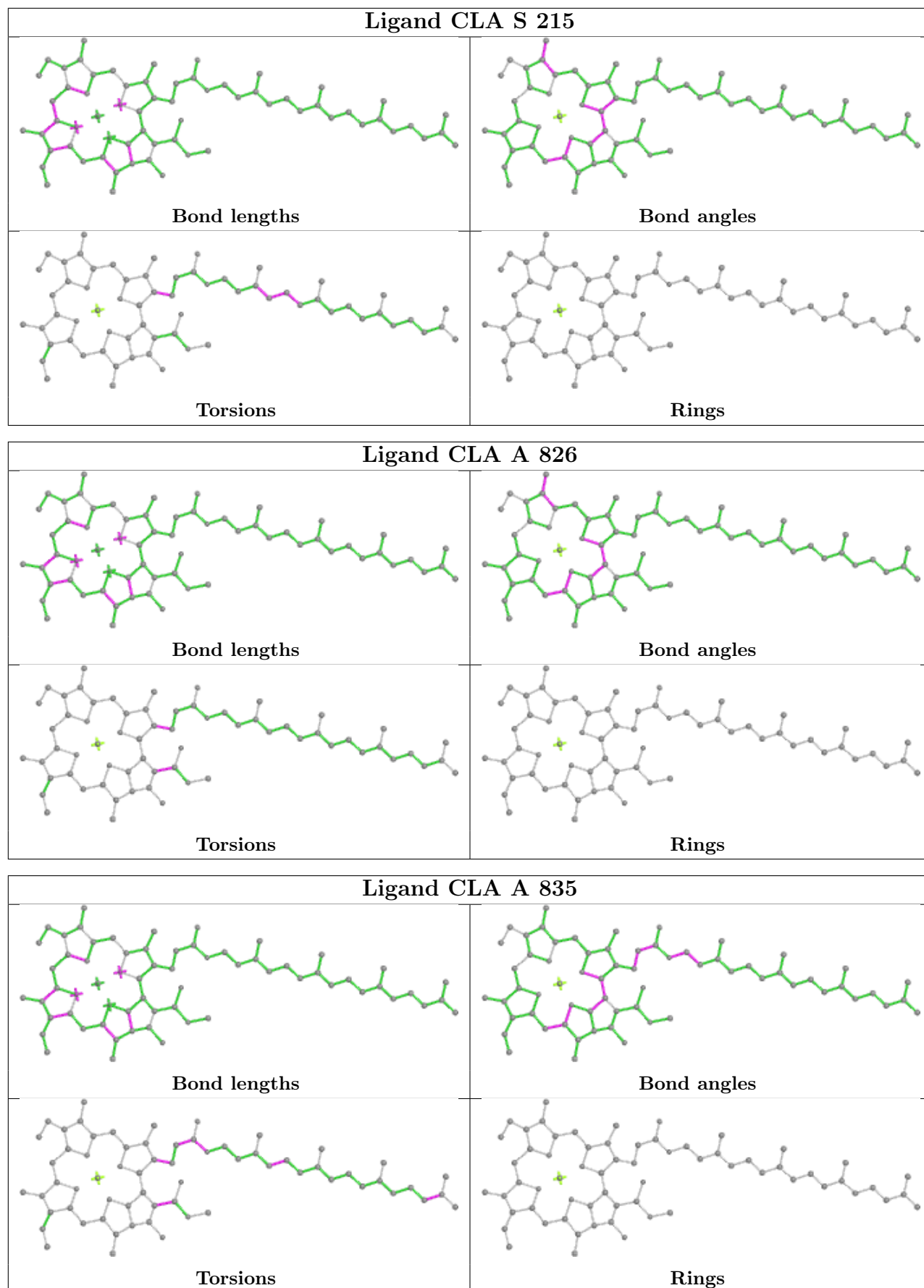


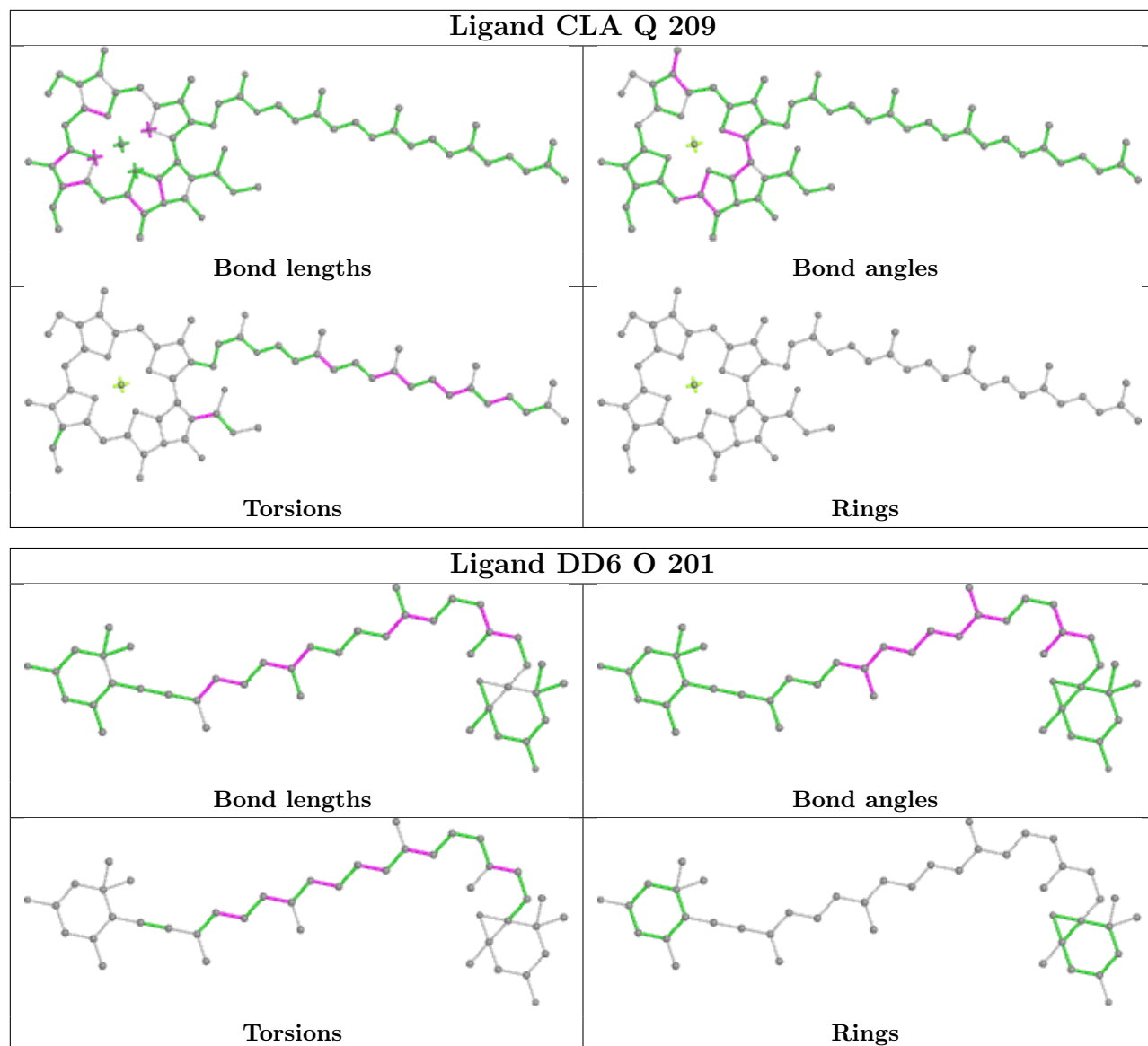


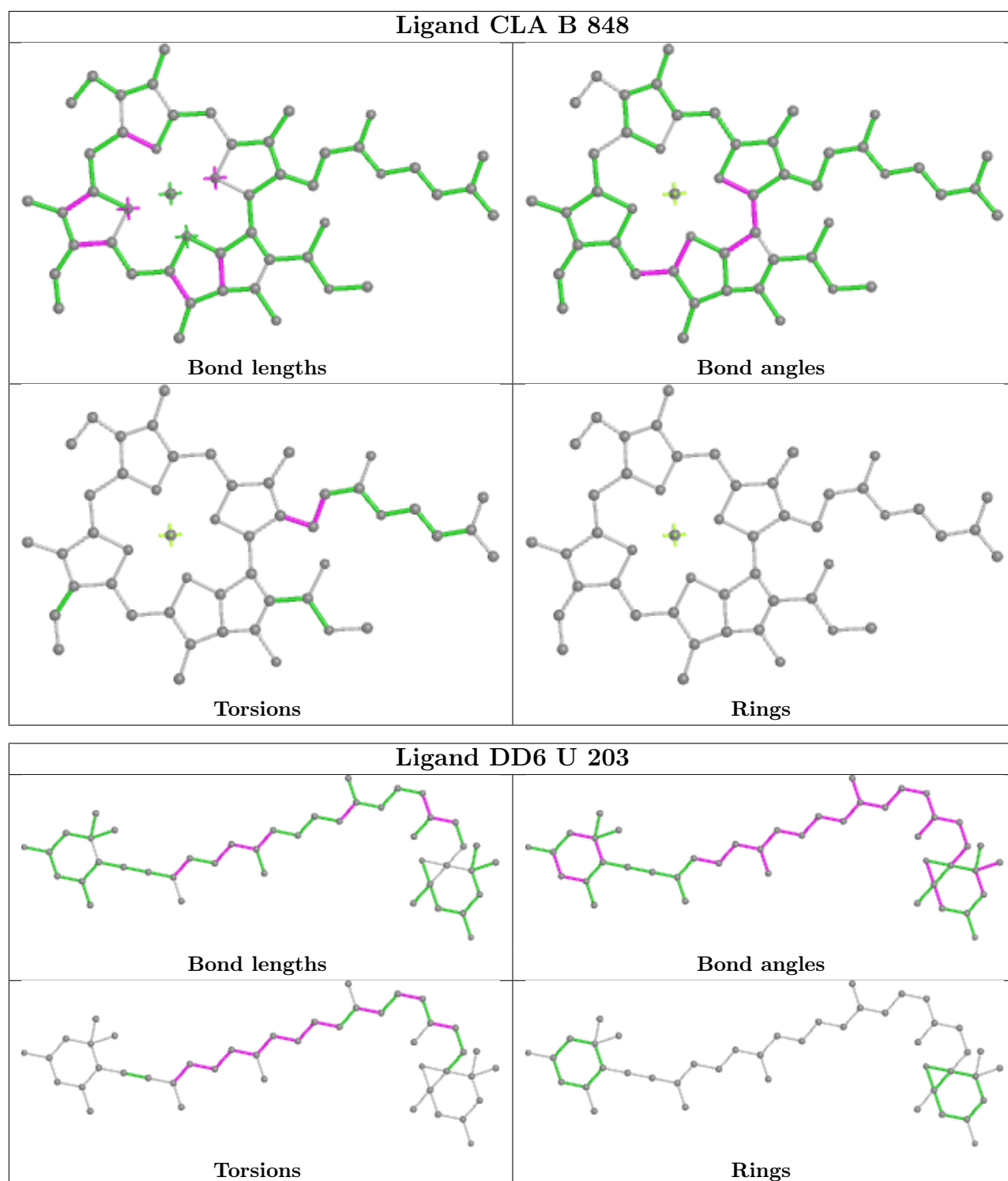


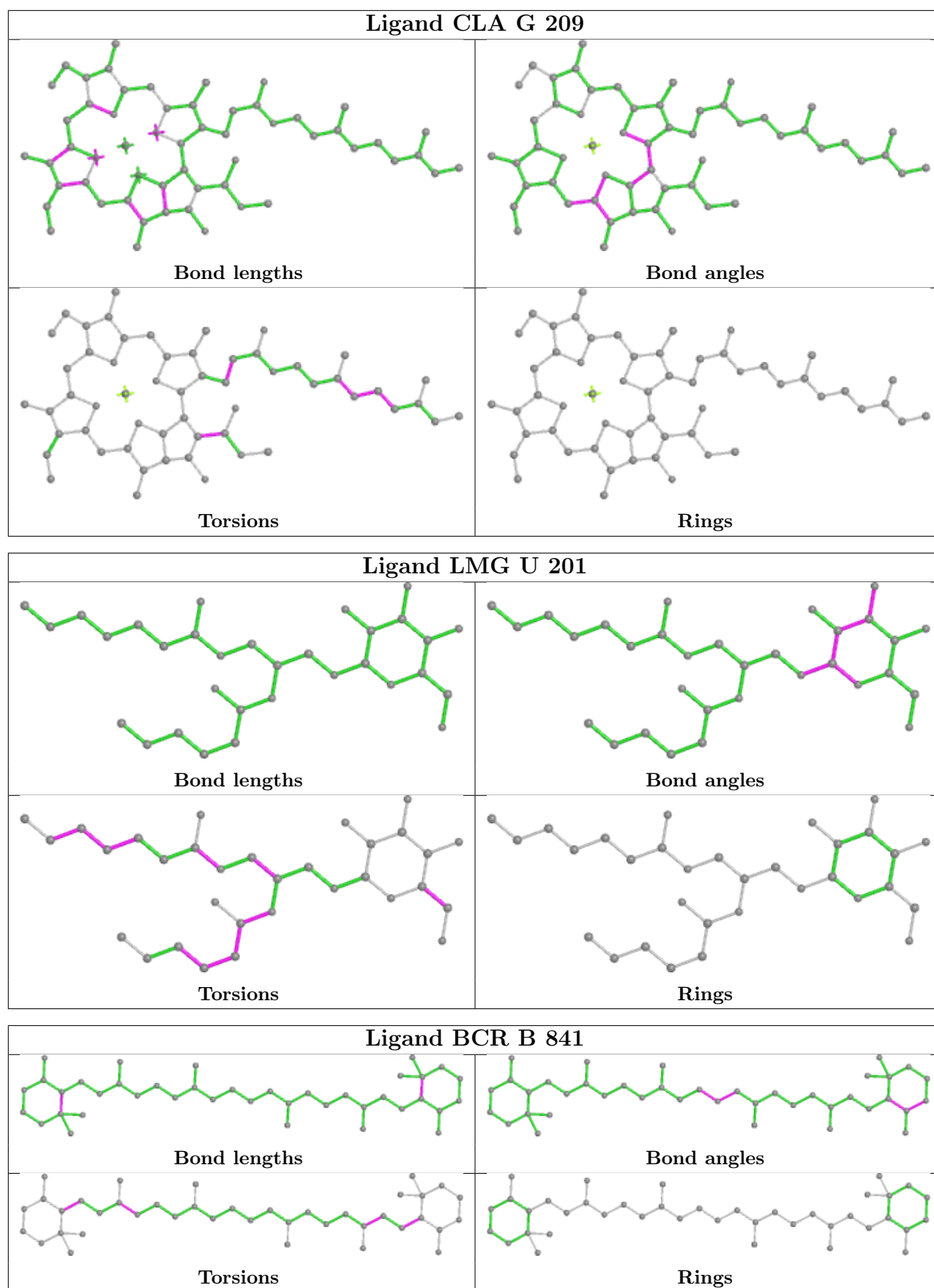


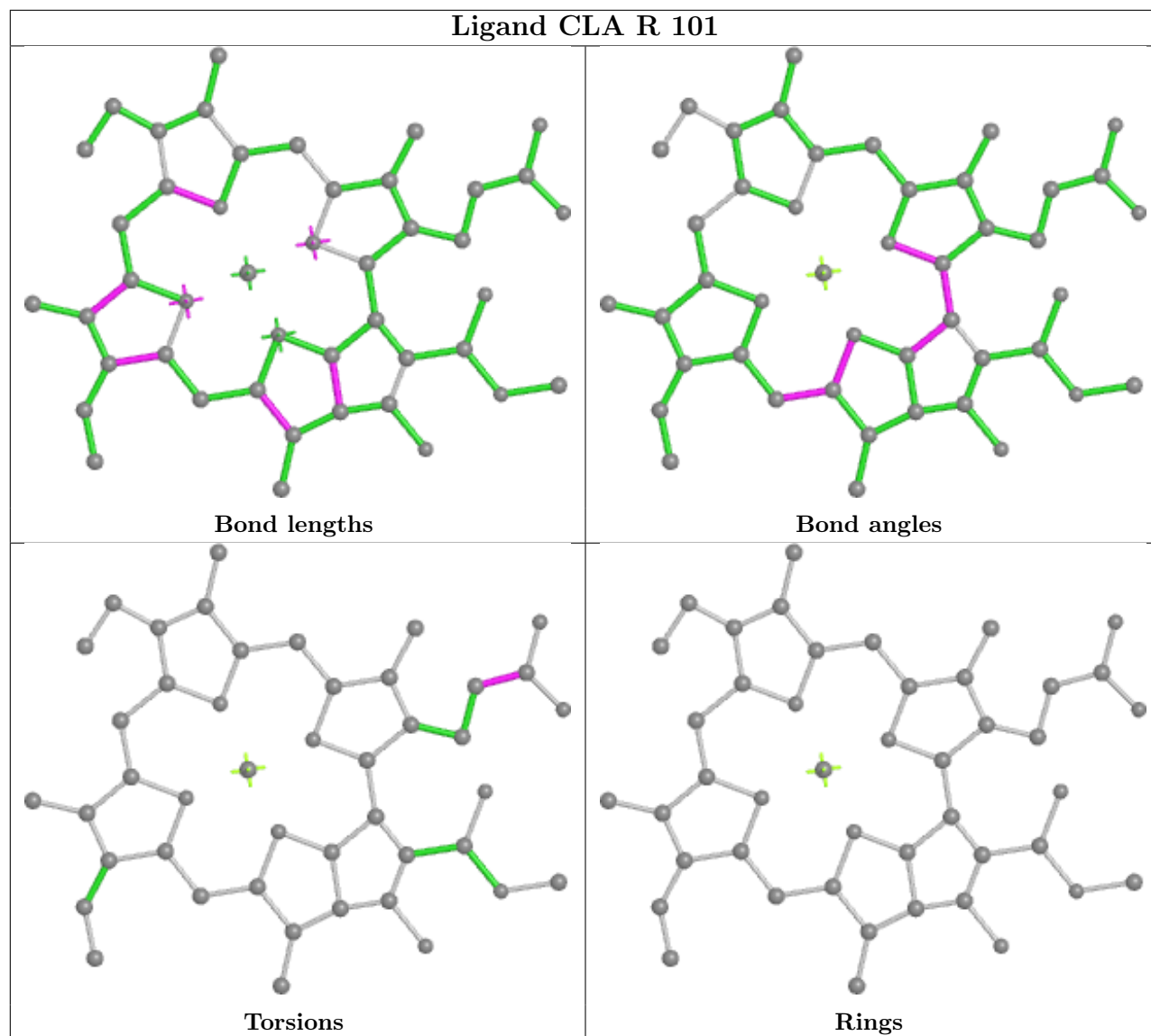
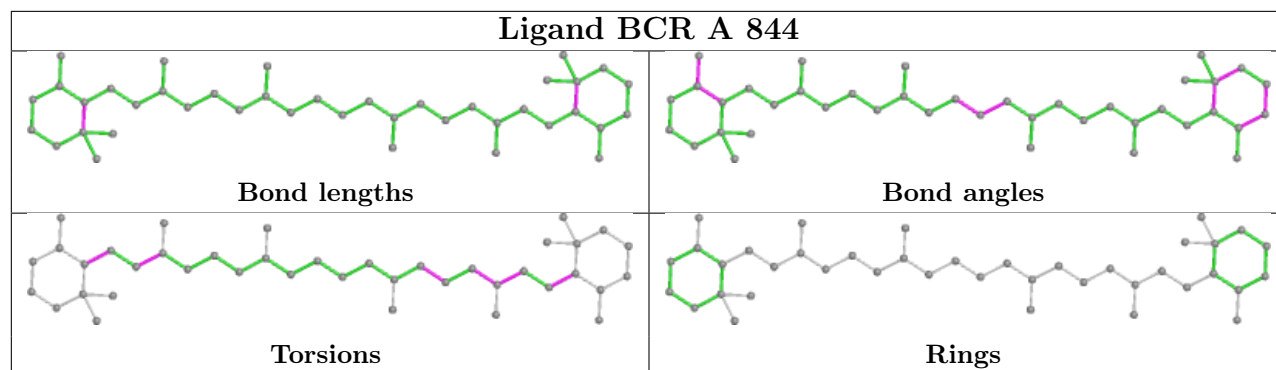


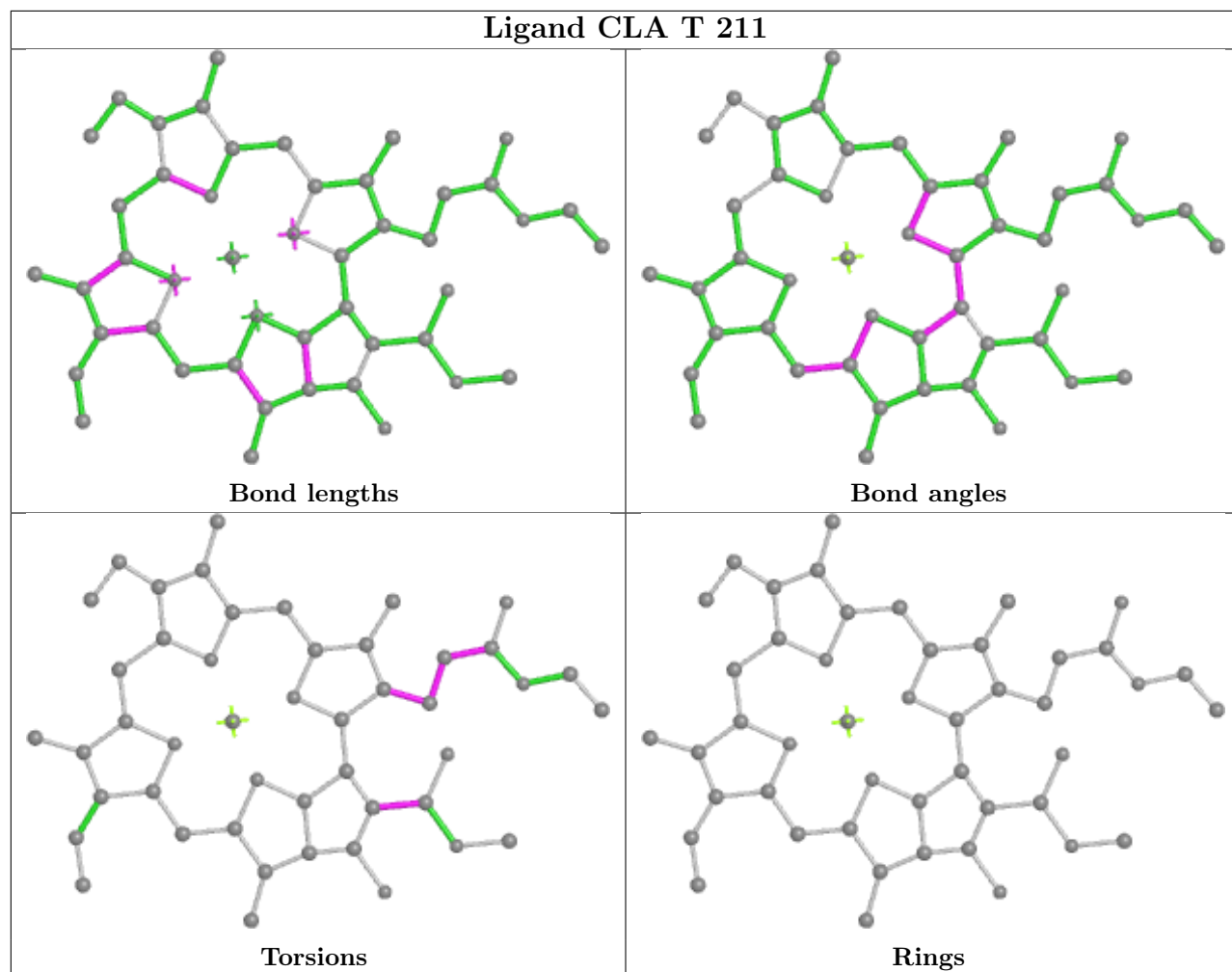


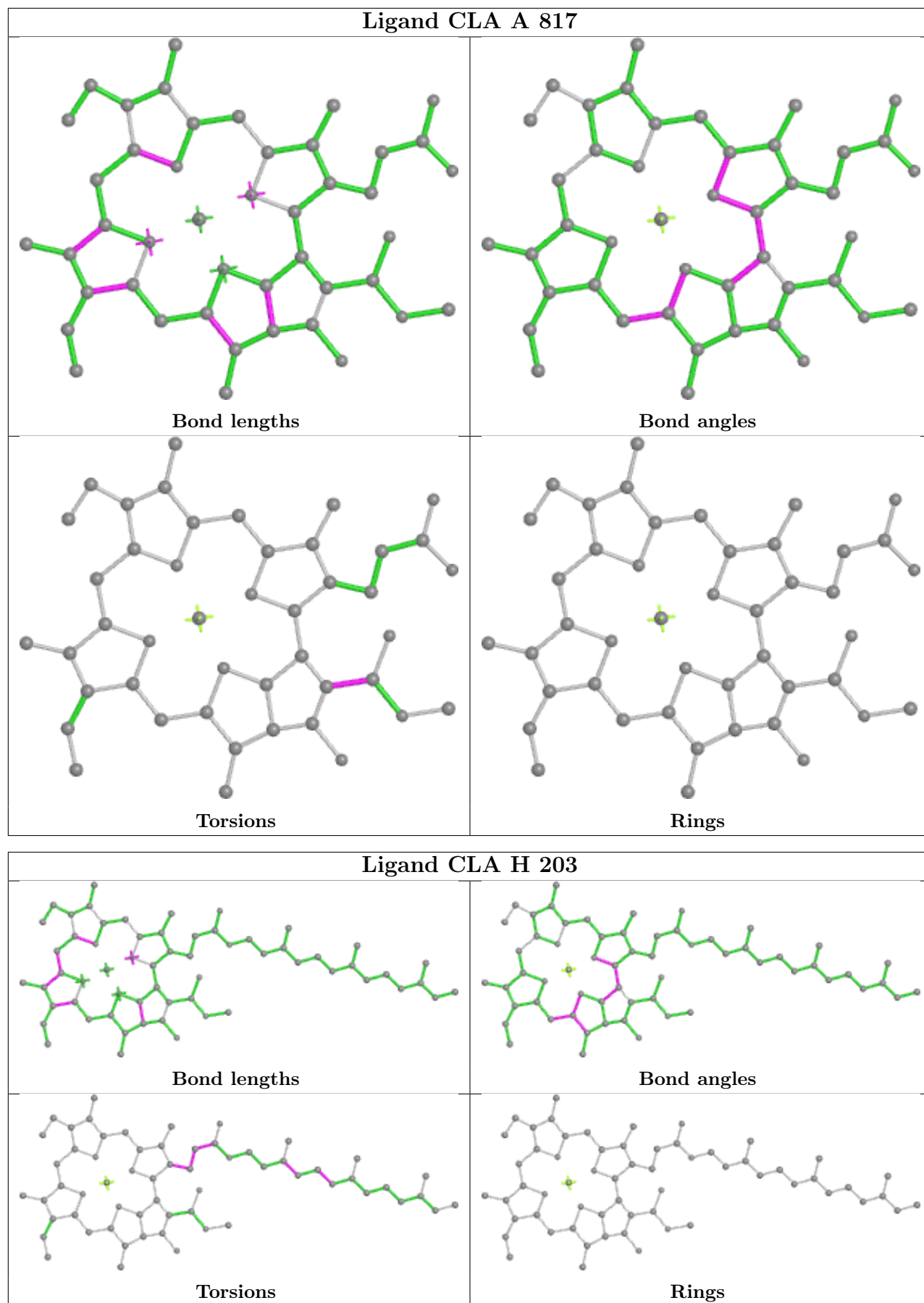


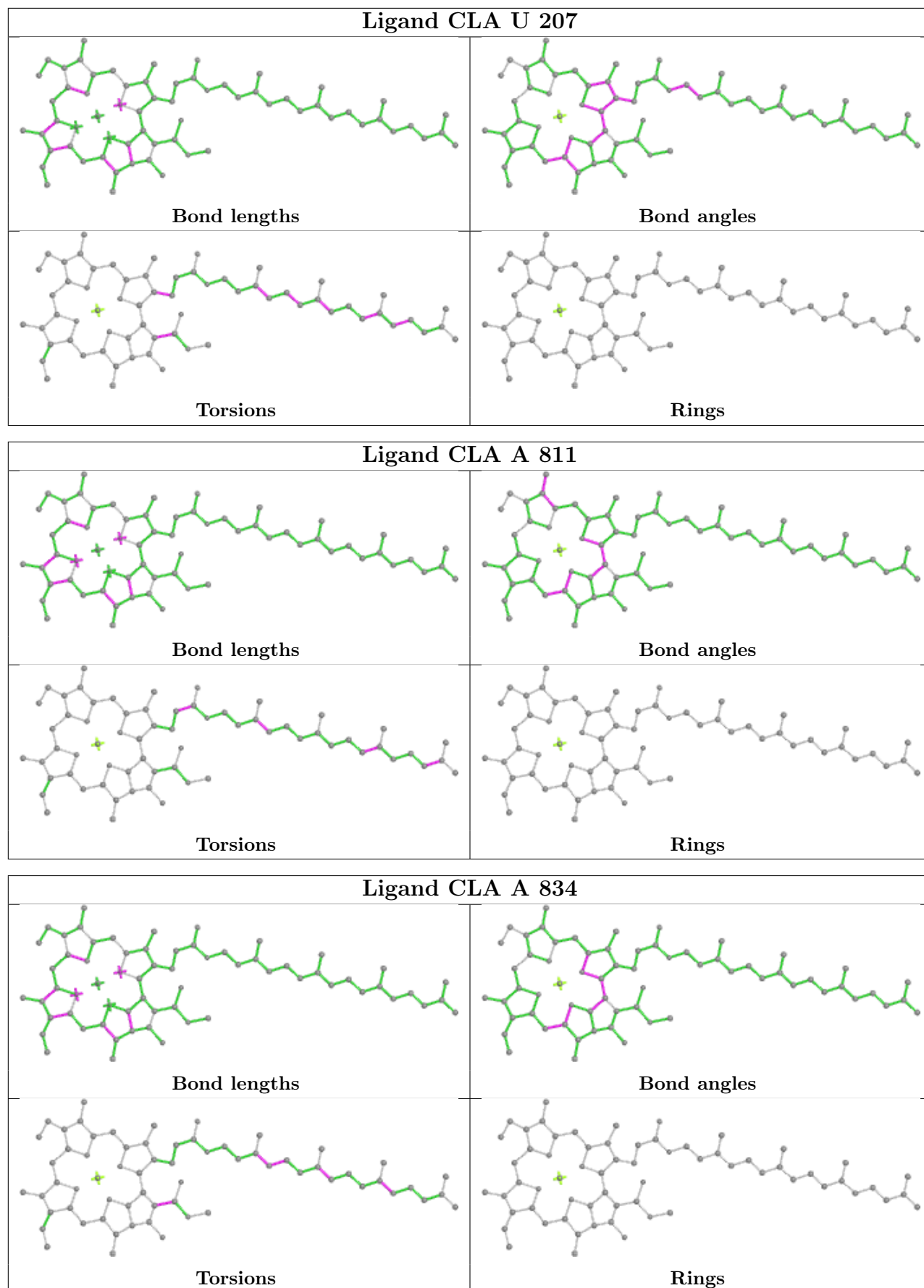


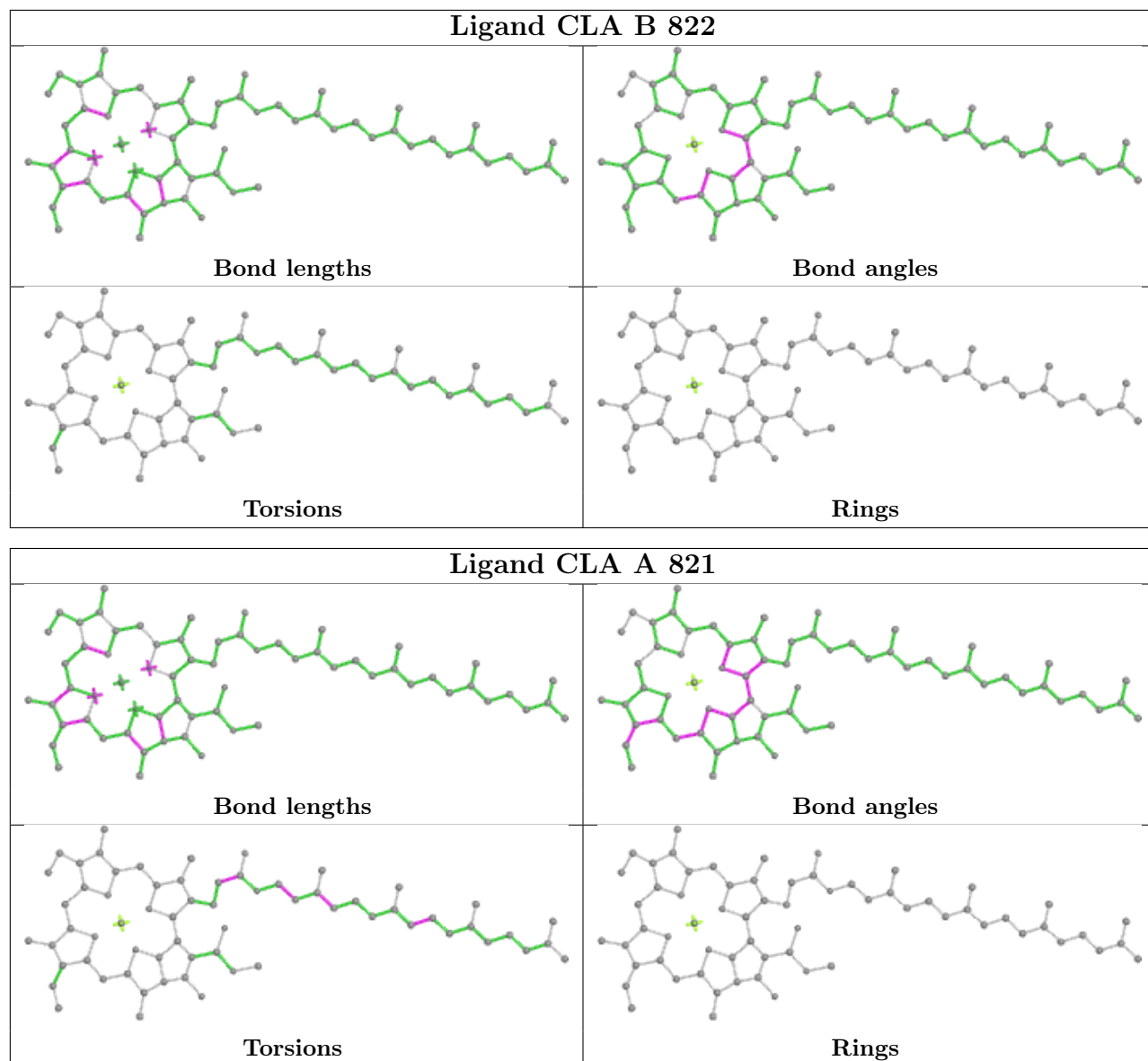


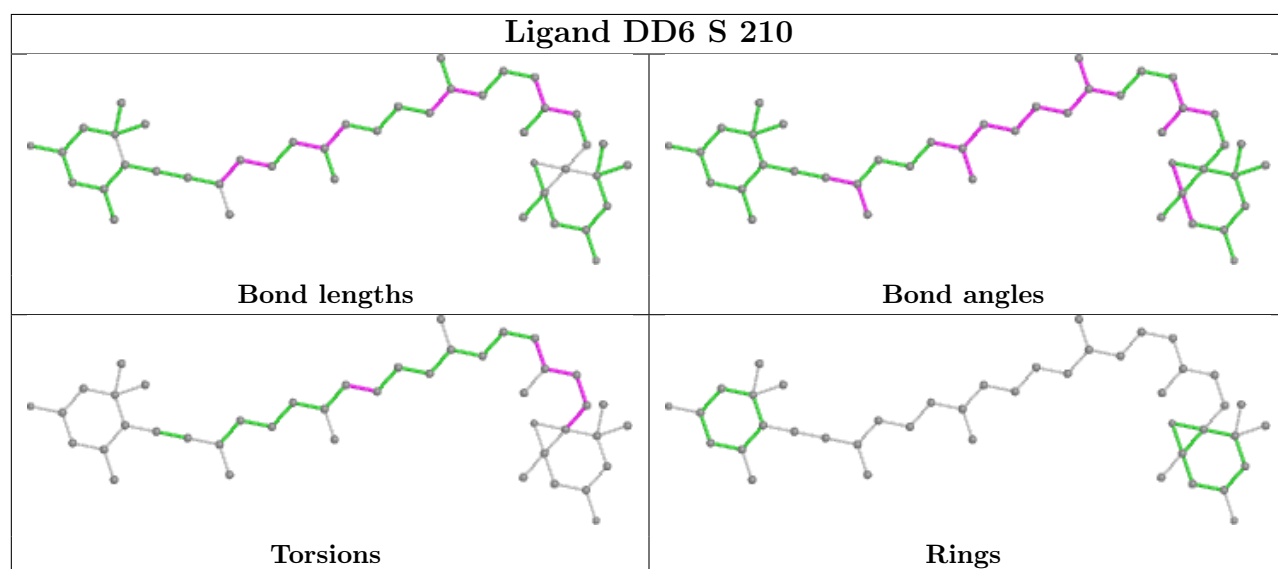
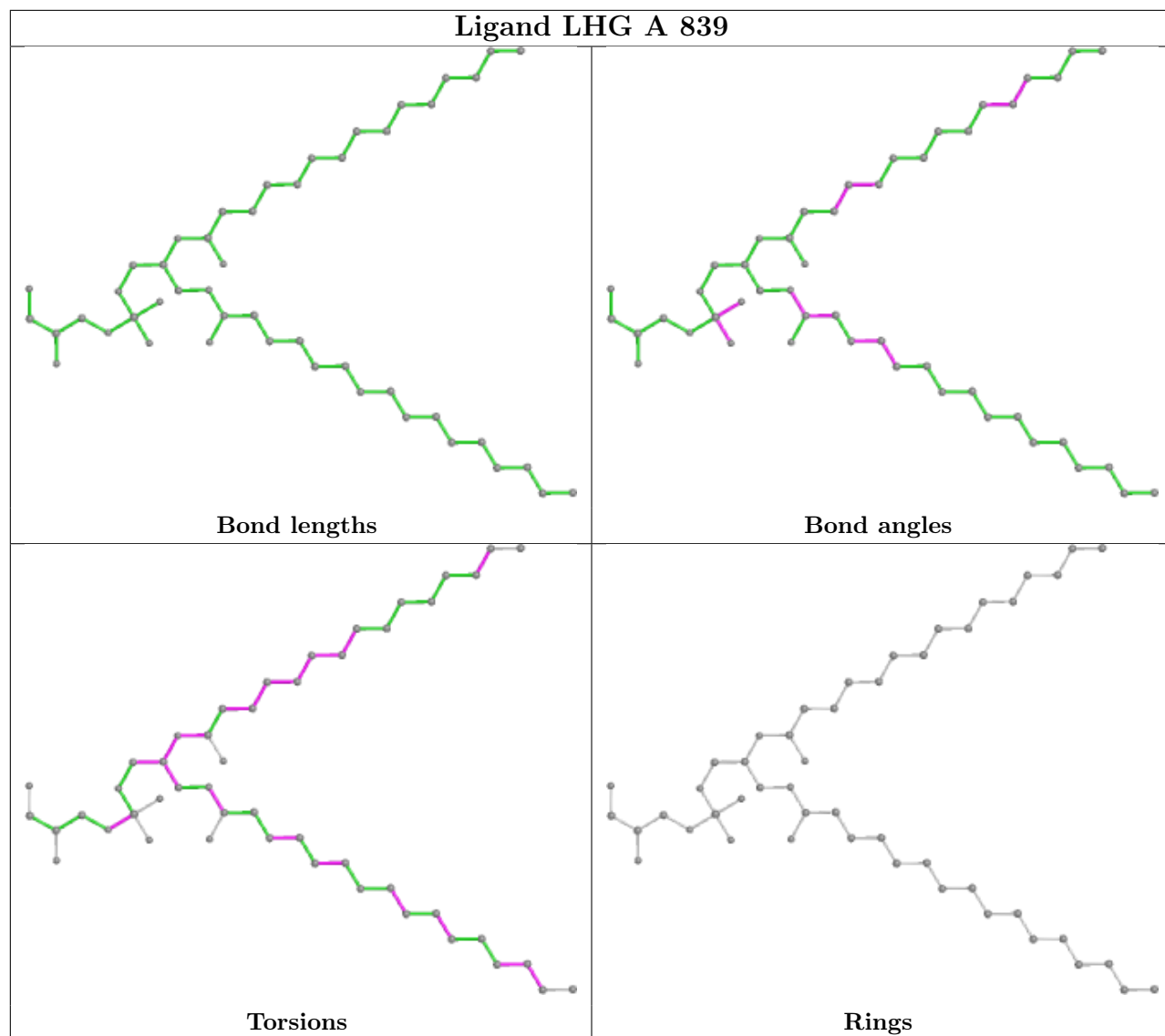


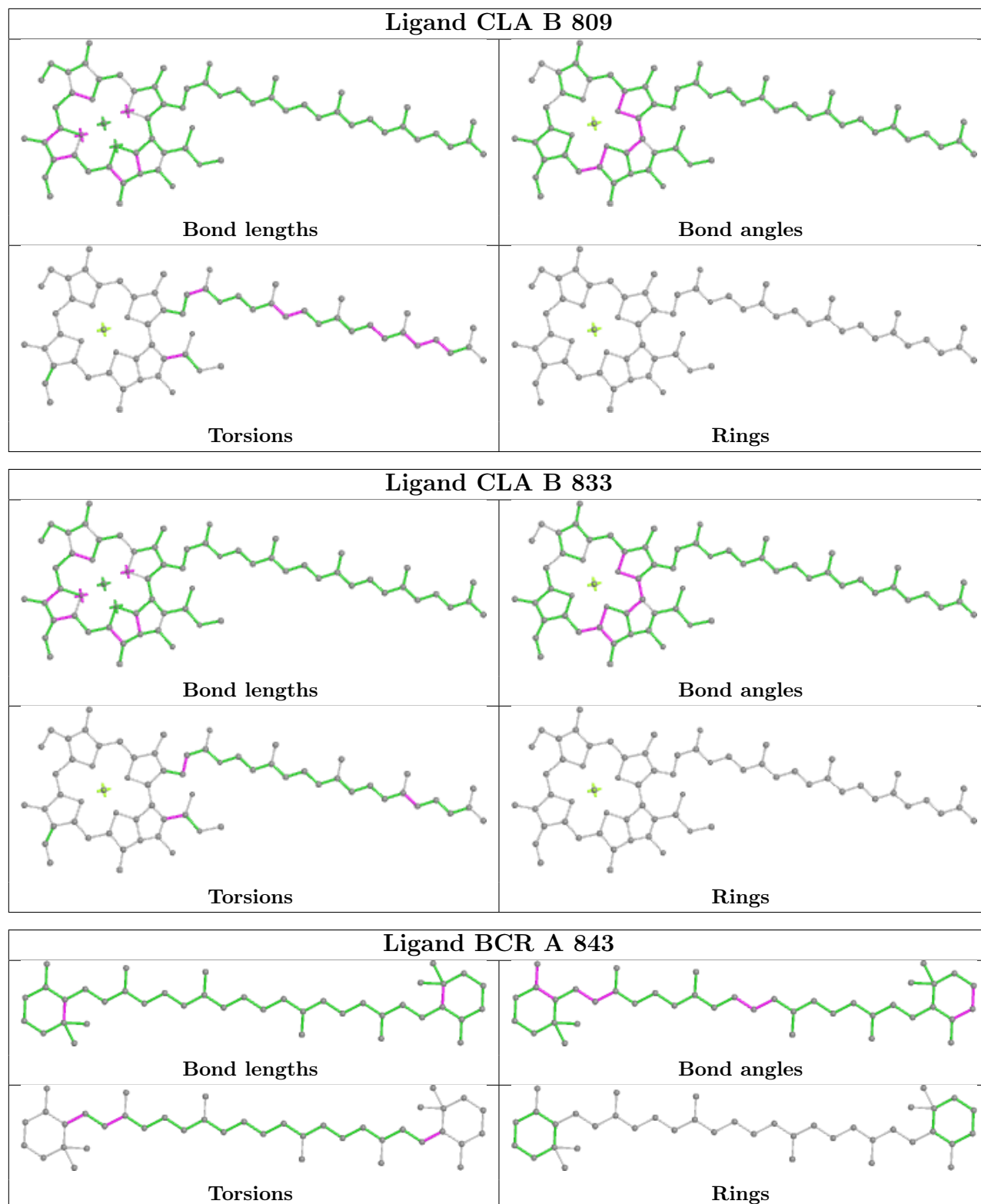


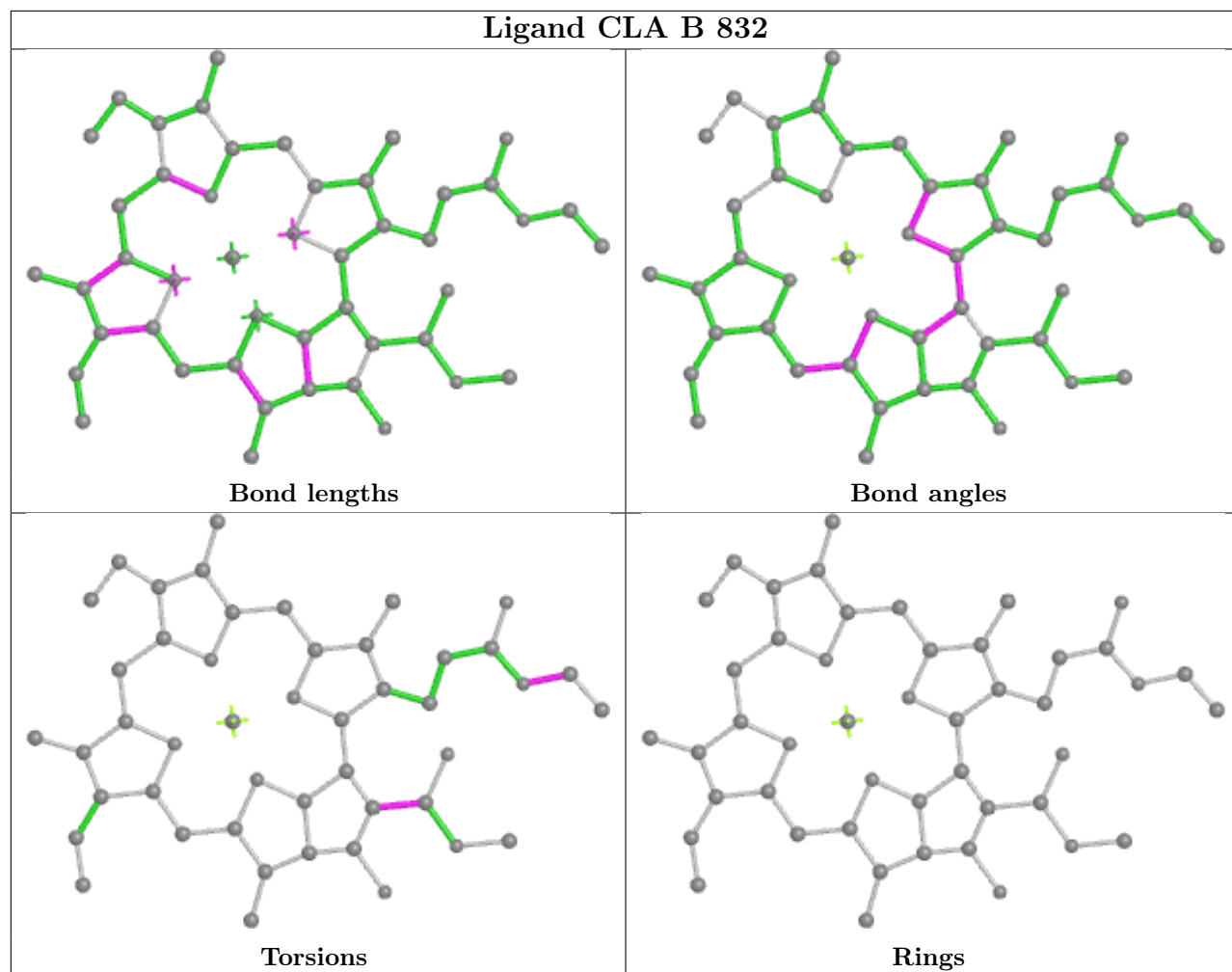


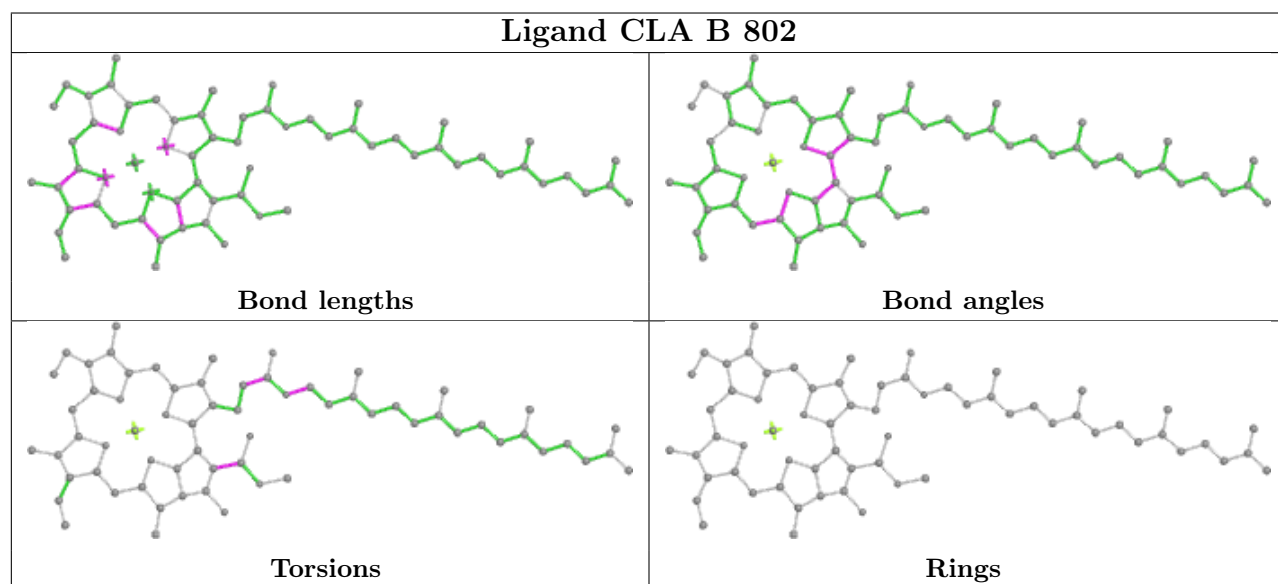
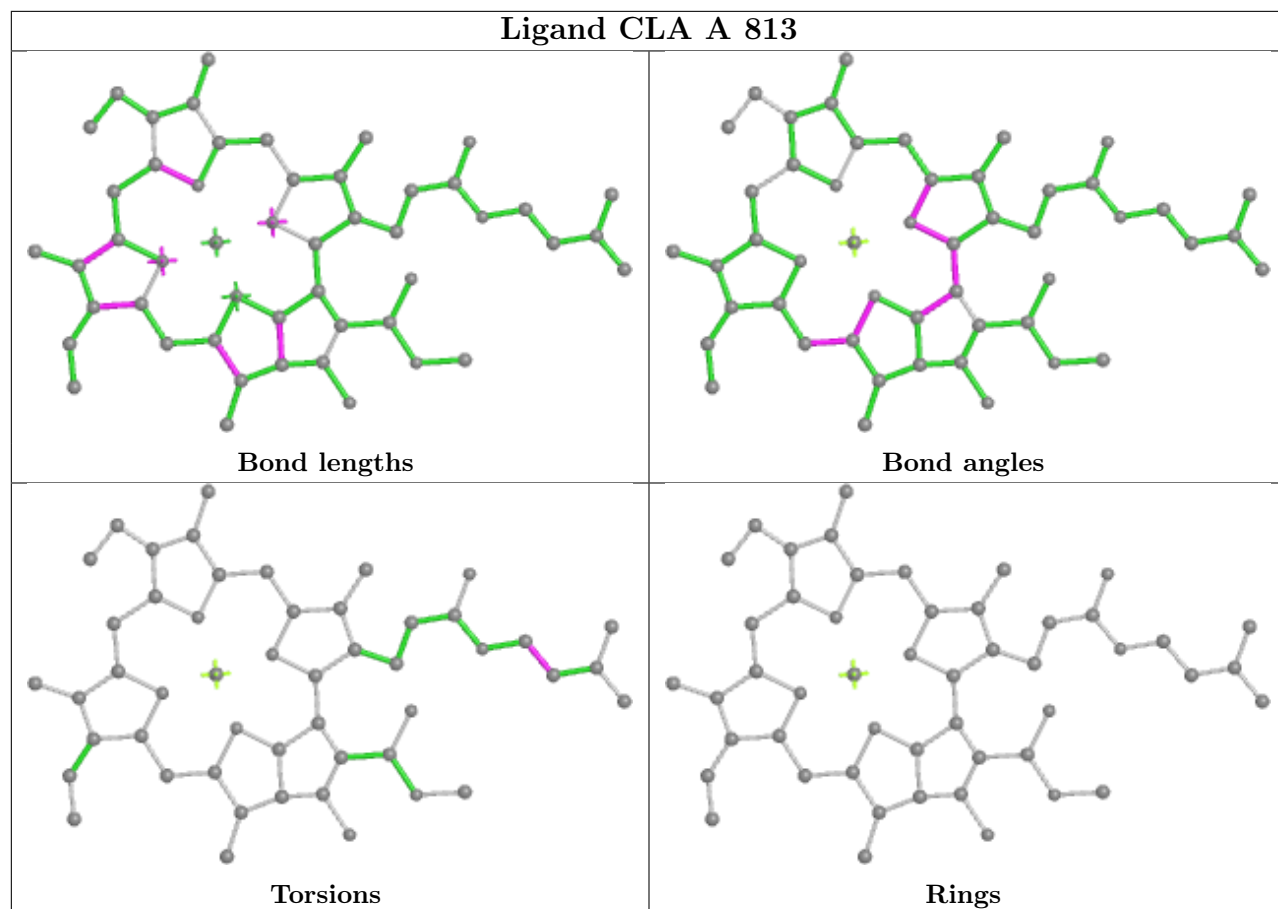





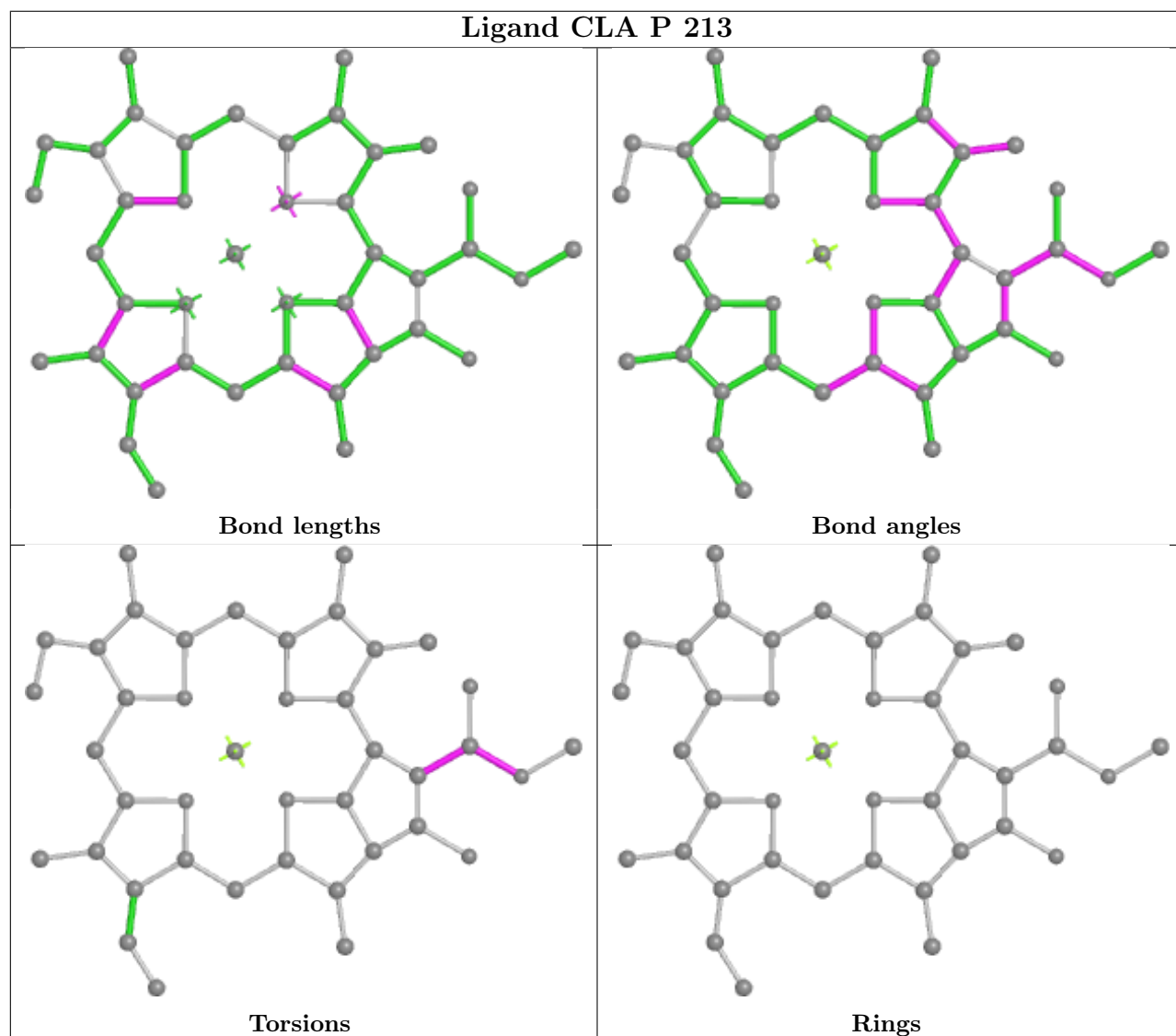
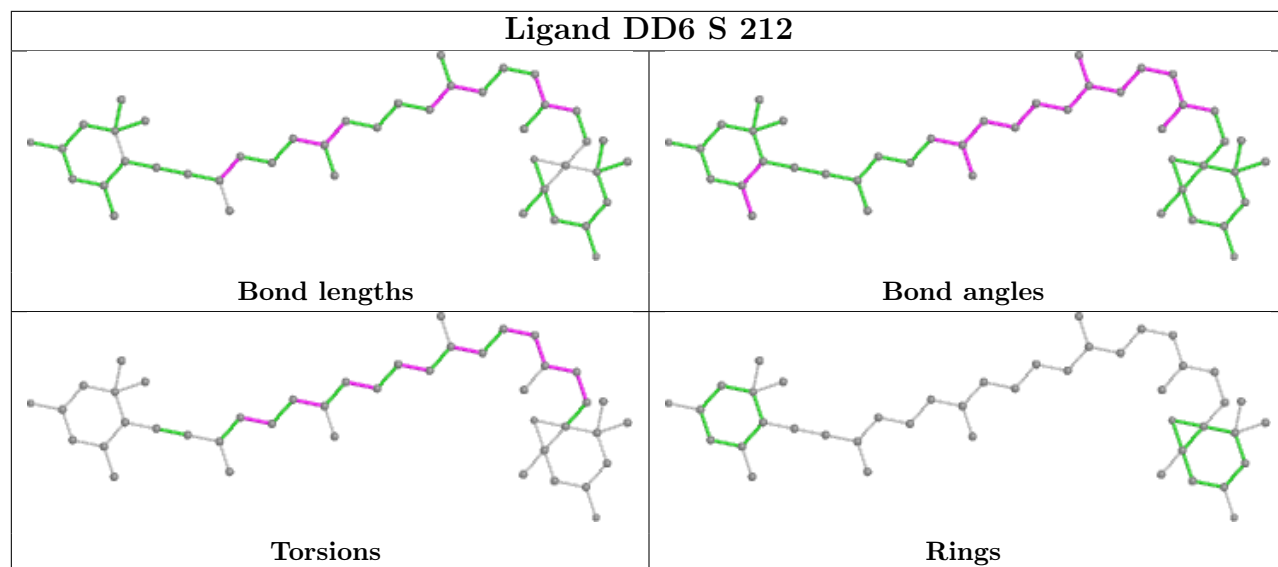


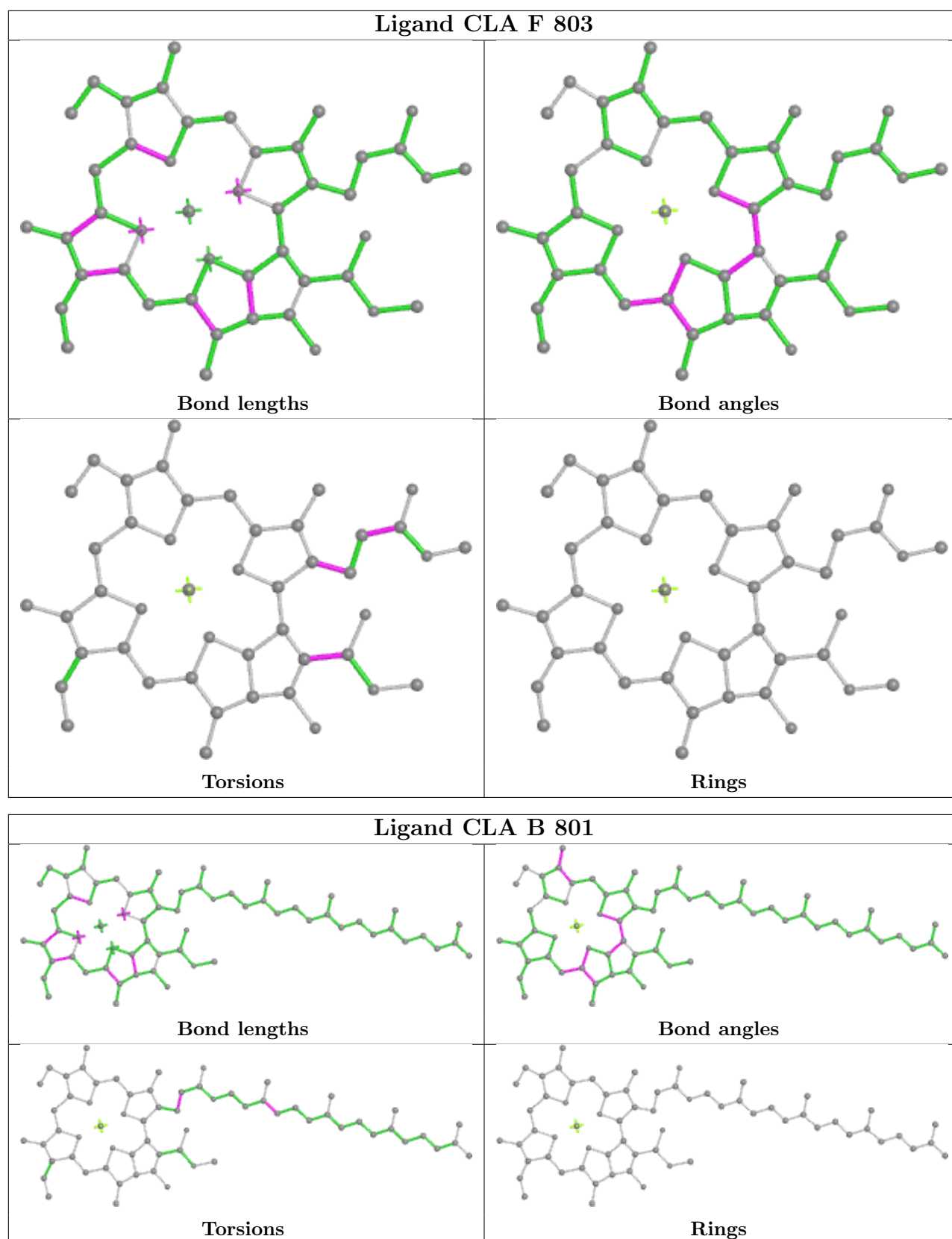


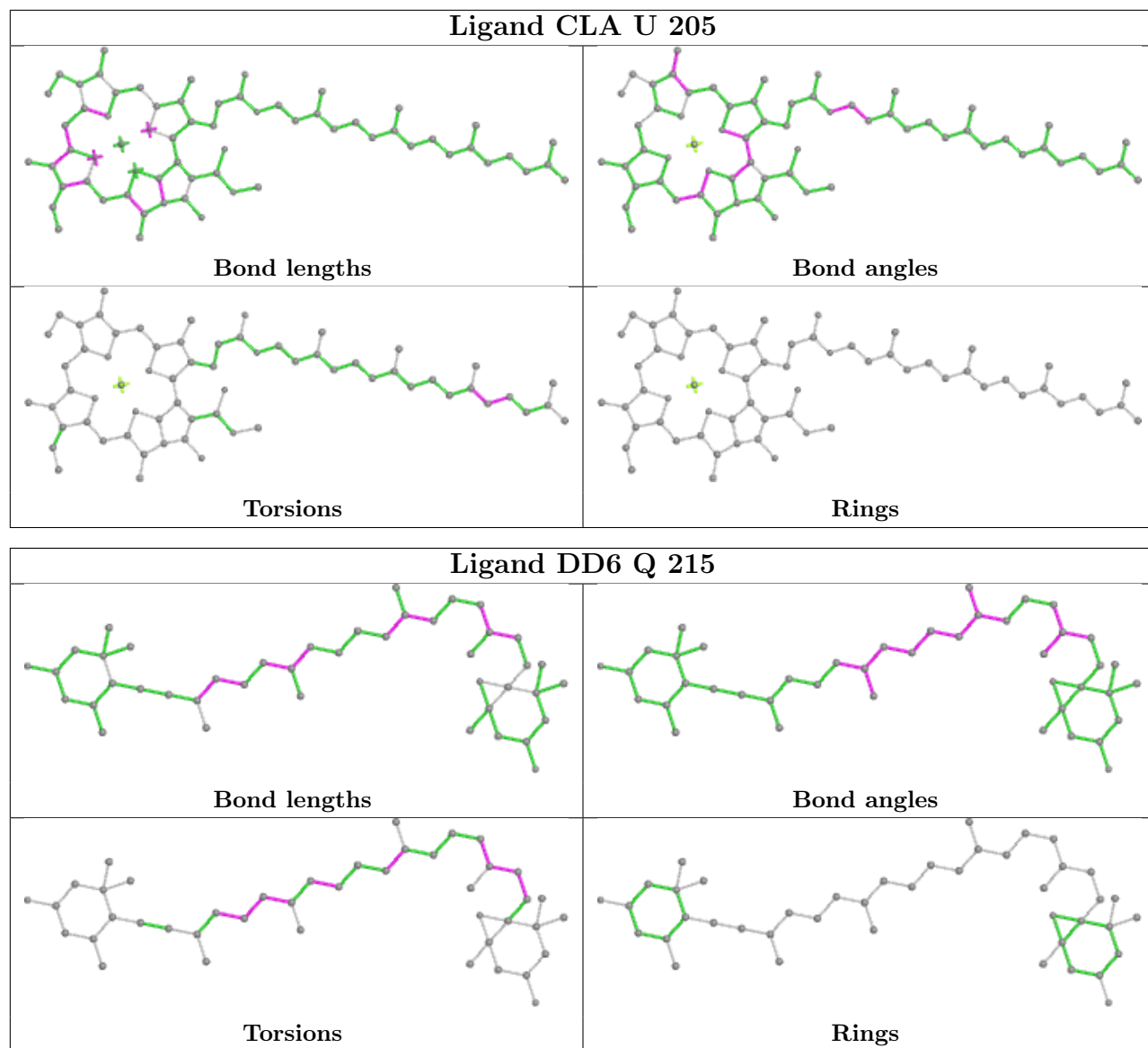


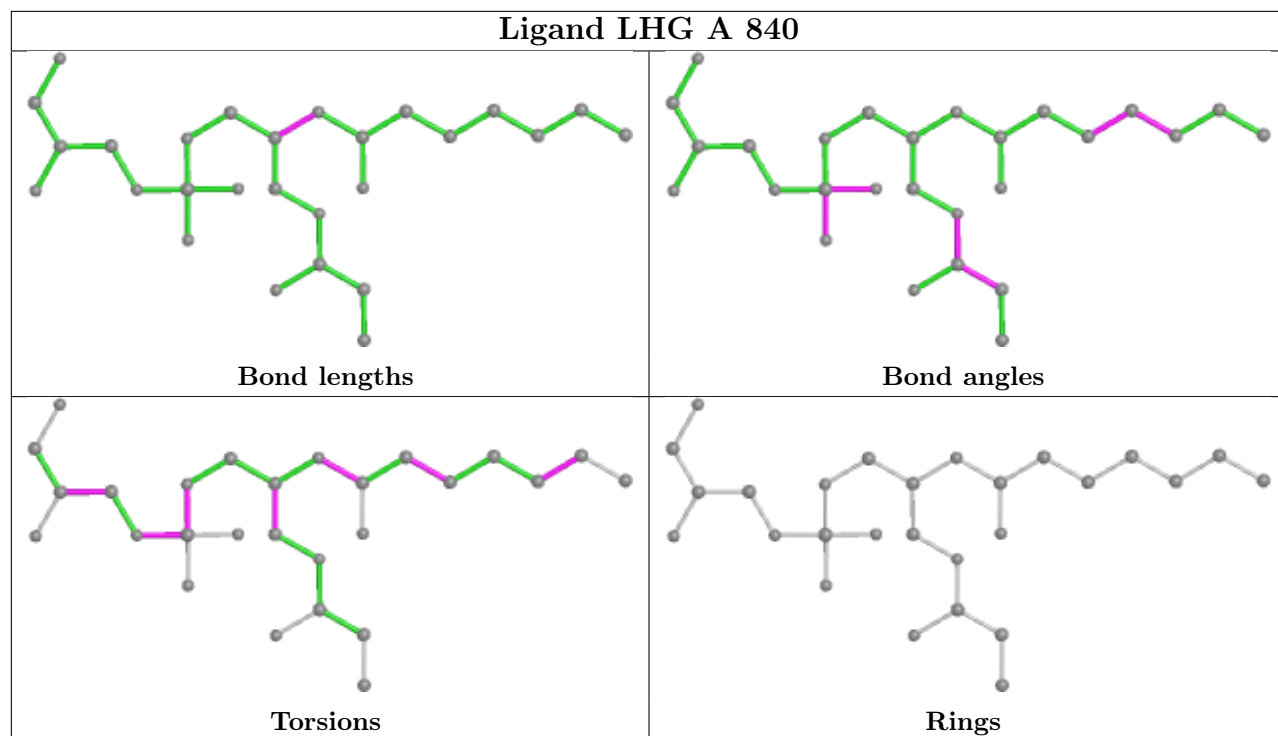


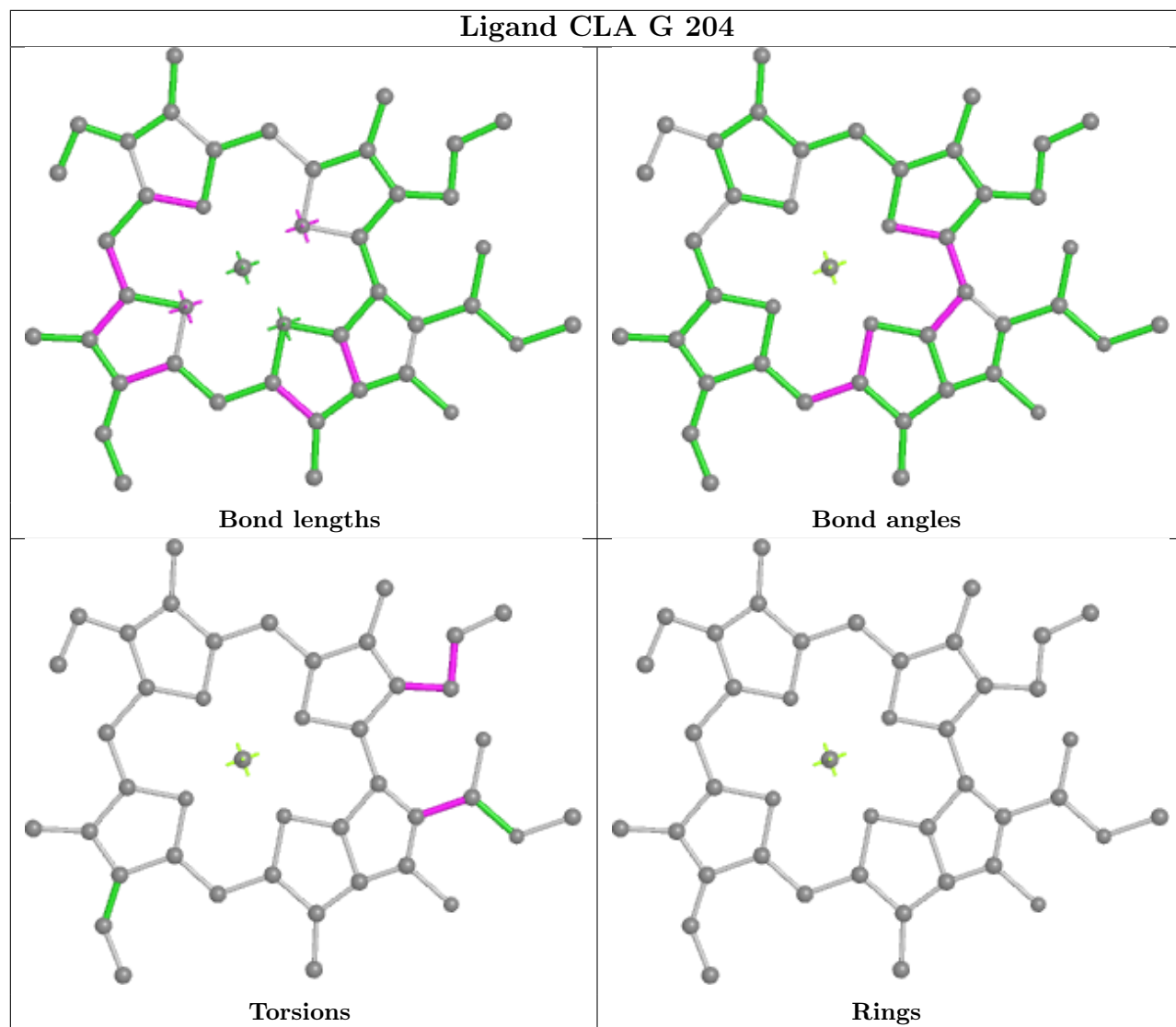


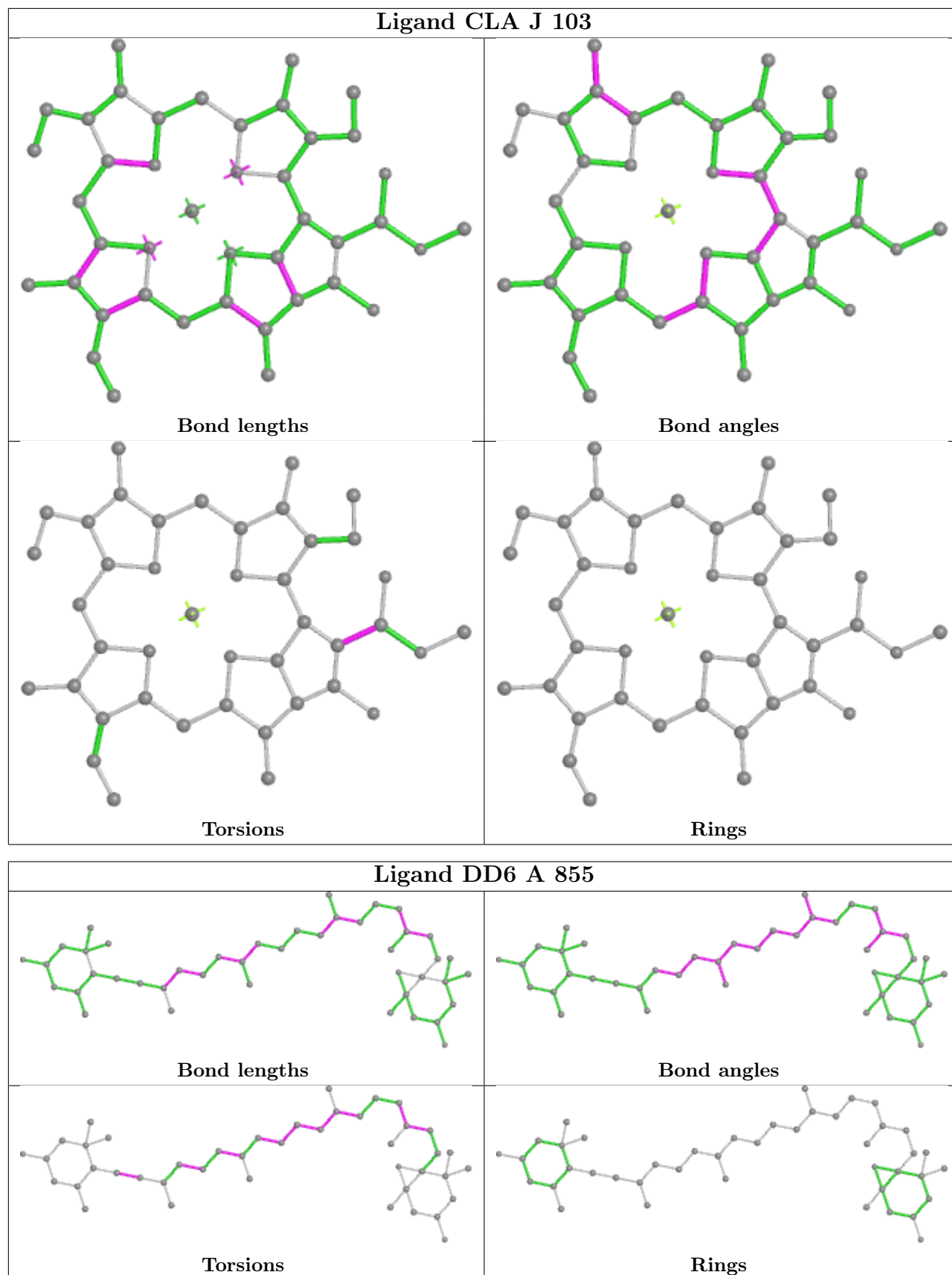


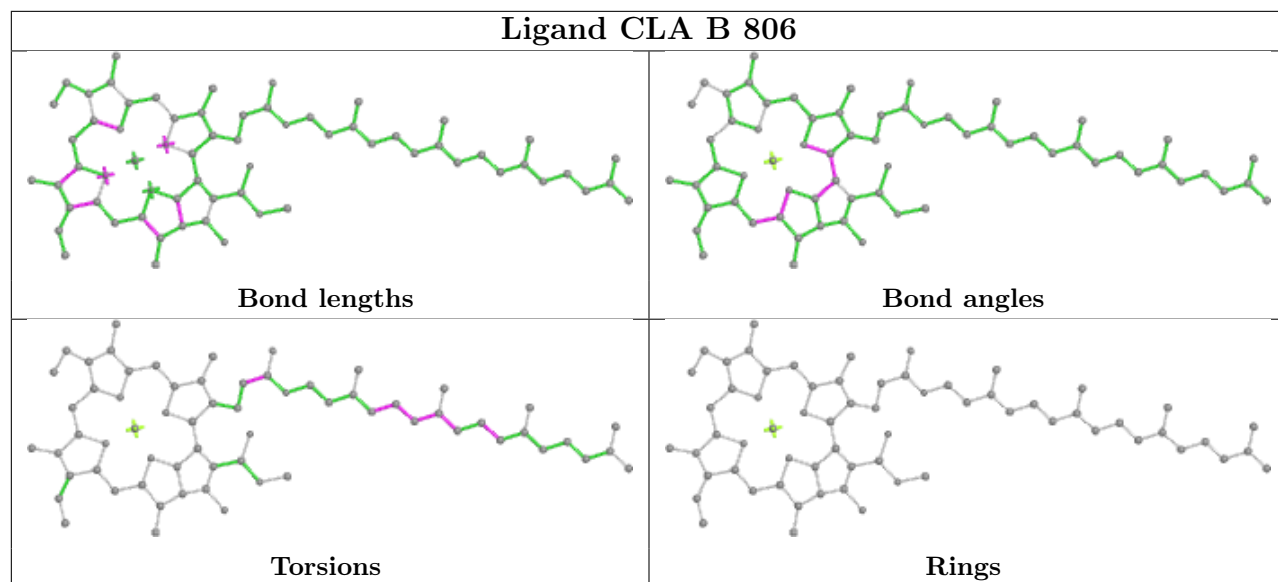
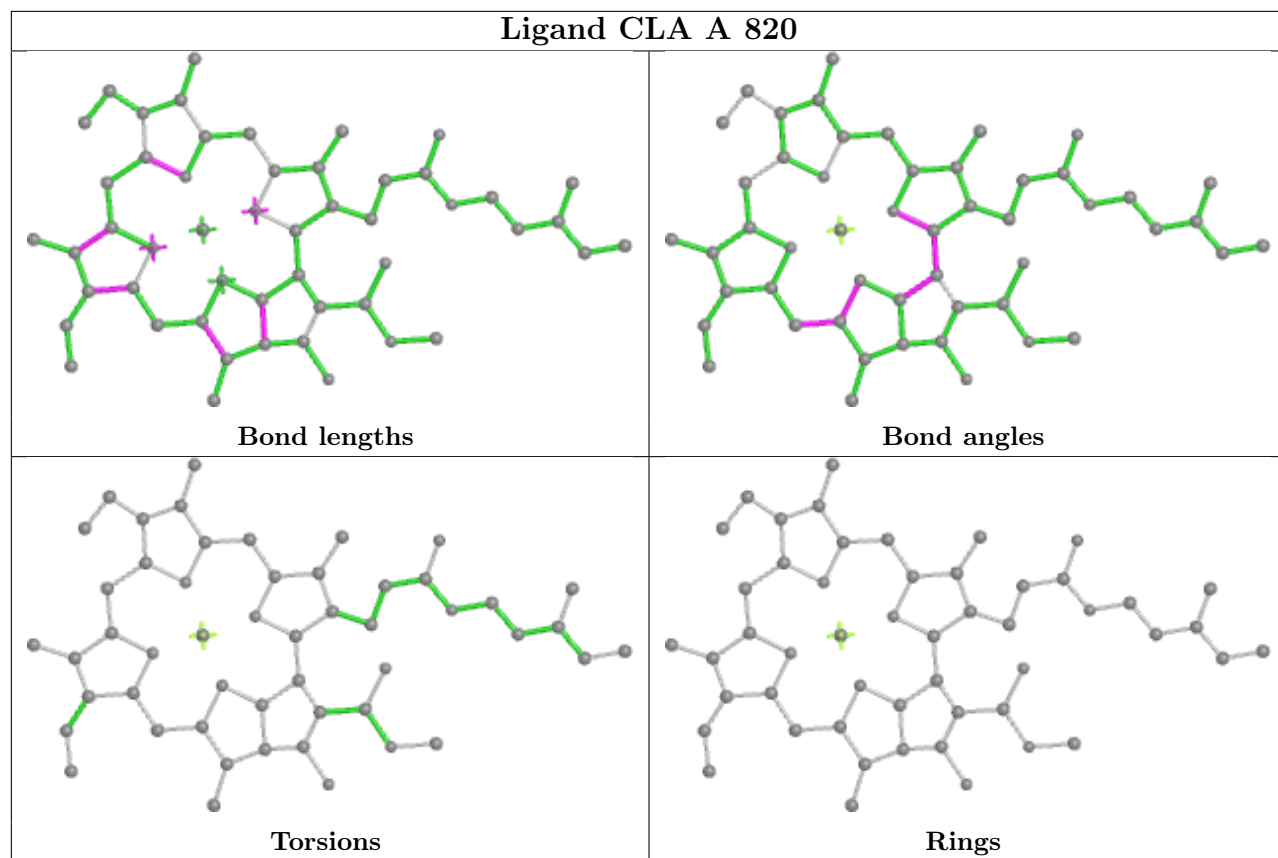


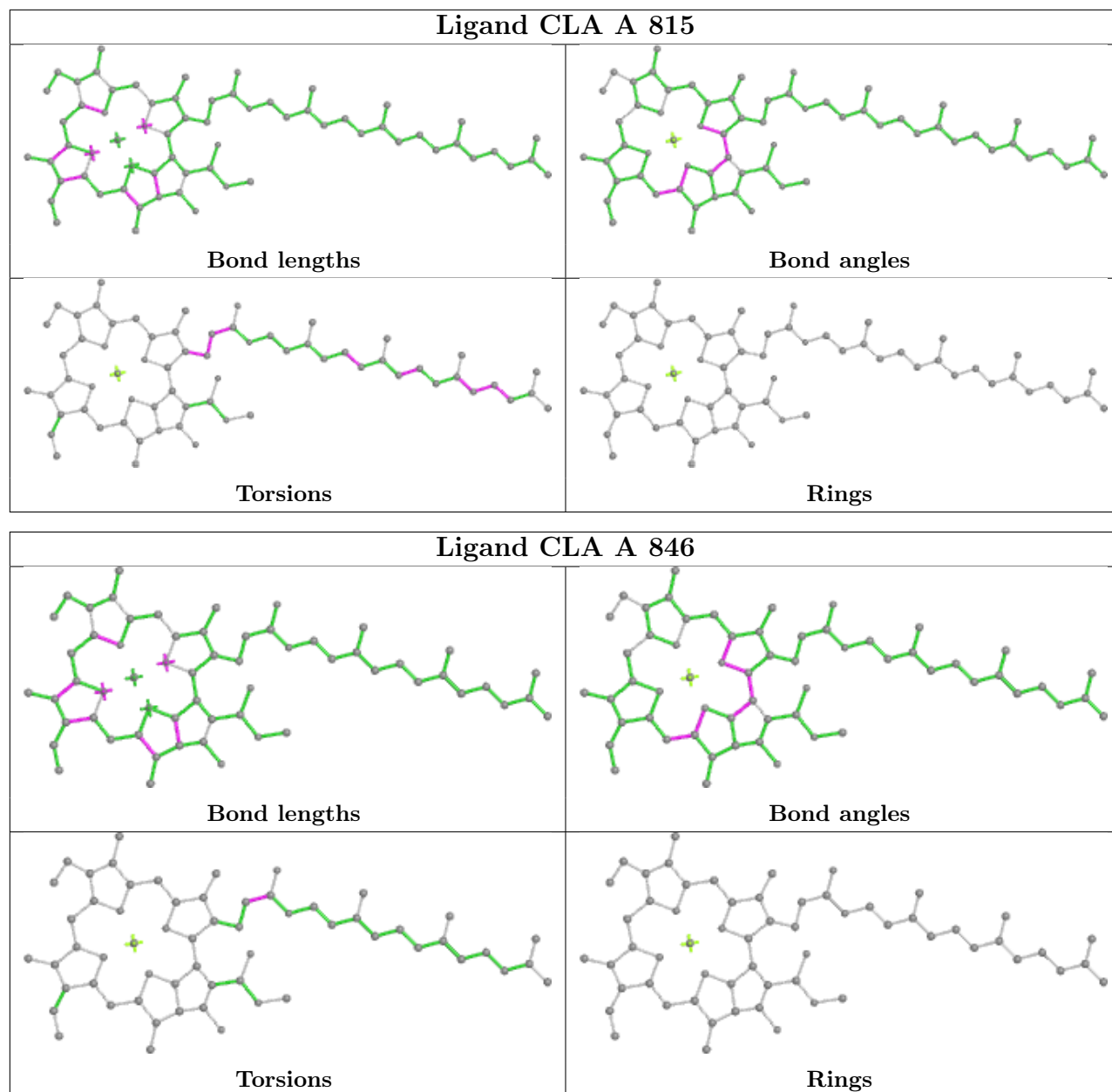


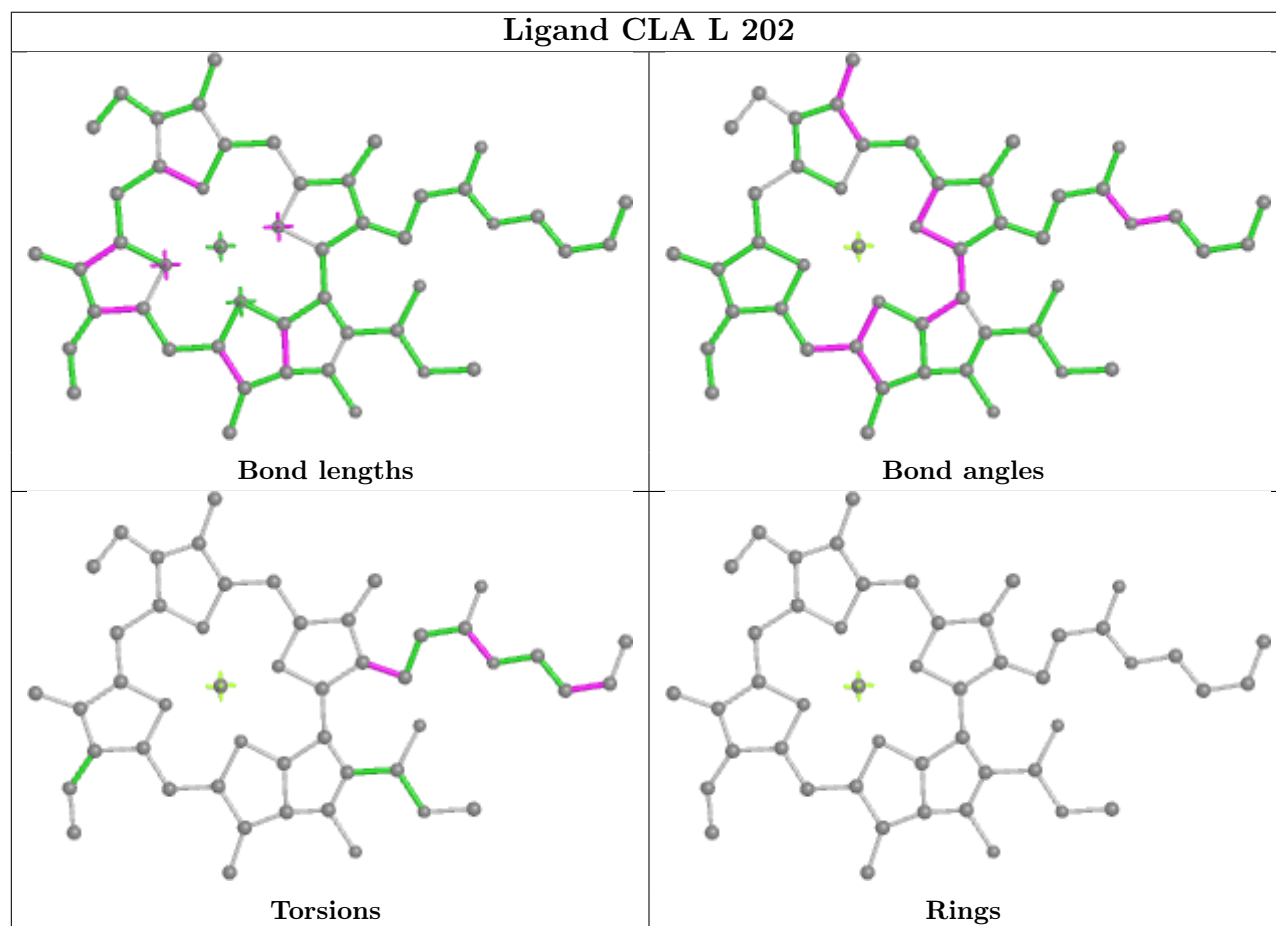
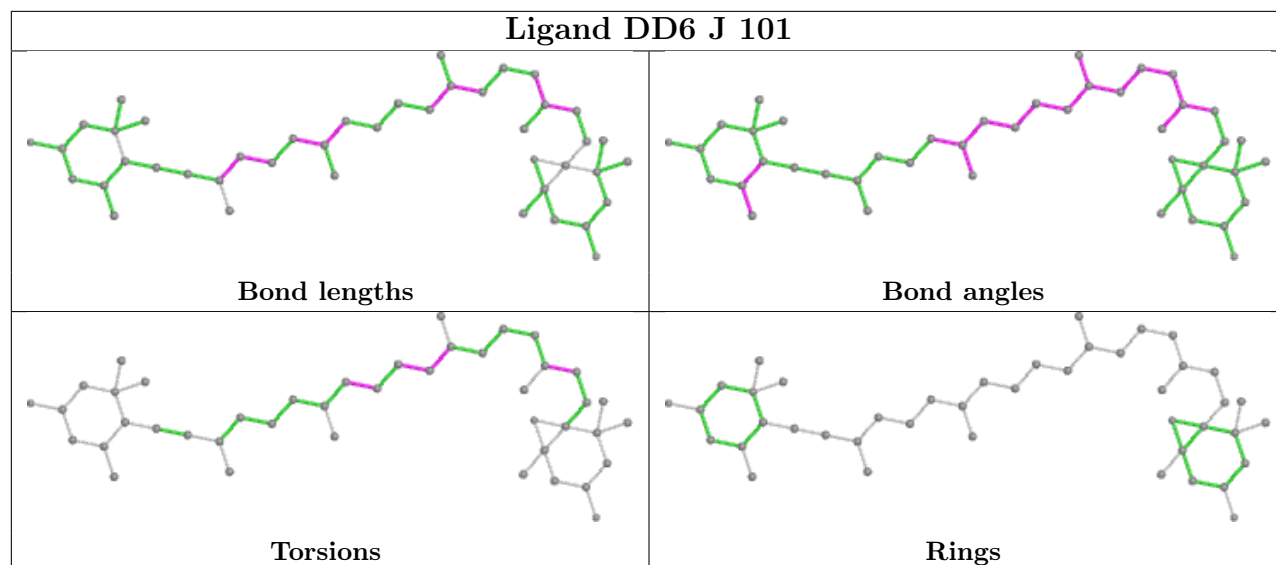


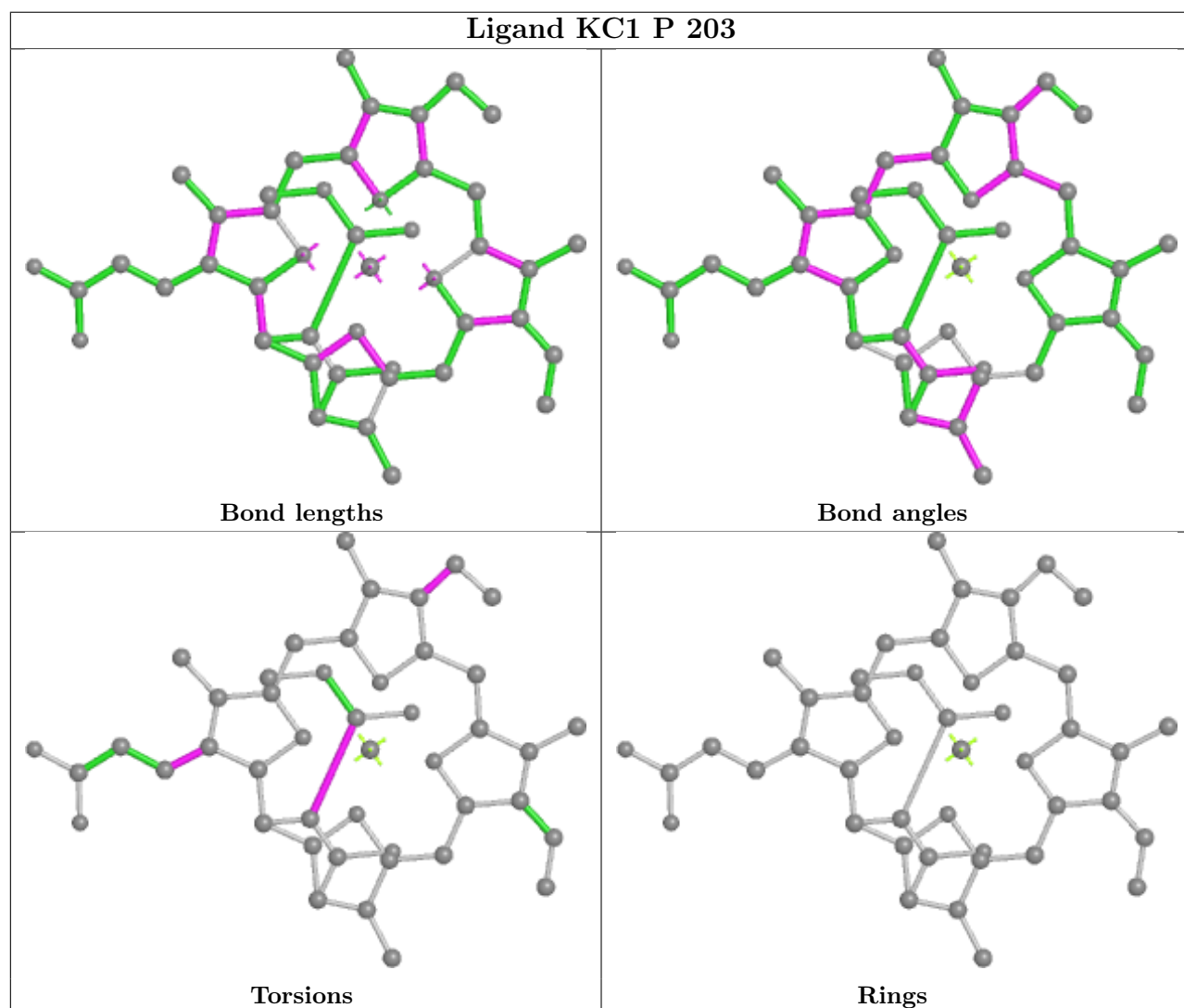
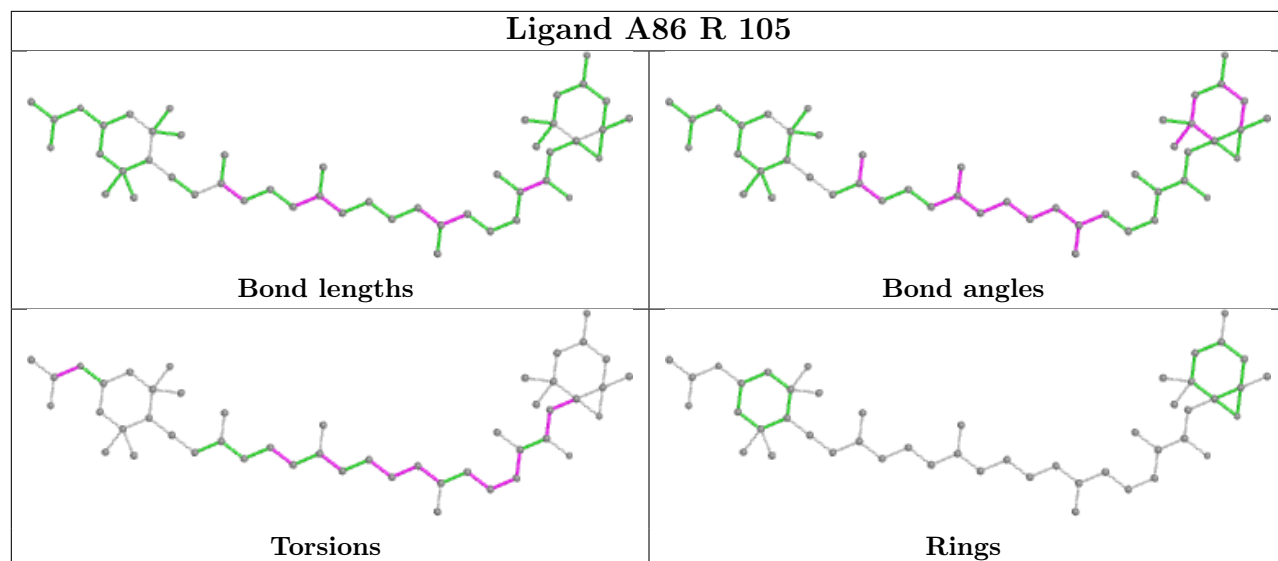


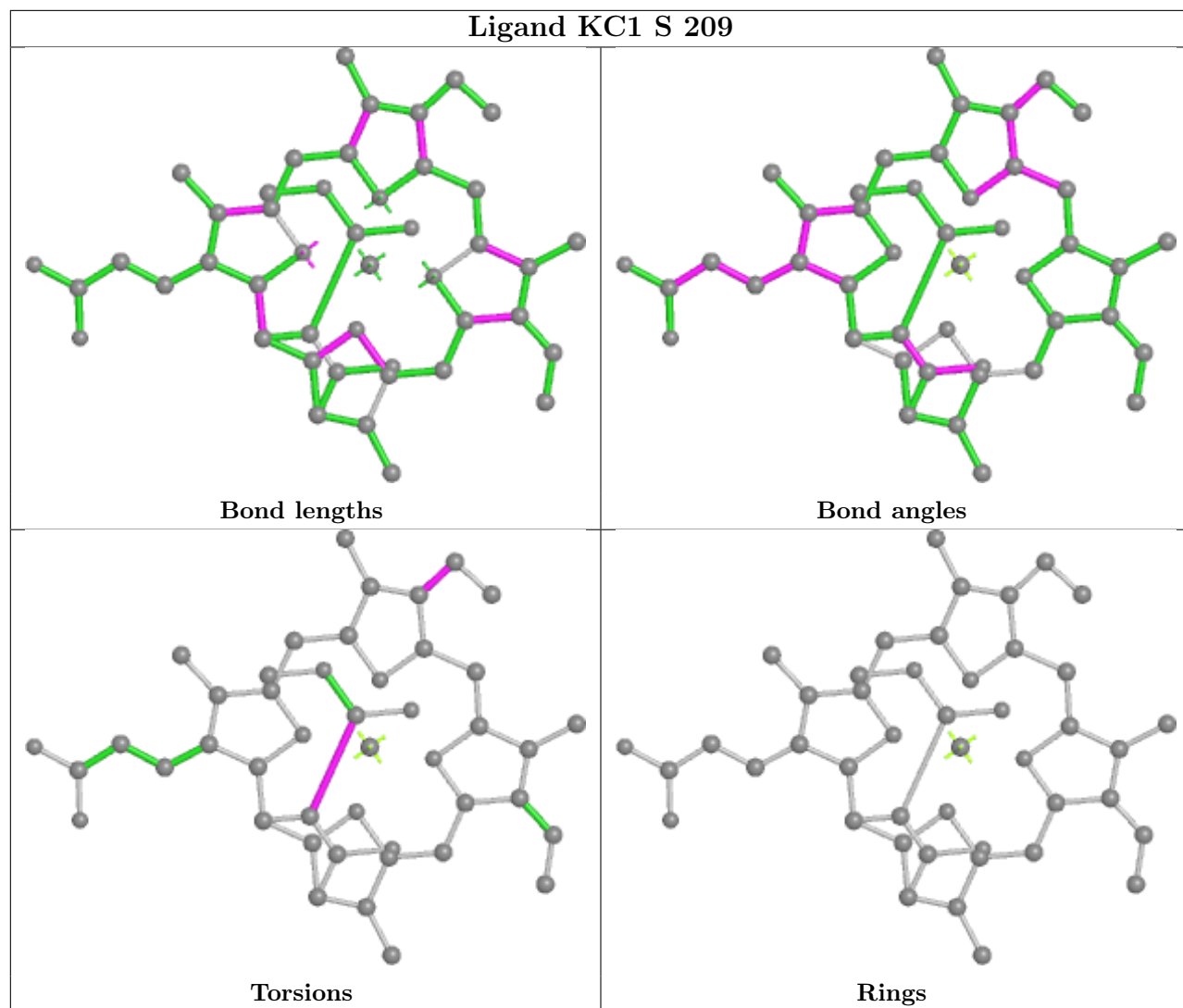


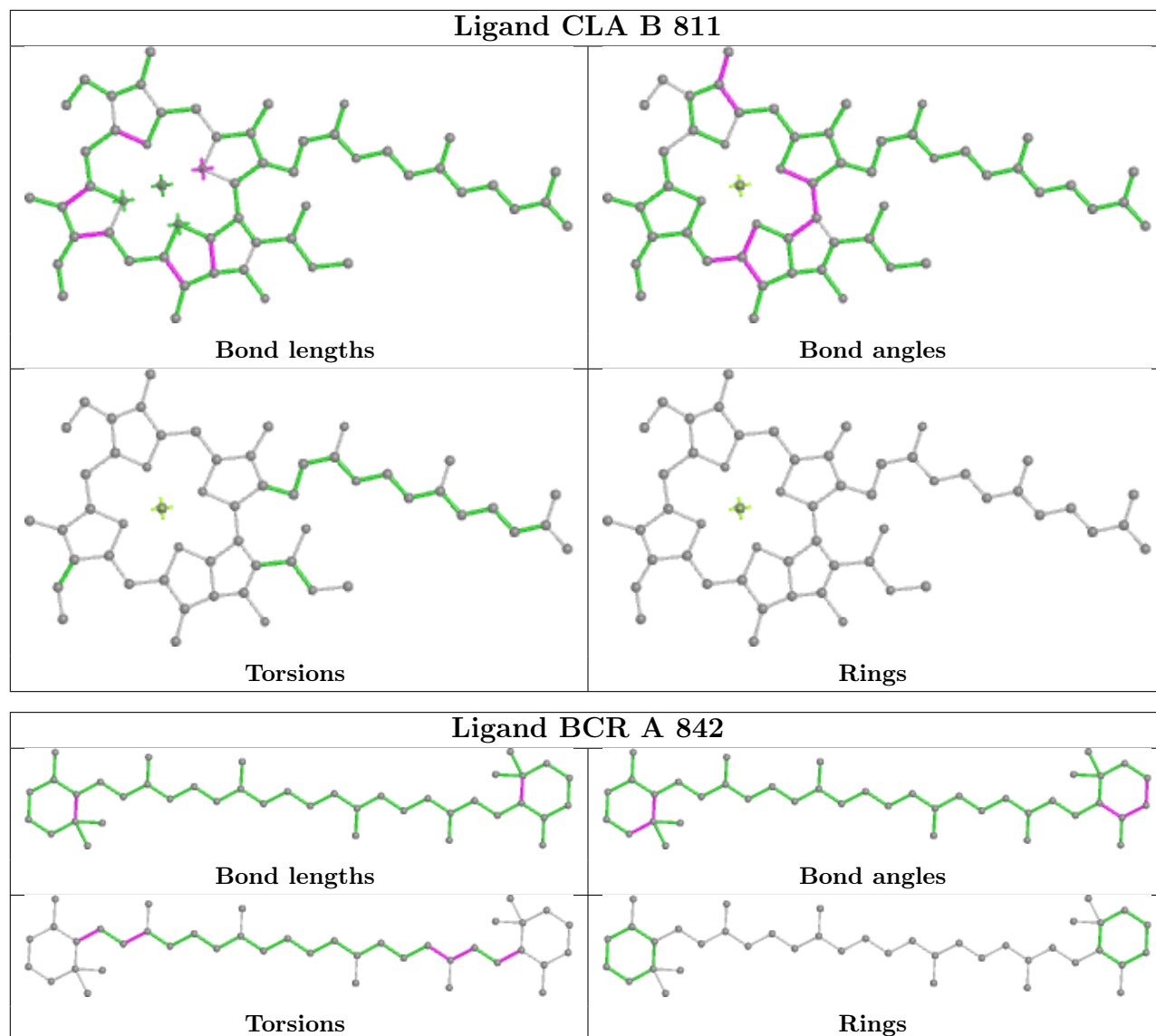


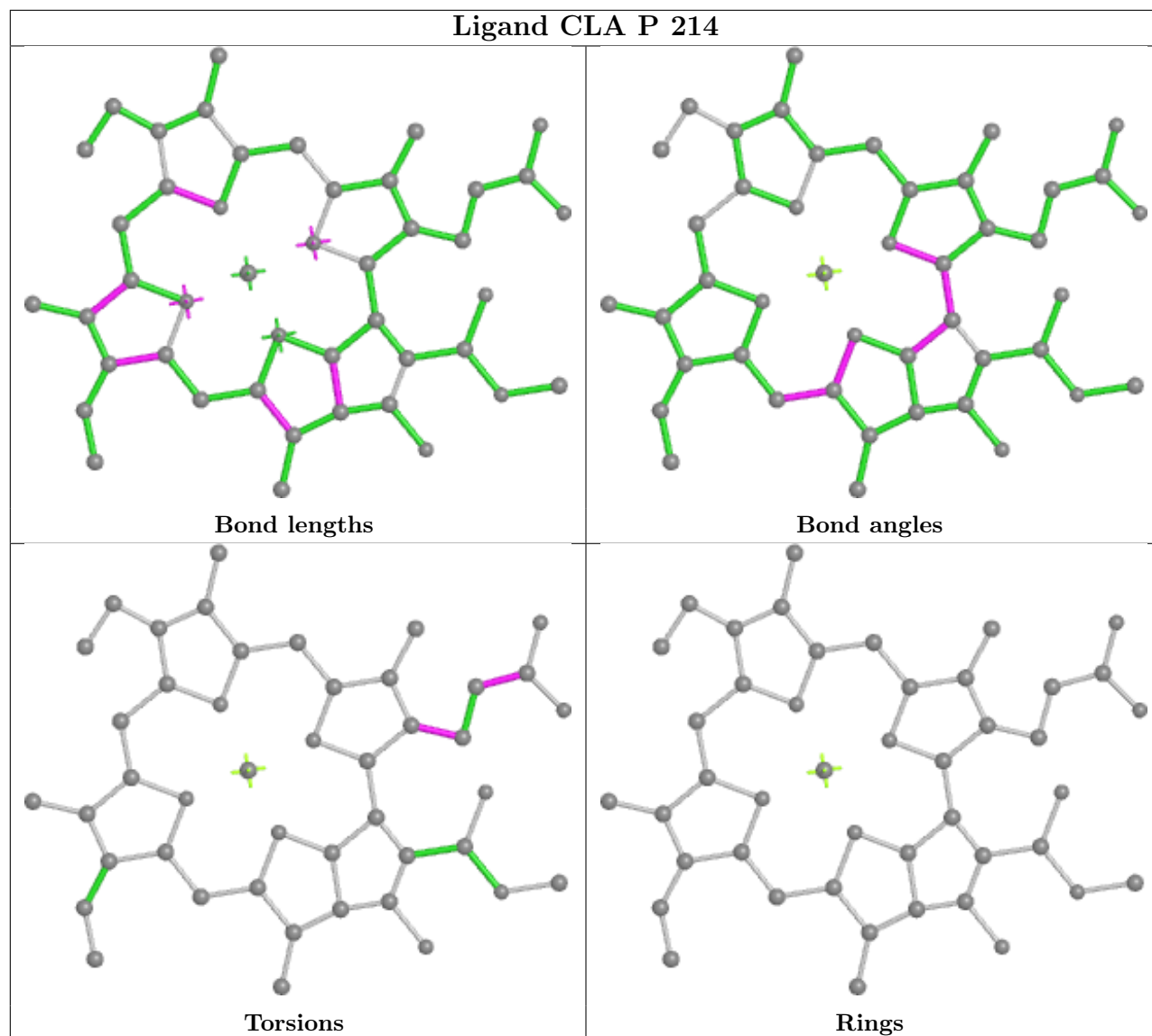


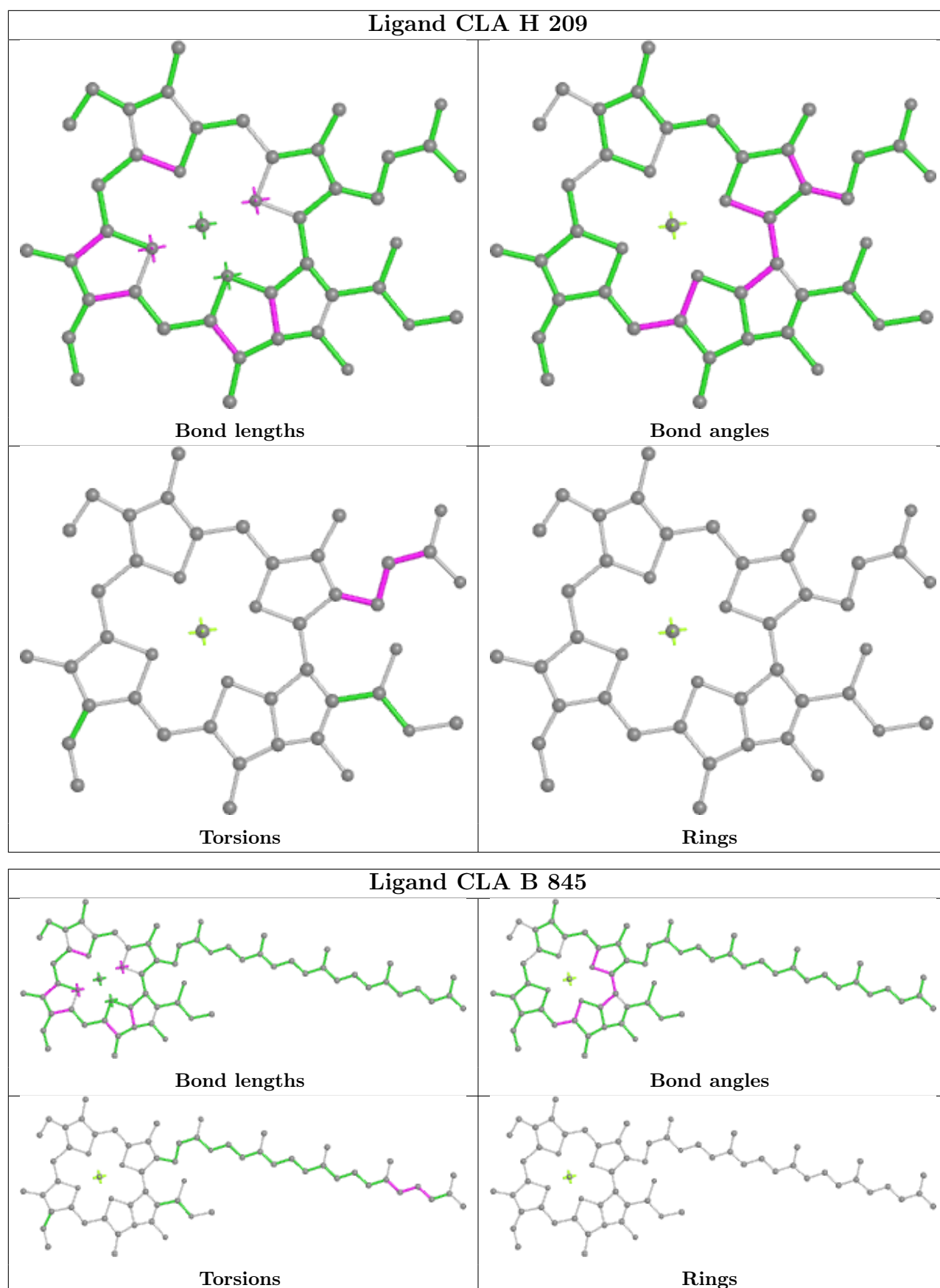


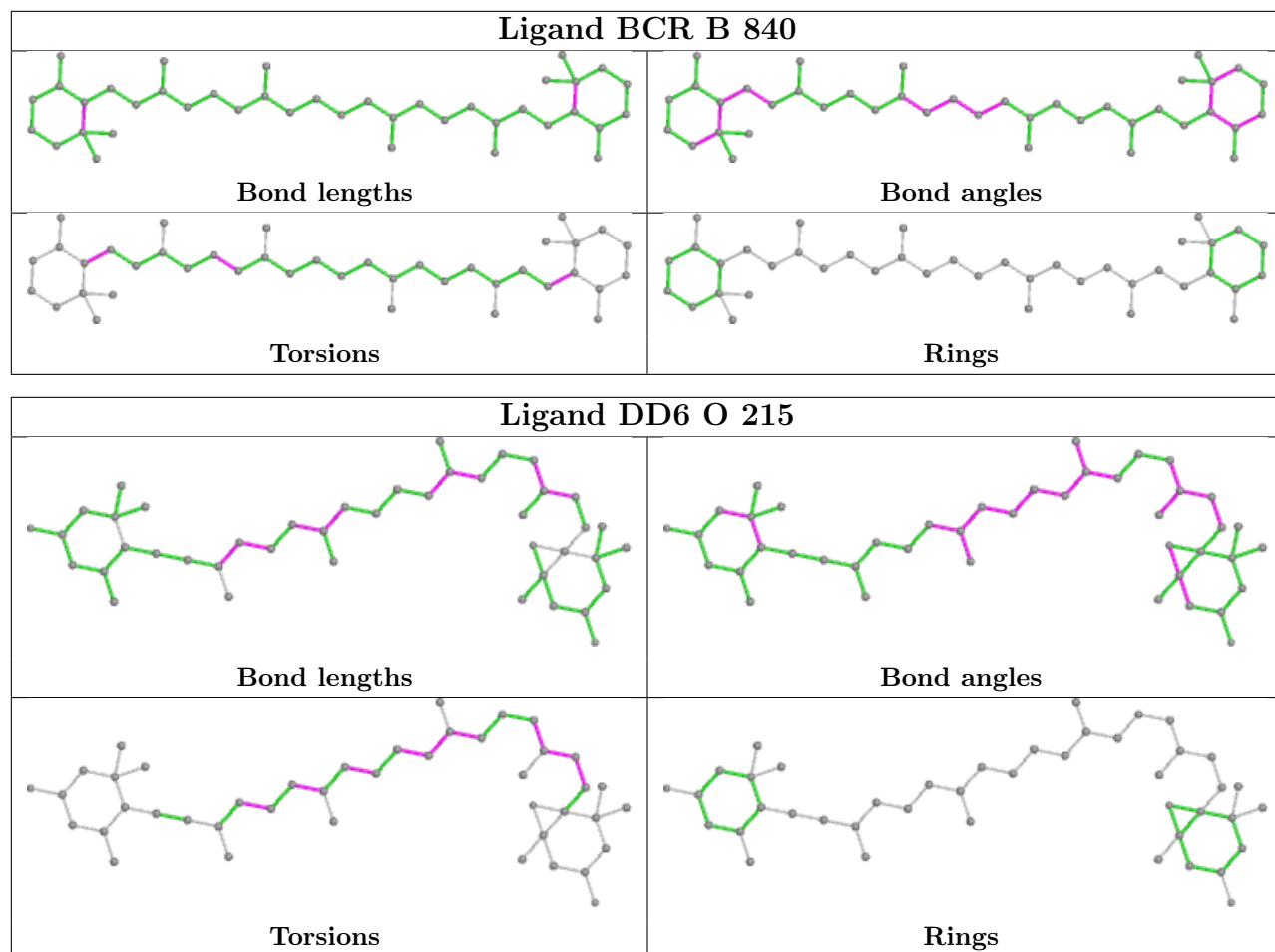


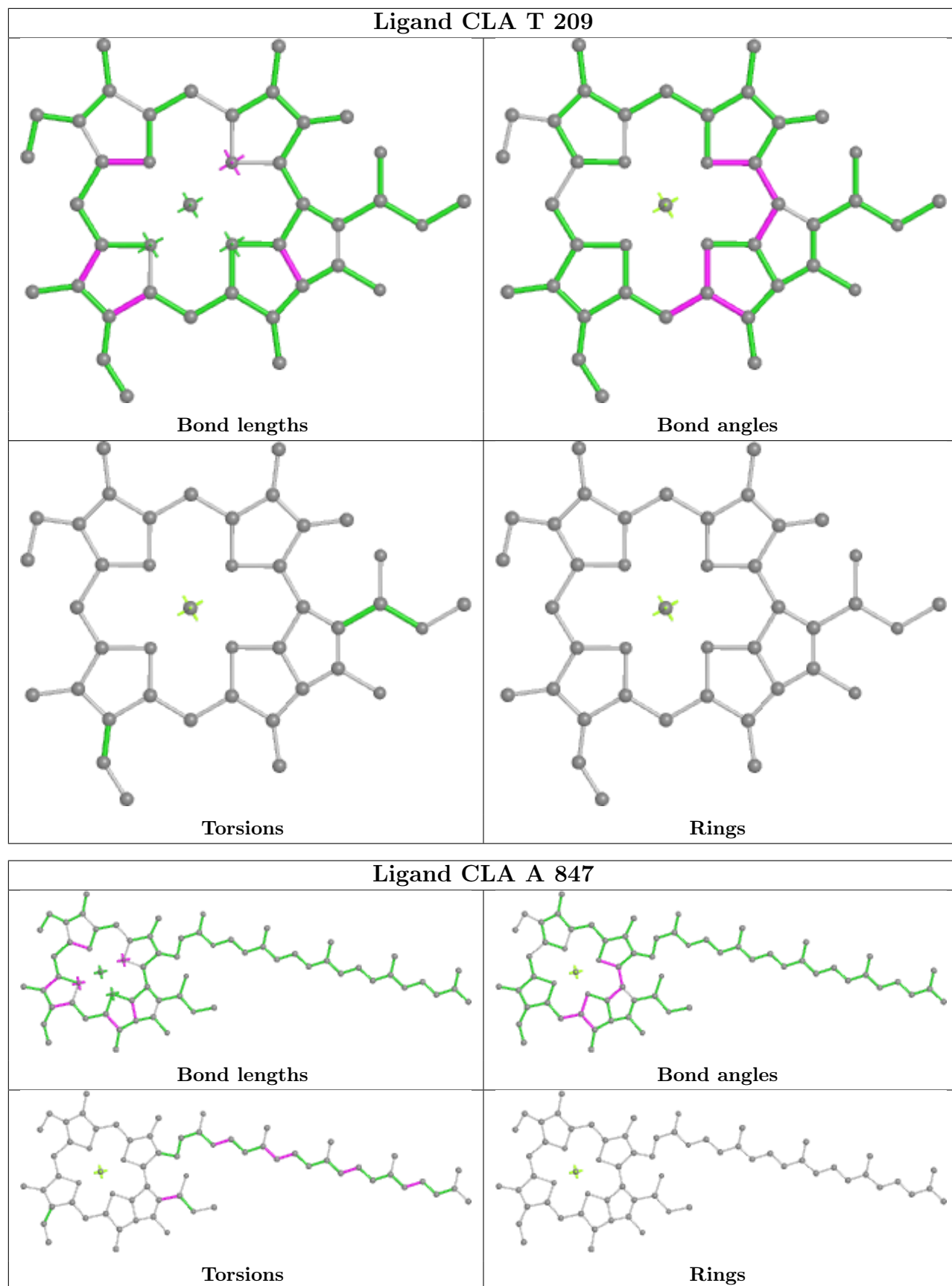


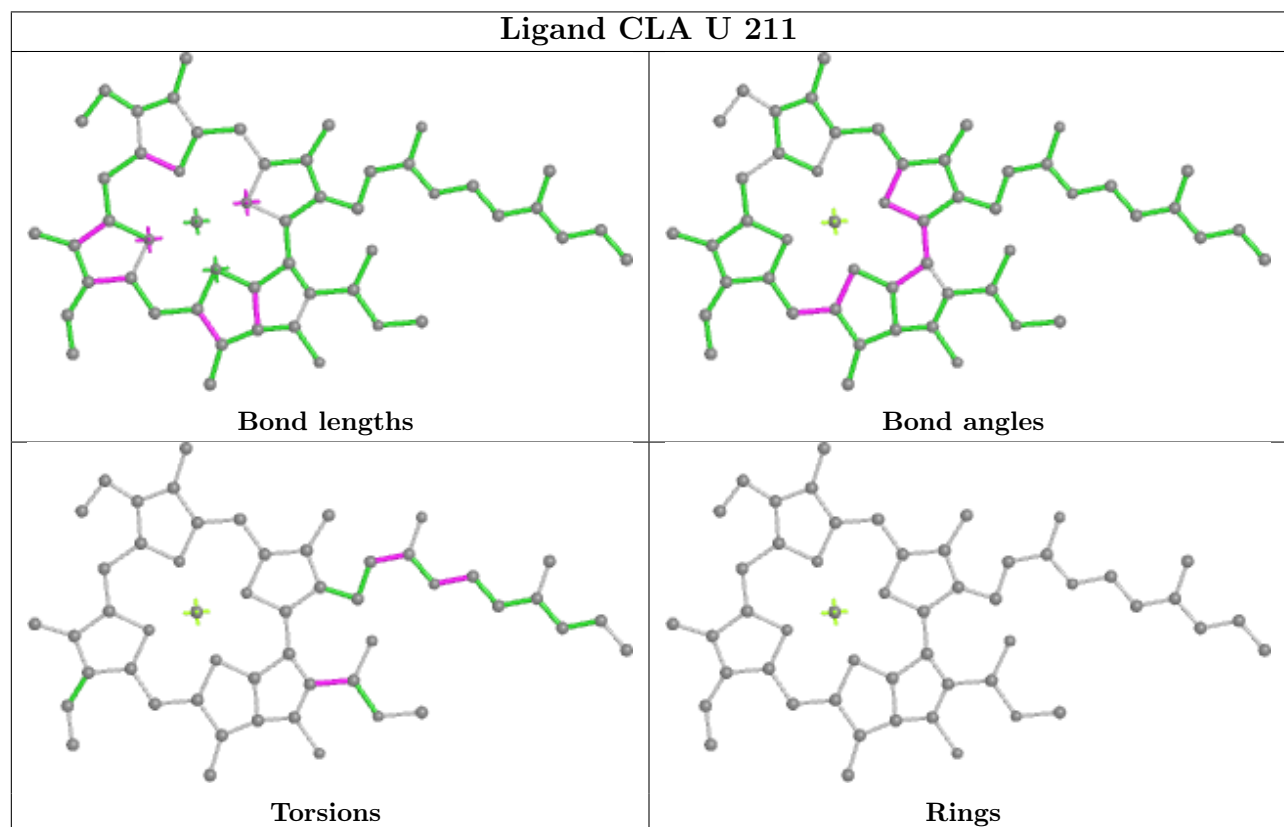
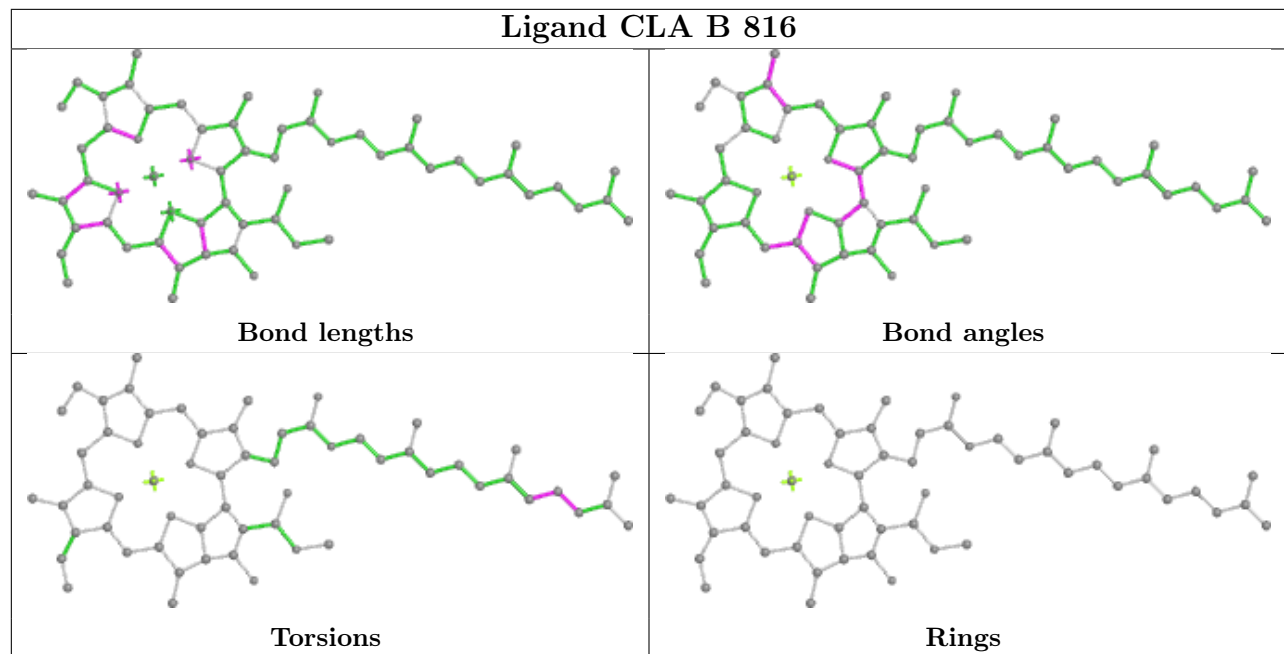


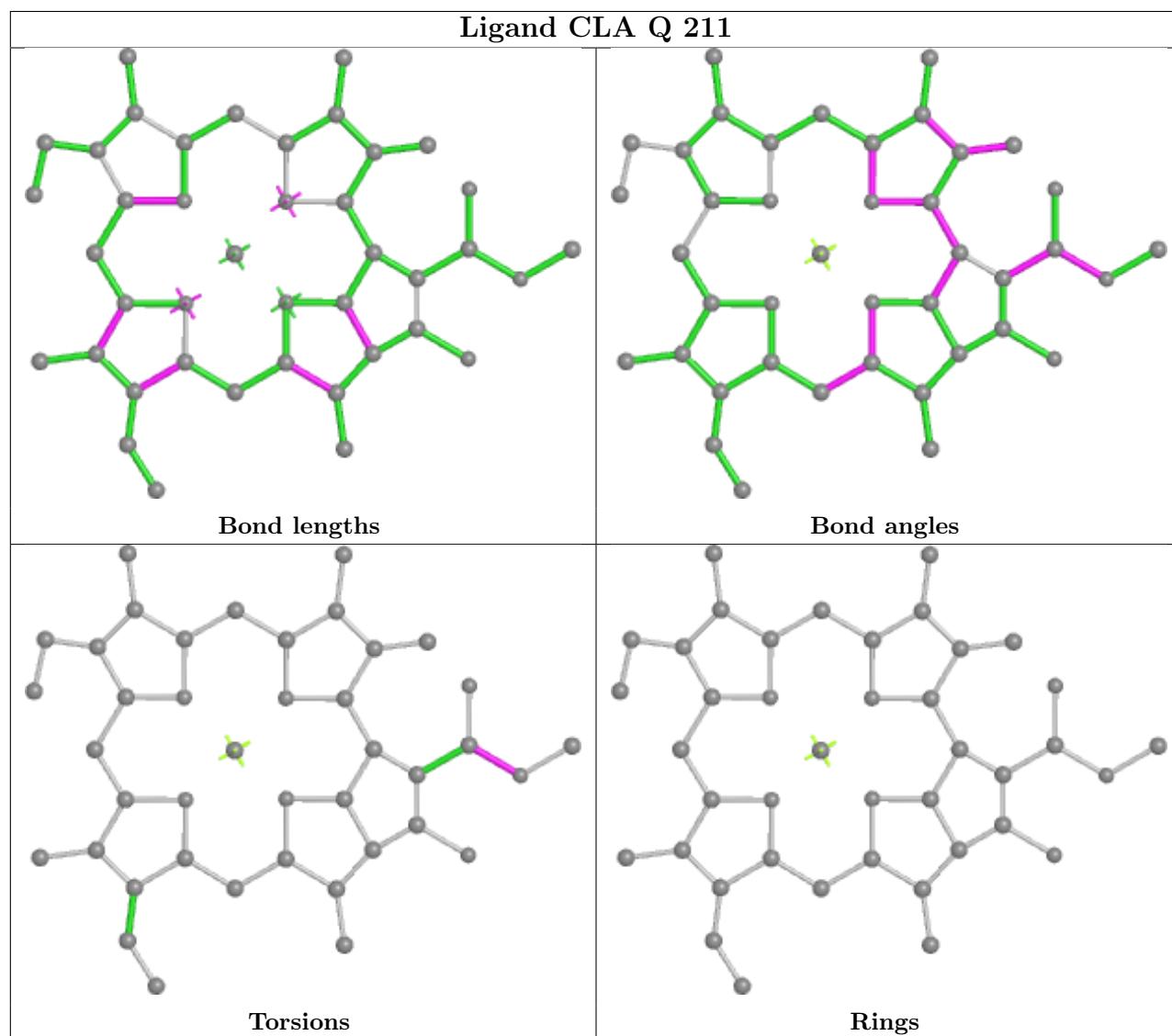
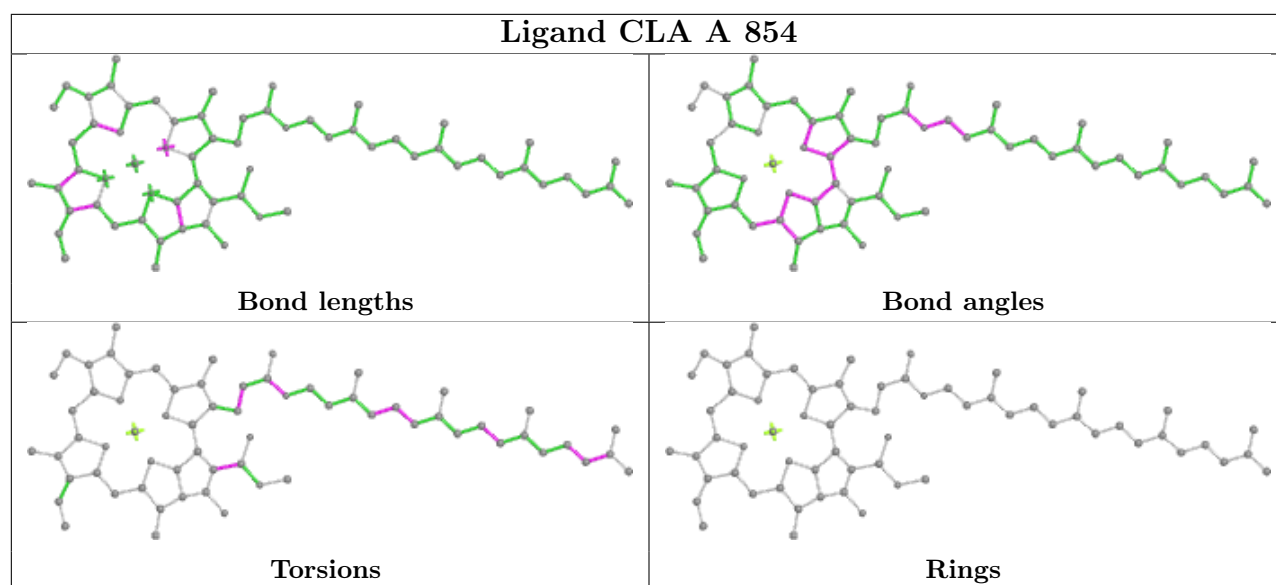


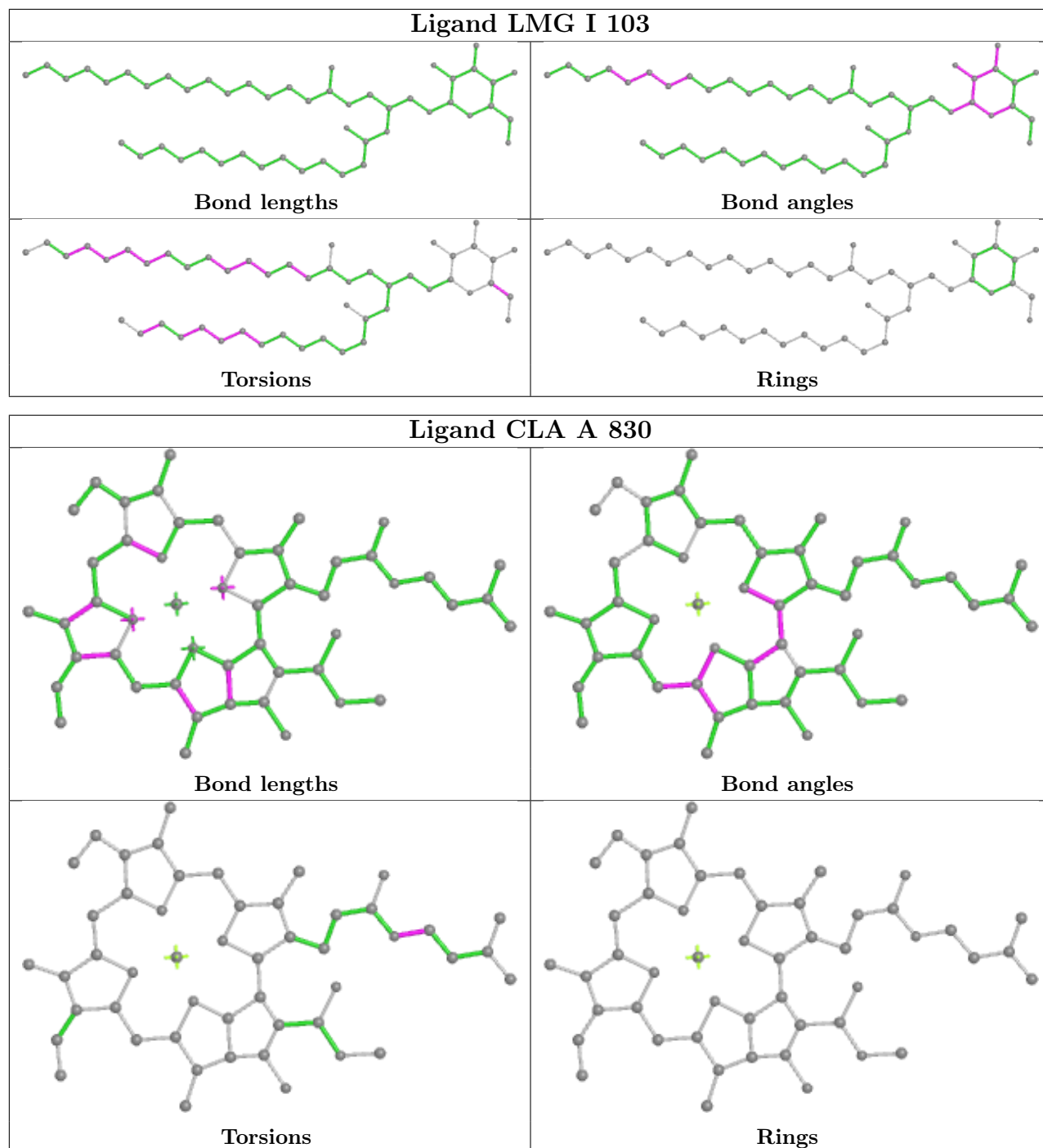


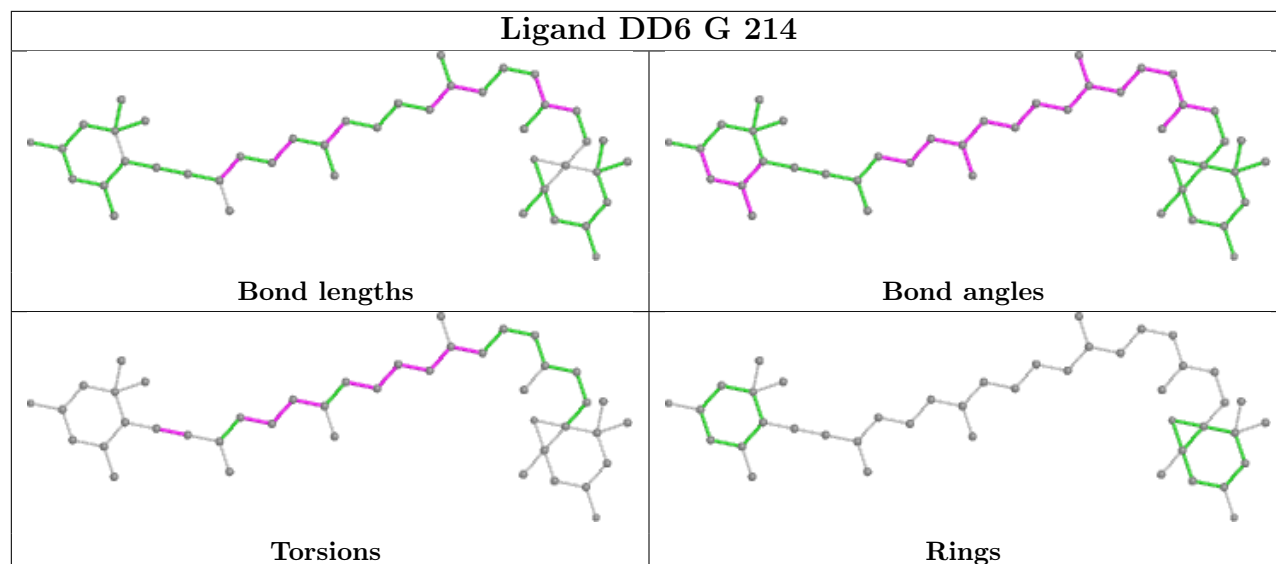
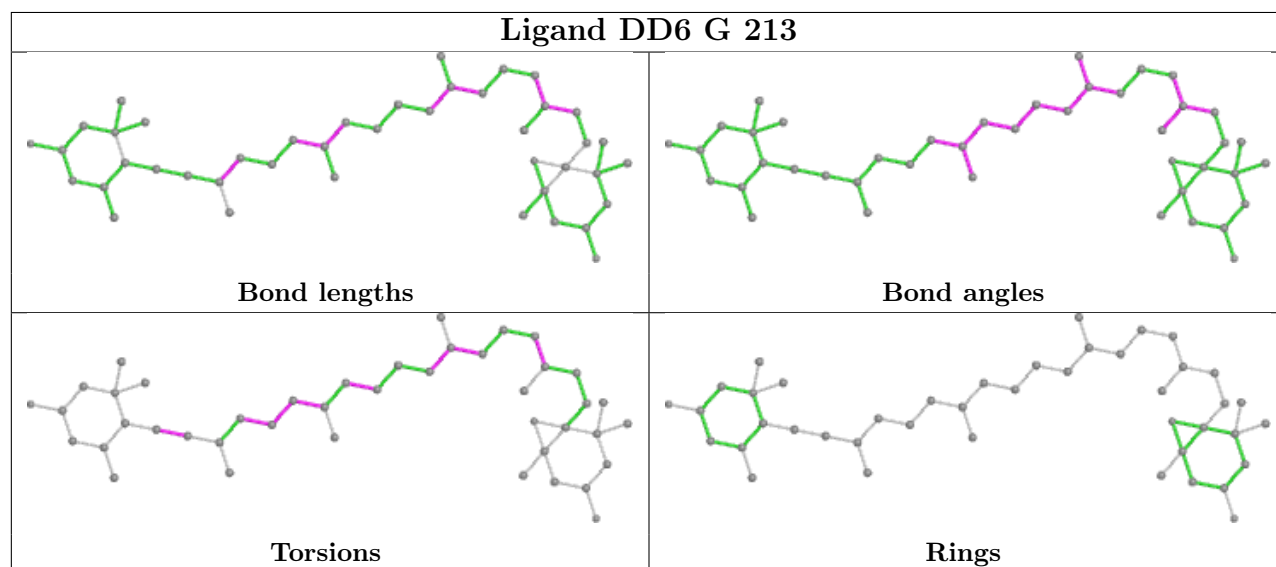
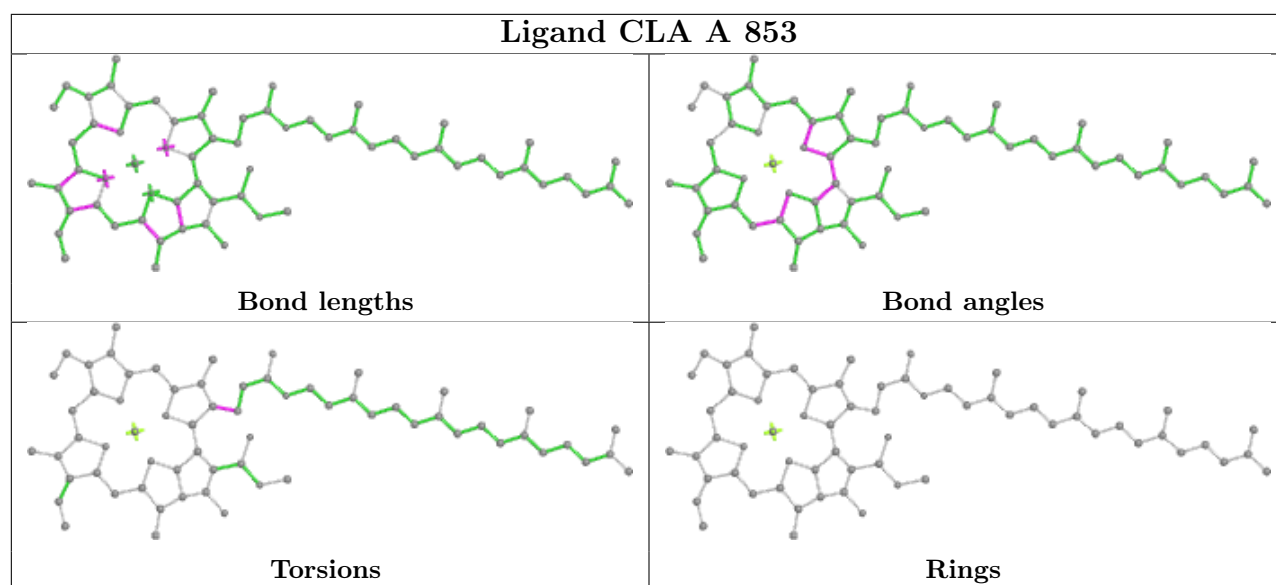


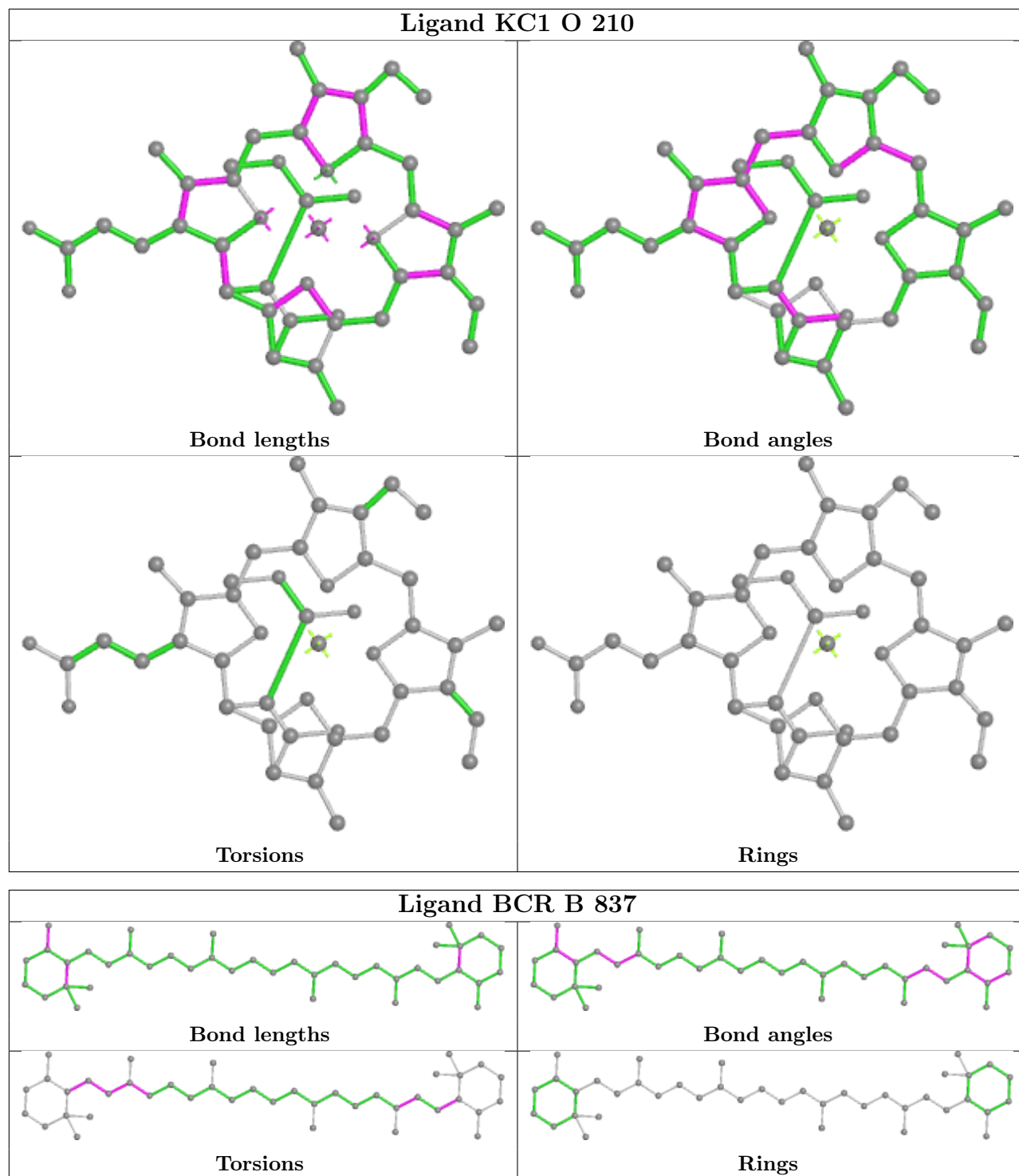


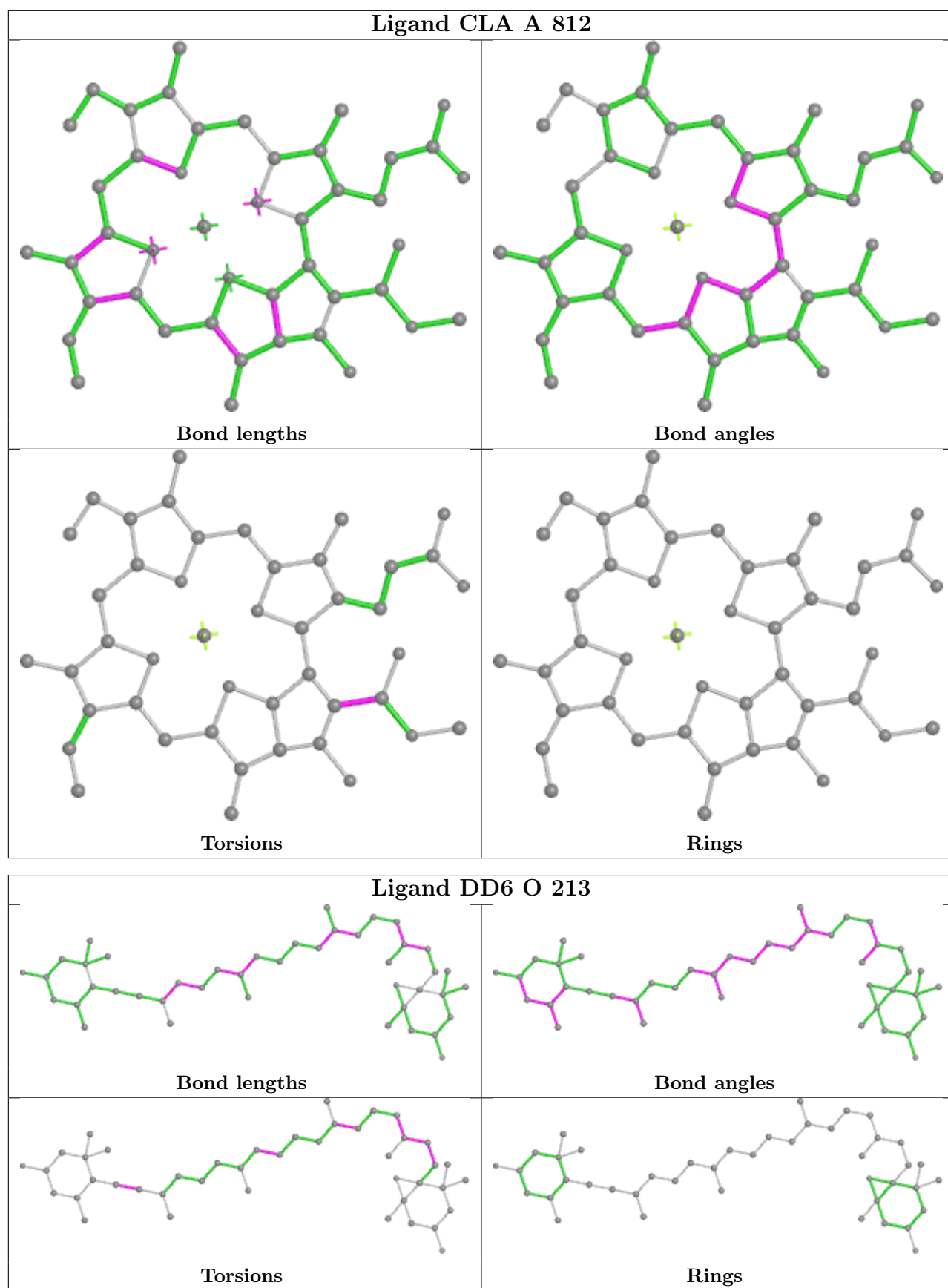


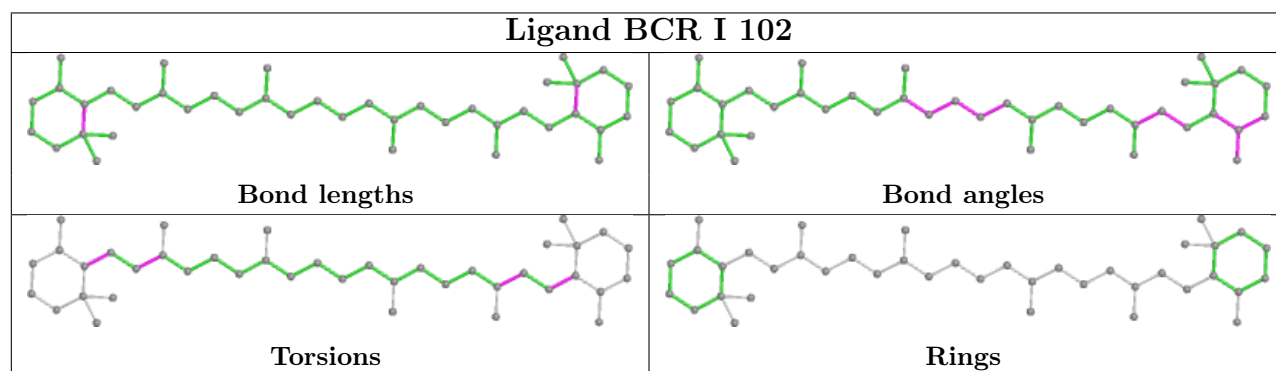
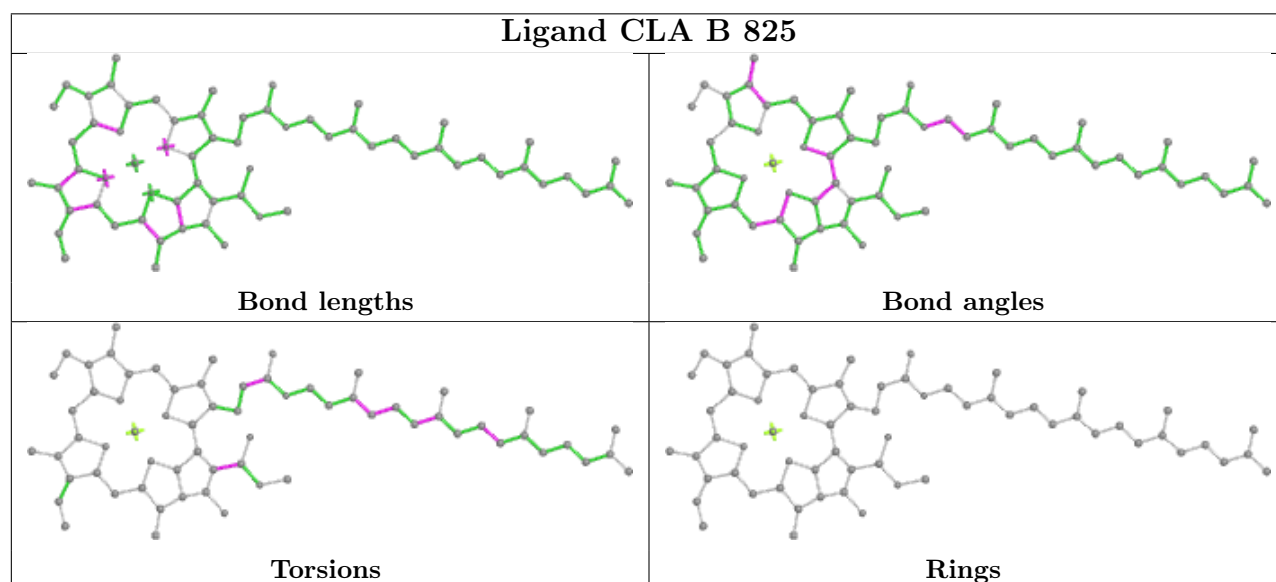
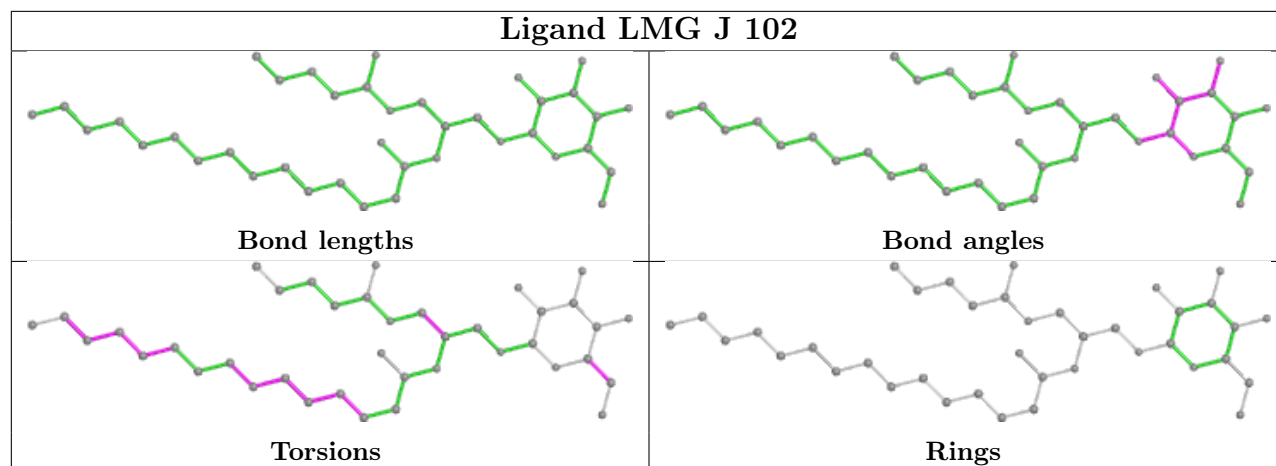


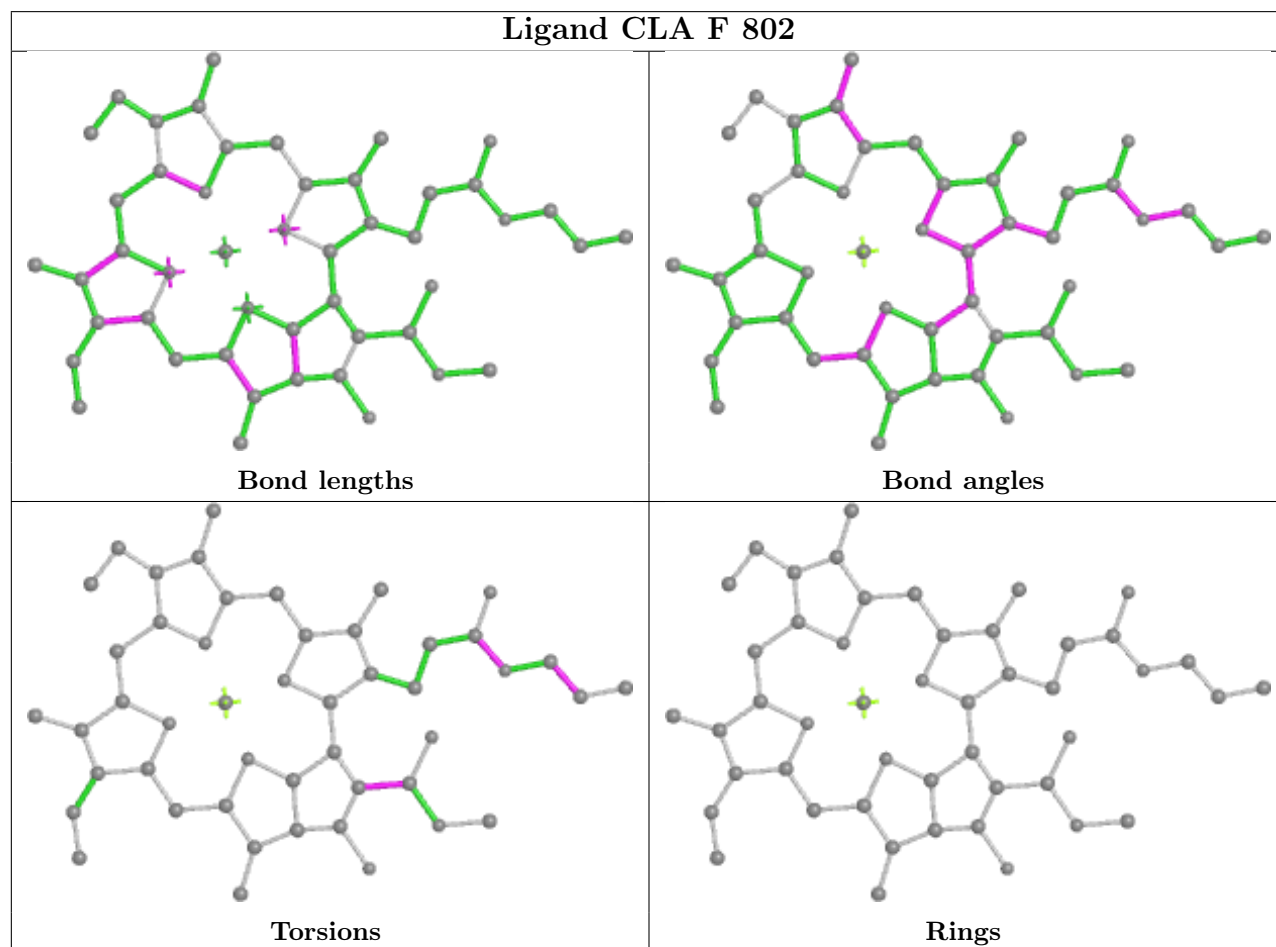
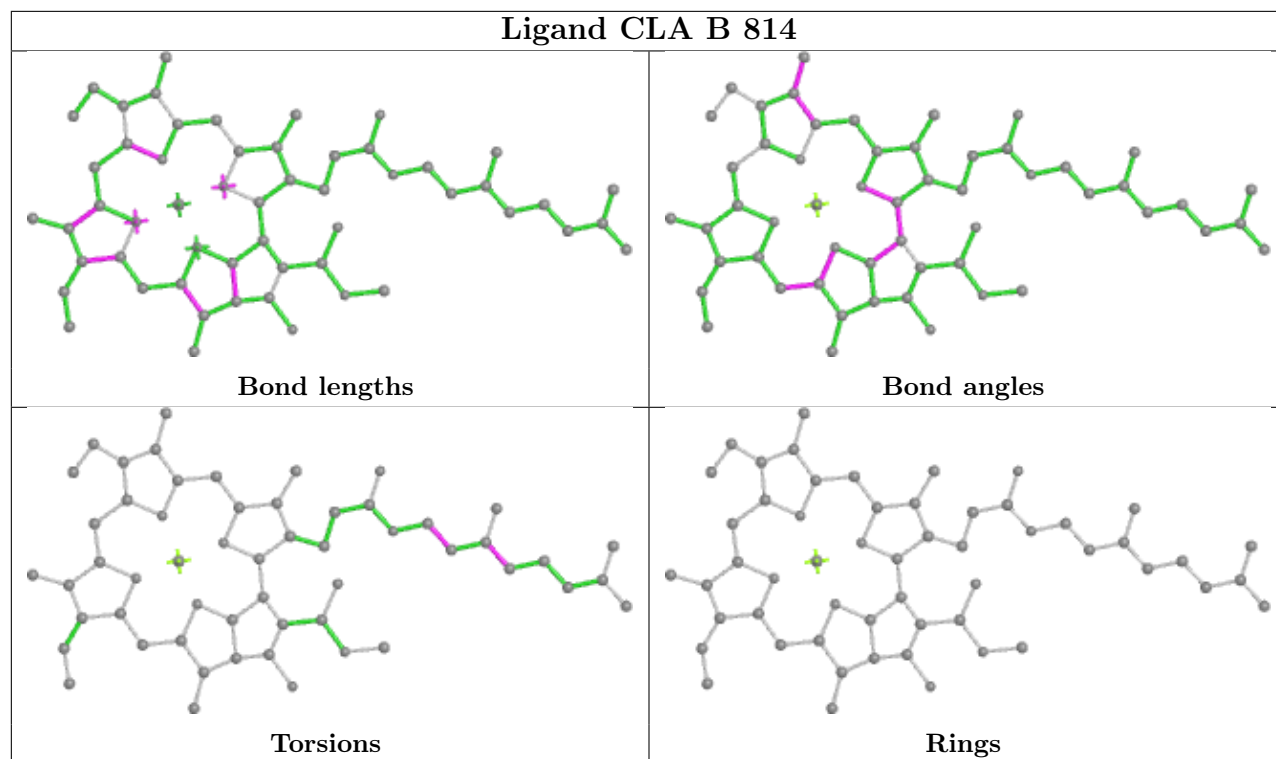


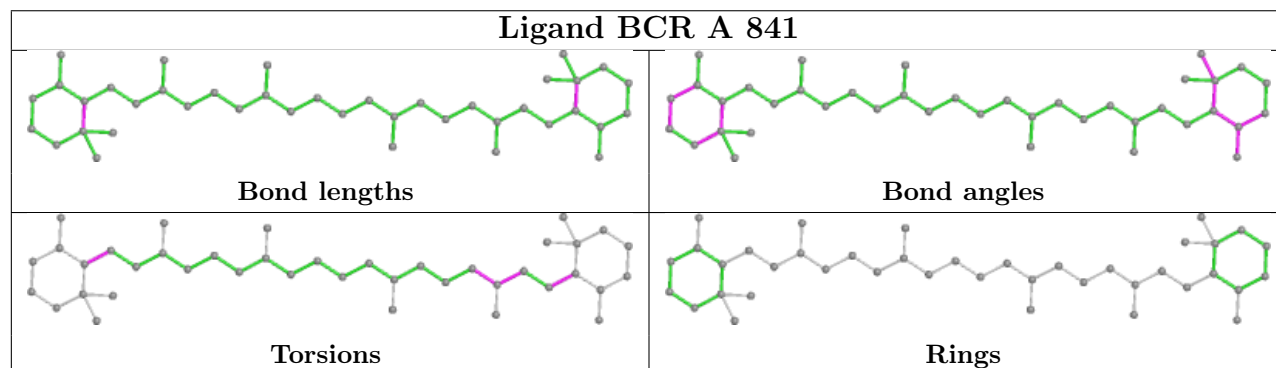
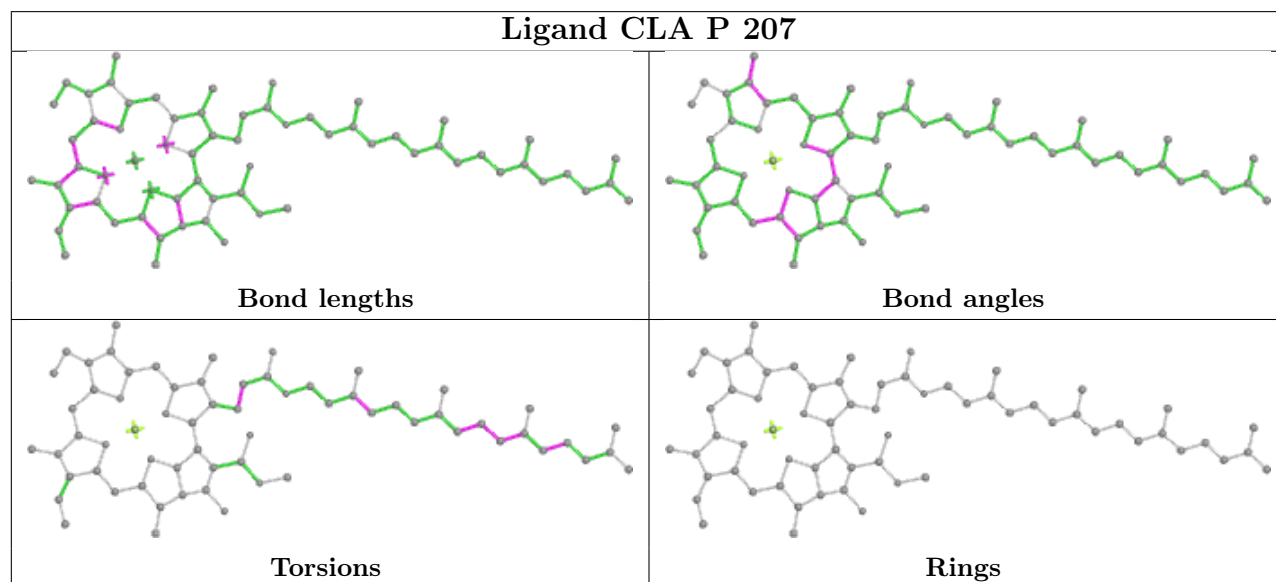
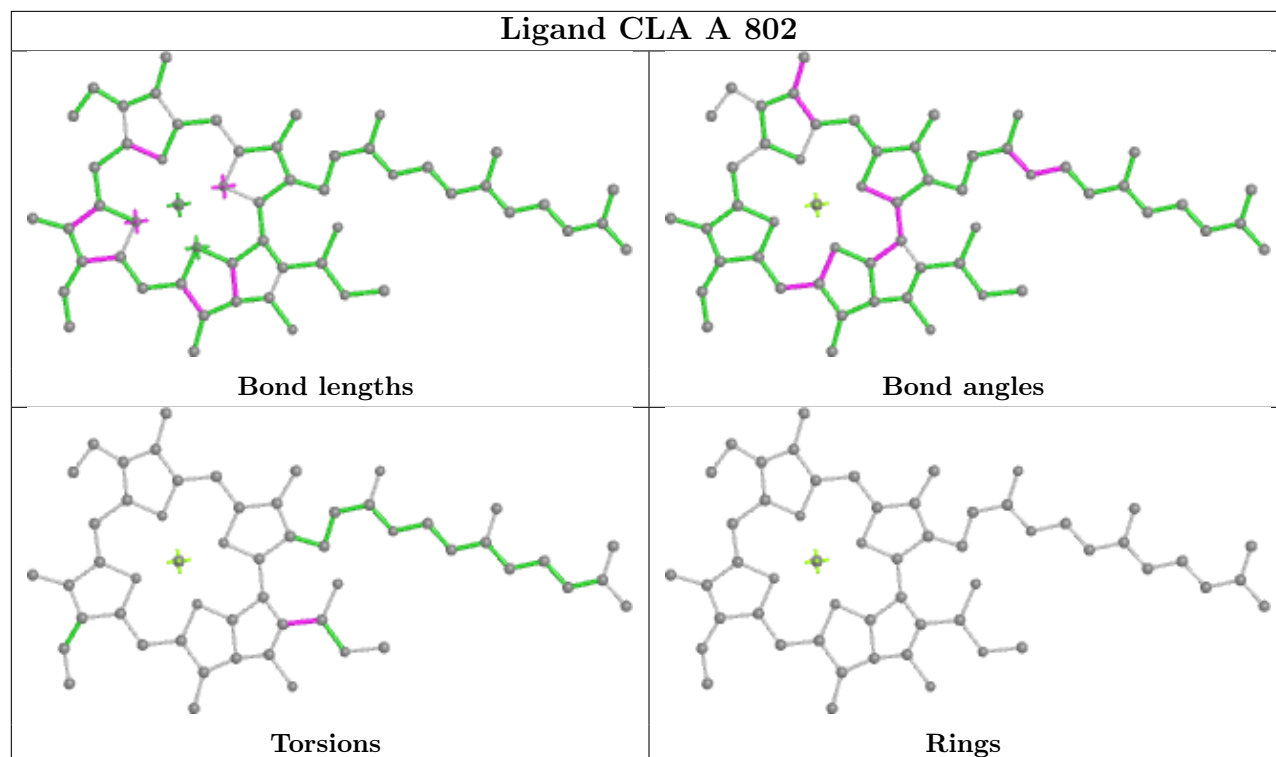


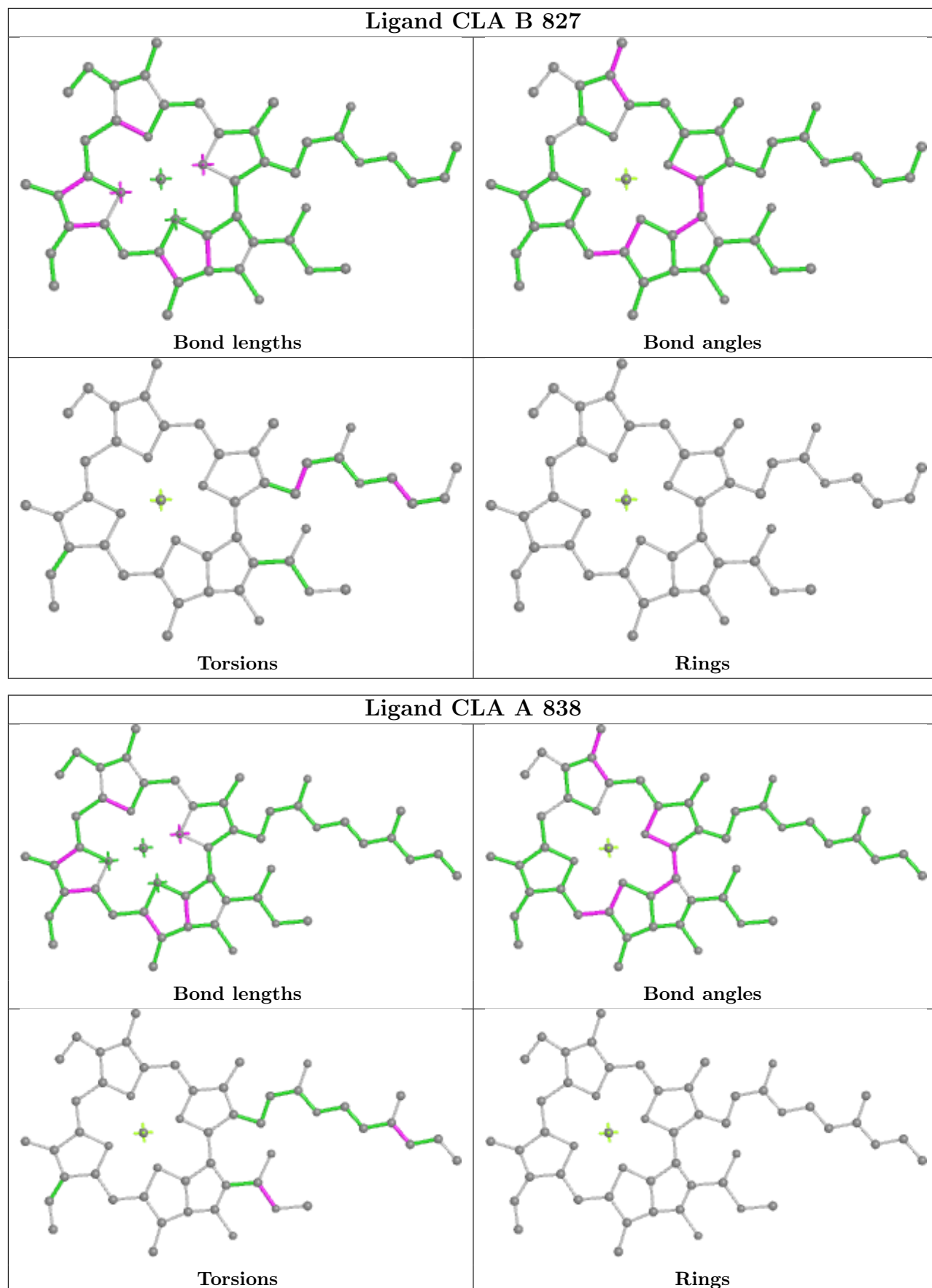


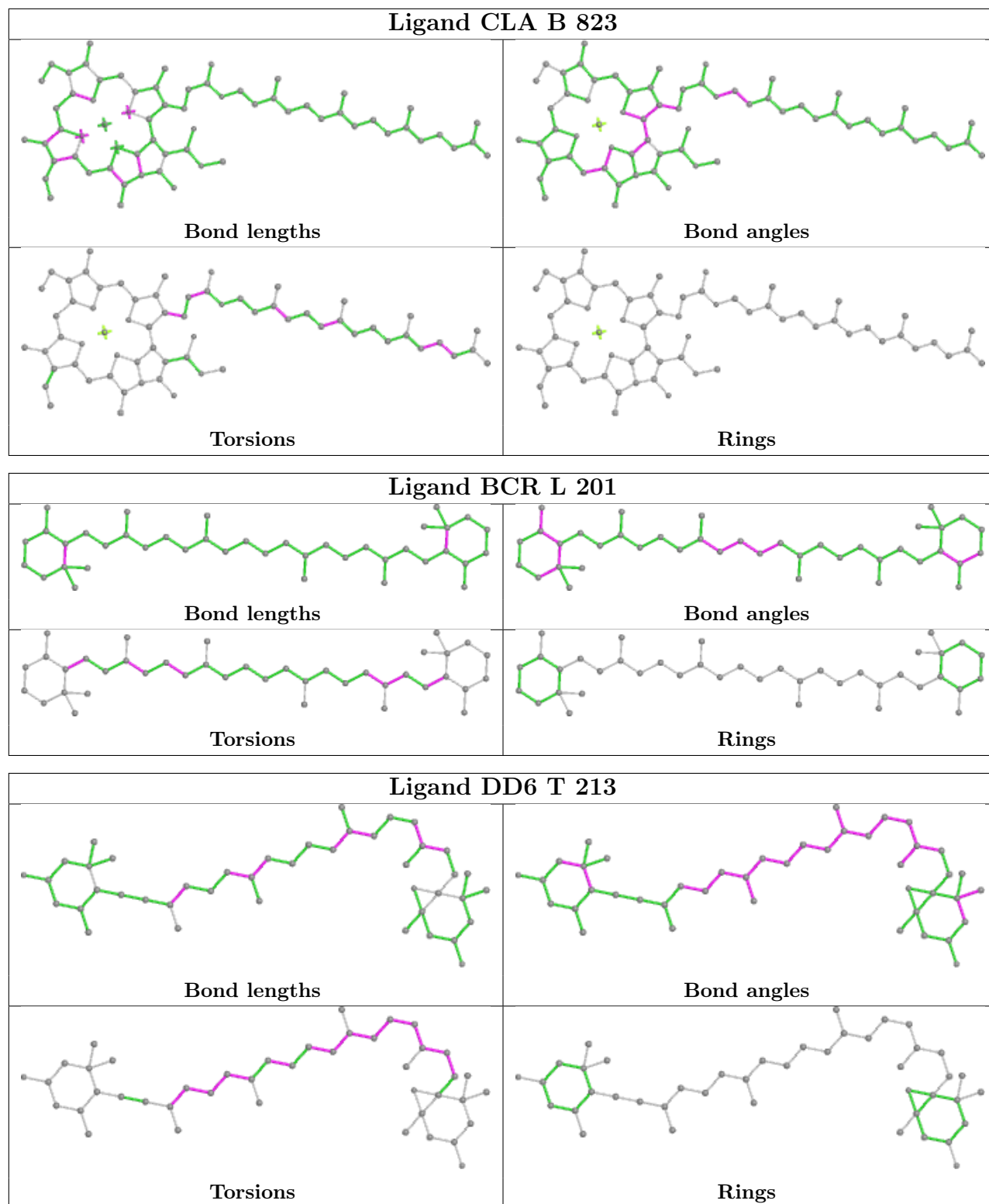


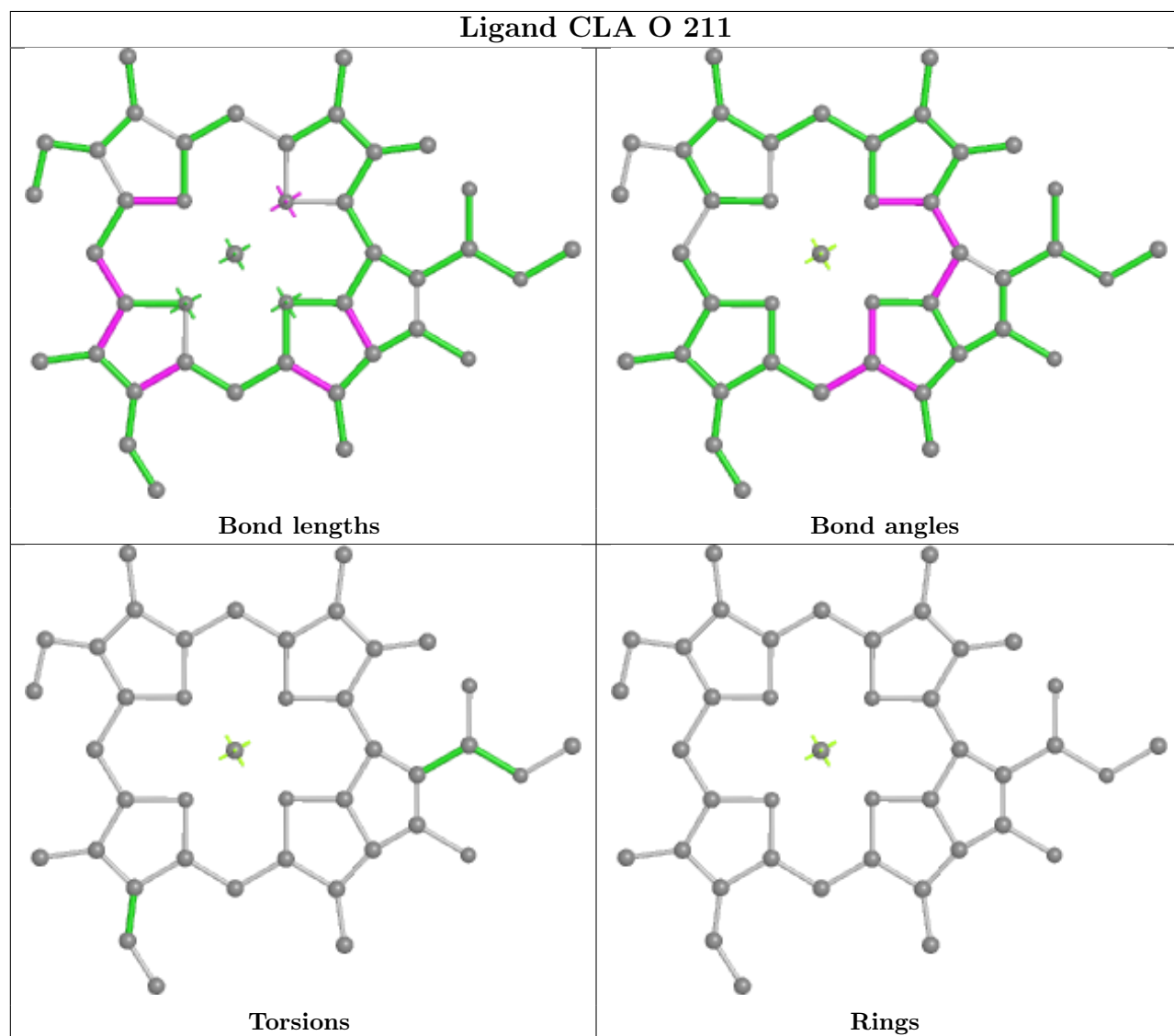
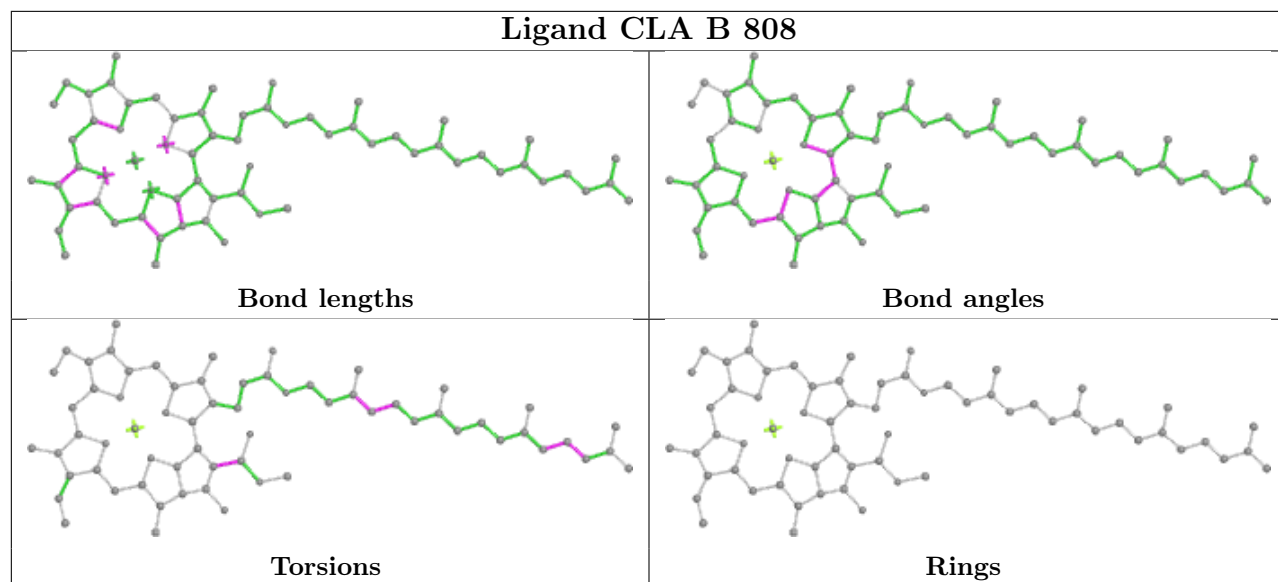


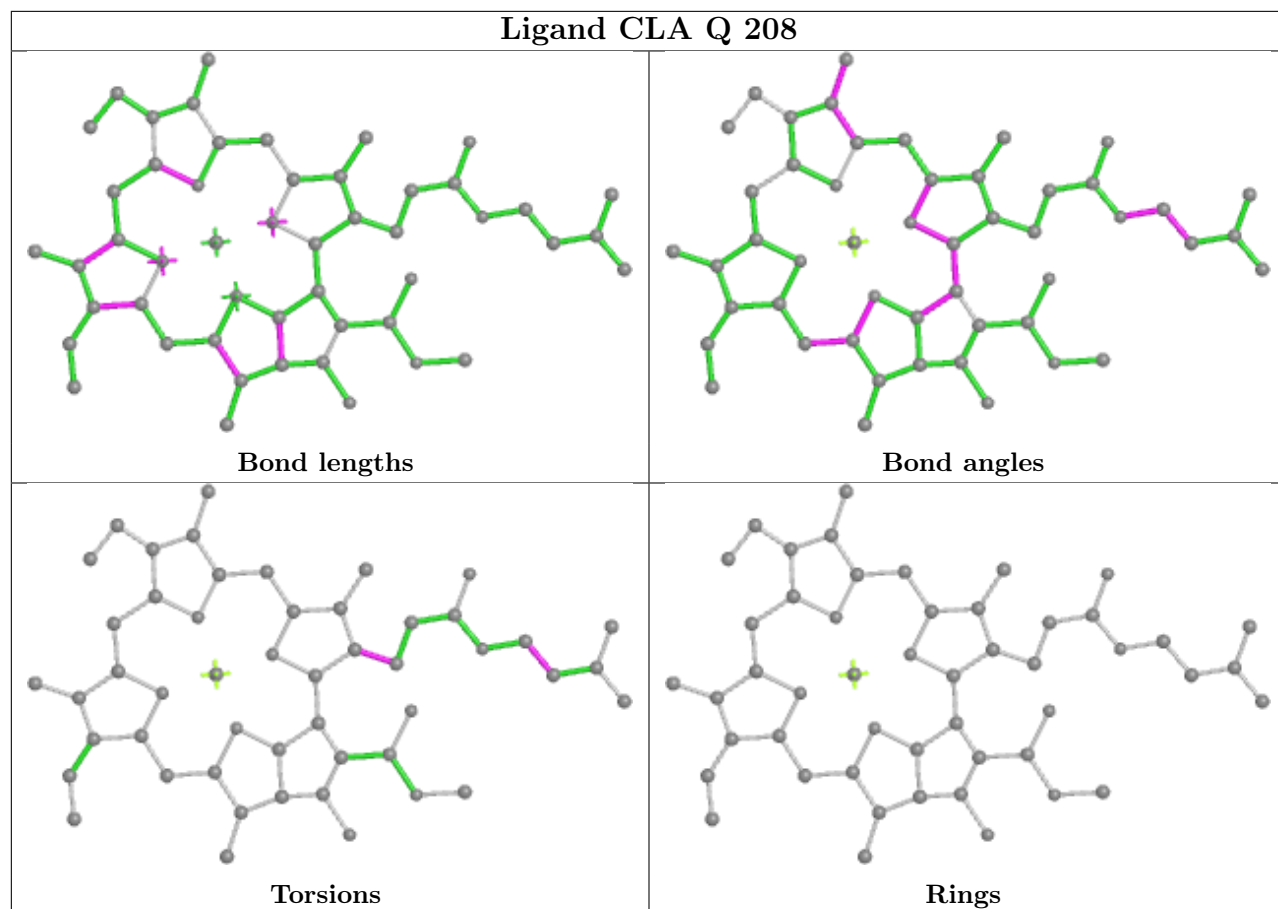


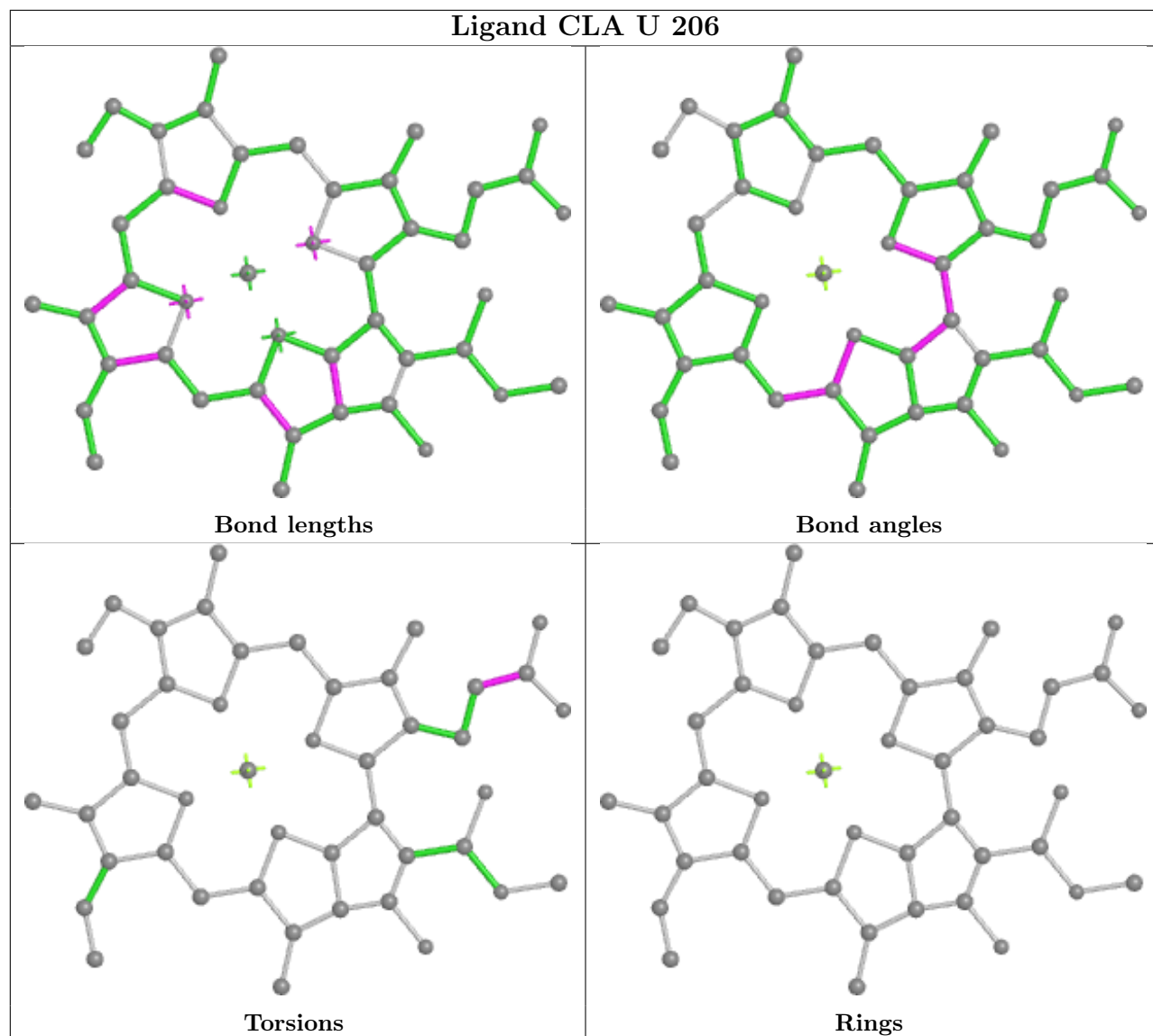


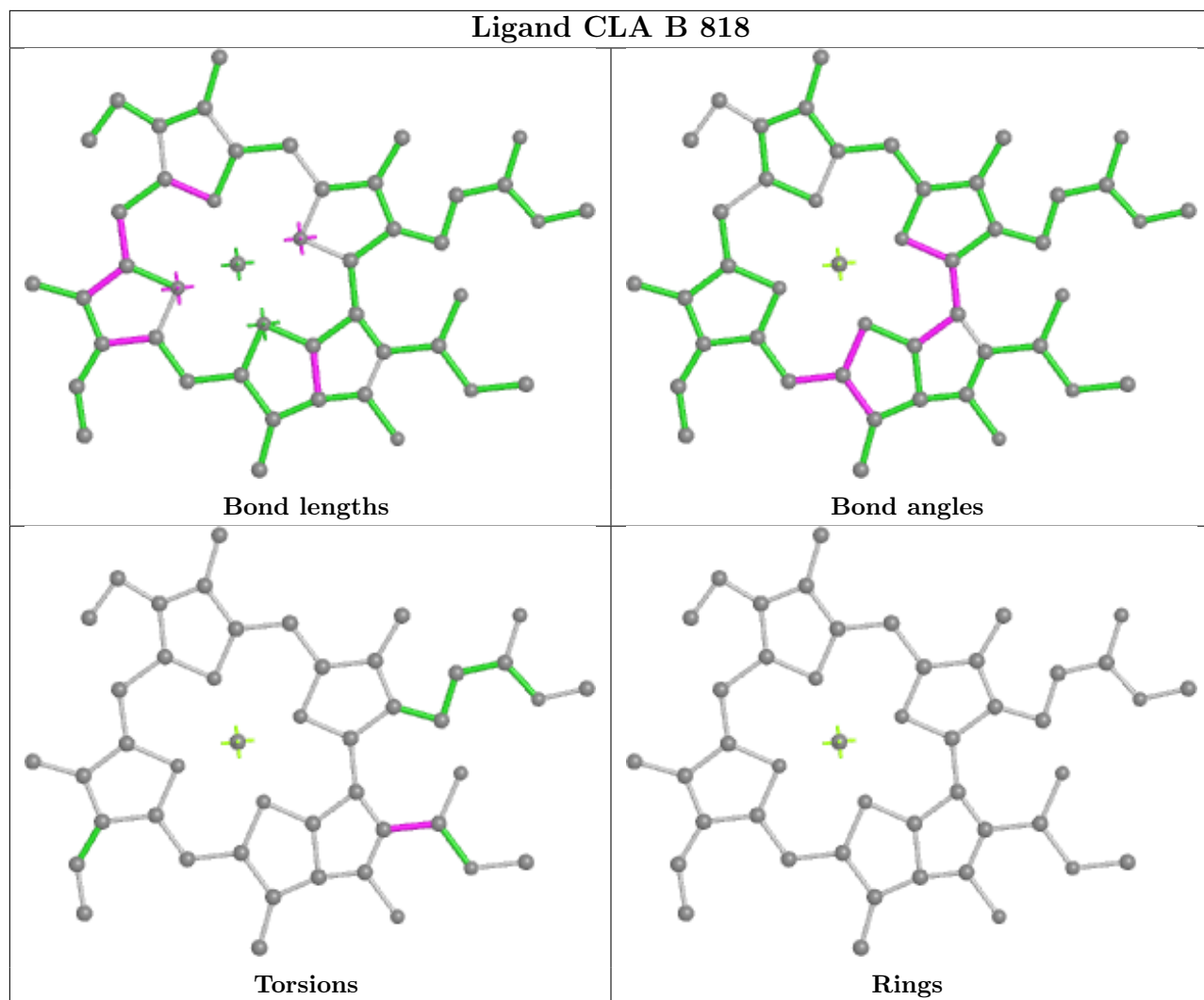


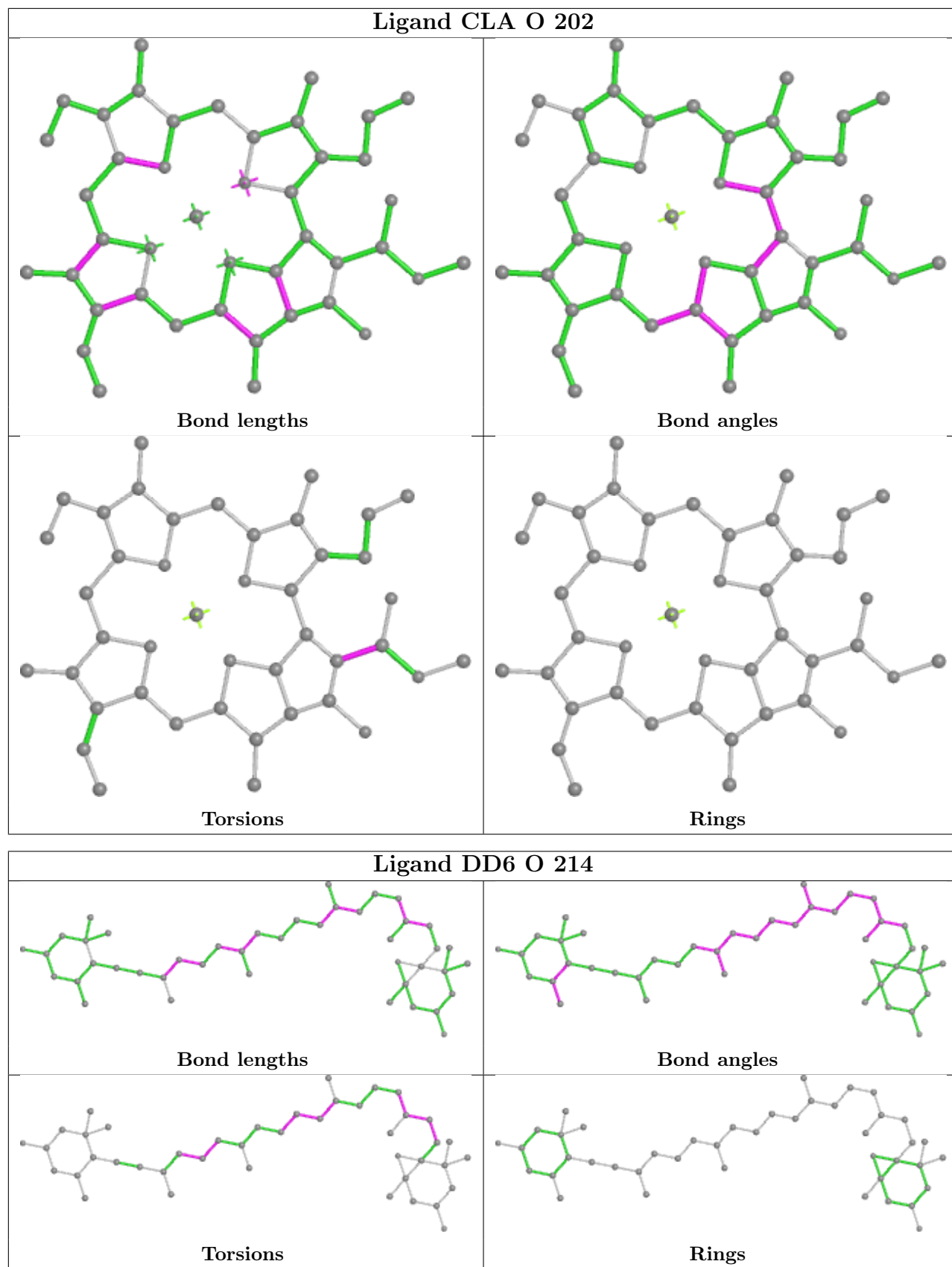


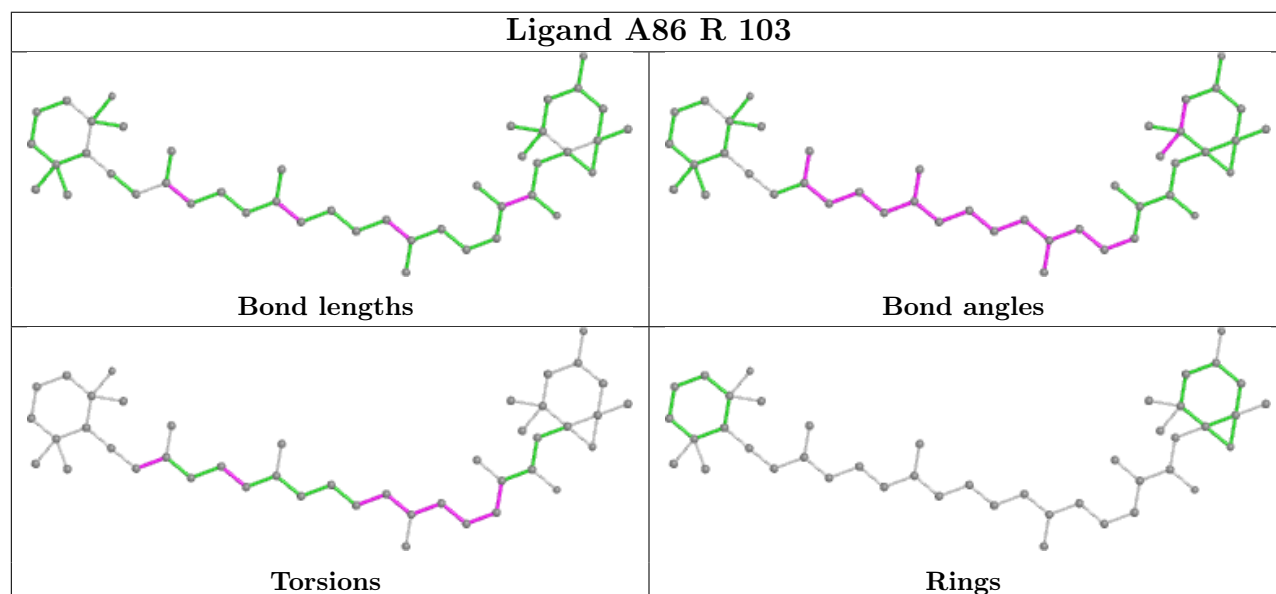
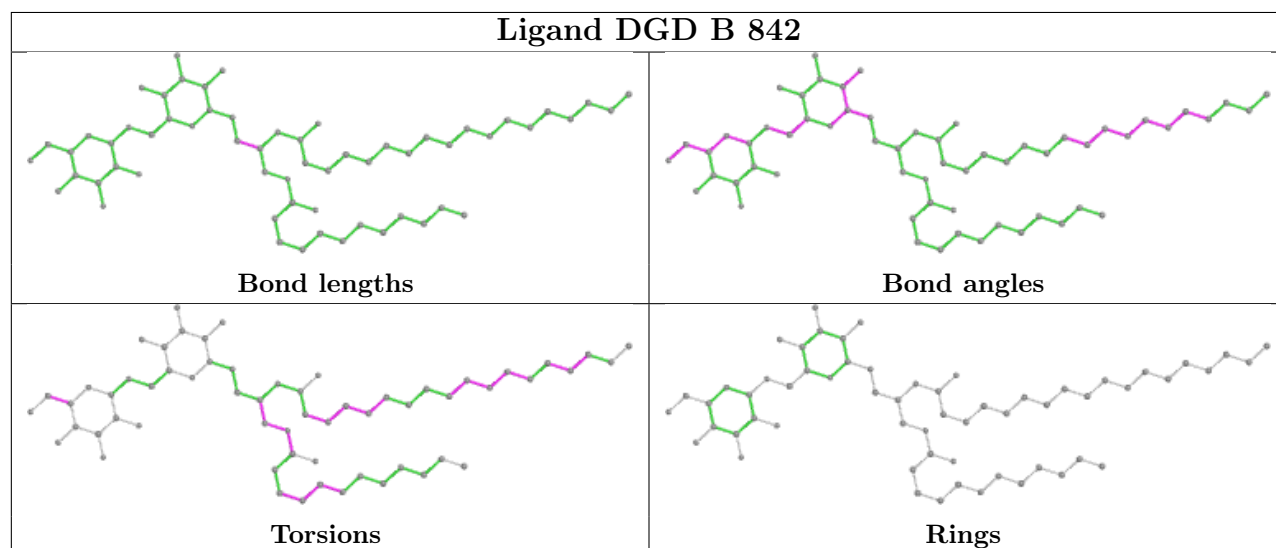
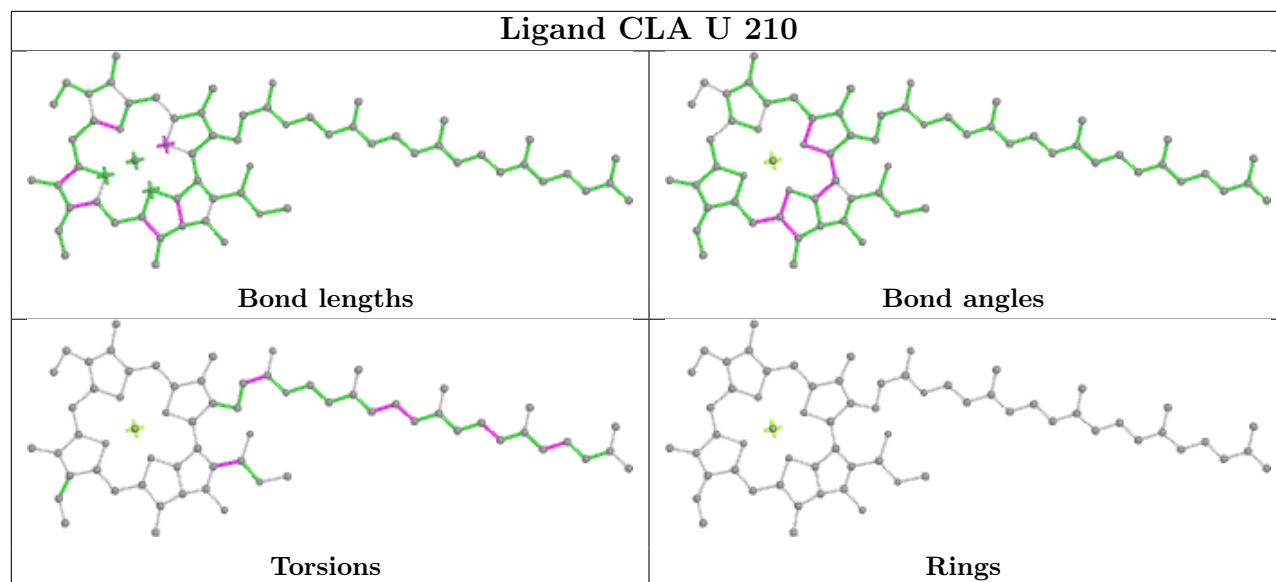


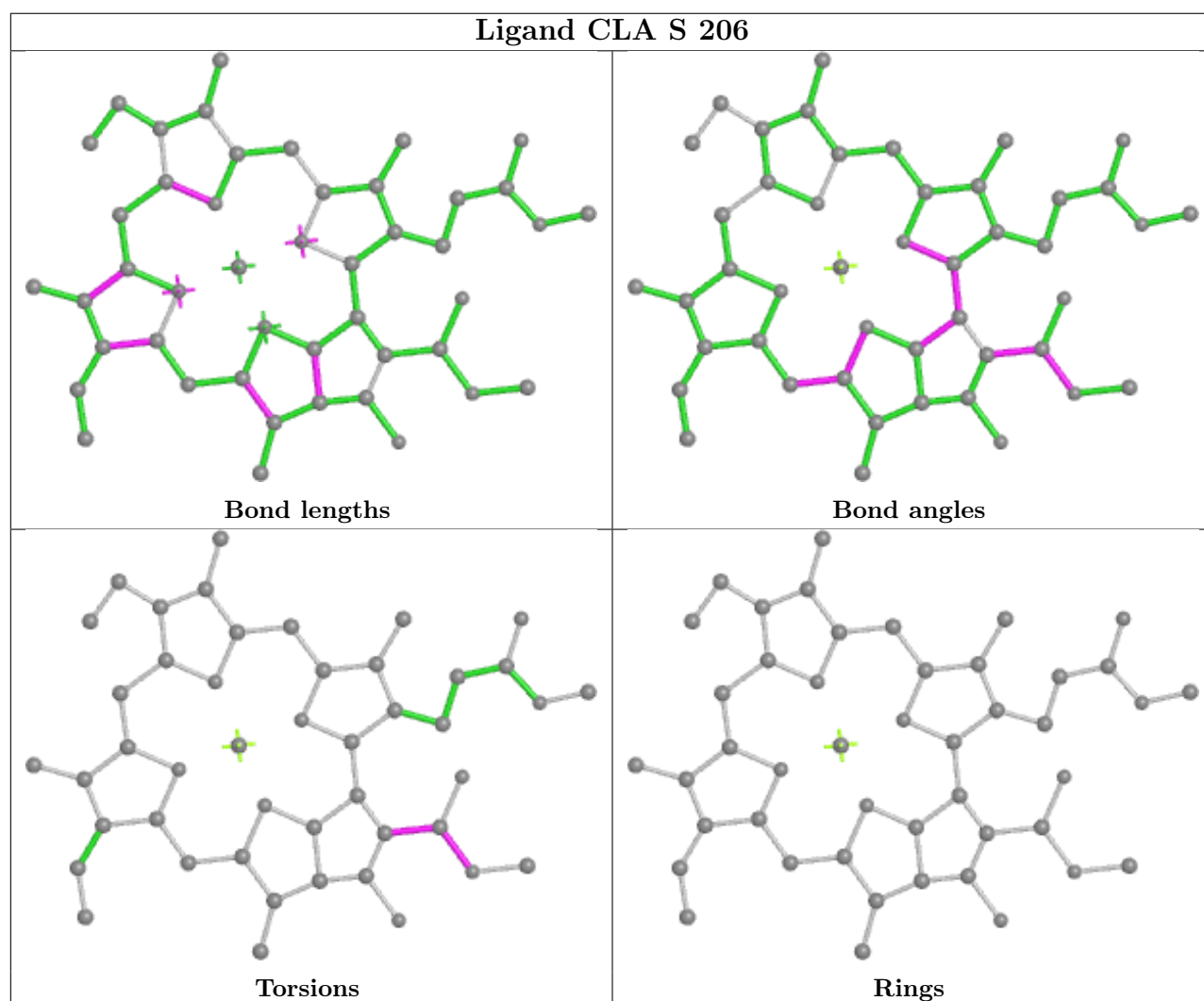
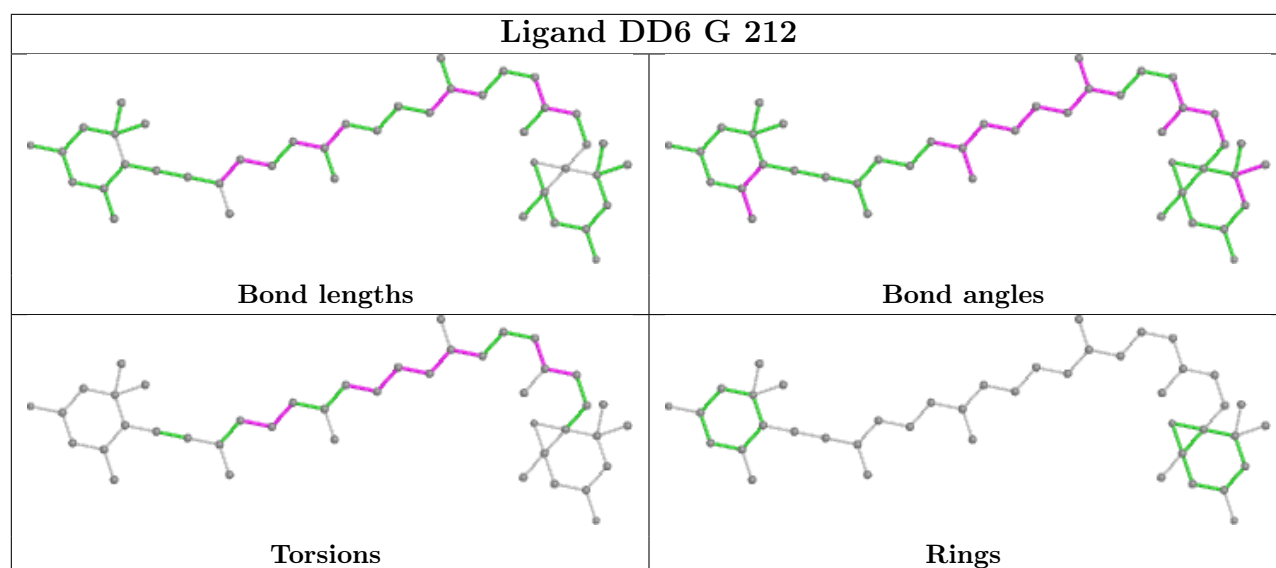


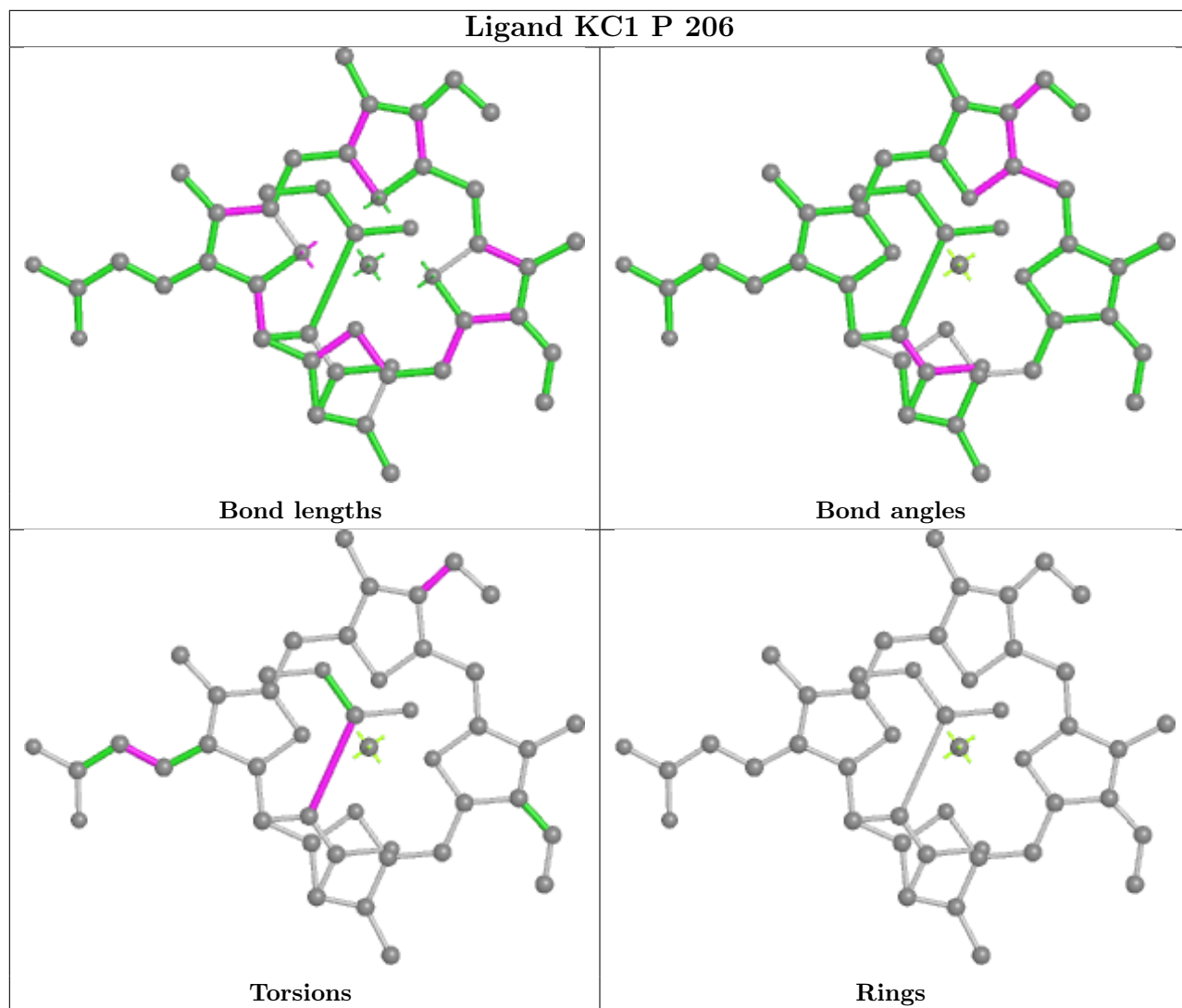


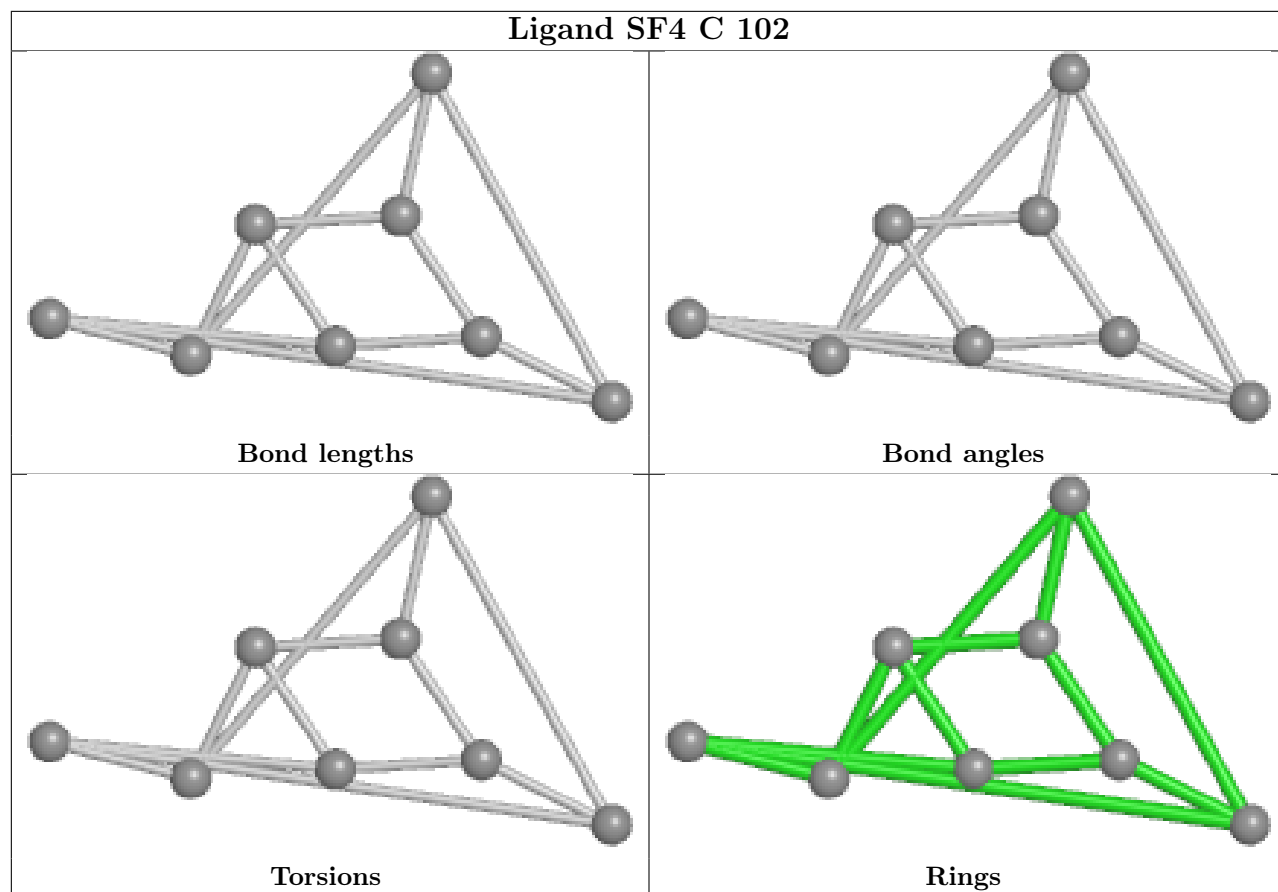


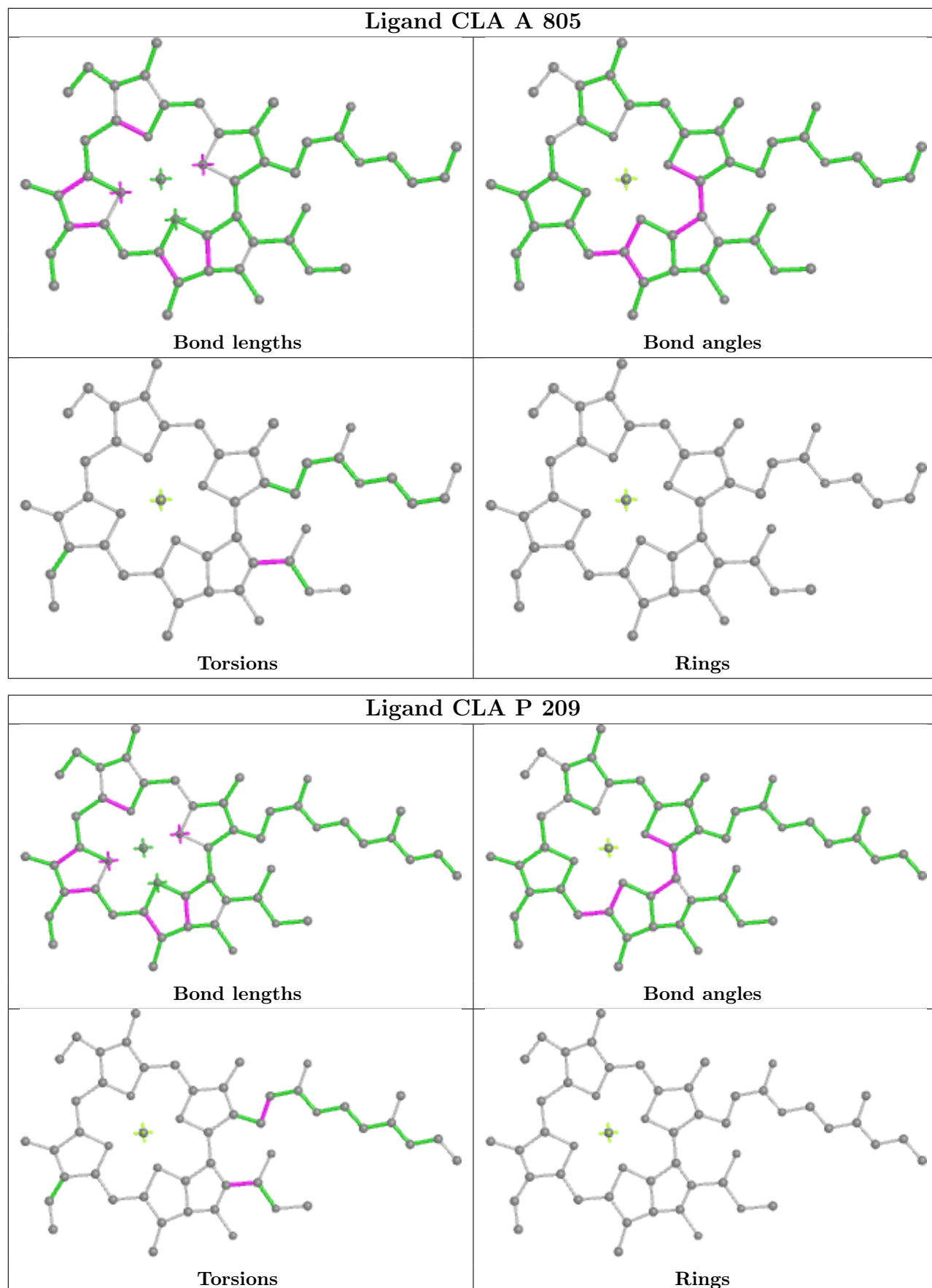


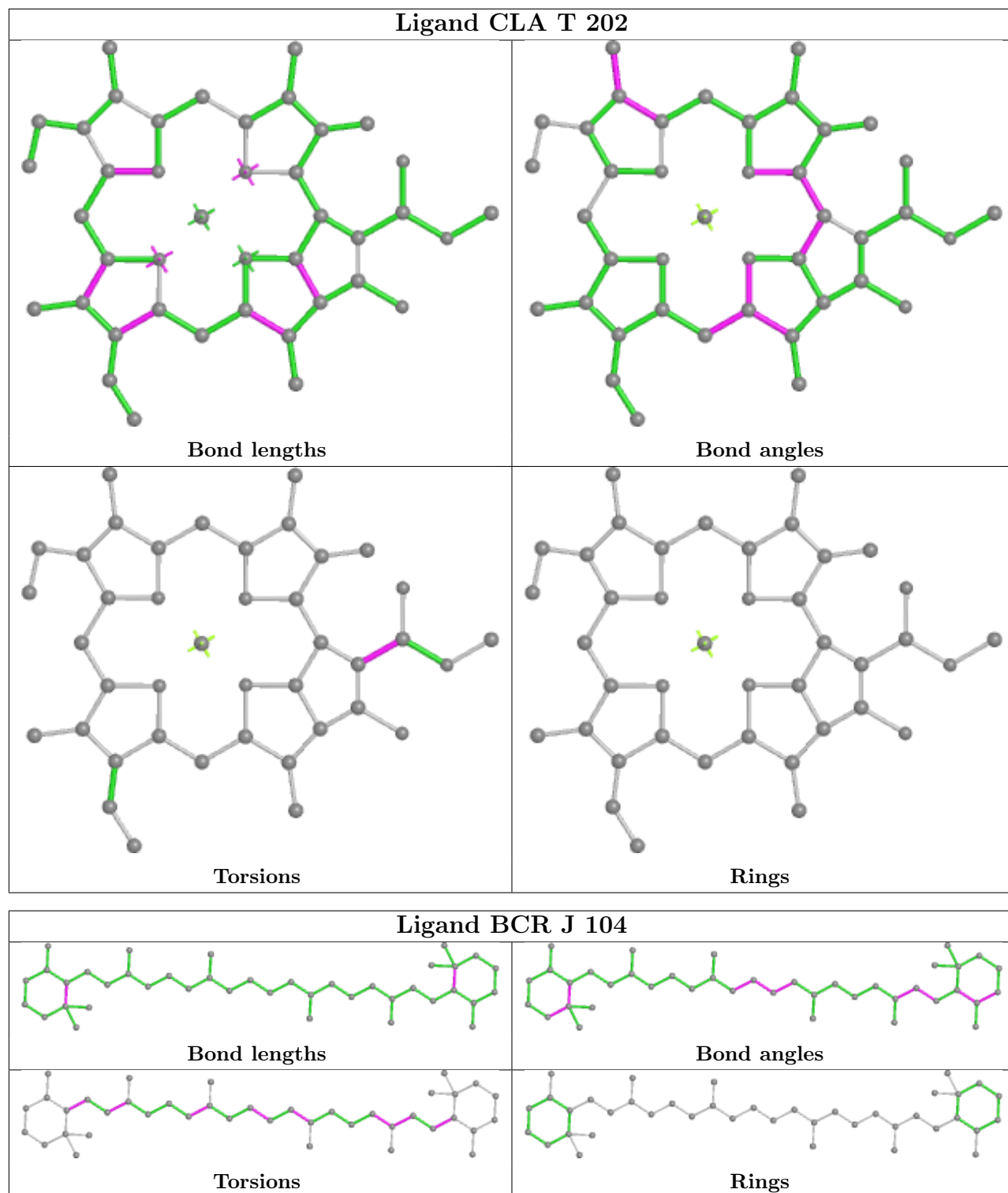


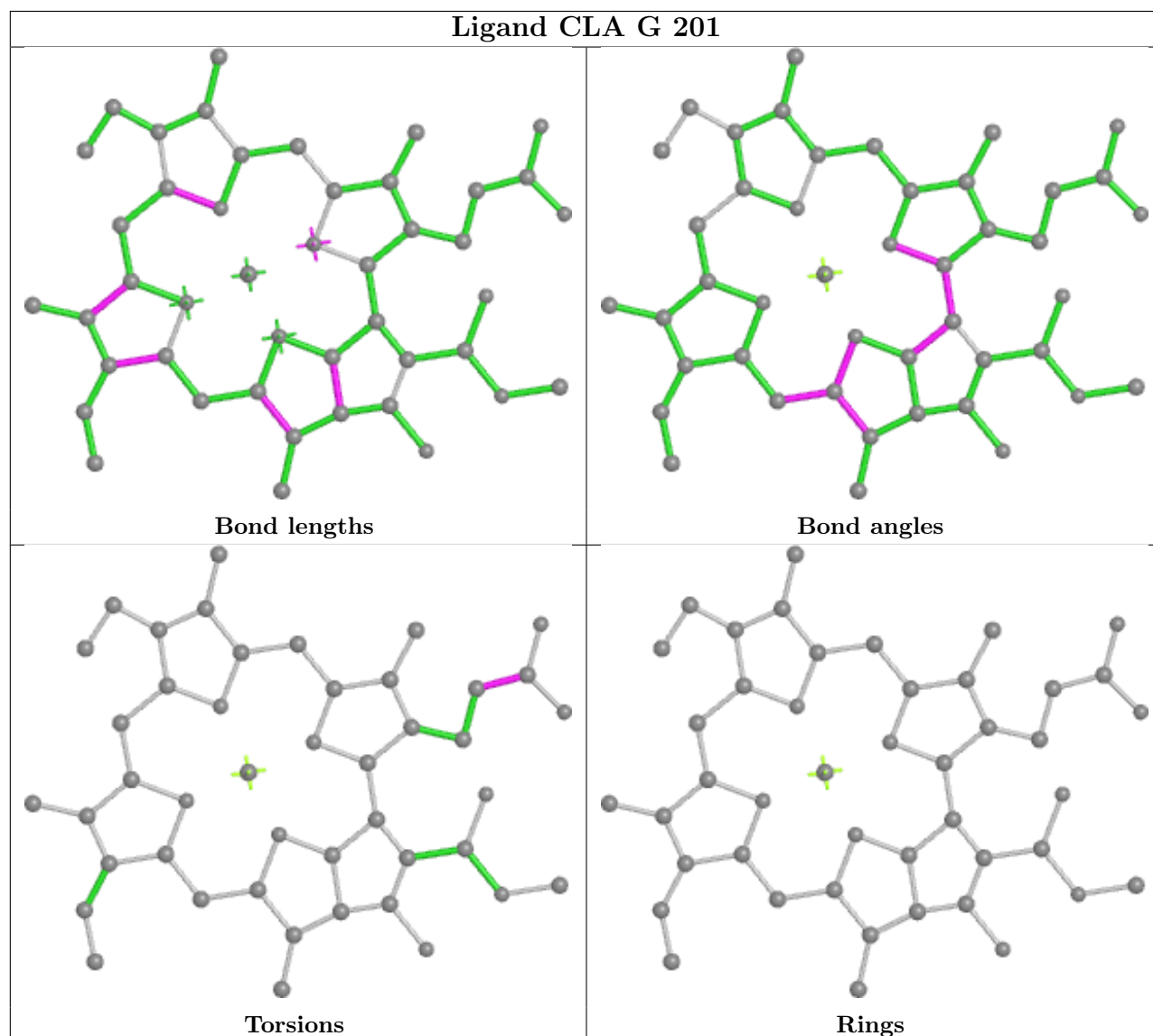
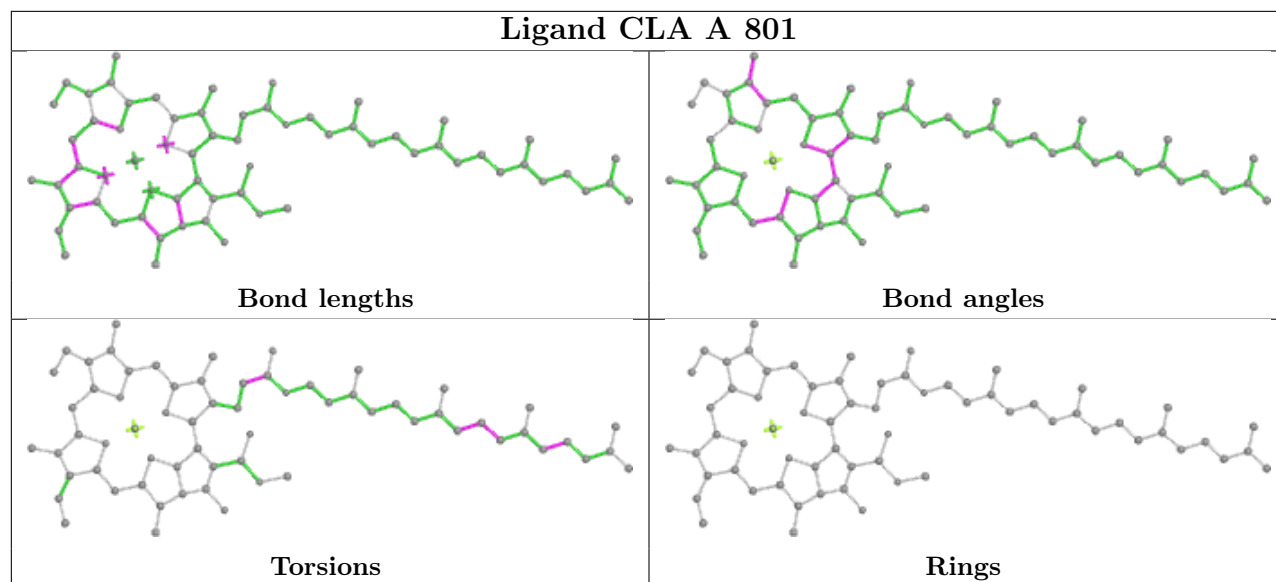


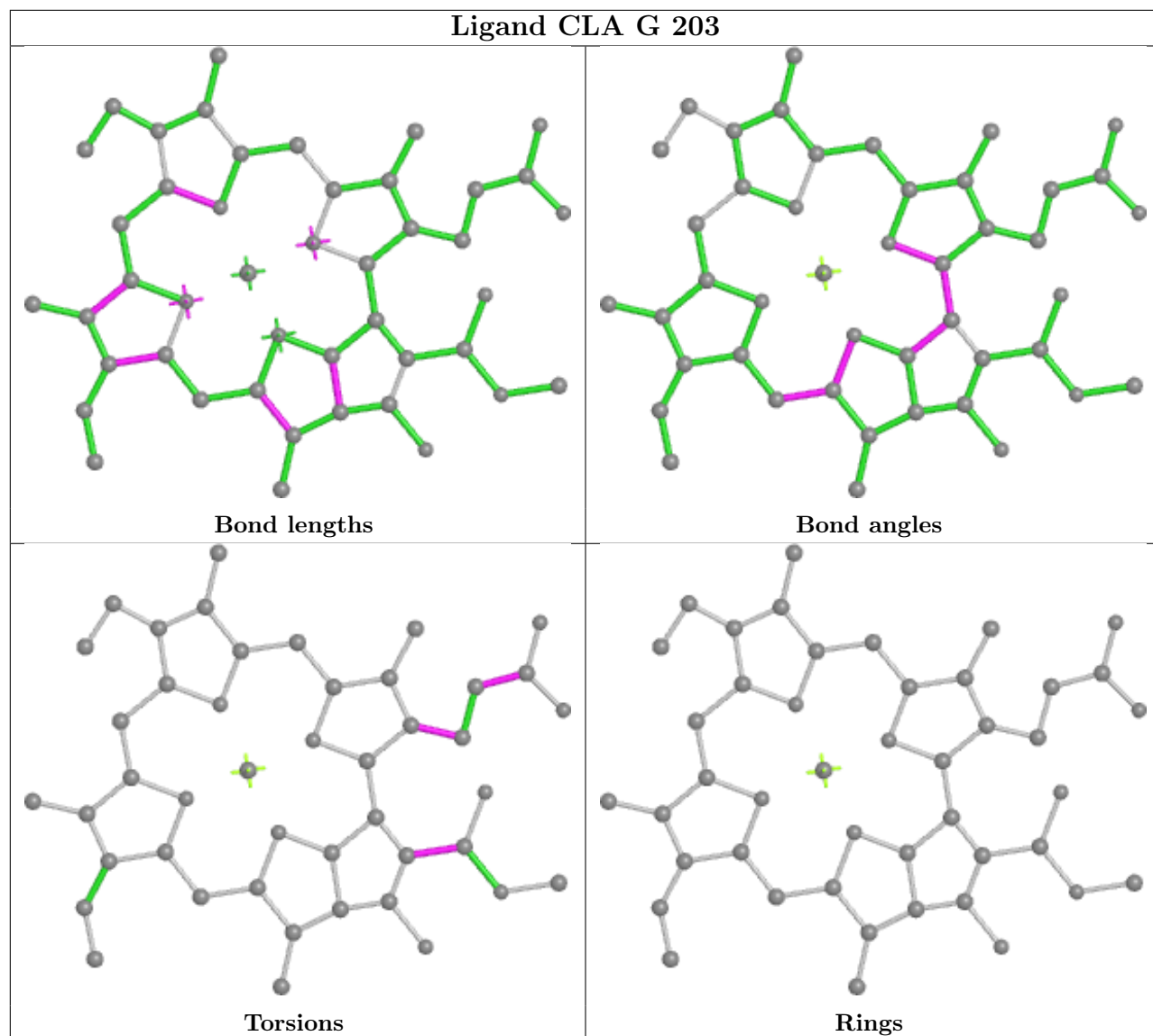


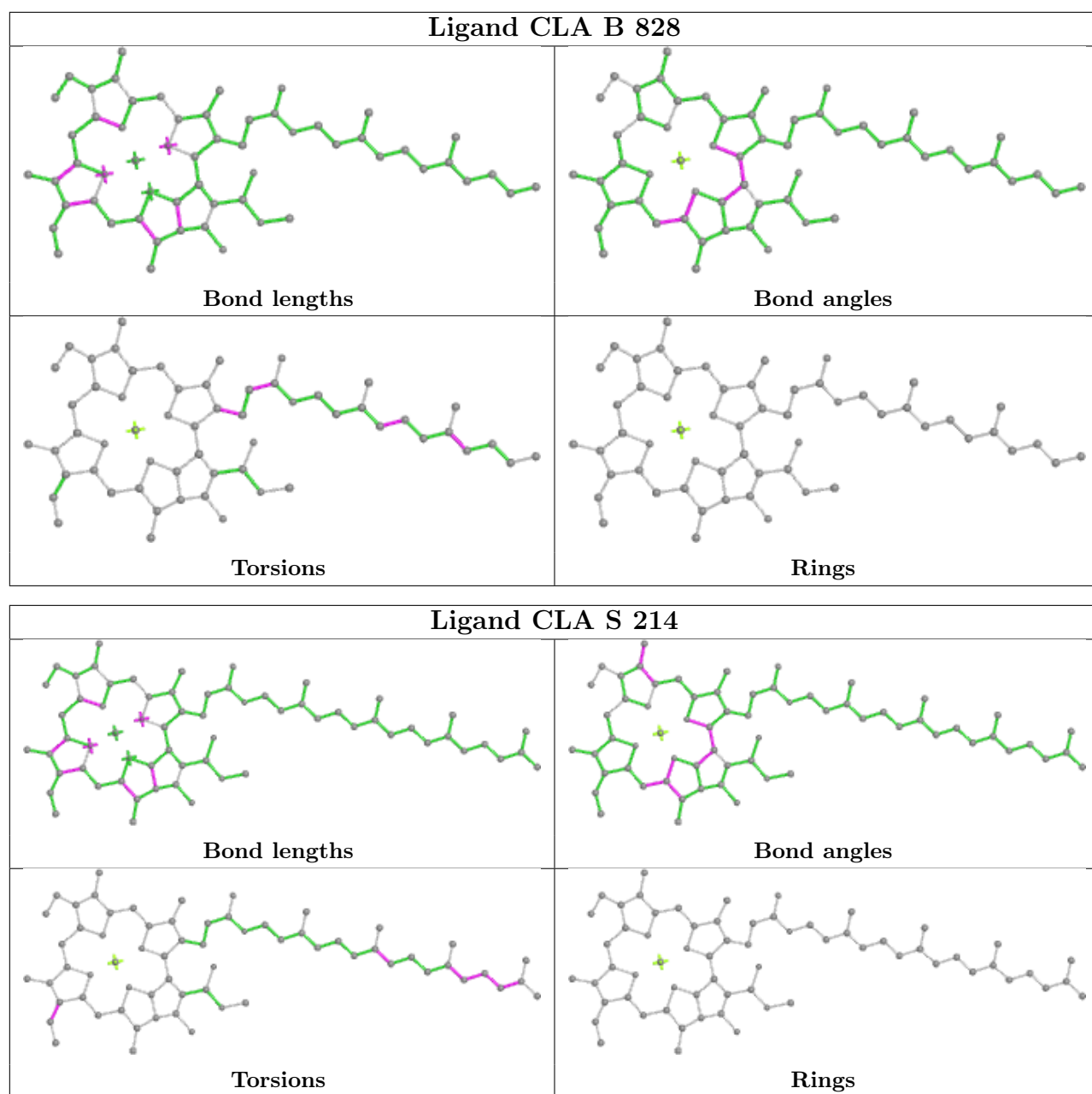


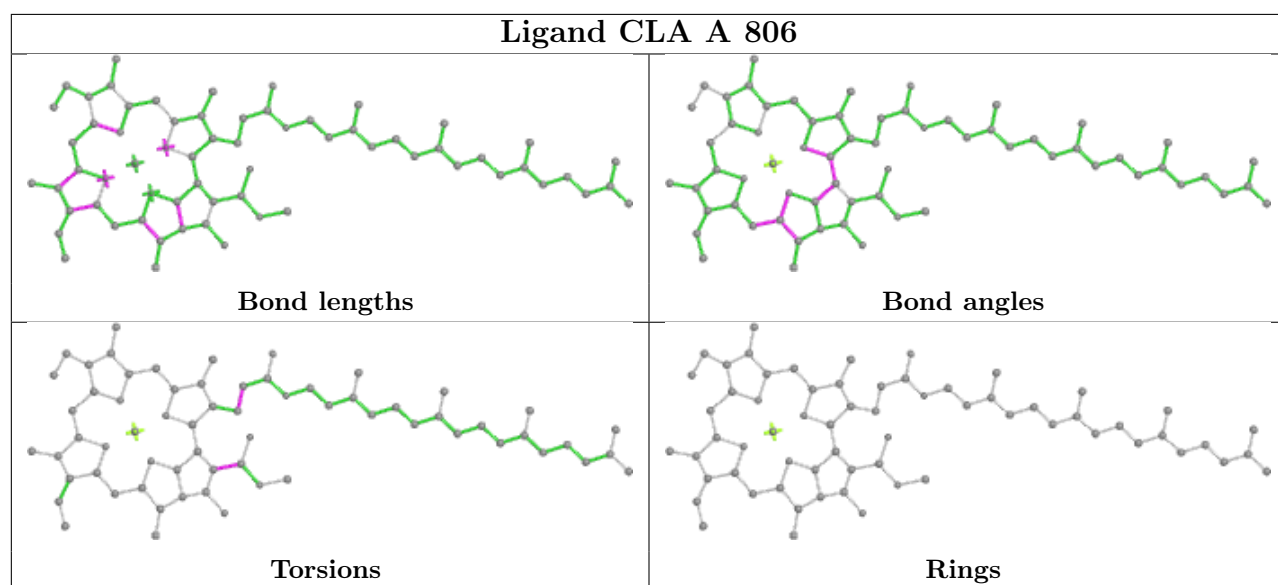
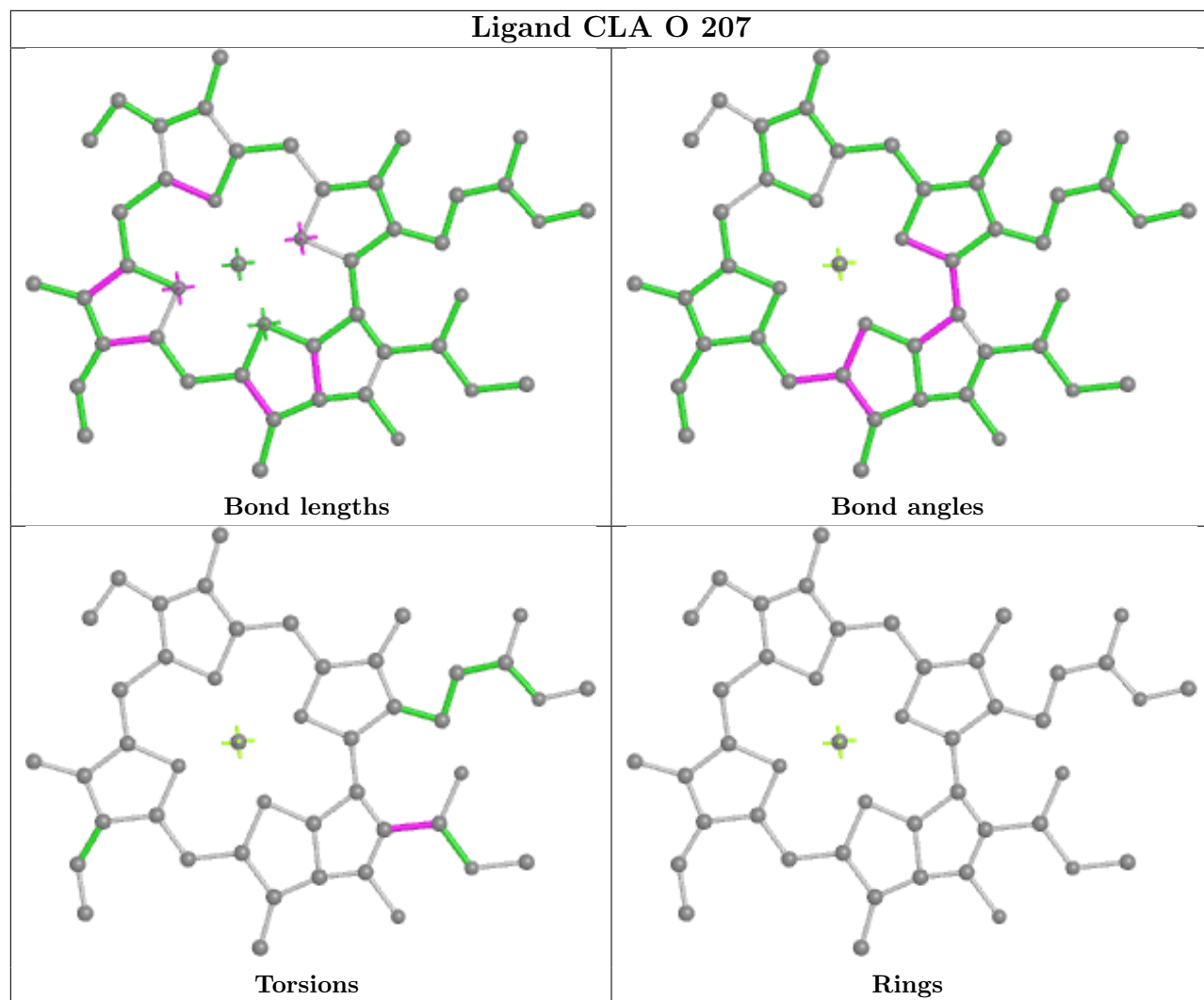


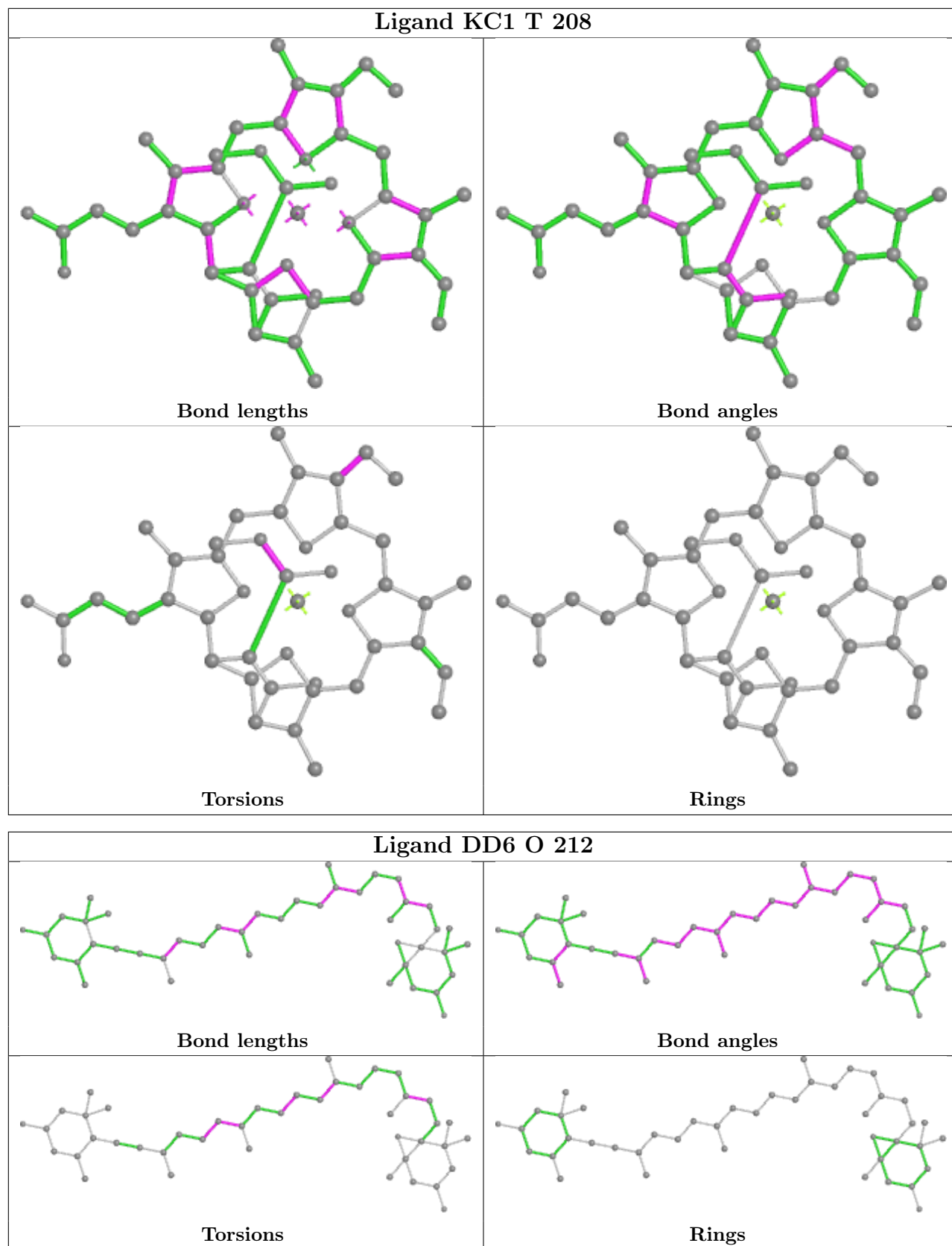


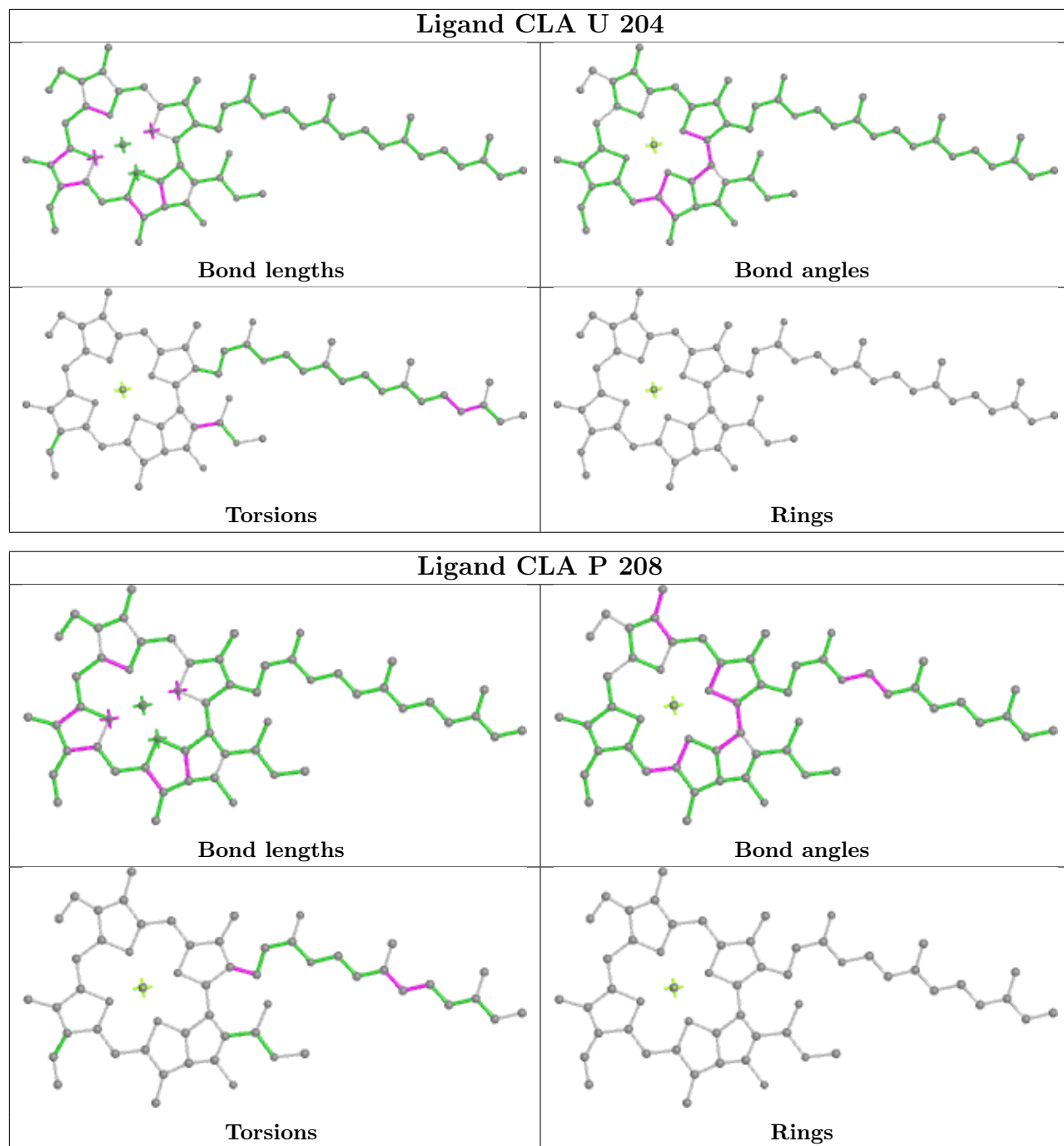


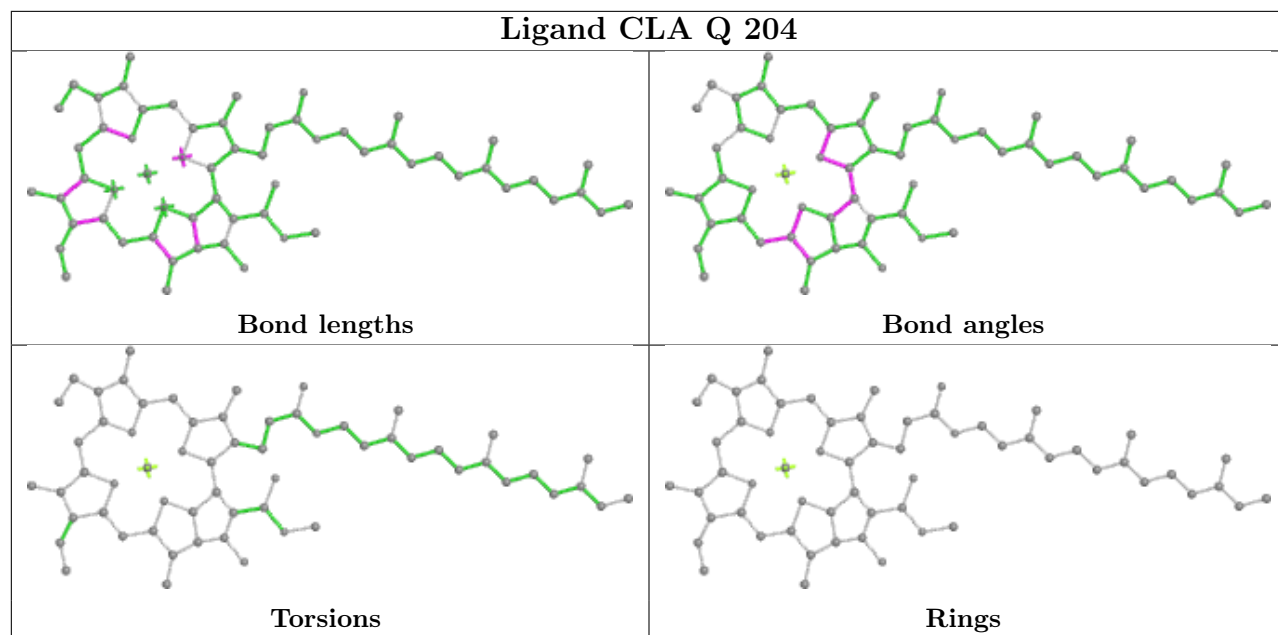


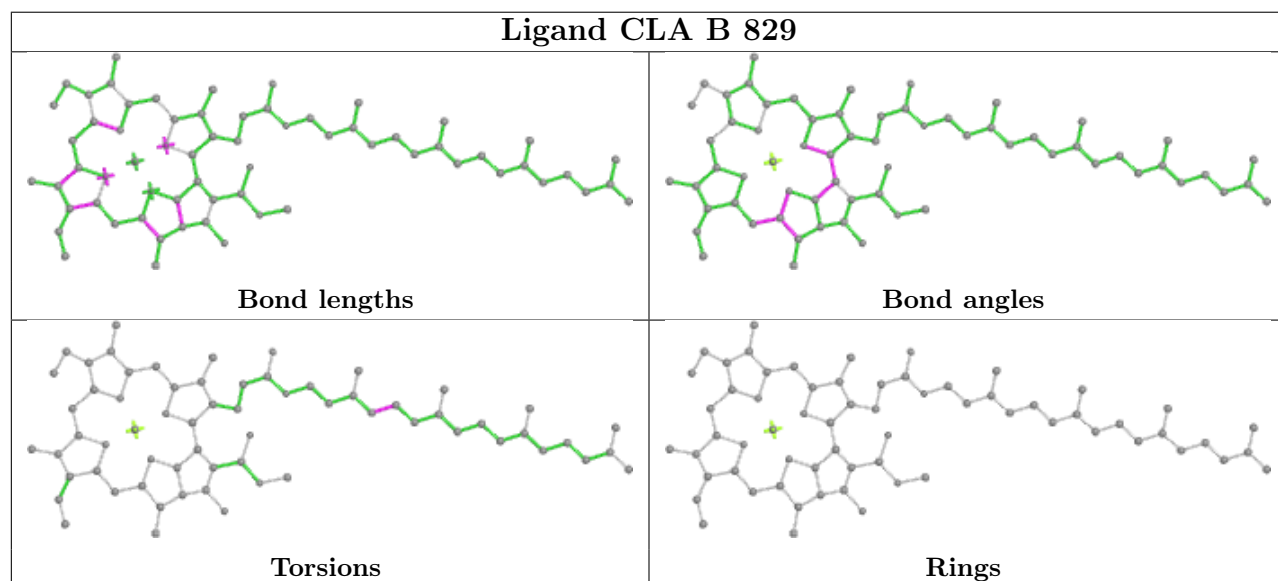
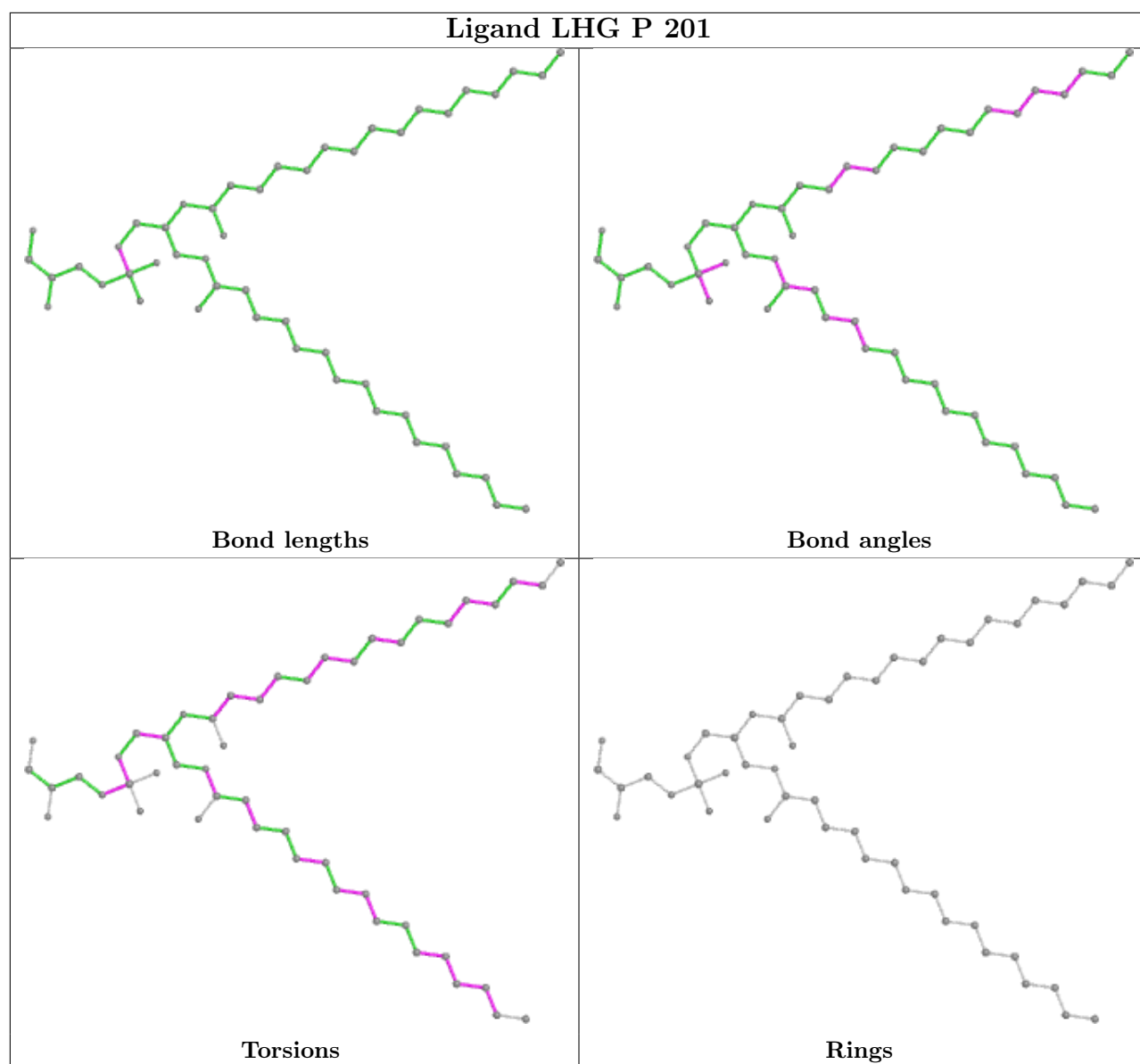


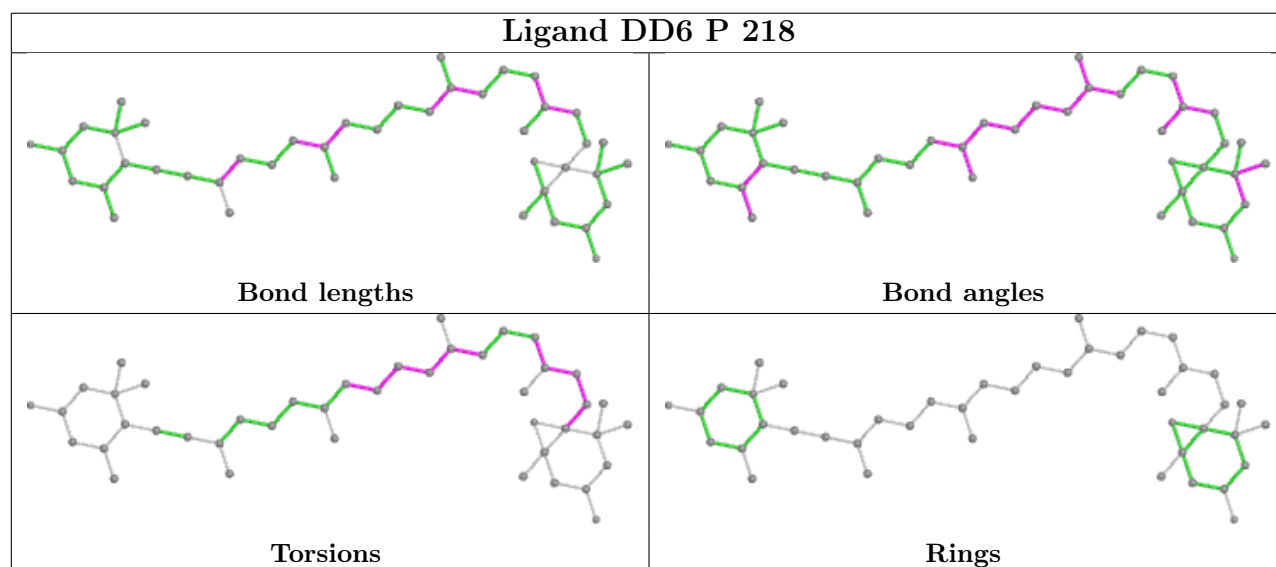
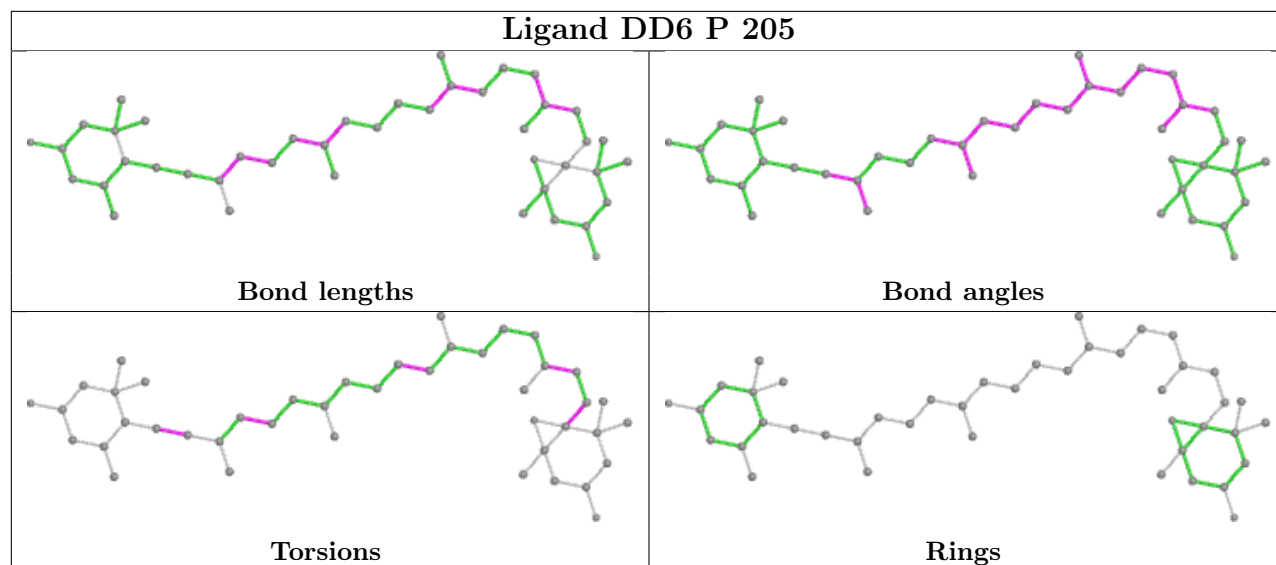
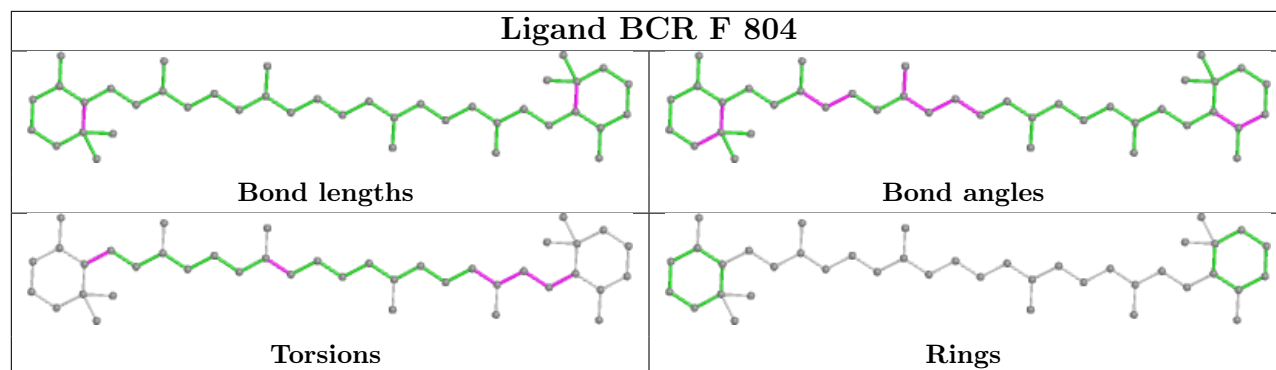


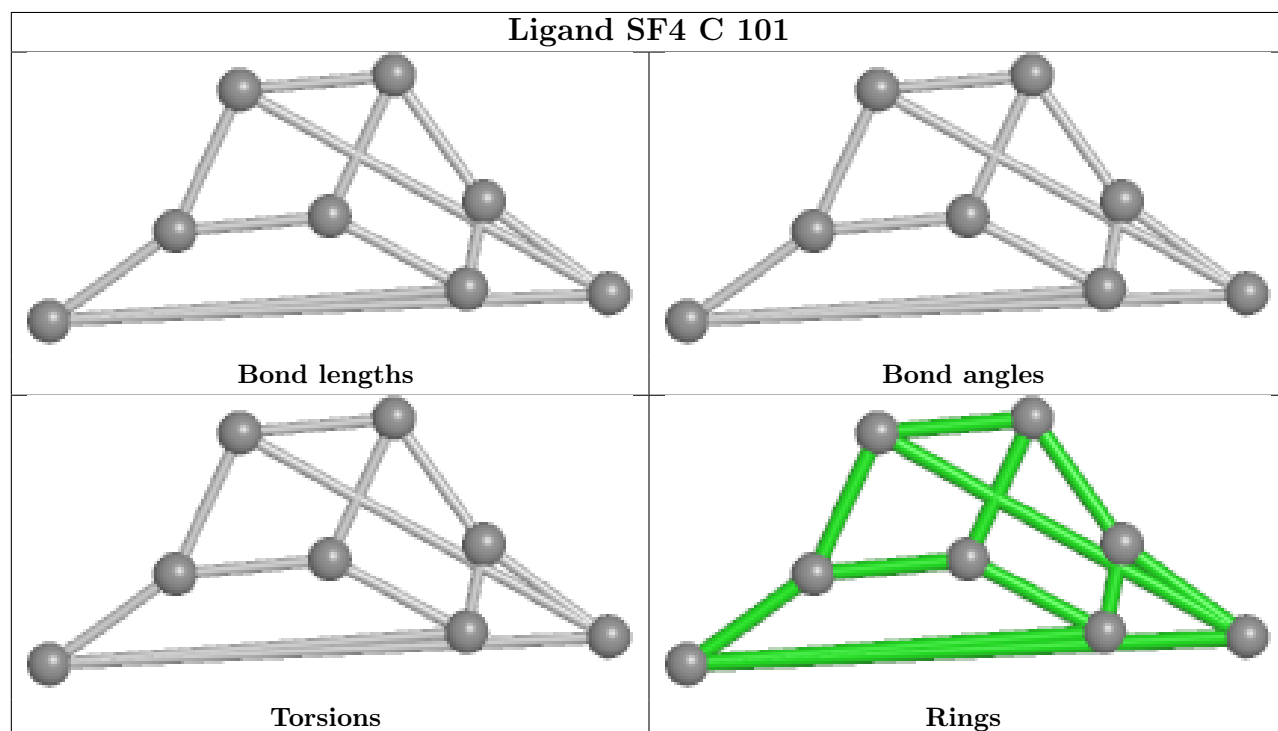
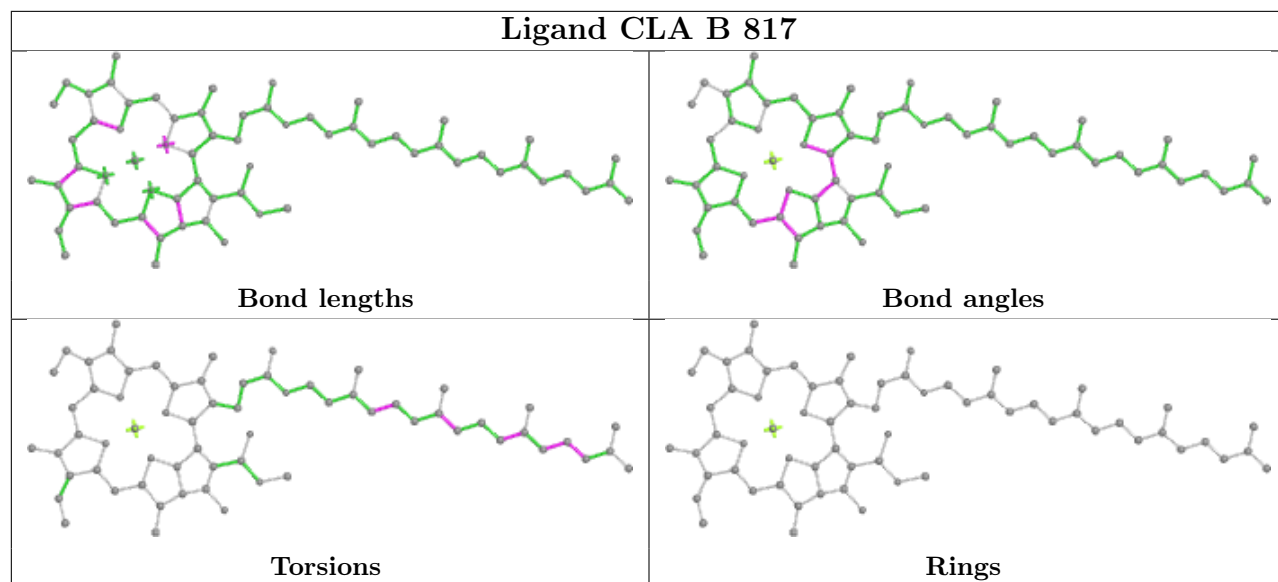


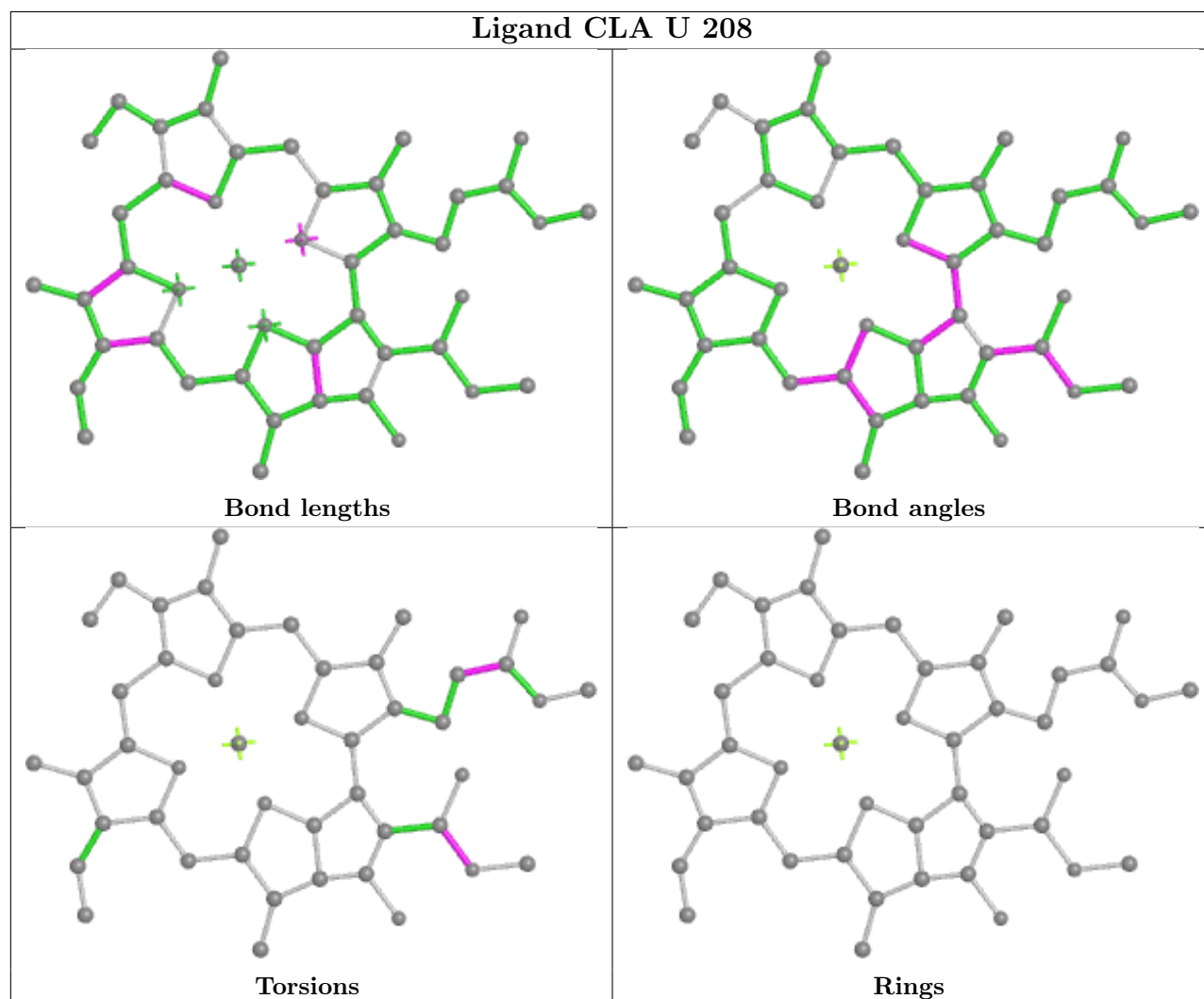
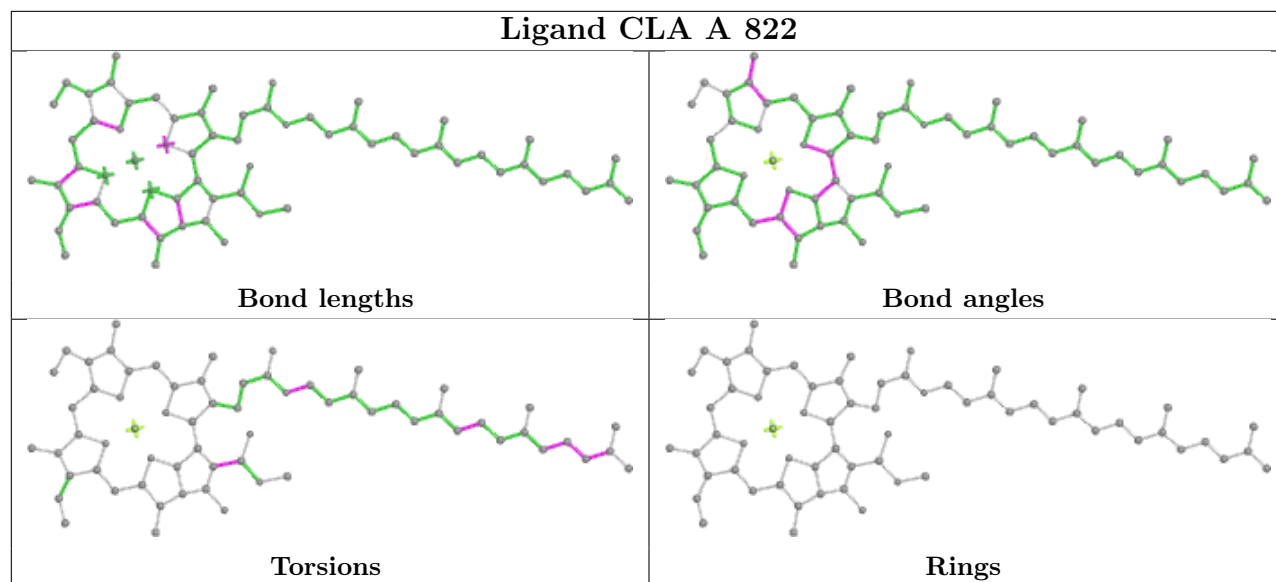


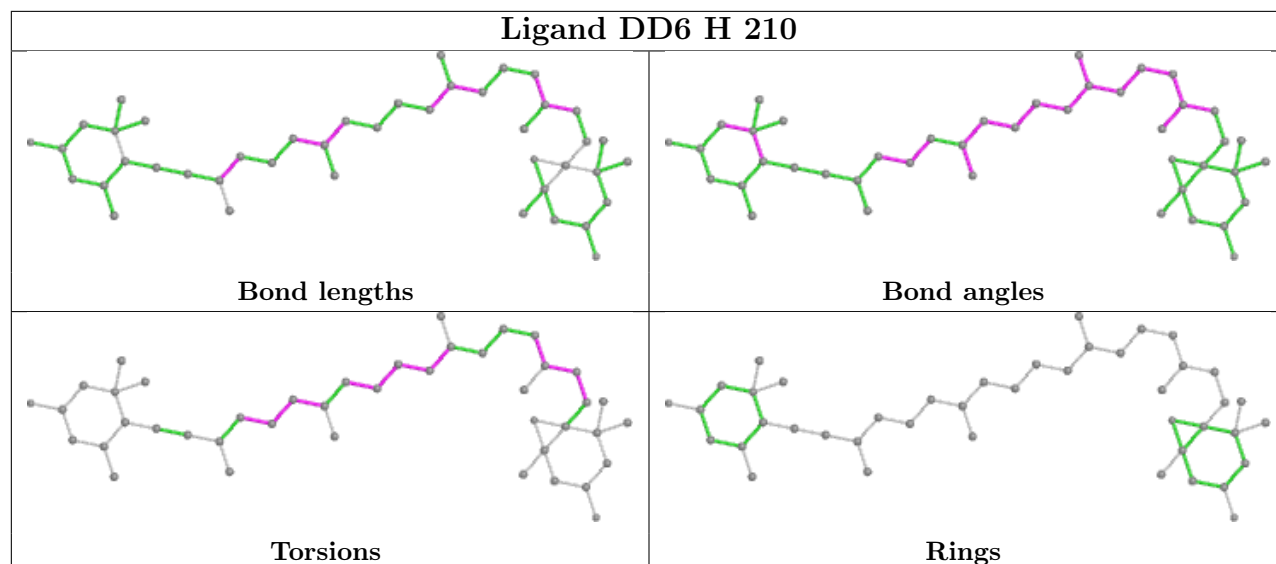
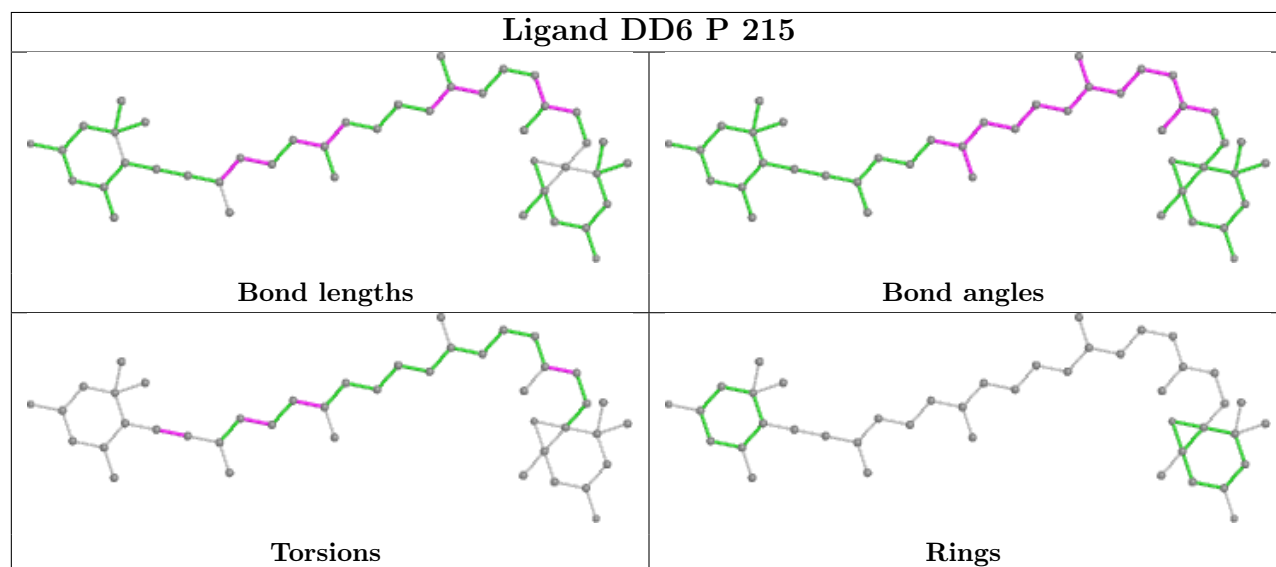
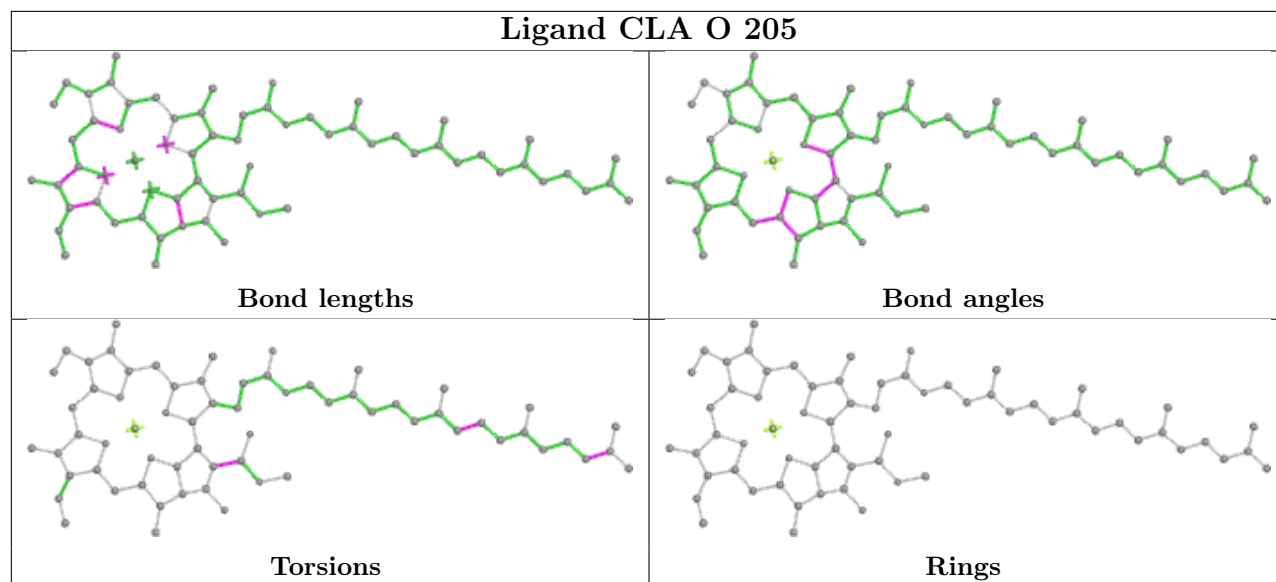


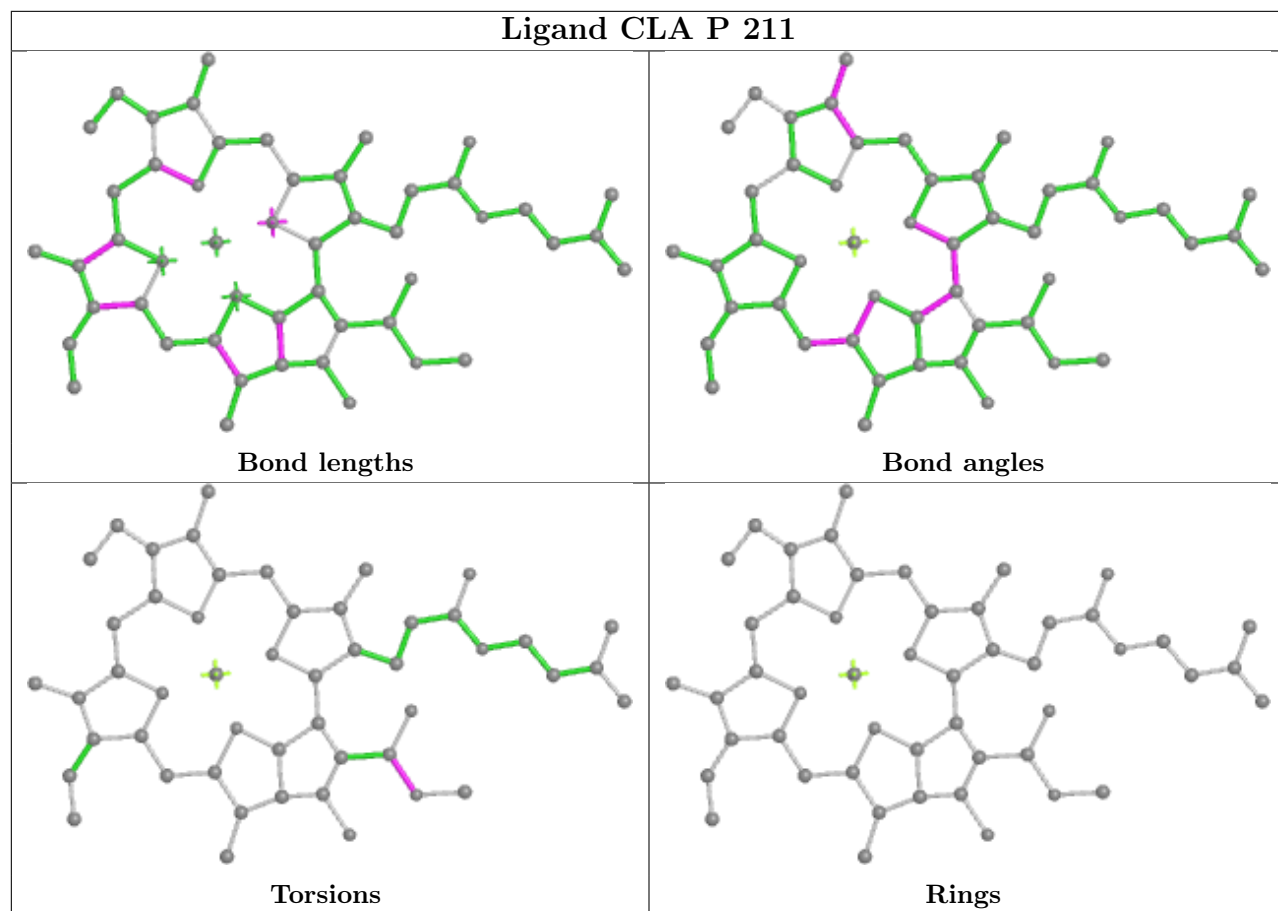
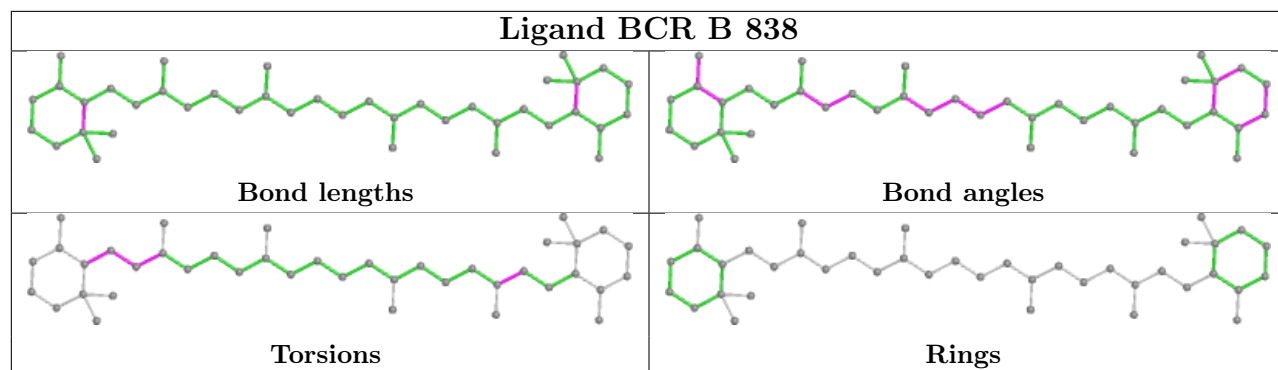


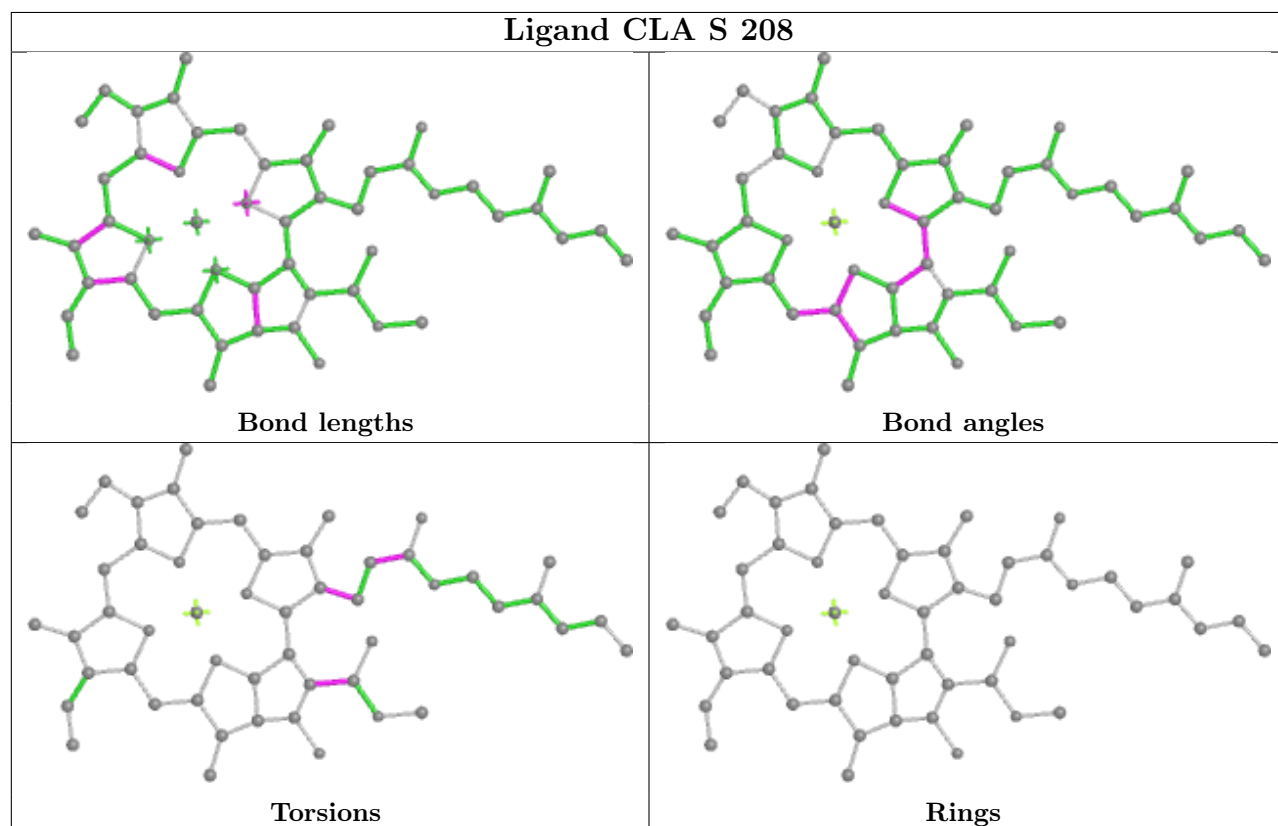
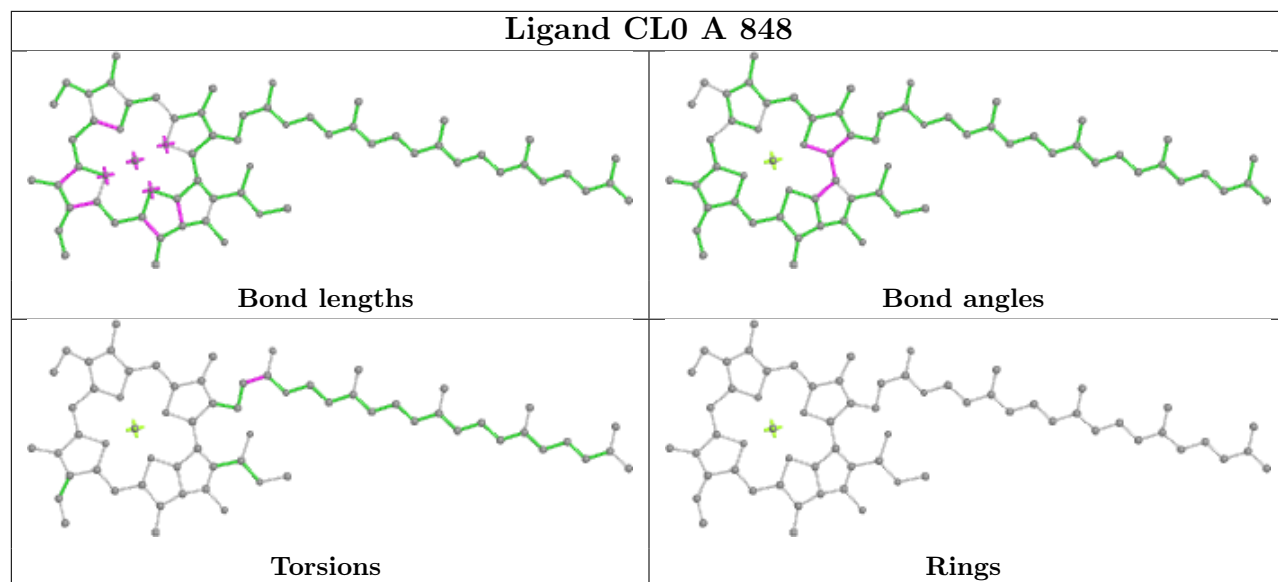


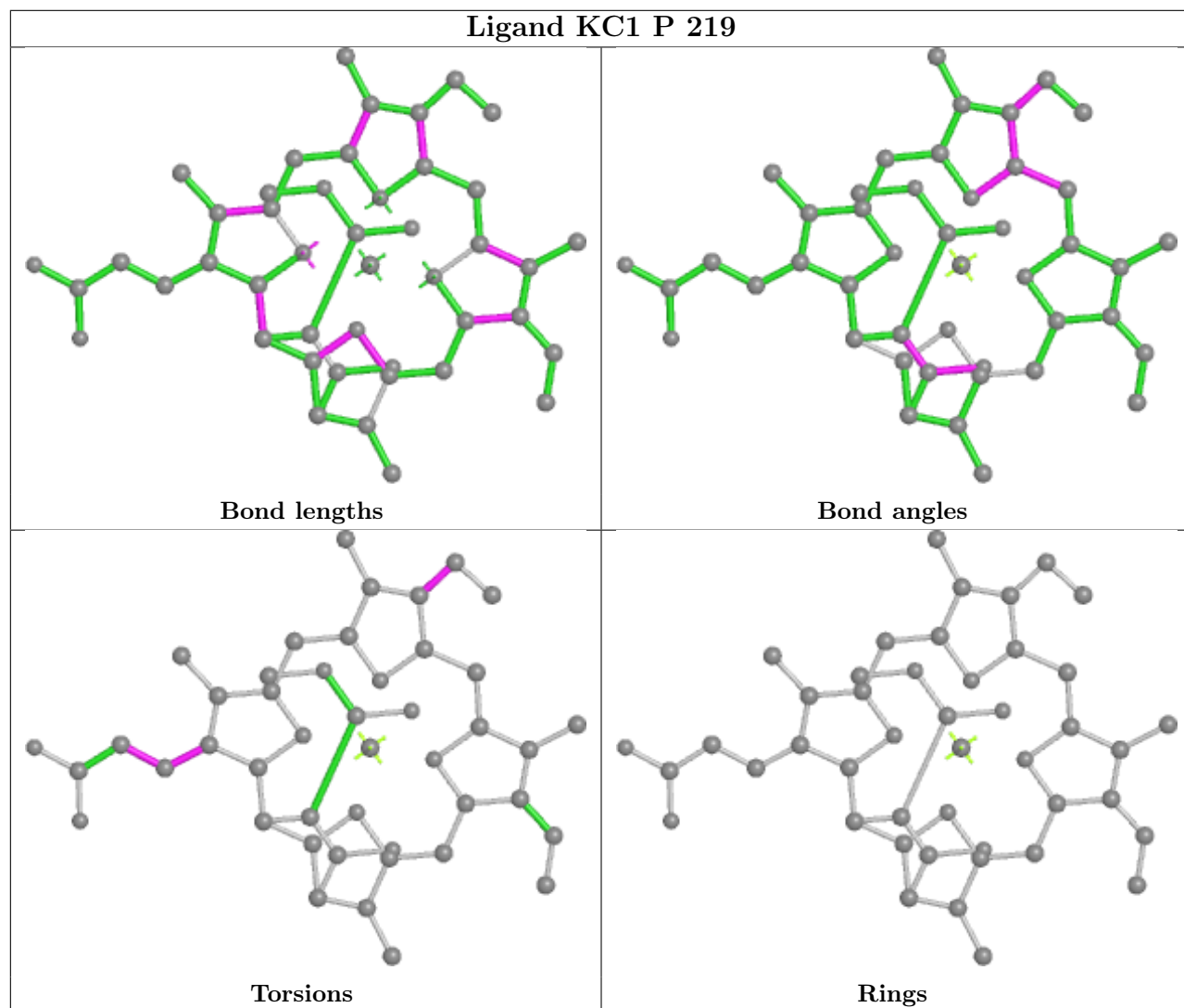
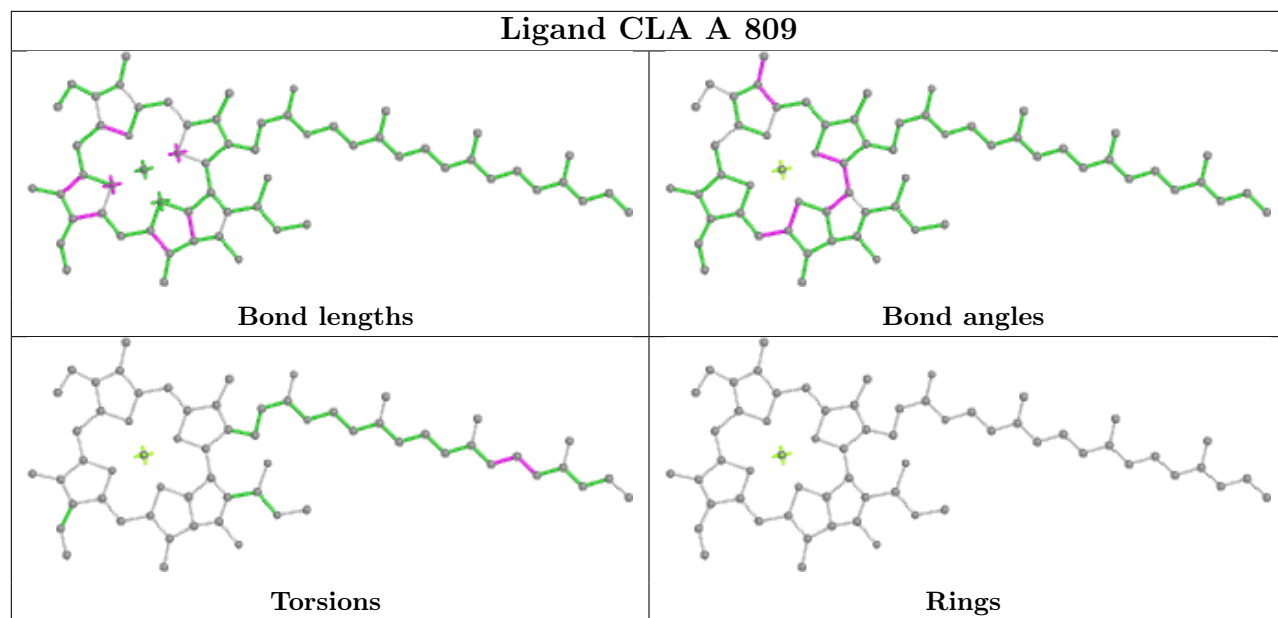


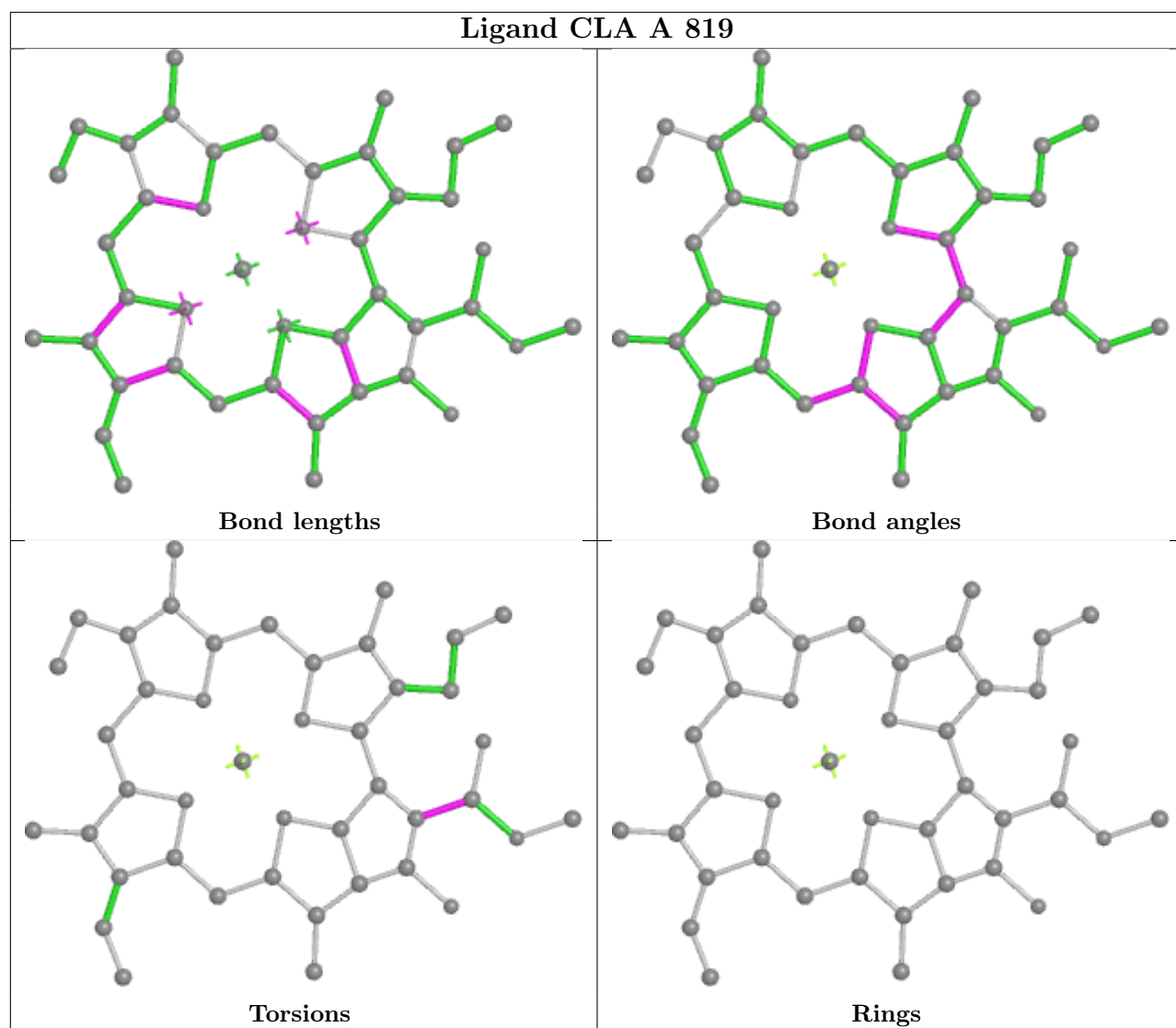
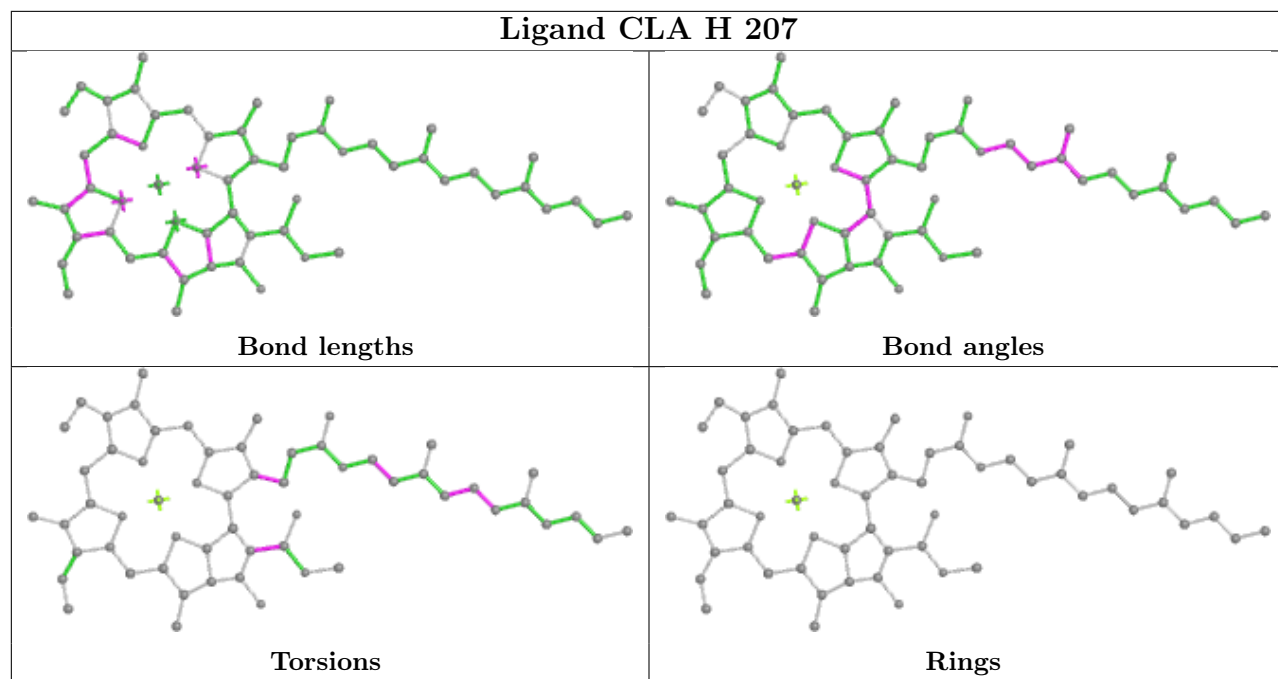


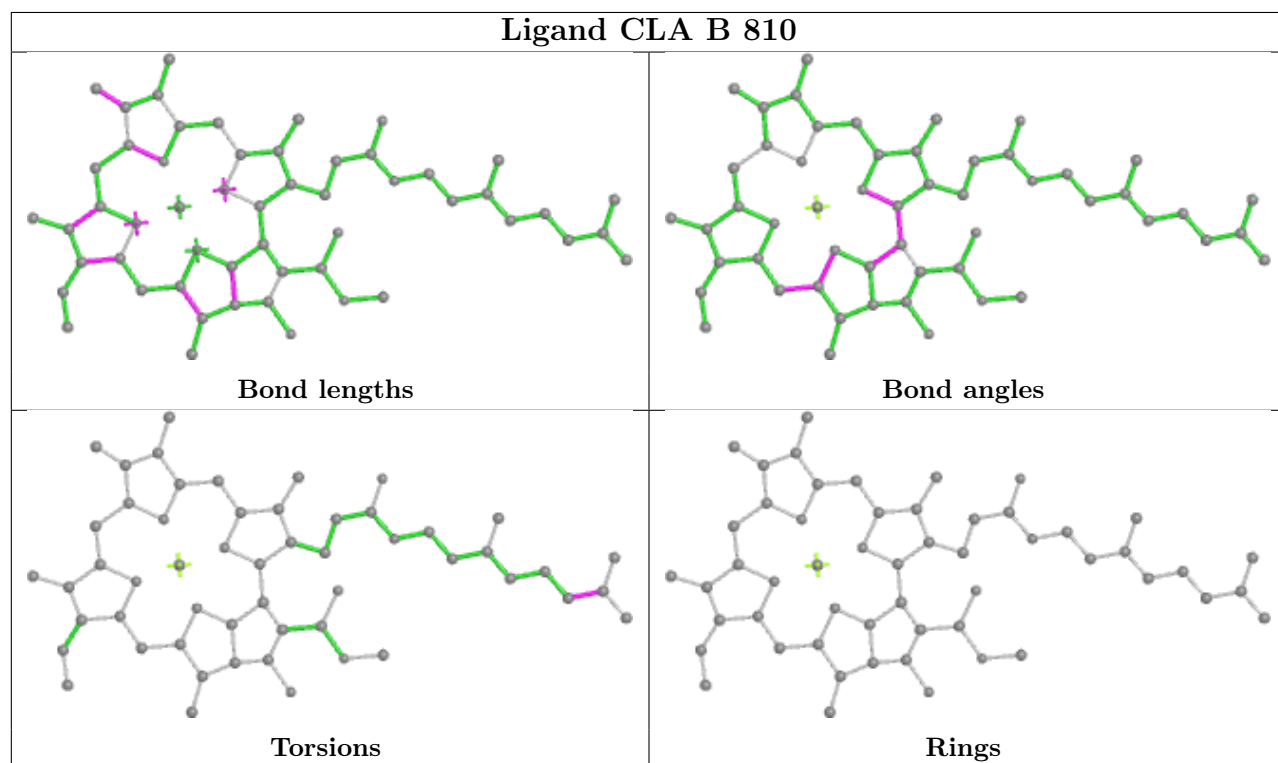
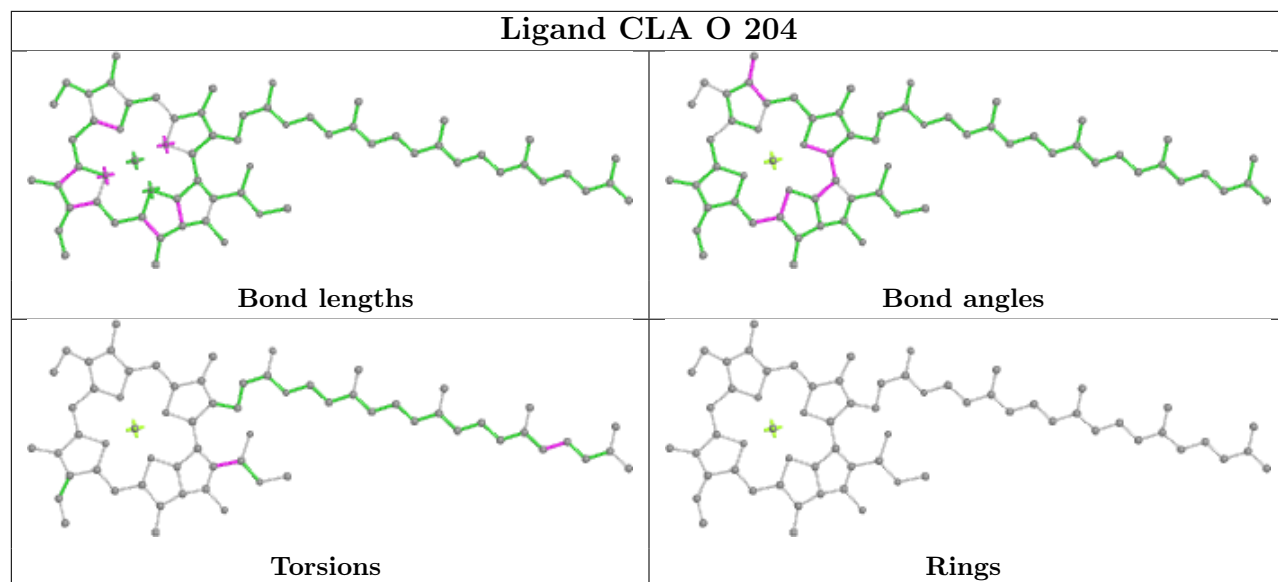


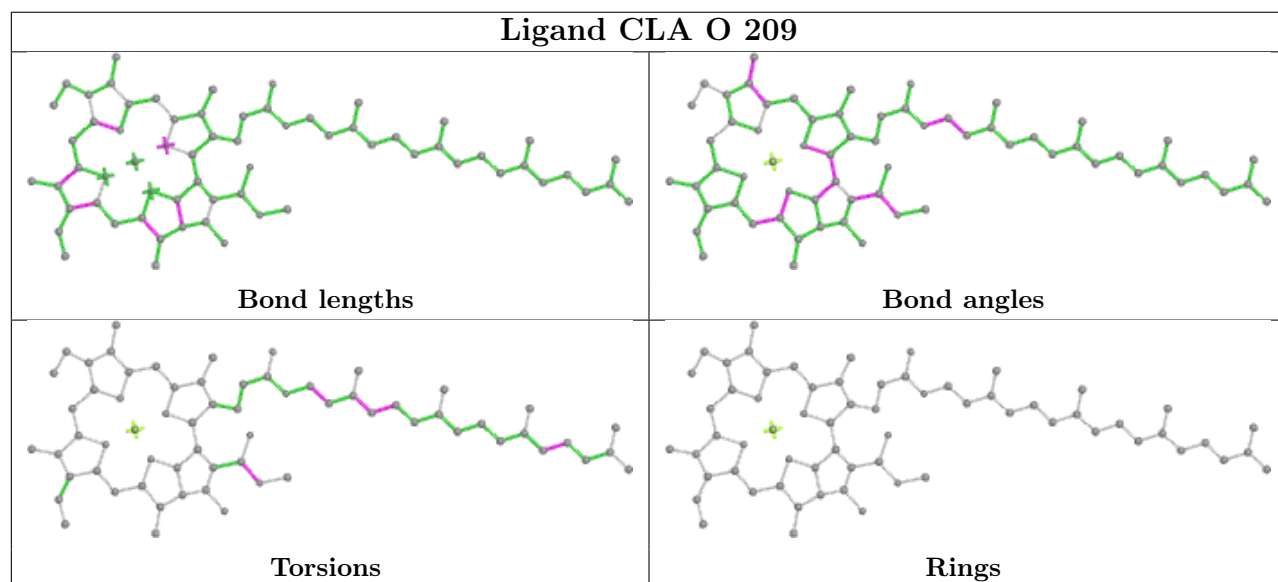
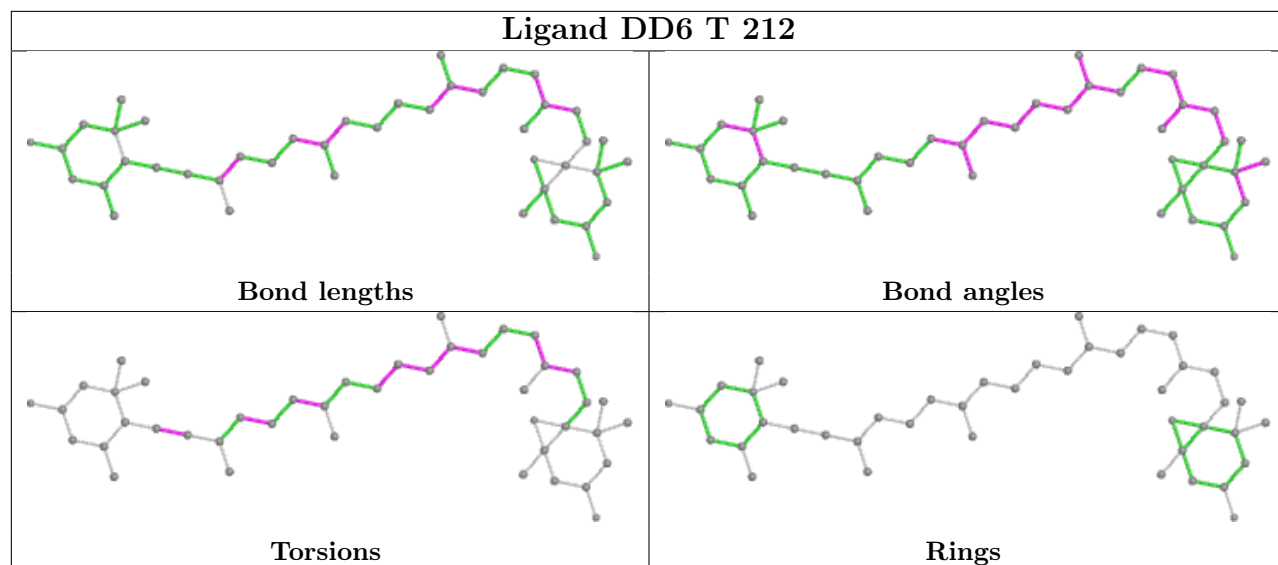


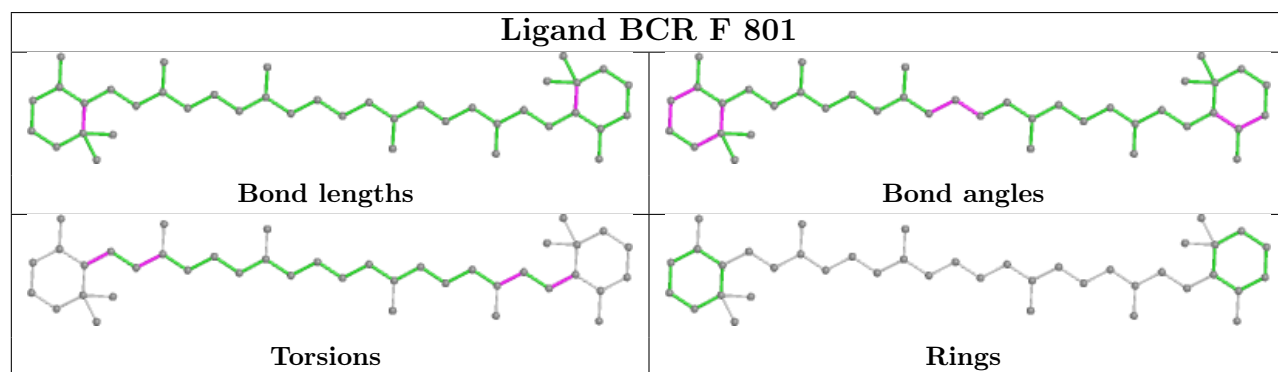
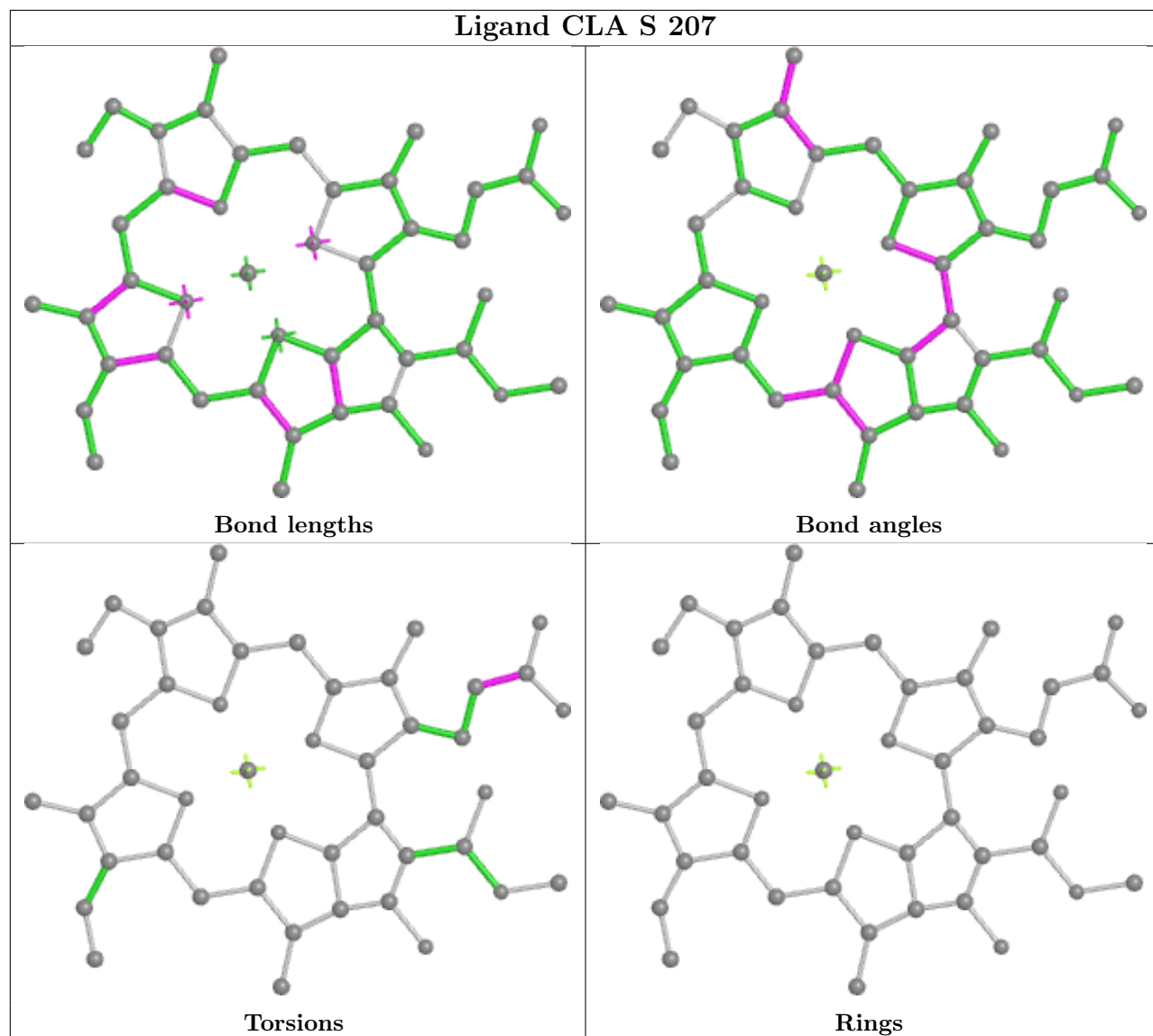


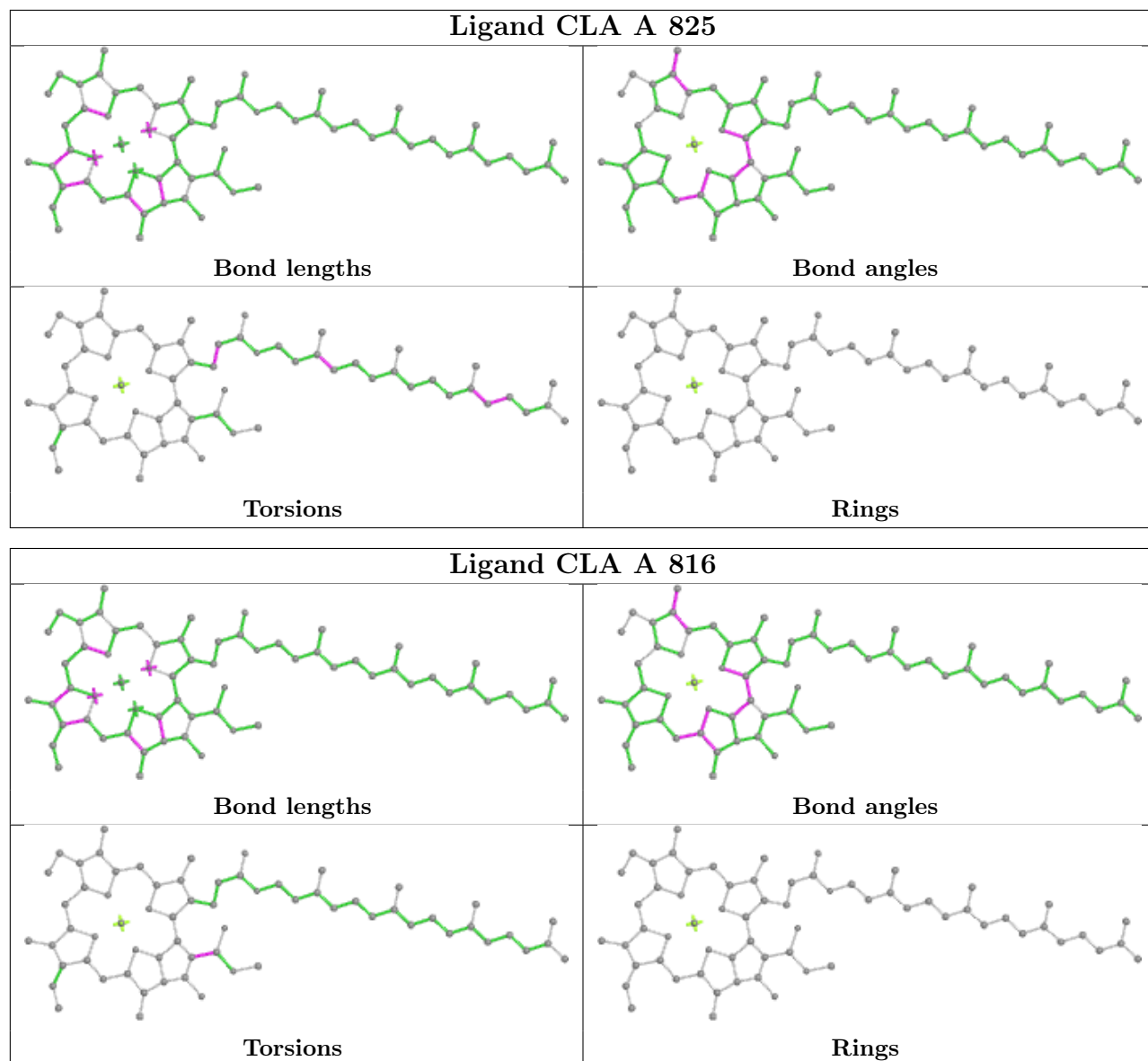


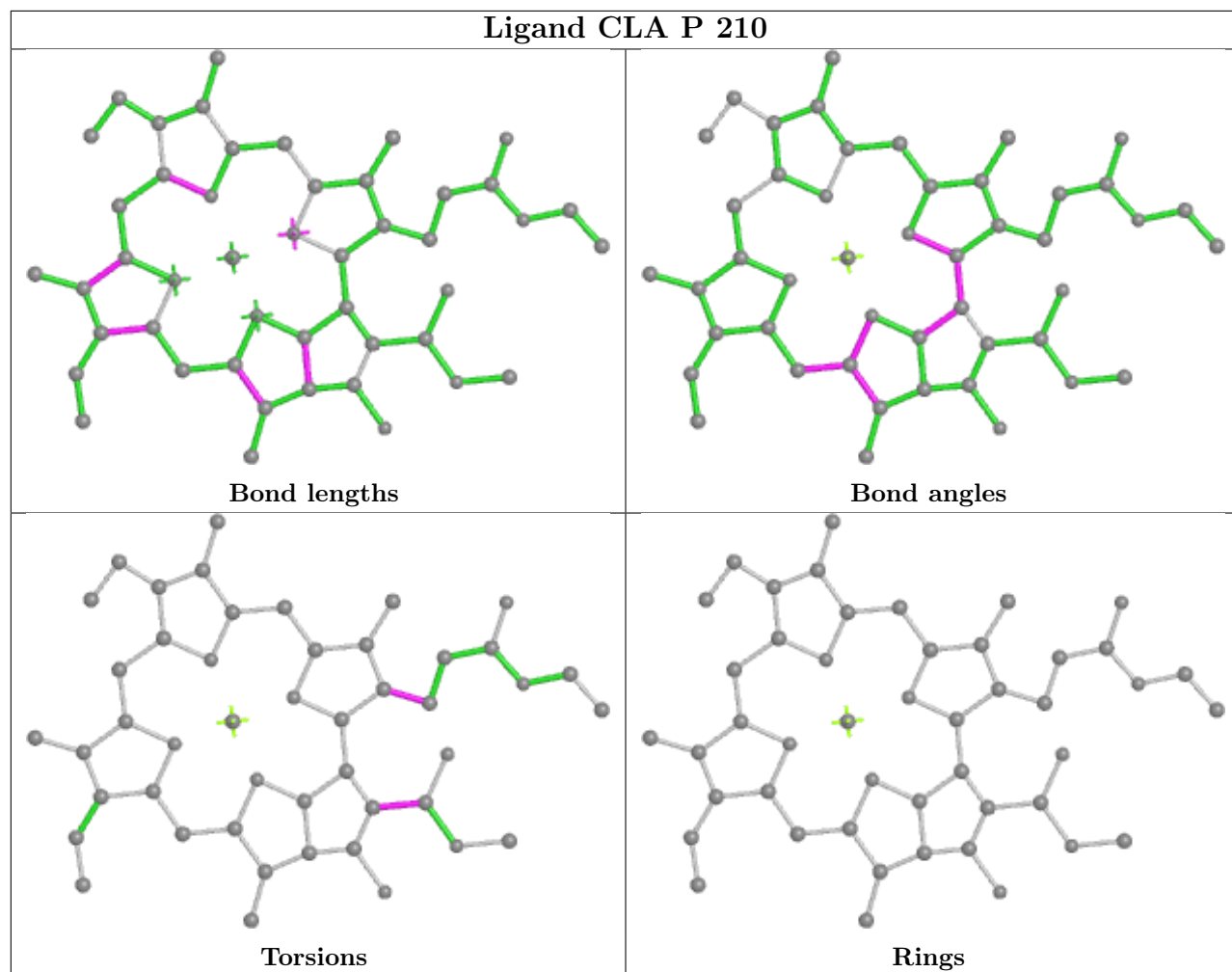


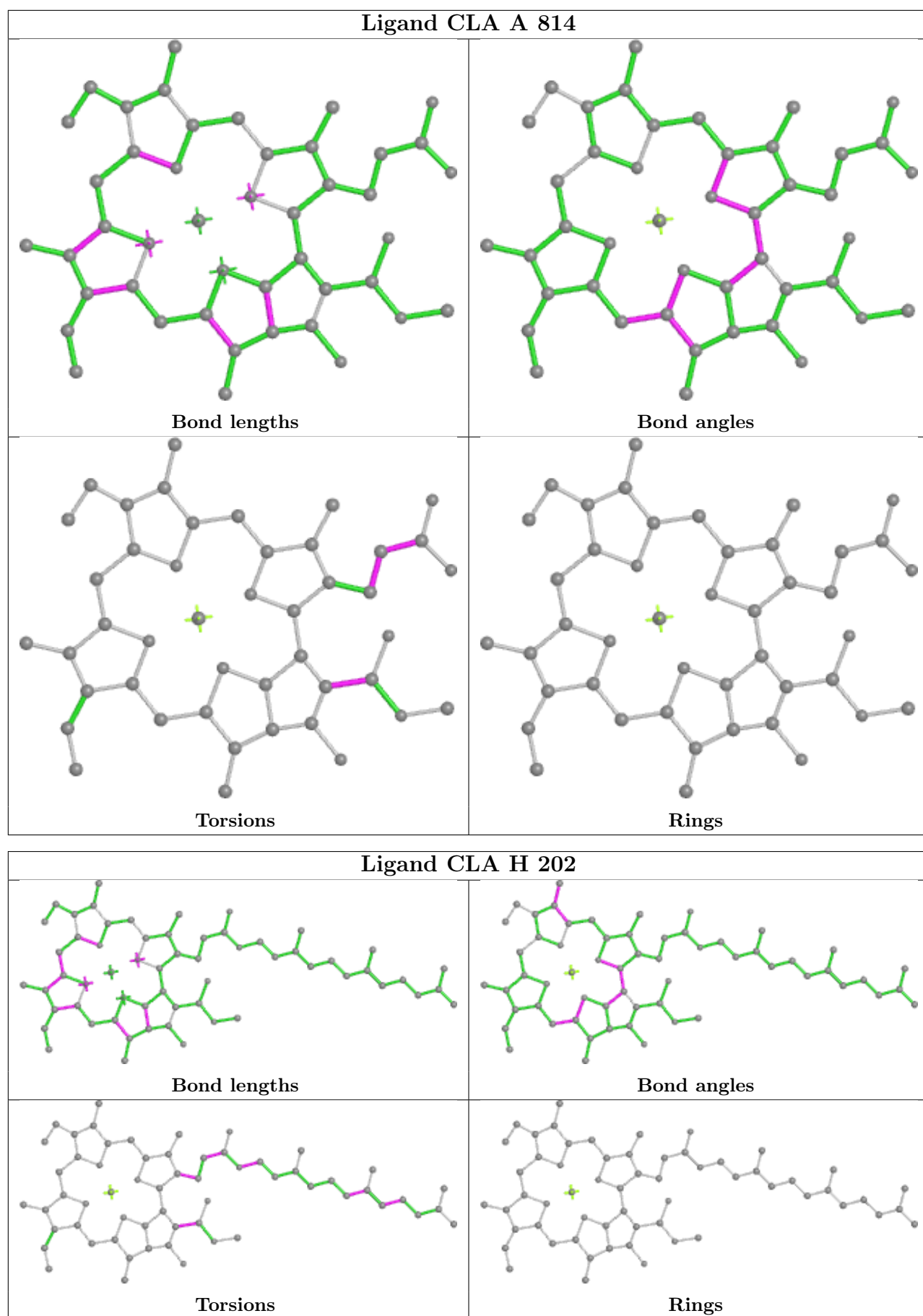


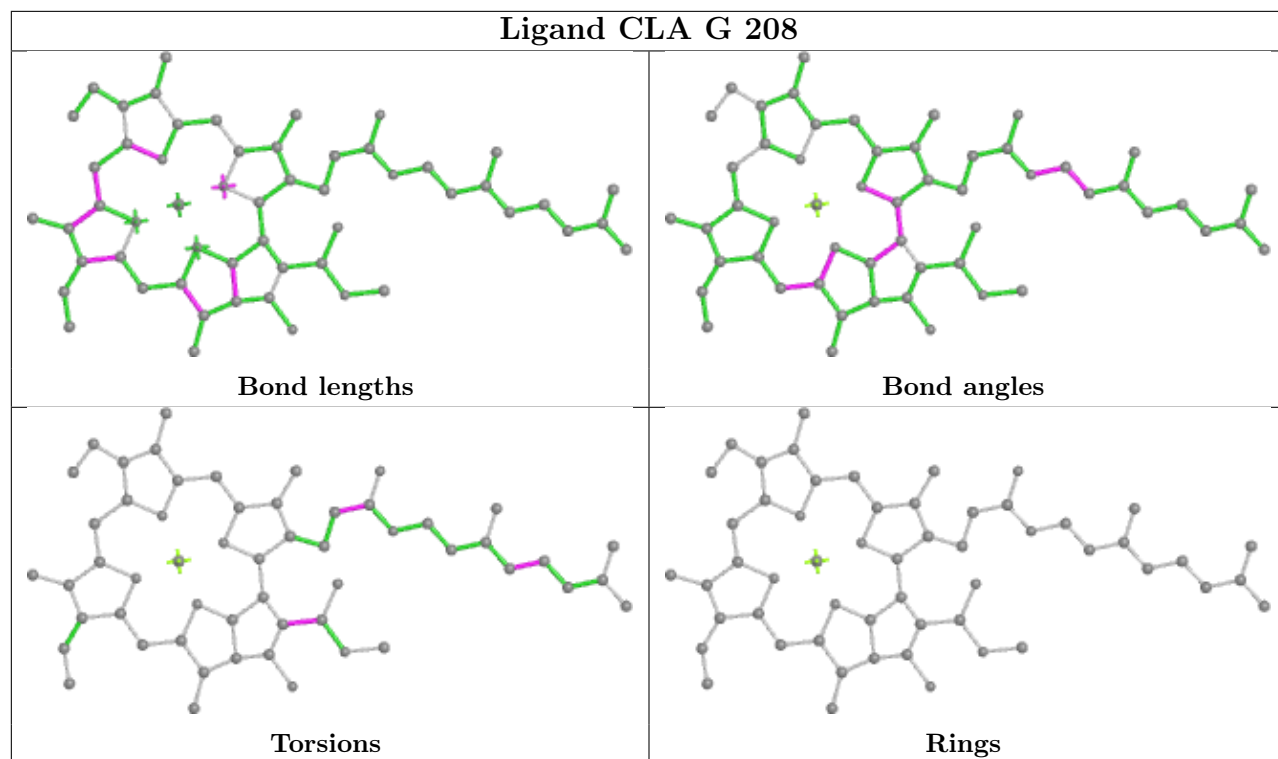


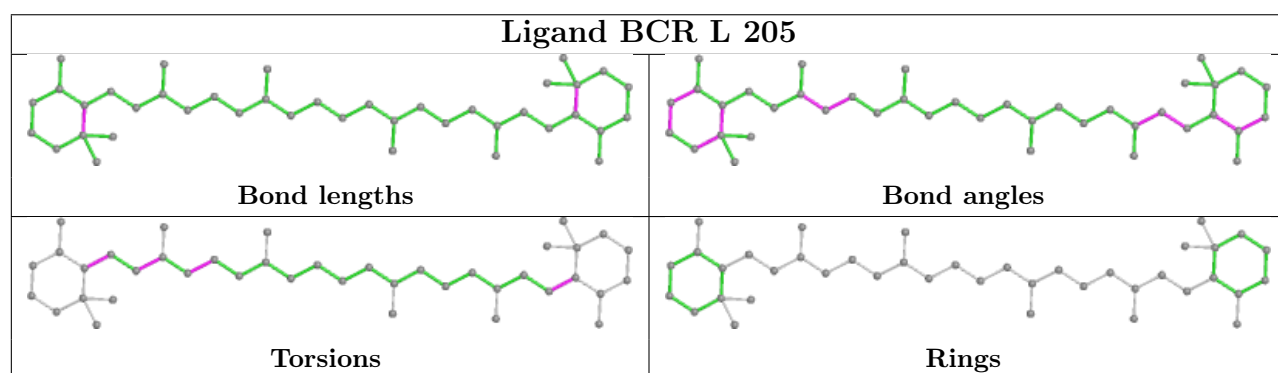
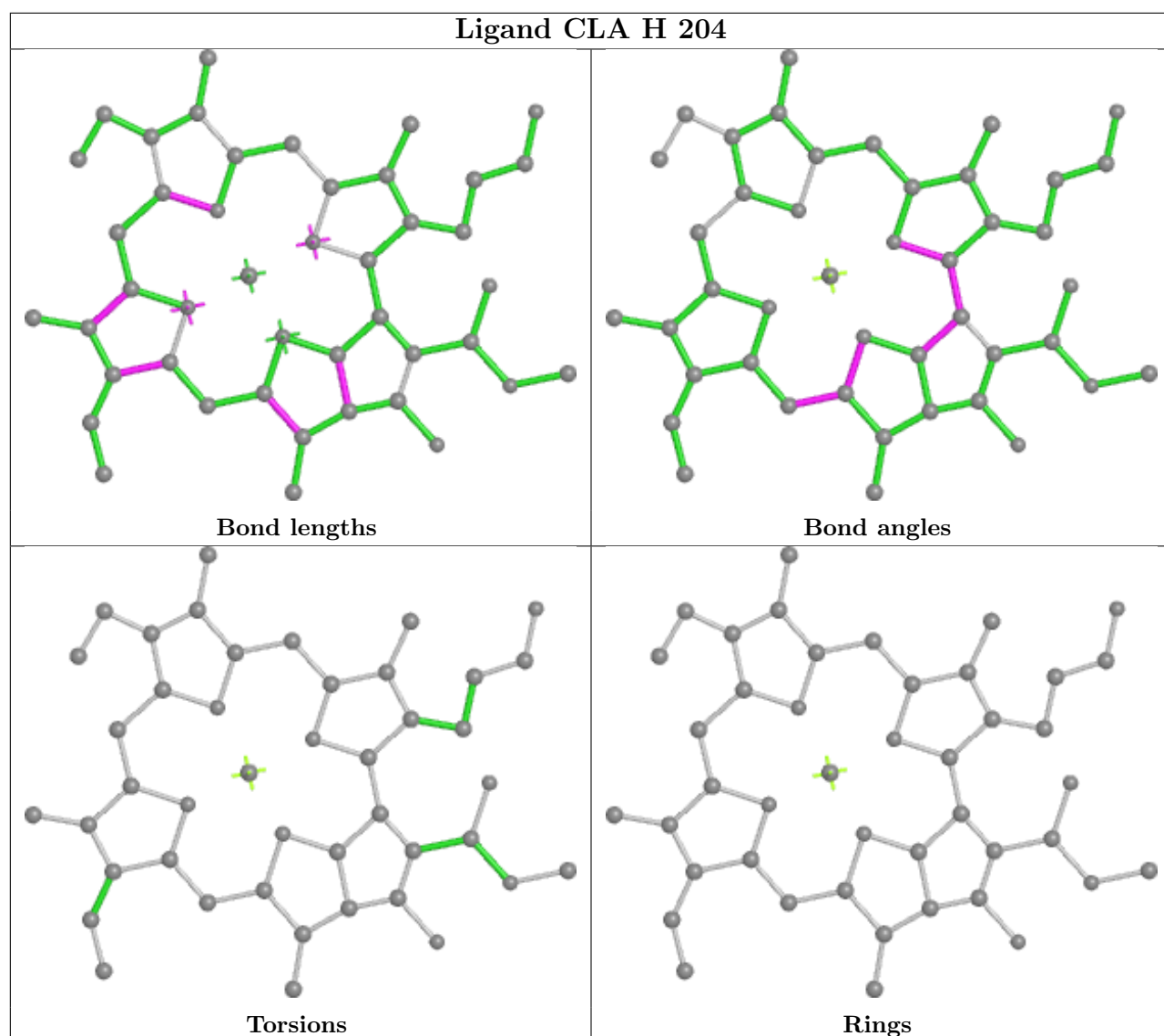


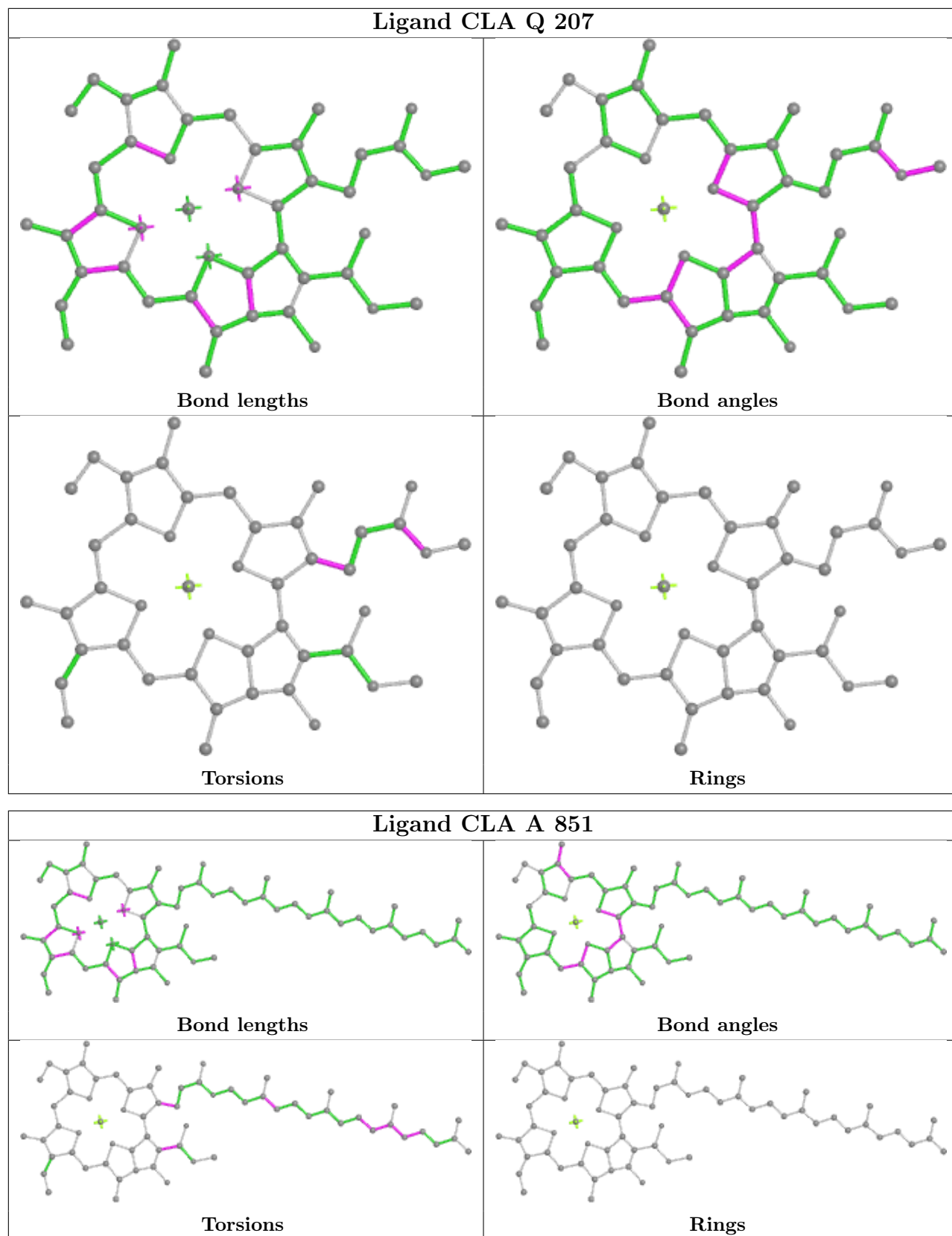


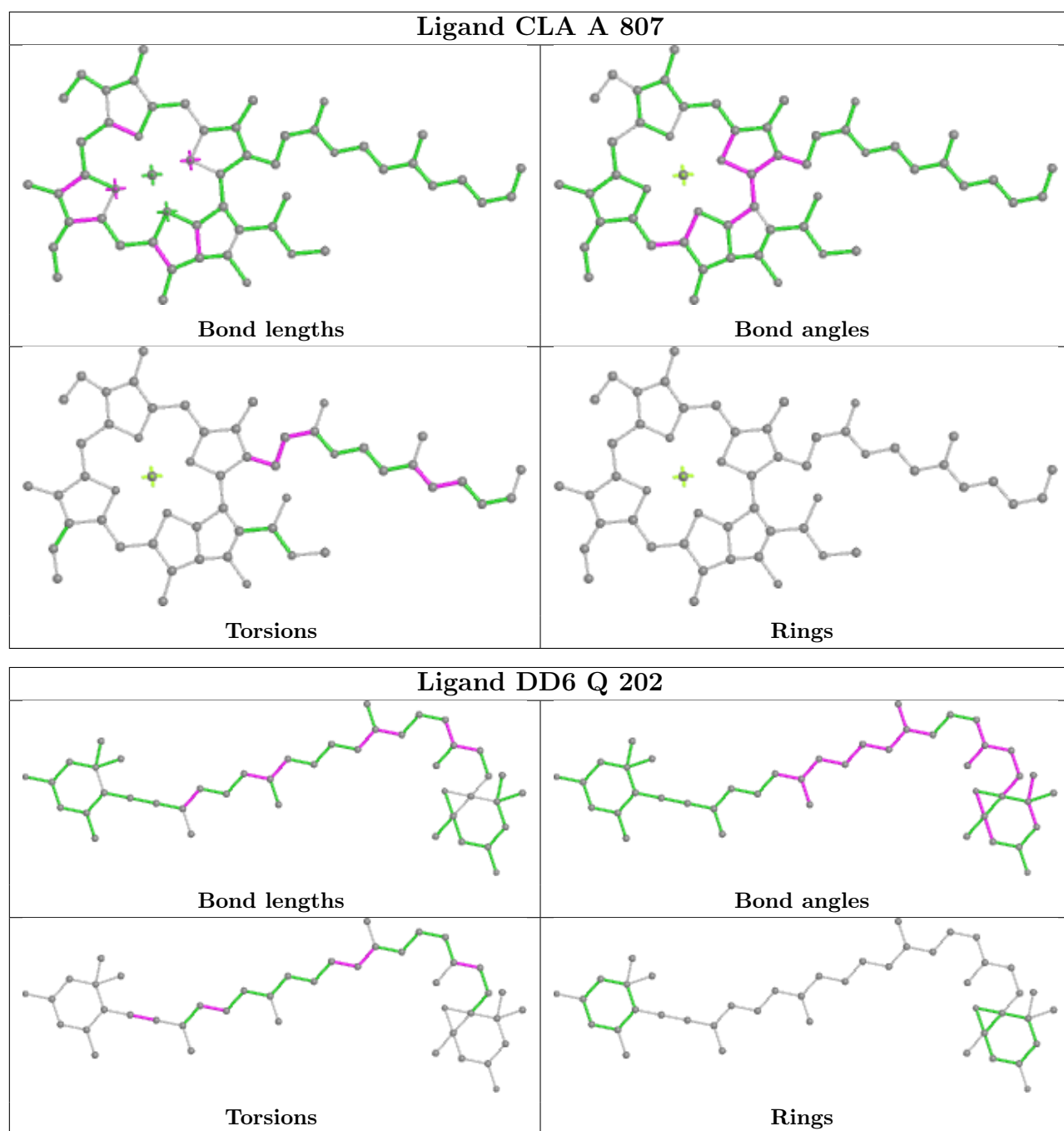


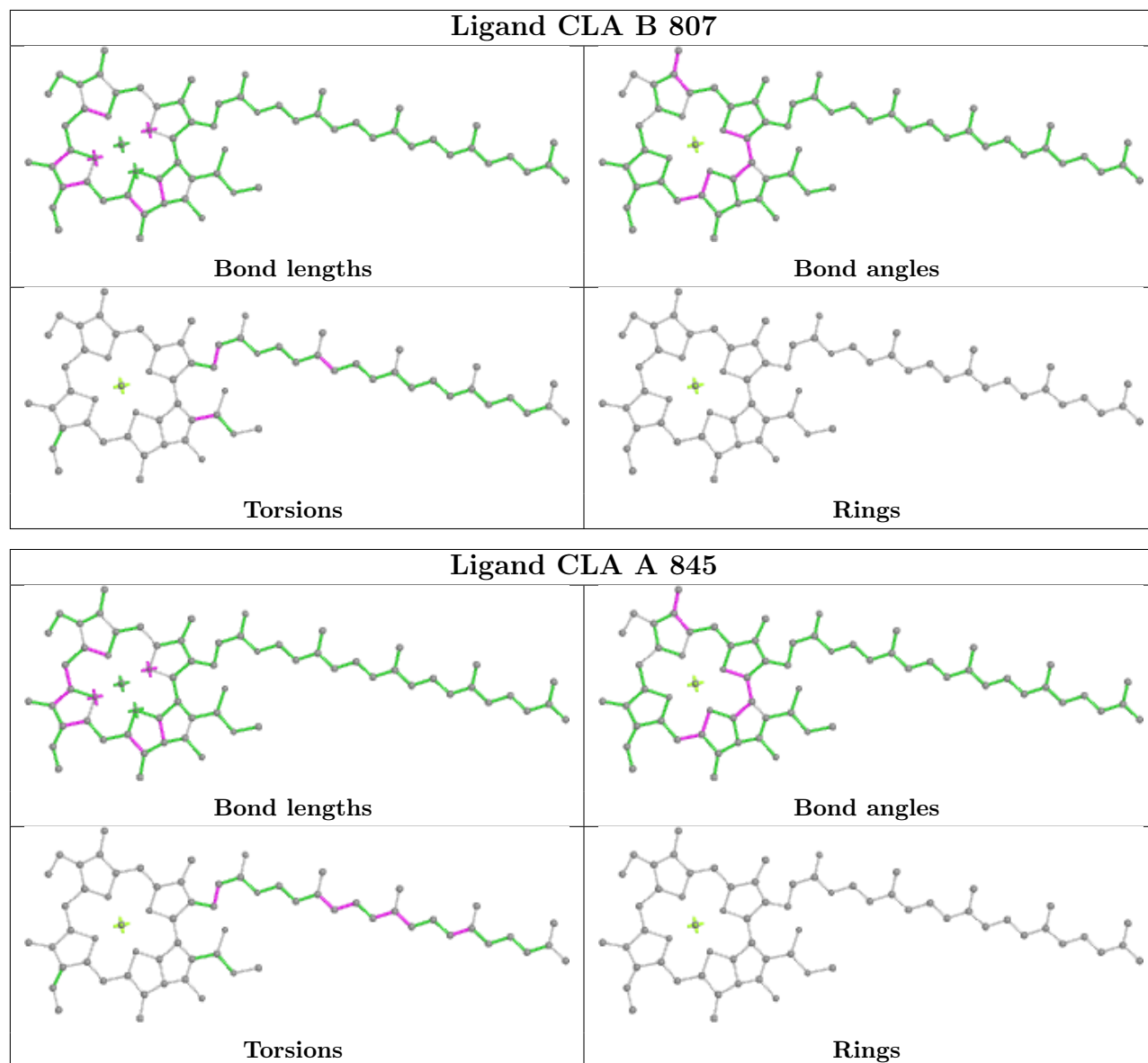


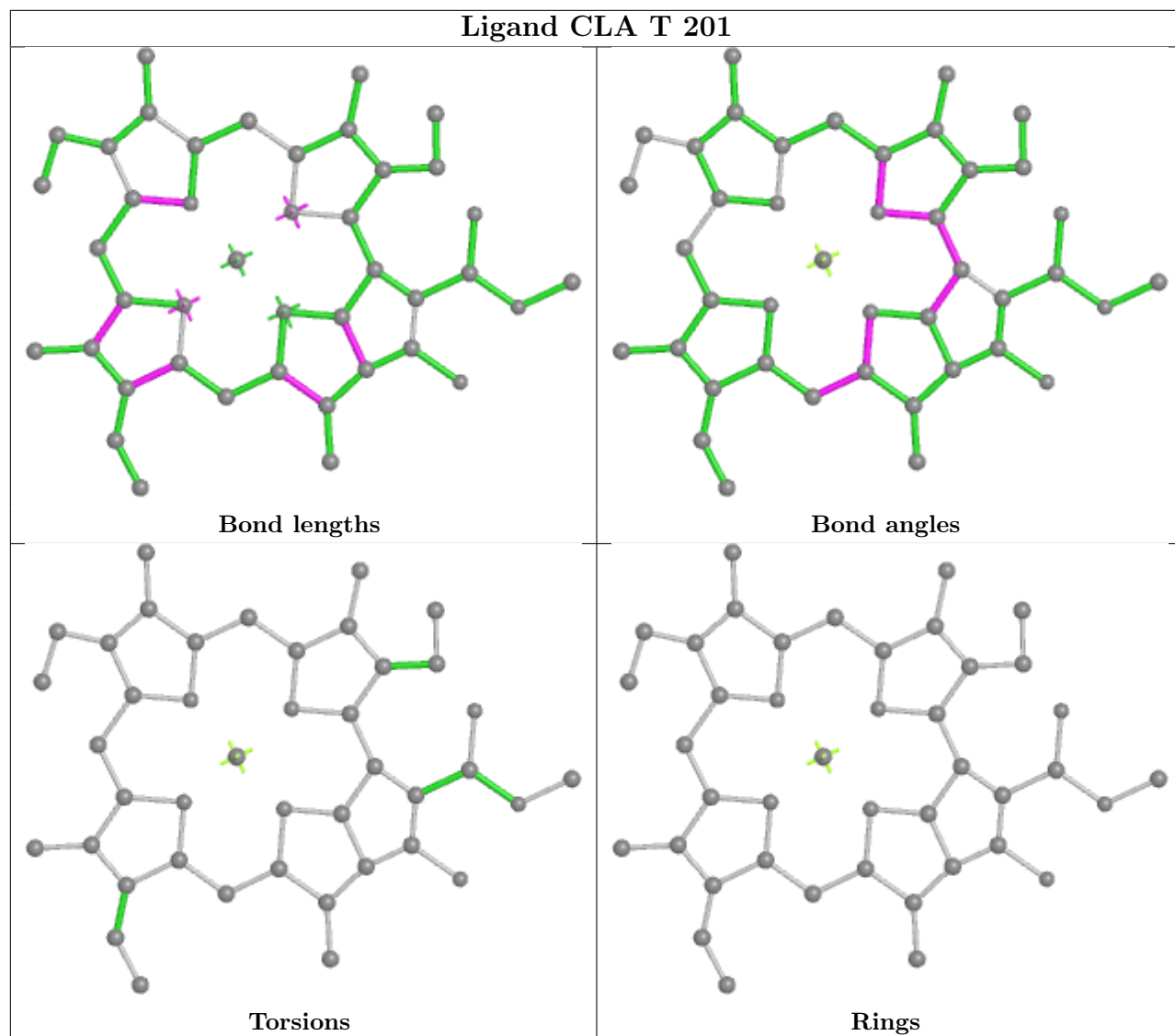


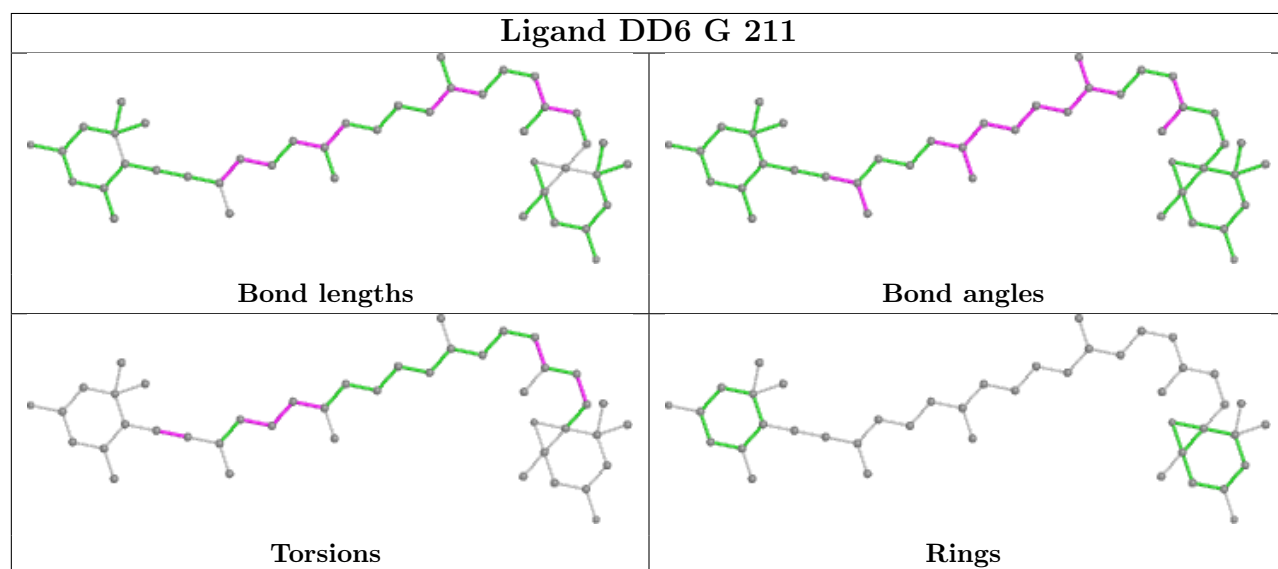
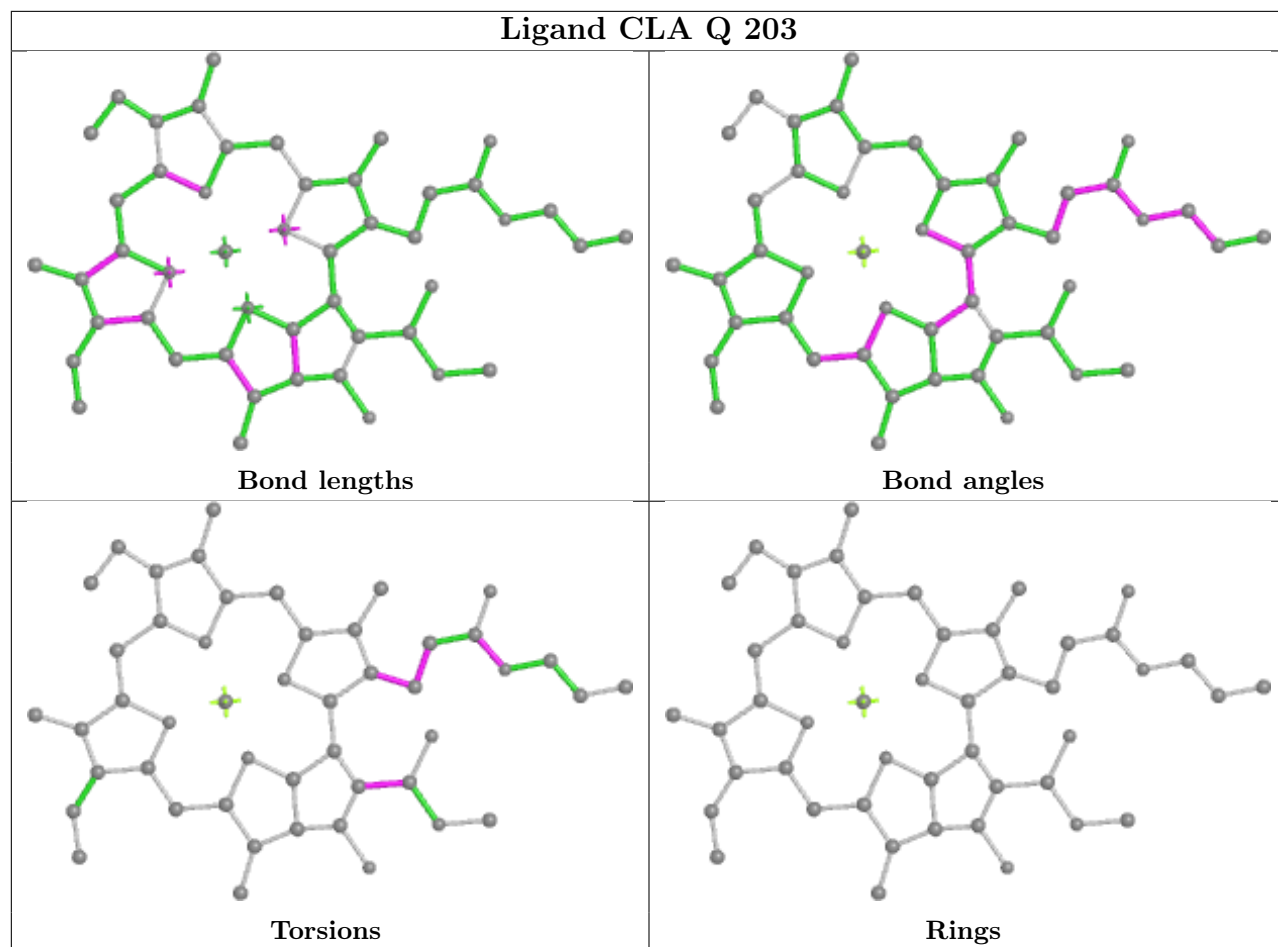


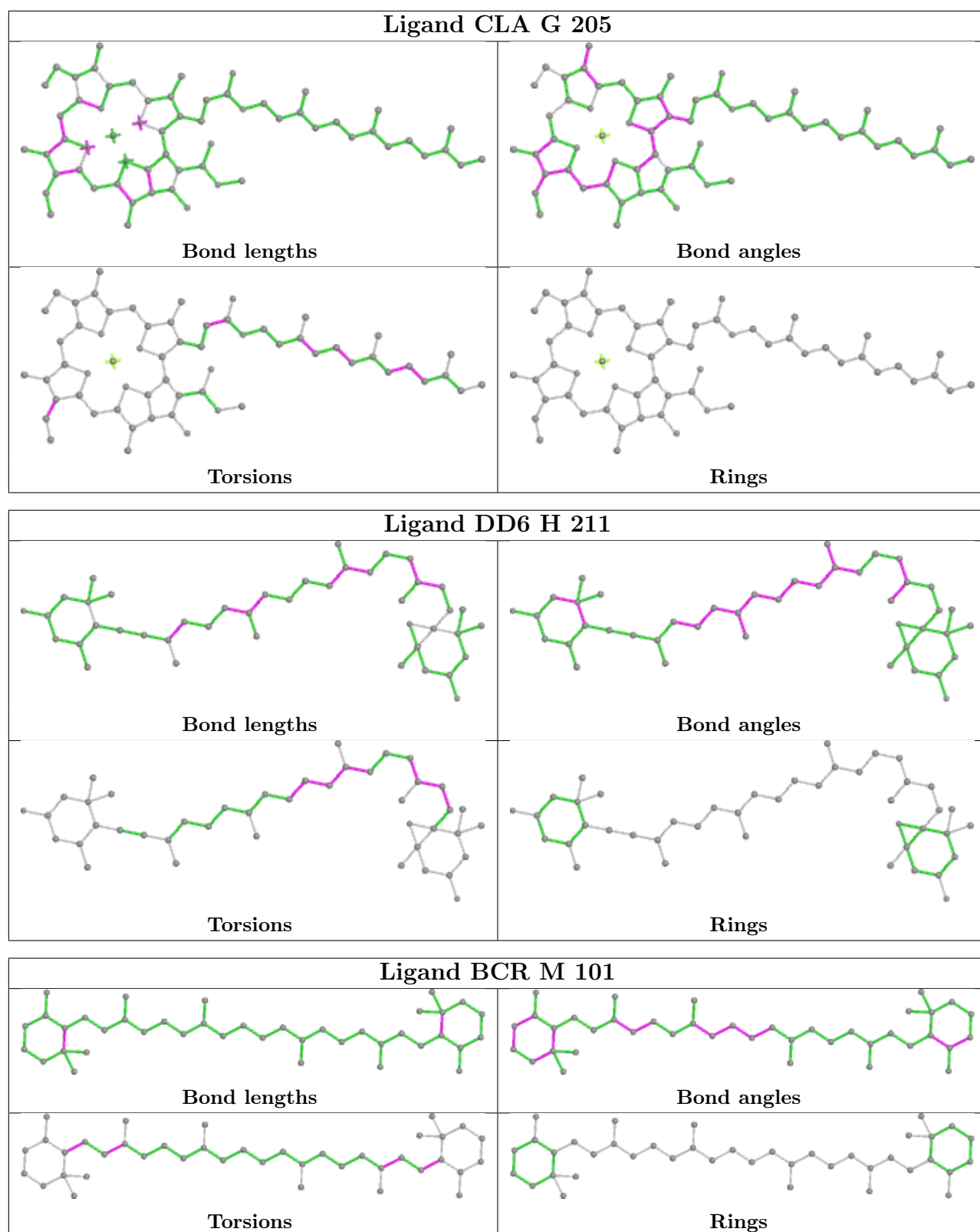


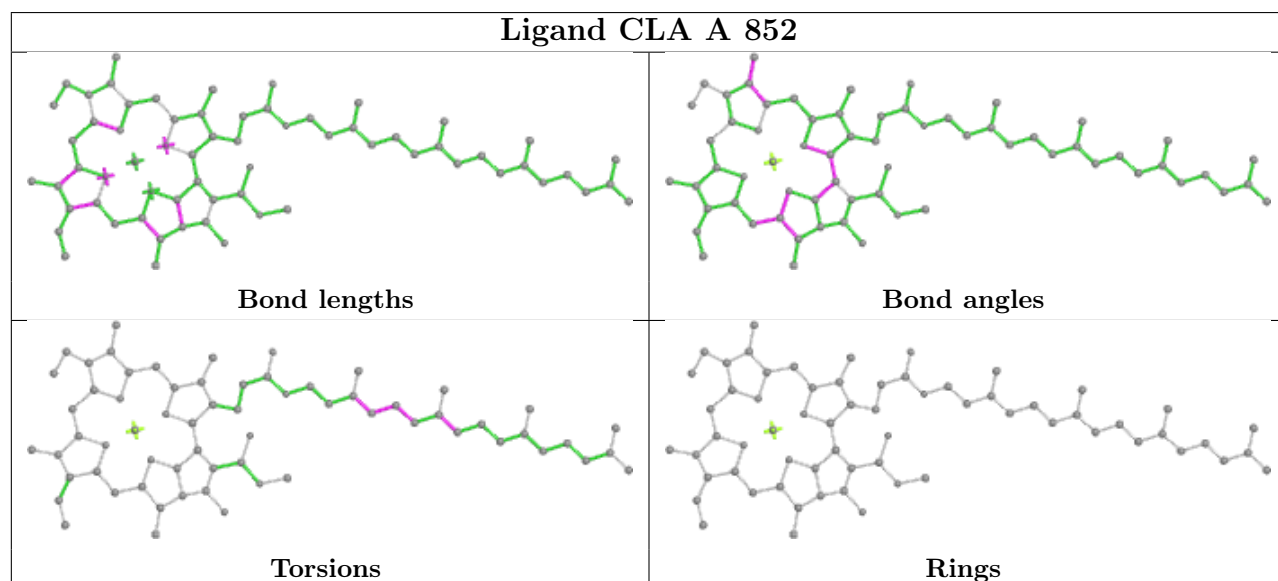
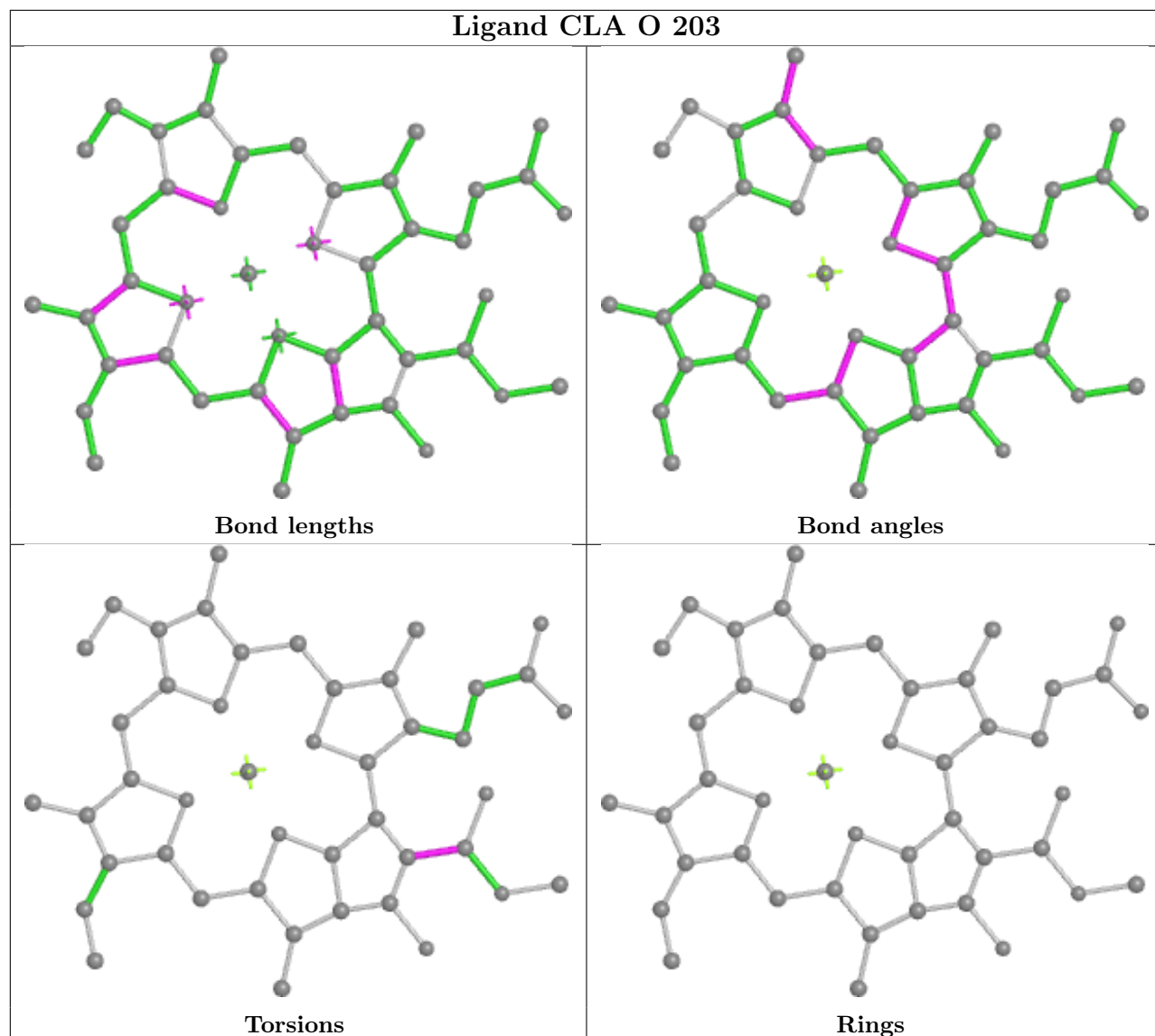


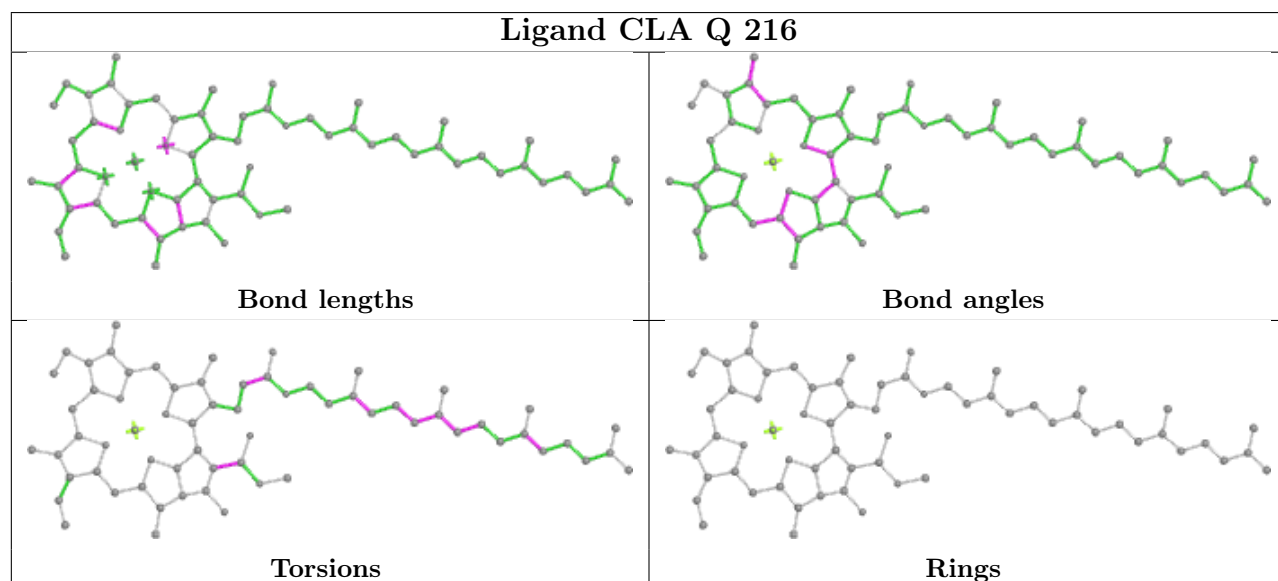
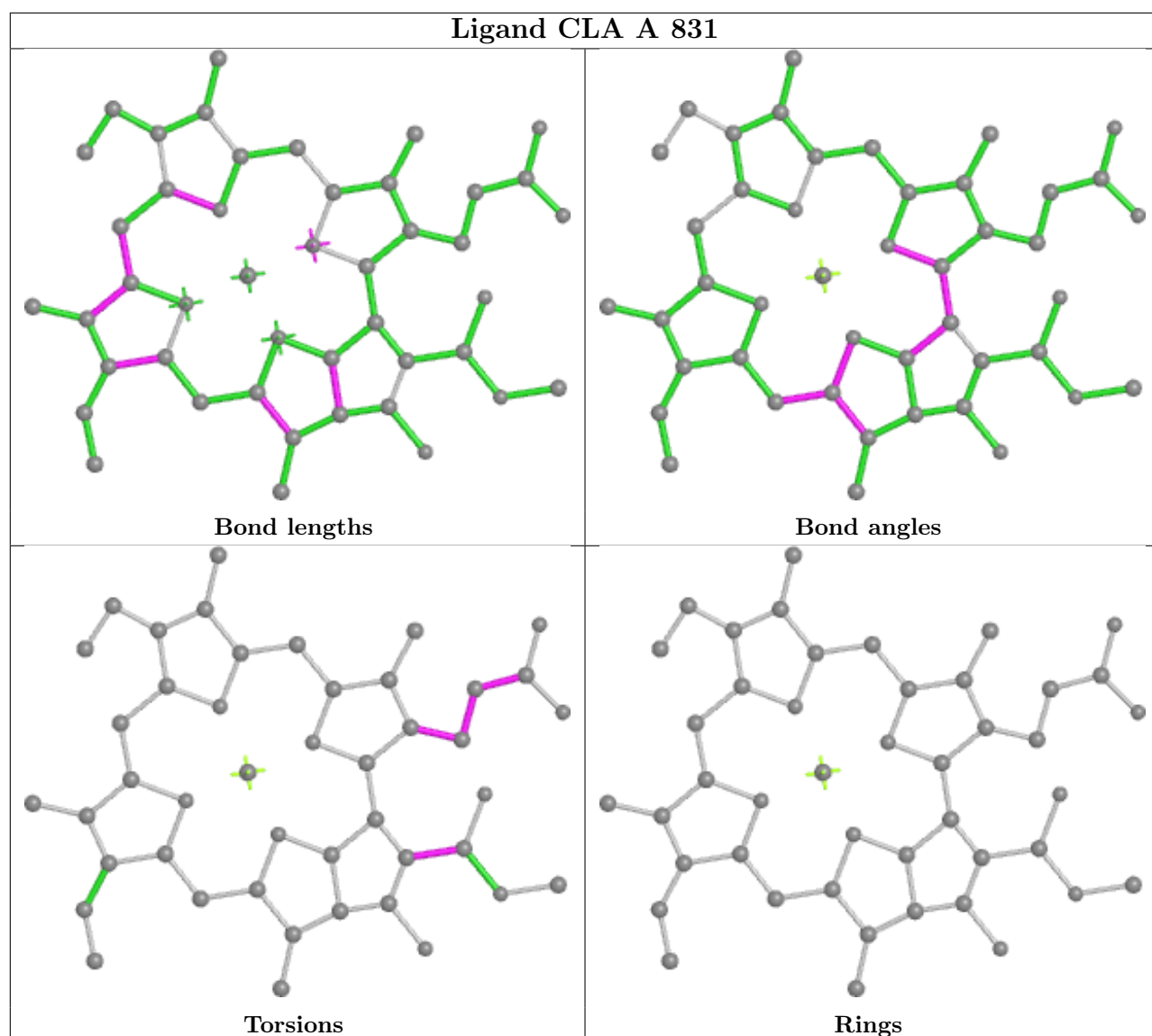


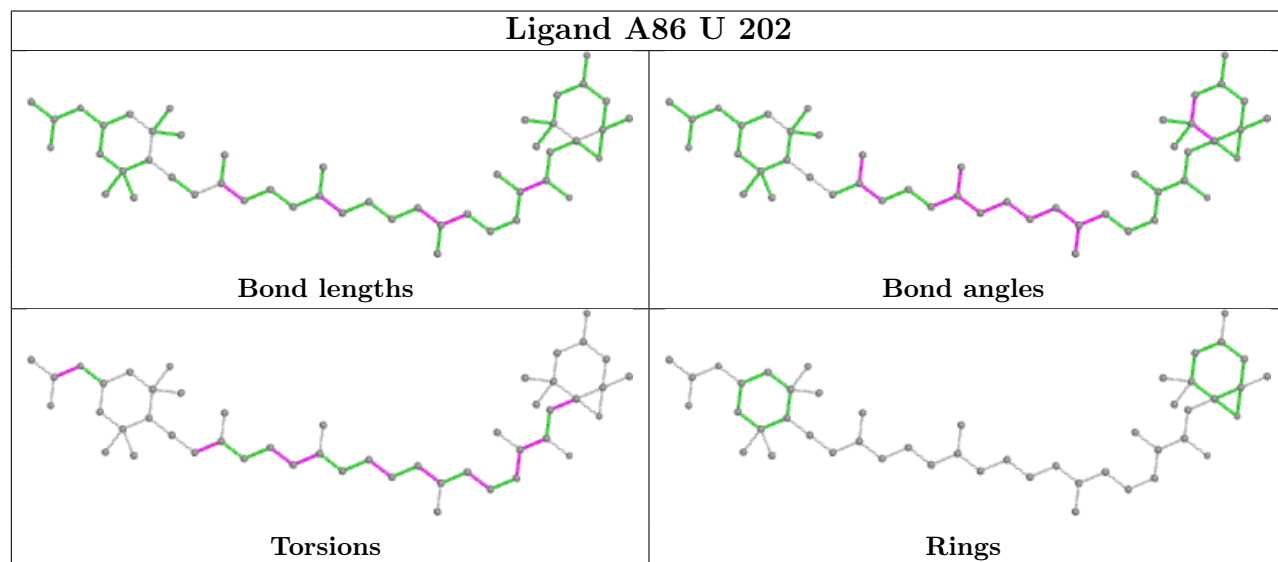
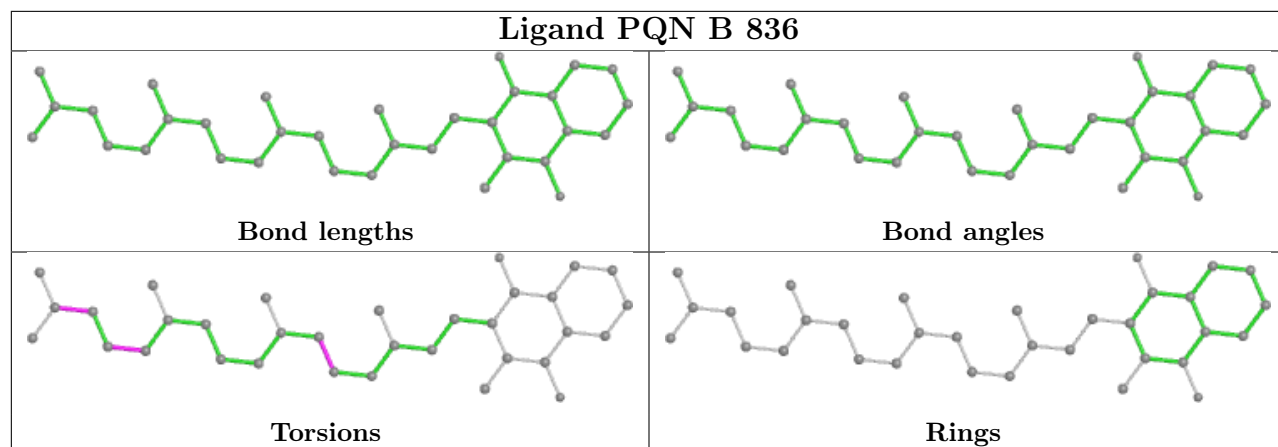


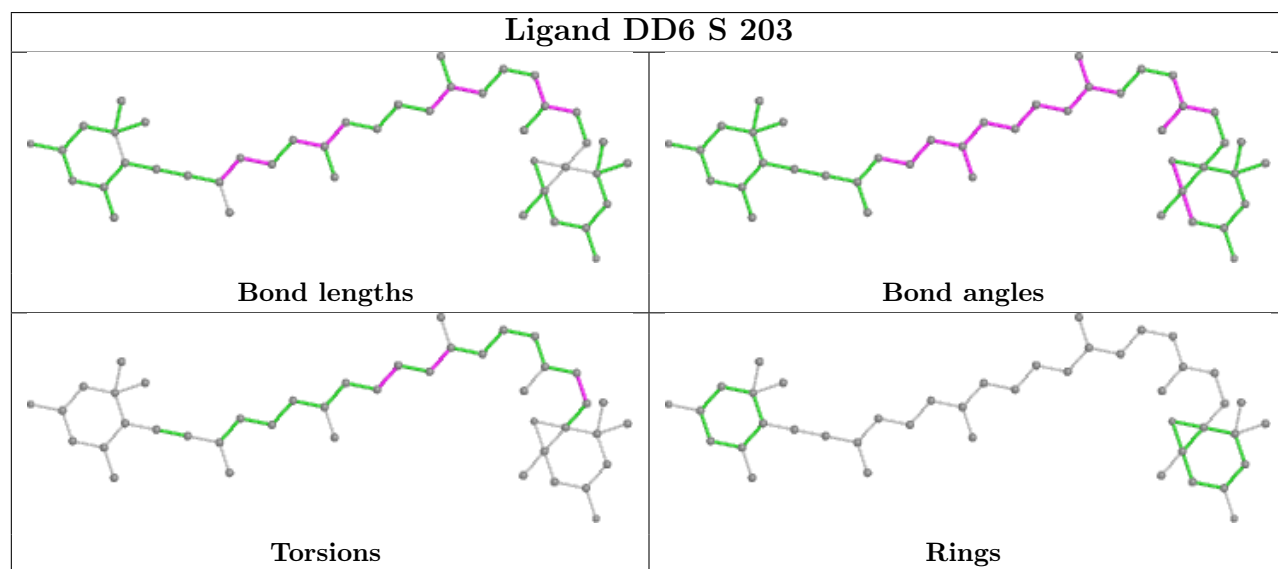
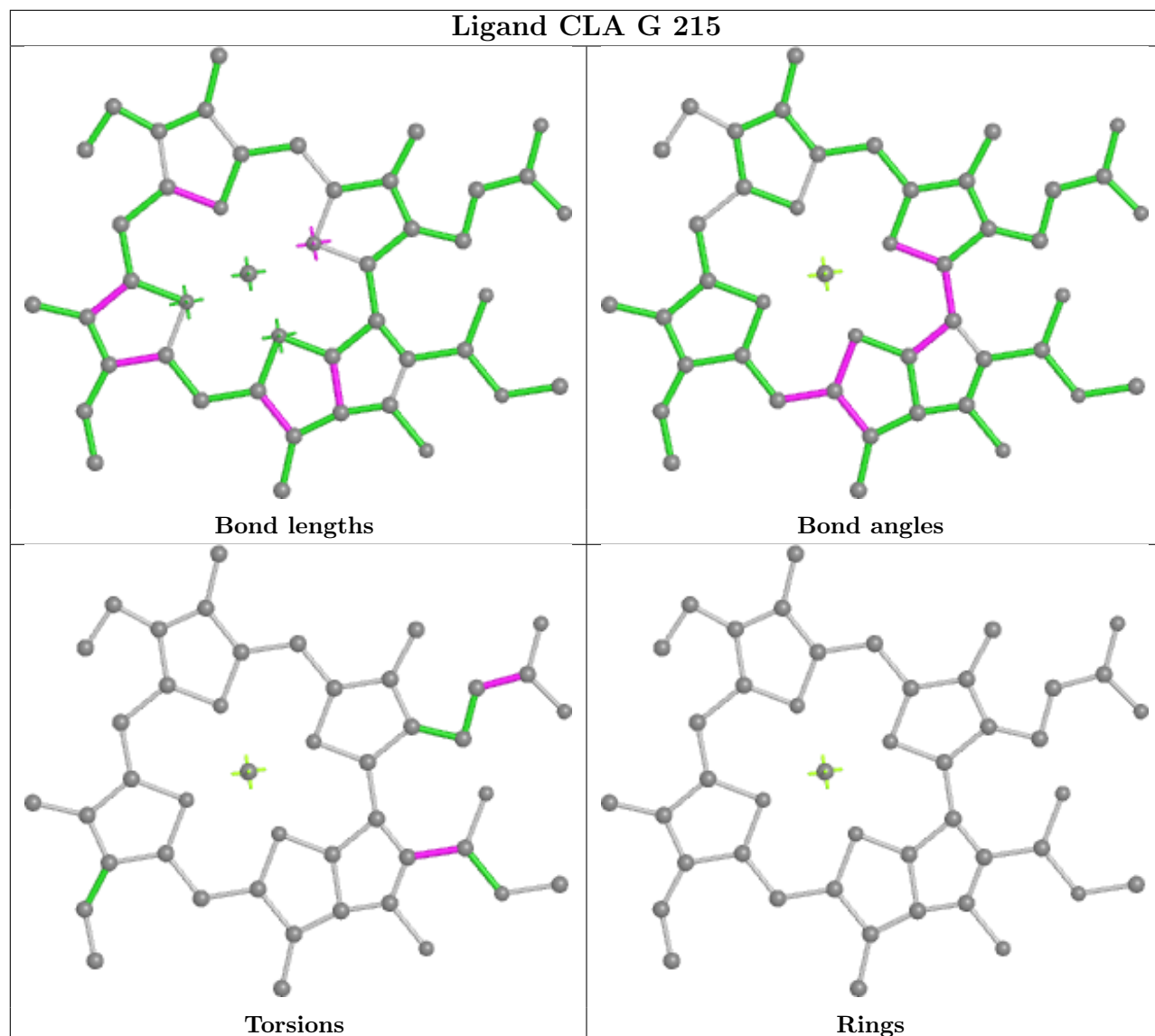


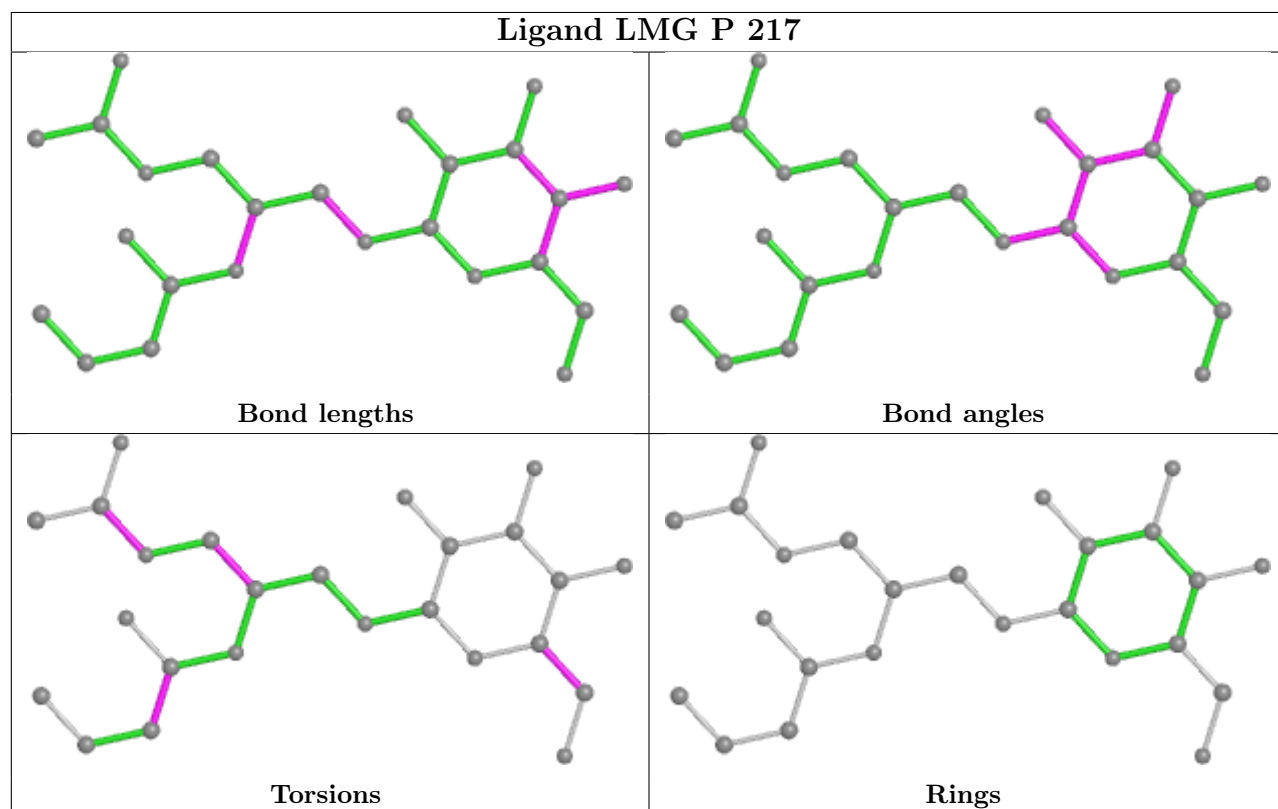
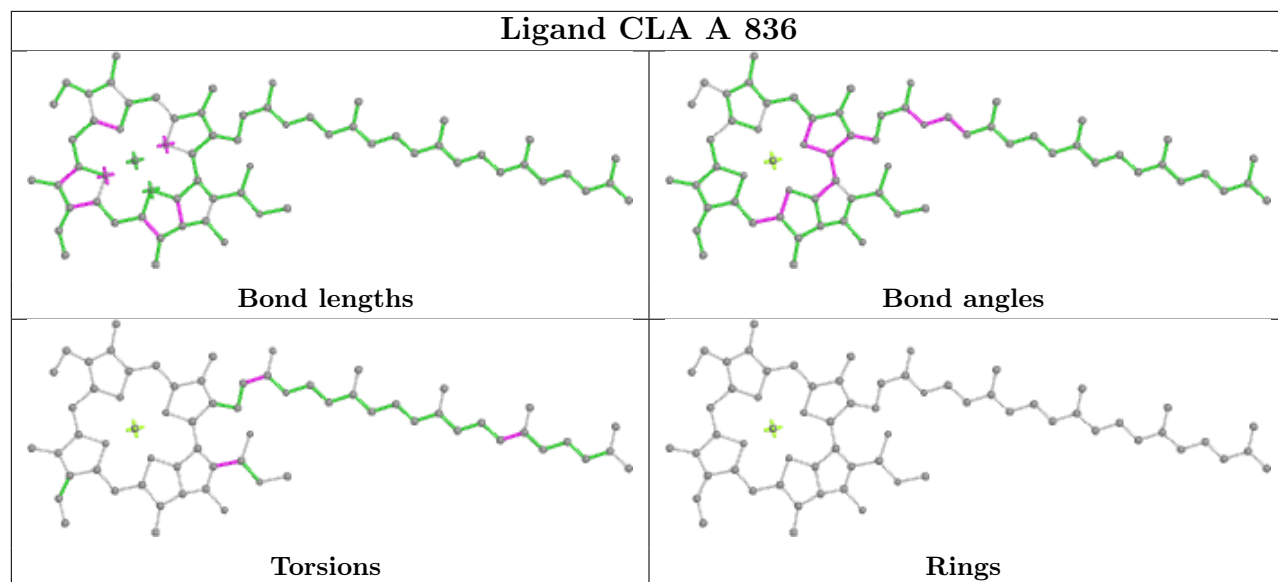


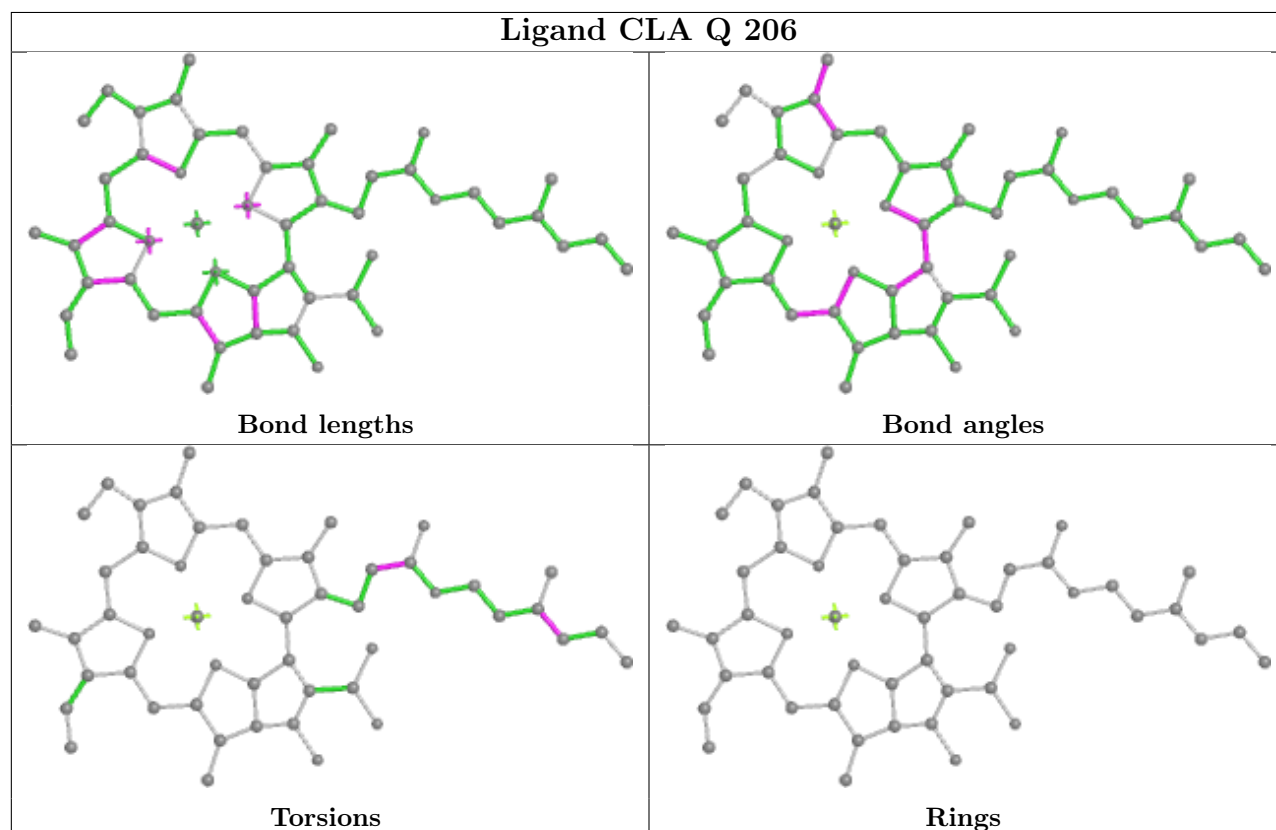
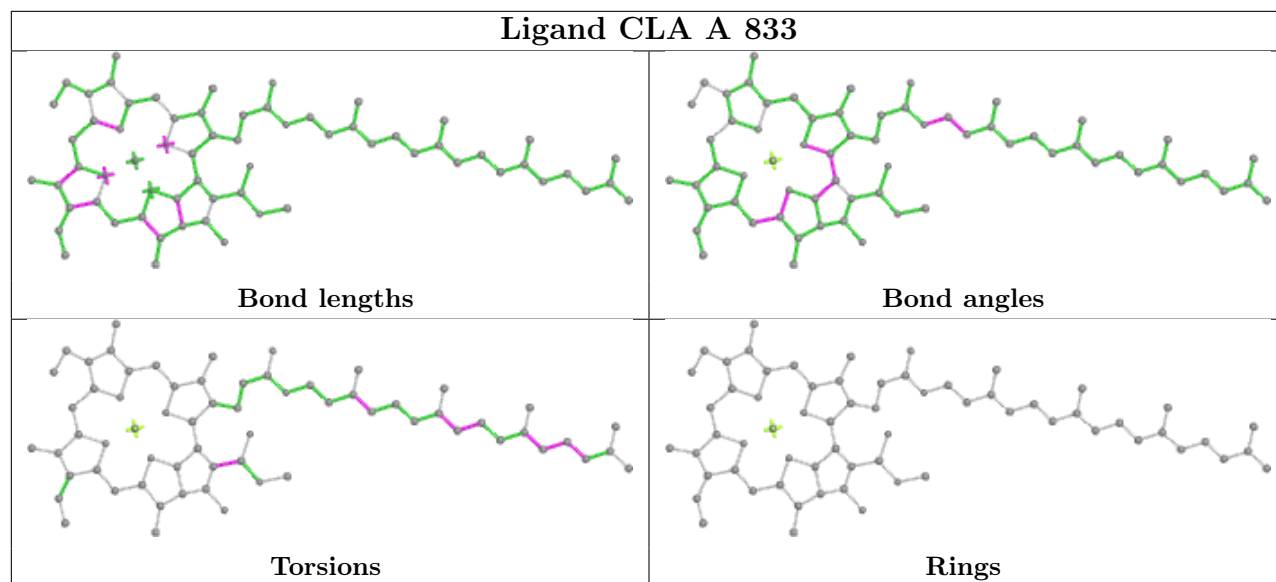


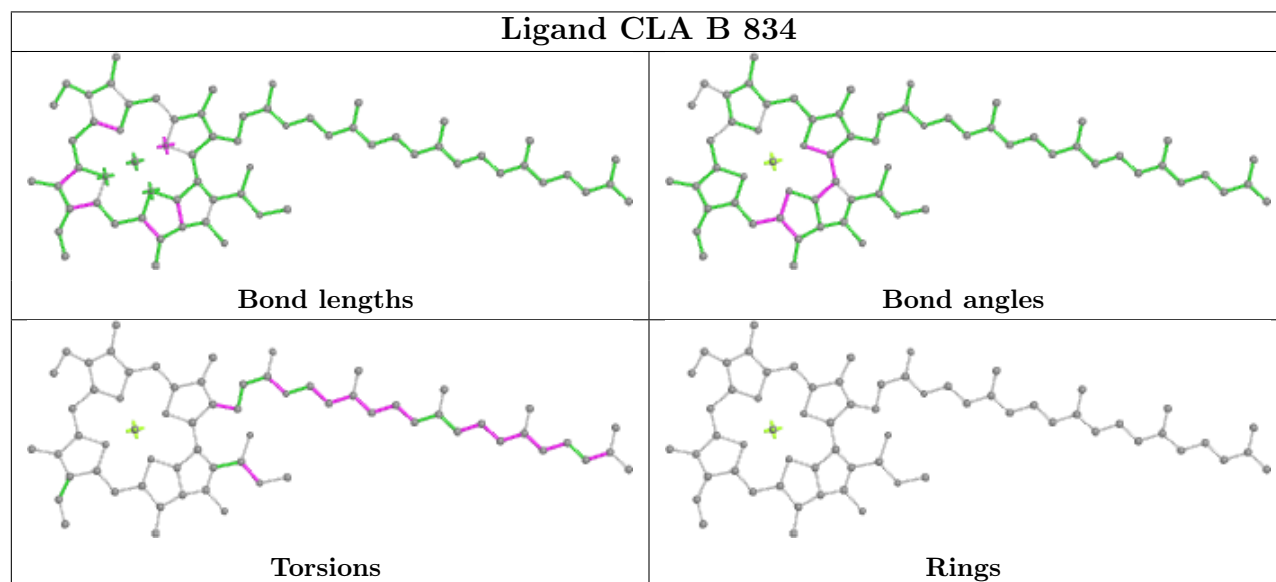
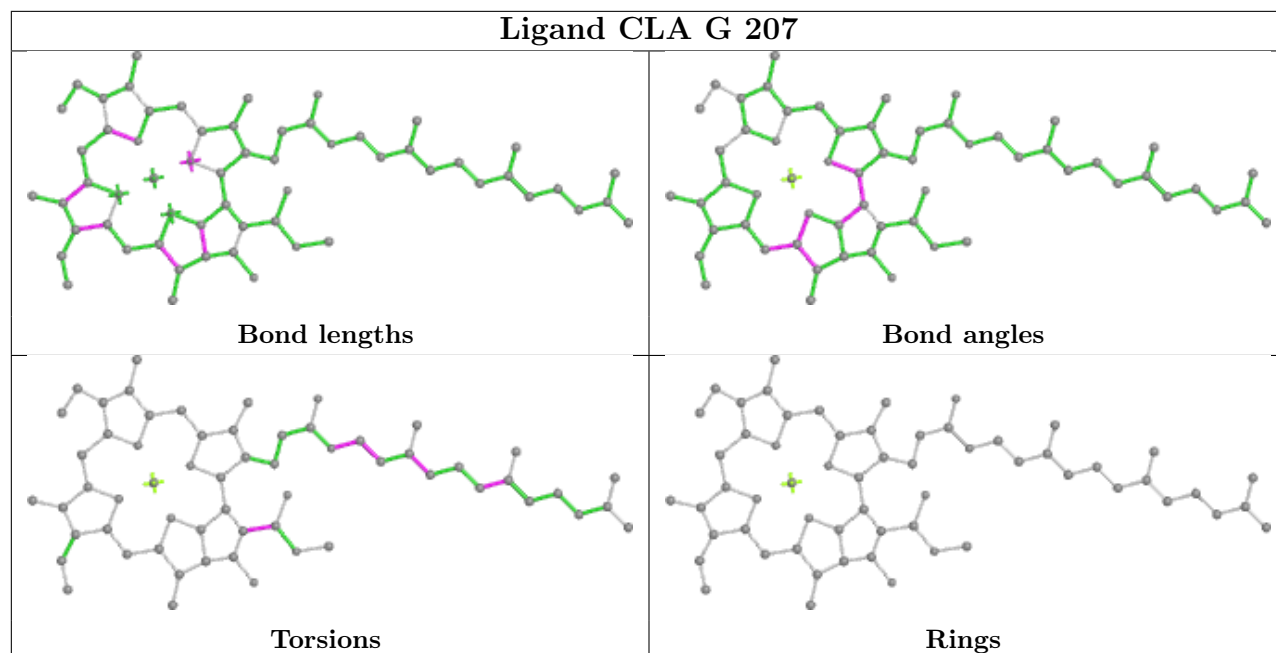


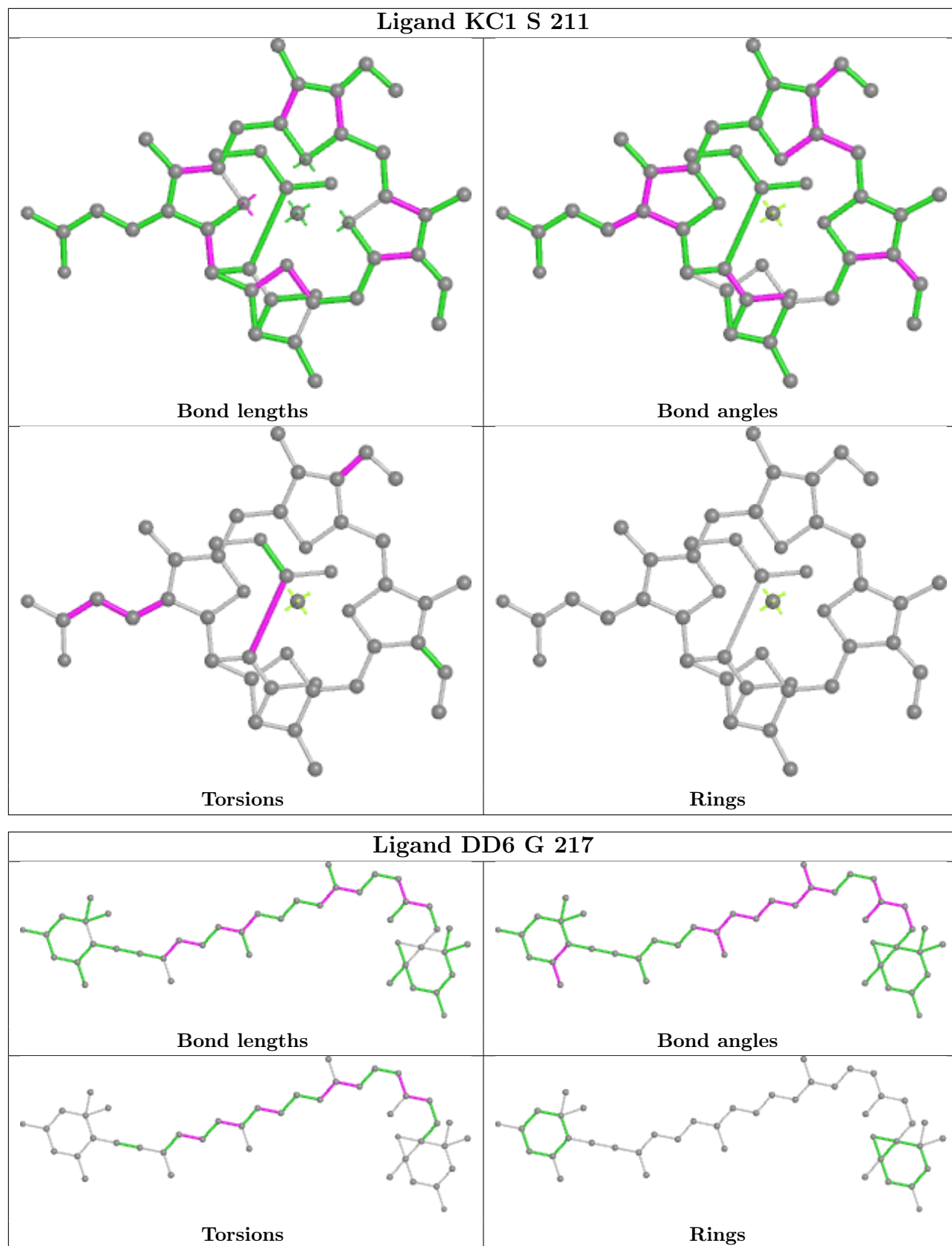


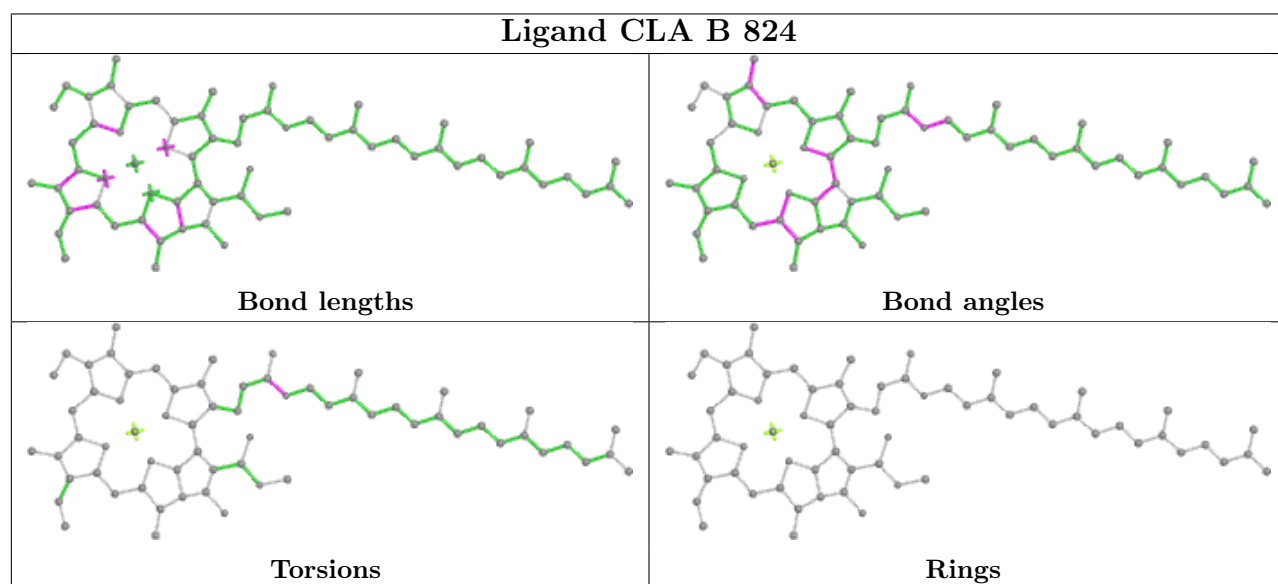
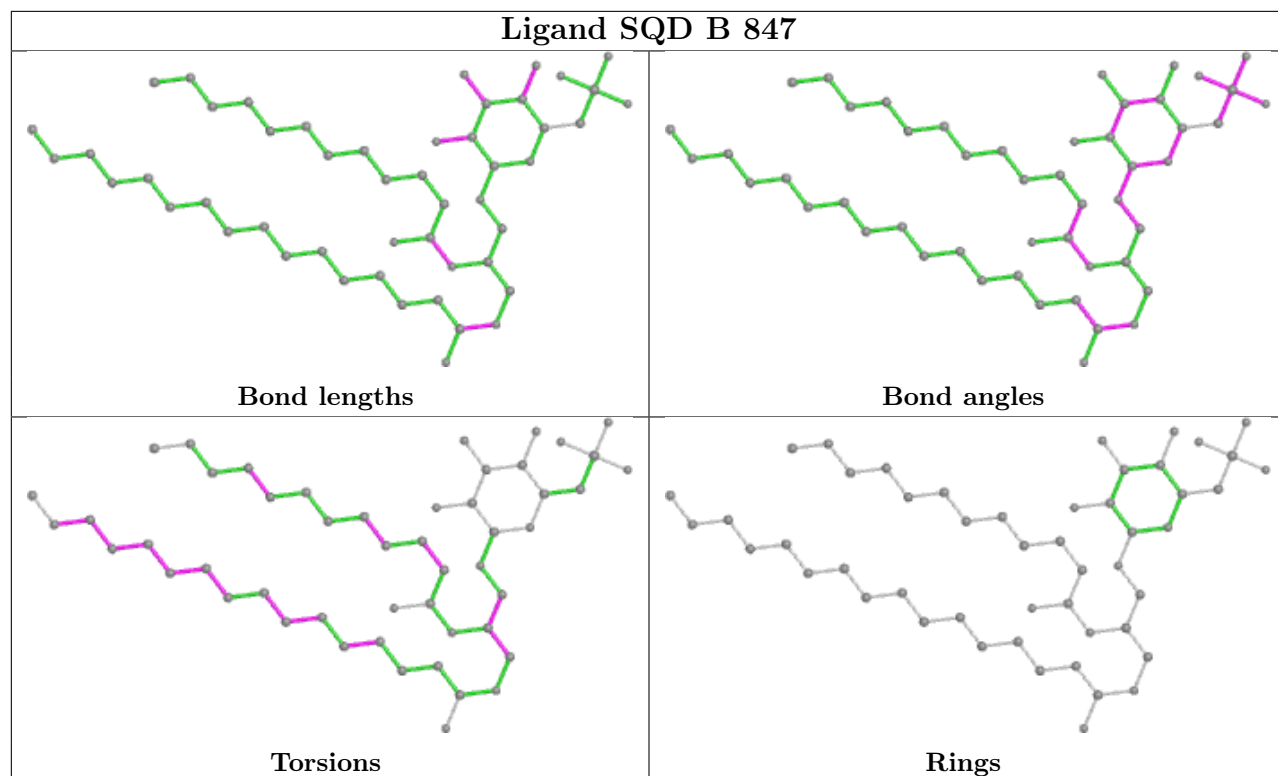


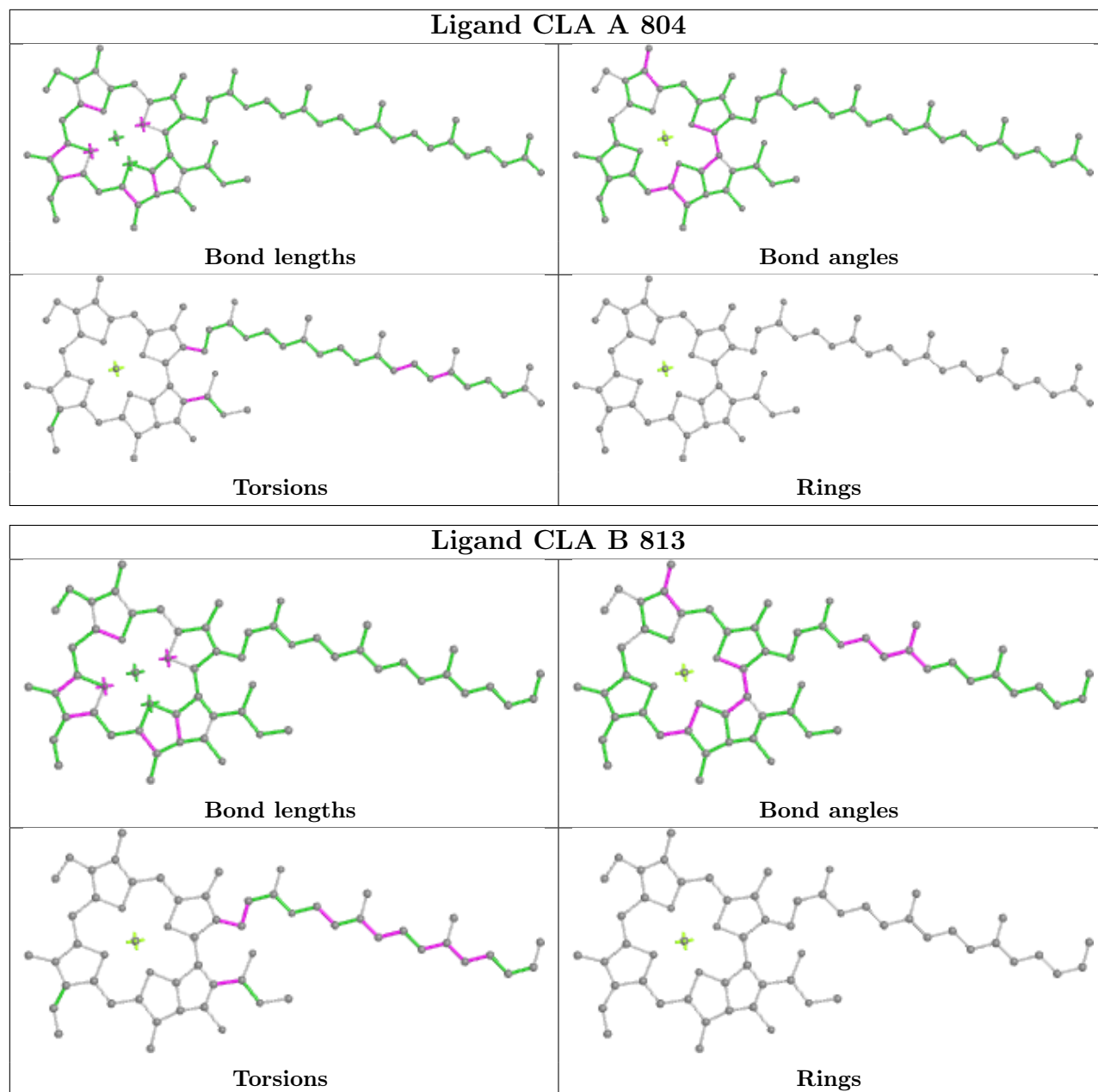


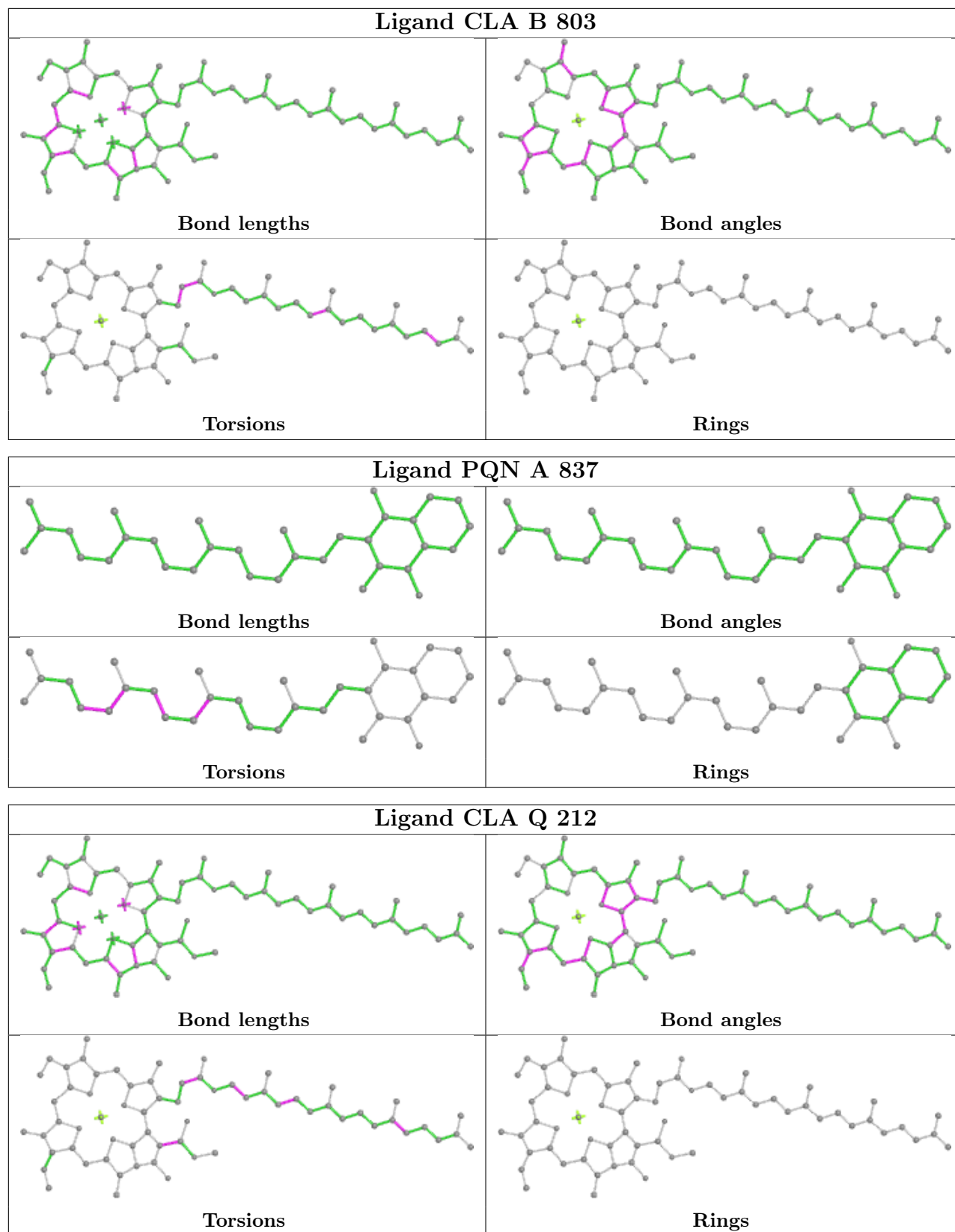


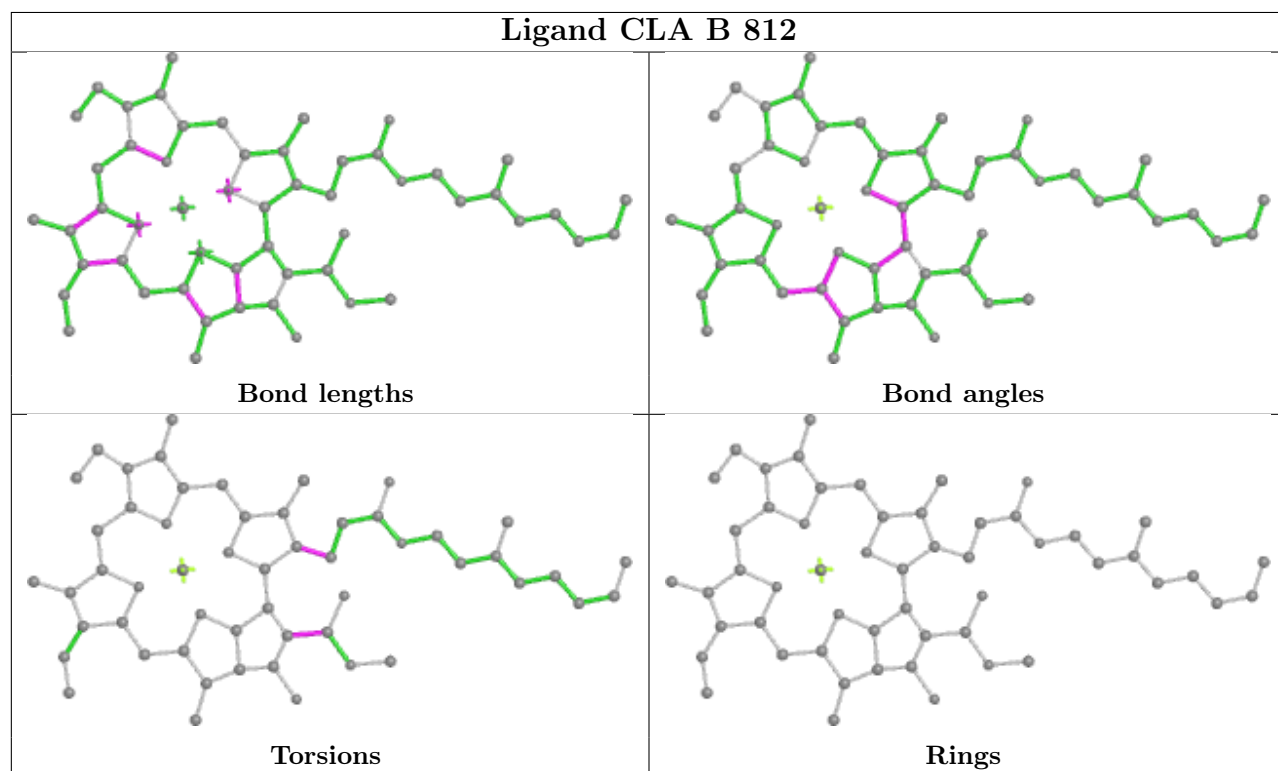
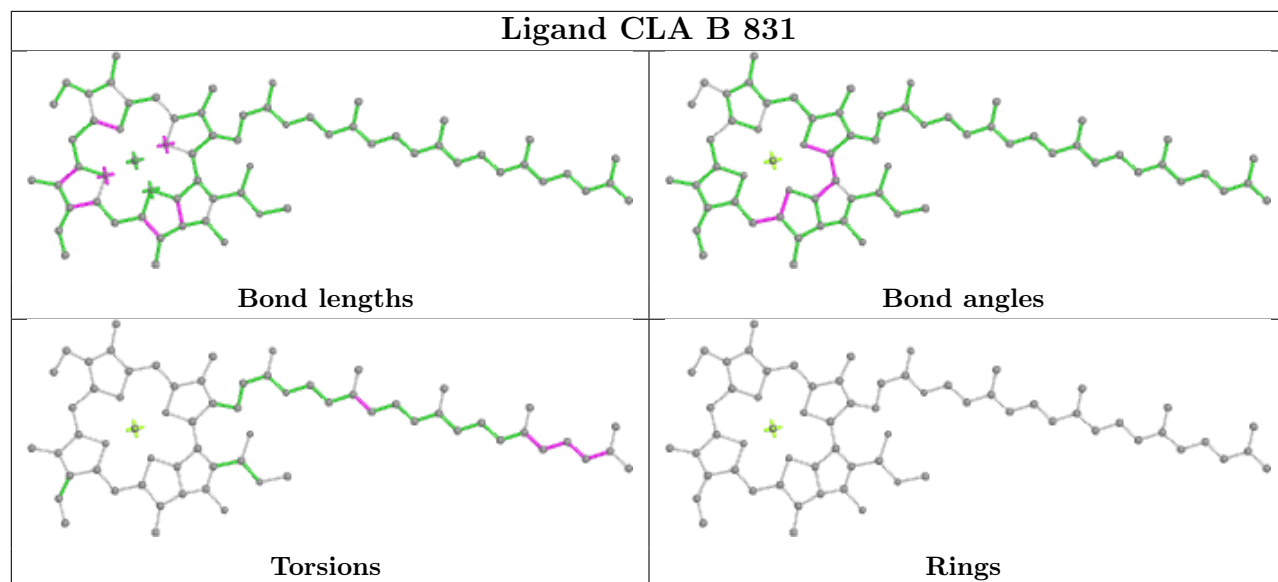


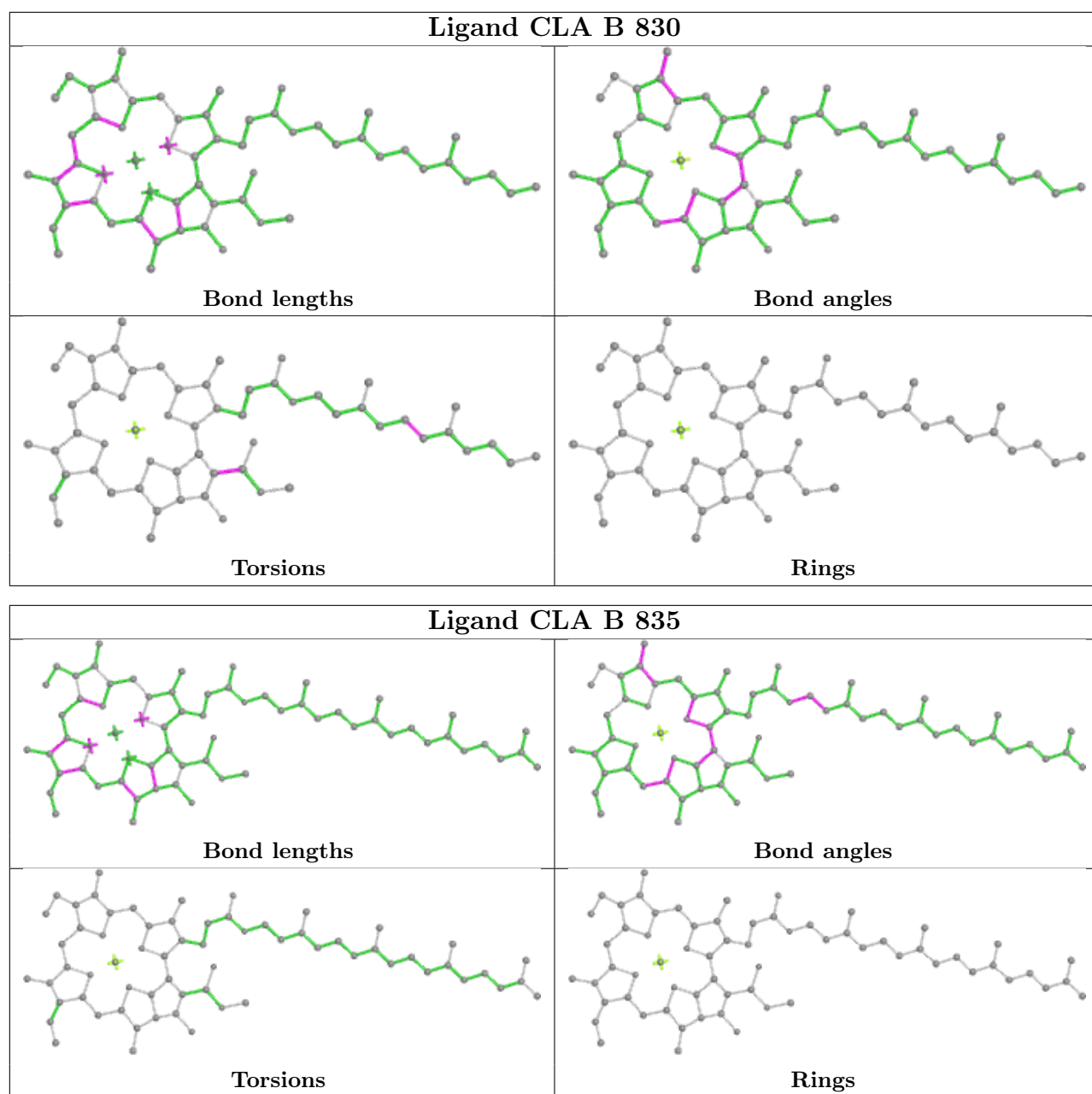


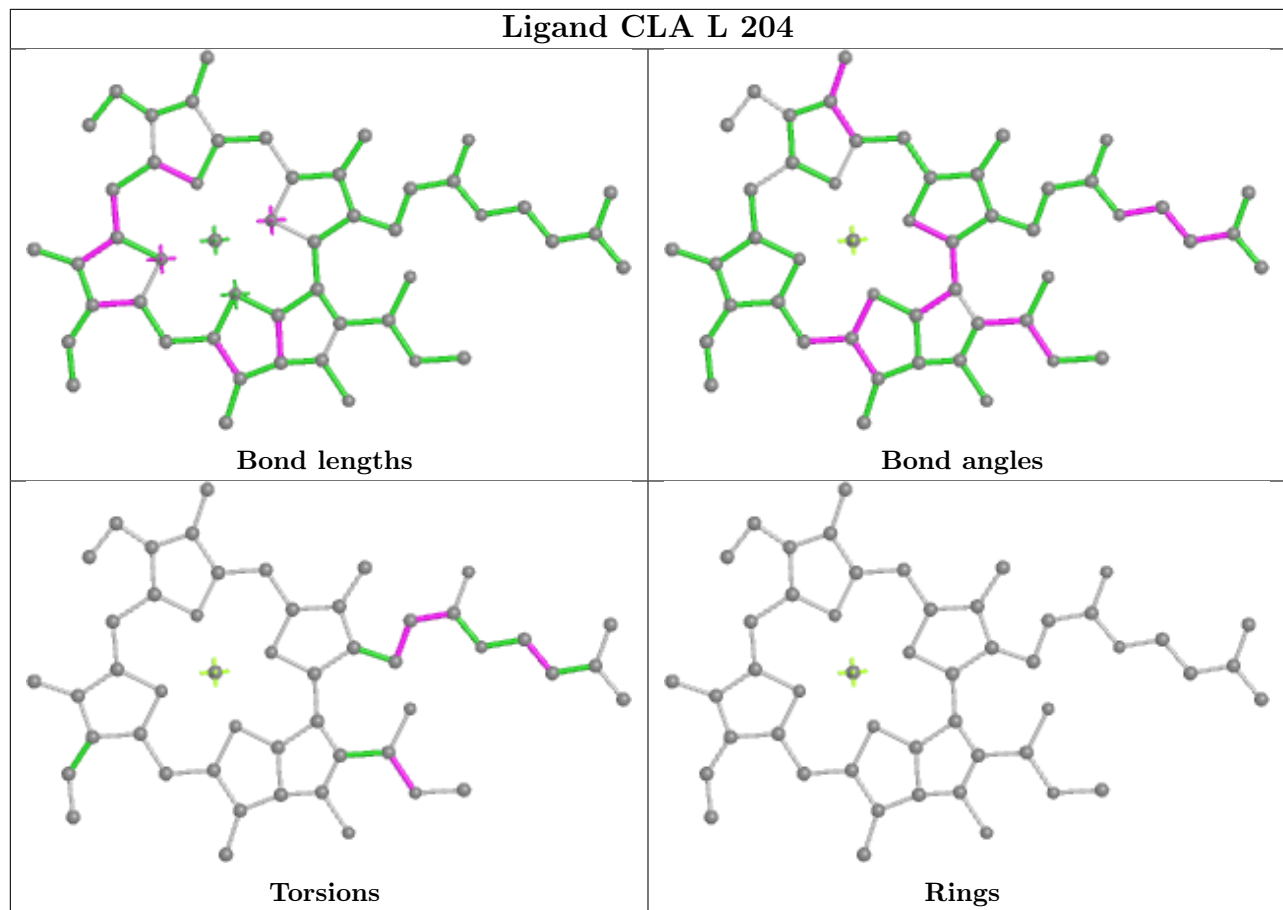


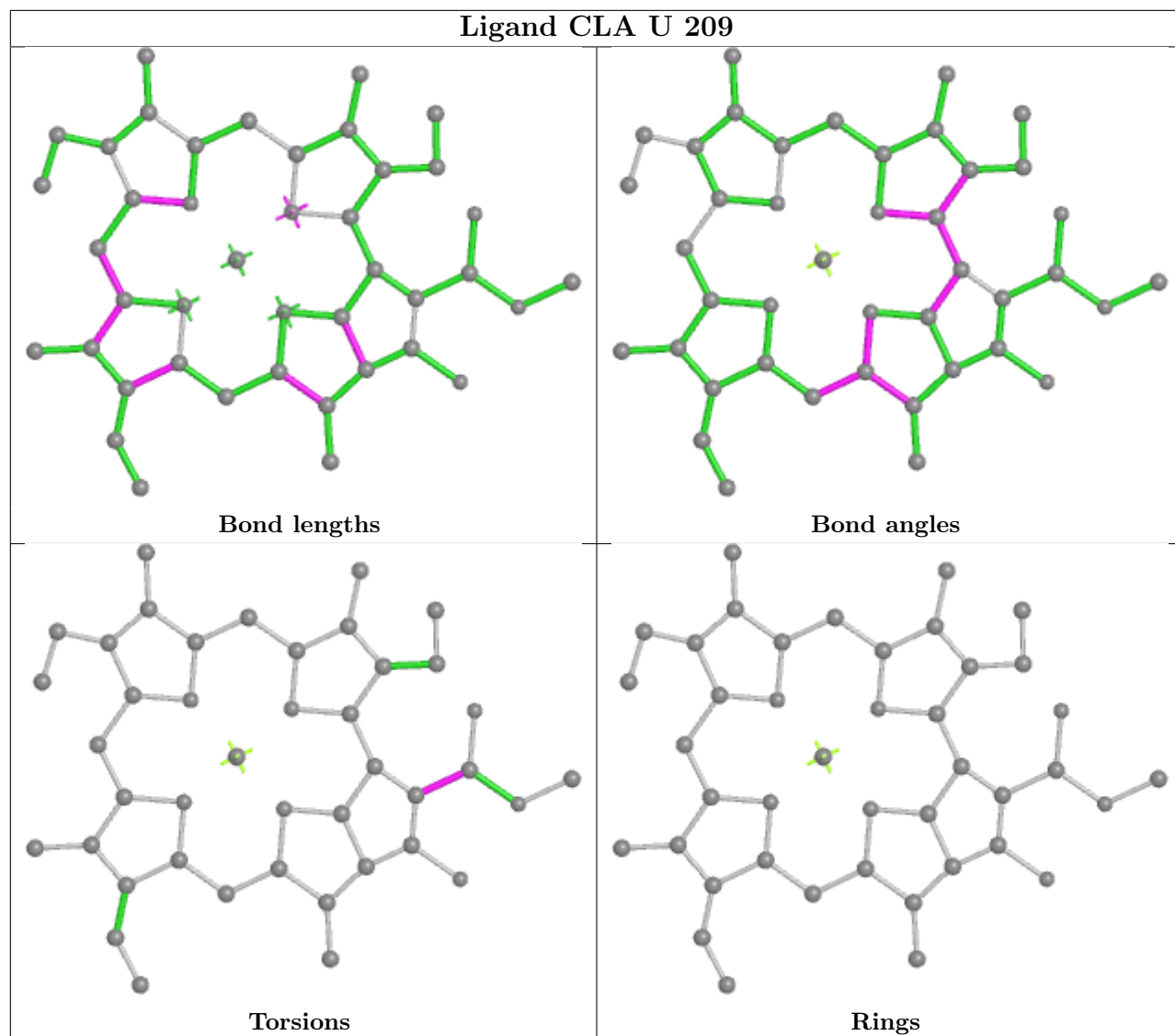


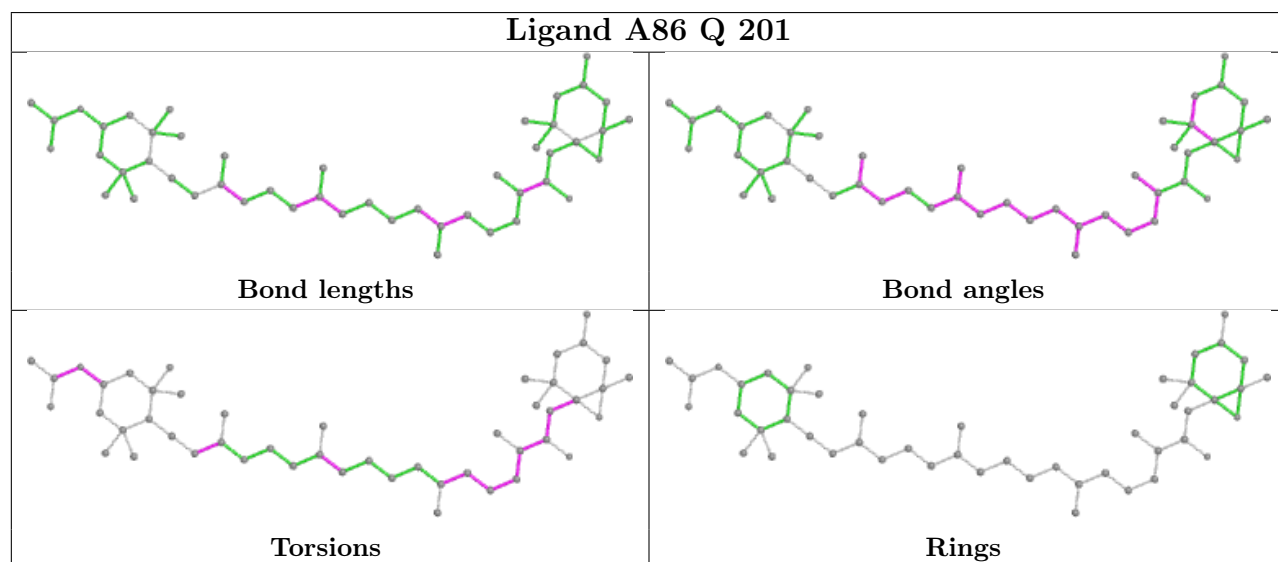
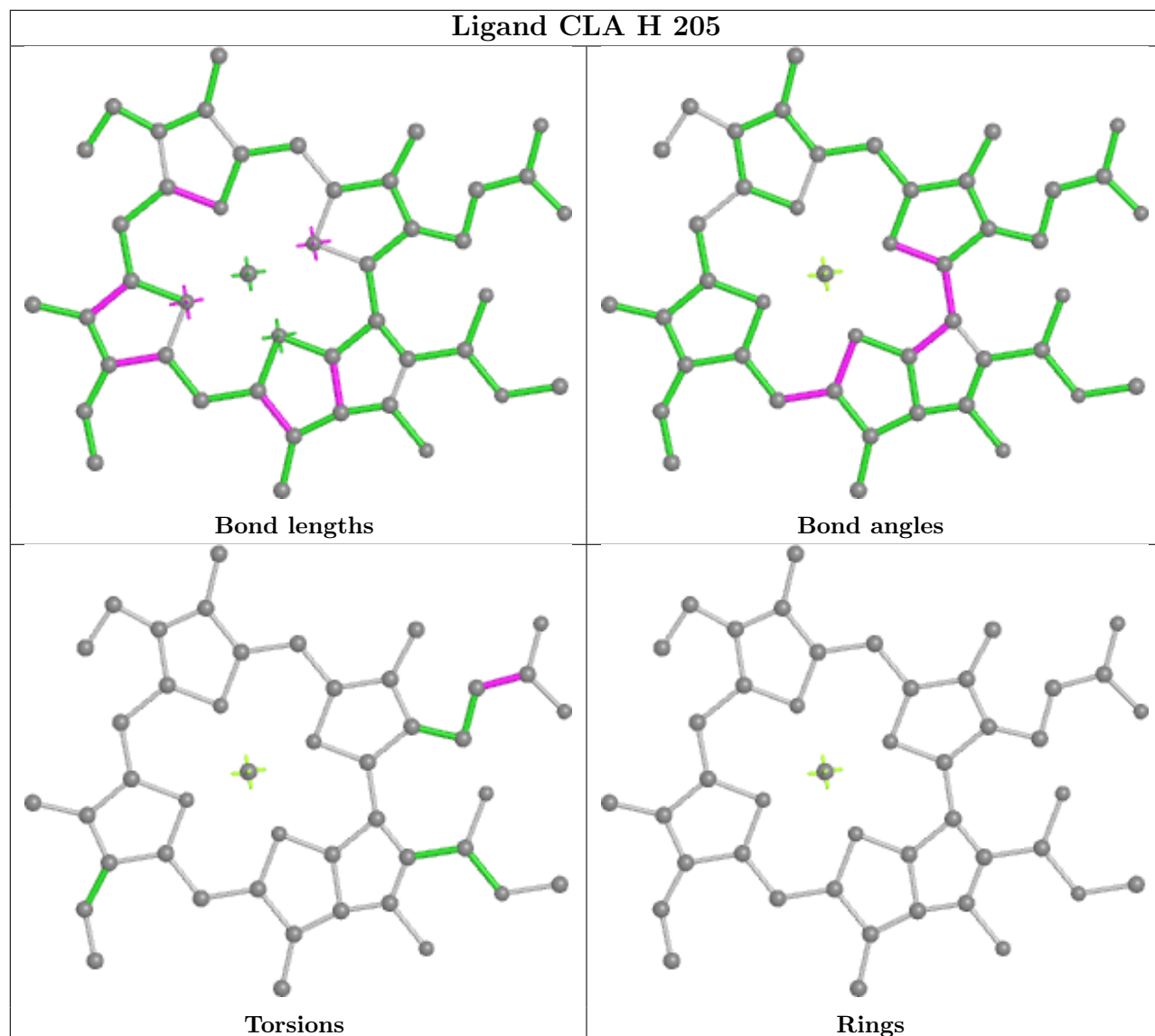


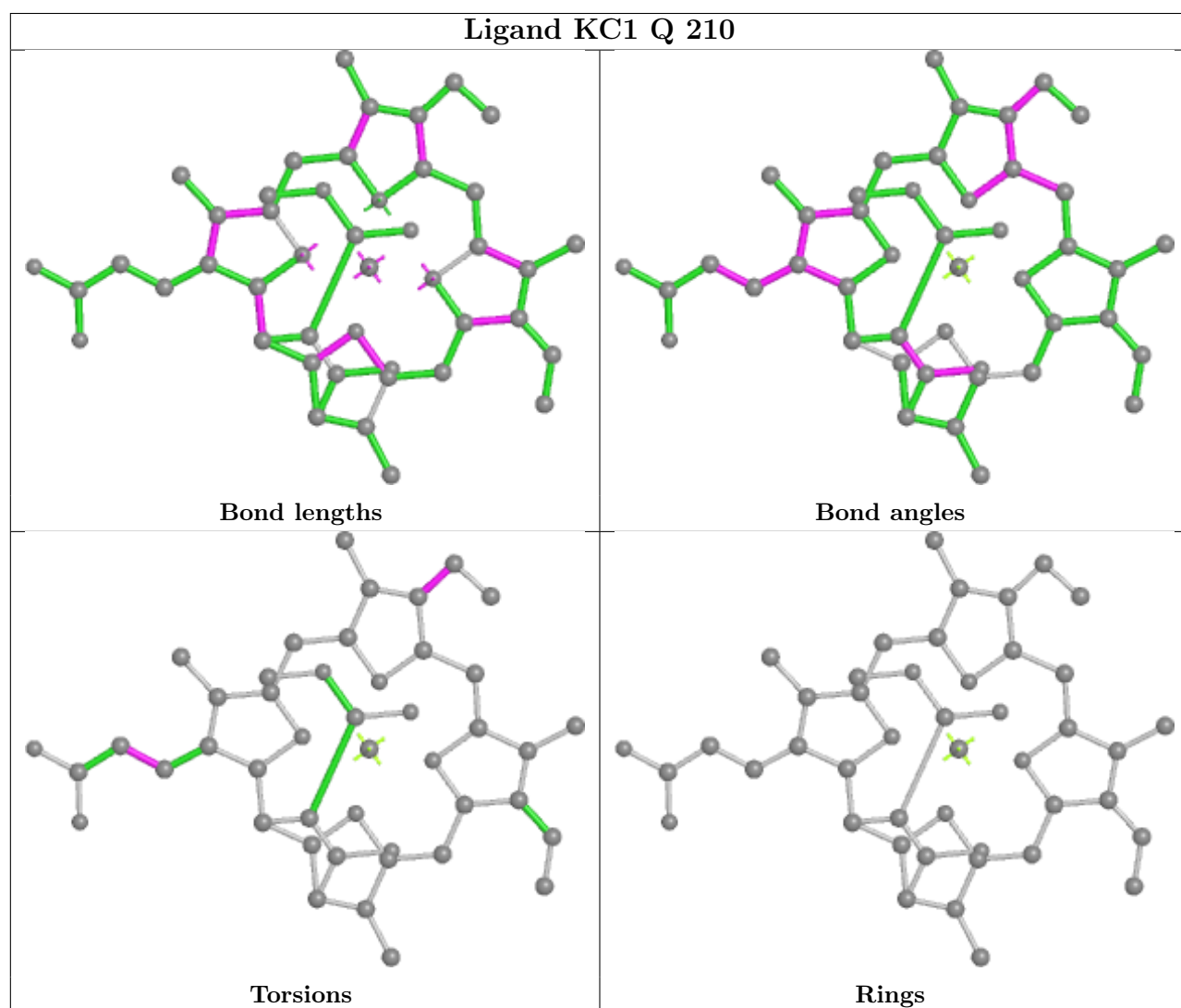
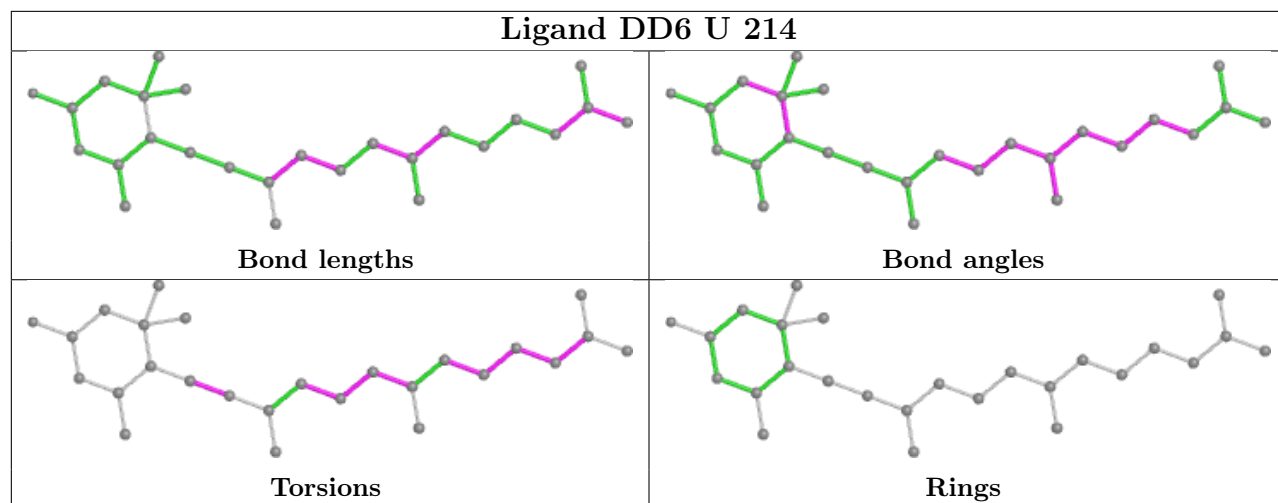


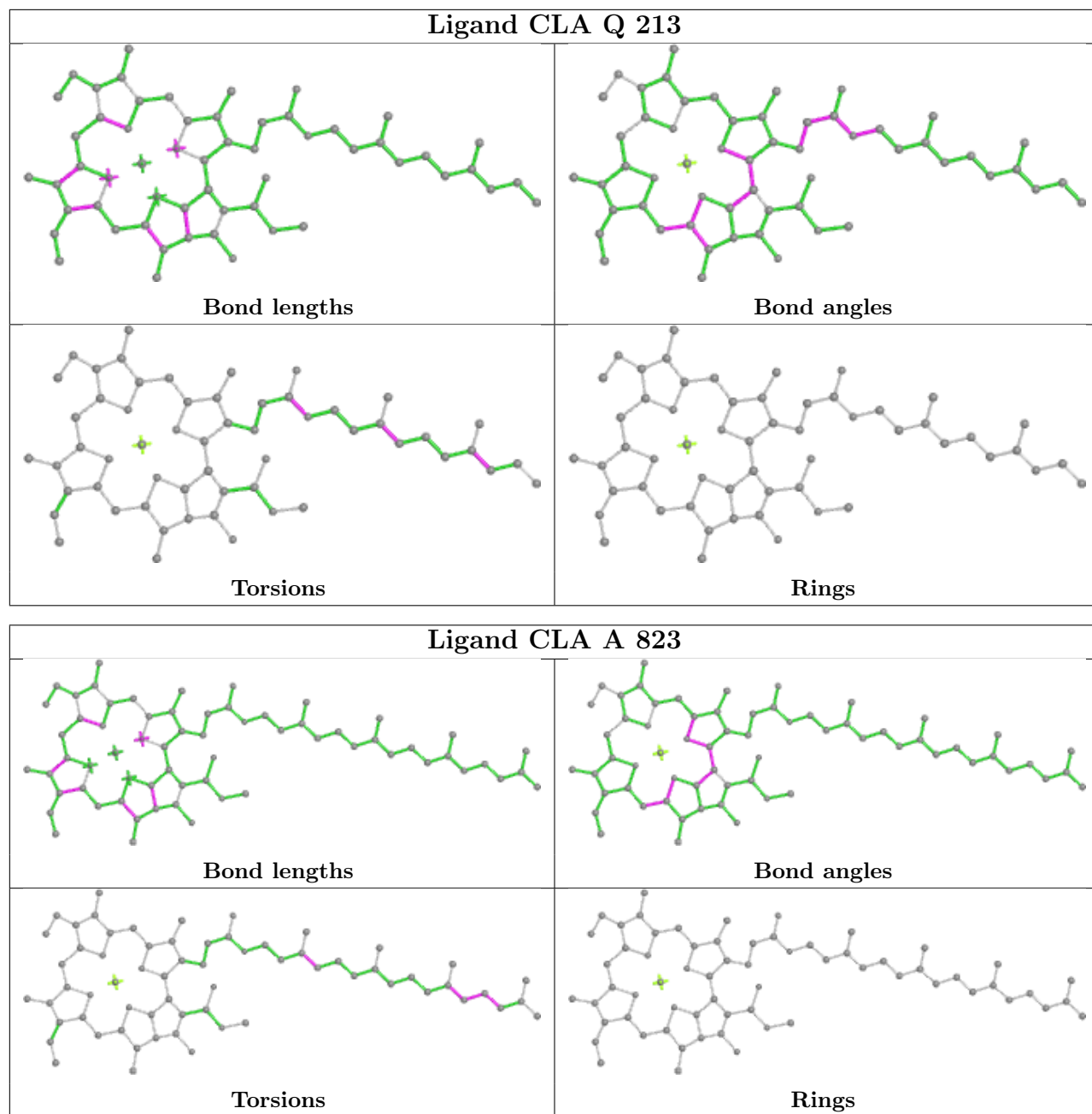


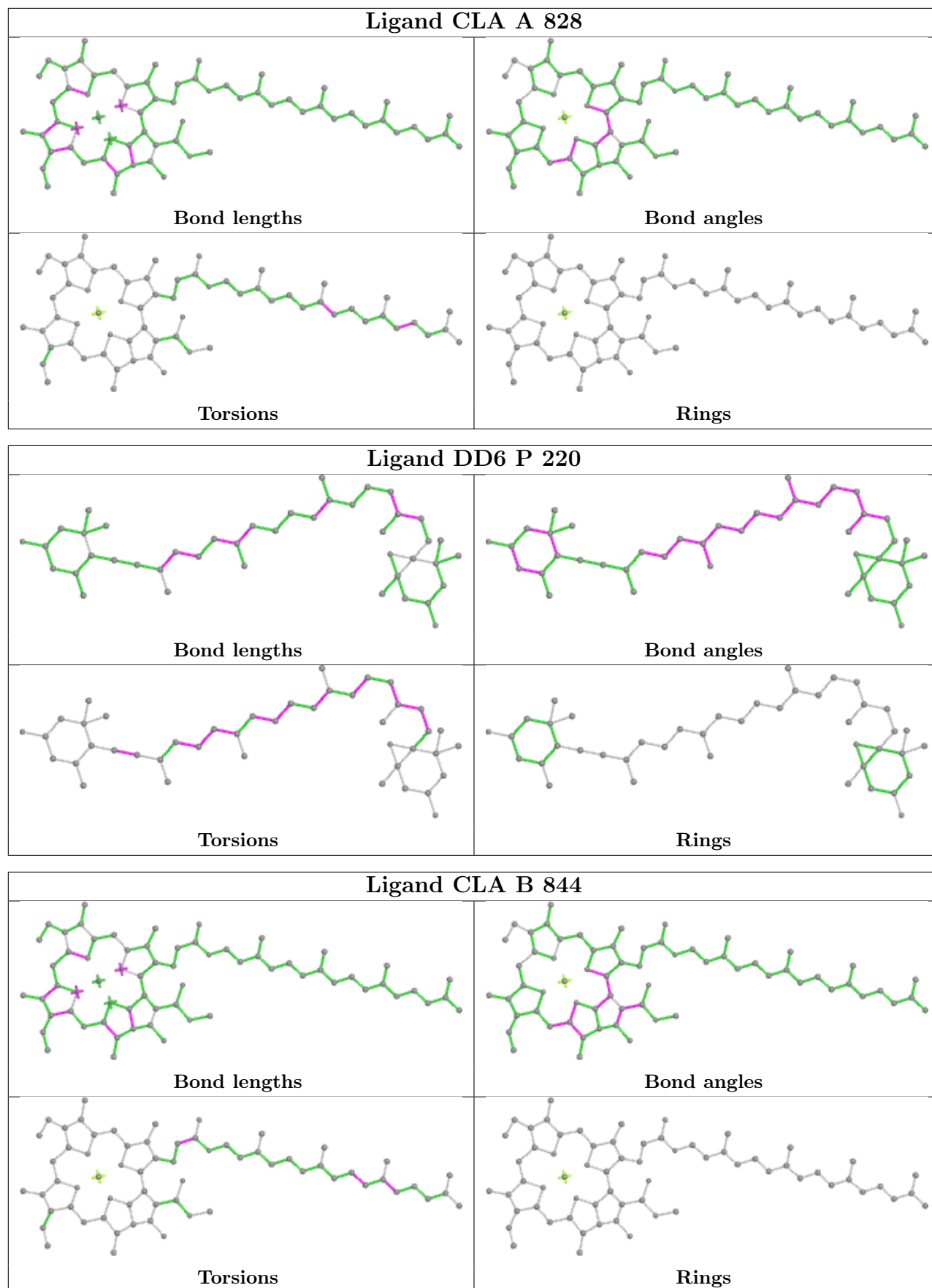












5.7 Other polymers [i](#)

There are no such residues in this entry.

5.8 Polymer linkage issues [i](#)

There are no chain breaks in this entry.

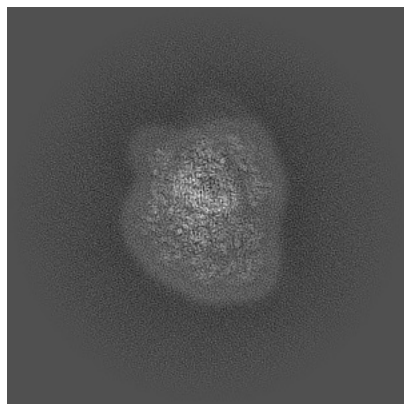
6 Map visualisation [i](#)

This section contains visualisations of the EMDB entry EMD-64383. These allow visual inspection of the internal detail of the map and identification of artifacts.

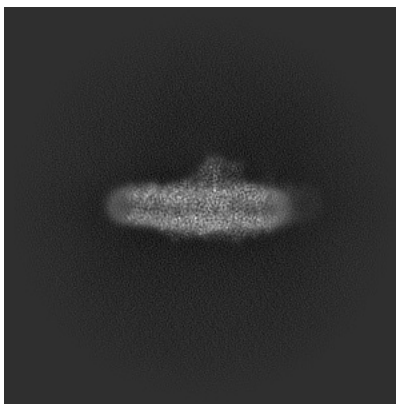
Images derived from a raw map, generated by summing the deposited half-maps, are presented below the corresponding image components of the primary map to allow further visual inspection and comparison with those of the primary map.

6.1 Orthogonal projections [i](#)

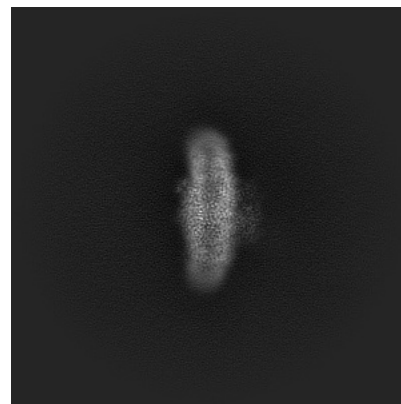
6.1.1 Primary map



X

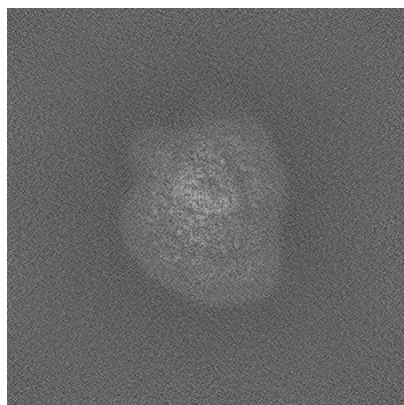


Y

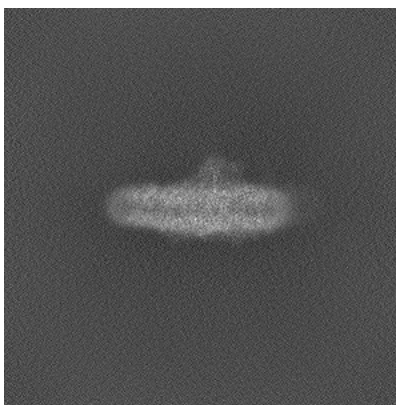


Z

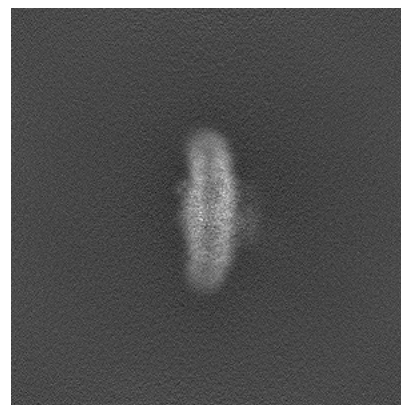
6.1.2 Raw map



X



Y

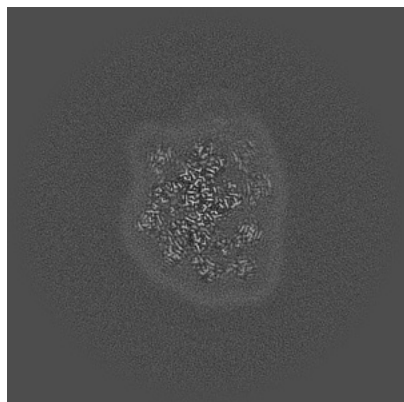


Z

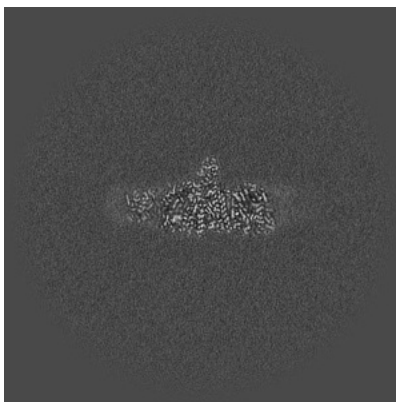
The images above show the map projected in three orthogonal directions.

6.2 Central slices [i](#)

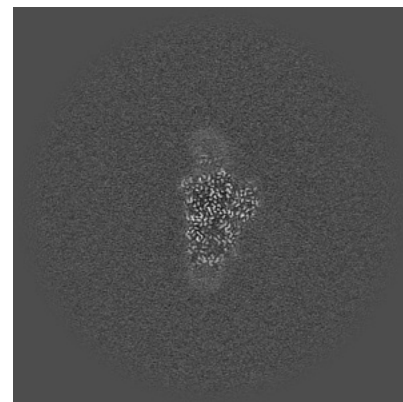
6.2.1 Primary map



X Index: 300

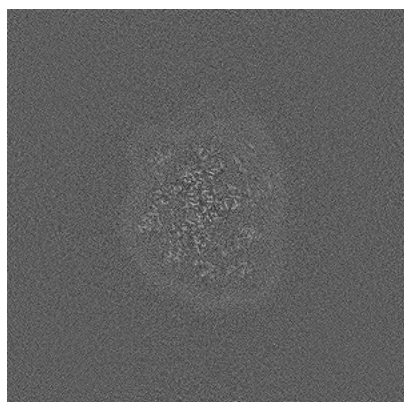


Y Index: 300




Z Index: 300


6.2.2 Raw map



X Index: 300



Y Index: 300

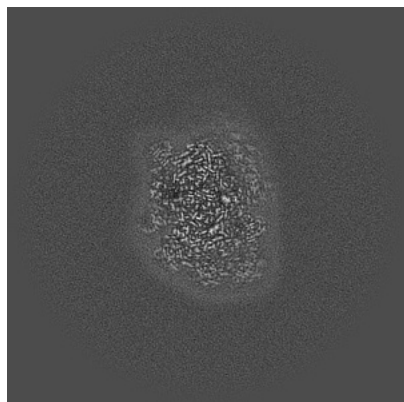


Z Index: 300

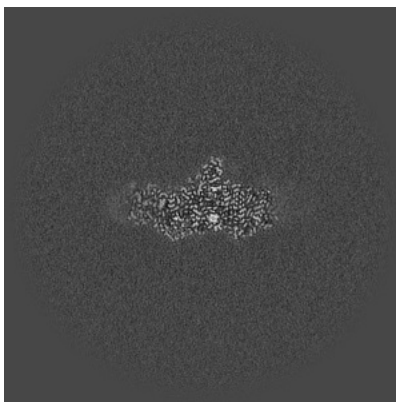
The images above show central slices of the map in three orthogonal directions.

6.3 Largest variance slices [i](#)

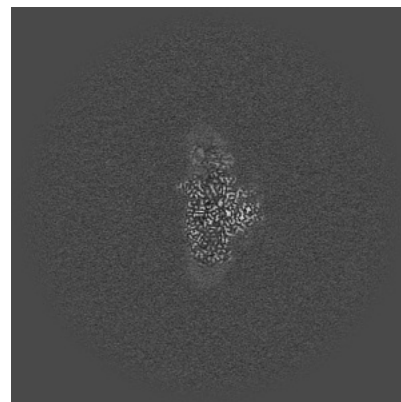
6.3.1 Primary map



X Index: 315

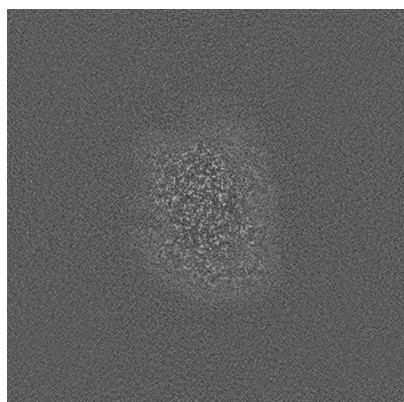


Y Index: 288




Z Index: 315


6.3.2 Raw map



X Index: 318



Y Index: 0

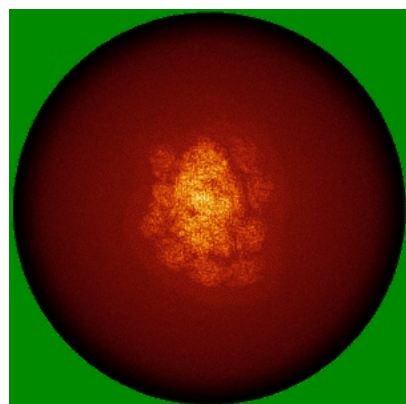


Z Index: 0


The images above show the largest variance slices of the map in three orthogonal directions.

6.4 Orthogonal standard-deviation projections (False-color) [i](#)


6.4.1 Primary map



X




Y




Z


6.4.2 Raw map



X



Y




Z

The images above show the map standard deviation projections with false color in three orthogonal directions. Minimum values are shown in green, max in blue, and dark to light orange shades represent small to large values respectively.

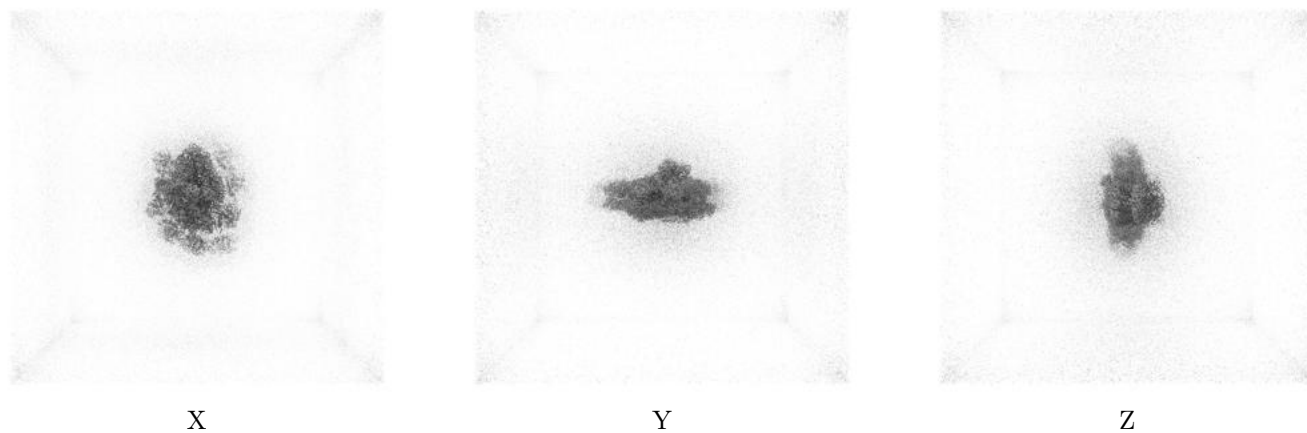
6.5 Orthogonal surface views [i](#)

6.5.1 Primary map



The images above show the 3D surface view of the map at the recommended contour level 0.07. These images, in conjunction with the slice images, may facilitate assessment of whether an appropriate contour level has been provided.

6.5.2 Raw map



These images show the 3D surface of the raw map. The raw map's contour level was selected so that its surface encloses the same volume as the primary map does at its recommended contour level.

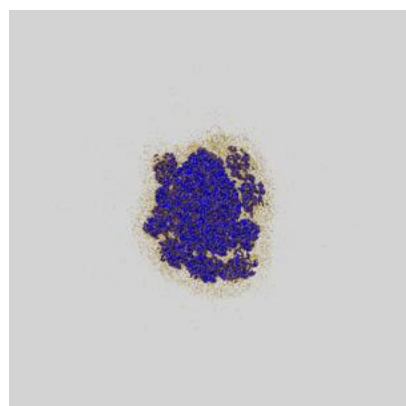
6.6 Mask visualisation [i](#)

This section shows the 3D surface view of the primary map at 50% transparency overlaid with the specified mask at 0% transparency

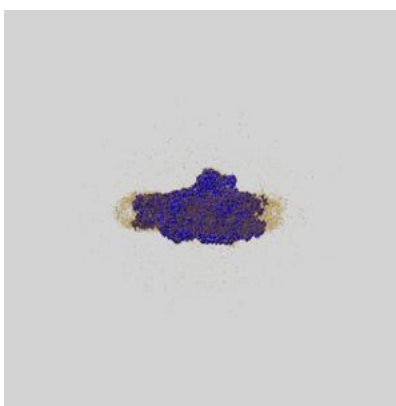
A mask typically either:

- Encompasses the whole structure
- Separates out a domain, a functional unit, a monomer or an area of interest from a larger structure

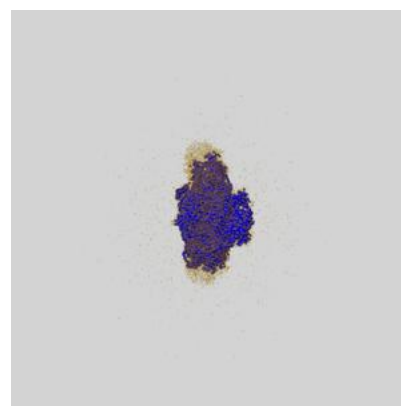
6.6.1 emd_64383_msk_1.map [i](#)



X



Y

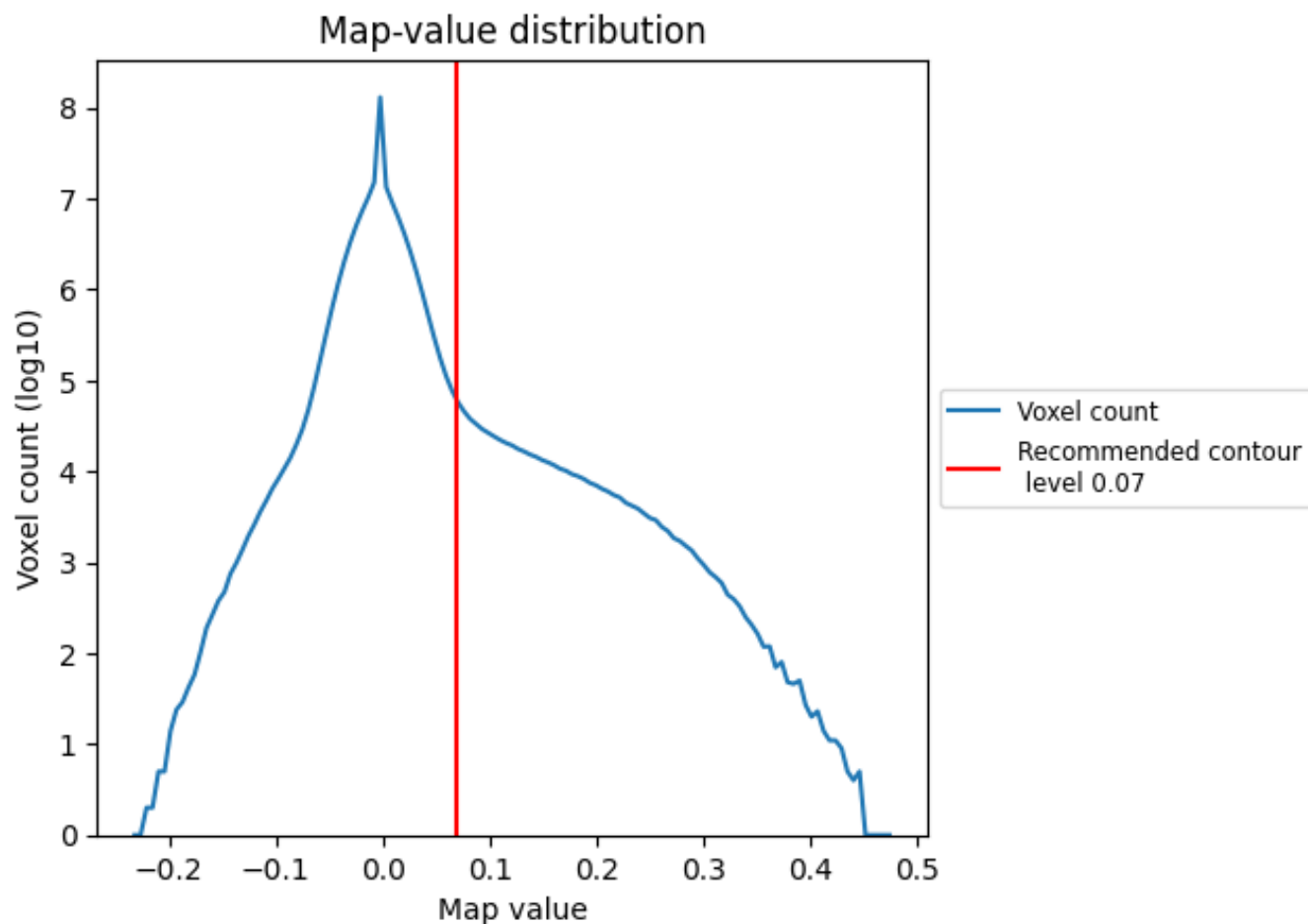


Z

7 Map analysis [i](#)

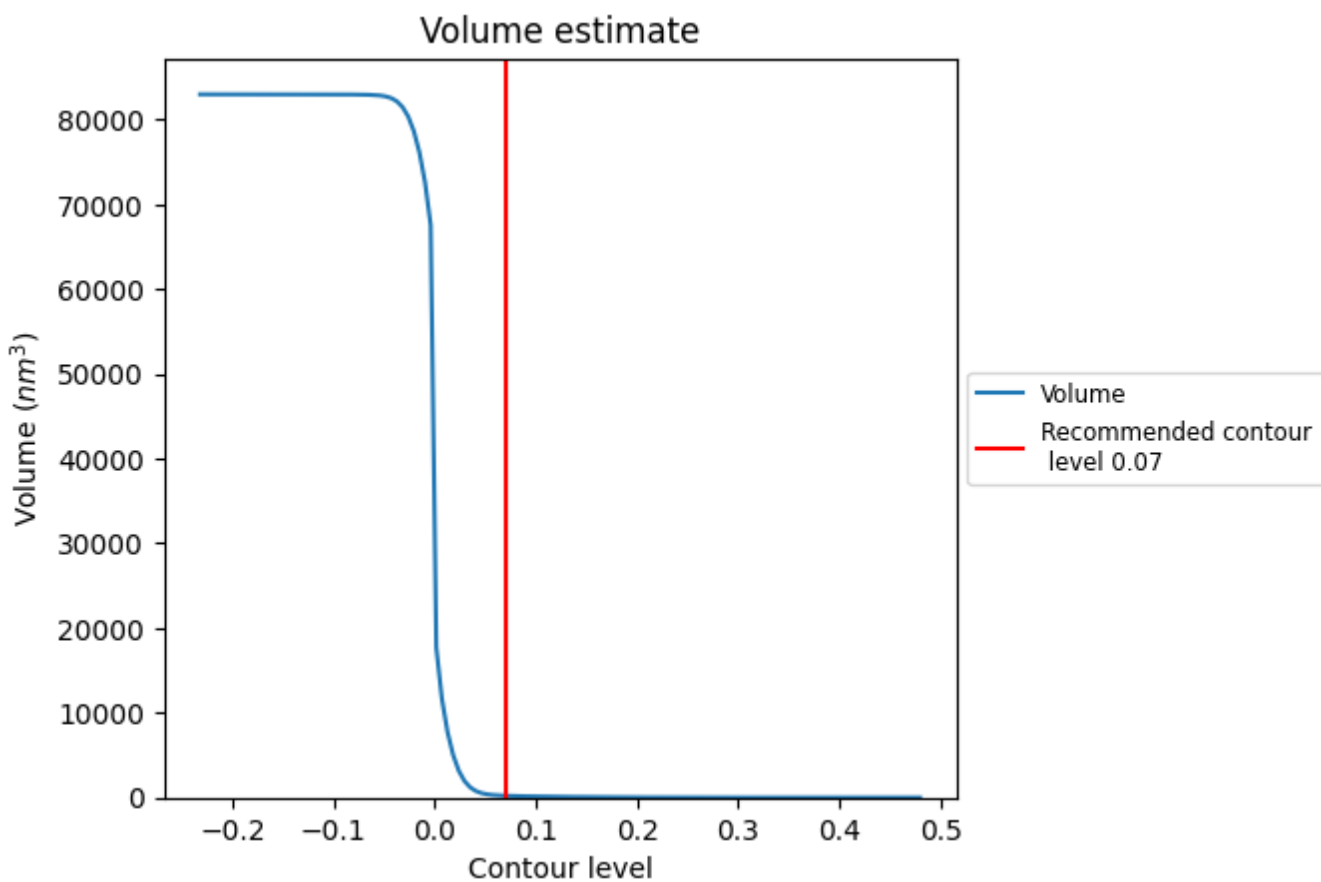
This section contains the results of statistical analysis of the map.

7.1 Map-value distribution [i](#)



The map-value distribution is plotted in 128 intervals along the x-axis. The y-axis is logarithmic. A spike in this graph at zero usually indicates that the volume has been masked.

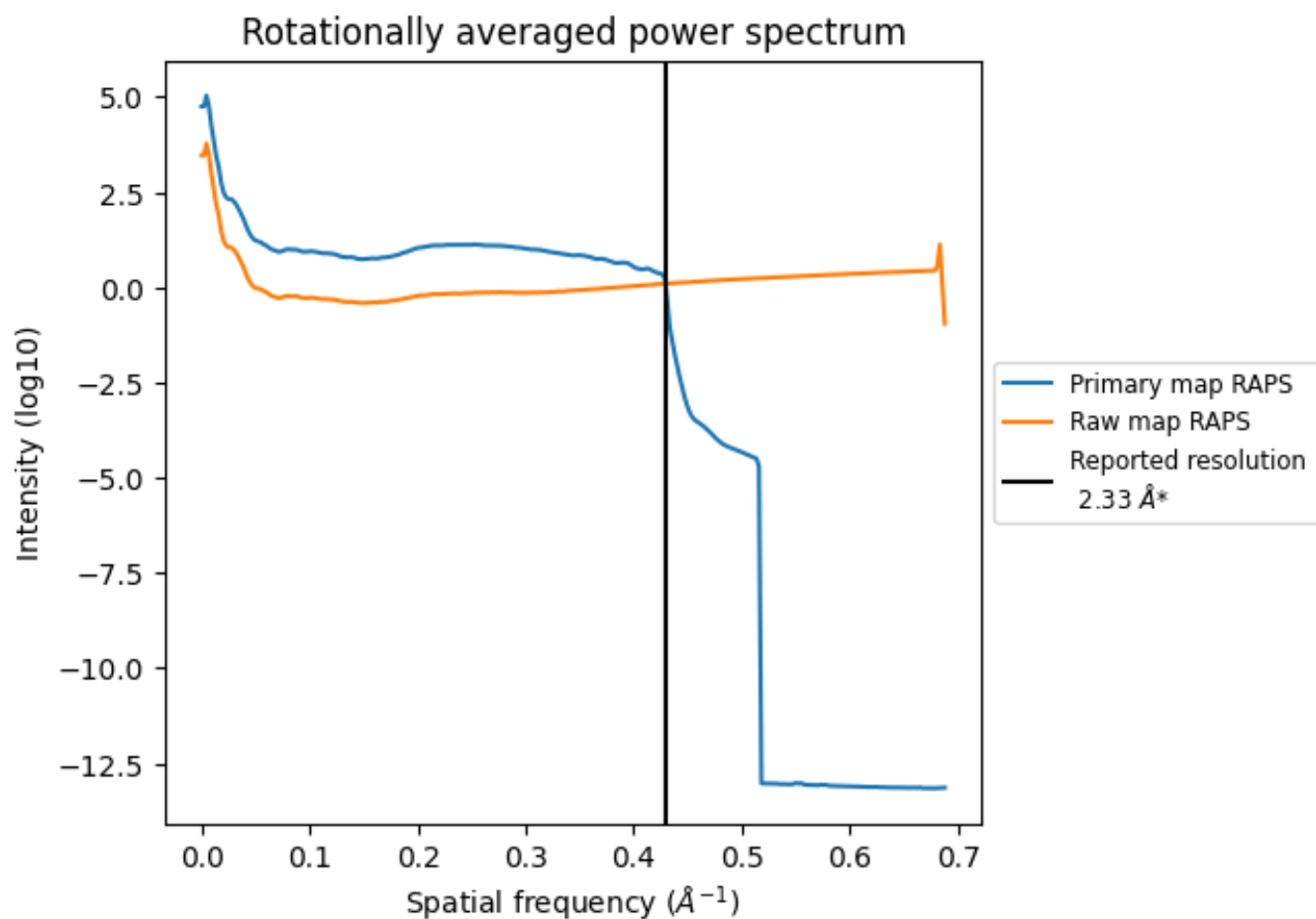
7.2 Volume estimate [i](#)



The volume at the recommended contour level is 212 nm³; this corresponds to an approximate mass of 192 kDa.

The volume estimate graph shows how the enclosed volume varies with the contour level. The recommended contour level is shown as a vertical line and the intersection between the line and the curve gives the volume of the enclosed surface at the given level.

7.3 Rotationally averaged power spectrum [i](#)

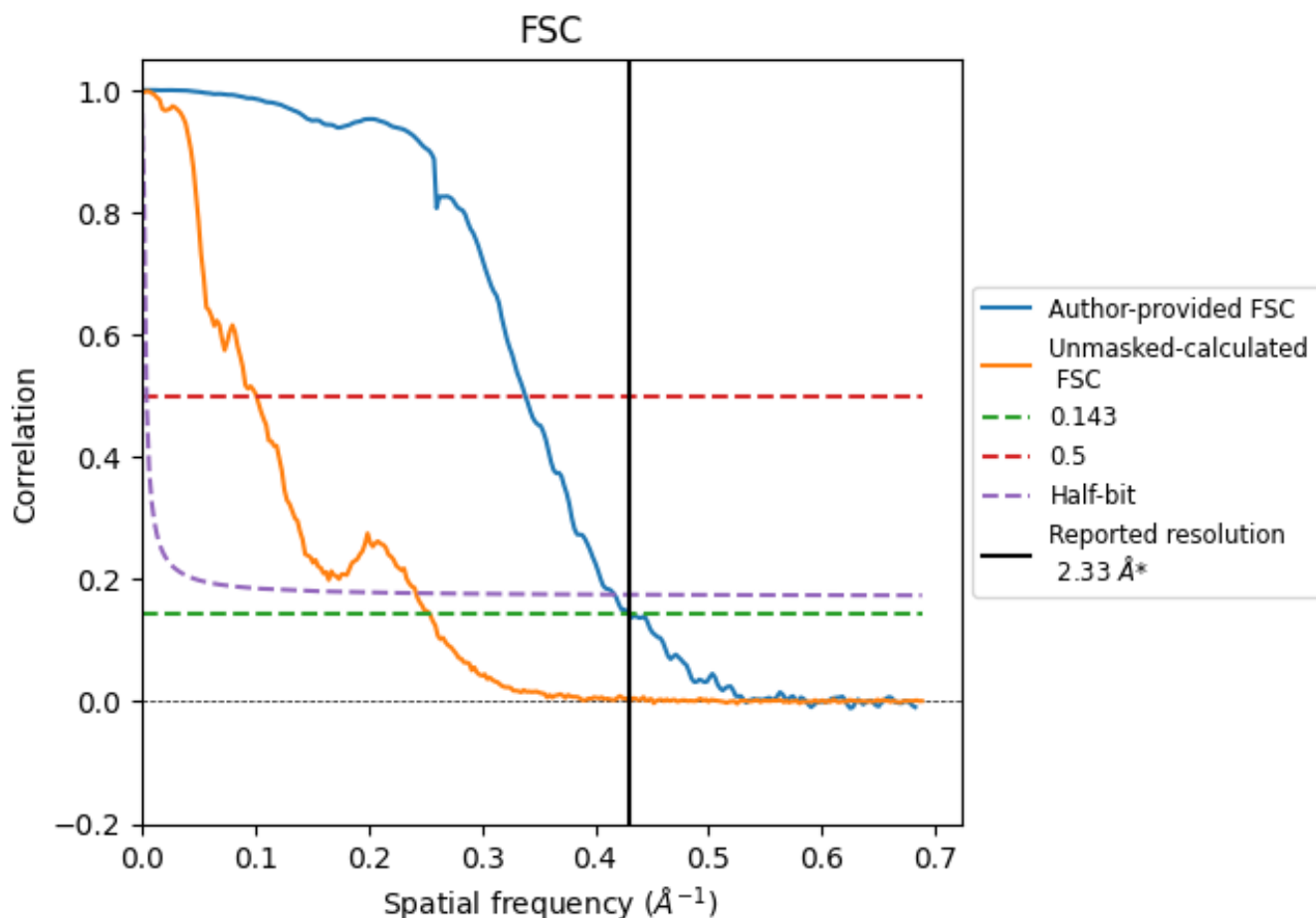


*Reported resolution corresponds to spatial frequency of 0.429 Å⁻¹

8 Fourier-Shell correlation [i](#)

Fourier-Shell Correlation (FSC) is the most commonly used method to estimate the resolution of single-particle and subtomogram-averaged maps. The shape of the curve depends on the imposed symmetry, mask and whether or not the two 3D reconstructions used were processed from a common reference. The reported resolution is shown as a black line. A curve is displayed for the half-bit criterion in addition to lines showing the 0.143 gold standard cut-off and 0.5 cut-off.

8.1 FSC [i](#)



*Reported resolution corresponds to spatial frequency of 0.429 Å⁻¹

8.2 Resolution estimates [i](#)


Resolution estimate (Å)	Estimation criterion (FSC cut-off)		
	0.143	0.5	Half-bit
Reported by author	2.33	-	-
Author-provided FSC curve	2.33	2.96	2.40
Unmasked-calculated*	3.94	9.87	4.13

*Resolution estimate based on FSC curve calculated by comparison of deposited half-maps. The value from deposited half-maps intersecting FSC 0.143 CUT-OFF 3.94 differs from the reported value 2.33 by more than 10 %

9 Map-model fit [i](#)


This section contains information regarding the fit between EMDB map EMD-64383 and PDB model 9UOV. Per-residue inclusion information can be found in section [3](#) on page [29](#).

9.1 Map-model overlay [i](#)




The images above show the 3D surface view of the map at the recommended contour level 0.07 at 50% transparency in yellow overlaid with a ribbon representation of the model coloured in blue. These images allow for the visual assessment of the quality of fit between the atomic model and the map.

9.2 Q-score mapped to coordinate model [i](#)



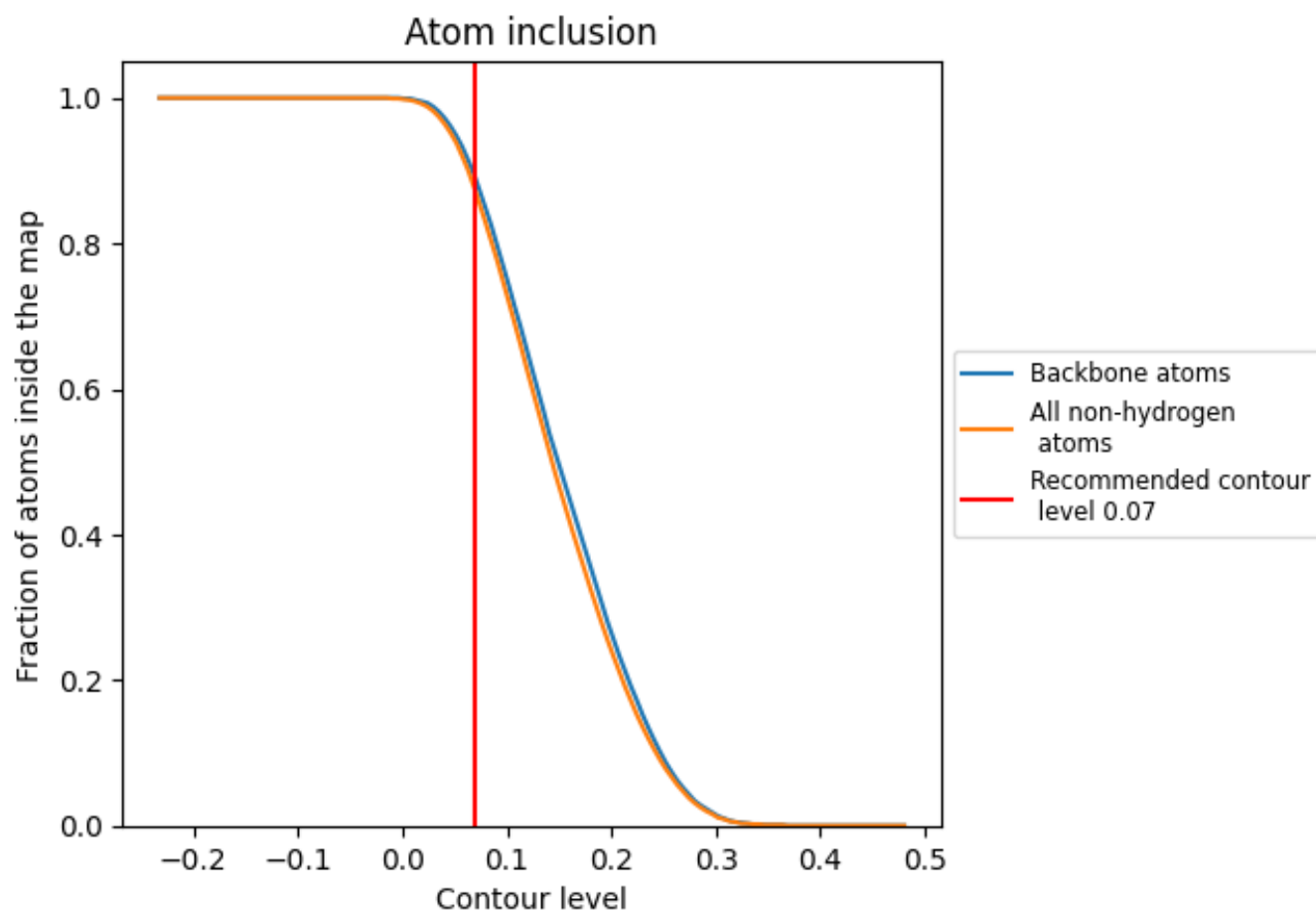
The images above show the model with each residue coloured according to its Q-score. This shows their resolvability in the map with higher Q-score values reflecting better resolvability. Please note: Q-score is calculating the resolvability of atoms, and thus high values are only expected at resolutions at which atoms can be resolved. Low Q-score values may therefore be expected for many entries.

9.3 Atom inclusion mapped to coordinate model [i](#)



The images above show the model with each residue coloured according to its atom inclusion. This shows to what extent they are inside the map at the recommended contour level (0.07).









































9.4 Atom inclusion [i](#)



At the recommended contour level, 89% of all backbone atoms, 87% of all non-hydrogen atoms, are inside the map.

9.5 Map-model fit summary

The table lists the average atom inclusion at the recommended contour level (0.07) and Q-score for the entire model and for each chain.

Chain	Atom inclusion	Q-score
All	 0.8710	 0.6370
A	 0.9380	 0.6710
B	 0.9610	 0.6850
C	 0.9780	 0.6920
D	 0.9050	 0.6540
E	 0.8960	 0.6650
F	 0.9090	 0.6520
G	 0.6840	 0.5460
H	 0.5310	 0.4690
I	 0.9190	 0.6600
J	 0.9090	 0.6610
L	 0.8980	 0.6530
M	 0.9410	 0.6680
O	 0.8350	 0.6150
P	 0.8390	 0.6080
Q	 0.7970	 0.6030
R	 0.8960	 0.6470
S	 0.8330	 0.6200
T	 0.7510	 0.5660
U	 0.7320	 0.5870

