



## Full wwPDB EM Validation Report ⓘ

Feb 28, 2026 – 04:32 PM EST

PDB ID : 9O3Y / pdb\_00009o3y  
EMDB ID : EMD-70086  
Title : Human 80S ribosome bound to IDB-002 stalled on FPAK-containing nascent chain  
Authors : Sauer, P.V.; Schuller, A.P.; Hamann, L.G.  
Deposited on : 2025-04-07  
Resolution : 2.20 Å(reported)

This is a Full wwPDB EM Validation Report for a publicly released PDB entry.

We welcome your comments at [validation@mail.wwpdb.org](mailto:validation@mail.wwpdb.org)

A user guide is available at

<https://www.wwpdb.org/validation/2017/EMValidationReportHelp>

with specific help available everywhere you see the ⓘ symbol.

The types of validation reports are described at

<http://www.wwpdb.org/validation/2017/FAQs#types>.

---

The following versions of software and data (see [references ⓘ](#)) were used in the production of this report:

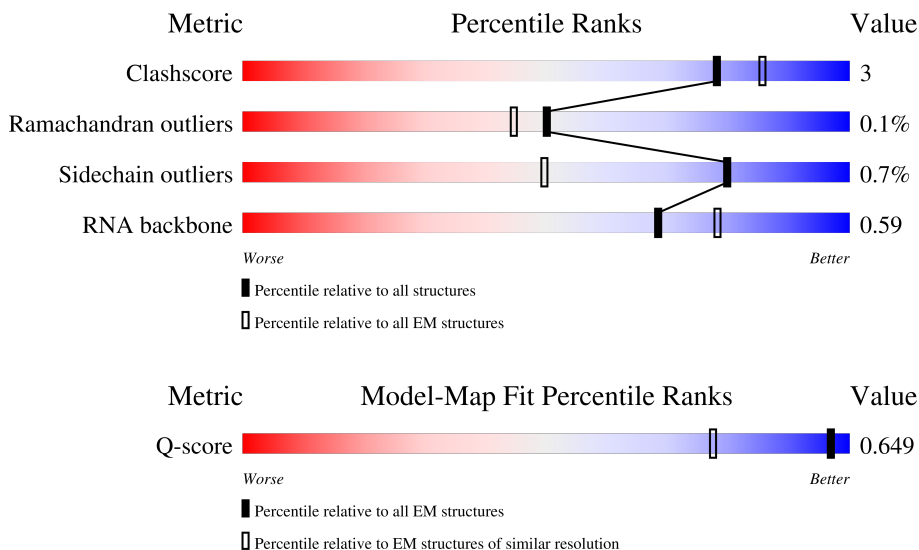
EMDB validation analysis : 0.0.1.dev132  
Mogul : 2022.3.0, CSD as543be (2022)  
MolProbity : 4-5-2 with Phenix2.0  
buster-report : 1.1.7 (2018)  
Percentile statistics : 20231227.v01 (using entries in the PDB archive December 27th 2023)  
EM percentile statistics : 202505.v01 (Using data in the EMDB archive up until May 2025)  
MapQ : 1.9.13  
Ideal geometry (proteins) : Engh & Huber (2001)  
Ideal geometry (DNA, RNA) : Parkinson et al. (1996)  
Validation Pipeline (wwPDB-VP) : 2.48.1

# 1 Overall quality at a glance

The following experimental techniques were used to determine the structure:  
*ELECTRON MICROSCOPY*

The reported resolution of this entry is 2.20 Å.

Percentile scores (ranging between 0-100) for global validation metrics of the entry are shown in the following graphic. The table shows the number of entries on which the scores are based.



Metric	Whole archive (#Entries)	EM structures (#Entries)	Similar EM resolution (#Entries, resolution range(Å))
Clashscore	210492	15764	-
Ramachandran outliers	207382	16835	-
Sidechain outliers	206894	16415	-
RNA backbone	6643	2191	-
Q-score	-	25397	3184 ( 1.71 - 2.70 )

The table below summarises the geometric issues observed across the polymeric chains and their fit to the map. The red, orange, yellow and green segments of the bar indicate the fraction of residues that contain outliers for  $\geq 3$ , 2, 1 and 0 types of geometric quality criteria respectively. A grey segment represents the fraction of residues that are not modelled. The numeric value for each fraction is indicated below the corresponding segment, with a dot representing fractions  $\leq 5\%$ . The upper red bar (where present) indicates the fraction of residues that have poor fit to the EM map (all-atom inclusion  $< 40\%$ ). The numeric value is given above the bar.

Mol	Chain	Length	Quality of chain
1	L5	5069	
2	L7	120	
3	L8	156	

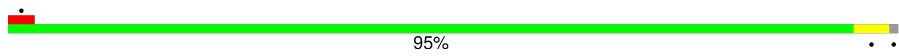





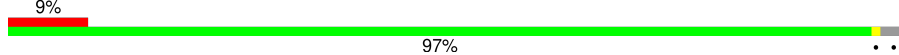
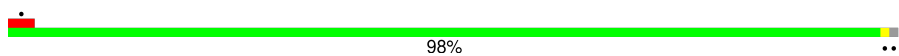
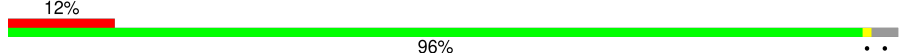

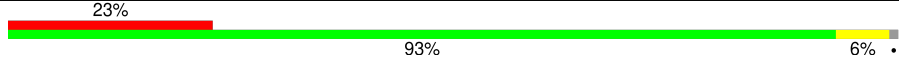
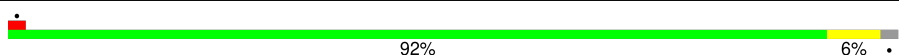

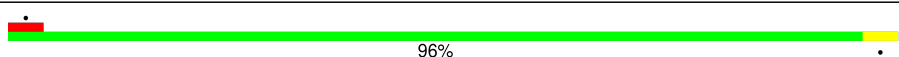
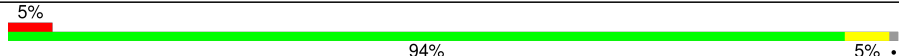
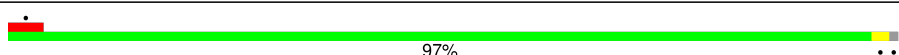
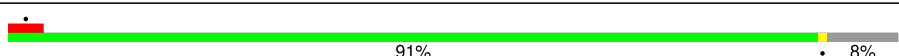

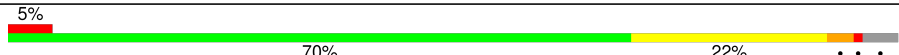
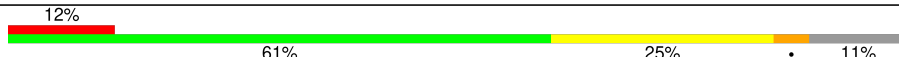
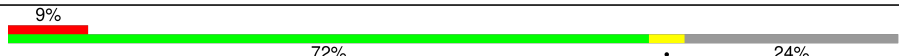




Continued on next page...

Continued from previous page...

Mol	Chain	Length	Quality of chain
4	LA	257	93% 5%
5	LB	403	96%
6	LC	427	82% 14% 5%
7	LD	297	95% 11%
8	LE	288	74% 23% 11%
9	LF	248	87% 9% 5%
10	LG	266	85% 5% 9%
11	LH	192	96%
12	LI	214	91% 8% 7%
13	LJ	178	89% 7% 12%
14	LL	211	95% 11%
15	LM	215	60% 37%
16	LN	204	91% 8%
17	LO	203	95% 5%
18	LP	184	78% 5% 17%
19	LQ	188	93% 6%
20	LR	196	92% 5% 12%
21	LS	176	95% 5%
22	LT	160	92% 8% 12%
23	LU	128	73% 5% 23% 20%
24	LV	140	93% 5%
25	LW	157	42% 57% 5%
26	LX	156	72% 24%
27	LY	145	88% 8% 6%
28	LZ	136	90% 7%

Continued on next page...

Continued from previous page...

Mol	Chain	Length	Quality of chain
29	La	148	 95%
30	Lb	159	 20% 64% 6% 30%
31	Lc	114	 6% 80% 7% 13%
32	Ld	125	 10% 83% 14%
33	Le	135	 90% 5% 5%
34	Lf	110	 90% 9%
35	Lg	117	 9% 97%
36	Lh	123	 98%
37	Li	105	 12% 96%
38	Lj	97	 85% 11%
39	Lk	70	 23% 93% 6%
40	Ll	51	 92% 6%
41	Lm	128	 41% 59%
42	Ln	25	 96%
43	Lo	106	 5% 94% 5%
44	Lp	92	 97%
45	Lr	137	 91% 8%
46	NC	17	 76% 88% 12%
47	Pt	76	 5% 70% 22%
48	S2	1869	 12% 61% 25% 11%
49	SA	295	 9% 72% 24%
50	SB	264	 9% 80% 5% 16%
51	SC	293	 5% 71% 5% 24%
52	SD	243	 33% 85% 8% 7%
53	SE	263	 9% 93%





Continued on next page...

Continued from previous page...

Mol	Chain	Length	Quality of chain
54	SF	204	13% 84% 8% 7%
55	SG	249	53% 86% 9% 5%
56	SH	194	46% 90% 8%
57	SI	208	17% 95% • •
58	SJ	194	20% 89% 6% • 5%
59	SK	165	39% 52% 6% 42%
60	SL	158	9% 86% 6% 8%
61	SM	132	92% 76% 16% • 8%
62	SN	151	• 95% 5% •
63	SO	151	6% 87% • • 11%
64	SP	145	39% 81% 9% • 10%
65	SQ	146	23% 87% 10% •
66	SR	135	32% 93% 7% •
67	SS	152	30% 87% 10% • •
68	ST	145	23% 93% 5% •
69	SU	119	43% 71% 13% 15%
70	SV	84	8% 92% 8%
71	SW	130	95% 5% •
72	SX	143	• 91% 7% •
73	SY	133	32% 86% 13% •
74	SZ	125	36% 59% 9% 32%
75	Sa	115	• 77% 9% 14%
76	Sb	84	25% 88% 11% •
77	Sc	69	25% 91% • 6%
78	Sd	56	7% 93% 5% •

Continued on next page...

*Continued from previous page...*

Mol	Chain	Length	Quality of chain
79	Se	133	
80	Sf	156	
81	Sg	317	
82	mR	3	

## 2 Entry composition [i](#)

There are 90 unique types of molecules in this entry. The entry contains 222020 atoms, of which 0 are hydrogens and 0 are deuteriums.

In the tables below, the AltConf column contains the number of residues with at least one atom in alternate conformation and the Trace column contains the number of residues modelled with at most 2 atoms.

- Molecule 1 is a RNA chain called 28S rRNA.

Mol	Chain	Residues	Atoms					AltConf	Trace
			Total	C	N	O	P		
1	L5	3546	76114	33934	13920	24714	3546	1	0

- Molecule 2 is a RNA chain called 5S rRNA.

Mol	Chain	Residues	Atoms					AltConf	Trace
			Total	C	N	O	P		
2	L7	120	2558	1141	456	842	119	0	0

- Molecule 3 is a RNA chain called 5.8S rRNA.

Mol	Chain	Residues	Atoms					AltConf	Trace
			Total	C	N	O	P		
3	L8	156	3316	1482	585	1094	155	0	0

- Molecule 4 is a protein called 60S ribosomal protein L8.

Mol	Chain	Residues	Atoms					AltConf	Trace
			Total	C	N	O	S		
4	LA	251	1921	1204	393	318	6	0	0

- Molecule 5 is a protein called Large ribosomal subunit protein uL3.

Mol	Chain	Residues	Atoms					AltConf	Trace
			Total	C	N	O	S		
5	LB	402	3240	2061	608	557	14	0	0

- Molecule 6 is a protein called Large ribosomal subunit protein uL4.

Mol	Chain	Residues	Atoms					AltConf	Trace
			Total	C	N	O	S		
6	LC	366	2914	1832	581	487	14	0	0

- Molecule 7 is a protein called Large ribosomal subunit protein uL18.

Mol	Chain	Residues	Atoms					AltConf	Trace
			Total	C	N	O	S		
7	LD	294	2391	1513	436	428	14	0	0

- Molecule 8 is a protein called Large ribosomal subunit protein eL6.

Mol	Chain	Residues	Atoms					AltConf	Trace
			Total	C	N	O	S		
8	LE	223	1787	1150	339	294	4	0	0

- Molecule 9 is a protein called 60S ribosomal protein L7.

Mol	Chain	Residues	Atoms					AltConf	Trace
			Total	C	N	O	S		
9	LF	225	1870	1202	358	301	9	0	0

- Molecule 10 is a protein called Large ribosomal subunit protein eL8.

Mol	Chain	Residues	Atoms					AltConf	Trace
			Total	C	N	O	S		
10	LG	241	1927	1228	371	324	4	0	0

- Molecule 11 is a protein called Large ribosomal subunit protein uL6.

Mol	Chain	Residues	Atoms					AltConf	Trace
			Total	C	N	O	S		
11	LH	190	1518	956	284	272	6	0	0

- Molecule 12 is a protein called Large ribosomal subunit protein uL16.

Mol	Chain	Residues	Atoms					AltConf	Trace
			Total	C	N	O	S		
12	LI	213	1716	1086	331	285	14	0	0

- Molecule 13 is a protein called Large ribosomal subunit protein uL5.

Mol	Chain	Residues	Atoms					AltConf	Trace
			Total	C	N	O	S		
13	LJ	170	1362	861	254	241	6	0	0

- Molecule 14 is a protein called Large ribosomal subunit protein eL13.

Mol	Chain	Residues	Atoms					AltConf	Trace
14	LL	206	Total	C	N	O	S	0	0
			1664	1041	345	274	4		

- Molecule 15 is a protein called Large ribosomal subunit protein eL14.

Mol	Chain	Residues	Atoms					AltConf	Trace
15	LM	136	Total	C	N	O	S	0	0
			1120	719	215	179	7		

- Molecule 16 is a protein called Large ribosomal subunit protein eL15.

Mol	Chain	Residues	Atoms					AltConf	Trace
16	LN	203	Total	C	N	O	S	0	0
			1701	1072	359	266	4		

- Molecule 17 is a protein called Large ribosomal subunit protein uL13.

Mol	Chain	Residues	Atoms					AltConf	Trace
17	LO	202	Total	C	N	O	S	0	0
			1655	1066	322	262	5		

- Molecule 18 is a protein called Large ribosomal subunit protein uL22.

Mol	Chain	Residues	Atoms					AltConf	Trace
18	LP	153	Total	C	N	O	S	0	0
			1242	776	241	216	9		

- Molecule 19 is a protein called Large ribosomal subunit protein eL18.

Mol	Chain	Residues	Atoms					AltConf	Trace
19	LQ	187	Total	C	N	O	S	0	0
			1513	944	314	250	5		

- Molecule 20 is a protein called Large ribosomal subunit protein eL19.

Mol	Chain	Residues	Atoms					AltConf	Trace
20	LR	187	Total	C	N	O	S	0	0
			1566	971	336	250	9		

- Molecule 21 is a protein called Large ribosomal subunit protein eL20.

Mol	Chain	Residues	Atoms					AltConf	Trace
			Total	C	N	O	S		
21	LS	176	1461	930	284	236	11	0	0

- Molecule 22 is a protein called Large ribosomal subunit protein eL21.

Mol	Chain	Residues	Atoms					AltConf	Trace
			Total	C	N	O	S		
22	LT	159	1298	823	252	217	6	0	0

- Molecule 23 is a protein called Large ribosomal subunit protein eL22.

Mol	Chain	Residues	Atoms					AltConf	Trace
			Total	C	N	O	S		
23	LU	99	808	518	141	147	2	0	0

- Molecule 24 is a protein called Large ribosomal subunit protein uL14.

Mol	Chain	Residues	Atoms					AltConf	Trace
			Total	C	N	O	S		
24	LV	133	989	623	186	175	5	0	0

- Molecule 25 is a protein called Large ribosomal subunit protein eL24.

Mol	Chain	Residues	Atoms					AltConf	Trace
			Total	C	N	O	S		
25	LW	68	562	356	111	92	3	0	0

- Molecule 26 is a protein called Large ribosomal subunit protein uL23.

Mol	Chain	Residues	Atoms					AltConf	Trace
			Total	C	N	O	S		
26	LX	118	967	618	181	167	1	0	0

- Molecule 27 is a protein called Large ribosomal subunit protein uL24.

Mol	Chain	Residues	Atoms					AltConf	Trace
			Total	C	N	O	S		
27	LY	134	1115	700	226	186	3	0	0

- Molecule 28 is a protein called Large ribosomal subunit protein eL27.

Mol	Chain	Residues	Atoms					AltConf	Trace
			Total	C	N	O	S		
28	LZ	135	1107	714	208	182	3	0	0

- Molecule 29 is a protein called 60S ribosomal protein L27a.

Mol	Chain	Residues	Atoms					AltConf	Trace
			Total	C	N	O	S		
29	La	147	1162	736	237	186	3	0	0

- Molecule 30 is a protein called Large ribosomal subunit protein eL29.

Mol	Chain	Residues	Atoms					AltConf	Trace
			Total	C	N	O	S		
30	Lb	111	898	560	195	139	4	0	0

- Molecule 31 is a protein called Large ribosomal subunit protein eL30.

Mol	Chain	Residues	Atoms					AltConf	Trace
			Total	C	N	O	S		
31	Lc	99	770	488	136	140	6	0	0

- Molecule 32 is a protein called Large ribosomal subunit protein eL31.

Mol	Chain	Residues	Atoms					AltConf	Trace
			Total	C	N	O	S		
32	Ld	107	888	560	171	155	2	0	0

- Molecule 33 is a protein called Large ribosomal subunit protein eL32.

Mol	Chain	Residues	Atoms					AltConf	Trace
			Total	C	N	O	S		
33	Le	128	1053	667	216	165	5	0	0

- Molecule 34 is a protein called Large ribosomal subunit protein eL33.

Mol	Chain	Residues	Atoms					AltConf	Trace
			Total	C	N	O	S		
34	Lf	110	884	560	175	145	4	0	0

- Molecule 35 is a protein called Large ribosomal subunit protein eL34.

Mol	Chain	Residues	Atoms					AltConf	Trace
35	Lg	114	Total	C	N	O	S	0	0
			906	566	187	147	6		

- Molecule 36 is a protein called Large ribosomal subunit protein uL29.

Mol	Chain	Residues	Atoms					AltConf	Trace
36	Lh	122	Total	C	N	O	S	0	0
			1015	641	205	168	1		

- Molecule 37 is a protein called Large ribosomal subunit protein eL36.

Mol	Chain	Residues	Atoms					AltConf	Trace
37	Li	102	Total	C	N	O	S	0	0
			832	521	177	129	5		

- Molecule 38 is a protein called Large ribosomal subunit protein eL37.

Mol	Chain	Residues	Atoms					AltConf	Trace
38	Lj	86	Total	C	N	O	S	0	0
			705	434	155	111	5		

- Molecule 39 is a protein called Large ribosomal subunit protein eL38.

Mol	Chain	Residues	Atoms					AltConf	Trace
39	Lk	69	Total	C	N	O	S	0	0
			569	366	103	99	1		

- Molecule 40 is a protein called Large ribosomal subunit protein eL39.

Mol	Chain	Residues	Atoms					AltConf	Trace
40	Ll	50	Total	C	N	O	S	0	0
			444	281	98	64	1		

- Molecule 41 is a protein called Ubiquitin-ribosomal protein eL40 fusion protein.

Mol	Chain	Residues	Atoms					AltConf	Trace
41	Lm	52	Total	C	N	O	S	0	0
			432	269	90	67	6		

- Molecule 42 is a protein called Small ribosomal subunit protein eS32.

Mol	Chain	Residues	Atoms					AltConf	Trace
42	Ln	25	Total	C	N	O	S	0	0
			240	145	64	28	3		

- Molecule 43 is a protein called Large ribosomal subunit protein eL42.

Mol	Chain	Residues	Atoms					AltConf	Trace
43	Lo	105	Total	C	N	O	S	0	0
			864	543	175	140	6		

- Molecule 44 is a protein called Large ribosomal subunit protein eL43.

Mol	Chain	Residues	Atoms					AltConf	Trace
44	Lp	91	Total	C	N	O	S	0	0
			708	445	136	120	7		

- Molecule 45 is a protein called Large ribosomal subunit protein eL28.

Mol	Chain	Residues	Atoms					AltConf	Trace
45	Lr	126	Total	C	N	O	S	0	0
			1005	624	207	169	5		

There is a discrepancy between the modelled and reference sequences:

Chain	Residue	Modelled	Actual	Comment	Reference
Lr	2	ACE	-	acetylation	UNP P46779

- Molecule 46 is a protein called Nascent chain.

Mol	Chain	Residues	Atoms				AltConf	Trace
46	NC	17	Total	C	N	O	0	0
			97	62	18	17		

- Molecule 47 is a RNA chain called P-site lysyl-tRNA.

Mol	Chain	Residues	Atoms					AltConf	Trace
47	Pt	73	Total	C	N	O	P	0	0
			1559	694	280	512	73		

- Molecule 48 is a RNA chain called 18S rRNA.

Mol	Chain	Residues	Atoms					AltConf	Trace
			Total	C	N	O	P		
48	S2	1672	35736	15981	6403	11681	1671	0	0

- Molecule 49 is a protein called Small ribosomal subunit protein uS2.

Mol	Chain	Residues	Atoms					AltConf	Trace
			Total	C	N	O	S		
49	SA	223	1750	1111	306	325	8	0	0

There is a discrepancy between the modelled and reference sequences:

Chain	Residue	Modelled	Actual	Comment	Reference
SA	2	ACE	-	acetylation	UNP P08865

- Molecule 50 is a protein called Small ribosomal subunit protein eS1.

Mol	Chain	Residues	Atoms					AltConf	Trace
			Total	C	N	O	S		
50	SB	223	1806	1145	325	322	14	0	0

- Molecule 51 is a protein called Small ribosomal subunit protein uS5.

Mol	Chain	Residues	Atoms					AltConf	Trace
			Total	C	N	O	S		
51	SC	222	1725	1115	298	302	10	0	0

- Molecule 52 is a protein called Small ribosomal subunit protein uS3.

Mol	Chain	Residues	Atoms					AltConf	Trace
			Total	C	N	O	S		
52	SD	226	1756	1119	315	314	8	0	0

- Molecule 53 is a protein called Small ribosomal subunit protein eS4, X isoform.

Mol	Chain	Residues	Atoms					AltConf	Trace
			Total	C	N	O	S		
53	SE	262	2076	1324	386	358	8	0	0

- Molecule 54 is a protein called Small ribosomal subunit protein uS7.

Mol	Chain	Residues	Atoms					AltConf	Trace
54	SF	189	Total	C	N	O	S	0	0
			1495	934	284	270	7		

- Molecule 55 is a protein called Small ribosomal subunit protein eS6.

Mol	Chain	Residues	Atoms					AltConf	Trace
55	SG	237	Total	C	N	O	S	0	0
			1923	1200	387	329	7		

- Molecule 56 is a protein called Small ribosomal subunit protein eS7.

Mol	Chain	Residues	Atoms					AltConf	Trace
56	SH	189	Total	C	N	O	S	0	0
			1517	966	279	271	1		

- Molecule 57 is a protein called Small ribosomal subunit protein eS8.

Mol	Chain	Residues	Atoms					AltConf	Trace
57	SI	206	Total	C	N	O	S	0	0
			1686	1058	332	291	5		

- Molecule 58 is a protein called Small ribosomal subunit protein uS4.

Mol	Chain	Residues	Atoms					AltConf	Trace
58	SJ	185	Total	C	N	O	S	0	0
			1525	969	306	248	2		

- Molecule 59 is a protein called Small ribosomal subunit protein eS10.

Mol	Chain	Residues	Atoms					AltConf	Trace
59	SK	96	Total	C	N	O	S	0	0
			810	530	143	131	6		

- Molecule 60 is a protein called Small ribosomal subunit protein uS17.

Mol	Chain	Residues	Atoms					AltConf	Trace
60	SL	146	Total	C	N	O	S	0	0
			1200	766	226	202	6		

- Molecule 61 is a protein called Small ribosomal subunit protein eS12.

Mol	Chain	Residues	Atoms					AltConf	Trace
			Total	C	N	O	S		
61	SM	122	950	596	168	177	9	0	0

- Molecule 62 is a protein called Small ribosomal subunit protein uS15.

Mol	Chain	Residues	Atoms					AltConf	Trace
			Total	C	N	O	S		
62	SN	150	1208	773	229	205	1	0	0

- Molecule 63 is a protein called Small ribosomal subunit protein uS11.

Mol	Chain	Residues	Atoms					AltConf	Trace
			Total	C	N	O	S		
63	SO	135	1010	618	198	188	6	0	0

- Molecule 64 is a protein called Small ribosomal subunit protein uS19.

Mol	Chain	Residues	Atoms					AltConf	Trace
			Total	C	N	O	S		
64	SP	131	1078	684	204	183	7	0	0

- Molecule 65 is a protein called Small ribosomal subunit protein uS9.

Mol	Chain	Residues	Atoms					AltConf	Trace
			Total	C	N	O	S		
65	SQ	141	1124	715	212	194	3	0	0

- Molecule 66 is a protein called Small ribosomal subunit protein eS17.

Mol	Chain	Residues	Atoms					AltConf	Trace
			Total	C	N	O	S		
66	SR	134	1083	680	201	198	4	0	0

- Molecule 67 is a protein called Small ribosomal subunit protein uS13.

Mol	Chain	Residues	Atoms					AltConf	Trace
			Total	C	N	O	S		
67	SS	148	1214	761	245	207	1	0	0

- Molecule 68 is a protein called Small ribosomal subunit protein eS19.

Mol	Chain	Residues	Atoms					AltConf	Trace
			Total	C	N	O	S		
68	ST	142	1103	691	212	197	3	0	0

- Molecule 69 is a protein called Small ribosomal subunit protein uS10.

Mol	Chain	Residues	Atoms					AltConf	Trace
			Total	C	N	O	S		
69	SU	101	803	504	153	142	4	0	0

- Molecule 70 is a protein called 40S ribosomal protein S21.

Mol	Chain	Residues	Atoms					AltConf	Trace
			Total	C	N	O	S		
70	SV	84	640	395	117	123	5	0	0

There is a discrepancy between the modelled and reference sequences:

Chain	Residue	Modelled	Actual	Comment	Reference
SV	0	ACE	-	acetylation	UNP P63220

- Molecule 71 is a protein called Small ribosomal subunit protein uS8.

Mol	Chain	Residues	Atoms					AltConf	Trace
			Total	C	N	O	S		
71	SW	129	1034	659	193	176	6	0	0

- Molecule 72 is a protein called Small ribosomal subunit protein uS12.

Mol	Chain	Residues	Atoms					AltConf	Trace
			Total	C	N	O	S		
72	SX	140	1088	687	215	183	3	0	0

- Molecule 73 is a protein called 40S ribosomal protein S24.

Mol	Chain	Residues	Atoms					AltConf	Trace
			Total	C	N	O	S		
73	SY	131	1065	673	209	178	5	0	0

- Molecule 74 is a protein called Small ribosomal subunit protein eS25.

Mol	Chain	Residues	Atoms					AltConf	Trace
74	SZ	85	Total	C	N	O	S	0	0
			683	439	128	115	1		

- Molecule 75 is a protein called Small ribosomal subunit protein eS26.

Mol	Chain	Residues	Atoms					AltConf	Trace
75	Sa	99	Total	C	N	O	S	0	0
			792	492	165	130	5		

- Molecule 76 is a protein called Small ribosomal subunit protein eS27.

Mol	Chain	Residues	Atoms					AltConf	Trace
76	Sb	83	Total	C	N	O	S	0	0
			651	408	121	115	7		

- Molecule 77 is a protein called Small ribosomal subunit protein eS28.

Mol	Chain	Residues	Atoms					AltConf	Trace
77	Sc	65	Total	C	N	O	S	0	0
			512	311	103	96	2		

- Molecule 78 is a protein called Small ribosomal subunit protein uS14.

Mol	Chain	Residues	Atoms					AltConf	Trace
78	Sd	55	Total	C	N	O	S	0	0
			459	286	94	74	5		

- Molecule 79 is a protein called FAU ubiquitin-like and ribosomal protein S30.

Mol	Chain	Residues	Atoms					AltConf	Trace
79	Se	50	Total	C	N	O	S	0	0
			395	241	88	65	1		

- Molecule 80 is a protein called Ubiquitin-ribosomal protein eS31 fusion protein.

Mol	Chain	Residues	Atoms					AltConf	Trace
80	Sf	63	Total	C	N	O	S	0	0
			515	324	98	86	7		

- Molecule 81 is a protein called Receptor of activated protein C kinase 1.

Mol	Chain	Residues	Atoms					AltConf	Trace
			Total	C	N	O	S		
81	Sg	313	2436	1535	424	465	12	0	0

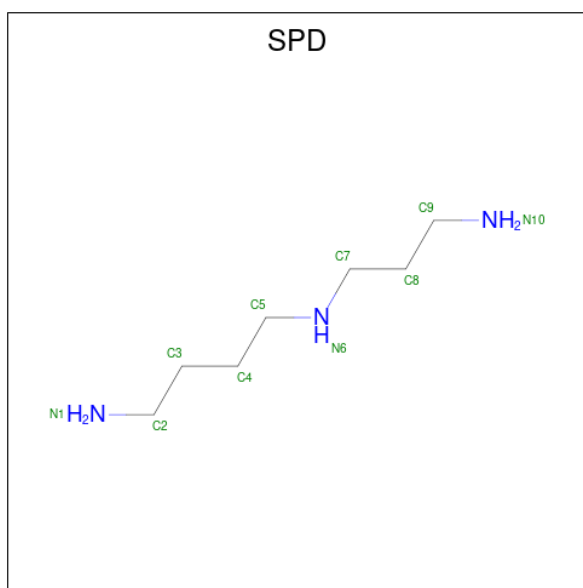
- Molecule 82 is a RNA chain called mRNA.

Mol	Chain	Residues	Atoms					AltConf	Trace
			Total	C	N	O	P		
82	mR	3	67	30	15	19	3	0	0

- Molecule 83 is POTASSIUM ION (CCD ID: K) (formula: K).

Mol	Chain	Residues	Atoms		AltConf
83	L5	113	Total 113	K 113	0
83	L7	3	Total 3	K 3	0
83	L8	3	Total 3	K 3	0
83	LA	3	Total 3	K 3	0
83	LH	1	Total 1	K 1	0
83	LI	1	Total 1	K 1	0
83	LL	1	Total 1	K 1	0
83	LN	1	Total 1	K 1	0
83	Lb	1	Total 1	K 1	0
83	Le	1	Total 1	K 1	0
83	Lf	2	Total 2	K 2	0
83	Lg	1	Total 1	K 1	0
83	Ll	1	Total 1	K 1	0
83	S2	34	Total 34	K 34	0
83	SL	1	Total 1	K 1	0
83	SO	1	Total 1	K 1	0

- Molecule 84 is SPERMIDINE (CCD ID: SPD) (formula:  $C_7H_{19}N_3$ ).



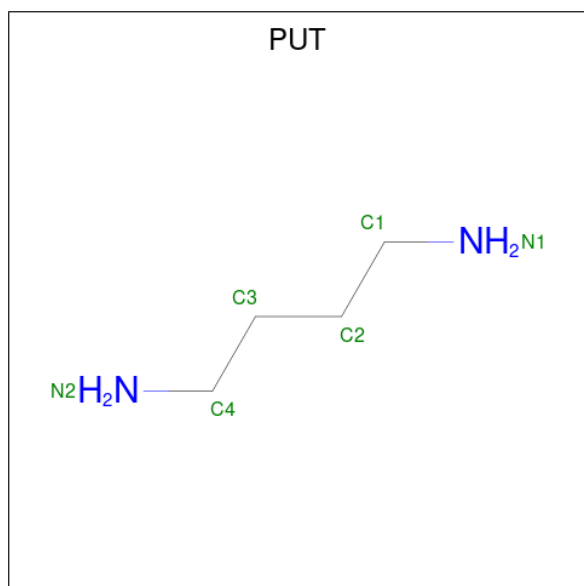
Mol	Chain	Residues	Atoms			AltConf
84	L5	1	Total	C	N	0
			10	7	3	
84	L5	1	Total	C	N	0
			10	7	3	
84	L5	1	Total	C	N	0
			10	7	3	
84	L5	1	Total	C	N	0
			10	7	3	
84	L5	1	Total	C	N	0
			10	7	3	
84	L5	1	Total	C	N	0
			10	7	3	
84	L5	1	Total	C	N	0
			10	7	3	
84	L5	1	Total	C	N	0
			10	7	3	
84	S2	1	Total	C	N	0
			10	7	3	

*Continued on next page...*

Continued from previous page...

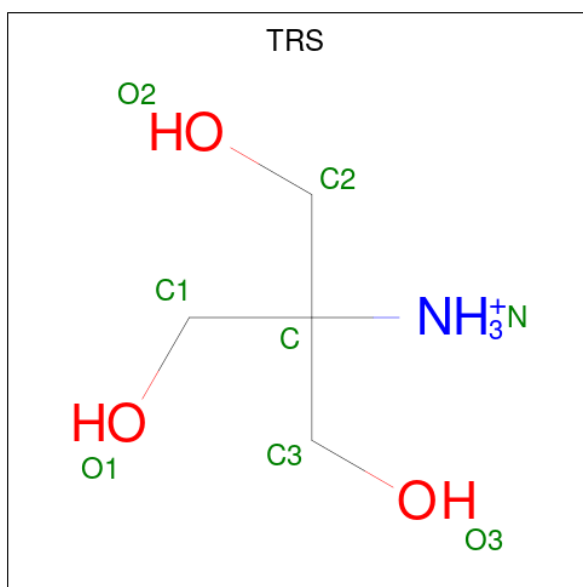
Mol	Chain	Residues	Atoms			AltConf
			Total	C	N	
84	S2	1	10	7	3	0

- Molecule 85 is 1,4-DIAMINOBTUTANE (CCD ID: PUT) (formula:  $C_4H_{12}N_2$ ).



Mol	Chain	Residues	Atoms			AltConf
			Total	C	N	
85	L5	1	6	4	2	0
85	L5	1	6	4	2	0
85	L5	1	6	4	2	0
85	L5	1	6	4	2	0
85	L5	1	6	4	2	0
85	L5	1	6	4	2	0
85	L5	1	6	4	2	0

- Molecule 86 is 2-AMINO-2-HYDROXYMETHYL-PROPANE-1,3-DIOL (CCD ID: TRS) (formula:  $C_4H_{12}NO_3$ ).



Mol	Chain	Residues	Atoms				AltConf
			Total	C	N	O	
86	L5	1	8	4	1	3	0
86	L5	1	8	4	1	3	0

- Molecule 87 is MAGNESIUM ION (CCD ID: MG) (formula: Mg).

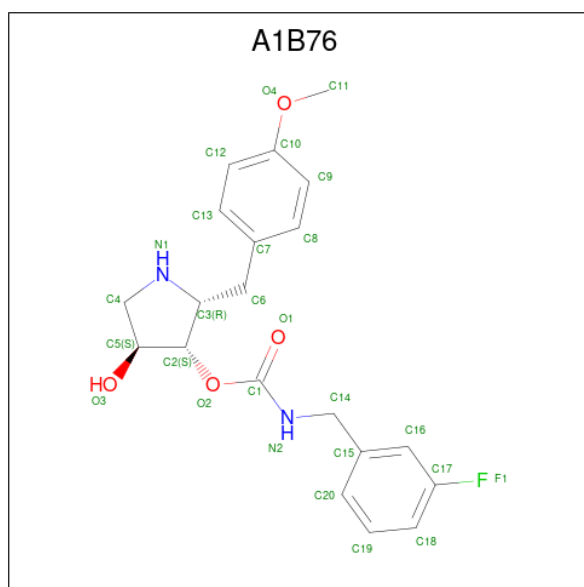
Mol	Chain	Residues	Atoms		AltConf
			Total	Mg	
87	L5	237	237	237	0
87	L7	5	5	5	0
87	L8	6	6	6	0
87	LL	1	1	1	0
87	LN	2	2	2	0
87	LR	1	1	1	0
87	Lj	1	1	1	0
87	Pt	1	1	1	0
87	S2	76	76	76	0
87	SS	1	1	1	0

*Continued on next page...*

Continued from previous page...

Mol	Chain	Residues	Atoms		AltConf
			Total	Mg	
87	Sd	1	1	1	0

- Molecule 88 is (2R,3S,4S)-4-hydroxy-2-[(4-methoxyphenyl)methyl]pyrrolidin-3-yl [(3-fluorophenyl)methyl]carbamate (CCD ID: A1B76) (formula: C<sub>20</sub>H<sub>23</sub>FN<sub>2</sub>O<sub>4</sub>) (labeled as "Ligand of Interest" by depositor).



Mol	Chain	Residues	Atoms					AltConf
			Total	C	F	N	O	
88	L5	1	27	20	1	2	4	0

- Molecule 89 is ZINC ION (CCD ID: ZN) (formula: Zn).

Mol	Chain	Residues	Atoms		AltConf
			Total	Zn	
89	Lg	1	1	1	0
89	Lj	1	1	1	0
89	Lm	1	1	1	0
89	Lo	1	1	1	0
89	Lp	1	1	1	0
89	Sa	1	1	1	0

Continued on next page...

*Continued from previous page...*

Mol	Chain	Residues	Atoms		AltConf
89	Sd	1	Total 1	Zn 1	0
89	Sf	1	Total 1	Zn 1	0

- Molecule 90 is water.

Mol	Chain	Residues	Atoms		AltConf
90	L5	5728	Total 5728	O 5728	0
90	L7	136	Total 136	O 136	0
90	L8	192	Total 192	O 192	0
90	LA	95	Total 95	O 95	0
90	LB	105	Total 105	O 105	0
90	LC	119	Total 119	O 119	0
90	LD	38	Total 38	O 38	0
90	LE	22	Total 22	O 22	0
90	LF	81	Total 81	O 81	0
90	LG	35	Total 35	O 35	0
90	LH	34	Total 34	O 34	0
90	LI	48	Total 48	O 48	0
90	LJ	5	Total 5	O 5	0
90	LL	56	Total 56	O 56	0
90	LM	17	Total 17	O 17	0
90	LN	89	Total 89	O 89	0
90	LO	74	Total 74	O 74	0

*Continued on next page...*

*Continued from previous page...*

Mol	Chain	Residues	Atoms		AltConf
			Total	O	
90	LP	57	57	57	0
90	LQ	74	74	74	0
90	LR	54	54	54	0
90	LS	57	57	57	0
90	LT	65	65	65	0
90	LU	4	4	4	0
90	LV	38	38	38	0
90	LW	16	16	16	0
90	LX	24	24	24	0
90	LY	23	23	23	0
90	LZ	14	14	14	0
90	La	60	60	60	0
90	Lb	22	22	22	0
90	Lc	14	14	14	0
90	Ld	30	30	30	0
90	Le	65	65	65	0
90	Lf	47	47	47	0
90	Lg	49	49	49	0
90	Lh	17	17	17	0
90	Li	21	21	21	0
90	Lj	40	40	40	0

*Continued on next page...*

*Continued from previous page...*

Mol	Chain	Residues	Atoms		AltConf
90	Ll	22	Total 22	O 22	0
90	Lm	13	Total 13	O 13	0
90	Ln	11	Total 11	O 11	0
90	Lo	31	Total 31	O 31	0
90	Lp	35	Total 35	O 35	0
90	Lr	32	Total 32	O 32	0
90	NC	4	Total 4	O 4	0
90	Pt	10	Total 10	O 10	0
90	S2	1676	Total 1676	O 1676	0
90	SA	16	Total 16	O 16	0
90	SB	27	Total 27	O 27	0
90	SC	27	Total 27	O 27	0
90	SD	4	Total 4	O 4	0
90	SE	9	Total 9	O 9	0
90	SF	8	Total 8	O 8	0
90	SG	12	Total 12	O 12	0
90	SH	11	Total 11	O 11	0
90	SI	37	Total 37	O 37	0
90	SJ	18	Total 18	O 18	0
90	SK	2	Total 2	O 2	0
90	SL	37	Total 37	O 37	0

*Continued on next page...*


*Continued from previous page...*

Mol	Chain	Residues	Atoms		AltConf
90	SM	1	Total 1	O 1	0
90	SN	43	Total 43	O 43	0
90	SO	30	Total 30	O 30	0
90	SP	1	Total 1	O 1	0
90	SQ	11	Total 11	O 11	0
90	SR	3	Total 3	O 3	0
90	SS	4	Total 4	O 4	0
90	ST	6	Total 6	O 6	0
90	SU	11	Total 11	O 11	0
90	SV	8	Total 8	O 8	0
90	SW	31	Total 31	O 31	0
90	SX	27	Total 27	O 27	0
90	SZ	1	Total 1	O 1	0
90	Sa	29	Total 29	O 29	0
90	Sb	14	Total 14	O 14	0
90	Sc	5	Total 5	O 5	0
90	Sd	2	Total 2	O 2	0
90	Se	3	Total 3	O 3	0
90	Sg	1	Total 1	O 1	0
90	mR	1	Total 1	O 1	0


### 3 Residue-property plots


These plots are drawn for all protein, RNA, DNA and oligosaccharide chains in the entry. The first graphic for a chain summarises the proportions of the various outlier classes displayed in the second graphic. The second graphic shows the sequence view annotated by issues in geometry and atom inclusion in map density. Residues are color-coded according to the number of geometric quality criteria for which they contain at least one outlier: green = 0, yellow = 1, orange = 2 and red = 3 or more. A red diamond above a residue indicates a poor fit to the EM map for this residue (all-atom inclusion < 40%). Stretches of 2 or more consecutive residues without any outlier are shown as a green connector. Residues present in the sample, but not in the model, are shown in grey.

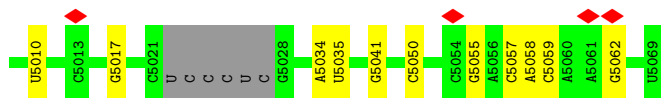
- Molecule 1: 28S rRNA



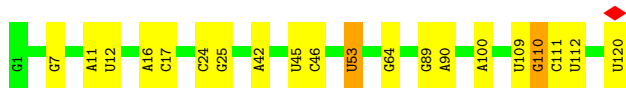
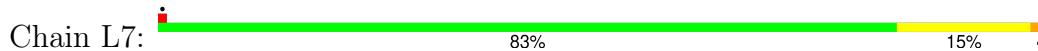




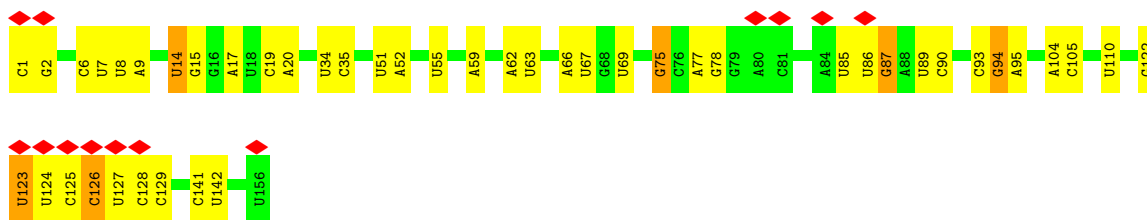




• Molecule 2: 5S rRNA



• Molecule 3: 5.8S rRNA



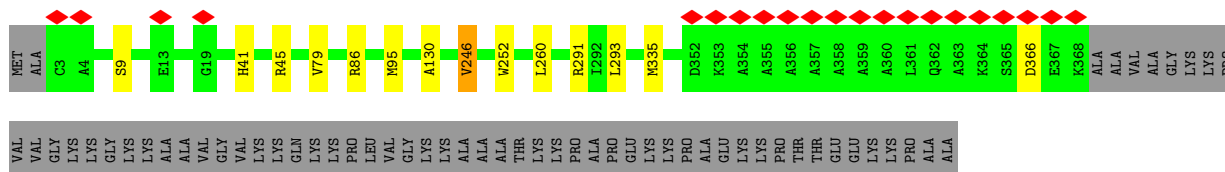
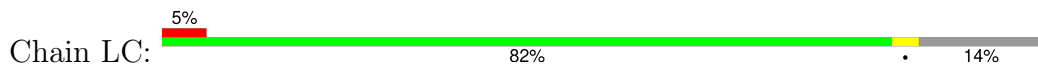
• Molecule 4: 60S ribosomal protein L8



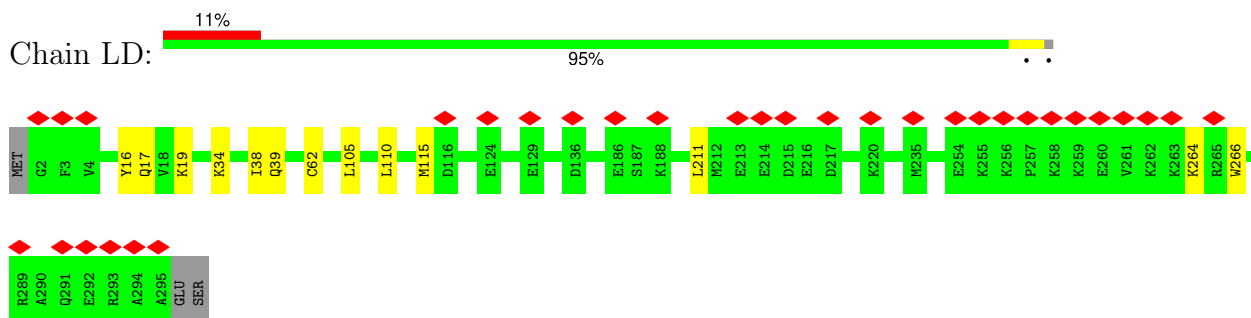
• Molecule 5: Large ribosomal subunit protein uL3



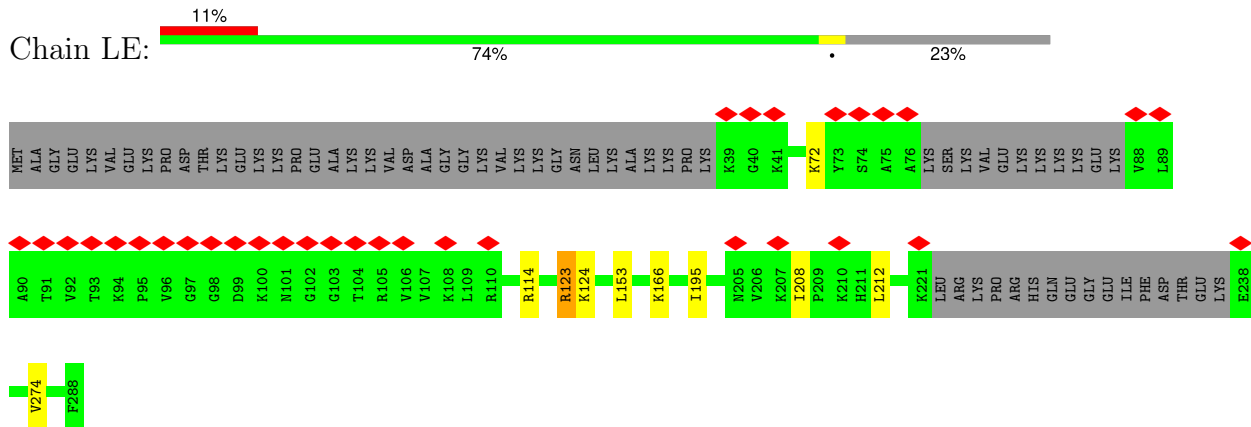
• Molecule 6: Large ribosomal subunit protein uL4



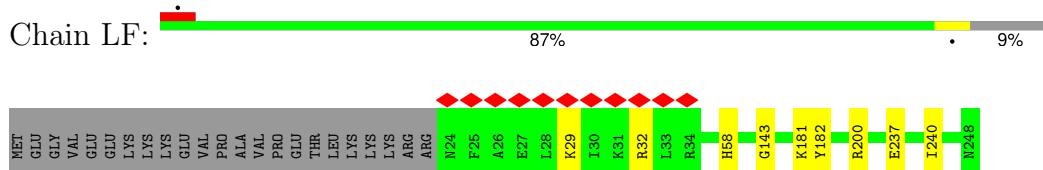
• Molecule 7: Large ribosomal subunit protein uL18



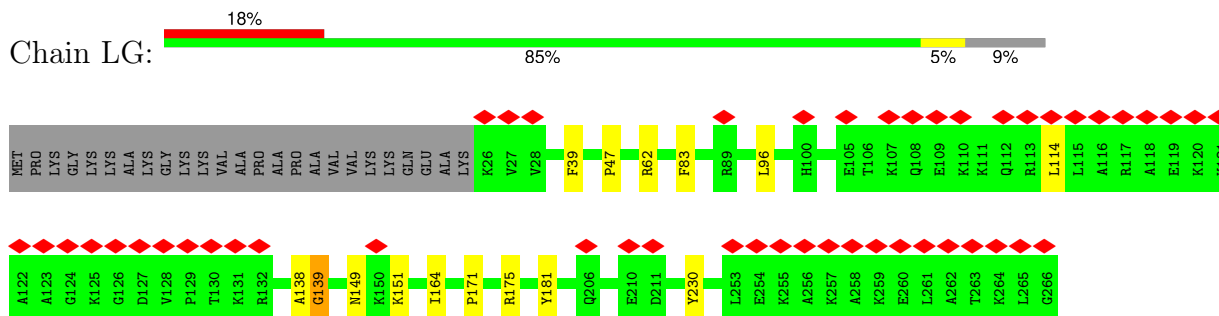
• Molecule 8: Large ribosomal subunit protein eL6



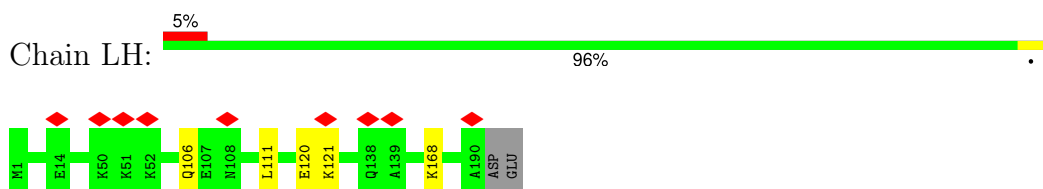
• Molecule 9: 60S ribosomal protein L7



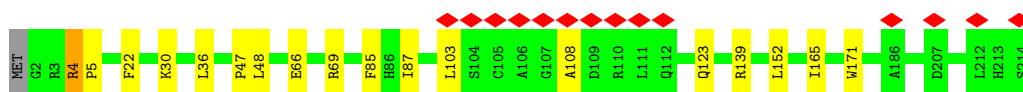
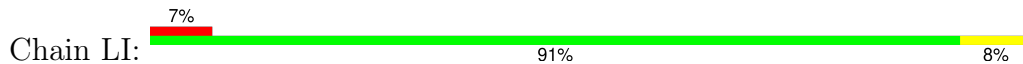
• Molecule 10: Large ribosomal subunit protein eL8



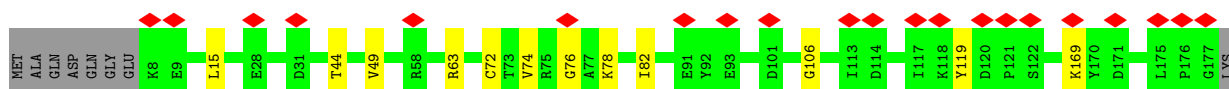
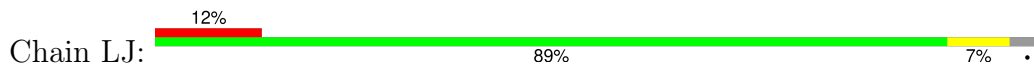
• Molecule 11: Large ribosomal subunit protein uL6



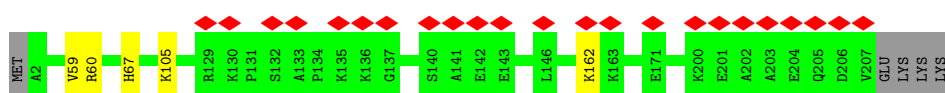
- Molecule 12: Large ribosomal subunit protein uL16




- Molecule 13: Large ribosomal subunit protein uL5



- Molecule 14: Large ribosomal subunit protein eL13



- Molecule 15: Large ribosomal subunit protein eL14



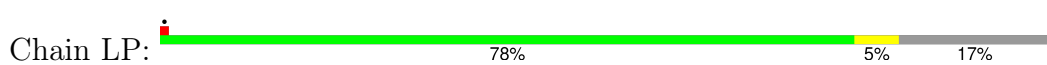
- Molecule 16: Large ribosomal subunit protein eL15

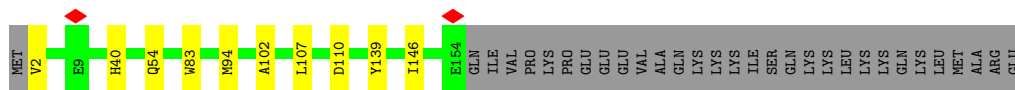


- Molecule 17: Large ribosomal subunit protein uL13

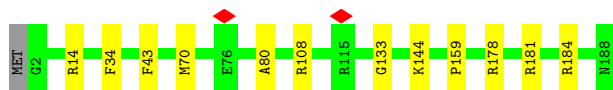


- Molecule 18: Large ribosomal subunit protein uL22

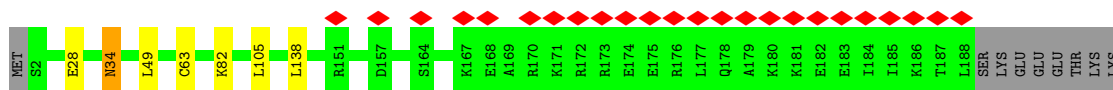




- Molecule 19: Large ribosomal subunit protein eL18



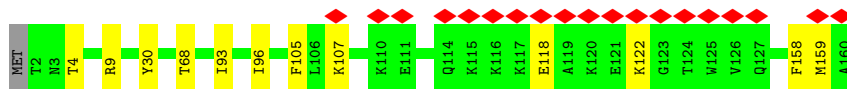
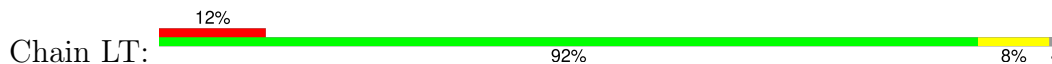
- Molecule 20: Large ribosomal subunit protein eL19



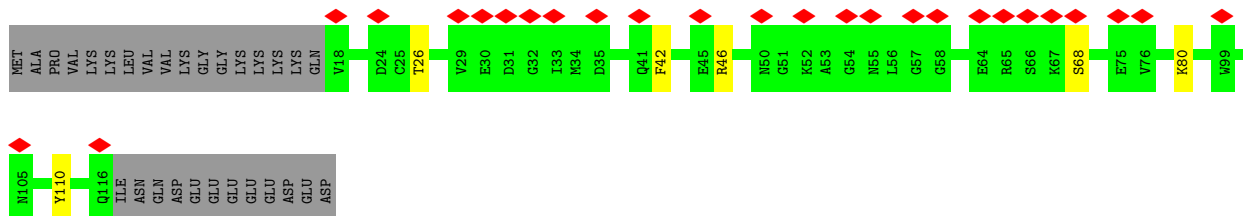
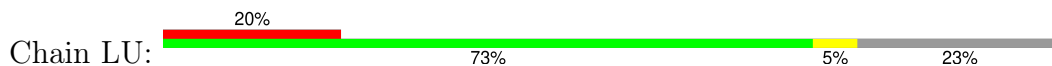
- Molecule 21: Large ribosomal subunit protein eL20



- Molecule 22: Large ribosomal subunit protein eL21

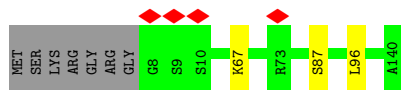


- Molecule 23: Large ribosomal subunit protein eL22



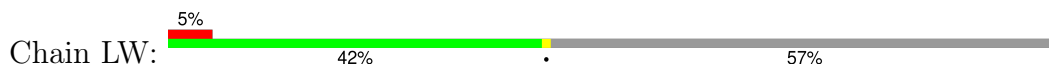


- Molecule 24: Large ribosomal subunit protein uL14

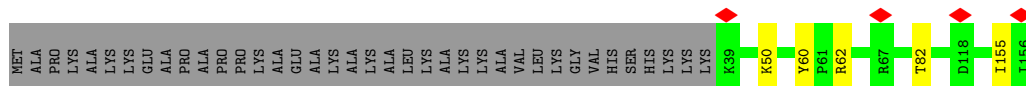
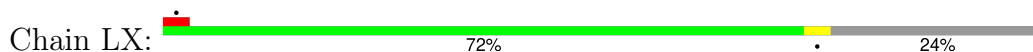




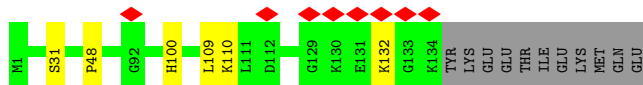
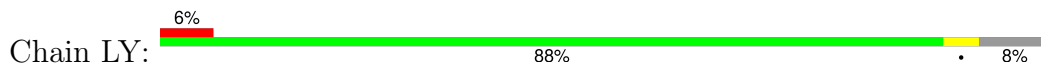
• Molecule 25: Large ribosomal subunit protein eL24



• Molecule 26: Large ribosomal subunit protein uL23



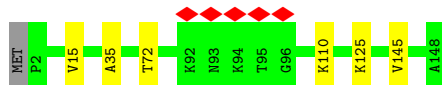
• Molecule 27: Large ribosomal subunit protein uL24



• Molecule 28: Large ribosomal subunit protein eL27

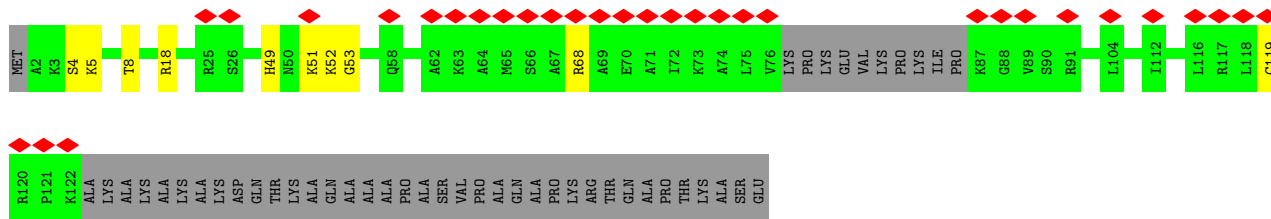


• Molecule 29: 60S ribosomal protein L27a

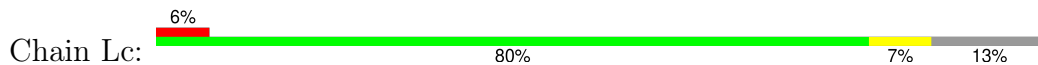


• Molecule 30: Large ribosomal subunit protein eL29

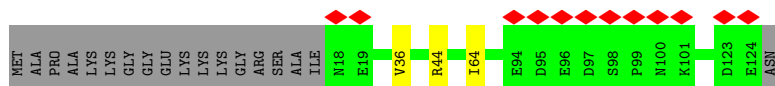
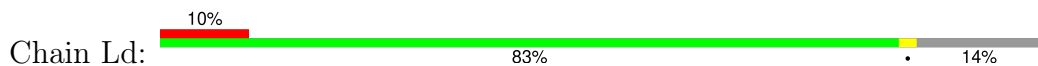




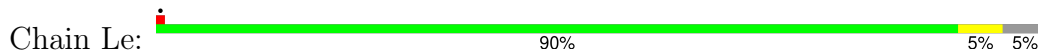
- Molecule 31: Large ribosomal subunit protein eL30



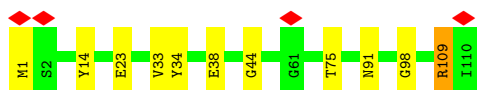
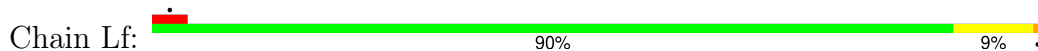
- Molecule 32: Large ribosomal subunit protein eL31



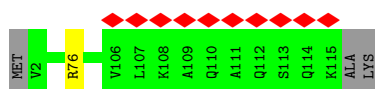
- Molecule 33: Large ribosomal subunit protein eL32



- Molecule 34: Large ribosomal subunit protein eL33

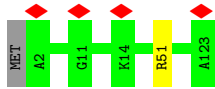


- Molecule 35: Large ribosomal subunit protein eL34

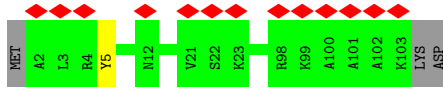


- Molecule 36: Large ribosomal subunit protein uL29

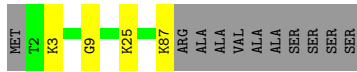
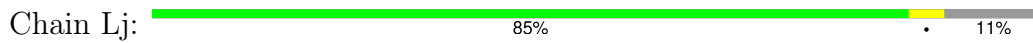




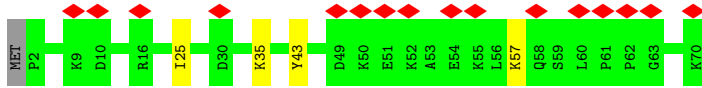
- Molecule 37: Large ribosomal subunit protein eL36



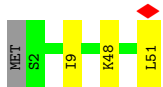
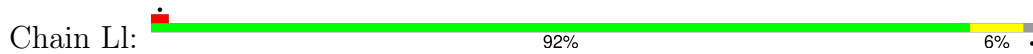
- Molecule 38: Large ribosomal subunit protein eL37




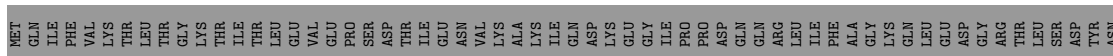
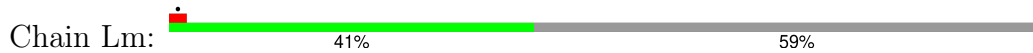
- Molecule 39: Large ribosomal subunit protein eL38



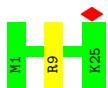
- Molecule 40: Large ribosomal subunit protein eL39



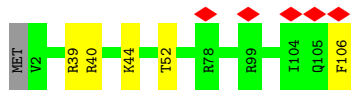
- Molecule 41: Ubiquitin-ribosomal protein eL40 fusion protein



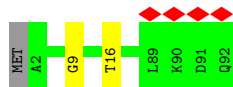
- Molecule 42: Small ribosomal subunit protein eS32



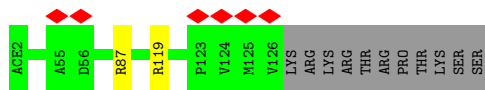
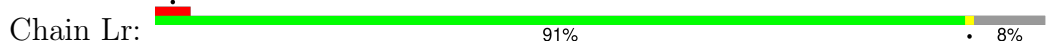
- Molecule 43: Large ribosomal subunit protein eL42



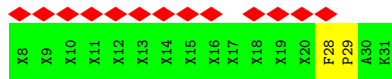
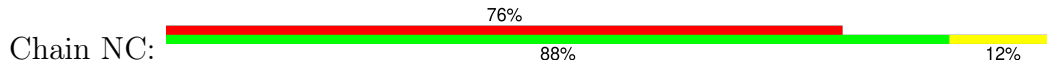
- Molecule 44: Large ribosomal subunit protein eL43



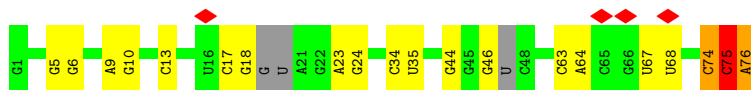
- Molecule 45: Large ribosomal subunit protein eL28



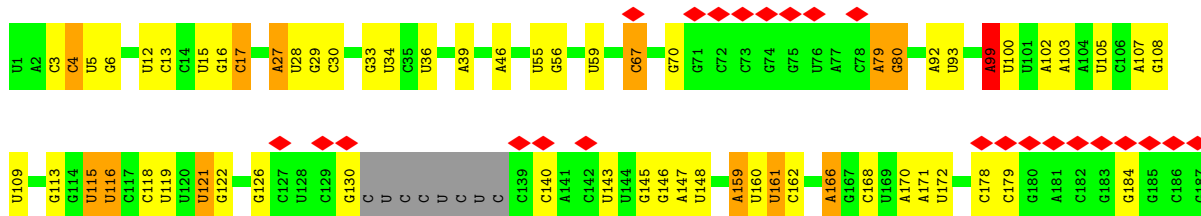
- Molecule 46: Nascent chain

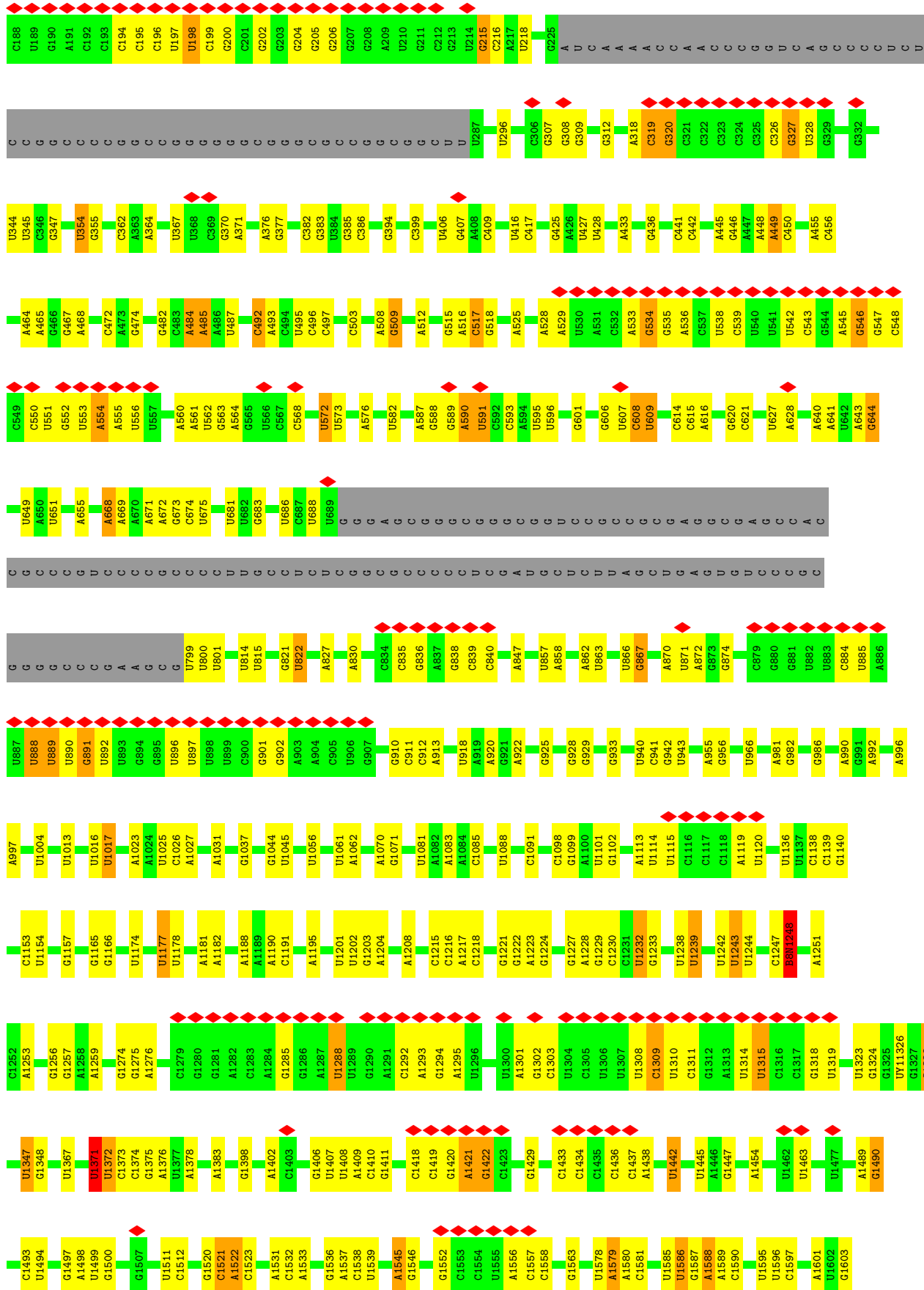


- Molecule 47: P-site lysyl-tRNA

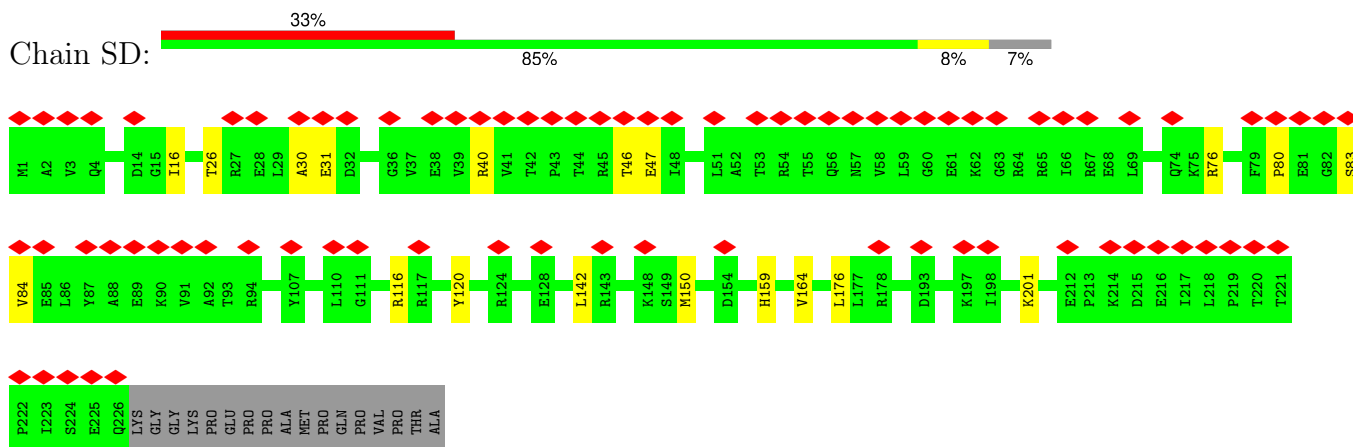


- Molecule 48: 18S rRNA

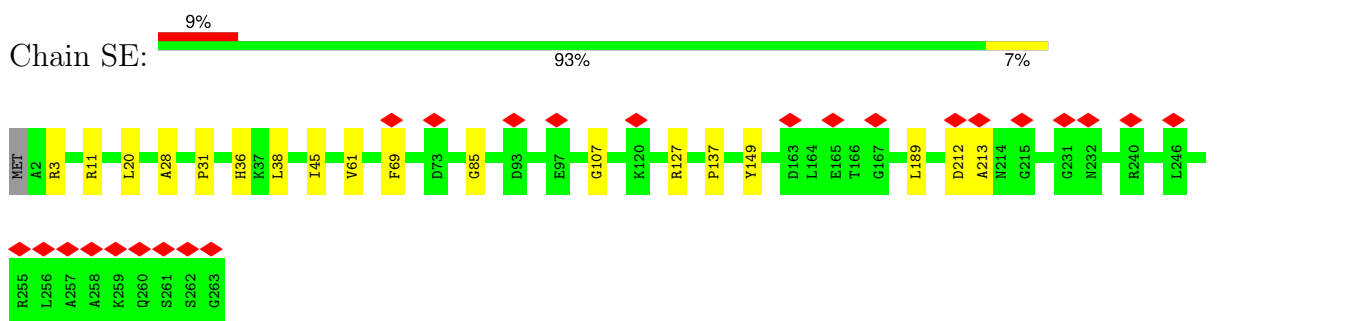




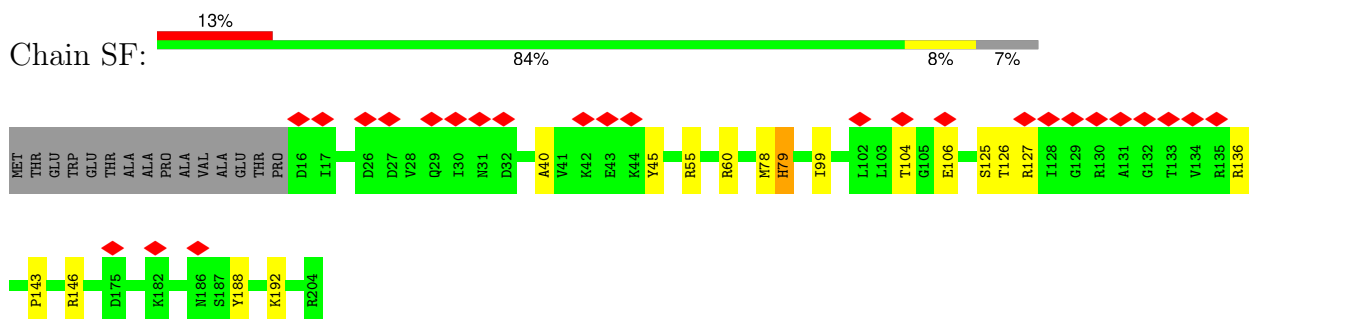




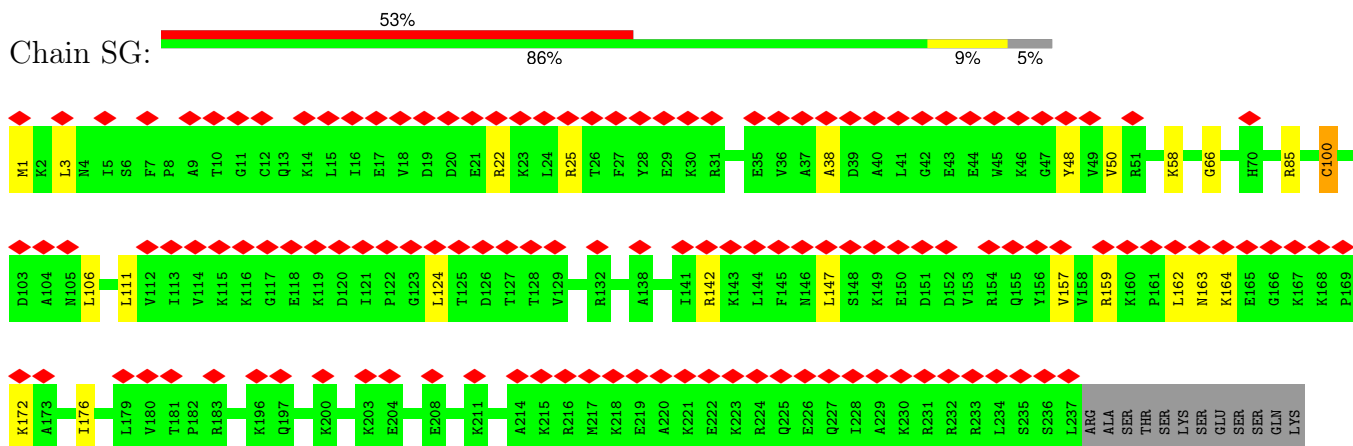
• Molecule 53: Small ribosomal subunit protein eS4, X isoform



• Molecule 54: Small ribosomal subunit protein uS7

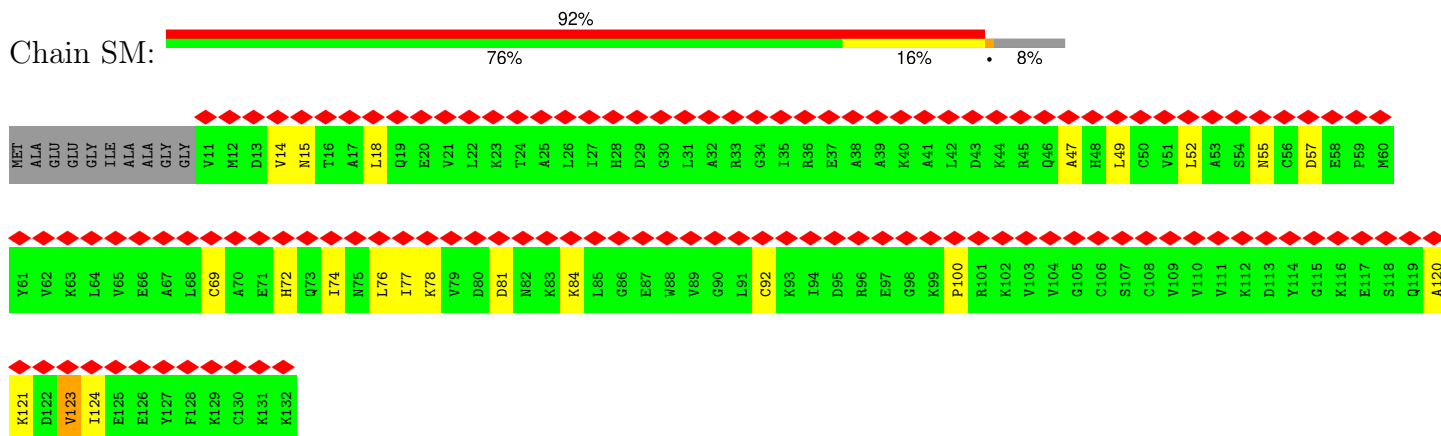


• Molecule 55: Small ribosomal subunit protein eS6

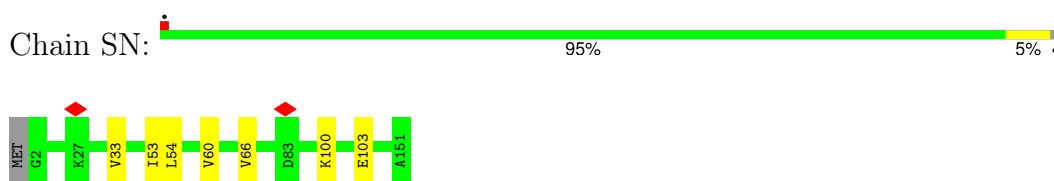




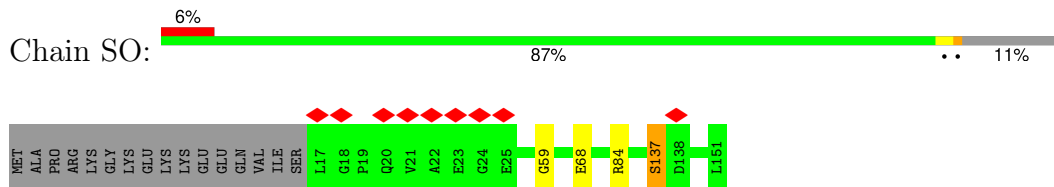
• Molecule 61: Small ribosomal subunit protein eS12



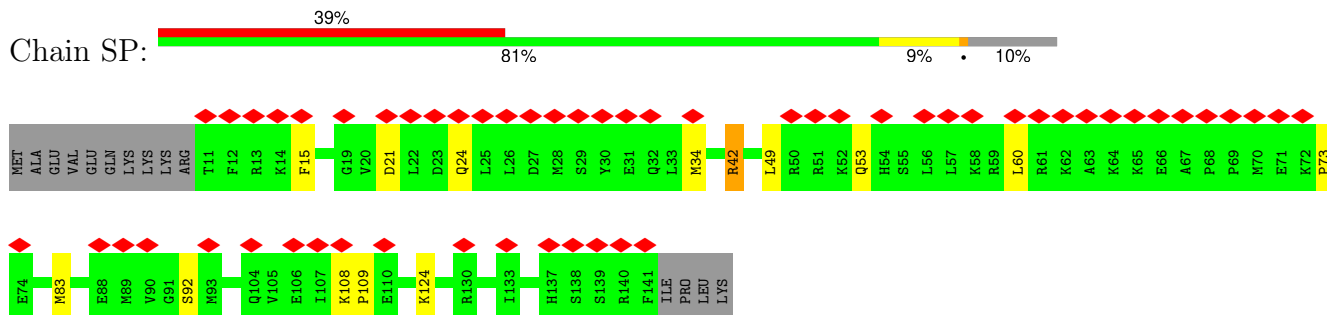
• Molecule 62: Small ribosomal subunit protein uS15



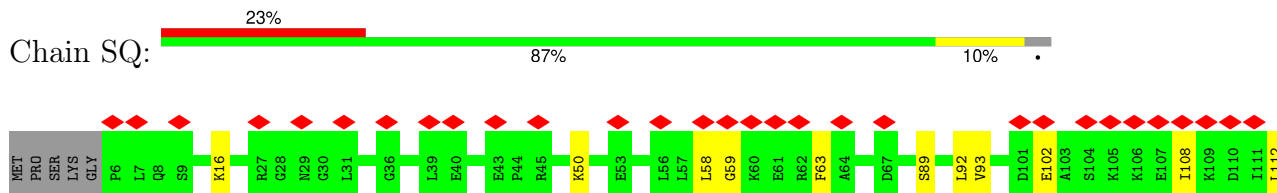
• Molecule 63: Small ribosomal subunit protein uS11

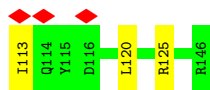


• Molecule 64: Small ribosomal subunit protein uS19

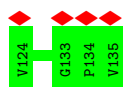
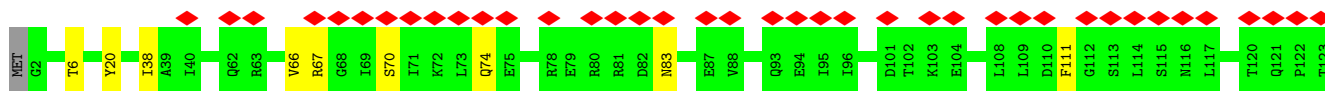
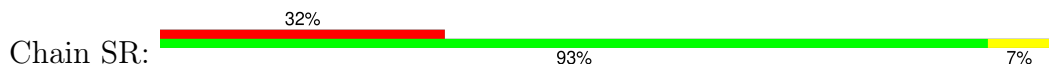


• Molecule 65: Small ribosomal subunit protein uS9

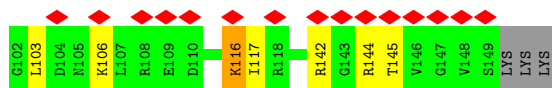
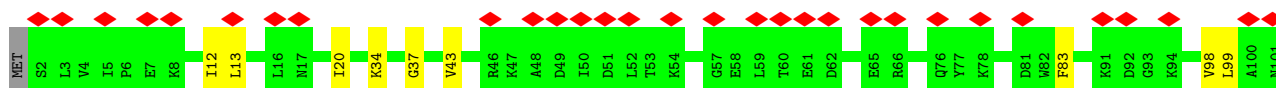
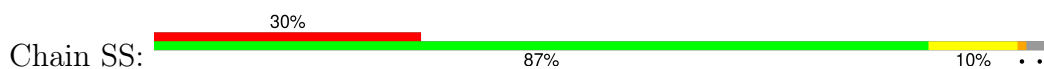




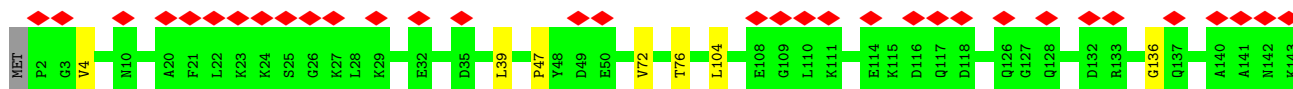
- Molecule 66: Small ribosomal subunit protein eS17



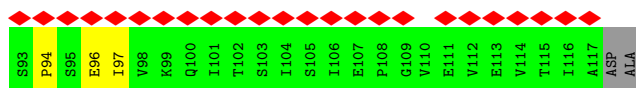
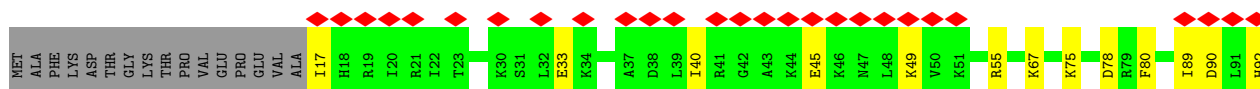
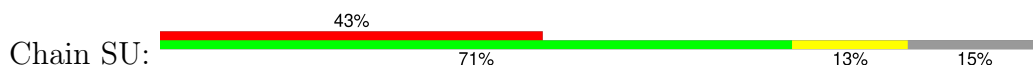
- Molecule 67: Small ribosomal subunit protein uS13



- Molecule 68: Small ribosomal subunit protein eS19

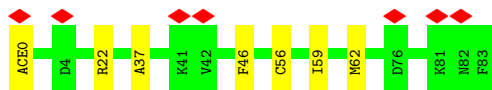


- Molecule 69: Small ribosomal subunit protein uS10



- Molecule 70: 40S ribosomal protein S21





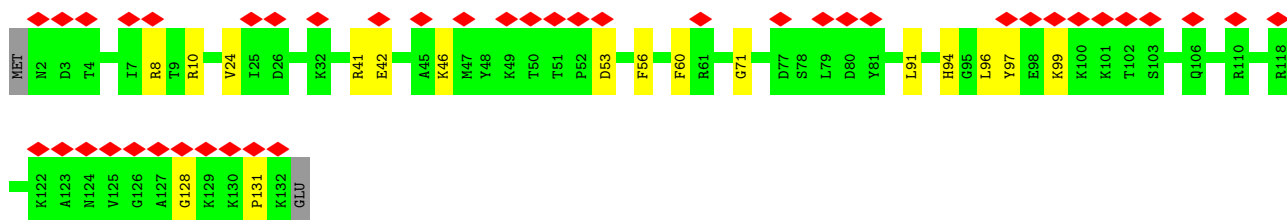
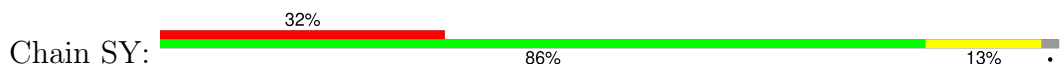
- Molecule 71: Small ribosomal subunit protein uS8



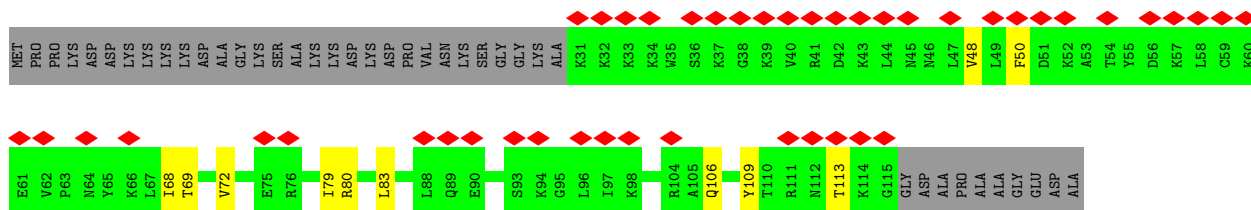
- Molecule 72: Small ribosomal subunit protein uS12



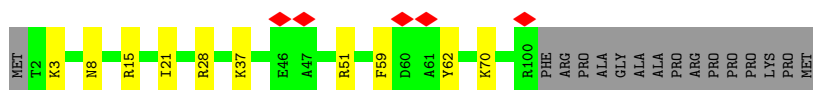
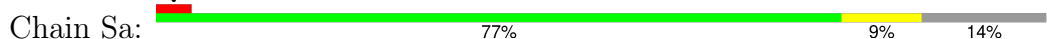
- Molecule 73: 40S ribosomal protein S24



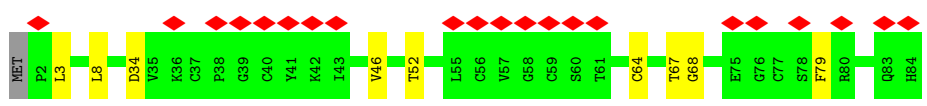
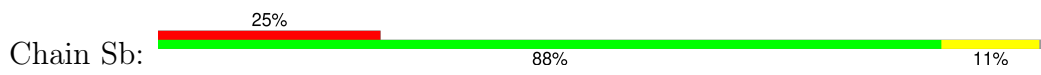
- Molecule 74: Small ribosomal subunit protein eS25



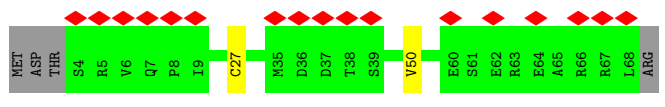
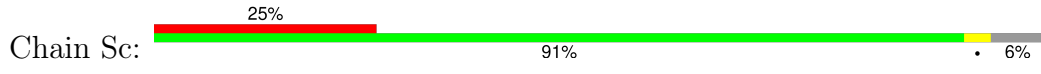
- Molecule 75: Small ribosomal subunit protein eS26



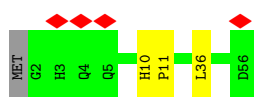
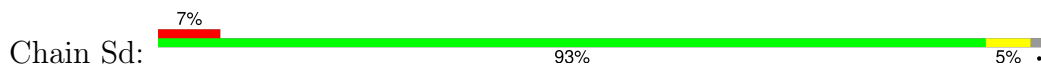
- Molecule 76: Small ribosomal subunit protein eS27



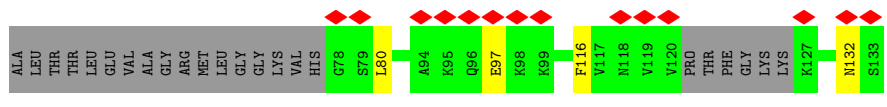
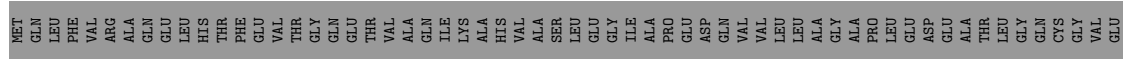
- Molecule 77: Small ribosomal subunit protein eS28



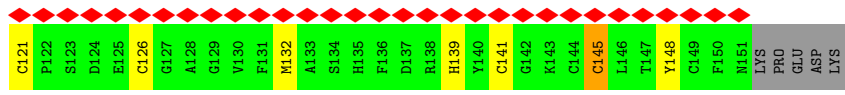
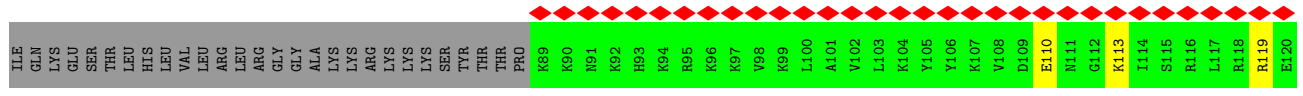
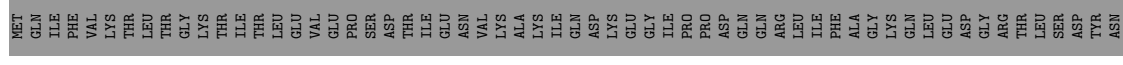
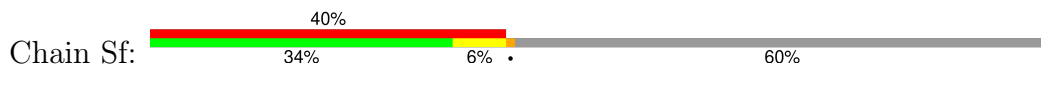
- Molecule 78: Small ribosomal subunit protein uS14



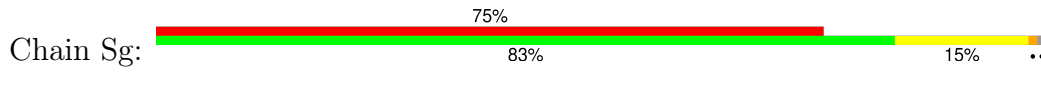
- Molecule 79: FAU ubiquitin-like and ribosomal protein S30

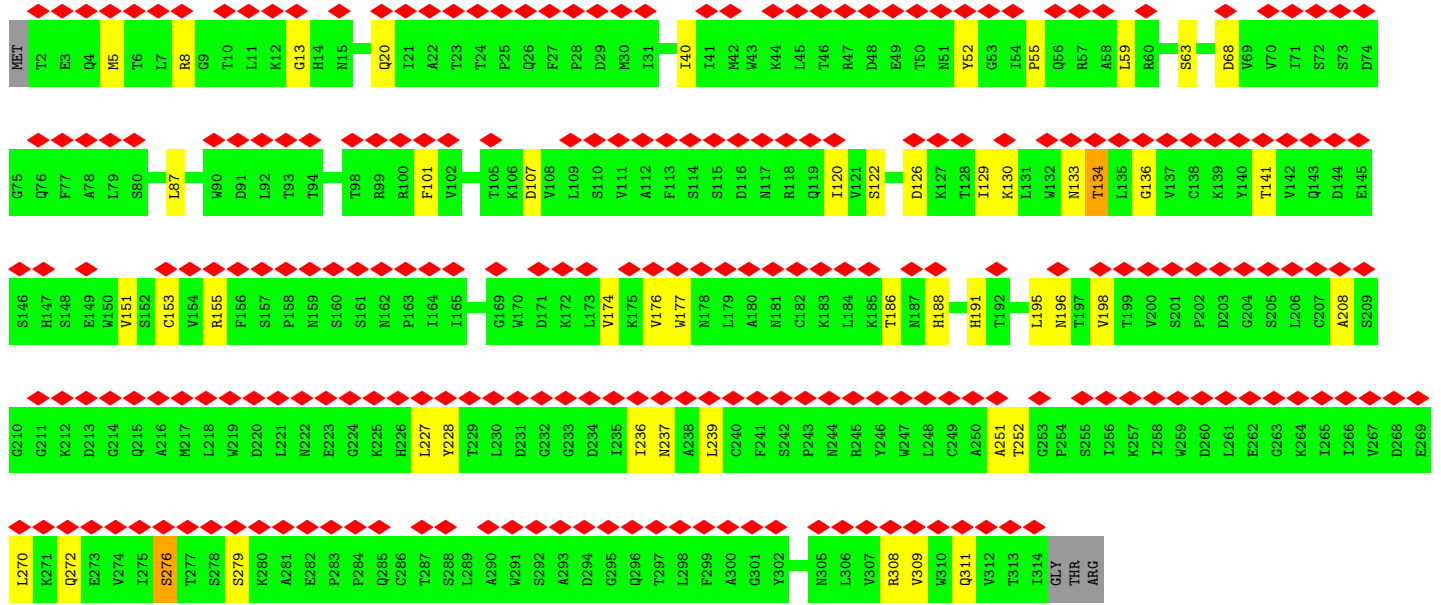


- Molecule 80: Ubiquitin-ribosomal protein eS31 fusion protein



- Molecule 81: Receptor of activated protein C kinase 1





• Molecule 82: mRNA



## 4 Experimental information

Property	Value	Source
EM reconstruction method	SINGLE PARTICLE	Depositor
Imposed symmetry	POINT, Not provided	
Number of particles used	263989	Depositor
Resolution determination method	FSC 0.143 CUT-OFF	Depositor
CTF correction method	PHASE FLIPPING AND AMPLITUDE CORRECTION	Depositor
Microscope	TFS KRIOS	Depositor
Voltage (kV)	300	Depositor
Electron dose ( $e^-/\text{\AA}^2$ )	50	Depositor
Minimum defocus (nm)	900	Depositor
Maximum defocus (nm)	2000	Depositor
Magnification	Not provided	
Image detector	GATAN K3 BIOQUANTUM (6k x 4k)	Depositor
Maximum map value	1.511	Depositor
Minimum map value	-0.762	Depositor
Average map value	0.003	Depositor
Map value standard deviation	0.043	Depositor
Recommended contour level	0.15	Depositor
Map size (Å)	427.008, 427.008, 427.008	wwPDB
Map dimensions	512, 512, 512	wwPDB
Map angles (°)	90.0, 90.0, 90.0	wwPDB
Pixel spacing (Å)	0.834, 0.834, 0.834	Depositor

## 5 Model quality

### 5.1 Standard geometry

Bond lengths and bond angles in the following residue types are not validated in this section: UY1, 5MC, TRS, OMU, B8N, G7M, MLZ, PUT, SPD, A2M, OMC, ZN, A1B76, OMG, 6MZ, MA6, K, ACE, UR3, 4AC, HIC, M3L, HY3, 1MA, MG, PSU

The Z score for a bond length (or angle) is the number of standard deviations the observed value is removed from the expected value. A bond length (or angle) with  $|Z| > 5$  is considered an outlier worth inspection. RMSZ is the root-mean-square of all Z scores of the bond lengths (or angles).

Mol	Chain	Bond lengths		Bond angles	
		RMSZ	# Z  >5	RMSZ	# Z  >5
1	L5	0.51	0/82077	0.63	2/128043 (0.0%)
2	L7	0.49	0/2858	0.61	1/4455 (0.0%)
3	L8	0.49	0/3609	0.64	0/5623
4	LA	0.38	0/1959	0.60	0/2627
5	LB	0.33	0/3295	0.57	0/4406
6	LC	0.34	0/2968	0.56	0/3985
7	LD	0.30	0/2437	0.51	0/3263
8	LE	0.29	0/1821	0.52	0/2442
9	LF	0.34	0/1905	0.53	0/2539
10	LG	0.30	0/1960	0.61	1/2637 (0.0%)
11	LH	0.30	0/1537	0.52	0/2066
12	LI	0.30	0/1755	0.51	0/2344
13	LJ	0.28	0/1385	0.54	0/1852
14	LL	0.31	0/1695	0.53	0/2270
15	LM	0.31	0/1142	0.48	0/1527
16	LN	0.38	0/1746	0.58	0/2338
17	LO	0.34	0/1687	0.54	0/2257
18	LP	0.36	0/1268	0.57	0/1701
19	LQ	0.35	0/1537	0.60	0/2052
20	LR	0.31	0/1582	0.53	0/2091
21	LS	0.34	0/1501	0.48	0/2013
22	LT	0.34	0/1326	0.54	0/1770
23	LU	0.27	0/822	0.50	0/1103
24	LV	0.32	0/1003	0.57	0/1345
25	LW	0.34	0/574	0.53	0/763
26	LX	0.31	0/984	0.52	0/1323
27	LY	0.32	0/1132	0.53	0/1504
28	LZ	0.33	0/1130	0.56	0/1507
29	La	0.39	0/1191	0.61	0/1591
30	Lb	0.31	0/900	0.52	0/1187
31	Lc	0.36	0/780	0.58	0/1046

Mol	Chain	Bond lengths		Bond angles	
		RMSZ	# Z  >5	RMSZ	# Z  >5
32	Ld	0.33	0/903	0.54	0/1216
33	Le	0.37	0/1071	0.57	0/1429
34	Lf	0.38	0/903	0.57	0/1208
35	Lg	0.33	0/916	0.52	0/1220
36	Lh	0.29	0/1023	0.48	0/1351
37	Li	0.28	0/843	0.51	0/1115
38	Lj	0.40	0/720	0.64	0/952
39	Lk	0.28	0/575	0.54	0/761
40	Ll	0.35	0/454	0.55	0/599
41	Lm	0.31	0/426	0.50	0/564
42	Ln	0.36	0/241	0.57	0/305
43	Lo	0.34	0/867	0.57	0/1141
44	Lp	0.38	0/718	0.62	0/953
45	Lr	0.34	0/1018	0.49	0/1366
46	NC	0.51	0/33	0.85	0/43
47	Pt	0.42	0/1739	0.96	12/2705 (0.4%)
48	S2	0.45	1/37935 (0.0%)	0.61	3/59125 (0.0%)
49	SA	0.30	0/1785	0.47	0/2426
50	SB	0.27	0/1832	0.49	0/2449
51	SC	0.32	0/1762	0.51	0/2381
52	SD	0.26	0/1784	0.46	0/2403
53	SE	0.29	0/2118	0.52	0/2849
54	SF	0.27	0/1516	0.52	0/2037
55	SG	0.25	0/1946	0.51	0/2590
56	SH	0.27	0/1540	0.51	0/2064
57	SI	0.30	0/1715	0.53	0/2287
58	SJ	0.29	0/1550	0.56	0/2069
59	SK	0.22	0/834	0.47	0/1125
60	SL	0.33	0/1221	0.50	0/1632
61	SM	0.19	0/960	0.49	0/1286
62	SN	0.30	0/1232	0.50	0/1656
63	SO	0.32	0/1023	0.56	0/1372
64	SP	0.24	0/1100	0.54	0/1470
65	SQ	0.27	0/1142	0.54	0/1528
66	SR	0.27	0/1098	0.55	0/1474
67	SS	0.25	0/1232	0.49	0/1651
68	ST	0.26	0/1122	0.50	0/1504
69	SU	0.25	0/813	0.51	0/1092
70	SV	0.37	1/645 (0.2%)	0.49	0/862
71	SW	0.30	0/1051	0.51	0/1406
72	SX	0.30	0/1096	0.55	0/1461
73	SY	0.27	0/1083	0.51	0/1438
74	SZ	0.25	0/691	0.55	0/922

Mol	Chain	Bond lengths		Bond angles	
		RMSZ	# Z  >5	RMSZ	# Z  >5
75	Sa	0.33	0/805	0.57	0/1079
76	Sb	0.33	0/665	0.56	0/891
77	Sc	0.27	0/514	0.56	0/688
78	Sd	0.29	0/470	0.51	0/623
79	Se	0.24	0/397	0.48	0/519
80	Sf	0.19	0/525	0.56	0/695
81	Sg	0.22	0/2493	0.49	0/3394
82	mR	0.40	0/75	1.24	0/115
All	All	0.42	2/221786 (0.0%)	0.60	19/325161 (0.0%)

Chiral center outliers are detected by calculating the chiral volume of a chiral center and verifying if the center is modelled as a planar moiety or with the opposite hand. A planarity outlier is detected by checking planarity of atoms in a peptide group, atoms in a mainchain group or atoms of a sidechain that are expected to be planar.

Mol	Chain	#Chirality outliers	#Planarity outliers
4	LA	0	1
5	LB	0	1
8	LE	0	1
10	LG	0	3
12	LI	0	1
16	LN	0	2
19	LQ	0	1
28	LZ	0	2
30	Lb	0	2
34	Lf	0	2
36	Lh	0	1
42	Ln	0	1
43	Lo	0	2
45	Lr	0	1
52	SD	0	1
63	SO	0	1
64	SP	0	1
65	SQ	0	1
66	SR	0	1
67	SS	0	2
70	SV	0	1
71	SW	0	1
72	SX	0	2
75	Sa	0	2
All	All	0	34

All (2) bond length outliers are listed below:

Mol	Chain	Res	Type	Atoms	Z	Observed(Å)	Ideal(Å)
70	SV	0	ACE	C-N	5.97	1.45	1.33
48	S2	1031	A2M	O3'-P	5.06	1.61	1.56

All (19) bond angle outliers are listed below:

Mol	Chain	Res	Type	Atoms	Z	Observed(°)	Ideal(°)
47	Pt	75	C	C1'-C2'-O2'	-11.43	91.26	108.40
47	Pt	75	C	P-O5'-C5'	9.89	135.74	120.90
10	LG	139	GLY	N-CA-C	8.77	133.95	113.18
47	Pt	75	C	C3'-C2'-C1'	7.94	109.24	101.30
47	Pt	75	C	C4'-C3'-O3'	7.83	124.75	113.00
47	Pt	75	C	O4'-C4'-C3'	6.82	110.82	104.00
47	Pt	76	A	P-O5'-C5'	6.17	130.15	120.90
47	Pt	35	U	C5'-C4'-C3'	-6.04	106.94	116.00
47	Pt	75	C	C3'-C2'-O2'	-5.85	101.93	110.70
48	S2	492	C	C1'-O4'-C4'	-5.69	104.01	109.70
48	S2	1371	U	C5'-C4'-O4'	5.69	117.63	109.10
47	Pt	44	G	N9-C1'-C2'	5.57	120.35	112.00
48	S2	1521	C	C2'-C3'-O3'	-5.56	101.16	109.50
1	L5	417	G	O4'-C1'-N9	5.29	116.14	108.20
47	Pt	34	C	OP1-P-O3'	5.28	123.84	108.00
47	Pt	75	C	C2'-C3'-O3'	-5.24	105.84	113.70
2	L7	53	U	C2'-C3'-O3'	-5.22	101.66	109.50
47	Pt	44	G	OP1-P-O3'	5.09	123.28	108.00
1	L5	1552	G	O4'-C1'-N9	5.04	115.75	108.20

There are no chirality outliers.

All (34) planarity outliers are listed below:

Mol	Chain	Res	Type	Group
4	LA	68	ARG	Sidechain
5	LB	358	ARG	Sidechain
8	LE	123	ARG	Sidechain
10	LG	138	ALA	Peptide
10	LG	139	GLY	Peptide
10	LG	62	ARG	Sidechain
12	LI	4	ARG	Sidechain
16	LN	50	ARG	Sidechain
16	LN	67	ARG	Sidechain
19	LQ	108	ARG	Sidechain
28	LZ	111	ARG	Sidechain
28	LZ	21	ARG	Sidechain

*Continued on next page...*

*Continued from previous page...*

Mol	Chain	Res	Type	Group
30	Lb	18	ARG	Sidechain
30	Lb	68	ARG	Sidechain
34	Lf	44	GLY	Peptide
34	Lf	98	GLY	Peptide
36	Lh	51	ARG	Sidechain
42	Ln	9	ARG	Sidechain
43	Lo	39	ARG	Sidechain
43	Lo	40	ARG	Sidechain
45	Lr	119	ARG	Sidechain
52	SD	76	ARG	Sidechain
63	SO	137	SER	Peptide
64	SP	42	ARG	Sidechain
65	SQ	58	LEU	Peptide
66	SR	83	ASN	Peptide
67	SS	142	ARG	Sidechain
67	SS	99	LEU	Peptide
70	SV	22	ARG	Sidechain
71	SW	117	ARG	Sidechain
72	SX	61	GLN	Peptide
72	SX	89	GLY	Peptide
75	Sa	15	ARG	Sidechain
75	Sa	28	ARG	Sidechain

## 5.2 Too-close contacts [i](#)

In the following table, the Non-H and H(model) columns list the number of non-hydrogen atoms and hydrogen atoms in the chain respectively. The H(added) column lists the number of hydrogen atoms added and optimized by MolProbity. The Clashes column lists the number of clashes within the asymmetric unit, whereas Symm-Clashes lists symmetry-related clashes.

Mol	Chain	Non-H	H(model)	H(added)	Clashes	Symm-Clashes
1	L5	76114	0	38522	402	0
2	L7	2558	0	1295	7	0
3	L8	3316	0	1686	20	0
4	LA	1921	0	2022	8	0
5	LB	3240	0	3377	12	0
6	LC	2914	0	3087	10	0
7	LD	2391	0	2426	10	0
8	LE	1787	0	1945	9	0
9	LF	1870	0	1996	6	0
10	LG	1927	0	2074	7	0
11	LH	1518	0	1600	3	0

*Continued on next page...*

*Continued from previous page...*

Mol	Chain	Non-H	H(model)	H(added)	Clashes	Symm-Clashes
12	LI	1716	0	1765	9	0
13	LJ	1362	0	1399	6	0
14	LL	1664	0	1773	4	0
15	LM	1120	0	1187	4	0
16	LN	1701	0	1749	11	0
17	LO	1655	0	1799	6	0
18	LP	1242	0	1269	6	0
19	LQ	1513	0	1628	8	0
20	LR	1566	0	1729	5	0
21	LS	1461	0	1502	8	0
22	LT	1298	0	1366	9	0
23	LU	808	0	831	4	0
24	LV	989	0	1047	2	0
25	LW	562	0	569	1	0
26	LX	967	0	1040	3	0
27	LY	1115	0	1205	4	0
28	LZ	1107	0	1182	6	0
29	La	1162	0	1213	4	0
30	Lb	898	0	983	6	0
31	Lc	770	0	809	5	0
32	Ld	888	0	930	2	0
33	Le	1053	0	1147	3	0
34	Lf	884	0	924	7	0
35	Lg	906	0	998	0	0
36	Lh	1015	0	1148	0	0
37	Li	832	0	917	1	0
38	Lj	705	0	737	2	0
39	Lk	569	0	637	2	0
40	Ll	444	0	482	3	0
41	Lm	432	0	471	0	0
42	Ln	240	0	289	0	0
43	Lo	864	0	929	2	0
44	Lp	708	0	756	2	0
45	Lr	1005	0	1072	1	0
46	NC	97	0	50	1	0
47	Pt	1559	0	792	11	0
48	S2	35736	0	18083	227	0
49	SA	1750	0	1755	6	0
50	SB	1806	0	1888	7	0
51	SC	1725	0	1813	7	0
52	SD	1756	0	1852	11	0
53	SE	2076	0	2177	9	0

*Continued on next page...*

*Continued from previous page...*

Mol	Chain	Non-H	H(model)	H(added)	Clashes	Symm-Clashes
54	SF	1495	0	1549	11	0
55	SG	1923	0	2089	13	0
56	SH	1517	0	1605	8	0
57	SI	1686	0	1772	3	0
58	SJ	1525	0	1640	10	0
59	SK	810	0	836	6	0
60	SL	1200	0	1271	8	0
61	SM	950	0	987	10	0
62	SN	1208	0	1293	4	0
63	SO	1010	0	1034	3	0
64	SP	1078	0	1121	10	0
65	SQ	1124	0	1193	9	0
66	SR	1083	0	1137	5	0
67	SS	1214	0	1275	10	0
68	ST	1103	0	1133	4	0
69	SU	803	0	873	8	0
70	SV	640	0	638	3	0
71	SW	1034	0	1080	4	0
72	SX	1088	0	1149	4	0
73	SY	1065	0	1142	10	0
74	SZ	683	0	761	5	0
75	Sa	792	0	841	4	0
76	Sb	651	0	672	6	0
77	Sc	512	0	541	1	0
78	Sd	459	0	448	2	0
79	Se	395	0	434	4	0
80	Sf	515	0	521	8	0
81	Sg	2436	0	2393	26	0
82	mR	67	0	34	1	0
83	L5	113	0	0	0	0
83	L7	3	0	0	0	0
83	L8	3	0	0	0	0
83	LA	3	0	0	0	0
83	LH	1	0	0	0	0
83	LI	1	0	0	0	0
83	LL	1	0	0	0	0
83	LN	1	0	0	0	0
83	Lb	1	0	0	0	0
83	Le	1	0	0	0	0
83	Lf	2	0	0	0	0
83	Lg	1	0	0	0	0
83	Ll	1	0	0	0	0

*Continued on next page...*

*Continued from previous page...*

Mol	Chain	Non-H	H(model)	H(added)	Clashes	Symm-Clashes
83	S2	34	0	0	0	0
83	SL	1	0	0	0	0
83	SO	1	0	0	0	0
84	L5	120	0	228	7	0
84	S2	20	0	38	1	0
85	L5	42	0	84	2	0
86	L5	16	0	24	1	0
87	L5	237	0	0	0	0
87	L7	5	0	0	0	0
87	L8	6	0	0	0	0
87	LL	1	0	0	0	0
87	LN	2	0	0	0	0
87	LR	1	0	0	0	0
87	Lj	1	0	0	0	0
87	Pt	1	0	0	0	0
87	S2	76	0	0	0	0
87	SS	1	0	0	0	0
87	Sd	1	0	0	0	0
88	L5	27	0	0	0	0
89	Lg	1	0	0	0	0
89	Lj	1	0	0	0	0
89	Lm	1	0	0	0	0
89	Lo	1	0	0	0	0
89	Lp	1	0	0	0	0
89	Sa	1	0	0	0	0
89	Sd	1	0	0	0	0
89	Sf	1	0	0	0	0
90	L5	5728	0	0	3	0
90	L7	136	0	0	0	0
90	L8	192	0	0	0	0
90	LA	95	0	0	0	0
90	LB	105	0	0	0	0
90	LC	119	0	0	0	0
90	LD	38	0	0	0	0
90	LE	22	0	0	0	0
90	LF	81	0	0	0	0
90	LG	35	0	0	0	0
90	LH	34	0	0	0	0
90	LI	48	0	0	0	0
90	LJ	5	0	0	0	0
90	LL	56	0	0	0	0
90	LM	17	0	0	0	0

*Continued on next page...*

*Continued from previous page...*

Mol	Chain	Non-H	H(model)	H(added)	Clashes	Symm-Clashes
90	LN	89	0	0	0	0
90	LO	74	0	0	0	0
90	LP	57	0	0	0	0
90	LQ	74	0	0	0	0
90	LR	54	0	0	0	0
90	LS	57	0	0	0	0
90	LT	65	0	0	1	0
90	LU	4	0	0	0	0
90	LV	38	0	0	0	0
90	LW	16	0	0	0	0
90	LX	24	0	0	0	0
90	LY	23	0	0	0	0
90	LZ	14	0	0	0	0
90	La	60	0	0	0	0
90	Lb	22	0	0	0	0
90	Lc	14	0	0	0	0
90	Ld	30	0	0	0	0
90	Le	65	0	0	0	0
90	Lf	47	0	0	0	0
90	Lg	49	0	0	0	0
90	Lh	17	0	0	0	0
90	Li	21	0	0	0	0
90	Lj	40	0	0	0	0
90	Ll	22	0	0	0	0
90	Lm	13	0	0	0	0
90	Ln	11	0	0	0	0
90	Lo	31	0	0	0	0
90	Lp	35	0	0	0	0
90	Lr	32	0	0	0	0
90	NC	4	0	0	0	0
90	Pt	10	0	0	0	0
90	S2	1676	0	0	0	0
90	SA	16	0	0	0	0
90	SB	27	0	0	0	0
90	SC	27	0	0	0	0
90	SD	4	0	0	0	0
90	SE	9	0	0	0	0
90	SF	8	0	0	0	0
90	SG	12	0	0	0	0
90	SH	11	0	0	0	0
90	SI	37	0	0	0	0
90	SJ	18	0	0	0	0

*Continued on next page...*

Continued from previous page...

Mol	Chain	Non-H	H(model)	H(added)	Clashes	Symm-Clashes
90	SK	2	0	0	0	0
90	SL	37	0	0	0	0
90	SM	1	0	0	0	0
90	SN	43	0	0	0	0
90	SO	30	0	0	0	0
90	SP	1	0	0	0	0
90	SQ	11	0	0	0	0
90	SR	3	0	0	0	0
90	SS	4	0	0	0	0
90	ST	6	0	0	0	0
90	SU	11	0	0	0	0
90	SV	8	0	0	0	0
90	SW	31	0	0	0	0
90	SX	27	0	0	0	0
90	SZ	1	0	0	0	0
90	Sa	29	0	0	0	0
90	Sb	14	0	0	0	0
90	Sc	5	0	0	0	0
90	Sd	2	0	0	0	0
90	Se	3	0	0	0	0
90	Sg	1	0	0	0	0
90	mR	1	0	0	0	0
All	All	222020	0	157758	986	0

The all-atom clashscore is defined as the number of clashes found per 1000 atoms (including hydrogen atoms). The all-atom clashscore for this structure is 3.

All (986) close contacts within the same asymmetric unit are listed below, sorted by their clash magnitude.

Atom-1	Atom-2	Interatomic distance (Å)	Clash overlap (Å)
48:S2:928:G:H1	48:S2:1013:U:H3	1.18	0.90
47:Pt:5:G:H1	47:Pt:68:U:H3	1.22	0.88
56:SH:27:LEU:HD11	56:SH:45:ILE:HD12	1.62	0.82
1:L5:496:G:H2'	1:L5:497:G:H8	1.49	0.78
1:L5:3944:OMG:HM22	1:L5:3945:A:H5''	1.65	0.78
48:S2:1285:G:H1	61:SM:57:ASP:HB3	1.47	0.77
1:L5:496:G:H2'	1:L5:497:G:C8	2.19	0.76
81:Sg:236:ILE:HG22	81:Sg:252:THR:HG22	1.69	0.75
48:S2:925:G:H1	48:S2:1017:U:H3	1.33	0.74
1:L5:517:C:H2'	1:L5:518:G:C8	2.22	0.73
1:L5:1339:U:H2'	1:L5:1340:OMC:C6	2.23	0.72

Continued on next page...

*Continued from previous page...*

Atom-1	Atom-2	Interatomic distance (Å)	Clash overlap (Å)
1:L5:2089:G:H22	1:L5:2096:G:H1	1.37	0.72
48:S2:1228:A:H2'	48:S2:1229:G:C8	2.24	0.72
12:LI:103:LEU:HG	12:LI:108:ALA:HB1	1.71	0.72
67:SS:13:LEU:HB2	67:SS:20:ILE:HB	1.71	0.72
58:SJ:5:ARG:HH11	58:SJ:5:ARG:HG2	1.55	0.71
1:L5:952:G:H4'	34:Lf:75:THR:HG23	1.72	0.71
48:S2:551:U:H2'	48:S2:552:G:C8	2.25	0.71
48:S2:394:G:H5''	60:SL:81:LYS:HB3	1.72	0.71
48:S2:145:G:H2'	48:S2:146:G:C8	2.26	0.70
55:SG:22:ARG:HA	55:SG:25:ARG:HD3	1.73	0.70
1:L5:246:G:H4'	27:LY:132:LYS:HE3	1.75	0.68
18:LP:54:GLN:HA	18:LP:83:TRP:CD1	2.29	0.68
1:L5:2089:G:H1	1:L5:2096:G:N2	1.92	0.67
1:L5:2351:OMC:HM22	1:L5:2352:U:H5'	1.77	0.66
48:S2:552:G:O5'	48:S2:552:G:H8	1.79	0.66
1:L5:664:G:N2	1:L5:667:A:H61	1.93	0.66
48:S2:455:A:H2'	48:S2:456:C:C6	2.29	0.66
1:L5:4111:U:H2'	1:L5:4112:C:C6	2.31	0.65
1:L5:4935:C:H2'	1:L5:4936:G:C8	2.31	0.65
1:L5:970:G:C2	8:LE:123:ARG:HD3	2.30	0.65
48:S2:533:A:H61	48:S2:551:U:H3	1.45	0.65
81:Sg:87:LEU:HD21	81:Sg:122:SER:HB3	1.79	0.65
47:Pt:5:G:N2	47:Pt:68:U:O2	2.22	0.64
53:SE:137:PRO:HG2	53:SE:149:TYR:HA	1.79	0.64
8:LE:274:VAL:HG11	34:Lf:1:MET:HG3	1.80	0.64
48:S2:546:G:H2'	48:S2:547:G:C8	2.33	0.64
1:L5:490:C:H2'	1:L5:491:G:H8	1.63	0.63
48:S2:70:G:H21	48:S2:79:A:H2	1.46	0.63
1:L5:4547:C:H5''	47:Pt:75:C:OP1	1.99	0.63
23:LU:26:THR:HA	23:LU:68:SER:HB3	1.82	0.62
47:Pt:23:A:H2'	47:Pt:24:G:C8	2.34	0.62
1:L5:2297:G:N7	85:L5:5432:PUT:H32	2.14	0.62
48:S2:1595:U:H2'	48:S2:1596:U:C6	2.34	0.62
1:L5:4731:G:H1'	1:L5:4732:G:C2	2.34	0.62
48:S2:1371:U:H5''	48:S2:1372:U:H5	1.64	0.62
1:L5:2864:A:H2'	1:L5:2865:U:C6	2.34	0.62
1:L5:3756:A:HO2'	1:L5:3757:G:H8	1.47	0.62
9:LF:143:GLY:HA3	9:LF:240:ILE:HB	1.80	0.62
1:L5:2029:A:H2'	1:L5:2030:A:C8	2.34	0.61
1:L5:4573:G:H2'	1:L5:4574:U:C6	2.35	0.61
50:SB:22:VAL:HG11	63:SO:84:ARG:HH22	1.65	0.61

*Continued on next page...*

*Continued from previous page...*

Atom-1	Atom-2	Interatomic distance (Å)	Clash overlap (Å)
1:L5:659:G:H2'	1:L5:660:A:C8	2.35	0.61
16:LN:138:PHE:HA	16:LN:143:ARG:HD2	1.82	0.61
48:S2:981:A:H2'	48:S2:982:G:C8	2.35	0.61
81:Sg:133:ASN:O	81:Sg:134:THR:HG22	2.00	0.60
69:SU:49:LYS:HE3	69:SU:92:HIS:CE1	2.36	0.60
69:SU:94:PRO:HG2	69:SU:97:ILE:HD13	1.82	0.60
48:S2:928:G:H2'	48:S2:929:G:C8	2.37	0.60
33:Le:89:LEU:HD13	33:Le:118:LEU:HD22	1.82	0.60
1:L5:4770:U:H2'	1:L5:4771:C:C6	2.37	0.60
1:L5:4770:U:H2'	1:L5:4771:C:C5	2.37	0.59
16:LN:178:HIS:HA	16:LN:181:HIS:NE2	2.17	0.59
1:L5:2089:G:H1	1:L5:2096:G:H22	1.50	0.59
9:LF:29:LYS:HG3	9:LF:32:ARG:HH21	1.67	0.59
48:S2:1091:C:HO2'	71:SW:2:VAL:N	2.00	0.59
1:L5:1719:A:H2'	1:L5:1720:C:H1'	1.84	0.59
1:L5:4739:C:H2'	1:L5:4740:G:H5'	1.84	0.59
48:S2:1667:U:H2'	48:S2:1668:U:C6	2.38	0.59
61:SM:47:ALA:HB3	61:SM:74:ILE:HG12	1.85	0.58
1:L5:3726:A:H2'	1:L5:3727:A:C8	2.39	0.58
1:L5:4220:6MZ:O5'	1:L5:4220:6MZ:H8	2.03	0.58
1:L5:456:C:H2'	1:L5:457:G:C8	2.38	0.58
1:L5:4260:U:H2'	1:L5:4261:C:C6	2.38	0.58
80:Sf:139:HIS:CE1	80:Sf:148:TYR:HB2	2.39	0.58
52:SD:16:ILE:HD11	78:Sd:36:LEU:HD23	1.85	0.58
81:Sg:174:VAL:HB	81:Sg:188:HIS:HB2	1.85	0.58
1:L5:3736:A:H2'	1:L5:3737:A:C8	2.39	0.58
48:S2:319:C:H2'	48:S2:320:G:C8	2.38	0.58
48:S2:1801:A:H2'	48:S2:1802:C:C6	2.39	0.58
20:LR:34:ASN:C	20:LR:34:ASN:HD22	2.11	0.58
47:Pt:23:A:H2'	47:Pt:24:G:H8	1.69	0.58
48:S2:555:A:H2'	48:S2:556:U:C6	2.39	0.58
48:S2:1737:G:H2'	48:S2:1738:C:C6	2.39	0.58
1:L5:1472:C:H2'	1:L5:1473:U:C6	2.39	0.57
48:S2:115:U:H2'	48:S2:116:OMU:C6	2.34	0.57
22:LT:93:ILE:HA	22:LT:96:ILE:HG12	1.85	0.57
1:L5:4266:G:N3	1:L5:4266:G:H2'	2.19	0.57
48:S2:1630:A:H5''	67:SS:37:GLY:H	1.70	0.57
48:S2:1849:G:H2'	48:S2:1850:MA6:C8	2.34	0.57
55:SG:162:LEU:HD11	55:SG:172:LYS:HE2	1.85	0.57
1:L5:3910:C:H2'	1:L5:3911:C:C6	2.40	0.57
53:SE:45:ILE:HG13	53:SE:61:VAL:HG21	1.87	0.57

*Continued on next page...*

*Continued from previous page...*

Atom-1	Atom-2	Interatomic distance (Å)	Clash overlap (Å)
3:L8:89:U:H2'	3:L8:90:C:C6	2.40	0.57
1:L5:4459:U:H2'	1:L5:4460:U:C6	2.40	0.57
1:L5:4745:G:H22	1:L5:4955:A:H2	1.51	0.56
1:L5:664:G:H21	1:L5:667:A:N6	2.03	0.56
61:SM:72:HIS:HB3	61:SM:74:ILE:HD13	1.87	0.56
1:L5:456:C:H2'	1:L5:457:G:H8	1.70	0.56
1:L5:711:A:H2'	1:L5:712:C:C6	2.40	0.56
1:L5:1278:C:H2'	1:L5:1279:A:O4'	2.04	0.56
1:L5:1766:A:H1'	1:L5:1767:A:C6	2.39	0.56
1:L5:3868:G:H22	1:L5:3900:G:H1'	1.71	0.56
29:La:72:THR:HG22	29:La:110:LYS:HB3	1.87	0.56
31:Lc:17:ARG:HD3	31:Lc:104:ILE:HA	1.87	0.56
49:SA:38:ILE:HD11	49:SA:150:THR:HG22	1.88	0.56
80:Sf:132:MET:SD	80:Sf:141:CYS:HB2	2.45	0.56
1:L5:664:G:H21	1:L5:667:A:H61	1.52	0.56
61:SM:120:ALA:O	61:SM:123:VAL:HG22	2.05	0.56
1:L5:385:A:N3	1:L5:387:G:H5''	2.20	0.56
1:L5:3923:A:H2'	1:L5:3924:C:C6	2.40	0.56
1:L5:1280:C:O2	86:L5:5118:TRS:H22	2.05	0.56
1:L5:1647:U:OP1	84:L5:5428:SPD:H52	2.05	0.56
1:L5:3771:C:H4'	47:Pt:13:C:H4'	1.88	0.56
1:L5:4935:C:H2'	1:L5:4936:G:H8	1.69	0.56
48:S2:382:C:H2'	48:S2:383:G:H8	1.70	0.56
48:S2:552:G:H2'	48:S2:553:U:C5	2.41	0.56
48:S2:147:A:H2'	48:S2:148:U:C6	2.41	0.56
1:L5:4992:G:H2'	1:L5:4993:G:C8	2.41	0.55
58:SJ:32:ILE:HD11	58:SJ:40:LYS:HD3	1.88	0.55
1:L5:959:G:C8	8:LE:123:ARG:HG2	2.40	0.55
6:LC:130:ALA:HB1	6:LC:246:VAL:HG13	1.89	0.55
10:LG:149:ASN:HB3	10:LG:151:LYS:HG3	1.88	0.55
54:SF:78:MET:HG3	54:SF:79:HIS:H	1.71	0.55
1:L5:3723:A2M:H2'	1:L5:3724:A2M:H8	1.87	0.55
1:L5:4537:C:H2'	1:L5:4538:G:C8	2.41	0.55
1:L5:184:U:H2'	1:L5:186:G:C8	2.41	0.55
48:S2:59:U:H5''	48:S2:503:C:N4	2.22	0.55
1:L5:1472:C:H2'	1:L5:1473:U:H6	1.72	0.55
21:LS:164:LYS:HE3	34:Lf:34:TYR:HB2	1.89	0.55
80:Sf:121:CYS:HB3	80:Sf:126:CYS:HB3	1.88	0.55
48:S2:1709:G:H22	48:S2:1824:A:H2	1.53	0.55
1:L5:490:C:H2'	1:L5:491:G:C8	2.41	0.55
1:L5:2424:OMG:HM22	1:L5:2426:U:C6	2.42	0.55

*Continued on next page...*

*Continued from previous page...*

Atom-1	Atom-2	Interatomic distance (Å)	Clash overlap (Å)
1:L5:3707:U:H2'	1:L5:3708:C:C6	2.42	0.55
28:LZ:100:VAL:HG13	28:LZ:107:LYS:HA	1.89	0.55
48:S2:1228:A:H2'	48:S2:1229:G:H8	1.70	0.55
61:SM:121:LYS:HA	61:SM:124:ILE:HD12	1.89	0.55
1:L5:4504:C:H2'	1:L5:4505:C:C6	2.42	0.54
48:S2:441:C:H4'	48:S2:1737:G:O2'	2.07	0.54
81:Sg:8:ARG:HD3	81:Sg:311:GLN:OE1	2.08	0.54
1:L5:1416:G:H2'	1:L5:1417:C:C6	2.43	0.54
1:L5:1788:A:H2'	12:LI:22:PHE:CZ	2.42	0.54
1:L5:424:U:H2'	1:L5:425:U:C6	2.43	0.54
1:L5:1308:C:H2'	1:L5:1309:C:C6	2.43	0.54
1:L5:2018:C:H2'	1:L5:2019:C:C6	2.43	0.54
32:Ld:36:VAL:HG21	32:Ld:44:ARG:HG2	1.89	0.54
48:S2:195:C:H2'	48:S2:196:C:C6	2.43	0.54
48:S2:547:G:H2'	48:S2:548:C:C6	2.43	0.54
65:SQ:59:GLY:HA2	65:SQ:63:PHE:CD1	2.43	0.54
1:L5:4612:C:H42	11:LH:121:LYS:NZ	2.06	0.54
1:L5:4919:G:H2'	1:L5:4920:C:C6	2.42	0.54
1:L5:1756:U:H2'	1:L5:1757:U:H6	1.72	0.54
1:L5:2864:A:H2'	1:L5:2865:U:H6	1.73	0.54
48:S2:1227:G:C2	48:S2:1228:A:C8	2.96	0.54
48:S2:1545:A:H2'	48:S2:1546:G:C8	2.43	0.53
61:SM:52:LEU:HB2	61:SM:78:LYS:HE3	1.90	0.53
48:S2:367:U:H4'	48:S2:371:A:C8	2.44	0.53
74:SZ:69:THR:H	74:SZ:72:VAL:HG12	1.72	0.53
1:L5:4727:A:H5'	5:LB:129:ALA:O	2.08	0.53
48:S2:464:A:H3'	48:S2:465:A:H8	1.74	0.53
1:L5:3717:A:H2'	1:L5:3718:A2M:C8	2.38	0.53
1:L5:654:C:H2'	1:L5:655:C:C6	2.43	0.53
1:L5:2539:C:H2'	1:L5:2540:C:C6	2.42	0.53
1:L5:4291:G:H5''	1:L5:4293:PSU:C6	2.43	0.53
48:S2:562:U:H2'	48:S2:563:G:C8	2.44	0.53
48:S2:1754:G:H2'	48:S2:1755:C:C6	2.43	0.53
1:L5:1246:G:H2'	1:L5:1247:U:C6	2.43	0.53
1:L5:4966:A:H5''	5:LB:128:LYS:HG3	1.90	0.53
48:S2:996:A:H2'	48:S2:997:A:C8	2.44	0.53
48:S2:1088:U:OP1	84:S2:1950:SPD:H22	2.09	0.53
65:SQ:113:ILE:HG13	65:SQ:120:LEU:HD12	1.90	0.53
1:L5:4239:A:H2'	1:L5:4240:G:C8	2.44	0.53
48:S2:888:U:H3'	48:S2:889:U:H5'	1.90	0.53
48:S2:1523:C:H4'	67:SS:145:THR:HA	1.90	0.53

*Continued on next page...*

*Continued from previous page...*

Atom-1	Atom-2	Interatomic distance (Å)	Clash overlap (Å)
48:S2:344:U:H2'	48:S2:345:U:C6	2.44	0.52
48:S2:1323:U:H2'	48:S2:1324:G:C8	2.44	0.52
1:L5:4400:G:H4'	85:L5:5119:PUT:H41	1.92	0.52
48:S2:1314:U:H2'	48:S2:1315:U:H5'	1.90	0.52
3:L8:141:C:H2'	3:L8:142:U:C6	2.44	0.52
29:La:125:LYS:HG2	29:La:145:VAL:HB	1.90	0.52
48:S2:1247:C:H4'	48:S2:1248:B8N:O5'	2.09	0.52
1:L5:4924:C:H2'	1:L5:4925:U:C6	2.45	0.52
48:S2:1374:C:H2'	48:S2:1375:G:O4'	2.10	0.52
48:S2:1628:C:H2'	48:S2:1629:C:C6	2.45	0.52
1:L5:1410:U:C5'	1:L5:1411:C:H4'	2.39	0.52
1:L5:4069:U:H2'	1:L5:4070:U:C6	2.44	0.52
16:LN:60:VAL:HG22	16:LN:134:LEU:HB2	1.90	0.52
48:S2:1044:G:HO2'	48:S2:1045:U:H5	1.57	0.52
1:L5:2489:C:H2'	1:L5:2490:U:C6	2.44	0.52
48:S2:394:G:H5''	60:SL:81:LYS:CB	2.40	0.52
48:S2:547:G:H2'	48:S2:548:C:H6	1.74	0.52
3:L8:87:G:H8	3:L8:87:G:OP2	1.92	0.52
1:L5:1789:C:H2'	1:L5:1790:U:C6	2.45	0.52
48:S2:1588:A:H2'	48:S2:1589:A:C8	2.45	0.52
65:SQ:93:VAL:HA	65:SQ:108:ILE:HD11	1.90	0.52
1:L5:958:G:C2	8:LE:124:LYS:HD2	2.45	0.52
1:L5:4111:U:H2'	1:L5:4112:C:H6	1.74	0.52
1:L5:517:C:H2'	1:L5:518:G:N7	2.24	0.51
1:L5:1079:C:H2'	1:L5:1080:C:H5'	1.92	0.51
1:L5:3749:C:H4'	4:LA:221:LYS:O	2.11	0.51
15:LM:6:PHE:CG	21:LS:151:LYS:HE3	2.45	0.51
48:S2:1712:A:H2'	48:S2:1713:C:C6	2.45	0.51
1:L5:1786:A:H2'	1:L5:1789:C:C5	2.46	0.51
1:L5:4771:C:H2'	1:L5:4772:C:C6	2.45	0.51
30:Lb:49:HIS:HB3	30:Lb:52:LYS:HE2	1.92	0.51
58:SJ:5:ARG:HG2	58:SJ:5:ARG:NH1	2.24	0.51
1:L5:93:G:H2'	1:L5:94:A:C8	2.45	0.51
1:L5:516:C:H2'	1:L5:517:C:C6	2.45	0.51
1:L5:1095:A:H2'	1:L5:1096:C:C6	2.46	0.51
1:L5:3732:A:H2'	1:L5:3733:A:C8	2.45	0.51
1:L5:5057:C:H2'	1:L5:5058:A:C8	2.45	0.51
1:L5:4324:A:H2'	1:L5:4325:A:C8	2.46	0.51
13:LJ:63:ARG:HH12	43:Lo:106:PHE:H	1.58	0.51
15:LM:36:ALA:HB2	15:LM:52:PHE:CE1	2.45	0.51
56:SH:80:VAL:HG22	56:SH:92:VAL:HG13	1.91	0.51

*Continued on next page...*

*Continued from previous page...*

Atom-1	Atom-2	Interatomic distance (Å)	Clash overlap (Å)
1:L5:1247:U:H2'	1:L5:1248:C:C6	2.45	0.51
1:L5:4539:U:O4	4:LA:216:HIS:HE1	1.94	0.51
47:Pt:6:G:H1	47:Pt:67:U:H3	1.58	0.51
48:S2:196:C:H2'	48:S2:197:U:C6	2.46	0.51
53:SE:11:ARG:HA	53:SE:28:ALA:HB2	1.93	0.51
3:L8:19:C:H2'	3:L8:20:A:C8	2.46	0.51
81:Sg:120:ILE:HD12	81:Sg:134:THR:HA	1.93	0.51
48:S2:542:U:H2'	48:S2:543:C:C6	2.45	0.51
48:S2:874:G:H21	56:SH:114:GLN:HE22	1.58	0.51
49:SA:15:VAL:HG21	66:SR:111:PHE:CE2	2.46	0.51
67:SS:34:LYS:HG2	67:SS:103:LEU:HD23	1.93	0.51
1:L5:1766:A:H2'	67:SS:116:LYS:HB2	1.93	0.51
1:L5:2876:OMG:HM22	1:L5:2877:G:H5'	1.94	0.51
1:L5:4591:U:H2'	1:L5:4592:C:C6	2.46	0.51
48:S2:884:C:H2'	48:S2:885:U:C6	2.46	0.51
48:S2:1536:G:H2'	48:S2:1537:A:C8	2.46	0.51
1:L5:4488:A:H4'	1:L5:4489:G:C8	2.46	0.50
50:SB:27:LYS:HA	50:SB:51:ARG:NH1	2.26	0.50
69:SU:33:GLU:CD	69:SU:55:ARG:HH12	2.19	0.50
1:L5:1940:G:H22	1:L5:4434:C:H5''	1.75	0.50
48:S2:433:A:H5''	57:SI:22:HIS:HB3	1.92	0.50
48:S2:449:A:H4'	53:SE:3:ARG:HD3	1.92	0.50
57:SI:48:VAL:HG11	57:SI:54:LYS:HD2	1.93	0.50
1:L5:1662:C:H2'	1:L5:1663:C:C6	2.46	0.50
28:LZ:53:VAL:HA	28:LZ:57:MET:SD	2.52	0.50
48:S2:986:G:C8	63:SO:137:SER:O	2.64	0.50
69:SU:17:ILE:HG13	69:SU:94:PRO:HB3	1.94	0.50
1:L5:1564:A:H2'	1:L5:1565:A:C8	2.46	0.50
1:L5:2351:OMC:HM23	6:LC:95:MET:HG3	1.93	0.50
1:L5:3747:A:C8	4:LA:245:ARG:HD3	2.46	0.50
1:L5:1359:G:H4'	16:LN:203:TYR:HB2	1.94	0.50
48:S2:1037:G:H4'	48:S2:1845:A:H4'	1.92	0.50
52:SD:142:LEU:HD13	52:SD:150:MET:SD	2.52	0.50
72:SX:91:LEU:HD21	79:Se:80:LEU:HD23	1.93	0.50
1:L5:3765:G:H1'	1:L5:3766:A:C2	2.46	0.50
1:L5:4498:OMU:H6	1:L5:4498:OMU:O5'	2.11	0.50
48:S2:546:G:H2'	48:S2:547:G:H8	1.75	0.50
1:L5:454:U:H2'	1:L5:455:C:C6	2.47	0.50
1:L5:2520:C:H2'	1:L5:2521:G:C8	2.46	0.50
48:S2:1373:C:H5'	66:SR:6:THR:HA	1.94	0.50
61:SM:18:LEU:HD13	61:SM:77:ILE:HG21	1.93	0.50

*Continued on next page...*

*Continued from previous page...*

Atom-1	Atom-2	Interatomic distance (Å)	Clash overlap (Å)
3:L8:77:A:H2'	3:L8:78:G:C8	2.46	0.50
64:SP:15:PHE:CE2	64:SP:109:PRO:HB2	2.47	0.50
1:L5:3792:OMG:H2'	1:L5:3793:U:C6	2.46	0.49
1:L5:3932:U:H2'	1:L5:3933:G:C8	2.47	0.49
1:L5:2362:U:H2'	1:L5:2363:A2M:H8	1.93	0.49
1:L5:4173:G:H2'	1:L5:4174:U:C6	2.47	0.49
25:LW:44:ARG:HG3	25:LW:44:ARG:HH11	1.78	0.49
48:S2:1407:U:H2'	48:S2:1408:U:C6	2.47	0.49
51:SC:137:VAL:O	51:SC:162:ILE:HA	2.12	0.49
1:L5:106:A:H2'	1:L5:107:G:O4'	2.11	0.49
1:L5:184:U:H1'	1:L5:188:G:O4'	2.12	0.49
1:L5:2632:PSU:H2'	1:L5:2633:U:C6	2.48	0.49
9:LF:181:LYS:HE3	9:LF:182:TYR:CZ	2.47	0.49
48:S2:116:OMU:H6	48:S2:116:OMU:O5'	2.12	0.49
48:S2:39:A:H61	48:S2:515:G:H1'	1.78	0.49
48:S2:1849:G:H2'	48:S2:1850:MA6:H8	1.93	0.49
68:ST:4:VAL:HG21	68:ST:136:GLY:HA2	1.95	0.49
13:LJ:44:THR:HG21	13:LJ:72:CYS:SG	2.53	0.49
16:LN:123:GLU:HG2	16:LN:128:LYS:HG2	1.93	0.49
81:Sg:129:ILE:HG12	81:Sg:151:VAL:HG11	1.94	0.49
1:L5:2374:A:H5'	32:Ld:64:ILE:O	2.12	0.49
1:L5:4524:G:H4'	1:L5:4524:G:OP2	2.12	0.49
48:S2:799:U:H2'	48:S2:800:U:C6	2.48	0.49
1:L5:3642:A:C4	38:Lj:3:LYS:HB3	2.48	0.49
55:SG:3:LEU:HD23	55:SG:111:LEU:HD11	1.94	0.49
1:L5:1410:U:H5''	1:L5:1411:C:H4'	1.95	0.49
1:L5:4637:OMG:HM23	1:L5:4637:OMG:H1'	1.66	0.49
48:S2:12:U:H2'	48:S2:13:C:C6	2.48	0.49
48:S2:496:C:H2'	48:S2:497:C:C6	2.48	0.49
48:S2:1828:C:H2'	48:S2:1829:G:O4'	2.12	0.49
1:L5:325:U:H2'	1:L5:326:C:C6	2.48	0.48
1:L5:3873:G:H2'	1:L5:3874:G:C8	2.48	0.48
15:LM:3:PHE:CZ	21:LS:155:PRO:HB3	2.48	0.48
48:S2:1181:A:H2'	48:S2:1182:A:C8	2.48	0.48
1:L5:924:C:H5''	1:L5:925:C:OP2	2.12	0.48
1:L5:2664:G:H4'	1:L5:2677:G:H4'	1.94	0.48
1:L5:3641:U:C6	1:L5:3645:U:C4	3.01	0.48
84:L5:5114:SPD:H42	19:LQ:181:ARG:CZ	2.43	0.48
48:S2:160:U:O2'	48:S2:161:U:H3'	2.11	0.48
48:S2:1511:U:H2'	48:S2:1512:C:C6	2.48	0.48
58:SJ:164:PRO:HA	58:SJ:168:GLY:HA2	1.95	0.48

*Continued on next page...*

*Continued from previous page...*

Atom-1	Atom-2	Interatomic distance (Å)	Clash overlap (Å)
60:SL:61:PRO:HA	60:SL:66:VAL:HG22	1.95	0.48
81:Sg:101:PHE:CD2	81:Sg:136:GLY:HA2	2.47	0.48
1:L5:1097:C:H2'	1:L5:1098:G:H8	1.78	0.48
1:L5:3932:U:H2'	1:L5:3933:G:H8	1.79	0.48
1:L5:4188:U:H2'	1:L5:4189:U:C6	2.49	0.48
18:LP:94:MET:HE1	18:LP:146:ILE:HB	1.95	0.48
22:LT:158:PHE:CE1	22:LT:159:MET:HE3	2.49	0.48
28:LZ:97:ASN:C	28:LZ:97:ASN:HD22	2.22	0.48
48:S2:550:C:H2'	48:S2:551:U:C6	2.48	0.48
48:S2:1597:C:H4'	48:S2:1603:G:O6	2.13	0.48
48:S2:145:G:H2'	48:S2:146:G:H8	1.74	0.48
48:S2:1347:PSU:H2'	48:S2:1348:G:N3	2.29	0.48
1:L5:1417:C:H2'	1:L5:1418:C:O4'	2.13	0.48
6:LC:130:ALA:CB	6:LC:246:VAL:HG13	2.43	0.48
47:Pt:5:G:H2'	47:Pt:6:G:H8	1.78	0.48
59:SK:15:LEU:HD22	59:SK:49:MET:HE1	1.95	0.48
69:SU:78:ASP:HB3	69:SU:80:PHE:CE2	2.48	0.48
1:L5:3930:U:H2'	1:L5:3931:C:C6	2.49	0.48
1:L5:4551:U:H2'	1:L5:4552:PSU:C6	2.49	0.48
1:L5:4934:A:H2'	1:L5:4935:C:C6	2.49	0.48
8:LE:153:LEU:HD11	8:LE:195:ILE:HG13	1.96	0.48
8:LE:208:ILE:HG23	8:LE:212:LEU:HD12	1.94	0.48
48:S2:533:A:N6	48:S2:551:U:H3	2.08	0.48
48:S2:538:U:H2'	48:S2:539:C:C6	2.48	0.48
55:SG:50:VAL:CG1	55:SG:111:LEU:HB3	2.44	0.48
60:SL:39:ASN:ND2	60:SL:41:GLY:H	2.11	0.48
80:Sf:139:HIS:CE1	80:Sf:148:TYR:HD2	2.30	0.48
1:L5:433:A:C2	1:L5:3867:A2M:H4'	2.49	0.48
1:L5:666:G:C8	6:LC:291:ARG:HD2	2.49	0.48
1:L5:982:U:H2'	1:L5:983:C:C6	2.49	0.48
1:L5:1294:A:H1'	1:L5:1295:C:H5	1.79	0.48
1:L5:1959:U:H5''	1:L5:1961:G:H1'	1.96	0.48
1:L5:2787:A2M:HM'1	1:L5:2789:A:H3'	1.96	0.48
1:L5:3760:A2M:N6	48:S2:1824:A:H1'	2.29	0.48
1:L5:4499:OMG:H1'	1:L5:4528:G:N3	2.29	0.48
1:L5:18:C:H4'	16:LN:138:PHE:CD1	2.49	0.48
1:L5:1468:C:H2'	1:L5:1469:C:C6	2.48	0.48
33:Le:82:VAL:HG13	33:Le:114:ARG:HG2	1.96	0.48
48:S2:1025:U:H2'	48:S2:1026:C:O4'	2.13	0.48
48:S2:1294:G:H2'	48:S2:1295:A:C8	2.49	0.48
7:LD:110:LEU:HD22	7:LD:115:MET:HG3	1.96	0.48

*Continued on next page...*

*Continued from previous page...*

Atom-1	Atom-2	Interatomic distance (Å)	Clash overlap (Å)
1:L5:1846:G:H2'	1:L5:1847:C:C6	2.48	0.48
1:L5:3619:G:N7	84:L5:5116:SPD:H41	2.29	0.48
1:L5:4265:U:O2	7:LD:16:TYR:O	2.32	0.48
1:L5:4456:OMC:HM21	5:LB:241:PRO:HD3	1.96	0.48
1:L5:1866:U:H2'	1:L5:1867:A:O4'	2.14	0.47
1:L5:2495:U:H2'	1:L5:2496:G:H8	1.79	0.47
1:L5:3756:A:O2'	1:L5:3757:G:H8	1.97	0.47
1:L5:478:G:H2'	1:L5:479:G:H8	1.79	0.47
1:L5:1554:A:H5'	44:Lp:9:GLY:C	2.39	0.47
7:LD:38:ILE:HD12	22:LT:30:TYR:HB2	1.95	0.47
48:S2:1310:U:H2'	48:S2:1311:C:C6	2.49	0.47
65:SQ:63:PHE:CE1	65:SQ:92:LEU:HD22	2.49	0.47
72:SX:90:CYS:HA	72:SX:93:PHE:CD2	2.50	0.47
80:Sf:119:ARG:H	80:Sf:119:ARG:HD2	1.79	0.47
1:L5:1300:G:H2'	1:L5:1301:C:C6	2.48	0.47
1:L5:3771:C:H2'	1:L5:3772:U:O4'	2.13	0.47
1:L5:4250:G:H4'	13:LJ:106:GLY:C	2.39	0.47
1:L5:4289:U:H2'	1:L5:4290:U:C6	2.49	0.47
1:L5:4457:PSU:H1'	5:LB:252:ALA:HB3	1.97	0.47
1:L5:4750:G:H2'	1:L5:4751:G:C8	2.48	0.47
3:L8:125:C:H2'	3:L8:126:C:H5''	1.96	0.47
8:LE:72:LYS:HD2	30:Lb:119:CYS:SG	2.54	0.47
22:LT:4:THR:OG1	22:LT:9:ARG:HD3	2.15	0.47
48:S2:857:U:H2'	48:S2:858:A:C8	2.50	0.47
1:L5:729:G:N3	1:L5:729:G:H5'	2.30	0.47
1:L5:1617:G:H1'	1:L5:2513:A:N6	2.29	0.47
1:L5:1672:U:H2'	1:L5:1673:U:C6	2.49	0.47
1:L5:1756:U:H2'	1:L5:1757:U:C6	2.48	0.47
1:L5:4169:G:H4'	1:L5:4171:C:C2	2.50	0.47
1:L5:4274:A:H2'	1:L5:4275:G:C8	2.49	0.47
48:S2:354:OMU:HM22	48:S2:355:G:O4'	2.15	0.47
48:S2:1318:G:H2'	48:S2:1319:U:C6	2.49	0.47
54:SF:126:THR:HG21	77:Sc:27:CYS:SG	2.54	0.47
54:SF:143:PRO:HA	54:SF:146:ARG:HG2	1.96	0.47
1:L5:2292:C:H2'	1:L5:2293:U:C6	2.50	0.47
48:S2:862:A:C8	71:SW:107:SER:HA	2.49	0.47
48:S2:1239:PSU:H5'	64:SP:124:LYS:HE2	1.96	0.47
48:S2:1421:A:H1'	48:S2:1422:G:H2'	1.95	0.47
1:L5:654:C:H2'	1:L5:655:C:H6	1.80	0.47
1:L5:1812:C:O2'	30:Lb:53:GLY:HA3	2.15	0.47
1:L5:3880:G:H2'	1:L5:3881:G:C8	2.50	0.47

*Continued on next page...*

*Continued from previous page...*

Atom-1	Atom-2	Interatomic distance (Å)	Clash overlap (Å)
28:LZ:9:LYS:HD2	28:LZ:83:THR:O	2.14	0.47
48:S2:674:C:H2'	48:S2:675:U:C6	2.49	0.47
51:SC:188:CYS:SG	51:SC:238:LYS:HE3	2.55	0.47
66:SR:20:TYR:CZ	66:SR:38:ILE:HD12	2.50	0.47
81:Sg:191:HIS:CG	81:Sg:195:LEU:HD21	2.50	0.47
1:L5:967:C:H2'	1:L5:2259:G:N2	2.29	0.47
1:L5:1405:C:H2'	1:L5:1406:G:C8	2.50	0.47
1:L5:5034:A:H2'	1:L5:5035:U:O4'	2.15	0.47
12:LI:30:LYS:HE2	12:LI:66:GLU:HG2	1.97	0.47
48:S2:416:U:H2'	48:S2:417:C:O4'	2.14	0.47
48:S2:606:G:H1'	79:Se:132:ASN:OD1	2.14	0.47
48:S2:640:A:H2'	48:S2:641:A:C8	2.49	0.47
72:SX:105:PHE:HB2	72:SX:119:ARG:C	2.39	0.47
73:SY:97:TYR:OH	73:SY:99:LYS:HB3	2.15	0.47
1:L5:1811:G:H2'	1:L5:1812:C:C6	2.50	0.47
1:L5:2809:G:N7	84:L5:5106:SPD:H92	2.30	0.47
1:L5:4611:A:H2'	1:L5:4612:C:C6	2.50	0.47
48:S2:195:C:H2'	48:S2:196:C:H6	1.80	0.47
48:S2:608:C:H5'	48:S2:608:C:C6	2.50	0.47
1:L5:106:A:H1'	1:L5:336:A:N3	2.30	0.47
54:SF:104:THR:OG1	54:SF:106:GLU:HG2	2.14	0.47
55:SG:159:ARG:HG2	55:SG:171:THR:OG1	2.15	0.47
2:L7:110:G:H2'	2:L7:111:C:C6	2.50	0.47
19:LQ:70:MET:SD	19:LQ:80:ALA:HB2	2.55	0.47
31:Lc:34:THR:HG23	31:Lc:95:ALA:HB2	1.96	0.47
48:S2:535:G:H2'	48:S2:536:A:H8	1.80	0.47
48:S2:1597:C:H4'	48:S2:1603:G:C6	2.50	0.47
62:SN:33:VAL:HG21	62:SN:66:VAL:HG11	1.96	0.47
73:SY:56:PHE:CE2	73:SY:94:HIS:HD2	2.33	0.47
1:L5:704:C:HO2'	1:L5:705:G:P	2.39	0.46
1:L5:3765:G:H1'	1:L5:3766:A:H2	1.79	0.46
3:L8:14:OMU:H1'	3:L8:14:OMU:HM23	1.61	0.46
48:S2:495:U:H2'	48:S2:496:C:O4'	2.15	0.46
72:SX:87:ASN:HB2	72:SX:90:CYS:SG	2.56	0.46
1:L5:2326:G:H5''	33:Le:127:ALA:HB2	1.97	0.46
21:LS:93:MET:HE1	21:LS:117:HIS:NE2	2.30	0.46
34:Lf:109:ARG:HG2	34:Lf:109:ARG:HH11	1.80	0.46
48:S2:159:A2M:HM'3	48:S2:159:A2M:H1'	1.52	0.46
48:S2:508:A:H3'	48:S2:509:OMG:H8	1.79	0.46
48:S2:901:G:H2'	48:S2:902:G:H8	1.80	0.46
48:S2:1203:G:H2'	48:S2:1204:A:C8	2.50	0.46

*Continued on next page...*

*Continued from previous page...*

Atom-1	Atom-2	Interatomic distance (Å)	Clash overlap (Å)
71:SW:28:ARG:HG3	71:SW:60:LYS:HE3	1.97	0.46
74:SZ:68:ILE:HB	74:SZ:109:TYR:HB2	1.96	0.46
1:L5:1504:G:H2'	1:L5:1505:C:C6	2.50	0.46
1:L5:2485:U:H2'	1:L5:2486:G:C8	2.50	0.46
1:L5:4733:C:H4'	1:L5:4734:A:H5'	1.98	0.46
84:L5:5461:SPD:H51	90:L5:5520:HOH:O	2.16	0.46
8:LE:114:ARG:HG3	45:Lr:87:ARG:NH2	2.31	0.46
10:LG:175:ARG:HG3	10:LG:230:TYR:CG	2.50	0.46
17:LO:168:TYR:CE2	17:LO:172:LYS:HD2	2.50	0.46
48:S2:194:C:H2'	48:S2:195:C:C6	2.51	0.46
48:S2:1737:G:H2'	48:S2:1738:C:H6	1.79	0.46
56:SH:7:LYS:HE2	56:SH:40:LEU:HD23	1.96	0.46
1:L5:181:C:O2'	1:L5:182:G:H8	1.99	0.46
1:L5:4149:C:H5''	1:L5:4150:G:OP2	2.15	0.46
40:Ll:9:ILE:HD12	40:Ll:51:LEU:HD21	1.98	0.46
48:S2:867:OMG:HM23	48:S2:867:OMG:H1'	1.62	0.46
75:Sa:3:LYS:HE3	75:Sa:8:ASN:ND2	2.31	0.46
1:L5:150:U:H4'	1:L5:151:G:OP2	2.16	0.46
1:L5:905:C:H2'	1:L5:906:C:C6	2.51	0.46
1:L5:1630:A:H2	1:L5:3638:G:N3	2.14	0.46
1:L5:1817:U:C4	1:L5:1818:G:C6	3.04	0.46
1:L5:4771:C:H2'	1:L5:4772:C:C5	2.50	0.46
18:LP:40:HIS:NE2	18:LP:110:ASP:O	2.46	0.46
22:LT:159:MET:HA	22:LT:159:MET:HE2	1.98	0.46
48:S2:1398:G:H1'	81:Sg:63:SER:HB3	1.98	0.46
62:SN:53:ILE:HD13	76:Sb:52:THR:HG21	1.96	0.46
69:SU:67:LYS:HE2	69:SU:78:ASP:OD1	2.15	0.46
73:SY:41:ARG:HH21	73:SY:53:ASP:HA	1.81	0.46
1:L5:3718:A2M:O5'	1:L5:3718:A2M:H8	2.16	0.46
1:L5:4635:A:H3'	1:L5:4636:PSU:H4'	1.97	0.46
48:S2:484:A2M:HM'2	48:S2:485:A:C5	2.51	0.46
48:S2:1679:A:C2	54:SF:60:ARG:HA	2.50	0.46
52:SD:46:THR:HG23	52:SD:84:VAL:HG12	1.97	0.46
81:Sg:176:VAL:CG2	81:Sg:186:THR:HB	2.45	0.46
1:L5:967:C:H3'	1:L5:968:C:C6	2.50	0.46
1:L5:3902:A:OP1	1:L5:4450:U:H4'	2.16	0.46
31:Lc:27:TYR:HE1	31:Lc:29:LEU:HD11	1.81	0.46
1:L5:1445:U:H2'	1:L5:1446:C:C6	2.51	0.46
1:L5:2520:C:H2'	1:L5:2521:G:H8	1.81	0.46
1:L5:4219:A:H2'	1:L5:4220:6MZ:C8	2.46	0.46
1:L5:4873:G:H4'	1:L5:4874:A:OP2	2.15	0.46

*Continued on next page...*

*Continued from previous page...*

Atom-1	Atom-2	Interatomic distance (Å)	Clash overlap (Å)
48:S2:15:U:H2'	48:S2:16:G:O4'	2.15	0.46
48:S2:1308:U:H2'	48:S2:1309:C:C6	2.51	0.46
48:S2:1536:G:H2'	48:S2:1537:A:H8	1.80	0.46
1:L5:2730:U:H2'	1:L5:2731:C:C6	2.50	0.46
1:L5:3710:G:H1'	1:L5:3712:A:N6	2.30	0.46
48:S2:4:C:H4'	51:SC:207:ALA:HB2	1.98	0.46
48:S2:615:C:H2'	48:S2:616:A:O4'	2.16	0.46
48:S2:1203:G:H4'	51:SC:116:THR:HA	1.97	0.46
48:S2:1830:U:C5	82:mR:38:A:H5'	2.50	0.46
51:SC:196:ILE:HB	51:SC:223:TYR:HB2	1.98	0.46
61:SM:92:CYS:SG	61:SM:100:PRO:HB3	2.56	0.46
1:L5:3656:A:H2'	1:L5:3657:U:H6	1.81	0.45
1:L5:3723:A2M:HM'3	1:L5:3723:A2M:H1'	1.79	0.45
48:S2:517:OMC:H2'	48:S2:518:G:O4'	2.16	0.45
48:S2:1101:U:H2'	48:S2:1102:G:C8	2.51	0.45
1:L5:315:G:OP2	1:L5:315:G:H3'	2.16	0.45
1:L5:3600:G:H2'	1:L5:3601:C:C6	2.52	0.45
1:L5:3684:G:H2'	1:L5:3685:C:C6	2.51	0.45
12:LI:47:PRO:HB3	12:LI:171:TRP:CZ2	2.51	0.45
48:S2:1678:A2M:H1'	48:S2:1678:A2M:HM'3	1.51	0.45
56:SH:160:LYS:HE3	56:SH:163:GLN:OE1	2.16	0.45
65:SQ:89:SER:HB3	65:SQ:112:LEU:HD13	1.98	0.45
73:SY:42:GLU:O	73:SY:46:LYS:HE2	2.17	0.45
76:Sb:34:ASP:O	76:Sb:79:PHE:HA	2.17	0.45
17:LO:8:VAL:HG12	17:LO:117:ARG:HG3	1.99	0.45
1:L5:282:C:H2'	1:L5:283:G:O4'	2.16	0.45
1:L5:1074:G:H2'	1:L5:1075:G:H8	1.82	0.45
1:L5:1248:C:H2'	1:L5:1249:C:C6	2.51	0.45
1:L5:1804:A:O4'	1:L5:1806:G:C8	2.69	0.45
1:L5:1970:A:H2	1:L5:2017:A:H61	1.64	0.45
1:L5:2487:G:C2	1:L5:2488:C:H1'	2.51	0.45
48:S2:940:U:H2'	48:S2:941:C:C6	2.51	0.45
58:SJ:134:HIS:ND1	58:SJ:163:SER:HB2	2.32	0.45
1:L5:1535:C:H2'	1:L5:1536:PSU:O4'	2.17	0.45
1:L5:2422:OMC:HM23	1:L5:2422:OMC:H1'	1.83	0.45
53:SE:107:GLY:HA2	53:SE:189:LEU:HG	1.99	0.45
67:SS:98:VAL:HG11	67:SS:106:LYS:HG3	1.98	0.45
1:L5:1252:C:H5'	1:L5:1253:G:OP2	2.16	0.45
1:L5:2602:G:H2'	1:L5:2603:C:C6	2.51	0.45
7:LD:62:CYS:HB3	7:LD:105:LEU:HD22	1.97	0.45
20:LR:28:GLU:HG3	20:LR:49:LEU:HG	1.97	0.45

*Continued on next page...*

*Continued from previous page...*

Atom-1	Atom-2	Interatomic distance (Å)	Clash overlap (Å)
1:L5:1248:C:H2'	1:L5:1249:C:H6	1.80	0.45
1:L5:1307:A:H2'	1:L5:1308:C:C6	2.52	0.45
1:L5:2351:OMC:HM23	6:LC:95:MET:CG	2.46	0.45
1:L5:4345:C:H2'	1:L5:4346:U:C6	2.51	0.45
65:SQ:102:GLU:HB3	81:Sg:55:PRO:O	2.17	0.45
1:L5:1332:C:H2'	1:L5:1333:A:H8	1.82	0.45
1:L5:1460:C:H5''	19:LQ:144:LYS:HG2	1.99	0.45
1:L5:1720:C:H3'	1:L5:1721:G:H5''	1.99	0.45
1:L5:1762:C:H2'	1:L5:1763:C:C6	2.52	0.45
1:L5:2871:A:H2'	1:L5:2872:C:O4'	2.17	0.45
1:L5:3668:C:H5'	4:LA:8:GLN:O	2.17	0.45
3:L8:6:C:H2'	3:L8:7:U:C6	2.51	0.45
5:LB:56:ILE:HD12	5:LB:56:ILE:C	2.42	0.45
48:S2:166:A2M:HM'3	48:S2:166:A2M:H1'	1.73	0.45
52:SD:26:THR:O	52:SD:30:ALA:HB2	2.17	0.45
61:SM:69:CYS:SG	61:SM:76:LEU:HG	2.56	0.45
76:Sb:46:VAL:HG11	76:Sb:64:CYS:SG	2.57	0.45
1:L5:2065:G:H2'	1:L5:2066:C:O4'	2.17	0.45
1:L5:4537:C:H2'	1:L5:4538:G:H8	1.79	0.45
3:L8:8:U:H2'	3:L8:9:A:C8	2.52	0.45
11:LH:106:GLN:HB2	11:LH:111:LEU:HB3	1.99	0.45
26:LX:82:THR:HG22	26:LX:155:ILE:HG23	1.99	0.45
55:SG:66:GLY:N	55:SG:100:CYS:SG	2.90	0.45
55:SG:157:VAL:HG21	55:SG:176:ILE:HD11	1.99	0.45
56:SH:50:GLU:CD	56:SH:58:LYS:HD3	2.41	0.45
73:SY:91:LEU:HB3	73:SY:96:LEU:HB2	1.98	0.45
76:Sb:67:THR:HG22	76:Sb:68:GLY:N	2.32	0.45
81:Sg:126:ASP:C	81:Sg:126:ASP:OD1	2.60	0.45
1:L5:1247:U:H2'	1:L5:1248:C:H6	1.82	0.45
1:L5:2784:C:H5'	90:L5:5808:HOH:O	2.17	0.45
1:L5:3619:G:H22	1:L5:3624:A:H1'	1.82	0.45
3:L8:141:C:H5'	16:LN:113:LEU:HD11	1.99	0.45
48:S2:942:G:H2'	48:S2:943:U:C6	2.52	0.45
1:L5:469:C:H2'	1:L5:470:A:C8	2.51	0.44
1:L5:1418:C:H2'	1:L5:1419:G:O4'	2.16	0.44
1:L5:1962:A:N7	1:L5:2025:A:C6	2.85	0.44
1:L5:3867:A2M:HM'3	1:L5:3880:G:N2	2.32	0.44
1:L5:4619:U:H2'	1:L5:4620:OMU:H6	1.99	0.44
1:L5:4918:C:H2'	1:L5:4919:G:H8	1.82	0.44
2:L7:45:U:H2'	2:L7:46:C:O4'	2.18	0.44
6:LC:335:MET:HE3	9:LF:58:HIS:CE1	2.52	0.44

*Continued on next page...*

*Continued from previous page...*

Atom-1	Atom-2	Interatomic distance (Å)	Clash overlap (Å)
23:LU:42:PHE:CZ	23:LU:46:ARG:HG3	2.52	0.44
48:S2:595:U:H2'	48:S2:596:U:C6	2.51	0.44
48:S2:1223:A:OP1	54:SF:79:HIS:HA	2.17	0.44
48:S2:1522:A:O2'	67:SS:144:ARG:HB2	2.17	0.44
49:SA:140:VAL:HG12	49:SA:141:ASN:N	2.33	0.44
71:SW:51:GLU:CD	76:Sb:8:LEU:HD21	2.43	0.44
75:Sa:21:ILE:C	75:Sa:21:ILE:HD12	2.42	0.44
1:L5:4954:G:H2'	1:L5:4955:A:C8	2.51	0.44
12:LI:152:LEU:HB3	12:LI:165:ILE:HD12	1.99	0.44
23:LU:80:LYS:HE2	23:LU:110:TYR:CZ	2.52	0.44
48:S2:67:C:C5	55:SG:164:LYS:HB2	2.51	0.44
48:S2:1201:U:H2'	48:S2:1202:U:C6	2.52	0.44
1:L5:1524:A2M:H62	1:L5:1651:G:H22	1.65	0.44
1:L5:5058:A:H2'	1:L5:5059:C:C6	2.52	0.44
48:S2:1292:C:C2	48:S2:1293:A:C8	3.06	0.44
48:S2:1309:C:H2'	48:S2:1310:U:C6	2.52	0.44
48:S2:1839:U:H2'	48:S2:1840:U:C6	2.53	0.44
73:SY:128:GLY:O	73:SY:131:PRO:HD2	2.17	0.44
1:L5:3656:A:H2'	1:L5:3657:U:C6	2.53	0.44
1:L5:4760:G:H2'	1:L5:4761:G:O4'	2.17	0.44
1:L5:4994:G:H2'	1:L5:4995:U:C6	2.53	0.44
12:LI:4:ARG:HB2	12:LI:5:PRO:HD2	1.99	0.44
48:S2:1692:PSU:H2'	48:S2:1693:G:C8	2.53	0.44
49:SA:5:LEU:O	49:SA:9:GLN:HG2	2.17	0.44
81:Sg:40:ILE:HB	81:Sg:59:LEU:HB2	1.99	0.44
1:L5:984:C:H2'	1:L5:985:C:H6	1.82	0.44
1:L5:2570:U:H2'	1:L5:2571:C:C6	2.53	0.44
1:L5:4187:G:OP2	84:L5:5461:SPD:H32	2.18	0.44
1:L5:4594:U:H2'	1:L5:4595:G:H8	1.83	0.44
3:L8:66:A:H2'	3:L8:67:U:C6	2.52	0.44
48:S2:568:C:H42	48:S2:582:U:H3	1.65	0.44
48:S2:1418:C:N3	48:S2:1421:A:H2	2.16	0.44
52:SD:40:ARG:HB2	52:SD:47:GLU:HB2	1.99	0.44
54:SF:125:SER:HB3	54:SF:136:ARG:HB3	1.99	0.44
64:SP:49:LEU:HD23	64:SP:53:GLN:HB3	1.99	0.44
1:L5:665:C:H1'	1:L5:668:C:H41	1.82	0.44
1:L5:1855:G:OP1	30:Lb:4:SER:HB2	2.17	0.44
48:S2:955:A:N3	48:S2:956:G:H1'	2.33	0.44
48:S2:1538:C:H2'	48:S2:1539:U:C6	2.53	0.44
48:S2:1797:U:H2'	48:S2:1798:C:C6	2.52	0.44
55:SG:50:VAL:HG11	55:SG:111:LEU:HB3	1.99	0.44

*Continued on next page...*

*Continued from previous page...*

Atom-1	Atom-2	Interatomic distance (Å)	Clash overlap (Å)
81:Sg:5:MET:HA	81:Sg:311:GLN:O	2.18	0.44
81:Sg:236:ILE:HA	81:Sg:251:ALA:O	2.16	0.44
1:L5:1503:A:H4'	1:L5:1504:G:H5'	1.99	0.44
34:Lf:14:TYR:CD1	34:Lf:23:GLU:HA	2.53	0.44
48:S2:29:G:H2'	48:S2:30:C:C6	2.53	0.44
58:SJ:29:LEU:HD23	79:Se:116:PHE:HE2	1.82	0.44
1:L5:4771:C:H6	1:L5:4771:C:O5'	2.01	0.44
3:L8:85:U:H5''	3:L8:86:U:H3'	2.00	0.44
18:LP:102:ALA:HB1	18:LP:107:LEU:HB2	2.00	0.44
48:S2:508:A:H2'	48:S2:509:OMG:O4'	2.17	0.44
75:Sa:59:PHE:HB2	75:Sa:62:TYR:HB2	1.99	0.44
1:L5:185:C:H3'	1:L5:186:G:O4'	2.17	0.44
1:L5:2792:C:OP1	40:Ll:48:LYS:HE2	2.18	0.44
1:L5:3911:C:H2'	1:L5:3912:U:H6	1.82	0.44
1:L5:4393:G:O4'	1:L5:4447:5MC:HM53	2.18	0.44
5:LB:92:TYR:HB3	5:LB:99:LEU:HG	1.99	0.44
48:S2:307:G:H4'	48:S2:308:G:OP2	2.18	0.44
48:S2:318:A:C2	48:S2:319:C:H1'	2.53	0.44
48:S2:484:A2M:HM'2	48:S2:485:A:C4	2.52	0.44
48:S2:890:U:H4'	48:S2:891:G:OP2	2.18	0.44
48:S2:1119:A:H2'	48:S2:1120:U:C6	2.53	0.44
48:S2:1500:G:H5'	52:SD:176:LEU:HD11	2.00	0.44
1:L5:489:C:H2'	1:L5:490:C:C6	2.53	0.43
1:L5:2062:C:H5'	21:LS:2:LYS:HE2	1.99	0.43
3:L8:75:OMG:H1'	3:L8:75:OMG:HM23	1.72	0.43
48:S2:464:A:H4'	48:S2:465:A:OP2	2.17	0.43
48:S2:535:G:H2'	48:S2:536:A:C8	2.53	0.43
48:S2:1736:G:H2'	48:S2:1737:G:C8	2.53	0.43
48:S2:1850:MA6:H8	48:S2:1850:MA6:O5'	2.18	0.43
50:SB:8:ARG:HB3	50:SB:8:ARG:HH11	1.83	0.43
55:SG:38:ALA:HB3	55:SG:48:TYR:HB2	2.00	0.43
1:L5:37:U:H2'	1:L5:38:A:O4'	2.18	0.43
1:L5:116:G:H2'	1:L5:117:C:C6	2.53	0.43
48:S2:1328:OMG:HM23	48:S2:1328:OMG:H1'	1.82	0.43
48:S2:1442:OMU:HM23	48:S2:1442:OMU:H1'	1.72	0.43
48:S2:1752:C:H2'	48:S2:1753:C:C6	2.53	0.43
70:SV:37:ALA:HB1	70:SV:46:PHE:CD1	2.53	0.43
1:L5:370:U:H2'	1:L5:371:A:O4'	2.17	0.43
1:L5:1333:A:H2'	1:L5:1334:A:C8	2.53	0.43
1:L5:2792:C:O2	38:Lj:9:GLY:HA2	2.19	0.43
1:L5:4254:G:N3	1:L5:4254:G:H2'	2.34	0.43

*Continued on next page...*

*Continued from previous page...*

Atom-1	Atom-2	Interatomic distance (Å)	Clash overlap (Å)
48:S2:99:A2M:H2'	48:S2:100:U:O4'	2.18	0.43
48:S2:121:OMU:HM22	48:S2:122:G:O4'	2.19	0.43
48:S2:1229:G:H2'	48:S2:1230:C:O4'	2.18	0.43
48:S2:1406:G:H2'	48:S2:1407:U:C6	2.52	0.43
1:L5:38:A:H5''	29:La:35:ALA:HB2	2.01	0.43
1:L5:182:G:H2'	1:L5:183:C:O4'	2.17	0.43
1:L5:2741:U:H2'	4:LA:50:HIS:CD2	2.53	0.43
1:L5:4238:G:H2'	1:L5:4239:A:C8	2.54	0.43
48:S2:1499:U:H4'	52:SD:176:LEU:HD13	2.00	0.43
61:SM:81:ASP:HB3	61:SM:84:LYS:HG2	2.00	0.43
1:L5:1380:G:H4'	1:L5:1381:U:H6	1.82	0.43
1:L5:3856:A:H5''	18:LP:83:TRP:O	2.18	0.43
1:L5:4518:A:O5'	1:L5:4520:G:H4'	2.19	0.43
6:LC:79:VAL:HG11	6:LC:86:ARG:HG3	2.00	0.43
16:LN:123:GLU:CG	16:LN:128:LYS:HG2	2.48	0.43
28:LZ:74:VAL:HG23	28:LZ:101:PHE:CE2	2.54	0.43
46:NC:28:PHE:N	46:NC:29:PRO:CD	2.81	0.43
48:S2:5:U:H2'	48:S2:6:G:H8	1.84	0.43
48:S2:107:A:H2'	48:S2:108:G:C8	2.53	0.43
48:S2:1410:C:H2'	48:S2:1411:G:H8	1.83	0.43
51:SC:137:VAL:HG22	51:SC:217:ALA:HA	2.01	0.43
1:L5:1332:C:H2'	1:L5:1333:A:C8	2.53	0.43
1:L5:2809:G:H5''	20:LR:63:CYS:SG	2.59	0.43
7:LD:38:ILE:HD13	7:LD:38:ILE:HA	1.76	0.43
48:S2:394:G:C5'	60:SL:81:LYS:HB3	2.42	0.43
48:S2:572:PSU:H5''	73:SY:60:PHE:O	2.18	0.43
58:SJ:91:LYS:HG2	58:SJ:96:TYR:CG	2.54	0.43
64:SP:15:PHE:CZ	64:SP:109:PRO:HB2	2.53	0.43
74:SZ:48:VAL:HG23	74:SZ:80:ARG:HD2	1.99	0.43
1:L5:280:G:H5''	16:LN:14:LYS:HE2	2.01	0.43
1:L5:496:G:C6	1:L5:497:G:C6	3.06	0.43
1:L5:2673:G:H5'	1:L5:2673:G:N3	2.34	0.43
10:LG:39:PHE:CD1	10:LG:47:PRO:HD3	2.54	0.43
48:S2:1309:C:H2'	48:S2:1310:U:H6	1.83	0.43
48:S2:1372:U:H2'	48:S2:1373:C:O4'	2.18	0.43
48:S2:1589:A:H2'	48:S2:1590:C:C6	2.54	0.43
48:S2:1836:G:H4'	48:S2:1837:G:C4	2.54	0.43
51:SC:253:PRO:HA	51:SC:256:TRP:CD1	2.54	0.43
68:ST:72:VAL:O	68:ST:76:THR:HG23	2.18	0.43
1:L5:2874:U:O4	1:L5:3823:G:C8	2.71	0.43
48:S2:1101:U:H2'	48:S2:1102:G:H8	1.84	0.43

*Continued on next page...*

*Continued from previous page...*

Atom-1	Atom-2	Interatomic distance (Å)	Clash overlap (Å)
48:S2:1139:C:H2'	48:S2:1140:G:O4'	2.19	0.43
54:SF:99:ILE:HD11	74:SZ:106:GLN:HE21	1.84	0.43
80:Sf:139:HIS:HE1	80:Sf:148:TYR:HD2	1.67	0.43
81:Sg:153:CYS:HB3	81:Sg:198:VAL:HG12	2.01	0.43
1:L5:418:A:C2	3:L8:17:A:H1'	2.54	0.43
1:L5:664:G:H2'	1:L5:667:A:H62	1.84	0.43
1:L5:690:C:H2'	1:L5:691:C:C6	2.53	0.43
1:L5:984:C:H2'	1:L5:985:C:C6	2.54	0.43
1:L5:1771:U:H2'	1:L5:1772:C:C6	2.54	0.43
1:L5:2461:G:H2'	1:L5:2462:C:C6	2.54	0.43
1:L5:2693:G:H2'	1:L5:2694:G:N2	2.33	0.43
22:LT:107:LYS:HB3	22:LT:107:LYS:HE3	1.87	0.43
28:LZ:53:VAL:HG11	28:LZ:62:ILE:HG23	2.00	0.43
48:S2:425:G:H4'	48:S2:427:U:O4	2.19	0.43
48:S2:1288:OMU:HM23	48:S2:1288:OMU:H1'	1.77	0.43
81:Sg:52:TYR:CE2	81:Sg:309:VAL:HG11	2.54	0.43
1:L5:73:A:OP2	14:LL:105:LYS:HE3	2.19	0.43
1:L5:440:U:H4'	34:Lf:91:ASN:O	2.19	0.43
1:L5:717:U:H2'	1:L5:718:C:C6	2.54	0.43
1:L5:943:A:H1'	9:LF:58:HIS:CD2	2.54	0.43
1:L5:4694:G:N3	1:L5:4694:G:H2'	2.34	0.43
48:S2:170:A:C6	48:S2:171:A:N6	2.87	0.43
52:SD:159:HIS:C	52:SD:164:VAL:HG21	2.44	0.43
56:SH:135:PHE:CG	56:SH:136:PRO:HA	2.53	0.43
81:Sg:272:GLN:HG3	81:Sg:308:ARG:CZ	2.49	0.43
1:L5:2890:C:H4'	1:L5:5034:A:O4'	2.19	0.42
1:L5:3911:C:H2'	1:L5:3912:U:C6	2.52	0.42
1:L5:4415:A:H2'	1:L5:4416:G:O4'	2.19	0.42
1:L5:4458:C:H2'	1:L5:4459:U:C6	2.54	0.42
10:LG:171:PRO:HB3	10:LG:181:TYR:CE2	2.54	0.42
13:LJ:74:VAL:HG11	13:LJ:82:ILE:HD12	2.00	0.42
48:S2:1703:OMC:H2'	48:S2:1704:C:O4'	2.18	0.42
58:SJ:133:ARG:HH11	58:SJ:133:ARG:HG2	1.84	0.42
69:SU:94:PRO:HB2	69:SU:96:GLU:CD	2.44	0.42
1:L5:52:G:H4'	1:L5:1529:G:H4'	2.00	0.42
1:L5:1733:G:N3	1:L5:4214:A:H2'	2.35	0.42
1:L5:2528:G:H2'	1:L5:2529:A:O4'	2.19	0.42
1:L5:4524:G:C2	5:LB:252:ALA:HB1	2.54	0.42
1:L5:4653:C:H2'	1:L5:4654:C:C6	2.55	0.42
48:S2:1098:C:H2'	48:S2:1099:G:C8	2.54	0.42
54:SF:188:TYR:CZ	54:SF:192:LYS:HE2	2.54	0.42

*Continued on next page...*

*Continued from previous page...*

Atom-1	Atom-2	Interatomic distance (Å)	Clash overlap (Å)
57:SI:196:GLU:CD	57:SI:200:ARG:HH12	2.28	0.42
81:Sg:20:GLN:HG2	81:Sg:68:ASP:OD1	2.19	0.42
1:L5:495:C:H3'	1:L5:496:G:H5''	2.02	0.42
1:L5:4088:C:H2'	1:L5:4089:G:C8	2.54	0.42
1:L5:4306:OMU:OP2	19:LQ:159:PRO:HD2	2.19	0.42
1:L5:4749:C:H2'	1:L5:4750:G:O4'	2.19	0.42
6:LC:41:HIS:CE1	6:LC:45:ARG:HD3	2.54	0.42
48:S2:835:C:N4	73:SY:8:ARG:HD3	2.35	0.42
81:Sg:227:LEU:HD13	81:Sg:228:TYR:HB2	2.00	0.42
1:L5:231:U:H4'	27:LY:100:HIS:CD2	2.54	0.42
1:L5:517:C:H2'	1:L5:518:G:H8	1.78	0.42
1:L5:1074:G:H2'	1:L5:1075:G:C8	2.54	0.42
1:L5:2673:G:H5''	1:L5:2675:G:O4'	2.18	0.42
1:L5:4733:C:H4'	1:L5:4734:A:C5'	2.48	0.42
3:L8:128:C:H2'	3:L8:129:C:C6	2.54	0.42
20:LR:105:LEU:HD23	20:LR:138:LEU:HD23	2.01	0.42
22:LT:118:GLU:O	22:LT:122:LYS:HG2	2.19	0.42
65:SQ:50:LYS:HA	65:SQ:50:LYS:HE2	2.00	0.42
1:L5:4571:A2M:O5'	1:L5:4571:A2M:H8	2.19	0.42
7:LD:38:ILE:O	7:LD:39:GLN:HB3	2.19	0.42
7:LD:211:LEU:HD23	7:LD:211:LEU:HA	1.83	0.42
48:S2:99:A2M:H1'	48:S2:99:A2M:HM'3	1.84	0.42
48:S2:534:G:H4'	48:S2:534:G:OP1	2.20	0.42
48:S2:554:A:N6	79:Se:97:GLU:HG3	2.35	0.42
60:SL:33:LEU:HD12	60:SL:34:PRO:HD2	2.02	0.42
81:Sg:276:SER:OG	81:Sg:279:SER:HB2	2.19	0.42
1:L5:488:G:H2'	1:L5:489:C:C6	2.54	0.42
1:L5:3744:OMG:HM23	1:L5:3744:OMG:H1'	1.81	0.42
1:L5:3830:A2M:O5'	1:L5:3830:A2M:H8	2.20	0.42
2:L7:89:G:H2'	2:L7:90:A:C8	2.54	0.42
43:Lo:44:LYS:HE3	43:Lo:52:THR:HB	2.01	0.42
62:SN:100:LYS:O	62:SN:103:GLU:HG2	2.20	0.42
1:L5:392:U:H2'	1:L5:393:U:C6	2.54	0.42
1:L5:1340:OMC:HM23	1:L5:1340:OMC:H1'	1.73	0.42
1:L5:1789:C:H2'	1:L5:1790:U:H6	1.83	0.42
1:L5:2045:G:C6	17:LO:62:MET:HA	2.55	0.42
1:L5:3792:OMG:HM23	1:L5:3792:OMG:H1'	1.68	0.42
1:L5:3889:G:N7	1:L5:4720:C:H2'	2.35	0.42
16:LN:84:PRO:HA	16:LN:87:HIS:CG	2.55	0.42
30:Lb:51:LYS:HB3	30:Lb:51:LYS:HE3	1.89	0.42
47:Pt:63:C:H2'	47:Pt:64:A:C8	2.55	0.42

*Continued on next page...*

*Continued from previous page...*

Atom-1	Atom-2	Interatomic distance (Å)	Clash overlap (Å)
48:S2:116:OMU:HM23	48:S2:116:OMU:H1'	1.74	0.42
48:S2:376:A:H2'	48:S2:377:G:O4'	2.20	0.42
52:SD:201:LYS:HB2	52:SD:201:LYS:HE2	1.87	0.42
55:SG:142:ARG:HA	55:SG:147:LEU:HD12	2.02	0.42
64:SP:21:ASP:OD1	64:SP:21:ASP:C	2.62	0.42
1:L5:516:C:H2'	1:L5:517:C:C5	2.54	0.42
1:L5:1501:C:O2	1:L5:1501:C:H2'	2.18	0.42
1:L5:1766:A:C2'	67:SS:116:LYS:HB2	2.50	0.42
1:L5:1920:C:H3'	1:L5:1921:C:H5''	2.01	0.42
1:L5:3841:OMC:HM23	1:L5:3841:OMC:H1'	1.76	0.42
1:L5:3887:OMC:H5''	17:LO:71:TYR:CE2	2.55	0.42
23:LU:42:PHE:CE2	23:LU:46:ARG:HG3	2.55	0.42
39:Lk:25:ILE:HD12	39:Lk:57:LYS:HE2	2.01	0.42
48:S2:16:G:H2'	48:S2:17:C:C6	2.55	0.42
48:S2:79:A:H3'	48:S2:80:G:H8	1.83	0.42
48:S2:554:A:H3'	48:S2:555:A:C5'	2.50	0.42
48:S2:1276:A:O2'	59:SK:51:SER:HA	2.20	0.42
48:S2:1294:G:H2'	48:S2:1295:A:H8	1.84	0.42
48:S2:1832:6MZ:O5'	48:S2:1832:6MZ:H8	2.20	0.42
48:S2:1845:A:H2'	48:S2:1846:G:C8	2.55	0.42
59:SK:41:PRO:HG2	59:SK:44:HIS:CG	2.54	0.42
1:L5:1098:G:H2'	1:L5:1099:C:C6	2.55	0.42
1:L5:1625:OMG:HM23	16:LN:81:TYR:HE1	1.84	0.42
1:L5:1962:A:C5	1:L5:1963:C:C5	3.07	0.42
1:L5:3861:A:H2'	1:L5:3862:A:C8	2.54	0.42
1:L5:4439:U:H2'	1:L5:4440:G:O4'	2.19	0.42
90:L5:7457:HOH:O	7:LD:19:LYS:HE2	2.20	0.42
26:LX:60:TYR:CE2	26:LX:62:ARG:HD2	2.54	0.42
56:SH:109:ARG:HG2	56:SH:110:THR:HG23	2.01	0.42
58:SJ:32:ILE:CD1	58:SJ:40:LYS:HD3	2.49	0.42
68:ST:39:LEU:HG	68:ST:47:PRO:HG3	2.00	0.42
73:SY:10:ARG:O	73:SY:24:VAL:HG12	2.20	0.42
1:L5:1475:G:H2'	1:L5:1476:C:C6	2.55	0.42
2:L7:111:C:H2'	2:L7:112:U:O4'	2.19	0.42
12:LI:85:PHE:CD2	12:LI:87:ILE:HG13	2.55	0.42
27:LY:109:LEU:O	27:LY:110:LYS:C	2.63	0.42
29:La:145:VAL:HG13	37:Li:5:TYR:CE1	2.55	0.42
48:S2:1578:U:H5''	48:S2:1579:A:O4'	2.20	0.42
1:L5:677:G:H2'	1:L5:678:C:C6	2.55	0.41
1:L5:1100:U:H1'	1:L5:1196:G:N2	2.34	0.41
1:L5:1802:A:H4'	22:LT:105:PHE:CE1	2.55	0.41

*Continued on next page...*

*Continued from previous page...*

Atom-1	Atom-2	Interatomic distance (Å)	Clash overlap (Å)
1:L5:2414:G:H2'	1:L5:2415:OMU:H6	2.01	0.41
1:L5:4114:C:H2'	1:L5:4115:G:N3	2.34	0.41
1:L5:4716:C:OP2	5:LB:30:LYS:HG3	2.20	0.41
48:S2:118:C:H1'	48:S2:445:A:C5	2.55	0.41
1:L5:72:C:O2'	14:LL:60:ARG:HG2	2.20	0.41
1:L5:2095:A:H1'	1:L5:2096:G:N7	2.35	0.41
1:L5:2494:U:H2'	1:L5:2495:U:C6	2.55	0.41
1:L5:3640:U:H2'	1:L5:3646:A:N6	2.35	0.41
1:L5:4344:U:H2'	1:L5:4345:C:C6	2.55	0.41
7:LD:264:LYS:HD3	7:LD:266:TRP:CZ2	2.55	0.41
9:LF:200:ARG:HD3	9:LF:200:ARG:HA	1.88	0.41
12:LI:48:LEU:O	12:LI:139:ARG:HA	2.20	0.41
15:LM:24:LEU:HD11	15:LM:86:TRP:CG	2.55	0.41
48:S2:591:U:C2	48:S2:593:C:C5	3.08	0.41
52:SD:116:ARG:HG2	52:SD:120:TYR:CE2	2.55	0.41
74:SZ:79:ILE:HB	74:SZ:83:LEU:HD23	2.02	0.41
1:L5:1246:G:H2'	1:L5:1247:U:H6	1.85	0.41
1:L5:1302:U:H4'	1:L5:1303:A:OP2	2.20	0.41
4:LA:101:VAL:HG22	4:LA:165:VAL:HG22	2.02	0.41
27:LY:31:SER:HA	27:LY:48:PRO:HA	2.02	0.41
48:S2:382:C:H2'	48:S2:383:G:C8	2.53	0.41
48:S2:1409:A:H2'	48:S2:1410:C:C6	2.55	0.41
48:S2:1552:G:O6	48:S2:1558:C:H5'	2.20	0.41
49:SA:57:LYS:HE2	49:SA:160:ALA:O	2.20	0.41
50:SB:69:VAL:HG13	50:SB:74:LEU:HD11	2.02	0.41
59:SK:49:MET:HG3	59:SK:69:TRP:CE3	2.55	0.41
64:SP:49:LEU:HD21	64:SP:83:MET:HE1	2.03	0.41
69:SU:40:ILE:HD11	69:SU:89:ILE:HD12	2.01	0.41
1:L5:653:U:H2'	1:L5:654:C:C6	2.55	0.41
1:L5:1345:A:H2'	1:L5:1346:C:C6	2.55	0.41
1:L5:3878:C:N4	1:L5:4518:A:C4	2.89	0.41
5:LB:399:LYS:HD2	5:LB:400:GLU:HG3	2.02	0.41
10:LG:96:LEU:HD23	10:LG:96:LEU:HA	1.88	0.41
31:Lc:17:ARG:HG2	31:Lc:104:ILE:HB	2.03	0.41
47:Pt:74:C:H2'	47:Pt:75:C:H5'	2.01	0.41
48:S2:197:U:H5''	48:S2:198:U:OP2	2.20	0.41
48:S2:1217:A:H2'	48:S2:1218:C:C6	2.55	0.41
48:S2:1531:A:H2'	48:S2:1532:C:C6	2.54	0.41
48:S2:1585:U:H3'	48:S2:1586:U:H5''	2.01	0.41
58:SJ:39:ASN:OD1	58:SJ:42:GLU:HG3	2.21	0.41
66:SR:66:VAL:HG12	66:SR:67:ARG:N	2.35	0.41

*Continued on next page...*

*Continued from previous page...*

Atom-1	Atom-2	Interatomic distance (Å)	Clash overlap (Å)
75:Sa:37:LYS:HD3	75:Sa:70:LYS:HE2	2.01	0.41
1:L5:745:G:H2'	1:L5:746:A:O4'	2.21	0.41
1:L5:1664:U:H2'	1:L5:1665:C:C6	2.56	0.41
1:L5:4585:U:OP1	17:LO:73:PHE:HA	2.20	0.41
24:LV:87:SER:HA	24:LV:96:LEU:O	2.21	0.41
48:S2:344:U:H4'	53:SE:127:ARG:NH2	2.35	0.41
55:SG:58:LYS:HE2	55:SG:58:LYS:HB3	1.80	0.41
1:L5:445:U:H2'	1:L5:446:C:O4'	2.21	0.41
1:L5:1558:A:H2'	1:L5:1559:G:C8	2.56	0.41
1:L5:3607:U:H2'	1:L5:3608:A:C8	2.55	0.41
1:L5:3723:A2M:H2'	1:L5:3724:A2M:C8	2.50	0.41
1:L5:3859:G:H4'	18:LP:139:TYR:CE1	2.56	0.41
1:L5:4134:C:H2'	1:L5:4135:G:O4'	2.20	0.41
1:L5:4263:C:H2'	1:L5:4264:G:O4'	2.19	0.41
3:L8:93:C:O2'	3:L8:94:G:H8	2.04	0.41
12:LI:36:LEU:HD13	12:LI:69:ARG:HH11	1.86	0.41
13:LJ:119:TYR:CE2	67:SS:12:ILE:HD12	2.56	0.41
14:LL:60:ARG:HD2	14:LL:67:HIS:O	2.20	0.41
31:Lc:47:ILE:HB	31:Lc:94:LEU:HG	2.02	0.41
48:S2:1113:A:H2'	48:S2:1114:U:C6	2.55	0.41
49:SA:103:PHE:CZ	49:SA:107:THR:HB	2.55	0.41
52:SD:80:PRO:HG2	52:SD:83:SER:HB3	2.03	0.41
55:SG:1:MET:HE3	55:SG:106:LEU:HB2	2.02	0.41
80:Sf:110:GLU:HG2	80:Sf:113:LYS:HE2	2.03	0.41
81:Sg:196:ASN:CG	81:Sg:237:ASN:HA	2.45	0.41
1:L5:419:A:N6	3:L8:15:G:H1'	2.36	0.41
1:L5:469:C:H2'	1:L5:470:A:H8	1.86	0.41
1:L5:1433:A:H2'	1:L5:1434:G:O4'	2.21	0.41
1:L5:2483:G:C6	1:L5:2496:G:C6	3.08	0.41
1:L5:2543:A:H62	1:L5:2773:G:H1	1.69	0.41
4:LA:129:ALA:HB3	4:LA:132:ASN:OD1	2.21	0.41
5:LB:291:TYR:HB3	5:LB:298:LEU:HD11	2.03	0.41
19:LQ:43:PHE:CD1	19:LQ:133:GLY:HA3	2.55	0.41
21:LS:81:TRP:CE3	21:LS:128:LYS:HE3	2.55	0.41
22:LT:68:THR:HG23	90:LT:237:HOH:O	2.20	0.41
34:Lf:33:VAL:HG13	34:Lf:38:GLU:HB2	2.03	0.41
39:Lk:35:LYS:HA	39:Lk:43:TYR:O	2.21	0.41
48:S2:159:A2M:H8	48:S2:159:A2M:O5'	2.20	0.41
48:S2:528:A:H2'	48:S2:529:A:C8	2.55	0.41
81:Sg:208:ALA:HB1	81:Sg:239:LEU:HD13	2.02	0.41
1:L5:478:G:H2'	1:L5:479:G:C8	2.56	0.41

*Continued on next page...*

*Continued from previous page...*

Atom-1	Atom-2	Interatomic distance (Å)	Clash overlap (Å)
1:L5:3824:A:H2	44:Lp:16:THR:HG22	1.86	0.41
1:L5:4684:A:H2'	1:L5:4685:U:O4'	2.20	0.41
30:Lb:5:MLZ:HE2	30:Lb:8:THR:HB	2.01	0.41
48:S2:1232:PSU:H2'	48:S2:1233:G:C8	2.56	0.41
48:S2:1585:U:H3'	48:S2:1586:U:C5'	2.50	0.41
48:S2:1607:A:N6	48:S2:1632:G:H1'	2.36	0.41
48:S2:1831:A:H2'	48:S2:1832:6MZ:H8	2.03	0.41
53:SE:31:PRO:HG2	53:SE:38:LEU:HG	2.01	0.41
54:SF:40:ALA:HB1	54:SF:45:TYR:CG	2.55	0.41
59:SK:38:LYS:HB2	59:SK:40:VAL:HG23	2.03	0.41
73:SY:60:PHE:CD1	73:SY:71:GLY:HA3	2.56	0.41
1:L5:147:A:H2'	1:L5:148:C:O4'	2.20	0.41
1:L5:965:G:C4	1:L5:2093:A:C2	3.09	0.41
1:L5:970:G:N1	8:LE:123:ARG:HD3	2.36	0.41
1:L5:1445:U:H2'	1:L5:1446:C:H6	1.85	0.41
1:L5:1637:A:OP1	1:L5:1639:U:H5	2.04	0.41
1:L5:1769:G:H2'	1:L5:1770:A:H8	1.86	0.41
1:L5:1884:C:H4'	1:L5:2070:U:C4	2.56	0.41
1:L5:1907:A:H2'	1:L5:1908:A:C8	2.56	0.41
1:L5:1919:G:H4'	21:LS:163:HIS:CD2	2.56	0.41
1:L5:2412:A:H2'	1:L5:2413:U:C6	2.56	0.41
1:L5:2744:A:H2'	1:L5:2745:A:C8	2.55	0.41
1:L5:2864:A:H5'	20:LR:82:LYS:O	2.21	0.41
1:L5:3620:G:N3	1:L5:3620:G:H5'	2.36	0.41
1:L5:3661:G:O2'	4:LA:156:LYS:HE2	2.21	0.41
1:L5:4543:G:H2'	1:L5:4544:A:C8	2.55	0.41
1:L5:4637:OMG:H2'	1:L5:4638:U:C6	2.56	0.41
1:L5:4739:C:H2'	1:L5:4740:G:C5'	2.48	0.41
84:L5:5114:SPD:H42	19:LQ:181:ARG:NH1	2.36	0.41
3:L8:1:C:H2'	3:L8:2:G:C8	2.56	0.41
6:LC:252:TRP:CH2	6:LC:260:LEU:HD11	2.56	0.41
19:LQ:178:ARG:HA	19:LQ:184:ARG:O	2.20	0.41
40:Ll:51:LEU:HD13	40:Ll:51:LEU:O	2.21	0.41
47:Pt:74:C:H4'	47:Pt:75:C:OP1	2.21	0.41
48:S2:27:A2M:HM'2	48:S2:28:U:O4'	2.20	0.41
48:S2:552:G:C8	48:S2:552:G:O5'	2.68	0.41
48:S2:1113:A:H4'	50:SB:202:GLN:OE1	2.21	0.41
48:S2:1177:PSU:H2'	48:S2:1178:U:C6	2.56	0.41
48:S2:1190:A:H2'	48:S2:1191:C:O4'	2.20	0.41
48:S2:1578:U:H5'	48:S2:1579:A:N3	2.36	0.41
54:SF:55:ARG:HG2	65:SQ:125:ARG:CZ	2.50	0.41

*Continued on next page...*

*Continued from previous page...*

Atom-1	Atom-2	Interatomic distance (Å)	Clash overlap (Å)
60:SL:82:MET:HB2	60:SL:85:THR:HB	2.03	0.41
62:SN:54:LEU:HB3	62:SN:60:VAL:HB	2.03	0.41
63:SO:59:GLY:HA2	63:SO:68:GLU:HG2	2.03	0.41
78:Sd:10:HIS:HA	78:Sd:11:PRO:HD3	1.97	0.41
80:Sf:141:CYS:O	80:Sf:145:CYS:HA	2.21	0.41
1:L5:4228:OMG:H4'	1:L5:4229:U:OP2	2.21	0.41
1:L5:4339:A:H2'	1:L5:4340:U:C6	2.56	0.41
13:LJ:44:THR:O	13:LJ:78:LYS:HE2	2.21	0.41
48:S2:92:A:C6	48:S2:446:G:C6	3.08	0.41
48:S2:327:G:OP2	48:S2:327:G:H3'	2.21	0.41
48:S2:441:C:H2'	48:S2:442:C:C6	2.56	0.41
48:S2:1221:G:H2'	48:S2:1222:G:C8	2.56	0.41
48:S2:1375:G:H2'	48:S2:1376:A:C8	2.55	0.41
48:S2:1406:G:H2'	48:S2:1407:U:H6	1.85	0.41
48:S2:1690:U:H2'	48:S2:1691:U:C6	2.56	0.41
59:SK:86:PRO:HA	59:SK:87:PRO:HD3	1.95	0.41
66:SR:70:SER:O	66:SR:74:GLN:HG2	2.21	0.41
1:L5:1670:G:O2'	1:L5:1854:G:H5'	2.22	0.40
1:L5:2305:U:H4'	1:L5:2306:G:OP2	2.21	0.40
2:L7:24:C:H2'	2:L7:25:G:O4'	2.21	0.40
7:LD:34:LYS:O	7:LD:38:ILE:HG12	2.20	0.40
14:LL:162:LYS:HD2	14:LL:162:LYS:HA	1.86	0.40
26:LX:50:LYS:HE3	26:LX:50:LYS:HB3	1.93	0.40
65:SQ:59:GLY:HA2	65:SQ:63:PHE:HD1	1.82	0.40
1:L5:1924:C:H2'	1:L5:1925:G:O4'	2.21	0.40
1:L5:2396:A:C8	1:L5:2814:C:H2'	2.56	0.40
1:L5:3944:OMG:CM2	1:L5:3945:A:H5''	2.45	0.40
1:L5:4612:C:N3	11:LH:120:GLU:O	2.55	0.40
10:LG:83:PHE:CD2	10:LG:164:ILE:HD11	2.56	0.40
17:LO:191:LYS:HE3	17:LO:192:TYR:CZ	2.56	0.40
24:LV:67:LYS:HB3	24:LV:67:LYS:HE3	1.90	0.40
64:SP:108:LYS:HB2	67:SS:117:ILE:HD11	2.02	0.40
1:L5:517:C:O5'	1:L5:517:C:H6	2.04	0.40
1:L5:1645:C:H2'	1:L5:1646:A:C8	2.56	0.40
1:L5:3621:A:H2'	1:L5:3622:C:O4'	2.22	0.40
1:L5:4236:G:H4'	1:L5:4328:G:O2'	2.21	0.40
3:L8:122:G:H5''	3:L8:123:U:OP2	2.21	0.40
48:S2:399:C:C4	60:SL:104:LYS:HD3	2.56	0.40
48:S2:464:A:H3'	48:S2:465:A:C8	2.55	0.40
48:S2:555:A:H2'	48:S2:556:U:H6	1.85	0.40
48:S2:1070:A:H2'	48:S2:1071:G:O4'	2.21	0.40

*Continued on next page...*

Continued from previous page...

Atom-1	Atom-2	Interatomic distance (Å)	Clash overlap (Å)
64:SP:34:MET:HG2	64:SP:42:ARG:HG3	2.03	0.40
64:SP:60:LEU:HD22	64:SP:92:SER:OG	2.22	0.40
1:L5:201:C:C2	1:L5:202:C:C5	3.10	0.40
1:L5:515:C:H2'	1:L5:516:C:C6	2.56	0.40
1:L5:1510:G:H2'	1:L5:1511:U:C6	2.56	0.40
1:L5:1942:A:H2'	1:L5:1943:A:C8	2.57	0.40
1:L5:4518:A:N7	5:LB:258:HIS:HE1	2.19	0.40
1:L5:4732:G:H4'	1:L5:4733:C:OP1	2.21	0.40
10:LG:114:LEU:HD23	10:LG:114:LEU:HA	1.92	0.40
48:S2:215:G:H2'	48:S2:216:C:C6	2.56	0.40
53:SE:36:HIS:CD2	53:SE:85:GLY:HA3	2.56	0.40
70:SV:56:CYS:SG	70:SV:59:ILE:HG12	2.62	0.40
70:SV:62:MET:HE1	76:Sb:3:LEU:HD21	2.02	0.40
81:Sg:130:LYS:HG2	81:Sg:141:THR:HG22	2.04	0.40
1:L5:1096:C:H2'	1:L5:1097:C:C6	2.56	0.40
1:L5:1533:A:H1'	1:L5:1536:PSU:O2	2.21	0.40
1:L5:3899:OMG:H5''	5:LB:257:TRP:CD1	2.56	0.40
1:L5:4690:G:O6	1:L5:4698:C:H5''	2.22	0.40
2:L7:11:A:O2'	2:L7:12:U:H3'	2.22	0.40
2:L7:16:A:H2'	2:L7:17:C:C6	2.56	0.40
3:L8:125:C:O5'	3:L8:125:C:C6	2.75	0.40
6:LC:293:LEU:HD22	19:LQ:34:PHE:CD2	2.57	0.40
21:LS:93:MET:HE1	21:LS:117:HIS:CE1	2.56	0.40
48:S2:5:U:H2'	48:S2:6:G:C8	2.57	0.40
48:S2:178:C:H2'	48:S2:179:C:C6	2.56	0.40
48:S2:1798:C:H2'	48:S2:1799:G:O4'	2.22	0.40
50:SB:103:MET:HE1	50:SB:212:VAL:O	2.21	0.40
50:SB:168:MET:HG2	50:SB:197:ILE:HG21	2.02	0.40
53:SE:212:ASP:OD1	53:SE:213:ALA:N	2.54	0.40
64:SP:73:PRO:HG2	64:SP:92:SER:HA	2.04	0.40
68:ST:72:VAL:HG12	68:ST:104:LEU:HD12	2.03	0.40
81:Sg:5:MET:HE3	81:Sg:270:LEU:HD11	2.03	0.40

There are no symmetry-related clashes.

## 5.3 Torsion angles [i](#)

### 5.3.1 Protein backbone [i](#)

In the following table, the Percentiles column shows the percent Ramachandran outliers of the chain as a percentile score with respect to all PDB entries followed by that with respect to all EM

entries.

The Analysed column shows the number of residues for which the backbone conformation was analysed, and the total number of residues.

Mol	Chain	Analysed	Favoured	Allowed	Outliers	Percentiles	
4	LA	249/257 (97%)	241 (97%)	8 (3%)	0	100	100
5	LB	399/403 (99%)	390 (98%)	9 (2%)	0	100	100
6	LC	364/427 (85%)	355 (98%)	9 (2%)	0	100	100
7	LD	292/297 (98%)	286 (98%)	5 (2%)	1 (0%)	37	42
8	LE	217/288 (75%)	209 (96%)	7 (3%)	1 (0%)	25	28
9	LF	223/248 (90%)	218 (98%)	4 (2%)	1 (0%)	30	34
10	LG	239/266 (90%)	231 (97%)	8 (3%)	0	100	100
11	LH	188/192 (98%)	184 (98%)	4 (2%)	0	100	100
12	LI	211/214 (99%)	207 (98%)	4 (2%)	0	100	100
13	LJ	168/178 (94%)	164 (98%)	3 (2%)	1 (1%)	22	23
14	LL	204/211 (97%)	201 (98%)	3 (2%)	0	100	100
15	LM	134/215 (62%)	133 (99%)	1 (1%)	0	100	100
16	LN	201/204 (98%)	195 (97%)	6 (3%)	0	100	100
17	LO	200/203 (98%)	197 (98%)	3 (2%)	0	100	100
18	LP	151/184 (82%)	148 (98%)	3 (2%)	0	100	100
19	LQ	185/188 (98%)	182 (98%)	3 (2%)	0	100	100
20	LR	185/196 (94%)	185 (100%)	0	0	100	100
21	LS	174/176 (99%)	172 (99%)	2 (1%)	0	100	100
22	LT	157/160 (98%)	156 (99%)	1 (1%)	0	100	100
23	LU	97/128 (76%)	95 (98%)	2 (2%)	0	100	100
24	LV	131/140 (94%)	127 (97%)	4 (3%)	0	100	100
25	LW	64/157 (41%)	63 (98%)	1 (2%)	0	100	100
26	LX	116/156 (74%)	113 (97%)	3 (3%)	0	100	100
27	LY	132/145 (91%)	128 (97%)	4 (3%)	0	100	100
28	LZ	133/136 (98%)	128 (96%)	4 (3%)	1 (1%)	16	16
29	La	145/148 (98%)	138 (95%)	6 (4%)	1 (1%)	19	19
30	Lb	106/159 (67%)	103 (97%)	3 (3%)	0	100	100
31	Lc	97/114 (85%)	96 (99%)	1 (1%)	0	100	100
32	Ld	105/125 (84%)	105 (100%)	0	0	100	100

*Continued on next page...*

*Continued from previous page...*

Mol	Chain	Analysed	Favoured	Allowed	Outliers	Percentiles	
33	Le	126/135 (93%)	125 (99%)	1 (1%)	0	100	100
34	Lf	108/110 (98%)	107 (99%)	1 (1%)	0	100	100
35	Lg	112/117 (96%)	112 (100%)	0	0	100	100
36	Lh	120/123 (98%)	119 (99%)	1 (1%)	0	100	100
37	Li	100/105 (95%)	100 (100%)	0	0	100	100
38	Lj	84/97 (87%)	83 (99%)	1 (1%)	0	100	100
39	Lk	67/70 (96%)	67 (100%)	0	0	100	100
40	Ll	48/51 (94%)	47 (98%)	1 (2%)	0	100	100
41	Lm	49/128 (38%)	49 (100%)	0	0	100	100
42	Ln	23/25 (92%)	23 (100%)	0	0	100	100
43	Lo	102/106 (96%)	98 (96%)	4 (4%)	0	100	100
44	Lp	89/92 (97%)	86 (97%)	3 (3%)	0	100	100
45	Lr	124/137 (90%)	123 (99%)	1 (1%)	0	100	100
46	NC	2/17 (12%)	2 (100%)	0	0	100	100
49	SA	221/295 (75%)	220 (100%)	1 (0%)	0	100	100
50	SB	219/264 (83%)	215 (98%)	4 (2%)	0	100	100
51	SC	220/293 (75%)	216 (98%)	4 (2%)	0	100	100
52	SD	224/243 (92%)	222 (99%)	2 (1%)	0	100	100
53	SE	260/263 (99%)	252 (97%)	8 (3%)	0	100	100
54	SF	187/204 (92%)	181 (97%)	5 (3%)	1 (0%)	25	28
55	SG	235/249 (94%)	230 (98%)	5 (2%)	0	100	100
56	SH	187/194 (96%)	182 (97%)	5 (3%)	0	100	100
57	SI	204/208 (98%)	198 (97%)	5 (2%)	1 (0%)	25	28
58	SJ	183/194 (94%)	181 (99%)	2 (1%)	0	100	100
59	SK	94/165 (57%)	92 (98%)	2 (2%)	0	100	100
60	SL	142/158 (90%)	140 (99%)	2 (1%)	0	100	100
61	SM	120/132 (91%)	115 (96%)	5 (4%)	0	100	100
62	SN	148/151 (98%)	145 (98%)	3 (2%)	0	100	100
63	SO	133/151 (88%)	130 (98%)	3 (2%)	0	100	100
64	SP	129/145 (89%)	126 (98%)	3 (2%)	0	100	100
65	SQ	139/146 (95%)	135 (97%)	4 (3%)	0	100	100

*Continued on next page...*

Continued from previous page...

Mol	Chain	Analysed	Favoured	Allowed	Outliers	Percentiles	
66	SR	132/135 (98%)	129 (98%)	3 (2%)	0	100	100
67	SS	146/152 (96%)	143 (98%)	3 (2%)	0	100	100
68	ST	140/145 (97%)	138 (99%)	2 (1%)	0	100	100
69	SU	99/119 (83%)	96 (97%)	3 (3%)	0	100	100
70	SV	82/84 (98%)	82 (100%)	0	0	100	100
71	SW	127/130 (98%)	126 (99%)	1 (1%)	0	100	100
72	SX	137/143 (96%)	135 (98%)	2 (2%)	0	100	100
73	SY	129/133 (97%)	126 (98%)	3 (2%)	0	100	100
74	SZ	83/125 (66%)	80 (96%)	3 (4%)	0	100	100
75	Sa	97/115 (84%)	96 (99%)	1 (1%)	0	100	100
76	Sb	81/84 (96%)	80 (99%)	1 (1%)	0	100	100
77	Sc	63/69 (91%)	61 (97%)	2 (3%)	0	100	100
78	Sd	53/56 (95%)	52 (98%)	1 (2%)	0	100	100
79	Se	46/133 (35%)	45 (98%)	1 (2%)	0	100	100
80	Sf	61/156 (39%)	56 (92%)	5 (8%)	0	100	100
81	Sg	311/317 (98%)	293 (94%)	15 (5%)	3 (1%)	13	12
All	All	11253/12779 (88%)	11009 (98%)	233 (2%)	11 (0%)	50	57

All (11) Ramachandran outliers are listed below:

Mol	Chain	Res	Type
7	LD	17	GLN
8	LE	166	LYS
28	LZ	97	ASN
9	LF	237	GLU
13	LJ	76	GLY
54	SF	79	HIS
81	Sg	134	THR
29	La	15	VAL
57	SI	131	PRO
81	Sg	276	SER
81	Sg	13	GLY

### 5.3.2 Protein sidechains [i](#)

In the following table, the Percentiles column shows the percent sidechain outliers of the chain as a percentile score with respect to all PDB entries followed by that with respect to all EM entries.

The Analysed column shows the number of residues for which the sidechain conformation was analysed, and the total number of residues.

Mol	Chain	Analysed	Rotameric	Outliers	Percentiles	
4	LA	193/199 (97%)	192 (100%)	1 (0%)	86	93
5	LB	347/348 (100%)	346 (100%)	1 (0%)	91	96
6	LC	305/348 (88%)	302 (99%)	3 (1%)	73	84
7	LD	247/250 (99%)	247 (100%)	0	100	100
8	LE	196/252 (78%)	196 (100%)	0	100	100
9	LF	194/215 (90%)	194 (100%)	0	100	100
10	LG	203/223 (91%)	203 (100%)	0	100	100
11	LH	169/171 (99%)	168 (99%)	1 (1%)	84	91
12	LI	180/181 (99%)	179 (99%)	1 (1%)	84	91
13	LJ	143/149 (96%)	140 (98%)	3 (2%)	48	63
14	LL	172/177 (97%)	171 (99%)	1 (1%)	84	91
15	LM	116/161 (72%)	115 (99%)	1 (1%)	75	86
16	LN	171/172 (99%)	170 (99%)	1 (1%)	84	91
17	LO	173/174 (99%)	172 (99%)	1 (1%)	84	91
18	LP	134/163 (82%)	133 (99%)	1 (1%)	81	90
19	LQ	164/165 (99%)	163 (99%)	1 (1%)	84	91
20	LR	166/175 (95%)	165 (99%)	1 (1%)	84	91
21	LS	157/157 (100%)	157 (100%)	0	100	100
22	LT	139/140 (99%)	139 (100%)	0	100	100
23	LU	89/115 (77%)	89 (100%)	0	100	100
24	LV	102/107 (95%)	102 (100%)	0	100	100
25	LW	58/126 (46%)	57 (98%)	1 (2%)	56	71
26	LX	106/133 (80%)	106 (100%)	0	100	100
27	LY	124/135 (92%)	124 (100%)	0	100	100
28	LZ	117/118 (99%)	115 (98%)	2 (2%)	56	71
29	La	120/121 (99%)	120 (100%)	0	100	100

*Continued on next page...*

*Continued from previous page...*

Mol	Chain	Analysed	Rotameric	Outliers	Percentiles	
30	Lb	90/125 (72%)	90 (100%)	0	100	100
31	Lc	84/96 (88%)	84 (100%)	0	100	100
32	Ld	98/110 (89%)	98 (100%)	0	100	100
33	Le	114/121 (94%)	112 (98%)	2 (2%)	54	69
34	Lf	89/89 (100%)	88 (99%)	1 (1%)	70	82
35	Lg	98/100 (98%)	97 (99%)	1 (1%)	73	84
36	Lh	109/110 (99%)	109 (100%)	0	100	100
37	Li	86/89 (97%)	86 (100%)	0	100	100
38	Lj	73/80 (91%)	71 (97%)	2 (3%)	40	53
39	Lk	64/65 (98%)	64 (100%)	0	100	100
40	Ll	47/48 (98%)	47 (100%)	0	100	100
41	Lm	47/115 (41%)	47 (100%)	0	100	100
42	Ln	24/24 (100%)	24 (100%)	0	100	100
43	Lo	92/93 (99%)	92 (100%)	0	100	100
44	Lp	74/75 (99%)	74 (100%)	0	100	100
45	Lr	109/120 (91%)	109 (100%)	0	100	100
46	NC	3/3 (100%)	3 (100%)	0	100	100
49	SA	184/242 (76%)	184 (100%)	0	100	100
50	SB	202/231 (87%)	200 (99%)	2 (1%)	73	84
51	SC	188/225 (84%)	185 (98%)	3 (2%)	58	73
52	SD	189/202 (94%)	188 (100%)	1 (0%)	86	93
53	SE	224/225 (100%)	222 (99%)	2 (1%)	75	86
54	SF	159/170 (94%)	158 (99%)	1 (1%)	84	91
55	SG	207/218 (95%)	203 (98%)	4 (2%)	52	67
56	SH	168/174 (97%)	168 (100%)	0	100	100
57	SI	178/180 (99%)	176 (99%)	2 (1%)	70	82
58	SJ	161/168 (96%)	159 (99%)	2 (1%)	67	80
59	SK	87/136 (64%)	87 (100%)	0	100	100
60	SL	132/142 (93%)	132 (100%)	0	100	100
61	SM	104/108 (96%)	99 (95%)	5 (5%)	21	28
62	SN	130/131 (99%)	130 (100%)	0	100	100

*Continued on next page...*

*Continued from previous page...*

Mol	Chain	Analysed	Rotameric	Outliers	Percentiles	
63	SO	105/119 (88%)	105 (100%)	0	100	100
64	SP	117/130 (90%)	116 (99%)	1 (1%)	75	86
65	SQ	117/121 (97%)	116 (99%)	1 (1%)	75	86
66	SR	121/122 (99%)	121 (100%)	0	100	100
67	SS	128/132 (97%)	125 (98%)	3 (2%)	45	59
68	ST	112/115 (97%)	112 (100%)	0	100	100
69	SU	93/107 (87%)	90 (97%)	3 (3%)	34	45
70	SV	67/67 (100%)	67 (100%)	0	100	100
71	SW	112/113 (99%)	112 (100%)	0	100	100
72	SX	111/114 (97%)	110 (99%)	1 (1%)	75	86
73	SY	113/115 (98%)	113 (100%)	0	100	100
74	SZ	75/103 (73%)	73 (97%)	2 (3%)	40	53
75	Sa	86/98 (88%)	85 (99%)	1 (1%)	67	80
76	Sb	75/76 (99%)	75 (100%)	0	100	100
77	Sc	58/62 (94%)	57 (98%)	1 (2%)	56	71
78	Sd	48/49 (98%)	48 (100%)	0	100	100
79	Se	40/104 (38%)	40 (100%)	0	100	100
80	Sf	56/140 (40%)	55 (98%)	1 (2%)	54	69
81	Sg	272/275 (99%)	269 (99%)	3 (1%)	70	82
All	All	9805/10852 (90%)	9740 (99%)	65 (1%)	80	90

All (65) residues with a non-rotameric sidechain are listed below:

Mol	Chain	Res	Type
4	LA	208	GLU
5	LB	218	ASP
6	LC	9	SER
6	LC	246	VAL
6	LC	366	ASP
11	LH	168	LYS
12	LI	123	GLN
13	LJ	15	LEU
13	LJ	49	VAL
13	LJ	169	LYS
14	LL	59	VAL

*Continued on next page...*

*Continued from previous page...*

<b>Mol</b>	<b>Chain</b>	<b>Res</b>	<b>Type</b>
15	LM	105	THR
16	LN	10	LEU
17	LO	61	ARG
18	LP	2	VAL
19	LQ	14	ARG
20	LR	34	ASN
25	LW	73	ARG
28	LZ	97	ASN
28	LZ	100	VAL
33	Le	21	ILE
33	Le	87	VAL
34	Lf	109	ARG
35	Lg	76	ARG
38	Lj	25	LYS
38	Lj	87	LYS
50	SB	23	ASP
50	SB	151	ARG
51	SC	79	GLU
51	SC	120	GLN
51	SC	248	TYR
52	SD	31	GLU
53	SE	20	LEU
53	SE	69	PHE
54	SF	127	ARG
55	SG	85	ARG
55	SG	100	CYS
55	SG	124	LEU
55	SG	163	ASN
57	SI	3	ILE
57	SI	58	LEU
58	SJ	5	ARG
58	SJ	133	ARG
61	SM	14	VAL
61	SM	15	ASN
61	SM	49	LEU
61	SM	55	ASN
61	SM	123	VAL
64	SP	24	GLN
65	SQ	16	LYS
67	SS	43	VAL
67	SS	83	PHE
67	SS	116	LYS

*Continued on next page...*

*Continued from previous page...*

Mol	Chain	Res	Type
69	SU	45	GLU
69	SU	75	LYS
69	SU	90	ASP
72	SX	99	GLU
74	SZ	50	PHE
74	SZ	113	THR
75	Sa	51	ARG
77	Sc	50	VAL
80	Sf	145	CYS
81	Sg	107	ASP
81	Sg	155	ARG
81	Sg	177	TRP

Sometimes sidechains can be flipped to improve hydrogen bonding and reduce clashes. All (111) such sidechains are listed below:

Mol	Chain	Res	Type
4	LA	216	HIS
5	LB	184	GLN
5	LB	203	GLN
5	LB	209	GLN
5	LB	354	GLN
7	LD	42	ASN
7	LD	45	ASN
7	LD	111	ASN
8	LE	266	GLN
9	LF	58	HIS
9	LF	239	GLN
10	LG	43	GLN
10	LG	94	GLN
10	LG	149	ASN
10	LG	225	ASN
10	LG	236	HIS
11	LH	8	GLN
11	LH	98	HIS
11	LH	169	ASN
12	LI	59	GLN
12	LI	73	ASN
12	LI	123	GLN
12	LI	130	HIS
12	LI	144	ASN
12	LI	147	HIS
13	LJ	46	GLN

*Continued on next page...*

*Continued from previous page...*

<b>Mol</b>	<b>Chain</b>	<b>Res</b>	<b>Type</b>
14	LL	104	ASN
15	LM	34	ASN
15	LM	83	ASN
16	LN	57	GLN
16	LN	145	ASN
16	LN	156	HIS
17	LO	26	GLN
17	LO	42	ASN
18	LP	54	GLN
18	LP	133	HIS
20	LR	34	ASN
20	LR	36	ASN
21	LS	50	GLN
21	LS	125	GLN
22	LT	79	GLN
22	LT	144	ASN
23	LU	38	ASN
25	LW	59	HIS
26	LX	93	ASN
27	LY	18	HIS
27	LY	61	HIS
27	LY	127	GLN
28	LZ	97	ASN
29	La	67	GLN
29	La	120	GLN
30	Lb	19	ASN
30	Lb	49	HIS
32	Ld	69	ASN
32	Ld	116	ASN
35	Lg	114	GLN
36	Lh	98	HIS
37	Li	15	HIS
37	Li	20	ASN
38	Lj	66	HIS
39	Lk	28	ASN
39	Lk	31	ASN
40	Ll	25	GLN
40	Ll	33	ASN
41	Lm	104	HIS
43	Lo	25	GLN
45	Lr	30	ASN
45	Lr	83	ASN

*Continued on next page...*

*Continued from previous page...*

<b>Mol</b>	<b>Chain</b>	<b>Res</b>	<b>Type</b>
50	SB	43	ASN
50	SB	118	GLN
51	SC	113	GLN
52	SD	174	HIS
53	SE	188	ASN
53	SE	201	HIS
54	SF	101	HIS
54	SF	179	ASN
56	SH	114	GLN
56	SH	168	HIS
57	SI	116	HIS
57	SI	181	GLN
58	SJ	140	GLN
59	SK	50	GLN
59	SK	84	HIS
60	SL	11	GLN
60	SL	39	ASN
60	SL	94	HIS
61	SM	19	GLN
61	SM	46	GLN
61	SM	82	ASN
62	SN	105	ASN
64	SP	128	HIS
65	SQ	11	GLN
65	SQ	114	GLN
67	SS	17	ASN
67	SS	72	GLN
67	SS	101	ASN
67	SS	135	HIS
69	SU	81	GLN
70	SV	33	GLN
70	SV	35	ASN
72	SX	23	HIS
72	SX	92	ASN
73	SY	89	HIS
73	SY	94	HIS
75	Sa	8	ASN
75	Sa	72	HIS
76	Sb	51	GLN
79	Se	118	ASN
80	Sf	139	HIS
81	Sg	187	ASN

*Continued on next page...*

*Continued from previous page...*

Mol	Chain	Res	Type
81	Sg	191	HIS

### 5.3.3 RNA [i](#)

Mol	Chain	Analysed	Backbone Outliers	Pucker Outliers
1	L5	3530/5069 (69%)	445 (12%)	72 (2%)
2	L7	119/120 (99%)	7 (5%)	1 (0%)
3	L8	155/156 (99%)	17 (10%)	4 (2%)
47	Pt	70/76 (92%)	8 (11%)	0
48	S2	1667/1869 (89%)	207 (12%)	36 (2%)
82	mR	2/3 (66%)	0	0
All	All	5543/7293 (76%)	684 (12%)	113 (2%)

All (684) RNA backbone outliers are listed below:

Mol	Chain	Res	Type
1	L5	13	U
1	L5	25	A
1	L5	39	A
1	L5	42	A
1	L5	43	U
1	L5	48	G
1	L5	59	A
1	L5	64	A
1	L5	65	A
1	L5	73	A
1	L5	85	G
1	L5	91	G
1	L5	109	G
1	L5	119	G
1	L5	120	A
1	L5	122	U
1	L5	132	G
1	L5	135	G
1	L5	136	C
1	L5	141	C
1	L5	142	G
1	L5	159	C
1	L5	160	G
1	L5	179	G
1	L5	180	C

*Continued on next page...*

*Continued from previous page...*

<b>Mol</b>	<b>Chain</b>	<b>Res</b>	<b>Type</b>
1	L5	181	C
1	L5	184	U
1	L5	186	G
1	L5	187	U
1	L5	189	G
1	L5	200	U
1	L5	209	U
1	L5	218	A
1	L5	219	G
1	L5	220	C
1	L5	233	U
1	L5	234	G
1	L5	256	G
1	L5	257	C
1	L5	262	G
1	L5	280	G
1	L5	294	G
1	L5	295	A
1	L5	297	U
1	L5	306	A
1	L5	315	G
1	L5	316	U
1	L5	340	C
1	L5	349	A
1	L5	357	U
1	L5	387	G
1	L5	408	A
1	L5	409	G
1	L5	410	A
1	L5	412	G
1	L5	413	G
1	L5	450	G
1	L5	453	G
1	L5	454	U
1	L5	461	G
1	L5	484	U
1	L5	485	C
1	L5	489	C
1	L5	490	C
1	L5	496	G
1	L5	498	C
1	L5	504	G

*Continued on next page...*

*Continued from previous page...*

<b>Mol</b>	<b>Chain</b>	<b>Res</b>	<b>Type</b>
1	L5	509	A
1	L5	510	U
1	L5	513	U
1	L5	514	U
1	L5	663	G
1	L5	665	C
1	L5	666	G
1	L5	667	A
1	L5	692	A
1	L5	696	C
1	L5	697	G
1	L5	704	C
1	L5	705	G
1	L5	730	G
1	L5	731	G
1	L5	738	C
1	L5	739	G
1	L5	740	G
1	L5	915	A
1	L5	917	A
1	L5	918	G
1	L5	925	C
1	L5	926	G
1	L5	932	A
1	L5	933	G
1	L5	936	C
1	L5	937	U
1	L5	943	A
1	L5	944	A
1	L5	945	U
1	L5	955	G
1	L5	956	A
1	L5	959	G
1	L5	960	A
1	L5	961	G
1	L5	962	C
1	L5	963	G
1	L5	964	A
1	L5	965	G
1	L5	967	C
1	L5	968	C
1	L5	1070	G

*Continued on next page...*

*Continued from previous page...*

<b>Mol</b>	<b>Chain</b>	<b>Res</b>	<b>Type</b>
1	L5	1072	C
1	L5	1080	C
1	L5	1182	C
1	L5	1183	C
1	L5	1199	G
1	L5	1211	G
1	L5	1216	C
1	L5	1239	C
1	L5	1241	C
1	L5	1253	G
1	L5	1254	A
1	L5	1255	A
1	L5	1257	A
1	L5	1270	A
1	L5	1272	C
1	L5	1273	G
1	L5	1279	A
1	L5	1280	C
1	L5	1284	G
1	L5	1287	G
1	L5	1294	A
1	L5	1295	C
1	L5	1302	U
1	L5	1303	A
1	L5	1304	C
1	L5	1313	C
1	L5	1326	A2M
1	L5	1337	A
1	L5	1354	A
1	L5	1359	G
1	L5	1366	G
1	L5	1380	G
1	L5	1381	U
1	L5	1387	A
1	L5	1397	A
1	L5	1398	A
1	L5	1408	G
1	L5	1411	C
1	L5	1412	G
1	L5	1415	G
1	L5	1420	A
1	L5	1444	G

*Continued on next page...*

*Continued from previous page...*

<b>Mol</b>	<b>Chain</b>	<b>Res</b>	<b>Type</b>
1	L5	1445	U
1	L5	1498	G
1	L5	1502	G
1	L5	1534	A2M
1	L5	1547	A
1	L5	1566	C
1	L5	1578	U
1	L5	1591	U
1	L5	1596	U
1	L5	1613	A
1	L5	1614	C
1	L5	1624	G
1	L5	1625	OMG
1	L5	1631	A
1	L5	1633	G
1	L5	1634	A
1	L5	1654	G
1	L5	1655	C
1	L5	1661	C
1	L5	1676	C
1	L5	1677	PSU
1	L5	1691	G
1	L5	1698	C
1	L5	1699	A
1	L5	1700	G
1	L5	1701	A
1	L5	1702	C
1	L5	1719	A
1	L5	1720	C
1	L5	1721	G
1	L5	1724	G
1	L5	1733	G
1	L5	1734	G
1	L5	1750	G
1	L5	1755	C
1	L5	1761	G
1	L5	1766	A
1	L5	1768	C
1	L5	1787	A
1	L5	1789	C
1	L5	1804	A
1	L5	1834	U

*Continued on next page...*

*Continued from previous page...*

<b>Mol</b>	<b>Chain</b>	<b>Res</b>	<b>Type</b>
1	L5	1836	G
1	L5	1837	A
1	L5	1842	G
1	L5	1855	G
1	L5	1869	G
1	L5	1897	A
1	L5	1899	G
1	L5	1918	U
1	L5	1920	C
1	L5	1921	C
1	L5	1922	G
1	L5	1929	A
1	L5	1930	U
1	L5	1931	C
1	L5	1932	A
1	L5	1940	G
1	L5	1941	A
1	L5	1948	G
1	L5	1961	G
1	L5	1966	C
1	L5	2024	G
1	L5	2026	A
1	L5	2034	G
1	L5	2042	A
1	L5	2043	A
1	L5	2046	G
1	L5	2048	U
1	L5	2052	G
1	L5	2055	G
1	L5	2056	G
1	L5	2069	A
1	L5	2084	C
1	L5	2092	G
1	L5	2093	A
1	L5	2095	A
1	L5	2096	G
1	L5	2097	U
1	L5	2098	G
1	L5	2102	G
1	L5	2103	G
1	L5	2289	C
1	L5	2300	A

*Continued on next page...*

*Continued from previous page...*

<b>Mol</b>	<b>Chain</b>	<b>Res</b>	<b>Type</b>
1	L5	2301	G
1	L5	2313	A
1	L5	2332	A
1	L5	2333	G
1	L5	2348	G
1	L5	2351	OMC
1	L5	2360	A
1	L5	2395	A
1	L5	2397	G
1	L5	2421	G
1	L5	2428	A
1	L5	2429	A
1	L5	2470	C
1	L5	2471	G
1	L5	2474	G
1	L5	2475	G
1	L5	2483	G
1	L5	2488	C
1	L5	2489	C
1	L5	2503	G
1	L5	2504	C
1	L5	2505	C
1	L5	2506	G
1	L5	2513	A
1	L5	2519	U
1	L5	2520	C
1	L5	2554	U
1	L5	2583	C
1	L5	2589	C
1	L5	2601	A
1	L5	2653	C
1	L5	2660	A
1	L5	2662	G
1	L5	2669	C
1	L5	2687	U
1	L5	2694	G
1	L5	2695	A
1	L5	2696	A
1	L5	2708	U
1	L5	2710	C
1	L5	2711	G
1	L5	2739	C

*Continued on next page...*

*Continued from previous page...*

<b>Mol</b>	<b>Chain</b>	<b>Res</b>	<b>Type</b>
1	L5	2743	A
1	L5	2762	G
1	L5	2764	A
1	L5	2770	C
1	L5	2788	U
1	L5	2790	U
1	L5	2794	C
1	L5	2795	A
1	L5	2798	A
1	L5	2814	C
1	L5	2815	A2M
1	L5	2826	U
1	L5	2827	G
1	L5	2855	G
1	L5	2877	G
1	L5	3597	G
1	L5	3614	G
1	L5	3615	G
1	L5	3626	G
1	L5	3635	A
1	L5	3644	U
1	L5	3662	A
1	L5	3711	A
1	L5	3712	A
1	L5	3748	A
1	L5	3750	G
1	L5	3753	G
1	L5	3757	G
1	L5	3761	C
1	L5	3763	A
1	L5	3772	U
1	L5	3776	G
1	L5	3777	G
1	L5	3783	A
1	L5	3784	A
1	L5	3811	G
1	L5	3814	U
1	L5	3817	A
1	L5	3819	G
1	L5	3839	G
1	L5	3840	U
1	L5	3876	A

*Continued on next page...*

*Continued from previous page...*

<b>Mol</b>	<b>Chain</b>	<b>Res</b>	<b>Type</b>
1	L5	3877	A
1	L5	3878	C
1	L5	3879	G
1	L5	3892	U
1	L5	3897	G
1	L5	3898	G
1	L5	3901	A
1	L5	3906	A
1	L5	3907	G
1	L5	3908	A
1	L5	3915	U
1	L5	3945	A
1	L5	3946	G
1	L5	3948	C
1	L5	4076	G
1	L5	4096	C
1	L5	4097	G
1	L5	4102	C
1	L5	4103	C
1	L5	4105	A
1	L5	4108	G
1	L5	4119	C
1	L5	4121	G
1	L5	4122	G
1	L5	4127	A
1	L5	4135	G
1	L5	4140	C
1	L5	4141	G
1	L5	4142	C
1	L5	4145	C
1	L5	4150	G
1	L5	4158	C
1	L5	4163	U
1	L5	4164	C
1	L5	4170	A
1	L5	4183	G
1	L5	4184	G
1	L5	4191	G
1	L5	4214	A
1	L5	4222	G
1	L5	4229	U
1	L5	4233	A

*Continued on next page...*

*Continued from previous page...*

<b>Mol</b>	<b>Chain</b>	<b>Res</b>	<b>Type</b>
1	L5	4251	A
1	L5	4254	G
1	L5	4258	C
1	L5	4266	G
1	L5	4273	A
1	L5	4281	A
1	L5	4291	G
1	L5	4306	OMU
1	L5	4330	G
1	L5	4339	A
1	L5	4373	G
1	L5	4376	A
1	L5	4377	G
1	L5	4378	A
1	L5	4387	C
1	L5	4394	A
1	L5	4422	A
1	L5	4448	G
1	L5	4452	U
1	L5	4464	A
1	L5	4465	U
1	L5	4500	PSU
1	L5	4512	U
1	L5	4513	A
1	L5	4519	C
1	L5	4524	G
1	L5	4548	A
1	L5	4549	G
1	L5	4567	G
1	L5	4573	G
1	L5	4575	G
1	L5	4590	A2M
1	L5	4600	G
1	L5	4635	A
1	L5	4636	PSU
1	L5	4637	OMG
1	L5	4656	A
1	L5	4670	C
1	L5	4672	A
1	L5	4700	A
1	L5	4708	A
1	L5	4709	U

*Continued on next page...*

*Continued from previous page...*

<b>Mol</b>	<b>Chain</b>	<b>Res</b>	<b>Type</b>
1	L5	4730	C
1	L5	4731	G
1	L5	4732	G
1	L5	4733	C
1	L5	4742	G
1	L5	4743	G
1	L5	4750	G
1	L5	4754	G
1	L5	4757	C
1	L5	4759	C
1	L5	4765	G
1	L5	4772	C
1	L5	4860	G
1	L5	4870	G
1	L5	4871	C
1	L5	4875	G
1	L5	4882	U
1	L5	4883	C
1	L5	4895	C
1	L5	4900	C
1	L5	4909	A
1	L5	4910	G
1	L5	4912	G
1	L5	4913	G
1	L5	4914	C
1	L5	4938	A
1	L5	4943	A
1	L5	4944	C
1	L5	4965	U
1	L5	4966	A
1	L5	4976	U
1	L5	4979	A
1	L5	4988	U
1	L5	4989	U
1	L5	4990	C
1	L5	4991	U
1	L5	4994	G
1	L5	5017	G
1	L5	5041	G
1	L5	5050	C
1	L5	5055	G
1	L5	5062	G

*Continued on next page...*

*Continued from previous page...*

<b>Mol</b>	<b>Chain</b>	<b>Res</b>	<b>Type</b>
2	L7	7	G
2	L7	42	A
2	L7	53	U
2	L7	64	G
2	L7	100	A
2	L7	110	G
2	L7	120	U
3	L8	34	U
3	L8	35	C
3	L8	51	U
3	L8	52	A
3	L8	59	A
3	L8	62	A
3	L8	63	U
3	L8	87	G
3	L8	94	G
3	L8	95	A
3	L8	104	A
3	L8	105	C
3	L8	110	U
3	L8	123	U
3	L8	124	U
3	L8	126	C
3	L8	127	U
47	Pt	9	A
47	Pt	10	G
47	Pt	17	C
47	Pt	18	G
47	Pt	46	G
47	Pt	74	C
47	Pt	75	C
47	Pt	76	A
48	S2	3	C
48	S2	4	C
48	S2	17	C
48	S2	33	G
48	S2	46	A
48	S2	55	U
48	S2	56	G
48	S2	67	C
48	S2	79	A
48	S2	80	G

*Continued on next page...*

*Continued from previous page...*

<b>Mol</b>	<b>Chain</b>	<b>Res</b>	<b>Type</b>
48	S2	99	A2M
48	S2	102	A
48	S2	103	A
48	S2	113	G
48	S2	115	U
48	S2	126	G
48	S2	130	G
48	S2	140	C
48	S2	143	U
48	S2	161	U
48	S2	162	C
48	S2	168	C
48	S2	184	G
48	S2	198	U
48	S2	199	C
48	S2	200	G
48	S2	202	G
48	S2	204	G
48	S2	205	G
48	S2	206	G
48	S2	215	G
48	S2	309	G
48	S2	312	G
48	S2	319	C
48	S2	320	G
48	S2	326	C
48	S2	327	G
48	S2	328	U
48	S2	347	G
48	S2	362	C
48	S2	364	A
48	S2	370	G
48	S2	385	G
48	S2	386	C
48	S2	407	G
48	S2	409	C
48	S2	448	A
48	S2	449	A
48	S2	450	C
48	S2	467	G
48	S2	472	C
48	S2	474	G

*Continued on next page...*

*Continued from previous page...*

<b>Mol</b>	<b>Chain</b>	<b>Res</b>	<b>Type</b>
48	S2	482	G
48	S2	485	A
48	S2	487	U
48	S2	492	C
48	S2	493	A
48	S2	516	A
48	S2	517	OMC
48	S2	525	A
48	S2	534	G
48	S2	545	A
48	S2	546	G
48	S2	554	A
48	S2	561	A
48	S2	564	A
48	S2	587	A
48	S2	588	G
48	S2	589	G
48	S2	590	A2M
48	S2	591	U
48	S2	607	U
48	S2	608	C
48	S2	609	PSU
48	S2	614	C
48	S2	620	G
48	S2	621	C
48	S2	628	A
48	S2	643	A
48	S2	644	OMG
48	S2	655	A
48	S2	668	A2M
48	S2	669	A
48	S2	671	A
48	S2	672	A
48	S2	673	G
48	S2	688	U
48	S2	821	G
48	S2	822	PSU
48	S2	827	A
48	S2	830	A
48	S2	836	G
48	S2	838	G
48	S2	839	C

*Continued on next page...*

*Continued from previous page...*

<b>Mol</b>	<b>Chain</b>	<b>Res</b>	<b>Type</b>
48	S2	840	C
48	S2	847	A
48	S2	870	A
48	S2	871	U
48	S2	872	A
48	S2	889	U
48	S2	891	G
48	S2	892	U
48	S2	896	U
48	S2	897	U
48	S2	910	G
48	S2	911	C
48	S2	912	C
48	S2	913	A
48	S2	920	A
48	S2	922	A
48	S2	933	G
48	S2	990	A
48	S2	992	A
48	S2	1016	U
48	S2	1017	U
48	S2	1023	A
48	S2	1027	A
48	S2	1061	U
48	S2	1062	A
48	S2	1083	A
48	S2	1085	C
48	S2	1115	U
48	S2	1138	C
48	S2	1153	C
48	S2	1154	U
48	S2	1157	G
48	S2	1166	G
48	S2	1188	A
48	S2	1195	A
48	S2	1208	A
48	S2	1215	C
48	S2	1216	C
48	S2	1224	G
48	S2	1242	U
48	S2	1243	PSU
48	S2	1248	B8N

*Continued on next page...*

*Continued from previous page...*

<b>Mol</b>	<b>Chain</b>	<b>Res</b>	<b>Type</b>
48	S2	1251	A
48	S2	1253	A
48	S2	1256	G
48	S2	1257	G
48	S2	1259	A
48	S2	1274	G
48	S2	1275	G
48	S2	1301	A
48	S2	1302	G
48	S2	1303	C
48	S2	1309	C
48	S2	1315	U
48	S2	1371	U
48	S2	1372	U
48	S2	1378	A
48	S2	1402	A
48	S2	1419	C
48	S2	1420	G
48	S2	1421	A
48	S2	1422	G
48	S2	1429	G
48	S2	1433	C
48	S2	1434	C
48	S2	1437	C
48	S2	1438	A
48	S2	1454	A
48	S2	1463	U
48	S2	1489	A
48	S2	1490	OMG
48	S2	1493	C
48	S2	1494	U
48	S2	1497	G
48	S2	1498	A
48	S2	1521	C
48	S2	1522	A
48	S2	1533	A
48	S2	1557	C
48	S2	1563	G
48	S2	1579	A
48	S2	1580	A
48	S2	1581	C
48	S2	1586	U

*Continued on next page...*

*Continued from previous page...*

<b>Mol</b>	<b>Chain</b>	<b>Res</b>	<b>Type</b>
48	S2	1587	G
48	S2	1588	A
48	S2	1601	A
48	S2	1621	U
48	S2	1623	A
48	S2	1638	G
48	S2	1639	G7M
48	S2	1648	G
48	S2	1654	G
48	S2	1665	G
48	S2	1721	U
48	S2	1722	G
48	S2	1752	C
48	S2	1754	G
48	S2	1777	G
48	S2	1778	C
48	S2	1783	C
48	S2	1785	C
48	S2	1808	U
48	S2	1825	A
48	S2	1826	G
48	S2	1829	G
48	S2	1835	A
48	S2	1838	U
48	S2	1861	G
48	S2	1862	G
48	S2	1863	A
48	S2	1864	U
48	S2	1865	C

All (113) RNA pucker outliers are listed below:

<b>Mol</b>	<b>Chain</b>	<b>Res</b>	<b>Type</b>
1	L5	42	A
1	L5	58	G
1	L5	136	C
1	L5	179	G
1	L5	183	C
1	L5	218	A
1	L5	219	G
1	L5	233	U
1	L5	278	G

*Continued on next page...*

*Continued from previous page...*

<b>Mol</b>	<b>Chain</b>	<b>Res</b>	<b>Type</b>
1	L5	294	G
1	L5	408	A
1	L5	413	G
1	L5	450	G
1	L5	453	G
1	L5	665	C
1	L5	668	C
1	L5	704	C
1	L5	730	G
1	L5	738	C
1	L5	749	G
1	L5	936	C
1	L5	955	G
1	L5	959	G
1	L5	961	G
1	L5	964	A
1	L5	966	A
1	L5	1294	A
1	L5	1303	A
1	L5	1380	G
1	L5	1444	G
1	L5	1501	C
1	L5	1590	C
1	L5	1613	A
1	L5	1633	G
1	L5	1654	G
1	L5	1699	A
1	L5	1700	G
1	L5	1719	A
1	L5	1733	G
1	L5	1754	U
1	L5	1898	C
1	L5	1929	A
1	L5	1940	G
1	L5	2042	A
1	L5	2055	G
1	L5	2095	A
1	L5	2428	A
1	L5	2475	G
1	L5	2488	C
1	L5	2587	A
1	L5	2707	U

*Continued on next page...*

*Continued from previous page...*

<b>Mol</b>	<b>Chain</b>	<b>Res</b>	<b>Type</b>
1	L5	2794	C
1	L5	3614	G
1	L5	3762	PSU
1	L5	3876	A
1	L5	3878	C
1	L5	3945	A
1	L5	3947	A
1	L5	4102	C
1	L5	4221	C
1	L5	4449	A
1	L5	4464	A
1	L5	4626	A
1	L5	4699	U
1	L5	4731	G
1	L5	4732	G
1	L5	4771	C
1	L5	4870	G
1	L5	4909	A
1	L5	4943	A
1	L5	4965	U
1	L5	4990	C
2	L7	109	U
3	L8	51	U
3	L8	87	G
3	L8	94	G
3	L8	104	A
48	S2	102	A
48	S2	198	U
48	S2	326	C
48	S2	407	G
48	S2	448	A
48	S2	492	C
48	S2	545	A
48	S2	560	A
48	S2	587	A
48	S2	607	U
48	S2	620	G
48	S2	838	G
48	S2	870	A
48	S2	888	U
48	S2	896	U
48	S2	910	G

*Continued on next page...*

Continued from previous page...

Mol	Chain	Res	Type
48	S2	912	C
48	S2	1016	U
48	S2	1061	U
48	S2	1165	G
48	S2	1215	C
48	S2	1371	U
48	S2	1433	C
48	S2	1436	C
48	S2	1437	C
48	S2	1493	C
48	S2	1520	G
48	S2	1545	A
48	S2	1556	A
48	S2	1581	C
48	S2	1586	U
48	S2	1646	C
48	S2	1777	G
48	S2	1784	G
48	S2	1824	A
48	S2	1825	A

## 5.4 Non-standard residues in protein, DNA, RNA chains [i](#)

223 non-standard protein/DNA/RNA residues are modelled in this entry.

In the following table, the Counts columns list the number of bonds (or angles) for which Mogul statistics could be retrieved, the number of bonds (or angles) that are observed in the model and the number of bonds (or angles) that are defined in the Chemical Component Dictionary. The Link column lists molecule types, if any, to which the group is linked. The Z score for a bond length (or angle) is the number of standard deviations the observed value is removed from the expected value. A bond length (or angle) with  $|Z| > 2$  is considered an outlier worth inspection. RMSZ is the root-mean-square of all Z scores of the bond lengths (or angles).

Mol	Type	Chain	Res	Link	Bond lengths			Bond angles		
					Counts	RMSZ	# Z  > 2	Counts	RMSZ	# Z  > 2
1	PSU	L5	4442	1	18,21,22	0.94	2 (11%)	21,30,33	1.50	5 (23%)
1	PSU	L5	4569	1	18,21,22	1.38	3 (16%)	21,30,33	1.46	4 (19%)
1	PSU	L5	4636	1	18,21,22	1.08	2 (11%)	21,30,33	1.73	5 (23%)
48	PSU	S2	681	48	18,21,22	1.28	2 (11%)	21,30,33	1.61	4 (19%)
1	PSU	L5	2508	1	18,21,22	0.98	2 (11%)	21,30,33	1.51	4 (19%)
1	PSU	L5	4673	1,87	18,21,22	1.15	2 (11%)	21,30,33	1.57	4 (19%)

Mol	Type	Chain	Res	Link	Bond lengths			Bond angles		
					Counts	RMSZ	# Z  > 2	Counts	RMSZ	# Z  > 2
48	PSU	S2	93	48	18,21,22	1.18	2 (11%)	21,30,33	1.58	4 (19%)
48	PSU	S2	1238	48	18,21,22	0.96	1 (5%)	21,30,33	1.66	4 (19%)
48	A2M	S2	27	48,87	18,25,26	1.53	3 (16%)	20,36,39	1.55	4 (20%)
1	OMC	L5	2365	1,87	19,22,23	0.83	1 (5%)	25,31,34	0.64	0
1	A2M	L5	2787	1	18,25,26	1.49	2 (11%)	20,36,39	1.75	4 (20%)
48	PSU	S2	105	48	18,21,22	1.05	2 (11%)	21,30,33	1.63	4 (19%)
1	PSU	L5	3695	1,83	18,21,22	1.38	2 (11%)	21,30,33	1.53	4 (19%)
1	PSU	L5	4296	1	18,21,22	1.08	1 (5%)	21,30,33	1.66	4 (19%)
48	PSU	S2	822	48	18,21,22	1.06	3 (16%)	21,30,33	1.59	5 (23%)
1	A2M	L5	1524	1	18,25,26	1.49	3 (16%)	20,36,39	2.01	7 (35%)
48	PSU	S2	1367	48	18,21,22	1.01	1 (5%)	21,30,33	1.58	4 (19%)
48	OMG	S2	644	48	19,26,27	1.33	2 (10%)	21,38,41	1.05	1 (4%)
1	OMC	L5	3887	1	19,22,23	0.84	1 (5%)	25,31,34	0.75	1 (4%)
1	PSU	L5	4293	1	18,21,22	1.03	1 (5%)	21,30,33	1.34	3 (14%)
1	PSU	L5	4431	1	18,21,22	1.04	2 (11%)	21,30,33	1.55	4 (19%)
48	OMC	S2	462	48	19,22,23	0.59	0	25,31,34	0.60	0
48	PSU	S2	686	48	18,21,22	0.97	1 (5%)	21,30,33	1.57	4 (19%)
48	OMU	S2	121	48	19,22,23	0.47	0	25,31,34	1.25	5 (20%)
1	PSU	L5	3851	1,83	18,21,22	1.35	2 (11%)	21,30,33	1.69	5 (23%)
1	OMG	L5	4618	1,83	19,26,27	1.29	3 (15%)	21,38,41	0.97	1 (4%)
1	OMG	L5	1625	1,83	19,26,27	1.49	3 (15%)	21,38,41	1.01	1 (4%)
1	PSU	L5	4457	1	18,21,22	1.24	2 (11%)	21,30,33	1.63	5 (23%)
1	PSU	L5	4500	1	18,21,22	1.00	2 (11%)	21,30,33	1.59	4 (19%)
48	PSU	S2	815	48	18,21,22	0.97	1 (5%)	21,30,33	1.60	4 (19%)
1	OMG	L5	3899	1,87	19,26,27	1.52	3 (15%)	21,38,41	0.89	1 (4%)
1	1MA	L5	1322	1,87	17,25,26	1.17	2 (11%)	17,37,40	1.07	1 (5%)
1	PSU	L5	1862	1	18,21,22	1.00	2 (11%)	21,30,33	1.81	5 (23%)
1	PSU	L5	4299	1	18,21,22	0.93	1 (5%)	21,30,33	1.56	4 (19%)
1	A2M	L5	4590	1	18,25,26	1.28	2 (11%)	20,36,39	1.75	4 (20%)
1	PSU	L5	3715	1	18,21,22	0.93	1 (5%)	21,30,33	1.66	4 (19%)
43	MLZ	Lo	53	43	8,9,10	0.63	0	4,9,11	0.80	0
1	PSU	L5	1744	1,83	18,21,22	1.04	2 (11%)	21,30,33	1.62	4 (19%)
1	OMU	L5	4227	1	19,22,23	0.56	0	25,31,34	1.36	4 (16%)
48	G7M	S2	1639	48,47	20,26,27	2.32	7 (35%)	16,39,42	1.28	2 (12%)
1	PSU	L5	4403	1,83	18,21,22	1.04	2 (11%)	21,30,33	1.84	6 (28%)

Mol	Type	Chain	Res	Link	Bond lengths			Bond angles		
					Counts	RMSZ	# Z  > 2	Counts	RMSZ	# Z  > 2
48	A2M	S2	99	48,87	18,25,26	1.34	3 (16%)	20,36,39	1.60	4 (20%)
1	A2M	L5	2401	1	18,25,26	1.37	2 (11%)	20,36,39	1.44	2 (10%)
1	OMG	L5	4637	1,83	19,26,27	1.41	3 (15%)	21,38,41	1.03	2 (9%)
1	PSU	L5	3758	1	18,21,22	0.94	1 (5%)	21,30,33	1.36	4 (19%)
1	OMG	L5	3627	1	19,26,27	1.44	3 (15%)	21,38,41	0.92	1 (4%)
1	PSU	L5	3637	1,83	18,21,22	1.15	1 (5%)	21,30,33	1.60	4 (19%)
48	PSU	S2	918	48	18,21,22	0.94	2 (11%)	21,30,33	1.65	5 (23%)
48	OMU	S2	116	48	19,22,23	0.57	0	25,31,34	1.20	4 (16%)
1	PSU	L5	3762	1	18,21,22	1.01	1 (5%)	21,30,33	1.43	4 (19%)
48	OMG	S2	436	48,83	19,26,27	1.41	3 (15%)	21,38,41	0.85	0
1	OMC	L5	2824	1	19,22,23	0.74	1 (5%)	25,31,34	0.82	0
1	PSU	L5	5010	1	18,21,22	0.92	1 (5%)	21,30,33	1.63	4 (19%)
48	PSU	S2	573	48	18,21,22	1.01	1 (5%)	21,30,33	1.74	4 (19%)
1	OMC	L5	2351	1,87	19,22,23	0.79	1 (5%)	25,31,34	0.79	0
1	OMC	L5	1340	1	19,22,23	0.73	0	25,31,34	0.75	0
1	A2M	L5	3760	1,48	18,25,26	1.57	4 (22%)	20,36,39	2.17	10 (50%)
1	PSU	L5	3884	1	18,21,22	0.95	1 (5%)	21,30,33	1.39	4 (19%)
48	A2M	S2	468	48	18,25,26	1.37	2 (11%)	20,36,39	1.86	4 (20%)
48	PSU	S2	609	48	18,21,22	0.96	1 (5%)	21,30,33	1.48	4 (19%)
48	OMG	S2	683	48	19,26,27	1.35	3 (15%)	21,38,41	0.99	1 (4%)
48	PSU	S2	1004	48	18,21,22	1.09	2 (11%)	21,30,33	1.36	3 (14%)
48	PSU	S2	1177	48	18,21,22	1.15	2 (11%)	21,30,33	1.56	4 (19%)
48	PSU	S2	218	48	18,21,22	1.04	1 (5%)	21,30,33	1.58	4 (19%)
48	OMG	S2	1447	48	19,26,27	1.28	3 (15%)	21,38,41	0.88	1 (4%)
48	OMG	S2	509	48,87	19,26,27	1.26	3 (15%)	21,38,41	0.98	1 (4%)
1	PSU	L5	1779	1	18,21,22	0.78	1 (5%)	21,30,33	1.54	4 (19%)
3	OMU	L8	14	1,3	19,22,23	0.68	0	25,31,34	1.31	5 (20%)
1	OMG	L5	1316	1	19,26,27	1.40	3 (15%)	21,38,41	1.01	1 (4%)
1	OMC	L5	1881	1,87	19,22,23	0.78	0	25,31,34	0.63	0
48	OMC	S2	174	48,87	19,22,23	0.67	0	25,31,34	0.57	0
1	OMU	L5	4306	1	19,22,23	0.76	0	25,31,34	1.37	6 (24%)
1	PSU	L5	1782	1	18,21,22	0.95	2 (11%)	21,30,33	1.55	4 (19%)
48	PSU	S2	649	48	18,21,22	0.96	1 (5%)	21,30,33	1.56	4 (19%)
48	PSU	S2	814	48	18,21,22	0.97	1 (5%)	21,30,33	1.71	4 (19%)
1	UY1	L5	3818	1,83	19,22,23	3.95	8 (42%)	21,31,34	2.39	6 (28%)

Mol	Type	Chain	Res	Link	Bond lengths			Bond angles		
					Counts	RMSZ	# Z  > 2	Counts	RMSZ	# Z  > 2
1	OMG	L5	2364	1	19,26,27	1.37	3 (15%)	21,38,41	1.06	1 (4%)
1	A2M	L5	1871	1,87	18,25,26	1.49	3 (16%)	20,36,39	1.83	5 (25%)
48	PSU	S2	1643	48,87	18,21,22	1.20	2 (11%)	21,30,33	1.62	4 (19%)
1	OMU	L5	2415	1	19,22,23	0.54	0	25,31,34	1.27	5 (20%)
48	PSU	S2	1625	48	18,21,22	0.96	1 (5%)	21,30,33	1.49	4 (19%)
48	PSU	S2	1692	48	18,21,22	1.01	2 (11%)	21,30,33	1.65	4 (19%)
1	OMG	L5	4370	1	19,26,27	1.40	3 (15%)	21,38,41	0.80	1 (4%)
48	A2M	S2	484	48	18,25,26	1.36	2 (11%)	20,36,39	1.42	3 (15%)
1	PSU	L5	1860	1	18,21,22	0.87	1 (5%)	21,30,33	1.52	4 (19%)
1	OMC	L5	2804	1	19,22,23	0.82	1 (5%)	25,31,34	0.73	0
48	OMC	S2	517	48	19,22,23	0.62	0	25,31,34	0.54	0
1	PSU	L5	3639	1	18,21,22	1.17	2 (11%)	21,30,33	1.65	5 (23%)
48	PSU	S2	1232	48	18,21,22	1.08	2 (11%)	21,30,33	1.66	4 (19%)
1	PSU	L5	1582	1	18,21,22	1.20	1 (5%)	21,30,33	1.49	4 (19%)
48	A2M	S2	159	48	18,25,26	1.34	3 (16%)	20,36,39	1.89	6 (30%)
3	OMG	L8	75	3	19,26,27	1.27	3 (15%)	21,38,41	0.84	0
48	OMU	S2	1442	48,87	19,22,23	0.63	0	25,31,34	1.31	4 (16%)
1	A2M	L5	3830	1	18,25,26	1.46	4 (22%)	20,36,39	1.42	4 (20%)
1	PSU	L5	4972	1,83	18,21,22	1.00	2 (11%)	21,30,33	1.62	4 (19%)
1	PSU	L5	1683	1,83	18,21,22	1.21	1 (5%)	21,30,33	1.72	4 (19%)
1	OMC	L5	2861	1	19,22,23	0.68	0	25,31,34	0.54	0
48	A2M	S2	668	48,87	18,25,26	1.76	4 (22%)	20,36,39	1.89	7 (35%)
1	5MC	L5	3782	1,87	19,22,23	3.61	8 (42%)	26,32,35	1.12	2 (7%)
1	A2M	L5	2815	1,87	18,25,26	1.28	2 (11%)	20,36,39	1.71	4 (20%)
1	PSU	L5	4552	1	18,21,22	1.34	2 (11%)	21,30,33	1.45	4 (19%)
1	A2M	L5	4571	1	18,25,26	1.65	4 (22%)	20,36,39	1.82	6 (30%)
1	OMU	L5	3925	1	19,22,23	0.74	0	25,31,34	1.30	4 (16%)
48	A2M	S2	1678	48	18,25,26	1.58	4 (22%)	20,36,39	1.84	7 (35%)
3	PSU	L8	69	3	18,21,22	0.96	1 (5%)	21,30,33	1.59	5 (23%)
48	PSU	S2	1136	48	18,21,22	1.33	2 (11%)	21,30,33	1.64	4 (19%)
48	B8N	S2	1248	48	25,29,30	0.79	0	28,42,45	1.25	2 (7%)
48	PSU	S2	863	48	18,21,22	1.07	2 (11%)	21,30,33	1.59	4 (19%)
48	A2M	S2	1031	48	18,25,26	1.45	2 (11%)	20,36,39	1.68	4 (20%)
48	OMG	S2	1328	48	19,26,27	1.19	3 (15%)	21,38,41	0.94	1 (4%)
1	A2M	L5	3825	1	18,25,26	1.34	1 (5%)	20,36,39	1.75	6 (30%)

Mol	Type	Chain	Res	Link	Bond lengths			Bond angles		
					Counts	RMSZ	# Z  > 2	Counts	RMSZ	# Z  > 2
48	UY1	S2	1326	48,87	19,22,23	4.10	7 (36%)	21,31,34	2.30	5 (23%)
48	OMG	S2	601	48	19,26,27	1.26	3 (15%)	21,38,41	0.88	1 (4%)
1	OMC	L5	3808	1	19,22,23	0.75	1 (5%)	25,31,34	0.48	0
1	PSU	L5	3729	1	18,21,22	1.00	1 (5%)	21,30,33	1.50	4 (19%)
48	A2M	S2	512	48	18,25,26	1.34	3 (16%)	20,36,39	1.69	4 (20%)
48	PSU	S2	1243	48	18,21,22	0.96	1 (5%)	21,30,33	1.65	4 (19%)
48	PSU	S2	1174	48,83	18,21,22	1.07	2 (11%)	21,30,33	1.55	4 (19%)
1	UR3	L5	4530	1	19,22,23	2.71	7 (36%)	26,32,35	1.76	4 (15%)
48	MA6	S2	1851	48	19,26,27	1.58	3 (15%)	18,38,41	3.31	4 (22%)
48	OMG	S2	867	48	19,26,27	1.23	3 (15%)	21,38,41	0.82	1 (4%)
1	A2M	L5	4523	1,87	18,25,26	1.63	4 (22%)	20,36,39	1.52	3 (15%)
1	PSU	L5	4576	1	18,21,22	0.98	2 (11%)	21,30,33	1.60	4 (19%)
48	PSU	S2	1445	48	18,21,22	0.99	2 (11%)	21,30,33	1.45	4 (19%)
1	PSU	L5	4312	1	18,21,22	0.98	2 (11%)	21,30,33	1.68	4 (19%)
1	PSU	L5	4471	1	18,21,22	1.03	2 (11%)	21,30,33	1.60	4 (19%)
48	OMG	S2	1490	48,87	19,26,27	1.33	3 (15%)	21,38,41	0.79	1 (4%)
48	PSU	S2	1081	48	18,21,22	1.08	3 (16%)	21,30,33	1.62	4 (19%)
41	M3L	Lm	98	41	10,11,12	0.55	0	9,14,16	0.44	0
1	PSU	L5	4353	1	18,21,22	1.08	2 (11%)	21,30,33	1.56	4 (19%)
1	PSU	L5	4423	1	18,21,22	1.17	2 (11%)	21,30,33	1.72	4 (19%)
1	OMC	L5	3869	1	19,22,23	0.70	0	25,31,34	0.55	0
48	PSU	S2	651	48	18,21,22	0.91	1 (5%)	21,30,33	1.69	4 (19%)
1	PSU	L5	4531	1	18,21,22	1.00	1 (5%)	21,30,33	1.74	4 (19%)
48	MA6	S2	1850	48	19,26,27	1.65	3 (15%)	18,38,41	3.00	4 (22%)
48	OMU	S2	1288	48	19,22,23	0.74	1 (5%)	25,31,34	1.34	6 (24%)
1	5MC	L5	4447	1,83	19,22,23	3.55	8 (42%)	26,32,35	1.33	3 (11%)
48	PSU	S2	801	48	18,21,22	0.87	1 (5%)	21,30,33	1.57	4 (19%)
1	PSU	L5	4628	1	18,21,22	0.91	0	21,30,33	1.65	4 (19%)
48	PSU	S2	966	48	18,21,22	1.01	1 (5%)	21,30,33	1.61	4 (19%)
1	OMG	L5	1522	1	19,26,27	1.43	3 (15%)	21,38,41	0.86	0
1	6MZ	L5	4220	1	17,25,26	4.43	7 (41%)	15,36,39	2.88	6 (40%)
5	HIC	LB	245	5	8,11,12	1.50	1 (12%)	5,14,16	0.92	0
1	PSU	L5	1792	1,83	18,21,22	0.97	1 (5%)	21,30,33	1.62	4 (19%)
1	OMC	L5	2422	1,87	19,22,23	0.75	0	25,31,34	0.66	0
1	OMG	L5	4392	1	19,26,27	1.39	3 (15%)	21,38,41	1.00	1 (4%)

Mol	Type	Chain	Res	Link	Bond lengths			Bond angles		
					Counts	RMSZ	# Z  > 2	Counts	RMSZ	# Z  > 2
48	OMU	S2	172	48	19,22,23	0.56	0	25,31,34	1.46	6 (24%)
1	A2M	L5	400	1	18,25,26	1.39	2 (11%)	20,36,39	1.71	6 (30%)
1	OMC	L5	3701	1,83	19,22,23	0.83	1 (5%)	25,31,34	0.61	0
1	OMG	L5	3944	1	19,26,27	1.29	3 (15%)	21,38,41	0.81	0
48	4AC	S2	1337	48	21,24,25	3.22	11 (52%)	28,34,37	1.15	3 (10%)
1	PSU	L5	4521	1,83,87	18,21,22	1.24	2 (11%)	21,30,33	1.78	4 (19%)
48	OMU	S2	627	48	19,22,23	0.67	1 (5%)	25,31,34	1.29	4 (16%)
72	HY3	SX	62	72	7,8,9	6.31	5 (71%)	7,10,12	1.17	0
1	OMG	L5	2424	1	19,26,27	1.38	3 (15%)	21,38,41	0.87	0
1	A2M	L5	1534	1,87	18,25,26	1.66	4 (22%)	20,36,39	1.82	4 (20%)
1	PSU	L5	5001	1,87	18,21,22	1.06	2 (11%)	21,30,33	1.62	4 (19%)
1	OMG	L5	4228	1	19,26,27	1.37	4 (21%)	21,38,41	0.97	1 (4%)
48	6MZ	S2	1832	48,83,87	17,25,26	4.48	6 (35%)	15,36,39	2.77	4 (26%)
1	OMG	L5	4623	1	19,26,27	1.37	3 (15%)	21,38,41	0.94	1 (4%)
1	PSU	L5	4493	1,83	18,21,22	1.25	2 (11%)	21,30,33	1.58	4 (19%)
48	PSU	S2	572	48	18,21,22	1.07	1 (5%)	21,30,33	1.64	4 (19%)
1	OMG	L5	3744	1	19,26,27	1.40	3 (15%)	21,38,41	0.81	1 (4%)
1	OMU	L5	2837	1	19,22,23	0.75	0	25,31,34	1.34	5 (20%)
1	PSU	L5	1781	1	18,21,22	1.04	2 (11%)	21,30,33	1.48	4 (19%)
1	PSU	L5	3764	1	18,21,22	1.29	2 (11%)	21,30,33	1.46	4 (19%)
48	PSU	S2	1347	48	18,21,22	0.95	1 (5%)	21,30,33	1.56	4 (19%)
1	OMU	L5	4620	1	19,22,23	0.66	0	25,31,34	1.44	5 (20%)
1	A2M	L5	3724	1	18,25,26	1.33	2 (11%)	20,36,39	1.74	6 (30%)
1	PSU	L5	3844	1	18,21,22	1.14	2 (11%)	21,30,33	1.50	4 (19%)
48	OMU	S2	1804	48	19,22,23	0.62	0	25,31,34	1.44	5 (20%)
48	OMC	S2	1703	48,83	19,22,23	0.73	1 (5%)	25,31,34	0.65	0
1	PSU	L5	3920	1,87	18,21,22	1.20	1 (5%)	21,30,33	1.53	4 (19%)
48	OMU	S2	354	48	19,22,23	0.65	0	25,31,34	1.37	5 (20%)
1	A2M	L5	3718	1	18,25,26	1.30	2 (11%)	20,36,39	1.78	6 (30%)
1	OMG	L5	4494	1	19,26,27	1.29	3 (15%)	21,38,41	0.93	1 (4%)
48	A2M	S2	590	48	18,25,26	1.50	3 (16%)	20,36,39	2.33	6 (30%)
48	PSU	S2	36	48	18,21,22	0.95	1 (5%)	21,30,33	1.59	4 (19%)
48	PSU	S2	1239	48	18,21,22	1.03	1 (5%)	21,30,33	1.55	4 (19%)
1	OMG	L5	3792	1	19,26,27	1.36	3 (15%)	21,38,41	0.94	1 (4%)
48	PSU	S2	109	48	18,21,22	0.94	1 (5%)	21,30,33	1.54	4 (19%)

Mol	Type	Chain	Res	Link	Bond lengths			Bond angles		
					Counts	RMSZ	# Z  > 2	Counts	RMSZ	# Z  > 2
48	PSU	S2	119	48	18,21,22	0.99	2 (11%)	21,30,33	1.50	4 (19%)
1	A2M	L5	3867	1	18,25,26	1.71	4 (22%)	20,36,39	1.68	4 (20%)
48	PSU	S2	1244	48	18,21,22	1.01	1 (5%)	21,30,33	1.58	4 (19%)
1	OMU	L5	4498	1,83,87	19,22,23	0.75	0	25,31,34	1.28	4 (16%)
1	A2M	L5	2363	1,87	18,25,26	1.52	4 (22%)	20,36,39	1.66	5 (25%)
1	OMG	L5	4196	1,47	19,26,27	1.50	3 (15%)	21,38,41	0.86	1 (4%)
1	PSU	L5	2843	1,87	18,21,22	1.58	2 (11%)	21,30,33	1.81	5 (23%)
1	PSU	L5	4361	1	18,21,22	1.08	1 (5%)	21,30,33	1.63	4 (19%)
48	A2M	S2	576	48	18,25,26	1.58	3 (16%)	20,36,39	2.08	6 (30%)
1	A2M	L5	1326	1	18,25,26	1.35	1 (5%)	20,36,39	1.97	7 (35%)
1	OMC	L5	3841	1	19,22,23	0.73	0	25,31,34	0.67	0
1	OMC	L5	4536	1	19,22,23	0.74	0	25,31,34	0.67	0
48	PSU	S2	866	48	18,21,22	1.01	1 (5%)	21,30,33	1.64	4 (19%)
48	A2M	S2	1383	48	18,25,26	1.37	1 (5%)	20,36,39	2.07	6 (30%)
48	OMC	S2	1391	48	19,22,23	0.64	0	25,31,34	0.56	0
1	OMG	L5	4499	1	19,26,27	1.30	3 (15%)	21,38,41	0.86	1 (4%)
1	PSU	L5	4420	1	18,21,22	1.02	1 (5%)	21,30,33	1.38	2 (9%)
1	PSU	L5	1677	1	18,21,22	1.33	4 (22%)	21,30,33	1.52	5 (23%)
48	PSU	S2	34	48	18,21,22	1.02	1 (5%)	21,30,33	1.63	4 (19%)
48	A2M	S2	166	48	18,25,26	1.48	3 (16%)	20,36,39	1.98	6 (30%)
30	MLZ	Lb	5	30,83	8,9,10	0.79	0	4,9,11	0.92	0
1	PSU	L5	2632	1	18,21,22	0.96	2 (11%)	21,30,33	1.55	4 (19%)
1	PSU	L5	3853	1,83,87	18,21,22	1.21	2 (11%)	21,30,33	1.49	4 (19%)
1	PSU	L5	4579	1	18,21,22	0.93	2 (11%)	21,30,33	1.59	4 (19%)
1	PSU	L5	2839	1	18,21,22	1.27	2 (11%)	21,30,33	1.71	4 (19%)
1	A2M	L5	3723	1	18,25,26	1.40	2 (11%)	20,36,39	1.89	7 (35%)
1	PSU	L5	4689	1	18,21,22	0.96	1 (5%)	21,30,33	1.61	4 (19%)
1	A2M	L5	3785	1	18,25,26	1.68	3 (16%)	20,36,39	2.23	5 (25%)
48	PSU	S2	296	48	18,21,22	0.88	1 (5%)	21,30,33	1.71	4 (19%)
48	PSU	S2	1056	48,83	18,21,22	0.89	1 (5%)	21,30,33	1.63	4 (19%)
3	PSU	L8	55	3	18,21,22	1.09	1 (5%)	21,30,33	1.69	5 (23%)
1	PSU	L5	1536	1	18,21,22	1.68	2 (11%)	21,30,33	1.63	5 (23%)
48	PSU	S2	406	48	18,21,22	1.01	1 (5%)	21,30,33	1.61	4 (19%)
48	4AC	S2	1842	48	21,24,25	3.01	11 (52%)	28,34,37	1.05	2 (7%)
1	PSU	L5	3770	1	18,21,22	1.17	2 (11%)	21,30,33	1.63	4 (19%)

Mol	Type	Chain	Res	Link	Bond lengths			Bond angles		
					Counts	RMSZ	# Z  > 2	Counts	RMSZ	# Z  > 2
1	OMG	L5	2876	1	19,26,27	1.39	3 (15%)	21,38,41	0.82	0
1	OMC	L5	4456	1	19,22,23	0.79	1 (5%)	25,31,34	0.49	0
1	A2M	L5	398	1	18,25,26	1.37	1 (5%)	20,36,39	1.67	5 (25%)
48	OMU	S2	428	48	19,22,23	0.62	0	25,31,34	1.32	3 (12%)
1	PSU	L5	4532	1	18,21,22	1.38	2 (11%)	21,30,33	1.64	4 (19%)
1	PSU	L5	3734	1	18,21,22	0.89	1 (5%)	21,30,33	1.56	4 (19%)
1	PSU	L5	3768	1	18,21,22	0.97	1 (5%)	21,30,33	1.70	4 (19%)

In the following table, the Chirals column lists the number of chiral outliers, the number of chiral centers analysed, the number of these observed in the model and the number defined in the Chemical Component Dictionary. Similar counts are reported in the Torsion and Rings columns. '-' means no outliers of that kind were identified.

Mol	Type	Chain	Res	Link	Chirals	Torsions	Rings
1	PSU	L5	4442	1	-	0/7/25/26	0/2/2/2
1	PSU	L5	4569	1	-	0/7/25/26	0/2/2/2
1	PSU	L5	4636	1	-	3/7/25/26	0/2/2/2
48	PSU	S2	681	48	-	0/7/25/26	0/2/2/2
1	PSU	L5	2508	1	-	0/7/25/26	0/2/2/2
1	PSU	L5	4673	1,87	-	0/7/25/26	0/2/2/2
48	PSU	S2	93	48	-	0/7/25/26	0/2/2/2
48	PSU	S2	1238	48	-	0/7/25/26	0/2/2/2
48	A2M	S2	27	48,87	-	0/5/27/28	0/3/3/3
1	OMC	L5	2365	1,87	-	0/9/27/28	0/2/2/2
1	A2M	L5	2787	1	-	1/5/27/28	0/3/3/3
48	PSU	S2	105	48	-	0/7/25/26	0/2/2/2
1	PSU	L5	3695	1,83	-	0/7/25/26	0/2/2/2
1	PSU	L5	4296	1	-	0/7/25/26	0/2/2/2
48	PSU	S2	822	48	-	0/7/25/26	0/2/2/2
1	A2M	L5	1524	1	-	0/5/27/28	0/3/3/3
48	PSU	S2	1367	48	-	0/7/25/26	0/2/2/2
48	OMG	S2	644	48	-	3/5/27/28	0/3/3/3
1	OMC	L5	3887	1	-	0/9/27/28	0/2/2/2
1	PSU	L5	4293	1	-	0/7/25/26	0/2/2/2
1	PSU	L5	4431	1	-	0/7/25/26	0/2/2/2
48	OMC	S2	462	48	-	0/9/27/28	0/2/2/2
48	PSU	S2	686	48	-	0/7/25/26	0/2/2/2
48	OMU	S2	121	48	-	0/9/27/28	0/2/2/2
1	PSU	L5	3851	1,83	-	0/7/25/26	0/2/2/2
1	OMG	L5	4618	1,83	-	0/5/27/28	0/3/3/3

Continued on next page...

*Continued from previous page...*

Mol	Type	Chain	Res	Link	Chirals	Torsions	Rings
1	OMG	L5	1625	1,83	-	3/5/27/28	0/3/3/3
1	PSU	L5	4457	1	-	0/7/25/26	0/2/2/2
1	PSU	L5	4500	1	-	1/7/25/26	0/2/2/2
48	PSU	S2	815	48	-	0/7/25/26	0/2/2/2
1	OMG	L5	3899	1,87	-	0/5/27/28	0/3/3/3
1	1MA	L5	1322	1,87	-	0/3/25/26	0/3/3/3
1	PSU	L5	1862	1	-	0/7/25/26	0/2/2/2
1	PSU	L5	4299	1	-	0/7/25/26	0/2/2/2
1	A2M	L5	4590	1	-	1/5/27/28	0/3/3/3
1	PSU	L5	3715	1	-	0/7/25/26	0/2/2/2
43	MLZ	Lo	53	43	-	0/7/8/10	-
1	PSU	L5	1744	1,83	-	0/7/25/26	0/2/2/2
1	OMU	L5	4227	1	-	0/9/27/28	0/2/2/2
48	G7M	S2	1639	48,47	-	0/3/25/26	0/3/3/3
1	PSU	L5	4403	1,83	-	0/7/25/26	0/2/2/2
48	A2M	S2	99	48,87	-	1/5/27/28	0/3/3/3
1	A2M	L5	2401	1	-	0/5/27/28	0/3/3/3
1	OMG	L5	4637	1,83	-	1/5/27/28	0/3/3/3
1	PSU	L5	3758	1	-	0/7/25/26	0/2/2/2
1	OMG	L5	3627	1	-	0/5/27/28	0/3/3/3
1	PSU	L5	3637	1,83	-	0/7/25/26	0/2/2/2
48	PSU	S2	918	48	-	0/7/25/26	0/2/2/2
48	OMU	S2	116	48	-	0/9/27/28	0/2/2/2
1	PSU	L5	3762	1	-	0/7/25/26	0/2/2/2
48	OMG	S2	436	48,83	-	0/5/27/28	0/3/3/3
1	OMC	L5	2824	1	-	0/9/27/28	0/2/2/2
1	PSU	L5	5010	1	-	0/7/25/26	0/2/2/2
48	PSU	S2	573	48	-	0/7/25/26	0/2/2/2
1	OMC	L5	2351	1,87	-	0/9/27/28	0/2/2/2
1	OMC	L5	1340	1	-	1/9/27/28	0/2/2/2
1	A2M	L5	3760	1,48	-	1/5/27/28	0/3/3/3
1	PSU	L5	3884	1	-	0/7/25/26	0/2/2/2
48	A2M	S2	468	48	-	0/5/27/28	0/3/3/3
48	PSU	S2	609	48	-	0/7/25/26	0/2/2/2
48	OMG	S2	683	48	-	0/5/27/28	0/3/3/3
48	PSU	S2	1004	48	-	0/7/25/26	0/2/2/2
48	PSU	S2	1177	48	-	0/7/25/26	0/2/2/2
48	PSU	S2	218	48	-	0/7/25/26	0/2/2/2
48	OMG	S2	1447	48	-	1/5/27/28	0/3/3/3
48	OMG	S2	509	48,87	-	0/5/27/28	0/3/3/3
1	PSU	L5	1779	1	-	0/7/25/26	0/2/2/2
3	OMU	L8	14	1,3	-	1/9/27/28	0/2/2/2

*Continued on next page...*

*Continued from previous page...*

Mol	Type	Chain	Res	Link	Chirals	Torsions	Rings
1	OMG	L5	1316	1	-	0/5/27/28	0/3/3/3
1	OMC	L5	1881	1,87	-	0/9/27/28	0/2/2/2
48	OMC	S2	174	48,87	-	0/9/27/28	0/2/2/2
1	OMU	L5	4306	1	-	1/9/27/28	0/2/2/2
1	PSU	L5	1782	1	-	0/7/25/26	0/2/2/2
48	PSU	S2	649	48	-	0/7/25/26	0/2/2/2
48	PSU	S2	814	48	-	0/7/25/26	0/2/2/2
1	UY1	L5	3818	1,83	-	2/9/27/28	0/2/2/2
1	OMG	L5	2364	1	-	0/5/27/28	0/3/3/3
1	A2M	L5	1871	1,87	-	0/5/27/28	0/3/3/3
48	PSU	S2	1643	48,87	-	0/7/25/26	0/2/2/2
1	OMU	L5	2415	1	-	0/9/27/28	0/2/2/2
48	PSU	S2	1625	48	-	0/7/25/26	0/2/2/2
48	PSU	S2	1692	48	-	0/7/25/26	0/2/2/2
1	OMG	L5	4370	1	-	0/5/27/28	0/3/3/3
48	A2M	S2	484	48	-	0/5/27/28	0/3/3/3
1	PSU	L5	1860	1	-	0/7/25/26	0/2/2/2
1	OMC	L5	2804	1	-	0/9/27/28	0/2/2/2
48	OMC	S2	517	48	-	0/9/27/28	0/2/2/2
1	PSU	L5	3639	1	-	0/7/25/26	0/2/2/2
48	PSU	S2	1232	48	-	0/7/25/26	0/2/2/2
1	PSU	L5	1582	1	-	0/7/25/26	0/2/2/2
48	A2M	S2	159	48	-	1/5/27/28	0/3/3/3
3	OMG	L8	75	3	-	1/5/27/28	0/3/3/3
48	OMU	S2	1442	48,87	-	0/9/27/28	0/2/2/2
1	A2M	L5	3830	1	-	0/5/27/28	0/3/3/3
1	PSU	L5	4972	1,83	-	0/7/25/26	0/2/2/2
1	PSU	L5	1683	1,83	-	0/7/25/26	0/2/2/2
1	OMC	L5	2861	1	-	0/9/27/28	0/2/2/2
48	A2M	S2	668	48,87	-	2/5/27/28	0/3/3/3
1	5MC	L5	3782	1,87	-	0/7/25/26	0/2/2/2
1	A2M	L5	2815	1,87	-	3/5/27/28	0/3/3/3
1	PSU	L5	4552	1	-	0/7/25/26	0/2/2/2
1	A2M	L5	4571	1	-	0/5/27/28	0/3/3/3
1	OMU	L5	3925	1	-	0/9/27/28	0/2/2/2
48	A2M	S2	1678	48	-	1/5/27/28	0/3/3/3
3	PSU	L8	69	3	-	0/7/25/26	0/2/2/2
48	PSU	S2	1136	48	-	0/7/25/26	0/2/2/2
48	B8N	S2	1248	48	-	6/16/34/35	0/2/2/2
48	PSU	S2	863	48	-	0/7/25/26	0/2/2/2
48	A2M	S2	1031	48	-	0/5/27/28	0/3/3/3

*Continued on next page...*

*Continued from previous page...*

Mol	Type	Chain	Res	Link	Chirals	Torsions	Rings
48	OMG	S2	1328	48	-	0/5/27/28	0/3/3/3
1	A2M	L5	3825	1	-	0/5/27/28	0/3/3/3
48	UY1	S2	1326	48,87	-	2/9/27/28	0/2/2/2
48	OMG	S2	601	48	-	0/5/27/28	0/3/3/3
1	OMC	L5	3808	1	-	0/9/27/28	0/2/2/2
1	PSU	L5	3729	1	-	0/7/25/26	0/2/2/2
48	A2M	S2	512	48	-	0/5/27/28	0/3/3/3
48	PSU	S2	1243	48	-	3/7/25/26	0/2/2/2
48	PSU	S2	1174	48,83	-	0/7/25/26	0/2/2/2
1	UR3	L5	4530	1	-	0/7/25/26	0/2/2/2
48	MA6	S2	1851	48	-	3/7/29/30	0/3/3/3
48	OMG	S2	867	48	-	1/5/27/28	0/3/3/3
1	A2M	L5	4523	1,87	-	0/5/27/28	0/3/3/3
1	PSU	L5	4576	1	-	0/7/25/26	0/2/2/2
48	PSU	S2	1445	48	-	0/7/25/26	0/2/2/2
1	PSU	L5	4312	1	-	0/7/25/26	0/2/2/2
1	PSU	L5	4471	1	-	0/7/25/26	0/2/2/2
48	OMG	S2	1490	48,87	-	2/5/27/28	0/3/3/3
48	PSU	S2	1081	48	-	1/7/25/26	0/2/2/2
41	M3L	Lm	98	41	-	0/9/10/12	-
1	PSU	L5	4353	1	-	0/7/25/26	0/2/2/2
1	PSU	L5	4423	1	-	0/7/25/26	0/2/2/2
1	OMC	L5	3869	1	-	0/9/27/28	0/2/2/2
48	PSU	S2	651	48	-	0/7/25/26	0/2/2/2
1	PSU	L5	4531	1	-	1/7/25/26	0/2/2/2
48	MA6	S2	1850	48	-	0/7/29/30	0/3/3/3
48	OMU	S2	1288	48	-	0/9/27/28	0/2/2/2
1	5MC	L5	4447	1,83	-	3/7/25/26	0/2/2/2
48	PSU	S2	801	48	-	1/7/25/26	0/2/2/2
1	PSU	L5	4628	1	-	0/7/25/26	0/2/2/2
48	PSU	S2	966	48	-	0/7/25/26	0/2/2/2
1	OMG	L5	1522	1	-	0/5/27/28	0/3/3/3
1	6MZ	L5	4220	1	-	0/5/27/28	0/3/3/3
5	HIC	LB	245	5	-	0/5/6/8	0/1/1/1
1	PSU	L5	1792	1,83	-	0/7/25/26	0/2/2/2
1	OMC	L5	2422	1,87	-	3/9/27/28	0/2/2/2
1	OMG	L5	4392	1	-	0/5/27/28	0/3/3/3
48	OMU	S2	172	48	-	0/9/27/28	0/2/2/2
1	A2M	L5	400	1	-	0/5/27/28	0/3/3/3
1	OMC	L5	3701	1,83	-	4/9/27/28	0/2/2/2
1	OMG	L5	3944	1	-	0/5/27/28	0/3/3/3

*Continued on next page...*

*Continued from previous page...*

Mol	Type	Chain	Res	Link	Chirals	Torsions	Rings
48	4AC	S2	1337	48	-	0/11/29/30	0/2/2/2
1	PSU	L5	4521	1,83,87	-	0/7/25/26	0/2/2/2
48	OMU	S2	627	48	-	0/9/27/28	0/2/2/2
72	HY3	SX	62	72	-	1/1/12/14	0/1/1/1
1	OMG	L5	2424	1	-	0/5/27/28	0/3/3/3
1	A2M	L5	1534	1,87	-	1/5/27/28	0/3/3/3
1	PSU	L5	5001	1,87	-	0/7/25/26	0/2/2/2
1	OMG	L5	4228	1	-	0/5/27/28	0/3/3/3
48	6MZ	S2	1832	48,83,87	-	0/5/27/28	0/3/3/3
1	OMG	L5	4623	1	-	0/5/27/28	0/3/3/3
1	PSU	L5	4493	1,83	-	0/7/25/26	0/2/2/2
48	PSU	S2	572	48	-	0/7/25/26	0/2/2/2
1	OMG	L5	3744	1	-	1/5/27/28	0/3/3/3
1	OMU	L5	2837	1	-	0/9/27/28	0/2/2/2
1	PSU	L5	1781	1	-	0/7/25/26	0/2/2/2
1	PSU	L5	3764	1	-	3/7/25/26	0/2/2/2
48	PSU	S2	1347	48	-	0/7/25/26	0/2/2/2
1	OMU	L5	4620	1	-	0/9/27/28	0/2/2/2
1	A2M	L5	3724	1	-	0/5/27/28	0/3/3/3
1	PSU	L5	3844	1	-	1/7/25/26	0/2/2/2
48	OMU	S2	1804	48	-	0/9/27/28	0/2/2/2
48	OMC	S2	1703	48,83	-	1/9/27/28	0/2/2/2
1	PSU	L5	3920	1,87	-	0/7/25/26	0/2/2/2
48	OMU	S2	354	48	-	0/9/27/28	0/2/2/2
1	A2M	L5	3718	1	-	0/5/27/28	0/3/3/3
1	OMG	L5	4494	1	-	0/5/27/28	0/3/3/3
48	A2M	S2	590	48	-	2/5/27/28	0/3/3/3
48	PSU	S2	36	48	-	0/7/25/26	0/2/2/2
48	PSU	S2	1239	48	-	0/7/25/26	0/2/2/2
1	OMG	L5	3792	1	-	1/5/27/28	0/3/3/3
48	PSU	S2	109	48	-	0/7/25/26	0/2/2/2
48	PSU	S2	119	48	-	0/7/25/26	0/2/2/2
1	A2M	L5	3867	1	-	1/5/27/28	0/3/3/3
48	PSU	S2	1244	48	-	0/7/25/26	0/2/2/2
1	OMU	L5	4498	1,83,87	-	0/9/27/28	0/2/2/2
1	A2M	L5	2363	1,87	-	0/5/27/28	0/3/3/3
1	OMG	L5	4196	1,47	-	1/5/27/28	0/3/3/3
1	PSU	L5	2843	1,87	-	0/7/25/26	0/2/2/2
1	PSU	L5	4361	1	-	0/7/25/26	0/2/2/2
48	A2M	S2	576	48	-	0/5/27/28	0/3/3/3
1	A2M	L5	1326	1	-	2/5/27/28	0/3/3/3
1	OMC	L5	3841	1	-	1/9/27/28	0/2/2/2

*Continued on next page...*

Continued from previous page...

Mol	Type	Chain	Res	Link	Chirals	Torsions	Rings
1	OMC	L5	4536	1	-	0/9/27/28	0/2/2/2
48	PSU	S2	866	48	-	0/7/25/26	0/2/2/2
48	A2M	S2	1383	48	-	0/5/27/28	0/3/3/3
48	OMC	S2	1391	48	-	0/9/27/28	0/2/2/2
1	OMG	L5	4499	1	-	0/5/27/28	0/3/3/3
1	PSU	L5	4420	1	-	2/7/25/26	0/2/2/2
1	PSU	L5	1677	1	-	4/7/25/26	0/2/2/2
48	PSU	S2	34	48	-	0/7/25/26	0/2/2/2
48	A2M	S2	166	48	-	0/5/27/28	0/3/3/3
30	MLZ	Lb	5	30,83	-	2/7/8/10	-
1	PSU	L5	2632	1	-	0/7/25/26	0/2/2/2
1	PSU	L5	3853	1,83,87	-	0/7/25/26	0/2/2/2
1	PSU	L5	4579	1	-	0/7/25/26	0/2/2/2
1	PSU	L5	2839	1	-	0/7/25/26	0/2/2/2
1	A2M	L5	3723	1	-	0/5/27/28	0/3/3/3
1	PSU	L5	4689	1	-	0/7/25/26	0/2/2/2
1	A2M	L5	3785	1	-	2/5/27/28	0/3/3/3
48	PSU	S2	296	48	-	0/7/25/26	0/2/2/2
48	PSU	S2	1056	48,83	-	0/7/25/26	0/2/2/2
3	PSU	L8	55	3	-	0/7/25/26	0/2/2/2
1	PSU	L5	1536	1	-	0/7/25/26	0/2/2/2
48	PSU	S2	406	48	-	0/7/25/26	0/2/2/2
48	4AC	S2	1842	48	-	0/11/29/30	0/2/2/2
1	PSU	L5	3770	1	-	0/7/25/26	0/2/2/2
1	OMG	L5	2876	1	-	0/5/27/28	0/3/3/3
1	OMC	L5	4456	1	-	0/9/27/28	0/2/2/2
1	A2M	L5	398	1	-	0/5/27/28	0/3/3/3
48	OMU	S2	428	48	-	4/9/27/28	0/2/2/2
1	PSU	L5	4532	1	-	0/7/25/26	0/2/2/2
1	PSU	L5	3734	1	-	0/7/25/26	0/2/2/2
1	PSU	L5	3768	1	-	0/7/25/26	0/2/2/2

All (447) bond length outliers are listed below:

Mol	Chain	Res	Type	Atoms	Z	Observed(Å)	Ideal(Å)
48	S2	1326	UY1	C6-C5	10.97	1.47	1.35
1	L5	4220	6MZ	O4'-C1'	10.93	1.55	1.40
48	S2	1832	6MZ	O4'-C1'	10.80	1.55	1.40
72	SX	62	HY3	C4-C3	-10.66	1.33	1.52
1	L5	3818	UY1	C6-C5	10.42	1.46	1.35
48	S2	1326	UY1	C2-N1	9.53	1.49	1.36

Continued on next page...

*Continued from previous page...*

Mol	Chain	Res	Type	Atoms	Z	Observed(Å)	Ideal(Å)
1	L5	4447	5MC	C6-C5	8.91	1.49	1.34
72	SX	62	HY3	C3-CA	8.90	1.64	1.55
1	L5	3818	UY1	C2-N1	8.78	1.48	1.36
1	L5	3782	5MC	C6-C5	8.70	1.48	1.34
48	S2	1832	6MZ	C3'-C2'	-8.68	1.29	1.53
72	SX	62	HY3	CA-N	-8.42	1.34	1.48
1	L5	4220	6MZ	C3'-C2'	-8.21	1.31	1.53
1	L5	3782	5MC	C5-C4	7.37	1.49	1.44
48	S2	1832	6MZ	C1'-N9	-7.29	1.31	1.49
1	L5	3818	UY1	C2-N3	7.29	1.49	1.37
48	S2	1326	UY1	C2-N3	7.20	1.49	1.37
1	L5	4220	6MZ	C1'-N9	-6.91	1.32	1.49
48	S2	1337	4AC	C4-N3	6.71	1.44	1.32
1	L5	4530	UR3	C2-N1	6.40	1.47	1.38
1	L5	4447	5MC	C5-C4	6.38	1.48	1.44
48	S2	1337	4AC	C6-C5	6.33	1.49	1.35
48	S2	1842	4AC	C4-N3	6.25	1.43	1.32
1	L5	4530	UR3	C6-C5	6.14	1.49	1.35
1	L5	1536	PSU	O4-C4	-6.04	1.12	1.23
48	S2	1639	G7M	C2-N2	5.86	1.47	1.34
1	L5	2843	PSU	O4-C4	-5.79	1.12	1.23
48	S2	1832	6MZ	O4'-C4'	-5.77	1.32	1.45
48	S2	1842	4AC	C6-C5	5.76	1.48	1.35
48	S2	1337	4AC	C2-N3	5.64	1.47	1.36
1	L5	4447	5MC	C4-N3	5.62	1.43	1.34
1	L5	3782	5MC	C4-N3	5.61	1.43	1.34
1	L5	4220	6MZ	O4'-C4'	-5.48	1.32	1.45
1	L5	4220	6MZ	C6-C5	-5.35	1.36	1.44
48	S2	1842	4AC	C2-N3	5.31	1.46	1.36
1	L5	4530	UR3	C2-N3	5.28	1.49	1.39
1	L5	3782	5MC	C2-N3	5.23	1.46	1.36
1	L5	4447	5MC	C2-N3	5.15	1.46	1.36
48	S2	1832	6MZ	C6-C5	-5.03	1.37	1.44
48	S2	1639	G7M	C4-N3	4.95	1.49	1.37
1	L5	3695	PSU	O4-C4	-4.86	1.14	1.23
48	S2	1326	UY1	C6-N1	4.83	1.44	1.36
48	S2	1850	MA6	C6-C5	-4.70	1.37	1.44
1	L5	4532	PSU	O4-C4	-4.66	1.14	1.23
1	L5	3851	PSU	O4-C4	-4.62	1.14	1.23
48	S2	1337	4AC	C7-N4	4.45	1.46	1.37
48	S2	1639	G7M	C2-N3	4.43	1.44	1.33
1	L5	4196	OMG	C8-N7	-4.41	1.27	1.34

*Continued on next page...*

*Continued from previous page...*

Mol	Chain	Res	Type	Atoms	Z	Observed(Å)	Ideal(Å)
1	L5	4220	6MZ	C3'-C4'	4.39	1.64	1.53
1	L5	3818	UY1	C6-N1	4.33	1.43	1.36
1	L5	3764	PSU	O4-C4	-4.30	1.15	1.23
1	L5	3899	OMG	C8-N7	-4.27	1.28	1.34
1	L5	4523	A2M	O5'-C5'	-4.24	1.31	1.44
48	S2	1851	MA6	C6-C5	-4.22	1.38	1.44
1	L5	1625	OMG	C8-N7	-4.22	1.28	1.34
1	L5	4447	5MC	C6-N1	4.21	1.45	1.38
48	S2	668	A2M	O4'-C4'	-4.18	1.35	1.45
48	S2	681	PSU	O4-C4	-4.14	1.15	1.23
48	S2	1832	6MZ	C3'-C4'	4.14	1.63	1.53
1	L5	1316	OMG	C8-N7	-4.13	1.28	1.34
1	L5	3920	PSU	O4-C4	-4.13	1.15	1.23
48	S2	576	A2M	O5'-C5'	-4.13	1.32	1.44
48	S2	1842	4AC	O2-C2	-4.10	1.16	1.23
1	L5	3782	5MC	C6-N1	4.08	1.44	1.38
1	L5	4521	PSU	O4-C4	-4.08	1.15	1.23
48	S2	484	A2M	O5'-C5'	-4.06	1.32	1.44
48	S2	1337	4AC	C5-C4	4.05	1.49	1.41
1	L5	2876	OMG	C8-N7	-4.04	1.28	1.34
48	S2	668	A2M	O5'-C5'	-4.03	1.32	1.44
1	L5	3867	A2M	O5'-C5'	-4.03	1.32	1.44
1	L5	4392	OMG	C8-N7	-4.00	1.28	1.34
1	L5	3639	PSU	O4-C4	-3.99	1.16	1.23
1	L5	1683	PSU	O4-C4	-3.98	1.16	1.23
1	L5	1524	A2M	O5'-C5'	-3.96	1.32	1.44
1	L5	1534	A2M	O5'-C5'	-3.95	1.32	1.44
1	L5	2401	A2M	O5'-C5'	-3.94	1.32	1.44
48	S2	1337	4AC	C4-N4	3.93	1.45	1.39
1	L5	2424	OMG	C8-N7	-3.92	1.28	1.34
1	L5	3792	OMG	C8-N7	-3.92	1.28	1.34
48	S2	1337	4AC	C2-N1	3.92	1.48	1.40
1	L5	400	A2M	O5'-C5'	-3.91	1.32	1.44
1	L5	4637	OMG	C8-N7	-3.91	1.28	1.34
48	S2	1031	A2M	O5'-C5'	-3.90	1.32	1.44
1	L5	1522	OMG	C8-N7	-3.89	1.28	1.34
48	S2	1842	4AC	C7-N4	3.88	1.45	1.37
1	L5	3744	OMG	C8-N7	-3.87	1.28	1.34
1	L5	3782	5MC	O2-C2	-3.84	1.16	1.23
1	L5	4571	A2M	O5'-C5'	-3.83	1.33	1.44
1	L5	2787	A2M	O5'-C5'	-3.81	1.33	1.44
48	S2	436	OMG	C8-N7	-3.79	1.28	1.34

*Continued on next page...*

*Continued from previous page...*

Mol	Chain	Res	Type	Atoms	Z	Observed(Å)	Ideal(Å)
1	L5	1582	PSU	O4-C4	-3.79	1.16	1.23
1	L5	4447	5MC	C4-N4	3.78	1.43	1.34
1	L5	4494	OMG	C8-N7	-3.77	1.28	1.34
1	L5	4623	OMG	C8-N7	-3.77	1.28	1.34
48	S2	166	A2M	O5'-C5'	-3.77	1.33	1.44
48	S2	27	A2M	O5'-C5'	-3.76	1.33	1.44
1	L5	4370	OMG	C8-N7	-3.75	1.29	1.34
1	L5	3825	A2M	O5'-C5'	-3.75	1.33	1.44
1	L5	3785	A2M	O5'-C5'	-3.74	1.33	1.44
48	S2	1643	PSU	O4-C4	-3.73	1.16	1.23
48	S2	468	A2M	O5'-C5'	-3.73	1.33	1.44
48	S2	1383	A2M	O5'-C5'	-3.72	1.33	1.44
1	L5	398	A2M	O5'-C5'	-3.71	1.33	1.44
1	L5	3830	A2M	O5'-C5'	-3.69	1.33	1.44
1	L5	3723	A2M	O5'-C5'	-3.69	1.33	1.44
1	L5	3637	PSU	O4-C4	-3.69	1.16	1.23
1	L5	2364	OMG	C8-N7	-3.68	1.29	1.34
1	L5	1871	A2M	O5'-C5'	-3.67	1.33	1.44
1	L5	3782	5MC	C4-N4	3.67	1.43	1.34
48	S2	683	OMG	C8-N7	-3.66	1.29	1.34
1	L5	4447	5MC	C2-N1	3.66	1.47	1.40
1	L5	4499	OMG	C8-N7	-3.65	1.29	1.34
1	L5	3627	OMG	C8-N7	-3.62	1.29	1.34
48	S2	1447	OMG	C8-N7	-3.60	1.29	1.34
1	L5	2363	A2M	O5'-C5'	-3.59	1.33	1.44
48	S2	1842	4AC	C5-C4	3.58	1.48	1.41
48	S2	1842	4AC	C2-N1	3.58	1.47	1.40
48	S2	1851	MA6	C6-N6	3.57	1.45	1.37
48	S2	1136	PSU	O4-C4	-3.57	1.16	1.23
48	S2	1678	A2M	O5'-C5'	-3.56	1.33	1.44
1	L5	4457	PSU	O4-C4	-3.54	1.16	1.23
5	LB	245	HIC	CE1-ND1	-3.54	1.29	1.34
48	S2	1850	MA6	C6-N6	3.52	1.45	1.37
1	L5	3718	A2M	O5'-C5'	-3.51	1.34	1.44
1	L5	3782	5MC	C2-N1	3.48	1.47	1.40
48	S2	576	A2M	C1'-N9	-3.48	1.41	1.49
1	L5	4493	PSU	O4-C4	-3.47	1.17	1.23
48	S2	512	A2M	O5'-C5'	-3.46	1.34	1.44
1	L5	4552	PSU	O4-C4	-3.45	1.17	1.23
1	L5	4447	5MC	O2-C2	-3.44	1.17	1.23
48	S2	1490	OMG	C8-N7	-3.44	1.29	1.34
1	L5	4228	OMG	C8-N7	-3.42	1.29	1.34

*Continued on next page...*

*Continued from previous page...*

Mol	Chain	Res	Type	Atoms	Z	Observed(Å)	Ideal(Å)
48	S2	159	A2M	O5'-C5'	-3.41	1.34	1.44
1	L5	4571	A2M	O4'-C4'	-3.40	1.37	1.45
1	L5	3944	OMG	C8-N7	-3.40	1.29	1.34
1	L5	4618	OMG	C8-N7	-3.39	1.29	1.34
3	L8	75	OMG	C8-N7	-3.39	1.29	1.34
48	S2	601	OMG	C8-N7	-3.38	1.29	1.34
1	L5	3760	A2M	O5'-C5'	-3.38	1.34	1.44
1	L5	3724	A2M	O5'-C5'	-3.38	1.34	1.44
1	L5	4552	PSU	C2-N1	3.38	1.41	1.36
1	L5	4569	PSU	O4-C4	-3.36	1.17	1.23
48	S2	1136	PSU	C2-N1	3.36	1.41	1.36
3	L8	55	PSU	C2-N1	3.35	1.41	1.36
1	L5	3853	PSU	O4-C4	-3.33	1.17	1.23
48	S2	644	OMG	C8-N7	-3.32	1.29	1.34
1	L5	1322	1MA	C8-N7	-3.31	1.29	1.34
48	S2	1337	4AC	O2-C2	-3.30	1.17	1.23
1	L5	3844	PSU	O4-C4	-3.30	1.17	1.23
48	S2	509	OMG	C8-N7	-3.30	1.29	1.34
48	S2	1842	4AC	C6-N1	3.29	1.45	1.38
48	S2	590	A2M	O5'-C5'	-3.29	1.34	1.44
48	S2	1337	4AC	C6-N1	3.29	1.45	1.38
1	L5	2839	PSU	C2-N1	3.29	1.41	1.36
1	L5	4673	PSU	O4-C4	-3.27	1.17	1.23
1	L5	3785	A2M	C1'-N9	-3.26	1.41	1.49
1	L5	1326	A2M	O5'-C5'	-3.24	1.34	1.44
48	S2	1174	PSU	O4-C4	-3.23	1.17	1.23
48	S2	1326	UY1	C4-N3	3.22	1.44	1.38
48	S2	867	OMG	C8-N7	-3.20	1.29	1.34
1	L5	4353	PSU	O4-C4	-3.18	1.17	1.23
1	L5	4590	A2M	O3'-C3'	-3.18	1.35	1.43
1	L5	3818	UY1	O4-C4	-3.16	1.17	1.23
48	S2	1678	A2M	O4'-C4'	-3.16	1.38	1.45
48	S2	105	PSU	O4-C4	-3.14	1.17	1.23
1	L5	1871	A2M	C1'-N9	-3.13	1.42	1.49
1	L5	4530	UR3	O4-C4	-3.13	1.16	1.23
1	L5	3785	A2M	O4'-C1'	-3.12	1.36	1.40
1	L5	4361	PSU	O4-C4	-3.11	1.17	1.23
1	L5	2815	A2M	O5'-C5'	-3.11	1.35	1.44
48	S2	166	A2M	O3'-C3'	-3.07	1.35	1.43
1	L5	3770	PSU	C2-N1	3.07	1.40	1.36
48	S2	27	A2M	O3'-C3'	-3.06	1.35	1.43
1	L5	3867	A2M	O3'-C3'	-3.06	1.35	1.43

*Continued on next page...*

*Continued from previous page...*

Mol	Chain	Res	Type	Atoms	Z	Observed(Å)	Ideal(Å)
1	L5	4569	PSU	C2-N1	3.04	1.40	1.36
1	L5	4293	PSU	O4-C4	-3.04	1.17	1.23
48	S2	572	PSU	C2-N1	3.03	1.40	1.36
1	L5	3760	A2M	O3'-C3'	-3.01	1.35	1.43
1	L5	3818	UY1	C4-N3	3.01	1.44	1.38
1	L5	4493	PSU	C2-N1	3.00	1.40	1.36
1	L5	1625	OMG	C5-C6	-3.00	1.41	1.47
48	S2	436	OMG	C5-C6	-2.99	1.41	1.47
48	S2	1239	PSU	C2-N1	2.99	1.40	1.36
1	L5	4296	PSU	C2-N1	2.98	1.40	1.36
1	L5	4571	A2M	O3'-C3'	-2.98	1.35	1.43
48	S2	1328	OMG	C8-N7	-2.98	1.30	1.34
48	S2	590	A2M	C1'-N9	-2.97	1.42	1.49
48	S2	1367	PSU	O4-C4	-2.97	1.17	1.23
48	S2	1177	PSU	O4-C4	-2.94	1.18	1.23
48	S2	218	PSU	C2-N1	2.94	1.40	1.36
1	L5	3818	UY1	O2-C2	-2.93	1.17	1.23
1	L5	5001	PSU	O4-C4	-2.93	1.18	1.23
48	S2	406	PSU	O4-C4	-2.92	1.18	1.23
48	S2	93	PSU	O4-C4	-2.92	1.18	1.23
1	L5	4196	OMG	C5-C6	-2.92	1.41	1.47
1	L5	4531	PSU	C2-N1	2.90	1.40	1.36
48	S2	683	OMG	C5-C6	-2.89	1.41	1.47
1	L5	1744	PSU	O4-C4	-2.88	1.18	1.23
1	L5	4431	PSU	O4-C4	-2.87	1.18	1.23
48	S2	1447	OMG	C5-C6	-2.87	1.41	1.47
1	L5	3627	OMG	C5-C6	-2.87	1.41	1.47
1	L5	4370	OMG	C5-C6	-2.87	1.41	1.47
1	L5	4590	A2M	O5'-C5'	-2.87	1.35	1.44
48	S2	1081	PSU	O4-C4	-2.87	1.18	1.23
48	S2	1639	G7M	C5-C6	2.86	1.52	1.45
48	S2	814	PSU	C2-N1	2.86	1.40	1.36
48	S2	1842	4AC	C4-N4	2.86	1.44	1.39
1	L5	1862	PSU	O4-C4	-2.85	1.18	1.23
1	L5	4403	PSU	O4-C4	-2.85	1.18	1.23
48	S2	590	A2M	O4'-C4'	-2.84	1.38	1.45
48	S2	1678	A2M	O3'-C3'	-2.84	1.35	1.43
1	L5	4423	PSU	C2-N1	2.84	1.40	1.36
48	S2	1244	PSU	C2-N1	2.83	1.40	1.36
48	S2	1326	UY1	O4-C4	-2.83	1.18	1.23
1	L5	4637	OMG	C5-C6	-2.81	1.41	1.47
1	L5	2839	PSU	O4-C4	-2.81	1.18	1.23

*Continued on next page...*

*Continued from previous page...*

Mol	Chain	Res	Type	Atoms	Z	Observed(Å)	Ideal(Å)
1	L5	1522	OMG	C5-C6	-2.81	1.41	1.47
1	L5	2876	OMG	C5-C6	-2.80	1.41	1.47
1	L5	3899	OMG	C5-C6	-2.80	1.41	1.47
1	L5	1677	PSU	C2-N1	2.79	1.40	1.36
3	L8	75	OMG	C5-C6	-2.79	1.41	1.47
1	L5	4530	UR3	C6-N1	2.79	1.44	1.38
1	L5	1534	A2M	O4'-C4'	-2.78	1.38	1.45
48	S2	686	PSU	O4-C4	-2.77	1.18	1.23
48	S2	966	PSU	C2-N1	2.77	1.40	1.36
1	L5	4423	PSU	O4-C4	-2.77	1.18	1.23
48	S2	863	PSU	O4-C4	-2.75	1.18	1.23
1	L5	2424	OMG	C5-C6	-2.75	1.42	1.47
48	S2	1232	PSU	C2-N1	2.75	1.40	1.36
48	S2	509	OMG	C5-C6	-2.75	1.42	1.47
48	S2	668	A2M	C1'-N9	-2.74	1.43	1.49
1	L5	2815	A2M	O4'-C4'	-2.74	1.38	1.45
48	S2	1842	4AC	O7-C7	-2.74	1.17	1.23
48	S2	1678	A2M	C1'-N9	-2.73	1.43	1.49
1	L5	3744	OMG	C5-C6	-2.73	1.42	1.47
48	S2	1490	OMG	C5-C6	-2.73	1.42	1.47
48	S2	644	OMG	C5-C6	-2.72	1.42	1.47
1	L5	3760	A2M	C1'-N9	-2.71	1.43	1.49
48	S2	1639	G7M	C2-N1	2.70	1.44	1.37
1	L5	4623	OMG	C5-C6	-2.70	1.42	1.47
48	S2	93	PSU	C2-N1	2.70	1.40	1.36
1	L5	3899	OMG	C5-C4	-2.70	1.36	1.43
48	S2	866	PSU	C2-N1	2.68	1.40	1.36
48	S2	867	OMG	C5-C6	-2.68	1.42	1.47
1	L5	4673	PSU	C2-N1	2.68	1.40	1.36
1	L5	1322	1MA	C5-C4	-2.67	1.36	1.43
1	L5	1792	PSU	C2-N1	2.66	1.40	1.36
72	SX	62	HY3	C4-C5	2.65	1.56	1.53
48	S2	109	PSU	C2-N1	2.65	1.40	1.36
1	L5	3944	OMG	C5-C6	-2.65	1.42	1.47
48	S2	1004	PSU	C2-N1	2.65	1.40	1.36
48	S2	1177	PSU	C2-N1	2.63	1.40	1.36
48	S2	34	PSU	C2-N1	2.63	1.40	1.36
48	S2	801	PSU	C2-N1	2.63	1.40	1.36
48	S2	573	PSU	C2-N1	2.63	1.40	1.36
48	S2	99	A2M	O5'-C5'	-2.61	1.36	1.44
1	L5	2363	A2M	O4'-C4'	-2.61	1.39	1.45
1	L5	4457	PSU	C2-N1	2.60	1.40	1.36

*Continued on next page...*

*Continued from previous page...*

Mol	Chain	Res	Type	Atoms	Z	Observed(Å)	Ideal(Å)
1	L5	3853	PSU	C2-N1	2.60	1.40	1.36
1	L5	2508	PSU	O4-C4	-2.59	1.18	1.23
1	L5	3792	OMG	C5-C6	-2.58	1.42	1.47
48	S2	601	OMG	C5-C6	-2.58	1.42	1.47
1	L5	4420	PSU	C2-N1	2.57	1.40	1.36
48	S2	681	PSU	C2-N1	2.56	1.40	1.36
1	L5	2363	A2M	O3'-C3'	-2.55	1.36	1.43
1	L5	1524	A2M	O3'-C3'	-2.55	1.36	1.43
48	S2	1326	UY1	O2-C2	-2.54	1.18	1.23
1	L5	3627	OMG	C5-C4	-2.53	1.36	1.43
48	S2	822	PSU	O4'-C1'	-2.53	1.40	1.43
1	L5	4499	OMG	C5-C6	-2.53	1.42	1.47
1	L5	3770	PSU	O4-C4	-2.52	1.18	1.23
1	L5	4523	A2M	C1'-N9	-2.52	1.43	1.49
1	L5	1781	PSU	C2-N1	2.52	1.40	1.36
1	L5	4471	PSU	C2-N1	2.51	1.39	1.36
48	S2	36	PSU	C2-N1	2.51	1.39	1.36
1	L5	4972	PSU	C2-N1	2.51	1.39	1.36
48	S2	609	PSU	C2-N1	2.50	1.39	1.36
1	L5	1316	OMG	C5-C6	-2.50	1.42	1.47
1	L5	4689	PSU	O4-C4	-2.49	1.18	1.23
1	L5	1677	PSU	O4-C4	-2.49	1.18	1.23
48	S2	1692	PSU	O4-C4	-2.48	1.18	1.23
1	L5	3867	A2M	C1'-N9	-2.48	1.43	1.49
1	L5	4636	PSU	C2-N1	2.48	1.39	1.36
1	L5	4370	OMG	C5-C4	-2.45	1.37	1.43
48	S2	159	A2M	C1'-N9	-2.44	1.43	1.49
1	L5	4299	PSU	C2-N1	2.44	1.39	1.36
1	L5	3723	A2M	O4'-C4'	-2.43	1.39	1.45
1	L5	4431	PSU	C2-N1	2.42	1.39	1.36
48	S2	1625	PSU	C2-N1	2.42	1.39	1.36
1	L5	1782	PSU	O4-C4	-2.42	1.19	1.23
3	L8	69	PSU	C2-N1	2.42	1.39	1.36
1	L5	4576	PSU	O4-C4	-2.41	1.19	1.23
48	S2	1337	4AC	CM7-C7	2.41	1.55	1.50
1	L5	4471	PSU	O4-C4	-2.41	1.19	1.23
1	L5	1781	PSU	O4-C4	-2.41	1.19	1.23
1	L5	3715	PSU	C2-N1	2.41	1.39	1.36
1	L5	1522	OMG	C5-C4	-2.40	1.37	1.43
1	L5	2365	OMC	C4-N3	-2.40	1.30	1.34
1	L5	3744	OMG	C5-C4	-2.40	1.37	1.43
1	L5	4618	OMG	C5-C6	-2.39	1.42	1.47

*Continued on next page...*

*Continued from previous page...*

Mol	Chain	Res	Type	Atoms	Z	Observed(Å)	Ideal(Å)
48	S2	1851	MA6	C2-N3	2.39	1.35	1.32
1	L5	1536	PSU	C2-N1	2.38	1.39	1.36
1	L5	3734	PSU	C2-N1	2.38	1.39	1.36
48	S2	1850	MA6	C2-N3	2.38	1.35	1.32
48	S2	512	A2M	O3'-C3'	-2.37	1.37	1.43
48	S2	119	PSU	C2-N1	2.37	1.39	1.36
48	S2	683	OMG	C5-C4	-2.37	1.37	1.43
48	S2	159	A2M	O3'-C3'	-2.36	1.37	1.43
72	SX	62	HY3	C5-N	2.36	1.57	1.49
1	L5	4392	OMG	C5-C6	-2.36	1.42	1.47
48	S2	1243	PSU	C2-N1	2.35	1.39	1.36
1	L5	3729	PSU	C2-N1	2.35	1.39	1.36
1	L5	4228	OMG	C5-C4	-2.35	1.37	1.43
48	S2	1174	PSU	C2-N1	2.35	1.39	1.36
48	S2	649	PSU	C2-N1	2.35	1.39	1.36
1	L5	4494	OMG	C5-C6	-2.34	1.42	1.47
48	S2	99	A2M	C1'-N9	-2.34	1.44	1.49
1	L5	4579	PSU	O4-C4	-2.33	1.19	1.23
1	L5	3884	PSU	C2-N1	2.33	1.39	1.36
48	S2	1347	PSU	O4-C4	-2.33	1.19	1.23
48	S2	1328	OMG	C5-C6	-2.33	1.42	1.47
1	L5	1862	PSU	C2-N1	2.33	1.39	1.36
1	L5	3844	PSU	C2-N1	2.32	1.39	1.36
1	L5	4228	OMG	C5-C6	-2.31	1.42	1.47
1	L5	4196	OMG	C5-C4	-2.31	1.37	1.43
1	L5	1625	OMG	C5-C4	-2.31	1.37	1.43
1	L5	4312	PSU	O4-C4	-2.30	1.19	1.23
1	L5	1316	OMG	C5-C4	-2.30	1.37	1.43
1	L5	1677	PSU	O4'-C1'	-2.30	1.40	1.43
1	L5	4972	PSU	O4-C4	-2.30	1.19	1.23
48	S2	863	PSU	C2-N1	2.29	1.39	1.36
1	L5	2364	OMG	C5-C6	-2.29	1.42	1.47
1	L5	3818	UY1	O4'-C1'	-2.29	1.40	1.43
1	L5	3724	A2M	O3'-C3'	-2.29	1.37	1.43
1	L5	2508	PSU	C2-N1	2.29	1.39	1.36
1	L5	3768	PSU	C2-N1	2.29	1.39	1.36
1	L5	2804	OMC	C4-N3	-2.29	1.30	1.34
1	L5	4500	PSU	C2-N1	2.28	1.39	1.36
1	L5	3718	A2M	O3'-C3'	-2.28	1.37	1.43
1	L5	4353	PSU	C2-N1	2.28	1.39	1.36
1	L5	1534	A2M	C1'-N9	-2.28	1.44	1.49
1	L5	2787	A2M	C8-N7	-2.27	1.30	1.34

*Continued on next page...*

*Continued from previous page...*

Mol	Chain	Res	Type	Atoms	Z	Observed(Å)	Ideal(Å)
1	L5	3760	A2M	O4'-C4'	-2.27	1.39	1.45
1	L5	1779	PSU	C2-N1	2.27	1.39	1.36
48	S2	918	PSU	C2-N1	2.27	1.39	1.36
1	L5	5010	PSU	O4-C4	-2.27	1.19	1.23
1	L5	3764	PSU	C2-N1	2.26	1.39	1.36
1	L5	3762	PSU	C2-N1	2.26	1.39	1.36
1	L5	3830	A2M	C1'-N9	-2.26	1.44	1.49
48	S2	1238	PSU	C2-N1	2.25	1.39	1.36
48	S2	815	PSU	C2-N1	2.25	1.39	1.36
1	L5	1534	A2M	O3'-C3'	-2.25	1.37	1.43
1	L5	2364	OMG	C5-C4	-2.25	1.37	1.43
1	L5	4499	OMG	C5-C4	-2.25	1.37	1.43
1	L5	4618	OMG	C5-C4	-2.25	1.37	1.43
1	L5	4532	PSU	C2-N1	2.24	1.39	1.36
48	S2	576	A2M	O3'-C3'	-2.24	1.37	1.43
48	S2	1643	PSU	C2-N1	2.24	1.39	1.36
48	S2	918	PSU	O4'-C1'	-2.24	1.40	1.43
1	L5	3867	A2M	O4'-C4'	-2.24	1.40	1.45
1	L5	3851	PSU	C2-N1	2.23	1.39	1.36
48	S2	1692	PSU	C2-N1	2.23	1.39	1.36
3	L8	75	OMG	C5-C4	-2.23	1.37	1.43
1	L5	4442	PSU	O4-C4	-2.23	1.19	1.23
1	L5	1524	A2M	C1'-N9	-2.23	1.44	1.49
48	S2	668	A2M	O4'-C1'	-2.22	1.38	1.40
1	L5	3808	OMC	C4-N3	-2.22	1.30	1.34
1	L5	2424	OMG	C5-C4	-2.22	1.37	1.43
1	L5	4637	OMG	C5-C4	-2.22	1.37	1.43
1	L5	4636	PSU	O4'-C1'	-2.22	1.40	1.43
48	S2	436	OMG	C5-C4	-2.22	1.37	1.43
1	L5	3944	OMG	C5-C4	-2.22	1.37	1.43
1	L5	4456	OMC	C4-N3	-2.21	1.30	1.34
1	L5	4523	A2M	O3'-C3'	-2.20	1.37	1.43
48	S2	1031	A2M	C1'-N9	-2.20	1.44	1.49
1	L5	1782	PSU	C2-N1	2.20	1.39	1.36
1	L5	3887	OMC	C4-N3	-2.20	1.30	1.34
1	L5	1871	A2M	O3'-C3'	-2.19	1.37	1.43
1	L5	4392	OMG	C5-C4	-2.19	1.37	1.43
48	S2	1081	PSU	C2-N1	2.19	1.39	1.36
1	L5	2843	PSU	C2-N1	2.19	1.39	1.36
1	L5	4403	PSU	C2-N1	2.18	1.39	1.36
48	S2	1490	OMG	C5-C4	-2.18	1.37	1.43
48	S2	1056	PSU	O4-C4	-2.18	1.19	1.23

*Continued on next page...*

*Continued from previous page...*

Mol	Chain	Res	Type	Atoms	Z	Observed(Å)	Ideal(Å)
1	L5	3701	OMC	C4-N3	-2.17	1.30	1.34
1	L5	4623	OMG	C5-C4	-2.17	1.37	1.43
48	S2	468	A2M	O3'-C3'	-2.17	1.37	1.43
1	L5	4312	PSU	C2-N1	2.16	1.39	1.36
1	L5	2363	A2M	C1'-N9	-2.16	1.44	1.49
1	L5	2824	OMC	C4-N3	-2.16	1.30	1.34
1	L5	2876	OMG	C5-C4	-2.16	1.37	1.43
1	L5	4220	6MZ	C5-N7	-2.16	1.32	1.39
1	L5	4530	UR3	C4-N3	2.16	1.44	1.40
1	L5	1677	PSU	C2-N3	2.15	1.41	1.37
48	S2	1639	G7M	O6-C6	-2.15	1.18	1.23
1	L5	4576	PSU	C2-N1	2.14	1.39	1.36
1	L5	2632	PSU	C2-N1	2.14	1.39	1.36
1	L5	4579	PSU	C2-N1	2.14	1.39	1.36
1	L5	3792	OMG	C5-C4	-2.14	1.37	1.43
48	S2	651	PSU	C2-N1	2.13	1.39	1.36
1	L5	4530	UR3	C5-C4	2.13	1.49	1.43
48	S2	484	A2M	C1'-N9	-2.13	1.44	1.49
1	L5	1860	PSU	C2-N1	2.12	1.39	1.36
1	L5	4521	PSU	C2-N1	2.11	1.39	1.36
48	S2	1288	OMU	C2-N1	2.11	1.41	1.38
48	S2	166	A2M	C1'-N9	-2.11	1.44	1.49
48	S2	822	PSU	C2-N1	2.10	1.39	1.36
48	S2	509	OMG	C5-C4	-2.10	1.37	1.43
1	L5	4523	A2M	O2'-CM'	-2.08	1.35	1.42
1	L5	3695	PSU	C2-N1	2.08	1.39	1.36
1	L5	3639	PSU	O4'-C1'	-2.08	1.41	1.43
1	L5	4569	PSU	O4'-C1'	-2.08	1.41	1.43
48	S2	601	OMG	C5-C4	-2.08	1.38	1.43
1	L5	2351	OMC	C4-N3	-2.08	1.30	1.34
48	S2	1081	PSU	O4'-C1'	-2.07	1.41	1.43
48	S2	822	PSU	O4-C4	-2.06	1.19	1.23
1	L5	5001	PSU	C2-N1	2.06	1.39	1.36
48	S2	99	A2M	C5'-C4'	2.06	1.57	1.51
1	L5	400	A2M	O4'-C4'	-2.06	1.40	1.45
1	L5	2401	A2M	O3'-C3'	-2.06	1.37	1.43
1	L5	4442	PSU	C2-N1	2.06	1.39	1.36
48	S2	296	PSU	C2-N1	2.06	1.39	1.36
48	S2	512	A2M	C1'-N9	-2.06	1.44	1.49
48	S2	1337	4AC	O7-C7	-2.06	1.18	1.23
48	S2	1328	OMG	C5-C4	-2.05	1.38	1.43
48	S2	27	A2M	O4'-C4'	-2.05	1.40	1.45

*Continued on next page...*

Continued from previous page...

Mol	Chain	Res	Type	Atoms	Z	Observed(Å)	Ideal(Å)
1	L5	1744	PSU	C2-N1	2.05	1.39	1.36
1	L5	3830	A2M	O2'-CM7	-2.04	1.35	1.42
48	S2	1842	4AC	CM7-C7	2.04	1.54	1.50
48	S2	1445	PSU	C2-N1	2.04	1.39	1.36
48	S2	1703	OMC	C4-N3	-2.04	1.30	1.34
1	L5	4494	OMG	C5-C4	-2.04	1.38	1.43
48	S2	1447	OMG	C5-C4	-2.03	1.38	1.43
1	L5	4228	OMG	C4-N3	-2.03	1.32	1.37
48	S2	119	PSU	O4-C4	-2.03	1.19	1.23
48	S2	1639	G7M	C6-N1	2.03	1.40	1.37
48	S2	867	OMG	C5-C4	-2.03	1.38	1.43
48	S2	1004	PSU	O4-C4	-2.02	1.19	1.23
1	L5	2632	PSU	O4-C4	-2.02	1.19	1.23
1	L5	4571	A2M	C1'-N9	-2.02	1.44	1.49
1	L5	4500	PSU	O4-C4	-2.02	1.19	1.23
48	S2	627	OMU	C4-N3	2.01	1.42	1.38
1	L5	3758	PSU	O4'-C1'	-2.01	1.41	1.43
48	S2	105	PSU	C2-N1	2.01	1.39	1.36
48	S2	1445	PSU	O4-C4	-2.00	1.19	1.23
1	L5	3830	A2M	O3'-C3'	-2.00	1.38	1.43
48	S2	1232	PSU	O4-C4	-2.00	1.19	1.23

All (754) bond angle outliers are listed below:

Mol	Chain	Res	Type	Atoms	Z	Observed(°)	Ideal(°)
48	S2	1851	MA6	N1-C6-N6	-10.24	105.00	116.83
48	S2	1850	MA6	N1-C6-N6	-8.78	106.68	116.83
48	S2	590	A2M	C4'-O4'-C1'	-8.05	102.55	109.92
48	S2	1850	MA6	N3-C2-N1	-6.81	119.42	128.67
48	S2	1832	6MZ	C9-N6-C6	-6.69	116.65	122.85
1	L5	4220	6MZ	N3-C2-N1	-6.63	119.68	128.67
48	S2	1832	6MZ	N3-C2-N1	-6.62	119.69	128.67
48	S2	1851	MA6	N3-C2-N1	-6.48	119.88	128.67
1	L5	3785	A2M	C4'-O4'-C1'	-6.03	104.40	109.92
1	L5	4530	UR3	C4-N3-C2	-5.99	119.76	124.58
1	L5	3818	UY1	C4-N3-C2	-5.69	118.54	126.37
1	L5	4220	6MZ	C9-N6-C6	5.64	128.08	122.85
1	L5	4531	PSU	C6-C5-C4	5.60	121.95	118.17
48	S2	576	A2M	C4'-O4'-C1'	-5.58	104.82	109.92
1	L5	3818	UY1	C6-C5-C4	5.39	121.81	118.17
1	L5	1326	A2M	C4'-O4'-C1'	-5.35	105.03	109.92
1	L5	4403	PSU	C6-C5-C4	5.31	121.75	118.17

Continued on next page...

*Continued from previous page...*

Mol	Chain	Res	Type	Atoms	Z	Observed(°)	Ideal(°)
48	S2	1326	UY1	N1-C2-N3	5.29	120.75	115.17
48	S2	1851	MA6	C1'-N9-C4	-5.26	117.39	126.64
48	S2	166	A2M	C4'-O4'-C1'	-5.24	105.13	109.92
48	S2	1326	UY1	C4-N3-C2	-5.21	119.19	126.37
48	S2	573	PSU	C6-C5-C4	5.13	121.64	118.17
1	L5	3818	UY1	N1-C2-N3	5.04	120.49	115.17
1	L5	4521	PSU	C6-C5-C4	5.04	121.58	118.17
1	L5	2839	PSU	C6-C5-C4	4.98	121.54	118.17
1	L5	1862	PSU	C6-C5-C4	4.89	121.47	118.17
1	L5	1524	A2M	C4'-O4'-C1'	-4.88	105.45	109.92
48	S2	866	PSU	C6-C5-C4	4.85	121.44	118.17
1	L5	3768	PSU	C6-C5-C4	4.82	121.43	118.17
1	L5	2843	PSU	C6-C5-C4	4.81	121.42	118.17
1	L5	4220	6MZ	C2-N1-C6	4.78	120.31	116.60
48	S2	1383	A2M	C4'-O4'-C1'	-4.76	105.57	109.92
1	L5	4423	PSU	C6-C5-C4	4.73	121.36	118.17
48	S2	1326	UY1	C6-C5-C4	4.69	121.34	118.17
48	S2	1232	PSU	C6-C5-C4	4.66	121.32	118.17
1	L5	1683	PSU	C6-C5-C4	4.63	121.30	118.17
48	S2	814	PSU	C6-C5-C4	4.55	121.25	118.17
48	S2	296	PSU	C6-C5-C4	4.54	121.24	118.17
1	L5	1871	A2M	C4'-O4'-C1'	-4.54	105.77	109.92
48	S2	1238	PSU	C6-C5-C4	4.54	121.24	118.17
1	L5	4312	PSU	C6-C5-C4	4.51	121.22	118.17
48	S2	918	PSU	C6-C5-C4	4.49	121.21	118.17
48	S2	1136	PSU	C6-C5-C4	4.48	121.19	118.17
1	L5	3715	PSU	C6-C5-C4	4.47	121.19	118.17
1	L5	3785	A2M	O4'-C1'-N9	4.46	114.66	108.75
48	S2	1243	PSU	C6-C5-C4	4.46	121.18	118.17
48	S2	572	PSU	C6-C5-C4	4.44	121.17	118.17
1	L5	4689	PSU	C6-C5-C4	4.43	121.16	118.17
1	L5	4447	5MC	C5-C6-N1	-4.42	118.51	123.31
48	S2	105	PSU	C6-C5-C4	4.42	121.16	118.17
48	S2	36	PSU	C6-C5-C4	4.41	121.15	118.17
48	S2	649	PSU	C6-C5-C4	4.38	121.13	118.17
48	S2	406	PSU	C6-C5-C4	4.37	121.12	118.17
3	L8	55	PSU	C6-C5-C4	4.31	121.08	118.17
48	S2	93	PSU	C6-C5-C4	4.30	121.07	118.17
1	L5	5001	PSU	C6-C5-C4	4.29	121.07	118.17
1	L5	4628	PSU	C6-C5-C4	4.27	121.06	118.17
48	S2	651	PSU	C6-C5-C4	4.26	121.05	118.17
48	S2	1850	MA6	C1'-N9-C4	-4.25	119.17	126.64

*Continued on next page...*

*Continued from previous page...*

Mol	Chain	Res	Type	Atoms	Z	Observed(°)	Ideal(°)
1	L5	4296	PSU	C6-C5-C4	4.24	121.03	118.17
48	S2	1031	A2M	C4'-O4'-C1'	-4.23	106.06	109.92
1	L5	1536	PSU	C6-C5-C4	4.22	121.02	118.17
1	L5	3770	PSU	C6-C5-C4	4.20	121.01	118.17
48	S2	966	PSU	C6-C5-C4	4.19	121.00	118.17
48	S2	34	PSU	C6-C5-C4	4.19	121.00	118.17
48	S2	1850	MA6	C2-N1-C6	4.18	120.94	116.84
48	S2	1239	PSU	C6-C5-C4	4.18	120.99	118.17
1	L5	3723	A2M	C4'-O4'-C1'	-4.17	106.10	109.92
1	L5	3920	PSU	C6-C5-C4	4.17	120.99	118.17
1	L5	2787	A2M	O3'-C3'-C2'	4.16	122.83	111.19
48	S2	159	A2M	C4'-O4'-C1'	-4.12	106.15	109.92
48	S2	681	PSU	C6-C5-C4	4.11	120.95	118.17
1	L5	4972	PSU	C6-C5-C4	4.10	120.94	118.17
1	L5	3825	A2M	C4'-O4'-C1'	-4.10	106.17	109.92
1	L5	3851	PSU	C6-C5-C4	4.10	120.94	118.17
1	L5	5010	PSU	C6-C5-C4	4.10	120.94	118.17
48	S2	468	A2M	C1'-N9-C4	-4.10	119.45	126.64
1	L5	3718	A2M	C4'-O4'-C1'	-4.09	106.18	109.92
1	L5	4471	PSU	C6-C5-C4	4.08	120.93	118.17
48	S2	1056	PSU	C6-C5-C4	4.08	120.93	118.17
48	S2	468	A2M	C4'-O4'-C1'	-4.08	106.19	109.92
48	S2	1383	A2M	C3'-C2'-C1'	-4.07	95.01	102.81
48	S2	1174	PSU	C6-C5-C4	4.07	120.92	118.17
1	L5	3760	A2M	C1'-N9-C4	-4.06	119.51	126.64
1	L5	4636	PSU	C6-C5-C4	4.03	120.90	118.17
48	S2	1347	PSU	C6-C5-C4	4.03	120.89	118.17
48	S2	1678	A2M	C1'-N9-C4	-4.01	119.60	126.64
1	L5	2815	A2M	C4'-O4'-C1'	-4.00	106.26	109.92
48	S2	576	A2M	C1'-N9-C4	-3.99	119.63	126.64
48	S2	815	PSU	C6-C5-C4	3.96	120.85	118.17
1	L5	4299	PSU	C6-C5-C4	3.96	120.84	118.17
48	S2	1177	PSU	C6-C5-C4	3.95	120.84	118.17
1	L5	2363	A2M	C1'-N9-C4	-3.94	119.73	126.64
48	S2	1692	PSU	C6-C5-C4	3.93	120.83	118.17
1	L5	3734	PSU	C6-C5-C4	3.91	120.81	118.17
48	S2	801	PSU	C6-C5-C4	3.88	120.79	118.17
1	L5	3729	PSU	C6-C5-C4	3.87	120.79	118.17
48	S2	1625	PSU	C6-C5-C4	3.87	120.78	118.17
48	S2	863	PSU	C6-C5-C4	3.85	120.77	118.17
1	L5	3884	PSU	C6-C5-C4	3.85	120.77	118.17
48	S2	1244	PSU	C6-C5-C4	3.84	120.77	118.17

*Continued on next page...*

*Continued from previous page...*

Mol	Chain	Res	Type	Atoms	Z	Observed(°)	Ideal(°)
48	S2	1367	PSU	C6-C5-C4	3.84	120.77	118.17
1	L5	4457	PSU	C6-C5-C4	3.83	120.76	118.17
1	L5	4493	PSU	C6-C5-C4	3.83	120.76	118.17
48	S2	1383	A2M	C1'-N9-C4	-3.81	119.95	126.64
1	L5	1524	A2M	O4'-C1'-N9	3.80	113.79	108.75
48	S2	1851	MA6	C2-N1-C6	3.78	120.55	116.84
1	L5	4569	PSU	C6-C5-C4	3.78	120.72	118.17
1	L5	1792	PSU	C6-C5-C4	3.78	120.72	118.17
48	S2	218	PSU	C6-C5-C4	3.77	120.72	118.17
48	S2	1081	PSU	C6-C5-C4	3.76	120.71	118.17
1	L5	4530	UR3	C5-C4-N3	3.76	119.99	115.04
1	L5	1860	PSU	C6-C5-C4	3.76	120.71	118.17
1	L5	3782	5MC	C5-C6-N1	-3.76	119.23	123.31
3	L8	69	PSU	C6-C5-C4	3.75	120.71	118.17
1	L5	1744	PSU	C6-C5-C4	3.74	120.70	118.17
1	L5	4590	A2M	C1'-N9-C4	-3.73	120.09	126.64
1	L5	4500	PSU	C6-C5-C4	3.73	120.69	118.17
1	L5	4576	PSU	C6-C5-C4	3.72	120.68	118.17
1	L5	4579	PSU	C6-C5-C4	3.70	120.67	118.17
1	L5	3760	A2M	C4'-O4'-C1'	-3.69	106.55	109.92
1	L5	4673	PSU	C6-C5-C4	3.68	120.66	118.17
48	S2	668	A2M	O4'-C1'-N9	-3.68	103.86	108.75
48	S2	668	A2M	C1'-N9-C4	-3.68	120.17	126.64
1	L5	3724	A2M	C4'-O4'-C1'	-3.68	106.56	109.92
1	L5	2632	PSU	C6-C5-C4	3.68	120.66	118.17
1	L5	3851	PSU	C4-N3-C2	-3.66	121.32	126.37
48	S2	686	PSU	C6-C5-C4	3.65	120.64	118.17
1	L5	4628	PSU	C4-N3-C2	-3.65	121.35	126.37
48	S2	99	A2M	C4'-O4'-C1'	-3.63	106.60	109.92
1	L5	3637	PSU	C6-C5-C4	3.62	120.62	118.17
48	S2	1031	A2M	C1'-N9-C4	-3.62	120.28	126.64
1	L5	3764	PSU	O4-C4-N3	-3.62	113.31	120.11
48	S2	1643	PSU	C6-C5-C4	3.61	120.61	118.17
48	S2	668	A2M	C4'-O4'-C1'	-3.61	106.62	109.92
1	L5	1779	PSU	C6-C5-C4	3.61	120.61	118.17
1	L5	1582	PSU	C6-C5-C4	3.60	120.60	118.17
48	S2	159	A2M	C1'-N9-C4	-3.58	120.34	126.64
48	S2	109	PSU	C6-C5-C4	3.56	120.58	118.17
48	S2	119	PSU	C6-C5-C4	3.56	120.58	118.17
48	S2	166	A2M	C1'-N9-C4	-3.55	120.40	126.64
1	L5	4532	PSU	C6-C5-C4	3.55	120.57	118.17
1	L5	1534	A2M	C4'-O4'-C1'	-3.52	106.70	109.92

*Continued on next page...*

*Continued from previous page...*

Mol	Chain	Res	Type	Atoms	Z	Observed(°)	Ideal(°)
1	L5	3825	A2M	C1'-N9-C4	-3.52	120.45	126.64
1	L5	1781	PSU	C6-C5-C4	3.49	120.53	118.17
1	L5	1534	A2M	C3'-C2'-C1'	-3.49	96.12	102.81
1	L5	4532	PSU	C4-N3-C2	-3.48	121.58	126.37
1	L5	4571	A2M	C1'-N9-C4	-3.47	120.54	126.64
48	S2	1326	UY1	C6-N1-C2	-3.47	119.47	122.69
48	S2	296	PSU	C4-N3-C2	-3.46	121.60	126.37
1	L5	4361	PSU	C4-N3-C2	-3.46	121.61	126.37
48	S2	166	A2M	C3'-C2'-C1'	-3.45	96.21	102.81
48	S2	590	A2M	C1'-N9-C4	-3.45	120.59	126.64
1	L5	4431	PSU	C6-C5-C4	3.45	120.50	118.17
1	L5	4403	PSU	C4-N3-C2	-3.43	121.64	126.37
1	L5	4571	A2M	C3'-C2'-C1'	-3.43	96.24	102.81
1	L5	4521	PSU	C4-N3-C2	-3.42	121.65	126.37
1	L5	3639	PSU	C6-C5-C4	3.42	120.48	118.17
48	S2	512	A2M	C1'-N9-C4	-3.41	120.64	126.64
48	S2	1445	PSU	C6-C5-C4	3.41	120.47	118.17
48	S2	815	PSU	C4-N3-C2	-3.41	121.68	126.37
48	S2	512	A2M	C4'-O4'-C1'	-3.41	106.81	109.92
1	L5	3723	A2M	C1'-N9-C4	-3.40	120.66	126.64
1	L5	4571	A2M	C2'-C1'-N9	3.39	120.09	112.56
1	L5	2843	PSU	C4-N3-C2	-3.38	121.71	126.37
1	L5	4530	UR3	C6-N1-C2	-3.38	119.04	121.80
1	L5	4361	PSU	C6-C5-C4	3.37	120.45	118.17
1	L5	4972	PSU	C4-N3-C2	-3.37	121.73	126.37
1	L5	3718	A2M	C3'-C2'-C1'	-3.37	96.36	102.81
48	S2	1643	PSU	O4-C4-N3	-3.37	113.78	120.11
1	L5	4457	PSU	C4-N3-C2	-3.36	121.73	126.37
1	L5	3768	PSU	C4-N3-C2	-3.36	121.74	126.37
1	L5	1782	PSU	C6-C5-C4	3.36	120.44	118.17
1	L5	2508	PSU	C6-C5-C4	3.36	120.44	118.17
1	L5	1871	A2M	C3'-C2'-C1'	-3.35	96.40	102.81
48	S2	686	PSU	C4-N3-C2	-3.35	121.76	126.37
48	S2	609	PSU	C6-C5-C4	3.35	120.43	118.17
1	L5	1792	PSU	C4-N3-C2	-3.34	121.77	126.37
1	L5	2401	A2M	O3'-C3'-C2'	3.32	120.48	111.19
3	L8	69	PSU	C4-N3-C2	-3.32	121.80	126.37
1	L5	4420	PSU	O4-C4-N3	-3.31	113.89	120.11
48	S2	484	A2M	C1'-N9-C4	-3.31	120.83	126.64
48	S2	863	PSU	C4-N3-C2	-3.30	121.82	126.37
48	S2	1244	PSU	C4-N3-C2	-3.29	121.84	126.37
1	L5	4353	PSU	O4-C4-N3	-3.29	113.93	120.11

*Continued on next page...*

*Continued from previous page...*

Mol	Chain	Res	Type	Atoms	Z	Observed(°)	Ideal(°)
48	S2	512	A2M	C3'-C2'-C1'	-3.28	96.52	102.81
48	S2	814	PSU	C4-N3-C2	-3.28	121.86	126.37
48	S2	93	PSU	C4-N3-C2	-3.27	121.86	126.37
1	L5	1326	A2M	C1'-N9-C4	-3.27	120.90	126.64
1	L5	5001	PSU	C4-N3-C2	-3.27	121.87	126.37
48	S2	119	PSU	C4-N3-C2	-3.26	121.87	126.37
48	S2	218	PSU	C4-N3-C2	-3.26	121.88	126.37
1	L5	400	A2M	C1'-N9-C4	-3.26	120.91	126.64
1	L5	4493	PSU	O4-C4-N3	-3.26	113.99	120.11
1	L5	4423	PSU	C4-N3-C2	-3.25	121.89	126.37
1	L5	4306	OMU	O4-C4-N3	-3.24	114.57	119.27
1	L5	3695	PSU	O4-C4-N3	-3.24	114.01	120.11
1	L5	1862	PSU	C4-N3-C2	-3.24	121.90	126.37
48	S2	1692	PSU	C4-N3-C2	-3.24	121.90	126.37
1	L5	400	A2M	O3'-C3'-C2'	3.24	120.26	111.19
1	L5	3695	PSU	C4-N3-C2	-3.24	121.91	126.37
1	L5	3637	PSU	C4-N3-C2	-3.24	121.91	126.37
1	L5	398	A2M	C1'-N9-C4	-3.24	120.95	126.64
1	L5	2839	PSU	C4-N3-C2	-3.23	121.92	126.37
48	S2	34	PSU	C4-N3-C2	-3.23	121.92	126.37
1	L5	1744	PSU	C4-N3-C2	-3.23	121.93	126.37
48	S2	1248	B8N	C4-N3-C2	-3.22	121.66	125.62
1	L5	4523	A2M	C4'-O4'-C1'	-3.22	106.98	109.92
1	L5	3818	UY1	O2-C2-N1	-3.21	119.47	122.79
48	S2	651	PSU	C4-N3-C2	-3.21	121.95	126.37
1	L5	1582	PSU	C4-N3-C2	-3.21	121.95	126.37
1	L5	4532	PSU	O4-C4-N3	-3.21	114.08	120.11
3	L8	55	PSU	C4-N3-C2	-3.21	121.95	126.37
1	L5	3844	PSU	C6-C5-C4	3.20	120.33	118.17
1	L5	2815	A2M	C1'-N9-C4	-3.20	121.03	126.64
48	S2	1238	PSU	C4-N3-C2	-3.19	121.97	126.37
48	S2	1639	G7M	C2-N1-C6	-3.19	119.27	125.11
3	L8	14	OMU	O4-C4-N3	-3.19	114.65	119.27
1	L5	4636	PSU	C4-N3-C2	-3.19	121.98	126.37
1	L5	4312	PSU	C4-N3-C2	-3.19	121.98	126.37
48	S2	573	PSU	C4-N3-C2	-3.18	121.99	126.37
1	L5	4552	PSU	O4-C4-N3	-3.18	114.13	120.11
1	L5	4296	PSU	C4-N3-C2	-3.18	121.99	126.37
48	S2	822	PSU	C6-C5-C4	3.18	120.32	118.17
1	L5	3718	A2M	C1'-N9-C4	-3.18	121.06	126.64
48	S2	681	PSU	C4-N3-C2	-3.17	122.00	126.37
48	S2	572	PSU	C4-N3-C2	-3.17	122.00	126.37

*Continued on next page...*

*Continued from previous page...*

Mol	Chain	Res	Type	Atoms	Z	Observed(°)	Ideal(°)
1	L5	4353	PSU	C6-C5-C4	3.17	120.31	118.17
48	S2	1136	PSU	C4-N3-C2	-3.17	122.00	126.37
1	L5	3853	PSU	O4-C4-N3	-3.16	114.16	120.11
1	L5	3637	PSU	O4-C4-N3	-3.16	114.17	120.11
48	S2	1081	PSU	C4-N3-C2	-3.16	122.02	126.37
1	L5	3715	PSU	C4-N3-C2	-3.16	122.02	126.37
48	S2	1445	PSU	C4-N3-C2	-3.15	122.03	126.37
1	L5	4576	PSU	C4-N3-C2	-3.14	122.04	126.37
48	S2	1804	OMU	O4-C4-N3	-3.14	114.72	119.27
1	L5	4471	PSU	O4-C4-N3	-3.14	114.22	120.11
1	L5	4620	OMU	O4-C4-N3	-3.14	114.73	119.27
48	S2	1056	PSU	C4-N3-C2	-3.12	122.07	126.37
1	L5	1677	PSU	C4-N3-C2	-3.12	122.08	126.37
48	S2	1643	PSU	C4-N3-C2	-3.12	122.08	126.37
1	L5	4636	PSU	O4-C4-N3	-3.11	114.27	120.11
1	L5	4590	A2M	C3'-C2'-C1'	-3.10	96.86	102.81
1	L5	2364	OMG	O6-C6-C5	3.10	130.47	124.32
3	L8	55	PSU	O4-C4-N3	-3.10	114.29	120.11
1	L5	3639	PSU	C4-N3-C2	-3.09	122.11	126.37
1	L5	4361	PSU	O4-C4-N3	-3.09	114.30	120.11
1	L5	4293	PSU	O4-C4-N3	-3.09	114.30	120.11
1	L5	4442	PSU	O4-C4-N3	-3.09	114.30	120.11
1	L5	1860	PSU	C4-N3-C2	-3.09	122.11	126.37
48	S2	468	A2M	C3'-C2'-C1'	-3.09	96.90	102.81
1	L5	1683	PSU	N1-C2-N3	3.09	118.42	115.17
1	L5	1536	PSU	C4-N3-C2	-3.09	122.12	126.37
48	S2	866	PSU	C4-N3-C2	-3.09	122.12	126.37
48	S2	822	PSU	C4-N3-C2	-3.08	122.12	126.37
1	L5	3867	A2M	C4'-O4'-C1'	-3.08	107.10	109.92
1	L5	4531	PSU	C4-N3-C2	-3.08	122.12	126.37
1	L5	1862	PSU	O4-C4-N3	-3.08	114.33	120.11
1	L5	1782	PSU	O4-C4-N3	-3.08	114.33	120.11
1	L5	3639	PSU	O4-C4-N3	-3.06	114.35	120.11
1	L5	3729	PSU	C4-N3-C2	-3.06	122.15	126.37
1	L5	3764	PSU	C4-N3-C2	-3.06	122.15	126.37
1	L5	4431	PSU	O4-C4-N3	-3.06	114.36	120.11
1	L5	3723	A2M	C3'-C2'-C1'	-3.06	96.95	102.81
1	L5	1781	PSU	C4-N3-C2	-3.06	122.16	126.37
1	L5	1782	PSU	C4-N3-C2	-3.05	122.16	126.37
48	S2	1174	PSU	C4-N3-C2	-3.05	122.17	126.37
1	L5	3867	A2M	C1'-N9-C4	-3.05	121.29	126.64
1	L5	1677	PSU	O4-C4-N3	-3.05	114.39	120.11

*Continued on next page...*

*Continued from previous page...*

Mol	Chain	Res	Type	Atoms	Z	Observed(°)	Ideal(°)
1	L5	2508	PSU	C4-N3-C2	-3.04	122.18	126.37
48	S2	27	A2M	C1'-N9-C4	-3.04	121.29	126.64
48	S2	105	PSU	C4-N3-C2	-3.04	122.18	126.37
1	L5	2363	A2M	C3'-C2'-C1'	-3.04	96.99	102.81
48	S2	1692	PSU	O4-C4-N3	-3.04	114.40	120.11
1	L5	4579	PSU	O4-C4-N3	-3.04	114.41	120.11
1	L5	4353	PSU	C4-N3-C2	-3.03	122.19	126.37
1	L5	2632	PSU	C4-N3-C2	-3.03	122.19	126.37
1	L5	3758	PSU	C6-C5-C4	3.03	120.22	118.17
1	L5	4457	PSU	O4-C4-N3	-3.03	114.42	120.11
48	S2	109	PSU	C4-N3-C2	-3.03	122.20	126.37
48	S2	1243	PSU	C4-N3-C2	-3.02	122.20	126.37
1	L5	1683	PSU	C4-N3-C2	-3.02	122.21	126.37
1	L5	4552	PSU	C4-N3-C2	-3.02	122.21	126.37
48	S2	1232	PSU	C4-N3-C2	-3.02	122.21	126.37
1	L5	4500	PSU	C4-N3-C2	-3.01	122.22	126.37
48	S2	1367	PSU	C4-N3-C2	-3.01	122.23	126.37
1	L5	4442	PSU	C4-N3-C2	-3.00	122.23	126.37
1	L5	3785	A2M	C1'-N9-C4	-3.00	121.38	126.64
48	S2	814	PSU	O4-C4-N3	-3.00	114.48	120.11
48	S2	218	PSU	O4-C4-N3	-2.99	114.48	120.11
1	L5	3734	PSU	C4-N3-C2	-2.99	122.25	126.37
1	L5	4576	PSU	O4-C4-N3	-2.99	114.49	120.11
1	L5	3853	PSU	C6-C5-C4	2.99	120.19	118.17
1	L5	1779	PSU	C4-N3-C2	-2.98	122.26	126.37
1	L5	2363	A2M	C4'-O4'-C1'	-2.98	107.19	109.92
1	L5	1677	PSU	C6-C5-C4	2.98	120.19	118.17
1	L5	1871	A2M	C1'-N9-C4	-2.98	121.41	126.64
1	L5	4579	PSU	C4-N3-C2	-2.98	122.27	126.37
1	L5	4299	PSU	C4-N3-C2	-2.97	122.27	126.37
1	L5	4447	5MC	C1'-N1-C6	2.97	126.05	121.15
1	L5	3724	A2M	C1'-N9-C4	-2.97	121.42	126.64
48	S2	172	OMU	C4-N3-C2	-2.97	122.93	126.61
1	L5	5010	PSU	C4-N3-C2	-2.97	122.28	126.37
48	S2	119	PSU	O4-C4-N3	-2.96	114.54	120.11
1	L5	3844	PSU	O4-C4-N3	-2.96	114.55	120.11
1	L5	3639	PSU	N1-C2-N3	2.96	118.29	115.17
48	S2	609	PSU	O4-C4-N3	-2.96	114.55	120.11
1	L5	2508	PSU	O4-C4-N3	-2.96	114.56	120.11
1	L5	4673	PSU	C4-N3-C2	-2.96	122.30	126.37
48	S2	1081	PSU	O4-C4-N3	-2.95	114.56	120.11
1	L5	1744	PSU	N1-C2-N3	2.95	118.27	115.17

*Continued on next page...*

*Continued from previous page...*

Mol	Chain	Res	Type	Atoms	Z	Observed(°)	Ideal(°)
48	S2	966	PSU	C4-N3-C2	-2.94	122.31	126.37
48	S2	27	A2M	C4'-O4'-C1'	-2.94	107.23	109.92
1	L5	4442	PSU	C6-C5-C4	2.94	120.16	118.17
1	L5	3770	PSU	C4-N3-C2	-2.94	122.33	126.37
1	L5	3770	PSU	O4-C4-N3	-2.93	114.60	120.11
48	S2	34	PSU	O4-C4-N3	-2.93	114.60	120.11
1	L5	4392	OMG	O6-C6-C5	2.93	130.14	124.32
1	L5	1524	A2M	C1'-N9-C4	-2.93	121.49	126.64
1	L5	4532	PSU	N1-C2-N3	2.93	118.26	115.17
48	S2	651	PSU	N1-C2-N3	2.93	118.26	115.17
1	L5	2632	PSU	O4-C4-N3	-2.93	114.60	120.11
1	L5	1792	PSU	O4-C4-N3	-2.93	114.61	120.11
1	L5	5010	PSU	O4-C4-N3	-2.93	114.61	120.11
48	S2	1383	A2M	O3'-C3'-C2'	2.93	119.38	111.19
1	L5	3851	PSU	O4-C4-N3	-2.93	114.61	120.11
1	L5	3762	PSU	C4-N3-C2	-2.93	122.34	126.37
48	S2	1056	PSU	O4-C4-N3	-2.92	114.63	120.11
1	L5	3853	PSU	C4-N3-C2	-2.92	122.35	126.37
1	L5	1862	PSU	N1-C2-N3	2.91	118.24	115.17
48	S2	1442	OMU	C4-N3-C2	-2.91	123.00	126.61
1	L5	4423	PSU	O4-C4-N3	-2.91	114.64	120.11
48	S2	1177	PSU	C4-N3-C2	-2.91	122.36	126.37
1	L5	4637	OMG	O6-C6-C5	2.91	130.09	124.32
1	L5	1744	PSU	O4-C4-N3	-2.91	114.64	120.11
1	L5	3844	PSU	C4-N3-C2	-2.91	122.36	126.37
48	S2	509	OMG	O6-C6-C5	2.91	130.09	124.32
1	L5	2843	PSU	O4-C4-N3	-2.91	114.65	120.11
1	L5	1524	A2M	O4'-C1'-C2'	2.90	111.56	106.61
1	L5	4431	PSU	C4-N3-C2	-2.90	122.37	126.37
1	L5	4972	PSU	O4-C4-N3	-2.90	114.66	120.11
48	S2	1625	PSU	C4-N3-C2	-2.90	122.38	126.37
1	L5	4471	PSU	C4-N3-C2	-2.90	122.38	126.37
1	L5	398	A2M	O3'-C3'-C2'	2.89	119.28	111.19
1	L5	3782	5MC	CM5-C5-C6	-2.89	118.94	122.85
1	L5	3760	A2M	C4-C5-N7	2.89	112.39	109.34
1	L5	1781	PSU	O4-C4-N3	-2.88	114.70	120.11
48	S2	105	PSU	O4-C4-N3	-2.88	114.71	120.11
1	L5	1779	PSU	O4-C4-N3	-2.87	114.71	120.11
48	S2	966	PSU	O4-C4-N3	-2.87	114.71	120.11
1	L5	4673	PSU	O4-C4-N3	-2.87	114.71	120.11
1	L5	1534	A2M	C1'-N9-C4	-2.87	121.60	126.64
48	S2	609	PSU	C4-N3-C2	-2.87	122.42	126.37

*Continued on next page...*

*Continued from previous page...*

Mol	Chain	Res	Type	Atoms	Z	Observed(°)	Ideal(°)
48	S2	1244	PSU	O4-C4-N3	-2.87	114.72	120.11
48	S2	686	PSU	O4-C4-N3	-2.87	114.72	120.11
1	L5	4361	PSU	N1-C2-N3	2.86	118.19	115.17
1	L5	4299	PSU	O4-C4-N3	-2.86	114.73	120.11
48	S2	109	PSU	O4-C4-N3	-2.86	114.73	120.11
1	L5	1582	PSU	O4-C4-N3	-2.86	114.73	120.11
48	S2	681	PSU	O4-C4-N3	-2.86	114.74	120.11
48	S2	822	PSU	O4-C4-N3	-2.86	114.75	120.11
1	L5	4293	PSU	C4-N3-C2	-2.85	122.44	126.37
48	S2	627	OMU	C4-N3-C2	-2.85	123.08	126.61
48	S2	1004	PSU	O4-C4-N3	-2.85	114.76	120.11
1	L5	3760	A2M	O3'-C3'-C4'	-2.85	102.91	111.08
48	S2	1288	OMU	O4-C4-N3	-2.85	115.15	119.27
48	S2	644	OMG	O6-C6-C5	2.84	129.96	124.32
1	L5	4493	PSU	C4-N3-C2	-2.84	122.45	126.37
48	S2	1177	PSU	O4-C4-N3	-2.84	114.77	120.11
1	L5	4636	PSU	N1-C2-N3	2.84	118.16	115.17
48	S2	159	A2M	O4'-C1'-C2'	2.83	111.43	106.61
1	L5	4500	PSU	O4-C4-N3	-2.83	114.79	120.11
1	L5	4521	PSU	N1-C2-N3	2.83	118.15	115.17
1	L5	4498	OMU	C4-N3-C2	-2.82	123.11	126.61
48	S2	649	PSU	C4-N3-C2	-2.82	122.48	126.37
1	L5	398	A2M	C3'-C2'-C1'	-2.82	97.41	102.81
1	L5	4227	OMU	C4-N3-C2	-2.82	123.11	126.61
1	L5	1536	PSU	O4-C4-N3	-2.82	114.82	120.11
48	S2	572	PSU	O4-C4-N3	-2.81	114.82	120.11
1	L5	4296	PSU	O4-C4-N3	-2.81	114.83	120.11
48	S2	1239	PSU	C4-N3-C2	-2.81	122.50	126.37
1	L5	4227	OMU	O4-C4-N3	-2.81	115.20	119.27
48	S2	99	A2M	C1'-N9-C4	-2.81	121.71	126.64
48	S2	1367	PSU	O4-C4-N3	-2.81	114.83	120.11
1	L5	3830	A2M	C1'-N9-C4	-2.81	121.71	126.64
1	L5	2843	PSU	N1-C2-N3	2.80	118.12	115.17
1	L5	2415	OMU	C4-N3-C2	-2.80	123.14	126.61
48	S2	1842	4AC	O2-C2-N3	-2.80	117.91	122.33
48	S2	296	PSU	N1-C2-N3	2.80	118.12	115.17
1	L5	400	A2M	C3'-C2'-C1'	-2.80	97.44	102.81
48	S2	36	PSU	C4-N3-C2	-2.80	122.51	126.37
48	S2	1678	A2M	C3'-C2'-C1'	-2.80	97.45	102.81
1	L5	2787	A2M	C4'-O4'-C1'	-2.80	107.36	109.92
1	L5	3867	A2M	C4-C5-N7	2.79	112.29	109.34
48	S2	1639	G7M	O4'-C1'-N9	-2.79	105.05	108.75

*Continued on next page...*

*Continued from previous page...*

Mol	Chain	Res	Type	Atoms	Z	Observed(°)	Ideal(°)
48	S2	863	PSU	O4-C4-N3	-2.79	114.87	120.11
48	S2	354	OMU	C4-N3-C2	-2.78	123.16	126.61
48	S2	1174	PSU	O4-C4-N3	-2.78	114.88	120.11
48	S2	1832	6MZ	C2-N1-C6	2.78	118.76	116.60
48	S2	1243	PSU	O4-C4-N3	-2.78	114.89	120.11
1	L5	2787	A2M	C3'-C2'-C1'	-2.78	97.48	102.81
48	S2	1692	PSU	N1-C2-N3	2.78	118.10	115.17
3	L8	69	PSU	O4-C4-N3	-2.78	114.89	120.11
1	L5	3758	PSU	O4-C4-N3	-2.78	114.89	120.11
1	L5	2787	A2M	C4-C5-N7	2.77	112.27	109.34
1	L5	4296	PSU	N1-C2-N3	2.76	118.08	115.17
48	S2	815	PSU	N1-C2-N3	2.76	118.08	115.17
1	L5	4579	PSU	N1-C2-N3	2.76	118.08	115.17
1	L5	4673	PSU	N1-C2-N3	2.76	118.08	115.17
48	S2	93	PSU	O4-C4-N3	-2.76	114.93	120.11
1	L5	3724	A2M	C3'-C2'-C1'	-2.76	97.53	102.81
1	L5	3884	PSU	C4-N3-C2	-2.75	122.58	126.37
48	S2	801	PSU	O4-C4-N3	-2.75	114.95	120.11
48	S2	918	PSU	O4-C4-N3	-2.74	114.96	120.11
1	L5	4576	PSU	N1-C2-N3	2.74	118.06	115.17
48	S2	354	OMU	O4-C4-N3	-2.74	115.30	119.27
48	S2	1328	OMG	O6-C6-C5	2.74	129.75	124.32
48	S2	815	PSU	O4-C4-N3	-2.74	114.97	120.11
1	L5	1326	A2M	C4-C5-N7	2.74	112.23	109.34
48	S2	651	PSU	O4-C4-N3	-2.73	114.97	120.11
48	S2	428	OMU	O4-C4-N3	-2.73	115.31	119.27
1	L5	3920	PSU	C4-N3-C2	-2.73	122.61	126.37
1	L5	3724	A2M	C4-C5-N7	2.73	112.22	109.34
1	L5	3785	A2M	O4'-C4'-C3'	2.73	110.57	105.15
48	S2	1678	A2M	C2'-C1'-N9	2.73	118.62	112.56
48	S2	1337	4AC	C6-C5-C4	2.73	120.29	117.00
1	L5	4403	PSU	N1-C2-N3	2.73	118.05	115.17
48	S2	1004	PSU	C6-C5-C4	2.73	120.01	118.17
48	S2	121	OMU	O4-C4-N3	-2.73	115.32	119.27
48	S2	27	A2M	C4-C5-N7	2.72	112.21	109.34
1	L5	4618	OMG	O6-C6-C5	2.72	129.71	124.32
1	L5	4571	A2M	C4-C5-N7	2.71	112.20	109.34
1	L5	4312	PSU	N1-C2-N3	2.71	118.02	115.17
1	L5	3785	A2M	C4-C5-N7	2.71	112.20	109.34
3	L8	55	PSU	N1-C2-N3	2.71	118.02	115.17
1	L5	3851	PSU	N1-C2-N3	2.71	118.02	115.17
1	L5	3792	OMG	O6-C6-C5	2.71	129.69	124.32

*Continued on next page...*

*Continued from previous page...*

Mol	Chain	Res	Type	Atoms	Z	Observed(°)	Ideal(°)
1	L5	4569	PSU	O4-C4-N3	-2.70	115.03	120.11
1	L5	4420	PSU	C4-N3-C2	-2.70	122.65	126.37
1	L5	3637	PSU	N1-C2-N3	2.70	118.01	115.17
1	L5	3715	PSU	O4-C4-N3	-2.70	115.04	120.11
1	L5	3762	PSU	O4-C4-N3	-2.70	115.04	120.11
1	L5	4689	PSU	O4-C4-N3	-2.70	115.04	120.11
48	S2	406	PSU	O4-C4-N3	-2.70	115.04	120.11
48	S2	573	PSU	N1-C2-N3	2.70	118.01	115.17
1	L5	5001	PSU	O4-C4-N3	-2.69	115.06	120.11
48	S2	1238	PSU	N1-C2-N3	2.69	118.00	115.17
48	S2	172	OMU	CM2-O2'-C2'	-2.69	107.58	114.47
48	S2	1347	PSU	C4-N3-C2	-2.68	122.67	126.37
48	S2	1081	PSU	N1-C2-N3	2.68	117.99	115.17
48	S2	406	PSU	C4-N3-C2	-2.67	122.69	126.37
48	S2	1243	PSU	N1-C2-N3	2.67	117.98	115.17
48	S2	1347	PSU	O4-C4-N3	-2.66	115.11	120.11
1	L5	2837	OMU	O4-C4-N3	-2.66	115.42	119.27
48	S2	34	PSU	N1-C2-N3	2.66	117.97	115.17
48	S2	801	PSU	C4-N3-C2	-2.66	122.71	126.37
48	S2	1239	PSU	O4-C4-N3	-2.66	115.12	120.11
48	S2	1004	PSU	C4-N3-C2	-2.66	122.71	126.37
48	S2	109	PSU	N1-C2-N3	2.65	117.97	115.17
1	L5	1792	PSU	N1-C2-N3	2.65	117.96	115.17
3	L8	69	PSU	N1-C2-N3	2.65	117.96	115.17
1	L5	3925	OMU	O4-C4-N3	-2.64	115.44	119.27
1	L5	3760	A2M	O4'-C4'-C3'	2.64	110.40	105.15
48	S2	822	PSU	O4'-C1'-C2'	2.63	108.79	105.15
48	S2	918	PSU	O4'-C1'-C2'	2.63	108.79	105.15
48	S2	863	PSU	N1-C2-N3	2.62	117.93	115.17
1	L5	4689	PSU	C4-N3-C2	-2.62	122.76	126.37
48	S2	116	OMU	C4-N3-C2	-2.62	123.37	126.61
48	S2	576	A2M	C4-C5-N7	2.61	112.10	109.34
1	L5	3758	PSU	C4-N3-C2	-2.61	122.77	126.37
1	L5	3768	PSU	N1-C2-N3	2.61	117.92	115.17
48	S2	1367	PSU	N1-C2-N3	2.61	117.92	115.17
1	L5	398	A2M	C4'-O4'-C1'	-2.61	107.54	109.92
1	L5	4312	PSU	O4-C4-N3	-2.60	115.22	120.11
1	L5	4403	PSU	O4-C4-N3	-2.60	115.22	120.11
48	S2	172	OMU	C6-C5-C4	2.60	122.86	119.53
48	S2	1136	PSU	O4-C4-N3	-2.60	115.22	120.11
1	L5	3762	PSU	C6-C5-C4	2.60	119.93	118.17
48	S2	1678	A2M	C4'-O4'-C1'	-2.60	107.54	109.92

*Continued on next page...*

*Continued from previous page...*

Mol	Chain	Res	Type	Atoms	Z	Observed(°)	Ideal(°)
1	L5	4620	OMU	O4-C4-C5	2.60	129.64	125.16
1	L5	3734	PSU	O4-C4-N3	-2.60	115.23	120.11
1	L5	4569	PSU	C4-N3-C2	-2.60	122.79	126.37
1	L5	1683	PSU	O4-C4-N3	-2.59	115.23	120.11
1	L5	3695	PSU	N1-C2-N3	2.59	117.90	115.17
1	L5	2401	A2M	C1'-N9-C4	-2.59	122.09	126.64
48	S2	1326	UY1	O2-C2-N1	-2.59	120.12	122.79
1	L5	4353	PSU	N1-C2-N3	2.59	117.90	115.17
1	L5	2632	PSU	N1-C2-N3	2.58	117.89	115.17
1	L5	1860	PSU	O4-C4-N3	-2.58	115.26	120.11
1	L5	4220	6MZ	C6-C5-C4	2.58	120.41	117.68
1	L5	3825	A2M	C3'-C2'-C1'	-2.58	97.87	102.81
1	L5	3844	PSU	N1-C2-N3	2.58	117.89	115.17
1	L5	4620	OMU	N3-C2-N1	2.56	118.23	114.89
1	L5	4500	PSU	N1-C2-N3	2.56	117.87	115.17
48	S2	1347	PSU	N1-C2-N3	2.55	117.86	115.17
1	L5	3695	PSU	C6-C5-C4	2.55	119.90	118.17
1	L5	2815	A2M	O4'-C4'-C3'	2.55	110.22	105.15
48	S2	1056	PSU	N1-C2-N3	2.55	117.86	115.17
48	S2	1804	OMU	CM2-O2'-C2'	-2.55	107.93	114.47
48	S2	1445	PSU	O4-C4-N3	-2.55	115.32	120.11
1	L5	4628	PSU	O4-C4-N3	-2.55	115.33	120.11
1	L5	3925	OMU	C4-N3-C2	-2.55	123.45	126.61
1	L5	4521	PSU	O4-C4-N3	-2.55	115.33	120.11
1	L5	2839	PSU	N1-C2-N3	2.55	117.85	115.17
1	L5	3760	A2M	C3'-C2'-C1'	-2.55	97.93	102.81
1	L5	5001	PSU	N1-C2-N3	2.55	117.85	115.17
1	L5	3723	A2M	C2'-C1'-N9	2.54	118.21	112.56
1	L5	4590	A2M	C4'-O4'-C1'	-2.54	107.60	109.92
1	L5	4423	PSU	N1-C2-N3	2.54	117.84	115.17
48	S2	814	PSU	N1-C2-N3	2.54	117.84	115.17
48	S2	1643	PSU	N1-C2-N3	2.53	117.84	115.17
1	L5	3818	UY1	C5-C6-N1	-2.53	118.62	122.14
1	L5	3760	A2M	C5'-C4'-C3'	-2.53	106.11	115.21
1	L5	1326	A2M	C3'-C2'-C1'	-2.53	97.97	102.81
48	S2	1232	PSU	N1-C2-N3	2.53	117.83	115.17
48	S2	99	A2M	C4-C5-N7	2.53	112.01	109.34
48	S2	159	A2M	O3'-C3'-C2'	2.53	118.26	111.19
1	L5	3715	PSU	N1-C2-N3	2.53	117.83	115.17
3	L8	14	OMU	C4-N3-C2	-2.53	123.48	126.61
48	S2	966	PSU	N1-C2-N3	2.52	117.83	115.17
48	S2	27	A2M	C3'-C2'-C1'	-2.52	97.98	102.81

*Continued on next page...*

*Continued from previous page...*

Mol	Chain	Res	Type	Atoms	Z	Observed(°)	Ideal(°)
48	S2	918	PSU	C4-N3-C2	-2.52	122.90	126.37
1	L5	3867	A2M	O3'-C3'-C4'	-2.52	103.84	111.08
1	L5	4447	5MC	C1'-N1-C2	-2.52	112.87	118.44
48	S2	1442	OMU	O4-C4-N3	-2.52	115.62	119.27
1	L5	1779	PSU	N1-C2-N3	2.51	117.82	115.17
1	L5	2415	OMU	O4-C4-N3	-2.51	115.64	119.27
1	L5	3825	A2M	C4-C5-N7	2.51	111.98	109.34
1	L5	3723	A2M	C4-C5-N7	2.50	111.98	109.34
48	S2	668	A2M	C2'-C1'-N9	2.50	118.12	112.56
1	L5	1871	A2M	O3'-C3'-C2'	2.50	118.18	111.19
48	S2	1031	A2M	C3'-C2'-C1'	-2.50	98.03	102.81
1	L5	3825	A2M	O4'-C1'-C2'	2.49	110.86	106.61
48	S2	296	PSU	O4-C4-N3	-2.49	115.43	120.11
48	S2	649	PSU	O4-C4-N3	-2.49	115.43	120.11
1	L5	5010	PSU	N1-C2-N3	2.49	117.79	115.17
48	S2	1031	A2M	C4-C5-N7	2.48	111.96	109.34
1	L5	4228	OMG	O6-C6-C5	2.48	129.24	124.32
1	L5	4494	OMG	O6-C6-C5	2.48	129.24	124.32
1	L5	4523	A2M	C1'-N9-C4	-2.48	122.29	126.64
48	S2	1288	OMU	C4-N3-C2	-2.47	123.54	126.61
48	S2	1804	OMU	C4-N3-C2	-2.47	123.55	126.61
48	S2	1238	PSU	O4-C4-N3	-2.47	115.47	120.11
48	S2	1625	PSU	O4-C4-N3	-2.47	115.47	120.11
1	L5	3770	PSU	N1-C2-N3	2.47	117.77	115.17
1	L5	4457	PSU	N1-C2-N3	2.47	117.77	115.17
48	S2	1232	PSU	O4-C4-N3	-2.47	115.47	120.11
48	S2	576	A2M	C3'-C2'-C1'	-2.46	98.10	102.81
48	S2	668	A2M	C4-C5-N7	2.46	111.94	109.34
1	L5	2508	PSU	N1-C2-N3	2.46	117.76	115.17
48	S2	36	PSU	O4-C4-N3	-2.46	115.50	120.11
1	L5	4293	PSU	C6-C5-C4	2.45	119.83	118.17
48	S2	627	OMU	O4-C4-N3	-2.45	115.72	119.27
1	L5	1782	PSU	N1-C2-N3	2.44	117.74	115.17
1	L5	4552	PSU	N1-C2-N3	2.44	117.74	115.17
48	S2	590	A2M	C4-C5-N7	2.44	111.91	109.34
1	L5	4498	OMU	O4-C4-N3	-2.44	115.74	119.27
1	L5	4299	PSU	N1-C2-N3	2.44	117.74	115.17
1	L5	4306	OMU	O4-C4-C5	2.43	129.35	125.16
48	S2	1678	A2M	O4'-C1'-C2'	2.43	110.74	106.61
48	S2	1447	OMG	O6-C6-C5	2.42	129.13	124.32
1	L5	4531	PSU	N1-C2-N3	2.42	117.72	115.17
48	S2	601	OMG	O6-C6-C5	2.42	129.11	124.32

*Continued on next page...*

*Continued from previous page...*

Mol	Chain	Res	Type	Atoms	Z	Observed(°)	Ideal(°)
1	L5	1871	A2M	C4-C5-N7	2.42	111.89	109.34
48	S2	218	PSU	N1-C2-N3	2.41	117.71	115.17
1	L5	4499	OMG	O6-C6-C5	2.41	129.09	124.32
1	L5	3830	A2M	C4-C5-N7	2.40	111.88	109.34
1	L5	4306	OMU	C6-C5-C4	2.40	122.60	119.53
1	L5	3920	PSU	O4-C4-N3	-2.40	115.60	120.11
1	L5	3762	PSU	N1-C2-N3	2.40	117.70	115.17
1	L5	4620	OMU	C4-N3-C2	-2.40	123.63	126.61
1	L5	3729	PSU	O4-C4-N3	-2.40	115.60	120.11
48	S2	105	PSU	N1-C2-N3	2.40	117.70	115.17
1	L5	4623	OMG	O6-C6-C5	2.40	129.08	124.32
1	L5	1536	PSU	N1-C2-N3	2.40	117.69	115.17
1	L5	2363	A2M	O4'-C1'-C2'	2.40	110.69	106.61
1	L5	3734	PSU	N1-C2-N3	2.39	117.69	115.17
1	L5	4972	PSU	N1-C2-N3	2.39	117.69	115.17
1	L5	2415	OMU	N3-C2-N1	2.39	118.00	114.89
48	S2	686	PSU	N1-C2-N3	2.39	117.68	115.17
1	L5	1326	A2M	O4'-C1'-C2'	2.38	110.67	106.61
48	S2	36	PSU	N1-C2-N3	2.38	117.68	115.17
1	L5	3825	A2M	O3'-C3'-C2'	2.38	117.85	111.19
1	L5	1534	A2M	C4-C5-N7	2.38	111.85	109.34
1	L5	4442	PSU	N1-C2-N3	2.38	117.68	115.17
48	S2	428	OMU	C4-N3-C2	-2.38	123.66	126.61
48	S2	1842	4AC	C6-C5-C4	2.37	119.86	117.00
48	S2	1136	PSU	N1-C2-N3	2.37	117.67	115.17
1	L5	4431	PSU	N1-C2-N3	2.37	117.67	115.17
1	L5	4220	6MZ	O4'-C1'-N9	2.37	111.89	108.75
1	L5	4471	PSU	N1-C2-N3	2.37	117.67	115.17
48	S2	1625	PSU	N1-C2-N3	2.37	117.67	115.17
48	S2	512	A2M	C4-C5-N7	2.37	111.84	109.34
48	S2	609	PSU	N1-C2-N3	2.37	117.66	115.17
48	S2	121	OMU	O4-C4-C5	2.36	129.23	125.16
48	S2	681	PSU	N1-C2-N3	2.36	117.65	115.17
1	L5	4552	PSU	C6-C5-C4	2.35	119.76	118.17
1	L5	4636	PSU	O4'-C1'-C2'	2.35	108.41	105.15
1	L5	4571	A2M	C4'-O4'-C1'	-2.35	107.77	109.92
1	L5	1860	PSU	N1-C2-N3	2.35	117.65	115.17
48	S2	576	A2M	O3'-C3'-C2'	2.35	117.77	111.19
1	L5	3853	PSU	N1-C2-N3	2.35	117.64	115.17
48	S2	866	PSU	O4-C4-N3	-2.35	115.70	120.11
1	L5	3718	A2M	O4'-C1'-C2'	2.35	110.61	106.61
48	S2	406	PSU	N1-C2-N3	2.34	117.64	115.17

*Continued on next page...*

*Continued from previous page...*

Mol	Chain	Res	Type	Atoms	Z	Observed(°)	Ideal(°)
1	L5	2837	OMU	C4-N3-C2	-2.34	123.70	126.61
48	S2	866	PSU	N1-C2-N3	2.34	117.64	115.17
48	S2	1244	PSU	N1-C2-N3	2.34	117.64	115.17
1	L5	3768	PSU	O4-C4-N3	-2.34	115.72	120.11
1	L5	4689	PSU	N1-C2-N3	2.33	117.63	115.17
1	L5	1316	OMG	O6-C6-C5	2.33	128.95	124.32
48	S2	484	A2M	C4-C5-N7	2.33	111.80	109.34
1	L5	3729	PSU	N1-C2-N3	2.33	117.62	115.17
1	L5	3920	PSU	N1-C2-N3	2.32	117.62	115.17
48	S2	1337	4AC	C5-C4-N3	-2.32	118.97	122.60
48	S2	1442	OMU	C6-C5-C4	2.31	122.49	119.53
48	S2	1678	A2M	O3'-C3'-C2'	2.31	117.65	111.19
1	L5	2839	PSU	O4-C4-N3	-2.30	115.78	120.11
1	L5	400	A2M	C2'-C1'-N9	2.30	117.67	112.56
48	S2	572	PSU	N1-C2-N3	2.30	117.59	115.17
48	S2	1383	A2M	C4-C5-N7	2.30	111.77	109.34
48	S2	1248	B8N	C32-C31-N3	2.30	116.17	112.16
48	S2	468	A2M	O3'-C3'-C2'	2.29	117.61	111.19
48	S2	590	A2M	O3'-C3'-C2'	2.29	117.61	111.19
48	S2	822	PSU	N1-C2-N3	2.29	117.58	115.17
48	S2	1239	PSU	N1-C2-N3	2.29	117.58	115.17
48	S2	172	OMU	N3-C2-N1	2.29	117.87	114.89
48	S2	1383	A2M	C2'-C1'-N9	2.29	117.64	112.56
1	L5	398	A2M	C4-C5-N7	2.29	111.75	109.34
1	L5	4493	PSU	N1-C2-N3	2.29	117.58	115.17
48	S2	668	A2M	O4'-C1'-C2'	2.28	110.50	106.61
48	S2	573	PSU	O4-C4-N3	-2.27	115.84	120.11
48	S2	354	OMU	C6-C5-C4	2.27	122.43	119.53
48	S2	1804	OMU	O4-C4-C5	2.27	129.07	125.16
48	S2	1678	A2M	C4-C5-N7	2.27	111.73	109.34
1	L5	4628	PSU	N1-C2-N3	2.26	117.55	115.17
48	S2	1832	6MZ	C1'-N9-C4	2.26	130.61	126.64
48	S2	1337	4AC	O2-C2-N3	-2.26	118.77	122.33
48	S2	172	OMU	O4-C4-N3	-2.25	116.00	119.27
1	L5	1677	PSU	O4'-C1'-C2'	2.25	108.26	105.15
1	L5	1625	OMG	O6-C6-C5	2.25	128.78	124.32
1	L5	3718	A2M	C4-C5-N7	2.25	111.71	109.34
48	S2	590	A2M	C3'-C2'-C1'	-2.24	98.51	102.81
1	L5	4306	OMU	O2-C2-N3	-2.24	117.35	121.49
48	S2	1177	PSU	N1-C2-N3	2.24	117.53	115.17
48	S2	1288	OMU	O4-C4-C5	2.24	129.02	125.16
1	L5	4370	OMG	O6-C6-C5	2.24	128.75	124.32

*Continued on next page...*

*Continued from previous page...*

Mol	Chain	Res	Type	Atoms	Z	Observed(°)	Ideal(°)
1	L5	4498	OMU	N3-C2-N1	2.24	117.80	114.89
48	S2	590	A2M	O4'-C1'-C2'	2.23	110.41	106.61
48	S2	576	A2M	O4'-C1'-C2'	2.23	110.41	106.61
1	L5	1781	PSU	N1-C2-N3	2.23	117.52	115.17
1	L5	3830	A2M	C3'-C2'-C1'	-2.23	98.54	102.81
1	L5	4403	PSU	C5-C6-N1	-2.22	119.06	122.14
3	L8	14	OMU	O4-C4-C5	2.22	128.99	125.16
48	S2	1288	OMU	C6-C5-C4	2.22	122.37	119.53
1	L5	4569	PSU	N1-C2-N3	2.21	117.50	115.17
48	S2	1174	PSU	N1-C2-N3	2.21	117.49	115.17
1	L5	4620	OMU	C6-C5-C4	2.21	122.35	119.53
48	S2	627	OMU	C6-C5-C4	2.21	122.35	119.53
48	S2	159	A2M	C3'-C2'-C1'	-2.20	98.59	102.81
1	L5	3724	A2M	O3'-C3'-C2'	2.20	117.34	111.19
48	S2	166	A2M	O3'-C3'-C2'	2.20	117.33	111.19
1	L5	400	A2M	C4-C5-N7	2.19	111.66	109.34
1	L5	4637	OMG	C5-C6-N1	-2.19	109.88	114.07
48	S2	1490	OMG	O6-C6-C5	2.19	128.67	124.32
1	L5	2843	PSU	C5-C6-N1	-2.19	119.11	122.14
1	L5	4227	OMU	C6-C5-C4	2.18	122.32	119.53
48	S2	683	OMG	O6-C6-C5	2.18	128.64	124.32
1	L5	4403	PSU	O4'-C1'-C2'	2.18	108.16	105.15
1	L5	3639	PSU	O4'-C1'-C2'	2.18	108.16	105.15
1	L5	4196	OMG	O6-C6-C5	2.18	128.64	124.32
1	L5	4523	A2M	O3'-C3'-C2'	2.18	117.28	111.19
1	L5	2415	OMU	C6-C5-C4	2.17	122.31	119.53
1	L5	3760	A2M	O3'-C3'-C2'	2.17	117.26	111.19
48	S2	1288	OMU	CM2-O2'-C2'	-2.17	108.91	114.47
48	S2	801	PSU	N1-C2-N3	2.17	117.45	115.17
1	L5	3884	PSU	O4-C4-N3	-2.17	116.04	120.11
48	S2	867	OMG	O6-C6-C5	2.16	128.61	124.32
1	L5	1524	A2M	C4-C5-N7	2.16	111.62	109.34
48	S2	649	PSU	N1-C2-N3	2.16	117.44	115.17
1	L5	3899	OMG	C8-N7-C5	2.16	106.22	102.55
1	L5	3764	PSU	C6-C5-C4	2.16	119.63	118.17
1	L5	4306	OMU	C4-N3-C2	-2.16	123.94	126.61
48	S2	166	A2M	C4-C5-N7	2.16	111.61	109.34
48	S2	1445	PSU	N1-C2-N3	2.16	117.44	115.17
1	L5	3627	OMG	C8-N7-C5	2.15	106.22	102.55
1	L5	1677	PSU	N1-C2-N3	2.15	117.44	115.17
1	L5	2837	OMU	N3-C2-N1	2.15	117.69	114.89
48	S2	116	OMU	N3-C2-N1	2.15	117.69	114.89

*Continued on next page...*

*Continued from previous page...*

Mol	Chain	Res	Type	Atoms	Z	Observed(°)	Ideal(°)
48	S2	119	PSU	N1-C2-N3	2.15	117.43	115.17
48	S2	354	OMU	N3-C2-N1	2.15	117.69	114.89
1	L5	1582	PSU	N1-C2-N3	2.15	117.43	115.17
48	S2	166	A2M	O4'-C1'-C2'	2.14	110.26	106.61
1	L5	1326	A2M	C6-C5-C4	-2.14	113.74	117.90
1	L5	3887	OMC	C2'-C1'-N1	-2.14	110.18	114.24
1	L5	3718	A2M	O3'-C3'-C2'	2.14	117.16	111.19
1	L5	4571	A2M	O4'-C1'-C2'	2.13	110.25	106.61
1	L5	4498	OMU	CM2-O2'-C2'	-2.13	109.00	114.47
48	S2	121	OMU	N3-C2-N1	2.13	117.67	114.89
1	L5	3723	A2M	O4'-C1'-C2'	2.13	110.24	106.61
48	S2	116	OMU	O4-C4-N3	-2.13	116.18	119.27
1	L5	3925	OMU	N3-C2-N1	2.13	117.67	114.89
1	L5	3764	PSU	N1-C2-N3	2.13	117.41	115.17
48	S2	172	OMU	O4-C4-C5	2.13	128.84	125.16
1	L5	3723	A2M	O3'-C3'-C2'	2.13	117.13	111.19
1	L5	1524	A2M	O3'-C3'-C2'	2.12	117.12	111.19
1	L5	4530	UR3	C3U-N3-C4	2.12	120.80	117.87
1	L5	4306	OMU	N3-C2-N1	2.12	117.65	114.89
1	L5	2837	OMU	O4-C4-C5	2.11	128.81	125.16
1	L5	3925	OMU	O2-C2-N3	-2.10	117.62	121.49
48	S2	627	OMU	O4-C4-C5	2.09	128.77	125.16
1	L5	1536	PSU	C5-C6-N1	-2.09	119.24	122.14
1	L5	2415	OMU	O4-C4-C5	2.09	128.76	125.16
1	L5	3724	A2M	O4'-C1'-C2'	2.09	110.16	106.61
48	S2	1288	OMU	N3-C2-N1	2.08	117.61	114.89
1	L5	3758	PSU	N1-C2-N3	2.08	117.36	115.17
1	L5	3818	UY1	C6-N1-C2	-2.08	120.76	122.69
1	L5	2815	A2M	C4-C5-N7	2.08	111.54	109.34
1	L5	2363	A2M	C4-C5-N7	2.08	111.54	109.34
1	L5	4531	PSU	O4-C4-N3	-2.08	116.20	120.11
48	S2	121	OMU	C4-N3-C2	-2.08	124.03	126.61
1	L5	4220	6MZ	C1'-N9-C4	2.07	130.28	126.64
1	L5	3760	A2M	CM2-O2'-C2'	-2.07	109.16	114.47
1	L5	400	A2M	C4'-O4'-C1'	-2.06	108.04	109.92
1	L5	4442	PSU	O4'-C1'-C2'	2.06	108.00	105.15
48	S2	918	PSU	N1-C2-N3	2.06	117.34	115.17
1	L5	1322	1MA	C8-N7-C5	2.06	106.05	102.55
1	L5	4227	OMU	O4-C4-C5	2.06	128.71	125.16
48	S2	1442	OMU	N3-C2-N1	2.05	117.57	114.89
48	S2	428	OMU	O4-C4-C5	2.05	128.70	125.16
1	L5	3884	PSU	N1-C2-N3	2.05	117.33	115.17

*Continued on next page...*

Continued from previous page...

Mol	Chain	Res	Type	Atoms	Z	Observed(°)	Ideal(°)
48	S2	93	PSU	N1-C2-N3	2.05	117.32	115.17
1	L5	3830	A2M	C4'-O4'-C1'	-2.04	108.05	109.92
3	L8	14	OMU	N3-C2-N1	2.04	117.55	114.89
1	L5	1862	PSU	C5-C6-N1	-2.04	119.31	122.14
1	L5	1326	A2M	O4'-C4'-C3'	2.04	109.20	105.15
3	L8	14	OMU	O2-C2-N3	-2.03	117.74	121.49
1	L5	3760	A2M	C6-C5-C4	-2.03	113.95	117.90
48	S2	354	OMU	O4-C4-C5	2.03	128.67	125.16
3	L8	69	PSU	O4'-C1'-C2'	2.03	107.96	105.15
1	L5	3744	OMG	O6-C6-C5	2.03	128.34	124.32
48	S2	159	A2M	C4-C5-N7	2.03	111.48	109.34
1	L5	1524	A2M	C6-C5-C4	-2.02	113.96	117.90
1	L5	4457	PSU	C5-C6-N1	-2.02	119.33	122.14
3	L8	55	PSU	C5-C6-N1	-2.02	119.33	122.14
48	S2	484	A2M	C4'-O4'-C1'	-2.02	108.08	109.92
1	L5	2837	OMU	C6-C5-C4	2.02	122.11	119.53
48	S2	668	A2M	C6-C5-C4	-2.01	113.98	117.90
48	S2	1804	OMU	N3-C2-N1	2.01	117.51	114.89
1	L5	4590	A2M	C6-C5-C4	-2.01	113.99	117.90
48	S2	116	OMU	C6-C5-C4	2.01	122.10	119.53
48	S2	121	OMU	CM2-O2'-C2'	-2.01	109.32	114.47
48	S2	99	A2M	C3'-C2'-C1'	-2.00	98.97	102.81
1	L5	3851	PSU	C5-C6-N1	-2.00	119.36	122.14

There are no chirality outliers.

All (89) torsion outliers are listed below:

Mol	Chain	Res	Type	Atoms
3	L8	14	OMU	C1'-C2'-O2'-CM2
1	L5	1677	PSU	C2'-C1'-C5-C4
1	L5	2422	OMC	C1'-C2'-O2'-CM2
1	L5	3701	OMC	C2'-C1'-N1-C6
1	L5	3764	PSU	C2'-C1'-C5-C4
1	L5	3764	PSU	O4'-C1'-C5-C4
1	L5	3764	PSU	O4'-C1'-C5-C6
1	L5	3792	OMG	C1'-C2'-O2'-CM2
1	L5	3841	OMC	C1'-C2'-O2'-CM2
1	L5	4196	OMG	C1'-C2'-O2'-CM2
1	L5	4420	PSU	C2'-C1'-C5-C6
1	L5	4590	A2M	C4'-C5'-O5'-P
1	L5	4636	PSU	O4'-C1'-C5-C6
1	L5	4637	OMG	C1'-C2'-O2'-CM2

Continued on next page...

*Continued from previous page...*

Mol	Chain	Res	Type	Atoms
48	S2	159	A2M	C1'-C2'-O2'-CM'
48	S2	644	OMG	O4'-C4'-C5'-O5'
48	S2	867	OMG	C1'-C2'-O2'-CM2
48	S2	1243	PSU	O4'-C4'-C5'-O5'
48	S2	1248	B8N	N34-C33-C34-O35
48	S2	1326	UY1	C2'-C1'-C5-C4
48	S2	1678	A2M	C1'-C2'-O2'-CM'
48	S2	1703	OMC	C1'-C2'-O2'-CM2
1	L5	3701	OMC	C2'-C1'-N1-C2
1	L5	1625	OMG	O4'-C4'-C5'-O5'
1	L5	4636	PSU	C3'-C4'-C5'-O5'
48	S2	1243	PSU	C3'-C4'-C5'-O5'
48	S2	1851	MA6	O4'-C4'-C5'-O5'
1	L5	2815	A2M	O4'-C4'-C5'-O5'
48	S2	590	A2M	O4'-C4'-C5'-O5'
48	S2	1248	B8N	N34-C33-C34-O36
48	S2	428	OMU	C2'-C1'-N1-C6
1	L5	1625	OMG	C3'-C2'-O2'-CM2
1	L5	2815	A2M	C3'-C4'-C5'-O5'
48	S2	590	A2M	C3'-C4'-C5'-O5'
1	L5	1625	OMG	C3'-C4'-C5'-O5'
48	S2	644	OMG	C3'-C4'-C5'-O5'
1	L5	4636	PSU	O4'-C4'-C5'-O5'
48	S2	1851	MA6	C3'-C4'-C5'-O5'
1	L5	2787	A2M	C3'-C4'-C5'-O5'
48	S2	668	A2M	O4'-C4'-C5'-O5'
48	S2	668	A2M	C3'-C4'-C5'-O5'
48	S2	1490	OMG	O4'-C4'-C5'-O5'
1	L5	4500	PSU	C4'-C5'-O5'-P
1	L5	3785	A2M	O4'-C4'-C5'-O5'
3	L8	75	OMG	C1'-C2'-O2'-CM2
1	L5	2422	OMC	C3'-C4'-C5'-O5'
1	L5	2422	OMC	O4'-C4'-C5'-O5'
1	L5	4420	PSU	C3'-C4'-C5'-O5'
48	S2	1248	B8N	C31-C32-C33-N34
30	Lb	5	MLZ	C-CA-CB-CG
48	S2	1248	B8N	C32-C33-C34-O36
48	S2	428	OMU	C2'-C1'-N1-C2
1	L5	4447	5MC	C2'-C1'-N1-C6
48	S2	428	OMU	O4'-C1'-N1-C2
30	Lb	5	MLZ	N-CA-CB-CG
1	L5	4447	5MC	O4'-C1'-N1-C6

*Continued on next page...*

*Continued from previous page...*

Mol	Chain	Res	Type	Atoms
48	S2	428	OMU	O4'-C1'-N1-C6
48	S2	1248	B8N	C32-C33-C34-O35
1	L5	1326	A2M	C4'-C5'-O5'-P
1	L5	1534	A2M	C4'-C5'-O5'-P
1	L5	3818	UY1	C4'-C5'-O5'-P
48	S2	1248	B8N	C4'-C5'-O5'-P
1	L5	3701	OMC	O4'-C1'-N1-C2
1	L5	1326	A2M	C3'-C2'-O2'-CM'
1	L5	1677	PSU	O4'-C1'-C5-C4
1	L5	4531	PSU	O4'-C1'-C5-C4
48	S2	1326	UY1	O4'-C1'-C5-C4
1	L5	3701	OMC	O4'-C1'-N1-C6
48	S2	1081	PSU	C4'-C5'-O5'-P
1	L5	2815	A2M	C4'-C5'-O5'-P
1	L5	3844	PSU	C4'-C5'-O5'-P
48	S2	99	A2M	C4'-C5'-O5'-P
48	S2	644	OMG	C4'-C5'-O5'-P
48	S2	801	PSU	O4'-C4'-C5'-O5'
48	S2	1243	PSU	C4'-C5'-O5'-P
48	S2	1490	OMG	C4'-C5'-O5'-P
48	S2	1851	MA6	C4'-C5'-O5'-P
1	L5	4447	5MC	O4'-C1'-N1-C2
72	SX	62	HY3	O-C-CA-C3
1	L5	1340	OMC	C1'-C2'-O2'-CM2
1	L5	3744	OMG	C1'-C2'-O2'-CM2
1	L5	1677	PSU	O4'-C1'-C5-C6
1	L5	3818	UY1	O4'-C1'-C5-C6
48	S2	1447	OMG	C3'-C4'-C5'-O5'
1	L5	4306	OMU	C3'-C4'-C5'-O5'
1	L5	1677	PSU	C2'-C1'-C5-C6
1	L5	3867	A2M	C3'-C4'-C5'-O5'
1	L5	3760	A2M	C4'-C5'-O5'-P
1	L5	3785	A2M	C3'-C4'-C5'-O5'

There are no ring outliers.

66 monomers are involved in 86 short contacts:

Mol	Chain	Res	Type	Clashes	Symm-Clashes
1	L5	4636	PSU	1	0
48	S2	27	A2M	1	0
1	L5	2787	A2M	1	0
1	L5	1524	A2M	1	0

*Continued on next page...*

*Continued from previous page...*

Mol	Chain	Res	Type	Clashes	Symm-Clashes
1	L5	3887	OMC	1	0
1	L5	4293	PSU	1	0
48	S2	121	OMU	1	0
1	L5	1625	OMG	1	0
1	L5	4457	PSU	1	0
1	L5	3899	OMG	1	0
48	S2	99	A2M	2	0
1	L5	4637	OMG	2	0
48	S2	116	OMU	3	0
1	L5	2351	OMC	3	0
1	L5	1340	OMC	2	0
1	L5	3760	A2M	1	0
48	S2	1177	PSU	1	0
48	S2	509	OMG	2	0
3	L8	14	OMU	1	0
1	L5	4306	OMU	1	0
1	L5	2415	OMU	1	0
48	S2	1692	PSU	1	0
48	S2	484	A2M	2	0
48	S2	517	OMC	1	0
48	S2	1232	PSU	1	0
48	S2	159	A2M	2	0
3	L8	75	OMG	1	0
48	S2	1442	OMU	1	0
1	L5	3830	A2M	1	0
1	L5	4552	PSU	1	0
1	L5	4571	A2M	1	0
48	S2	1678	A2M	1	0
48	S2	1248	B8N	1	0
48	S2	1328	OMG	1	0
48	S2	867	OMG	1	0
48	S2	1850	MA6	3	0
48	S2	1288	OMU	1	0
1	L5	4447	5MC	1	0
1	L5	4220	6MZ	2	0
1	L5	2422	OMC	1	0
1	L5	3944	OMG	2	0
1	L5	2424	OMG	1	0
1	L5	4228	OMG	1	0
48	S2	1832	6MZ	2	0
48	S2	572	PSU	1	0
1	L5	3744	OMG	1	0

*Continued on next page...*

Continued from previous page...

Mol	Chain	Res	Type	Clashes	Symm-Clashes
48	S2	1347	PSU	1	0
1	L5	4620	OMU	1	0
1	L5	3724	A2M	2	0
48	S2	1703	OMC	1	0
48	S2	354	OMU	1	0
1	L5	3718	A2M	2	0
48	S2	1239	PSU	1	0
1	L5	3792	OMG	2	0
1	L5	3867	A2M	2	0
1	L5	4498	OMU	1	0
1	L5	2363	A2M	1	0
1	L5	3841	OMC	1	0
1	L5	4499	OMG	1	0
48	S2	166	A2M	1	0
30	Lb	5	MLZ	1	0
1	L5	2632	PSU	1	0
1	L5	3723	A2M	3	0
1	L5	1536	PSU	2	0
1	L5	2876	OMG	1	0
1	L5	4456	OMC	1	0

## 5.5 Carbohydrates [i](#)

There are no oligosaccharides in this entry.

## 5.6 Ligand geometry [i](#)

Of 532 ligands modelled in this entry, 508 are monoatomic - leaving 24 for Mogul analysis.

In the following table, the Counts columns list the number of bonds (or angles) for which Mogul statistics could be retrieved, the number of bonds (or angles) that are observed in the model and the number of bonds (or angles) that are defined in the Chemical Component Dictionary. The Link column lists molecule types, if any, to which the group is linked. The Z score for a bond length (or angle) is the number of standard deviations the observed value is removed from the expected value. A bond length (or angle) with  $|Z| > 2$  is considered an outlier worth inspection. RMSZ is the root-mean-square of all Z scores of the bond lengths (or angles).

Mol	Type	Chain	Res	Link	Bond lengths			Bond angles		
					Counts	RMSZ	# Z  > 2	Counts	RMSZ	# Z  > 2
85	PUT	L5	5119	-	5,5,5	0.11	0	4,4,4	0.13	0
88	A1B76	L5	5349	83	29,29,29	1.79	6 (20%)	36,39,39	2.17	6 (16%)
85	PUT	L5	5107	-	5,5,5	0.18	0	4,4,4	0.18	0

Mol	Type	Chain	Res	Link	Bond lengths			Bond angles		
					Counts	RMSZ	# Z  > 2	Counts	RMSZ	# Z  > 2
84	SPD	L5	5455	-	9,9,9	0.33	0	8,8,8	0.69	0
84	SPD	L5	5467	-	9,9,9	0.29	0	8,8,8	0.31	0
85	PUT	L5	5432	-	5,5,5	0.14	0	4,4,4	0.25	0
85	PUT	L5	5427	-	5,5,5	0.15	0	4,4,4	0.21	0
85	PUT	L5	5453	-	5,5,5	0.10	0	4,4,4	0.28	0
84	SPD	L5	5106	-	9,9,9	0.24	0	8,8,8	0.52	0
84	SPD	L5	5124	-	9,9,9	0.31	0	8,8,8	0.70	0
84	SPD	L5	5431	-	9,9,9	0.24	0	8,8,8	0.51	0
84	SPD	S2	1950	-	9,9,9	0.29	0	8,8,8	0.42	0
84	SPD	L5	5116	-	9,9,9	0.31	0	8,8,8	0.64	0
85	PUT	L5	5413	-	5,5,5	0.22	0	4,4,4	0.22	0
86	TRS	L5	5118	-	7,7,7	0.46	0	9,9,9	0.76	0
86	TRS	L5	5451	-	7,7,7	0.67	0	9,9,9	0.81	0
84	SPD	L5	5115	-	9,9,9	0.28	0	8,8,8	0.25	0
85	PUT	L5	5110	-	5,5,5	0.21	0	4,4,4	0.14	0
84	SPD	L5	5428	-	9,9,9	0.35	0	8,8,8	0.79	1 (12%)
84	SPD	L5	5103	-	9,9,9	0.27	0	8,8,8	0.31	0
84	SPD	S2	1949	-	9,9,9	0.33	0	8,8,8	0.95	1 (12%)
84	SPD	L5	5121	-	9,9,9	0.24	0	8,8,8	0.46	0
84	SPD	L5	5461	-	9,9,9	0.29	0	8,8,8	0.25	0
84	SPD	L5	5114	-	9,9,9	0.24	0	8,8,8	0.56	0

In the following table, the Chirals column lists the number of chiral outliers, the number of chiral centers analysed, the number of these observed in the model and the number defined in the Chemical Component Dictionary. Similar counts are reported in the Torsion and Rings columns. '-' means no outliers of that kind were identified.

Mol	Type	Chain	Res	Link	Chirals	Torsions	Rings
85	PUT	L5	5119	-	-	0/3/3/3	-
88	A1B76	L5	5349	83	-	1/15/28/28	0/3/3/3
85	PUT	L5	5107	-	-	0/3/3/3	-
84	SPD	L5	5455	-	-	0/7/7/7	-
84	SPD	L5	5467	-	-	3/7/7/7	-
85	PUT	L5	5432	-	-	1/3/3/3	-
85	PUT	L5	5427	-	-	1/3/3/3	-
85	PUT	L5	5453	-	-	1/3/3/3	-
84	SPD	L5	5106	-	-	3/7/7/7	-
84	SPD	L5	5124	-	-	0/7/7/7	-
84	SPD	L5	5431	-	-	3/7/7/7	-
84	SPD	S2	1950	-	-	2/7/7/7	-
84	SPD	L5	5116	-	-	2/7/7/7	-

Continued on next page...

Continued from previous page...

Mol	Type	Chain	Res	Link	Chirals	Torsions	Rings
85	PUT	L5	5413	-	-	1/3/3/3	-
86	TRS	L5	5118	-	-	0/9/9/9	-
86	TRS	L5	5451	-	-	5/9/9/9	-
84	SPD	L5	5115	-	-	0/7/7/7	-
85	PUT	L5	5110	-	-	1/3/3/3	-
84	SPD	L5	5428	-	-	4/7/7/7	-
84	SPD	L5	5103	-	-	2/7/7/7	-
84	SPD	S2	1949	-	-	3/7/7/7	-
84	SPD	L5	5121	-	-	0/7/7/7	-
84	SPD	L5	5461	-	-	0/7/7/7	-
84	SPD	L5	5114	-	-	3/7/7/7	-

All (6) bond length outliers are listed below:

Mol	Chain	Res	Type	Atoms	Z	Observed(Å)	Ideal(Å)
88	L5	5349	A1B76	C4-C5	4.28	1.59	1.53
88	L5	5349	A1B76	C1-N2	4.07	1.42	1.34
88	L5	5349	A1B76	F1-C17	2.57	1.42	1.36
88	L5	5349	A1B76	C6-C3	2.26	1.58	1.53
88	L5	5349	A1B76	C2-C3	2.08	1.57	1.53
88	L5	5349	A1B76	C13-C12	2.03	1.42	1.38

All (8) bond angle outliers are listed below:

Mol	Chain	Res	Type	Atoms	Z	Observed(°)	Ideal(°)
88	L5	5349	A1B76	C2-O2-C1	7.83	128.54	117.04
88	L5	5349	A1B76	O2-C1-N2	5.66	120.24	111.01
88	L5	5349	A1B76	O2-C1-O1	-4.83	117.44	124.55
88	L5	5349	A1B76	C14-N2-C1	3.36	129.33	121.54
88	L5	5349	A1B76	C5-C2-C3	-3.31	99.51	104.29
88	L5	5349	A1B76	C18-C17-C16	2.26	126.22	123.23
84	S2	1949	SPD	C4-C5-N6	2.11	117.74	112.07
84	L5	5428	SPD	C4-C5-N6	2.00	117.45	112.07

There are no chirality outliers.

All (36) torsion outliers are listed below:

Mol	Chain	Res	Type	Atoms
86	L5	5451	TRS	N-C-C3-O3
88	L5	5349	A1B76	C15-C14-N2-C1

Continued on next page...

*Continued from previous page...*

Mol	Chain	Res	Type	Atoms
84	L5	5467	SPD	C3-C4-C5-N6
84	L5	5431	SPD	C3-C4-C5-N6
84	L5	5106	SPD	C3-C4-C5-N6
84	L5	5467	SPD	C4-C5-N6-C7
84	L5	5431	SPD	C8-C7-N6-C5
84	L5	5103	SPD	C3-C4-C5-N6
84	S2	1949	SPD	C4-C5-N6-C7
84	S2	1949	SPD	C3-C4-C5-N6
84	L5	5116	SPD	C7-C8-C9-N10
84	L5	5428	SPD	C7-C8-C9-N10
85	L5	5110	PUT	C1-C2-C3-C4
84	L5	5428	SPD	N1-C2-C3-C4
84	L5	5467	SPD	N1-C2-C3-C4
84	L5	5106	SPD	C2-C3-C4-C5
86	L5	5451	TRS	C2-C-C1-O1
86	L5	5451	TRS	C3-C-C1-O1
86	L5	5451	TRS	C2-C-C3-O3
84	S2	1949	SPD	C8-C7-N6-C5
84	S2	1950	SPD	N1-C2-C3-C4
84	L5	5428	SPD	C4-C5-N6-C7
84	L5	5114	SPD	C2-C3-C4-C5
85	L5	5427	PUT	C1-C2-C3-C4
84	L5	5116	SPD	C3-C4-C5-N6
84	L5	5103	SPD	C8-C7-N6-C5
84	L5	5114	SPD	C8-C7-N6-C5
85	L5	5432	PUT	C1-C2-C3-C4
84	L5	5114	SPD	C4-C5-N6-C7
85	L5	5453	PUT	N1-C1-C2-C3
84	L5	5431	SPD	C4-C5-N6-C7
84	S2	1950	SPD	C3-C4-C5-N6
85	L5	5413	PUT	C2-C3-C4-N2
84	L5	5428	SPD	N6-C7-C8-C9
84	L5	5106	SPD	C7-C8-C9-N10
86	L5	5451	TRS	N-C-C1-O1

There are no ring outliers.

9 monomers are involved in 11 short contacts:

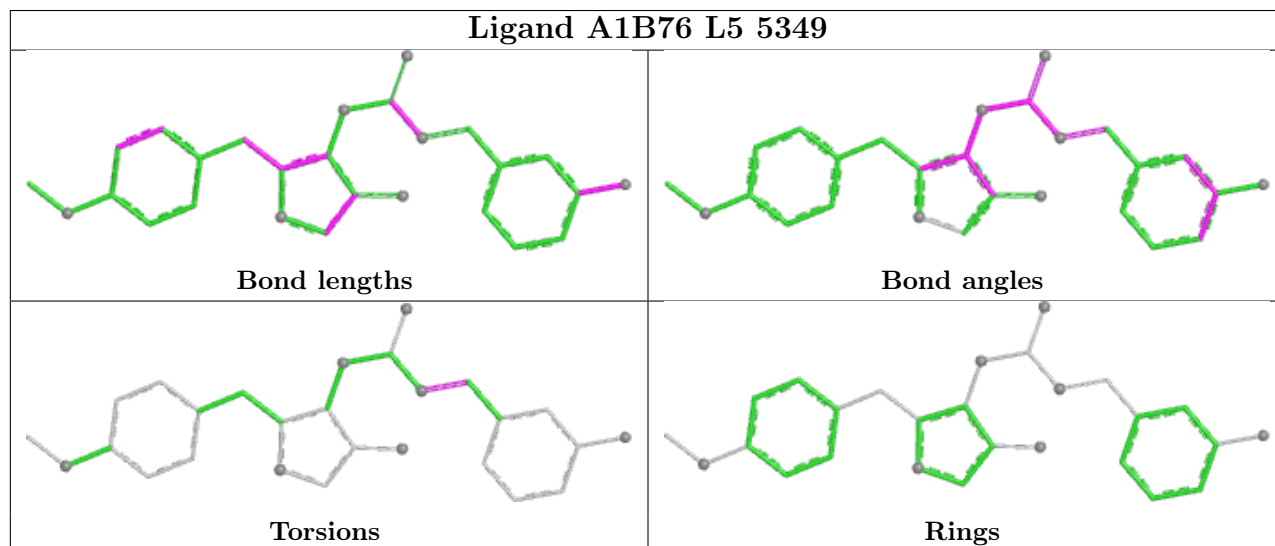
Mol	Chain	Res	Type	Clashes	Symm-Clashes
85	L5	5119	PUT	1	0
85	L5	5432	PUT	1	0
84	L5	5106	SPD	1	0

*Continued on next page...*

Continued from previous page...

Mol	Chain	Res	Type	Clashes	Symm-Clashes
84	S2	1950	SPD	1	0
84	L5	5116	SPD	1	0
86	L5	5118	TRS	1	0
84	L5	5428	SPD	1	0
84	L5	5461	SPD	2	0
84	L5	5114	SPD	2	0

The following is a two-dimensional graphical depiction of Mogul quality analysis of bond lengths, bond angles, torsion angles, and ring geometry for all instances of the Ligand of Interest. In addition, ligands with molecular weight > 250 and outliers as shown on the validation Tables will also be included. For torsion angles, if less than 5% of the Mogul distribution of torsion angles is within 10 degrees of the torsion angle in question, then that torsion angle is considered an outlier. Any bond that is central to one or more torsion angles identified as an outlier by Mogul will be highlighted in the graph. For rings, the root-mean-square deviation (RMSD) between the ring in question and similar rings identified by Mogul is calculated over all ring torsion angles. If the average RMSD is greater than 60 degrees and the minimal RMSD between the ring in question and any Mogul-identified rings is also greater than 60 degrees, then that ring is considered an outlier. The outliers are highlighted in purple. The color gray indicates Mogul did not find sufficient equivalents in the CSD to analyse the geometry.



## 5.7 Other polymers [\(i\)](#)

There are no such residues in this entry.

## 5.8 Polymer linkage issues [\(i\)](#)

The following chains have linkage breaks:

Mol	Chain	Number of breaks
46	NC	1

All chain breaks are listed below:

Model	Chain	Residue-1	Atom-1	Residue-2	Atom-2	Distance (Å)
1	NC	20:UNK	C	28:PHE	N	19.95

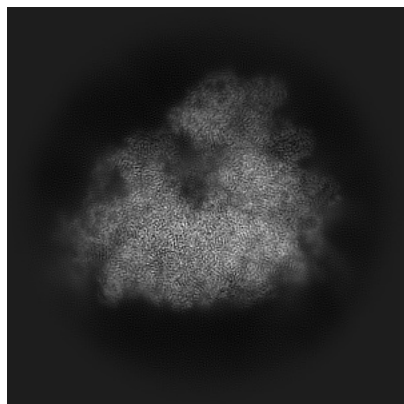
## 6 Map visualisation [i](#)

This section contains visualisations of the EMDB entry EMD-70086. These allow visual inspection of the internal detail of the map and identification of artifacts.

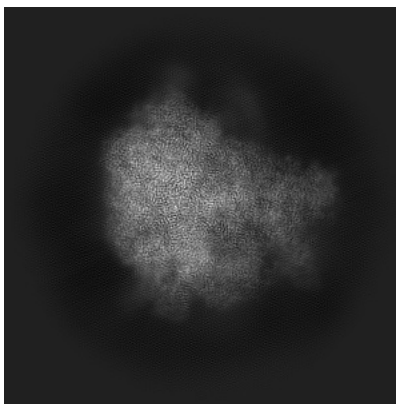
Images derived from a raw map, generated by summing the deposited half-maps, are presented below the corresponding image components of the primary map to allow further visual inspection and comparison with those of the primary map.

### 6.1 Orthogonal projections [i](#)

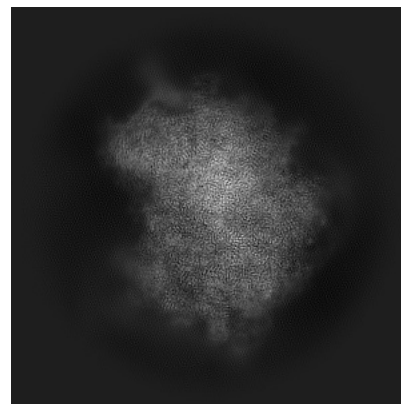
#### 6.1.1 Primary map



X

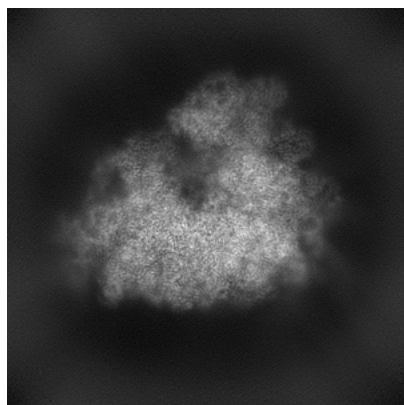


Y

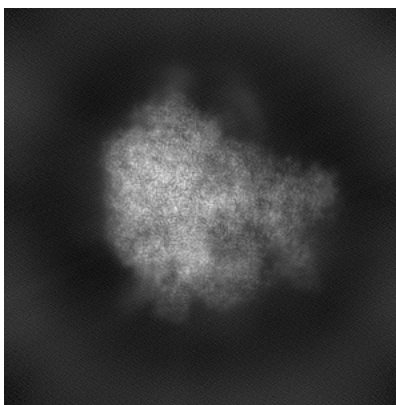


Z

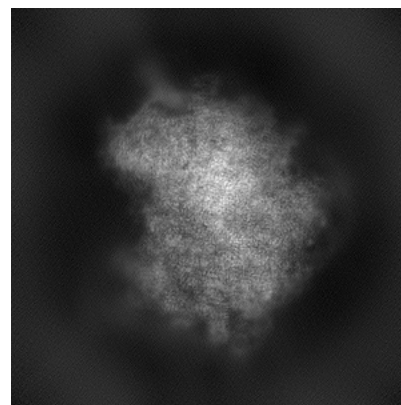
#### 6.1.2 Raw map



X



Y

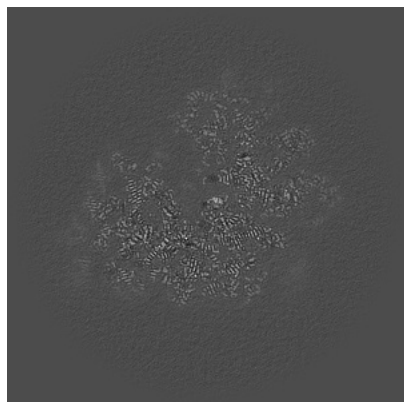


Z

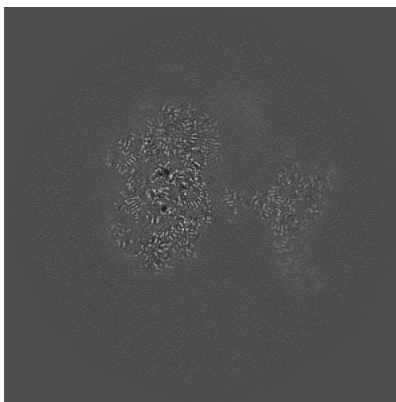
The images above show the map projected in three orthogonal directions.

## 6.2 Central slices [i](#)

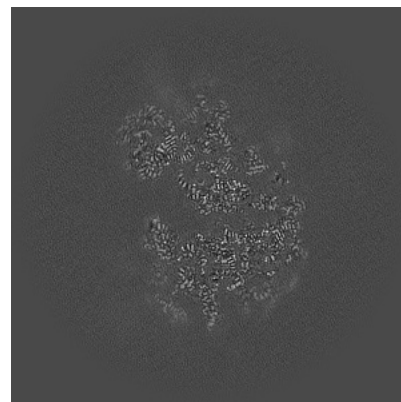
### 6.2.1 Primary map



X Index: 256

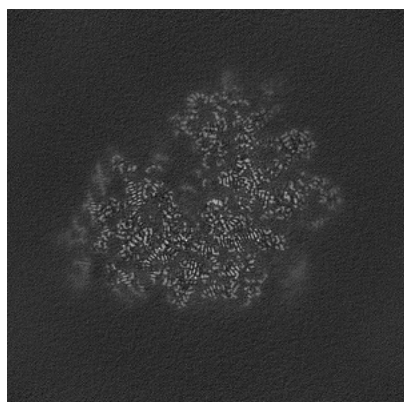


Y Index: 256

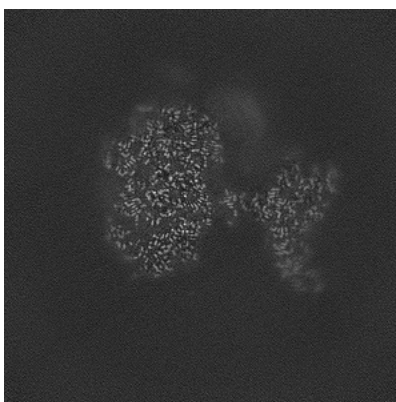


Z Index: 256

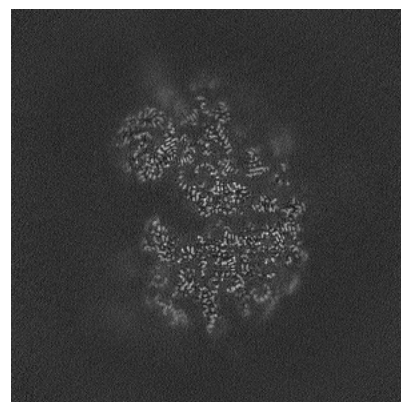
### 6.2.2 Raw map



X Index: 256



Y Index: 256

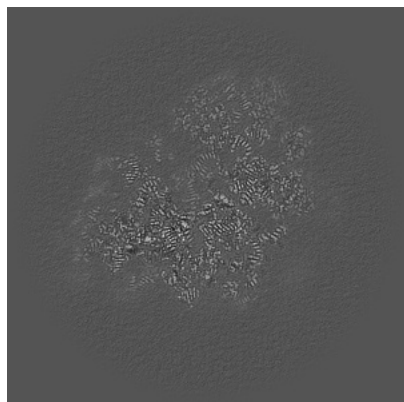


Z Index: 256

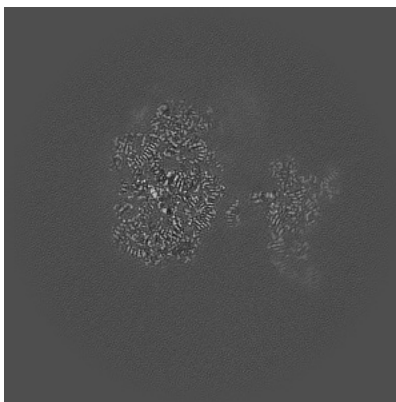
The images above show central slices of the map in three orthogonal directions.

## 6.3 Largest variance slices [i](#)

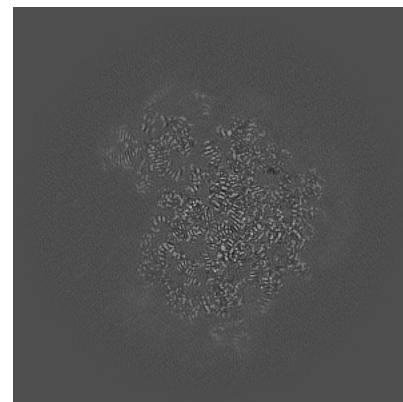
### 6.3.1 Primary map



X Index: 267

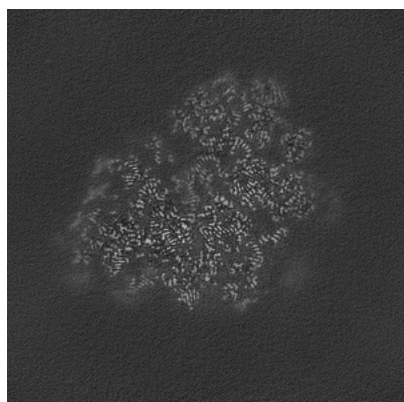


Y Index: 266

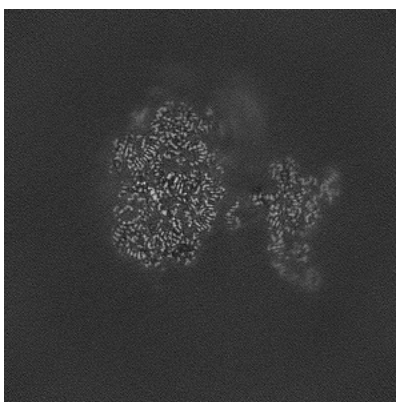


Z Index: 229

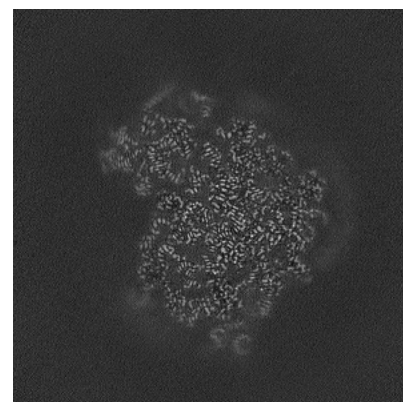
### 6.3.2 Raw map



X Index: 267



Y Index: 266

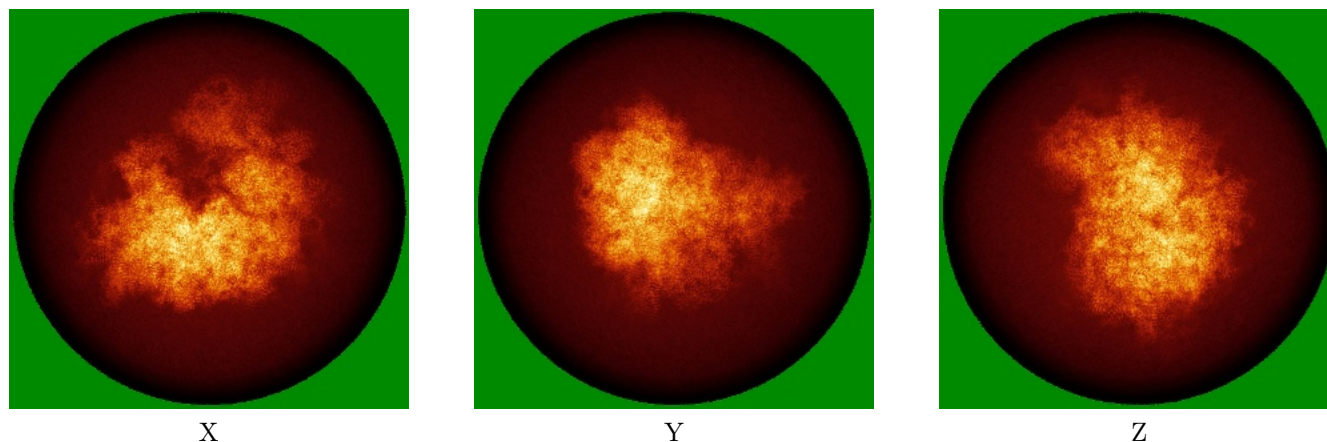


Z Index: 229

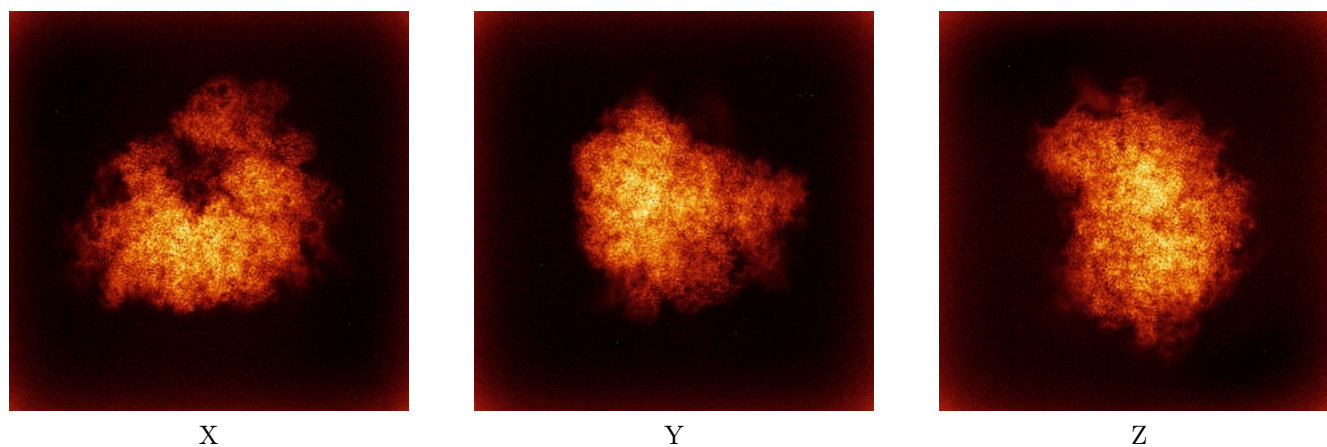
The images above show the largest variance slices of the map in three orthogonal directions.

## 6.4 Orthogonal standard-deviation projections (False-color) [i](#)

### 6.4.1 Primary map



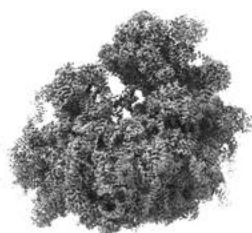
### 6.4.2 Raw map



The images above show the map standard deviation projections with false color in three orthogonal directions. Minimum values are shown in green, max in blue, and dark to light orange shades represent small to large values respectively.

## 6.5 Orthogonal surface views [i](#)

### 6.5.1 Primary map



X




Y



Z

The images above show the 3D surface view of the map at the recommended contour level 0.15. These images, in conjunction with the slice images, may facilitate assessment of whether an appropriate contour level has been provided.

### 6.5.2 Raw map



X



Y



Z

These images show the 3D surface of the raw map. The raw map's contour level was selected so that its surface encloses the same volume as the primary map does at its recommended contour level.


## 6.6 Mask visualisation [i](#)

This section shows the 3D surface view of the primary map at 50% transparency overlaid with the specified mask at 0% transparency


A mask typically either:

- Encompasses the whole structure
- Separates out a domain, a functional unit, a monomer or an area of interest from a larger structure


### 6.6.1 emd\_70086\_msk\_1.map [i](#)



X



Y

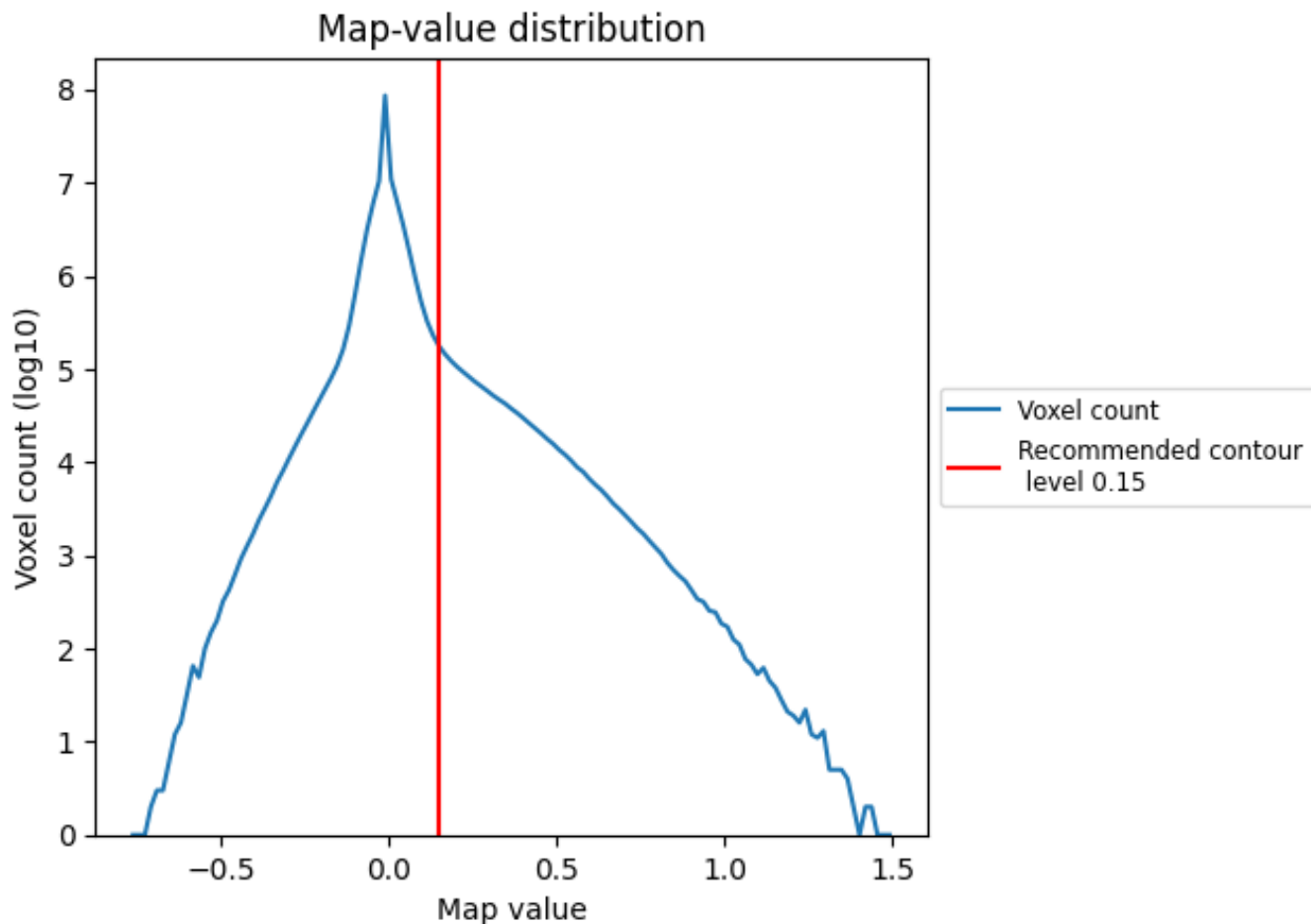


Z

## 7 Map analysis [i](#)

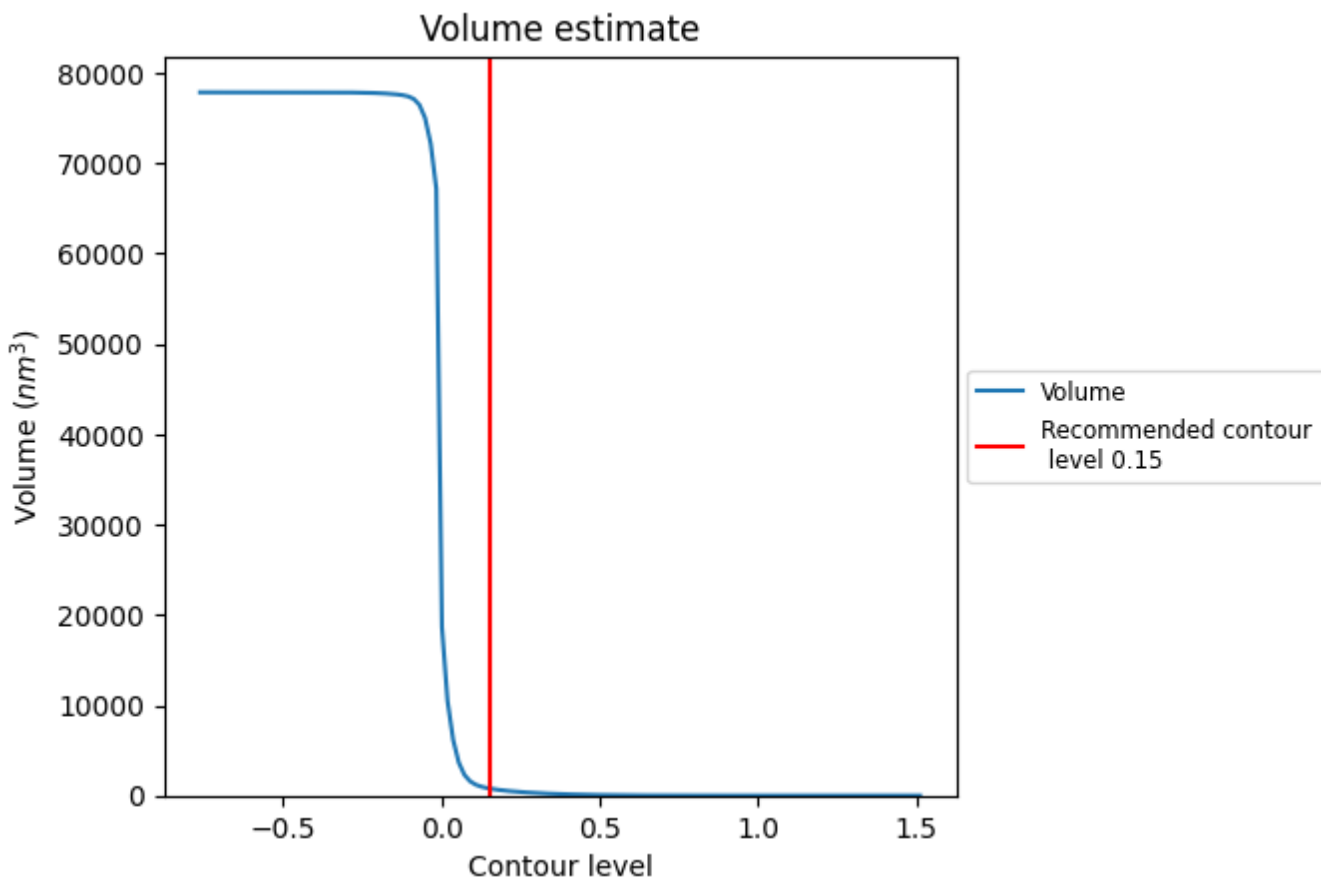
This section contains the results of statistical analysis of the map.

### 7.1 Map-value distribution [i](#)



The map-value distribution is plotted in 128 intervals along the x-axis. The y-axis is logarithmic. A spike in this graph at zero usually indicates that the volume has been masked.

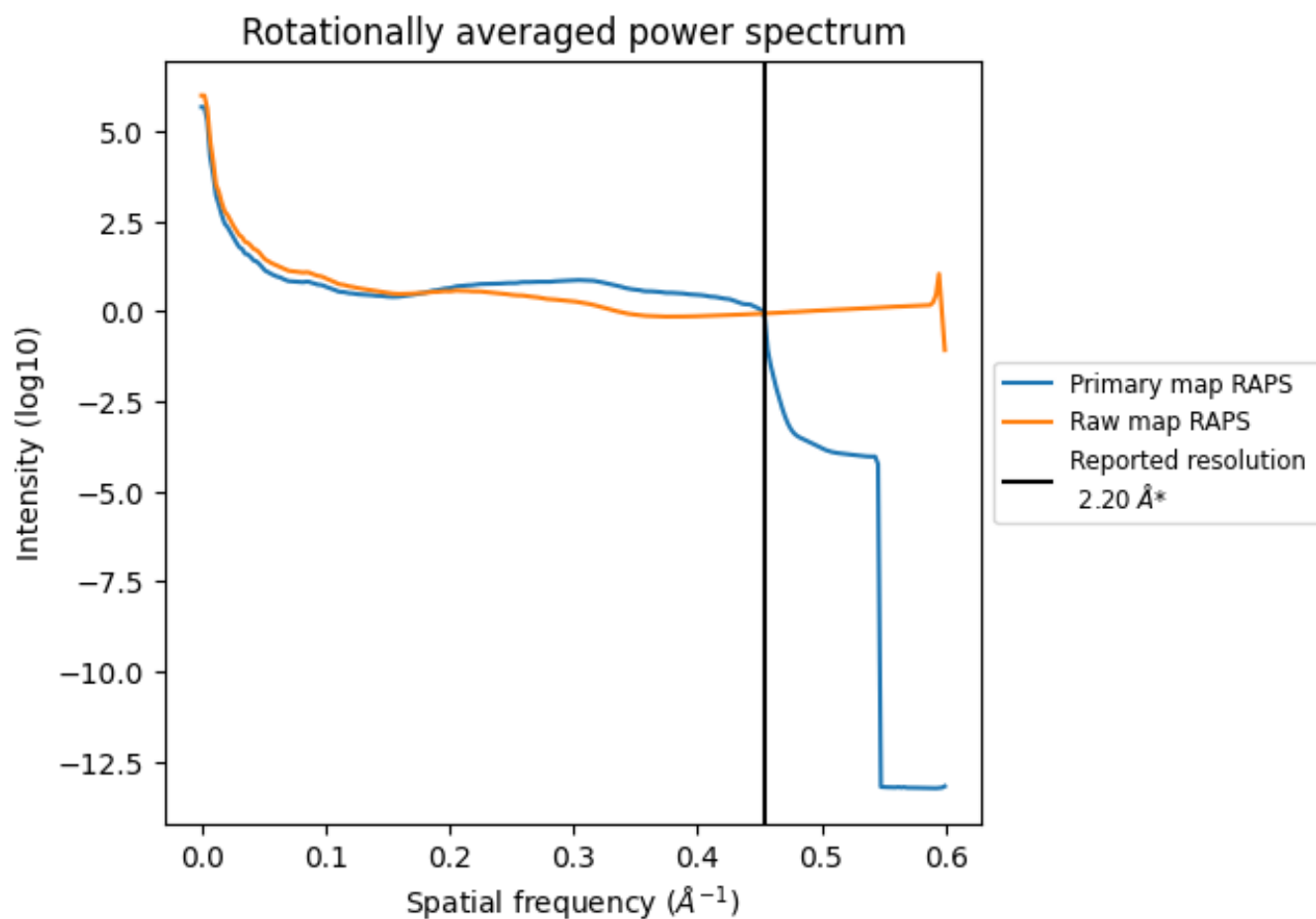
## 7.2 Volume estimate [i](#)



The volume at the recommended contour level is 795 nm<sup>3</sup>; this corresponds to an approximate mass of 718 kDa.

The volume estimate graph shows how the enclosed volume varies with the contour level. The recommended contour level is shown as a vertical line and the intersection between the line and the curve gives the volume of the enclosed surface at the given level.

### 7.3 Rotationally averaged power spectrum [i](#)

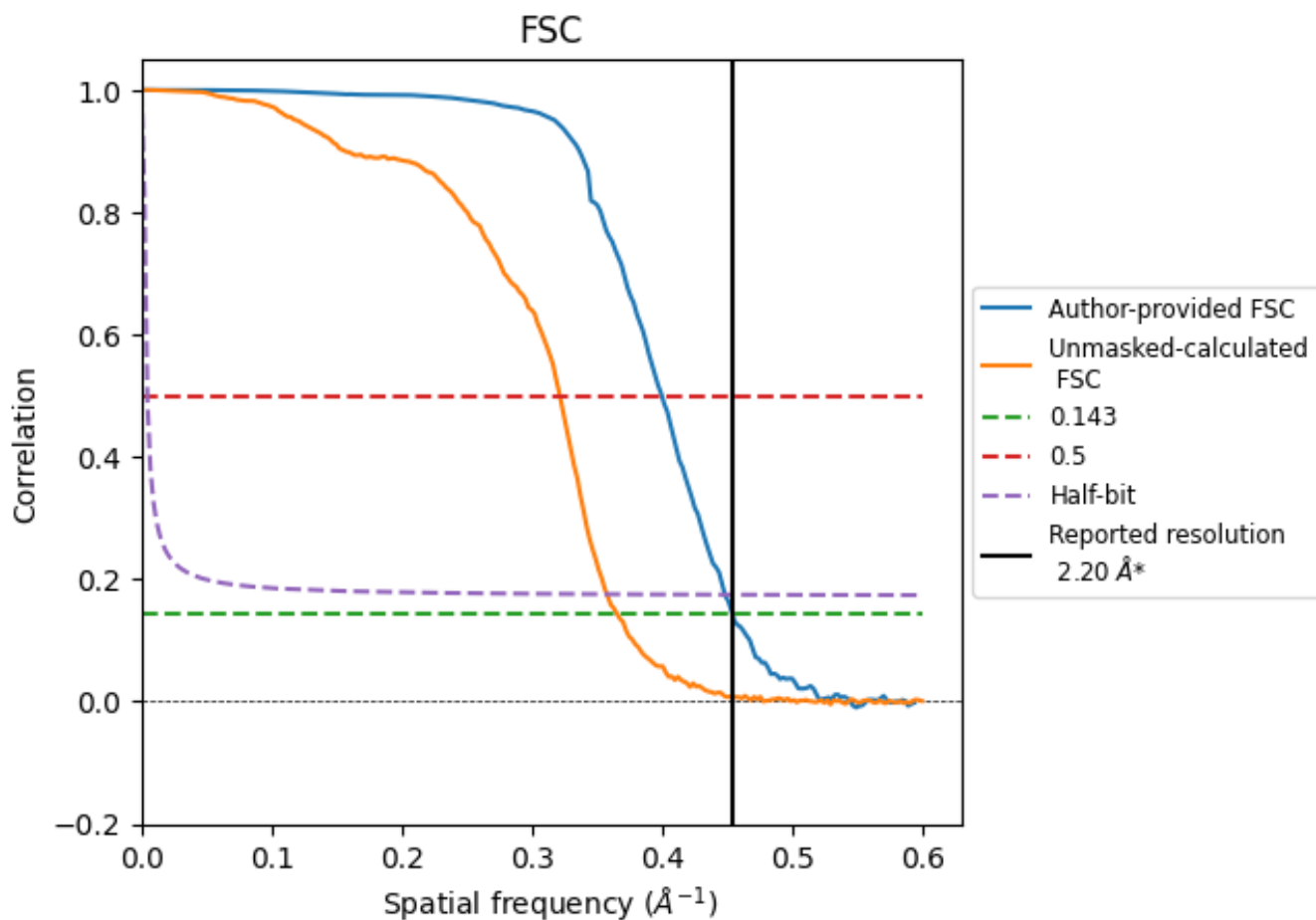


\*Reported resolution corresponds to spatial frequency of 0.455 Å<sup>-1</sup>

## 8 Fourier-Shell correlation [i](#)

Fourier-Shell Correlation (FSC) is the most commonly used method to estimate the resolution of single-particle and subtomogram-averaged maps. The shape of the curve depends on the imposed symmetry, mask and whether or not the two 3D reconstructions used were processed from a common reference. The reported resolution is shown as a black line. A curve is displayed for the half-bit criterion in addition to lines showing the 0.143 gold standard cut-off and 0.5 cut-off.

### 8.1 FSC [i](#)



\*Reported resolution corresponds to spatial frequency of 0.455 Å<sup>-1</sup>

## 8.2 Resolution estimates [i](#)


Resolution estimate (Å)	Estimation criterion (FSC cut-off)		
	0.143	0.5	Half-bit
Reported by author	2.20	-	-
Author-provided FSC curve	2.20	2.50	2.23
Unmasked-calculated*	2.74	3.11	2.80

\*Resolution estimate based on FSC curve calculated by comparison of deposited half-maps. The value from deposited half-maps intersecting FSC 0.143 CUT-OFF 2.74 differs from the reported value 2.2 by more than 10 %

## 9 Map-model fit [i](#)

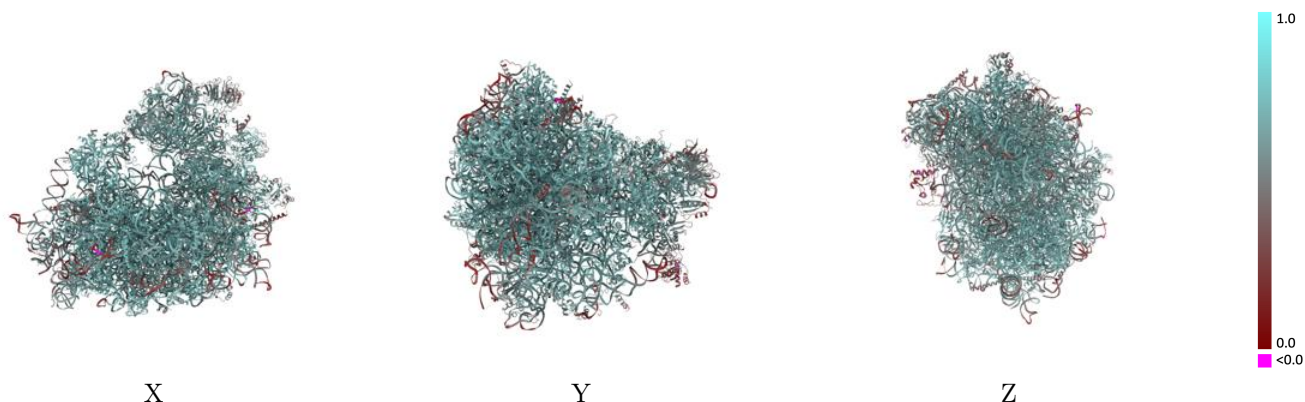
This section contains information regarding the fit between EMDB map EMD-70086 and PDB model 9O3Y. Per-residue inclusion information can be found in section 3 on page 28.

### 9.1 Map-model overlay [i](#)



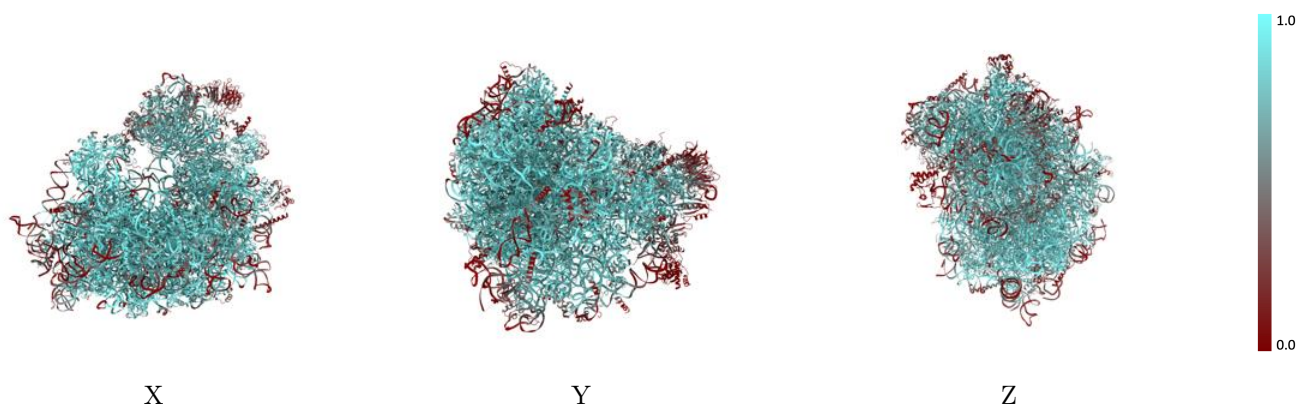
The images above show the 3D surface view of the map at the recommended contour level 0.15 at 50% transparency in yellow overlaid with a ribbon representation of the model coloured in blue. These images allow for the visual assessment of the quality of fit between the atomic model and the map.

## 9.2 Q-score mapped to coordinate model [i](#)



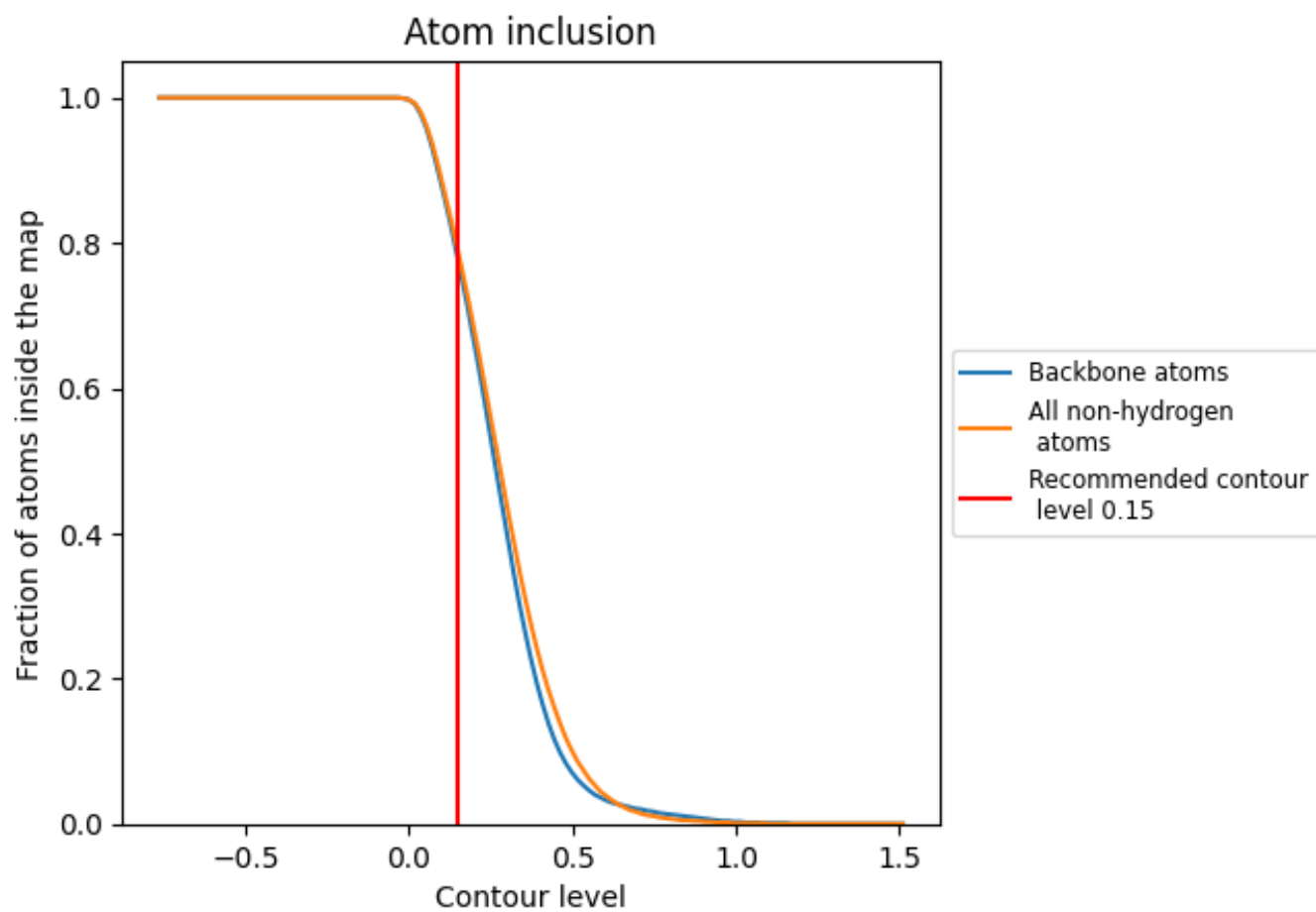
The images above show the model with each residue coloured according to its Q-score. This shows their resolvability in the map with higher Q-score values reflecting better resolvability. Please note: Q-score is calculating the resolvability of atoms, and thus high values are only expected at resolutions at which atoms can be resolved. Low Q-score values may therefore be expected for many entries.

## 9.3 Atom inclusion mapped to coordinate model [i](#)



The images above show the model with each residue coloured according to its atom inclusion. This shows to what extent they are inside the map at the recommended contour level (0.15).

## 9.4 Atom inclusion [i](#)



At the recommended contour level, 78% of all backbone atoms, 79% of all non-hydrogen atoms, are inside the map.

## 9.5 Map-model fit summary





















































































The table lists the average atom inclusion at the recommended contour level (0.15) and Q-score for the entire model and for each chain.

Chain	Atom inclusion	Q-score
All	0.7900	0.6490
L5	0.8210	0.6500
L7	0.9560	0.7030
L8	0.8790	0.6680
LA	0.9540	0.7310
LB	0.8950	0.7060
LC	0.8950	0.6960
LD	0.8130	0.6770
LE	0.7510	0.6460
LF	0.9090	0.7130
LG	0.7140	0.6210
LH	0.8520	0.6830
LI	0.8540	0.6930
LJ	0.7530	0.6530
LL	0.8050	0.6710
LM	0.8690	0.6840
LN	0.9670	0.7260
LO	0.9090	0.7130
LP	0.9100	0.7110
LQ	0.9390	0.7150
LR	0.7850	0.6540
LS	0.9350	0.7200
LT	0.8270	0.6860
LU	0.6030	0.6120
LV	0.9040	0.7150
LW	0.8280	0.6840
LX	0.8570	0.6880
LY	0.8240	0.6750
LZ	0.8400	0.6810
La	0.9230	0.7110
Lb	0.6540	0.6080
Lc	0.8430	0.6800
Ld	0.8260	0.6850
Le	0.9390	0.7210
Lf	0.9300	0.7250















*Continued on next page...*

*Continued from previous page...*

Chain	Atom inclusion	Q-score
Lg	 0.8670	 0.6890
Lh	 0.8290	 0.6690
Li	 0.7930	 0.6610
Lj	 0.9560	 0.7240
Lk	 0.6500	 0.6200
Ll	 0.9030	 0.6930
Lm	 0.8760	 0.6990
Ln	 0.8770	 0.6910
Lo	 0.8490	 0.7000
Lp	 0.9000	 0.7080
Lr	 0.8980	 0.6940
NC	 0.2370	 0.4340
Pt	 0.7020	 0.6160
S2	 0.8080	 0.6380
SA	 0.7780	 0.6500
SB	 0.7750	 0.6570
SC	 0.8230	 0.6690
SD	 0.5140	 0.5780
SE	 0.7400	 0.6350
SF	 0.7020	 0.6380
SG	 0.3990	 0.5160
SH	 0.4580	 0.5490
SI	 0.7510	 0.6450
SJ	 0.6880	 0.6200
SK	 0.3650	 0.5260
SL	 0.8410	 0.6790
SM	 0.0030	 0.2380
SN	 0.8830	 0.6990
SO	 0.8530	 0.6950
SP	 0.4560	 0.5550
SQ	 0.6690	 0.6320
SR	 0.5760	 0.5790
SS	 0.5800	 0.6100
ST	 0.6310	 0.6220
SU	 0.4590	 0.5410
SV	 0.7810	 0.6680
SW	 0.9230	 0.7050
SX	 0.8650	 0.6900
SY	 0.4950	 0.5500
SZ	 0.4300	 0.5650
Sa	 0.8660	 0.6960
Sb	 0.6960	 0.6240

*Continued on next page...*

*Continued from previous page...*

Chain	Atom inclusion	Q-score
Sc	 0.6020	 0.6000
Sd	 0.7970	 0.6650
Se	 0.5740	 0.6040
Sf	 0.0120	 0.3150
Sg	 0.2560	 0.4950
mR	 0.1790	 0.4940