



Full wwPDB EM Validation Report ⓘ

Feb 28, 2026 – 04:39 PM EST

PDB ID : 9O3V / pdb_00009o3v
EMDB ID : EMD-70083
Title : Human 80S ribosome stalled on MYC nascent chain
Authors : Sauer, P.V.; Schuller, A.P.; Hamann, L.G.
Deposited on : 2025-04-07
Resolution : 2.20 Å (reported)

This is a Full wwPDB EM Validation Report for a publicly released PDB entry.

We welcome your comments at validation@mail.wwpdb.org

A user guide is available at

<https://www.wwpdb.org/validation/2017/EMValidationReportHelp>

with specific help available everywhere you see the ⓘ symbol.

The types of validation reports are described at

<http://www.wwpdb.org/validation/2017/FAQs#types>.

The following versions of software and data (see [references ⓘ](#)) were used in the production of this report:

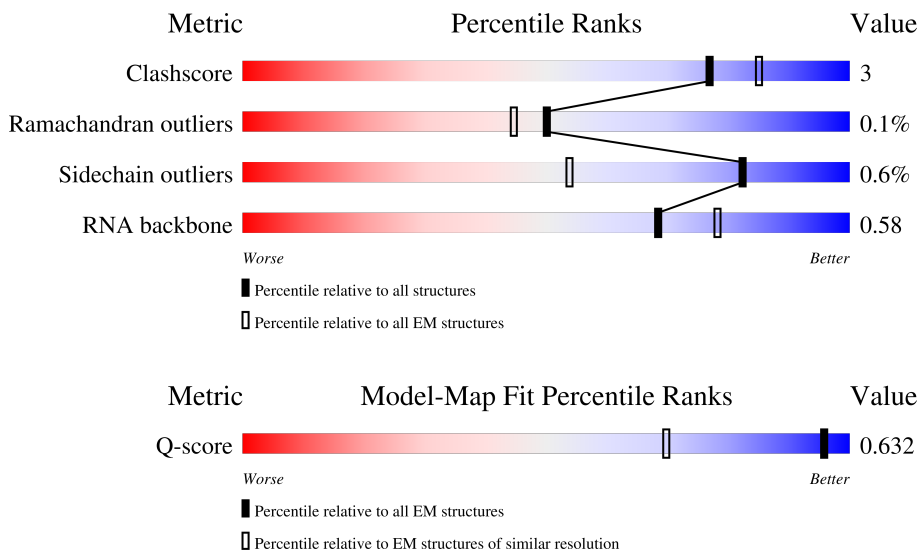
EMDB validation analysis : 0.0.1.dev132
Mogul : 2022.3.0, CSD as543be (2022)
MolProbity : 4-5-2 with Phenix2.0
Percentile statistics : 20231227.v01 (using entries in the PDB archive December 27th 2023)
EM percentile statistics : 202505.v01 (Using data in the EMDB archive up until May 2025)
MapQ : 1.9.13
Ideal geometry (proteins) : Engh & Huber (2001)
Ideal geometry (DNA, RNA) : Parkinson et al. (1996)
Validation Pipeline (wwPDB-VP) : 2.48.1

1 Overall quality at a glance i

The following experimental techniques were used to determine the structure:
ELECTRON MICROSCOPY

The reported resolution of this entry is 2.20 Å.

Percentile scores (ranging between 0-100) for global validation metrics of the entry are shown in the following graphic. The table shows the number of entries on which the scores are based.



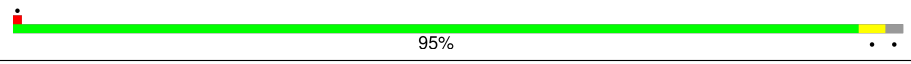
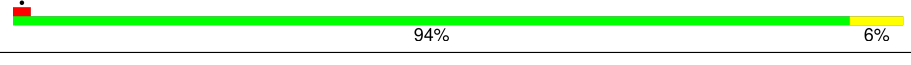

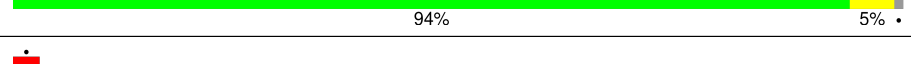

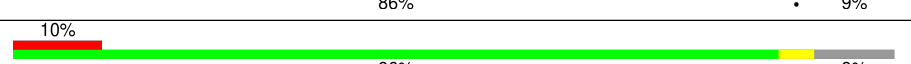
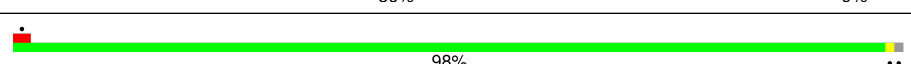
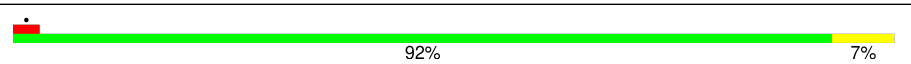

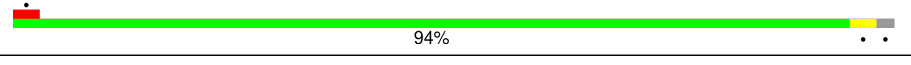
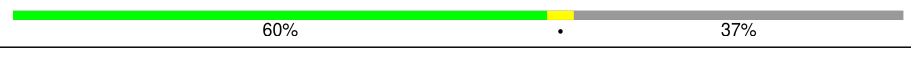
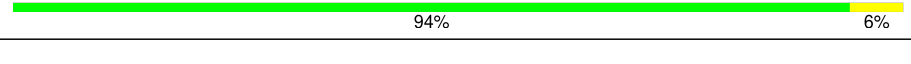

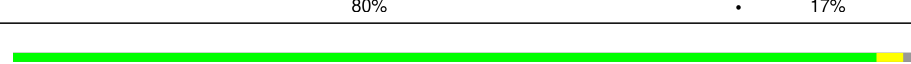

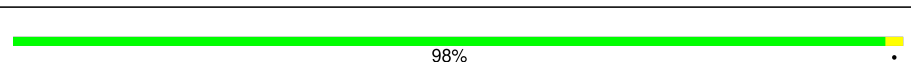
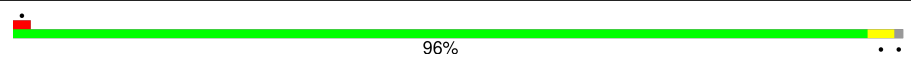

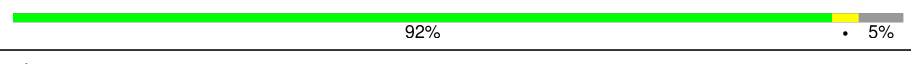



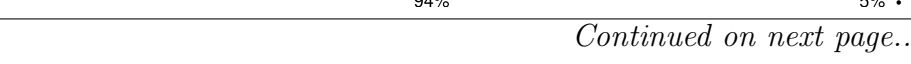


Metric	Whole archive (#Entries)	EM structures (#Entries)	Similar EM resolution (#Entries, resolution range(Å))
Clashscore	210492	15764	-
Ramachandran outliers	207382	16835	-
Sidechain outliers	206894	16415	-
RNA backbone	6643	2191	-
Q-score	-	25397	3184 (1.71 - 2.70)

The table below summarises the geometric issues observed across the polymeric chains and their fit to the map. The red, orange, yellow and green segments of the bar indicate the fraction of residues that contain outliers for ≥ 3 , 2, 1 and 0 types of geometric quality criteria respectively. A grey segment represents the fraction of residues that are not modelled. The numeric value for each fraction is indicated below the corresponding segment, with a dot representing fractions $\leq 5\%$. The upper red bar (where present) indicates the fraction of residues that have poor fit to the EM map (all-atom inclusion $< 40\%$). The numeric value is given above the bar.

Mol	Chain	Length	Quality of chain
1	L5	5069	
2	L7	120	
3	L8	156	

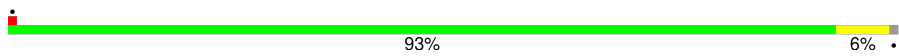



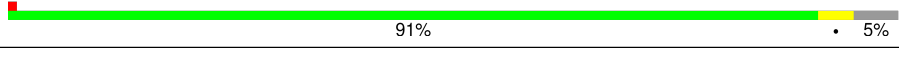
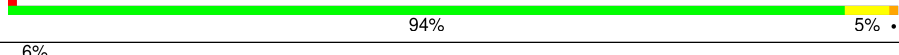
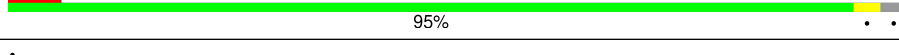
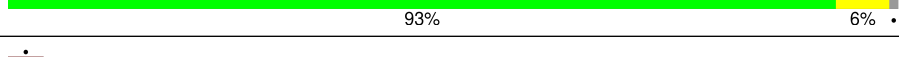
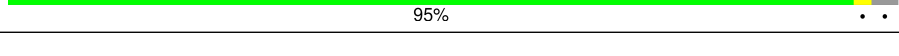

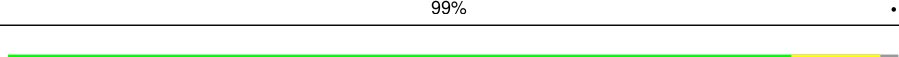



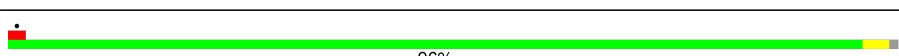
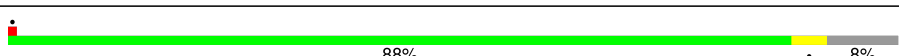





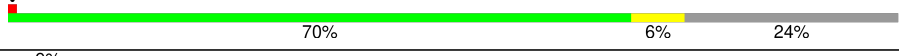



Continued on next page...

Continued from previous page...

Mol	Chain	Length	Quality of chain
4	LA	257	 95%
5	LB	403	 94% 6%
6	LC	427	 83% 14%
7	LD	297	 94% 5%
8	LE	288	 74% 23%
9	LF	248	 86% 9%
10	LG	266	 10% 86% 9%
11	LH	192	 98%
12	LI	214	 92% 7%
13	LJ	178	 85% 11%
14	LL	211	 94%
15	LM	215	 60% 37%
16	LN	204	 94% 6%
17	LO	203	 96%
18	LP	184	 80% 17%
19	LQ	188	 97%
20	LR	196	 8% 92% 5%
21	LS	176	 98%
22	LT	160	 96%
23	LU	128	 68% 9% 23%
24	LV	140	 92% 5%
25	LW	157	 42% 57%
26	LX	156	 71% 5% 24%
27	LY	145	 90% 8%
28	LZ	136	 94% 5%

Continued on next page...

Continued from previous page...

Mol	Chain	Length	Quality of chain
29	La	148	 93% 6%
30	Lb	159	 8% 69% 30%
31	Lc	115	 83% 14%
32	Ld	125	 80% 6% 14%
33	Le	135	 91% 5%
34	Lf	110	 94% 5%
35	Lg	117	 6% 95%
36	Lh	123	 93% 6%
37	Li	105	 95%
38	Lj	97	 85% 11%
39	Lk	70	 6% 99%
40	Ll	51	 88% 10%
41	Lm	128	 39% 59%
42	Ln	25	 100%
43	Lo	106	 96%
44	Lp	92	 96%
45	Lr	137	 88% 8%
46	NC	19	 11% 100%
47	Pt	75	 71% 16% 9%
48	S2	1869	 60% 26% 11%
49	SA	295	 72% 24%
50	SB	264	 81% 16%
51	SC	293	 70% 6% 24%
52	SD	243	 9% 83% 10% 7%
53	SE	263	 90% 9%



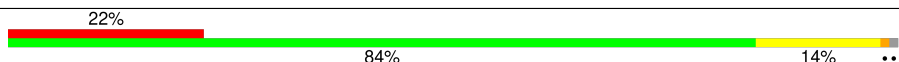
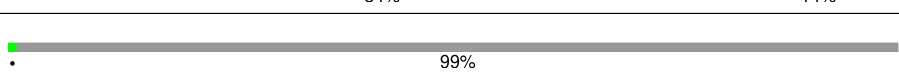
Continued on next page...

Continued from previous page...

Mol	Chain	Length	Quality of chain
54	SF	204	86% 7% 7%
55	SG	249	86% 9% 5%
56	SH	194	89% 8%
57	SI	208	93% 5%
58	SJ	194	89% 6% 5%
59	SK	165	48% 10% 42%
60	SL	158	89% 8%
61	SM	132	67% 24% 8%
62	SN	151	96%
63	SO	151	85% 11%
64	SP	145	81% 9% 10%
65	SQ	146	88% 8%
66	SR	135	90% 10%
67	SS	152	89% 8%
68	ST	145	94%
69	SU	119	67% 17% 15%
70	SV	84	95% 5%
71	SW	130	91% 8%
72	SX	143	93% 5%
73	SY	133	83% 16%
74	SZ	125	66% 32%
75	Sa	115	77% 9% 14%
76	Sb	84	93% 6%
77	Sc	69	88% 6% 6%
78	Sd	56	91% 7%

Continued on next page...

Continued from previous page...

Mol	Chain	Length	Quality of chain
79	Se	133	 <p>35% 62%</p>
80	Sf	156	 <p>30% 31% 10% 60%</p>
81	Sg	317	 <p>22% 84% 14%</p>
82	mR	832	 <p>99%</p>

2 Entry composition [i](#)

There are 89 unique types of molecules in this entry. The entry contains 216990 atoms, of which 0 are hydrogens and 0 are deuteriums.

In the tables below, the AltConf column contains the number of residues with at least one atom in alternate conformation and the Trace column contains the number of residues modelled with at most 2 atoms.

- Molecule 1 is a RNA chain called 28S rRNA.

Mol	Chain	Residues	Atoms					AltConf	Trace
			Total	C	N	O	P		
1	L5	3546	76178	33963	13933	24733	3549	3	0

- Molecule 2 is a RNA chain called 5S rRNA.

Mol	Chain	Residues	Atoms					AltConf	Trace
			Total	C	N	O	P		
2	L7	120	2558	1141	456	842	119	0	0

- Molecule 3 is a RNA chain called 5.8S rRNA.

Mol	Chain	Residues	Atoms					AltConf	Trace
			Total	C	N	O	P		
3	L8	156	3316	1482	585	1094	155	0	0

- Molecule 4 is a protein called 60S ribosomal protein L8.

Mol	Chain	Residues	Atoms					AltConf	Trace
			Total	C	N	O	S		
4	LA	251	1921	1204	393	318	6	0	0

- Molecule 5 is a protein called Large ribosomal subunit protein uL3.

Mol	Chain	Residues	Atoms					AltConf	Trace
			Total	C	N	O	S		
5	LB	402	3240	2061	608	557	14	0	0

- Molecule 6 is a protein called Large ribosomal subunit protein uL4.

Mol	Chain	Residues	Atoms					AltConf	Trace
			Total	C	N	O	S		
6	LC	366	2914	1832	581	487	14	0	0

- Molecule 7 is a protein called Large ribosomal subunit protein uL18.

Mol	Chain	Residues	Atoms					AltConf	Trace
			Total	C	N	O	S		
7	LD	294	2391	1513	436	428	14	0	0

- Molecule 8 is a protein called Large ribosomal subunit protein eL6.

Mol	Chain	Residues	Atoms					AltConf	Trace
			Total	C	N	O	S		
8	LE	223	1787	1150	339	294	4	0	0

- Molecule 9 is a protein called 60S ribosomal protein L7.

Mol	Chain	Residues	Atoms					AltConf	Trace
			Total	C	N	O	S		
9	LF	225	1870	1202	358	301	9	0	0

- Molecule 10 is a protein called Large ribosomal subunit protein eL8.

Mol	Chain	Residues	Atoms					AltConf	Trace
			Total	C	N	O	S		
10	LG	241	1927	1228	371	324	4	0	0

- Molecule 11 is a protein called Large ribosomal subunit protein uL6.

Mol	Chain	Residues	Atoms					AltConf	Trace
			Total	C	N	O	S		
11	LH	190	1518	956	284	272	6	0	0

- Molecule 12 is a protein called Large ribosomal subunit protein uL16.

Mol	Chain	Residues	Atoms					AltConf	Trace
			Total	C	N	O	S		
12	LI	213	1716	1086	331	285	14	0	0

- Molecule 13 is a protein called Large ribosomal subunit protein uL5.

Mol	Chain	Residues	Atoms					AltConf	Trace
			Total	C	N	O	S		
13	LJ	170	1362	861	254	241	6	0	0

- Molecule 14 is a protein called Large ribosomal subunit protein eL13.

Mol	Chain	Residues	Atoms					AltConf	Trace
14	LL	206	Total	C	N	O	S	0	0
			1664	1041	345	274	4		

- Molecule 15 is a protein called Large ribosomal subunit protein eL14.

Mol	Chain	Residues	Atoms					AltConf	Trace
15	LM	136	Total	C	N	O	S	0	0
			1120	719	215	179	7		

- Molecule 16 is a protein called Large ribosomal subunit protein eL15.

Mol	Chain	Residues	Atoms					AltConf	Trace
16	LN	203	Total	C	N	O	S	0	0
			1701	1072	359	266	4		

- Molecule 17 is a protein called Large ribosomal subunit protein uL13.

Mol	Chain	Residues	Atoms					AltConf	Trace
17	LO	202	Total	C	N	O	S	0	0
			1655	1066	322	262	5		

- Molecule 18 is a protein called Large ribosomal subunit protein uL22.

Mol	Chain	Residues	Atoms					AltConf	Trace
18	LP	153	Total	C	N	O	S	0	0
			1242	776	241	216	9		

- Molecule 19 is a protein called Large ribosomal subunit protein eL18.

Mol	Chain	Residues	Atoms					AltConf	Trace
19	LQ	187	Total	C	N	O	S	0	0
			1513	944	314	250	5		

- Molecule 20 is a protein called Large ribosomal subunit protein eL19.

Mol	Chain	Residues	Atoms					AltConf	Trace
20	LR	187	Total	C	N	O	S	0	0
			1566	971	336	250	9		

- Molecule 21 is a protein called Large ribosomal subunit protein eL20.

Mol	Chain	Residues	Atoms					AltConf	Trace
			Total	C	N	O	S		
21	LS	176	1461	930	284	236	11	0	0

- Molecule 22 is a protein called Large ribosomal subunit protein eL21.

Mol	Chain	Residues	Atoms					AltConf	Trace
			Total	C	N	O	S		
22	LT	159	1298	823	252	217	6	0	0

- Molecule 23 is a protein called Large ribosomal subunit protein eL22.

Mol	Chain	Residues	Atoms					AltConf	Trace
			Total	C	N	O	S		
23	LU	99	808	518	141	147	2	0	0

- Molecule 24 is a protein called Large ribosomal subunit protein uL14.

Mol	Chain	Residues	Atoms					AltConf	Trace
			Total	C	N	O	S		
24	LV	133	989	623	186	175	5	0	0

- Molecule 25 is a protein called Large ribosomal subunit protein eL24.

Mol	Chain	Residues	Atoms					AltConf	Trace
			Total	C	N	O	S		
25	LW	68	562	356	111	92	3	0	0

- Molecule 26 is a protein called Large ribosomal subunit protein uL23.

Mol	Chain	Residues	Atoms					AltConf	Trace
			Total	C	N	O	S		
26	LX	118	967	618	181	167	1	0	0

- Molecule 27 is a protein called Large ribosomal subunit protein uL24.

Mol	Chain	Residues	Atoms					AltConf	Trace
			Total	C	N	O	S		
27	LY	134	1115	700	226	186	3	0	0

- Molecule 28 is a protein called Large ribosomal subunit protein eL27.

Mol	Chain	Residues	Atoms					AltConf	Trace
			Total	C	N	O	S		
28	LZ	135	1107	714	208	182	3	0	0

- Molecule 29 is a protein called 60S ribosomal protein L27a.

Mol	Chain	Residues	Atoms					AltConf	Trace
			Total	C	N	O	S		
29	La	147	1162	736	237	186	3	0	0

- Molecule 30 is a protein called Large ribosomal subunit protein eL29.

Mol	Chain	Residues	Atoms					AltConf	Trace
			Total	C	N	O	S		
30	Lb	111	898	560	195	139	4	0	0

- Molecule 31 is a protein called Large ribosomal subunit protein eL30.

Mol	Chain	Residues	Atoms					AltConf	Trace
			Total	C	N	O	S		
31	Lc	99	770	488	136	140	6	0	0

- Molecule 32 is a protein called Large ribosomal subunit protein eL31.

Mol	Chain	Residues	Atoms					AltConf	Trace
			Total	C	N	O	S		
32	Ld	107	888	560	171	155	2	0	0

- Molecule 33 is a protein called Large ribosomal subunit protein eL32.

Mol	Chain	Residues	Atoms					AltConf	Trace
			Total	C	N	O	S		
33	Le	128	1053	667	216	165	5	0	0

- Molecule 34 is a protein called Large ribosomal subunit protein eL33.

Mol	Chain	Residues	Atoms					AltConf	Trace
			Total	C	N	O	S		
34	Lf	110	884	560	175	145	4	0	0

- Molecule 35 is a protein called Large ribosomal subunit protein eL34.

Mol	Chain	Residues	Atoms					AltConf	Trace
35	Lg	114	Total	C	N	O	S	0	0
			906	566	187	147	6		

- Molecule 36 is a protein called Large ribosomal subunit protein uL29.

Mol	Chain	Residues	Atoms					AltConf	Trace
36	Lh	122	Total	C	N	O	S	0	0
			1015	641	205	168	1		

- Molecule 37 is a protein called Large ribosomal subunit protein eL36.

Mol	Chain	Residues	Atoms					AltConf	Trace
37	Li	102	Total	C	N	O	S	0	0
			832	521	177	129	5		

- Molecule 38 is a protein called Large ribosomal subunit protein eL37.

Mol	Chain	Residues	Atoms					AltConf	Trace
38	Lj	86	Total	C	N	O	S	0	0
			705	434	155	111	5		

- Molecule 39 is a protein called Large ribosomal subunit protein eL38.

Mol	Chain	Residues	Atoms					AltConf	Trace
39	Lk	69	Total	C	N	O	S	0	0
			569	366	103	99	1		

- Molecule 40 is a protein called Large ribosomal subunit protein eL39.

Mol	Chain	Residues	Atoms					AltConf	Trace
40	Ll	50	Total	C	N	O	S	0	0
			444	281	98	64	1		

- Molecule 41 is a protein called Ubiquitin-ribosomal protein eL40 fusion protein.

Mol	Chain	Residues	Atoms					AltConf	Trace
41	Lm	52	Total	C	N	O	S	0	0
			432	269	90	67	6		

- Molecule 42 is a protein called Small ribosomal subunit protein eS32.

Mol	Chain	Residues	Atoms					AltConf	Trace
42	Ln	25	Total	C	N	O	S	0	0
			240	145	64	28	3		

- Molecule 43 is a protein called Large ribosomal subunit protein eL42.

Mol	Chain	Residues	Atoms					AltConf	Trace
43	Lo	105	Total	C	N	O	S	0	0
			864	543	175	140	6		

- Molecule 44 is a protein called Large ribosomal subunit protein eL43.

Mol	Chain	Residues	Atoms					AltConf	Trace
44	Lp	91	Total	C	N	O	S	0	0
			708	445	136	120	7		

- Molecule 45 is a protein called Large ribosomal subunit protein eL28.

Mol	Chain	Residues	Atoms					AltConf	Trace
45	Lr	126	Total	C	N	O	S	0	0
			1005	624	207	169	5		

There is a discrepancy between the modelled and reference sequences:

Chain	Residue	Modelled	Actual	Comment	Reference
Lr	2	ACE	-	acetylation	UNP A0A2K6C1I7

- Molecule 46 is a protein called Nascent chain.

Mol	Chain	Residues	Atoms				AltConf	Trace
46	NC	19	Total	C	N	O	0	0
			118	68	20	30		

- Molecule 47 is a RNA chain called P-site glutamyl-tRNA.

Mol	Chain	Residues	Atoms					AltConf	Trace
47	Pt	75	Total	C	N	O	P	0	0
			1597	713	275	534	75		

- Molecule 48 is a RNA chain called 18S rRNA.

Mol	Chain	Residues	Atoms					AltConf	Trace
			Total	C	N	O	P		
48	S2	1672	35736	15981	6403	11681	1671	0	0

- Molecule 49 is a protein called Small ribosomal subunit protein uS2.

Mol	Chain	Residues	Atoms					AltConf	Trace
			Total	C	N	O	S		
49	SA	223	1750	1111	306	325	8	0	0

There is a discrepancy between the modelled and reference sequences:

Chain	Residue	Modelled	Actual	Comment	Reference
SA	2	ACE	-	acetylation	UNP A0A2J8WY29

- Molecule 50 is a protein called Small ribosomal subunit protein eS1.

Mol	Chain	Residues	Atoms					AltConf	Trace
			Total	C	N	O	S		
50	SB	223	1806	1145	325	322	14	0	0

- Molecule 51 is a protein called Small ribosomal subunit protein uS5.

Mol	Chain	Residues	Atoms					AltConf	Trace
			Total	C	N	O	S		
51	SC	222	1725	1115	298	302	10	0	0

- Molecule 52 is a protein called Small ribosomal subunit protein uS3.

Mol	Chain	Residues	Atoms					AltConf	Trace
			Total	C	N	O	S		
52	SD	226	1756	1119	315	314	8	0	0

- Molecule 53 is a protein called Small ribosomal subunit protein eS4, X isoform.

Mol	Chain	Residues	Atoms					AltConf	Trace
			Total	C	N	O	S		
53	SE	262	2076	1324	386	358	8	0	0

- Molecule 54 is a protein called Small ribosomal subunit protein uS7.

Mol	Chain	Residues	Atoms					AltConf	Trace
54	SF	189	Total	C	N	O	S	0	0
			1495	934	284	270	7		

- Molecule 55 is a protein called Small ribosomal subunit protein eS6.

Mol	Chain	Residues	Atoms					AltConf	Trace
55	SG	237	Total	C	N	O	S	0	0
			1923	1200	387	329	7		

- Molecule 56 is a protein called Small ribosomal subunit protein eS7.

Mol	Chain	Residues	Atoms					AltConf	Trace
56	SH	189	Total	C	N	O	S	0	0
			1517	966	279	271	1		

- Molecule 57 is a protein called Small ribosomal subunit protein eS8.

Mol	Chain	Residues	Atoms					AltConf	Trace
57	SI	206	Total	C	N	O	S	0	0
			1686	1058	332	291	5		

- Molecule 58 is a protein called Small ribosomal subunit protein uS4.

Mol	Chain	Residues	Atoms					AltConf	Trace
58	SJ	185	Total	C	N	O	S	0	0
			1525	969	306	248	2		

- Molecule 59 is a protein called Small ribosomal subunit protein eS10.

Mol	Chain	Residues	Atoms					AltConf	Trace
59	SK	96	Total	C	N	O	S	0	0
			810	530	143	131	6		

- Molecule 60 is a protein called Small ribosomal subunit protein uS17.

Mol	Chain	Residues	Atoms					AltConf	Trace
60	SL	146	Total	C	N	O	S	0	0
			1200	766	226	202	6		

- Molecule 61 is a protein called Small ribosomal subunit protein eS12.

Mol	Chain	Residues	Atoms					AltConf	Trace
			Total	C	N	O	S		
61	SM	122	950	596	168	177	9	0	0

- Molecule 62 is a protein called Small ribosomal subunit protein uS15.

Mol	Chain	Residues	Atoms					AltConf	Trace
			Total	C	N	O	S		
62	SN	150	1208	773	229	205	1	0	0

- Molecule 63 is a protein called Small ribosomal subunit protein uS11.

Mol	Chain	Residues	Atoms					AltConf	Trace
			Total	C	N	O	S		
63	SO	135	1010	618	198	188	6	0	0

- Molecule 64 is a protein called Small ribosomal subunit protein uS19.

Mol	Chain	Residues	Atoms					AltConf	Trace
			Total	C	N	O	S		
64	SP	131	1078	684	204	183	7	0	0

- Molecule 65 is a protein called Small ribosomal subunit protein uS9.

Mol	Chain	Residues	Atoms					AltConf	Trace
			Total	C	N	O	S		
65	SQ	141	1124	715	212	194	3	0	0

- Molecule 66 is a protein called Small ribosomal subunit protein eS17.

Mol	Chain	Residues	Atoms					AltConf	Trace
			Total	C	N	O	S		
66	SR	134	1083	680	201	198	4	0	0

- Molecule 67 is a protein called Small ribosomal subunit protein uS13.

Mol	Chain	Residues	Atoms					AltConf	Trace
			Total	C	N	O	S		
67	SS	148	1214	761	245	207	1	0	0

- Molecule 68 is a protein called Small ribosomal subunit protein eS19.

Mol	Chain	Residues	Atoms					AltConf	Trace
			Total	C	N	O	S		
68	ST	142	1103	691	212	197	3	0	0

- Molecule 69 is a protein called Small ribosomal subunit protein uS10.

Mol	Chain	Residues	Atoms					AltConf	Trace
			Total	C	N	O	S		
69	SU	101	803	504	153	142	4	0	0

- Molecule 70 is a protein called 40S ribosomal protein S21.

Mol	Chain	Residues	Atoms					AltConf	Trace
			Total	C	N	O	S		
70	SV	84	640	395	117	123	5	0	0

There is a discrepancy between the modelled and reference sequences:

Chain	Residue	Modelled	Actual	Comment	Reference
SV	0	ACE	-	acetylation	UNP P63220

- Molecule 71 is a protein called Small ribosomal subunit protein uS8.

Mol	Chain	Residues	Atoms					AltConf	Trace
			Total	C	N	O	S		
71	SW	129	1034	659	193	176	6	0	0

- Molecule 72 is a protein called Small ribosomal subunit protein uS12.

Mol	Chain	Residues	Atoms					AltConf	Trace
			Total	C	N	O	S		
72	SX	140	1088	687	215	183	3	0	0

- Molecule 73 is a protein called 40S ribosomal protein S24.

Mol	Chain	Residues	Atoms					AltConf	Trace
			Total	C	N	O	S		
73	SY	131	1065	673	209	178	5	0	0

- Molecule 74 is a protein called Small ribosomal subunit protein eS25.

Mol	Chain	Residues	Atoms					AltConf	Trace
74	SZ	85	Total	C	N	O	S	0	0
			683	439	128	115	1		

- Molecule 75 is a protein called Small ribosomal subunit protein eS26.

Mol	Chain	Residues	Atoms					AltConf	Trace
75	Sa	99	Total	C	N	O	S	0	0
			792	492	165	130	5		

- Molecule 76 is a protein called Small ribosomal subunit protein eS27.

Mol	Chain	Residues	Atoms					AltConf	Trace
76	Sb	83	Total	C	N	O	S	0	0
			651	408	121	115	7		

- Molecule 77 is a protein called Small ribosomal subunit protein eS28.

Mol	Chain	Residues	Atoms					AltConf	Trace
77	Sc	65	Total	C	N	O	S	0	0
			512	311	103	96	2		

- Molecule 78 is a protein called Small ribosomal subunit protein uS14.

Mol	Chain	Residues	Atoms					AltConf	Trace
78	Sd	55	Total	C	N	O	S	0	0
			459	286	94	74	5		

- Molecule 79 is a protein called FAU ubiquitin-like and ribosomal protein S30.

Mol	Chain	Residues	Atoms					AltConf	Trace
79	Se	50	Total	C	N	O	S	0	0
			395	241	88	65	1		

- Molecule 80 is a protein called Ubiquitin-ribosomal protein eS31 fusion protein.

Mol	Chain	Residues	Atoms					AltConf	Trace
80	Sf	63	Total	C	N	O	S	0	0
			515	324	98	86	7		

- Molecule 81 is a protein called Receptor of activated protein C kinase 1.

Mol	Chain	Residues	Atoms					AltConf	Trace
			Total	C	N	O	S		
81	Sg	313	2436	1535	424	465	12	0	0

- Molecule 82 is a RNA chain called mRNA.

Mol	Chain	Residues	Atoms					AltConf	Trace
			Total	C	N	O	P		
82	mR	6	133	59	27	41	6	0	0

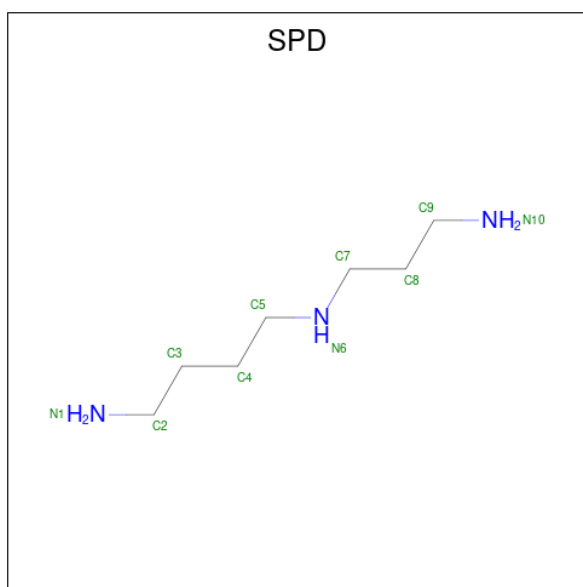
- Molecule 83 is MAGNESIUM ION (CCD ID: MG) (formula: Mg).

Mol	Chain	Residues	Atoms		AltConf
83	L5	252	Total	Mg	0
			252	252	
83	L7	6	Total	Mg	0
			6	6	
83	L8	6	Total	Mg	0
			6	6	
83	LB	2	Total	Mg	0
			2	2	
83	LL	1	Total	Mg	0
			1	1	
83	LN	2	Total	Mg	0
			2	2	
83	LP	1	Total	Mg	0
			1	1	
83	LQ	1	Total	Mg	0
			1	1	
83	LV	1	Total	Mg	0
			1	1	
83	La	1	Total	Mg	0
			1	1	
83	Lo	1	Total	Mg	0
			1	1	
83	Pt	1	Total	Mg	0
			1	1	
83	S2	75	Total	Mg	0
			75	75	
83	ST	1	Total	Mg	0
			1	1	
83	Sd	1	Total	Mg	0
			1	1	

- Molecule 84 is POTASSIUM ION (CCD ID: K) (formula: K).

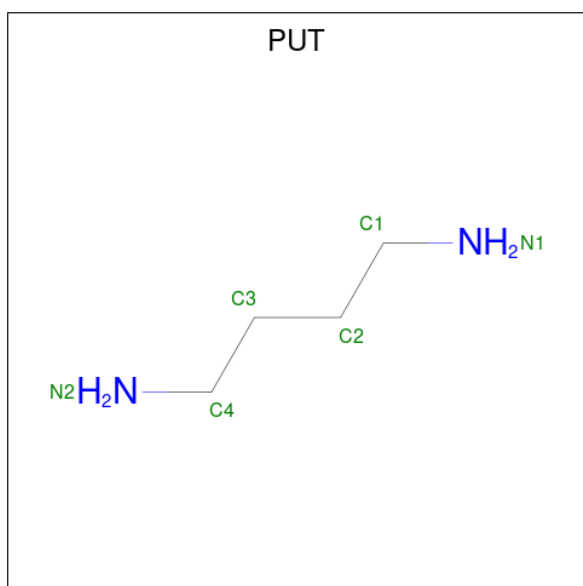
Mol	Chain	Residues	Atoms	AltConf
84	L5	115	Total K 115 115	0
84	L7	3	Total K 3 3	0
84	L8	2	Total K 2 2	0
84	LA	3	Total K 3 3	0
84	LH	1	Total K 1 1	0
84	LI	1	Total K 1 1	0
84	LL	1	Total K 1 1	0
84	LN	1	Total K 1 1	0
84	Lb	1	Total K 1 1	0
84	Le	1	Total K 1 1	0
84	Lf	1	Total K 1 1	0
84	Lg	1	Total K 1 1	0
84	Ll	1	Total K 1 1	0
84	S2	31	Total K 31 31	0
84	SL	1	Total K 1 1	0
84	SO	1	Total K 1 1	0

- Molecule 85 is SPERMIDINE (CCD ID: SPD) (formula: C₇H₁₉N₃).



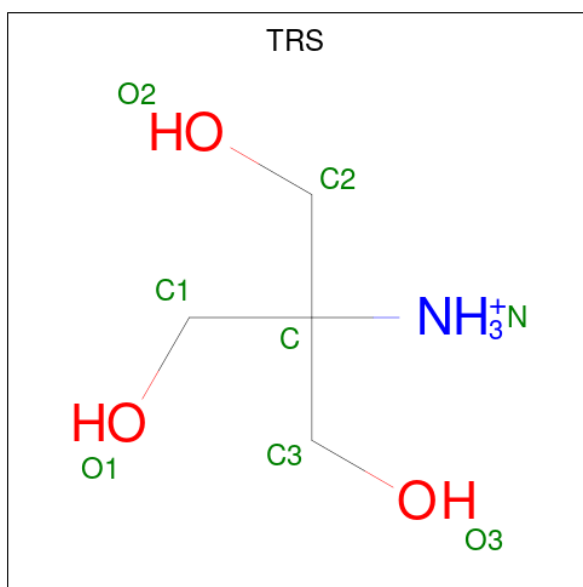
Mol	Chain	Residues	Atoms			AltConf
			Total	C	N	
85	L5	1	10	7	3	0
85	L5	1	10	7	3	0
85	L5	1	10	7	3	0
85	L5	1	10	7	3	0
85	L5	1	10	7	3	0
85	L5	1	10	7	3	0
85	L5	1	10	7	3	0
85	L5	1	10	7	3	0
85	L5	1	10	7	3	0
85	L5	1	10	7	3	0
85	L5	1	10	7	3	0
85	L5	1	10	7	3	0
85	S2	1	10	7	3	0
85	S2	1	10	7	3	0

- Molecule 86 is 1,4-DIAMINO BUTANE (CCD ID: PUT) (formula: $C_4H_{12}N_2$).



Mol	Chain	Residues	Atoms			AltConf
86	L5	1	Total	C	N	0
			6	4	2	
86	L5	1	Total	C	N	0
			6	4	2	
86	L5	1	Total	C	N	0
			6	4	2	
86	L5	1	Total	C	N	0
			6	4	2	
86	L5	1	Total	C	N	0
			6	4	2	
86	L5	1	Total	C	N	0
			6	4	2	

- Molecule 87 is 2-AMINO-2-HYDROXYMETHYL-PROPANE-1,3-DIOL (CCD ID: TRS) (formula: $C_4H_{12}NO_3$).



Mol	Chain	Residues	Atoms				AltConf
			Total	C	N	O	
87	L5	1	8	4	1	3	0
87	L5	1	8	4	1	3	0

- Molecule 88 is ZINC ION (CCD ID: ZN) (formula: Zn).

Mol	Chain	Residues	Atoms		AltConf
			Total	Zn	
88	Lg	1	1	1	0
88	Lj	1	1	1	0
88	Lm	1	1	1	0
88	Lo	1	1	1	0
88	Lp	1	1	1	0
88	Sa	1	1	1	0
88	Sd	1	1	1	0
88	Sf	1	1	1	0

- Molecule 89 is water.

Mol	Chain	Residues	Atoms		AltConf
89	L5	3376	Total 3376	O 3376	0
89	L7	27	Total 27	O 27	0
89	L8	86	Total 86	O 86	0
89	LA	61	Total 61	O 61	0
89	LB	48	Total 48	O 48	0
89	LC	66	Total 66	O 66	0
89	LD	2	Total 2	O 2	0
89	LE	1	Total 1	O 1	0
89	LF	22	Total 22	O 22	0
89	LG	1	Total 1	O 1	0
89	LI	23	Total 23	O 23	0
89	LL	20	Total 20	O 20	0
89	LN	57	Total 57	O 57	0
89	LO	18	Total 18	O 18	0
89	LP	32	Total 32	O 32	0
89	LQ	28	Total 28	O 28	0
89	LR	13	Total 13	O 13	0
89	LS	5	Total 5	O 5	0
89	LT	19	Total 19	O 19	0
89	LV	21	Total 21	O 21	0
89	LW	3	Total 3	O 3	0
89	LX	5	Total 5	O 5	0

Continued on next page...

Continued from previous page...

Mol	Chain	Residues	Atoms		AltConf
89	LY	4	Total 4	O 4	0
89	La	34	Total 34	O 34	0
89	Lb	12	Total 12	O 12	0
89	Lc	1	Total 1	O 1	0
89	Ld	6	Total 6	O 6	0
89	Le	42	Total 42	O 42	0
89	Lf	15	Total 15	O 15	0
89	Lg	18	Total 18	O 18	0
89	Lh	3	Total 3	O 3	0
89	Li	3	Total 3	O 3	0
89	Lj	27	Total 27	O 27	0
89	Ll	12	Total 12	O 12	0
89	Lm	2	Total 2	O 2	0
89	Ln	3	Total 3	O 3	0
89	Lo	17	Total 17	O 17	0
89	Lp	13	Total 13	O 13	0
89	Lr	12	Total 12	O 12	0
89	NC	4	Total 4	O 4	0
89	Pt	6	Total 6	O 6	0
89	S2	506	Total 506	O 506	0
89	SA	1	Total 1	O 1	0

Continued on next page...

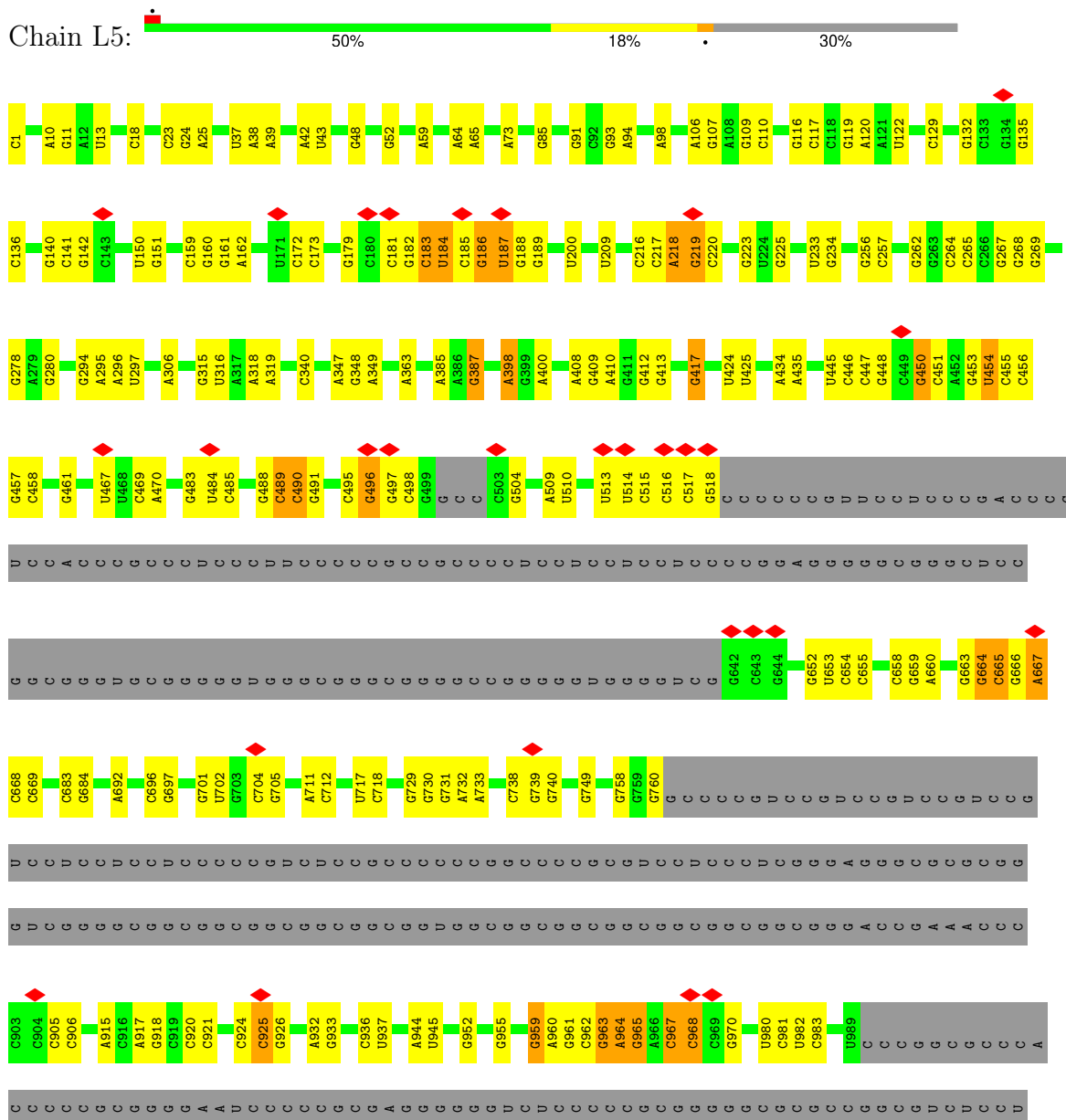
Continued from previous page...

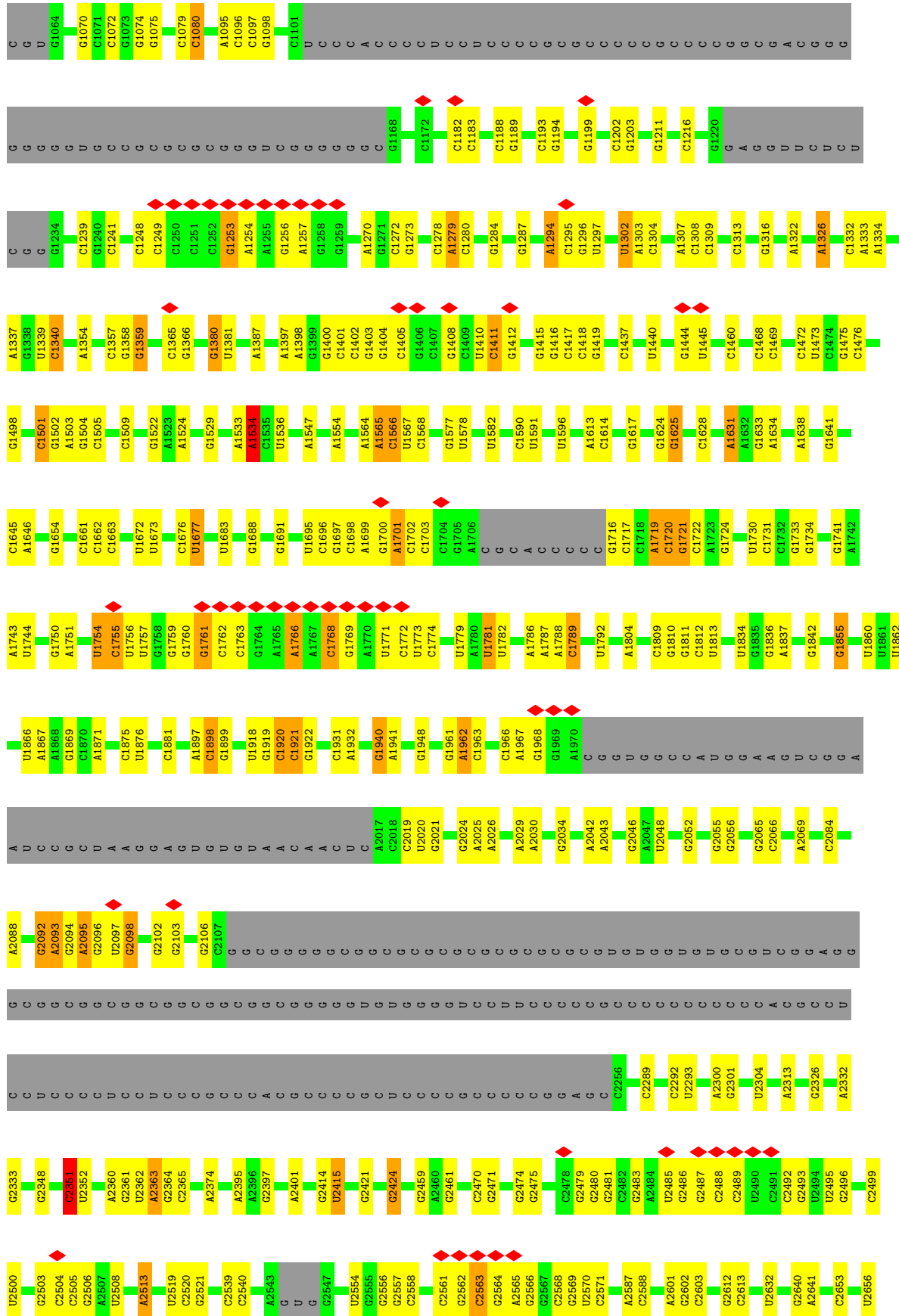
Mol	Chain	Residues	Atoms		AltConf
89	SB	2	Total 2	O 2	0
89	SC	2	Total 2	O 2	0
89	SE	1	Total 1	O 1	0
89	SI	1	Total 1	O 1	0
89	SL	7	Total 7	O 7	0
89	SN	9	Total 9	O 9	0
89	SO	4	Total 4	O 4	0
89	SW	5	Total 5	O 5	0
89	SX	10	Total 10	O 10	0
89	Sa	11	Total 11	O 11	0
89	Sb	1	Total 1	O 1	0
89	Sc	1	Total 1	O 1	0
89	mR	1	Total 1	O 1	0

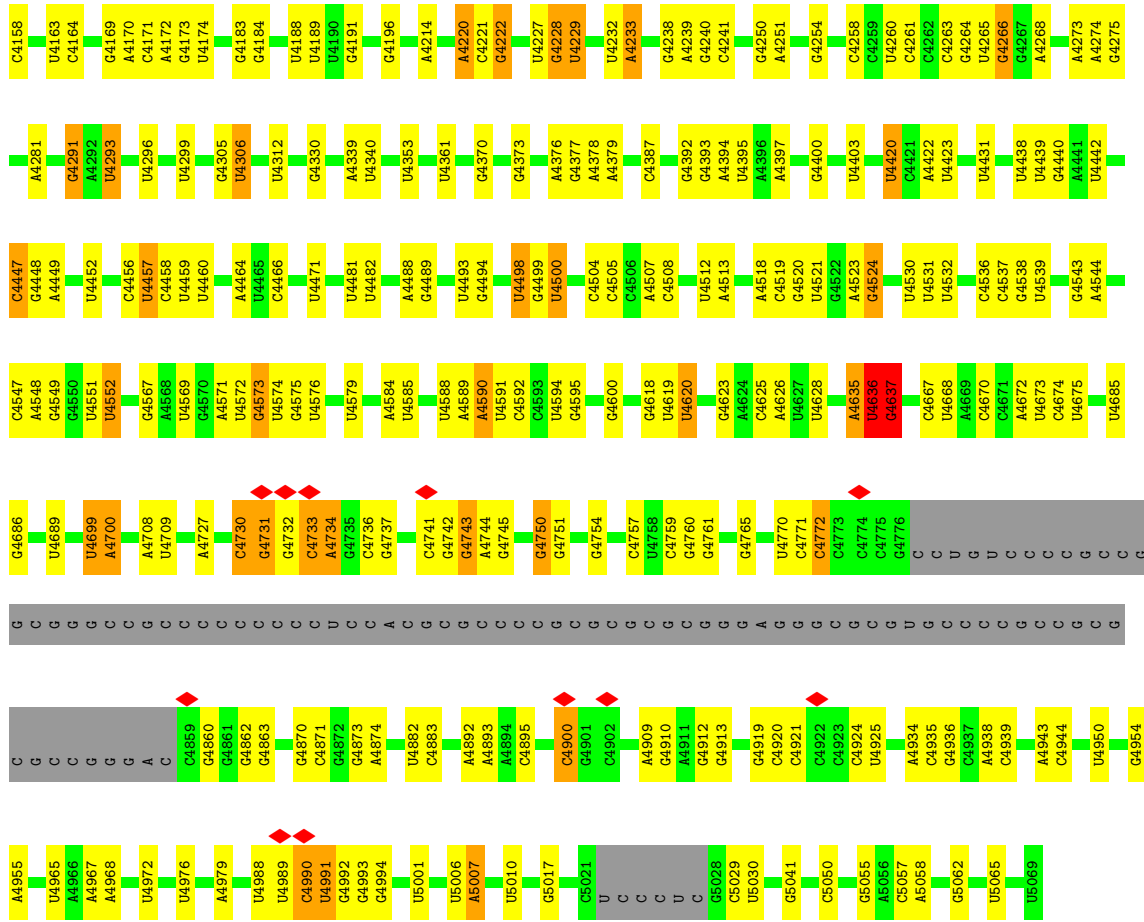
3 Residue-property plots [i](#)

These plots are drawn for all protein, RNA, DNA and oligosaccharide chains in the entry. The first graphic for a chain summarises the proportions of the various outlier classes displayed in the second graphic. The second graphic shows the sequence view annotated by issues in geometry and atom inclusion in map density. Residues are color-coded according to the number of geometric quality criteria for which they contain at least one outlier: green = 0, yellow = 1, orange = 2 and red = 3 or more. A red diamond above a residue indicates a poor fit to the EM map for this residue (all-atom inclusion < 40%). Stretches of 2 or more consecutive residues without any outlier are shown as a green connector. Residues present in the sample, but not in the model, are shown in grey.

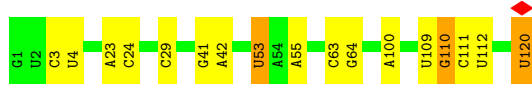
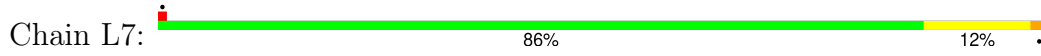
- Molecule 1: 28S rRNA



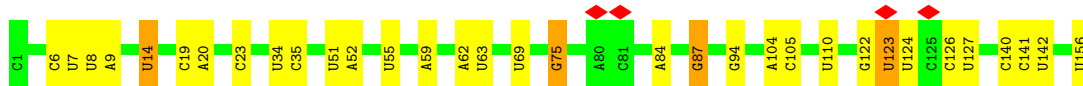
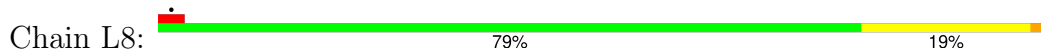




• Molecule 2: 5S rRNA



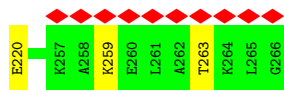
• Molecule 3: 5.8S rRNA



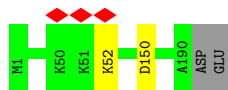
• Molecule 4: 60S ribosomal protein L8



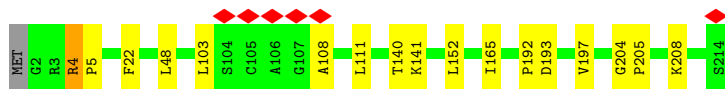
• Molecule 5: Large ribosomal subunit protein uL3



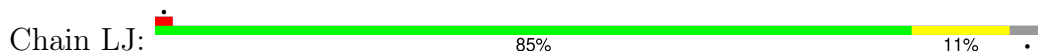
• Molecule 11: Large ribosomal subunit protein uL6



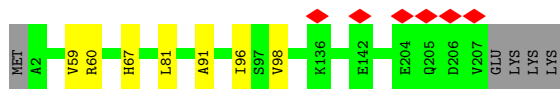
• Molecule 12: Large ribosomal subunit protein uL16



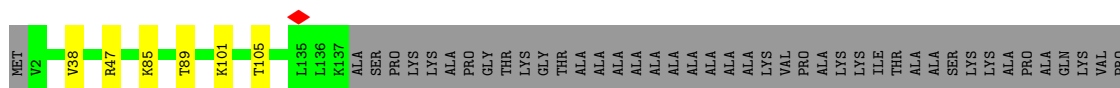
• Molecule 13: Large ribosomal subunit protein uL5



• Molecule 14: Large ribosomal subunit protein eL13



• Molecule 15: Large ribosomal subunit protein eL14



• Molecule 16: Large ribosomal subunit protein eL15





- Molecule 17: Large ribosomal subunit protein uL13

Chain LO:  96%



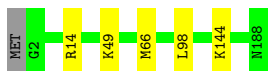
- Molecule 18: Large ribosomal subunit protein uL22

Chain LP:  80% 17%



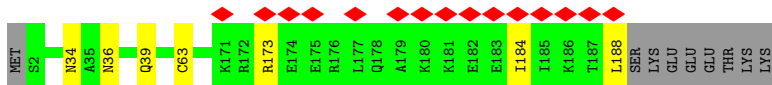
- Molecule 19: Large ribosomal subunit protein eL18

Chain LQ:  97%



- Molecule 20: Large ribosomal subunit protein eL19

Chain LR:  8% 92% 5%



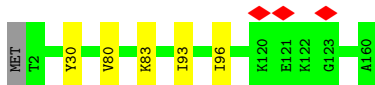
- Molecule 21: Large ribosomal subunit protein eL20

Chain LS:  98%



- Molecule 22: Large ribosomal subunit protein eL21

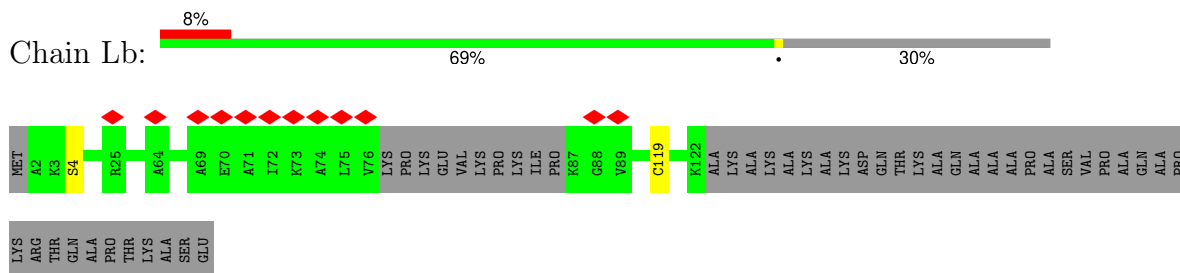
Chain LT:  96%



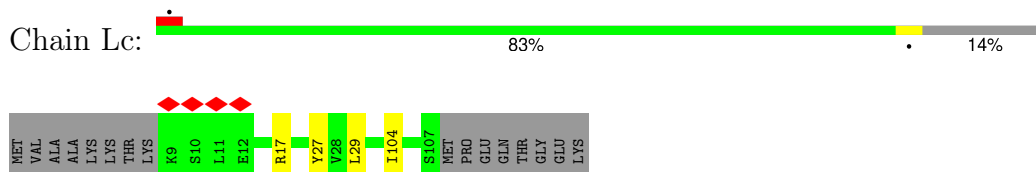
- Molecule 23: Large ribosomal subunit protein eL22

Chain LU:  68% 9% 23%

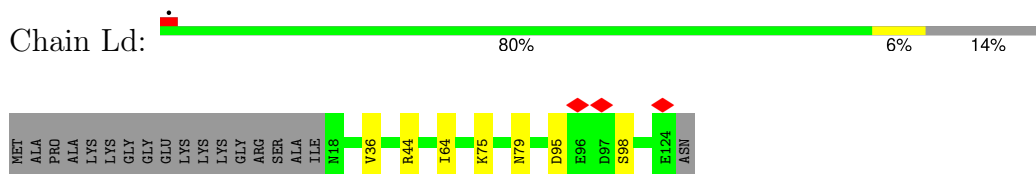
- Molecule 30: Large ribosomal subunit protein eL29



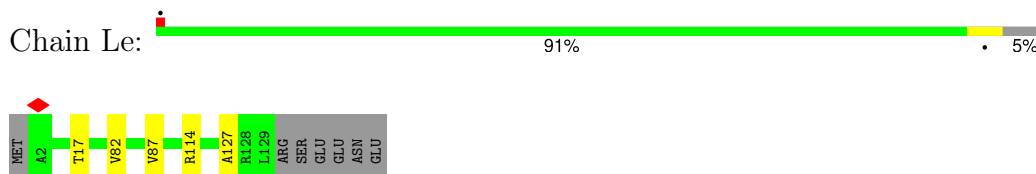
- Molecule 31: Large ribosomal subunit protein eL30



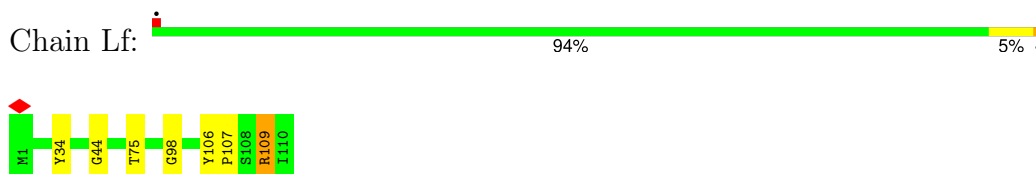
- Molecule 32: Large ribosomal subunit protein eL31



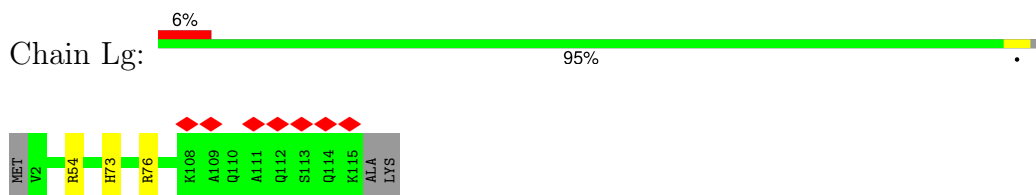
- Molecule 33: Large ribosomal subunit protein eL32



- Molecule 34: Large ribosomal subunit protein eL33



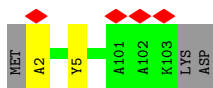
- Molecule 35: Large ribosomal subunit protein eL34



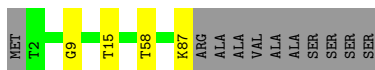
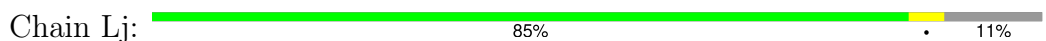
- Molecule 36: Large ribosomal subunit protein uL29



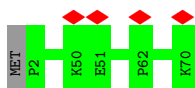
- Molecule 37: Large ribosomal subunit protein eL36



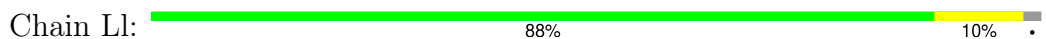
- Molecule 38: Large ribosomal subunit protein eL37




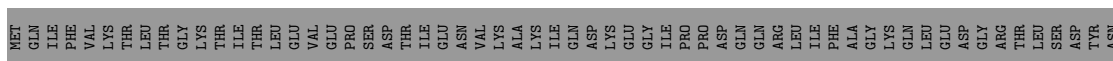
- Molecule 39: Large ribosomal subunit protein eL38



- Molecule 40: Large ribosomal subunit protein eL39



- Molecule 41: Ubiquitin-ribosomal protein eL40 fusion protein



- Molecule 42: Small ribosomal subunit protein eS32



There are no outlier residues recorded for this chain.

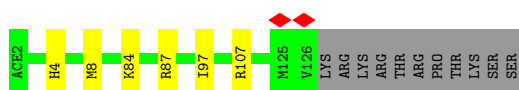
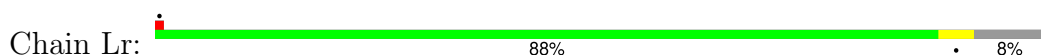
- Molecule 43: Large ribosomal subunit protein eL42



- Molecule 44: Large ribosomal subunit protein eL43



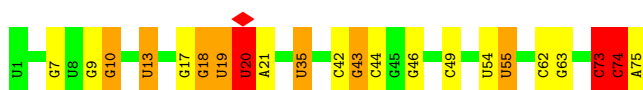
- Molecule 45: Large ribosomal subunit protein eL28



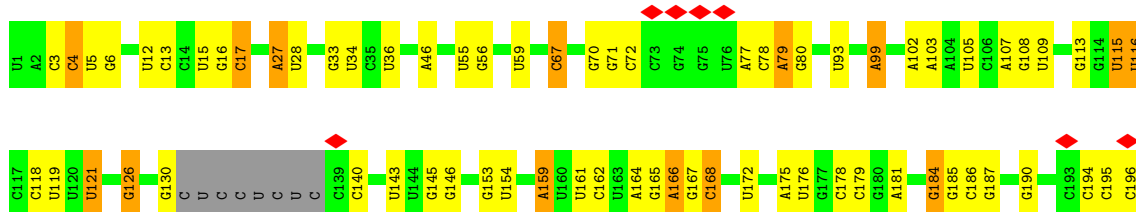
- Molecule 46: Nascent chain

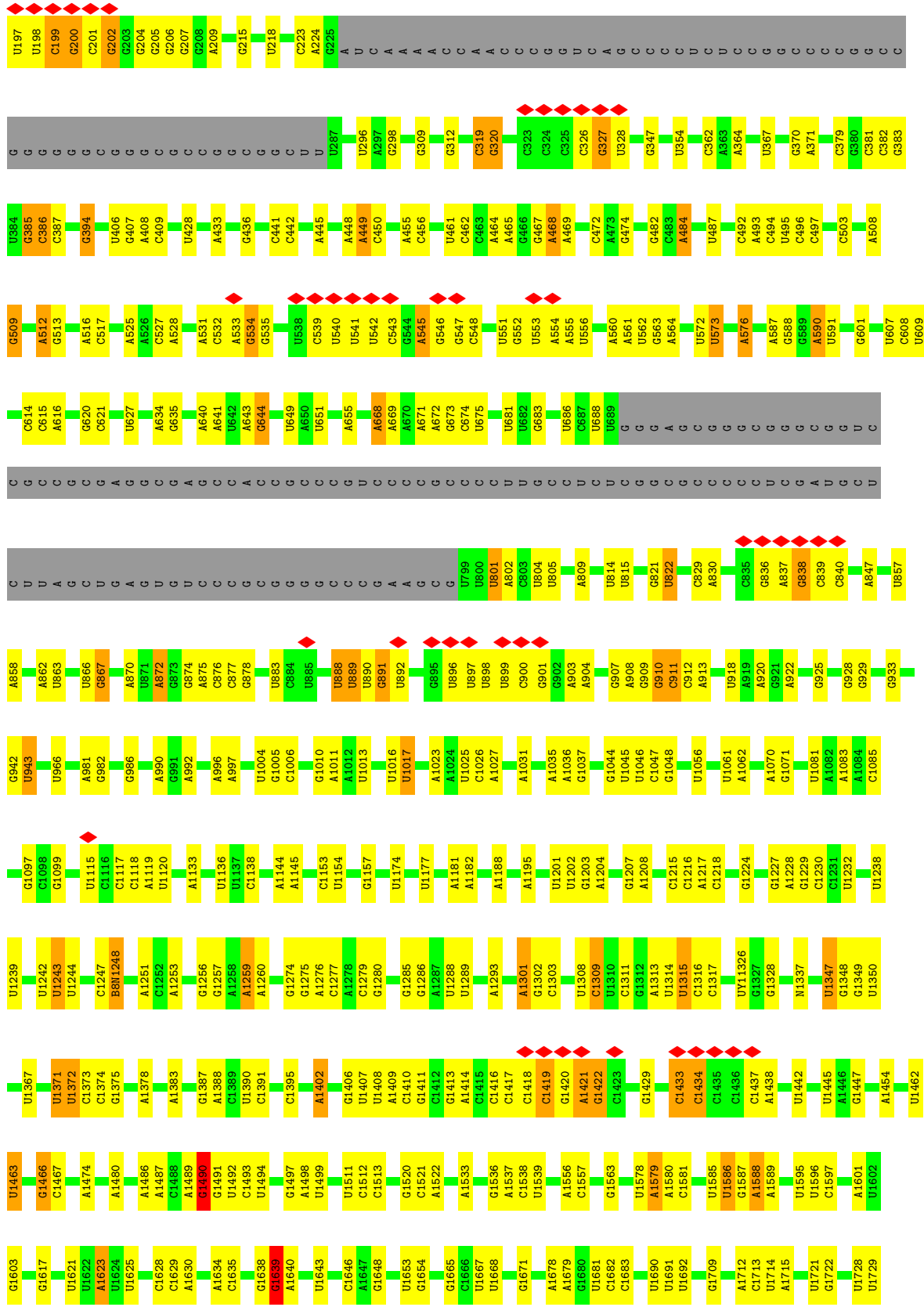


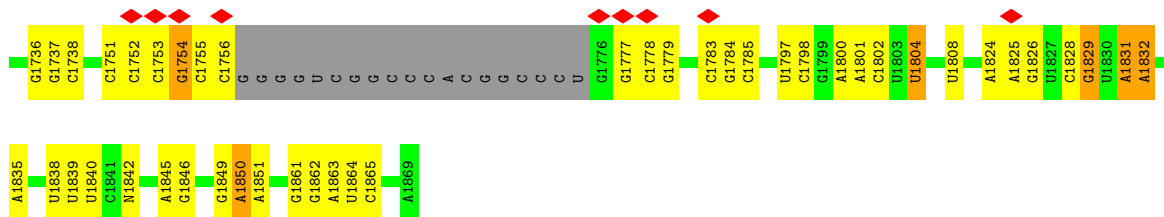
- Molecule 47: P-site glutamyl-tRNA



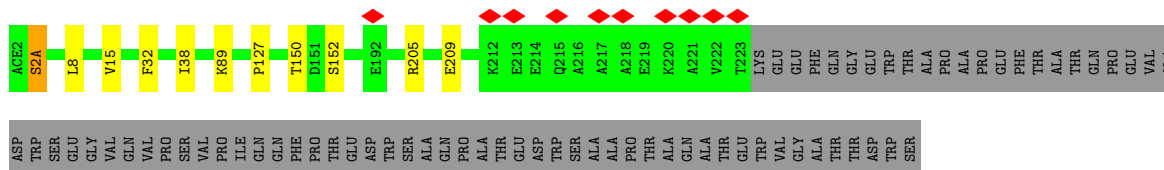
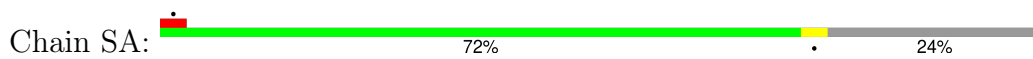
- Molecule 48: 18S rRNA



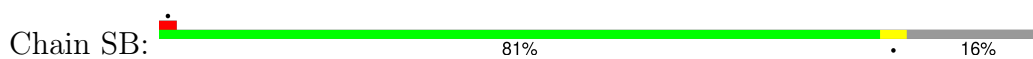




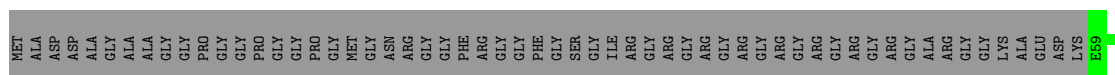
• Molecule 49: Small ribosomal subunit protein uS2



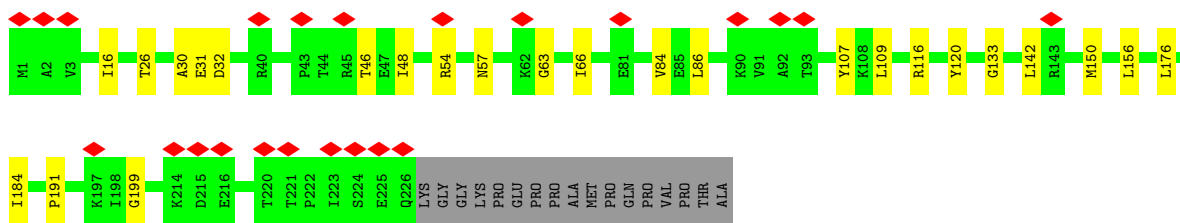
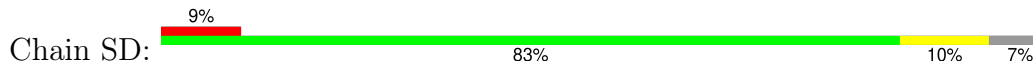
• Molecule 50: Small ribosomal subunit protein eS1



• Molecule 51: Small ribosomal subunit protein uS5



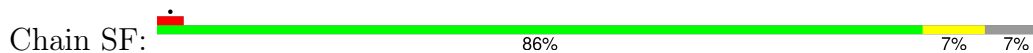
• Molecule 52: Small ribosomal subunit protein uS3



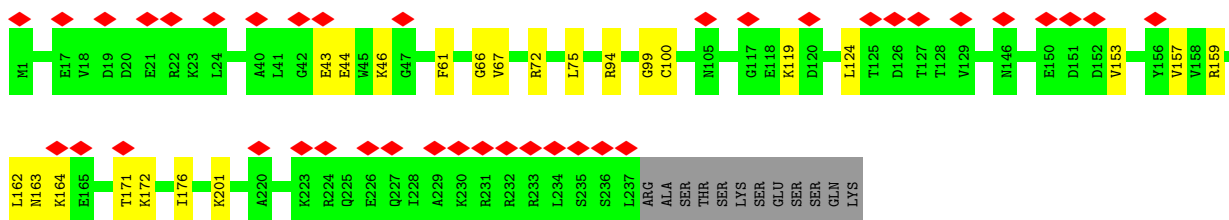
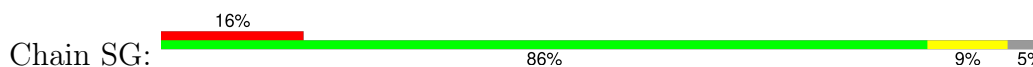
• Molecule 53: Small ribosomal subunit protein eS4, X isoform



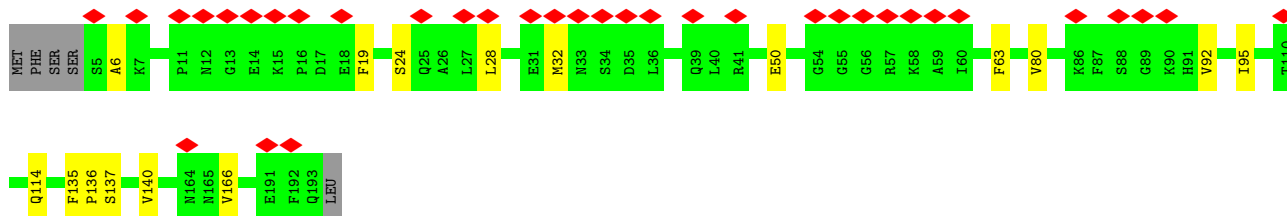
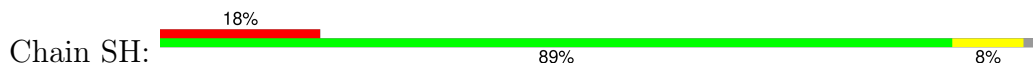
• Molecule 54: Small ribosomal subunit protein uS7



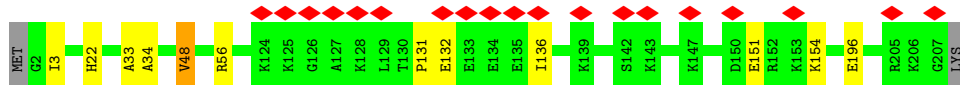
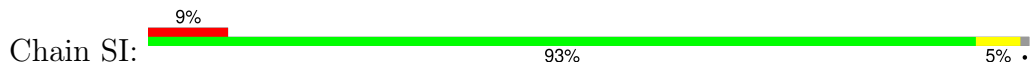
• Molecule 55: Small ribosomal subunit protein eS6



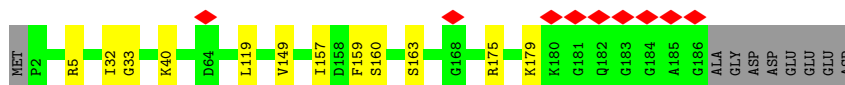
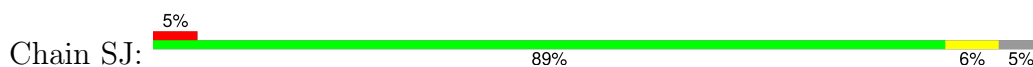
• Molecule 56: Small ribosomal subunit protein eS7



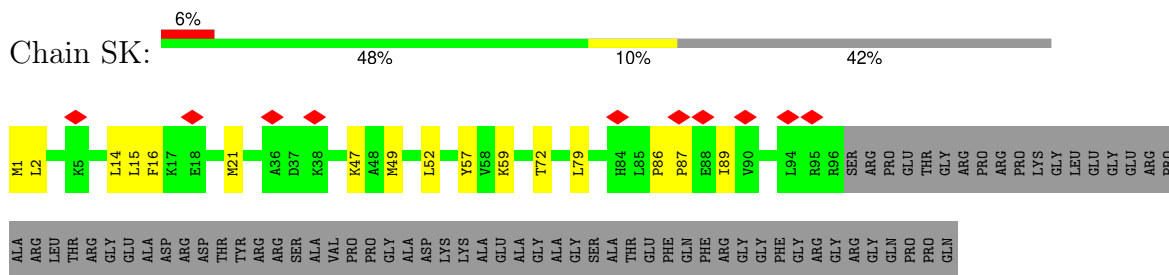
• Molecule 57: Small ribosomal subunit protein eS8



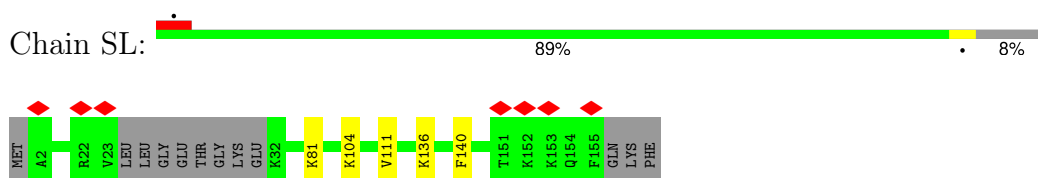
• Molecule 58: Small ribosomal subunit protein uS4



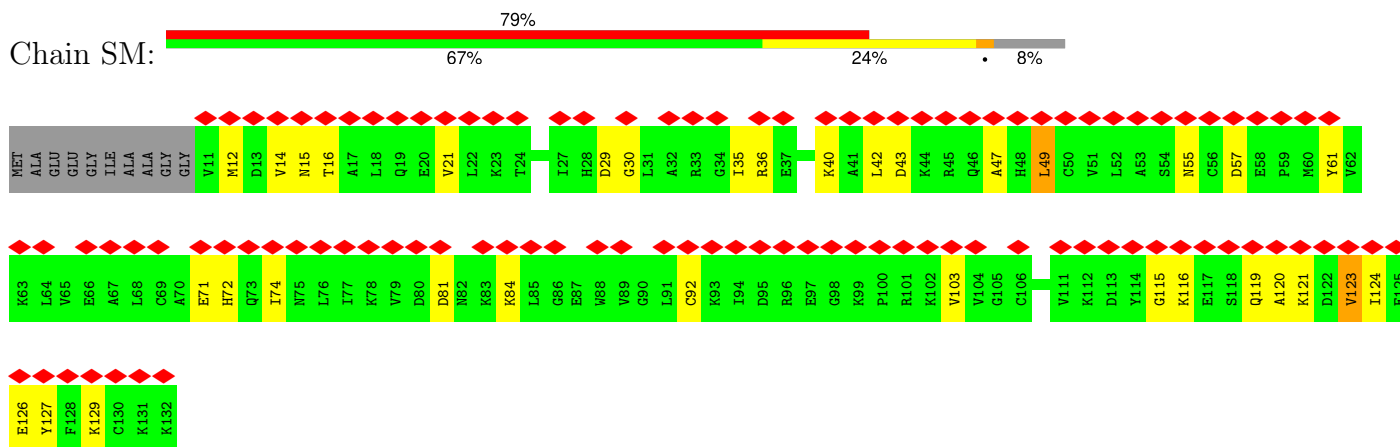
• Molecule 59: Small ribosomal subunit protein eS10



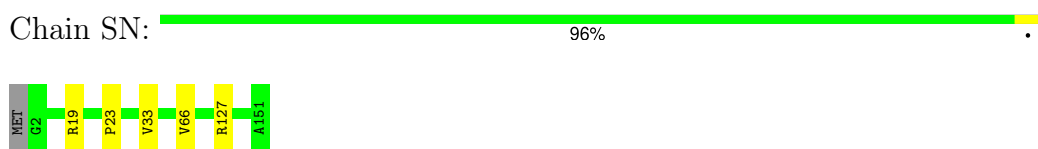
• Molecule 60: Small ribosomal subunit protein uS17



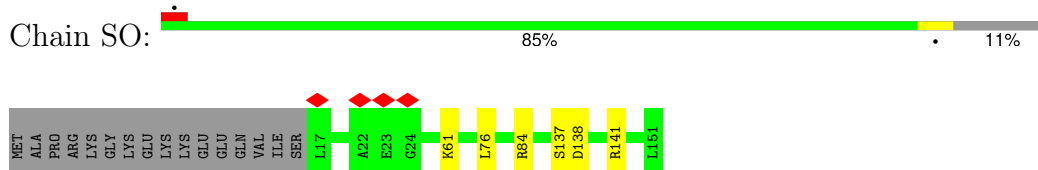
• Molecule 61: Small ribosomal subunit protein eS12



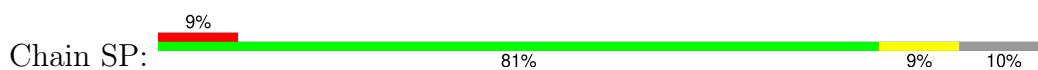
• Molecule 62: Small ribosomal subunit protein uS15

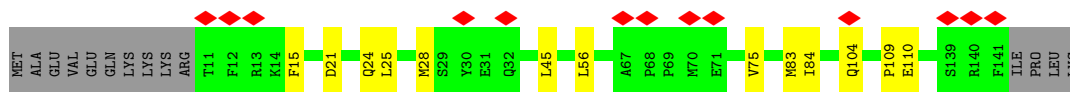


• Molecule 63: Small ribosomal subunit protein uS11

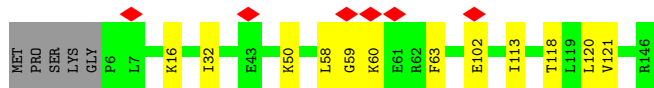


• Molecule 64: Small ribosomal subunit protein uS19

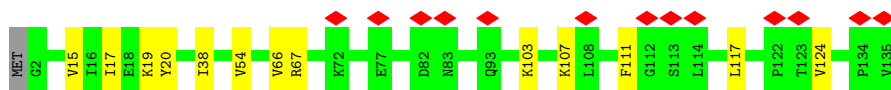
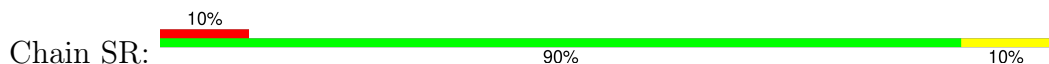




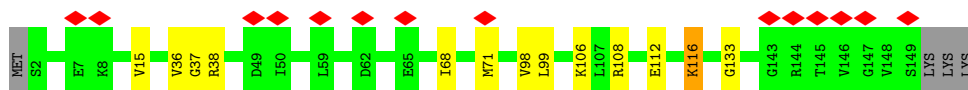
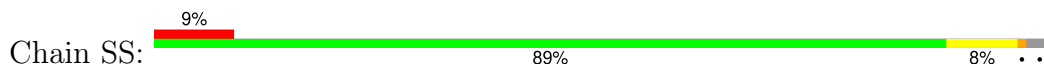
• Molecule 65: Small ribosomal subunit protein uS9



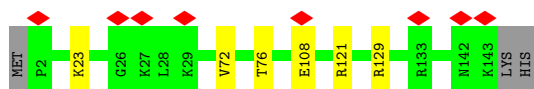
• Molecule 66: Small ribosomal subunit protein eS17



• Molecule 67: Small ribosomal subunit protein uS13



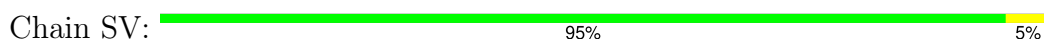
• Molecule 68: Small ribosomal subunit protein eS19



• Molecule 69: Small ribosomal subunit protein uS10



• Molecule 70: 40S ribosomal protein S21





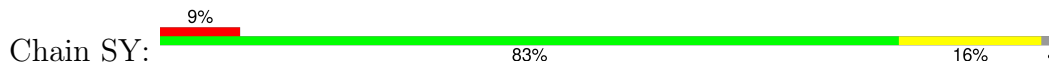
- Molecule 71: Small ribosomal subunit protein uS8



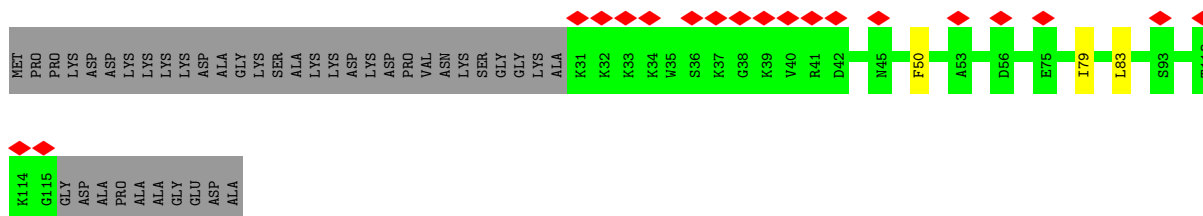
- Molecule 72: Small ribosomal subunit protein uS12



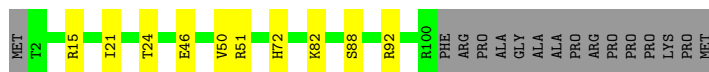
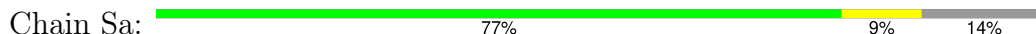
- Molecule 73: 40S ribosomal protein S24



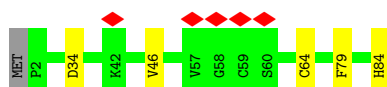
- Molecule 74: Small ribosomal subunit protein eS25

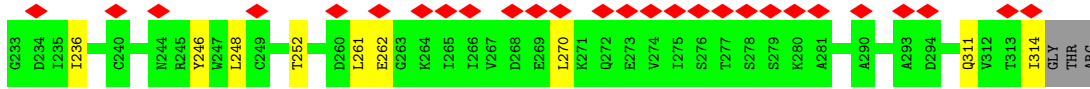


- Molecule 75: Small ribosomal subunit protein eS26




- Molecule 76: Small ribosomal subunit protein eS27





• Molecule 82: mRNA

Chain mR: . 99%



4 Experimental information

Property	Value	Source
EM reconstruction method	SINGLE PARTICLE	Depositor
Imposed symmetry	POINT, Not provided	
Number of particles used	171177	Depositor
Resolution determination method	FSC 0.143 CUT-OFF	Depositor
CTF correction method	PHASE FLIPPING AND AMPLITUDE CORRECTION	Depositor
Microscope	TFS KRIOS	Depositor
Voltage (kV)	300	Depositor
Electron dose ($e^-/\text{\AA}^2$)	50	Depositor
Minimum defocus (nm)	900	Depositor
Maximum defocus (nm)	2000	Depositor
Magnification	Not provided	
Image detector	GATAN K3 BIOQUANTUM (6k x 4k)	Depositor
Maximum map value	1.263	Depositor
Minimum map value	-0.503	Depositor
Average map value	0.002	Depositor
Map value standard deviation	0.031	Depositor
Recommended contour level	0.07	Depositor
Map size (Å)	427.008, 427.008, 427.008	wwPDB
Map dimensions	512, 512, 512	wwPDB
Map angles (°)	90.0, 90.0, 90.0	wwPDB
Pixel spacing (Å)	0.834, 0.834, 0.834	Depositor

5 Model quality i

5.1 Standard geometry i

Bond lengths and bond angles in the following residue types are not validated in this section: B8N, 2MG, PSU, 4AC, 1MA, G7M, HY3, OMG, 5MC, MG, 2MU, UY1, ZN, UR3, TRS, PUT, MA6, ACE, OMC, HIC, OMU, 6MZ, K, H2U, A2M, SPD, MLZ, M3L

The Z score for a bond length (or angle) is the number of standard deviations the observed value is removed from the expected value. A bond length (or angle) with $|Z| > 5$ is considered an outlier worth inspection. RMSZ is the root-mean-square of all Z scores of the bond lengths (or angles).

Mol	Chain	Bond lengths		Bond angles	
		RMSZ	# Z >5	RMSZ	# Z >5
1	L5	0.48	0/82149	0.58	7/128155 (0.0%)
2	L7	0.41	0/2858	0.56	1/4455 (0.0%)
3	L8	0.46	0/3609	0.56	0/5623
4	LA	0.37	0/1959	0.58	0/2627
5	LB	0.32	0/3295	0.54	0/4406
6	LC	0.34	0/2968	0.53	0/3985
7	LD	0.27	0/2437	0.49	0/3263
8	LE	0.27	0/1821	0.48	0/2442
9	LF	0.33	0/1905	0.51	0/2539
10	LG	0.29	0/1960	0.60	1/2637 (0.0%)
11	LH	0.30	0/1537	0.49	0/2066
12	LI	0.30	0/1755	0.48	0/2344
13	LJ	0.26	0/1385	0.54	0/1852
14	LL	0.29	0/1695	0.50	0/2270
15	LM	0.29	0/1142	0.49	0/1527
16	LN	0.37	0/1746	0.57	0/2338
17	LO	0.34	0/1687	0.53	0/2257
18	LP	0.35	0/1268	0.51	0/1701
19	LQ	0.34	0/1537	0.57	0/2052
20	LR	0.29	0/1582	0.47	0/2091
21	LS	0.31	0/1501	0.46	0/2013
22	LT	0.32	0/1326	0.51	0/1770
23	LU	0.26	0/822	0.53	0/1103
24	LV	0.33	0/1003	0.55	0/1345
25	LW	0.31	0/574	0.48	0/763
26	LX	0.30	0/984	0.50	0/1323
27	LY	0.30	0/1132	0.50	0/1504
28	LZ	0.30	0/1130	0.55	0/1507
29	La	0.37	0/1191	0.56	0/1591
30	Lb	0.29	0/900	0.53	0/1187
31	Lc	0.32	0/780	0.53	0/1046

Mol	Chain	Bond lengths		Bond angles	
		RMSZ	# Z >5	RMSZ	# Z >5
32	Ld	0.32	0/903	0.49	0/1216
33	Le	0.37	0/1071	0.57	0/1429
34	Lf	0.35	0/903	0.56	0/1208
35	Lg	0.31	0/916	0.49	0/1220
36	Lh	0.29	0/1023	0.48	0/1351
37	Li	0.27	0/843	0.47	0/1115
38	Lj	0.38	0/720	0.61	0/952
39	Lk	0.28	0/575	0.49	0/761
40	Ll	0.36	0/454	0.54	0/599
41	Lm	0.32	0/426	0.51	0/564
42	Ln	0.37	0/241	0.58	0/305
43	Lo	0.33	0/867	0.53	0/1141
44	Lp	0.36	0/718	0.59	0/953
45	Lr	0.33	0/1018	0.49	0/1366
46	NC	0.38	0/52	0.71	0/68
47	Pt	0.38	0/1640	0.85	6/2555 (0.2%)
48	S2	0.41	1/37935 (0.0%)	0.54	1/59125 (0.0%)
49	SA	0.27	0/1785	0.47	0/2426
50	SB	0.27	0/1832	0.47	0/2449
51	SC	0.31	0/1762	0.50	0/2381
52	SD	0.24	0/1784	0.46	0/2403
53	SE	0.28	0/2118	0.51	0/2849
54	SF	0.25	0/1516	0.51	0/2037
55	SG	0.24	0/1946	0.51	0/2590
56	SH	0.26	0/1540	0.48	0/2064
57	SI	0.29	0/1715	0.52	0/2287
58	SJ	0.27	0/1550	0.50	0/2069
59	SK	0.22	0/834	0.49	0/1125
60	SL	0.30	0/1221	0.46	0/1632
61	SM	0.19	0/960	0.50	0/1286
62	SN	0.29	0/1232	0.45	0/1656
63	SO	0.30	0/1023	0.57	0/1372
64	SP	0.23	0/1100	0.53	0/1470
65	SQ	0.27	0/1142	0.51	1/1528 (0.1%)
66	SR	0.24	0/1098	0.47	0/1474
67	SS	0.23	0/1232	0.49	0/1651
68	ST	0.24	0/1122	0.46	0/1504
69	SU	0.25	0/813	0.51	0/1092
70	SV	0.37	1/645 (0.2%)	0.50	0/862
71	SW	0.31	0/1051	0.49	0/1406
72	SX	0.29	0/1096	0.51	0/1461
73	SY	0.25	0/1083	0.51	0/1438
74	SZ	0.22	0/691	0.53	0/922

Mol	Chain	Bond lengths		Bond angles	
		RMSZ	# Z >5	RMSZ	# Z >5
75	Sa	0.32	0/805	0.52	0/1079
76	Sb	0.26	0/665	0.47	0/891
77	Sc	0.26	0/514	0.56	0/688
78	Sd	0.25	0/470	0.50	0/623
79	Se	0.23	0/397	0.48	0/519
80	Sf	0.21	0/525	0.53	0/695
81	Sg	0.22	0/2493	0.54	0/3394
82	mR	0.34	0/149	1.07	0/231
All	All	0.40	2/221852 (0.0%)	0.55	17/325264 (0.0%)

Chiral center outliers are detected by calculating the chiral volume of a chiral center and verifying if the center is modelled as a planar moiety or with the opposite hand. A planarity outlier is detected by checking planarity of atoms in a peptide group, atoms in a mainchain group or atoms of a sidechain that are expected to be planar.

Mol	Chain	#Chirality outliers	#Planarity outliers
5	LB	0	1
7	LD	0	2
8	LE	0	1
9	LF	0	1
10	LG	0	2
12	LI	0	1
16	LN	0	1
34	Lf	0	2
35	Lg	0	1
36	Lh	0	1
50	SB	0	1
51	SC	0	1
58	SJ	0	1
62	SN	0	1
63	SO	0	2
65	SQ	0	1
67	SS	0	2
72	SX	0	1
75	Sa	0	1
All	All	0	24

All (2) bond length outliers are listed below:

Mol	Chain	Res	Type	Atoms	Z	Observed(Å)	Ideal(Å)
70	SV	0	ACE	C-N	5.97	1.45	1.33
48	S2	1383	A2M	O3'-P	5.06	1.61	1.56

All (17) bond angle outliers are listed below:

Mol	Chain	Res	Type	Atoms	Z	Observed(°)	Ideal(°)
47	Pt	73	C	OP2-P-O3'	-23.41	37.76	108.00
10	LG	139	GLY	N-CA-C	8.52	133.37	113.18
47	Pt	74	C	P-O5'-C5'	7.54	132.22	120.90
47	Pt	74	C	C3'-C2'-C1'	6.53	107.83	101.30
1	L5	2304	U	C2'-C3'-O3'	-6.30	100.06	109.50
1	L5	417	G	O4'-C1'-N9	6.27	117.61	108.20
1	L5	4589	A	C2'-C3'-O3'	-6.13	100.30	109.50
47	Pt	74	C	O4'-C1'-N1	6.06	117.58	108.50
2	L7	53	U	C2'-C3'-O3'	-6.04	100.44	109.50
1	L5	2304	U	C5'-C4'-O4'	-5.70	100.55	109.10
1	L5	2361	G	C4'-C3'-O3'	-5.66	100.91	109.40
65	SQ	59	GLY	N-CA-C	5.58	126.41	113.18
47	Pt	73	C	C4'-C3'-O3'	5.45	121.18	113.00
48	S2	1247	C	C4'-C3'-O3'	5.34	117.41	109.40
1	L5	3756	A	O4'-C1'-N9	5.16	115.94	108.20
1	L5	2304	U	C5'-C4'-C3'	-5.12	107.52	115.20
47	Pt	74	C	N1-C1'-C2'	-5.08	104.38	112.00

There are no chirality outliers.

All (24) planarity outliers are listed below:

Mol	Chain	Res	Type	Group
5	LB	378	ARG	Sidechain
7	LD	152	ARG	Sidechain
7	LD	37	VAL	Peptide
8	LE	138	ARG	Sidechain
9	LF	43	ARG	Sidechain
10	LG	138	ALA	Peptide
10	LG	139	GLY	Peptide
12	LI	4	ARG	Sidechain
16	LN	50	ARG	Sidechain
34	Lf	44	GLY	Peptide
34	Lf	98	GLY	Peptide
35	Lg	54	ARG	Sidechain
36	Lh	51	ARG	Sidechain
50	SB	51	ARG	Sidechain
51	SC	200	ARG	Sidechain
58	SJ	5	ARG	Sidechain
62	SN	127	ARG	Sidechain
63	SO	138	ASP	Peptide
63	SO	141	ARG	Sidechain

Continued on next page...

Continued from previous page...

Mol	Chain	Res	Type	Group
65	SQ	58	LEU	Peptide
67	SS	38	ARG	Sidechain
67	SS	99	LEU	Peptide
72	SX	61	GLN	Peptide
75	Sa	15	ARG	Sidechain

5.2 Too-close contacts [i](#)

In the following table, the Non-H and H(model) columns list the number of non-hydrogen atoms and hydrogen atoms in the chain respectively. The H(added) column lists the number of hydrogen atoms added and optimized by MolProbity. The Clashes column lists the number of clashes within the asymmetric unit, whereas Symm-Clashes lists symmetry-related clashes.

Mol	Chain	Non-H	H(model)	H(added)	Clashes	Symm-Clashes
1	L5	76178	0	38554	414	0
2	L7	2558	0	1295	9	0
3	L8	3316	0	1686	13	0
4	LA	1921	0	2022	5	0
5	LB	3240	0	3377	14	0
6	LC	2914	0	3087	6	0
7	LD	2391	0	2426	10	0
8	LE	1787	0	1945	9	0
9	LF	1870	0	1996	6	0
10	LG	1927	0	2074	5	0
11	LH	1518	0	1601	1	0
12	LI	1716	0	1765	9	0
13	LJ	1362	0	1399	11	0
14	LL	1664	0	1773	3	0
15	LM	1120	0	1187	3	0
16	LN	1701	0	1749	8	0
17	LO	1655	0	1799	3	0
18	LP	1242	0	1269	5	0
19	LQ	1513	0	1628	3	0
20	LR	1566	0	1729	4	0
21	LS	1461	0	1502	3	0
22	LT	1298	0	1366	3	0
23	LU	808	0	831	7	0
24	LV	989	0	1047	2	0
25	LW	562	0	569	1	0
26	LX	967	0	1040	6	0
27	LY	1115	0	1205	1	0
28	LZ	1107	0	1182	3	0

Continued on next page...

Continued from previous page...

Mol	Chain	Non-H	H(model)	H(added)	Clashes	Symm-Clashes
29	La	1162	0	1213	5	0
30	Lb	898	0	983	2	0
31	Lc	770	0	809	3	0
32	Ld	888	0	930	4	0
33	Le	1053	0	1147	3	0
34	Lf	884	0	923	4	0
35	Lg	906	0	998	0	0
36	Lh	1015	0	1148	4	0
37	Li	832	0	917	1	0
38	Lj	705	0	737	3	0
39	Lk	569	0	637	0	0
40	Ll	444	0	482	3	0
41	Lm	432	0	471	1	0
42	Ln	240	0	289	0	0
43	Lo	864	0	929	2	0
44	Lp	708	0	756	2	0
45	Lr	1005	0	1072	5	0
46	NC	118	0	52	0	0
47	Pt	1597	0	817	13	0
48	S2	35736	0	18082	253	0
49	SA	1750	0	1755	7	0
50	SB	1806	0	1888	6	0
51	SC	1725	0	1813	8	0
52	SD	1756	0	1852	14	0
53	SE	2076	0	2177	15	0
54	SF	1495	0	1549	9	0
55	SG	1923	0	2089	12	0
56	SH	1517	0	1605	9	0
57	SI	1686	0	1772	6	0
58	SJ	1525	0	1640	8	0
59	SK	810	0	836	10	0
60	SL	1200	0	1271	5	0
61	SM	950	0	987	21	0
62	SN	1208	0	1293	3	0
63	SO	1010	0	1034	5	0
64	SP	1078	0	1121	7	0
65	SQ	1124	0	1193	7	0
66	SR	1083	0	1137	6	0
67	SS	1214	0	1275	7	0
68	ST	1103	0	1133	4	0
69	SU	803	0	873	17	0
70	SV	640	0	638	2	0

Continued on next page...

Continued from previous page...

Mol	Chain	Non-H	H(model)	H(added)	Clashes	Symm-Clashes
71	SW	1034	0	1080	6	0
72	SX	1088	0	1149	3	0
73	SY	1065	0	1142	11	0
74	SZ	683	0	761	1	0
75	Sa	792	0	841	5	0
76	Sb	651	0	672	3	0
77	Sc	512	0	541	3	0
78	Sd	459	0	448	4	0
79	Se	395	0	434	3	0
80	Sf	515	0	521	14	0
81	Sg	2436	0	2393	25	0
82	mR	133	0	66	0	0
83	L5	252	0	0	0	0
83	L7	6	0	0	0	0
83	L8	6	0	0	0	0
83	LB	2	0	0	0	0
83	LL	1	0	0	0	0
83	LN	2	0	0	0	0
83	LP	1	0	0	0	0
83	LQ	1	0	0	0	0
83	LV	1	0	0	0	0
83	La	1	0	0	0	0
83	Lo	1	0	0	0	0
83	Pt	1	0	0	0	0
83	S2	75	0	0	0	0
83	ST	1	0	0	0	0
83	Sd	1	0	0	0	0
84	L5	115	0	0	0	0
84	L7	3	0	0	0	0
84	L8	2	0	0	0	0
84	LA	3	0	0	0	0
84	LH	1	0	0	0	0
84	LI	1	0	0	0	0
84	LL	1	0	0	0	0
84	LN	1	0	0	0	0
84	Lb	1	0	0	0	0
84	Le	1	0	0	0	0
84	Lf	1	0	0	0	0
84	Lg	1	0	0	0	0
84	Ll	1	0	0	0	0
84	S2	31	0	0	0	0
84	SL	1	0	0	0	0

Continued on next page...

Continued from previous page...

Mol	Chain	Non-H	H(model)	H(added)	Clashes	Symm-Clashes
84	SO	1	0	0	0	0
85	L5	120	0	228	1	0
85	S2	20	0	38	0	0
86	L5	42	0	84	3	0
87	L5	16	0	24	1	0
88	Lg	1	0	0	0	0
88	Lj	1	0	0	0	0
88	Lm	1	0	0	0	0
88	Lo	1	0	0	0	0
88	Lp	1	0	0	0	0
88	Sa	1	0	0	0	0
88	Sd	1	0	0	0	0
88	Sf	1	0	0	0	0
89	L5	3376	0	0	1	0
89	L7	27	0	0	0	0
89	L8	86	0	0	1	0
89	LA	61	0	0	0	0
89	LB	48	0	0	0	0
89	LC	66	0	0	0	0
89	LD	2	0	0	0	0
89	LE	1	0	0	0	0
89	LF	22	0	0	0	0
89	LG	1	0	0	0	0
89	LI	23	0	0	0	0
89	LL	20	0	0	0	0
89	LN	57	0	0	0	0
89	LO	18	0	0	0	0
89	LP	32	0	0	0	0
89	LQ	28	0	0	0	0
89	LR	13	0	0	0	0
89	LS	5	0	0	0	0
89	LT	19	0	0	0	0
89	LV	21	0	0	0	0
89	LW	3	0	0	0	0
89	LX	5	0	0	0	0
89	LY	4	0	0	0	0
89	La	34	0	0	0	0
89	Lb	12	0	0	0	0
89	Lc	1	0	0	0	0
89	Ld	6	0	0	0	0
89	Le	42	0	0	0	0
89	Lf	15	0	0	0	0

Continued on next page...

Continued from previous page...

Mol	Chain	Non-H	H(model)	H(added)	Clashes	Symm-Clashes
89	Lg	18	0	0	0	0
89	Lh	3	0	0	0	0
89	Li	3	0	0	0	0
89	Lj	27	0	0	0	0
89	Ll	12	0	0	0	0
89	Lm	2	0	0	0	0
89	Ln	3	0	0	0	0
89	Lo	17	0	0	0	0
89	Lp	13	0	0	0	0
89	Lr	12	0	0	0	0
89	NC	4	0	0	0	0
89	Pt	6	0	0	0	0
89	S2	506	0	0	0	0
89	SA	1	0	0	0	0
89	SB	2	0	0	0	0
89	SC	2	0	0	0	0
89	SE	1	0	0	0	0
89	SI	1	0	0	0	0
89	SL	7	0	0	0	0
89	SN	9	0	0	0	0
89	SO	4	0	0	0	0
89	SW	5	0	0	0	0
89	SX	10	0	0	0	0
89	Sa	11	0	0	0	0
89	Sb	1	0	0	0	0
89	Sc	1	0	0	0	0
89	mR	1	0	0	0	0
All	All	216990	0	157848	1027	0

The all-atom clashscore is defined as the number of clashes found per 1000 atoms (including hydrogen atoms). The all-atom clashscore for this structure is 3.

All (1027) close contacts within the same asymmetric unit are listed below, sorted by their clash magnitude.

Atom-1	Atom-2	Interatomic distance (Å)	Clash overlap (Å)
1:L5:664:G:N2	1:L5:667:A:H61	1.60	0.98
1:L5:664:G:H21	1:L5:667:A:H61	1.16	0.92
1:L5:664:G:H21	1:L5:667:A:N6	1.71	0.89
50:SB:22:VAL:HG11	63:SO:84:ARG:HH22	1.37	0.89
1:L5:4108:G:H2'	1:L5:4109:G:C8	2.17	0.80
48:S2:925:G:H1	48:S2:1017:U:H3	1.31	0.76

Continued on next page...

Continued from previous page...

Atom-1	Atom-2	Interatomic distance (Å)	Clash overlap (Å)
1:L5:496:G:H2'	1:L5:497:G:H8	1.52	0.75
1:L5:2876:OMG:HM22	1:L5:2877:G:H5'	1.70	0.74
54:SF:18:LYS:HE2	54:SF:24:SER:HB3	1.70	0.72
48:S2:195:C:H2'	48:S2:196:C:C6	2.25	0.72
1:L5:4745:G:H22	1:L5:4955:A:H2	1.38	0.72
48:S2:928:G:H1	48:S2:1013:U:H3	1.39	0.71
1:L5:2351:OMC:HM22	1:L5:2352:U:H5'	1.73	0.71
1:L5:496:G:H2'	1:L5:497:G:C8	2.26	0.70
1:L5:1095:A:H2'	1:L5:1096:C:C6	2.27	0.69
1:L5:1410:U:H4'	1:L5:1411:C:H4'	1.74	0.69
48:S2:1408:U:H2'	48:S2:1409:A:C8	2.27	0.69
1:L5:963:G:N2	1:L5:2095:A:N7	2.40	0.69
31:Lc:17:ARG:HD3	31:Lc:104:ILE:HA	1.75	0.69
1:L5:3756:A:H62	1:L5:3768:PSU:HN3	1.38	0.68
1:L5:1339:U:H2'	1:L5:1340:OMC:C6	2.29	0.67
81:Sg:87:LEU:HB2	81:Sg:101:PHE:HB2	1.75	0.67
48:S2:532:C:H2'	48:S2:533:A:C8	2.30	0.66
48:S2:164:A:H3'	48:S2:165:G:H21	1.59	0.66
18:LP:54:GLN:HA	18:LP:83:TRP:CD1	2.31	0.66
1:L5:2492:C:H2'	1:L5:2493:G:C8	2.31	0.66
1:L5:3756:A:HO2'	1:L5:3757:G:H8	1.44	0.65
61:SM:21:VAL:HG23	61:SM:119:GLN:HE21	1.61	0.65
48:S2:186:C:H2'	48:S2:187:G:C8	2.32	0.65
48:S2:542:U:H2'	48:S2:543:C:C6	2.33	0.64
52:SD:46:THR:HG23	52:SD:84:VAL:HG12	1.78	0.64
1:L5:517:C:H2'	1:L5:518:G:C8	2.32	0.64
56:SH:137:SER:HB3	56:SH:166:VAL:HG11	1.79	0.64
48:S2:1228:A:H2'	48:S2:1229:G:C8	2.33	0.64
1:L5:4220:6MZ:O5'	1:L5:4220:6MZ:H8	1.98	0.64
48:S2:942:G:H21	63:SO:137:SER:HB2	1.63	0.63
48:S2:981:A:H2'	48:S2:982:G:C8	2.34	0.63
48:S2:1737:G:H2'	48:S2:1738:C:C6	2.34	0.63
61:SM:42:LEU:HB3	61:SM:72:HIS:CD2	2.33	0.63
1:L5:4771:C:H2'	1:L5:4772:C:C6	2.33	0.63
61:SM:47:ALA:HB3	61:SM:74:ILE:HG12	1.80	0.63
48:S2:115:U:H2'	48:S2:116:OMU:C6	2.29	0.62
48:S2:1628:C:H2'	48:S2:1629:C:C6	2.35	0.62
52:SD:16:ILE:HD11	78:Sd:36:LEU:HD23	1.80	0.62
59:SK:15:LEU:HD22	59:SK:49:MET:HE1	1.81	0.62
48:S2:178:C:H2'	48:S2:179:C:C6	2.34	0.62
20:LR:184:ILE:HG23	20:LR:188:LEU:HD12	1.82	0.61

Continued on next page...

Continued from previous page...

Atom-1	Atom-2	Interatomic distance (Å)	Clash overlap (Å)
56:SH:6:ALA:O	56:SH:24:SER:HB3	2.00	0.61
1:L5:2495:U:H2'	1:L5:2496:G:H8	1.65	0.61
1:L5:970:G:C2	8:LE:123:ARG:HD3	2.35	0.61
48:S2:455:A:H2'	48:S2:456:C:C6	2.35	0.61
48:S2:877:C:H2'	48:S2:878:G:C8	2.35	0.61
48:S2:1371:U:H5''	48:S2:1372:U:H5	1.64	0.61
1:L5:4992:G:H2'	1:L5:4993:G:C8	2.35	0.61
1:L5:1188:C:H2'	1:L5:1189:G:H8	1.64	0.61
47:Pt:18:G:H1	47:Pt:55:PSU:HN3	1.46	0.61
48:S2:573:PSU:O4	48:S2:576:A2M:H8	2.01	0.60
81:Sg:191:HIS:CG	81:Sg:195:LEU:HD21	2.36	0.60
1:L5:4771:C:H6	1:L5:4771:C:O5'	1.83	0.60
1:L5:1202:C:H2'	1:L5:1203:G:C8	2.36	0.60
1:L5:4935:C:H2'	1:L5:4936:G:C8	2.36	0.60
47:Pt:21:A:H61	47:Pt:46:G:H2'	1.67	0.60
1:L5:1278:C:H2'	1:L5:1279:A:O4'	2.02	0.60
48:S2:186:C:H2'	48:S2:187:G:H8	1.64	0.60
48:S2:552:G:H2'	48:S2:553:U:C5	2.37	0.60
55:SG:162:LEU:HD11	55:SG:172:LYS:HE2	1.84	0.60
1:L5:905:C:H2'	1:L5:906:C:C6	2.36	0.60
16:LN:138:PHE:HA	16:LN:143:ARG:HD2	1.84	0.60
1:L5:516:C:H2'	1:L5:517:C:C6	2.36	0.60
1:L5:4260:U:H2'	1:L5:4261:C:C6	2.37	0.60
1:L5:2029:A:H2'	1:L5:2030:A:C8	2.37	0.59
1:L5:2556:G:H2'	1:L5:2557:G:H8	1.67	0.59
1:L5:4111:U:H2'	1:L5:4112:C:C6	2.37	0.59
48:S2:1308:U:H2'	48:S2:1309:C:C6	2.37	0.59
48:S2:394:G:H5''	60:SL:81:LYS:HB3	1.83	0.59
61:SM:36:ARG:HH21	80:Sf:103:LEU:HD22	1.67	0.59
66:SR:17:ILE:HD11	66:SR:54:VAL:HG13	1.83	0.59
67:SS:36:VAL:HG21	67:SS:71:MET:HE3	1.82	0.59
50:SB:27:LYS:HA	50:SB:51:ARG:NH1	2.18	0.59
62:SN:33:VAL:HG21	62:SN:66:VAL:HG11	1.84	0.59
1:L5:2495:U:H2'	1:L5:2496:G:C8	2.38	0.59
48:S2:546:G:H2'	48:S2:547:G:C8	2.37	0.59
1:L5:4457:PSU:H1'	5:LB:252:ALA:HB3	1.84	0.59
1:L5:4400:G:H4'	86:L5:5441:PUT:H41	1.84	0.59
1:L5:4069:U:H2'	1:L5:4070:U:C6	2.37	0.59
32:Ld:95:ASP:HB3	32:Ld:98:SER:HB3	1.85	0.59
48:S2:1754:G:H2'	48:S2:1755:C:C6	2.37	0.59
48:S2:195:C:H2'	48:S2:196:C:H6	1.68	0.58

Continued on next page...

Continued from previous page...

Atom-1	Atom-2	Interatomic distance (Å)	Clash overlap (Å)
1:L5:1097:C:H2'	1:L5:1098:G:C8	2.37	0.58
1:L5:1662:C:H2'	1:L5:1663:C:C6	2.38	0.58
1:L5:4594:U:H2'	1:L5:4595:G:H8	1.68	0.58
73:SY:55:ILE:HD12	73:SY:75:ILE:HG12	1.86	0.58
1:L5:4097:G:H2'	1:L5:4098:A:H8	1.67	0.58
1:L5:3760:A2M:N6	48:S2:1824:A:H1'	2.19	0.58
48:S2:1413:G:H2'	48:S2:1414:A:H8	1.69	0.58
1:L5:517:C:H2'	1:L5:518:G:N7	2.18	0.58
48:S2:107:A:H2'	48:S2:108:G:C8	2.39	0.58
1:L5:3756:A:N6	1:L5:3768:PSU:HN3	2.01	0.58
26:LX:73:HIS:CE1	26:LX:115:LYS:HD3	2.39	0.58
48:S2:1421:A:H1'	48:S2:1422:G:H2'	1.86	0.58
48:S2:381:C:H5'	57:SI:48:VAL:HG13	1.85	0.57
1:L5:1079:C:H2'	1:L5:1080:C:H5'	1.85	0.57
48:S2:1639:G7M:H2'	48:S2:1640:A:C8	2.40	0.57
1:L5:982:U:H2'	1:L5:983:C:C6	2.40	0.57
69:SU:48:LEU:HD13	69:SU:93:SER:OG	2.05	0.57
48:S2:70:G:H21	48:S2:79:A:H2	1.52	0.57
48:S2:903:A:H2'	48:S2:904:A:C8	2.40	0.57
48:S2:1667:U:H2'	48:S2:1668:U:C6	2.39	0.57
1:L5:952:G:H4'	34:Lf:75:THR:HG23	1.87	0.57
1:L5:4107:G:O2'	1:L5:4108:G:C8	2.58	0.57
1:L5:4547:C:H5''	47:Pt:74:C:OP1	2.05	0.57
1:L5:959:G:C8	8:LE:123:ARG:HG2	2.40	0.57
1:L5:1202:C:H2'	1:L5:1203:G:H8	1.69	0.57
61:SM:43:ASP:HB3	80:Sf:128:ALA:HB1	1.86	0.57
72:SX:52:LEU:HD12	72:SX:53:GLU:HG2	1.87	0.57
26:LX:73:HIS:CD2	26:LX:112:ALA:HA	2.40	0.57
48:S2:367:U:H4'	48:S2:371:A:C8	2.40	0.57
48:S2:441:C:H4'	48:S2:1737:G:O2'	2.05	0.57
48:S2:1144:A:H2'	48:S2:1145:A:C8	2.40	0.57
69:SU:49:LYS:HE3	69:SU:92:HIS:CE1	2.40	0.57
1:L5:1308:C:H2'	1:L5:1309:C:C6	2.41	0.56
1:L5:1756:U:H2'	1:L5:1757:U:H6	1.70	0.56
1:L5:1762:C:H2'	1:L5:1763:C:C6	2.40	0.56
1:L5:4934:A:H2'	1:L5:4935:C:C6	2.40	0.56
48:S2:116:OMU:H6	48:S2:116:OMU:O5'	2.04	0.56
48:S2:874:G:H21	56:SH:114:GLN:HE22	1.53	0.56
76:Sb:34:ASP:O	76:Sb:79:PHE:HA	2.05	0.56
1:L5:4188:U:H2'	1:L5:4189:U:C6	2.40	0.56
20:LR:173:ARG:HG3	20:LR:173:ARG:HH11	1.70	0.56

Continued on next page...

Continued from previous page...

Atom-1	Atom-2	Interatomic distance (Å)	Clash overlap (Å)
81:Sg:153:CYS:HB3	81:Sg:198:VAL:HG12	1.86	0.56
1:L5:1741:G:N3	1:L5:1781:PSU:H5''	2.20	0.56
13:LJ:99:PHE:HB2	13:LJ:159:LYS:HE3	1.88	0.56
1:L5:490:C:H2'	1:L5:491:G:H8	1.71	0.56
48:S2:223:C:H2'	48:S2:224:A:C8	2.40	0.56
48:S2:319:C:H2'	48:S2:320:G:C8	2.41	0.56
48:S2:1413:G:H2'	48:S2:1414:A:C8	2.39	0.56
1:L5:4967:A:H2'	1:L5:4968:A:C8	2.41	0.56
9:LF:143:GLY:HA3	9:LF:240:ILE:HB	1.87	0.56
81:Sg:133:ASN:O	81:Sg:134:THR:HG22	2.06	0.56
1:L5:1759:G:H2'	1:L5:1760:G:C8	2.41	0.56
48:S2:1737:G:H2'	48:S2:1738:C:H6	1.71	0.56
34:Lf:109:ARG:HG2	34:Lf:109:ARG:HH11	1.71	0.56
48:S2:1286:G:OP1	80:Sf:101:ALA:HA	2.05	0.56
1:L5:1695:U:H2'	1:L5:1696:C:C6	2.41	0.56
1:L5:4967:A:H2'	1:L5:4968:A:H8	1.71	0.56
48:S2:562:U:H2'	48:S2:563:G:C8	2.41	0.56
1:L5:3722:G:H2'	1:L5:3723:A2M:H8	1.88	0.55
48:S2:531:A:H2'	48:S2:532:C:C6	2.40	0.55
1:L5:1754:U:H1'	1:L5:1755:C:H5	1.70	0.55
2:L7:120:U:C4	7:LD:262:LYS:HG3	2.41	0.55
48:S2:118:C:H1'	48:S2:445:A:C5	2.41	0.55
1:L5:3736:A:H2'	1:L5:3737:A:C8	2.41	0.55
1:L5:3749:C:H4'	4:LA:221:LYS:O	2.07	0.55
1:L5:3910:C:H2'	1:L5:3911:C:C6	2.42	0.55
61:SM:72:HIS:HB3	61:SM:74:ILE:HD13	1.89	0.55
1:L5:4537:C:H2'	1:L5:4538:G:C8	2.42	0.55
48:S2:1588:A:H2'	48:S2:1589:A:C8	2.42	0.55
1:L5:1773:U:H2'	1:L5:1774:C:C6	2.41	0.55
1:L5:3732:A:H2'	1:L5:3733:A:C8	2.42	0.55
61:SM:71:GLU:HG3	80:Sf:114:ILE:HD12	1.88	0.55
64:SP:15:PHE:CE2	64:SP:109:PRO:HB2	2.42	0.55
16:LN:60:VAL:HG22	16:LN:134:LEU:HB2	1.89	0.54
48:S2:1285:G:H1	61:SM:57:ASP:HB3	1.72	0.54
13:LJ:112:HIS:CE1	13:LJ:125:ILE:HA	2.42	0.54
1:L5:5065:U:H1'	18:LP:75:GLN:HE21	1.71	0.54
54:SF:126:THR:HG21	77:Sc:27:CYS:SG	2.46	0.54
1:L5:1719:A:H2'	1:L5:1720:C:H1'	1.90	0.54
1:L5:2602:G:H2'	1:L5:2603:C:C6	2.42	0.54
1:L5:4750:G:H2'	1:L5:4751:G:C8	2.42	0.54
56:SH:63:PHE:HA	56:SH:95:ILE:O	2.08	0.54

Continued on next page...

Continued from previous page...

Atom-1	Atom-2	Interatomic distance (Å)	Clash overlap (Å)
1:L5:4291:G:H5''	1:L5:4293:PSU:C6	2.42	0.54
1:L5:4459:U:H2'	1:L5:4460:U:C6	2.43	0.54
48:S2:837:A:H2	48:S2:838:G:H1'	1.73	0.54
59:SK:59:LYS:HE3	59:SK:72:THR:HG22	1.89	0.54
81:Sg:5:MET:HE3	81:Sg:270:LEU:HD11	1.89	0.54
48:S2:145:G:H2'	48:S2:146:G:C8	2.43	0.54
64:SP:75:VAL:HG11	64:SP:104:GLN:HG2	1.90	0.54
1:L5:2570:U:H2'	1:L5:2571:C:C6	2.43	0.53
1:L5:4935:C:H2'	1:L5:4936:G:H8	1.72	0.53
1:L5:385:A:N3	1:L5:387:G:H5''	2.23	0.53
1:L5:658:C:H2'	1:L5:659:G:C8	2.44	0.53
1:L5:711:A:H2'	1:L5:712:C:C6	2.42	0.53
1:L5:1302:U:C2	33:Le:17:THR:HB	2.44	0.53
5:LB:92:TYR:HB2	5:LB:159:VAL:HB	1.89	0.53
12:LI:103:LEU:HG	12:LI:108:ALA:HB1	1.90	0.53
48:S2:1801:A:H2'	48:S2:1802:C:C6	2.43	0.53
50:SB:8:ARG:HB3	50:SB:8:ARG:HH11	1.72	0.53
81:Sg:236:ILE:HG22	81:Sg:252:THR:HG22	1.89	0.53
1:L5:1097:C:H2'	1:L5:1098:G:H8	1.74	0.53
48:S2:178:C:H2'	48:S2:179:C:H6	1.72	0.53
48:S2:547:G:H2'	48:S2:548:C:C6	2.44	0.53
1:L5:18:C:H4'	16:LN:138:PHE:CD2	2.44	0.53
1:L5:184:U:H2'	1:L5:186:G:C8	2.43	0.53
1:L5:4266:G:N3	1:L5:4266:G:H2'	2.22	0.53
1:L5:4873:G:H4'	1:L5:4874:A:OP2	2.08	0.53
52:SD:191:PRO:O	52:SD:199:GLY:HA3	2.09	0.53
70:SV:37:ALA:HB1	70:SV:46:PHE:CD1	2.43	0.53
48:S2:928:G:H2'	48:S2:929:G:C8	2.44	0.53
1:L5:456:C:H2'	1:L5:457:G:C8	2.44	0.53
1:L5:2351:OMC:HM23	6:LC:95:MET:HG3	1.90	0.53
49:SA:15:VAL:HG21	66:SR:111:PHE:CE2	2.44	0.53
71:SW:28:ARG:HG3	71:SW:60:LYS:HE3	1.91	0.53
1:L5:1688:G:O6	85:L5:5370:SPD:H22	2.09	0.53
1:L5:4573:G:H2'	1:L5:4574:U:C6	2.43	0.53
28:LZ:9:LYS:HB3	28:LZ:25:ILE:HD12	1.91	0.53
81:Sg:8:ARG:HD3	81:Sg:311:GLN:OE1	2.08	0.52
1:L5:1400:G:H2'	1:L5:1401:C:C6	2.43	0.52
1:L5:2479:G:H2'	1:L5:2480:G:H8	1.74	0.52
2:L7:110:G:H2'	2:L7:111:C:C6	2.44	0.52
6:LC:163:LYS:HB2	6:LC:166:GLU:HG3	1.90	0.52
13:LJ:44:THR:HG21	13:LJ:72:CYS:SG	2.49	0.52

Continued on next page...

Continued from previous page...

Atom-1	Atom-2	Interatomic distance (Å)	Clash overlap (Å)
81:Sg:210:GLY:HA3	81:Sg:236:ILE:HD11	1.91	0.52
48:S2:1536:G:H2'	48:S2:1537:A:C8	2.44	0.52
1:L5:488:G:H2'	1:L5:489:C:C6	2.44	0.52
1:L5:5065:U:H1'	18:LP:75:GLN:NE2	2.24	0.52
1:L5:1188:C:H2'	1:L5:1189:G:C8	2.44	0.52
1:L5:3717:A:H2'	1:L5:3718:A2M:C8	2.39	0.52
48:S2:532:C:H2'	48:S2:533:A:H8	1.75	0.52
1:L5:2563:C:H2'	1:L5:2564:G:O4'	2.10	0.52
26:LX:82:THR:HG22	26:LX:155:ILE:HG23	1.92	0.52
51:SC:65:LYS:HG2	51:SC:68:ARG:HH21	1.74	0.52
65:SQ:113:ILE:HG13	65:SQ:120:LEU:HD12	1.91	0.52
1:L5:456:C:H2'	1:L5:457:G:H8	1.75	0.52
1:L5:2568:C:H2'	1:L5:2569:G:C8	2.45	0.52
3:L8:87:G:H8	3:L8:87:G:OP2	1.93	0.52
48:S2:942:G:H2'	48:S2:943:U:C6	2.45	0.52
1:L5:3726:A:H2'	1:L5:3727:A:C8	2.45	0.52
3:L8:8:U:H2'	3:L8:9:A:C8	2.44	0.52
48:S2:533:A:N6	48:S2:534:G:C5	2.78	0.52
1:L5:116:G:H2'	1:L5:117:C:C6	2.45	0.51
10:LG:259:LYS:O	10:LG:263:THR:HG23	2.10	0.51
48:S2:1374:C:H2'	48:S2:1375:G:O4'	2.09	0.51
1:L5:4727:A:H5'	5:LB:129:ALA:O	2.10	0.51
48:S2:878:G:H22	48:S2:908:A:H2	1.57	0.51
48:S2:1311:C:H5'	80:Sf:143:LYS:HD3	1.92	0.51
48:S2:553:U:C5	48:S2:555:A:C8	2.98	0.51
48:S2:640:A:H2'	48:S2:641:A:C8	2.45	0.51
48:S2:1279:C:H2'	48:S2:1280:G:H8	1.76	0.51
1:L5:4954:G:H2'	1:L5:4955:A:C8	2.46	0.51
48:S2:910:G:H3'	48:S2:911:C:C6	2.46	0.51
61:SM:81:ASP:HB3	61:SM:84:LYS:HG2	1.92	0.51
74:SZ:79:ILE:HB	74:SZ:83:LEU:HD23	1.91	0.51
76:Sb:46:VAL:HG11	76:Sb:64:CYS:SG	2.51	0.51
81:Sg:3:GLU:HG2	81:Sg:314:ILE:HG12	1.91	0.51
1:L5:3917:A:H2'	1:L5:3918:G:H8	1.76	0.51
1:L5:4892:A:H2'	1:L5:4893:A:O4'	2.10	0.51
48:S2:1499:U:H4'	52:SD:176:LEU:HD13	1.92	0.51
1:L5:1754:U:H1'	1:L5:1755:C:C5	2.45	0.51
48:S2:121:OMU:H6	48:S2:121:OMU:O5'	2.10	0.51
68:ST:108:GLU:OE2	68:ST:121:ARG:HD3	2.09	0.51
73:SY:91:LEU:HB3	73:SY:96:LEU:HB2	1.93	0.51
1:L5:2414:G:H2'	1:L5:2415:OMU:H6	1.93	0.51

Continued on next page...

Continued from previous page...

Atom-1	Atom-2	Interatomic distance (Å)	Clash overlap (Å)
1:L5:2486:G:H2'	1:L5:2487:G:C8	2.45	0.51
1:L5:2492:C:H2'	1:L5:2493:G:H8	1.73	0.51
1:L5:4173:G:H2'	1:L5:4174:U:C6	2.45	0.51
12:LI:4:ARG:HB2	12:LI:5:PRO:HD2	1.93	0.51
48:S2:1595:U:H2'	48:S2:1596:U:C6	2.46	0.51
1:L5:448:G:C2	1:L5:450:G:H1'	2.46	0.51
1:L5:4274:A:H2'	1:L5:4275:G:C8	2.46	0.51
1:L5:4498:OMU:H6	1:L5:4498:OMU:O5'	2.11	0.51
1:L5:4539:U:O4	4:LA:216:HIS:HE1	1.94	0.51
48:S2:1410:C:H2'	48:S2:1411:G:H8	1.76	0.51
1:L5:1468:C:H2'	1:L5:1469:C:C6	2.46	0.51
1:L5:3701:OMC:N4	1:L5:3745:U:H2'	2.25	0.51
48:S2:555:A:H2'	48:S2:556:U:C6	2.46	0.51
48:S2:1037:G:H4'	48:S2:1845:A:H4'	1.93	0.51
1:L5:1809:C:H2'	1:L5:1810:G:H8	1.76	0.51
1:L5:2568:C:H2'	1:L5:2569:G:H8	1.76	0.51
40:LI:28:ARG:HA	40:LI:33:ASN:ND2	2.26	0.51
48:S2:804:U:H2'	48:S2:805:U:C6	2.46	0.51
53:SE:107:GLY:HA2	53:SE:189:LEU:HG	1.93	0.51
1:L5:4097:G:H2'	1:L5:4098:A:C8	2.45	0.50
1:L5:4102:C:O2	1:L5:4107:G:O6	2.28	0.50
47:Pt:20:H2U:H3'	47:Pt:21:A:H5''	1.91	0.50
59:SK:14:LEU:HD23	59:SK:21:MET:HE2	1.92	0.50
75:Sa:24:THR:HG23	75:Sa:72:HIS:H	1.77	0.50
1:L5:1617:G:H1'	1:L5:2513:A:N6	2.26	0.50
1:L5:2864:A:H2'	1:L5:2865:U:C6	2.47	0.50
71:SW:86:LEU:HD21	71:SW:113:HIS:HB2	1.93	0.50
1:L5:4594:U:H2'	1:L5:4595:G:C8	2.45	0.50
48:S2:1797:U:H2'	48:S2:1798:C:C6	2.46	0.50
16:LN:178:HIS:HA	16:LN:181:HIS:NE2	2.26	0.50
48:S2:382:C:H2'	48:S2:383:G:H8	1.76	0.50
48:S2:1203:G:H2'	48:S2:1204:A:C8	2.46	0.50
53:SE:45:ILE:HA	53:SE:61:VAL:HG11	1.93	0.50
1:L5:2480:G:H2'	1:L5:2481:G:H8	1.75	0.50
1:L5:4573:G:N3	1:L5:4573:G:H5'	2.26	0.50
1:L5:4591:U:H2'	1:L5:4592:C:C6	2.47	0.50
1:L5:2065:G:H2'	1:L5:2066:C:O4'	2.12	0.50
1:L5:4114:C:H2'	1:L5:4115:G:N3	2.26	0.50
29:La:72:THR:HG22	29:La:110:LYS:HB3	1.93	0.50
32:Ld:36:VAL:HG21	32:Ld:44:ARG:HG2	1.93	0.50
65:SQ:50:LYS:HA	65:SQ:50:LYS:HE2	1.93	0.50

Continued on next page...

Continued from previous page...

Atom-1	Atom-2	Interatomic distance (Å)	Clash overlap (Å)
80:Sf:139:HIS:CE1	80:Sf:148:TYR:HB2	2.46	0.50
48:S2:1390:U:H2'	48:S2:1391:OMC:C6	2.46	0.50
48:S2:175:A:H2'	48:S2:176:U:C6	2.47	0.50
58:SJ:160:SER:HB3	58:SJ:163:SER:HB3	1.92	0.50
13:LJ:51:SER:HB2	13:LJ:69:ALA:HB3	1.94	0.49
48:S2:1417:C:H2'	48:S2:1418:C:C6	2.46	0.49
52:SD:31:GLU:HA	52:SD:107:TYR:CE2	2.46	0.49
81:Sg:227:LEU:HD13	81:Sg:228:TYR:HB2	1.94	0.49
1:L5:1703:C:H2'	9:LF:43:ARG:HH22	1.78	0.49
1:L5:1866:U:H2'	1:L5:1867:A:O4'	2.12	0.49
67:SS:108:ARG:O	67:SS:112:GLU:HG2	2.12	0.49
1:L5:3718:A2M:O5'	1:L5:3718:A2M:H8	2.12	0.49
53:SE:43:PRO:HG2	53:SE:46:ILE:HD12	1.93	0.49
1:L5:1504:G:H2'	1:L5:1505:C:C6	2.48	0.49
48:S2:1538:C:H2'	48:S2:1539:U:C6	2.48	0.49
1:L5:717:U:H2'	1:L5:718:C:C6	2.47	0.49
1:L5:4397:A:H2'	1:L5:4452[A]:U:O4	2.13	0.49
48:S2:115:U:H2'	48:S2:116:OMU:H6	1.95	0.49
48:S2:496:C:H2'	48:S2:497:C:C6	2.47	0.49
48:S2:801:PSU:H2'	48:S2:802:A:H8	1.78	0.49
48:S2:888:U:H3'	48:S2:889:U:H5'	1.94	0.49
48:S2:1044:G:HO2'	48:S2:1045:U:H5	1.61	0.49
55:SG:157:VAL:HG21	55:SG:176:ILE:HD11	1.93	0.49
48:S2:461:U:H2'	48:S2:462:OMC:C6	2.48	0.49
73:SY:63:HIS:CE1	73:SY:68:LYS:HE3	2.47	0.49
1:L5:4924:C:H2'	1:L5:4925:U:C6	2.48	0.49
1:L5:4934:A:H2'	1:L5:4935:C:H6	1.77	0.49
28:LZ:89:ILE:HD11	28:LZ:121:ARG:HG2	1.95	0.49
48:S2:441:C:H2'	48:S2:442:C:C6	2.48	0.49
1:L5:2557:G:H2'	1:L5:2558:C:C6	2.48	0.49
1:L5:4743:G:H2'	1:L5:4744:A:C8	2.48	0.49
56:SH:19:PHE:CZ	56:SH:50:GLU:HB2	2.48	0.49
48:S2:547:G:H2'	48:S2:548:C:H6	1.76	0.49
48:S2:1408:U:H2'	48:S2:1409:A:H8	1.74	0.49
69:SU:97:ILE:O	69:SU:100:GLN:HG2	2.12	0.49
1:L5:434:A:H2'	1:L5:435:A:O4'	2.12	0.48
23:LU:80:LYS:HE2	23:LU:110:TYR:CZ	2.48	0.48
48:S2:15:U:H2'	48:S2:16:G:O4'	2.13	0.48
48:S2:1433:C:H5'	48:S2:1434:C:C5	2.47	0.48
1:L5:2556:G:H2'	1:L5:2557:G:C8	2.47	0.48
48:S2:468:A2M:H2'	48:S2:469:A:O4'	2.13	0.48

Continued on next page...

Continued from previous page...

Atom-1	Atom-2	Interatomic distance (Å)	Clash overlap (Å)
53:SE:181:CYS:HB3	53:SE:195:ILE:HD11	1.95	0.48
67:SS:98:VAL:HG11	67:SS:106:LYS:HG3	1.94	0.48
1:L5:150:U:H4'	1:L5:151:G:OP2	2.12	0.48
1:L5:4228:OMG:H4'	1:L5:4229:U:OP2	2.13	0.48
1:L5:4770:U:H2'	1:L5:4771:C:C5	2.48	0.48
48:S2:12:U:H2'	48:S2:13:C:C6	2.47	0.48
48:S2:126:G:H1'	48:S2:181:A:N3	2.28	0.48
48:S2:164:A:H3'	48:S2:165:G:N2	2.26	0.48
48:S2:190:G:H1'	48:S2:209:A:H61	1.77	0.48
48:S2:552:G:O5'	48:S2:552:G:H8	1.95	0.48
48:S2:1229:G:H2'	48:S2:1230:C:O4'	2.14	0.48
7:LD:210:TYR:CE1	7:LD:214:GLU:HG3	2.48	0.48
48:S2:900:C:H2'	48:S2:901:G:H8	1.77	0.48
48:S2:1279:C:H2'	48:S2:1280:G:C8	2.49	0.48
1:L5:701:G:H2'	1:L5:702:U:C6	2.48	0.48
1:L5:3867:A2M:HM'3	1:L5:3880:G:N2	2.29	0.48
1:L5:4543:G:H2'	1:L5:4544:A:C8	2.48	0.48
5:LB:399:LYS:HD2	5:LB:400:GLU:HG3	1.96	0.48
61:SM:12:MET:O	61:SM:16:THR:HG23	2.13	0.48
69:SU:61:LEU:O	69:SU:81:GLN:HA	2.13	0.48
1:L5:2800:G:H1'	38:Lj:9:GLY:HA3	1.96	0.48
1:L5:3707:U:H2'	1:L5:3708:C:C6	2.49	0.48
48:S2:1347:PSU:H2'	48:S2:1348:G:N3	2.29	0.48
1:L5:106:A:H2'	1:L5:107:G:O4'	2.14	0.48
1:L5:2709:C:H1'	20:LR:39:GLN:HG2	1.94	0.48
1:L5:4111:U:H2'	1:L5:4112:C:H6	1.76	0.48
48:S2:512:A2M:HM'2	48:S2:513:G:H5'	1.95	0.48
48:S2:867:OMG:HM23	48:S2:867:OMG:H1'	1.64	0.48
48:S2:875:A:H2'	48:S2:876:C:C6	2.49	0.48
48:S2:1402:A:OP1	69:SU:51:LYS:HG3	2.13	0.48
61:SM:120:ALA:O	61:SM:123:VAL:HG22	2.14	0.48
1:L5:1404:G:H2'	1:L5:1405:C:C6	2.49	0.48
1:L5:1759:G:H2'	1:L5:1760:G:H8	1.77	0.48
1:L5:4070:U:H2'	1:L5:4071:U:C6	2.48	0.48
24:LV:43:LYS:HE2	24:LV:62:MET:SD	2.54	0.48
56:SH:140:VAL:HG12	62:SN:19:ARG:HD2	1.94	0.48
73:SY:54:VAL:HG12	73:SY:76:TYR:H	1.79	0.48
48:S2:159:A2M:HM'3	48:S2:159:A2M:H1'	1.47	0.48
48:S2:674:C:H2'	48:S2:675:U:C6	2.49	0.48
48:S2:1462:U:H5''	48:S2:1463:U:C4	2.49	0.48
1:L5:3747:A:C8	4:LA:245:ARG:HD3	2.48	0.48

Continued on next page...

Continued from previous page...

Atom-1	Atom-2	Interatomic distance (Å)	Clash overlap (Å)
1:L5:4069:U:H2'	1:L5:4070:U:H6	1.78	0.48
1:L5:5057:C:H2'	1:L5:5058:A:C8	2.49	0.48
1:L5:1419:G:C6	29:La:116:LYS:HE3	2.49	0.47
1:L5:3930:U:H2'	1:L5:3931:C:C6	2.49	0.47
1:L5:4551:U:H2'	1:L5:4552:PSU:C6	2.49	0.47
23:LU:47:ILE:HD12	23:LU:63:ILE:HD11	1.96	0.47
48:S2:900:C:H2'	48:S2:901:G:C8	2.49	0.47
48:S2:1512:C:H5''	78:Sd:8:TRP:CE3	2.49	0.47
1:L5:490:C:H2'	1:L5:491:G:C8	2.48	0.47
1:L5:1751:A:H1'	12:LI:193:ASP:OD1	2.13	0.47
1:L5:1812:C:H2'	1:L5:1813:U:C6	2.50	0.47
3:L8:14:OMU:H1'	3:L8:14:OMU:HM23	1.55	0.47
51:SC:137:VAL:O	51:SC:162:ILE:HA	2.14	0.47
81:Sg:129:ILE:H	81:Sg:142:VAL:HG22	1.78	0.47
1:L5:398:A2M:H1'	1:L5:398:A2M:HM'3	1.66	0.47
1:L5:489:C:H2'	1:L5:490:C:C6	2.48	0.47
13:LJ:18:ARG:HG2	13:LJ:133:VAL:O	2.15	0.47
48:S2:1276:A:C2	48:S2:1277:C:H1'	2.49	0.47
48:S2:1409:A:H2'	48:S2:1410:C:C6	2.49	0.47
80:Sf:138:ARG:CB	80:Sf:149:CYS:HA	2.45	0.47
1:L5:3911:C:H2'	1:L5:3912:U:C6	2.49	0.47
1:L5:4637:OMG:HM23	1:L5:4637:OMG:H1'	1.71	0.47
1:L5:4741:C:H2'	1:L5:4950:U:C4	2.50	0.47
2:L7:55:A:H4'	13:LJ:155:HIS:HB2	1.95	0.47
48:S2:862:A:C8	71:SW:107:SER:HA	2.50	0.47
48:S2:996:A:H2'	48:S2:997:A:C8	2.49	0.47
48:S2:1753:C:HO2'	48:S2:1754:G:H8	1.61	0.47
13:LJ:112:HIS:HE1	13:LJ:125:ILE:HA	1.79	0.47
52:SD:54:ARG:HD3	52:SD:57:ASN:ND2	2.30	0.47
1:L5:1567:U:H2'	1:L5:1568:C:C6	2.50	0.47
1:L5:1809:C:H2'	1:L5:1810:G:C8	2.50	0.47
1:L5:3771:C:H4'	47:Pt:13:PSU:H4'	1.96	0.47
48:S2:394:G:H5''	60:SL:81:LYS:CB	2.44	0.47
1:L5:93:G:H2'	1:L5:94:A:C8	2.49	0.47
1:L5:667:A:H1'	6:LC:4:ALA:HB3	1.95	0.47
1:L5:1720:C:H3'	1:L5:1721:G:H5''	1.96	0.47
1:L5:1812:C:H2'	1:L5:1813:U:H6	1.79	0.47
3:L8:8:U:H2'	3:L8:9:A:H8	1.78	0.47
10:LG:171:PRO:HB3	10:LG:181:TYR:CE2	2.50	0.47
47:Pt:73:C:C2'	47:Pt:74:C:H5'	2.45	0.47
48:S2:616:A:H5'	79:Se:82:ARG:HG3	1.97	0.47

Continued on next page...

Continued from previous page...

Atom-1	Atom-2	Interatomic distance (Å)	Clash overlap (Å)
48:S2:907:G:H2'	48:S2:908:A:C8	2.50	0.47
48:S2:1286:G:O6	61:SM:36:ARG:HB3	2.14	0.47
50:SB:22:VAL:HG11	63:SO:84:ARG:NH2	2.19	0.47
51:SC:191:VAL:HG11	51:SC:236:PHE:HA	1.97	0.47
53:SE:19:MET:SD	53:SE:108:ARG:HD2	2.54	0.47
73:SY:88:LYS:HD3	73:SY:97:TYR:CE1	2.49	0.47
80:Sf:132:MET:SD	80:Sf:141:CYS:HB2	2.55	0.47
81:Sg:59:LEU:HD23	81:Sg:90:TRP:CG	2.50	0.47
1:L5:457:G:H2'	1:L5:458:C:C6	2.50	0.47
1:L5:964:A:C3'	1:L5:965:G:H4'	2.44	0.47
1:L5:1920:C:H3'	1:L5:1921:C:H5''	1.96	0.47
1:L5:2326:G:H5''	33:Le:127:ALA:HB2	1.97	0.47
1:L5:3868:G:H22	1:L5:3900:G:H1'	1.80	0.47
19:LQ:66:MET:HE3	19:LQ:98:LEU:HD13	1.97	0.47
48:S2:829:C:OP1	53:SE:21:ASP:HB2	2.15	0.47
58:SJ:32:ILE:HD11	58:SJ:40:LYS:HD3	1.97	0.47
81:Sg:174:VAL:HB	81:Sg:188:HIS:HB2	1.97	0.47
1:L5:2094:G:N2	1:L5:2095:A:H2'	2.30	0.47
1:L5:2520:C:H2'	1:L5:2521:G:C8	2.50	0.47
1:L5:2864:A:H2'	1:L5:2865:U:H6	1.79	0.47
1:L5:3917:A:H2'	1:L5:3918:G:C8	2.50	0.47
12:LI:140:THR:HG23	12:LI:141:LYS:O	2.14	0.47
23:LU:28:PRO:HB2	23:LU:34:MET:HG2	1.97	0.47
47:Pt:35:U:H5''	47:Pt:35:U:H6	1.80	0.47
48:S2:1293:A:H1'	80:Sf:138:ARG:CZ	2.45	0.47
48:S2:1679:A:C2	54:SF:60:ARG:HA	2.49	0.47
1:L5:1332:C:H2'	1:L5:1333:A:C8	2.49	0.47
1:L5:1811:G:H2'	1:L5:1812:C:C6	2.50	0.47
1:L5:4504:C:H2'	1:L5:4505:C:C6	2.50	0.47
3:L8:6:C:H2'	3:L8:7:U:C6	2.50	0.47
48:S2:190:G:H1'	48:S2:209:A:N6	2.30	0.47
48:S2:1628:C:H2'	48:S2:1629:C:H6	1.80	0.47
48:S2:1828:C:H2'	48:S2:1829:G:O4'	2.14	0.47
48:S2:1831:A:H2'	48:S2:1832:6MZ:H8	1.97	0.47
49:SA:2(A):SER:O	49:SA:8:LEU:HD12	2.14	0.47
1:L5:2499:C:H2'	1:L5:2500:U:H6	1.80	0.46
59:SK:15:LEU:HD23	59:SK:79:LEU:HD11	1.97	0.46
1:L5:2729:C:H2'	1:L5:2730:U:O4'	2.15	0.46
48:S2:5:U:H2'	48:S2:6:G:H8	1.81	0.46
48:S2:634:A:H2'	48:S2:635:G:H8	1.79	0.46
48:S2:1597:C:H4'	48:S2:1603:G:C6	2.51	0.46

Continued on next page...

Continued from previous page...

Atom-1	Atom-2	Interatomic distance (Å)	Clash overlap (Å)
1:L5:2673:G:H5'	1:L5:2673:G:N3	2.30	0.46
10:LG:99:ALA:HB1	10:LG:136:LEU:HD11	1.97	0.46
15:LM:85:LYS:O	15:LM:89:THR:HG23	2.15	0.46
48:S2:534:G:H2'	48:S2:535:G:H8	1.80	0.46
48:S2:1025:U:H2'	48:S2:1026:C:O4'	2.15	0.46
48:S2:1070:A:H2'	48:S2:1071:G:O4'	2.15	0.46
48:S2:1316:C:H2'	48:S2:1317:C:H6	1.81	0.46
1:L5:1416:G:H2'	1:L5:1417:C:C6	2.50	0.46
1:L5:4439:U:H2'	1:L5:4440:G:O4'	2.15	0.46
48:S2:1709:G:H22	48:S2:1824:A:H2	1.62	0.46
52:SD:32:ASP:HA	52:SD:54:ARG:HD2	1.97	0.46
59:SK:16:PHE:HE1	59:SK:89:ILE:HG22	1.79	0.46
61:SM:126:GLU:HA	61:SM:129:LYS:HE2	1.98	0.46
1:L5:3656:A:H2'	1:L5:3657:U:H6	1.81	0.46
1:L5:3756:A:O2'	1:L5:3757:G:H8	1.97	0.46
48:S2:494:C:N4	48:S2:509:OMG:HN22	2.13	0.46
1:L5:3684:G:H2'	1:L5:3685:C:C6	2.51	0.46
1:L5:3923:A:H2'	1:L5:3924:C:C6	2.49	0.46
1:L5:4233:A:OP2	43:Lo:97:LYS:HE2	2.15	0.46
8:LE:72:LYS:HD2	30:Lb:119:CYS:SG	2.56	0.46
12:LI:192:PRO:HA	12:LI:197:VAL:HG12	1.97	0.46
64:SP:25:LEU:HA	64:SP:28:MET:HG2	1.98	0.46
69:SU:43:ALA:HA	69:SU:48:LEU:HD12	1.97	0.46
75:Sa:88:SER:O	75:Sa:92:ARG:HG3	2.15	0.46
1:L5:2640:G:H2'	1:L5:2641:A:C8	2.51	0.46
2:L7:3:C:H2'	2:L7:4:U:C6	2.51	0.46
2:L7:111:C:H2'	2:L7:112:U:O4'	2.15	0.46
48:S2:527:C:H2'	48:S2:528:A:C8	2.51	0.46
48:S2:1416:C:OP1	68:ST:129:ARG:HG3	2.16	0.46
57:SI:34:ALA:HB2	57:SI:56:ARG:HD2	1.98	0.46
58:SJ:175:ARG:O	58:SJ:179:LYS:HG3	2.15	0.46
80:Sf:138:ARG:HB2	80:Sf:149:CYS:HA	1.96	0.46
1:L5:1296:G:H2'	1:L5:1297:U:C6	2.51	0.46
1:L5:1788:A:H2'	12:LI:22:PHE:CZ	2.51	0.46
1:L5:1898:C:O3'	86:L5:5432:PUT:H11	2.16	0.46
1:L5:2792:C:O2	38:Lj:9:GLY:HA2	2.16	0.46
1:L5:3878:C:O4'	86:L5:5441:PUT:H11	2.15	0.46
23:LU:26:THR:HA	23:LU:68:SER:HB3	1.97	0.46
41:Lm:94:MET:HG2	41:Lm:105:PRO:HA	1.97	0.46
48:S2:379:C:H5'	57:SI:33:ALA:HA	1.97	0.46
48:S2:890:U:H4'	48:S2:891:G:OP2	2.16	0.46

Continued on next page...

Continued from previous page...

Atom-1	Atom-2	Interatomic distance (Å)	Clash overlap (Å)
1:L5:417:G:H4'	89:L8:322:HOH:O	2.15	0.46
1:L5:1672:U:H2'	1:L5:1673:U:C6	2.51	0.46
1:L5:2479:G:H2'	1:L5:2480:G:C8	2.50	0.46
1:L5:4488:A:H4'	1:L5:4489:G:C8	2.51	0.46
40:L1:9:ILE:HD12	40:L1:51:LEU:HD11	1.98	0.46
48:S2:449:A:H4'	53:SE:3:ARG:HD3	1.98	0.46
48:S2:1349:G:H2'	48:S2:1350:U:C6	2.51	0.46
48:S2:1849:G:H2'	48:S2:1850:MA6:C8	2.45	0.46
57:SI:132:GLU:O	57:SI:136:ILE:HG23	2.16	0.46
59:SK:52:LEU:HD22	59:SK:57:TYR:HD2	1.81	0.46
64:SP:45:LEU:HD21	64:SP:84:ILE:HD11	1.98	0.46
65:SQ:118:THR:HA	65:SQ:121:VAL:O	2.16	0.46
66:SR:103:LYS:O	66:SR:107:LYS:HG3	2.15	0.46
1:L5:264:C:H2'	1:L5:265:C:C6	2.51	0.46
1:L5:1696:C:H2'	1:L5:1697:G:C8	2.51	0.46
1:L5:2019:C:H2'	1:L5:2020:U:O4'	2.15	0.46
1:L5:2792:C:OP1	40:L1:48:LYS:HE2	2.16	0.46
1:L5:4263:C:H2'	1:L5:4264:G:O4'	2.16	0.46
1:L5:4588:U:O4	87:L5:5457:TRS:H31	2.16	0.46
18:LP:17:SER:HB2	18:LP:98:ALA:HB2	1.97	0.46
48:S2:1372:U:H2'	48:S2:1373:C:O4'	2.16	0.46
58:SJ:119:LEU:HD22	58:SJ:159:PHE:CE2	2.51	0.46
1:L5:1460:C:H5''	19:LQ:144:LYS:HG2	1.98	0.45
48:S2:801:PSU:H2'	48:S2:802:A:C8	2.52	0.45
53:SE:11:ARG:NH2	53:SE:20:LEU:HG	2.32	0.45
69:SU:51:LYS:HB3	69:SU:90:ASP:HB2	1.98	0.45
81:Sg:191:HIS:CD2	81:Sg:195:LEU:HD21	2.50	0.45
1:L5:318:A:H2'	1:L5:319:A:C8	2.50	0.45
1:L5:1294:A:H2	1:L5:1295:C:H41	1.64	0.45
1:L5:2539:C:H2'	1:L5:2540:C:C6	2.50	0.45
3:L8:75:OMG:H1'	3:L8:75:OMG:HM23	1.73	0.45
8:LE:114:ARG:NH1	45:Lr:87:ARG:HH22	2.15	0.45
1:L5:1771:U:H2'	1:L5:1772:C:C6	2.51	0.45
1:L5:3873:G:H2'	1:L5:3874:G:C8	2.51	0.45
1:L5:4920:C:H2'	1:L5:4921:C:H6	1.81	0.45
2:L7:29:C:H4'	13:LJ:12:MET:HE1	1.99	0.45
58:SJ:149:VAL:HG11	58:SJ:157:ILE:HD11	1.98	0.45
66:SR:66:VAL:HG12	66:SR:67:ARG:N	2.32	0.45
1:L5:1721:G:H2'	1:L5:1722:C:C6	2.52	0.45
1:L5:1875:C:H2'	1:L5:1876:U:C6	2.52	0.45
1:L5:4260:U:H2'	1:L5:4261:C:H6	1.81	0.45

Continued on next page...

Continued from previous page...

Atom-1	Atom-2	Interatomic distance (Å)	Clash overlap (Å)
1:L5:4674:C:H2'	1:L5:4675:U:C6	2.51	0.45
48:S2:1119:A:H2'	48:S2:1120:U:C6	2.50	0.45
51:SC:173:LYS:O	70:SV:3:ASN:HB2	2.17	0.45
1:L5:664:G:N2	1:L5:667:A:N6	2.37	0.45
1:L5:2362:U:H2'	1:L5:2363:A2M:H8	1.98	0.45
1:L5:2485:U:H2'	1:L5:2486:G:C8	2.51	0.45
1:L5:4116:C:H4'	1:L5:4117:U:OP2	2.17	0.45
10:LG:83:PHE:HA	10:LG:183:ILE:HD13	1.98	0.45
69:SU:32:LEU:HD21	69:SU:87:ARG:HG2	1.99	0.45
1:L5:515:C:H2'	1:L5:516:C:C6	2.52	0.45
1:L5:1074:G:H2'	1:L5:1075:G:H8	1.82	0.45
1:L5:1720:C:H3'	1:L5:1721:G:O4'	2.17	0.45
1:L5:2020:U:H2'	1:L5:2021:G:H8	1.82	0.45
1:L5:3652:A:H2'	1:L5:3653:A:C5	2.52	0.45
1:L5:3771:C:H2'	1:L5:3772:U:O4'	2.17	0.45
3:L8:6:C:H2'	3:L8:7:U:H6	1.82	0.45
19:LQ:49:LYS:HB3	19:LQ:49:LYS:HE2	1.82	0.45
32:Ld:75:LYS:HE3	32:Ld:79:ASN:O	2.17	0.45
48:S2:539:C:H2'	48:S2:540:U:C6	2.52	0.45
48:S2:1714:U:H2'	48:S2:1715:A:C8	2.52	0.45
53:SE:21:ASP:OD2	53:SE:24:THR:HG23	2.17	0.45
69:SU:80:PHE:HB3	78:Sd:52:PHE:HB3	1.98	0.45
1:L5:3859:G:H4'	18:LP:139:TYR:CE1	2.52	0.45
48:S2:634:A:H2'	48:S2:635:G:C8	2.51	0.45
48:S2:889:U:H3	48:S2:899:U:H3	1.65	0.45
48:S2:1286:G:H21	48:S2:1313:A:H62	1.65	0.45
48:S2:1490:OMG:HM23	48:S2:1490:OMG:H1'	1.83	0.45
54:SF:68:ILE:HD11	54:SF:151:ILE:HD11	1.98	0.45
55:SG:66:GLY:N	55:SG:100:CYS:SG	2.89	0.45
79:Se:96:GLN:O	79:Se:98:LYS:HE2	2.17	0.45
81:Sg:133:ASN:C	81:Sg:135:LEU:H	2.24	0.45
1:L5:1332:C:H2'	1:L5:1333:A:H8	1.81	0.45
48:S2:199:C:H3'	48:S2:200:G:H5''	1.98	0.45
48:S2:1578:U:H5''	48:S2:1579:A:O4'	2.17	0.45
48:S2:1736:G:H2'	48:S2:1737:G:C8	2.52	0.45
56:SH:28:LEU:O	56:SH:32:MET:HG2	2.17	0.45
62:SN:23:PRO:HA	76:Sb:84:HIS:CD2	2.52	0.45
1:L5:1440:U:C2	1:L5:2106:G:N2	2.85	0.45
1:L5:1554:A:H5'	44:Lp:9:GLY:C	2.42	0.45
1:L5:1768:C:H2'	1:L5:1769:G:C8	2.51	0.45
1:L5:2487:G:C2	1:L5:2488:C:H1'	2.52	0.45

Continued on next page...

Continued from previous page...

Atom-1	Atom-2	Interatomic distance (Å)	Clash overlap (Å)
48:S2:1348:G:H2'	48:S2:1349:G:H8	1.81	0.45
48:S2:1585:U:H3'	48:S2:1586:U:H5''	1.98	0.45
52:SD:116:ARG:HG2	52:SD:120:TYR:CE2	2.52	0.45
1:L5:2612:G:H2'	1:L5:2613:C:O4'	2.17	0.44
2:L7:63:C:H3'	12:LI:204:GLY:O	2.17	0.44
37:Li:2:ALA:HB3	37:Li:5:TYR:CE1	2.52	0.44
48:S2:433:A:H5''	57:SI:22:HIS:HB3	1.99	0.44
48:S2:1286:G:N2	48:S2:1313:A:H62	2.15	0.44
1:L5:184:U:H1'	1:L5:188:G:O4'	2.17	0.44
1:L5:488:G:H2'	1:L5:489:C:H6	1.81	0.44
1:L5:1756:U:H2'	1:L5:1757:U:C6	2.51	0.44
1:L5:1766:A:C2'	67:SS:116:LYS:HB2	2.46	0.44
13:LJ:27:GLY:HA2	13:LJ:68:ILE:HB	1.99	0.44
14:LL:60:ARG:HD2	14:LL:67:HIS:O	2.17	0.44
48:S2:1395:C:H1'	48:S2:1474:A:C4	2.51	0.44
48:S2:1845:A:H2'	48:S2:1846:G:C8	2.53	0.44
49:SA:89:LYS:HE2	49:SA:89:LYS:HA	1.98	0.44
61:SM:121:LYS:HA	61:SM:124:ILE:HD12	1.98	0.44
73:SY:56:PHE:CE2	73:SY:94:HIS:HD2	2.36	0.44
75:Sa:24:THR:CG2	75:Sa:72:HIS:H	2.30	0.44
1:L5:668:C:H2'	1:L5:669:C:O4'	2.17	0.44
1:L5:758:G:OP1	11:LH:52:LYS:HD2	2.18	0.44
1:L5:1248:C:H2'	1:L5:1249:C:H6	1.81	0.44
1:L5:1786:A:H2'	1:L5:1789:C:C5	2.52	0.44
1:L5:4619:U:H2'	1:L5:4620:OMU:H6	1.99	0.44
1:L5:495:C:H3'	1:L5:496:G:H5''	1.99	0.44
1:L5:653:U:H2'	1:L5:654:C:C6	2.52	0.44
1:L5:1417:C:H2'	1:L5:1418:C:O4'	2.18	0.44
1:L5:4250:G:H4'	13:LJ:106:GLY:C	2.42	0.44
1:L5:4507:A:H2'	1:L5:4508:C:C6	2.52	0.44
5:LB:394:LYS:HA	5:LB:397:ILE:HG12	2.00	0.44
45:Lr:84:LYS:HB3	45:Lr:84:LYS:HE2	1.71	0.44
48:S2:455:A:H2'	48:S2:456:C:H6	1.82	0.44
48:S2:464:A:H4'	48:S2:465:A:OP2	2.18	0.44
58:SJ:119:LEU:HD22	58:SJ:159:PHE:HE2	1.82	0.44
69:SU:67:LYS:HE2	69:SU:78:ASP:OD1	2.17	0.44
73:SY:102:THR:HG23	73:SY:107:ARG:HD3	2.00	0.44
77:Sc:38:THR:HG22	77:Sc:39:SER:H	1.82	0.44
81:Sg:120:ILE:HD12	81:Sg:134:THR:HA	2.00	0.44
48:S2:167:G:H2'	48:S2:168:C:H5''	1.99	0.44
48:S2:1010:G:H2'	48:S2:1011:A:H8	1.82	0.44

Continued on next page...

Continued from previous page...

Atom-1	Atom-2	Interatomic distance (Å)	Clash overlap (Å)
48:S2:1181:A:H2'	48:S2:1182:A:C8	2.52	0.44
48:S2:1536:G:H2'	48:S2:1537:A:H8	1.82	0.44
64:SP:15:PHE:HE1	64:SP:110:GLU:HG3	1.82	0.44
1:L5:2561:C:H2'	1:L5:2562:G:O4'	2.18	0.44
1:L5:3761:C:H2'	1:L5:3762:PSU:H6	1.83	0.44
5:LB:165:HIS:HB3	5:LB:180:LEU:HD23	2.00	0.44
48:S2:196:C:C4	48:S2:197:U:C4	3.06	0.44
1:L5:1701:A:H5'	6:LC:304:ALA:HB3	1.99	0.44
22:LT:93:ILE:HA	22:LT:96:ILE:HG12	1.99	0.44
54:SF:35:LEU:HD12	54:SF:117:ILE:HG12	2.00	0.44
1:L5:1940:G:C8	1:L5:1940:G:H5'	2.53	0.44
7:LD:38:ILE:HD12	22:LT:30:TYR:HB2	1.98	0.44
17:LO:191:LYS:HE3	17:LO:192:TYR:CZ	2.53	0.44
48:S2:1217:A:H2'	48:S2:1218:C:C6	2.52	0.44
52:SD:133:GLY:HA3	52:SD:156:LEU:O	2.18	0.44
59:SK:86:PRO:HD2	59:SK:89:ILE:HD12	1.99	0.44
1:L5:182:G:H2'	1:L5:183:C:C6	2.52	0.44
1:L5:267:G:H2'	1:L5:268:G:H8	1.82	0.44
1:L5:963:G:N2	1:L5:2095:A:C8	2.83	0.44
1:L5:980:U:H2'	1:L5:981:C:C6	2.53	0.44
1:L5:1074:G:H2'	1:L5:1075:G:C8	2.53	0.44
1:L5:1380:G:H4'	1:L5:1381:U:H6	1.83	0.44
1:L5:2520:C:H2'	1:L5:2521:G:H8	1.82	0.44
1:L5:3907:G:H5'	1:L5:4449:A:C2	2.53	0.44
12:LI:205:PRO:HG2	12:LI:208:LYS:HG2	1.99	0.44
48:S2:1117:C:H2'	48:S2:1118:C:C6	2.52	0.44
69:SU:94:PRO:HB2	69:SU:96:GLU:CD	2.43	0.44
1:L5:454:U:H2'	1:L5:455:C:C6	2.52	0.43
1:L5:455:C:H2'	1:L5:456:C:C6	2.53	0.43
1:L5:1468:C:H2'	1:L5:1469:C:H6	1.83	0.43
1:L5:4736:C:H2'	1:L5:4737:G:H8	1.83	0.43
1:L5:4990:C:OP1	1:L5:4991:U:H5'	2.17	0.43
55:SG:201:LYS:HE3	55:SG:201:LYS:HB3	1.85	0.43
57:SI:151:GLU:O	57:SI:154:LYS:HG2	2.18	0.43
58:SJ:119:LEU:HB3	58:SJ:159:PHE:CZ	2.53	0.43
73:SY:128:GLY:O	73:SY:131:PRO:HD2	2.18	0.43
1:L5:1437:C:H1'	1:L5:2098:G:H3'	1.99	0.43
1:L5:2020:U:H2'	1:L5:2021:G:C8	2.53	0.43
1:L5:4733:C:H4'	1:L5:4734:A:H5'	2.00	0.43
1:L5:4862:G:C6	1:L5:4863:G:C6	3.06	0.43
5:LB:57:VAL:HG22	5:LB:73:VAL:HG22	2.01	0.43

Continued on next page...

Continued from previous page...

Atom-1	Atom-2	Interatomic distance (Å)	Clash overlap (Å)
65:SQ:60:LYS:HA	65:SQ:60:LYS:HE2	2.00	0.43
1:L5:664:G:C2	1:L5:667:A:N6	2.70	0.43
1:L5:1410:U:C4'	1:L5:1411:C:H4'	2.46	0.43
1:L5:1566:C:H2'	1:L5:1567:U:H6	1.83	0.43
1:L5:3761:C:H2'	1:L5:3762:PSU:C6	2.52	0.43
1:L5:4088:C:H2'	1:L5:4089:G:C8	2.53	0.43
8:LE:114:ARG:HG3	45:Lr:87:ARG:NH2	2.33	0.43
48:S2:184:G:H2'	48:S2:185:G:H8	1.83	0.43
48:S2:1407:U:H2'	48:S2:1408:U:C6	2.54	0.43
48:S2:1630:A:H5''	67:SS:37:GLY:H	1.82	0.43
51:SC:94:ILE:HG21	51:SC:162:ILE:HD12	2.01	0.43
1:L5:3718:A2M:H2'	1:L5:3719:A:O4'	2.18	0.43
7:LD:164:LYS:HA	7:LD:167:VAL:HG22	2.00	0.43
25:LW:44:ARG:HG3	25:LW:44:ARG:HH11	1.83	0.43
27:LY:42:TYR:C	27:LY:44:VAL:H	2.26	0.43
29:La:125:LYS:HG2	29:La:145:VAL:HB	2.00	0.43
48:S2:386:C:H2'	48:S2:387:C:C6	2.54	0.43
48:S2:986:G:C8	63:SO:137:SER:O	2.72	0.43
52:SD:26:THR:O	52:SD:30:ALA:HB2	2.18	0.43
63:SO:61:LYS:HE2	63:SO:76:LEU:HB3	1.99	0.43
1:L5:129:C:C2	1:L5:140:G:N2	2.87	0.43
1:L5:683:C:H2'	1:L5:684:G:O4'	2.19	0.43
1:L5:1761:G:C2	1:L5:1772:C:C2	3.06	0.43
1:L5:3932:U:H2'	1:L5:3933:G:C8	2.54	0.43
2:L7:3:C:H2'	2:L7:4:U:H6	1.83	0.43
3:L8:122:G:H5''	3:L8:123:U:OP2	2.18	0.43
8:LE:281:ILE:HG23	8:LE:286:LEU:HD21	2.00	0.43
16:LN:120:TRP:HE1	16:LN:123:GLU:HG3	1.82	0.43
48:S2:67:C:C5	55:SG:164:LYS:HB2	2.54	0.43
48:S2:1712:A:H2'	48:S2:1713:C:C6	2.53	0.43
48:S2:1728:U:H2'	48:S2:1729:U:O4'	2.18	0.43
66:SR:20:TYR:CZ	66:SR:38:ILE:HD12	2.54	0.43
1:L5:4274:A:H2'	1:L5:4275:G:H8	1.83	0.43
1:L5:4635:A:H3'	1:L5:4636:PSU:H4'	2.00	0.43
2:L7:23:A:H2'	2:L7:24:C:C6	2.54	0.43
28:LZ:45:GLY:HA3	28:LZ:71:PHE:CZ	2.54	0.43
48:S2:175:A:H2'	48:S2:176:U:H6	1.83	0.43
48:S2:508:A:H2'	48:S2:509:OMG:O4'	2.19	0.43
48:S2:1201:U:H2'	48:S2:1202:U:C6	2.54	0.43
48:S2:1634:A:H2'	48:S2:1635:C:O4'	2.19	0.43
53:SE:212:ASP:OD1	53:SE:213:ALA:N	2.52	0.43

Continued on next page...

Continued from previous page...

Atom-1	Atom-2	Interatomic distance (Å)	Clash overlap (Å)
1:L5:729:G:N3	1:L5:729:G:H5'	2.33	0.43
1:L5:1193:C:H2'	1:L5:1194:G:N3	2.32	0.43
1:L5:1359:G:H4'	16:LN:203:TYR:HB2	2.01	0.43
1:L5:1472:C:H2'	1:L5:1473:U:C6	2.54	0.43
1:L5:2664:G:H4'	1:L5:2677:G:H4'	2.01	0.43
1:L5:3604:A:H2'	1:L5:3605:C:C6	2.53	0.43
1:L5:3899:OMG:H5''	5:LB:257:TRP:CD1	2.53	0.43
1:L5:4991:U:H2'	1:L5:4992:G:H8	1.83	0.43
14:LL:91:ALA:HB1	14:LL:96:ILE:HB	2.00	0.43
26:LX:73:HIS:HD2	26:LX:112:ALA:HA	1.83	0.43
26:LX:145:ASP:O	26:LX:149:VAL:HG23	2.19	0.43
33:Le:82:VAL:HG13	33:Le:114:ARG:HG2	2.00	0.43
48:S2:539:C:N3	48:S2:545:A:N6	2.67	0.43
48:S2:576:A2M:H1'	48:S2:576:A2M:HM'3	1.51	0.43
48:S2:857:U:H2'	48:S2:858:A:C8	2.53	0.43
1:L5:446:C:H2'	1:L5:447:C:C6	2.54	0.43
15:LM:101:LYS:HE2	15:LM:101:LYS:HB3	1.90	0.43
44:Lp:8:VAL:O	44:Lp:11:VAL:HG22	2.18	0.43
48:S2:16:G:H2'	48:S2:17:C:C6	2.54	0.43
48:S2:71:G:H2'	48:S2:72:C:O4'	2.19	0.43
48:S2:298:G:OP1	53:SE:134:LYS:HA	2.19	0.43
48:S2:1511:U:H2'	48:S2:1512:C:C6	2.53	0.43
52:SD:48:ILE:HB	52:SD:86:LEU:HG	2.01	0.43
53:SE:18:TRP:HB3	53:SE:20:LEU:HD13	2.00	0.43
1:L5:965:G:N2	1:L5:2092:G:H1'	2.33	0.43
1:L5:1357:C:H2'	1:L5:1358:G:H5''	2.00	0.43
1:L5:1628:C:OP2	4:LA:9:ARG:HD2	2.19	0.43
1:L5:4240:G:H2'	1:L5:4241:C:O4'	2.19	0.43
1:L5:4900:C:C6	1:L5:4900:C:H5'	2.54	0.43
48:S2:872:A:H2'	48:S2:872:A:N3	2.33	0.43
48:S2:1390:U:H2'	48:S2:1391:OMC:H6	1.83	0.43
66:SR:15:VAL:O	66:SR:19:LYS:HG2	2.18	0.43
1:L5:10:A:H2'	1:L5:11:G:C8	2.54	0.43
1:L5:1333:A:H2'	1:L5:1334:A:C8	2.54	0.43
1:L5:1501:C:H2'	1:L5:1501:C:O2	2.19	0.43
1:L5:3867:A2M:HM'3	1:L5:3867:A2M:H1'	1.82	0.43
48:S2:1681:U:H2'	48:S2:1682:C:C6	2.54	0.43
48:S2:1751:C:H2'	48:S2:1751:C:O2	2.18	0.43
81:Sg:165:ILE:HG23	81:Sg:179:LEU:HD11	2.01	0.43
81:Sg:172:LYS:HG2	81:Sg:193:GLY:O	2.18	0.43
1:L5:920:C:H2'	1:L5:921:C:C6	2.55	0.42

Continued on next page...

Continued from previous page...

Atom-1	Atom-2	Interatomic distance (Å)	Clash overlap (Å)
1:L5:924:C:H5''	1:L5:925:C:OP2	2.19	0.42
1:L5:1509:C:H5''	29:La:2:PRO:HD3	2.00	0.42
1:L5:1631:A:N7	4:LA:199:VAL:HG21	2.34	0.42
1:L5:2292:C:H2'	1:L5:2293:U:C6	2.54	0.42
1:L5:3880:G:H2'	1:L5:3881:G:C8	2.54	0.42
1:L5:4584:A:H2'	1:L5:4585:U:O4'	2.19	0.42
1:L5:4685:U:H2'	1:L5:4686:G:C8	2.54	0.42
1:L5:4760:G:H2'	1:L5:4761:G:O4'	2.19	0.42
9:LF:92:VAL:O	9:LF:120:GLY:HA2	2.19	0.42
23:LU:80:LYS:HE2	23:LU:110:TYR:CE2	2.53	0.42
48:S2:1315:U:H2'	48:S2:1316:C:C6	2.54	0.42
55:SG:43:GLU:HA	55:SG:46:LYS:HG2	2.01	0.42
68:ST:72:VAL:O	68:ST:76:THR:HG23	2.19	0.42
80:Sf:121:CYS:HB3	80:Sf:126:CYS:HB3	2.01	0.42
1:L5:218:A:H2'	1:L5:219:G:C8	2.53	0.42
1:L5:732:A:H2'	1:L5:733:A:O4'	2.19	0.42
1:L5:1962:A:H2'	1:L5:1963:C:H6	1.84	0.42
1:L5:2424:OMG:HM23	1:L5:2424:OMG:H1'	1.76	0.42
1:L5:2683:C:H2'	1:L5:2684:C:C6	2.54	0.42
1:L5:3733:A:H2'	1:L5:3734:PSU:O4'	2.19	0.42
1:L5:4481:U:H2'	1:L5:4482:U:C6	2.54	0.42
6:LC:20:LYS:HE3	6:LC:254:GLU:OE1	2.19	0.42
48:S2:1653:U:H3	48:S2:1671:G:H1	1.65	0.42
49:SA:205:ARG:HA	49:SA:209:GLU:OE2	2.19	0.42
65:SQ:32:ILE:HD11	65:SQ:63:PHE:HD2	1.84	0.42
81:Sg:126:ASP:OD1	81:Sg:126:ASP:C	2.62	0.42
1:L5:1:C:H41	3:L8:156:U:H3	1.67	0.42
1:L5:659:G:H2'	1:L5:660:A:C8	2.53	0.42
1:L5:2730:U:H2'	1:L5:2731:C:C6	2.55	0.42
1:L5:4220:6MZ:H2'	1:L5:4222:G:H5''	2.00	0.42
1:L5:5029:C:H2'	1:L5:5030:U:C6	2.54	0.42
7:LD:38:ILE:HD13	7:LD:38:ILE:HA	1.71	0.42
48:S2:1010:G:H2'	48:S2:1011:A:C8	2.53	0.42
48:S2:1418:C:H2'	48:S2:1419:C:O4'	2.19	0.42
48:S2:1778:C:H2'	48:S2:1779:G:C8	2.55	0.42
64:SP:56:LEU:HD23	64:SP:83:MET:HG2	2.01	0.42
1:L5:1564:A:H2'	1:L5:1565:A:C8	2.54	0.42
1:L5:2809:G:H5''	20:LR:63:CYS:SG	2.60	0.42
21:LS:164:LYS:HE3	34:Lf:34:TYR:HB2	2.00	0.42
24:LV:82:ILE:HG22	24:LV:125:CYS:SG	2.59	0.42
36:Lh:105:LYS:HE3	36:Lh:105:LYS:HB2	1.81	0.42

Continued on next page...

Continued from previous page...

Atom-1	Atom-2	Interatomic distance (Å)	Clash overlap (Å)
48:S2:77:A:H8	48:S2:77:A:O5'	2.03	0.42
48:S2:194:C:H2'	48:S2:195:C:C6	2.54	0.42
48:S2:809:A:OP1	53:SE:186:GLY:HA3	2.19	0.42
48:S2:1047:C:H2'	48:S2:1048:G:O4'	2.20	0.42
48:S2:1597:C:H4'	48:S2:1603:G:O6	2.20	0.42
48:S2:1690:U:H2'	48:S2:1691:U:C6	2.55	0.42
71:SW:3:ARG:HD3	71:SW:6:VAL:HG12	2.01	0.42
1:L5:1743:A:O4'	7:LD:15:ARG:HD2	2.20	0.42
1:L5:4169:G:H4'	1:L5:4171:C:C2	2.54	0.42
10:LG:217:LYS:O	10:LG:220:GLU:HG2	2.19	0.42
48:S2:5:U:H2'	48:S2:6:G:C8	2.55	0.42
48:S2:1387:G:H2'	48:S2:1388:A:O4'	2.19	0.42
48:S2:1512:C:H2'	48:S2:1513:C:C6	2.55	0.42
48:S2:1617:G:H4'	78:Sd:14:PHE:CE2	2.55	0.42
55:SG:67:VAL:HB	55:SG:99:GLY:HA2	2.01	0.42
65:SQ:102:GLU:HB3	81:Sg:55:PRO:O	2.19	0.42
69:SU:50:VAL:HG23	69:SU:91:LEU:HD21	2.01	0.42
81:Sg:159:ASN:OD1	81:Sg:204:GLY:HA3	2.19	0.42
1:L5:1401:C:H2'	1:L5:1402:C:C6	2.55	0.42
1:L5:3911:C:H2'	1:L5:3912:U:H6	1.84	0.42
26:LX:79:PHE:CD1	36:Lh:36:VAL:HG11	2.55	0.42
48:S2:201:C:C4	48:S2:202:G:H1'	2.54	0.42
48:S2:551:U:H2'	48:S2:552:G:C8	2.54	0.42
55:SG:159:ARG:HG2	55:SG:171:THR:OG1	2.20	0.42
73:SY:14:THR:HG22	73:SY:21:LYS:HG3	2.00	0.42
1:L5:268:G:H2'	1:L5:269:G:H8	1.85	0.42
1:L5:3928:A:H2'	1:L5:3929:G:O4'	2.19	0.42
3:L8:140:C:H2'	3:L8:141:C:C6	2.54	0.42
34:Lf:106:TYR:HA	34:Lf:107:PRO:C	2.44	0.42
48:S2:495:U:H2'	48:S2:496:C:O4'	2.19	0.42
56:SH:80:VAL:HG22	56:SH:92:VAL:HG13	2.01	0.42
1:L5:2874:U:O4	1:L5:3823:G:C8	2.72	0.42
1:L5:4238:G:H2'	1:L5:4239:A:C8	2.54	0.42
45:Lr:4:HIS:O	45:Lr:8:MET:HG2	2.20	0.42
47:Pt:19:U:O2	47:Pt:19:U:H2'	2.19	0.42
47:Pt:35:U:H6	47:Pt:35:U:C5'	2.32	0.42
61:SM:84:LYS:HB3	61:SM:84:LYS:HE3	1.83	0.42
81:Sg:83:TRP:HA	81:Sg:107:ASP:HB3	2.02	0.42
81:Sg:246:TYR:HD2	81:Sg:262:GLU:HG3	1.84	0.42
1:L5:37:U:H2'	1:L5:38:A:O4'	2.19	0.42
1:L5:1307:A:H2'	1:L5:1308:C:C6	2.55	0.42

Continued on next page...

Continued from previous page...

Atom-1	Atom-2	Interatomic distance (Å)	Clash overlap (Å)
3:L8:123:U:O2	3:L8:123:U:H2'	2.19	0.42
16:LN:60:VAL:CG2	16:LN:134:LEU:HB2	2.49	0.42
50:SB:127:VAL:HG13	50:SB:176:VAL:HG11	2.01	0.42
51:SC:196:ILE:HB	51:SC:223:TYR:HB2	2.02	0.42
54:SF:86:LYS:O	54:SF:90:VAL:HG23	2.20	0.42
61:SM:29:ASP:CG	61:SM:30:GLY:H	2.28	0.42
61:SM:92:CYS:HB3	61:SM:103:VAL:HA	2.02	0.42
1:L5:187:U:O4	1:L5:1365:C:H2'	2.19	0.42
1:L5:3792:OMG:H2'	1:L5:3793:U:C6	2.55	0.42
1:L5:4339:A:H2'	1:L5:4340:U:C6	2.55	0.42
7:LD:211:LEU:HD23	7:LD:211:LEU:HA	1.84	0.42
21:LS:93:MET:HE1	21:LS:117:HIS:NE2	2.35	0.42
48:S2:59:U:H5''	48:S2:503:C:N4	2.35	0.42
48:S2:1491:G:H2'	48:S2:1492:U:C6	2.55	0.42
48:S2:1623:A:O5'	67:SS:133:GLY:HA3	2.20	0.42
54:SF:49:LEU:HD12	65:SQ:50:LYS:HG2	2.02	0.42
80:Sf:138:ARG:HB2	80:Sf:148:TYR:O	2.20	0.42
1:L5:223:G:H4'	1:L5:225:G:C8	2.55	0.41
1:L5:1248:C:H2'	1:L5:1249:C:C6	2.55	0.41
1:L5:2461:G:H5'	16:LN:104:GLU:OE2	2.20	0.41
9:LF:182:TYR:HB3	9:LF:200:ARG:HG3	2.02	0.41
48:S2:1406:G:H2'	48:S2:1407:U:C6	2.55	0.41
1:L5:2563:C:H3'	1:L5:2564:G:C8	2.54	0.41
1:L5:2744:A:H2'	1:L5:2745:A:C8	2.55	0.41
1:L5:4667:C:H2'	1:L5:4668:U:O4'	2.20	0.41
1:L5:4920:C:H2'	1:L5:4921:C:C6	2.54	0.41
14:LL:81:LEU:HD11	14:LL:98:VAL:HG22	2.02	0.41
15:LM:38:VAL:O	15:LM:47:ARG:HA	2.20	0.41
48:S2:1486:A:H2'	48:S2:1487:A:O4'	2.21	0.41
48:S2:1839:U:H2'	48:S2:1840:U:C6	2.56	0.41
50:SB:123:ALA:HB2	50:SB:165:ARG:HG3	2.01	0.41
80:Sf:139:HIS:CE1	80:Sf:148:TYR:HD2	2.38	0.41
1:L5:347:A:H2'	1:L5:348:G:C8	2.55	0.41
1:L5:1472:C:H2'	1:L5:1473:U:H6	1.85	0.41
1:L5:1730:U:H2'	1:L5:1731:C:C6	2.54	0.41
1:L5:2374:A:H5'	32:Ld:64:ILE:O	2.20	0.41
1:L5:3656:A:H2'	1:L5:3657:U:C6	2.55	0.41
1:L5:3723:A2M:HM'3	1:L5:3723:A2M:H1'	1.74	0.41
1:L5:4518:A:O5'	1:L5:4520:G:H4'	2.21	0.41
48:S2:1259:A:H2'	48:S2:1260:A:H5''	2.02	0.41
48:S2:1755:C:H2'	48:S2:1756:C:C6	2.55	0.41

Continued on next page...

Continued from previous page...

Atom-1	Atom-2	Interatomic distance (Å)	Clash overlap (Å)
49:SA:127:PRO:HG2	49:SA:152:SER:HB3	2.01	0.41
55:SG:153:VAL:O	55:SG:157:VAL:HG23	2.20	0.41
72:SX:105:PHE:HB2	72:SX:119:ARG:C	2.45	0.41
1:L5:495:C:H2'	1:L5:496:G:O4'	2.19	0.41
1:L5:654:C:H2'	1:L5:655:C:C6	2.56	0.41
1:L5:965:G:H1'	1:L5:2093:A:N1	2.35	0.41
1:L5:1096:C:H2'	1:L5:1097:C:H6	1.86	0.41
1:L5:4171:C:H2'	1:L5:4172:A:O4'	2.19	0.41
1:L5:4438:U:H2'	1:L5:4439:U:O4'	2.21	0.41
1:L5:4730:C:H2'	1:L5:4731:G:H21	1.86	0.41
9:LF:96:ARG:HB2	9:LF:139:TYR:CD2	2.55	0.41
31:Lc:27:TYR:HE1	31:Lc:29:LEU:HD11	1.84	0.41
48:S2:27:A2M:HM'2	48:S2:28:U:O4'	2.20	0.41
48:S2:1410:C:H2'	48:S2:1411:G:C8	2.54	0.41
61:SM:40:LYS:HG2	80:Sf:129:GLY:O	2.20	0.41
1:L5:2499:C:H2'	1:L5:2500:U:C6	2.56	0.41
1:L5:2656:U:H2'	1:L5:2657:G:O4'	2.20	0.41
5:LB:65:SER:OG	5:LB:67:VAL:HG22	2.20	0.41
47:Pt:42:C:H2'	47:Pt:43:G:O4'	2.20	0.41
48:S2:153:G:H2'	48:S2:154:U:C6	2.55	0.41
48:S2:165:G:H2'	48:S2:166:A2M:H8	2.03	0.41
48:S2:496:C:H2'	48:S2:497:C:H6	1.84	0.41
48:S2:1301:A:H4'	48:S2:1301:A:OP2	2.18	0.41
48:S2:1316:C:H2'	48:S2:1317:C:C6	2.54	0.41
48:S2:1402:A:H5''	69:SU:51:LYS:HE2	2.02	0.41
60:SL:111:VAL:HG12	60:SL:140:PHE:HB2	2.02	0.41
61:SM:49:LEU:HG	61:SM:127:TYR:OH	2.19	0.41
69:SU:97:ILE:HA	69:SU:100:GLN:NE2	2.35	0.41
75:Sa:46:GLU:O	75:Sa:50:VAL:HG23	2.20	0.41
1:L5:665:C:C1'	1:L5:668:C:H41	2.33	0.41
1:L5:1919:G:H4'	21:LS:163:HIS:CD2	2.56	0.41
6:LC:159:GLU:HA	6:LC:217:ILE:HB	2.01	0.41
47:Pt:73:C:H4'	47:Pt:74:C:OP1	2.20	0.41
48:S2:837:A:N3	48:S2:837:A:H2'	2.36	0.41
48:S2:1289:U:H4'	59:SK:2:LEU:HD11	2.03	0.41
53:SE:31:PRO:HG2	53:SE:38:LEU:HG	2.02	0.41
69:SU:94:PRO:HG2	69:SU:97:ILE:HD13	2.03	0.41
71:SW:32:LYS:O	71:SW:36:ARG:HG2	2.20	0.41
1:L5:52:G:H4'	1:L5:1529:G:H4'	2.02	0.41
1:L5:172:C:H2'	1:L5:173:C:C6	2.56	0.41
1:L5:1811:G:H2'	1:L5:1812:C:H6	1.85	0.41

Continued on next page...

Continued from previous page...

Atom-1	Atom-2	Interatomic distance (Å)	Clash overlap (Å)
1:L5:1967:A:C2	1:L5:1968:G:C5	3.09	0.41
23:LU:24:ASP:HB3	23:LU:111:GLU:HA	2.02	0.41
31:Lc:17:ARG:HG2	31:Lc:104:ILE:HB	2.02	0.41
48:S2:461:U:H2'	48:S2:462:OMC:H6	1.84	0.41
48:S2:484:A2M:O5'	48:S2:484:A2M:H8	2.20	0.41
48:S2:527:C:H2'	48:S2:528:A:H8	1.86	0.41
52:SD:109:LEU:HD12	52:SD:184:ILE:HD11	2.01	0.41
53:SE:11:ARG:HA	53:SE:28:ALA:HB2	2.03	0.41
67:SS:15:VAL:HG13	67:SS:68:ILE:HG12	2.03	0.41
1:L5:469:C:H2'	1:L5:470:A:C8	2.56	0.41
1:L5:652:G:H2'	1:L5:653:U:C6	2.56	0.41
1:L5:1716:G:H1'	1:L5:1717:C:C6	2.56	0.41
1:L5:2029:A:H2'	1:L5:2030:A:H8	1.84	0.41
1:L5:2671:C:H2'	1:L5:2672:C:C6	2.55	0.41
1:L5:4524:G:C2	5:LB:252:ALA:HB1	2.55	0.41
1:L5:4625:C:H5'	5:LB:338:VAL:HA	2.03	0.41
8:LE:190:HIS:HB3	8:LE:193:PHE:HD2	1.86	0.41
47:Pt:18:G:H3'	47:Pt:19:U:H5''	2.02	0.41
49:SA:38:ILE:HD11	49:SA:150:THR:HG22	2.03	0.41
59:SK:86:PRO:HA	59:SK:87:PRO:HD3	1.87	0.41
1:L5:23:C:H2'	1:L5:24:G:O4'	2.20	0.41
1:L5:38:A:H5''	29:La:35:ALA:HB2	2.03	0.41
1:L5:185:C:H3'	1:L5:186:G:O4'	2.21	0.41
1:L5:424:U:H2'	1:L5:425:U:C6	2.55	0.41
1:L5:970:G:C2	8:LE:126:LEU:HD21	2.55	0.41
1:L5:1253:G:N2	1:L5:1256:G:H4'	2.35	0.41
1:L5:1475:G:H2'	1:L5:1476:C:C6	2.56	0.41
1:L5:1503:A:H4'	1:L5:1504:G:H5'	2.02	0.41
1:L5:1662:C:H2'	1:L5:1663:C:H6	1.84	0.41
1:L5:3641:U:C6	1:L5:3645:U:C4	3.09	0.41
1:L5:3744:OMG:HM23	1:L5:3744:OMG:H1'	1.88	0.41
7:LD:264:LYS:HD3	7:LD:266:TRP:CZ2	2.56	0.41
12:LI:152:LEU:HB3	12:LI:165:ILE:HD12	2.03	0.41
17:LO:181:ALA:O	17:LO:185:VAL:HG22	2.20	0.41
36:Lh:88:THR:O	36:Lh:92:ARG:HG3	2.21	0.41
47:Pt:62:C:H2'	47:Pt:63:G:C8	2.56	0.41
48:S2:184:G:C4	48:S2:185:G:C8	3.09	0.41
48:S2:385:G:H3'	60:SL:136:LYS:HB2	2.03	0.41
48:S2:615:C:H2'	48:S2:616:A:O4'	2.21	0.41
55:SG:75:LEU:O	55:SG:94:ARG:HA	2.21	0.41
69:SU:94:PRO:HG2	69:SU:97:ILE:HB	2.02	0.41

Continued on next page...

Continued from previous page...

Atom-1	Atom-2	Interatomic distance (Å)	Clash overlap (Å)
71:SW:84:LYS:HG3	71:SW:85:ASP:N	2.36	0.41
75:Sa:21:ILE:HD12	75:Sa:21:ILE:C	2.46	0.41
1:L5:445:U:H2'	1:L5:446:C:O4'	2.21	0.41
1:L5:4067:U:H2'	1:L5:4068:U:C6	2.55	0.41
3:L8:19:C:H2'	3:L8:20:A:C8	2.56	0.41
13:LJ:40:LEU:HD12	13:LJ:70:VAL:HG22	2.03	0.41
48:S2:541:U:H6	48:S2:541:U:O5'	2.04	0.41
48:S2:1097:G:H4'	49:SA:32:PHE:CD1	2.56	0.41
48:S2:1314:U:H2'	48:S2:1315:U:H5'	2.02	0.41
48:S2:1753:C:O2'	48:S2:1754:G:H8	2.03	0.41
54:SF:34:SER:HA	77:Sc:55:VAL:HB	2.03	0.41
55:SG:44:GLU:HA	55:SG:119:LYS:HE3	2.03	0.41
61:SM:115:GLY:C	61:SM:116:LYS:HD2	2.46	0.41
64:SP:21:ASP:OD1	64:SP:21:ASP:C	2.63	0.41
1:L5:3932:U:H2'	1:L5:3933:G:H8	1.86	0.40
1:L5:4393:G:O4'	1:L5:4447:5MC:HM53	2.22	0.40
1:L5:4572:U:H3'	1:L5:4573:G:H21	1.85	0.40
1:L5:4699:U:H1'	1:L5:4700:A:H5''	2.02	0.40
36:Lh:98:HIS:CE1	36:Lh:102:LEU:HD21	2.56	0.40
43:Lo:10:THR:HG22	43:Lo:11:PHE:N	2.36	0.40
51:SC:74:LYS:HB3	51:SC:269:PHE:CE1	2.56	0.40
52:SD:63:GLY:O	52:SD:66:ILE:HG22	2.21	0.40
60:SL:104:LYS:HD2	72:SX:8:ARG:HH22	1.86	0.40
1:L5:3717:A:H2'	1:L5:3718:A2M:H8	2.04	0.40
1:L5:3908[A]:A:O2'	1:L5:3909:C:C6	2.73	0.40
1:L5:4112:C:C4	1:L5:4113:U:C4	3.09	0.40
1:L5:4232:U:H4'	1:L5:4233:A:O4'	2.21	0.40
1:L5:4265:U:O2	7:LD:16:TYR:O	2.39	0.40
1:L5:4919:G:H2'	1:L5:4920:C:C6	2.57	0.40
5:LB:103:LYS:HE2	5:LB:149:ASP:CG	2.46	0.40
22:LT:80:VAL:O	22:LT:83:LYS:HG2	2.21	0.40
23:LU:42:PHE:CZ	23:LU:46:ARG:HG3	2.56	0.40
45:Lr:97:ILE:HD13	45:Lr:107:ARG:HA	2.03	0.40
48:S2:1046:U:H2'	48:S2:1047:C:O4'	2.21	0.40
48:S2:1227:G:C2	48:S2:1228:A:C8	3.10	0.40
48:S2:1683:C:H4'	54:SF:130:ARG:HG2	2.02	0.40
48:S2:1804:OMU:H1'	48:S2:1804:OMU:HM23	1.77	0.40
58:SJ:33:GLY:HA3	79:Se:112:TYR:CG	2.56	0.40
59:SK:1:MET:HG2	59:SK:47:LYS:HB2	2.03	0.40
81:Sg:248:LEU:HB2	81:Sg:261:LEU:HD21	2.02	0.40
1:L5:161:G:H2'	1:L5:162:A:H8	1.86	0.40

Continued on next page...

Continued from previous page...

Atom-1	Atom-2	Interatomic distance (Å)	Clash overlap (Å)
1:L5:967:C:H3'	1:L5:968:C:C6	2.56	0.40
1:L5:1079:C:C2'	1:L5:1080:C:H5'	2.50	0.40
1:L5:1534:A2M:H8	38:Lj:15:THR:OG1	2.21	0.40
1:L5:2565:A:C5	1:L5:2566:G:H1'	2.56	0.40
1:L5:4228:OMG:H5''	1:L5:4229:U:O4'	2.21	0.40
7:LD:265:ARG:HD3	7:LD:269:PRO:HD3	2.03	0.40
48:S2:78:C:H6	48:S2:78:C:O5'	2.04	0.40
48:S2:889:U:H3'	48:S2:889:U:OP2	2.20	0.40
48:S2:1466:G:H2'	48:S2:1467:C:C6	2.57	0.40
52:SD:142:LEU:HD13	52:SD:150:MET:SD	2.62	0.40
1:L5:1566:C:H2'	1:L5:1567:U:C6	2.57	0.40
1:L5:1645:C:H2'	1:L5:1646:A:C8	2.56	0.40
1:L5:1855:G:OP1	30:Lb:4:SER:HB2	2.22	0.40
89:L5:6103:HOH:O	5:LB:245:HIC:HD2	2.21	0.40
3:L8:141:C:H2'	3:L8:142:U:C6	2.56	0.40
5:LB:56:ILE:C	5:LB:56:ILE:HD12	2.47	0.40
17:LO:168:TYR:CE2	17:LO:172:LYS:HD2	2.56	0.40
48:S2:327:G:H3'	48:S2:327:G:OP2	2.20	0.40
48:S2:1005:G:H2'	48:S2:1006:C:C6	2.57	0.40
48:S2:1035:A:H2'	48:S2:1036:A:O4'	2.21	0.40
48:S2:1099:G:H22	48:S2:1133:A:H2	1.68	0.40
68:ST:23:LYS:HE2	68:ST:23:LYS:HB3	1.85	0.40
69:SU:96:GLU:O	69:SU:99:LYS:HG2	2.22	0.40
73:SY:42:GLU:O	73:SY:46:LYS:HE2	2.22	0.40
81:Sg:36:ARG:C	81:Sg:38:LYS:H	2.30	0.40
1:L5:2459:G:H2'	1:L5:2461:G:OP2	2.22	0.40
1:L5:4458:C:H2'	1:L5:4459:U:C6	2.57	0.40
1:L5:5006:U:H4'	1:L5:5007:A:H5'	2.03	0.40
8:LE:251:LYS:HE2	8:LE:251:LYS:HB2	1.94	0.40
9:LF:241:ASN:O	9:LF:245:ARG:HG2	2.22	0.40
48:S2:4:C:H4'	51:SC:207:ALA:HB2	2.04	0.40
48:S2:539:C:C4	48:S2:545:A:N6	2.90	0.40
48:S2:1728:U:H2'	48:S2:1729:U:C6	2.56	0.40
55:SG:61:PHE:CD2	55:SG:72:ARG:HD3	2.56	0.40
56:SH:135:PHE:CG	56:SH:136:PRO:HA	2.56	0.40
61:SM:35:ILE:HD13	61:SM:61:TYR:HE1	1.87	0.40
73:SY:12:PHE:HZ	73:SY:21:LYS:HG2	1.87	0.40

There are no symmetry-related clashes.

5.3 Torsion angles

5.3.1 Protein backbone

In the following table, the Percentiles column shows the percent Ramachandran outliers of the chain as a percentile score with respect to all PDB entries followed by that with respect to all EM entries.

The Analysed column shows the number of residues for which the backbone conformation was analysed, and the total number of residues.

Mol	Chain	Analysed	Favoured	Allowed	Outliers	Percentiles	
4	LA	249/257 (97%)	246 (99%)	3 (1%)	0	100	100
5	LB	399/403 (99%)	388 (97%)	11 (3%)	0	100	100
6	LC	364/427 (85%)	356 (98%)	8 (2%)	0	100	100
7	LD	292/297 (98%)	283 (97%)	8 (3%)	1 (0%)	37	42
8	LE	217/288 (75%)	206 (95%)	10 (5%)	1 (0%)	25	28
9	LF	223/248 (90%)	217 (97%)	5 (2%)	1 (0%)	30	34
10	LG	239/266 (90%)	230 (96%)	9 (4%)	0	100	100
11	LH	188/192 (98%)	183 (97%)	5 (3%)	0	100	100
12	LI	211/214 (99%)	207 (98%)	4 (2%)	0	100	100
13	LJ	168/178 (94%)	163 (97%)	4 (2%)	1 (1%)	22	23
14	LL	204/211 (97%)	201 (98%)	3 (2%)	0	100	100
15	LM	134/215 (62%)	132 (98%)	2 (2%)	0	100	100
16	LN	201/204 (98%)	196 (98%)	5 (2%)	0	100	100
17	LO	200/203 (98%)	197 (98%)	3 (2%)	0	100	100
18	LP	151/184 (82%)	148 (98%)	3 (2%)	0	100	100
19	LQ	185/188 (98%)	181 (98%)	4 (2%)	0	100	100
20	LR	185/196 (94%)	185 (100%)	0	0	100	100
21	LS	174/176 (99%)	172 (99%)	2 (1%)	0	100	100
22	LT	157/160 (98%)	155 (99%)	2 (1%)	0	100	100
23	LU	97/128 (76%)	95 (98%)	2 (2%)	0	100	100
24	LV	131/140 (94%)	130 (99%)	1 (1%)	0	100	100
25	LW	64/157 (41%)	64 (100%)	0	0	100	100
26	LX	116/156 (74%)	112 (97%)	4 (3%)	0	100	100
27	LY	132/145 (91%)	128 (97%)	4 (3%)	0	100	100
28	LZ	133/136 (98%)	130 (98%)	3 (2%)	0	100	100

Continued on next page...

Continued from previous page...

Mol	Chain	Analysed	Favoured	Allowed	Outliers	Percentiles	
29	La	145/148 (98%)	139 (96%)	4 (3%)	2 (1%)	9	7
30	Lb	106/159 (67%)	102 (96%)	4 (4%)	0	100	100
31	Lc	97/115 (84%)	96 (99%)	1 (1%)	0	100	100
32	Ld	105/125 (84%)	105 (100%)	0	0	100	100
33	Le	126/135 (93%)	124 (98%)	2 (2%)	0	100	100
34	Lf	108/110 (98%)	107 (99%)	1 (1%)	0	100	100
35	Lg	112/117 (96%)	110 (98%)	2 (2%)	0	100	100
36	Lh	120/123 (98%)	119 (99%)	1 (1%)	0	100	100
37	Li	100/105 (95%)	99 (99%)	1 (1%)	0	100	100
38	Lj	84/97 (87%)	83 (99%)	1 (1%)	0	100	100
39	Lk	67/70 (96%)	67 (100%)	0	0	100	100
40	Ll	48/51 (94%)	48 (100%)	0	0	100	100
41	Lm	49/128 (38%)	49 (100%)	0	0	100	100
42	Ln	23/25 (92%)	23 (100%)	0	0	100	100
43	Lo	102/106 (96%)	99 (97%)	3 (3%)	0	100	100
44	Lp	89/92 (97%)	85 (96%)	4 (4%)	0	100	100
45	Lr	124/137 (90%)	122 (98%)	2 (2%)	0	100	100
46	NC	4/19 (21%)	3 (75%)	1 (25%)	0	100	100
49	SA	221/295 (75%)	218 (99%)	3 (1%)	0	100	100
50	SB	219/264 (83%)	218 (100%)	1 (0%)	0	100	100
51	SC	220/293 (75%)	215 (98%)	5 (2%)	0	100	100
52	SD	224/243 (92%)	221 (99%)	3 (1%)	0	100	100
53	SE	260/263 (99%)	252 (97%)	7 (3%)	1 (0%)	30	34
54	SF	187/204 (92%)	175 (94%)	11 (6%)	1 (0%)	25	28
55	SG	235/249 (94%)	231 (98%)	4 (2%)	0	100	100
56	SH	187/194 (96%)	182 (97%)	5 (3%)	0	100	100
57	SI	204/208 (98%)	196 (96%)	7 (3%)	1 (0%)	25	28
58	SJ	183/194 (94%)	178 (97%)	5 (3%)	0	100	100
59	SK	94/165 (57%)	92 (98%)	2 (2%)	0	100	100
60	SL	142/158 (90%)	139 (98%)	3 (2%)	0	100	100
61	SM	120/132 (91%)	114 (95%)	6 (5%)	0	100	100

Continued on next page...

Continued from previous page...

Mol	Chain	Analysed	Favoured	Allowed	Outliers	Percentiles	
62	SN	148/151 (98%)	147 (99%)	1 (1%)	0	100	100
63	SO	133/151 (88%)	129 (97%)	4 (3%)	0	100	100
64	SP	129/145 (89%)	125 (97%)	4 (3%)	0	100	100
65	SQ	139/146 (95%)	131 (94%)	8 (6%)	0	100	100
66	SR	132/135 (98%)	125 (95%)	7 (5%)	0	100	100
67	SS	146/152 (96%)	143 (98%)	3 (2%)	0	100	100
68	ST	140/145 (97%)	139 (99%)	1 (1%)	0	100	100
69	SU	99/119 (83%)	97 (98%)	2 (2%)	0	100	100
70	SV	82/84 (98%)	81 (99%)	1 (1%)	0	100	100
71	SW	127/130 (98%)	126 (99%)	1 (1%)	0	100	100
72	SX	137/143 (96%)	133 (97%)	4 (3%)	0	100	100
73	SY	129/133 (97%)	126 (98%)	3 (2%)	0	100	100
74	SZ	83/125 (66%)	80 (96%)	3 (4%)	0	100	100
75	Sa	97/115 (84%)	95 (98%)	2 (2%)	0	100	100
76	Sb	81/84 (96%)	80 (99%)	1 (1%)	0	100	100
77	Sc	63/69 (91%)	61 (97%)	2 (3%)	0	100	100
78	Sd	53/56 (95%)	52 (98%)	1 (2%)	0	100	100
79	Se	46/133 (35%)	45 (98%)	1 (2%)	0	100	100
80	Sf	61/156 (39%)	57 (93%)	4 (7%)	0	100	100
81	Sg	311/317 (98%)	294 (94%)	15 (5%)	2 (1%)	22	23
All	All	11255/12782 (88%)	10982 (98%)	262 (2%)	11 (0%)	50	57

All (11) Ramachandran outliers are listed below:

Mol	Chain	Res	Type
57	SI	131	PRO
8	LE	166	LYS
81	Sg	134	THR
7	LD	39	GLN
9	LF	237	GLU
29	La	15	VAL
54	SF	79	HIS
53	SE	21	ASP
13	LJ	76	GLY
81	Sg	13	GLY

Continued on next page...

Continued from previous page...

Mol	Chain	Res	Type
29	La	22	ILE

5.3.2 Protein sidechains [i](#)

In the following table, the Percentiles column shows the percent sidechain outliers of the chain as a percentile score with respect to all PDB entries followed by that with respect to all EM entries.

The Analysed column shows the number of residues for which the sidechain conformation was analysed, and the total number of residues.

Mol	Chain	Analysed	Rotameric	Outliers	Percentiles	
4	LA	193/199 (97%)	191 (99%)	2 (1%)	73	84
5	LB	347/348 (100%)	343 (99%)	4 (1%)	67	80
6	LC	305/348 (88%)	302 (99%)	3 (1%)	73	84
7	LD	247/250 (99%)	247 (100%)	0	100	100
8	LE	196/252 (78%)	196 (100%)	0	100	100
9	LF	194/215 (90%)	194 (100%)	0	100	100
10	LG	203/223 (91%)	203 (100%)	0	100	100
11	LH	169/171 (99%)	168 (99%)	1 (1%)	84	91
12	LI	180/181 (99%)	178 (99%)	2 (1%)	70	82
13	LJ	143/149 (96%)	142 (99%)	1 (1%)	81	90
14	LL	172/177 (97%)	171 (99%)	1 (1%)	84	91
15	LM	116/161 (72%)	115 (99%)	1 (1%)	75	86
16	LN	171/172 (99%)	170 (99%)	1 (1%)	84	91
17	LO	173/174 (99%)	171 (99%)	2 (1%)	67	80
18	LP	134/163 (82%)	134 (100%)	0	100	100
19	LQ	164/165 (99%)	163 (99%)	1 (1%)	84	91
20	LR	166/175 (95%)	164 (99%)	2 (1%)	67	80
21	LS	157/157 (100%)	157 (100%)	0	100	100
22	LT	139/140 (99%)	139 (100%)	0	100	100
23	LU	89/115 (77%)	89 (100%)	0	100	100
24	LV	102/107 (95%)	102 (100%)	0	100	100
25	LW	58/126 (46%)	57 (98%)	1 (2%)	56	71
26	LX	106/133 (80%)	106 (100%)	0	100	100

Continued on next page...

Continued from previous page...

Mol	Chain	Analysed	Rotameric	Outliers	Percentiles	
27	LY	124/135 (92%)	123 (99%)	1 (1%)	79	88
28	LZ	117/118 (99%)	116 (99%)	1 (1%)	75	86
29	La	120/121 (99%)	120 (100%)	0	100	100
30	Lb	90/125 (72%)	90 (100%)	0	100	100
31	Lc	84/97 (87%)	84 (100%)	0	100	100
32	Ld	98/110 (89%)	98 (100%)	0	100	100
33	Le	114/121 (94%)	113 (99%)	1 (1%)	75	86
34	Lf	89/89 (100%)	88 (99%)	1 (1%)	70	82
35	Lg	98/100 (98%)	96 (98%)	2 (2%)	50	65
36	Lh	109/110 (99%)	109 (100%)	0	100	100
37	Li	86/89 (97%)	86 (100%)	0	100	100
38	Lj	73/80 (91%)	71 (97%)	2 (3%)	40	53
39	Lk	64/65 (98%)	64 (100%)	0	100	100
40	Ll	47/48 (98%)	47 (100%)	0	100	100
41	Lm	47/115 (41%)	47 (100%)	0	100	100
42	Ln	24/24 (100%)	24 (100%)	0	100	100
43	Lo	92/93 (99%)	92 (100%)	0	100	100
44	Lp	74/75 (99%)	74 (100%)	0	100	100
45	Lr	109/120 (91%)	109 (100%)	0	100	100
46	NC	6/6 (100%)	6 (100%)	0	100	100
49	SA	184/242 (76%)	183 (100%)	1 (0%)	86	93
50	SB	202/231 (87%)	201 (100%)	1 (0%)	86	93
51	SC	188/225 (84%)	185 (98%)	3 (2%)	58	73
52	SD	189/202 (94%)	189 (100%)	0	100	100
53	SE	224/225 (100%)	222 (99%)	2 (1%)	75	86
54	SF	159/170 (94%)	159 (100%)	0	100	100
55	SG	207/218 (95%)	205 (99%)	2 (1%)	73	84
56	SH	168/174 (97%)	168 (100%)	0	100	100
57	SI	178/180 (99%)	175 (98%)	3 (2%)	56	71
58	SJ	161/168 (96%)	161 (100%)	0	100	100
59	SK	87/136 (64%)	87 (100%)	0	100	100

Continued on next page...

Continued from previous page...

Mol	Chain	Analysed	Rotameric	Outliers	Percentiles	
60	SL	132/142 (93%)	132 (100%)	0	100	100
61	SM	104/108 (96%)	99 (95%)	5 (5%)	21	28
62	SN	130/131 (99%)	130 (100%)	0	100	100
63	SO	105/119 (88%)	105 (100%)	0	100	100
64	SP	117/130 (90%)	116 (99%)	1 (1%)	75	86
65	SQ	117/121 (97%)	116 (99%)	1 (1%)	75	86
66	SR	121/122 (99%)	119 (98%)	2 (2%)	56	71
67	SS	128/132 (97%)	127 (99%)	1 (1%)	79	88
68	ST	112/115 (97%)	112 (100%)	0	100	100
69	SU	93/107 (87%)	92 (99%)	1 (1%)	70	82
70	SV	67/67 (100%)	67 (100%)	0	100	100
71	SW	112/113 (99%)	112 (100%)	0	100	100
72	SX	111/114 (97%)	111 (100%)	0	100	100
73	SY	113/115 (98%)	113 (100%)	0	100	100
74	SZ	75/103 (73%)	74 (99%)	1 (1%)	65	78
75	Sa	86/98 (88%)	84 (98%)	2 (2%)	45	59
76	Sb	75/76 (99%)	75 (100%)	0	100	100
77	Sc	58/62 (94%)	58 (100%)	0	100	100
78	Sd	48/49 (98%)	48 (100%)	0	100	100
79	Se	40/104 (38%)	40 (100%)	0	100	100
80	Sf	56/140 (40%)	55 (98%)	1 (2%)	54	69
81	Sg	272/275 (99%)	269 (99%)	3 (1%)	70	82
All	All	9808/10856 (90%)	9748 (99%)	60 (1%)	82	91

All (60) residues with a non-rotameric sidechain are listed below:

Mol	Chain	Res	Type
4	LA	77	ILE
4	LA	208	GLU
5	LB	19	ARG
5	LB	74	GLU
5	LB	101	THR
5	LB	218	ASP
6	LC	9	SER

Continued on next page...

Continued from previous page...

Mol	Chain	Res	Type
6	LC	246	VAL
6	LC	366	ASP
11	LH	150	ASP
12	LI	48	LEU
12	LI	111	LEU
13	LJ	169	LYS
14	LL	59	VAL
15	LM	105	THR
16	LN	10	LEU
17	LO	31	ARG
17	LO	118	MET
19	LQ	14	ARG
20	LR	34	ASN
20	LR	36	ASN
25	LW	73	ARG
27	LY	46	SER
28	LZ	97	ASN
33	Le	87	VAL
34	Lf	109	ARG
35	Lg	73	HIS
35	Lg	76	ARG
38	Lj	58	THR
38	Lj	87	LYS
49	SA	2(A)	SER
50	SB	151	ARG
51	SC	110	MET
51	SC	120	GLN
51	SC	248	TYR
53	SE	69	PHE
53	SE	156	VAL
55	SG	124	LEU
55	SG	163	ASN
57	SI	3	ILE
57	SI	48	VAL
57	SI	196	GLU
61	SM	14	VAL
61	SM	15	ASN
61	SM	49	LEU
61	SM	55	ASN
61	SM	123	VAL
64	SP	24	GLN
65	SQ	16	LYS

Continued on next page...

Continued from previous page...

Mol	Chain	Res	Type
66	SR	117	LEU
66	SR	124	VAL
67	SS	116	LYS
69	SU	90	ASP
74	SZ	50	PHE
75	Sa	51	ARG
75	Sa	82	LYS
80	Sf	144	CYS
81	Sg	107	ASP
81	Sg	155	ARG
81	Sg	177	TRP

Sometimes sidechains can be flipped to improve hydrogen bonding and reduce clashes. All (87) such sidechains are listed below:

Mol	Chain	Res	Type
4	LA	216	HIS
5	LB	184	GLN
5	LB	203	GLN
5	LB	209	GLN
5	LB	376	HIS
6	LC	38	ASN
6	LC	61	GLN
6	LC	89	GLN
6	LC	329	ASN
6	LC	347	HIS
7	LD	291	GLN
8	LE	245	GLN
9	LF	24	ASN
10	LG	82	GLN
10	LG	225	ASN
10	LG	236	HIS
11	LH	98	HIS
12	LI	59	GLN
12	LI	73	ASN
12	LI	123	GLN
13	LJ	46	GLN
13	LJ	97	ASN
14	LL	149	GLN
15	LM	34	ASN
16	LN	156	HIS
17	LO	26	GLN
17	LO	150	GLN

Continued on next page...

Continued from previous page...

Mol	Chain	Res	Type
17	LO	167	HIS
18	LP	21	ASN
18	LP	28	ASN
18	LP	54	GLN
18	LP	56	GLN
18	LP	75	GLN
18	LP	133	HIS
19	LQ	151	HIS
20	LR	34	ASN
22	LT	79	GLN
23	LU	27	HIS
26	LX	107	HIS
28	LZ	97	ASN
30	Lb	11	ASN
30	Lb	49	HIS
32	Ld	116	ASN
35	Lg	73	HIS
35	Lg	112	GLN
35	Lg	114	GLN
36	Lh	98	HIS
40	Li	33	ASN
43	Lo	25	GLN
45	Lr	4	HIS
45	Lr	6	GLN
50	SB	101	HIS
50	SB	118	GLN
50	SB	158	HIS
52	SD	101	GLN
53	SE	36	HIS
53	SE	142	HIS
54	SF	179	ASN
56	SH	114	GLN
56	SH	168	HIS
57	SI	88	ASN
57	SI	146	GLN
59	SK	42	ASN
59	SK	66	HIS
60	SL	39	ASN
61	SM	46	GLN
61	SM	72	HIS
64	SP	53	GLN
65	SQ	11	GLN

Continued on next page...

Continued from previous page...

Mol	Chain	Res	Type
65	SQ	114	GLN
67	SS	101	ASN
67	SS	135	HIS
68	ST	63	HIS
68	ST	85	ASN
69	SU	81	GLN
72	SX	92	ASN
73	SY	94	HIS
75	Sa	8	ASN
76	Sb	84	HIS
78	Sd	16	GLN
78	Sd	26	ASN
79	Se	96	GLN
80	Sf	139	HIS
81	Sg	76	GLN
81	Sg	191	HIS
81	Sg	215	GLN
81	Sg	222	ASN

5.3.3 RNA [i](#)

Mol	Chain	Analysed	Backbone Outliers	Pucker Outliers
1	L5	3528/5069 (69%)	447 (12%)	68 (1%)
2	L7	119/120 (99%)	7 (5%)	1 (0%)
3	L8	155/156 (99%)	18 (11%)	2 (1%)
47	Pt	74/75 (98%)	13 (17%)	0
48	S2	1667/1869 (89%)	205 (12%)	32 (1%)
82	mR	5/832 (0%)	0	0
All	All	5548/8121 (68%)	690 (12%)	103 (1%)

All (690) RNA backbone outliers are listed below:

Mol	Chain	Res	Type
1	L5	13	U
1	L5	25	A
1	L5	39	A
1	L5	42	A
1	L5	43	U
1	L5	48	G
1	L5	59	A
1	L5	64	A

Continued on next page...

Continued from previous page...

Mol	Chain	Res	Type
1	L5	65	A
1	L5	73	A
1	L5	85	G
1	L5	91	G
1	L5	98	A
1	L5	109	G
1	L5	110	C
1	L5	119	G
1	L5	120	A
1	L5	122	U
1	L5	132	G
1	L5	135	G
1	L5	136	C
1	L5	141	C
1	L5	142	G
1	L5	159	C
1	L5	160	G
1	L5	179	G
1	L5	181	C
1	L5	184	U
1	L5	186	G
1	L5	187	U
1	L5	189	G
1	L5	200	U
1	L5	209	U
1	L5	216	C
1	L5	217	C
1	L5	218	A
1	L5	219	G
1	L5	220	C
1	L5	233	U
1	L5	234	G
1	L5	256	G
1	L5	257	C
1	L5	262	G
1	L5	280	G
1	L5	294	G
1	L5	295	A
1	L5	296	A
1	L5	297	U
1	L5	306	A
1	L5	315	G

Continued on next page...

Continued from previous page...

Mol	Chain	Res	Type
1	L5	316	U
1	L5	340	C
1	L5	349	A
1	L5	363	A
1	L5	387	G
1	L5	408	A
1	L5	409	G
1	L5	410	A
1	L5	412	G
1	L5	413	G
1	L5	450	G
1	L5	451	C
1	L5	453	G
1	L5	454	U
1	L5	461	G
1	L5	467	U
1	L5	484	U
1	L5	485	C
1	L5	489	C
1	L5	490	C
1	L5	496	G
1	L5	498	C
1	L5	504	G
1	L5	509	A
1	L5	510	U
1	L5	513	U
1	L5	514	U
1	L5	663	G
1	L5	664	G
1	L5	665	C
1	L5	666	G
1	L5	667	A
1	L5	692	A
1	L5	696	C
1	L5	697	G
1	L5	704	C
1	L5	705	G
1	L5	730	G
1	L5	731	G
1	L5	738	C
1	L5	739	G
1	L5	740	G

Continued on next page...

Continued from previous page...

Mol	Chain	Res	Type
1	L5	760	G
1	L5	915	A
1	L5	917	A
1	L5	918	G
1	L5	925	C
1	L5	926	G
1	L5	932	A
1	L5	933	G
1	L5	936	C
1	L5	937	U
1	L5	944	A
1	L5	945	U
1	L5	959	G
1	L5	960	A
1	L5	961	G
1	L5	962	C
1	L5	963	G
1	L5	964	A
1	L5	965	G
1	L5	967	C
1	L5	968	C
1	L5	1070	G
1	L5	1072	C
1	L5	1080	C
1	L5	1182	C
1	L5	1183	C
1	L5	1199	G
1	L5	1211	G
1	L5	1216	C
1	L5	1239	C
1	L5	1241	C
1	L5	1253	G
1	L5	1254	A
1	L5	1257	A
1	L5	1270	A
1	L5	1272	C
1	L5	1273	G
1	L5	1279	A
1	L5	1280	C
1	L5	1284	G
1	L5	1287	G
1	L5	1294	A

Continued on next page...

Continued from previous page...

Mol	Chain	Res	Type
1	L5	1302	U
1	L5	1303	A
1	L5	1304	C
1	L5	1313	C
1	L5	1326	A2M
1	L5	1337	A
1	L5	1354	A
1	L5	1359	G
1	L5	1366	G
1	L5	1387	A
1	L5	1397	A
1	L5	1398	A
1	L5	1403	G
1	L5	1408	G
1	L5	1411	C
1	L5	1412	G
1	L5	1415	G
1	L5	1444	G
1	L5	1445	U
1	L5	1498	G
1	L5	1501	C
1	L5	1502	G
1	L5	1533	A
1	L5	1534	A2M
1	L5	1547	A
1	L5	1566	C
1	L5	1578	U
1	L5	1591	U
1	L5	1596	U
1	L5	1613	A
1	L5	1614	C
1	L5	1624	G
1	L5	1625	OMG
1	L5	1631	A
1	L5	1633	G
1	L5	1634	A
1	L5	1638	A
1	L5	1641	G
1	L5	1654	G
1	L5	1661	C
1	L5	1676	C
1	L5	1677	PSU

Continued on next page...

Continued from previous page...

Mol	Chain	Res	Type
1	L5	1691	G
1	L5	1698	C
1	L5	1699	A
1	L5	1700	G
1	L5	1701	A
1	L5	1702	C
1	L5	1719	A
1	L5	1720	C
1	L5	1721	G
1	L5	1724	G
1	L5	1733	G
1	L5	1734	G
1	L5	1750	G
1	L5	1755	C
1	L5	1761	G
1	L5	1766	A
1	L5	1768	C
1	L5	1787	A
1	L5	1789	C
1	L5	1804	A
1	L5	1834	U
1	L5	1836	G
1	L5	1837	A
1	L5	1842	G
1	L5	1855	G
1	L5	1869	G
1	L5	1897	A
1	L5	1898	C
1	L5	1899	G
1	L5	1918	U
1	L5	1920	C
1	L5	1921	C
1	L5	1922	G
1	L5	1931	C
1	L5	1932	A
1	L5	1940	G
1	L5	1941	A
1	L5	1948	G
1	L5	1961	G
1	L5	1962	A
1	L5	1966	C
1	L5	2024	G

Continued on next page...

Continued from previous page...

Mol	Chain	Res	Type
1	L5	2025	A
1	L5	2026	A
1	L5	2034	G
1	L5	2042	A
1	L5	2043	A
1	L5	2046	G
1	L5	2048	U
1	L5	2052	G
1	L5	2055	G
1	L5	2056	G
1	L5	2069	A
1	L5	2084	C
1	L5	2092	G
1	L5	2093	A
1	L5	2095	A
1	L5	2096	G
1	L5	2097	U
1	L5	2098	G
1	L5	2102	G
1	L5	2103	G
1	L5	2289	C
1	L5	2300	A
1	L5	2301	G
1	L5	2313	A
1	L5	2332	A
1	L5	2333	G
1	L5	2348	G
1	L5	2351	OMC
1	L5	2360	A
1	L5	2395	A
1	L5	2397	G
1	L5	2421	G
1	L5	2470	C
1	L5	2471	G
1	L5	2474	G
1	L5	2475	G
1	L5	2483	G
1	L5	2489	C
1	L5	2503	G
1	L5	2504	C
1	L5	2505	C
1	L5	2506	G

Continued on next page...

Continued from previous page...

Mol	Chain	Res	Type
1	L5	2513	A
1	L5	2519	U
1	L5	2554	U
1	L5	2563	C
1	L5	2587	A
1	L5	2588	C
1	L5	2601	A
1	L5	2653	C
1	L5	2660	A
1	L5	2662	G
1	L5	2669	C
1	L5	2687	U
1	L5	2694	G
1	L5	2695	A
1	L5	2696	A
1	L5	2707	U
1	L5	2708	U
1	L5	2710	C
1	L5	2711	G
1	L5	2739	C
1	L5	2742	G
1	L5	2743	A
1	L5	2764	A
1	L5	2770	C
1	L5	2788	U
1	L5	2790	U
1	L5	2794	C
1	L5	2795	A
1	L5	2798	A
1	L5	2814	C
1	L5	2815	A2M
1	L5	2826	U
1	L5	2827	G
1	L5	2855	G
1	L5	2877	G
1	L5	3597	G
1	L5	3614	G
1	L5	3615	G
1	L5	3626	G
1	L5	3635	A
1	L5	3644	U
1	L5	3662	A

Continued on next page...

Continued from previous page...

Mol	Chain	Res	Type
1	L5	3711	A
1	L5	3712	A
1	L5	3748	A
1	L5	3753	G
1	L5	3757	G
1	L5	3761	C
1	L5	3763	A
1	L5	3772	U
1	L5	3776	G
1	L5	3777	G
1	L5	3783	A
1	L5	3784	A
1	L5	3785	A2M
1	L5	3811	G
1	L5	3814	U
1	L5	3817	A
1	L5	3819	G
1	L5	3839	G
1	L5	3840	U
1	L5	3876	A
1	L5	3877	A
1	L5	3878	C
1	L5	3879	G
1	L5	3897	G
1	L5	3898	G
1	L5	3901	A
1	L5	3906	A
1	L5	3907	G
1	L5	3915	U
1	L5	3945	A
1	L5	3946	G
1	L5	3948	C
1	L5	4076	G
1	L5	4084	G
1	L5	4096	C
1	L5	4097	G
1	L5	4102	C
1	L5	4103	C
1	L5	4105	A
1	L5	4108	G
1	L5	4119	C
1	L5	4122	G

Continued on next page...

Continued from previous page...

Mol	Chain	Res	Type
1	L5	4127	A
1	L5	4128	A
1	L5	4135	G
1	L5	4140	C
1	L5	4141	G
1	L5	4142	C
1	L5	4145	C
1	L5	4150	G
1	L5	4158	C
1	L5	4163	U
1	L5	4164	C
1	L5	4170	A
1	L5	4183	G
1	L5	4184	G
1	L5	4191	G
1	L5	4214	A
1	L5	4222	G
1	L5	4229	U
1	L5	4233	A
1	L5	4251	A
1	L5	4254	G
1	L5	4258	C
1	L5	4266	G
1	L5	4268	A
1	L5	4273	A
1	L5	4281	A
1	L5	4291	G
1	L5	4305	G
1	L5	4306	OMU
1	L5	4330	G
1	L5	4373	G
1	L5	4376	A
1	L5	4377	G
1	L5	4378	A
1	L5	4379	A
1	L5	4387	C
1	L5	4394	A
1	L5	4395	U
1	L5	4420	PSU
1	L5	4422	A
1	L5	4448	G
1	L5	4464	A

Continued on next page...

Continued from previous page...

Mol	Chain	Res	Type
1	L5	4466	C
1	L5	4500	PSU
1	L5	4512	U
1	L5	4513	A
1	L5	4519	C
1	L5	4524	G
1	L5	4548	A
1	L5	4549	G
1	L5	4567	G
1	L5	4573	G
1	L5	4575	G
1	L5	4590	A2M
1	L5	4600	G
1	L5	4635	A
1	L5	4636	PSU
1	L5	4637	OMG
1	L5	4670	C
1	L5	4672	A
1	L5	4700	A
1	L5	4708	A
1	L5	4709	U
1	L5	4730	C
1	L5	4731	G
1	L5	4732	G
1	L5	4733	C
1	L5	4734	A
1	L5	4742	G
1	L5	4743	G
1	L5	4750	G
1	L5	4754	G
1	L5	4757	C
1	L5	4759	C
1	L5	4765	G
1	L5	4772	C
1	L5	4860	G
1	L5	4870	G
1	L5	4871	C
1	L5	4882	U
1	L5	4883	C
1	L5	4895	C
1	L5	4900	C
1	L5	4910	G

Continued on next page...

Continued from previous page...

Mol	Chain	Res	Type
1	L5	4912	G
1	L5	4913	G
1	L5	4938	A
1	L5	4939	C
1	L5	4943	A
1	L5	4944	C
1	L5	4976	U
1	L5	4979	A
1	L5	4988	U
1	L5	4989	U
1	L5	4990	C
1	L5	4991	U
1	L5	4994	G
1	L5	5007	A
1	L5	5017	G
1	L5	5041	G
1	L5	5050	C
1	L5	5055	G
1	L5	5062	G
2	L7	41	G
2	L7	42	A
2	L7	53	U
2	L7	64	G
2	L7	100	A
2	L7	110	G
2	L7	120	U
3	L8	23	C
3	L8	34	U
3	L8	35	C
3	L8	51	U
3	L8	52	A
3	L8	59	A
3	L8	62	A
3	L8	63	U
3	L8	84	A
3	L8	87	G
3	L8	94	G
3	L8	104	A
3	L8	105	C
3	L8	110	U
3	L8	123	U
3	L8	124	U

Continued on next page...

Continued from previous page...

Mol	Chain	Res	Type
3	L8	126	C
3	L8	127	U
47	Pt	7	G
47	Pt	9	G
47	Pt	10	2MG
47	Pt	17	G
47	Pt	18	G
47	Pt	19	U
47	Pt	20	H2U
47	Pt	35	U
47	Pt	43	G
47	Pt	44	C
47	Pt	73	C
47	Pt	74	C
47	Pt	75	A
48	S2	3	C
48	S2	4	C
48	S2	17	C
48	S2	33	G
48	S2	46	A
48	S2	55	U
48	S2	56	G
48	S2	67	C
48	S2	79	A
48	S2	80	G
48	S2	99	A2M
48	S2	103	A
48	S2	113	G
48	S2	115	U
48	S2	126	G
48	S2	130	G
48	S2	140	C
48	S2	143	U
48	S2	161	U
48	S2	162	C
48	S2	168	C
48	S2	184	G
48	S2	198	U
48	S2	199	C
48	S2	200	G
48	S2	202	G
48	S2	204	G

Continued on next page...

Continued from previous page...

Mol	Chain	Res	Type
48	S2	205	G
48	S2	206	G
48	S2	215	G
48	S2	309	G
48	S2	312	G
48	S2	319	C
48	S2	320	G
48	S2	326	C
48	S2	327	G
48	S2	328	U
48	S2	347	G
48	S2	362	C
48	S2	364	A
48	S2	370	G
48	S2	385	G
48	S2	386	C
48	S2	394	G
48	S2	407	G
48	S2	408	A
48	S2	409	C
48	S2	448	A
48	S2	449	A
48	S2	450	C
48	S2	467	G
48	S2	472	C
48	S2	474	G
48	S2	482	G
48	S2	487	U
48	S2	492	C
48	S2	493	A
48	S2	516	A
48	S2	517	OMC
48	S2	525	A
48	S2	534	G
48	S2	545	A
48	S2	554	A
48	S2	561	A
48	S2	564	A
48	S2	587	A
48	S2	588	G
48	S2	590	A2M
48	S2	591	U

Continued on next page...

Continued from previous page...

Mol	Chain	Res	Type
48	S2	607	U
48	S2	608	C
48	S2	614	C
48	S2	620	G
48	S2	621	C
48	S2	643	A
48	S2	644	OMG
48	S2	655	A
48	S2	668	A2M
48	S2	669	A
48	S2	671	A
48	S2	672	A
48	S2	673	G
48	S2	688	U
48	S2	821	G
48	S2	822	PSU
48	S2	830	A
48	S2	836	G
48	S2	838	G
48	S2	839	C
48	S2	840	C
48	S2	847	A
48	S2	870	A
48	S2	872	A
48	S2	883	U
48	S2	889	U
48	S2	891	G
48	S2	892	U
48	S2	896	U
48	S2	897	U
48	S2	898	U
48	S2	910	G
48	S2	911	C
48	S2	913	A
48	S2	920	A
48	S2	922	A
48	S2	933	G
48	S2	943	U
48	S2	990	A
48	S2	992	A
48	S2	1017	U
48	S2	1023	A

Continued on next page...

Continued from previous page...

Mol	Chain	Res	Type
48	S2	1027	A
48	S2	1061	U
48	S2	1062	A
48	S2	1083	A
48	S2	1085	C
48	S2	1115	U
48	S2	1138	C
48	S2	1153	C
48	S2	1154	U
48	S2	1157	G
48	S2	1188	A
48	S2	1195	A
48	S2	1207	G
48	S2	1208	A
48	S2	1215	C
48	S2	1216	C
48	S2	1224	G
48	S2	1242	U
48	S2	1243	PSU
48	S2	1248	B8N
48	S2	1251	A
48	S2	1253	A
48	S2	1256	G
48	S2	1257	G
48	S2	1259	A
48	S2	1274	G
48	S2	1275	G
48	S2	1301	A
48	S2	1302	G
48	S2	1303	C
48	S2	1309	C
48	S2	1315	U
48	S2	1371	U
48	S2	1372	U
48	S2	1378	A
48	S2	1402	A
48	S2	1419	C
48	S2	1420	G
48	S2	1421	A
48	S2	1422	G
48	S2	1429	G
48	S2	1433	C

Continued on next page...

Continued from previous page...

Mol	Chain	Res	Type
48	S2	1434	C
48	S2	1437	C
48	S2	1438	A
48	S2	1454	A
48	S2	1463	U
48	S2	1466	G
48	S2	1480	A
48	S2	1489	A
48	S2	1490	OMG
48	S2	1493	C
48	S2	1494	U
48	S2	1497	G
48	S2	1498	A
48	S2	1521	C
48	S2	1522	A
48	S2	1533	A
48	S2	1557	C
48	S2	1563	G
48	S2	1579	A
48	S2	1580	A
48	S2	1581	C
48	S2	1586	U
48	S2	1587	G
48	S2	1588	A
48	S2	1601	A
48	S2	1621	U
48	S2	1623	A
48	S2	1638	G
48	S2	1639	G7M
48	S2	1648	G
48	S2	1654	G
48	S2	1665	G
48	S2	1721	U
48	S2	1722	G
48	S2	1752	C
48	S2	1754	G
48	S2	1777	G
48	S2	1783	C
48	S2	1785	C
48	S2	1800	A
48	S2	1808	U
48	S2	1825	A

Continued on next page...

Continued from previous page...

Mol	Chain	Res	Type
48	S2	1826	G
48	S2	1829	G
48	S2	1831	A
48	S2	1835	A
48	S2	1838	U
48	S2	1861	G
48	S2	1862	G
48	S2	1863	A
48	S2	1864	U
48	S2	1865	C

All (103) RNA pucker outliers are listed below:

Mol	Chain	Res	Type
1	L5	42	A
1	L5	136	C
1	L5	183	C
1	L5	216	C
1	L5	218	A
1	L5	219	G
1	L5	278	G
1	L5	294	G
1	L5	296	A
1	L5	408	A
1	L5	413	G
1	L5	450	G
1	L5	453	G
1	L5	483	G
1	L5	704	C
1	L5	738	C
1	L5	749	G
1	L5	936	C
1	L5	955	G
1	L5	959	G
1	L5	961	G
1	L5	964	A
1	L5	1253	G
1	L5	1294	A
1	L5	1380	G
1	L5	1444	G
1	L5	1501	C
1	L5	1565	A

Continued on next page...

Continued from previous page...

Mol	Chain	Res	Type
1	L5	1577	G
1	L5	1590	C
1	L5	1613	A
1	L5	1633	G
1	L5	1698	C
1	L5	1699	A
1	L5	1700	G
1	L5	1719	A
1	L5	1733	G
1	L5	1754	U
1	L5	1898	C
1	L5	1940	G
1	L5	1961	G
1	L5	2042	A
1	L5	2055	G
1	L5	2088	A
1	L5	2095	A
1	L5	2475	G
1	L5	2587	A
1	L5	2707	U
1	L5	2794	C
1	L5	3614	G
1	L5	3876	A
1	L5	3878	C
1	L5	3945	A
1	L5	3947	A
1	L5	4102	C
1	L5	4115	G
1	L5	4221	C
1	L5	4266	G
1	L5	4464	A
1	L5	4626	A
1	L5	4699	U
1	L5	4732	G
1	L5	4870	G
1	L5	4909	A
1	L5	4938	A
1	L5	4965	U
1	L5	4988	U
1	L5	4990	C
2	L7	109	U
3	L8	51	U

Continued on next page...

Continued from previous page...

Mol	Chain	Res	Type
3	L8	94	G
48	S2	55	U
48	S2	102	A
48	S2	198	U
48	S2	207	G
48	S2	215	G
48	S2	312	G
48	S2	326	C
48	S2	370	G
48	S2	407	G
48	S2	448	A
48	S2	492	C
48	S2	560	A
48	S2	587	A
48	S2	607	U
48	S2	620	G
48	S2	838	G
48	S2	870	A
48	S2	888	U
48	S2	909	G
48	S2	910	G
48	S2	912	C
48	S2	1016	U
48	S2	1061	U
48	S2	1215	C
48	S2	1371	U
48	S2	1433	C
48	S2	1493	C
48	S2	1520	G
48	S2	1556	A
48	S2	1646	C
48	S2	1784	G
48	S2	1825	A

5.4 Non-standard residues in protein, DNA, RNA chains

229 non-standard protein/DNA/RNA residues are modelled in this entry.

In the following table, the Counts columns list the number of bonds (or angles) for which Mogul statistics could be retrieved, the number of bonds (or angles) that are observed in the model and the number of bonds (or angles) that are defined in the Chemical Component Dictionary. The Link column lists molecule types, if any, to which the group is linked. The Z score for a bond length (or angle) is the number of standard deviations the observed value is removed from the

expected value. A bond length (or angle) with $|Z| > 2$ is considered an outlier worth inspection. RMSZ is the root-mean-square of all Z scores of the bond lengths (or angles).

Mol	Type	Chain	Res	Link	Bond lengths			Bond angles		
					Counts	RMSZ	# $ Z > 2$	Counts	RMSZ	# $ Z > 2$
47	PSU	Pt	55	47	18,21,22	1.18	3 (16%)	21,30,33	1.46	4 (19%)
48	PSU	S2	1367	48	18,21,22	0.92	1 (5%)	21,30,33	1.53	4 (19%)
48	OMU	S2	1804	48	19,22,23	0.72	0	25,31,34	1.34	4 (16%)
48	PSU	S2	651	48	18,21,22	0.92	1 (5%)	21,30,33	1.65	4 (19%)
48	PSU	S2	918	48	18,21,22	1.00	2 (11%)	21,30,33	1.72	5 (23%)
1	PSU	L5	4471	1	18,21,22	1.11	3 (16%)	21,30,33	1.64	4 (19%)
1	A2M	L5	1326	1	18,25,26	1.58	4 (22%)	20,36,39	1.72	4 (20%)
1	OMU	L5	4306	1	19,22,23	0.60	0	25,31,34	1.37	5 (20%)
48	PSU	S2	119	48	18,21,22	1.07	1 (5%)	21,30,33	1.39	4 (19%)
1	PSU	L5	4552	1	18,21,22	1.24	2 (11%)	21,30,33	1.61	4 (19%)
48	A2M	S2	512	48	18,25,26	1.36	4 (22%)	20,36,39	1.78	4 (20%)
48	PSU	S2	573	48	18,21,22	1.01	2 (11%)	21,30,33	1.52	4 (19%)
48	PSU	S2	1243	48	18,21,22	1.07	1 (5%)	21,30,33	1.58	4 (19%)
1	PSU	L5	3920	83,1	18,21,22	1.14	1 (5%)	21,30,33	1.66	4 (19%)
1	OMC	L5	1881	83,1	19,22,23	0.78	1 (5%)	25,31,34	0.72	0
1	OMC	L5	2365	1	19,22,23	0.80	1 (5%)	25,31,34	0.63	0
1	PSU	L5	4569	1	18,21,22	1.21	2 (11%)	21,30,33	1.43	4 (19%)
1	1MA	L5	1322	83,1	17,25,26	1.28	2 (11%)	17,37,40	1.22	2 (11%)
1	A2M	L5	3723	1	18,25,26	1.30	2 (11%)	20,36,39	1.75	6 (30%)
48	PSU	S2	1004	48	18,21,22	0.93	1 (5%)	21,30,33	1.57	4 (19%)
48	OMU	S2	1288	48	19,22,23	0.85	2 (10%)	25,31,34	1.28	4 (16%)
48	PSU	S2	609	48	18,21,22	0.93	1 (5%)	21,30,33	1.57	4 (19%)
1	OMG	L5	1316	1	19,26,27	1.53	3 (15%)	21,38,41	0.91	1 (4%)
48	PSU	S2	686	48	18,21,22	0.94	1 (5%)	21,30,33	1.50	4 (19%)
1	PSU	L5	4531	1	18,21,22	0.80	1 (5%)	21,30,33	1.64	4 (19%)
48	OMG	S2	1328	48	19,26,27	1.30	3 (15%)	21,38,41	0.79	1 (4%)
1	PSU	L5	1677	1	18,21,22	1.35	3 (16%)	21,30,33	1.69	5 (23%)
1	OMG	L5	4618	84,1	19,26,27	1.26	3 (15%)	21,38,41	0.98	1 (4%)
47	2MU	Pt	54	47	20,23,24	1.15	2 (10%)	27,33,36	1.94	7 (25%)
1	PSU	L5	3764	1	18,21,22	1.36	2 (11%)	21,30,33	1.52	4 (19%)
48	PSU	S2	1692	48	18,21,22	1.06	1 (5%)	21,30,33	1.43	4 (19%)
48	MA6	S2	1851	48	19,26,27	1.63	3 (15%)	18,38,41	3.05	4 (22%)
3	OMG	L8	75	3	19,26,27	1.24	3 (15%)	21,38,41	0.91	1 (4%)

Mol	Type	Chain	Res	Link	Bond lengths			Bond angles		
					Counts	RMSZ	# Z > 2	Counts	RMSZ	# Z > 2
1	OMC	L5	3869	1	19,22,23	0.75	1 (5%)	25,31,34	0.56	0
1	OMG	L5	4370	1	19,26,27	1.42	3 (15%)	21,38,41	0.72	0
48	A2M	S2	484	48	18,25,26	1.23	2 (11%)	20,36,39	1.49	4 (20%)
1	PSU	L5	4521	83,84,1	18,21,22	1.19	2 (11%)	21,30,33	1.53	4 (19%)
1	PSU	L5	4673	83,1	18,21,22	0.93	2 (11%)	21,30,33	1.56	4 (19%)
48	PSU	S2	1081	48	18,21,22	1.12	3 (16%)	21,30,33	1.65	5 (23%)
1	PSU	L5	4353	1	18,21,22	0.91	1 (5%)	21,30,33	1.59	4 (19%)
48	PSU	S2	1136	48	18,21,22	1.05	1 (5%)	21,30,33	1.66	4 (19%)
1	OMG	L5	4392	1	19,26,27	1.43	3 (15%)	21,38,41	0.78	1 (4%)
1	PSU	L5	5010	1	18,21,22	0.86	1 (5%)	21,30,33	1.52	4 (19%)
1	PSU	L5	4457	1	18,21,22	1.06	2 (11%)	21,30,33	1.61	4 (19%)
1	PSU	L5	3851	1	18,21,22	0.93	1 (5%)	21,30,33	1.66	4 (19%)
1	OMC	L5	4456	1	19,22,23	0.86	1 (5%)	25,31,34	0.55	0
47	PSU	Pt	13	47	18,21,22	1.11	1 (5%)	21,30,33	1.61	4 (19%)
1	A2M	L5	3724	1	18,25,26	1.47	4 (22%)	20,36,39	1.87	7 (35%)
1	OMG	L5	3792	1	19,26,27	1.41	3 (15%)	21,38,41	0.79	0
1	PSU	L5	3884	1	18,21,22	1.10	1 (5%)	21,30,33	1.40	4 (19%)
48	OMU	S2	116	48	19,22,23	0.55	0	25,31,34	1.13	1 (4%)
48	B8N	S2	1248	48	25,29,30	0.67	0	28,42,45	1.11	3 (10%)
48	A2M	S2	576	48	18,25,26	1.55	3 (16%)	20,36,39	2.00	6 (30%)
1	PSU	L5	4532	1	18,21,22	1.35	2 (11%)	21,30,33	1.48	4 (19%)
1	OMG	L5	2364	1	19,26,27	1.42	3 (15%)	21,38,41	1.02	1 (4%)
48	PSU	S2	1643	83,48	18,21,22	0.97	2 (11%)	21,30,33	1.56	4 (19%)
48	A2M	S2	27	83,48	18,25,26	1.45	2 (11%)	20,36,39	1.73	6 (30%)
1	PSU	L5	4500	1	18,21,22	0.97	1 (5%)	21,30,33	1.63	4 (19%)
47	H2U	Pt	20	47	18,21,22	0.53	0	19,30,33	1.09	1 (5%)
1	PSU	L5	3729	1	18,21,22	1.04	1 (5%)	21,30,33	1.56	4 (19%)
1	OMC	L5	2824	1	19,22,23	0.72	0	25,31,34	0.80	1 (4%)
1	OMC	L5	3701	84,1	19,22,23	0.84	1 (5%)	25,31,34	0.70	0
3	PSU	L8	55	3	18,21,22	0.99	2 (11%)	21,30,33	1.54	4 (19%)
1	OMC	L5	2861	1	19,22,23	0.64	0	25,31,34	0.62	0
1	PSU	L5	5001	1	18,21,22	0.98	1 (5%)	21,30,33	1.63	4 (19%)
1	A2M	L5	3760	48,1	18,25,26	1.54	4 (22%)	20,36,39	2.25	8 (40%)
3	PSU	L8	69	3	18,21,22	0.98	1 (5%)	21,30,33	1.60	4 (19%)
1	PSU	L5	3762	1	18,21,22	1.07	1 (5%)	21,30,33	1.36	4 (19%)

Mol	Type	Chain	Res	Link	Bond lengths			Bond angles		
					Counts	RMSZ	# Z > 2	Counts	RMSZ	# Z > 2
48	PSU	S2	34	48	18,21,22	1.01	1 (5%)	21,30,33	1.55	4 (19%)
1	OMC	L5	1340	1	19,22,23	0.80	1 (5%)	25,31,34	0.78	0
48	PSU	S2	1244	48	18,21,22	1.02	1 (5%)	21,30,33	1.63	4 (19%)
48	OMG	S2	683	48	19,26,27	1.32	3 (15%)	21,38,41	0.93	1 (4%)
1	PSU	L5	4576	1	18,21,22	0.89	0	21,30,33	1.64	4 (19%)
48	OMC	S2	517	48	19,22,23	0.66	0	25,31,34	0.64	0
48	A2M	S2	1031	48	18,25,26	1.44	3 (16%)	20,36,39	1.65	5 (25%)
1	OMG	L5	1522	1	19,26,27	1.36	3 (15%)	21,38,41	0.96	1 (4%)
1	PSU	L5	1781	1	18,21,22	1.02	1 (5%)	21,30,33	1.58	4 (19%)
48	OMC	S2	462	48	19,22,23	0.61	0	25,31,34	0.58	0
48	PSU	S2	801	48	18,21,22	1.00	1 (5%)	21,30,33	1.60	4 (19%)
48	OMG	S2	867	48	19,26,27	1.22	3 (15%)	21,38,41	0.79	1 (4%)
1	OMG	L5	4228	1	19,26,27	1.37	3 (15%)	21,38,41	0.90	1 (4%)
48	PSU	S2	296	48	18,21,22	0.84	0	21,30,33	1.55	4 (19%)
48	A2M	S2	1383	48	18,25,26	1.28	2 (11%)	20,36,39	1.89	5 (25%)
48	PSU	S2	822	48	18,21,22	1.02	1 (5%)	21,30,33	1.60	5 (23%)
48	OMG	S2	1447	48	19,26,27	1.19	2 (10%)	21,38,41	0.84	1 (4%)
1	PSU	L5	2508	1	18,21,22	1.04	2 (11%)	21,30,33	1.64	5 (23%)
48	A2M	S2	1678	48	18,25,26	1.48	4 (22%)	20,36,39	1.86	6 (30%)
1	PSU	L5	1860	1	18,21,22	0.77	0	21,30,33	1.64	4 (19%)
1	PSU	L5	3853	83,84,1	18,21,22	1.04	1 (5%)	21,30,33	1.45	5 (23%)
1	A2M	L5	400	1	18,25,26	1.58	4 (22%)	20,36,39	1.69	5 (25%)
1	A2M	L5	3785	1	18,25,26	1.92	3 (16%)	20,36,39	2.11	7 (35%)
1	PSU	L5	3637	84,1	18,21,22	1.12	1 (5%)	21,30,33	1.72	4 (19%)
1	PSU	L5	4312	1	18,21,22	0.85	0	21,30,33	1.54	4 (19%)
1	PSU	L5	4423	1	18,21,22	0.94	1 (5%)	21,30,33	1.66	4 (19%)
48	OMG	S2	644	48	19,26,27	1.30	3 (15%)	21,38,41	1.03	1 (4%)
48	OMC	S2	1391	48	19,22,23	0.65	0	25,31,34	0.50	0
48	OMG	S2	601	48	19,26,27	1.26	3 (15%)	21,38,41	0.94	1 (4%)
1	PSU	L5	1862	1	18,21,22	0.92	1 (5%)	21,30,33	1.79	4 (19%)
1	OMG	L5	4494	1	19,26,27	1.28	3 (15%)	21,38,41	0.97	1 (4%)
48	PSU	S2	36	48	18,21,22	0.88	1 (5%)	21,30,33	1.64	4 (19%)
1	OMG	L5	3944	1	19,26,27	1.17	3 (15%)	21,38,41	0.80	1 (4%)
1	PSU	L5	1582	1	18,21,22	1.12	1 (5%)	21,30,33	1.48	4 (19%)
1	UY1	L5	3818	84,1	19,22,23	3.93	8 (42%)	21,31,34	2.10	5 (23%)

Mol	Type	Chain	Res	Link	Bond lengths			Bond angles		
					Counts	RMSZ	# Z > 2	Counts	RMSZ	# Z > 2
48	PSU	S2	1239	48	18,21,22	1.09	1 (5%)	21,30,33	1.52	4 (19%)
48	OMU	S2	354	48	19,22,23	0.57	0	25,31,34	1.42	6 (24%)
1	PSU	L5	3844	1	18,21,22	1.08	2 (11%)	21,30,33	1.54	4 (19%)
48	4AC	S2	1842	48	21,24,25	3.09	11 (52%)	28,34,37	1.23	4 (14%)
1	PSU	L5	3734	1	18,21,22	1.07	2 (11%)	21,30,33	1.68	5 (23%)
1	A2M	L5	398	1	18,25,26	1.39	3 (16%)	20,36,39	1.67	5 (25%)
1	OMG	L5	3744	1	19,26,27	1.34	3 (15%)	21,38,41	0.93	1 (4%)
1	OMG	L5	4623	1	19,26,27	1.29	3 (15%)	21,38,41	0.92	1 (4%)
1	OMU	L5	4498	83,84,1	19,22,23	0.67	0	25,31,34	1.30	3 (12%)
48	OMC	S2	1703	48,84	19,22,23	0.72	0	25,31,34	0.50	0
1	OMG	L5	4196	47,1	19,26,27	1.43	3 (15%)	21,38,41	0.82	1 (4%)
48	PSU	S2	814	48	18,21,22	0.96	1 (5%)	21,30,33	1.59	4 (19%)
48	A2M	S2	159	48	18,25,26	1.31	2 (11%)	20,36,39	1.96	6 (30%)
1	PSU	L5	4431	1	18,21,22	1.03	1 (5%)	21,30,33	1.65	4 (19%)
1	PSU	L5	1744	84,1	18,21,22	0.76	0	21,30,33	1.63	4 (19%)
1	A2M	L5	1534	83,1	18,25,26	1.84	4 (22%)	20,36,39	1.97	6 (30%)
5	HIC	LB	245	5	8,11,12	1.45	1 (12%)	5,14,16	0.75	0
1	5MC	L5	4447	84,1	19,22,23	3.50	8 (42%)	26,32,35	1.48	4 (15%)
48	PSU	S2	1347	48	18,21,22	0.93	1 (5%)	21,30,33	1.69	4 (19%)
48	PSU	S2	572	48	18,21,22	1.01	1 (5%)	21,30,33	1.47	4 (19%)
48	4AC	S2	1337	48	21,24,25	3.23	11 (52%)	28,34,37	0.98	1 (3%)
3	OMU	L8	14	3,84,1	19,22,23	0.54	0	25,31,34	1.28	5 (20%)
1	OMU	L5	2837	1	19,22,23	0.62	0	25,31,34	1.48	5 (20%)
1	UR3	L5	4530	1	19,22,23	2.68	6 (31%)	26,32,35	1.62	4 (15%)
1	A2M	L5	2363	83,1	18,25,26	1.40	2 (11%)	20,36,39	1.55	3 (15%)
1	PSU	L5	3758	1	18,21,22	1.06	2 (11%)	21,30,33	1.54	4 (19%)
30	MLZ	Lb	5	84,30	8,9,10	0.80	0	4,9,11	0.78	0
1	A2M	L5	3867	1	18,25,26	1.63	4 (22%)	20,36,39	1.67	5 (25%)
48	PSU	S2	966	48	18,21,22	0.93	1 (5%)	21,30,33	1.51	4 (19%)
48	PSU	S2	218	48	18,21,22	0.92	1 (5%)	21,30,33	1.48	4 (19%)
1	PSU	L5	4442	1	18,21,22	0.99	1 (5%)	21,30,33	1.56	4 (19%)
48	OMG	S2	1490	83,48	19,26,27	1.31	3 (15%)	21,38,41	0.86	1 (4%)
1	PSU	L5	4299	1	18,21,22	0.92	0	21,30,33	1.60	4 (19%)
1	PSU	L5	4636	1	18,21,22	0.92	1 (5%)	21,30,33	1.56	5 (23%)
1	PSU	L5	3715	1	18,21,22	1.01	1 (5%)	21,30,33	1.60	4 (19%)

Mol	Type	Chain	Res	Link	Bond lengths			Bond angles		
					Counts	RMSZ	# Z > 2	Counts	RMSZ	# Z > 2
1	OMG	L5	4499	1	19,26,27	1.28	3 (15%)	21,38,41	0.92	1 (4%)
48	A2M	S2	468	48	18,25,26	1.43	3 (16%)	20,36,39	1.89	5 (25%)
48	OMG	S2	509	48	19,26,27	1.24	3 (15%)	21,38,41	0.94	1 (4%)
48	PSU	S2	649	48	18,21,22	1.00	1 (5%)	21,30,33	1.49	4 (19%)
48	PSU	S2	1177	48	18,21,22	1.05	1 (5%)	21,30,33	1.59	4 (19%)
1	PSU	L5	2839	1	18,21,22	1.14	3 (16%)	21,30,33	1.68	4 (19%)
1	PSU	L5	4420	1	18,21,22	1.08	3 (16%)	21,30,33	1.40	4 (19%)
48	A2M	S2	99	83,48	18,25,26	1.42	3 (16%)	20,36,39	1.73	4 (20%)
1	PSU	L5	3639	1	18,21,22	1.37	3 (16%)	21,30,33	1.58	4 (19%)
1	PSU	L5	4293	1	18,21,22	0.83	0	21,30,33	1.44	3 (14%)
1	A2M	L5	3830	1	18,25,26	1.42	3 (16%)	20,36,39	1.52	4 (20%)
1	PSU	L5	2843	1	18,21,22	1.45	2 (11%)	21,30,33	1.74	5 (23%)
1	A2M	L5	3825	1	18,25,26	1.43	2 (11%)	20,36,39	1.68	7 (35%)
1	A2M	L5	4571	1	18,25,26	1.63	4 (22%)	20,36,39	1.81	6 (30%)
1	PSU	L5	4628	1	18,21,22	1.07	1 (5%)	21,30,33	1.58	4 (19%)
1	PSU	L5	4403	1	18,21,22	1.01	1 (5%)	21,30,33	1.68	4 (19%)
1	5MC	L5	3782	83,1	19,22,23	3.61	8 (42%)	26,32,35	1.26	3 (11%)
1	OMC	L5	3841	1	19,22,23	0.83	1 (5%)	25,31,34	0.65	0
1	PSU	L5	4361	1	18,21,22	0.94	1 (5%)	21,30,33	1.66	4 (19%)
1	OMU	L5	2415	1	19,22,23	0.55	0	25,31,34	1.27	4 (16%)
1	PSU	L5	4972	84,1	18,21,22	1.08	2 (11%)	21,30,33	1.51	4 (19%)
48	PSU	S2	105	48	18,21,22	1.00	1 (5%)	21,30,33	1.58	4 (19%)
48	A2M	S2	166	48	18,25,26	1.36	2 (11%)	20,36,39	2.11	6 (30%)
48	PSU	S2	406	48	18,21,22	0.90	1 (5%)	21,30,33	1.53	4 (19%)
1	OMC	L5	2351	83,1	19,22,23	0.86	1 (5%)	25,31,34	0.76	0
1	OMG	L5	3627	1	19,26,27	1.49	3 (15%)	21,38,41	0.88	0
1	OMC	L5	2422	83,1	19,22,23	0.73	0	25,31,34	0.60	0
1	PSU	L5	4579	1	18,21,22	1.06	2 (11%)	21,30,33	1.42	4 (19%)
48	OMU	S2	121	48	19,22,23	0.60	0	25,31,34	1.28	5 (20%)
48	OMG	S2	436	48	19,26,27	1.40	3 (15%)	21,38,41	0.79	0
43	MLZ	Lo	53	43	8,9,10	0.64	0	4,9,11	0.73	0
47	5MC	Pt	49	47	19,22,23	3.76	8 (42%)	26,32,35	1.07	2 (7%)
48	A2M	S2	668	83,48	18,25,26	1.85	4 (22%)	20,36,39	1.92	5 (25%)
48	PSU	S2	866	48	18,21,22	0.97	1 (5%)	21,30,33	1.56	4 (19%)
1	A2M	L5	2401	1	18,25,26	1.48	3 (16%)	20,36,39	1.63	5 (25%)

Mol	Type	Chain	Res	Link	Bond lengths			Bond angles		
					Counts	RMSZ	# Z > 2	Counts	RMSZ	# Z > 2
1	OMG	L5	4637	84,1	19,26,27	1.35	3 (15%)	21,38,41	0.93	1 (4%)
48	OMU	S2	428	48	19,22,23	0.77	1 (5%)	25,31,34	1.26	4 (16%)
1	OMU	L5	4620	1	19,22,23	0.55	0	25,31,34	1.31	5 (20%)
48	PSU	S2	93	48	18,21,22	0.89	1 (5%)	21,30,33	1.51	4 (19%)
48	PSU	S2	1625	48	18,21,22	1.04	1 (5%)	21,30,33	1.56	4 (19%)
48	PSU	S2	1056	48	18,21,22	0.97	1 (5%)	21,30,33	1.54	4 (19%)
1	PSU	L5	4689	1	18,21,22	0.88	1 (5%)	21,30,33	1.55	4 (19%)
48	PSU	S2	681	48	18,21,22	1.19	2 (11%)	21,30,33	1.60	4 (19%)
1	PSU	L5	2632	1	18,21,22	0.90	0	21,30,33	1.46	4 (19%)
1	OMU	L5	3925	1	19,22,23	0.68	0	25,31,34	1.39	4 (16%)
1	OMC	L5	3808	1	19,22,23	0.75	0	25,31,34	0.49	0
48	OMU	S2	1442	48	19,22,23	0.58	0	25,31,34	1.30	5 (20%)
1	OMG	L5	2424	1	19,26,27	1.31	3 (15%)	21,38,41	0.83	1 (4%)
1	PSU	L5	3770	1	18,21,22	0.89	1 (5%)	21,30,33	1.46	4 (19%)
1	OMC	L5	2804	1	19,22,23	0.76	1 (5%)	25,31,34	0.66	0
48	PSU	S2	863	48	18,21,22	0.98	1 (5%)	21,30,33	1.59	4 (19%)
48	PSU	S2	109	48	18,21,22	0.92	0	21,30,33	1.53	4 (19%)
48	G7M	S2	1639	48,47	20,26,27	2.32	7 (35%)	16,39,42	1.22	2 (12%)
1	A2M	L5	2815	83,1	18,25,26	1.36	3 (16%)	20,36,39	1.80	5 (25%)
1	A2M	L5	4523	83,1	18,25,26	1.58	4 (22%)	20,36,39	1.64	5 (25%)
1	OMC	L5	4536	1	19,22,23	0.84	1 (5%)	25,31,34	0.61	0
48	PSU	S2	1174	48,84	18,21,22	0.93	2 (11%)	21,30,33	1.68	4 (19%)
1	OMC	L5	3887	1	19,22,23	0.76	0	25,31,34	0.63	1 (4%)
1	A2M	L5	2787	1	18,25,26	1.44	2 (11%)	20,36,39	1.63	4 (20%)
1	PSU	L5	3768	1	18,21,22	0.84	1 (5%)	21,30,33	1.53	4 (19%)
48	PSU	S2	1232	48	18,21,22	0.99	1 (5%)	21,30,33	1.67	4 (19%)
48	OMC	S2	174	83,48	19,22,23	0.62	0	25,31,34	0.59	0
1	OMG	L5	2876	1	19,26,27	1.41	3 (15%)	21,38,41	0.90	2 (9%)
1	A2M	L5	1524	1	18,25,26	1.44	2 (11%)	20,36,39	1.92	6 (30%)
1	PSU	L5	1779	1	18,21,22	0.98	1 (5%)	21,30,33	1.61	4 (19%)
47	2MG	Pt	10	47	18,26,27	1.47	3 (16%)	16,38,41	1.94	4 (25%)
48	PSU	S2	1445	48	18,21,22	1.01	1 (5%)	21,30,33	1.54	4 (19%)
1	PSU	L5	4296	1	18,21,22	0.98	1 (5%)	21,30,33	1.56	4 (19%)
1	OMU	L5	4227	1	19,22,23	0.59	0	25,31,34	1.43	6 (24%)
48	PSU	S2	815	48	18,21,22	0.84	1 (5%)	21,30,33	1.57	4 (19%)

Mol	Type	Chain	Res	Link	Bond lengths			Bond angles		
					Counts	RMSZ	# Z > 2	Counts	RMSZ	# Z > 2
41	M3L	Lm	98	41	10,11,12	0.53	0	9,14,16	0.52	0
1	PSU	L5	4493	84,1	18,21,22	1.02	2 (11%)	21,30,33	1.69	4 (19%)
1	6MZ	L5	4220	1	17,25,26	4.40	6 (35%)	15,36,39	2.75	7 (46%)
1	A2M	L5	1871	83,1	18,25,26	1.50	4 (22%)	20,36,39	1.75	7 (35%)
1	OMG	L5	3899	83,1	19,26,27	1.47	3 (15%)	21,38,41	1.03	2 (9%)
1	PSU	L5	1536	1	18,21,22	1.33	1 (5%)	21,30,33	1.67	4 (19%)
48	OMU	S2	627	48	19,22,23	0.60	0	25,31,34	1.30	3 (12%)
48	UY1	S2	1326	83,48	19,22,23	4.14	7 (36%)	21,31,34	2.41	6 (28%)
1	A2M	L5	4590	1	18,25,26	1.19	2 (11%)	20,36,39	1.81	5 (25%)
1	PSU	L5	1683	84,1	18,21,22	1.12	2 (11%)	21,30,33	1.64	4 (19%)
48	MA6	S2	1850	48	19,26,27	1.69	3 (15%)	18,38,41	2.83	4 (22%)
1	PSU	L5	1792	84,1	18,21,22	0.92	1 (5%)	21,30,33	1.46	4 (19%)
1	PSU	L5	1782	1	18,21,22	0.90	0	21,30,33	1.58	4 (19%)
48	A2M	S2	590	48	18,25,26	1.38	3 (16%)	20,36,39	2.04	5 (25%)
1	PSU	L5	3695	84,1	18,21,22	1.00	2 (11%)	21,30,33	1.62	4 (19%)
1	A2M	L5	3718	1	18,25,26	1.40	3 (16%)	20,36,39	1.76	5 (25%)
48	PSU	S2	1238	48	18,21,22	0.96	1 (5%)	21,30,33	1.53	4 (19%)
72	HY3	SX	62	72	7,8,9	6.63	5 (71%)	7,10,12	1.35	1 (14%)
1	OMG	L5	1625	84,1	19,26,27	1.47	3 (15%)	21,38,41	0.98	1 (4%)
48	6MZ	S2	1832	83,48,84	17,25,26	4.56	6 (35%)	15,36,39	2.77	5 (33%)
48	OMU	S2	172	48	19,22,23	0.61	0	25,31,34	1.38	5 (20%)

In the following table, the Chirals column lists the number of chiral outliers, the number of chiral centers analysed, the number of these observed in the model and the number defined in the Chemical Component Dictionary. Similar counts are reported in the Torsion and Rings columns. '-' means no outliers of that kind were identified.

Mol	Type	Chain	Res	Link	Chirals	Torsions	Rings
47	PSU	Pt	55	47	-	0/7/25/26	0/2/2/2
48	PSU	S2	1367	48	-	0/7/25/26	0/2/2/2
48	OMU	S2	1804	48	-	0/9/27/28	0/2/2/2
48	PSU	S2	651	48	-	0/7/25/26	0/2/2/2
48	PSU	S2	918	48	-	0/7/25/26	0/2/2/2
1	PSU	L5	4471	1	-	0/7/25/26	0/2/2/2
1	A2M	L5	1326	1	-	1/5/27/28	0/3/3/3
1	OMU	L5	4306	1	-	1/9/27/28	0/2/2/2
48	PSU	S2	119	48	-	0/7/25/26	0/2/2/2
1	PSU	L5	4552	1	-	0/7/25/26	0/2/2/2

Continued on next page...

Continued from previous page...

Mol	Type	Chain	Res	Link	Chirals	Torsions	Rings
48	A2M	S2	512	48	-	1/5/27/28	0/3/3/3
48	PSU	S2	573	48	-	1/7/25/26	0/2/2/2
48	PSU	S2	1243	48	-	3/7/25/26	0/2/2/2
1	PSU	L5	3920	83,1	-	0/7/25/26	0/2/2/2
1	OMC	L5	1881	83,1	-	0/9/27/28	0/2/2/2
1	OMC	L5	2365	1	-	1/9/27/28	0/2/2/2
1	PSU	L5	4569	1	-	0/7/25/26	0/2/2/2
1	1MA	L5	1322	83,1	-	0/3/25/26	0/3/3/3
1	A2M	L5	3723	1	-	0/5/27/28	0/3/3/3
48	PSU	S2	1004	48	-	0/7/25/26	0/2/2/2
48	OMU	S2	1288	48	-	0/9/27/28	0/2/2/2
48	PSU	S2	609	48	-	0/7/25/26	0/2/2/2
1	OMG	L5	1316	1	-	0/5/27/28	0/3/3/3
48	PSU	S2	686	48	-	0/7/25/26	0/2/2/2
1	PSU	L5	4531	1	-	1/7/25/26	0/2/2/2
48	OMG	S2	1328	48	-	0/5/27/28	0/3/3/3
1	PSU	L5	1677	1	-	4/7/25/26	0/2/2/2
1	OMG	L5	4618	84,1	-	0/5/27/28	0/3/3/3
47	2MU	Pt	54	47	-	1/9/27/28	0/2/2/2
1	PSU	L5	3764	1	-	3/7/25/26	0/2/2/2
48	PSU	S2	1692	48	-	0/7/25/26	0/2/2/2
48	MA6	S2	1851	48	-	3/7/29/30	0/3/3/3
3	OMG	L8	75	3	-	1/5/27/28	0/3/3/3
1	OMC	L5	3869	1	-	0/9/27/28	0/2/2/2
1	OMG	L5	4370	1	-	0/5/27/28	0/3/3/3
48	A2M	S2	484	48	-	0/5/27/28	0/3/3/3
1	PSU	L5	4521	83,84,1	-	2/7/25/26	0/2/2/2
1	PSU	L5	4673	83,1	-	0/7/25/26	0/2/2/2
48	PSU	S2	1081	48	-	1/7/25/26	0/2/2/2
1	PSU	L5	4353	1	-	0/7/25/26	0/2/2/2
48	PSU	S2	1136	48	-	0/7/25/26	0/2/2/2
1	OMG	L5	4392	1	-	0/5/27/28	0/3/3/3
1	PSU	L5	5010	1	-	0/7/25/26	0/2/2/2
1	PSU	L5	4457	1	-	0/7/25/26	0/2/2/2
1	PSU	L5	3851	1	-	1/7/25/26	0/2/2/2
1	OMC	L5	4456	1	-	0/9/27/28	0/2/2/2
47	PSU	Pt	13	47	-	0/7/25/26	0/2/2/2
1	A2M	L5	3724	1	-	0/5/27/28	0/3/3/3
1	OMG	L5	3792	1	-	0/5/27/28	0/3/3/3
1	PSU	L5	3884	1	-	0/7/25/26	0/2/2/2
48	OMU	S2	116	48	-	0/9/27/28	0/2/2/2

Continued on next page...

Continued from previous page...

Mol	Type	Chain	Res	Link	Chirals	Torsions	Rings
48	B8N	S2	1248	48	-	5/16/34/35	0/2/2/2
48	A2M	S2	576	48	-	1/5/27/28	0/3/3/3
1	PSU	L5	4532	1	-	0/7/25/26	0/2/2/2
1	OMG	L5	2364	1	-	1/5/27/28	0/3/3/3
48	PSU	S2	1643	83,48	-	0/7/25/26	0/2/2/2
48	A2M	S2	27	83,48	-	0/5/27/28	0/3/3/3
1	PSU	L5	4500	1	-	1/7/25/26	0/2/2/2
47	H2U	Pt	20	47	-	3/7/38/39	0/2/2/2
1	PSU	L5	3729	1	-	0/7/25/26	0/2/2/2
1	OMC	L5	2824	1	-	0/9/27/28	0/2/2/2
1	OMC	L5	3701	84,1	-	4/9/27/28	0/2/2/2
3	PSU	L8	55	3	-	0/7/25/26	0/2/2/2
1	OMC	L5	2861	1	-	0/9/27/28	0/2/2/2
1	PSU	L5	5001	1	-	0/7/25/26	0/2/2/2
1	A2M	L5	3760	48,1	-	2/5/27/28	0/3/3/3
3	PSU	L8	69	3	-	0/7/25/26	0/2/2/2
1	PSU	L5	3762	1	-	0/7/25/26	0/2/2/2
48	PSU	S2	34	48	-	0/7/25/26	0/2/2/2
1	OMC	L5	1340	1	-	0/9/27/28	0/2/2/2
48	PSU	S2	1244	48	-	0/7/25/26	0/2/2/2
48	OMG	S2	683	48	-	1/5/27/28	0/3/3/3
1	PSU	L5	4576	1	-	0/7/25/26	0/2/2/2
48	OMC	S2	517	48	-	0/9/27/28	0/2/2/2
48	A2M	S2	1031	48	-	0/5/27/28	0/3/3/3
1	OMG	L5	1522	1	-	0/5/27/28	0/3/3/3
1	PSU	L5	1781	1	-	0/7/25/26	0/2/2/2
48	OMC	S2	462	48	-	0/9/27/28	0/2/2/2
48	PSU	S2	801	48	-	0/7/25/26	0/2/2/2
48	OMG	S2	867	48	-	1/5/27/28	0/3/3/3
1	OMG	L5	4228	1	-	1/5/27/28	0/3/3/3
48	PSU	S2	296	48	-	0/7/25/26	0/2/2/2
48	A2M	S2	1383	48	-	0/5/27/28	0/3/3/3
48	PSU	S2	822	48	-	0/7/25/26	0/2/2/2
48	OMG	S2	1447	48	-	1/5/27/28	0/3/3/3
1	PSU	L5	2508	1	-	0/7/25/26	0/2/2/2
48	A2M	S2	1678	48	-	1/5/27/28	0/3/3/3
1	PSU	L5	1860	1	-	0/7/25/26	0/2/2/2
1	PSU	L5	3853	83,84,1	-	0/7/25/26	0/2/2/2
1	A2M	L5	400	1	-	0/5/27/28	0/3/3/3
1	A2M	L5	3785	1	-	1/5/27/28	0/3/3/3
1	PSU	L5	3637	84,1	-	0/7/25/26	0/2/2/2

Continued on next page...

Continued from previous page...

Mol	Type	Chain	Res	Link	Chirals	Torsions	Rings
1	PSU	L5	4312	1	-	0/7/25/26	0/2/2/2
1	PSU	L5	4423	1	-	0/7/25/26	0/2/2/2
48	OMG	S2	644	48	-	3/5/27/28	0/3/3/3
48	OMC	S2	1391	48	-	0/9/27/28	0/2/2/2
48	OMG	S2	601	48	-	1/5/27/28	0/3/3/3
1	PSU	L5	1862	1	-	0/7/25/26	0/2/2/2
1	OMG	L5	4494	1	-	0/5/27/28	0/3/3/3
48	PSU	S2	36	48	-	0/7/25/26	0/2/2/2
1	OMG	L5	3944	1	-	0/5/27/28	0/3/3/3
1	PSU	L5	1582	1	-	0/7/25/26	0/2/2/2
1	UY1	L5	3818	84,1	-	2/9/27/28	0/2/2/2
48	PSU	S2	1239	48	-	0/7/25/26	0/2/2/2
48	OMU	S2	354	48	-	0/9/27/28	0/2/2/2
1	PSU	L5	3844	1	-	1/7/25/26	0/2/2/2
48	4AC	S2	1842	48	-	0/11/29/30	0/2/2/2
1	PSU	L5	3734	1	-	0/7/25/26	0/2/2/2
1	A2M	L5	398	1	-	1/5/27/28	0/3/3/3
1	OMG	L5	3744	1	-	0/5/27/28	0/3/3/3
1	OMG	L5	4623	1	-	0/5/27/28	0/3/3/3
1	OMU	L5	4498	83,84,1	-	0/9/27/28	0/2/2/2
48	OMC	S2	1703	48,84	-	0/9/27/28	0/2/2/2
1	OMG	L5	4196	47,1	-	1/5/27/28	0/3/3/3
48	PSU	S2	814	48	-	0/7/25/26	0/2/2/2
48	A2M	S2	159	48	-	1/5/27/28	0/3/3/3
1	PSU	L5	4431	1	-	0/7/25/26	0/2/2/2
1	PSU	L5	1744	84,1	-	0/7/25/26	0/2/2/2
1	A2M	L5	1534	83,1	-	1/5/27/28	0/3/3/3
5	HIC	LB	245	5	-	1/5/6/8	0/1/1/1
1	5MC	L5	4447	84,1	-	4/7/25/26	0/2/2/2
48	PSU	S2	1347	48	-	0/7/25/26	0/2/2/2
48	PSU	S2	572	48	-	0/7/25/26	0/2/2/2
48	4AC	S2	1337	48	-	0/11/29/30	0/2/2/2
3	OMU	L8	14	3,84,1	-	1/9/27/28	0/2/2/2
1	OMU	L5	2837	1	-	0/9/27/28	0/2/2/2
1	UR3	L5	4530	1	-	0/7/25/26	0/2/2/2
1	A2M	L5	2363	83,1	-	0/5/27/28	0/3/3/3
1	PSU	L5	3758	1	-	0/7/25/26	0/2/2/2
30	MLZ	Lb	5	84,30	-	1/7/8/10	-
1	A2M	L5	3867	1	-	1/5/27/28	0/3/3/3
48	PSU	S2	966	48	-	0/7/25/26	0/2/2/2
48	PSU	S2	218	48	-	0/7/25/26	0/2/2/2
1	PSU	L5	4442	1	-	0/7/25/26	0/2/2/2

Continued on next page...

Continued from previous page...

Mol	Type	Chain	Res	Link	Chirals	Torsions	Rings
48	OMG	S2	1490	83,48	-	3/5/27/28	0/3/3/3
1	PSU	L5	4299	1	-	0/7/25/26	0/2/2/2
1	PSU	L5	4636	1	-	3/7/25/26	0/2/2/2
1	PSU	L5	3715	1	-	0/7/25/26	0/2/2/2
1	OMG	L5	4499	1	-	0/5/27/28	0/3/3/3
48	A2M	S2	468	48	-	0/5/27/28	0/3/3/3
48	OMG	S2	509	48	-	0/5/27/28	0/3/3/3
48	PSU	S2	649	48	-	0/7/25/26	0/2/2/2
48	PSU	S2	1177	48	-	0/7/25/26	0/2/2/2
1	PSU	L5	2839	1	-	0/7/25/26	0/2/2/2
1	PSU	L5	4420	1	-	3/7/25/26	0/2/2/2
48	A2M	S2	99	83,48	-	2/5/27/28	0/3/3/3
1	PSU	L5	3639	1	-	0/7/25/26	0/2/2/2
1	PSU	L5	4293	1	-	0/7/25/26	0/2/2/2
1	A2M	L5	3830	1	-	0/5/27/28	0/3/3/3
1	PSU	L5	2843	1	-	0/7/25/26	0/2/2/2
1	A2M	L5	3825	1	-	0/5/27/28	0/3/3/3
1	A2M	L5	4571	1	-	0/5/27/28	0/3/3/3
1	PSU	L5	4628	1	-	0/7/25/26	0/2/2/2
1	PSU	L5	4403	1	-	0/7/25/26	0/2/2/2
1	5MC	L5	3782	83,1	-	0/7/25/26	0/2/2/2
1	OMC	L5	3841	1	-	0/9/27/28	0/2/2/2
1	PSU	L5	4361	1	-	0/7/25/26	0/2/2/2
1	OMU	L5	2415	1	-	0/9/27/28	0/2/2/2
1	PSU	L5	4972	84,1	-	0/7/25/26	0/2/2/2
48	PSU	S2	105	48	-	0/7/25/26	0/2/2/2
48	A2M	S2	166	48	-	0/5/27/28	0/3/3/3
48	PSU	S2	406	48	-	0/7/25/26	0/2/2/2
1	OMC	L5	2351	83,1	-	2/9/27/28	0/2/2/2
1	OMG	L5	3627	1	-	0/5/27/28	0/3/3/3
1	OMC	L5	2422	83,1	-	0/9/27/28	0/2/2/2
1	PSU	L5	4579	1	-	0/7/25/26	0/2/2/2
48	OMU	S2	121	48	-	0/9/27/28	0/2/2/2
48	OMG	S2	436	48	-	0/5/27/28	0/3/3/3
43	MLZ	L _o	53	43	-	0/7/8/10	-
47	5MC	Pt	49	47	-	0/7/25/26	0/2/2/2
48	A2M	S2	668	83,48	-	2/5/27/28	0/3/3/3
48	PSU	S2	866	48	-	0/7/25/26	0/2/2/2
1	A2M	L5	2401	1	-	0/5/27/28	0/3/3/3
1	OMG	L5	4637	84,1	-	1/5/27/28	0/3/3/3
48	OMU	S2	428	48	-	2/9/27/28	0/2/2/2

Continued on next page...

Continued from previous page...

Mol	Type	Chain	Res	Link	Chirals	Torsions	Rings
1	OMU	L5	4620	1	-	0/9/27/28	0/2/2/2
48	PSU	S2	93	48	-	0/7/25/26	0/2/2/2
48	PSU	S2	1625	48	-	0/7/25/26	0/2/2/2
48	PSU	S2	1056	48	-	0/7/25/26	0/2/2/2
1	PSU	L5	4689	1	-	0/7/25/26	0/2/2/2
48	PSU	S2	681	48	-	0/7/25/26	0/2/2/2
1	PSU	L5	2632	1	-	0/7/25/26	0/2/2/2
1	OMU	L5	3925	1	-	0/9/27/28	0/2/2/2
1	OMC	L5	3808	1	-	0/9/27/28	0/2/2/2
48	OMU	S2	1442	48	-	0/9/27/28	0/2/2/2
1	OMG	L5	2424	1	-	1/5/27/28	0/3/3/3
1	PSU	L5	3770	1	-	0/7/25/26	0/2/2/2
1	OMC	L5	2804	1	-	0/9/27/28	0/2/2/2
48	PSU	S2	863	48	-	0/7/25/26	0/2/2/2
48	PSU	S2	109	48	-	0/7/25/26	0/2/2/2
48	G7M	S2	1639	48,47	-	0/3/25/26	0/3/3/3
1	A2M	L5	2815	83,1	-	3/5/27/28	0/3/3/3
1	A2M	L5	4523	83,1	-	0/5/27/28	0/3/3/3
1	OMC	L5	4536	1	-	0/9/27/28	0/2/2/2
48	PSU	S2	1174	48,84	-	0/7/25/26	0/2/2/2
1	OMC	L5	3887	1	-	0/9/27/28	0/2/2/2
1	A2M	L5	2787	1	-	0/5/27/28	0/3/3/3
1	PSU	L5	3768	1	-	0/7/25/26	0/2/2/2
48	PSU	S2	1232	48	-	0/7/25/26	0/2/2/2
48	OMC	S2	174	83,48	-	0/9/27/28	0/2/2/2
1	OMG	L5	2876	1	-	0/5/27/28	0/3/3/3
1	A2M	L5	1524	1	-	0/5/27/28	0/3/3/3
1	PSU	L5	1779	1	-	0/7/25/26	0/2/2/2
47	2MG	Pt	10	47	-	0/5/27/28	0/3/3/3
48	PSU	S2	1445	48	-	1/7/25/26	0/2/2/2
1	PSU	L5	4296	1	-	0/7/25/26	0/2/2/2
1	OMU	L5	4227	1	-	0/9/27/28	0/2/2/2
48	PSU	S2	815	48	-	0/7/25/26	0/2/2/2
41	M3L	Lm	98	41	-	0/9/10/12	-
1	PSU	L5	4493	84,1	-	0/7/25/26	0/2/2/2
1	6MZ	L5	4220	1	-	0/5/27/28	0/3/3/3
1	A2M	L5	1871	83,1	-	0/5/27/28	0/3/3/3
1	OMG	L5	3899	83,1	-	0/5/27/28	0/3/3/3
1	PSU	L5	1536	1	-	0/7/25/26	0/2/2/2
48	OMU	S2	627	48	-	0/9/27/28	0/2/2/2
48	UY1	S2	1326	83,48	-	1/9/27/28	0/2/2/2
1	A2M	L5	4590	1	-	1/5/27/28	0/3/3/3

Continued on next page...

Continued from previous page...

Mol	Type	Chain	Res	Link	Chirals	Torsions	Rings
1	PSU	L5	1683	84,1	-	0/7/25/26	0/2/2/2
48	MA6	S2	1850	48	-	0/7/29/30	0/3/3/3
1	PSU	L5	1792	84,1	-	0/7/25/26	0/2/2/2
1	PSU	L5	1782	1	-	0/7/25/26	0/2/2/2
48	A2M	S2	590	48	-	2/5/27/28	0/3/3/3
1	PSU	L5	3695	84,1	-	0/7/25/26	0/2/2/2
1	A2M	L5	3718	1	-	0/5/27/28	0/3/3/3
48	PSU	S2	1238	48	-	0/7/25/26	0/2/2/2
72	HY3	SX	62	72	-	1/1/12/14	0/1/1/1
1	OMG	L5	1625	84,1	-	2/5/27/28	0/3/3/3
48	6MZ	S2	1832	83,48,84	-	0/5/27/28	0/3/3/3
48	OMU	S2	172	48	-	0/9/27/28	0/2/2/2

All (442) bond length outliers are listed below:

Mol	Chain	Res	Type	Atoms	Z	Observed(Å)	Ideal(Å)
48	S2	1832	6MZ	O4'-C1'	11.48	1.56	1.40
72	SX	62	HY3	C4-C3	-11.14	1.32	1.52
48	S2	1326	UY1	C6-C5	10.91	1.47	1.35
1	L5	4220	6MZ	O4'-C1'	10.63	1.54	1.40
1	L5	3818	UY1	C6-C5	10.59	1.47	1.35
48	S2	1326	UY1	C2-N1	9.69	1.49	1.36
72	SX	62	HY3	C3-CA	9.36	1.64	1.55
1	L5	3782	5MC	C6-C5	9.22	1.49	1.34
47	Pt	49	5MC	C6-C5	8.80	1.48	1.34
1	L5	3818	UY1	C2-N1	8.80	1.48	1.36
72	SX	62	HY3	CA-N	-8.76	1.33	1.48
1	L5	4447	5MC	C6-C5	8.75	1.48	1.34
48	S2	1832	6MZ	C3'-C2'	-8.56	1.30	1.53
1	L5	4220	6MZ	C3'-C2'	-8.33	1.30	1.53
48	S2	1326	UY1	C2-N3	7.44	1.49	1.37
48	S2	1337	4AC	C4-N3	7.11	1.44	1.32
48	S2	1832	6MZ	C1'-N9	-7.09	1.32	1.49
47	Pt	49	5MC	C5-C4	6.96	1.49	1.44
1	L5	4220	6MZ	C1'-N9	-6.84	1.33	1.49
1	L5	3782	5MC	C5-C4	6.68	1.49	1.44
1	L5	3818	UY1	C2-N3	6.67	1.48	1.37
48	S2	1842	4AC	C4-N3	6.56	1.43	1.32
47	Pt	49	5MC	C4-N3	6.54	1.44	1.34
1	L5	4447	5MC	C5-C4	6.48	1.49	1.44
1	L5	4530	UR3	C2-N1	6.45	1.47	1.38
48	S2	1337	4AC	C6-C5	6.19	1.49	1.35

Continued on next page...

Continued from previous page...

Mol	Chain	Res	Type	Atoms	Z	Observed(Å)	Ideal(Å)
1	L5	4530	UR3	C6-C5	6.17	1.49	1.35
48	S2	1832	6MZ	O4'-C4'	-5.93	1.31	1.45
47	Pt	49	5MC	C2-N3	5.92	1.48	1.36
48	S2	1842	4AC	C6-C5	5.87	1.48	1.35
1	L5	4220	6MZ	O4'-C4'	-5.75	1.32	1.45
48	S2	1337	4AC	C2-N3	5.73	1.47	1.36
48	S2	1639	G7M	C2-N2	5.73	1.47	1.34
48	S2	1842	4AC	C2-N3	5.46	1.47	1.36
1	L5	3782	5MC	C2-N3	5.36	1.47	1.36
1	L5	3782	5MC	C4-N3	5.31	1.42	1.34
1	L5	4447	5MC	C2-N3	5.27	1.46	1.36
1	L5	4530	UR3	C2-N3	5.15	1.49	1.39
1	L5	4220	6MZ	C6-C5	-5.10	1.37	1.44
1	L5	4447	5MC	C4-N3	5.03	1.42	1.34
48	S2	1832	6MZ	C6-C5	-5.03	1.37	1.44
1	L5	2843	PSU	O4-C4	-4.92	1.14	1.23
48	S2	1326	UY1	C6-N1	4.86	1.44	1.36
1	L5	1536	PSU	O4-C4	-4.82	1.14	1.23
48	S2	1639	G7M	C4-N3	4.79	1.48	1.37
48	S2	1850	MA6	C6-C5	-4.77	1.37	1.44
1	L5	3764	PSU	O4-C4	-4.72	1.14	1.23
1	L5	3785	A2M	O4'-C1'	-4.64	1.34	1.40
1	L5	3639	PSU	O4-C4	-4.54	1.14	1.23
48	S2	1851	MA6	C6-C5	-4.54	1.37	1.44
47	Pt	10	2MG	C2-N2	4.52	1.42	1.33
1	L5	3818	UY1	C6-N1	4.51	1.43	1.36
48	S2	1337	4AC	C7-N4	4.50	1.46	1.37
48	S2	1639	G7M	C2-N3	4.38	1.43	1.33
47	Pt	49	5MC	C4-N4	4.37	1.45	1.34
1	L5	4532	PSU	O4-C4	-4.35	1.15	1.23
1	L5	4220	6MZ	C3'-C4'	4.33	1.64	1.53
1	L5	1316	OMG	C8-N7	-4.30	1.28	1.34
1	L5	1625	OMG	C8-N7	-4.29	1.28	1.34
47	Pt	49	5MC	C2-N1	4.22	1.48	1.40
48	S2	1832	6MZ	C3'-C4'	4.22	1.63	1.53
1	L5	3782	5MC	C6-N1	4.22	1.45	1.38
47	Pt	49	5MC	C6-N1	4.22	1.45	1.38
1	L5	3899	OMG	C8-N7	-4.17	1.28	1.34
1	L5	3785	A2M	O5'-C5'	-4.15	1.32	1.44
1	L5	2876	OMG	C8-N7	-4.10	1.28	1.34
1	L5	4392	OMG	C8-N7	-4.08	1.28	1.34
1	L5	2401	A2M	O5'-C5'	-4.08	1.32	1.44

Continued on next page...

Continued from previous page...

Mol	Chain	Res	Type	Atoms	Z	Observed(Å)	Ideal(Å)
48	S2	668	A2M	O4'-C4'	-4.08	1.35	1.45
48	S2	1842	4AC	C7-N4	4.04	1.45	1.37
1	L5	1871	A2M	O5'-C5'	-3.98	1.32	1.44
1	L5	4447	5MC	C6-N1	3.96	1.44	1.38
1	L5	4447	5MC	C2-N1	3.93	1.48	1.40
1	L5	4196	OMG	C8-N7	-3.93	1.28	1.34
48	S2	668	A2M	O5'-C5'	-3.93	1.32	1.44
1	L5	3825	A2M	O5'-C5'	-3.92	1.32	1.44
1	L5	3792	OMG	C8-N7	-3.92	1.28	1.34
48	S2	1337	4AC	C2-N1	3.90	1.48	1.40
1	L5	1524	A2M	O5'-C5'	-3.89	1.32	1.44
1	L5	1522	OMG	C8-N7	-3.88	1.28	1.34
1	L5	3782	5MC	O2-C2	-3.87	1.16	1.23
1	L5	3782	5MC	C4-N4	3.85	1.44	1.34
48	S2	1842	4AC	C5-C4	3.85	1.49	1.41
1	L5	400	A2M	O5'-C5'	-3.84	1.33	1.44
1	L5	4447	5MC	C4-N4	3.83	1.43	1.34
48	S2	576	A2M	O5'-C5'	-3.82	1.33	1.44
1	L5	2364	OMG	C8-N7	-3.82	1.28	1.34
48	S2	1850	MA6	C6-N6	3.82	1.46	1.37
1	L5	1534	A2M	O5'-C5'	-3.80	1.33	1.44
1	L5	3637	PSU	O4-C4	-3.79	1.16	1.23
48	S2	1337	4AC	C5-C4	3.78	1.49	1.41
48	S2	1031	A2M	O5'-C5'	-3.77	1.33	1.44
48	S2	1842	4AC	O2-C2	-3.76	1.16	1.23
1	L5	3920	PSU	O4-C4	-3.76	1.16	1.23
1	L5	4370	OMG	C8-N7	-3.72	1.29	1.34
48	S2	590	A2M	O5'-C5'	-3.72	1.33	1.44
1	L5	3744	OMG	C8-N7	-3.72	1.29	1.34
1	L5	3627	OMG	C8-N7	-3.70	1.29	1.34
1	L5	4571	A2M	O5'-C5'	-3.70	1.33	1.44
48	S2	1337	4AC	C4-N4	3.70	1.45	1.39
1	L5	4637	OMG	C8-N7	-3.69	1.29	1.34
1	L5	1322	1MA	C8-N7	-3.68	1.29	1.34
1	L5	1326	A2M	O5'-C5'	-3.68	1.33	1.44
48	S2	436	OMG	C8-N7	-3.66	1.29	1.34
48	S2	27	A2M	O5'-C5'	-3.66	1.33	1.44
1	L5	3867	A2M	O5'-C5'	-3.65	1.33	1.44
1	L5	2424	OMG	C8-N7	-3.65	1.29	1.34
1	L5	3724	A2M	O5'-C5'	-3.65	1.33	1.44
48	S2	1842	4AC	C2-N1	3.64	1.47	1.40
48	S2	468	A2M	O5'-C5'	-3.62	1.33	1.44

Continued on next page...

Continued from previous page...

Mol	Chain	Res	Type	Atoms	Z	Observed(Å)	Ideal(Å)
1	L5	4494	OMG	C8-N7	-3.61	1.29	1.34
48	S2	1326	UY1	C4-N3	3.58	1.45	1.38
48	S2	683	OMG	C8-N7	-3.57	1.29	1.34
48	S2	1383	A2M	O5'-C5'	-3.57	1.33	1.44
47	Pt	54	2MU	O5'-C5'	-3.56	1.33	1.44
1	L5	2787	A2M	O5'-C5'	-3.56	1.33	1.44
1	L5	4523	A2M	O5'-C5'	-3.55	1.33	1.44
1	L5	1534	A2M	O4'-C4'	-3.55	1.37	1.45
1	L5	4228	OMG	C8-N7	-3.54	1.29	1.34
1	L5	2363	A2M	O5'-C5'	-3.54	1.33	1.44
48	S2	166	A2M	O5'-C5'	-3.51	1.33	1.44
1	L5	4569	PSU	O4-C4	-3.50	1.16	1.23
1	L5	4552	PSU	O4-C4	-3.48	1.17	1.23
1	L5	1582	PSU	O4-C4	-3.47	1.17	1.23
1	L5	3830	A2M	O5'-C5'	-3.46	1.34	1.44
1	L5	4571	A2M	O4'-C4'	-3.44	1.37	1.45
1	L5	4447	5MC	O2-C2	-3.44	1.17	1.23
48	S2	1851	MA6	C6-N6	3.42	1.45	1.37
1	L5	4521	PSU	O4-C4	-3.41	1.17	1.23
1	L5	3782	5MC	C2-N1	3.41	1.47	1.40
48	S2	1328	OMG	C8-N7	-3.41	1.29	1.34
1	L5	3723	A2M	O5'-C5'	-3.37	1.34	1.44
1	L5	1683	PSU	O4-C4	-3.37	1.17	1.23
48	S2	1337	4AC	O2-C2	-3.37	1.17	1.23
48	S2	601	OMG	C8-N7	-3.35	1.29	1.34
1	L5	398	A2M	O5'-C5'	-3.34	1.34	1.44
1	L5	3760	A2M	O5'-C5'	-3.34	1.34	1.44
48	S2	1678	A2M	O5'-C5'	-3.33	1.34	1.44
48	S2	668	A2M	C1'-N9	-3.32	1.41	1.49
48	S2	1842	4AC	C4-N4	3.31	1.44	1.39
1	L5	1316	OMG	C5-C6	-3.31	1.40	1.47
1	L5	3884	PSU	O4-C4	-3.31	1.17	1.23
48	S2	484	A2M	O5'-C5'	-3.30	1.34	1.44
48	S2	159	A2M	O5'-C5'	-3.29	1.34	1.44
1	L5	4618	OMG	C8-N7	-3.29	1.29	1.34
1	L5	4623	OMG	C8-N7	-3.29	1.29	1.34
1	L5	4499	OMG	C8-N7	-3.29	1.29	1.34
1	L5	1534	A2M	C1'-N9	-3.27	1.41	1.49
1	L5	1677	PSU	O4-C4	-3.26	1.17	1.23
1	L5	3818	UY1	O4-C4	-3.26	1.17	1.23
48	S2	1337	4AC	C6-N1	3.24	1.45	1.38
48	S2	576	A2M	C1'-N9	-3.22	1.42	1.49

Continued on next page...

Continued from previous page...

Mol	Chain	Res	Type	Atoms	Z	Observed(Å)	Ideal(Å)
5	LB	245	HIC	CE1-ND1	-3.21	1.29	1.34
1	L5	3785	A2M	C1'-N9	-3.21	1.42	1.49
48	S2	644	OMG	C8-N7	-3.21	1.29	1.34
1	L5	4523	A2M	O3'-C3'	-3.21	1.35	1.43
1	L5	3718	A2M	O5'-C5'	-3.18	1.34	1.44
72	SX	62	HY3	C4-C5	3.18	1.57	1.53
1	L5	2815	A2M	O5'-C5'	-3.18	1.34	1.44
1	L5	4370	OMG	C5-C6	-3.18	1.41	1.47
1	L5	4530	UR3	O4-C4	-3.17	1.16	1.23
48	S2	512	A2M	O5'-C5'	-3.16	1.35	1.44
48	S2	1842	4AC	C6-N1	3.15	1.45	1.38
48	S2	1490	OMG	C8-N7	-3.13	1.29	1.34
48	S2	509	OMG	C8-N7	-3.12	1.30	1.34
48	S2	436	OMG	C5-C6	-3.10	1.41	1.47
48	S2	1447	OMG	C8-N7	-3.09	1.30	1.34
48	S2	1639	G7M	C2-N1	3.09	1.45	1.37
3	L8	75	OMG	C8-N7	-3.08	1.30	1.34
1	L5	1677	PSU	C2-N1	3.06	1.40	1.36
48	S2	1081	PSU	O4-C4	-3.05	1.17	1.23
48	S2	99	A2M	O5'-C5'	-3.05	1.35	1.44
48	S2	681	PSU	C2-N1	3.04	1.40	1.36
48	S2	1692	PSU	O4-C4	-3.00	1.17	1.23
1	L5	3853	PSU	O4-C4	-3.00	1.17	1.23
1	L5	4628	PSU	O4-C4	-3.00	1.17	1.23
48	S2	801	PSU	C2-N1	2.98	1.40	1.36
48	S2	1243	PSU	C2-N1	2.98	1.40	1.36
48	S2	1490	OMG	C5-C6	-2.98	1.41	1.47
48	S2	814	PSU	C2-N1	2.98	1.40	1.36
1	L5	3944	OMG	C8-N7	-2.98	1.30	1.34
47	Pt	55	PSU	C2-N1	2.97	1.40	1.36
1	L5	3792	OMG	C5-C6	-2.97	1.41	1.47
48	S2	1678	A2M	O3'-C3'	-2.96	1.35	1.43
1	L5	3627	OMG	C5-C6	-2.95	1.41	1.47
1	L5	4296	PSU	C2-N1	2.94	1.40	1.36
48	S2	1639	G7M	C5-C6	2.94	1.53	1.45
48	S2	1239	PSU	C2-N1	2.93	1.40	1.36
1	L5	3818	UY1	C4-N3	2.92	1.44	1.38
48	S2	867	OMG	C8-N7	-2.91	1.30	1.34
1	L5	1625	OMG	C5-C6	-2.91	1.41	1.47
1	L5	4228	OMG	C5-C6	-2.90	1.41	1.47
1	L5	3867	A2M	O3'-C3'	-2.90	1.35	1.43
1	L5	4590	A2M	O5'-C5'	-2.90	1.35	1.44

Continued on next page...

Continued from previous page...

Mol	Chain	Res	Type	Atoms	Z	Observed(Å)	Ideal(Å)
1	L5	3729	PSU	C2-N1	2.89	1.40	1.36
48	S2	1328	OMG	C5-C6	-2.89	1.41	1.47
1	L5	4571	A2M	O3'-C3'	-2.87	1.35	1.43
1	L5	1779	PSU	C2-N1	2.86	1.40	1.36
1	L5	3760	A2M	C1'-N9	-2.86	1.42	1.49
1	L5	4196	OMG	C5-C6	-2.86	1.41	1.47
1	L5	1322	1MA	C5-C4	-2.85	1.36	1.43
1	L5	3734	PSU	C2-N1	2.84	1.40	1.36
1	L5	4403	PSU	O4-C4	-2.83	1.18	1.23
48	S2	34	PSU	C2-N1	2.83	1.40	1.36
48	S2	1177	PSU	O4-C4	-2.83	1.18	1.23
1	L5	4972	PSU	O4-C4	-2.82	1.18	1.23
1	L5	4552	PSU	C2-N1	2.79	1.40	1.36
1	L5	4431	PSU	O4-C4	-2.79	1.18	1.23
48	S2	1136	PSU	C2-N1	2.79	1.40	1.36
1	L5	2424	OMG	C5-C6	-2.79	1.41	1.47
48	S2	1678	A2M	C1'-N9	-2.78	1.43	1.49
1	L5	4442	PSU	O4-C4	-2.77	1.18	1.23
48	S2	1842	4AC	O7-C7	-2.76	1.17	1.23
1	L5	3818	UY1	O2-C2	-2.76	1.17	1.23
48	S2	1447	OMG	C5-C6	-2.75	1.42	1.47
1	L5	4530	UR3	C6-N1	2.74	1.44	1.38
47	Pt	49	5MC	O2-C2	-2.73	1.18	1.23
1	L5	3744	OMG	C5-C6	-2.73	1.42	1.47
48	S2	99	A2M	C1'-N9	-2.71	1.43	1.49
1	L5	4972	PSU	C2-N1	2.71	1.40	1.36
1	L5	4637	OMG	C5-C6	-2.70	1.42	1.47
1	L5	2364	OMG	C5-C6	-2.70	1.42	1.47
1	L5	4499	OMG	C5-C6	-2.70	1.42	1.47
1	L5	400	A2M	O3'-C3'	-2.70	1.36	1.43
1	L5	3724	A2M	O3'-C3'	-2.70	1.36	1.43
48	S2	681	PSU	O4-C4	-2.69	1.18	1.23
48	S2	1326	UY1	O4-C4	-2.69	1.18	1.23
48	S2	119	PSU	C2-N1	2.69	1.40	1.36
48	S2	683	OMG	C5-C6	-2.69	1.42	1.47
1	L5	2876	OMG	C5-C6	-2.68	1.42	1.47
1	L5	4471	PSU	O4-C4	-2.68	1.18	1.23
1	L5	3627	OMG	C5-C4	-2.66	1.36	1.43
1	L5	1534	A2M	O3'-C3'	-2.66	1.36	1.43
48	S2	1850	MA6	C2-N3	2.66	1.36	1.32
1	L5	4521	PSU	C2-N1	2.66	1.40	1.36
48	S2	512	A2M	C1'-N9	-2.66	1.43	1.49

Continued on next page...

Continued from previous page...

Mol	Chain	Res	Type	Atoms	Z	Observed(Å)	Ideal(Å)
1	L5	2843	PSU	C2-N1	2.66	1.40	1.36
47	Pt	13	PSU	C2-N1	2.66	1.40	1.36
1	L5	2839	PSU	O4-C4	-2.64	1.18	1.23
48	S2	649	PSU	O4-C4	-2.64	1.18	1.23
48	S2	159	A2M	O3'-C3'	-2.64	1.36	1.43
48	S2	866	PSU	C2-N1	2.64	1.40	1.36
1	L5	2363	A2M	O4'-C4'	-2.63	1.39	1.45
3	L8	75	OMG	C5-C6	-2.63	1.42	1.47
48	S2	218	PSU	C2-N1	2.63	1.40	1.36
1	L5	3844	PSU	O4-C4	-2.62	1.18	1.23
48	S2	644	OMG	C5-C6	-2.61	1.42	1.47
1	L5	3899	OMG	C5-C4	-2.61	1.36	1.43
1	L5	4471	PSU	C2-N1	2.61	1.40	1.36
1	L5	400	A2M	O4'-C4'	-2.61	1.39	1.45
1	L5	2839	PSU	C2-N1	2.61	1.40	1.36
1	L5	4392	OMG	C5-C6	-2.60	1.42	1.47
1	L5	1522	OMG	C5-C6	-2.60	1.42	1.47
48	S2	468	A2M	C1'-N9	-2.60	1.43	1.49
72	SX	62	HY3	C5-N	2.60	1.57	1.49
1	L5	3715	PSU	C2-N1	2.59	1.40	1.36
48	S2	1851	MA6	C2-N3	2.59	1.36	1.32
48	S2	867	OMG	C5-C6	-2.59	1.42	1.47
1	L5	1677	PSU	O4'-C1'	-2.59	1.40	1.43
1	L5	1862	PSU	O4-C4	-2.58	1.18	1.23
47	Pt	10	2MG	C6-N1	2.57	1.41	1.37
1	L5	4523	A2M	C1'-N9	-2.56	1.43	1.49
1	L5	1871	A2M	C1'-N9	-2.56	1.43	1.49
48	S2	509	OMG	C5-C6	-2.55	1.42	1.47
1	L5	1326	A2M	O3'-C3'	-2.55	1.36	1.43
1	L5	4457	PSU	O4-C4	-2.55	1.18	1.23
48	S2	572	PSU	C2-N1	2.55	1.40	1.36
1	L5	3867	A2M	C1'-N9	-2.55	1.43	1.49
48	S2	1445	PSU	C2-N1	2.55	1.40	1.36
1	L5	3695	PSU	O4-C4	-2.53	1.18	1.23
48	S2	1625	PSU	C2-N1	2.53	1.40	1.36
1	L5	4623	OMG	C5-C6	-2.53	1.42	1.47
48	S2	668	A2M	O4'-C1'	-2.52	1.37	1.40
1	L5	1781	PSU	C2-N1	2.50	1.39	1.36
48	S2	1004	PSU	C2-N1	2.50	1.39	1.36
1	L5	3844	PSU	C2-N1	2.49	1.39	1.36
48	S2	609	PSU	C2-N1	2.49	1.39	1.36
48	S2	406	PSU	O4-C4	-2.48	1.18	1.23

Continued on next page...

Continued from previous page...

Mol	Chain	Res	Type	Atoms	Z	Observed(Å)	Ideal(Å)
48	S2	166	A2M	C1'-N9	-2.48	1.43	1.49
1	L5	3867	A2M	O4'-C4'	-2.47	1.39	1.45
1	L5	4618	OMG	C5-C6	-2.47	1.42	1.47
48	S2	822	PSU	O4'-C1'	-2.47	1.40	1.43
1	L5	3758	PSU	C2-N1	2.47	1.39	1.36
1	L5	4493	PSU	C2-N1	2.46	1.39	1.36
48	S2	601	OMG	C5-C6	-2.46	1.42	1.47
1	L5	4493	PSU	O4-C4	-2.45	1.18	1.23
48	S2	573	PSU	C2-N1	2.44	1.39	1.36
48	S2	1056	PSU	C2-N1	2.44	1.39	1.36
1	L5	2508	PSU	C2-N1	2.44	1.39	1.36
1	L5	4532	PSU	C2-N1	2.42	1.39	1.36
48	S2	966	PSU	C2-N1	2.42	1.39	1.36
1	L5	2508	PSU	O4-C4	-2.41	1.19	1.23
48	S2	1326	UY1	O2-C2	-2.41	1.18	1.23
48	S2	576	A2M	O3'-C3'	-2.39	1.37	1.43
1	L5	3851	PSU	O4-C4	-2.39	1.19	1.23
1	L5	3718	A2M	C1'-N9	-2.39	1.44	1.49
48	S2	428	OMU	C4-N3	2.39	1.42	1.38
47	Pt	10	2MG	C5-C6	-2.38	1.42	1.47
1	L5	4370	OMG	C5-C4	-2.38	1.37	1.43
1	L5	3899	OMG	C5-C6	-2.37	1.42	1.47
1	L5	1871	A2M	O3'-C3'	-2.36	1.37	1.43
1	L5	2364	OMG	C5-C4	-2.36	1.37	1.43
1	L5	3944	OMG	C5-C6	-2.35	1.42	1.47
48	S2	99	A2M	O3'-C3'	-2.35	1.37	1.43
48	S2	1244	PSU	C2-N1	2.35	1.39	1.36
3	L8	55	PSU	C2-N1	2.35	1.39	1.36
1	L5	398	A2M	C1'-N9	-2.34	1.44	1.49
48	S2	468	A2M	O4'-C4'	-2.34	1.39	1.45
1	L5	4196	OMG	C5-C4	-2.33	1.37	1.43
48	S2	1678	A2M	O4'-C4'	-2.33	1.39	1.45
48	S2	27	A2M	O3'-C3'	-2.33	1.37	1.43
48	S2	686	PSU	C2-N1	2.32	1.39	1.36
3	L8	55	PSU	O4-C4	-2.31	1.19	1.23
1	L5	4579	PSU	C2-N1	2.31	1.39	1.36
48	S2	105	PSU	C2-N1	2.31	1.39	1.36
48	S2	1174	PSU	O4-C4	-2.31	1.19	1.23
48	S2	651	PSU	C2-N1	2.30	1.39	1.36
1	L5	3825	A2M	O3'-C3'	-2.30	1.37	1.43
1	L5	4392	OMG	C5-C4	-2.30	1.37	1.43
48	S2	1383	A2M	C1'-N9	-2.30	1.44	1.49

Continued on next page...

Continued from previous page...

Mol	Chain	Res	Type	Atoms	Z	Observed(Å)	Ideal(Å)
48	S2	1639	G7M	O6-C6	-2.30	1.18	1.23
1	L5	4456	OMC	C4-N3	-2.30	1.30	1.34
48	S2	918	PSU	O4'-C1'	-2.30	1.40	1.43
1	L5	2815	A2M	O4'-C4'	-2.30	1.39	1.45
1	L5	4499	OMG	C5-C4	-2.29	1.37	1.43
48	S2	93	PSU	C2-N1	2.29	1.39	1.36
1	L5	4569	PSU	C2-N1	2.28	1.39	1.36
48	S2	1367	PSU	C2-N1	2.28	1.39	1.36
1	L5	4531	PSU	C2-N1	2.28	1.39	1.36
1	L5	5010	PSU	C2-N1	2.28	1.39	1.36
1	L5	2351	OMC	C4-N3	-2.28	1.30	1.34
1	L5	4353	PSU	C2-N1	2.28	1.39	1.36
1	L5	3718	A2M	O3'-C3'	-2.27	1.37	1.43
48	S2	1081	PSU	O4'-C1'	-2.27	1.40	1.43
1	L5	4494	OMG	C5-C6	-2.27	1.42	1.47
48	S2	436	OMG	C5-C4	-2.27	1.37	1.43
48	S2	1337	4AC	CM7-C7	2.26	1.55	1.50
1	L5	4420	PSU	C2-N1	2.26	1.39	1.36
48	S2	1238	PSU	C2-N1	2.26	1.39	1.36
1	L5	4228	OMG	C5-C4	-2.25	1.37	1.43
1	L5	4423	PSU	C2-N1	2.25	1.39	1.36
1	L5	4637	OMG	C5-C4	-2.25	1.37	1.43
48	S2	644	OMG	C5-C4	-2.24	1.37	1.43
48	S2	1639	G7M	C6-N1	2.24	1.41	1.37
1	L5	3724	A2M	C1'-N9	-2.24	1.44	1.49
1	L5	3818	UY1	O4'-C1'	-2.24	1.40	1.43
1	L5	1625	OMG	C5-C4	-2.24	1.37	1.43
48	S2	1174	PSU	C2-N1	2.24	1.39	1.36
1	L5	3639	PSU	C2-N1	2.23	1.39	1.36
3	L8	69	PSU	C2-N1	2.23	1.39	1.36
48	S2	1232	PSU	C2-N1	2.22	1.39	1.36
1	L5	1522	OMG	C5-C4	-2.22	1.37	1.43
1	L5	3770	PSU	C2-N1	2.22	1.39	1.36
1	L5	4571	A2M	C1'-N9	-2.22	1.44	1.49
48	S2	509	OMG	C5-C4	-2.22	1.37	1.43
1	L5	3760	A2M	O3'-C3'	-2.22	1.37	1.43
1	L5	3744	OMG	C5-C4	-2.21	1.37	1.43
1	L5	1316	OMG	C5-C4	-2.21	1.37	1.43
1	L5	3701	OMC	C4-N3	-2.20	1.30	1.34
1	L5	2401	A2M	C1'-N9	-2.20	1.44	1.49
48	S2	1643	PSU	O4'-C1'	-2.19	1.40	1.43
1	L5	3792	OMG	C5-C4	-2.19	1.37	1.43

Continued on next page...

Continued from previous page...

Mol	Chain	Res	Type	Atoms	Z	Observed(Å)	Ideal(Å)
47	Pt	54	2MU	C2'-C1'	2.18	1.58	1.53
1	L5	3841	OMC	C4-N3	-2.18	1.30	1.34
1	L5	3760	A2M	O4'-C4'	-2.18	1.40	1.45
1	L5	3764	PSU	C2-N1	2.18	1.39	1.36
1	L5	3830	A2M	C1'-N9	-2.18	1.44	1.49
1	L5	3762	PSU	C2-N1	2.18	1.39	1.36
1	L5	1524	A2M	C1'-N9	-2.17	1.44	1.49
1	L5	4689	PSU	O4-C4	-2.17	1.19	1.23
1	L5	400	A2M	C1'-N9	-2.17	1.44	1.49
1	L5	4457	PSU	C2-N1	2.16	1.39	1.36
1	L5	2365	OMC	C4-N3	-2.16	1.30	1.34
48	S2	590	A2M	O4'-C4'	-2.16	1.40	1.45
48	S2	918	PSU	C2-N1	2.16	1.39	1.36
48	S2	601	OMG	C5-C4	-2.16	1.37	1.43
48	S2	683	OMG	C5-C4	-2.15	1.37	1.43
1	L5	4361	PSU	O4-C4	-2.15	1.19	1.23
48	S2	484	A2M	C1'-N9	-2.15	1.44	1.49
48	S2	1288	OMU	C4-N3	2.15	1.42	1.38
1	L5	4673	PSU	C2-N1	2.14	1.39	1.36
1	L5	1683	PSU	C2-N1	2.14	1.39	1.36
48	S2	1337	4AC	O7-C7	-2.14	1.18	1.23
1	L5	4618	OMG	C5-C4	-2.14	1.37	1.43
1	L5	4623	OMG	C5-C4	-2.13	1.37	1.43
1	L5	3734	PSU	O4'-C1'	-2.13	1.40	1.43
1	L5	4673	PSU	O4-C4	-2.13	1.19	1.23
48	S2	1031	A2M	C1'-N9	-2.12	1.44	1.49
48	S2	512	A2M	O3'-C3'	-2.12	1.37	1.43
48	S2	1081	PSU	C2-N1	2.12	1.39	1.36
48	S2	1031	A2M	O3'-C3'	-2.11	1.37	1.43
48	S2	863	PSU	C2-N1	2.11	1.39	1.36
1	L5	3723	A2M	C1'-N9	-2.10	1.44	1.49
1	L5	2876	OMG	C5-C4	-2.10	1.37	1.43
1	L5	4420	PSU	C4-N3	2.10	1.42	1.38
47	Pt	55	PSU	C6-N1	2.10	1.39	1.36
48	S2	815	PSU	C2-N1	2.10	1.39	1.36
1	L5	1881	OMC	C4-N3	-2.09	1.30	1.34
48	S2	512	A2M	O4'-C4'	-2.09	1.40	1.45
1	L5	4471	PSU	O4'-C1'	-2.09	1.41	1.43
1	L5	4579	PSU	O4-C4	-2.09	1.19	1.23
1	L5	2815	A2M	C1'-N9	-2.09	1.44	1.49
1	L5	2424	OMG	C5-C4	-2.09	1.38	1.43
1	L5	3768	PSU	C2-N1	2.09	1.39	1.36

Continued on next page...

Continued from previous page...

Mol	Chain	Res	Type	Atoms	Z	Observed(Å)	Ideal(Å)
1	L5	3639	PSU	O4'-C1'	-2.08	1.41	1.43
1	L5	4494	OMG	C5-C4	-2.08	1.38	1.43
48	S2	1328	OMG	C5-C4	-2.08	1.38	1.43
1	L5	4420	PSU	O4'-C1'	-2.08	1.41	1.43
48	S2	867	OMG	C5-C4	-2.07	1.38	1.43
48	S2	590	A2M	C1'-N9	-2.07	1.44	1.49
48	S2	1490	OMG	C5-C4	-2.07	1.38	1.43
1	L5	1340	OMC	C4-N3	-2.07	1.30	1.34
1	L5	4530	UR3	C5-C4	2.07	1.49	1.43
1	L5	3758	PSU	O4-C4	-2.06	1.19	1.23
48	S2	1347	PSU	O4-C4	-2.06	1.19	1.23
1	L5	398	A2M	O3'-C3'	-2.06	1.37	1.43
1	L5	1792	PSU	O4-C4	-2.06	1.19	1.23
1	L5	3869	OMC	C4-N3	-2.06	1.30	1.34
47	Pt	55	PSU	O4'-C1'	-2.06	1.41	1.43
1	L5	3724	A2M	O4'-C4'	-2.06	1.40	1.45
48	S2	1643	PSU	O4-C4	-2.06	1.19	1.23
48	S2	573	PSU	O4-C4	-2.05	1.19	1.23
48	S2	1288	OMU	C2-N1	2.05	1.41	1.38
1	L5	3830	A2M	O3'-C3'	-2.05	1.37	1.43
1	L5	4636	PSU	O4'-C1'	-2.05	1.41	1.43
1	L5	4536	OMC	C4-N3	-2.05	1.30	1.34
1	L5	4500	PSU	C2-N1	2.04	1.39	1.36
1	L5	3944	OMG	C5-C4	-2.04	1.38	1.43
1	L5	2787	A2M	O4'-C1'	-2.03	1.38	1.40
1	L5	2804	OMC	C4-N3	-2.03	1.30	1.34
3	L8	75	OMG	C5-C4	-2.03	1.38	1.43
1	L5	1871	A2M	O4'-C4'	-2.03	1.40	1.45
48	S2	1842	4AC	CM7-C7	2.02	1.54	1.50
1	L5	4523	A2M	O4'-C4'	-2.02	1.40	1.45
1	L5	5001	PSU	C2-N1	2.02	1.39	1.36
1	L5	1326	A2M	C1'-N9	-2.02	1.44	1.49
1	L5	2401	A2M	O3'-C3'	-2.01	1.38	1.43
1	L5	3695	PSU	C2-N1	2.01	1.39	1.36
1	L5	4590	A2M	O3'-C3'	-2.00	1.38	1.43
1	L5	1326	A2M	C8-N7	-2.00	1.31	1.34
1	L5	2839	PSU	O4'-C1'	-2.00	1.41	1.43
48	S2	36	PSU	C2-N1	2.00	1.39	1.36

All (783) bond angle outliers are listed below:

Continued on next page...

Continued from previous page...

Mol	Chain	Res	Type	Atoms	Z	Observed(°)	Ideal(°)
48	S2	1851	MA6	N1-C6-N6	-9.30	106.09	116.83
48	S2	1850	MA6	N1-C6-N6	-8.39	107.14	116.83
48	S2	1851	MA6	N3-C2-N1	-6.69	119.59	128.67
48	S2	1832	6MZ	N3-C2-N1	-6.54	119.79	128.67
48	S2	1850	MA6	N3-C2-N1	-6.53	119.80	128.67
1	L5	4220	6MZ	N3-C2-N1	-6.46	119.91	128.67
48	S2	1832	6MZ	C9-N6-C6	-6.42	116.89	122.85
1	L5	3785	A2M	C4'-O4'-C1'	-5.91	104.51	109.92
48	S2	166	A2M	C4'-O4'-C1'	-5.74	104.67	109.92
48	S2	590	A2M	C4'-O4'-C1'	-5.67	104.73	109.92
48	S2	1326	UY1	C4-N3-C2	-5.41	118.92	126.37
1	L5	3760	A2M	C4'-O4'-C1'	-5.38	105.00	109.92
1	L5	4530	UR3	C4-N3-C2	-5.33	120.29	124.58
1	L5	1524	A2M	C4'-O4'-C1'	-5.30	105.07	109.92
48	S2	576	A2M	C4'-O4'-C1'	-5.27	105.10	109.92
48	S2	1326	UY1	N1-C2-N3	5.20	120.66	115.17
1	L5	4220	6MZ	C9-N6-C6	5.06	127.55	122.85
47	Pt	54	2MU	C6-C5-C4	5.05	122.18	118.02
1	L5	3818	UY1	C4-N3-C2	-5.03	119.45	126.37
1	L5	2839	PSU	C6-C5-C4	4.99	121.54	118.17
48	S2	1136	PSU	C6-C5-C4	4.93	121.50	118.17
48	S2	1326	UY1	C6-C5-C4	4.89	121.47	118.17
1	L5	2843	PSU	C6-C5-C4	4.85	121.44	118.17
1	L5	3818	UY1	N1-C2-N3	4.82	120.25	115.17
1	L5	4423	PSU	C6-C5-C4	4.82	121.42	118.17
1	L5	4531	PSU	C6-C5-C4	4.76	121.39	118.17
48	S2	1347	PSU	C6-C5-C4	4.76	121.39	118.17
48	S2	1383	A2M	C4'-O4'-C1'	-4.69	105.63	109.92
1	L5	1862	PSU	C6-C5-C4	4.67	121.33	118.17
48	S2	36	PSU	C6-C5-C4	4.65	121.31	118.17
1	L5	1860	PSU	C6-C5-C4	4.64	121.31	118.17
48	S2	1174	PSU	C6-C5-C4	4.61	121.29	118.17
47	Pt	13	PSU	C6-C5-C4	4.61	121.28	118.17
47	Pt	10	2MG	CM2-N2-C2	-4.57	113.83	123.65
1	L5	2508	PSU	C6-C5-C4	4.55	121.25	118.17
1	L5	3715	PSU	C6-C5-C4	4.55	121.24	118.17
48	S2	651	PSU	C6-C5-C4	4.52	121.23	118.17
1	L5	4471	PSU	C6-C5-C4	4.50	121.21	118.17
1	L5	4447	5MC	C5-C6-N1	-4.49	118.44	123.31
48	S2	1177	PSU	C6-C5-C4	4.48	121.20	118.17
1	L5	4403	PSU	C6-C5-C4	4.48	121.19	118.17

Continued on next page...

Continued from previous page...

Mol	Chain	Res	Type	Atoms	Z	Observed(°)	Ideal(°)
48	S2	1232	PSU	C6-C5-C4	4.48	121.19	118.17
1	L5	3734	PSU	C6-C5-C4	4.45	121.18	118.17
48	S2	159	A2M	C1'-N9-C4	-4.43	118.86	126.64
1	L5	3782	5MC	C5-C6-N1	-4.40	118.53	123.31
1	L5	4576	PSU	C6-C5-C4	4.38	121.13	118.17
48	S2	918	PSU	C6-C5-C4	4.36	121.12	118.17
1	L5	3729	PSU	C6-C5-C4	4.34	121.10	118.17
1	L5	1536	PSU	C6-C5-C4	4.32	121.09	118.17
48	S2	866	PSU	C6-C5-C4	4.30	121.07	118.17
48	S2	1004	PSU	C6-C5-C4	4.29	121.07	118.17
48	S2	863	PSU	C6-C5-C4	4.28	121.06	118.17
1	L5	4299	PSU	C6-C5-C4	4.28	121.06	118.17
48	S2	668	A2M	C4'-O4'-C1'	-4.28	106.01	109.92
1	L5	1683	PSU	C6-C5-C4	4.28	121.06	118.17
1	L5	1677	PSU	C6-C5-C4	4.27	121.05	118.17
48	S2	105	PSU	C6-C5-C4	4.27	121.05	118.17
48	S2	468	A2M	C4'-O4'-C1'	-4.24	106.04	109.92
48	S2	815	PSU	C6-C5-C4	4.24	121.04	118.17
48	S2	814	PSU	C6-C5-C4	4.24	121.04	118.17
1	L5	1779	PSU	C6-C5-C4	4.24	121.03	118.17
48	S2	99	A2M	C4'-O4'-C1'	-4.24	106.05	109.92
1	L5	3637	PSU	C6-C5-C4	4.22	121.03	118.17
48	S2	1238	PSU	C6-C5-C4	4.22	121.02	118.17
48	S2	1643	PSU	C6-C5-C4	4.21	121.01	118.17
1	L5	1534	A2M	C3'-C2'-C1'	-4.20	94.76	102.81
1	L5	4220	6MZ	C2-N1-C6	4.20	119.86	116.60
1	L5	4361	PSU	C6-C5-C4	4.20	121.00	118.17
48	S2	1445	PSU	C6-C5-C4	4.19	121.00	118.17
1	L5	3818	UY1	C6-C5-C4	4.17	120.99	118.17
1	L5	5001	PSU	C6-C5-C4	4.16	120.98	118.17
48	S2	512	A2M	C1'-N9-C4	-4.15	119.34	126.64
48	S2	1243	PSU	C6-C5-C4	4.13	120.96	118.17
1	L5	4689	PSU	C6-C5-C4	4.13	120.96	118.17
48	S2	801	PSU	C6-C5-C4	4.12	120.96	118.17
1	L5	4353	PSU	C6-C5-C4	4.12	120.95	118.17
1	L5	4500	PSU	C6-C5-C4	4.11	120.95	118.17
48	S2	1056	PSU	C6-C5-C4	4.11	120.95	118.17
1	L5	1781	PSU	C6-C5-C4	4.11	120.95	118.17
48	S2	1244	PSU	C6-C5-C4	4.10	120.94	118.17
1	L5	4493	PSU	C6-C5-C4	4.07	120.92	118.17
1	L5	1782	PSU	C6-C5-C4	4.07	120.92	118.17
1	L5	1326	A2M	C4'-O4'-C1'	-4.06	106.20	109.92

Continued on next page...

Continued from previous page...

Mol	Chain	Res	Type	Atoms	Z	Observed(°)	Ideal(°)
1	L5	3760	A2M	C3'-C2'-C1'	-4.06	95.03	102.81
1	L5	4673	PSU	C6-C5-C4	4.04	120.90	118.17
48	S2	668	A2M	O4'-C1'-N9	-4.04	103.38	108.75
48	S2	166	A2M	C1'-N9-C4	-4.02	119.59	126.64
48	S2	1625	PSU	C6-C5-C4	4.01	120.88	118.17
1	L5	3718	A2M	C4'-O4'-C1'	-4.01	106.25	109.92
1	L5	5010	PSU	C6-C5-C4	4.00	120.87	118.17
1	L5	4431	PSU	C6-C5-C4	4.00	120.87	118.17
3	L8	69	PSU	C6-C5-C4	3.99	120.87	118.17
48	S2	681	PSU	C6-C5-C4	3.99	120.87	118.17
1	L5	1744	PSU	C6-C5-C4	3.98	120.86	118.17
1	L5	3758	PSU	C6-C5-C4	3.97	120.85	118.17
48	S2	1239	PSU	C6-C5-C4	3.97	120.85	118.17
48	S2	1031	A2M	C4'-O4'-C1'	-3.95	106.31	109.92
48	S2	34	PSU	C6-C5-C4	3.94	120.84	118.17
48	S2	1851	MA6	C1'-N9-C4	-3.94	119.72	126.64
48	S2	93	PSU	C6-C5-C4	3.93	120.83	118.17
48	S2	609	PSU	C6-C5-C4	3.92	120.82	118.17
1	L5	2815	A2M	C4'-O4'-C1'	-3.92	106.34	109.92
48	S2	27	A2M	C4'-O4'-C1'	-3.89	106.37	109.92
1	L5	3724	A2M	C4'-O4'-C1'	-3.88	106.37	109.92
3	L8	55	PSU	C6-C5-C4	3.88	120.79	118.17
47	Pt	55	PSU	C6-C5-C4	3.86	120.78	118.17
1	L5	2787	A2M	O3'-C3'-C2'	3.85	121.97	111.19
47	Pt	54	2MU	C2'-C1'-N1	-3.82	106.98	114.24
47	Pt	54	2MU	C5-C6-N1	-3.82	119.17	123.31
1	L5	3920	PSU	C6-C5-C4	3.81	120.75	118.17
1	L5	3768	PSU	C6-C5-C4	3.81	120.75	118.17
1	L5	4521	PSU	C6-C5-C4	3.80	120.74	118.17
48	S2	1850	MA6	C2-N1-C6	3.80	120.57	116.84
48	S2	468	A2M	C1'-N9-C4	-3.80	119.97	126.64
1	L5	3844	PSU	C6-C5-C4	3.79	120.73	118.17
48	S2	512	A2M	C4'-O4'-C1'	-3.77	106.47	109.92
48	S2	296	PSU	C6-C5-C4	3.77	120.72	118.17
1	L5	4523	A2M	C4'-O4'-C1'	-3.77	106.47	109.92
1	L5	4552	PSU	C6-C5-C4	3.76	120.71	118.17
1	L5	3724	A2M	C1'-N9-C4	-3.75	120.06	126.64
48	S2	1367	PSU	C6-C5-C4	3.75	120.70	118.17
1	L5	1534	A2M	C4'-O4'-C1'	-3.74	106.50	109.92
47	Pt	10	2MG	N1-C2-N2	-3.74	112.75	116.56
48	S2	573	PSU	C6-C5-C4	3.73	120.69	118.17
1	L5	3695	PSU	C6-C5-C4	3.72	120.68	118.17

Continued on next page...

Continued from previous page...

Mol	Chain	Res	Type	Atoms	Z	Observed(°)	Ideal(°)
48	S2	649	PSU	C6-C5-C4	3.72	120.68	118.17
1	L5	3770	PSU	C6-C5-C4	3.72	120.68	118.17
1	L5	1871	A2M	C1'-N9-C4	-3.71	120.11	126.64
1	L5	3851	PSU	C6-C5-C4	3.71	120.68	118.17
48	S2	966	PSU	C6-C5-C4	3.71	120.68	118.17
1	L5	4457	PSU	C6-C5-C4	3.70	120.67	118.17
1	L5	3764	PSU	O4-C4-N3	-3.70	113.16	120.11
1	L5	4590	A2M	C1'-N9-C4	-3.67	120.20	126.64
48	S2	1851	MA6	C2-N1-C6	3.67	120.44	116.84
1	L5	4628	PSU	C6-C5-C4	3.67	120.65	118.17
47	Pt	10	2MG	O6-C6-C5	3.67	131.59	124.32
1	L5	3825	A2M	C4'-O4'-C1'	-3.66	106.57	109.92
48	S2	1678	A2M	C1'-N9-C4	-3.65	120.23	126.64
1	L5	2815	A2M	C1'-N9-C4	-3.64	120.25	126.64
48	S2	109	PSU	C6-C5-C4	3.64	120.63	118.17
48	S2	576	A2M	C1'-N9-C4	-3.63	120.27	126.64
1	L5	4571	A2M	C2'-C1'-N9	3.62	120.60	112.56
1	L5	4431	PSU	C4-N3-C2	-3.62	121.39	126.37
1	L5	4590	A2M	C4'-O4'-C1'	-3.61	106.62	109.92
48	S2	1326	UY1	C6-N1-C2	-3.58	119.37	122.69
48	S2	822	PSU	C6-C5-C4	3.58	120.59	118.17
1	L5	4530	UR3	C5-C4-N3	3.58	119.75	115.04
48	S2	159	A2M	C4'-O4'-C1'	-3.58	106.65	109.92
1	L5	4312	PSU	C6-C5-C4	3.57	120.59	118.17
48	S2	406	PSU	C6-C5-C4	3.57	120.59	118.17
48	S2	1850	MA6	C1'-N9-C4	-3.55	120.39	126.64
1	L5	3723	A2M	C1'-N9-C4	-3.55	120.40	126.64
1	L5	4442	PSU	C6-C5-C4	3.54	120.56	118.17
1	L5	1862	PSU	C4-N3-C2	-3.52	121.52	126.37
1	L5	4628	PSU	C4-N3-C2	-3.52	121.53	126.37
1	L5	1582	PSU	C6-C5-C4	3.52	120.55	118.17
48	S2	1244	PSU	C4-N3-C2	-3.51	121.53	126.37
1	L5	4296	PSU	C6-C5-C4	3.51	120.54	118.17
1	L5	2632	PSU	C6-C5-C4	3.50	120.54	118.17
1	L5	1871	A2M	C4'-O4'-C1'	-3.50	106.72	109.92
1	L5	3825	A2M	C1'-N9-C4	-3.49	120.51	126.64
1	L5	3853	PSU	O4-C4-N3	-3.48	113.58	120.11
48	S2	1326	UY1	O2-C2-N1	-3.47	119.21	122.79
1	L5	4636	PSU	C6-C5-C4	3.47	120.51	118.17
48	S2	1639	G7M	C2-N1-C6	-3.46	118.77	125.11
1	L5	4571	A2M	C1'-N9-C4	-3.46	120.56	126.64
1	L5	3851	PSU	C4-N3-C2	-3.45	121.61	126.37

Continued on next page...

Continued from previous page...

Mol	Chain	Res	Type	Atoms	Z	Observed(°)	Ideal(°)
1	L5	4579	PSU	C6-C5-C4	3.45	120.50	118.17
47	Pt	54	2MU	C4-N3-C2	-3.44	122.83	127.34
1	L5	3785	A2M	C1'-N9-C4	-3.43	120.62	126.64
1	L5	3718	A2M	C1'-N9-C4	-3.42	120.63	126.64
1	L5	3760	A2M	C1'-N9-C4	-3.42	120.63	126.64
1	L5	3639	PSU	C6-C5-C4	3.41	120.48	118.17
48	S2	681	PSU	C4-N3-C2	-3.39	121.69	126.37
47	Pt	20	H2U	C5-C4-N3	-3.39	113.08	116.69
1	L5	4361	PSU	C4-N3-C2	-3.39	121.70	126.37
48	S2	1383	A2M	C1'-N9-C4	-3.39	120.69	126.64
1	L5	2401	A2M	O3'-C3'-C2'	3.38	120.65	111.19
1	L5	4569	PSU	C6-C5-C4	3.38	120.45	118.17
1	L5	4457	PSU	C4-N3-C2	-3.38	121.72	126.37
48	S2	686	PSU	C6-C5-C4	3.36	120.44	118.17
48	S2	572	PSU	C6-C5-C4	3.36	120.44	118.17
48	S2	1081	PSU	C6-C5-C4	3.36	120.44	118.17
48	S2	99	A2M	C1'-N9-C4	-3.35	120.75	126.64
48	S2	918	PSU	C4-N3-C2	-3.34	121.77	126.37
1	L5	1536	PSU	C4-N3-C2	-3.34	121.77	126.37
1	L5	3734	PSU	C4-N3-C2	-3.33	121.78	126.37
1	L5	3637	PSU	C4-N3-C2	-3.33	121.78	126.37
1	L5	3695	PSU	C4-N3-C2	-3.33	121.78	126.37
1	L5	4442	PSU	C4-N3-C2	-3.33	121.78	126.37
1	L5	1871	A2M	C3'-C2'-C1'	-3.32	96.44	102.81
48	S2	1174	PSU	C4-N3-C2	-3.32	121.80	126.37
1	L5	4493	PSU	O4-C4-N3	-3.30	113.91	120.11
48	S2	34	PSU	C4-N3-C2	-3.29	121.83	126.37
48	S2	1081	PSU	O4-C4-N3	-3.29	113.93	120.11
1	L5	5001	PSU	C4-N3-C2	-3.29	121.84	126.37
48	S2	27	A2M	C1'-N9-C4	-3.28	120.88	126.64
1	L5	4293	PSU	C6-C5-C4	3.27	120.38	118.17
48	S2	105	PSU	C4-N3-C2	-3.27	121.86	126.37
1	L5	398	A2M	C3'-C2'-C1'	-3.27	96.55	102.81
1	L5	4423	PSU	C4-N3-C2	-3.26	121.87	126.37
48	S2	1625	PSU	C4-N3-C2	-3.26	121.87	126.37
47	Pt	49	5MC	C5-C6-N1	-3.26	119.77	123.31
3	L8	69	PSU	C4-N3-C2	-3.25	121.89	126.37
1	L5	4500	PSU	C4-N3-C2	-3.25	121.89	126.37
1	L5	4972	PSU	C4-N3-C2	-3.25	121.90	126.37
48	S2	1081	PSU	C4-N3-C2	-3.24	121.90	126.37
48	S2	166	A2M	C3'-C2'-C1'	-3.23	96.61	102.81
1	L5	4532	PSU	O4-C4-N3	-3.23	114.03	120.11

Continued on next page...

Continued from previous page...

Mol	Chain	Res	Type	Atoms	Z	Observed(°)	Ideal(°)
1	L5	4530	UR3	C6-N1-C2	-3.23	119.16	121.80
48	S2	1243	PSU	C4-N3-C2	-3.21	121.95	126.37
1	L5	1744	PSU	C4-N3-C2	-3.21	121.95	126.37
48	S2	109	PSU	C4-N3-C2	-3.21	121.95	126.37
48	S2	296	PSU	C4-N3-C2	-3.20	121.97	126.37
48	S2	668	A2M	C1'-N9-C4	-3.20	121.03	126.64
1	L5	4972	PSU	C6-C5-C4	3.19	120.33	118.17
48	S2	1232	PSU	C4-N3-C2	-3.19	121.97	126.37
1	L5	3723	A2M	C4'-O4'-C1'	-3.18	107.01	109.92
48	S2	1031	A2M	C1'-N9-C4	-3.18	121.05	126.64
48	S2	468	A2M	C3'-C2'-C1'	-3.18	96.71	102.81
1	L5	3639	PSU	O4-C4-N3	-3.18	114.14	120.11
48	S2	1347	PSU	C4-N3-C2	-3.17	122.00	126.37
1	L5	4493	PSU	C4-N3-C2	-3.17	122.00	126.37
48	S2	572	PSU	C4-N3-C2	-3.17	122.01	126.37
48	S2	1842	4AC	C6-C5-C4	3.16	120.81	117.00
48	S2	1238	PSU	C4-N3-C2	-3.16	122.01	126.37
3	L8	55	PSU	C4-N3-C2	-3.16	122.02	126.37
1	L5	4403	PSU	C4-N3-C2	-3.16	122.02	126.37
1	L5	3637	PSU	N1-C2-N3	3.16	118.50	115.17
48	S2	822	PSU	C4-N3-C2	-3.16	122.02	126.37
1	L5	2837	OMU	O4-C4-N3	-3.15	114.70	119.27
48	S2	590	A2M	C1'-N9-C4	-3.15	121.11	126.64
48	S2	218	PSU	C6-C5-C4	3.14	120.29	118.17
48	S2	218	PSU	C4-N3-C2	-3.14	122.05	126.37
1	L5	1677	PSU	C4-N3-C2	-3.14	122.05	126.37
1	L5	400	A2M	C4'-O4'-C1'	-3.13	107.05	109.92
1	L5	1582	PSU	C4-N3-C2	-3.13	122.05	126.37
1	L5	4299	PSU	C4-N3-C2	-3.13	122.05	126.37
1	L5	4447	5MC	C1'-N1-C6	3.13	126.31	121.15
1	L5	4552	PSU	C4-N3-C2	-3.13	122.06	126.37
47	Pt	13	PSU	C4-N3-C2	-3.13	122.06	126.37
1	L5	1862	PSU	N1-C2-N3	3.12	118.46	115.17
48	S2	1692	PSU	C6-C5-C4	3.12	120.28	118.17
48	S2	866	PSU	C4-N3-C2	-3.12	122.07	126.37
48	S2	119	PSU	O4-C4-N3	-3.12	114.25	120.11
48	S2	863	PSU	C4-N3-C2	-3.12	122.07	126.37
1	L5	4296	PSU	C4-N3-C2	-3.11	122.08	126.37
1	L5	3715	PSU	C4-N3-C2	-3.10	122.09	126.37
48	S2	484	A2M	C1'-N9-C4	-3.10	121.20	126.64
1	L5	4227	OMU	O4-C4-N3	-3.09	114.79	119.27
48	S2	609	PSU	C4-N3-C2	-3.09	122.11	126.37

Continued on next page...

Continued from previous page...

Mol	Chain	Res	Type	Atoms	Z	Observed(°)	Ideal(°)
1	L5	1534	A2M	C1'-N9-C4	-3.09	121.22	126.64
48	S2	801	PSU	C4-N3-C2	-3.08	122.13	126.37
48	S2	651	PSU	C4-N3-C2	-3.08	122.13	126.37
1	L5	1792	PSU	O4-C4-N3	-3.08	114.33	120.11
1	L5	398	A2M	O3'-C3'-C2'	3.07	119.79	111.19
1	L5	1781	PSU	C4-N3-C2	-3.07	122.14	126.37
48	S2	576	A2M	C3'-C2'-C1'	-3.07	96.92	102.81
1	L5	4532	PSU	C6-C5-C4	3.07	120.25	118.17
48	S2	1136	PSU	C4-N3-C2	-3.07	122.14	126.37
1	L5	3920	PSU	N1-C2-N3	3.07	118.40	115.17
1	L5	398	A2M	C1'-N9-C4	-3.06	121.26	126.64
1	L5	2839	PSU	C4-N3-C2	-3.06	122.15	126.37
1	L5	3920	PSU	C4-N3-C2	-3.06	122.16	126.37
1	L5	4576	PSU	C4-N3-C2	-3.06	122.16	126.37
1	L5	2363	A2M	C1'-N9-C4	-3.06	121.27	126.64
1	L5	3758	PSU	C4-N3-C2	-3.05	122.16	126.37
48	S2	1367	PSU	C4-N3-C2	-3.05	122.17	126.37
1	L5	3718	A2M	C3'-C2'-C1'	-3.04	96.98	102.81
1	L5	1782	PSU	C4-N3-C2	-3.03	122.19	126.37
1	L5	1677	PSU	O4-C4-N3	-3.03	114.41	120.11
1	L5	4420	PSU	O4-C4-N3	-3.03	114.42	120.11
48	S2	686	PSU	O4-C4-N3	-3.02	114.44	120.11
1	L5	4579	PSU	C4-N3-C2	-3.02	122.21	126.37
48	S2	1643	PSU	C4-N3-C2	-3.02	122.21	126.37
1	L5	3884	PSU	O4-C4-N3	-3.01	114.45	120.11
1	L5	4312	PSU	C4-N3-C2	-3.01	122.22	126.37
1	L5	3764	PSU	C4-N3-C2	-3.00	122.24	126.37
1	L5	1683	PSU	C4-N3-C2	-3.00	122.24	126.37
48	S2	119	PSU	C4-N3-C2	-2.99	122.25	126.37
1	L5	3830	A2M	C1'-N9-C4	-2.99	121.38	126.64
1	L5	4471	PSU	C4-N3-C2	-2.99	122.25	126.37
48	S2	1445	PSU	C4-N3-C2	-2.99	122.25	126.37
48	S2	1383	A2M	C3'-C2'-C1'	-2.99	97.09	102.81
1	L5	4972	PSU	O4-C4-N3	-2.98	114.50	120.11
1	L5	1524	A2M	C1'-N9-C4	-2.98	121.40	126.64
1	L5	2632	PSU	C4-N3-C2	-2.98	122.27	126.37
48	S2	428	OMU	C4-N3-C2	-2.98	122.92	126.61
1	L5	4532	PSU	C4-N3-C2	-2.98	122.27	126.37
48	S2	218	PSU	O4-C4-N3	-2.98	114.52	120.11
1	L5	1792	PSU	C6-C5-C4	2.98	120.18	118.17
1	L5	2843	PSU	O4-C4-N3	-2.97	114.53	120.11
1	L5	3867	A2M	C4'-O4'-C1'	-2.97	107.21	109.92

Continued on next page...

Continued from previous page...

Mol	Chain	Res	Type	Atoms	Z	Observed(°)	Ideal(°)
48	S2	1239	PSU	C4-N3-C2	-2.97	122.28	126.37
1	L5	4293	PSU	O4-C4-N3	-2.97	114.54	120.11
48	S2	1692	PSU	C4-N3-C2	-2.96	122.29	126.37
1	L5	1322	1MA	N1-C6-N6	2.96	127.15	119.71
1	L5	1582	PSU	O4-C4-N3	-2.96	114.55	120.11
48	S2	815	PSU	C4-N3-C2	-2.96	122.29	126.37
1	L5	4498	OMU	C4-N3-C2	-2.96	122.94	126.61
1	L5	1683	PSU	O4-C4-N3	-2.96	114.56	120.11
1	L5	2843	PSU	C4-N3-C2	-2.96	122.30	126.37
1	L5	3851	PSU	N1-C2-N3	2.95	118.28	115.17
48	S2	512	A2M	C3'-C2'-C1'	-2.95	97.16	102.81
1	L5	3760	A2M	C4-C5-N7	2.94	112.44	109.34
48	S2	1678	A2M	C4'-O4'-C1'	-2.94	107.23	109.92
48	S2	1832	6MZ	O4'-C1'-N9	2.94	112.64	108.75
1	L5	1524	A2M	O3'-C3'-C2'	2.94	119.40	111.19
48	S2	1678	A2M	C2'-C1'-N9	2.93	119.08	112.56
1	L5	3768	PSU	C4-N3-C2	-2.93	122.33	126.37
1	L5	3920	PSU	O4-C4-N3	-2.93	114.60	120.11
48	S2	468	A2M	O3'-C3'-C2'	2.93	119.39	111.19
1	L5	3639	PSU	C4-N3-C2	-2.93	122.34	126.37
48	S2	686	PSU	C4-N3-C2	-2.93	122.34	126.37
1	L5	3925	OMU	O4-C4-N3	-2.92	115.03	119.27
1	L5	3851	PSU	O4-C4-N3	-2.92	114.62	120.11
1	L5	3729	PSU	C4-N3-C2	-2.92	122.35	126.37
48	S2	573	PSU	C4-N3-C2	-2.92	122.35	126.37
1	L5	3844	PSU	C4-N3-C2	-2.92	122.35	126.37
1	L5	4531	PSU	C4-N3-C2	-2.92	122.35	126.37
48	S2	159	A2M	O4'-C1'-C2'	2.91	111.57	106.61
48	S2	406	PSU	O4-C4-N3	-2.91	114.64	120.11
48	S2	1804	OMU	C4-N3-C2	-2.91	123.00	126.61
48	S2	573	PSU	O4-C4-N3	-2.91	114.65	120.11
1	L5	4293	PSU	C4-N3-C2	-2.91	122.37	126.37
1	L5	4457	PSU	O4-C4-N3	-2.90	114.65	120.11
1	L5	4636	PSU	O4-C4-N3	-2.90	114.65	120.11
48	S2	172	OMU	C4-N3-C2	-2.90	123.01	126.61
1	L5	4353	PSU	C4-N3-C2	-2.90	122.38	126.37
48	S2	1056	PSU	C4-N3-C2	-2.90	122.38	126.37
48	S2	814	PSU	O4-C4-N3	-2.90	114.67	120.11
1	L5	4636	PSU	C4-N3-C2	-2.90	122.38	126.37
48	S2	93	PSU	C4-N3-C2	-2.89	122.38	126.37
1	L5	1781	PSU	O4-C4-N3	-2.89	114.67	120.11
1	L5	4312	PSU	O4-C4-N3	-2.89	114.68	120.11

Continued on next page...

Continued from previous page...

Mol	Chain	Res	Type	Atoms	Z	Observed(°)	Ideal(°)
48	S2	1678	A2M	C3'-C2'-C1'	-2.89	97.27	102.81
1	L5	2364	OMG	O6-C6-C5	2.89	130.05	124.32
1	L5	1744	PSU	N1-C2-N3	2.88	118.21	115.17
1	L5	3867	A2M	C1'-N9-C4	-2.88	121.57	126.64
1	L5	5010	PSU	C4-N3-C2	-2.88	122.40	126.37
1	L5	4569	PSU	O4-C4-N3	-2.88	114.70	120.11
48	S2	1243	PSU	O4-C4-N3	-2.88	114.70	120.11
1	L5	1779	PSU	C4-N3-C2	-2.87	122.41	126.37
48	S2	1177	PSU	C4-N3-C2	-2.87	122.42	126.37
1	L5	4552	PSU	O4-C4-N3	-2.87	114.72	120.11
48	S2	966	PSU	O4-C4-N3	-2.87	114.72	120.11
48	S2	1692	PSU	O4-C4-N3	-2.86	114.74	120.11
1	L5	2508	PSU	C4-N3-C2	-2.86	122.43	126.37
1	L5	1326	A2M	C1'-N9-C4	-2.86	121.62	126.64
1	L5	398	A2M	C4'-O4'-C1'	-2.86	107.31	109.92
1	L5	4521	PSU	C4-N3-C2	-2.85	122.44	126.37
1	L5	3844	PSU	O4-C4-N3	-2.85	114.75	120.11
1	L5	2363	A2M	C4'-O4'-C1'	-2.85	107.31	109.92
1	L5	3770	PSU	C4-N3-C2	-2.85	122.44	126.37
48	S2	590	A2M	O3'-C3'-C2'	2.84	119.15	111.19
48	S2	509	OMG	O6-C6-C5	2.84	129.95	124.32
1	L5	2363	A2M	C3'-C2'-C1'	-2.84	97.37	102.81
1	L5	400	A2M	C3'-C2'-C1'	-2.83	97.39	102.81
1	L5	4361	PSU	O4-C4-N3	-2.83	114.79	120.11
47	Pt	55	PSU	C4-N3-C2	-2.83	122.47	126.37
1	L5	4296	PSU	O4-C4-N3	-2.83	114.80	120.11
1	L5	4590	A2M	C3'-C2'-C1'	-2.83	97.39	102.81
1	L5	3695	PSU	N1-C2-N3	2.83	118.15	115.17
48	S2	36	PSU	C4-N3-C2	-2.82	122.48	126.37
1	L5	2401	A2M	C4'-O4'-C1'	-2.82	107.34	109.92
48	S2	966	PSU	C4-N3-C2	-2.82	122.48	126.37
3	L8	14	OMU	O4-C4-N3	-2.82	115.19	119.27
1	L5	2415	OMU	C4-N3-C2	-2.82	123.12	126.61
1	L5	4673	PSU	C4-N3-C2	-2.82	122.49	126.37
1	L5	1744	PSU	O4-C4-N3	-2.81	114.83	120.11
1	L5	4571	A2M	C3'-C2'-C1'	-2.80	97.44	102.81
48	S2	814	PSU	C4-N3-C2	-2.80	122.51	126.37
48	S2	601	OMG	O6-C6-C5	2.80	129.88	124.32
1	L5	4471	PSU	O4-C4-N3	-2.80	114.84	120.11
1	L5	4628	PSU	O4-C4-N3	-2.80	114.84	120.11
1	L5	4420	PSU	C4-N3-C2	-2.80	122.51	126.37
47	Pt	49	5MC	CM5-C5-C6	-2.80	119.06	122.85

Continued on next page...

Continued from previous page...

Mol	Chain	Res	Type	Atoms	Z	Observed(°)	Ideal(°)
1	L5	3723	A2M	C3'-C2'-C1'	-2.79	97.46	102.81
1	L5	4442	PSU	O4-C4-N3	-2.79	114.86	120.11
48	S2	627	OMU	C4-N3-C2	-2.79	123.15	126.61
48	S2	1288	OMU	C4-N3-C2	-2.79	123.15	126.61
48	S2	34	PSU	O4-C4-N3	-2.79	114.87	120.11
1	L5	4494	OMG	O6-C6-C5	2.79	129.85	124.32
1	L5	3637	PSU	O4-C4-N3	-2.79	114.87	120.11
48	S2	609	PSU	O4-C4-N3	-2.79	114.87	120.11
48	S2	1842	4AC	CM7-C7-N4	2.79	119.77	115.27
1	L5	4227	OMU	C4-N3-C2	-2.79	123.16	126.61
1	L5	1779	PSU	O4-C4-N3	-2.78	114.88	120.11
1	L5	4306	OMU	C4-N3-C2	-2.78	123.16	126.61
1	L5	1792	PSU	C4-N3-C2	-2.78	122.55	126.37
1	L5	4569	PSU	C4-N3-C2	-2.77	122.55	126.37
1	L5	3762	PSU	C4-N3-C2	-2.77	122.55	126.37
1	L5	4521	PSU	O4-C4-N3	-2.77	114.91	120.11
48	S2	27	A2M	C3'-C2'-C1'	-2.77	97.50	102.81
1	L5	4403	PSU	O4-C4-N3	-2.77	114.91	120.11
48	S2	406	PSU	C4-N3-C2	-2.76	122.56	126.37
1	L5	3925	OMU	C4-N3-C2	-2.76	123.18	126.61
1	L5	3867	A2M	O3'-C3'-C4'	-2.76	103.15	111.08
1	L5	4618	OMG	O6-C6-C5	2.76	129.79	124.32
48	S2	1367	PSU	O4-C4-N3	-2.76	114.92	120.11
48	S2	1442	OMU	CM2-O2'-C2'	-2.76	107.39	114.47
1	L5	400	A2M	C1'-N9-C4	-2.76	121.80	126.64
1	L5	4431	PSU	N1-C2-N3	2.75	118.07	115.17
1	L5	2632	PSU	O4-C4-N3	-2.75	114.94	120.11
48	S2	649	PSU	C4-N3-C2	-2.75	122.58	126.37
48	S2	354	OMU	C4-N3-C2	-2.75	123.20	126.61
1	L5	4552	PSU	N1-C2-N3	2.74	118.06	115.17
1	L5	4353	PSU	O4-C4-N3	-2.74	114.96	120.11
1	L5	3758	PSU	O4-C4-N3	-2.74	114.96	120.11
72	SX	62	HY3	C3-CA-N	2.74	109.49	103.67
1	L5	1860	PSU	C4-N3-C2	-2.74	122.60	126.37
1	L5	4361	PSU	N1-C2-N3	2.74	118.06	115.17
48	S2	801	PSU	O4-C4-N3	-2.73	114.98	120.11
48	S2	1031	A2M	C3'-C2'-C1'	-2.73	97.58	102.81
48	S2	1004	PSU	O4-C4-N3	-2.73	114.98	120.11
1	L5	3830	A2M	C3'-C2'-C1'	-2.72	97.59	102.81
48	S2	822	PSU	O4-C4-N3	-2.72	114.99	120.11
48	S2	681	PSU	O4-C4-N3	-2.72	114.99	120.11
1	L5	2508	PSU	O4-C4-N3	-2.72	115.00	120.11

Continued on next page...

Continued from previous page...

Mol	Chain	Res	Type	Atoms	Z	Observed(°)	Ideal(°)
1	L5	3899	OMG	O6-C6-C5	2.72	129.71	124.32
48	S2	93	PSU	O4-C4-N3	-2.71	115.01	120.11
1	L5	4523	A2M	C3'-C2'-C1'	-2.71	97.63	102.81
48	S2	644	OMG	O6-C6-C5	2.70	129.68	124.32
48	S2	296	PSU	O4-C4-N3	-2.70	115.04	120.11
1	L5	1534	A2M	O4'-C1'-N9	-2.70	105.17	108.75
1	L5	3768	PSU	O4-C4-N3	-2.69	115.06	120.11
1	L5	3639	PSU	N1-C2-N3	2.69	118.00	115.17
48	S2	651	PSU	O4-C4-N3	-2.69	115.06	120.11
1	L5	3744	OMG	O6-C6-C5	2.68	129.64	124.32
1	L5	3724	A2M	C3'-C2'-C1'	-2.68	97.67	102.81
1	L5	3718	A2M	C4-C5-N7	2.68	112.17	109.34
1	L5	4493	PSU	N1-C2-N3	2.68	117.99	115.17
1	L5	5001	PSU	O4-C4-N3	-2.68	115.08	120.11
1	L5	4500	PSU	N1-C2-N3	2.68	117.99	115.17
1	L5	4306	OMU	O4-C4-N3	-2.68	115.39	119.27
1	L5	3785	A2M	O4'-C1'-N9	2.68	112.29	108.75
1	L5	3818	UY1	C6-N1-C2	-2.68	120.21	122.69
3	L8	55	PSU	O4-C4-N3	-2.68	115.08	120.11
1	L5	4523	A2M	C1'-N9-C4	-2.67	121.94	126.64
48	S2	651	PSU	N1-C2-N3	2.67	117.98	115.17
48	S2	1081	PSU	N1-C2-N3	2.67	117.98	115.17
1	L5	3830	A2M	C4'-O4'-C1'	-2.67	107.48	109.92
3	L8	69	PSU	O4-C4-N3	-2.67	115.10	120.11
3	L8	14	OMU	C4-N3-C2	-2.67	123.31	126.61
1	L5	4576	PSU	O4-C4-N3	-2.66	115.10	120.11
1	L5	4457	PSU	N1-C2-N3	2.66	117.98	115.17
1	L5	3695	PSU	O4-C4-N3	-2.66	115.11	120.11
48	S2	1442	OMU	O4-C4-N3	-2.66	115.41	119.27
1	L5	3734	PSU	O4-C4-N3	-2.66	115.11	120.11
48	S2	1288	OMU	C6-C5-C4	2.66	122.93	119.53
1	L5	1860	PSU	O4-C4-N3	-2.66	115.12	120.11
48	S2	815	PSU	O4-C4-N3	-2.65	115.12	120.11
1	L5	4579	PSU	O4-C4-N3	-2.65	115.13	120.11
1	L5	5010	PSU	O4-C4-N3	-2.65	115.13	120.11
1	L5	4673	PSU	O4-C4-N3	-2.65	115.13	120.11
1	L5	3853	PSU	C4-N3-C2	-2.65	122.72	126.37
48	S2	1004	PSU	C4-N3-C2	-2.65	122.73	126.37
1	L5	4673	PSU	N1-C2-N3	2.64	117.95	115.17
48	S2	1174	PSU	O4-C4-N3	-2.64	115.15	120.11
48	S2	159	A2M	C3'-C2'-C1'	-2.64	97.75	102.81
1	L5	3762	PSU	C6-C5-C4	2.64	119.95	118.17

Continued on next page...

Continued from previous page...

Mol	Chain	Res	Type	Atoms	Z	Observed(°)	Ideal(°)
1	L5	2787	A2M	C4'-O4'-C1'	-2.64	107.51	109.92
1	L5	3770	PSU	O4-C4-N3	-2.64	115.15	120.11
48	S2	354	OMU	O4-C4-N3	-2.64	115.45	119.27
48	S2	649	PSU	O4-C4-N3	-2.64	115.16	120.11
1	L5	4689	PSU	C4-N3-C2	-2.63	122.75	126.37
1	L5	4306	OMU	N3-C2-N1	2.63	118.31	114.89
1	L5	1534	A2M	C4-C5-N7	2.62	112.11	109.34
1	L5	3867	A2M	C4-C5-N7	2.62	112.11	109.34
1	L5	1782	PSU	O4-C4-N3	-2.62	115.19	120.11
48	S2	1347	PSU	N1-C2-N3	2.62	117.93	115.17
1	L5	4576	PSU	N1-C2-N3	2.62	117.93	115.17
48	S2	1244	PSU	N1-C2-N3	2.62	117.93	115.17
48	S2	1248	B8N	C4-N3-C2	-2.61	122.40	125.62
1	L5	4628	PSU	N1-C2-N3	2.61	117.92	115.17
48	S2	119	PSU	C6-C5-C4	2.61	119.94	118.17
1	L5	2401	A2M	C1'-N9-C4	-2.61	122.06	126.64
48	S2	109	PSU	O4-C4-N3	-2.60	115.22	120.11
48	S2	866	PSU	O4-C4-N3	-2.60	115.22	120.11
48	S2	1232	PSU	O4-C4-N3	-2.60	115.22	120.11
1	L5	3762	PSU	O4-C4-N3	-2.60	115.22	120.11
1	L5	1862	PSU	O4-C4-N3	-2.60	115.22	120.11
48	S2	572	PSU	O4-C4-N3	-2.60	115.23	120.11
48	S2	1232	PSU	N1-C2-N3	2.60	117.91	115.17
48	S2	1347	PSU	O4-C4-N3	-2.60	115.23	120.11
47	Pt	55	PSU	O4-C4-N3	-2.59	115.24	120.11
48	S2	1056	PSU	O4-C4-N3	-2.59	115.24	120.11
1	L5	4431	PSU	O4-C4-N3	-2.59	115.24	120.11
1	L5	3884	PSU	C6-C5-C4	2.59	119.92	118.17
1	L5	400	A2M	C4-C5-N7	2.59	112.08	109.34
1	L5	4620	OMU	O4-C4-N3	-2.59	115.52	119.27
1	L5	4499	OMG	O6-C6-C5	2.59	129.46	124.32
48	S2	27	A2M	C4-C5-N7	2.59	112.07	109.34
1	L5	3825	A2M	C3'-C2'-C1'	-2.59	97.85	102.81
48	S2	121	OMU	O4-C4-N3	-2.58	115.53	119.27
48	S2	1625	PSU	O4-C4-N3	-2.58	115.26	120.11
48	S2	1244	PSU	O4-C4-N3	-2.58	115.26	120.11
1	L5	4636	PSU	N1-C2-N3	2.58	117.89	115.17
1	L5	1782	PSU	N1-C2-N3	2.58	117.89	115.17
1	L5	3844	PSU	N1-C2-N3	2.58	117.89	115.17
1	L5	4353	PSU	N1-C2-N3	2.58	117.89	115.17
1	L5	4296	PSU	N1-C2-N3	2.58	117.89	115.17
1	L5	1536	PSU	N1-C2-N3	2.58	117.89	115.17

Continued on next page...

Continued from previous page...

Mol	Chain	Res	Type	Atoms	Z	Observed(°)	Ideal(°)
1	L5	4403	PSU	N1-C2-N3	2.58	117.89	115.17
47	Pt	54	2MU	O4-C4-C5	2.58	127.86	124.92
48	S2	918	PSU	O4'-C1'-C2'	2.58	108.71	105.15
1	L5	4531	PSU	O4-C4-N3	-2.57	115.28	120.11
48	S2	1239	PSU	O4-C4-N3	-2.57	115.28	120.11
3	L8	75	OMG	O6-C6-C5	2.57	129.42	124.32
48	S2	918	PSU	O4-C4-N3	-2.57	115.28	120.11
48	S2	918	PSU	N1-C2-N3	2.56	117.87	115.17
1	L5	1524	A2M	O4'-C1'-C2'	2.56	110.98	106.61
1	L5	1860	PSU	N1-C2-N3	2.56	117.87	115.17
48	S2	1174	PSU	N1-C2-N3	2.56	117.87	115.17
48	S2	576	A2M	C4-C5-N7	2.56	112.04	109.34
1	L5	5001	PSU	N1-C2-N3	2.56	117.86	115.17
1	L5	2843	PSU	N1-C2-N3	2.56	117.86	115.17
48	S2	105	PSU	O4-C4-N3	-2.56	115.31	120.11
1	L5	1779	PSU	N1-C2-N3	2.55	117.86	115.17
1	L5	1536	PSU	O4-C4-N3	-2.55	115.32	120.11
48	S2	1337	4AC	C6-C5-C4	2.54	120.06	117.00
1	L5	4689	PSU	O4-C4-N3	-2.54	115.34	120.11
1	L5	2839	PSU	N1-C2-N3	2.53	117.84	115.17
1	L5	3785	A2M	O4'-C4'-C3'	2.53	110.18	105.15
48	S2	512	A2M	C4-C5-N7	2.53	112.01	109.34
1	L5	4972	PSU	N1-C2-N3	2.53	117.83	115.17
3	L8	69	PSU	N1-C2-N3	2.53	117.83	115.17
48	S2	863	PSU	N1-C2-N3	2.52	117.83	115.17
1	L5	4571	A2M	C4-C5-N7	2.52	112.00	109.34
1	L5	1683	PSU	N1-C2-N3	2.51	117.82	115.17
1	L5	4637	OMG	O6-C6-C5	2.51	129.30	124.32
48	S2	1136	PSU	O4-C4-N3	-2.51	115.40	120.11
48	S2	121	OMU	C4-N3-C2	-2.51	123.50	126.61
1	L5	4531	PSU	N1-C2-N3	2.51	117.81	115.17
1	L5	3723	A2M	C4-C5-N7	2.50	111.98	109.34
1	L5	2815	A2M	O4'-C4'-C3'	2.50	110.11	105.15
48	S2	1177	PSU	O4-C4-N3	-2.50	115.42	120.11
48	S2	1442	OMU	C4-N3-C2	-2.49	123.52	126.61
1	L5	4299	PSU	O4-C4-N3	-2.48	115.44	120.11
1	L5	4471	PSU	N1-C2-N3	2.48	117.79	115.17
48	S2	406	PSU	N1-C2-N3	2.48	117.78	115.17
48	S2	815	PSU	N1-C2-N3	2.48	117.78	115.17
1	L5	4442	PSU	N1-C2-N3	2.48	117.78	115.17
1	L5	4220	6MZ	O4'-C1'-N9	2.48	112.03	108.75
48	S2	159	A2M	O3'-C3'-C2'	2.48	118.12	111.19

Continued on next page...

Continued from previous page...

Mol	Chain	Res	Type	Atoms	Z	Observed(°)	Ideal(°)
1	L5	3734	PSU	N1-C2-N3	2.48	117.78	115.17
1	L5	2837	OMU	O4-C4-C5	2.48	129.43	125.16
1	L5	4500	PSU	O4-C4-N3	-2.47	115.47	120.11
1	L5	4299	PSU	N1-C2-N3	2.47	117.77	115.17
48	S2	109	PSU	N1-C2-N3	2.47	117.77	115.17
48	S2	1383	A2M	C4-C5-N7	2.47	111.95	109.34
48	S2	1445	PSU	O4-C4-N3	-2.47	115.47	120.11
1	L5	4498	OMU	O4-C4-N3	-2.47	115.69	119.27
48	S2	166	A2M	O4'-C1'-C2'	2.47	110.81	106.61
1	L5	3764	PSU	C6-C5-C4	2.47	119.84	118.17
48	S2	36	PSU	N1-C2-N3	2.47	117.77	115.17
1	L5	4312	PSU	N1-C2-N3	2.46	117.77	115.17
1	L5	4220	6MZ	C6-C5-C4	2.46	120.29	117.68
48	S2	1643	PSU	O4-C4-N3	-2.46	115.48	120.11
48	S2	1625	PSU	N1-C2-N3	2.46	117.76	115.17
48	S2	296	PSU	N1-C2-N3	2.46	117.76	115.17
48	S2	822	PSU	N1-C2-N3	2.46	117.76	115.17
1	L5	3884	PSU	C4-N3-C2	-2.46	122.99	126.37
48	S2	590	A2M	O4'-C1'-C2'	2.45	110.79	106.61
1	L5	4689	PSU	N1-C2-N3	2.45	117.75	115.17
48	S2	99	A2M	C3'-C2'-C1'	-2.45	98.12	102.81
1	L5	3724	A2M	C4-C5-N7	2.45	111.92	109.34
1	L5	4623	OMG	O6-C6-C5	2.45	129.18	124.32
1	L5	3715	PSU	O4-C4-N3	-2.45	115.51	120.11
48	S2	609	PSU	N1-C2-N3	2.45	117.75	115.17
1	L5	2401	A2M	C3'-C2'-C1'	-2.45	98.12	102.81
48	S2	166	A2M	C4-C5-N7	2.44	111.92	109.34
48	S2	681	PSU	N1-C2-N3	2.44	117.74	115.17
48	S2	166	A2M	O3'-C3'-C2'	2.44	118.02	111.19
1	L5	2415	OMU	O4-C4-N3	-2.44	115.74	119.27
3	L8	55	PSU	N1-C2-N3	2.44	117.74	115.17
1	L5	3830	A2M	C4-C5-N7	2.44	111.91	109.34
1	L5	1522	OMG	O6-C6-C5	2.44	129.15	124.32
1	L5	4523	A2M	C4-C5-N7	2.44	111.91	109.34
1	L5	398	A2M	C4-C5-N7	2.43	111.91	109.34
48	S2	36	PSU	O4-C4-N3	-2.43	115.54	120.11
1	L5	1677	PSU	N1-C2-N3	2.43	117.73	115.17
1	L5	3853	PSU	N1-C2-N3	2.43	117.73	115.17
1	L5	1792	PSU	N1-C2-N3	2.43	117.73	115.17
48	S2	172	OMU	CM2-O2'-C2'	-2.42	108.25	114.47
48	S2	1031	A2M	C4-C5-N7	2.42	111.89	109.34
1	L5	4590	A2M	O3'-C3'-C2'	2.42	117.95	111.19

Continued on next page...

Continued from previous page...

Mol	Chain	Res	Type	Atoms	Z	Observed(°)	Ideal(°)
48	S2	668	A2M	C4-C5-N7	2.41	111.89	109.34
48	S2	1804	OMU	CM2-O2'-C2'	-2.40	108.31	114.47
1	L5	4423	PSU	O4-C4-N3	-2.40	115.60	120.11
48	S2	1248	B8N	C31-N3-C4	2.40	120.58	117.18
1	L5	3729	PSU	O4-C4-N3	-2.40	115.60	120.11
48	S2	1238	PSU	O4-C4-N3	-2.40	115.61	120.11
1	L5	3944	OMG	O6-C6-C5	2.39	129.07	124.32
1	L5	3884	PSU	N1-C2-N3	2.39	117.69	115.17
48	S2	1804	OMU	O4-C4-N3	-2.39	115.81	119.27
1	L5	3724	A2M	O4'-C1'-C2'	2.39	110.68	106.61
1	L5	2508	PSU	N1-C2-N3	2.38	117.68	115.17
48	S2	686	PSU	N1-C2-N3	2.38	117.67	115.17
47	Pt	13	PSU	O4-C4-N3	-2.38	115.65	120.11
48	S2	1832	6MZ	C2-N1-C6	2.37	118.44	116.60
48	S2	121	OMU	CM2-O2'-C2'	-2.37	108.39	114.47
1	L5	3723	A2M	O4'-C1'-C2'	2.37	110.64	106.61
48	S2	34	PSU	N1-C2-N3	2.36	117.66	115.17
48	S2	863	PSU	O4-C4-N3	-2.36	115.67	120.11
3	L8	14	OMU	N3-C2-N1	2.36	117.97	114.89
1	L5	3758	PSU	N1-C2-N3	2.36	117.66	115.17
48	S2	966	PSU	N1-C2-N3	2.36	117.66	115.17
1	L5	4227	OMU	CM2-O2'-C2'	-2.36	108.42	114.47
1	L5	4423	PSU	N1-C2-N3	2.35	117.65	115.17
1	L5	4220	6MZ	C4'-O4'-C1'	-2.35	107.77	109.92
48	S2	576	A2M	O4'-C1'-C2'	2.35	110.60	106.61
48	S2	354	OMU	C6-C5-C4	2.34	122.53	119.53
1	L5	4620	OMU	O4-C4-C5	2.33	129.19	125.16
48	S2	105	PSU	N1-C2-N3	2.33	117.63	115.17
1	L5	3785	A2M	C3'-C2'-C1'	-2.33	98.35	102.81
48	S2	172	OMU	C6-C5-C4	2.33	122.51	119.53
48	S2	1238	PSU	N1-C2-N3	2.33	117.62	115.17
48	S2	1367	PSU	N1-C2-N3	2.32	117.61	115.17
48	S2	576	A2M	O3'-C3'-C2'	2.32	117.68	111.19
48	S2	1056	PSU	N1-C2-N3	2.32	117.61	115.17
48	S2	1288	OMU	CM2-O2'-C2'	-2.32	108.52	114.47
48	S2	822	PSU	O4'-C1'-C2'	2.32	108.36	105.15
48	S2	627	OMU	O4-C4-N3	-2.32	115.92	119.27
48	S2	218	PSU	N1-C2-N3	2.32	117.61	115.17
1	L5	3785	A2M	C4-C5-N7	2.31	111.78	109.34
1	L5	2837	OMU	N3-C2-N1	2.31	117.91	114.89
48	S2	99	A2M	C4-C5-N7	2.31	111.78	109.34
1	L5	2415	OMU	C6-C5-C4	2.31	122.49	119.53

Continued on next page...

Continued from previous page...

Mol	Chain	Res	Type	Atoms	Z	Observed(°)	Ideal(°)
1	L5	4521	PSU	N1-C2-N3	2.31	117.60	115.17
1	L5	4306	OMU	C6-C5-C4	2.31	122.48	119.53
1	L5	3760	A2M	O3'-C3'-C4'	-2.31	104.45	111.08
48	S2	428	OMU	CM2-O2'-C2'	-2.31	108.55	114.47
1	L5	4447	5MC	O2-C2-N3	-2.31	118.69	122.33
1	L5	4620	OMU	N3-C2-N1	2.31	117.90	114.89
1	L5	3760	A2M	O3'-C3'-C2'	2.31	117.64	111.19
48	S2	1177	PSU	N1-C2-N3	2.30	117.60	115.17
1	L5	3768	PSU	N1-C2-N3	2.30	117.60	115.17
1	L5	2424	OMG	O6-C6-C5	2.30	128.88	124.32
48	S2	1832	6MZ	C4'-O4'-C1'	-2.30	107.82	109.92
48	S2	1678	A2M	C4-C5-N7	2.30	111.77	109.34
1	L5	3764	PSU	N1-C2-N3	2.30	117.59	115.17
47	Pt	10	2MG	O6-C6-N1	-2.30	117.89	120.62
1	L5	3718	A2M	O4'-C1'-C2'	2.29	110.52	106.61
48	S2	1678	A2M	O4'-C1'-C2'	2.29	110.52	106.61
1	L5	4590	A2M	C4-C5-N7	2.29	111.76	109.34
48	S2	172	OMU	O4-C4-N3	-2.29	115.95	119.27
48	S2	428	OMU	O4-C4-N3	-2.29	115.95	119.27
48	S2	484	A2M	C4-C5-N7	2.29	111.76	109.34
48	S2	627	OMU	CM2-O2'-C2'	-2.29	108.60	114.47
48	S2	814	PSU	N1-C2-N3	2.29	117.58	115.17
1	L5	2839	PSU	O4-C4-N3	-2.29	115.81	120.11
48	S2	468	A2M	C4-C5-N7	2.28	111.75	109.34
1	L5	4420	PSU	C6-C5-C4	2.28	119.71	118.17
1	L5	3825	A2M	C4-C5-N7	2.28	111.74	109.34
48	S2	1639	G7M	O4'-C1'-N9	-2.27	105.73	108.75
1	L5	2787	A2M	C4-C5-N7	2.27	111.74	109.34
48	S2	93	PSU	N1-C2-N3	2.27	117.56	115.17
1	L5	1582	PSU	N1-C2-N3	2.27	117.56	115.17
1	L5	5010	PSU	N1-C2-N3	2.27	117.56	115.17
1	L5	2837	OMU	C4-N3-C2	-2.27	123.80	126.61
1	L5	1781	PSU	N1-C2-N3	2.27	117.56	115.17
48	S2	668	A2M	C2'-C1'-N9	2.27	117.59	112.56
48	S2	1243	PSU	N1-C2-N3	2.26	117.56	115.17
1	L5	2824	OMC	C1'-N1-C2	2.26	123.44	118.44
1	L5	4571	A2M	C4'-O4'-C1'	-2.26	107.86	109.92
48	S2	590	A2M	C4-C5-N7	2.26	111.72	109.34
48	S2	1004	PSU	N1-C2-N3	2.26	117.55	115.17
1	L5	4620	OMU	C4-N3-C2	-2.26	123.81	126.61
1	L5	3899	OMG	C8-N7-C5	2.25	106.39	102.55
48	S2	867	OMG	O6-C6-C5	2.25	128.79	124.32

Continued on next page...

Continued from previous page...

Mol	Chain	Res	Type	Atoms	Z	Observed(°)	Ideal(°)
48	S2	1692	PSU	N1-C2-N3	2.25	117.54	115.17
48	S2	1490	OMG	O6-C6-C5	2.25	128.78	124.32
48	S2	573	PSU	N1-C2-N3	2.25	117.54	115.17
1	L5	3818	UY1	O2-C2-N1	-2.25	120.47	122.79
1	L5	4532	PSU	N1-C2-N3	2.24	117.53	115.17
1	L5	3925	OMU	N3-C2-N1	2.24	117.81	114.89
1	L5	3853	PSU	C6-C5-C4	2.24	119.68	118.17
47	Pt	13	PSU	N1-C2-N3	2.24	117.52	115.17
1	L5	3734	PSU	O4'-C1'-C2'	2.23	108.23	105.15
48	S2	1643	PSU	N1-C2-N3	2.23	117.52	115.17
1	L5	4523	A2M	O3'-C3'-C2'	2.22	117.41	111.19
48	S2	1239	PSU	N1-C2-N3	2.22	117.51	115.17
1	L5	3782	5MC	O2-C2-N3	-2.22	118.83	122.33
1	L5	2815	A2M	C4-C5-N7	2.22	111.68	109.34
48	S2	1445	PSU	N1-C2-N3	2.22	117.51	115.17
48	S2	1804	OMU	C6-C5-C4	2.22	122.37	119.53
1	L5	1322	1MA	C5-C6-N1	-2.22	110.77	113.95
48	S2	649	PSU	N1-C2-N3	2.21	117.50	115.17
48	S2	1383	A2M	O3'-C3'-C2'	2.21	117.38	111.19
48	S2	1842	4AC	O2-C2-N3	-2.21	118.84	122.33
1	L5	3762	PSU	N1-C2-N3	2.21	117.50	115.17
1	L5	3729	PSU	N1-C2-N3	2.21	117.50	115.17
1	L5	4636	PSU	O4'-C1'-C2'	2.21	108.21	105.15
48	S2	1136	PSU	N1-C2-N3	2.21	117.50	115.17
1	L5	2787	A2M	C3'-C2'-C1'	-2.21	98.58	102.81
1	L5	3723	A2M	O3'-C3'-C2'	2.21	117.36	111.19
1	L5	1326	A2M	C3'-C2'-C1'	-2.20	98.59	102.81
48	S2	484	A2M	C4'-O4'-C1'	-2.20	107.91	109.92
47	Pt	54	2MU	O4-C4-N3	-2.20	115.98	120.11
3	L8	14	OMU	O4-C4-C5	2.20	128.95	125.16
1	L5	3785	A2M	C6-C5-C4	-2.19	113.64	117.90
48	S2	354	OMU	C2'-C1'-N1	-2.19	110.09	114.24
1	L5	4228	OMG	O6-C6-C5	2.19	128.66	124.32
1	L5	4227	OMU	O4-C4-C5	2.19	128.93	125.16
1	L5	1326	A2M	C4-C5-N7	2.18	111.64	109.34
48	S2	866	PSU	N1-C2-N3	2.18	117.47	115.17
48	S2	1447	OMG	O6-C6-C5	2.18	128.64	124.32
48	S2	1326	UY1	O4-C4-C5	-2.18	118.59	124.01
48	S2	27	A2M	O3'-C3'-C2'	2.18	117.28	111.19
1	L5	3853	PSU	O4-C4-C5	2.17	129.40	124.01
1	L5	400	A2M	O3'-C3'-C2'	2.17	117.26	111.19
1	L5	4447	5MC	C1'-N1-C2	-2.17	113.65	118.44

Continued on next page...

Continued from previous page...

Mol	Chain	Res	Type	Atoms	Z	Observed(°)	Ideal(°)
1	L5	4392	OMG	O6-C6-C5	2.16	128.60	124.32
1	L5	3770	PSU	N1-C2-N3	2.16	117.44	115.17
1	L5	2876	OMG	O6-C6-C5	2.16	128.59	124.32
1	L5	4579	PSU	N1-C2-N3	2.15	117.44	115.17
1	L5	3724	A2M	O3'-C3'-C2'	2.15	117.20	111.19
1	L5	1677	PSU	O4'-C1'-C2'	2.15	108.12	105.15
48	S2	1081	PSU	O4'-C1'-C2'	2.15	108.12	105.15
48	S2	683	OMG	O6-C6-C5	2.15	128.58	124.32
48	S2	572	PSU	N1-C2-N3	2.15	117.43	115.17
48	S2	121	OMU	O4-C4-C5	2.14	128.86	125.16
1	L5	3782	5MC	CM5-C5-C6	-2.14	119.95	122.85
1	L5	3760	A2M	O4'-C4'-C3'	2.14	109.40	105.15
1	L5	1871	A2M	O4'-C1'-C2'	2.14	110.25	106.61
48	S2	801	PSU	N1-C2-N3	2.14	117.42	115.17
3	L8	14	OMU	C6-C5-C4	2.14	122.26	119.53
48	S2	1442	OMU	O4-C4-C5	2.13	128.84	125.16
1	L5	3825	A2M	C6-C5-C4	-2.13	113.75	117.90
1	L5	1524	A2M	C4-C5-N7	2.13	111.58	109.34
48	S2	116	OMU	O4-C4-N3	-2.12	116.20	119.27
48	S2	1328	OMG	O6-C6-C5	2.11	128.50	124.32
1	L5	4620	OMU	C6-C5-C4	2.11	122.22	119.53
48	S2	27	A2M	O4'-C1'-C2'	2.10	110.19	106.61
1	L5	3715	PSU	N1-C2-N3	2.10	117.38	115.17
1	L5	4571	A2M	O4'-C1'-C2'	2.10	110.18	106.61
48	S2	354	OMU	N3-C2-N1	2.10	117.62	114.89
48	S2	1288	OMU	O4-C4-N3	-2.09	116.24	119.27
1	L5	4227	OMU	N3-C2-N1	2.09	117.61	114.89
1	L5	4220	6MZ	C1'-N9-C4	2.09	130.31	126.64
48	S2	172	OMU	N3-C2-N1	2.08	117.60	114.89
1	L5	2415	OMU	N3-C2-N1	2.08	117.60	114.89
1	L5	2632	PSU	N1-C2-N3	2.08	117.36	115.17
1	L5	2401	A2M	C4-C5-N7	2.08	111.53	109.34
48	S2	159	A2M	C6-C5-C4	-2.08	113.86	117.90
1	L5	1524	A2M	O4'-C1'-N9	2.08	111.50	108.75
1	L5	4306	OMU	O2-C2-N3	-2.07	117.66	121.49
1	L5	3825	A2M	O4'-C1'-C2'	2.07	110.14	106.61
48	S2	119	PSU	N1-C2-N3	2.07	117.35	115.17
1	L5	1871	A2M	C4-C5-N7	2.07	111.53	109.34
1	L5	1871	A2M	O3'-C3'-C2'	2.07	116.97	111.19
1	L5	1625	OMG	O6-C6-C5	2.06	128.40	124.32
48	S2	484	A2M	O4'-C1'-C2'	2.06	110.11	106.61
1	L5	2508	PSU	C5-C6-N1	-2.06	119.28	122.14

Continued on next page...

Continued from previous page...

Mol	Chain	Res	Type	Atoms	Z	Observed(°)	Ideal(°)
1	L5	1871	A2M	C6-C5-C4	-2.06	113.90	117.90
1	L5	2876	OMG	C8-N7-C5	2.05	106.05	102.55
48	S2	1842	4AC	C5-C4-N3	-2.05	119.39	122.60
1	L5	1316	OMG	O6-C6-C5	2.05	128.38	124.32
1	L5	3867	A2M	O4'-C4'-C3'	2.04	109.20	105.15
1	L5	4569	PSU	N1-C2-N3	2.04	117.32	115.17
1	L5	3760	A2M	C5'-C4'-C3'	-2.03	107.90	115.21
1	L5	3887	OMC	C2'-C1'-N1	-2.03	110.39	114.24
47	Pt	54	2MU	C5M-C5-C4	-2.02	116.62	118.78
48	S2	121	OMU	N3-C2-N1	2.02	117.53	114.89
47	Pt	55	PSU	N1-C2-N3	2.02	117.30	115.17
1	L5	3825	A2M	O3'-C3'-C2'	2.02	116.85	111.19
1	L5	2843	PSU	C5-C6-N1	-2.02	119.33	122.14
1	L5	4420	PSU	N1-C2-N3	2.02	117.30	115.17
48	S2	1031	A2M	O4'-C1'-C2'	2.02	110.04	106.61
1	L5	3724	A2M	C6-C5-C4	-2.02	113.98	117.90
48	S2	354	OMU	O4-C4-C5	2.01	128.63	125.16
1	L5	3925	OMU	O2-C2-N3	-2.01	117.78	121.49
1	L5	2815	A2M	C6-C5-C4	-2.01	113.99	117.90
1	L5	4530	UR3	C1'-N1-C2	2.01	120.33	117.04
48	S2	1442	OMU	N3-C2-N1	2.01	117.51	114.89
1	L5	2837	OMU	O2-C2-N3	-2.01	117.78	121.49
1	L5	1534	A2M	O3'-C3'-C4'	-2.01	105.31	111.08
48	S2	1248	B8N	O4-C4-C5	2.00	126.04	122.58
1	L5	4196	OMG	O6-C6-C5	2.00	128.29	124.32
1	L5	4498	OMU	CM2-O2'-C2'	-2.00	109.33	114.47
1	L5	4227	OMU	C6-C5-C4	2.00	122.09	119.53
48	S2	428	OMU	C6-C5-C4	2.00	122.09	119.53

There are no chirality outliers.

All (97) torsion outliers are listed below:

Mol	Chain	Res	Type	Atoms
3	L8	14	OMU	C1'-C2'-O2'-CM2
3	L8	75	OMG	C1'-C2'-O2'-CM2
5	LB	245	HIC	O-C-CA-CB
72	SX	62	HY3	O-C-CA-C3
1	L5	398	A2M	C1'-C2'-O2'-CM'
1	L5	1625	OMG	O4'-C4'-C5'-O5'
1	L5	1677	PSU	C2'-C1'-C5-C4
1	L5	1677	PSU	O4'-C1'-C5-C6
1	L5	2424	OMG	C1'-C2'-O2'-CM2

Continued on next page...

Continued from previous page...

Mol	Chain	Res	Type	Atoms
1	L5	3764	PSU	C2'-C1'-C5-C4
1	L5	3764	PSU	O4'-C1'-C5-C4
1	L5	3764	PSU	O4'-C1'-C5-C6
1	L5	4196	OMG	C1'-C2'-O2'-CM2
1	L5	4590	A2M	C4'-C5'-O5'-P
1	L5	4637	OMG	C1'-C2'-O2'-CM2
47	Pt	54	2MU	C1'-C2'-O2'-C6'
48	S2	159	A2M	C1'-C2'-O2'-CM'
48	S2	576	A2M	C1'-C2'-O2'-CM'
48	S2	601	OMG	C1'-C2'-O2'-CM2
48	S2	867	OMG	C1'-C2'-O2'-CM2
48	S2	1243	PSU	O4'-C4'-C5'-O5'
48	S2	1248	B8N	N34-C33-C34-O35
48	S2	1678	A2M	C1'-C2'-O2'-CM'
48	S2	1851	MA6	O4'-C4'-C5'-O5'
1	L5	3701	OMC	C2'-C1'-N1-C6
1	L5	4420	PSU	C3'-C4'-C5'-O5'
1	L5	4420	PSU	O4'-C4'-C5'-O5'
1	L5	4636	PSU	C3'-C4'-C5'-O5'
47	Pt	20	H2U	C3'-C4'-C5'-O5'
48	S2	644	OMG	O4'-C4'-C5'-O5'
48	S2	1243	PSU	C3'-C4'-C5'-O5'
48	S2	590	A2M	O4'-C4'-C5'-O5'
48	S2	1248	B8N	N34-C33-C34-O36
1	L5	3701	OMC	C2'-C1'-N1-C2
1	L5	4228	OMG	C3'-C2'-O2'-CM2
1	L5	1625	OMG	C3'-C4'-C5'-O5'
48	S2	590	A2M	C3'-C4'-C5'-O5'
48	S2	1490	OMG	O4'-C4'-C5'-O5'
48	S2	1851	MA6	C3'-C4'-C5'-O5'
1	L5	2815	A2M	C3'-C4'-C5'-O5'
1	L5	4636	PSU	O4'-C4'-C5'-O5'
47	Pt	20	H2U	O4'-C4'-C5'-O5'
48	S2	644	OMG	C3'-C4'-C5'-O5'
48	S2	668	A2M	O4'-C4'-C5'-O5'
48	S2	668	A2M	C3'-C4'-C5'-O5'
1	L5	4500	PSU	C4'-C5'-O5'-P
48	S2	1248	B8N	C4'-C5'-O5'-P
1	L5	2815	A2M	O4'-C4'-C5'-O5'
48	S2	1490	OMG	C3'-C4'-C5'-O5'
1	L5	4447	5MC	C2'-C1'-N1-C6
48	S2	1248	B8N	C32-C33-C34-O36

Continued on next page...

Continued from previous page...

Mol	Chain	Res	Type	Atoms
48	S2	1248	B8N	C32-C33-C34-O35
30	Lb	5	MLZ	N-CA-CB-CG
1	L5	4447	5MC	O4'-C1'-N1-C6
1	L5	4447	5MC	O4'-C1'-N1-C2
1	L5	3701	OMC	O4'-C1'-N1-C6
1	L5	2365	OMC	C3'-C2'-O2'-CM2
1	L5	1326	A2M	C4'-C5'-O5'-P
1	L5	1534	A2M	C4'-C5'-O5'-P
1	L5	3818	UY1	C4'-C5'-O5'-P
48	S2	428	OMU	C2'-C1'-N1-C6
1	L5	1677	PSU	O4'-C1'-C5-C4
1	L5	4521	PSU	O4'-C1'-C5-C4
1	L5	4531	PSU	O4'-C1'-C5-C4
48	S2	1326	UY1	O4'-C1'-C5-C4
48	S2	1445	PSU	O4'-C1'-C5-C4
1	L5	3701	OMC	O4'-C1'-N1-C2
1	L5	3851	PSU	C3'-C4'-C5'-O5'
47	Pt	20	H2U	C4'-C5'-O5'-P
48	S2	99	A2M	C4'-C5'-O5'-P
48	S2	644	OMG	C4'-C5'-O5'-P
1	L5	4306	OMU	C3'-C4'-C5'-O5'
1	L5	2815	A2M	C4'-C5'-O5'-P
48	S2	1490	OMG	C4'-C5'-O5'-P
48	S2	1851	MA6	C4'-C5'-O5'-P
48	S2	99	A2M	C3'-C4'-C5'-O5'
48	S2	512	A2M	O4'-C4'-C5'-O5'
48	S2	683	OMG	O4'-C4'-C5'-O5'
48	S2	1447	OMG	C3'-C4'-C5'-O5'
48	S2	428	OMU	O4'-C1'-N1-C6
1	L5	3760	A2M	C4'-C5'-O5'-P
48	S2	1243	PSU	C4'-C5'-O5'-P
1	L5	3818	UY1	O4'-C1'-C5-C6
1	L5	4521	PSU	O4'-C1'-C5-C6
1	L5	4636	PSU	O4'-C1'-C5-C6
48	S2	573	PSU	O4'-C1'-C5-C6
1	L5	2351	OMC	C2'-C1'-N1-C6
1	L5	3867	A2M	C3'-C4'-C5'-O5'
1	L5	1677	PSU	C2'-C1'-C5-C6
1	L5	4420	PSU	C2'-C1'-C5-C6
48	S2	1081	PSU	C4'-C5'-O5'-P
1	L5	2364	OMG	O4'-C4'-C5'-O5'
1	L5	4447	5MC	C2'-C1'-N1-C2

Continued on next page...

Continued from previous page...

Mol	Chain	Res	Type	Atoms
1	L5	3844	PSU	C4'-C5'-O5'-P
1	L5	2351	OMC	C2'-C1'-N1-C2
1	L5	3760	A2M	O4'-C4'-C5'-O5'
1	L5	3785	A2M	O4'-C4'-C5'-O5'

There are no ring outliers.

57 monomers are involved in 73 short contacts:

Mol	Chain	Res	Type	Clashes	Symm-Clashes
47	Pt	55	PSU	1	0
48	S2	1804	OMU	1	0
1	L5	4552	PSU	1	0
48	S2	512	A2M	1	0
48	S2	573	PSU	1	0
1	L5	3723	A2M	2	0
3	L8	75	OMG	1	0
48	S2	484	A2M	1	0
1	L5	4457	PSU	1	0
47	Pt	13	PSU	1	0
1	L5	3792	OMG	1	0
48	S2	116	OMU	3	0
48	S2	576	A2M	2	0
48	S2	27	A2M	1	0
47	Pt	20	H2U	1	0
1	L5	3701	OMC	1	0
1	L5	3760	A2M	1	0
1	L5	3762	PSU	2	0
1	L5	1340	OMC	1	0
1	L5	1781	PSU	1	0
48	S2	462	OMC	2	0
48	S2	801	PSU	2	0
48	S2	867	OMG	1	0
1	L5	4228	OMG	2	0
48	S2	1391	OMC	2	0
1	L5	3734	PSU	1	0
1	L5	398	A2M	1	0
1	L5	3744	OMG	1	0
1	L5	4498	OMU	1	0
48	S2	159	A2M	1	0
1	L5	1534	A2M	1	0
5	LB	245	HIC	1	0
1	L5	4447	5MC	1	0

Continued on next page...

Continued from previous page...

Mol	Chain	Res	Type	Clashes	Symm-Clashes
48	S2	1347	PSU	1	0
3	L8	14	OMU	1	0
1	L5	2363	A2M	1	0
1	L5	3867	A2M	2	0
48	S2	1490	OMG	1	0
1	L5	4636	PSU	1	0
48	S2	468	A2M	1	0
48	S2	509	OMG	2	0
1	L5	4293	PSU	1	0
1	L5	2415	OMU	1	0
48	S2	166	A2M	1	0
1	L5	2351	OMC	2	0
48	S2	121	OMU	1	0
1	L5	4637	OMG	1	0
1	L5	4620	OMU	1	0
1	L5	2424	OMG	1	0
48	S2	1639	G7M	1	0
1	L5	3768	PSU	2	0
1	L5	2876	OMG	1	0
1	L5	4220	6MZ	2	0
1	L5	3899	OMG	1	0
48	S2	1850	MA6	1	0
1	L5	3718	A2M	4	0
48	S2	1832	6MZ	1	0

5.5 Carbohydrates [i](#)

There are no oligosaccharides in this entry.

5.6 Ligand geometry [i](#)

Of 548 ligands modelled in this entry, 525 are monoatomic - leaving 23 for Mogul analysis.

In the following table, the Counts columns list the number of bonds (or angles) for which Mogul statistics could be retrieved, the number of bonds (or angles) that are observed in the model and the number of bonds (or angles) that are defined in the Chemical Component Dictionary. The Link column lists molecule types, if any, to which the group is linked. The Z score for a bond length (or angle) is the number of standard deviations the observed value is removed from the expected value. A bond length (or angle) with $|Z| > 2$ is considered an outlier worth inspection. RMSZ is the root-mean-square of all Z scores of the bond lengths (or angles).

Mol	Type	Chain	Res	Link	Bond lengths			Bond angles		
					Counts	RMSZ	# Z > 2	Counts	RMSZ	# Z > 2
86	PUT	L5	5441	-	5,5,5	0.14	0	4,4,4	0.20	0
85	SPD	L5	5422	-	9,9,9	0.26	0	8,8,8	0.19	0
87	TRS	L5	5457	-	7,7,7	0.54	0	9,9,9	0.71	0
85	SPD	S2	1941	-	9,9,9	0.24	0	8,8,8	0.39	0
85	SPD	L5	5442	-	9,9,9	0.29	0	8,8,8	0.13	0
85	SPD	L5	5454	-	9,9,9	0.36	0	8,8,8	0.74	0
85	SPD	L5	5436	-	9,9,9	0.25	0	8,8,8	0.58	0
86	PUT	L5	5455	-	5,5,5	0.09	0	4,4,4	0.42	0
86	PUT	L5	5432	-	5,5,5	0.13	0	4,4,4	0.17	0
86	PUT	L5	5458	-	5,5,5	0.12	0	4,4,4	0.21	0
86	PUT	L5	5429	-	5,5,5	0.15	0	4,4,4	0.25	0
85	SPD	L5	5370	83	9,9,9	0.28	0	8,8,8	0.46	0
85	SPD	S2	1940	-	9,9,9	0.26	0	8,8,8	0.79	0
85	SPD	L5	5430	-	9,9,9	0.26	0	8,8,8	0.90	0
85	SPD	L5	5427	-	9,9,9	0.28	0	8,8,8	0.53	0
85	SPD	L5	5437	-	9,9,9	0.33	0	8,8,8	0.47	0
85	SPD	L5	5438	-	9,9,9	0.26	0	8,8,8	0.44	0
85	SPD	L5	5423	-	9,9,9	0.26	0	8,8,8	0.47	0
87	TRS	L5	5440	-	7,7,7	0.44	0	9,9,9	0.59	0
85	SPD	L5	5447	-	9,9,9	0.27	0	8,8,8	0.51	0
86	PUT	L5	5371	-	5,5,5	0.13	0	4,4,4	0.33	0
86	PUT	L5	5408	-	5,5,5	0.10	0	4,4,4	0.25	0
85	SPD	L5	5449	-	9,9,9	0.31	0	8,8,8	0.29	0

In the following table, the Chirals column lists the number of chiral outliers, the number of chiral centers analysed, the number of these observed in the model and the number defined in the Chemical Component Dictionary. Similar counts are reported in the Torsion and Rings columns. '-' means no outliers of that kind were identified.

Mol	Type	Chain	Res	Link	Chirals	Torsions	Rings
86	PUT	L5	5441	-	-	0/3/3/3	-
85	SPD	L5	5422	-	-	0/7/7/7	-
87	TRS	L5	5457	-	-	1/9/9/9	-
85	SPD	S2	1941	-	-	1/7/7/7	-
85	SPD	L5	5442	-	-	0/7/7/7	-
85	SPD	L5	5454	-	-	1/7/7/7	-
85	SPD	L5	5436	-	-	1/7/7/7	-
86	PUT	L5	5455	-	-	0/3/3/3	-
86	PUT	L5	5432	-	-	2/3/3/3	-
86	PUT	L5	5458	-	-	1/3/3/3	-
86	PUT	L5	5429	-	-	0/3/3/3	-
85	SPD	L5	5370	83	-	4/7/7/7	-

Continued on next page...

Continued from previous page...

Mol	Type	Chain	Res	Link	Chirals	Torsions	Rings
85	SPD	S2	1940	-	-	2/7/7/7	-
85	SPD	L5	5430	-	-	2/7/7/7	-
85	SPD	L5	5427	-	-	3/7/7/7	-
85	SPD	L5	5437	-	-	1/7/7/7	-
85	SPD	L5	5438	-	-	1/7/7/7	-
85	SPD	L5	5423	-	-	0/7/7/7	-
87	TRS	L5	5440	-	-	3/9/9/9	-
85	SPD	L5	5447	-	-	1/7/7/7	-
86	PUT	L5	5371	-	-	1/3/3/3	-
86	PUT	L5	5408	-	-	1/3/3/3	-
85	SPD	L5	5449	-	-	0/7/7/7	-

There are no bond length outliers.

There are no bond angle outliers.

There are no chirality outliers.

All (26) torsion outliers are listed below:

Mol	Chain	Res	Type	Atoms
85	S2	1940	SPD	C4-C5-N6-C7
85	L5	5370	SPD	C3-C4-C5-N6
85	L5	5436	SPD	C3-C4-C5-N6
85	L5	5430	SPD	N6-C7-C8-C9
86	L5	5371	PUT	C1-C2-C3-C4
87	L5	5440	TRS	C1-C-C2-O2
85	L5	5427	SPD	N6-C7-C8-C9
85	L5	5430	SPD	C4-C5-N6-C7
85	S2	1940	SPD	C8-C7-N6-C5
85	L5	5427	SPD	C3-C4-C5-N6
86	L5	5408	PUT	C1-C2-C3-C4
86	L5	5432	PUT	C1-C2-C3-C4
87	L5	5440	TRS	N-C-C2-O2
85	L5	5454	SPD	C4-C5-N6-C7
86	L5	5458	PUT	N1-C1-C2-C3
85	L5	5447	SPD	C3-C4-C5-N6
87	L5	5440	TRS	C3-C-C2-O2
86	L5	5432	PUT	C2-C3-C4-N2
85	L5	5370	SPD	C4-C5-N6-C7
85	L5	5370	SPD	C8-C7-N6-C5
85	L5	5370	SPD	C7-C8-C9-N10
87	L5	5457	TRS	C3-C-C1-O1

Continued on next page...

Continued from previous page...

Mol	Chain	Res	Type	Atoms
85	L5	5437	SPD	C3-C4-C5-N6
85	S2	1941	SPD	N1-C2-C3-C4
85	L5	5427	SPD	C8-C7-N6-C5
85	L5	5438	SPD	C8-C7-N6-C5

There are no ring outliers.

4 monomers are involved in 5 short contacts:

Mol	Chain	Res	Type	Clashes	Symm-Clashes
86	L5	5441	PUT	2	0
87	L5	5457	TRS	1	0
86	L5	5432	PUT	1	0
85	L5	5370	SPD	1	0

5.7 Other polymers [i](#)

There are no such residues in this entry.

5.8 Polymer linkage issues [i](#)

The following chains have linkage breaks:

Mol	Chain	Number of breaks
46	NC	1

All chain breaks are listed below:

Model	Chain	Residue-1	Atom-1	Residue-2	Atom-2	Distance (Å)
1	NC	20:UNK	C	26:GLU	N	15.93

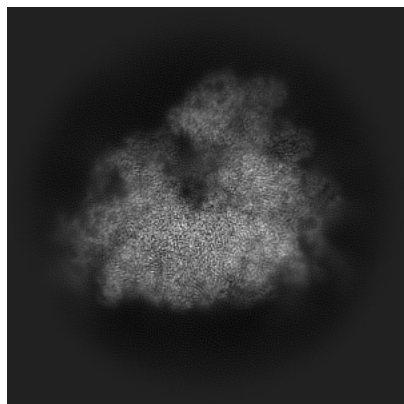
6 Map visualisation [i](#)

This section contains visualisations of the EMDB entry EMD-70083. These allow visual inspection of the internal detail of the map and identification of artifacts.

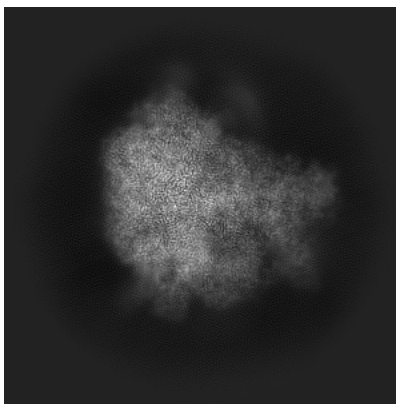
Images derived from a raw map, generated by summing the deposited half-maps, are presented below the corresponding image components of the primary map to allow further visual inspection and comparison with those of the primary map.

6.1 Orthogonal projections [i](#)

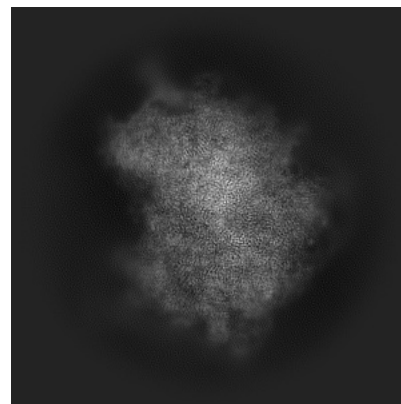
6.1.1 Primary map



X

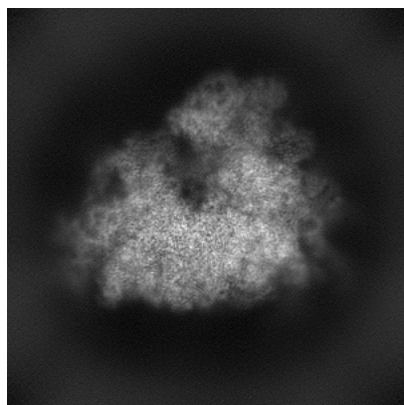


Y

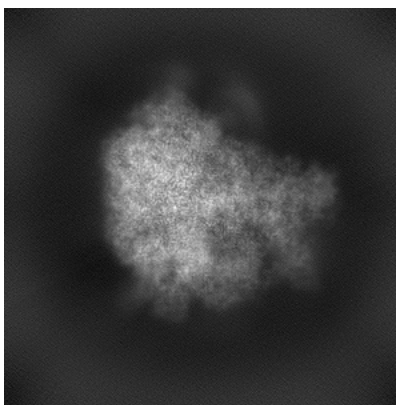


Z

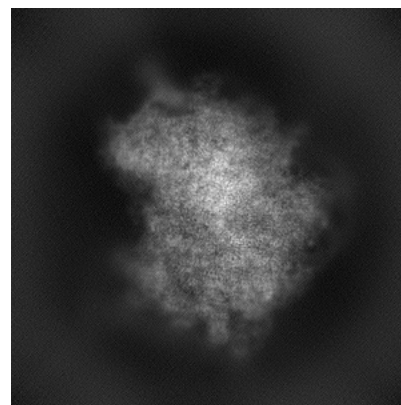
6.1.2 Raw map



X



Y

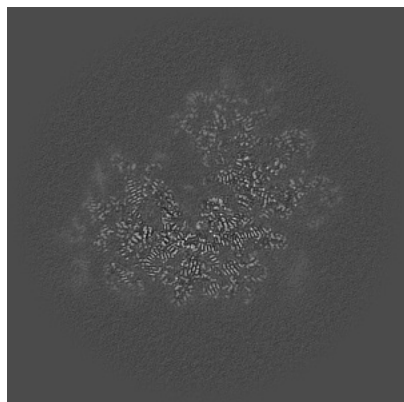


Z

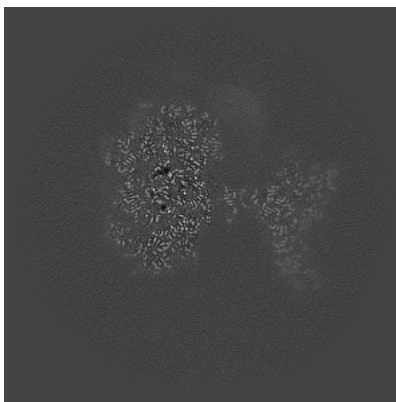
The images above show the map projected in three orthogonal directions.

6.2 Central slices [i](#)

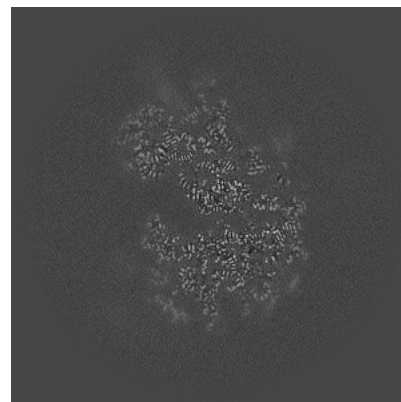
6.2.1 Primary map



X Index: 256

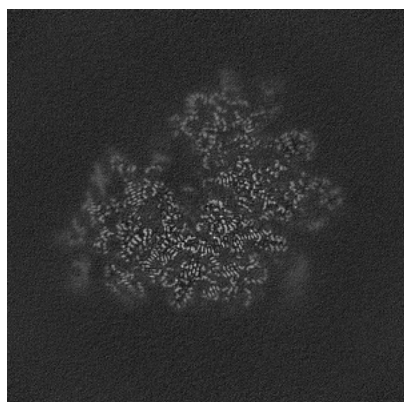


Y Index: 256

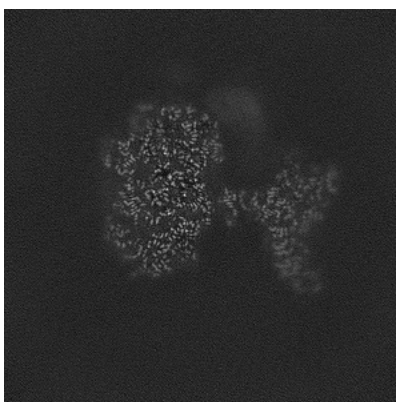


Z Index: 256

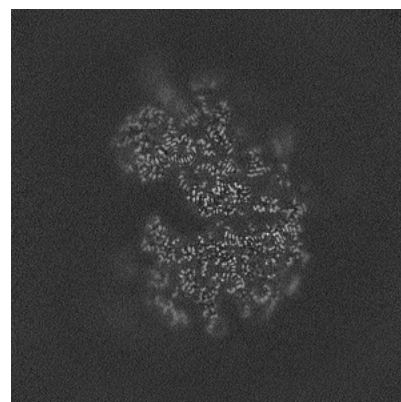
6.2.2 Raw map



X Index: 256



Y Index: 256

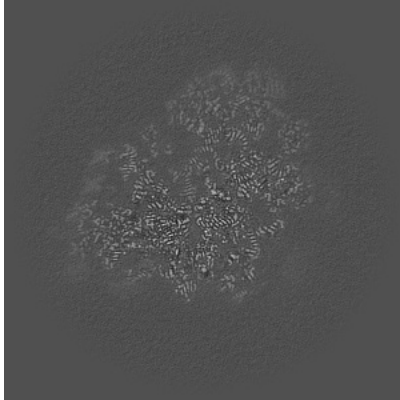


Z Index: 256

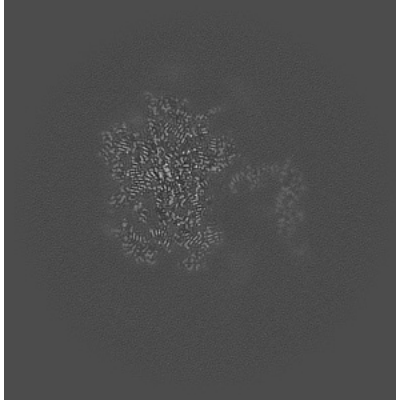
The images above show central slices of the map in three orthogonal directions.

6.3 Largest variance slices [i](#)

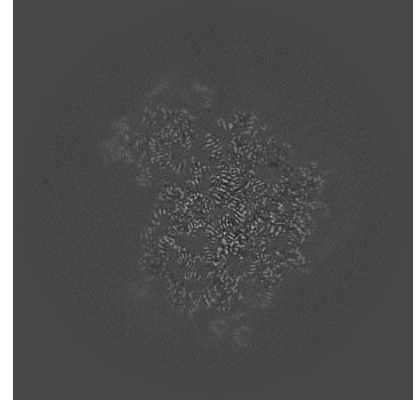
6.3.1 Primary map



X Index: 269

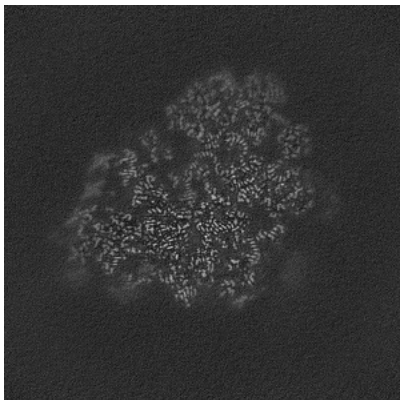


Y Index: 215

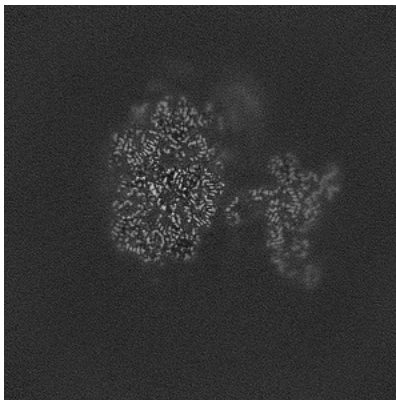


Z Index: 228

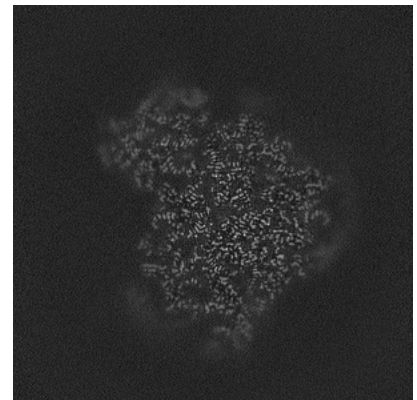
6.3.2 Raw map



X Index: 269



Y Index: 266

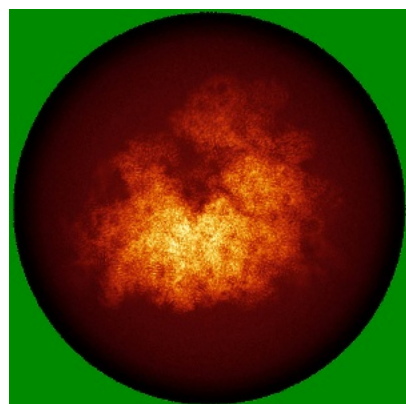


Z Index: 222

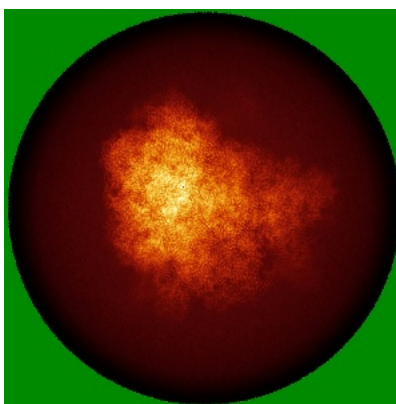
The images above show the largest variance slices of the map in three orthogonal directions.

6.4 Orthogonal standard-deviation projections (False-color) [i](#)

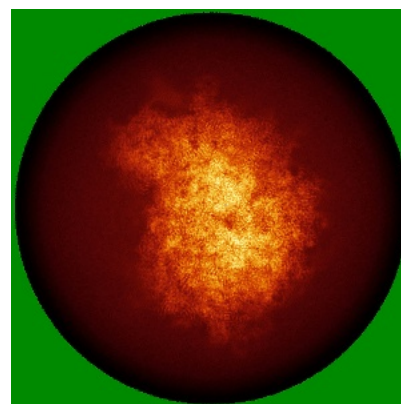
6.4.1 Primary map



X

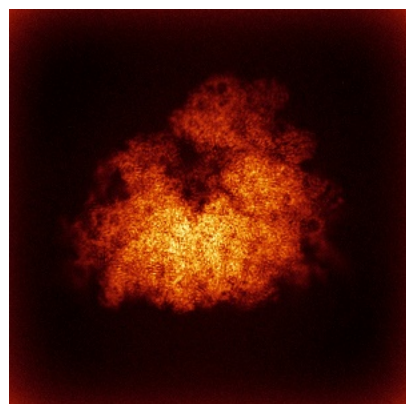


Y

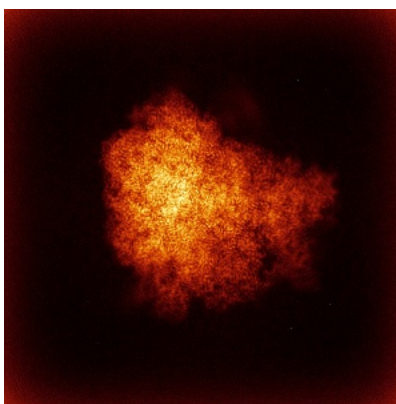


Z

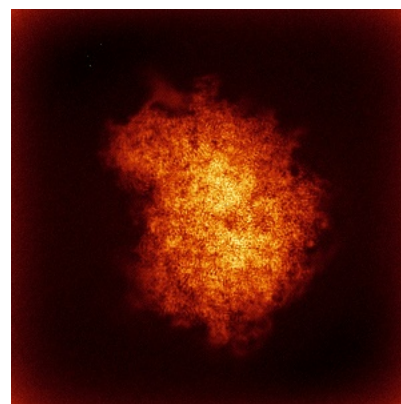
6.4.2 Raw map



X



Y




Z

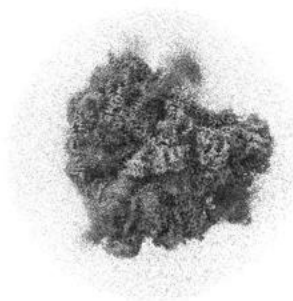
The images above show the map standard deviation projections with false color in three orthogonal directions. Minimum values are shown in green, max in blue, and dark to light orange shades represent small to large values respectively.

6.5 Orthogonal surface views [i](#)

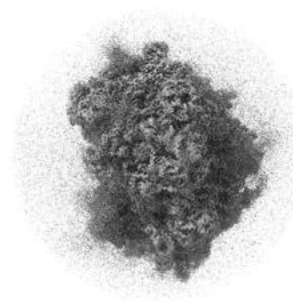
6.5.1 Primary map



X




Y




Z

The images above show the 3D surface view of the map at the recommended contour level 0.07. These images, in conjunction with the slice images, may facilitate assessment of whether an appropriate contour level has been provided.


6.5.2 Raw map



X



Y



Z

These images show the 3D surface of the raw map. The raw map's contour level was selected so that its surface encloses the same volume as the primary map does at its recommended contour level.

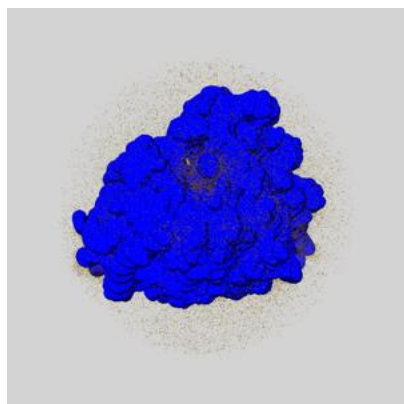
6.6 Mask visualisation [i](#)

This section shows the 3D surface view of the primary map at 50% transparency overlaid with the specified mask at 0% transparency

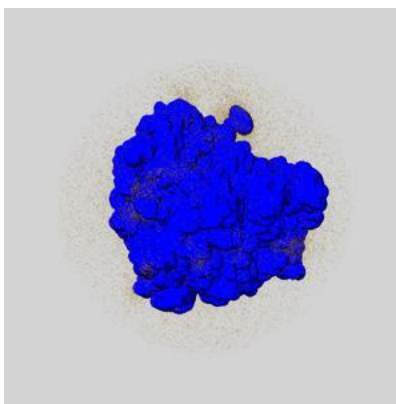
A mask typically either:

- Encompasses the whole structure
- Separates out a domain, a functional unit, a monomer or an area of interest from a larger structure


6.6.1 emd_70083_msk_1.map [i](#)



X



Y

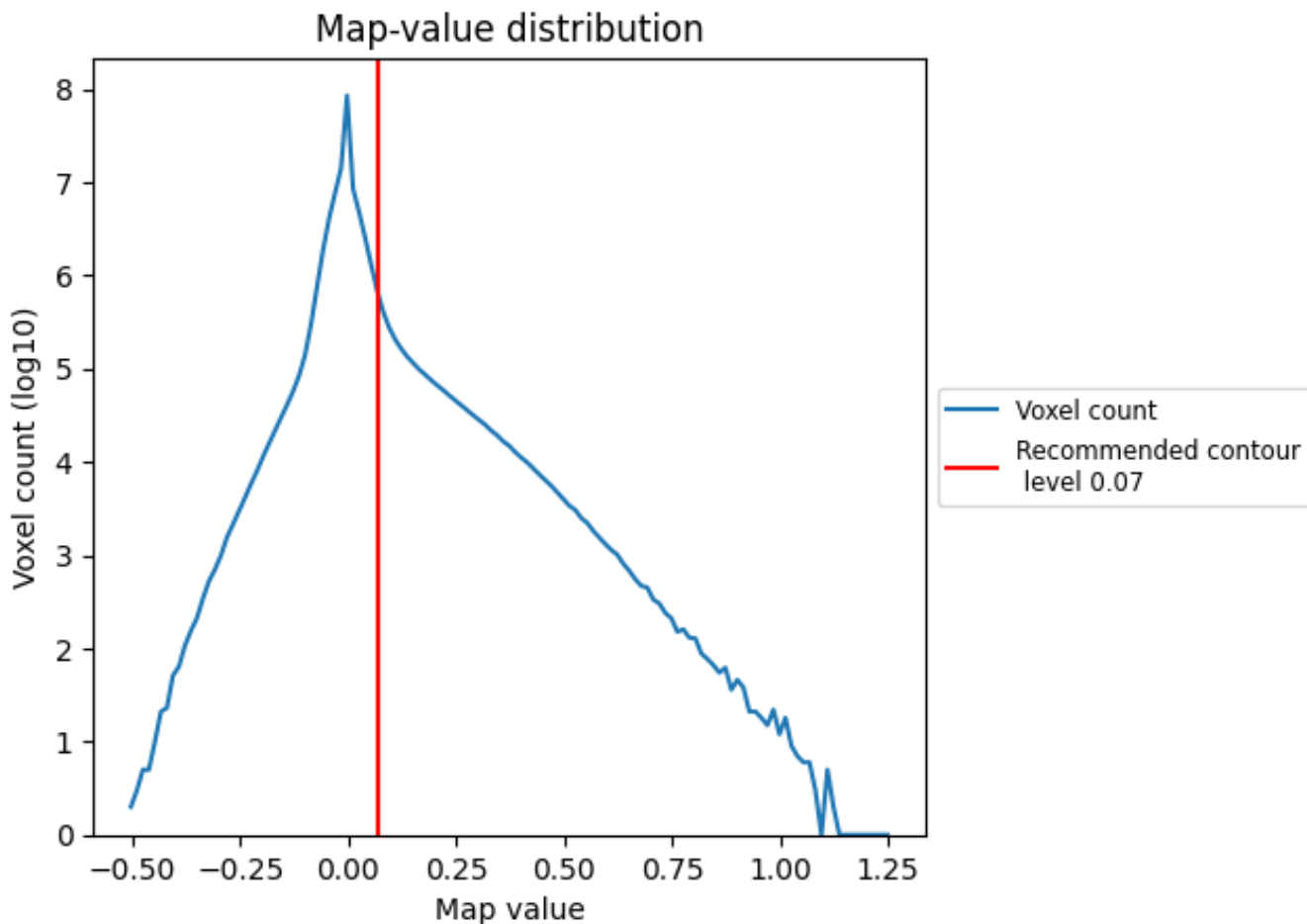


Z

7 Map analysis [i](#)

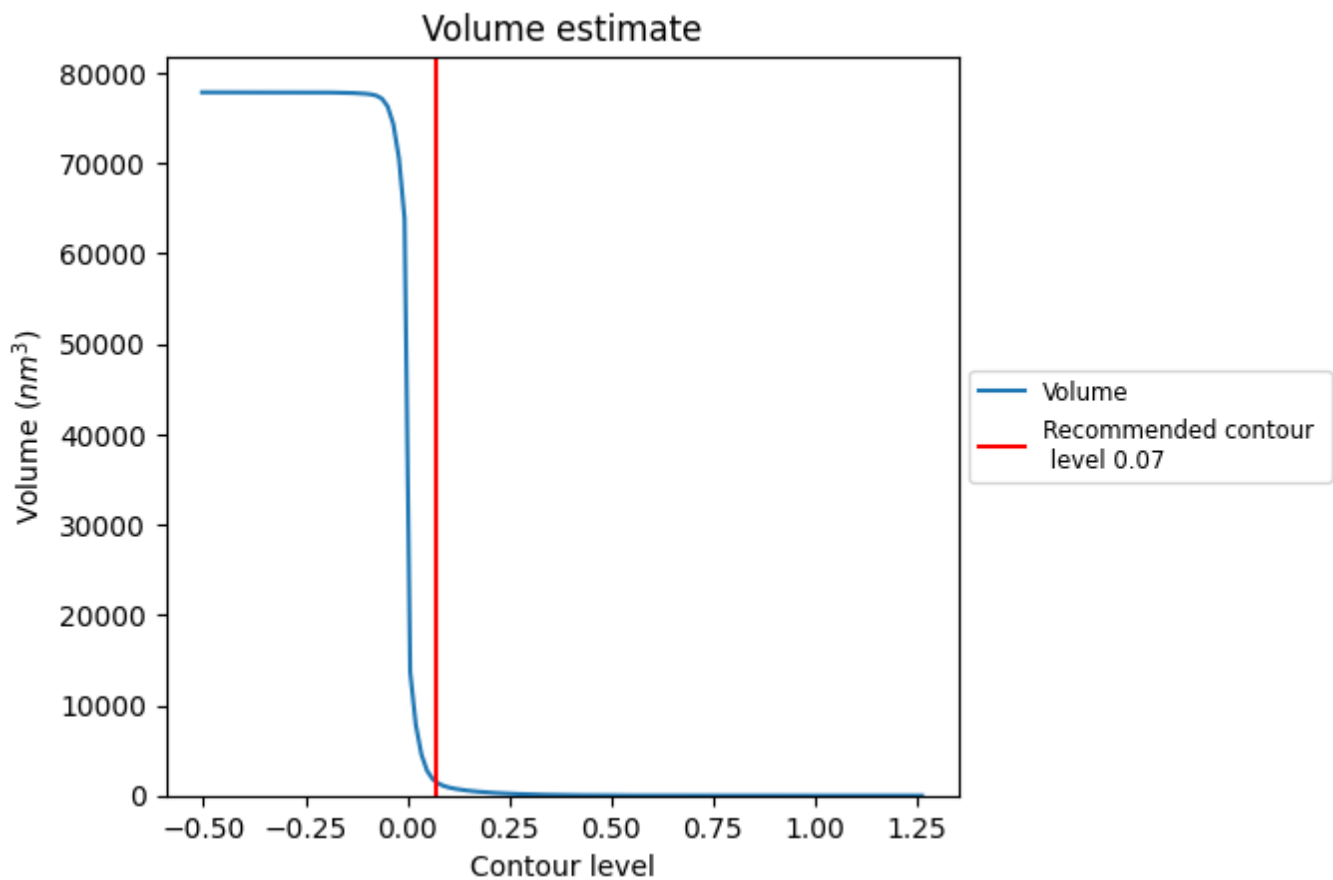
This section contains the results of statistical analysis of the map.

7.1 Map-value distribution [i](#)



The map-value distribution is plotted in 128 intervals along the x-axis. The y-axis is logarithmic. A spike in this graph at zero usually indicates that the volume has been masked.

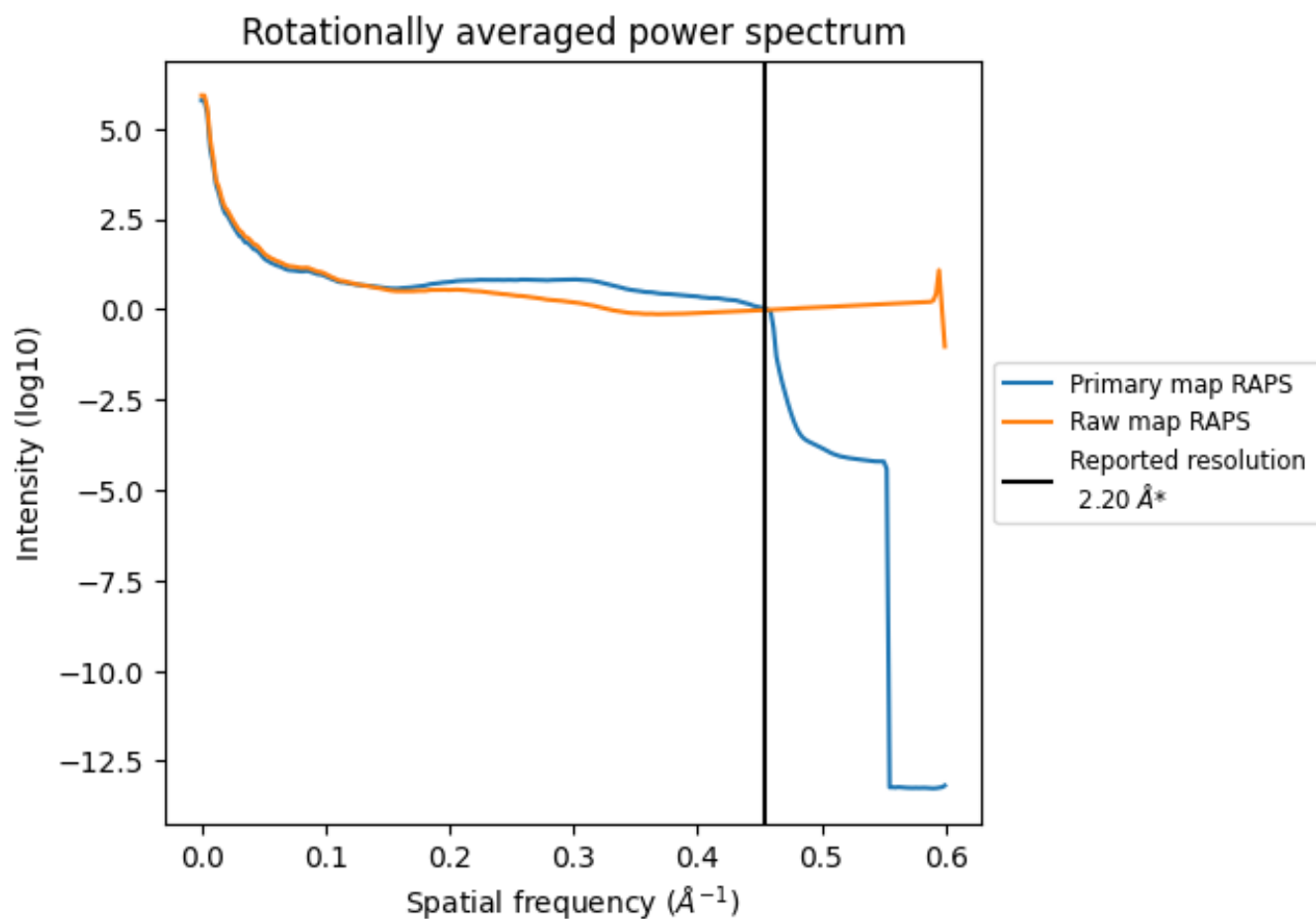
7.2 Volume estimate [i](#)



The volume at the recommended contour level is 1557 nm³; this corresponds to an approximate mass of 1407 kDa.

The volume estimate graph shows how the enclosed volume varies with the contour level. The recommended contour level is shown as a vertical line and the intersection between the line and the curve gives the volume of the enclosed surface at the given level.

7.3 Rotationally averaged power spectrum [i](#)

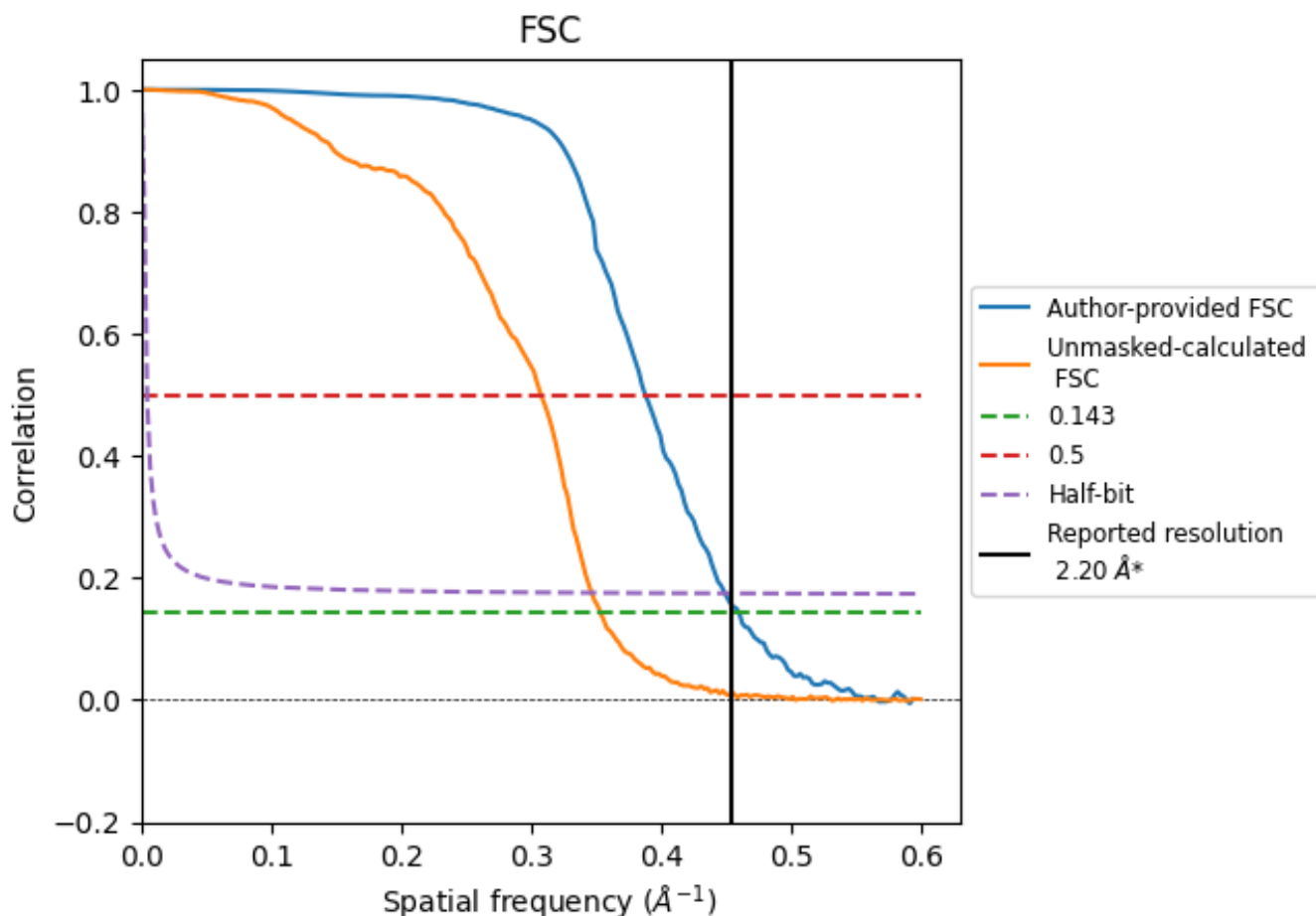


*Reported resolution corresponds to spatial frequency of 0.455 Å⁻¹

8 Fourier-Shell correlation [i](#)

Fourier-Shell Correlation (FSC) is the most commonly used method to estimate the resolution of single-particle and subtomogram-averaged maps. The shape of the curve depends on the imposed symmetry, mask and whether or not the two 3D reconstructions used were processed from a common reference. The reported resolution is shown as a black line. A curve is displayed for the half-bit criterion in addition to lines showing the 0.143 gold standard cut-off and 0.5 cut-off.

8.1 FSC [i](#)



*Reported resolution corresponds to spatial frequency of 0.455\AA^{-1}

8.2 Resolution estimates [i](#)


Resolution estimate (Å)	Estimation criterion (FSC cut-off)		
	0.143	0.5	Half-bit
Reported by author	2.20	-	-
Author-provided FSC curve	2.17	2.58	2.23
Unmasked-calculated*	2.83	3.25	2.89

*Resolution estimate based on FSC curve calculated by comparison of deposited half-maps. The value from deposited half-maps intersecting FSC 0.143 CUT-OFF 2.83 differs from the reported value 2.2 by more than 10 %

9 Map-model fit [i](#)

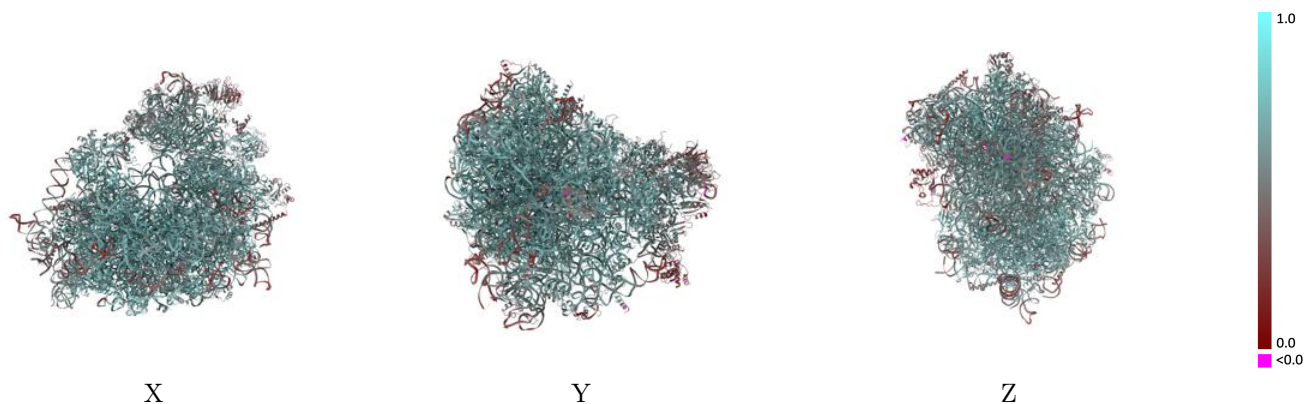
This section contains information regarding the fit between EMDB map EMD-70083 and PDB model 9O3V. Per-residue inclusion information can be found in section 3 on page 27.

9.1 Map-model overlay [i](#)



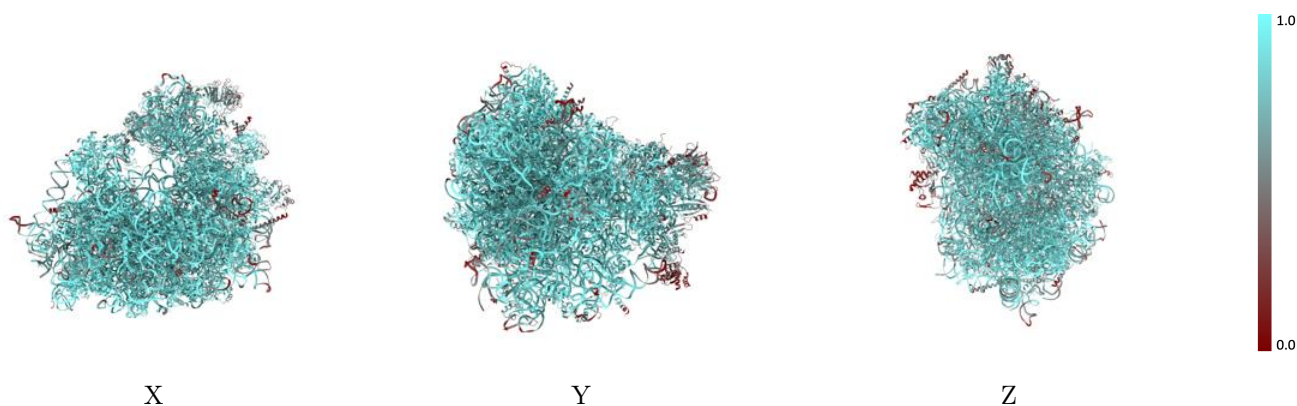
The images above show the 3D surface view of the map at the recommended contour level 0.07 at 50% transparency in yellow overlaid with a ribbon representation of the model coloured in blue. These images allow for the visual assessment of the quality of fit between the atomic model and the map.

9.2 Q-score mapped to coordinate model [i](#)



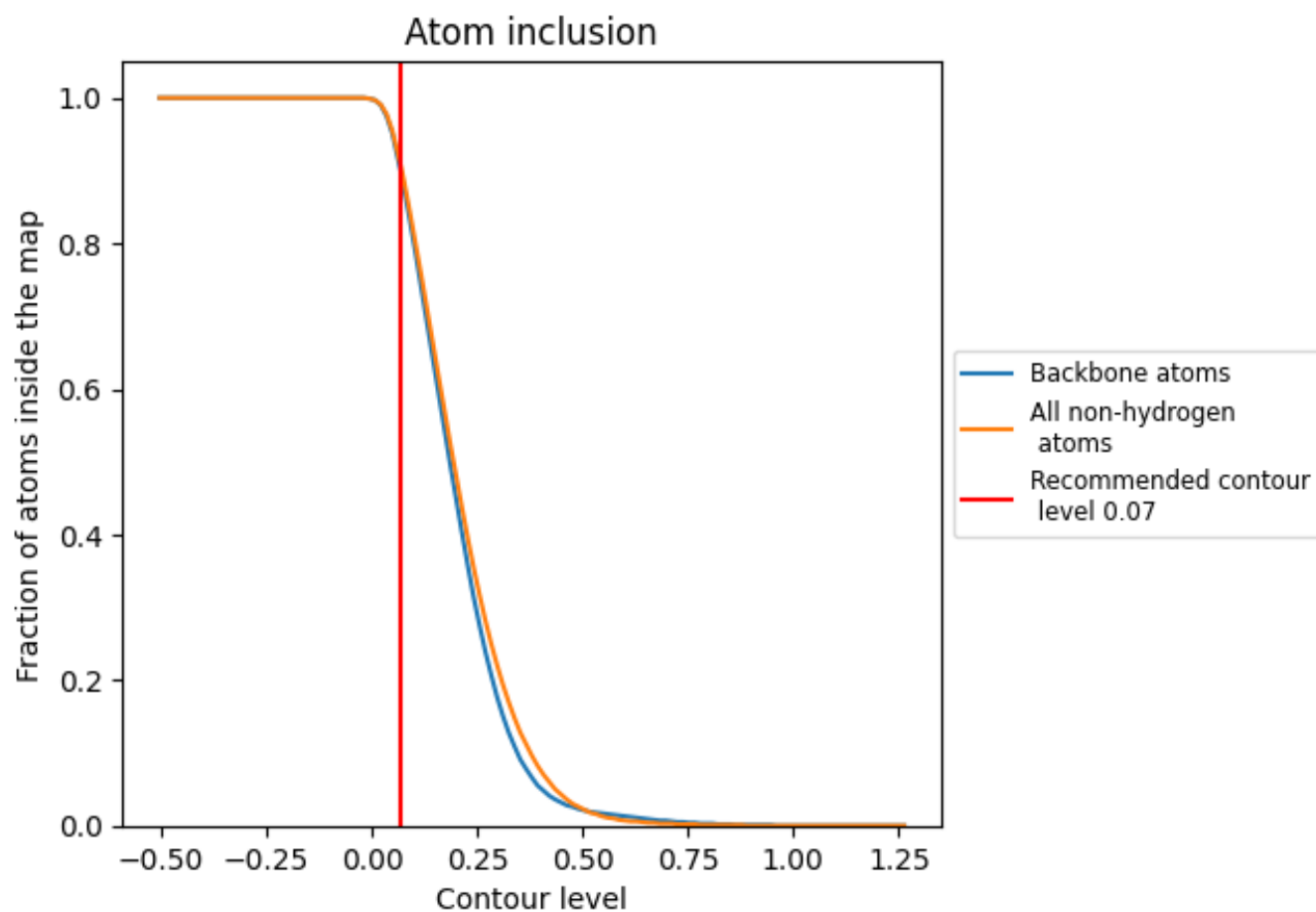
The images above show the model with each residue coloured according to its Q-score. This shows their resolvability in the map with higher Q-score values reflecting better resolvability. Please note: Q-score is calculating the resolvability of atoms, and thus high values are only expected at resolutions at which atoms can be resolved. Low Q-score values may therefore be expected for many entries.

9.3 Atom inclusion mapped to coordinate model [i](#)



The images above show the model with each residue coloured according to its atom inclusion. This shows to what extent they are inside the map at the recommended contour level (0.07).







































































9.4 Atom inclusion [i](#)



At the recommended contour level, 90% of all backbone atoms, 90% of all non-hydrogen atoms, are inside the map.

9.5 Map-model fit summary

The table lists the average atom inclusion at the recommended contour level (0.07) and Q-score for the entire model and for each chain.

Chain	Atom inclusion	Q-score
All	 0.9040	 0.6320
L5	 0.9310	 0.6440
L7	 0.9880	 0.6720
L8	 0.9620	 0.6700
LA	 0.9780	 0.7280
LB	 0.9430	 0.6880
LC	 0.9500	 0.6930
LD	 0.8920	 0.6170
LE	 0.8960	 0.6190
LF	 0.9550	 0.6940
LG	 0.8260	 0.5910
LH	 0.9230	 0.6540
LI	 0.9290	 0.6720
LJ	 0.8560	 0.6010
LL	 0.9160	 0.6610
LM	 0.9310	 0.6450
LN	 0.9940	 0.7260
LO	 0.9490	 0.6960
LP	 0.9590	 0.7090
LQ	 0.9720	 0.7120
LR	 0.8650	 0.6430
LS	 0.9710	 0.6960
LT	 0.9190	 0.6660
LU	 0.8000	 0.5670
LV	 0.9670	 0.7110
LW	 0.9000	 0.6730
LX	 0.9280	 0.6660
LY	 0.9290	 0.6670
LZ	 0.9190	 0.6360
La	 0.9670	 0.7050
Lb	 0.8110	 0.5980
Lc	 0.9280	 0.6620
Ld	 0.9250	 0.6710
Le	 0.9750	 0.7180
Lf	 0.9720	 0.7100















Continued on next page...

Continued from previous page...

Chain	Atom inclusion	Q-score
Lg	0.9200	0.6760
Lh	0.9150	0.6520
Li	0.8860	0.6410
Lj	0.9900	0.7300
Lk	0.7920	0.5720
Ll	0.9720	0.7030
Lm	0.9330	0.6700
Ln	0.9730	0.7110
Lo	0.9360	0.6870
Lp	0.9460	0.7090
Lr	0.9670	0.6910
NC	0.7460	0.5070
Pt	0.9360	0.6280
S2	0.9300	0.6200
SA	0.8890	0.6180
SB	0.8930	0.6340
SC	0.9290	0.6600
SD	0.7620	0.5340
SE	0.8850	0.5960
SF	0.8380	0.5870
SG	0.6900	0.4750
SH	0.6780	0.5020
SI	0.8600	0.6150
SJ	0.8700	0.5980
SK	0.7220	0.4640
SL	0.9130	0.6670
SM	0.2110	0.2440
SN	0.9470	0.6810
SO	0.9430	0.6740
SP	0.7230	0.5040
SQ	0.8200	0.5590
SR	0.7500	0.5320
SS	0.7660	0.5460
ST	0.7620	0.5240
SU	0.6740	0.4880
SV	0.9090	0.6370
SW	0.9650	0.6830
SX	0.9580	0.6840
SY	0.7490	0.5150
SZ	0.6340	0.4870
Sa	0.9420	0.6840
Sb	0.8440	0.5970

Continued on next page...

Continued from previous page...

Chain	Atom inclusion	Q-score
Sc	 0.7760	 0.5770
Sd	 0.9050	 0.6250
Se	 0.8340	 0.5950
Sf	 0.2910	 0.2800
Sg	 0.5760	 0.4120
mR	 0.7370	 0.6240