



## Full wwPDB EM Validation Report ⓘ

Jul 7, 2025 – 11:53 AM EDT

PDB ID : 9NU3 / pdb\_00009nu3  
EMDB ID : EMD-49794  
Title : Uromodulin filament lattice in the kinked arrangement from human urine  
Authors : Chang, A.N.; Fitzpatrick, A.W.P.  
Deposited on : 2025-03-19  
Resolution : 5.00 Å (reported)

This is a Full wwPDB EM Validation Report for a publicly released PDB entry.

We welcome your comments at [validation@mail.wwpdb.org](mailto:validation@mail.wwpdb.org)

A user guide is available at

<https://www.wwpdb.org/validation/2017/EMValidationReportHelp>

with specific help available everywhere you see the ⓘ symbol.

The types of validation reports are described at

<http://www.wwpdb.org/validation/2017/FAQs#types>.

---

The following versions of software and data (see [references ⓘ](#)) were used in the production of this report:

EMDB validation analysis : 0.0.1.dev118  
Mogul : 2022.3.0, CSD as543be (2022)  
MolProbity : 4-5-2 with Phenix2.0rc1  
Percentile statistics : 20231227.v01 (using entries in the PDB archive December 27th 2023)  
MapQ : 1.9.13  
Ideal geometry (proteins) : Engh & Huber (2001)  
Ideal geometry (DNA, RNA) : Parkinson et al. (1996)  
Validation Pipeline (wwPDB-VP) : 2.44

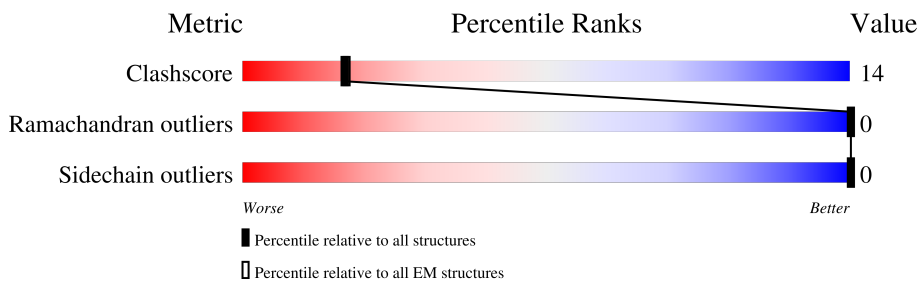
# 1 Overall quality at a glance i

The following experimental techniques were used to determine the structure:

*ELECTRON MICROSCOPY*

The reported resolution of this entry is 5.00 Å.

Percentile scores (ranging between 0-100) for global validation metrics of the entry are shown in the following graphic. The table shows the number of entries on which the scores are based.



Metric	Whole archive (#Entries)	EM structures (#Entries)
Clashscore	210492	15764
Ramachandran outliers	207382	16835
Sidechain outliers	206894	16415

The table below summarises the geometric issues observed across the polymeric chains and their fit to the map. The red, orange, yellow and green segments of the bar indicate the fraction of residues that contain outliers for  $\geq 3$ , 2, 1 and 0 types of geometric quality criteria respectively. A grey segment represents the fraction of residues that are not modelled. The numeric value for each fraction is indicated below the corresponding segment, with a dot representing fractions  $\leq 5\%$ . The upper red bar (where present) indicates the fraction of residues that have poor fit to the EM map (all-atom inclusion  $< 40\%$ ). The numeric value is given above the bar.

Mol	Chain	Length	Quality of chain
1	A	640	
1	B	640	
1	C	640	
1	D	640	
1	E	640	
1	F	640	
1	G	640	
1	H	640	

Continued on next page...

Continued from previous page...

Mol	Chain	Length	Quality of chain
1	I	640	
1	J	640	
1	K	640	
1	L	640	
1	M	640	
1	N	640	
1	O	640	
1	P	640	
1	Q	640	
1	R	640	
2	0	2	
2	2	2	
2	3	2	
2	4	2	
2	5	2	
2	S	2	
2	U	2	
2	V	2	
2	X	2	
2	Z	2	
2	a	2	
2	c	2	
2	d	2	
2	f	2	
2	g	2	

Continued on next page...

Continued from previous page...

Mol	Chain	Length	Quality of chain
2	i	2	100%
2	k	2	50% 50%
2	m	2	100% 50% 50%
2	n	2	100%
2	p	2	100%
2	q	2	100%
2	r	2	100%
2	t	2	100%
2	u	2	100%
2	x	2	100% 50% 50%
2	z	2	50% 50%
3	l	4	25% 50% 50%
3	T	4	25% 25% 50%
3	W	4	50% 50%
3	Y	4	25% 75%
3	b	4	100%
3	e	4	25% 75%
3	h	4	25% 25% 50%
3	j	4	25% 25% 75%
3	l	4	25% 25% 50%
3	o	4	25% 25% 75%
3	s	4	50% 25% 25% 50%
3	v	4	75% 100%
3	w	4	100% 25% 75%
3	y	4	50% 25% 75%

## 2 Entry composition [i](#)

There are 4 unique types of molecules in this entry. The entry contains 44189 atoms, of which 0 are hydrogens and 0 are deuteriums.

In the tables below, the AltConf column contains the number of residues with at least one atom in alternate conformation and the Trace column contains the number of residues modelled with at most 2 atoms.

- Molecule 1 is a protein called Uromodulin.

Mol	Chain	Residues	Atoms					AltConf	Trace
			Total	C	N	O	S		
1	C	412	Total 3204	C 1993	N 552	O 621	S 38	0	0
1	A	412	Total 3204	C 1993	N 552	O 621	S 38	0	0
1	D	272	Total 2118	C 1311	N 371	O 410	S 26	0	0
1	E	412	Total 3204	C 1993	N 552	O 621	S 38	0	0
1	J	412	Total 3204	C 1993	N 552	O 621	S 38	0	0
1	G	412	Total 3204	C 1993	N 552	O 621	S 38	0	0
1	B	256	Total 1998	C 1234	N 352	O 388	S 24	0	0
1	N	283	Total 2192	C 1356	N 386	O 423	S 27	0	0
1	P	412	Total 3204	C 1993	N 552	O 621	S 38	0	0
1	F	140	Total 1086	C 682	N 181	O 211	S 12	0	0
1	K	412	Total 3204	C 1993	N 552	O 621	S 38	0	0
1	H	264	Total 2059	C 1292	N 348	O 398	S 21	0	0
1	I	256	Total 1998	C 1234	N 352	O 388	S 24	0	0
1	O	283	Total 2192	C 1356	N 386	O 423	S 27	0	0
1	Q	412	Total 3204	C 1993	N 552	O 621	S 38	0	0
1	R	140	Total 1086	C 682	N 181	O 211	S 12	0	0
1	L	129	Total 1012	C 637	N 166	O 198	S 11	0	0

*Continued on next page...*

Continued from previous page...

Mol	Chain	Residues	Atoms					AltConf	Trace
			Total	C	N	O	S		
1	M	156	1206	759	200	233	14	0	0

- Molecule 2 is an oligosaccharide called 2-acetamido-2-deoxy-beta-D-glucopyranose-(1-4)-2-acetamido-2-deoxy-beta-D-glucopyranose.



Mol	Chain	Residues	Atoms				AltConf	Trace
			Total	C	N	O		
2	S	2	28	16	2	10	0	0
2	U	2	28	16	2	10	0	0
2	V	2	28	16	2	10	0	0
2	X	2	28	16	2	10	0	0
2	Z	2	28	16	2	10	0	0
2	a	2	28	16	2	10	0	0
2	c	2	28	16	2	10	0	0
2	d	2	28	16	2	10	0	0
2	f	2	28	16	2	10	0	0
2	g	2	28	16	2	10	0	0
2	i	2	28	16	2	10	0	0
2	k	2	28	16	2	10	0	0
2	m	2	28	16	2	10	0	0
2	n	2	28	16	2	10	0	0
2	p	2	28	16	2	10	0	0
2	q	2	28	16	2	10	0	0

Continued on next page...

Continued from previous page...

Mol	Chain	Residues	Atoms				AltConf	Trace
			Total	C	N	O		
2	r	2	28	16	2	10	0	0
2	t	2	28	16	2	10	0	0
2	u	2	28	16	2	10	0	0
2	x	2	28	16	2	10	0	0
2	z	2	28	16	2	10	0	0
2	0	2	28	16	2	10	0	0
2	2	2	28	16	2	10	0	0
2	3	2	28	16	2	10	0	0
2	4	2	28	16	2	10	0	0
2	5	2	28	16	2	10	0	0

- Molecule 3 is an oligosaccharide called alpha-D-mannopyranose-(1-3)-beta-D-mannopyranose-(1-4)-2-acetamido-2-deoxy-beta-D-glucopyranose-(1-4)-2-acetamido-2-deoxy-beta-D-glucopyranose.



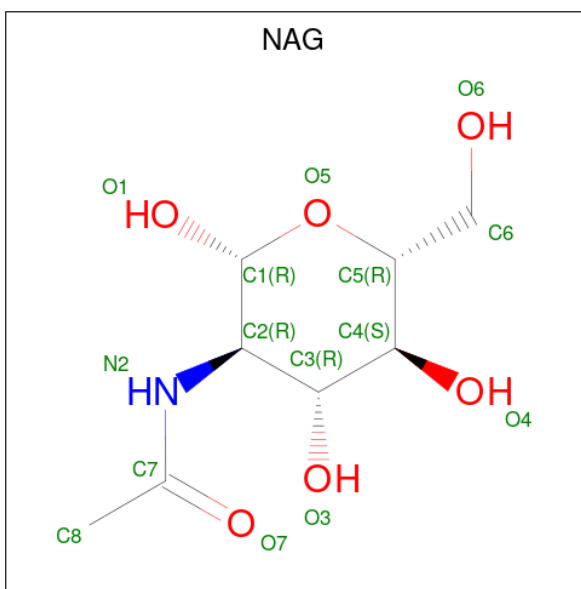
Mol	Chain	Residues	Atoms				AltConf	Trace
			Total	C	N	O		
3	T	4	50	28	2	20	0	0
3	W	4	50	28	2	20	0	0
3	Y	4	50	28	2	20	0	0
3	b	4	50	28	2	20	0	0
3	e	4	50	28	2	20	0	0
3	h	4	50	28	2	20	0	0

Continued on next page...

Continued from previous page...

Mol	Chain	Residues	Atoms				AltConf	Trace
			Total	C	N	O		
3	j	4	Total	C	N	O	0	0
			50	28	2	20		
3	l	4	Total	C	N	O	0	0
			50	28	2	20		
3	o	4	Total	C	N	O	0	0
			50	28	2	20		
3	s	4	Total	C	N	O	0	0
			50	28	2	20		
3	v	4	Total	C	N	O	0	0
			50	28	2	20		
3	w	4	Total	C	N	O	0	0
			50	28	2	20		
3	y	4	Total	C	N	O	0	0
			50	28	2	20		
3	1	4	Total	C	N	O	0	0
			50	28	2	20		

- Molecule 4 is 2-acetamido-2-deoxy-beta-D-glucopyranose (CCD ID: NAG) (formula:  $C_8H_{15}NO_6$ ).



Mol	Chain	Residues	Atoms				AltConf
			Total	C	N	O	
4	C	1	Total	C	N	O	0
			14	8	1	5	
4	A	1	Total	C	N	O	0
			14	8	1	5	
4	D	1	Total	C	N	O	0
			14	8	1	5	


Continued on next page...




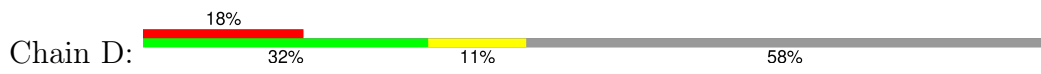
*Continued from previous page...*


Mol	Chain	Residues	Atoms				AltConf
			Total	C	N	O	
4	E	1	Total 14	8	1	5	0
4	J	1	Total 14	8	1	5	0
4	G	1	Total 14	8	1	5	0
4	B	1	Total 14	8	1	5	0
4	N	1	Total 14	8	1	5	0
4	P	1	Total 14	8	1	5	0
4	K	1	Total 14	8	1	5	0
4	I	1	Total 14	8	1	5	0
4	O	1	Total 14	8	1	5	0
4	Q	1	Total 14	8	1	5	0



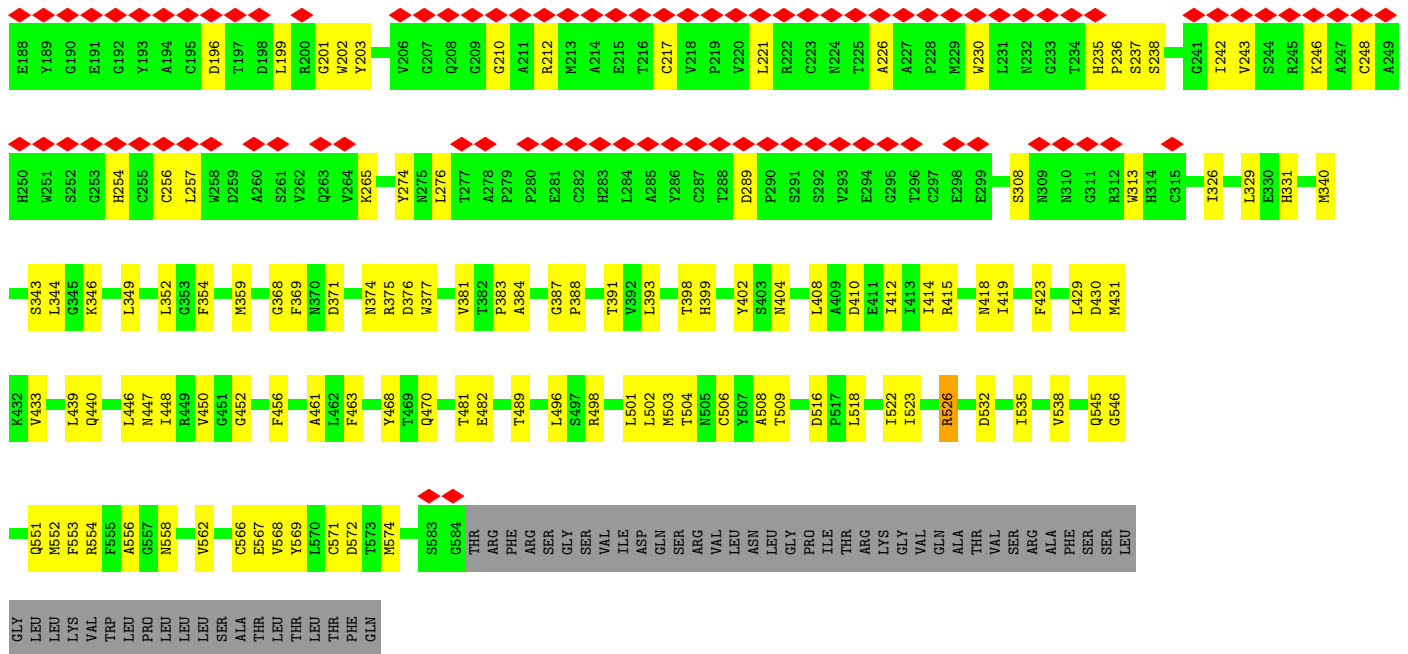



• Molecule 1: Uromodulin





• Molecule 1: Uromodulin




• Molecule 1: Uromodulin

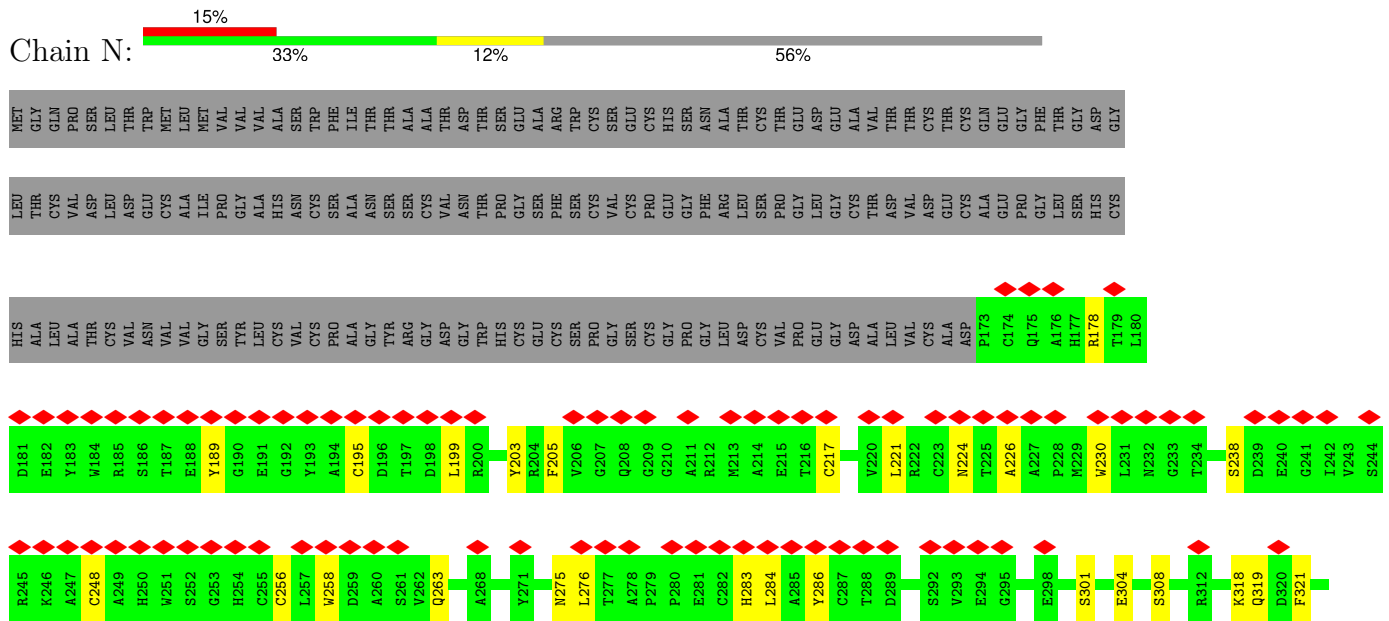


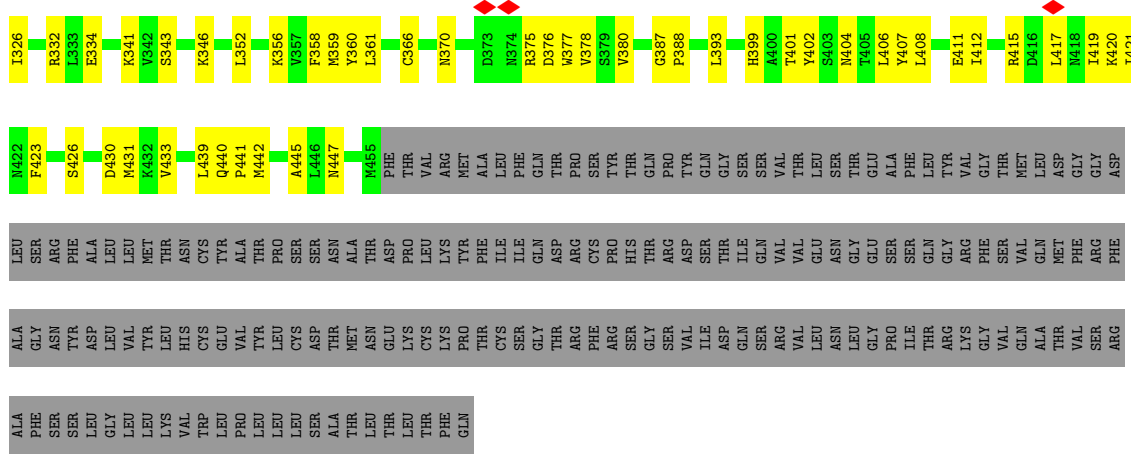


● Molecule 1: Uromodulin


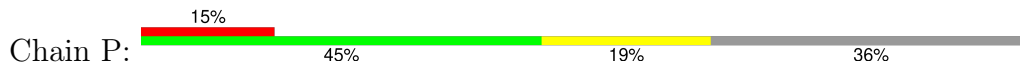


● Molecule 1: Uromodulin





• Molecule 1: Uromodulin




• Molecule 1: Uromodulin



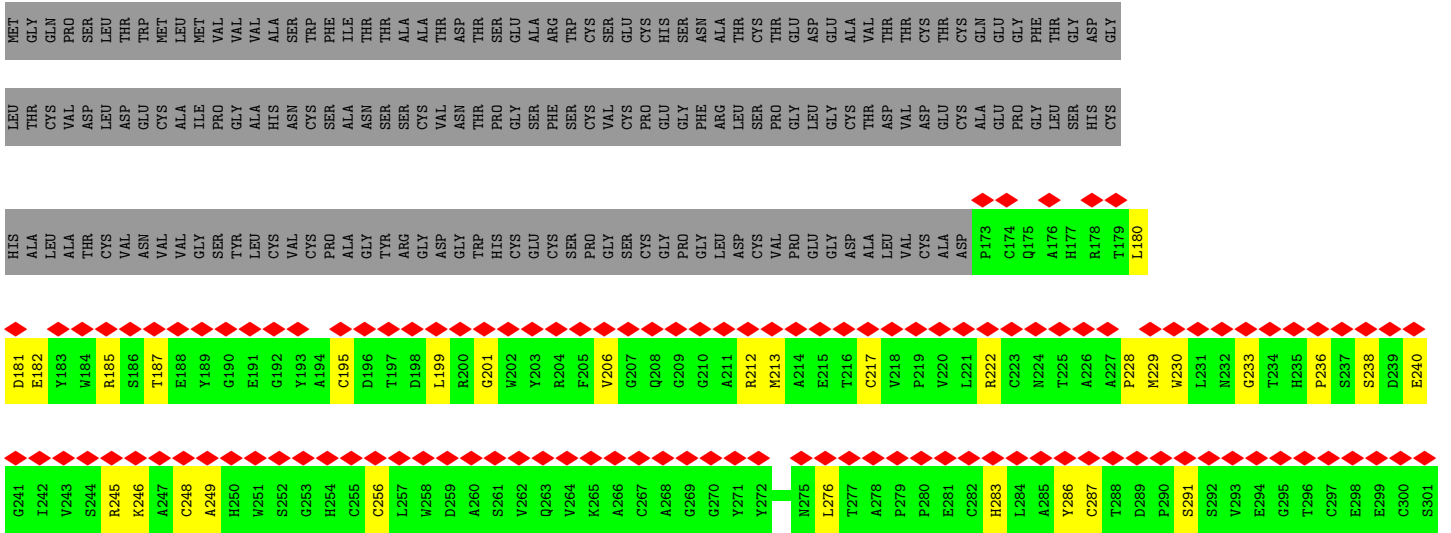
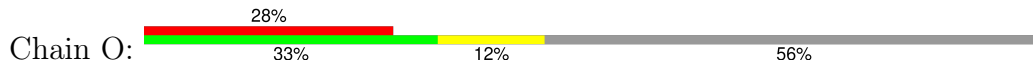




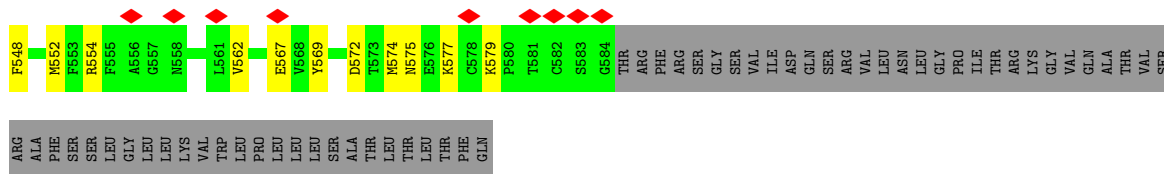




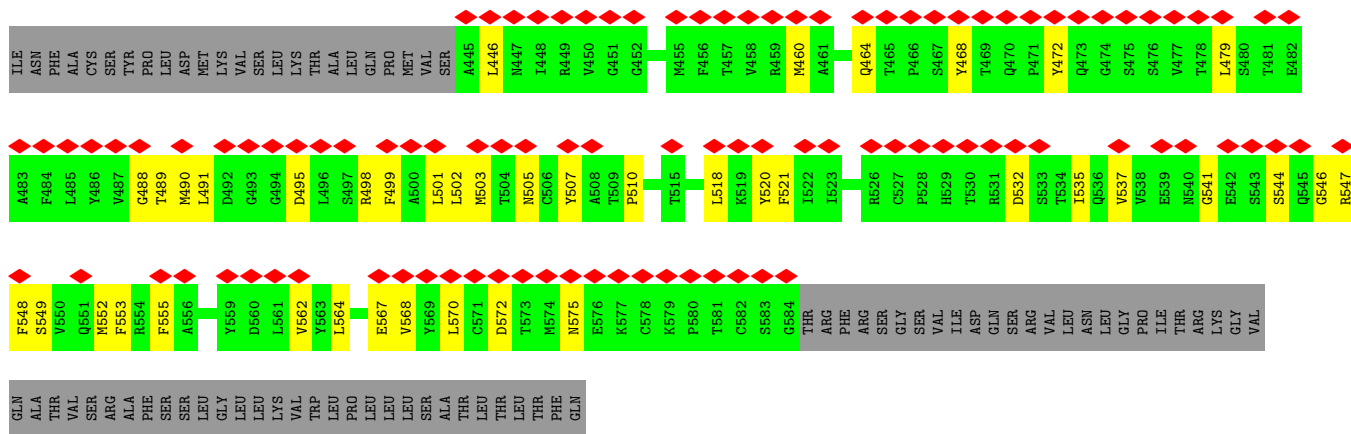

• Molecule 1: Uromodulin








• Molecule 1: Uromodulin

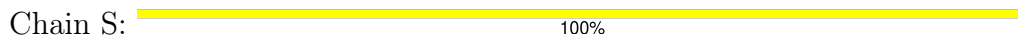


• Molecule 1: Uromodulin





- Molecule 2: 2-acetamido-2-deoxy-beta-D-glucopyranose-(1-4)-2-acetamido-2-deoxy-beta-D-glucopyranose



- Molecule 2: 2-acetamido-2-deoxy-beta-D-glucopyranose-(1-4)-2-acetamido-2-deoxy-beta-D-glucopyranose



- Molecule 2: 2-acetamido-2-deoxy-beta-D-glucopyranose-(1-4)-2-acetamido-2-deoxy-beta-D-glucopyranose



- Molecule 2: 2-acetamido-2-deoxy-beta-D-glucopyranose-(1-4)-2-acetamido-2-deoxy-beta-D-glucopyranose



- Molecule 2: 2-acetamido-2-deoxy-beta-D-glucopyranose-(1-4)-2-acetamido-2-deoxy-beta-D-glucopyranose



- Molecule 2: 2-acetamido-2-deoxy-beta-D-glucopyranose-(1-4)-2-acetamido-2-deoxy-beta-D-glucopyranose



- Molecule 2: 2-acetamido-2-deoxy-beta-D-glucopyranose-(1-4)-2-acetamido-2-deoxy-beta-D-glucopyranose



- Molecule 2: 2-acetamido-2-deoxy-beta-D-glucopyranose-(1-4)-2-acetamido-2-deoxy-beta-D-glucopyranose



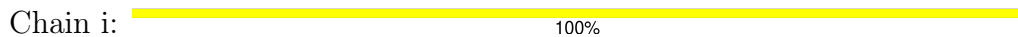
- Molecule 2: 2-acetamido-2-deoxy-beta-D-glucopyranose-(1-4)-2-acetamido-2-deoxy-beta-D-glucopyranose



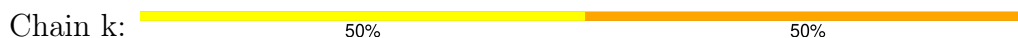
- Molecule 2: 2-acetamido-2-deoxy-beta-D-glucopyranose-(1-4)-2-acetamido-2-deoxy-beta-D-glucopyranose



- Molecule 2: 2-acetamido-2-deoxy-beta-D-glucopyranose-(1-4)-2-acetamido-2-deoxy-beta-D-glucopyranose



- Molecule 2: 2-acetamido-2-deoxy-beta-D-glucopyranose-(1-4)-2-acetamido-2-deoxy-beta-D-glucopyranose



- Molecule 2: 2-acetamido-2-deoxy-beta-D-glucopyranose-(1-4)-2-acetamido-2-deoxy-beta-D-glucopyranose



- Molecule 2: 2-acetamido-2-deoxy-beta-D-glucopyranose-(1-4)-2-acetamido-2-deoxy-beta-D-glucopyranose



- Molecule 2: 2-acetamido-2-deoxy-beta-D-glucopyranose-(1-4)-2-acetamido-2-deoxy-beta-D-glucopyranose



- Molecule 2: 2-acetamido-2-deoxy-beta-D-glucopyranose-(1-4)-2-acetamido-2-deoxy-beta-D-glucopyranose



- Molecule 2: 2-acetamido-2-deoxy-beta-D-glucopyranose-(1-4)-2-acetamido-2-deoxy-beta-D-glucopyranose




- Molecule 2: 2-acetamido-2-deoxy-beta-D-glucopyranose-(1-4)-2-acetamido-2-deoxy-beta-D-glucopyranose



- Molecule 2: 2-acetamido-2-deoxy-beta-D-glucopyranose-(1-4)-2-acetamido-2-deoxy-beta-D-glucopyranose



Chain u:  100%

MAG1  
MAG2

- Molecule 2: 2-acetamido-2-deoxy-beta-D-glucopyranose-(1-4)-2-acetamido-2-deoxy-beta-D-glucopyranose

Chain x:  100%

MAG1  
MAG2

- Molecule 2: 2-acetamido-2-deoxy-beta-D-glucopyranose-(1-4)-2-acetamido-2-deoxy-beta-D-glucopyranose

Chain z:  50%

MAG1  
MAG2

- Molecule 2: 2-acetamido-2-deoxy-beta-D-glucopyranose-(1-4)-2-acetamido-2-deoxy-beta-D-glucopyranose

Chain 0:  100%

MAG1  
MAG2

- Molecule 2: 2-acetamido-2-deoxy-beta-D-glucopyranose-(1-4)-2-acetamido-2-deoxy-beta-D-glucopyranose

Chain 2:  100%


MAG1  
MAG2

- Molecule 2: 2-acetamido-2-deoxy-beta-D-glucopyranose-(1-4)-2-acetamido-2-deoxy-beta-D-glucopyranose

Chain 3:  100%


MAG1  
MAG2

- Molecule 2: 2-acetamido-2-deoxy-beta-D-glucopyranose-(1-4)-2-acetamido-2-deoxy-beta-D-glucopyranose

Chain 4:  100%

MAG1  
MAG2

- Molecule 2: 2-acetamido-2-deoxy-beta-D-glucopyranose-(1-4)-2-acetamido-2-deoxy-beta-D-glucopyranose

Chain 5:  100%

MAG1  
MAG2

- Molecule 3: alpha-D-mannopyranose-(1-3)-beta-D-mannopyranose-(1-4)-2-acetamido-2-deoxy-beta-D-glucopyranose-(1-4)-2-acetamido-2-deoxy-beta-D-glucopyranose

Chain T:  25% 25% 50%

MAG1  
MAG2  
BMA3  
MAN4

- Molecule 3: alpha-D-mannopyranose-(1-3)-beta-D-mannopyranose-(1-4)-2-acetamido-2-deoxy-beta-D-glucopyranose-(1-4)-2-acetamido-2-deoxy-beta-D-glucopyranose

Chain W:  50% 50%

MAG1  
MAG2  
BMA3  
MAN4

- Molecule 3: alpha-D-mannopyranose-(1-3)-beta-D-mannopyranose-(1-4)-2-acetamido-2-deoxy-beta-D-glucopyranose-(1-4)-2-acetamido-2-deoxy-beta-D-glucopyranose

Chain Y:  25% 75%

MAG1  
MAG2  
BMA3  
MAN4

- Molecule 3: alpha-D-mannopyranose-(1-3)-beta-D-mannopyranose-(1-4)-2-acetamido-2-deoxy-beta-D-glucopyranose-(1-4)-2-acetamido-2-deoxy-beta-D-glucopyranose

Chain b:  100%

MAG1  
MAG2  
BMA3  
MAN4

- Molecule 3: alpha-D-mannopyranose-(1-3)-beta-D-mannopyranose-(1-4)-2-acetamido-2-deoxy-beta-D-glucopyranose-(1-4)-2-acetamido-2-deoxy-beta-D-glucopyranose

Chain e:  25% 75%

MAG1  
MAG2  
BMA3  
MAN4

- Molecule 3: alpha-D-mannopyranose-(1-3)-beta-D-mannopyranose-(1-4)-2-acetamido-2-deoxy-beta-D-glucopyranose-(1-4)-2-acetamido-2-deoxy-beta-D-glucopyranose

Chain h: 



- Molecule 3: alpha-D-mannopyranose-(1-3)-beta-D-mannopyranose-(1-4)-2-acetamido-2-deoxy-beta-D-glucopyranose-(1-4)-2-acetamido-2-deoxy-beta-D-glucopyranose

Chain j: 



- Molecule 3: alpha-D-mannopyranose-(1-3)-beta-D-mannopyranose-(1-4)-2-acetamido-2-deoxy-beta-D-glucopyranose-(1-4)-2-acetamido-2-deoxy-beta-D-glucopyranose

Chain l: 



- Molecule 3: alpha-D-mannopyranose-(1-3)-beta-D-mannopyranose-(1-4)-2-acetamido-2-deoxy-beta-D-glucopyranose-(1-4)-2-acetamido-2-deoxy-beta-D-glucopyranose

Chain o: 




- Molecule 3: alpha-D-mannopyranose-(1-3)-beta-D-mannopyranose-(1-4)-2-acetamido-2-deoxy-beta-D-glucopyranose-(1-4)-2-acetamido-2-deoxy-beta-D-glucopyranose

Chain s: 

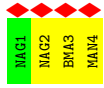


- Molecule 3: alpha-D-mannopyranose-(1-3)-beta-D-mannopyranose-(1-4)-2-acetamido-2-deoxy-beta-D-glucopyranose-(1-4)-2-acetamido-2-deoxy-beta-D-glucopyranose

Chain v: 



- Molecule 3: alpha-D-mannopyranose-(1-3)-beta-D-mannopyranose-(1-4)-2-acetamido-2-deoxy-beta-D-glucopyranose-(1-4)-2-acetamido-2-deoxy-beta-D-glucopyranose



- Molecule 3: alpha-D-mannopyranose-(1-3)-beta-D-mannopyranose-(1-4)-2-acetamido-2-deoxy-beta-D-glucopyranose-(1-4)-2-acetamido-2-deoxy-beta-D-glucopyranose



- Molecule 3: alpha-D-mannopyranose-(1-3)-beta-D-mannopyranose-(1-4)-2-acetamido-2-deoxy-beta-D-glucopyranose-(1-4)-2-acetamido-2-deoxy-beta-D-glucopyranose



## 4 Experimental information

Property	Value	Source
EM reconstruction method	SINGLE PARTICLE	Depositor
Imposed symmetry	POINT, Not provided	
Number of particles used	1110345	Depositor
Resolution determination method	FSC 0.143 CUT-OFF	Depositor
CTF correction method	NONE	Depositor
Microscope	TFS KRIOS	Depositor
Voltage (kV)	300	Depositor
Electron dose ( $e^-/\text{\AA}^2$ )	60	Depositor
Minimum defocus (nm)	1200	Depositor
Maximum defocus (nm)	2500	Depositor
Magnification	Not provided	
Image detector	GATAN K3 BIOQUANTUM (6k x 4k)	Depositor
Maximum map value	0.939	Depositor
Minimum map value	-0.342	Depositor
Average map value	0.005	Depositor
Map value standard deviation	0.040	Depositor
Recommended contour level	0.174	Depositor
Map size ( $\text{\AA}$ )	386.64, 386.64, 386.64	wwPDB
Map dimensions	360, 360, 360	wwPDB
Map angles ( $^\circ$ )	90.0, 90.0, 90.0	wwPDB
Pixel spacing ( $\text{\AA}$ )	1.074, 1.074, 1.074	Depositor

## 5 Model quality

### 5.1 Standard geometry

Bond lengths and bond angles in the following residue types are not validated in this section: NAG, BMA, MAN

The Z score for a bond length (or angle) is the number of standard deviations the observed value is removed from the expected value. A bond length (or angle) with  $|Z| > 5$  is considered an outlier worth inspection. RMSZ is the root-mean-square of all Z scores of the bond lengths (or angles).

Mol	Chain	Bond lengths		Bond angles	
		RMSZ	# Z  >5	RMSZ	# Z  >5
1	A	0.22	0/3278	0.49	2/4449 (0.0%)
1	B	0.20	0/2047	0.49	0/2780
1	C	0.20	0/3278	0.47	0/4449
1	D	0.16	0/2168	0.41	0/2943
1	E	0.21	0/3278	0.44	0/4449
1	F	0.18	0/1109	0.41	0/1503
1	G	0.20	0/3278	0.46	0/4449
1	H	0.18	0/2099	0.40	0/2843
1	I	0.17	0/2047	0.43	0/2780
1	J	0.21	0/3278	0.48	0/4449
1	K	0.16	0/3278	0.41	0/4449
1	L	0.20	0/1035	0.44	0/1404
1	M	0.24	0/1230	0.45	0/1666
1	N	0.20	0/2242	0.42	0/3042
1	O	0.16	0/2242	0.40	0/3042
1	P	0.20	0/3278	0.46	0/4449
1	Q	0.17	0/3278	0.41	0/4449
1	R	0.18	0/1109	0.45	0/1503
All	All	0.19	0/43552	0.44	2/59098 (0.0%)

Chiral center outliers are detected by calculating the chiral volume of a chiral center and verifying if the center is modelled as a planar moiety or with the opposite hand. A planarity outlier is detected by checking planarity of atoms in a peptide group, atoms in a mainchain group or atoms of a sidechain that are expected to be planar.

Mol	Chain	#Chirality outliers	#Planarity outliers
1	E	0	1
1	J	0	1
All	All	0	2

There are no bond length outliers.

All (2) bond angle outliers are listed below:

Mol	Chain	Res	Type	Atoms	Z	Observed(°)	Ideal(°)
1	A	426	SER	CA-C-N	8.48	137.50	122.48
1	A	426	SER	C-N-CA	8.48	137.50	122.48

There are no chirality outliers.

All (2) planarity outliers are listed below:

Mol	Chain	Res	Type	Group
1	E	526	ARG	Sidechain
1	J	282	CYS	Peptide

## 5.2 Too-close contacts [\(i\)](#)

In the following table, the Non-H and H(model) columns list the number of non-hydrogen atoms and hydrogen atoms in the chain respectively. The H(added) column lists the number of hydrogen atoms added and optimized by MolProbity. The Clashes column lists the number of clashes within the asymmetric unit, whereas Symm-Clashes lists symmetry-related clashes.

Mol	Chain	Non-H	H(model)	H(added)	Clashes	Symm-Clashes
1	A	3204	0	3024	105	0
1	B	1998	0	1848	70	0
1	C	3204	0	3024	130	0
1	D	2118	0	1984	56	0
1	E	3204	0	3024	99	0
1	F	1086	0	1039	37	0
1	G	3204	0	3024	118	0
1	H	2059	0	2004	62	0
1	I	1998	0	1848	35	0
1	J	3204	0	3024	131	0
1	K	3204	0	3024	68	0
1	L	1012	0	959	31	0
1	M	1206	0	1175	40	0
1	N	2192	0	2064	63	0
1	O	2192	0	2064	55	0
1	P	3204	0	3024	106	0
1	Q	3204	0	3024	76	0
1	R	1086	0	1039	30	0
2	0	28	0	25	0	0
2	2	28	0	25	1	0
2	3	28	0	25	0	0
2	4	28	0	25	0	0

*Continued on next page...*

*Continued from previous page...*

Mol	Chain	Non-H	H(model)	H(added)	Clashes	Symm-Clashes
2	5	28	0	25	0	0
2	S	28	0	25	0	0
2	U	28	0	25	2	0
2	V	28	0	25	0	0
2	X	28	0	25	3	0
2	Z	28	0	25	1	0
2	a	28	0	25	0	0
2	c	28	0	25	1	0
2	d	28	0	25	0	0
2	f	28	0	25	1	0
2	g	28	0	25	0	0
2	i	28	0	25	0	0
2	k	28	0	25	1	0
2	m	28	0	25	1	0
2	n	28	0	25	0	0
2	p	28	0	25	3	0
2	q	28	0	25	0	0
2	r	28	0	25	0	0
2	t	28	0	25	0	0
2	u	28	0	25	0	0
2	x	28	0	25	1	0
2	z	28	0	25	1	0
3	1	50	0	43	1	0
3	T	50	0	43	2	0
3	W	50	0	43	1	0
3	Y	50	0	43	0	0
3	b	50	0	43	0	0
3	e	50	0	43	2	0
3	h	50	0	43	1	0
3	j	50	0	43	0	0
3	l	50	0	43	1	0
3	o	50	0	43	3	0
3	s	50	0	43	1	0
3	v	50	0	43	0	0
3	w	50	0	43	0	0
3	y	50	0	43	0	0
4	A	14	0	13	0	0
4	B	14	0	13	0	0
4	C	14	0	13	0	0
4	D	14	0	13	0	0
4	E	14	0	13	0	0
4	G	14	0	13	1	0

*Continued on next page...*



Continued from previous page...

Mol	Chain	Non-H	H(model)	H(added)	Clashes	Symm-Clashes
4	I	14	0	13	0	0
4	J	14	0	13	1	0
4	K	14	0	13	0	0
4	N	14	0	13	0	0
4	O	14	0	13	0	0
4	P	14	0	13	0	0
4	Q	14	0	13	0	0
All	All	44189	0	41637	1176	0

The all-atom clashscore is defined as the number of clashes found per 1000 atoms (including hydrogen atoms). The all-atom clashscore for this structure is 14.

All (1176) close contacts within the same asymmetric unit are listed below, sorted by their clash magnitude.

Atom-1	Atom-2	Interatomic distance (Å)	Clash overlap (Å)
1:M:503:MET:HE1	1:M:566:CYS:HB3	1.52	0.91
1:G:503:MET:HE1	1:G:566:CYS:HB3	1.53	0.89
1:C:501:LEU:H	1:C:544:SER:HA	1.39	0.88
1:O:229:MET:HB2	1:O:286:TYR:HA	1.55	0.85
1:N:406:LEU:HB3	1:N:421:ILE:HB	1.59	0.82
1:F:501:LEU:H	1:F:544:SER:HA	1.44	0.82
1:P:535:ILE:HA	1:P:550:VAL:HG22	1.62	0.81
1:R:501:LEU:H	1:R:544:SER:HA	1.45	0.81
1:E:201:GLY:H	2:c:1:NAG:H81	1.47	0.80
1:A:460:MET:HE1	1:A:489:THR:HG22	1.62	0.79
1:D:359:MET:HE3	1:D:368:GLY:HA3	1.64	0.79
1:R:488:GLY:HA3	1:R:547:ARG:HG2	1.65	0.79
1:C:445:ALA:HA	1:D:418:ASN:HB3	1.64	0.79
1:I:346:LYS:HD3	1:I:376:ASP:HB3	1.65	0.79
1:P:238:SER:H	1:P:308:SER:HB3	1.47	0.79
1:G:406:LEU:HB3	1:G:421:ILE:HB	1.66	0.78
1:E:503:MET:HE1	1:E:567:GLU:H	1.47	0.78
1:P:539:GLU:HG3	1:P:546:GLY:HA2	1.65	0.78
1:C:346:LYS:HD3	1:C:376:ASP:HB3	1.65	0.77
1:A:485:LEU:HD11	1:A:552:MET:HE2	1.67	0.77
1:J:387:GLY:H	1:J:391:THR:HB	1.50	0.77
1:K:495:ASP:HA	1:O:385:ARG:HE	1.51	0.76
1:E:506:CYS:H	1:E:523:ILE:HB	1.50	0.75
1:J:326:ILE:HD11	1:P:446:LEU:HD13	1.68	0.75
1:C:552:MET:HE3	1:D:439:LEU:HD21	1.69	0.75
1:O:238:SER:H	1:O:308:SER:HB3	1.52	0.75

Continued on next page...

*Continued from previous page...*

Atom-1	Atom-2	Interatomic distance (Å)	Clash overlap (Å)
1:E:238:SER:H	1:E:308:SER:HB3	1.50	0.75
1:E:503:MET:HE2	1:E:506:CYS:HB2	1.67	0.75
1:G:238:SER:H	1:G:308:SER:HB3	1.50	0.75
1:D:196:ASP:HB3	1:D:199:LEU:HD22	1.69	0.74
1:P:401:THR:HA	1:P:426:SER:HA	1.70	0.74
1:C:238:SER:H	1:C:308:SER:HB3	1.53	0.74
1:N:238:SER:H	1:N:308:SER:HB3	1.53	0.74
1:A:445:ALA:HA	1:E:418:ASN:HB3	1.71	0.73
1:N:332:ARG:HB3	1:N:343:SER:HB2	1.69	0.72
1:H:564:LEU:HB2	1:Q:435:LEU:HD23	1.70	0.72
1:A:439:LEU:HD21	1:M:552:MET:HE3	1.71	0.72
1:F:503:MET:HE2	1:F:506:CYS:HB2	1.69	0.72
1:N:205:PHE:HZ	1:N:276:LEU:HD11	1.54	0.72
1:J:407:TYR:HE1	1:J:420:LYS:HG2	1.55	0.71
1:D:332:ARG:HB3	1:D:343:SER:HB2	1.70	0.71
1:K:248:CYS:HB3	1:K:256:CYS:HA	1.73	0.71
1:C:406:LEU:HB3	1:C:421:ILE:HB	1.74	0.70
1:E:415:ARG:HH21	1:M:553:PHE:HD1	1.37	0.70
1:D:199:LEU:HD12	1:D:276:LEU:HB3	1.72	0.70
1:B:332:ARG:HG2	1:B:343:SER:HB2	1.72	0.70
1:F:498:ARG:HG2	1:F:574:MET:HE1	1.73	0.70
1:F:502:LEU:HD22	1:F:578:CYS:HB3	1.73	0.70
1:B:201:GLY:H	2:k:1:NAG:H81	1.57	0.70
1:A:406:LEU:HB3	1:A:421:ILE:HB	1.74	0.70
1:A:507:TYR:HB3	1:A:521:PHE:HD1	1.56	0.69
1:A:460:MET:HE3	1:E:433:VAL:HG11	1.74	0.69
1:J:414:ILE:HD11	1:G:554:ARG:HD3	1.75	0.69
1:K:238:SER:H	1:K:308:SER:HB3	1.56	0.69
1:N:263:GLN:H	1:N:275:ASN:HB2	1.58	0.69
1:J:522:ILE:HG13	1:J:523:ILE:HD12	1.73	0.69
1:F:464:GLN:HG3	1:F:465:THR:HG23	1.74	0.69
1:A:201:GLY:H	2:X:1:NAG:H81	1.59	0.68
1:E:482:GLU:HA	1:E:551:GLN:HE21	1.59	0.68
1:E:498:ARG:HG2	1:E:574:MET:HE1	1.76	0.68
1:I:213:MET:HE1	1:I:230:TRP:HA	1.76	0.68
1:B:346:LYS:HE2	1:B:349:LEU:HD21	1.76	0.68
1:J:503:MET:HE1	1:J:566:CYS:HB3	1.77	0.67
1:J:542:GLU:HA	1:J:579:LYS:HE3	1.77	0.67
1:B:359:MET:HE3	1:B:380:VAL:HG13	1.75	0.67
1:Q:361:LEU:HG	1:Q:362:SER:H	1.60	0.67
1:I:326:ILE:HG22	1:I:352:LEU:HD21	1.76	0.67

*Continued on next page...*

*Continued from previous page...*

Atom-1	Atom-2	Interatomic distance (Å)	Clash overlap (Å)
1:B:193:TYR:CE2	1:L:464:GLN:HG2	2.30	0.67
1:P:375:ARG:HG2	1:P:376:ASP:H	1.58	0.67
1:A:212:ARG:HD2	1:A:235:HIS:CG	2.30	0.66
1:H:357:VAL:HB	1:H:359:MET:HE3	1.77	0.66
1:A:479:LEU:HB2	1:A:552:MET:HE3	1.77	0.66
1:B:184:TRP:HE1	1:L:466:PRO:HG2	1.60	0.66
1:P:488:GLY:HA3	1:P:547:ARG:HG2	1.75	0.66
1:H:552:MET:HE1	1:Q:441:PRO:HB3	1.78	0.66
1:C:460:MET:HE3	1:D:433:VAL:HG23	1.77	0.66
1:C:564:LEU:HG	1:D:435:LEU:HD22	1.76	0.66
1:A:229:MET:HB3	1:A:286:TYR:HA	1.78	0.66
1:J:508:ALA:HB3	1:J:520:TYR:HB3	1.78	0.66
1:G:347:CYS:H	1:G:375:ARG:NH2	1.93	0.66
1:B:185:ARG:HH21	1:B:285:ALA:HB1	1.59	0.66
1:G:254:HIS:HB2	1:G:257:LEU:HD12	1.77	0.66
1:J:229:MET:HB2	1:J:248:CYS:O	1.95	0.66
1:G:213:MET:HE1	1:G:230:TRP:HA	1.78	0.65
1:P:538:VAL:HG23	1:P:539:GLU:HG2	1.77	0.65
1:M:502:LEU:HD21	1:M:526:ARG:HH12	1.61	0.65
1:P:482:GLU:HA	1:P:551:GLN:HE21	1.59	0.65
1:M:498:ARG:HG2	1:M:574:MET:HE1	1.77	0.65
1:J:481:THR:HG21	1:B:415:ARG:HA	1.76	0.65
1:P:248:CYS:HB3	1:P:256:CYS:HA	1.77	0.65
1:I:393:LEU:HD13	1:I:402:TYR:HE1	1.61	0.65
1:B:354:PHE:CD1	1:B:410:ASP:HB3	2.32	0.65
1:L:491:LEU:HB2	1:L:501:LEU:HD12	1.77	0.65
1:M:520:TYR:HE1	1:M:531:ARG:HH22	1.44	0.65
1:G:460:MET:HE1	1:G:566:CYS:HB2	1.79	0.65
1:C:462:LEU:HB3	1:C:472:TYR:HB3	1.78	0.64
1:E:391:THR:HG22	1:E:404:ASN:HD22	1.62	0.64
1:M:460:MET:HG2	1:M:489:THR:HG22	1.80	0.64
1:C:326:ILE:HD11	1:E:446:LEU:HD13	1.78	0.64
1:J:553:PHE:HB3	1:B:415:ARG:HE	1.62	0.64
1:O:360:TYR:HB2	1:O:407:TYR:HB2	1.79	0.64
1:B:326:ILE:HG22	1:B:352:LEU:HD21	1.80	0.64
1:E:346:LYS:HD3	1:E:376:ASP:HB3	1.79	0.64
1:G:213:MET:HA	1:G:288:THR:HA	1.80	0.64
1:A:326:ILE:HG22	1:A:352:LEU:HD21	1.78	0.64
1:C:395:ARG:HD3	1:C:429:LEU:HD21	1.80	0.63
1:K:468:TYR:HD2	1:K:547:ARG:HE	1.44	0.63
1:D:359:MET:HB3	1:D:406:LEU:HD11	1.78	0.63

*Continued on next page...*

*Continued from previous page...*

Atom-1	Atom-2	Interatomic distance (Å)	Clash overlap (Å)
1:H:346:LYS:HD3	1:H:376:ASP:HB3	1.80	0.63
1:A:446:LEU:HD13	1:E:326:ILE:HD11	1.80	0.63
1:J:498:ARG:HG2	1:J:574:MET:HE1	1.80	0.63
1:H:439:LEU:HD21	1:R:552:MET:HE3	1.81	0.63
1:L:577:LYS:HE2	1:L:579:LYS:HB3	1.81	0.63
1:D:385:ARG:HB3	1:D:388:PRO:HG3	1.81	0.63
1:J:478:THR:HG22	1:N:442:MET:HE1	1.81	0.63
1:J:413:ILE:HG13	1:J:415:ARG:HH11	1.63	0.63
1:N:407:TYR:HE1	1:N:420:LYS:HG2	1.63	0.63
1:C:248:CYS:HB3	1:C:256:CYS:HA	1.81	0.62
1:C:502:LEU:HD22	1:C:578:CYS:HB3	1.81	0.62
1:J:482:GLU:HA	1:J:551:GLN:HE21	1.63	0.62
1:P:503:MET:HE2	1:P:506:CYS:HB2	1.82	0.62
1:K:485:LEU:HG	1:K:552:MET:HB2	1.80	0.62
1:H:435:LEU:HD13	1:R:564:LEU:HB3	1.80	0.62
1:O:249:ALA:H	1:O:256:CYS:HA	1.65	0.62
1:D:414:ILE:HD11	1:E:554:ARG:HD3	1.80	0.62
1:K:196:ASP:HB3	1:K:199:LEU:HD22	1.82	0.62
1:C:502:LEU:HD21	1:C:526:ARG:HH22	1.65	0.61
1:A:326:ILE:HA	1:A:329:LEU:HD23	1.83	0.61
1:J:346:LYS:HD3	1:J:376:ASP:HB3	1.82	0.61
1:D:213:MET:HE1	1:D:231:LEU:HB2	1.81	0.61
1:H:326:ILE:HG22	1:H:352:LEU:HD21	1.83	0.61
1:C:479:LEU:HD21	1:G:193:TYR:CD1	2.36	0.61
1:D:360:TYR:HB2	1:D:407:TYR:HB2	1.83	0.61
1:E:374:ASN:HD21	1:E:375:ARG:HH21	1.48	0.61
1:G:332:ARG:HB3	1:G:343:SER:HB2	1.82	0.61
1:J:406:LEU:HD22	1:J:421:ILE:HD12	1.81	0.61
1:P:464:GLN:HE21	1:P:472:TYR:HD2	1.47	0.61
1:Q:359:MET:HB3	1:Q:406:LEU:HD11	1.82	0.61
1:A:238:SER:H	1:A:308:SER:HB3	1.64	0.61
1:A:359:MET:HB2	1:A:368:GLY:H	1.65	0.61
1:A:462:LEU:HD21	1:A:472:TYR:HD2	1.65	0.61
1:I:418:ASN:HB3	1:O:445:ALA:HA	1.83	0.61
1:N:199:LEU:HG	1:N:203:TYR:HE2	1.65	0.61
1:H:499:PHE:HB3	1:H:570:LEU:HD11	1.82	0.61
1:E:398:THR:HG22	1:E:399:HIS:ND1	2.15	0.60
1:L:502:LEU:HD22	1:L:578:CYS:HB3	1.83	0.60
1:J:435:LEU:HD23	1:P:564:LEU:HB3	1.83	0.60
1:K:525:ASP:O	1:K:526:ARG:HD3	2.01	0.60
1:D:201:GLY:H	2:Z:1:NAG:H81	1.66	0.60

*Continued on next page...*

*Continued from previous page...*

Atom-1	Atom-2	Interatomic distance (Å)	Clash overlap (Å)
1:R:503:MET:HE1	1:R:568:VAL:HG22	1.84	0.60
1:C:384:ALA:HB1	1:C:402:TYR:CD2	2.36	0.60
1:J:250:HIS:HA	1:J:256:CYS:H	1.65	0.60
1:N:401:THR:HA	1:N:426:SER:HA	1.84	0.60
1:K:199:LEU:HD12	1:K:276:LEU:HB3	1.83	0.60
1:B:354:PHE:HD1	1:B:410:ASP:HB3	1.66	0.60
1:C:507:TYR:HB3	1:C:521:PHE:CD1	2.37	0.59
1:R:491:LEU:HD23	1:R:544:SER:HB2	1.83	0.59
1:C:226:ALA:HB3	1:C:283:HIS:CE1	2.37	0.59
1:E:408:LEU:HB3	1:E:419:ILE:HG21	1.84	0.59
1:P:346:LYS:HD3	1:P:376:ASP:HB3	1.83	0.59
1:J:180:LEU:HD12	1:J:205:PHE:HE1	1.66	0.59
1:P:368:GLY:HA2	1:P:380:VAL:HG12	1.83	0.59
1:L:564:LEU:HB2	1:M:435:LEU:HD13	1.84	0.59
1:Q:332:ARG:HB3	1:Q:343:SER:HB2	1.84	0.59
1:A:498:ARG:HG3	1:A:574:MET:HE1	1.85	0.59
1:Q:510:PRO:HG3	1:Q:518:LEU:HD23	1.84	0.59
1:J:503:MET:HE3	1:J:506:CYS:HB2	1.85	0.59
1:K:445:ALA:HA	1:O:418:ASN:HB3	1.84	0.59
1:G:503:MET:HB3	1:G:540:ASN:ND2	2.17	0.59
1:G:538:VAL:HG23	1:G:539:GLU:HG2	1.85	0.59
1:E:430:ASP:O	1:E:431:MET:HE2	2.02	0.59
1:C:326:ILE:HG22	1:C:352:LEU:HD21	1.83	0.59
1:J:535:ILE:HG12	1:J:550:VAL:HG23	1.84	0.59
1:C:312:ARG:HH11	1:C:313:TRP:H	1.49	0.59
1:J:200:ARG:HH12	2:f:1:NAG:H83	1.68	0.59
1:P:312:ARG:HH11	1:P:313:TRP:H	1.50	0.59
1:A:454:GLY:O	1:A:455:MET:HE2	2.03	0.58
1:H:332:ARG:HG2	1:H:343:SER:HB2	1.85	0.58
1:L:481:THR:HA	1:L:552:MET:HB3	1.84	0.58
1:A:462:LEU:HA	1:A:487:VAL:HA	1.86	0.58
1:D:406:LEU:HB3	1:D:421:ILE:HB	1.84	0.58
1:E:375:ARG:HG2	1:E:377:TRP:NE1	2.18	0.58
1:K:304:GLU:HB3	1:K:315:CYS:HB3	1.84	0.58
1:C:446:LEU:HD13	1:D:326:ILE:HD11	1.85	0.58
1:B:226:ALA:HB3	1:B:283:HIS:HB3	1.85	0.58
1:Q:359:MET:HE2	1:Q:368:GLY:HA3	1.85	0.58
1:A:464:GLN:HB3	1:J:194:ALA:HB2	1.86	0.58
1:R:499:PHE:HB3	1:R:570:LEU:HD12	1.84	0.58
1:M:538:VAL:HG23	1:M:539:GLU:HG2	1.86	0.58
1:J:358:PHE:HB3	1:J:360:TYR:HE2	1.68	0.58

*Continued on next page...*

*Continued from previous page...*

Atom-1	Atom-2	Interatomic distance (Å)	Clash overlap (Å)
1:A:491:LEU:HB2	1:A:501:LEU:HD12	1.84	0.58
1:Q:491:LEU:HB2	1:Q:501:LEU:HD12	1.85	0.58
1:L:502:LEU:HD21	1:L:526:ARG:HH22	1.68	0.58
1:I:375:ARG:HD3	1:I:376:ASP:N	2.19	0.57
1:Q:326:ILE:HG22	1:Q:352:LEU:HD21	1.86	0.57
1:P:212:ARG:HD2	1:P:235:HIS:CD2	2.39	0.57
1:H:360:TYR:HB2	1:H:407:TYR:HB2	1.84	0.57
1:H:532:ASP:HB3	1:H:535:ILE:HD12	1.87	0.57
1:C:415:ARG:HH22	1:A:534:THR:HG21	1.70	0.57
1:E:502:LEU:HB3	1:E:569:TYR:O	2.04	0.57
1:J:508:ALA:H	1:J:520:TYR:H	1.52	0.57
1:B:222:ARG:H	1:B:228:PRO:HG3	1.69	0.57
1:B:238:SER:OG	1:B:307:LYS:HG2	2.04	0.57
1:K:404:ASN:HB3	1:K:423:PHE:CZ	2.39	0.57
1:K:468:TYR:HD2	1:K:547:ARG:NE	2.02	0.57
1:H:507:TYR:HB3	1:H:521:PHE:HD1	1.70	0.57
1:M:514:ALA:HA	1:M:565:HIS:CD2	2.39	0.57
1:L:507:TYR:HB3	1:L:521:PHE:CD1	2.40	0.57
1:C:212:ARG:HD2	1:C:235:HIS:CD2	2.39	0.57
1:N:263:GLN:HB2	1:N:275:ASN:CG	2.30	0.57
1:H:503:MET:HE1	1:H:546:GLY:HA3	1.87	0.57
1:E:504:THR:HA	1:E:526:ARG:HD2	1.87	0.57
1:I:212:ARG:HD2	1:I:291:SER:HB2	1.86	0.57
1:J:308:SER:HB2	1:J:313:TRP:CE3	2.40	0.57
1:J:446:LEU:HD13	1:N:326:ILE:HD11	1.86	0.57
1:P:358:PHE:HB3	1:P:360:TYR:CE2	2.39	0.57
1:Q:375:ARG:HG2	1:Q:377:TRP:NE1	2.20	0.57
1:C:359:MET:HB2	1:C:368:GLY:HA3	1.87	0.57
1:C:466:PRO:HB3	1:C:486:TYR:CZ	2.40	0.57
1:E:501:LEU:HG	1:E:568:VAL:HG11	1.86	0.57
1:M:491:LEU:HB2	1:M:501:LEU:HD12	1.87	0.57
1:B:181:ASP:HA	1:B:206:VAL:O	2.05	0.56
1:B:236:PRO:HB3	1:B:243:VAL:HG21	1.85	0.56
1:B:418:ASN:HB3	1:N:445:ALA:HA	1.87	0.56
1:F:482:GLU:HA	1:F:551:GLN:HE21	1.70	0.56
1:K:456:PHE:H	1:O:431:MET:HE1	1.71	0.56
1:I:217:CYS:HB3	1:I:230:TRP:CE2	2.40	0.56
1:C:472:TYR:HD2	1:D:437:THR:HG21	1.69	0.56
1:C:481:THR:HG23	1:C:553:PHE:HA	1.86	0.56
1:A:393:LEU:HB2	1:A:402:TYR:HE1	1.69	0.56
1:J:195:CYS:HB3	1:J:283:HIS:H	1.70	0.56

*Continued on next page...*

*Continued from previous page...*

Atom-1	Atom-2	Interatomic distance (Å)	Clash overlap (Å)
1:G:217:CYS:HB3	1:G:230:TRP:CE2	2.40	0.56
1:P:359:MET:HG2	1:P:406:LEU:HD11	1.88	0.56
1:K:468:TYR:HE1	1:K:486:TYR:HB3	1.71	0.56
1:J:212:ARG:HD2	1:J:235:HIS:CG	2.41	0.56
1:D:408:LEU:HB2	1:D:419:ILE:HG21	1.88	0.56
1:E:502:LEU:HD22	1:E:571:CYS:HB3	1.88	0.56
1:G:552:MET:SD	1:P:439:LEU:HD21	2.46	0.56
1:K:229:MET:HB2	1:K:286:TYR:HA	1.87	0.56
1:N:399:HIS:HB3	1:N:426:SER:HB2	1.88	0.56
1:C:326:ILE:HA	1:C:329:LEU:HG	1.87	0.56
1:G:212:ARG:HD2	1:G:235:HIS:CG	2.41	0.56
1:M:507:TYR:HB3	1:M:521:PHE:CD1	2.40	0.56
1:D:333:LEU:HD12	1:D:342:VAL:HG22	1.88	0.56
1:J:227:ALA:O	1:J:284:LEU:HA	2.05	0.56
1:P:358:PHE:HB3	1:P:360:TYR:HE2	1.69	0.56
1:F:503:MET:HE1	1:F:566:CYS:HB3	1.87	0.56
1:G:489:THR:O	1:G:545:GLN:HG3	2.06	0.56
1:B:223:CYS:HB2	1:B:228:PRO:HB3	1.86	0.56
1:A:307:LYS:HB3	1:A:314:HIS:CE1	2.41	0.55
1:J:507:TYR:HB3	1:J:521:PHE:CD1	2.41	0.55
1:C:375:ARG:HG2	1:C:377:TRP:NE1	2.21	0.55
1:E:212:ARG:HD2	1:E:235:HIS:CG	2.40	0.55
1:Q:307:LYS:HB3	1:Q:314:HIS:CE1	2.41	0.55
1:C:461:ALA:HB1	1:C:471:PRO:HB3	1.88	0.55
1:J:411:GLU:HG3	1:J:412:ILE:H	1.70	0.55
1:G:236:PRO:HB3	1:G:243:VAL:HG21	1.89	0.55
1:Q:361:LEU:HD23	1:Q:389:CYS:SG	2.46	0.55
1:P:503:MET:HG2	1:P:523:ILE:HD13	1.87	0.55
1:F:510:PRO:HD3	1:F:518:LEU:HD22	1.89	0.55
1:K:407:TYR:CE1	1:K:420:LYS:HG2	2.42	0.55
1:O:180:LEU:HD13	1:O:185:ARG:HH21	1.71	0.55
1:C:304:GLU:HB3	1:C:315:CYS:HB3	1.88	0.55
1:A:375:ARG:HG2	1:A:377:TRP:NE1	2.22	0.55
1:G:231:LEU:HD21	1:G:245:ARG:HD2	1.87	0.55
1:G:552:MET:HA	1:G:552:MET:HE2	1.89	0.55
1:N:361:LEU:HD23	1:N:366:CYS:HB3	1.87	0.55
1:E:359:MET:HB2	1:E:368:GLY:HA3	1.88	0.55
1:H:329:LEU:HD21	1:H:352:LEU:HD22	1.89	0.55
1:C:212:ARG:HD2	1:C:235:HIS:CG	2.41	0.54
1:K:415:ARG:HD2	1:H:481:THR:HG22	1.88	0.54
1:D:361:LEU:HB2	1:D:366:CYS:HB2	1.89	0.54

*Continued on next page...*



*Continued from previous page...*

Atom-1	Atom-2	Interatomic distance (Å)	Clash overlap (Å)
1:J:312:ARG:HH11	1:J:313:TRP:H	1.53	0.54
1:K:375:ARG:HG2	1:K:377:TRP:NE1	2.22	0.54
1:J:375:ARG:HG2	1:J:377:TRP:NE1	2.22	0.54
1:B:404:ASN:HB3	1:B:423:PHE:CZ	2.42	0.54
1:H:456:PHE:N	1:Q:431:MET:HE1	2.22	0.54
1:Q:537:VAL:HG12	1:Q:548:PHE:HB3	1.88	0.54
1:R:505:ASN:O	1:R:567:GLU:HG2	2.07	0.54
1:M:501:LEU:H	1:M:544:SER:HA	1.72	0.54
1:O:375:ARG:HG2	1:O:377:TRP:NE1	2.23	0.54
1:O:395:ARG:HD3	1:O:429:LEU:HD21	1.90	0.54
1:Q:238:SER:H	1:Q:308:SER:HB3	1.72	0.54
1:L:537:VAL:HG12	1:L:548:PHE:HB3	1.89	0.54
1:J:404:ASN:HB3	1:J:423:PHE:CZ	2.43	0.54
1:G:308:SER:HB2	1:G:313:TRP:CE3	2.42	0.54
1:Q:507:TYR:HB3	1:Q:521:PHE:CD1	2.42	0.54
1:C:275:ASN:HB2	2:U:1:NAG:C7	2.38	0.54
1:G:566:CYS:HB2	1:P:433:VAL:HG23	1.90	0.54
1:P:411:GLU:HG3	1:P:412:ILE:H	1.72	0.54
1:L:459:ARG:HB2	1:L:490:MET:HB2	1.89	0.54
1:A:562:VAL:HB	1:E:439:LEU:HD22	1.90	0.54
1:O:309:ASN:HB2	1:O:314:HIS:CE1	2.42	0.54
1:G:498:ARG:HG3	1:G:574:MET:HE1	1.89	0.54
1:N:248:CYS:HB3	1:N:256:CYS:HA	1.88	0.54
1:C:308:SER:HB2	1:C:313:TRP:CE3	2.43	0.54
1:C:429:LEU:HD23	1:E:569:TYR:CE1	2.43	0.54
1:D:212:ARG:HH12	1:D:271:TYR:HA	1.71	0.54
1:H:375:ARG:HG2	1:H:377:TRP:NE1	2.23	0.54
1:I:347:CYS:HB3	1:I:375:ARG:NH2	2.22	0.54
1:C:404:ASN:HB3	1:C:423:PHE:CZ	2.42	0.53
1:P:369:PHE:HZ	1:P:381:VAL:HG23	1.72	0.53
1:L:466:PRO:HB3	1:L:486:TYR:CZ	2.43	0.53
1:Q:577:LYS:NZ	1:Q:579:LYS:HB3	2.22	0.53
1:C:395:ARG:HH21	1:E:572:ASP:CG	2.17	0.53
1:B:184:TRP:CD1	1:L:465:THR:HB	2.42	0.53
1:B:358:PHE:HB3	1:B:360:TYR:CE2	2.44	0.53
1:H:491:LEU:HD23	1:H:544:SER:HB2	1.90	0.53
1:K:529:HIS:HB2	1:K:535:ILE:HD12	1.89	0.53
1:A:562:VAL:HB	1:E:439:LEU:HB3	1.89	0.53
1:J:439:LEU:HD23	1:J:441:PRO:HD3	1.90	0.53
1:G:307:LYS:HB3	1:G:314:HIS:CE1	2.43	0.53
1:G:428:PRO:HG2	1:G:431:MET:HE1	1.90	0.53

*Continued on next page...*



*Continued from previous page...*

Atom-1	Atom-2	Interatomic distance (Å)	Clash overlap (Å)
1:G:464:GLN:NE2	1:G:472:TYR:HA	2.23	0.53
1:P:237:SER:HB3	1:P:310:ASN:H	1.74	0.53
1:R:464:GLN:HG2	1:R:472:TYR:HD1	1.72	0.53
1:I:406:LEU:HB2	1:I:423:PHE:CE2	2.44	0.53
1:A:503:MET:HE2	1:A:506:CYS:HB2	1.90	0.53
1:J:358:PHE:HB3	1:J:360:TYR:CE2	2.44	0.53
1:G:346:LYS:HD3	1:G:376:ASP:HB3	1.89	0.53
1:P:217:CYS:HB3	1:P:230:TRP:CE2	2.44	0.53
1:Q:217:CYS:HB3	1:Q:230:TRP:CE2	2.44	0.53
1:G:404:ASN:HB3	1:G:423:PHE:CZ	2.44	0.53
1:I:213:MET:HA	1:I:288:THR:HA	1.91	0.53
1:L:538:VAL:HG23	1:L:539:GLU:HG2	1.90	0.53
1:J:187:THR:HG22	1:J:287:CYS:HB3	1.91	0.53
1:K:507:TYR:HB3	1:K:521:PHE:CD1	2.42	0.53
1:A:217:CYS:HB3	1:A:230:TRP:CE2	2.44	0.53
1:E:503:MET:HE1	1:E:567:GLU:N	2.19	0.53
1:N:375:ARG:HG2	1:N:377:TRP:NE1	2.24	0.53
1:H:506:CYS:H	1:H:523:ILE:HB	1.73	0.53
1:Q:407:TYR:HE1	1:Q:420:LYS:HG3	1.74	0.53
1:C:462:LEU:HB3	1:C:472:TYR:CB	2.39	0.52
1:J:433:VAL:HG23	1:P:460:MET:HE3	1.91	0.52
1:P:404:ASN:HB3	1:P:423:PHE:CZ	2.44	0.52
1:C:399:HIS:CG	3:T:1:NAG:H5	2.45	0.52
1:J:510:PRO:HD3	1:J:518:LEU:HD22	1.91	0.52
1:J:566:CYS:HB2	1:N:433:VAL:HG23	1.90	0.52
1:Q:326:ILE:HA	1:Q:329:LEU:HD23	1.91	0.52
1:M:535:ILE:HD13	1:M:550:VAL:HG23	1.91	0.52
1:J:396:ASN:HD22	3:e:1:NAG:H83	1.75	0.52
1:P:307:LYS:HB3	1:P:314:HIS:CE1	2.44	0.52
1:D:245:ARG:HA	1:D:245:ARG:NH1	2.24	0.52
1:D:347:CYS:O	1:D:350:LYS:HG3	2.09	0.52
1:G:431:MET:HB2	1:F:568:VAL:HG12	1.92	0.52
1:O:217:CYS:HB3	1:O:230:TRP:CE2	2.45	0.52
1:A:503:MET:HE1	1:A:566:CYS:HB3	1.92	0.52
1:N:361:LEU:HB2	1:N:366:CYS:HB2	1.90	0.52
1:P:196:ASP:HB3	1:P:199:LEU:HD22	1.90	0.52
1:K:485:LEU:HD21	1:K:552:MET:HE3	1.91	0.52
1:Q:354:PHE:CD1	1:Q:410:ASP:HB3	2.45	0.52
1:M:466:PRO:HB3	1:M:486:TYR:CZ	2.45	0.52
1:H:340:MET:HE1	1:H:402:TYR:HB2	1.92	0.52
1:A:263:GLN:HB2	1:A:275:ASN:HB2	1.92	0.52

*Continued on next page...*

*Continued from previous page...*

Atom-1	Atom-2	Interatomic distance (Å)	Clash overlap (Å)
1:N:359:MET:HE2	1:N:378:VAL:HG22	1.91	0.52
1:H:349:LEU:HD22	1:H:357:VAL:HG11	1.92	0.52
1:C:344:LEU:HB3	1:C:378:VAL:CG2	2.38	0.52
1:A:332:ARG:HH21	1:A:377:TRP:CG	2.28	0.52
1:A:503:MET:CE	1:A:506:CYS:HB2	2.40	0.52
1:D:248:CYS:HB3	1:D:256:CYS:HA	1.92	0.52
1:G:450:VAL:HG11	1:P:331:HIS:CE1	2.45	0.52
1:H:361:LEU:HB2	1:H:366:CYS:HB2	1.92	0.52
1:E:344:LEU:HD23	1:E:349:LEU:HD21	1.92	0.52
1:K:491:LEU:HD23	1:K:544:SER:HB2	1.92	0.52
1:O:374:ASN:HD21	1:O:375:ARG:HH21	1.57	0.52
1:C:501:LEU:HG	1:C:568:VAL:HG11	1.92	0.52
1:D:346:LYS:HA	1:D:349:LEU:HG	1.92	0.52
1:E:374:ASN:ND2	1:E:375:ARG:HH21	2.08	0.52
1:G:572:ASP:HB2	1:G:575:ASN:HB2	1.92	0.52
1:Q:340:MET:HE2	1:Q:384:ALA:HA	1.92	0.52
1:M:507:TYR:CZ	1:M:565:HIS:HB2	2.45	0.52
1:C:398:THR:C	1:C:429:LEU:HD13	2.35	0.51
1:D:217:CYS:HB3	1:D:230:TRP:CE2	2.45	0.51
1:E:532:ASP:HB3	1:E:535:ILE:HD12	1.92	0.51
1:G:347:CYS:H	1:G:375:ARG:HH22	1.58	0.51
1:P:340:MET:HE2	1:P:425:CYS:SG	2.49	0.51
1:F:522:ILE:HG13	1:F:523:ILE:H	1.76	0.51
1:K:429:LEU:HD23	1:Q:569:TYR:HE1	1.76	0.51
1:K:454:GLY:C	1:K:455:MET:HE2	2.34	0.51
1:R:491:LEU:HB2	1:R:501:LEU:HD12	1.93	0.51
1:B:334:GLU:OE2	1:B:341:LYS:HD2	2.11	0.51
1:P:375:ARG:HG2	1:P:376:ASP:N	2.24	0.51
1:H:359:MET:HE1	1:H:408:LEU:HG	1.91	0.51
1:C:506:CYS:HB3	1:C:523:ILE:HB	1.91	0.51
1:Q:572:ASP:HB3	1:Q:574:MET:SD	2.51	0.51
1:B:190:GLY:O	1:B:222:ARG:HD3	2.11	0.51
1:C:415:ARG:HH22	1:A:534:THR:CG2	2.24	0.51
1:B:202:TRP:HA	1:B:274:TYR:O	2.09	0.51
1:Q:479:LEU:HB3	1:Q:552:MET:HE1	1.92	0.51
1:E:481:THR:HA	1:E:552:MET:HG2	1.92	0.51
1:K:482:GLU:HA	1:K:551:GLN:HE21	1.75	0.51
1:J:226:ALA:HB3	1:J:283:HIS:HB3	1.93	0.51
1:J:229:MET:HA	1:J:249:ALA:HA	1.93	0.51
1:B:257:LEU:HD22	1:B:258:TRP:CZ3	2.46	0.51
1:N:356:LYS:HD2	1:N:358:PHE:CZ	2.45	0.51

*Continued on next page...*

*Continued from previous page...*

Atom-1	Atom-2	Interatomic distance (Å)	Clash overlap (Å)
1:A:312:ARG:HH11	1:A:313:TRP:H	1.58	0.51
1:Q:460:MET:SD	1:Q:489:THR:HG22	2.50	0.51
1:A:346:LYS:HD3	1:A:376:ASP:HB3	1.93	0.51
1:A:352:LEU:HD23	1:A:354:PHE:CE2	2.45	0.51
1:N:358:PHE:HB3	1:N:360:TYR:CE2	2.46	0.51
1:C:354:PHE:HD1	1:C:357:VAL:HG12	1.76	0.51
1:E:354:PHE:HD1	1:E:410:ASP:HB2	1.75	0.51
1:B:346:LYS:NZ	1:B:378:VAL:HB	2.25	0.51
1:B:387:GLY:N	1:B:388:PRO:HD2	2.26	0.51
1:H:569:TYR:HE1	1:Q:429:LEU:HD23	1.76	0.51
1:C:507:TYR:HB3	1:C:521:PHE:HD1	1.76	0.50
1:J:204:ARG:HG3	1:J:271:TYR:HD2	1.76	0.50
1:H:406:LEU:HB3	1:H:421:ILE:HB	1.93	0.50
1:H:524:GLN:HB2	1:H:529:HIS:CE1	2.46	0.50
1:Q:360:TYR:HB2	1:Q:407:TYR:HB2	1.94	0.50
1:N:406:LEU:HB2	1:N:423:PHE:CE2	2.46	0.50
1:Q:407:TYR:CE1	1:Q:420:LYS:HG3	2.46	0.50
1:L:503:MET:HE2	1:L:503:MET:HA	1.93	0.50
1:C:460:MET:HG2	1:C:489:THR:HG22	1.93	0.50
1:A:539:GLU:HG3	1:A:546:GLY:HA2	1.93	0.50
1:J:363:ASP:HB2	1:J:389:CYS:SG	2.51	0.50
1:G:502:LEU:HD12	1:G:503:MET:H	1.77	0.50
1:F:505:ASN:O	1:F:567:GLU:HG3	2.11	0.50
1:K:199:LEU:HD23	1:K:199:LEU:H	1.77	0.50
1:L:569:TYR:HB2	1:M:430:ASP:OD2	2.11	0.50
1:C:491:LEU:HB2	1:C:501:LEU:HD12	1.92	0.50
1:A:219:PRO:HG2	1:A:222:ARG:NH1	2.27	0.50
1:G:570:LEU:HB2	1:P:429:LEU:HG	1.94	0.50
1:K:552:MET:HE2	1:O:439:LEU:HD11	1.93	0.50
1:H:491:LEU:HB2	1:H:501:LEU:HD12	1.94	0.50
1:L:460:MET:SD	1:L:489:THR:HG22	2.52	0.50
1:A:404:ASN:HB3	1:A:423:PHE:CZ	2.47	0.50
1:J:187:THR:HA	1:J:223:CYS:SG	2.52	0.50
1:G:563:TYR:HE1	1:P:438:ALA:HA	1.76	0.50
1:K:439:LEU:HD22	1:Q:562:VAL:HB	1.93	0.50
1:M:468:TYR:HD2	1:M:547:ARG:CZ	2.25	0.50
1:C:333:LEU:HD11	1:E:452:GLY:HA3	1.93	0.50
1:A:459:ARG:O	1:A:460:MET:HE2	2.12	0.50
1:E:199:LEU:HD21	1:E:276:LEU:HD13	1.94	0.50
1:E:408:LEU:HD23	1:E:419:ILE:HD13	1.94	0.50
1:K:538:VAL:HG23	1:K:539:GLU:OE1	2.12	0.50

*Continued on next page...*

*Continued from previous page...*

Atom-1	Atom-2	Interatomic distance (Å)	Clash overlap (Å)
1:M:464:GLN:HG2	1:M:472:TYR:HD1	1.76	0.50
1:E:248:CYS:HB3	1:E:256:CYS:HA	1.94	0.50
1:E:414:ILE:HD11	1:M:554:ARG:HD3	1.93	0.50
1:E:468:TYR:HE2	1:E:538:VAL:HG21	1.77	0.50
1:B:341:LYS:HG3	1:B:381:VAL:HG22	1.92	0.50
1:F:507:TYR:HB3	1:F:521:PHE:CD1	2.47	0.50
1:K:406:LEU:HB2	1:K:423:PHE:HE2	1.77	0.50
1:M:507:TYR:O	1:M:564:LEU:HD12	2.12	0.50
1:C:221:LEU:HA	1:C:226:ALA:HA	1.92	0.50
1:P:326:ILE:HA	1:P:352:LEU:HD21	1.94	0.50
1:C:429:LEU:HD23	1:E:569:TYR:HE1	1.75	0.49
1:P:318:LYS:HB2	1:P:321:PHE:CG	2.46	0.49
1:C:219:PRO:HG2	1:C:222:ARG:NH1	2.26	0.49
1:C:368:GLY:HA2	1:C:380:VAL:HG12	1.94	0.49
1:G:362:SER:HB3	1:G:390:GLY:HA3	1.94	0.49
1:F:468:TYR:HE1	1:F:486:TYR:HB3	1.77	0.49
1:O:322:ASN:HA	1:O:351:SER:OG	2.13	0.49
1:E:254:HIS:HB3	1:E:257:LEU:HD12	1.94	0.49
1:L:502:LEU:HD21	1:L:526:ARG:NH2	2.27	0.49
1:C:225:THR:HG22	1:C:227:ALA:H	1.77	0.49
1:J:414:ILE:HG12	1:G:554:ARG:O	2.12	0.49
1:K:463:PHE:O	1:K:486:TYR:HB2	2.12	0.49
1:C:312:ARG:NH1	1:C:313:TRP:H	2.10	0.49
1:A:212:ARG:HD2	1:A:235:HIS:CD2	2.47	0.49
1:A:322:ASN:HA	1:A:351:SER:OG	2.13	0.49
1:J:359:MET:HG2	1:J:408:LEU:HD21	1.95	0.49
1:N:276:LEU:HD22	1:N:286:TYR:CZ	2.48	0.49
1:E:412:ILE:HD12	1:E:412:ILE:H	1.77	0.49
1:B:225:THR:HG22	1:B:227:ALA:H	1.77	0.49
1:B:304:GLU:HB3	1:B:315:CYS:HB3	1.93	0.49
1:B:346:LYS:HE3	1:B:378:VAL:HB	1.93	0.49
1:A:231:LEU:HD12	1:A:262:VAL:HG11	1.95	0.49
1:A:441:PRO:HD2	1:M:560:ASP:O	2.13	0.49
1:A:529:HIS:CD2	1:A:531:ARG:HH12	2.31	0.49
1:E:383:PRO:HB2	1:E:388:PRO:HG3	1.94	0.49
1:J:249:ALA:C	1:J:256:CYS:HA	2.37	0.49
1:J:439:LEU:HD11	1:P:485:LEU:HD11	1.95	0.49
1:A:505:ASN:O	1:A:567:GLU:HG2	2.12	0.49
1:J:503:MET:CE	1:J:506:CYS:HB2	2.43	0.49
1:N:404:ASN:HB3	1:N:423:PHE:CZ	2.48	0.49
1:Q:314:HIS:CE1	1:Q:316:GLN:HB2	2.47	0.49

*Continued on next page...*

*Continued from previous page...*

Atom-1	Atom-2	Interatomic distance (Å)	Clash overlap (Å)
1:A:577:LYS:HZ2	1:A:578:CYS:H	1.60	0.49
1:K:340:MET:HE2	1:K:425:CYS:SG	2.52	0.49
1:K:368:GLY:HA2	1:K:380:VAL:HG12	1.95	0.49
1:K:479:LEU:HB2	1:K:552:MET:HE1	1.94	0.49
1:H:393:LEU:HB2	1:H:402:TYR:HE1	1.76	0.49
1:R:501:LEU:HD22	1:R:546:GLY:N	2.28	0.49
1:M:442:MET:HA	1:M:442:MET:HE2	1.94	0.49
1:C:439:LEU:HD11	1:E:552:MET:HE1	1.94	0.49
1:G:439:LEU:HD11	1:F:479:LEU:HD13	1.95	0.49
1:P:332:ARG:CG	1:P:343:SER:HB2	2.43	0.49
1:P:510:PRO:HA	1:P:562:VAL:HA	1.95	0.49
1:H:569:TYR:CE1	1:Q:429:LEU:HD23	2.48	0.49
1:C:358:PHE:HB3	1:C:360:TYR:HE2	1.78	0.48
1:G:482:GLU:HA	1:G:551:GLN:HE21	1.76	0.48
1:O:323:ILE:HB	1:O:348:GLN:HE21	1.78	0.48
1:C:458:VAL:HG12	1:D:431:MET:HE2	1.95	0.48
1:D:354:PHE:CD1	1:D:410:ASP:HB3	2.48	0.48
1:E:202:TRP:HA	1:E:274:TYR:O	2.13	0.48
1:J:536:GLN:HE22	1:J:538:VAL:HG13	1.78	0.48
1:P:303:ASP:OD2	1:P:375:ARG:HG3	2.13	0.48
1:K:478:THR:HG22	1:O:442:MET:HE2	1.95	0.48
1:H:323:ILE:HG13	1:H:352:LEU:HD13	1.95	0.48
1:H:408:LEU:HB3	1:H:419:ILE:HB	1.93	0.48
1:Q:346:LYS:HE3	1:Q:378:VAL:HB	1.95	0.48
1:M:504:THR:OG1	1:M:567:GLU:HG3	2.13	0.48
1:N:334:GLU:HB2	1:N:341:LYS:HG2	1.95	0.48
1:K:456:PHE:HB2	1:O:431:MET:HE1	1.95	0.48
1:Q:352:LEU:HD23	1:Q:354:PHE:CE2	2.48	0.48
1:A:308:SER:HB2	1:A:313:TRP:CE3	2.48	0.48
1:G:446:LEU:HD13	1:P:326:ILE:HD11	1.96	0.48
1:N:326:ILE:HD13	1:N:417:LEU:HD21	1.95	0.48
1:Q:505:ASN:O	1:Q:567:GLU:HG2	2.14	0.48
1:A:472:TYR:CZ	1:A:474:GLY:HA3	2.48	0.48
1:E:221:LEU:HD23	1:E:226:ALA:HA	1.96	0.48
1:J:406:LEU:HB3	1:J:421:ILE:HB	1.95	0.48
1:G:304:GLU:HG2	1:G:315:CYS:HB3	1.96	0.48
1:B:393:LEU:HD13	1:B:402:TYR:CE1	2.48	0.48
1:L:482:GLU:HA	1:L:551:GLN:HE21	1.78	0.48
1:J:250:HIS:CD2	1:J:255:CYS:HA	2.48	0.48
1:B:322:ASN:HA	1:B:351:SER:OG	2.13	0.48
1:N:439:LEU:HD23	1:N:441:PRO:HD3	1.95	0.48

*Continued on next page...*

*Continued from previous page...*

Atom-1	Atom-2	Interatomic distance (Å)	Clash overlap (Å)
1:Q:462:LEU:HD23	1:Q:472:TYR:CG	2.49	0.48
1:B:187:THR:HG22	1:B:287:CYS:HB3	1.94	0.48
1:P:520:TYR:CE2	1:P:522:ILE:HG22	2.49	0.48
1:R:510:PRO:HD3	1:R:518:LEU:HD22	1.96	0.48
1:N:408:LEU:HB2	1:N:419:ILE:HG21	1.96	0.48
1:N:415:ARG:HH21	1:P:553:PHE:HB3	1.78	0.48
1:P:524:GLN:HB2	1:P:529:HIS:CE1	2.49	0.48
1:H:393:LEU:HB2	1:H:402:TYR:CE1	2.49	0.48
1:O:248:CYS:HB3	1:O:256:CYS:HA	1.95	0.48
1:A:346:LYS:O	1:A:350:LYS:HG2	2.13	0.48
1:E:461:ALA:HB3	1:E:463:PHE:HE1	1.79	0.48
1:J:435:LEU:HD22	1:P:460:MET:SD	2.53	0.48
1:J:501:LEU:H	1:J:544:SER:HA	1.79	0.48
1:G:375:ARG:NH2	1:G:376:ASP:HB2	2.28	0.48
1:C:485:LEU:HA	1:G:193:TYR:HE1	1.79	0.47
1:E:212:ARG:HD2	1:E:235:HIS:CD2	2.49	0.47
1:J:195:CYS:HB2	1:J:282:CYS:HB2	1.37	0.47
1:J:503:MET:CE	1:J:566:CYS:HB3	2.44	0.47
1:K:478:THR:HG23	1:O:440:GLN:HG3	1.96	0.47
1:R:468:TYR:OH	1:R:549:SER:HB3	2.13	0.47
1:L:470:GLN:NE2	1:L:471:PRO:HD2	2.29	0.47
1:C:359:MET:HE3	1:C:378:VAL:HB	1.95	0.47
1:A:579:LYS:HD3	1:A:580:PRO:HD2	1.95	0.47
1:G:196:ASP:HB3	1:G:199:LEU:HD13	1.96	0.47
1:G:250:HIS:HA	1:G:255:CYS:HA	1.95	0.47
1:P:538:VAL:HG22	1:P:547:ARG:O	2.14	0.47
1:J:572:ASP:HB2	1:J:575:ASN:HB2	1.97	0.47
1:G:439:LEU:HD23	1:G:441:PRO:HD3	1.95	0.47
1:B:180:LEU:HB2	1:B:205:PHE:HA	1.97	0.47
1:N:393:LEU:HD13	1:N:402:TYR:CE1	2.49	0.47
1:Q:322:ASN:HA	1:Q:351:SER:OG	2.15	0.47
1:L:468:TYR:HD2	1:L:547:ARG:CZ	2.26	0.47
1:E:236:PRO:HB3	1:E:243:VAL:HG21	1.97	0.47
1:O:374:ASN:ND2	1:O:375:ARG:HH21	2.13	0.47
1:Q:340:MET:HE1	1:Q:391:THR:HG21	1.96	0.47
1:L:463:PHE:CD2	1:L:468:TYR:HB3	2.49	0.47
1:L:507:TYR:HB3	1:L:521:PHE:HD1	1.77	0.47
1:M:463:PHE:CG	1:M:468:TYR:HA	2.49	0.47
1:C:454:GLY:O	1:C:455:MET:HE2	2.15	0.47
1:A:462:LEU:H	1:A:462:LEU:HD23	1.79	0.47
1:G:195:CYS:HB3	1:G:283:HIS:H	1.79	0.47

*Continued on next page...*

*Continued from previous page...*

Atom-1	Atom-2	Interatomic distance (Å)	Clash overlap (Å)
1:G:195:CYS:HB3	1:G:283:HIS:N	2.29	0.47
1:P:356:LYS:HD2	1:P:358:PHE:HE1	1.78	0.47
1:Q:524:GLN:HB2	1:Q:529:HIS:NE2	2.30	0.47
1:A:213:MET:HE2	1:A:231:LEU:HB2	1.96	0.47
1:A:507:TYR:HB3	1:A:521:PHE:CD1	2.43	0.47
1:E:352:LEU:HD12	1:E:352:LEU:HA	1.75	0.47
1:J:326:ILE:HA	1:J:329:LEU:HD23	1.97	0.47
1:J:577:LYS:HA	1:J:577:LYS:HE2	1.97	0.47
1:F:503:MET:HG3	1:F:523:ILE:HG21	1.97	0.47
1:H:460:MET:SD	1:Q:435:LEU:HD22	2.55	0.47
1:A:180:LEU:HD12	1:A:205:PHE:HE1	1.79	0.47
1:D:391:THR:HA	1:D:404:ASN:HD22	1.78	0.47
1:E:448:ILE:HG22	1:E:450:VAL:HG13	1.97	0.47
1:B:190:GLY:O	1:B:222:ARG:HA	2.14	0.47
1:B:215:GLU:CD	1:B:216:THR:HG23	2.39	0.47
1:N:195:CYS:HB3	1:N:283:HIS:H	1.79	0.47
1:N:203:TYR:HD2	1:N:276:LEU:HD12	1.79	0.47
1:P:415:ARG:HG3	1:F:481:THR:HG22	1.96	0.47
1:K:263:GLN:H	1:K:275:ASN:HB2	1.80	0.47
1:H:446:LEU:HD22	1:Q:326:ILE:HD11	1.97	0.47
1:I:276:LEU:HD22	1:I:286:TYR:CE2	2.50	0.47
1:M:572:ASP:HB2	1:M:575:ASN:HB2	1.96	0.47
1:E:404:ASN:HB3	1:E:423:PHE:CE1	2.50	0.47
1:J:181:ASP:HA	1:J:206:VAL:O	2.15	0.47
1:G:478:THR:HB	1:P:442:MET:HE1	1.97	0.47
1:C:495:ASP:HB3	1:C:499:PHE:CE2	2.50	0.47
1:A:432:LYS:HE2	1:M:567:GLU:OE1	2.14	0.47
1:G:507:TYR:HB3	1:G:521:PHE:CD1	2.49	0.47
1:B:346:LYS:HG3	1:B:376:ASP:HB3	1.97	0.47
1:N:334:GLU:OE1	1:N:341:LYS:HD2	2.15	0.47
1:P:532:ASP:HB3	1:P:535:ILE:HD12	1.96	0.47
1:Q:203:TYR:O	1:Q:273:VAL:HA	2.15	0.47
1:C:560:ASP:O	1:D:441:PRO:HD2	2.15	0.47
1:A:236:PRO:HB3	1:A:243:VAL:HG21	1.97	0.47
1:N:356:LYS:HD2	1:N:358:PHE:CE1	2.49	0.47
1:K:485:LEU:CG	1:K:552:MET:HB2	2.44	0.47
1:K:564:LEU:HB3	1:O:435:LEU:HD22	1.96	0.47
1:I:401:THR:HA	1:I:426:SER:HA	1.97	0.47
1:R:553:PHE:HE2	1:R:555:PHE:CZ	2.33	0.47
1:C:249:ALA:HB3	1:C:258:TRP:HB2	1.97	0.46
1:J:246:LYS:HB3	1:J:246:LYS:HE2	1.70	0.46

*Continued on next page...*



*Continued from previous page...*

Atom-1	Atom-2	Interatomic distance (Å)	Clash overlap (Å)
1:N:387:GLY:N	1:N:388:PRO:HD2	2.30	0.46
1:P:491:LEU:HB2	1:P:501:LEU:HD12	1.97	0.46
1:F:506:CYS:SG	1:F:522:ILE:HD11	2.55	0.46
1:C:463:PHE:HA	1:C:470:GLN:O	2.15	0.46
1:C:504:THR:CG2	1:C:569:TYR:HB3	2.46	0.46
1:E:369:PHE:CE2	1:E:381:VAL:HG23	2.50	0.46
1:J:205:PHE:HB2	1:J:211:ALA:O	2.15	0.46
1:J:225:THR:OG1	1:J:285:ALA:HB3	2.16	0.46
1:G:430:ASP:O	1:G:431:MET:HE2	2.15	0.46
1:B:184:TRP:NE1	1:L:466:PRO:HG2	2.28	0.46
1:F:488:GLY:HA2	1:F:547:ARG:HA	1.97	0.46
1:K:220:VAL:HG22	1:K:221:LEU:HG	1.97	0.46
1:M:489:THR:O	1:M:545:GLN:HG3	2.15	0.46
1:D:258:TRP:CE3	1:D:284:LEU:HD21	2.51	0.46
1:J:234:THR:H	1:J:245:ARG:NH1	2.14	0.46
1:J:391:THR:HA	1:J:404:ASN:HD22	1.80	0.46
1:J:481:THR:HG23	1:J:553:PHE:HA	1.98	0.46
1:B:329:LEU:HD21	1:B:344:LEU:HD23	1.97	0.46
1:I:404:ASN:HB3	1:I:423:PHE:CZ	2.51	0.46
1:A:393:LEU:HB2	1:A:402:TYR:CE1	2.49	0.46
1:J:361:LEU:HD23	1:J:389:CYS:HB3	1.97	0.46
1:J:568:VAL:HB	1:N:431:MET:SD	2.56	0.46
1:G:219:PRO:HG2	1:G:222:ARG:NH1	2.31	0.46
1:B:250:HIS:CG	1:B:255:CYS:HA	2.50	0.46
1:Q:361:LEU:HG	1:Q:362:SER:N	2.30	0.46
1:J:263:GLN:HB2	1:J:275:ASN:CG	2.41	0.46
1:J:552:MET:HE1	1:J:562:VAL:HG11	1.98	0.46
1:G:225:THR:HG22	1:G:227:ALA:H	1.80	0.46
1:N:346:LYS:HD3	1:N:376:ASP:HB3	1.95	0.46
1:K:246:LYS:HB3	1:K:246:LYS:HE2	1.75	0.46
1:H:404:ASN:HB3	1:H:423:PHE:CZ	2.51	0.46
1:H:468:TYR:HD2	1:H:547:ARG:CZ	2.28	0.46
1:Q:192:GLY:HA3	1:Q:224:ASN:ND2	2.31	0.46
1:C:387:GLY:N	1:C:388:PRO:HD2	2.31	0.46
1:A:395:ARG:HD3	1:A:429:LEU:HD21	1.97	0.46
1:J:215:GLU:HA	1:J:231:LEU:O	2.16	0.46
1:P:440:GLN:O	1:P:440:GLN:HG2	2.16	0.46
1:K:525:ASP:C	1:K:526:ARG:HD3	2.41	0.46
1:D:213:MET:CE	1:D:231:LEU:HB2	2.46	0.46
1:D:358:PHE:HB3	1:D:360:TYR:CZ	2.50	0.46
1:J:429:LEU:O	1:P:569:TYR:HA	2.16	0.46

*Continued on next page...*



*Continued from previous page...*

Atom-1	Atom-2	Interatomic distance (Å)	Clash overlap (Å)
1:P:503:MET:HE1	1:P:566:CYS:HB3	1.97	0.46
1:K:413:ILE:HD13	1:H:520:TYR:CE2	2.50	0.46
1:I:246:LYS:HE2	1:I:246:LYS:HB3	1.81	0.46
1:C:439:LEU:HD23	1:E:562:VAL:HB	1.97	0.46
1:J:200:ARG:HA	1:J:200:ARG:NH1	2.31	0.46
1:J:418:ASN:OD1	1:J:420:LYS:HG3	2.16	0.46
1:B:263:GLN:HB2	1:B:275:ASN:CG	2.41	0.46
1:O:181:ASP:HA	1:O:206:VAL:O	2.16	0.46
3:l:2:NAG:H4	3:l:3:BMA:H2	1.61	0.46
1:G:456:PHE:HD1	1:P:337:ALA:HB1	1.80	0.46
1:I:304:GLU:HG2	1:I:315:CYS:HB3	1.98	0.46
1:I:322:ASN:HA	1:I:351:SER:OG	2.16	0.46
1:O:329:LEU:HD21	1:O:344:LEU:HD21	1.98	0.46
1:A:552:MET:SD	1:E:439:LEU:HD21	2.55	0.46
1:E:196:ASP:HB3	1:E:199:LEU:HB2	1.96	0.46
1:J:212:ARG:HD2	1:J:235:HIS:CD2	2.50	0.46
1:G:393:LEU:HD13	1:G:402:TYR:CE1	2.51	0.46
1:G:537:VAL:HG23	1:G:548:PHE:HB3	1.97	0.46
1:N:393:LEU:HD13	1:N:402:TYR:HE1	1.81	0.46
1:N:407:TYR:CE1	1:N:420:LYS:HG2	2.47	0.46
1:P:369:PHE:CE2	1:P:380:VAL:HA	2.51	0.46
1:P:396:ASN:HD22	3:o:1:NAG:H83	1.81	0.46
1:K:238:SER:HB3	1:K:313:TRP:CZ3	2.51	0.46
1:H:326:ILE:HD11	1:R:446:LEU:HD22	1.96	0.46
1:I:201:GLY:H	2:x:1:NAG:H81	1.81	0.46
1:C:468:TYR:HD2	1:C:547:ARG:CZ	2.29	0.45
1:A:463:PHE:CG	1:A:468:TYR:HA	2.52	0.45
1:J:192:GLY:N	1:J:224:ASN:HA	2.31	0.45
1:H:462:LEU:O	1:H:471:PRO:HA	2.16	0.45
1:I:393:LEU:HD13	1:I:402:TYR:CE1	2.46	0.45
1:Q:201:GLY:H	2:2:1:NAG:H81	1.81	0.45
1:J:491:LEU:HD13	1:J:544:SER:HB2	1.98	0.45
1:G:422:ASN:HB2	1:F:449:ARG:HE	1.80	0.45
1:B:212:ARG:HB2	1:B:291:SER:HB2	1.98	0.45
1:B:225:THR:OG1	1:B:285:ALA:HB3	2.17	0.45
1:N:221:LEU:HD23	1:N:226:ALA:HA	1.96	0.45
1:N:318:LYS:HB2	1:N:321:PHE:CG	2.51	0.45
1:N:334:GLU:HB2	1:N:341:LYS:CG	2.46	0.45
1:P:395:ARG:HD2	1:P:396:ASN:O	2.16	0.45
1:K:359:MET:HB2	1:K:368:GLY:H	1.81	0.45
1:H:382:THR:HG23	1:H:389:CYS:HB3	1.98	0.45

*Continued on next page...*

*Continued from previous page...*

Atom-1	Atom-2	Interatomic distance (Å)	Clash overlap (Å)
1:C:329:LEU:HD21	1:C:352:LEU:HD13	1.98	0.45
1:E:238:SER:HB3	1:E:313:TRP:CZ3	2.51	0.45
1:E:489:THR:O	1:E:545:GLN:HG3	2.17	0.45
1:J:484:PHE:HA	1:J:551:GLN:HA	1.98	0.45
1:G:302:ILE:HG13	1:G:303:ASP:N	2.32	0.45
1:B:225:THR:HG21	1:B:285:ALA:H	1.82	0.45
1:K:534:THR:HG21	1:I:415:ARG:HH12	1.81	0.45
1:I:406:LEU:HB2	1:I:423:PHE:HE2	1.81	0.45
1:A:358:PHE:HB3	1:A:360:TYR:CE2	2.51	0.45
1:A:439:LEU:HD22	1:M:562:VAL:HB	1.99	0.45
1:J:341:LYS:HB2	1:J:380:VAL:O	2.16	0.45
1:P:229:MET:HE2	1:P:249:ALA:HB2	1.97	0.45
1:P:468:TYR:OH	1:P:549:SER:HB3	2.16	0.45
1:H:456:PHE:H	1:Q:431:MET:HE1	1.81	0.45
1:O:187:THR:O	1:O:222:ARG:HD2	2.17	0.45
1:A:424:ALA:O	1:M:451:GLY:HA2	2.17	0.45
1:E:217:CYS:HB3	1:E:230:TRP:CE2	2.52	0.45
1:E:481:THR:HA	1:E:552:MET:CG	2.46	0.45
1:E:496:LEU:HD12	1:E:496:LEU:H	1.81	0.45
1:J:307:LYS:HB3	1:J:314:HIS:CE1	2.52	0.45
1:B:356:LYS:HD2	1:B:358:PHE:HE1	1.80	0.45
1:P:489:THR:O	1:P:545:GLN:HG3	2.17	0.45
1:O:414:ILE:HG22	1:Q:554:ARG:O	2.16	0.45
1:Q:461:ALA:HB2	1:Q:490:MET:HE1	1.97	0.45
1:C:246:LYS:HB3	1:C:246:LYS:HE2	1.78	0.45
1:C:502:LEU:HD21	1:C:526:ARG:HH12	1.82	0.45
1:G:442:MET:HE2	1:G:442:MET:HA	1.98	0.45
1:B:359:MET:HE2	1:B:378:VAL:HG22	1.98	0.45
1:B:375:ARG:HG2	1:B:377:TRP:CE2	2.52	0.45
1:P:322:ASN:HA	1:P:351:SER:OG	2.16	0.45
1:K:418:ASN:O	1:Q:446:LEU:HG	2.17	0.45
1:K:503:MET:HB3	1:K:540:ASN:HD21	1.82	0.45
1:H:463:PHE:HE2	1:H:488:GLY:HA3	1.81	0.45
1:O:442:MET:HE3	1:O:442:MET:HB2	1.75	0.45
1:C:393:LEU:HD11	1:C:395:ARG:HB2	1.99	0.45
1:A:503:MET:CE	1:A:566:CYS:HB3	2.47	0.45
1:A:569:TYR:HE1	1:E:429:LEU:HD23	1.81	0.45
1:G:212:ARG:HD2	1:G:235:HIS:CD2	2.52	0.45
1:G:563:TYR:CE1	1:P:438:ALA:HA	2.51	0.45
1:H:468:TYR:OH	1:H:549:SER:HB3	2.17	0.45
1:O:185:ARG:HH22	1:O:199:LEU:HD11	1.82	0.45

*Continued on next page...*

*Continued from previous page...*

Atom-1	Atom-2	Interatomic distance (Å)	Clash overlap (Å)
1:O:354:PHE:CD1	1:O:410:ASP:HB3	2.52	0.45
1:Q:181:ASP:HA	1:Q:206:VAL:O	2.16	0.45
1:C:318:LYS:HB2	1:C:321:PHE:CG	2.51	0.45
1:A:464:GLN:HA	1:J:193:TYR:CZ	2.52	0.45
1:J:325:ASP:O	1:J:352:LEU:HD11	2.17	0.45
1:P:275:ASN:HB2	2:p:1:NAG:C7	2.47	0.45
1:F:571:CYS:HB2	1:F:576:GLU:OE2	2.17	0.45
1:H:501:LEU:H	1:H:544:SER:HA	1.81	0.45
1:I:383:PRO:HB2	1:I:388:PRO:HG3	1.99	0.45
1:A:507:TYR:CZ	1:A:565:HIS:HB2	2.52	0.45
1:J:464:GLN:HG2	1:J:472:TYR:HD1	1.82	0.45
1:G:202:TRP:HA	1:G:274:TYR:O	2.17	0.45
1:G:463:PHE:HA	1:G:470:GLN:O	2.17	0.45
1:N:217:CYS:HB3	1:N:230:TRP:CE2	2.52	0.45
1:N:346:LYS:HB2	1:N:376:ASP:HB3	1.98	0.45
1:P:333:LEU:HD12	1:P:423:PHE:HB2	1.97	0.45
1:P:532:ASP:OD1	1:P:534:THR:HG22	2.17	0.45
1:I:304:GLU:HA	1:I:317:CYS:HA	1.99	0.45
1:Q:276:LEU:HD22	1:Q:286:TYR:CZ	2.52	0.45
1:Q:404:ASN:HB3	1:Q:423:PHE:CZ	2.52	0.45
1:C:463:PHE:CG	1:C:468:TYR:HA	2.52	0.45
1:G:354:PHE:CD1	1:G:410:ASP:HB3	2.52	0.45
1:P:529:HIS:HB2	1:P:535:ILE:HD12	1.99	0.45
1:O:246:LYS:HB3	1:O:246:LYS:HE2	1.77	0.45
1:Q:481:THR:HA	1:Q:552:MET:HB3	1.99	0.45
1:R:537:VAL:HG13	1:R:548:PHE:HB3	1.99	0.45
1:M:577:LYS:HE2	1:M:579:LYS:HB3	1.97	0.45
1:D:407:TYR:HE2	1:E:558:ASN:HB2	1.81	0.44
1:E:354:PHE:CD1	1:E:410:ASP:HB2	2.51	0.44
1:P:399:HIS:ND1	3:o:1:NAG:H5	2.32	0.44
1:F:538:VAL:HG21	1:F:547:ARG:HH21	1.82	0.44
1:K:326:ILE:HA	1:K:329:LEU:HD23	2.00	0.44
1:K:573:THR:HG23	1:K:574:MET:HG2	1.98	0.44
1:I:308:SER:HB2	1:I:313:TRP:CE3	2.52	0.44
1:A:248:CYS:HB3	1:A:256:CYS:HA	1.98	0.44
1:A:512:SER:HA	1:A:563:TYR:CD1	2.52	0.44
1:J:238:SER:HB3	1:J:308:SER:HB3	1.99	0.44
1:G:491:LEU:HB2	1:G:501:LEU:HD12	1.99	0.44
1:K:195:CYS:HB3	1:K:283:HIS:H	1.82	0.44
1:K:503:MET:HB3	1:K:540:ASN:ND2	2.33	0.44
1:L:506:CYS:HB3	1:L:523:ILE:HG22	1.99	0.44

*Continued on next page...*

*Continued from previous page...*

Atom-1	Atom-2	Interatomic distance (Å)	Clash overlap (Å)
1:A:395:ARG:HD2	1:A:396:ASN:O	2.17	0.44
1:D:308:SER:HB2	1:D:313:TRP:CE3	2.52	0.44
1:J:312:ARG:NH1	1:J:313:TRP:H	2.14	0.44
1:G:329:LEU:HD21	1:G:344:LEU:HD23	1.99	0.44
1:N:205:PHE:CZ	1:N:276:LEU:HD11	2.43	0.44
1:R:460:MET:SD	1:R:489:THR:HG22	2.57	0.44
1:J:555:PHE:CD2	1:J:562:VAL:HG22	2.53	0.44
1:G:361:LEU:HD23	1:G:366:CYS:HB3	2.00	0.44
1:G:503:MET:HB3	1:G:540:ASN:HD21	1.82	0.44
1:P:308:SER:HB2	1:P:313:TRP:CE3	2.52	0.44
1:R:489:THR:OG1	1:R:501:LEU:HD21	2.17	0.44
3:h:2:NAG:H4	3:h:3:BMA:H2	1.73	0.44
1:C:275:ASN:HB2	2:U:1:NAG:N2	2.32	0.44
1:C:485:LEU:HD13	1:G:193:TYR:CE1	2.53	0.44
1:E:509:THR:HB	1:E:516:ASP:HB3	1.99	0.44
1:J:359:MET:HE1	1:J:378:VAL:C	2.43	0.44
1:J:361:LEU:HD12	1:J:405:THR:O	2.17	0.44
1:G:326:ILE:HD11	1:F:446:LEU:HD13	1.99	0.44
1:G:507:TYR:CE2	1:G:565:HIS:HB2	2.53	0.44
1:N:178:ARG:HB2	1:N:203:TYR:CE1	2.52	0.44
1:P:229:MET:HE3	1:P:284:LEU:HB3	1.99	0.44
1:H:435:LEU:HD12	1:R:460:MET:HE3	2.00	0.44
3:e:2:NAG:H4	3:e:3:BMA:H2	1.79	0.44
1:C:333:LEU:HA	1:C:342:VAL:HA	1.99	0.44
1:J:538:VAL:HG23	1:J:539:GLU:HG2	1.99	0.44
1:G:225:THR:OG1	1:G:285:ALA:HB3	2.17	0.44
1:G:562:VAL:O	1:P:439:LEU:HB3	2.17	0.44
1:B:344:LEU:HD13	1:B:359:MET:SD	2.58	0.44
1:P:199:LEU:HD11	1:P:286:TYR:HE1	1.83	0.44
1:H:507:TYR:HB3	1:H:521:PHE:CD1	2.51	0.44
1:O:195:CYS:HB3	1:O:283:HIS:H	1.82	0.44
1:M:529:HIS:CE1	1:M:531:ARG:HH21	2.36	0.44
1:C:212:ARG:HB3	1:C:235:HIS:NE2	2.33	0.44
1:E:246:LYS:HB3	1:E:246:LYS:HE2	1.77	0.44
1:J:359:MET:HE1	1:J:378:VAL:O	2.18	0.44
1:G:538:VAL:HG21	1:G:547:ARG:HH21	1.83	0.44
1:N:301:SER:HB3	1:N:304:GLU:OE1	2.17	0.44
1:I:195:CYS:HB3	1:I:283:HIS:H	1.83	0.44
1:I:236:PRO:HB3	1:I:243:VAL:HG21	2.00	0.44
1:M:503:MET:HB3	1:M:540:ASN:ND2	2.33	0.44
1:C:343:SER:HB3	1:C:377:TRP:CE3	2.53	0.44

*Continued on next page...*

*Continued from previous page...*

Atom-1	Atom-2	Interatomic distance (Å)	Clash overlap (Å)
1:C:490:MET:HE1	1:C:492:ASP:OD2	2.18	0.44
1:A:537:VAL:HG12	1:A:548:PHE:HB3	2.00	0.44
1:E:502:LEU:HG	1:E:526:ARG:NH1	2.33	0.44
1:J:401:THR:HA	1:J:426:SER:HA	1.99	0.44
1:J:438:ALA:HB1	1:P:561:LEU:HD12	1.98	0.44
1:B:212:ARG:HD2	1:B:235:HIS:CG	2.53	0.44
1:B:346:LYS:CE	1:B:378:VAL:HB	2.47	0.44
1:P:472:TYR:CZ	1:P:477:VAL:HB	2.53	0.44
1:K:385:ARG:HD2	1:K:386:ASP:H	1.82	0.44
1:H:529:HIS:HD2	1:H:531:ARG:NH1	2.14	0.44
1:I:212:ARG:HB2	1:I:291:SER:CB	2.48	0.44
1:L:505:ASN:O	1:L:567:GLU:HG2	2.18	0.44
1:A:577:LYS:HZ2	1:A:578:CYS:N	2.16	0.44
1:N:319:GLN:OE1	1:N:319:GLN:HA	2.18	0.44
1:N:415:ARG:HG3	1:P:481:THR:HG22	2.00	0.44
1:C:462:LEU:HD23	1:C:472:TYR:CD2	2.53	0.43
1:J:420:LYS:HD3	1:P:447:ASN:HD21	1.82	0.43
1:G:229:MET:HE1	1:G:284:LEU:C	2.43	0.43
1:G:328:LEU:HD23	1:G:328:LEU:O	2.18	0.43
1:Q:304:GLU:N	1:Q:304:GLU:OE2	2.51	0.43
1:C:441:PRO:HB3	1:E:552:MET:SD	2.59	0.43
1:C:570:LEU:O	1:D:429:LEU:HD23	2.18	0.43
1:D:393:LEU:HB2	1:D:402:TYR:CE1	2.53	0.43
1:J:215:GLU:CD	1:J:216:THR:HG23	2.43	0.43
1:G:439:LEU:HG	1:F:477:VAL:HG13	2.00	0.43
1:B:184:TRP:CG	1:L:465:THR:HB	2.53	0.43
1:H:352:LEU:HD23	1:H:354:PHE:CE2	2.53	0.43
1:A:401:THR:HA	1:A:426:SER:HA	1.99	0.43
1:J:204:ARG:HG3	1:J:271:TYR:CD2	2.53	0.43
1:J:228:PRO:HB2	1:J:287:CYS:SG	2.58	0.43
1:J:507:TYR:HB2	1:J:519:LYS:HB3	2.00	0.43
1:G:221:LEU:HD23	1:G:226:ALA:O	2.18	0.43
1:G:246:LYS:HB3	1:G:246:LYS:HE2	1.78	0.43
1:G:501:LEU:HG	1:G:568:VAL:HG11	1.99	0.43
1:B:263:GLN:H	1:B:275:ASN:HB2	1.83	0.43
1:N:275:ASN:HB3	2:m:1:NAG:N2	2.33	0.43
1:H:322:ASN:HA	1:H:351:SER:OG	2.18	0.43
1:Q:236:PRO:HB3	1:Q:243:VAL:HG21	2.00	0.43
1:R:502:LEU:HD13	1:R:541:GLY:HA3	2.00	0.43
1:A:238:SER:N	1:A:308:SER:HB3	2.32	0.43
1:E:509:THR:HG22	1:E:518:LEU:O	2.19	0.43

*Continued on next page...*

*Continued from previous page...*

Atom-1	Atom-2	Interatomic distance (Å)	Clash overlap (Å)
1:J:526:ARG:HE	1:J:580:PRO:HB3	1.83	0.43
1:G:205:PHE:HB2	1:G:211:ALA:O	2.18	0.43
1:H:510:PRO:HG3	1:H:518:LEU:HD23	2.01	0.43
1:D:304:GLU:HB3	1:D:315:CYS:HB3	2.00	0.43
1:E:369:PHE:HE2	1:E:381:VAL:HG23	1.84	0.43
1:J:212:ARG:HD2	1:J:235:HIS:CE1	2.54	0.43
1:J:227:ALA:HB1	1:J:251:TRP:HB2	2.00	0.43
1:J:270:GLY:HA2	1:J:313:TRP:CE2	2.53	0.43
1:J:568:VAL:O	1:N:430:ASP:HA	2.18	0.43
1:G:192:GLY:N	1:G:224:ASN:HA	2.33	0.43
1:G:217:CYS:HB2	1:G:250:HIS:HB2	2.00	0.43
1:G:553:PHE:O	1:P:441:PRO:HG3	2.18	0.43
1:N:415:ARG:NH2	1:P:553:PHE:HB3	2.34	0.43
1:K:463:PHE:HE2	1:K:488:GLY:HA3	1.82	0.43
1:O:201:GLY:H	2:z:1:NAG:H81	1.84	0.43
1:O:332:ARG:HB3	1:O:343:SER:HB2	2.00	0.43
1:Q:387:GLY:N	1:Q:388:PRO:HD2	2.33	0.43
1:Q:532:ASP:HB3	1:Q:535:ILE:HD12	2.00	0.43
1:C:173:PRO:HA	1:C:202:TRP:CD2	2.54	0.43
1:A:201:GLY:N	2:X:1:NAG:H81	2.31	0.43
1:J:490:MET:HE3	1:J:491:LEU:O	2.19	0.43
1:B:401:THR:HA	1:B:426:SER:HA	1.99	0.43
1:F:489:THR:O	1:F:545:GLN:HG3	2.17	0.43
1:K:501:LEU:HG	1:K:568:VAL:HG11	2.01	0.43
1:K:534:THR:HG23	1:K:550:VAL:HG23	2.00	0.43
1:I:196:ASP:HB3	1:I:199:LEU:HD23	2.00	0.43
1:R:489:THR:O	1:R:490:MET:HE2	2.18	0.43
1:L:462:LEU:HD12	1:L:486:TYR:O	2.19	0.43
1:C:263:GLN:HG3	1:C:275:ASN:CG	2.44	0.43
1:A:524:GLN:HB2	1:A:529:HIS:NE2	2.34	0.43
1:J:468:TYR:HB2	1:J:547:ARG:NH1	2.33	0.43
1:G:570:LEU:HD12	1:P:429:LEU:HA	2.00	0.43
1:P:502:LEU:HD12	1:P:503:MET:H	1.84	0.43
1:I:332:ARG:NE	1:I:343:SER:HB2	2.33	0.43
1:Q:398:THR:HG22	1:Q:399:HIS:ND1	2.34	0.43
1:Q:412:ILE:HG23	1:Q:413:ILE:HG23	1.99	0.43
1:C:458:VAL:HG13	1:D:433:VAL:CG1	2.49	0.43
1:E:340:MET:HE1	1:E:384:ALA:HA	2.00	0.43
1:J:236:PRO:HB3	1:J:243:VAL:HG21	2.00	0.43
1:J:431:MET:HG3	1:P:455:MET:HE1	2.01	0.43
1:J:577:LYS:NZ	1:J:579:LYS:HD3	2.34	0.43

*Continued on next page...*

*Continued from previous page...*

Atom-1	Atom-2	Interatomic distance (Å)	Clash overlap (Å)
1:G:182:GLU:HB3	1:G:184:TRP:NE1	2.33	0.43
1:G:457:THR:H	1:G:493:GLY:HA2	1.83	0.43
1:B:393:LEU:HD13	1:B:402:TYR:HE1	1.84	0.43
1:P:344:LEU:HD22	1:P:359:MET:HE2	2.01	0.43
1:C:217:CYS:HB3	1:C:230:TRP:CE2	2.54	0.43
1:C:459:ARG:HB2	1:C:490:MET:SD	2.59	0.43
1:C:482:GLU:HA	1:C:551:GLN:HE21	1.82	0.43
1:C:561:LEU:HD23	1:D:440:GLN:HG3	2.00	0.43
1:A:431:MET:SD	1:M:568:VAL:HB	2.59	0.43
1:G:173:PRO:HB2	1:G:174:CYS:H	1.67	0.43
1:P:464:GLN:NE2	1:P:472:TYR:HA	2.34	0.43
1:O:387:GLY:N	1:O:388:PRO:HD2	2.34	0.43
1:Q:233:GLY:HA3	1:Q:245:ARG:NH1	2.34	0.43
1:L:462:LEU:HA	1:L:487:VAL:HG12	2.01	0.43
1:A:384:ALA:HB1	1:A:402:TYR:CE2	2.54	0.43
1:A:422:ASN:O	1:M:449:ARG:HA	2.19	0.43
1:A:502:LEU:HB3	1:A:569:TYR:O	2.18	0.43
1:E:393:LEU:HB2	1:E:402:TYR:CE1	2.53	0.43
1:G:441:PRO:HA	1:F:479:LEU:O	2.19	0.43
1:F:554:ARG:HH21	1:F:562:VAL:HG23	1.82	0.43
1:H:459:ARG:O	1:H:489:THR:HG23	2.17	0.43
1:H:569:TYR:HA	1:Q:429:LEU:O	2.19	0.43
1:E:343:SER:C	1:E:344:LEU:HD12	2.44	0.42
1:J:304:GLU:HG3	1:J:317:CYS:SG	2.58	0.42
1:J:322:ASN:HA	1:J:351:SER:OG	2.19	0.42
1:G:393:LEU:HD13	1:G:402:TYR:HE1	1.84	0.42
1:B:407:TYR:CE1	1:B:420:LYS:HG2	2.54	0.42
1:B:420:LYS:HB2	1:N:447:ASN:CG	2.43	0.42
1:N:258:TRP:CE3	1:N:284:LEU:HD21	2.54	0.42
1:N:411:GLU:HG3	1:N:412:ILE:H	1.84	0.42
1:P:275:ASN:HB2	2:p:1:NAG:N2	2.34	0.42
1:O:180:LEU:HB3	1:O:182:GLU:OE2	2.19	0.42
1:M:507:TYR:HB3	1:M:521:PHE:HD1	1.84	0.42
1:C:534:THR:O	1:C:550:VAL:HA	2.19	0.42
1:A:407:TYR:CE1	1:A:420:LYS:HG2	2.54	0.42
1:A:478:THR:HG23	1:E:440:GLN:HG2	2.01	0.42
1:G:202:TRP:CD1	1:G:202:TRP:N	2.87	0.42
1:G:263:GLN:H	1:G:275:ASN:HB2	1.85	0.42
1:O:363:ASP:HB2	1:O:389:CYS:SG	2.59	0.42
1:M:495:ASP:OD1	1:M:498:ARG:HB2	2.19	0.42
1:C:229:MET:HE2	1:C:247:ALA:HB3	2.02	0.42

*Continued on next page...*



*Continued from previous page...*

Atom-1	Atom-2	Interatomic distance (Å)	Clash overlap (Å)
1:G:449:ARG:HA	1:P:422:ASN:HB2	2.02	0.42
1:B:250:HIS:CB	1:B:255:CYS:HA	2.49	0.42
1:N:359:MET:HE3	1:N:380:VAL:HG13	2.01	0.42
1:Q:238:SER:HB2	1:Q:313:TRP:CZ3	2.54	0.42
3:T:2:NAG:H4	3:T:3:BMA:H2	1.70	0.42
1:C:393:LEU:HA	1:C:401:THR:O	2.19	0.42
1:A:458:VAL:HG23	1:A:490:MET:O	2.19	0.42
1:D:385:ARG:HH11	1:D:386:ASP:H	1.67	0.42
1:E:371:ASP:O	1:E:377:TRP:HB2	2.19	0.42
1:B:341:LYS:HG2	1:B:380:VAL:O	2.20	0.42
1:H:490:MET:HA	1:H:545:GLN:HE22	1.85	0.42
1:O:361:LEU:HB2	1:O:366:CYS:HB2	2.01	0.42
2:p:1:NAG:H3	2:p:2:NAG:N2	2.33	0.42
1:C:262:VAL:HG23	1:C:275:ASN:O	2.20	0.42
1:A:462:LEU:HG	1:A:472:TYR:HB3	2.00	0.42
1:D:352:LEU:HD12	1:D:352:LEU:HA	1.83	0.42
1:J:482:GLU:HA	1:J:551:GLN:NE2	2.33	0.42
1:G:460:MET:SD	1:P:435:LEU:HD12	2.60	0.42
1:G:516:ASP:O	1:G:519:LYS:HG3	2.19	0.42
1:K:495:ASP:HA	1:O:385:ARG:NE	2.27	0.42
1:J:552:MET:HE3	1:J:553:PHE:H	1.85	0.42
1:G:312:ARG:HH11	1:G:313:TRP:H	1.65	0.42
1:G:539:GLU:HG3	1:G:546:GLY:HA2	2.02	0.42
1:B:183:TYR:HD2	1:B:184:TRP:CE2	2.38	0.42
1:H:384:ALA:C	1:H:385:ARG:HD3	2.44	0.42
1:H:460:MET:HA	1:H:489:THR:HA	2.02	0.42
1:O:228:PRO:HB2	1:O:287:CYS:SG	2.59	0.42
1:Q:572:ASP:HB2	1:Q:575:ASN:HB2	2.01	0.42
1:R:532:ASP:HB3	1:R:535:ILE:HD12	2.00	0.42
1:C:282:CYS:SG	1:C:283:HIS:N	2.93	0.42
1:C:383:PRO:HB2	1:C:385:ARG:NE	2.34	0.42
1:C:420:LYS:O	1:E:447:ASN:HA	2.19	0.42
1:C:458:VAL:HG13	1:D:433:VAL:HG13	2.02	0.42
1:A:335:CYS:HA	1:A:340:MET:CB	2.49	0.42
1:G:334:GLU:O	1:G:334:GLU:HG2	2.20	0.42
1:G:354:PHE:HD1	1:G:410:ASP:HB3	1.83	0.42
1:N:387:GLY:N	1:N:388:PRO:CD	2.83	0.42
1:P:312:ARG:NH1	1:P:313:TRP:H	2.14	0.42
1:H:539:GLU:HG2	1:H:546:GLY:HA2	2.01	0.42
1:R:507:TYR:HA	1:R:521:PHE:HA	2.01	0.42
3:W:2:NAG:H4	3:W:3:BMA:H2	1.71	0.42

*Continued on next page...*



*Continued from previous page...*

Atom-1	Atom-2	Interatomic distance (Å)	Clash overlap (Å)
3:1:2:NAG:H4	3:1:3:BMA:H2	1.75	0.42
1:A:237:SER:O	1:A:240:GLU:HB2	2.19	0.42
1:A:450:VAL:HG11	1:E:331:HIS:CE1	2.55	0.42
1:A:524:GLN:HB2	1:A:529:HIS:CD2	2.54	0.42
1:E:393:LEU:HB2	1:E:402:TYR:HE1	1.85	0.42
1:J:542:GLU:HG2	1:J:579:LYS:HE3	2.01	0.42
1:P:399:HIS:HB3	1:P:426:SER:HB2	2.02	0.42
1:P:554:ARG:NH1	1:P:560:ASP:HA	2.34	0.42
1:F:491:LEU:HB2	1:F:501:LEU:HD12	2.01	0.42
1:I:212:ARG:HB2	1:I:291:SER:HB3	2.01	0.42
1:O:412:ILE:HD12	1:O:412:ILE:H	1.83	0.42
1:R:495:ASP:OD1	1:R:498:ARG:HB2	2.20	0.42
1:C:402:TYR:HD1	1:C:402:TYR:HA	1.70	0.42
1:C:427:TYR:HD1	1:E:456:PHE:CD2	2.38	0.42
1:C:443:VAL:HB	1:E:481:THR:OG1	2.20	0.42
1:A:212:ARG:HB3	1:A:235:HIS:NE2	2.34	0.42
1:A:275:ASN:HB3	2:X:1:NAG:N2	2.35	0.42
1:A:577:LYS:NZ	1:A:579:LYS:H	2.18	0.42
1:E:237:SER:HB2	1:E:308:SER:C	2.45	0.42
1:Q:547:ARG:HE	1:Q:547:ARG:HB2	1.70	0.42
1:R:479:LEU:HB2	1:R:552:MET:HE1	2.00	0.42
1:C:350:LYS:HB3	1:C:350:LYS:HE3	1.76	0.42
1:C:508:ALA:HA	1:C:564:LEU:HA	2.00	0.42
1:A:358:PHE:HB3	1:A:360:TYR:HE2	1.84	0.42
1:D:359:MET:HA	1:D:407:TYR:O	2.19	0.42
1:J:232:ASN:HB2	4:J:701:NAG:O5	2.20	0.42
1:B:209:GLY:O	1:B:290:PRO:HA	2.19	0.42
1:B:215:GLU:OE1	1:B:216:THR:HG23	2.20	0.42
1:P:536:GLN:O	1:P:548:PHE:HB2	2.19	0.42
1:R:572:ASP:HB2	1:R:575:ASN:HB2	2.01	0.42
1:C:215:GLU:OE1	1:C:234:THR:HA	2.20	0.41
1:C:408:LEU:HB3	1:C:419:ILE:HG21	2.01	0.41
1:C:547:ARG:HE	1:C:547:ARG:HB2	1.74	0.41
1:A:233:GLY:HA3	1:A:245:ARG:NH1	2.35	0.41
1:A:440:GLN:HG3	1:M:560:ASP:O	2.20	0.41
1:E:199:LEU:HD12	1:E:203:TYR:CZ	2.54	0.41
1:J:249:ALA:O	1:J:256:CYS:HA	2.20	0.41
1:G:477:VAL:HG12	1:P:438:ALA:O	2.19	0.41
1:G:522:ILE:HG13	1:G:523:ILE:N	2.35	0.41
1:N:358:PHE:HB3	1:N:360:TYR:HE2	1.85	0.41
1:P:393:LEU:HA	1:P:401:THR:O	2.20	0.41

*Continued on next page...*

*Continued from previous page...*

Atom-1	Atom-2	Interatomic distance (Å)	Clash overlap (Å)
1:K:322:ASN:HA	1:K:351:SER:OG	2.20	0.41
1:O:236:PRO:HB2	1:O:240:GLU:HG2	2.02	0.41
1:R:479:LEU:HB2	1:R:552:MET:SD	2.60	0.41
1:C:212:ARG:CZ	1:C:291:SER:HB2	2.49	0.41
1:D:213:MET:HG2	1:D:287:CYS:O	2.21	0.41
1:J:510:PRO:HB3	1:J:555:PHE:CD2	2.56	0.41
1:H:387:GLY:N	1:H:388:PRO:HD2	2.35	0.41
1:Q:539:GLU:HG2	1:Q:546:GLY:HA2	2.01	0.41
1:M:510:PRO:HG3	1:M:518:LEU:HD23	2.02	0.41
3:o:2:NAG:H4	3:o:3:BMA:H2	1.69	0.41
1:C:384:ALA:C	1:C:385:ARG:HD3	2.45	0.41
1:A:529:HIS:CG	1:A:531:ARG:NH1	2.88	0.41
1:D:408:LEU:HB2	1:D:419:ILE:CG2	2.51	0.41
1:E:463:PHE:HA	1:E:470:GLN:O	2.21	0.41
1:G:232:ASN:HB2	4:G:701:NAG:O5	2.20	0.41
1:B:308:SER:HB2	1:B:313:TRP:CE3	2.55	0.41
1:N:189:TYR:HE2	1:N:224:ASN:HD22	1.69	0.41
1:P:329:LEU:HD21	1:P:344:LEU:HD23	2.03	0.41
1:F:502:LEU:HD13	1:F:541:GLY:HA3	2.02	0.41
1:F:508:ALA:HB3	1:F:520:TYR:HB3	2.02	0.41
1:C:205:PHE:CZ	1:C:276:LEU:HD11	2.55	0.41
1:A:387:GLY:N	1:A:388:PRO:HD2	2.36	0.41
1:D:238:SER:H	1:D:308:SER:HB3	1.83	0.41
1:G:191:GLU:OE2	1:G:221:LEU:HD22	2.20	0.41
1:K:248:CYS:HB3	1:K:256:CYS:CA	2.47	0.41
1:O:213:MET:HE1	1:O:276:LEU:HD21	2.03	0.41
1:Q:334:GLU:HG2	1:Q:341:LYS:HB2	2.02	0.41
1:L:552:MET:HE1	1:L:562:VAL:HG11	2.03	0.41
3:s:2:NAG:H4	3:s:3:BMA:H2	1.70	0.41
1:C:498:ARG:C	1:C:573:THR:HG23	2.46	0.41
1:E:387:GLY:HA2	1:E:391:THR:H	1.86	0.41
1:G:343:SER:HB3	1:G:377:TRP:CE3	2.56	0.41
1:B:220:VAL:HG13	1:B:221:LEU:HG	2.01	0.41
1:K:472:TYR:CD2	1:O:437:THR:HG21	2.56	0.41
1:C:361:LEU:HD12	1:C:404:ASN:CG	2.45	0.41
1:C:417:LEU:HD12	1:C:417:LEU:O	2.20	0.41
1:C:534:THR:HG23	1:C:550:VAL:HG23	2.02	0.41
1:A:180:LEU:HB3	1:A:182:GLU:OE1	2.20	0.41
1:A:339:ASP:OD1	1:A:383:PRO:HA	2.21	0.41
1:D:202:TRP:HA	1:D:274:TYR:O	2.20	0.41
1:D:359:MET:HG2	1:D:408:LEU:HD11	2.01	0.41

*Continued on next page...*

*Continued from previous page...*

Atom-1	Atom-2	Interatomic distance (Å)	Clash overlap (Å)
1:D:407:TYR:CE1	1:D:420:LYS:HG2	2.55	0.41
1:E:508:ALA:HB3	1:E:553:PHE:HZ	1.86	0.41
1:J:195:CYS:CB	1:J:283:HIS:H	2.32	0.41
1:G:237:SER:HB3	1:G:310:ASN:H	1.84	0.41
1:G:461:ALA:HB2	1:G:490:MET:HE1	2.03	0.41
1:B:343:SER:C	1:B:344:LEU:HD12	2.45	0.41
1:P:212:ARG:HD2	1:P:235:HIS:CG	2.56	0.41
1:P:356:LYS:HD2	1:P:358:PHE:CE1	2.55	0.41
1:F:502:LEU:HD21	1:F:526:ARG:HH22	1.85	0.41
1:F:554:ARG:HE	1:F:554:ARG:HA	1.85	0.41
1:I:387:GLY:N	1:I:388:PRO:HD2	2.36	0.41
1:O:212:ARG:HB2	1:O:291:SER:HB2	2.02	0.41
1:O:248:CYS:HB3	1:O:256:CYS:CA	2.47	0.41
1:O:415:ARG:HA	1:Q:481:THR:HG21	2.00	0.41
1:C:407:TYR:CE1	1:C:420:LYS:HG2	2.55	0.41
1:E:210:GLY:HA3	1:E:289:ASP:O	2.21	0.41
1:E:242:ILE:HD13	1:E:265:LYS:HB2	2.03	0.41
1:F:468:TYR:HB2	1:F:547:ARG:NH1	2.36	0.41
1:F:538:VAL:HG21	1:F:547:ARG:HE	1.85	0.41
1:H:529:HIS:HD2	1:H:531:ARG:HH12	1.69	0.41
1:I:387:GLY:N	1:I:388:PRO:CD	2.84	0.41
1:O:340:MET:HE1	1:O:384:ALA:HA	2.03	0.41
1:O:343:SER:C	1:O:344:LEU:HD12	2.46	0.41
1:R:555:PHE:CD2	1:R:562:VAL:HG22	2.55	0.41
1:C:504:THR:HG23	1:C:569:TYR:HB3	2.02	0.41
1:E:329:LEU:HD21	1:E:344:LEU:HD21	2.02	0.41
1:E:522:ILE:HG23	1:E:523:ILE:HG13	2.03	0.41
1:J:237:SER:CB	1:J:310:ASN:H	2.34	0.41
1:J:304:GLU:HB3	1:J:315:CYS:HB3	2.02	0.41
1:J:468:TYR:HE1	1:J:486:TYR:HB3	1.85	0.41
1:P:199:LEU:HG	1:P:276:LEU:O	2.20	0.41
1:H:354:PHE:HD1	1:H:410:ASP:HB3	1.86	0.41
1:O:387:GLY:N	1:O:388:PRO:CD	2.84	0.41
1:R:547:ARG:HG3	1:R:547:ARG:HH11	1.86	0.41
1:C:462:LEU:HD23	1:C:472:TYR:CG	2.56	0.41
1:C:507:TYR:HA	1:C:522:ILE:H	1.86	0.41
1:A:484:PHE:C	1:A:485:LEU:HD12	2.46	0.41
1:D:192:GLY:HA3	1:D:224:ASN:ND2	2.36	0.41
1:E:415:ARG:HA	1:M:481:THR:HG21	2.03	0.41
1:J:203:TYR:HD1	1:J:276:LEU:HD23	1.85	0.41
1:J:387:GLY:N	1:J:388:PRO:CD	2.84	0.41

*Continued on next page...*

*Continued from previous page...*

Atom-1	Atom-2	Interatomic distance (Å)	Clash overlap (Å)
1:J:478:THR:HA	1:N:440:GLN:O	2.20	0.41
1:G:220:VAL:HG13	1:G:221:LEU:HG	2.03	0.41
1:G:304:GLU:HA	1:G:317:CYS:HA	2.02	0.41
1:G:522:ILE:HD13	1:G:564:LEU:HD22	2.03	0.41
1:G:577:LYS:HD3	1:G:578:CYS:N	2.35	0.41
1:B:346:LYS:HE2	1:B:346:LYS:HA	2.03	0.41
1:B:362:SER:HB3	1:B:404:ASN:HD21	1.86	0.41
1:N:178:ARG:HB2	1:N:203:TYR:HE1	1.85	0.41
1:N:370:ASN:HA	1:N:378:VAL:HA	2.02	0.41
1:F:466:PRO:HG3	1:F:486:TYR:CE2	2.55	0.41
1:F:509:THR:HG22	1:F:518:LEU:O	2.20	0.41
1:F:545:GLN:HG2	1:F:547:ARG:HG3	2.02	0.41
1:K:395:ARG:HD3	1:Q:572:ASP:OD2	2.21	0.41
1:H:506:CYS:N	1:H:523:ILE:HB	2.34	0.41
1:H:529:HIS:HB2	1:H:535:ILE:HD13	2.03	0.41
1:I:359:MET:SD	1:I:368:GLY:HA3	2.61	0.41
1:O:329:LEU:HD11	1:O:344:LEU:HD23	2.03	0.41
1:Q:509:THR:HB	1:Q:516:ASP:HB3	2.03	0.41
1:Q:577:LYS:HZ2	1:Q:579:LYS:HB3	1.85	0.41
1:C:427:TYR:HB3	1:E:456:PHE:CE2	2.56	0.41
1:C:462:LEU:O	1:C:472:TYR:HB2	2.21	0.41
1:C:524:GLN:HB2	1:C:529:HIS:CE1	2.56	0.41
1:A:346:LYS:O	1:A:349:LEU:HG	2.20	0.41
1:D:398:THR:HG22	1:D:399:HIS:ND1	2.36	0.41
1:J:420:LYS:HD3	1:P:447:ASN:ND2	2.36	0.41
1:P:242:ILE:HD13	1:P:265:LYS:HB2	2.03	0.41
1:P:487:VAL:HG22	1:P:488:GLY:N	2.36	0.41
1:P:502:LEU:HD22	1:P:578:CYS:HB3	2.03	0.41
1:O:395:ARG:HD2	1:O:396:ASN:O	2.21	0.41
1:Q:413:ILE:HD13	1:R:520:TYR:CE2	2.56	0.41
1:C:349:LEU:HD12	1:C:350:LYS:N	2.36	0.40
1:D:199:LEU:HD23	1:D:199:LEU:H	1.86	0.40
1:E:503:MET:HE1	1:E:566:CYS:HB3	2.04	0.40
1:J:237:SER:HB3	1:J:310:ASN:H	1.85	0.40
1:G:356:LYS:O	1:G:410:ASP:HA	2.21	0.40
1:N:352:LEU:HD12	1:N:352:LEU:HA	1.91	0.40
1:P:395:ARG:HD3	1:P:429:LEU:HD21	2.03	0.40
1:P:502:LEU:HD21	1:P:526:ARG:HH22	1.85	0.40
1:I:238:SER:H	1:I:308:SER:HB3	1.85	0.40
1:I:347:CYS:N	1:I:375:ARG:HH12	2.19	0.40
1:O:233:GLY:HA3	1:O:245:ARG:NH1	2.37	0.40

*Continued on next page...*

*Continued from previous page...*

Atom-1	Atom-2	Interatomic distance (Å)	Clash overlap (Å)
1:O:304:GLU:HG2	1:O:315:CYS:HB3	2.01	0.40
1:C:181:ASP:HA	1:C:206:VAL:O	2.21	0.40
1:D:196:ASP:O	1:D:279:PRO:HD2	2.21	0.40
1:G:187:THR:HA	1:G:223:CYS:SG	2.61	0.40
1:G:322:ASN:HA	1:G:351:SER:OG	2.22	0.40
1:G:341:LYS:HG3	1:G:380:VAL:O	2.22	0.40
1:G:387:GLY:N	1:G:388:PRO:CD	2.83	0.40
1:B:358:PHE:HB3	1:B:360:TYR:HE2	1.85	0.40
1:P:326:ILE:HG21	1:P:417:LEU:HD21	2.03	0.40
1:Q:387:GLY:N	1:Q:388:PRO:CD	2.84	0.40
1:C:458:VAL:CG1	1:D:431:MET:HE2	2.52	0.40
1:D:414:ILE:HG23	1:E:556:ALA:HB2	2.04	0.40
1:E:387:GLY:N	1:E:388:PRO:CD	2.84	0.40
1:E:468:TYR:CE2	1:E:538:VAL:HG21	2.57	0.40
1:G:468:TYR:OH	1:G:549:SER:HB3	2.21	0.40
1:K:507:TYR:HB3	1:K:521:PHE:HD1	1.87	0.40
1:C:414:ILE:HG13	1:C:416:ASP:H	1.87	0.40
1:C:502:LEU:HD13	1:C:541:GLY:HA3	2.03	0.40
1:A:454:GLY:C	1:A:455:MET:HE2	2.46	0.40
1:J:407:TYR:CE1	1:J:420:LYS:HG2	2.44	0.40
1:J:532:ASP:HB2	1:J:535:ILE:HD12	2.03	0.40
1:G:343:SER:C	1:G:344:LEU:HD12	2.46	0.40
1:G:437:THR:HG23	1:F:475:SER:C	2.46	0.40
1:B:182:GLU:CD	1:B:185:ARG:HG3	2.46	0.40
1:P:231:LEU:HD21	1:P:245:ARG:HD2	2.03	0.40
1:K:212:ARG:HA	1:K:274:TYR:OH	2.21	0.40
1:K:439:LEU:HD21	1:Q:552:MET:HE3	2.02	0.40
1:K:468:TYR:CE1	1:K:486:TYR:HB3	2.53	0.40
1:Q:507:TYR:HB3	1:Q:521:PHE:HD1	1.84	0.40
1:C:204:ARG:HG3	1:C:271:TYR:CD2	2.57	0.40
1:C:361:LEU:HD13	1:C:361:LEU:HA	1.91	0.40
1:C:395:ARG:HD2	1:C:396:ASN:O	2.21	0.40
1:C:564:LEU:HD12	1:C:564:LEU:O	2.22	0.40
1:A:343:SER:C	1:A:344:LEU:HD12	2.47	0.40
1:E:501:LEU:HD22	1:E:546:GLY:N	2.35	0.40
1:J:340:MET:HG3	1:J:425:CYS:SG	2.62	0.40
1:K:398:THR:O	1:K:429:LEU:HB2	2.22	0.40
1:K:462:LEU:HB3	1:K:472:TYR:HB3	2.03	0.40
1:H:507:TYR:CZ	1:H:565:HIS:HB2	2.56	0.40
1:O:308:SER:HB2	1:O:313:TRP:CE3	2.57	0.40
1:Q:340:MET:C	1:Q:341:LYS:HD3	2.46	0.40

*Continued on next page...*

Continued from previous page...

Atom-1	Atom-2	Interatomic distance (Å)	Clash overlap (Å)
1:Q:356:LYS:HD2	1:Q:358:PHE:HZ	1.86	0.40
1:L:489:THR:O	1:L:545:GLN:HG3	2.21	0.40

There are no symmetry-related clashes.

## 5.3 Torsion angles [i](#)

### 5.3.1 Protein backbone [i](#)

In the following table, the Percentiles column shows the percent Ramachandran outliers of the chain as a percentile score with respect to all PDB entries followed by that with respect to all EM entries.

The Analysed column shows the number of residues for which the backbone conformation was analysed, and the total number of residues.

Mol	Chain	Analysed	Favoured	Allowed	Outliers	Percentiles	
1	A	410/640 (64%)	392 (96%)	18 (4%)	0	100	100
1	B	254/640 (40%)	240 (94%)	14 (6%)	0	100	100
1	C	410/640 (64%)	382 (93%)	28 (7%)	0	100	100
1	D	270/640 (42%)	255 (94%)	15 (6%)	0	100	100
1	E	410/640 (64%)	385 (94%)	25 (6%)	0	100	100
1	F	138/640 (22%)	129 (94%)	9 (6%)	0	100	100
1	G	410/640 (64%)	382 (93%)	28 (7%)	0	100	100
1	H	262/640 (41%)	254 (97%)	8 (3%)	0	100	100
1	I	254/640 (40%)	242 (95%)	12 (5%)	0	100	100
1	J	410/640 (64%)	380 (93%)	30 (7%)	0	100	100
1	K	410/640 (64%)	393 (96%)	17 (4%)	0	100	100
1	L	127/640 (20%)	121 (95%)	6 (5%)	0	100	100
1	M	154/640 (24%)	149 (97%)	5 (3%)	0	100	100
1	N	281/640 (44%)	269 (96%)	12 (4%)	0	100	100
1	O	281/640 (44%)	270 (96%)	11 (4%)	0	100	100
1	P	410/640 (64%)	386 (94%)	24 (6%)	0	100	100
1	Q	410/640 (64%)	392 (96%)	18 (4%)	0	100	100
1	R	138/640 (22%)	131 (95%)	7 (5%)	0	100	100

Continued on next page...

Continued from previous page...

Mol	Chain	Analysed	Favoured	Allowed	Outliers	Percentiles	
All	All	5439/11520 (47%)	5152 (95%)	287 (5%)	0	100	100

There are no Ramachandran outliers to report.

### 5.3.2 Protein sidechains [i](#)

In the following table, the Percentiles column shows the percent sidechain outliers of the chain as a percentile score with respect to all PDB entries followed by that with respect to all EM entries.

The Analysed column shows the number of residues for which the sidechain conformation was analysed, and the total number of residues.

Mol	Chain	Analysed	Rotameric	Outliers	Percentiles	
1	A	356/544 (65%)	356 (100%)	0	100	100
1	B	219/544 (40%)	219 (100%)	0	100	100
1	C	356/544 (65%)	356 (100%)	0	100	100
1	D	234/544 (43%)	234 (100%)	0	100	100
1	E	356/544 (65%)	356 (100%)	0	100	100
1	F	122/544 (22%)	122 (100%)	0	100	100
1	G	356/544 (65%)	356 (100%)	0	100	100
1	H	234/544 (43%)	234 (100%)	0	100	100
1	I	219/544 (40%)	219 (100%)	0	100	100
1	J	356/544 (65%)	356 (100%)	0	100	100
1	K	356/544 (65%)	356 (100%)	0	100	100
1	L	115/544 (21%)	115 (100%)	0	100	100
1	M	137/544 (25%)	137 (100%)	0	100	100
1	N	241/544 (44%)	241 (100%)	0	100	100
1	O	241/544 (44%)	241 (100%)	0	100	100
1	P	356/544 (65%)	356 (100%)	0	100	100
1	Q	356/544 (65%)	356 (100%)	0	100	100
1	R	122/544 (22%)	122 (100%)	0	100	100
All	All	4732/9792 (48%)	4732 (100%)	0	100	100

There are no protein residues with a non-rotameric sidechain to report.

Sometimes sidechains can be flipped to improve hydrogen bonding and reduce clashes. All (45) such sidechains are listed below:

Mol	Chain	Res	Type
1	C	283	HIS
1	C	314	HIS
1	C	322	ASN
1	C	370	ASN
1	C	505	ASN
1	A	314	HIS
1	A	422	ASN
1	A	529	HIS
1	D	224	ASN
1	D	283	HIS
1	E	551	GLN
1	J	235	HIS
1	J	250	HIS
1	J	314	HIS
1	J	370	ASN
1	J	536	GLN
1	J	551	GLN
1	G	314	HIS
1	G	551	GLN
1	B	314	HIS
1	N	224	ASN
1	N	283	HIS
1	N	348	GLN
1	P	224	ASN
1	P	263	GLN
1	P	370	ASN
1	P	464	GLN
1	P	536	GLN
1	P	551	GLN
1	K	177	HIS
1	K	224	ASN
1	K	235	HIS
1	K	322	ASN
1	K	370	ASN
1	K	575	ASN
1	H	348	GLN
1	H	529	HIS
1	I	224	ASN
1	O	314	HIS
1	Q	314	HIS
1	Q	322	ASN

*Continued on next page...*



Continued from previous page...

Mol	Chain	Res	Type
1	R	545	GLN
1	L	536	GLN
1	L	551	GLN
1	M	551	GLN

### 5.3.3 RNA [i](#)

There are no RNA molecules in this entry.

### 5.4 Non-standard residues in protein, DNA, RNA chains [i](#)

There are no non-standard protein/DNA/RNA residues in this entry.

### 5.5 Carbohydrates [i](#)

108 monosaccharides are modelled in this entry.

In the following table, the Counts columns list the number of bonds (or angles) for which Mogul statistics could be retrieved, the number of bonds (or angles) that are observed in the model and the number of bonds (or angles) that are defined in the Chemical Component Dictionary. The Link column lists molecule types, if any, to which the group is linked. The Z score for a bond length (or angle) is the number of standard deviations the observed value is removed from the expected value. A bond length (or angle) with  $|Z| > 2$  is considered an outlier worth inspection. RMSZ is the root-mean-square of all Z scores of the bond lengths (or angles).

Mol	Type	Chain	Res	Link	Bond lengths			Bond angles		
					Counts	RMSZ	$\# Z  > 2$	Counts	RMSZ	$\# Z  > 2$
2	NAG	0	1	2,1	14,14,15	0.69	0	17,19,21	1.79	3 (17%)
2	NAG	0	2	2	14,14,15	0.73	0	17,19,21	1.29	2 (11%)
3	NAG	1	1	1,3	14,14,15	0.80	0	17,19,21	1.27	2 (11%)
3	NAG	1	2	3	14,14,15	0.74	0	17,19,21	1.11	1 (5%)
3	BMA	1	3	3	11,11,12	0.87	0	15,15,17	2.03	4 (26%)
3	MAN	1	4	3	11,11,12	0.73	0	15,15,17	1.32	1 (6%)
2	NAG	2	1	2,1	14,14,15	0.71	0	17,19,21	1.46	2 (11%)
2	NAG	2	2	2	14,14,15	0.72	0	17,19,21	1.00	1 (5%)
2	NAG	3	1	2,1	14,14,15	0.69	0	17,19,21	1.69	2 (11%)
2	NAG	3	2	2	14,14,15	0.74	0	17,19,21	1.24	2 (11%)
2	NAG	4	1	2,1	14,14,15	0.70	0	17,19,21	1.63	2 (11%)
2	NAG	4	2	2	14,14,15	0.77	0	17,19,21	1.21	2 (11%)

Mol	Type	Chain	Res	Link	Bond lengths			Bond angles		
					Counts	RMSZ	# Z  > 2	Counts	RMSZ	# Z  > 2
2	NAG	5	1	2,1	14,14,15	0.68	0	17,19,21	2.17	4 (23%)
2	NAG	5	2	2	14,14,15	0.77	0	17,19,21	1.27	1 (5%)
2	NAG	S	1	2,1	14,14,15	0.69	0	17,19,21	2.02	2 (11%)
2	NAG	S	2	2	14,14,15	0.77	0	17,19,21	1.24	2 (11%)
3	NAG	T	1	1,3	14,14,15	0.80	0	17,19,21	0.98	0
3	NAG	T	2	3	14,14,15	0.82	0	17,19,21	1.27	1 (5%)
3	BMA	T	3	3	11,11,12	0.77	0	15,15,17	2.30	5 (33%)
3	MAN	T	4	3	11,11,12	0.76	0	15,15,17	1.11	0
2	NAG	U	1	2,1	14,14,15	0.80	0	17,19,21	1.09	2 (11%)
2	NAG	U	2	2	14,14,15	0.74	0	17,19,21	0.93	0
2	NAG	V	1	2,1	14,14,15	0.71	0	17,19,21	2.55	4 (23%)
2	NAG	V	2	2	14,14,15	0.74	0	17,19,21	1.21	1 (5%)
3	NAG	W	1	1,3	14,14,15	0.80	0	17,19,21	1.06	2 (11%)
3	NAG	W	2	3	14,14,15	0.85	1 (7%)	17,19,21	1.31	1 (5%)
3	BMA	W	3	3	11,11,12	0.80	0	15,15,17	2.09	5 (33%)
3	MAN	W	4	3	11,11,12	0.78	0	15,15,17	1.07	1 (6%)
2	NAG	X	1	2,1	14,14,15	0.73	0	17,19,21	1.64	2 (11%)
2	NAG	X	2	2	14,14,15	0.71	0	17,19,21	1.01	1 (5%)
3	NAG	Y	1	1,3	14,14,15	0.72	0	17,19,21	0.83	0
3	NAG	Y	2	3	14,14,15	0.72	0	17,19,21	1.32	3 (17%)
3	BMA	Y	3	3	11,11,12	0.85	0	15,15,17	2.07	5 (33%)
3	MAN	Y	4	3	11,11,12	0.74	0	15,15,17	1.16	1 (6%)
2	NAG	Z	1	2,1	14,14,15	0.74	0	17,19,21	1.76	3 (17%)
2	NAG	Z	2	2	14,14,15	0.74	0	17,19,21	1.09	1 (5%)
2	NAG	a	1	2,1	14,14,15	0.70	0	17,19,21	1.50	3 (17%)
2	NAG	a	2	2	14,14,15	0.70	0	17,19,21	1.29	2 (11%)
3	NAG	b	1	1,3	14,14,15	0.90	1 (7%)	17,19,21	1.19	2 (11%)
3	NAG	b	2	3	14,14,15	0.76	0	17,19,21	1.38	4 (23%)
3	BMA	b	3	3	11,11,12	0.86	0	15,15,17	2.07	6 (40%)
3	MAN	b	4	3	11,11,12	0.76	0	15,15,17	1.17	1 (6%)
2	NAG	c	1	2,1	14,14,15	0.74	0	17,19,21	1.66	3 (17%)
2	NAG	c	2	2	14,14,15	0.72	0	17,19,21	1.09	1 (5%)
2	NAG	d	1	2,1	14,14,15	0.70	0	17,19,21	1.65	2 (11%)
2	NAG	d	2	2	14,14,15	0.76	0	17,19,21	1.24	2 (11%)
3	NAG	e	1	1,3	14,14,15	0.79	0	17,19,21	0.93	1 (5%)

Mol	Type	Chain	Res	Link	Bond lengths			Bond angles		
					Counts	RMSZ	# Z  > 2	Counts	RMSZ	# Z  > 2
3	NAG	e	2	3	14,14,15	0.81	0	17,19,21	1.11	2 (11%)
3	BMA	e	3	3	11,11,12	0.87	0	15,15,17	2.03	2 (13%)
3	MAN	e	4	3	11,11,12	0.71	0	15,15,17	1.43	1 (6%)
2	NAG	f	1	2,1	14,14,15	0.74	0	17,19,21	1.95	4 (23%)
2	NAG	f	2	2	14,14,15	0.76	0	17,19,21	1.06	1 (5%)
2	NAG	g	1	2,1	14,14,15	0.72	0	17,19,21	1.45	2 (11%)
2	NAG	g	2	2	14,14,15	0.74	0	17,19,21	1.27	2 (11%)
3	NAG	h	1	1,3	14,14,15	0.77	0	17,19,21	0.85	0
3	NAG	h	2	3	14,14,15	0.76	0	17,19,21	1.07	1 (5%)
3	BMA	h	3	3	11,11,12	0.82	0	15,15,17	2.08	4 (26%)
3	MAN	h	4	3	11,11,12	0.75	0	15,15,17	1.18	1 (6%)
2	NAG	i	1	2,1	14,14,15	0.71	0	17,19,21	1.76	2 (11%)
2	NAG	i	2	2	14,14,15	0.73	0	17,19,21	1.02	1 (5%)
3	NAG	j	1	1,3	14,14,15	0.73	0	17,19,21	0.87	0
3	NAG	j	2	3	14,14,15	0.71	0	17,19,21	1.20	2 (11%)
3	BMA	j	3	3	11,11,12	0.87	0	15,15,17	2.09	3 (20%)
3	MAN	j	4	3	11,11,12	0.73	0	15,15,17	1.15	1 (6%)
2	NAG	k	1	2,1	14,14,15	0.68	0	17,19,21	1.93	2 (11%)
2	NAG	k	2	2	14,14,15	0.76	0	17,19,21	1.08	1 (5%)
3	NAG	l	1	1,3	14,14,15	0.77	0	17,19,21	0.85	0
3	NAG	l	2	3	14,14,15	0.72	0	17,19,21	1.29	2 (11%)
3	BMA	l	3	3	11,11,12	0.80	0	15,15,17	1.99	4 (26%)
3	MAN	l	4	3	11,11,12	0.76	0	15,15,17	1.09	1 (6%)
2	NAG	m	1	2,1	14,14,15	0.88	1 (7%)	17,19,21	1.60	3 (17%)
2	NAG	m	2	2	14,14,15	0.74	0	17,19,21	1.02	1 (5%)
2	NAG	n	1	2,1	14,14,15	0.71	0	17,19,21	1.54	2 (11%)
2	NAG	n	2	2	14,14,15	0.78	0	17,19,21	1.18	1 (5%)
3	NAG	o	1	1,3	14,14,15	0.76	0	17,19,21	0.91	1 (5%)
3	NAG	o	2	3	14,14,15	0.74	0	17,19,21	1.04	1 (5%)
3	BMA	o	3	3	11,11,12	0.84	0	15,15,17	1.92	2 (13%)
3	MAN	o	4	3	11,11,12	0.74	0	15,15,17	1.23	1 (6%)
2	NAG	p	1	2,1	14,14,15	0.83	0	17,19,21	1.45	4 (23%)
2	NAG	p	2	2	14,14,15	0.78	0	17,19,21	1.07	2 (11%)
2	NAG	q	1	2,1	14,14,15	0.68	0	17,19,21	1.89	3 (17%)
2	NAG	q	2	2	14,14,15	0.76	0	17,19,21	1.24	1 (5%)

Mol	Type	Chain	Res	Link	Bond lengths			Bond angles		
					Counts	RMSZ	# Z  > 2	Counts	RMSZ	# Z  > 2
2	NAG	r	1	2,1	14,14,15	0.71	0	17,19,21	1.59	2 (11%)
2	NAG	r	2	2	14,14,15	0.75	0	17,19,21	1.29	2 (11%)
3	NAG	s	1	1,3	14,14,15	0.71	0	17,19,21	0.89	0
3	NAG	s	2	3	14,14,15	0.73	0	17,19,21	1.04	1 (5%)
3	BMA	s	3	3	11,11,12	0.81	0	15,15,17	2.12	5 (33%)
3	MAN	s	4	3	11,11,12	0.75	0	15,15,17	1.09	1 (6%)
2	NAG	t	1	2,1	14,14,15	0.75	0	17,19,21	1.89	2 (11%)
2	NAG	t	2	2	14,14,15	0.75	0	17,19,21	1.04	1 (5%)
2	NAG	u	1	2,1	14,14,15	0.67	0	17,19,21	1.63	2 (11%)
2	NAG	u	2	2	14,14,15	0.74	0	17,19,21	1.29	2 (11%)
3	NAG	v	1	1,3	14,14,15	0.70	0	17,19,21	1.07	1 (5%)
3	NAG	v	2	3	14,14,15	0.68	0	17,19,21	1.20	1 (5%)
3	BMA	v	3	3	11,11,12	0.83	0	15,15,17	2.06	5 (33%)
3	MAN	v	4	3	11,11,12	0.77	0	15,15,17	1.22	1 (6%)
3	NAG	w	1	1,3	14,14,15	0.70	0	17,19,21	0.87	0
3	NAG	w	2	3	14,14,15	0.69	0	17,19,21	1.14	1 (5%)
3	BMA	w	3	3	11,11,12	0.83	0	15,15,17	2.04	3 (20%)
3	MAN	w	4	3	11,11,12	0.76	0	15,15,17	1.06	1 (6%)
2	NAG	x	1	2,1	14,14,15	0.71	0	17,19,21	1.63	2 (11%)
2	NAG	x	2	2	14,14,15	0.73	0	17,19,21	1.02	1 (5%)
3	NAG	y	1	1,3	14,14,15	0.71	0	17,19,21	0.83	0
3	NAG	y	2	3	14,14,15	0.74	0	17,19,21	1.21	1 (5%)
3	BMA	y	3	3	11,11,12	0.84	0	15,15,17	2.18	4 (26%)
3	MAN	y	4	3	11,11,12	0.75	0	15,15,17	1.12	1 (6%)
2	NAG	z	1	2,1	14,14,15	0.67	0	17,19,21	1.87	2 (11%)
2	NAG	z	2	2	14,14,15	0.76	0	17,19,21	1.40	2 (11%)

In the following table, the Chirals column lists the number of chiral outliers, the number of chiral centers analysed, the number of these observed in the model and the number defined in the Chemical Component Dictionary. Similar counts are reported in the Torsion and Rings columns. '-' means no outliers of that kind were identified.

Mol	Type	Chain	Res	Link	Chirals	Torsions	Rings
2	NAG	0	1	2,1	-	0/6/23/26	0/1/1/1
2	NAG	0	2	2	-	3/6/23/26	0/1/1/1
3	NAG	1	1	1,3	-	2/6/23/26	0/1/1/1
3	NAG	1	2	3	-	2/6/23/26	0/1/1/1

Continued on next page...

*Continued from previous page...*

Mol	Type	Chain	Res	Link	Chirals	Torsions	Rings
3	BMA	1	3	3	-	1/2/19/22	0/1/1/1
3	MAN	1	4	3	-	2/2/19/22	0/1/1/1
2	NAG	2	1	2,1	-	0/6/23/26	0/1/1/1
2	NAG	2	2	2	-	0/6/23/26	0/1/1/1
2	NAG	3	1	2,1	-	0/6/23/26	0/1/1/1
2	NAG	3	2	2	-	2/6/23/26	0/1/1/1
2	NAG	4	1	2,1	-	0/6/23/26	0/1/1/1
2	NAG	4	2	2	-	3/6/23/26	0/1/1/1
2	NAG	5	1	2,1	-	0/6/23/26	0/1/1/1
2	NAG	5	2	2	-	3/6/23/26	0/1/1/1
2	NAG	S	1	2,1	-	0/6/23/26	0/1/1/1
2	NAG	S	2	2	-	2/6/23/26	0/1/1/1
3	NAG	T	1	1,3	-	2/6/23/26	0/1/1/1
3	NAG	T	2	3	-	2/6/23/26	0/1/1/1
3	BMA	T	3	3	-	0/2/19/22	0/1/1/1
3	MAN	T	4	3	-	2/2/19/22	0/1/1/1
2	NAG	U	1	2,1	-	0/6/23/26	0/1/1/1
2	NAG	U	2	2	-	0/6/23/26	0/1/1/1
2	NAG	V	1	2,1	-	0/6/23/26	0/1/1/1
2	NAG	V	2	2	-	3/6/23/26	0/1/1/1
3	NAG	W	1	1,3	-	4/6/23/26	0/1/1/1
3	NAG	W	2	3	-	4/6/23/26	0/1/1/1
3	BMA	W	3	3	-	0/2/19/22	0/1/1/1
3	MAN	W	4	3	-	1/2/19/22	0/1/1/1
2	NAG	X	1	2,1	-	0/6/23/26	0/1/1/1
2	NAG	X	2	2	-	0/6/23/26	0/1/1/1
3	NAG	Y	1	1,3	-	2/6/23/26	0/1/1/1
3	NAG	Y	2	3	-	2/6/23/26	0/1/1/1
3	BMA	Y	3	3	-	1/2/19/22	0/1/1/1
3	MAN	Y	4	3	-	2/2/19/22	0/1/1/1
2	NAG	Z	1	2,1	-	0/6/23/26	0/1/1/1
2	NAG	Z	2	2	-	0/6/23/26	0/1/1/1
2	NAG	a	1	2,1	-	0/6/23/26	0/1/1/1
2	NAG	a	2	2	-	2/6/23/26	0/1/1/1
3	NAG	b	1	1,3	-	2/6/23/26	0/1/1/1
3	NAG	b	2	3	-	4/6/23/26	0/1/1/1
3	BMA	b	3	3	-	1/2/19/22	0/1/1/1
3	MAN	b	4	3	-	2/2/19/22	0/1/1/1

*Continued on next page...*

*Continued from previous page...*

Mol	Type	Chain	Res	Link	Chirals	Torsions	Rings
2	NAG	c	1	2,1	-	0/6/23/26	0/1/1/1
2	NAG	c	2	2	-	0/6/23/26	0/1/1/1
2	NAG	d	1	2,1	-	0/6/23/26	0/1/1/1
2	NAG	d	2	2	-	2/6/23/26	0/1/1/1
3	NAG	e	1	1,3	-	4/6/23/26	0/1/1/1
3	NAG	e	2	3	-	2/6/23/26	0/1/1/1
3	BMA	e	3	3	-	1/2/19/22	0/1/1/1
3	MAN	e	4	3	-	2/2/19/22	0/1/1/1
2	NAG	f	1	2,1	-	0/6/23/26	0/1/1/1
2	NAG	f	2	2	-	0/6/23/26	0/1/1/1
2	NAG	g	1	2,1	-	0/6/23/26	0/1/1/1
2	NAG	g	2	2	-	2/6/23/26	0/1/1/1
3	NAG	h	1	1,3	-	2/6/23/26	0/1/1/1
3	NAG	h	2	3	-	2/6/23/26	0/1/1/1
3	BMA	h	3	3	-	1/2/19/22	0/1/1/1
3	MAN	h	4	3	-	2/2/19/22	0/1/1/1
2	NAG	i	1	2,1	-	0/6/23/26	0/1/1/1
2	NAG	i	2	2	-	0/6/23/26	0/1/1/1
3	NAG	j	1	1,3	-	2/6/23/26	0/1/1/1
3	NAG	j	2	3	-	2/6/23/26	0/1/1/1
3	BMA	j	3	3	-	1/2/19/22	0/1/1/1
3	MAN	j	4	3	-	2/2/19/22	0/1/1/1
2	NAG	k	1	2,1	-	0/6/23/26	0/1/1/1
2	NAG	k	2	2	-	0/6/23/26	0/1/1/1
3	NAG	l	1	1,3	-	2/6/23/26	0/1/1/1
3	NAG	l	2	3	-	2/6/23/26	0/1/1/1
3	BMA	l	3	3	-	2/2/19/22	0/1/1/1
3	MAN	l	4	3	-	2/2/19/22	0/1/1/1
2	NAG	m	1	2,1	-	0/6/23/26	0/1/1/1
2	NAG	m	2	2	-	0/6/23/26	0/1/1/1
2	NAG	n	1	2,1	-	0/6/23/26	0/1/1/1
2	NAG	n	2	2	-	2/6/23/26	0/1/1/1
3	NAG	o	1	1,3	-	4/6/23/26	0/1/1/1
3	NAG	o	2	3	-	2/6/23/26	0/1/1/1
3	BMA	o	3	3	-	2/2/19/22	0/1/1/1
3	MAN	o	4	3	-	2/2/19/22	0/1/1/1
2	NAG	p	1	2,1	-	0/6/23/26	0/1/1/1
2	NAG	p	2	2	-	0/6/23/26	0/1/1/1

*Continued on next page...*

Continued from previous page...

Mol	Type	Chain	Res	Link	Chirals	Torsions	Rings
2	NAG	q	1	2,1	-	0/6/23/26	0/1/1/1
2	NAG	q	2	2	-	2/6/23/26	0/1/1/1
2	NAG	r	1	2,1	-	0/6/23/26	0/1/1/1
2	NAG	r	2	2	-	2/6/23/26	0/1/1/1
3	NAG	s	1	1,3	-	2/6/23/26	0/1/1/1
3	NAG	s	2	3	-	2/6/23/26	0/1/1/1
3	BMA	s	3	3	-	0/2/19/22	0/1/1/1
3	MAN	s	4	3	-	2/2/19/22	0/1/1/1
2	NAG	t	1	2,1	-	0/6/23/26	0/1/1/1
2	NAG	t	2	2	-	0/6/23/26	0/1/1/1
2	NAG	u	1	2,1	-	0/6/23/26	0/1/1/1
2	NAG	u	2	2	-	2/6/23/26	0/1/1/1
3	NAG	v	1	1,3	-	2/6/23/26	0/1/1/1
3	NAG	v	2	3	-	2/6/23/26	0/1/1/1
3	BMA	v	3	3	-	1/2/19/22	0/1/1/1
3	MAN	v	4	3	-	2/2/19/22	0/1/1/1
3	NAG	w	1	1,3	-	2/6/23/26	0/1/1/1
3	NAG	w	2	3	-	2/6/23/26	0/1/1/1
3	BMA	w	3	3	-	1/2/19/22	0/1/1/1
3	MAN	w	4	3	-	2/2/19/22	0/1/1/1
2	NAG	x	1	2,1	-	0/6/23/26	0/1/1/1
2	NAG	x	2	2	-	0/6/23/26	0/1/1/1
3	NAG	y	1	1,3	-	2/6/23/26	0/1/1/1
3	NAG	y	2	3	-	2/6/23/26	0/1/1/1
3	BMA	y	3	3	-	1/2/19/22	0/1/1/1
3	MAN	y	4	3	-	1/2/19/22	0/1/1/1
2	NAG	z	1	2,1	-	0/6/23/26	0/1/1/1
2	NAG	z	2	2	-	0/6/23/26	0/1/1/1

All (3) bond length outliers are listed below:

Mol	Chain	Res	Type	Atoms	Z	Observed(Å)	Ideal(Å)
2	m	1	NAG	C1-C2	2.30	1.55	1.52
3	b	1	NAG	O5-C1	-2.07	1.40	1.43
3	W	2	NAG	O5-C1	-2.06	1.40	1.43

All (203) bond angle outliers are listed below:

Mol	Chain	Res	Type	Atoms	Z	Observed(°)	Ideal(°)
2	V	1	NAG	C1-O5-C5	8.35	123.38	112.19
2	5	1	NAG	C1-O5-C5	6.93	121.48	112.19
2	S	1	NAG	C1-O5-C5	6.60	121.04	112.19
3	T	3	BMA	C1-O5-C5	6.40	120.76	112.19
3	y	3	BMA	C1-O5-C5	6.38	120.73	112.19
2	q	1	NAG	C1-O5-C5	6.21	120.51	112.19
2	z	1	NAG	C1-O5-C5	6.19	120.48	112.19
2	t	1	NAG	C1-O5-C5	6.19	120.48	112.19
3	j	3	BMA	C1-O5-C5	6.06	120.31	112.19
3	e	3	BMA	C1-O5-C5	6.04	120.28	112.19
2	k	1	NAG	C1-O5-C5	6.04	120.28	112.19
3	w	3	BMA	C1-O5-C5	5.98	120.19	112.19
2	f	1	NAG	C1-O5-C5	5.95	120.17	112.19
3	s	3	BMA	C1-O5-C5	5.94	120.15	112.19
3	Y	3	BMA	C1-O5-C5	5.87	120.05	112.19
3	W	3	BMA	C1-O5-C5	5.76	119.91	112.19
3	v	3	BMA	C1-O5-C5	5.76	119.90	112.19
3	l	3	BMA	C1-O5-C5	5.75	119.89	112.19
3	o	3	BMA	C1-O5-C5	5.73	119.87	112.19
3	b	3	BMA	C1-O5-C5	5.67	119.79	112.19
3	h	3	BMA	C1-O5-C5	5.63	119.73	112.19
3	1	3	BMA	C1-O5-C5	5.56	119.63	112.19
2	0	1	NAG	C1-O5-C5	5.39	119.41	112.19
2	i	1	NAG	C1-O5-C5	5.39	119.40	112.19
2	d	1	NAG	C1-O5-C5	5.38	119.40	112.19
2	4	1	NAG	C1-O5-C5	5.20	119.15	112.19
2	X	1	NAG	C1-O5-C5	5.10	119.02	112.19
2	Z	1	NAG	C1-O5-C5	5.05	118.96	112.19
2	3	1	NAG	C1-O5-C5	4.98	118.86	112.19
2	x	1	NAG	C1-O5-C5	4.95	118.82	112.19
2	u	1	NAG	C1-O5-C5	4.76	118.56	112.19
2	n	1	NAG	C1-O5-C5	4.72	118.51	112.19
2	r	1	NAG	C1-O5-C5	4.67	118.44	112.19
2	a	1	NAG	C1-O5-C5	4.64	118.40	112.19
2	c	1	NAG	C1-O5-C5	4.59	118.33	112.19
3	e	4	MAN	C1-O5-C5	4.58	118.33	112.19
2	m	1	NAG	C1-O5-C5	4.36	118.04	112.19
2	g	1	NAG	C1-O5-C5	4.34	118.01	112.19
2	2	1	NAG	C1-O5-C5	4.04	117.60	112.19
2	z	2	NAG	C1-O5-C5	3.94	117.47	112.19
3	1	4	MAN	C1-O5-C5	3.90	117.41	112.19
3	T	2	NAG	O5-C1-C2	-3.89	105.27	111.29
3	W	2	NAG	O5-C1-C2	-3.76	105.47	111.29

*Continued on next page...*



*Continued from previous page...*

Mol	Chain	Res	Type	Atoms	Z	Observed(°)	Ideal(°)
3	v	2	NAG	O5-C1-C2	-3.74	105.51	111.29
3	y	2	NAG	O5-C1-C2	-3.58	105.75	111.29
2	V	1	NAG	C4-C3-C2	-3.48	105.92	111.02
3	o	4	MAN	C1-O5-C5	3.40	116.75	112.19
2	r	2	NAG	C2-N2-C7	3.36	127.41	122.90
2	V	1	NAG	O4-C4-C5	3.33	117.53	109.32
2	k	1	NAG	O4-C4-C5	3.31	117.48	109.32
3	j	4	MAN	C1-O5-C5	3.26	116.56	112.19
3	b	4	MAN	C1-O5-C5	3.26	116.55	112.19
2	z	1	NAG	O4-C4-C5	3.23	117.29	109.32
3	w	2	NAG	O5-C1-C2	-3.23	106.29	111.29
2	3	1	NAG	O4-C4-C5	3.23	117.27	109.32
2	5	2	NAG	C2-N2-C7	3.21	127.21	122.90
2	0	1	NAG	O4-C4-C5	3.19	117.19	109.32
3	j	2	NAG	O5-C1-C2	-3.19	106.36	111.29
3	Y	4	MAN	C1-O5-C5	3.16	116.42	112.19
2	f	2	NAG	C1-O5-C5	3.15	116.41	112.19
2	k	2	NAG	C1-O5-C5	3.11	116.35	112.19
3	v	4	MAN	C1-O5-C5	3.09	116.33	112.19
3	l	1	NAG	C2-N2-C7	3.08	127.03	122.90
3	h	2	NAG	O5-C1-C2	-3.08	106.53	111.29
2	q	2	NAG	C2-N2-C7	3.06	127.01	122.90
2	f	1	NAG	O4-C4-C5	3.06	116.85	109.32
2	a	2	NAG	C2-N2-C7	3.06	127.00	122.90
3	l	2	NAG	C4-C3-C2	-3.05	106.54	111.02
2	S	1	NAG	O4-C4-C5	3.05	116.85	109.32
2	t	1	NAG	O4-C4-C5	3.04	116.81	109.32
3	s	2	NAG	O5-C1-C2	-3.02	106.62	111.29
2	u	1	NAG	O4-C4-C5	3.01	116.74	109.32
3	e	2	NAG	O5-C1-C2	-3.01	106.63	111.29
2	Z	1	NAG	O4-C4-C5	3.01	116.73	109.32
2	3	2	NAG	C2-N2-C7	3.00	126.92	122.90
2	u	2	NAG	C2-N2-C7	3.00	126.92	122.90
2	V	2	NAG	C2-N2-C7	2.99	126.91	122.90
3	l	2	NAG	O5-C1-C2	-2.98	106.68	111.29
3	Y	2	NAG	O5-C1-C2	-2.97	106.70	111.29
2	i	1	NAG	O4-C4-C5	2.97	116.63	109.32
3	h	4	MAN	C1-O5-C5	2.96	116.16	112.19
2	S	2	NAG	C2-N2-C7	2.96	126.87	122.90
2	d	2	NAG	C2-N2-C7	2.93	126.83	122.90
2	0	2	NAG	C2-N2-C7	2.92	126.81	122.90
2	i	2	NAG	C1-O5-C5	2.91	116.08	112.19

*Continued on next page...*

*Continued from previous page...*

Mol	Chain	Res	Type	Atoms	Z	Observed(°)	Ideal(°)
2	5	1	NAG	O5-C1-C2	2.89	115.77	111.29
2	r	1	NAG	O4-C4-C5	2.89	116.44	109.32
2	4	2	NAG	C2-N2-C7	2.89	126.77	122.90
3	s	4	MAN	C1-O5-C5	2.89	116.06	112.19
2	0	2	NAG	C1-O5-C5	2.88	116.05	112.19
2	g	2	NAG	C2-N2-C7	2.86	126.74	122.90
2	c	2	NAG	C1-O5-C5	2.85	116.00	112.19
2	a	2	NAG	C1-O5-C5	2.85	116.00	112.19
2	t	2	NAG	C1-O5-C5	2.84	116.00	112.19
2	x	1	NAG	O4-C4-C5	2.83	116.29	109.32
2	x	2	NAG	C1-O5-C5	2.81	115.96	112.19
2	Z	2	NAG	C1-O5-C5	2.80	115.94	112.19
2	5	1	NAG	O4-C4-C5	2.80	116.23	109.32
2	p	1	NAG	C4-C3-C2	2.79	115.11	111.02
2	n	2	NAG	C2-N2-C7	2.78	126.62	122.90
2	c	1	NAG	O4-C4-C5	2.78	116.17	109.32
2	X	1	NAG	O4-C4-C5	2.77	116.14	109.32
3	b	1	NAG	O5-C1-C2	-2.77	107.01	111.29
3	l	3	BMA	C3-C4-C5	2.76	115.23	110.23
2	m	2	NAG	C1-O5-C5	2.74	115.85	112.19
2	2	1	NAG	O4-C4-C5	2.73	116.05	109.32
2	m	1	NAG	O4-C4-C5	2.72	116.03	109.32
3	T	3	BMA	C3-C4-C5	2.72	115.16	110.23
3	l	2	NAG	O5-C1-C2	-2.70	107.11	111.29
3	b	3	BMA	C1-C2-C3	-2.69	105.73	109.64
3	b	2	NAG	O5-C1-C2	-2.68	107.14	111.29
2	u	2	NAG	C1-O5-C5	2.68	115.78	112.19
3	o	2	NAG	O5-C1-C2	-2.66	107.18	111.29
2	p	1	NAG	O5-C1-C2	-2.65	107.19	111.29
2	2	2	NAG	C1-O5-C5	2.63	115.71	112.19
3	W	3	BMA	C3-C4-C5	2.63	115.00	110.23
3	y	4	MAN	C1-O5-C5	2.63	115.70	112.19
3	s	3	BMA	C3-C4-C5	2.62	114.98	110.23
3	l	4	MAN	C1-O5-C5	2.62	115.69	112.19
2	4	1	NAG	O4-C4-C5	2.61	115.74	109.32
3	j	3	BMA	C3-C4-C5	2.60	114.95	110.23
2	q	1	NAG	O4-C4-C5	2.60	115.72	109.32
3	h	3	BMA	C1-C2-C3	-2.58	105.89	109.64
2	g	2	NAG	C1-O5-C5	2.57	115.62	112.19
3	T	3	BMA	C2-C3-C4	2.55	115.35	110.86
3	h	3	BMA	C3-C4-C5	2.52	114.80	110.23
3	w	4	MAN	C1-O5-C5	2.51	115.56	112.19

*Continued on next page...*

*Continued from previous page...*

Mol	Chain	Res	Type	Atoms	Z	Observed(°)	Ideal(°)
3	y	3	BMA	C3-C4-C5	2.51	114.78	110.23
2	5	1	NAG	C4-C3-C2	-2.51	107.34	111.02
2	3	2	NAG	C1-O5-C5	2.50	115.54	112.19
2	a	1	NAG	O4-C4-C5	2.50	115.47	109.32
2	f	1	NAG	C4-C3-C2	-2.44	107.44	111.02
3	e	3	BMA	C3-C4-C5	2.44	114.66	110.23
3	Y	3	BMA	C3-C4-C5	2.42	114.63	110.23
3	v	3	BMA	C3-C4-C5	2.41	114.60	110.23
3	W	1	NAG	C4-C3-C2	-2.41	107.49	111.02
2	p	1	NAG	C1-O5-C5	-2.38	108.99	112.19
3	b	2	NAG	C4-C3-C2	-2.38	107.53	111.02
3	W	4	MAN	C1-O5-C5	2.38	115.38	112.19
2	p	1	NAG	O4-C4-C3	-2.37	104.79	110.38
2	X	2	NAG	C1-O5-C5	2.37	115.36	112.19
2	Z	1	NAG	C2-N2-C7	2.35	126.05	122.90
2	n	1	NAG	O4-C4-C5	2.34	115.10	109.32
3	b	2	NAG	O3-C3-C2	-2.33	104.56	109.40
2	g	1	NAG	O4-C4-C5	2.33	115.06	109.32
3	T	3	BMA	C1-C2-C3	-2.33	106.26	109.64
3	T	3	BMA	O4-C4-C3	-2.32	104.91	110.38
3	w	3	BMA	C3-C4-C5	2.30	114.41	110.23
2	U	1	NAG	O5-C1-C2	-2.30	107.73	111.29
3	Y	2	NAG	O3-C3-C2	-2.29	104.65	109.40
3	b	2	NAG	O3-C3-C4	2.29	115.77	110.38
3	b	3	BMA	C3-C4-C5	2.29	114.38	110.23
2	f	1	NAG	C3-C4-C5	-2.27	106.12	110.23
3	W	3	BMA	C2-C3-C4	2.27	114.85	110.86
3	W	1	NAG	O5-C1-C2	-2.24	107.83	111.29
2	m	1	NAG	C2-N2-C7	2.24	125.90	122.90
2	c	1	NAG	C2-N2-C7	2.23	125.89	122.90
3	y	3	BMA	C2-C3-C4	2.22	114.77	110.86
3	W	3	BMA	O4-C4-C3	-2.22	105.14	110.38
3	Y	2	NAG	C2-N2-C7	2.22	125.88	122.90
2	d	2	NAG	C1-O5-C5	2.22	115.16	112.19
2	r	2	NAG	C1-O5-C5	2.21	115.15	112.19
3	l	3	BMA	O4-C4-C3	-2.21	105.18	110.38
3	v	3	BMA	C2-C3-C4	2.20	114.73	110.86
2	p	2	NAG	C1-O5-C5	2.19	115.13	112.19
2	V	1	NAG	O5-C1-C2	2.18	114.66	111.29
2	S	2	NAG	C1-O5-C5	2.17	115.09	112.19
2	0	1	NAG	C4-C3-C2	-2.17	107.84	111.02
3	s	3	BMA	C1-C2-C3	-2.16	106.49	109.64

*Continued on next page...*

Continued from previous page...

Mol	Chain	Res	Type	Atoms	Z	Observed(°)	Ideal(°)
3	v	3	BMA	O2-C2-C3	2.15	114.61	110.15
3	h	3	BMA	O4-C4-C3	-2.15	105.31	110.38
2	d	1	NAG	O4-C4-C5	2.14	114.60	109.32
3	l	3	BMA	C3-C4-C5	2.13	114.10	110.23
3	l	3	BMA	C2-C3-C4	2.13	114.61	110.86
3	W	3	BMA	C1-C2-C3	-2.13	106.55	109.64
3	Y	3	BMA	C2-C3-C4	2.12	114.60	110.86
3	1	1	NAG	O5-C1-C2	-2.12	108.02	111.29
3	b	1	NAG	C2-N2-C7	2.11	125.73	122.90
3	s	3	BMA	C2-C3-C4	2.11	114.58	110.86
3	1	3	BMA	C1-C2-C3	-2.11	106.58	109.64
3	b	3	BMA	C2-C3-C4	2.10	114.56	110.86
3	o	1	NAG	C2-N2-C7	2.10	125.72	122.90
3	s	3	BMA	O4-C4-C3	-2.09	105.44	110.38
2	q	1	NAG	O5-C1-C2	2.09	114.53	111.29
3	y	3	BMA	O4-C4-C3	-2.09	105.46	110.38
2	p	2	NAG	C2-N2-C7	2.08	125.69	122.90
3	b	3	BMA	O2-C2-C3	2.08	114.46	110.15
3	e	2	NAG	C4-C3-C2	-2.08	107.97	111.02
3	e	1	NAG	O5-C1-C2	-2.08	108.08	111.29
2	4	2	NAG	C1-O5-C5	2.08	114.97	112.19
3	b	3	BMA	O4-C4-C3	-2.07	105.50	110.38
3	l	3	BMA	O3-C3-C2	-2.06	105.85	110.05
3	w	3	BMA	C2-C3-C4	2.05	114.47	110.86
3	o	3	BMA	C2-C3-C4	2.05	114.46	110.86
3	v	3	BMA	O4-C4-C3	-2.04	105.56	110.38
2	a	1	NAG	C4-C3-C2	-2.02	108.05	111.02
3	v	1	NAG	C1-O5-C5	2.02	114.90	112.19
3	j	3	BMA	O4-C4-C3	-2.02	105.62	110.38
2	z	2	NAG	C4-C3-C2	-2.02	108.06	111.02
3	Y	3	BMA	O4-C4-C3	-2.01	105.64	110.38
3	Y	3	BMA	O2-C2-C3	2.01	114.31	110.15
2	U	1	NAG	O4-C4-C5	2.01	114.27	109.32
3	j	2	NAG	O3-C3-C2	-2.01	105.24	109.40

There are no chirality outliers.

All (135) torsion outliers are listed below:

Mol	Chain	Res	Type	Atoms
3	l	3	BMA	O5-C5-C6-O6
3	l	4	MAN	O5-C5-C6-O6
3	l	3	BMA	C4-C5-C6-O6

Continued on next page...

*Continued from previous page...*

Mol	Chain	Res	Type	Atoms
3	v	4	MAN	O5-C5-C6-O6
3	h	4	MAN	O5-C5-C6-O6
3	Y	4	MAN	O5-C5-C6-O6
3	j	4	MAN	O5-C5-C6-O6
3	s	4	MAN	O5-C5-C6-O6
3	w	4	MAN	O5-C5-C6-O6
3	T	4	MAN	O5-C5-C6-O6
3	o	3	BMA	O5-C5-C6-O6
3	l	4	MAN	C4-C5-C6-O6
3	T	1	NAG	C8-C7-N2-C2
3	T	1	NAG	O7-C7-N2-C2
3	T	2	NAG	C8-C7-N2-C2
3	T	2	NAG	O7-C7-N2-C2
3	W	1	NAG	C8-C7-N2-C2
3	W	1	NAG	O7-C7-N2-C2
3	W	2	NAG	C8-C7-N2-C2
3	W	2	NAG	O7-C7-N2-C2
3	Y	1	NAG	C8-C7-N2-C2
3	Y	1	NAG	O7-C7-N2-C2
3	Y	2	NAG	C8-C7-N2-C2
3	Y	2	NAG	O7-C7-N2-C2
3	b	1	NAG	C8-C7-N2-C2
3	b	1	NAG	O7-C7-N2-C2
3	b	2	NAG	C8-C7-N2-C2
3	b	2	NAG	O7-C7-N2-C2
3	e	1	NAG	C8-C7-N2-C2
3	e	1	NAG	O7-C7-N2-C2
3	e	2	NAG	C8-C7-N2-C2
3	e	2	NAG	O7-C7-N2-C2
3	h	1	NAG	C8-C7-N2-C2
3	h	1	NAG	O7-C7-N2-C2
3	h	2	NAG	C8-C7-N2-C2
3	h	2	NAG	O7-C7-N2-C2
3	j	1	NAG	C8-C7-N2-C2
3	j	1	NAG	O7-C7-N2-C2
3	j	2	NAG	C8-C7-N2-C2
3	j	2	NAG	O7-C7-N2-C2
3	l	1	NAG	C8-C7-N2-C2
3	l	1	NAG	O7-C7-N2-C2
3	l	2	NAG	C8-C7-N2-C2
3	l	2	NAG	O7-C7-N2-C2
3	o	1	NAG	C8-C7-N2-C2

*Continued on next page...*

*Continued from previous page...*

Mol	Chain	Res	Type	Atoms
3	o	1	NAG	O7-C7-N2-C2
3	o	2	NAG	C8-C7-N2-C2
3	o	2	NAG	O7-C7-N2-C2
3	s	1	NAG	C8-C7-N2-C2
3	s	1	NAG	O7-C7-N2-C2
3	s	2	NAG	C8-C7-N2-C2
3	s	2	NAG	O7-C7-N2-C2
3	v	1	NAG	C8-C7-N2-C2
3	v	1	NAG	O7-C7-N2-C2
3	v	2	NAG	C8-C7-N2-C2
3	v	2	NAG	O7-C7-N2-C2
3	w	1	NAG	C8-C7-N2-C2
3	w	1	NAG	O7-C7-N2-C2
3	w	2	NAG	C8-C7-N2-C2
3	w	2	NAG	O7-C7-N2-C2
3	y	1	NAG	C8-C7-N2-C2
3	y	1	NAG	O7-C7-N2-C2
3	y	2	NAG	C8-C7-N2-C2
3	y	2	NAG	O7-C7-N2-C2
3	1	1	NAG	C8-C7-N2-C2
3	1	1	NAG	O7-C7-N2-C2
3	1	2	NAG	C8-C7-N2-C2
3	1	2	NAG	O7-C7-N2-C2
3	b	2	NAG	C4-C5-C6-O6
3	h	4	MAN	C4-C5-C6-O6
3	b	4	MAN	O5-C5-C6-O6
3	Y	3	BMA	O5-C5-C6-O6
3	v	4	MAN	C4-C5-C6-O6
3	e	4	MAN	O5-C5-C6-O6
3	o	4	MAN	O5-C5-C6-O6
3	1	4	MAN	O5-C5-C6-O6
3	j	4	MAN	C4-C5-C6-O6
3	h	3	BMA	O5-C5-C6-O6
3	w	4	MAN	C4-C5-C6-O6
3	e	3	BMA	O5-C5-C6-O6
3	b	3	BMA	O5-C5-C6-O6
3	b	2	NAG	O5-C5-C6-O6
3	T	4	MAN	C4-C5-C6-O6
3	Y	4	MAN	C4-C5-C6-O6
3	s	4	MAN	C4-C5-C6-O6
3	w	3	BMA	O5-C5-C6-O6
3	o	1	NAG	C4-C5-C6-O6

*Continued on next page...*

*Continued from previous page...*

Mol	Chain	Res	Type	Atoms
3	y	4	MAN	O5-C5-C6-O6
3	W	4	MAN	O5-C5-C6-O6
3	e	1	NAG	C4-C5-C6-O6
3	o	3	BMA	C4-C5-C6-O6
3	o	1	NAG	O5-C5-C6-O6
3	v	3	BMA	O5-C5-C6-O6
3	b	4	MAN	C4-C5-C6-O6
2	V	2	NAG	C1-C2-N2-C7
2	n	2	NAG	C1-C2-N2-C7
2	5	2	NAG	C1-C2-N2-C7
3	1	3	BMA	O5-C5-C6-O6
3	W	1	NAG	C4-C5-C6-O6
3	W	2	NAG	O5-C5-C6-O6
3	y	3	BMA	O5-C5-C6-O6
3	e	1	NAG	O5-C5-C6-O6
3	W	2	NAG	C4-C5-C6-O6
3	e	4	MAN	C4-C5-C6-O6
2	S	2	NAG	C3-C2-N2-C7
2	a	2	NAG	C3-C2-N2-C7
2	q	2	NAG	C3-C2-N2-C7
2	r	2	NAG	C3-C2-N2-C7
2	u	2	NAG	C3-C2-N2-C7
2	0	2	NAG	C3-C2-N2-C7
2	3	2	NAG	C3-C2-N2-C7
2	4	2	NAG	C3-C2-N2-C7
2	5	2	NAG	O5-C5-C6-O6
2	V	2	NAG	O5-C5-C6-O6
3	W	1	NAG	O5-C5-C6-O6
3	o	4	MAN	C4-C5-C6-O6
2	S	2	NAG	C1-C2-N2-C7
2	a	2	NAG	C1-C2-N2-C7
2	d	2	NAG	C1-C2-N2-C7
2	g	2	NAG	C1-C2-N2-C7
2	q	2	NAG	C1-C2-N2-C7
2	r	2	NAG	C1-C2-N2-C7
2	u	2	NAG	C1-C2-N2-C7
2	0	2	NAG	C1-C2-N2-C7
2	3	2	NAG	C1-C2-N2-C7
2	4	2	NAG	C1-C2-N2-C7
3	j	3	BMA	O5-C5-C6-O6
2	V	2	NAG	C3-C2-N2-C7
2	d	2	NAG	C3-C2-N2-C7

*Continued on next page...*

*Continued from previous page...*

Mol	Chain	Res	Type	Atoms
2	g	2	NAG	C3-C2-N2-C7
2	n	2	NAG	C3-C2-N2-C7
2	5	2	NAG	C3-C2-N2-C7
2	0	2	NAG	O5-C5-C6-O6
3	1	4	MAN	C4-C5-C6-O6
2	4	2	NAG	O5-C5-C6-O6

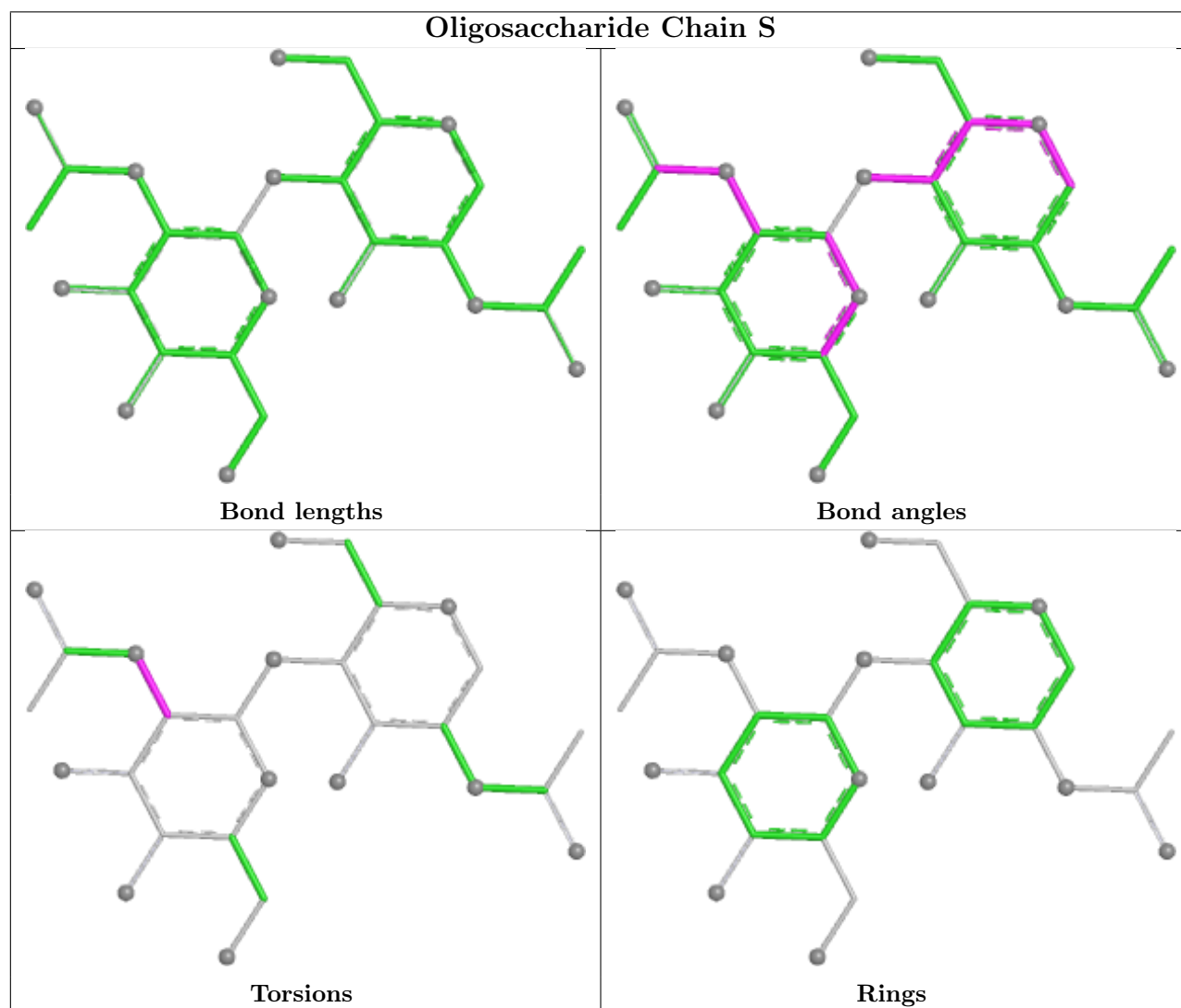
There are no ring outliers.

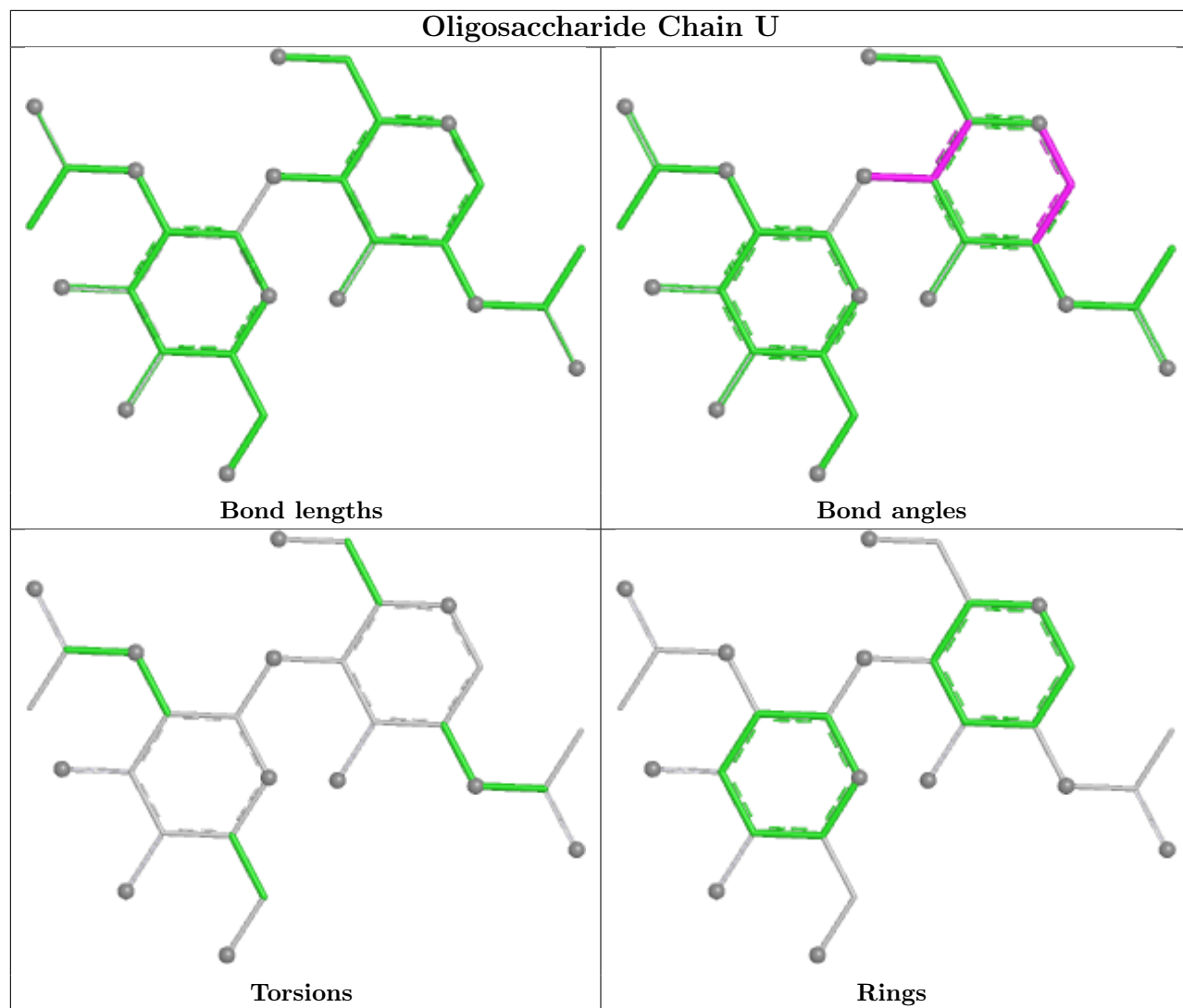
31 monomers are involved in 28 short contacts:

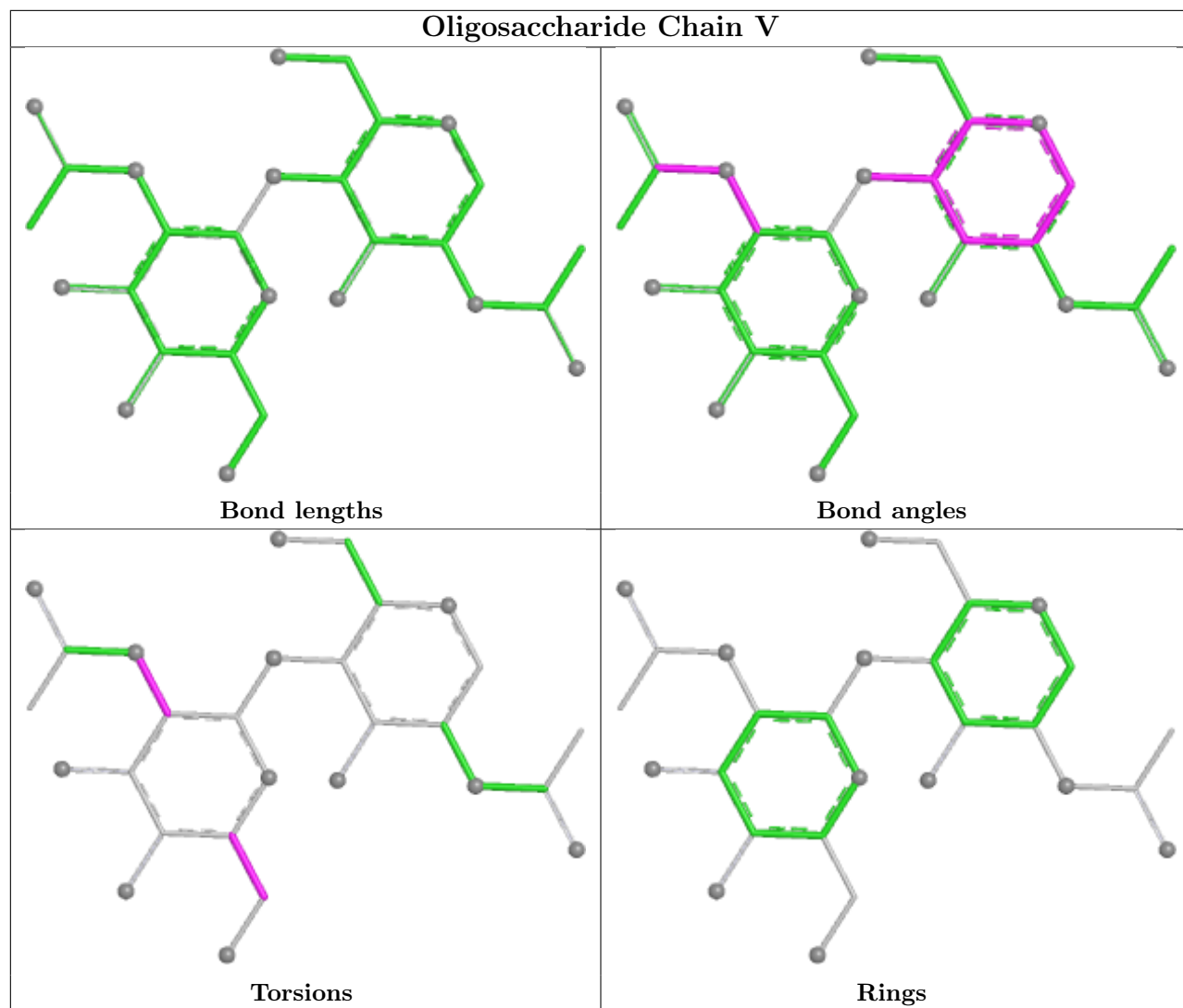
Mol	Chain	Res	Type	Clashes	Symm-Clashes
3	e	3	BMA	1	0
3	T	2	NAG	1	0
3	h	3	BMA	1	0
3	T	1	NAG	1	0
2	k	1	NAG	1	0
3	s	2	NAG	1	0
3	o	1	NAG	2	0
3	T	3	BMA	1	0
3	W	3	BMA	1	0
3	l	3	BMA	1	0
3	o	3	BMA	1	0
2	p	1	NAG	3	0
2	U	1	NAG	2	0
2	2	1	NAG	1	0
3	e	1	NAG	1	0
2	X	1	NAG	3	0
3	W	2	NAG	1	0
3	l	3	BMA	1	0
2	m	1	NAG	1	0
2	p	2	NAG	1	0
3	s	3	BMA	1	0
2	c	1	NAG	1	0
3	l	2	NAG	1	0
3	l	2	NAG	1	0
2	Z	1	NAG	1	0
3	h	2	NAG	1	0
2	f	1	NAG	1	0
2	x	1	NAG	1	0
2	z	1	NAG	1	0
3	e	2	NAG	1	0
3	o	2	NAG	1	0

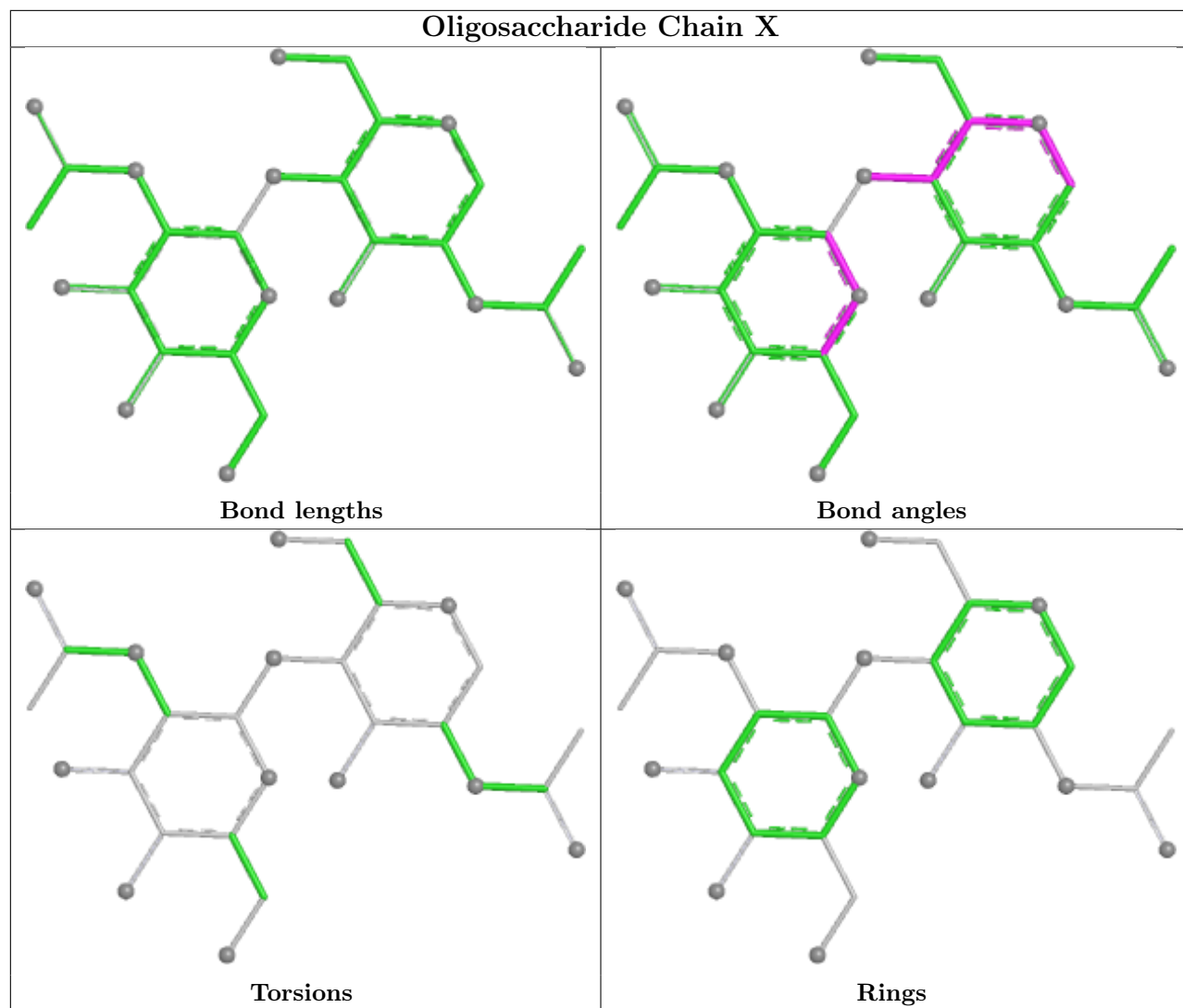


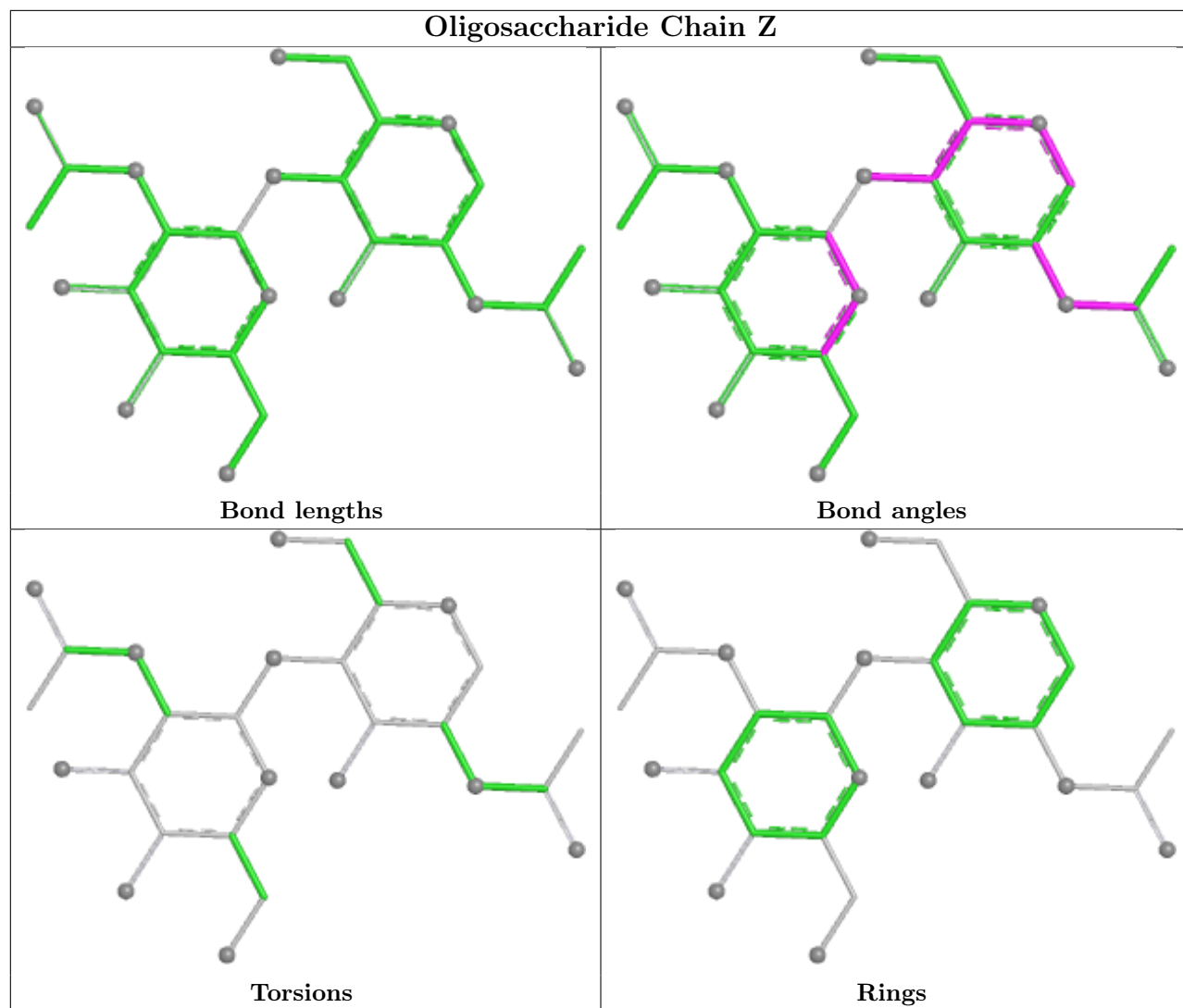
The following is a two-dimensional graphical depiction of Mogul quality analysis of bond lengths, bond angles, torsion angles, and ring geometry for oligosaccharide.

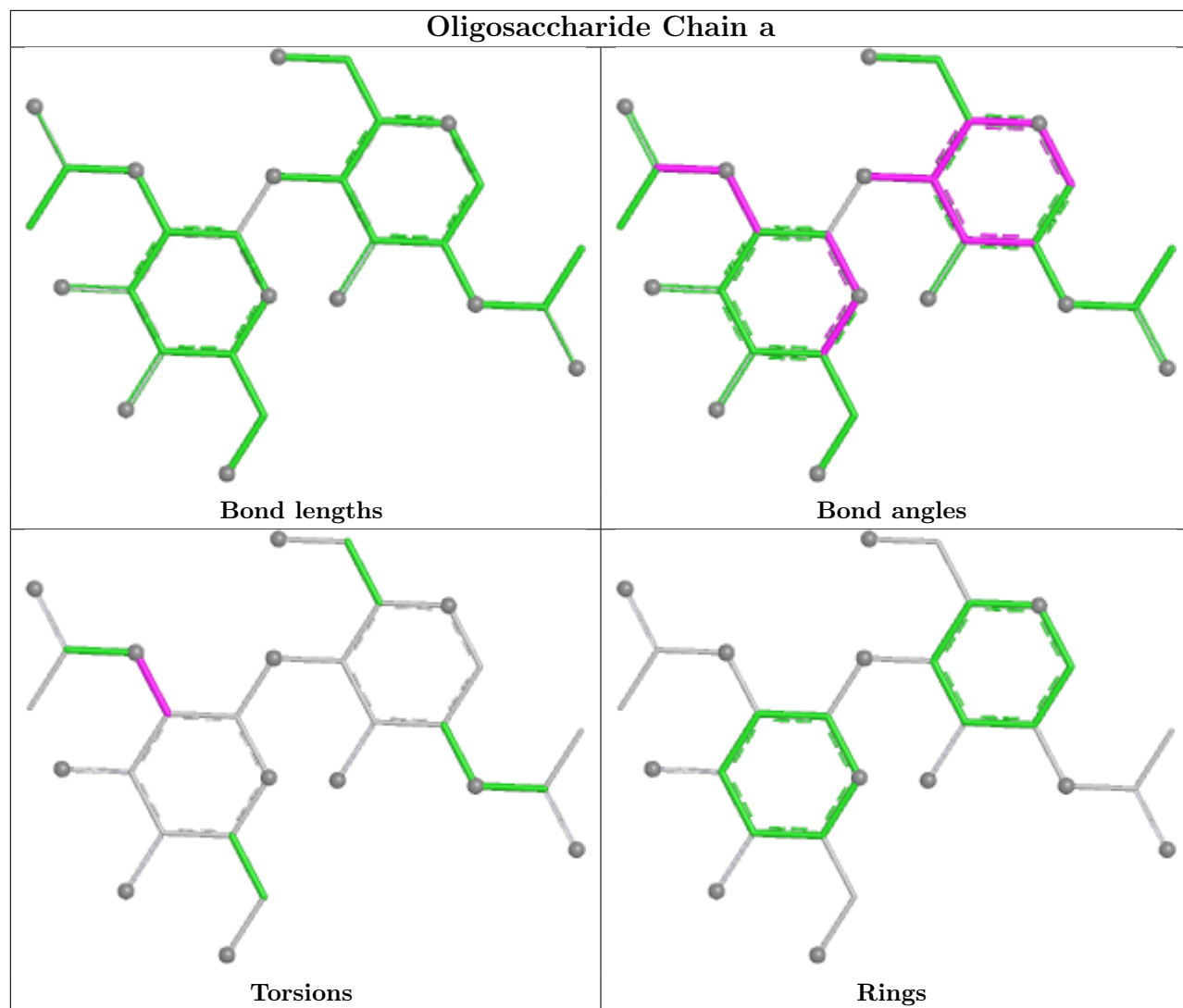


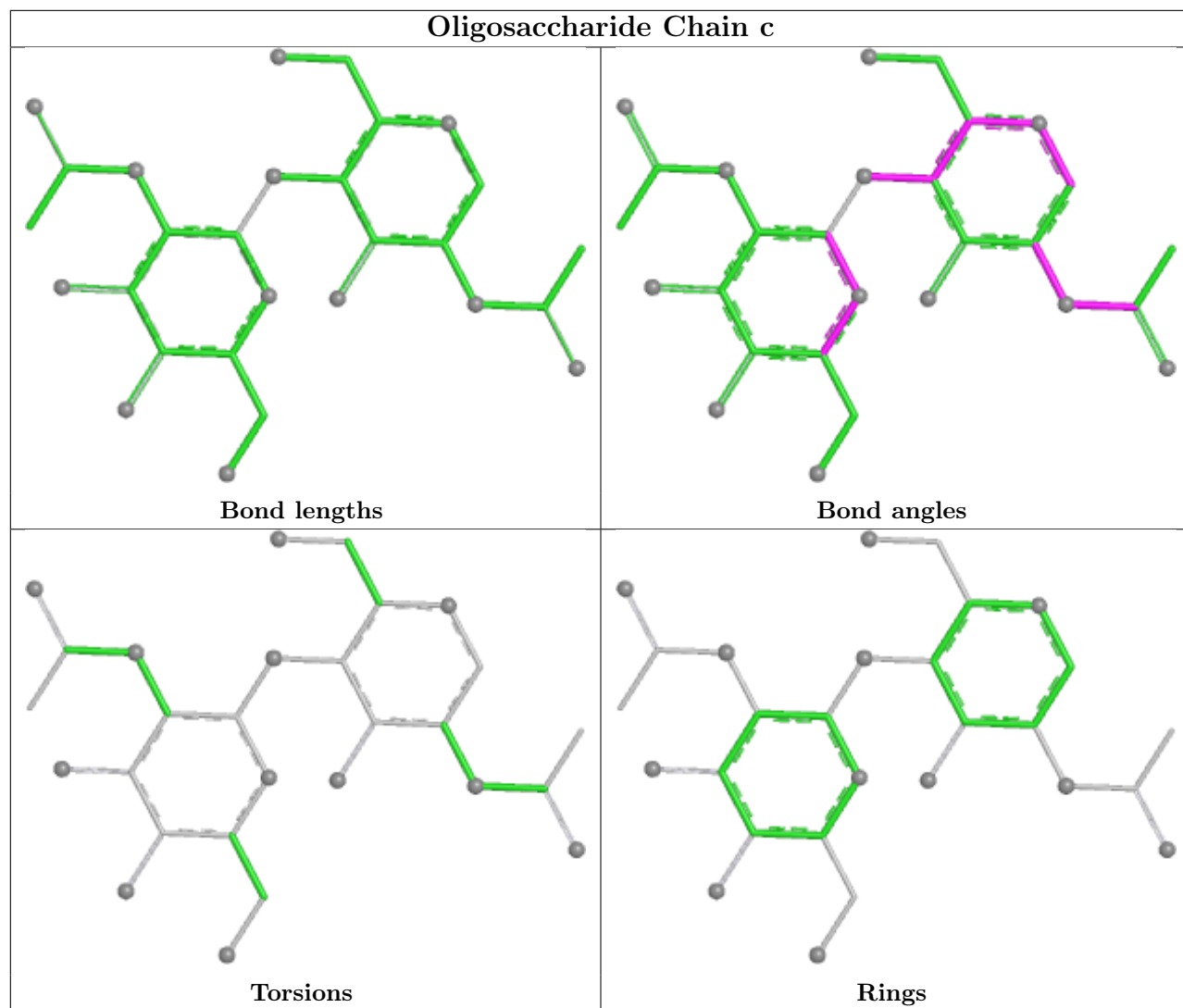


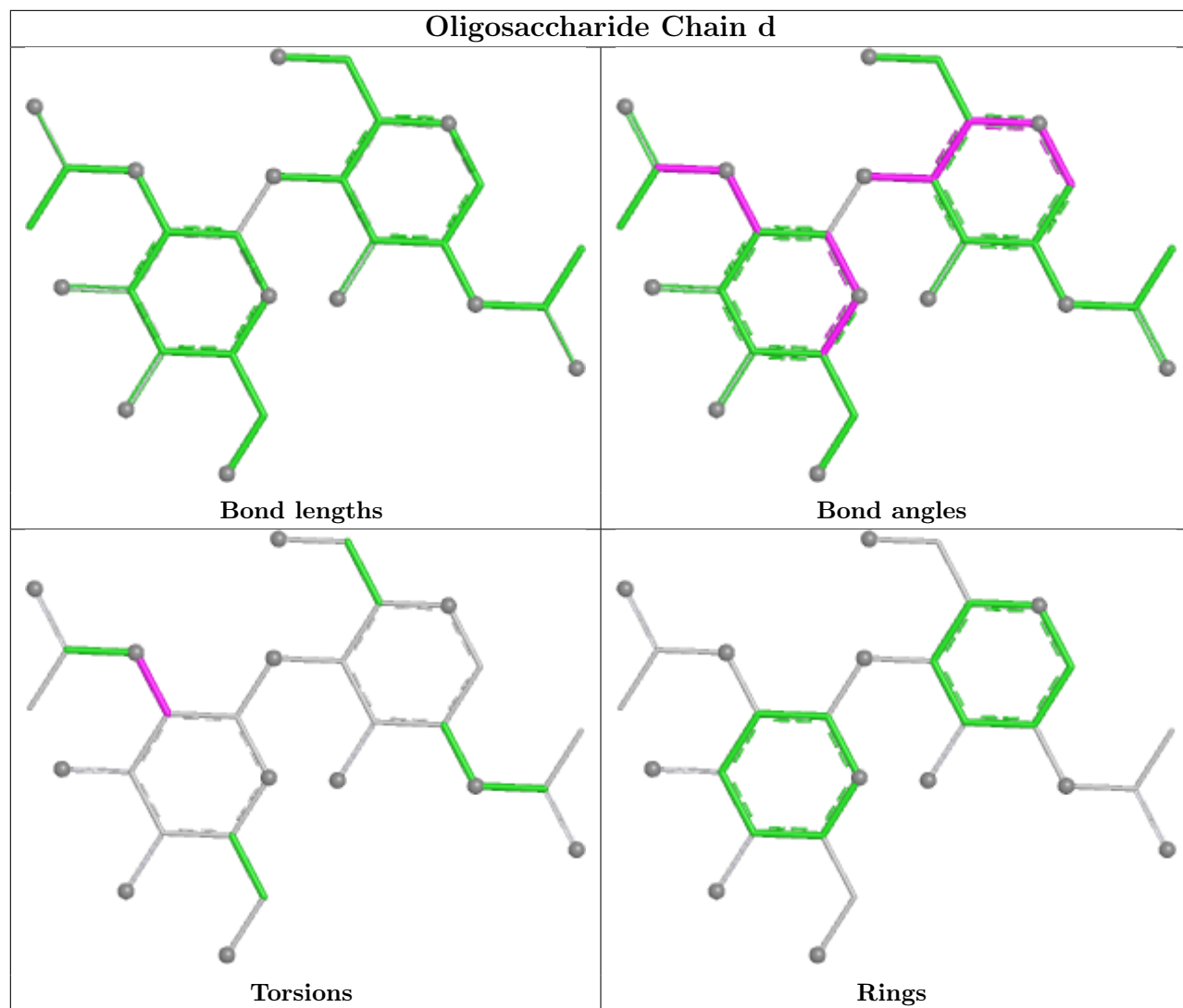




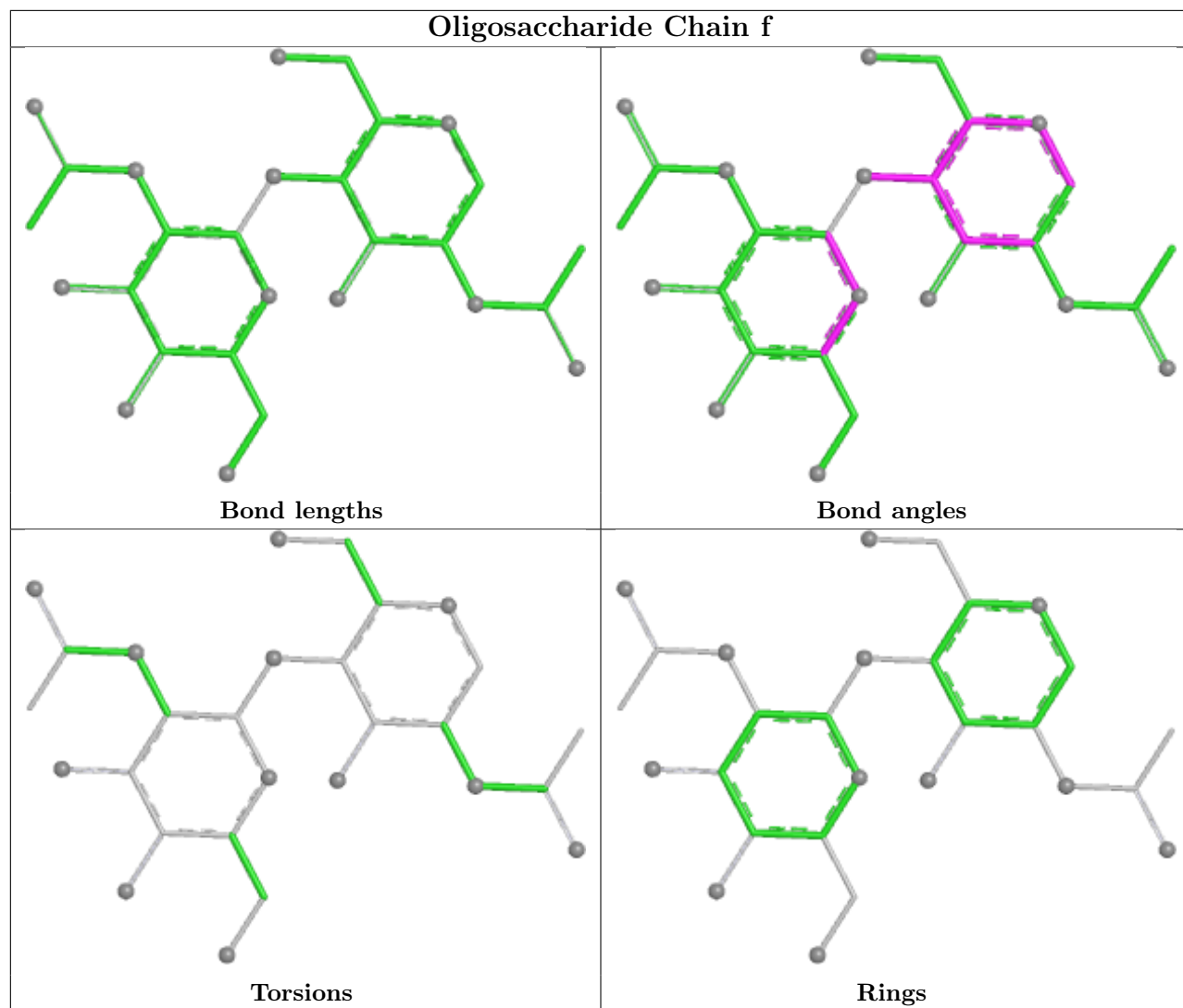


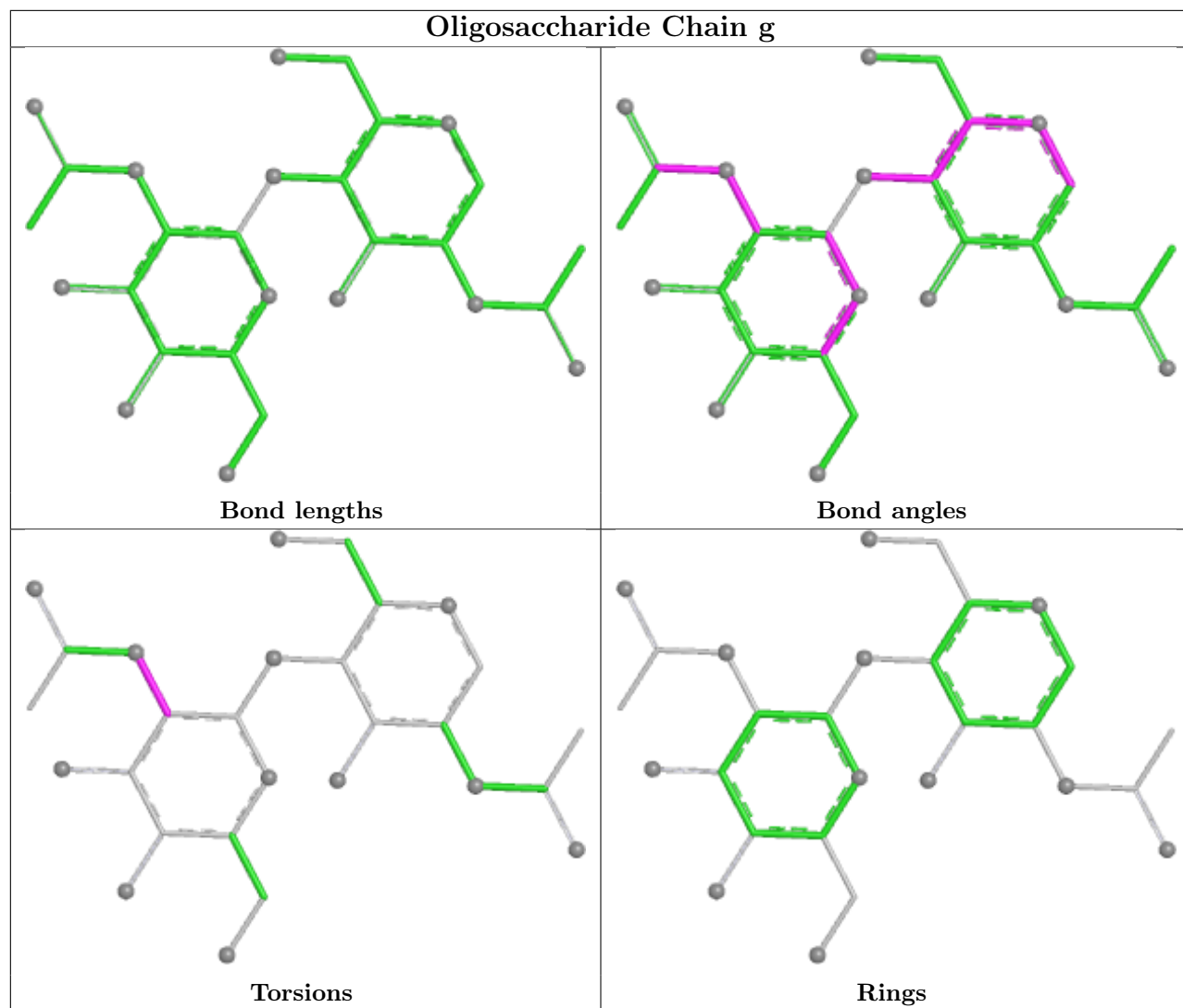


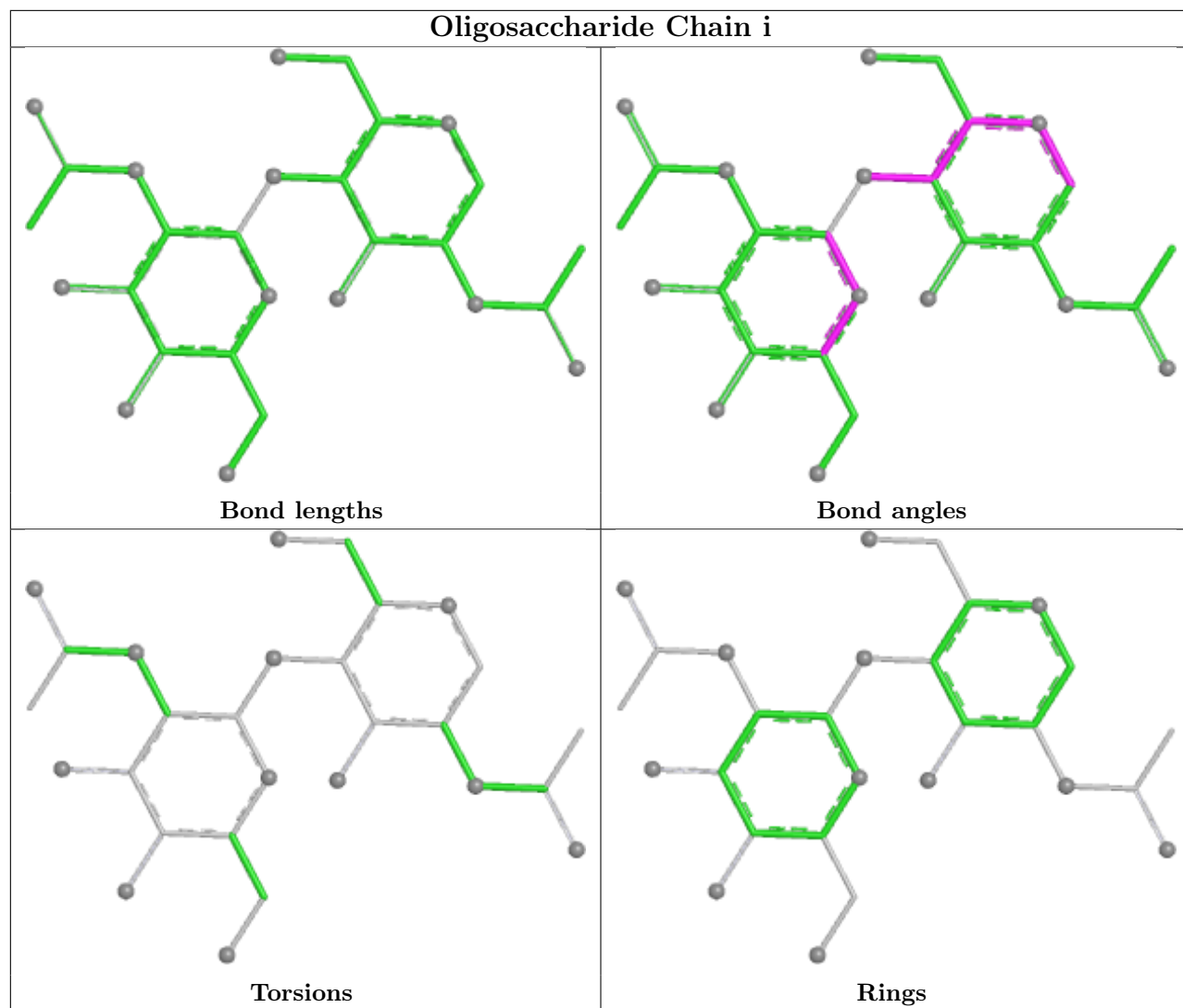


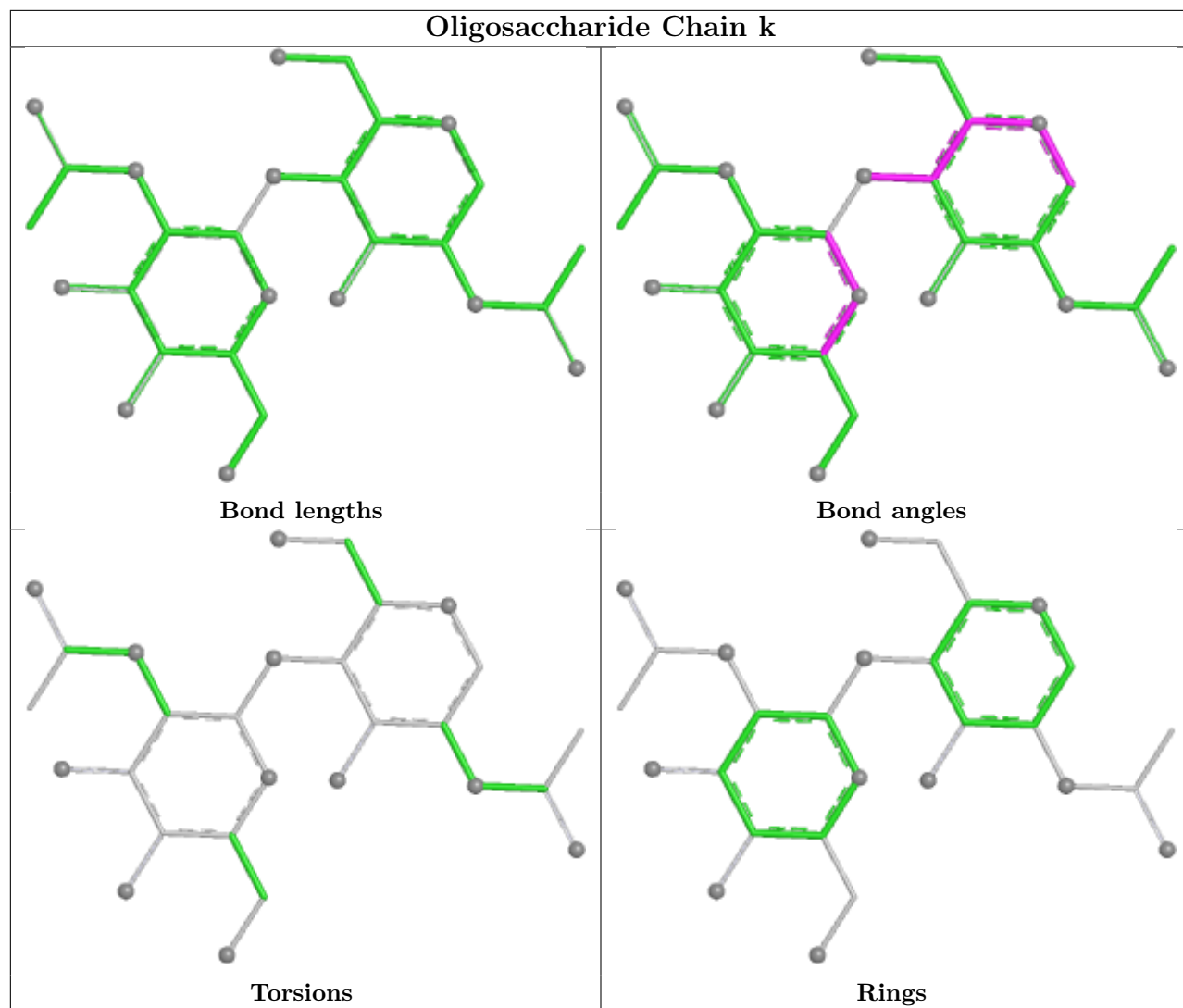


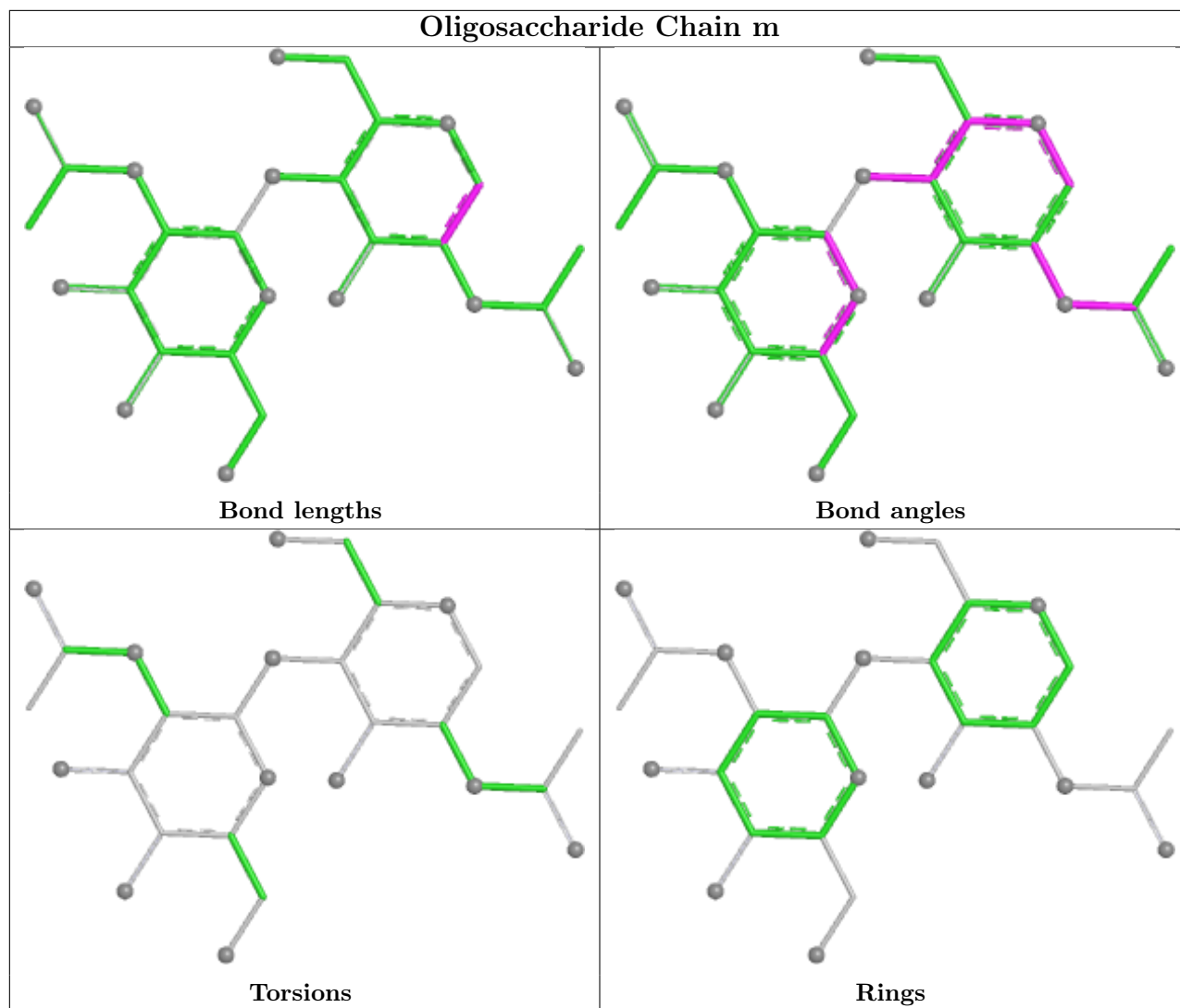


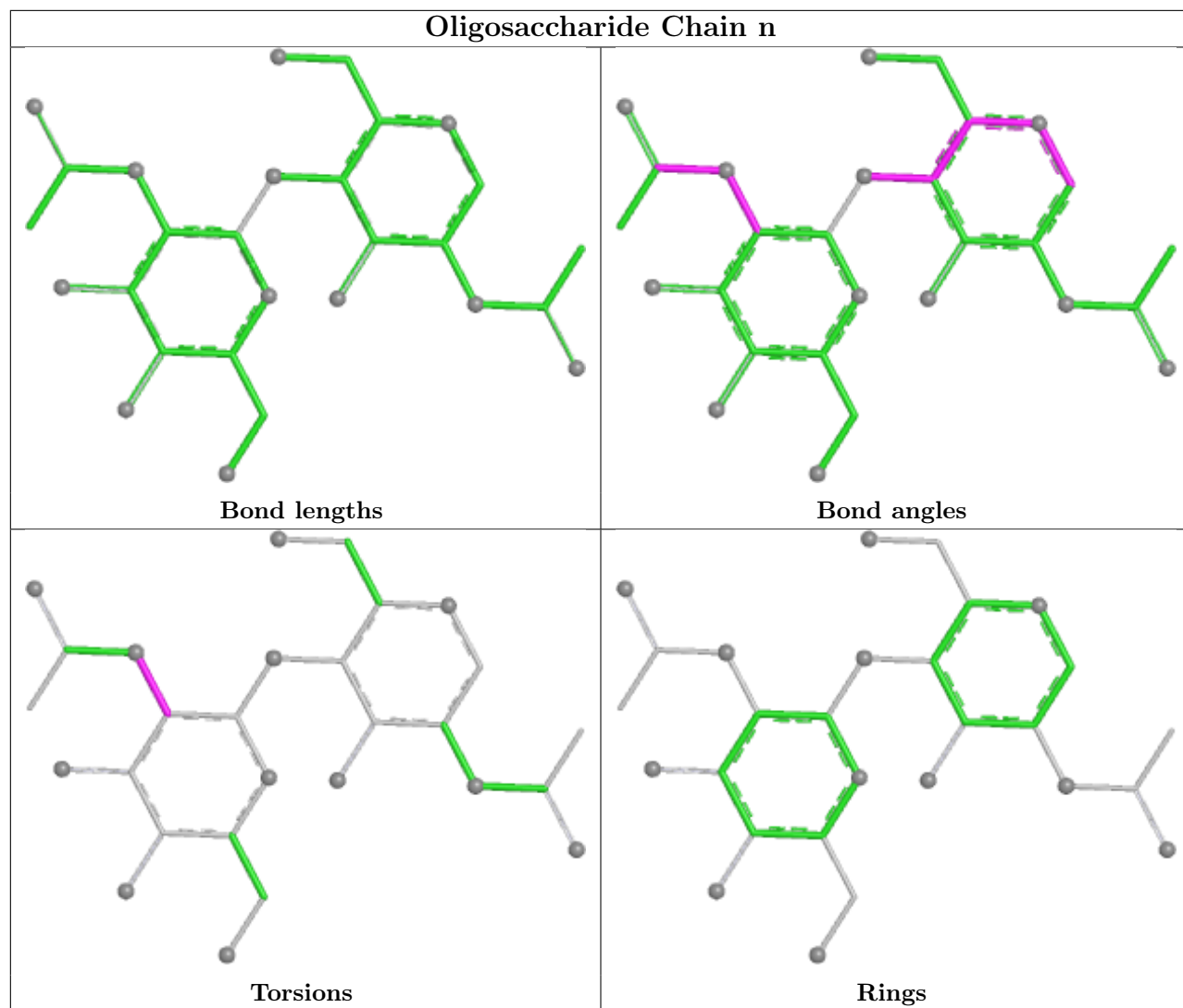


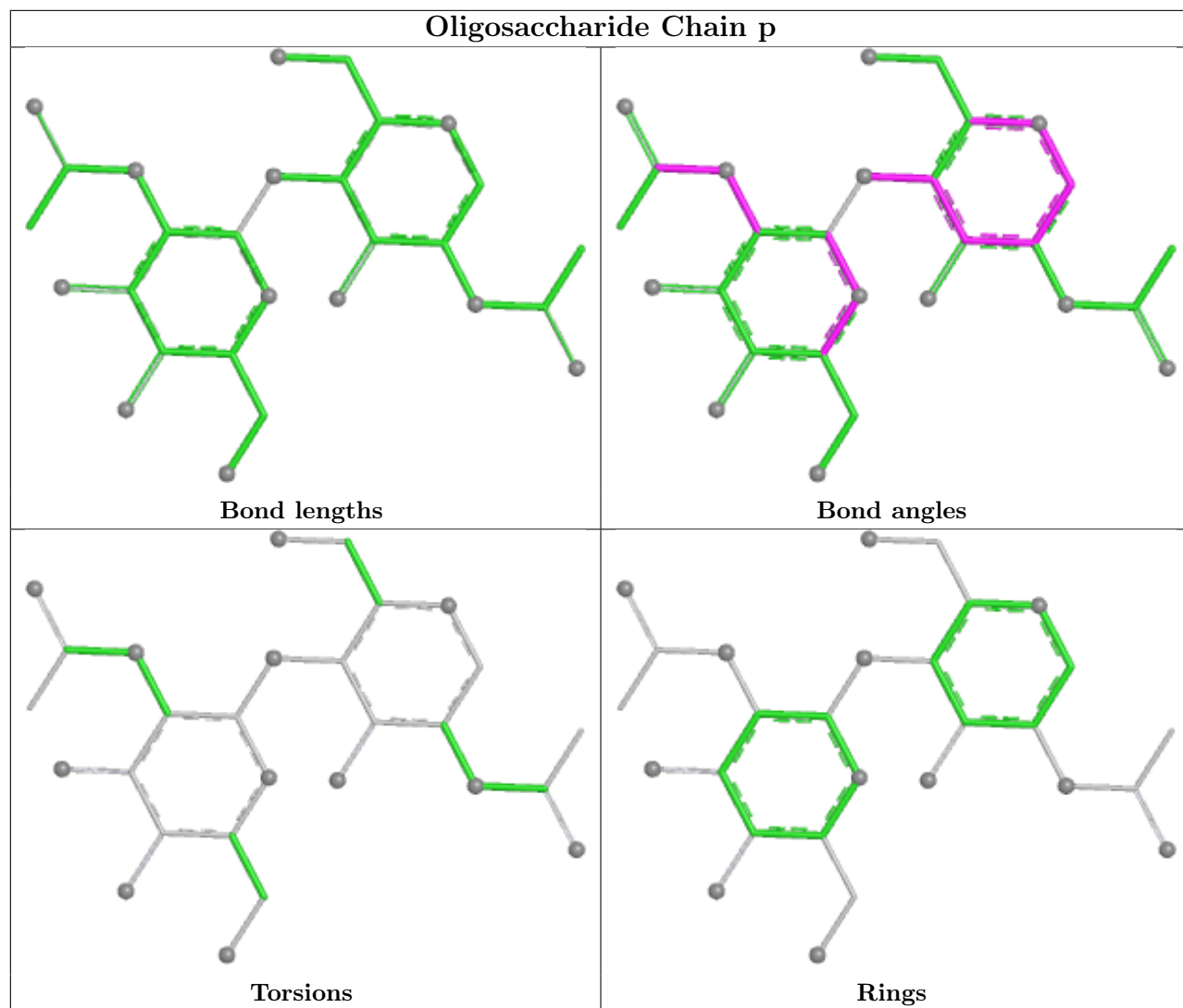


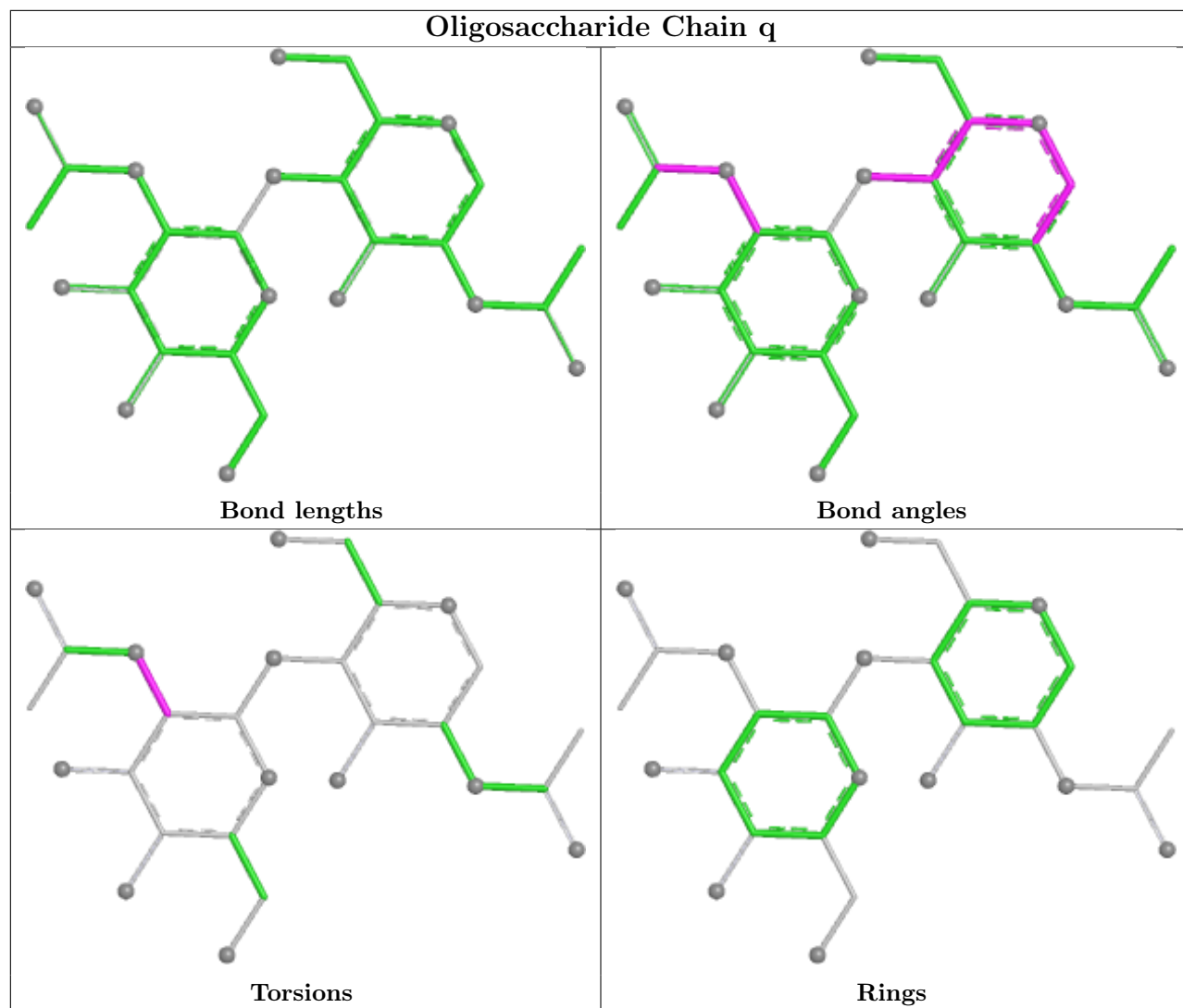




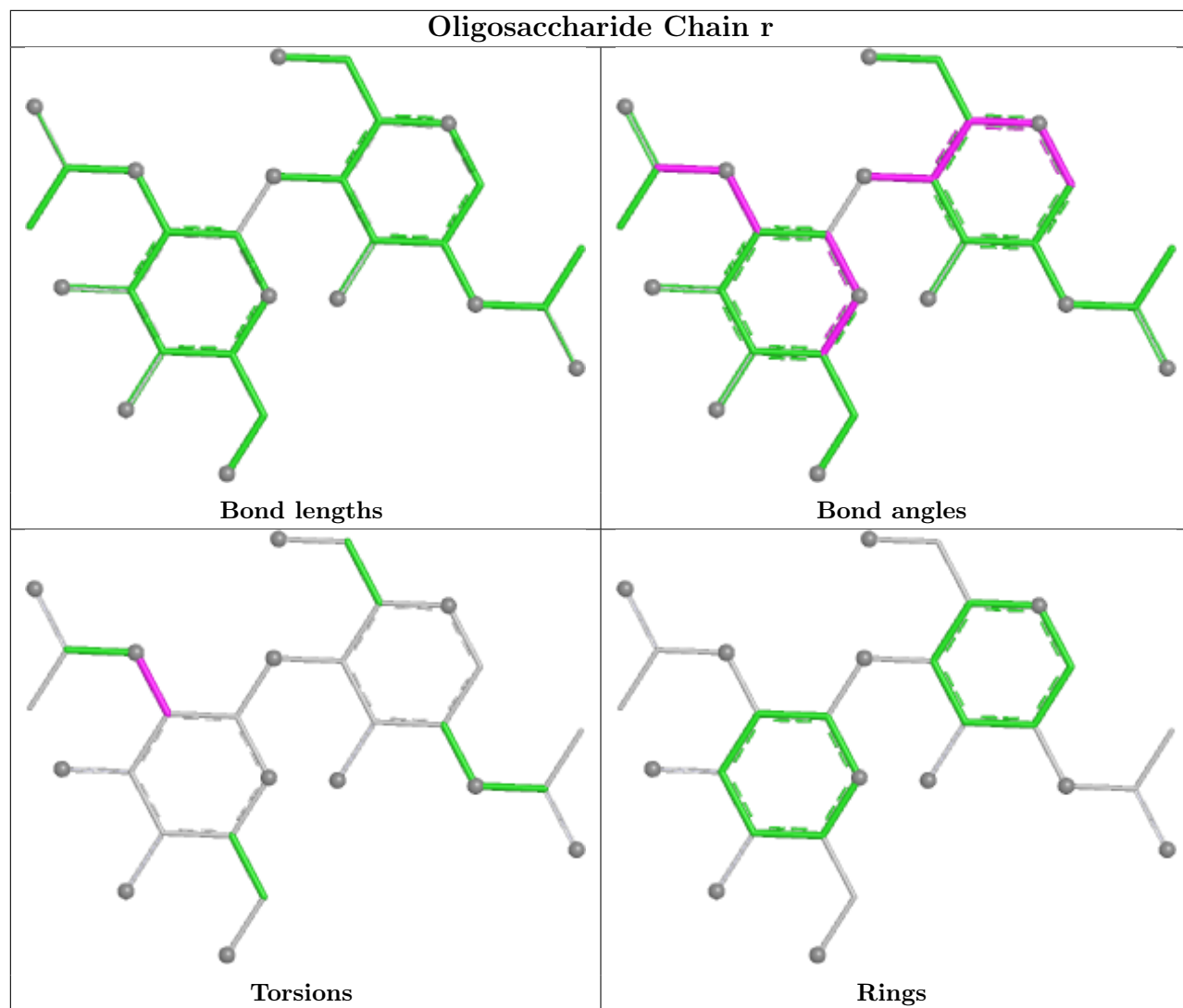


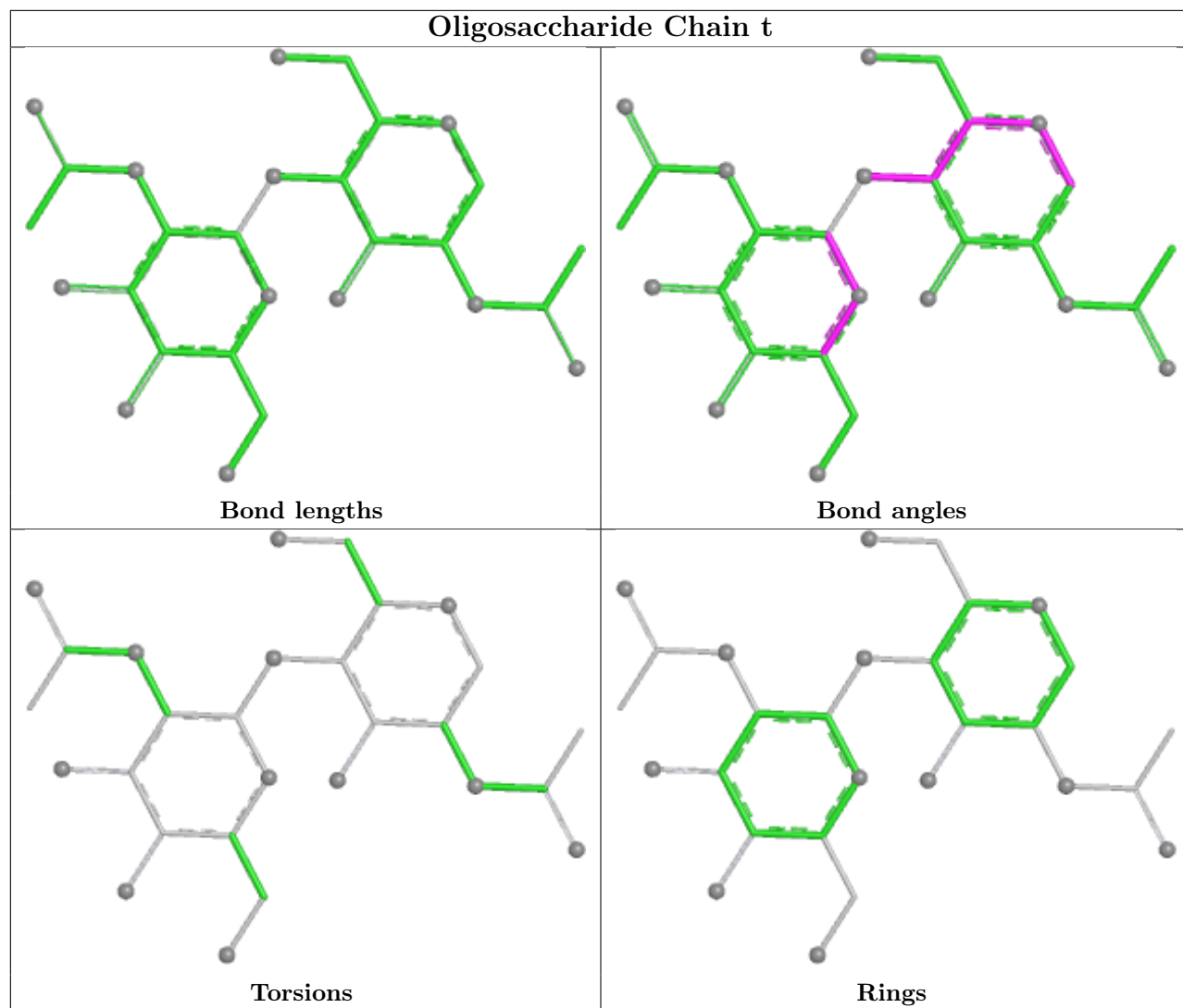


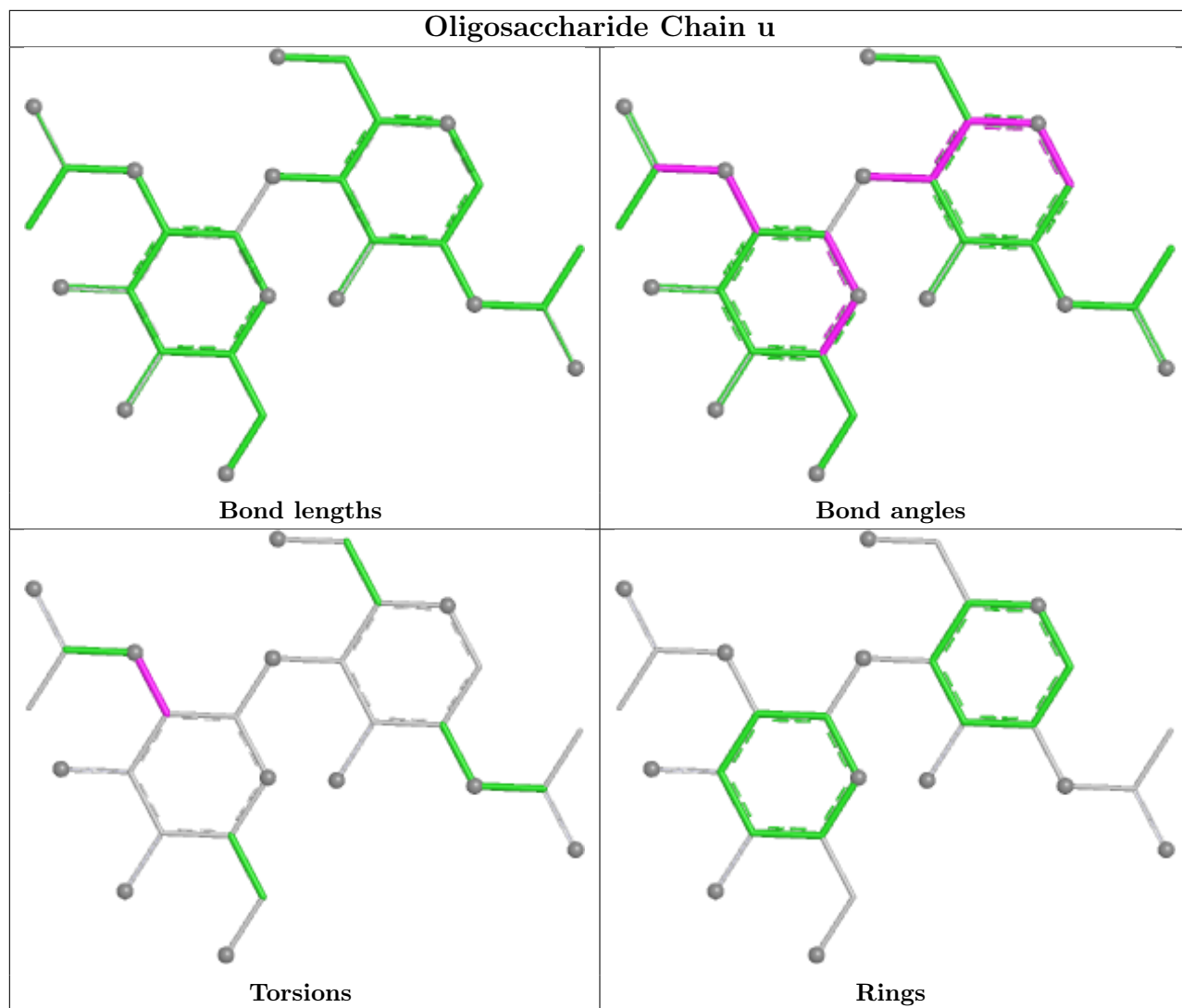


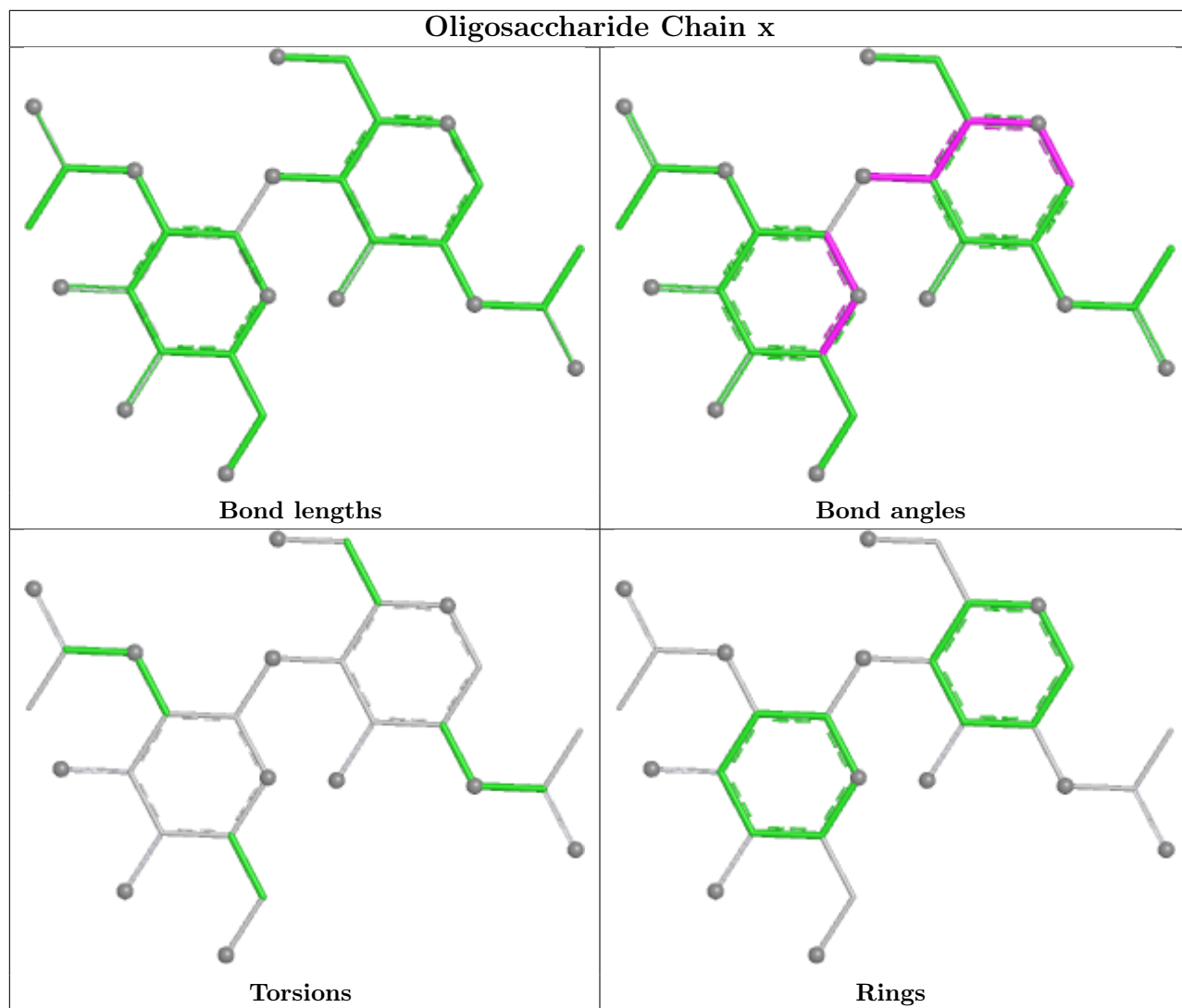


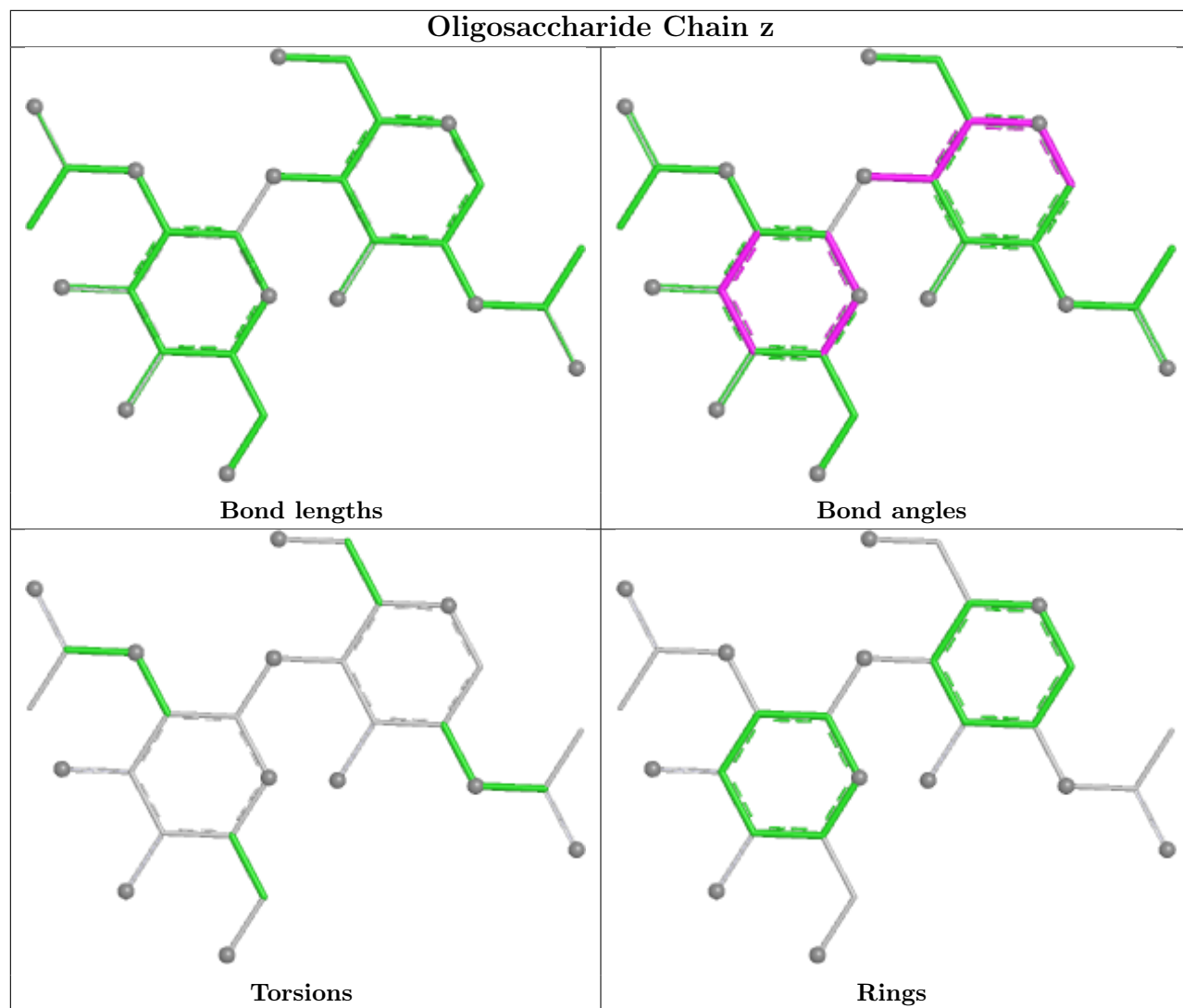


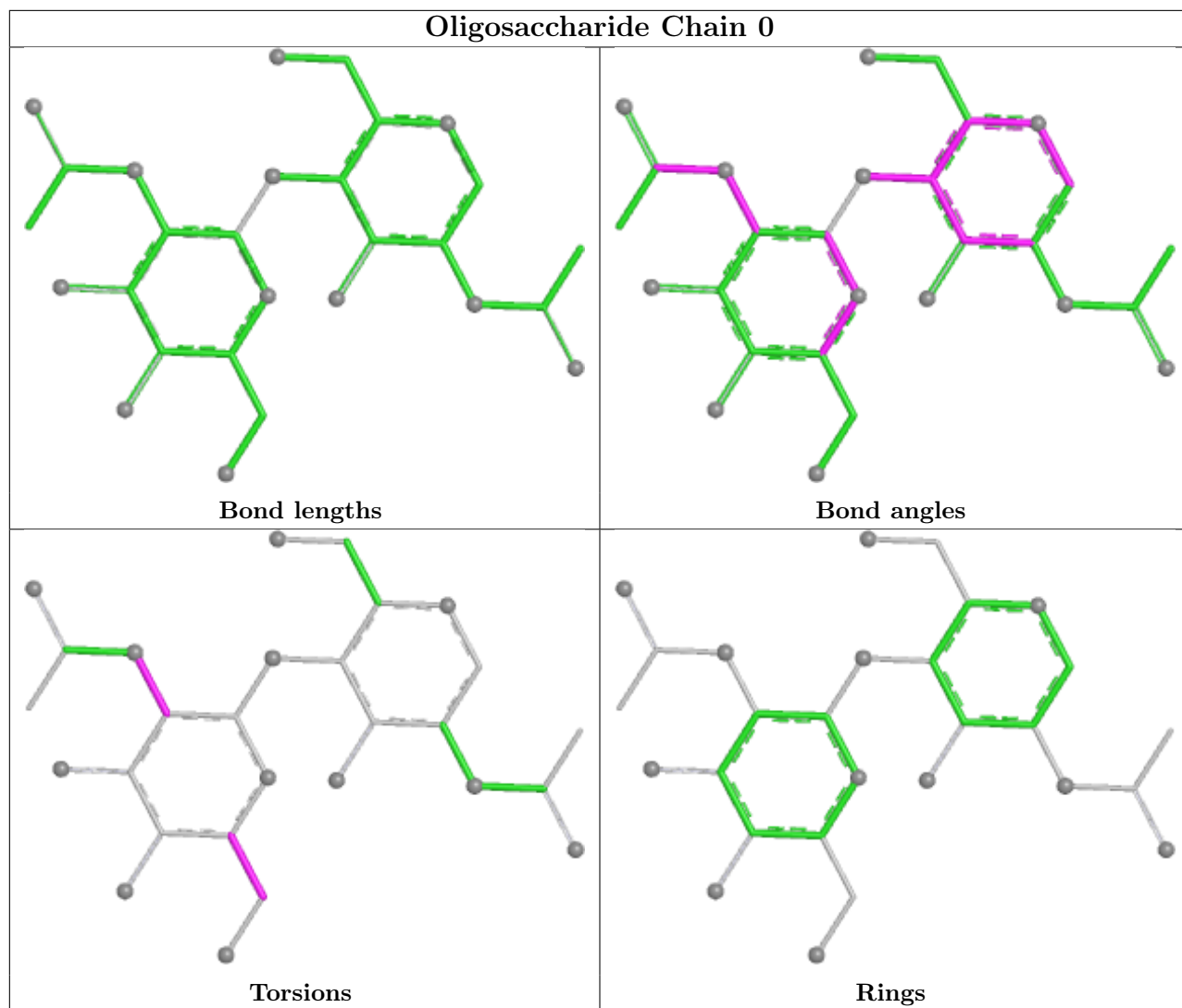


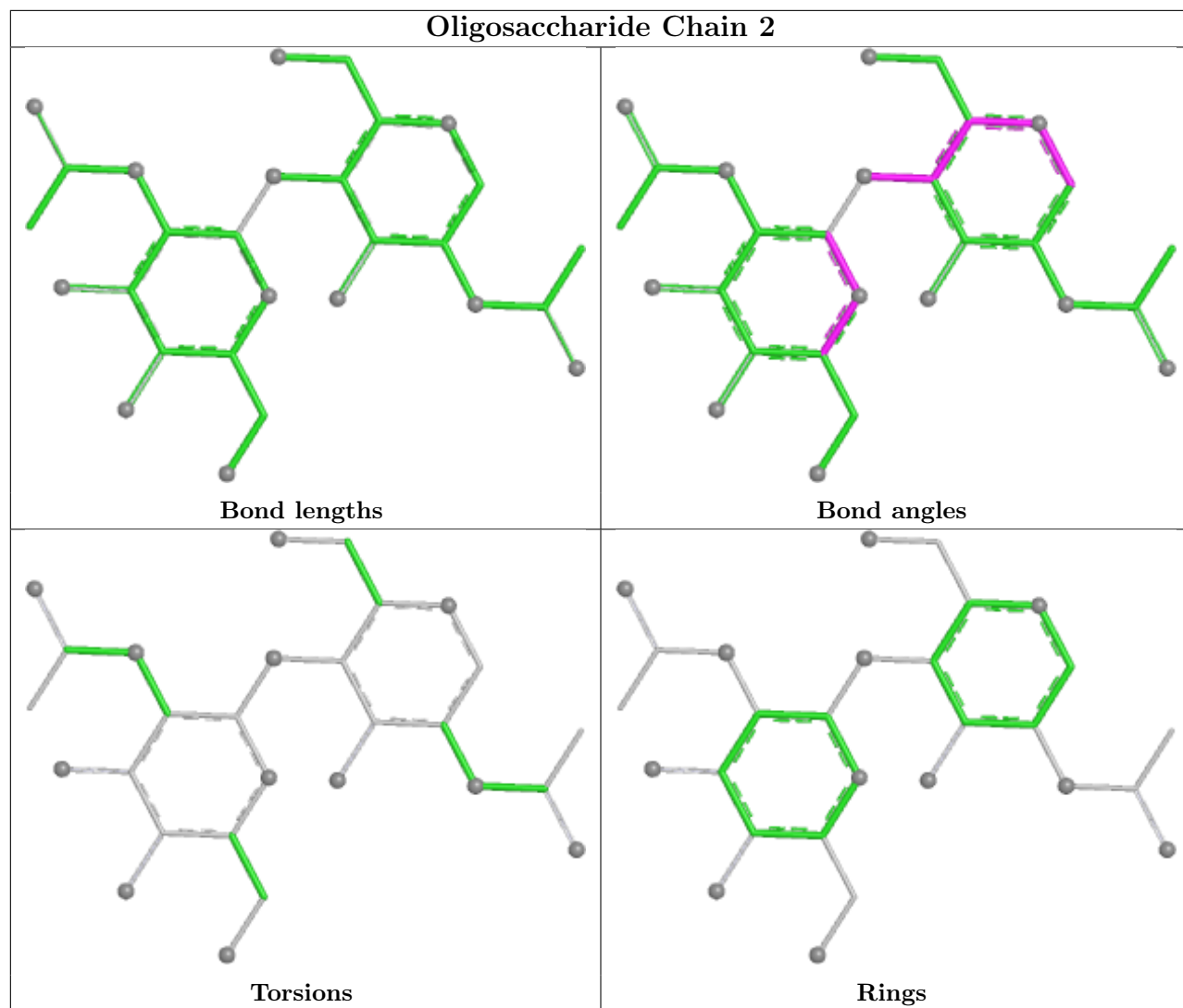


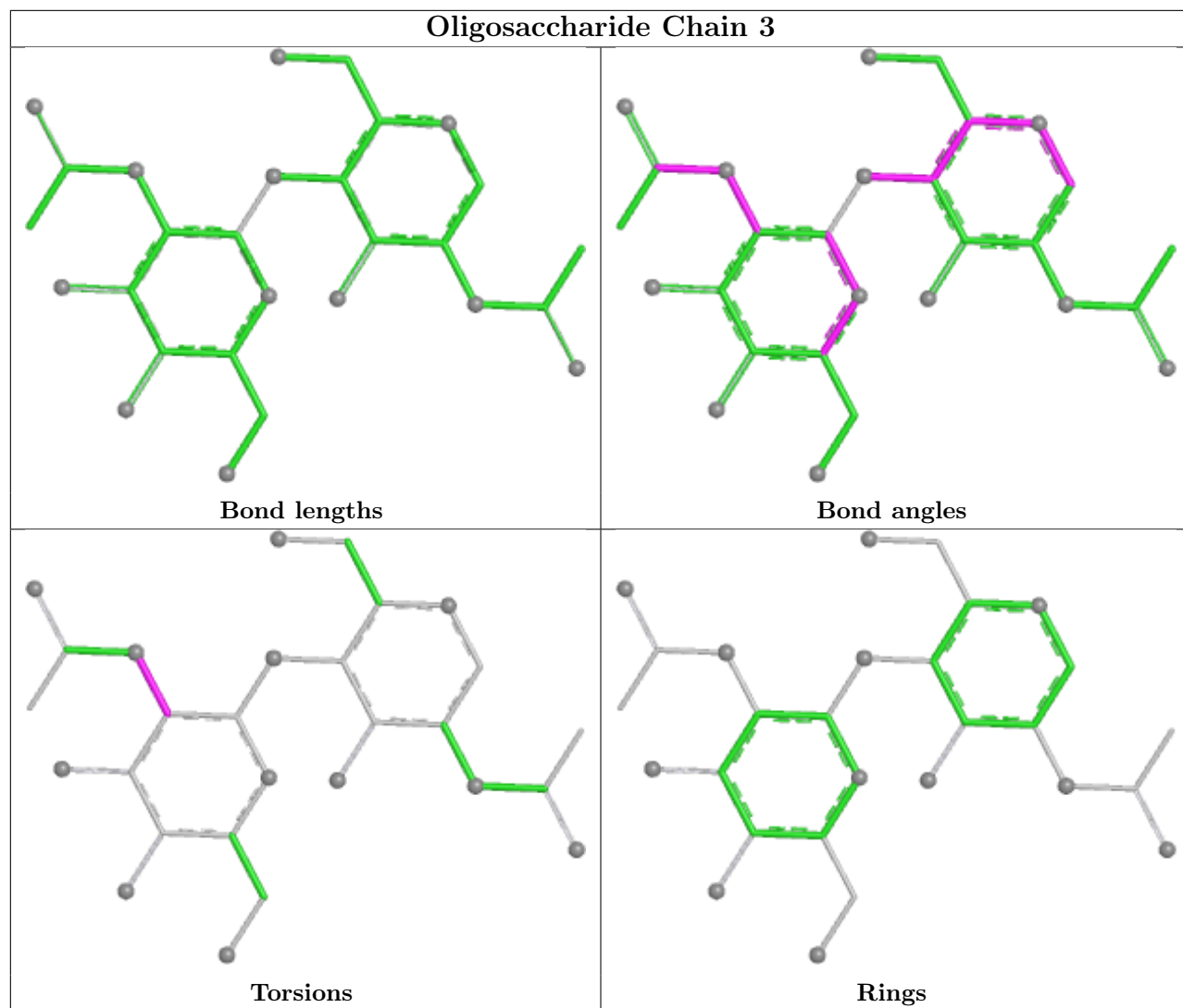




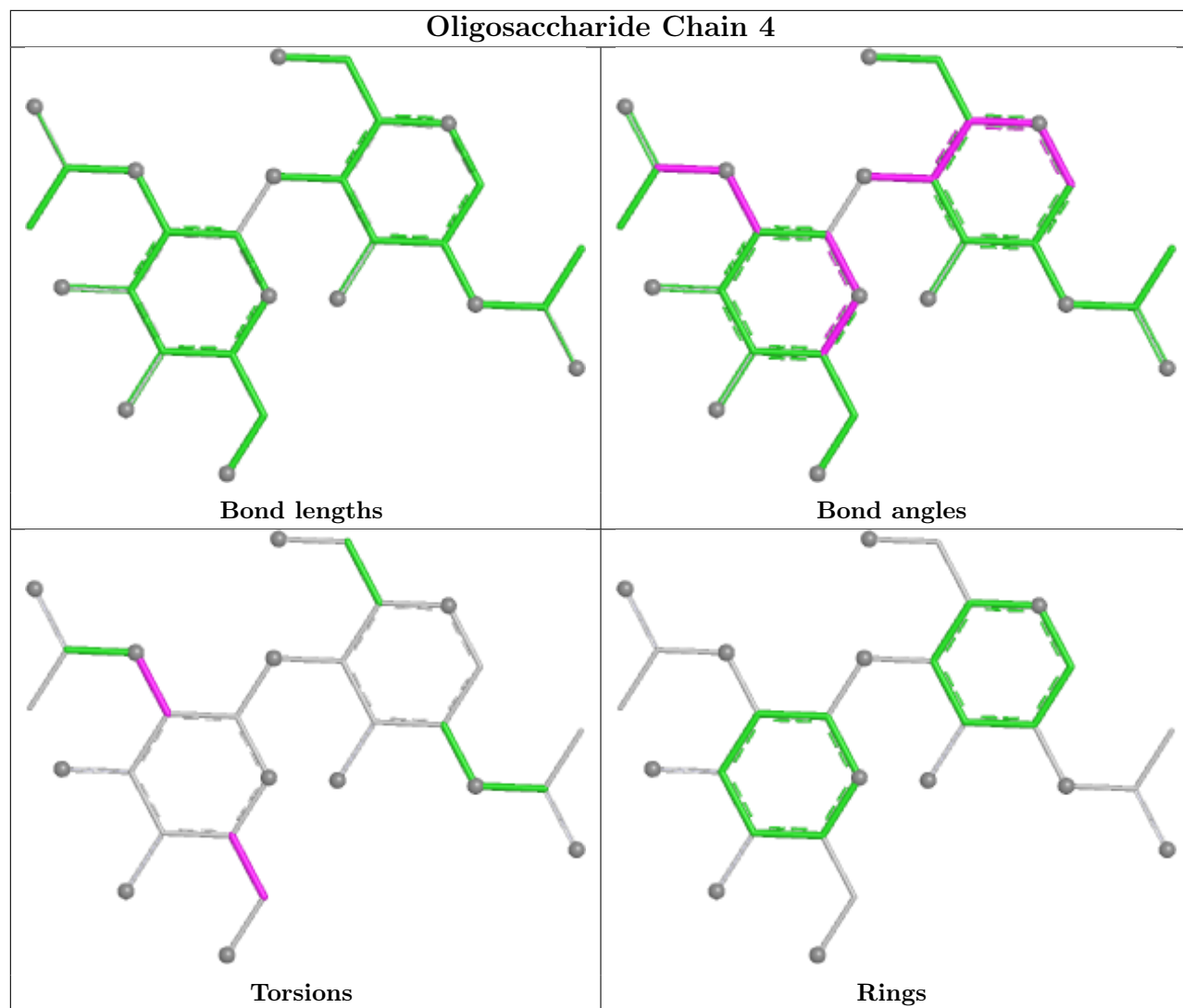


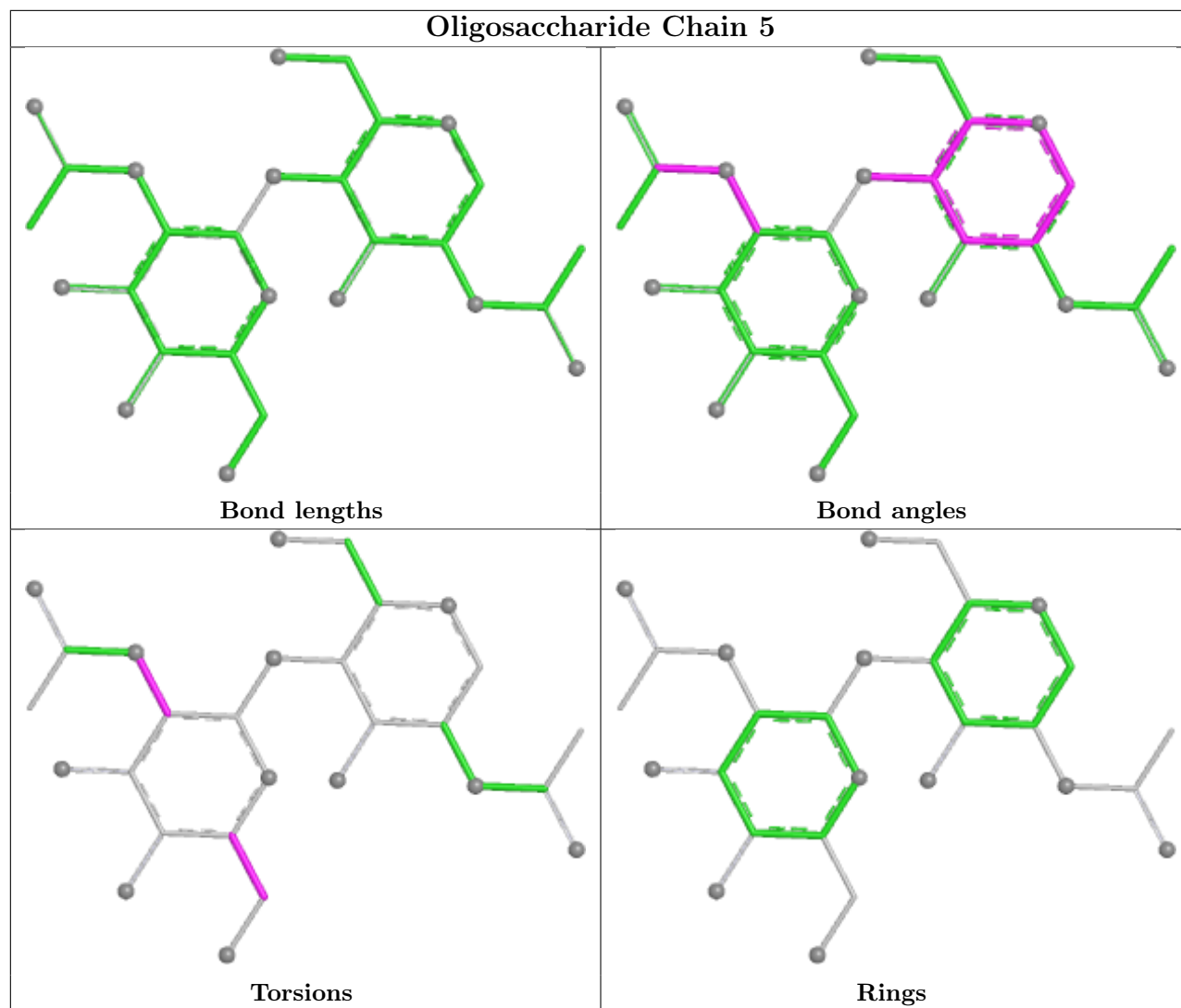


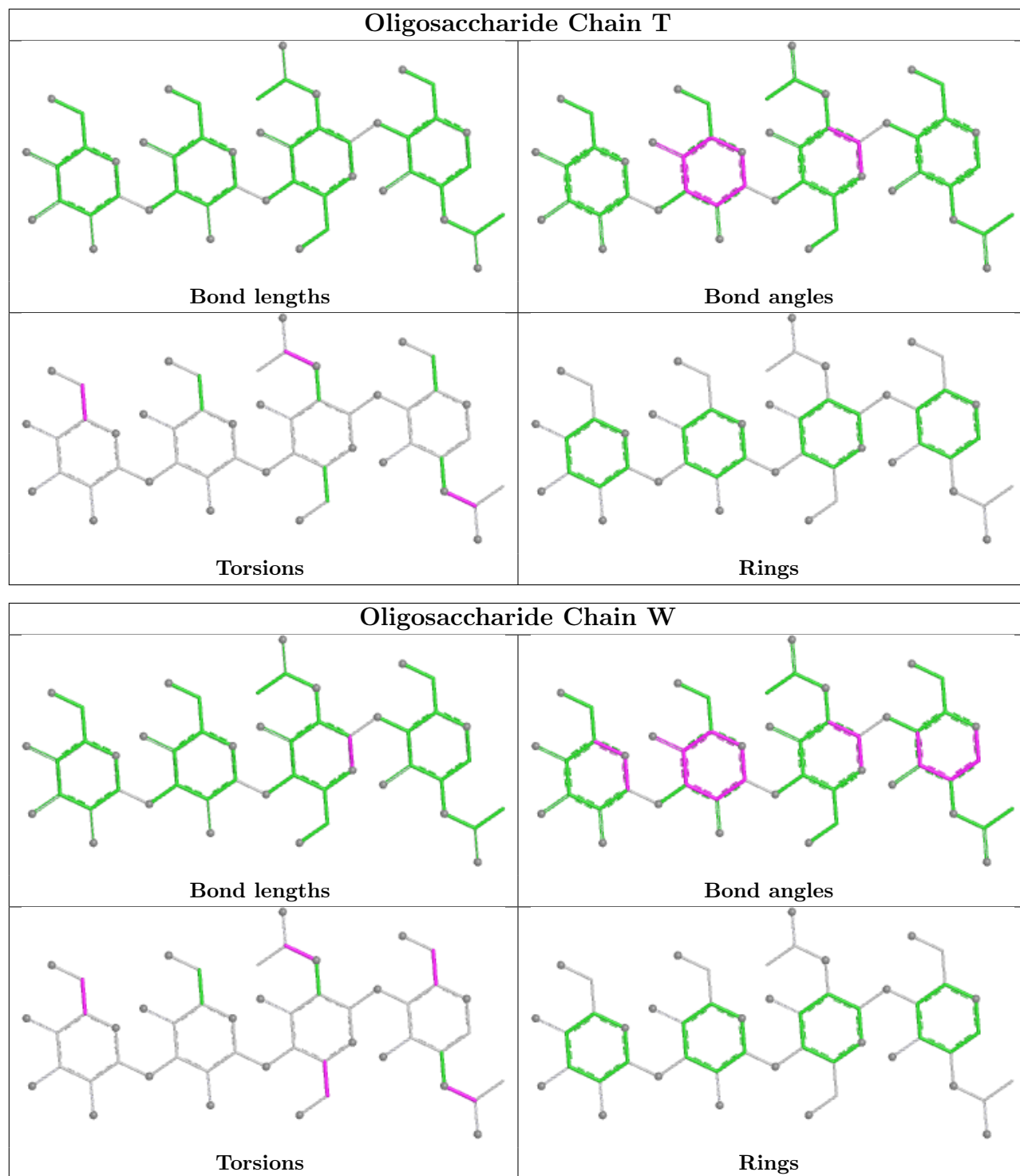


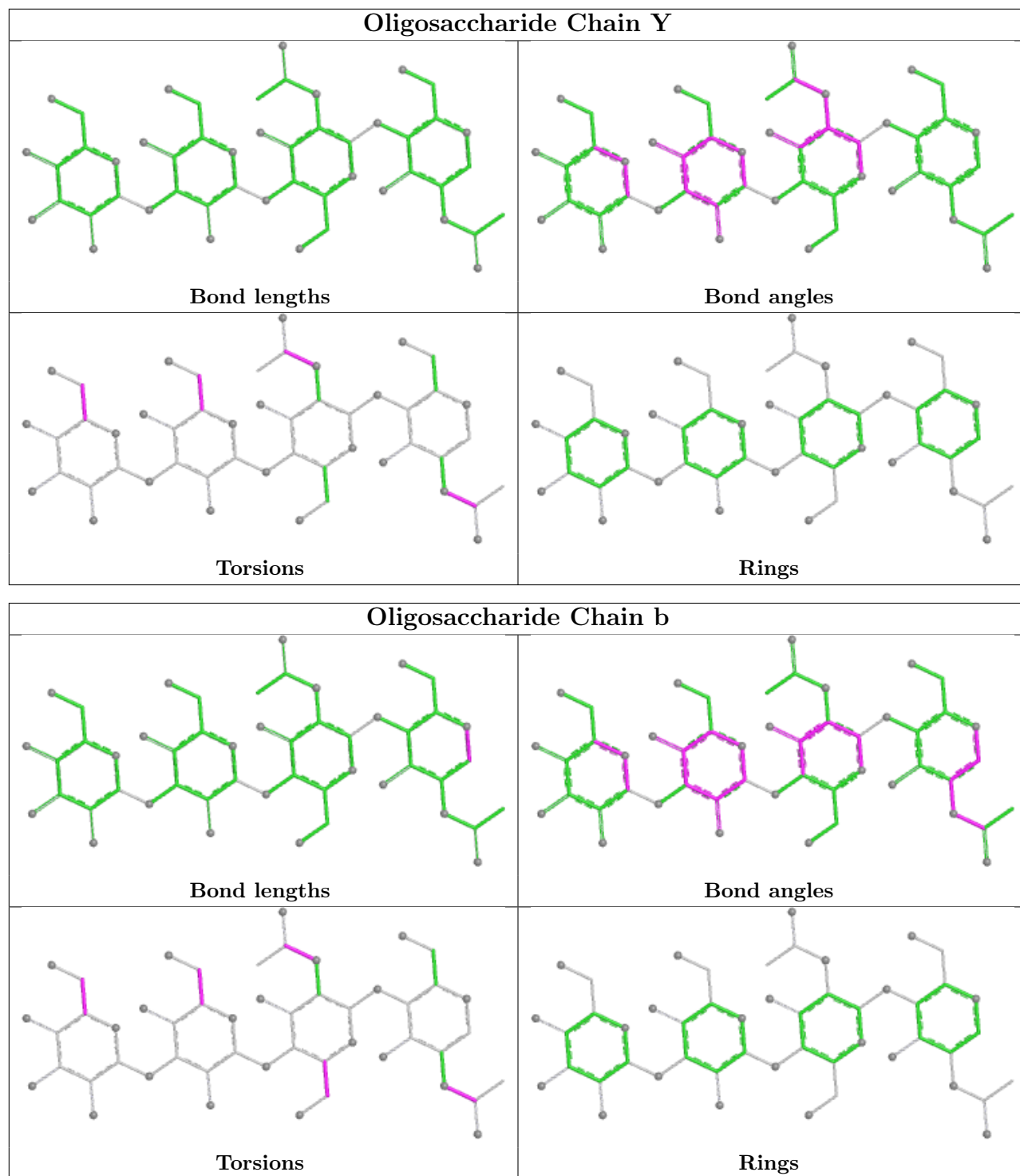


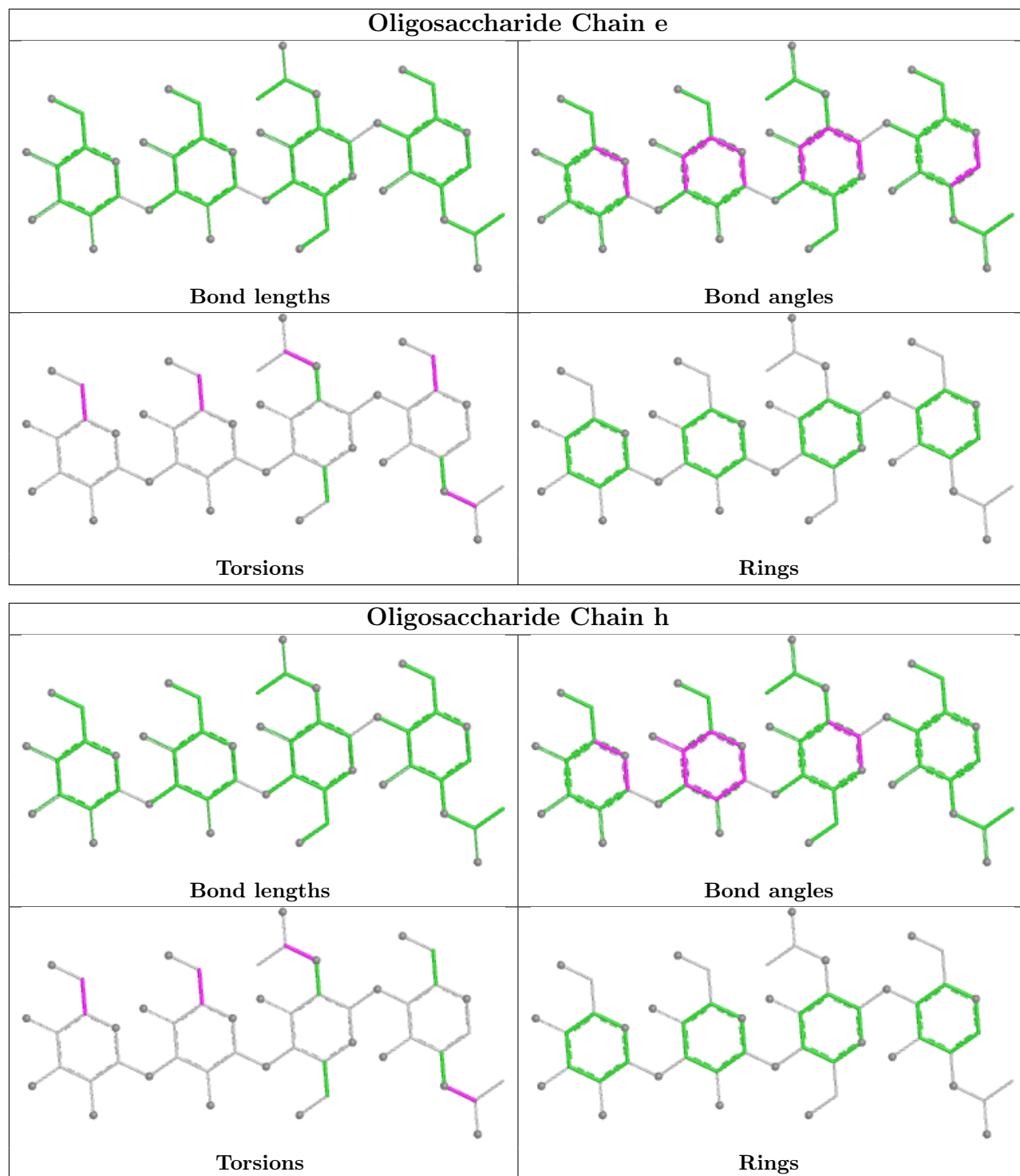


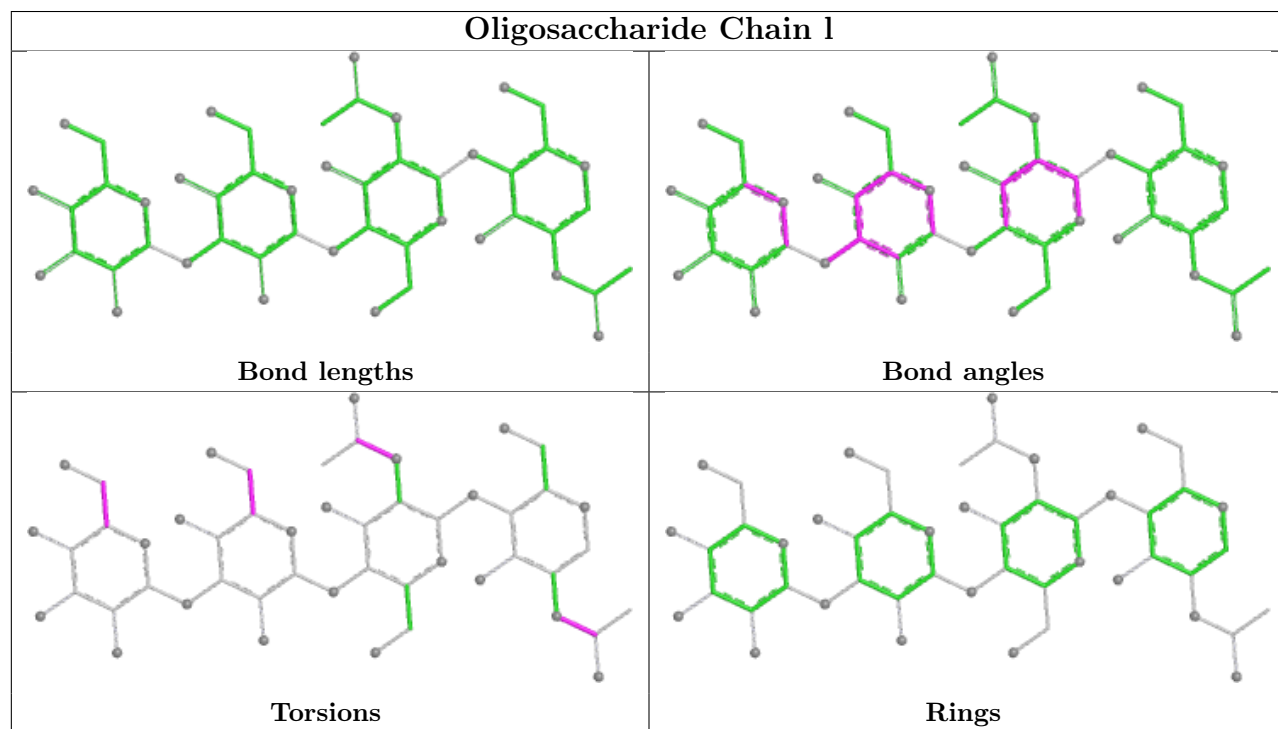
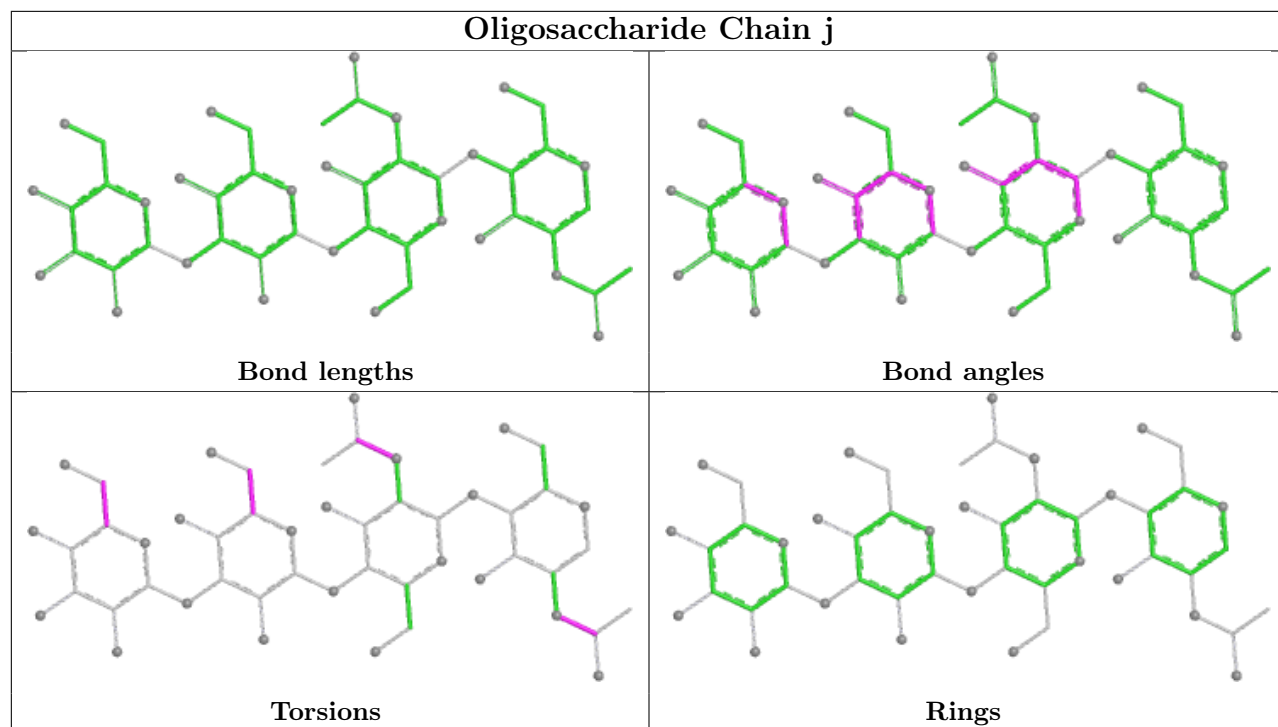


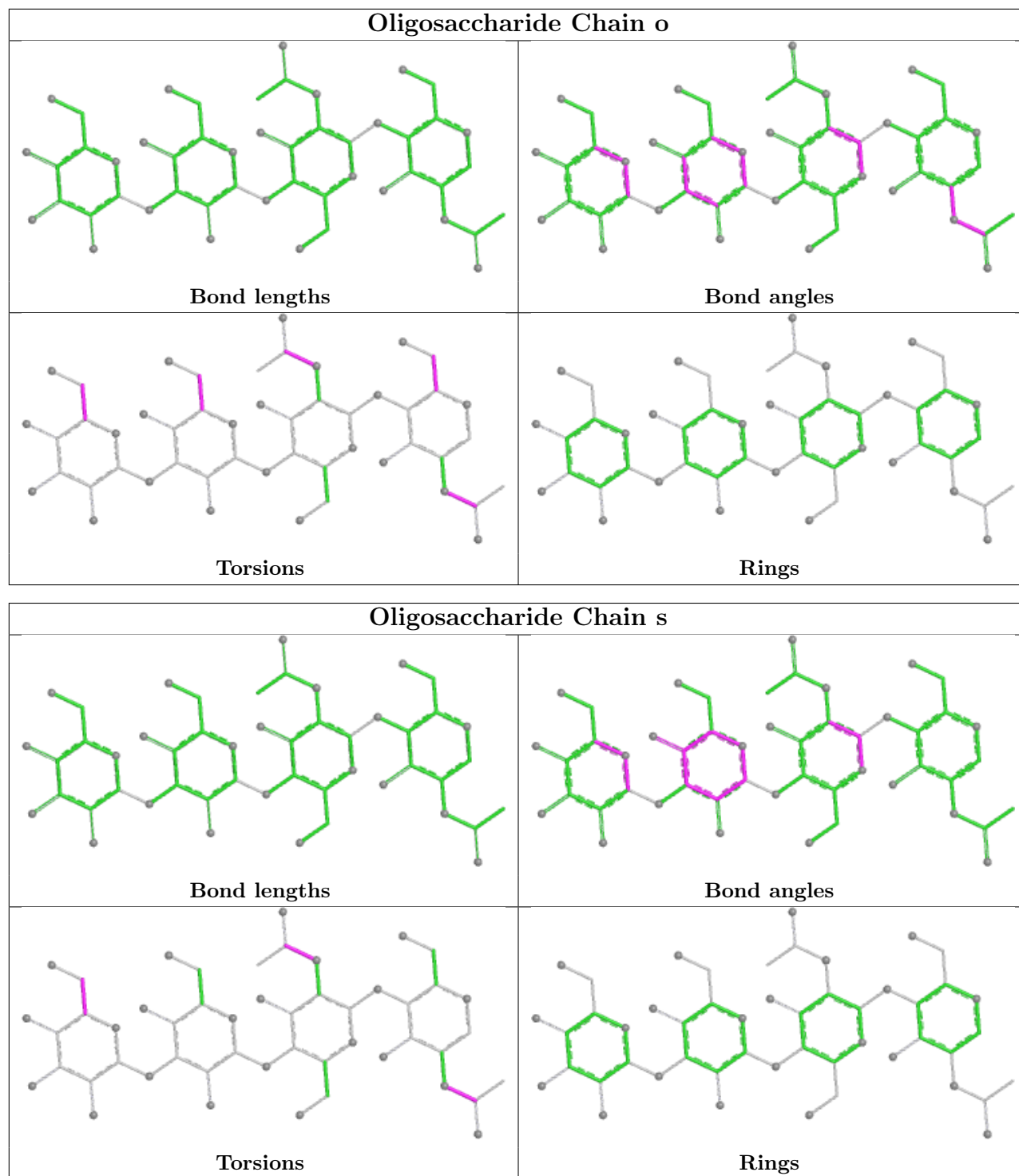


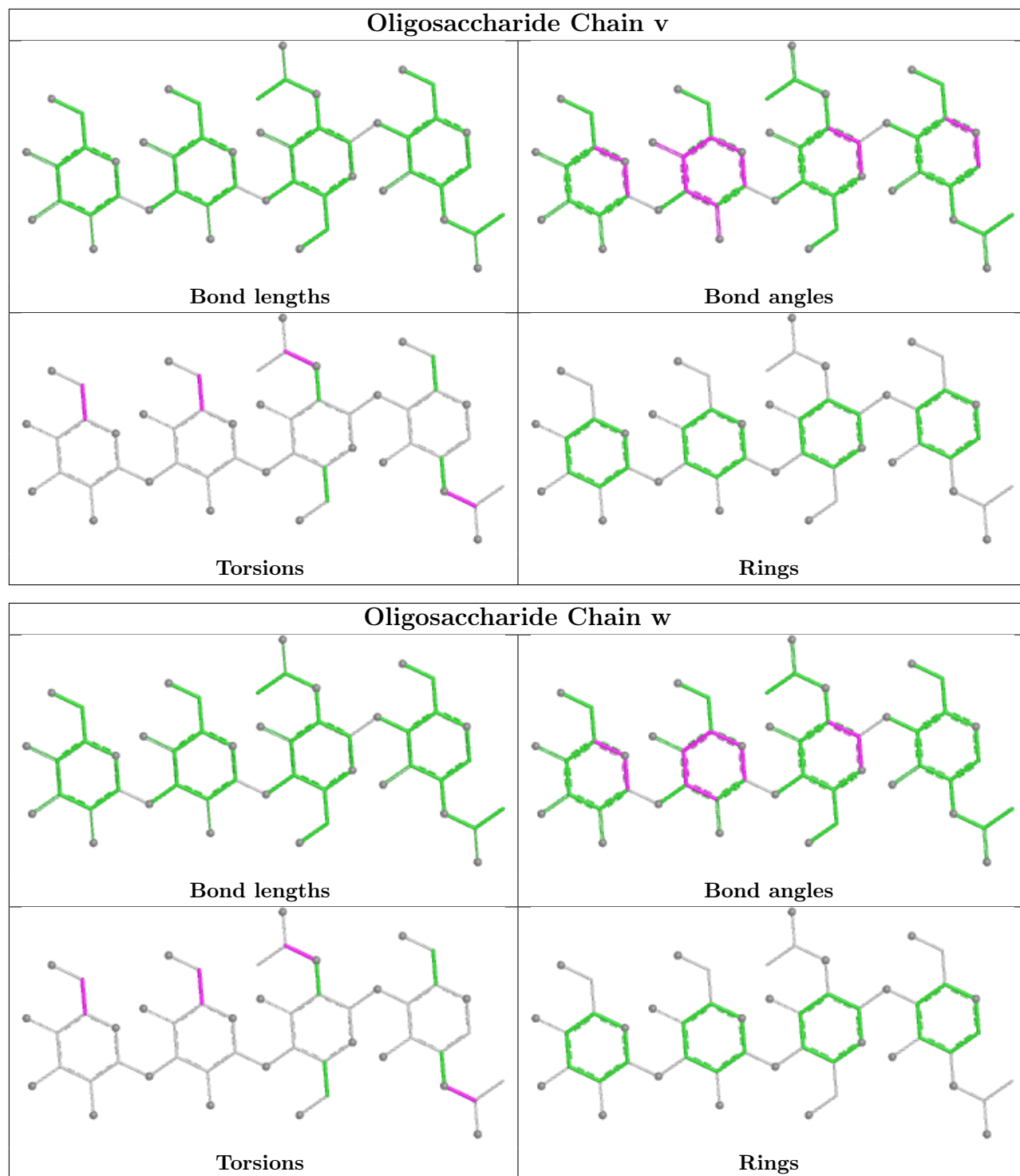




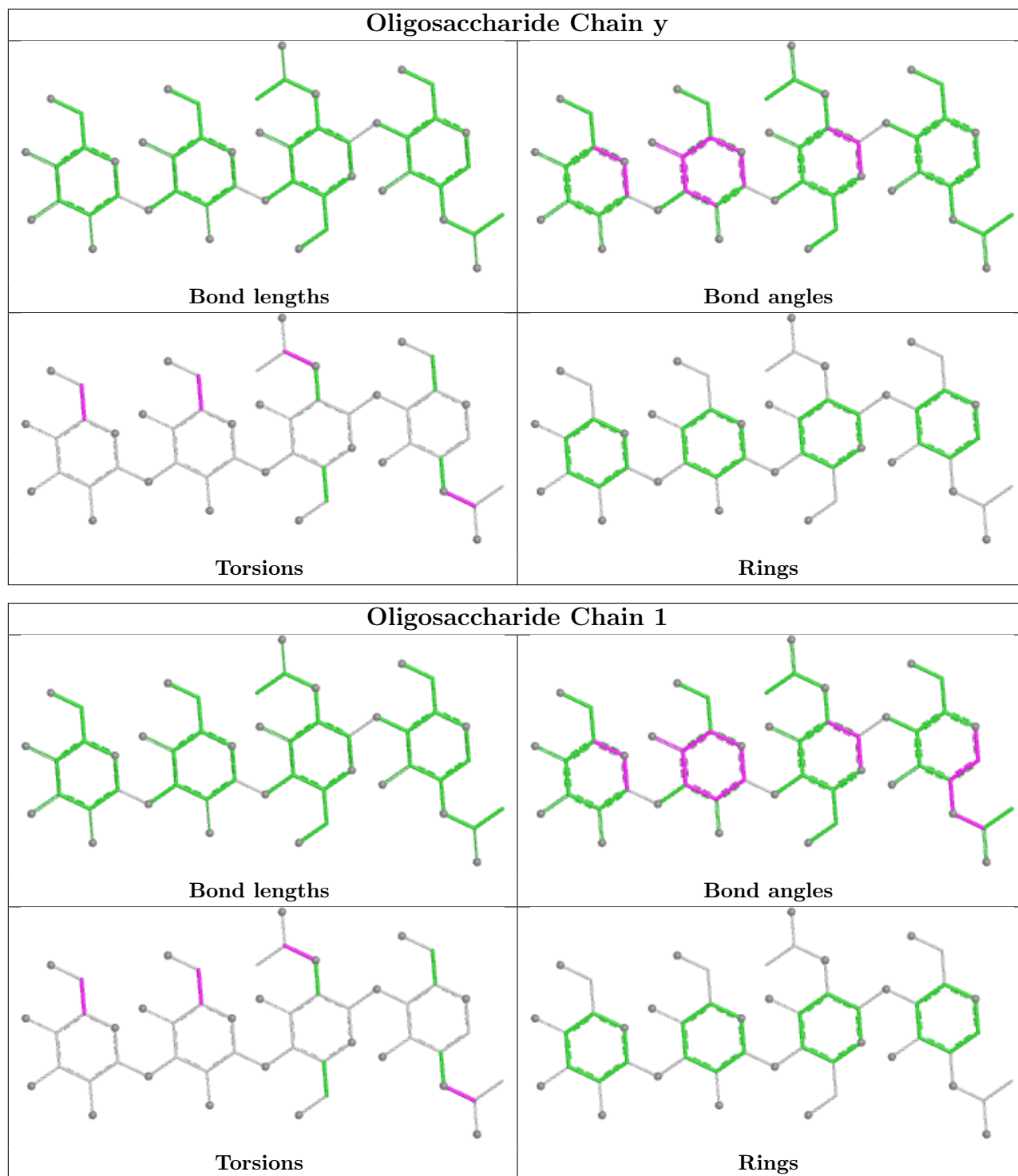












## 5.6 Ligand geometry [i](#)

13 ligands are modelled in this entry.

In the following table, the Counts columns list the number of bonds (or angles) for which Mogul statistics could be retrieved, the number of bonds (or angles) that are observed in the model and the number of bonds (or angles) that are defined in the Chemical Component Dictionary. The

Link column lists molecule types, if any, to which the group is linked. The Z score for a bond length (or angle) is the number of standard deviations the observed value is removed from the expected value. A bond length (or angle) with  $|Z| > 2$  is considered an outlier worth inspection. RMSZ is the root-mean-square of all Z scores of the bond lengths (or angles).

Mol	Type	Chain	Res	Link	Bond lengths			Bond angles		
					Counts	RMSZ	# Z  > 2	Counts	RMSZ	# Z  > 2
4	NAG	G	701	1	14,14,15	0.73	0	17,19,21	1.05	1 (5%)
4	NAG	J	701	1	14,14,15	0.75	0	17,19,21	0.93	1 (5%)
4	NAG	A	701	1	14,14,15	0.77	0	17,19,21	1.48	2 (11%)
4	NAG	N	701	1	14,14,15	0.72	0	17,19,21	0.86	0
4	NAG	Q	701	1	14,14,15	0.71	0	17,19,21	0.89	1 (5%)
4	NAG	P	701	1	14,14,15	0.76	0	17,19,21	1.16	2 (11%)
4	NAG	B	701	1	14,14,15	0.73	0	17,19,21	0.96	1 (5%)
4	NAG	I	701	1	14,14,15	0.74	0	17,19,21	0.90	0
4	NAG	O	701	1	14,14,15	0.80	0	17,19,21	1.57	2 (11%)
4	NAG	D	701	1	14,14,15	0.69	0	17,19,21	1.03	1 (5%)
4	NAG	E	701	1	14,14,15	0.72	0	17,19,21	0.78	0
4	NAG	C	701	1	14,14,15	0.76	0	17,19,21	0.97	1 (5%)
4	NAG	K	701	1	14,14,15	0.74	0	17,19,21	0.99	1 (5%)

In the following table, the Chirals column lists the number of chiral outliers, the number of chiral centers analysed, the number of these observed in the model and the number defined in the Chemical Component Dictionary. Similar counts are reported in the Torsion and Rings columns. '-' means no outliers of that kind were identified.

Mol	Type	Chain	Res	Link	Chirals	Torsions	Rings
4	NAG	G	701	1	-	0/6/23/26	0/1/1/1
4	NAG	J	701	1	-	0/6/23/26	0/1/1/1
4	NAG	A	701	1	-	0/6/23/26	0/1/1/1
4	NAG	N	701	1	-	0/6/23/26	0/1/1/1
4	NAG	Q	701	1	-	0/6/23/26	0/1/1/1
4	NAG	P	701	1	-	2/6/23/26	0/1/1/1
4	NAG	B	701	1	-	1/6/23/26	0/1/1/1
4	NAG	I	701	1	-	0/6/23/26	0/1/1/1
4	NAG	O	701	1	-	2/6/23/26	0/1/1/1
4	NAG	D	701	1	-	0/6/23/26	0/1/1/1
4	NAG	E	701	1	-	0/6/23/26	0/1/1/1
4	NAG	C	701	1	-	0/6/23/26	0/1/1/1
4	NAG	K	701	1	-	0/6/23/26	0/1/1/1

There are no bond length outliers.

All (13) bond angle outliers are listed below:

Mol	Chain	Res	Type	Atoms	Z	Observed(°)	Ideal(°)
4	O	701	NAG	O5-C1-C2	-4.91	103.69	111.29
4	A	701	NAG	C1-O5-C5	3.61	117.02	112.19
4	A	701	NAG	O5-C1-C2	-3.60	105.72	111.29
4	G	701	NAG	O5-C1-C2	-3.16	106.40	111.29
4	D	701	NAG	O5-C1-C2	-3.13	106.45	111.29
4	J	701	NAG	O5-C1-C2	-2.61	107.25	111.29
4	C	701	NAG	O5-C1-C2	-2.52	107.39	111.29
4	O	701	NAG	C1-C2-N2	2.52	114.40	110.43
4	Q	701	NAG	O5-C1-C2	-2.33	107.68	111.29
4	P	701	NAG	O5-C1-C2	-2.33	107.69	111.29
4	K	701	NAG	O5-C1-C2	-2.27	107.78	111.29
4	P	701	NAG	C2-N2-C7	2.16	125.80	122.90
4	B	701	NAG	O5-C1-C2	-2.11	108.02	111.29

There are no chirality outliers.

All (5) torsion outliers are listed below:

Mol	Chain	Res	Type	Atoms
4	P	701	NAG	C4-C5-C6-O6
4	P	701	NAG	O5-C5-C6-O6
4	O	701	NAG	O5-C5-C6-O6
4	B	701	NAG	C4-C5-C6-O6
4	O	701	NAG	C4-C5-C6-O6

There are no ring outliers.

2 monomers are involved in 2 short contacts:

Mol	Chain	Res	Type	Clashes	Symm-Clashes
4	G	701	NAG	1	0
4	J	701	NAG	1	0

## 5.7 Other polymers [i](#)

There are no such residues in this entry.

## 5.8 Polymer linkage issues [i](#)

There are no chain breaks in this entry.

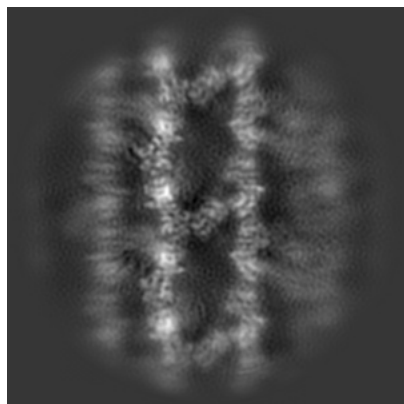
## 6 Map visualisation [i](#)

This section contains visualisations of the EMDB entry EMD-49794. These allow visual inspection of the internal detail of the map and identification of artifacts.

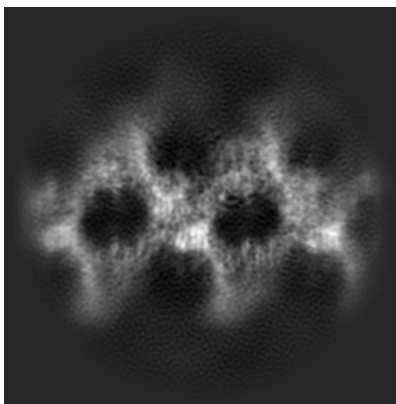
Images derived from a raw map, generated by summing the deposited half-maps, are presented below the corresponding image components of the primary map to allow further visual inspection and comparison with those of the primary map.

### 6.1 Orthogonal projections [i](#)

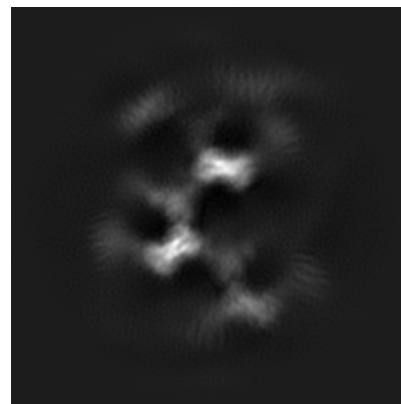
#### 6.1.1 Primary map



X




Y

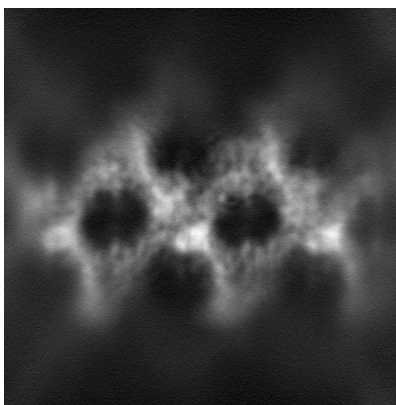


Z


#### 6.1.2 Raw map



X



Y

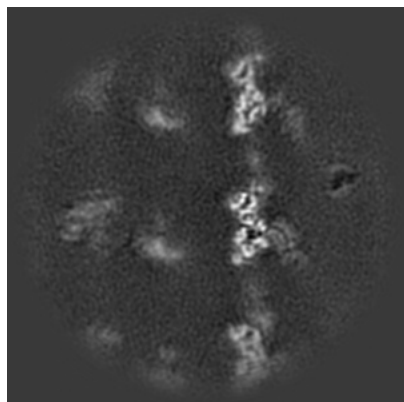


Z

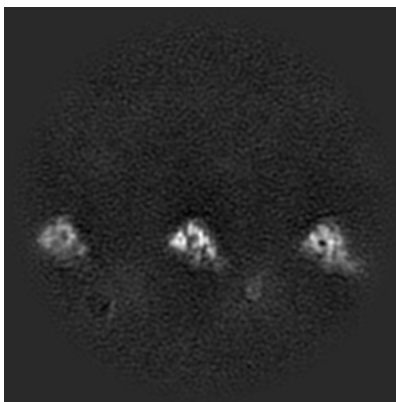
The images above show the map projected in three orthogonal directions.

## 6.2 Central slices [i](#)

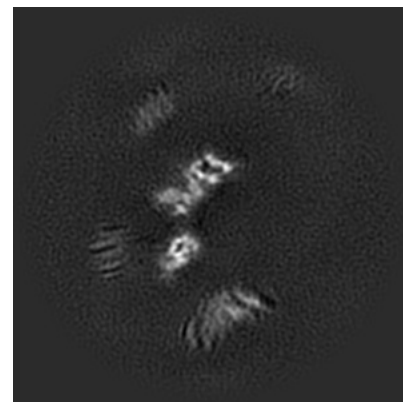
### 6.2.1 Primary map



X Index: 180

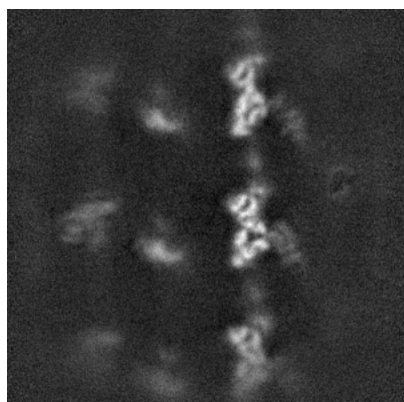


Y Index: 180

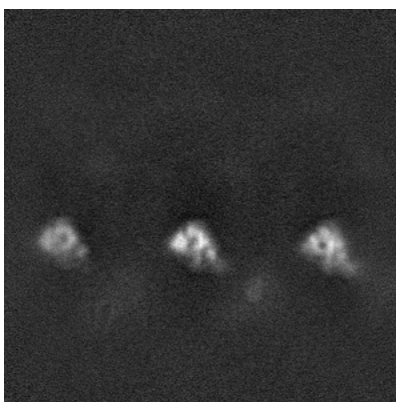


Z Index: 180

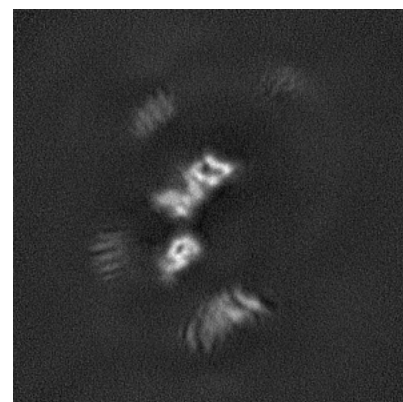
### 6.2.2 Raw map



X Index: 180



Y Index: 180

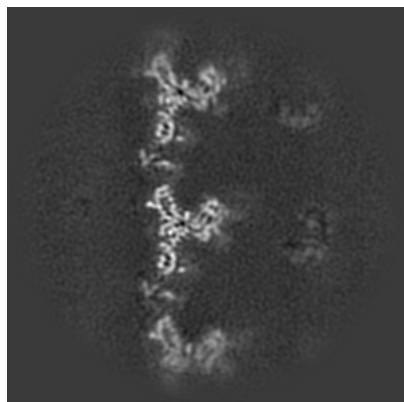


Z Index: 180

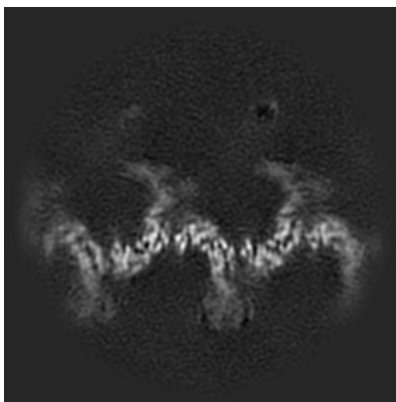
The images above show central slices of the map in three orthogonal directions.

## 6.3 Largest variance slices [i](#)

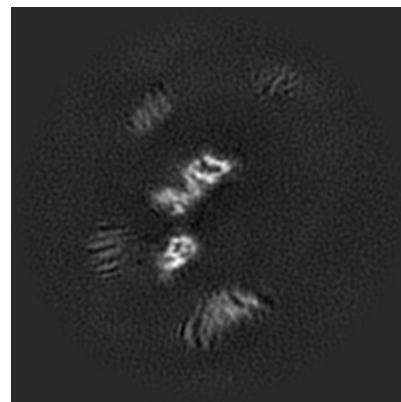
### 6.3.1 Primary map



X Index: 148

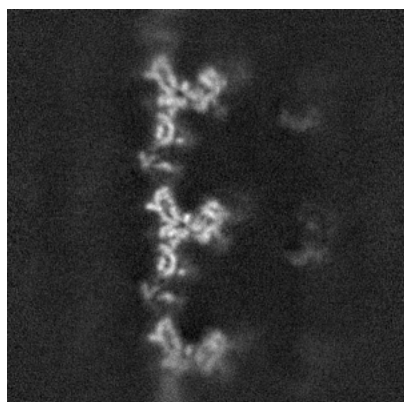


Y Index: 141

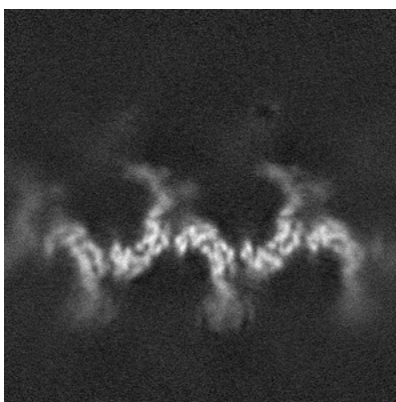


Z Index: 181

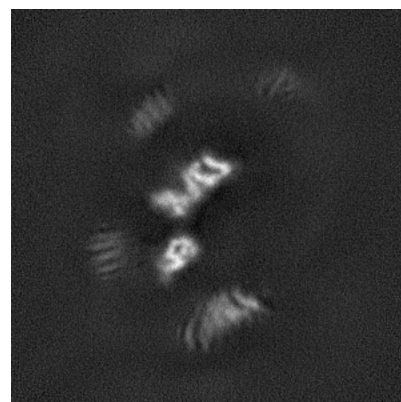
### 6.3.2 Raw map



X Index: 148



Y Index: 141



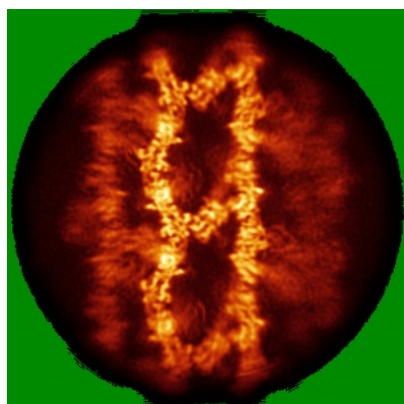
Z Index: 181

The images above show the largest variance slices of the map in three orthogonal directions.

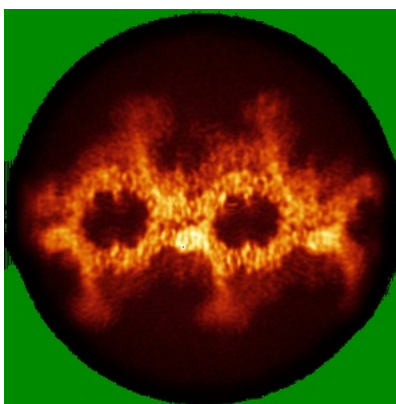


## 6.4 Orthogonal standard-deviation projections (False-color) [i](#)

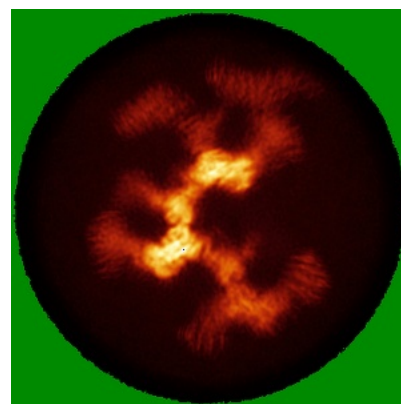
### 6.4.1 Primary map



X




Y

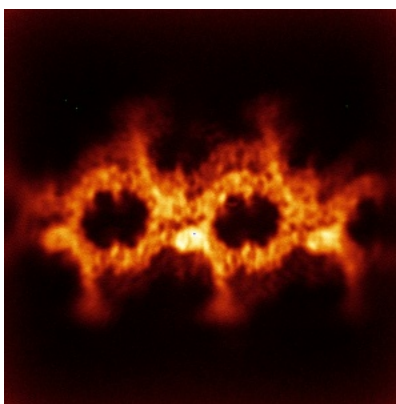


Z

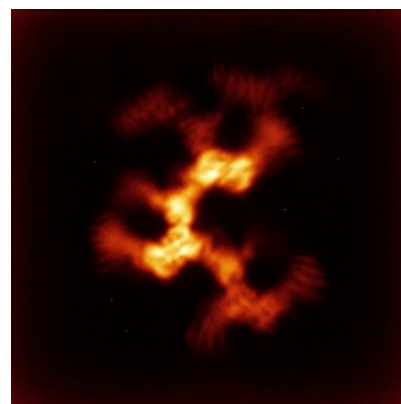
### 6.4.2 Raw map



X



Y




Z

The images above show the map standard deviation projections with false color in three orthogonal directions. Minimum values are shown in green, max in blue, and dark to light orange shades represent small to large values respectively.


## 6.5 Orthogonal surface views [i](#)

### 6.5.1 Primary map



The images above show the 3D surface view of the map at the recommended contour level 0.174. These images, in conjunction with the slice images, may facilitate assessment of whether an appropriate contour level has been provided.

### 6.5.2 Raw map



These images show the 3D surface of the raw map. The raw map's contour level was selected so that its surface encloses the same volume as the primary map does at its recommended contour level.

## 6.6 Mask visualisation [i](#)

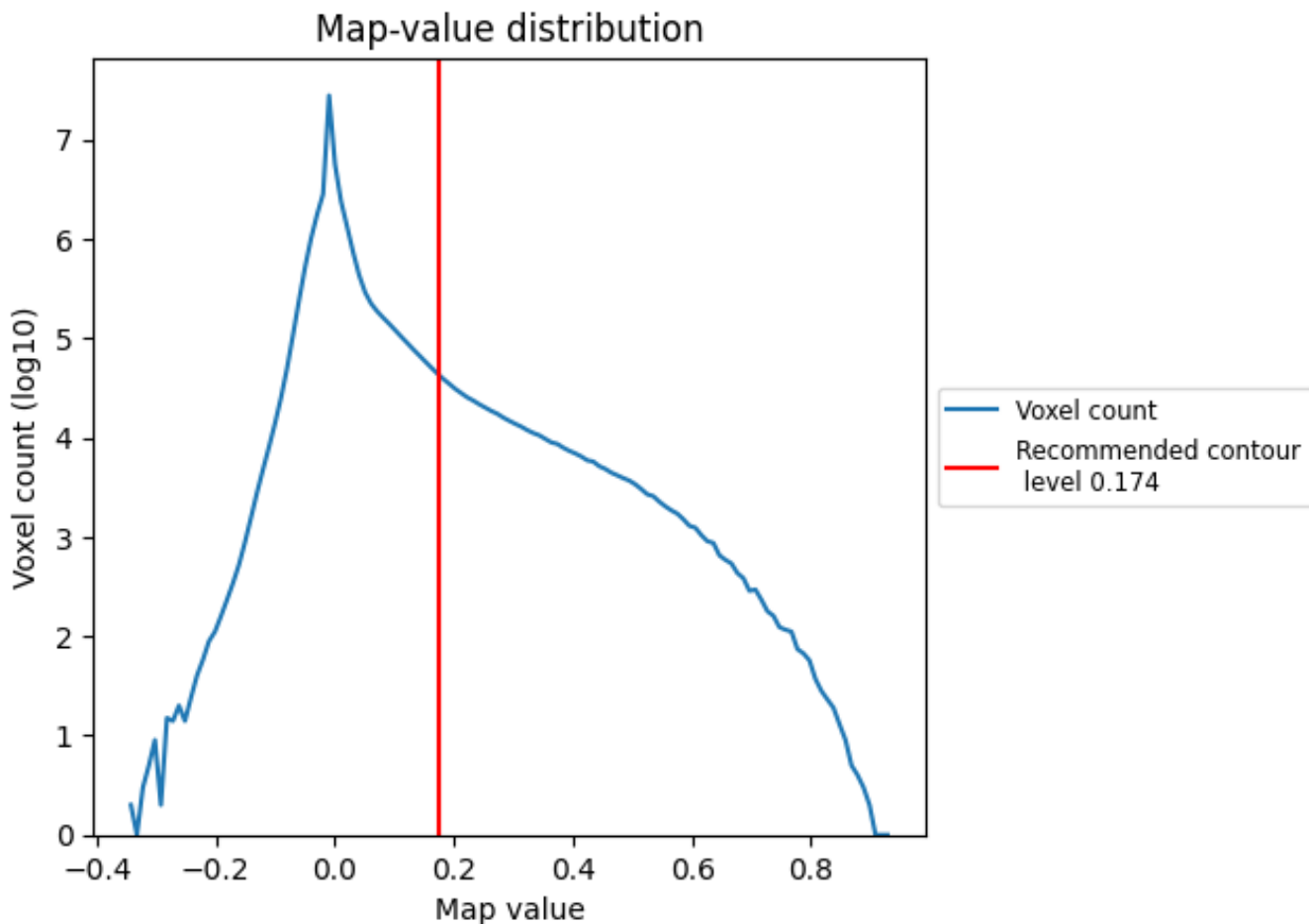
This section was not generated. No masks/segmentation were deposited.



## 7 Map analysis [i](#)

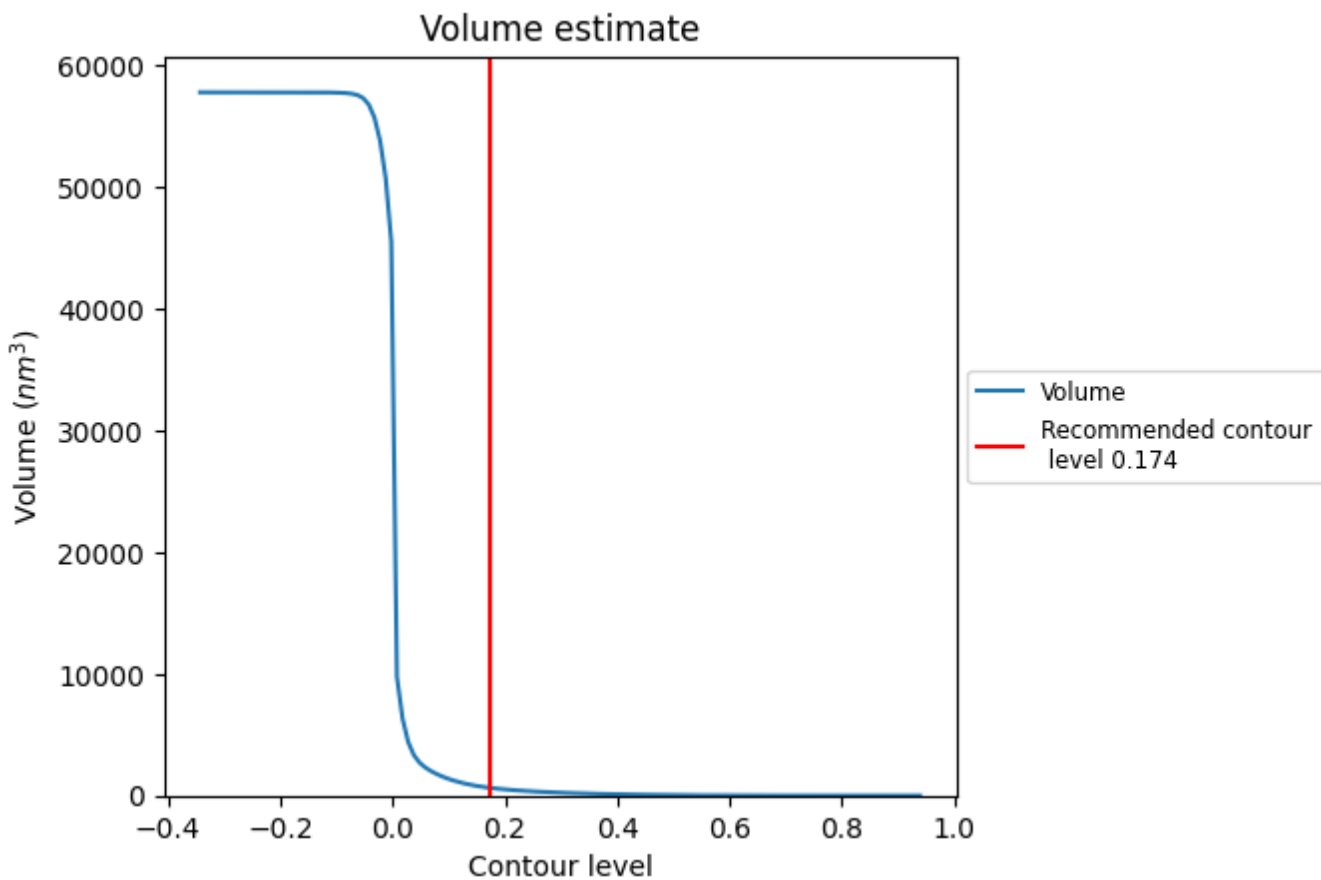
This section contains the results of statistical analysis of the map.

### 7.1 Map-value distribution [i](#)



The map-value distribution is plotted in 128 intervals along the x-axis. The y-axis is logarithmic. A spike in this graph at zero usually indicates that the volume has been masked.

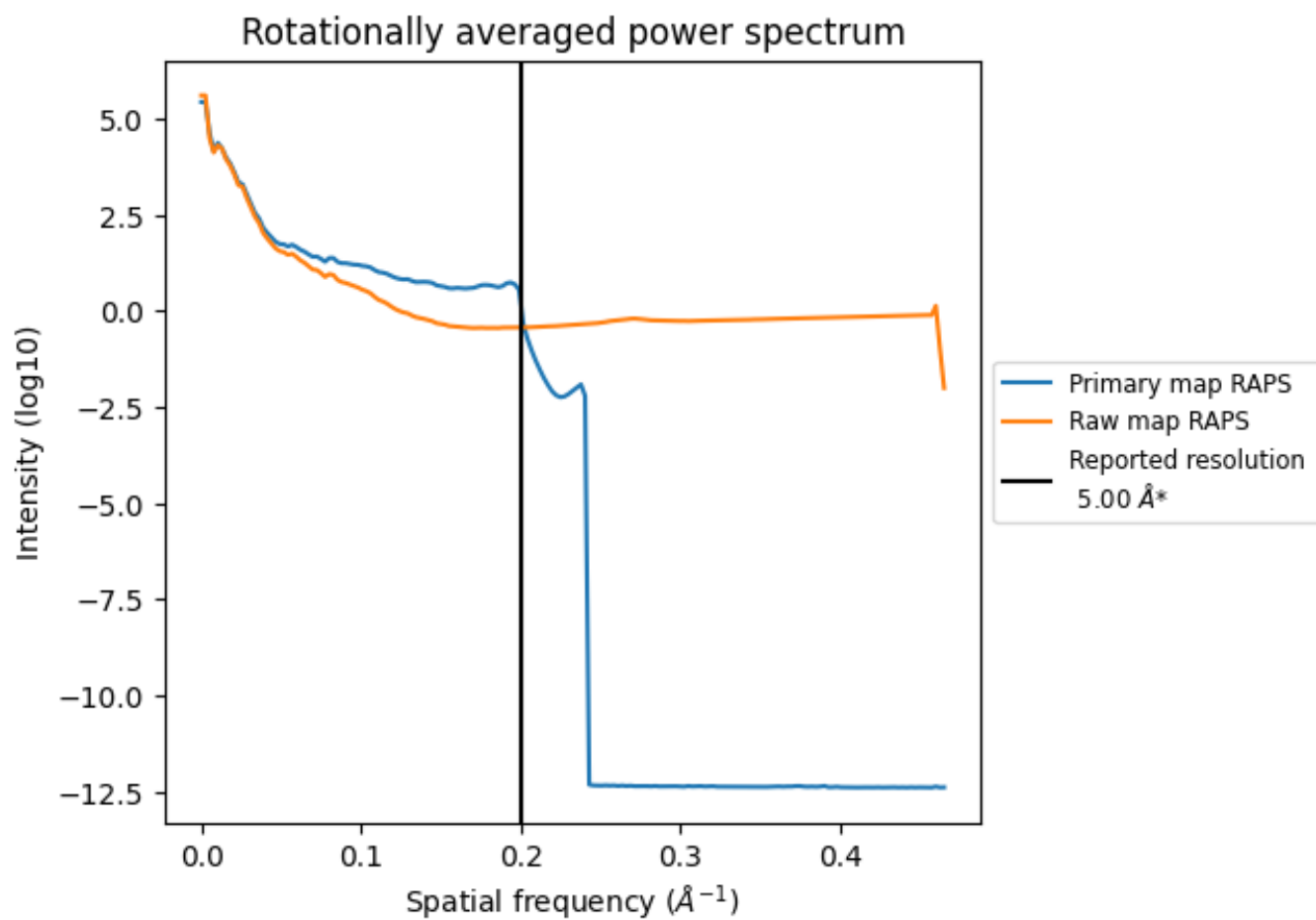
## 7.2 Volume estimate [i](#)



The volume at the recommended contour level is 630 nm<sup>3</sup>; this corresponds to an approximate mass of 569 kDa.

The volume estimate graph shows how the enclosed volume varies with the contour level. The recommended contour level is shown as a vertical line and the intersection between the line and the curve gives the volume of the enclosed surface at the given level.

### 7.3 Rotationally averaged power spectrum [i](#)

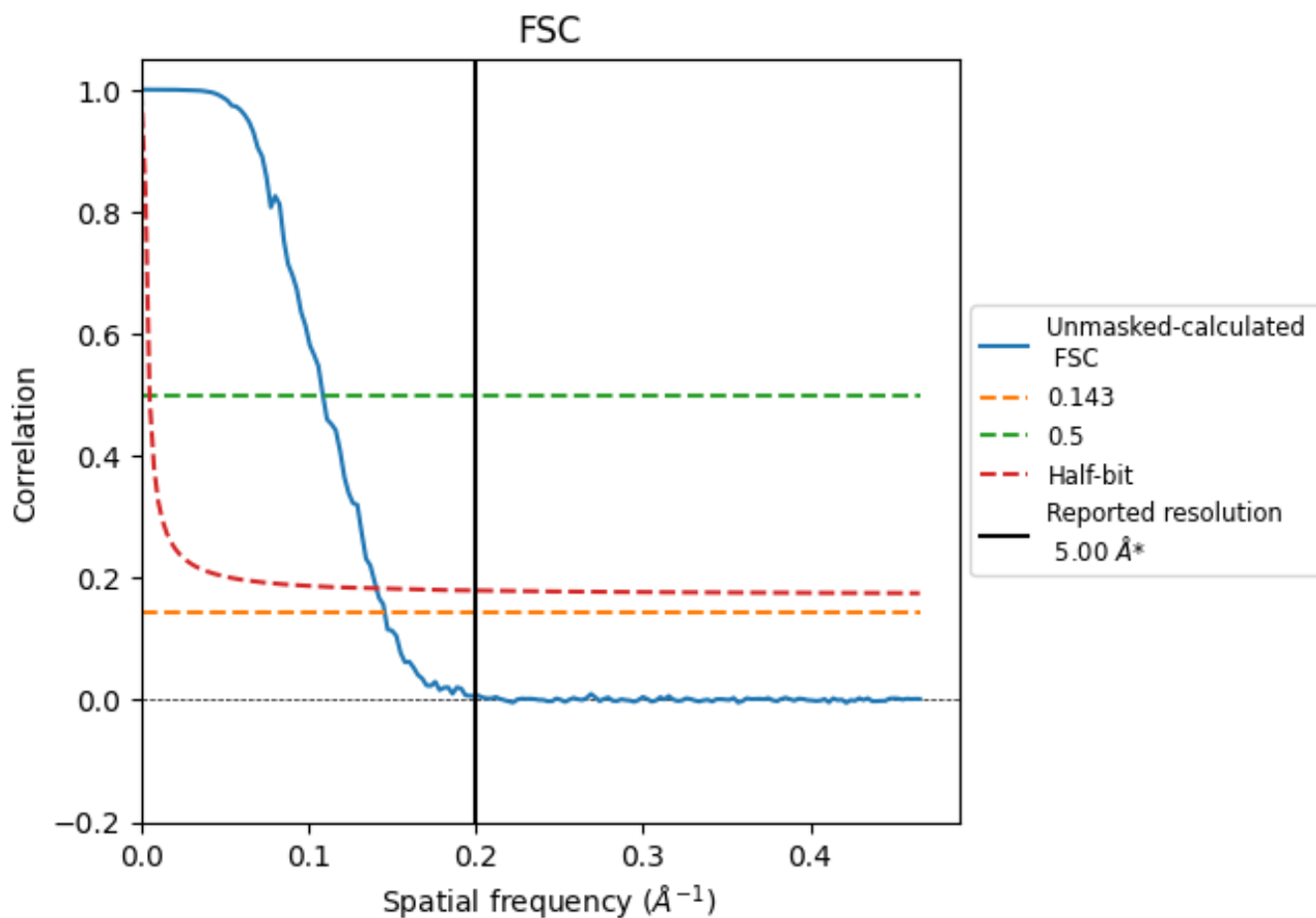


\*Reported resolution corresponds to spatial frequency of 0.200 Å<sup>-1</sup>

## 8 Fourier-Shell correlation [i](#)

Fourier-Shell Correlation (FSC) is the most commonly used method to estimate the resolution of single-particle and subtomogram-averaged maps. The shape of the curve depends on the imposed symmetry, mask and whether or not the two 3D reconstructions used were processed from a common reference. The reported resolution is shown as a black line. A curve is displayed for the half-bit criterion in addition to lines showing the 0.143 gold standard cut-off and 0.5 cut-off.

### 8.1 FSC [i](#)



\*Reported resolution corresponds to spatial frequency of 0.200 Å<sup>-1</sup>

## 8.2 Resolution estimates [i](#)

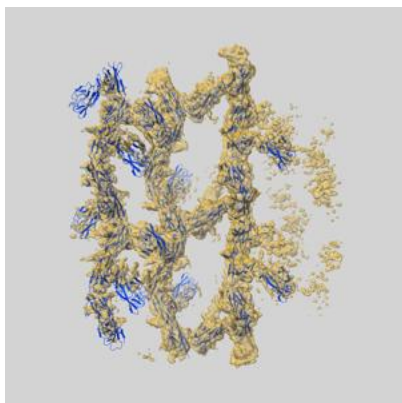
Resolution estimate (Å)	Estimation criterion (FSC cut-off)		
	0.143	0.5	Half-bit
Reported by author	5.00	-	-
Author-provided FSC curve	-	-	-
Unmasked-calculated*	6.86	9.20	7.11

\*Resolution estimate based on FSC curve calculated by comparison of deposited half-maps. The value from deposited half-maps intersecting FSC 0.143 CUT-OFF 6.86 differs from the reported value 5.0 by more than 10 %

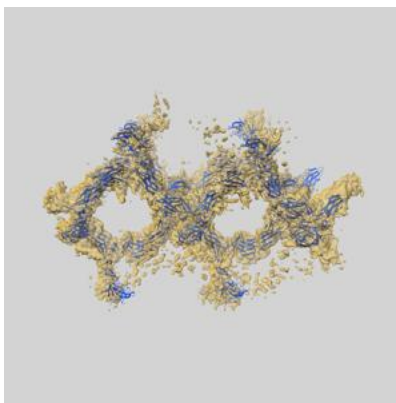
## 9 Map-model fit [i](#)

This section contains information regarding the fit between EMDB map EMD-49794 and PDB model 9NU3. Per-residue inclusion information can be found in section 3 on page 10.

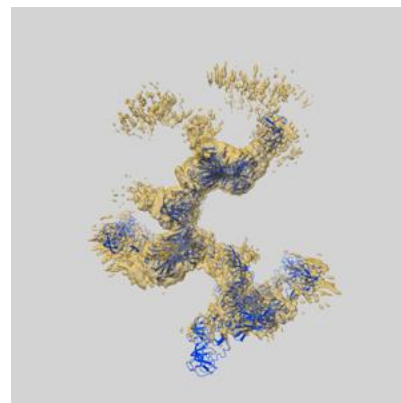
### 9.1 Map-model overlay [i](#)



X




Y



Z


The images above show the 3D surface view of the map at the recommended contour level 0.174 at 50% transparency in yellow overlaid with a ribbon representation of the model coloured in blue. These images allow for the visual assessment of the quality of fit between the atomic model and the map.

## 9.2 Q-score mapped to coordinate model [\(i\)](#)



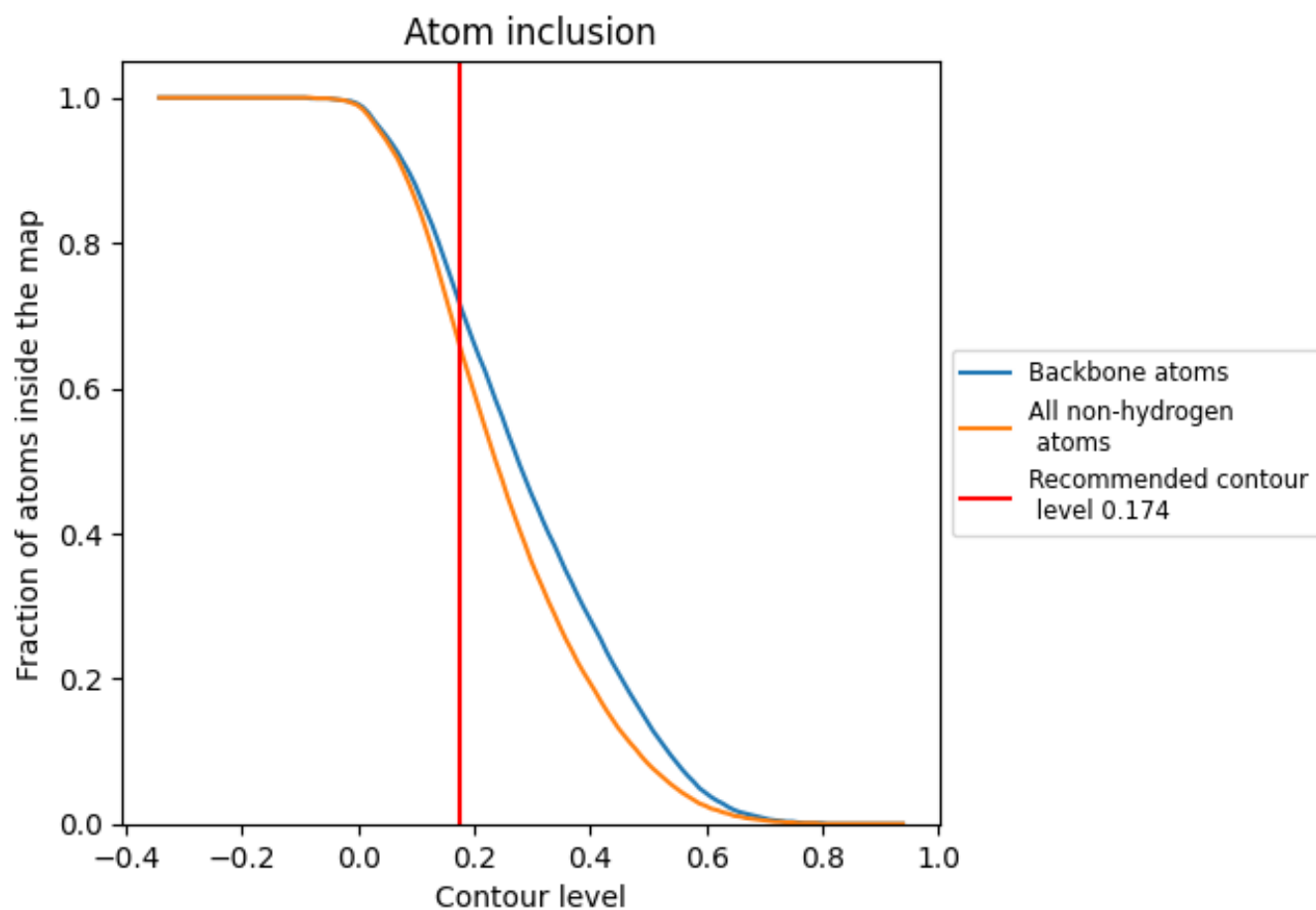
The images above show the model with each residue coloured according to its Q-score. This shows their resolvability in the map with higher Q-score values reflecting better resolvability. Please note: Q-score is calculating the resolvability of atoms, and thus high values are only expected at resolutions at which atoms can be resolved. Low Q-score values may therefore be expected for many entries.

## 9.3 Atom inclusion mapped to coordinate model [\(i\)](#)



The images above show the model with each residue coloured according to its atom inclusion. This shows to what extent they are inside the map at the recommended contour level (0.174).

## 9.4 Atom inclusion [i](#)









































































At the recommended contour level, 72% of all backbone atoms, 66% of all non-hydrogen atoms, are inside the map.



## 9.5 Map-model fit summary

















































The table lists the average atom inclusion at the recommended contour level (0.174) and Q-score for the entire model and for each chain.

Chain	Atom inclusion	Q-score
All	 0.6610	 0.1640
0	 0.3930	 0.2170
1	 0.6200	 0.2460
2	 0.0000	 -0.0210
3	 0.4640	 0.3350
4	 0.9290	 0.3170
5	 1.0000	 0.3760
A	 0.8660	 0.2170
B	 0.9040	 0.1610
C	 0.8120	 0.1550
D	 0.5210	 0.0870
E	 0.7150	 0.1750
F	 0.9080	 0.1790
G	 0.9100	 0.1840
H	 0.4500	 0.1650
I	 0.0720	 0.0780
J	 0.9520	 0.2370
K	 0.4320	 0.1390
L	 0.9660	 0.2530
M	 0.9580	 0.2670
N	 0.6260	 0.1280
O	 0.3390	 0.1030
P	 0.7260	 0.1540
Q	 0.4310	 0.1440
R	 0.2620	 0.1320
S	 0.5360	 0.1930
T	 0.9200	 0.3260
U	 0.1430	 0.0390
V	 0.9640	 0.3890
W	 0.9600	 0.3550
X	 0.1430	 0.0980
Y	 0.9600	 0.1940
Z	 0.1070	 -0.0830
a	 0.5000	 0.2250
b	 0.9800	 0.3410



*Continued on next page...*

Continued from previous page...

Chain	Atom inclusion	Q-score
c	 0.3210	 0.0190
d	 0.7500	 0.2970
e	 0.9400	 0.3400
f	 0.9640	 0.3280
g	 0.5360	 0.2360
h	 0.9400	 0.2750
i	 0.9290	 0.2080
j	 0.6600	 0.1840
k	 0.8930	 0.1950
l	 0.9400	 0.3010
m	 0.1790	 -0.0480
n	 1.0000	 0.3200
o	 0.6800	 0.2420
p	 0.0000	 -0.1320
q	 1.0000	 0.2920
r	 0.1430	 0.0690
s	 0.5600	 0.2240
t	 0.0000	 0.0420
u	 0.5360	 0.1860
v	 0.2000	 0.2110
w	 0.0000	 0.0460
x	 0.0000	 0.0590
y	 0.4000	 0.1200
z	 0.5360	 0.2310