



## Full wwPDB EM Validation Report ⓘ

Jan 9, 2024 – 06:19 PM EST

PDB ID : 8VJK  
EMDB ID : EMD-43284  
Title : Structure of mouse RyR1 (high-Ca<sup>2+</sup>/CFF/ATP dataset)  
Authors : Weninger, G.; Marks, A.R.  
Deposited on : 2024-01-07  
Resolution : 2.92 Å (reported)

This is a Full wwPDB EM Validation Report for a publicly released PDB entry.

We welcome your comments at [validation@mail.wwpdb.org](mailto:validation@mail.wwpdb.org)

A user guide is available at

<https://www.wwpdb.org/validation/2017/EMValidationReportHelp>

with specific help available everywhere you see the ⓘ symbol.

The types of validation reports are described at

<http://www.wwpdb.org/validation/2017/FAQs#types>.

---

The following versions of software and data (see [references ⓘ](#)) were used in the production of this report:

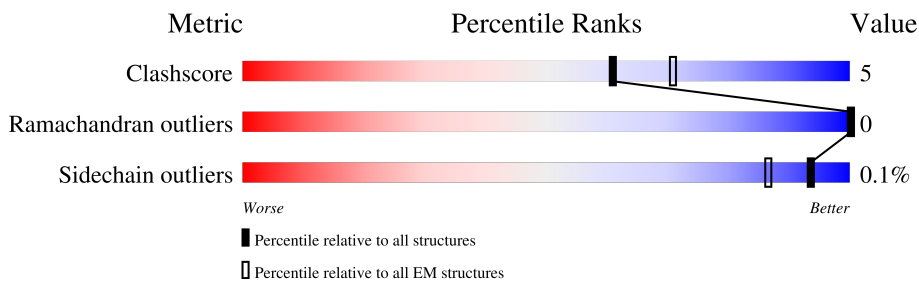
EMDB validation analysis : 0.0.1.dev70  
Mogul : 1.8.5 (274361), CSD as541be (2020)  
MolProbity : 4.02b-467  
buster-report : 1.1.7 (2018)  
Percentile statistics : 20191225.v01 (using entries in the PDB archive December 25th 2019)  
MapQ : 1.9.9  
Ideal geometry (proteins) : Engh & Huber (2001)  
Ideal geometry (DNA, RNA) : Parkinson et al. (1996)  
Validation Pipeline (wwPDB-VP) : 2.36

# 1 Overall quality at a glance

The following experimental techniques were used to determine the structure:  
*ELECTRON MICROSCOPY*

The reported resolution of this entry is 2.92 Å.

Percentile scores (ranging between 0-100) for global validation metrics of the entry are shown in the following graphic. The table shows the number of entries on which the scores are based.



Metric	Whole archive (#Entries)	EM structures (#Entries)
Clashscore	158937	4297
Ramachandran outliers	154571	4023
Sidechain outliers	154315	3826

The table below summarises the geometric issues observed across the polymeric chains and their fit to the map. The red, orange, yellow and green segments of the bar indicate the fraction of residues that contain outliers for  $\geq 3$ , 2, 1 and 0 types of geometric quality criteria respectively. A grey segment represents the fraction of residues that are not modelled. The numeric value for each fraction is indicated below the corresponding segment, with a dot representing fractions  $\leq 5\%$ . The upper red bar (where present) indicates the fraction of residues that have poor fit to the EM map (all-atom inclusion  $< 40\%$ ). The numeric value is given above the bar.

Mol	Chain	Length	Quality of chain
1	A	5035	
1	B	5035	
1	C	5035	
1	D	5035	
2	E	108	
2	F	108	
2	G	108	
2	H	108	

## 2 Entry composition i

There are 7 unique types of molecules in this entry. The entry contains 143248 atoms, of which 0 are hydrogens and 0 are deuteriums.

In the tables below, the AltConf column contains the number of residues with at least one atom in alternate conformation and the Trace column contains the number of residues modelled with at most 2 atoms.

- Molecule 1 is a protein called Ryanodine receptor 1.

Mol	Chain	Residues	Atoms					AltConf	Trace
			Total	C	N	O	S		
1	A	4373	34797	22132	5983	6445	237	0	0
1	B	4373	34797	22132	5983	6445	237	0	0
1	C	4373	34797	22132	5983	6445	237	0	0
1	D	4373	34797	22132	5983	6445	237	0	0

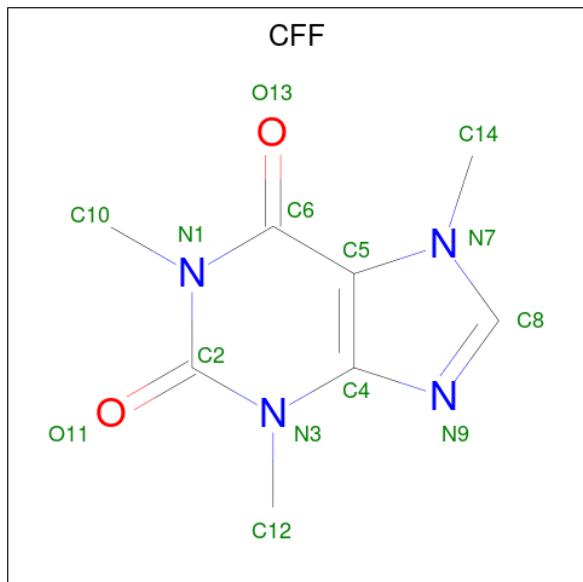
- Molecule 2 is a protein called Peptidyl-prolyl cis-trans isomerase FKBP1A.

Mol	Chain	Residues	Atoms					AltConf	Trace
			Total	C	N	O	S		
2	E	107	829	526	145	155	3	0	0
2	F	107	829	526	145	155	3	0	0
2	G	107	829	526	145	155	3	0	0
2	H	107	829	526	145	155	3	0	0

- Molecule 3 is ZINC ION (three-letter code: ZN) (formula: Zn) (labeled as "Ligand of Interest" by depositor).

Mol	Chain	Residues	Atoms		AltConf
3	A	1	Total	Zn	0
			1	1	
3	B	1	Total	Zn	0
			1	1	
3	C	1	Total	Zn	0
			1	1	
3	D	1	Total	Zn	0
			1	1	

- Molecule 4 is CAFFEINE (three-letter code: CFF) (formula:  $C_8H_{10}N_4O_2$ ) (labeled as "Ligand of Interest" by depositor).



Mol	Chain	Residues	Atoms				AltConf
			Total	C	N	O	
4	A	1	Total	C	N	O	0
			14	8	4	2	
4	B	1	Total	C	N	O	0
			14	8	4	2	
4	C	1	Total	C	N	O	0
			14	8	4	2	
4	D	1	Total	C	N	O	0
			14	8	4	2	

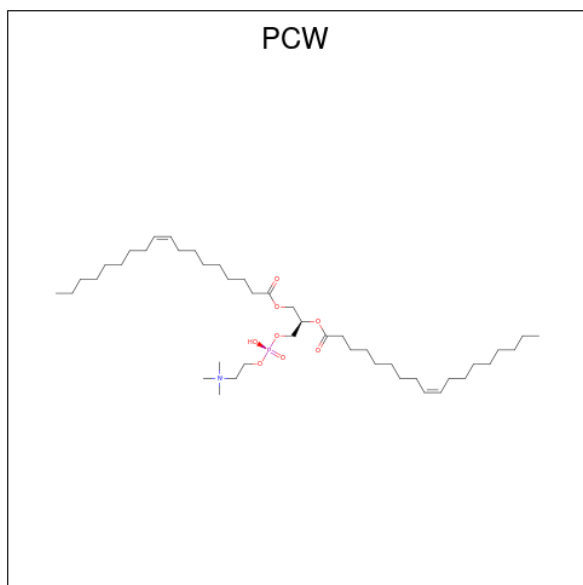
- Molecule 5 is ADENOSINE-5'-TRIPHOSPHATE (three-letter code: ATP) (formula:  $C_{10}H_{16}N_5O_{13}P_3$ ) (labeled as "Ligand of Interest" by depositor).



Continued from previous page...

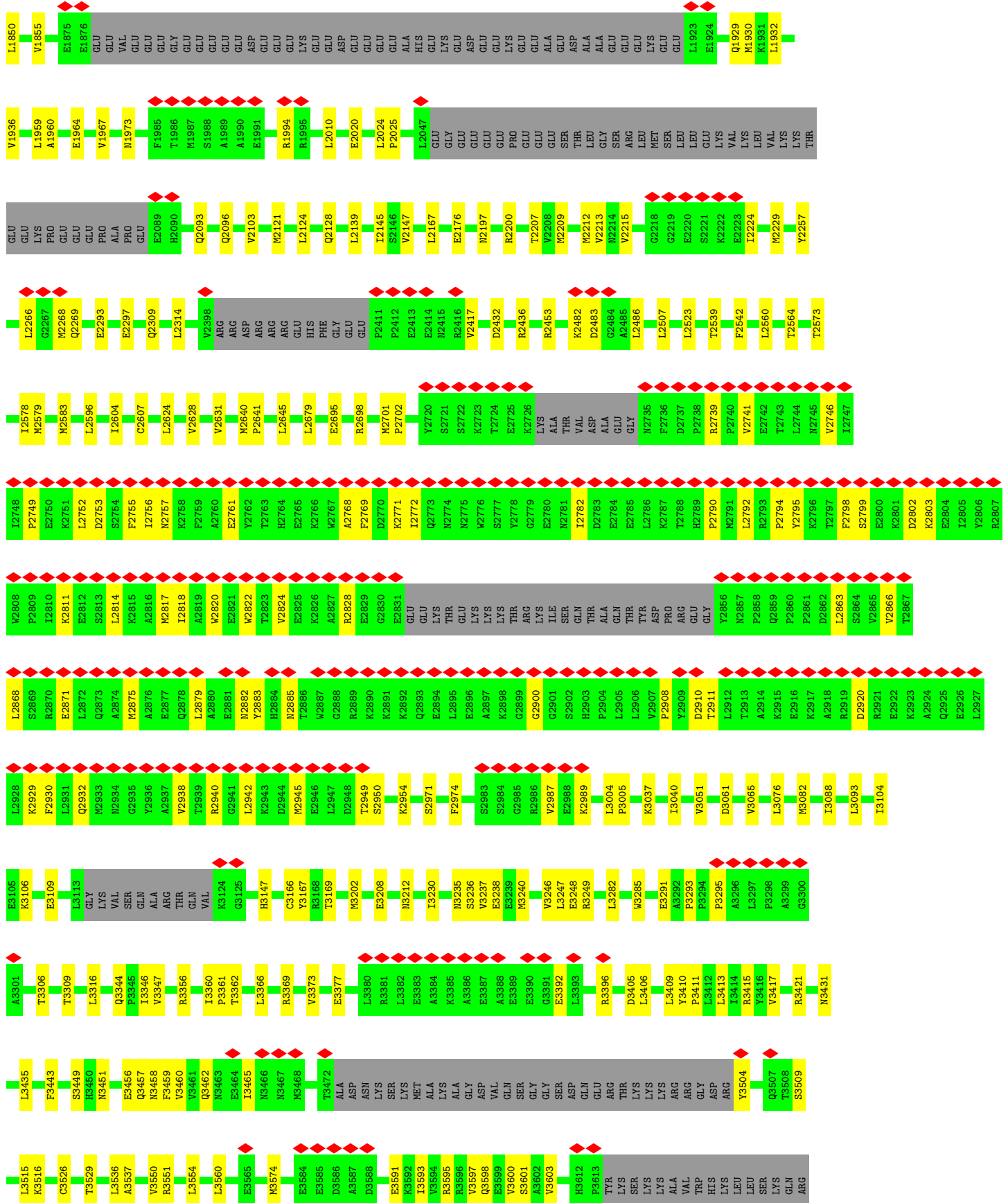
Mol	Chain	Residues	Atoms		AltConf
			Total	Ca	
6	D	1	1	1	0

- Molecule 7 is 1,2-DIOLEOYL-SN-GLYCERO-3-PHOSPHOCHOLINE (three-letter code: PCW) (formula:  $C_{44}H_{85}NO_8P$ ).



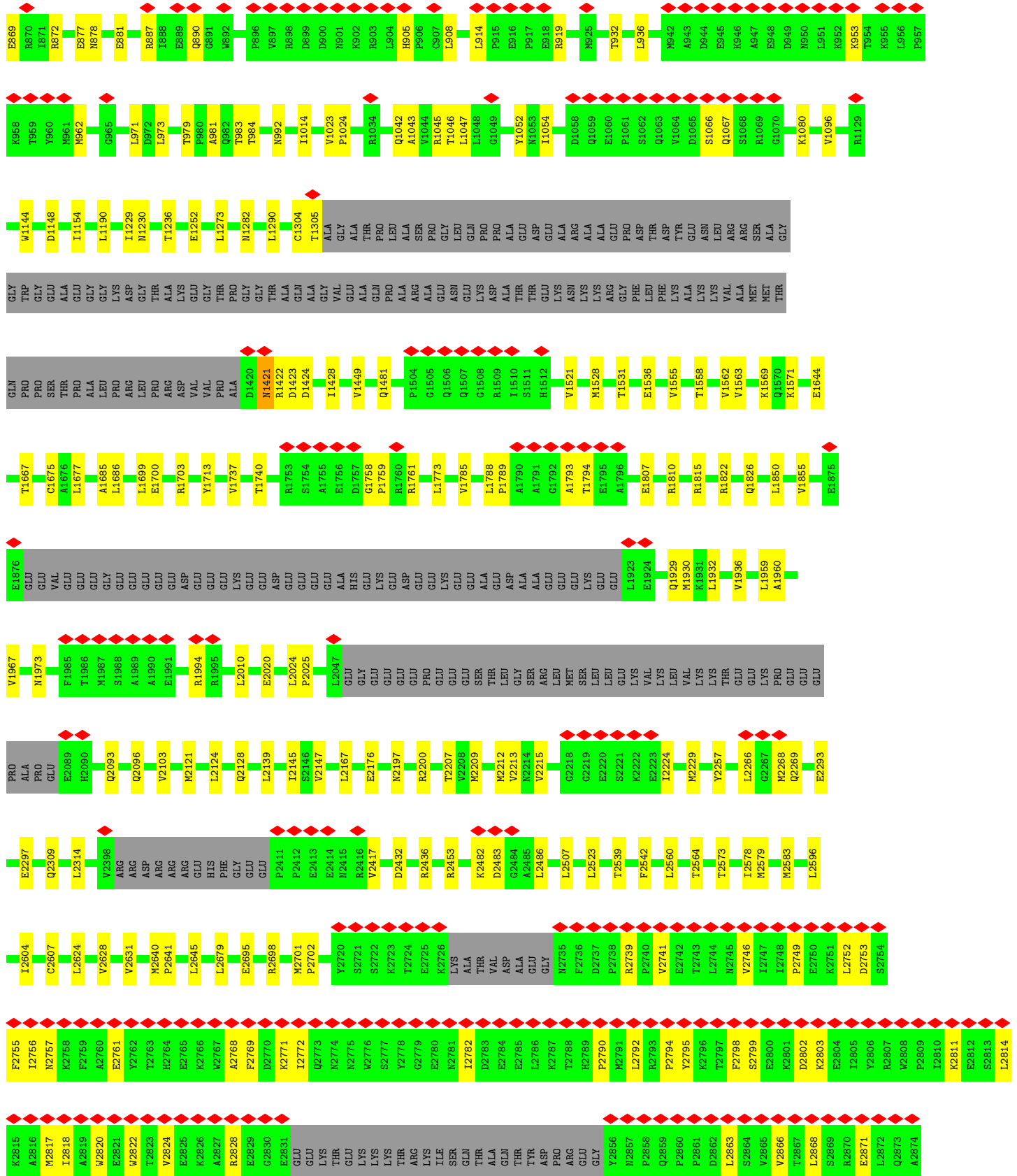
Mol	Chain	Residues	Atoms					AltConf
			Total	C	N	O	P	
7	A	1	54	44	1	8	1	0
7	A	1	54	44	1	8	1	0
7	B	1	54	44	1	8	1	0
7	B	1	54	44	1	8	1	0
7	C	1	54	44	1	8	1	0
7	C	1	54	44	1	8	1	0
7	D	1	54	44	1	8	1	0
7	D	1	54	44	1	8	1	0



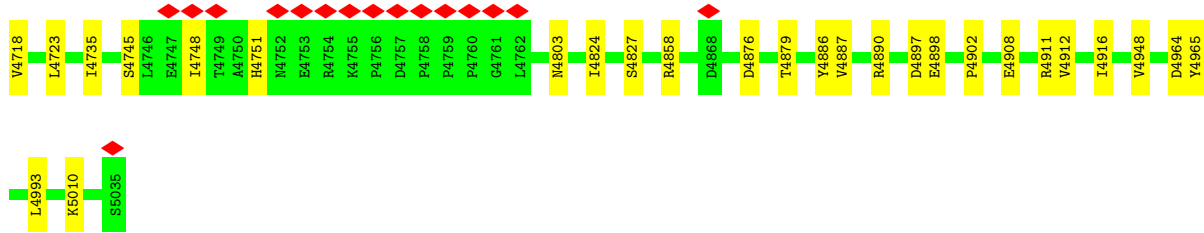




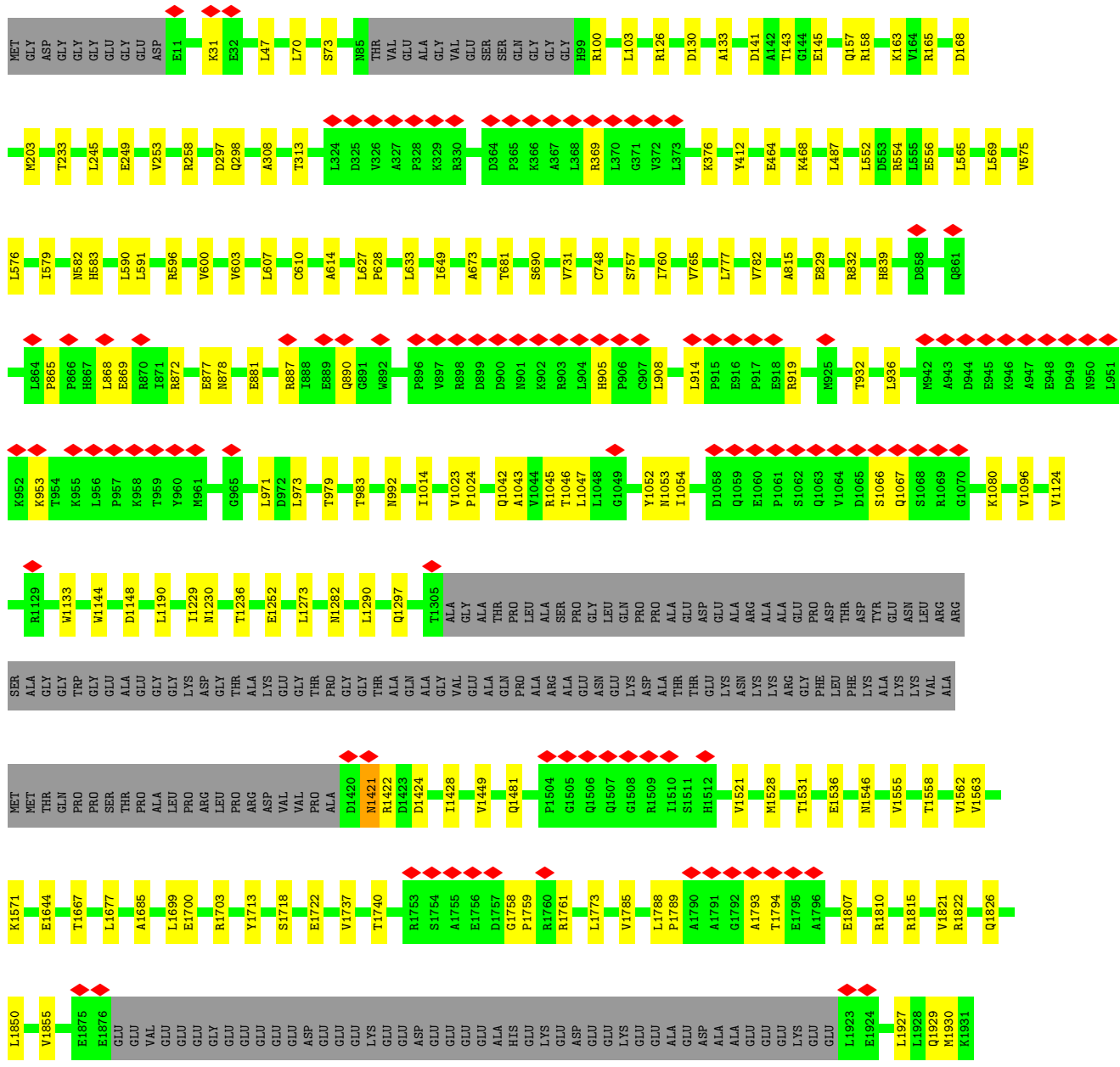
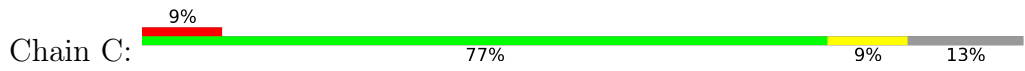




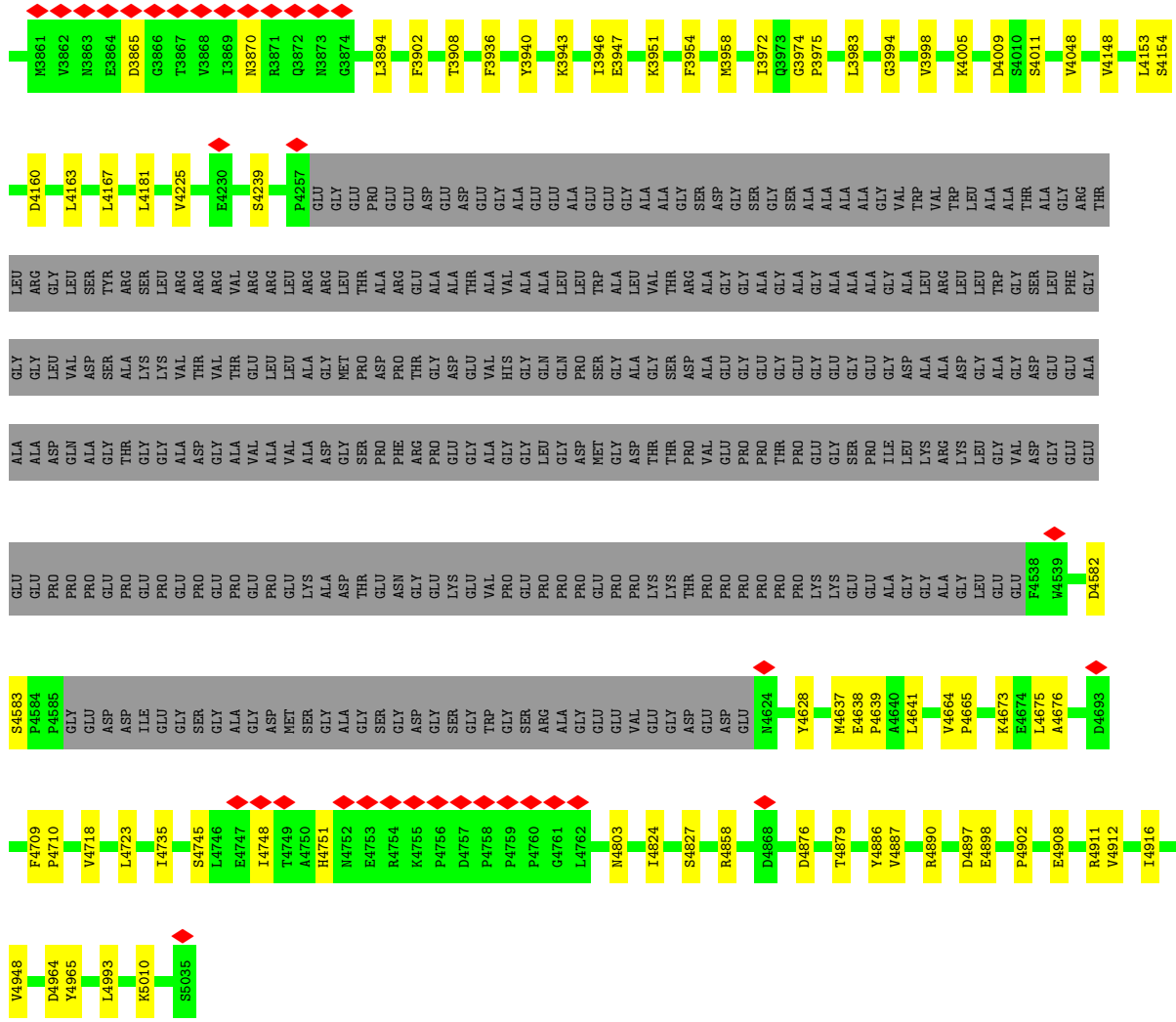




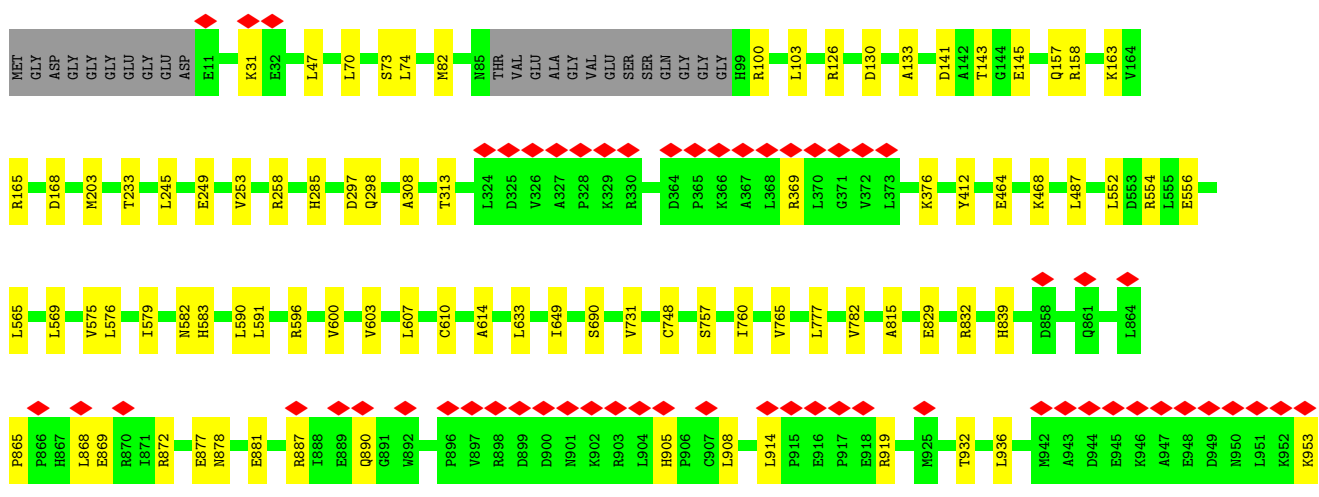
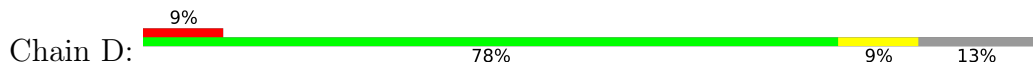
• Molecule 1: Ryanodine receptor 1

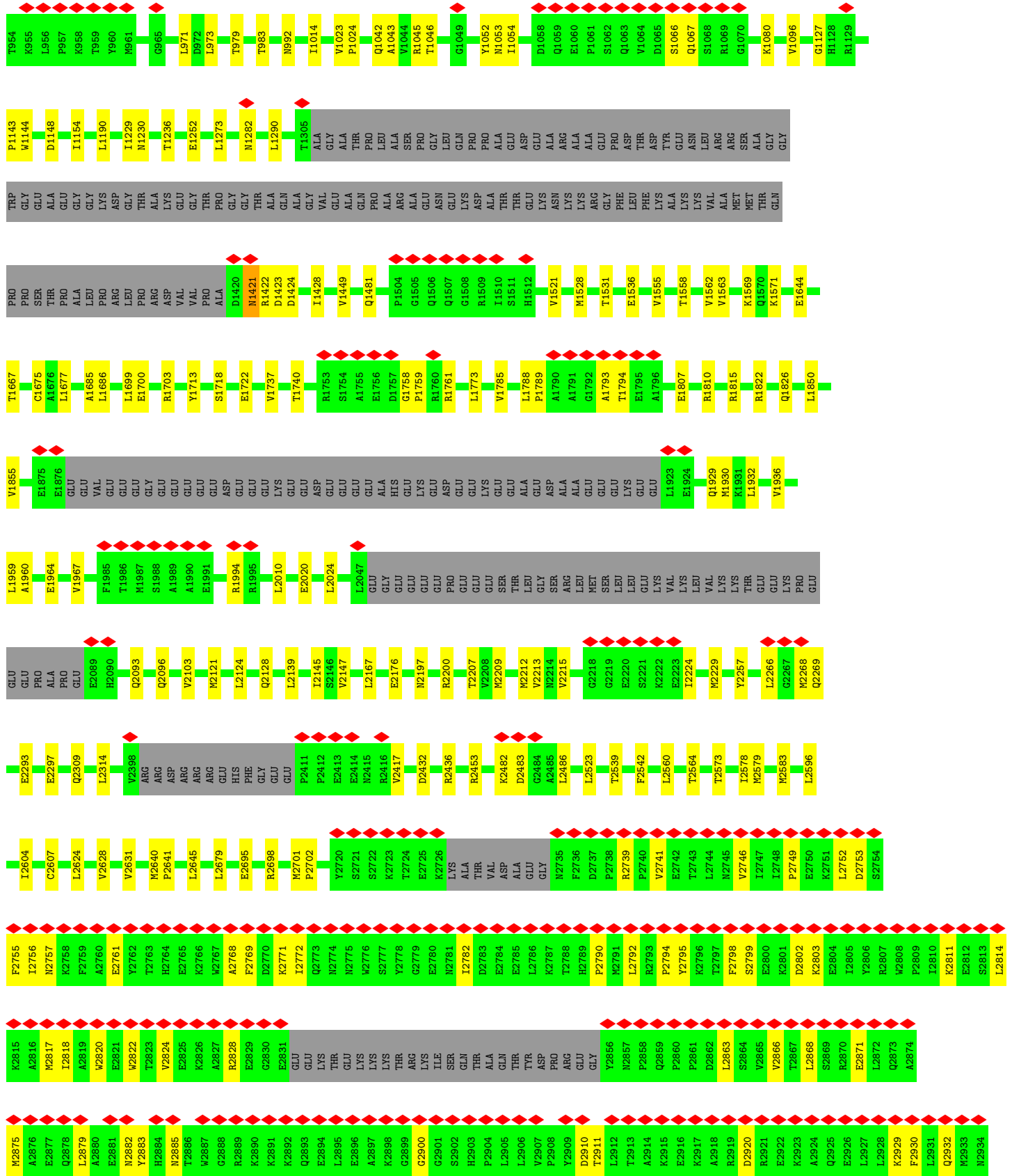






● Molecule 1: Ryanodine receptor 1




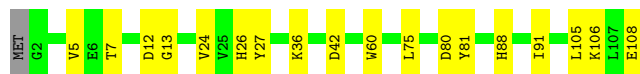







- Molecule 2: Peptidyl-prolyl cis-trans isomerase FKBP1A

Chain E:  82% 17%




- Molecule 2: Peptidyl-prolyl cis-trans isomerase FKBP1A

Chain F:  85% 14%




- Molecule 2: Peptidyl-prolyl cis-trans isomerase FKBP1A

Chain G:  84% 15%



- Molecule 2: Peptidyl-prolyl cis-trans isomerase FKBP1A

Chain H:  81% 18%



## 4 Experimental information

Property	Value	Source
EM reconstruction method	SINGLE PARTICLE	Depositor
Imposed symmetry	POINT, C4	Depositor
Number of particles used	292757	Depositor
Resolution determination method	FSC 0.143 CUT-OFF	Depositor
CTF correction method	PHASE FLIPPING AND AMPLITUDE CORRECTION	Depositor
Microscope	FEI TITAN KRIOS	Depositor
Voltage (kV)	300	Depositor
Electron dose ( $e^-/\text{\AA}^2$ )	58	Depositor
Minimum defocus (nm)	500	Depositor
Maximum defocus (nm)	1200	Depositor
Magnification	Not provided	
Image detector	GATAN K3 BIOQUANTUM (6k x 4k)	Depositor
Maximum map value	0.700	Depositor
Minimum map value	0.000	Depositor
Average map value	0.005	Depositor
Map value standard deviation	0.029	Depositor
Recommended contour level	0.13	Depositor
Map size (Å)	426.496, 426.496, 426.496	wwPDB
Map dimensions	512, 512, 512	wwPDB
Map angles (°)	90.0, 90.0, 90.0	wwPDB
Pixel spacing (Å)	0.833, 0.833, 0.833	Depositor

## 5 Model quality [i](#)

### 5.1 Standard geometry [i](#)

Bond lengths and bond angles in the following residue types are not validated in this section: ATP, PCW, CFF, CA, ZN

The Z score for a bond length (or angle) is the number of standard deviations the observed value is removed from the expected value. A bond length (or angle) with  $|Z| > 5$  is considered an outlier worth inspection. RMSZ is the root-mean-square of all Z scores of the bond lengths (or angles).

Mol	Chain	Bond lengths		Bond angles	
		RMSZ	# Z  >5	RMSZ	# Z  >5
1	A	0.25	0/35586	0.47	0/48203
1	B	0.25	0/35586	0.47	0/48203
1	C	0.25	0/35586	0.47	0/48203
1	D	0.25	0/35586	0.47	0/48203
2	E	0.26	0/847	0.49	0/1142
2	F	0.26	0/847	0.49	0/1142
2	G	0.25	0/847	0.49	0/1142
2	H	0.26	0/847	0.49	0/1142
All	All	0.25	0/145732	0.47	0/197380

There are no bond length outliers.

There are no bond angle outliers.

There are no chirality outliers.

There are no planarity outliers.

### 5.2 Too-close contacts [i](#)

In the following table, the Non-H and H(model) columns list the number of non-hydrogen atoms and hydrogen atoms in the chain respectively. The H(added) column lists the number of hydrogen atoms added and optimized by MolProbity. The Clashes column lists the number of clashes within the asymmetric unit, whereas Symm-Clashes lists symmetry-related clashes.

Mol	Chain	Non-H	H(model)	H(added)	Clashes	Symm-Clashes
1	A	34797	0	34386	318	0
1	B	34797	0	34386	316	0
1	C	34797	0	34386	318	0
1	D	34797	0	34386	312	0
2	E	829	0	826	14	0

*Continued on next page...*

Continued from previous page...

Mol	Chain	Non-H	H(model)	H(added)	Clashes	Symm-Clashes
2	F	829	0	826	12	0
2	G	829	0	826	12	0
2	H	829	0	826	14	0
3	A	1	0	0	0	0
3	B	1	0	0	0	0
3	C	1	0	0	0	0
3	D	1	0	0	0	0
4	A	14	0	10	0	0
4	B	14	0	10	0	0
4	C	14	0	10	0	0
4	D	14	0	10	0	0
5	A	62	0	24	0	0
5	B	62	0	24	0	0
5	C	62	0	24	0	0
5	D	62	0	24	0	0
6	A	1	0	0	0	0
6	B	1	0	0	0	0
6	C	1	0	0	0	0
6	D	1	0	0	0	0
7	A	108	0	168	3	0
7	B	108	0	168	3	0
7	C	108	0	168	3	0
7	D	108	0	168	3	0
All	All	143248	0	141656	1300	0

The all-atom clashscore is defined as the number of clashes found per 1000 atoms (including hydrogen atoms). The all-atom clashscore for this structure is 5.

All (1300) close contacts within the same asymmetric unit are listed below, sorted by their clash magnitude.

Atom-1	Atom-2	Interatomic distance (Å)	Clash overlap (Å)
1:B:748:CYS:SG	1:B:757:SER:OG	2.24	0.96
1:A:748:CYS:SG	1:A:757:SER:OG	2.24	0.95
1:C:748:CYS:SG	1:C:757:SER:OG	2.24	0.95
1:D:748:CYS:SG	1:D:757:SER:OG	2.24	0.93
1:D:3248:GLU:OE2	1:D:3249:ARG:NH1	2.10	0.85
1:B:3248:GLU:OE2	1:B:3249:ARG:NH1	2.10	0.84
1:A:3248:GLU:OE2	1:A:3249:ARG:NH1	2.10	0.84
1:C:3456:GLU:OE1	1:C:3509:SER:OG	1.96	0.84
1:C:3248:GLU:OE2	1:C:3249:ARG:NH1	2.10	0.84
1:A:3456:GLU:OE1	1:A:3509:SER:OG	1.96	0.84

Continued on next page...

Continued from previous page...

Atom-1	Atom-2	Interatomic distance (Å)	Clash overlap (Å)
1:B:3456:GLU:OE1	1:B:3509:SER:OG	1.96	0.84
1:B:3208:GLU:OE2	1:B:3306:THR:OG1	1.97	0.83
1:D:3456:GLU:OE1	1:D:3509:SER:OG	1.96	0.83
1:A:3208:GLU:OE2	1:A:3306:THR:OG1	1.97	0.81
1:D:3208:GLU:OE2	1:D:3306:THR:OG1	1.97	0.81
1:C:3457:GLN:OE1	1:C:3504:TYR:N	2.15	0.80
1:C:3208:GLU:OE2	1:C:3306:THR:OG1	1.97	0.80
1:D:3457:GLN:OE1	1:D:3504:TYR:N	2.15	0.80
1:B:3457:GLN:OE1	1:B:3504:TYR:N	2.15	0.80
1:A:3457:GLN:OE1	1:A:3504:TYR:N	2.15	0.80
1:B:2167:LEU:HD11	1:B:2207:THR:HG23	1.65	0.79
1:C:2167:LEU:HD11	1:C:2207:THR:HG23	1.65	0.79
1:B:2596:LEU:HD21	1:B:2604:ILE:HD12	1.65	0.79
1:C:2596:LEU:HD21	1:C:2604:ILE:HD12	1.65	0.79
1:D:2167:LEU:HD11	1:D:2207:THR:HG23	1.65	0.79
1:A:2167:LEU:HD11	1:A:2207:THR:HG23	1.65	0.78
1:A:2596:LEU:HD21	1:A:2604:ILE:HD12	1.65	0.78
1:D:2596:LEU:HD21	1:D:2604:ILE:HD12	1.65	0.77
1:D:3946:ILE:O	1:D:3951:LYS:NZ	2.19	0.76
1:A:3946:ILE:O	1:A:3951:LYS:NZ	2.19	0.76
1:C:3946:ILE:O	1:C:3951:LYS:NZ	2.19	0.75
1:B:3946:ILE:O	1:B:3951:LYS:NZ	2.19	0.75
1:B:2213:VAL:HG11	1:B:2257:TYR:HE2	1.52	0.74
1:B:3560:LEU:HD23	1:B:3560:LEU:O	1.88	0.74
1:A:1930:MET:CE	1:A:1932:LEU:HD21	2.18	0.74
1:C:3560:LEU:O	1:C:3560:LEU:HD23	1.88	0.74
1:B:1930:MET:CE	1:B:1932:LEU:HD21	2.18	0.74
1:B:3593:ILE:O	1:B:3597:VAL:HG23	1.88	0.74
1:B:2866:VAL:O	1:B:2929:LYS:NZ	2.21	0.73
1:D:2866:VAL:O	1:D:2929:LYS:NZ	2.21	0.73
1:C:3593:ILE:O	1:C:3597:VAL:HG23	1.88	0.73
1:C:1930:MET:CE	1:C:1932:LEU:HD21	2.18	0.73
1:A:2866:VAL:O	1:A:2929:LYS:NZ	2.21	0.73
1:A:3560:LEU:HD23	1:A:3560:LEU:O	1.88	0.73
1:C:2213:VAL:HG11	1:C:2257:TYR:HE2	1.53	0.73
1:D:2645:LEU:HD13	1:D:2679:LEU:HD21	1.71	0.73
1:C:2564:THR:HG22	1:C:2607:CYS:HA	1.71	0.73
1:A:2213:VAL:HG11	1:A:2257:TYR:HE2	1.53	0.73
1:A:2645:LEU:HD13	1:A:2679:LEU:HD21	1.71	0.73
1:D:1930:MET:CE	1:D:1932:LEU:HD21	2.18	0.73
1:A:3593:ILE:O	1:A:3597:VAL:HG23	1.88	0.72

Continued on next page...

*Continued from previous page...*

Atom-1	Atom-2	Interatomic distance (Å)	Clash overlap (Å)
1:C:2866:VAL:O	1:C:2929:LYS:NZ	2.21	0.72
1:D:3560:LEU:HD23	1:D:3560:LEU:O	1.88	0.72
1:D:3593:ILE:O	1:D:3597:VAL:HG23	1.88	0.72
1:D:2564:THR:HG22	1:D:2607:CYS:HA	1.71	0.72
1:B:2564:THR:HG22	1:B:2607:CYS:HA	1.71	0.72
1:A:2564:THR:HG22	1:A:2607:CYS:HA	1.71	0.72
1:B:2645:LEU:HD13	1:B:2679:LEU:HD21	1.71	0.72
1:D:2949:THR:O	1:D:2954:LYS:NZ	2.22	0.72
1:D:2213:VAL:HG11	1:D:2257:TYR:HE2	1.53	0.71
1:C:2645:LEU:HD13	1:C:2679:LEU:HD21	1.71	0.71
1:D:1930:MET:HE2	1:D:1932:LEU:HD21	1.73	0.71
1:D:3943:LYS:O	1:D:4005:LYS:NZ	2.23	0.71
1:B:2482:LYS:HD2	1:B:2483:ASP:H	1.56	0.71
1:A:2573:THR:HG22	1:A:2573:THR:O	1.91	0.71
1:B:3356:ARG:NH2	1:B:3431:ASN:OD1	2.24	0.70
1:C:2482:LYS:HD2	1:C:2483:ASP:H	1.56	0.70
1:C:2573:THR:HG22	1:C:2573:THR:O	1.91	0.70
1:C:3943:LYS:O	1:C:4005:LYS:NZ	2.23	0.70
1:B:2573:THR:HG22	1:B:2573:THR:O	1.91	0.70
1:C:3356:ARG:NH2	1:C:3431:ASN:OD1	2.24	0.70
1:A:3356:ARG:NH2	1:A:3431:ASN:OD1	2.24	0.70
1:B:3943:LYS:O	1:B:4005:LYS:NZ	2.23	0.70
1:D:3356:ARG:NH2	1:D:3431:ASN:OD1	2.24	0.70
1:A:3943:LYS:O	1:A:4005:LYS:NZ	2.23	0.70
1:D:2573:THR:O	1:D:2573:THR:HG22	1.91	0.69
1:A:2482:LYS:HD2	1:A:2483:ASP:H	1.56	0.69
1:D:2197:ASN:OD1	1:D:2200:ARG:NH2	2.26	0.69
1:D:2482:LYS:HD2	1:D:2483:ASP:H	1.56	0.69
1:A:1930:MET:HE2	1:A:1932:LEU:HD21	1.75	0.69
1:A:2949:THR:O	1:A:2954:LYS:NZ	2.22	0.68
1:D:2828:ARG:NH2	1:D:2932:GLN:O	2.27	0.68
1:A:2828:ARG:NH2	1:A:2932:GLN:O	2.26	0.68
1:B:2828:ARG:NH2	1:B:2932:GLN:O	2.26	0.68
1:C:2828:ARG:NH2	1:C:2932:GLN:O	2.26	0.68
1:A:2197:ASN:OD1	1:A:2200:ARG:NH2	2.26	0.68
1:C:2197:ASN:OD1	1:C:2200:ARG:NH2	2.26	0.68
1:A:157:GLN:OE1	1:A:158:ARG:NH1	2.27	0.68
1:B:2949:THR:O	1:B:2954:LYS:NZ	2.22	0.68
1:C:157:GLN:OE1	1:C:158:ARG:NH1	2.27	0.68
1:D:157:GLN:OE1	1:D:158:ARG:NH1	2.27	0.68
1:B:2197:ASN:OD1	1:B:2200:ARG:NH2	2.26	0.67

*Continued on next page...*

*Continued from previous page...*

Atom-1	Atom-2	Interatomic distance (Å)	Clash overlap (Å)
1:C:2949:THR:O	1:C:2954:LYS:NZ	2.22	0.67
2:G:26:HIS:ND1	2:G:105:LEU:HD11	2.09	0.67
1:B:157:GLN:OE1	1:B:158:ARG:NH1	2.27	0.67
2:F:26:HIS:ND1	2:F:105:LEU:HD11	2.09	0.66
1:B:73:SER:O	1:B:100:ARG:NH1	2.29	0.66
1:C:2560:LEU:O	1:C:2564:THR:HG23	1.96	0.66
1:D:2560:LEU:O	1:D:2564:THR:HG23	1.96	0.66
1:A:73:SER:O	1:A:100:ARG:NH1	2.29	0.66
1:A:3344:GLN:O	1:A:3347:VAL:HG12	1.96	0.66
1:B:2560:LEU:O	1:B:2564:THR:HG23	1.96	0.66
1:C:3344:GLN:O	1:C:3347:VAL:HG12	1.96	0.66
1:D:73:SER:O	1:D:100:ARG:NH1	2.29	0.66
1:D:3515:LEU:HD11	1:D:3603:VAL:HG13	1.78	0.66
1:C:3515:LEU:HD11	1:C:3603:VAL:HG13	1.78	0.65
1:D:3344:GLN:O	1:D:3347:VAL:HG12	1.96	0.65
1:C:73:SER:O	1:C:100:ARG:NH1	2.29	0.65
2:H:26:HIS:ND1	2:H:105:LEU:HD11	2.10	0.65
1:A:2560:LEU:O	1:A:2564:THR:HG23	1.96	0.65
1:B:3344:GLN:O	1:B:3347:VAL:HG12	1.96	0.65
1:A:2010:LEU:HD22	1:A:2024:LEU:HD13	1.79	0.65
1:C:2010:LEU:HD22	1:C:2024:LEU:HD13	1.79	0.65
1:A:3515:LEU:HD11	1:A:3603:VAL:HG13	1.79	0.65
1:B:3515:LEU:HD11	1:B:3603:VAL:HG13	1.78	0.65
1:D:2010:LEU:HD22	1:D:2024:LEU:HD13	1.79	0.64
1:B:2209:MET:O	1:B:2213:VAL:HG13	1.97	0.64
1:C:2209:MET:O	1:C:2213:VAL:HG13	1.97	0.64
1:A:2209:MET:O	1:A:2213:VAL:HG13	1.97	0.64
1:C:3972:ILE:HG21	1:C:3983:LEU:HD12	1.79	0.64
1:B:2010:LEU:HD22	1:B:2024:LEU:HD13	1.79	0.64
1:D:1043:ALA:O	1:D:1046:THR:OG1	2.15	0.64
1:B:141:ASP:OD1	1:B:143:THR:OG1	2.10	0.64
2:H:36:LYS:NZ	2:H:42:ASP:OD2	2.30	0.64
1:B:3285:TRP:O	1:B:3306:THR:HG21	1.99	0.63
1:A:1236:THR:OG1	1:A:1703:ARG:NH1	2.32	0.63
1:C:1236:THR:OG1	1:C:1703:ARG:NH1	2.32	0.63
1:D:2209:MET:O	1:D:2213:VAL:HG13	1.97	0.63
1:A:3285:TRP:O	1:A:3306:THR:HG21	1.99	0.63
1:B:869:GLU:OE2	1:B:872:ARG:NH2	2.32	0.63
1:D:1236:THR:OG1	1:D:1703:ARG:NH1	2.32	0.63
1:B:3972:ILE:HG21	1:B:3983:LEU:HD12	1.79	0.63
1:D:869:GLU:OE2	1:D:872:ARG:NH2	2.32	0.63

*Continued on next page...*

*Continued from previous page...*

Atom-1	Atom-2	Interatomic distance (Å)	Clash overlap (Å)
1:A:3972:ILE:HG21	1:A:3983:LEU:HD12	1.79	0.63
2:E:26:HIS:CE1	2:E:105:LEU:HD11	2.33	0.63
2:G:88:HIS:ND1	2:G:91:ILE:HD13	2.14	0.63
1:C:869:GLU:OE2	1:C:872:ARG:NH2	2.32	0.63
1:D:3972:ILE:HG21	1:D:3983:LEU:HD12	1.79	0.63
1:A:869:GLU:OE2	1:A:872:ARG:NH2	2.32	0.63
2:H:88:HIS:ND1	2:H:91:ILE:HD13	2.14	0.63
2:E:106:LYS:NZ	2:E:108:GLU:OE1	2.32	0.62
1:B:3366:LEU:HD11	1:B:3409:LEU:HD12	1.81	0.62
1:C:865:PRO:HD2	1:C:868:LEU:HD12	1.82	0.62
1:B:1236:THR:OG1	1:B:1703:ARG:NH1	2.32	0.62
1:C:3285:TRP:O	1:C:3306:THR:HG21	1.99	0.62
1:D:3285:TRP:O	1:D:3306:THR:HG21	1.99	0.62
1:A:582:ASN:OD1	1:A:583:HIS:N	2.33	0.62
1:A:3366:LEU:HD11	1:A:3409:LEU:HD12	1.82	0.62
1:A:4858:ARG:NH1	1:D:4628:TYR:OH	2.32	0.62
2:E:26:HIS:ND1	2:E:105:LEU:HD11	2.14	0.62
1:D:582:ASN:OD1	1:D:583:HIS:N	2.33	0.62
2:F:88:HIS:ND1	2:F:91:ILE:HD13	2.14	0.62
1:B:1043:ALA:O	1:B:1046:THR:OG1	2.15	0.62
1:B:582:ASN:OD1	1:B:583:HIS:N	2.33	0.62
1:B:1930:MET:HE2	1:B:1932:LEU:HD21	1.81	0.62
2:G:36:LYS:NZ	2:G:42:ASP:OD2	2.33	0.61
2:H:80:ASP:OD1	2:H:81:TYR:N	2.33	0.61
1:D:865:PRO:HD2	1:D:868:LEU:HD12	1.82	0.61
1:B:4628:TYR:OH	1:C:4858:ARG:NH1	2.32	0.61
1:B:865:PRO:HD2	1:B:868:LEU:HD12	1.82	0.61
2:F:80:ASP:OD1	2:F:81:TYR:N	2.33	0.61
2:F:106:LYS:NZ	2:F:108:GLU:OE1	2.31	0.61
1:C:4628:TYR:OH	1:D:4858:ARG:NH1	2.33	0.61
1:C:2817:MET:SD	1:C:2879:LEU:HD11	2.41	0.61
1:C:4908:GLU:O	1:C:4912:VAL:HG13	2.01	0.61
2:E:88:HIS:ND1	2:E:91:ILE:HD13	2.15	0.61
1:B:4908:GLU:O	1:B:4912:VAL:HG13	2.01	0.61
1:C:582:ASN:OD1	1:C:583:HIS:N	2.33	0.61
1:D:4824:ILE:O	1:D:4827:SER:OG	2.12	0.61
1:A:2817:MET:SD	1:A:2879:LEU:HD11	2.41	0.61
1:B:2817:MET:SD	1:B:2879:LEU:HD11	2.41	0.61
1:C:3366:LEU:HD11	1:C:3409:LEU:HD12	1.82	0.61
2:G:80:ASP:OD1	2:G:81:TYR:N	2.33	0.61
1:A:865:PRO:HD2	1:A:868:LEU:HD12	1.82	0.61

*Continued on next page...*



*Continued from previous page...*

Atom-1	Atom-2	Interatomic distance (Å)	Clash overlap (Å)
1:A:1422:ARG:O	1:A:1571:LYS:NZ	2.34	0.61
2:F:36:LYS:NZ	2:F:42:ASP:OD2	2.33	0.61
1:D:2817:MET:SD	1:D:2879:LEU:HD11	2.41	0.61
1:C:1422:ARG:O	1:C:1571:LYS:NZ	2.34	0.60
1:D:3366:LEU:HD11	1:D:3409:LEU:HD12	1.81	0.60
1:B:2215:VAL:HG11	1:B:2229:MET:CE	2.32	0.60
1:D:1422:ARG:O	1:D:1571:LYS:NZ	2.34	0.60
1:D:2215:VAL:HG11	1:D:2229:MET:CE	2.32	0.60
1:C:1930:MET:HE2	1:C:1932:LEU:HD21	1.82	0.60
2:E:80:ASP:OD1	2:E:81:TYR:N	2.33	0.60
1:B:4009:ASP:OD2	1:B:4011:SER:OG	2.20	0.60
1:B:1422:ARG:O	1:B:1571:LYS:NZ	2.34	0.60
1:C:2215:VAL:HG11	1:C:2229:MET:CE	2.32	0.60
1:A:3347:VAL:HG11	1:A:3415:ARG:HB2	1.84	0.60
1:C:4824:ILE:O	1:C:4827:SER:OG	2.12	0.60
1:D:4009:ASP:OD2	1:D:4011:SER:OG	2.19	0.60
1:B:2741:VAL:HG21	1:B:2820:TRP:NE1	2.17	0.60
1:B:4675:LEU:HD23	1:B:4709:PHE:HE1	1.67	0.60
1:C:1043:ALA:O	1:C:1046:THR:OG1	2.15	0.60
1:A:2215:VAL:HG11	1:A:2229:MET:CE	2.32	0.60
1:A:2753:ASP:HA	1:A:2756:ILE:HD12	1.84	0.60
1:C:887:ARG:NH2	1:C:890:GLN:OE1	2.35	0.60
1:C:2753:ASP:HA	1:C:2756:ILE:HD12	1.84	0.60
1:A:4628:TYR:OH	1:B:4858:ARG:NH1	2.35	0.60
1:A:4675:LEU:HD23	1:A:4709:PHE:HE1	1.67	0.60
1:D:1449:VAL:HG22	1:D:1555:VAL:HG23	1.84	0.60
1:D:4908:GLU:O	1:D:4912:VAL:HG13	2.01	0.60
1:B:3865:ASP:OD2	1:B:3870:ASN:ND2	2.36	0.59
1:D:2741:VAL:HG21	1:D:2820:TRP:NE1	2.17	0.59
1:B:3347:VAL:HG11	1:B:3415:ARG:HB2	1.84	0.59
1:C:4009:ASP:OD2	1:C:4011:SER:OG	2.19	0.59
1:A:887:ARG:NH2	1:A:890:GLN:OE1	2.35	0.59
1:A:1043:ALA:O	1:A:1046:THR:OG1	2.15	0.59
2:H:106:LYS:NZ	2:H:108:GLU:OE1	2.34	0.59
1:C:905:HIS:HB3	1:C:908:LEU:HD12	1.85	0.59
1:C:2741:VAL:HG21	1:C:2820:TRP:HE1	1.67	0.59
1:B:2753:ASP:HA	1:B:2756:ILE:HD12	1.84	0.59
1:C:2756:ILE:HD13	1:C:2811:LYS:HG2	1.85	0.59
1:D:2753:ASP:HA	1:D:2756:ILE:HD12	1.84	0.59
1:D:3347:VAL:HG11	1:D:3415:ARG:HB2	1.84	0.59
1:A:2741:VAL:HG21	1:A:2820:TRP:HE1	1.67	0.59

*Continued on next page...*

*Continued from previous page...*

Atom-1	Atom-2	Interatomic distance (Å)	Clash overlap (Å)
1:A:4908:GLU:O	1:A:4912:VAL:HG13	2.01	0.59
1:C:1449:VAL:HG22	1:C:1555:VAL:HG23	1.84	0.59
1:C:3347:VAL:HG11	1:C:3415:ARG:HB2	1.84	0.59
1:C:245:LEU:HD22	1:C:376:LYS:NZ	2.18	0.59
1:D:887:ARG:NH2	1:D:890:GLN:OE1	2.35	0.59
1:D:2293:GLU:O	1:D:2297:GLU:HG3	2.03	0.59
1:A:2741:VAL:HG21	1:A:2820:TRP:NE1	2.17	0.59
1:C:2293:GLU:O	1:C:2297:GLU:HG3	2.03	0.59
1:B:245:LEU:HD22	1:B:376:LYS:NZ	2.18	0.59
1:A:2293:GLU:O	1:A:2297:GLU:HG3	2.03	0.59
1:A:2453:ARG:NH2	1:B:145:GLU:OE1	2.34	0.59
1:A:4009:ASP:OD2	1:A:4011:SER:OG	2.19	0.59
1:A:245:LEU:HD22	1:A:376:LYS:NZ	2.18	0.58
1:A:3865:ASP:OD2	1:A:3870:ASN:ND2	2.36	0.58
1:B:905:HIS:HB3	1:B:908:LEU:HD12	1.85	0.58
1:B:2741:VAL:HG21	1:B:2820:TRP:HE1	1.67	0.58
1:B:2756:ILE:HD13	1:B:2811:LYS:HG2	1.85	0.58
1:C:249:GLU:HB3	1:C:253:VAL:HG11	1.85	0.58
1:C:4675:LEU:HD23	1:C:4709:PHE:HE1	1.67	0.58
1:D:4675:LEU:HD23	1:D:4709:PHE:HE1	1.67	0.58
1:A:905:HIS:HB3	1:A:908:LEU:HD12	1.85	0.58
1:B:2293:GLU:O	1:B:2297:GLU:HG3	2.03	0.58
1:A:249:GLU:HB3	1:A:253:VAL:HG11	1.85	0.58
1:A:1449:VAL:HG22	1:A:1555:VAL:HG23	1.84	0.58
1:B:2453:ARG:NH2	1:C:145:GLU:OE1	2.37	0.58
1:C:2741:VAL:HG21	1:C:2820:TRP:NE1	2.17	0.58
1:A:829:GLU:OE2	1:A:832:ARG:NH1	2.37	0.58
1:B:829:GLU:OE2	1:B:832:ARG:NH1	2.37	0.58
1:C:1421:ASN:O	1:C:1421:ASN:ND2	2.36	0.58
1:C:3865:ASP:OD2	1:C:3870:ASN:ND2	2.36	0.58
1:A:2756:ILE:HD13	1:A:2811:LYS:HG2	1.85	0.58
1:D:829:GLU:OE2	1:D:832:ARG:NH1	2.37	0.58
1:D:1421:ASN:ND2	1:D:1421:ASN:O	2.36	0.58
1:D:3865:ASP:OD2	1:D:3870:ASN:ND2	2.36	0.58
1:A:1421:ASN:O	1:A:1421:ASN:ND2	2.36	0.58
1:B:887:ARG:NH2	1:B:890:GLN:OE1	2.35	0.58
1:D:249:GLU:HB3	1:D:253:VAL:HG11	1.85	0.58
1:C:829:GLU:OE2	1:C:832:ARG:NH1	2.37	0.58
1:D:905:HIS:HB3	1:D:908:LEU:HD12	1.85	0.58
1:D:2756:ILE:HD13	1:D:2811:LYS:HG2	1.85	0.58
1:D:245:LEU:HD22	1:D:376:LYS:NZ	2.18	0.58

*Continued on next page...*

*Continued from previous page...*

Atom-1	Atom-2	Interatomic distance (Å)	Clash overlap (Å)
1:B:1421:ASN:ND2	1:B:1421:ASN:O	2.36	0.58
1:B:249:GLU:HB3	1:B:253:VAL:HG11	1.85	0.57
1:B:1449:VAL:HG22	1:B:1555:VAL:HG23	1.84	0.57
1:B:3082:MET:CE	1:B:3093:LEU:HD23	2.35	0.57
1:D:2741:VAL:HG21	1:D:2820:TRP:HE1	1.67	0.57
1:A:3235:ASN:OD1	1:A:3236:SER:N	2.37	0.57
1:B:1932:LEU:HD22	1:B:1936:VAL:HG11	1.87	0.57
1:B:2792:LEU:O	1:B:2792:LEU:HD23	2.05	0.57
1:D:2749:PRO:HD2	1:D:2752:LEU:HD12	1.87	0.57
1:A:145:GLU:OE1	1:D:2453:ARG:NH2	2.36	0.57
1:A:3551:ARG:NH1	1:A:3598:GLN:OE1	2.38	0.57
1:C:3082:MET:CE	1:C:3093:LEU:HD23	2.35	0.57
1:C:3235:ASN:OD1	1:C:3236:SER:N	2.37	0.57
1:D:103:LEU:HD23	1:D:163:LYS:HA	1.87	0.57
1:D:1932:LEU:HD22	1:D:1936:VAL:HG11	1.86	0.57
1:A:103:LEU:HD23	1:A:163:LYS:HA	1.87	0.57
1:B:4890:ARG:NH1	1:C:4897:ASP:OD1	2.38	0.57
1:A:2749:PRO:HD2	1:A:2752:LEU:HD12	1.87	0.57
1:A:3972:ILE:CG2	1:A:3983:LEU:HD12	2.35	0.57
1:D:3235:ASN:OD1	1:D:3236:SER:N	2.37	0.57
1:B:3235:ASN:OD1	1:B:3236:SER:N	2.37	0.57
1:D:2792:LEU:HD23	1:D:2792:LEU:O	2.05	0.57
1:C:2792:LEU:HD23	1:C:2792:LEU:O	2.05	0.56
1:A:2523:LEU:HD21	1:A:2583:MET:SD	2.45	0.56
1:A:4676:ALA:HB1	1:A:4718:VAL:HG21	1.87	0.56
1:A:4897:ASP:OD1	1:D:4890:ARG:NH1	2.39	0.56
1:C:103:LEU:HD23	1:C:163:LYS:HA	1.87	0.56
1:C:649:ILE:HG23	1:C:815:ALA:HB3	1.87	0.56
1:C:2523:LEU:HD21	1:C:2583:MET:SD	2.45	0.56
1:C:3551:ARG:NH1	1:C:3598:GLN:OE1	2.38	0.56
1:D:141:ASP:OD1	1:D:143:THR:OG1	2.10	0.56
1:A:2792:LEU:HD23	1:A:2792:LEU:O	2.05	0.56
1:A:3082:MET:CE	1:A:3093:LEU:HD23	2.35	0.56
1:B:3551:ARG:NH1	1:B:3598:GLN:OE1	2.38	0.56
1:B:3396:ARG:NH2	1:B:3451:ASN:OD1	2.39	0.56
1:C:3972:ILE:CG2	1:C:3983:LEU:HD12	2.35	0.56
1:D:2523:LEU:HD21	1:D:2583:MET:SD	2.45	0.56
1:D:3551:ARG:NH1	1:D:3598:GLN:OE1	2.38	0.56
1:C:2453:ARG:NH2	1:D:145:GLU:OE1	2.37	0.56
1:D:4676:ALA:HB1	1:D:4718:VAL:HG21	1.87	0.56
1:B:103:LEU:HD23	1:B:163:LYS:HA	1.87	0.56

*Continued on next page...*

*Continued from previous page...*

Atom-1	Atom-2	Interatomic distance (Å)	Clash overlap (Å)
1:C:1562:VAL:HG12	1:C:1563:VAL:HG13	1.88	0.56
1:C:1932:LEU:HD22	1:C:1936:VAL:HG11	1.86	0.56
1:C:2749:PRO:HD2	1:C:2752:LEU:HD12	1.87	0.56
1:D:3082:MET:CE	1:D:3093:LEU:HD23	2.35	0.56
1:D:3396:ARG:NH2	1:D:3451:ASN:OD1	2.39	0.56
1:D:3972:ILE:CG2	1:D:3983:LEU:HD12	2.35	0.56
1:A:2820:TRP:CZ2	1:A:2882:ASN:ND2	2.74	0.56
1:B:649:ILE:HG23	1:B:815:ALA:HB3	1.87	0.56
1:C:4890:ARG:NH1	1:D:4897:ASP:OD1	2.39	0.56
1:D:2820:TRP:CZ2	1:D:2882:ASN:ND2	2.74	0.56
1:A:1967:VAL:HG21	1:A:3650:ALA:HB1	1.88	0.56
1:B:3236:SER:OG	1:B:3238:GLU:OE1	2.24	0.56
1:C:233:THR:HG21	1:C:253:VAL:HG21	1.88	0.56
1:A:233:THR:HG21	1:A:253:VAL:HG21	1.88	0.56
1:A:649:ILE:HG23	1:A:815:ALA:HB3	1.87	0.56
1:B:2749:PRO:HD2	1:B:2752:LEU:HD12	1.87	0.56
1:B:2820:TRP:CZ2	1:B:2882:ASN:ND2	2.74	0.56
1:B:3972:ILE:CG2	1:B:3983:LEU:HD12	2.35	0.56
1:C:4676:ALA:HB1	1:C:4718:VAL:HG21	1.87	0.56
1:B:2523:LEU:HD21	1:B:2583:MET:SD	2.45	0.55
1:C:2820:TRP:CZ2	1:C:2882:ASN:ND2	2.74	0.55
1:D:649:ILE:HG23	1:D:815:ALA:HB3	1.87	0.55
1:D:3529:THR:HG23	1:D:3574:MET:CE	2.36	0.55
1:A:3529:THR:HG23	1:A:3574:MET:CE	2.36	0.55
1:B:1967:VAL:HG21	1:B:3650:ALA:HB1	1.88	0.55
1:C:1967:VAL:HG21	1:C:3650:ALA:HB1	1.88	0.55
1:C:3396:ARG:NH2	1:C:3451:ASN:OD1	2.39	0.55
1:A:1932:LEU:HD22	1:A:1936:VAL:HG11	1.86	0.55
1:A:3236:SER:OG	1:A:3238:GLU:OE1	2.24	0.55
1:A:3377:GLU:OE1	1:A:3449:SER:OG	2.20	0.55
1:A:3396:ARG:NH2	1:A:3451:ASN:OD1	2.39	0.55
1:B:130:ASP:OD2	1:B:133:ALA:N	2.40	0.55
1:B:4676:ALA:HB1	1:B:4718:VAL:HG21	1.87	0.55
1:B:4745:SER:HA	1:B:4748:ILE:HG22	1.89	0.55
1:D:1773:LEU:HD11	1:D:2145:ILE:HD11	1.89	0.55
1:A:4745:SER:HA	1:A:4748:ILE:HG22	1.88	0.55
1:C:3529:THR:HG23	1:C:3574:MET:HE3	1.88	0.55
1:A:1773:LEU:HD11	1:A:2145:ILE:HD11	1.89	0.55
1:B:3529:THR:HG23	1:B:3574:MET:CE	2.36	0.55
1:C:130:ASP:OD2	1:C:133:ALA:N	2.40	0.55
1:D:2820:TRP:HZ3	1:D:2879:LEU:HD22	1.72	0.55

*Continued on next page...*

Continued from previous page...

Atom-1	Atom-2	Interatomic distance (Å)	Clash overlap (Å)
1:A:3282:LEU:HD12	1:A:3316:LEU:HD22	1.89	0.55
1:C:2987:VAL:HG12	1:C:2989:LYS:H	1.72	0.55
1:D:1967:VAL:HG21	1:D:3650:ALA:HB1	1.88	0.55
1:C:3236:SER:OG	1:C:3238:GLU:OE1	2.24	0.55
1:C:4964:ASP:OD1	1:C:4965:TYR:N	2.40	0.55
1:D:2987:VAL:HG12	1:D:2989:LYS:H	1.72	0.55
1:D:3236:SER:OG	1:D:3238:GLU:OE1	2.24	0.55
1:D:4745:SER:HA	1:D:4748:ILE:HG22	1.88	0.55
1:A:130:ASP:OD2	1:A:133:ALA:N	2.40	0.54
1:A:2987:VAL:HG12	1:A:2989:LYS:H	1.72	0.54
1:B:1562:VAL:HG12	1:B:1563:VAL:HG13	1.88	0.54
1:D:130:ASP:OD2	1:D:133:ALA:N	2.40	0.54
1:D:1562:VAL:HG12	1:D:1563:VAL:HG13	1.88	0.54
1:D:3282:LEU:HD12	1:D:3316:LEU:HD22	1.89	0.54
2:E:12:ASP:OD1	2:E:13:GLY:N	2.40	0.54
1:D:2875:MET:O	1:D:2879:LEU:HD23	2.08	0.54
1:A:2971:SER:HA	1:A:2974:PHE:CE1	2.43	0.54
2:E:7:THR:HG23	2:E:7:THR:O	2.08	0.54
2:F:12:ASP:OD1	2:F:13:GLY:N	2.40	0.54
1:B:2820:TRP:HZ3	1:B:2879:LEU:HD22	1.72	0.54
1:C:3282:LEU:HD12	1:C:3316:LEU:HD22	1.89	0.54
1:C:3529:THR:HG23	1:C:3574:MET:CE	2.37	0.54
1:D:233:THR:HG21	1:D:253:VAL:HG21	1.88	0.54
1:D:4964:ASP:OD1	1:D:4965:TYR:N	2.40	0.54
1:A:3661:SER:O	1:A:3665:THR:OG1	2.16	0.54
1:A:4890:ARG:NH1	1:B:4897:ASP:OD1	2.40	0.54
1:B:233:THR:HG21	1:B:253:VAL:HG21	1.88	0.54
1:C:1930:MET:HE3	1:C:1932:LEU:HD21	1.88	0.54
1:A:1562:VAL:HG12	1:A:1563:VAL:HG13	1.88	0.54
2:G:12:ASP:OD1	2:G:13:GLY:N	2.40	0.54
2:H:12:ASP:OD1	2:H:13:GLY:N	2.40	0.54
1:B:2987:VAL:HG12	1:B:2989:LYS:H	1.72	0.54
1:B:3282:LEU:HD12	1:B:3316:LEU:HD22	1.89	0.54
1:C:2096:GLN:HA	1:C:2128:GLN:HE21	1.72	0.54
1:A:2096:GLN:HA	1:A:2128:GLN:HE21	1.72	0.54
1:B:2096:GLN:HA	1:B:2128:GLN:HE21	1.72	0.54
1:A:2820:TRP:HZ3	1:A:2879:LEU:HD22	1.72	0.54
1:C:1773:LEU:HD11	1:C:2145:ILE:HD11	1.89	0.54
1:C:2820:TRP:HZ3	1:C:2879:LEU:HD22	1.72	0.54
1:A:2875:MET:O	1:A:2879:LEU:HD23	2.08	0.54
1:B:1558:THR:HG22	1:B:1558:THR:O	2.08	0.54

Continued on next page...

Continued from previous page...

Atom-1	Atom-2	Interatomic distance (Å)	Clash overlap (Å)
1:C:1700:GLU:OE2	1:C:1815:ARG:NH2	2.41	0.54
1:D:2755:PHE:CD2	1:D:2814:LEU:HD11	2.43	0.54
1:A:1994:ARG:NH2	1:A:2020:GLU:OE1	2.41	0.54
1:B:1793:ALA:O	1:B:1794:THR:OG1	2.24	0.54
1:C:3377:GLU:OE1	1:C:3449:SER:OG	2.20	0.54
1:D:2096:GLN:HA	1:D:2128:GLN:HE21	1.72	0.54
1:A:412:TYR:HB2	1:A:487:LEU:HD21	1.90	0.54
1:B:552:LEU:HB3	1:B:590:LEU:HD11	1.90	0.54
1:B:4964:ASP:OD1	1:B:4965:TYR:N	2.40	0.54
1:C:1994:ARG:NH2	1:C:2020:GLU:OE1	2.41	0.54
1:B:1773:LEU:HD11	1:B:2145:ILE:HD11	1.89	0.53
1:C:1558:THR:HG22	1:C:1558:THR:O	2.08	0.53
1:C:2875:MET:O	1:C:2879:LEU:HD23	2.08	0.53
1:C:4745:SER:HA	1:C:4748:ILE:HG22	1.88	0.53
1:D:1700:GLU:OE2	1:D:1815:ARG:NH2	2.41	0.53
1:A:552:LEU:HB3	1:A:590:LEU:HD11	1.90	0.53
1:A:1558:THR:O	1:A:1558:THR:HG22	2.08	0.53
1:A:4964:ASP:OD1	1:A:4965:TYR:N	2.40	0.53
1:C:2971:SER:HA	1:C:2974:PHE:CE1	2.43	0.53
1:D:1994:ARG:NH2	1:D:2020:GLU:OE1	2.41	0.53
1:D:2824:VAL:HG22	1:D:2938:VAL:HG22	1.91	0.53
1:D:2971:SER:HA	1:D:2974:PHE:CE1	2.43	0.53
1:B:2822:TRP:CZ3	1:B:2875:MET:HG3	2.44	0.53
1:B:2971:SER:HA	1:B:2974:PHE:CE1	2.43	0.53
1:C:2755:PHE:CD2	1:C:2814:LEU:HD11	2.43	0.53
1:C:2822:TRP:CZ3	1:C:2875:MET:HG3	2.44	0.53
1:C:3661:SER:O	1:C:3665:THR:OG1	2.16	0.53
1:A:2755:PHE:CD2	1:A:2814:LEU:HD11	2.43	0.53
1:D:412:TYR:HB2	1:D:487:LEU:HD21	1.90	0.53
1:D:2266:LEU:O	1:D:2269:GLN:NE2	2.41	0.53
1:B:2875:MET:O	1:B:2879:LEU:HD23	2.08	0.53
1:A:4902:PRO:HB3	1:A:4911:ARG:HG2	1.90	0.53
1:C:1793:ALA:O	1:C:1794:THR:OG1	2.24	0.53
1:D:4154:SER:HB2	1:D:4167:LEU:HD11	1.91	0.53
1:A:249:GLU:OE1	1:A:258:ARG:NH2	2.42	0.53
1:A:2824:VAL:HG22	1:A:2938:VAL:HG22	1.91	0.53
1:B:1994:ARG:NH2	1:B:2020:GLU:OE1	2.41	0.53
1:C:552:LEU:HB3	1:C:590:LEU:HD11	1.90	0.53
1:C:2824:VAL:HG22	1:C:2938:VAL:HG22	1.91	0.53
1:A:4154:SER:HB2	1:A:4167:LEU:HD11	1.91	0.53
2:F:7:THR:HG23	2:F:7:THR:O	2.09	0.53

Continued on next page...



Continued from previous page...

Atom-1	Atom-2	Interatomic distance (Å)	Clash overlap (Å)
1:B:249:GLU:OE1	1:B:258:ARG:NH2	2.42	0.53
1:A:4887:VAL:HG12	1:A:4898:GLU:HG3	1.91	0.53
1:B:2755:PHE:CD2	1:B:2814:LEU:HD11	2.43	0.53
1:B:4902:PRO:HB3	1:B:4911:ARG:HG2	1.90	0.53
1:C:249:GLU:OE1	1:C:258:ARG:NH2	2.42	0.53
1:D:1558:THR:O	1:D:1558:THR:HG22	2.08	0.53
1:D:4902:PRO:HB3	1:D:4911:ARG:HG2	1.90	0.53
1:A:4675:LEU:HD23	1:A:4709:PHE:CE1	2.45	0.52
1:B:1761:ARG:NH2	1:B:2093:GLN:O	2.41	0.52
1:C:979:THR:O	1:C:983:THR:HG23	2.09	0.52
1:D:2822:TRP:CZ3	1:D:2875:MET:HG3	2.44	0.52
1:C:4154:SER:HB2	1:C:4167:LEU:HD11	1.91	0.52
1:B:412:TYR:HB2	1:B:487:LEU:HD21	1.90	0.52
1:B:4154:SER:HB2	1:B:4167:LEU:HD11	1.91	0.52
1:B:4887:VAL:HG12	1:B:4898:GLU:HG3	1.91	0.52
1:D:249:GLU:OE1	1:D:258:ARG:NH2	2.42	0.52
1:D:552:LEU:HB3	1:D:590:LEU:HD11	1.90	0.52
1:A:2822:TRP:CZ3	1:A:2875:MET:HG3	2.43	0.52
1:B:3082:MET:HE2	1:B:3093:LEU:HD23	1.92	0.52
1:C:4902:PRO:HB3	1:C:4911:ARG:HG2	1.90	0.52
1:D:1761:ARG:NH2	1:D:2093:GLN:O	2.41	0.52
1:B:2739:ARG:O	1:B:2885:ASN:ND2	2.43	0.52
1:B:2824:VAL:HG22	1:B:2938:VAL:HG22	1.91	0.52
1:D:4675:LEU:HD23	1:D:4709:PHE:CE1	2.45	0.52
1:A:1685:ALA:HA	2:E:91:ILE:HD11	1.90	0.52
1:B:979:THR:O	1:B:983:THR:HG23	2.09	0.52
1:B:2266:LEU:O	1:B:2269:GLN:NE2	2.41	0.52
1:B:3377:GLU:OE1	1:B:3449:SER:OG	2.20	0.52
1:C:412:TYR:HB2	1:C:487:LEU:HD21	1.90	0.52
1:C:4675:LEU:HD23	1:C:4709:PHE:CE1	2.45	0.52
1:D:4887:VAL:HG12	1:D:4898:GLU:HG3	1.91	0.52
1:D:3212:ASN:ND2	1:D:3237:VAL:HG21	2.25	0.52
2:G:7:THR:HG23	2:G:7:THR:O	2.09	0.52
1:C:4887:VAL:HG12	1:C:4898:GLU:HG3	1.91	0.52
1:D:979:THR:O	1:D:983:THR:HG23	2.09	0.52
1:A:1700:GLU:OE2	1:A:1815:ARG:NH2	2.41	0.52
1:C:2739:ARG:O	1:C:2885:ASN:ND2	2.43	0.52
1:D:3347:VAL:HG11	1:D:3415:ARG:CB	2.41	0.52
1:A:2266:LEU:O	1:A:2269:GLN:NE2	2.41	0.51
2:H:7:THR:HG23	2:H:7:THR:O	2.09	0.51
1:C:3347:VAL:HG11	1:C:3415:ARG:CB	2.41	0.51

Continued on next page...

Continued from previous page...

Atom-1	Atom-2	Interatomic distance (Å)	Clash overlap (Å)
1:B:1930:MET:HE3	1:B:1932:LEU:HD21	1.90	0.51
1:C:1761:ARG:NH2	1:C:2093:GLN:O	2.41	0.51
1:D:3828:GLU:OE1	1:D:3828:GLU:N	2.38	0.51
1:A:3347:VAL:HG11	1:A:3415:ARG:CB	2.41	0.51
1:B:3347:VAL:HG11	1:B:3415:ARG:CB	2.41	0.51
1:B:4675:LEU:HD23	1:B:4709:PHE:CE1	2.44	0.51
1:C:141:ASP:OD1	1:C:143:THR:OG1	2.10	0.51
1:B:932:THR:O	1:B:936:LEU:HD23	2.10	0.51
1:B:3212:ASN:ND2	1:B:3237:VAL:HG21	2.25	0.51
1:A:70:LEU:HD21	1:A:203:MET:CE	2.41	0.51
1:A:932:THR:O	1:A:936:LEU:HD23	2.10	0.51
1:C:70:LEU:HD21	1:C:203:MET:CE	2.41	0.51
1:D:2739:ARG:O	1:D:2885:ASN:ND2	2.43	0.51
1:A:2739:ARG:O	1:A:2885:ASN:ND2	2.43	0.51
1:A:3529:THR:HG23	1:A:3574:MET:HE3	1.93	0.51
1:B:70:LEU:HD21	1:B:203:MET:CE	2.41	0.51
1:B:3104:ILE:HD13	1:B:3169:THR:HG23	1.93	0.51
1:C:3212:ASN:ND2	1:C:3237:VAL:HG21	2.25	0.51
1:D:2795:TYR:HA	1:D:2798:PHE:HB2	1.93	0.51
1:D:3104:ILE:HD13	1:D:3169:THR:HG23	1.93	0.51
1:A:3212:ASN:ND2	1:A:3237:VAL:HG21	2.25	0.51
1:B:3392:GLU:OE2	1:B:3396:ARG:NH2	2.44	0.51
1:C:297:ASP:OD1	1:C:298:GLN:N	2.44	0.51
1:D:3529:THR:HG23	1:D:3574:MET:HE3	1.91	0.51
1:A:979:THR:O	1:A:983:THR:HG23	2.09	0.51
1:C:3828:GLU:OE1	1:C:3828:GLU:N	2.38	0.51
1:A:3104:ILE:HD13	1:A:3169:THR:HG23	1.93	0.51
1:C:3104:ILE:HD13	1:C:3169:THR:HG23	1.93	0.51
1:C:3392:GLU:OE2	1:C:3396:ARG:NH2	2.44	0.51
1:A:554:ARG:NE	1:A:556:GLU:OE2	2.41	0.50
1:C:1481:GLN:HG2	1:C:1481:GLN:O	2.11	0.50
1:C:596:ARG:NH1	1:C:1644:GLU:OE2	2.44	0.50
1:C:932:THR:O	1:C:936:LEU:HD23	2.10	0.50
1:C:2266:LEU:O	1:C:2269:GLN:NE2	2.41	0.50
1:C:4225:VAL:HG11	1:C:4948:VAL:HA	1.94	0.50
1:A:2795:TYR:HA	1:A:2798:PHE:HB2	1.93	0.50
1:B:2795:TYR:HA	1:B:2798:PHE:HB2	1.93	0.50
1:C:2795:TYR:HA	1:C:2798:PHE:HB2	1.93	0.50
1:D:70:LEU:HD21	1:D:203:MET:CE	2.41	0.50
1:D:932:THR:O	1:D:936:LEU:HD23	2.10	0.50
1:A:1252:GLU:OE1	1:A:1252:GLU:N	2.45	0.50

Continued on next page...



*Continued from previous page...*

Atom-1	Atom-2	Interatomic distance (Å)	Clash overlap (Å)
1:A:4824:ILE:O	1:A:4827:SER:OG	2.12	0.50
1:C:253:VAL:HG23	1:C:258:ARG:HG3	1.94	0.50
1:D:1273:LEU:HD22	1:D:1290:LEU:HD11	1.93	0.50
1:A:297:ASP:OD1	1:A:298:GLN:N	2.44	0.50
1:B:297:ASP:OD1	1:B:298:GLN:N	2.44	0.50
1:B:3529:THR:HG23	1:B:3574:MET:HE3	1.93	0.50
1:C:3082:MET:HE2	1:C:3093:LEU:HD23	1.94	0.50
1:D:253:VAL:HG23	1:D:258:ARG:HG3	1.94	0.50
1:A:3392:GLU:OE2	1:A:3396:ARG:NH2	2.44	0.50
2:E:5:VAL:HG22	2:E:75:LEU:CD2	2.42	0.50
1:D:1481:GLN:O	1:D:1481:GLN:HG2	2.11	0.50
1:D:3377:GLU:OE1	1:D:3449:SER:OG	2.20	0.50
1:A:1273:LEU:HD22	1:A:1290:LEU:HD11	1.93	0.50
1:B:1481:GLN:O	1:B:1481:GLN:HG2	2.12	0.50
1:B:4824:ILE:O	1:B:4827:SER:OG	2.12	0.50
1:D:1252:GLU:N	1:D:1252:GLU:OE1	2.45	0.50
1:D:3291:GLU:OE1	1:D:3309:THR:OG1	2.29	0.50
1:A:3291:GLU:OE1	1:A:3309:THR:OG1	2.29	0.50
1:B:253:VAL:HG23	1:B:258:ARG:HG3	1.94	0.50
1:B:1700:GLU:OE2	1:B:1815:ARG:NH2	2.41	0.50
1:B:4225:VAL:HG11	1:B:4948:VAL:HA	1.94	0.50
1:D:297:ASP:OD1	1:D:298:GLN:N	2.44	0.50
1:D:4637:MET:O	1:D:4641:LEU:N	2.41	0.50
1:C:1252:GLU:OE1	1:C:1252:GLU:N	2.45	0.50
1:C:1273:LEU:HD22	1:C:1290:LEU:HD11	1.93	0.50
1:A:253:VAL:HG23	1:A:258:ARG:HG3	1.94	0.49
1:A:2176:GLU:HG3	1:A:2229:MET:HB2	1.94	0.49
1:A:4225:VAL:HG11	1:A:4948:VAL:HA	1.94	0.49
1:B:1252:GLU:N	1:B:1252:GLU:OE1	2.45	0.49
1:B:1273:LEU:HD22	1:B:1290:LEU:HD11	1.93	0.49
1:B:1737:VAL:HG13	1:B:1737:VAL:O	2.12	0.49
1:C:2176:GLU:HG3	1:C:2229:MET:HB2	1.94	0.49
1:C:3291:GLU:OE1	1:C:3309:THR:OG1	2.29	0.49
1:C:3683:GLU:O	1:C:3687:GLU:OE1	2.30	0.49
2:G:5:VAL:HG22	2:G:75:LEU:CD2	2.42	0.49
2:H:5:VAL:HG22	2:H:75:LEU:CD2	2.42	0.49
1:B:1758:GLY:N	1:B:1759:PRO:CD	2.75	0.49
1:B:3291:GLU:OE1	1:B:3309:THR:OG1	2.29	0.49
1:B:3683:GLU:O	1:B:3687:GLU:OE1	2.30	0.49
1:D:2757:ASN:O	1:D:2761:GLU:OE1	2.31	0.49
1:D:3392:GLU:OE2	1:D:3396:ARG:NH2	2.44	0.49

*Continued on next page...*

*Continued from previous page...*

Atom-1	Atom-2	Interatomic distance (Å)	Clash overlap (Å)
1:B:3686:GLU:N	1:B:3686:GLU:OE1	2.46	0.49
1:D:4582:ASP:OD1	1:D:4583:SER:N	2.45	0.49
1:A:1737:VAL:O	1:A:1737:VAL:HG13	2.12	0.49
1:A:1758:GLY:N	1:A:1759:PRO:CD	2.75	0.49
1:A:2757:ASN:O	1:A:2761:GLU:OE1	2.31	0.49
1:B:596:ARG:NH1	1:B:1644:GLU:OE2	2.44	0.49
1:B:1788:LEU:HD12	1:B:1789:PRO:HD2	1.94	0.49
1:B:4582:ASP:OD1	1:B:4583:SER:N	2.45	0.49
1:C:1758:GLY:N	1:C:1759:PRO:CD	2.75	0.49
1:C:1788:LEU:HD12	1:C:1789:PRO:HD2	1.94	0.49
1:D:2176:GLU:HG3	1:D:2229:MET:HB2	1.95	0.49
1:B:2176:GLU:HG3	1:B:2229:MET:HB2	1.94	0.49
1:C:1737:VAL:HG13	1:C:1737:VAL:O	2.12	0.49
1:C:4582:ASP:OD1	1:C:4583:SER:N	2.45	0.49
1:A:1481:GLN:O	1:A:1481:GLN:HG2	2.11	0.49
1:B:4709:PHE:HB3	1:B:4710:PRO:HD3	1.95	0.49
1:D:3366:LEU:HD11	1:D:3409:LEU:CD1	2.42	0.49
1:D:4048:VAL:HG11	1:D:4160:ASP:OD2	2.13	0.49
1:D:596:ARG:NH1	1:D:1644:GLU:OE2	2.44	0.49
1:D:3686:GLU:N	1:D:3686:GLU:OE1	2.46	0.49
1:A:596:ARG:NH1	1:A:1644:GLU:OE2	2.44	0.49
1:A:2799:SER:O	1:A:2802:ASP:OD1	2.31	0.49
1:A:3366:LEU:HD11	1:A:3409:LEU:CD1	2.42	0.49
1:A:4637:MET:O	1:A:4641:LEU:N	2.41	0.49
1:B:554:ARG:NE	1:B:556:GLU:OE2	2.41	0.49
1:B:2799:SER:O	1:B:2802:ASP:OD1	2.31	0.49
1:C:3366:LEU:HD11	1:C:3409:LEU:CD1	2.42	0.49
1:C:4709:PHE:HB3	1:C:4710:PRO:HD3	1.95	0.49
1:D:1737:VAL:HG13	1:D:1737:VAL:O	2.12	0.49
1:D:1758:GLY:N	1:D:1759:PRO:CD	2.75	0.49
1:A:3212:ASN:HD22	1:A:3237:VAL:HG21	1.78	0.49
1:C:2799:SER:O	1:C:2802:ASP:OD1	2.31	0.49
1:D:2799:SER:O	1:D:2802:ASP:OD1	2.31	0.49
1:C:2752:LEU:HB3	1:C:2814:LEU:HD13	1.94	0.49
1:D:2949:THR:HG23	1:D:2950:SER:H	1.78	0.49
1:A:3082:MET:HE1	1:A:3093:LEU:HD23	1.95	0.48
1:B:3212:ASN:HD22	1:B:3237:VAL:HG21	1.78	0.48
1:B:3366:LEU:HD11	1:B:3409:LEU:CD1	2.42	0.48
1:C:3686:GLU:OE1	1:C:3686:GLU:N	2.46	0.48
1:C:4048:VAL:HG11	1:C:4160:ASP:OD2	2.13	0.48
1:D:1788:LEU:HD12	1:D:1789:PRO:HD2	1.94	0.48

*Continued on next page...*

*Continued from previous page...*

Atom-1	Atom-2	Interatomic distance (Å)	Clash overlap (Å)
1:D:2949:THR:HG23	1:D:2950:SER:N	2.28	0.48
7:A:8007:PCW:H232	7:A:8007:PCW:H20	1.72	0.48
1:B:4048:VAL:HG11	1:B:4160:ASP:OD2	2.13	0.48
1:C:1424:ASP:O	1:C:1428:ILE:HG22	2.13	0.48
1:D:3683:GLU:O	1:D:3687:GLU:OE1	2.30	0.48
1:D:4709:PHE:HB3	1:D:4710:PRO:HD3	1.95	0.48
1:A:839:HIS:CD2	1:A:1096:VAL:HG21	2.48	0.48
1:A:2949:THR:HG23	1:A:2950:SER:H	1.78	0.48
1:A:4048:VAL:HG11	1:A:4160:ASP:OD2	2.13	0.48
1:A:4582:ASP:OD1	1:A:4583:SER:N	2.45	0.48
2:G:91:ILE:HD11	1:C:1685:ALA:HA	1.95	0.48
1:C:2757:ASN:O	1:C:2761:GLU:OE1	2.31	0.48
1:C:3212:ASN:HD22	1:C:3237:VAL:HG21	1.78	0.48
1:D:1793:ALA:O	1:D:1794:THR:OG1	2.24	0.48
1:D:2752:LEU:HB3	1:D:2814:LEU:HD13	1.94	0.48
1:D:2871:GLU:OE1	1:D:2875:MET:HE1	2.12	0.48
1:A:2949:THR:HG23	1:A:2950:SER:N	2.28	0.48
2:F:91:ILE:HD11	1:B:1685:ALA:HA	1.95	0.48
1:B:839:HIS:CD2	1:B:1096:VAL:HG21	2.48	0.48
1:C:839:HIS:CD2	1:C:1096:VAL:HG21	2.48	0.48
1:D:839:HIS:CD2	1:D:1096:VAL:HG21	2.48	0.48
1:D:4225:VAL:HG11	1:D:4948:VAL:HA	1.94	0.48
1:D:4803:ASN:ND2	7:D:5101:PCW:O3P	2.47	0.48
1:A:1424:ASP:O	1:A:1428:ILE:HG22	2.13	0.48
1:A:3686:GLU:N	1:A:3686:GLU:OE1	2.46	0.48
1:A:3683:GLU:O	1:A:3687:GLU:OE1	2.30	0.48
1:B:2782:ILE:HG23	1:B:2790:PRO:CD	2.44	0.48
1:C:2949:THR:HG23	1:C:2950:SER:N	2.28	0.48
1:A:1788:LEU:HD12	1:A:1789:PRO:HD2	1.94	0.48
1:A:3526:CYS:SG	1:A:3600:VAL:HG21	2.54	0.48
1:B:2949:THR:HG23	1:B:2950:SER:H	1.78	0.48
1:C:3526:CYS:SG	1:C:3600:VAL:HG21	2.54	0.48
1:A:3936:PHE:HE2	1:A:3954:PHE:CD1	2.32	0.48
1:A:4709:PHE:HB3	1:A:4710:PRO:HD3	1.95	0.48
1:B:2752:LEU:HB3	1:B:2814:LEU:HD13	1.94	0.48
1:B:2757:ASN:O	1:B:2761:GLU:OE1	2.31	0.48
1:A:4886:TYR:HA	1:B:4916:ILE:HD11	1.95	0.48
1:B:2949:THR:HG23	1:B:2950:SER:N	2.28	0.48
1:C:2640:MET:HB3	1:C:2641:PRO:HD3	1.96	0.48
1:C:2782:ILE:HG23	1:C:2790:PRO:CD	2.44	0.48
1:C:4637:MET:O	1:C:4641:LEU:N	2.41	0.48

*Continued on next page...*

*Continued from previous page...*

Atom-1	Atom-2	Interatomic distance (Å)	Clash overlap (Å)
1:D:2814:LEU:HA	1:D:2817:MET:HE2	1.96	0.48
1:D:3526:CYS:SG	1:D:3600:VAL:HG21	2.54	0.48
1:C:3936:PHE:HE2	1:C:3954:PHE:CD1	2.32	0.47
1:D:3936:PHE:HE2	1:D:3954:PHE:CD1	2.32	0.47
1:A:2752:LEU:HB3	1:A:2814:LEU:HD13	1.94	0.47
1:A:2782:ILE:HG23	1:A:2790:PRO:CD	2.44	0.47
2:H:26:HIS:CE1	2:H:105:LEU:HD11	2.49	0.47
1:B:1424:ASP:O	1:B:1428:ILE:HG22	2.13	0.47
1:C:2949:THR:HG23	1:C:2950:SER:H	1.78	0.47
1:D:554:ARG:NE	1:D:556:GLU:OE2	2.41	0.47
2:H:91:ILE:HD11	1:D:1685:ALA:HA	1.95	0.47
1:B:4886:TYR:HA	1:C:4916:ILE:HD11	1.96	0.47
1:D:2755:PHE:HD2	1:D:2814:LEU:HD11	1.80	0.47
1:A:2640:MET:HB3	1:A:2641:PRO:HD3	1.96	0.47
1:C:4886:TYR:HA	1:D:4916:ILE:HD11	1.96	0.47
1:D:2213:VAL:HG11	1:D:2257:TYR:CE2	2.42	0.47
1:A:4916:ILE:HD11	1:D:4886:TYR:HA	1.97	0.47
2:F:26:HIS:CE1	2:F:105:LEU:HD11	2.49	0.47
1:B:3366:LEU:HD13	1:B:3406:LEU:HD23	1.96	0.47
1:B:3936:PHE:HE2	1:B:3954:PHE:CD1	2.32	0.47
1:C:3366:LEU:HD13	1:C:3406:LEU:HD23	1.96	0.47
1:D:2782:ILE:HG23	1:D:2790:PRO:CD	2.44	0.47
1:A:3828:GLU:OE1	1:A:3828:GLU:N	2.38	0.47
1:A:2224:ILE:HD11	1:A:2268:MET:SD	2.54	0.47
1:B:165:ARG:N	1:B:168:ASP:OD2	2.48	0.47
1:B:878:ASN:HD22	1:B:1046:THR:HG21	1.80	0.47
1:B:3526:CYS:SG	1:B:3600:VAL:HG21	2.54	0.47
1:C:2103:VAL:HG13	1:C:2121:MET:HB2	1.97	0.47
1:C:2871:GLU:OE1	1:C:2875:MET:HE1	2.15	0.47
1:D:165:ARG:N	1:D:168:ASP:OD2	2.48	0.47
1:D:2640:MET:HB3	1:D:2641:PRO:HD3	1.96	0.47
1:D:3212:ASN:HD22	1:D:3237:VAL:HG21	1.78	0.47
1:B:2224:ILE:HD11	1:B:2268:MET:SD	2.54	0.47
7:D:5101:PCW:H232	7:D:5101:PCW:H20	1.72	0.47
1:A:2755:PHE:HD2	1:A:2814:LEU:HD11	1.80	0.47
1:B:1066:SER:OG	1:B:1067:GLN:NE2	2.48	0.47
1:B:2640:MET:HB3	1:B:2641:PRO:HD3	1.96	0.47
1:C:2213:VAL:HG11	1:C:2257:TYR:CE2	2.42	0.47
1:D:1042:GLN:O	1:D:1046:THR:HG23	2.15	0.47
1:D:1066:SER:OG	1:D:1067:GLN:NE2	2.48	0.47
1:D:2224:ILE:HD11	1:D:2268:MET:SD	2.54	0.47

*Continued on next page...*

*Continued from previous page...*

Atom-1	Atom-2	Interatomic distance (Å)	Clash overlap (Å)
1:A:3413:LEU:HD11	1:A:3435:LEU:HD21	1.96	0.47
2:G:26:HIS:CE1	2:G:105:LEU:HD11	2.50	0.47
1:B:3413:LEU:HD11	1:B:3435:LEU:HD21	1.96	0.47
1:D:1424:ASP:O	1:D:1428:ILE:HG22	2.13	0.47
1:A:1042:GLN:O	1:A:1046:THR:HG23	2.15	0.46
1:A:4803:ASN:ND2	7:A:8007:PCW:O3P	2.48	0.46
1:B:3828:GLU:OE1	1:B:3828:GLU:N	2.38	0.46
1:C:2224:ILE:HD11	1:C:2268:MET:SD	2.54	0.46
1:C:4803:ASN:ND2	7:C:8007:PCW:O3P	2.48	0.46
1:A:1066:SER:OG	1:A:1067:GLN:NE2	2.48	0.46
1:C:1042:GLN:O	1:C:1046:THR:HG23	2.15	0.46
1:C:1555:VAL:HG21	1:C:1562:VAL:CG1	2.46	0.46
1:B:3591:GLU:O	1:B:3595:ARG:HG2	2.15	0.46
1:C:3413:LEU:HD11	1:C:3435:LEU:HD21	1.96	0.46
1:C:3789:CYS:SG	1:C:3834:SER:OG	2.73	0.46
1:D:3366:LEU:HD13	1:D:3406:LEU:HD23	1.96	0.46
1:D:3820:LEU:HD13	1:D:3902:PHE:CD1	2.50	0.46
1:A:878:ASN:HD22	1:A:1046:THR:HG21	1.80	0.46
1:A:2695:GLU:OE1	1:A:2698:ARG:NH2	2.49	0.46
1:D:2432:ASP:O	1:D:2436:ARG:HG2	2.16	0.46
1:A:2631:VAL:HG22	1:A:2641:PRO:HB2	1.98	0.46
1:B:3458:ASN:O	1:B:3462:GLN:OE1	2.34	0.46
1:C:165:ARG:N	1:C:168:ASP:OD2	2.48	0.46
1:C:878:ASN:HD22	1:C:1046:THR:HG21	1.80	0.46
1:D:308:ALA:HB1	1:D:313:THR:HG21	1.98	0.46
1:D:2103:VAL:HG13	1:D:2121:MET:HB2	1.97	0.46
1:D:3789:CYS:SG	1:D:3834:SER:OG	2.73	0.46
1:A:70:LEU:HD21	1:A:203:MET:HE1	1.98	0.46
1:A:308:ALA:HB1	1:A:313:THR:HG21	1.98	0.46
1:A:3771:SER:HA	1:A:3774:HIS:CE1	2.51	0.46
1:B:1042:GLN:O	1:B:1046:THR:HG23	2.15	0.46
1:B:3683:GLU:O	1:B:3686:GLU:N	2.49	0.46
1:A:3366:LEU:HD13	1:A:3406:LEU:HD23	1.96	0.46
1:A:3591:GLU:O	1:A:3595:ARG:HG2	2.15	0.46
1:C:973:LEU:HD11	1:C:1046:THR:HG22	1.98	0.46
1:C:1066:SER:OG	1:C:1067:GLN:NE2	2.48	0.46
1:C:2314:LEU:HD11	1:C:2417:VAL:HG22	1.98	0.46
1:C:2482:LYS:HD2	1:C:2483:ASP:N	2.28	0.46
1:C:3460:VAL:HG23	1:C:3465:ILE:HB	1.98	0.46
1:C:3820:LEU:HD13	1:C:3902:PHE:CD1	2.50	0.46
7:C:8007:PCW:H232	7:C:8007:PCW:H20	1.72	0.46

*Continued on next page...*

Continued from previous page...

Atom-1	Atom-2	Interatomic distance (Å)	Clash overlap (Å)
1:D:1555:VAL:HG21	1:D:1562:VAL:CG1	2.46	0.46
1:A:3683:GLU:O	1:A:3686:GLU:N	2.49	0.46
1:B:308:ALA:HB1	1:B:313:THR:HG21	1.98	0.46
1:B:3771:SER:HA	1:B:3774:HIS:CE1	2.51	0.46
1:B:3820:LEU:HD13	1:B:3902:PHE:CD1	2.51	0.46
1:C:2755:PHE:HD2	1:C:2814:LEU:HD11	1.80	0.46
1:D:878:ASN:HD22	1:D:1046:THR:HG21	1.80	0.46
1:D:3460:VAL:HG23	1:D:3465:ILE:HB	1.98	0.46
1:D:3683:GLU:O	1:D:3686:GLU:N	2.49	0.46
2:G:91:ILE:N	2:G:91:ILE:HD12	2.31	0.46
1:B:1304:CYS:O	1:B:1305:THR:OG1	2.29	0.46
1:B:2746:VAL:HG21	1:B:2818:ILE:HG22	1.98	0.46
1:C:2746:VAL:HG21	1:C:2818:ILE:HG22	1.98	0.46
1:C:3683:GLU:O	1:C:3686:GLU:N	2.49	0.46
1:D:2314:LEU:HD11	1:D:2417:VAL:HG22	1.98	0.46
1:A:1144:TRP:HB2	1:A:1148:ASP:HB2	1.98	0.46
1:B:1555:VAL:HG21	1:B:1562:VAL:CG1	2.46	0.46
1:B:2103:VAL:HG13	1:B:2121:MET:HB2	1.97	0.46
1:B:2432:ASP:O	1:B:2436:ARG:HG2	2.16	0.46
7:B:8007:PCW:H232	7:B:8007:PCW:H20	1.72	0.46
1:C:308:ALA:HB1	1:C:313:THR:HG21	1.98	0.46
1:C:2432:ASP:O	1:C:2436:ARG:HG2	2.16	0.46
1:D:2695:GLU:OE1	1:D:2698:ARG:NH2	2.49	0.46
1:A:3820:LEU:HD13	1:A:3902:PHE:CD1	2.50	0.45
1:B:4803:ASN:ND2	7:B:8007:PCW:O3P	2.48	0.45
1:C:3458:ASN:O	1:C:3462:GLN:OE1	2.34	0.45
1:D:1423:ASP:OD2	1:D:1569:LYS:NZ	2.33	0.45
1:D:3082:MET:HE2	1:D:3093:LEU:HD23	1.97	0.45
1:D:3458:ASN:O	1:D:3462:GLN:OE1	2.34	0.45
1:A:165:ARG:N	1:A:168:ASP:OD2	2.48	0.45
1:A:2103:VAL:HG13	1:A:2121:MET:HB2	1.97	0.45
2:F:91:ILE:HD12	2:F:91:ILE:N	2.31	0.45
2:G:41:ARG:NH2	2:G:103:GLU:OE1	2.47	0.45
1:B:3004:LEU:HB2	1:B:3005:PRO:HD3	1.99	0.45
1:B:3974:GLY:N	1:B:3975:PRO:HA	2.32	0.45
1:D:552:LEU:HD22	1:D:590:LEU:HD11	1.99	0.45
1:D:3248:GLU:OE1	1:D:3249:ARG:NH2	2.50	0.45
1:D:3413:LEU:HD11	1:D:3435:LEU:HD21	1.96	0.45
1:A:1761:ARG:NH2	1:A:2093:GLN:O	2.41	0.45
1:B:3369:ARG:NH2	1:B:3405:ASP:OD2	2.41	0.45
1:C:2631:VAL:HG22	1:C:2641:PRO:HB2	1.98	0.45

Continued on next page...



*Continued from previous page...*

Atom-1	Atom-2	Interatomic distance (Å)	Clash overlap (Å)
1:C:3004:LEU:HB2	1:C:3005:PRO:HD3	1.99	0.45
1:C:3248:GLU:OE1	1:C:3249:ARG:NH2	2.50	0.45
1:D:973:LEU:HD11	1:D:1046:THR:HG22	1.98	0.45
1:A:2910:ASP:OD1	1:A:2911:THR:N	2.50	0.45
1:B:973:LEU:HD11	1:B:1046:THR:HG22	1.98	0.45
1:B:2314:LEU:HD11	1:B:2417:VAL:HG22	1.98	0.45
1:B:4637:MET:O	1:B:4641:LEU:N	2.41	0.45
1:C:690:SER:N	1:C:777:LEU:O	2.49	0.45
1:C:2695:GLU:OE1	1:C:2698:ARG:NH2	2.49	0.45
1:C:3771:SER:HA	1:C:3774:HIS:CE1	2.51	0.45
1:D:2482:LYS:HD2	1:D:2483:ASP:N	2.28	0.45
1:D:3004:LEU:HB2	1:D:3005:PRO:HD3	1.99	0.45
1:A:1555:VAL:HG21	1:A:1562:VAL:CG1	2.46	0.45
1:B:2755:PHE:HD2	1:B:2814:LEU:HD11	1.80	0.45
1:B:3248:GLU:OE1	1:B:3249:ARG:NH2	2.50	0.45
1:C:552:LEU:HD22	1:C:590:LEU:HD11	1.99	0.45
1:D:2124:LEU:O	1:D:2128:GLN:HG2	2.17	0.45
1:A:2432:ASP:O	1:A:2436:ARG:HG2	2.16	0.45
1:A:2482:LYS:HD2	1:A:2483:ASP:N	2.28	0.45
2:E:36:LYS:NZ	2:E:42:ASP:OD1	2.40	0.45
1:B:1737:VAL:HG11	1:B:1960:ALA:CB	2.47	0.45
1:B:2124:LEU:O	1:B:2128:GLN:HG2	2.17	0.45
1:B:3789:CYS:SG	1:B:3834:SER:OG	2.73	0.45
7:C:8006:PCW:H172	7:C:8006:PCW:H20	1.91	0.45
1:D:3591:GLU:O	1:D:3595:ARG:HG2	2.15	0.45
1:D:3771:SER:HA	1:D:3774:HIS:CE1	2.51	0.45
1:A:552:LEU:HD22	1:A:590:LEU:HD11	1.99	0.45
1:A:3004:LEU:HB2	1:A:3005:PRO:HD3	1.99	0.45
1:B:3460:VAL:HG23	1:B:3465:ILE:HB	1.98	0.45
1:C:554:ARG:NE	1:C:556:GLU:OE2	2.40	0.45
1:C:3591:GLU:O	1:C:3595:ARG:HG2	2.15	0.45
2:H:91:ILE:N	2:H:91:ILE:HD12	2.31	0.45
1:B:1144:TRP:HB2	1:B:1148:ASP:HB2	1.98	0.45
1:C:1144:TRP:HB2	1:C:1148:ASP:HB2	1.98	0.45
1:C:1807:GLU:O	1:C:1810:ARG:HG2	2.17	0.45
1:C:2910:ASP:OD1	1:C:2911:THR:N	2.50	0.45
1:C:3974:GLY:N	1:C:3975:PRO:HA	2.32	0.45
1:D:2746:VAL:HG21	1:D:2818:ILE:HG22	1.98	0.45
1:A:973:LEU:HD11	1:A:1046:THR:HG22	1.98	0.45
1:A:1737:VAL:HG11	1:A:1960:ALA:CB	2.47	0.45
1:A:2746:VAL:HG21	1:A:2818:ILE:HG22	1.98	0.45

*Continued on next page...*

Continued from previous page...

Atom-1	Atom-2	Interatomic distance (Å)	Clash overlap (Å)
1:A:3458:ASN:O	1:A:3462:GLN:OE1	2.34	0.45
1:B:2695:GLU:OE1	1:B:2698:ARG:NH2	2.49	0.45
1:B:2942:LEU:HB2	1:B:2945:MET:CE	2.47	0.45
1:A:3974:GLY:N	1:A:3975:PRO:HA	2.32	0.45
1:A:4638:GLU:HB3	1:A:4639:PRO:HD3	1.99	0.45
1:C:552:LEU:HD11	1:C:565:LEU:HD22	1.99	0.45
1:C:2942:LEU:HB2	1:C:2945:MET:CE	2.47	0.45
1:C:3076:LEU:O	1:C:3147:HIS:NE2	2.50	0.45
1:D:552:LEU:HD11	1:D:565:LEU:HD22	1.99	0.45
1:A:2213:VAL:HG11	1:A:2257:TYR:CE2	2.42	0.44
1:A:2314:LEU:HD11	1:A:2417:VAL:HG22	1.98	0.44
1:D:1737:VAL:HG11	1:D:1960:ALA:CB	2.47	0.44
1:D:2868:LEU:HD21	1:D:2929:LYS:HG3	1.99	0.44
1:A:1807:GLU:O	1:A:1810:ARG:HG2	2.17	0.44
1:A:3248:GLU:OE1	1:A:3249:ARG:NH2	2.50	0.44
2:E:91:ILE:N	2:E:91:ILE:HD12	2.32	0.44
2:H:41:ARG:NH2	2:H:103:GLU:OE1	2.46	0.44
1:B:2822:TRP:CE2	1:B:2940:ARG:HD3	2.53	0.44
1:B:2910:ASP:OD1	1:B:2911:THR:N	2.50	0.44
1:A:2782:ILE:HG23	1:A:2790:PRO:HD3	2.00	0.44
1:B:552:LEU:HD22	1:B:590:LEU:HD11	1.99	0.44
1:B:1807:GLU:O	1:B:1810:ARG:HG2	2.17	0.44
1:C:2124:LEU:O	1:C:2128:GLN:HG2	2.17	0.44
1:C:2814:LEU:HA	1:C:2817:MET:HE2	2.00	0.44
1:A:2486:LEU:HD11	1:A:2542:PHE:CE1	2.53	0.44
1:A:2942:LEU:HB2	1:A:2945:MET:CE	2.47	0.44
1:B:1423:ASP:OD2	1:B:1569:LYS:NZ	2.33	0.44
1:B:2631:VAL:HG22	1:B:2641:PRO:HB2	1.98	0.44
1:D:575:VAL:O	1:D:579:ILE:HG12	2.18	0.44
1:D:2631:VAL:HG22	1:D:2641:PRO:HB2	1.98	0.44
1:D:2782:ILE:HG23	1:D:2790:PRO:HD3	2.00	0.44
1:A:552:LEU:HD11	1:A:565:LEU:HD22	1.99	0.44
1:A:690:SER:N	1:A:777:LEU:O	2.49	0.44
1:C:575:VAL:O	1:C:579:ILE:HG12	2.18	0.44
1:A:2124:LEU:O	1:A:2128:GLN:HG2	2.17	0.44
1:A:3104:ILE:CD1	1:A:3169:THR:HG23	2.48	0.44
1:A:3460:VAL:HG23	1:A:3465:ILE:HB	1.98	0.44
1:A:3536:LEU:HD11	1:A:3560:LEU:HD22	1.99	0.44
1:B:2486:LEU:HD11	1:B:2542:PHE:CE1	2.53	0.44
1:B:2883:TYR:HB2	1:B:2920:ASP:OD2	2.18	0.44
1:B:3458:ASN:O	1:B:3459:PHE:C	2.56	0.44

Continued on next page...



*Continued from previous page...*

Atom-1	Atom-2	Interatomic distance (Å)	Clash overlap (Å)
1:C:2782:ILE:HG23	1:C:2790:PRO:HD3	2.00	0.44
1:C:2822:TRP:CE2	1:C:2940:ARG:HD3	2.52	0.44
1:C:2868:LEU:HD21	1:C:2929:LYS:HG3	1.99	0.44
1:D:1807:GLU:O	1:D:1810:ARG:HG2	2.17	0.44
1:B:908:LEU:HD13	1:B:962:MET:HE1	2.00	0.44
1:B:2782:ILE:HG23	1:B:2790:PRO:HD3	2.00	0.44
1:B:3536:LEU:HD11	1:B:3560:LEU:HD13	2.00	0.44
1:C:2883:TYR:HB2	1:C:2920:ASP:OD2	2.17	0.44
1:D:1144:TRP:HB2	1:D:1148:ASP:HB2	1.98	0.44
1:D:2942:LEU:HB2	1:D:2945:MET:CE	2.47	0.44
1:D:3104:ILE:CD1	1:D:3169:THR:HG23	2.48	0.44
1:D:3974:GLY:N	1:D:3975:PRO:HA	2.32	0.44
1:A:1423:ASP:OD2	1:A:1569:LYS:NZ	2.33	0.44
1:A:1930:MET:HE3	1:A:1932:LEU:HD21	1.96	0.44
1:B:2868:LEU:HD21	1:B:2929:LYS:HG3	1.99	0.44
1:B:3104:ILE:CD1	1:B:3169:THR:HG23	2.48	0.44
1:C:4638:GLU:HB3	1:C:4639:PRO:HD3	1.99	0.44
1:D:690:SER:N	1:D:777:LEU:O	2.49	0.44
1:D:2486:LEU:HD11	1:D:2542:PHE:CE1	2.53	0.44
1:D:2822:TRP:CE2	1:D:2940:ARG:HD3	2.52	0.44
1:A:31:LYS:HG3	1:A:31:LYS:O	2.18	0.44
1:A:914:LEU:HD23	1:A:919:ARG:HA	2.00	0.44
1:A:1699:LEU:HD22	1:A:1713:TYR:CE1	2.53	0.44
1:A:2578:ILE:HD12	1:A:2578:ILE:H	1.83	0.44
1:A:2868:LEU:HD21	1:A:2929:LYS:HG3	1.99	0.43
1:B:2213:VAL:HG11	1:B:2257:TYR:CE2	2.42	0.43
1:B:2769:PHE:O	1:B:2772:ILE:HG22	2.18	0.43
1:B:3362:THR:CG2	1:B:3409:LEU:HD13	2.48	0.43
1:C:576:LEU:HD22	1:C:610:CYS:HB2	2.00	0.43
1:C:2212:MET:O	1:C:2215:VAL:HG22	2.18	0.43
1:C:3293:PRO:O	1:C:3295:PRO:CD	2.66	0.43
1:A:3246:VAL:HG12	1:A:3247:LEU:N	2.34	0.43
1:B:575:VAL:O	1:B:579:ILE:HG12	2.18	0.43
1:B:981:ALA:O	1:B:984:THR:OG1	2.33	0.43
1:B:2871:GLU:OE1	1:B:2875:MET:HE1	2.18	0.43
1:B:3293:PRO:O	1:B:3295:PRO:CD	2.66	0.43
1:C:914:LEU:HD23	1:C:919:ARG:HA	2.00	0.43
1:C:1737:VAL:HG11	1:C:1960:ALA:CB	2.47	0.43
1:D:31:LYS:O	1:D:31:LYS:HG3	2.18	0.43
1:D:576:LEU:HD22	1:D:610:CYS:HB2	2.00	0.43
1:D:2212:MET:O	1:D:2215:VAL:HG22	2.18	0.43

*Continued on next page...*

*Continued from previous page...*

Atom-1	Atom-2	Interatomic distance (Å)	Clash overlap (Å)
1:D:2883:TYR:HB2	1:D:2920:ASP:OD2	2.18	0.43
1:D:3536:LEU:HD11	1:D:3560:LEU:HD22	1.99	0.43
1:A:2871:GLU:OE1	1:A:2875:MET:HE1	2.18	0.43
1:C:2701:MET:HB3	1:C:2702:PRO:HD3	2.01	0.43
1:C:2863:LEU:HD11	1:C:2930:PHE:HB2	2.01	0.43
1:D:2578:ILE:HD12	1:D:2578:ILE:H	1.83	0.43
1:D:3410:TYR:N	1:D:3411:PRO:HD2	2.33	0.43
1:A:2883:TYR:HB2	1:A:2920:ASP:OD2	2.17	0.43
1:A:3362:THR:CG2	1:A:3409:LEU:HD13	2.48	0.43
1:A:3536:LEU:HD11	1:A:3560:LEU:HD13	2.00	0.43
1:B:31:LYS:O	1:B:31:LYS:HG3	2.18	0.43
1:B:3536:LEU:HD11	1:B:3560:LEU:HD22	1.99	0.43
1:B:4638:GLU:HB3	1:B:4639:PRO:HD3	1.99	0.43
1:C:1699:LEU:HD22	1:C:1713:TYR:CE1	2.53	0.43
1:C:3458:ASN:O	1:C:3459:PHE:C	2.56	0.43
1:D:1699:LEU:HD22	1:D:1713:TYR:CE1	2.53	0.43
1:D:1929:GLN:CG	1:D:1929:GLN:O	2.67	0.43
1:A:1793:ALA:O	1:A:1794:THR:OG1	2.24	0.43
1:A:2822:TRP:CE2	1:A:2940:ARG:HD3	2.52	0.43
1:A:2863:LEU:HD11	1:A:2930:PHE:HB2	2.01	0.43
1:A:3293:PRO:O	1:A:3295:PRO:CD	2.66	0.43
1:B:614:ALA:HB2	1:B:1677:LEU:HD12	2.01	0.43
1:B:1929:GLN:CG	1:B:1929:GLN:O	2.67	0.43
1:B:2768:ALA:HA	1:B:2771:LYS:HE2	2.01	0.43
1:B:2863:LEU:HD11	1:B:2930:PHE:HB2	2.01	0.43
1:B:3088:ILE:HD12	1:B:3088:ILE:H	1.84	0.43
1:C:1297:GLN:NE2	1:C:1546:ASN:OD1	2.46	0.43
1:C:1929:GLN:CG	1:C:1929:GLN:O	2.67	0.43
1:C:3246:VAL:HG12	1:C:3247:LEU:N	2.34	0.43
1:D:569:LEU:HD12	1:D:603:VAL:HG13	2.01	0.43
1:D:2768:ALA:HA	1:D:2771:LYS:HE2	2.01	0.43
1:D:2769:PHE:O	1:D:2772:ILE:HG22	2.19	0.43
1:D:4638:GLU:HB3	1:D:4639:PRO:HD3	1.99	0.43
1:A:1959:LEU:HD23	1:A:2139:LEU:HD21	2.01	0.43
1:A:2701:MET:HB3	1:A:2702:PRO:HD3	2.01	0.43
1:B:1959:LEU:HD23	1:B:2139:LEU:HD21	2.01	0.43
1:B:2482:LYS:HD2	1:B:2483:ASP:N	2.28	0.43
1:C:4876:ASP:OD2	1:C:4879:THR:OG1	2.29	0.43
1:D:2701:MET:HB3	1:D:2702:PRO:HD3	2.01	0.43
1:D:2794:PRO:O	1:D:2798:PHE:N	2.51	0.43
1:D:2910:ASP:OD1	1:D:2911:THR:N	2.50	0.43

*Continued on next page...*

*Continued from previous page...*

Atom-1	Atom-2	Interatomic distance (Å)	Clash overlap (Å)
1:B:1699:LEU:HD22	1:B:1713:TYR:CE1	2.53	0.43
1:B:2212:MET:O	1:B:2215:VAL:HG22	2.18	0.43
1:B:3369:ARG:O	1:B:3373:VAL:HG23	2.19	0.43
1:C:2486:LEU:HD11	1:C:2542:PHE:CE1	2.53	0.43
1:C:3536:LEU:HD11	1:C:3560:LEU:HD22	1.99	0.43
1:D:731:VAL:HG21	1:D:765:VAL:HG12	2.01	0.43
1:D:1080:LYS:HA	1:D:1190:LEU:HD11	2.01	0.43
1:D:3246:VAL:HG12	1:D:3247:LEU:N	2.34	0.43
1:D:3293:PRO:O	1:D:3295:PRO:CD	2.66	0.43
1:A:575:VAL:O	1:A:579:ILE:HG12	2.18	0.43
1:A:2814:LEU:HA	1:A:2817:MET:HE2	2.01	0.43
1:B:552:LEU:HD11	1:B:565:LEU:HD22	1.99	0.43
1:C:971:LEU:HD12	1:C:973:LEU:HG	2.01	0.43
1:C:3104:ILE:CD1	1:C:3169:THR:HG23	2.48	0.43
1:C:3362:THR:CG2	1:C:3409:LEU:HD13	2.49	0.43
1:D:3088:ILE:HD12	1:D:3088:ILE:H	1.84	0.43
1:A:576:LEU:HD22	1:A:610:CYS:HB2	2.00	0.43
1:A:2212:MET:O	1:A:2215:VAL:HG22	2.18	0.43
1:A:2768:ALA:HA	1:A:2771:LYS:HE2	2.01	0.43
1:A:2769:PHE:O	1:A:2772:ILE:HG22	2.19	0.43
1:B:576:LEU:HD22	1:B:610:CYS:HB2	2.01	0.43
1:B:690:SER:N	1:B:777:LEU:O	2.49	0.43
1:B:971:LEU:HD12	1:B:973:LEU:HG	2.01	0.43
1:B:2701:MET:HB3	1:B:2702:PRO:HD3	2.01	0.43
1:B:3076:LEU:O	1:B:3147:HIS:NE2	2.50	0.43
1:C:31:LYS:HG3	1:C:31:LYS:O	2.18	0.43
1:C:579:ILE:HG13	1:C:607:LEU:HD22	2.01	0.43
1:C:1850:LEU:HD22	1:C:1855:VAL:HG21	2.01	0.43
1:C:1959:LEU:HD23	1:C:2139:LEU:HD21	2.01	0.43
1:C:3088:ILE:HD12	1:C:3088:ILE:H	1.84	0.43
1:C:3536:LEU:HD11	1:C:3560:LEU:HD13	2.00	0.43
1:C:4993:LEU:HD23	1:C:4993:LEU:HA	1.83	0.43
1:D:914:LEU:HD23	1:D:919:ARG:HA	2.00	0.43
1:A:569:LEU:HD12	1:A:603:VAL:HG13	2.01	0.43
1:A:971:LEU:HD12	1:A:973:LEU:HG	2.01	0.43
1:A:1080:LYS:HA	1:A:1190:LEU:HD11	2.01	0.43
1:A:2564:THR:HG22	1:A:2607:CYS:CA	2.46	0.43
1:A:3369:ARG:NH2	1:A:3405:ASP:OD2	2.41	0.43
1:A:3410:TYR:N	1:A:3411:PRO:HD2	2.33	0.43
1:B:579:ILE:HG13	1:B:607:LEU:HD22	2.01	0.43
1:D:1959:LEU:HD23	1:D:2139:LEU:HD21	2.01	0.43

*Continued on next page...*

*Continued from previous page...*

Atom-1	Atom-2	Interatomic distance (Å)	Clash overlap (Å)
1:D:3362:THR:CG2	1:D:3409:LEU:HD13	2.48	0.43
1:B:576:LEU:HA	1:B:579:ILE:HG12	2.01	0.42
1:B:2578:ILE:HD12	1:B:2578:ILE:H	1.83	0.42
1:B:3410:TYR:N	1:B:3411:PRO:HD2	2.33	0.42
1:B:3994:GLY:O	1:B:3998:VAL:HG23	2.19	0.42
7:B:8006:PCW:H172	7:B:8006:PCW:H20	1.90	0.42
1:C:614:ALA:HB2	1:C:1677:LEU:HD12	2.01	0.42
1:C:3051:VAL:HG22	1:C:3065:VAL:HG11	2.01	0.42
1:D:2863:LEU:HD11	1:D:2930:PHE:HB2	2.01	0.42
1:D:3536:LEU:HD11	1:D:3560:LEU:HD13	2.00	0.42
1:D:3820:LEU:HB2	1:D:3902:PHE:CE1	2.54	0.42
1:A:464:GLU:OE2	1:A:468:LYS:NZ	2.53	0.42
2:E:24:VAL:HG12	2:E:105:LEU:HD12	2.00	0.42
1:B:464:GLU:OE2	1:B:468:LYS:NZ	2.53	0.42
1:B:1080:LYS:HA	1:B:1190:LEU:HD11	2.01	0.42
1:B:3246:VAL:HG12	1:B:3247:LEU:N	2.33	0.42
1:B:3457:GLN:O	1:B:3460:VAL:HG12	2.19	0.42
1:C:673:ALA:O	1:C:681:THR:OG1	2.30	0.42
1:C:1023:VAL:HG22	1:C:1024:PRO:HD2	2.01	0.42
1:C:2578:ILE:HD12	1:C:2578:ILE:H	1.83	0.42
1:B:914:LEU:HD23	1:B:919:ARG:HA	2.00	0.42
1:C:576:LEU:HA	1:C:579:ILE:HG12	2.01	0.42
1:C:731:VAL:HG21	1:C:765:VAL:HG12	2.01	0.42
1:D:1023:VAL:HG22	1:D:1024:PRO:HD2	2.01	0.42
1:D:3051:VAL:HG22	1:D:3065:VAL:HG11	2.01	0.42
1:A:1929:GLN:CG	1:A:1929:GLN:O	2.67	0.42
1:A:3443:PHE:CG	1:A:3515:LEU:HD13	2.54	0.42
1:A:3789:CYS:SG	1:A:3834:SER:OG	2.73	0.42
1:B:74:LEU:HD11	1:B:82:MET:HE3	2.01	0.42
1:B:3417:VAL:O	1:B:3421:ARG:N	2.53	0.42
1:C:1080:LYS:HA	1:C:1190:LEU:HD11	2.01	0.42
1:C:3360:ILE:HB	1:C:3361:PRO:HD3	2.02	0.42
1:C:3457:GLN:O	1:C:3460:VAL:HG12	2.20	0.42
1:D:3443:PHE:CG	1:D:3515:LEU:HD13	2.54	0.42
1:A:731:VAL:HG21	1:A:765:VAL:HG12	2.01	0.42
1:A:2794:PRO:O	1:A:2798:PHE:N	2.51	0.42
1:A:3360:ILE:HB	1:A:3361:PRO:HD3	2.02	0.42
1:B:3360:ILE:HB	1:B:3361:PRO:HD3	2.02	0.42
1:B:3443:PHE:CG	1:B:3515:LEU:HD13	2.54	0.42
1:C:3410:TYR:N	1:C:3411:PRO:HD2	2.33	0.42
1:C:3443:PHE:CG	1:C:3515:LEU:HD13	2.54	0.42

*Continued on next page...*

*Continued from previous page...*

Atom-1	Atom-2	Interatomic distance (Å)	Clash overlap (Å)
1:D:633:LEU:HD13	1:D:1667:THR:HG23	2.02	0.42
1:D:1850:LEU:HD22	1:D:1855:VAL:HG21	2.01	0.42
1:D:3369:ARG:O	1:D:3373:VAL:HG23	2.19	0.42
1:D:3768:TYR:HH	1:D:4751:HIS:CE1	2.38	0.42
1:A:2799:SER:O	1:A:2803:LYS:HG3	2.20	0.42
1:B:1850:LEU:HD22	1:B:1855:VAL:HG21	2.01	0.42
1:C:47:LEU:CD2	1:C:126:ARG:HE	2.33	0.42
1:C:973:LEU:HD13	1:C:1045:ARG:HB3	2.01	0.42
1:C:1930:MET:O	1:C:1930:MET:HG2	2.20	0.42
1:C:2768:ALA:HA	1:C:2771:LYS:HE2	2.01	0.42
1:C:2769:PHE:O	1:C:2772:ILE:HG22	2.18	0.42
1:C:3369:ARG:O	1:C:3373:VAL:HG23	2.19	0.42
1:C:3820:LEU:HB2	1:C:3902:PHE:CE1	2.54	0.42
1:A:614:ALA:HB2	1:A:1677:LEU:HD12	2.01	0.42
1:A:633:LEU:HD13	1:A:1667:THR:HG23	2.02	0.42
1:A:1229:ILE:HG23	1:A:1230:ASN:N	2.35	0.42
1:A:3820:LEU:HB2	1:A:3902:PHE:CE1	2.54	0.42
1:A:3994:GLY:O	1:A:3998:VAL:HG23	2.19	0.42
2:F:60:TRP:CZ2	1:B:1785:VAL:HG11	2.54	0.42
1:B:569:LEU:HD12	1:B:603:VAL:HG13	2.01	0.42
1:B:1052:TYR:O	1:B:1054:ILE:HD12	2.20	0.42
1:B:3522:GLY:HA2	1:B:3525:MET:HE2	2.00	0.42
1:B:3820:LEU:HB2	1:B:3902:PHE:CE1	2.55	0.42
1:C:464:GLU:OE2	1:C:468:LYS:NZ	2.53	0.42
1:C:2215:VAL:HG21	1:C:2229:MET:HE3	2.02	0.42
1:C:3768:TYR:HH	1:C:4751:HIS:CE1	2.38	0.42
1:D:973:LEU:HD13	1:D:1045:ARG:HB3	2.01	0.42
1:D:3360:ILE:HB	1:D:3361:PRO:HD3	2.02	0.42
1:A:579:ILE:HG13	1:A:607:LEU:HD22	2.01	0.42
1:A:1930:MET:O	1:A:1930:MET:HG2	2.20	0.42
1:A:3088:ILE:H	1:A:3088:ILE:HD12	1.84	0.42
2:G:60:TRP:CZ2	1:C:1785:VAL:HG11	2.55	0.42
1:C:569:LEU:HD12	1:C:603:VAL:HG13	2.01	0.42
1:C:1282:ASN:OD1	1:C:1282:ASN:C	2.58	0.42
1:D:1930:MET:O	1:D:1930:MET:HG2	2.20	0.42
1:D:3994:GLY:O	1:D:3998:VAL:HG23	2.19	0.42
1:A:1282:ASN:C	1:A:1282:ASN:OD1	2.58	0.42
1:A:3106:LYS:O	1:A:3109:GLU:HG3	2.20	0.42
1:B:1229:ILE:HG23	1:B:1230:ASN:N	2.35	0.42
1:C:3106:LYS:O	1:C:3109:GLU:HG3	2.20	0.42
1:D:464:GLU:OE2	1:D:468:LYS:NZ	2.53	0.42

*Continued on next page...*

*Continued from previous page...*

Atom-1	Atom-2	Interatomic distance (Å)	Clash overlap (Å)
1:D:971:LEU:HD12	1:D:973:LEU:HG	2.01	0.42
1:D:1521:VAL:HG12	1:D:1528:MET:HG2	2.02	0.42
1:D:2822:TRP:CZ3	1:D:2875:MET:CG	3.03	0.42
1:D:2942:LEU:HB2	1:D:2945:MET:SD	2.60	0.42
1:D:3106:LYS:O	1:D:3109:GLU:HG3	2.20	0.42
1:D:3550:VAL:O	1:D:3554:LEU:HD13	2.20	0.42
1:D:4664:VAL:N	1:D:4665:PRO:CD	2.83	0.42
1:A:591:LEU:HG	1:A:600:VAL:HG11	2.02	0.42
1:A:596:ARG:NH2	1:A:1644:GLU:OE1	2.53	0.42
1:A:3369:ARG:O	1:A:3373:VAL:HG23	2.19	0.42
1:B:2799:SER:O	1:B:2803:LYS:HG3	2.20	0.42
1:B:3768:TYR:HH	1:B:4751:HIS:CE1	2.38	0.42
1:C:591:LEU:HG	1:C:600:VAL:HG11	2.02	0.42
1:C:2822:TRP:CZ3	1:C:2875:MET:CG	3.03	0.42
1:C:3994:GLY:O	1:C:3998:VAL:HG23	2.19	0.42
1:C:4239:SER:OG	1:C:4673:LYS:NZ	2.53	0.42
1:A:141:ASP:OD1	1:A:143:THR:OG1	2.10	0.41
1:A:3458:ASN:O	1:A:3459:PHE:C	2.56	0.41
1:B:1531:THR:HG22	1:B:1536:GLU:HA	2.02	0.41
1:B:3051:VAL:HG22	1:B:3065:VAL:HG11	2.01	0.41
1:B:3106:LYS:O	1:B:3109:GLU:HG3	2.20	0.41
1:B:3167:TYR:CD2	1:B:3240:MET:HG2	2.55	0.41
1:B:3940:TYR:OH	1:B:3947:GLU:OE2	2.37	0.41
1:C:633:LEU:HD13	1:C:1667:THR:HG23	2.02	0.41
1:C:760:ILE:HG23	1:C:760:ILE:O	2.20	0.41
1:C:1521:VAL:HG12	1:C:1528:MET:HG2	2.02	0.41
1:D:1052:TYR:O	1:D:1054:ILE:HD12	2.20	0.41
1:D:2215:VAL:HG21	1:D:2229:MET:HE3	2.02	0.41
1:D:3167:TYR:CD2	1:D:3240:MET:HG2	2.55	0.41
1:A:878:ASN:ND2	1:A:1046:THR:HG21	2.35	0.41
1:A:2942:LEU:HB2	1:A:2945:MET:SD	2.60	0.41
1:B:633:LEU:HD13	1:B:1667:THR:HG23	2.02	0.41
1:B:731:VAL:HG21	1:B:765:VAL:HG12	2.01	0.41
1:B:1023:VAL:HG22	1:B:1024:PRO:HD2	2.01	0.41
1:C:2596:LEU:HD21	1:C:2604:ILE:CD1	2.45	0.41
1:C:3417:VAL:O	1:C:3421:ARG:N	2.53	0.41
1:C:4148:VAL:HG22	1:C:4181:LEU:HD13	2.02	0.41
1:D:579:ILE:HG13	1:D:607:LEU:HD22	2.01	0.41
1:D:1967:VAL:CG2	1:D:3650:ALA:HB1	2.49	0.41
1:D:2799:SER:O	1:D:2803:LYS:HG3	2.20	0.41
1:D:3417:VAL:O	1:D:3421:ARG:N	2.53	0.41

*Continued on next page...*

*Continued from previous page...*

Atom-1	Atom-2	Interatomic distance (Å)	Clash overlap (Å)
1:D:3954:PHE:O	1:D:3958:MET:HG3	2.20	0.41
1:A:973:LEU:HD13	1:A:1045:ARG:HB3	2.01	0.41
1:A:2523:LEU:HD23	1:A:2579:MET:SD	2.61	0.41
1:A:2822:TRP:CZ3	1:A:2875:MET:CG	3.03	0.41
1:A:3167:TYR:CD2	1:A:3240:MET:HG2	2.55	0.41
1:B:591:LEU:HG	1:B:600:VAL:HG11	2.02	0.41
1:B:1930:MET:HG2	1:B:1930:MET:O	2.20	0.41
1:B:3004:LEU:HD11	1:B:3065:VAL:HG22	2.02	0.41
1:C:1052:TYR:O	1:C:1054:ILE:HD12	2.20	0.41
1:C:1718:SER:HA	1:C:1722:GLU:HB2	2.02	0.41
1:C:2794:PRO:O	1:C:2798:PHE:N	2.51	0.41
1:C:2799:SER:O	1:C:2803:LYS:HG3	2.20	0.41
1:D:591:LEU:HG	1:D:600:VAL:HG11	2.02	0.41
1:D:614:ALA:HB2	1:D:1677:LEU:HD12	2.01	0.41
1:D:760:ILE:O	1:D:760:ILE:HG23	2.20	0.41
1:D:1930:MET:HE3	1:D:1932:LEU:HD21	1.99	0.41
1:D:3004:LEU:HD11	1:D:3065:VAL:HG22	2.03	0.41
1:D:3458:ASN:O	1:D:3459:PHE:C	2.56	0.41
1:A:47:LEU:CD2	1:A:126:ARG:HE	2.33	0.41
1:A:760:ILE:HG23	1:A:760:ILE:O	2.20	0.41
1:A:1052:TYR:O	1:A:1054:ILE:HD12	2.20	0.41
1:A:1718:SER:HA	1:A:1722:GLU:HB2	2.02	0.41
1:A:1850:LEU:HD22	1:A:1855:VAL:HG21	2.01	0.41
1:A:4664:VAL:N	1:A:4665:PRO:CD	2.83	0.41
1:B:2624:LEU:O	1:B:2628:VAL:HG23	2.21	0.41
1:B:2794:PRO:O	1:B:2798:PHE:N	2.51	0.41
1:B:4664:VAL:N	1:B:4665:PRO:CD	2.83	0.41
1:B:4876:ASP:OD2	1:B:4879:THR:OG1	2.29	0.41
1:C:1229:ILE:HG23	1:C:1230:ASN:N	2.35	0.41
1:C:3940:TYR:OH	1:C:3947:GLU:OE2	2.37	0.41
1:D:47:LEU:HD21	1:D:126:ARG:HE	1.85	0.41
1:D:2539:THR:HG21	1:D:2900:GLY:HA3	2.02	0.41
1:D:3076:LEU:O	1:D:3147:HIS:NE2	2.50	0.41
7:D:5107:PCW:H172	7:D:5107:PCW:H20	1.91	0.41
1:A:1521:VAL:HG12	1:A:1528:MET:HG2	2.02	0.41
1:A:2539:THR:HG21	1:A:2900:GLY:HA3	2.02	0.41
1:A:3076:LEU:O	1:A:3147:HIS:NE2	2.50	0.41
1:B:47:LEU:CD2	1:B:126:ARG:HE	2.33	0.41
1:B:70:LEU:HD21	1:B:203:MET:HE3	2.03	0.41
1:B:1282:ASN:OD1	1:B:1282:ASN:C	2.58	0.41
1:B:2523:LEU:HD23	1:B:2579:MET:SD	2.60	0.41

*Continued on next page...*



*Continued from previous page...*

Atom-1	Atom-2	Interatomic distance (Å)	Clash overlap (Å)
1:B:2539:THR:HG21	1:B:2900:GLY:HA3	2.02	0.41
1:B:4148:VAL:HG22	1:B:4181:LEU:HD13	2.02	0.41
1:B:4723:LEU:HA	1:B:4735:ILE:HG21	2.03	0.41
1:C:596:ARG:NH2	1:C:1644:GLU:OE1	2.53	0.41
1:C:2624:LEU:O	1:C:2628:VAL:HG23	2.21	0.41
1:C:3334:SER:O	1:C:3337:LYS:NZ	2.47	0.41
1:D:576:LEU:HA	1:D:579:ILE:HG12	2.01	0.41
1:D:596:ARG:NH2	1:D:1644:GLU:OE1	2.53	0.41
1:D:2624:LEU:O	1:D:2628:VAL:HG23	2.21	0.41
1:A:3051:VAL:HG22	1:A:3065:VAL:HG11	2.01	0.41
1:A:3768:TYR:HH	1:A:4751:HIS:CE1	2.38	0.41
1:B:973:LEU:HD13	1:B:1045:ARG:HB3	2.01	0.41
1:B:1822:ARG:O	1:B:1826:GLN:HG2	2.21	0.41
1:B:1967:VAL:CG2	1:B:3650:ALA:HB1	2.49	0.41
1:B:3550:VAL:O	1:B:3554:LEU:HD13	2.20	0.41
1:C:877:GLU:O	1:C:881:GLU:HG2	2.21	0.41
1:C:3550:VAL:O	1:C:3554:LEU:HD13	2.20	0.41
1:C:3954:PHE:O	1:C:3958:MET:HG3	2.20	0.41
1:D:4723:LEU:HA	1:D:4735:ILE:HG21	2.03	0.41
1:A:1023:VAL:HG22	1:A:1024:PRO:HD2	2.01	0.41
1:A:3230:ILE:H	1:A:3230:ILE:HD12	1.86	0.41
1:A:3550:VAL:O	1:A:3554:LEU:HD13	2.20	0.41
1:B:1154:ILE:O	1:B:1154:ILE:HG23	2.21	0.41
1:B:1973:ASN:OD1	1:B:2025:PRO:HD3	2.21	0.41
1:B:4153:LEU:HB3	1:B:4163:LEU:HD21	2.03	0.41
1:C:1967:VAL:CG2	1:C:3650:ALA:HB1	2.49	0.41
1:C:2539:THR:HG21	1:C:2900:GLY:HA3	2.02	0.41
1:C:3167:TYR:CD2	1:C:3240:MET:HG2	2.55	0.41
1:C:3369:ARG:NH2	1:C:3405:ASP:OD2	2.41	0.41
1:C:3894:LEU:O	1:C:3902:PHE:HD2	2.04	0.41
1:C:4723:LEU:HA	1:C:4735:ILE:HG21	2.03	0.41
1:D:258:ARG:O	1:D:285:HIS:NE2	2.43	0.41
1:D:1718:SER:HA	1:D:1722:GLU:HB2	2.02	0.41
1:D:1740:THR:HG22	1:D:2147:VAL:HG22	2.03	0.41
1:A:74:LEU:HD11	1:A:82:MET:HE3	2.01	0.41
1:A:877:GLU:O	1:A:881:GLU:HG2	2.21	0.41
1:A:1740:THR:HG22	1:A:2147:VAL:HG22	2.03	0.41
1:A:2820:TRP:CE3	1:A:2822:TRP:CH2	3.09	0.41
1:A:3417:VAL:O	1:A:3421:ARG:N	2.53	0.41
2:H:60:TRP:CZ2	1:D:1785:VAL:HG11	2.56	0.41
1:B:2215:VAL:HG21	1:B:2229:MET:CE	2.51	0.41

*Continued on next page...*



*Continued from previous page...*

Atom-1	Atom-2	Interatomic distance (Å)	Clash overlap (Å)
1:B:2822:TRP:CZ3	1:B:2875:MET:CG	3.03	0.41
1:B:2871:GLU:OE1	1:B:2875:MET:CE	2.69	0.41
1:C:878:ASN:ND2	1:C:1046:THR:HG21	2.35	0.41
1:C:3004:LEU:HD11	1:C:3065:VAL:HG22	2.03	0.41
1:D:1229:ILE:HG23	1:D:1230:ASN:N	2.35	0.41
1:D:1531:THR:HG22	1:D:1536:GLU:HA	2.01	0.41
1:D:2820:TRP:CE3	1:D:2822:TRP:CH2	3.09	0.41
1:A:258:ARG:O	1:A:285:HIS:NE2	2.43	0.41
1:A:1043:ALA:O	1:A:1047:LEU:HD23	2.21	0.41
1:A:1785:VAL:HG11	2:E:60:TRP:CZ2	2.56	0.41
1:A:1964:GLU:HA	1:A:3651:CYS:SG	2.61	0.41
1:A:1967:VAL:CG2	1:A:3650:ALA:HB1	2.49	0.41
1:A:1973:ASN:OD1	1:A:2025:PRO:HD3	2.21	0.41
1:A:2624:LEU:O	1:A:2628:VAL:HG23	2.21	0.41
1:A:3004:LEU:HD11	1:A:3065:VAL:HG22	2.03	0.41
1:A:3061:ASP:O	1:A:3065:VAL:HG23	2.21	0.41
1:A:3457:GLN:O	1:A:3460:VAL:HG12	2.20	0.41
1:A:4239:SER:OG	1:A:4673:LYS:NZ	2.53	0.41
1:A:4723:LEU:HA	1:A:4735:ILE:HG21	2.03	0.41
1:B:760:ILE:O	1:B:760:ILE:HG23	2.20	0.41
1:B:1014:ILE:H	1:B:1014:ILE:HD12	1.86	0.41
1:B:3447:SER:O	1:B:3453:LYS:NZ	2.53	0.41
1:B:3537:ALA:HB3	1:B:3601:SER:CB	2.51	0.41
1:B:4993:LEU:HD23	1:B:4993:LEU:HA	1.82	0.41
1:C:47:LEU:HD21	1:C:126:ARG:HE	1.85	0.41
1:C:1014:ILE:H	1:C:1014:ILE:HD12	1.86	0.41
1:C:1053:ASN:OD1	1:C:1053:ASN:O	2.39	0.41
1:C:1973:ASN:OD1	1:C:2025:PRO:HD3	2.21	0.41
1:C:2215:VAL:HG21	1:C:2229:MET:CE	2.51	0.41
1:C:2306:CYS:O	1:C:2325:ASN:N	2.50	0.41
1:C:2523:LEU:HD23	1:C:2579:MET:SD	2.61	0.41
1:C:2871:GLU:OE1	1:C:2875:MET:CE	2.69	0.41
1:C:4153:LEU:HB3	1:C:4163:LEU:HD21	2.03	0.41
1:C:4664:VAL:N	1:C:4665:PRO:CD	2.83	0.41
1:D:47:LEU:CD2	1:D:126:ARG:HE	2.33	0.41
1:D:1014:ILE:H	1:D:1014:ILE:HD12	1.86	0.41
1:D:1964:GLU:HA	1:D:3651:CYS:SG	2.61	0.41
1:D:3457:GLN:O	1:D:3460:VAL:HG12	2.20	0.41
1:D:3894:LEU:O	1:D:3902:PHE:HD2	2.04	0.41
1:D:5011:MET:HE1	1:D:5018:ASP:HB2	2.02	0.41
1:A:369:ARG:HH21	1:A:2309:GLN:CB	2.34	0.41

*Continued on next page...*

Continued from previous page...

Atom-1	Atom-2	Interatomic distance (Å)	Clash overlap (Å)
1:A:1822:ARG:O	1:A:1826:GLN:HG2	2.21	0.41
1:A:3037:LYS:O	1:A:3040:ILE:HG22	2.21	0.41
1:A:3515:LEU:O	1:A:3516:LYS:C	2.60	0.41
1:A:3537:ALA:HB3	1:A:3601:SER:CB	2.51	0.41
1:A:3908:THR:HG23	1:A:3908:THR:O	2.21	0.41
2:F:24:VAL:HG12	2:F:105:LEU:HD12	2.03	0.41
1:B:369:ARG:HH21	1:B:2309:GLN:CB	2.34	0.41
1:B:596:ARG:NH2	1:B:1644:GLU:OE1	2.53	0.41
1:B:1740:THR:HG22	1:B:2147:VAL:HG22	2.03	0.41
1:B:2564:THR:HG22	1:B:2607:CYS:CA	2.46	0.41
1:B:3316:LEU:HD23	1:B:3346:ILE:HD13	2.03	0.41
1:B:3954:PHE:O	1:B:3958:MET:HG3	2.20	0.41
1:B:4239:SER:OG	1:B:4673:LYS:NZ	2.53	0.41
1:C:369:ARG:HH21	1:C:2309:GLN:CB	2.34	0.41
1:C:782:VAL:O	1:C:782:VAL:HG13	2.21	0.41
1:C:1043:ALA:O	1:C:1047:LEU:HD23	2.21	0.41
1:C:1531:THR:HG22	1:C:1536:GLU:HA	2.02	0.41
1:C:1740:THR:HG22	1:C:2147:VAL:HG22	2.03	0.41
1:C:3230:ILE:HD12	1:C:3230:ILE:H	1.86	0.41
1:C:3908:THR:O	1:C:3908:THR:HG23	2.21	0.41
1:D:877:GLU:O	1:D:881:GLU:HG2	2.21	0.41
1:D:1154:ILE:O	1:D:1154:ILE:HG23	2.21	0.41
1:D:1822:ARG:O	1:D:1826:GLN:HG2	2.21	0.41
1:D:3515:LEU:O	1:D:3516:LYS:C	2.60	0.41
1:D:3908:THR:HG23	1:D:3908:THR:O	2.21	0.41
1:D:3940:TYR:OH	1:D:3947:GLU:OE2	2.37	0.41
1:D:4148:VAL:HG22	1:D:4181:LEU:HD13	2.02	0.41
1:A:2215:VAL:HG21	1:A:2229:MET:CE	2.51	0.40
1:A:2507:LEU:C	1:A:2507:LEU:HD23	2.41	0.40
1:A:2746:VAL:HG21	1:A:2818:ILE:CG2	2.52	0.40
7:A:8006:PCW:H41	7:A:8006:PCW:H63	1.88	0.40
2:E:27:TYR:HB2	2:E:60:TRP:HH2	1.86	0.40
2:H:27:TYR:HB2	2:H:60:TRP:HH2	1.86	0.40
1:B:47:LEU:HD21	1:B:126:ARG:HE	1.85	0.40
1:B:1521:VAL:HG12	1:B:1528:MET:HG2	2.02	0.40
1:B:1675:CYS:HB3	1:B:1686:LEU:HD12	2.03	0.40
1:B:3037:LYS:O	1:B:3040:ILE:HG22	2.21	0.40
1:B:3820:LEU:HD13	1:B:3902:PHE:CE1	2.56	0.40
1:C:627:LEU:N	1:C:628:PRO:HD2	2.36	0.40
1:C:3591:GLU:HA	1:C:3594:VAL:HG22	2.04	0.40
1:D:369:ARG:HH21	1:D:2309:GLN:CB	2.34	0.40

Continued on next page...

*Continued from previous page...*

Atom-1	Atom-2	Interatomic distance (Å)	Clash overlap (Å)
1:D:782:VAL:O	1:D:782:VAL:HG13	2.21	0.40
1:D:1675:CYS:HB3	1:D:1686:LEU:HD12	2.03	0.40
1:D:2215:VAL:HG21	1:D:2229:MET:CE	2.51	0.40
1:D:2523:LEU:HD23	1:D:2579:MET:SD	2.60	0.40
1:D:3037:LYS:O	1:D:3040:ILE:HG22	2.21	0.40
1:D:3253:GLU:O	1:D:3257:LEU:HD23	2.21	0.40
1:D:3820:LEU:HD11	1:D:3824:LYS:HE3	2.03	0.40
1:A:47:LEU:HD21	1:A:126:ARG:HE	1.85	0.40
1:A:576:LEU:HA	1:A:579:ILE:HG12	2.01	0.40
1:A:3316:LEU:HD23	1:A:3346:ILE:HD13	2.03	0.40
1:A:3820:LEU:HD13	1:A:3902:PHE:CE1	2.56	0.40
1:A:3954:PHE:O	1:A:3958:MET:HG3	2.20	0.40
1:B:2096:GLN:HA	1:B:2128:GLN:NE2	2.36	0.40
1:B:3230:ILE:H	1:B:3230:ILE:HD12	1.86	0.40
1:B:3253:GLU:O	1:B:3257:LEU:HD23	2.21	0.40
1:B:3591:GLU:HA	1:B:3594:VAL:HG22	2.03	0.40
1:B:3894:LEU:O	1:B:3902:PHE:HD2	2.04	0.40
1:C:2507:LEU:C	1:C:2507:LEU:HD23	2.41	0.40
1:C:2942:LEU:HB2	1:C:2945:MET:SD	2.60	0.40
1:C:3820:LEU:HD13	1:C:3902:PHE:CE1	2.56	0.40
1:D:878:ASN:ND2	1:D:1046:THR:HG21	2.35	0.40
1:D:2096:GLN:HA	1:D:2128:GLN:NE2	2.36	0.40
1:D:3061:ASP:O	1:D:3065:VAL:HG23	2.21	0.40
1:D:3820:LEU:HD13	1:D:3902:PHE:CE1	2.56	0.40
1:A:1014:ILE:HD12	1:A:1014:ILE:H	1.86	0.40
1:A:1154:ILE:HG23	1:A:1154:ILE:O	2.21	0.40
1:A:2908:PRO:O	1:A:2911:THR:OG1	2.33	0.40
1:A:3166:CYS:HB3	1:A:3202:MET:SD	2.62	0.40
1:A:4148:VAL:HG22	1:A:4181:LEU:HD13	2.02	0.40
1:B:878:ASN:ND2	1:B:1046:THR:HG21	2.35	0.40
1:B:2507:LEU:HD23	1:B:2507:LEU:C	2.41	0.40
1:B:2820:TRP:CE3	1:B:2822:TRP:CH2	3.09	0.40
1:B:2942:LEU:HB2	1:B:2945:MET:SD	2.60	0.40
1:C:369:ARG:NH2	1:C:2305:GLY:O	2.55	0.40
1:C:3533:LEU:HB3	1:C:3597:VAL:HG11	2.04	0.40
1:D:2564:THR:HG22	1:D:2607:CYS:CA	2.46	0.40
1:D:3537:ALA:HB3	1:D:3601:SER:CB	2.51	0.40
1:A:627:LEU:N	1:A:628:PRO:HD2	2.36	0.40
1:A:1531:THR:HG22	1:A:1536:GLU:HA	2.02	0.40
1:B:3061:ASP:O	1:B:3065:VAL:HG23	2.21	0.40
1:C:1822:ARG:O	1:C:1826:GLN:HG2	2.21	0.40

*Continued on next page...*

Continued from previous page...

Atom-1	Atom-2	Interatomic distance (Å)	Clash overlap (Å)
1:C:2820:TRP:CE3	1:C:2822:TRP:CH2	3.09	0.40
1:C:3537:ALA:HB3	1:C:3601:SER:CB	2.52	0.40
1:D:4993:LEU:HD23	1:D:4993:LEU:HA	1.83	0.40
1:A:782:VAL:O	1:A:782:VAL:HG13	2.21	0.40
1:A:1053:ASN:OD1	1:A:1053:ASN:O	2.39	0.40
1:A:1297:GLN:NE2	1:A:1546:ASN:OD1	2.46	0.40
1:A:2871:GLU:OE1	1:A:2875:MET:CE	2.69	0.40
1:A:3894:LEU:O	1:A:3902:PHE:HD2	2.04	0.40
1:A:4153:LEU:HB3	1:A:4163:LEU:HD21	2.03	0.40
1:B:877:GLU:O	1:B:881:GLU:HG2	2.21	0.40
1:B:1043:ALA:O	1:B:1047:LEU:HD23	2.20	0.40
1:C:1124:VAL:HG23	1:C:1133:TRP:HB2	2.04	0.40
1:C:1821:VAL:HG22	1:C:1927:LEU:HD21	2.04	0.40
1:C:3061:ASP:O	1:C:3065:VAL:HG23	2.21	0.40
1:D:74:LEU:HD11	1:D:82:MET:HE3	2.03	0.40
1:D:1053:ASN:OD1	1:D:1053:ASN:O	2.39	0.40
1:D:1127:GLY:O	1:D:1143:PRO:HA	2.22	0.40
1:D:1282:ASN:OD1	1:D:1282:ASN:C	2.58	0.40
1:D:3316:LEU:HD23	1:D:3346:ILE:HD13	2.03	0.40

There are no symmetry-related clashes.

## 5.3 Torsion angles [i](#)

### 5.3.1 Protein backbone [i](#)

In the following table, the Percentiles column shows the percent Ramachandran outliers of the chain as a percentile score with respect to all PDB entries followed by that with respect to all EM entries.

The Analysed column shows the number of residues for which the backbone conformation was analysed, and the total number of residues.

Mol	Chain	Analysed	Favoured	Allowed	Outliers	Percentiles	
1	A	4345/5035 (86%)	4264 (98%)	81 (2%)	0	100	100
1	B	4345/5035 (86%)	4264 (98%)	81 (2%)	0	100	100
1	C	4345/5035 (86%)	4265 (98%)	80 (2%)	0	100	100
1	D	4345/5035 (86%)	4264 (98%)	81 (2%)	0	100	100
2	E	105/108 (97%)	102 (97%)	3 (3%)	0	100	100

Continued on next page...

Continued from previous page...

Mol	Chain	Analysed	Favoured	Allowed	Outliers	Percentiles	
2	F	105/108 (97%)	102 (97%)	3 (3%)	0	100	100
2	G	105/108 (97%)	102 (97%)	3 (3%)	0	100	100
2	H	105/108 (97%)	102 (97%)	3 (3%)	0	100	100
All	All	17800/20572 (86%)	17465 (98%)	335 (2%)	0	100	100

There are no Ramachandran outliers to report.

### 5.3.2 Protein sidechains [i](#)

In the following table, the Percentiles column shows the percent sidechain outliers of the chain as a percentile score with respect to all PDB entries followed by that with respect to all EM entries.

The Analysed column shows the number of residues for which the sidechain conformation was analysed, and the total number of residues.

Mol	Chain	Analysed	Rotameric	Outliers	Percentiles	
1	A	3806/4296 (89%)	3802 (100%)	4 (0%)	93	98
1	B	3806/4296 (89%)	3802 (100%)	4 (0%)	93	98
1	C	3806/4296 (89%)	3802 (100%)	4 (0%)	93	98
1	D	3806/4296 (89%)	3802 (100%)	4 (0%)	93	98
2	E	89/90 (99%)	89 (100%)	0	100	100
2	F	89/90 (99%)	89 (100%)	0	100	100
2	G	89/90 (99%)	89 (100%)	0	100	100
2	H	89/90 (99%)	89 (100%)	0	100	100
All	All	15580/17544 (89%)	15564 (100%)	16 (0%)	93	98

All (16) residues with a non-rotameric sidechain are listed below:

Mol	Chain	Res	Type
1	A	953	LYS
1	A	992	ASN
1	A	1421	ASN
1	A	5010	LYS
1	B	953	LYS
1	B	992	ASN
1	B	1421	ASN
1	B	5010	LYS

Continued on next page...

*Continued from previous page...*

Mol	Chain	Res	Type
1	C	953	LYS
1	C	992	ASN
1	C	1421	ASN
1	C	5010	LYS
1	D	953	LYS
1	D	992	ASN
1	D	1421	ASN
1	D	5010	LYS

Sometimes sidechains can be flipped to improve hydrogen bonding and reduce clashes. All (31) such sidechains are listed below:

Mol	Chain	Res	Type
1	A	72	GLN
1	A	152	HIS
1	A	1275	HIS
1	A	2689	HIS
1	A	2764	HIS
1	A	2992	HIS
1	A	3070	HIS
1	A	3898	HIS
1	B	72	GLN
1	B	152	HIS
1	B	1275	HIS
1	B	2689	HIS
1	B	2764	HIS
1	B	2992	HIS
1	B	3070	HIS
1	B	3898	HIS
1	C	72	GLN
1	C	152	HIS
1	C	1275	HIS
1	C	2689	HIS
1	C	2764	HIS
1	C	2992	HIS
1	C	3070	HIS
1	C	3898	HIS
1	D	152	HIS
1	D	1275	HIS
1	D	2689	HIS
1	D	2764	HIS
1	D	2992	HIS
1	D	3070	HIS

*Continued on next page...*

Continued from previous page...

Mol	Chain	Res	Type
1	D	3898	HIS

### 5.3.3 RNA [i](#)

There are no RNA molecules in this entry.

### 5.4 Non-standard residues in protein, DNA, RNA chains [i](#)

There are no non-standard protein/DNA/RNA residues in this entry.

### 5.5 Carbohydrates [i](#)

There are no monosaccharides in this entry.

### 5.6 Ligand geometry [i](#)

Of 28 ligands modelled in this entry, 8 are monoatomic - leaving 20 for Mogul analysis.

In the following table, the Counts columns list the number of bonds (or angles) for which Mogul statistics could be retrieved, the number of bonds (or angles) that are observed in the model and the number of bonds (or angles) that are defined in the Chemical Component Dictionary. The Link column lists molecule types, if any, to which the group is linked. The Z score for a bond length (or angle) is the number of standard deviations the observed value is removed from the expected value. A bond length (or angle) with  $|Z| > 2$  is considered an outlier worth inspection. RMSZ is the root-mean-square of all Z scores of the bond lengths (or angles).

Mol	Type	Chain	Res	Link	Bond lengths			Bond angles		
					Counts	RMSZ	# Z  > 2	Counts	RMSZ	# Z  > 2
4	CFF	D	5103	-	8,15,15	0.90	0	8,23,23	2.82	2 (25%)
5	ATP	D	5104	-	26,33,33	0.68	0	31,52,52	0.72	1 (3%)
7	PCW	B	8006	-	53,53,53	1.17	5 (9%)	59,61,61	2.38	9 (15%)
4	CFF	B	8002	-	8,15,15	0.92	0	8,23,23	2.82	2 (25%)
7	PCW	A	8006	-	53,53,53	1.17	5 (9%)	59,61,61	2.38	9 (15%)
5	ATP	C	8003	-	26,33,33	0.68	0	31,52,52	0.72	1 (3%)
5	ATP	B	8005	-	26,33,33	0.60	0	31,52,52	1.04	2 (6%)
7	PCW	B	8007	-	53,53,53	1.16	4 (7%)	59,61,61	2.29	9 (15%)
4	CFF	C	8002	-	8,15,15	0.90	0	8,23,23	2.83	2 (25%)
4	CFF	A	8002	-	8,15,15	0.91	0	8,23,23	2.82	2 (25%)

Mol	Type	Chain	Res	Link	Bond lengths			Bond angles		
					Counts	RMSZ	# Z  > 2	Counts	RMSZ	# Z  > 2
7	PCW	C	8007	-	53,53,53	1.16	4 (7%)	59,61,61	2.29	9 (15%)
5	ATP	A	8005	-	26,33,33	0.60	0	31,52,52	1.04	2 (6%)
7	PCW	A	8007	-	53,53,53	1.16	4 (7%)	59,61,61	2.29	9 (15%)
7	PCW	C	8006	-	53,53,53	1.17	5 (9%)	59,61,61	2.38	9 (15%)
5	ATP	C	8005	-	26,33,33	0.60	0	31,52,52	1.05	2 (6%)
7	PCW	D	5101	-	53,53,53	1.16	4 (7%)	59,61,61	2.29	9 (15%)
7	PCW	D	5107	-	53,53,53	1.17	5 (9%)	59,61,61	2.38	9 (15%)
5	ATP	B	8003	-	26,33,33	0.67	0	31,52,52	0.72	1 (3%)
5	ATP	D	5106	-	26,33,33	0.60	0	31,52,52	1.04	2 (6%)
5	ATP	A	8003	-	26,33,33	0.68	0	31,52,52	0.72	1 (3%)

In the following table, the Chirals column lists the number of chiral outliers, the number of chiral centers analysed, the number of these observed in the model and the number defined in the Chemical Component Dictionary. Similar counts are reported in the Torsion and Rings columns. '-' means no outliers of that kind were identified.

Mol	Type	Chain	Res	Link	Chirals	Torsions	Rings
4	CFF	D	5103	-	-	-	0/2/2/2
5	ATP	D	5104	-	-	6/18/38/38	0/3/3/3
7	PCW	B	8006	-	-	25/57/57/57	-
4	CFF	B	8002	-	-	-	0/2/2/2
7	PCW	A	8006	-	-	25/57/57/57	-
5	ATP	C	8003	-	-	6/18/38/38	0/3/3/3
5	ATP	B	8005	-	-	7/18/38/38	0/3/3/3
7	PCW	B	8007	-	-	15/57/57/57	-
4	CFF	C	8002	-	-	-	0/2/2/2
4	CFF	A	8002	-	-	-	0/2/2/2
7	PCW	C	8007	-	-	15/57/57/57	-
5	ATP	A	8005	-	-	7/18/38/38	0/3/3/3
7	PCW	A	8007	-	-	15/57/57/57	-
7	PCW	C	8006	-	-	25/57/57/57	-
5	ATP	C	8005	-	-	7/18/38/38	0/3/3/3
7	PCW	D	5101	-	-	15/57/57/57	-
7	PCW	D	5107	-	-	25/57/57/57	-
5	ATP	B	8003	-	-	6/18/38/38	0/3/3/3
5	ATP	D	5106	-	-	7/18/38/38	0/3/3/3
5	ATP	A	8003	-	-	6/18/38/38	0/3/3/3



All (36) bond length outliers are listed below:

Mol	Chain	Res	Type	Atoms	Z	Observed(Å)	Ideal(Å)
7	B	8006	PCW	O3-C11	3.18	1.42	1.33
7	A	8006	PCW	O3-C11	3.17	1.42	1.33
7	C	8006	PCW	O3-C11	3.17	1.42	1.33
7	D	5107	PCW	O3-C11	3.17	1.42	1.33
7	A	8007	PCW	O3-C11	3.03	1.42	1.33
7	B	8007	PCW	O3-C11	3.03	1.42	1.33
7	C	8007	PCW	O3-C11	3.03	1.42	1.33
7	D	5101	PCW	O3-C11	3.03	1.42	1.33
7	A	8007	PCW	O2-C31	2.99	1.42	1.34
7	B	8007	PCW	O2-C31	2.97	1.42	1.34
7	D	5101	PCW	O2-C31	2.97	1.42	1.34
7	C	8007	PCW	O2-C31	2.94	1.42	1.34
7	B	8006	PCW	O2-C31	2.87	1.42	1.34
7	A	8006	PCW	O2-C31	2.85	1.42	1.34
7	C	8006	PCW	O2-C31	2.85	1.42	1.34
7	D	5107	PCW	O2-C31	2.82	1.42	1.34
7	B	8006	PCW	O2-C2	-2.51	1.40	1.46
7	D	5107	PCW	O2-C2	-2.51	1.40	1.46
7	A	8006	PCW	O2-C2	-2.51	1.40	1.46
7	C	8006	PCW	O2-C2	-2.51	1.40	1.46
7	A	8007	PCW	O2-C2	-2.41	1.40	1.46
7	D	5101	PCW	O2-C2	-2.40	1.40	1.46
7	C	8007	PCW	O2-C2	-2.38	1.40	1.46
7	B	8007	PCW	O2-C2	-2.37	1.40	1.46
7	A	8006	PCW	C5-C4	2.19	1.58	1.51
7	C	8006	PCW	C5-C4	2.19	1.58	1.51
7	D	5107	PCW	C5-C4	2.19	1.58	1.51
7	B	8006	PCW	C5-C4	2.19	1.58	1.51
7	B	8006	PCW	P-O4P	2.11	1.67	1.59
7	A	8006	PCW	P-O4P	2.09	1.67	1.59
7	C	8006	PCW	P-O4P	2.09	1.67	1.59
7	D	5107	PCW	P-O4P	2.09	1.67	1.59
7	B	8007	PCW	P-O4P	2.08	1.67	1.59
7	C	8007	PCW	P-O4P	2.06	1.67	1.59
7	D	5101	PCW	P-O4P	2.06	1.67	1.59
7	A	8007	PCW	P-O4P	2.06	1.67	1.59

All (92) bond angle outliers are listed below:

Mol	Chain	Res	Type	Atoms	Z	Observed(°)	Ideal(°)
7	B	8006	PCW	C8-N-C6	12.51	141.14	108.97
7	A	8006	PCW	C8-N-C6	12.50	141.12	108.97

*Continued on next page...*

*Continued from previous page...*

Mol	Chain	Res	Type	Atoms	Z	Observed(°)	Ideal(°)
7	C	8006	PCW	C8-N-C6	12.50	141.12	108.97
7	D	5107	PCW	C8-N-C6	12.50	141.12	108.97
7	A	8007	PCW	C8-N-C6	11.23	137.85	108.97
7	B	8007	PCW	C8-N-C6	11.23	137.85	108.97
7	C	8007	PCW	C8-N-C6	11.23	137.85	108.97
7	D	5101	PCW	C8-N-C6	11.23	137.85	108.97
7	C	8007	PCW	C7-N-C5	7.44	140.35	109.92
7	A	8007	PCW	C7-N-C5	7.43	140.33	109.92
7	D	5101	PCW	C7-N-C5	7.43	140.32	109.92
7	B	8007	PCW	C7-N-C5	7.42	140.29	109.92
7	D	5107	PCW	C7-N-C5	6.70	137.34	109.92
7	A	8006	PCW	C7-N-C5	6.69	137.31	109.92
7	C	8006	PCW	C7-N-C5	6.69	137.31	109.92
7	B	8006	PCW	C7-N-C5	6.68	137.25	109.92
4	B	8002	CFE	C5-C6-N1	-6.01	111.80	118.20
4	A	8002	CFE	C5-C6-N1	-5.99	111.81	118.20
4	C	8002	CFE	C5-C6-N1	-5.99	111.81	118.20
4	D	5103	CFE	C5-C6-N1	-5.99	111.81	118.20
7	A	8006	PCW	C8-N-C7	-5.86	93.92	108.97
7	C	8006	PCW	C8-N-C7	-5.86	93.92	108.97
7	D	5107	PCW	C8-N-C7	-5.86	93.92	108.97
7	B	8006	PCW	C8-N-C7	-5.86	93.92	108.97
7	A	8007	PCW	C7-N-C6	-5.28	95.40	108.97
7	C	8007	PCW	C7-N-C6	-5.27	95.41	108.97
7	D	5101	PCW	C7-N-C6	-5.27	95.41	108.97
7	B	8007	PCW	C7-N-C6	-5.27	95.43	108.97
7	C	8007	PCW	C8-N-C7	-5.21	95.58	108.97
7	D	5101	PCW	C8-N-C7	-5.21	95.58	108.97
7	B	8007	PCW	C8-N-C7	-5.21	95.59	108.97
7	A	8007	PCW	C8-N-C7	-5.20	95.61	108.97
7	B	8006	PCW	C7-N-C6	-5.05	95.99	108.97
7	A	8006	PCW	C7-N-C6	-5.05	95.99	108.97
7	C	8006	PCW	C7-N-C6	-5.05	95.99	108.97
7	D	5107	PCW	C7-N-C6	-5.05	95.99	108.97
4	C	8002	CFE	C4-C5-C6	4.68	122.97	119.96
4	D	5103	CFE	C4-C5-C6	4.68	122.97	119.96
4	A	8002	CFE	C4-C5-C6	4.66	122.95	119.96
4	B	8002	CFE	C4-C5-C6	4.64	122.94	119.96
7	B	8007	PCW	C21-C20-C19	3.80	153.88	124.73
7	D	5101	PCW	C21-C20-C19	3.80	153.88	124.73
7	C	8007	PCW	C21-C20-C19	3.80	153.87	124.73
7	A	8007	PCW	C21-C20-C19	3.80	153.85	124.73

*Continued on next page...*

*Continued from previous page...*

Mol	Chain	Res	Type	Atoms	Z	Observed(°)	Ideal(°)
7	C	8006	PCW	C21-C20-C19	3.76	153.59	124.73
7	A	8006	PCW	C21-C20-C19	3.76	153.58	124.73
7	D	5107	PCW	C21-C20-C19	3.76	153.58	124.73
7	B	8006	PCW	C21-C20-C19	3.76	153.57	124.73
7	D	5107	PCW	O2-C31-C32	3.55	119.15	111.50
7	A	8006	PCW	O2-C31-C32	3.55	119.14	111.50
7	C	8006	PCW	O2-C31-C32	3.55	119.14	111.50
7	B	8006	PCW	O2-C31-C32	3.54	119.14	111.50
7	C	8007	PCW	O2-C31-C32	3.28	118.57	111.50
7	B	8007	PCW	O2-C31-C32	3.28	118.56	111.50
7	D	5101	PCW	O2-C31-C32	3.28	118.56	111.50
7	A	8007	PCW	O2-C31-C32	3.27	118.55	111.50
7	A	8007	PCW	C8-N-C5	-3.21	96.79	109.92
7	C	8007	PCW	C8-N-C5	-3.21	96.79	109.92
7	B	8007	PCW	C8-N-C5	-3.21	96.80	109.92
7	D	5101	PCW	C8-N-C5	-3.21	96.80	109.92
7	D	5107	PCW	C8-N-C5	-2.71	98.82	109.92
7	A	8006	PCW	C8-N-C5	-2.71	98.82	109.92
7	B	8006	PCW	C8-N-C5	-2.71	98.82	109.92
7	C	8006	PCW	C8-N-C5	-2.71	98.82	109.92
7	D	5107	PCW	C6-N-C5	-2.69	98.93	109.92
7	A	8006	PCW	C6-N-C5	-2.68	98.95	109.92
7	C	8006	PCW	C6-N-C5	-2.68	98.95	109.92
7	B	8006	PCW	C6-N-C5	-2.68	98.96	109.92
7	A	8007	PCW	C6-N-C5	-2.39	100.14	109.92
7	C	8007	PCW	C6-N-C5	-2.39	100.14	109.92
7	B	8007	PCW	C6-N-C5	-2.38	100.16	109.92
7	D	5101	PCW	C6-N-C5	-2.38	100.16	109.92
7	B	8006	PCW	O3-C11-C12	2.33	119.23	111.91
7	A	8006	PCW	O3-C11-C12	2.33	119.21	111.91
7	D	5107	PCW	O3-C11-C12	2.33	119.21	111.91
7	C	8006	PCW	O3-C11-C12	2.32	119.20	111.91
7	A	8007	PCW	O3-C11-C12	2.32	119.18	111.91
7	B	8007	PCW	O3-C11-C12	2.32	119.18	111.91
7	C	8007	PCW	O3-C11-C12	2.32	119.18	111.91
7	D	5101	PCW	O3-C11-C12	2.32	119.18	111.91
5	C	8005	ATP	C5-C6-N6	2.29	123.83	120.35
5	B	8005	ATP	C5-C6-N6	2.28	123.82	120.35
5	A	8005	ATP	C5-C6-N6	2.27	123.80	120.35
5	D	5106	ATP	C5-C6-N6	2.27	123.80	120.35
5	C	8003	ATP	C5-C6-N6	2.18	123.66	120.35
5	A	8003	ATP	C5-C6-N6	2.18	123.66	120.35

*Continued on next page...*

*Continued from previous page...*

Mol	Chain	Res	Type	Atoms	Z	Observed(°)	Ideal(°)
5	B	8003	ATP	C5-C6-N6	2.18	123.66	120.35
5	D	5104	ATP	C5-C6-N6	2.16	123.63	120.35
5	B	8005	ATP	PB-O3B-PG	2.04	139.83	132.83
5	A	8005	ATP	PB-O3B-PG	2.04	139.82	132.83
5	C	8005	ATP	PB-O3B-PG	2.04	139.82	132.83
5	D	5106	ATP	PB-O3B-PG	2.04	139.82	132.83

There are no chirality outliers.

All (212) torsion outliers are listed below:

Mol	Chain	Res	Type	Atoms
5	A	8003	ATP	C5'-O5'-PA-O1A
5	A	8005	ATP	PB-O3B-PG-O2G
5	A	8005	ATP	C5'-O5'-PA-O3A
5	A	8005	ATP	C3'-C4'-C5'-O5'
5	B	8003	ATP	C5'-O5'-PA-O1A
5	B	8005	ATP	PB-O3B-PG-O2G
5	B	8005	ATP	C5'-O5'-PA-O3A
5	B	8005	ATP	C3'-C4'-C5'-O5'
5	C	8003	ATP	C5'-O5'-PA-O1A
5	C	8005	ATP	PB-O3B-PG-O2G
5	C	8005	ATP	C5'-O5'-PA-O3A
5	C	8005	ATP	C3'-C4'-C5'-O5'
5	D	5104	ATP	C5'-O5'-PA-O1A
5	D	5106	ATP	PB-O3B-PG-O2G
5	D	5106	ATP	C5'-O5'-PA-O3A
5	D	5106	ATP	C3'-C4'-C5'-O5'
5	A	8005	ATP	O4'-C4'-C5'-O5'
5	B	8005	ATP	O4'-C4'-C5'-O5'
5	C	8005	ATP	O4'-C4'-C5'-O5'
5	D	5106	ATP	O4'-C4'-C5'-O5'
7	A	8006	PCW	C24-C25-C26-C27
7	B	8006	PCW	C24-C25-C26-C27
7	C	8006	PCW	C24-C25-C26-C27
7	D	5107	PCW	C24-C25-C26-C27
7	A	8006	PCW	C1-O3P-P-O4P
7	A	8006	PCW	C4-O4P-P-O3P
7	B	8006	PCW	C1-O3P-P-O4P
7	B	8006	PCW	C4-O4P-P-O3P
7	C	8006	PCW	C1-O3P-P-O4P
7	C	8006	PCW	C4-O4P-P-O3P
7	D	5107	PCW	C1-O3P-P-O4P

*Continued on next page...*

*Continued from previous page...*

Mol	Chain	Res	Type	Atoms
7	D	5107	PCW	C4-O4P-P-O3P
7	D	5107	PCW	C14-C15-C16-C17
7	A	8006	PCW	C14-C15-C16-C17
7	A	8006	PCW	C15-C16-C17-C18
7	B	8006	PCW	C14-C15-C16-C17
7	B	8006	PCW	C15-C16-C17-C18
7	C	8006	PCW	C14-C15-C16-C17
7	C	8006	PCW	C15-C16-C17-C18
7	D	5107	PCW	C15-C16-C17-C18
7	A	8007	PCW	C44-C45-C46-C47
7	B	8007	PCW	C44-C45-C46-C47
7	C	8007	PCW	C44-C45-C46-C47
7	D	5101	PCW	C44-C45-C46-C47
7	A	8007	PCW	C24-C25-C26-C27
7	B	8007	PCW	C24-C25-C26-C27
7	C	8007	PCW	C24-C25-C26-C27
7	D	5101	PCW	C24-C25-C26-C27
7	A	8006	PCW	C35-C36-C37-C38
7	B	8006	PCW	C35-C36-C37-C38
7	C	8006	PCW	C35-C36-C37-C38
7	D	5107	PCW	C35-C36-C37-C38
7	B	8006	PCW	C43-C44-C45-C46
7	A	8006	PCW	C43-C44-C45-C46
7	C	8006	PCW	C43-C44-C45-C46
7	D	5107	PCW	C43-C44-C45-C46
7	A	8007	PCW	C4-C5-N-C8
7	B	8007	PCW	C4-C5-N-C8
7	C	8007	PCW	C4-C5-N-C8
7	D	5101	PCW	C4-C5-N-C8
7	B	8007	PCW	C14-C15-C16-C17
7	C	8007	PCW	C14-C15-C16-C17
7	A	8007	PCW	C14-C15-C16-C17
7	D	5101	PCW	C14-C15-C16-C17
7	A	8006	PCW	C44-C45-C46-C47
7	B	8006	PCW	C44-C45-C46-C47
7	C	8006	PCW	C44-C45-C46-C47
7	D	5107	PCW	C44-C45-C46-C47
7	A	8006	PCW	C32-C31-O2-C2
7	B	8006	PCW	C32-C31-O2-C2
7	C	8006	PCW	C32-C31-O2-C2
7	D	5107	PCW	C32-C31-O2-C2
7	A	8006	PCW	C1-C2-C3-O3

*Continued on next page...*

*Continued from previous page...*

Mol	Chain	Res	Type	Atoms
7	B	8006	PCW	C1-C2-C3-O3
7	C	8006	PCW	C1-C2-C3-O3
7	D	5107	PCW	C1-C2-C3-O3
7	A	8006	PCW	C17-C18-C19-C20
7	B	8006	PCW	C17-C18-C19-C20
7	C	8006	PCW	C17-C18-C19-C20
7	D	5107	PCW	C17-C18-C19-C20
5	A	8003	ATP	PG-O3B-PB-O1B
5	B	8003	ATP	PG-O3B-PB-O1B
5	C	8003	ATP	PG-O3B-PB-O1B
5	D	5104	ATP	PG-O3B-PB-O1B
7	A	8007	PCW	O3P-C1-C2-C3
7	B	8007	PCW	O3P-C1-C2-C3
7	C	8007	PCW	O3P-C1-C2-C3
7	D	5101	PCW	O3P-C1-C2-C3
7	A	8007	PCW	C2-C1-O3P-P
7	B	8007	PCW	C2-C1-O3P-P
7	C	8007	PCW	C2-C1-O3P-P
7	D	5101	PCW	C2-C1-O3P-P
7	A	8006	PCW	C40-C41-C42-C43
7	B	8006	PCW	C40-C41-C42-C43
7	C	8006	PCW	C40-C41-C42-C43
7	D	5107	PCW	C40-C41-C42-C43
7	B	8006	PCW	C13-C14-C15-C16
7	A	8006	PCW	C13-C14-C15-C16
7	D	5107	PCW	C13-C14-C15-C16
7	C	8006	PCW	C13-C14-C15-C16
7	A	8006	PCW	O31-C31-O2-C2
7	B	8006	PCW	O31-C31-O2-C2
7	C	8006	PCW	O31-C31-O2-C2
7	D	5107	PCW	O31-C31-O2-C2
7	B	8007	PCW	C23-C24-C25-C26
7	A	8007	PCW	C23-C24-C25-C26
7	C	8007	PCW	C23-C24-C25-C26
7	D	5101	PCW	C23-C24-C25-C26
5	A	8003	ATP	C5'-O5'-PA-O3A
5	B	8003	ATP	C5'-O5'-PA-O3A
5	C	8003	ATP	C5'-O5'-PA-O3A
5	D	5104	ATP	C5'-O5'-PA-O3A
5	A	8003	ATP	C5'-O5'-PA-O2A
5	A	8005	ATP	C5'-O5'-PA-O1A
5	A	8005	ATP	C5'-O5'-PA-O2A

*Continued on next page...*

*Continued from previous page...*

Mol	Chain	Res	Type	Atoms
5	B	8003	ATP	C5'-O5'-PA-O2A
5	B	8005	ATP	C5'-O5'-PA-O1A
5	B	8005	ATP	C5'-O5'-PA-O2A
5	C	8003	ATP	C5'-O5'-PA-O2A
5	C	8005	ATP	C5'-O5'-PA-O1A
5	C	8005	ATP	C5'-O5'-PA-O2A
5	D	5104	ATP	C5'-O5'-PA-O2A
5	D	5106	ATP	C5'-O5'-PA-O1A
5	D	5106	ATP	C5'-O5'-PA-O2A
7	A	8006	PCW	C1-O3P-P-O2P
7	A	8006	PCW	C4-O4P-P-O1P
7	A	8006	PCW	C4-O4P-P-O2P
7	B	8006	PCW	C1-O3P-P-O2P
7	B	8006	PCW	C4-O4P-P-O1P
7	B	8006	PCW	C4-O4P-P-O2P
7	C	8006	PCW	C1-O3P-P-O2P
7	C	8006	PCW	C4-O4P-P-O1P
7	C	8006	PCW	C4-O4P-P-O2P
7	D	5107	PCW	C1-O3P-P-O2P
7	D	5107	PCW	C4-O4P-P-O1P
7	D	5107	PCW	C4-O4P-P-O2P
7	A	8007	PCW	C35-C36-C37-C38
7	B	8007	PCW	C35-C36-C37-C38
7	C	8007	PCW	C35-C36-C37-C38
7	D	5101	PCW	C35-C36-C37-C38
7	A	8007	PCW	O3P-C1-C2-O2
7	B	8007	PCW	O3P-C1-C2-O2
7	C	8007	PCW	O3P-C1-C2-O2
7	D	5101	PCW	O3P-C1-C2-O2
7	B	8007	PCW	C34-C35-C36-C37
7	D	5101	PCW	C34-C35-C36-C37
7	A	8007	PCW	C34-C35-C36-C37
7	C	8007	PCW	C34-C35-C36-C37
5	A	8005	ATP	PB-O3B-PG-O1G
5	B	8005	ATP	PB-O3B-PG-O1G
5	C	8005	ATP	PB-O3B-PG-O1G
5	D	5106	ATP	PB-O3B-PG-O1G
7	A	8007	PCW	C1-C2-O2-C31
7	B	8007	PCW	C1-C2-O2-C31
7	C	8007	PCW	C1-C2-O2-C31
7	D	5101	PCW	C1-C2-O2-C31
7	C	8006	PCW	C11-C12-C13-C14

*Continued on next page...*



*Continued from previous page...*

Mol	Chain	Res	Type	Atoms
7	A	8006	PCW	O2-C2-C3-O3
7	B	8006	PCW	O2-C2-C3-O3
7	C	8006	PCW	O2-C2-C3-O3
7	D	5107	PCW	O2-C2-C3-O3
7	A	8006	PCW	C11-C12-C13-C14
7	B	8006	PCW	C11-C12-C13-C14
7	D	5107	PCW	C11-C12-C13-C14
5	A	8003	ATP	PG-O3B-PB-O2B
5	B	8003	ATP	PG-O3B-PB-O2B
5	C	8003	ATP	PG-O3B-PB-O2B
5	D	5104	ATP	PG-O3B-PB-O2B
7	D	5107	PCW	C41-C42-C43-C44
7	A	8006	PCW	C41-C42-C43-C44
7	B	8006	PCW	C41-C42-C43-C44
7	C	8006	PCW	C41-C42-C43-C44
7	A	8006	PCW	C19-C20-C21-C22
7	C	8006	PCW	C19-C20-C21-C22
7	D	5107	PCW	C19-C20-C21-C22
7	B	8006	PCW	C19-C20-C21-C22
7	A	8006	PCW	C4-C5-N-C8
7	B	8006	PCW	C4-C5-N-C8
7	C	8006	PCW	C4-C5-N-C8
7	D	5107	PCW	C4-C5-N-C8
7	A	8007	PCW	C19-C20-C21-C22
7	B	8007	PCW	C19-C20-C21-C22
7	C	8007	PCW	C19-C20-C21-C22
7	D	5101	PCW	C19-C20-C21-C22
7	A	8006	PCW	C33-C34-C35-C36
7	D	5107	PCW	C33-C34-C35-C36
7	C	8006	PCW	C33-C34-C35-C36
7	B	8006	PCW	C33-C34-C35-C36
7	C	8007	PCW	O31-C31-O2-C2
7	D	5101	PCW	O31-C31-O2-C2
7	D	5107	PCW	C23-C24-C25-C26
7	A	8006	PCW	C23-C24-C25-C26
7	B	8006	PCW	C23-C24-C25-C26
7	C	8006	PCW	C23-C24-C25-C26
7	A	8007	PCW	O31-C31-O2-C2
7	B	8007	PCW	O31-C31-O2-C2
5	A	8003	ATP	O4'-C4'-C5'-O5'
5	B	8003	ATP	O4'-C4'-C5'-O5'
5	C	8003	ATP	O4'-C4'-C5'-O5'

*Continued on next page...*



*Continued from previous page...*

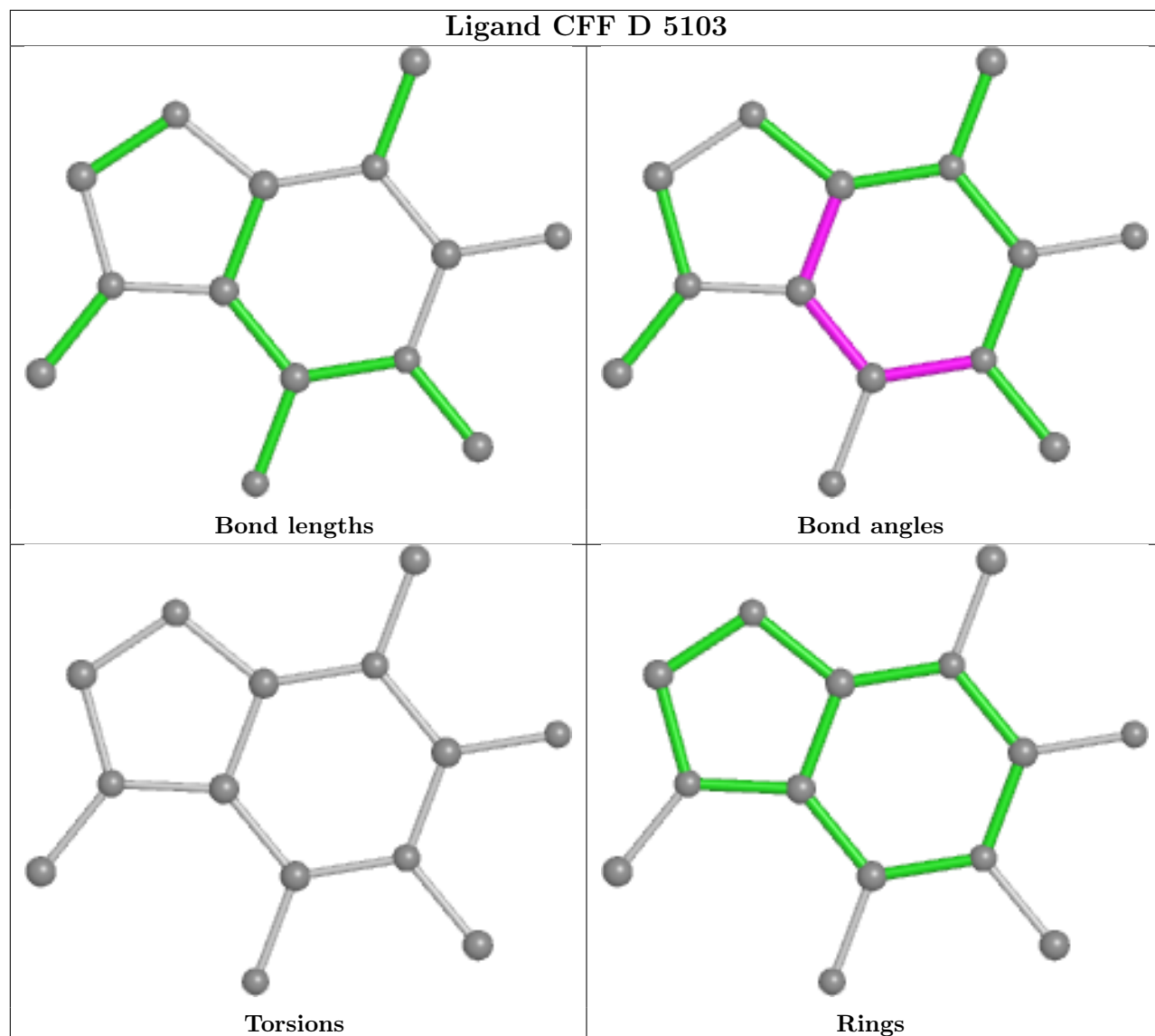
Mol	Chain	Res	Type	Atoms
5	D	5104	ATP	O4'-C4'-C5'-O5'
7	A	8006	PCW	C21-C22-C23-C24
7	B	8006	PCW	C21-C22-C23-C24
7	C	8006	PCW	C21-C22-C23-C24
7	D	5107	PCW	C21-C22-C23-C24
7	A	8007	PCW	C4-C5-N-C7
7	B	8007	PCW	C4-C5-N-C7
7	C	8007	PCW	C4-C5-N-C7
7	D	5101	PCW	C4-C5-N-C7
7	B	8007	PCW	C43-C44-C45-C46
7	A	8007	PCW	C43-C44-C45-C46
7	C	8007	PCW	C43-C44-C45-C46
7	D	5101	PCW	C43-C44-C45-C46

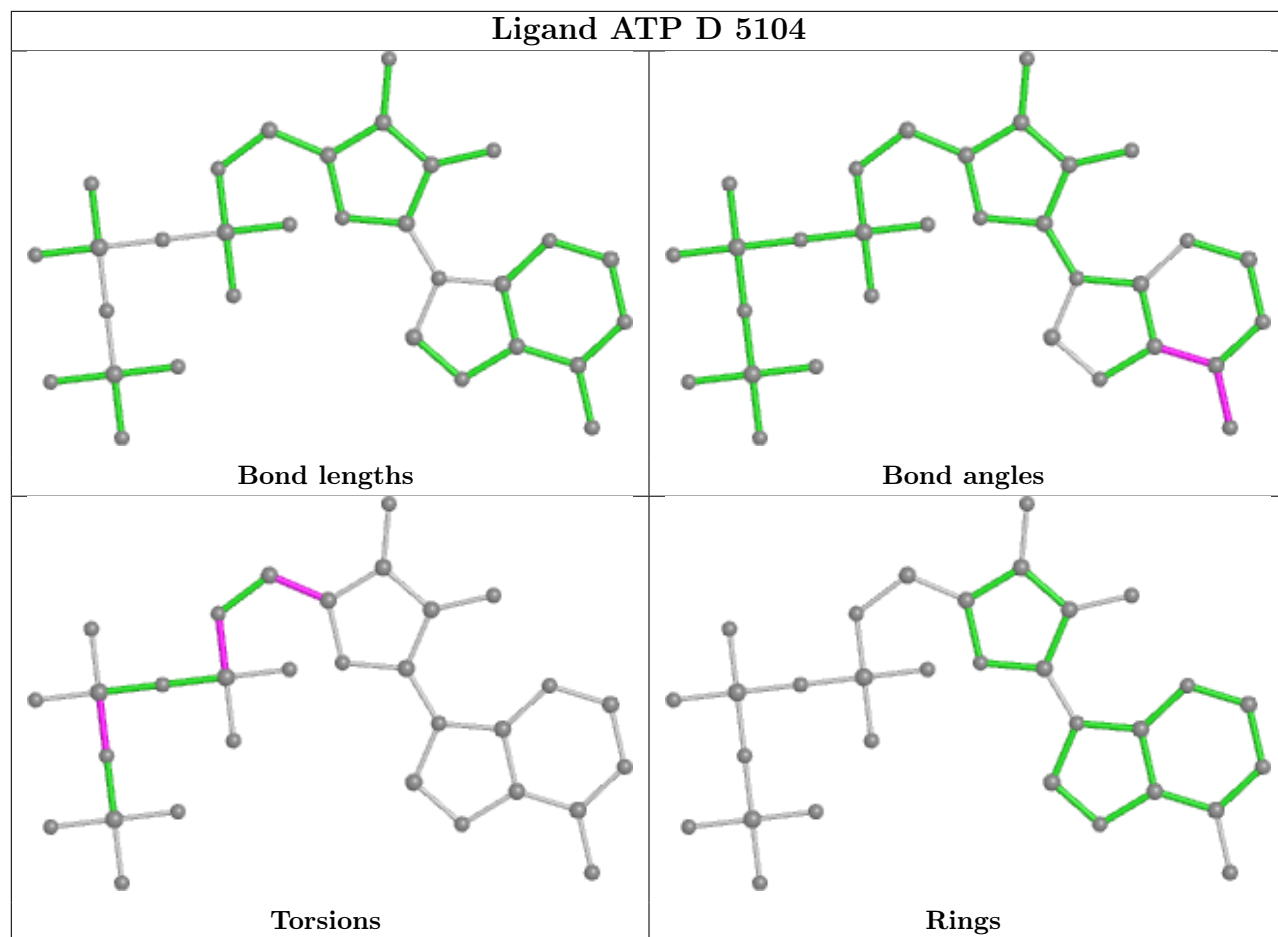
There are no ring outliers.

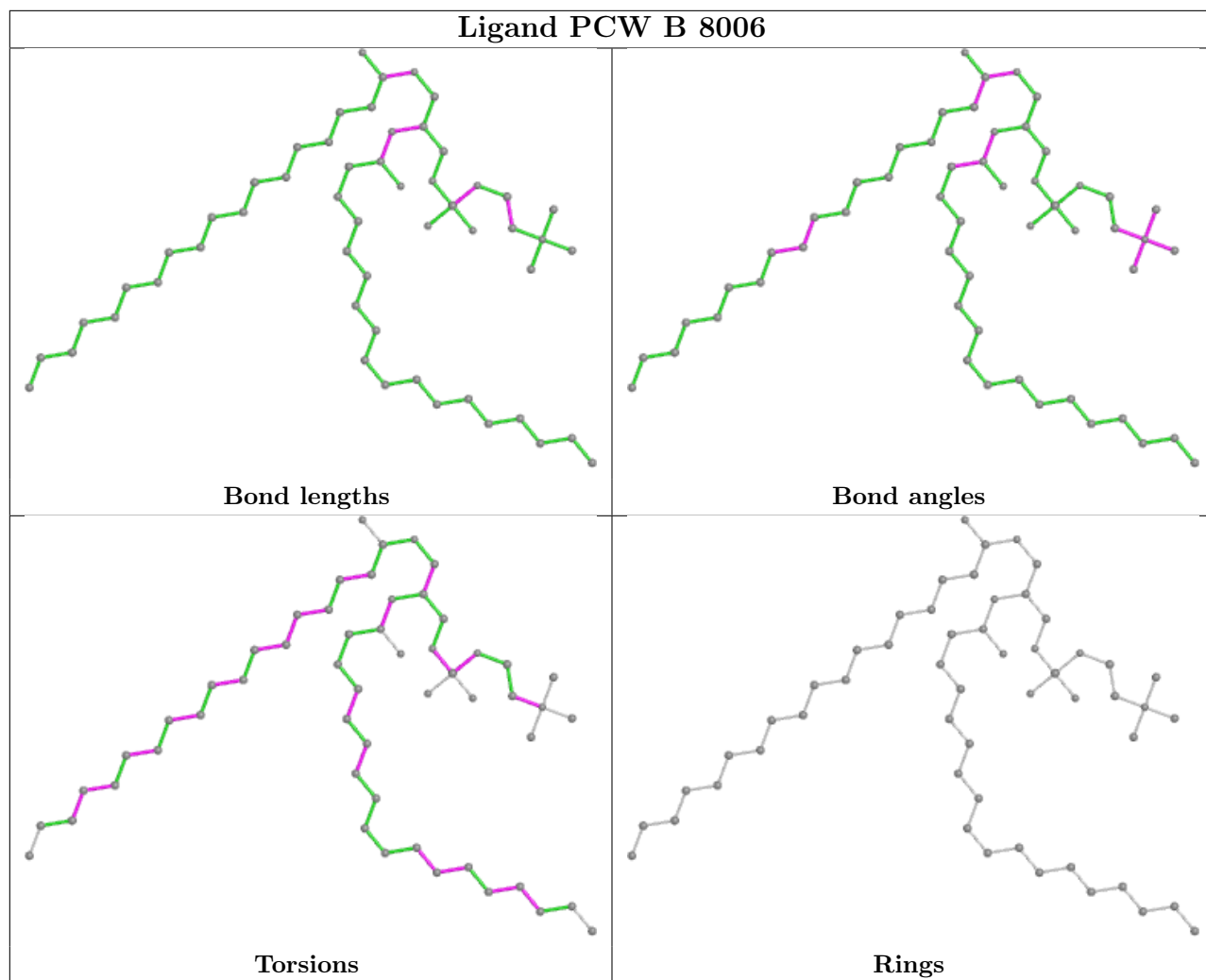
8 monomers are involved in 12 short contacts:

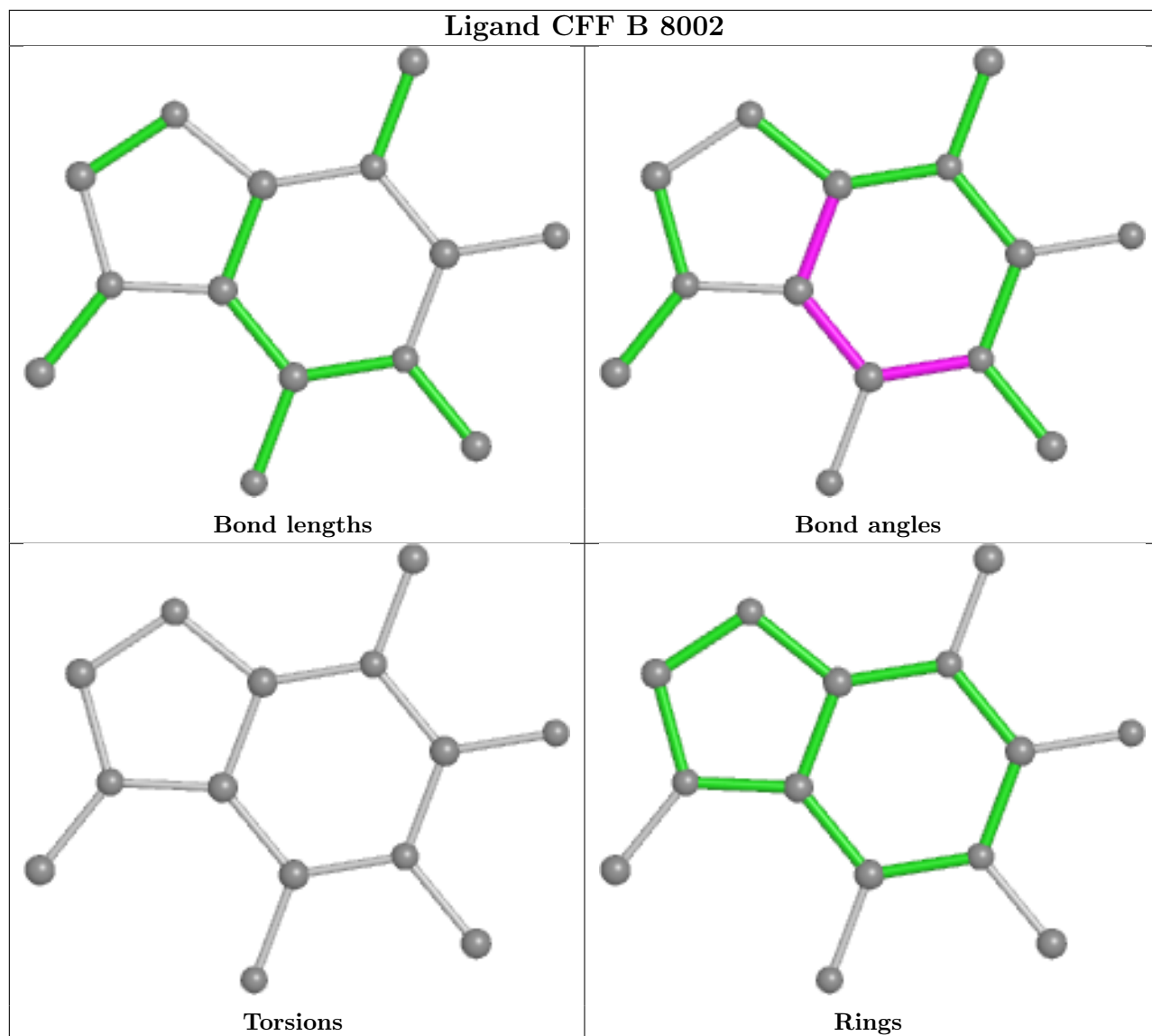
Mol	Chain	Res	Type	Clashes	Symm-Clashes
7	B	8006	PCW	1	0
7	A	8006	PCW	1	0
7	B	8007	PCW	2	0
7	C	8007	PCW	2	0
7	A	8007	PCW	2	0
7	C	8006	PCW	1	0
7	D	5101	PCW	2	0
7	D	5107	PCW	1	0

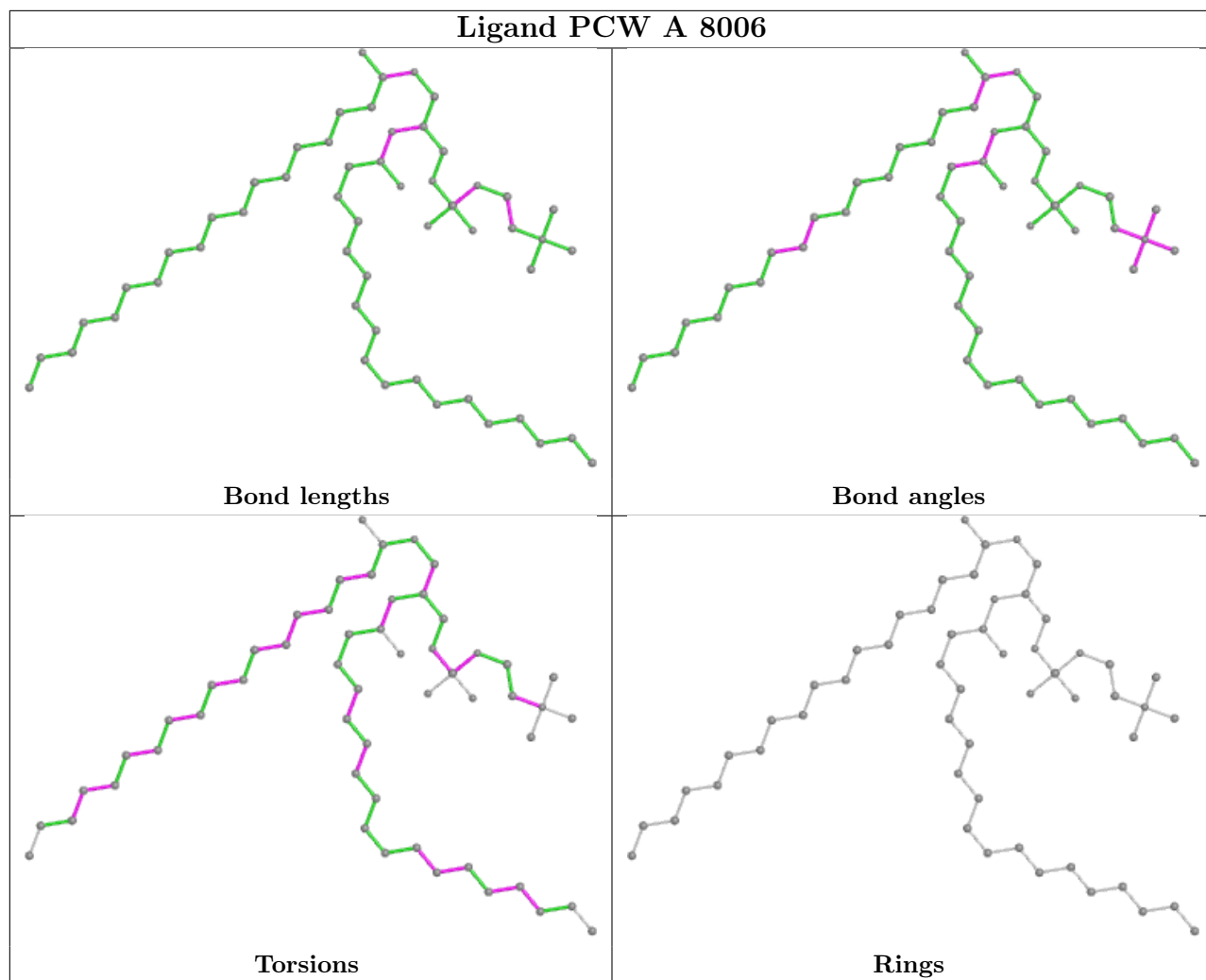
The following is a two-dimensional graphical depiction of Mogul quality analysis of bond lengths, bond angles, torsion angles, and ring geometry for all instances of the Ligand of Interest. In addition, ligands with molecular weight > 250 and outliers as shown on the validation Tables will also be included. For torsion angles, if less than 5% of the Mogul distribution of torsion angles is within 10 degrees of the torsion angle in question, then that torsion angle is considered an outlier. Any bond that is central to one or more torsion angles identified as an outlier by Mogul will be highlighted in the graph. For rings, the root-mean-square deviation (RMSD) between the ring in question and similar rings identified by Mogul is calculated over all ring torsion angles. If the average RMSD is greater than 60 degrees and the minimal RMSD between the ring in question and any Mogul-identified rings is also greater than 60 degrees, then that ring is considered an outlier. The outliers are highlighted in purple. The color gray indicates Mogul did not find sufficient equivalents in the CSD to analyse the geometry.

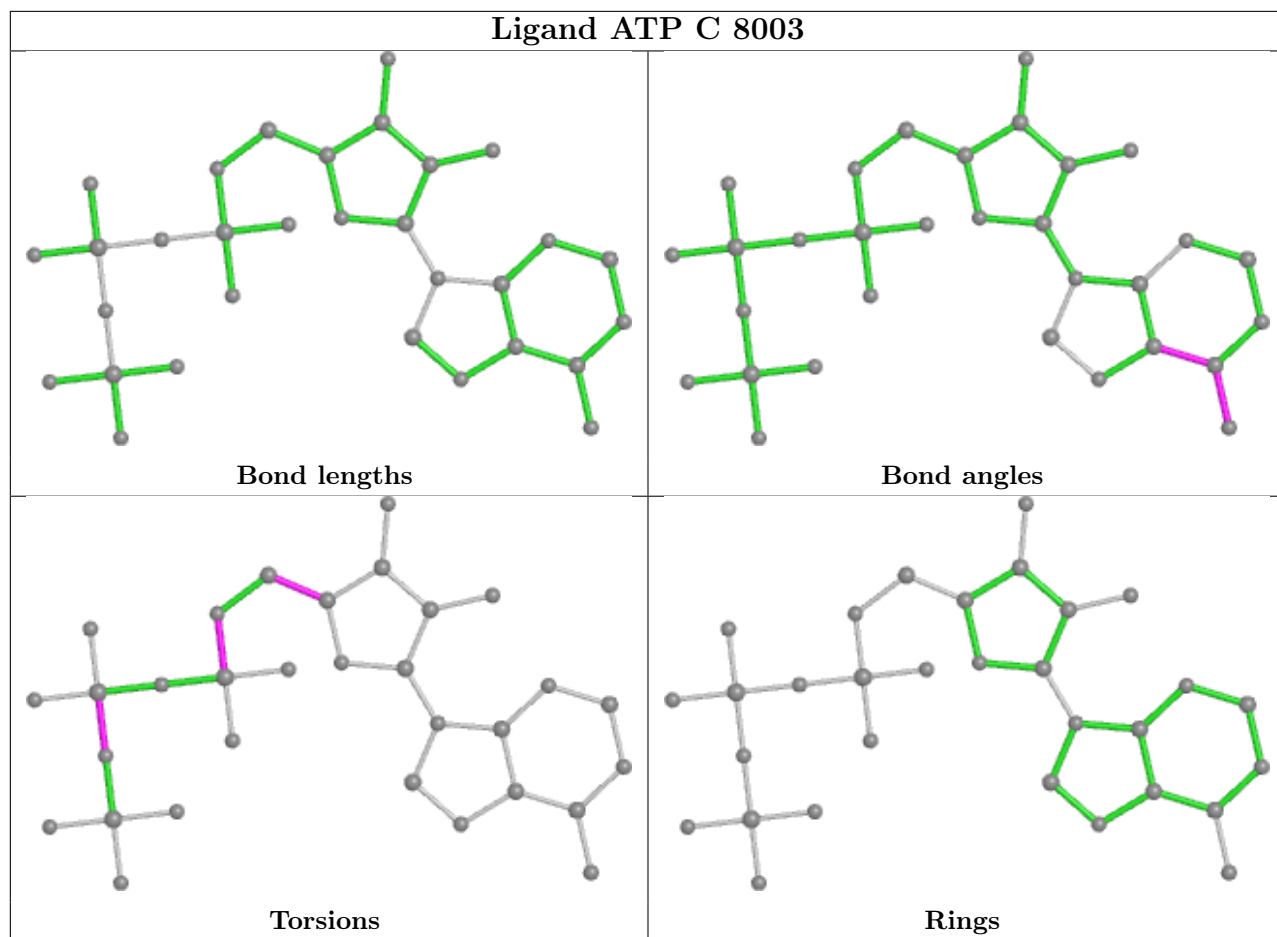


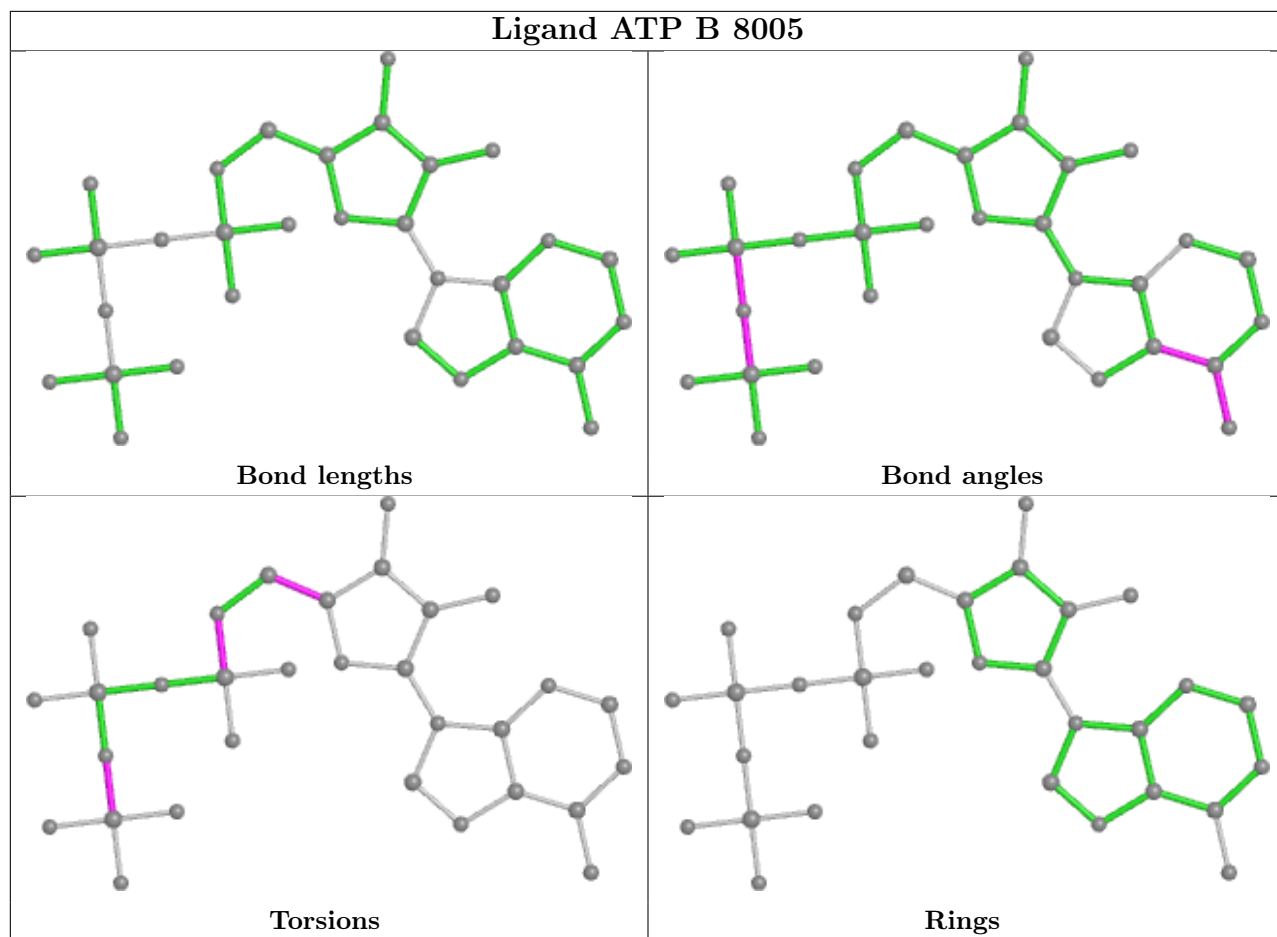




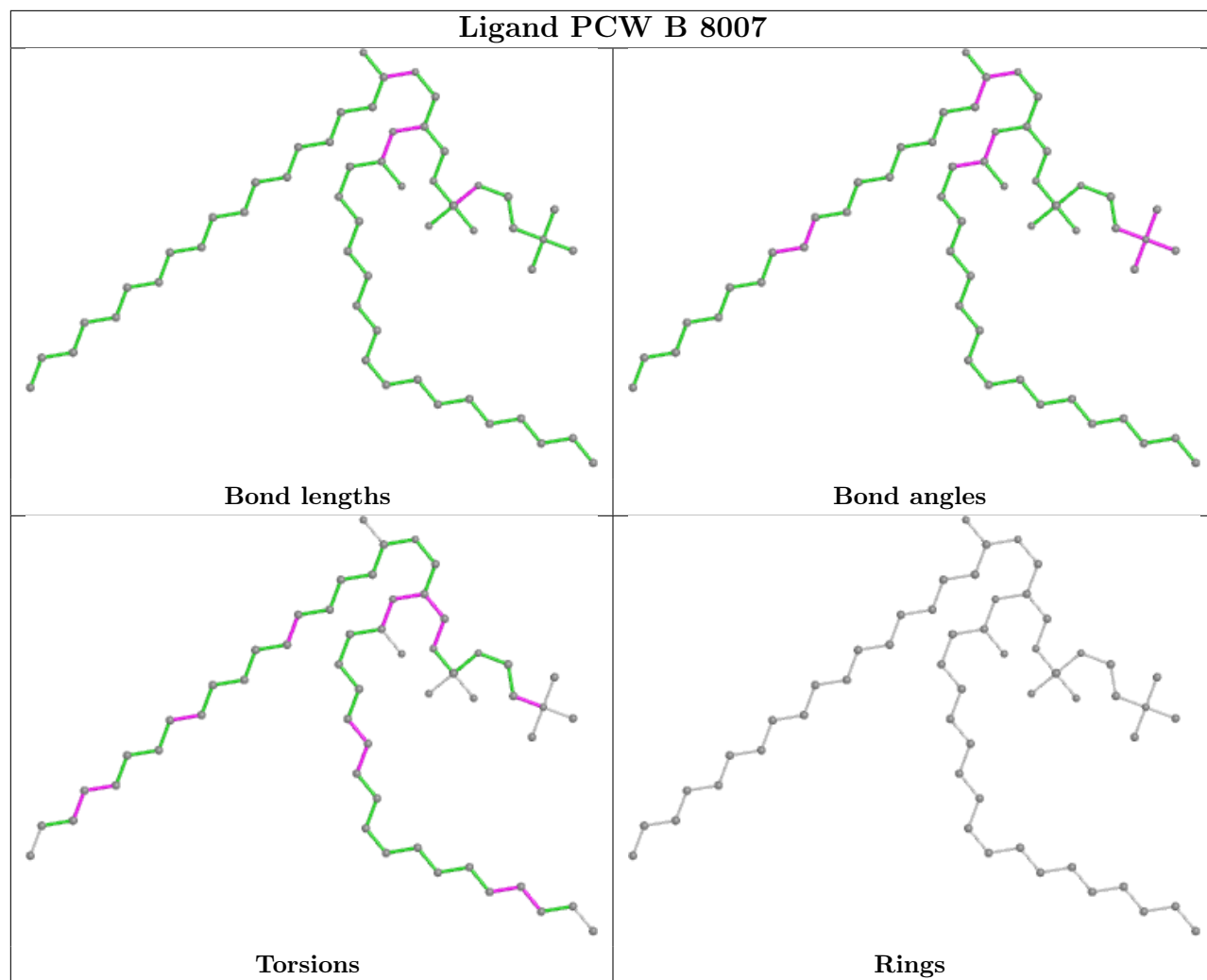


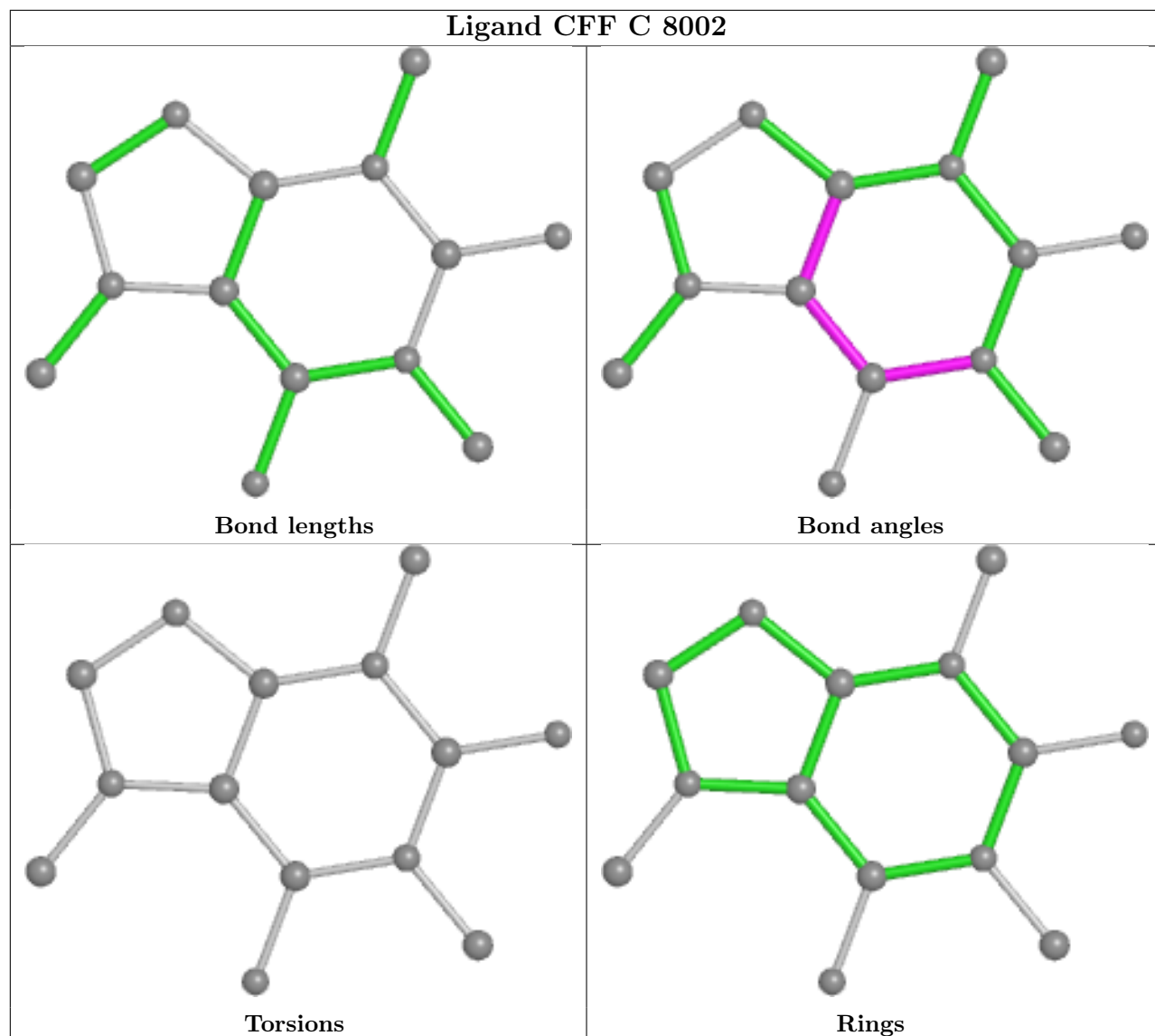


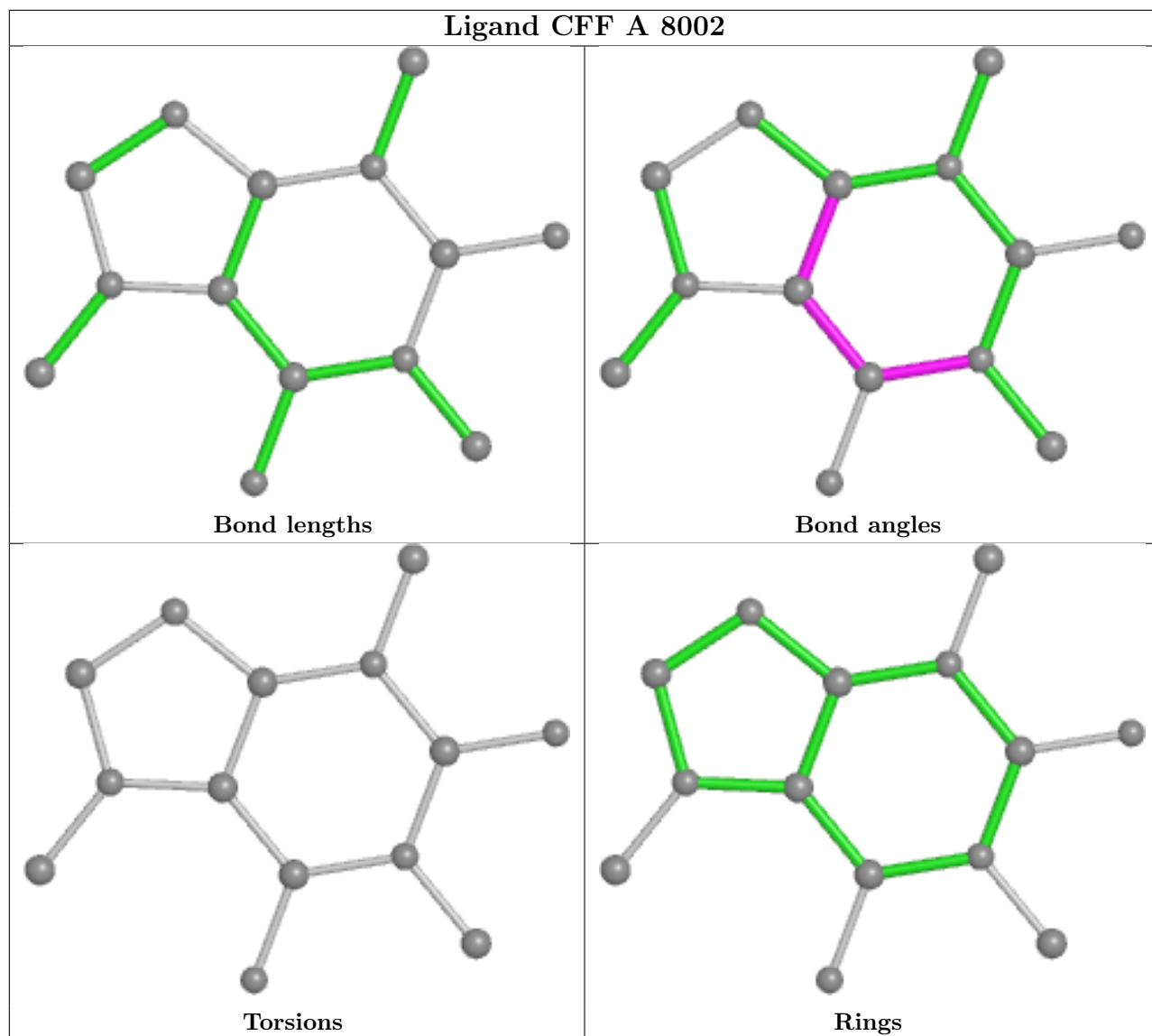


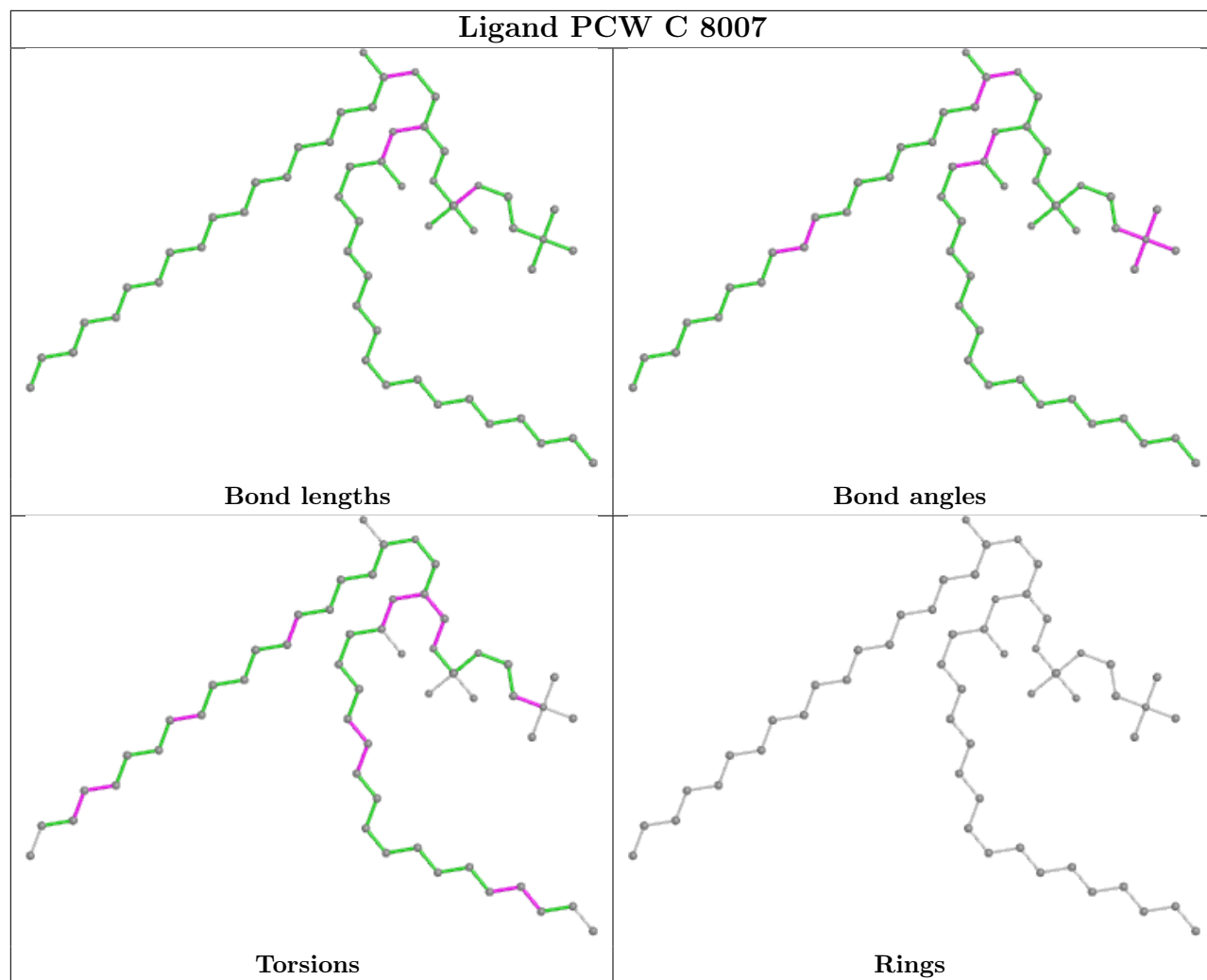


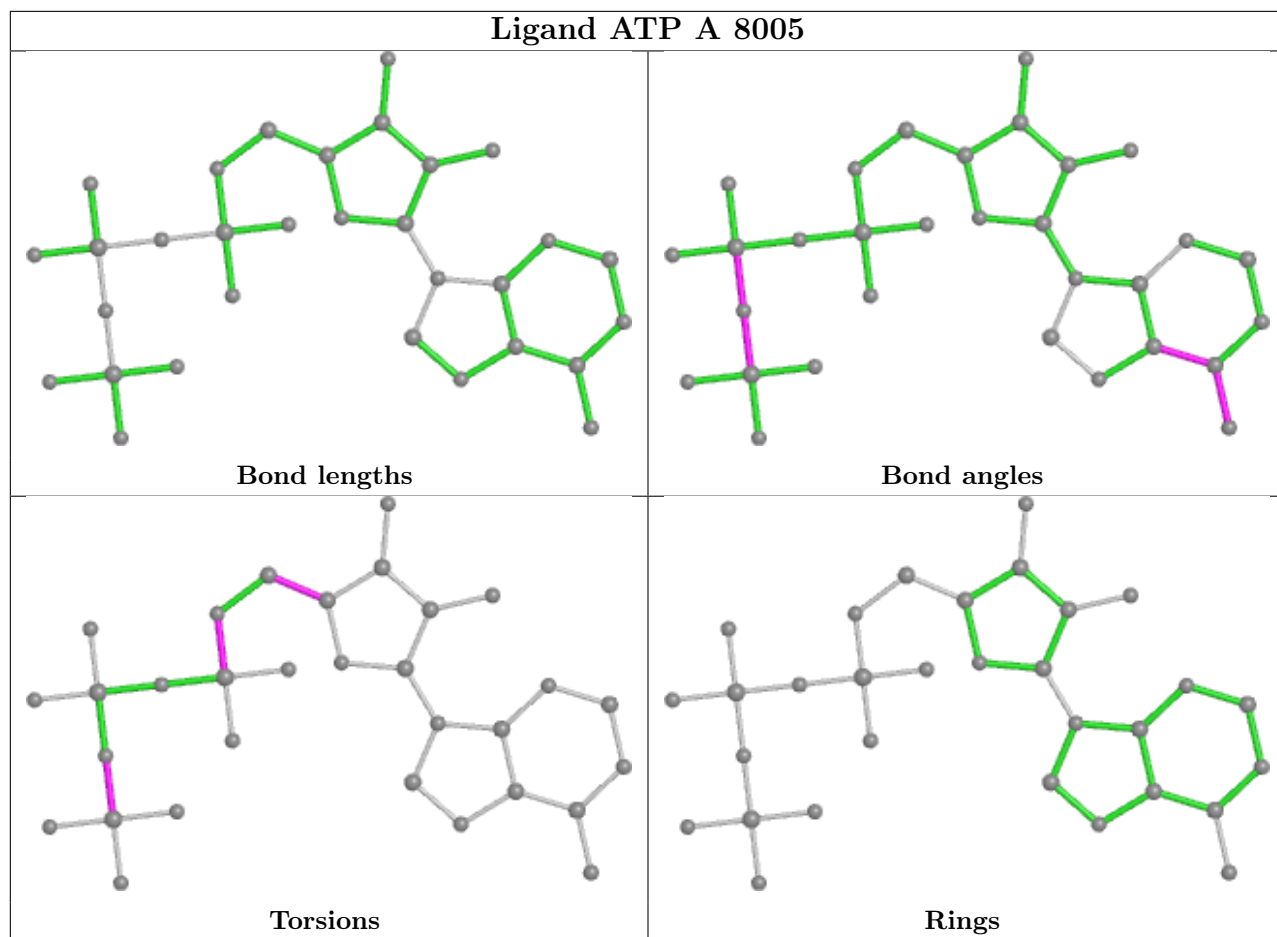


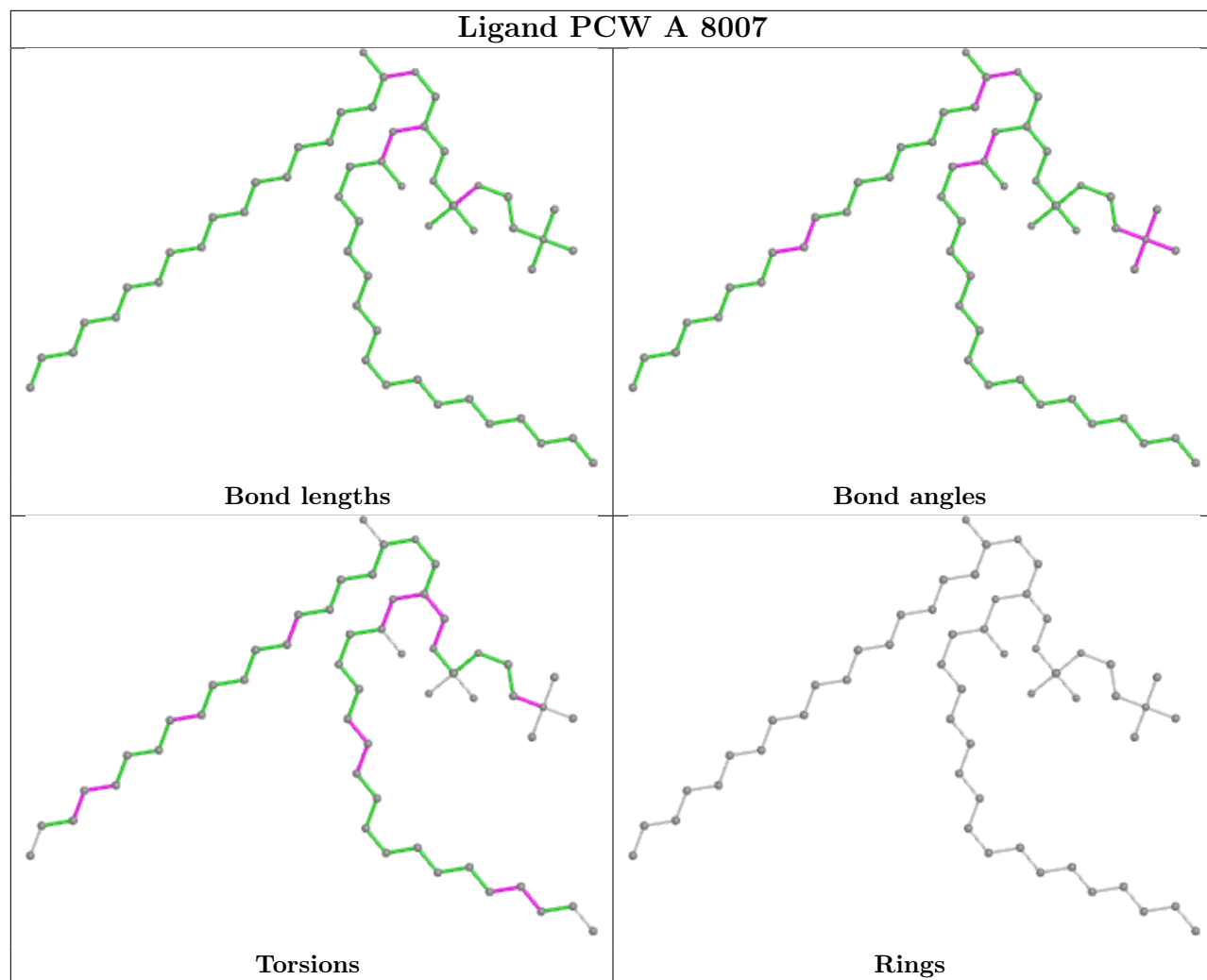


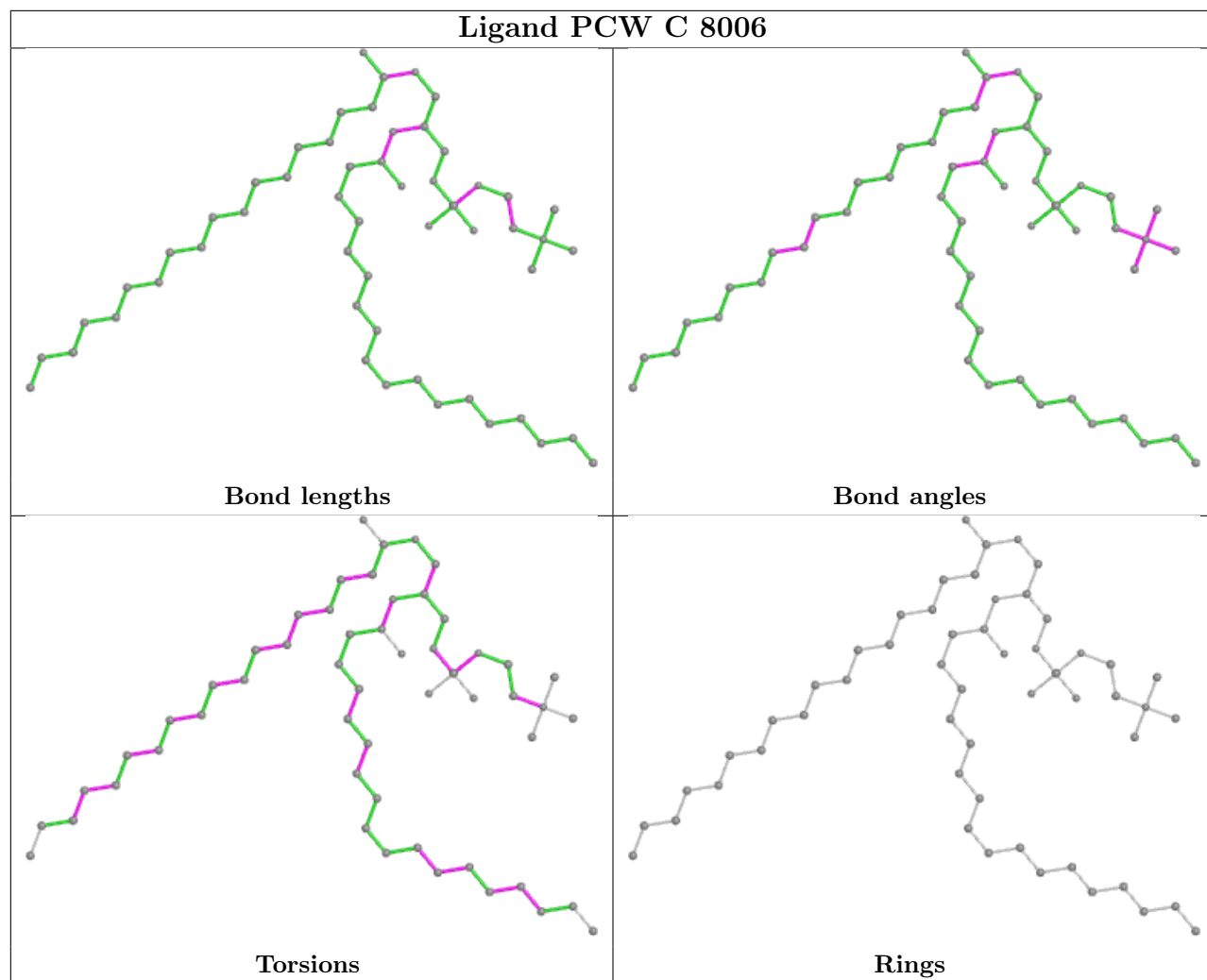


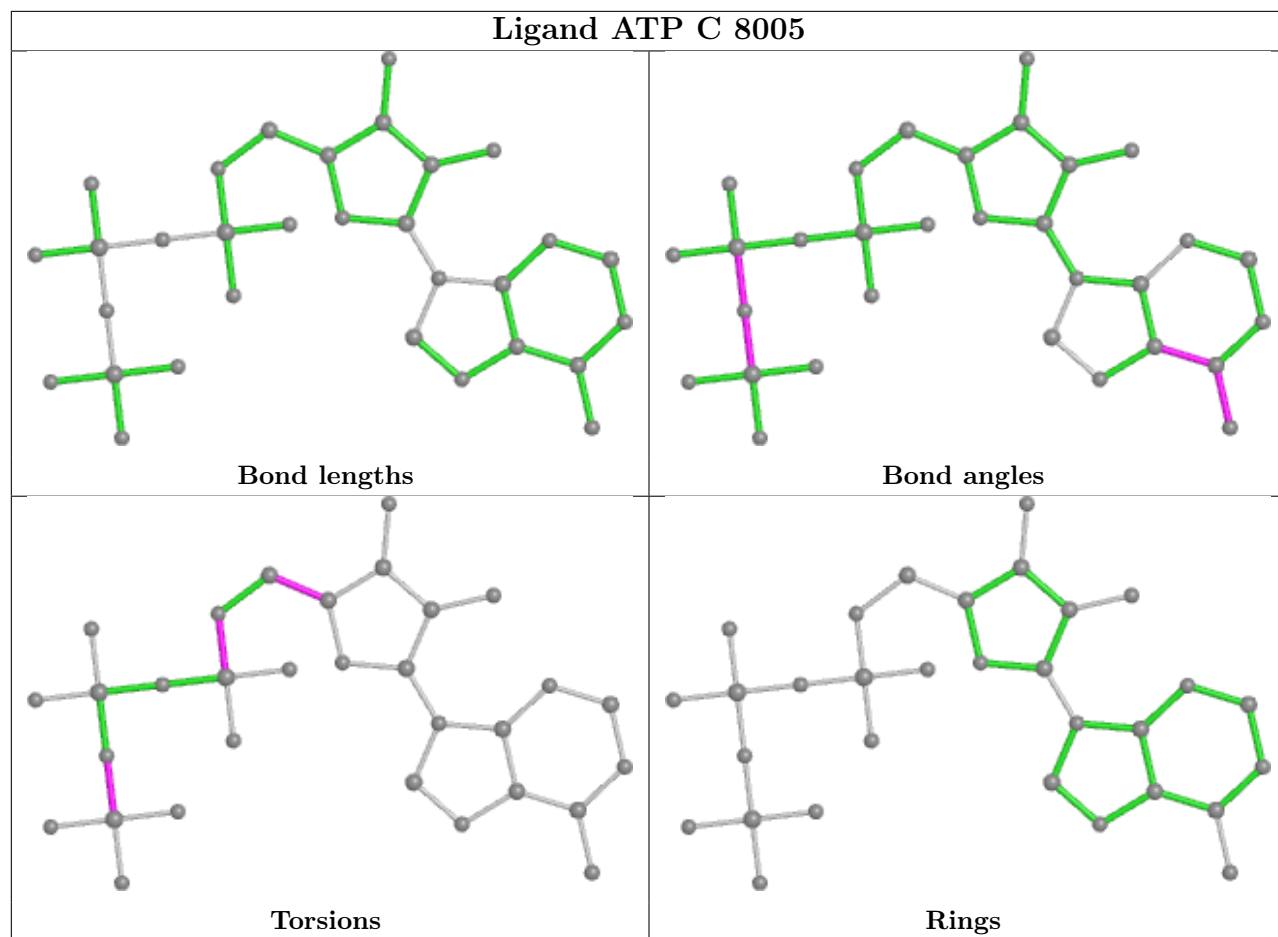




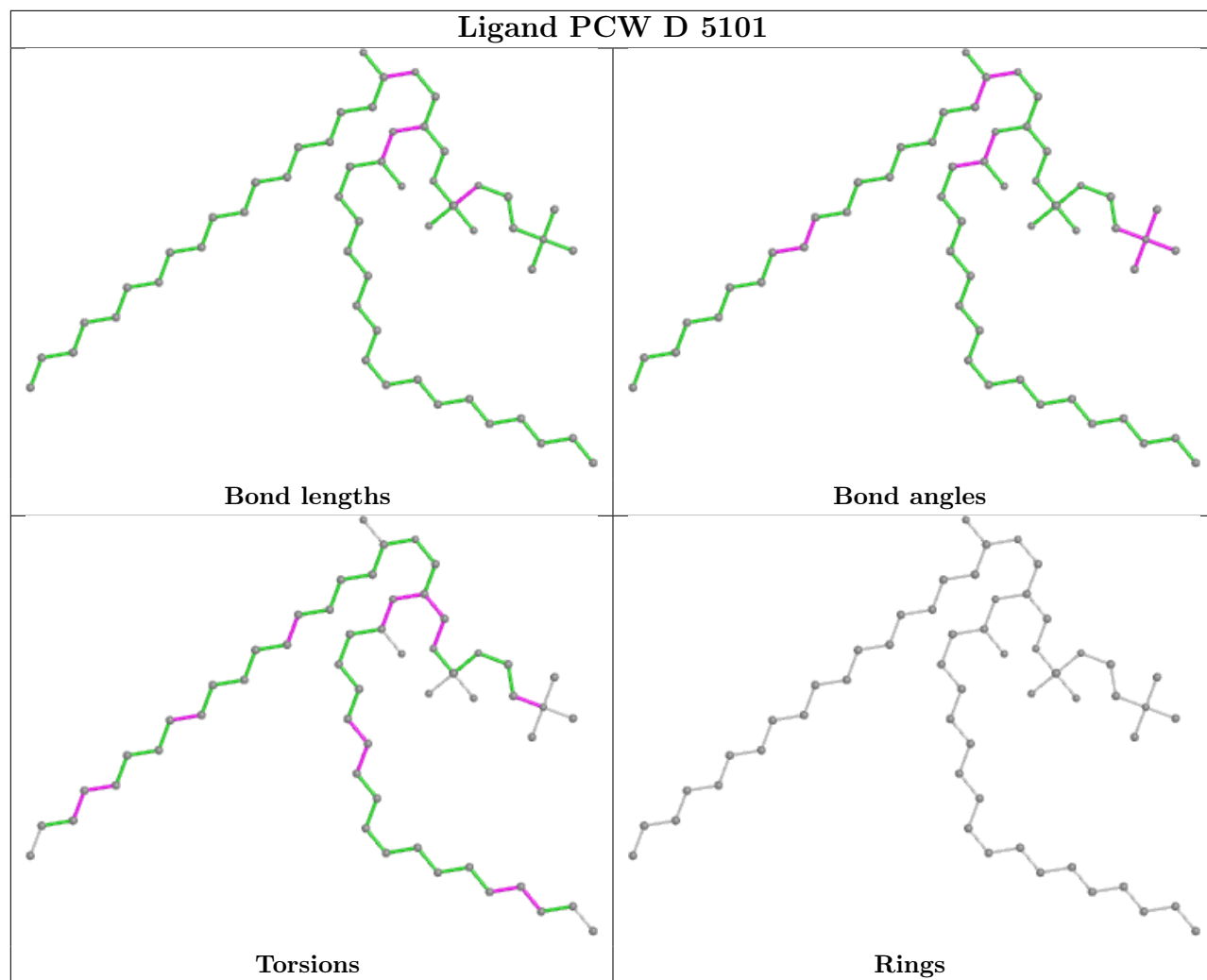


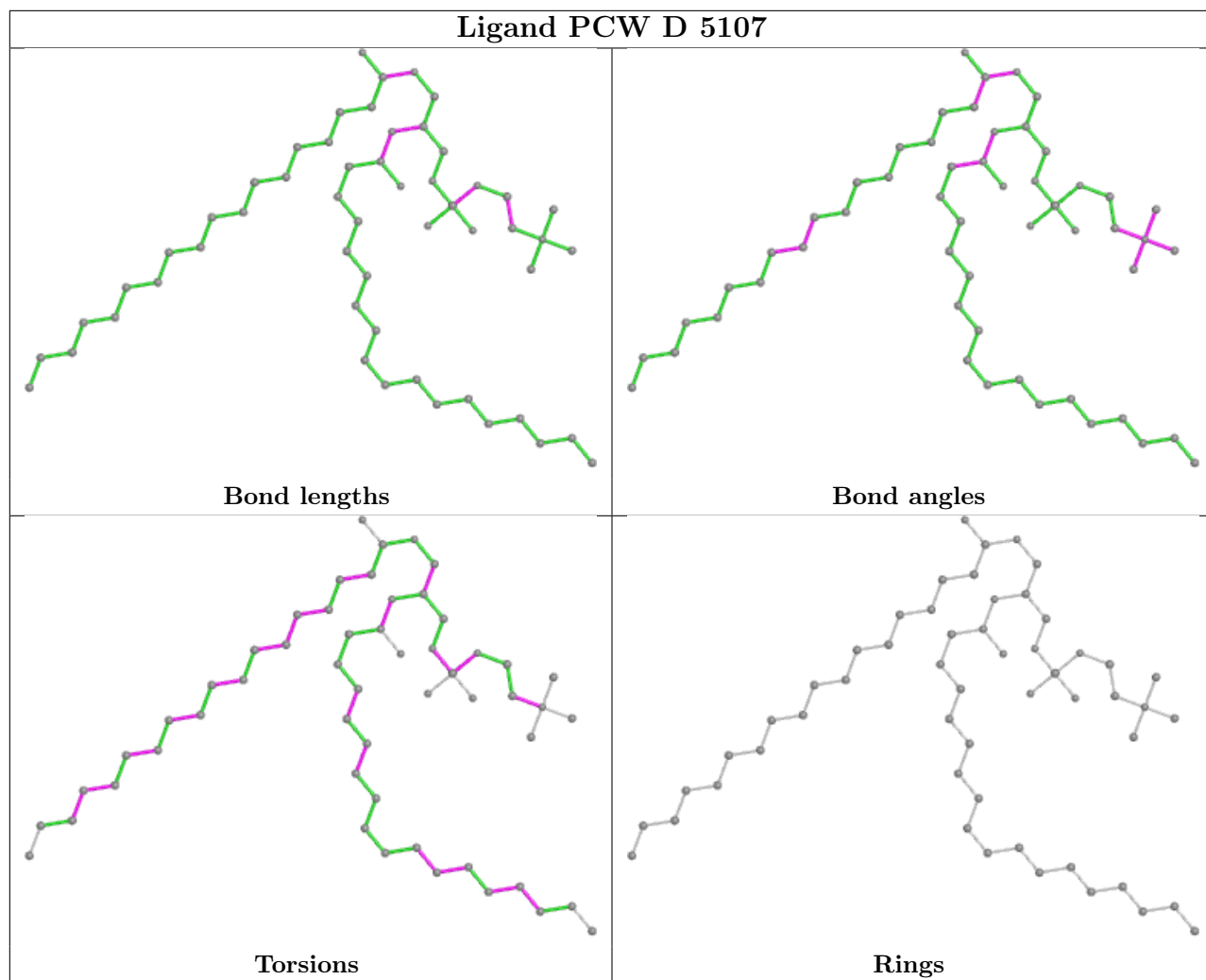


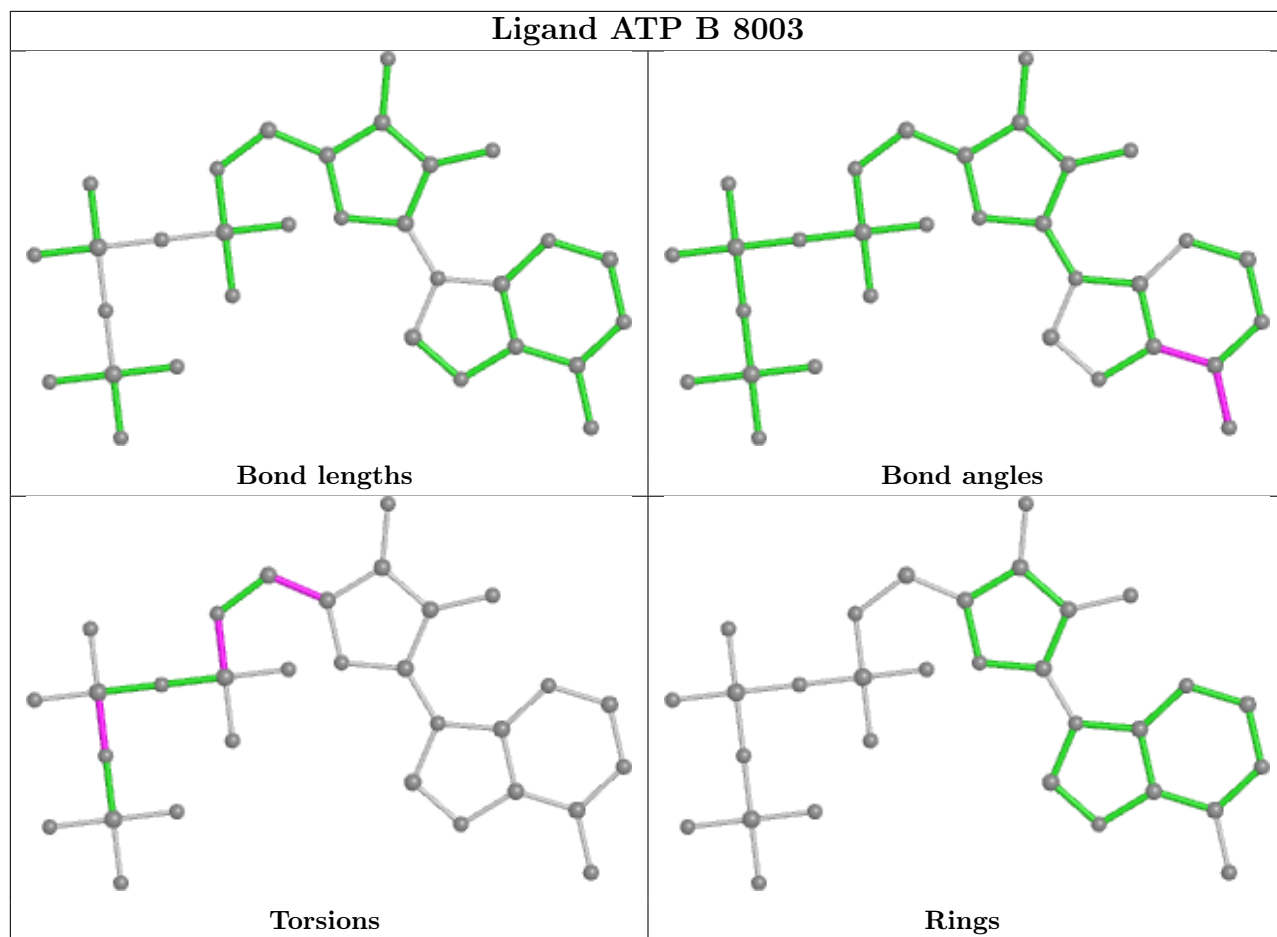


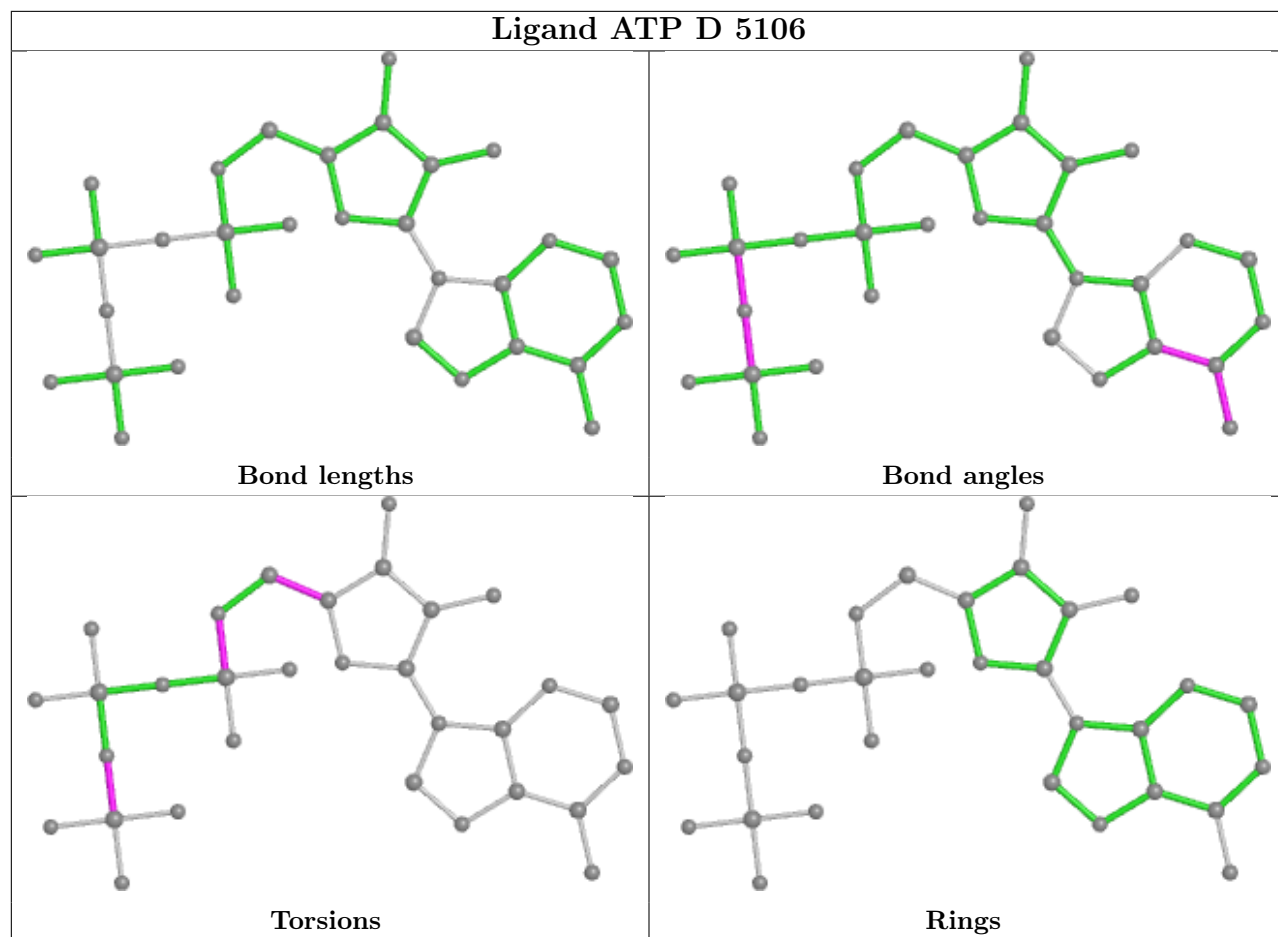


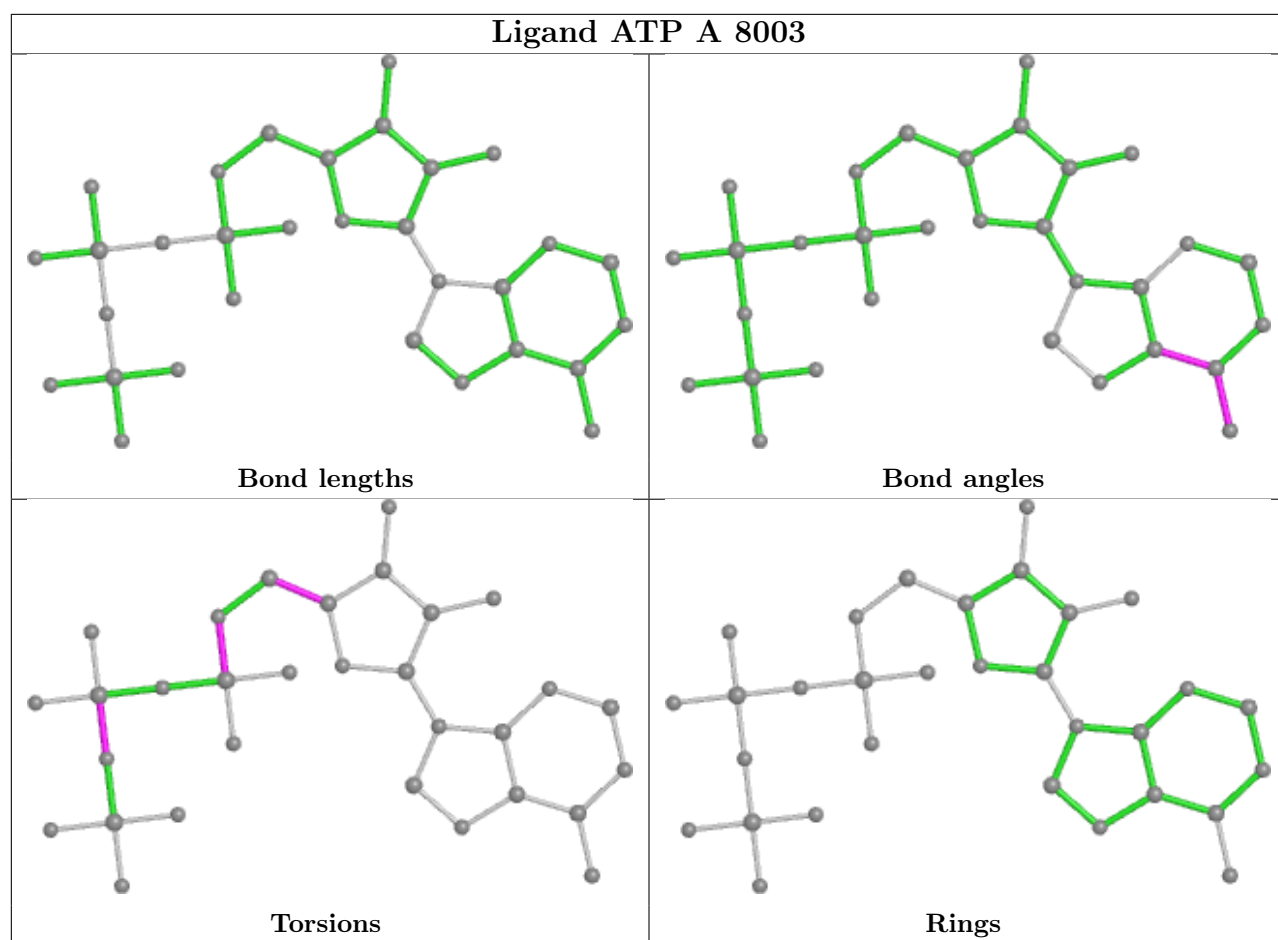












## 5.7 Other polymers [i](#)

There are no such residues in this entry.

## 5.8 Polymer linkage issues [i](#)

There are no chain breaks in this entry.

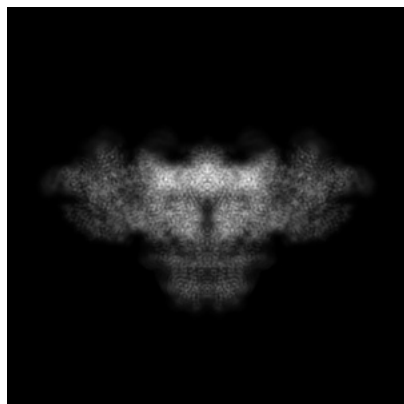
## 6 Map visualisation [i](#)

This section contains visualisations of the EMDB entry EMD-43284. These allow visual inspection of the internal detail of the map and identification of artifacts.

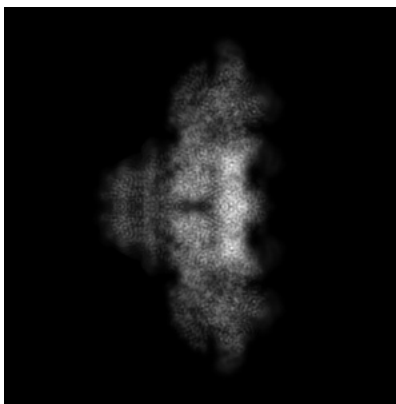
Images derived from a raw map, generated by summing the deposited half-maps, are presented below the corresponding image components of the primary map to allow further visual inspection and comparison with those of the primary map.

### 6.1 Orthogonal projections [i](#)

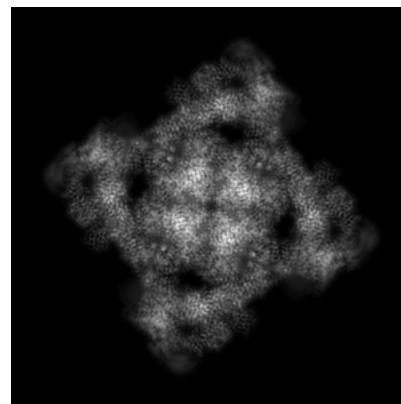
#### 6.1.1 Primary map



X

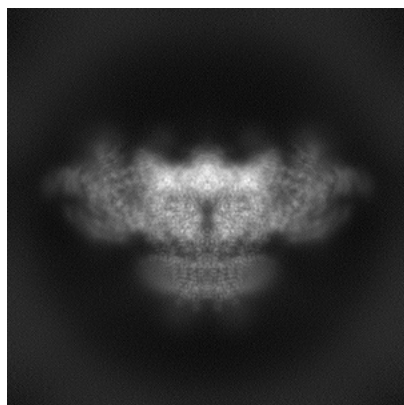


Y

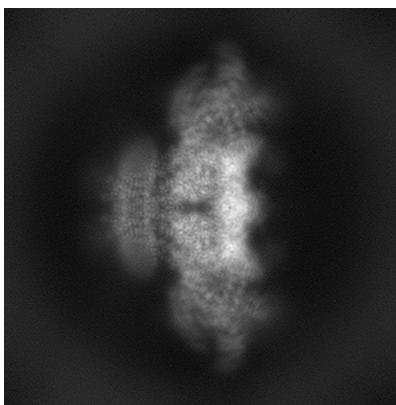


Z

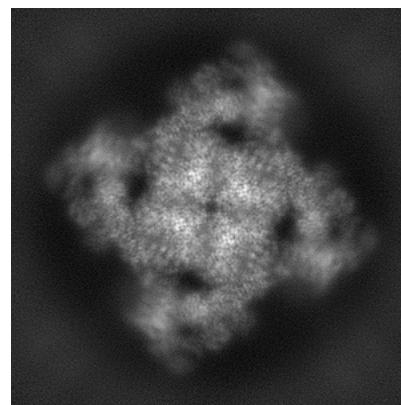
#### 6.1.2 Raw map



X



Y



Z

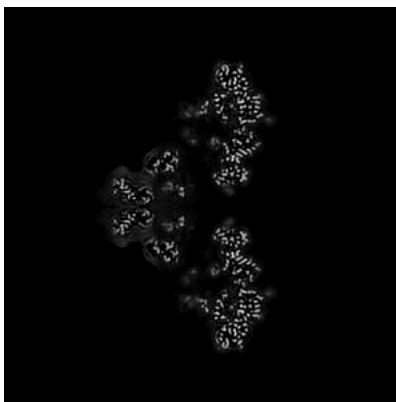
The images above show the map projected in three orthogonal directions.

## 6.2 Central slices [i](#)

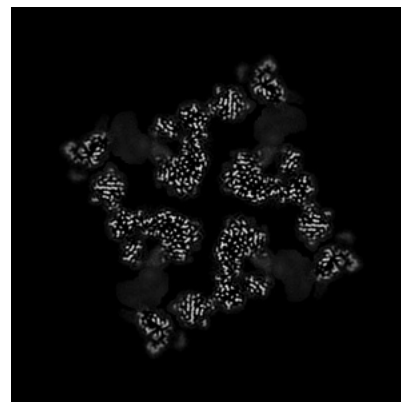
### 6.2.1 Primary map



X Index: 256

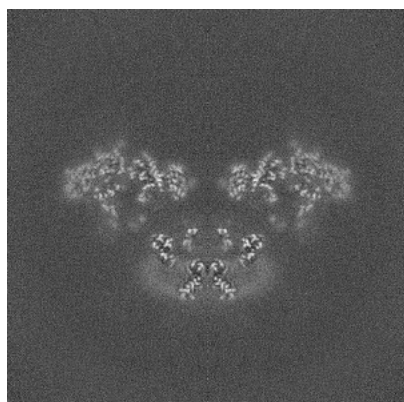


Y Index: 256

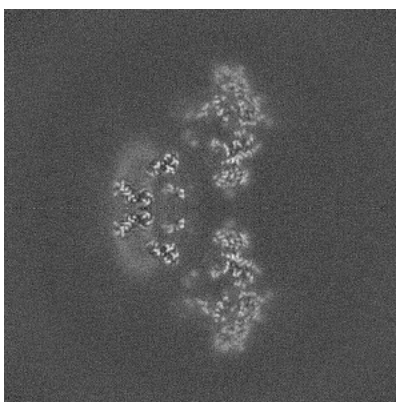


Z Index: 256

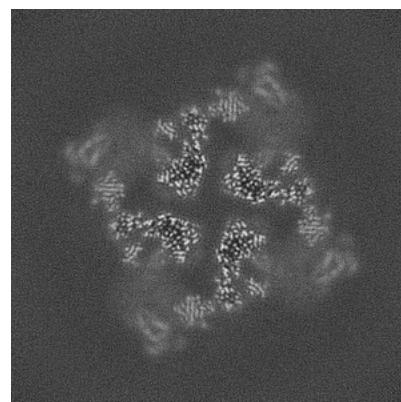
### 6.2.2 Raw map



X Index: 256



Y Index: 256

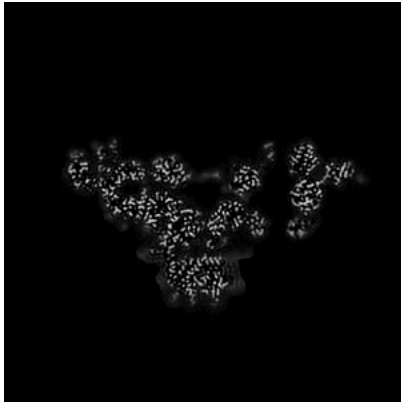


Z Index: 256

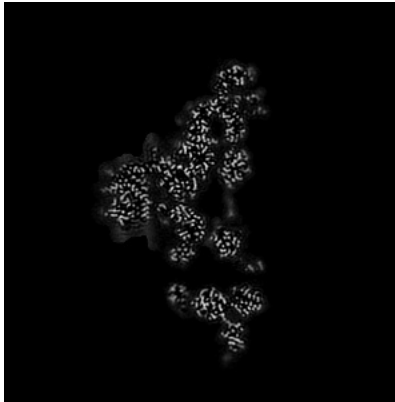
The images above show central slices of the map in three orthogonal directions.

## 6.3 Largest variance slices [i](#)

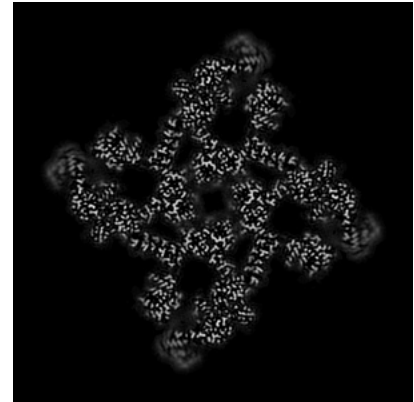
### 6.3.1 Primary map



X Index: 274

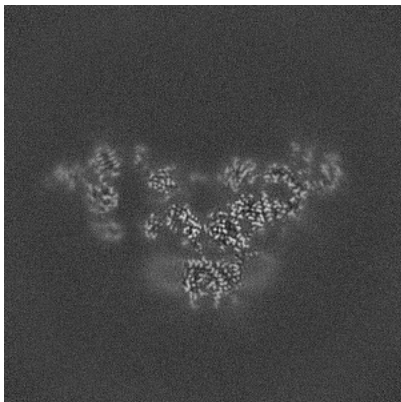


Y Index: 274

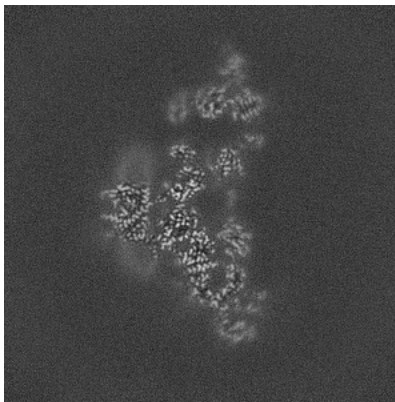


Z Index: 285

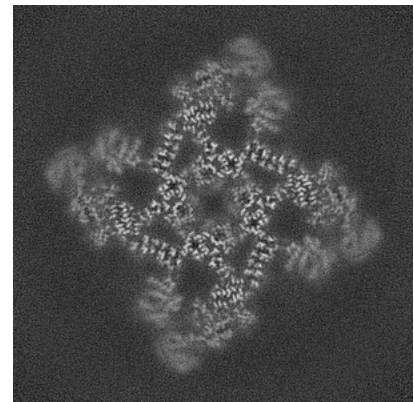
### 6.3.2 Raw map



X Index: 239



Y Index: 239




Z Index: 285

The images above show the largest variance slices of the map in three orthogonal directions.




## 6.4 Orthogonal standard-deviation projections (False-color) [i](#)

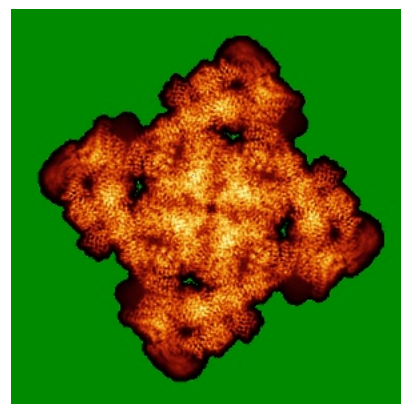
### 6.4.1 Primary map



X

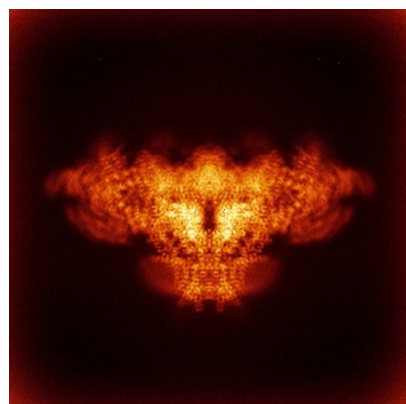


Y




Z

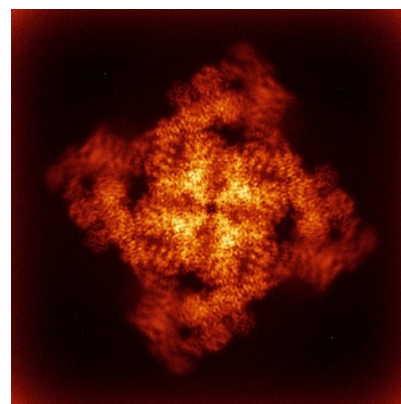
### 6.4.2 Raw map



X



Y




Z

The images above show the map standard deviation projections with false color in three orthogonal directions. Minimum values are shown in green, max in blue, and dark to light orange shades represent small to large values respectively.


## 6.5 Orthogonal surface views [i](#)

### 6.5.1 Primary map



The images above show the 3D surface view of the map at the recommended contour level 0.13. These images, in conjunction with the slice images, may facilitate assessment of whether an appropriate contour level has been provided.

### 6.5.2 Raw map



These images show the 3D surface of the raw map. The raw map's contour level was selected so that its surface encloses the same volume as the primary map does at its recommended contour level.

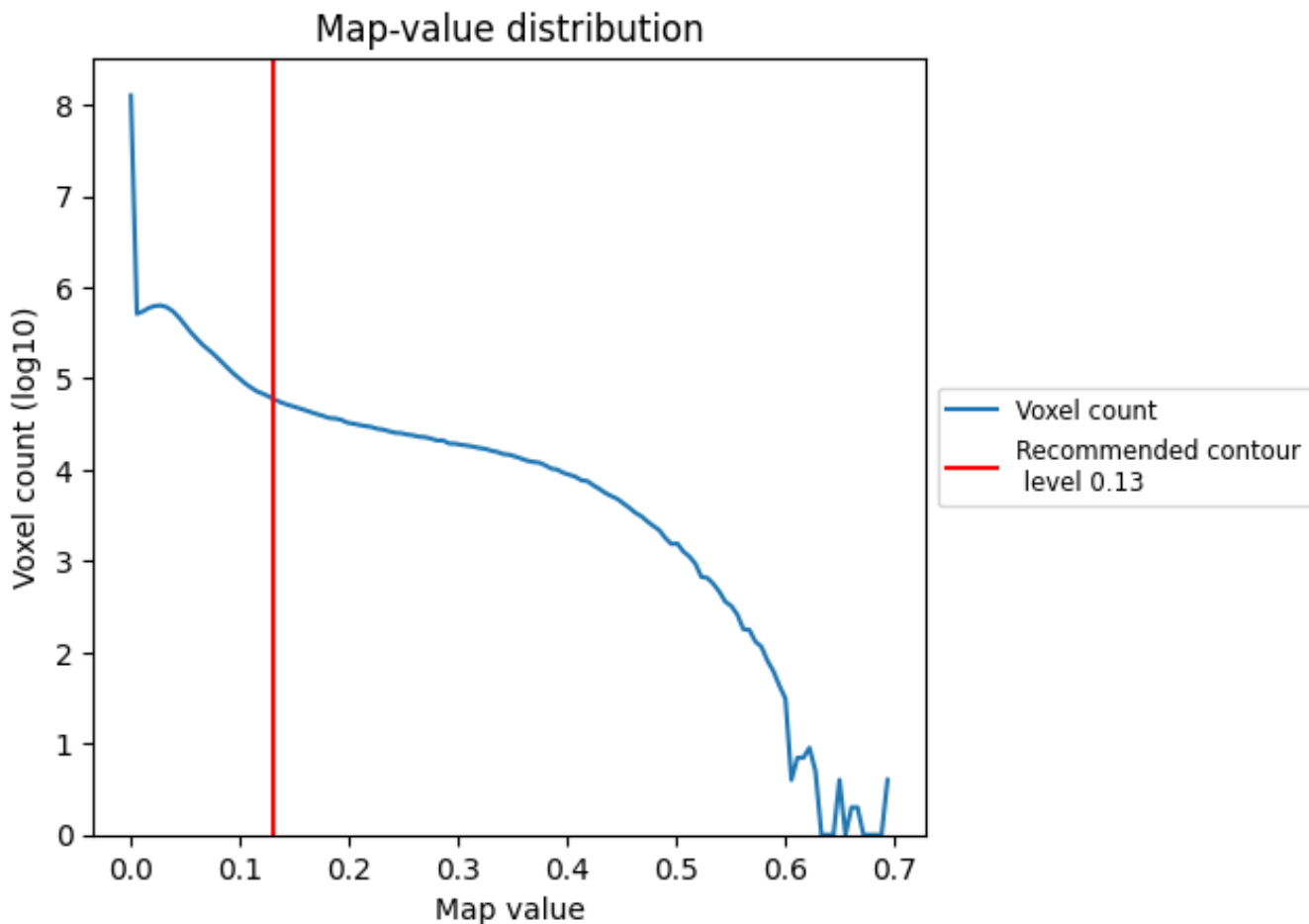
## 6.6 Mask visualisation [i](#)

This section was not generated. No masks/segmentation were deposited.

## 7 Map analysis [i](#)

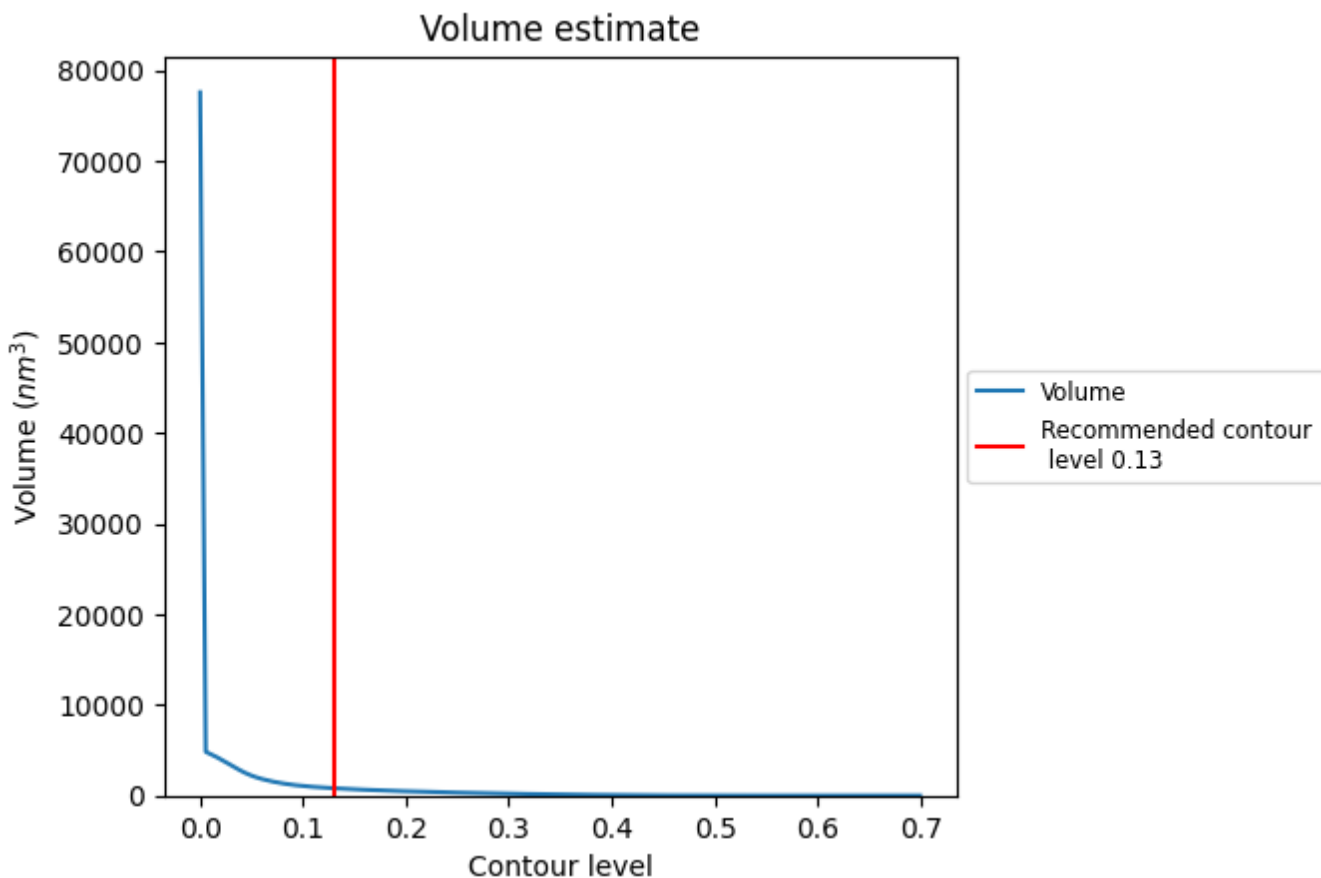
This section contains the results of statistical analysis of the map.

### 7.1 Map-value distribution [i](#)



The map-value distribution is plotted in 128 intervals along the x-axis. The y-axis is logarithmic. A spike in this graph at zero usually indicates that the volume has been masked.

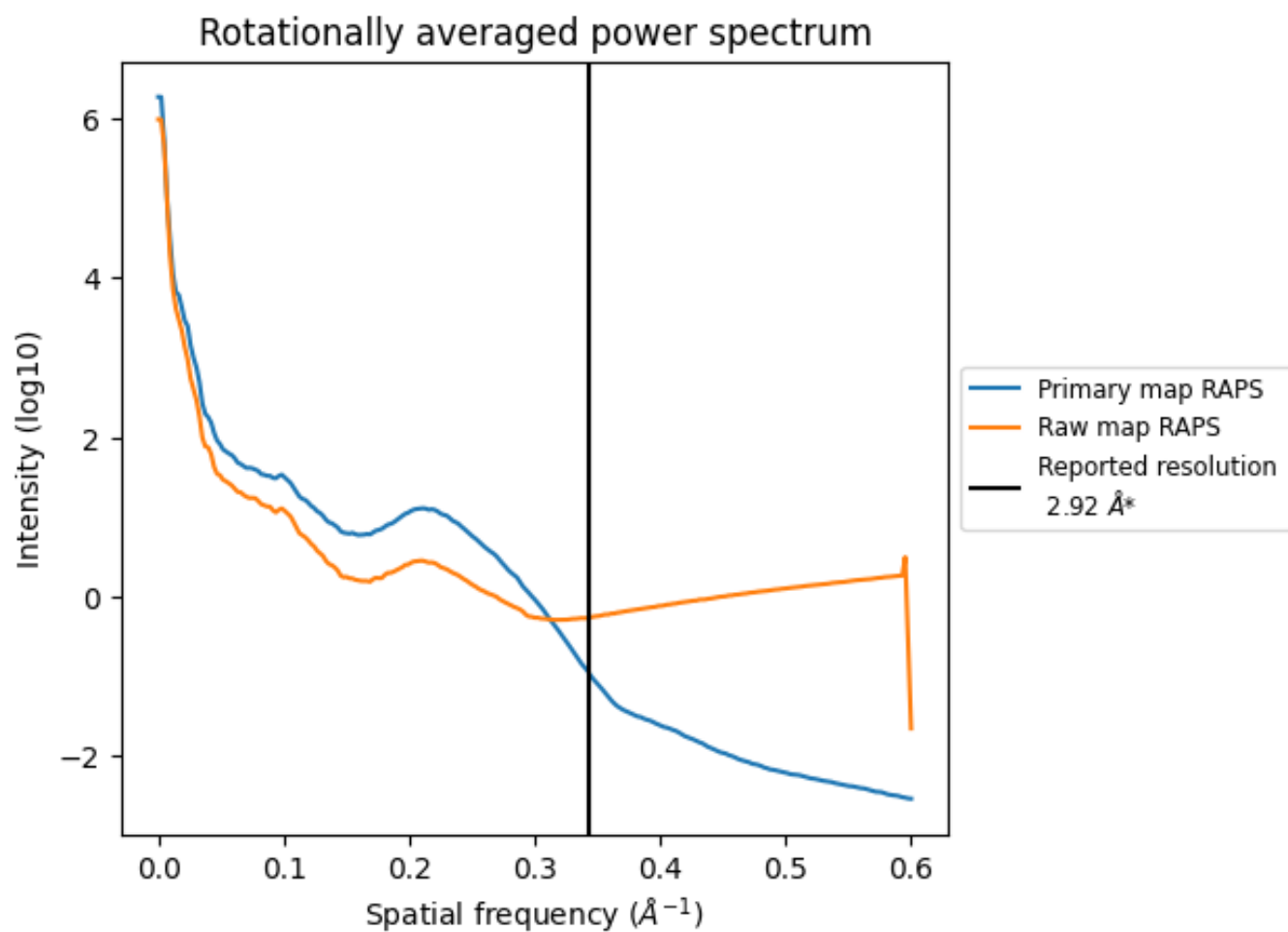
## 7.2 Volume estimate [i](#)



The volume at the recommended contour level is 808 nm<sup>3</sup>; this corresponds to an approximate mass of 730 kDa.

The volume estimate graph shows how the enclosed volume varies with the contour level. The recommended contour level is shown as a vertical line and the intersection between the line and the curve gives the volume of the enclosed surface at the given level.

### 7.3 Rotationally averaged power spectrum i

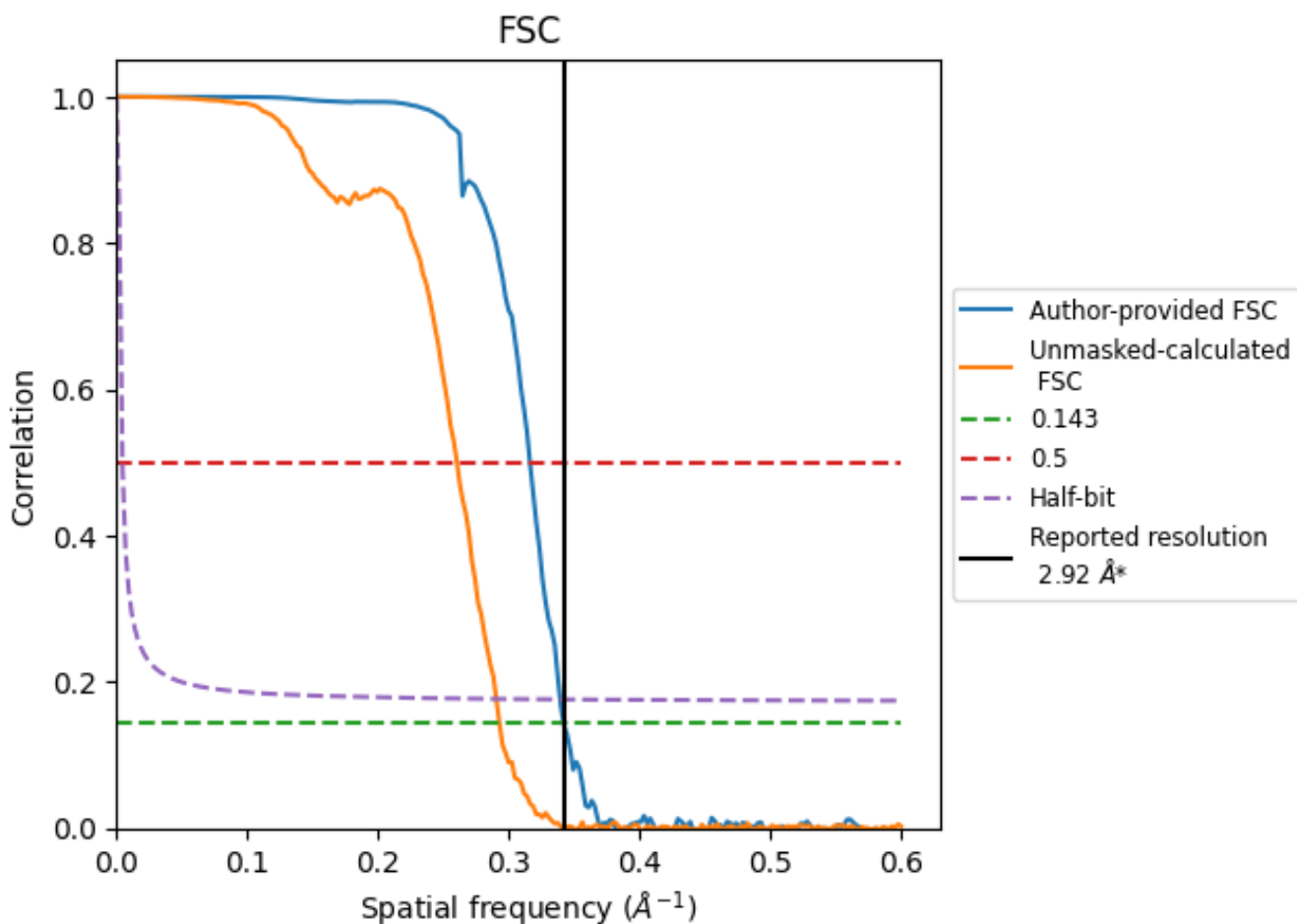


\*Reported resolution corresponds to spatial frequency of 0.342 Å<sup>-1</sup>

## 8 Fourier-Shell correlation [i](#)

Fourier-Shell Correlation (FSC) is the most commonly used method to estimate the resolution of single-particle and subtomogram-averaged maps. The shape of the curve depends on the imposed symmetry, mask and whether or not the two 3D reconstructions used were processed from a common reference. The reported resolution is shown as a black line. A curve is displayed for the half-bit criterion in addition to lines showing the 0.143 gold standard cut-off and 0.5 cut-off.

### 8.1 FSC [i](#)



\*Reported resolution corresponds to spatial frequency of 0.342 Å<sup>-1</sup>

## 8.2 Resolution estimates [i](#)


Resolution estimate (Å)	Estimation criterion (FSC cut-off)		
	0.143	0.5	Half-bit
Reported by author	2.92	-	-
Author-provided FSC curve	2.92	3.16	2.95
Unmasked-calculated*	3.41	3.84	3.44

\*Resolution estimate based on FSC curve calculated by comparison of deposited half-maps. The value from deposited half-maps intersecting FSC 0.143 CUT-OFF 3.41 differs from the reported value 2.92 by more than 10 %

## 9 Map-model fit [i](#)

This section contains information regarding the fit between EMDB map EMD-43284 and PDB model 8VJK. Per-residue inclusion information can be found in section 3 on page 7.

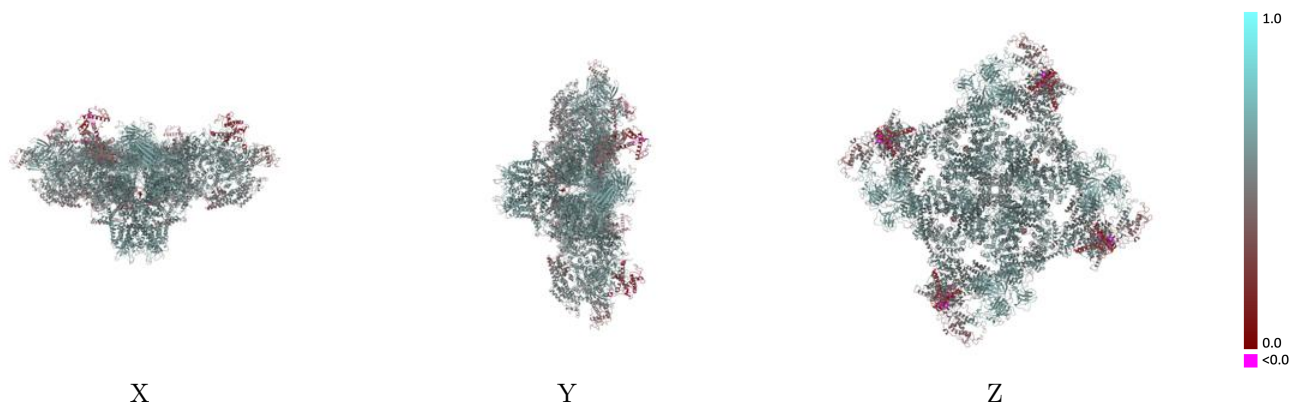
### 9.1 Map-model overlay [i](#)



The images above show the 3D surface view of the map at the recommended contour level 0.13 at 50% transparency in yellow overlaid with a ribbon representation of the model coloured in blue. These images allow for the visual assessment of the quality of fit between the atomic model and the map.

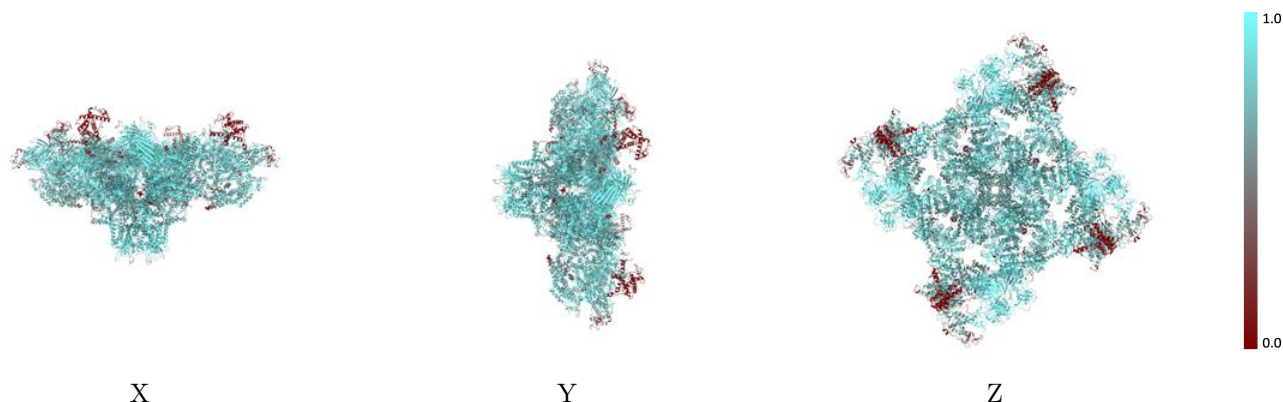


## 9.2 Q-score mapped to coordinate model [i](#)



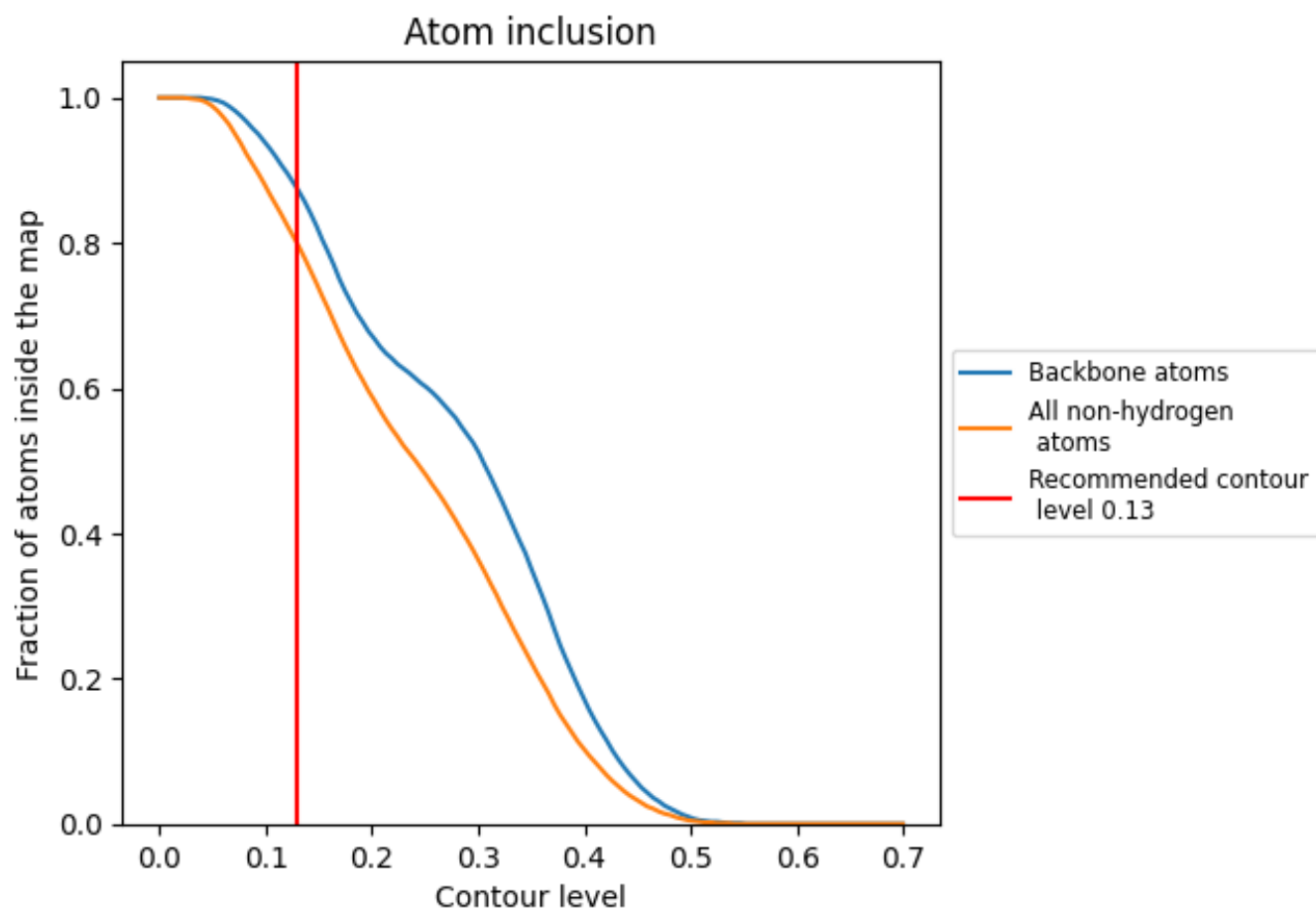
The images above show the model with each residue coloured according to its Q-score. This shows their resolvability in the map with higher Q-score values reflecting better resolvability. Please note: Q-score is calculating the resolvability of atoms, and thus high values are only expected at resolutions at which atoms can be resolved. Low Q-score values may therefore be expected for many entries.

## 9.3 Atom inclusion mapped to coordinate model [i](#)



The images above show the model with each residue coloured according to its atom inclusion. This shows to what extent they are inside the map at the recommended contour level (0.13).



















## 9.4 Atom inclusion [i](#)



At the recommended contour level, 87% of all backbone atoms, 80% of all non-hydrogen atoms, are inside the map.

## 9.5 Map-model fit summary

The table lists the average atom inclusion at the recommended contour level (0.13) and Q-score for the entire model and for each chain.

Chain	Atom inclusion	Q-score
All	 0.7980	 0.5330
A	 0.7960	 0.5320
B	 0.7960	 0.5320
C	 0.7960	 0.5310
D	 0.7960	 0.5310
E	 0.8720	 0.5840
F	 0.8770	 0.5840
G	 0.8780	 0.5830
H	 0.8770	 0.5840

