



Full wwPDB EM Validation Report ⓘ

Oct 7, 2024 – 02:05 AM EDT

PDB ID : 8UXM
EMDB ID : EMD-42769
Title : Structure of PKA phosphorylated human RyR2-R420W in the open state in the presence of calcium and calmodulin
Authors : Miotto, M.C.; Marks, A.R.
Deposited on : 2023-11-09
Resolution : 3.56 Å(reported)
Based on initial model : 7UA5

This is a Full wwPDB EM Validation Report for a publicly released PDB entry.

We welcome your comments at validation@mail.wwpdb.org

A user guide is available at

<https://www.wwpdb.org/validation/2017/EMValidationReportHelp>

with specific help available everywhere you see the ⓘ symbol.

The types of validation reports are described at

<http://www.wwpdb.org/validation/2017/FAQs#types>.

The following versions of software and data (see [references ⓘ](#)) were used in the production of this report:

EMDB validation analysis : 0.0.1.dev113
Mogul : 2022.3.0, CSD as543be (2022)
MolProbity : 4.02b-467
buster-report : 1.1.7 (2018)
Percentile statistics : 20231227.v01 (using entries in the PDB archive December 27th 2023)
MapQ : 1.9.13
Ideal geometry (proteins) : Engh & Huber (2001)
Ideal geometry (DNA, RNA) : Parkinson et al. (1996)
Validation Pipeline (wwPDB-VP) : 2.39

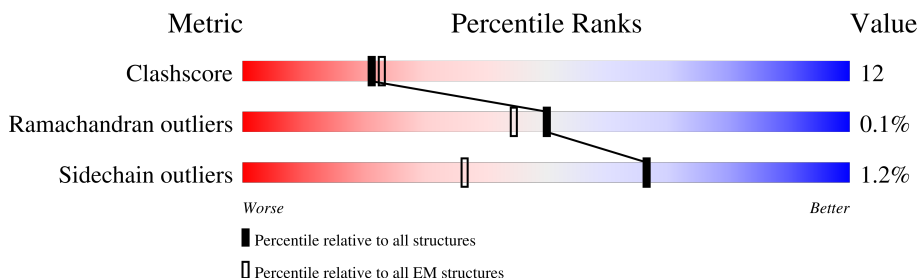
1 Overall quality at a glance

The following experimental techniques were used to determine the structure:

ELECTRON MICROSCOPY

The reported resolution of this entry is 3.56 Å.

Percentile scores (ranging between 0-100) for global validation metrics of the entry are shown in the following graphic. The table shows the number of entries on which the scores are based.







Metric	Whole archive (#Entries)	EM structures (#Entries)
Clashscore	210492	15764
Ramachandran outliers	207382	16835
Sidechain outliers	206894	16415

The table below summarises the geometric issues observed across the polymeric chains and their fit to the map. The red, orange, yellow and green segments of the bar indicate the fraction of residues that contain outliers for ≥ 3 , 2, 1 and 0 types of geometric quality criteria respectively. A grey segment represents the fraction of residues that are not modelled. The numeric value for each fraction is indicated below the corresponding segment, with a dot representing fractions $\leq 5\%$. The upper red bar (where present) indicates the fraction of residues that have poor fit to the EM map (all-atom inclusion $< 40\%$). The numeric value is given above the bar.

Mol	Chain	Length	Quality of chain
1	I	149	
1	J	149	
1	K	149	
1	L	149	
2	A	4967	
2	B	4967	
2	C	4967	
2	D	4967	

Continued on next page...

Continued from previous page...

Mol	Chain	Length	Quality of chain
3	E	108	 80% 19% ..
3	F	108	 80% 19% ..
3	G	108	 80% 19% ..
3	H	108	 79% 20% .

2 Entry composition i

There are 6 unique types of molecules in this entry. The entry contains 143464 atoms, of which 0 are hydrogens and 0 are deuteriums.

In the tables below, the AltConf column contains the number of residues with at least one atom in alternate conformation and the Trace column contains the number of residues modelled with at most 2 atoms.

- Molecule 1 is a protein called Calmodulin-1.

Mol	Chain	Residues	Atoms					AltConf	Trace
			Total	C	N	O	S		
1	I	143	1131	694	182	246	9	0	0
1	J	143	1131	694	182	246	9	0	0
1	L	143	1131	694	182	246	9	0	0
1	K	143	1131	694	182	246	9	0	0

- Molecule 2 is a protein called Ryanodine receptor 2.

Mol	Chain	Residues	Atoms					AltConf	Trace
			Total	C	N	O	S		
2	A	4231	33849	21572	5764	6283	230	2	0
2	B	4231	33849	21572	5764	6283	230	2	0
2	C	4231	33849	21572	5764	6283	230	2	0
2	D	4231	33849	21572	5764	6283	230	2	0

There are 4 discrepancies between the modelled and reference sequences:

Chain	Residue	Modelled	Actual	Comment	Reference
A	420	TRP	ARG	variant	UNP Q92736
B	420	TRP	ARG	variant	UNP Q92736
C	420	TRP	ARG	variant	UNP Q92736
D	420	TRP	ARG	variant	UNP Q92736

- Molecule 3 is a protein called Peptidyl-prolyl cis-trans isomerase FKBP1B.

Mol	Chain	Residues	Atoms					AltConf	Trace
3	E	107	Total	C	N	O	S	0	0
			818	516	144	154	4		
3	F	107	Total	C	N	O	S	0	0
			818	516	144	154	4		
3	G	107	Total	C	N	O	S	0	0
			818	516	144	154	4		
3	H	107	Total	C	N	O	S	0	0
			818	516	144	154	4		

- Molecule 4 is CALCIUM ION (three-letter code: CA) (formula: Ca) (labeled as "Ligand of Interest" by depositor).

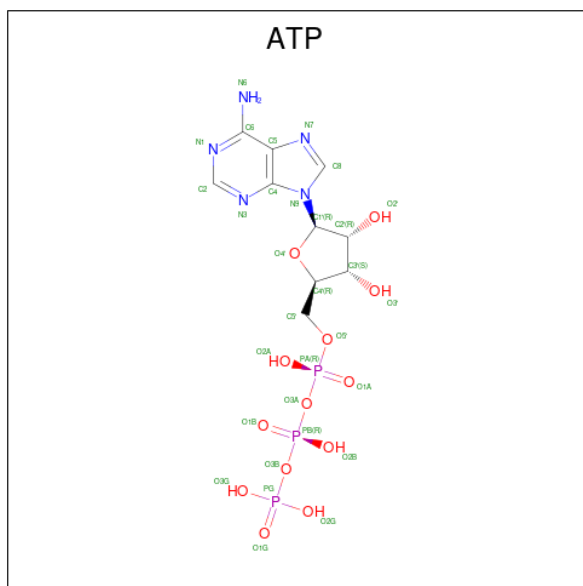
Mol	Chain	Residues	Atoms		AltConf
4	I	4	Total	Ca	0
			4	4	
4	A	1	Total	Ca	0
			1	1	
4	J	4	Total	Ca	0
			4	4	
4	L	4	Total	Ca	0
			4	4	
4	K	4	Total	Ca	0
			4	4	
4	B	1	Total	Ca	0
			1	1	
4	C	1	Total	Ca	0
			1	1	
4	D	1	Total	Ca	0
			1	1	

- Molecule 5 is ZINC ION (three-letter code: ZN) (formula: Zn) (labeled as "Ligand of Interest" by depositor).

Mol	Chain	Residues	Atoms		AltConf
5	A	1	Total	Zn	0
			1	1	
5	B	1	Total	Zn	0
			1	1	
5	C	1	Total	Zn	0
			1	1	
5	D	1	Total	Zn	0
			1	1	

- Molecule 6 is ADENOSINE-5'-TRIPHOSPHATE (three-letter code: ATP) (formula:

C₁₀H₁₆N₅O₁₃P₃ (labeled as "Ligand of Interest" by depositor).

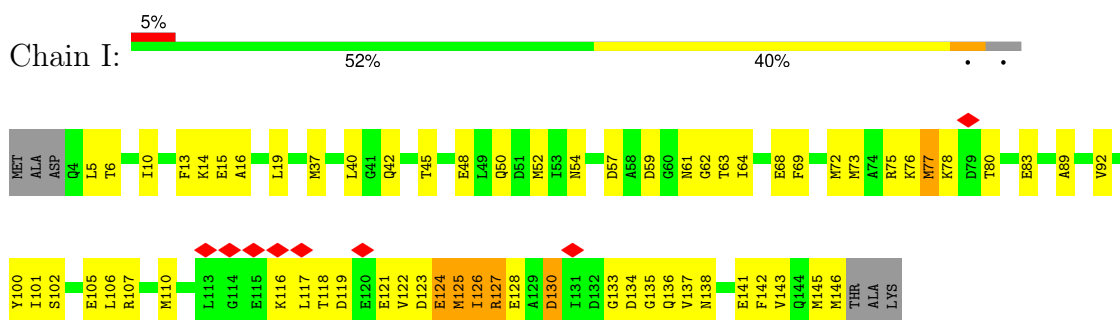


Mol	Chain	Residues	Atoms					AltConf
			Total	C	N	O	P	
6	A	1	Total	C	N	O	P	0
			31	10	5	13	3	
6	A	1	Total	C	N	O	P	0
			31	10	5	13	3	
6	B	1	Total	C	N	O	P	0
			31	10	5	13	3	
6	B	1	Total	C	N	O	P	0
			31	10	5	13	3	
6	C	1	Total	C	N	O	P	0
			31	10	5	13	3	
6	C	1	Total	C	N	O	P	0
			31	10	5	13	3	
6	D	1	Total	C	N	O	P	0
			31	10	5	13	3	
6	D	1	Total	C	N	O	P	0
			31	10	5	13	3	

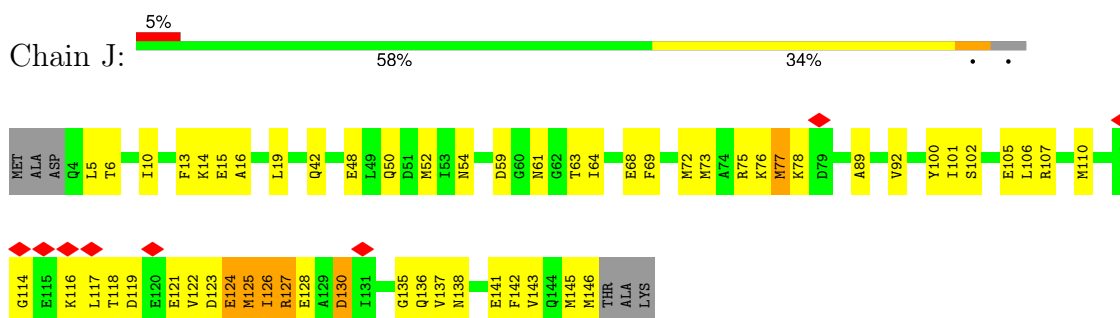
3 Residue-property plots

These plots are drawn for all protein, RNA, DNA and oligosaccharide chains in the entry. The first graphic for a chain summarises the proportions of the various outlier classes displayed in the second graphic. The second graphic shows the sequence view annotated by issues in geometry and atom inclusion in map density. Residues are color-coded according to the number of geometric quality criteria for which they contain at least one outlier: green = 0, yellow = 1, orange = 2 and red = 3 or more. A red diamond above a residue indicates a poor fit to the EM map for this residue (all-atom inclusion < 40%). Stretches of 2 or more consecutive residues without any outlier are shown as a green connector. Residues present in the sample, but not in the model, are shown in grey.

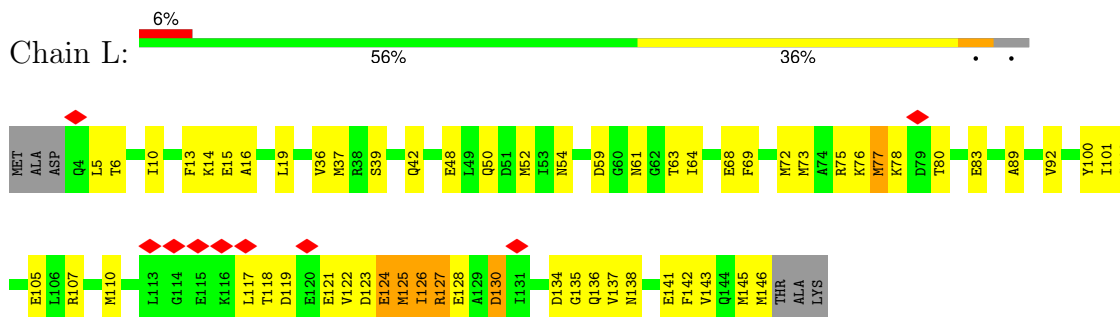
- Molecule 1: Calmodulin-1



- Molecule 1: Calmodulin-1

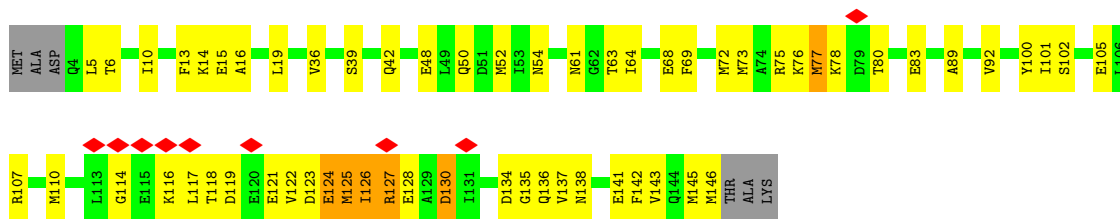


- Molecule 1: Calmodulin-1




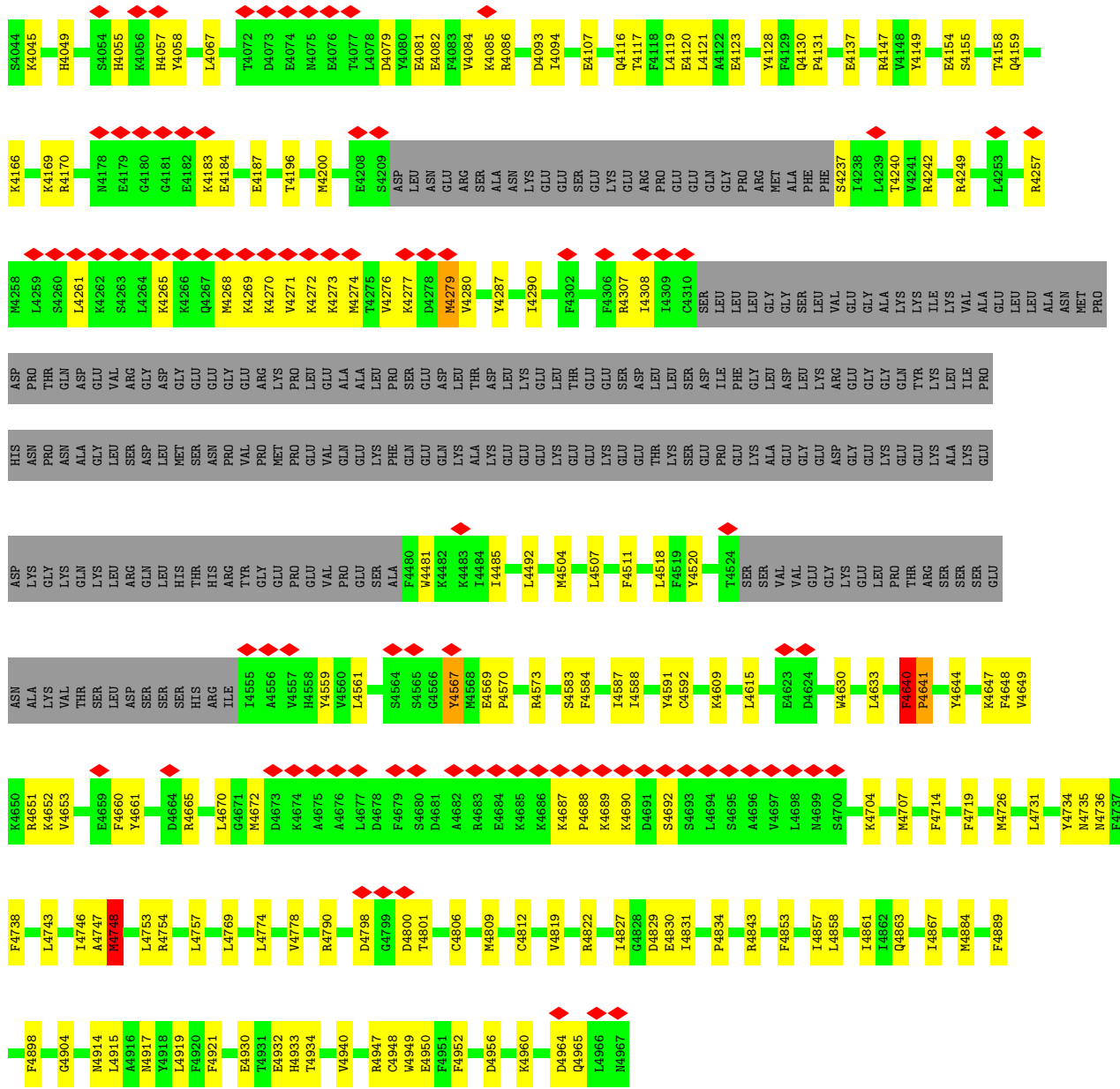
- Molecule 1: Calmodulin-1



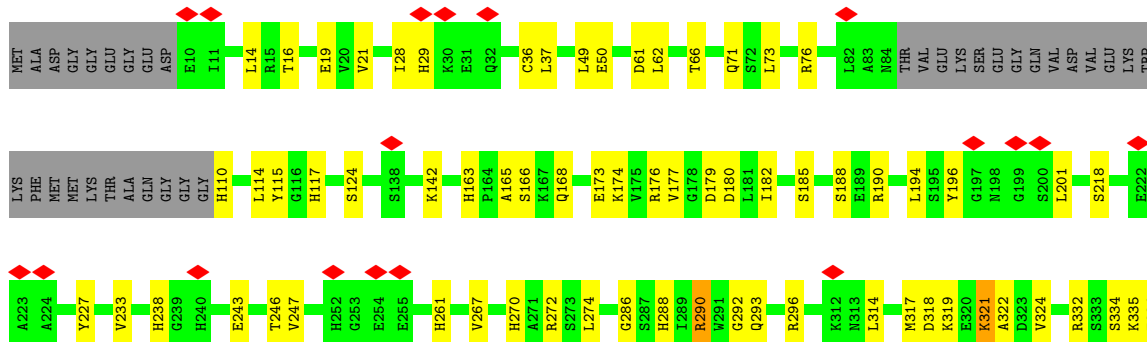


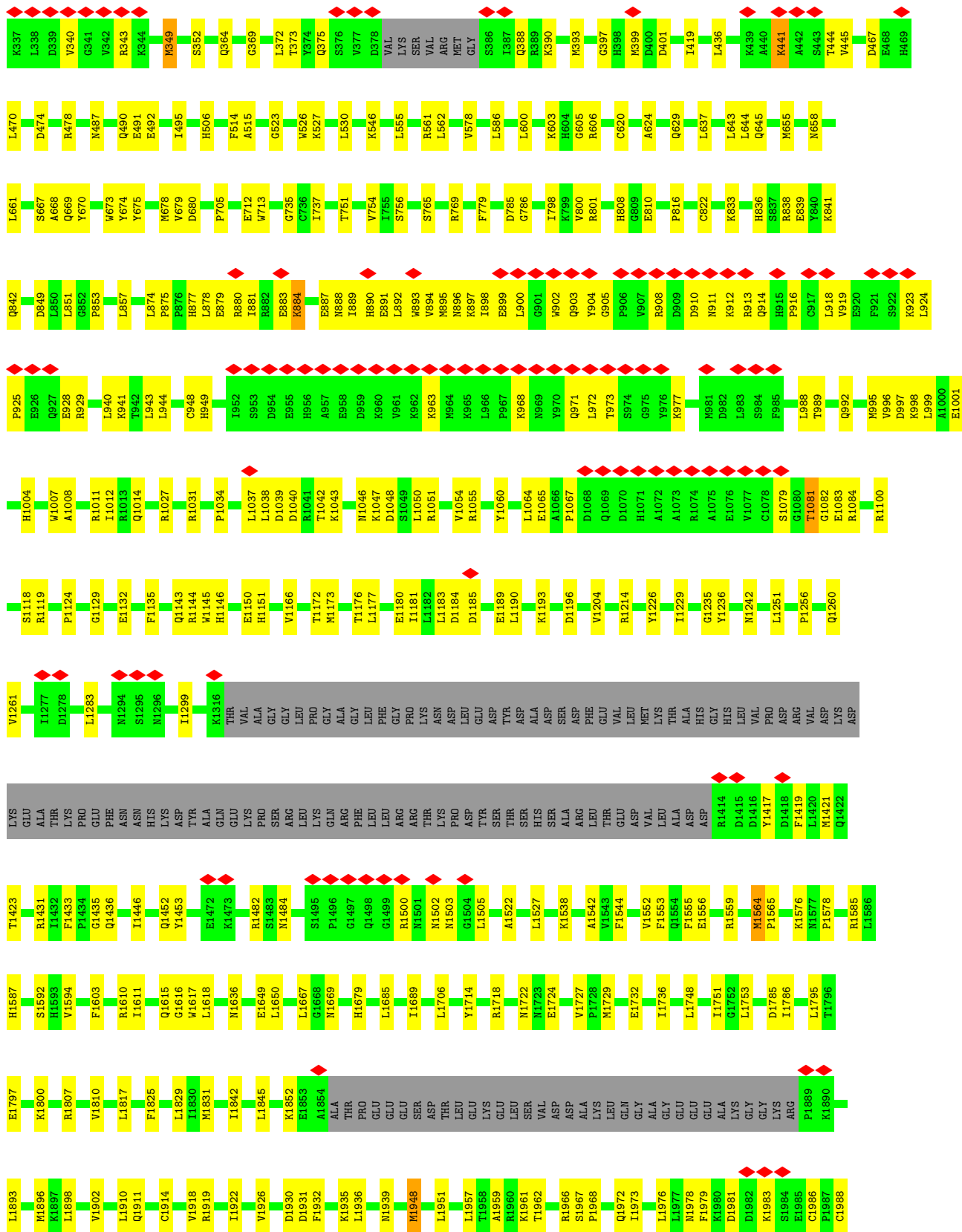
• Molecule 2: Ryanodine receptor 2

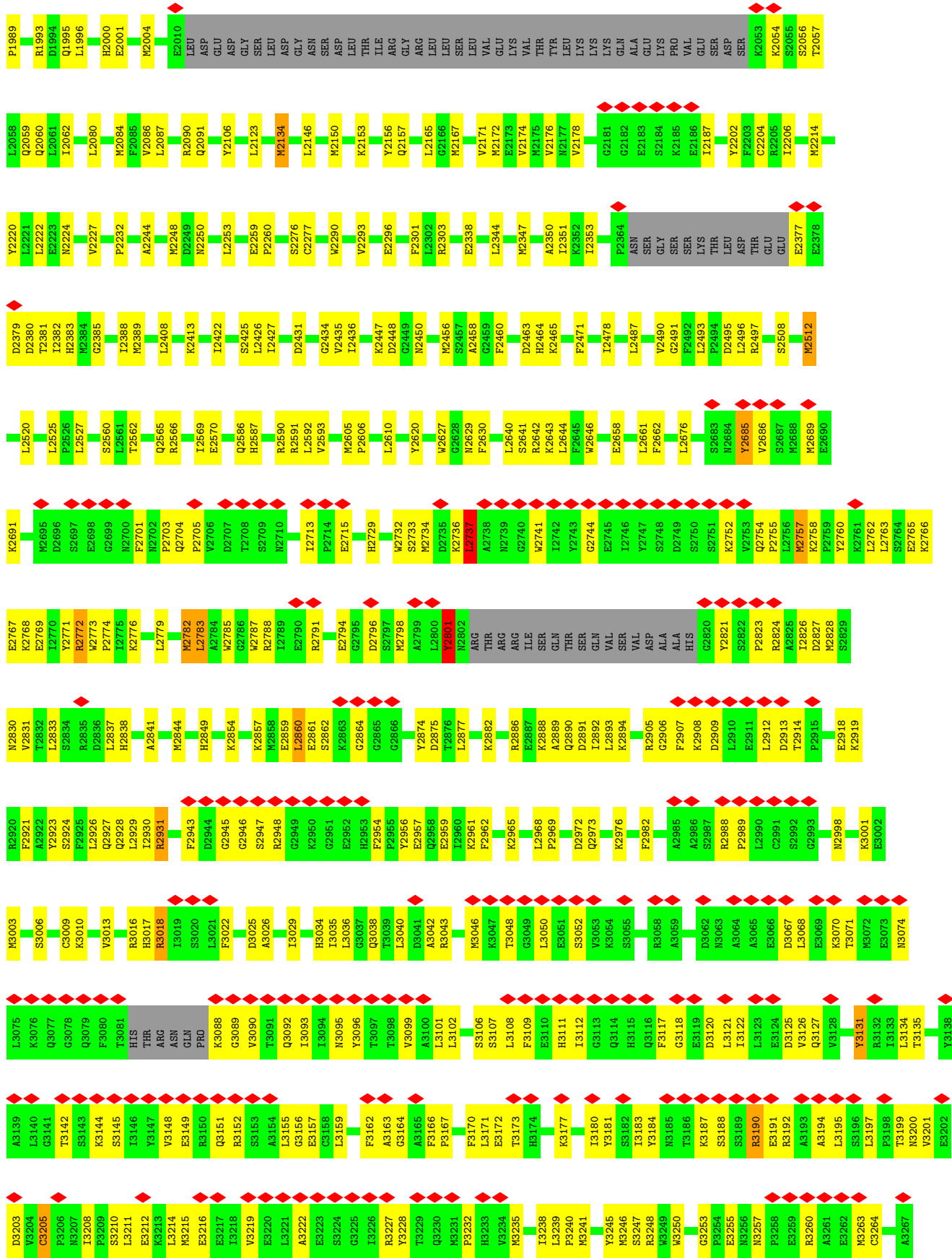


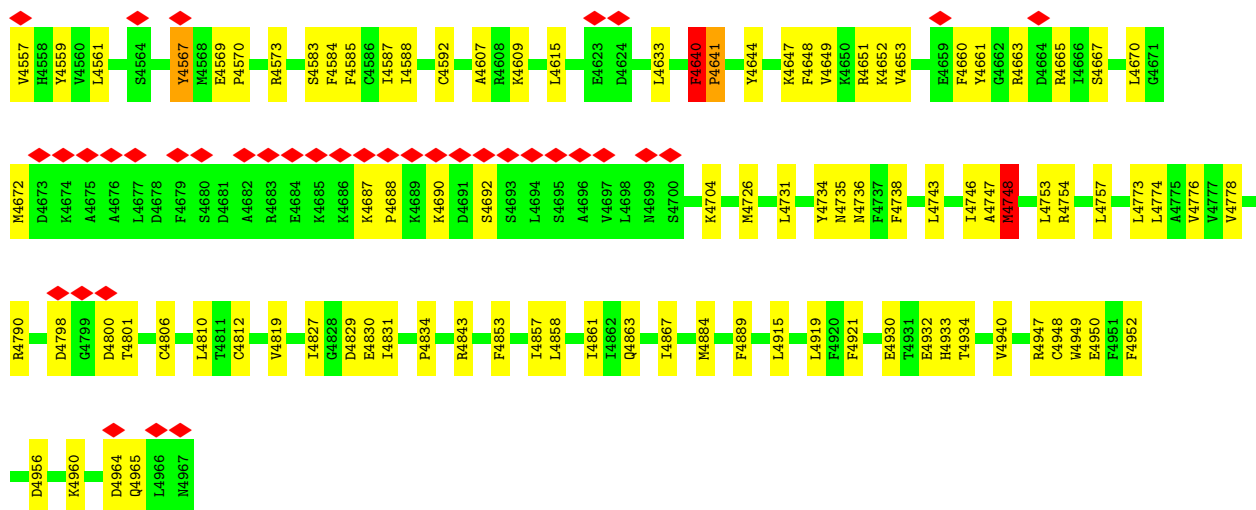


• Molecule 2: Ryanodine receptor 2

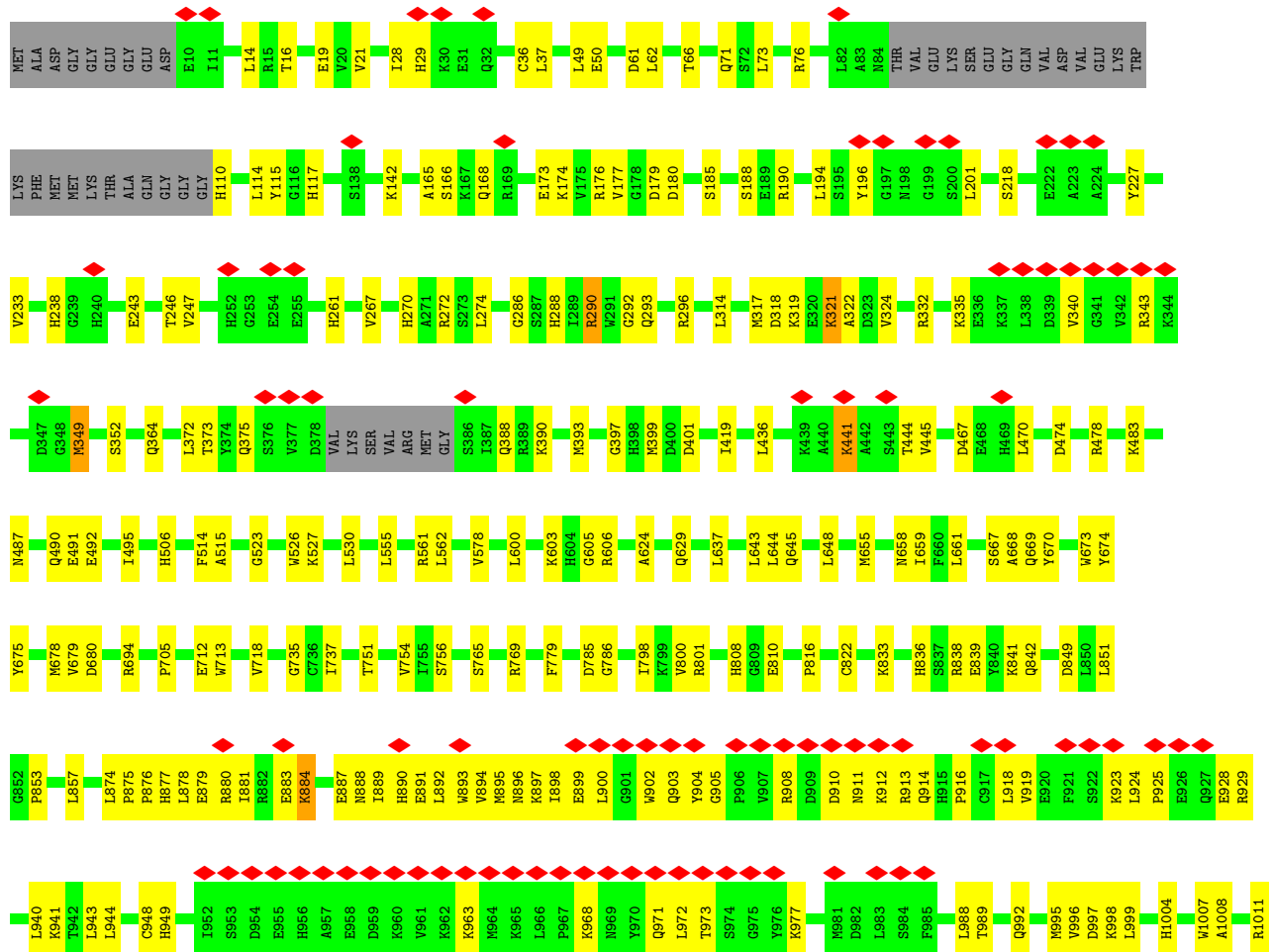






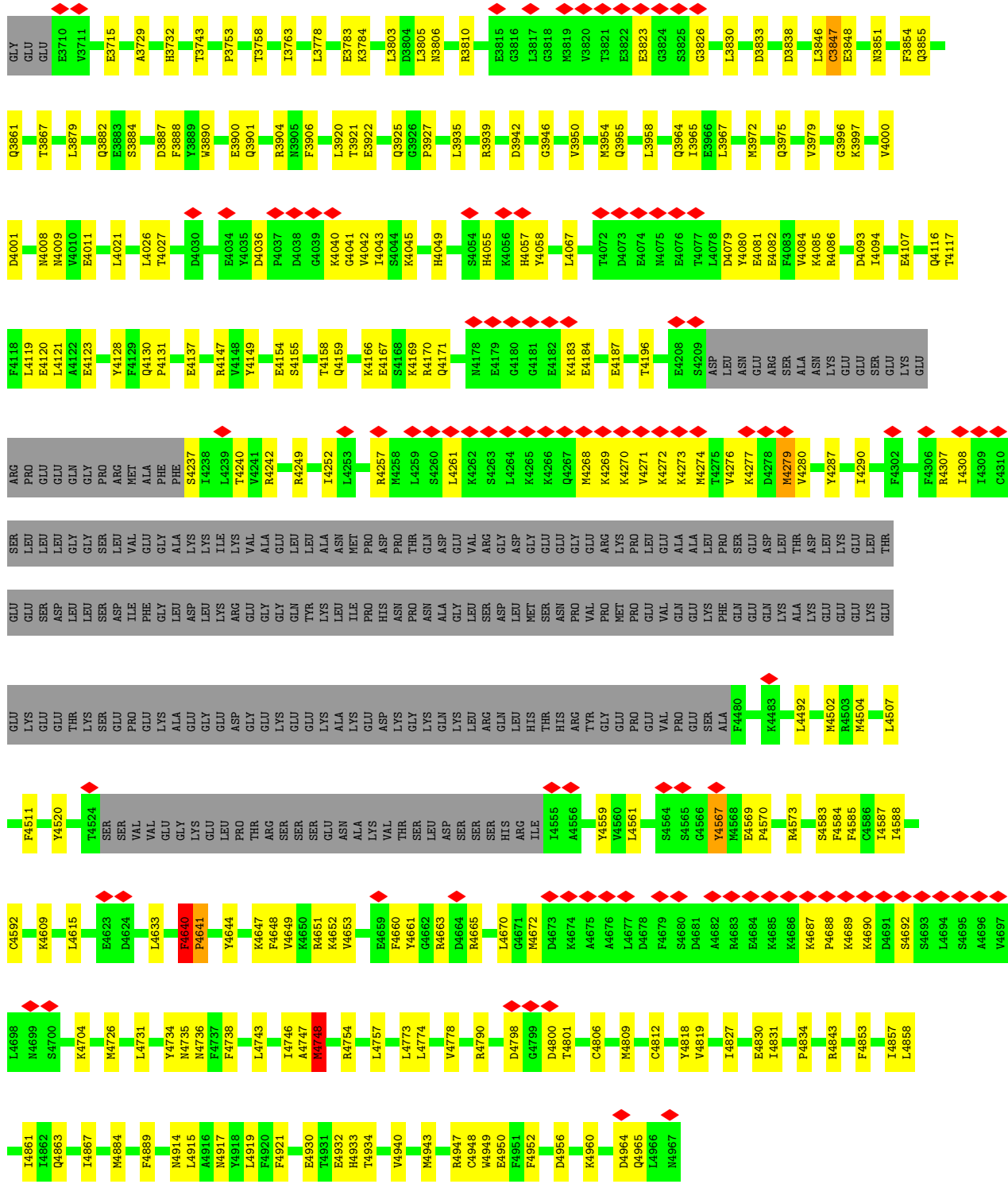


• Molecule 2: Ryanodine receptor 2

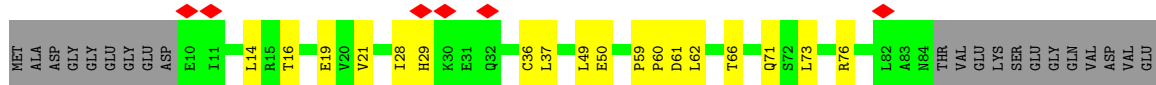


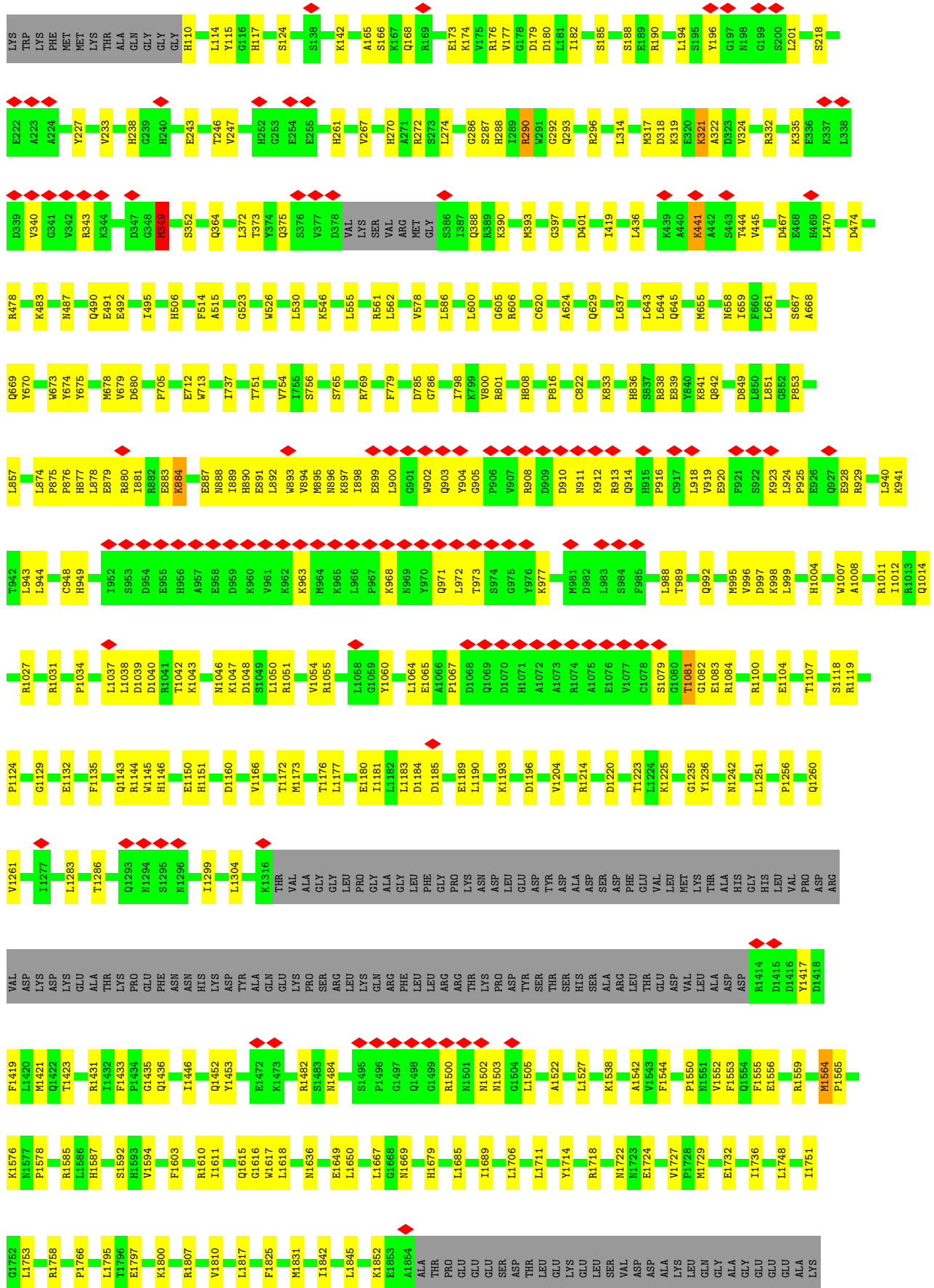
S2560	L2382	E2293	L2062	Q1995	L1898	K1800	F1603	P1434	PRO	L1283	G1129	I1012
L2561	H2383	M2224	L2080	L1996	V1902	R1807	R1610	G1435	GLU	N1294	G1132	R1013
T2562	G2384	V2227	M2084	H2000	L1910	V1810	I1611	Q1436	PHE	S1295	E1132	Q1014
Q2565	G2385	P2232	V2085	E2001	Q1911	V1817	Q1615	I1446	ASN	M1296	F1135	R1027
R2566	M2388	A2244	V2086	M2004	C1914	L1817	G1616	Q1452	HIS	I1299	Q1143	R1031
T2569	M2389	M2248	L2087	E2010	V1918	F1825	V1617	Y1453	ASP	I1299	R1144	P1034
Q2586	I2422	M2248	Q2091	L2010	R1919	M1831	L1618	E1472	ALA	K1316	R1144	L1037
H2587	S2425	D2249	Q2091	LEU	R1919	M1831	L1618	K1473	VAL	THR	H1146	L1038
L2426	L2426	M2250	Y2106	GLU	R1919	M1831	L1618	R1482	ALA	THR	H1146	D1039
I2427	I2427	N2250	Y2106	ASP	I1922	I1842	M1636	S1483	GLY	VAL	H1146	D1040
D2431	D2431	L2283	L2123	SER	Y1926	L1845	M1636	N1484	ARG	GLY	H1146	T1042
G2434	G2434	E2259	M2134	LEU	D1930	K1852	G1667	S1495	LYS	PRO	H1146	R1043
V2435	V2435	P2260	D1931	GLY	D1931	E1853	G1668	P1496	LYS	GLY	H1146	K1043
I2436	I2436	A2287	L2146	ASN	F1932	A1854	M1669	G1497	ALA	ALA	H1146	M1046
K2447	K2447	M2290	M2150	SER	K1935	THR	H1679	Q1498	GLY	GLY	H1146	K1047
D2448	D2448	V2290	K2153	ASP	L1936	PRO	L1685	Q1499	LEU	PHE	H1146	D1048
G2449	G2449	V2293	K2153	THR	L1936	GLU	L1685	Q1499	LEU	LEU	H1146	S1049
M2450	M2450	E2296	Y2156	ILE	M1939	GLU	I1689	R1500	ARG	PRO	H1146	L1050
M2456	M2456	E2296	Y2156	ARG	M1948	GLU	I1689	R1500	ARG	LYS	H1146	R1051
S2457	S2457	F2301	Q2157	GLY	M1948	SER	L1697	N1501	THR	ASN	H1146	V1054
A2458	A2458	F2302	L2165	THR	L1951	THR	L1706	N1502	LYS	ASP	H1146	R1055
G2459	G2459	R2303	G2166	LEU	L1951	PRO	L1706	M1503	PRO	LEU	H1146	Y1060
F2460	F2460	R2303	M2167	LEU	L1957	GLU	L1706	G1504	ASP	GLU	H1146	L1064
D2463	D2463	E2338	M2167	SER	L1957	GLY	Y1714	L1505	TYR	ASP	H1146	E1065
S2641	S2641	T2170	T2170	VAL	L1958	LYS	Y1714	A1522	THR	ASP	H1146	E1066
R2642	R2642	V2171	V2171	GLU	K1959	GLU	R1718	L1527	SER	ALA	H1146	P1067
L2643	L2643	M2172	M2172	LEU	A1960	GLU	R1718	L1527	HIS	ASP	H1146	Q1068
G2645	G2645	E2173	E2173	LYS	K1961	SER	M1722	L1527	ASP	SER	H1146	Q1069
M2646	M2646	V2174	V2174	VAL	T1962	VAL	M1722	K1538	ALA	ASP	H1146	D1070
E2658	E2658	K2175	K2175	THR	R1966	ASP	M1722	K1538	ARG	ALA	H1146	H1071
Q2659	Q2659	T2176	T2176	THR	S1967	ASP	E1724	A1542	LEU	PHE	H1146	A1072
E2660	E2660	R2177	R2177	LEU	S1967	ALA	V1727	A1542	LEU	THR	H1146	R1074
F2662	F2662	V2178	V2178	LYS	P1968	LYS	V1727	F1544	THR	ALA	H1146	A1075
L2676	L2676	Q1972	Q1972	LYS	Q1972	GLN	M1729	F1544	GLU	VAL	H1146	E1076
S2683	S2683	G2181	G2181	GLN	I1973	GLY	E1732	V1552	VAL	VAL	H1146	V1077
N2684	N2684	G2182	G2182	ALA	L1976	ALA	E1732	F1553	LEU	PRO	H1146	C1078
T2685	T2685	E2183	E2183	GLU	L1977	GLY	I1736	Q1554	LEU	PRO	H1146	S1079
V2686	V2686	S2184	S2184	PRO	M1978	GLY	I1736	F1555	ALA	ASP	H1146	G1080
S2687	S2687	K2185	K2185	VAL	F1979	GLU	L1748	E1556	ALA	ARG	H1146	T1081
M2688	M2688	E2186	E2186	GLU	F1981	GLU	L1748	E1556	VAL	ARG	H1146	G1082
N2689	N2689	I2187	I2187	SER	D1981	ALA	I1751	R1559	VAL	VAL	H1146	R1084
E2690	E2690	Y2202	Y2202	ASP	D1982	LYS	G1752	M1564	LEU	VAL	H1146	R1100
K2691	K2691	F2203	F2203	SER	K1983	GLY	L1753	P1565	PRO	PRO	H1146	E1104
S2697	S2697	R2204	R2204	THR	S1984	LYS	R1758	K1576	ARG	ARG	H1146	S1118
E2698	E2698	C2204	C2204	THR	E1985	LYS	R1758	M1577	VAL	VAL	H1146	R1119
G2699	G2699	R2205	R2205	GLU	C1986	ARG	F1768	M1577	VAL	ARG	H1146	P1124
L2525	L2525	I2206	I2206	GLU	C1987	ARG	F1768	P1578	ASP	ASP	H1146	
P2526	P2526	T2057	T2057	GLU	C1988	ARG	L1795	P1578	LYS	LYS	H1146	
E2377	E2377	Q2058	Q2058	SER	P1989	ARG	L1795	R1585	LYS	LYS	H1146	
E2378	E2378	L2058	L2058	ASP	P1989	ARG	E1797	R1585	LYS	LYS	H1146	
D2379	D2379	Q2059	Q2059	THR	L1893	ARG	E1797	R1585	ALA	ALA	H1146	
D2380	D2380	Q2060	Q2060	THR	M1896	ARG	E1797	H1587	ALA	ALA	H1146	
T2381	T2381	L2061	L2061	GLU	K1897	ARG	E1797	H1587	THR	THR	H1146	

P2703	Q2704	P2705	W2706	D2707	T2708	S2709	H2710	I2713	P2714	E2715	H2729	W2732	S2733	R2736	L2737	A2738	N2739	G2740	W2741	I2742	G2743	E2745	I2746	I2747	S2748	I2749	S2750	S2751	K2752	W2753	Q2754	P2755	L2756	W2757	K2758	P2759	Y2760	K2761	L2762	L2763	S2764	E2765	K2766	E2767	K2768	E2769	I2770	Y2771	R2772	W2773	P2774	K2775	K2776				
L2779	M2782	L2783	G2784	W2785	G2786	W2787	R2788	R2791	E2794	G2795	D2796	M2798	A2799	L2800	N2801	N2802	THR	ARG	ARG	ARG	ILE	SER	GLN	THR	SER	VAL	VAL	ALA	ALA	HIS	G2820	Y2821	S2822	P2823	P2824	A2825	I2826	D2827	M2828	S2829	N2830	Y2831	T2832	L2833	L2837	H2838	L2839	L2841	M2844	R2931							
H2849	K2854	K2857	K2858	E2859	L2860	E2861	S2862	G2863	G2864	G2865	G2866	Y2874	D2875	T2876	L2877	K2882	R2886	K2887	K2888	A2889	Q2890	D2891	I2892	L2893	K2894	I2898	R2905	G2906	F2907	K2908	D2909	L2910	E2911	L2912	D2913	T2914	P2915	E2918	F2921	A2922	Y2923	S2924	L2926	F2925	L2926	Q2927	Q2928	L2929	L2930	R2931							
F2943	D2944	G2945	G2946	S2947	R2948	G2949	K2950	G2951	E2952	H2953	F2954	Y2955	Y2956	E2957	Q2958	E2959	I2960	K2961	F2962	K2965	L2968	P2969	D2972	Q2973	K2976	F2982	A2985	A2986	S2987	R2988	P2989	L2990	C2991	S2992	G2993	G2994	H2995	N2998	K3001	E3002	M3003	S3006	C3009	K3010	V3013	R3016	H3017										
R3018	I3019	S3020	L3021	F3022	D3025	A3026	I3029	H3034	I3035	L3036	G3037	Q3038	T3039	L3040	D3041	A3042	R3043	T3044	V3045	M3046	K3047	T3048	G3049	L3050	E3051	S3052	V3053	K3054	R3058	A3059	D3062	M3063	A3064	A3065	E3066	D3067	L3068	E3069	K3070	T3071	M3072	E3073	N3074	L3075	K3076	Q3077	G3078	Q3079	F3080	T3081	HIS	THR	ARG	ASN			
GLN	PRO	K3088	G3089	V3090	T3091	L3155	E3157	C3158	L3159	F3162	A3163	A3165	F3166	F3167	F3170	L3171	F3172	T3173	H3174	K3177	I3180	Y3181	S3182	I3183	Y3184	N3185	T3186	K3187	S3188	S3189	R3190	E3191	R3192	A3193	A3194	L3195	S3196	L3197	P3198	T3199	N3200	V3201	D3202	G3203	G3204	C3205	P3206	N3207	I3208	P3209	S3210	L3211	E3212	K3213			
R3150	Q3151	R3152	S3153	A3154	L3155	E3157	C3158	L3159	F3162	A3163	A3165	F3166	F3167	F3170	L3171	F3172	T3173	H3174	K3177	I3180	Y3181	S3182	I3183	Y3184	N3185	T3186	K3187	S3188	S3189	R3190	E3191	R3192	A3193	A3194	L3195	S3196	L3197	P3198	T3199	N3200	V3201	D3202	G3203	G3204	C3205	P3206	N3207	I3208	P3209	S3210	L3211	E3212	K3213				
L3214	M3215	E3216	E3217	L3218	V3219	E3220	L3221	A3222	F3223	S3224	G3225	L3226	R3227	Y3228	T3229	M3231	F3232	H3233	V3234	M3235	I3238	L3239	P3240	M3241	Y3245	K3246	S3247	R3248	W3249	W3250	G3253	F3254	E3255	M3256	N3257	F3258	E3259	R3260	A3261	E3262	C3264	A3267	L3268	N3269	S3270	E3271	H3272	M3273	N3274	T3275	L3276	L3277	G3278				
N3279	I3280	L3281	K3282	L3283	I3284	Y3285	N3286	N3287	L3288	G3289	I3290	D3291	E3292	G3293	W3295	M3296	K3297	R3298	L3299	A3300	V3301	F3302	S3303	Q3304	P3305	I3306	I3307	N3308	K3309	V3310	K3311	P3312	Q3313	L3314	L3315	K3316	T3317	H3318	F3319	L3320	P3321	L3322	M3323	E3324	K3325	L3326	K3327	K3328	K3329	ALA	ALA	THR	VAL	VAL	SER	GLU	ASP
HIS	LEU	ALA	GLY	ALA	THR	ARG	GLY	ASP	MET	SER	HIS	ASN	ALA	GLU	LEU	LEU	ILE	LEU	ASP	PHE	VAL	THR	THR	LEU	ALA	ASN	ALA	ARG	VAL	ASP	TYR	ASN	THR	ARG	ALA	ALA	LYS	TRP	LEU	LEU	GLY	ASP	GLY	ASP	GLY	GLY	LEU	LEU	ARG	MET							
VAL	ALA	GLU	ALA	PHE	ILE	TRP	ARG	TRP	GLN	VAL	SER	HIS	ASN	PHE	GLU	ARG	GLY	GLN	ASN	PHE	VAL	VAL	THR	LEU	ASN	ALA	LEU	VAL	ASP	TYR	ASN	THR	ARG	ALA	ALA	LYS	VAL	TRP	LEU	LEU	GLY	ASP	GLY	GLY	LEU	LEU	ARG	ARG									
TYR	SER	MET	GLN	THR	ILE	LEU	ILE	TRP	VAL	ALA	ALA	LYS	TYR	ARG	LEU	PRO	ILE	GLY	ASN	PHE	CYS	THR	THR	SER	PRO	GLY	ASP	VAL	LEU	LEU	LYS	THR	THR	THR	ALA	ALA	LYS	VAL	ASP	ASP	GLY	GLY	GLY	LEU	LEU	ARG	ARG										
LEU	GLU	PRO	ASP	ALA	ILE	ARG	TRP	GLN	MET	ALA	ALA	LYS	TYR	LYS	LEU	PRO	ASN	LEU	LEU	ASP	ASP	THR	THR	THR	PRO	GLY	ASP	GLY	LEU	LEU	LEU	ASP	ASP	ASP	ALA	ALA	LYS	VAL	ASP	GLY	GLY	GLY	LEU	LEU	ARG	ARG	HIS	HIS									
PRO	GLN	ARG	SER	LYS	K3584	K3587	L3590	L3591	S3592	R3595	K3596	A3601	R3604	H3605	L3608	R3615	E3650	P3651	F3652	E3653	E3654	D3655	E3656	G3657	T3658	K3659	R3660	L3664	L3668	T3677	E3678	K3679	L3687	Y3688	K3689	D3693	K3697	H3700	D3701	E3702	GLU	ASP	ASP	ASP													

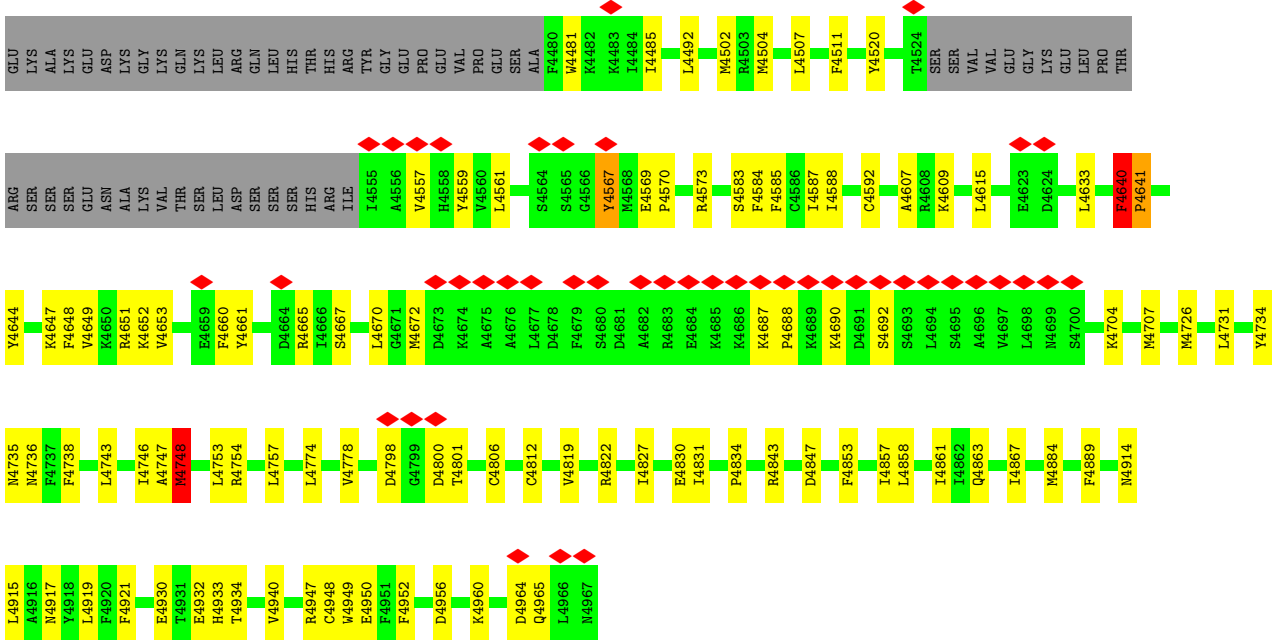


• Molecule 2: Ryanodine receptor 2

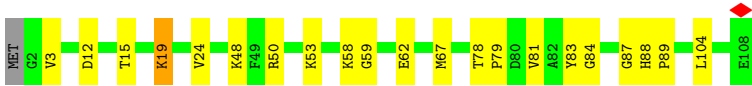
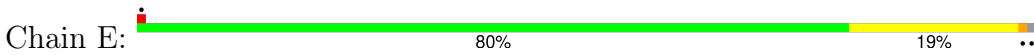




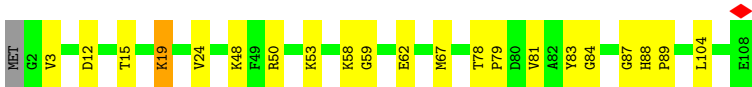
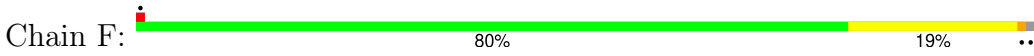
Gly	Gly	Lys	Arg	P1889	K1890	L1893	M1896	K1897	L1898	V1902	L1910	Q1911	C1914	V1918	R1919	I1922	V1926	D1930	D1931	F1932	K1935	L1936	M1939	M1948	L1951	L1957	T1958	A1959	K1961	T1962	R1966	S1967	P1968	Q1972	I1973	L1976	L1977	N1978	F1979	K1980	D1981															
D1982	K1983	S1984	E1985	C1986	P1987	P1988	P1989	R1983	L1994	Q1995	L1996	H2000	E2001	M2004	E2010	ASP	LEU	ASP	GLU	ASP	GLY	ASN	SER	ASP	LEU	THR	ILE	ARG	GLY	LEU	LEU	SER	SER	VAL	GLU	LYS	VAL	THR	TYR	LEU	LYS	LYS	GLN	ALA	GLU	LYS	PRO	F1979	VAL	GLU	SER					
ASP	SER	K2053	K2054	S2055	S2056	T2057	L2058	Q2059	Q2060	L2061	L2062	L2080	M2084	P2085	V2086	L2087	R2090	Q2091	Y2106	M2106	L2123	M2134	L2146	M2150	K2153	Y2156	Q2157	G2156	M2167	T2170	V2171	M2172	E2173	V2174	M2175	V2176	N2177	V2178	G2181	G2182	E2183	S2184	K2185	F2186	L2187											
Y2202	F2203	C2204	R2205	I2206	M2214	Y2220	L2221	L2222	E2223	M2224	G2227	G2228	L2229	P2232	L2240	A2244	M2248	H2249	M2250	L2253	E2259	P2280	S2276	C2277	D2287	W2290	V2293	E2296	F2301	L2302	R2303	R2327	P2328	E2329	E2338	L2344	M2347	A2350	L2351																	
K2352	I2353	S2363	P2364	ASN	SER	GLY	SER	SER	LYS	THR	LEU	ASP	THR	GLU	E2377	E2378	D2379	D2380	T2381	I2382	H2383	K2384	G2385	I2388	M2389	L2408	K2413	I2422	S2425	L2426	L2427	D2431	G2434	V2435	I2436	K2447	D2448	G2449	N2450	A2458	G2459	F2460	D2463	H2464	K2465	F2471										
L2478	L2487	L2488	E2489	V2490	G2491	F2492	L2493	P2494	D2495	L2496	R2497	S2508	M2512	L2520	L2525	P2526	L2527	L2548	S2560	L2561	T2562	Q2565	R2566	I2569	Q2586	H2587	R2590	R2591	L2592	V2593	P2606	L2610	Y2620	W2627	G2628	M2629	F2630	L2640	S2641	R2642	K2643	L2644														
F2645	W2646	E2658	Q2659	E2660	L2661	F2662	L2676	S2683	M2684	Y2685	V2686	S2687	M2688	M2689	E2690	K2691	S2697	E2698	G2699	N2700	F2701	N2702	P2703	Q2704	L2706	V2707	T2708	S2709	N2710	L2713	P2714	E2715	H2729	W2732	S2733	M2734	D2735	K2736	L2737	N2738	A2739	G2740	W2741	I2742	Y2743	G2744	E2745	L2746	S2747	D2749						
S2750	S2751	K2752	W2753	Q2754	P2755	L2756	K2757	K2758	L2759	Y2760	L2762	L2763	S2764	E2765	K2766	E2767	K2768	E2769	I2770	Y2771	W2772	P2773	L2775	K2776	L2779	M2782	L2783	Q2784	W2785	G2786	W2787	R2788	K2791	E2794	G2795	D2796	S2797	M2798	A2799	L2800	N2802	ARG	THR	ARG	ARG	ILE	SER	GLN	THR	SER	GLN	VAL				
SER	VAL	ASP	ALA	ALA	HIS	G2820	Y2821	S2822	P2823	R2824	A2825	L2826	D2827	M2828	S2829	N2830	Y2831	L2832	L2833	L2837	H2838	A2841	M2844	H2849	K2854	K2857	M2858	E2859	L2860	E2861	S2862	K2863	G2864	G2865	G2866	N2867	H2868	L2871	Y2874	D2875	T2876	L2877	K2882	R2886	E2887	K2888	A2889	P2899	D2891							
L2892	L2893	K2894	R2905	G2906	F2907	K2908	D2909	L2910	P2911	L2912	D2913	T2914	P2915	E2918	K2919	R2920	F2921	Y2923	S2924	F2925	L2926	Q2927	Q2928	L2929	I2930	R2931	F2943	D2944	G2945	G2946	S2947	R2948	G2949	K2950	G2951	E2952	H2953	F2954	P2955	Y2956	E2957	Q2958	E2959	L2960	K2961	F2962	K2965	L2968	P2969	D2972	Q2973					
K2976	F2982	A2985	A2986	S2987	R2988	P2989	L2990	P2991	C2991	S2992	G2994	H2995	N2998	K3001	E3002	M3003	S3006	G3009	K3010	V3013	R3016	H3017	R3018	I3019	ARG	THR	ASN	GLN	PRO	D3025	A3026	I3029	H3034	L3035	L3036	G3037	Q3038	T3039	L3040	D3041	A3042	R3043	T3044	Y3045	M3046	K3047	T3048	G3049	E3051							
S3052	V3053	K3054	S3055	R3058	A3059	D3062	N3063	A3064	A3065	E3066	D3067	L3068	E3069	K3070	T3071	M3072	E3073	N3074	L3075	K3076	Q3077	Q3078	Q3079	F3080	T3081	HIS	THR	ARG	ASN	GLN	PRO	K3088	G3089	V3090	T3091	Q3092	I3093	I3094	N3095	Q3096	T3097	K3098	V3099	A3100	L3101	L3102	F3103	M3104	L3105	S3106	S3107	F3109	E3110	H3111	I3112	G3113
Q3114	H3115	F3116	F3117	G3118	E3119	D3120	L3121	L3122	L3123	F3124	D3125	V3126	Q3127	Y3131	R3132	L3133	L3134	T3135	A3139	L3140	G3141	T3142	S3143	K3144	Q3145	L3146	L3147	V3148	E3149	R3150	Q3151	R3152	S3153	A3154	L3155	G3156	E3157	G3158	L3159	F3162	A3163	G3164	A3165	F3166	P3167	F3170	L3171	E3172	T3173	H3174	K3177	L3180	Y3181			




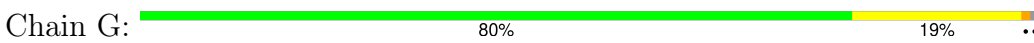
● Molecule 3: Peptidyl-prolyl cis-trans isomerase FKBP1B



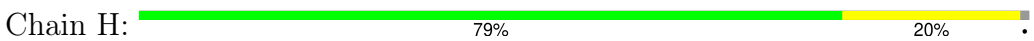
● Molecule 3: Peptidyl-prolyl cis-trans isomerase FKBP1B



● Molecule 3: Peptidyl-prolyl cis-trans isomerase FKBP1B



● Molecule 3: Peptidyl-prolyl cis-trans isomerase FKBP1B



4 Experimental information

Property	Value	Source
EM reconstruction method	SINGLE PARTICLE	Depositor
Imposed symmetry	POINT, Not provided	
Number of particles used	49606	Depositor
Resolution determination method	FSC 0.143 CUT-OFF	Depositor
CTF correction method	PHASE FLIPPING AND AMPLITUDE CORRECTION	Depositor
Microscope	FEI TITAN KRIOS	Depositor
Voltage (kV)	300	Depositor
Electron dose ($e^-/\text{\AA}^2$)	58	Depositor
Minimum defocus (nm)	500	Depositor
Maximum defocus (nm)	1200	Depositor
Magnification	Not provided	
Image detector	GATAN K3 BIOQUANTUM (6k x 4k)	Depositor
Maximum map value	0.594	Depositor
Minimum map value	-0.010	Depositor
Average map value	0.013	Depositor
Map value standard deviation	0.034	Depositor
Recommended contour level	0.14	Depositor
Map size (Å)	431.36, 431.36, 431.36	wwPDB
Map dimensions	512, 512, 512	wwPDB
Map angles (°)	90.0, 90.0, 90.0	wwPDB
Pixel spacing (Å)	0.8425, 0.8425, 0.8425	Depositor

5 Model quality i

5.1 Standard geometry i

Bond lengths and bond angles in the following residue types are not validated in this section: ZN, ATP, CA

The Z score for a bond length (or angle) is the number of standard deviations the observed value is removed from the expected value. A bond length (or angle) with $|Z| > 5$ is considered an outlier worth inspection. RMSZ is the root-mean-square of all Z scores of the bond lengths (or angles).

Mol	Chain	Bond lengths		Bond angles	
		RMSZ	# $ Z > 5$	RMSZ	# $ Z > 5$
1	I	0.30	0/1143	0.58	1/1534 (0.1%)
1	J	0.30	0/1143	0.58	1/1534 (0.1%)
1	K	0.30	0/1143	0.58	1/1534 (0.1%)
1	L	0.30	0/1143	0.58	1/1534 (0.1%)
2	A	0.69	7/34594 (0.0%)	0.51	8/46723 (0.0%)
2	B	0.69	7/34594 (0.0%)	0.51	8/46723 (0.0%)
2	C	0.69	7/34594 (0.0%)	0.51	8/46723 (0.0%)
2	D	0.69	7/34594 (0.0%)	0.51	8/46723 (0.0%)
3	E	0.29	0/834	0.54	0/1123
3	F	0.28	0/834	0.53	0/1123
3	G	0.28	0/834	0.54	0/1123
3	H	0.28	0/834	0.54	0/1123
All	All	0.68	28/146284 (0.0%)	0.51	36/197520 (0.0%)

Chiral center outliers are detected by calculating the chiral volume of a chiral center and verifying if the center is modelled as a planar moiety or with the opposite hand. A planarity outlier is detected by checking planarity of atoms in a peptide group, atoms in a mainchain group or atoms of a sidechain that are expected to be planar.

Mol	Chain	#Chirality outliers	#Planarity outliers
2	A	0	2
2	B	0	2
2	C	0	2
2	D	0	2
All	All	0	8

All (28) bond length outliers are listed below:

Mol	Chain	Res	Type	Atoms	Z	Observed(Å)	Ideal(Å)
2	D	3205	CYS	CB-SG	105.30	3.61	1.82
2	B	3205	CYS	CB-SG	105.27	3.61	1.82

Continued on next page...

Continued from previous page...

Mol	Chain	Res	Type	Atoms	Z	Observed(Å)	Ideal(Å)
2	A	3205	CYS	CB-SG	105.27	3.61	1.82
2	C	3205	CYS	CB-SG	105.21	3.61	1.82
2	B	3131	TYR	CD2-CE2	29.66	1.83	1.39
2	A	3131	TYR	CD2-CE2	29.65	1.83	1.39
2	D	3131	TYR	CD2-CE2	29.64	1.83	1.39
2	C	3131	TYR	CD2-CE2	29.62	1.83	1.39
2	B	3131	TYR	CD1-CE1	28.64	1.82	1.39
2	C	3131	TYR	CD1-CE1	28.64	1.82	1.39
2	A	3131	TYR	CD1-CE1	28.61	1.82	1.39
2	D	3131	TYR	CD1-CE1	28.58	1.82	1.39
2	B	3131	TYR	CE2-CZ	21.85	1.67	1.38
2	C	3131	TYR	CE2-CZ	21.85	1.67	1.38
2	A	3131	TYR	CE2-CZ	21.80	1.66	1.38
2	D	3131	TYR	CE2-CZ	21.78	1.66	1.38
2	D	3131	TYR	CE1-CZ	21.53	1.66	1.38
2	A	3131	TYR	CE1-CZ	21.49	1.66	1.38
2	B	3131	TYR	CE1-CZ	21.46	1.66	1.38
2	C	3131	TYR	CE1-CZ	21.44	1.66	1.38
2	B	3131	TYR	CG-CD2	16.68	1.60	1.39
2	D	3131	TYR	CG-CD2	16.68	1.60	1.39
2	C	3131	TYR	CG-CD2	16.67	1.60	1.39
2	A	3131	TYR	CG-CD2	16.64	1.60	1.39
2	A	3131	TYR	CG-CD1	16.39	1.60	1.39
2	D	3131	TYR	CG-CD1	16.38	1.60	1.39
2	B	3131	TYR	CG-CD1	16.38	1.60	1.39
2	C	3131	TYR	CG-CD1	16.34	1.60	1.39

All (36) bond angle outliers are listed below:

Mol	Chain	Res	Type	Atoms	Z	Observed(°)	Ideal(°)
2	C	3205	CYS	CA-CB-SG	12.07	135.73	114.00
2	A	3205	CYS	CA-CB-SG	12.06	135.71	114.00
2	D	3205	CYS	CA-CB-SG	12.05	135.68	114.00
2	B	3205	CYS	CA-CB-SG	12.04	135.68	114.00
2	D	2737	LEU	CA-CB-CG	7.16	131.77	115.30
2	A	2737	LEU	CA-CB-CG	7.16	131.76	115.30
2	C	2737	LEU	CA-CB-CG	7.15	131.75	115.30
2	B	2737	LEU	CA-CB-CG	7.15	131.74	115.30
2	D	2860	LEU	CA-CB-CG	6.15	129.44	115.30
2	B	2860	LEU	CA-CB-CG	6.15	129.44	115.30
2	A	2860	LEU	CA-CB-CG	6.14	129.42	115.30
2	C	2860	LEU	CA-CB-CG	6.12	129.37	115.30

Continued on next page...

Continued from previous page...

Mol	Chain	Res	Type	Atoms	Z	Observed(°)	Ideal(°)
2	D	4567	TYR	CB-CG-CD1	6.09	124.65	121.00
2	A	4567	TYR	CB-CG-CD1	6.05	124.63	121.00
2	C	4567	TYR	CB-CG-CD1	6.04	124.62	121.00
2	B	4567	TYR	CB-CG-CD1	5.97	124.58	121.00
1	J	77	MET	CB-CG-SD	5.78	129.75	112.40
1	I	77	MET	CB-CG-SD	5.78	129.74	112.40
1	L	77	MET	CB-CG-SD	5.78	129.73	112.40
1	K	77	MET	CB-CG-SD	5.78	129.74	112.40
2	D	4640	PHE	C-N-CD	-5.38	108.77	120.60
2	A	4640	PHE	C-N-CD	-5.36	108.80	120.60
2	C	4640	PHE	C-N-CD	-5.36	108.81	120.60
2	B	4640	PHE	C-N-CD	-5.35	108.83	120.60
2	B	4748	MET	CB-CG-SD	5.34	128.43	112.40
2	C	4748	MET	CB-CG-SD	5.33	128.39	112.40
2	A	4748	MET	CB-CG-SD	5.33	128.38	112.40
2	D	4748	MET	CB-CG-SD	5.32	128.35	112.40
2	B	4567	TYR	CA-CB-CG	5.13	123.15	113.40
2	C	4567	TYR	CA-CB-CG	5.13	123.14	113.40
2	A	4567	TYR	CA-CB-CG	5.12	123.13	113.40
2	D	4567	TYR	CA-CB-CG	5.12	123.13	113.40
2	C	349	MET	CB-CG-SD	5.09	127.67	112.40
2	D	349	MET	CB-CG-SD	5.09	127.68	112.40
2	A	349	MET	CB-CG-SD	5.08	127.65	112.40
2	B	349	MET	CB-CG-SD	5.08	127.63	112.40

There are no chirality outliers.

All (8) planarity outliers are listed below:

Mol	Chain	Res	Type	Group
2	A	2801	TYR	Peptide
2	A	4640	PHE	Peptide
2	B	2801	TYR	Peptide
2	B	4640	PHE	Peptide
2	C	2801	TYR	Peptide
2	C	4640	PHE	Peptide
2	D	2801	TYR	Peptide
2	D	4640	PHE	Peptide

5.2 Too-close contacts

In the following table, the Non-H and H(model) columns list the number of non-hydrogen atoms and hydrogen atoms in the chain respectively. The H(added) column lists the number of hydrogen atoms added and optimized by MolProbity. The Clashes column lists the number of clashes within the asymmetric unit, whereas Symm-Clashes lists symmetry-related clashes.

Mol	Chain	Non-H	H(model)	H(added)	Clashes	Symm-Clashes
1	I	1131	0	1058	50	0
1	J	1131	0	1058	45	0
1	K	1131	0	1058	47	0
1	L	1131	0	1058	46	0
2	A	33849	0	33549	793	0
2	B	33849	0	33549	790	0
2	C	33849	0	33549	767	0
2	D	33849	0	33549	795	0
3	E	818	0	821	11	0
3	F	818	0	821	11	0
3	G	818	0	821	13	0
3	H	818	0	821	11	0
4	A	1	0	0	0	0
4	B	1	0	0	0	0
4	C	1	0	0	0	0
4	D	1	0	0	0	0
4	I	4	0	0	0	0
4	J	4	0	0	0	0
4	K	4	0	0	0	0
4	L	4	0	0	0	0
5	A	1	0	0	0	0
5	B	1	0	0	0	0
5	C	1	0	0	0	0
5	D	1	0	0	0	0
6	A	62	0	24	1	0
6	B	62	0	24	1	0
6	C	62	0	24	1	0
6	D	62	0	24	1	0
All	All	143464	0	141808	3297	0

The all-atom clashscore is defined as the number of clashes found per 1000 atoms (including hydrogen atoms). The all-atom clashscore for this structure is 12.

All (3297) close contacts within the same asymmetric unit are listed below, sorted by their clash magnitude.

Atom-1	Atom-2	Interatomic distance (Å)	Clash overlap (Å)
2:D:3131:TYR:CD1	2:D:3131:TYR:CE1	1.82	1.68
2:A:3131:TYR:CD1	2:A:3131:TYR:CE1	1.82	1.63
2:C:3131:TYR:CD2	2:C:3131:TYR:CE2	1.83	1.61
2:C:3131:TYR:CE1	2:C:3131:TYR:CD1	1.82	1.61
2:D:3131:TYR:CE2	2:D:3131:TYR:CD2	1.83	1.61
2:B:3131:TYR:CD2	2:B:3131:TYR:CE2	1.83	1.58
2:B:3131:TYR:CD1	2:B:3131:TYR:CE1	1.82	1.58
2:A:3131:TYR:CE2	2:A:3131:TYR:CD2	1.83	1.58
1:J:127:ARG:NH1	1:J:135:GLY:CA	1.70	1.53
1:K:127:ARG:NH1	1:K:135:GLY:CA	1.70	1.53
1:L:127:ARG:NH1	1:L:135:GLY:CA	1.70	1.50
1:I:127:ARG:NH1	1:I:135:GLY:CA	1.70	1.48
2:A:3131:TYR:CZ	2:A:3205:CYS:SG	2.37	1.17
2:B:3131:TYR:CZ	2:B:3205:CYS:SG	2.37	1.17
2:C:3131:TYR:CZ	2:C:3205:CYS:SG	2.37	1.17
2:A:3131:TYR:CE2	2:A:3205:CYS:SG	2.38	1.17
2:B:3131:TYR:CE2	2:B:3205:CYS:SG	2.38	1.17
2:C:3131:TYR:CE2	2:C:3205:CYS:SG	2.38	1.17
2:D:3131:TYR:CE2	2:D:3205:CYS:SG	2.38	1.17
2:D:3131:TYR:CZ	2:D:3205:CYS:SG	2.37	1.17
2:A:3848:GLU:OE1	2:A:3922:GLU:CD	1.87	1.13
2:B:3131:TYR:CE1	2:B:3205:CYS:SG	2.42	1.13
2:C:3848:GLU:OE1	2:C:3922:GLU:CD	1.87	1.12
2:A:3131:TYR:CE1	2:A:3205:CYS:SG	2.42	1.12
2:C:3131:TYR:CE1	2:C:3205:CYS:SG	2.42	1.11
2:D:3131:TYR:CE1	2:D:3205:CYS:SG	2.42	1.11
2:A:3131:TYR:CD2	2:A:3205:CYS:SG	2.44	1.11
2:B:3131:TYR:CD2	2:B:3205:CYS:SG	2.43	1.11
2:B:3848:GLU:OE1	2:B:3922:GLU:CD	1.87	1.11
2:D:3848:GLU:OE1	2:D:3922:GLU:CD	1.87	1.11
2:C:3131:TYR:CD2	2:C:3205:CYS:SG	2.43	1.11
2:D:3131:TYR:CD2	2:D:3205:CYS:SG	2.44	1.10
2:C:3131:TYR:CD1	2:C:3205:CYS:SG	2.46	1.09
2:D:3131:TYR:CD1	2:D:3205:CYS:SG	2.46	1.09
2:A:3131:TYR:CD1	2:A:3205:CYS:SG	2.46	1.08
2:B:3131:TYR:CD1	2:B:3205:CYS:SG	2.46	1.08
1:L:127:ARG:NH1	1:L:135:GLY:HA2	0.74	1.07
1:I:127:ARG:NH1	1:I:135:GLY:HA2	0.74	1.07
1:J:127:ARG:NH1	1:J:135:GLY:HA2	0.74	1.06
1:K:127:ARG:NH1	1:K:135:GLY:HA2	0.74	1.06
1:K:127:ARG:CZ	1:K:135:GLY:HA2	1.88	1.03
1:J:127:ARG:CZ	1:J:135:GLY:HA2	1.88	1.03

Continued on next page...

Continued from previous page...

Atom-1	Atom-2	Interatomic distance (Å)	Clash overlap (Å)
1:I:127:ARG:CZ	1:I:135:GLY:HA2	1.88	1.02
1:L:127:ARG:CZ	1:L:135:GLY:HA2	1.88	1.01
2:C:3131:TYR:CG	2:C:3205:CYS:SG	2.53	1.01
2:B:3131:TYR:CG	2:B:3205:CYS:SG	2.53	1.01
2:D:3131:TYR:CG	2:D:3205:CYS:SG	2.53	1.01
2:A:3131:TYR:CG	2:A:3205:CYS:SG	2.53	1.01
2:C:3131:TYR:CZ	2:C:3205:CYS:CB	2.51	0.94
2:A:3131:TYR:CZ	2:A:3205:CYS:CB	2.51	0.94
2:A:3131:TYR:CE1	2:A:3205:CYS:CB	2.51	0.94
2:B:3131:TYR:CE1	2:B:3205:CYS:CB	2.51	0.94
2:C:3131:TYR:CE2	2:C:3205:CYS:CB	2.51	0.93
2:D:3131:TYR:CE1	2:D:3205:CYS:CB	2.51	0.93
2:A:3131:TYR:CE2	2:A:3205:CYS:CB	2.51	0.93
2:B:3131:TYR:CZ	2:B:3205:CYS:CB	2.51	0.93
2:D:3131:TYR:CE2	2:D:3205:CYS:CB	2.51	0.93
1:I:127:ARG:HH11	1:I:135:GLY:HA2	1.27	0.93
2:D:3131:TYR:CZ	2:D:3205:CYS:CB	2.51	0.93
1:K:127:ARG:HH11	1:K:135:GLY:HA2	1.27	0.93
2:C:3131:TYR:CD2	2:C:3205:CYS:CB	2.52	0.93
2:C:3131:TYR:CE1	2:C:3205:CYS:CB	2.51	0.93
2:A:3131:TYR:CD2	2:A:3205:CYS:CB	2.52	0.92
2:B:3131:TYR:CE2	2:B:3205:CYS:CB	2.51	0.92
1:J:127:ARG:HH11	1:J:135:GLY:HA2	1.27	0.92
2:B:3131:TYR:CD2	2:B:3205:CYS:CB	2.52	0.92
2:D:3131:TYR:CD2	2:D:3205:CYS:CB	2.52	0.91
2:B:3131:TYR:CD1	2:B:3205:CYS:CB	2.54	0.91
2:C:3131:TYR:CD1	2:C:3205:CYS:CB	2.54	0.91
2:A:3131:TYR:CD1	2:A:3205:CYS:CB	2.54	0.90
2:D:3131:TYR:CD1	2:D:3205:CYS:CB	2.54	0.90
1:L:127:ARG:HH11	1:L:135:GLY:HA2	1.27	0.90
2:C:3131:TYR:CG	2:C:3205:CYS:CB	2.56	0.89
2:D:3131:TYR:CG	2:D:3205:CYS:CB	2.56	0.89
2:B:3131:TYR:CG	2:B:3205:CYS:CB	2.56	0.89
2:C:4834:PRO:HB3	2:C:4843:ARG:HD3	1.55	0.88
2:A:3131:TYR:CG	2:A:3205:CYS:CB	2.56	0.88
2:A:4834:PRO:HB3	2:A:4843:ARG:HD3	1.55	0.88
2:D:4834:PRO:HB3	2:D:4843:ARG:HD3	1.55	0.86
2:B:4834:PRO:HB3	2:B:4843:ARG:HD3	1.55	0.85
2:C:2425:SER:O	2:D:142:LYS:NZ	2.08	0.85
2:A:142:LYS:NZ	2:D:2425:SER:O	2.11	0.84
2:D:2512:MET:HA	2:D:2512:MET:HE2	1.60	0.84

Continued on next page...

Continued from previous page...

Atom-1	Atom-2	Interatomic distance (Å)	Clash overlap (Å)
2:B:2788:ARG:NH1	2:B:2905:ARG:O	2.12	0.83
2:A:2788:ARG:NH1	2:A:2905:ARG:O	2.12	0.82
2:A:888:ASN:ND2	2:A:1060:TYR:OH	2.13	0.82
2:C:2788:ARG:NH1	2:C:2905:ARG:O	2.12	0.82
2:D:888:ASN:ND2	2:D:1060:TYR:OH	2.13	0.82
2:D:2788:ARG:NH1	2:D:2905:ARG:O	2.12	0.81
2:C:888:ASN:ND2	2:C:1060:TYR:OH	2.13	0.81
2:C:3890:TRP:HB3	2:D:76:ARG:HG2	1.61	0.81
2:D:2773:TRP:HE3	2:D:2776:LYS:HZ3	1.27	0.81
2:B:888:ASN:ND2	2:B:1060:TYR:OH	2.13	0.80
2:C:1559:ARG:HD2	2:C:1565:PRO:HD3	1.64	0.80
2:B:1559:ARG:HD2	2:B:1565:PRO:HD3	1.64	0.80
2:B:2773:TRP:HE3	2:B:2776:LYS:HZ3	1.28	0.79
2:C:2773:TRP:HE3	2:C:2776:LYS:HZ3	1.27	0.79
2:A:76:ARG:HG2	2:D:3890:TRP:HB3	1.64	0.79
2:A:2773:TRP:HE3	2:A:2776:LYS:HZ3	1.28	0.79
2:D:1559:ARG:HD2	2:D:1565:PRO:HD3	1.64	0.78
2:A:1559:ARG:HD2	2:A:1565:PRO:HD3	1.64	0.78
2:B:3183:ILE:HG23	2:B:3184:TYR:HD1	1.49	0.78
3:G:12:ASP:OD2	3:G:15:THR:OG1	2.03	0.77
2:A:3183:ILE:HG23	2:A:3184:TYR:HD1	1.49	0.77
2:C:3183:ILE:HG23	2:C:3184:TYR:HD1	1.49	0.77
2:C:3122:ILE:HD11	2:C:3167:PRO:HD3	1.67	0.77
2:D:3122:ILE:HD11	2:D:3167:PRO:HD3	1.67	0.77
2:D:3183:ILE:HG23	2:D:3184:TYR:HD1	1.49	0.76
3:E:12:ASP:OD2	3:E:15:THR:OG1	2.03	0.76
3:H:12:ASP:OD2	3:H:15:THR:OG1	2.03	0.76
2:A:2512:MET:HE2	2:A:2512:MET:HA	1.68	0.76
2:C:3783:GLU:OE1	2:C:3784:LYS:NZ	2.18	0.76
2:B:2957:GLU:OE1	2:B:2961:LYS:NZ	2.18	0.76
2:B:3122:ILE:HD11	2:B:3167:PRO:HD3	1.67	0.76
3:F:12:ASP:OD2	3:F:15:THR:OG1	2.02	0.76
2:B:2923:TYR:O	2:B:2927:GLN:NE2	2.19	0.76
2:C:2512:MET:HE2	2:C:2512:MET:HA	1.67	0.76
2:C:2923:TYR:O	2:C:2927:GLN:NE2	2.19	0.76
2:D:2923:TYR:O	2:D:2927:GLN:NE2	2.19	0.75
2:A:2923:TYR:O	2:A:2927:GLN:NE2	2.19	0.75
2:A:3122:ILE:HD11	2:A:3167:PRO:HD3	1.67	0.75
2:B:3050:LEU:HD23	2:B:3052:SER:H	1.51	0.75
2:D:3050:LEU:HD23	2:D:3052:SER:H	1.51	0.75
2:C:3050:LEU:HD23	2:C:3052:SER:H	1.51	0.75

Continued on next page...

Continued from previous page...

Atom-1	Atom-2	Interatomic distance (Å)	Clash overlap (Å)
2:A:2957:GLU:OE1	2:A:2961:LYS:NZ	2.18	0.74
2:A:3222:ALA:O	2:A:3282:LYS:NZ	2.20	0.74
2:B:3783:GLU:OE1	2:B:3784:LYS:NZ	2.18	0.74
2:C:4237:SER:N	2:C:4240:THR:HG1	1.85	0.74
2:A:3050:LEU:HD23	2:A:3052:SER:H	1.51	0.74
2:B:4641:PRO:HB3	2:B:4644:TYR:HB3	1.69	0.74
2:C:4641:PRO:HB3	2:C:4644:TYR:HB3	1.69	0.74
2:D:2957:GLU:OE1	2:D:2961:LYS:NZ	2.18	0.74
2:D:3222:ALA:O	2:D:3282:LYS:NZ	2.20	0.74
2:D:4641:PRO:HB3	2:D:4644:TYR:HB3	1.69	0.74
2:C:2957:GLU:OE1	2:C:2961:LYS:NZ	2.18	0.73
2:B:2512:MET:HE2	2:B:2512:MET:HA	1.68	0.73
2:A:4641:PRO:HB3	2:A:4644:TYR:HB3	1.69	0.73
1:K:117:LEU:HD22	1:K:122:VAL:HG23	1.71	0.73
2:C:3131:TYR:CG	2:C:3205:CYS:HB3	2.23	0.73
1:K:72:MET:HA	1:K:75:ARG:HG2	1.71	0.72
2:D:3131:TYR:CG	2:D:3205:CYS:HB3	2.24	0.72
2:D:1079:SER:OG	2:D:1084:ARG:NH2	2.22	0.72
2:A:3131:TYR:CG	2:A:3205:CYS:HB3	2.23	0.72
2:C:2830:ASN:HB3	2:D:1435:GLY:HA3	1.71	0.72
2:C:3067:ASP:HA	2:C:3070:LYS:HZ3	1.55	0.72
2:C:1079:SER:OG	2:C:1084:ARG:NH2	2.22	0.72
1:L:117:LEU:HD22	1:L:122:VAL:HG23	1.71	0.72
2:B:1079:SER:OG	2:B:1084:ARG:NH2	2.22	0.72
2:C:3222:ALA:O	2:C:3282:LYS:NZ	2.20	0.72
1:J:117:LEU:HD22	1:J:122:VAL:HG23	1.71	0.72
1:L:72:MET:HA	1:L:75:ARG:HG2	1.71	0.72
1:K:137:VAL:HG13	1:K:141:GLU:HB2	1.72	0.71
2:D:3184:TYR:HB3	2:D:3192:ARG:HH21	1.55	0.71
2:A:3783:GLU:OE1	2:A:3784:LYS:NZ	2.18	0.71
2:B:3131:TYR:CG	2:B:3205:CYS:HB3	2.23	0.71
2:D:3131:TYR:CE1	2:D:3205:CYS:HB2	2.25	0.71
2:D:3247:SER:HA	2:D:3250:TRP:HD1	1.56	0.71
2:A:1079:SER:OG	2:A:1084:ARG:NH2	2.22	0.71
2:A:2703:PRO:O	2:A:2854:LYS:NZ	2.23	0.71
1:J:137:VAL:HG13	1:J:141:GLU:HB2	1.72	0.71
2:B:3067:ASP:HA	2:B:3070:LYS:HZ3	1.56	0.71
2:B:3131:TYR:CE1	2:B:3205:CYS:HB2	2.25	0.71
2:D:2703:PRO:O	2:D:2854:LYS:NZ	2.23	0.71
1:J:72:MET:HA	1:J:75:ARG:HG2	1.71	0.71
2:A:3184:TYR:HB3	2:A:3192:ARG:HH21	1.55	0.71

Continued on next page...

Continued from previous page...

Atom-1	Atom-2	Interatomic distance (Å)	Clash overlap (Å)
1:I:137:VAL:HG13	1:I:141:GLU:HB2	1.72	0.70
2:A:3247:SER:HA	2:A:3250:TRP:HD1	1.56	0.70
2:C:3184:TYR:HB3	2:C:3192:ARG:HH21	1.55	0.70
2:B:188:SER:HB2	2:B:190:ARG:HH11	1.56	0.70
1:I:117:LEU:HD22	1:I:122:VAL:HG23	1.71	0.70
2:C:3247:SER:HA	2:C:3250:TRP:HD1	1.56	0.70
2:A:3131:TYR:CE1	2:A:3205:CYS:HB2	2.25	0.70
2:B:2703:PRO:O	2:B:2854:LYS:NZ	2.23	0.70
1:I:72:MET:HA	1:I:75:ARG:HG2	1.71	0.70
2:B:3222:ALA:O	2:B:3282:LYS:NZ	2.20	0.70
2:B:3247:SER:HA	2:B:3250:TRP:HD1	1.56	0.70
2:A:2998:ASN:ND2	2:A:3048:THR:OG1	2.25	0.70
2:C:3131:TYR:CE1	2:C:3205:CYS:HB2	2.25	0.70
2:A:188:SER:HB2	2:A:190:ARG:HH11	1.57	0.70
1:L:137:VAL:HG13	1:L:141:GLU:HB2	1.72	0.69
2:B:875:PRO:HD2	2:B:878:LEU:HD12	1.74	0.69
2:C:188:SER:HB2	2:C:190:ARG:HH11	1.57	0.69
2:D:2389:MET:HE1	2:D:2460:PHE:HA	1.74	0.69
2:D:2998:ASN:ND2	2:D:3048:THR:OG1	2.25	0.69
2:B:2998:ASN:ND2	2:B:3048:THR:OG1	2.25	0.69
2:B:3184:TYR:HB3	2:B:3192:ARG:HH21	1.55	0.69
2:C:2703:PRO:O	2:C:2854:LYS:NZ	2.23	0.69
2:D:4237:SER:N	2:D:4240:THR:HG1	1.90	0.69
2:C:2998:ASN:ND2	2:C:3048:THR:OG1	2.25	0.69
2:D:188:SER:HB2	2:D:190:ARG:HH11	1.57	0.69
2:D:3067:ASP:HA	2:D:3070:LYS:HZ3	1.57	0.69
2:D:4687:LYS:HD2	2:D:4688:PRO:HD2	1.75	0.69
2:C:288:HIS:O	2:C:290:ARG:NH1	2.26	0.69
2:D:3783:GLU:OE1	2:D:3784:LYS:NZ	2.18	0.69
2:D:875:PRO:HD2	2:D:878:LEU:HD12	1.74	0.68
2:D:4747:ALA:HB1	2:D:4757:LEU:HD11	1.75	0.68
2:B:4687:LYS:HD2	2:B:4688:PRO:HD2	1.75	0.68
2:C:875:PRO:HD2	2:C:878:LEU:HD12	1.74	0.68
2:C:4687:LYS:HD2	2:C:4688:PRO:HD2	1.75	0.68
2:A:3067:ASP:HA	2:A:3070:LYS:HZ2	1.58	0.68
2:C:988:LEU:HD13	2:C:1055:ARG:HE	1.59	0.68
2:C:2389:MET:HE1	2:C:2460:PHE:HA	1.76	0.68
2:A:4687:LYS:HD2	2:A:4688:PRO:HD2	1.75	0.68
2:B:988:LEU:HD13	2:B:1055:ARG:HE	1.59	0.68
2:A:288:HIS:O	2:A:290:ARG:NH1	2.26	0.68
2:B:2389:MET:HE1	2:B:2460:PHE:HA	1.76	0.68

Continued on next page...

Continued from previous page...

Atom-1	Atom-2	Interatomic distance (Å)	Clash overlap (Å)
2:C:4747:ALA:HB1	2:C:4757:LEU:HD11	1.75	0.68
2:A:875:PRO:HD2	2:A:878:LEU:HD12	1.74	0.67
2:B:679:VAL:HG22	2:B:800:VAL:HG12	1.76	0.67
2:B:3890:TRP:HB3	2:C:76:ARG:HG2	1.76	0.67
2:A:3118:GLY:HA2	2:A:3121:LEU:HB3	1.76	0.67
2:A:1435:GLY:H	2:A:1500:ARG:HH22	1.43	0.67
2:C:4640:PHE:CD2	2:C:4641:PRO:HD3	2.30	0.67
2:D:4640:PHE:CD2	2:D:4641:PRO:HD3	2.30	0.67
2:A:988:LEU:HD13	2:A:1055:ARG:HE	1.59	0.67
2:B:4237:SER:N	2:B:4240:THR:HG1	1.92	0.67
2:C:679:VAL:HG22	2:C:800:VAL:HG12	1.77	0.67
2:C:4831:ILE:HG13	2:C:4843:ARG:HH21	1.59	0.67
1:J:137:VAL:HG21	2:B:3587:TRP:CH2	2.30	0.67
2:B:288:HIS:O	2:B:290:ARG:NH1	2.26	0.67
2:B:897:LYS:HD2	2:B:902:TRP:NE1	2.10	0.67
2:A:4237:SER:N	2:A:4240:THR:HG1	1.92	0.67
2:A:4270:LYS:HA	2:A:4273:LYS:HE2	1.77	0.67
2:A:4640:PHE:CD2	2:A:4641:PRO:HD3	2.30	0.67
2:B:4831:ILE:HG13	2:B:4843:ARG:HH21	1.59	0.67
2:D:988:LEU:HD13	2:D:1055:ARG:HE	1.59	0.67
2:D:3253:GLY:HA2	2:D:3264:CYS:HB3	1.77	0.67
2:A:2389:MET:HE1	2:A:2460:PHE:HA	1.77	0.67
2:A:4747:ALA:HB1	2:A:4757:LEU:HD11	1.75	0.67
2:C:897:LYS:HD2	2:C:902:TRP:NE1	2.10	0.67
2:C:3118:GLY:HA2	2:C:3121:LEU:HB3	1.76	0.67
2:D:4651:ARG:NH2	2:D:4672:MET:SD	2.68	0.67
2:A:3253:GLY:HA2	2:A:3264:CYS:HB3	1.77	0.67
2:B:1435:GLY:H	2:B:1500:ARG:HH22	1.43	0.67
2:B:4747:ALA:HB1	2:B:4757:LEU:HD11	1.75	0.67
2:C:3253:GLY:HA2	2:C:3264:CYS:HB3	1.77	0.67
2:D:288:HIS:O	2:D:290:ARG:NH1	2.26	0.67
2:D:3118:GLY:HA2	2:D:3121:LEU:HB3	1.76	0.67
1:I:101:ILE:N	1:I:137:VAL:O	2.25	0.67
2:A:679:VAL:HG22	2:A:800:VAL:HG12	1.77	0.67
2:A:2760:TYR:HA	2:A:2763:LEU:HD13	1.78	0.67
2:D:897:LYS:HD2	2:D:902:TRP:NE1	2.10	0.67
2:D:1435:GLY:H	2:D:1500:ARG:HH22	1.43	0.67
2:D:3142:THR:O	2:D:3144:LYS:NZ	2.28	0.67
2:A:897:LYS:HD2	2:A:902:TRP:NE1	2.10	0.66
2:C:2760:TYR:HA	2:C:2763:LEU:HD13	1.77	0.66
2:D:3848:GLU:OE1	2:D:3922:GLU:OE2	2.13	0.66

Continued on next page...

Continued from previous page...

Atom-1	Atom-2	Interatomic distance (Å)	Clash overlap (Å)
2:C:3142:THR:O	2:C:3144:LYS:NZ	2.28	0.66
2:C:4818:TYR:OH	2:D:4847:ASP:OD2	2.08	0.66
2:D:679:VAL:HG22	2:D:800:VAL:HG12	1.77	0.66
2:A:4120:GLU:HA	2:A:4123:GLU:HG2	1.78	0.66
2:B:4270:LYS:HA	2:B:4273:LYS:HE2	1.77	0.66
2:D:4831:ILE:HG13	2:D:4843:ARG:HH21	1.60	0.66
2:B:4640:PHE:CD2	2:B:4641:PRO:HD3	2.30	0.66
2:C:3250:TRP:HZ2	2:C:3309:LYS:HE3	1.60	0.66
2:A:3848:GLU:OE1	2:A:3922:GLU:OE2	2.13	0.66
2:B:3253:GLY:HA2	2:B:3264:CYS:HB3	1.77	0.66
2:C:2824:ARG:NH2	2:D:1502:ASN:HB3	2.10	0.66
2:C:4270:LYS:HA	2:C:4273:LYS:HE2	1.77	0.66
2:C:4651:ARG:NH2	2:C:4672:MET:SD	2.68	0.66
2:A:185:SER:HG	2:A:188:SER:HG	1.42	0.66
2:A:1172:THR:HB	2:A:1190:LEU:HD11	1.78	0.66
2:A:4831:ILE:HG13	2:A:4843:ARG:HH21	1.59	0.66
2:B:606:ARG:HH11	2:B:644:LEU:HD21	1.61	0.66
2:B:897:LYS:HD2	2:B:902:TRP:CE2	2.31	0.66
2:B:1172:THR:HB	2:B:1190:LEU:HD11	1.78	0.66
2:B:2760:TYR:HA	2:B:2763:LEU:HD13	1.77	0.66
2:B:4651:ARG:NH2	2:B:4672:MET:SD	2.68	0.66
2:C:2928:GLN:OE1	2:C:2931:ARG:NH2	2.29	0.66
2:A:897:LYS:HD2	2:A:902:TRP:CE2	2.31	0.66
2:B:3118:GLY:HA2	2:B:3121:LEU:HB3	1.76	0.66
2:B:3848:GLU:OE1	2:B:3922:GLU:OE2	2.13	0.66
2:C:1172:THR:HB	2:C:1190:LEU:HD11	1.78	0.66
2:C:1242:ASN:HB3	2:C:1807:ARG:HG3	1.77	0.66
2:D:1172:THR:HB	2:D:1190:LEU:HD11	1.78	0.66
2:A:4651:ARG:NH2	2:A:4672:MET:SD	2.68	0.66
2:D:3250:TRP:HZ2	2:D:3309:LYS:HE3	1.60	0.66
2:B:2830:ASN:HB3	2:C:1435:GLY:HA3	1.76	0.66
2:C:3848:GLU:OE1	2:C:3922:GLU:OE2	2.13	0.66
1:J:101:ILE:N	1:J:137:VAL:O	2.25	0.66
2:B:3997:LYS:NZ	2:B:4001:ASP:OD2	2.29	0.66
2:C:606:ARG:HH11	2:C:644:LEU:HD21	1.61	0.66
2:D:606:ARG:HH11	2:D:644:LEU:HD21	1.61	0.66
2:D:2760:TYR:HA	2:D:2763:LEU:HD13	1.78	0.66
2:D:4270:LYS:HA	2:D:4273:LYS:HE2	1.77	0.66
2:A:2928:GLN:OE1	2:A:2931:ARG:NH2	2.29	0.65
2:C:185:SER:HG	2:C:188:SER:HG	1.41	0.65
2:C:1435:GLY:H	2:C:1500:ARG:HH22	1.43	0.65

Continued on next page...

Continued from previous page...

Atom-1	Atom-2	Interatomic distance (Å)	Clash overlap (Å)
2:B:1242:ASN:HB3	2:B:1807:ARG:HG3	1.77	0.65
2:B:2928:GLN:OE1	2:B:2931:ARG:NH2	2.29	0.65
2:C:874:LEU:HD13	2:C:940:LEU:HD13	1.79	0.65
2:D:897:LYS:HD2	2:D:902:TRP:CE2	2.31	0.65
2:A:606:ARG:HH11	2:A:644:LEU:HD21	1.61	0.65
2:A:1910:LEU:HD13	2:A:2062:ILE:HG12	1.79	0.65
1:K:101:ILE:N	1:K:137:VAL:O	2.25	0.65
2:B:3847:CYS:HB3	2:B:3855:GLN:HG3	1.78	0.65
2:C:897:LYS:HD2	2:C:902:TRP:CE2	2.31	0.65
2:D:16:THR:HG1	2:D:110:HIS:N	1.94	0.65
2:D:4120:GLU:HA	2:D:4123:GLU:HG2	1.78	0.65
2:B:1910:LEU:HD13	2:B:2062:ILE:HG12	1.79	0.65
2:B:3250:TRP:HZ2	2:B:3309:LYS:HE3	1.60	0.65
2:B:4120:GLU:HA	2:B:4123:GLU:HG2	1.78	0.65
2:B:16:THR:HG1	2:B:110:HIS:N	1.95	0.65
2:D:2928:GLN:OE1	2:D:2931:ARG:NH2	2.29	0.65
1:L:101:ILE:N	1:L:137:VAL:O	2.25	0.65
2:C:3847:CYS:HB3	2:C:3855:GLN:HG3	1.78	0.65
2:C:3848:GLU:OE2	2:C:3922:GLU:OE1	2.03	0.65
2:B:1936:LEU:HD11	2:B:1976:LEU:HD22	1.79	0.65
2:B:2831:VAL:HB	2:B:2894:LYS:HE3	1.79	0.65
2:C:1910:LEU:HD13	2:C:2062:ILE:HG12	1.79	0.65
2:A:1242:ASN:HB3	2:A:1807:ARG:HG3	1.78	0.65
2:B:185:SER:HG	2:B:188:SER:HG	1.44	0.65
2:C:4120:GLU:HA	2:C:4123:GLU:HG2	1.78	0.65
2:D:185:SER:HG	2:D:188:SER:HG	1.42	0.65
2:A:4822:ARG:NH1	2:B:4829:ASP:OD1	2.29	0.65
2:B:2187:ILE:HG13	2:B:2227:VAL:HG13	1.79	0.65
2:B:2801:TYR:OH	2:C:1496:PRO:O	2.14	0.65
2:D:1910:LEU:HD13	2:D:2062:ILE:HG12	1.79	0.65
2:D:3246:MET:HG2	2:D:3309:LYS:NZ	2.12	0.65
2:A:1936:LEU:HD11	2:A:1976:LEU:HD22	1.79	0.64
2:A:3250:TRP:HZ2	2:A:3309:LYS:HE3	1.60	0.64
2:D:1242:ASN:HB3	2:D:1807:ARG:HG3	1.77	0.64
2:A:874:LEU:HD13	2:A:940:LEU:HD13	1.79	0.64
2:A:3142:THR:O	2:A:3144:LYS:NZ	2.28	0.64
2:C:16:THR:HG1	2:C:110:HIS:N	1.94	0.64
2:C:2831:VAL:HB	2:C:2894:LYS:HE3	1.79	0.64
2:D:2831:VAL:HB	2:D:2894:LYS:HE3	1.79	0.64
2:B:874:LEU:HD13	2:B:940:LEU:HD13	1.79	0.64
2:D:1936:LEU:HD11	2:D:1976:LEU:HD22	1.79	0.64

Continued on next page...

Continued from previous page...

Atom-1	Atom-2	Interatomic distance (Å)	Clash overlap (Å)
2:A:16:THR:HG1	2:A:110:HIS:N	1.95	0.64
2:C:2187:ILE:HG13	2:C:2227:VAL:HG13	1.79	0.64
2:C:3997:LYS:NZ	2:C:4001:ASP:OD2	2.29	0.64
2:A:2187:ILE:HG13	2:A:2227:VAL:HG13	1.79	0.64
2:A:3848:GLU:OE1	2:A:3848:GLU:HA	1.97	0.64
2:B:902:TRP:CD1	2:B:918:LEU:HD12	2.33	0.64
2:B:3246:MET:HG2	2:B:3309:LYS:NZ	2.12	0.64
2:C:4690:LYS:HE3	2:C:4692:SER:HB2	1.80	0.64
2:A:2831:VAL:HB	2:A:2894:LYS:HE3	1.79	0.64
2:A:3246:MET:HG2	2:A:3309:LYS:NZ	2.12	0.64
2:D:2187:ILE:HG13	2:D:2227:VAL:HG13	1.79	0.64
2:A:3260:ARG:HG2	2:A:3263:MET:HB3	1.80	0.64
2:C:3246:MET:HG2	2:C:3309:LYS:NZ	2.12	0.64
2:A:3847:CYS:HB3	2:A:3855:GLN:HG3	1.78	0.64
2:D:3260:ARG:HG2	2:D:3263:MET:HB3	1.80	0.64
2:D:3848:GLU:OE1	2:D:3848:GLU:HA	1.97	0.64
2:D:3997:LYS:NZ	2:D:4001:ASP:OD2	2.29	0.64
2:A:902:TRP:CD1	2:A:918:LEU:HD12	2.33	0.64
2:B:4889:PHE:HD2	2:B:4915:LEU:HD21	1.63	0.64
2:D:3847:CYS:HB3	2:D:3855:GLN:HG3	1.78	0.64
2:A:3997:LYS:NZ	2:A:4001:ASP:OD2	2.29	0.64
2:C:801:ARG:NH1	2:C:1615:GLN:O	2.30	0.64
2:C:3848:GLU:OE1	2:C:3848:GLU:HA	1.97	0.64
2:A:801:ARG:NH1	2:A:1615:GLN:O	2.30	0.63
2:A:4753:LEU:HD23	2:B:4773:LEU:HD13	1.80	0.63
2:B:3142:THR:O	2:B:3144:LYS:NZ	2.28	0.63
2:C:3172:GLU:HG2	2:C:3211:LEU:HD12	1.81	0.63
2:A:3172:GLU:HG2	2:A:3211:LEU:HD12	1.80	0.63
2:B:3260:ARG:HG2	2:B:3263:MET:HB3	1.80	0.63
2:C:1936:LEU:HD11	2:C:1976:LEU:HD22	1.79	0.63
2:D:4690:LYS:HE3	2:D:4692:SER:HB2	1.80	0.63
2:C:3260:ARG:HG2	2:C:3263:MET:HB3	1.80	0.63
2:D:902:TRP:CD1	2:D:918:LEU:HD12	2.33	0.63
2:C:902:TRP:CD1	2:C:918:LEU:HD12	2.33	0.63
2:C:4276:VAL:O	2:C:4279:MET:HG3	1.99	0.63
2:D:4889:PHE:HD2	2:D:4915:LEU:HD21	1.63	0.63
2:B:3172:GLU:HG2	2:B:3211:LEU:HD12	1.81	0.63
2:D:3172:GLU:HG2	2:D:3211:LEU:HD12	1.80	0.63
2:A:4276:VAL:O	2:A:4279:MET:HG3	1.99	0.63
2:B:3848:GLU:OE1	2:B:3848:GLU:HA	1.97	0.63
2:C:655:MET:HE1	2:C:836:HIS:HA	1.81	0.63

Continued on next page...

Continued from previous page...

Atom-1	Atom-2	Interatomic distance (Å)	Clash overlap (Å)
2:C:893:TRP:O	2:C:897:LYS:HG2	1.99	0.63
2:A:4889:PHE:HD2	2:A:4915:LEU:HD21	1.63	0.62
2:C:2758:LYS:HB2	2:C:2762:LEU:HD23	1.81	0.62
2:C:4045:LYS:HD2	2:C:4067:LEU:HD22	1.81	0.62
2:A:655:MET:HE1	2:A:836:HIS:HA	1.81	0.62
2:A:4690:LYS:HE3	2:A:4692:SER:HB2	1.80	0.62
2:B:4276:VAL:O	2:B:4279:MET:HG3	1.99	0.62
2:B:4690:LYS:HE3	2:B:4692:SER:HB2	1.80	0.62
2:B:4045:LYS:HD2	2:B:4067:LEU:HD22	1.81	0.62
2:D:874:LEU:HD13	2:D:940:LEU:HD13	1.79	0.62
2:D:3188:SER:OG	2:D:3190:ARG:NH1	2.32	0.62
2:B:999:LEU:HB3	2:B:1050:LEU:HD11	1.82	0.62
2:C:2969:PRO:O	2:C:2973:GLN:NE2	2.33	0.62
2:D:999:LEU:HB3	2:D:1050:LEU:HD11	1.82	0.62
2:A:2969:PRO:O	2:A:2973:GLN:NE2	2.33	0.62
2:A:3211:LEU:O	2:A:3215:MET:HG2	1.99	0.62
1:L:110:MET:HA	2:D:3590:LEU:HD21	1.82	0.62
2:B:655:MET:HE1	2:B:836:HIS:HA	1.81	0.62
2:B:2833:LEU:HB3	2:B:2837:LEU:HD11	1.82	0.62
2:C:999:LEU:HB3	2:C:1050:LEU:HD11	1.82	0.62
2:C:4889:PHE:HD2	2:C:4915:LEU:HD21	1.63	0.62
2:D:893:TRP:O	2:D:897:LYS:HG2	1.99	0.62
2:D:4276:VAL:O	2:D:4279:MET:HG3	1.99	0.62
2:A:999:LEU:HB3	2:A:1050:LEU:HD11	1.82	0.62
2:A:3188:SER:OG	2:A:3190:ARG:NH1	2.32	0.62
2:B:3188:SER:OG	2:B:3190:ARG:NH1	2.32	0.62
2:C:2833:LEU:HB3	2:C:2837:LEU:HD11	1.82	0.62
2:D:1048:ASP:HA	2:D:1051:ARG:HG2	1.81	0.62
2:A:2827:ASP:OD2	2:A:2830:ASN:ND2	2.32	0.62
2:B:2758:LYS:HB2	2:B:2762:LEU:HD23	1.81	0.62
2:B:2827:ASP:OD2	2:B:2830:ASN:ND2	2.32	0.62
2:B:3211:LEU:O	2:B:3215:MET:HG2	1.99	0.62
2:C:3188:SER:OG	2:C:3190:ARG:NH1	2.32	0.62
2:D:801:ARG:NH1	2:D:1615:GLN:O	2.30	0.62
2:D:1031:ARG:NH1	6:D:5004:ATP:O3G	2.33	0.62
2:D:2827:ASP:OD2	2:D:2830:ASN:ND2	2.32	0.62
2:D:2969:PRO:O	2:D:2973:GLN:NE2	2.33	0.62
2:A:174:LYS:O	2:A:176:ARG:NH1	2.33	0.62
2:A:1031:ARG:NH1	6:A:5004:ATP:O3G	2.33	0.62
2:B:896:ASN:OD1	2:B:897:LYS:N	2.33	0.62
2:B:3848:GLU:OE2	2:B:3922:GLU:OE1	2.03	0.62

Continued on next page...

Continued from previous page...

Atom-1	Atom-2	Interatomic distance (Å)	Clash overlap (Å)
2:D:3211:LEU:O	2:D:3215:MET:HG2	1.99	0.62
2:B:893:TRP:O	2:B:897:LYS:HG2	1.99	0.62
2:D:655:MET:HE1	2:D:836:HIS:HA	1.80	0.62
2:D:896:ASN:OD1	2:D:897:LYS:N	2.33	0.62
2:A:1119:ARG:NH2	2:A:1196:ASP:OD1	2.33	0.61
2:A:1502:ASN:OD1	2:A:1503:ASN:N	2.33	0.61
2:A:2244:ALA:O	2:A:2248:MET:HB2	2.00	0.61
2:A:2758:LYS:HB2	2:A:2762:LEU:HD23	1.81	0.61
2:C:2827:ASP:OD2	2:C:2830:ASN:ND2	2.32	0.61
2:C:2857:LYS:HA	2:C:2860:LEU:HG	1.82	0.61
2:D:1119:ARG:NH2	2:D:1196:ASP:OD1	2.33	0.61
2:A:893:TRP:O	2:A:897:LYS:HG2	1.99	0.61
2:C:896:ASN:OD1	2:C:897:LYS:N	2.33	0.61
2:C:1048:ASP:HA	2:C:1051:ARG:HG2	1.81	0.61
2:C:1502:ASN:OD1	2:C:1503:ASN:N	2.33	0.61
2:D:4045:LYS:HD2	2:D:4067:LEU:HD22	1.81	0.61
2:A:896:ASN:OD1	2:A:897:LYS:N	2.33	0.61
2:B:1119:ARG:NH2	2:B:1196:ASP:OD1	2.33	0.61
2:A:1048:ASP:HA	2:A:1051:ARG:HG2	1.81	0.61
2:A:3803:LEU:HB2	2:A:3884:SER:HB2	1.83	0.61
2:A:4045:LYS:HD2	2:A:4067:LEU:HD22	1.81	0.61
1:J:137:VAL:HG21	2:B:3587:TRP:HH2	1.66	0.61
2:B:1048:ASP:HA	2:B:1051:ARG:HG2	1.81	0.61
2:B:3192:ARG:HA	2:B:3197:LEU:HD12	1.83	0.61
2:D:174:LYS:O	2:D:176:ARG:NH1	2.33	0.61
2:A:3034:HIS:CE1	2:A:3038:GLN:HE22	2.18	0.61
2:A:3192:ARG:HA	2:A:3197:LEU:HD12	1.83	0.61
2:C:878:LEU:HA	2:C:881:ILE:HG22	1.83	0.61
2:D:878:LEU:HA	2:D:881:ILE:HG22	1.83	0.61
2:B:878:LEU:HA	2:B:881:ILE:HG22	1.83	0.61
2:B:1502:ASN:OD1	2:B:1503:ASN:N	2.33	0.61
2:B:2232:PRO:HB3	2:B:2382:ILE:HD11	1.83	0.61
2:C:3192:ARG:HA	2:C:3197:LEU:HD12	1.83	0.61
2:C:3211:LEU:O	2:C:3215:MET:HG2	2.00	0.61
2:D:2857:LYS:HA	2:D:2860:LEU:HG	1.82	0.61
2:D:3803:LEU:HB2	2:D:3884:SER:HB2	1.83	0.61
2:A:2841:ALA:HB1	2:A:2889:ALA:HB1	1.83	0.61
2:B:2733:SER:O	2:B:2737:LEU:HG	2.01	0.61
2:B:2969:PRO:O	2:B:2973:GLN:NE2	2.33	0.61
2:C:2244:ALA:O	2:C:2248:MET:HB2	2.00	0.61
2:C:3034:HIS:CE1	2:C:3038:GLN:HE22	2.18	0.61

Continued on next page...

Continued from previous page...

Atom-1	Atom-2	Interatomic distance (Å)	Clash overlap (Å)
2:D:2244:ALA:O	2:D:2248:MET:HB2	2.00	0.61
2:D:3034:HIS:CE1	2:D:3038:GLN:HE22	2.18	0.61
2:A:2773:TRP:HB3	2:A:2774:PRO:HD3	1.83	0.61
2:A:2833:LEU:HB3	2:A:2837:LEU:HD11	1.82	0.61
2:B:2841:ALA:HB1	2:B:2889:ALA:HB1	1.83	0.61
2:D:2232:PRO:HB3	2:D:2382:ILE:HD11	1.83	0.61
2:D:2465:LYS:NZ	2:D:2495:ASP:OD2	2.30	0.61
2:D:2758:LYS:HB2	2:D:2762:LEU:HD23	1.81	0.61
2:D:4748:MET:O	2:D:4754:ARG:NH2	2.34	0.61
2:B:3148:VAL:HG13	2:B:3151:GLN:HE21	1.66	0.61
2:C:373:THR:HG21	2:C:397:GLY:HA2	1.83	0.61
2:A:1129:GLY:HA3	2:A:1145:TRP:HB3	1.83	0.61
2:A:2478:ILE:HD13	2:A:2527:LEU:HD11	1.83	0.61
2:A:2857:LYS:HA	2:A:2860:LEU:HG	1.82	0.61
2:A:4187:GLU:OE2	2:A:4947:ARG:NH2	2.34	0.61
2:A:4930:GLU:HA	2:A:4933:HIS:HD2	1.66	0.61
2:B:2244:ALA:O	2:B:2248:MET:HB2	2.00	0.61
2:C:561:ARG:HH11	2:C:561:ARG:HG3	1.66	0.61
2:C:4930:GLU:HA	2:C:4933:HIS:CD2	2.36	0.61
2:C:4930:GLU:HA	2:C:4933:HIS:HD2	1.65	0.61
2:D:2833:LEU:HB3	2:D:2837:LEU:HD11	1.82	0.61
2:A:878:LEU:HA	2:A:881:ILE:HG22	1.83	0.60
2:A:3070:LYS:O	2:A:3074:ASN:ND2	2.34	0.60
2:A:3848:GLU:OE2	2:A:3922:GLU:OE1	2.03	0.60
2:A:4748:MET:O	2:A:4754:ARG:NH2	2.34	0.60
2:C:2733:SER:O	2:C:2737:LEU:HG	2.01	0.60
2:C:3848:GLU:OE1	2:C:3922:GLU:CG	2.49	0.60
2:D:1502:ASN:OD1	2:D:1503:ASN:N	2.33	0.60
2:B:1129:GLY:HA3	2:B:1145:TRP:HB3	1.83	0.60
2:B:3070:LYS:O	2:B:3074:ASN:ND2	2.34	0.60
2:C:174:LYS:O	2:C:176:ARG:NH1	2.33	0.60
2:C:3148:VAL:HG13	2:C:3151:GLN:HE21	1.66	0.60
2:D:2773:TRP:HB3	2:D:2774:PRO:HD3	1.83	0.60
2:D:3070:LYS:O	2:D:3074:ASN:ND2	2.34	0.60
2:D:3148:VAL:HG13	2:D:3151:GLN:HE21	1.66	0.60
2:A:2232:PRO:HB3	2:A:2382:ILE:HD11	1.83	0.60
1:J:110:MET:HA	2:B:3590:LEU:HD21	1.82	0.60
2:B:1031:ARG:NH1	6:B:5004:ATP:O3G	2.33	0.60
2:B:2773:TRP:HB3	2:B:2774:PRO:HD3	1.83	0.60
2:B:2857:LYS:HA	2:B:2860:LEU:HG	1.82	0.60
2:B:3183:ILE:HG23	2:B:3184:TYR:CD1	2.36	0.60

Continued on next page...

Continued from previous page...

Atom-1	Atom-2	Interatomic distance (Å)	Clash overlap (Å)
2:B:3939:ARG:NH2	2:B:3942:ASP:OD2	2.34	0.60
2:B:4137:GLU:HG2	2:B:4147:ARG:HG2	1.83	0.60
2:C:2232:PRO:HB3	2:C:2382:ILE:HD11	1.83	0.60
2:D:561:ARG:HH11	2:D:561:ARG:HG3	1.66	0.60
2:D:2478:ILE:HD13	2:D:2527:LEU:HD11	1.83	0.60
2:B:561:ARG:HG3	2:B:561:ARG:HH11	1.66	0.60
2:B:2425:SER:O	2:C:142:LYS:NZ	2.33	0.60
2:C:3070:LYS:O	2:C:3074:ASN:ND2	2.34	0.60
2:C:4187:GLU:OE2	2:C:4947:ARG:NH2	2.34	0.60
2:C:1031:ARG:NH1	6:C:5004:ATP:O3G	2.33	0.60
2:C:3803:LEU:HB2	2:C:3884:SER:HB2	1.83	0.60
2:C:4049:HIS:HD2	2:C:4067:LEU:HD11	1.67	0.60
2:C:4137:GLU:HG2	2:C:4147:ARG:HG2	1.83	0.60
2:D:2733:SER:O	2:D:2737:LEU:HG	2.01	0.60
2:A:373:THR:HG21	2:A:397:GLY:HA2	1.83	0.60
2:A:3148:VAL:HG13	2:A:3151:GLN:HE21	1.66	0.60
2:A:4049:HIS:HD2	2:A:4067:LEU:HD11	1.67	0.60
2:A:4829:ASP:OD1	2:D:4822:ARG:NH1	2.35	0.60
2:B:174:LYS:O	2:B:176:ARG:NH1	2.33	0.60
2:B:3803:LEU:HB2	2:B:3884:SER:HB2	1.83	0.60
2:D:3192:ARG:HA	2:D:3197:LEU:HD12	1.83	0.60
2:D:4930:GLU:HA	2:D:4933:HIS:HD2	1.66	0.60
2:B:3034:HIS:CE1	2:B:3038:GLN:HE22	2.18	0.60
2:B:4187:GLU:OE2	2:B:4947:ARG:NH2	2.34	0.60
2:C:3183:ILE:HG23	2:C:3184:TYR:CD1	2.35	0.60
2:C:4748:MET:O	2:C:4754:ARG:NH2	2.34	0.60
2:D:373:THR:HG21	2:D:397:GLY:HA2	1.83	0.60
2:A:2465:LYS:NZ	2:A:2495:ASP:OD2	2.30	0.60
2:A:4930:GLU:HA	2:A:4933:HIS:CD2	2.36	0.60
2:B:2478:ILE:HD13	2:B:2527:LEU:HD11	1.83	0.60
2:B:4049:HIS:HD2	2:B:4067:LEU:HD11	1.67	0.60
2:C:1119:ARG:NH2	2:C:1196:ASP:OD1	2.33	0.60
2:C:2773:TRP:HB3	2:C:2774:PRO:HD3	1.83	0.60
2:D:3304:GLN:HA	2:D:3307:ILE:HG12	1.84	0.60
2:D:4187:GLU:OE2	2:D:4947:ARG:NH2	2.34	0.60
2:A:4137:GLU:HG2	2:A:4147:ARG:HG2	1.83	0.60
2:B:3304:GLN:HA	2:B:3307:ILE:HG12	1.84	0.60
2:C:1129:GLY:HA3	2:C:1145:TRP:HB3	1.83	0.60
2:A:4831:ILE:HG13	2:A:4843:ARG:NH2	2.17	0.60
2:B:4107:GLU:OE2	2:B:4149:TYR:OH	2.15	0.60
2:C:4818:TYR:OH	2:D:4843:ARG:NH1	2.35	0.60

Continued on next page...

Continued from previous page...

Atom-1	Atom-2	Interatomic distance (Å)	Clash overlap (Å)
2:D:3848:GLU:OE1	2:D:3922:GLU:CG	2.49	0.60
2:A:2733:SER:O	2:A:2737:LEU:HG	2.01	0.59
2:A:3848:GLU:OE1	2:A:3922:GLU:CG	2.49	0.59
2:B:4831:ILE:HG13	2:B:4843:ARG:NH2	2.17	0.59
2:D:2841:ALA:HB1	2:D:2889:ALA:HB1	1.83	0.59
2:D:4831:ILE:HG13	2:D:4843:ARG:NH2	2.17	0.59
2:A:561:ARG:HH11	2:A:561:ARG:HG3	1.66	0.59
2:B:902:TRP:HD1	2:B:918:LEU:HD12	1.67	0.59
2:B:904:TYR:HB2	2:B:918:LEU:HD22	1.85	0.59
2:B:4748:MET:O	2:B:4754:ARG:NH2	2.34	0.59
2:C:2841:ALA:HB1	2:C:2889:ALA:HB1	1.83	0.59
2:C:4492:LEU:HD12	2:C:4592:CYS:SG	2.43	0.59
2:D:997:ASP:HA	2:D:1047:LYS:HE2	1.84	0.59
2:A:2641:SER:HB3	2:A:2676:LEU:HD21	1.84	0.59
2:A:3183:ILE:HG23	2:A:3184:TYR:CD1	2.35	0.59
2:A:4670:LEU:HB2	2:A:4672:MET:HE1	1.84	0.59
2:D:490:GLN:HG2	2:D:495:ILE:HD12	1.84	0.59
2:D:4930:GLU:HA	2:D:4933:HIS:CD2	2.36	0.59
2:A:902:TRP:HD1	2:A:918:LEU:HD12	1.67	0.59
2:A:2338:GLU:OE1	2:A:2338:GLU:N	2.36	0.59
2:B:801:ARG:NH1	2:B:1615:GLN:O	2.30	0.59
2:B:3848:GLU:OE1	2:B:3922:GLU:CG	2.49	0.59
1:L:5:LEU:HD23	1:L:10:ILE:HG13	1.84	0.59
1:K:5:LEU:HD23	1:K:10:ILE:HG13	1.85	0.59
2:C:490:GLN:HG2	2:C:495:ILE:HD12	1.84	0.59
2:D:2641:SER:HB3	2:D:2676:LEU:HD21	1.84	0.59
2:B:2641:SER:HB3	2:B:2676:LEU:HD21	1.85	0.59
2:C:3304:GLN:HA	2:C:3307:ILE:HG12	1.84	0.59
2:C:3317:THR:H	2:C:3320:LEU:HD23	1.67	0.59
2:D:2338:GLU:OE1	2:D:2338:GLU:N	2.36	0.59
2:D:3317:THR:H	2:D:3320:LEU:HD23	1.67	0.59
2:D:4049:HIS:HD2	2:D:4067:LEU:HD11	1.67	0.59
2:A:997:ASP:HA	2:A:1047:LYS:HE2	1.84	0.59
2:B:2338:GLU:OE1	2:B:2338:GLU:N	2.36	0.59
2:B:3317:THR:H	2:B:3320:LEU:HD23	1.67	0.59
2:B:4492:LEU:HD12	2:B:4592:CYS:SG	2.43	0.59
2:B:4930:GLU:HA	2:B:4933:HIS:HD2	1.66	0.59
2:C:997:ASP:HA	2:C:1047:LYS:HE2	1.84	0.59
2:D:902:TRP:HD1	2:D:918:LEU:HD12	1.67	0.59
2:D:1129:GLY:HA3	2:D:1145:TRP:HB3	1.83	0.59
1:I:5:LEU:HD23	1:I:10:ILE:HG13	1.85	0.59

Continued on next page...

Continued from previous page...

Atom-1	Atom-2	Interatomic distance (Å)	Clash overlap (Å)
2:A:3304:GLN:HA	2:A:3307:ILE:HG12	1.84	0.59
2:B:373:THR:HG21	2:B:397:GLY:HA2	1.83	0.59
2:B:4930:GLU:HA	2:B:4933:HIS:CD2	2.36	0.59
2:C:2478:ILE:HD13	2:C:2527:LEU:HD11	1.83	0.59
2:C:3939:ARG:NH2	2:C:3942:ASP:OD2	2.34	0.59
2:B:894:VAL:O	2:B:898:ILE:HG12	2.03	0.59
2:B:997:ASP:HA	2:B:1047:LYS:HE2	1.84	0.59
2:B:3131:TYR:CD2	2:B:3205:CYS:HB3	2.38	0.59
2:C:902:TRP:HD1	2:C:918:LEU:HD12	1.67	0.59
2:C:904:TYR:HB2	2:C:918:LEU:HD22	1.85	0.59
2:A:904:TYR:HB2	2:A:918:LEU:HD22	1.85	0.59
2:A:4057:HIS:CE1	2:B:4660:PHE:HZ	2.21	0.59
2:A:4492:LEU:HD12	2:A:4592:CYS:SG	2.42	0.59
2:D:4137:GLU:HG2	2:D:4147:ARG:HG2	1.83	0.59
2:C:894:VAL:O	2:C:898:ILE:HG12	2.03	0.58
2:C:2338:GLU:N	2:C:2338:GLU:OE1	2.36	0.58
2:D:4492:LEU:HD12	2:D:4592:CYS:SG	2.43	0.58
2:A:884:LYS:HA	2:A:887:GLU:HG3	1.86	0.58
2:B:2926:LEU:O	2:B:2930:ILE:HD12	2.04	0.58
2:C:2465:LYS:NZ	2:C:2495:ASP:OD2	2.30	0.58
2:C:4818:TYR:HE1	2:D:4847:ASP:HB2	1.68	0.58
2:D:3939:ARG:NH2	2:D:3942:ASP:OD2	2.34	0.58
2:A:1722:ASN:O	2:A:1919:ARG:NH2	2.36	0.58
2:D:884:LYS:HA	2:D:887:GLU:HG3	1.86	0.58
2:D:1722:ASN:O	2:D:1919:ARG:NH2	2.36	0.58
2:D:3173:THR:O	2:D:3177:LYS:NZ	2.36	0.58
2:A:3317:THR:H	2:A:3320:LEU:HD23	1.67	0.58
1:J:5:LEU:HD23	1:J:10:ILE:HG13	1.85	0.58
2:B:1722:ASN:O	2:B:1919:ARG:NH2	2.36	0.58
2:D:894:VAL:O	2:D:898:ILE:HG12	2.03	0.58
2:D:1100:ARG:HH22	2:D:1235:GLY:HA3	1.69	0.58
2:A:3131:TYR:CD2	2:A:3205:CYS:HB3	2.38	0.58
2:B:2057:THR:OG1	2:B:2060:GLN:OE1	2.20	0.58
2:C:667:SER:HB2	2:C:669:GLN:HE22	1.69	0.58
2:C:884:LYS:HA	2:C:887:GLU:HG3	1.86	0.58
2:C:2982:PHE:O	2:C:3001:LYS:NZ	2.37	0.58
2:C:4831:ILE:HG13	2:C:4843:ARG:NH2	2.17	0.58
2:D:667:SER:HB2	2:D:669:GLN:HE22	1.69	0.58
2:D:904:TYR:HB2	2:D:918:LEU:HD22	1.85	0.58
2:A:490:GLN:HG2	2:A:495:ILE:HD12	1.84	0.58
2:A:2982:PHE:O	2:A:3001:LYS:NZ	2.37	0.58

Continued on next page...

Continued from previous page...

Atom-1	Atom-2	Interatomic distance (Å)	Clash overlap (Å)
2:B:490:GLN:HG2	2:B:495:ILE:HD12	1.84	0.58
2:B:903:GLN:H	2:B:913:ARG:HE	1.52	0.58
2:C:2202:TYR:O	2:C:2206:ILE:HG12	2.04	0.58
2:C:2641:SER:HB3	2:C:2676:LEU:HD21	1.84	0.58
2:D:2202:TYR:O	2:D:2206:ILE:HG12	2.04	0.58
2:D:2736:LYS:HB3	2:D:2741:TRP:HB2	1.86	0.58
2:D:2982:PHE:O	2:D:3001:LYS:NZ	2.37	0.58
2:A:963:LYS:HB3	2:A:977:LYS:HE2	1.86	0.58
2:A:2973:GLN:HA	2:A:2976:LYS:HZ2	1.67	0.58
1:L:42:GLN:HE21	2:D:1957:LEU:HD21	1.68	0.58
2:B:2982:PHE:O	2:B:3001:LYS:NZ	2.37	0.58
2:C:903:GLN:H	2:C:913:ARG:HE	1.52	0.58
2:C:2926:LEU:O	2:C:2930:ILE:HD12	2.04	0.58
2:A:335:LYS:NZ	2:A:401:ASP:OD2	2.37	0.58
2:A:4271:VAL:HG12	2:A:4274:MET:HE3	1.85	0.58
2:A:4518:LEU:HG	2:B:4810:LEU:HD13	1.85	0.58
2:D:903:GLN:H	2:D:913:ARG:HE	1.52	0.58
2:D:905:GLY:HA3	2:D:914:GLN:HB3	1.86	0.58
2:A:1898:LEU:HD22	2:A:1902:VAL:HG11	1.86	0.58
2:A:2736:LYS:HB3	2:A:2741:TRP:HB2	1.86	0.58
2:B:884:LYS:HA	2:B:887:GLU:HG3	1.86	0.58
2:C:1722:ASN:O	2:C:1919:ARG:NH2	2.36	0.58
2:D:247:VAL:O	2:D:272:ARG:NH1	2.37	0.58
2:D:963:LYS:HB3	2:D:977:LYS:HE2	1.86	0.58
2:D:3112:ILE:HG23	2:D:3118:GLY:HA3	1.86	0.58
2:A:247:VAL:O	2:A:272:ARG:NH1	2.37	0.57
2:B:667:SER:HB2	2:B:669:GLN:HE22	1.69	0.57
2:B:963:LYS:HB3	2:B:977:LYS:HE2	1.86	0.57
2:B:1100:ARG:HH22	2:B:1235:GLY:HA3	1.69	0.57
2:C:1100:ARG:HH22	2:C:1235:GLY:HA3	1.69	0.57
2:D:335:LYS:NZ	2:D:401:ASP:OD2	2.37	0.57
2:A:270:HIS:CD2	2:A:491:GLU:HG3	2.39	0.57
2:A:891:GLU:O	2:A:894:VAL:HG22	2.04	0.57
2:A:894:VAL:O	2:A:898:ILE:HG12	2.03	0.57
2:A:3677:THR:O	2:A:3679:LYS:NZ	2.37	0.57
2:B:270:HIS:CD2	2:B:491:GLU:HG3	2.39	0.57
2:B:2465:LYS:NZ	2:B:2495:ASP:OD2	2.30	0.57
2:C:247:VAL:O	2:C:272:ARG:NH1	2.37	0.57
2:C:2123:LEU:HD13	2:C:2167:MET:HG2	1.87	0.57
2:C:3321:PRO:O	2:C:3325:LYS:HG2	2.04	0.57
2:A:903:GLN:H	2:A:913:ARG:HE	1.52	0.57

Continued on next page...

Continued from previous page...

Atom-1	Atom-2	Interatomic distance (Å)	Clash overlap (Å)
2:A:4719:PHE:CE2	2:D:4294:LEU:HD22	2.39	0.57
1:J:106:LEU:HD22	2:B:3587:TRP:HE1	1.70	0.57
2:B:670:TYR:O	2:B:673:TRP:NE1	2.38	0.57
2:B:891:GLU:O	2:B:894:VAL:HG22	2.04	0.57
2:C:891:GLU:O	2:C:894:VAL:HG22	2.04	0.57
2:C:905:GLY:HA3	2:C:914:GLN:HB3	1.86	0.57
2:C:2972:ASP:HA	2:C:3035:ILE:HD11	1.87	0.57
2:C:3112:ILE:HG23	2:C:3118:GLY:HA3	1.86	0.57
2:D:1898:LEU:HD22	2:D:1902:VAL:HG11	1.86	0.57
2:B:335:LYS:NZ	2:B:401:ASP:OD2	2.37	0.57
2:B:2202:TYR:O	2:B:2206:ILE:HG12	2.04	0.57
2:D:2972:ASP:HA	2:D:3035:ILE:HD11	1.87	0.57
2:A:667:SER:HB2	2:A:669:GLN:HE22	1.69	0.57
2:A:1100:ARG:HH22	2:A:1235:GLY:HA3	1.69	0.57
2:A:2972:ASP:HA	2:A:3035:ILE:HD11	1.87	0.57
2:A:3321:PRO:O	2:A:3325:LYS:HG2	2.04	0.57
2:B:247:VAL:O	2:B:272:ARG:NH1	2.37	0.57
2:B:3321:PRO:O	2:B:3325:LYS:HG2	2.04	0.57
2:C:968:LYS:NZ	2:C:971:GLN:O	2.38	0.57
2:C:2057:THR:OG1	2:C:2060:GLN:OE1	2.20	0.57
2:D:2123:LEU:HD13	2:D:2167:MET:HG2	1.86	0.57
2:A:924:LEU:HD12	2:A:925:PRO:HD2	1.86	0.57
2:A:2926:LEU:O	2:A:2930:ILE:HD12	2.04	0.57
2:B:1898:LEU:HD22	2:B:1902:VAL:HG11	1.86	0.57
2:C:670:TYR:O	2:C:673:TRP:NE1	2.38	0.57
2:C:3677:THR:O	2:C:3679:LYS:NZ	2.37	0.57
2:D:670:TYR:O	2:D:673:TRP:NE1	2.38	0.57
2:D:2627:TRP:HB2	2:D:2630:PHE:HB2	1.87	0.57
2:D:3321:PRO:O	2:D:3325:LYS:HG2	2.04	0.57
1:I:102:SER:HA	1:I:136:GLN:HG3	1.87	0.57
2:A:2202:TYR:O	2:A:2206:ILE:HG12	2.04	0.57
2:B:1989:PRO:O	2:B:1993:ARG:HG3	2.05	0.57
2:C:1989:PRO:O	2:C:1993:ARG:HG3	2.05	0.57
2:D:2926:LEU:O	2:D:2930:ILE:HD12	2.04	0.57
2:D:3677:THR:O	2:D:3679:LYS:NZ	2.37	0.57
2:A:4583:SER:O	2:A:4587:ILE:HD12	2.05	0.57
2:B:3677:THR:O	2:B:3679:LYS:NZ	2.37	0.57
2:C:1898:LEU:HD22	2:C:1902:VAL:HG11	1.86	0.57
2:C:3958:LEU:HD22	2:C:3964:GLN:HG3	1.87	0.57
2:D:2973:GLN:HA	2:D:2976:LYS:HZ2	1.69	0.57
2:D:3183:ILE:HG23	2:D:3184:TYR:CD1	2.35	0.57

Continued on next page...

Continued from previous page...

Atom-1	Atom-2	Interatomic distance (Å)	Clash overlap (Å)
2:A:3112:ILE:HG23	2:A:3118:GLY:HA3	1.86	0.57
2:A:3173:THR:O	2:A:3177:LYS:NZ	2.36	0.57
2:B:2972:ASP:HA	2:B:3035:ILE:HD11	1.87	0.57
2:C:924:LEU:HD12	2:C:925:PRO:HD2	1.86	0.57
2:C:963:LYS:HB3	2:C:977:LYS:HE2	1.86	0.57
2:C:3163:ALA:HB1	2:C:3245:TYR:HD1	1.70	0.57
2:D:4583:SER:O	2:D:4587:ILE:HD12	2.05	0.57
2:A:3131:TYR:CZ	2:A:3205:CYS:O	2.58	0.57
2:B:1951:LEU:HD11	2:B:1961:LYS:HE3	1.87	0.57
2:C:335:LYS:NZ	2:C:401:ASP:OD2	2.37	0.57
2:D:3163:ALA:HB1	2:D:3245:TYR:HD1	1.70	0.57
2:A:4827:ILE:O	2:A:4831:ILE:HG12	2.05	0.56
2:B:924:LEU:HD12	2:B:925:PRO:HD2	1.86	0.56
2:B:968:LYS:NZ	2:B:971:GLN:O	2.38	0.56
2:B:3958:LEU:HD22	2:B:3964:GLN:HG3	1.87	0.56
2:C:3173:THR:O	2:C:3177:LYS:NZ	2.36	0.56
2:C:4040:LYS:NZ	2:C:4042:VAL:O	2.38	0.56
2:D:924:LEU:HD12	2:D:925:PRO:HD2	1.86	0.56
2:D:968:LYS:NZ	2:D:971:GLN:O	2.38	0.56
2:D:2146:LEU:O	2:D:2150:MET:HG2	2.05	0.56
2:D:3823:GLU:HG3	2:D:3826:GLY:H	1.70	0.56
2:A:670:TYR:O	2:A:673:TRP:NE1	2.38	0.56
2:A:3920:LEU:HD22	2:A:3935:LEU:HD11	1.87	0.56
2:B:1795:LEU:HD23	2:B:1842:ILE:HD11	1.87	0.56
2:B:2610:LEU:HD13	2:B:2644:LEU:HD21	1.87	0.56
2:B:3026:ALA:HA	2:B:3029:ILE:HD12	1.87	0.56
2:C:1732:GLU:HB3	2:C:1753:LEU:HD21	1.87	0.56
2:C:1795:LEU:HD23	2:C:1842:ILE:HD11	1.87	0.56
2:D:3920:LEU:HD22	2:D:3935:LEU:HD11	1.87	0.56
2:D:4040:LYS:NZ	2:D:4042:VAL:O	2.38	0.56
2:A:705:PRO:HD3	2:A:857:LEU:HD13	1.87	0.56
2:A:905:GLY:HA3	2:A:914:GLN:HB3	1.86	0.56
2:A:1435:GLY:HA3	2:D:2830:ASN:HB3	1.87	0.56
2:A:1732:GLU:HB3	2:A:1753:LEU:HD21	1.87	0.56
2:A:2123:LEU:HD13	2:A:2167:MET:HG2	1.87	0.56
2:A:2627:TRP:HB2	2:A:2630:PHE:HB2	1.87	0.56
2:A:3823:GLU:HG3	2:A:3826:GLY:H	1.70	0.56
1:L:102:SER:HA	1:L:136:GLN:HG3	1.87	0.56
1:L:102:SER:OG	1:L:105:GLU:OE1	2.22	0.56
2:B:905:GLY:HA3	2:B:914:GLN:HB3	1.86	0.56
2:B:4827:ILE:O	2:B:4831:ILE:HG12	2.05	0.56

Continued on next page...

Continued from previous page...

Atom-1	Atom-2	Interatomic distance (Å)	Clash overlap (Å)
2:C:270:HIS:CD2	2:C:491:GLU:HG3	2.39	0.56
2:C:3823:GLU:HG3	2:C:3826:GLY:H	1.70	0.56
2:C:4827:ILE:O	2:C:4831:ILE:HG12	2.05	0.56
2:D:270:HIS:CD2	2:D:491:GLU:HG3	2.39	0.56
2:D:3026:ALA:HA	2:D:3029:ILE:HD12	1.87	0.56
2:A:3163:ALA:HB1	2:A:3245:TYR:HD1	1.70	0.56
2:B:2123:LEU:HD13	2:B:2167:MET:HG2	1.87	0.56
2:B:3253:GLY:C	2:B:3255:GLU:H	2.09	0.56
2:B:3823:GLU:HG3	2:B:3826:GLY:H	1.70	0.56
2:C:1951:LEU:HD11	2:C:1961:LYS:HE3	1.87	0.56
2:C:4819:VAL:HG12	2:C:4830:GLU:HG3	1.88	0.56
2:D:3131:TYR:CZ	2:D:3205:CYS:O	2.58	0.56
2:A:3939:ARG:NH2	2:A:3942:ASP:OD2	2.34	0.56
2:B:1732:GLU:HB3	2:B:1753:LEU:HD21	1.87	0.56
2:B:3246:MET:HG2	2:B:3309:LYS:HZ2	1.68	0.56
2:B:4040:LYS:NZ	2:B:4042:VAL:O	2.38	0.56
2:C:4583:SER:O	2:C:4587:ILE:HD12	2.05	0.56
2:D:891:GLU:O	2:D:894:VAL:HG22	2.04	0.56
2:A:968:LYS:NZ	2:A:971:GLN:O	2.38	0.56
2:B:4583:SER:O	2:B:4587:ILE:HD12	2.05	0.56
2:C:705:PRO:HD3	2:C:857:LEU:HD13	1.87	0.56
2:C:3846:LEU:HB3	2:C:3854:PHE:CE2	2.41	0.56
2:D:3152:ARG:HD2	2:D:3232:PRO:HB2	1.87	0.56
2:A:2610:LEU:HD13	2:A:2644:LEU:HD21	1.87	0.56
2:A:3152:ARG:HD2	2:A:3232:PRO:HB2	1.87	0.56
2:A:4040:LYS:NZ	2:A:4042:VAL:O	2.38	0.56
1:K:102:SER:OG	1:K:105:GLU:OE1	2.22	0.56
2:B:1500:ARG:HG3	2:B:1505:LEU:HB2	1.88	0.56
2:B:2172:MET:HA	2:B:2172:MET:HE3	1.88	0.56
2:B:2736:LYS:HB3	2:B:2741:TRP:HB2	1.86	0.56
2:B:3112:ILE:HG23	2:B:3118:GLY:HA3	1.86	0.56
2:B:3163:ALA:HB1	2:B:3245:TYR:HD1	1.70	0.56
2:B:3846:LEU:HB3	2:B:3854:PHE:CE2	2.41	0.56
2:C:2627:TRP:HB2	2:C:2630:PHE:HB2	1.87	0.56
2:C:2736:LYS:HB3	2:C:2741:TRP:HB2	1.86	0.56
2:D:2610:LEU:HD13	2:D:2644:LEU:HD21	1.87	0.56
2:D:3958:LEU:HD22	2:D:3964:GLN:HG3	1.87	0.56
1:J:102:SER:HA	1:J:136:GLN:HG3	1.87	0.56
1:K:102:SER:HA	1:K:136:GLN:HG3	1.87	0.56
2:B:705:PRO:HD3	2:B:857:LEU:HD13	1.87	0.56
2:B:4819:VAL:HG12	2:B:4830:GLU:HG3	1.88	0.56

Continued on next page...

Continued from previous page...

Atom-1	Atom-2	Interatomic distance (Å)	Clash overlap (Å)
2:C:2610:LEU:HD13	2:C:2644:LEU:HD21	1.87	0.56
2:C:3152:ARG:HD2	2:C:3232:PRO:HB2	1.87	0.56
2:C:3235:MET:HB2	2:C:3239:LEU:HD12	1.88	0.56
2:A:2146:LEU:O	2:A:2150:MET:HG2	2.05	0.56
2:A:3026:ALA:HA	2:A:3029:ILE:HD12	1.87	0.56
1:J:122:VAL:O	1:J:126:ILE:HG23	2.06	0.56
1:K:122:VAL:O	1:K:126:ILE:HG23	2.06	0.56
2:B:3173:THR:O	2:B:3177:LYS:NZ	2.36	0.56
2:C:1500:ARG:HG3	2:C:1505:LEU:HB2	1.88	0.56
2:C:3729:ALA:HA	2:C:3732:HIS:CD2	2.41	0.56
2:A:3253:GLY:C	2:A:3255:GLU:H	2.09	0.56
2:A:3729:ALA:HA	2:A:3732:HIS:CD2	2.41	0.56
2:B:3013:VAL:O	2:B:3018:ARG:NH2	2.40	0.56
2:C:3920:LEU:HD22	2:C:3935:LEU:HD11	1.87	0.56
2:D:3192:ARG:HD3	2:D:3199:THR:HG22	1.87	0.56
2:D:3235:MET:HB2	2:D:3239:LEU:HD12	1.88	0.56
2:D:3846:LEU:HB3	2:D:3854:PHE:CE2	2.41	0.56
1:I:5:LEU:HB3	1:I:10:ILE:HD11	1.88	0.55
2:A:1989:PRO:O	2:A:1993:ARG:HG3	2.05	0.55
2:A:3013:VAL:O	2:A:3018:ARG:NH2	2.39	0.55
2:A:3846:LEU:HB3	2:A:3854:PHE:CE2	2.41	0.55
3:F:83:TYR:HB3	3:F:87:GLY:HA2	1.88	0.55
1:J:5:LEU:HB3	1:J:10:ILE:HD11	1.88	0.55
2:B:16:THR:OG1	2:B:110:HIS:N	2.39	0.55
2:B:2146:LEU:O	2:B:2150:MET:HG2	2.05	0.55
1:I:122:VAL:O	1:I:126:ILE:HG23	2.06	0.55
2:A:1951:LEU:HD11	2:A:1961:LYS:HE3	1.87	0.55
2:A:2057:THR:OG1	2:A:2060:GLN:OE1	2.20	0.55
2:A:2512:MET:HA	2:A:2512:MET:CE	2.35	0.55
2:B:514:PHE:CD2	2:B:526:TRP:HB2	2.41	0.55
2:B:2627:TRP:HB2	2:B:2630:PHE:HB2	1.87	0.55
2:B:3131:TYR:CZ	2:B:3205:CYS:O	2.58	0.55
2:C:2961:LYS:HB2	2:C:2965:LYS:NZ	2.21	0.55
2:C:3192:ARG:HD3	2:C:3199:THR:HG22	1.87	0.55
2:C:3253:GLY:C	2:C:3255:GLU:H	2.09	0.55
2:D:705:PRO:HD3	2:D:857:LEU:HD13	1.87	0.55
2:D:1795:LEU:HD23	2:D:1842:ILE:HD11	1.87	0.55
2:D:1989:PRO:O	2:D:1993:ARG:HG3	2.05	0.55
2:D:2961:LYS:HB2	2:D:2965:LYS:NZ	2.21	0.55
2:D:3729:ALA:HA	2:D:3732:HIS:CD2	2.41	0.55
2:D:3848:GLU:OE2	2:D:3922:GLU:OE1	2.03	0.55

Continued on next page...

Continued from previous page...

Atom-1	Atom-2	Interatomic distance (Å)	Clash overlap (Å)
2:A:3958:LEU:HD22	2:A:3964:GLN:HG3	1.87	0.55
2:B:2961:LYS:HB2	2:B:2965:LYS:NZ	2.21	0.55
2:C:798:ILE:HD12	2:C:800:VAL:HG22	1.88	0.55
2:A:1795:LEU:HD23	2:A:1842:ILE:HD11	1.87	0.55
2:A:2961:LYS:HB2	2:A:2965:LYS:NZ	2.21	0.55
3:G:83:TYR:HB3	3:G:87:GLY:HA2	1.89	0.55
3:H:83:TYR:HB3	3:H:87:GLY:HA2	1.88	0.55
1:L:122:VAL:O	1:L:126:ILE:HG23	2.06	0.55
1:K:107:ARG:NH2	1:K:119:ASP:OD2	2.40	0.55
2:C:3131:TYR:CZ	2:C:3205:CYS:O	2.58	0.55
2:D:514:PHE:CD2	2:D:526:TRP:HB2	2.41	0.55
2:D:3591:LEU:HB3	2:D:3595:ARG:NH1	2.22	0.55
2:D:4271:VAL:HG12	2:D:4274:MET:HE3	1.86	0.55
2:A:3131:TYR:CD1	2:A:3205:CYS:HB2	2.41	0.55
2:B:2512:MET:HA	2:B:2512:MET:CE	2.35	0.55
2:C:514:PHE:CD2	2:C:526:TRP:HB2	2.41	0.55
2:C:4271:VAL:HG12	2:C:4274:MET:HE3	1.89	0.55
2:D:1732:GLU:HB3	2:D:1753:LEU:HD21	1.87	0.55
2:B:3152:ARG:HD2	2:B:3232:PRO:HB2	1.87	0.55
2:B:3591:LEU:HB3	2:B:3595:ARG:NH1	2.22	0.55
2:B:3920:LEU:HD22	2:B:3935:LEU:HD11	1.87	0.55
2:C:2146:LEU:O	2:C:2150:MET:HG2	2.05	0.55
2:D:798:ILE:HD12	2:D:800:VAL:HG22	1.88	0.55
2:D:3013:VAL:O	2:D:3018:ARG:NH2	2.40	0.55
1:L:107:ARG:NH2	1:L:119:ASP:OD2	2.40	0.55
1:K:5:LEU:HB3	1:K:10:ILE:HD11	1.88	0.55
2:B:3192:ARG:HD3	2:B:3199:THR:HG22	1.87	0.55
2:C:2448:ASP:OD2	2:C:2450:ASN:ND2	2.40	0.55
2:C:4670:LEU:HB2	2:C:4672:MET:HE1	1.87	0.55
2:D:4819:VAL:HG12	2:D:4830:GLU:HG3	1.88	0.55
2:D:4827:ILE:O	2:D:4831:ILE:HG12	2.05	0.55
2:A:1500:ARG:HG3	2:A:1505:LEU:HB2	1.88	0.55
2:A:2923:TYR:HA	2:A:3003:MET:HE1	1.89	0.55
2:C:3026:ALA:HA	2:C:3029:ILE:HD12	1.87	0.55
2:C:3227:ARG:HD2	2:C:3228:TYR:H	1.72	0.55
2:D:2448:ASP:OD2	2:D:2450:ASN:ND2	2.40	0.55
2:D:2732:TRP:O	2:D:2736:LYS:HG3	2.07	0.55
2:A:514:PHE:CD2	2:A:526:TRP:HB2	2.41	0.55
2:A:1007:TRP:O	2:A:1011:ARG:HG2	2.07	0.55
2:A:2448:ASP:OD2	2:A:2450:ASN:ND2	2.40	0.55
2:B:3729:ALA:HA	2:B:3732:HIS:CD2	2.41	0.55

Continued on next page...

Continued from previous page...

Atom-1	Atom-2	Interatomic distance (Å)	Clash overlap (Å)
2:C:2512:MET:HA	2:C:2512:MET:CE	2.35	0.55
2:C:2923:TYR:HA	2:C:3003:MET:HE1	1.87	0.55
2:C:3322:LEU:HD12	2:C:3323:MET:HG3	1.89	0.55
2:D:1951:LEU:HD11	2:D:1961:LYS:HE3	1.87	0.55
2:A:246:THR:HG21	2:A:267:VAL:HG11	1.89	0.55
2:A:3131:TYR:OH	2:A:3205:CYS:O	2.23	0.55
2:A:4819:VAL:HG12	2:A:4830:GLU:HG3	1.88	0.55
1:J:102:SER:OG	1:J:105:GLU:OE1	2.22	0.55
1:J:107:ARG:NH2	1:J:119:ASP:OD2	2.40	0.55
2:B:2732:TRP:O	2:B:2736:LYS:HG3	2.07	0.55
2:B:3227:ARG:HD2	2:B:3228:TYR:H	1.72	0.55
2:B:3235:MET:HB2	2:B:3239:LEU:HD12	1.88	0.55
2:C:2436:ILE:HG22	2:C:2491:GLY:HA3	1.89	0.55
2:D:1007:TRP:O	2:D:1011:ARG:HG2	2.07	0.55
2:D:2918:GLU:HA	2:D:2923:TYR:CD1	2.42	0.55
2:D:3227:ARG:HD2	2:D:3228:TYR:H	1.72	0.55
1:I:102:SER:OG	1:I:105:GLU:OE1	2.22	0.54
2:A:629:GLN:OE1	2:A:1669:ASN:ND2	2.37	0.54
2:A:2732:TRP:O	2:A:2736:LYS:HG3	2.07	0.54
2:A:2918:GLU:HA	2:A:2923:TYR:CD1	2.42	0.54
2:A:4169:LYS:HE3	2:A:4170:ARG:HH22	1.72	0.54
3:E:83:TYR:HB3	3:E:87:GLY:HA2	1.89	0.54
2:B:4271:VAL:HG12	2:B:4274:MET:HE3	1.87	0.54
2:A:16:THR:OG1	2:A:110:HIS:N	2.39	0.54
2:A:849:ASP:OD1	2:A:1214:ARG:NE	2.37	0.54
2:A:3192:ARG:HD3	2:A:3199:THR:HG22	1.87	0.54
2:B:2918:GLU:HA	2:B:2923:TYR:CD1	2.42	0.54
2:C:2171:VAL:HA	2:C:2174:VAL:HG22	1.89	0.54
2:C:3591:LEU:HB3	2:C:3595:ARG:NH1	2.22	0.54
2:D:4169:LYS:HE3	2:D:4170:ARG:HH22	1.72	0.54
2:A:562:LEU:HG	2:A:600:LEU:HD13	1.89	0.54
2:A:2436:ILE:HG22	2:A:2491:GLY:HA3	1.89	0.54
2:A:3591:LEU:HB3	2:A:3595:ARG:NH1	2.22	0.54
1:L:5:LEU:HB3	1:L:10:ILE:HD11	1.88	0.54
2:B:296:ARG:HH21	2:B:324:VAL:HA	1.73	0.54
2:B:839:GLU:HB3	2:B:851:LEU:HD12	1.88	0.54
2:C:3901:GLN:OE1	2:C:3904:ARG:NH1	2.40	0.54
2:D:1500:ARG:HG3	2:D:1505:LEU:HB2	1.88	0.54
2:D:2057:THR:OG1	2:D:2060:GLN:OE1	2.20	0.54
2:D:3253:GLY:C	2:D:3255:GLU:H	2.09	0.54
2:D:3322:LEU:HD12	2:D:3323:MET:HG3	1.89	0.54

Continued on next page...

Continued from previous page...

Atom-1	Atom-2	Interatomic distance (Å)	Clash overlap (Å)
1:I:134:ASP:OD1	2:A:3298:ARG:NH1	2.39	0.54
2:A:555:LEU:HD21	2:A:578:VAL:HG11	1.90	0.54
2:A:798:ILE:HD12	2:A:800:VAL:HG22	1.88	0.54
2:A:3322:LEU:HD12	2:A:3323:MET:HG3	1.89	0.54
2:A:4107:GLU:OE2	2:A:4149:TYR:OH	2.15	0.54
2:B:246:THR:HG21	2:B:267:VAL:HG11	1.89	0.54
2:B:555:LEU:HD21	2:B:578:VAL:HG11	1.90	0.54
2:B:798:ILE:HD12	2:B:800:VAL:HG22	1.88	0.54
2:B:2436:ILE:HG22	2:B:2491:GLY:HA3	1.90	0.54
2:B:3322:LEU:HD12	2:B:3323:MET:HG3	1.89	0.54
2:B:4169:LYS:HE3	2:B:4170:ARG:HH22	1.72	0.54
2:D:2171:VAL:HA	2:D:2174:VAL:HG22	1.89	0.54
2:D:2436:ILE:HG22	2:D:2491:GLY:HA3	1.89	0.54
2:A:839:GLU:HB3	2:A:851:LEU:HD12	1.88	0.54
2:A:3235:MET:HB2	2:A:3239:LEU:HD12	1.88	0.54
2:A:3312:PRO:HA	2:A:3315:LEU:HB2	1.89	0.54
2:B:2171:VAL:HA	2:B:2174:VAL:HG22	1.89	0.54
2:B:2923:TYR:HA	2:B:3003:MET:HE1	1.89	0.54
2:C:16:THR:OG1	2:C:110:HIS:N	2.39	0.54
2:C:562:LEU:HG	2:C:600:LEU:HD13	1.89	0.54
2:C:3283:ILE:O	2:C:3287:ASN:HB2	2.08	0.54
2:C:4169:LYS:HE3	2:C:4170:ARG:HH22	1.72	0.54
2:D:1842:ILE:HD12	2:D:1845:LEU:HD12	1.90	0.54
2:A:1124:PRO:HD2	2:A:1594:VAL:HG23	1.90	0.54
2:A:2171:VAL:HA	2:A:2174:VAL:HG22	1.89	0.54
1:J:100:TYR:CD1	1:J:138:ASN:HB3	2.43	0.54
2:B:238:HIS:HB3	2:B:243:GLU:HG3	1.90	0.54
2:B:562:LEU:HG	2:B:600:LEU:HD13	1.89	0.54
2:D:16:THR:OG1	2:D:110:HIS:N	2.39	0.54
2:D:839:GLU:HB3	2:D:851:LEU:HD12	1.88	0.54
2:D:4633:LEU:O	2:D:4704:LYS:NZ	2.41	0.54
2:B:1007:TRP:O	2:B:1011:ARG:HG2	2.07	0.54
2:B:2448:ASP:OD2	2:B:2450:ASN:ND2	2.40	0.54
2:B:3901:GLN:OE1	2:B:3904:ARG:NH1	2.41	0.54
2:C:2918:GLU:HA	2:C:2923:TYR:CD1	2.42	0.54
2:D:842:GLN:HB2	2:D:1603:PHE:HB2	1.90	0.54
2:D:3283:ILE:O	2:D:3287:ASN:HB2	2.08	0.54
2:D:3950:VAL:O	2:D:3954:MET:HB2	2.08	0.54
2:A:296:ARG:HH21	2:A:324:VAL:HA	1.72	0.54
2:C:238:HIS:HB3	2:C:243:GLU:HG3	1.90	0.54
2:C:849:ASP:OD1	2:C:1214:ARG:NE	2.37	0.54

Continued on next page...

Continued from previous page...

Atom-1	Atom-2	Interatomic distance (Å)	Clash overlap (Å)
2:C:2732:TRP:O	2:C:2736:LYS:HG3	2.07	0.54
2:C:3131:TYR:CD2	2:C:3205:CYS:HB3	2.38	0.54
2:C:3950:VAL:O	2:C:3954:MET:HB2	2.08	0.54
1:I:107:ARG:NH2	1:I:119:ASP:OD2	2.40	0.54
2:A:3227:ARG:HD2	2:A:3228:TYR:H	1.72	0.54
2:B:842:GLN:HB2	2:B:1603:PHE:HB2	1.90	0.54
2:A:1435:GLY:H	2:A:1500:ARG:NH2	2.06	0.54
2:A:3950:VAL:O	2:A:3954:MET:HB2	2.08	0.54
1:K:100:TYR:CD1	1:K:138:ASN:HB3	2.43	0.54
2:C:296:ARG:HH21	2:C:324:VAL:HA	1.72	0.54
2:C:839:GLU:HB3	2:C:851:LEU:HD12	1.89	0.54
2:C:1124:PRO:HD2	2:C:1594:VAL:HG23	1.90	0.54
2:C:1842:ILE:HD12	2:C:1845:LEU:HD12	1.90	0.54
2:D:296:ARG:HH21	2:D:324:VAL:HA	1.72	0.54
2:D:562:LEU:HG	2:D:600:LEU:HD13	1.89	0.54
2:D:996:VAL:HG22	2:D:1054:VAL:HG21	1.89	0.54
2:D:2172:MET:HA	2:D:2172:MET:HE3	1.90	0.54
2:D:2593:VAL:HG12	2:D:2644:LEU:HB2	1.90	0.54
2:D:3901:GLN:OE1	2:D:3904:ARG:NH1	2.41	0.54
1:I:19:LEU:HD11	2:A:3595:ARG:HH21	1.73	0.53
2:A:605:GLY:HA2	2:A:1585:ARG:HD2	1.91	0.53
2:A:2172:MET:HA	2:A:2172:MET:HE3	1.90	0.53
2:A:3901:GLN:OE1	2:A:3904:ARG:NH1	2.41	0.53
2:B:713:TRP:HH2	2:B:1251:LEU:HD21	1.73	0.53
2:C:246:THR:HG21	2:C:267:VAL:HG11	1.89	0.53
2:C:555:LEU:HD21	2:C:578:VAL:HG11	1.90	0.53
2:C:842:GLN:HB2	2:C:1603:PHE:HB2	1.90	0.53
2:C:3312:PRO:HA	2:C:3315:LEU:HB2	1.89	0.53
2:D:2562:THR:O	2:D:2566:ARG:HG3	2.08	0.53
2:A:238:HIS:HB3	2:A:243:GLU:HG3	1.90	0.53
2:B:1979:PHE:CD1	2:B:1993:ARG:HG2	2.44	0.53
2:B:3283:ILE:O	2:B:3287:ASN:HB2	2.08	0.53
2:C:436:LEU:HG	2:C:445:VAL:HG11	1.91	0.53
2:C:713:TRP:HH2	2:C:1251:LEU:HD21	1.73	0.53
2:D:238:HIS:HB3	2:D:243:GLU:HG3	1.90	0.53
2:D:555:LEU:HD21	2:D:578:VAL:HG11	1.90	0.53
2:D:605:GLY:HA2	2:D:1585:ARG:HD2	1.90	0.53
2:D:1256:PRO:HG3	2:D:1453:TYR:HB2	1.90	0.53
2:D:3900:GLU:OE2	2:D:3904:ARG:NH2	2.41	0.53
1:L:42:GLN:HE21	2:D:1957:LEU:CD2	2.21	0.53
1:L:100:TYR:CD1	1:L:138:ASN:HB3	2.43	0.53

Continued on next page...

Continued from previous page...

Atom-1	Atom-2	Interatomic distance (Å)	Clash overlap (Å)
2:B:28:ILE:HG22	2:B:29:HIS:HD2	1.73	0.53
2:B:629:GLN:OE1	2:B:1669:ASN:ND2	2.37	0.53
2:B:1842:ILE:HD12	2:B:1845:LEU:HD12	1.90	0.53
2:B:4633:LEU:O	2:B:4704:LYS:NZ	2.41	0.53
2:C:801:ARG:HG2	2:C:1618:LEU:HA	1.91	0.53
2:C:1979:PHE:CD1	2:C:1993:ARG:HG2	2.44	0.53
2:C:3216:GLU:HA	2:C:3219:VAL:HG22	1.90	0.53
2:A:28:ILE:HG22	2:A:29:HIS:HD2	1.73	0.53
2:A:996:VAL:HG22	2:A:1054:VAL:HG21	1.90	0.53
2:A:1256:PRO:HG3	2:A:1453:TYR:HB2	1.90	0.53
2:A:1936:LEU:HD21	2:A:1976:LEU:HD13	1.91	0.53
2:B:1124:PRO:HD2	2:B:1594:VAL:HG23	1.90	0.53
2:C:2562:THR:O	2:C:2566:ARG:HG3	2.08	0.53
2:C:3900:GLU:OE2	2:C:3904:ARG:NH2	2.41	0.53
2:D:71:GLN:HB3	2:D:73:LEU:HD23	1.90	0.53
2:D:246:THR:HG21	2:D:267:VAL:HG11	1.89	0.53
1:I:100:TYR:CD1	1:I:138:ASN:HB3	2.43	0.53
2:A:3246:MET:HG2	2:A:3309:LYS:HZ1	1.72	0.53
2:A:3900:GLU:OE2	2:A:3904:ARG:NH2	2.41	0.53
2:B:996:VAL:HG22	2:B:1054:VAL:HG21	1.89	0.53
2:B:3312:PRO:HA	2:B:3315:LEU:HB2	1.89	0.53
2:C:4049:HIS:CD2	2:C:4067:LEU:HD11	2.43	0.53
2:C:4633:LEU:O	2:C:4704:LYS:NZ	2.41	0.53
2:D:1144:ARG:NE	2:D:1150:GLU:OE2	2.42	0.53
2:D:2512:MET:HA	2:D:2512:MET:CE	2.35	0.53
2:D:3131:TYR:CD2	2:D:3205:CYS:HB3	2.38	0.53
2:A:1144:ARG:NE	2:A:1150:GLU:OE2	2.42	0.53
2:A:2593:VAL:HG12	2:A:2644:LEU:HB2	1.90	0.53
1:K:134:ASP:OD1	2:C:3298:ARG:NH1	2.42	0.53
2:B:801:ARG:HG2	2:B:1618:LEU:HA	1.91	0.53
2:B:1936:LEU:HD21	2:B:1976:LEU:HD13	1.91	0.53
2:B:3861:GLN:H	2:B:3867:THR:HG23	1.74	0.53
2:B:3900:GLU:OE2	2:B:3904:ARG:NH2	2.41	0.53
2:B:3950:VAL:O	2:B:3954:MET:HB2	2.08	0.53
2:C:1007:TRP:O	2:C:1011:ARG:HG2	2.07	0.53
2:C:1256:PRO:HG3	2:C:1453:TYR:HB2	1.90	0.53
2:C:1957:LEU:HB2	2:C:3601:ALA:HB2	1.91	0.53
2:C:3013:VAL:O	2:C:3018:ARG:NH2	2.39	0.53
2:D:2779:LEU:O	2:D:2783:LEU:HD12	2.08	0.53
2:A:173:GLU:OE2	2:A:176:ARG:NH2	2.36	0.53
2:A:2290:TRP:CZ2	2:A:2388:ILE:HG12	2.44	0.53

Continued on next page...

Continued from previous page...

Atom-1	Atom-2	Interatomic distance (Å)	Clash overlap (Å)
2:A:4633:LEU:O	2:A:4704:LYS:NZ	2.41	0.53
2:B:71:GLN:HB3	2:B:73:LEU:HD23	1.90	0.53
2:B:436:LEU:HG	2:B:445:VAL:HG11	1.91	0.53
2:B:2493:LEU:HG	2:B:2497:ARG:HH21	1.74	0.53
2:B:2779:LEU:O	2:B:2783:LEU:HD12	2.08	0.53
2:D:801:ARG:HG2	2:D:1618:LEU:HA	1.91	0.53
2:D:849:ASP:OD1	2:D:1214:ARG:NE	2.37	0.53
2:D:1124:PRO:HD2	2:D:1594:VAL:HG23	1.90	0.53
2:D:2290:TRP:CZ2	2:D:2388:ILE:HG12	2.44	0.53
2:D:2779:LEU:HA	2:D:2782:MET:HG2	1.91	0.53
2:A:842:GLN:HB2	2:A:1603:PHE:HB2	1.90	0.53
2:A:3216:GLU:HA	2:A:3219:VAL:HG22	1.90	0.53
2:A:3283:ILE:O	2:A:3287:ASN:HB2	2.08	0.53
2:A:4049:HIS:CD2	2:A:4067:LEU:HD11	2.43	0.53
2:A:4559:TYR:OH	2:B:4790:ARG:NH2	2.42	0.53
2:B:185:SER:OG	2:B:188:SER:OG	2.20	0.53
2:B:1144:ARG:NE	2:B:1150:GLU:OE2	2.42	0.53
2:C:1144:ARG:NE	2:C:1150:GLU:OE2	2.42	0.53
2:D:1431:ARG:NH1	2:D:1556:GLU:OE2	2.42	0.53
2:D:2905:ARG:HE	2:D:2906:GLY:H	1.57	0.53
2:D:3125:ASP:HB2	2:D:3195:LEU:HD22	1.91	0.53
2:D:4049:HIS:CD2	2:D:4067:LEU:HD11	2.43	0.53
2:A:1979:PHE:CD1	2:A:1993:ARG:HG2	2.44	0.53
2:A:2493:LEU:HG	2:A:2497:ARG:HH21	1.74	0.53
2:A:2905:ARG:HE	2:A:2906:GLY:H	1.57	0.53
2:A:3125:ASP:HB2	2:A:3195:LEU:HD22	1.91	0.53
2:B:3102:LEU:HD21	2:B:3155:LEU:HD23	1.91	0.53
2:C:28:ILE:HG22	2:C:29:HIS:HD2	1.73	0.53
2:C:2779:LEU:O	2:C:2783:LEU:HD12	2.09	0.53
2:C:2905:ARG:HE	2:C:2906:GLY:H	1.57	0.53
2:D:658:ASN:ND2	2:D:833:LYS:HG2	2.24	0.53
2:D:3312:PRO:HA	2:D:3315:LEU:HB2	1.89	0.53
2:A:919:VAL:HB	2:A:923:LYS:HE3	1.91	0.53
2:A:2562:THR:O	2:A:2566:ARG:HG3	2.08	0.53
1:J:10:ILE:O	1:J:14:LYS:N	2.38	0.53
1:J:114:GLY:O	1:J:116:LYS:NZ	2.31	0.53
2:B:1256:PRO:HG3	2:B:1453:TYR:HB2	1.90	0.53
2:B:3125:ASP:HB2	2:B:3195:LEU:HD22	1.91	0.53
2:B:3131:TYR:CD1	2:B:3205:CYS:HB2	2.41	0.53
2:C:71:GLN:HB3	2:C:73:LEU:HD23	1.90	0.53
2:C:173:GLU:OE2	2:C:176:ARG:NH2	2.36	0.53

Continued on next page...

Continued from previous page...

Atom-1	Atom-2	Interatomic distance (Å)	Clash overlap (Å)
2:C:2859:GLU:O	2:C:2862:SER:OG	2.23	0.53
2:C:3125:ASP:HB2	2:C:3195:LEU:HD22	1.91	0.53
2:C:3861:GLN:H	2:C:3867:THR:HG23	1.74	0.53
2:D:233:VAL:HG12	2:D:274:LEU:HD22	1.91	0.53
2:D:1419:PHE:O	2:D:1423:THR:HB	2.09	0.53
2:D:1978:ASN:HB2	2:D:1986:CYS:HB3	1.91	0.53
1:I:69:PHE:O	1:I:73:MET:HG2	2.10	0.52
2:A:713:TRP:HH2	2:A:1251:LEU:HD21	1.73	0.52
2:A:801:ARG:HG2	2:A:1618:LEU:HA	1.91	0.52
2:A:3102:LEU:HD21	2:A:3155:LEU:HD23	1.91	0.52
2:A:3890:TRP:HB3	2:B:76:ARG:HG2	1.90	0.52
3:G:50:ARG:HH21	3:G:53:LYS:HZ2	1.57	0.52
2:B:605:GLY:HA2	2:B:1585:ARG:HD2	1.91	0.52
2:B:1611:ILE:HB	2:B:1615:GLN:HB2	1.91	0.52
2:B:2059:GLN:NE2	2:B:2091:GLN:O	2.42	0.52
2:B:2593:VAL:HG12	2:B:2644:LEU:HB2	1.90	0.52
2:B:3016:ARG:O	2:B:3018:ARG:NE	2.32	0.52
2:C:668:ALA:HB2	2:C:1012:ILE:HD11	1.92	0.52
2:C:996:VAL:HG22	2:C:1054:VAL:HG21	1.90	0.52
2:D:713:TRP:HH2	2:D:1251:LEU:HD21	1.73	0.52
2:A:28:ILE:HG22	2:A:29:HIS:CD2	2.44	0.52
2:A:1184:ASP:OD2	2:A:1193:LYS:NZ	2.38	0.52
2:A:1419:PHE:O	2:A:1423:THR:HB	2.09	0.52
2:B:28:ILE:HG22	2:B:29:HIS:CD2	2.45	0.52
2:B:919:VAL:HB	2:B:923:LYS:HE3	1.91	0.52
2:B:1957:LEU:HB2	2:B:3601:ALA:HB2	1.91	0.52
2:B:2905:ARG:HE	2:B:2906:GLY:H	1.57	0.52
2:C:629:GLN:OE1	2:C:1669:ASN:ND2	2.37	0.52
2:C:658:ASN:ND2	2:C:833:LYS:HG2	2.24	0.52
2:C:1419:PHE:O	2:C:1423:THR:HB	2.09	0.52
2:D:1435:GLY:H	2:D:1500:ARG:NH2	2.06	0.52
2:D:2859:GLU:O	2:D:2862:SER:OG	2.23	0.52
2:D:2923:TYR:HA	2:D:3003:MET:HE1	1.91	0.52
2:D:3861:GLN:H	2:D:3867:THR:HG23	1.74	0.52
2:A:233:VAL:HG12	2:A:274:LEU:HD22	1.91	0.52
1:K:69:PHE:O	1:K:73:MET:HG2	2.10	0.52
2:C:3246:MET:HG2	2:C:3309:LYS:HZ1	1.75	0.52
2:D:668:ALA:HB2	2:D:1012:ILE:HD11	1.92	0.52
2:D:1979:PHE:CD1	2:D:1993:ARG:HG2	2.44	0.52
2:A:71:GLN:HB3	2:A:73:LEU:HD23	1.90	0.52
2:A:1978:ASN:HB2	2:A:1986:CYS:HB3	1.91	0.52

Continued on next page...

Continued from previous page...

Atom-1	Atom-2	Interatomic distance (Å)	Clash overlap (Å)
2:A:4790:ARG:HH22	2:D:4557:VAL:HG21	1.74	0.52
2:C:2831:VAL:CG2	2:D:1435:GLY:HA2	2.39	0.52
2:D:28:ILE:HG22	2:D:29:HIS:HD2	1.73	0.52
2:D:1936:LEU:HD21	2:D:1976:LEU:HD13	1.91	0.52
2:A:1957:LEU:HB2	2:A:3601:ALA:HB2	1.91	0.52
1:K:110:MET:HA	2:C:3590:LEU:HD21	1.92	0.52
2:B:3216:GLU:HA	2:B:3219:VAL:HG22	1.90	0.52
2:C:1431:ARG:NH1	2:C:1556:GLU:OE2	2.42	0.52
2:C:2290:TRP:CZ2	2:C:2388:ILE:HG12	2.44	0.52
2:C:3109:PHE:HB3	2:C:3162:PHE:HA	1.91	0.52
2:D:4081:GLU:O	2:D:4085:LYS:HG3	2.10	0.52
2:D:4520:TYR:CE2	2:D:4559:TYR:HB3	2.45	0.52
2:A:658:ASN:ND2	2:A:833:LYS:HG2	2.24	0.52
2:A:1842:ILE:HD12	2:A:1845:LEU:HD12	1.90	0.52
2:B:658:ASN:ND2	2:B:833:LYS:HG2	2.24	0.52
2:B:903:GLN:N	2:B:913:ARG:HE	2.07	0.52
2:B:2562:THR:O	2:B:2566:ARG:HG3	2.08	0.52
2:B:4049:HIS:CD2	2:B:4067:LEU:HD11	2.43	0.52
2:C:897:LYS:HD2	2:C:902:TRP:CD1	2.45	0.52
2:C:2593:VAL:HG12	2:C:2644:LEU:HB2	1.90	0.52
2:D:1611:ILE:HB	2:D:1615:GLN:HB2	1.91	0.52
2:A:2779:LEU:O	2:A:2783:LEU:HD12	2.08	0.52
2:A:3319:PHE:O	2:A:3322:LEU:HG	2.10	0.52
2:A:3861:GLN:H	2:A:3867:THR:HG23	1.74	0.52
2:B:467:ASP:HB3	2:B:470:LEU:HG	1.92	0.52
2:B:1038:LEU:O	2:B:1043:LYS:NZ	2.36	0.52
2:B:2973:GLN:HA	2:B:2976:LYS:HZ2	1.75	0.52
2:B:4518:LEU:HD12	2:C:4809:MET:HG3	1.92	0.52
2:C:1936:LEU:HD21	2:C:1976:LEU:HD13	1.91	0.52
2:C:3108:LEU:HA	2:C:3111:HIS:CD2	2.45	0.52
2:C:3134:LEU:HD22	2:C:3162:PHE:HE2	1.74	0.52
2:C:4081:GLU:O	2:C:4085:LYS:HG3	2.10	0.52
2:D:436:LEU:HG	2:D:445:VAL:HG11	1.91	0.52
2:D:919:VAL:HB	2:D:923:LYS:HE3	1.91	0.52
2:D:2059:GLN:NE2	2:D:2091:GLN:O	2.42	0.52
2:D:3319:PHE:O	2:D:3322:LEU:HG	2.10	0.52
2:A:37:LEU:HA	2:A:49:LEU:HD23	1.92	0.52
2:A:114:LEU:HB2	2:A:117:HIS:CE1	2.45	0.52
2:A:1431:ARG:NH1	2:A:1556:GLU:OE2	2.42	0.52
2:A:1611:ILE:HB	2:A:1615:GLN:HB2	1.91	0.52
2:A:4520:TYR:CE2	2:A:4559:TYR:HB3	2.45	0.52

Continued on next page...

Continued from previous page...

Atom-1	Atom-2	Interatomic distance (Å)	Clash overlap (Å)
3:E:24:VAL:HG22	3:E:48:LYS:HG2	1.92	0.52
2:B:114:LEU:HB2	2:B:117:HIS:CE1	2.45	0.52
2:B:173:GLU:OE2	2:B:176:ARG:NH2	2.36	0.52
2:B:1431:ARG:NH1	2:B:1556:GLU:OE2	2.42	0.52
2:B:2729:HIS:HB2	2:B:2771:TYR:HE2	1.75	0.52
2:B:2779:LEU:HA	2:B:2782:MET:HG2	1.91	0.52
2:B:3134:LEU:HD22	2:B:3162:PHE:HE2	1.74	0.52
2:B:3319:PHE:O	2:B:3322:LEU:HG	2.10	0.52
2:C:233:VAL:HG12	2:C:274:LEU:HD22	1.91	0.52
2:C:2059:GLN:NE2	2:C:2091:GLN:O	2.42	0.52
2:C:4584:PHE:O	2:C:4588:ILE:HG13	2.10	0.52
2:A:903:GLN:N	2:A:913:ARG:HE	2.07	0.52
2:A:2059:GLN:NE2	2:A:2091:GLN:O	2.42	0.52
2:A:2763:LEU:HD23	2:A:2767:GLU:HG2	1.92	0.52
2:B:4584:PHE:O	2:B:4588:ILE:HG13	2.10	0.52
2:C:605:GLY:HA2	2:C:1585:ARG:HD2	1.91	0.52
2:C:1435:GLY:H	2:C:1500:ARG:NH2	2.06	0.52
2:D:114:LEU:HB2	2:D:117:HIS:CE1	2.45	0.52
2:D:3216:GLU:HA	2:D:3219:VAL:HG22	1.90	0.52
2:A:1135:PHE:CE2	2:A:1146:HIS:CD2	2.98	0.52
2:A:3125:ASP:H	2:A:3183:ILE:HD11	1.75	0.52
2:B:3109:PHE:HB3	2:B:3162:PHE:HA	1.91	0.52
2:C:114:LEU:HB2	2:C:117:HIS:CE1	2.45	0.52
2:C:1135:PHE:CE2	2:C:1146:HIS:CD2	2.98	0.52
2:C:4520:TYR:CE2	2:C:4559:TYR:HB3	2.45	0.52
2:D:1957:LEU:HB2	2:D:3601:ALA:HB2	1.91	0.52
2:D:3109:PHE:HB3	2:D:3162:PHE:HA	1.91	0.52
2:A:436:LEU:HG	2:A:445:VAL:HG11	1.91	0.51
2:A:2729:HIS:HB2	2:A:2771:TYR:HE2	1.75	0.51
2:A:3925:GLN:NE2	2:A:4934:THR:HA	2.26	0.51
2:B:2290:TRP:CZ2	2:B:2388:ILE:HG12	2.44	0.51
2:B:2763:LEU:HD23	2:B:2767:GLU:HG2	1.92	0.51
2:C:925:PRO:HB2	2:C:928:GLU:OE1	2.10	0.51
2:C:3131:TYR:CD1	2:C:3205:CYS:HB2	2.41	0.51
2:D:467:ASP:HB3	2:D:470:LEU:HG	1.92	0.51
2:D:925:PRO:HB2	2:D:928:GLU:OE1	2.10	0.51
2:D:1685:LEU:O	2:D:1689:ILE:HG12	2.10	0.51
2:D:2729:HIS:HB2	2:D:2771:TYR:HE2	1.75	0.51
2:A:1685:LEU:O	2:A:1689:ILE:HG12	2.10	0.51
1:K:42:GLN:HE21	2:C:1957:LEU:HD21	1.75	0.51
2:B:1135:PHE:CE2	2:B:1146:HIS:CD2	2.98	0.51

Continued on next page...

Continued from previous page...

Atom-1	Atom-2	Interatomic distance (Å)	Clash overlap (Å)
2:B:1419:PHE:O	2:B:1423:THR:HB	2.09	0.51
2:C:3183:ILE:HD12	2:C:3187:LYS:HE3	1.93	0.51
2:D:185:SER:OG	2:D:188:SER:OG	2.20	0.51
2:D:897:LYS:HD2	2:D:902:TRP:CD1	2.45	0.51
2:A:897:LYS:HD2	2:A:902:TRP:CD1	2.45	0.51
2:A:3108:LEU:HA	2:A:3111:HIS:CD2	2.45	0.51
1:J:69:PHE:O	1:J:73:MET:HG2	2.10	0.51
2:B:1978:ASN:HB2	2:B:1986:CYS:HB3	1.91	0.51
2:C:919:VAL:HB	2:C:923:LYS:HE3	1.92	0.51
2:C:1611:ILE:HB	2:C:1615:GLN:HB2	1.91	0.51
2:C:2493:LEU:HG	2:C:2497:ARG:HH21	1.74	0.51
2:C:2779:LEU:HA	2:C:2782:MET:HG2	1.91	0.51
2:C:4252:ILE:HG21	2:D:4707:MET:HG2	1.92	0.51
2:D:3921:THR:O	2:D:3925:GLN:HG2	2.10	0.51
2:D:4026:LEU:HD13	2:D:4058:TYR:CE2	2.46	0.51
2:A:3183:ILE:HD12	2:A:3187:LYS:HE3	1.93	0.51
1:L:69:PHE:O	1:L:73:MET:HG2	2.10	0.51
2:B:233:VAL:HG12	2:B:274:LEU:HD22	1.91	0.51
2:B:3125:ASP:H	2:B:3183:ILE:HD11	1.75	0.51
2:C:2973:GLN:HA	2:C:2976:LYS:HZ2	1.76	0.51
2:C:3925:GLN:NE2	2:C:4934:THR:HA	2.26	0.51
2:D:37:LEU:HA	2:D:49:LEU:HD23	1.92	0.51
2:D:3102:LEU:HD21	2:D:3155:LEU:HD23	1.91	0.51
2:D:3108:LEU:HA	2:D:3111:HIS:CD2	2.45	0.51
2:A:2785:TRP:HD1	2:A:2905:ARG:HH22	1.59	0.51
2:A:3151:GLN:HE22	2:A:3155:LEU:HD11	1.76	0.51
2:A:4196:THR:HB	2:A:4919:LEU:HD11	1.93	0.51
2:A:4584:PHE:O	2:A:4588:ILE:HG13	2.10	0.51
2:A:4661:TYR:HB3	2:A:4665:ARG:NH2	2.26	0.51
2:B:1922:ILE:O	2:B:1926:VAL:HG23	2.11	0.51
2:B:3151:GLN:HE22	2:B:3155:LEU:HD11	1.76	0.51
2:B:3183:ILE:HD12	2:B:3187:LYS:HE3	1.93	0.51
2:C:28:ILE:HG22	2:C:29:HIS:CD2	2.44	0.51
2:C:1978:ASN:HB2	2:C:1986:CYS:HB3	1.91	0.51
2:D:2785:TRP:HD1	2:D:2905:ARG:HH22	1.59	0.51
2:D:3131:TYR:CD1	2:D:3205:CYS:HB2	2.41	0.51
2:D:3925:GLN:NE2	2:D:4934:THR:HA	2.26	0.51
2:D:4661:TYR:HB3	2:D:4665:ARG:NH2	2.26	0.51
2:A:2779:LEU:HA	2:A:2782:MET:HG2	1.91	0.51
2:A:3879:LEU:O	2:A:3882:GLN:HG3	2.11	0.51
2:B:4196:THR:HB	2:B:4919:LEU:HD11	1.93	0.51

Continued on next page...

Continued from previous page...

Atom-1	Atom-2	Interatomic distance (Å)	Clash overlap (Å)
2:C:903:GLN:N	2:C:913:ARG:HE	2.07	0.51
2:C:1685:LEU:O	2:C:1689:ILE:HG12	2.10	0.51
2:C:2729:HIS:HB2	2:C:2771:TYR:HE2	1.75	0.51
2:C:4011:GLU:HG2	2:C:4121:LEU:HD13	1.93	0.51
2:D:1135:PHE:CE2	2:D:1146:HIS:CD2	2.98	0.51
2:D:2134:MET:HG2	2:D:2178:VAL:HG22	1.93	0.51
2:D:3183:ILE:HD12	2:D:3187:LYS:HE3	1.93	0.51
2:D:4670:LEU:HB2	2:D:4672:MET:HE1	1.91	0.51
2:A:3134:LEU:HD22	2:A:3162:PHE:HE2	1.74	0.51
2:B:668:ALA:HB2	2:B:1012:ILE:HD11	1.92	0.51
2:B:925:PRO:HB2	2:B:928:GLU:OE1	2.10	0.51
2:B:4011:GLU:HG2	2:B:4121:LEU:HD13	1.93	0.51
2:D:62:LEU:O	2:D:66:THR:HG23	2.11	0.51
2:D:2493:LEU:HG	2:D:2497:ARG:HH21	1.74	0.51
2:D:2587:HIS:HA	2:D:2590:ARG:HG2	1.93	0.51
2:D:3134:LEU:HD22	2:D:3162:PHE:HE2	1.74	0.51
2:D:4196:THR:HB	2:D:4919:LEU:HD11	1.93	0.51
2:D:4584:PHE:O	2:D:4588:ILE:HG13	2.10	0.51
2:A:467:ASP:HB3	2:A:470:LEU:HG	1.92	0.51
2:A:891:GLU:C	2:A:895:MET:HE1	2.31	0.51
2:A:3921:THR:O	2:A:3925:GLN:HG2	2.10	0.51
2:B:897:LYS:HD2	2:B:902:TRP:CD1	2.45	0.51
2:B:2080:LEU:O	2:B:2084:MET:HG3	2.11	0.51
2:B:3108:LEU:HA	2:B:3111:HIS:CD2	2.45	0.51
2:B:4026:LEU:HD13	2:B:4058:TYR:CE2	2.46	0.51
2:B:4661:TYR:HB3	2:B:4665:ARG:NH2	2.26	0.51
2:C:62:LEU:O	2:C:66:THR:HG23	2.11	0.51
2:C:1922:ILE:O	2:C:1926:VAL:HG23	2.11	0.51
2:C:2134:MET:HG2	2:C:2178:VAL:HG22	1.93	0.51
2:C:2905:ARG:HG3	2:C:2907:PHE:H	1.76	0.51
2:D:903:GLN:N	2:D:913:ARG:HE	2.07	0.51
2:D:2250:ASN:HB3	2:D:2253:LEU:HB2	1.93	0.51
2:D:2758:LYS:NZ	2:D:2763:LEU:HA	2.26	0.51
2:D:3151:GLN:HE22	2:D:3155:LEU:HD11	1.76	0.51
2:A:668:ALA:HB2	2:A:1012:ILE:HD11	1.92	0.51
2:A:2587:HIS:HA	2:A:2590:ARG:HG2	1.93	0.51
2:A:2765:GLU:HG3	2:A:2769:GLU:OE2	2.11	0.51
2:A:3109:PHE:HB3	2:A:3162:PHE:HA	1.91	0.51
2:A:4081:GLU:O	2:A:4085:LYS:HG3	2.10	0.51
3:F:24:VAL:HG22	3:F:48:LYS:HG2	1.92	0.51
3:H:24:VAL:HG22	3:H:48:LYS:HG2	1.92	0.51

Continued on next page...

Continued from previous page...

Atom-1	Atom-2	Interatomic distance (Å)	Clash overlap (Å)
2:B:2988:ARG:HB2	2:B:2989:PRO:HD3	1.93	0.51
2:C:2785:TRP:HD1	2:C:2905:ARG:HH22	1.59	0.51
2:C:3921:THR:O	2:C:3925:GLN:HG2	2.10	0.51
2:D:28:ILE:HG22	2:D:29:HIS:CD2	2.44	0.51
2:D:2763:LEU:HD23	2:D:2767:GLU:HG2	1.92	0.51
2:D:4011:GLU:HG2	2:D:4121:LEU:HD13	1.93	0.51
1:I:10:ILE:O	1:I:14:LYS:N	2.38	0.51
1:I:134:ASP:HA	2:A:3298:ARG:HG3	1.93	0.51
2:A:3805:LEU:HD11	2:A:3887:ASP:HB3	1.93	0.51
2:A:4026:LEU:HD13	2:A:4058:TYR:CE2	2.46	0.51
2:A:4569:GLU:HB3	2:A:4570:PRO:HD3	1.93	0.51
2:B:891:GLU:C	2:B:895:MET:HE1	2.32	0.51
2:B:3131:TYR:OH	2:B:3205:CYS:O	2.23	0.51
2:C:2080:LEU:O	2:C:2084:MET:HG3	2.11	0.51
2:C:2765:GLU:HG3	2:C:2769:GLU:OE2	2.11	0.51
2:C:3151:GLN:HE22	2:C:3155:LEU:HD11	1.76	0.51
2:C:4026:LEU:HD13	2:C:4058:TYR:CE2	2.46	0.51
2:D:629:GLN:OE1	2:D:1669:ASN:ND2	2.37	0.51
2:D:891:GLU:C	2:D:895:MET:HE1	2.31	0.51
2:D:3805:LEU:HD11	2:D:3887:ASP:HB3	1.93	0.51
2:A:3215:MET:O	2:A:3219:VAL:HG13	2.11	0.50
2:A:4011:GLU:HG2	2:A:4121:LEU:HD13	1.93	0.50
2:B:37:LEU:HA	2:B:49:LEU:HD23	1.92	0.50
2:B:1435:GLY:H	2:B:1500:ARG:NH2	2.06	0.50
2:B:3925:GLN:NE2	2:B:4934:THR:HA	2.26	0.50
2:B:4520:TYR:CE2	2:B:4559:TYR:HB3	2.45	0.50
2:C:3016:ARG:O	2:C:3018:ARG:NE	2.32	0.50
2:C:3102:LEU:HD21	2:C:3155:LEU:HD23	1.91	0.50
2:C:3125:ASP:H	2:C:3183:ILE:HD11	1.75	0.50
2:C:3319:PHE:O	2:C:3322:LEU:HG	2.10	0.50
2:D:674:TYR:HE1	2:D:756:SER:HB3	1.76	0.50
2:A:925:PRO:HB2	2:A:928:GLU:OE1	2.10	0.50
2:A:2988:ARG:HB2	2:A:2989:PRO:HD3	1.93	0.50
3:G:24:VAL:HG22	3:G:48:LYS:HG2	1.92	0.50
2:B:1685:LEU:O	2:B:1689:ILE:HG12	2.10	0.50
2:B:1935:LYS:HE3	2:B:1995:GLN:HE22	1.76	0.50
2:B:3879:LEU:O	2:B:3882:GLN:HG3	2.11	0.50
2:C:4661:TYR:HB3	2:C:4665:ARG:NH2	2.26	0.50
2:D:2988:ARG:HB2	2:D:2989:PRO:HD3	1.93	0.50
2:D:3125:ASP:H	2:D:3183:ILE:HD11	1.76	0.50
2:D:4166:LYS:O	2:D:4170:ARG:HG2	2.11	0.50

Continued on next page...

Continued from previous page...

Atom-1	Atom-2	Interatomic distance (Å)	Clash overlap (Å)
2:A:674:TYR:HE1	2:A:756:SER:HB3	1.76	0.50
2:A:1922:ILE:O	2:A:1926:VAL:HG23	2.11	0.50
2:A:2758:LYS:NZ	2:A:2763:LEU:HA	2.26	0.50
2:B:2905:ARG:HG3	2:B:2907:PHE:H	1.76	0.50
2:B:3215:MET:O	2:B:3219:VAL:HG13	2.11	0.50
2:B:3921:THR:O	2:B:3925:GLN:HG2	2.10	0.50
2:B:4726:MET:O	2:B:4726:MET:HE3	2.11	0.50
2:C:1935:LYS:HE3	2:C:1995:GLN:HE22	1.76	0.50
2:C:3215:MET:O	2:C:3219:VAL:HG13	2.11	0.50
2:C:4154:GLU:O	2:C:4158:THR:HG23	2.12	0.50
2:D:3016:ARG:O	2:D:3018:ARG:NE	2.32	0.50
2:D:4055:HIS:CE1	2:D:4057:HIS:CD2	3.00	0.50
2:A:4057:HIS:HE1	2:B:4660:PHE:HZ	1.57	0.50
2:A:4154:GLU:O	2:A:4158:THR:HG23	2.12	0.50
2:B:1184:ASP:OD2	2:B:1193:LYS:NZ	2.38	0.50
2:B:4081:GLU:O	2:B:4085:LYS:HG3	2.10	0.50
2:B:4166:LYS:O	2:B:4170:ARG:HG2	2.11	0.50
2:C:2763:LEU:HD23	2:C:2767:GLU:HG2	1.92	0.50
2:D:1922:ILE:O	2:D:1926:VAL:HG23	2.11	0.50
2:D:4569:GLU:HB3	2:D:4570:PRO:HD3	1.94	0.50
2:A:62:LEU:O	2:A:66:THR:HG23	2.11	0.50
2:A:2134:MET:HG2	2:A:2178:VAL:HG22	1.93	0.50
2:A:2250:ASN:HB3	2:A:2253:LEU:HB2	1.93	0.50
2:A:4166:LYS:O	2:A:4170:ARG:HG2	2.11	0.50
2:B:2782:MET:HB2	2:B:2787:TRP:HE3	1.76	0.50
2:C:3292:GLU:O	2:C:3296:MET:HE2	2.12	0.50
2:C:4569:GLU:HB3	2:C:4570:PRO:HD3	1.94	0.50
2:D:1564:MET:SD	2:D:1565:PRO:HD2	2.52	0.50
2:A:4055:HIS:CE1	2:A:4057:HIS:CD2	3.00	0.50
1:J:106:LEU:HD22	2:B:3587:TRP:NE1	2.25	0.50
1:L:127:ARG:NH1	1:L:135:GLY:C	2.58	0.50
2:B:2758:LYS:NZ	2:B:2763:LEU:HA	2.26	0.50
2:B:2765:GLU:HG3	2:B:2769:GLU:OE2	2.11	0.50
2:B:2833:LEU:HB2	2:B:2838[A]:HIS:NE2	2.27	0.50
2:B:3677:THR:HB	2:B:3679:LYS:HZ2	1.77	0.50
2:B:4154:GLU:O	2:B:4158:THR:HG23	2.12	0.50
2:B:4569:GLU:HB3	2:B:4570:PRO:HD3	1.94	0.50
2:C:37:LEU:HA	2:C:49:LEU:HD23	1.92	0.50
2:C:891:GLU:C	2:C:895:MET:HE1	2.31	0.50
2:C:1014:GLN:O	2:C:1027:ARG:NH2	2.45	0.50
2:C:2054:LYS:HE2	2:C:2056:SER:HA	1.94	0.50

Continued on next page...

Continued from previous page...

Atom-1	Atom-2	Interatomic distance (Å)	Clash overlap (Å)
2:C:2250:ASN:HB3	2:C:2253:LEU:HB2	1.93	0.50
2:C:2782:MET:HB2	2:C:2787:TRP:HE3	1.76	0.50
2:D:506:HIS:CE1	2:D:530:LEU:HD21	2.47	0.50
2:D:1935:LYS:HE3	2:D:1995:GLN:HE22	1.76	0.50
2:A:1748:LEU:HB3	2:A:1751:ILE:HD13	1.94	0.50
2:A:2080:LEU:O	2:A:2084:MET:HG3	2.11	0.50
2:A:2782:MET:HB2	2:A:2787:TRP:HE3	1.76	0.50
2:A:2830:ASN:HB3	2:B:1435:GLY:HA3	1.94	0.50
2:B:2134:MET:HG2	2:B:2178:VAL:HG22	1.93	0.50
2:B:2250:ASN:HB3	2:B:2253:LEU:HB2	1.93	0.50
2:B:2859:GLU:O	2:B:2862:SER:OG	2.23	0.50
2:B:4055:HIS:CE1	2:B:4057:HIS:CD2	3.00	0.50
2:C:467:ASP:HB3	2:C:470:LEU:HG	1.92	0.50
2:C:3996:GLY:O	2:C:4000:VAL:HG23	2.12	0.50
2:C:4196:THR:HB	2:C:4919:LEU:HD11	1.93	0.50
2:C:4726:MET:HE3	2:C:4726:MET:O	2.11	0.50
2:D:1299:ILE:HD11	2:D:1544:PHE:HB3	1.94	0.50
2:D:3215:MET:O	2:D:3219:VAL:HG13	2.11	0.50
2:D:3246:MET:HG2	2:D:3309:LYS:HZ1	1.75	0.50
2:D:3879:LEU:O	2:D:3882:GLN:HG3	2.11	0.50
2:A:874:LEU:CD1	2:A:940:LEU:HD13	2.42	0.50
1:K:127:ARG:NH1	1:K:135:GLY:C	2.58	0.50
2:B:506:HIS:CE1	2:B:530:LEU:HD21	2.47	0.50
2:B:1014:GLN:O	2:B:1027:ARG:NH2	2.45	0.50
2:B:2587:HIS:HA	2:B:2590:ARG:HG2	1.93	0.50
2:B:2785:TRP:HD1	2:B:2905:ARG:HH22	1.59	0.50
2:C:2831:VAL:HG22	2:D:1435:GLY:HA2	1.94	0.50
2:C:2988:ARG:HB2	2:C:2989:PRO:HD3	1.93	0.50
2:C:3295:TRP:CD1	2:C:3296:MET:SD	3.05	0.50
2:D:874:LEU:CD1	2:D:940:LEU:HD13	2.42	0.50
2:D:2080:LEU:O	2:D:2084:MET:HG3	2.11	0.50
2:D:2765:GLU:HG3	2:D:2769:GLU:OE2	2.11	0.50
2:D:4154:GLU:O	2:D:4158:THR:HG23	2.12	0.50
2:A:318:ASP:O	2:A:322:ALA:HB2	2.12	0.50
2:A:1564:MET:SD	2:A:1565:PRO:HD2	2.52	0.50
2:A:3089:GLY:O	2:A:3093:ILE:HG12	2.12	0.50
2:A:3122:ILE:HA	2:A:3126:VAL:HB	1.94	0.50
2:A:4726:MET:O	2:A:4726:MET:HE3	2.11	0.50
2:B:66:THR:OG1	2:B:124:SER:OG	2.24	0.50
2:B:674:TYR:HE1	2:B:756:SER:HB3	1.77	0.50
2:B:3089:GLY:O	2:B:3093:ILE:HG12	2.12	0.50

Continued on next page...

Continued from previous page...

Atom-1	Atom-2	Interatomic distance (Å)	Clash overlap (Å)
2:B:3118:GLY:O	2:B:3122:ILE:HG12	2.12	0.50
2:B:4670:LEU:HB2	2:B:4672:MET:HE1	1.94	0.50
2:B:4863:GLN:O	2:B:4867:ILE:HG12	2.12	0.50
2:C:2758:LYS:NZ	2:C:2763:LEU:HA	2.26	0.50
2:C:4055:HIS:CE1	2:C:4057:HIS:CD2	3.00	0.50
2:C:4166:LYS:O	2:C:4170:ARG:HG2	2.11	0.50
2:D:238:HIS:ND1	2:D:243:GLU:OE2	2.45	0.50
2:D:2054:LYS:HE2	2:D:2056:SER:HA	1.94	0.50
2:D:3089:GLY:O	2:D:3093:ILE:HG12	2.12	0.50
2:A:474:ASP:O	2:A:478:ARG:HG2	2.12	0.49
2:A:3295:TRP:CD1	2:A:3296:MET:SD	3.05	0.49
2:B:3046:MET:HG3	2:B:3121:LEU:HA	1.94	0.49
2:B:3295:TRP:CD1	2:B:3296:MET:SD	3.05	0.49
2:C:1564:MET:SD	2:C:1565:PRO:HD2	2.52	0.49
2:C:3118:GLY:O	2:C:3122:ILE:HG12	2.12	0.49
2:C:3805:LEU:HD21	2:C:3888:PHE:HA	1.94	0.49
2:D:1014:GLN:O	2:D:1027:ARG:NH2	2.45	0.49
2:D:1184:ASP:OD2	2:D:1193:LYS:NZ	2.38	0.49
2:D:4726:MET:O	2:D:4726:MET:HE3	2.11	0.49
2:A:506:HIS:CE1	2:A:530:LEU:HD21	2.47	0.49
2:B:62:LEU:O	2:B:66:THR:HG23	2.11	0.49
2:C:317:MET:HE2	2:C:321:LYS:HD2	1.94	0.49
2:C:674:TYR:HE1	2:C:756:SER:HB3	1.76	0.49
2:C:1299:ILE:HD11	2:C:1544:PHE:HB3	1.94	0.49
2:C:3805:LEU:HD11	2:C:3887:ASP:HB3	1.93	0.49
2:D:474:ASP:O	2:D:478:ARG:HG2	2.12	0.49
2:D:2833:LEU:HB2	2:D:2838[A]:HIS:NE2	2.27	0.49
2:D:3122:ILE:HA	2:D:3126:VAL:HB	1.94	0.49
2:A:2905:ARG:HG3	2:A:2907:PHE:H	1.76	0.49
2:A:3996:GLY:O	2:A:4000:VAL:HG23	2.12	0.49
2:A:4507:LEU:HD21	2:A:4746:ILE:HG22	1.94	0.49
2:B:995:MET:HA	2:B:998:LYS:HD3	1.94	0.49
2:B:2833:LEU:HB2	2:B:2838[B]:HIS:NE2	2.28	0.49
2:C:238:HIS:ND1	2:C:243:GLU:OE2	2.45	0.49
2:C:506:HIS:CE1	2:C:530:LEU:HD21	2.47	0.49
2:C:874:LEU:CD1	2:C:940:LEU:HD13	2.42	0.49
2:C:3879:LEU:O	2:C:3882:GLN:HG3	2.11	0.49
2:D:2924:SER:O	2:D:2928:GLN:HG2	2.12	0.49
2:D:3295:TRP:CD1	2:D:3296:MET:SD	3.05	0.49
2:D:3805:LEU:HD21	2:D:3888:PHE:HA	1.94	0.49
1:I:127:ARG:NH1	1:I:135:GLY:C	2.58	0.49

Continued on next page...

Continued from previous page...

Atom-1	Atom-2	Interatomic distance (Å)	Clash overlap (Å)
2:A:995:MET:HA	2:A:998:LYS:HD3	1.94	0.49
2:A:1014:GLN:O	2:A:1027:ARG:NH2	2.45	0.49
2:A:2768:LYS:HB3	2:A:2772:ARG:HH21	1.77	0.49
2:B:115:TYR:OH	2:B:179:ASP:OD2	2.31	0.49
2:B:3848:GLU:OE1	2:B:3922:GLU:OE1	2.29	0.49
2:B:4021:LEU:HD22	2:B:4128:TYR:CE2	2.48	0.49
2:C:2587:HIS:HA	2:C:2590:ARG:HG2	1.93	0.49
2:C:3089:GLY:O	2:C:3093:ILE:HG12	2.12	0.49
2:D:318:ASP:O	2:D:322:ALA:HB2	2.12	0.49
2:D:2905:ARG:HG3	2:D:2907:PHE:H	1.76	0.49
2:D:3677:THR:HB	2:D:3679:LYS:HZ2	1.76	0.49
2:D:4863:GLN:O	2:D:4867:ILE:HG12	2.12	0.49
2:A:1040:ASP:HA	2:A:1043:LYS:HG2	1.95	0.49
2:A:2833:LEU:HB2	2:A:2838[A]:HIS:NE2	2.27	0.49
2:A:3046:MET:HG3	2:A:3121:LEU:HA	1.94	0.49
2:A:3118:GLY:O	2:A:3122:ILE:HG12	2.12	0.49
2:A:4769:LEU:HB3	2:D:4753:LEU:HD11	1.94	0.49
2:B:318:ASP:O	2:B:322:ALA:HB2	2.12	0.49
2:B:2691:LYS:HA	2:B:2704:GLN:HE22	1.78	0.49
2:B:3805:LEU:HD11	2:B:3887:ASP:HB3	1.93	0.49
2:B:4753:LEU:HG	2:C:4773:LEU:HD22	1.94	0.49
2:C:318:ASP:O	2:C:322:ALA:HB2	2.12	0.49
2:C:1685:LEU:HD22	2:C:1706:LEU:HB2	1.95	0.49
2:C:4055:HIS:CE1	2:C:4057:HIS:HD2	2.31	0.49
2:C:4268:MET:HA	2:C:4271:VAL:HG22	1.94	0.49
2:D:317:MET:HE2	2:D:321:LYS:HD2	1.95	0.49
2:D:3996:GLY:O	2:D:4000:VAL:HG23	2.12	0.49
2:D:4271:VAL:HA	2:D:4274:MET:HG2	1.95	0.49
2:A:1299:ILE:HD11	2:A:1544:PHE:HB3	1.94	0.49
2:A:1935:LYS:HE3	2:A:1995:GLN:HE22	1.76	0.49
2:B:238:HIS:ND1	2:B:243:GLU:OE2	2.45	0.49
2:B:317:MET:HE2	2:B:321:LYS:HD2	1.94	0.49
2:B:4667:SER:HA	2:B:4672:MET:HE3	1.94	0.49
2:C:474:ASP:O	2:C:478:ARG:HG2	2.12	0.49
2:D:1040:ASP:HA	2:D:1043:LYS:HG2	1.95	0.49
2:D:2691:LYS:HA	2:D:2704:GLN:HE22	1.78	0.49
2:A:115:TYR:OH	2:A:179:ASP:OD2	2.31	0.49
2:A:2087:LEU:O	2:A:2091:GLN:HG2	2.13	0.49
2:A:4271:VAL:HA	2:A:4274:MET:HG2	1.95	0.49
2:B:1299:ILE:HD11	2:B:1544:PHE:HB3	1.94	0.49
2:B:3996:GLY:O	2:B:4000:VAL:HG23	2.12	0.49

Continued on next page...

Continued from previous page...

Atom-1	Atom-2	Interatomic distance (Å)	Clash overlap (Å)
2:B:4507:LEU:HD21	2:B:4746:ILE:HG22	1.94	0.49
2:C:2924:SER:O	2:C:2928:GLN:HG2	2.12	0.49
2:D:1104:GLU:OE1	2:D:1225:LYS:NZ	2.44	0.49
2:D:2961:LYS:HB2	2:D:2965:LYS:HZ3	1.78	0.49
2:D:4507:LEU:HD21	2:D:4746:ILE:HG22	1.94	0.49
2:A:889:ILE:HA	2:A:892:LEU:HD12	1.95	0.49
2:A:2859:GLU:O	2:A:2862:SER:OG	2.23	0.49
2:B:2054:LYS:HE2	2:B:2056:SER:HA	1.94	0.49
2:C:2833:LEU:HB2	2:C:2838[A]:HIS:NE2	2.27	0.49
2:D:2496:LEU:HD23	2:D:2520:LEU:HD13	1.95	0.49
2:D:2768:LYS:HB3	2:D:2772:ARG:HH21	1.77	0.49
2:D:3046:MET:HG3	2:D:3121:LEU:HA	1.94	0.49
2:A:2691:LYS:HA	2:A:2704:GLN:HE22	1.78	0.49
2:A:2833:LEU:HB2	2:A:2838[B]:HIS:NE2	2.28	0.49
1:J:59:ASP:N	1:J:68:GLU:OE2	2.33	0.49
2:B:1564:MET:SD	2:B:1565:PRO:HD2	2.52	0.49
2:B:2768:LYS:HB3	2:B:2772:ARG:HH21	1.77	0.49
2:B:3096:TYR:CE2	2:B:3101:LEU:HD13	2.48	0.49
2:B:4155:SER:O	2:B:4159:GLN:HG2	2.13	0.49
2:B:4573:ARG:NH2	2:B:4736:ASN:OD1	2.46	0.49
2:C:115:TYR:OH	2:C:179:ASP:OD2	2.31	0.49
2:C:1004:HIS:NE2	2:C:1038:LEU:HD21	2.28	0.49
2:C:1040:ASP:HA	2:C:1043:LYS:HG2	1.95	0.49
2:C:1522:ALA:HB3	2:C:1527:LEU:HD21	1.95	0.49
2:C:2156:TYR:HE1	2:C:2202:TYR:HE2	1.60	0.49
2:C:3046:MET:HG3	2:C:3121:LEU:HA	1.94	0.49
2:C:3096:TYR:CE2	2:C:3101:LEU:HD13	2.48	0.49
2:D:1685:LEU:HD22	2:D:1706:LEU:HB2	1.95	0.49
2:D:3096:TYR:CE2	2:D:3101:LEU:HD13	2.48	0.49
2:D:3118:GLY:O	2:D:3122:ILE:HG12	2.12	0.49
2:D:4055:HIS:CE1	2:D:4057:HIS:HD2	2.31	0.49
2:A:606:ARG:NH1	2:A:644:LEU:HD21	2.25	0.49
2:A:1081:THR:HG23	2:A:1083:GLU:H	1.78	0.49
2:A:3036:LEU:O	2:A:3040:LEU:HG	2.12	0.49
2:A:4863:GLN:O	2:A:4867:ILE:HG12	2.12	0.49
2:B:474:ASP:O	2:B:478:ARG:HG2	2.12	0.49
2:B:1004:HIS:NE2	2:B:1038:LEU:HD21	2.28	0.49
2:B:1081:THR:HG23	2:B:1083:GLU:H	1.78	0.49
2:B:1522:ALA:HB3	2:B:1527:LEU:HD21	1.95	0.49
2:B:3042:ALA:HB1	2:B:3121:LEU:HB2	1.95	0.49
2:B:3211:LEU:HD21	2:B:3245:TYR:CE2	2.48	0.49

Continued on next page...

Continued from previous page...

Atom-1	Atom-2	Interatomic distance (Å)	Clash overlap (Å)
2:B:3238:ILE:O	2:B:3241:MET:HB3	2.13	0.49
2:B:4268:MET:HA	2:B:4271:VAL:HG22	1.94	0.49
2:C:913:ARG:HG3	2:C:913:ARG:O	2.12	0.49
2:C:2496:LEU:HD23	2:C:2520:LEU:HD13	1.95	0.49
2:C:2691:LYS:HA	2:C:2704:GLN:HE22	1.78	0.49
2:C:3238:ILE:O	2:C:3241:MET:HB3	2.13	0.49
2:C:4021:LEU:HD22	2:C:4128:TYR:CE2	2.48	0.49
2:D:1038:LEU:O	2:D:1043:LYS:NZ	2.36	0.49
2:D:1081:THR:HG23	2:D:1083:GLU:H	1.78	0.49
2:D:2782:MET:HB2	2:D:2787:TRP:HE3	1.76	0.49
2:D:4573:ARG:NH2	2:D:4736:ASN:OD1	2.46	0.49
2:A:317:MET:HE2	2:A:321:LYS:HD2	1.94	0.48
2:A:2156:TYR:HE1	2:A:2202:TYR:HE2	1.60	0.48
2:A:2924:SER:O	2:A:2928:GLN:HG2	2.12	0.48
2:A:3096:TYR:CE2	2:A:3101:LEU:HD13	2.48	0.48
2:A:4021:LEU:HD22	2:A:4128:TYR:CE2	2.48	0.48
1:J:127:ARG:NH1	1:J:135:GLY:C	2.58	0.48
2:B:889:ILE:HA	2:B:892:LEU:HD12	1.95	0.48
2:B:3171:LEU:HD13	2:B:3214:LEU:HD12	1.95	0.48
2:C:889:ILE:HA	2:C:892:LEU:HD12	1.95	0.48
2:C:995:MET:HA	2:C:998:LYS:HD3	1.94	0.48
2:C:2831:VAL:HG22	2:D:1435:GLY:O	2.13	0.48
2:C:2857:LYS:O	2:C:2860:LEU:HG	2.13	0.48
2:C:3036:LEU:O	2:C:3040:LEU:HG	2.12	0.48
2:C:4507:LEU:HD21	2:C:4746:ILE:HG22	1.94	0.48
2:D:889:ILE:HA	2:D:892:LEU:HD12	1.95	0.48
2:D:4155:SER:O	2:D:4159:GLN:HG2	2.13	0.48
2:A:2054:LYS:HE2	2:A:2056:SER:HA	1.94	0.48
2:A:3171:LEU:HD13	2:A:3214:LEU:HD12	1.95	0.48
2:A:3211:LEU:HD21	2:A:3245:TYR:CE2	2.48	0.48
1:L:134:ASP:OD1	2:D:3298:ARG:NH1	2.46	0.48
1:L:137:VAL:HG21	2:D:3587:TRP:CH2	2.47	0.48
2:B:874:LEU:CD1	2:B:940:LEU:HD13	2.42	0.48
2:B:913:ARG:HG3	2:B:913:ARG:O	2.13	0.48
2:B:2729:HIS:CE1	2:B:2763:LEU:HD11	2.49	0.48
2:B:3036:LEU:O	2:B:3040:LEU:HG	2.12	0.48
2:B:3122:ILE:HA	2:B:3126:VAL:HB	1.94	0.48
2:B:3805:LEU:HD21	2:B:3888:PHE:HA	1.94	0.48
2:B:4055:HIS:CE1	2:B:4057:HIS:HD2	2.31	0.48
2:B:4271:VAL:HA	2:B:4274:MET:HG2	1.95	0.48
2:C:1748:LEU:HB3	2:C:1751:ILE:HD13	1.94	0.48

Continued on next page...

Continued from previous page...

Atom-1	Atom-2	Interatomic distance (Å)	Clash overlap (Å)
2:C:3677:THR:HB	2:C:3679:LYS:HZ2	1.77	0.48
2:D:995:MET:HA	2:D:998:LYS:HD3	1.94	0.48
2:D:1004:HIS:NE2	2:D:1038:LEU:HD21	2.28	0.48
2:D:1748:LEU:HB3	2:D:1751:ILE:HD13	1.94	0.48
2:D:2565:GLN:O	2:D:2569:ILE:HG12	2.14	0.48
2:D:2733:SER:HA	2:D:2736:LYS:NZ	2.28	0.48
2:D:4021:LEU:HD22	2:D:4128:TYR:CE2	2.48	0.48
2:A:238:HIS:ND1	2:A:243:GLU:OE2	2.45	0.48
2:B:2456:MET:SD	2:B:2512:MET:HE1	2.53	0.48
2:D:883:GLU:HG2	2:D:884:LYS:N	2.28	0.48
2:D:1522:ALA:HB3	2:D:1527:LEU:HD21	1.95	0.48
2:D:2087:LEU:O	2:D:2091:GLN:HG2	2.13	0.48
2:D:2729:HIS:CE1	2:D:2763:LEU:HD11	2.49	0.48
2:D:3036:LEU:O	2:D:3040:LEU:HG	2.12	0.48
2:D:3238:ILE:O	2:D:3241:MET:HB3	2.13	0.48
2:D:3269:ASN:O	2:D:3273:MET:HG3	2.14	0.48
2:D:4268:MET:HA	2:D:4271:VAL:HG22	1.94	0.48
2:A:2456:MET:SD	2:A:2512:MET:HE1	2.53	0.48
2:A:3238:ILE:O	2:A:3241:MET:HB3	2.13	0.48
2:A:4573:ARG:NH2	2:A:4736:ASN:OD1	2.46	0.48
2:B:606:ARG:NH1	2:B:644:LEU:HD21	2.26	0.48
2:B:1040:ASP:HA	2:B:1043:LYS:HG2	1.95	0.48
2:B:1748:LEU:HB3	2:B:1751:ILE:HD13	1.94	0.48
2:B:1797:GLU:HA	2:B:1800:LYS:HE3	1.96	0.48
2:C:2224:ASN:O	2:C:2227:VAL:HG23	2.14	0.48
2:C:2733:SER:HA	2:C:2736:LYS:NZ	2.28	0.48
2:C:3122:ILE:HA	2:C:3126:VAL:HB	1.94	0.48
2:C:3269:ASN:O	2:C:3273:MET:HG3	2.14	0.48
2:C:4271:VAL:HA	2:C:4274:MET:HG2	1.95	0.48
2:C:4573:ARG:NH2	2:C:4736:ASN:OD1	2.46	0.48
2:D:2857:LYS:O	2:D:2860:LEU:HG	2.13	0.48
2:D:3043:ARG:HA	2:D:3120:ASP:OD2	2.13	0.48
2:A:913:ARG:HG3	2:A:913:ARG:O	2.13	0.48
2:A:1004:HIS:NE2	2:A:1038:LEU:HD21	2.28	0.48
2:A:2701:PHE:CE2	2:A:2703:PRO:HG3	2.49	0.48
2:A:3295:TRP:HB3	2:A:3298:ARG:HH21	1.79	0.48
2:A:3805:LEU:HD21	2:A:3888:PHE:HA	1.94	0.48
2:A:4055:HIS:CE1	2:A:4057:HIS:HD2	2.31	0.48
3:G:88:HIS:HD2	3:G:89:PRO:HD2	1.79	0.48
2:B:2496:LEU:HD23	2:B:2520:LEU:HD13	1.95	0.48
2:B:2733:SER:HA	2:B:2736:LYS:NZ	2.28	0.48

Continued on next page...

Continued from previous page...

Atom-1	Atom-2	Interatomic distance (Å)	Clash overlap (Å)
2:B:2924:SER:O	2:B:2928:GLN:HG2	2.12	0.48
2:C:2385:GLY:O	2:C:2389:MET:HG3	2.13	0.48
2:C:2833:LEU:HB2	2:C:2838[B]:HIS:NE2	2.28	0.48
2:C:4155:SER:O	2:C:4159:GLN:HG2	2.13	0.48
2:C:4863:GLN:O	2:C:4867:ILE:HG12	2.12	0.48
2:D:115:TYR:OH	2:D:179:ASP:OD2	2.31	0.48
2:D:3246:MET:HG2	2:D:3309:LYS:HZ2	1.78	0.48
2:A:2224:ASN:O	2:A:2227:VAL:HG23	2.14	0.48
2:A:2729:HIS:CE1	2:A:2763:LEU:HD11	2.49	0.48
2:A:3043:ARG:HA	2:A:3120:ASP:OD2	2.13	0.48
1:L:76:LYS:HB2	1:L:78:LYS:HZ2	1.78	0.48
1:L:127:ARG:HD3	1:L:127:ARG:HA	1.41	0.48
2:B:292:GLY:HA3	2:B:340:VAL:HG21	1.96	0.48
2:B:874:LEU:HD12	2:B:875:PRO:HD2	1.95	0.48
2:B:2565:GLN:O	2:B:2569:ILE:HG12	2.14	0.48
2:B:3159:LEU:HB3	2:B:3241:MET:HE2	1.95	0.48
2:C:883:GLU:HG2	2:C:884:LYS:N	2.28	0.48
2:C:1081:THR:HG23	2:C:1083:GLU:H	1.78	0.48
2:D:661:LEU:HD23	2:D:673:TRP:CD1	2.49	0.48
2:D:1034:PRO:HD2	2:D:1037:LEU:HD12	1.96	0.48
2:D:3211:LEU:HD21	2:D:3245:TYR:CE2	2.48	0.48
2:D:3295:TRP:HB3	2:D:3298:ARG:HH21	1.78	0.48
2:A:292:GLY:HA3	2:A:340:VAL:HG21	1.96	0.48
2:A:375:GLN:HB2	2:A:390:LYS:HB3	1.95	0.48
2:A:883:GLU:HG2	2:A:884:LYS:N	2.28	0.48
2:A:1797:GLU:HA	2:A:1800:LYS:HE3	1.96	0.48
2:B:165:ALA:HB3	2:B:180:ASP:HB3	1.96	0.48
2:B:849:ASP:OD1	2:B:1214:ARG:NE	2.37	0.48
2:B:3269:ASN:O	2:B:3273:MET:HG3	2.14	0.48
2:C:375:GLN:HB2	2:C:390:LYS:HB3	1.95	0.48
2:C:441:LYS:HG3	2:C:444:THR:HG23	1.96	0.48
2:C:2087:LEU:O	2:C:2091:GLN:HG2	2.13	0.48
2:C:2701:PHE:CE2	2:C:2703:PRO:HG3	2.49	0.48
2:C:3200:ASN:CB	2:C:3203:ASP:HB2	2.44	0.48
2:C:3211:LEU:HD21	2:C:3245:TYR:CE2	2.49	0.48
2:D:3068:LEU:O	2:D:3071:THR:OG1	2.27	0.48
2:A:2733:SER:HA	2:A:2736:LYS:NZ	2.28	0.48
2:A:2968:LEU:HD13	2:A:3029:ILE:HG12	1.96	0.48
3:H:88:HIS:HD2	3:H:89:PRO:HD2	1.79	0.48
2:B:1685:LEU:HD22	2:B:1706:LEU:HB2	1.95	0.48
2:B:2156:TYR:HE1	2:B:2202:TYR:HE2	1.60	0.48

Continued on next page...

Continued from previous page...

Atom-1	Atom-2	Interatomic distance (Å)	Clash overlap (Å)
2:B:3295:TRP:HB3	2:B:3298:ARG:HH21	1.78	0.48
2:C:2729:HIS:CE1	2:C:2763:LEU:HD11	2.49	0.48
2:C:3131:TYR:O	2:C:3135:THR:HG23	2.14	0.48
2:D:2946:GLY:HA3	2:D:2954:PHE:HZ	1.79	0.48
2:D:2968:LEU:HD13	2:D:3029:ILE:HG12	1.96	0.48
3:E:88:HIS:HD2	3:E:89:PRO:HD2	1.79	0.48
2:B:2385:GLY:O	2:B:2389:MET:HG3	2.13	0.48
2:B:2857:LYS:O	2:B:2860:LEU:HG	2.13	0.48
2:B:3043:ARG:HA	2:B:3120:ASP:OD2	2.13	0.48
2:C:318:ASP:OD1	2:C:319:LYS:N	2.45	0.48
2:C:1435:GLY:N	2:C:1500:ARG:HH22	2.11	0.48
2:C:1967:SER:O	2:C:1972:GLN:NE2	2.41	0.48
2:C:2768:LYS:HB3	2:C:2772:ARG:HH21	1.77	0.48
2:C:3042:ALA:HB1	2:C:3121:LEU:HB2	1.95	0.48
2:D:606:ARG:NH1	2:D:644:LEU:HD21	2.25	0.48
2:D:2385:GLY:O	2:D:2389:MET:HG3	2.13	0.48
2:A:1685:LEU:HD22	2:A:1706:LEU:HB2	1.95	0.48
2:A:2857:LYS:O	2:A:2860:LEU:HG	2.13	0.48
2:A:3106:SER:OG	2:A:3157:GLU:OE1	2.21	0.48
2:A:4155:SER:O	2:A:4159:GLN:HG2	2.13	0.48
2:A:4800:ASP:OD1	2:A:4801:THR:N	2.47	0.48
2:B:2968:LEU:HD13	2:B:3029:ILE:HG12	1.96	0.48
2:B:3131:TYR:O	2:B:3135:THR:HG23	2.14	0.48
2:C:606:ARG:NH1	2:C:644:LEU:HD21	2.26	0.48
2:C:661:LEU:HD23	2:C:673:TRP:CD1	2.49	0.48
2:C:1034:PRO:HD2	2:C:1037:LEU:HD12	1.96	0.48
2:C:2565:GLN:O	2:C:2569:ILE:HG12	2.14	0.48
2:C:3184:TYR:CG	2:C:3201:VAL:HG22	2.49	0.48
2:D:318:ASP:OD1	2:D:319:LYS:N	2.45	0.48
2:D:375:GLN:HB2	2:D:390:LYS:HB3	1.95	0.48
2:D:3200:ASN:CB	2:D:3203:ASP:HB2	2.44	0.48
2:A:165:ALA:HB3	2:A:180:ASP:HB3	1.96	0.47
2:A:874:LEU:HD12	2:A:875:PRO:HD2	1.95	0.47
2:A:3269:ASN:O	2:A:3273:MET:HG3	2.14	0.47
2:B:2087:LEU:O	2:B:2091:GLN:HG2	2.13	0.47
2:B:2701:PHE:CE2	2:B:2703:PRO:HG3	2.49	0.47
2:C:19:GLU:HG2	2:C:66:THR:HB	1.95	0.47
2:C:2968:LEU:HD13	2:C:3029:ILE:HG12	1.96	0.47
2:C:3295:TRP:HB3	2:C:3298:ARG:HH21	1.79	0.47
2:D:19:GLU:HG2	2:D:66:THR:HB	1.96	0.47
2:D:913:ARG:HG3	2:D:913:ARG:O	2.13	0.47

Continued on next page...

Continued from previous page...

Atom-1	Atom-2	Interatomic distance (Å)	Clash overlap (Å)
2:D:1797:GLU:HA	2:D:1800:LYS:HE3	1.96	0.47
2:D:2156:TYR:HE1	2:D:2202:TYR:HE2	1.60	0.47
2:D:3184:TYR:CG	2:D:3201:VAL:HG22	2.49	0.47
2:A:1143:GLN:HG3	2:A:1151:HIS:HA	1.96	0.47
2:A:1522:ALA:HB3	2:A:1527:LEU:HD21	1.95	0.47
2:A:3042:ALA:HB1	2:A:3121:LEU:HB2	1.95	0.47
2:A:3166:PHE:CD2	2:A:3170:PHE:HB3	2.50	0.47
2:A:4268:MET:HA	2:A:4271:VAL:HG22	1.94	0.47
2:B:441:LYS:HG3	2:B:444:THR:HG23	1.96	0.47
2:B:661:LEU:HD23	2:B:673:TRP:CD1	2.49	0.47
2:B:2431:ASP:O	2:B:2435:VAL:HG23	2.14	0.47
2:C:912:LYS:HE3	2:C:914:GLN:HG3	1.96	0.47
2:C:2431:ASP:O	2:C:2435:VAL:HG23	2.14	0.47
2:C:2912:LEU:HB3	2:C:2914:THR:HG23	1.96	0.47
2:C:3848:GLU:OE1	2:C:3922:GLU:OE1	2.29	0.47
2:D:441:LYS:HG3	2:D:444:THR:HG23	1.96	0.47
2:D:2224:ASN:O	2:D:2227:VAL:HG23	2.14	0.47
2:D:2701:PHE:CE2	2:D:2703:PRO:HG3	2.49	0.47
2:D:2833:LEU:HB2	2:D:2838[B]:HIS:NE2	2.28	0.47
2:A:19:GLU:HG2	2:A:66:THR:HB	1.96	0.47
2:A:661:LEU:HD23	2:A:673:TRP:CD1	2.49	0.47
2:A:769:ARG:NH2	2:A:816:PRO:HG3	2.30	0.47
2:A:912:LYS:HE3	2:A:914:GLN:HG3	1.96	0.47
2:A:2565:GLN:O	2:A:2569:ILE:HG12	2.14	0.47
2:B:2828:MET:O	2:B:2894:LYS:NZ	2.42	0.47
2:B:3200:ASN:CB	2:B:3203:ASP:HB2	2.44	0.47
2:C:874:LEU:HD12	2:C:875:PRO:HD2	1.95	0.47
2:C:1797:GLU:HA	2:C:1800:LYS:HE3	1.96	0.47
2:C:3159:LEU:HB3	2:C:3241:MET:HE2	1.96	0.47
2:C:3166:PHE:CD2	2:C:3170:PHE:HB3	2.50	0.47
2:D:4027:THR:HG21	2:D:4084:VAL:HG11	1.97	0.47
1:I:50:GLN:NE2	1:I:54:ASN:HD21	2.13	0.47
2:A:1104:GLU:OE1	2:A:1225:LYS:NZ	2.44	0.47
2:A:2385:GLY:O	2:A:2389:MET:HG3	2.13	0.47
2:A:2496:LEU:HD23	2:A:2520:LEU:HD13	1.95	0.47
2:A:2713:ILE:HG12	2:A:2776:LYS:HB2	1.97	0.47
1:L:50:GLN:NE2	1:L:54:ASN:HD21	2.13	0.47
2:B:2224:ASN:O	2:B:2227:VAL:HG23	2.14	0.47
2:C:2456:MET:SD	2:C:2512:MET:HE1	2.55	0.47
2:C:2744:GLY:H	2:C:2755:PRO:HA	1.79	0.47
2:C:3131:TYR:OH	2:C:3205:CYS:O	2.23	0.47

Continued on next page...

Continued from previous page...

Atom-1	Atom-2	Interatomic distance (Å)	Clash overlap (Å)
2:C:4735:ASN:HB3	2:C:4738:PHE:HD2	1.79	0.47
2:D:165:ALA:HB3	2:D:180:ASP:HB3	1.96	0.47
2:D:1552:VAL:HG12	2:D:1553:PHE:HD1	1.80	0.47
2:A:1034:PRO:HD2	2:A:1037:LEU:HD12	1.96	0.47
2:A:2350:ALA:HA	2:A:2353:ILE:HG22	1.96	0.47
2:A:2658:GLU:OE1	2:A:2661:LEU:N	2.37	0.47
2:A:3159:LEU:HB3	2:A:3241:MET:HE2	1.97	0.47
2:A:3200:ASN:CB	2:A:3203:ASP:HB2	2.44	0.47
2:A:4567:TYR:O	2:A:4567:TYR:CD1	2.68	0.47
3:F:88:HIS:HD2	3:F:89:PRO:HD2	1.79	0.47
2:B:3068:LEU:O	2:B:3071:THR:OG1	2.27	0.47
2:C:904:TYR:HE1	2:C:916:PRO:HA	1.80	0.47
2:C:2713:ILE:HG12	2:C:2776:LYS:HB2	1.97	0.47
2:C:3043:ARG:HA	2:C:3120:ASP:OD2	2.13	0.47
2:D:769:ARG:NH2	2:D:816:PRO:HG3	2.30	0.47
2:D:912:LYS:HE3	2:D:914:GLN:HG3	1.96	0.47
2:D:2431:ASP:O	2:D:2435:VAL:HG23	2.14	0.47
2:D:2886:ARG:HG2	2:D:2890:GLN:OE1	2.15	0.47
2:D:3042:ALA:HB1	2:D:3121:LEU:HB2	1.95	0.47
2:D:3131:TYR:O	2:D:3135:THR:HG23	2.14	0.47
2:D:4520:TYR:HD1	2:D:4561:LEU:HD13	1.79	0.47
2:D:4735:ASN:HB3	2:D:4738:PHE:HD2	1.79	0.47
2:A:4276:VAL:O	2:A:4280:VAL:HG23	2.15	0.47
2:A:4707:MET:HG2	2:D:4252:ILE:HG21	1.97	0.47
2:B:375:GLN:HB2	2:B:390:LYS:HB3	1.95	0.47
2:B:769:ARG:NH2	2:B:816:PRO:HG3	2.29	0.47
2:B:2794:GLU:HB2	2:B:2798:MET:HE1	1.97	0.47
2:B:2892:ILE:HG13	2:B:2893:LEU:N	2.30	0.47
2:B:4027:THR:HG21	2:B:4084:VAL:HG11	1.97	0.47
2:C:769:ARG:NH2	2:C:816:PRO:HG3	2.30	0.47
2:D:293:GLN:HG3	2:D:343:ARG:NH1	2.29	0.47
2:D:874:LEU:HD12	2:D:875:PRO:HD2	1.95	0.47
2:D:3171:LEU:HD13	2:D:3214:LEU:HD12	1.95	0.47
2:D:4800:ASP:OD1	2:D:4801:THR:N	2.47	0.47
1:I:126:ILE:O	1:I:130:ASP:N	2.48	0.47
2:A:624:ALA:HB2	2:A:1667:LEU:HD12	1.97	0.47
2:A:1286:THR:OG1	2:A:1550:PRO:O	2.22	0.47
2:A:1564:MET:HE1	2:A:1578:PRO:HA	1.97	0.47
2:A:2293:VAL:O	2:A:2296:GLU:HG2	2.15	0.47
2:A:2886:ARG:HG2	2:A:2890:GLN:OE1	2.15	0.47
2:A:2892:ILE:HG13	2:A:2893:LEU:N	2.30	0.47

Continued on next page...

Continued from previous page...

Atom-1	Atom-2	Interatomic distance (Å)	Clash overlap (Å)
2:A:2946:GLY:HA3	2:A:2954:PHE:HZ	1.79	0.47
2:A:3184:TYR:CG	2:A:3201:VAL:HG22	2.49	0.47
2:A:4520:TYR:HD1	2:A:4561:LEU:HD13	1.79	0.47
2:B:883:GLU:HG2	2:B:884:LYS:N	2.28	0.47
2:B:996:VAL:HG13	2:B:1050:LEU:HD22	1.97	0.47
2:B:2001:GLU:OE1	2:B:2001:GLU:N	2.48	0.47
2:B:2886:ARG:HG2	2:B:2890:GLN:OE1	2.15	0.47
2:B:3042:ALA:HB1	2:B:3121:LEU:HD13	1.97	0.47
2:B:3184:TYR:HB3	2:B:3192:ARG:NH2	2.27	0.47
2:B:3184:TYR:CG	2:B:3201:VAL:HG22	2.49	0.47
2:B:4557:VAL:HG21	2:C:4790:ARG:HH22	1.80	0.47
2:B:4567:TYR:O	2:B:4567:TYR:CD1	2.68	0.47
2:C:514:PHE:HD2	2:C:526:TRP:HB2	1.80	0.47
2:C:891:GLU:O	2:C:895:MET:HE1	2.15	0.47
2:C:1552:VAL:HG12	2:C:1553:PHE:HD1	1.80	0.47
2:C:3246:MET:HG2	2:C:3309:LYS:HZ2	1.78	0.47
2:C:3715:GLU:OE2	2:C:4647:LYS:HE2	2.15	0.47
2:C:4800:ASP:OD1	2:C:4801:THR:N	2.47	0.47
2:D:292:GLY:HA3	2:D:340:VAL:HG21	1.96	0.47
2:D:1143:GLN:HG3	2:D:1151:HIS:HA	1.96	0.47
2:D:1564:MET:HE1	2:D:1578:PRO:HA	1.97	0.47
2:D:1729:MET:CE	2:D:1930:ASP:HB2	2.45	0.47
2:D:3131:TYR:OH	2:D:3205:CYS:O	2.23	0.47
2:D:3166:PHE:CD2	2:D:3170:PHE:HB3	2.50	0.47
2:A:441:LYS:HG3	2:A:444:THR:HG23	1.96	0.47
1:K:50:GLN:NE2	1:K:54:ASN:HD21	2.13	0.47
2:B:514:PHE:HD2	2:B:526:TRP:HB2	1.80	0.47
2:B:912:LYS:HE3	2:B:914:GLN:HG3	1.96	0.47
2:B:1718:ARG:HD3	2:B:1831:MET:HA	1.97	0.47
2:B:2153:LYS:HD3	2:B:2156:TYR:HD2	1.80	0.47
2:B:2744:GLY:H	2:B:2755:PRO:HA	1.79	0.47
2:B:2824:ARG:NH2	2:C:1502:ASN:HB3	2.30	0.47
2:B:4026:LEU:HD13	2:B:4058:TYR:HE2	1.80	0.47
2:C:293:GLN:HG3	2:C:343:ARG:NH1	2.30	0.47
2:C:1732:GLU:O	2:C:1736:ILE:HG13	2.15	0.47
2:C:2422:ILE:O	2:C:2426:LEU:HG	2.15	0.47
2:C:2946:GLY:HA3	2:C:2954:PHE:HZ	1.79	0.47
2:C:3171:LEU:HD13	2:C:3214:LEU:HD12	1.95	0.47
2:C:4567:TYR:CD1	2:C:4567:TYR:O	2.68	0.47
2:D:904:TYR:HE1	2:D:916:PRO:HA	1.79	0.47
2:A:293:GLN:HG3	2:A:343:ARG:NH1	2.29	0.47

Continued on next page...

Continued from previous page...

Atom-1	Atom-2	Interatomic distance (Å)	Clash overlap (Å)
2:A:1552:VAL:HG12	2:A:1553:PHE:HD1	1.80	0.47
2:A:4806:CYS:HA	2:A:4812:CYS:HB2	1.97	0.47
2:B:1034:PRO:HD2	2:B:1037:LEU:HD12	1.96	0.47
2:B:1435:GLY:N	2:B:1500:ARG:HH22	2.11	0.47
2:B:2685:TYR:HD2	2:B:2686:VAL:O	1.98	0.47
2:B:3166:PHE:CD2	2:B:3170:PHE:HB3	2.50	0.47
2:B:3292:GLU:O	2:B:3296:MET:HE2	2.14	0.47
2:B:4800:ASP:OD1	2:B:4801:THR:N	2.47	0.47
2:C:165:ALA:HB3	2:C:180:ASP:HB3	1.96	0.47
2:C:292:GLY:HA3	2:C:340:VAL:HG21	1.96	0.47
2:C:2293:VAL:O	2:C:2296:GLU:HG2	2.15	0.47
2:C:2662:PHE:HE2	2:C:2962:PHE:HD1	1.62	0.47
2:C:3042:ALA:HB1	2:C:3121:LEU:HD13	1.97	0.47
2:D:913:ARG:HA	2:D:913:ARG:HD2	1.74	0.47
2:D:1176:THR:HG22	2:D:1181:ILE:HA	1.97	0.47
2:D:1435:GLY:N	2:D:1500:ARG:HH22	2.11	0.47
2:D:2642:ARG:HH12	2:D:2921:PHE:HA	1.80	0.47
2:D:2658:GLU:OE1	2:D:2661:LEU:N	2.37	0.47
2:D:2662:PHE:HE2	2:D:2962:PHE:HD1	1.62	0.47
2:D:2713:ILE:HG12	2:D:2776:LYS:HB2	1.97	0.47
2:D:3159:LEU:HB3	2:D:3241:MET:HE2	1.97	0.47
2:D:3166:PHE:O	2:D:3248:ARG:NH1	2.48	0.47
2:D:3715:GLU:OE2	2:D:4647:LYS:HE2	2.15	0.47
2:A:3042:ALA:HB1	2:A:3121:LEU:HD13	1.97	0.47
2:A:3131:TYR:O	2:A:3135:THR:HG23	2.14	0.47
2:A:3166:PHE:O	2:A:3248:ARG:NH1	2.48	0.47
2:A:3316:LYS:O	2:A:3317:THR:OG1	2.33	0.47
2:A:4853:PHE:HA	2:A:4857:ILE:HD12	1.97	0.47
2:B:218:SER:HB3	2:B:286:GLY:HA3	1.97	0.47
2:B:293:GLN:HG3	2:B:343:ARG:NH1	2.29	0.47
2:B:1729:MET:CE	2:B:1930:ASP:HB2	2.45	0.47
2:B:2293:VAL:O	2:B:2296:GLU:HG2	2.15	0.47
2:B:4648:PHE:CD1	2:B:4651:ARG:HG3	2.50	0.47
2:C:911:ASN:OD1	2:C:912:LYS:N	2.48	0.47
2:C:996:VAL:HG13	2:C:1050:LEU:HD22	1.97	0.47
2:C:1417:TYR:O	2:C:1421:MET:HG2	2.15	0.47
2:C:2350:ALA:HA	2:C:2353:ILE:HG22	1.96	0.47
2:C:4026:LEU:HD13	2:C:4058:TYR:HE2	1.80	0.47
2:C:4276:VAL:O	2:C:4280:VAL:HG23	2.15	0.47
2:D:972:LEU:HD23	2:D:973:THR:N	2.30	0.47
2:D:2422:ILE:O	2:D:2426:LEU:HG	2.15	0.47

Continued on next page...

Continued from previous page...

Atom-1	Atom-2	Interatomic distance (Å)	Clash overlap (Å)
2:D:4567:TYR:O	2:D:4567:TYR:CD1	2.68	0.47
2:D:4648:PHE:CD1	2:D:4651:ARG:HG3	2.50	0.47
2:A:1718:ARG:HD3	2:A:1831:MET:HA	1.97	0.46
2:A:4648:PHE:CD1	2:A:4651:ARG:HG3	2.50	0.46
2:A:4956:ASP:HA	2:A:4960:LYS:HD3	1.97	0.46
1:J:50:GLN:NE2	1:J:54:ASN:HD21	2.13	0.46
2:B:972:LEU:HD23	2:B:973:THR:N	2.30	0.46
2:B:1732:GLU:O	2:B:1736:ILE:HG13	2.15	0.46
2:B:1981:ASP:OD2	2:B:1983:LYS:NZ	2.48	0.46
2:B:2713:ILE:HG12	2:B:2776:LYS:HB2	1.97	0.46
2:B:3310:VAL:HG13	2:B:3314:LEU:HD12	1.97	0.46
2:B:4276:VAL:O	2:B:4280:VAL:HG23	2.15	0.46
2:C:1184:ASP:OD2	2:C:1193:LYS:NZ	2.38	0.46
2:C:2642:ARG:HH12	2:C:2921:PHE:HA	1.80	0.46
2:D:1417:TYR:O	2:D:1421:MET:HG2	2.15	0.46
2:D:1718:ARG:HD3	2:D:1831:MET:HA	1.97	0.46
2:D:2001:GLU:OE1	2:D:2001:GLU:N	2.48	0.46
2:D:2153:LYS:HD3	2:D:2156:TYR:HD2	1.80	0.46
2:D:2744:GLY:H	2:D:2755:PRO:HA	1.79	0.46
2:D:2892:ILE:HG13	2:D:2893:LEU:N	2.30	0.46
2:D:3042:ALA:HB1	2:D:3121:LEU:HD13	1.97	0.46
2:D:3106:SER:OG	2:D:3157:GLU:OE1	2.21	0.46
2:D:4079:ASP:O	2:D:4082:GLU:HG3	2.15	0.46
2:D:4276:VAL:O	2:D:4280:VAL:HG23	2.15	0.46
2:A:1732:GLU:O	2:A:1736:ILE:HG13	2.15	0.46
2:A:1981:ASP:OD2	2:A:1983:LYS:NZ	2.48	0.46
2:A:2001:GLU:OE1	2:A:2001:GLU:N	2.48	0.46
2:A:2422:ILE:O	2:A:2426:LEU:HG	2.15	0.46
2:A:2431:ASP:O	2:A:2435:VAL:HG23	2.14	0.46
2:A:3043:ARG:HB3	2:A:3117:PHE:CD1	2.51	0.46
2:A:3310:VAL:HG13	2:A:3314:LEU:HD12	1.97	0.46
2:B:1143:GLN:HG3	2:B:1151:HIS:HA	1.96	0.46
2:B:2891:ASP:OD1	2:B:2892:ILE:N	2.48	0.46
2:B:4079:ASP:O	2:B:4082:GLU:HG3	2.16	0.46
2:B:4853:PHE:HA	2:B:4857:ILE:HD12	1.97	0.46
2:C:1610:ARG:HA	2:C:1617:TRP:HA	1.98	0.46
2:C:2001:GLU:N	2:C:2001:GLU:OE1	2.48	0.46
2:C:2153:LYS:HD3	2:C:2156:TYR:HD2	1.80	0.46
2:C:2891:ASP:OD1	2:C:2892:ILE:N	2.48	0.46
2:C:3043:ARG:HB3	2:C:3117:PHE:CD1	2.50	0.46
2:C:3166:PHE:O	2:C:3248:ARG:NH1	2.48	0.46

Continued on next page...

Continued from previous page...

Atom-1	Atom-2	Interatomic distance (Å)	Clash overlap (Å)
2:C:4079:ASP:O	2:C:4082:GLU:HG3	2.16	0.46
2:C:4853:PHE:HA	2:C:4857:ILE:HD12	1.97	0.46
2:D:4806:CYS:HA	2:D:4812:CYS:HB2	1.97	0.46
1:I:10:ILE:HA	1:I:13:PHE:HB2	1.97	0.46
2:A:2733:SER:HA	2:A:2736:LYS:HZ3	1.80	0.46
2:A:4079:ASP:O	2:A:4082:GLU:HG3	2.15	0.46
2:B:904:TYR:HE1	2:B:916:PRO:HA	1.80	0.46
2:B:2912:LEU:HB3	2:B:2914:THR:HG23	1.96	0.46
2:B:3166:PHE:O	2:B:3248:ARG:NH1	2.48	0.46
2:B:3715:GLU:OE2	2:B:4647:LYS:HE2	2.15	0.46
2:C:419:ILE:HD13	2:C:492:GLU:HG3	1.97	0.46
2:C:436:LEU:HD23	2:C:436:LEU:HA	1.81	0.46
2:C:2892:ILE:HG13	2:C:2893:LEU:N	2.30	0.46
2:C:4520:TYR:HD1	2:C:4561:LEU:HD13	1.80	0.46
2:C:4774:LEU:O	2:C:4778:VAL:HG23	2.16	0.46
2:D:173:GLU:OE2	2:D:176:ARG:NH2	2.36	0.46
2:A:2891:ASP:OD1	2:A:2892:ILE:N	2.48	0.46
2:A:4026:LEU:HD13	2:A:4058:TYR:HE2	1.80	0.46
3:E:19:LYS:HB2	3:E:19:LYS:HE3	1.84	0.46
1:L:10:ILE:HA	1:L:13:PHE:HB2	1.98	0.46
1:K:137:VAL:HG21	2:C:3587:TRP:CH2	2.49	0.46
2:B:19:GLU:HG2	2:B:66:THR:HB	1.96	0.46
2:B:3925:GLN:HE22	2:B:4934:THR:HA	1.80	0.46
2:B:4806:CYS:HA	2:B:4812:CYS:HB2	1.97	0.46
2:C:2172:MET:HE3	2:C:2172:MET:HA	1.98	0.46
2:C:2685:TYR:HD2	2:C:2686:VAL:O	1.98	0.46
2:C:4648:PHE:CD1	2:C:4651:ARG:HG3	2.50	0.46
2:D:1610:ARG:HA	2:D:1617:TRP:HA	1.97	0.46
2:D:2912:LEU:HB3	2:D:2914:THR:HG23	1.96	0.46
2:D:4008:ASN:OD1	2:D:4009:ASN:N	2.49	0.46
2:D:4026:LEU:HD13	2:D:4058:TYR:HE2	1.80	0.46
2:D:4853:PHE:HA	2:D:4857:ILE:HD12	1.97	0.46
2:A:2646:TRP:CH2	2:A:2928:GLN:HG3	2.51	0.46
2:A:2685:TYR:HD2	2:A:2686:VAL:O	1.98	0.46
2:A:2912:LEU:HB3	2:A:2914:THR:HG23	1.96	0.46
2:A:3604:ARG:O	2:A:3604:ARG:HD3	2.16	0.46
2:A:4008:ASN:OD1	2:A:4009:ASN:N	2.49	0.46
2:B:1176:THR:HG22	2:B:1181:ILE:HA	1.97	0.46
2:B:2946:GLY:HA3	2:B:2954:PHE:HZ	1.79	0.46
2:B:4774:LEU:O	2:B:4778:VAL:HG23	2.16	0.46
2:C:1038:LEU:O	2:C:1043:LYS:NZ	2.36	0.46

Continued on next page...

Continued from previous page...

Atom-1	Atom-2	Interatomic distance (Å)	Clash overlap (Å)
2:C:1143:GLN:HG3	2:C:1151:HIS:HA	1.96	0.46
2:C:1718:ARG:HD3	2:C:1831:MET:HA	1.97	0.46
2:C:4027:THR:HG21	2:C:4084:VAL:HG11	1.97	0.46
2:D:624:ALA:HB2	2:D:1667:LEU:HD12	1.97	0.46
2:D:2293:VAL:O	2:D:2296:GLU:HG2	2.15	0.46
2:D:2350:ALA:HA	2:D:2353:ILE:HG22	1.96	0.46
2:D:3925:GLN:HE22	2:D:4934:THR:HA	1.80	0.46
2:A:2744:GLY:H	2:A:2755:PRO:HA	1.79	0.46
2:B:334:SER:OG	2:B:336:GLU:OE1	2.22	0.46
2:B:1552:VAL:HG12	2:B:1553:PHE:HD1	1.80	0.46
2:B:2422:ILE:O	2:B:2426:LEU:HG	2.15	0.46
2:B:3604:ARG:O	2:B:3604:ARG:HD3	2.16	0.46
2:B:4956:ASP:HA	2:B:4960:LYS:HD3	1.97	0.46
2:C:972:LEU:HD23	2:C:973:THR:N	2.30	0.46
2:C:1014:GLN:HB3	2:C:1027:ARG:HH21	1.81	0.46
2:C:1729:MET:CE	2:C:1930:ASP:HB2	2.45	0.46
2:C:2886:ARG:HG2	2:C:2890:GLN:OE1	2.15	0.46
2:C:3184:TYR:HB3	2:C:3192:ARG:NH2	2.27	0.46
2:C:3925:GLN:HE22	2:C:4934:THR:HA	1.80	0.46
2:C:4008:ASN:OD1	2:C:4009:ASN:N	2.49	0.46
2:C:4116:GLN:HA	2:C:4119:LEU:HD12	1.98	0.46
2:D:419:ILE:HD13	2:D:492:GLU:HG3	1.97	0.46
2:D:514:PHE:HD2	2:D:526:TRP:HB2	1.80	0.46
2:D:2891:ASP:OD1	2:D:2892:ILE:N	2.48	0.46
2:D:3156:GLY:O	2:D:3240:PRO:HB2	2.16	0.46
2:D:3292:GLU:O	2:D:3296:MET:HE2	2.16	0.46
2:A:902:TRP:CD1	2:A:913:ARG:NH2	2.84	0.46
2:A:972:LEU:HD23	2:A:973:THR:N	2.30	0.46
2:A:2525:LEU:HG	2:A:2569:ILE:HD13	1.98	0.46
2:A:2779:LEU:O	2:A:2782:MET:HG3	2.16	0.46
2:A:2828:MET:O	2:A:2894:LYS:NZ	2.42	0.46
2:A:2946:GLY:HA3	2:A:2954:PHE:CZ	2.51	0.46
2:A:3022:PHE:HB3	2:A:3025:ASP:OD1	2.16	0.46
2:A:3715:GLU:OE2	2:A:4647:LYS:HE2	2.15	0.46
2:A:4027:THR:HG21	2:A:4084:VAL:HG11	1.97	0.46
2:A:4735:ASN:HB3	2:A:4738:PHE:HD2	1.79	0.46
2:A:4921:PHE:HE2	2:A:4940:VAL:HG11	1.81	0.46
2:B:1417:TYR:O	2:B:1421:MET:HG2	2.15	0.46
2:B:3022:PHE:HB3	2:B:3025:ASP:OD1	2.16	0.46
2:C:1564:MET:HE1	2:C:1578:PRO:HA	1.98	0.46
2:C:3156:GLY:O	2:C:3240:PRO:HB2	2.16	0.46

Continued on next page...

Continued from previous page...

Atom-1	Atom-2	Interatomic distance (Å)	Clash overlap (Å)
2:C:3293:GLY:HA3	2:C:3295:TRP:CZ3	2.51	0.46
2:C:4806:CYS:HA	2:C:4812:CYS:HB2	1.97	0.46
2:C:4956:ASP:HA	2:C:4960:LYS:HD3	1.97	0.46
2:D:902:TRP:CD1	2:D:913:ARG:NH2	2.84	0.46
2:D:2685:TYR:HD2	2:D:2686:VAL:O	1.98	0.46
1:I:110:MET:HA	2:A:3590:LEU:HD21	1.97	0.46
2:A:218:SER:HB3	2:A:286:GLY:HA3	1.98	0.46
2:A:1008:ALA:O	2:A:1012:ILE:HG12	2.16	0.46
2:A:2642:ARG:HH12	2:A:2921:PHE:HA	1.80	0.46
1:J:127:ARG:HD3	1:J:127:ARG:HA	1.41	0.46
2:B:1014:GLN:HB3	2:B:1027:ARG:HH21	1.81	0.46
2:B:2350:ALA:HA	2:B:2353:ILE:HG22	1.96	0.46
2:B:2629:ASN:OD1	2:B:2630:PHE:N	2.49	0.46
2:B:2779:LEU:O	2:B:2782:MET:HG3	2.16	0.46
2:B:3127:GLN:HG3	2:B:3183:ILE:HB	1.98	0.46
2:B:4008:ASN:OD1	2:B:4009:ASN:N	2.49	0.46
2:D:2525:LEU:HG	2:D:2569:ILE:HD13	1.98	0.46
2:D:2629:ASN:OD1	2:D:2630:PHE:N	2.49	0.46
2:D:3604:ARG:O	2:D:3604:ARG:HD3	2.16	0.46
2:D:4116:GLN:HA	2:D:4119:LEU:HD12	1.98	0.46
2:A:514:PHE:HD2	2:A:526:TRP:HB2	1.80	0.46
2:A:1014:GLN:HB3	2:A:1027:ARG:HH21	1.81	0.46
2:B:658:ASN:HD21	2:B:833:LYS:HG2	1.81	0.46
2:B:2946:GLY:HA3	2:B:2954:PHE:CZ	2.51	0.46
2:B:2956:TYR:HA	2:B:2959:GLU:OE1	2.16	0.46
2:B:3293:GLY:HA3	2:B:3295:TRP:CZ3	2.51	0.46
2:B:4520:TYR:HD1	2:B:4561:LEU:HD13	1.79	0.46
2:B:4921:PHE:HE2	2:B:4940:VAL:HG11	1.81	0.46
2:C:678:MET:HB2	2:C:754:VAL:HG22	1.98	0.46
2:C:2946:GLY:HA3	2:C:2954:PHE:CZ	2.51	0.46
2:D:1008:ALA:O	2:D:1012:ILE:HG12	2.16	0.46
2:D:1967:SER:O	2:D:1972:GLN:NE2	2.41	0.46
2:D:2779:LEU:O	2:D:2782:MET:HG3	2.16	0.46
2:D:3293:GLY:HA3	2:D:3295:TRP:CZ3	2.51	0.46
2:A:166:SER:OG	2:A:168:GLN:OE1	2.34	0.46
2:A:1176:THR:HG22	2:A:1181:ILE:HA	1.97	0.46
2:A:2629:ASN:OD1	2:A:2630:PHE:N	2.49	0.46
2:A:2662:PHE:HE2	2:A:2962:PHE:HD1	1.62	0.46
2:A:3848:GLU:OE1	2:A:3922:GLU:OE1	2.29	0.46
2:B:908:ARG:NH2	2:B:928:GLU:OE2	2.49	0.46
2:B:3316:LYS:O	2:B:3317:THR:OG1	2.33	0.46

Continued on next page...

Continued from previous page...

Atom-1	Atom-2	Interatomic distance (Å)	Clash overlap (Å)
2:C:785:ASP:OD1	2:C:786:GLY:N	2.49	0.46
2:C:2447:LYS:HE2	2:C:2864:GLY:HA3	1.98	0.46
2:C:2629:ASN:OD1	2:C:2630:PHE:N	2.49	0.46
2:D:194:LEU:HD11	2:D:201:LEU:HB3	1.98	0.46
2:D:658:ASN:HD21	2:D:833:LYS:HG2	1.81	0.46
2:D:785:ASP:OD1	2:D:786:GLY:N	2.49	0.46
2:D:3043:ARG:HB3	2:D:3117:PHE:CD1	2.51	0.46
2:A:1729:MET:CE	2:A:1930:ASP:HB2	2.45	0.45
1:L:48:GLU:O	1:L:52:MET:HG2	2.17	0.45
1:K:126:ILE:O	1:K:130:ASP:N	2.48	0.45
2:B:2642:ARG:HH12	2:B:2921:PHE:HA	1.80	0.45
2:B:4735:ASN:HB3	2:B:4738:PHE:HD2	1.79	0.45
2:C:1981:ASP:OD2	2:C:1983:LYS:NZ	2.48	0.45
2:C:3127:GLN:HG3	2:C:3183:ILE:HB	1.98	0.45
2:D:911:ASN:OD1	2:D:912:LYS:N	2.48	0.45
2:D:996:VAL:HG13	2:D:1050:LEU:HD22	1.97	0.45
2:D:1732:GLU:O	2:D:1736:ILE:HG13	2.15	0.45
2:D:2646:TRP:CH2	2:D:2928:GLN:HG3	2.51	0.45
2:D:4269:LYS:HA	2:D:4272:LYS:HE2	1.98	0.45
2:D:4774:LEU:O	2:D:4778:VAL:HG23	2.16	0.45
1:I:48:GLU:O	1:I:52:MET:HG2	2.17	0.45
1:I:61:ASN:ND2	1:I:63:THR:O	2.50	0.45
1:I:106:LEU:HD22	2:A:3587:TRP:HE1	1.82	0.45
2:A:66:THR:OG1	2:A:124:SER:OG	2.24	0.45
2:A:1151:HIS:ND1	2:A:1185:ASP:OD1	2.32	0.45
2:A:1417:TYR:O	2:A:1421:MET:HG2	2.15	0.45
2:A:1435:GLY:N	2:A:1500:ARG:HH22	2.12	0.45
1:J:61:ASN:ND2	1:J:63:THR:O	2.50	0.45
1:K:80:THR:OG1	1:K:83:GLU:OE2	2.32	0.45
2:B:624:ALA:HB2	2:B:1667:LEU:HD12	1.97	0.45
2:B:1610:ARG:HA	2:B:1617:TRP:HA	1.98	0.45
2:B:2703:PRO:HB2	2:B:2854:LYS:HE2	1.99	0.45
2:B:2821:TYR:CE2	2:B:2823:PRO:HG3	2.51	0.45
2:B:3043:ARG:HB3	2:B:3117:PHE:CD1	2.50	0.45
2:B:3253:GLY:O	2:B:3257:ASN:HB3	2.16	0.45
2:C:658:ASN:HD21	2:C:833:LYS:HG2	1.82	0.45
2:C:1176:THR:HG22	2:C:1181:ILE:HA	1.97	0.45
2:C:2791:ARG:NH1	2:C:2796:ASP:OD2	2.50	0.45
2:C:4921:PHE:HE2	2:C:4940:VAL:HG11	1.81	0.45
2:D:218:SER:HB3	2:D:286:GLY:HA3	1.97	0.45
2:D:891:GLU:O	2:D:895:MET:HE1	2.16	0.45

Continued on next page...

Continued from previous page...

Atom-1	Atom-2	Interatomic distance (Å)	Clash overlap (Å)
2:D:989:THR:HG22	2:D:992:GLN:HG2	1.98	0.45
2:D:3022:PHE:HB3	2:D:3025:ASP:OD1	2.16	0.45
2:D:3310:VAL:HG13	2:D:3314:LEU:HD12	1.97	0.45
2:D:4956:ASP:HA	2:D:4960:LYS:HD3	1.97	0.45
2:A:887:GLU:O	2:A:891:GLU:HG2	2.17	0.45
2:A:911:ASN:OD1	2:A:912:LYS:N	2.48	0.45
2:A:3292:GLU:O	2:A:3296:MET:HE2	2.16	0.45
2:A:3963:SER:OG	2:A:3964:GLN:OE1	2.30	0.45
2:A:4774:LEU:O	2:A:4778:VAL:HG23	2.16	0.45
3:E:78:THR:O	3:E:81:VAL:HG12	2.17	0.45
1:J:10:ILE:HA	1:J:13:PHE:HB2	1.98	0.45
2:B:1008:ALA:O	2:B:1012:ILE:HG12	2.16	0.45
2:B:2972:ASP:OD1	2:B:2976:LYS:NZ	2.49	0.45
2:B:3156:GLY:O	2:B:3240:PRO:HB2	2.16	0.45
2:C:908:ARG:NH2	2:C:928:GLU:OE2	2.49	0.45
2:C:2592:LEU:HD22	2:C:2606:PRO:HB3	1.98	0.45
2:C:2956:TYR:HA	2:C:2959:GLU:OE1	2.16	0.45
2:C:2961:LYS:HB2	2:C:2965:LYS:HZ3	1.81	0.45
2:D:66:THR:OG1	2:D:124:SER:OG	2.24	0.45
2:D:166:SER:OG	2:D:168:GLN:OE1	2.34	0.45
2:D:2591:ARG:HH22	2:D:2875:ASP:CG	2.20	0.45
2:D:2956:TYR:HA	2:D:2959:GLU:OE1	2.16	0.45
2:D:4921:PHE:HE2	2:D:4940:VAL:HG11	1.81	0.45
2:A:785:ASP:OD1	2:A:786:GLY:N	2.49	0.45
2:A:1118:SER:HB2	2:A:1204:VAL:HG11	1.98	0.45
2:A:1979:PHE:HE1	2:A:1988:CYS:HB3	1.82	0.45
2:A:2791:ARG:NH1	2:A:2796:ASP:OD2	2.50	0.45
2:A:3156:GLY:O	2:A:3240:PRO:HB2	2.16	0.45
2:A:3293:GLY:HA3	2:A:3295:TRP:CZ3	2.51	0.45
3:H:78:THR:O	3:H:81:VAL:HG12	2.17	0.45
1:L:59:ASP:N	1:L:68:GLU:OE2	2.33	0.45
2:B:2106:TYR:HH	2:B:3615:ARG:HH12	1.64	0.45
2:B:2857:LYS:O	2:B:2861:GLU:OE1	2.34	0.45
2:B:4269:LYS:HA	2:B:4272:LYS:HE2	1.99	0.45
2:B:4609:LYS:HE3	2:B:4615:LEU:HD13	1.99	0.45
2:C:902:TRP:CD1	2:C:913:ARG:NH2	2.84	0.45
2:C:2646:TRP:CH2	2:C:2928:GLN:HG3	2.51	0.45
2:C:2779:LEU:O	2:C:2782:MET:HG3	2.16	0.45
2:C:2821:TYR:CE2	2:C:2823:PRO:HG3	2.51	0.45
2:C:2857:LYS:O	2:C:2861:GLU:OE1	2.34	0.45
2:C:3022:PHE:HB3	2:C:3025:ASP:OD1	2.16	0.45

Continued on next page...

Continued from previous page...

Atom-1	Atom-2	Interatomic distance (Å)	Clash overlap (Å)
2:C:4242:ARG:HH22	2:C:4249:ARG:NH1	2.15	0.45
2:D:50:GLU:OE2	2:D:61:ASP:N	2.48	0.45
2:D:1981:ASP:OD2	2:D:1983:LYS:NZ	2.48	0.45
2:D:4242:ARG:HH22	2:D:4249:ARG:NH1	2.15	0.45
2:D:4858:LEU:HD23	2:D:4861:ILE:HD12	1.98	0.45
2:A:989:THR:HG22	2:A:992:GLN:HG2	1.98	0.45
2:A:1610:ARG:HA	2:A:1617:TRP:HA	1.98	0.45
2:A:2153:LYS:HD3	2:A:2156:TYR:HD2	1.80	0.45
2:A:2425:SER:O	2:B:142:LYS:NZ	2.49	0.45
2:A:2426:LEU:HB2	2:A:2427:ILE:HD12	1.99	0.45
2:A:2591:ARG:HH22	2:A:2875:ASP:CG	2.20	0.45
2:A:3276:LEU:O	2:A:3280:ILE:HG12	2.17	0.45
2:A:3664:LEU:O	2:A:3668:ILE:HG13	2.17	0.45
1:L:10:ILE:O	1:L:14:LYS:N	2.38	0.45
2:B:887:GLU:O	2:B:891:GLU:HG2	2.17	0.45
2:B:902:TRP:CD1	2:B:913:ARG:NH2	2.84	0.45
2:B:1979:PHE:HE1	2:B:1988:CYS:HB3	1.82	0.45
2:C:227:TYR:CG	2:C:352:SER:HB2	2.52	0.45
2:C:1008:ALA:O	2:C:1012:ILE:HG12	2.16	0.45
2:C:2640:LEU:HD23	2:C:2643:LYS:HZ1	1.82	0.45
2:C:3310:VAL:HG13	2:C:3314:LEU:HD12	1.97	0.45
2:D:908:ARG:NH2	2:D:928:GLU:OE2	2.49	0.45
2:D:2592:LEU:HD22	2:D:2606:PRO:HB3	1.98	0.45
2:D:3253:GLY:O	2:D:3257:ASN:HB3	2.16	0.45
2:A:658:ASN:HD21	2:A:833:LYS:HG2	1.82	0.45
2:A:678:MET:HB2	2:A:754:VAL:HG22	1.98	0.45
2:A:891:GLU:O	2:A:895:MET:HE1	2.17	0.45
2:A:904:TYR:HE1	2:A:916:PRO:HA	1.80	0.45
2:A:2821:TYR:CE2	2:A:2823:PRO:HG3	2.51	0.45
2:A:3107:SER:O	2:A:3111:HIS:HD2	2.00	0.45
2:A:4117:THR:O	2:A:4120:GLU:HG3	2.16	0.45
2:A:4269:LYS:HA	2:A:4272:LYS:HE2	1.99	0.45
2:A:4719:PHE:HE2	2:D:4294:LEU:HD22	1.79	0.45
1:K:10:ILE:HA	1:K:13:PHE:HB2	1.97	0.45
1:K:48:GLU:O	1:K:52:MET:HG2	2.17	0.45
1:K:127:ARG:HD3	1:K:127:ARG:HA	1.41	0.45
2:B:194:LEU:HD11	2:B:201:LEU:HB3	1.98	0.45
2:B:785:ASP:OD1	2:B:786:GLY:N	2.49	0.45
2:B:911:ASN:OD1	2:B:912:LYS:N	2.48	0.45
2:B:2646:TRP:CH2	2:B:2928:GLN:HG3	2.51	0.45
2:B:3107:SER:O	2:B:3111:HIS:HD2	2.00	0.45

Continued on next page...

Continued from previous page...

Atom-1	Atom-2	Interatomic distance (Å)	Clash overlap (Å)
2:B:3276:LEU:O	2:B:3280:ILE:HG12	2.17	0.45
2:B:4117:THR:O	2:B:4120:GLU:HG3	2.17	0.45
2:C:2849:HIS:NE2	2:C:2877:LEU:HD11	2.32	0.45
2:C:3604:ARG:O	2:C:3604:ARG:HD3	2.16	0.45
2:C:4257:ARG:O	2:C:4261:LEU:HG	2.17	0.45
2:A:314:LEU:HD11	2:A:372:LEU:HD13	1.99	0.45
2:A:908:ARG:NH2	2:A:928:GLU:OE2	2.49	0.45
2:A:2849:HIS:NE2	2:A:2877:LEU:HD11	2.32	0.45
2:A:3187:LYS:O	2:A:3191:GLU:HB2	2.17	0.45
2:A:3925:GLN:HE22	2:A:4934:THR:HA	1.80	0.45
2:A:4714:PHE:CG	2:D:4294:LEU:HD13	2.51	0.45
3:F:78:THR:O	3:F:81:VAL:HG12	2.17	0.45
2:B:419:ILE:HD13	2:B:492:GLU:HG3	1.97	0.45
2:B:2591:ARG:HH22	2:B:2875:ASP:CG	2.20	0.45
2:B:2791:ARG:NH1	2:B:2796:ASP:OD2	2.50	0.45
2:C:624:ALA:HB2	2:C:1667:LEU:HD12	1.97	0.45
2:C:2591:ARG:HH22	2:C:2875:ASP:CG	2.20	0.45
2:C:2658:GLU:OE1	2:C:2661:LEU:N	2.37	0.45
2:C:4287:TYR:HA	2:C:4290:ILE:HD12	1.99	0.45
2:C:4609:LYS:HE3	2:C:4615:LEU:HD13	1.99	0.45
2:D:887:GLU:O	2:D:891:GLU:HG2	2.17	0.45
2:D:1151:HIS:ND1	2:D:1185:ASP:OD1	2.32	0.45
2:D:2426:LEU:HB2	2:D:2427:ILE:HD12	1.99	0.45
2:D:2640:LEU:HD23	2:D:2643:LYS:HZ1	1.81	0.45
2:D:2791:ARG:NH1	2:D:2796:ASP:OD2	2.50	0.45
2:D:2849:HIS:NE2	2:D:2877:LEU:HD11	2.32	0.45
2:D:3276:LEU:O	2:D:3280:ILE:HG12	2.17	0.45
2:D:3963:SER:OG	2:D:3964:GLN:OE1	2.30	0.45
2:D:4257:ARG:O	2:D:4261:LEU:HG	2.17	0.45
2:D:4667:SER:HA	2:D:4672:MET:HE3	1.97	0.45
2:A:436:LEU:HD23	2:A:436:LEU:HA	1.81	0.45
2:A:2347:MET:O	2:A:2351:ILE:HG12	2.17	0.45
2:A:2956:TYR:HA	2:A:2959:GLU:OE1	2.16	0.45
2:A:4257:ARG:O	2:A:4261:LEU:HG	2.17	0.45
2:B:2662:PHE:HE2	2:B:2962:PHE:HD1	1.62	0.45
2:B:2849:HIS:NE2	2:B:2877:LEU:HD11	2.32	0.45
2:B:3184:TYR:CE2	2:B:3197:LEU:HB3	2.52	0.45
2:B:4287:TYR:HA	2:B:4290:ILE:HD12	1.99	0.45
2:C:2447:LYS:HD3	2:C:2447:LYS:HA	1.80	0.45
2:D:1014:GLN:HB3	2:D:1027:ARG:HH21	1.81	0.45
2:D:3067:ASP:O	2:D:3071:THR:HG23	2.17	0.45

Continued on next page...

Continued from previous page...

Atom-1	Atom-2	Interatomic distance (Å)	Clash overlap (Å)
2:D:3184:TYR:HB3	2:D:3192:ARG:NH2	2.27	0.45
1:I:133:GLY:O	2:A:3298:ARG:HG2	2.17	0.45
2:A:419:ILE:HD13	2:A:492:GLU:HG3	1.97	0.45
2:A:4277:LYS:HD3	2:A:4277:LYS:HA	1.75	0.45
2:A:4609:LYS:HE3	2:A:4615:LEU:HD13	1.99	0.45
3:F:3:VAL:HG21	3:F:59:GLY:HA2	1.98	0.45
1:J:76:LYS:HB2	1:J:78:LYS:HZ2	1.81	0.45
2:B:314:LEU:HD11	2:B:372:LEU:HD13	1.99	0.45
2:B:318:ASP:OD1	2:B:319:LYS:N	2.45	0.45
2:B:527:LYS:HE2	2:B:527:LYS:HB2	1.82	0.45
2:B:989:THR:HG22	2:B:992:GLN:HG2	1.98	0.45
2:B:2447:LYS:HE2	2:B:2864:GLY:HA3	1.99	0.45
2:B:2525:LEU:HG	2:B:2569:ILE:HD13	1.98	0.45
2:B:2620:TYR:HB2	2:B:2627:TRP:HD1	1.82	0.45
2:B:4242:ARG:HH22	2:B:4249:ARG:NH1	2.15	0.45
2:C:910:ASP:OD1	2:C:911:ASN:N	2.50	0.45
2:C:3171:LEU:O	2:C:3210:SER:HA	2.17	0.45
2:C:3276:LEU:O	2:C:3280:ILE:HG12	2.17	0.45
2:D:227:TYR:CG	2:D:352:SER:HB2	2.52	0.45
2:D:2794:GLU:HB2	2:D:2798:MET:CE	2.47	0.45
2:D:2857:LYS:O	2:D:2861:GLU:OE1	2.35	0.45
2:D:2946:GLY:HA3	2:D:2954:PHE:CZ	2.51	0.45
2:D:3107:SER:O	2:D:3111:HIS:HD2	2.00	0.45
2:D:3184:TYR:CE2	2:D:3197:LEU:HB3	2.52	0.45
2:A:2703:PRO:HB2	2:A:2854:LYS:HE2	1.99	0.45
3:G:3:VAL:HG21	3:G:59:GLY:HA2	1.98	0.45
2:B:2640:LEU:HD23	2:B:2643:LYS:HZ1	1.82	0.45
2:B:3067:ASP:O	2:B:3071:THR:HG23	2.17	0.45
2:B:3664:LEU:O	2:B:3668:ILE:HG13	2.17	0.45
2:B:4116:GLN:HA	2:B:4119:LEU:HD12	1.98	0.45
2:C:218:SER:HB3	2:C:286:GLY:HA3	1.97	0.45
2:C:314:LEU:HD11	2:C:372:LEU:HD13	1.99	0.45
2:C:989:THR:HG22	2:C:992:GLN:HG2	1.98	0.45
2:C:3107:SER:O	2:C:3111:HIS:HD2	2.00	0.45
2:C:3148:VAL:HA	2:C:3151:GLN:HG3	1.99	0.45
2:C:3253:GLY:O	2:C:3257:ASN:HB3	2.16	0.45
2:C:4117:THR:O	2:C:4120:GLU:HG3	2.16	0.45
2:D:2447:LYS:HE2	2:D:2864:GLY:HA3	1.99	0.45
2:D:2821:TYR:CE2	2:D:2823:PRO:HG3	2.51	0.45
2:D:3830:LEU:HB3	2:D:3833:ASP:OD1	2.17	0.45
1:I:40:LEU:HD11	2:A:3596:LYS:HB3	1.99	0.44

Continued on next page...

Continued from previous page...

Atom-1	Atom-2	Interatomic distance (Å)	Clash overlap (Å)
2:A:1967:SER:O	2:A:1972:GLN:NE2	2.41	0.44
2:A:2715:GLU:OE1	2:A:2715:GLU:N	2.44	0.44
2:A:3171:LEU:O	2:A:3210:SER:HA	2.17	0.44
2:A:3184:TYR:CE2	2:A:3197:LEU:HB3	2.52	0.44
2:A:4116:GLN:HA	2:A:4119:LEU:HD12	1.98	0.44
2:A:4649:VAL:O	2:A:4653:VAL:HG23	2.17	0.44
3:E:3:VAL:HG21	3:E:59:GLY:HA2	1.98	0.44
1:K:19:LEU:HD11	2:C:3595:ARG:HH21	1.82	0.44
2:B:227:TYR:CG	2:B:352:SER:HB2	2.52	0.44
2:B:3187:LYS:O	2:B:3191:GLU:HB2	2.17	0.44
2:C:3200:ASN:HB3	2:C:3203:ASP:HB2	2.00	0.44
2:D:2176:VAL:HG22	2:D:2220:TYR:CZ	2.53	0.44
2:D:4287:TYR:HA	2:D:4290:ILE:HD12	1.99	0.44
2:D:4609:LYS:HE3	2:D:4615:LEU:HD13	1.99	0.44
1:I:45:THR:HG22	2:A:3817:LEU:HD23	1.99	0.44
2:A:836:HIS:ND1	2:A:841:LYS:HE3	2.32	0.44
2:A:910:ASP:OD1	2:A:911:ASN:N	2.50	0.44
2:A:2757:MET:N	2:A:2757:MET:SD	2.91	0.44
2:A:3067:ASP:O	2:A:3071:THR:HG23	2.17	0.44
2:A:3184:TYR:HB3	2:A:3192:ARG:NH2	2.27	0.44
2:A:4949:TRP:HB3	2:A:4952:PHE:HD2	1.82	0.44
2:B:678:MET:HB2	2:B:754:VAL:HG22	1.98	0.44
2:B:2961:LYS:HB2	2:B:2965:LYS:HZ3	1.82	0.44
2:B:4858:LEU:HD23	2:B:4861:ILE:HD12	1.98	0.44
2:C:1979:PHE:HE1	2:C:1988:CYS:HB3	1.82	0.44
2:C:2715:GLU:OE1	2:C:2715:GLU:N	2.44	0.44
2:C:3184:TYR:CE2	2:C:3197:LEU:HB3	2.52	0.44
2:C:4858:LEU:HD23	2:C:4861:ILE:HD12	1.98	0.44
2:D:314:LEU:HD11	2:D:372:LEU:HD13	1.99	0.44
2:D:890:HIS:O	2:D:894:VAL:HG13	2.18	0.44
2:D:3067:ASP:HA	2:D:3070:LYS:NZ	2.29	0.44
2:D:3187:LYS:O	2:D:3191:GLU:HB2	2.17	0.44
2:D:3664:LEU:O	2:D:3668:ILE:HG13	2.17	0.44
2:D:4949:TRP:HB3	2:D:4952:PHE:HD2	1.82	0.44
2:A:194:LEU:HD11	2:A:201:LEU:HB3	1.98	0.44
2:A:2377:GLU:O	2:A:2381:THR:N	2.50	0.44
2:A:2620:TYR:HB2	2:A:2627:TRP:HD1	1.82	0.44
2:A:2794:GLU:HB2	2:A:2798:MET:CE	2.47	0.44
2:A:3127:GLN:HG3	2:A:3183:ILE:HB	1.98	0.44
2:A:3253:GLY:O	2:A:3257:ASN:HB3	2.16	0.44
2:B:1948:MET:HE2	2:B:1948:MET:HA	2.00	0.44

Continued on next page...

Continued from previous page...

Atom-1	Atom-2	Interatomic distance (Å)	Clash overlap (Å)
2:B:2222:LEU:HD11	2:B:2301:PHE:CZ	2.52	0.44
2:B:3122:ILE:O	2:B:3127:GLN:HG2	2.18	0.44
2:B:3240:PRO:HG3	2:B:3299:LEU:HG	2.00	0.44
2:B:3830:LEU:HB3	2:B:3833:ASP:OD1	2.18	0.44
2:B:4753:LEU:HD23	2:C:4773:LEU:HD13	1.99	0.44
2:C:877:HIS:O	2:C:880:ARG:HG3	2.18	0.44
2:C:1118:SER:HB2	2:C:1204:VAL:HG11	1.98	0.44
2:C:2176:VAL:HG22	2:C:2220:TYR:CZ	2.53	0.44
2:C:2525:LEU:HG	2:C:2569:ILE:HD13	1.98	0.44
2:D:483:LYS:HE2	2:D:483:LYS:HB2	1.68	0.44
2:A:996:VAL:HG13	2:A:1050:LEU:HD22	1.97	0.44
2:A:1852:LYS:NZ	2:A:2054:LYS:HD2	2.32	0.44
2:A:2204:CYS:SG	2:A:2214:MET:HG3	2.58	0.44
2:A:3068:LEU:O	2:A:3071:THR:OG1	2.27	0.44
2:A:4287:TYR:HA	2:A:4290:ILE:HD12	1.99	0.44
2:A:4798:ASP:N	2:A:4798:ASP:OD1	2.51	0.44
3:H:3:VAL:HG21	3:H:59:GLY:HA2	1.98	0.44
2:B:1118:SER:HB2	2:B:1204:VAL:HG11	1.98	0.44
2:B:2772:ARG:HG3	2:B:2776:LYS:HZ2	1.83	0.44
2:B:3106:SER:OG	2:B:3157:GLU:OE1	2.21	0.44
2:B:3200:ASN:HB3	2:B:3203:ASP:HB2	2.00	0.44
2:C:2794:GLU:HB2	2:C:2798:MET:CE	2.47	0.44
2:C:4269:LYS:HA	2:C:4272:LYS:HE2	1.99	0.44
2:C:4649:VAL:O	2:C:4653:VAL:HG23	2.17	0.44
2:D:2831:VAL:HB	2:D:2894:LYS:CE	2.47	0.44
2:D:3001:LYS:NZ	2:D:3041:ASP:OD2	2.33	0.44
2:D:3171:LEU:O	2:D:3210:SER:HA	2.17	0.44
2:D:3200:ASN:HB3	2:D:3203:ASP:HB2	2.00	0.44
2:D:4117:THR:O	2:D:4120:GLU:HG3	2.17	0.44
2:D:4649:VAL:O	2:D:4653:VAL:HG23	2.17	0.44
2:A:227:TYR:CG	2:A:352:SER:HB2	2.52	0.44
2:A:874:LEU:HB3	2:A:879:GLU:OE2	2.18	0.44
2:A:877:HIS:O	2:A:880:ARG:HG3	2.18	0.44
2:A:1100:ARG:HB3	2:A:1236:TYR:CD2	2.53	0.44
2:A:2640:LEU:HA	2:A:2643:LYS:HZ1	1.82	0.44
2:A:3830:LEU:HB3	2:A:3833:ASP:OD1	2.17	0.44
2:C:836:HIS:ND1	2:C:841:LYS:HE3	2.32	0.44
2:C:2757:MET:N	2:C:2757:MET:SD	2.91	0.44
2:C:4511:PHE:HZ	2:C:4746:ILE:HG21	1.83	0.44
2:D:1564:MET:CE	2:D:1565:PRO:HD2	2.48	0.44
2:D:3122:ILE:O	2:D:3127:GLN:HG2	2.18	0.44

Continued on next page...

Continued from previous page...

Atom-1	Atom-2	Interatomic distance (Å)	Clash overlap (Å)
2:D:3744:ILE:O	2:D:3747:SER:OG	2.31	0.44
2:D:4093:ASP:OD1	2:D:4094:ILE:HD12	2.18	0.44
2:A:2176:VAL:HG22	2:A:2220:TYR:CZ	2.53	0.44
3:G:78:THR:O	3:G:81:VAL:HG12	2.17	0.44
1:J:42:GLN:HE21	2:B:1957:LEU:HD21	1.82	0.44
1:L:126:ILE:O	1:L:130:ASP:N	2.48	0.44
1:K:121:GLU:O	1:K:124:GLU:HB2	2.18	0.44
2:B:335:LYS:HZ1	2:B:397:GLY:HA3	1.81	0.44
2:B:1852:LYS:NZ	2:B:2054:LYS:HD2	2.32	0.44
2:B:2176:VAL:HG22	2:B:2220:TYR:CZ	2.53	0.44
2:B:2377:GLU:O	2:B:2381:THR:N	2.50	0.44
2:B:2592:LEU:HD22	2:B:2606:PRO:HB3	1.98	0.44
2:B:4649:VAL:O	2:B:4653:VAL:HG23	2.17	0.44
2:B:4798:ASP:OD1	2:B:4798:ASP:N	2.51	0.44
2:C:194:LEU:HD11	2:C:201:LEU:HB3	1.98	0.44
2:C:1852:LYS:NZ	2:C:2054:LYS:HD2	2.32	0.44
2:C:2377:GLU:O	2:C:2381:THR:N	2.50	0.44
2:C:3067:ASP:O	2:C:3071:THR:HG23	2.17	0.44
2:D:910:ASP:OD1	2:D:911:ASN:N	2.50	0.44
2:D:949:HIS:O	2:D:1065:GLU:N	2.51	0.44
2:D:2347:MET:O	2:D:2351:ILE:HG12	2.17	0.44
2:D:3127:GLN:HG3	2:D:3183:ILE:HB	1.98	0.44
2:D:4511:PHE:HZ	2:D:4746:ILE:HG21	1.83	0.44
2:D:4798:ASP:OD1	2:D:4798:ASP:N	2.51	0.44
2:A:3200:ASN:HB3	2:A:3203:ASP:HB2	2.00	0.44
2:A:3955:GLN:HE21	2:A:3972:MET:HG2	1.83	0.44
1:L:61:ASN:ND2	1:L:63:THR:O	2.50	0.44
2:B:891:GLU:O	2:B:895:MET:HE1	2.18	0.44
2:B:1564:MET:CE	2:B:1565:PRO:HD2	2.48	0.44
2:B:2383:HIS:CG	2:B:2458:ALA:HB2	2.53	0.44
2:B:2426:LEU:HB2	2:B:2427:ILE:HD12	1.99	0.44
2:B:4093:ASP:OD1	2:B:4094:ILE:HD12	2.18	0.44
2:B:4511:PHE:HZ	2:B:4746:ILE:HG21	1.83	0.44
2:C:21:VAL:HB	2:C:36:CYS:SG	2.58	0.44
2:C:2426:LEU:HB2	2:C:2427:ILE:HD12	1.99	0.44
2:D:1100:ARG:HB3	2:D:1236:TYR:CD2	2.53	0.44
2:D:1979:PHE:HE1	2:D:1988:CYS:HB3	1.82	0.44
2:D:2222:LEU:HD11	2:D:2301:PHE:CZ	2.52	0.44
2:D:2733:SER:HA	2:D:2736:LYS:HZ3	1.82	0.44
1:I:122:VAL:HA	1:I:125:MET:HE3	2.00	0.44
2:A:515:ALA:HB2	2:A:523:GLY:HA3	2.00	0.44

Continued on next page...

Continued from previous page...

Atom-1	Atom-2	Interatomic distance (Å)	Clash overlap (Å)
2:A:2222:LEU:HD23	2:A:2222:LEU:HA	1.88	0.44
2:A:2447:LYS:HE2	2:A:2864:GLY:HA3	1.99	0.44
2:A:2857:LYS:O	2:A:2861:GLU:OE1	2.34	0.44
2:A:3122:ILE:O	2:A:3127:GLN:HG2	2.18	0.44
2:A:3246:MET:HG2	2:A:3309:LYS:HZ2	1.81	0.44
2:A:4242:ARG:HH22	2:A:4249:ARG:NH1	2.15	0.44
2:A:4707:MET:HA	2:D:4252:ILE:HG21	2.00	0.44
1:L:121:GLU:O	1:L:124:GLU:HB2	2.18	0.44
2:B:903:GLN:H	2:B:913:ARG:NE	2.16	0.44
2:B:3955:GLN:HE21	2:B:3972:MET:HG2	1.83	0.44
2:B:4257:ARG:O	2:B:4261:LEU:HG	2.17	0.44
2:C:887:GLU:O	2:C:891:GLU:HG2	2.17	0.44
2:C:2844:MET:SD	2:C:2888:LYS:NZ	2.91	0.44
2:C:3163:ALA:HB1	2:C:3245:TYR:CD1	2.52	0.44
2:C:3955:GLN:HE21	2:C:3972:MET:HG2	1.83	0.44
2:D:836:HIS:ND1	2:D:841:LYS:HE3	2.32	0.44
2:D:1286:THR:OG1	2:D:1550:PRO:O	2.22	0.44
2:D:2620:TYR:HB2	2:D:2627:TRP:HD1	1.82	0.44
1:I:121:GLU:O	1:I:124:GLU:HB2	2.18	0.44
2:A:2772:ARG:HG3	2:A:2776:LYS:HZ2	1.83	0.44
2:A:2926:LEU:HD23	2:A:2929:LEU:HD12	2.00	0.44
2:A:3240:PRO:HG3	2:A:3299:LEU:HG	2.00	0.44
2:A:4591:TYR:CD2	2:D:4287:TYR:HE1	2.36	0.44
3:G:50:ARG:HH21	3:G:53:LYS:NZ	2.16	0.44
2:B:836:HIS:ND1	2:B:841:LYS:HE3	2.33	0.44
2:B:874:LEU:HB3	2:B:879:GLU:OE2	2.18	0.44
2:B:1100:ARG:HB3	2:B:1236:TYR:CD2	2.53	0.44
2:B:2347:MET:O	2:B:2351:ILE:HG12	2.17	0.44
2:B:2794:GLU:HB2	2:B:2798:MET:CE	2.47	0.44
2:B:3171:LEU:O	2:B:3210:SER:HA	2.18	0.44
2:C:335:LYS:HZ1	2:C:397:GLY:HA3	1.83	0.44
2:C:637:LEU:HD22	2:C:1679:HIS:CD2	2.53	0.44
2:C:948:CYS:HA	2:C:1067:PRO:HD3	2.00	0.44
2:C:1100:ARG:HB3	2:C:1236:TYR:CD2	2.53	0.44
2:C:1283:LEU:HB2	2:C:1555:PHE:HB2	2.00	0.44
2:C:2620:TYR:HB2	2:C:2627:TRP:HD1	1.82	0.44
2:C:4731:LEU:HD23	2:C:4734:TYR:HD2	1.83	0.44
2:D:675:TYR:HB3	2:D:822:CYS:SG	2.58	0.44
2:D:874:LEU:HB3	2:D:879:GLU:OE2	2.18	0.44
2:D:948:CYS:HA	2:D:1067:PRO:HD3	2.00	0.44
2:D:1433:PHE:O	2:D:1500:ARG:NH1	2.51	0.44

Continued on next page...

Continued from previous page...

Atom-1	Atom-2	Interatomic distance (Å)	Clash overlap (Å)
2:D:1852:LYS:NZ	2:D:2054:LYS:HD2	2.32	0.44
2:D:2926:LEU:HD23	2:D:2929:LEU:HD12	2.00	0.44
2:D:3955:GLN:HE21	2:D:3972:MET:HG2	1.83	0.44
2:D:4731:LEU:HD23	2:D:4734:TYR:HD2	1.83	0.44
2:A:890:HIS:O	2:A:894:VAL:HG13	2.18	0.43
2:A:949:HIS:O	2:A:1065:GLU:N	2.51	0.43
2:A:2222:LEU:HD11	2:A:2301:PHE:CZ	2.52	0.43
2:A:2383:HIS:CG	2:A:2458:ALA:HB2	2.53	0.43
2:A:3292:GLU:O	2:A:3292:GLU:HG2	2.18	0.43
2:A:3589:LYS:HE2	2:A:3589:LYS:HB2	1.74	0.43
2:A:4858:LEU:HD23	2:A:4861:ILE:HD12	1.98	0.43
1:J:121:GLU:O	1:J:124:GLU:HB2	2.18	0.43
2:B:890:HIS:O	2:B:894:VAL:HG13	2.18	0.43
2:B:910:ASP:OD1	2:B:911:ASN:N	2.50	0.43
2:B:1132:GLU:HA	2:B:1146:HIS:CE1	2.53	0.43
2:B:2943:PHE:O	2:B:2947:SER:OG	2.25	0.43
2:B:3697:LYS:HA	2:B:3700:HIS:CD2	2.53	0.43
2:C:874:LEU:HB3	2:C:879:GLU:OE2	2.18	0.43
2:C:1433:PHE:O	2:C:1500:ARG:NH1	2.51	0.43
2:C:2204:CYS:SG	2:C:2214:MET:HG3	2.58	0.43
2:C:2824:ARG:O	2:C:2824:ARG:HD2	2.18	0.43
2:C:3664:LEU:O	2:C:3668:ILE:HG13	2.17	0.43
2:C:3830:LEU:HB3	2:C:3833:ASP:OD1	2.17	0.43
2:C:4949:TRP:HB3	2:C:4952:PHE:HD2	1.83	0.43
2:D:637:LEU:HD22	2:D:1679:HIS:CD2	2.53	0.43
2:D:678:MET:HB2	2:D:754:VAL:HG22	1.98	0.43
2:D:2377:GLU:O	2:D:2381:THR:N	2.50	0.43
2:D:2757:MET:SD	2:D:2757:MET:N	2.91	0.43
2:D:3188:SER:O	2:D:3192:ARG:HB2	2.18	0.43
2:A:21:VAL:HB	2:A:36:CYS:SG	2.58	0.43
2:A:675:TYR:HB3	2:A:822:CYS:SG	2.58	0.43
2:A:3148:VAL:HA	2:A:3151:GLN:HG3	2.00	0.43
2:A:4093:ASP:OD1	2:A:4094:ILE:HD12	2.18	0.43
2:A:4630:TRP:HE3	2:D:4245:LEU:HD23	1.81	0.43
3:G:83:TYR:OH	2:C:1768:PHE:O	2.24	0.43
2:B:877:HIS:O	2:B:880:ARG:HG3	2.18	0.43
2:B:2204:CYS:SG	2:B:2214:MET:HG3	2.58	0.43
2:B:3148:VAL:HA	2:B:3151:GLN:HG3	1.99	0.43
2:C:1564:MET:CE	2:C:1565:PRO:HD2	2.48	0.43
2:C:2062:ILE:HG21	2:C:2087:LEU:HG	1.99	0.43
2:C:3122:ILE:O	2:C:3127:GLN:HG2	2.18	0.43

Continued on next page...

Continued from previous page...

Atom-1	Atom-2	Interatomic distance (Å)	Clash overlap (Å)
2:C:3187:LYS:O	2:C:3191:GLU:HB2	2.17	0.43
2:C:4093:ASP:OD1	2:C:4094:ILE:HD12	2.18	0.43
2:D:853:PRO:HG2	2:D:1084:ARG:O	2.18	0.43
2:D:874:LEU:HD23	2:D:879:GLU:HG3	2.00	0.43
2:D:1118:SER:HB2	2:D:1204:VAL:HG11	1.98	0.43
2:D:2204:CYS:SG	2:D:2214:MET:HG3	2.58	0.43
2:D:2646:TRP:CZ3	2:D:2928:GLN:HG3	2.54	0.43
2:D:2703:PRO:HB2	2:D:2854:LYS:HE2	1.99	0.43
2:D:2828:MET:O	2:D:2894:LYS:NZ	2.42	0.43
1:I:59:ASP:N	1:I:68:GLU:OE2	2.33	0.43
1:I:137:VAL:HG21	2:A:3587:TRP:CH2	2.53	0.43
2:A:2592:LEU:HD22	2:A:2606:PRO:HB3	1.98	0.43
2:A:2646:TRP:CZ3	2:A:2928:GLN:HG3	2.53	0.43
2:A:3946:GLY:O	2:A:3950:VAL:HG23	2.18	0.43
1:J:126:ILE:O	1:J:130:ASP:N	2.48	0.43
1:L:80:THR:OG1	1:L:83:GLU:OE2	2.32	0.43
2:B:21:VAL:HB	2:B:36:CYS:SG	2.58	0.43
2:B:913:ARG:HA	2:B:913:ARG:HD2	1.74	0.43
2:B:1564:MET:HE1	2:B:1578:PRO:HA	2.00	0.43
2:B:2705:PRO:HG3	2:B:2854:LYS:HZ2	1.83	0.43
2:B:2757:MET:N	2:B:2757:MET:SD	2.91	0.43
2:B:4731:LEU:HD23	2:B:4734:TYR:HD2	1.83	0.43
2:B:4949:TRP:HB3	2:B:4952:PHE:HD2	1.83	0.43
2:C:902:TRP:CD2	2:C:913:ARG:CZ	3.01	0.43
2:C:1132:GLU:HA	2:C:1146:HIS:CE1	2.54	0.43
2:C:2222:LEU:HD11	2:C:2301:PHE:CZ	2.52	0.43
2:C:2943:PHE:O	2:C:2947:SER:OG	2.25	0.43
2:C:4277:LYS:HD3	2:C:4277:LYS:HA	1.75	0.43
2:D:877:HIS:O	2:D:880:ARG:HG3	2.18	0.43
2:D:1446:ILE:HG12	2:D:1542:ALA:HB2	2.00	0.43
2:A:1446:ILE:HG12	2:A:1542:ALA:HB2	2.00	0.43
2:A:2000:HIS:O	2:A:2004:MET:HG2	2.18	0.43
2:A:3067:ASP:HA	2:A:3070:LYS:NZ	2.29	0.43
2:A:3131:TYR:HE1	2:A:3208:ILE:HB	1.84	0.43
1:L:122:VAL:HA	1:L:125:MET:HE3	2.01	0.43
1:K:15:GLU:O	1:K:19:LEU:HG	2.19	0.43
2:B:675:TYR:HB3	2:B:822:CYS:SG	2.58	0.43
2:B:1452:GLN:HE22	2:B:1484:ASN:ND2	2.16	0.43
2:B:2150:MET:O	2:B:2156:TYR:OH	2.26	0.43
2:B:2824:ARG:HD2	2:B:2824:ARG:O	2.18	0.43
2:B:3589:LYS:HB2	2:B:3589:LYS:HE2	1.74	0.43

Continued on next page...

Continued from previous page...

Atom-1	Atom-2	Interatomic distance (Å)	Clash overlap (Å)
2:C:2347:MET:O	2:C:2351:ILE:HG12	2.17	0.43
2:C:2383:HIS:CG	2:C:2458:ALA:HB2	2.53	0.43
2:C:2926:LEU:HD23	2:C:2929:LEU:HD12	2.00	0.43
2:D:2157:GLN:O	2:D:3615:ARG:NH2	2.52	0.43
2:D:3148:VAL:HA	2:D:3151:GLN:HG3	1.99	0.43
2:A:14:LEU:HG	2:A:177:VAL:HA	2.00	0.43
2:A:1132:GLU:HA	2:A:1146:HIS:CE1	2.54	0.43
2:A:4057:HIS:CE1	2:B:4660:PHE:CZ	3.04	0.43
2:A:4630:TRP:CH2	2:D:4248:LEU:HB3	2.54	0.43
3:H:50:ARG:HH21	3:H:53:LYS:NZ	2.16	0.43
3:H:79:PRO:O	3:H:84:GLY:HA2	2.19	0.43
2:B:897:LYS:HA	2:B:900:LEU:HB2	2.01	0.43
2:B:948:CYS:HA	2:B:1067:PRO:HD3	2.00	0.43
2:B:1039:ASP:OD1	2:B:1042:THR:HB	2.18	0.43
2:B:2844:MET:SD	2:B:2888:LYS:NZ	2.91	0.43
2:C:648:LEU:HD23	2:C:648:LEU:HA	1.89	0.43
2:C:890:HIS:O	2:C:894:VAL:HG13	2.18	0.43
2:C:1988:CYS:HA	2:C:1989:PRO:HD3	1.87	0.43
2:D:2000:HIS:O	2:D:2004:MET:HG2	2.18	0.43
2:D:3253:GLY:C	2:D:3255:GLU:N	2.72	0.43
1:I:76:LYS:HB2	1:I:78:LYS:HZ2	1.84	0.43
2:A:2926:LEU:HD23	2:A:2926:LEU:HA	1.87	0.43
2:A:3253:GLY:C	2:A:3255:GLU:N	2.72	0.43
2:A:3650:GLU:HB2	2:A:3651:PRO:HD3	2.01	0.43
1:J:48:GLU:O	1:J:52:MET:HG2	2.17	0.43
1:J:122:VAL:HA	1:J:125:MET:HE3	2.01	0.43
2:B:637:LEU:HD22	2:B:1679:HIS:CD2	2.53	0.43
2:B:2427:ILE:HD13	2:B:2471:PHE:CZ	2.54	0.43
2:B:2926:LEU:HD23	2:B:2929:LEU:HD12	2.00	0.43
2:C:483:LYS:HB2	2:C:483:LYS:HE2	1.68	0.43
2:C:897:LYS:HA	2:C:900:LEU:HB2	2.01	0.43
2:C:949:HIS:O	2:C:1065:GLU:N	2.51	0.43
2:C:2646:TRP:CZ3	2:C:2928:GLN:HG3	2.54	0.43
2:D:515:ALA:HB2	2:D:523:GLY:HA3	2.00	0.43
2:D:2785:TRP:HE1	2:D:2905:ARG:HH12	1.67	0.43
2:D:2824:ARG:HD2	2:D:2824:ARG:O	2.18	0.43
2:D:3102:LEU:HD12	2:D:3102:LEU:HA	1.86	0.43
2:D:3240:PRO:HG3	2:D:3299:LEU:HG	2.00	0.43
2:A:897:LYS:HA	2:A:900:LEU:HB2	2.01	0.43
2:A:3016:ARG:O	2:A:3018:ARG:NE	2.32	0.43
3:F:50:ARG:HH21	3:F:53:LYS:NZ	2.16	0.43

Continued on next page...

Continued from previous page...

Atom-1	Atom-2	Interatomic distance (Å)	Clash overlap (Å)
3:F:67:MET:HE2	3:F:104:LEU:HB2	2.01	0.43
1:K:10:ILE:O	1:K:14:LYS:N	2.38	0.43
2:B:949:HIS:O	2:B:1065:GLU:N	2.51	0.43
2:B:1433:PHE:O	2:B:1500:ARG:NH1	2.51	0.43
2:B:2658:GLU:OE1	2:B:2661:LEU:N	2.37	0.43
2:B:2945:GLY:HA2	2:B:2948:ARG:CZ	2.49	0.43
2:C:675:TYR:HB3	2:C:822:CYS:SG	2.58	0.43
2:C:694:ARG:NH1	2:C:718:VAL:O	2.49	0.43
2:C:968:LYS:HA	2:C:968:LYS:HD2	1.91	0.43
2:C:1183:LEU:HB3	2:C:1189:GLU:OE1	2.19	0.43
2:C:1260:GLN:OE1	2:C:1261:VAL:N	2.52	0.43
2:C:1538:LYS:HD2	2:C:1636:ASN:ND2	2.34	0.43
2:C:1724:GLU:HG2	2:C:2165:LEU:HD23	2.00	0.43
2:C:2000:HIS:O	2:C:2004:MET:HG2	2.18	0.43
2:C:2907:PHE:CE2	2:C:2909:ASP:HA	2.54	0.43
2:C:4107:GLU:OE2	2:C:4149:TYR:OH	2.15	0.43
2:D:902:TRP:CD2	2:D:913:ARG:CZ	3.01	0.43
2:D:1436:GLN:H	2:D:1500:ARG:HH12	1.67	0.43
2:D:2222:LEU:HD23	2:D:2222:LEU:HA	1.89	0.43
2:D:3198:PRO:O	2:D:3199:THR:OG1	2.33	0.43
2:D:3697:LYS:HA	2:D:3700:HIS:CD2	2.54	0.43
2:A:483:LYS:HE2	2:A:483:LYS:HB2	1.68	0.43
2:A:637:LEU:HD22	2:A:1679:HIS:CD2	2.53	0.43
2:A:913:ARG:HA	2:A:913:ARG:HD2	1.74	0.43
2:A:1433:PHE:O	2:A:1500:ARG:NH1	2.51	0.43
2:A:1724:GLU:HG2	2:A:2165:LEU:HD23	2.00	0.43
2:A:2436:ILE:HA	2:A:2465:LYS:HE3	2.01	0.43
2:A:3188:SER:O	2:A:3192:ARG:HB2	2.18	0.43
2:A:3697:LYS:HA	2:A:3700:HIS:CD2	2.54	0.43
2:A:4689:LYS:HD2	2:A:4689:LYS:HA	1.82	0.43
3:E:79:PRO:O	3:E:84:GLY:HA2	2.19	0.43
3:F:79:PRO:O	3:F:84:GLY:HA2	2.19	0.43
3:G:67:MET:HE2	3:G:104:LEU:HB2	2.01	0.43
3:G:79:PRO:O	3:G:84:GLY:HA2	2.19	0.43
1:J:117:LEU:HD23	1:J:118:THR:N	2.34	0.43
1:K:117:LEU:HD23	1:K:118:THR:N	2.34	0.43
2:B:902:TRP:CD2	2:B:913:ARG:CZ	3.01	0.43
2:B:1081:THR:OG1	2:B:1082:GLY:N	2.51	0.43
2:B:1283:LEU:HB2	2:B:1555:PHE:HB2	2.00	0.43
2:B:1538:LYS:HD2	2:B:1636:ASN:ND2	2.34	0.43
2:B:1714:TYR:CE2	2:B:1718:ARG:HD2	2.54	0.43

Continued on next page...

Continued from previous page...

Atom-1	Atom-2	Interatomic distance (Å)	Clash overlap (Å)
2:C:515:ALA:HB2	2:C:523:GLY:HA3	2.00	0.43
2:C:874:LEU:HD23	2:C:879:GLU:HG3	2.01	0.43
2:C:2972:ASP:OD1	2:C:2976:LYS:NZ	2.49	0.43
2:C:3188:SER:O	2:C:3192:ARG:HB2	2.18	0.43
2:D:1107:THR:OG1	2:D:1160:ASP:O	2.26	0.43
2:D:1183:LEU:HB3	2:D:1189:GLU:OE1	2.19	0.43
2:D:1260:GLN:OE1	2:D:1261:VAL:N	2.52	0.43
2:D:2106:TYR:HH	2:D:3615:ARG:HH12	1.67	0.43
2:A:902:TRP:CD2	2:A:913:ARG:CZ	3.01	0.43
2:A:1649:GLU:HG2	2:A:1650:LEU:N	2.34	0.43
2:A:2824:ARG:HD2	2:A:2824:ARG:O	2.18	0.43
2:A:2831:VAL:HB	2:A:2894:LYS:CE	2.47	0.43
2:A:2945:GLY:HA2	2:A:2948:ARG:CZ	2.49	0.43
2:A:3743:THR:HB	2:A:3758:THR:HG21	2.01	0.43
2:A:4237:SER:O	2:A:4240:THR:OG1	2.37	0.43
2:A:4511:PHE:HZ	2:A:4746:ILE:HG21	1.83	0.43
1:K:114:GLY:O	1:K:116:LYS:NZ	2.31	0.43
2:B:166:SER:OG	2:B:168:GLN:OE1	2.34	0.43
2:B:1151:HIS:ND1	2:B:1185:ASP:OD1	2.32	0.43
2:B:1183:LEU:HB3	2:B:1189:GLU:OE1	2.19	0.43
2:B:2157:GLN:O	2:B:3615:ARG:NH2	2.52	0.43
2:B:2733:SER:HA	2:B:2736:LYS:HZ3	1.83	0.43
2:B:3188:SER:O	2:B:3192:ARG:HB2	2.18	0.43
2:B:4735:ASN:HB3	2:B:4738:PHE:CD2	2.54	0.43
2:C:940:LEU:HD12	2:C:941:LYS:N	2.34	0.43
2:C:1452:GLN:HE22	2:C:1484:ASN:ND2	2.16	0.43
2:C:2427:ILE:HD13	2:C:2471:PHE:CZ	2.54	0.43
2:C:2945:GLY:HA2	2:C:2948:ARG:CZ	2.49	0.43
2:C:4663:ARG:HA	2:C:4663:ARG:HD2	1.88	0.43
2:D:21:VAL:HB	2:D:36:CYS:SG	2.58	0.43
2:D:940:LEU:HD12	2:D:941:LYS:N	2.34	0.43
2:D:1948:MET:HA	2:D:1948:MET:HE2	2.00	0.43
2:D:3655:ASP:HB2	2:D:3660:ARG:HE	1.84	0.43
1:I:80:THR:OG1	1:I:83:GLU:OE2	2.32	0.43
1:I:127:ARG:HD3	1:I:127:ARG:HA	1.41	0.43
2:A:1304:LEU:HD23	2:A:1304:LEU:HA	1.90	0.43
2:A:1512:ASP:OD2	2:A:1515:SER:OG	2.26	0.43
2:A:1931:ASP:OD1	2:A:1932:PHE:N	2.52	0.43
2:B:2062:ILE:HG21	2:B:2087:LEU:HG	2.00	0.43
2:B:3149:GLU:OE2	2:B:3232:PRO:HG2	2.19	0.43
2:B:3292:GLU:O	2:B:3292:GLU:HG2	2.18	0.43

Continued on next page...

Continued from previous page...

Atom-1	Atom-2	Interatomic distance (Å)	Clash overlap (Å)
2:B:3946:GLY:O	2:B:3950:VAL:HG23	2.18	0.43
2:C:853:PRO:HG2	2:C:1084:ARG:O	2.18	0.43
2:C:2259:GLU:HB2	2:C:2260:PRO:HD3	2.01	0.43
2:C:2703:PRO:HB2	2:C:2854:LYS:HE2	1.99	0.43
2:C:2733:SER:HA	2:C:2736:LYS:HZ3	1.82	0.43
2:D:1714:TYR:CE2	2:D:1718:ARG:HD2	2.54	0.43
2:D:2907:PHE:CE2	2:D:2909:ASP:HA	2.54	0.43
1:I:6:THR:O	1:I:10:ILE:HD12	2.19	0.42
2:A:4731:LEU:HD23	2:A:4734:TYR:HD2	1.83	0.42
1:K:61:ASN:ND2	1:K:63:THR:O	2.50	0.42
1:K:76:LYS:HB2	1:K:78:LYS:HZ2	1.84	0.42
1:K:122:VAL:HA	1:K:125:MET:HE3	2.01	0.42
2:B:940:LEU:HD12	2:B:941:LYS:N	2.34	0.42
2:B:1166:VAL:HG23	2:B:1173:MET:HG2	2.01	0.42
2:B:2259:GLU:HB2	2:B:2260:PRO:HD3	2.01	0.42
2:B:2646:TRP:CZ3	2:B:2928:GLN:HG3	2.53	0.42
2:C:14:LEU:HG	2:C:177:VAL:HA	2.00	0.42
2:C:765:SER:HA	2:C:779:PHE:O	2.19	0.42
2:C:1039:ASP:OD1	2:C:1042:THR:HB	2.18	0.42
2:C:1649:GLU:HG2	2:C:1650:LEU:N	2.34	0.42
2:C:2157:GLN:O	2:C:3615:ARG:NH2	2.51	0.42
2:C:3149:GLU:OE2	2:C:3232:PRO:HG2	2.19	0.42
2:C:3689:MET:CE	2:C:3753:PRO:HB2	2.49	0.42
2:C:3697:LYS:HA	2:C:3700:HIS:CD2	2.54	0.42
2:D:737:ILE:HD13	2:D:1482:ARG:HD3	2.00	0.42
2:D:1132:GLU:HA	2:D:1146:HIS:CE1	2.54	0.42
2:D:2259:GLU:HB2	2:D:2260:PRO:HD3	2.01	0.42
2:D:2436:ILE:HA	2:D:2465:LYS:HE3	2.01	0.42
2:D:2844:MET:SD	2:D:2888:LYS:NZ	2.91	0.42
2:D:2945:GLY:HA2	2:D:2948:ARG:CZ	2.49	0.42
2:D:3292:GLU:O	2:D:3292:GLU:HG2	2.18	0.42
2:D:3946:GLY:O	2:D:3950:VAL:HG23	2.18	0.42
2:D:4735:ASN:HB3	2:D:4738:PHE:CD2	2.54	0.42
2:D:4964:ASP:OD1	2:D:4965:GLN:N	2.52	0.42
2:A:318:ASP:OD1	2:A:319:LYS:N	2.45	0.42
2:A:1039:ASP:OD1	2:A:1042:THR:HB	2.18	0.42
2:A:1166:VAL:HG23	2:A:1173:MET:HG2	2.01	0.42
2:A:1538:LYS:HD2	2:A:1636:ASN:ND2	2.34	0.42
2:A:2259:GLU:HB2	2:A:2260:PRO:HD3	2.01	0.42
2:A:3088:LYS:HG3	2:A:3090:VAL:HG22	2.01	0.42
2:A:3180:ILE:HG23	2:A:3181:TYR:CD1	2.55	0.42

Continued on next page...

Continued from previous page...

Atom-1	Atom-2	Interatomic distance (Å)	Clash overlap (Å)
1:J:15:GLU:O	1:J:19:LEU:HG	2.19	0.42
1:L:19:LEU:HD11	2:D:3595:ARG:HH21	1.84	0.42
1:K:6:THR:O	1:K:10:ILE:HD12	2.19	0.42
1:K:36:VAL:O	1:K:39:SER:OG	2.27	0.42
2:B:3180:ILE:HG23	2:B:3181:TYR:CD1	2.54	0.42
2:B:3192:ARG:O	2:B:3197:LEU:HB2	2.20	0.42
2:C:274:LEU:HD23	2:C:274:LEU:HA	1.81	0.42
2:C:1962:THR:HG22	2:C:1966:ARG:HG3	2.02	0.42
2:C:3131:TYR:HE1	2:C:3208:ILE:HB	1.84	0.42
2:C:3134:LEU:HD22	2:C:3162:PHE:CE2	2.54	0.42
2:C:3188:SER:O	2:C:3192:ARG:CB	2.67	0.42
2:C:3946:GLY:O	2:C:3950:VAL:HG23	2.18	0.42
2:D:765:SER:HA	2:D:779:PHE:O	2.19	0.42
2:D:1724:GLU:HG2	2:D:2165:LEU:HD23	2.00	0.42
2:D:2383:HIS:CG	2:D:2458:ALA:HB2	2.53	0.42
2:D:3693:ASP:O	2:D:3697:LYS:HG2	2.19	0.42
1:I:15:GLU:O	1:I:19:LEU:HG	2.19	0.42
2:A:261:HIS:CE1	2:A:388:GLN:HE22	2.37	0.42
2:A:1183:LEU:HB3	2:A:1189:GLU:OE1	2.19	0.42
2:A:1220:ASP:O	2:A:1223:THR:OG1	2.37	0.42
2:A:1452:GLN:HE22	2:A:1484:ASN:ND2	2.16	0.42
2:A:1564:MET:CE	2:A:1565:PRO:HD2	2.48	0.42
2:A:1825:PHE:CE1	2:A:1842:ILE:HG12	2.54	0.42
2:A:2062:ILE:HG21	2:A:2087:LEU:HG	2.00	0.42
2:A:2427:ILE:HD13	2:A:2471:PHE:CZ	2.54	0.42
2:A:3655:ASP:HB2	2:A:3660:ARG:HE	1.84	0.42
2:A:4735:ASN:HB3	2:A:4738:PHE:CD2	2.54	0.42
2:A:4809:MET:HB2	2:D:4520:TYR:O	2.19	0.42
1:L:89:ALA:HA	1:L:92:VAL:HG22	2.01	0.42
2:B:561:ARG:HG3	2:B:561:ARG:NH1	2.34	0.42
2:B:1446:ILE:HG12	2:B:1542:ALA:HB2	2.00	0.42
2:B:1931:ASP:OD1	2:B:1932:PHE:N	2.52	0.42
2:B:3125:ASP:H	2:B:3183:ILE:CD1	2.32	0.42
2:B:3131:TYR:HE1	2:B:3208:ILE:HB	1.84	0.42
2:B:3655:ASP:HB2	2:B:3660:ARG:HE	1.84	0.42
2:B:4237:SER:O	2:B:4240:THR:OG1	2.37	0.42
2:C:166:SER:OG	2:C:168:GLN:OE1	2.34	0.42
2:C:603:LYS:HB3	2:C:603:LYS:HE2	1.88	0.42
2:C:712:GLU:HG3	2:C:838:ARG:HB3	2.02	0.42
2:C:1825:PHE:CE1	2:C:1842:ILE:HG12	2.54	0.42
2:C:2086:VAL:HG22	2:C:3687:LEU:HD13	2.01	0.42

Continued on next page...

Continued from previous page...

Atom-1	Atom-2	Interatomic distance (Å)	Clash overlap (Å)
2:C:3240:PRO:HG3	2:C:3299:LEU:HG	2.00	0.42
2:C:3655:ASP:HB2	2:C:3660:ARG:HE	1.84	0.42
2:C:4798:ASP:OD1	2:C:4798:ASP:N	2.51	0.42
2:D:332:ARG:NH1	2:D:364:GLN:OE1	2.52	0.42
2:D:2062:ILE:HG21	2:D:2087:LEU:HG	2.00	0.42
2:D:2741:TRP:HH2	2:D:2752:LYS:HD3	1.84	0.42
2:D:3180:ILE:HG23	2:D:3181:TYR:CD1	2.55	0.42
2:D:3650:GLU:HB2	2:D:3651:PRO:HD3	2.00	0.42
2:D:3689:MET:CE	2:D:3753:PRO:HB2	2.49	0.42
2:D:3743:THR:HB	2:D:3758:THR:HG21	2.01	0.42
2:D:4268:MET:O	2:D:4271:VAL:HG22	2.20	0.42
2:A:1948:MET:HA	2:A:1948:MET:CE	2.50	0.42
2:A:2157:GLN:O	2:A:3615:ARG:NH2	2.52	0.42
2:A:2907:PHE:CE2	2:A:2909:ASP:HA	2.54	0.42
2:A:3125:ASP:H	2:A:3183:ILE:CD1	2.32	0.42
1:L:6:THR:O	1:L:10:ILE:HD12	2.19	0.42
1:L:15:GLU:O	1:L:19:LEU:HG	2.19	0.42
1:L:76:LYS:HB2	1:L:78:LYS:NZ	2.34	0.42
1:K:76:LYS:HB2	1:K:78:LYS:NZ	2.35	0.42
2:B:332:ARG:NH1	2:B:364:GLN:OE1	2.53	0.42
2:B:902:TRP:CE2	2:B:913:ARG:CZ	3.02	0.42
2:B:2907:PHE:CE2	2:B:2909:ASP:HA	2.54	0.42
2:B:3067:ASP:HA	2:B:3070:LYS:NZ	2.29	0.42
2:B:3693:ASP:O	2:B:3697:LYS:HG2	2.19	0.42
2:B:3743:THR:HB	2:B:3758:THR:HG21	2.01	0.42
2:B:3955:GLN:NE2	2:B:3972:MET:HG2	2.35	0.42
2:C:902:TRP:CE2	2:C:913:ARG:CZ	3.03	0.42
2:C:2785:TRP:HE1	2:C:2905:ARG:HH12	1.67	0.42
2:C:3292:GLU:O	2:C:3292:GLU:HG2	2.18	0.42
2:D:1039:ASP:OD1	2:D:1042:THR:HB	2.18	0.42
2:D:1825:PHE:CE1	2:D:1842:ILE:HG12	2.54	0.42
2:D:2086:VAL:HG22	2:D:3687:LEU:HD13	2.01	0.42
2:D:4277:LYS:HA	2:D:4277:LYS:HD3	1.75	0.42
2:A:940:LEU:HD12	2:A:941:LYS:N	2.34	0.42
2:A:948:CYS:HA	2:A:1067:PRO:HD3	2.00	0.42
2:A:1714:TYR:CE2	2:A:1718:ARG:HD2	2.54	0.42
2:A:2704:GLN:HA	2:A:2705:PRO:HD3	1.91	0.42
2:A:3192:ARG:O	2:A:3197:LEU:HB2	2.20	0.42
2:B:261:HIS:CE1	2:B:388:GLN:HE22	2.37	0.42
2:B:712:GLU:HG3	2:B:838:ARG:HB3	2.02	0.42
2:B:874:LEU:HD23	2:B:879:GLU:HG3	2.01	0.42

Continued on next page...

Continued from previous page...

Atom-1	Atom-2	Interatomic distance (Å)	Clash overlap (Å)
2:C:332:ARG:NH1	2:C:364:GLN:OE1	2.52	0.42
2:C:737:ILE:HD13	2:C:1482:ARG:HD3	2.00	0.42
2:C:903:GLN:H	2:C:913:ARG:NE	2.16	0.42
2:C:913:ARG:HA	2:C:913:ARG:HD2	1.74	0.42
2:C:2828:MET:O	2:C:2894:LYS:NZ	2.42	0.42
2:C:3693:ASP:O	2:C:3697:LYS:HG2	2.19	0.42
2:C:4689:LYS:HA	2:C:4689:LYS:HD2	1.82	0.42
2:C:4735:ASN:HB3	2:C:4738:PHE:CD2	2.54	0.42
2:C:4964:ASP:OD1	2:C:4965:GLN:N	2.52	0.42
2:D:261:HIS:CE1	2:D:388:GLN:HE22	2.37	0.42
2:D:712:GLU:HG3	2:D:838:ARG:HB3	2.02	0.42
2:D:897:LYS:HA	2:D:900:LEU:HB2	2.00	0.42
2:D:1538:LYS:HD2	2:D:1636:ASN:ND2	2.34	0.42
2:D:1810:VAL:HB	2:D:1817:LEU:HD13	2.01	0.42
2:D:3955:GLN:NE2	2:D:3972:MET:HG2	2.35	0.42
2:A:853:PRO:HG2	2:A:1084:ARG:O	2.18	0.42
2:A:2086:VAL:HG22	2:A:3687:LEU:HD13	2.01	0.42
2:A:3188:SER:O	2:A:3192:ARG:CB	2.67	0.42
2:A:3693:ASP:O	2:A:3697:LYS:HG2	2.19	0.42
2:A:3955:GLN:NE2	2:A:3972:MET:HG2	2.35	0.42
2:A:4183:LYS:HG3	2:A:4184:GLU:HG3	2.01	0.42
2:B:1260:GLN:OE1	2:B:1261:VAL:N	2.52	0.42
2:B:1649:GLU:HG2	2:B:1650:LEU:N	2.34	0.42
2:B:2000:HIS:O	2:B:2004:MET:HG2	2.18	0.42
2:B:3006:SER:C	2:B:3010:LYS:HZ2	2.22	0.42
2:B:3650:GLU:HB2	2:B:3651:PRO:HD3	2.00	0.42
2:B:4036:ASP:HB2	2:B:4043:ILE:HD13	2.02	0.42
2:B:4964:ASP:OD1	2:B:4965:GLN:N	2.52	0.42
2:C:1220:ASP:O	2:C:1223:THR:OG1	2.37	0.42
2:C:1714:TYR:CE2	2:C:1718:ARG:HD2	2.54	0.42
2:C:1973:ILE:HG13	2:C:3608:LEU:HD11	2.02	0.42
2:C:2831:VAL:HB	2:C:2894:LYS:CE	2.47	0.42
2:C:3009:CYS:O	2:C:3013:VAL:HG23	2.19	0.42
2:C:3253:GLY:C	2:C:3255:GLU:N	2.72	0.42
2:C:3743:THR:HB	2:C:3758:THR:HG21	2.01	0.42
2:C:4237:SER:O	2:C:4240:THR:OG1	2.37	0.42
2:D:1452:GLN:HE22	2:D:1484:ASN:ND2	2.16	0.42
2:D:1914:CYS:HB3	2:D:2090:ARG:NH2	2.35	0.42
2:A:902:TRP:CE2	2:A:913:ARG:CZ	3.03	0.42
2:A:1283:LEU:HB2	2:A:1555:PHE:HB2	2.00	0.42
2:A:1436:GLN:H	2:A:1500:ARG:HH12	1.67	0.42

Continued on next page...

Continued from previous page...

Atom-1	Atom-2	Interatomic distance (Å)	Clash overlap (Å)
2:A:1810:VAL:HB	2:A:1817:LEU:HD13	2.01	0.42
2:A:1914:CYS:HB3	2:A:2090:ARG:NH2	2.35	0.42
2:A:1979:PHE:CD2	2:A:1996:LEU:HD23	2.55	0.42
2:A:3763:ILE:HD11	2:A:3838:ASP:O	2.20	0.42
2:A:4660:PHE:HZ	2:D:4057:HIS:CE1	2.37	0.42
2:B:1979:PHE:CD2	2:B:1996:LEU:HD23	2.55	0.42
2:B:2086:VAL:HG22	2:B:3687:LEU:HD13	2.01	0.42
2:B:2831:VAL:HB	2:B:2894:LYS:CE	2.47	0.42
2:B:3095:ASN:O	2:B:3099:VAL:HG22	2.20	0.42
2:B:3188:SER:O	2:B:3192:ARG:CB	2.67	0.42
2:B:3253:GLY:C	2:B:3255:GLU:N	2.72	0.42
2:B:3806:ASN:O	2:B:3810:ARG:HG3	2.20	0.42
2:C:261:HIS:CE1	2:C:388:GLN:HE22	2.37	0.42
2:C:1104:GLU:OE1	2:C:1225:LYS:NZ	2.44	0.42
2:C:3125:ASP:H	2:C:3183:ILE:CD1	2.32	0.42
2:C:3192:ARG:O	2:C:3197:LEU:HB2	2.20	0.42
2:C:3806:ASN:O	2:C:3810:ARG:HG3	2.20	0.42
2:D:4183:LYS:HG3	2:D:4184:GLU:HG3	2.01	0.42
2:A:50:GLU:OE2	2:A:61:ASP:N	2.48	0.42
2:A:737:ILE:HD13	2:A:1482:ARG:HD3	2.00	0.42
2:A:877:HIS:CE1	2:A:878:LEU:HG	2.55	0.42
2:A:3806:ASN:O	2:A:3810:ARG:HG3	2.20	0.42
1:J:89:ALA:HA	1:J:92:VAL:HG22	2.01	0.42
1:K:127:ARG:NH1	1:K:135:GLY:N	2.55	0.42
2:B:50:GLU:OE2	2:B:61:ASP:N	2.48	0.42
2:B:515:ALA:HB2	2:B:523:GLY:HA3	2.00	0.42
2:B:853:PRO:HG2	2:B:1084:ARG:O	2.18	0.42
2:B:877:HIS:CE1	2:B:878:LEU:HG	2.55	0.42
2:B:1810:VAL:HB	2:B:1817:LEU:HD13	2.01	0.42
2:B:3689:MET:CE	2:B:3753:PRO:HB2	2.49	0.42
2:C:756:SER:HB2	2:C:769:ARG:HB3	2.02	0.42
2:C:1166:VAL:HG23	2:C:1173:MET:HG2	2.01	0.42
2:C:1446:ILE:HG12	2:C:1542:ALA:HB2	2.00	0.42
2:C:1914:CYS:HB3	2:C:2090:ARG:NH2	2.35	0.42
2:C:2436:ILE:HA	2:C:2465:LYS:HE3	2.01	0.42
2:C:3088:LYS:HG3	2:C:3090:VAL:HG22	2.01	0.42
2:C:3095:ASN:O	2:C:3099:VAL:HG22	2.20	0.42
2:C:3164:GLY:C	2:C:3248:ARG:HH12	2.23	0.42
2:D:436:LEU:HD23	2:D:436:LEU:HA	1.81	0.42
2:D:1729:MET:HE1	2:D:1930:ASP:HB2	2.01	0.42
2:D:1979:PHE:CD2	2:D:1996:LEU:HD23	2.55	0.42

Continued on next page...

Continued from previous page...

Atom-1	Atom-2	Interatomic distance (Å)	Clash overlap (Å)
2:D:3134:LEU:HD22	2:D:3162:PHE:CE2	2.54	0.42
2:D:4743:LEU:O	2:D:4746:ILE:HG12	2.20	0.42
2:A:163:HIS:HB2	2:A:182:ILE:HG13	2.02	0.42
2:A:527:LYS:HE2	2:A:527:LYS:HB2	1.82	0.42
2:A:756:SER:HB2	2:A:769:ARG:HB3	2.02	0.42
2:A:1040:ASP:HA	2:A:1043:LYS:HZ2	1.85	0.42
2:A:1260:GLN:OE1	2:A:1261:VAL:N	2.52	0.42
2:A:1962:THR:HG22	2:A:1966:ARG:HG3	2.02	0.42
2:A:1973:ILE:HG13	2:A:3608:LEU:HD11	2.02	0.42
2:A:2447:LYS:HA	2:A:2447:LYS:HD3	1.80	0.42
2:A:2508:SER:HB3	2:A:2560:SER:HB3	2.02	0.42
2:A:3149:GLU:OE2	2:A:3232:PRO:HG2	2.19	0.42
1:L:117:LEU:HD23	1:L:118:THR:N	2.34	0.42
2:B:491:GLU:OE2	2:B:546:LYS:NZ	2.47	0.42
2:B:1724:GLU:HG2	2:B:2165:LEU:HD23	2.00	0.42
2:B:3017:HIS:O	2:B:3092:GLN:NE2	2.53	0.42
2:B:3164:GLY:C	2:B:3248:ARG:HH12	2.23	0.42
2:B:3763:ILE:HD11	2:B:3838:ASP:O	2.20	0.42
2:B:3975:GLN:O	2:B:3979:VAL:HG23	2.20	0.42
2:C:680:ASP:O	2:C:751:THR:HG23	2.20	0.42
2:C:1931:ASP:OD1	2:C:1932:PHE:N	2.52	0.42
2:C:1948:MET:HA	2:C:1948:MET:CE	2.50	0.42
2:C:2379:ASP:OD2	2:C:2380:ASP:N	2.53	0.42
2:C:2741:TRP:HH2	2:C:2752:LYS:HD3	1.84	0.42
2:C:3145:SER:H	2:C:3148:VAL:HB	1.85	0.42
2:C:3955:GLN:NE2	2:C:3972:MET:HG2	2.35	0.42
2:C:3975:GLN:O	2:C:3979:VAL:HG23	2.20	0.42
2:C:4240:THR:HG22	2:C:4308:ILE:HD13	2.02	0.42
2:D:680:ASP:O	2:D:751:THR:HG23	2.20	0.42
2:D:877:HIS:CE1	2:D:878:LEU:HG	2.55	0.42
2:D:1081:THR:OG1	2:D:1082:GLY:N	2.51	0.42
2:D:1649:GLU:HG2	2:D:1650:LEU:N	2.34	0.42
2:D:3125:ASP:H	2:D:3183:ILE:CD1	2.32	0.42
2:D:3149:GLU:OE2	2:D:3232:PRO:HG2	2.19	0.42
1:I:89:ALA:HA	1:I:92:VAL:HG22	2.01	0.42
2:A:1914:CYS:O	2:A:1918:VAL:HG23	2.20	0.42
2:A:3017:HIS:O	2:A:3092:GLN:NE2	2.53	0.42
2:A:4240:THR:HG22	2:A:4308:ILE:HD13	2.02	0.42
3:E:50:ARG:HH21	3:E:53:LYS:NZ	2.16	0.42
1:J:6:THR:O	1:J:10:ILE:HD12	2.19	0.42
2:B:14:LEU:HG	2:B:177:VAL:HA	2.00	0.42

Continued on next page...

Continued from previous page...

Atom-1	Atom-2	Interatomic distance (Å)	Clash overlap (Å)
2:B:896:ASN:O	2:B:899:GLU:HG3	2.20	0.42
2:B:1973:ILE:HG13	2:B:3608:LEU:HD11	2.02	0.42
2:C:1046:ASN:OD1	2:C:1047:LYS:N	2.53	0.42
2:C:1948:MET:HA	2:C:1948:MET:HE2	2.01	0.42
2:C:3006:SER:C	2:C:3010:LYS:HZ2	2.23	0.42
2:C:3017:HIS:O	2:C:3092:GLN:NE2	2.53	0.42
2:C:3106:SER:OG	2:C:3157:GLU:OE1	2.21	0.42
2:C:3763:ILE:HD11	2:C:3838:ASP:O	2.20	0.42
2:C:4268:MET:O	2:C:4271:VAL:HG22	2.20	0.42
2:D:14:LEU:HG	2:D:177:VAL:HA	2.00	0.42
2:D:896:ASN:O	2:D:899:GLU:HG3	2.20	0.42
2:D:903:GLN:H	2:D:913:ARG:NE	2.16	0.42
2:D:2736:LYS:HD2	2:D:2754:GLN:OE1	2.20	0.42
2:D:2826:ILE:H	2:D:2826:ILE:HD12	1.85	0.42
2:D:2930:ILE:HG23	2:D:3010:LYS:HE2	2.02	0.42
2:D:3009:CYS:O	2:D:3013:VAL:HG23	2.19	0.42
2:D:3095:ASN:O	2:D:3099:VAL:HG22	2.20	0.42
1:I:116:LYS:HB2	1:I:116:LYS:HE2	1.85	0.41
2:A:399:MET:SD	2:A:399:MET:N	2.92	0.41
2:A:2844:MET:SD	2:A:2888:LYS:NZ	2.91	0.41
2:A:3145:SER:H	2:A:3148:VAL:HB	1.85	0.41
2:A:3592:SER:O	2:A:3596:LYS:HD3	2.20	0.41
2:A:4237:SER:N	2:A:4240:THR:OG1	2.51	0.41
3:E:67:MET:HE2	3:E:104:LEU:HB2	2.02	0.41
1:K:42:GLN:HE21	2:C:1957:LEU:CD2	2.33	0.41
1:K:64:ILE:HG23	1:K:68:GLU:HB3	2.02	0.41
2:B:50:GLU:CD	2:B:61:ASP:H	2.22	0.41
2:B:680:ASP:O	2:B:751:THR:HG23	2.20	0.41
2:B:737:ILE:HD13	2:B:1482:ARG:HD3	2.00	0.41
2:B:808:HIS:O	2:B:1616:GLY:HA2	2.20	0.41
2:B:1914:CYS:HB3	2:B:2090:ARG:NH2	2.35	0.41
2:B:1962:THR:HG22	2:B:1966:ARG:HG3	2.02	0.41
2:B:2508:SER:HB3	2:B:2560:SER:HB3	2.02	0.41
2:B:2586:GLN:HE22	2:B:2590:ARG:NH2	2.19	0.41
2:B:3009:CYS:O	2:B:3013:VAL:HG23	2.19	0.41
2:B:3088:LYS:HG3	2:B:3090:VAL:HG22	2.02	0.41
2:B:3163:ALA:HB1	2:B:3245:TYR:CD1	2.52	0.41
2:B:4670:LEU:HB2	2:B:4672:MET:CE	2.49	0.41
2:C:808:HIS:O	2:C:1616:GLY:HA2	2.20	0.41
2:C:943:LEU:HD11	2:C:1064:LEU:HD12	2.02	0.41
2:C:1436:GLN:H	2:C:1500:ARG:HH12	1.67	0.41

Continued on next page...

Continued from previous page...

Atom-1	Atom-2	Interatomic distance (Å)	Clash overlap (Å)
2:C:1810:VAL:HB	2:C:1817:LEU:HD13	2.01	0.41
2:C:2153:LYS:HD3	2:C:2153:LYS:HA	1.82	0.41
2:C:2736:LYS:HD2	2:C:2754:GLN:OE1	2.20	0.41
2:C:4183:LYS:HG3	2:C:4184:GLU:HG3	2.01	0.41
2:D:561:ARG:HG3	2:D:561:ARG:NH1	2.34	0.41
2:D:643:LEU:O	2:D:645:GLN:NE2	2.53	0.41
2:D:902:TRP:CE2	2:D:913:ARG:CZ	3.03	0.41
2:D:1046:ASN:OD1	2:D:1047:LYS:N	2.53	0.41
2:D:1283:LEU:HB2	2:D:1555:PHE:HB2	2.00	0.41
2:D:1948:MET:HA	2:D:1948:MET:CE	2.50	0.41
2:D:2427:ILE:HD13	2:D:2471:PHE:CZ	2.54	0.41
2:D:2508:SER:HB3	2:D:2560:SER:HB3	2.02	0.41
2:D:3188:SER:O	2:D:3192:ARG:CB	2.67	0.41
2:D:3806:ASN:O	2:D:3810:ARG:HG3	2.20	0.41
2:D:4670:LEU:HB2	2:D:4672:MET:CE	2.49	0.41
1:I:76:LYS:HB2	1:I:78:LYS:NZ	2.35	0.41
1:I:123:ASP:HA	1:I:126:ILE:HG23	2.02	0.41
2:A:2785:TRP:HE1	2:A:2905:ARG:HH12	1.67	0.41
2:A:3006:SER:C	2:A:3010:LYS:HZ2	2.23	0.41
2:A:3689:MET:CE	2:A:3753:PRO:HB2	2.49	0.41
2:A:4036:ASP:HB2	2:A:4043:ILE:HD13	2.02	0.41
2:A:4268:MET:O	2:A:4271:VAL:HG22	2.20	0.41
2:A:4743:LEU:O	2:A:4746:ILE:HG12	2.20	0.41
2:A:4964:ASP:OD1	2:A:4965:GLN:N	2.52	0.41
2:B:765:SER:HA	2:B:779:PHE:O	2.19	0.41
2:B:1962:THR:O	2:B:1966:ARG:HG3	2.20	0.41
2:B:2379:ASP:OD2	2:B:2380:ASP:N	2.53	0.41
2:B:2436:ILE:HA	2:B:2465:LYS:HE3	2.01	0.41
2:B:2908:LYS:HE2	2:B:2908:LYS:HB2	1.95	0.41
2:B:3211:LEU:HD21	2:B:3245:TYR:HE2	1.85	0.41
2:B:3906:PHE:HB3	2:B:3967:LEU:HD11	2.02	0.41
2:B:4183:LYS:HG3	2:B:4184:GLU:HG3	2.01	0.41
2:C:399:MET:SD	2:C:399:MET:N	2.92	0.41
2:C:1979:PHE:CD2	2:C:1996:LEU:HD23	2.55	0.41
2:C:2508:SER:HB3	2:C:2560:SER:HB3	2.02	0.41
2:C:3180:ILE:HG23	2:C:3181:TYR:CD1	2.54	0.41
2:C:3650:GLU:HB2	2:C:3651:PRO:HD3	2.00	0.41
2:C:4057:HIS:CE1	2:D:4660:PHE:HZ	2.38	0.41
2:D:808:HIS:O	2:D:1616:GLY:HA2	2.20	0.41
2:D:1220:ASP:O	2:D:1223:THR:OG1	2.37	0.41
2:D:1962:THR:O	2:D:1966:ARG:HG3	2.20	0.41

Continued on next page...

Continued from previous page...

Atom-1	Atom-2	Interatomic distance (Å)	Clash overlap (Å)
2:D:2447:LYS:HD3	2:D:2447:LYS:HA	1.80	0.41
2:D:3145:SER:H	2:D:3148:VAL:HB	1.85	0.41
2:D:3164:GLY:C	2:D:3248:ARG:HH12	2.23	0.41
2:D:3192:ARG:O	2:D:3197:LEU:HB2	2.20	0.41
2:D:3592:SER:O	2:D:3596:LYS:HD3	2.20	0.41
2:D:4237:SER:O	2:D:4240:THR:OG1	2.37	0.41
2:A:712:GLU:HG3	2:A:838:ARG:HB3	2.02	0.41
2:A:2106:TYR:HH	2:A:3615:ARG:HH12	1.69	0.41
2:A:2640:LEU:HD23	2:A:2643:LYS:HZ1	1.85	0.41
2:A:2736:LYS:HD2	2:A:2754:GLN:OE1	2.20	0.41
2:A:2833:LEU:HB3	2:A:2837:LEU:CD1	2.49	0.41
2:A:3848:GLU:OE1	2:A:3922:GLU:HG3	2.20	0.41
2:B:163:HIS:HB2	2:B:182:ILE:HG13	2.02	0.41
2:B:1797:GLU:HA	2:B:1800:LYS:HG2	2.02	0.41
2:B:2741:TRP:HH2	2:B:2752:LYS:HD3	1.84	0.41
2:B:2785:TRP:HE1	2:B:2905:ARG:HH12	1.67	0.41
2:B:3134:LEU:HD22	2:B:3162:PHE:CE2	2.54	0.41
2:B:3246:MET:HG2	2:B:3309:LYS:HZ1	1.85	0.41
2:B:3679:LYS:HE2	2:B:3679:LYS:HB2	1.92	0.41
2:B:4268:MET:O	2:B:4271:VAL:HG22	2.20	0.41
2:C:487:ASN:O	2:C:491:GLU:HG2	2.21	0.41
2:C:896:ASN:O	2:C:899:GLU:HG3	2.20	0.41
2:C:1697:LEU:HD23	2:C:1697:LEU:HA	1.95	0.41
2:C:4130:GLN:HB3	2:C:4131:PRO:HD3	2.02	0.41
2:D:943:LEU:HD11	2:D:1064:LEU:HD12	2.02	0.41
2:D:3017:HIS:O	2:D:3092:GLN:NE2	2.53	0.41
2:D:3651:PRO:HB2	2:D:3652:PRO:HD3	2.03	0.41
2:D:3763:ILE:HD11	2:D:3838:ASP:O	2.20	0.41
1:I:117:LEU:HD23	1:I:118:THR:N	2.34	0.41
2:A:274:LEU:HD23	2:A:274:LEU:HA	1.81	0.41
2:A:874:LEU:HD23	2:A:879:GLU:HG3	2.01	0.41
2:A:943:LEU:HD11	2:A:1064:LEU:HD12	2.02	0.41
2:A:3163:ALA:HB1	2:A:3245:TYR:CD1	2.52	0.41
2:A:4746:ILE:HD11	2:B:4776:VAL:HG21	2.03	0.41
2:A:4753:LEU:HG	2:B:4773:LEU:HD22	2.02	0.41
1:K:89:ALA:HA	1:K:92:VAL:HG22	2.01	0.41
2:B:1046:ASN:OD1	2:B:1047:LYS:N	2.53	0.41
2:B:1967:SER:O	2:B:1972:GLN:NE2	2.41	0.41
2:B:2344:LEU:HD22	2:B:2434:GLY:HA3	2.02	0.41
2:B:2736:LYS:HD2	2:B:2754:GLN:OE1	2.20	0.41
2:B:2833:LEU:HB3	2:B:2837:LEU:CD1	2.49	0.41

Continued on next page...

Continued from previous page...

Atom-1	Atom-2	Interatomic distance (Å)	Clash overlap (Å)
2:B:3145:SER:H	2:B:3148:VAL:HB	1.85	0.41
2:B:3592:SER:O	2:B:3596:LYS:HD3	2.20	0.41
2:B:4743:LEU:O	2:B:4746:ILE:HG12	2.20	0.41
2:C:1592:SER:OG	2:C:1594:VAL:HG12	2.21	0.41
2:C:1797:GLU:HA	2:C:1800:LYS:HG2	2.03	0.41
2:D:487:ASN:O	2:D:491:GLU:HG2	2.21	0.41
2:D:1166:VAL:HG23	2:D:1173:MET:HG2	2.01	0.41
2:D:1914:CYS:O	2:D:1918:VAL:HG23	2.20	0.41
2:D:1931:ASP:OD1	2:D:1932:PHE:N	2.52	0.41
2:D:1973:ILE:HG13	2:D:3608:LEU:HD11	2.02	0.41
2:D:4107:GLU:OE2	2:D:4149:TYR:OH	2.15	0.41
1:I:122:VAL:O	1:I:126:ILE:N	2.43	0.41
2:A:487:ASN:O	2:A:491:GLU:HG2	2.21	0.41
2:A:3211:LEU:HD21	2:A:3245:TYR:HE2	1.85	0.41
2:A:3679:LYS:HE2	2:A:3679:LYS:HB2	1.92	0.41
2:A:4858:LEU:HD23	2:A:4858:LEU:HA	1.94	0.41
3:F:58:LYS:O	3:F:62:GLU:OE1	2.39	0.41
1:J:123:ASP:HA	1:J:126:ILE:HG23	2.02	0.41
2:B:586:LEU:HD11	2:B:620:CYS:HB2	2.02	0.41
2:B:889:ILE:O	2:B:893:TRP:CE3	2.74	0.41
2:B:1436:GLN:H	2:B:1500:ARG:HH12	1.67	0.41
2:B:2715:GLU:OE1	2:B:2715:GLU:N	2.44	0.41
2:B:2930:ILE:HG23	2:B:3010:LYS:HE2	2.02	0.41
2:B:3744:ILE:O	2:B:3747:SER:OG	2.31	0.41
2:B:4130:GLN:HB3	2:B:4131:PRO:HD3	2.02	0.41
2:C:194:LEU:HD23	2:C:196:TYR:HE1	1.85	0.41
2:C:875:PRO:HA	2:C:876:PRO:HD3	1.94	0.41
2:C:2344:LEU:HD22	2:C:2434:GLY:HA3	2.02	0.41
2:C:3906:PHE:HB3	2:C:3967:LEU:HD11	2.03	0.41
2:D:335:LYS:HZ1	2:D:397:GLY:HA3	1.85	0.41
2:D:1758:ARG:HA	2:D:1758:ARG:HD2	1.83	0.41
2:D:2379:ASP:OD2	2:D:2380:ASP:N	2.53	0.41
2:D:2923:TYR:CD2	2:D:3003:MET:HE2	2.55	0.41
2:D:2945:GLY:HA2	2:D:2948:ARG:NH2	2.36	0.41
2:A:332:ARG:NH1	2:A:364:GLN:OE1	2.52	0.41
2:A:643:LEU:O	2:A:645:GLN:NE2	2.53	0.41
2:A:1727:VAL:HG11	2:A:1926:VAL:HG21	2.02	0.41
2:A:1962:THR:O	2:A:1966:ARG:HG3	2.20	0.41
2:A:2826:ILE:H	2:A:2826:ILE:HD12	1.85	0.41
2:A:2945:GLY:HA2	2:A:2948:ARG:NH2	2.36	0.41
2:A:3164:GLY:C	2:A:3248:ARG:HH12	2.23	0.41

Continued on next page...

Continued from previous page...

Atom-1	Atom-2	Interatomic distance (Å)	Clash overlap (Å)
2:A:4948:CYS:SG	2:A:4950:GLU:HG2	2.61	0.41
3:H:58:LYS:O	3:H:62:GLU:OE1	2.39	0.41
1:L:16:ALA:HA	1:L:19:LEU:HD12	2.03	0.41
1:K:116:LYS:HB2	1:K:116:LYS:HE2	1.85	0.41
2:B:603:LYS:HB3	2:B:603:LYS:HE2	1.88	0.41
2:B:1748:LEU:HD23	2:B:1748:LEU:HA	1.88	0.41
2:B:4649:VAL:HA	2:B:4652:LYS:HE2	2.03	0.41
2:C:877:HIS:CE1	2:C:878:LEU:HG	2.55	0.41
2:C:1585:ARG:O	2:C:1587:HIS:ND1	2.54	0.41
2:C:2824:ARG:CZ	2:D:1502:ASN:HB3	2.50	0.41
2:C:2826:ILE:H	2:C:2826:ILE:HD12	1.85	0.41
2:C:2930:ILE:HG23	2:C:3010:LYS:HE2	2.02	0.41
2:C:3068:LEU:O	2:C:3071:THR:OG1	2.27	0.41
2:C:3592:SER:O	2:C:3596:LYS:HD3	2.20	0.41
2:D:1592:SER:OG	2:D:1594:VAL:HG12	2.21	0.41
2:D:2868:HIS:HB3	2:D:2871:LEU:HD23	2.03	0.41
2:D:3131:TYR:HE1	2:D:3208:ILE:HB	1.84	0.41
2:D:3211:LEU:HD21	2:D:3245:TYR:HE2	1.85	0.41
2:D:4481:TRP:O	2:D:4485:ILE:HG12	2.21	0.41
2:D:4649:VAL:HA	2:D:4652:LYS:HE2	2.03	0.41
2:D:4948:CYS:SG	2:D:4950:GLU:HG2	2.61	0.41
2:A:390:LYS:HD2	2:A:390:LYS:HA	1.86	0.41
2:A:1729:MET:HE1	2:A:1930:ASP:HB2	2.02	0.41
2:A:2379:ASP:OD2	2:A:2380:ASP:N	2.53	0.41
2:A:2868:HIS:HB3	2:A:2871:LEU:HD23	2.03	0.41
2:A:3009:CYS:O	2:A:3013:VAL:HG23	2.19	0.41
3:E:58:LYS:O	3:E:62:GLU:OE1	2.39	0.41
3:H:43:ARG:HD3	2:D:1766:PRO:HG2	2.02	0.41
2:B:487:ASN:O	2:B:491:GLU:HG2	2.21	0.41
2:B:756:SER:HB2	2:B:769:ARG:HB3	2.02	0.41
2:B:2926:LEU:HD23	2:B:2926:LEU:HA	1.87	0.41
2:B:3212:GLU:O	2:B:3216:GLU:OE1	2.39	0.41
2:C:659:ILE:HD12	2:C:661:LEU:HD11	2.03	0.41
2:C:972:LEU:HD23	2:C:973:THR:H	1.86	0.41
2:C:1727:VAL:HG11	2:C:1926:VAL:HG21	2.02	0.41
2:C:1911:GLN:OE1	2:C:2090:ARG:NH1	2.54	0.41
2:C:3965:ILE:HG13	2:C:4086:ARG:HH11	1.86	0.41
2:D:491:GLU:OE2	2:D:546:LYS:NZ	2.47	0.41
2:D:1911:GLN:OE1	2:D:2090:ARG:NH1	2.54	0.41
2:D:2106:TYR:OH	2:D:3615:ARG:NH1	2.53	0.41
2:D:2972:ASP:OD1	2:D:2976:LYS:NZ	2.49	0.41

Continued on next page...

Continued from previous page...

Atom-1	Atom-2	Interatomic distance (Å)	Clash overlap (Å)
2:D:3906:PHE:HB3	2:D:3967:LEU:HD11	2.02	0.41
2:D:4130:GLN:HB3	2:D:4131:PRO:HD3	2.02	0.41
1:I:64:ILE:HG23	1:I:68:GLU:HB3	2.02	0.41
2:A:50:GLU:CD	2:A:61:ASP:H	2.22	0.41
2:A:694:ARG:NH1	2:A:718:VAL:O	2.49	0.41
2:A:896:ASN:O	2:A:899:GLU:HG3	2.20	0.41
2:A:1046:ASN:OD1	2:A:1047:LYS:N	2.53	0.41
2:A:2408:LEU:HD22	2:A:2413:LYS:HD3	2.03	0.41
2:A:2741:TRP:HH2	2:A:2752:LYS:HD3	1.84	0.41
2:A:2930:ILE:HG23	2:A:3010:LYS:HE2	2.02	0.41
2:A:3651:PRO:HB2	2:A:3652:PRO:HD3	2.03	0.41
2:A:4481:TRP:O	2:A:4485:ILE:HG12	2.21	0.41
2:A:4649:VAL:HA	2:A:4652:LYS:HE2	2.03	0.41
3:G:58:LYS:O	3:G:62:GLU:OE1	2.39	0.41
3:H:67:MET:HE2	3:H:104:LEU:HB2	2.02	0.41
1:J:76:LYS:HB2	1:J:78:LYS:NZ	2.35	0.41
2:B:643:LEU:O	2:B:645:GLN:NE2	2.53	0.41
2:B:904:TYR:CE1	2:B:916:PRO:HA	2.56	0.41
2:B:972:LEU:HD23	2:B:973:THR:H	1.86	0.41
2:B:1585:ARG:O	2:B:1587:HIS:ND1	2.53	0.41
2:B:2593:VAL:HA	2:B:2644:LEU:HD13	2.03	0.41
2:B:3304:GLN:HB3	2:B:3305:PRO:HD3	2.03	0.41
2:C:1758:ARG:HA	2:C:1758:ARG:HD2	1.83	0.41
2:C:1962:THR:O	2:C:1966:ARG:HG3	2.20	0.41
2:C:2928:GLN:HA	2:C:2931:ARG:CZ	2.51	0.41
2:C:4649:VAL:HA	2:C:4652:LYS:HE2	2.03	0.41
2:C:4743:LEU:O	2:C:4746:ILE:HG12	2.20	0.41
2:C:4948:CYS:SG	2:C:4950:GLU:HG2	2.61	0.41
2:D:182:ILE:HG13	2:D:182:ILE:O	2.21	0.41
2:D:586:LEU:HD11	2:D:620:CYS:HB2	2.02	0.41
2:D:904:TYR:CE1	2:D:916:PRO:HA	2.56	0.41
2:D:1304:LEU:HD23	2:D:1304:LEU:HA	1.90	0.41
2:D:1421:MET:SD	2:D:1576:LYS:HD2	2.61	0.41
2:D:2833:LEU:HB3	2:D:2837:LEU:CD1	2.48	0.41
2:D:3924:ILE:HG21	2:D:3935:LEU:HD12	2.03	0.41
2:D:3975:GLN:O	2:D:3979:VAL:HG23	2.20	0.41
2:A:49:LEU:CD1	2:A:194:LEU:HD13	2.51	0.41
2:A:194:LEU:HD23	2:A:196:TYR:HE1	1.85	0.41
2:A:680:ASP:O	2:A:751:THR:HG23	2.20	0.41
2:A:808:HIS:O	2:A:1616:GLY:HA2	2.20	0.41
2:A:889:ILE:O	2:A:893:TRP:CE3	2.74	0.41

Continued on next page...

Continued from previous page...

Atom-1	Atom-2	Interatomic distance (Å)	Clash overlap (Å)
2:A:972:LEU:HD23	2:A:973:THR:H	1.86	0.41
2:A:1421:MET:SD	2:A:1576:LYS:HD2	2.61	0.41
2:A:1797:GLU:HA	2:A:1800:LYS:HG2	2.03	0.41
2:A:1893:LEU:HD23	2:A:1896:MET:SD	2.60	0.41
2:A:1948:MET:HA	2:A:1948:MET:HE2	2.03	0.41
2:A:2487:LEU:HA	2:A:2490:VAL:HG22	2.03	0.41
2:A:2586:GLN:HE22	2:A:2590:ARG:NH2	2.19	0.41
2:A:3095:ASN:O	2:A:3099:VAL:HG22	2.20	0.41
2:A:3134:LEU:HD22	2:A:3162:PHE:CE2	2.54	0.41
2:A:3143:SER:O	2:A:3148:VAL:HG11	2.21	0.41
2:A:3965:ILE:HG13	2:A:4086:ARG:HH11	1.86	0.41
2:A:3975:GLN:O	2:A:3979:VAL:HG23	2.20	0.41
2:A:4196:THR:O	2:A:4200:MET:HG3	2.21	0.41
2:A:4914:ASN:HB3	2:A:4917:ASN:ND2	2.36	0.41
3:G:19:LYS:HB2	3:G:19:LYS:HE3	1.84	0.41
1:J:16:ALA:HA	1:J:19:LEU:HD12	2.03	0.41
1:J:116:LYS:HE2	1:J:116:LYS:HB2	1.85	0.41
1:L:36:VAL:O	1:L:39:SER:OG	2.27	0.41
1:L:64:ILE:HG23	1:L:68:GLU:HB3	2.02	0.41
1:L:122:VAL:O	1:L:126:ILE:N	2.43	0.41
2:B:943:LEU:HD11	2:B:1064:LEU:HD12	2.02	0.41
2:B:1592:SER:OG	2:B:1594:VAL:HG12	2.20	0.41
2:B:1825:PHE:CE1	2:B:1842:ILE:HG12	2.54	0.41
2:B:1948:MET:HA	2:B:1948:MET:CE	2.50	0.41
2:B:2253:LEU:HD23	2:B:2253:LEU:HA	1.85	0.41
2:B:2928:GLN:HA	2:B:2931:ARG:CZ	2.51	0.41
2:B:3310:VAL:HG11	2:B:3319:PHE:CE2	2.56	0.41
2:B:3965:ILE:HG13	2:B:4086:ARG:HH11	1.86	0.41
2:B:4481:TRP:O	2:B:4485:ILE:HG12	2.21	0.41
2:B:4663:ARG:HD2	2:B:4663:ARG:HA	1.89	0.41
2:B:4948:CYS:SG	2:B:4950:GLU:HG2	2.61	0.41
2:C:643:LEU:O	2:C:645:GLN:NE2	2.53	0.41
2:C:2945:GLY:HA2	2:C:2948:ARG:NH2	2.36	0.41
2:C:3101:LEU:O	2:C:3104:MET:HB3	2.21	0.41
2:C:3212:GLU:O	2:C:3216:GLU:OE1	2.39	0.41
2:C:4036:ASP:HB2	2:C:4043:ILE:HD13	2.02	0.41
2:C:4670:LEU:HB2	2:C:4672:MET:CE	2.49	0.41
2:C:4914:ASN:HB3	2:C:4917:ASN:ND2	2.36	0.41
2:C:4943:MET:HE3	2:C:4948:CYS:O	2.21	0.41
2:D:194:LEU:HD23	2:D:196:TYR:HE1	1.85	0.41
2:D:659:ILE:HD12	2:D:661:LEU:HD11	2.03	0.41

Continued on next page...

Continued from previous page...

Atom-1	Atom-2	Interatomic distance (Å)	Clash overlap (Å)
2:D:889:ILE:O	2:D:893:TRP:CE3	2.74	0.41
2:D:1727:VAL:HG11	2:D:1926:VAL:HG21	2.02	0.41
2:D:1893:LEU:HD23	2:D:1896:MET:SD	2.60	0.41
2:D:1988:CYS:HA	2:D:1989:PRO:HD3	1.87	0.41
2:D:2276:SER:OG	2:D:2277:CYS:N	2.54	0.41
2:D:2408:LEU:HD22	2:D:2413:LYS:HD3	2.03	0.41
2:D:2734:MET:HE2	2:D:2737:LEU:HD11	2.03	0.41
2:D:2928:GLN:HA	2:D:2931:ARG:CZ	2.51	0.41
2:D:3163:ALA:HB1	2:D:3245:TYR:CD1	2.52	0.41
2:D:4036:ASP:HB2	2:D:4043:ILE:HD13	2.02	0.41
2:D:4041:GLY:HA2	2:D:4080:TYR:HE1	1.86	0.41
2:D:4240:THR:HG22	2:D:4308:ILE:HD13	2.02	0.41
2:A:561:ARG:HG3	2:A:561:ARG:NH1	2.34	0.41
2:A:659:ILE:HD12	2:A:661:LEU:HD11	2.03	0.41
2:A:765:SER:HA	2:A:779:PHE:O	2.20	0.41
2:A:844:ARG:HH11	2:A:845:THR:H	1.69	0.41
2:A:1585:ARG:O	2:A:1587:HIS:ND1	2.54	0.41
2:A:1592:SER:OG	2:A:1594:VAL:HG12	2.21	0.41
2:A:1911:GLN:OE1	2:A:2090:ARG:NH1	2.54	0.41
2:A:2497:ARG:NH1	2:A:2881:GLU:OE2	2.53	0.41
2:A:3088:LYS:HA	2:A:3088:LYS:HD3	1.90	0.41
2:A:3191:GLU:HA	2:A:3194:ALA:HB3	2.03	0.41
2:A:4265:LYS:O	2:A:4269:LYS:HG2	2.21	0.41
3:F:19:LYS:HB2	3:F:19:LYS:HE3	1.84	0.41
1:K:16:ALA:HA	1:K:19:LEU:HD12	2.03	0.41
2:B:2734:MET:HE2	2:B:2737:LEU:HD11	2.03	0.41
2:B:4073:ASP:OD2	2:B:4075:ASN:ND2	2.54	0.41
2:C:735:GLY:O	2:C:737:ILE:HD12	2.21	0.41
2:C:889:ILE:O	2:C:893:TRP:CE3	2.74	0.41
2:C:1893:LEU:HD23	2:C:1896:MET:SD	2.60	0.41
2:C:1914:CYS:O	2:C:1918:VAL:HG23	2.20	0.41
2:C:2487:LEU:HA	2:C:2490:VAL:HG22	2.03	0.41
2:C:2586:GLN:HE22	2:C:2590:ARG:NH2	2.19	0.41
2:C:2659:GLN:HG2	2:C:2660:GLU:N	2.36	0.41
2:C:3102:LEU:HD12	2:C:3102:LEU:HA	1.86	0.41
2:C:3651:PRO:HB2	2:C:3652:PRO:HD3	2.03	0.41
2:D:756:SER:HB2	2:D:769:ARG:HB3	2.02	0.41
2:D:2487:LEU:HA	2:D:2490:VAL:HG22	2.03	0.41
2:D:3006:SER:C	2:D:3010:LYS:HZ2	2.23	0.41
2:D:3143:SER:O	2:D:3148:VAL:HG11	2.21	0.41
1:I:16:ALA:HA	1:I:19:LEU:HD12	2.03	0.40

Continued on next page...

Continued from previous page...

Atom-1	Atom-2	Interatomic distance (Å)	Clash overlap (Å)
1:I:37:MET:HG2	1:I:42:GLN:HB2	2.03	0.40
2:A:2928:GLN:HA	2:A:2931:ARG:CZ	2.51	0.40
2:A:3924:ILE:HG21	2:A:3935:LEU:HD12	2.03	0.40
1:J:64:ILE:HG23	1:J:68:GLU:HB3	2.02	0.40
1:L:37:MET:HG2	1:L:42:GLN:HB2	2.03	0.40
2:B:194:LEU:HD23	2:B:196:TYR:HE1	1.85	0.40
2:B:399:MET:SD	2:B:399:MET:N	2.92	0.40
2:B:810:GLU:N	2:B:810:GLU:OE2	2.54	0.40
2:B:2463:ASP:OD1	2:B:2464:HIS:N	2.55	0.40
2:B:2945:GLY:HA2	2:B:2948:ARG:NH2	2.36	0.40
2:B:3191:GLU:HA	2:B:3194:ALA:HB3	2.03	0.40
2:B:4196:THR:O	2:B:4200:MET:HG3	2.21	0.40
2:B:4265:LYS:O	2:B:4269:LYS:HG2	2.21	0.40
2:C:50:GLU:CD	2:C:61:ASP:H	2.22	0.40
2:C:527:LYS:HE2	2:C:527:LYS:HB2	1.82	0.40
2:C:2833:LEU:HB3	2:C:2837:LEU:CD1	2.49	0.40
2:C:4502:MET:SD	2:C:4585:PHE:HB3	2.61	0.40
2:D:49:LEU:CD1	2:D:194:LEU:HD13	2.51	0.40
2:D:1968:PRO:O	2:D:1972:GLN:HG3	2.21	0.40
2:D:2463:ASP:OD1	2:D:2464:HIS:N	2.54	0.40
2:D:2592:LEU:HD23	2:D:2592:LEU:HA	1.90	0.40
2:D:2593:VAL:HA	2:D:2644:LEU:HD13	2.03	0.40
2:D:3848:GLU:OE1	2:D:3922:GLU:HG3	2.21	0.40
2:D:4502:MET:SD	2:D:4585:PHE:HB3	2.61	0.40
2:A:648:LEU:HD23	2:A:648:LEU:HA	1.89	0.40
2:A:1176:THR:HG22	2:A:1181:ILE:HG13	2.03	0.40
2:A:1968:PRO:O	2:A:1972:GLN:HG3	2.21	0.40
2:A:2106:TYR:OH	2:A:3615:ARG:NH1	2.53	0.40
2:A:3906:PHE:HB3	2:A:3967:LEU:HD11	2.02	0.40
1:J:125:MET:HG3	2:B:3584:LYS:HE2	2.02	0.40
1:K:123:ASP:HA	1:K:126:ILE:HG23	2.03	0.40
2:B:274:LEU:HD23	2:B:274:LEU:HA	1.81	0.40
2:B:364:GLN:NE2	2:B:369:GLY:O	2.53	0.40
2:B:1421:MET:SD	2:B:1576:LYS:HD2	2.61	0.40
2:B:2447:LYS:HD3	2:B:2447:LYS:HA	1.80	0.40
2:B:2826:ILE:H	2:B:2826:ILE:HD12	1.85	0.40
2:C:49:LEU:CD1	2:C:194:LEU:HD13	2.51	0.40
2:C:1421:MET:SD	2:C:1576:LYS:HD2	2.61	0.40
2:C:1968:PRO:O	2:C:1972:GLN:HG3	2.21	0.40
2:C:2106:TYR:OH	2:C:3615:ARG:NH1	2.53	0.40
2:C:2170:THR:O	2:C:2174:VAL:HG13	2.21	0.40

Continued on next page...

Continued from previous page...

Atom-1	Atom-2	Interatomic distance (Å)	Clash overlap (Å)
2:C:3778:LEU:HD13	2:C:3854:PHE:HD1	1.87	0.40
2:C:4167:GLU:O	2:C:4171:GLN:HG2	2.22	0.40
2:D:884:LYS:HA	2:D:887:GLU:CG	2.51	0.40
2:D:920:GLU:O	2:D:924:LEU:N	2.55	0.40
2:D:1797:GLU:HA	2:D:1800:LYS:HG2	2.03	0.40
2:D:2229:LEU:HD11	2:D:2240:LEU:HD22	2.03	0.40
2:D:2344:LEU:HD22	2:D:2434:GLY:HA3	2.02	0.40
2:D:2488:LEU:HD11	2:D:2548:LEU:HD13	2.03	0.40
2:D:3088:LYS:HG3	2:D:3090:VAL:HG22	2.01	0.40
2:D:3101:LEU:O	2:D:3104:MET:HB3	2.21	0.40
2:A:182:ILE:HG13	2:A:182:ILE:O	2.21	0.40
2:A:997:ASP:O	2:A:1001:GLU:OE1	2.40	0.40
2:A:1748:LEU:HD23	2:A:1748:LEU:HA	1.88	0.40
2:A:3101:LEU:O	2:A:3104:MET:HB3	2.21	0.40
2:A:3661:VAL:HG23	2:A:3666:GLN:HG2	2.03	0.40
2:A:4130:GLN:HB3	2:A:4131:PRO:HD3	2.02	0.40
2:A:4670:LEU:HB2	2:A:4672:MET:CE	2.49	0.40
2:B:49:LEU:CD1	2:B:194:LEU:HD13	2.51	0.40
2:B:968:LYS:HA	2:B:968:LYS:HD2	1.91	0.40
2:B:1727:VAL:HG11	2:B:1926:VAL:HG21	2.02	0.40
2:B:1785:ASP:OD1	2:B:1786:ILE:N	2.55	0.40
2:B:1914:CYS:O	2:B:1918:VAL:HG23	2.20	0.40
2:B:2276:SER:OG	2:B:2277:CYS:N	2.54	0.40
2:B:2487:LEU:HA	2:B:2490:VAL:HG22	2.03	0.40
2:B:2874:TYR:O	2:B:2882:LYS:HE2	2.22	0.40
2:B:3651:PRO:HB2	2:B:3652:PRO:HD3	2.03	0.40
2:B:4240:THR:HG22	2:B:4308:ILE:HD13	2.02	0.40
2:C:884:LYS:HA	2:C:887:GLU:CG	2.51	0.40
2:C:2705:PRO:HG3	2:C:2854:LYS:HZ2	1.86	0.40
2:C:3304:GLN:HB3	2:C:3305:PRO:HD3	2.03	0.40
2:D:972:LEU:HD23	2:D:973:THR:H	1.86	0.40
2:D:1585:ARG:O	2:D:1587:HIS:ND1	2.54	0.40
2:D:2170:THR:O	2:D:2174:VAL:HG13	2.21	0.40
2:D:2586:GLN:HE22	2:D:2590:ARG:NH2	2.19	0.40
2:D:2659:GLN:HG2	2:D:2660:GLU:N	2.36	0.40
2:D:2913:ASP:HB3	2:D:2919:LYS:HE3	2.03	0.40
2:D:3281:LEU:HD22	2:D:3322:LEU:HD22	2.03	0.40
2:D:4914:ASN:HB3	2:D:4917:ASN:ND2	2.36	0.40
1:I:57:ASP:OD2	1:I:62:GLY:N	2.46	0.40
2:A:2344:LEU:HD22	2:A:2434:GLY:HA3	2.02	0.40
2:A:2488:LEU:HD11	2:A:2548:LEU:HD13	2.03	0.40

Continued on next page...

Continued from previous page...

Atom-1	Atom-2	Interatomic distance (Å)	Clash overlap (Å)
2:A:2691:LYS:HD3	2:A:2704:GLN:NE2	2.37	0.40
2:A:2824:ARG:NH2	2:B:1502:ASN:HB3	2.37	0.40
2:A:3310:VAL:HG11	2:A:3319:PHE:CE2	2.57	0.40
2:A:3812:ASN:HA	2:A:3815:GLU:CD	2.42	0.40
1:L:123:ASP:HA	1:L:126:ILE:HG23	2.03	0.40
2:B:735:GLY:O	2:B:737:ILE:HD12	2.22	0.40
2:B:1226:TYR:HD1	2:B:1229:ILE:HD11	1.87	0.40
2:B:1829:LEU:HD12	2:B:1829:LEU:HA	1.96	0.40
2:B:1893:LEU:HD23	2:B:1896:MET:SD	2.60	0.40
2:B:1968:PRO:O	2:B:1972:GLN:HG3	2.21	0.40
2:B:2570:GLU:HG2	2:B:2605:MET:HG3	2.03	0.40
2:B:2913:ASP:HB3	2:B:2919:LYS:HE3	2.03	0.40
2:B:3183:ILE:HD12	2:B:3187:LYS:CE	2.52	0.40
2:B:3778:LEU:HD13	2:B:3854:PHE:HD1	1.87	0.40
2:B:3924:ILE:HG21	2:B:3935:LEU:HD12	2.03	0.40
2:B:3958:LEU:HB2	2:B:3968:LEU:HD13	2.03	0.40
2:B:4057:HIS:CE1	2:C:4660:PHE:HZ	2.40	0.40
2:C:810:GLU:N	2:C:810:GLU:OE2	2.55	0.40
2:C:997:ASP:OD1	2:C:1047:LYS:NZ	2.32	0.40
2:C:2874:TYR:O	2:C:2882:LYS:HE2	2.22	0.40
2:C:3184:TYR:CD1	2:C:3201:VAL:HG22	2.56	0.40
2:C:3211:LEU:HD21	2:C:3245:TYR:HE2	1.86	0.40
2:C:4041:GLY:HA2	2:C:4080:TYR:HE1	1.86	0.40
2:D:59:PRO:HA	2:D:60:PRO:HD3	1.98	0.40
2:D:287:SER:HA	2:D:349:MET:HE3	2.03	0.40
2:D:875:PRO:HA	2:D:876:PRO:HD3	1.94	0.40
2:D:1962:THR:HG22	2:D:1966:ARG:HG3	2.02	0.40
2:D:2327:ARG:HB3	2:D:2329:GLU:OE2	2.21	0.40
2:D:2874:TYR:O	2:D:2882:LYS:HE2	2.22	0.40
2:D:3649:ALA:C	2:D:3652:PRO:HD2	2.42	0.40
2:D:4167:GLU:O	2:D:4171:GLN:HG2	2.22	0.40
2:A:139:SER:O	2:A:141:ASP:N	2.54	0.40
2:A:1848:PRO:HG3	2:A:1890:LYS:NZ	2.37	0.40
2:A:2463:ASP:OD1	2:A:2464:HIS:N	2.55	0.40
2:A:2931:ARG:NH1	2:A:2932:TYR:CE1	2.90	0.40
2:A:2967:VAL:O	2:A:2971:ILE:HG13	2.22	0.40
2:A:3168:VAL:HG12	2:A:3179:ASN:ND2	2.37	0.40
2:A:4898:PHE:O	2:A:4904:GLY:HA3	2.22	0.40
1:K:10:ILE:HG22	1:K:14:LYS:NZ	2.37	0.40
2:B:884:LYS:HA	2:B:887:GLU:CG	2.51	0.40
2:B:997:ASP:O	2:B:1001:GLU:OE1	2.40	0.40

Continued on next page...

Continued from previous page...

Atom-1	Atom-2	Interatomic distance (Å)	Clash overlap (Å)
2:B:1177:LEU:O	2:B:1180:GLU:HG3	2.22	0.40
2:B:1911:GLN:OE1	2:B:2090:ARG:NH1	2.54	0.40
2:B:2153:LYS:HD3	2:B:2153:LYS:HA	1.83	0.40
2:B:2408:LEU:HD22	2:B:2413:LYS:HD3	2.03	0.40
2:B:3649:ALA:HB1	2:B:3652:PRO:HB2	2.04	0.40
2:B:4502:MET:SD	2:B:4585:PHE:HB3	2.61	0.40
2:B:4607:ALA:HB1	2:B:4649:VAL:HG21	2.04	0.40
2:C:2463:ASP:OD1	2:C:2464:HIS:N	2.55	0.40
2:C:3191:GLU:HA	2:C:3194:ALA:HB3	2.03	0.40
2:D:1177:LEU:O	2:D:1180:GLU:HG3	2.22	0.40
2:D:1711:LEU:HB3	2:D:1831:MET:SD	2.62	0.40
2:D:3062:ASP:O	2:D:3065:ALA:HB3	2.22	0.40
2:D:3191:GLU:HA	2:D:3194:ALA:HB3	2.03	0.40
2:D:3832:ASP:HB2	2:D:3835:PHE:HB3	2.04	0.40
2:D:4265:LYS:O	2:D:4269:LYS:HG2	2.21	0.40
2:D:4607:ALA:HB1	2:D:4649:VAL:HG21	2.04	0.40

There are no symmetry-related clashes.

5.3 Torsion angles [i](#)

5.3.1 Protein backbone [i](#)

In the following table, the Percentiles column shows the percent Ramachandran outliers of the chain as a percentile score with respect to all PDB entries followed by that with respect to all EM entries.

The Analysed column shows the number of residues for which the backbone conformation was analysed, and the total number of residues.

Mol	Chain	Analysed	Favoured	Allowed	Outliers	Percentiles	
1	I	141/149 (95%)	139 (99%)	2 (1%)	0	100	100
1	J	141/149 (95%)	139 (99%)	2 (1%)	0	100	100
1	K	141/149 (95%)	139 (99%)	2 (1%)	0	100	100
1	L	141/149 (95%)	139 (99%)	2 (1%)	0	100	100
2	A	4205/4967 (85%)	4081 (97%)	119 (3%)	5 (0%)	48	79
2	B	4205/4967 (85%)	4081 (97%)	119 (3%)	5 (0%)	48	79
2	C	4205/4967 (85%)	4082 (97%)	118 (3%)	5 (0%)	48	79

Continued on next page...

Continued from previous page...

Mol	Chain	Analysed	Favoured	Allowed	Outliers	Percentiles	
2	D	4205/4967 (85%)	4080 (97%)	120 (3%)	5 (0%)	48	79
3	E	105/108 (97%)	103 (98%)	2 (2%)	0	100	100
3	F	105/108 (97%)	103 (98%)	2 (2%)	0	100	100
3	G	105/108 (97%)	103 (98%)	2 (2%)	0	100	100
3	H	105/108 (97%)	103 (98%)	2 (2%)	0	100	100
All	All	17804/20896 (85%)	17292 (97%)	492 (3%)	20 (0%)	50	79

All (20) Ramachandran outliers are listed below:

Mol	Chain	Res	Type
2	A	3927	PRO
2	A	4641	PRO
2	B	3927	PRO
2	B	4641	PRO
2	C	3927	PRO
2	C	4641	PRO
2	D	3927	PRO
2	D	4641	PRO
2	A	1081	THR
2	A	3851	ASN
2	B	1081	THR
2	B	3851	ASN
2	C	1081	THR
2	C	3851	ASN
2	D	1081	THR
2	D	3851	ASN
2	A	1959	ALA
2	B	1959	ALA
2	C	1959	ALA
2	D	1959	ALA

5.3.2 Protein sidechains [i](#)

In the following table, the Percentiles column shows the percent sidechain outliers of the chain as a percentile score with respect to all PDB entries followed by that with respect to all EM entries.

The Analysed column shows the number of residues for which the sidechain conformation was analysed, and the total number of residues.

Mol	Chain	Analysed	Rotameric	Outliers	Percentiles	
1	I	123/127 (97%)	112 (91%)	11 (9%)	8	32
1	J	123/127 (97%)	112 (91%)	11 (9%)	8	32
1	K	123/127 (97%)	112 (91%)	11 (9%)	8	32
1	L	123/127 (97%)	112 (91%)	11 (9%)	8	32
2	A	3715/4358 (85%)	3678 (99%)	37 (1%)	73	85
2	B	3715/4358 (85%)	3678 (99%)	37 (1%)	73	85
2	C	3715/4358 (85%)	3678 (99%)	37 (1%)	73	85
2	D	3715/4358 (85%)	3678 (99%)	37 (1%)	73	85
3	E	88/89 (99%)	87 (99%)	1 (1%)	70	84
3	F	88/89 (99%)	87 (99%)	1 (1%)	70	84
3	G	88/89 (99%)	87 (99%)	1 (1%)	70	84
3	H	88/89 (99%)	87 (99%)	1 (1%)	70	84
All	All	15704/18296 (86%)	15508 (99%)	196 (1%)	66	83

All (196) residues with a non-rotameric sidechain are listed below:

Mol	Chain	Res	Type
1	I	77	MET
1	I	124	GLU
1	I	125	MET
1	I	126	ILE
1	I	127	ARG
1	I	128	GLU
1	I	130	ASP
1	I	142	PHE
1	I	143	VAL
1	I	145	MET
1	I	146	MET
2	A	290	ARG
2	A	321	LYS
2	A	349	MET
2	A	393	MET
2	A	441	LYS
2	A	884	LYS
2	A	929	ARG
2	A	944	LEU
2	A	1564	MET
2	A	1939	ASN
2	A	1948	MET

Continued on next page...

Continued from previous page...

Mol	Chain	Res	Type
2	A	2134	MET
2	A	2303	ARG
2	A	2512	MET
2	A	2685	TYR
2	A	2689	MET
2	A	2737	LEU
2	A	2757	MET
2	A	2766	LYS
2	A	2772	ARG
2	A	2782	MET
2	A	2783	LEU
2	A	2801	TYR
2	A	2931	ARG
2	A	3018	ARG
2	A	3190	ARG
2	A	3323	MET
2	A	3584	LYS
2	A	3591	LEU
2	A	3605	MET
2	A	3847	CYS
2	A	4279	MET
2	A	4307	ARG
2	A	4504	MET
2	A	4748	MET
2	A	4884	MET
2	A	4932	GLU
3	E	19	LYS
3	F	19	LYS
3	G	19	LYS
3	H	19	LYS
1	J	77	MET
1	J	124	GLU
1	J	125	MET
1	J	126	ILE
1	J	127	ARG
1	J	128	GLU
1	J	130	ASP
1	J	142	PHE
1	J	143	VAL
1	J	145	MET
1	J	146	MET
1	L	77	MET

Continued on next page...

Continued from previous page...

Mol	Chain	Res	Type
1	L	124	GLU
1	L	125	MET
1	L	126	ILE
1	L	127	ARG
1	L	128	GLU
1	L	130	ASP
1	L	142	PHE
1	L	143	VAL
1	L	145	MET
1	L	146	MET
1	K	77	MET
1	K	124	GLU
1	K	125	MET
1	K	126	ILE
1	K	127	ARG
1	K	128	GLU
1	K	130	ASP
1	K	142	PHE
1	K	143	VAL
1	K	145	MET
1	K	146	MET
2	B	290	ARG
2	B	321	LYS
2	B	349	MET
2	B	393	MET
2	B	441	LYS
2	B	884	LYS
2	B	929	ARG
2	B	944	LEU
2	B	1564	MET
2	B	1939	ASN
2	B	1948	MET
2	B	2134	MET
2	B	2303	ARG
2	B	2512	MET
2	B	2685	TYR
2	B	2689	MET
2	B	2737	LEU
2	B	2757	MET
2	B	2766	LYS
2	B	2772	ARG
2	B	2782	MET

Continued on next page...

Continued from previous page...

Mol	Chain	Res	Type
2	B	2783	LEU
2	B	2801	TYR
2	B	2931	ARG
2	B	3018	ARG
2	B	3190	ARG
2	B	3323	MET
2	B	3584	LYS
2	B	3591	LEU
2	B	3605	MET
2	B	3847	CYS
2	B	4279	MET
2	B	4307	ARG
2	B	4504	MET
2	B	4748	MET
2	B	4884	MET
2	B	4932	GLU
2	C	290	ARG
2	C	321	LYS
2	C	349	MET
2	C	393	MET
2	C	441	LYS
2	C	884	LYS
2	C	929	ARG
2	C	944	LEU
2	C	1564	MET
2	C	1939	ASN
2	C	1948	MET
2	C	2134	MET
2	C	2303	ARG
2	C	2512	MET
2	C	2685	TYR
2	C	2689	MET
2	C	2737	LEU
2	C	2757	MET
2	C	2766	LYS
2	C	2772	ARG
2	C	2782	MET
2	C	2783	LEU
2	C	2801	TYR
2	C	2931	ARG
2	C	3018	ARG
2	C	3190	ARG

Continued on next page...

Continued from previous page...

Mol	Chain	Res	Type
2	C	3323	MET
2	C	3584	LYS
2	C	3591	LEU
2	C	3605	MET
2	C	3847	CYS
2	C	4279	MET
2	C	4307	ARG
2	C	4504	MET
2	C	4748	MET
2	C	4884	MET
2	C	4932	GLU
2	D	290	ARG
2	D	321	LYS
2	D	349	MET
2	D	393	MET
2	D	441	LYS
2	D	884	LYS
2	D	929	ARG
2	D	944	LEU
2	D	1564	MET
2	D	1939	ASN
2	D	1948	MET
2	D	2134	MET
2	D	2303	ARG
2	D	2512	MET
2	D	2685	TYR
2	D	2689	MET
2	D	2737	LEU
2	D	2757	MET
2	D	2766	LYS
2	D	2772	ARG
2	D	2782	MET
2	D	2783	LEU
2	D	2801	TYR
2	D	2931	ARG
2	D	3018	ARG
2	D	3190	ARG
2	D	3323	MET
2	D	3584	LYS
2	D	3591	LEU
2	D	3605	MET
2	D	3847	CYS

Continued on next page...

Continued from previous page...

Mol	Chain	Res	Type
2	D	4279	MET
2	D	4307	ARG
2	D	4504	MET
2	D	4748	MET
2	D	4884	MET
2	D	4932	GLU

Sometimes sidechains can be flipped to improve hydrogen bonding and reduce clashes. All (76) such sidechains are listed below:

Mol	Chain	Res	Type
1	I	50	GLN
2	A	29	HIS
2	A	388	GLN
2	A	658	ASN
2	A	669	GLN
2	A	888	ASN
2	A	1146	HIS
2	A	1452	GLN
2	A	2217	HIS
2	A	2540	HIS
2	A	2850	ASN
2	A	2927	GLN
2	A	2998	ASN
2	A	3017	HIS
2	A	3151	GLN
2	A	3287	ASN
2	A	4049	HIS
2	A	4057	HIS
2	A	4933	HIS
1	J	54	ASN
1	L	54	ASN
1	K	50	GLN
2	B	388	GLN
2	B	658	ASN
2	B	669	GLN
2	B	888	ASN
2	B	1146	HIS
2	B	1452	GLN
2	B	2217	HIS
2	B	2540	HIS
2	B	2850	ASN
2	B	2927	GLN

Continued on next page...

Continued from previous page...

Mol	Chain	Res	Type
2	B	2998	ASN
2	B	3017	HIS
2	B	3034	HIS
2	B	3151	GLN
2	B	3287	ASN
2	B	4049	HIS
2	B	4057	HIS
2	B	4933	HIS
2	C	29	HIS
2	C	388	GLN
2	C	658	ASN
2	C	669	GLN
2	C	888	ASN
2	C	1146	HIS
2	C	1452	GLN
2	C	2217	HIS
2	C	2540	HIS
2	C	2850	ASN
2	C	2927	GLN
2	C	2998	ASN
2	C	3017	HIS
2	C	3151	GLN
2	C	3287	ASN
2	C	4049	HIS
2	C	4057	HIS
2	C	4933	HIS
2	D	388	GLN
2	D	658	ASN
2	D	669	GLN
2	D	888	ASN
2	D	1146	HIS
2	D	1452	GLN
2	D	2217	HIS
2	D	2540	HIS
2	D	2850	ASN
2	D	2927	GLN
2	D	2998	ASN
2	D	3017	HIS
2	D	3034	HIS
2	D	3151	GLN
2	D	3287	ASN
2	D	4049	HIS

Continued on next page...

Continued from previous page...

Mol	Chain	Res	Type
2	D	4057	HIS
2	D	4933	HIS

5.3.3 RNA [i](#)

There are no RNA molecules in this entry.

5.4 Non-standard residues in protein, DNA, RNA chains [i](#)

There are no non-standard protein/DNA/RNA residues in this entry.

5.5 Carbohydrates [i](#)

There are no oligosaccharides in this entry.

5.6 Ligand geometry [i](#)

Of 32 ligands modelled in this entry, 24 are monoatomic - leaving 8 for Mogul analysis.

In the following table, the Counts columns list the number of bonds (or angles) for which Mogul statistics could be retrieved, the number of bonds (or angles) that are observed in the model and the number of bonds (or angles) that are defined in the Chemical Component Dictionary. The Link column lists molecule types, if any, to which the group is linked. The Z score for a bond length (or angle) is the number of standard deviations the observed value is removed from the expected value. A bond length (or angle) with $|Z| > 2$ is considered an outlier worth inspection. RMSZ is the root-mean-square of all Z scores of the bond lengths (or angles).

Mol	Type	Chain	Res	Link	Bond lengths			Bond angles		
					Counts	RMSZ	# Z > 2	Counts	RMSZ	# Z > 2
6	ATP	B	5004	-	28,33,33	0.64	0	34,52,52	0.59	1 (2%)
6	ATP	B	5002	-	28,33,33	0.75	0	34,52,52	0.75	1 (2%)
6	ATP	D	5002	-	28,33,33	0.75	0	34,52,52	0.75	1 (2%)
6	ATP	A	5002	-	28,33,33	0.75	0	34,52,52	0.75	1 (2%)
6	ATP	D	5004	-	28,33,33	0.64	0	34,52,52	0.58	1 (2%)
6	ATP	C	5002	-	28,33,33	0.75	0	34,52,52	0.75	1 (2%)
6	ATP	C	5004	-	28,33,33	0.65	0	34,52,52	0.59	1 (2%)
6	ATP	A	5004	-	28,33,33	0.64	0	34,52,52	0.59	1 (2%)

In the following table, the Chirals column lists the number of chiral outliers, the number of chiral

centers analysed, the number of these observed in the model and the number defined in the Chemical Component Dictionary. Similar counts are reported in the Torsion and Rings columns. '-' means no outliers of that kind were identified.

Mol	Type	Chain	Res	Link	Chirals	Torsions	Rings
6	ATP	B	5004	-	-	11/18/38/38	0/3/3/3
6	ATP	B	5002	-	-	8/18/38/38	0/3/3/3
6	ATP	D	5002	-	-	8/18/38/38	0/3/3/3
6	ATP	A	5002	-	-	8/18/38/38	0/3/3/3
6	ATP	D	5004	-	-	11/18/38/38	0/3/3/3
6	ATP	C	5002	-	-	8/18/38/38	0/3/3/3
6	ATP	C	5004	-	-	11/18/38/38	0/3/3/3
6	ATP	A	5004	-	-	11/18/38/38	0/3/3/3

There are no bond length outliers.

All (8) bond angle outliers are listed below:

Mol	Chain	Res	Type	Atoms	Z	Observed(°)	Ideal(°)
6	A	5002	ATP	C5-C6-N6	2.35	123.88	120.31
6	B	5002	ATP	C5-C6-N6	2.33	123.86	120.31
6	C	5002	ATP	C5-C6-N6	2.33	123.86	120.31
6	A	5004	ATP	C5-C6-N6	2.32	123.84	120.31
6	C	5004	ATP	C5-C6-N6	2.32	123.84	120.31
6	D	5002	ATP	C5-C6-N6	2.32	123.84	120.31
6	B	5004	ATP	C5-C6-N6	2.31	123.83	120.31
6	D	5004	ATP	C5-C6-N6	2.30	123.81	120.31

There are no chirality outliers.

All (76) torsion outliers are listed below:

Mol	Chain	Res	Type	Atoms
6	A	5002	ATP	C5'-O5'-PA-O1A
6	A	5002	ATP	C5'-O5'-PA-O2A
6	A	5002	ATP	C5'-O5'-PA-O3A
6	A	5004	ATP	PB-O3A-PA-O5'
6	A	5004	ATP	C5'-O5'-PA-O1A
6	A	5004	ATP	C5'-O5'-PA-O2A
6	A	5004	ATP	C5'-O5'-PA-O3A
6	A	5004	ATP	O4'-C4'-C5'-O5'
6	B	5002	ATP	C5'-O5'-PA-O1A
6	B	5002	ATP	C5'-O5'-PA-O2A
6	B	5002	ATP	C5'-O5'-PA-O3A

Continued on next page...

Continued from previous page...

Mol	Chain	Res	Type	Atoms
6	B	5004	ATP	PB-O3A-PA-O5'
6	B	5004	ATP	C5'-O5'-PA-O1A
6	B	5004	ATP	C5'-O5'-PA-O2A
6	B	5004	ATP	C5'-O5'-PA-O3A
6	B	5004	ATP	O4'-C4'-C5'-O5'
6	C	5002	ATP	C5'-O5'-PA-O1A
6	C	5002	ATP	C5'-O5'-PA-O2A
6	C	5002	ATP	C5'-O5'-PA-O3A
6	C	5004	ATP	PB-O3A-PA-O5'
6	C	5004	ATP	C5'-O5'-PA-O1A
6	C	5004	ATP	C5'-O5'-PA-O2A
6	C	5004	ATP	C5'-O5'-PA-O3A
6	C	5004	ATP	O4'-C4'-C5'-O5'
6	D	5002	ATP	C5'-O5'-PA-O1A
6	D	5002	ATP	C5'-O5'-PA-O2A
6	D	5002	ATP	C5'-O5'-PA-O3A
6	D	5004	ATP	PB-O3A-PA-O5'
6	D	5004	ATP	C5'-O5'-PA-O1A
6	D	5004	ATP	C5'-O5'-PA-O2A
6	D	5004	ATP	C5'-O5'-PA-O3A
6	D	5004	ATP	O4'-C4'-C5'-O5'
6	A	5004	ATP	C3'-C4'-C5'-O5'
6	B	5004	ATP	C3'-C4'-C5'-O5'
6	C	5004	ATP	C3'-C4'-C5'-O5'
6	D	5004	ATP	C3'-C4'-C5'-O5'
6	A	5002	ATP	C4'-C5'-O5'-PA
6	B	5002	ATP	C4'-C5'-O5'-PA
6	C	5002	ATP	C4'-C5'-O5'-PA
6	D	5002	ATP	C4'-C5'-O5'-PA
6	A	5002	ATP	O4'-C4'-C5'-O5'
6	B	5002	ATP	O4'-C4'-C5'-O5'
6	C	5002	ATP	O4'-C4'-C5'-O5'
6	D	5002	ATP	O4'-C4'-C5'-O5'
6	A	5004	ATP	PA-O3A-PB-O1B
6	B	5004	ATP	PA-O3A-PB-O1B
6	C	5004	ATP	PA-O3A-PB-O1B
6	D	5004	ATP	PA-O3A-PB-O1B
6	A	5002	ATP	PB-O3B-PG-O3G
6	A	5004	ATP	PB-O3B-PG-O3G
6	B	5002	ATP	PB-O3B-PG-O3G
6	B	5004	ATP	PB-O3B-PG-O3G
6	C	5002	ATP	PB-O3B-PG-O3G

Continued on next page...

Continued from previous page...

Mol	Chain	Res	Type	Atoms
6	C	5004	ATP	PB-O3B-PG-O3G
6	D	5002	ATP	PB-O3B-PG-O3G
6	D	5004	ATP	PB-O3B-PG-O3G
6	A	5004	ATP	PA-O3A-PB-O2B
6	B	5004	ATP	PA-O3A-PB-O2B
6	C	5004	ATP	PA-O3A-PB-O2B
6	D	5004	ATP	PA-O3A-PB-O2B
6	A	5002	ATP	PB-O3B-PG-O1G
6	B	5002	ATP	PB-O3B-PG-O1G
6	C	5002	ATP	PB-O3B-PG-O1G
6	D	5002	ATP	PB-O3B-PG-O1G
6	A	5002	ATP	PB-O3A-PA-O2A
6	A	5004	ATP	PB-O3A-PA-O1A
6	A	5004	ATP	PB-O3A-PA-O2A
6	B	5002	ATP	PB-O3A-PA-O2A
6	B	5004	ATP	PB-O3A-PA-O1A
6	B	5004	ATP	PB-O3A-PA-O2A
6	C	5002	ATP	PB-O3A-PA-O2A
6	C	5004	ATP	PB-O3A-PA-O1A
6	C	5004	ATP	PB-O3A-PA-O2A
6	D	5002	ATP	PB-O3A-PA-O2A
6	D	5004	ATP	PB-O3A-PA-O1A
6	D	5004	ATP	PB-O3A-PA-O2A

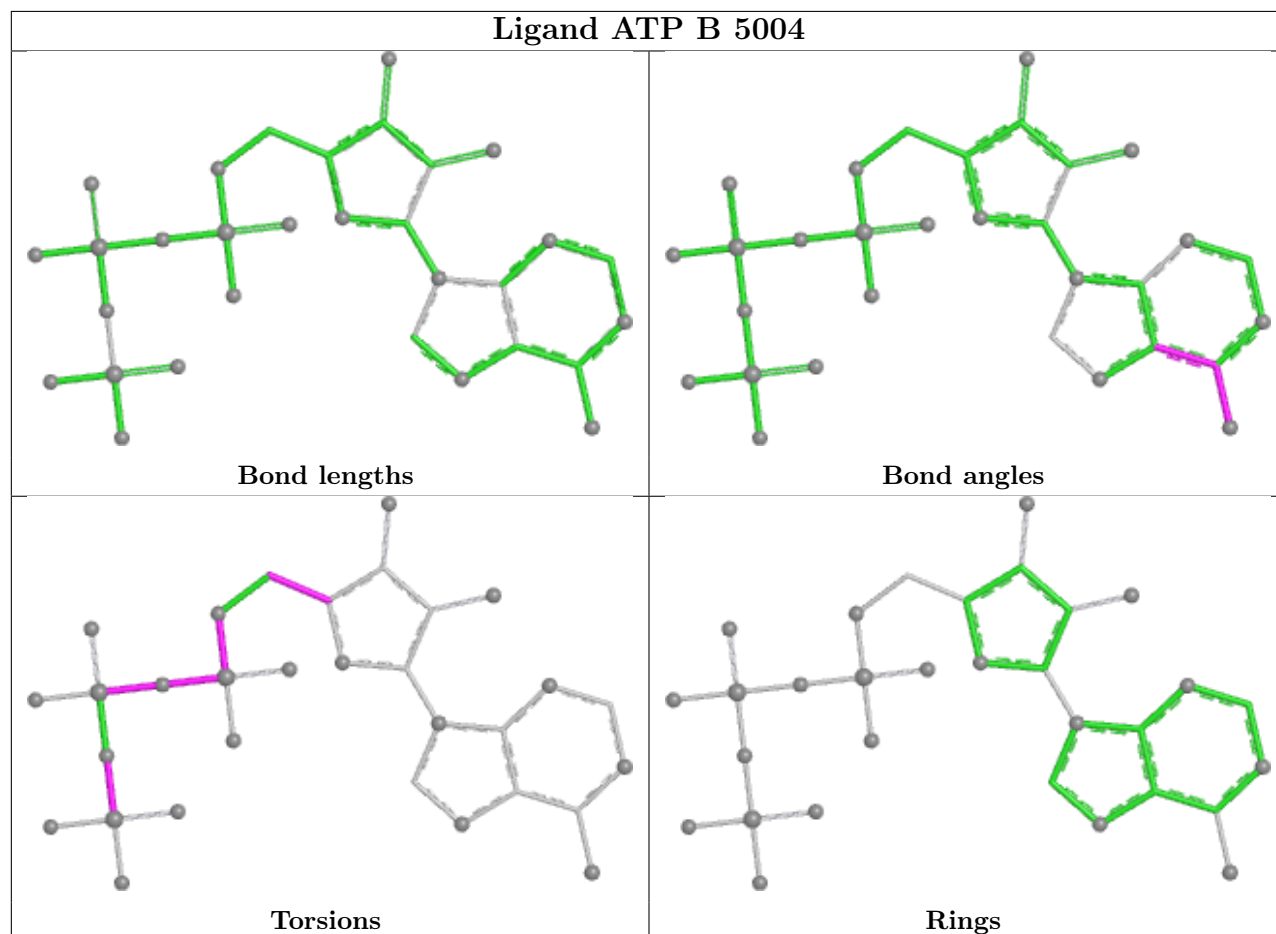
There are no ring outliers.

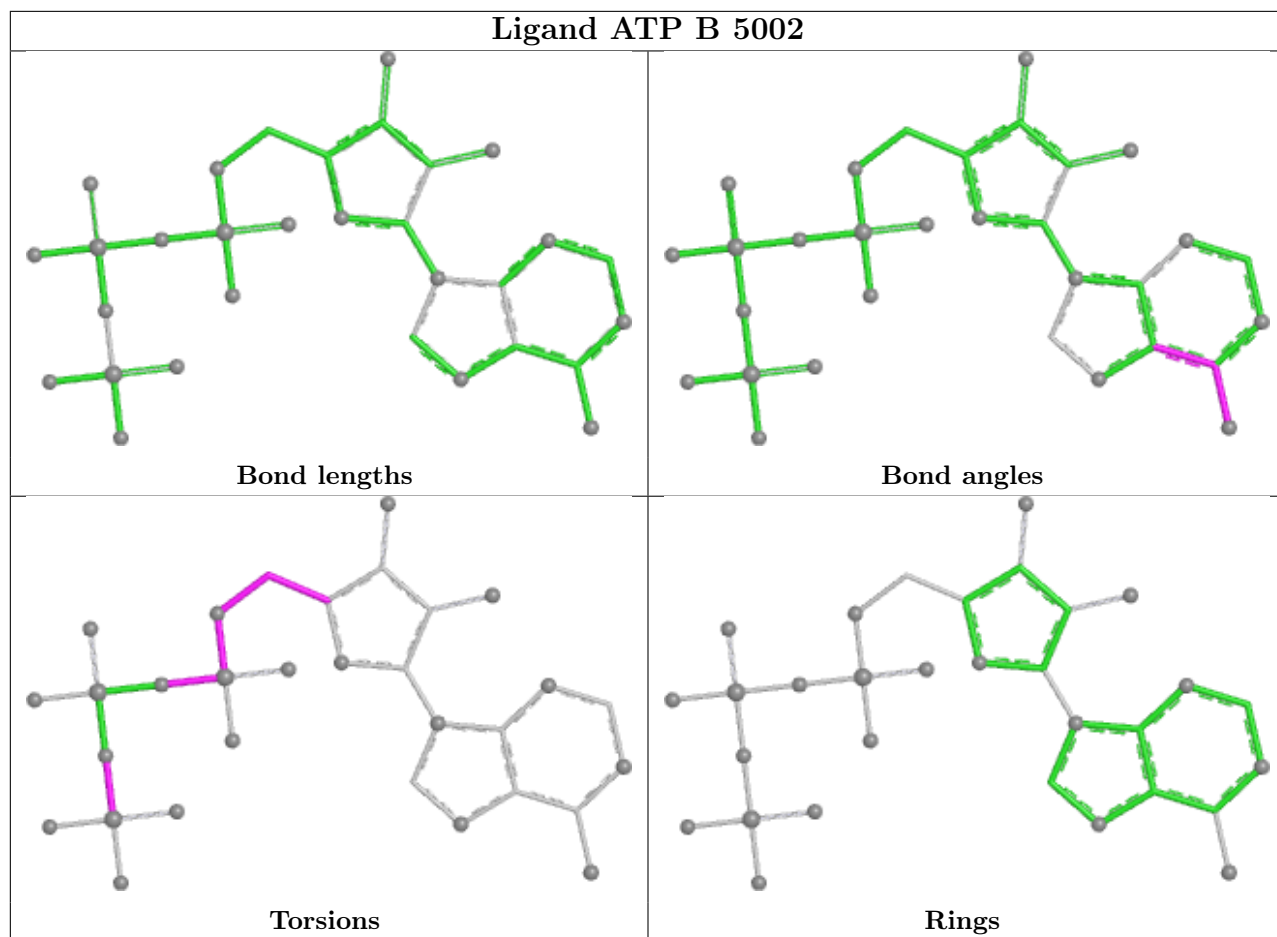
4 monomers are involved in 4 short contacts:

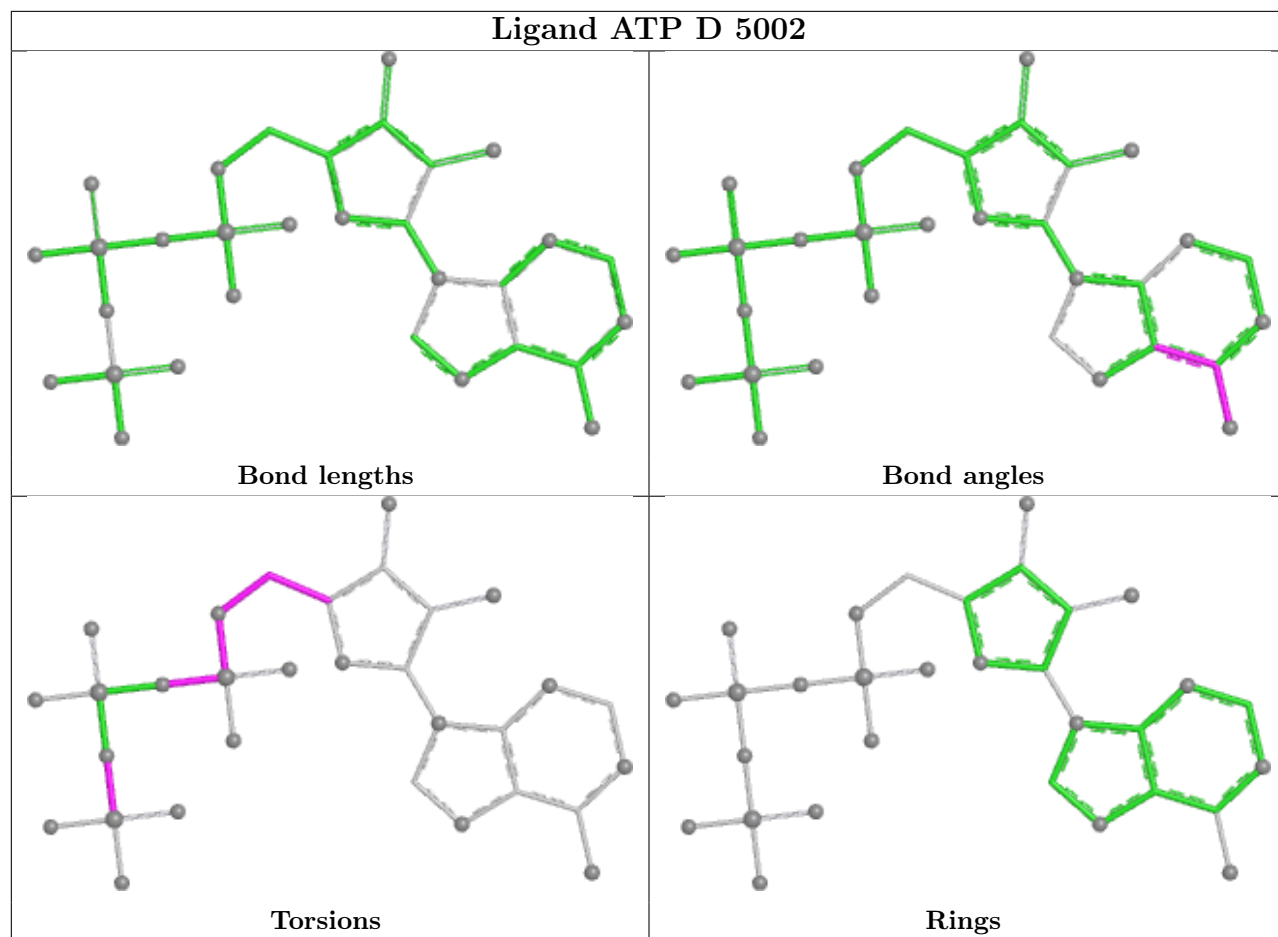
Mol	Chain	Res	Type	Clashes	Symm-Clashes
6	B	5004	ATP	1	0
6	D	5004	ATP	1	0
6	C	5004	ATP	1	0
6	A	5004	ATP	1	0

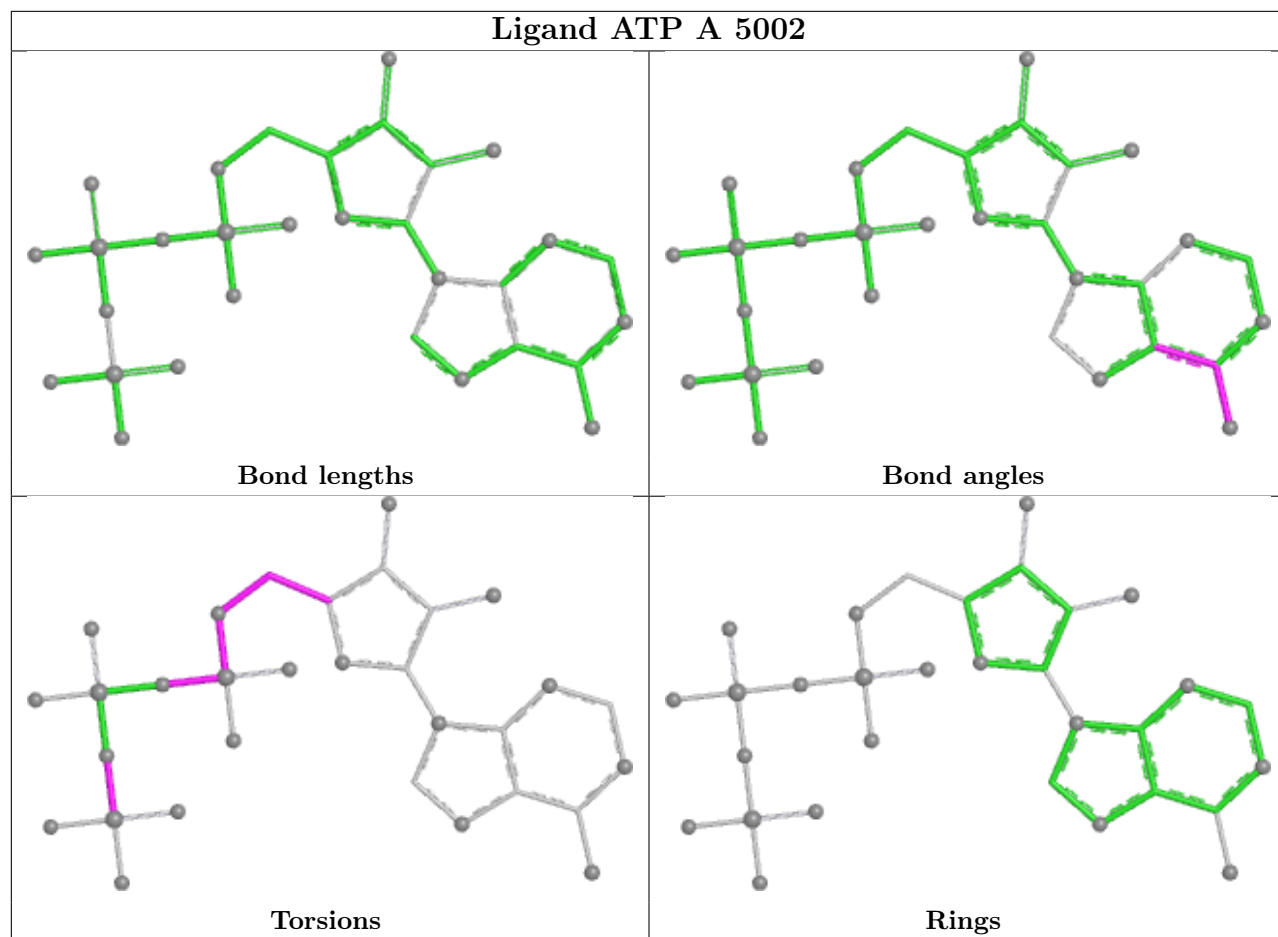
The following is a two-dimensional graphical depiction of Mogul quality analysis of bond lengths, bond angles, torsion angles, and ring geometry for all instances of the Ligand of Interest. In addition, ligands with molecular weight > 250 and outliers as shown on the validation Tables will also be included. For torsion angles, if less than 5% of the Mogul distribution of torsion angles is within 10 degrees of the torsion angle in question, then that torsion angle is considered an outlier. Any bond that is central to one or more torsion angles identified as an outlier by Mogul will be highlighted in the graph. For rings, the root-mean-square deviation (RMSD) between the ring in question and similar rings identified by Mogul is calculated over all ring torsion angles. If the average RMSD is greater than 60 degrees and the minimal RMSD between the ring in question and

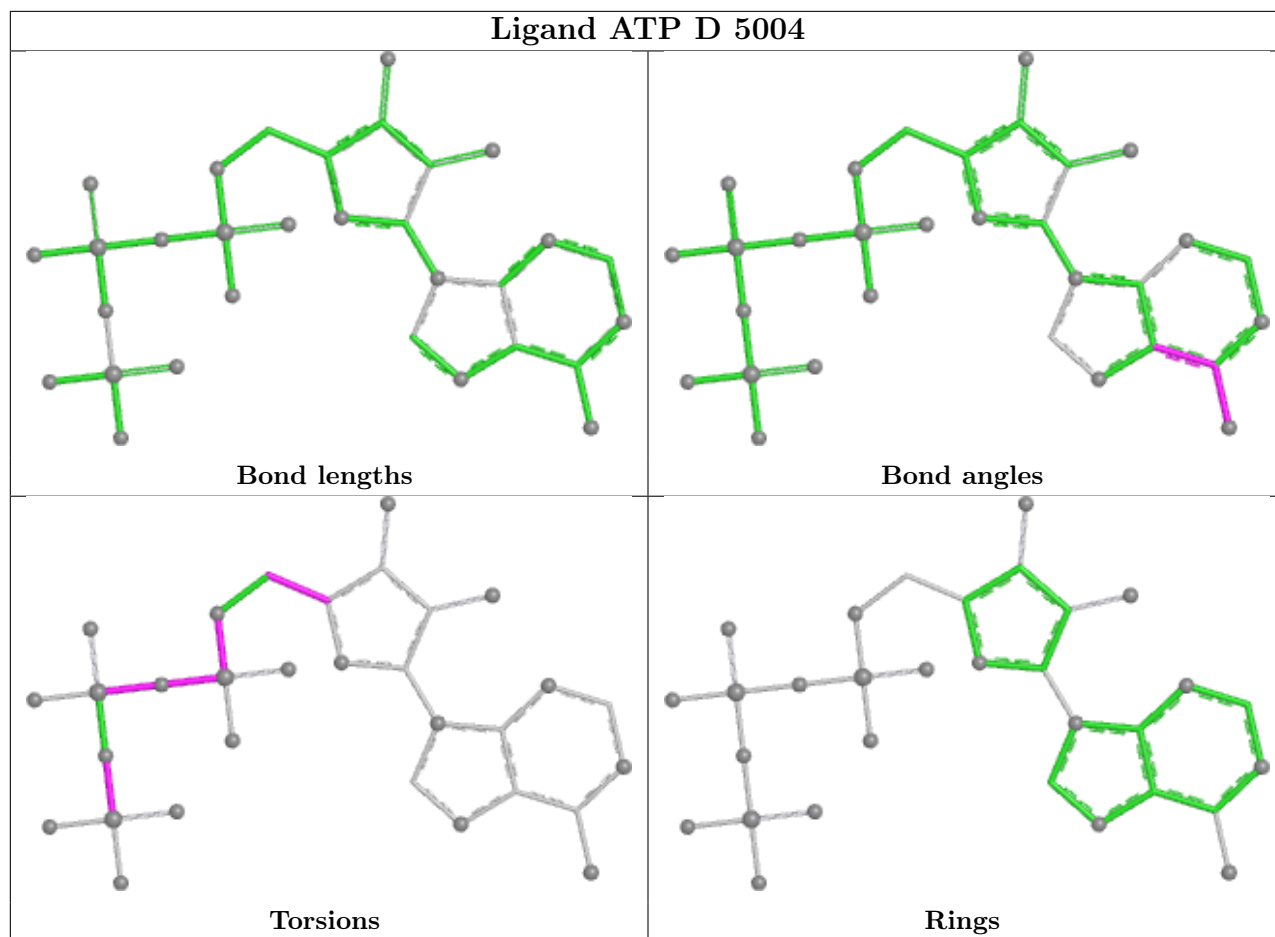
any Mogul-identified rings is also greater than 60 degrees, then that ring is considered an outlier. The outliers are highlighted in purple. The color gray indicates Mogul did not find sufficient equivalents in the CSD to analyse the geometry.

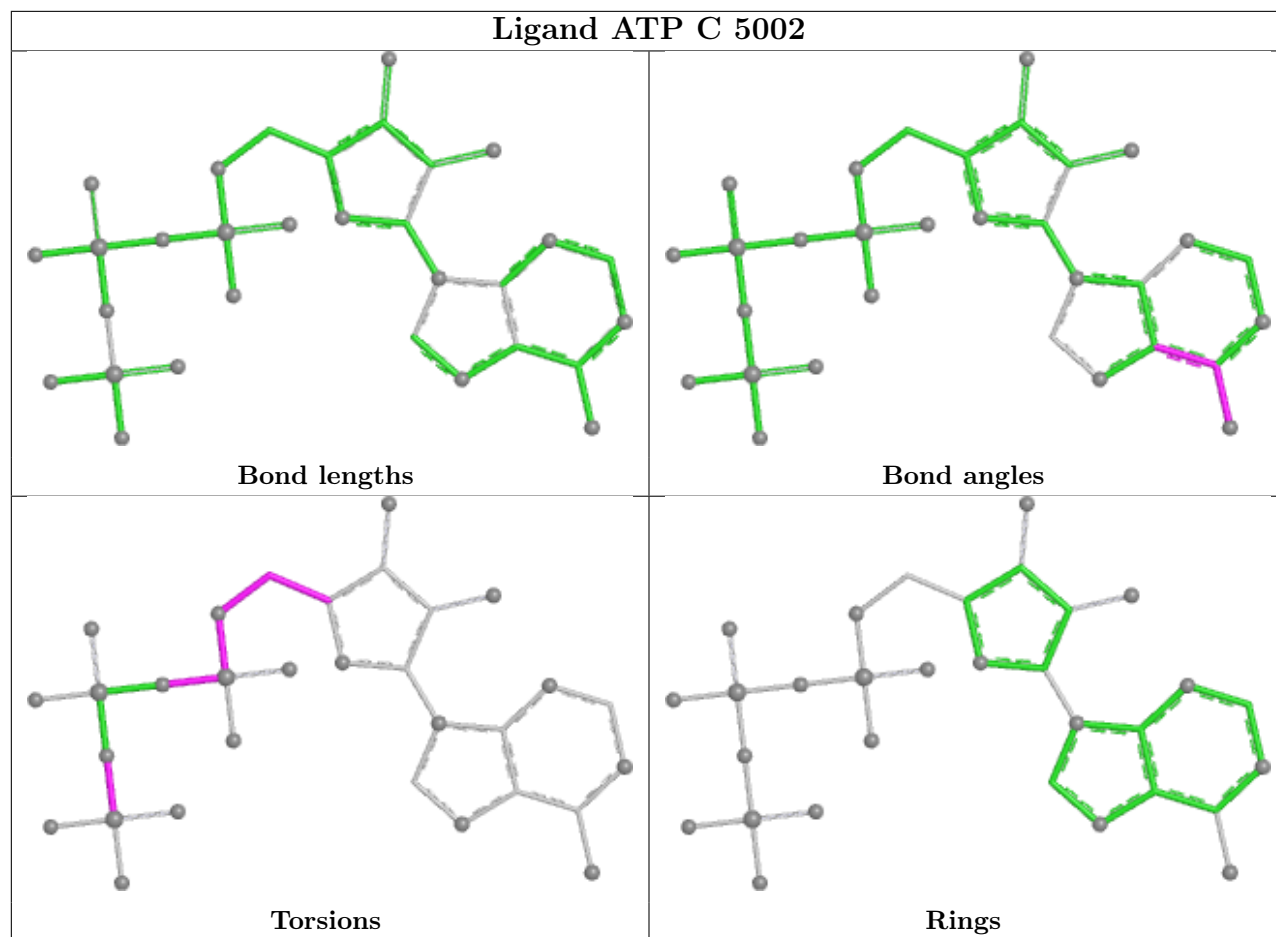


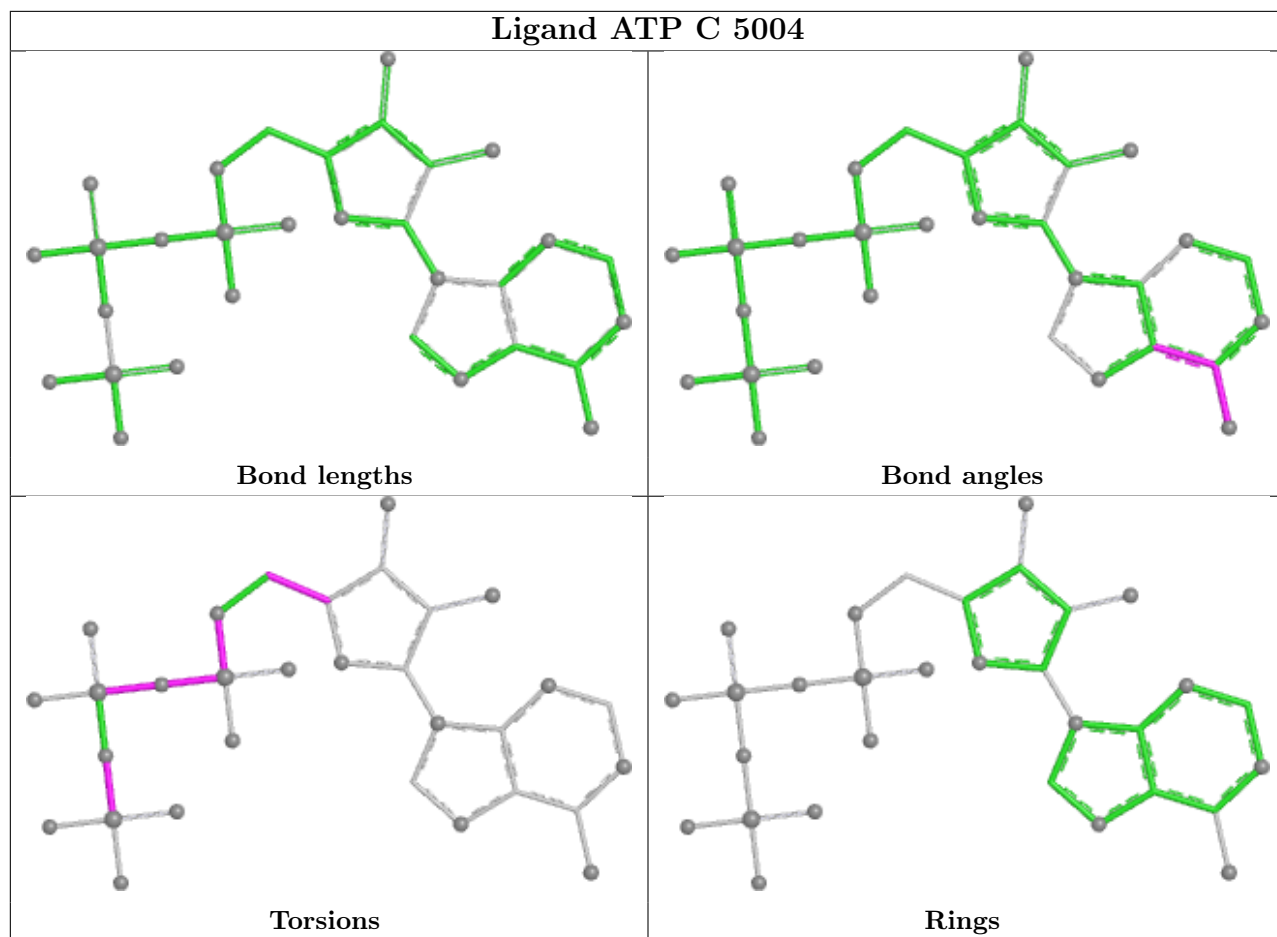


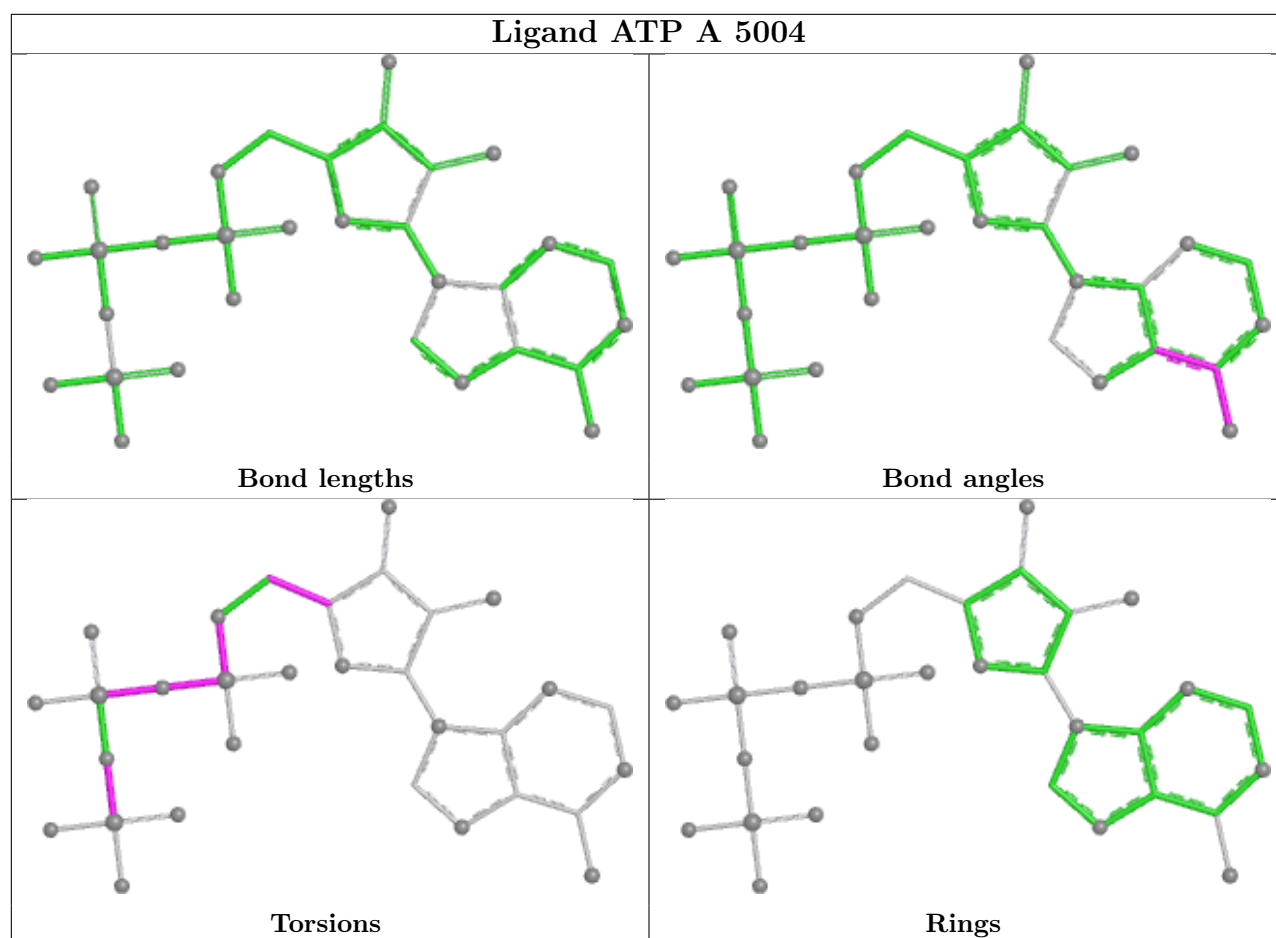












5.7 Other polymers [i](#)

There are no such residues in this entry.

5.8 Polymer linkage issues [i](#)

There are no chain breaks in this entry.

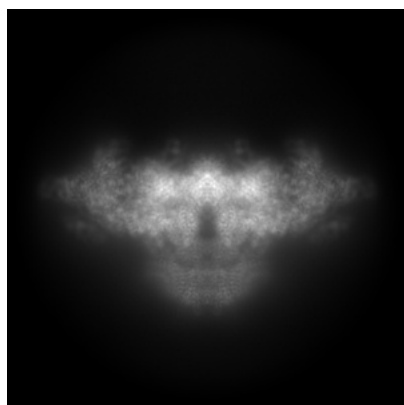
6 Map visualisation [i](#)

This section contains visualisations of the EMDB entry EMD-42769. These allow visual inspection of the internal detail of the map and identification of artifacts.

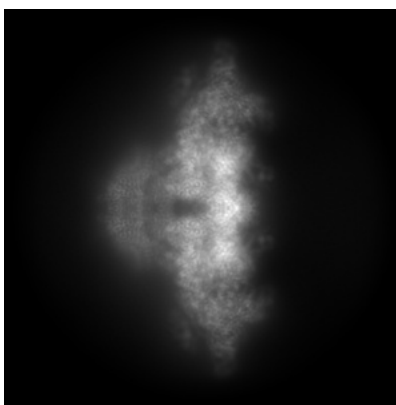
No raw map or half-maps were deposited for this entry and therefore no images, graphs, etc. pertaining to the raw map can be shown.

6.1 Orthogonal projections [i](#)

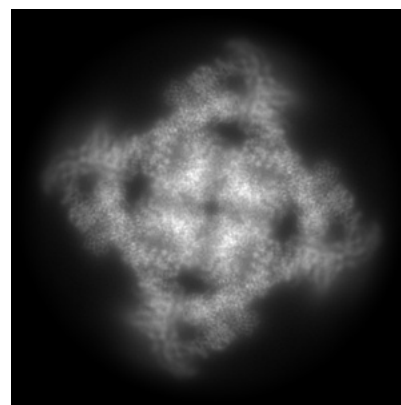
6.1.1 Primary map



X



Y



Z

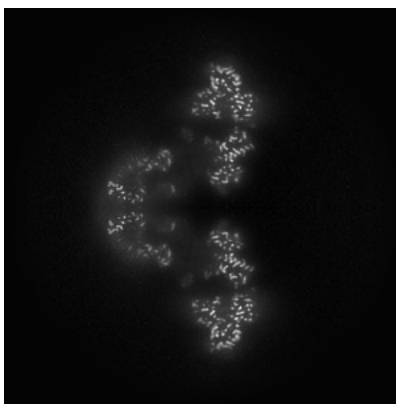
The images above show the map projected in three orthogonal directions.

6.2 Central slices [i](#)

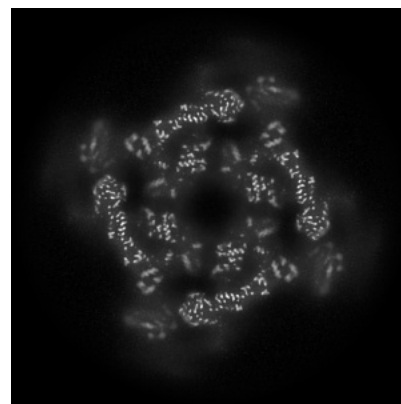
6.2.1 Primary map



X Index: 256



Y Index: 256

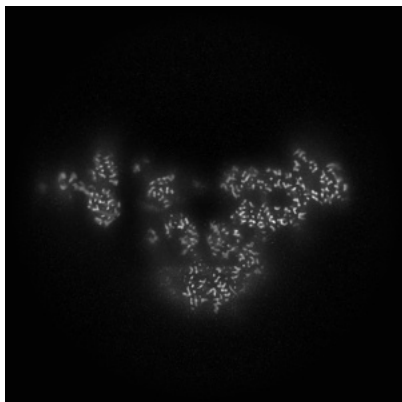


Z Index: 256

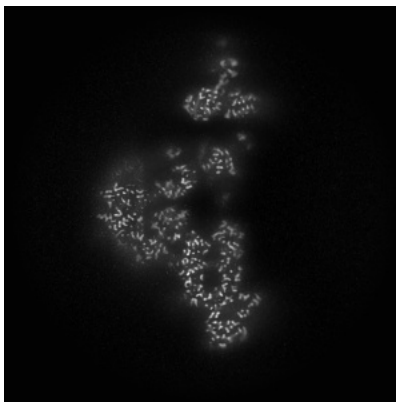
The images above show central slices of the map in three orthogonal directions.

6.3 Largest variance slices [i](#)

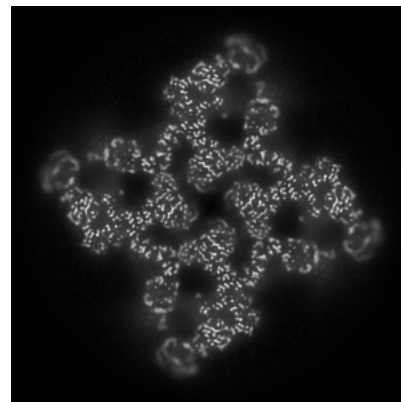
6.3.1 Primary map



X Index: 239



Y Index: 239



Z Index: 283


The images above show the largest variance slices of the map in three orthogonal directions.

6.4 Orthogonal standard-deviation projections (False-color) [i](#)


6.4.1 Primary map



X



Y




Z

The images above show the map standard deviation projections with false color in three orthogonal directions. Minimum values are shown in green, max in blue, and dark to light orange shades represent small to large values respectively.

6.5 Orthogonal surface views [i](#)

6.5.1 Primary map



The images above show the 3D surface view of the map at the recommended contour level 0.14. These images, in conjunction with the slice images, may facilitate assessment of whether an appropriate contour level has been provided.

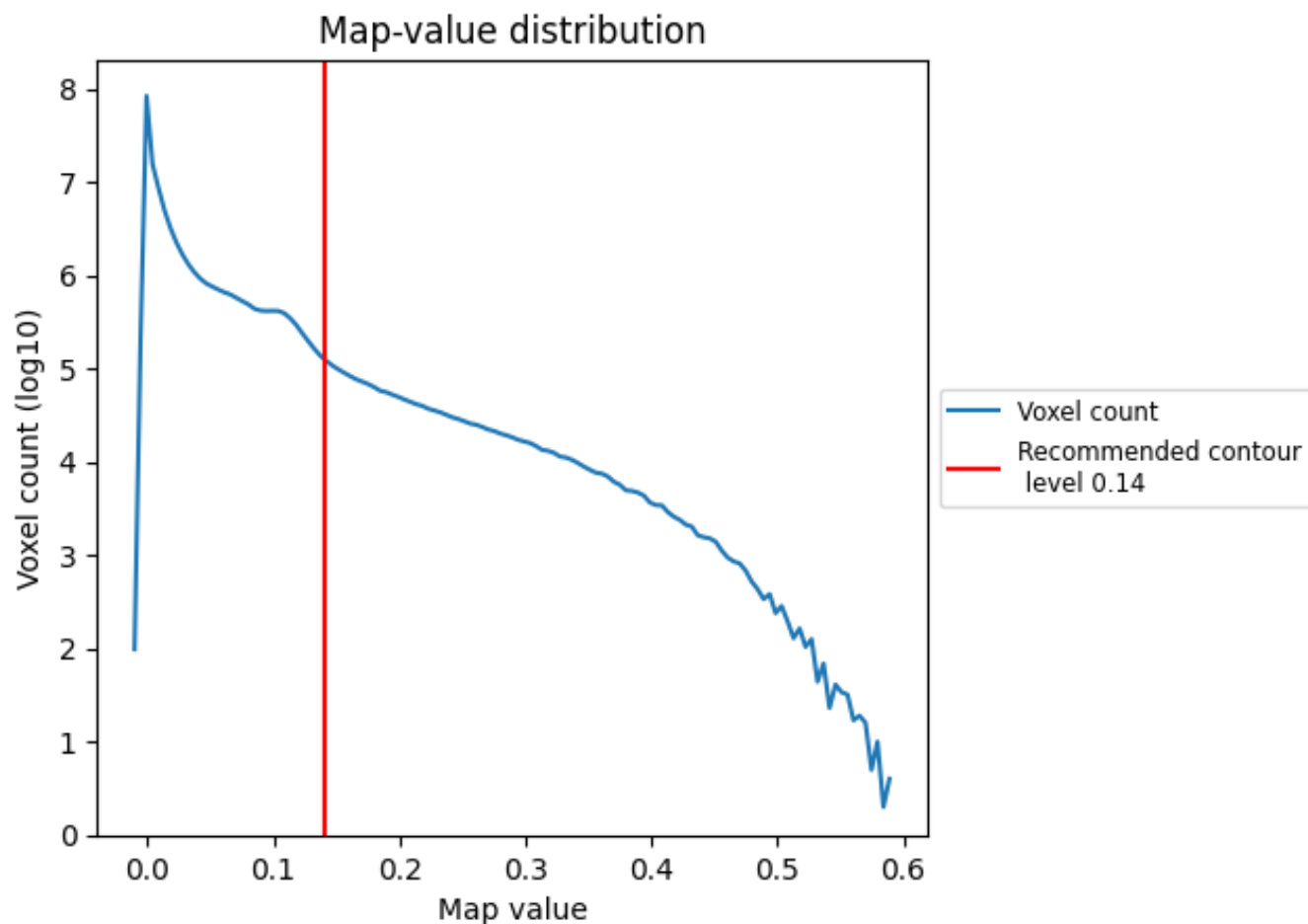
6.6 Mask visualisation [i](#)

This section was not generated. No masks/segmentation were deposited.

7 Map analysis [i](#)

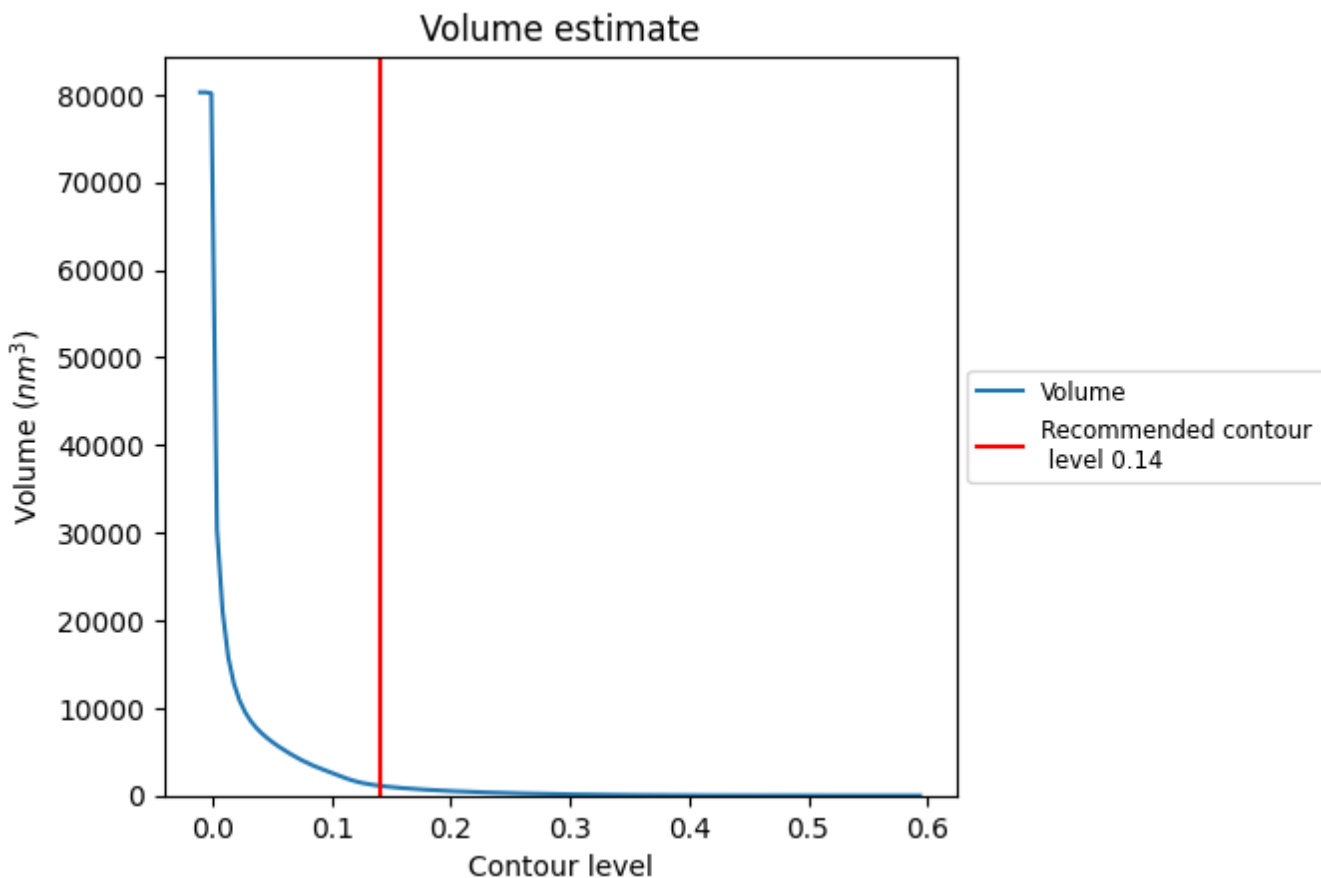
This section contains the results of statistical analysis of the map.

7.1 Map-value distribution [i](#)



The map-value distribution is plotted in 128 intervals along the x-axis. The y-axis is logarithmic. A spike in this graph at zero usually indicates that the volume has been masked.

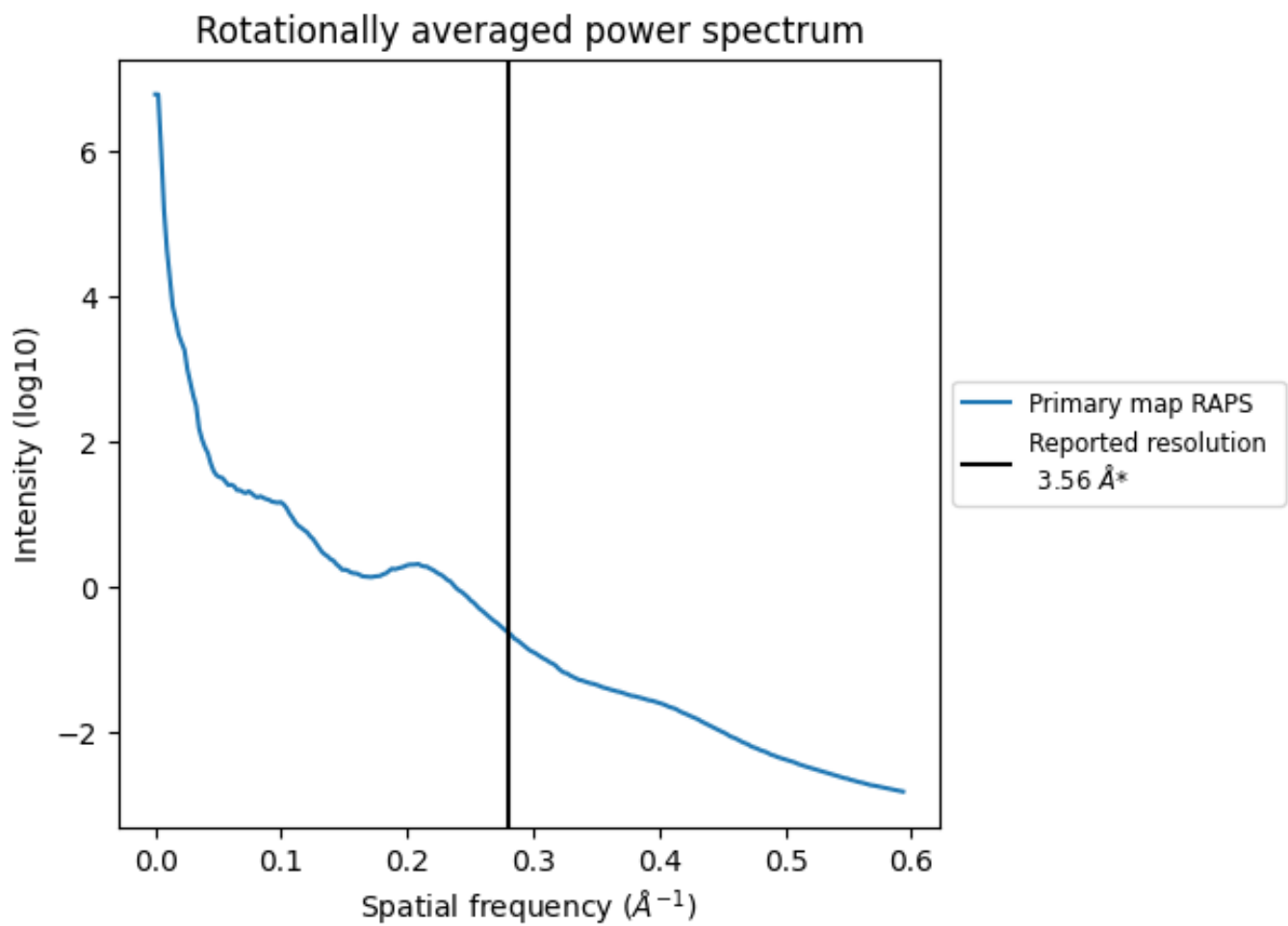
7.2 Volume estimate [i](#)



The volume at the recommended contour level is 11220 nm^3 ; this corresponds to an approximate mass of 1014 kDa.

The volume estimate graph shows how the enclosed volume varies with the contour level. The recommended contour level is shown as a vertical line and the intersection between the line and the curve gives the volume of the enclosed surface at the given level.

7.3 Rotationally averaged power spectrum i



*Reported resolution corresponds to spatial frequency of 0.281 Å⁻¹

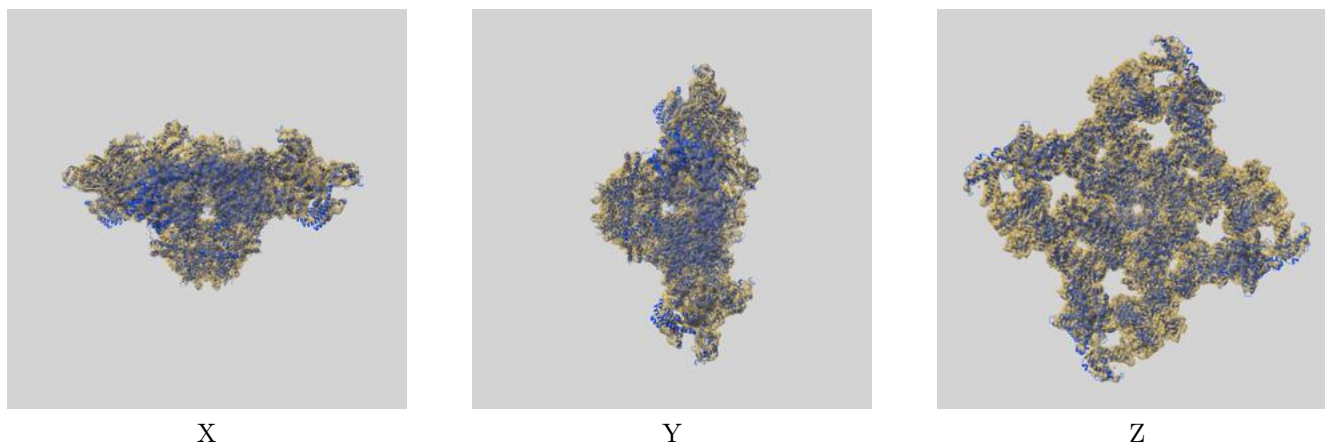
8 Fourier-Shell correlation

This section was not generated. No FSC curve or half-maps provided.

9 Map-model fit [i](#)

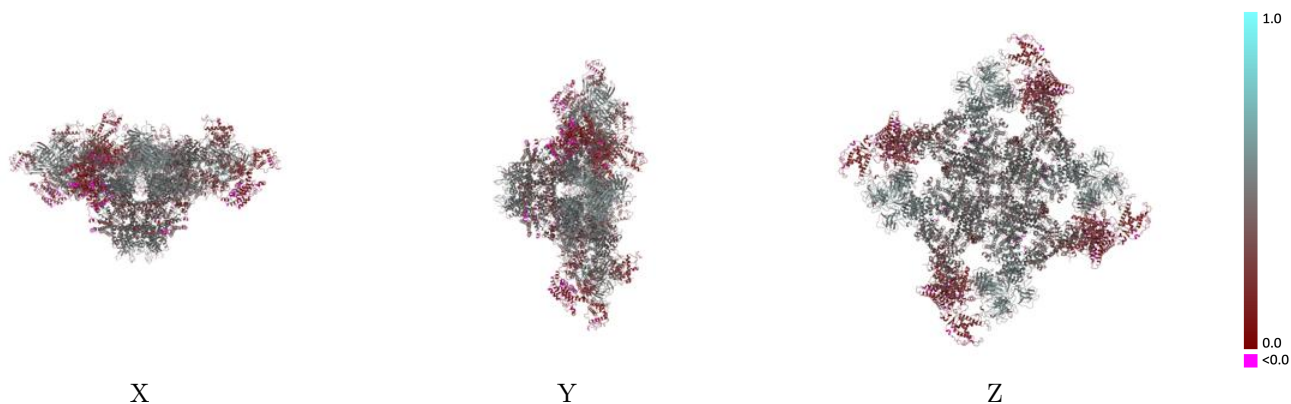
This section contains information regarding the fit between EMDB map EMD-42769 and PDB model 8UXM. Per-residue inclusion information can be found in section [3](#) on page [7](#).

9.1 Map-model overlay [i](#)




The images above show the 3D surface view of the map at the recommended contour level 0.14 at 50% transparency in yellow overlaid with a ribbon representation of the model coloured in blue. These images allow for the visual assessment of the quality of fit between the atomic model and the map.

9.2 Q-score mapped to coordinate model [i](#)



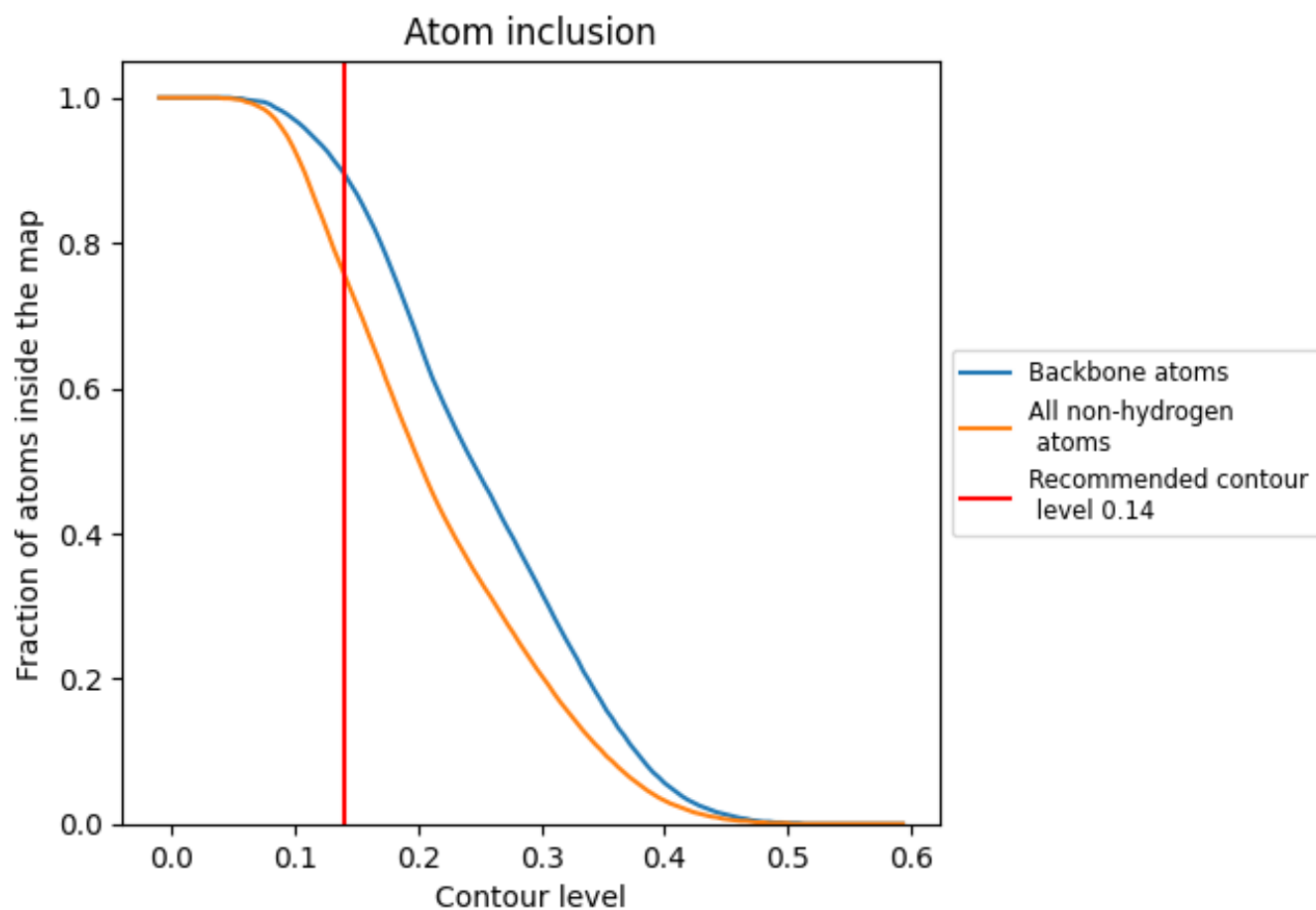
The images above show the model with each residue coloured according its Q-score. This shows their resolvability in the map with higher Q-score values reflecting better resolvability. Please note: Q-score is calculating the resolvability of atoms, and thus high values are only expected at resolutions at which atoms can be resolved. Low Q-score values may therefore be expected for many entries.

9.3 Atom inclusion mapped to coordinate model [i](#)



The images above show the model with each residue coloured according to its atom inclusion. This shows to what extent they are inside the map at the recommended contour level (0.14).



























9.4 Atom inclusion [i](#)



At the recommended contour level, 90% of all backbone atoms, 76% of all non-hydrogen atoms, are inside the map.

9.5 Map-model fit summary

The table lists the average atom inclusion at the recommended contour level (0.14) and Q-score for the entire model and for each chain.

Chain	Atom inclusion	Q-score
All	 0.7560	 0.3810
A	 0.7540	 0.3840
B	 0.7560	 0.3860
C	 0.7520	 0.3800
D	 0.7540	 0.3820
E	 0.8920	 0.5130
F	 0.8910	 0.5110
G	 0.8960	 0.5120
H	 0.8970	 0.5110
I	 0.7240	 0.2220
J	 0.7320	 0.2220
K	 0.7240	 0.2220
L	 0.7310	 0.2190

