



Full wwPDB EM Validation Report ⓘ

Oct 15, 2024 – 12:01 AM JST

PDB ID : 8I4T
EMDB ID : EMD-35183
Title : Structure of the asymmetric unit of SFTSV virion
Authors : Du, S.; Peng, R.; Qi, J.; Li, C.
Deposited on : 2023-01-21
Resolution : 5.20 Å (reported)

This is a Full wwPDB EM Validation Report for a publicly released PDB entry.

We welcome your comments at validation@mail.wwpdb.org

A user guide is available at

<https://www.wwpdb.org/validation/2017/EMValidationReportHelp>

with specific help available everywhere you see the ⓘ symbol.

The types of validation reports are described at

<http://www.wwpdb.org/validation/2017/FAQs#types>.

The following versions of software and data (see [references ⓘ](#)) were used in the production of this report:

EMDB validation analysis : 0.0.1.dev113
Mogul : 1.8.5 (274361), CSD as541be (2020)
MolProbity : 4.02b-467
Percentile statistics : 20231227.v01 (using entries in the PDB archive December 27th 2023)
MapQ : 1.9.13
Ideal geometry (proteins) : Engh & Huber (2001)
Ideal geometry (DNA, RNA) : Parkinson et al. (1996)
Validation Pipeline (wwPDB-VP) : 2.39

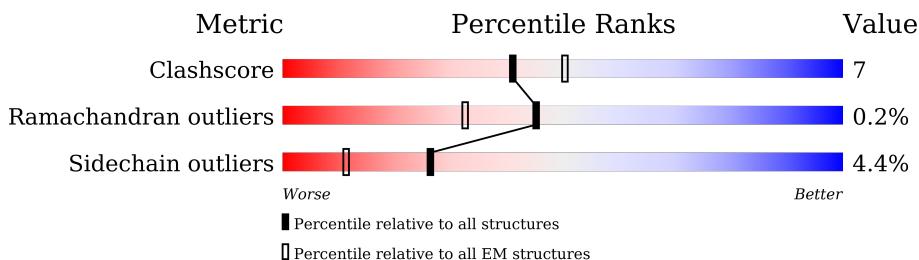
1 Overall quality at a glance

The following experimental techniques were used to determine the structure:

ELECTRON MICROSCOPY

The reported resolution of this entry is 5.20 Å.

Percentile scores (ranging between 0-100) for global validation metrics of the entry are shown in the following graphic. The table shows the number of entries on which the scores are based.



Metric	Whole archive (#Entries)	EM structures (#Entries)
Clashscore	210492	15764
Ramachandran outliers	207382	16835
Sidechain outliers	206894	16415

The table below summarises the geometric issues observed across the polymeric chains and their fit to the map. The red, orange, yellow and green segments of the bar indicate the fraction of residues that contain outliers for ≥ 3 , 2, 1 and 0 types of geometric quality criteria respectively. A grey segment represents the fraction of residues that are not modelled. The numeric value for each fraction is indicated below the corresponding segment, with a dot representing fractions $\leq 5\%$. The upper red bar (where present) indicates the fraction of residues that have poor fit to the EM map (all-atom inclusion $< 40\%$). The numeric value is given above the bar.

Mol	Chain	Length	Quality of chain
1	B	513	
1	G	513	
1	H	513	
1	I	513	
1	J	513	
1	K	513	
1	L	513	
1	O	513	

Continued on next page...

Continued from previous page...

Mol	Chain	Length	Quality of chain
1	P	513	
1	T	513	
1	V	513	
1	W	513	
2	A	560	
2	C	560	
2	D	560	
2	E	560	
2	F	560	
2	M	560	
2	N	560	
2	Q	560	
2	R	560	
2	S	560	
2	U	560	
2	X	560	
3	Y	2	
3	Z	2	
3	a	2	
3	b	2	
3	c	2	
3	d	2	

2 Entry composition [i](#)

There are 4 unique types of molecules in this entry. The entry contains 91976 atoms, of which 0 are hydrogens and 0 are deuteriums.

In the tables below, the AltConf column contains the number of residues with at least one atom in alternate conformation and the Trace column contains the number of residues modelled with at most 2 atoms.

- Molecule 1 is a protein called Envelopment polyprotein.

Mol	Chain	Residues	Atoms					AltConf	Trace
			Total	C	N	O	S		
1	G	509	3808	2381	665	725	37	0	0
1	B	509	3808	2381	665	725	37	0	0
1	H	504	3778	2364	659	718	37	0	0
1	I	509	3808	2381	665	725	37	0	0
1	J	509	3808	2381	665	725	37	0	0
1	K	509	3808	2381	665	725	37	0	0
1	L	509	3808	2381	665	725	37	0	0
1	T	505	3782	2366	660	719	37	0	0
1	O	509	3808	2381	665	725	37	0	0
1	V	509	3808	2381	665	725	37	0	0
1	P	509	3808	2381	665	725	37	0	0
1	W	509	3808	2381	665	725	37	0	0

- Molecule 2 is a protein called Envelopment polyprotein.

Mol	Chain	Residues	Atoms					AltConf	Trace
			Total	C	N	O	S		
2	F	456	3478	2184	597	659	38	0	0
2	A	499	3815	2404	657	712	42	0	0
2	C	495	3795	2392	653	708	42	0	0

Continued on next page...

Continued from previous page...

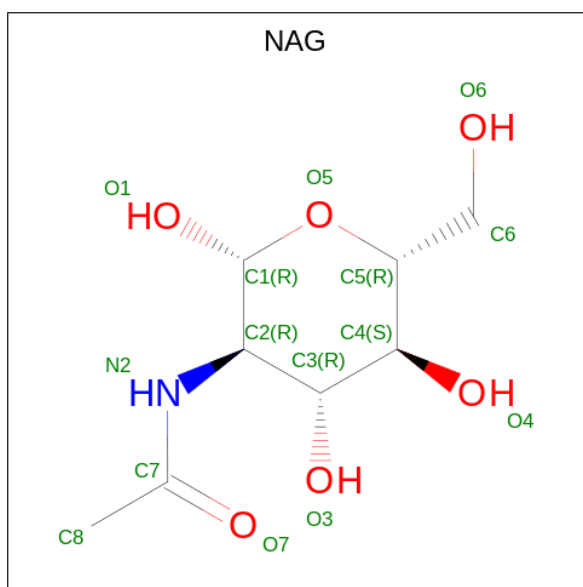
Mol	Chain	Residues	Atoms					AltConf	Trace
2	D	498	Total	C	N	O	S	0	0
			3817	2407	657	711	42		
2	E	498	Total	C	N	O	S	0	0
			3817	2407	657	711	42		
2	U	496	Total	C	N	O	S	0	0
			3803	2398	654	709	42		
2	X	498	Total	C	N	O	S	0	0
			3817	2407	657	711	42		
2	M	499	Total	C	N	O	S	0	0
			3820	2410	658	710	42		
2	Q	495	Total	C	N	O	S	0	0
			3790	2390	654	705	41		
2	R	501	Total	C	N	O	S	0	0
			3837	2421	660	714	42		
2	N	497	Total	C	N	O	S	0	0
			3812	2404	656	710	42		
2	S	498	Total	C	N	O	S	0	0
			3811	2402	656	711	42		

- Molecule 3 is an oligosaccharide called 2-acetamido-2-deoxy-beta-D-glucopyranose-(1-4)-2-acetamido-2-deoxy-beta-D-glucopyranose.



Mol	Chain	Residues	Atoms				AltConf	Trace
3	Y	2	Total	C	N	O	0	0
			28	16	2	10		
3	Z	2	Total	C	N	O	0	0
			28	16	2	10		
3	a	2	Total	C	N	O	0	0
			28	16	2	10		
3	b	2	Total	C	N	O	0	0
			28	16	2	10		
3	c	2	Total	C	N	O	0	0
			28	16	2	10		
3	d	2	Total	C	N	O	0	0
			28	16	2	10		

- Molecule 4 is 2-acetamido-2-deoxy-beta-D-glucopyranose (three-letter code: NAG) (formula: $C_8H_{15}NO_6$).



Mol	Chain	Residues	Atoms				AltConf
			Total	C	N	O	
4	G	1	Total 14	8	1	5	0
4	G	1	Total 14	8	1	5	0
4	G	1	Total 14	8	1	5	0
4	F	1	Total 14	8	1	5	0
4	A	1	Total 14	8	1	5	0
4	A	1	Total 14	8	1	5	0
4	B	1	Total 14	8	1	5	0
4	B	1	Total 14	8	1	5	0
4	B	1	Total 14	8	1	5	0
4	C	1	Total 14	8	1	5	0
4	C	1	Total 14	8	1	5	0
4	H	1	Total 14	8	1	5	0
4	H	1	Total 14	8	1	5	0
4	H	1	Total 14	8	1	5	0

Continued on next page...

Continued from previous page...

Mol	Chain	Residues	Atoms				AltConf
			Total	C	N	O	
4	D	1	Total 14	8	1	5	0
4	D	1	Total 14	8	1	5	0
4	I	1	Total 14	8	1	5	0
4	I	1	Total 14	8	1	5	0
4	I	1	Total 14	8	1	5	0
4	E	1	Total 14	8	1	5	0
4	E	1	Total 14	8	1	5	0
4	J	1	Total 14	8	1	5	0
4	J	1	Total 14	8	1	5	0
4	J	1	Total 14	8	1	5	0
4	U	1	Total 14	8	1	5	0
4	U	1	Total 14	8	1	5	0
4	K	1	Total 14	8	1	5	0
4	K	1	Total 14	8	1	5	0
4	K	1	Total 14	8	1	5	0
4	X	1	Total 14	8	1	5	0
4	X	1	Total 14	8	1	5	0
4	L	1	Total 14	8	1	5	0
4	L	1	Total 14	8	1	5	0
4	L	1	Total 14	8	1	5	0
4	T	1	Total 14	8	1	5	0

Continued on next page...

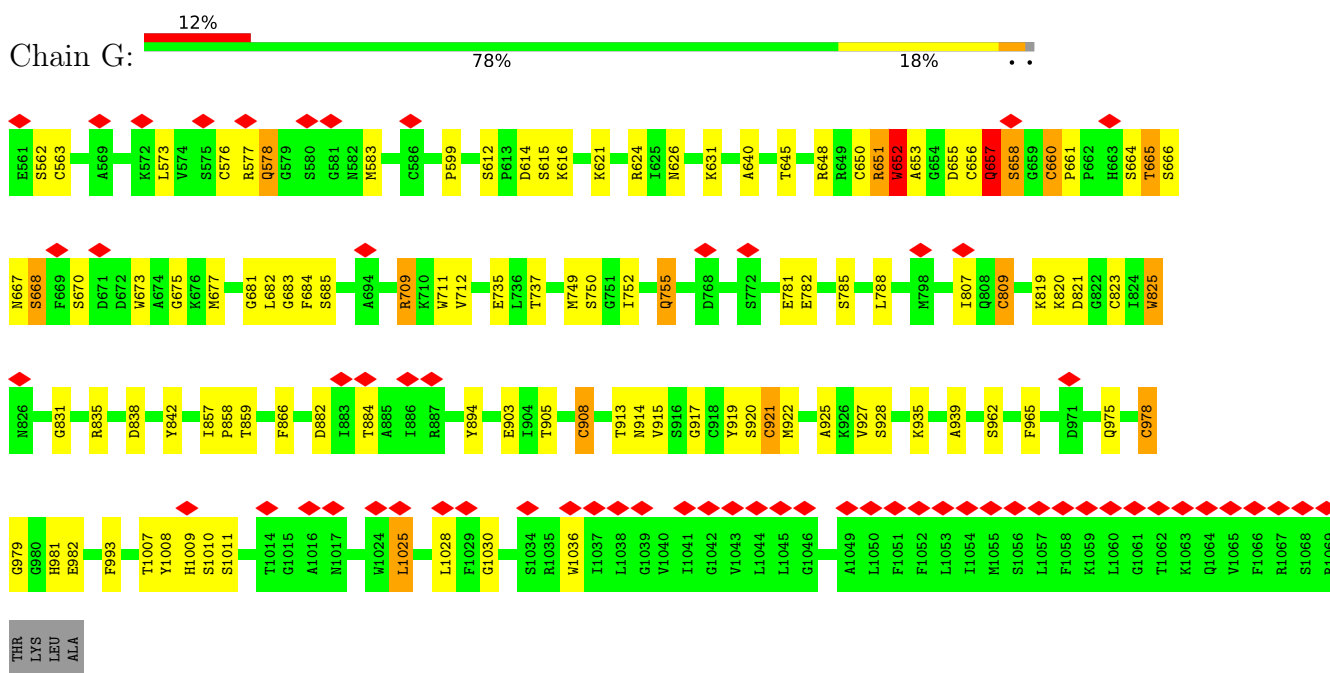
Continued from previous page...

Mol	Chain	Residues	Atoms				AltConf
			Total	C	N	O	
4	T	1	Total 14	8	1	5	0
4	T	1	Total 14	8	1	5	0
4	M	1	Total 14	8	1	5	0
4	O	1	Total 14	8	1	5	0
4	O	1	Total 14	8	1	5	0
4	O	1	Total 14	8	1	5	0
4	Q	1	Total 14	8	1	5	0
4	V	1	Total 14	8	1	5	0
4	V	1	Total 14	8	1	5	0
4	V	1	Total 14	8	1	5	0
4	R	1	Total 14	8	1	5	0
4	N	1	Total 14	8	1	5	0
4	P	1	Total 14	8	1	5	0
4	P	1	Total 14	8	1	5	0
4	P	1	Total 14	8	1	5	0
4	S	1	Total 14	8	1	5	0
4	W	1	Total 14	8	1	5	0
4	W	1	Total 14	8	1	5	0
4	W	1	Total 14	8	1	5	0

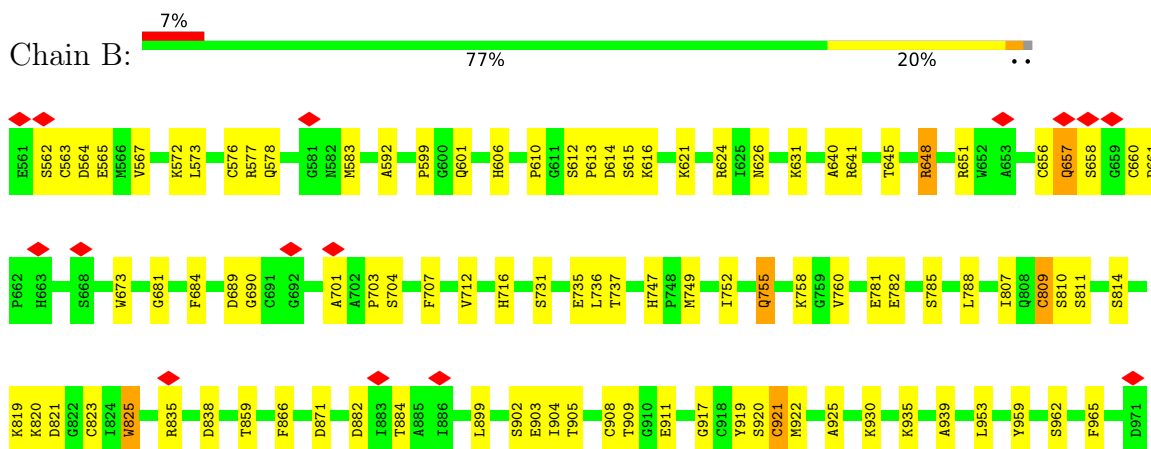
3 Residue-property plots [i](#)

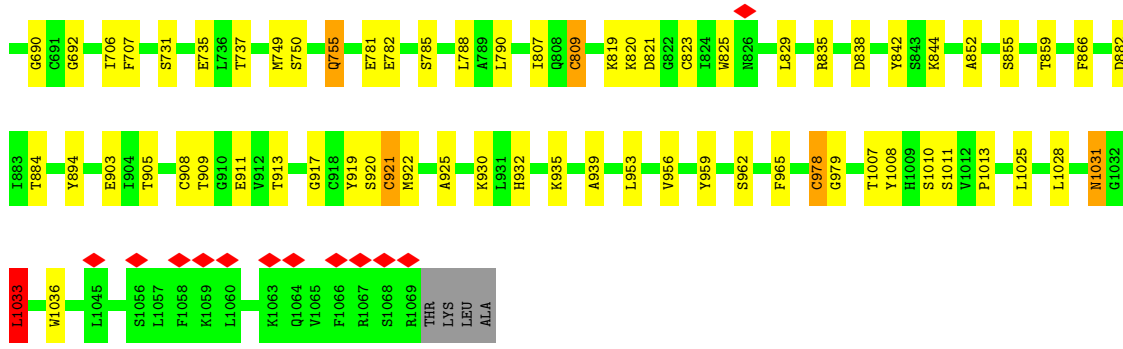
These plots are drawn for all protein, RNA, DNA and oligosaccharide chains in the entry. The first graphic for a chain summarises the proportions of the various outlier classes displayed in the second graphic. The second graphic shows the sequence view annotated by issues in geometry and atom inclusion in map density. Residues are color-coded according to the number of geometric quality criteria for which they contain at least one outlier: green = 0, yellow = 1, orange = 2 and red = 3 or more. A red diamond above a residue indicates a poor fit to the EM map for this residue (all-atom inclusion < 40%). Stretches of 2 or more consecutive residues without any outlier are shown as a green connector. Residues present in the sample, but not in the model, are shown in grey.

- Molecule 1: Envelopment polyprotein

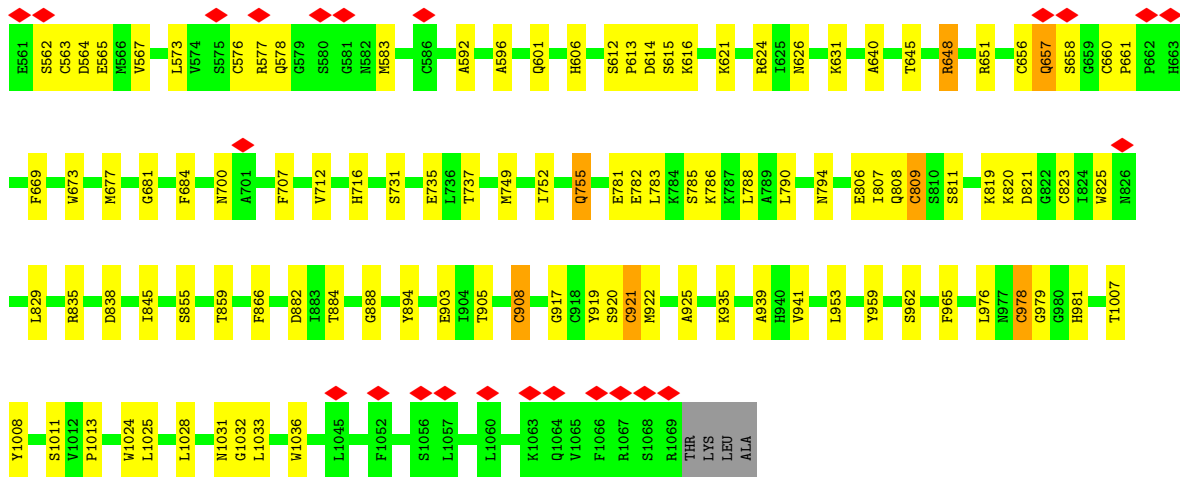
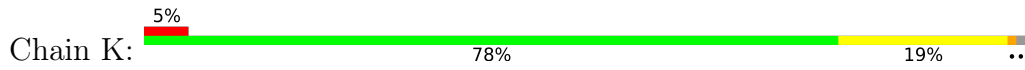


- Molecule 1: Envelopment polyprotein

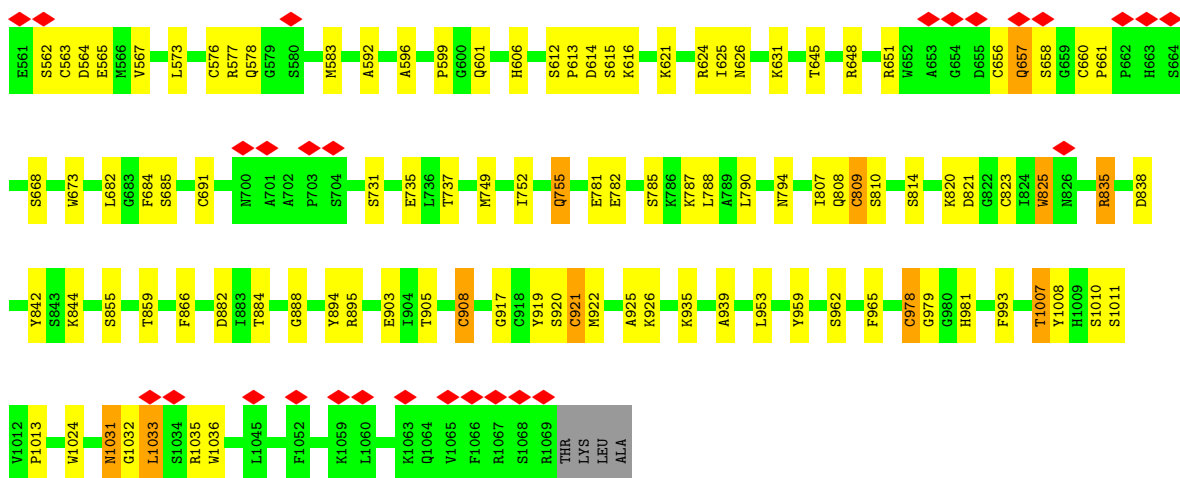
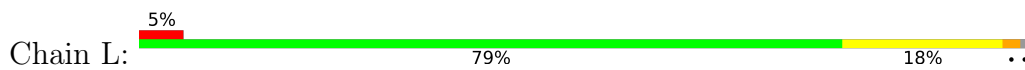




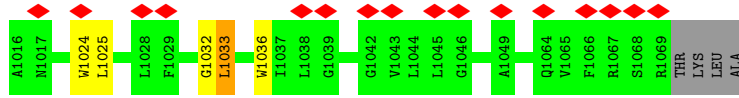
• Molecule 1: Envelopment polyprotein



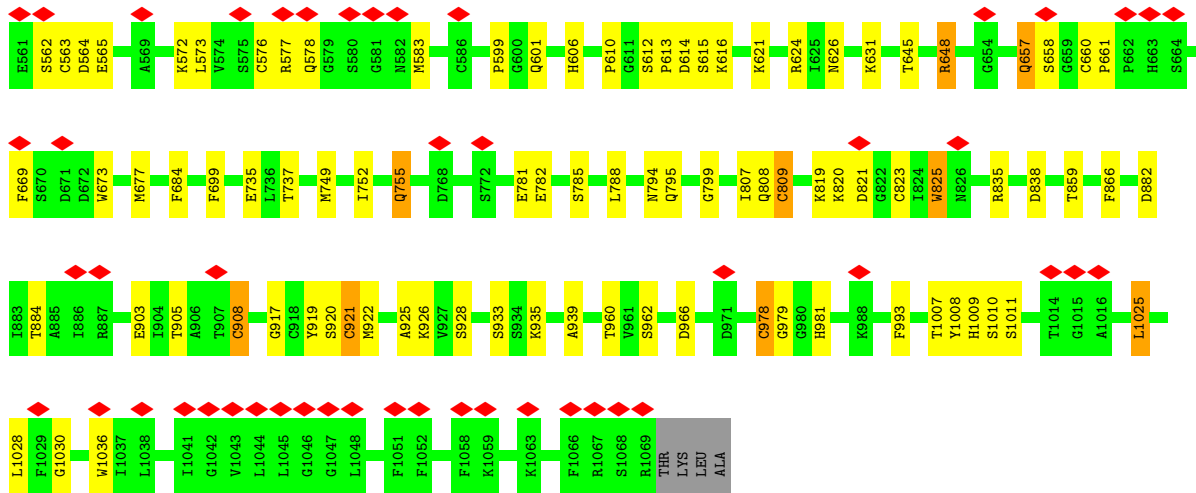
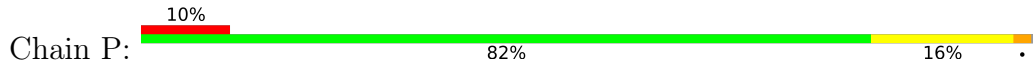
• Molecule 1: Envelopment polyprotein



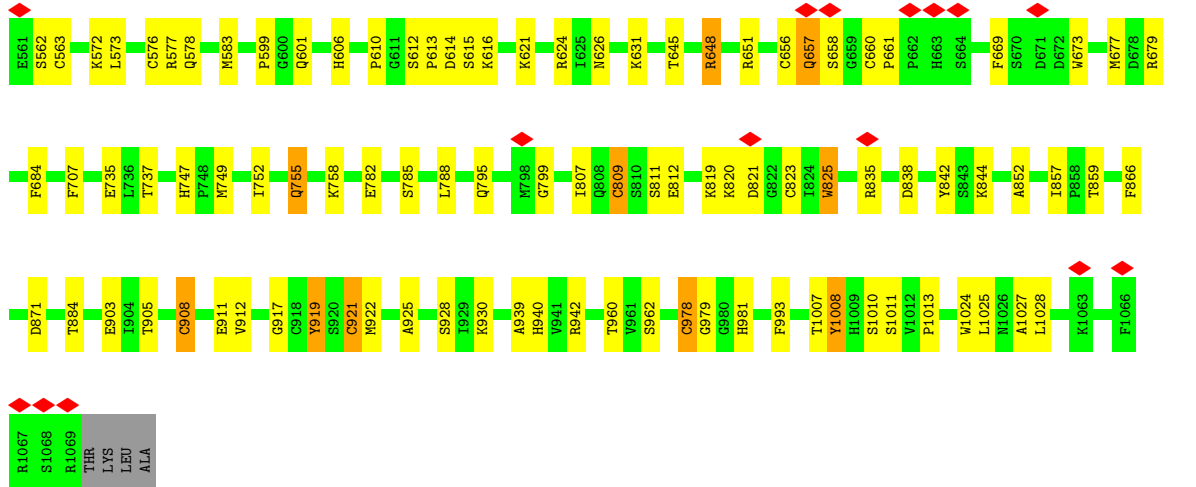
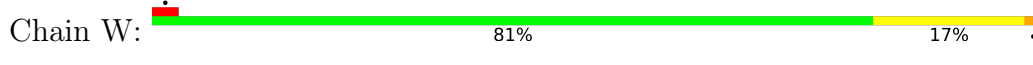
• Molecule 1: Envelopment polyprotein



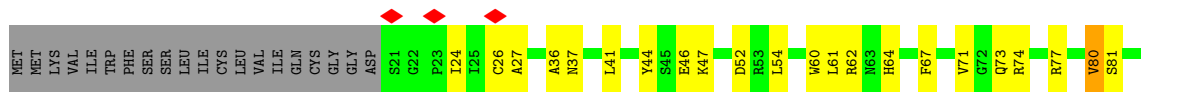
• Molecule 1: Envelopment polyprotein

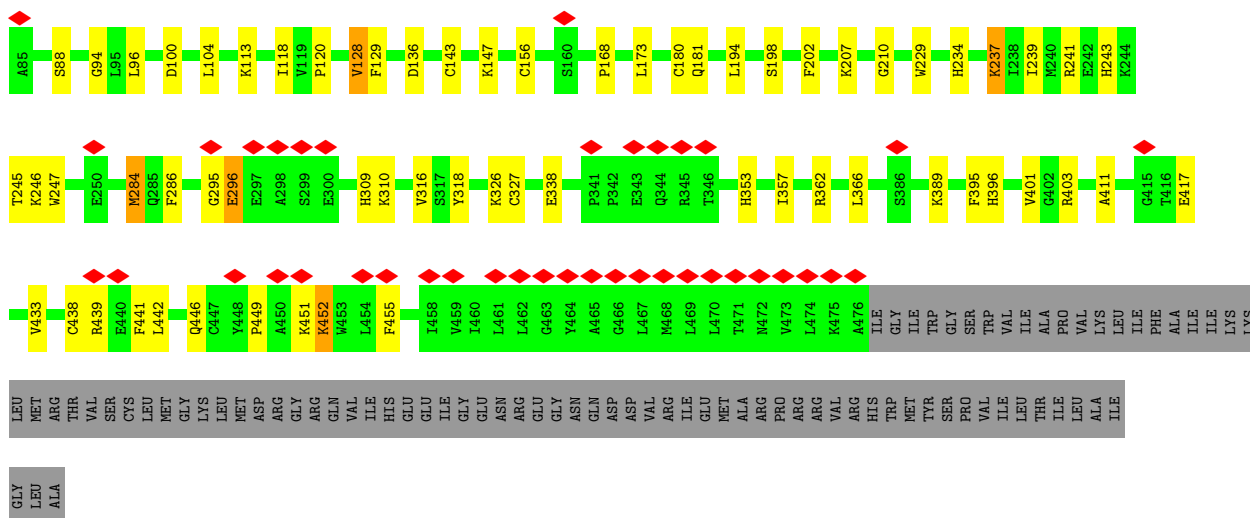


• Molecule 1: Envelopment polyprotein

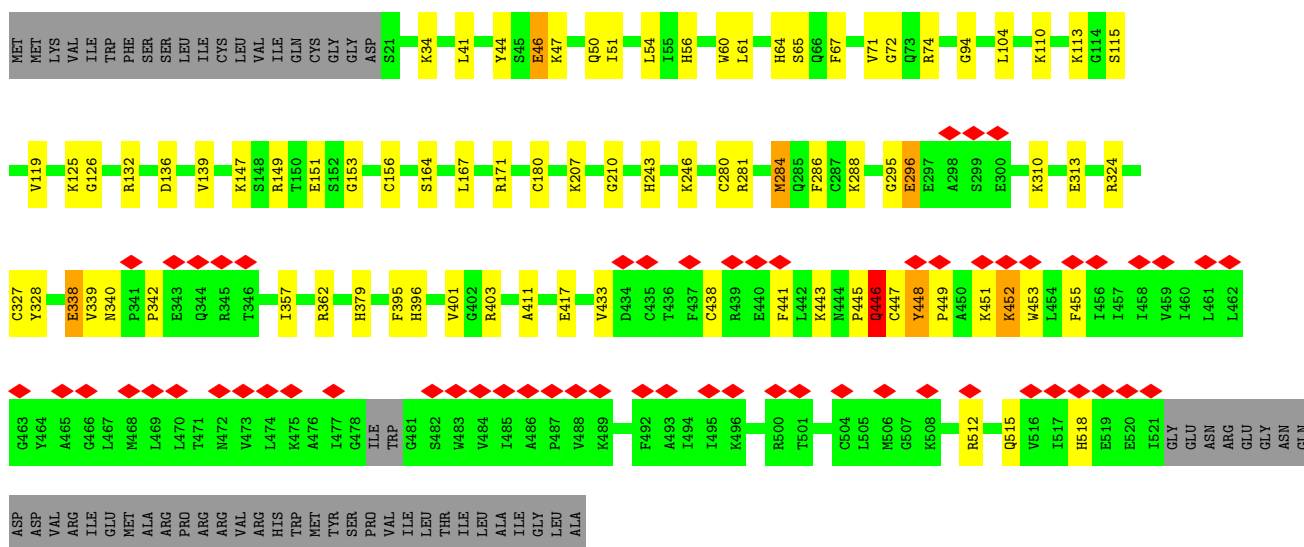
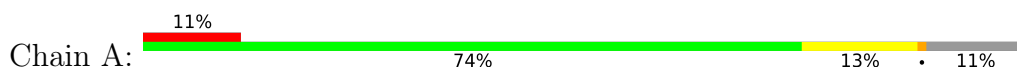


• Molecule 2: Envelopment polyprotein

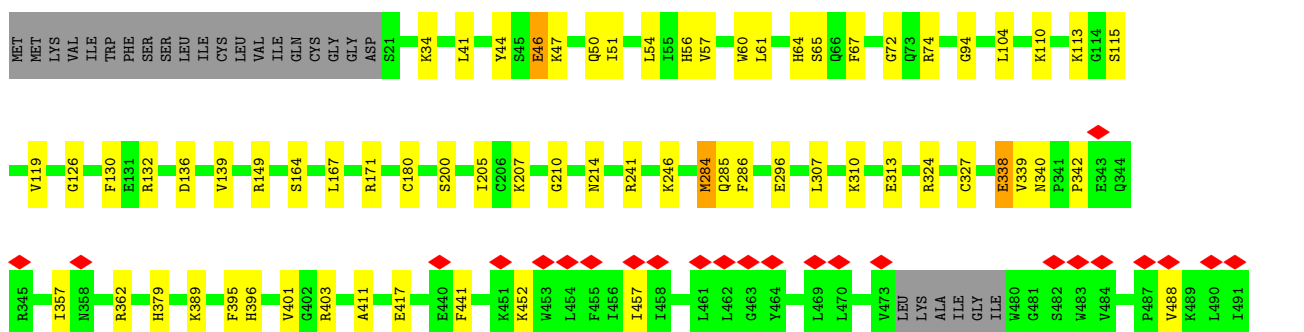
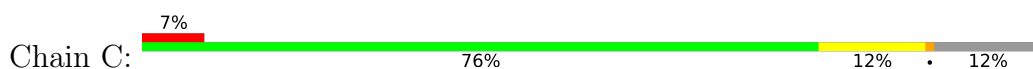


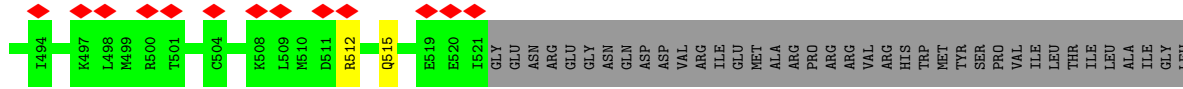


• Molecule 2: Envelopment polyprotein



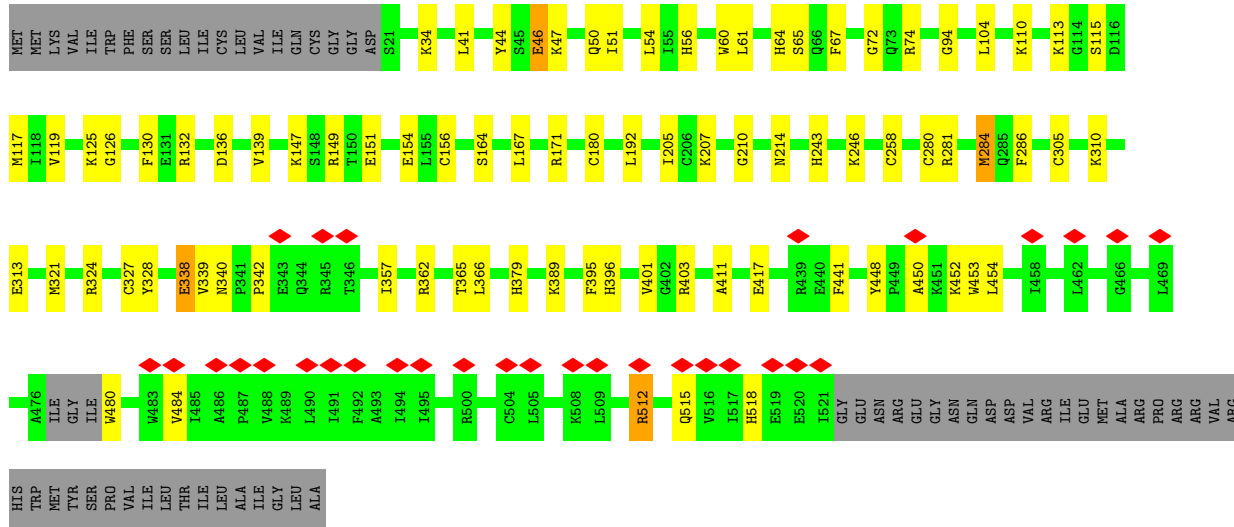
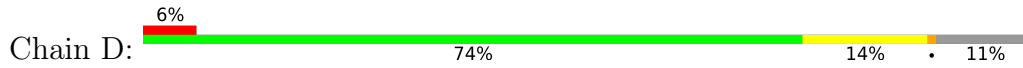
• Molecule 2: Envelopment polyprotein



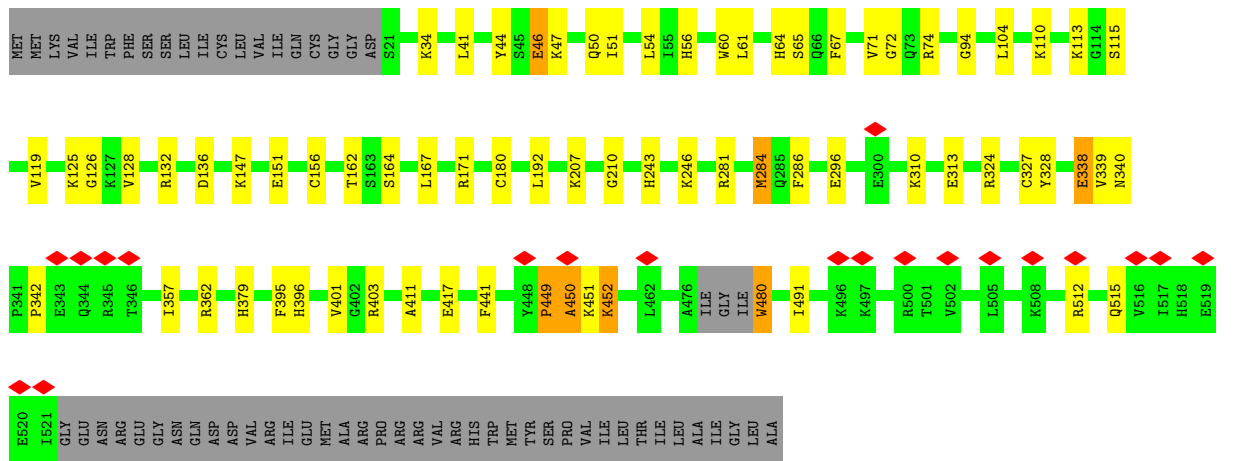
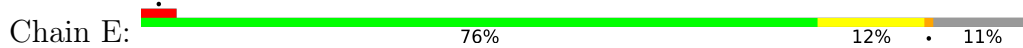


ALA

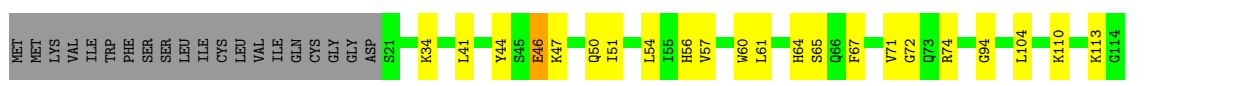
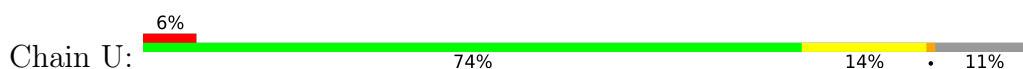
• Molecule 2: Envelopment polyprotein

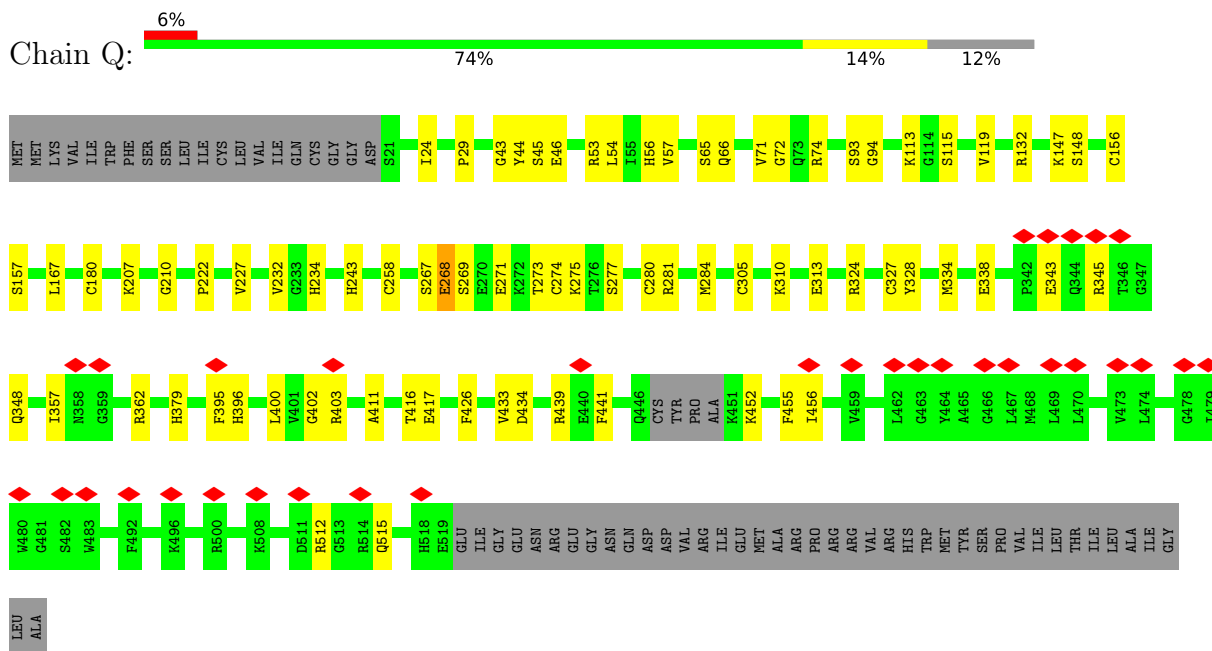


• Molecule 2: Envelopment polyprotein

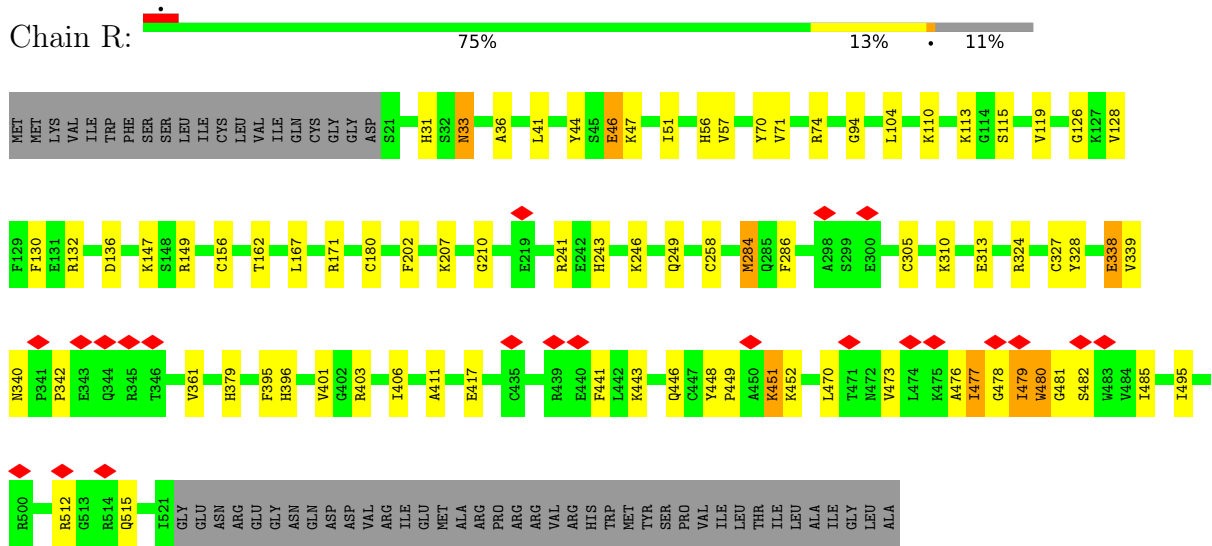


• Molecule 2: Envelopment polyprotein

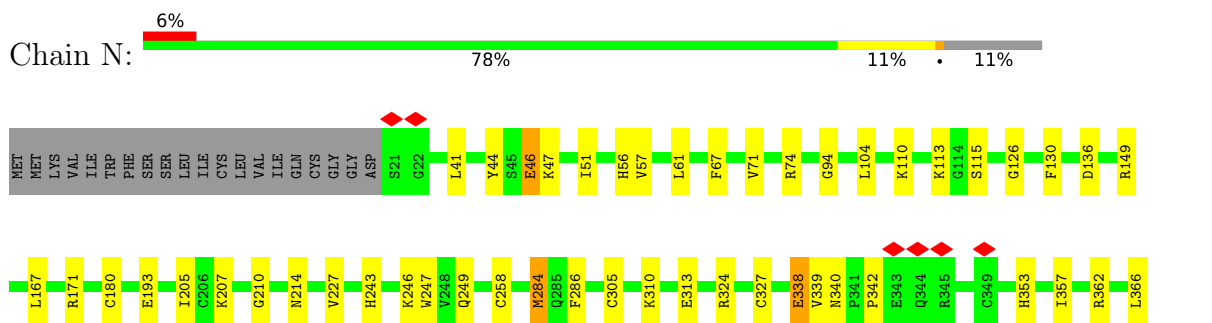





• Molecule 2: Envelopment polyprotein

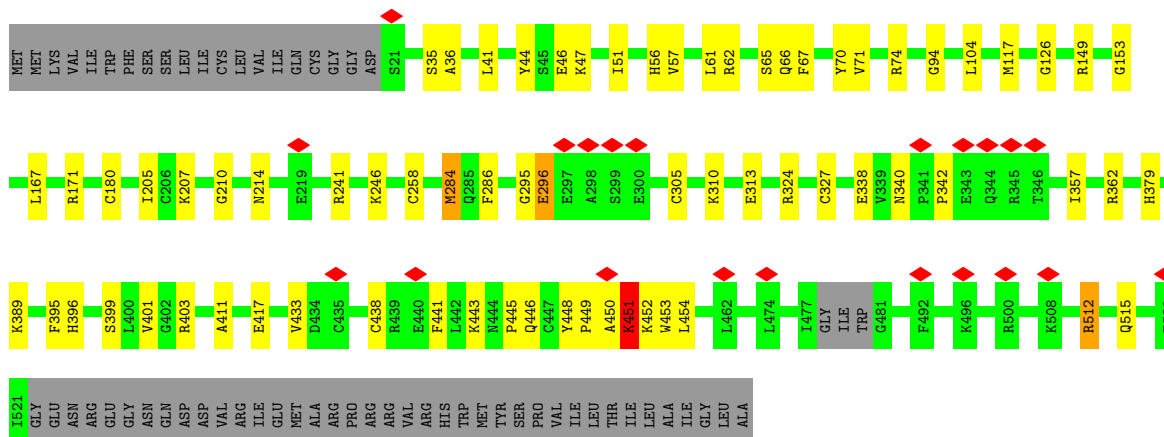
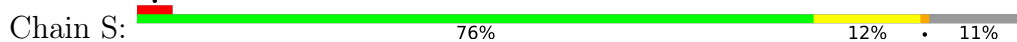


• Molecule 2: Envelopment polyprotein





• Molecule 2: Envelopment polyprotein



• Molecule 3: 2-acetamido-2-deoxy-beta-D-glucopyranose-(1-4)-2-acetamido-2-deoxy-beta-D-glucopyranose



• Molecule 3: 2-acetamido-2-deoxy-beta-D-glucopyranose-(1-4)-2-acetamido-2-deoxy-beta-D-glucopyranose



• Molecule 3: 2-acetamido-2-deoxy-beta-D-glucopyranose-(1-4)-2-acetamido-2-deoxy-beta-D-glucopyranose



• Molecule 3: 2-acetamido-2-deoxy-beta-D-glucopyranose-(1-4)-2-acetamido-2-deoxy-beta-D-glucopyranose

Chain b:  50% 50%

MAG1
MAG2

- Molecule 3: 2-acetamido-2-deoxy-beta-D-glucopyranose-(1-4)-2-acetamido-2-deoxy-beta-D-glucopyranose

Chain c:  50% 50%

MAG1
MAG2

- Molecule 3: 2-acetamido-2-deoxy-beta-D-glucopyranose-(1-4)-2-acetamido-2-deoxy-beta-D-glucopyranose

Chain d:  100%

MAG1
MAG2

4 Experimental information

Property	Value	Source
EM reconstruction method	SINGLE PARTICLE	Depositor
Imposed symmetry	POINT, Not provided	
Number of particles used	90188	Depositor
Resolution determination method	OTHER	Depositor
CTF correction method	PHASE FLIPPING AND AMPLITUDE CORRECTION	Depositor
Microscope	FEI TITAN KRIOS	Depositor
Voltage (kV)	300	Depositor
Electron dose ($e^-/\text{\AA}^2$)	60	Depositor
Minimum defocus (nm)	1000	Depositor
Maximum defocus (nm)	3500	Depositor
Magnification	Not provided	
Image detector	GATAN K3 BIOQUANTUM (6k x 4k)	Depositor
Maximum map value	15.161	Depositor
Minimum map value	-5.531	Depositor
Average map value	0.039	Depositor
Map value standard deviation	0.437	Depositor
Recommended contour level	1.1	Depositor
Map size (\AA)	503.99997, 503.99997, 503.99997	wwPDB
Map dimensions	300, 300, 300	wwPDB
Map angles ($^\circ$)	90.0, 90.0, 90.0	wwPDB
Pixel spacing (\AA)	1.68, 1.68, 1.68	Depositor

5 Model quality i

5.1 Standard geometry i

Bond lengths and bond angles in the following residue types are not validated in this section: NAG

The Z score for a bond length (or angle) is the number of standard deviations the observed value is removed from the expected value. A bond length (or angle) with $|Z| > 5$ is considered an outlier worth inspection. RMSZ is the root-mean-square of all Z scores of the bond lengths (or angles).

Mol	Chain	Bond lengths		Bond angles	
		RMSZ	# Z >5	RMSZ	# Z >5
1	B	0.25	0/3886	0.44	0/5258
1	G	0.32	0/3886	0.46	0/5258
1	H	0.24	0/3855	0.43	0/5215
1	I	0.25	0/3886	0.44	0/5258
1	J	0.25	0/3886	0.44	0/5258
1	K	0.25	0/3886	0.44	0/5258
1	L	0.25	0/3886	0.44	0/5258
1	O	0.24	0/3886	0.43	0/5258
1	P	0.24	0/3886	0.43	0/5258
1	T	0.24	0/3859	0.44	0/5220
1	V	0.25	0/3886	0.44	0/5258
1	W	0.25	0/3886	0.43	0/5258
2	A	0.25	0/3902	0.41	0/5263
2	C	0.24	0/3884	0.41	0/5241
2	D	0.24	0/3906	0.41	0/5270
2	E	0.24	0/3906	0.41	0/5270
2	F	0.25	0/3561	0.42	0/4808
2	M	0.24	0/3910	0.40	0/5277
2	N	0.24	0/3901	0.40	0/5263
2	Q	0.25	0/3877	0.41	0/5229
2	R	0.25	0/3927	0.41	0/5300
2	S	0.24	0/3898	0.41	0/5258
2	U	0.25	0/3892	0.41	0/5252
2	X	0.24	0/3906	0.41	0/5270
All	All	0.25	0/93044	0.42	0/125716

There are no bond length outliers.

There are no bond angle outliers.

There are no chirality outliers.

There are no planarity outliers.

5.2 Too-close contacts [i](#)

In the following table, the Non-H and H(model) columns list the number of non-hydrogen atoms and hydrogen atoms in the chain respectively. The H(added) column lists the number of hydrogen atoms added and optimized by MolProbity. The Clashes column lists the number of clashes within the asymmetric unit, whereas Symm-Clashes lists symmetry-related clashes.

Mol	Chain	Non-H	H(model)	H(added)	Clashes	Symm-Clashes
1	B	3808	0	3752	73	0
1	G	3808	0	3750	75	0
1	H	3778	0	3723	56	0
1	I	3808	0	3752	67	0
1	J	3808	0	3752	65	0
1	K	3808	0	3752	56	0
1	L	3808	0	3752	56	0
1	O	3808	0	3752	58	0
1	P	3808	0	3752	49	0
1	T	3782	0	3725	63	0
1	V	3808	0	3752	54	0
1	W	3808	0	3752	78	0
2	A	3815	0	3757	57	0
2	C	3795	0	3724	42	0
2	D	3817	0	3753	68	0
2	E	3817	0	3753	41	0
2	F	3478	0	3388	69	0
2	M	3820	0	3762	46	0
2	N	3812	0	3748	48	0
2	Q	3790	0	3741	41	0
2	R	3837	0	3779	52	0
2	S	3811	0	3754	61	0
2	U	3803	0	3735	48	0
2	X	3817	0	3753	44	0
3	Y	28	0	25	1	0
3	Z	28	0	25	0	0
3	a	28	0	25	0	0
3	b	28	0	25	0	0
3	c	28	0	25	0	0
3	d	28	0	25	0	0
4	A	28	0	26	0	0
4	B	42	0	39	0	0
4	C	28	0	26	0	0
4	D	28	0	26	0	0
4	E	28	0	26	0	0
4	F	14	0	13	0	0
4	G	42	0	39	3	0

Continued on next page...

Continued from previous page...

Mol	Chain	Non-H	H(model)	H(added)	Clashes	Symm-Clashes
4	H	42	0	39	1	0
4	I	42	0	39	0	0
4	J	42	0	39	1	0
4	K	42	0	39	0	0
4	L	42	0	39	0	0
4	M	14	0	13	0	0
4	N	14	0	13	0	0
4	O	42	0	39	1	0
4	P	42	0	39	1	0
4	Q	14	0	13	0	0
4	R	14	0	13	0	0
4	S	14	0	13	1	0
4	T	42	0	39	2	0
4	U	28	0	26	0	0
4	V	42	0	39	1	0
4	W	42	0	39	1	0
4	X	28	0	26	0	0
All	All	91976	0	90465	1223	0

The all-atom clashscore is defined as the number of clashes found per 1000 atoms (including hydrogen atoms). The all-atom clashscore for this structure is 7.

All (1223) close contacts within the same asymmetric unit are listed below, sorted by their clash magnitude.

Atom-1	Atom-2	Interatomic distance (Å)	Clash overlap (Å)
2:F:61:LEU:HD21	2:F:129:PHE:CE1	1.38	1.56
1:G:653:ALA:HB2	2:F:309:HIS:NE2	1.55	1.21
1:I:911:GLU:OE2	2:M:389:LYS:HG3	1.40	1.18
2:A:448:TYR:H	2:A:449:PRO:CD	1.58	1.16
2:D:366:LEU:CD1	1:W:930:LYS:HD2	1.77	1.15
2:F:61:LEU:CD2	2:F:129:PHE:CE1	2.34	1.08
1:G:653:ALA:HB2	2:F:309:HIS:CE1	1.87	1.08
2:D:366:LEU:HD13	1:W:930:LYS:HD2	1.30	1.07
2:S:452:LYS:HD2	1:W:1028:LEU:CD1	1.84	1.07
2:F:389:LYS:HG3	1:B:911:GLU:OE2	1.55	1.07
1:G:660:CYS:HB2	1:G:661:PRO:HD2	1.41	1.02
2:A:448:TYR:H	2:A:449:PRO:HD2	1.21	1.01
2:S:445:PRO:O	2:S:446:GLN:HG2	1.59	1.01
2:D:366:LEU:HD13	1:W:930:LYS:CD	1.94	0.97
1:J:909:THR:CG2	2:N:389:LYS:HE2	1.94	0.96
1:J:909:THR:HG22	2:N:389:LYS:HE2	1.46	0.95

Continued on next page...

Continued from previous page...

Atom-1	Atom-2	Interatomic distance (Å)	Clash overlap (Å)
2:S:452:LYS:HD2	1:W:1028:LEU:HD13	1.48	0.94
1:G:660:CYS:CB	1:G:661:PRO:HD2	1.96	0.93
2:D:389:LYS:HB3	1:W:911:GLU:CD	1.87	0.92
2:R:473:VAL:HB	2:R:478:GLY:HA3	1.52	0.90
1:G:675:GLY:HA2	1:G:709:ARG:HH21	1.35	0.89
1:G:660:CYS:CB	1:G:661:PRO:CD	2.47	0.89
2:F:77:ARG:O	2:F:80:VAL:HG23	1.73	0.88
1:I:911:GLU:CD	2:M:389:LYS:HG3	1.94	0.88
2:D:366:LEU:CD1	1:W:930:LYS:CD	2.51	0.87
2:A:448:TYR:N	2:A:449:PRO:CD	2.37	0.87
1:O:911:GLU:OE1	2:S:389:LYS:HG3	1.74	0.86
1:G:675:GLY:CA	1:G:709:ARG:HH21	1.88	0.85
2:A:448:TYR:N	2:A:449:PRO:HD2	1.92	0.85
2:F:389:LYS:HG3	1:B:911:GLU:CD	1.96	0.85
2:A:451:LYS:O	2:A:455:PHE:CB	2.25	0.84
2:D:366:LEU:HD11	1:W:930:LYS:HD2	1.59	0.84
1:G:675:GLY:HA3	1:G:709:ARG:NH2	1.95	0.82
1:G:675:GLY:CA	1:G:709:ARG:NH2	2.43	0.81
2:F:61:LEU:HD21	2:F:129:PHE:CD1	2.15	0.81
1:K:1032:GLY:O	1:K:1036:TRP:CD1	2.33	0.81
2:R:480:TRP:CE3	2:R:480:TRP:HA	2.16	0.81
1:L:1033:LEU:HD12	1:L:1033:LEU:O	1.80	0.80
2:A:451:LYS:NZ	1:B:1024:TRP:CZ2	2.48	0.80
1:J:909:THR:HG21	2:N:389:LYS:CE	2.12	0.80
2:F:61:LEU:CD2	2:F:129:PHE:HE1	1.83	0.79
1:G:652:TRP:HA	1:G:652:TRP:CE3	2.18	0.79
2:F:77:ARG:O	2:F:80:VAL:CG2	2.30	0.79
2:A:451:LYS:O	2:A:455:PHE:HB2	1.83	0.78
2:D:389:LYS:HB3	1:W:911:GLU:OE2	1.83	0.78
1:I:1032:GLY:H	1:I:1036:TRP:HE1	1.30	0.78
2:S:452:LYS:CD	1:W:1028:LEU:HD13	2.14	0.77
1:G:660:CYS:HB3	1:G:661:PRO:CD	2.15	0.77
1:I:930:LYS:NZ	2:M:353:HIS:CE1	2.53	0.77
2:D:452:LYS:HE2	2:D:453:TRP:CH2	2.20	0.76
2:D:389:LYS:CB	1:W:911:GLU:OE2	2.34	0.76
1:I:909:THR:HB	2:M:366:LEU:O	1.86	0.76
2:R:481:GLY:O	2:R:485:ILE:HG13	1.86	0.75
1:G:683:GLY:HA3	1:G:709:ARG:NH1	2.01	0.75
1:G:652:TRP:HA	1:G:652:TRP:HE3	1.52	0.75
2:Q:243:HIS:HE2	2:Q:328:TYR:HH	1.34	0.75
2:S:448:TYR:O	2:S:451:LYS:HB2	1.87	0.74

Continued on next page...

Continued from previous page...

Atom-1	Atom-2	Interatomic distance (Å)	Clash overlap (Å)
1:I:1033:LEU:O	1:I:1036:TRP:HB2	1.88	0.74
2:R:41:LEU:HD13	2:R:46:GLU:HB2	1.70	0.73
2:D:452:LYS:HE2	2:D:453:TRP:CZ3	2.23	0.73
2:S:450:ALA:HB1	2:S:454:LEU:HD11	1.70	0.73
2:F:61:LEU:HD21	2:F:129:PHE:HE1	0.98	0.73
1:J:909:THR:CG2	2:N:389:LYS:CE	2.67	0.73
2:F:77:ARG:CA	2:F:80:VAL:HG23	2.18	0.72
2:F:67:PHE:CZ	2:F:128:VAL:HG21	2.24	0.72
2:R:480:TRP:HA	2:R:480:TRP:HE3	1.51	0.72
1:K:1033:LEU:HD12	1:K:1033:LEU:O	1.89	0.72
2:N:41:LEU:HD13	2:N:46:GLU:HB2	1.69	0.72
1:L:1032:GLY:HA3	1:L:1035:ARG:HD3	1.71	0.72
2:A:448:TYR:H	2:A:449:PRO:HD3	1.53	0.71
1:G:914:ASN:HD22	4:G:1101:NAG:H62	1.55	0.71
2:A:41:LEU:HD13	2:A:46:GLU:HB2	1.73	0.71
2:S:41:LEU:HD13	2:S:46:GLU:HB2	1.71	0.71
2:A:453:TRP:HE1	1:B:1043:VAL:HG22	1.56	0.71
2:S:452:LYS:CD	1:W:1028:LEU:CD1	2.68	0.70
2:D:389:LYS:HB3	1:W:911:GLU:OE1	1.89	0.70
1:G:660:CYS:HB2	1:G:661:PRO:CD	2.13	0.70
2:A:451:LYS:NZ	1:B:1024:TRP:HZ2	1.89	0.70
2:E:243:HIS:HE2	2:E:328:TYR:HH	1.40	0.70
2:U:41:LEU:HD13	2:U:46:GLU:HB2	1.72	0.70
1:J:905:THR:HG21	1:J:979:GLY:HA3	1.74	0.70
2:D:389:LYS:CB	1:W:911:GLU:CD	2.60	0.70
1:I:911:GLU:OE2	2:M:389:LYS:CG	2.32	0.70
2:C:41:LEU:HD13	2:C:46:GLU:HB2	1.73	0.70
2:X:41:LEU:HD13	2:X:46:GLU:HB2	1.73	0.69
1:I:905:THR:HG21	1:I:979:GLY:HA3	1.75	0.69
2:R:481:GLY:O	2:R:485:ILE:N	2.25	0.69
1:G:653:ALA:CB	2:F:309:HIS:NE2	2.45	0.69
1:K:905:THR:HG21	1:K:979:GLY:HA3	1.75	0.69
2:R:473:VAL:CB	2:R:478:GLY:HA3	2.22	0.69
2:F:389:LYS:HB3	1:B:911:GLU:HG3	1.73	0.69
1:H:905:THR:HG21	1:H:979:GLY:HA3	1.75	0.69
2:D:41:LEU:HD13	2:D:46:GLU:HB2	1.73	0.69
2:E:41:LEU:HD13	2:E:46:GLU:HB2	1.75	0.69
1:K:576:CYS:SG	1:K:577:ARG:N	2.66	0.68
2:F:77:ARG:HA	2:F:80:VAL:HG23	1.76	0.68
1:H:576:CYS:SG	1:H:577:ARG:N	2.66	0.68
1:B:905:THR:HG21	1:B:979:GLY:HA3	1.76	0.68

Continued on next page...

Continued from previous page...

Atom-1	Atom-2	Interatomic distance (Å)	Clash overlap (Å)
2:Q:43:GLY:HA3	2:Q:268:GLU:HB3	1.74	0.68
2:A:451:LYS:O	2:A:455:PHE:N	2.27	0.68
1:V:905:THR:HG21	1:V:979:GLY:HA3	1.75	0.68
1:T:905:THR:HG21	1:T:979:GLY:HA3	1.76	0.67
2:S:452:LYS:HD2	1:W:1028:LEU:HD11	1.70	0.67
2:S:452:LYS:HE3	2:S:453:TRP:CE2	2.29	0.67
1:V:1033:LEU:O	1:V:1036:TRP:N	2.27	0.67
1:L:905:THR:HG21	1:L:979:GLY:HA3	1.77	0.67
1:T:682:LEU:HD23	1:T:820:LYS:HG3	1.76	0.67
1:P:917:GLY:HA3	1:P:925:ALA:HA	1.77	0.67
2:F:439:ARG:HH11	2:F:451:LYS:HG2	1.59	0.66
1:J:911:GLU:OE2	2:N:366:LEU:HD21	1.95	0.66
1:I:576:CYS:SG	1:I:577:ARG:N	2.67	0.66
1:J:911:GLU:OE2	2:N:366:LEU:CD2	2.43	0.66
2:D:243:HIS:HE2	2:D:328:TYR:HH	1.42	0.66
1:T:917:GLY:HA3	1:T:925:ALA:HA	1.77	0.66
1:B:809:CYS:HA	1:B:823:CYS:HA	1.77	0.66
2:D:389:LYS:HD3	1:W:911:GLU:HB2	1.76	0.66
1:G:675:GLY:HA2	1:G:709:ARG:NH2	2.07	0.66
1:L:576:CYS:SG	1:L:577:ARG:N	2.66	0.65
2:Q:94:GLY:HA3	2:Q:310:LYS:HB3	1.77	0.65
1:L:1032:GLY:O	1:L:1036:TRP:CD1	2.48	0.65
1:O:594:LEU:HB2	1:O:890:PHE:HB2	1.78	0.65
2:A:243:HIS:HE2	2:A:328:TYR:HH	1.45	0.65
1:I:930:LYS:HZ3	2:M:353:HIS:CE1	2.13	0.65
1:V:917:GLY:HA3	1:V:925:ALA:HA	1.79	0.65
1:G:576:CYS:SG	1:G:577:ARG:N	2.69	0.65
1:J:690:GLY:HA3	1:J:706:ILE:HD12	1.79	0.65
2:R:446:GLN:OE1	2:R:451:LYS:HB3	1.97	0.65
1:W:917:GLY:HA3	1:W:925:ALA:HA	1.79	0.64
2:M:340:ASN:O	2:M:342:PRO:HD3	1.97	0.64
2:A:340:ASN:O	2:A:342:PRO:HD3	1.98	0.64
1:J:809:CYS:HA	1:J:823:CYS:HA	1.80	0.64
2:S:61:LEU:HB3	2:S:67:PHE:HB3	1.79	0.64
2:N:340:ASN:O	2:N:342:PRO:HD3	1.98	0.63
1:B:576:CYS:SG	1:B:577:ARG:N	2.67	0.63
1:I:809:CYS:HA	1:I:823:CYS:HA	1.80	0.63
2:S:340:ASN:O	2:S:342:PRO:HD3	1.98	0.63
2:U:340:ASN:O	2:U:342:PRO:HD3	1.98	0.63
2:R:340:ASN:O	2:R:342:PRO:HD3	1.98	0.63
1:W:905:THR:HG21	1:W:979:GLY:HA3	1.80	0.63

Continued on next page...

Continued from previous page...

Atom-1	Atom-2	Interatomic distance (Å)	Clash overlap (Å)
2:R:446:GLN:OE1	2:R:451:LYS:CB	2.46	0.63
1:I:1033:LEU:O	1:I:1036:TRP:CB	2.47	0.63
2:S:445:PRO:C	2:S:446:GLN:HG2	2.18	0.63
2:R:448:TYR:HB2	2:R:451:LYS:HG3	1.81	0.63
1:W:576:CYS:SG	1:W:577:ARG:N	2.72	0.63
2:C:340:ASN:O	2:C:342:PRO:HD3	1.98	0.63
2:E:340:ASN:O	2:E:342:PRO:HD3	1.98	0.63
1:P:576:CYS:SG	1:P:577:ARG:N	2.71	0.62
2:D:340:ASN:O	2:D:342:PRO:HD3	1.98	0.62
1:L:917:GLY:HA3	1:L:925:ALA:HA	1.81	0.62
1:T:1028:LEU:HD13	2:Q:456:ILE:HD11	1.80	0.62
1:I:911:GLU:CD	2:M:389:LYS:CG	2.67	0.62
1:O:915:VAL:HG22	1:O:928:SER:H	1.63	0.62
1:K:1032:GLY:O	1:K:1036:TRP:CG	2.53	0.62
2:S:35:SER:H	4:S:601:NAG:H83	1.65	0.62
1:K:917:GLY:HA3	1:K:925:ALA:HA	1.82	0.62
1:I:917:GLY:HA3	1:I:925:ALA:HA	1.81	0.62
1:O:749:MET:HB3	1:O:752:ILE:HB	1.82	0.62
2:R:479:ILE:HB	2:R:482:SER:HB2	1.82	0.62
2:X:94:GLY:HA3	2:X:310:LYS:HB3	1.80	0.61
2:F:77:ARG:C	2:F:80:VAL:HG23	2.19	0.61
1:J:576:CYS:SG	1:J:577:ARG:N	2.67	0.61
1:J:917:GLY:HA3	1:J:925:ALA:HA	1.83	0.61
2:N:94:GLY:HA3	2:N:310:LYS:HB3	1.82	0.61
1:P:905:THR:HG21	1:P:979:GLY:HA3	1.81	0.61
1:L:859:THR:HB	1:L:866:PHE:HB2	1.82	0.61
1:P:859:THR:HB	1:P:866:PHE:HB2	1.81	0.61
2:S:94:GLY:HA3	2:S:310:LYS:HB3	1.83	0.61
1:L:809:CYS:HA	1:L:823:CYS:HA	1.82	0.61
2:R:94:GLY:HA3	2:R:310:LYS:HB3	1.82	0.61
2:S:448:TYR:O	2:S:451:LYS:CG	2.49	0.61
1:B:917:GLY:HA3	1:B:925:ALA:HA	1.83	0.61
2:D:450:ALA:O	2:D:454:LEU:HD12	2.01	0.61
1:T:576:CYS:SG	1:T:577:ARG:N	2.74	0.61
2:A:445:PRO:O	2:A:446:GLN:O	2.18	0.60
1:O:576:CYS:SG	1:O:577:ARG:N	2.74	0.60
1:G:859:THR:HB	1:G:866:PHE:HB2	1.83	0.60
1:H:917:GLY:HA3	1:H:925:ALA:HA	1.81	0.60
2:F:353:HIS:CE1	1:B:930:LYS:NZ	2.70	0.60
1:I:930:LYS:HZ2	2:M:353:HIS:CE1	2.17	0.60
1:O:859:THR:HB	1:O:866:PHE:HB2	1.82	0.60

Continued on next page...

Continued from previous page...

Atom-1	Atom-2	Interatomic distance (Å)	Clash overlap (Å)
2:S:446:GLN:HE22	2:S:452:LYS:HD3	1.65	0.60
2:C:47:LYS:HZ3	2:C:104:LEU:HD13	1.66	0.60
2:R:476:ALA:O	2:R:477:ILE:C	2.39	0.60
1:V:859:THR:HB	1:V:866:PHE:HB2	1.83	0.60
1:P:809:CYS:HA	1:P:823:CYS:HA	1.83	0.60
1:H:809:CYS:HA	1:H:823:CYS:HA	1.84	0.59
2:S:452:LYS:HD2	1:W:1028:LEU:CD2	2.33	0.59
1:J:913:THR:HG21	1:J:930:LYS:HD2	1.84	0.59
1:V:576:CYS:SG	1:V:577:ARG:N	2.69	0.59
1:T:939:ALA:HA	1:T:978:CYS:HA	1.85	0.59
1:G:809:CYS:HA	1:G:823:CYS:HA	1.84	0.59
1:B:1030:GLY:C	1:B:1031:ASN:HD22	2.04	0.59
2:Q:433:VAL:HG21	2:Q:439:ARG:HB2	1.84	0.59
1:T:809:CYS:HA	1:T:823:CYS:HA	1.83	0.59
2:M:94:GLY:HA3	2:M:310:LYS:HB3	1.83	0.59
1:O:614:ASP:HB3	1:O:938:THR:HB	1.84	0.59
1:G:905:THR:HG21	1:G:979:GLY:HA3	1.84	0.59
2:S:452:LYS:CE	1:W:1028:LEU:HD13	2.33	0.59
1:G:660:CYS:HB3	1:G:661:PRO:HD3	1.85	0.59
2:X:340:ASN:O	2:X:342:PRO:HD3	2.01	0.59
2:A:379:HIS:NE2	1:B:601:GLN:OE1	2.35	0.59
1:V:809:CYS:HA	1:V:823:CYS:HA	1.84	0.59
2:S:452:LYS:NZ	1:W:1028:LEU:HA	2.18	0.59
1:G:917:GLY:HA3	1:G:925:ALA:HA	1.84	0.59
1:B:641:ARG:HH11	1:H:753:PRO:HB3	1.68	0.59
2:S:448:TYR:O	2:S:451:LYS:CB	2.49	0.59
2:R:395:PHE:O	2:R:396:HIS:ND1	2.36	0.58
2:Q:280:CYS:SG	2:Q:281:ARG:N	2.76	0.58
2:M:395:PHE:O	2:M:396:HIS:ND1	2.37	0.58
2:C:379:HIS:NE2	1:H:601:GLN:OE1	2.36	0.58
1:J:859:THR:HB	1:J:866:PHE:HB2	1.86	0.58
2:U:94:GLY:HA3	2:U:310:LYS:HB3	1.84	0.58
1:O:809:CYS:HA	1:O:823:CYS:HA	1.83	0.58
2:Q:54:LEU:HD12	2:Q:72:GLY:HA3	1.86	0.58
2:D:47:LYS:HZ1	2:D:104:LEU:HA	1.68	0.58
1:J:842:TYR:HE2	1:J:844:LYS:HE3	1.69	0.58
2:F:77:ARG:O	2:F:80:VAL:HB	2.03	0.58
2:D:389:LYS:HB2	1:W:911:GLU:OE2	2.03	0.58
2:U:395:PHE:O	2:U:396:HIS:ND1	2.37	0.58
1:L:749:MET:HB3	1:L:752:ILE:HB	1.84	0.58
2:S:395:PHE:O	2:S:396:HIS:ND1	2.36	0.58

Continued on next page...

Continued from previous page...

Atom-1	Atom-2	Interatomic distance (Å)	Clash overlap (Å)
2:C:94:GLY:HA3	2:C:310:LYS:HB3	1.86	0.58
2:A:94:GLY:HA3	2:A:310:LYS:HB3	1.86	0.58
2:M:180:CYS:HA	2:M:327:CYS:HA	1.86	0.58
2:N:47:LYS:HZ1	2:N:104:LEU:HA	1.68	0.58
2:C:389:LYS:HG3	1:T:911:GLU:OE1	2.04	0.58
1:W:809:CYS:HA	1:W:823:CYS:HA	1.85	0.58
1:W:859:THR:HB	1:W:866:PHE:HB2	1.85	0.58
2:F:77:ARG:O	2:F:80:VAL:CB	2.51	0.57
2:D:94:GLY:HA3	2:D:310:LYS:HB3	1.86	0.57
4:T:1101:NAG:H3	4:T:1101:NAG:H83	1.85	0.57
2:A:395:PHE:O	2:A:396:HIS:ND1	2.37	0.57
1:I:1033:LEU:O	1:I:1036:TRP:CG	2.57	0.57
1:K:809:CYS:HA	1:K:823:CYS:HA	1.86	0.57
1:K:677:MET:O	1:K:819:LYS:NZ	2.37	0.57
2:N:395:PHE:O	2:N:396:HIS:ND1	2.37	0.57
2:C:395:PHE:O	2:C:396:HIS:ND1	2.37	0.57
2:D:379:HIS:NE2	1:I:601:GLN:OE1	2.37	0.57
2:E:395:PHE:O	2:E:396:HIS:ND1	2.37	0.57
2:M:247:TRP:O	1:O:648:ARG:NH2	2.37	0.57
2:F:395:PHE:O	2:F:396:HIS:ND1	2.37	0.57
2:F:439:ARG:HH12	2:F:455:PHE:HB2	1.70	0.57
2:E:480:TRP:HE3	2:E:480:TRP:N	2.02	0.57
1:J:782:GLU:OE1	1:J:785:SER:N	2.38	0.57
1:W:782:GLU:OE1	1:W:785:SER:N	2.38	0.57
1:H:677:MET:O	1:H:819:LYS:NZ	2.36	0.57
2:D:395:PHE:O	2:D:396:HIS:ND1	2.37	0.57
2:F:389:LYS:CB	1:B:911:GLU:HG3	2.35	0.57
2:A:451:LYS:HZ1	1:B:1024:TRP:HZ2	1.52	0.57
2:X:47:LYS:HZ3	2:X:104:LEU:HD13	1.70	0.57
1:O:782:GLU:OE1	1:O:785:SER:N	2.38	0.57
1:V:749:MET:HB3	1:V:752:ILE:HB	1.86	0.57
3:Y:1:NAG:H83	3:Y:1:NAG:H3	1.87	0.57
2:F:94:GLY:HA3	2:F:310:LYS:HB3	1.86	0.57
2:A:512:ARG:NH2	2:A:515:GLN:OE1	2.37	0.57
2:D:512:ARG:NH2	2:D:515:GLN:OE1	2.38	0.57
2:E:284:MET:SD	2:E:284:MET:N	2.77	0.57
1:P:782:GLU:OE1	1:P:785:SER:N	2.38	0.57
1:G:682:LEU:N	1:G:682:LEU:HD23	2.19	0.56
2:D:246:LYS:HG3	1:I:648:ARG:HB3	1.87	0.56
1:L:782:GLU:OE1	1:L:785:SER:N	2.38	0.56
1:W:939:ALA:HA	1:W:978:CYS:HA	1.87	0.56

Continued on next page...

Continued from previous page...

Atom-1	Atom-2	Interatomic distance (Å)	Clash overlap (Å)
1:I:677:MET:O	1:I:819:LYS:NZ	2.38	0.56
1:I:859:THR:HB	1:I:866:PHE:HB2	1.86	0.56
1:T:761:SER:HB2	1:T:893:ASN:HB2	1.88	0.56
4:T:1103:NAG:H83	4:T:1103:NAG:H3	1.87	0.56
1:P:562:SER:HB3	1:P:962:SER:H	1.70	0.56
2:S:512:ARG:NH2	2:S:515:GLN:OE1	2.38	0.56
1:G:665:THR:HG23	1:G:665:THR:O	2.06	0.56
1:G:993:PHE:H	2:F:442:LEU:HD11	1.69	0.56
2:A:443:LYS:HG3	1:B:1027:ALA:HB3	1.88	0.56
2:E:379:HIS:NE2	1:J:601:GLN:OE1	2.36	0.56
2:U:47:LYS:HZ1	2:U:104:LEU:HA	1.70	0.56
2:Q:180:CYS:HA	2:Q:327:CYS:HA	1.88	0.56
2:S:180:CYS:HA	2:S:327:CYS:HA	1.87	0.56
1:B:716:HIS:HA	1:H:895:ARG:HD3	1.87	0.56
2:C:284:MET:SD	2:C:284:MET:N	2.76	0.56
1:J:930:LYS:HZ2	2:N:353:HIS:CE1	2.23	0.56
1:I:842:TYR:HE2	1:I:844:LYS:HE3	1.71	0.56
1:O:599:PRO:HD3	1:O:1010:SER:HB2	1.87	0.56
2:N:180:CYS:HA	2:N:327:CYS:HA	1.88	0.56
1:K:731:SER:OG	1:K:749:MET:SD	2.60	0.56
2:D:180:CYS:HA	2:D:327:CYS:HA	1.88	0.56
1:H:719:ILE:HG21	1:H:812:GLU:HG3	1.88	0.56
2:X:395:PHE:O	2:X:396:HIS:ND1	2.37	0.56
1:P:1030:GLY:O	1:P:1036:TRP:NE1	2.34	0.56
1:H:731:SER:OG	1:H:749:MET:SD	2.61	0.56
1:K:782:GLU:OE1	1:K:785:SER:N	2.38	0.56
2:X:512:ARG:NH2	2:X:515:GLN:OE1	2.38	0.56
2:M:379:HIS:NE2	1:O:601:GLN:OE1	2.37	0.56
1:G:782:GLU:OE1	1:G:785:SER:N	2.38	0.55
1:V:782:GLU:OE1	1:V:785:SER:N	2.38	0.55
1:J:677:MET:O	1:J:819:LYS:NZ	2.39	0.55
1:T:782:GLU:OE1	1:T:785:SER:N	2.38	0.55
1:H:782:GLU:OE1	1:H:785:SER:N	2.39	0.55
2:E:47:LYS:HZ1	2:E:104:LEU:HA	1.72	0.55
2:N:61:LEU:HB3	2:N:67:PHE:HB3	1.87	0.55
2:F:136:ASP:HA	2:F:237:LYS:HE2	1.88	0.55
1:I:911:GLU:CD	2:M:389:LYS:CB	2.75	0.55
1:T:755:GLN:O	1:T:755:GLN:NE2	2.40	0.55
2:A:180:CYS:HA	2:A:327:CYS:HA	1.87	0.55
1:B:884:THR:HG23	1:B:1011:SER:HA	1.88	0.55
2:F:284:MET:SD	2:F:284:MET:N	2.78	0.55

Continued on next page...

Continued from previous page...

Atom-1	Atom-2	Interatomic distance (Å)	Clash overlap (Å)
1:L:884:THR:HG23	1:L:1011:SER:HA	1.88	0.55
1:V:913:THR:OG1	1:V:928:SER:O	2.24	0.55
2:S:443:LYS:HE3	1:W:1024:TRP:HE1	1.72	0.55
1:I:690:GLY:HA3	1:I:706:ILE:HD12	1.89	0.55
2:Q:395:PHE:O	2:Q:396:HIS:ND1	2.39	0.55
2:Q:512:ARG:NH2	2:Q:515:GLN:OE1	2.38	0.55
2:C:180:CYS:HA	2:C:327:CYS:HA	1.87	0.55
1:J:956:VAL:HG23	2:N:366:LEU:CD1	2.37	0.55
2:U:180:CYS:HA	2:U:327:CYS:HA	1.89	0.55
1:W:677:MET:O	1:W:819:LYS:NZ	2.39	0.55
2:A:284:MET:SD	2:A:284:MET:N	2.76	0.55
1:I:782:GLU:OE1	1:I:785:SER:N	2.38	0.55
2:E:94:GLY:HA3	2:E:310:LYS:HB3	1.87	0.55
1:J:956:VAL:CG2	2:N:366:LEU:CD1	2.85	0.55
2:U:471:THR:O	2:U:474:LEU:HB2	2.07	0.55
1:G:920:SER:OG	1:G:965:PHE:O	2.25	0.55
2:A:61:LEU:HB3	2:A:67:PHE:HB3	1.89	0.55
2:M:313:GLU:OE1	2:M:324:ARG:NH1	2.39	0.55
1:J:842:TYR:HB3	1:K:752:ILE:HG23	1.88	0.54
1:K:884:THR:HG23	1:K:1011:SER:HA	1.89	0.54
4:P:1103:NAG:H3	4:P:1103:NAG:H83	1.88	0.54
1:B:939:ALA:HA	1:B:978:CYS:HA	1.89	0.54
2:C:512:ARG:NH2	2:C:515:GLN:OE1	2.37	0.54
4:G:1103:NAG:H83	4:G:1103:NAG:H3	1.88	0.54
1:B:673:TRP:HZ2	1:B:707:PHE:HB2	1.72	0.54
1:J:939:ALA:HA	1:J:978:CYS:HA	1.90	0.54
1:O:908:CYS:HB2	1:O:933:SER:HB2	1.90	0.54
2:E:61:LEU:HB3	2:E:67:PHE:HB3	1.90	0.54
1:O:755:GLN:O	1:O:755:GLN:NE2	2.41	0.54
1:V:915:VAL:HG23	1:V:927:VAL:HG22	1.90	0.54
1:P:755:GLN:O	1:P:755:GLN:NE2	2.41	0.54
1:W:747:HIS:NE2	1:W:871:ASP:OD2	2.40	0.54
2:E:246:LYS:HG3	1:J:648:ARG:HB3	1.90	0.54
1:J:913:THR:HG21	1:J:930:LYS:CD	2.38	0.54
2:X:63:ASN:OD1	2:X:63:ASN:N	2.40	0.54
2:A:119:VAL:HG23	2:A:132:ARG:HH21	1.73	0.54
1:J:921:CYS:HA	1:J:1013:PRO:HG2	1.89	0.54
2:M:47:LYS:HZ1	2:M:104:LEU:HA	1.72	0.54
1:O:842:TYR:HE1	1:O:844:LYS:HE3	1.72	0.54
1:V:755:GLN:O	1:V:755:GLN:NE2	2.41	0.54
2:S:379:HIS:NE2	1:W:601:GLN:OE1	2.41	0.54

Continued on next page...

Continued from previous page...

Atom-1	Atom-2	Interatomic distance (Å)	Clash overlap (Å)
1:P:939:ALA:HA	1:P:978:CYS:HA	1.90	0.54
2:S:445:PRO:O	2:S:446:GLN:CG	2.44	0.54
2:F:41:LEU:HD13	2:F:46:GLU:HB2	1.90	0.54
1:B:782:GLU:OE1	1:B:785:SER:N	2.38	0.54
2:U:379:HIS:NE2	1:K:601:GLN:OE1	2.36	0.54
1:O:681:GLY:HA2	1:O:819:LYS:HA	1.88	0.54
1:V:677:MET:O	1:V:819:LYS:NZ	2.41	0.54
2:E:34:LYS:NZ	2:E:164:SER:O	2.41	0.53
1:T:749:MET:HB3	1:T:752:ILE:HB	1.90	0.53
2:F:198:SER:OG	2:F:239:ILE:O	2.26	0.53
2:E:180:CYS:HA	2:E:327:CYS:HA	1.89	0.53
1:K:700:ASN:OD1	2:X:223:GLN:NE2	2.40	0.53
2:D:61:LEU:HB3	2:D:67:PHE:HB3	1.90	0.53
1:K:921:CYS:HA	1:K:1013:PRO:HG2	1.90	0.53
2:Q:284:MET:SD	2:Q:284:MET:N	2.81	0.53
1:G:755:GLN:O	1:G:755:GLN:NE2	2.42	0.53
1:K:716:HIS:HA	1:L:895:ARG:HD3	1.90	0.53
1:V:601:GLN:OE1	2:R:379:HIS:NE2	2.39	0.53
1:G:645:THR:HG23	1:G:673:TRP:HZ3	1.74	0.53
2:A:451:LYS:O	2:A:455:PHE:HB3	2.06	0.53
2:X:180:CYS:HA	2:X:327:CYS:HA	1.90	0.53
2:R:470:LEU:O	2:R:473:VAL:HG22	2.09	0.53
1:P:645:THR:HG23	1:P:673:TRP:HZ3	1.74	0.53
2:S:246:LYS:HG3	1:W:648:ARG:HB3	1.90	0.53
2:F:353:HIS:CE1	1:B:930:LYS:HZ2	2.26	0.53
1:B:755:GLN:O	1:B:755:GLN:NE2	2.42	0.53
2:C:61:LEU:HB3	2:C:67:PHE:HB3	1.89	0.53
2:E:452:LYS:HD3	1:J:1028:LEU:HD13	1.90	0.53
1:J:755:GLN:O	1:J:755:GLN:NE2	2.42	0.53
1:K:755:GLN:O	1:K:755:GLN:NE2	2.42	0.53
1:T:920:SER:OG	1:T:965:PHE:O	2.27	0.53
2:F:128:VAL:HA	2:F:143:CYS:SG	2.49	0.53
2:S:71:VAL:HG12	2:S:167:LEU:HB2	1.91	0.53
1:B:921:CYS:HA	1:B:1013:PRO:HG2	1.91	0.53
2:U:34:LYS:NZ	2:U:164:SER:O	2.42	0.53
2:S:47:LYS:HZ1	2:S:104:LEU:HA	1.74	0.53
1:G:677:MET:O	1:G:819:LYS:NZ	2.42	0.53
2:F:389:LYS:CG	1:B:911:GLU:CD	2.75	0.53
2:D:389:LYS:HD3	1:W:911:GLU:CG	2.39	0.53
2:U:61:LEU:HB3	2:U:67:PHE:HB3	1.90	0.53
2:R:313:GLU:OE1	2:R:324:ARG:NH1	2.40	0.53

Continued on next page...

Continued from previous page...

Atom-1	Atom-2	Interatomic distance (Å)	Clash overlap (Å)
1:P:749:MET:HB3	1:P:752:ILE:HB	1.89	0.53
1:P:1025:LEU:HA	1:P:1028:LEU:HD23	1.90	0.53
1:O:905:THR:HG21	1:O:979:GLY:HA3	1.91	0.53
1:V:790:LEU:HB2	1:V:855:SER:HB2	1.91	0.53
2:A:34:LYS:NZ	2:A:164:SER:O	2.41	0.52
1:I:921:CYS:HA	1:I:1013:PRO:HG2	1.90	0.52
2:U:313:GLU:OE1	2:U:324:ARG:NH1	2.41	0.52
1:L:731:SER:OG	1:L:749:MET:SD	2.58	0.52
2:Q:119:VAL:HG23	2:Q:132:ARG:HH21	1.74	0.52
1:W:755:GLN:O	1:W:755:GLN:NE2	2.42	0.52
2:C:246:LYS:HG3	1:H:648:ARG:HB3	1.91	0.52
1:H:657:GLN:OE1	1:H:658:SER:N	2.39	0.52
2:U:288:LYS:HD3	2:X:221:LEU:HB3	1.90	0.52
1:L:755:GLN:O	1:L:755:GLN:NE2	2.41	0.52
1:L:781:GLU:HG2	1:L:788:LEU:HG	1.91	0.52
1:O:852:ALA:HB3	4:O:1101:NAG:H82	1.92	0.52
1:V:852:ALA:HB3	4:V:1101:NAG:H82	1.90	0.52
1:H:755:GLN:O	1:H:755:GLN:NE2	2.42	0.52
1:K:939:ALA:HA	1:K:978:CYS:HA	1.91	0.52
2:X:243:HIS:HE2	2:X:328:TYR:HH	1.56	0.52
1:O:657:GLN:OE1	1:O:658:SER:N	2.40	0.52
2:N:51:ILE:HA	2:N:56:HIS:HD2	1.74	0.52
2:S:126:GLY:O	2:S:171:ARG:NH2	2.39	0.52
1:K:673:TRP:HZ2	1:K:707:PHE:HB2	1.75	0.52
2:R:180:CYS:HA	2:R:327:CYS:HA	1.91	0.52
2:X:403:ARG:O	1:L:926:LYS:NZ	2.39	0.52
1:T:759:GLY:HA2	1:T:895:ARG:HB3	1.92	0.52
1:T:975:GLN:NE2	1:T:982:GLU:OE1	2.42	0.52
1:V:606:HIS:NE2	1:V:614:ASP:OD1	2.41	0.52
1:L:810:SER:HG	1:L:814:SER:HG	1.58	0.52
1:K:606:HIS:NE2	1:K:614:ASP:OD1	2.41	0.52
2:X:34:LYS:NZ	2:X:164:SER:O	2.42	0.52
2:X:284:MET:SD	2:X:284:MET:N	2.76	0.52
1:W:852:ALA:HB3	4:W:1101:NAG:H82	1.91	0.52
1:H:859:THR:HB	1:H:866:PHE:HB2	1.91	0.52
1:J:884:THR:HG23	1:J:1011:SER:HA	1.91	0.52
2:F:389:LYS:HE2	1:B:909:THR:HG21	1.91	0.52
1:J:660:CYS:HB2	1:J:661:PRO:HD3	1.91	0.52
1:W:562:SER:HB3	1:W:962:SER:H	1.74	0.52
1:I:755:GLN:O	1:I:755:GLN:NE2	2.42	0.52
1:J:606:HIS:NE2	1:J:614:ASP:OD1	2.42	0.52

Continued on next page...

Continued from previous page...

Atom-1	Atom-2	Interatomic distance (Å)	Clash overlap (Å)
1:J:807:ILE:HG13	1:J:829:LEU:HD22	1.92	0.52
2:D:284:MET:SD	2:D:284:MET:N	2.76	0.51
1:J:657:GLN:OE1	1:J:658:SER:N	2.39	0.51
1:L:920:SER:OG	1:L:965:PHE:O	2.28	0.51
2:M:442:LEU:HD11	1:O:993:PHE:H	1.76	0.51
2:R:47:LYS:HZ3	2:R:104:LEU:HD13	1.76	0.51
2:R:481:GLY:O	2:R:485:ILE:CG1	2.58	0.51
2:A:47:LYS:HZ3	2:A:104:LEU:HD13	1.74	0.51
1:I:884:THR:HG23	1:I:1011:SER:HA	1.92	0.51
2:S:452:LYS:NZ	1:W:1027:ALA:O	2.44	0.51
2:F:24:ILE:HG21	2:F:52:ASP:HB3	1.91	0.51
1:B:689:ASP:HB2	1:H:814:SER:HB3	1.92	0.51
1:I:657:GLN:OE1	1:I:658:SER:N	2.39	0.51
2:X:51:ILE:HA	2:X:56:HIS:HD2	1.76	0.51
1:H:921:CYS:HA	1:H:1013:PRO:HG2	1.91	0.51
1:T:731:SER:OG	1:T:749:MET:SD	2.64	0.51
2:A:47:LYS:HZ1	2:A:104:LEU:HA	1.76	0.51
1:B:657:GLN:OE1	1:B:658:SER:N	2.41	0.51
1:H:660:CYS:HB2	1:H:661:PRO:HD3	1.92	0.51
2:U:284:MET:SD	2:U:284:MET:N	2.77	0.51
1:K:859:THR:HB	1:K:866:PHE:HB2	1.91	0.51
1:V:648:ARG:HB3	2:R:246:LYS:HG3	1.91	0.51
1:G:640:ALA:HB1	1:G:712:VAL:HB	1.93	0.51
2:F:67:PHE:CE1	2:F:128:VAL:CG2	2.94	0.51
2:C:200:SER:HB2	1:I:587:VAL:HG21	1.93	0.51
1:L:621:LYS:HB3	1:L:735:GLU:HB2	1.93	0.51
1:B:621:LYS:HB3	1:B:735:GLU:HB2	1.92	0.51
1:H:673:TRP:HZ2	1:H:707:PHE:HB2	1.75	0.51
1:J:920:SER:OG	1:J:965:PHE:O	2.27	0.51
1:L:596:ALA:HB2	1:L:888:GLY:H	1.76	0.51
2:X:126:GLY:O	2:X:171:ARG:NH2	2.40	0.51
1:T:928:SER:HA	1:T:960:THR:HA	1.93	0.51
1:L:921:CYS:HA	1:L:1013:PRO:HG2	1.93	0.51
2:M:284:MET:SD	2:M:284:MET:N	2.76	0.51
1:V:612:SER:HA	1:V:903:GLU:HG3	1.92	0.51
2:C:126:GLY:O	2:C:171:ARG:NH2	2.40	0.50
2:U:126:GLY:O	2:U:171:ARG:NH2	2.40	0.50
1:T:562:SER:HB3	1:T:962:SER:H	1.76	0.50
1:T:572:LYS:HA	1:T:610:PRO:HD3	1.92	0.50
2:M:246:LYS:HG3	1:O:648:ARG:HB3	1.93	0.50
2:Q:439:ARG:HH12	2:Q:455:PHE:HB2	1.76	0.50

Continued on next page...

Continued from previous page...

Atom-1	Atom-2	Interatomic distance (Å)	Clash overlap (Å)
1:V:621:LYS:HB3	1:V:735:GLU:HB2	1.93	0.50
1:P:657:GLN:OE1	1:P:658:SER:N	2.39	0.50
1:G:612:SER:HA	1:G:903:GLU:HG3	1.93	0.50
2:A:518:HIS:HD2	2:X:491:ILE:HG13	1.75	0.50
2:C:51:ILE:HA	2:C:56:HIS:HD2	1.76	0.50
2:D:313:GLU:OE1	2:D:324:ARG:NH1	2.43	0.50
2:Q:71:VAL:HG12	2:Q:167:LEU:HB2	1.92	0.50
2:S:284:MET:SD	2:S:284:MET:N	2.77	0.50
1:G:914:ASN:OD1	1:G:928:SER:OG	2.28	0.50
1:B:701:ALA:O	1:H:679:ARG:NH2	2.44	0.50
2:D:51:ILE:HA	2:D:56:HIS:HD2	1.77	0.50
2:D:450:ALA:O	2:D:454:LEU:CD1	2.58	0.50
1:I:939:ALA:HA	1:I:978:CYS:HA	1.93	0.50
1:K:657:GLN:OE1	1:K:658:SER:N	2.39	0.50
2:N:284:MET:SD	2:N:284:MET:N	2.77	0.50
2:F:180:CYS:HA	2:F:327:CYS:HA	1.92	0.50
2:C:488:VAL:HA	2:D:518:HIS:HD2	1.77	0.50
2:E:51:ILE:HA	2:E:56:HIS:HD2	1.76	0.50
2:E:47:LYS:HZ3	2:E:104:LEU:HD13	1.77	0.50
2:E:512:ARG:NH2	2:E:515:GLN:OE1	2.37	0.50
1:O:882:ASP:OD2	1:O:1009:HIS:ND1	2.44	0.50
1:P:884:THR:HG23	1:P:1011:SER:HA	1.93	0.50
1:W:606:HIS:NE2	1:W:614:ASP:OD1	2.43	0.50
1:G:682:LEU:O	1:G:711:TRP:HB2	2.11	0.50
1:L:660:CYS:HB2	1:L:661:PRO:HD3	1.93	0.50
1:O:645:THR:HG23	1:O:673:TRP:HZ3	1.76	0.50
1:G:975:GLN:NE2	1:G:982:GLU:OE1	2.44	0.50
2:A:51:ILE:HA	2:A:56:HIS:HD2	1.77	0.50
1:B:614:ASP:OD1	1:B:615:SER:N	2.44	0.50
2:D:119:VAL:HG23	2:D:132:ARG:HH21	1.76	0.50
2:E:313:GLU:OE1	2:E:324:ARG:NH1	2.42	0.50
1:T:682:LEU:HD23	1:T:820:LYS:CG	2.42	0.50
2:M:126:GLY:O	2:M:171:ARG:NH2	2.43	0.50
1:V:660:CYS:HB2	1:V:661:PRO:HD3	1.93	0.50
1:V:747:HIS:NE2	1:V:871:ASP:OD2	2.44	0.50
2:N:512:ARG:NH2	2:N:515:GLN:OE1	2.39	0.50
2:A:246:LYS:HG3	1:B:648:ARG:HB3	1.94	0.50
2:N:313:GLU:OE1	2:N:324:ARG:NH1	2.44	0.50
1:P:660:CYS:HB2	1:P:661:PRO:HD3	1.94	0.50
1:H:884:THR:HG23	1:H:1011:SER:HA	1.92	0.50
2:D:389:LYS:HD3	1:W:911:GLU:CB	2.41	0.50

Continued on next page...

Continued from previous page...

Atom-1	Atom-2	Interatomic distance (Å)	Clash overlap (Å)
1:V:673:TRP:HZ2	1:V:707:PHE:HB2	1.77	0.50
1:G:682:LEU:O	1:G:711:TRP:CB	2.60	0.49
2:F:67:PHE:CE1	2:F:128:VAL:HG23	2.47	0.49
2:C:130:PHE:HE1	2:C:149:ARG:HG3	1.77	0.49
1:I:660:CYS:HB2	1:I:661:PRO:HD3	1.93	0.49
1:G:1025:LEU:HA	1:G:1028:LEU:HD23	1.94	0.49
1:B:645:THR:HG23	1:B:673:TRP:HZ3	1.76	0.49
1:H:638:PRO:HG3	1:H:815:ALA:HB1	1.94	0.49
1:L:939:ALA:HA	1:L:978:CYS:HA	1.93	0.49
2:N:126:GLY:O	2:N:171:ARG:NH2	2.40	0.49
2:S:36:ALA:O	2:S:70:TYR:OH	2.29	0.49
2:S:241:ARG:HH22	1:W:679:ARG:HB2	1.76	0.49
1:G:1030:GLY:O	1:G:1036:TRP:NE1	2.37	0.49
2:C:313:GLU:OE1	2:C:324:ARG:NH1	2.42	0.49
2:D:126:GLY:O	2:D:171:ARG:NH2	2.40	0.49
2:F:202:PHE:HE1	2:F:241:ARG:HH11	1.59	0.49
1:B:567:VAL:HG11	1:B:592:ALA:HB1	1.94	0.49
2:C:34:LYS:NZ	2:C:164:SER:O	2.45	0.49
2:C:338:GLU:OE1	2:C:339:VAL:N	2.45	0.49
1:J:692:GLY:N	1:K:811:SER:OG	2.45	0.49
1:O:660:CYS:HB2	1:O:661:PRO:HD3	1.93	0.49
2:Q:434:ASP:N	2:Q:434:ASP:OD1	2.45	0.49
1:W:911:GLU:HG2	1:W:912:VAL:N	2.27	0.49
1:T:646:SER:HB3	1:T:839:ALA:HB3	1.94	0.49
2:R:33:ASN:HB3	2:R:36:ALA:HB2	1.93	0.49
1:P:612:SER:HA	1:P:903:GLU:HG3	1.93	0.49
1:I:781:GLU:HG2	1:I:788:LEU:HG	1.95	0.49
1:O:911:GLU:OE2	2:S:389:LYS:HE2	2.13	0.49
1:W:884:THR:HG23	1:W:1011:SER:HA	1.95	0.49
1:G:651:ARG:HG2	1:G:652:TRP:N	2.27	0.49
2:X:47:LYS:HZ1	2:X:104:LEU:HA	1.78	0.49
1:T:682:LEU:HD23	1:T:820:LYS:CB	2.42	0.49
1:O:621:LYS:HB3	1:O:735:GLU:HB2	1.94	0.49
2:R:284:MET:SD	2:R:284:MET:N	2.76	0.49
2:S:51:ILE:HA	2:S:56:HIS:HD2	1.76	0.49
2:A:446:GLN:O	2:A:446:GLN:NE2	2.45	0.49
2:M:512:ARG:NH2	2:M:515:GLN:OE1	2.41	0.49
1:O:614:ASP:OD1	1:O:615:SER:N	2.43	0.49
2:Q:313:GLU:OE1	2:Q:324:ARG:NH1	2.43	0.49
1:V:651:ARG:HG3	1:V:656:CYS:HB3	1.95	0.49
2:R:126:GLY:O	2:R:171:ARG:NH2	2.42	0.49

Continued on next page...

Continued from previous page...

Atom-1	Atom-2	Interatomic distance (Å)	Clash overlap (Å)
1:G:656:CYS:O	1:G:657:GLN:O	2.30	0.49
1:G:939:ALA:HA	1:G:978:CYS:HA	1.94	0.49
2:F:194:LEU:HD22	2:F:318:TYR:HD2	1.78	0.49
2:A:71:VAL:HG12	2:A:167:LEU:HB2	1.94	0.49
1:H:693:GLY:N	1:H:698:CYS:SG	2.80	0.49
2:U:512:ARG:NH2	2:U:515:GLN:OE1	2.39	0.49
1:K:921:CYS:SG	1:K:922:MET:N	2.86	0.49
1:L:567:VAL:HG11	1:L:592:ALA:HB1	1.95	0.49
1:W:749:MET:HB3	1:W:752:ILE:HB	1.95	0.49
1:B:612:SER:HA	1:B:903:GLU:HG3	1.95	0.49
1:B:1031:ASN:N	1:B:1031:ASN:ND2	2.60	0.49
2:E:71:VAL:HG12	2:E:167:LEU:HB2	1.94	0.49
2:E:126:GLY:O	2:E:171:ARG:NH2	2.41	0.49
1:L:612:SER:HA	1:L:903:GLU:HG3	1.94	0.49
2:R:47:LYS:HZ1	2:R:104:LEU:HA	1.78	0.49
2:S:313:GLU:OE1	2:S:324:ARG:NH1	2.42	0.49
1:H:920:SER:OG	1:H:965:PHE:O	2.31	0.48
2:D:34:LYS:NZ	2:D:164:SER:O	2.45	0.48
1:I:638:PRO:HG3	1:I:815:ALA:HB1	1.94	0.48
2:M:51:ILE:HA	2:M:56:HIS:HD2	1.77	0.48
1:I:921:CYS:SG	1:I:922:MET:N	2.86	0.48
2:R:162:THR:HG22	2:R:167:LEU:HD11	1.95	0.48
2:R:446:GLN:OE1	2:R:451:LYS:HB2	2.12	0.48
1:P:614:ASP:OD1	1:P:615:SER:N	2.45	0.48
2:S:61:LEU:HA	2:S:65:SER:HB3	1.94	0.48
1:W:660:CYS:HB2	1:W:661:PRO:HD3	1.95	0.48
1:B:660:CYS:HB2	1:B:661:PRO:HD3	1.94	0.48
1:I:673:TRP:HZ2	1:I:707:PHE:HB2	1.77	0.48
2:U:51:ILE:HA	2:U:56:HIS:HD2	1.77	0.48
2:X:480:TRP:CD1	2:X:480:TRP:C	2.86	0.48
1:L:921:CYS:SG	1:L:922:MET:N	2.86	0.48
1:W:921:CYS:HA	1:W:1013:PRO:HG2	1.93	0.48
2:F:147:LYS:HB3	2:F:156:CYS:HB3	1.94	0.48
1:H:614:ASP:OD1	1:H:615:SER:N	2.44	0.48
2:D:366:LEU:HD11	1:W:930:LYS:CD	2.32	0.48
1:J:673:TRP:HZ2	1:J:707:PHE:HB2	1.78	0.48
1:T:614:ASP:OD1	1:T:615:SER:N	2.44	0.48
2:Q:232:VAL:HG23	2:Q:234:HIS:HD2	1.79	0.48
1:G:653:ALA:CB	2:F:309:HIS:CE1	2.78	0.48
1:G:668:SER:HB3	1:G:685:SER:HB2	1.94	0.48
2:A:313:GLU:OE1	2:A:324:ARG:NH1	2.41	0.48

Continued on next page...

Continued from previous page...

Atom-1	Atom-2	Interatomic distance (Å)	Clash overlap (Å)
1:H:921:CYS:SG	1:H:922:MET:N	2.87	0.48
1:O:567:VAL:HG11	1:O:592:ALA:HB1	1.94	0.48
1:W:908:CYS:O	1:W:981:HIS:ND1	2.47	0.48
2:A:518:HIS:HE1	2:X:495:ILE:HD13	1.77	0.48
1:B:921:CYS:SG	1:B:922:MET:N	2.86	0.48
1:I:920:SER:OG	1:I:965:PHE:O	2.28	0.48
1:J:731:SER:OG	1:J:749:MET:SD	2.63	0.48
2:Q:274:CYS:SG	2:Q:275:LYS:N	2.87	0.48
2:S:452:LYS:HG3	2:S:453:TRP:N	2.27	0.48
1:B:811:SER:H	1:B:814:SER:HG	1.61	0.48
1:J:852:ALA:HB3	4:J:1102:NAG:H82	1.95	0.48
2:Q:348:GLN:HG3	2:Q:416:THR:HB	1.95	0.48
1:G:648:ARG:HB3	2:F:246:LYS:HG3	1.96	0.48
2:F:118:ILE:HG12	2:F:120:PRO:HD3	1.96	0.48
2:X:167:LEU:HB3	2:X:171:ARG:HD2	1.96	0.48
2:D:130:PHE:HE1	2:D:149:ARG:HG3	1.79	0.48
2:E:119:VAL:HG23	2:E:132:ARG:HH21	1.78	0.48
1:K:567:VAL:HG11	1:K:592:ALA:HB1	1.96	0.48
1:K:807:ILE:HG13	1:K:829:LEU:HD22	1.95	0.48
1:K:820:LYS:HG2	1:K:821:ASP:H	1.79	0.48
1:L:562:SER:HB3	1:L:962:SER:H	1.79	0.48
2:Q:273:THR:O	2:Q:277:SER:OG	2.28	0.48
1:W:657:GLN:OE1	1:W:658:SER:N	2.39	0.48
1:G:781:GLU:HG2	1:G:788:LEU:HG	1.95	0.48
1:K:645:THR:HG23	1:K:673:TRP:HZ3	1.79	0.48
1:T:601:GLN:OE1	2:Q:379:HIS:NE2	2.43	0.48
2:M:130:PHE:HE1	2:M:149:ARG:HG3	1.79	0.48
2:R:71:VAL:HG12	2:R:167:LEU:HB2	1.95	0.48
1:J:921:CYS:SG	1:J:922:MET:N	2.87	0.47
2:U:119:VAL:HG23	2:U:132:ARG:HH21	1.79	0.47
1:O:710:LYS:NZ	1:O:830:VAL:O	2.37	0.47
2:R:128:VAL:HG11	2:R:167:LEU:HG	1.95	0.47
2:S:452:LYS:HZ1	1:W:1028:LEU:HA	1.77	0.47
1:W:651:ARG:HG3	1:W:656:CYS:HB3	1.95	0.47
1:G:921:CYS:SG	1:G:922:MET:N	2.87	0.47
1:B:624:ARG:HD3	1:B:626:ASN:HD21	1.79	0.47
2:U:246:LYS:HG3	1:K:648:ARG:HB3	1.95	0.47
1:L:1031:ASN:O	1:L:1036:TRP:CD1	2.67	0.47
1:T:682:LEU:CD2	1:T:820:LYS:HG3	2.44	0.47
2:N:379:HIS:NE2	1:P:601:GLN:OE1	2.47	0.47
2:D:207:LYS:HD3	2:D:210:GLY:HA2	1.97	0.47

Continued on next page...

Continued from previous page...

Atom-1	Atom-2	Interatomic distance (Å)	Clash overlap (Å)
1:K:920:SER:OG	1:K:965:PHE:O	2.27	0.47
1:O:571:SER:HA	1:O:608:THR:HB	1.97	0.47
1:G:614:ASP:OD1	1:G:615:SER:N	2.45	0.47
1:G:648:ARG:NH2	2:F:247:TRP:O	2.46	0.47
2:F:229:TRP:HB3	2:F:239:ILE:HG22	1.95	0.47
2:A:149:ARG:HB3	2:A:153:GLY:HA2	1.95	0.47
1:B:920:SER:OG	1:B:965:PHE:O	2.28	0.47
1:H:624:ARG:HD3	1:H:626:ASN:HD21	1.80	0.47
1:T:666:SER:O	1:T:685:SER:OG	2.33	0.47
1:H:648:ARG:NH1	1:H:649:ARG:O	2.48	0.47
1:I:651:ARG:HG3	1:I:656:CYS:HB3	1.97	0.47
1:J:614:ASP:OD1	1:J:615:SER:N	2.44	0.47
1:L:624:ARG:HD3	1:L:626:ASN:HD21	1.79	0.47
1:O:807:ILE:HG12	1:O:825:TRP:HB3	1.95	0.47
1:P:781:GLU:HG2	1:P:788:LEU:HG	1.96	0.47
2:S:446:GLN:NE2	2:S:452:LYS:HD3	2.29	0.47
1:W:614:ASP:OD1	1:W:615:SER:N	2.45	0.47
1:W:921:CYS:SG	1:W:922:MET:N	2.88	0.47
2:F:36:ALA:HA	2:F:62:ARG:HE	1.79	0.47
1:I:621:LYS:HB3	1:I:735:GLU:HB2	1.97	0.47
1:I:749:MET:HB3	1:I:752:ILE:HB	1.97	0.47
1:J:956:VAL:HG23	2:N:366:LEU:HD13	1.96	0.47
2:X:313:GLU:OE1	2:X:324:ARG:NH1	2.41	0.47
1:T:921:CYS:SG	1:T:922:MET:N	2.88	0.47
1:V:614:ASP:OD1	1:V:615:SER:N	2.44	0.47
1:V:926:LYS:HA	1:V:962:SER:HA	1.97	0.47
1:W:612:SER:HA	1:W:903:GLU:HG3	1.97	0.47
1:G:624:ARG:HD3	1:G:626:ASN:HD21	1.80	0.47
1:G:749:MET:HB3	1:G:752:ILE:HB	1.97	0.47
2:A:61:LEU:HA	2:A:65:SER:HB3	1.97	0.47
2:A:452:LYS:HG3	2:A:453:TRP:N	2.29	0.47
2:E:110:LYS:NZ	2:E:136:ASP:OD2	2.47	0.47
2:E:207:LYS:HD3	2:E:210:GLY:HA2	1.97	0.47
1:J:613:PRO:HD3	1:J:903:GLU:HG3	1.96	0.47
2:U:47:LYS:HZ3	2:U:104:LEU:HD13	1.79	0.47
2:U:147:LYS:HB3	2:U:156:CYS:HB3	1.97	0.47
1:L:668:SER:HB3	1:L:685:SER:HB2	1.95	0.47
1:T:612:SER:HA	1:T:903:GLU:HG3	1.96	0.47
2:M:231:ASP:OD1	2:M:327:CYS:N	2.44	0.47
1:O:927:VAL:HB	1:O:961:VAL:HG23	1.97	0.47
1:I:613:PRO:HD3	1:I:903:GLU:HG3	1.97	0.47

Continued on next page...

Continued from previous page...

Atom-1	Atom-2	Interatomic distance (Å)	Clash overlap (Å)
2:Q:45:SER:OG	2:Q:46:GLU:OE1	2.31	0.47
2:S:117:MET:SD	2:S:117:MET:N	2.87	0.47
2:S:207:LYS:HD3	2:S:210:GLY:HA2	1.96	0.47
2:E:147:LYS:HB3	2:E:156:CYS:HB3	1.96	0.47
2:U:207:LYS:HD3	2:U:210:GLY:HA2	1.97	0.47
2:X:205:ILE:O	2:X:214:ASN:ND2	2.41	0.47
2:M:71:VAL:HG12	2:M:167:LEU:HB2	1.97	0.47
1:W:928:SER:HA	1:W:960:THR:HA	1.97	0.47
1:H:781:GLU:HG2	1:H:788:LEU:HG	1.97	0.47
1:J:567:VAL:HG11	1:J:592:ALA:HB1	1.97	0.47
1:J:956:VAL:HG21	2:N:366:LEU:HD12	1.97	0.47
1:J:1031:ASN:HA	1:J:1036:TRP:HE1	1.80	0.47
1:L:564:ASP:OD1	1:L:565:GLU:N	2.43	0.47
1:L:614:ASP:OD1	1:L:615:SER:N	2.43	0.47
2:Q:148:SER:O	2:Q:157:SER:N	2.47	0.47
1:V:624:ARG:HD3	1:V:626:ASN:HD21	1.79	0.47
1:V:884:THR:HG23	1:V:1011:SER:HA	1.97	0.47
2:R:110:LYS:NZ	2:R:136:ASP:OD2	2.48	0.47
1:B:613:PRO:HD3	1:B:903:GLU:HG3	1.96	0.46
1:P:921:CYS:SG	1:P:922:MET:N	2.88	0.46
1:P:926:LYS:HA	1:P:962:SER:HA	1.96	0.46
2:F:60:TRP:O	2:F:64:HIS:HB3	2.15	0.46
1:H:621:LYS:HB3	1:H:735:GLU:HB2	1.97	0.46
1:I:599:PRO:HD3	1:I:1010:SER:HB2	1.98	0.46
1:K:613:PRO:HD3	1:K:903:GLU:HG3	1.97	0.46
1:K:783:LEU:O	1:K:786:LYS:NZ	2.38	0.46
1:T:613:PRO:HD3	1:T:903:GLU:HG3	1.97	0.46
1:P:807:ILE:HG12	1:P:825:TRP:HB3	1.97	0.46
2:D:113:LYS:HG3	2:D:115:SER:H	1.80	0.46
1:T:1025:LEU:HD23	1:T:1028:LEU:HD12	1.98	0.46
2:Q:207:LYS:HD3	2:Q:210:GLY:HA2	1.97	0.46
2:A:125:LYS:HE2	2:A:151:GLU:HB3	1.98	0.46
1:J:624:ARG:HD3	1:J:626:ASN:HD21	1.81	0.46
2:D:47:LYS:HZ3	2:D:104:LEU:HD13	1.80	0.46
2:E:60:TRP:O	2:E:64:HIS:HB3	2.16	0.46
1:K:596:ALA:HB2	1:K:888:GLY:H	1.81	0.46
2:X:433:VAL:HG21	2:X:438:CYS:HB2	1.98	0.46
1:L:625:ILE:N	1:L:1007:THR:OG1	2.41	0.46
1:T:657:GLN:OE1	1:T:658:SER:N	2.39	0.46
1:V:564:ASP:OD1	1:V:565:GLU:N	2.43	0.46
2:R:51:ILE:HA	2:R:56:HIS:HD2	1.80	0.46

Continued on next page...

Continued from previous page...

Atom-1	Atom-2	Interatomic distance (Å)	Clash overlap (Å)
2:N:193:GLU:OE1	1:W:758:LYS:NZ	2.43	0.46
1:G:621:LYS:HB3	1:G:735:GLU:HB2	1.98	0.46
1:G:908:CYS:O	1:G:981:HIS:ND1	2.47	0.46
2:A:280:CYS:SG	2:A:281:ARG:N	2.88	0.46
2:E:61:LEU:HA	2:E:65:SER:HB3	1.98	0.46
1:T:586:CYS:SG	1:T:587:VAL:N	2.89	0.46
1:V:807:ILE:HG12	1:V:825:TRP:HB3	1.97	0.46
1:P:564:ASP:OD1	1:P:565:GLU:N	2.43	0.46
1:P:624:ARG:HD3	1:P:626:ASN:HD21	1.80	0.46
1:T:660:CYS:HB2	1:T:661:PRO:HD3	1.98	0.46
1:V:920:SER:OG	1:V:965:PHE:O	2.31	0.46
1:V:921:CYS:SG	1:V:922:MET:N	2.89	0.46
2:S:396:HIS:HB2	2:S:399:SER:HB3	1.97	0.46
1:G:831:GLY:HA3	1:G:842:TYR:CZ	2.51	0.46
2:C:110:LYS:NZ	2:C:136:ASP:OD2	2.49	0.46
2:D:452:LYS:HG3	2:D:453:TRP:H	1.80	0.46
1:I:1033:LEU:HA	1:I:1036:TRP:CD2	2.51	0.46
1:J:562:SER:HB3	1:J:962:SER:H	1.79	0.46
1:K:651:ARG:HG3	1:K:656:CYS:HB3	1.98	0.46
2:X:71:VAL:HG12	2:X:167:LEU:HB2	1.98	0.46
2:X:379:HIS:NE2	1:L:601:GLN:OE1	2.49	0.46
1:O:624:ARG:HD3	1:O:626:ASN:HD21	1.81	0.46
2:N:442:LEU:HD11	1:P:993:PHE:H	1.80	0.46
2:C:61:LEU:HA	2:C:65:SER:HB3	1.98	0.46
1:H:842:TYR:HE2	1:H:844:LYS:HE3	1.80	0.46
2:D:357:ILE:HD11	2:D:362:ARG:HB2	1.98	0.46
2:U:488:VAL:HA	2:X:518:HIS:HD2	1.81	0.46
1:L:613:PRO:HD3	1:L:903:GLU:HG3	1.97	0.46
2:M:207:LYS:HD3	2:M:210:GLY:HA2	1.98	0.46
1:O:588:THR:HB	1:O:897:LEU:HD21	1.97	0.46
2:F:81:SER:HB3	2:F:173:LEU:HD23	1.98	0.46
1:B:810:SER:HB2	1:L:691:CYS:HB2	1.99	0.46
2:C:47:LYS:HZ1	2:C:104:LEU:HA	1.81	0.46
2:C:110:LYS:HB3	2:C:139:VAL:HG12	1.97	0.46
1:K:660:CYS:HB2	1:K:661:PRO:HD3	1.97	0.46
1:K:681:GLY:HA2	1:K:819:LYS:HA	1.97	0.46
1:V:650:CYS:SG	2:R:249:GLN:NE2	2.89	0.46
1:V:928:SER:HA	1:V:960:THR:HA	1.97	0.46
1:B:606:HIS:NE2	1:B:614:ASP:OD1	2.40	0.45
1:B:820:LYS:HG2	1:B:821:ASP:H	1.81	0.45
2:C:60:TRP:O	2:C:64:HIS:HB3	2.16	0.45

Continued on next page...

Continued from previous page...

Atom-1	Atom-2	Interatomic distance (Å)	Clash overlap (Å)
2:X:130:PHE:HE1	2:X:149:ARG:HG3	1.82	0.45
2:X:338:GLU:OE1	2:X:339:VAL:N	2.50	0.45
1:O:820:LYS:HG2	1:O:821:ASP:H	1.80	0.45
2:Q:29:PRO:HD3	2:Q:53:ARG:HD3	1.97	0.45
2:C:113:LYS:HG3	2:C:115:SER:H	1.82	0.45
2:C:167:LEU:HB3	2:C:171:ARG:HD2	1.98	0.45
1:L:926:LYS:HA	1:L:962:SER:HA	1.97	0.45
2:R:207:LYS:HD3	2:R:210:GLY:HA2	1.98	0.45
2:S:448:TYR:HB2	2:S:451:LYS:CG	2.46	0.45
1:I:693:GLY:H	1:I:698:CYS:HB3	1.81	0.45
1:L:606:HIS:NE2	1:L:614:ASP:OD1	2.45	0.45
2:Q:411:ALA:HA	2:Q:417:GLU:HA	1.97	0.45
2:F:47:LYS:HE2	2:F:104:LEU:HD22	1.98	0.45
1:J:651:ARG:HG3	1:J:656:CYS:HB3	1.97	0.45
1:J:820:LYS:HG2	1:J:821:ASP:H	1.81	0.45
1:K:614:ASP:OD1	1:K:615:SER:N	2.44	0.45
1:K:749:MET:HB3	1:K:752:ILE:HB	1.98	0.45
1:K:1031:ASN:HA	1:K:1036:TRP:HE1	1.81	0.45
1:L:645:THR:HG23	1:L:673:TRP:HZ3	1.82	0.45
2:F:96:LEU:HB3	2:F:100:ASP:HB2	1.98	0.45
2:A:60:TRP:O	2:A:64:HIS:HB3	2.16	0.45
1:B:1031:ASN:HD22	1:B:1031:ASN:N	2.15	0.45
1:T:811:SER:OG	1:T:812:GLU:N	2.49	0.45
2:M:36:ALA:O	2:M:70:TYR:OH	2.30	0.45
1:O:564:ASP:OD1	1:O:565:GLU:N	2.41	0.45
2:N:246:LYS:HG3	1:P:648:ARG:HB3	1.99	0.45
1:W:624:ARG:HD3	1:W:626:ASN:HD21	1.82	0.45
2:F:366:LEU:HD11	1:B:930:LYS:HD3	1.99	0.45
1:H:613:PRO:HD3	1:H:903:GLU:HG3	1.98	0.45
1:J:612:SER:HA	1:J:903:GLU:HG3	1.98	0.45
2:U:60:TRP:O	2:U:64:HIS:HB3	2.16	0.45
2:U:113:LYS:HG3	2:U:115:SER:H	1.81	0.45
2:X:411:ALA:HA	2:X:417:GLU:HA	1.99	0.45
1:T:921:CYS:HA	1:T:1013:PRO:HG2	1.98	0.45
2:M:357:ILE:HD11	2:M:362:ARG:HB2	1.98	0.45
2:Q:44:TYR:HB3	2:Q:271:GLU:HG2	1.99	0.45
2:Q:113:LYS:HG3	2:Q:115:SER:H	1.80	0.45
1:G:913:THR:OG1	1:G:928:SER:OG	2.30	0.45
2:D:61:LEU:HA	2:D:65:SER:HB3	1.98	0.45
2:D:411:ALA:HA	2:D:417:GLU:HA	1.98	0.45
1:L:807:ILE:HG12	1:L:825:TRP:HB3	1.98	0.45

Continued on next page...

Continued from previous page...

Atom-1	Atom-2	Interatomic distance (Å)	Clash overlap (Å)
1:T:564:ASP:OD1	1:T:565:GLU:N	2.42	0.45
2:F:353:HIS:CE1	1:B:930:LYS:HZ1	2.35	0.45
1:H:612:SER:HA	1:H:903:GLU:HG3	1.98	0.45
1:I:562:SER:HB3	1:I:962:SER:H	1.82	0.45
1:I:624:ARG:HD3	1:I:626:ASN:HD21	1.81	0.45
1:K:624:ARG:HD3	1:K:626:ASN:HD21	1.80	0.45
1:T:842:TYR:HE1	1:T:844:LYS:HE3	1.80	0.45
1:V:781:GLU:HG2	1:V:788:LEU:HG	1.98	0.45
1:P:920:SER:OG	1:P:966:ASP:OD1	2.35	0.45
2:A:295:GLY:O	2:A:296:GLU:HG3	2.17	0.45
1:B:749:MET:HB3	1:B:752:ILE:HB	1.97	0.45
1:B:807:ILE:HG12	1:B:825:TRP:HB3	1.98	0.45
2:C:207:LYS:HD3	2:C:210:GLY:HA2	1.99	0.45
2:D:147:LYS:HB3	2:D:156:CYS:HB3	1.98	0.45
1:I:606:HIS:NE2	1:I:614:ASP:OD1	2.44	0.45
1:I:658:SER:OG	1:J:821:ASP:OD1	2.33	0.45
2:U:117:MET:SD	2:U:117:MET:N	2.90	0.45
1:K:564:ASP:OD1	1:K:565:GLU:N	2.44	0.45
1:O:669:PHE:HA	1:O:673:TRP:HD1	1.82	0.45
2:N:113:LYS:HG3	2:N:115:SER:H	1.82	0.45
2:S:205:ILE:O	2:S:214:ASN:ND2	2.44	0.45
1:I:612:SER:HA	1:I:903:GLU:HG3	1.98	0.45
2:U:61:LEU:HA	2:U:65:SER:HB3	1.98	0.45
1:K:794:ASN:HD21	1:K:808:GLN:HE22	1.64	0.45
2:X:113:LYS:HG3	2:X:115:SER:H	1.82	0.45
2:X:442:LEU:HD11	1:L:993:PHE:H	1.81	0.45
1:L:1031:ASN:O	1:L:1036:TRP:HD1	2.00	0.45
1:V:613:PRO:HD3	1:V:903:GLU:HG3	1.99	0.45
2:S:450:ALA:HB1	2:S:454:LEU:CD1	2.44	0.45
1:B:651:ARG:HG3	1:B:656:CYS:HB3	1.99	0.44
1:I:731:SER:OG	1:I:749:MET:SD	2.71	0.44
2:X:207:LYS:HD3	2:X:210:GLY:HA2	1.98	0.44
1:V:657:GLN:OE1	1:V:658:SER:N	2.40	0.44
2:N:56:HIS:CE1	2:N:57:VAL:HG13	2.52	0.44
2:N:205:ILE:O	2:N:214:ASN:ND2	2.48	0.44
2:N:207:LYS:HD3	2:N:210:GLY:HA2	1.98	0.44
2:A:207:LYS:HD3	2:A:210:GLY:HA2	1.97	0.44
2:U:474:LEU:HD23	2:U:474:LEU:HA	1.73	0.44
1:V:577:ARG:HD2	1:V:577:ARG:HA	1.90	0.44
2:R:113:LYS:HG3	2:R:115:SER:H	1.82	0.44
2:N:110:LYS:NZ	2:N:136:ASP:OD2	2.50	0.44

Continued on next page...

Continued from previous page...

Atom-1	Atom-2	Interatomic distance (Å)	Clash overlap (Å)
1:P:613:PRO:HD3	1:P:903:GLU:HG3	1.99	0.44
1:P:820:LYS:HG2	1:P:821:ASP:H	1.82	0.44
1:W:645:THR:HG23	1:W:673:TRP:HZ3	1.83	0.44
1:B:599:PRO:HD3	1:B:1010:SER:HB2	1.98	0.44
1:B:747:HIS:NE2	1:B:871:ASP:OD2	2.50	0.44
2:U:71:VAL:HG12	2:U:167:LEU:HB2	1.97	0.44
1:K:562:SER:HB3	1:K:962:SER:H	1.82	0.44
1:K:621:LYS:HB3	1:K:735:GLU:HB2	1.99	0.44
1:K:806:GLU:HG2	1:K:845:ILE:HG23	2.00	0.44
1:O:690:GLY:HA3	1:O:706:ILE:HD12	1.97	0.44
1:O:927:VAL:HG21	1:O:963:LEU:HD13	1.99	0.44
1:V:625:ILE:H	1:V:1007:THR:HG1	1.62	0.44
1:W:669:PHE:HA	1:W:673:TRP:HD1	1.83	0.44
2:A:433:VAL:HG11	2:A:438:CYS:HB2	1.98	0.44
2:C:411:ALA:HA	2:C:417:GLU:HA	1.99	0.44
2:E:480:TRP:N	2:E:480:TRP:CE3	2.83	0.44
1:T:774:LEU:HA	1:T:777:LEU:HD23	1.99	0.44
2:M:484:VAL:HG13	2:Q:515:GLN:HE22	1.81	0.44
2:S:295:GLY:O	2:S:296:GLU:HG3	2.18	0.44
2:A:126:GLY:O	2:A:171:ARG:NH2	2.42	0.44
2:A:411:ALA:HA	2:A:417:GLU:HA	2.00	0.44
2:C:296:GLU:HA	2:D:154:GLU:HG3	2.00	0.44
2:E:411:ALA:HA	2:E:417:GLU:HA	1.99	0.44
1:T:853:ASN:OD1	1:T:853:ASN:N	2.48	0.44
2:M:338:GLU:OE1	2:M:339:VAL:N	2.50	0.44
2:Q:222:PRO:HB3	2:Q:334:MET:HB3	1.99	0.44
2:R:36:ALA:O	2:R:70:TYR:OH	2.33	0.44
2:S:149:ARG:HB3	2:S:153:GLY:HA2	1.99	0.44
1:G:670:SER:O	2:F:88:SER:OG	2.35	0.44
2:A:113:LYS:HG3	2:A:115:SER:H	1.83	0.44
2:A:147:LYS:HB3	2:A:156:CYS:HB3	2.00	0.44
2:D:60:TRP:O	2:D:64:HIS:HB3	2.17	0.44
2:D:338:GLU:OE1	2:D:339:VAL:N	2.50	0.44
1:I:567:VAL:HG11	1:I:592:ALA:HB1	2.00	0.44
2:U:411:ALA:HA	2:U:417:GLU:HA	1.98	0.44
2:U:433:VAL:HG11	2:U:438:CYS:HB2	2.00	0.44
2:X:110:LYS:HB3	2:X:139:VAL:HG12	2.00	0.44
2:R:56:HIS:CE1	2:R:57:VAL:HG13	2.53	0.44
2:N:243:HIS:O	1:P:645:THR:OG1	2.30	0.44
1:G:915:VAL:HG23	1:G:927:VAL:HG22	2.00	0.44
2:F:295:GLY:O	2:F:296:GLU:HG3	2.18	0.44

Continued on next page...

Continued from previous page...

Atom-1	Atom-2	Interatomic distance (Å)	Clash overlap (Å)
2:E:113:LYS:HG3	2:E:115:SER:H	1.83	0.44
2:E:125:LYS:HE2	2:E:151:GLU:HB3	2.00	0.44
1:J:599:PRO:HD3	1:J:1010:SER:HB2	2.00	0.44
1:L:599:PRO:HD3	1:L:1010:SER:HB2	2.00	0.44
1:L:820:LYS:HG2	1:L:821:ASP:H	1.82	0.44
2:S:452:LYS:HE3	2:S:453:TRP:CZ2	2.52	0.44
1:H:567:VAL:HG11	1:H:592:ALA:HB1	2.00	0.44
1:L:657:GLN:OE1	1:L:658:SER:N	2.39	0.44
1:T:621:LYS:HB3	1:T:735:GLU:HB2	1.99	0.44
1:T:682:LEU:HD12	1:T:682:LEU:O	2.17	0.44
1:T:781:GLU:HG2	1:T:788:LEU:HG	1.98	0.44
1:O:1030:GLY:O	1:O:1036:TRP:NE1	2.38	0.44
1:G:882:ASP:HB3	1:G:1009:HIS:HD2	1.82	0.44
2:U:128:VAL:HG11	2:U:167:LEU:HG	2.00	0.44
2:U:295:GLY:O	2:U:296:GLU:HG3	2.18	0.44
2:M:56:HIS:CE1	2:M:57:VAL:HG13	2.53	0.44
1:V:810:SER:HG	1:V:814:SER:HG	1.55	0.44
2:R:119:VAL:HG23	2:R:132:ARG:HH21	1.83	0.44
2:R:258:CYS:HA	2:R:305:CYS:HA	2.00	0.44
1:G:651:ARG:HG2	1:G:652:TRP:H	1.83	0.43
2:F:357:ILE:HD11	2:F:362:ARG:HB2	2.00	0.43
2:F:366:LEU:HD11	1:B:930:LYS:CD	2.48	0.43
2:A:54:LEU:HD12	2:A:72:GLY:HA3	1.99	0.43
2:A:446:GLN:HE21	2:A:446:GLN:HB3	1.56	0.43
2:C:119:VAL:HG23	2:C:132:ARG:HH21	1.83	0.43
2:D:205:ILE:O	2:D:214:ASN:ND2	2.44	0.43
1:L:651:ARG:HG3	1:L:656:CYS:HB3	2.00	0.43
1:L:842:TYR:HE2	1:L:844:LYS:HE3	1.81	0.43
1:O:669:PHE:HA	1:O:673:TRP:CD1	2.53	0.43
1:O:677:MET:O	1:O:819:LYS:NZ	2.52	0.43
1:V:669:PHE:HA	1:V:673:TRP:CD1	2.53	0.43
2:R:130:PHE:HE1	2:R:149:ARG:HG3	1.83	0.43
1:W:577:ARG:HD2	1:W:577:ARG:HA	1.92	0.43
1:G:650:CYS:O	1:G:651:ARG:O	2.36	0.43
1:G:681:GLY:HA2	1:G:819:LYS:HA	1.99	0.43
1:H:599:PRO:HD3	1:H:1010:SER:HB2	1.99	0.43
1:I:614:ASP:OD1	1:I:615:SER:N	2.44	0.43
2:U:280:CYS:SG	2:U:281:ARG:N	2.90	0.43
1:K:781:GLU:HG2	1:K:788:LEU:HG	2.00	0.43
2:M:439:ARG:HH11	2:M:451:LYS:HG2	1.83	0.43
1:H:564:ASP:OD1	1:H:565:GLU:N	2.42	0.43

Continued on next page...

Continued from previous page...

Atom-1	Atom-2	Interatomic distance (Å)	Clash overlap (Å)
1:H:820:LYS:HG2	1:H:821:ASP:H	1.83	0.43
1:H:908:CYS:O	1:H:981:HIS:ND1	2.52	0.43
1:H:920:SER:OG	1:H:966:ASP:OD1	2.36	0.43
1:I:783:LEU:O	1:I:786:LYS:NZ	2.39	0.43
2:U:338:GLU:OE1	2:U:339:VAL:N	2.51	0.43
1:P:669:PHE:HA	1:P:673:TRP:HD1	1.84	0.43
1:W:807:ILE:HG12	1:W:825:TRP:HB3	1.98	0.43
2:F:26:CYS:SG	2:F:27:ALA:N	2.90	0.43
2:C:457:ILE:HD11	1:H:1050:LEU:HD22	2.00	0.43
1:H:577:ARG:HD2	1:H:577:ARG:HA	1.92	0.43
2:U:452:LYS:HD3	1:K:1028:LEU:HD22	1.99	0.43
2:X:60:TRP:O	2:X:64:HIS:HB3	2.19	0.43
2:A:338:GLU:OE1	2:A:339:VAL:N	2.51	0.43
2:C:54:LEU:HD12	2:C:72:GLY:HA3	2.01	0.43
2:D:366:LEU:CD1	1:W:930:LYS:HD3	2.45	0.43
2:D:366:LEU:HD13	1:W:930:LYS:HD3	1.92	0.43
1:I:820:LYS:HG2	1:I:821:ASP:H	1.82	0.43
2:E:128:VAL:HG11	2:E:167:LEU:HG	2.00	0.43
1:J:621:LYS:HB3	1:J:735:GLU:HB2	1.99	0.43
1:J:681:GLY:HA2	1:J:819:LYS:HA	1.99	0.43
2:U:130:PHE:HE1	2:U:149:ARG:HG3	1.83	0.43
1:K:612:SER:HA	1:K:903:GLU:HG3	2.01	0.43
2:Q:147:LYS:HB3	2:Q:156:CYS:HB3	2.00	0.43
1:V:820:LYS:HG2	1:V:821:ASP:H	1.83	0.43
2:N:247:TRP:O	1:P:648:ARG:NH2	2.48	0.43
2:S:56:HIS:CE1	2:S:57:VAL:HG13	2.53	0.43
1:G:657:GLN:HB2	1:G:658:SER:H	1.62	0.43
2:A:110:LYS:NZ	2:A:136:ASP:OD2	2.51	0.43
1:H:819:LYS:HG2	1:H:820:LYS:H	1.83	0.43
2:U:446:GLN:OE1	2:U:448:TYR:O	2.36	0.43
2:Q:343:GLU:O	2:Q:345:ARG:NH1	2.52	0.43
2:N:71:VAL:HG12	2:N:167:LEU:HB2	2.00	0.43
1:G:788:LEU:HB2	1:G:857:ILE:HG12	2.00	0.43
1:B:758:LYS:NZ	2:X:193:GLU:OE1	2.38	0.43
2:C:205:ILE:O	2:C:214:ASN:ND2	2.46	0.43
1:H:939:ALA:HA	1:H:978:CYS:HA	2.00	0.43
2:D:411:ALA:HB2	2:D:417:GLU:HG3	2.01	0.43
1:I:1025:LEU:HA	1:I:1028:LEU:HD23	1.99	0.43
1:K:640:ALA:HB1	1:K:712:VAL:HB	2.01	0.43
1:L:782:GLU:HB3	1:L:787:LYS:H	1.84	0.43
2:M:41:LEU:HD13	2:M:46:GLU:HB2	2.01	0.43

Continued on next page...

Continued from previous page...

Atom-1	Atom-2	Interatomic distance (Å)	Clash overlap (Å)
1:O:648:ARG:NH1	1:O:649:ARG:O	2.52	0.43
1:V:645:THR:HG23	1:V:673:TRP:HZ3	1.84	0.43
1:V:1024:TRP:HE1	2:R:443:LYS:HE3	1.83	0.43
2:F:181:GLN:N	2:F:326:LYS:O	2.52	0.43
1:H:645:THR:HG23	1:H:673:TRP:HZ3	1.83	0.43
1:I:596:ALA:HB2	1:I:888:GLY:H	1.83	0.43
1:K:941:VAL:HG22	1:K:976:LEU:HG	2.01	0.43
1:T:624:ARG:HD3	1:T:626:ASN:HD21	1.84	0.43
1:V:938:THR:H	1:V:952:VAL:HG22	1.84	0.43
1:W:599:PRO:HD3	1:W:1010:SER:HB2	2.00	0.43
1:W:820:LYS:HG2	1:W:821:ASP:H	1.83	0.43
1:G:884:THR:HG23	1:G:1011:SER:HA	2.00	0.43
1:B:781:GLU:HG2	1:B:788:LEU:HG	1.99	0.43
1:J:781:GLU:HG2	1:J:788:LEU:HG	2.00	0.43
1:J:956:VAL:HG21	2:N:366:LEU:CD1	2.49	0.43
1:J:1033:LEU:HD13	1:J:1033:LEU:HA	1.73	0.43
2:X:54:LEU:HD12	2:X:72:GLY:HA3	2.01	0.43
2:Q:357:ILE:HD11	2:Q:362:ARG:HB2	2.01	0.43
2:R:338:GLU:OE1	2:R:339:VAL:N	2.52	0.43
2:N:130:PHE:HE1	2:N:149:ARG:HG3	1.83	0.43
1:P:908:CYS:HB2	1:P:933:SER:HB2	2.01	0.43
1:W:795:GLN:HE21	1:W:799:GLY:HA2	1.84	0.43
1:J:564:ASP:OD1	1:J:565:GLU:N	2.44	0.43
1:T:669:PHE:HA	1:T:673:TRP:CD1	2.54	0.43
1:T:681:GLY:HA2	1:T:819:LYS:HA	2.01	0.43
1:T:884:THR:HG23	1:T:1011:SER:HA	2.01	0.43
1:W:842:TYR:HE1	1:W:844:LYS:HE3	1.83	0.43
2:F:67:PHE:CE1	2:F:128:VAL:HG21	2.53	0.42
2:E:357:ILE:HD11	2:E:362:ARG:HB2	2.00	0.42
1:T:605:LEU:HB3	1:T:618:LEU:HB3	2.01	0.42
1:T:807:ILE:HG12	1:T:825:TRP:HB3	1.99	0.42
2:M:518:HIS:HD2	2:R:495:ILE:HD13	1.84	0.42
2:Q:65:SER:O	2:Q:66:GLN:HG3	2.18	0.42
2:R:411:ALA:HA	2:R:417:GLU:HA	2.01	0.42
1:W:572:LYS:HA	1:W:610:PRO:HD3	2.00	0.42
2:A:110:LYS:HB3	2:A:139:VAL:HG12	2.00	0.42
1:B:689:ASP:HB3	1:B:703:PRO:HB3	2.01	0.42
2:C:389:LYS:HE2	1:T:911:GLU:OE2	2.18	0.42
2:D:110:LYS:NZ	2:D:136:ASP:OD2	2.52	0.42
2:D:365:THR:O	1:W:911:GLU:OE1	2.37	0.42
2:Q:411:ALA:HB2	2:Q:417:GLU:HG3	2.00	0.42

Continued on next page...

Continued from previous page...

Atom-1	Atom-2	Interatomic distance (Å)	Clash overlap (Å)
1:P:908:CYS:O	1:P:981:HIS:ND1	2.51	0.42
2:S:411:ALA:HB2	2:S:417:GLU:HG3	2.02	0.42
1:W:819:LYS:HG2	1:W:820:LYS:H	1.83	0.42
2:F:433:VAL:HG11	2:F:438:CYS:HB2	2.00	0.42
1:O:731:SER:OG	1:O:749:MET:SD	2.63	0.42
1:V:953:LEU:N	1:V:959:TYR:OH	2.53	0.42
2:R:361:VAL:HG11	2:R:406:ILE:HG12	2.01	0.42
1:G:820:LYS:HG2	1:G:821:ASP:H	1.84	0.42
1:B:736:LEU:HD11	1:B:760:VAL:HG11	2.01	0.42
1:B:902:SER:HB2	1:B:904:ILE:HG22	2.01	0.42
2:D:448:TYR:C	2:D:450:ALA:H	2.23	0.42
1:I:645:THR:HG23	1:I:673:TRP:HZ3	1.83	0.42
1:T:677:MET:HE2	2:Q:227:VAL:HA	2.01	0.42
2:M:65:SER:O	2:M:66:GLN:HG3	2.19	0.42
2:Q:24:ILE:HG12	2:Q:93:SER:HB2	2.01	0.42
2:Q:258:CYS:HA	2:Q:305:CYS:HA	2.01	0.42
1:V:1032:GLY:O	1:V:1036:TRP:CD2	2.72	0.42
2:S:357:ILE:HD11	2:S:362:ARG:HB2	2.01	0.42
1:B:681:GLY:HA2	1:B:819:LYS:HA	2.01	0.42
1:B:1032:GLY:HA3	1:B:1035:ARG:CD	2.49	0.42
2:D:167:LEU:HB3	2:D:171:ARG:HD2	2.01	0.42
1:I:1034:SER:C	1:I:1036:TRP:N	2.72	0.42
2:U:110:LYS:NZ	2:U:136:ASP:OD2	2.52	0.42
2:X:56:HIS:CE1	2:X:57:VAL:HG13	2.54	0.42
2:M:110:LYS:NZ	2:M:136:ASP:OD2	2.52	0.42
1:P:606:HIS:NE2	1:P:614:ASP:OD1	2.51	0.42
1:B:572:LYS:HA	1:B:610:PRO:HD3	2.01	0.42
1:H:606:HIS:NE2	1:H:614:ASP:OD1	2.50	0.42
2:X:243:HIS:NE2	2:X:328:TYR:OH	2.46	0.42
1:L:1032:GLY:O	1:L:1036:TRP:NE1	2.52	0.42
1:T:820:LYS:HG2	1:T:821:ASP:H	1.84	0.42
1:P:621:LYS:HB3	1:P:735:GLU:HB2	2.02	0.42
1:T:762:VAL:HB	1:T:892:VAL:HG22	2.01	0.42
1:T:834:LEU:HD23	1:T:834:LEU:H	1.85	0.42
2:M:433:VAL:HG21	2:M:438:CYS:HB2	2.00	0.42
1:P:599:PRO:HD3	1:P:1010:SER:HB2	2.01	0.42
2:S:65:SER:O	2:S:66:GLN:HG3	2.20	0.42
1:G:651:ARG:CG	1:G:652:TRP:N	2.82	0.42
2:F:207:LYS:HD3	2:F:210:GLY:HA2	2.02	0.42
1:B:731:SER:OG	1:B:749:MET:SD	2.76	0.42
2:D:452:LYS:HG3	2:D:453:TRP:N	2.34	0.42

Continued on next page...

Continued from previous page...

Atom-1	Atom-2	Interatomic distance (Å)	Clash overlap (Å)
2:M:245:THR:HG22	2:M:316:VAL:HB	2.02	0.42
2:N:357:ILE:HD11	2:N:362:ARG:HB2	2.02	0.42
1:P:669:PHE:HA	1:P:673:TRP:CD1	2.54	0.42
2:D:117:MET:SD	2:D:117:MET:N	2.93	0.42
2:E:54:LEU:HD12	2:E:72:GLY:HA3	2.01	0.42
1:L:882:ASP:N	1:L:882:ASP:OD1	2.53	0.42
2:R:147:LYS:HB3	2:R:156:CYS:HB3	2.02	0.42
2:R:243:HIS:NE2	2:R:328:TYR:OH	2.44	0.42
1:P:795:GLN:HE21	1:P:799:GLY:HA2	1.84	0.42
1:P:882:ASP:HB3	1:P:1009:HIS:HD2	1.85	0.42
1:G:857:ILE:HB	1:G:858:PRO:HD3	2.02	0.42
2:A:47:LYS:HA	2:A:50:GLN:HG2	2.02	0.42
1:H:596:ALA:HB2	1:H:888:GLY:H	1.84	0.42
2:D:110:LYS:HB3	2:D:139:VAL:HG12	2.00	0.42
2:D:389:LYS:HD2	1:W:911:GLU:HG3	2.01	0.42
1:I:578:GLN:HE21	1:I:578:GLN:HB3	1.73	0.42
2:E:491:ILE:HG21	2:U:518:HIS:CG	2.55	0.42
1:K:908:CYS:O	1:K:981:HIS:ND1	2.53	0.42
2:M:119:VAL:HG23	2:M:132:ARG:HH21	1.84	0.42
2:F:54:LEU:HD11	2:F:77:ARG:HB3	2.01	0.41
2:F:411:ALA:HA	2:F:417:GLU:HA	2.01	0.41
2:U:357:ILE:HD11	2:U:362:ARG:HB2	2.01	0.41
2:X:357:ILE:HD11	2:X:362:ARG:HB2	2.02	0.41
1:T:902:SER:HB2	1:T:904:ILE:HG22	2.02	0.41
1:O:673:TRP:HZ2	1:O:707:PHE:HB2	1.84	0.41
1:P:677:MET:O	1:P:819:LYS:NZ	2.53	0.41
2:S:446:GLN:HG3	2:S:446:GLN:O	2.20	0.41
1:W:673:TRP:HZ2	1:W:707:PHE:HB2	1.85	0.41
1:G:562:SER:HB3	1:G:962:SER:H	1.84	0.41
2:A:357:ILE:HD11	2:A:362:ARG:HB2	2.02	0.41
2:X:439:ARG:HH11	2:X:451:LYS:HG2	1.85	0.41
1:T:733:VAL:HG12	1:T:747:HIS:CD2	2.55	0.41
1:T:835:ARG:HH11	1:T:835:ARG:H	1.68	0.41
1:V:599:PRO:HD3	1:V:1010:SER:HB2	2.02	0.41
1:W:621:LYS:HB3	1:W:735:GLU:HB2	2.02	0.41
1:W:1008:TYR:HD1	1:W:1008:TYR:HA	1.77	0.41
1:B:690:GLY:N	1:B:704:SER:O	2.53	0.41
2:E:47:LYS:HA	2:E:50:GLN:HG2	2.02	0.41
2:U:47:LYS:HA	2:U:50:GLN:HG2	2.02	0.41
2:U:411:ALA:HB2	2:U:417:GLU:HG3	2.03	0.41
1:K:953:LEU:N	1:K:959:TYR:OH	2.49	0.41

Continued on next page...

Continued from previous page...

Atom-1	Atom-2	Interatomic distance (Å)	Clash overlap (Å)
2:X:258:CYS:HA	2:X:305:CYS:HA	2.02	0.41
1:O:781:GLU:HG2	1:O:788:LEU:HG	2.02	0.41
1:O:886:ILE:HG13	1:O:887:ARG:H	1.85	0.41
2:N:452:LYS:H	2:N:452:LYS:HG3	1.62	0.41
1:W:940:HIS:HE1	1:W:942:ARG:HE	1.67	0.41
2:C:56:HIS:CE1	2:C:57:VAL:HG13	2.56	0.41
2:C:457:ILE:HG13	1:H:1050:LEU:HD13	2.02	0.41
2:D:54:LEU:HD12	2:D:72:GLY:HA3	2.01	0.41
2:D:484:VAL:HG13	2:E:515:GLN:HE22	1.85	0.41
1:J:930:LYS:NZ	2:N:353:HIS:CE1	2.87	0.41
2:N:249:GLN:HB2	1:P:699:PHE:HE2	1.86	0.41
1:P:928:SER:HA	1:P:960:THR:HA	2.02	0.41
2:S:411:ALA:HA	2:S:417:GLU:HA	2.03	0.41
2:S:448:TYR:HB2	2:S:451:LYS:HG3	2.03	0.41
1:W:788:LEU:HB2	1:W:857:ILE:HG12	2.02	0.41
1:G:645:THR:OG1	2:F:243:HIS:O	2.30	0.41
2:F:245:THR:HG22	2:F:316:VAL:HB	2.02	0.41
1:B:1033:LEU:HD23	1:B:1033:LEU:HA	1.85	0.41
2:C:47:LYS:HA	2:C:50:GLN:HG2	2.02	0.41
1:H:562:SER:HB3	1:H:962:SER:H	1.84	0.41
1:H:625:ILE:N	1:H:1007:THR:OG1	2.38	0.41
2:U:167:LEU:HB3	2:U:171:ARG:HD2	2.02	0.41
2:X:47:LYS:HA	2:X:50:GLN:HG2	2.02	0.41
1:T:736:LEU:HD11	1:T:760:VAL:HG11	2.02	0.41
2:M:47:LYS:HA	2:M:50:GLN:HG2	2.02	0.41
2:M:221:LEU:HD12	1:V:699:PHE:HB3	2.01	0.41
1:O:753:PRO:HB3	1:V:641:ARG:HH11	1.85	0.41
1:O:895:ARG:HD3	1:V:716:HIS:HA	2.03	0.41
1:O:915:VAL:HG13	1:O:927:VAL:HA	2.02	0.41
2:R:202:PHE:HE1	2:R:241:ARG:HH11	1.69	0.41
2:R:512:ARG:NH2	2:R:515:GLN:OE1	2.40	0.41
2:S:433:VAL:HG11	2:S:438:CYS:HB2	2.01	0.41
1:G:807:ILE:HG12	1:G:825:TRP:HB3	2.01	0.41
1:G:914:ASN:ND2	4:G:1101:NAG:H62	2.23	0.41
1:B:564:ASP:OD1	1:B:565:GLU:N	2.43	0.41
2:C:357:ILE:HD11	2:C:362:ARG:HB2	2.03	0.41
1:I:882:ASP:OD1	1:I:882:ASP:N	2.53	0.41
1:I:1008:TYR:HD1	1:I:1008:TYR:HA	1.77	0.41
2:E:296:GLU:HA	2:U:154:GLU:HG3	2.02	0.41
1:J:953:LEU:N	1:J:959:TYR:OH	2.51	0.41
1:K:806:GLU:O	1:K:808:GLN:HG3	2.21	0.41

Continued on next page...

Continued from previous page...

Atom-1	Atom-2	Interatomic distance (Å)	Clash overlap (Å)
1:T:577:ARG:HG3	1:T:578:GLN:H	1.85	0.41
2:Q:269:SER:O	2:Q:269:SER:OG	2.29	0.41
1:V:669:PHE:HA	1:V:673:TRP:HD1	1.86	0.41
2:N:338:GLU:OE1	2:N:339:VAL:N	2.54	0.41
2:F:449:PRO:O	2:F:452:LYS:HG3	2.21	0.41
2:D:448:TYR:O	2:D:450:ALA:N	2.54	0.41
1:I:681:GLY:HA2	1:I:819:LYS:HA	2.02	0.41
2:E:449:PRO:HB2	2:E:450:ALA:H	1.71	0.41
1:J:577:ARG:HD2	1:J:577:ARG:HA	1.92	0.41
1:J:749:MET:HG3	1:J:750:SER:H	1.85	0.41
1:J:932:HIS:CB	2:N:366:LEU:HB3	2.51	0.41
1:K:669:PHE:HA	1:K:673:TRP:CD1	2.56	0.41
1:V:681:GLY:HA2	1:V:819:LYS:HA	2.02	0.41
2:R:31:HIS:HB3	2:R:70:TYR:HD2	1.86	0.41
1:B:882:ASP:N	1:B:882:ASP:OD1	2.53	0.41
2:U:54:LEU:HD12	2:U:72:GLY:HA3	2.03	0.41
1:K:790:LEU:HB2	1:K:855:SER:HB2	2.03	0.41
1:K:882:ASP:OD1	1:K:882:ASP:N	2.53	0.41
1:L:794:ASN:HD21	1:L:808:GLN:NE2	2.19	0.41
2:M:116:ASP:HB2	2:M:141:TRP:HZ2	1.86	0.41
1:O:919:TYR:N	1:O:992:ILE:O	2.54	0.41
2:R:446:GLN:HG2	2:R:452:LYS:NZ	2.36	0.41
1:W:613:PRO:HD3	1:W:903:GLU:HG3	2.02	0.41
1:G:578:GLN:HE21	1:G:578:GLN:HB3	1.70	0.41
2:C:241:ARG:NH2	1:H:679:ARG:HB2	2.36	0.41
2:C:411:ALA:HB2	2:C:417:GLU:HG3	2.03	0.41
1:H:794:ASN:HD21	1:H:808:GLN:NE2	2.19	0.41
1:H:882:ASP:OD1	1:H:882:ASP:N	2.54	0.41
2:D:47:LYS:HA	2:D:50:GLN:HG2	2.02	0.41
2:D:280:CYS:SG	2:D:281:ARG:N	2.94	0.41
2:E:338:GLU:OE1	2:E:339:VAL:N	2.52	0.41
2:E:411:ALA:HB2	2:E:417:GLU:HG3	2.03	0.41
2:X:226:ASP:OD1	2:X:226:ASP:N	2.54	0.41
1:L:908:CYS:O	1:L:981:HIS:ND1	2.54	0.41
1:T:907:THR:HG23	1:T:981:HIS:CD2	2.56	0.41
1:O:577:ARG:HD2	1:O:577:ARG:HA	1.92	0.41
1:O:774:LEU:HA	1:O:777:LEU:HD23	2.02	0.41
1:O:1018:ILE:HA	1:O:1019:PRO:HD3	1.94	0.41
2:R:476:ALA:O	2:R:478:GLY:N	2.54	0.41
1:P:572:LYS:HA	1:P:610:PRO:HD3	2.02	0.41
1:P:819:LYS:HG2	1:P:820:LYS:H	1.86	0.41

Continued on next page...

Continued from previous page...

Atom-1	Atom-2	Interatomic distance (Å)	Clash overlap (Å)
1:W:919:TYR:HB2	1:W:993:PHE:HA	2.02	0.41
2:A:411:ALA:HB2	2:A:417:GLU:HG3	2.02	0.41
1:B:859:THR:HB	1:B:866:PHE:HB2	2.02	0.41
1:H:749:MET:HG3	1:H:750:SER:H	1.86	0.41
1:J:882:ASP:N	1:J:882:ASP:OD1	2.53	0.41
2:U:258:CYS:HA	2:U:305:CYS:HA	2.03	0.41
1:T:651:ARG:NE	1:T:653:ALA:O	2.49	0.41
2:M:411:ALA:HA	2:M:417:GLU:HA	2.02	0.41
1:O:578:GLN:HE21	1:O:578:GLN:HB3	1.67	0.41
1:O:579:GLY:HA3	1:O:584:LYS:H	1.86	0.41
1:O:941:VAL:HG22	1:O:976:LEU:HG	2.02	0.41
1:V:640:ALA:HB1	1:V:712:VAL:HB	2.02	0.41
2:C:285:GLN:HG2	2:C:307:LEU:HD22	2.02	0.40
1:H:807:ILE:HG12	1:H:825:TRP:HB3	2.02	0.40
2:D:125:LYS:HE2	2:D:151:GLU:HB3	2.02	0.40
1:I:1034:SER:C	1:I:1036:TRP:H	2.24	0.40
2:U:125:LYS:HE2	2:U:151:GLU:HB3	2.02	0.40
1:L:953:LEU:N	1:L:959:TYR:OH	2.48	0.40
1:O:638:PRO:HG3	1:O:815:ALA:HB1	2.03	0.40
2:Q:56:HIS:CE1	2:Q:57:VAL:HG13	2.56	0.40
1:W:811:SER:OG	1:W:812:GLU:N	2.54	0.40
1:G:599:PRO:HD3	1:G:1010:SER:HB2	2.03	0.40
2:D:258:CYS:HA	2:D:305:CYS:HA	2.03	0.40
1:I:682:LEU:HD13	1:I:825:TRP:CD1	2.56	0.40
1:I:941:VAL:HG22	1:I:976:LEU:HG	2.02	0.40
1:I:1032:GLY:N	1:I:1036:TRP:HE1	2.08	0.40
1:L:790:LEU:HB2	1:L:855:SER:HB2	2.01	0.40
2:M:113:LYS:HG3	2:M:115:SER:H	1.86	0.40
1:V:882:ASP:N	1:V:882:ASP:OD1	2.54	0.40
2:N:411:ALA:HA	2:N:417:GLU:HA	2.04	0.40
1:P:794:ASN:HD21	1:P:808:GLN:NE2	2.19	0.40
1:G:749:MET:HG3	1:G:750:SER:H	1.86	0.40
1:B:562:SER:HB3	1:B:962:SER:H	1.86	0.40
1:I:564:ASP:OD1	1:I:565:GLU:N	2.44	0.40
1:I:908:CYS:O	1:I:981:HIS:ND1	2.54	0.40
1:J:909:THR:HG21	2:N:389:LYS:NZ	2.36	0.40
1:L:682:LEU:HD11	1:L:823:CYS:HB3	2.02	0.40
1:T:682:LEU:HD23	1:T:820:LYS:HA	2.04	0.40
2:N:258:CYS:HA	2:N:305:CYS:HA	2.02	0.40
1:G:665:THR:O	1:G:665:THR:CG2	2.70	0.40
2:F:446:GLN:HG2	2:F:452:LYS:HZ1	1.86	0.40

Continued on next page...

Continued from previous page...

Atom-1	Atom-2	Interatomic distance (Å)	Clash overlap (Å)
1:B:1032:GLY:HA3	1:B:1035:ARG:HD3	2.03	0.40
1:H:669:PHE:HA	1:H:673:TRP:CD1	2.57	0.40
2:E:162:THR:HG22	2:E:167:LEU:HD11	2.03	0.40
1:J:790:LEU:HB2	1:J:855:SER:HB2	2.04	0.40
2:U:56:HIS:CE1	2:U:57:VAL:HG13	2.57	0.40
1:T:908:CYS:O	1:T:981:HIS:ND1	2.49	0.40
2:N:227:VAL:HA	1:P:677:MET:HE2	2.04	0.40
2:S:258:CYS:HA	2:S:305:CYS:HA	2.02	0.40
2:F:73:GLN:HE21	2:F:168:PRO:HD3	1.86	0.40
1:B:640:ALA:HB1	1:B:712:VAL:HB	2.03	0.40
1:B:953:LEU:N	1:B:959:TYR:OH	2.50	0.40
1:H:852:ALA:HB3	4:H:1102:NAG:H82	2.03	0.40
1:L:835:ARG:H	1:L:835:ARG:HH11	1.68	0.40
1:T:882:ASP:N	1:T:882:ASP:OD1	2.54	0.40
2:M:194:LEU:HD22	2:M:318:TYR:HD2	1.87	0.40
2:Q:402:GLY:HA2	2:Q:426:PHE:HB2	2.02	0.40
2:N:396:HIS:HB2	2:N:399:SER:HB3	2.03	0.40
1:P:882:ASP:N	1:P:882:ASP:OD1	2.55	0.40

There are no symmetry-related clashes.

5.3 Torsion angles [i](#)

5.3.1 Protein backbone [i](#)

In the following table, the Percentiles column shows the percent Ramachandran outliers of the chain as a percentile score with respect to all PDB entries followed by that with respect to all EM entries.

The Analysed column shows the number of residues for which the backbone conformation was analysed, and the total number of residues.

Mol	Chain	Analysed	Favoured	Allowed	Outliers	Percentiles	
1	B	507/513 (99%)	449 (89%)	58 (11%)	0	100	100
1	G	507/513 (99%)	455 (90%)	48 (10%)	4 (1%)	16	53
1	H	500/513 (98%)	443 (89%)	57 (11%)	0	100	100
1	I	507/513 (99%)	445 (88%)	60 (12%)	2 (0%)	30	68
1	J	507/513 (99%)	450 (89%)	56 (11%)	1 (0%)	44	78
1	K	507/513 (99%)	448 (88%)	59 (12%)	0	100	100

Continued on next page...

Continued from previous page...

Mol	Chain	Analysed	Favoured	Allowed	Outliers	Percentiles	
1	L	507/513 (99%)	448 (88%)	59 (12%)	0	100	100
1	O	507/513 (99%)	447 (88%)	60 (12%)	0	100	100
1	P	507/513 (99%)	458 (90%)	49 (10%)	0	100	100
1	T	501/513 (98%)	443 (88%)	58 (12%)	0	100	100
1	V	507/513 (99%)	455 (90%)	52 (10%)	0	100	100
1	W	507/513 (99%)	456 (90%)	51 (10%)	0	100	100
2	A	495/560 (88%)	477 (96%)	16 (3%)	2 (0%)	30	68
2	C	491/560 (88%)	474 (96%)	17 (4%)	0	100	100
2	D	494/560 (88%)	474 (96%)	20 (4%)	0	100	100
2	E	494/560 (88%)	475 (96%)	16 (3%)	3 (1%)	22	60
2	F	454/560 (81%)	420 (92%)	32 (7%)	2 (0%)	30	68
2	M	497/560 (89%)	479 (96%)	18 (4%)	0	100	100
2	N	493/560 (88%)	475 (96%)	18 (4%)	0	100	100
2	Q	491/560 (88%)	469 (96%)	22 (4%)	0	100	100
2	R	499/560 (89%)	477 (96%)	20 (4%)	2 (0%)	30	68
2	S	494/560 (88%)	475 (96%)	17 (3%)	2 (0%)	30	68
2	U	492/560 (88%)	472 (96%)	18 (4%)	2 (0%)	30	68
2	X	494/560 (88%)	476 (96%)	18 (4%)	0	100	100
All	All	11959/12876 (93%)	11040 (92%)	899 (8%)	20 (0%)	45	78

All (20) Ramachandran outliers are listed below:

Mol	Chain	Res	Type
1	G	651	ARG
1	G	657	GLN
1	G	660	CYS
2	F	80	VAL
2	A	446	GLN
2	A	448	TYR
2	E	449	PRO
2	E	450	ALA
2	U	450	ALA
2	R	477	ILE
2	F	128	VAL
1	I	1033	LEU
2	U	451	LYS

Continued on next page...

Continued from previous page...

Mol	Chain	Res	Type
1	G	652	TRP
1	I	1032	GLY
2	E	451	LYS
1	J	1033	LEU
2	S	451	LYS
2	R	449	PRO
2	S	449	PRO

5.3.2 Protein sidechains [i](#)

In the following table, the Percentiles column shows the percent sidechain outliers of the chain as a percentile score with respect to all PDB entries followed by that with respect to all EM entries.

The Analysed column shows the number of residues for which the sidechain conformation was analysed, and the total number of residues.

Mol	Chain	Analysed	Rotameric	Outliers	Percentiles	
1	B	425/428 (99%)	398 (94%)	27 (6%)	14	36
1	G	425/428 (99%)	393 (92%)	32 (8%)	11	31
1	H	422/428 (99%)	396 (94%)	26 (6%)	15	37
1	I	425/428 (99%)	400 (94%)	25 (6%)	16	38
1	J	425/428 (99%)	399 (94%)	26 (6%)	15	37
1	K	425/428 (99%)	400 (94%)	25 (6%)	16	38
1	L	425/428 (99%)	399 (94%)	26 (6%)	15	37
1	O	425/428 (99%)	397 (93%)	28 (7%)	14	35
1	P	425/428 (99%)	402 (95%)	23 (5%)	18	40
1	T	422/428 (99%)	399 (94%)	23 (6%)	18	40
1	V	425/428 (99%)	403 (95%)	22 (5%)	19	41
1	W	425/428 (99%)	403 (95%)	22 (5%)	19	41
2	A	426/479 (89%)	412 (97%)	14 (3%)	33	53
2	C	424/479 (88%)	414 (98%)	10 (2%)	44	62
2	D	426/479 (89%)	413 (97%)	13 (3%)	35	55
2	E	426/479 (89%)	413 (97%)	13 (3%)	35	55
2	F	389/479 (81%)	374 (96%)	15 (4%)	27	48
2	M	426/479 (89%)	412 (97%)	14 (3%)	33	53

Continued on next page...

Continued from previous page...

Mol	Chain	Analysed	Rotameric	Outliers	Percentiles	
2	N	426/479 (89%)	416 (98%)	10 (2%)	45	64
2	Q	423/479 (88%)	415 (98%)	8 (2%)	52	69
2	R	428/479 (89%)	415 (97%)	13 (3%)	36	56
2	S	426/479 (89%)	414 (97%)	12 (3%)	38	58
2	U	425/479 (89%)	414 (97%)	11 (3%)	41	60
2	X	426/479 (89%)	412 (97%)	14 (3%)	33	53
All	All	10165/10884 (93%)	9713 (96%)	452 (4%)	26	46

All (452) residues with a non-rotameric sidechain are listed below:

Mol	Chain	Res	Type
1	G	563	CYS
1	G	573	LEU
1	G	578	GLN
1	G	583	MET
1	G	616	LYS
1	G	631	LYS
1	G	652	TRP
1	G	655	ASP
1	G	657	GLN
1	G	658	SER
1	G	664	SER
1	G	665	THR
1	G	666	SER
1	G	667	ASN
1	G	668	SER
1	G	684	PHE
1	G	709	ARG
1	G	737	THR
1	G	755	GLN
1	G	809	CYS
1	G	825	TRP
1	G	835	ARG
1	G	838	ASP
1	G	894	TYR
1	G	908	CYS
1	G	919	TYR
1	G	921	CYS
1	G	935	LYS
1	G	978	CYS

Continued on next page...

Continued from previous page...

Mol	Chain	Res	Type
1	G	1007	THR
1	G	1008	TYR
1	G	1025	LEU
2	F	37	ASN
2	F	44	TYR
2	F	71	VAL
2	F	74	ARG
2	F	113	LYS
2	F	234	HIS
2	F	237	LYS
2	F	284	MET
2	F	286	PHE
2	F	296	GLU
2	F	338	GLU
2	F	401	VAL
2	F	403	ARG
2	F	441	PHE
2	F	452	LYS
2	A	44	TYR
2	A	46	GLU
2	A	74	ARG
2	A	284	MET
2	A	286	PHE
2	A	288	LYS
2	A	296	GLU
2	A	338	GLU
2	A	401	VAL
2	A	403	ARG
2	A	441	PHE
2	A	446	GLN
2	A	447	CYS
2	A	452	LYS
1	B	563	CYS
1	B	573	LEU
1	B	578	GLN
1	B	583	MET
1	B	616	LYS
1	B	631	LYS
1	B	648	ARG
1	B	657	GLN
1	B	684	PHE
1	B	737	THR

Continued on next page...

Continued from previous page...

Mol	Chain	Res	Type
1	B	755	GLN
1	B	809	CYS
1	B	825	TRP
1	B	835	ARG
1	B	838	ASP
1	B	899	LEU
1	B	908	CYS
1	B	919	TYR
1	B	921	CYS
1	B	935	LYS
1	B	978	CYS
1	B	1007	THR
1	B	1008	TYR
1	B	1028	LEU
1	B	1031	ASN
1	B	1033	LEU
1	B	1035	ARG
2	C	44	TYR
2	C	46	GLU
2	C	74	ARG
2	C	284	MET
2	C	286	PHE
2	C	338	GLU
2	C	401	VAL
2	C	403	ARG
2	C	441	PHE
2	C	452	LYS
1	H	563	CYS
1	H	573	LEU
1	H	578	GLN
1	H	583	MET
1	H	616	LYS
1	H	631	LYS
1	H	648	ARG
1	H	657	GLN
1	H	684	PHE
1	H	737	THR
1	H	755	GLN
1	H	809	CYS
1	H	825	TRP
1	H	835	ARG
1	H	838	ASP

Continued on next page...

Continued from previous page...

Mol	Chain	Res	Type
1	H	894	TYR
1	H	908	CYS
1	H	919	TYR
1	H	921	CYS
1	H	935	LYS
1	H	978	CYS
1	H	1007	THR
1	H	1008	TYR
1	H	1025	LEU
1	H	1028	LEU
1	H	1058	PHE
2	D	44	TYR
2	D	46	GLU
2	D	74	ARG
2	D	192	LEU
2	D	284	MET
2	D	286	PHE
2	D	321	MET
2	D	338	GLU
2	D	401	VAL
2	D	403	ARG
2	D	441	PHE
2	D	480	TRP
2	D	512	ARG
1	I	563	CYS
1	I	573	LEU
1	I	578	GLN
1	I	583	MET
1	I	616	LYS
1	I	631	LYS
1	I	648	ARG
1	I	657	GLN
1	I	684	PHE
1	I	737	THR
1	I	755	GLN
1	I	809	CYS
1	I	825	TRP
1	I	835	ARG
1	I	838	ASP
1	I	894	TYR
1	I	899	LEU
1	I	908	CYS

Continued on next page...

Continued from previous page...

Mol	Chain	Res	Type
1	I	919	TYR
1	I	921	CYS
1	I	935	LYS
1	I	978	CYS
1	I	1007	THR
1	I	1008	TYR
1	I	1025	LEU
2	E	44	TYR
2	E	46	GLU
2	E	74	ARG
2	E	192	LEU
2	E	281	ARG
2	E	284	MET
2	E	286	PHE
2	E	338	GLU
2	E	401	VAL
2	E	403	ARG
2	E	441	PHE
2	E	452	LYS
2	E	480	TRP
1	J	563	CYS
1	J	573	LEU
1	J	578	GLN
1	J	583	MET
1	J	616	LYS
1	J	631	LYS
1	J	648	ARG
1	J	657	GLN
1	J	684	PHE
1	J	737	THR
1	J	755	GLN
1	J	809	CYS
1	J	825	TRP
1	J	835	ARG
1	J	838	ASP
1	J	894	TYR
1	J	908	CYS
1	J	919	TYR
1	J	921	CYS
1	J	935	LYS
1	J	978	CYS
1	J	1007	THR

Continued on next page...

Continued from previous page...

Mol	Chain	Res	Type
1	J	1008	TYR
1	J	1025	LEU
1	J	1031	ASN
1	J	1033	LEU
2	U	44	TYR
2	U	46	GLU
2	U	74	ARG
2	U	284	MET
2	U	286	PHE
2	U	296	GLU
2	U	338	GLU
2	U	401	VAL
2	U	403	ARG
2	U	441	PHE
2	U	474	LEU
1	K	563	CYS
1	K	573	LEU
1	K	578	GLN
1	K	583	MET
1	K	616	LYS
1	K	631	LYS
1	K	648	ARG
1	K	657	GLN
1	K	684	PHE
1	K	737	THR
1	K	755	GLN
1	K	809	CYS
1	K	825	TRP
1	K	835	ARG
1	K	838	ASP
1	K	894	TYR
1	K	908	CYS
1	K	919	TYR
1	K	921	CYS
1	K	935	LYS
1	K	978	CYS
1	K	1007	THR
1	K	1008	TYR
1	K	1024	TRP
1	K	1025	LEU
2	X	44	TYR
2	X	46	GLU

Continued on next page...

Continued from previous page...

Mol	Chain	Res	Type
2	X	63	ASN
2	X	74	ARG
2	X	284	MET
2	X	286	PHE
2	X	294	HIS
2	X	338	GLU
2	X	401	VAL
2	X	403	ARG
2	X	441	PHE
2	X	452	LYS
2	X	453	TRP
2	X	480	TRP
1	L	563	CYS
1	L	573	LEU
1	L	578	GLN
1	L	583	MET
1	L	616	LYS
1	L	631	LYS
1	L	648	ARG
1	L	657	GLN
1	L	684	PHE
1	L	737	THR
1	L	755	GLN
1	L	809	CYS
1	L	825	TRP
1	L	835	ARG
1	L	838	ASP
1	L	894	TYR
1	L	908	CYS
1	L	919	TYR
1	L	921	CYS
1	L	935	LYS
1	L	978	CYS
1	L	1007	THR
1	L	1008	TYR
1	L	1024	TRP
1	L	1031	ASN
1	L	1033	LEU
1	T	563	CYS
1	T	573	LEU
1	T	578	GLN
1	T	616	LYS

Continued on next page...

Continued from previous page...

Mol	Chain	Res	Type
1	T	631	LYS
1	T	648	ARG
1	T	657	GLN
1	T	682	LEU
1	T	684	PHE
1	T	737	THR
1	T	755	GLN
1	T	756	VAL
1	T	809	CYS
1	T	825	TRP
1	T	835	ARG
1	T	838	ASP
1	T	853	ASN
1	T	908	CYS
1	T	919	TYR
1	T	921	CYS
1	T	978	CYS
1	T	1007	THR
1	T	1008	TYR
2	M	63	ASN
2	M	64	HIS
2	M	74	ARG
2	M	284	MET
2	M	286	PHE
2	M	294	HIS
2	M	296	GLU
2	M	338	GLU
2	M	401	VAL
2	M	403	ARG
2	M	441	PHE
2	M	452	LYS
2	M	479	ILE
2	M	492	PHE
1	O	563	CYS
1	O	574	VAL
1	O	578	GLN
1	O	583	MET
1	O	616	LYS
1	O	631	LYS
1	O	648	ARG
1	O	657	GLN
1	O	684	PHE

Continued on next page...

Continued from previous page...

Mol	Chain	Res	Type
1	O	737	THR
1	O	755	GLN
1	O	756	VAL
1	O	809	CYS
1	O	825	TRP
1	O	835	ARG
1	O	838	ASP
1	O	854	TYR
1	O	894	TYR
1	O	901	LEU
1	O	908	CYS
1	O	919	TYR
1	O	921	CYS
1	O	935	LYS
1	O	936	ASN
1	O	978	CYS
1	O	1007	THR
1	O	1008	TYR
1	O	1025	LEU
2	Q	74	ARG
2	Q	267	SER
2	Q	268	GLU
2	Q	338	GLU
2	Q	400	LEU
2	Q	403	ARG
2	Q	441	PHE
2	Q	452	LYS
1	V	563	CYS
1	V	573	LEU
1	V	578	GLN
1	V	583	MET
1	V	616	LYS
1	V	631	LYS
1	V	657	GLN
1	V	684	PHE
1	V	737	THR
1	V	755	GLN
1	V	809	CYS
1	V	825	TRP
1	V	835	ARG
1	V	838	ASP
1	V	908	CYS

Continued on next page...

Continued from previous page...

Mol	Chain	Res	Type
1	V	919	TYR
1	V	921	CYS
1	V	978	CYS
1	V	1007	THR
1	V	1008	TYR
1	V	1025	LEU
1	V	1033	LEU
2	R	33	ASN
2	R	44	TYR
2	R	46	GLU
2	R	74	ARG
2	R	284	MET
2	R	286	PHE
2	R	338	GLU
2	R	401	VAL
2	R	403	ARG
2	R	441	PHE
2	R	451	LYS
2	R	479	ILE
2	R	480	TRP
2	N	44	TYR
2	N	46	GLU
2	N	74	ARG
2	N	284	MET
2	N	286	PHE
2	N	338	GLU
2	N	401	VAL
2	N	403	ARG
2	N	441	PHE
2	N	452	LYS
1	P	563	CYS
1	P	573	LEU
1	P	578	GLN
1	P	583	MET
1	P	616	LYS
1	P	631	LYS
1	P	648	ARG
1	P	657	GLN
1	P	684	PHE
1	P	737	THR
1	P	755	GLN
1	P	809	CYS

Continued on next page...

Continued from previous page...

Mol	Chain	Res	Type
1	P	825	TRP
1	P	835	ARG
1	P	838	ASP
1	P	908	CYS
1	P	919	TYR
1	P	921	CYS
1	P	935	LYS
1	P	978	CYS
1	P	1007	THR
1	P	1008	TYR
1	P	1025	LEU
2	S	44	TYR
2	S	62	ARG
2	S	74	ARG
2	S	284	MET
2	S	286	PHE
2	S	296	GLU
2	S	338	GLU
2	S	401	VAL
2	S	403	ARG
2	S	441	PHE
2	S	451	LYS
2	S	512	ARG
1	W	563	CYS
1	W	573	LEU
1	W	578	GLN
1	W	583	MET
1	W	616	LYS
1	W	631	LYS
1	W	648	ARG
1	W	657	GLN
1	W	684	PHE
1	W	737	THR
1	W	755	GLN
1	W	809	CYS
1	W	825	TRP
1	W	835	ARG
1	W	838	ASP
1	W	908	CYS
1	W	919	TYR
1	W	921	CYS
1	W	978	CYS

Continued on next page...

Continued from previous page...

Mol	Chain	Res	Type
1	W	1007	THR
1	W	1008	TYR
1	W	1025	LEU

Sometimes sidechains can be flipped to improve hydrogen bonding and reduce clashes. All (113) such sidechains are listed below:

Mol	Chain	Res	Type
1	G	578	GLN
1	G	626	ASN
1	G	663	HIS
1	G	755	GLN
1	G	808	GLN
2	F	215	GLN
2	F	353	HIS
2	F	444	ASN
2	F	446	GLN
2	A	56	HIS
2	A	215	GLN
2	A	446	GLN
2	A	518	HIS
1	B	578	GLN
1	B	598	ASN
1	B	626	ASN
1	B	755	GLN
1	B	808	GLN
1	B	1031	ASN
2	C	56	HIS
2	C	66	GLN
2	C	215	GLN
2	C	249	GLN
2	C	446	GLN
1	H	578	GLN
1	H	598	ASN
1	H	626	ASN
1	H	755	GLN
1	H	808	GLN
2	D	56	HIS
2	D	66	GLN
2	D	215	GLN
2	D	249	GLN
1	I	578	GLN
1	I	598	ASN

Continued on next page...

Continued from previous page...

Mol	Chain	Res	Type
1	I	626	ASN
1	I	755	GLN
1	I	808	GLN
2	E	56	HIS
2	E	215	GLN
2	E	446	GLN
1	J	578	GLN
1	J	598	ASN
1	J	626	ASN
1	J	755	GLN
1	J	808	GLN
2	U	56	HIS
2	U	215	GLN
2	U	249	GLN
2	U	444	ASN
2	U	446	GLN
1	K	578	GLN
1	K	598	ASN
1	K	626	ASN
1	K	755	GLN
1	K	808	GLN
2	X	56	HIS
2	X	66	GLN
2	X	215	GLN
2	X	223	GLN
2	X	446	GLN
1	L	578	GLN
1	L	598	ASN
1	L	626	ASN
1	L	755	GLN
1	L	808	GLN
1	T	578	GLN
1	T	626	ASN
1	T	755	GLN
1	T	808	GLN
2	M	50	GLN
2	M	56	HIS
2	M	215	GLN
2	M	353	HIS
2	M	444	ASN
2	M	518	HIS
1	O	578	GLN

Continued on next page...

Continued from previous page...

Mol	Chain	Res	Type
1	O	598	ASN
1	O	626	ASN
1	O	755	GLN
1	O	808	GLN
2	Q	50	GLN
2	Q	215	GLN
2	Q	234	HIS
2	Q	344	GLN
2	Q	444	ASN
2	Q	446	GLN
1	V	578	GLN
1	V	626	ASN
1	V	755	GLN
1	V	808	GLN
2	R	50	GLN
2	R	56	HIS
2	R	66	GLN
2	R	215	GLN
2	R	249	GLN
2	N	56	HIS
2	N	215	GLN
2	N	444	ASN
2	N	446	GLN
1	P	578	GLN
1	P	626	ASN
1	P	755	GLN
1	P	808	GLN
2	S	50	GLN
2	S	56	HIS
2	S	215	GLN
2	S	446	GLN
1	W	578	GLN
1	W	626	ASN
1	W	755	GLN
1	W	808	GLN
1	W	870	HIS

5.3.3 RNA [i](#)

There are no RNA molecules in this entry.

5.4 Non-standard residues in protein, DNA, RNA chains [i](#)

There are no non-standard protein/DNA/RNA residues in this entry.

5.5 Carbohydrates [i](#)

12 monosaccharides are modelled in this entry.

In the following table, the Counts columns list the number of bonds (or angles) for which Mogul statistics could be retrieved, the number of bonds (or angles) that are observed in the model and the number of bonds (or angles) that are defined in the Chemical Component Dictionary. The Link column lists molecule types, if any, to which the group is linked. The Z score for a bond length (or angle) is the number of standard deviations the observed value is removed from the expected value. A bond length (or angle) with $|Z| > 2$ is considered an outlier worth inspection. RMSZ is the root-mean-square of all Z scores of the bond lengths (or angles).

Mol	Type	Chain	Res	Link	Bond lengths			Bond angles		
					Counts	RMSZ	# Z > 2	Counts	RMSZ	# Z > 2
3	NAG	Y	1	2,3	14,14,15	0.52	0	17,19,21	1.30	1 (5%)
3	NAG	Y	2	3	14,14,15	0.22	0	17,19,21	0.42	0
3	NAG	Z	1	2,3	14,14,15	0.20	0	17,19,21	0.41	0
3	NAG	Z	2	3	14,14,15	0.98	1 (7%)	17,19,21	1.36	1 (5%)
3	NAG	a	1	2,3	14,14,15	0.44	0	17,19,21	0.35	0
3	NAG	a	2	3	14,14,15	0.99	1 (7%)	17,19,21	1.27	1 (5%)
3	NAG	b	1	2,3	14,14,15	0.44	0	17,19,21	1.26	2 (11%)
3	NAG	b	2	3	14,14,15	0.38	0	17,19,21	0.35	0
3	NAG	c	1	2,3	14,14,15	0.33	0	17,19,21	0.63	0
3	NAG	c	2	3	14,14,15	0.51	0	17,19,21	1.27	2 (11%)
3	NAG	d	1	2,3	14,14,15	0.24	0	17,19,21	0.52	0
3	NAG	d	2	3	14,14,15	0.22	0	17,19,21	0.43	0

In the following table, the Chirals column lists the number of chiral outliers, the number of chiral centers analysed, the number of these observed in the model and the number defined in the Chemical Component Dictionary. Similar counts are reported in the Torsion and Rings columns. '-' means no outliers of that kind were identified.

Mol	Type	Chain	Res	Link	Chirals	Torsions	Rings
3	NAG	Y	1	2,3	-	5/6/23/26	0/1/1/1
3	NAG	Y	2	3	-	2/6/23/26	0/1/1/1
3	NAG	Z	1	2,3	-	0/6/23/26	0/1/1/1
3	NAG	Z	2	3	-	3/6/23/26	0/1/1/1
3	NAG	a	1	2,3	-	4/6/23/26	0/1/1/1

Continued on next page...

Continued from previous page...

Mol	Type	Chain	Res	Link	Chirals	Torsions	Rings
3	NAG	a	2	3	-	3/6/23/26	0/1/1/1
3	NAG	b	1	2,3	-	5/6/23/26	0/1/1/1
3	NAG	b	2	3	-	0/6/23/26	0/1/1/1
3	NAG	c	1	2,3	-	3/6/23/26	0/1/1/1
3	NAG	c	2	3	-	5/6/23/26	0/1/1/1
3	NAG	d	1	2,3	-	3/6/23/26	0/1/1/1
3	NAG	d	2	3	-	4/6/23/26	0/1/1/1

All (2) bond length outliers are listed below:

Mol	Chain	Res	Type	Atoms	Z	Observed(Å)	Ideal(Å)
3	Z	2	NAG	O5-C1	3.54	1.49	1.43
3	a	2	NAG	O5-C1	3.50	1.49	1.43

All (7) bond angle outliers are listed below:

Mol	Chain	Res	Type	Atoms	Z	Observed(°)	Ideal(°)
3	Z	2	NAG	C1-O5-C5	5.16	119.18	112.19
3	a	2	NAG	C1-O5-C5	4.85	118.76	112.19
3	Y	1	NAG	C2-N2-C7	4.33	129.07	122.90
3	c	2	NAG	C2-N2-C7	4.30	129.02	122.90
3	b	1	NAG	C2-N2-C7	4.26	128.97	122.90
3	c	2	NAG	C1-C2-N2	2.02	113.94	110.49
3	b	1	NAG	C1-C2-N2	2.01	113.92	110.49

There are no chirality outliers.

All (37) torsion outliers are listed below:

Mol	Chain	Res	Type	Atoms
3	Y	2	NAG	C4-C5-C6-O6
3	Y	1	NAG	C4-C5-C6-O6
3	Z	2	NAG	O5-C5-C6-O6
3	a	2	NAG	O5-C5-C6-O6
3	c	2	NAG	C4-C5-C6-O6
3	d	2	NAG	C4-C5-C6-O6
3	Y	2	NAG	O5-C5-C6-O6
3	Z	2	NAG	C4-C5-C6-O6
3	b	1	NAG	O5-C5-C6-O6
3	c	2	NAG	O5-C5-C6-O6
3	Y	1	NAG	O5-C5-C6-O6

Continued on next page...

Continued from previous page...

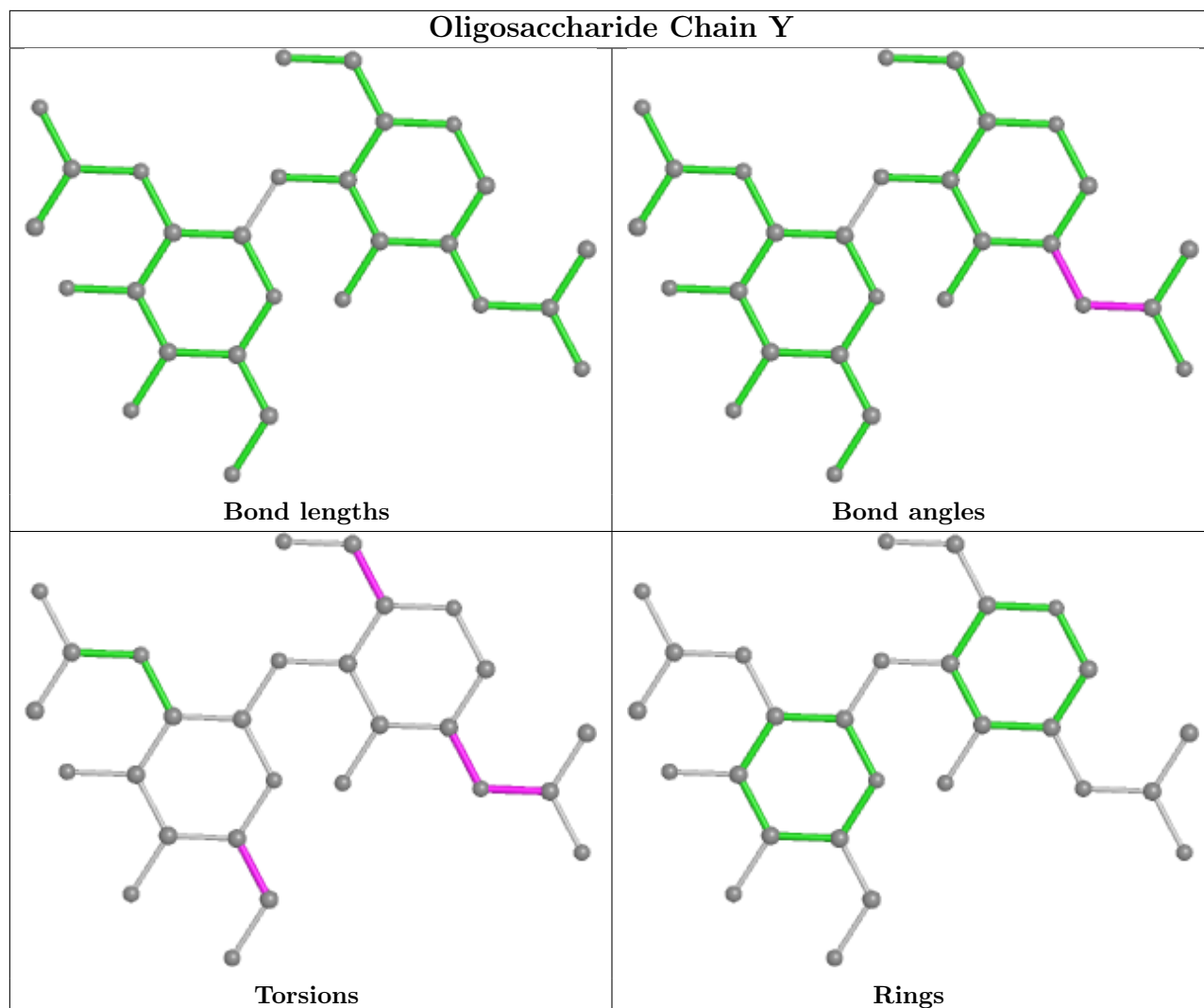
Mol	Chain	Res	Type	Atoms
3	a	2	NAG	C4-C5-C6-O6
3	Y	1	NAG	C8-C7-N2-C2
3	Y	1	NAG	O7-C7-N2-C2
3	a	1	NAG	C8-C7-N2-C2
3	a	1	NAG	O7-C7-N2-C2
3	b	1	NAG	C8-C7-N2-C2
3	b	1	NAG	O7-C7-N2-C2
3	c	2	NAG	C8-C7-N2-C2
3	c	2	NAG	O7-C7-N2-C2
3	d	2	NAG	C8-C7-N2-C2
3	d	2	NAG	O7-C7-N2-C2
3	c	1	NAG	O5-C5-C6-O6
3	d	2	NAG	O5-C5-C6-O6
3	c	1	NAG	C4-C5-C6-O6
3	a	1	NAG	C4-C5-C6-O6
3	b	1	NAG	C4-C5-C6-O6
3	a	1	NAG	O5-C5-C6-O6
3	d	1	NAG	C4-C5-C6-O6
3	a	2	NAG	C3-C2-N2-C7
3	c	1	NAG	C3-C2-N2-C7
3	d	1	NAG	C3-C2-N2-C7
3	Y	1	NAG	C3-C2-N2-C7
3	Z	2	NAG	C3-C2-N2-C7
3	b	1	NAG	C3-C2-N2-C7
3	c	2	NAG	C3-C2-N2-C7
3	d	1	NAG	O5-C5-C6-O6

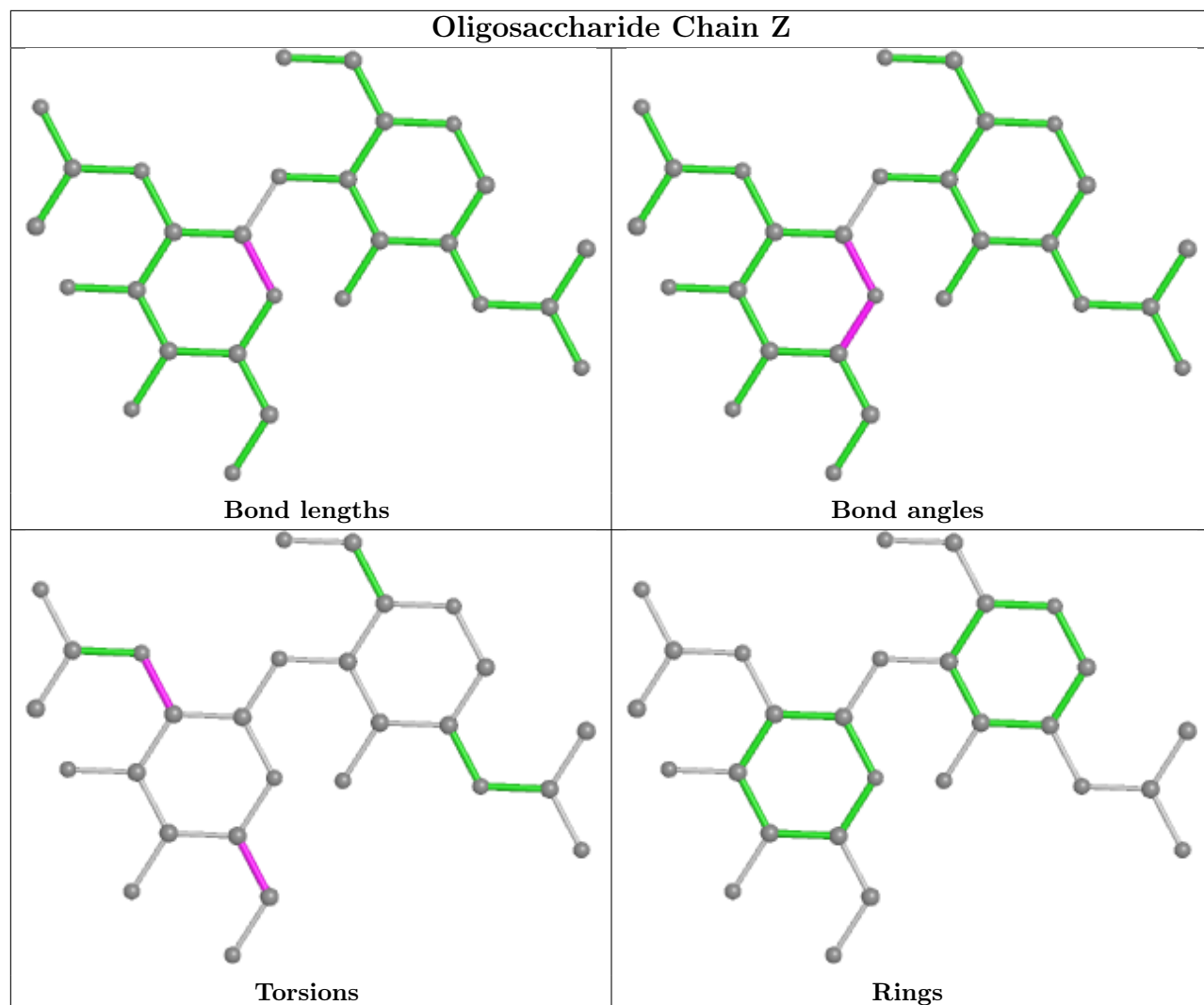
There are no ring outliers.

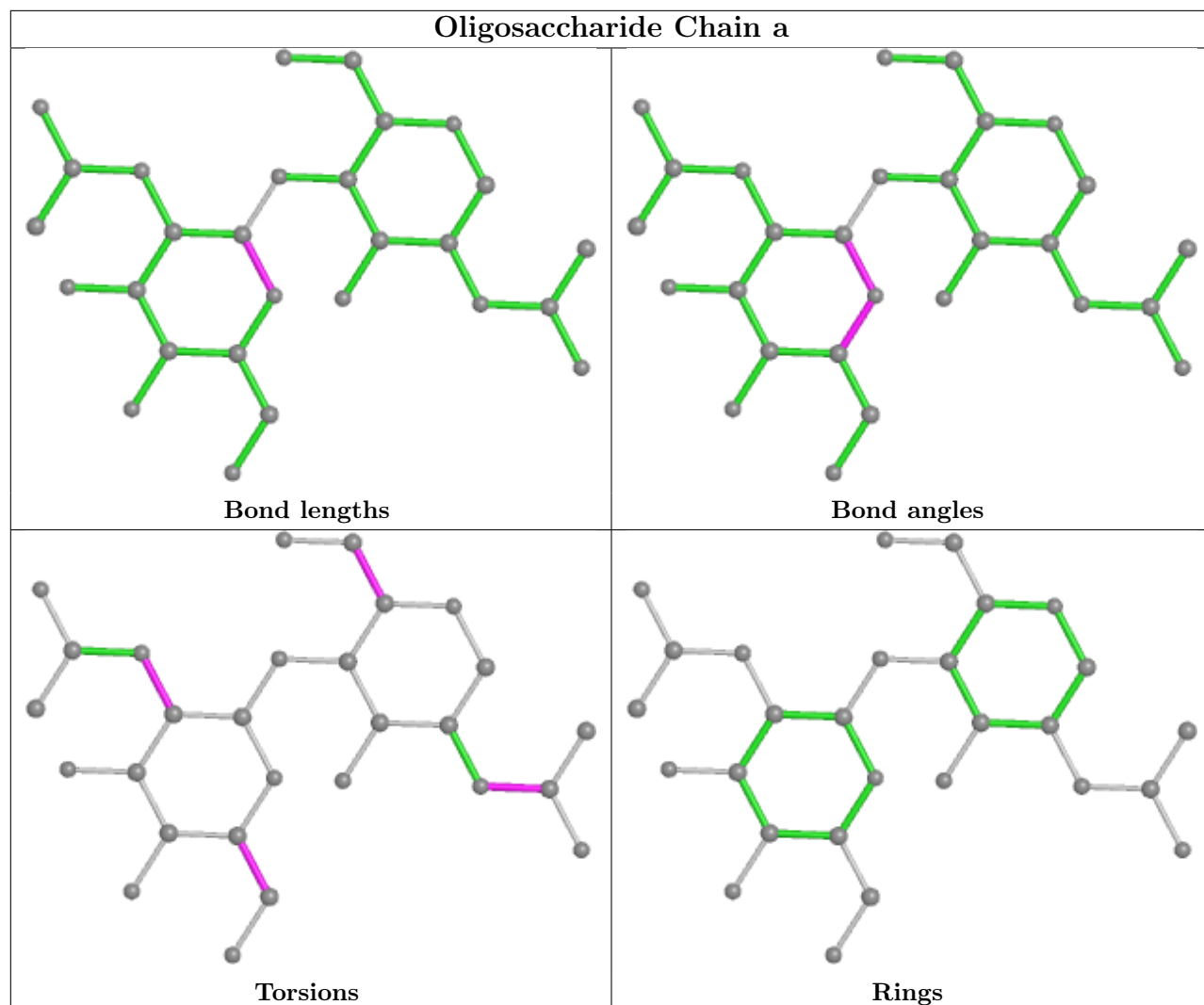
1 monomer is involved in 1 short contact:

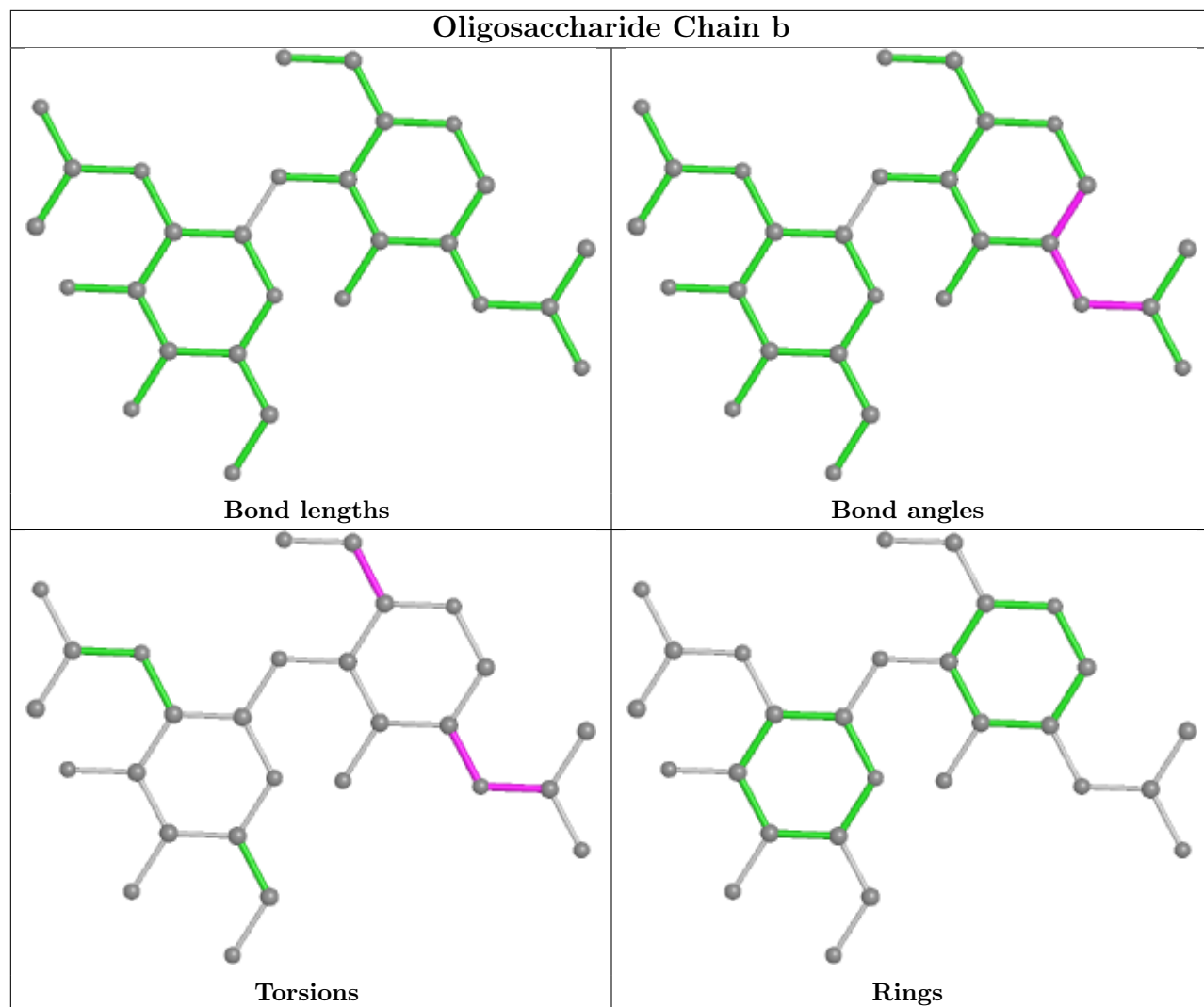
Mol	Chain	Res	Type	Clashes	Symm-Clashes
3	Y	1	NAG	1	0

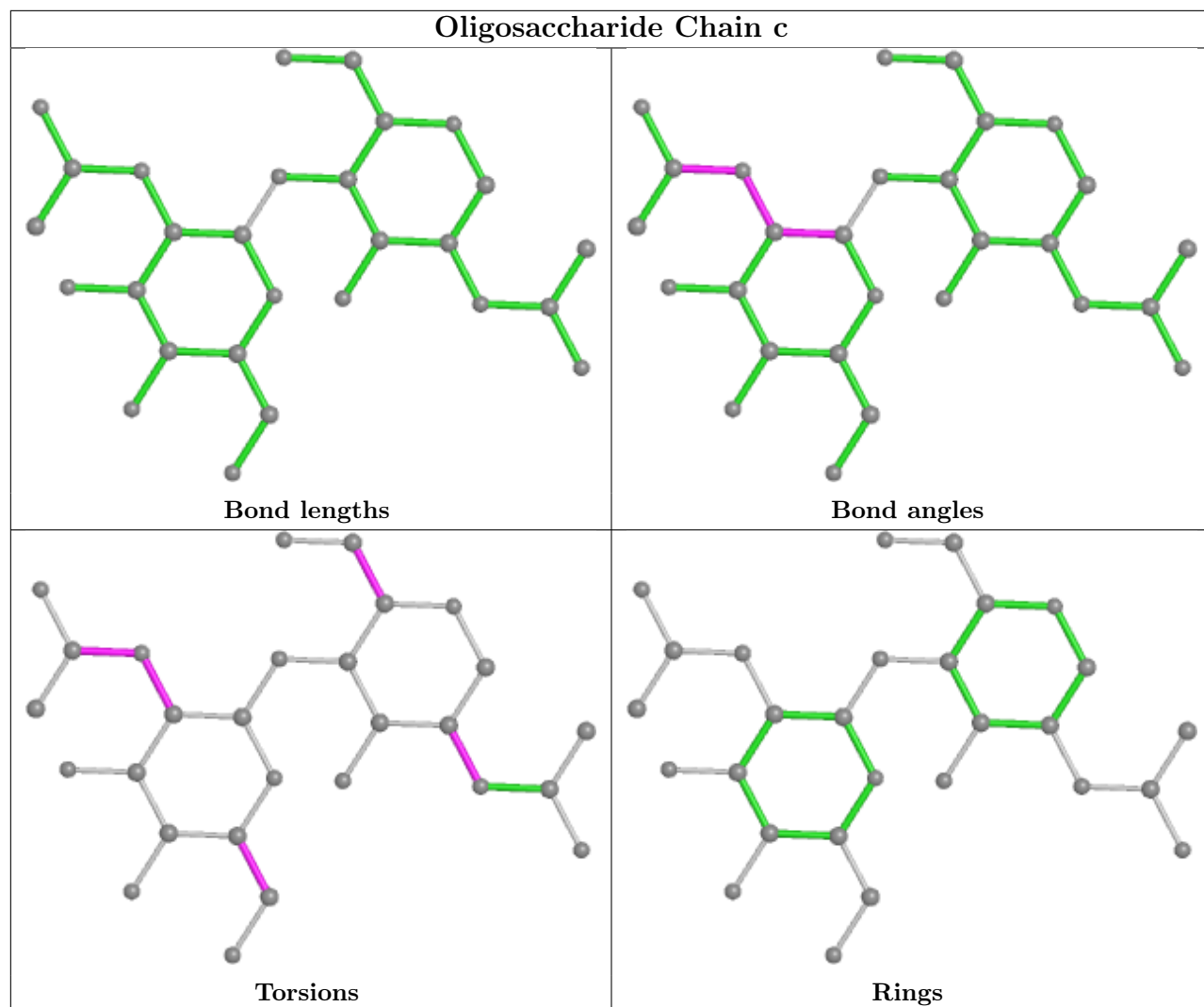
The following is a two-dimensional graphical depiction of Mogul quality analysis of bond lengths, bond angles, torsion angles, and ring geometry for oligosaccharide.

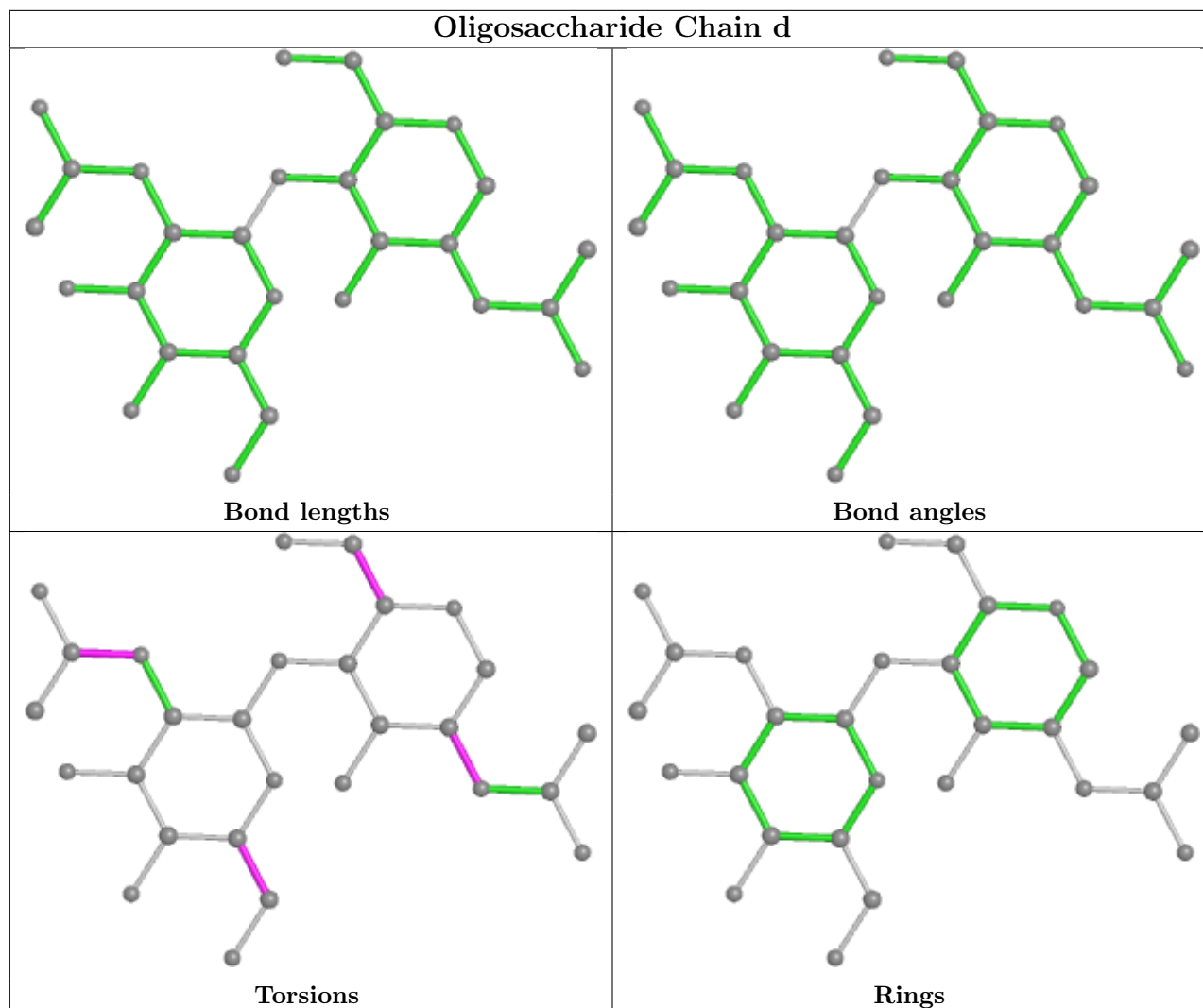












5.6 Ligand geometry [i](#)

54 ligands are modelled in this entry.

In the following table, the Counts columns list the number of bonds (or angles) for which Mogul statistics could be retrieved, the number of bonds (or angles) that are observed in the model and the number of bonds (or angles) that are defined in the Chemical Component Dictionary. The Link column lists molecule types, if any, to which the group is linked. The Z score for a bond length (or angle) is the number of standard deviations the observed value is removed from the expected value. A bond length (or angle) with $|Z| > 2$ is considered an outlier worth inspection. RMSZ is the root-mean-square of all Z scores of the bond lengths (or angles).

Mol	Type	Chain	Res	Link	Bond lengths			Bond angles		
					Counts	RMSZ	$\# Z > 2$	Counts	RMSZ	$\# Z > 2$
4	NAG	V	1102	1	14,14,15	0.24	0	17,19,21	0.45	0
4	NAG	C	602	2	14,14,15	0.25	0	17,19,21	0.45	0
4	NAG	N	601	2	14,14,15	0.22	0	17,19,21	0.41	0
4	NAG	B	1102	1	14,14,15	0.22	0	17,19,21	0.42	0

Mol	Type	Chain	Res	Link	Bond lengths			Bond angles		
					Counts	RMSZ	# Z > 2	Counts	RMSZ	# Z > 2
4	NAG	K	1102	1	14,14,15	0.25	0	17,19,21	0.42	0
4	NAG	I	1102	1	14,14,15	0.20	0	17,19,21	0.43	0
4	NAG	T	1103	1	14,14,15	0.44	0	17,19,21	1.26	1 (5%)
4	NAG	Q	601	2	14,14,15	0.24	0	17,19,21	0.43	0
4	NAG	A	602	2	14,14,15	0.20	0	17,19,21	0.44	0
4	NAG	W	1101	1	14,14,15	0.20	0	17,19,21	0.42	0
4	NAG	B	1103	1	14,14,15	0.20	0	17,19,21	0.42	0
4	NAG	H	1103	1	14,14,15	0.24	0	17,19,21	0.44	0
4	NAG	D	602	2	14,14,15	0.22	0	17,19,21	0.45	0
4	NAG	I	1103	1	14,14,15	0.23	0	17,19,21	0.44	0
4	NAG	G	1102	1	14,14,15	0.21	0	17,19,21	0.42	0
4	NAG	J	1102	1	14,14,15	0.23	0	17,19,21	0.42	0
4	NAG	L	1103	1	14,14,15	0.23	0	17,19,21	0.43	0
4	NAG	T	1102	1	14,14,15	0.19	0	17,19,21	0.42	0
4	NAG	P	1102	1	14,14,15	0.22	0	17,19,21	0.39	0
4	NAG	W	1102	1	14,14,15	0.29	0	17,19,21	0.44	0
4	NAG	K	1103	1	14,14,15	0.23	0	17,19,21	0.42	0
4	NAG	F	601	2	14,14,15	0.26	0	17,19,21	0.53	0
4	NAG	G	1101	1	14,14,15	0.71	1 (7%)	17,19,21	1.52	3 (17%)
4	NAG	U	601	2	14,14,15	0.23	0	17,19,21	0.42	0
4	NAG	C	601	2	14,14,15	0.23	0	17,19,21	0.43	0
4	NAG	H	1101	1	14,14,15	0.89	1 (7%)	17,19,21	1.02	1 (5%)
4	NAG	O	1102	1	14,14,15	0.25	0	17,19,21	0.42	0
4	NAG	W	1103	1	14,14,15	0.27	0	17,19,21	0.53	0
4	NAG	J	1103	1	14,14,15	0.24	0	17,19,21	0.42	0
4	NAG	L	1101	1	14,14,15	0.88	1 (7%)	17,19,21	1.02	1 (5%)
4	NAG	V	1101	1	14,14,15	0.23	0	17,19,21	0.41	0
4	NAG	A	601	2	14,14,15	0.23	0	17,19,21	0.42	0
4	NAG	B	1101	1	14,14,15	0.91	1 (7%)	17,19,21	1.03	1 (5%)
4	NAG	K	1101	1	14,14,15	0.90	1 (7%)	17,19,21	1.02	1 (5%)
4	NAG	E	601	2	14,14,15	0.23	0	17,19,21	0.44	0
4	NAG	L	1102	1	14,14,15	0.23	0	17,19,21	0.42	0
4	NAG	O	1103	1	14,14,15	0.41	0	17,19,21	0.39	0
4	NAG	P	1101	1	14,14,15	0.66	1 (7%)	17,19,21	0.75	0
4	NAG	E	602	2	14,14,15	0.18	0	17,19,21	0.45	0
4	NAG	J	1101	1	14,14,15	0.89	1 (7%)	17,19,21	1.04	1 (5%)
4	NAG	G	1103	1	14,14,15	0.44	0	17,19,21	1.25	1 (5%)
4	NAG	X	602	2	14,14,15	0.21	0	17,19,21	0.42	0
4	NAG	S	601	2	14,14,15	0.40	0	17,19,21	0.37	0
4	NAG	T	1101	1	14,14,15	0.94	1 (7%)	17,19,21	1.62	3 (17%)
4	NAG	D	601	2	14,14,15	0.21	0	17,19,21	0.43	0

Mol	Type	Chain	Res	Link	Bond lengths			Bond angles		
					Counts	RMSZ	# Z > 2	Counts	RMSZ	# Z > 2
4	NAG	V	1103	1	14,14,15	0.43	0	17,19,21	0.36	0
4	NAG	O	1101	1	14,14,15	0.21	0	17,19,21	0.42	0
4	NAG	M	601	2	14,14,15	0.42	0	17,19,21	0.36	0
4	NAG	R	601	2	14,14,15	0.25	0	17,19,21	0.42	0
4	NAG	P	1103	1	14,14,15	0.45	0	17,19,21	1.26	1 (5%)
4	NAG	I	1101	1	14,14,15	0.90	1 (7%)	17,19,21	1.03	1 (5%)
4	NAG	H	1102	1	14,14,15	0.21	0	17,19,21	0.42	0
4	NAG	X	601	2	14,14,15	0.22	0	17,19,21	0.42	0
4	NAG	U	602	2	14,14,15	0.24	0	17,19,21	0.46	0

In the following table, the Chirals column lists the number of chiral outliers, the number of chiral centers analysed, the number of these observed in the model and the number defined in the Chemical Component Dictionary. Similar counts are reported in the Torsion and Rings columns. '-' means no outliers of that kind were identified.

Mol	Type	Chain	Res	Link	Chirals	Torsions	Rings
4	NAG	V	1102	1	-	2/6/23/26	0/1/1/1
4	NAG	C	602	2	-	2/6/23/26	0/1/1/1
4	NAG	N	601	2	-	3/6/23/26	0/1/1/1
4	NAG	B	1102	1	-	0/6/23/26	0/1/1/1
4	NAG	K	1102	1	-	2/6/23/26	0/1/1/1
4	NAG	I	1102	1	-	2/6/23/26	0/1/1/1
4	NAG	T	1103	1	-	4/6/23/26	0/1/1/1
4	NAG	Q	601	2	-	0/6/23/26	0/1/1/1
4	NAG	A	602	2	-	2/6/23/26	0/1/1/1
4	NAG	W	1101	1	-	2/6/23/26	0/1/1/1
4	NAG	B	1103	1	-	2/6/23/26	0/1/1/1
4	NAG	H	1103	1	-	2/6/23/26	0/1/1/1
4	NAG	D	602	2	-	2/6/23/26	0/1/1/1
4	NAG	I	1103	1	-	2/6/23/26	0/1/1/1
4	NAG	G	1102	1	-	2/6/23/26	0/1/1/1
4	NAG	J	1102	1	-	0/6/23/26	0/1/1/1
4	NAG	L	1103	1	-	2/6/23/26	0/1/1/1
4	NAG	T	1102	1	-	0/6/23/26	0/1/1/1
4	NAG	P	1102	1	-	2/6/23/26	0/1/1/1
4	NAG	W	1102	1	-	2/6/23/26	0/1/1/1
4	NAG	K	1103	1	-	2/6/23/26	0/1/1/1
4	NAG	F	601	2	-	2/6/23/26	0/1/1/1

Continued on next page...

Continued from previous page...

Mol	Type	Chain	Res	Link	Chirals	Torsions	Rings
4	NAG	G	1101	1	-	3/6/23/26	0/1/1/1
4	NAG	U	601	2	-	2/6/23/26	0/1/1/1
4	NAG	C	601	2	-	3/6/23/26	0/1/1/1
4	NAG	H	1101	1	-	2/6/23/26	0/1/1/1
4	NAG	O	1102	1	-	2/6/23/26	0/1/1/1
4	NAG	W	1103	1	-	1/6/23/26	0/1/1/1
4	NAG	J	1103	1	-	2/6/23/26	0/1/1/1
4	NAG	L	1101	1	-	2/6/23/26	0/1/1/1
4	NAG	V	1101	1	-	2/6/23/26	0/1/1/1
4	NAG	A	601	2	-	4/6/23/26	0/1/1/1
4	NAG	B	1101	1	-	2/6/23/26	0/1/1/1
4	NAG	K	1101	1	-	2/6/23/26	0/1/1/1
4	NAG	E	601	2	-	4/6/23/26	0/1/1/1
4	NAG	L	1102	1	-	2/6/23/26	0/1/1/1
4	NAG	O	1103	1	-	2/6/23/26	0/1/1/1
4	NAG	P	1101	1	-	4/6/23/26	0/1/1/1
4	NAG	E	602	2	-	2/6/23/26	0/1/1/1
4	NAG	J	1101	1	-	2/6/23/26	0/1/1/1
4	NAG	G	1103	1	-	5/6/23/26	0/1/1/1
4	NAG	X	602	2	-	2/6/23/26	0/1/1/1
4	NAG	S	601	2	-	4/6/23/26	0/1/1/1
4	NAG	T	1101	1	-	5/6/23/26	0/1/1/1
4	NAG	D	601	2	-	4/6/23/26	0/1/1/1
4	NAG	V	1103	1	-	0/6/23/26	0/1/1/1
4	NAG	O	1101	1	-	1/6/23/26	0/1/1/1
4	NAG	M	601	2	-	4/6/23/26	0/1/1/1
4	NAG	R	601	2	-	4/6/23/26	0/1/1/1
4	NAG	P	1103	1	-	3/6/23/26	0/1/1/1
4	NAG	I	1101	1	-	2/6/23/26	0/1/1/1
4	NAG	H	1102	1	-	0/6/23/26	0/1/1/1
4	NAG	X	601	2	-	4/6/23/26	0/1/1/1
4	NAG	U	602	2	-	2/6/23/26	0/1/1/1

All (9) bond length outliers are listed below:

Mol	Chain	Res	Type	Atoms	Z	Observed(Å)	Ideal(Å)
4	B	1101	NAG	O5-C1	3.00	1.48	1.43
4	I	1101	NAG	O5-C1	3.00	1.48	1.43
4	K	1101	NAG	O5-C1	2.97	1.48	1.43
4	J	1101	NAG	O5-C1	2.97	1.48	1.43
4	L	1101	NAG	O5-C1	2.96	1.48	1.43
4	H	1101	NAG	O5-C1	2.94	1.48	1.43
4	T	1101	NAG	O5-C1	2.86	1.48	1.43
4	P	1101	NAG	O5-C1	-2.26	1.40	1.43
4	G	1101	NAG	C1-C2	2.01	1.55	1.52

All (15) bond angle outliers are listed below:

Mol	Chain	Res	Type	Atoms	Z	Observed(°)	Ideal(°)
4	G	1101	NAG	C1-O5-C5	4.71	118.57	112.19
4	T	1101	NAG	C1-O5-C5	4.30	118.02	112.19
4	T	1101	NAG	C2-N2-C7	4.28	129.00	122.90
4	G	1103	NAG	C2-N2-C7	4.28	129.00	122.90
4	T	1103	NAG	C2-N2-C7	4.28	129.00	122.90
4	P	1103	NAG	C2-N2-C7	4.25	128.96	122.90
4	J	1101	NAG	C1-O5-C5	4.06	117.69	112.19
4	B	1101	NAG	C1-O5-C5	4.02	117.64	112.19
4	I	1101	NAG	C1-O5-C5	4.02	117.64	112.19
4	H	1101	NAG	C1-O5-C5	3.99	117.60	112.19
4	L	1101	NAG	C1-O5-C5	3.97	117.58	112.19
4	K	1101	NAG	C1-O5-C5	3.96	117.56	112.19
4	G	1101	NAG	C2-N2-C7	2.41	126.34	122.90
4	G	1101	NAG	C1-C2-N2	2.13	114.13	110.49
4	T	1101	NAG	C1-C2-N2	2.05	114.00	110.49

There are no chirality outliers.

All (122) torsion outliers are listed below:

Mol	Chain	Res	Type	Atoms
4	H	1101	NAG	C4-C5-C6-O6
4	R	601	NAG	O5-C5-C6-O6
4	K	1101	NAG	C4-C5-C6-O6
4	G	1102	NAG	O5-C5-C6-O6
4	J	1101	NAG	O5-C5-C6-O6
4	M	601	NAG	O5-C5-C6-O6
4	V	1101	NAG	O5-C5-C6-O6
4	S	601	NAG	O5-C5-C6-O6
4	O	1102	NAG	C4-C5-C6-O6

Continued on next page...

Continued from previous page...

Mol	Chain	Res	Type	Atoms
4	B	1101	NAG	O5-C5-C6-O6
4	P	1101	NAG	O5-C5-C6-O6
4	L	1101	NAG	C4-C5-C6-O6
4	G	1101	NAG	O5-C5-C6-O6
4	L	1101	NAG	O5-C5-C6-O6
4	T	1101	NAG	O5-C5-C6-O6
4	B	1103	NAG	O5-C5-C6-O6
4	I	1101	NAG	O5-C5-C6-O6
4	H	1101	NAG	O5-C5-C6-O6
4	K	1101	NAG	O5-C5-C6-O6
4	J	1101	NAG	C4-C5-C6-O6
4	V	1101	NAG	C4-C5-C6-O6
4	R	601	NAG	C4-C5-C6-O6
4	O	1103	NAG	O5-C5-C6-O6
4	D	601	NAG	C4-C5-C6-O6
4	W	1101	NAG	C4-C5-C6-O6
4	O	1103	NAG	C4-C5-C6-O6
4	L	1103	NAG	O5-C5-C6-O6
4	G	1102	NAG	C4-C5-C6-O6
4	B	1103	NAG	C4-C5-C6-O6
4	G	1103	NAG	C8-C7-N2-C2
4	G	1103	NAG	O7-C7-N2-C2
4	A	601	NAG	C8-C7-N2-C2
4	A	601	NAG	O7-C7-N2-C2
4	A	602	NAG	C8-C7-N2-C2
4	A	602	NAG	O7-C7-N2-C2
4	C	601	NAG	C8-C7-N2-C2
4	C	601	NAG	O7-C7-N2-C2
4	C	602	NAG	C8-C7-N2-C2
4	C	602	NAG	O7-C7-N2-C2
4	D	601	NAG	C8-C7-N2-C2
4	D	601	NAG	O7-C7-N2-C2
4	D	602	NAG	C8-C7-N2-C2
4	D	602	NAG	O7-C7-N2-C2
4	E	601	NAG	C8-C7-N2-C2
4	E	601	NAG	O7-C7-N2-C2
4	E	602	NAG	C8-C7-N2-C2
4	E	602	NAG	O7-C7-N2-C2
4	U	601	NAG	C8-C7-N2-C2
4	U	601	NAG	O7-C7-N2-C2
4	U	602	NAG	C8-C7-N2-C2
4	U	602	NAG	O7-C7-N2-C2

Continued on next page...

Continued from previous page...

Mol	Chain	Res	Type	Atoms
4	X	601	NAG	C8-C7-N2-C2
4	X	601	NAG	O7-C7-N2-C2
4	X	602	NAG	C8-C7-N2-C2
4	X	602	NAG	O7-C7-N2-C2
4	T	1101	NAG	C8-C7-N2-C2
4	T	1101	NAG	O7-C7-N2-C2
4	T	1103	NAG	C8-C7-N2-C2
4	T	1103	NAG	O7-C7-N2-C2
4	M	601	NAG	C8-C7-N2-C2
4	M	601	NAG	O7-C7-N2-C2
4	R	601	NAG	C8-C7-N2-C2
4	R	601	NAG	O7-C7-N2-C2
4	N	601	NAG	C8-C7-N2-C2
4	N	601	NAG	O7-C7-N2-C2
4	P	1103	NAG	C8-C7-N2-C2
4	P	1103	NAG	O7-C7-N2-C2
4	S	601	NAG	C8-C7-N2-C2
4	S	601	NAG	O7-C7-N2-C2
4	A	601	NAG	C4-C5-C6-O6
4	M	601	NAG	C4-C5-C6-O6
4	H	1103	NAG	O5-C5-C6-O6
4	D	601	NAG	O5-C5-C6-O6
4	K	1103	NAG	O5-C5-C6-O6
4	L	1103	NAG	C4-C5-C6-O6
4	B	1101	NAG	C4-C5-C6-O6
4	P	1101	NAG	C4-C5-C6-O6
4	H	1103	NAG	C4-C5-C6-O6
4	K	1103	NAG	C4-C5-C6-O6
4	X	601	NAG	C4-C5-C6-O6
4	O	1102	NAG	O5-C5-C6-O6
4	G	1101	NAG	C4-C5-C6-O6
4	A	601	NAG	O5-C5-C6-O6
4	J	1103	NAG	O5-C5-C6-O6
4	S	601	NAG	C4-C5-C6-O6
4	P	1102	NAG	O5-C5-C6-O6
4	J	1103	NAG	C4-C5-C6-O6
4	I	1103	NAG	O5-C5-C6-O6
4	W	1101	NAG	O5-C5-C6-O6
4	I	1103	NAG	C4-C5-C6-O6
4	X	601	NAG	O5-C5-C6-O6
4	I	1102	NAG	C4-C5-C6-O6
4	T	1101	NAG	C4-C5-C6-O6

Continued on next page...

Continued from previous page...

Mol	Chain	Res	Type	Atoms
4	T	1103	NAG	O5-C5-C6-O6
4	O	1101	NAG	O5-C5-C6-O6
4	E	601	NAG	C4-C5-C6-O6
4	I	1102	NAG	O5-C5-C6-O6
4	G	1103	NAG	C4-C5-C6-O6
4	N	601	NAG	O5-C5-C6-O6
4	F	601	NAG	O5-C5-C6-O6
4	W	1102	NAG	C4-C5-C6-O6
4	W	1102	NAG	O5-C5-C6-O6
4	I	1101	NAG	C4-C5-C6-O6
4	V	1102	NAG	C4-C5-C6-O6
4	V	1102	NAG	O5-C5-C6-O6
4	G	1101	NAG	C1-C2-N2-C7
4	E	601	NAG	O5-C5-C6-O6
4	G	1103	NAG	O5-C5-C6-O6
4	K	1102	NAG	C4-C5-C6-O6
4	F	601	NAG	C3-C2-N2-C7
4	P	1101	NAG	C3-C2-N2-C7
4	W	1103	NAG	C3-C2-N2-C7
4	K	1102	NAG	O5-C5-C6-O6
4	L	1102	NAG	C4-C5-C6-O6
4	L	1102	NAG	O5-C5-C6-O6
4	C	601	NAG	C4-C5-C6-O6
4	G	1103	NAG	C3-C2-N2-C7
4	T	1101	NAG	C3-C2-N2-C7
4	T	1103	NAG	C3-C2-N2-C7
4	P	1103	NAG	C3-C2-N2-C7
4	P	1101	NAG	C1-C2-N2-C7
4	P	1102	NAG	C4-C5-C6-O6

There are no ring outliers.

11 monomers are involved in 12 short contacts:

Mol	Chain	Res	Type	Clashes	Symm-Clashes
4	T	1103	NAG	1	0
4	W	1101	NAG	1	0
4	J	1102	NAG	1	0
4	G	1101	NAG	2	0
4	V	1101	NAG	1	0
4	G	1103	NAG	1	0
4	S	601	NAG	1	0
4	T	1101	NAG	1	0

Continued on next page...

Continued from previous page...

Mol	Chain	Res	Type	Clashes	Symm-Clashes
4	O	1101	NAG	1	0
4	P	1103	NAG	1	0
4	H	1102	NAG	1	0

5.7 Other polymers [i](#)

There are no such residues in this entry.

5.8 Polymer linkage issues [i](#)

There are no chain breaks in this entry.

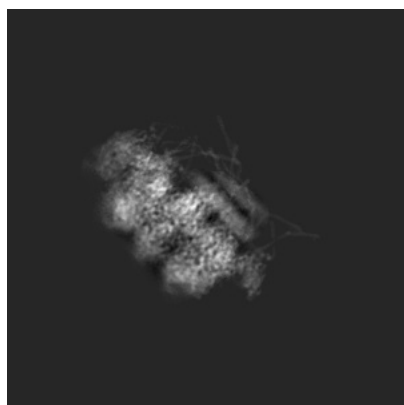
6 Map visualisation [i](#)

This section contains visualisations of the EMDB entry EMD-35183. These allow visual inspection of the internal detail of the map and identification of artifacts.

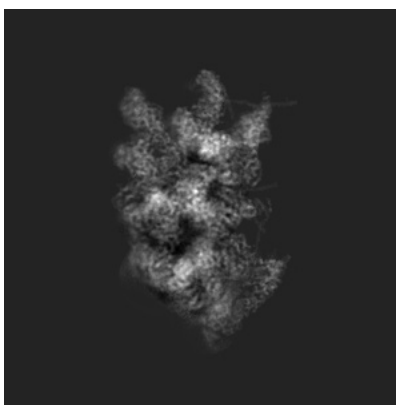
No raw map or half-maps were deposited for this entry and therefore no images, graphs, etc. pertaining to the raw map can be shown.

6.1 Orthogonal projections [i](#)

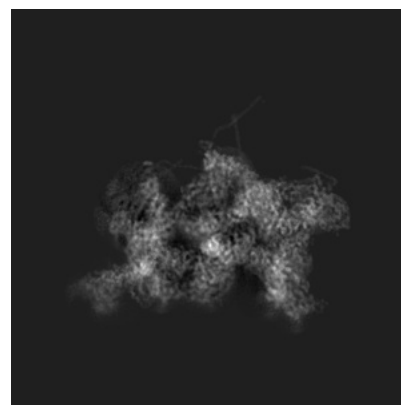
6.1.1 Primary map



X



Y

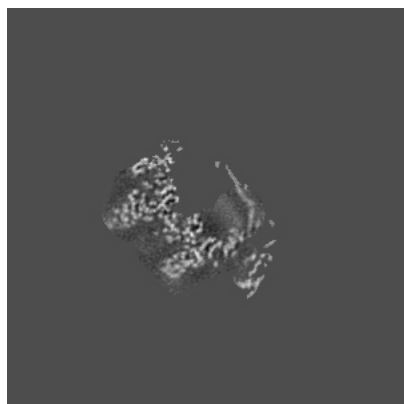


Z

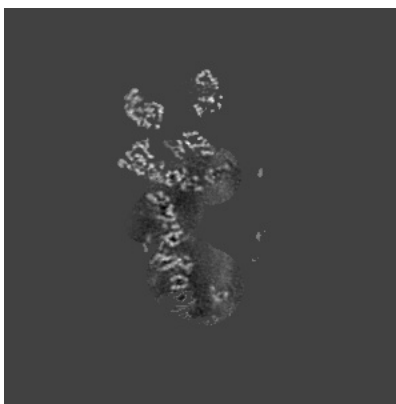
The images above show the map projected in three orthogonal directions.

6.2 Central slices [i](#)

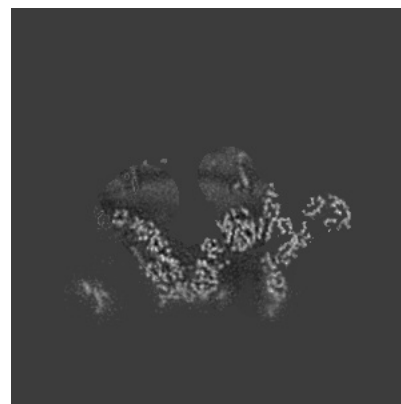
6.2.1 Primary map



X Index: 150



Y Index: 150



Z Index: 150

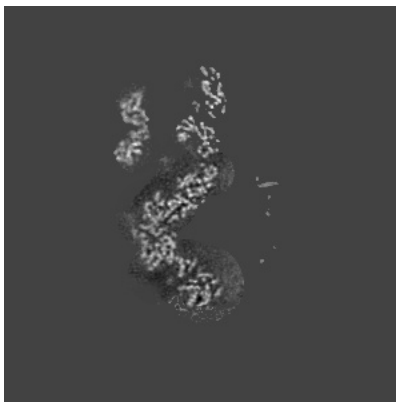
The images above show central slices of the map in three orthogonal directions.

6.3 Largest variance slices [i](#)

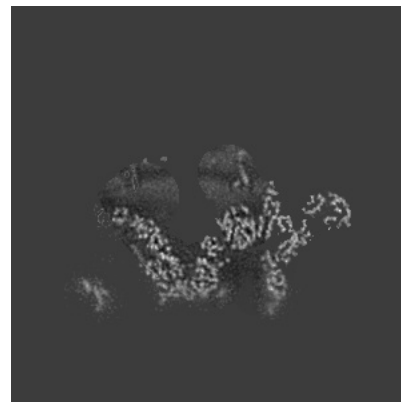
6.3.1 Primary map



X Index: 151



Y Index: 140




Z Index: 150


The images above show the largest variance slices of the map in three orthogonal directions.

6.4 Orthogonal standard-deviation projections (False-color) [i](#)


6.4.1 Primary map



X



Y




Z

The images above show the map standard deviation projections with false color in three orthogonal directions. Minimum values are shown in green, max in blue, and dark to light orange shades represent small to large values respectively.

6.5 Orthogonal surface views [i](#)

6.5.1 Primary map



The images above show the 3D surface view of the map at the recommended contour level 1.1. These images, in conjunction with the slice images, may facilitate assessment of whether an appropriate contour level has been provided.

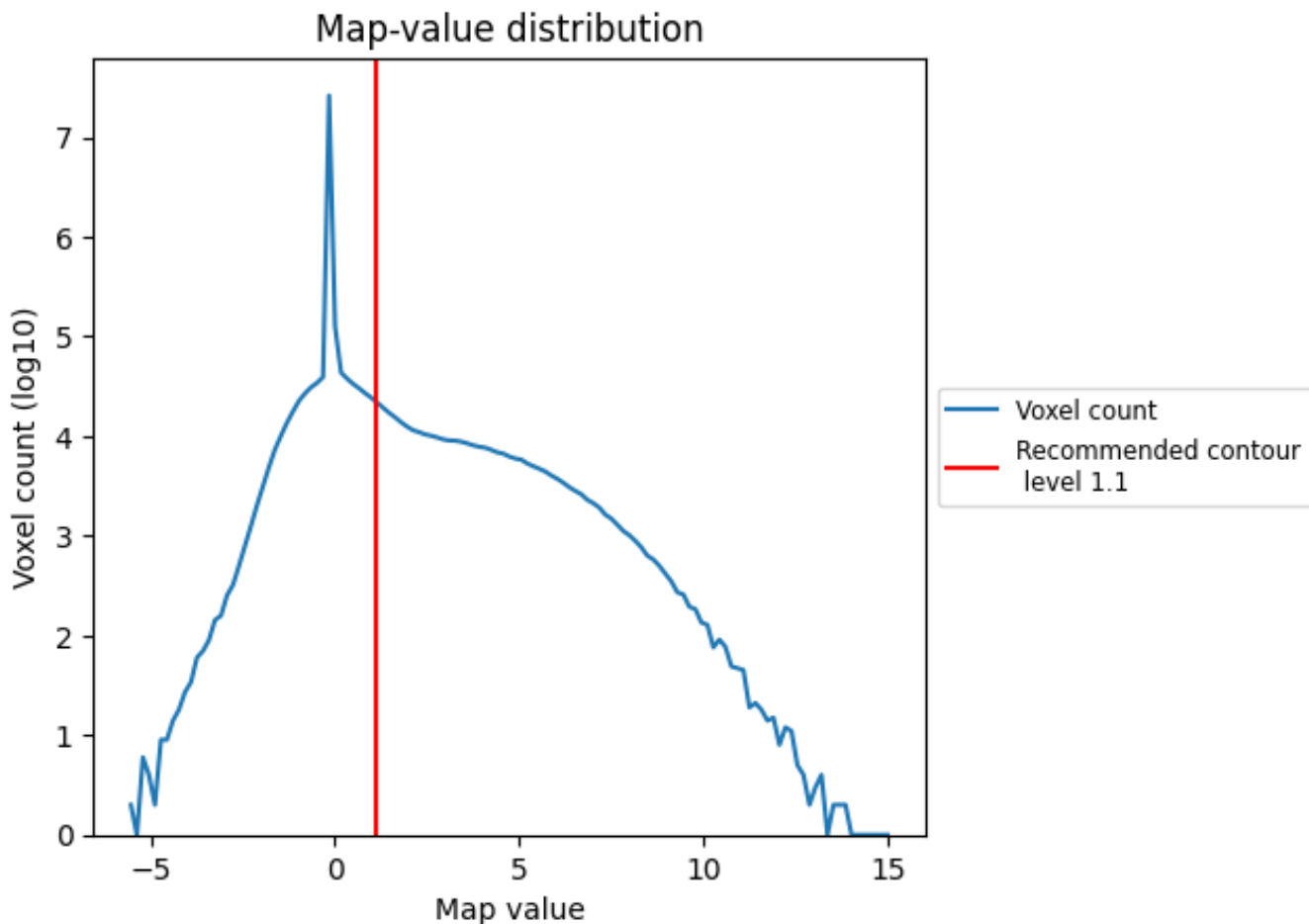
6.6 Mask visualisation [i](#)

This section was not generated. No masks/segmentation were deposited.

7 Map analysis [i](#)

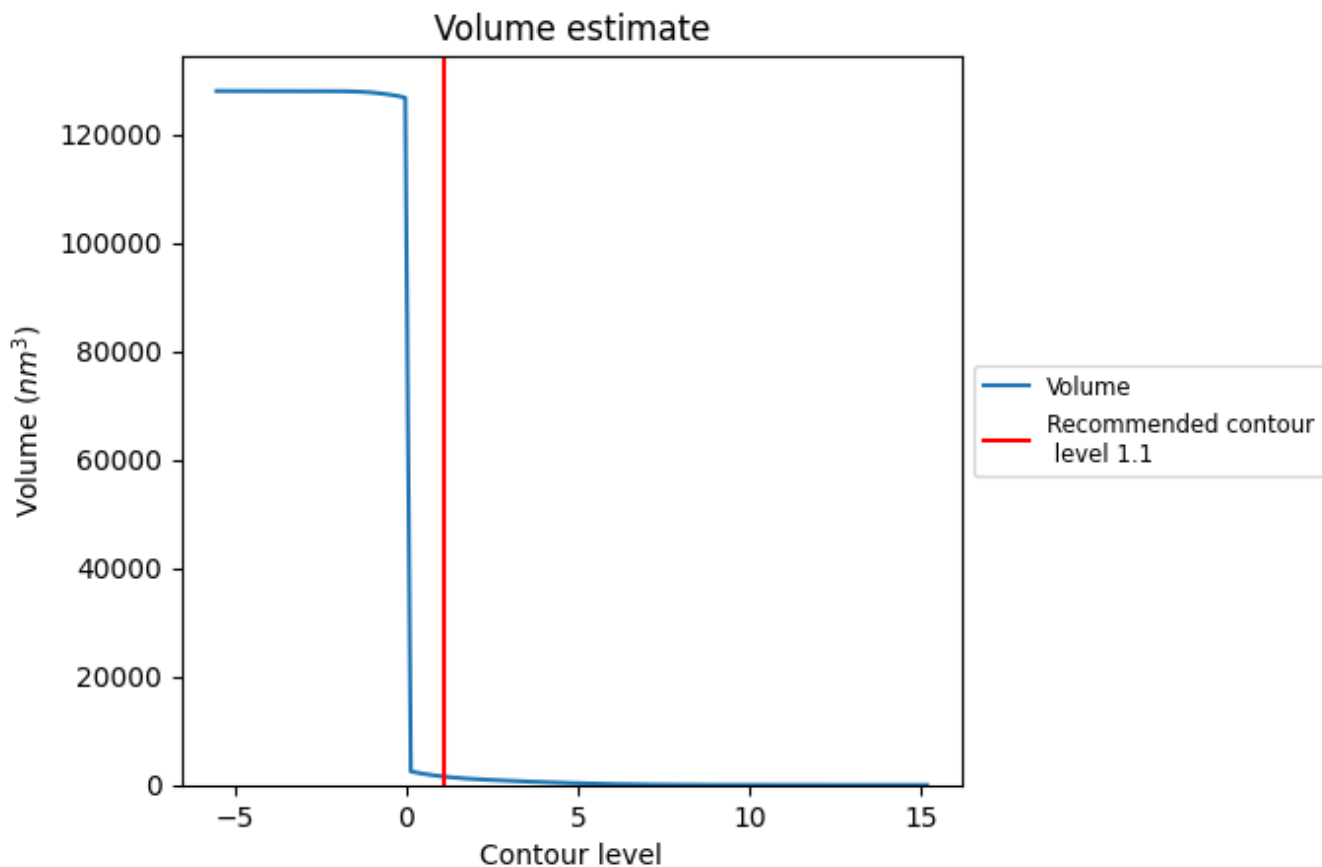
This section contains the results of statistical analysis of the map.

7.1 Map-value distribution [i](#)



The map-value distribution is plotted in 128 intervals along the x-axis. The y-axis is logarithmic. A spike in this graph at zero usually indicates that the volume has been masked.

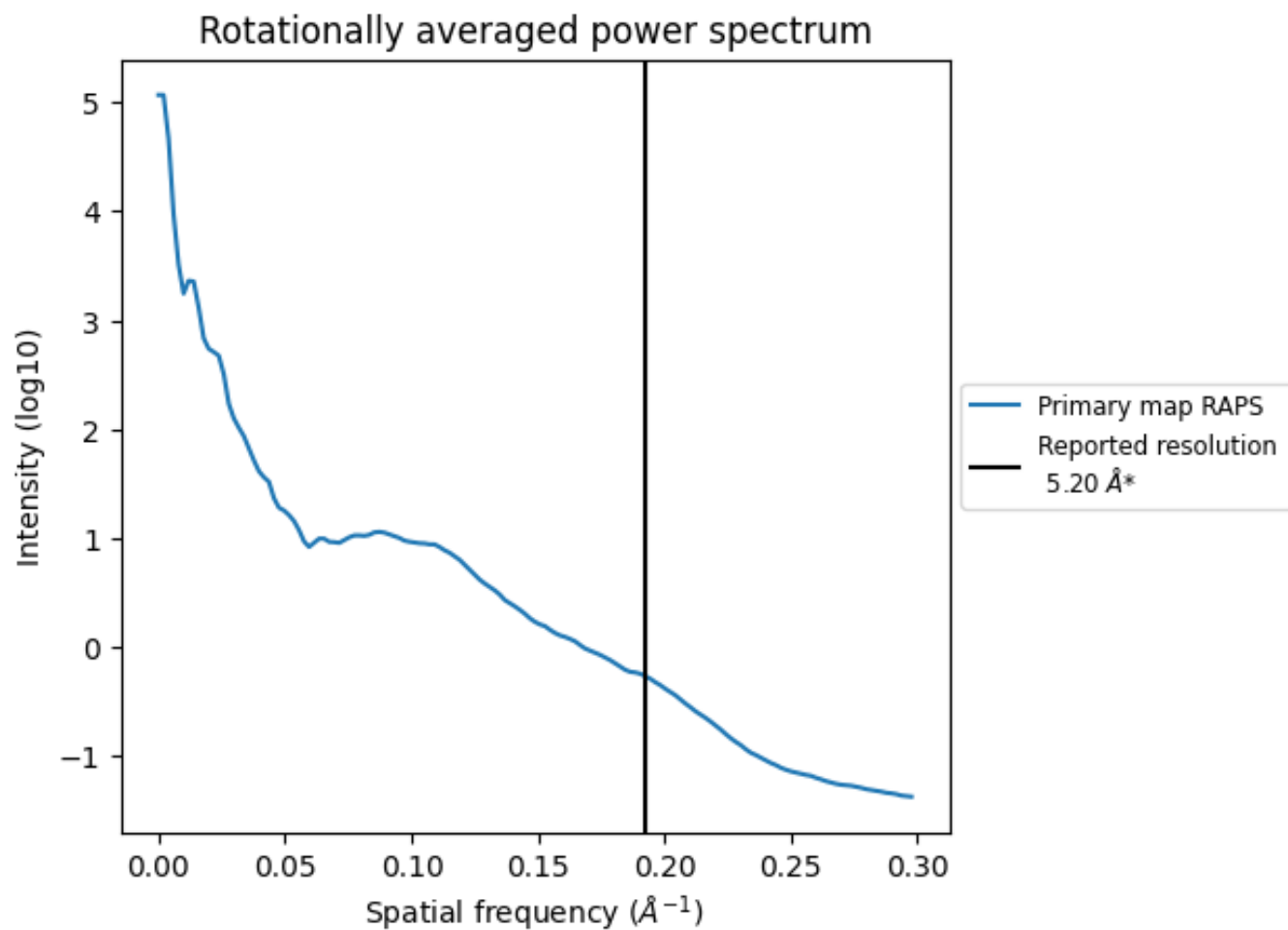
7.2 Volume estimate [\(i\)](#)



The volume at the recommended contour level is 1538 nm³; this corresponds to an approximate mass of 1390 kDa.

The volume estimate graph shows how the enclosed volume varies with the contour level. The recommended contour level is shown as a vertical line and the intersection between the line and the curve gives the volume of the enclosed surface at the given level.

7.3 Rotationally averaged power spectrum [i](#)



*Reported resolution corresponds to spatial frequency of 0.192 Å⁻¹

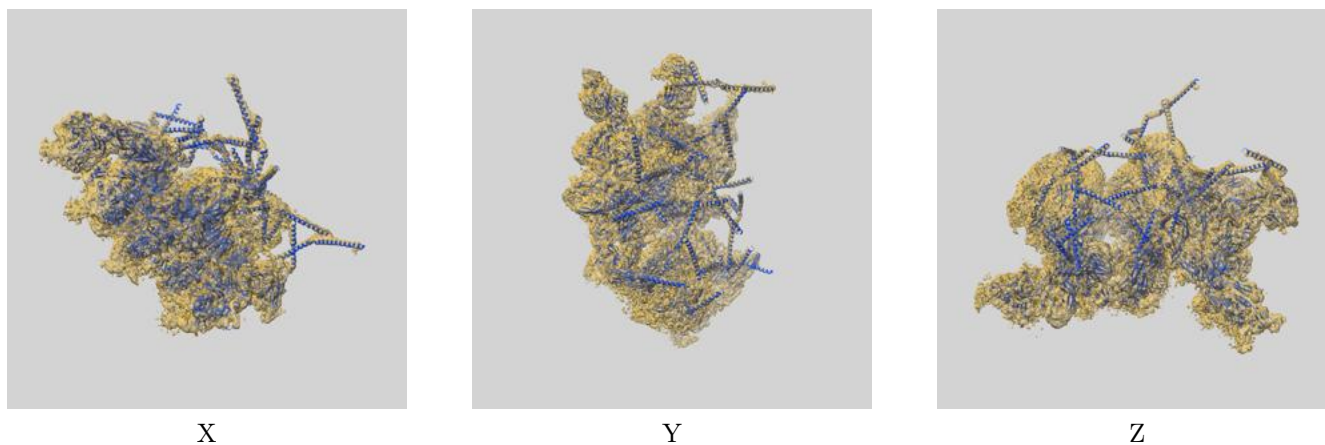
8 Fourier-Shell correlation

This section was not generated. No FSC curve or half-maps provided.

9 Map-model fit [i](#)

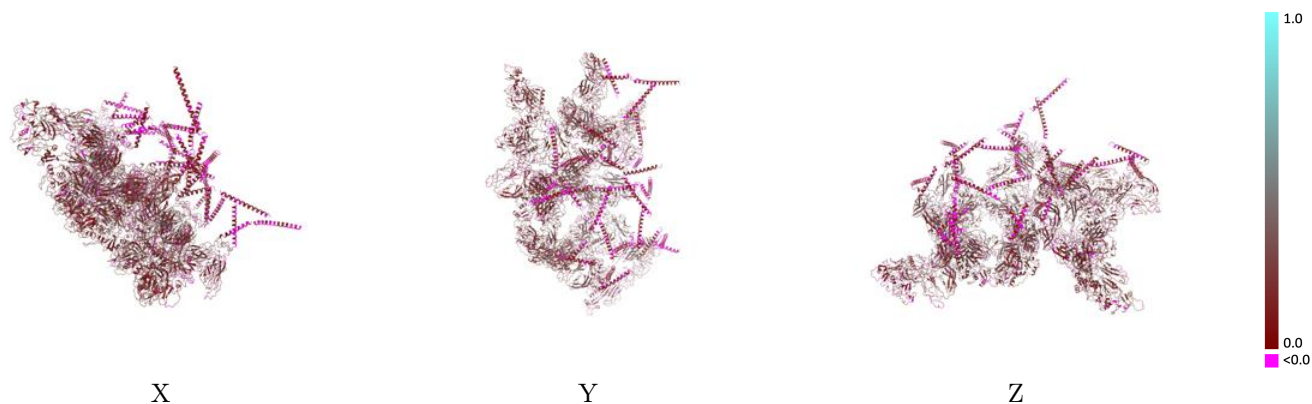
This section contains information regarding the fit between EMDB map EMD-35183 and PDB model 8I4T. Per-residue inclusion information can be found in section 3 on page 9.

9.1 Map-model overlay [i](#)




The images above show the 3D surface view of the map at the recommended contour level 1.1 at 50% transparency in yellow overlaid with a ribbon representation of the model coloured in blue. These images allow for the visual assessment of the quality of fit between the atomic model and the map.

9.2 Q-score mapped to coordinate model [i](#)



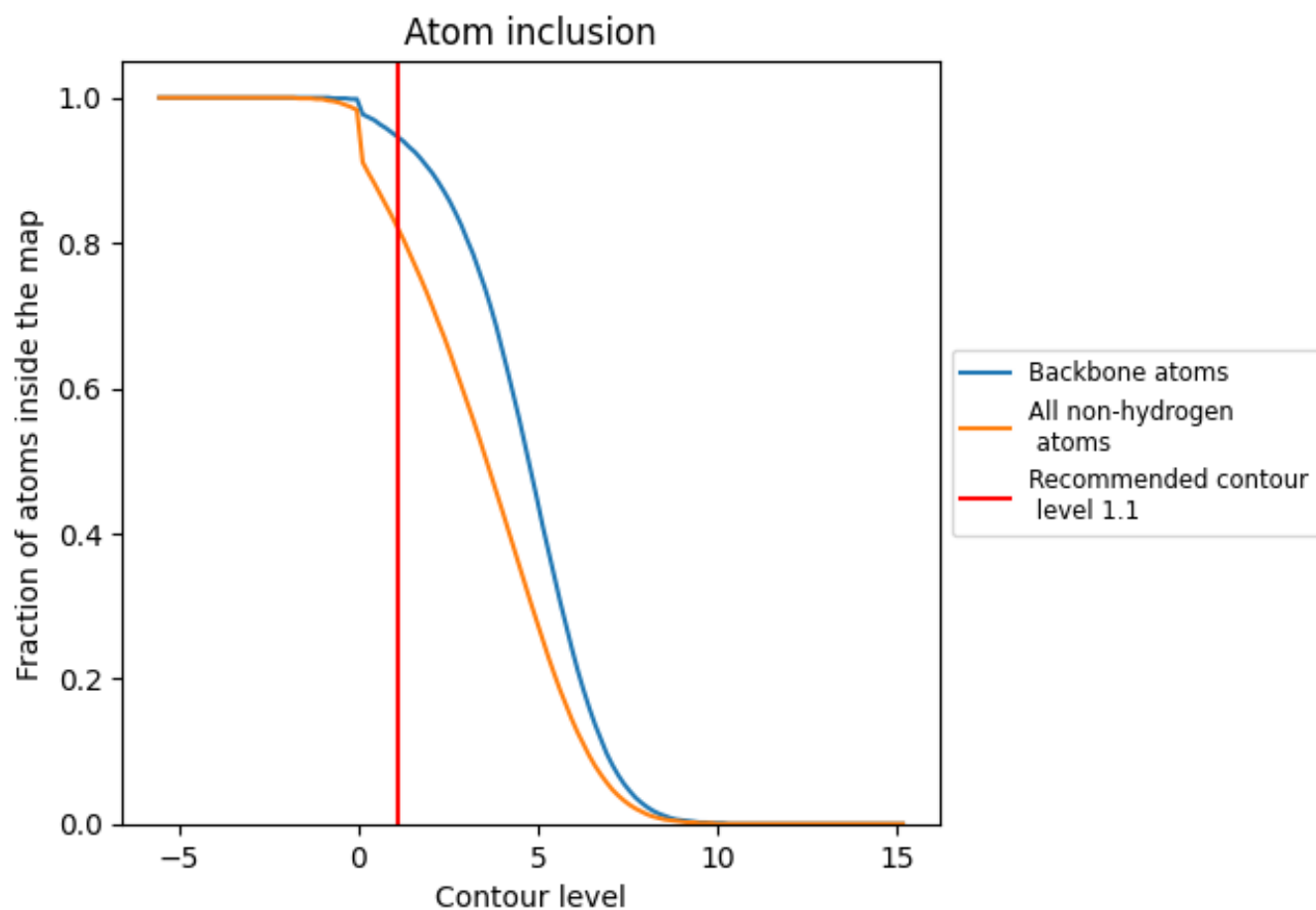
The images above show the model with each residue coloured according to its Q-score. This shows their resolvability in the map with higher Q-score values reflecting better resolvability. Please note: Q-score is calculating the resolvability of atoms, and thus high values are only expected at resolutions at which atoms can be resolved. Low Q-score values may therefore be expected for many entries.

9.3 Atom inclusion mapped to coordinate model [i](#)



The images above show the model with each residue coloured according to its atom inclusion. This shows to what extent they are inside the map at the recommended contour level (1.1).































































9.4 Atom inclusion [i](#)



At the recommended contour level, 95% of all backbone atoms, 82% of all non-hydrogen atoms, are inside the map.

9.5 Map-model fit summary

The table lists the average atom inclusion at the recommended contour level (1.1) and Q-score for the entire model and for each chain.

Chain	Atom inclusion	Q-score
All	 0.8210	 0.2060
A	 0.8070	 0.2060
B	 0.7900	 0.2180
C	 0.8250	 0.2090
D	 0.8560	 0.2180
E	 0.8630	 0.1960
F	 0.7850	 0.1700
G	 0.7310	 0.2060
H	 0.7990	 0.2130
I	 0.8620	 0.2310
J	 0.8360	 0.2110
K	 0.8380	 0.2370
L	 0.8230	 0.2210
M	 0.8650	 0.2190
N	 0.8170	 0.1990
O	 0.8090	 0.2070
P	 0.7740	 0.1800
Q	 0.8230	 0.1850
R	 0.8370	 0.2020
S	 0.8450	 0.2130
T	 0.7780	 0.1760
U	 0.8470	 0.2120
V	 0.7820	 0.1940
W	 0.8380	 0.2150
X	 0.8570	 0.2000
Y	 0.9290	 0.2180
Z	 1.0000	 0.3170
a	 1.0000	 0.2520
b	 1.0000	 0.3330
c	 1.0000	 0.2950
d	 1.0000	 0.2450

