



Full wwPDB NMR Structure Validation Report ⓘ

Dec 25, 2024 – 07:06 PM EST

PDB ID : 7YVW
BMRB ID : 36507
Title : NMR determination of the 2:1 binding motif structure involving cytosine flipping out for the recognition of the CGG/CGG triad DNA
Authors : Furuita, K.; Yamada, T.; Sakurabayashi, S.; Nomura, M.; Kojima, C.; Nakatani, K.
Deposited on : 2022-08-19

This is a Full wwPDB NMR Structure Validation Report for a publicly released PDB entry.

We welcome your comments at validation@mail.wwpdb.org

A user guide is available at

<https://www.wwpdb.org/validation/2017/NMRValidationReportHelp>

with specific help available everywhere you see the ⓘ symbol.

The types of validation reports are described at

<http://www.wwpdb.org/validation/2017/FAQs#types>.

The following versions of software and data (see [references ⓘ](#)) were used in the production of this report:

MolProbity : 4.02b-467
Mogul : 2022.3.0, CSD as543be (2022)
buster-report : 1.1.7 (2018)
Percentile statistics : 20231227.v01 (using entries in the PDB archive December 27th 2023)
wwPDB-RCI : v_1n_11_5_13_A (Berjanski et al., 2005)
PANAV : Wang et al. (2010)
wwPDB-ShiftChecker : v1.2
BMRB Restraints Analysis : v1.2
Ideal geometry (proteins) : Engh & Huber (2001)
Ideal geometry (DNA, RNA) : Parkinson et al. (1996)
Validation Pipeline (wwPDB-VP) : 2.40


1 Overall quality at a glance

The following experimental techniques were used to determine the structure:

SOLUTION NMR



The overall completeness of chemical shifts assignment is 36%.

Percentile scores (ranging between 0-100) for global validation metrics of the entry are shown in the following graphic. The table shows the number of entries on which the scores are based.



Metric	Whole archive (#Entries)	NMR archive (#Entries)
Clashscore	210492	14027

The table below summarises the geometric issues observed across the polymeric chains and their fit to the experimental data. The red, orange, yellow and green segments indicate the fraction of residues that contain outliers for ≥ 3 , 2, 1 and 0 types of geometric quality criteria. A cyan segment indicates the fraction of residues that are not part of the well-defined cores, and a grey segment represents the fraction of residues that are not modelled. The numeric value for each fraction is indicated below the corresponding segment, with a dot representing fractions $\leq 5\%$

Mol	Chain	Length	Quality of chain
1	A	11	 18% 82%
2	B	11	 36% 64%

2 Ensemble composition and analysis

This entry contains 30 models. This entry does not contain polypeptide chains, therefore identification of well-defined residues and clustering analysis are not possible. All residues are included in the validation scores.

3 Entry composition i

There are 3 unique types of molecules in this entry. The entry contains 832 atoms, of which 310 are hydrogens and 0 are deuteriums.

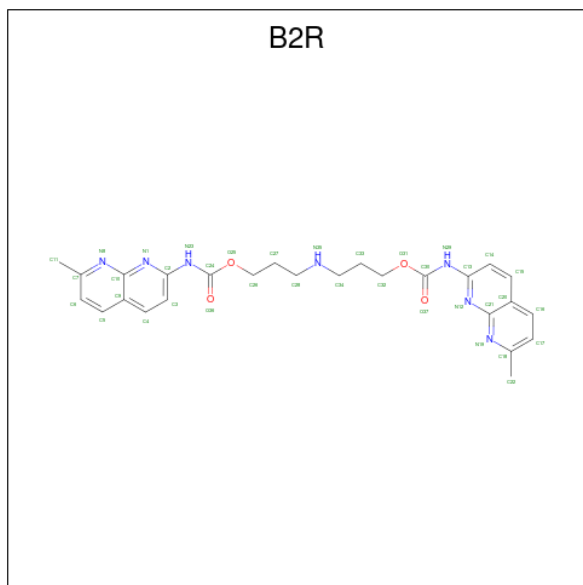
- Molecule 1 is a DNA chain called DNA (5'-D(*CP*TP*AP*AP*CP*GP*GP*AP*AP*TP*G)-3').

Mol	Chain	Residues	Atoms					Trace	
			Total	C	H	N	O		P
1	A	11	350	108	125	45	62	10	0

- Molecule 2 is a DNA chain called DNA (5'-D(*CP*AP*TP*TP*CP*GP*GP*TP*TP*AP*G)-3').

Mol	Chain	Residues	Atoms					Trace	
			Total	C	H	N	O		P
2	B	11	350	108	127	39	66	10	0

- Molecule 3 is 3-[3-[(7-methyl-1,8-naphthyridin-2-yl)carbamoyloxy]propylamino]propyl {N}-(7-methyl-1,8-naphthyridin-2-yl)carbamate (three-letter code: B2R) (formula: C₂₆H₂₉N₇O₄) (labeled as "Ligand of Interest" by depositor).



Mol	Chain	Residues	Atoms				
			Total	C	H	N	O
3	A	1	66	26	29	7	4
3	A	1	66	26	29	7	4


4 Residue-property plots

4.1 Average score per residue in the NMR ensemble

These plots are provided for all protein, RNA, DNA and oligosaccharide chains in the entry. The first graphic is the same as shown in the summary in section 1 of this report. The second graphic shows the sequence where residues are colour-coded according to the number of geometric quality criteria for which they contain at least one outlier: green = 0, yellow = 1, orange = 2 and red = 3 or more. Stretches of 2 or more consecutive residues without any outliers are shown as green connectors. Residues which are classified as ill-defined in the NMR ensemble, are shown in cyan with an underline colour-coded according to the previous scheme. Residues which were present in the experimental sample, but not modelled in the final structure are shown in grey.

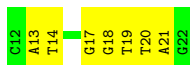
- Molecule 1: DNA (5'-D(*CP*TP*AP*AP*CP*GP*GP*AP*AP*TP*G)-3')

Chain A: 



- Molecule 2: DNA (5'-D(*CP*AP*TP*TP*CP*GP*GP*TP*TP*AP*G)-3')

Chain B: 




4.2 Scores per residue for each member of the ensemble

Colouring as in section 4.1 above.


4.2.1 Score per residue for model 1

- Molecule 1: DNA (5'-D(*CP*TP*AP*AP*CP*GP*GP*AP*AP*TP*G)-3')

Chain A: 




- Molecule 2: DNA (5'-D(*CP*AP*TP*TP*CP*GP*GP*TP*TP*AP*G)-3')


Chain B: 



4.2.2 Score per residue for model 2

- Molecule 1: DNA (5'-D(*CP*TP*AP*AP*CP*GP*GP*AP*AP*TP*G)-3')

Chain A:  27% 73%



- Molecule 2: DNA (5'-D(*CP*AP*TP*TP*CP*GP*GP*TP*TP*AP*G)-3')

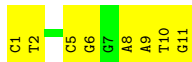
Chain B:  27% 73%




4.2.3 Score per residue for model 3


- Molecule 1: DNA (5'-D(*CP*TP*AP*AP*CP*GP*GP*AP*AP*TP*G)-3')

Chain A:  27% 73%




- Molecule 2: DNA (5'-D(*CP*AP*TP*TP*CP*GP*GP*TP*TP*AP*G)-3')


Chain B:  27% 73%




4.2.4 Score per residue for model 4

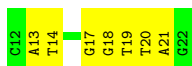
- Molecule 1: DNA (5'-D(*CP*TP*AP*AP*CP*GP*GP*AP*AP*TP*G)-3')

Chain A:  36% 64%



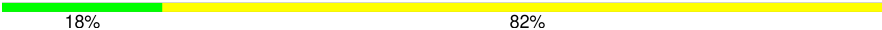
- Molecule 2: DNA (5'-D(*CP*AP*TP*TP*CP*GP*GP*TP*TP*AP*G)-3')


Chain B:  36% 64%



4.2.5 Score per residue for model 5


- Molecule 1: DNA (5'-D(*CP*TP*AP*AP*CP*GP*GP*AP*AP*TP*G)-3')

Chain A:  18% 82%



- Molecule 2: DNA (5'-D(*CP*AP*TP*TP*CP*GP*GP*TP*TP*AP*G)-3')


Chain B:  27% 73%



4.2.6 Score per residue for model 6

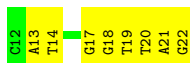
- Molecule 1: DNA (5'-D(*CP*TP*AP*AP*CP*GP*GP*AP*AP*TP*G)-3')

Chain A:  45% 55%




- Molecule 2: DNA (5'-D(*CP*AP*TP*TP*CP*GP*GP*TP*TP*AP*G)-3')

Chain B:  27% 73%



4.2.7 Score per residue for model 7


- Molecule 1: DNA (5'-D(*CP*TP*AP*AP*CP*GP*GP*AP*AP*TP*G)-3')

Chain A:  27% 73%



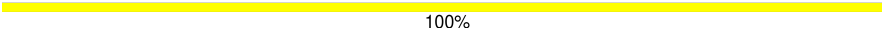
- Molecule 2: DNA (5'-D(*CP*AP*TP*TP*CP*GP*GP*TP*TP*AP*G)-3')


Chain B:  9% 91%



4.2.8 Score per residue for model 8


- Molecule 1: DNA (5'-D(*CP*TP*AP*AP*CP*GP*GP*AP*AP*TP*G)-3')

Chain A:  100%

 C1
T2
A3
A4
C5
G6
G7
A8
A9
T10
G11

- Molecule 2: DNA (5'-D(*CP*AP*TP*TP*CP*GP*GP*TP*TP*AP*G)-3')


Chain B:  27% 73%

 C12
A13
T14
T15
C16
G17
G18
T19
T20
A21
G22

4.2.9 Score per residue for model 9

- Molecule 1: DNA (5'-D(*CP*TP*AP*AP*CP*GP*GP*AP*AP*TP*G)-3')

Chain A:  18% 82%

 C1
T2
A3
A4
C5
G6
G7
A8
A9
T10
T11
G11

- Molecule 2: DNA (5'-D(*CP*AP*TP*TP*CP*GP*GP*TP*TP*AP*G)-3')


Chain B:  27% 73%

 C12
A13
T14
T15
C16
G17
G18
T19
T20
A21
G22

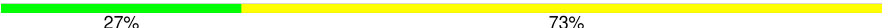
4.2.10 Score per residue for model 10


- Molecule 1: DNA (5'-D(*CP*TP*AP*AP*CP*GP*GP*AP*AP*TP*G)-3')

Chain A:  36% 64%

 C1
C5
G6
G7
A8
A9
T10
G11


- Molecule 2: DNA (5'-D(*CP*AP*TP*TP*CP*GP*GP*TP*TP*AP*G)-3')

Chain B:  27% 73%

 C12
A13
T14
T15
C16
G17
G18
T19
T20
A21
G22

4.2.11 Score per residue for model 11

- Molecule 1: DNA (5'-D(*CP*TP*AP*AP*CP*GP*GP*AP*AP*TP*G)-3')

Chain A:  9% 91%



- Molecule 2: DNA (5'-D(*CP*AP*TP*TP*CP*GP*GP*TP*TP*AP*G)-3')


Chain B:  27% 73%



4.2.12 Score per residue for model 12

- Molecule 1: DNA (5'-D(*CP*TP*AP*AP*CP*GP*GP*AP*AP*TP*G)-3')

Chain A:  18% 82%




- Molecule 2: DNA (5'-D(*CP*AP*TP*TP*CP*GP*GP*TP*TP*AP*G)-3')

Chain B:  27% 73%



4.2.13 Score per residue for model 13

- Molecule 1: DNA (5'-D(*CP*TP*AP*AP*CP*GP*GP*AP*AP*TP*G)-3')

Chain A:  27% 73%



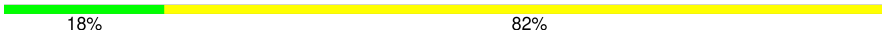
- Molecule 2: DNA (5'-D(*CP*AP*TP*TP*CP*GP*GP*TP*TP*AP*G)-3')


Chain B:  36% 64%



4.2.14 Score per residue for model 14

- Molecule 1: DNA (5'-D(*CP*TP*AP*AP*CP*GP*GP*AP*AP*TP*G)-3')

Chain A:  18% 82%

 C1 T2 A3 A4 C5 G6 G7 A8 A9 T10 G11

- Molecule 2: DNA (5'-D(*CP*AP*TP*TP*CP*GP*GP*TP*TP*AP*G)-3')


Chain B:  18% 82%

 C12 A13 T14 T15 C16 G17 G18 T19 T20 A21 G22

4.2.15 Score per residue for model 15

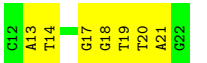
- Molecule 1: DNA (5'-D(*CP*TP*AP*AP*CP*GP*GP*AP*AP*TP*G)-3')

Chain A:  18% 82%

 C1 T2 A3 A4 C5 G6 G7 A8 A9 T10 G11

- Molecule 2: DNA (5'-D(*CP*AP*TP*TP*CP*GP*GP*TP*TP*AP*G)-3')


Chain B:  36% 64%

 C12 A13 T14 G17 G18 T19 T20 A21 G22

4.2.16 Score per residue for model 16

- Molecule 1: DNA (5'-D(*CP*TP*AP*AP*CP*GP*GP*AP*AP*TP*G)-3')

Chain A:  18% 82%

 C1 T2 A3 A4 C5 G6 G7 A8 A9 T10 G11

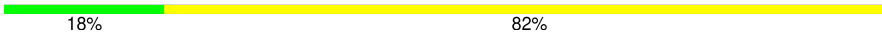
- Molecule 2: DNA (5'-D(*CP*AP*TP*TP*CP*GP*GP*TP*TP*AP*G)-3')


Chain B:  18% 82%

 C12 A13 T14 T15 C16 G17 G18 T19 T20 A21 G22

4.2.17 Score per residue for model 17

- Molecule 1: DNA (5'-D(*CP*TP*AP*AP*CP*GP*GP*AP*AP*TP*G)-3')

Chain A:  18% 82%

 G1 T2 A3 A4 C5 G6 G7 A8 A9 T10 G11

- Molecule 2: DNA (5'-D(*CP*AP*TP*TP*CP*GP*GP*TP*TP*AP*G)-3')


Chain B:  18% 82%

 G12 A13 T14 T15 C16 G17 G18 T19 T20 A21 G22

4.2.18 Score per residue for model 18


- Molecule 1: DNA (5'-D(*CP*TP*AP*AP*CP*GP*GP*AP*AP*TP*G)-3')

Chain A:  18% 82%

 G1 T2 A3 A4 C5 G6 G7 A8 A9 T10 G11

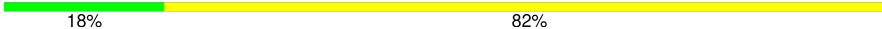
- Molecule 2: DNA (5'-D(*CP*AP*TP*TP*CP*GP*GP*TP*TP*AP*G)-3')


Chain B:  9% 91%

 G12 A13 T14 T15 C16 G17 G18 T19 T20 A21 G22

4.2.19 Score per residue for model 19


- Molecule 1: DNA (5'-D(*CP*TP*AP*AP*CP*GP*GP*AP*AP*TP*G)-3')

Chain A:  18% 82%

 G1 T2 A3 A4 C5 G6 G7 A8 A9 T10 G11

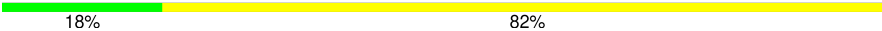
- Molecule 2: DNA (5'-D(*CP*AP*TP*TP*CP*GP*GP*TP*TP*AP*G)-3')


Chain B:  18% 82%

 G12 A13 T14 T15 C16 G17 G18 T19 T20 A21 G22

4.2.20 Score per residue for model 20

- Molecule 1: DNA (5'-D(*CP*TP*AP*AP*CP*GP*GP*AP*AP*TP*G)-3')

Chain A:  18% 82%

 C1 T2 A3 A4 C5 G6 G7 A8 A9 T10 G11

- Molecule 2: DNA (5'-D(*CP*AP*TP*TP*CP*GP*GP*TP*TP*AP*G)-3')


Chain B:  18% 82%

 C12 A13 T14 T15 C16 G17 G18 T19 T20 A21 G22

4.2.21 Score per residue for model 21


- Molecule 1: DNA (5'-D(*CP*TP*AP*AP*CP*GP*GP*AP*AP*TP*G)-3')

Chain A:  100%

 C1 T2 A3 A4 C5 G6 G7 A8 A9 T10 G11

- Molecule 2: DNA (5'-D(*CP*AP*TP*TP*CP*GP*GP*TP*TP*AP*G)-3')


Chain B:  45% 55%

 C12 C16 G17 G18 T19 T20 A21 G22

4.2.22 Score per residue for model 22

- Molecule 1: DNA (5'-D(*CP*TP*AP*AP*CP*GP*GP*AP*AP*TP*G)-3')

Chain A:  18% 82%

 C1 T2 A3 A4 C5 G6 G7 A8 A9 T10 G11

- Molecule 2: DNA (5'-D(*CP*AP*TP*TP*CP*GP*GP*TP*TP*AP*G)-3')


Chain B:  18% 82%

 C12 A13 T14 T15 C16 G17 G18 T19 T20 A21 G22

4.2.23 Score per residue for model 23

- Molecule 1: DNA (5'-D(*CP*TP*AP*AP*CP*GP*GP*AP*AP*TP*G)-3')

Chain A:  45% 55%



- Molecule 2: DNA (5'-D(*CP*AP*TP*TP*CP*GP*GP*TP*TP*AP*G)-3')


Chain B:  27% 73%



4.2.24 Score per residue for model 24


- Molecule 1: DNA (5'-D(*CP*TP*AP*AP*CP*GP*GP*AP*AP*TP*G)-3')

Chain A:  9% 91%



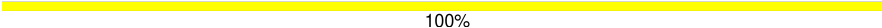
- Molecule 2: DNA (5'-D(*CP*AP*TP*TP*CP*GP*GP*TP*TP*AP*G)-3')


Chain B:  55% 45%



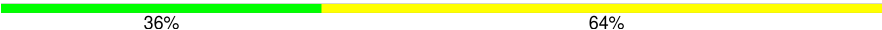
4.2.25 Score per residue for model 25

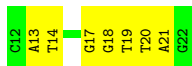
- Molecule 1: DNA (5'-D(*CP*TP*AP*AP*CP*GP*GP*AP*AP*TP*G)-3')

Chain A:  100%



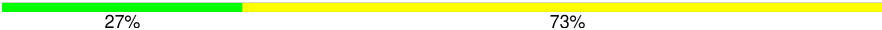
- Molecule 2: DNA (5'-D(*CP*AP*TP*TP*CP*GP*GP*TP*TP*AP*G)-3')

Chain B:  36% 64%



4.2.26 Score per residue for model 26

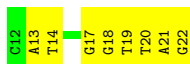
- Molecule 1: DNA (5'-D(*CP*TP*AP*AP*CP*GP*GP*AP*AP*TP*G)-3')

Chain A:  27% 73%



- Molecule 2: DNA (5'-D(*CP*AP*TP*TP*CP*GP*GP*TP*TP*AP*G)-3')


Chain B:  27% 73%



4.2.27 Score per residue for model 27

- Molecule 1: DNA (5'-D(*CP*TP*AP*AP*CP*GP*GP*AP*AP*TP*G)-3')

Chain A:  27% 73%




- Molecule 2: DNA (5'-D(*CP*AP*TP*TP*CP*GP*GP*TP*TP*AP*G)-3')

Chain B:  18% 82%




4.2.28 Score per residue for model 28


- Molecule 1: DNA (5'-D(*CP*TP*AP*AP*CP*GP*GP*AP*AP*TP*G)-3')

Chain A:  27% 73%



- Molecule 2: DNA (5'-D(*CP*AP*TP*TP*CP*GP*GP*TP*TP*AP*G)-3')


Chain B:  18% 82%



4.2.29 Score per residue for model 29

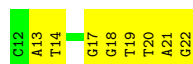
- Molecule 1: DNA (5'-D(*CP*TP*AP*AP*CP*GP*GP*AP*AP*TP*G)-3')

Chain A:  27% 73%



- Molecule 2: DNA (5'-D(*CP*AP*TP*TP*CP*GP*GP*TP*TP*AP*G)-3')


Chain B:  27% 73%



4.2.30 Score per residue for model 30

- Molecule 1: DNA (5'-D(*CP*TP*AP*AP*CP*GP*GP*AP*AP*TP*G)-3')

Chain A:  18% 82%



- Molecule 2: DNA (5'-D(*CP*AP*TP*TP*CP*GP*GP*TP*TP*AP*G)-3')

Chain B:  36% 64%



5 Refinement protocol and experimental data overview

The models were refined using the following method: *simulated annealing*.

Of the 200 calculated structures, 30 were deposited, based on the following criterion: *structures with the lowest energy*.

The following table shows the software used for structure solution, optimisation and refinement.

Software name	Classification	Version
CNS	structure calculation	

The following table shows chemical shift validation statistics as aggregates over all chemical shift files. Detailed validation can be found in section 7 of this report.

Chemical shift file(s)	working_cs.cif
Number of chemical shift lists	1
Total number of shifts	178
Number of shifts mapped to atoms	178
Number of unparsed shifts	0
Number of shifts with mapping errors	0
Number of shifts with mapping warnings	0
Assignment completeness (well-defined parts)	36%

6 Model quality i

6.1 Standard geometry i

Bond lengths and bond angles in the following residue types are not validated in this section: B2R

There are no covalent bond-length or bond-angle outliers.

There are no bond-length outliers.

There are no bond-angle outliers.

There are no chirality outliers.

There are no planarity outliers.

6.2 Too-close contacts i

In the following table, the Non-H and H(model) columns list the number of non-hydrogen atoms and hydrogen atoms in each chain respectively. The H(added) column lists the number of hydrogen atoms added and optimized by MolProbity. The Clashes column lists the number of clashes averaged over the ensemble.

Mol	Chain	Non-H	H(model)	H(added)	Clashes
1	A	225	125	125	8±2
2	B	223	127	127	8±2
3	A	74	58	0	1±1
All	All	15660	9300	7560	478

The all-atom clashscore is defined as the number of clashes found per 1000 atoms (including hydrogen atoms). The all-atom clashscore for this structure is 21.

All unique clashes are listed below, sorted by their clash magnitude.

Atom-1	Atom-2	Clash(Å)	Distance(Å)	Models	
				Worst	Total
1:A:5:DC:H2''	1:A:6:DG:OP2	0.83	1.71	4	8
2:B:15:DT:H3'	2:B:16:DC:H5''	0.73	1.59	5	1
1:A:4:DA:O3'	1:A:5:DC:H2'	0.70	1.87	13	4
2:B:16:DC:OP1	2:B:16:DC:H4'	0.70	1.87	5	1
1:A:5:DC:H4'	1:A:6:DG:OP1	0.69	1.87	10	16
1:A:5:DC:C4'	1:A:6:DG:H5'	0.68	2.19	14	12
1:A:5:DC:H4'	1:A:6:DG:H5'	0.68	1.66	14	10
2:B:18:DG:H2'	2:B:19:DT:H72	0.67	1.65	26	29
2:B:17:DG:OP2	2:B:17:DG:H8	0.59	1.81	6	24
2:B:18:DG:C8	2:B:19:DT:H72	0.59	2.33	12	18

Continued on next page...

Continued from previous page...

Atom-1	Atom-2	Clash(Å)	Distance(Å)	Models	
				Worst	Total
1:A:4:DA:H2''	1:A:5:DC:OP1	0.58	1.97	2	1
3:A:101:B2R:O36	2:B:16:DC:H1'	0.58	1.99	18	6
1:A:5:DC:OP1	1:A:5:DC:H6	0.58	1.82	6	3
1:A:5:DC:O5'	1:A:5:DC:H6	0.57	1.82	1	8
2:B:17:DG:H2''	2:B:18:DG:OP2	0.56	2.00	5	29
1:A:6:DG:OP2	1:A:6:DG:H8	0.55	1.85	2	5
2:B:17:DG:H8	2:B:17:DG:OP2	0.55	1.85	19	1
1:A:6:DG:O5'	1:A:6:DG:H8	0.55	1.84	10	2
1:A:5:DC:O4'	1:A:6:DG:H5'	0.55	2.01	28	8
2:B:18:DG:C2'	2:B:19:DT:H72	0.53	2.33	26	11
1:A:6:DG:H2''	1:A:7:DG:OP2	0.53	2.03	4	8
1:A:5:DC:C6	1:A:5:DC:H5''	0.53	2.39	9	1
2:B:15:DT:H3'	2:B:16:DC:C5'	0.52	2.33	5	1
1:A:5:DC:H5''	1:A:5:DC:H6	0.52	1.64	9	1
1:A:5:DC:H1'	1:A:6:DG:O4'	0.52	2.04	26	4
1:A:6:DG:H2''	1:A:7:DG:C8	0.52	2.40	22	8
2:B:16:DC:H6	2:B:16:DC:H5''	0.50	1.65	27	1
1:A:4:DA:H2''	3:A:101:B2R:C15	0.50	2.36	25	7
1:A:6:DG:O5'	1:A:6:DG:C8	0.49	2.65	10	1
1:A:3:DA:H2''	1:A:4:DA:OP2	0.49	2.07	13	22
1:A:5:DC:OP1	1:A:5:DC:H4'	0.49	2.08	2	1
2:B:20:DT:H2''	2:B:21:DA:OP2	0.48	2.08	8	30
2:B:19:DT:C6	2:B:20:DT:H72	0.48	2.43	10	4
1:A:7:DG:H2''	1:A:8:DA:OP2	0.48	2.08	10	20
2:B:18:DG:H2''	2:B:19:DT:C6	0.48	2.43	26	5
1:A:5:DC:H6	1:A:5:DC:O5'	0.48	1.91	19	1
2:B:16:DC:H2''	2:B:17:DG:OP2	0.47	2.09	3	2
1:A:6:DG:P	1:A:6:DG:H8	0.47	2.32	12	4
3:A:102:B2R:O37	2:B:15:DT:H71	0.46	2.10	20	3
2:B:18:DG:C2'	2:B:19:DT:C7	0.46	2.94	18	8
2:B:16:DC:O2	2:B:16:DC:O4'	0.46	2.34	21	6
2:B:21:DA:H2''	2:B:22:DG:O5'	0.46	2.09	19	14
2:B:18:DG:H8	2:B:18:DG:O5'	0.45	1.95	4	2
1:A:8:DA:H2''	1:A:9:DA:OP2	0.45	2.12	10	30
2:B:17:DG:OP2	2:B:17:DG:C8	0.45	2.68	8	7
2:B:14:DT:H2''	2:B:15:DT:OP2	0.45	2.12	7	11
3:A:102:B2R:O37	2:B:15:DT:H72	0.45	2.11	7	1
2:B:16:DC:O5'	2:B:16:DC:H6	0.44	1.95	8	2
2:B:16:DC:H5''	2:B:16:DC:C6	0.44	2.46	27	1
1:A:5:DC:OP1	1:A:5:DC:C6	0.44	2.68	6	3
1:A:10:DT:H2''	1:A:11:DG:OP2	0.43	2.13	2	28

Continued on next page...

Continued from previous page...

Atom-1	Atom-2	Clash(Å)	Distance(Å)	Models	
				Worst	Total
3:A:101:B2R:C14	3:A:102:B2R:O36	0.43	2.67	27	1
1:A:5:DC:H4'	1:A:6:DG:C5'	0.43	2.44	28	1
1:A:6:DG:H22	3:A:101:B2R:C11	0.42	2.27	19	3
1:A:5:DC:O2	1:A:5:DC:O4'	0.42	2.35	24	1
2:B:13:DA:C2'	2:B:14:DT:H71	0.42	2.44	2	24
1:A:1:DC:H2'	1:A:2:DT:H72	0.42	1.90	21	4
1:A:1:DC:H2''	1:A:2:DT:O5'	0.41	2.15	1	5
1:A:4:DA:H2''	1:A:5:DC:H2'	0.41	1.92	28	1
2:B:16:DC:OP1	2:B:16:DC:C4'	0.41	2.65	5	1
1:A:5:DC:O5'	1:A:5:DC:C6	0.41	2.73	30	1
1:A:6:DG:H8	1:A:6:DG:P	0.41	2.38	18	1
2:B:18:DG:O5'	2:B:18:DG:C8	0.40	2.74	4	1

6.3 Torsion angles [i](#)

6.3.1 Protein backbone [i](#)

There are no protein molecules in this entry.

6.3.2 Protein sidechains [i](#)

There are no protein molecules in this entry.

6.3.3 RNA [i](#)

There are no RNA molecules in this entry.

6.4 Non-standard residues in protein, DNA, RNA chains [i](#)

There are no non-standard protein/DNA/RNA residues in this entry.

6.5 Carbohydrates [i](#)

There are no oligosaccharides in this entry.

6.6 Ligand geometry

2 ligands are modelled in this entry.

In the following table, the Counts columns list the number of bonds for which Mogul statistics could be retrieved, the number of bonds that are observed in the model and the number of bonds that are defined in the chemical component dictionary. The Link column lists molecule types, if any, to which the group is linked. The Z score for a bond length is the number of standard deviations the observed value is removed from the expected value. A bond length with $|Z| > 2$ is considered an outlier worth inspection. RMSZ is the average root-mean-square of all Z scores of the bond lengths.

Mol	Type	Chain	Res	Link	Bond lengths		
					Counts	RMSZ	#Z>2
3	B2R	A	101	-	40,40,40	1.02±0.02	0±0 (0±0%)
3	B2R	A	102	-	40,40,40	0.94±0.01	0±0 (0±0%)

In the following table, the Counts columns list the number of angles for which Mogul statistics could be retrieved, the number of angles that are observed in the model and the number of angles that are defined in the chemical component dictionary. The Link column lists molecule types, if any, to which the group is linked. The Z score for a bond angle is the number of standard deviations the observed value is removed from the expected value. A bond angle with $|Z| > 2$ is considered an outlier worth inspection. RMSZ is the average root-mean-square of all Z scores of the bond angles.

Mol	Type	Chain	Res	Link	Bond angles		
					Counts	RMSZ	#Z>2
3	B2R	A	101	-	53,53,53	1.31±0.02	8±1 (14±1%)
3	B2R	A	102	-	53,53,53	1.21±0.02	6±1 (12±1%)

In the following table, the Chirals column lists the number of chiral outliers, the number of chiral centers analysed, the number of these observed in the model and the number defined in the chemical component dictionary. Similar counts are reported in the Torsion and Rings columns. '-' means no outliers of that kind were identified.

Mol	Type	Chain	Res	Link	Chirals	Torsions	Rings
3	B2R	A	101	-	-	0±0,20,20,20	0±0,4,4,4
3	B2R	A	102	-	-	0±0,20,20,20	0±0,4,4,4

All unique bond outliers are listed below. They are sorted according to the Z-score of the worst occurrence in the ensemble.

Mol	Chain	Res	Type	Atoms	Z	Observed(Å)	Ideal(Å)	Models	
								Worst	Total
3	A	101	B2R	C15-C20	2.13	1.37	1.42	28	2

Continued on next page...

Continued from previous page...

Mol	Chain	Res	Type	Atoms	Z	Observed(Å)	Ideal(Å)	Models	
								Worst	Total
3	A	101	B2R	C16-C20	2.01	1.37	1.42	28	1

All unique angle outliers are listed below. They are sorted according to the Z-score of the worst occurrence in the ensemble.

Mol	Chain	Res	Type	Atoms	Z	Observed(°)	Ideal(°)	Models	
								Worst	Total
3	A	101	B2R	C16-C20-C21	3.32	120.98	117.86	26	30
3	A	102	B2R	C14-C13-N29	2.88	114.50	123.02	17	30
3	A	101	B2R	O31-C30-N29	2.67	105.17	109.35	23	30
3	A	102	B2R	O31-C30-N29	2.64	105.22	109.35	20	30
3	A	101	B2R	C17-C16-C20	2.62	116.93	120.84	30	30
3	A	101	B2R	O25-C24-N23	2.57	105.32	109.35	9	30
3	A	102	B2R	O25-C24-N23	2.52	105.41	109.35	23	29
3	A	101	B2R	C15-C20-C21	2.44	120.16	117.86	30	20
3	A	102	B2R	C17-C16-C20	2.37	117.30	120.84	14	30
3	A	102	B2R	C3-C2-N23	2.35	116.09	123.02	27	20
3	A	101	B2R	C3-C2-N23	2.34	116.11	123.02	18	17
3	A	101	B2R	C14-C15-C20	2.30	117.41	120.84	17	25
3	A	101	B2R	C3-C4-C9	2.26	117.46	120.84	3	30
3	A	102	B2R	C3-C4-C9	2.25	117.48	120.84	10	26
3	A	102	B2R	C6-C5-C9	2.21	117.55	120.84	12	30
3	A	101	B2R	C14-C13-N29	2.14	116.68	123.02	9	3
3	A	101	B2R	C6-C5-C9	2.09	117.72	120.84	11	10

There are no chirality outliers.

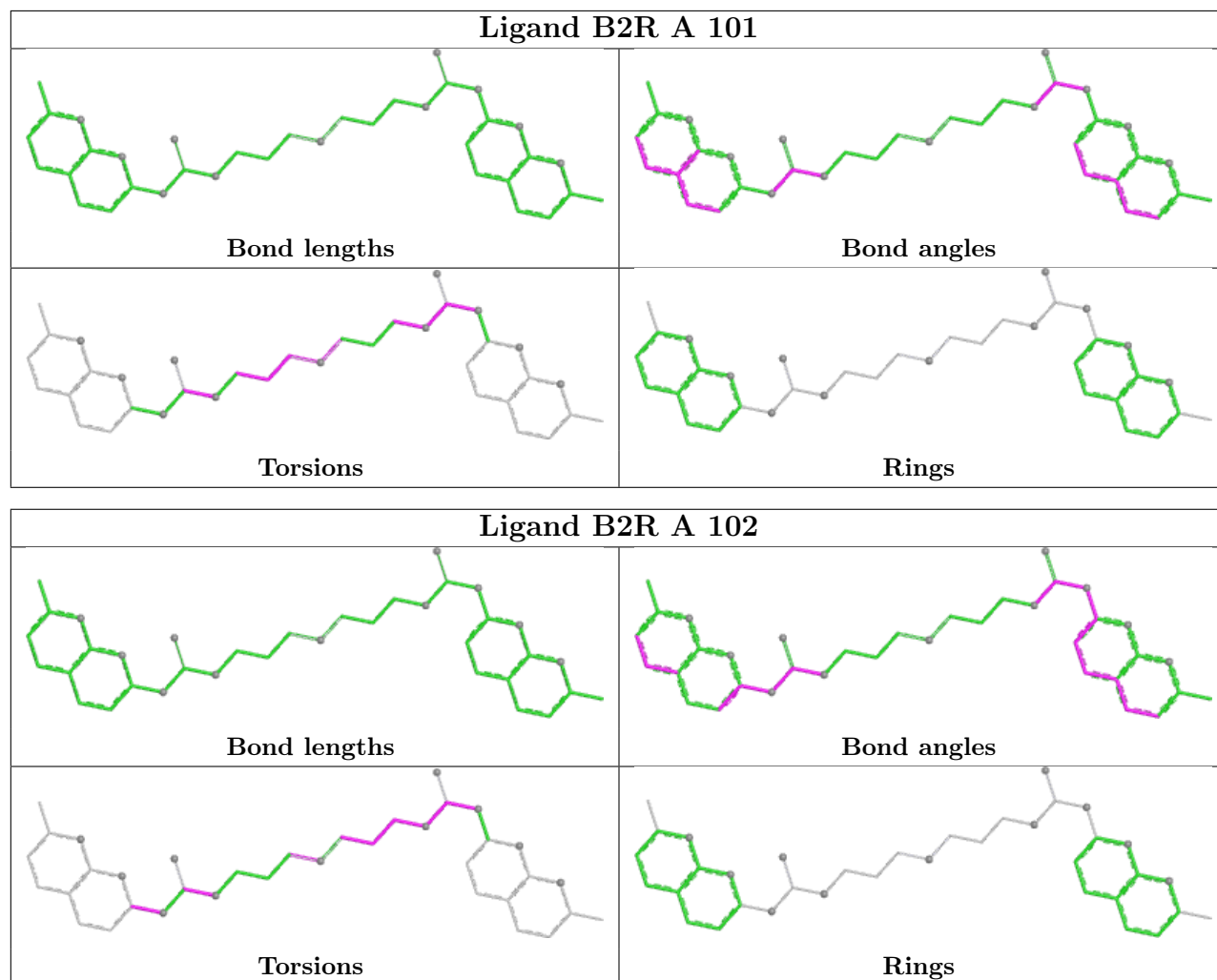
All unique torsion outliers are listed below.

Mol	Chain	Res	Type	Atoms	Models (Total)
3	A	102	B2R	O36-C24-N23-C2	1

There are no ring outliers.

The following is a two-dimensional graphical depiction of Mogul quality analysis of bond lengths, bond angles, torsion angles, and ring geometry for all instances of the Ligand of Interest. In addition, ligands with molecular weight > 250 and outliers as shown on the validation Tables will also be included. For torsion angles, if less than 5% of the Mogul distribution of torsion angles is within 10 degrees of the torsion angle in question, then that torsion angle is considered an outlier. Any bond that is central to one or more torsion angles identified as an outlier by Mogul will be highlighted in the graph. For rings, the root-mean-square deviation (RMSD) between the ring in question and similar rings identified by Mogul is calculated over all ring torsion angles. If the average RMSD is greater than 60 degrees and the minimal RMSD between the ring in question and

any Mogul-identified rings is also greater than 60 degrees, then that ring is considered an outlier. The outliers are highlighted in purple. The color gray indicates Mogul did not find sufficient equivalents in the CSD to analyse the geometry.



6.7 Other polymers [i](#)

There are no such molecules in this entry.

6.8 Polymer linkage issues [i](#)

There are no chain breaks in this entry.

7 Chemical shift validation [i](#)

The completeness of assignment taking into account all chemical shift lists is 36% for the well-defined parts and 36% for the entire structure.

7.1 Chemical shift list 1

File name: working_cs.cif

Chemical shift list name: *starch_output*

7.1.1 Bookkeeping [i](#)

The following table shows the results of parsing the chemical shift list and reports the number of nuclei with statistically unusual chemical shifts.

Total number of shifts	178
Number of shifts mapped to atoms	178
Number of unparsed shifts	0
Number of shifts with mapping errors	0
Number of shifts with mapping warnings	0
Number of shift outliers (ShiftChecker)	1

The following errors were found when reading this chemical shift list.

- Chemical shift has been reported more than once. All 4 occurrences are reported below.

List ID	Chain	Res	Type	Atom	Shift Data		
					Value	Uncertainty	Ambiguity
1	B	14	DT	H72	1.152	0.005	4
1	B	14	DT	H73	1.152	0.005	4
1	B	19	DT	H72	1.392	0.005	4
1	B	19	DT	H73	1.392	0.005	4

7.1.2 Chemical shift referencing [i](#)

No chemical shift referencing corrections were calculated (not enough data).

7.1.3 Completeness of resonance assignments [i](#)

The following table shows the completeness of the chemical shift assignments for the well-defined regions of the structure. The overall completeness is 36%, i.e. 156 atoms were assigned a chemical shift out of a possible 434. 0 out of 0 assigned methyl groups (LEU and VAL) were assigned

stereospecifically.

	Total	¹H	¹³C	¹⁵N
Sugar	100/264 (38%)	100/154 (65%)	0/110 (0%)	0/0 (—%)
Base	56/170 (33%)	56/104 (54%)	0/38 (0%)	0/28 (0%)
Overall	156/434 (36%)	156/258 (60%)	0/148 (0%)	0/28 (0%)

The following table shows the completeness of the chemical shift assignments for the full structure. The overall completeness is 36%, i.e. 156 atoms were assigned a chemical shift out of a possible 434. 0 out of 0 assigned methyl groups (LEU and VAL) were assigned stereospecifically.

	Total	¹H	¹³C	¹⁵N
Sugar	100/264 (38%)	100/154 (65%)	0/110 (0%)	0/0 (—%)
Base	56/170 (33%)	56/104 (54%)	0/38 (0%)	0/28 (0%)
Overall	156/434 (36%)	156/258 (60%)	0/148 (0%)	0/28 (0%)

7.1.4 Statistically unusual chemical shifts [i](#)

The following table lists the statistically unusual chemical shifts. These are statistical measures, and large deviations from the mean do not necessarily imply incorrect assignments. Molecules containing paramagnetic centres or hemes are expected to give rise to anomalous chemical shifts.

List Id	Chain	Res	Type	Atom	Shift, ppm	Expected range, ppm	Z-score
1	A	4	DA	H1'	4.81	4.86 – 7.31	-5.2

7.1.5 Random Coil Index (RCI) plots [i](#)

No *random coil index*(RCI) plot could be generated from the current chemical shift list. RCI is only applicable to proteins

8 NMR restraints analysis

8.1 Conformationally restricting restraints

The following table provides the summary of experimentally observed NMR restraints in different categories. Restraints are classified into different categories based on the sequence separation of the atoms involved.

Description	Value
Total distance restraints	286
Intra-residue ($ i-j =0$)	137
Sequential ($ i-j =1$)	87
Medium range ($ i-j >1$ and $ i-j <5$)	0
Long range ($ i-j \geq 5$)	0
Inter-chain	4
Hydrogen bond restraints	58
Disulfide bond restraints	0
Total dihedral-angle restraints	177
Number of unmapped restraints	10
Number of restraints per residue	19.3
Number of long range restraints per residue ¹	0.0

¹Long range hydrogen bonds and disulfide bonds are counted as long range restraints while calculating the number of long range restraints per residue

8.2 Residual restraint violations

This section provides the overview of the restraint violations analysis. The violations are binned as small, medium and large violations based on its absolute value. Average number of violations per model is calculated by dividing the total number of violations in each bin by the size of the ensemble.

8.2.1 Average number of distance violations per model

Distance violations less than 0.1 Å are not included in the calculation.

Bins (Å)	Average number of violations per model	Max (Å)
0.1-0.2 (Small)	25.4	0.2
0.2-0.5 (Medium)	22.1	0.5
>0.5 (Large)	9.4	1.04

8.2.2 Average number of dihedral-angle violations per model [i](#)

Dihedral-angle violations less than 1° are not included in the calculation.

Bins (°)	Average number of violations per model	Max (°)
1.0-10.0 (Small)	46.9	5.74
10.0-20.0 (Medium)	None	None
>20.0 (Large)	None	None

9 Distance violation analysis i

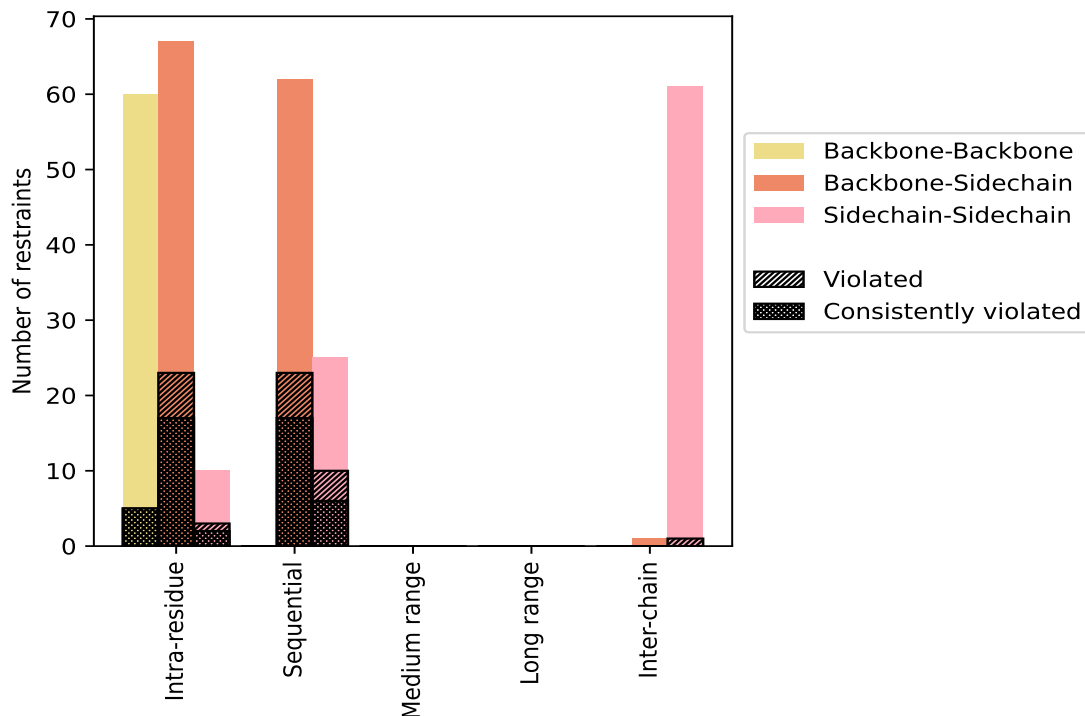
9.1 Summary of distance violations i

The following table shows the summary of distance violations in different restraint categories based on the sequence separation of the atoms involved. Each category is further sub-divided into three sub-categories based on the atoms involved. Violations less than 0.1 Å are not included in the statistics.

Restrains type	Count	% ¹	Violated ³			Consistently Violated ⁴		
			Count	% ²	% ¹	Count	% ²	% ¹
Intra-residue ($i-j =0$)	137	47.9	31	22.6	10.8	24	17.5	8.4
Backbone-Backbone	60	21.0	5	8.3	1.7	5	8.3	1.7
Backbone-Sidechain	67	23.4	23	34.3	8.0	17	25.4	5.9
Sidechain-Sidechain	10	3.5	3	30.0	1.0	2	20.0	0.7
Sequential ($i-j =1$)	87	30.4	33	37.9	11.5	23	26.4	8.0
Backbone-Backbone	0	0.0	0	0.0	0.0	0	0.0	0.0
Backbone-Sidechain	62	21.7	23	37.1	8.0	17	27.4	5.9
Sidechain-Sidechain	25	8.7	10	40.0	3.5	6	24.0	2.1
Medium range ($i-j >1$ & $i-j <5$)	0	0.0	0	0.0	0.0	0	0.0	0.0
Backbone-Backbone	0	0.0	0	0.0	0.0	0	0.0	0.0
Backbone-Sidechain	0	0.0	0	0.0	0.0	0	0.0	0.0
Sidechain-Sidechain	0	0.0	0	0.0	0.0	0	0.0	0.0
Long range ($i-j \geq 5$)	0	0.0	0	0.0	0.0	0	0.0	0.0
Backbone-Backbone	0	0.0	0	0.0	0.0	0	0.0	0.0
Backbone-Sidechain	0	0.0	0	0.0	0.0	0	0.0	0.0
Sidechain-Sidechain	0	0.0	0	0.0	0.0	0	0.0	0.0
Inter-chain	4	1.4	0	0.0	0.0	0	0.0	0.0
Backbone-Backbone	0	0.0	0	0.0	0.0	0	0.0	0.0
Backbone-Sidechain	1	0.3	0	0.0	0.0	0	0.0	0.0
Sidechain-Sidechain	3	1.0	0	0.0	0.0	0	0.0	0.0
Hydrogen bond	58	20.3	1	1.7	0.3	0	0.0	0.0
Disulfide bond	0	0.0	0	0.0	0.0	0	0.0	0.0
Total	286	100.0	65	22.7	22.7	47	16.4	16.4
Backbone-Backbone	60	21.0	5	8.3	1.7	5	8.3	1.7
Backbone-Sidechain	130	45.5	46	35.4	16.1	34	26.2	11.9
Sidechain-Sidechain	96	33.6	14	14.6	4.9	8	8.3	2.8

¹ percentage calculated with respect to the total number of distance restraints, ² percentage calculated with respect to the number of restraints in a particular restraint category, ³ violated in at least one model, ⁴ violated in all the models

9.1.1 Bar chart : Distribution of distance restraints and violations [i](#)



Violated and consistently violated restraints are shown using different hatch patterns in their respective categories. The hydrogen bonds and disulfid bonds are counted in their appropriate category on the x-axis

9.2 Distance violation statistics for each model [i](#)

The following table provides the distance violation statistics for each model in the ensemble. Violations less than 0.1 Å are not included in the statistics.

Model ID	Number of violations						Mean (Å)	Max (Å)	SD ⁶ (Å)	Median (Å)
	IR ¹	SQ ²	MR ³	LR ⁴	IC ⁵	Total				
1	28	32	0	0	1	61	0.29	0.98	0.22	0.21
2	27	32	0	0	0	59	0.31	1.04	0.23	0.23
3	27	30	0	0	1	58	0.31	0.96	0.23	0.22
4	28	30	0	0	1	59	0.31	1.0	0.24	0.21
5	29	28	0	0	0	57	0.32	1.03	0.25	0.23
6	28	28	0	0	0	56	0.32	0.98	0.24	0.22
7	28	27	0	0	0	55	0.32	1.02	0.25	0.23
8	28	31	0	0	0	59	0.32	1.04	0.24	0.22
9	28	30	0	0	1	59	0.3	1.03	0.23	0.21
10	27	32	0	0	1	60	0.31	1.0	0.24	0.22

Continued on next page...

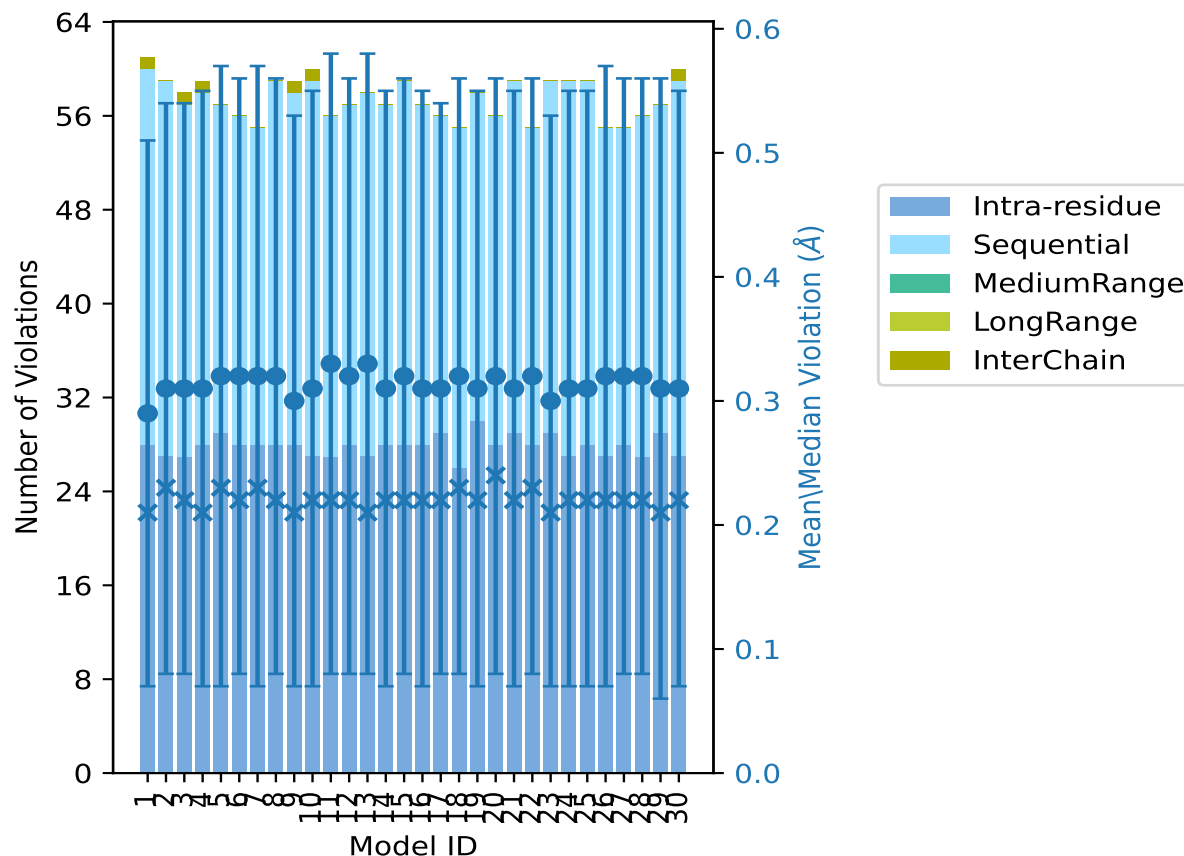
Continued from previous page...

Model ID	Number of violations						Mean (Å)	Max (Å)	SD ⁶ (Å)	Median (Å)
	IR ¹	SQ ²	MR ³	LR ⁴	IC ⁵	Total				
11	27	29	0	0	0	56	0.33	0.99	0.25	0.22
12	28	29	0	0	0	57	0.32	1.02	0.24	0.22
13	27	31	0	0	0	58	0.33	1.0	0.25	0.21
14	28	29	0	0	0	57	0.31	0.98	0.24	0.22
15	28	31	0	0	0	59	0.32	1.04	0.24	0.22
16	28	29	0	0	0	57	0.31	0.95	0.24	0.22
17	29	27	0	0	0	56	0.31	1.0	0.23	0.22
18	26	29	0	0	0	55	0.32	0.95	0.24	0.23
19	30	28	0	0	0	58	0.31	0.99	0.24	0.22
20	28	28	0	0	0	56	0.32	0.99	0.24	0.24
21	29	30	0	0	0	59	0.31	0.99	0.24	0.22
22	28	27	0	0	0	55	0.32	0.97	0.24	0.23
23	29	30	0	0	0	59	0.3	1.01	0.23	0.21
24	27	32	0	0	0	59	0.31	1.0	0.24	0.22
25	28	31	0	0	0	59	0.31	1.0	0.24	0.22
26	27	28	0	0	0	55	0.32	0.99	0.25	0.22
27	28	27	0	0	0	55	0.32	1.0	0.24	0.22
28	27	29	0	0	0	56	0.32	1.04	0.24	0.22
29	29	28	0	0	0	57	0.31	1.01	0.25	0.21
30	27	32	0	0	1	60	0.31	1.04	0.24	0.22

¹Intra-residue restraints, ²Sequential restraints, ³Medium range restraints, ⁴Long range restraints,

⁵Inter-chain restraints, ⁶Standard deviation

9.2.1 Bar graph : Distance Violation statistics for each model [i](#)



The mean(dot),median(x) and the standard deviation are shown in blue with respect to the y axis on the right

9.3 Distance violation statistics for the ensemble [i](#)

Violation analysis may find that some restraints are violated in few models and some are violated in most of models. The following table provides this information as number of violated restraints for a given fraction of the ensemble. In total, 164(IR:106, SQ:54, MR:0, LR:0, IC:4) restraints are not violated in the ensemble.

Number of violated restraints						Fraction of the ensemble	
IR ¹	SQ ²	MR ³	LR ⁴	IC ⁵	Total	Count ⁶	%
1	0	0	0	0	1	1	3.3
0	0	0	0	0	0	2	6.7
0	1	0	0	0	1	3	10.0
1	0	0	0	0	1	4	13.3
0	0	0	0	0	0	5	16.7
0	0	0	0	0	0	6	20.0

Continued on next page...

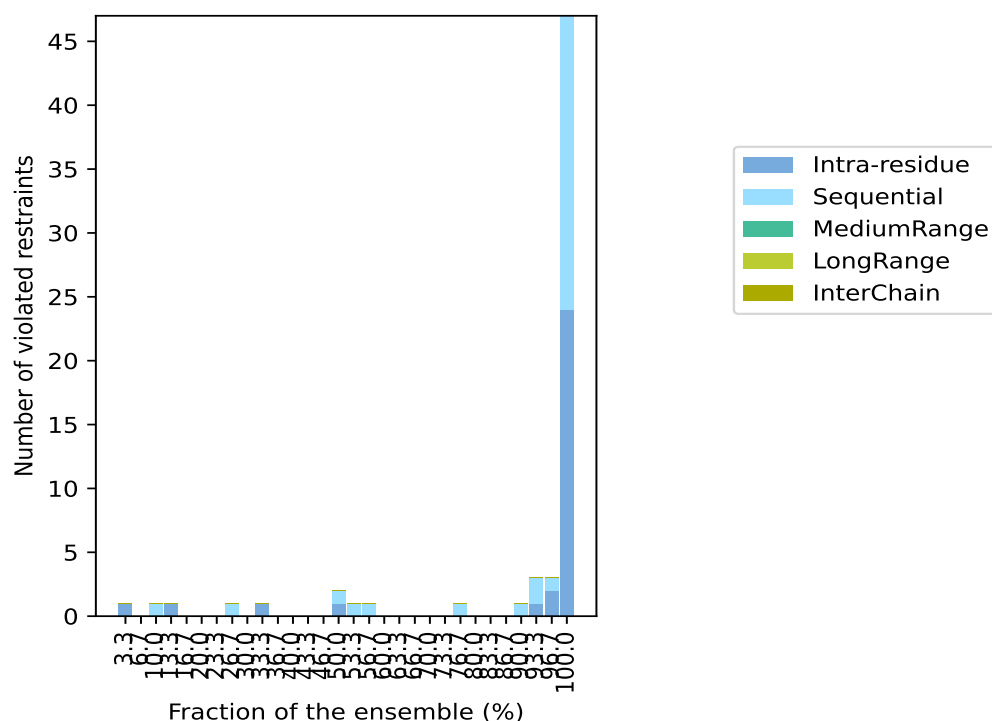
Continued from previous page...

Number of violated restraints						Fraction of the ensemble	
IR ¹	SQ ²	MR ³	LR ⁴	IC ⁵	Total	Count ⁶	%
0	0	0	0	0	0	7	23.3
0	1	0	0	0	1	8	26.7
0	0	0	0	0	0	9	30.0
1	0	0	0	0	1	10	33.3
0	0	0	0	0	0	11	36.7
0	0	0	0	0	0	12	40.0
0	0	0	0	0	0	13	43.3
0	0	0	0	0	0	14	46.7
1	1	0	0	0	2	15	50.0
0	1	0	0	0	1	16	53.3
0	1	0	0	0	1	17	56.7
0	0	0	0	0	0	18	60.0
0	0	0	0	0	0	19	63.3
0	0	0	0	0	0	20	66.7
0	0	0	0	0	0	21	70.0
0	0	0	0	0	0	22	73.3
0	1	0	0	0	1	23	76.7
0	0	0	0	0	0	24	80.0
0	0	0	0	0	0	25	83.3
0	0	0	0	0	0	26	86.7
0	1	0	0	0	1	27	90.0
1	2	0	0	0	3	28	93.3
2	1	0	0	0	3	29	96.7
24	23	0	0	0	47	30	100.0

¹Intra-residue restraints, ²Sequential restraints, ³Medium range restraints, ⁴Long range restraints,

⁵Inter-chain restraints, ⁶ Number of models with violations

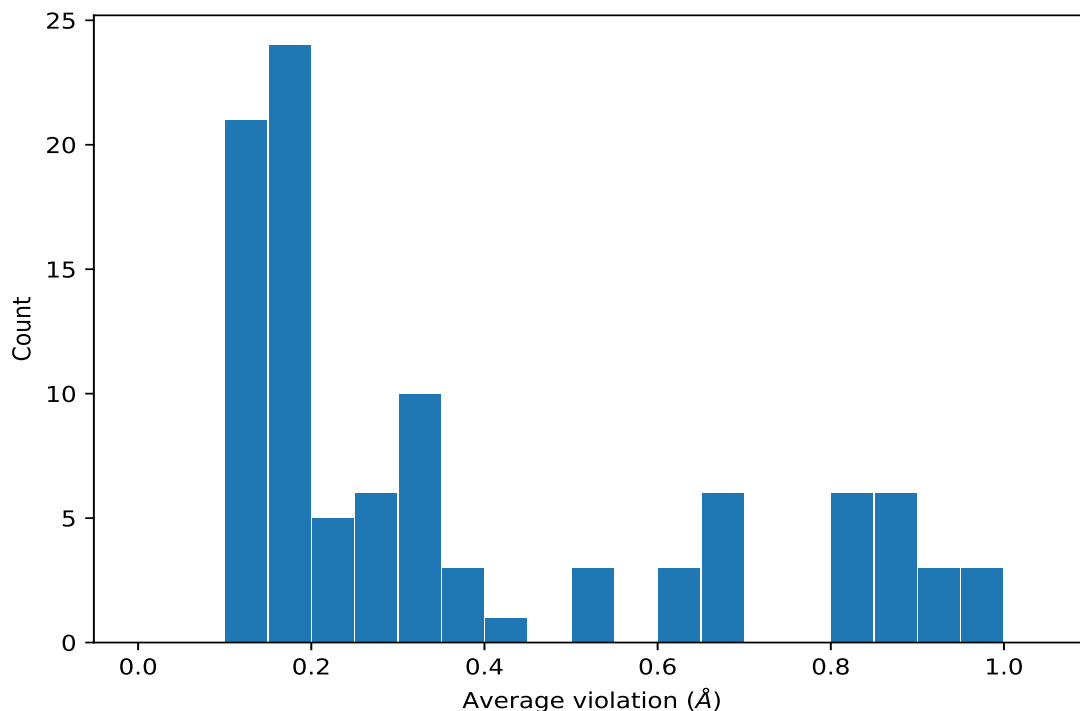
9.3.1 Bar graph : Distance violation statistics for the ensemble [i](#)



9.4 Most violated distance restraints in the ensemble [i](#)

9.4.1 Histogram : Distribution of mean distance violations [i](#)

The following histogram shows the distribution of the average value of the violation. The average is calculated for each restraint that is violated in more than one model over all the violated models in the ensemble



9.4.2 Table: Most violated distance restraints [i](#)

The following table provides the mean and the standard deviation of the violation for each restraint sorted by number of violated models and the mean value. The Key (restraint list ID, restraint ID) is the unique identifier for a given restraint. Rows with same key represent combinatorial or ambiguous restraints and are counted as a single restraint.

Key	Atom-1	Atom-2	Models ¹	Mean (Å)	SD ¹ (Å)	Median (Å)
(1,203)	2:14:B:DT:H71	2:13:B:DA:H2''	30	0.99	0.04	0.99
(1,203)	2:14:B:DT:H72	2:13:B:DA:H2''	30	0.99	0.04	0.99
(1,203)	2:14:B:DT:H73	2:13:B:DA:H2''	30	0.99	0.04	0.99
(1,211)	2:15:B:DT:H71	2:14:B:DT:H2''	30	0.93	0.06	0.93
(1,211)	2:15:B:DT:H72	2:14:B:DT:H2''	30	0.93	0.06	0.93
(1,211)	2:15:B:DT:H73	2:14:B:DT:H2''	30	0.93	0.06	0.93
(1,210)	2:15:B:DT:H71	2:14:B:DT:H2'	30	0.89	0.03	0.88
(1,210)	2:15:B:DT:H72	2:14:B:DT:H2'	30	0.89	0.03	0.88
(1,210)	2:15:B:DT:H73	2:14:B:DT:H2'	30	0.89	0.03	0.88
(1,202)	2:14:B:DT:H71	2:13:B:DA:H2'	30	0.87	0.09	0.92
(1,202)	2:14:B:DT:H72	2:13:B:DA:H2'	30	0.87	0.09	0.92
(1,202)	2:14:B:DT:H73	2:13:B:DA:H2'	30	0.87	0.09	0.92
(1,190)	1:2:A:DT:H71	1:1:A:DC:H2'	30	0.85	0.04	0.84
(1,190)	1:2:A:DT:H72	1:1:A:DC:H2'	30	0.85	0.04	0.84
(1,190)	1:2:A:DT:H73	1:1:A:DC:H2'	30	0.85	0.04	0.84
(1,195)	1:10:A:DT:H71	1:9:A:DA:H2'	30	0.82	0.06	0.82

Continued on next page...

Continued from previous page...

Key	Atom-1	Atom-2	Models ¹	Mean (Å)	SD ¹ (Å)	Median (Å)
(1,195)	1:10:A:DT:H72	1:9:A:DA:H2'	30	0.82	0.06	0.82
(1,195)	1:10:A:DT:H73	1:9:A:DA:H2'	30	0.82	0.06	0.82
(1,219)	2:19:B:DT:H71	2:18:B:DG:H2'	30	0.67	0.09	0.62
(1,219)	2:19:B:DT:H72	2:18:B:DG:H2'	30	0.67	0.09	0.62
(1,219)	2:19:B:DT:H73	2:18:B:DG:H2'	30	0.67	0.09	0.62
(1,227)	2:20:B:DT:H71	2:19:B:DT:H2''	30	0.65	0.02	0.65
(1,227)	2:20:B:DT:H72	2:19:B:DT:H2''	30	0.65	0.02	0.65
(1,227)	2:20:B:DT:H73	2:19:B:DT:H2''	30	0.65	0.02	0.65
(1,226)	2:20:B:DT:H71	2:19:B:DT:H2'	30	0.54	0.07	0.54
(1,226)	2:20:B:DT:H72	2:19:B:DT:H2'	30	0.54	0.07	0.54
(1,226)	2:20:B:DT:H73	2:19:B:DT:H2'	30	0.54	0.07	0.54
(1,52)	1:8:A:DA:H8	1:8:A:DA:H1'	30	0.4	0.0	0.4
(1,183)	2:22:B:DG:H2''	2:22:B:DG:H8	30	0.39	0.01	0.39
(1,13)	1:2:A:DT:H6	1:1:A:DC:H3'	30	0.39	0.06	0.36
(1,23)	1:3:A:DA:H2'	1:3:A:DA:H1'	30	0.37	0.0	0.37
(1,105)	2:13:B:DA:H2''	2:13:B:DA:H8	30	0.34	0.0	0.34
(1,198)	1:10:A:DT:H71	1:10:A:DT:H6	30	0.34	0.05	0.36
(1,198)	1:10:A:DT:H72	1:10:A:DT:H6	30	0.34	0.05	0.36
(1,198)	1:10:A:DT:H73	1:10:A:DT:H6	30	0.34	0.05	0.36
(1,64)	1:10:A:DT:H6	1:9:A:DA:H8	30	0.32	0.01	0.32
(1,218)	2:19:B:DT:H71	2:18:B:DG:H8	30	0.32	0.09	0.32
(1,218)	2:19:B:DT:H72	2:18:B:DG:H8	30	0.32	0.09	0.32
(1,218)	2:19:B:DT:H73	2:18:B:DG:H8	30	0.32	0.09	0.32
(1,142)	2:18:B:DG:H2''	2:18:B:DG:H8	30	0.31	0.02	0.31
(1,176)	2:22:B:DG:H8	2:21:B:DA:H8	30	0.31	0.03	0.3
(1,17)	1:2:A:DT:H2''	1:2:A:DT:H6	30	0.29	0.02	0.28
(1,33)	1:4:A:DA:H2''	1:4:A:DA:H8	30	0.29	0.03	0.28
(1,6)	1:1:A:DC:H2''	1:1:A:DC:H6	30	0.26	0.04	0.27
(1,134)	2:17:B:DG:H2'	2:17:B:DG:H1'	30	0.26	0.01	0.26
(1,184)	2:22:B:DG:H3'	2:22:B:DG:H8	30	0.26	0.02	0.26
(1,101)	2:13:B:DA:H8	2:12:B:DC:H3'	30	0.25	0.01	0.25
(1,107)	2:14:B:DT:H6	2:13:B:DA:H8	30	0.23	0.01	0.23
(1,71)	1:10:A:DT:H2''	1:10:A:DT:H6	30	0.22	0.0	0.22
(1,148)	2:19:B:DT:H6	2:18:B:DG:H3'	30	0.22	0.03	0.22
(1,56)	1:9:A:DA:H8	1:8:A:DA:H8	30	0.21	0.02	0.21
(1,110)	2:14:B:DT:H6	2:14:B:DT:H1'	30	0.21	0.0	0.21
(1,161)	2:20:B:DT:H6	2:19:B:DT:H3'	30	0.19	0.01	0.2
(1,193)	1:2:A:DT:H71	1:2:A:DT:H6	30	0.19	0.02	0.2
(1,193)	1:2:A:DT:H72	1:2:A:DT:H6	30	0.19	0.02	0.2
(1,193)	1:2:A:DT:H73	1:2:A:DT:H6	30	0.19	0.02	0.2
(1,92)	2:12:B:DC:H2''	2:12:B:DC:H6	30	0.19	0.01	0.19
(1,12)	1:2:A:DT:H6	1:1:A:DC:H2''	30	0.18	0.06	0.22

Continued on next page...

Continued from previous page...

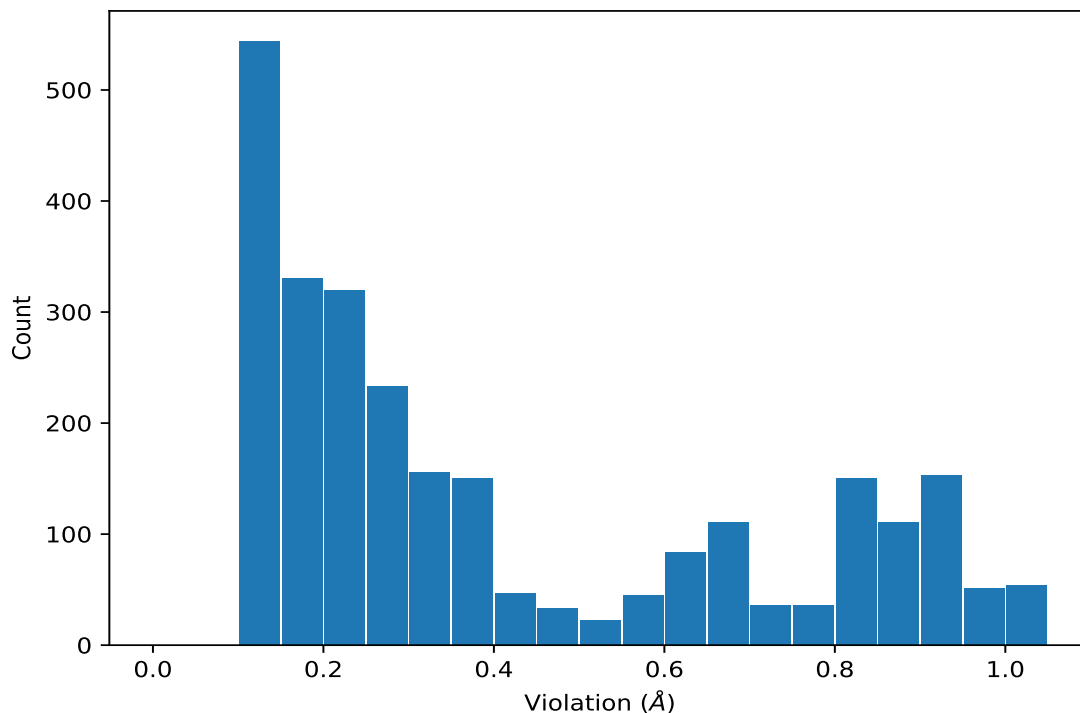
Key	Atom-1	Atom-2	Models ¹	Mean (Å)	SD ¹ (Å)	Median (Å)
(1,155)	2:19:B:DT:H3'	2:19:B:DT:H6	30	0.18	0.03	0.18
(1,108)	2:14:B:DT:H6	2:13:B:DA:H2'	30	0.17	0.01	0.18
(1,115)	2:14:B:DT:H3'	2:14:B:DT:H6	30	0.17	0.01	0.17
(1,46)	1:7:A:DG:H2''	1:7:A:DG:H2'	30	0.17	0.0	0.17
(1,76)	1:11:A:DG:H8	1:10:A:DT:H6	30	0.16	0.01	0.16
(1,118)	2:15:B:DT:H6	2:14:B:DT:H2'	30	0.15	0.01	0.15
(1,43)	1:7:A:DG:H8	1:7:A:DG:H1'	30	0.15	0.0	0.15
(1,79)	1:11:A:DG:H8	1:11:A:DG:H1'	30	0.13	0.0	0.13
(1,113)	2:14:B:DT:H2''	2:14:B:DT:H6	30	0.13	0.01	0.13
(1,72)	1:10:A:DT:H2''	1:10:A:DT:H2'	30	0.13	0.0	0.13
(1,60)	1:9:A:DA:H2''	1:9:A:DA:H8	30	0.12	0.01	0.12
(1,160)	2:20:B:DT:H6	2:19:B:DT:H2''	30	0.12	0.01	0.12
(1,114)	2:14:B:DT:H2''	2:14:B:DT:H2'	30	0.12	0.0	0.12
(1,194)	1:10:A:DT:H71	1:9:A:DA:H8	29	0.19	0.09	0.15
(1,194)	1:10:A:DT:H72	1:9:A:DA:H8	29	0.19	0.09	0.15
(1,194)	1:10:A:DT:H73	1:9:A:DA:H8	29	0.19	0.09	0.15
(1,53)	1:8:A:DA:H3'	1:8:A:DA:H8	29	0.17	0.02	0.17
(1,45)	1:7:A:DG:H2''	1:7:A:DG:H8	29	0.12	0.01	0.12
(1,191)	1:2:A:DT:H71	1:1:A:DC:H2''	28	0.61	0.25	0.68
(1,191)	1:2:A:DT:H72	1:1:A:DC:H2''	28	0.61	0.25	0.68
(1,191)	1:2:A:DT:H73	1:1:A:DC:H2''	28	0.61	0.25	0.68
(1,30)	1:4:A:DA:H8	1:4:A:DA:H3'	28	0.17	0.03	0.16
(1,27)	1:4:A:DA:H8	1:3:A:DA:H8	28	0.16	0.03	0.16
(1,170)	2:21:B:DA:H8	2:20:B:DT:H2''	27	0.13	0.02	0.13
(1,220)	2:19:B:DT:H71	2:18:B:DG:H3'	23	0.17	0.05	0.16
(1,220)	2:19:B:DT:H72	2:18:B:DG:H3'	23	0.17	0.05	0.16
(1,220)	2:19:B:DT:H73	2:18:B:DG:H3'	23	0.17	0.05	0.16
(1,225)	2:20:B:DT:H71	2:19:B:DT:H6	17	0.19	0.07	0.21
(1,225)	2:20:B:DT:H72	2:19:B:DT:H6	17	0.19	0.07	0.21
(1,225)	2:20:B:DT:H73	2:19:B:DT:H6	17	0.19	0.07	0.21
(1,20)	1:3:A:DA:H8	1:2:A:DT:H2'	16	0.17	0.02	0.17
(1,171)	2:21:B:DA:H8	2:20:B:DT:H3'	15	0.15	0.01	0.15
(1,167)	2:20:B:DT:H2''	2:20:B:DT:H6	15	0.12	0.01	0.12
(1,205)	2:14:B:DT:H71	2:14:B:DT:H6	10	0.12	0.01	0.12
(1,205)	2:14:B:DT:H72	2:14:B:DT:H6	10	0.12	0.01	0.12
(1,205)	2:14:B:DT:H73	2:14:B:DT:H6	10	0.12	0.01	0.12
(1,140)	2:18:B:DG:H8	2:17:B:DG:H2''	8	0.12	0.01	0.11
(2,21)	2:19:B:DT:O4	1:4:A:DA:N6	6	0.11	0.01	0.11
(1,154)	2:19:B:DT:H2''	2:19:B:DT:H6	4	0.12	0.01	0.12
(1,189)	1:2:A:DT:H71	1:1:A:DC:H5	3	0.1	0.0	0.1
(1,189)	1:2:A:DT:H72	1:1:A:DC:H5	3	0.1	0.0	0.1
(1,189)	1:2:A:DT:H73	1:1:A:DC:H5	3	0.1	0.0	0.1

¹Number of violated models, ²Standard deviation

9.5 All violated distance restraints [i](#)

9.5.1 Histogram : Distribution of distance violations [i](#)

The following histogram shows the distribution of the absolute value of the violation for all violated restraints in the ensemble.



9.5.2 Table : All distance violations [i](#)

The following table lists the absolute value of the violation for each restraint in the ensemble sorted by its value. The Key (restraint list ID, restraint ID) is the unique identifier for a given restraint. Rows with same key represent combinatorial or ambiguous restraints and are counted as a single restraint.

Key	Atom-1	Atom-2	Model ID	Violation (Å)
(1,211)	2:15:B:DT:H71	2:14:B:DT:H2''	30	1.04
(1,211)	2:15:B:DT:H72	2:14:B:DT:H2''	30	1.04
(1,211)	2:15:B:DT:H73	2:14:B:DT:H2''	30	1.04
(1,203)	2:14:B:DT:H71	2:13:B:DA:H2''	2	1.04
(1,203)	2:14:B:DT:H72	2:13:B:DA:H2''	2	1.04
(1,203)	2:14:B:DT:H73	2:13:B:DA:H2''	2	1.04
(1,203)	2:14:B:DT:H71	2:13:B:DA:H2''	8	1.04

Continued on next page...

Continued from previous page...

Key	Atom-1	Atom-2	Model ID	Violation (Å)
(1,203)	2:14:B:DT:H72	2:13:B:DA:H2''	8	1.04
(1,203)	2:14:B:DT:H73	2:13:B:DA:H2''	8	1.04
(1,203)	2:14:B:DT:H71	2:13:B:DA:H2''	15	1.04
(1,203)	2:14:B:DT:H72	2:13:B:DA:H2''	15	1.04
(1,203)	2:14:B:DT:H73	2:13:B:DA:H2''	15	1.04
(1,203)	2:14:B:DT:H71	2:13:B:DA:H2''	28	1.04
(1,203)	2:14:B:DT:H72	2:13:B:DA:H2''	28	1.04
(1,203)	2:14:B:DT:H73	2:13:B:DA:H2''	28	1.04
(1,203)	2:14:B:DT:H71	2:13:B:DA:H2''	5	1.03
(1,203)	2:14:B:DT:H72	2:13:B:DA:H2''	5	1.03
(1,203)	2:14:B:DT:H73	2:13:B:DA:H2''	5	1.03
(1,203)	2:14:B:DT:H71	2:13:B:DA:H2''	9	1.03
(1,203)	2:14:B:DT:H72	2:13:B:DA:H2''	9	1.03
(1,203)	2:14:B:DT:H73	2:13:B:DA:H2''	9	1.03
(1,211)	2:15:B:DT:H71	2:14:B:DT:H2''	7	1.02
(1,211)	2:15:B:DT:H72	2:14:B:DT:H2''	7	1.02
(1,211)	2:15:B:DT:H73	2:14:B:DT:H2''	7	1.02
(1,203)	2:14:B:DT:H71	2:13:B:DA:H2''	12	1.02
(1,203)	2:14:B:DT:H72	2:13:B:DA:H2''	12	1.02
(1,203)	2:14:B:DT:H73	2:13:B:DA:H2''	12	1.02
(1,211)	2:15:B:DT:H71	2:14:B:DT:H2''	29	1.01
(1,211)	2:15:B:DT:H72	2:14:B:DT:H2''	29	1.01
(1,211)	2:15:B:DT:H73	2:14:B:DT:H2''	29	1.01
(1,203)	2:14:B:DT:H71	2:13:B:DA:H2''	23	1.01
(1,203)	2:14:B:DT:H72	2:13:B:DA:H2''	23	1.01
(1,203)	2:14:B:DT:H73	2:13:B:DA:H2''	23	1.01
(1,211)	2:15:B:DT:H71	2:14:B:DT:H2''	24	1.0
(1,211)	2:15:B:DT:H72	2:14:B:DT:H2''	24	1.0
(1,211)	2:15:B:DT:H73	2:14:B:DT:H2''	24	1.0
(1,203)	2:14:B:DT:H71	2:13:B:DA:H2''	4	1.0
(1,203)	2:14:B:DT:H72	2:13:B:DA:H2''	4	1.0
(1,203)	2:14:B:DT:H73	2:13:B:DA:H2''	4	1.0
(1,203)	2:14:B:DT:H71	2:13:B:DA:H2''	10	1.0
(1,203)	2:14:B:DT:H72	2:13:B:DA:H2''	10	1.0
(1,203)	2:14:B:DT:H73	2:13:B:DA:H2''	10	1.0
(1,203)	2:14:B:DT:H71	2:13:B:DA:H2''	13	1.0
(1,203)	2:14:B:DT:H72	2:13:B:DA:H2''	13	1.0
(1,203)	2:14:B:DT:H73	2:13:B:DA:H2''	13	1.0
(1,203)	2:14:B:DT:H71	2:13:B:DA:H2''	17	1.0
(1,203)	2:14:B:DT:H72	2:13:B:DA:H2''	17	1.0
(1,203)	2:14:B:DT:H73	2:13:B:DA:H2''	17	1.0
(1,203)	2:14:B:DT:H71	2:13:B:DA:H2''	25	1.0

Continued on next page...

Continued from previous page...

Key	Atom-1	Atom-2	Model ID	Violation (Å)
(1,203)	2:14:B:DT:H72	2:13:B:DA:H2''	25	1.0
(1,203)	2:14:B:DT:H73	2:13:B:DA:H2''	25	1.0
(1,203)	2:14:B:DT:H71	2:13:B:DA:H2''	27	1.0
(1,203)	2:14:B:DT:H72	2:13:B:DA:H2''	27	1.0
(1,203)	2:14:B:DT:H73	2:13:B:DA:H2''	27	1.0
(1,211)	2:15:B:DT:H71	2:14:B:DT:H2''	20	0.99
(1,211)	2:15:B:DT:H72	2:14:B:DT:H2''	20	0.99
(1,211)	2:15:B:DT:H73	2:14:B:DT:H2''	20	0.99
(1,211)	2:15:B:DT:H71	2:14:B:DT:H2''	28	0.99
(1,211)	2:15:B:DT:H72	2:14:B:DT:H2''	28	0.99
(1,211)	2:15:B:DT:H73	2:14:B:DT:H2''	28	0.99
(1,210)	2:15:B:DT:H71	2:14:B:DT:H2'	30	0.99
(1,210)	2:15:B:DT:H72	2:14:B:DT:H2'	30	0.99
(1,210)	2:15:B:DT:H73	2:14:B:DT:H2'	30	0.99
(1,203)	2:14:B:DT:H71	2:13:B:DA:H2''	11	0.99
(1,203)	2:14:B:DT:H72	2:13:B:DA:H2''	11	0.99
(1,203)	2:14:B:DT:H73	2:13:B:DA:H2''	11	0.99
(1,203)	2:14:B:DT:H71	2:13:B:DA:H2''	19	0.99
(1,203)	2:14:B:DT:H72	2:13:B:DA:H2''	19	0.99
(1,203)	2:14:B:DT:H73	2:13:B:DA:H2''	19	0.99
(1,203)	2:14:B:DT:H71	2:13:B:DA:H2''	21	0.99
(1,203)	2:14:B:DT:H72	2:13:B:DA:H2''	21	0.99
(1,203)	2:14:B:DT:H73	2:13:B:DA:H2''	21	0.99
(1,203)	2:14:B:DT:H71	2:13:B:DA:H2''	26	0.99
(1,203)	2:14:B:DT:H72	2:13:B:DA:H2''	26	0.99
(1,203)	2:14:B:DT:H73	2:13:B:DA:H2''	26	0.99
(1,211)	2:15:B:DT:H71	2:14:B:DT:H2''	25	0.98
(1,211)	2:15:B:DT:H72	2:14:B:DT:H2''	25	0.98
(1,211)	2:15:B:DT:H73	2:14:B:DT:H2''	25	0.98
(1,203)	2:14:B:DT:H71	2:13:B:DA:H2''	1	0.98
(1,203)	2:14:B:DT:H72	2:13:B:DA:H2''	1	0.98
(1,203)	2:14:B:DT:H73	2:13:B:DA:H2''	1	0.98
(1,203)	2:14:B:DT:H71	2:13:B:DA:H2''	6	0.98
(1,203)	2:14:B:DT:H72	2:13:B:DA:H2''	6	0.98
(1,203)	2:14:B:DT:H73	2:13:B:DA:H2''	6	0.98
(1,203)	2:14:B:DT:H71	2:13:B:DA:H2''	7	0.98
(1,203)	2:14:B:DT:H72	2:13:B:DA:H2''	7	0.98
(1,203)	2:14:B:DT:H73	2:13:B:DA:H2''	7	0.98
(1,203)	2:14:B:DT:H71	2:13:B:DA:H2''	14	0.98
(1,203)	2:14:B:DT:H72	2:13:B:DA:H2''	14	0.98
(1,203)	2:14:B:DT:H73	2:13:B:DA:H2''	14	0.98
(1,190)	1:2:A:DT:H71	1:1:A:DC:H2'	15	0.98

Continued on next page...

Continued from previous page...

Key	Atom-1	Atom-2	Model ID	Violation (Å)
(1,190)	1:2:A:DT:H72	1:1:A:DC:H2'	15	0.98
(1,190)	1:2:A:DT:H73	1:1:A:DC:H2'	15	0.98
(1,211)	2:15:B:DT:H71	2:14:B:DT:H2''	8	0.97
(1,211)	2:15:B:DT:H72	2:14:B:DT:H2''	8	0.97
(1,211)	2:15:B:DT:H73	2:14:B:DT:H2''	8	0.97
(1,203)	2:14:B:DT:H71	2:13:B:DA:H2''	22	0.97
(1,203)	2:14:B:DT:H72	2:13:B:DA:H2''	22	0.97
(1,203)	2:14:B:DT:H73	2:13:B:DA:H2''	22	0.97
(1,203)	2:14:B:DT:H71	2:13:B:DA:H2''	3	0.96
(1,203)	2:14:B:DT:H72	2:13:B:DA:H2''	3	0.96
(1,203)	2:14:B:DT:H73	2:13:B:DA:H2''	3	0.96
(1,203)	2:14:B:DT:H71	2:13:B:DA:H2''	24	0.96
(1,203)	2:14:B:DT:H72	2:13:B:DA:H2''	24	0.96
(1,203)	2:14:B:DT:H73	2:13:B:DA:H2''	24	0.96
(1,211)	2:15:B:DT:H71	2:14:B:DT:H2''	10	0.95
(1,211)	2:15:B:DT:H72	2:14:B:DT:H2''	10	0.95
(1,211)	2:15:B:DT:H73	2:14:B:DT:H2''	10	0.95
(1,211)	2:15:B:DT:H71	2:14:B:DT:H2''	13	0.95
(1,211)	2:15:B:DT:H72	2:14:B:DT:H2''	13	0.95
(1,211)	2:15:B:DT:H73	2:14:B:DT:H2''	13	0.95
(1,211)	2:15:B:DT:H71	2:14:B:DT:H2''	16	0.95
(1,211)	2:15:B:DT:H72	2:14:B:DT:H2''	16	0.95
(1,211)	2:15:B:DT:H73	2:14:B:DT:H2''	16	0.95
(1,211)	2:15:B:DT:H71	2:14:B:DT:H2''	18	0.95
(1,211)	2:15:B:DT:H72	2:14:B:DT:H2''	18	0.95
(1,211)	2:15:B:DT:H73	2:14:B:DT:H2''	18	0.95
(1,210)	2:15:B:DT:H71	2:14:B:DT:H2'	7	0.95
(1,210)	2:15:B:DT:H72	2:14:B:DT:H2'	7	0.95
(1,210)	2:15:B:DT:H73	2:14:B:DT:H2'	7	0.95
(1,203)	2:14:B:DT:H71	2:13:B:DA:H2''	16	0.95
(1,203)	2:14:B:DT:H72	2:13:B:DA:H2''	16	0.95
(1,203)	2:14:B:DT:H73	2:13:B:DA:H2''	16	0.95
(1,203)	2:14:B:DT:H71	2:13:B:DA:H2''	20	0.95
(1,203)	2:14:B:DT:H72	2:13:B:DA:H2''	20	0.95
(1,203)	2:14:B:DT:H73	2:13:B:DA:H2''	20	0.95
(1,203)	2:14:B:DT:H71	2:13:B:DA:H2''	29	0.95
(1,203)	2:14:B:DT:H72	2:13:B:DA:H2''	29	0.95
(1,203)	2:14:B:DT:H73	2:13:B:DA:H2''	29	0.95
(1,202)	2:14:B:DT:H71	2:13:B:DA:H2'	3	0.95
(1,202)	2:14:B:DT:H72	2:13:B:DA:H2'	3	0.95
(1,202)	2:14:B:DT:H73	2:13:B:DA:H2'	3	0.95
(1,202)	2:14:B:DT:H71	2:13:B:DA:H2'	18	0.95

Continued on next page...

Continued from previous page...

Key	Atom-1	Atom-2	Model ID	Violation (Å)
(1,202)	2:14:B:DT:H72	2:13:B:DA:H2'	18	0.95
(1,202)	2:14:B:DT:H73	2:13:B:DA:H2'	18	0.95
(1,202)	2:14:B:DT:H71	2:13:B:DA:H2'	26	0.95
(1,202)	2:14:B:DT:H72	2:13:B:DA:H2'	26	0.95
(1,202)	2:14:B:DT:H73	2:13:B:DA:H2'	26	0.95
(1,211)	2:15:B:DT:H71	2:14:B:DT:H2''	1	0.94
(1,211)	2:15:B:DT:H72	2:14:B:DT:H2''	1	0.94
(1,211)	2:15:B:DT:H73	2:14:B:DT:H2''	1	0.94
(1,211)	2:15:B:DT:H71	2:14:B:DT:H2''	15	0.94
(1,211)	2:15:B:DT:H72	2:14:B:DT:H2''	15	0.94
(1,211)	2:15:B:DT:H73	2:14:B:DT:H2''	15	0.94
(1,203)	2:14:B:DT:H71	2:13:B:DA:H2''	18	0.94
(1,203)	2:14:B:DT:H72	2:13:B:DA:H2''	18	0.94
(1,203)	2:14:B:DT:H73	2:13:B:DA:H2''	18	0.94
(1,202)	2:14:B:DT:H71	2:13:B:DA:H2'	6	0.94
(1,202)	2:14:B:DT:H72	2:13:B:DA:H2'	6	0.94
(1,202)	2:14:B:DT:H73	2:13:B:DA:H2'	6	0.94
(1,202)	2:14:B:DT:H71	2:13:B:DA:H2'	14	0.94
(1,202)	2:14:B:DT:H72	2:13:B:DA:H2'	14	0.94
(1,202)	2:14:B:DT:H73	2:13:B:DA:H2'	14	0.94
(1,202)	2:14:B:DT:H71	2:13:B:DA:H2'	16	0.94
(1,202)	2:14:B:DT:H72	2:13:B:DA:H2'	16	0.94
(1,202)	2:14:B:DT:H73	2:13:B:DA:H2'	16	0.94
(1,202)	2:14:B:DT:H71	2:13:B:DA:H2'	20	0.94
(1,202)	2:14:B:DT:H72	2:13:B:DA:H2'	20	0.94
(1,202)	2:14:B:DT:H73	2:13:B:DA:H2'	20	0.94
(1,202)	2:14:B:DT:H71	2:13:B:DA:H2'	22	0.94
(1,202)	2:14:B:DT:H72	2:13:B:DA:H2'	22	0.94
(1,202)	2:14:B:DT:H73	2:13:B:DA:H2'	22	0.94
(1,202)	2:14:B:DT:H71	2:13:B:DA:H2'	24	0.94
(1,202)	2:14:B:DT:H72	2:13:B:DA:H2'	24	0.94
(1,202)	2:14:B:DT:H73	2:13:B:DA:H2'	24	0.94
(1,202)	2:14:B:DT:H71	2:13:B:DA:H2'	27	0.94
(1,202)	2:14:B:DT:H72	2:13:B:DA:H2'	27	0.94
(1,202)	2:14:B:DT:H73	2:13:B:DA:H2'	27	0.94
(1,202)	2:14:B:DT:H71	2:13:B:DA:H2'	29	0.94
(1,202)	2:14:B:DT:H72	2:13:B:DA:H2'	29	0.94
(1,202)	2:14:B:DT:H73	2:13:B:DA:H2'	29	0.94
(1,195)	1:10:A:DT:H71	1:9:A:DA:H2'	11	0.94
(1,195)	1:10:A:DT:H72	1:9:A:DA:H2'	11	0.94
(1,195)	1:10:A:DT:H73	1:9:A:DA:H2'	11	0.94
(1,211)	2:15:B:DT:H71	2:14:B:DT:H2''	9	0.93

Continued on next page...

Continued from previous page...

Key	Atom-1	Atom-2	Model ID	Violation (Å)
(1,211)	2:15:B:DT:H72	2:14:B:DT:H2''	9	0.93
(1,211)	2:15:B:DT:H73	2:14:B:DT:H2''	9	0.93
(1,211)	2:15:B:DT:H71	2:14:B:DT:H2''	26	0.93
(1,211)	2:15:B:DT:H72	2:14:B:DT:H2''	26	0.93
(1,211)	2:15:B:DT:H73	2:14:B:DT:H2''	26	0.93
(1,210)	2:15:B:DT:H71	2:14:B:DT:H2'	29	0.93
(1,210)	2:15:B:DT:H72	2:14:B:DT:H2'	29	0.93
(1,210)	2:15:B:DT:H73	2:14:B:DT:H2'	29	0.93
(1,202)	2:14:B:DT:H71	2:13:B:DA:H2'	30	0.93
(1,202)	2:14:B:DT:H72	2:13:B:DA:H2'	30	0.93
(1,202)	2:14:B:DT:H73	2:13:B:DA:H2'	30	0.93
(1,190)	1:2:A:DT:H71	1:1:A:DC:H2'	11	0.93
(1,190)	1:2:A:DT:H72	1:1:A:DC:H2'	11	0.93
(1,190)	1:2:A:DT:H73	1:1:A:DC:H2'	11	0.93
(1,219)	2:19:B:DT:H71	2:18:B:DG:H2'	5	0.92
(1,219)	2:19:B:DT:H72	2:18:B:DG:H2'	5	0.92
(1,219)	2:19:B:DT:H73	2:18:B:DG:H2'	5	0.92
(1,211)	2:15:B:DT:H71	2:14:B:DT:H2''	2	0.92
(1,211)	2:15:B:DT:H72	2:14:B:DT:H2''	2	0.92
(1,211)	2:15:B:DT:H73	2:14:B:DT:H2''	2	0.92
(1,211)	2:15:B:DT:H71	2:14:B:DT:H2''	21	0.92
(1,211)	2:15:B:DT:H72	2:14:B:DT:H2''	21	0.92
(1,211)	2:15:B:DT:H73	2:14:B:DT:H2''	21	0.92
(1,210)	2:15:B:DT:H71	2:14:B:DT:H2'	28	0.92
(1,210)	2:15:B:DT:H72	2:14:B:DT:H2'	28	0.92
(1,210)	2:15:B:DT:H73	2:14:B:DT:H2'	28	0.92
(1,202)	2:14:B:DT:H71	2:13:B:DA:H2'	4	0.92
(1,202)	2:14:B:DT:H72	2:13:B:DA:H2'	4	0.92
(1,202)	2:14:B:DT:H73	2:13:B:DA:H2'	4	0.92
(1,202)	2:14:B:DT:H71	2:13:B:DA:H2'	7	0.92
(1,202)	2:14:B:DT:H72	2:13:B:DA:H2'	7	0.92
(1,202)	2:14:B:DT:H73	2:13:B:DA:H2'	7	0.92
(1,202)	2:14:B:DT:H71	2:13:B:DA:H2'	11	0.92
(1,202)	2:14:B:DT:H72	2:13:B:DA:H2'	11	0.92
(1,202)	2:14:B:DT:H73	2:13:B:DA:H2'	11	0.92
(1,202)	2:14:B:DT:H71	2:13:B:DA:H2'	21	0.92
(1,202)	2:14:B:DT:H72	2:13:B:DA:H2'	21	0.92
(1,202)	2:14:B:DT:H73	2:13:B:DA:H2'	21	0.92
(1,191)	1:2:A:DT:H71	1:1:A:DC:H2''	11	0.92
(1,191)	1:2:A:DT:H72	1:1:A:DC:H2''	11	0.92
(1,191)	1:2:A:DT:H73	1:1:A:DC:H2''	11	0.92
(1,219)	2:19:B:DT:H71	2:18:B:DG:H2'	10	0.91

Continued on next page...

Continued from previous page...

Key	Atom-1	Atom-2	Model ID	Violation (Å)
(1,219)	2:19:B:DT:H72	2:18:B:DG:H2'	10	0.91
(1,219)	2:19:B:DT:H73	2:18:B:DG:H2'	10	0.91
(1,211)	2:15:B:DT:H71	2:14:B:DT:H2''	4	0.91
(1,211)	2:15:B:DT:H72	2:14:B:DT:H2''	4	0.91
(1,211)	2:15:B:DT:H73	2:14:B:DT:H2''	4	0.91
(1,210)	2:15:B:DT:H71	2:14:B:DT:H2'	3	0.91
(1,210)	2:15:B:DT:H72	2:14:B:DT:H2'	3	0.91
(1,210)	2:15:B:DT:H73	2:14:B:DT:H2'	3	0.91
(1,210)	2:15:B:DT:H71	2:14:B:DT:H2'	4	0.91
(1,210)	2:15:B:DT:H72	2:14:B:DT:H2'	4	0.91
(1,210)	2:15:B:DT:H73	2:14:B:DT:H2'	4	0.91
(1,210)	2:15:B:DT:H71	2:14:B:DT:H2'	13	0.91
(1,210)	2:15:B:DT:H72	2:14:B:DT:H2'	13	0.91
(1,210)	2:15:B:DT:H73	2:14:B:DT:H2'	13	0.91
(1,210)	2:15:B:DT:H71	2:14:B:DT:H2'	21	0.91
(1,210)	2:15:B:DT:H72	2:14:B:DT:H2'	21	0.91
(1,210)	2:15:B:DT:H73	2:14:B:DT:H2'	21	0.91
(1,195)	1:10:A:DT:H71	1:9:A:DA:H2'	10	0.91
(1,195)	1:10:A:DT:H72	1:9:A:DA:H2'	10	0.91
(1,195)	1:10:A:DT:H73	1:9:A:DA:H2'	10	0.91
(1,211)	2:15:B:DT:H71	2:14:B:DT:H2''	5	0.9
(1,211)	2:15:B:DT:H72	2:14:B:DT:H2''	5	0.9
(1,211)	2:15:B:DT:H73	2:14:B:DT:H2''	5	0.9
(1,210)	2:15:B:DT:H71	2:14:B:DT:H2'	1	0.9
(1,210)	2:15:B:DT:H72	2:14:B:DT:H2'	1	0.9
(1,210)	2:15:B:DT:H73	2:14:B:DT:H2'	1	0.9
(1,210)	2:15:B:DT:H71	2:14:B:DT:H2'	9	0.9
(1,210)	2:15:B:DT:H72	2:14:B:DT:H2'	9	0.9
(1,210)	2:15:B:DT:H73	2:14:B:DT:H2'	9	0.9
(1,210)	2:15:B:DT:H71	2:14:B:DT:H2'	24	0.9
(1,210)	2:15:B:DT:H72	2:14:B:DT:H2'	24	0.9
(1,210)	2:15:B:DT:H73	2:14:B:DT:H2'	24	0.9
(1,210)	2:15:B:DT:H71	2:14:B:DT:H2'	25	0.9
(1,210)	2:15:B:DT:H72	2:14:B:DT:H2'	25	0.9
(1,210)	2:15:B:DT:H73	2:14:B:DT:H2'	25	0.9
(1,210)	2:15:B:DT:H71	2:14:B:DT:H2'	26	0.9
(1,210)	2:15:B:DT:H72	2:14:B:DT:H2'	26	0.9
(1,210)	2:15:B:DT:H73	2:14:B:DT:H2'	26	0.9
(1,195)	1:10:A:DT:H71	1:9:A:DA:H2'	9	0.9
(1,195)	1:10:A:DT:H72	1:9:A:DA:H2'	9	0.9
(1,195)	1:10:A:DT:H73	1:9:A:DA:H2'	9	0.9
(1,210)	2:15:B:DT:H71	2:14:B:DT:H2'	17	0.89

Continued on next page...

Continued from previous page...

Key	Atom-1	Atom-2	Model ID	Violation (Å)
(1,210)	2:15:B:DT:H72	2:14:B:DT:H2'	17	0.89
(1,210)	2:15:B:DT:H73	2:14:B:DT:H2'	17	0.89
(1,210)	2:15:B:DT:H71	2:14:B:DT:H2'	27	0.89
(1,210)	2:15:B:DT:H72	2:14:B:DT:H2'	27	0.89
(1,210)	2:15:B:DT:H73	2:14:B:DT:H2'	27	0.89
(1,202)	2:14:B:DT:H71	2:13:B:DA:H2'	13	0.89
(1,202)	2:14:B:DT:H72	2:13:B:DA:H2'	13	0.89
(1,202)	2:14:B:DT:H73	2:13:B:DA:H2'	13	0.89
(1,211)	2:15:B:DT:H71	2:14:B:DT:H2''	11	0.88
(1,211)	2:15:B:DT:H72	2:14:B:DT:H2''	11	0.88
(1,211)	2:15:B:DT:H73	2:14:B:DT:H2''	11	0.88
(1,211)	2:15:B:DT:H71	2:14:B:DT:H2''	12	0.88
(1,211)	2:15:B:DT:H72	2:14:B:DT:H2''	12	0.88
(1,211)	2:15:B:DT:H73	2:14:B:DT:H2''	12	0.88
(1,211)	2:15:B:DT:H71	2:14:B:DT:H2''	22	0.88
(1,211)	2:15:B:DT:H72	2:14:B:DT:H2''	22	0.88
(1,211)	2:15:B:DT:H73	2:14:B:DT:H2''	22	0.88
(1,210)	2:15:B:DT:H71	2:14:B:DT:H2'	6	0.88
(1,210)	2:15:B:DT:H72	2:14:B:DT:H2'	6	0.88
(1,210)	2:15:B:DT:H73	2:14:B:DT:H2'	6	0.88
(1,210)	2:15:B:DT:H71	2:14:B:DT:H2'	11	0.88
(1,210)	2:15:B:DT:H72	2:14:B:DT:H2'	11	0.88
(1,210)	2:15:B:DT:H73	2:14:B:DT:H2'	11	0.88
(1,210)	2:15:B:DT:H71	2:14:B:DT:H2'	12	0.88
(1,210)	2:15:B:DT:H72	2:14:B:DT:H2'	12	0.88
(1,210)	2:15:B:DT:H73	2:14:B:DT:H2'	12	0.88
(1,210)	2:15:B:DT:H71	2:14:B:DT:H2'	14	0.88
(1,210)	2:15:B:DT:H72	2:14:B:DT:H2'	14	0.88
(1,210)	2:15:B:DT:H73	2:14:B:DT:H2'	14	0.88
(1,210)	2:15:B:DT:H71	2:14:B:DT:H2'	19	0.88
(1,210)	2:15:B:DT:H72	2:14:B:DT:H2'	19	0.88
(1,210)	2:15:B:DT:H73	2:14:B:DT:H2'	19	0.88
(1,210)	2:15:B:DT:H71	2:14:B:DT:H2'	23	0.88
(1,210)	2:15:B:DT:H72	2:14:B:DT:H2'	23	0.88
(1,210)	2:15:B:DT:H73	2:14:B:DT:H2'	23	0.88
(1,203)	2:14:B:DT:H71	2:13:B:DA:H2''	30	0.88
(1,203)	2:14:B:DT:H72	2:13:B:DA:H2''	30	0.88
(1,203)	2:14:B:DT:H73	2:13:B:DA:H2''	30	0.88
(1,202)	2:14:B:DT:H71	2:13:B:DA:H2'	2	0.88
(1,202)	2:14:B:DT:H72	2:13:B:DA:H2'	2	0.88
(1,202)	2:14:B:DT:H73	2:13:B:DA:H2'	2	0.88
(1,202)	2:14:B:DT:H71	2:13:B:DA:H2'	5	0.88

Continued on next page...

Continued from previous page...

Key	Atom-1	Atom-2	Model ID	Violation (Å)
(1,202)	2:14:B:DT:H72	2:13:B:DA:H2'	5	0.88
(1,202)	2:14:B:DT:H73	2:13:B:DA:H2'	5	0.88
(1,191)	1:2:A:DT:H71	1:1:A:DC:H2''	25	0.88
(1,191)	1:2:A:DT:H72	1:1:A:DC:H2''	25	0.88
(1,191)	1:2:A:DT:H73	1:1:A:DC:H2''	25	0.88
(1,190)	1:2:A:DT:H71	1:1:A:DC:H2'	1	0.88
(1,190)	1:2:A:DT:H72	1:1:A:DC:H2'	1	0.88
(1,190)	1:2:A:DT:H73	1:1:A:DC:H2'	1	0.88
(1,190)	1:2:A:DT:H71	1:1:A:DC:H2'	24	0.88
(1,190)	1:2:A:DT:H72	1:1:A:DC:H2'	24	0.88
(1,190)	1:2:A:DT:H73	1:1:A:DC:H2'	24	0.88
(1,211)	2:15:B:DT:H71	2:14:B:DT:H2''	19	0.87
(1,211)	2:15:B:DT:H72	2:14:B:DT:H2''	19	0.87
(1,211)	2:15:B:DT:H73	2:14:B:DT:H2''	19	0.87
(1,211)	2:15:B:DT:H71	2:14:B:DT:H2''	23	0.87
(1,211)	2:15:B:DT:H72	2:14:B:DT:H2''	23	0.87
(1,211)	2:15:B:DT:H73	2:14:B:DT:H2''	23	0.87
(1,210)	2:15:B:DT:H71	2:14:B:DT:H2'	8	0.87
(1,210)	2:15:B:DT:H72	2:14:B:DT:H2'	8	0.87
(1,210)	2:15:B:DT:H73	2:14:B:DT:H2'	8	0.87
(1,210)	2:15:B:DT:H71	2:14:B:DT:H2'	10	0.87
(1,210)	2:15:B:DT:H72	2:14:B:DT:H2'	10	0.87
(1,210)	2:15:B:DT:H73	2:14:B:DT:H2'	10	0.87
(1,210)	2:15:B:DT:H71	2:14:B:DT:H2'	15	0.87
(1,210)	2:15:B:DT:H72	2:14:B:DT:H2'	15	0.87
(1,210)	2:15:B:DT:H73	2:14:B:DT:H2'	15	0.87
(1,210)	2:15:B:DT:H71	2:14:B:DT:H2'	16	0.87
(1,210)	2:15:B:DT:H72	2:14:B:DT:H2'	16	0.87
(1,210)	2:15:B:DT:H73	2:14:B:DT:H2'	16	0.87
(1,210)	2:15:B:DT:H71	2:14:B:DT:H2'	20	0.87
(1,210)	2:15:B:DT:H72	2:14:B:DT:H2'	20	0.87
(1,210)	2:15:B:DT:H73	2:14:B:DT:H2'	20	0.87
(1,202)	2:14:B:DT:H71	2:13:B:DA:H2'	28	0.87
(1,202)	2:14:B:DT:H72	2:13:B:DA:H2'	28	0.87
(1,202)	2:14:B:DT:H73	2:13:B:DA:H2'	28	0.87
(1,195)	1:10:A:DT:H71	1:9:A:DA:H2'	23	0.87
(1,195)	1:10:A:DT:H72	1:9:A:DA:H2'	23	0.87
(1,195)	1:10:A:DT:H73	1:9:A:DA:H2'	23	0.87
(1,191)	1:2:A:DT:H71	1:1:A:DC:H2''	8	0.87
(1,191)	1:2:A:DT:H72	1:1:A:DC:H2''	8	0.87
(1,191)	1:2:A:DT:H73	1:1:A:DC:H2''	8	0.87
(1,190)	1:2:A:DT:H71	1:1:A:DC:H2'	9	0.87

Continued on next page...

Continued from previous page...

Key	Atom-1	Atom-2	Model ID	Violation (Å)
(1,190)	1:2:A:DT:H72	1:1:A:DC:H2'	9	0.87
(1,190)	1:2:A:DT:H73	1:1:A:DC:H2'	9	0.87
(1,190)	1:2:A:DT:H71	1:1:A:DC:H2'	28	0.87
(1,190)	1:2:A:DT:H72	1:1:A:DC:H2'	28	0.87
(1,190)	1:2:A:DT:H73	1:1:A:DC:H2'	28	0.87
(1,211)	2:15:B:DT:H71	2:14:B:DT:H2''	14	0.86
(1,211)	2:15:B:DT:H72	2:14:B:DT:H2''	14	0.86
(1,211)	2:15:B:DT:H73	2:14:B:DT:H2''	14	0.86
(1,211)	2:15:B:DT:H71	2:14:B:DT:H2''	17	0.86
(1,211)	2:15:B:DT:H72	2:14:B:DT:H2''	17	0.86
(1,211)	2:15:B:DT:H73	2:14:B:DT:H2''	17	0.86
(1,210)	2:15:B:DT:H71	2:14:B:DT:H2'	5	0.86
(1,210)	2:15:B:DT:H72	2:14:B:DT:H2'	5	0.86
(1,210)	2:15:B:DT:H73	2:14:B:DT:H2'	5	0.86
(1,210)	2:15:B:DT:H71	2:14:B:DT:H2'	18	0.86
(1,210)	2:15:B:DT:H72	2:14:B:DT:H2'	18	0.86
(1,210)	2:15:B:DT:H73	2:14:B:DT:H2'	18	0.86
(1,210)	2:15:B:DT:H71	2:14:B:DT:H2'	22	0.86
(1,210)	2:15:B:DT:H72	2:14:B:DT:H2'	22	0.86
(1,210)	2:15:B:DT:H73	2:14:B:DT:H2'	22	0.86
(1,191)	1:2:A:DT:H71	1:1:A:DC:H2''	12	0.86
(1,191)	1:2:A:DT:H72	1:1:A:DC:H2''	12	0.86
(1,191)	1:2:A:DT:H73	1:1:A:DC:H2''	12	0.86
(1,190)	1:2:A:DT:H71	1:1:A:DC:H2'	2	0.86
(1,190)	1:2:A:DT:H72	1:1:A:DC:H2'	2	0.86
(1,190)	1:2:A:DT:H73	1:1:A:DC:H2'	2	0.86
(1,211)	2:15:B:DT:H71	2:14:B:DT:H2''	6	0.85
(1,211)	2:15:B:DT:H72	2:14:B:DT:H2''	6	0.85
(1,211)	2:15:B:DT:H73	2:14:B:DT:H2''	6	0.85
(1,210)	2:15:B:DT:H71	2:14:B:DT:H2'	2	0.85
(1,210)	2:15:B:DT:H72	2:14:B:DT:H2'	2	0.85
(1,210)	2:15:B:DT:H73	2:14:B:DT:H2'	2	0.85
(1,195)	1:10:A:DT:H71	1:9:A:DA:H2'	18	0.85
(1,195)	1:10:A:DT:H72	1:9:A:DA:H2'	18	0.85
(1,195)	1:10:A:DT:H73	1:9:A:DA:H2'	18	0.85
(1,195)	1:10:A:DT:H71	1:9:A:DA:H2'	19	0.85
(1,195)	1:10:A:DT:H72	1:9:A:DA:H2'	19	0.85
(1,195)	1:10:A:DT:H73	1:9:A:DA:H2'	19	0.85
(1,191)	1:2:A:DT:H71	1:1:A:DC:H2''	13	0.85
(1,191)	1:2:A:DT:H72	1:1:A:DC:H2''	13	0.85
(1,191)	1:2:A:DT:H73	1:1:A:DC:H2''	13	0.85
(1,190)	1:2:A:DT:H71	1:1:A:DC:H2'	5	0.85

Continued on next page...

Continued from previous page...

Key	Atom-1	Atom-2	Model ID	Violation (Å)
(1,190)	1:2:A:DT:H72	1:1:A:DC:H2'	5	0.85
(1,190)	1:2:A:DT:H73	1:1:A:DC:H2'	5	0.85
(1,190)	1:2:A:DT:H71	1:1:A:DC:H2'	10	0.85
(1,190)	1:2:A:DT:H72	1:1:A:DC:H2'	10	0.85
(1,190)	1:2:A:DT:H73	1:1:A:DC:H2'	10	0.85
(1,190)	1:2:A:DT:H71	1:1:A:DC:H2'	26	0.85
(1,190)	1:2:A:DT:H72	1:1:A:DC:H2'	26	0.85
(1,190)	1:2:A:DT:H73	1:1:A:DC:H2'	26	0.85
(1,190)	1:2:A:DT:H71	1:1:A:DC:H2'	29	0.85
(1,190)	1:2:A:DT:H72	1:1:A:DC:H2'	29	0.85
(1,190)	1:2:A:DT:H73	1:1:A:DC:H2'	29	0.85
(1,211)	2:15:B:DT:H71	2:14:B:DT:H2''	27	0.84
(1,211)	2:15:B:DT:H72	2:14:B:DT:H2''	27	0.84
(1,211)	2:15:B:DT:H73	2:14:B:DT:H2''	27	0.84
(1,195)	1:10:A:DT:H71	1:9:A:DA:H2'	4	0.84
(1,195)	1:10:A:DT:H72	1:9:A:DA:H2'	4	0.84
(1,195)	1:10:A:DT:H73	1:9:A:DA:H2'	4	0.84
(1,190)	1:2:A:DT:H71	1:1:A:DC:H2'	8	0.84
(1,190)	1:2:A:DT:H72	1:1:A:DC:H2'	8	0.84
(1,190)	1:2:A:DT:H73	1:1:A:DC:H2'	8	0.84
(1,190)	1:2:A:DT:H71	1:1:A:DC:H2'	14	0.84
(1,190)	1:2:A:DT:H72	1:1:A:DC:H2'	14	0.84
(1,190)	1:2:A:DT:H73	1:1:A:DC:H2'	14	0.84
(1,190)	1:2:A:DT:H71	1:1:A:DC:H2'	19	0.84
(1,190)	1:2:A:DT:H72	1:1:A:DC:H2'	19	0.84
(1,190)	1:2:A:DT:H73	1:1:A:DC:H2'	19	0.84
(1,190)	1:2:A:DT:H71	1:1:A:DC:H2'	22	0.84
(1,190)	1:2:A:DT:H72	1:1:A:DC:H2'	22	0.84
(1,190)	1:2:A:DT:H73	1:1:A:DC:H2'	22	0.84
(1,190)	1:2:A:DT:H71	1:1:A:DC:H2'	25	0.84
(1,190)	1:2:A:DT:H72	1:1:A:DC:H2'	25	0.84
(1,190)	1:2:A:DT:H73	1:1:A:DC:H2'	25	0.84
(1,195)	1:10:A:DT:H71	1:9:A:DA:H2'	5	0.83
(1,195)	1:10:A:DT:H72	1:9:A:DA:H2'	5	0.83
(1,195)	1:10:A:DT:H73	1:9:A:DA:H2'	5	0.83
(1,195)	1:10:A:DT:H71	1:9:A:DA:H2'	16	0.83
(1,195)	1:10:A:DT:H72	1:9:A:DA:H2'	16	0.83
(1,195)	1:10:A:DT:H73	1:9:A:DA:H2'	16	0.83
(1,195)	1:10:A:DT:H71	1:9:A:DA:H2'	22	0.83
(1,195)	1:10:A:DT:H72	1:9:A:DA:H2'	22	0.83
(1,195)	1:10:A:DT:H73	1:9:A:DA:H2'	22	0.83
(1,195)	1:10:A:DT:H71	1:9:A:DA:H2'	24	0.83

Continued on next page...

Continued from previous page...

Key	Atom-1	Atom-2	Model ID	Violation (Å)
(1,195)	1:10:A:DT:H72	1:9:A:DA:H2'	24	0.83
(1,195)	1:10:A:DT:H73	1:9:A:DA:H2'	24	0.83
(1,190)	1:2:A:DT:H71	1:1:A:DC:H2'	7	0.83
(1,190)	1:2:A:DT:H72	1:1:A:DC:H2'	7	0.83
(1,190)	1:2:A:DT:H73	1:1:A:DC:H2'	7	0.83
(1,190)	1:2:A:DT:H71	1:1:A:DC:H2'	12	0.83
(1,190)	1:2:A:DT:H72	1:1:A:DC:H2'	12	0.83
(1,190)	1:2:A:DT:H73	1:1:A:DC:H2'	12	0.83
(1,190)	1:2:A:DT:H71	1:1:A:DC:H2'	16	0.83
(1,190)	1:2:A:DT:H72	1:1:A:DC:H2'	16	0.83
(1,190)	1:2:A:DT:H73	1:1:A:DC:H2'	16	0.83
(1,190)	1:2:A:DT:H71	1:1:A:DC:H2'	17	0.83
(1,190)	1:2:A:DT:H72	1:1:A:DC:H2'	17	0.83
(1,190)	1:2:A:DT:H73	1:1:A:DC:H2'	17	0.83
(1,190)	1:2:A:DT:H71	1:1:A:DC:H2'	18	0.83
(1,190)	1:2:A:DT:H72	1:1:A:DC:H2'	18	0.83
(1,190)	1:2:A:DT:H73	1:1:A:DC:H2'	18	0.83
(1,190)	1:2:A:DT:H71	1:1:A:DC:H2'	23	0.83
(1,190)	1:2:A:DT:H72	1:1:A:DC:H2'	23	0.83
(1,190)	1:2:A:DT:H73	1:1:A:DC:H2'	23	0.83
(1,190)	1:2:A:DT:H71	1:1:A:DC:H2'	27	0.83
(1,190)	1:2:A:DT:H72	1:1:A:DC:H2'	27	0.83
(1,190)	1:2:A:DT:H73	1:1:A:DC:H2'	27	0.83
(1,202)	2:14:B:DT:H71	2:13:B:DA:H2'	8	0.82
(1,202)	2:14:B:DT:H72	2:13:B:DA:H2'	8	0.82
(1,202)	2:14:B:DT:H73	2:13:B:DA:H2'	8	0.82
(1,202)	2:14:B:DT:H71	2:13:B:DA:H2'	15	0.82
(1,202)	2:14:B:DT:H72	2:13:B:DA:H2'	15	0.82
(1,202)	2:14:B:DT:H73	2:13:B:DA:H2'	15	0.82
(1,195)	1:10:A:DT:H71	1:9:A:DA:H2'	2	0.82
(1,195)	1:10:A:DT:H72	1:9:A:DA:H2'	2	0.82
(1,195)	1:10:A:DT:H73	1:9:A:DA:H2'	2	0.82
(1,195)	1:10:A:DT:H71	1:9:A:DA:H2'	15	0.82
(1,195)	1:10:A:DT:H72	1:9:A:DA:H2'	15	0.82
(1,195)	1:10:A:DT:H73	1:9:A:DA:H2'	15	0.82
(1,195)	1:10:A:DT:H71	1:9:A:DA:H2'	21	0.82
(1,195)	1:10:A:DT:H72	1:9:A:DA:H2'	21	0.82
(1,195)	1:10:A:DT:H73	1:9:A:DA:H2'	21	0.82
(1,195)	1:10:A:DT:H71	1:9:A:DA:H2'	27	0.82
(1,195)	1:10:A:DT:H72	1:9:A:DA:H2'	27	0.82
(1,195)	1:10:A:DT:H73	1:9:A:DA:H2'	27	0.82
(1,195)	1:10:A:DT:H71	1:9:A:DA:H2'	29	0.82

Continued on next page...

Continued from previous page...

Key	Atom-1	Atom-2	Model ID	Violation (Å)
(1,195)	1:10:A:DT:H72	1:9:A:DA:H2'	29	0.82
(1,195)	1:10:A:DT:H73	1:9:A:DA:H2'	29	0.82
(1,190)	1:2:A:DT:H71	1:1:A:DC:H2'	6	0.82
(1,190)	1:2:A:DT:H72	1:1:A:DC:H2'	6	0.82
(1,190)	1:2:A:DT:H73	1:1:A:DC:H2'	6	0.82
(1,190)	1:2:A:DT:H71	1:1:A:DC:H2'	13	0.82
(1,190)	1:2:A:DT:H72	1:1:A:DC:H2'	13	0.82
(1,190)	1:2:A:DT:H73	1:1:A:DC:H2'	13	0.82
(1,190)	1:2:A:DT:H71	1:1:A:DC:H2'	20	0.82
(1,190)	1:2:A:DT:H72	1:1:A:DC:H2'	20	0.82
(1,190)	1:2:A:DT:H73	1:1:A:DC:H2'	20	0.82
(1,190)	1:2:A:DT:H71	1:1:A:DC:H2'	30	0.82
(1,190)	1:2:A:DT:H72	1:1:A:DC:H2'	30	0.82
(1,190)	1:2:A:DT:H73	1:1:A:DC:H2'	30	0.82
(1,195)	1:10:A:DT:H71	1:9:A:DA:H2'	3	0.81
(1,195)	1:10:A:DT:H72	1:9:A:DA:H2'	3	0.81
(1,195)	1:10:A:DT:H73	1:9:A:DA:H2'	3	0.81
(1,195)	1:10:A:DT:H71	1:9:A:DA:H2'	7	0.81
(1,195)	1:10:A:DT:H72	1:9:A:DA:H2'	7	0.81
(1,195)	1:10:A:DT:H73	1:9:A:DA:H2'	7	0.81
(1,195)	1:10:A:DT:H71	1:9:A:DA:H2'	12	0.81
(1,195)	1:10:A:DT:H72	1:9:A:DA:H2'	12	0.81
(1,195)	1:10:A:DT:H73	1:9:A:DA:H2'	12	0.81
(1,195)	1:10:A:DT:H71	1:9:A:DA:H2'	13	0.81
(1,195)	1:10:A:DT:H72	1:9:A:DA:H2'	13	0.81
(1,195)	1:10:A:DT:H73	1:9:A:DA:H2'	13	0.81
(1,195)	1:10:A:DT:H71	1:9:A:DA:H2'	17	0.81
(1,195)	1:10:A:DT:H72	1:9:A:DA:H2'	17	0.81
(1,195)	1:10:A:DT:H73	1:9:A:DA:H2'	17	0.81
(1,190)	1:2:A:DT:H71	1:1:A:DC:H2'	3	0.81
(1,190)	1:2:A:DT:H72	1:1:A:DC:H2'	3	0.81
(1,190)	1:2:A:DT:H73	1:1:A:DC:H2'	3	0.81
(1,190)	1:2:A:DT:H71	1:1:A:DC:H2'	4	0.81
(1,190)	1:2:A:DT:H72	1:1:A:DC:H2'	4	0.81
(1,190)	1:2:A:DT:H73	1:1:A:DC:H2'	4	0.81
(1,202)	2:14:B:DT:H71	2:13:B:DA:H2'	9	0.8
(1,202)	2:14:B:DT:H72	2:13:B:DA:H2'	9	0.8
(1,202)	2:14:B:DT:H73	2:13:B:DA:H2'	9	0.8
(1,195)	1:10:A:DT:H71	1:9:A:DA:H2'	1	0.8
(1,195)	1:10:A:DT:H72	1:9:A:DA:H2'	1	0.8
(1,195)	1:10:A:DT:H73	1:9:A:DA:H2'	1	0.8
(1,195)	1:10:A:DT:H71	1:9:A:DA:H2'	6	0.8

Continued on next page...

Continued from previous page...

Key	Atom-1	Atom-2	Model ID	Violation (Å)
(1,195)	1:10:A:DT:H72	1:9:A:DA:H2'	6	0.8
(1,195)	1:10:A:DT:H73	1:9:A:DA:H2'	6	0.8
(1,195)	1:10:A:DT:H71	1:9:A:DA:H2'	26	0.8
(1,195)	1:10:A:DT:H72	1:9:A:DA:H2'	26	0.8
(1,195)	1:10:A:DT:H73	1:9:A:DA:H2'	26	0.8
(1,195)	1:10:A:DT:H71	1:9:A:DA:H2'	30	0.8
(1,195)	1:10:A:DT:H72	1:9:A:DA:H2'	30	0.8
(1,195)	1:10:A:DT:H73	1:9:A:DA:H2'	30	0.8
(1,211)	2:15:B:DT:H71	2:14:B:DT:H2''	3	0.79
(1,211)	2:15:B:DT:H72	2:14:B:DT:H2''	3	0.79
(1,211)	2:15:B:DT:H73	2:14:B:DT:H2''	3	0.79
(1,195)	1:10:A:DT:H71	1:9:A:DA:H2'	14	0.79
(1,195)	1:10:A:DT:H72	1:9:A:DA:H2'	14	0.79
(1,195)	1:10:A:DT:H73	1:9:A:DA:H2'	14	0.79
(1,191)	1:2:A:DT:H71	1:1:A:DC:H2''	21	0.79
(1,191)	1:2:A:DT:H72	1:1:A:DC:H2''	21	0.79
(1,191)	1:2:A:DT:H73	1:1:A:DC:H2''	21	0.79
(1,195)	1:10:A:DT:H71	1:9:A:DA:H2'	20	0.78
(1,195)	1:10:A:DT:H72	1:9:A:DA:H2'	20	0.78
(1,195)	1:10:A:DT:H73	1:9:A:DA:H2'	20	0.78
(1,191)	1:2:A:DT:H71	1:1:A:DC:H2''	4	0.78
(1,191)	1:2:A:DT:H72	1:1:A:DC:H2''	4	0.78
(1,191)	1:2:A:DT:H73	1:1:A:DC:H2''	4	0.78
(1,190)	1:2:A:DT:H71	1:1:A:DC:H2'	21	0.78
(1,190)	1:2:A:DT:H72	1:1:A:DC:H2'	21	0.78
(1,190)	1:2:A:DT:H73	1:1:A:DC:H2'	21	0.78
(1,219)	2:19:B:DT:H71	2:18:B:DG:H2'	24	0.77
(1,219)	2:19:B:DT:H72	2:18:B:DG:H2'	24	0.77
(1,219)	2:19:B:DT:H73	2:18:B:DG:H2'	24	0.77
(1,219)	2:19:B:DT:H71	2:18:B:DG:H2'	30	0.77
(1,219)	2:19:B:DT:H72	2:18:B:DG:H2'	30	0.77
(1,219)	2:19:B:DT:H73	2:18:B:DG:H2'	30	0.77
(1,219)	2:19:B:DT:H71	2:18:B:DG:H2'	3	0.76
(1,219)	2:19:B:DT:H72	2:18:B:DG:H2'	3	0.76
(1,219)	2:19:B:DT:H73	2:18:B:DG:H2'	3	0.76
(1,219)	2:19:B:DT:H71	2:18:B:DG:H2'	19	0.76
(1,219)	2:19:B:DT:H72	2:18:B:DG:H2'	19	0.76
(1,219)	2:19:B:DT:H73	2:18:B:DG:H2'	19	0.76
(1,202)	2:14:B:DT:H71	2:13:B:DA:H2'	23	0.76
(1,202)	2:14:B:DT:H72	2:13:B:DA:H2'	23	0.76
(1,202)	2:14:B:DT:H73	2:13:B:DA:H2'	23	0.76
(1,202)	2:14:B:DT:H71	2:13:B:DA:H2'	12	0.75

Continued on next page...

Continued from previous page...

Key	Atom-1	Atom-2	Model ID	Violation (Å)
(1,202)	2:14:B:DT:H72	2:13:B:DA:H2'	12	0.75
(1,202)	2:14:B:DT:H73	2:13:B:DA:H2'	12	0.75
(1,227)	2:20:B:DT:H71	2:19:B:DT:H2''	22	0.74
(1,227)	2:20:B:DT:H72	2:19:B:DT:H2''	22	0.74
(1,227)	2:20:B:DT:H73	2:19:B:DT:H2''	22	0.74
(1,226)	2:20:B:DT:H71	2:19:B:DT:H2'	8	0.73
(1,226)	2:20:B:DT:H72	2:19:B:DT:H2'	8	0.73
(1,226)	2:20:B:DT:H73	2:19:B:DT:H2'	8	0.73
(1,202)	2:14:B:DT:H71	2:13:B:DA:H2'	10	0.73
(1,202)	2:14:B:DT:H72	2:13:B:DA:H2'	10	0.73
(1,202)	2:14:B:DT:H73	2:13:B:DA:H2'	10	0.73
(1,202)	2:14:B:DT:H71	2:13:B:DA:H2'	25	0.73
(1,202)	2:14:B:DT:H72	2:13:B:DA:H2'	25	0.73
(1,202)	2:14:B:DT:H73	2:13:B:DA:H2'	25	0.73
(1,195)	1:10:A:DT:H71	1:9:A:DA:H2'	28	0.73
(1,195)	1:10:A:DT:H72	1:9:A:DA:H2'	28	0.73
(1,195)	1:10:A:DT:H73	1:9:A:DA:H2'	28	0.73
(1,219)	2:19:B:DT:H71	2:18:B:DG:H2'	15	0.72
(1,219)	2:19:B:DT:H72	2:18:B:DG:H2'	15	0.72
(1,219)	2:19:B:DT:H73	2:18:B:DG:H2'	15	0.72
(1,202)	2:14:B:DT:H71	2:13:B:DA:H2'	17	0.72
(1,202)	2:14:B:DT:H72	2:13:B:DA:H2'	17	0.72
(1,202)	2:14:B:DT:H73	2:13:B:DA:H2'	17	0.72
(1,219)	2:19:B:DT:H71	2:18:B:DG:H2'	13	0.71
(1,219)	2:19:B:DT:H72	2:18:B:DG:H2'	13	0.71
(1,219)	2:19:B:DT:H73	2:18:B:DG:H2'	13	0.71
(1,219)	2:19:B:DT:H71	2:18:B:DG:H2'	17	0.71
(1,219)	2:19:B:DT:H72	2:18:B:DG:H2'	17	0.71
(1,219)	2:19:B:DT:H73	2:18:B:DG:H2'	17	0.71
(1,202)	2:14:B:DT:H71	2:13:B:DA:H2'	19	0.71
(1,202)	2:14:B:DT:H72	2:13:B:DA:H2'	19	0.71
(1,202)	2:14:B:DT:H73	2:13:B:DA:H2'	19	0.71
(1,191)	1:2:A:DT:H71	1:1:A:DC:H2''	6	0.71
(1,191)	1:2:A:DT:H72	1:1:A:DC:H2''	6	0.71
(1,191)	1:2:A:DT:H73	1:1:A:DC:H2''	6	0.71
(1,191)	1:2:A:DT:H71	1:1:A:DC:H2''	18	0.71
(1,191)	1:2:A:DT:H72	1:1:A:DC:H2''	18	0.71
(1,191)	1:2:A:DT:H73	1:1:A:DC:H2''	18	0.71
(1,195)	1:10:A:DT:H71	1:9:A:DA:H2'	8	0.7
(1,195)	1:10:A:DT:H72	1:9:A:DA:H2'	8	0.7
(1,195)	1:10:A:DT:H73	1:9:A:DA:H2'	8	0.7
(1,191)	1:2:A:DT:H71	1:1:A:DC:H2''	20	0.7

Continued on next page...

Continued from previous page...

Key	Atom-1	Atom-2	Model ID	Violation (Å)
(1,191)	1:2:A:DT:H72	1:1:A:DC:H2''	20	0.7
(1,191)	1:2:A:DT:H73	1:1:A:DC:H2''	20	0.7
(1,191)	1:2:A:DT:H71	1:1:A:DC:H2''	27	0.7
(1,191)	1:2:A:DT:H72	1:1:A:DC:H2''	27	0.7
(1,191)	1:2:A:DT:H73	1:1:A:DC:H2''	27	0.7
(1,227)	2:20:B:DT:H71	2:19:B:DT:H2''	13	0.69
(1,227)	2:20:B:DT:H72	2:19:B:DT:H2''	13	0.69
(1,227)	2:20:B:DT:H73	2:19:B:DT:H2''	13	0.69
(1,227)	2:20:B:DT:H71	2:19:B:DT:H2''	17	0.69
(1,227)	2:20:B:DT:H72	2:19:B:DT:H2''	17	0.69
(1,227)	2:20:B:DT:H73	2:19:B:DT:H2''	17	0.69
(1,202)	2:14:B:DT:H71	2:13:B:DA:H2'	1	0.69
(1,202)	2:14:B:DT:H72	2:13:B:DA:H2'	1	0.69
(1,202)	2:14:B:DT:H73	2:13:B:DA:H2'	1	0.69
(1,191)	1:2:A:DT:H71	1:1:A:DC:H2''	16	0.69
(1,191)	1:2:A:DT:H72	1:1:A:DC:H2''	16	0.69
(1,191)	1:2:A:DT:H73	1:1:A:DC:H2''	16	0.69
(1,191)	1:2:A:DT:H71	1:1:A:DC:H2''	17	0.69
(1,191)	1:2:A:DT:H72	1:1:A:DC:H2''	17	0.69
(1,191)	1:2:A:DT:H73	1:1:A:DC:H2''	17	0.69
(1,191)	1:2:A:DT:H71	1:1:A:DC:H2''	19	0.69
(1,191)	1:2:A:DT:H72	1:1:A:DC:H2''	19	0.69
(1,191)	1:2:A:DT:H73	1:1:A:DC:H2''	19	0.69
(1,227)	2:20:B:DT:H71	2:19:B:DT:H2''	1	0.68
(1,227)	2:20:B:DT:H72	2:19:B:DT:H2''	1	0.68
(1,227)	2:20:B:DT:H73	2:19:B:DT:H2''	1	0.68
(1,227)	2:20:B:DT:H71	2:19:B:DT:H2''	16	0.68
(1,227)	2:20:B:DT:H72	2:19:B:DT:H2''	16	0.68
(1,227)	2:20:B:DT:H73	2:19:B:DT:H2''	16	0.68
(1,226)	2:20:B:DT:H71	2:19:B:DT:H2'	24	0.68
(1,226)	2:20:B:DT:H72	2:19:B:DT:H2'	24	0.68
(1,226)	2:20:B:DT:H73	2:19:B:DT:H2'	24	0.68
(1,219)	2:19:B:DT:H71	2:18:B:DG:H2'	18	0.68
(1,219)	2:19:B:DT:H72	2:18:B:DG:H2'	18	0.68
(1,219)	2:19:B:DT:H73	2:18:B:DG:H2'	18	0.68
(1,191)	1:2:A:DT:H71	1:1:A:DC:H2''	5	0.68
(1,191)	1:2:A:DT:H72	1:1:A:DC:H2''	5	0.68
(1,191)	1:2:A:DT:H73	1:1:A:DC:H2''	5	0.68
(1,191)	1:2:A:DT:H71	1:1:A:DC:H2''	7	0.68
(1,191)	1:2:A:DT:H72	1:1:A:DC:H2''	7	0.68
(1,191)	1:2:A:DT:H73	1:1:A:DC:H2''	7	0.68
(1,191)	1:2:A:DT:H71	1:1:A:DC:H2''	14	0.68

Continued on next page...

Continued from previous page...

Key	Atom-1	Atom-2	Model ID	Violation (Å)
(1,191)	1:2:A:DT:H72	1:1:A:DC:H2''	14	0.68
(1,191)	1:2:A:DT:H73	1:1:A:DC:H2''	14	0.68
(1,191)	1:2:A:DT:H71	1:1:A:DC:H2''	22	0.68
(1,191)	1:2:A:DT:H72	1:1:A:DC:H2''	22	0.68
(1,191)	1:2:A:DT:H73	1:1:A:DC:H2''	22	0.68
(1,191)	1:2:A:DT:H71	1:1:A:DC:H2''	26	0.68
(1,191)	1:2:A:DT:H72	1:1:A:DC:H2''	26	0.68
(1,191)	1:2:A:DT:H73	1:1:A:DC:H2''	26	0.68
(1,191)	1:2:A:DT:H71	1:1:A:DC:H2''	29	0.68
(1,191)	1:2:A:DT:H72	1:1:A:DC:H2''	29	0.68
(1,191)	1:2:A:DT:H73	1:1:A:DC:H2''	29	0.68
(1,227)	2:20:B:DT:H71	2:19:B:DT:H2''	18	0.67
(1,227)	2:20:B:DT:H72	2:19:B:DT:H2''	18	0.67
(1,227)	2:20:B:DT:H73	2:19:B:DT:H2''	18	0.67
(1,227)	2:20:B:DT:H71	2:19:B:DT:H2''	25	0.67
(1,227)	2:20:B:DT:H72	2:19:B:DT:H2''	25	0.67
(1,227)	2:20:B:DT:H73	2:19:B:DT:H2''	25	0.67
(1,219)	2:19:B:DT:H71	2:18:B:DG:H2'	6	0.67
(1,219)	2:19:B:DT:H72	2:18:B:DG:H2'	6	0.67
(1,219)	2:19:B:DT:H73	2:18:B:DG:H2'	6	0.67
(1,219)	2:19:B:DT:H71	2:18:B:DG:H2'	26	0.67
(1,219)	2:19:B:DT:H72	2:18:B:DG:H2'	26	0.67
(1,219)	2:19:B:DT:H73	2:18:B:DG:H2'	26	0.67
(1,227)	2:20:B:DT:H71	2:19:B:DT:H2''	4	0.66
(1,227)	2:20:B:DT:H72	2:19:B:DT:H2''	4	0.66
(1,227)	2:20:B:DT:H73	2:19:B:DT:H2''	4	0.66
(1,227)	2:20:B:DT:H71	2:19:B:DT:H2''	28	0.66
(1,227)	2:20:B:DT:H72	2:19:B:DT:H2''	28	0.66
(1,227)	2:20:B:DT:H73	2:19:B:DT:H2''	28	0.66
(1,191)	1:2:A:DT:H71	1:1:A:DC:H2''	28	0.66
(1,191)	1:2:A:DT:H72	1:1:A:DC:H2''	28	0.66
(1,191)	1:2:A:DT:H73	1:1:A:DC:H2''	28	0.66
(1,227)	2:20:B:DT:H71	2:19:B:DT:H2''	6	0.65
(1,227)	2:20:B:DT:H72	2:19:B:DT:H2''	6	0.65
(1,227)	2:20:B:DT:H73	2:19:B:DT:H2''	6	0.65
(1,227)	2:20:B:DT:H71	2:19:B:DT:H2''	7	0.65
(1,227)	2:20:B:DT:H72	2:19:B:DT:H2''	7	0.65
(1,227)	2:20:B:DT:H73	2:19:B:DT:H2''	7	0.65
(1,227)	2:20:B:DT:H71	2:19:B:DT:H2''	9	0.65
(1,227)	2:20:B:DT:H72	2:19:B:DT:H2''	9	0.65
(1,227)	2:20:B:DT:H73	2:19:B:DT:H2''	9	0.65
(1,227)	2:20:B:DT:H71	2:19:B:DT:H2''	11	0.65

Continued on next page...

Continued from previous page...

Key	Atom-1	Atom-2	Model ID	Violation (Å)
(1,227)	2:20:B:DT:H72	2:19:B:DT:H2''	11	0.65
(1,227)	2:20:B:DT:H73	2:19:B:DT:H2''	11	0.65
(1,227)	2:20:B:DT:H71	2:19:B:DT:H2''	14	0.65
(1,227)	2:20:B:DT:H72	2:19:B:DT:H2''	14	0.65
(1,227)	2:20:B:DT:H73	2:19:B:DT:H2''	14	0.65
(1,227)	2:20:B:DT:H71	2:19:B:DT:H2''	19	0.65
(1,227)	2:20:B:DT:H72	2:19:B:DT:H2''	19	0.65
(1,227)	2:20:B:DT:H73	2:19:B:DT:H2''	19	0.65
(1,227)	2:20:B:DT:H71	2:19:B:DT:H2''	24	0.65
(1,227)	2:20:B:DT:H72	2:19:B:DT:H2''	24	0.65
(1,227)	2:20:B:DT:H73	2:19:B:DT:H2''	24	0.65
(1,227)	2:20:B:DT:H71	2:19:B:DT:H2''	26	0.65
(1,227)	2:20:B:DT:H72	2:19:B:DT:H2''	26	0.65
(1,227)	2:20:B:DT:H73	2:19:B:DT:H2''	26	0.65
(1,227)	2:20:B:DT:H71	2:19:B:DT:H2''	27	0.65
(1,227)	2:20:B:DT:H72	2:19:B:DT:H2''	27	0.65
(1,227)	2:20:B:DT:H73	2:19:B:DT:H2''	27	0.65
(1,227)	2:20:B:DT:H71	2:19:B:DT:H2''	29	0.65
(1,227)	2:20:B:DT:H72	2:19:B:DT:H2''	29	0.65
(1,227)	2:20:B:DT:H73	2:19:B:DT:H2''	29	0.65
(1,219)	2:19:B:DT:H71	2:18:B:DG:H2'	8	0.65
(1,219)	2:19:B:DT:H72	2:18:B:DG:H2'	8	0.65
(1,219)	2:19:B:DT:H73	2:18:B:DG:H2'	8	0.65
(1,227)	2:20:B:DT:H71	2:19:B:DT:H2''	8	0.64
(1,227)	2:20:B:DT:H72	2:19:B:DT:H2''	8	0.64
(1,227)	2:20:B:DT:H73	2:19:B:DT:H2''	8	0.64
(1,227)	2:20:B:DT:H71	2:19:B:DT:H2''	10	0.64
(1,227)	2:20:B:DT:H72	2:19:B:DT:H2''	10	0.64
(1,227)	2:20:B:DT:H73	2:19:B:DT:H2''	10	0.64
(1,227)	2:20:B:DT:H71	2:19:B:DT:H2''	15	0.64
(1,227)	2:20:B:DT:H72	2:19:B:DT:H2''	15	0.64
(1,227)	2:20:B:DT:H73	2:19:B:DT:H2''	15	0.64
(1,227)	2:20:B:DT:H71	2:19:B:DT:H2''	20	0.64
(1,227)	2:20:B:DT:H72	2:19:B:DT:H2''	20	0.64
(1,227)	2:20:B:DT:H73	2:19:B:DT:H2''	20	0.64
(1,195)	1:10:A:DT:H71	1:9:A:DA:H2'	25	0.64
(1,195)	1:10:A:DT:H72	1:9:A:DA:H2'	25	0.64
(1,195)	1:10:A:DT:H73	1:9:A:DA:H2'	25	0.64
(1,227)	2:20:B:DT:H71	2:19:B:DT:H2''	2	0.63
(1,227)	2:20:B:DT:H72	2:19:B:DT:H2''	2	0.63
(1,227)	2:20:B:DT:H73	2:19:B:DT:H2''	2	0.63
(1,227)	2:20:B:DT:H71	2:19:B:DT:H2''	3	0.63

Continued on next page...

Continued from previous page...

Key	Atom-1	Atom-2	Model ID	Violation (Å)
(1,227)	2:20:B:DT:H72	2:19:B:DT:H2''	3	0.63
(1,227)	2:20:B:DT:H73	2:19:B:DT:H2''	3	0.63
(1,227)	2:20:B:DT:H71	2:19:B:DT:H2''	5	0.63
(1,227)	2:20:B:DT:H72	2:19:B:DT:H2''	5	0.63
(1,227)	2:20:B:DT:H73	2:19:B:DT:H2''	5	0.63
(1,227)	2:20:B:DT:H71	2:19:B:DT:H2''	12	0.63
(1,227)	2:20:B:DT:H72	2:19:B:DT:H2''	12	0.63
(1,227)	2:20:B:DT:H73	2:19:B:DT:H2''	12	0.63
(1,227)	2:20:B:DT:H71	2:19:B:DT:H2''	21	0.63
(1,227)	2:20:B:DT:H72	2:19:B:DT:H2''	21	0.63
(1,227)	2:20:B:DT:H73	2:19:B:DT:H2''	21	0.63
(1,227)	2:20:B:DT:H71	2:19:B:DT:H2''	23	0.63
(1,227)	2:20:B:DT:H72	2:19:B:DT:H2''	23	0.63
(1,227)	2:20:B:DT:H73	2:19:B:DT:H2''	23	0.63
(1,227)	2:20:B:DT:H71	2:19:B:DT:H2''	30	0.62
(1,227)	2:20:B:DT:H72	2:19:B:DT:H2''	30	0.62
(1,227)	2:20:B:DT:H73	2:19:B:DT:H2''	30	0.62
(1,226)	2:20:B:DT:H71	2:19:B:DT:H2'	10	0.62
(1,226)	2:20:B:DT:H72	2:19:B:DT:H2'	10	0.62
(1,226)	2:20:B:DT:H73	2:19:B:DT:H2'	10	0.62
(1,219)	2:19:B:DT:H71	2:18:B:DG:H2'	2	0.62
(1,219)	2:19:B:DT:H72	2:18:B:DG:H2'	2	0.62
(1,219)	2:19:B:DT:H73	2:18:B:DG:H2'	2	0.62
(1,219)	2:19:B:DT:H71	2:18:B:DG:H2'	14	0.62
(1,219)	2:19:B:DT:H72	2:18:B:DG:H2'	14	0.62
(1,219)	2:19:B:DT:H73	2:18:B:DG:H2'	14	0.62
(1,219)	2:19:B:DT:H71	2:18:B:DG:H2'	20	0.62
(1,219)	2:19:B:DT:H72	2:18:B:DG:H2'	20	0.62
(1,219)	2:19:B:DT:H73	2:18:B:DG:H2'	20	0.62
(1,219)	2:19:B:DT:H71	2:18:B:DG:H2'	21	0.62
(1,219)	2:19:B:DT:H72	2:18:B:DG:H2'	21	0.62
(1,219)	2:19:B:DT:H73	2:18:B:DG:H2'	21	0.62
(1,219)	2:19:B:DT:H71	2:18:B:DG:H2'	27	0.62
(1,219)	2:19:B:DT:H72	2:18:B:DG:H2'	27	0.62
(1,219)	2:19:B:DT:H73	2:18:B:DG:H2'	27	0.62
(1,219)	2:19:B:DT:H71	2:18:B:DG:H2'	28	0.62
(1,219)	2:19:B:DT:H72	2:18:B:DG:H2'	28	0.62
(1,219)	2:19:B:DT:H73	2:18:B:DG:H2'	28	0.62
(1,191)	1:2:A:DT:H71	1:1:A:DC:H2''	15	0.62
(1,191)	1:2:A:DT:H72	1:1:A:DC:H2''	15	0.62
(1,191)	1:2:A:DT:H73	1:1:A:DC:H2''	15	0.62
(1,226)	2:20:B:DT:H71	2:19:B:DT:H2'	29	0.61

Continued on next page...

Continued from previous page...

Key	Atom-1	Atom-2	Model ID	Violation (Å)
(1,226)	2:20:B:DT:H72	2:19:B:DT:H2'	29	0.61
(1,226)	2:20:B:DT:H73	2:19:B:DT:H2'	29	0.61
(1,219)	2:19:B:DT:H71	2:18:B:DG:H2'	1	0.61
(1,219)	2:19:B:DT:H72	2:18:B:DG:H2'	1	0.61
(1,219)	2:19:B:DT:H73	2:18:B:DG:H2'	1	0.61
(1,219)	2:19:B:DT:H71	2:18:B:DG:H2'	9	0.61
(1,219)	2:19:B:DT:H72	2:18:B:DG:H2'	9	0.61
(1,219)	2:19:B:DT:H73	2:18:B:DG:H2'	9	0.61
(1,219)	2:19:B:DT:H71	2:18:B:DG:H2'	12	0.61
(1,219)	2:19:B:DT:H72	2:18:B:DG:H2'	12	0.61
(1,219)	2:19:B:DT:H73	2:18:B:DG:H2'	12	0.61
(1,219)	2:19:B:DT:H71	2:18:B:DG:H2'	16	0.61
(1,219)	2:19:B:DT:H72	2:18:B:DG:H2'	16	0.61
(1,219)	2:19:B:DT:H73	2:18:B:DG:H2'	16	0.61
(1,219)	2:19:B:DT:H71	2:18:B:DG:H2'	23	0.61
(1,219)	2:19:B:DT:H72	2:18:B:DG:H2'	23	0.61
(1,219)	2:19:B:DT:H73	2:18:B:DG:H2'	23	0.61
(1,219)	2:19:B:DT:H71	2:18:B:DG:H2'	25	0.61
(1,219)	2:19:B:DT:H72	2:18:B:DG:H2'	25	0.61
(1,219)	2:19:B:DT:H73	2:18:B:DG:H2'	25	0.61
(1,219)	2:19:B:DT:H71	2:18:B:DG:H2'	29	0.61
(1,219)	2:19:B:DT:H72	2:18:B:DG:H2'	29	0.61
(1,219)	2:19:B:DT:H73	2:18:B:DG:H2'	29	0.61
(1,226)	2:20:B:DT:H71	2:19:B:DT:H2'	18	0.6
(1,226)	2:20:B:DT:H72	2:19:B:DT:H2'	18	0.6
(1,226)	2:20:B:DT:H73	2:19:B:DT:H2'	18	0.6
(1,219)	2:19:B:DT:H71	2:18:B:DG:H2'	22	0.6
(1,219)	2:19:B:DT:H72	2:18:B:DG:H2'	22	0.6
(1,219)	2:19:B:DT:H73	2:18:B:DG:H2'	22	0.6
(1,219)	2:19:B:DT:H71	2:18:B:DG:H2'	7	0.59
(1,219)	2:19:B:DT:H72	2:18:B:DG:H2'	7	0.59
(1,219)	2:19:B:DT:H73	2:18:B:DG:H2'	7	0.59
(1,219)	2:19:B:DT:H71	2:18:B:DG:H2'	11	0.59
(1,219)	2:19:B:DT:H72	2:18:B:DG:H2'	11	0.59
(1,219)	2:19:B:DT:H73	2:18:B:DG:H2'	11	0.59
(1,226)	2:20:B:DT:H71	2:19:B:DT:H2'	19	0.58
(1,226)	2:20:B:DT:H72	2:19:B:DT:H2'	19	0.58
(1,226)	2:20:B:DT:H73	2:19:B:DT:H2'	19	0.58
(1,226)	2:20:B:DT:H71	2:19:B:DT:H2'	26	0.58
(1,226)	2:20:B:DT:H72	2:19:B:DT:H2'	26	0.58
(1,226)	2:20:B:DT:H73	2:19:B:DT:H2'	26	0.58
(1,219)	2:19:B:DT:H71	2:18:B:DG:H2'	4	0.58

Continued on next page...

Continued from previous page...

Key	Atom-1	Atom-2	Model ID	Violation (Å)
(1,219)	2:19:B:DT:H72	2:18:B:DG:H2'	4	0.58
(1,219)	2:19:B:DT:H73	2:18:B:DG:H2'	4	0.58
(1,226)	2:20:B:DT:H71	2:19:B:DT:H2'	5	0.57
(1,226)	2:20:B:DT:H72	2:19:B:DT:H2'	5	0.57
(1,226)	2:20:B:DT:H73	2:19:B:DT:H2'	5	0.57
(1,226)	2:20:B:DT:H71	2:19:B:DT:H2'	15	0.57
(1,226)	2:20:B:DT:H72	2:19:B:DT:H2'	15	0.57
(1,226)	2:20:B:DT:H73	2:19:B:DT:H2'	15	0.57
(1,226)	2:20:B:DT:H71	2:19:B:DT:H2'	25	0.57
(1,226)	2:20:B:DT:H72	2:19:B:DT:H2'	25	0.57
(1,226)	2:20:B:DT:H73	2:19:B:DT:H2'	25	0.57
(1,226)	2:20:B:DT:H71	2:19:B:DT:H2'	30	0.57
(1,226)	2:20:B:DT:H72	2:19:B:DT:H2'	30	0.57
(1,226)	2:20:B:DT:H73	2:19:B:DT:H2'	30	0.57
(1,226)	2:20:B:DT:H71	2:19:B:DT:H2'	2	0.56
(1,226)	2:20:B:DT:H72	2:19:B:DT:H2'	2	0.56
(1,226)	2:20:B:DT:H73	2:19:B:DT:H2'	2	0.56
(1,226)	2:20:B:DT:H71	2:19:B:DT:H2'	28	0.56
(1,226)	2:20:B:DT:H72	2:19:B:DT:H2'	28	0.56
(1,226)	2:20:B:DT:H73	2:19:B:DT:H2'	28	0.56
(1,226)	2:20:B:DT:H71	2:19:B:DT:H2'	12	0.55
(1,226)	2:20:B:DT:H72	2:19:B:DT:H2'	12	0.55
(1,226)	2:20:B:DT:H73	2:19:B:DT:H2'	12	0.55
(1,218)	2:19:B:DT:H71	2:18:B:DG:H8	23	0.55
(1,218)	2:19:B:DT:H72	2:18:B:DG:H8	23	0.55
(1,218)	2:19:B:DT:H73	2:18:B:DG:H8	23	0.55
(1,226)	2:20:B:DT:H71	2:19:B:DT:H2'	6	0.54
(1,226)	2:20:B:DT:H72	2:19:B:DT:H2'	6	0.54
(1,226)	2:20:B:DT:H73	2:19:B:DT:H2'	6	0.54
(1,226)	2:20:B:DT:H71	2:19:B:DT:H2'	14	0.54
(1,226)	2:20:B:DT:H72	2:19:B:DT:H2'	14	0.54
(1,226)	2:20:B:DT:H73	2:19:B:DT:H2'	14	0.54
(1,226)	2:20:B:DT:H71	2:19:B:DT:H2'	20	0.53
(1,226)	2:20:B:DT:H72	2:19:B:DT:H2'	20	0.53
(1,226)	2:20:B:DT:H73	2:19:B:DT:H2'	20	0.53
(1,226)	2:20:B:DT:H71	2:19:B:DT:H2'	23	0.53
(1,226)	2:20:B:DT:H72	2:19:B:DT:H2'	23	0.53
(1,226)	2:20:B:DT:H73	2:19:B:DT:H2'	23	0.53
(1,226)	2:20:B:DT:H71	2:19:B:DT:H2'	13	0.52
(1,226)	2:20:B:DT:H72	2:19:B:DT:H2'	13	0.52
(1,226)	2:20:B:DT:H73	2:19:B:DT:H2'	13	0.52
(1,226)	2:20:B:DT:H71	2:19:B:DT:H2'	27	0.51

Continued on next page...

Continued from previous page...

Key	Atom-1	Atom-2	Model ID	Violation (Å)
(1,226)	2:20:B:DT:H72	2:19:B:DT:H2'	27	0.51
(1,226)	2:20:B:DT:H73	2:19:B:DT:H2'	27	0.51
(1,226)	2:20:B:DT:H71	2:19:B:DT:H2'	21	0.5
(1,226)	2:20:B:DT:H72	2:19:B:DT:H2'	21	0.5
(1,226)	2:20:B:DT:H73	2:19:B:DT:H2'	21	0.5
(1,13)	1:2:A:DT:H6	1:1:A:DC:H3'	15	0.5
(1,226)	2:20:B:DT:H71	2:19:B:DT:H2'	3	0.49
(1,226)	2:20:B:DT:H72	2:19:B:DT:H2'	3	0.49
(1,226)	2:20:B:DT:H73	2:19:B:DT:H2'	3	0.49
(1,226)	2:20:B:DT:H71	2:19:B:DT:H2'	7	0.49
(1,226)	2:20:B:DT:H72	2:19:B:DT:H2'	7	0.49
(1,226)	2:20:B:DT:H73	2:19:B:DT:H2'	7	0.49
(1,218)	2:19:B:DT:H71	2:18:B:DG:H8	12	0.49
(1,218)	2:19:B:DT:H72	2:18:B:DG:H8	12	0.49
(1,218)	2:19:B:DT:H73	2:18:B:DG:H8	12	0.49
(1,13)	1:2:A:DT:H6	1:1:A:DC:H3'	12	0.49
(1,13)	1:2:A:DT:H6	1:1:A:DC:H3'	25	0.49
(1,226)	2:20:B:DT:H71	2:19:B:DT:H2'	16	0.48
(1,226)	2:20:B:DT:H72	2:19:B:DT:H2'	16	0.48
(1,226)	2:20:B:DT:H73	2:19:B:DT:H2'	16	0.48
(1,218)	2:19:B:DT:H71	2:18:B:DG:H8	13	0.48
(1,218)	2:19:B:DT:H72	2:18:B:DG:H8	13	0.48
(1,218)	2:19:B:DT:H73	2:18:B:DG:H8	13	0.48
(1,13)	1:2:A:DT:H6	1:1:A:DC:H3'	8	0.48
(1,13)	1:2:A:DT:H6	1:1:A:DC:H3'	13	0.48
(1,226)	2:20:B:DT:H71	2:19:B:DT:H2'	11	0.47
(1,226)	2:20:B:DT:H72	2:19:B:DT:H2'	11	0.47
(1,226)	2:20:B:DT:H73	2:19:B:DT:H2'	11	0.47
(1,13)	1:2:A:DT:H6	1:1:A:DC:H3'	11	0.47
(1,13)	1:2:A:DT:H6	1:1:A:DC:H3'	21	0.47
(1,226)	2:20:B:DT:H71	2:19:B:DT:H2'	9	0.46
(1,226)	2:20:B:DT:H72	2:19:B:DT:H2'	9	0.46
(1,226)	2:20:B:DT:H73	2:19:B:DT:H2'	9	0.46
(1,226)	2:20:B:DT:H71	2:19:B:DT:H2'	17	0.45
(1,226)	2:20:B:DT:H72	2:19:B:DT:H2'	17	0.45
(1,226)	2:20:B:DT:H73	2:19:B:DT:H2'	17	0.45
(1,218)	2:19:B:DT:H71	2:18:B:DG:H8	17	0.45
(1,218)	2:19:B:DT:H72	2:18:B:DG:H8	17	0.45
(1,218)	2:19:B:DT:H73	2:18:B:DG:H8	17	0.45
(1,226)	2:20:B:DT:H71	2:19:B:DT:H2'	1	0.44
(1,226)	2:20:B:DT:H72	2:19:B:DT:H2'	1	0.44
(1,226)	2:20:B:DT:H73	2:19:B:DT:H2'	1	0.44

Continued on next page...

Continued from previous page...

Key	Atom-1	Atom-2	Model ID	Violation (Å)
(1,226)	2:20:B:DT:H71	2:19:B:DT:H2'	4	0.44
(1,226)	2:20:B:DT:H72	2:19:B:DT:H2'	4	0.44
(1,226)	2:20:B:DT:H73	2:19:B:DT:H2'	4	0.44
(1,226)	2:20:B:DT:H71	2:19:B:DT:H2'	22	0.43
(1,226)	2:20:B:DT:H72	2:19:B:DT:H2'	22	0.43
(1,226)	2:20:B:DT:H73	2:19:B:DT:H2'	22	0.43
(1,13)	1:2:A:DT:H6	1:1:A:DC:H3'	4	0.42
(1,218)	2:19:B:DT:H71	2:18:B:DG:H8	28	0.4
(1,218)	2:19:B:DT:H72	2:18:B:DG:H8	28	0.4
(1,218)	2:19:B:DT:H73	2:18:B:DG:H8	28	0.4
(1,183)	2:22:B:DG:H2''	2:22:B:DG:H8	1	0.4
(1,183)	2:22:B:DG:H2''	2:22:B:DG:H8	2	0.4
(1,183)	2:22:B:DG:H2''	2:22:B:DG:H8	3	0.4
(1,183)	2:22:B:DG:H2''	2:22:B:DG:H8	4	0.4
(1,183)	2:22:B:DG:H2''	2:22:B:DG:H8	8	0.4
(1,183)	2:22:B:DG:H2''	2:22:B:DG:H8	9	0.4
(1,183)	2:22:B:DG:H2''	2:22:B:DG:H8	10	0.4
(1,183)	2:22:B:DG:H2''	2:22:B:DG:H8	11	0.4
(1,183)	2:22:B:DG:H2''	2:22:B:DG:H8	12	0.4
(1,183)	2:22:B:DG:H2''	2:22:B:DG:H8	13	0.4
(1,183)	2:22:B:DG:H2''	2:22:B:DG:H8	23	0.4
(1,183)	2:22:B:DG:H2''	2:22:B:DG:H8	24	0.4
(1,183)	2:22:B:DG:H2''	2:22:B:DG:H8	25	0.4
(1,183)	2:22:B:DG:H2''	2:22:B:DG:H8	30	0.4
(1,52)	1:8:A:DA:H8	1:8:A:DA:H1'	1	0.4
(1,52)	1:8:A:DA:H8	1:8:A:DA:H1'	2	0.4
(1,52)	1:8:A:DA:H8	1:8:A:DA:H1'	4	0.4
(1,52)	1:8:A:DA:H8	1:8:A:DA:H1'	6	0.4
(1,52)	1:8:A:DA:H8	1:8:A:DA:H1'	7	0.4
(1,52)	1:8:A:DA:H8	1:8:A:DA:H1'	11	0.4
(1,52)	1:8:A:DA:H8	1:8:A:DA:H1'	13	0.4
(1,52)	1:8:A:DA:H8	1:8:A:DA:H1'	14	0.4
(1,52)	1:8:A:DA:H8	1:8:A:DA:H1'	15	0.4
(1,52)	1:8:A:DA:H8	1:8:A:DA:H1'	16	0.4
(1,52)	1:8:A:DA:H8	1:8:A:DA:H1'	18	0.4
(1,52)	1:8:A:DA:H8	1:8:A:DA:H1'	19	0.4
(1,52)	1:8:A:DA:H8	1:8:A:DA:H1'	20	0.4
(1,52)	1:8:A:DA:H8	1:8:A:DA:H1'	21	0.4
(1,52)	1:8:A:DA:H8	1:8:A:DA:H1'	22	0.4
(1,52)	1:8:A:DA:H8	1:8:A:DA:H1'	24	0.4
(1,52)	1:8:A:DA:H8	1:8:A:DA:H1'	27	0.4
(1,52)	1:8:A:DA:H8	1:8:A:DA:H1'	28	0.4

Continued on next page...

Continued from previous page...

Key	Atom-1	Atom-2	Model ID	Violation (Å)
(1,52)	1:8:A:DA:H8	1:8:A:DA:H1'	29	0.4
(1,52)	1:8:A:DA:H8	1:8:A:DA:H1'	30	0.4
(1,218)	2:19:B:DT:H71	2:18:B:DG:H8	7	0.39
(1,218)	2:19:B:DT:H72	2:18:B:DG:H8	7	0.39
(1,218)	2:19:B:DT:H73	2:18:B:DG:H8	7	0.39
(1,218)	2:19:B:DT:H71	2:18:B:DG:H8	9	0.39
(1,218)	2:19:B:DT:H72	2:18:B:DG:H8	9	0.39
(1,218)	2:19:B:DT:H73	2:18:B:DG:H8	9	0.39
(1,194)	1:10:A:DT:H71	1:9:A:DA:H8	14	0.39
(1,194)	1:10:A:DT:H72	1:9:A:DA:H8	14	0.39
(1,194)	1:10:A:DT:H73	1:9:A:DA:H8	14	0.39
(1,194)	1:10:A:DT:H71	1:9:A:DA:H8	20	0.39
(1,194)	1:10:A:DT:H72	1:9:A:DA:H8	20	0.39
(1,194)	1:10:A:DT:H73	1:9:A:DA:H8	20	0.39
(1,183)	2:22:B:DG:H2''	2:22:B:DG:H8	15	0.39
(1,183)	2:22:B:DG:H2''	2:22:B:DG:H8	17	0.39
(1,183)	2:22:B:DG:H2''	2:22:B:DG:H8	22	0.39
(1,52)	1:8:A:DA:H8	1:8:A:DA:H1'	3	0.39
(1,52)	1:8:A:DA:H8	1:8:A:DA:H1'	5	0.39
(1,52)	1:8:A:DA:H8	1:8:A:DA:H1'	8	0.39
(1,52)	1:8:A:DA:H8	1:8:A:DA:H1'	9	0.39
(1,52)	1:8:A:DA:H8	1:8:A:DA:H1'	10	0.39
(1,52)	1:8:A:DA:H8	1:8:A:DA:H1'	12	0.39
(1,52)	1:8:A:DA:H8	1:8:A:DA:H1'	17	0.39
(1,52)	1:8:A:DA:H8	1:8:A:DA:H1'	23	0.39
(1,52)	1:8:A:DA:H8	1:8:A:DA:H1'	25	0.39
(1,52)	1:8:A:DA:H8	1:8:A:DA:H1'	26	0.39
(1,13)	1:2:A:DT:H6	1:1:A:DC:H3'	20	0.39
(1,198)	1:10:A:DT:H71	1:10:A:DT:H6	28	0.38
(1,198)	1:10:A:DT:H72	1:10:A:DT:H6	28	0.38
(1,198)	1:10:A:DT:H73	1:10:A:DT:H6	28	0.38
(1,194)	1:10:A:DT:H71	1:9:A:DA:H8	8	0.38
(1,194)	1:10:A:DT:H72	1:9:A:DA:H8	8	0.38
(1,194)	1:10:A:DT:H73	1:9:A:DA:H8	8	0.38
(1,183)	2:22:B:DG:H2''	2:22:B:DG:H8	5	0.38
(1,183)	2:22:B:DG:H2''	2:22:B:DG:H8	6	0.38
(1,183)	2:22:B:DG:H2''	2:22:B:DG:H8	7	0.38
(1,183)	2:22:B:DG:H2''	2:22:B:DG:H8	14	0.38
(1,183)	2:22:B:DG:H2''	2:22:B:DG:H8	16	0.38
(1,183)	2:22:B:DG:H2''	2:22:B:DG:H8	18	0.38
(1,183)	2:22:B:DG:H2''	2:22:B:DG:H8	19	0.38
(1,183)	2:22:B:DG:H2''	2:22:B:DG:H8	20	0.38

Continued on next page...

Continued from previous page...

Key	Atom-1	Atom-2	Model ID	Violation (Å)
(1,183)	2:22:B:DG:H2''	2:22:B:DG:H8	21	0.38
(1,183)	2:22:B:DG:H2''	2:22:B:DG:H8	26	0.38
(1,183)	2:22:B:DG:H2''	2:22:B:DG:H8	27	0.38
(1,183)	2:22:B:DG:H2''	2:22:B:DG:H8	28	0.38
(1,183)	2:22:B:DG:H2''	2:22:B:DG:H8	29	0.38
(1,13)	1:2:A:DT:H6	1:1:A:DC:H3'	6	0.38
(1,13)	1:2:A:DT:H6	1:1:A:DC:H3'	18	0.38
(1,13)	1:2:A:DT:H6	1:1:A:DC:H3'	19	0.38
(1,13)	1:2:A:DT:H6	1:1:A:DC:H3'	27	0.38
(1,218)	2:19:B:DT:H71	2:18:B:DG:H8	2	0.37
(1,218)	2:19:B:DT:H72	2:18:B:DG:H8	2	0.37
(1,218)	2:19:B:DT:H73	2:18:B:DG:H8	2	0.37
(1,218)	2:19:B:DT:H71	2:18:B:DG:H8	14	0.37
(1,218)	2:19:B:DT:H72	2:18:B:DG:H8	14	0.37
(1,218)	2:19:B:DT:H73	2:18:B:DG:H8	14	0.37
(1,198)	1:10:A:DT:H71	1:10:A:DT:H6	1	0.37
(1,198)	1:10:A:DT:H72	1:10:A:DT:H6	1	0.37
(1,198)	1:10:A:DT:H73	1:10:A:DT:H6	1	0.37
(1,198)	1:10:A:DT:H71	1:10:A:DT:H6	6	0.37
(1,198)	1:10:A:DT:H72	1:10:A:DT:H6	6	0.37
(1,198)	1:10:A:DT:H73	1:10:A:DT:H6	6	0.37
(1,198)	1:10:A:DT:H71	1:10:A:DT:H6	13	0.37
(1,198)	1:10:A:DT:H72	1:10:A:DT:H6	13	0.37
(1,198)	1:10:A:DT:H73	1:10:A:DT:H6	13	0.37
(1,198)	1:10:A:DT:H71	1:10:A:DT:H6	15	0.37
(1,198)	1:10:A:DT:H72	1:10:A:DT:H6	15	0.37
(1,198)	1:10:A:DT:H73	1:10:A:DT:H6	15	0.37
(1,198)	1:10:A:DT:H71	1:10:A:DT:H6	25	0.37
(1,198)	1:10:A:DT:H72	1:10:A:DT:H6	25	0.37
(1,198)	1:10:A:DT:H73	1:10:A:DT:H6	25	0.37
(1,198)	1:10:A:DT:H71	1:10:A:DT:H6	26	0.37
(1,198)	1:10:A:DT:H72	1:10:A:DT:H6	26	0.37
(1,198)	1:10:A:DT:H73	1:10:A:DT:H6	26	0.37
(1,198)	1:10:A:DT:H71	1:10:A:DT:H6	27	0.37
(1,198)	1:10:A:DT:H72	1:10:A:DT:H6	27	0.37
(1,198)	1:10:A:DT:H73	1:10:A:DT:H6	27	0.37
(1,198)	1:10:A:DT:H71	1:10:A:DT:H6	30	0.37
(1,198)	1:10:A:DT:H72	1:10:A:DT:H6	30	0.37
(1,198)	1:10:A:DT:H73	1:10:A:DT:H6	30	0.37
(1,23)	1:3:A:DA:H2'	1:3:A:DA:H1'	1	0.37
(1,23)	1:3:A:DA:H2'	1:3:A:DA:H1'	2	0.37
(1,23)	1:3:A:DA:H2'	1:3:A:DA:H1'	3	0.37

Continued on next page...

Continued from previous page...

Key	Atom-1	Atom-2	Model ID	Violation (Å)
(1,23)	1:3:A:DA:H2'	1:3:A:DA:H1'	4	0.37
(1,23)	1:3:A:DA:H2'	1:3:A:DA:H1'	5	0.37
(1,23)	1:3:A:DA:H2'	1:3:A:DA:H1'	6	0.37
(1,23)	1:3:A:DA:H2'	1:3:A:DA:H1'	7	0.37
(1,23)	1:3:A:DA:H2'	1:3:A:DA:H1'	9	0.37
(1,23)	1:3:A:DA:H2'	1:3:A:DA:H1'	10	0.37
(1,23)	1:3:A:DA:H2'	1:3:A:DA:H1'	11	0.37
(1,23)	1:3:A:DA:H2'	1:3:A:DA:H1'	12	0.37
(1,23)	1:3:A:DA:H2'	1:3:A:DA:H1'	13	0.37
(1,23)	1:3:A:DA:H2'	1:3:A:DA:H1'	14	0.37
(1,23)	1:3:A:DA:H2'	1:3:A:DA:H1'	15	0.37
(1,23)	1:3:A:DA:H2'	1:3:A:DA:H1'	16	0.37
(1,23)	1:3:A:DA:H2'	1:3:A:DA:H1'	17	0.37
(1,23)	1:3:A:DA:H2'	1:3:A:DA:H1'	19	0.37
(1,23)	1:3:A:DA:H2'	1:3:A:DA:H1'	20	0.37
(1,23)	1:3:A:DA:H2'	1:3:A:DA:H1'	21	0.37
(1,23)	1:3:A:DA:H2'	1:3:A:DA:H1'	22	0.37
(1,23)	1:3:A:DA:H2'	1:3:A:DA:H1'	23	0.37
(1,23)	1:3:A:DA:H2'	1:3:A:DA:H1'	24	0.37
(1,23)	1:3:A:DA:H2'	1:3:A:DA:H1'	25	0.37
(1,23)	1:3:A:DA:H2'	1:3:A:DA:H1'	26	0.37
(1,23)	1:3:A:DA:H2'	1:3:A:DA:H1'	27	0.37
(1,23)	1:3:A:DA:H2'	1:3:A:DA:H1'	29	0.37
(1,23)	1:3:A:DA:H2'	1:3:A:DA:H1'	30	0.37
(1,13)	1:2:A:DT:H6	1:1:A:DC:H3'	16	0.37
(1,13)	1:2:A:DT:H6	1:1:A:DC:H3'	22	0.37
(1,198)	1:10:A:DT:H71	1:10:A:DT:H6	3	0.36
(1,198)	1:10:A:DT:H72	1:10:A:DT:H6	3	0.36
(1,198)	1:10:A:DT:H73	1:10:A:DT:H6	3	0.36
(1,198)	1:10:A:DT:H71	1:10:A:DT:H6	7	0.36
(1,198)	1:10:A:DT:H72	1:10:A:DT:H6	7	0.36
(1,198)	1:10:A:DT:H73	1:10:A:DT:H6	7	0.36
(1,198)	1:10:A:DT:H71	1:10:A:DT:H6	12	0.36
(1,198)	1:10:A:DT:H72	1:10:A:DT:H6	12	0.36
(1,198)	1:10:A:DT:H73	1:10:A:DT:H6	12	0.36
(1,198)	1:10:A:DT:H71	1:10:A:DT:H6	16	0.36
(1,198)	1:10:A:DT:H72	1:10:A:DT:H6	16	0.36
(1,198)	1:10:A:DT:H73	1:10:A:DT:H6	16	0.36
(1,198)	1:10:A:DT:H71	1:10:A:DT:H6	17	0.36
(1,198)	1:10:A:DT:H72	1:10:A:DT:H6	17	0.36
(1,198)	1:10:A:DT:H73	1:10:A:DT:H6	17	0.36
(1,198)	1:10:A:DT:H71	1:10:A:DT:H6	21	0.36

Continued on next page...

Continued from previous page...

Key	Atom-1	Atom-2	Model ID	Violation (Å)
(1,198)	1:10:A:DT:H72	1:10:A:DT:H6	21	0.36
(1,198)	1:10:A:DT:H73	1:10:A:DT:H6	21	0.36
(1,198)	1:10:A:DT:H71	1:10:A:DT:H6	22	0.36
(1,198)	1:10:A:DT:H72	1:10:A:DT:H6	22	0.36
(1,198)	1:10:A:DT:H73	1:10:A:DT:H6	22	0.36
(1,198)	1:10:A:DT:H71	1:10:A:DT:H6	24	0.36
(1,198)	1:10:A:DT:H72	1:10:A:DT:H6	24	0.36
(1,198)	1:10:A:DT:H73	1:10:A:DT:H6	24	0.36
(1,198)	1:10:A:DT:H71	1:10:A:DT:H6	29	0.36
(1,198)	1:10:A:DT:H72	1:10:A:DT:H6	29	0.36
(1,198)	1:10:A:DT:H73	1:10:A:DT:H6	29	0.36
(1,194)	1:10:A:DT:H71	1:9:A:DA:H8	2	0.36
(1,194)	1:10:A:DT:H72	1:9:A:DA:H8	2	0.36
(1,194)	1:10:A:DT:H73	1:9:A:DA:H8	2	0.36
(1,64)	1:10:A:DT:H6	1:9:A:DA:H8	5	0.36
(1,33)	1:4:A:DA:H2''	1:4:A:DA:H8	18	0.36
(1,33)	1:4:A:DA:H2''	1:4:A:DA:H8	28	0.36
(1,23)	1:3:A:DA:H2'	1:3:A:DA:H1'	8	0.36
(1,23)	1:3:A:DA:H2'	1:3:A:DA:H1'	18	0.36
(1,23)	1:3:A:DA:H2'	1:3:A:DA:H1'	28	0.36
(1,13)	1:2:A:DT:H6	1:1:A:DC:H3'	2	0.36
(1,13)	1:2:A:DT:H6	1:1:A:DC:H3'	7	0.36
(1,13)	1:2:A:DT:H6	1:1:A:DC:H3'	14	0.36
(1,13)	1:2:A:DT:H6	1:1:A:DC:H3'	17	0.36
(1,13)	1:2:A:DT:H6	1:1:A:DC:H3'	26	0.36
(1,13)	1:2:A:DT:H6	1:1:A:DC:H3'	28	0.36
(1,218)	2:19:B:DT:H71	2:18:B:DG:H8	22	0.35
(1,218)	2:19:B:DT:H72	2:18:B:DG:H8	22	0.35
(1,218)	2:19:B:DT:H73	2:18:B:DG:H8	22	0.35
(1,198)	1:10:A:DT:H71	1:10:A:DT:H6	4	0.35
(1,198)	1:10:A:DT:H72	1:10:A:DT:H6	4	0.35
(1,198)	1:10:A:DT:H73	1:10:A:DT:H6	4	0.35
(1,198)	1:10:A:DT:H71	1:10:A:DT:H6	18	0.35
(1,198)	1:10:A:DT:H72	1:10:A:DT:H6	18	0.35
(1,198)	1:10:A:DT:H73	1:10:A:DT:H6	18	0.35
(1,198)	1:10:A:DT:H71	1:10:A:DT:H6	19	0.35
(1,198)	1:10:A:DT:H72	1:10:A:DT:H6	19	0.35
(1,198)	1:10:A:DT:H73	1:10:A:DT:H6	19	0.35
(1,176)	2:22:B:DG:H8	2:21:B:DA:H8	2	0.35
(1,176)	2:22:B:DG:H8	2:21:B:DA:H8	9	0.35
(1,176)	2:22:B:DG:H8	2:21:B:DA:H8	11	0.35
(1,176)	2:22:B:DG:H8	2:21:B:DA:H8	23	0.35

Continued on next page...

Continued from previous page...

Key	Atom-1	Atom-2	Model ID	Violation (Å)
(1,142)	2:18:B:DG:H2''	2:18:B:DG:H8	4	0.35
(1,105)	2:13:B:DA:H2''	2:13:B:DA:H8	3	0.35
(1,105)	2:13:B:DA:H2''	2:13:B:DA:H8	4	0.35
(1,105)	2:13:B:DA:H2''	2:13:B:DA:H8	9	0.35
(1,105)	2:13:B:DA:H2''	2:13:B:DA:H8	12	0.35
(1,105)	2:13:B:DA:H2''	2:13:B:DA:H8	13	0.35
(1,105)	2:13:B:DA:H2''	2:13:B:DA:H8	16	0.35
(1,105)	2:13:B:DA:H2''	2:13:B:DA:H8	18	0.35
(1,105)	2:13:B:DA:H2''	2:13:B:DA:H8	20	0.35
(1,105)	2:13:B:DA:H2''	2:13:B:DA:H8	21	0.35
(1,105)	2:13:B:DA:H2''	2:13:B:DA:H8	22	0.35
(1,105)	2:13:B:DA:H2''	2:13:B:DA:H8	24	0.35
(1,105)	2:13:B:DA:H2''	2:13:B:DA:H8	29	0.35
(1,33)	1:4:A:DA:H2''	1:4:A:DA:H8	26	0.35
(1,13)	1:2:A:DT:H6	1:1:A:DC:H3'	5	0.35
(1,13)	1:2:A:DT:H6	1:1:A:DC:H3'	29	0.35
(1,218)	2:19:B:DT:H71	2:18:B:DG:H8	15	0.34
(1,218)	2:19:B:DT:H72	2:18:B:DG:H8	15	0.34
(1,218)	2:19:B:DT:H73	2:18:B:DG:H8	15	0.34
(1,218)	2:19:B:DT:H71	2:18:B:DG:H8	16	0.34
(1,218)	2:19:B:DT:H72	2:18:B:DG:H8	16	0.34
(1,218)	2:19:B:DT:H73	2:18:B:DG:H8	16	0.34
(1,218)	2:19:B:DT:H71	2:18:B:DG:H8	24	0.34
(1,218)	2:19:B:DT:H72	2:18:B:DG:H8	24	0.34
(1,218)	2:19:B:DT:H73	2:18:B:DG:H8	24	0.34
(1,198)	1:10:A:DT:H71	1:10:A:DT:H6	23	0.34
(1,198)	1:10:A:DT:H72	1:10:A:DT:H6	23	0.34
(1,198)	1:10:A:DT:H73	1:10:A:DT:H6	23	0.34
(1,176)	2:22:B:DG:H8	2:21:B:DA:H8	1	0.34
(1,176)	2:22:B:DG:H8	2:21:B:DA:H8	3	0.34
(1,176)	2:22:B:DG:H8	2:21:B:DA:H8	10	0.34
(1,176)	2:22:B:DG:H8	2:21:B:DA:H8	12	0.34
(1,176)	2:22:B:DG:H8	2:21:B:DA:H8	13	0.34
(1,176)	2:22:B:DG:H8	2:21:B:DA:H8	15	0.34
(1,176)	2:22:B:DG:H8	2:21:B:DA:H8	24	0.34
(1,176)	2:22:B:DG:H8	2:21:B:DA:H8	25	0.34
(1,176)	2:22:B:DG:H8	2:21:B:DA:H8	30	0.34
(1,142)	2:18:B:DG:H2''	2:18:B:DG:H8	1	0.34
(1,142)	2:18:B:DG:H2''	2:18:B:DG:H8	25	0.34
(1,105)	2:13:B:DA:H2''	2:13:B:DA:H8	1	0.34
(1,105)	2:13:B:DA:H2''	2:13:B:DA:H8	2	0.34
(1,105)	2:13:B:DA:H2''	2:13:B:DA:H8	5	0.34

Continued on next page...

Continued from previous page...

Key	Atom-1	Atom-2	Model ID	Violation (Å)
(1,105)	2:13:B:DA:H2''	2:13:B:DA:H8	6	0.34
(1,105)	2:13:B:DA:H2''	2:13:B:DA:H8	7	0.34
(1,105)	2:13:B:DA:H2''	2:13:B:DA:H8	8	0.34
(1,105)	2:13:B:DA:H2''	2:13:B:DA:H8	10	0.34
(1,105)	2:13:B:DA:H2''	2:13:B:DA:H8	11	0.34
(1,105)	2:13:B:DA:H2''	2:13:B:DA:H8	14	0.34
(1,105)	2:13:B:DA:H2''	2:13:B:DA:H8	15	0.34
(1,105)	2:13:B:DA:H2''	2:13:B:DA:H8	17	0.34
(1,105)	2:13:B:DA:H2''	2:13:B:DA:H8	19	0.34
(1,105)	2:13:B:DA:H2''	2:13:B:DA:H8	23	0.34
(1,105)	2:13:B:DA:H2''	2:13:B:DA:H8	25	0.34
(1,105)	2:13:B:DA:H2''	2:13:B:DA:H8	26	0.34
(1,105)	2:13:B:DA:H2''	2:13:B:DA:H8	27	0.34
(1,105)	2:13:B:DA:H2''	2:13:B:DA:H8	28	0.34
(1,105)	2:13:B:DA:H2''	2:13:B:DA:H8	30	0.34
(1,64)	1:10:A:DT:H6	1:9:A:DA:H8	11	0.34
(1,218)	2:19:B:DT:H71	2:18:B:DG:H8	8	0.33
(1,218)	2:19:B:DT:H72	2:18:B:DG:H8	8	0.33
(1,218)	2:19:B:DT:H73	2:18:B:DG:H8	8	0.33
(1,218)	2:19:B:DT:H71	2:18:B:DG:H8	20	0.33
(1,218)	2:19:B:DT:H72	2:18:B:DG:H8	20	0.33
(1,218)	2:19:B:DT:H73	2:18:B:DG:H8	20	0.33
(1,194)	1:10:A:DT:H71	1:9:A:DA:H8	5	0.33
(1,194)	1:10:A:DT:H72	1:9:A:DA:H8	5	0.33
(1,194)	1:10:A:DT:H73	1:9:A:DA:H8	5	0.33
(1,176)	2:22:B:DG:H8	2:21:B:DA:H8	8	0.33
(1,142)	2:18:B:DG:H2''	2:18:B:DG:H8	5	0.33
(1,142)	2:18:B:DG:H2''	2:18:B:DG:H8	11	0.33
(1,142)	2:18:B:DG:H2''	2:18:B:DG:H8	19	0.33
(1,64)	1:10:A:DT:H6	1:9:A:DA:H8	2	0.33
(1,64)	1:10:A:DT:H6	1:9:A:DA:H8	9	0.33
(1,64)	1:10:A:DT:H6	1:9:A:DA:H8	12	0.33
(1,64)	1:10:A:DT:H6	1:9:A:DA:H8	15	0.33
(1,64)	1:10:A:DT:H6	1:9:A:DA:H8	17	0.33
(1,64)	1:10:A:DT:H6	1:9:A:DA:H8	25	0.33
(1,64)	1:10:A:DT:H6	1:9:A:DA:H8	26	0.33
(1,64)	1:10:A:DT:H6	1:9:A:DA:H8	27	0.33
(1,33)	1:4:A:DA:H2''	1:4:A:DA:H8	25	0.33
(1,13)	1:2:A:DT:H6	1:1:A:DC:H3'	9	0.33
(1,13)	1:2:A:DT:H6	1:1:A:DC:H3'	24	0.33
(1,13)	1:2:A:DT:H6	1:1:A:DC:H3'	30	0.33
(1,218)	2:19:B:DT:H71	2:18:B:DG:H8	27	0.32

Continued on next page...

Continued from previous page...

Key	Atom-1	Atom-2	Model ID	Violation (Å)
(1,218)	2:19:B:DT:H72	2:18:B:DG:H8	27	0.32
(1,218)	2:19:B:DT:H73	2:18:B:DG:H8	27	0.32
(1,176)	2:22:B:DG:H8	2:21:B:DA:H8	4	0.32
(1,142)	2:18:B:DG:H2''	2:18:B:DG:H8	21	0.32
(1,142)	2:18:B:DG:H2''	2:18:B:DG:H8	22	0.32
(1,142)	2:18:B:DG:H2''	2:18:B:DG:H8	30	0.32
(1,64)	1:10:A:DT:H6	1:9:A:DA:H8	1	0.32
(1,64)	1:10:A:DT:H6	1:9:A:DA:H8	3	0.32
(1,64)	1:10:A:DT:H6	1:9:A:DA:H8	8	0.32
(1,64)	1:10:A:DT:H6	1:9:A:DA:H8	10	0.32
(1,64)	1:10:A:DT:H6	1:9:A:DA:H8	13	0.32
(1,64)	1:10:A:DT:H6	1:9:A:DA:H8	19	0.32
(1,64)	1:10:A:DT:H6	1:9:A:DA:H8	21	0.32
(1,64)	1:10:A:DT:H6	1:9:A:DA:H8	23	0.32
(1,64)	1:10:A:DT:H6	1:9:A:DA:H8	24	0.32
(1,64)	1:10:A:DT:H6	1:9:A:DA:H8	28	0.32
(1,64)	1:10:A:DT:H6	1:9:A:DA:H8	29	0.32
(1,17)	1:2:A:DT:H2''	1:2:A:DT:H6	8	0.32
(1,17)	1:2:A:DT:H2''	1:2:A:DT:H6	11	0.32
(1,17)	1:2:A:DT:H2''	1:2:A:DT:H6	12	0.32
(1,17)	1:2:A:DT:H2''	1:2:A:DT:H6	13	0.32
(1,17)	1:2:A:DT:H2''	1:2:A:DT:H6	15	0.32
(1,17)	1:2:A:DT:H2''	1:2:A:DT:H6	25	0.32
(1,13)	1:2:A:DT:H6	1:1:A:DC:H3'	1	0.32
(1,13)	1:2:A:DT:H6	1:1:A:DC:H3'	3	0.32
(1,13)	1:2:A:DT:H6	1:1:A:DC:H3'	23	0.32
(1,6)	1:1:A:DC:H2''	1:1:A:DC:H6	10	0.32
(1,142)	2:18:B:DG:H2''	2:18:B:DG:H8	7	0.31
(1,142)	2:18:B:DG:H2''	2:18:B:DG:H8	9	0.31
(1,142)	2:18:B:DG:H2''	2:18:B:DG:H8	10	0.31
(1,142)	2:18:B:DG:H2''	2:18:B:DG:H8	12	0.31
(1,142)	2:18:B:DG:H2''	2:18:B:DG:H8	15	0.31
(1,142)	2:18:B:DG:H2''	2:18:B:DG:H8	16	0.31
(1,142)	2:18:B:DG:H2''	2:18:B:DG:H8	17	0.31
(1,142)	2:18:B:DG:H2''	2:18:B:DG:H8	20	0.31
(1,142)	2:18:B:DG:H2''	2:18:B:DG:H8	28	0.31
(1,64)	1:10:A:DT:H6	1:9:A:DA:H8	4	0.31
(1,64)	1:10:A:DT:H6	1:9:A:DA:H8	6	0.31
(1,64)	1:10:A:DT:H6	1:9:A:DA:H8	14	0.31
(1,64)	1:10:A:DT:H6	1:9:A:DA:H8	16	0.31
(1,64)	1:10:A:DT:H6	1:9:A:DA:H8	18	0.31
(1,64)	1:10:A:DT:H6	1:9:A:DA:H8	20	0.31

Continued on next page...

Continued from previous page...

Key	Atom-1	Atom-2	Model ID	Violation (Å)
(1,64)	1:10:A:DT:H6	1:9:A:DA:H8	22	0.31
(1,64)	1:10:A:DT:H6	1:9:A:DA:H8	30	0.31
(1,33)	1:4:A:DA:H2''	1:4:A:DA:H8	6	0.31
(1,33)	1:4:A:DA:H2''	1:4:A:DA:H8	8	0.31
(1,33)	1:4:A:DA:H2''	1:4:A:DA:H8	14	0.31
(1,33)	1:4:A:DA:H2''	1:4:A:DA:H8	19	0.31
(1,33)	1:4:A:DA:H2''	1:4:A:DA:H8	27	0.31
(1,33)	1:4:A:DA:H2''	1:4:A:DA:H8	29	0.31
(1,6)	1:1:A:DC:H2''	1:1:A:DC:H6	2	0.31
(1,6)	1:1:A:DC:H2''	1:1:A:DC:H6	3	0.31
(1,6)	1:1:A:DC:H2''	1:1:A:DC:H6	9	0.31
(1,6)	1:1:A:DC:H2''	1:1:A:DC:H6	23	0.31
(1,6)	1:1:A:DC:H2''	1:1:A:DC:H6	24	0.31
(1,6)	1:1:A:DC:H2''	1:1:A:DC:H6	30	0.31
(1,225)	2:20:B:DT:H71	2:19:B:DT:H6	10	0.3
(1,225)	2:20:B:DT:H72	2:19:B:DT:H6	10	0.3
(1,225)	2:20:B:DT:H73	2:19:B:DT:H6	10	0.3
(1,218)	2:19:B:DT:H71	2:18:B:DG:H8	3	0.3
(1,218)	2:19:B:DT:H72	2:18:B:DG:H8	3	0.3
(1,218)	2:19:B:DT:H73	2:18:B:DG:H8	3	0.3
(1,198)	1:10:A:DT:H71	1:10:A:DT:H6	9	0.3
(1,198)	1:10:A:DT:H72	1:10:A:DT:H6	9	0.3
(1,198)	1:10:A:DT:H73	1:10:A:DT:H6	9	0.3
(1,184)	2:22:B:DG:H3'	2:22:B:DG:H8	3	0.3
(1,184)	2:22:B:DG:H3'	2:22:B:DG:H8	9	0.3
(1,184)	2:22:B:DG:H3'	2:22:B:DG:H8	10	0.3
(1,142)	2:18:B:DG:H2''	2:18:B:DG:H8	2	0.3
(1,142)	2:18:B:DG:H2''	2:18:B:DG:H8	3	0.3
(1,142)	2:18:B:DG:H2''	2:18:B:DG:H8	8	0.3
(1,142)	2:18:B:DG:H2''	2:18:B:DG:H8	13	0.3
(1,142)	2:18:B:DG:H2''	2:18:B:DG:H8	14	0.3
(1,142)	2:18:B:DG:H2''	2:18:B:DG:H8	18	0.3
(1,142)	2:18:B:DG:H2''	2:18:B:DG:H8	26	0.3
(1,142)	2:18:B:DG:H2''	2:18:B:DG:H8	27	0.3
(1,142)	2:18:B:DG:H2''	2:18:B:DG:H8	29	0.3
(1,64)	1:10:A:DT:H6	1:9:A:DA:H8	7	0.3
(1,33)	1:4:A:DA:H2''	1:4:A:DA:H8	7	0.3
(1,33)	1:4:A:DA:H2''	1:4:A:DA:H8	11	0.3
(1,33)	1:4:A:DA:H2''	1:4:A:DA:H8	13	0.3
(1,13)	1:2:A:DT:H6	1:1:A:DC:H3'	10	0.3
(1,6)	1:1:A:DC:H2''	1:1:A:DC:H6	1	0.3
(1,225)	2:20:B:DT:H71	2:19:B:DT:H6	8	0.29

Continued on next page...

Continued from previous page...

Key	Atom-1	Atom-2	Model ID	Violation (Å)
(1,225)	2:20:B:DT:H72	2:19:B:DT:H6	8	0.29
(1,225)	2:20:B:DT:H73	2:19:B:DT:H6	8	0.29
(1,198)	1:10:A:DT:H71	1:10:A:DT:H6	10	0.29
(1,198)	1:10:A:DT:H72	1:10:A:DT:H6	10	0.29
(1,198)	1:10:A:DT:H73	1:10:A:DT:H6	10	0.29
(1,198)	1:10:A:DT:H71	1:10:A:DT:H6	11	0.29
(1,198)	1:10:A:DT:H72	1:10:A:DT:H6	11	0.29
(1,198)	1:10:A:DT:H73	1:10:A:DT:H6	11	0.29
(1,184)	2:22:B:DG:H3'	2:22:B:DG:H8	2	0.29
(1,184)	2:22:B:DG:H3'	2:22:B:DG:H8	24	0.29
(1,184)	2:22:B:DG:H3'	2:22:B:DG:H8	30	0.29
(1,176)	2:22:B:DG:H8	2:21:B:DA:H8	21	0.29
(1,142)	2:18:B:DG:H2''	2:18:B:DG:H8	6	0.29
(1,142)	2:18:B:DG:H2''	2:18:B:DG:H8	23	0.29
(1,142)	2:18:B:DG:H2''	2:18:B:DG:H8	24	0.29
(1,56)	1:9:A:DA:H8	1:8:A:DA:H8	5	0.29
(1,33)	1:4:A:DA:H2''	1:4:A:DA:H8	20	0.29
(1,17)	1:2:A:DT:H2''	1:2:A:DT:H6	4	0.29
(1,17)	1:2:A:DT:H2''	1:2:A:DT:H6	18	0.29
(1,17)	1:2:A:DT:H2''	1:2:A:DT:H6	19	0.29
(1,17)	1:2:A:DT:H2''	1:2:A:DT:H6	20	0.29
(1,17)	1:2:A:DT:H2''	1:2:A:DT:H6	21	0.29
(1,17)	1:2:A:DT:H2''	1:2:A:DT:H6	27	0.29
(1,6)	1:1:A:DC:H2''	1:1:A:DC:H6	5	0.29
(1,225)	2:20:B:DT:H71	2:19:B:DT:H6	3	0.28
(1,225)	2:20:B:DT:H72	2:19:B:DT:H6	3	0.28
(1,225)	2:20:B:DT:H73	2:19:B:DT:H6	3	0.28
(1,225)	2:20:B:DT:H71	2:19:B:DT:H6	24	0.28
(1,225)	2:20:B:DT:H72	2:19:B:DT:H6	24	0.28
(1,225)	2:20:B:DT:H73	2:19:B:DT:H6	24	0.28
(1,220)	2:19:B:DT:H71	2:18:B:DG:H3'	29	0.28
(1,220)	2:19:B:DT:H72	2:18:B:DG:H3'	29	0.28
(1,220)	2:19:B:DT:H73	2:18:B:DG:H3'	29	0.28
(1,218)	2:19:B:DT:H71	2:18:B:DG:H8	6	0.28
(1,218)	2:19:B:DT:H72	2:18:B:DG:H8	6	0.28
(1,218)	2:19:B:DT:H73	2:18:B:DG:H8	6	0.28
(1,218)	2:19:B:DT:H71	2:18:B:DG:H8	11	0.28
(1,218)	2:19:B:DT:H72	2:18:B:DG:H8	11	0.28
(1,218)	2:19:B:DT:H73	2:18:B:DG:H8	11	0.28
(1,218)	2:19:B:DT:H71	2:18:B:DG:H8	19	0.28
(1,218)	2:19:B:DT:H72	2:18:B:DG:H8	19	0.28
(1,218)	2:19:B:DT:H73	2:18:B:DG:H8	19	0.28

Continued on next page...

Continued from previous page...

Key	Atom-1	Atom-2	Model ID	Violation (Å)
(1,198)	1:10:A:DT:H71	1:10:A:DT:H6	8	0.28
(1,198)	1:10:A:DT:H72	1:10:A:DT:H6	8	0.28
(1,198)	1:10:A:DT:H73	1:10:A:DT:H6	8	0.28
(1,184)	2:22:B:DG:H3'	2:22:B:DG:H8	1	0.28
(1,184)	2:22:B:DG:H3'	2:22:B:DG:H8	23	0.28
(1,176)	2:22:B:DG:H8	2:21:B:DA:H8	6	0.28
(1,176)	2:22:B:DG:H8	2:21:B:DA:H8	18	0.28
(1,176)	2:22:B:DG:H8	2:21:B:DA:H8	22	0.28
(1,176)	2:22:B:DG:H8	2:21:B:DA:H8	27	0.28
(1,33)	1:4:A:DA:H2''	1:4:A:DA:H8	2	0.28
(1,33)	1:4:A:DA:H2''	1:4:A:DA:H8	12	0.28
(1,33)	1:4:A:DA:H2''	1:4:A:DA:H8	16	0.28
(1,17)	1:2:A:DT:H2''	1:2:A:DT:H6	1	0.28
(1,17)	1:2:A:DT:H2''	1:2:A:DT:H6	2	0.28
(1,17)	1:2:A:DT:H2''	1:2:A:DT:H6	5	0.28
(1,17)	1:2:A:DT:H2''	1:2:A:DT:H6	6	0.28
(1,17)	1:2:A:DT:H2''	1:2:A:DT:H6	7	0.28
(1,17)	1:2:A:DT:H2''	1:2:A:DT:H6	9	0.28
(1,17)	1:2:A:DT:H2''	1:2:A:DT:H6	23	0.28
(1,17)	1:2:A:DT:H2''	1:2:A:DT:H6	26	0.28
(1,17)	1:2:A:DT:H2''	1:2:A:DT:H6	28	0.28
(1,17)	1:2:A:DT:H2''	1:2:A:DT:H6	29	0.28
(1,6)	1:1:A:DC:H2''	1:1:A:DC:H6	29	0.28
(1,218)	2:19:B:DT:H71	2:18:B:DG:H8	4	0.27
(1,218)	2:19:B:DT:H72	2:18:B:DG:H8	4	0.27
(1,218)	2:19:B:DT:H73	2:18:B:DG:H8	4	0.27
(1,194)	1:10:A:DT:H71	1:9:A:DA:H8	25	0.27
(1,194)	1:10:A:DT:H72	1:9:A:DA:H8	25	0.27
(1,194)	1:10:A:DT:H73	1:9:A:DA:H8	25	0.27
(1,184)	2:22:B:DG:H3'	2:22:B:DG:H8	4	0.27
(1,184)	2:22:B:DG:H3'	2:22:B:DG:H8	11	0.27
(1,184)	2:22:B:DG:H3'	2:22:B:DG:H8	12	0.27
(1,184)	2:22:B:DG:H3'	2:22:B:DG:H8	15	0.27
(1,184)	2:22:B:DG:H3'	2:22:B:DG:H8	25	0.27
(1,176)	2:22:B:DG:H8	2:21:B:DA:H8	7	0.27
(1,176)	2:22:B:DG:H8	2:21:B:DA:H8	14	0.27
(1,176)	2:22:B:DG:H8	2:21:B:DA:H8	16	0.27
(1,176)	2:22:B:DG:H8	2:21:B:DA:H8	17	0.27
(1,176)	2:22:B:DG:H8	2:21:B:DA:H8	19	0.27
(1,176)	2:22:B:DG:H8	2:21:B:DA:H8	20	0.27
(1,176)	2:22:B:DG:H8	2:21:B:DA:H8	26	0.27
(1,176)	2:22:B:DG:H8	2:21:B:DA:H8	28	0.27

Continued on next page...

Continued from previous page...

Key	Atom-1	Atom-2	Model ID	Violation (Å)
(1,176)	2:22:B:DG:H8	2:21:B:DA:H8	29	0.27
(1,134)	2:17:B:DG:H2'	2:17:B:DG:H1'	11	0.27
(1,134)	2:17:B:DG:H2'	2:17:B:DG:H1'	12	0.27
(1,134)	2:17:B:DG:H2'	2:17:B:DG:H1'	15	0.27
(1,134)	2:17:B:DG:H2'	2:17:B:DG:H1'	17	0.27
(1,134)	2:17:B:DG:H2'	2:17:B:DG:H1'	19	0.27
(1,134)	2:17:B:DG:H2'	2:17:B:DG:H1'	26	0.27
(1,134)	2:17:B:DG:H2'	2:17:B:DG:H1'	27	0.27
(1,134)	2:17:B:DG:H2'	2:17:B:DG:H1'	28	0.27
(1,134)	2:17:B:DG:H2'	2:17:B:DG:H1'	29	0.27
(1,101)	2:13:B:DA:H8	2:12:B:DC:H3'	3	0.27
(1,101)	2:13:B:DA:H8	2:12:B:DC:H3'	4	0.27
(1,101)	2:13:B:DA:H8	2:12:B:DC:H3'	11	0.27
(1,101)	2:13:B:DA:H8	2:12:B:DC:H3'	18	0.27
(1,101)	2:13:B:DA:H8	2:12:B:DC:H3'	22	0.27
(1,33)	1:4:A:DA:H2''	1:4:A:DA:H8	5	0.27
(1,33)	1:4:A:DA:H2''	1:4:A:DA:H8	9	0.27
(1,33)	1:4:A:DA:H2''	1:4:A:DA:H8	15	0.27
(1,33)	1:4:A:DA:H2''	1:4:A:DA:H8	22	0.27
(1,33)	1:4:A:DA:H2''	1:4:A:DA:H8	30	0.27
(1,17)	1:2:A:DT:H2''	1:2:A:DT:H6	3	0.27
(1,17)	1:2:A:DT:H2''	1:2:A:DT:H6	10	0.27
(1,17)	1:2:A:DT:H2''	1:2:A:DT:H6	14	0.27
(1,17)	1:2:A:DT:H2''	1:2:A:DT:H6	16	0.27
(1,17)	1:2:A:DT:H2''	1:2:A:DT:H6	17	0.27
(1,17)	1:2:A:DT:H2''	1:2:A:DT:H6	22	0.27
(1,17)	1:2:A:DT:H2''	1:2:A:DT:H6	24	0.27
(1,17)	1:2:A:DT:H2''	1:2:A:DT:H6	30	0.27
(1,6)	1:1:A:DC:H2''	1:1:A:DC:H6	7	0.27
(1,6)	1:1:A:DC:H2''	1:1:A:DC:H6	14	0.27
(1,6)	1:1:A:DC:H2''	1:1:A:DC:H6	16	0.27
(1,6)	1:1:A:DC:H2''	1:1:A:DC:H6	18	0.27
(1,6)	1:1:A:DC:H2''	1:1:A:DC:H6	19	0.27
(1,6)	1:1:A:DC:H2''	1:1:A:DC:H6	26	0.27
(1,6)	1:1:A:DC:H2''	1:1:A:DC:H6	27	0.27
(1,6)	1:1:A:DC:H2''	1:1:A:DC:H6	28	0.27
(1,225)	2:20:B:DT:H71	2:19:B:DT:H6	30	0.26
(1,225)	2:20:B:DT:H72	2:19:B:DT:H6	30	0.26
(1,225)	2:20:B:DT:H73	2:19:B:DT:H6	30	0.26
(1,220)	2:19:B:DT:H71	2:18:B:DG:H3'	26	0.26
(1,220)	2:19:B:DT:H72	2:18:B:DG:H3'	26	0.26
(1,220)	2:19:B:DT:H73	2:18:B:DG:H3'	26	0.26

Continued on next page...

Continued from previous page...

Key	Atom-1	Atom-2	Model ID	Violation (Å)
(1,218)	2:19:B:DT:H71	2:18:B:DG:H8	1	0.26
(1,218)	2:19:B:DT:H72	2:18:B:DG:H8	1	0.26
(1,218)	2:19:B:DT:H73	2:18:B:DG:H8	1	0.26
(1,218)	2:19:B:DT:H71	2:18:B:DG:H8	10	0.26
(1,218)	2:19:B:DT:H72	2:18:B:DG:H8	10	0.26
(1,218)	2:19:B:DT:H73	2:18:B:DG:H8	10	0.26
(1,218)	2:19:B:DT:H71	2:18:B:DG:H8	30	0.26
(1,218)	2:19:B:DT:H72	2:18:B:DG:H8	30	0.26
(1,218)	2:19:B:DT:H73	2:18:B:DG:H8	30	0.26
(1,184)	2:22:B:DG:H3'	2:22:B:DG:H8	8	0.26
(1,184)	2:22:B:DG:H3'	2:22:B:DG:H8	21	0.26
(1,176)	2:22:B:DG:H8	2:21:B:DA:H8	5	0.26
(1,148)	2:19:B:DT:H6	2:18:B:DG:H3'	7	0.26
(1,148)	2:19:B:DT:H6	2:18:B:DG:H3'	11	0.26
(1,148)	2:19:B:DT:H6	2:18:B:DG:H3'	19	0.26
(1,148)	2:19:B:DT:H6	2:18:B:DG:H3'	28	0.26
(1,134)	2:17:B:DG:H2'	2:17:B:DG:H1'	2	0.26
(1,134)	2:17:B:DG:H2'	2:17:B:DG:H1'	3	0.26
(1,134)	2:17:B:DG:H2'	2:17:B:DG:H1'	6	0.26
(1,134)	2:17:B:DG:H2'	2:17:B:DG:H1'	7	0.26
(1,134)	2:17:B:DG:H2'	2:17:B:DG:H1'	8	0.26
(1,134)	2:17:B:DG:H2'	2:17:B:DG:H1'	9	0.26
(1,134)	2:17:B:DG:H2'	2:17:B:DG:H1'	13	0.26
(1,134)	2:17:B:DG:H2'	2:17:B:DG:H1'	14	0.26
(1,134)	2:17:B:DG:H2'	2:17:B:DG:H1'	16	0.26
(1,134)	2:17:B:DG:H2'	2:17:B:DG:H1'	18	0.26
(1,134)	2:17:B:DG:H2'	2:17:B:DG:H1'	20	0.26
(1,134)	2:17:B:DG:H2'	2:17:B:DG:H1'	21	0.26
(1,134)	2:17:B:DG:H2'	2:17:B:DG:H1'	23	0.26
(1,134)	2:17:B:DG:H2'	2:17:B:DG:H1'	24	0.26
(1,134)	2:17:B:DG:H2'	2:17:B:DG:H1'	25	0.26
(1,101)	2:13:B:DA:H8	2:12:B:DC:H3'	5	0.26
(1,101)	2:13:B:DA:H8	2:12:B:DC:H3'	9	0.26
(1,101)	2:13:B:DA:H8	2:12:B:DC:H3'	12	0.26
(1,101)	2:13:B:DA:H8	2:12:B:DC:H3'	16	0.26
(1,101)	2:13:B:DA:H8	2:12:B:DC:H3'	20	0.26
(1,101)	2:13:B:DA:H8	2:12:B:DC:H3'	21	0.26
(1,101)	2:13:B:DA:H8	2:12:B:DC:H3'	24	0.26
(1,101)	2:13:B:DA:H8	2:12:B:DC:H3'	29	0.26
(1,33)	1:4:A:DA:H2''	1:4:A:DA:H8	10	0.26
(1,12)	1:2:A:DT:H6	1:1:A:DC:H2''	12	0.26
(1,12)	1:2:A:DT:H6	1:1:A:DC:H2''	15	0.26

Continued on next page...

Continued from previous page...

Key	Atom-1	Atom-2	Model ID	Violation (Å)
(1,6)	1:1:A:DC:H2''	1:1:A:DC:H6	6	0.26
(1,6)	1:1:A:DC:H2''	1:1:A:DC:H6	17	0.26
(1,6)	1:1:A:DC:H2''	1:1:A:DC:H6	20	0.26
(1,6)	1:1:A:DC:H2''	1:1:A:DC:H6	22	0.26
(1,218)	2:19:B:DT:H71	2:18:B:DG:H8	18	0.25
(1,218)	2:19:B:DT:H72	2:18:B:DG:H8	18	0.25
(1,218)	2:19:B:DT:H73	2:18:B:DG:H8	18	0.25
(1,198)	1:10:A:DT:H71	1:10:A:DT:H6	20	0.25
(1,198)	1:10:A:DT:H72	1:10:A:DT:H6	20	0.25
(1,198)	1:10:A:DT:H73	1:10:A:DT:H6	20	0.25
(1,191)	1:2:A:DT:H71	1:1:A:DC:H2''	2	0.25
(1,191)	1:2:A:DT:H72	1:1:A:DC:H2''	2	0.25
(1,191)	1:2:A:DT:H73	1:1:A:DC:H2''	2	0.25
(1,184)	2:22:B:DG:H3'	2:22:B:DG:H8	13	0.25
(1,184)	2:22:B:DG:H3'	2:22:B:DG:H8	16	0.25
(1,155)	2:19:B:DT:H3'	2:19:B:DT:H6	10	0.25
(1,148)	2:19:B:DT:H6	2:18:B:DG:H3'	13	0.25
(1,148)	2:19:B:DT:H6	2:18:B:DG:H3'	17	0.25
(1,148)	2:19:B:DT:H6	2:18:B:DG:H3'	27	0.25
(1,134)	2:17:B:DG:H2'	2:17:B:DG:H1'	1	0.25
(1,134)	2:17:B:DG:H2'	2:17:B:DG:H1'	4	0.25
(1,134)	2:17:B:DG:H2'	2:17:B:DG:H1'	5	0.25
(1,134)	2:17:B:DG:H2'	2:17:B:DG:H1'	10	0.25
(1,134)	2:17:B:DG:H2'	2:17:B:DG:H1'	22	0.25
(1,134)	2:17:B:DG:H2'	2:17:B:DG:H1'	30	0.25
(1,107)	2:14:B:DT:H6	2:13:B:DA:H8	20	0.25
(1,107)	2:14:B:DT:H6	2:13:B:DA:H8	29	0.25
(1,101)	2:13:B:DA:H8	2:12:B:DC:H3'	6	0.25
(1,101)	2:13:B:DA:H8	2:12:B:DC:H3'	10	0.25
(1,101)	2:13:B:DA:H8	2:12:B:DC:H3'	13	0.25
(1,101)	2:13:B:DA:H8	2:12:B:DC:H3'	15	0.25
(1,101)	2:13:B:DA:H8	2:12:B:DC:H3'	19	0.25
(1,101)	2:13:B:DA:H8	2:12:B:DC:H3'	25	0.25
(1,101)	2:13:B:DA:H8	2:12:B:DC:H3'	30	0.25
(1,33)	1:4:A:DA:H2''	1:4:A:DA:H8	4	0.25
(1,33)	1:4:A:DA:H2''	1:4:A:DA:H8	21	0.25
(1,33)	1:4:A:DA:H2''	1:4:A:DA:H8	23	0.25
(1,220)	2:19:B:DT:H71	2:18:B:DG:H3'	25	0.24
(1,220)	2:19:B:DT:H72	2:18:B:DG:H3'	25	0.24
(1,220)	2:19:B:DT:H73	2:18:B:DG:H3'	25	0.24
(1,198)	1:10:A:DT:H71	1:10:A:DT:H6	2	0.24
(1,198)	1:10:A:DT:H72	1:10:A:DT:H6	2	0.24

Continued on next page...

Continued from previous page...

Key	Atom-1	Atom-2	Model ID	Violation (Å)
(1,198)	1:10:A:DT:H73	1:10:A:DT:H6	2	0.24
(1,198)	1:10:A:DT:H71	1:10:A:DT:H6	14	0.24
(1,198)	1:10:A:DT:H72	1:10:A:DT:H6	14	0.24
(1,198)	1:10:A:DT:H73	1:10:A:DT:H6	14	0.24
(1,184)	2:22:B:DG:H3'	2:22:B:DG:H8	5	0.24
(1,184)	2:22:B:DG:H3'	2:22:B:DG:H8	6	0.24
(1,184)	2:22:B:DG:H3'	2:22:B:DG:H8	7	0.24
(1,184)	2:22:B:DG:H3'	2:22:B:DG:H8	14	0.24
(1,184)	2:22:B:DG:H3'	2:22:B:DG:H8	17	0.24
(1,184)	2:22:B:DG:H3'	2:22:B:DG:H8	20	0.24
(1,184)	2:22:B:DG:H3'	2:22:B:DG:H8	22	0.24
(1,148)	2:19:B:DT:H6	2:18:B:DG:H3'	16	0.24
(1,148)	2:19:B:DT:H6	2:18:B:DG:H3'	20	0.24
(1,107)	2:14:B:DT:H6	2:13:B:DA:H8	8	0.24
(1,107)	2:14:B:DT:H6	2:13:B:DA:H8	12	0.24
(1,107)	2:14:B:DT:H6	2:13:B:DA:H8	16	0.24
(1,107)	2:14:B:DT:H6	2:13:B:DA:H8	18	0.24
(1,107)	2:14:B:DT:H6	2:13:B:DA:H8	19	0.24
(1,107)	2:14:B:DT:H6	2:13:B:DA:H8	22	0.24
(1,107)	2:14:B:DT:H6	2:13:B:DA:H8	24	0.24
(1,101)	2:13:B:DA:H8	2:12:B:DC:H3'	1	0.24
(1,101)	2:13:B:DA:H8	2:12:B:DC:H3'	2	0.24
(1,101)	2:13:B:DA:H8	2:12:B:DC:H3'	7	0.24
(1,101)	2:13:B:DA:H8	2:12:B:DC:H3'	8	0.24
(1,101)	2:13:B:DA:H8	2:12:B:DC:H3'	14	0.24
(1,101)	2:13:B:DA:H8	2:12:B:DC:H3'	17	0.24
(1,101)	2:13:B:DA:H8	2:12:B:DC:H3'	27	0.24
(1,101)	2:13:B:DA:H8	2:12:B:DC:H3'	28	0.24
(1,33)	1:4:A:DA:H2''	1:4:A:DA:H8	1	0.24
(1,33)	1:4:A:DA:H2''	1:4:A:DA:H8	17	0.24
(1,33)	1:4:A:DA:H2''	1:4:A:DA:H8	24	0.24
(1,30)	1:4:A:DA:H8	1:4:A:DA:H3'	21	0.24
(1,12)	1:2:A:DT:H6	1:1:A:DC:H2''	1	0.24
(1,12)	1:2:A:DT:H6	1:1:A:DC:H2''	2	0.24
(1,12)	1:2:A:DT:H6	1:1:A:DC:H2''	3	0.24
(1,12)	1:2:A:DT:H6	1:1:A:DC:H2''	8	0.24
(1,12)	1:2:A:DT:H6	1:1:A:DC:H2''	13	0.24
(1,12)	1:2:A:DT:H6	1:1:A:DC:H2''	24	0.24
(1,12)	1:2:A:DT:H6	1:1:A:DC:H2''	30	0.24
(1,225)	2:20:B:DT:H71	2:19:B:DT:H6	2	0.23
(1,225)	2:20:B:DT:H72	2:19:B:DT:H6	2	0.23
(1,225)	2:20:B:DT:H73	2:19:B:DT:H6	2	0.23

Continued on next page...

Continued from previous page...

Key	Atom-1	Atom-2	Model ID	Violation (Å)
(1,225)	2:20:B:DT:H71	2:19:B:DT:H6	15	0.23
(1,225)	2:20:B:DT:H72	2:19:B:DT:H6	15	0.23
(1,225)	2:20:B:DT:H73	2:19:B:DT:H6	15	0.23
(1,220)	2:19:B:DT:H71	2:18:B:DG:H3'	18	0.23
(1,220)	2:19:B:DT:H72	2:18:B:DG:H3'	18	0.23
(1,220)	2:19:B:DT:H73	2:18:B:DG:H3'	18	0.23
(1,218)	2:19:B:DT:H71	2:18:B:DG:H8	5	0.23
(1,218)	2:19:B:DT:H72	2:18:B:DG:H8	5	0.23
(1,218)	2:19:B:DT:H73	2:18:B:DG:H8	5	0.23
(1,198)	1:10:A:DT:H71	1:10:A:DT:H6	5	0.23
(1,198)	1:10:A:DT:H72	1:10:A:DT:H6	5	0.23
(1,198)	1:10:A:DT:H73	1:10:A:DT:H6	5	0.23
(1,184)	2:22:B:DG:H3'	2:22:B:DG:H8	18	0.23
(1,184)	2:22:B:DG:H3'	2:22:B:DG:H8	19	0.23
(1,184)	2:22:B:DG:H3'	2:22:B:DG:H8	26	0.23
(1,184)	2:22:B:DG:H3'	2:22:B:DG:H8	27	0.23
(1,184)	2:22:B:DG:H3'	2:22:B:DG:H8	28	0.23
(1,184)	2:22:B:DG:H3'	2:22:B:DG:H8	29	0.23
(1,155)	2:19:B:DT:H3'	2:19:B:DT:H6	3	0.23
(1,155)	2:19:B:DT:H3'	2:19:B:DT:H6	30	0.23
(1,148)	2:19:B:DT:H6	2:18:B:DG:H3'	1	0.23
(1,148)	2:19:B:DT:H6	2:18:B:DG:H3'	4	0.23
(1,148)	2:19:B:DT:H6	2:18:B:DG:H3'	5	0.23
(1,148)	2:19:B:DT:H6	2:18:B:DG:H3'	15	0.23
(1,148)	2:19:B:DT:H6	2:18:B:DG:H3'	21	0.23
(1,148)	2:19:B:DT:H6	2:18:B:DG:H3'	22	0.23
(1,107)	2:14:B:DT:H6	2:13:B:DA:H8	1	0.23
(1,107)	2:14:B:DT:H6	2:13:B:DA:H8	2	0.23
(1,107)	2:14:B:DT:H6	2:13:B:DA:H8	4	0.23
(1,107)	2:14:B:DT:H6	2:13:B:DA:H8	5	0.23
(1,107)	2:14:B:DT:H6	2:13:B:DA:H8	6	0.23
(1,107)	2:14:B:DT:H6	2:13:B:DA:H8	7	0.23
(1,107)	2:14:B:DT:H6	2:13:B:DA:H8	9	0.23
(1,107)	2:14:B:DT:H6	2:13:B:DA:H8	10	0.23
(1,107)	2:14:B:DT:H6	2:13:B:DA:H8	14	0.23
(1,107)	2:14:B:DT:H6	2:13:B:DA:H8	15	0.23
(1,107)	2:14:B:DT:H6	2:13:B:DA:H8	25	0.23
(1,107)	2:14:B:DT:H6	2:13:B:DA:H8	28	0.23
(1,107)	2:14:B:DT:H6	2:13:B:DA:H8	30	0.23
(1,101)	2:13:B:DA:H8	2:12:B:DC:H3'	23	0.23
(1,101)	2:13:B:DA:H8	2:12:B:DC:H3'	26	0.23
(1,71)	1:10:A:DT:H2''	1:10:A:DT:H6	5	0.23

Continued on next page...

Continued from previous page...

Key	Atom-1	Atom-2	Model ID	Violation (Å)
(1,56)	1:9:A:DA:H8	1:8:A:DA:H8	9	0.23
(1,56)	1:9:A:DA:H8	1:8:A:DA:H8	10	0.23
(1,56)	1:9:A:DA:H8	1:8:A:DA:H8	12	0.23
(1,56)	1:9:A:DA:H8	1:8:A:DA:H8	25	0.23
(1,56)	1:9:A:DA:H8	1:8:A:DA:H8	26	0.23
(1,33)	1:4:A:DA:H2''	1:4:A:DA:H8	3	0.23
(1,12)	1:2:A:DT:H6	1:1:A:DC:H2''	9	0.23
(1,12)	1:2:A:DT:H6	1:1:A:DC:H2''	10	0.23
(1,12)	1:2:A:DT:H6	1:1:A:DC:H2''	11	0.23
(1,12)	1:2:A:DT:H6	1:1:A:DC:H2''	21	0.23
(1,12)	1:2:A:DT:H6	1:1:A:DC:H2''	23	0.23
(1,12)	1:2:A:DT:H6	1:1:A:DC:H2''	25	0.23
(1,6)	1:1:A:DC:H2''	1:1:A:DC:H6	4	0.23
(1,6)	1:1:A:DC:H2''	1:1:A:DC:H6	21	0.23
(1,220)	2:19:B:DT:H71	2:18:B:DG:H3'	6	0.22
(1,220)	2:19:B:DT:H72	2:18:B:DG:H3'	6	0.22
(1,220)	2:19:B:DT:H73	2:18:B:DG:H3'	6	0.22
(1,220)	2:19:B:DT:H71	2:18:B:DG:H3'	24	0.22
(1,220)	2:19:B:DT:H72	2:18:B:DG:H3'	24	0.22
(1,220)	2:19:B:DT:H73	2:18:B:DG:H3'	24	0.22
(1,218)	2:19:B:DT:H71	2:18:B:DG:H8	26	0.22
(1,218)	2:19:B:DT:H72	2:18:B:DG:H8	26	0.22
(1,218)	2:19:B:DT:H73	2:18:B:DG:H8	26	0.22
(1,148)	2:19:B:DT:H6	2:18:B:DG:H3'	12	0.22
(1,148)	2:19:B:DT:H6	2:18:B:DG:H3'	14	0.22
(1,107)	2:14:B:DT:H6	2:13:B:DA:H8	3	0.22
(1,107)	2:14:B:DT:H6	2:13:B:DA:H8	21	0.22
(1,107)	2:14:B:DT:H6	2:13:B:DA:H8	27	0.22
(1,71)	1:10:A:DT:H2''	1:10:A:DT:H6	1	0.22
(1,71)	1:10:A:DT:H2''	1:10:A:DT:H6	2	0.22
(1,71)	1:10:A:DT:H2''	1:10:A:DT:H6	3	0.22
(1,71)	1:10:A:DT:H2''	1:10:A:DT:H6	4	0.22
(1,71)	1:10:A:DT:H2''	1:10:A:DT:H6	6	0.22
(1,71)	1:10:A:DT:H2''	1:10:A:DT:H6	8	0.22
(1,71)	1:10:A:DT:H2''	1:10:A:DT:H6	9	0.22
(1,71)	1:10:A:DT:H2''	1:10:A:DT:H6	10	0.22
(1,71)	1:10:A:DT:H2''	1:10:A:DT:H6	11	0.22
(1,71)	1:10:A:DT:H2''	1:10:A:DT:H6	12	0.22
(1,71)	1:10:A:DT:H2''	1:10:A:DT:H6	13	0.22
(1,71)	1:10:A:DT:H2''	1:10:A:DT:H6	14	0.22
(1,71)	1:10:A:DT:H2''	1:10:A:DT:H6	15	0.22
(1,71)	1:10:A:DT:H2''	1:10:A:DT:H6	16	0.22

Continued on next page...

Continued from previous page...

Key	Atom-1	Atom-2	Model ID	Violation (Å)
(1,71)	1:10:A:DT:H2''	1:10:A:DT:H6	17	0.22
(1,71)	1:10:A:DT:H2''	1:10:A:DT:H6	18	0.22
(1,71)	1:10:A:DT:H2''	1:10:A:DT:H6	19	0.22
(1,71)	1:10:A:DT:H2''	1:10:A:DT:H6	20	0.22
(1,71)	1:10:A:DT:H2''	1:10:A:DT:H6	21	0.22
(1,71)	1:10:A:DT:H2''	1:10:A:DT:H6	22	0.22
(1,71)	1:10:A:DT:H2''	1:10:A:DT:H6	23	0.22
(1,71)	1:10:A:DT:H2''	1:10:A:DT:H6	24	0.22
(1,71)	1:10:A:DT:H2''	1:10:A:DT:H6	25	0.22
(1,71)	1:10:A:DT:H2''	1:10:A:DT:H6	26	0.22
(1,71)	1:10:A:DT:H2''	1:10:A:DT:H6	27	0.22
(1,71)	1:10:A:DT:H2''	1:10:A:DT:H6	28	0.22
(1,71)	1:10:A:DT:H2''	1:10:A:DT:H6	29	0.22
(1,71)	1:10:A:DT:H2''	1:10:A:DT:H6	30	0.22
(1,56)	1:9:A:DA:H8	1:8:A:DA:H8	2	0.22
(1,56)	1:9:A:DA:H8	1:8:A:DA:H8	8	0.22
(1,56)	1:9:A:DA:H8	1:8:A:DA:H8	11	0.22
(1,56)	1:9:A:DA:H8	1:8:A:DA:H8	15	0.22
(1,56)	1:9:A:DA:H8	1:8:A:DA:H8	17	0.22
(1,30)	1:4:A:DA:H8	1:4:A:DA:H3'	3	0.22
(1,30)	1:4:A:DA:H8	1:4:A:DA:H3'	24	0.22
(1,27)	1:4:A:DA:H8	1:3:A:DA:H8	18	0.22
(1,27)	1:4:A:DA:H8	1:3:A:DA:H8	28	0.22
(1,225)	2:20:B:DT:H71	2:19:B:DT:H6	12	0.21
(1,225)	2:20:B:DT:H72	2:19:B:DT:H6	12	0.21
(1,225)	2:20:B:DT:H73	2:19:B:DT:H6	12	0.21
(1,225)	2:20:B:DT:H71	2:19:B:DT:H6	23	0.21
(1,225)	2:20:B:DT:H72	2:19:B:DT:H6	23	0.21
(1,225)	2:20:B:DT:H73	2:19:B:DT:H6	23	0.21
(1,193)	1:2:A:DT:H71	1:2:A:DT:H6	28	0.21
(1,193)	1:2:A:DT:H72	1:2:A:DT:H6	28	0.21
(1,193)	1:2:A:DT:H73	1:2:A:DT:H6	28	0.21
(1,161)	2:20:B:DT:H6	2:19:B:DT:H3'	17	0.21
(1,155)	2:19:B:DT:H3'	2:19:B:DT:H6	2	0.21
(1,155)	2:19:B:DT:H3'	2:19:B:DT:H6	8	0.21
(1,155)	2:19:B:DT:H3'	2:19:B:DT:H6	15	0.21
(1,155)	2:19:B:DT:H3'	2:19:B:DT:H6	24	0.21
(1,148)	2:19:B:DT:H6	2:18:B:DG:H3'	8	0.21
(1,148)	2:19:B:DT:H6	2:18:B:DG:H3'	9	0.21
(1,110)	2:14:B:DT:H6	2:14:B:DT:H1'	1	0.21
(1,110)	2:14:B:DT:H6	2:14:B:DT:H1'	2	0.21
(1,110)	2:14:B:DT:H6	2:14:B:DT:H1'	3	0.21

Continued on next page...

Continued from previous page...

Key	Atom-1	Atom-2	Model ID	Violation (Å)
(1,110)	2:14:B:DT:H6	2:14:B:DT:H1'	4	0.21
(1,110)	2:14:B:DT:H6	2:14:B:DT:H1'	5	0.21
(1,110)	2:14:B:DT:H6	2:14:B:DT:H1'	6	0.21
(1,110)	2:14:B:DT:H6	2:14:B:DT:H1'	7	0.21
(1,110)	2:14:B:DT:H6	2:14:B:DT:H1'	8	0.21
(1,110)	2:14:B:DT:H6	2:14:B:DT:H1'	9	0.21
(1,110)	2:14:B:DT:H6	2:14:B:DT:H1'	10	0.21
(1,110)	2:14:B:DT:H6	2:14:B:DT:H1'	11	0.21
(1,110)	2:14:B:DT:H6	2:14:B:DT:H1'	12	0.21
(1,110)	2:14:B:DT:H6	2:14:B:DT:H1'	13	0.21
(1,110)	2:14:B:DT:H6	2:14:B:DT:H1'	14	0.21
(1,110)	2:14:B:DT:H6	2:14:B:DT:H1'	15	0.21
(1,110)	2:14:B:DT:H6	2:14:B:DT:H1'	16	0.21
(1,110)	2:14:B:DT:H6	2:14:B:DT:H1'	17	0.21
(1,110)	2:14:B:DT:H6	2:14:B:DT:H1'	18	0.21
(1,110)	2:14:B:DT:H6	2:14:B:DT:H1'	19	0.21
(1,110)	2:14:B:DT:H6	2:14:B:DT:H1'	20	0.21
(1,110)	2:14:B:DT:H6	2:14:B:DT:H1'	21	0.21
(1,110)	2:14:B:DT:H6	2:14:B:DT:H1'	22	0.21
(1,110)	2:14:B:DT:H6	2:14:B:DT:H1'	23	0.21
(1,110)	2:14:B:DT:H6	2:14:B:DT:H1'	24	0.21
(1,110)	2:14:B:DT:H6	2:14:B:DT:H1'	25	0.21
(1,110)	2:14:B:DT:H6	2:14:B:DT:H1'	26	0.21
(1,110)	2:14:B:DT:H6	2:14:B:DT:H1'	27	0.21
(1,110)	2:14:B:DT:H6	2:14:B:DT:H1'	28	0.21
(1,110)	2:14:B:DT:H6	2:14:B:DT:H1'	29	0.21
(1,110)	2:14:B:DT:H6	2:14:B:DT:H1'	30	0.21
(1,107)	2:14:B:DT:H6	2:13:B:DA:H8	11	0.21
(1,107)	2:14:B:DT:H6	2:13:B:DA:H8	13	0.21
(1,107)	2:14:B:DT:H6	2:13:B:DA:H8	17	0.21
(1,107)	2:14:B:DT:H6	2:13:B:DA:H8	23	0.21
(1,107)	2:14:B:DT:H6	2:13:B:DA:H8	26	0.21
(1,92)	2:12:B:DC:H2''	2:12:B:DC:H6	2	0.21
(1,71)	1:10:A:DT:H2''	1:10:A:DT:H6	7	0.21
(1,56)	1:9:A:DA:H8	1:8:A:DA:H8	1	0.21
(1,56)	1:9:A:DA:H8	1:8:A:DA:H8	3	0.21
(1,56)	1:9:A:DA:H8	1:8:A:DA:H8	19	0.21
(1,56)	1:9:A:DA:H8	1:8:A:DA:H8	24	0.21
(1,56)	1:9:A:DA:H8	1:8:A:DA:H8	27	0.21
(1,56)	1:9:A:DA:H8	1:8:A:DA:H8	28	0.21
(1,30)	1:4:A:DA:H8	1:4:A:DA:H3'	1	0.21
(1,30)	1:4:A:DA:H8	1:4:A:DA:H3'	4	0.21

Continued on next page...

Continued from previous page...

Key	Atom-1	Atom-2	Model ID	Violation (Å)
(1,27)	1:4:A:DA:H8	1:3:A:DA:H8	11	0.21
(1,12)	1:2:A:DT:H6	1:1:A:DC:H2''	4	0.21
(1,193)	1:2:A:DT:H71	1:2:A:DT:H6	3	0.2
(1,193)	1:2:A:DT:H72	1:2:A:DT:H6	3	0.2
(1,193)	1:2:A:DT:H73	1:2:A:DT:H6	3	0.2
(1,193)	1:2:A:DT:H71	1:2:A:DT:H6	5	0.2
(1,193)	1:2:A:DT:H72	1:2:A:DT:H6	5	0.2
(1,193)	1:2:A:DT:H73	1:2:A:DT:H6	5	0.2
(1,193)	1:2:A:DT:H71	1:2:A:DT:H6	6	0.2
(1,193)	1:2:A:DT:H72	1:2:A:DT:H6	6	0.2
(1,193)	1:2:A:DT:H73	1:2:A:DT:H6	6	0.2
(1,193)	1:2:A:DT:H71	1:2:A:DT:H6	7	0.2
(1,193)	1:2:A:DT:H72	1:2:A:DT:H6	7	0.2
(1,193)	1:2:A:DT:H73	1:2:A:DT:H6	7	0.2
(1,193)	1:2:A:DT:H71	1:2:A:DT:H6	10	0.2
(1,193)	1:2:A:DT:H72	1:2:A:DT:H6	10	0.2
(1,193)	1:2:A:DT:H73	1:2:A:DT:H6	10	0.2
(1,193)	1:2:A:DT:H71	1:2:A:DT:H6	14	0.2
(1,193)	1:2:A:DT:H72	1:2:A:DT:H6	14	0.2
(1,193)	1:2:A:DT:H73	1:2:A:DT:H6	14	0.2
(1,193)	1:2:A:DT:H71	1:2:A:DT:H6	16	0.2
(1,193)	1:2:A:DT:H72	1:2:A:DT:H6	16	0.2
(1,193)	1:2:A:DT:H73	1:2:A:DT:H6	16	0.2
(1,193)	1:2:A:DT:H71	1:2:A:DT:H6	17	0.2
(1,193)	1:2:A:DT:H72	1:2:A:DT:H6	17	0.2
(1,193)	1:2:A:DT:H73	1:2:A:DT:H6	17	0.2
(1,193)	1:2:A:DT:H71	1:2:A:DT:H6	18	0.2
(1,193)	1:2:A:DT:H72	1:2:A:DT:H6	18	0.2
(1,193)	1:2:A:DT:H73	1:2:A:DT:H6	18	0.2
(1,193)	1:2:A:DT:H71	1:2:A:DT:H6	19	0.2
(1,193)	1:2:A:DT:H72	1:2:A:DT:H6	19	0.2
(1,193)	1:2:A:DT:H73	1:2:A:DT:H6	19	0.2
(1,193)	1:2:A:DT:H71	1:2:A:DT:H6	20	0.2
(1,193)	1:2:A:DT:H72	1:2:A:DT:H6	20	0.2
(1,193)	1:2:A:DT:H73	1:2:A:DT:H6	20	0.2
(1,193)	1:2:A:DT:H71	1:2:A:DT:H6	22	0.2
(1,193)	1:2:A:DT:H72	1:2:A:DT:H6	22	0.2
(1,193)	1:2:A:DT:H73	1:2:A:DT:H6	22	0.2
(1,193)	1:2:A:DT:H71	1:2:A:DT:H6	23	0.2
(1,193)	1:2:A:DT:H72	1:2:A:DT:H6	23	0.2
(1,193)	1:2:A:DT:H73	1:2:A:DT:H6	23	0.2
(1,193)	1:2:A:DT:H71	1:2:A:DT:H6	26	0.2

Continued on next page...

Continued from previous page...

Key	Atom-1	Atom-2	Model ID	Violation (Å)
(1,193)	1:2:A:DT:H72	1:2:A:DT:H6	26	0.2
(1,193)	1:2:A:DT:H73	1:2:A:DT:H6	26	0.2
(1,193)	1:2:A:DT:H71	1:2:A:DT:H6	27	0.2
(1,193)	1:2:A:DT:H72	1:2:A:DT:H6	27	0.2
(1,193)	1:2:A:DT:H73	1:2:A:DT:H6	27	0.2
(1,193)	1:2:A:DT:H71	1:2:A:DT:H6	29	0.2
(1,193)	1:2:A:DT:H72	1:2:A:DT:H6	29	0.2
(1,193)	1:2:A:DT:H73	1:2:A:DT:H6	29	0.2
(1,193)	1:2:A:DT:H71	1:2:A:DT:H6	30	0.2
(1,193)	1:2:A:DT:H72	1:2:A:DT:H6	30	0.2
(1,193)	1:2:A:DT:H73	1:2:A:DT:H6	30	0.2
(1,161)	2:20:B:DT:H6	2:19:B:DT:H3'	1	0.2
(1,161)	2:20:B:DT:H6	2:19:B:DT:H3'	2	0.2
(1,161)	2:20:B:DT:H6	2:19:B:DT:H3'	3	0.2
(1,161)	2:20:B:DT:H6	2:19:B:DT:H3'	4	0.2
(1,161)	2:20:B:DT:H6	2:19:B:DT:H3'	5	0.2
(1,161)	2:20:B:DT:H6	2:19:B:DT:H3'	6	0.2
(1,161)	2:20:B:DT:H6	2:19:B:DT:H3'	7	0.2
(1,161)	2:20:B:DT:H6	2:19:B:DT:H3'	9	0.2
(1,161)	2:20:B:DT:H6	2:19:B:DT:H3'	11	0.2
(1,161)	2:20:B:DT:H6	2:19:B:DT:H3'	12	0.2
(1,161)	2:20:B:DT:H6	2:19:B:DT:H3'	14	0.2
(1,161)	2:20:B:DT:H6	2:19:B:DT:H3'	15	0.2
(1,161)	2:20:B:DT:H6	2:19:B:DT:H3'	16	0.2
(1,161)	2:20:B:DT:H6	2:19:B:DT:H3'	20	0.2
(1,161)	2:20:B:DT:H6	2:19:B:DT:H3'	21	0.2
(1,161)	2:20:B:DT:H6	2:19:B:DT:H3'	22	0.2
(1,161)	2:20:B:DT:H6	2:19:B:DT:H3'	23	0.2
(1,161)	2:20:B:DT:H6	2:19:B:DT:H3'	27	0.2
(1,161)	2:20:B:DT:H6	2:19:B:DT:H3'	28	0.2
(1,161)	2:20:B:DT:H6	2:19:B:DT:H3'	30	0.2
(1,155)	2:19:B:DT:H3'	2:19:B:DT:H6	1	0.2
(1,155)	2:19:B:DT:H3'	2:19:B:DT:H6	9	0.2
(1,155)	2:19:B:DT:H3'	2:19:B:DT:H6	12	0.2
(1,155)	2:19:B:DT:H3'	2:19:B:DT:H6	13	0.2
(1,155)	2:19:B:DT:H3'	2:19:B:DT:H6	23	0.2
(1,148)	2:19:B:DT:H6	2:18:B:DG:H3'	2	0.2
(1,148)	2:19:B:DT:H6	2:18:B:DG:H3'	3	0.2
(1,148)	2:19:B:DT:H6	2:18:B:DG:H3'	25	0.2
(1,148)	2:19:B:DT:H6	2:18:B:DG:H3'	30	0.2
(1,92)	2:12:B:DC:H2''	2:12:B:DC:H6	1	0.2
(1,92)	2:12:B:DC:H2''	2:12:B:DC:H6	7	0.2

Continued on next page...

Continued from previous page...

Key	Atom-1	Atom-2	Model ID	Violation (Å)
(1,92)	2:12:B:DC:H2''	2:12:B:DC:H6	8	0.2
(1,92)	2:12:B:DC:H2''	2:12:B:DC:H6	17	0.2
(1,92)	2:12:B:DC:H2''	2:12:B:DC:H6	23	0.2
(1,92)	2:12:B:DC:H2''	2:12:B:DC:H6	26	0.2
(1,92)	2:12:B:DC:H2''	2:12:B:DC:H6	28	0.2
(1,56)	1:9:A:DA:H8	1:8:A:DA:H8	4	0.2
(1,56)	1:9:A:DA:H8	1:8:A:DA:H8	13	0.2
(1,56)	1:9:A:DA:H8	1:8:A:DA:H8	16	0.2
(1,56)	1:9:A:DA:H8	1:8:A:DA:H8	18	0.2
(1,56)	1:9:A:DA:H8	1:8:A:DA:H8	23	0.2
(1,56)	1:9:A:DA:H8	1:8:A:DA:H8	30	0.2
(1,53)	1:8:A:DA:H3'	1:8:A:DA:H8	23	0.2
(1,30)	1:4:A:DA:H8	1:4:A:DA:H3'	17	0.2
(1,30)	1:4:A:DA:H8	1:4:A:DA:H3'	23	0.2
(1,27)	1:4:A:DA:H8	1:3:A:DA:H8	19	0.2
(1,27)	1:4:A:DA:H8	1:3:A:DA:H8	25	0.2
(1,27)	1:4:A:DA:H8	1:3:A:DA:H8	26	0.2
(1,20)	1:3:A:DA:H8	1:2:A:DT:H2'	24	0.2
(1,6)	1:1:A:DC:H2''	1:1:A:DC:H6	11	0.2
(1,6)	1:1:A:DC:H2''	1:1:A:DC:H6	13	0.2
(1,6)	1:1:A:DC:H2''	1:1:A:DC:H6	25	0.2
(1,225)	2:20:B:DT:H71	2:19:B:DT:H6	13	0.19
(1,225)	2:20:B:DT:H72	2:19:B:DT:H6	13	0.19
(1,225)	2:20:B:DT:H73	2:19:B:DT:H6	13	0.19
(1,220)	2:19:B:DT:H71	2:18:B:DG:H3'	8	0.19
(1,220)	2:19:B:DT:H72	2:18:B:DG:H3'	8	0.19
(1,220)	2:19:B:DT:H73	2:18:B:DG:H3'	8	0.19
(1,220)	2:19:B:DT:H71	2:18:B:DG:H3'	10	0.19
(1,220)	2:19:B:DT:H72	2:18:B:DG:H3'	10	0.19
(1,220)	2:19:B:DT:H73	2:18:B:DG:H3'	10	0.19
(1,218)	2:19:B:DT:H71	2:18:B:DG:H8	21	0.19
(1,218)	2:19:B:DT:H72	2:18:B:DG:H8	21	0.19
(1,218)	2:19:B:DT:H73	2:18:B:DG:H8	21	0.19
(1,194)	1:10:A:DT:H71	1:9:A:DA:H8	28	0.19
(1,194)	1:10:A:DT:H72	1:9:A:DA:H8	28	0.19
(1,194)	1:10:A:DT:H73	1:9:A:DA:H8	28	0.19
(1,193)	1:2:A:DT:H71	1:2:A:DT:H6	1	0.19
(1,193)	1:2:A:DT:H72	1:2:A:DT:H6	1	0.19
(1,193)	1:2:A:DT:H73	1:2:A:DT:H6	1	0.19
(1,193)	1:2:A:DT:H71	1:2:A:DT:H6	2	0.19
(1,193)	1:2:A:DT:H72	1:2:A:DT:H6	2	0.19
(1,193)	1:2:A:DT:H73	1:2:A:DT:H6	2	0.19

Continued on next page...

Continued from previous page...

Key	Atom-1	Atom-2	Model ID	Violation (Å)
(1,193)	1:2:A:DT:H71	1:2:A:DT:H6	4	0.19
(1,193)	1:2:A:DT:H72	1:2:A:DT:H6	4	0.19
(1,193)	1:2:A:DT:H73	1:2:A:DT:H6	4	0.19
(1,193)	1:2:A:DT:H71	1:2:A:DT:H6	9	0.19
(1,193)	1:2:A:DT:H72	1:2:A:DT:H6	9	0.19
(1,193)	1:2:A:DT:H73	1:2:A:DT:H6	9	0.19
(1,193)	1:2:A:DT:H71	1:2:A:DT:H6	21	0.19
(1,193)	1:2:A:DT:H72	1:2:A:DT:H6	21	0.19
(1,193)	1:2:A:DT:H73	1:2:A:DT:H6	21	0.19
(1,193)	1:2:A:DT:H71	1:2:A:DT:H6	24	0.19
(1,193)	1:2:A:DT:H72	1:2:A:DT:H6	24	0.19
(1,193)	1:2:A:DT:H73	1:2:A:DT:H6	24	0.19
(1,161)	2:20:B:DT:H6	2:19:B:DT:H3'	10	0.19
(1,161)	2:20:B:DT:H6	2:19:B:DT:H3'	13	0.19
(1,161)	2:20:B:DT:H6	2:19:B:DT:H3'	19	0.19
(1,155)	2:19:B:DT:H3'	2:19:B:DT:H6	4	0.19
(1,155)	2:19:B:DT:H3'	2:19:B:DT:H6	22	0.19
(1,155)	2:19:B:DT:H3'	2:19:B:DT:H6	28	0.19
(1,148)	2:19:B:DT:H6	2:18:B:DG:H3'	6	0.19
(1,115)	2:14:B:DT:H3'	2:14:B:DT:H6	3	0.19
(1,115)	2:14:B:DT:H3'	2:14:B:DT:H6	17	0.19
(1,115)	2:14:B:DT:H3'	2:14:B:DT:H6	21	0.19
(1,92)	2:12:B:DC:H2''	2:12:B:DC:H6	3	0.19
(1,92)	2:12:B:DC:H2''	2:12:B:DC:H6	6	0.19
(1,92)	2:12:B:DC:H2''	2:12:B:DC:H6	10	0.19
(1,92)	2:12:B:DC:H2''	2:12:B:DC:H6	12	0.19
(1,92)	2:12:B:DC:H2''	2:12:B:DC:H6	14	0.19
(1,92)	2:12:B:DC:H2''	2:12:B:DC:H6	15	0.19
(1,92)	2:12:B:DC:H2''	2:12:B:DC:H6	18	0.19
(1,92)	2:12:B:DC:H2''	2:12:B:DC:H6	20	0.19
(1,92)	2:12:B:DC:H2''	2:12:B:DC:H6	24	0.19
(1,92)	2:12:B:DC:H2''	2:12:B:DC:H6	25	0.19
(1,92)	2:12:B:DC:H2''	2:12:B:DC:H6	27	0.19
(1,92)	2:12:B:DC:H2''	2:12:B:DC:H6	29	0.19
(1,92)	2:12:B:DC:H2''	2:12:B:DC:H6	30	0.19
(1,56)	1:9:A:DA:H8	1:8:A:DA:H8	6	0.19
(1,56)	1:9:A:DA:H8	1:8:A:DA:H8	14	0.19
(1,56)	1:9:A:DA:H8	1:8:A:DA:H8	20	0.19
(1,56)	1:9:A:DA:H8	1:8:A:DA:H8	21	0.19
(1,56)	1:9:A:DA:H8	1:8:A:DA:H8	22	0.19
(1,56)	1:9:A:DA:H8	1:8:A:DA:H8	29	0.19
(1,53)	1:8:A:DA:H3'	1:8:A:DA:H8	13	0.19

Continued on next page...

Continued from previous page...

Key	Atom-1	Atom-2	Model ID	Violation (Å)
(1,53)	1:8:A:DA:H3'	1:8:A:DA:H8	18	0.19
(1,53)	1:8:A:DA:H3'	1:8:A:DA:H8	21	0.19
(1,27)	1:4:A:DA:H8	1:3:A:DA:H8	6	0.19
(1,27)	1:4:A:DA:H8	1:3:A:DA:H8	29	0.19
(1,6)	1:1:A:DC:H2''	1:1:A:DC:H6	8	0.19
(1,194)	1:10:A:DT:H71	1:9:A:DA:H8	6	0.18
(1,194)	1:10:A:DT:H72	1:9:A:DA:H8	6	0.18
(1,194)	1:10:A:DT:H73	1:9:A:DA:H8	6	0.18
(1,161)	2:20:B:DT:H6	2:19:B:DT:H3'	18	0.18
(1,161)	2:20:B:DT:H6	2:19:B:DT:H3'	24	0.18
(1,161)	2:20:B:DT:H6	2:19:B:DT:H3'	26	0.18
(1,161)	2:20:B:DT:H6	2:19:B:DT:H3'	29	0.18
(1,155)	2:19:B:DT:H3'	2:19:B:DT:H6	16	0.18
(1,155)	2:19:B:DT:H3'	2:19:B:DT:H6	25	0.18
(1,148)	2:19:B:DT:H6	2:18:B:DG:H3'	10	0.18
(1,148)	2:19:B:DT:H6	2:18:B:DG:H3'	18	0.18
(1,148)	2:19:B:DT:H6	2:18:B:DG:H3'	23	0.18
(1,148)	2:19:B:DT:H6	2:18:B:DG:H3'	24	0.18
(1,148)	2:19:B:DT:H6	2:18:B:DG:H3'	26	0.18
(1,148)	2:19:B:DT:H6	2:18:B:DG:H3'	29	0.18
(1,118)	2:15:B:DT:H6	2:14:B:DT:H2'	7	0.18
(1,118)	2:15:B:DT:H6	2:14:B:DT:H2'	18	0.18
(1,118)	2:15:B:DT:H6	2:14:B:DT:H2'	20	0.18
(1,115)	2:14:B:DT:H3'	2:14:B:DT:H6	4	0.18
(1,115)	2:14:B:DT:H3'	2:14:B:DT:H6	6	0.18
(1,115)	2:14:B:DT:H3'	2:14:B:DT:H6	9	0.18
(1,115)	2:14:B:DT:H3'	2:14:B:DT:H6	11	0.18
(1,115)	2:14:B:DT:H3'	2:14:B:DT:H6	13	0.18
(1,115)	2:14:B:DT:H3'	2:14:B:DT:H6	19	0.18
(1,115)	2:14:B:DT:H3'	2:14:B:DT:H6	23	0.18
(1,115)	2:14:B:DT:H3'	2:14:B:DT:H6	30	0.18
(1,108)	2:14:B:DT:H6	2:13:B:DA:H2'	4	0.18
(1,108)	2:14:B:DT:H6	2:13:B:DA:H2'	7	0.18
(1,108)	2:14:B:DT:H6	2:13:B:DA:H2'	8	0.18
(1,108)	2:14:B:DT:H6	2:13:B:DA:H2'	10	0.18
(1,108)	2:14:B:DT:H6	2:13:B:DA:H2'	12	0.18
(1,108)	2:14:B:DT:H6	2:13:B:DA:H2'	16	0.18
(1,108)	2:14:B:DT:H6	2:13:B:DA:H2'	18	0.18
(1,108)	2:14:B:DT:H6	2:13:B:DA:H2'	20	0.18
(1,108)	2:14:B:DT:H6	2:13:B:DA:H2'	21	0.18
(1,108)	2:14:B:DT:H6	2:13:B:DA:H2'	22	0.18
(1,108)	2:14:B:DT:H6	2:13:B:DA:H2'	24	0.18

Continued on next page...

Continued from previous page...

Key	Atom-1	Atom-2	Model ID	Violation (Å)
(1,108)	2:14:B:DT:H6	2:13:B:DA:H2'	25	0.18
(1,108)	2:14:B:DT:H6	2:13:B:DA:H2'	28	0.18
(1,108)	2:14:B:DT:H6	2:13:B:DA:H2'	29	0.18
(1,108)	2:14:B:DT:H6	2:13:B:DA:H2'	30	0.18
(1,92)	2:12:B:DC:H2''	2:12:B:DC:H6	4	0.18
(1,92)	2:12:B:DC:H2''	2:12:B:DC:H6	5	0.18
(1,92)	2:12:B:DC:H2''	2:12:B:DC:H6	9	0.18
(1,92)	2:12:B:DC:H2''	2:12:B:DC:H6	11	0.18
(1,92)	2:12:B:DC:H2''	2:12:B:DC:H6	13	0.18
(1,92)	2:12:B:DC:H2''	2:12:B:DC:H6	16	0.18
(1,92)	2:12:B:DC:H2''	2:12:B:DC:H6	19	0.18
(1,92)	2:12:B:DC:H2''	2:12:B:DC:H6	21	0.18
(1,92)	2:12:B:DC:H2''	2:12:B:DC:H6	22	0.18
(1,53)	1:8:A:DA:H3'	1:8:A:DA:H8	4	0.18
(1,53)	1:8:A:DA:H3'	1:8:A:DA:H8	8	0.18
(1,53)	1:8:A:DA:H3'	1:8:A:DA:H8	10	0.18
(1,53)	1:8:A:DA:H3'	1:8:A:DA:H8	14	0.18
(1,30)	1:4:A:DA:H8	1:4:A:DA:H3'	9	0.18
(1,30)	1:4:A:DA:H8	1:4:A:DA:H3'	10	0.18
(1,27)	1:4:A:DA:H8	1:3:A:DA:H8	8	0.18
(1,27)	1:4:A:DA:H8	1:3:A:DA:H8	13	0.18
(1,27)	1:4:A:DA:H8	1:3:A:DA:H8	27	0.18
(1,20)	1:3:A:DA:H8	1:2:A:DT:H2'	1	0.18
(1,20)	1:3:A:DA:H8	1:2:A:DT:H2'	9	0.18
(1,20)	1:3:A:DA:H8	1:2:A:DT:H2'	10	0.18
(1,20)	1:3:A:DA:H8	1:2:A:DT:H2'	23	0.18
(1,20)	1:3:A:DA:H8	1:2:A:DT:H2'	30	0.18
(1,6)	1:1:A:DC:H2''	1:1:A:DC:H6	12	0.18
(1,6)	1:1:A:DC:H2''	1:1:A:DC:H6	15	0.18
(1,220)	2:19:B:DT:H71	2:18:B:DG:H3'	5	0.17
(1,220)	2:19:B:DT:H72	2:18:B:DG:H3'	5	0.17
(1,220)	2:19:B:DT:H73	2:18:B:DG:H3'	5	0.17
(1,220)	2:19:B:DT:H71	2:18:B:DG:H3'	30	0.17
(1,220)	2:19:B:DT:H72	2:18:B:DG:H3'	30	0.17
(1,220)	2:19:B:DT:H73	2:18:B:DG:H3'	30	0.17
(1,194)	1:10:A:DT:H71	1:9:A:DA:H8	11	0.17
(1,194)	1:10:A:DT:H72	1:9:A:DA:H8	11	0.17
(1,194)	1:10:A:DT:H73	1:9:A:DA:H8	11	0.17
(1,193)	1:2:A:DT:H71	1:2:A:DT:H6	12	0.17
(1,193)	1:2:A:DT:H72	1:2:A:DT:H6	12	0.17
(1,193)	1:2:A:DT:H73	1:2:A:DT:H6	12	0.17
(1,193)	1:2:A:DT:H71	1:2:A:DT:H6	13	0.17

Continued on next page...

Continued from previous page...

Key	Atom-1	Atom-2	Model ID	Violation (Å)
(1,193)	1:2:A:DT:H72	1:2:A:DT:H6	13	0.17
(1,193)	1:2:A:DT:H73	1:2:A:DT:H6	13	0.17
(1,193)	1:2:A:DT:H71	1:2:A:DT:H6	15	0.17
(1,193)	1:2:A:DT:H72	1:2:A:DT:H6	15	0.17
(1,193)	1:2:A:DT:H73	1:2:A:DT:H6	15	0.17
(1,171)	2:21:B:DA:H8	2:20:B:DT:H3'	15	0.17
(1,161)	2:20:B:DT:H6	2:19:B:DT:H3'	25	0.17
(1,160)	2:20:B:DT:H6	2:19:B:DT:H2''	8	0.17
(1,155)	2:19:B:DT:H3'	2:19:B:DT:H6	7	0.17
(1,155)	2:19:B:DT:H3'	2:19:B:DT:H6	17	0.17
(1,155)	2:19:B:DT:H3'	2:19:B:DT:H6	18	0.17
(1,155)	2:19:B:DT:H3'	2:19:B:DT:H6	20	0.17
(1,118)	2:15:B:DT:H6	2:14:B:DT:H2'	8	0.17
(1,118)	2:15:B:DT:H6	2:14:B:DT:H2'	10	0.17
(1,118)	2:15:B:DT:H6	2:14:B:DT:H2'	14	0.17
(1,118)	2:15:B:DT:H6	2:14:B:DT:H2'	16	0.17
(1,118)	2:15:B:DT:H6	2:14:B:DT:H2'	24	0.17
(1,115)	2:14:B:DT:H3'	2:14:B:DT:H6	1	0.17
(1,115)	2:14:B:DT:H3'	2:14:B:DT:H6	7	0.17
(1,115)	2:14:B:DT:H3'	2:14:B:DT:H6	12	0.17
(1,115)	2:14:B:DT:H3'	2:14:B:DT:H6	14	0.17
(1,115)	2:14:B:DT:H3'	2:14:B:DT:H6	15	0.17
(1,115)	2:14:B:DT:H3'	2:14:B:DT:H6	22	0.17
(1,115)	2:14:B:DT:H3'	2:14:B:DT:H6	25	0.17
(1,115)	2:14:B:DT:H3'	2:14:B:DT:H6	26	0.17
(1,115)	2:14:B:DT:H3'	2:14:B:DT:H6	27	0.17
(1,115)	2:14:B:DT:H3'	2:14:B:DT:H6	28	0.17
(1,115)	2:14:B:DT:H3'	2:14:B:DT:H6	29	0.17
(1,108)	2:14:B:DT:H6	2:13:B:DA:H2'	1	0.17
(1,108)	2:14:B:DT:H6	2:13:B:DA:H2'	2	0.17
(1,108)	2:14:B:DT:H6	2:13:B:DA:H2'	3	0.17
(1,108)	2:14:B:DT:H6	2:13:B:DA:H2'	5	0.17
(1,108)	2:14:B:DT:H6	2:13:B:DA:H2'	6	0.17
(1,108)	2:14:B:DT:H6	2:13:B:DA:H2'	9	0.17
(1,108)	2:14:B:DT:H6	2:13:B:DA:H2'	11	0.17
(1,108)	2:14:B:DT:H6	2:13:B:DA:H2'	14	0.17
(1,108)	2:14:B:DT:H6	2:13:B:DA:H2'	15	0.17
(1,108)	2:14:B:DT:H6	2:13:B:DA:H2'	17	0.17
(1,108)	2:14:B:DT:H6	2:13:B:DA:H2'	19	0.17
(1,108)	2:14:B:DT:H6	2:13:B:DA:H2'	23	0.17
(1,108)	2:14:B:DT:H6	2:13:B:DA:H2'	26	0.17
(1,108)	2:14:B:DT:H6	2:13:B:DA:H2'	27	0.17

Continued on next page...

Continued from previous page...

Key	Atom-1	Atom-2	Model ID	Violation (Å)
(1,76)	1:11:A:DG:H8	1:10:A:DT:H6	5	0.17
(1,76)	1:11:A:DG:H8	1:10:A:DT:H6	25	0.17
(1,56)	1:9:A:DA:H8	1:8:A:DA:H8	7	0.17
(1,53)	1:8:A:DA:H3'	1:8:A:DA:H8	1	0.17
(1,53)	1:8:A:DA:H3'	1:8:A:DA:H8	6	0.17
(1,53)	1:8:A:DA:H3'	1:8:A:DA:H8	7	0.17
(1,53)	1:8:A:DA:H3'	1:8:A:DA:H8	16	0.17
(1,53)	1:8:A:DA:H3'	1:8:A:DA:H8	17	0.17
(1,53)	1:8:A:DA:H3'	1:8:A:DA:H8	19	0.17
(1,53)	1:8:A:DA:H3'	1:8:A:DA:H8	20	0.17
(1,53)	1:8:A:DA:H3'	1:8:A:DA:H8	22	0.17
(1,53)	1:8:A:DA:H3'	1:8:A:DA:H8	25	0.17
(1,46)	1:7:A:DG:H2''	1:7:A:DG:H2'	1	0.17
(1,46)	1:7:A:DG:H2''	1:7:A:DG:H2'	2	0.17
(1,46)	1:7:A:DG:H2''	1:7:A:DG:H2'	3	0.17
(1,46)	1:7:A:DG:H2''	1:7:A:DG:H2'	4	0.17
(1,46)	1:7:A:DG:H2''	1:7:A:DG:H2'	5	0.17
(1,46)	1:7:A:DG:H2''	1:7:A:DG:H2'	6	0.17
(1,46)	1:7:A:DG:H2''	1:7:A:DG:H2'	7	0.17
(1,46)	1:7:A:DG:H2''	1:7:A:DG:H2'	8	0.17
(1,46)	1:7:A:DG:H2''	1:7:A:DG:H2'	9	0.17
(1,46)	1:7:A:DG:H2''	1:7:A:DG:H2'	10	0.17
(1,46)	1:7:A:DG:H2''	1:7:A:DG:H2'	11	0.17
(1,46)	1:7:A:DG:H2''	1:7:A:DG:H2'	12	0.17
(1,46)	1:7:A:DG:H2''	1:7:A:DG:H2'	13	0.17
(1,46)	1:7:A:DG:H2''	1:7:A:DG:H2'	14	0.17
(1,46)	1:7:A:DG:H2''	1:7:A:DG:H2'	15	0.17
(1,46)	1:7:A:DG:H2''	1:7:A:DG:H2'	16	0.17
(1,46)	1:7:A:DG:H2''	1:7:A:DG:H2'	17	0.17
(1,46)	1:7:A:DG:H2''	1:7:A:DG:H2'	18	0.17
(1,46)	1:7:A:DG:H2''	1:7:A:DG:H2'	19	0.17
(1,46)	1:7:A:DG:H2''	1:7:A:DG:H2'	20	0.17
(1,46)	1:7:A:DG:H2''	1:7:A:DG:H2'	21	0.17
(1,46)	1:7:A:DG:H2''	1:7:A:DG:H2'	22	0.17
(1,46)	1:7:A:DG:H2''	1:7:A:DG:H2'	23	0.17
(1,46)	1:7:A:DG:H2''	1:7:A:DG:H2'	24	0.17
(1,46)	1:7:A:DG:H2''	1:7:A:DG:H2'	25	0.17
(1,46)	1:7:A:DG:H2''	1:7:A:DG:H2'	26	0.17
(1,46)	1:7:A:DG:H2''	1:7:A:DG:H2'	27	0.17
(1,46)	1:7:A:DG:H2''	1:7:A:DG:H2'	28	0.17
(1,46)	1:7:A:DG:H2''	1:7:A:DG:H2'	29	0.17
(1,46)	1:7:A:DG:H2''	1:7:A:DG:H2'	30	0.17

Continued on next page...

Continued from previous page...

Key	Atom-1	Atom-2	Model ID	Violation (Å)
(1,30)	1:4:A:DA:H8	1:4:A:DA:H3'	2	0.17
(1,30)	1:4:A:DA:H8	1:4:A:DA:H3'	5	0.17
(1,30)	1:4:A:DA:H8	1:4:A:DA:H3'	6	0.17
(1,30)	1:4:A:DA:H8	1:4:A:DA:H3'	13	0.17
(1,27)	1:4:A:DA:H8	1:3:A:DA:H8	5	0.17
(1,27)	1:4:A:DA:H8	1:3:A:DA:H8	7	0.17
(1,20)	1:3:A:DA:H8	1:2:A:DT:H2'	2	0.17
(1,20)	1:3:A:DA:H8	1:2:A:DT:H2'	3	0.17
(1,20)	1:3:A:DA:H8	1:2:A:DT:H2'	8	0.17
(1,20)	1:3:A:DA:H8	1:2:A:DT:H2'	15	0.17
(1,20)	1:3:A:DA:H8	1:2:A:DT:H2'	25	0.17
(1,220)	2:19:B:DT:H71	2:18:B:DG:H3'	3	0.16
(1,220)	2:19:B:DT:H72	2:18:B:DG:H3'	3	0.16
(1,220)	2:19:B:DT:H73	2:18:B:DG:H3'	3	0.16
(1,220)	2:19:B:DT:H71	2:18:B:DG:H3'	20	0.16
(1,220)	2:19:B:DT:H72	2:18:B:DG:H3'	20	0.16
(1,220)	2:19:B:DT:H73	2:18:B:DG:H3'	20	0.16
(1,220)	2:19:B:DT:H71	2:18:B:DG:H3'	21	0.16
(1,220)	2:19:B:DT:H72	2:18:B:DG:H3'	21	0.16
(1,220)	2:19:B:DT:H73	2:18:B:DG:H3'	21	0.16
(1,218)	2:19:B:DT:H71	2:18:B:DG:H8	29	0.16
(1,218)	2:19:B:DT:H72	2:18:B:DG:H8	29	0.16
(1,218)	2:19:B:DT:H73	2:18:B:DG:H8	29	0.16
(1,194)	1:10:A:DT:H71	1:9:A:DA:H8	7	0.16
(1,194)	1:10:A:DT:H72	1:9:A:DA:H8	7	0.16
(1,194)	1:10:A:DT:H73	1:9:A:DA:H8	7	0.16
(1,194)	1:10:A:DT:H71	1:9:A:DA:H8	26	0.16
(1,194)	1:10:A:DT:H72	1:9:A:DA:H8	26	0.16
(1,194)	1:10:A:DT:H73	1:9:A:DA:H8	26	0.16
(1,194)	1:10:A:DT:H71	1:9:A:DA:H8	27	0.16
(1,194)	1:10:A:DT:H72	1:9:A:DA:H8	27	0.16
(1,194)	1:10:A:DT:H73	1:9:A:DA:H8	27	0.16
(1,194)	1:10:A:DT:H71	1:9:A:DA:H8	30	0.16
(1,194)	1:10:A:DT:H72	1:9:A:DA:H8	30	0.16
(1,194)	1:10:A:DT:H73	1:9:A:DA:H8	30	0.16
(1,193)	1:2:A:DT:H71	1:2:A:DT:H6	8	0.16
(1,193)	1:2:A:DT:H72	1:2:A:DT:H6	8	0.16
(1,193)	1:2:A:DT:H73	1:2:A:DT:H6	8	0.16
(1,193)	1:2:A:DT:H71	1:2:A:DT:H6	25	0.16
(1,193)	1:2:A:DT:H72	1:2:A:DT:H6	25	0.16
(1,193)	1:2:A:DT:H73	1:2:A:DT:H6	25	0.16
(1,171)	2:21:B:DA:H8	2:20:B:DT:H3'	11	0.16

Continued on next page...

Continued from previous page...

Key	Atom-1	Atom-2	Model ID	Violation (Å)
(1,171)	2:21:B:DA:H8	2:20:B:DT:H3'	12	0.16
(1,171)	2:21:B:DA:H8	2:20:B:DT:H3'	25	0.16
(1,170)	2:21:B:DA:H8	2:20:B:DT:H2''	10	0.16
(1,170)	2:21:B:DA:H8	2:20:B:DT:H2''	24	0.16
(1,161)	2:20:B:DT:H6	2:19:B:DT:H3'	8	0.16
(1,155)	2:19:B:DT:H3'	2:19:B:DT:H6	5	0.16
(1,155)	2:19:B:DT:H3'	2:19:B:DT:H6	11	0.16
(1,155)	2:19:B:DT:H3'	2:19:B:DT:H6	14	0.16
(1,155)	2:19:B:DT:H3'	2:19:B:DT:H6	21	0.16
(1,118)	2:15:B:DT:H6	2:14:B:DT:H2'	2	0.16
(1,118)	2:15:B:DT:H6	2:14:B:DT:H2'	22	0.16
(1,118)	2:15:B:DT:H6	2:14:B:DT:H2'	28	0.16
(1,118)	2:15:B:DT:H6	2:14:B:DT:H2'	29	0.16
(1,115)	2:14:B:DT:H3'	2:14:B:DT:H6	5	0.16
(1,115)	2:14:B:DT:H3'	2:14:B:DT:H6	10	0.16
(1,115)	2:14:B:DT:H3'	2:14:B:DT:H6	16	0.16
(1,115)	2:14:B:DT:H3'	2:14:B:DT:H6	18	0.16
(1,115)	2:14:B:DT:H3'	2:14:B:DT:H6	24	0.16
(1,108)	2:14:B:DT:H6	2:13:B:DA:H2'	13	0.16
(1,76)	1:11:A:DG:H8	1:10:A:DT:H6	3	0.16
(1,76)	1:11:A:DG:H8	1:10:A:DT:H6	6	0.16
(1,76)	1:11:A:DG:H8	1:10:A:DT:H6	8	0.16
(1,76)	1:11:A:DG:H8	1:10:A:DT:H6	9	0.16
(1,76)	1:11:A:DG:H8	1:10:A:DT:H6	11	0.16
(1,76)	1:11:A:DG:H8	1:10:A:DT:H6	14	0.16
(1,76)	1:11:A:DG:H8	1:10:A:DT:H6	15	0.16
(1,76)	1:11:A:DG:H8	1:10:A:DT:H6	16	0.16
(1,76)	1:11:A:DG:H8	1:10:A:DT:H6	19	0.16
(1,76)	1:11:A:DG:H8	1:10:A:DT:H6	21	0.16
(1,76)	1:11:A:DG:H8	1:10:A:DT:H6	23	0.16
(1,76)	1:11:A:DG:H8	1:10:A:DT:H6	24	0.16
(1,76)	1:11:A:DG:H8	1:10:A:DT:H6	27	0.16
(1,53)	1:8:A:DA:H3'	1:8:A:DA:H8	24	0.16
(1,53)	1:8:A:DA:H3'	1:8:A:DA:H8	29	0.16
(1,53)	1:8:A:DA:H3'	1:8:A:DA:H8	30	0.16
(1,43)	1:7:A:DG:H8	1:7:A:DG:H1'	1	0.16
(1,43)	1:7:A:DG:H8	1:7:A:DG:H1'	4	0.16
(1,43)	1:7:A:DG:H8	1:7:A:DG:H1'	5	0.16
(1,43)	1:7:A:DG:H8	1:7:A:DG:H1'	10	0.16
(1,43)	1:7:A:DG:H8	1:7:A:DG:H1'	11	0.16
(1,43)	1:7:A:DG:H8	1:7:A:DG:H1'	12	0.16
(1,43)	1:7:A:DG:H8	1:7:A:DG:H1'	15	0.16

Continued on next page...

Continued from previous page...

Key	Atom-1	Atom-2	Model ID	Violation (Å)
(1,43)	1:7:A:DG:H8	1:7:A:DG:H1'	17	0.16
(1,43)	1:7:A:DG:H8	1:7:A:DG:H1'	21	0.16
(1,43)	1:7:A:DG:H8	1:7:A:DG:H1'	23	0.16
(1,43)	1:7:A:DG:H8	1:7:A:DG:H1'	25	0.16
(1,30)	1:4:A:DA:H8	1:4:A:DA:H3'	12	0.16
(1,30)	1:4:A:DA:H8	1:4:A:DA:H3'	15	0.16
(1,30)	1:4:A:DA:H8	1:4:A:DA:H3'	16	0.16
(1,30)	1:4:A:DA:H8	1:4:A:DA:H3'	20	0.16
(1,30)	1:4:A:DA:H8	1:4:A:DA:H3'	22	0.16
(1,30)	1:4:A:DA:H8	1:4:A:DA:H3'	30	0.16
(1,27)	1:4:A:DA:H8	1:3:A:DA:H8	14	0.16
(1,27)	1:4:A:DA:H8	1:3:A:DA:H8	20	0.16
(1,20)	1:3:A:DA:H8	1:2:A:DT:H2'	11	0.16
(1,20)	1:3:A:DA:H8	1:2:A:DT:H2'	12	0.16
(1,20)	1:3:A:DA:H8	1:2:A:DT:H2'	13	0.16
(1,225)	2:20:B:DT:H71	2:19:B:DT:H6	9	0.15
(1,225)	2:20:B:DT:H72	2:19:B:DT:H6	9	0.15
(1,225)	2:20:B:DT:H73	2:19:B:DT:H6	9	0.15
(1,220)	2:19:B:DT:H71	2:18:B:DG:H3'	14	0.15
(1,220)	2:19:B:DT:H72	2:18:B:DG:H3'	14	0.15
(1,220)	2:19:B:DT:H73	2:18:B:DG:H3'	14	0.15
(1,220)	2:19:B:DT:H71	2:18:B:DG:H3'	27	0.15
(1,220)	2:19:B:DT:H72	2:18:B:DG:H3'	27	0.15
(1,220)	2:19:B:DT:H73	2:18:B:DG:H3'	27	0.15
(1,194)	1:10:A:DT:H71	1:9:A:DA:H8	15	0.15
(1,194)	1:10:A:DT:H72	1:9:A:DA:H8	15	0.15
(1,194)	1:10:A:DT:H73	1:9:A:DA:H8	15	0.15
(1,194)	1:10:A:DT:H71	1:9:A:DA:H8	16	0.15
(1,194)	1:10:A:DT:H72	1:9:A:DA:H8	16	0.15
(1,194)	1:10:A:DT:H73	1:9:A:DA:H8	16	0.15
(1,191)	1:2:A:DT:H71	1:1:A:DC:H2''	9	0.15
(1,191)	1:2:A:DT:H72	1:1:A:DC:H2''	9	0.15
(1,191)	1:2:A:DT:H73	1:1:A:DC:H2''	9	0.15
(1,171)	2:21:B:DA:H8	2:20:B:DT:H3'	1	0.15
(1,171)	2:21:B:DA:H8	2:20:B:DT:H3'	2	0.15
(1,171)	2:21:B:DA:H8	2:20:B:DT:H3'	3	0.15
(1,171)	2:21:B:DA:H8	2:20:B:DT:H3'	8	0.15
(1,171)	2:21:B:DA:H8	2:20:B:DT:H3'	9	0.15
(1,171)	2:21:B:DA:H8	2:20:B:DT:H3'	13	0.15
(1,171)	2:21:B:DA:H8	2:20:B:DT:H3'	30	0.15
(1,170)	2:21:B:DA:H8	2:20:B:DT:H2''	2	0.15
(1,170)	2:21:B:DA:H8	2:20:B:DT:H2''	8	0.15

Continued on next page...

Continued from previous page...

Key	Atom-1	Atom-2	Model ID	Violation (Å)
(1,170)	2:21:B:DA:H8	2:20:B:DT:H2''	30	0.15
(1,155)	2:19:B:DT:H3'	2:19:B:DT:H6	6	0.15
(1,155)	2:19:B:DT:H3'	2:19:B:DT:H6	26	0.15
(1,155)	2:19:B:DT:H3'	2:19:B:DT:H6	27	0.15
(1,118)	2:15:B:DT:H6	2:14:B:DT:H2'	1	0.15
(1,118)	2:15:B:DT:H6	2:14:B:DT:H2'	12	0.15
(1,118)	2:15:B:DT:H6	2:14:B:DT:H2'	13	0.15
(1,118)	2:15:B:DT:H6	2:14:B:DT:H2'	15	0.15
(1,118)	2:15:B:DT:H6	2:14:B:DT:H2'	19	0.15
(1,118)	2:15:B:DT:H6	2:14:B:DT:H2'	23	0.15
(1,118)	2:15:B:DT:H6	2:14:B:DT:H2'	25	0.15
(1,118)	2:15:B:DT:H6	2:14:B:DT:H2'	26	0.15
(1,118)	2:15:B:DT:H6	2:14:B:DT:H2'	30	0.15
(1,115)	2:14:B:DT:H3'	2:14:B:DT:H6	2	0.15
(1,115)	2:14:B:DT:H3'	2:14:B:DT:H6	8	0.15
(1,115)	2:14:B:DT:H3'	2:14:B:DT:H6	20	0.15
(1,113)	2:14:B:DT:H2''	2:14:B:DT:H6	8	0.15
(1,113)	2:14:B:DT:H2''	2:14:B:DT:H6	20	0.15
(1,76)	1:11:A:DG:H8	1:10:A:DT:H6	1	0.15
(1,76)	1:11:A:DG:H8	1:10:A:DT:H6	2	0.15
(1,76)	1:11:A:DG:H8	1:10:A:DT:H6	4	0.15
(1,76)	1:11:A:DG:H8	1:10:A:DT:H6	7	0.15
(1,76)	1:11:A:DG:H8	1:10:A:DT:H6	10	0.15
(1,76)	1:11:A:DG:H8	1:10:A:DT:H6	12	0.15
(1,76)	1:11:A:DG:H8	1:10:A:DT:H6	13	0.15
(1,76)	1:11:A:DG:H8	1:10:A:DT:H6	17	0.15
(1,76)	1:11:A:DG:H8	1:10:A:DT:H6	18	0.15
(1,76)	1:11:A:DG:H8	1:10:A:DT:H6	20	0.15
(1,76)	1:11:A:DG:H8	1:10:A:DT:H6	22	0.15
(1,76)	1:11:A:DG:H8	1:10:A:DT:H6	26	0.15
(1,76)	1:11:A:DG:H8	1:10:A:DT:H6	28	0.15
(1,76)	1:11:A:DG:H8	1:10:A:DT:H6	29	0.15
(1,76)	1:11:A:DG:H8	1:10:A:DT:H6	30	0.15
(1,53)	1:8:A:DA:H3'	1:8:A:DA:H8	2	0.15
(1,53)	1:8:A:DA:H3'	1:8:A:DA:H8	3	0.15
(1,53)	1:8:A:DA:H3'	1:8:A:DA:H8	5	0.15
(1,53)	1:8:A:DA:H3'	1:8:A:DA:H8	9	0.15
(1,53)	1:8:A:DA:H3'	1:8:A:DA:H8	11	0.15
(1,53)	1:8:A:DA:H3'	1:8:A:DA:H8	12	0.15
(1,53)	1:8:A:DA:H3'	1:8:A:DA:H8	15	0.15
(1,53)	1:8:A:DA:H3'	1:8:A:DA:H8	27	0.15
(1,43)	1:7:A:DG:H8	1:7:A:DG:H1'	2	0.15

Continued on next page...

Continued from previous page...

Key	Atom-1	Atom-2	Model ID	Violation (Å)
(1,43)	1:7:A:DG:H8	1:7:A:DG:H1'	3	0.15
(1,43)	1:7:A:DG:H8	1:7:A:DG:H1'	6	0.15
(1,43)	1:7:A:DG:H8	1:7:A:DG:H1'	7	0.15
(1,43)	1:7:A:DG:H8	1:7:A:DG:H1'	8	0.15
(1,43)	1:7:A:DG:H8	1:7:A:DG:H1'	9	0.15
(1,43)	1:7:A:DG:H8	1:7:A:DG:H1'	13	0.15
(1,43)	1:7:A:DG:H8	1:7:A:DG:H1'	14	0.15
(1,43)	1:7:A:DG:H8	1:7:A:DG:H1'	16	0.15
(1,43)	1:7:A:DG:H8	1:7:A:DG:H1'	18	0.15
(1,43)	1:7:A:DG:H8	1:7:A:DG:H1'	19	0.15
(1,43)	1:7:A:DG:H8	1:7:A:DG:H1'	20	0.15
(1,43)	1:7:A:DG:H8	1:7:A:DG:H1'	22	0.15
(1,43)	1:7:A:DG:H8	1:7:A:DG:H1'	24	0.15
(1,43)	1:7:A:DG:H8	1:7:A:DG:H1'	26	0.15
(1,43)	1:7:A:DG:H8	1:7:A:DG:H1'	27	0.15
(1,43)	1:7:A:DG:H8	1:7:A:DG:H1'	28	0.15
(1,43)	1:7:A:DG:H8	1:7:A:DG:H1'	29	0.15
(1,43)	1:7:A:DG:H8	1:7:A:DG:H1'	30	0.15
(1,30)	1:4:A:DA:H8	1:4:A:DA:H3'	7	0.15
(1,30)	1:4:A:DA:H8	1:4:A:DA:H3'	8	0.15
(1,30)	1:4:A:DA:H8	1:4:A:DA:H3'	19	0.15
(1,30)	1:4:A:DA:H8	1:4:A:DA:H3'	29	0.15
(1,27)	1:4:A:DA:H8	1:3:A:DA:H8	4	0.15
(1,220)	2:19:B:DT:H71	2:18:B:DG:H3'	2	0.14
(1,220)	2:19:B:DT:H72	2:18:B:DG:H3'	2	0.14
(1,220)	2:19:B:DT:H73	2:18:B:DG:H3'	2	0.14
(1,194)	1:10:A:DT:H71	1:9:A:DA:H8	1	0.14
(1,194)	1:10:A:DT:H72	1:9:A:DA:H8	1	0.14
(1,194)	1:10:A:DT:H73	1:9:A:DA:H8	1	0.14
(1,194)	1:10:A:DT:H71	1:9:A:DA:H8	3	0.14
(1,194)	1:10:A:DT:H72	1:9:A:DA:H8	3	0.14
(1,194)	1:10:A:DT:H73	1:9:A:DA:H8	3	0.14
(1,194)	1:10:A:DT:H71	1:9:A:DA:H8	13	0.14
(1,194)	1:10:A:DT:H72	1:9:A:DA:H8	13	0.14
(1,194)	1:10:A:DT:H73	1:9:A:DA:H8	13	0.14
(1,194)	1:10:A:DT:H71	1:9:A:DA:H8	21	0.14
(1,194)	1:10:A:DT:H72	1:9:A:DA:H8	21	0.14
(1,194)	1:10:A:DT:H73	1:9:A:DA:H8	21	0.14
(1,194)	1:10:A:DT:H71	1:9:A:DA:H8	22	0.14
(1,194)	1:10:A:DT:H72	1:9:A:DA:H8	22	0.14
(1,194)	1:10:A:DT:H73	1:9:A:DA:H8	22	0.14
(1,194)	1:10:A:DT:H71	1:9:A:DA:H8	29	0.14

Continued on next page...

Continued from previous page...

Key	Atom-1	Atom-2	Model ID	Violation (Å)
(1,194)	1:10:A:DT:H72	1:9:A:DA:H8	29	0.14
(1,194)	1:10:A:DT:H73	1:9:A:DA:H8	29	0.14
(1,191)	1:2:A:DT:H71	1:1:A:DC:H2''	1	0.14
(1,191)	1:2:A:DT:H72	1:1:A:DC:H2''	1	0.14
(1,191)	1:2:A:DT:H73	1:1:A:DC:H2''	1	0.14
(1,171)	2:21:B:DA:H8	2:20:B:DT:H3'	23	0.14
(1,171)	2:21:B:DA:H8	2:20:B:DT:H3'	24	0.14
(1,170)	2:21:B:DA:H8	2:20:B:DT:H2''	1	0.14
(1,170)	2:21:B:DA:H8	2:20:B:DT:H2''	3	0.14
(1,170)	2:21:B:DA:H8	2:20:B:DT:H2''	9	0.14
(1,170)	2:21:B:DA:H8	2:20:B:DT:H2''	13	0.14
(1,170)	2:21:B:DA:H8	2:20:B:DT:H2''	15	0.14
(1,170)	2:21:B:DA:H8	2:20:B:DT:H2''	23	0.14
(1,167)	2:20:B:DT:H2''	2:20:B:DT:H6	27	0.14
(1,160)	2:20:B:DT:H6	2:19:B:DT:H2''	13	0.14
(1,160)	2:20:B:DT:H6	2:19:B:DT:H2''	18	0.14
(1,160)	2:20:B:DT:H6	2:19:B:DT:H2''	24	0.14
(1,160)	2:20:B:DT:H6	2:19:B:DT:H2''	25	0.14
(1,140)	2:18:B:DG:H8	2:17:B:DG:H2''	30	0.14
(1,118)	2:15:B:DT:H6	2:14:B:DT:H2'	3	0.14
(1,118)	2:15:B:DT:H6	2:14:B:DT:H2'	4	0.14
(1,118)	2:15:B:DT:H6	2:14:B:DT:H2'	5	0.14
(1,118)	2:15:B:DT:H6	2:14:B:DT:H2'	6	0.14
(1,118)	2:15:B:DT:H6	2:14:B:DT:H2'	9	0.14
(1,118)	2:15:B:DT:H6	2:14:B:DT:H2'	17	0.14
(1,118)	2:15:B:DT:H6	2:14:B:DT:H2'	21	0.14
(1,118)	2:15:B:DT:H6	2:14:B:DT:H2'	27	0.14
(1,113)	2:14:B:DT:H2''	2:14:B:DT:H6	2	0.14
(1,113)	2:14:B:DT:H2''	2:14:B:DT:H6	16	0.14
(1,113)	2:14:B:DT:H2''	2:14:B:DT:H6	18	0.14
(1,113)	2:14:B:DT:H2''	2:14:B:DT:H6	24	0.14
(1,113)	2:14:B:DT:H2''	2:14:B:DT:H6	29	0.14
(1,60)	1:9:A:DA:H2''	1:9:A:DA:H8	5	0.14
(1,45)	1:7:A:DG:H2''	1:7:A:DG:H8	20	0.14
(1,45)	1:7:A:DG:H2''	1:7:A:DG:H8	28	0.14
(1,30)	1:4:A:DA:H8	1:4:A:DA:H3'	11	0.14
(1,30)	1:4:A:DA:H8	1:4:A:DA:H3'	14	0.14
(1,30)	1:4:A:DA:H8	1:4:A:DA:H3'	27	0.14
(1,27)	1:4:A:DA:H8	1:3:A:DA:H8	2	0.14
(1,27)	1:4:A:DA:H8	1:3:A:DA:H8	9	0.14
(1,27)	1:4:A:DA:H8	1:3:A:DA:H8	12	0.14
(1,27)	1:4:A:DA:H8	1:3:A:DA:H8	15	0.14

Continued on next page...

Continued from previous page...

Key	Atom-1	Atom-2	Model ID	Violation (Å)
(1,27)	1:4:A:DA:H8	1:3:A:DA:H8	16	0.14
(1,27)	1:4:A:DA:H8	1:3:A:DA:H8	21	0.14
(1,27)	1:4:A:DA:H8	1:3:A:DA:H8	30	0.14
(1,12)	1:2:A:DT:H6	1:1:A:DC:H2''	17	0.14
(1,12)	1:2:A:DT:H6	1:1:A:DC:H2''	22	0.14
(1,220)	2:19:B:DT:H71	2:18:B:DG:H3'	15	0.13
(1,220)	2:19:B:DT:H72	2:18:B:DG:H3'	15	0.13
(1,220)	2:19:B:DT:H73	2:18:B:DG:H3'	15	0.13
(1,218)	2:19:B:DT:H71	2:18:B:DG:H8	25	0.13
(1,218)	2:19:B:DT:H72	2:18:B:DG:H8	25	0.13
(1,218)	2:19:B:DT:H73	2:18:B:DG:H8	25	0.13
(1,205)	2:14:B:DT:H71	2:14:B:DT:H6	1	0.13
(1,205)	2:14:B:DT:H72	2:14:B:DT:H6	1	0.13
(1,205)	2:14:B:DT:H73	2:14:B:DT:H6	1	0.13
(1,205)	2:14:B:DT:H71	2:14:B:DT:H6	10	0.13
(1,205)	2:14:B:DT:H72	2:14:B:DT:H6	10	0.13
(1,205)	2:14:B:DT:H73	2:14:B:DT:H6	10	0.13
(1,205)	2:14:B:DT:H71	2:14:B:DT:H6	17	0.13
(1,205)	2:14:B:DT:H72	2:14:B:DT:H6	17	0.13
(1,205)	2:14:B:DT:H73	2:14:B:DT:H6	17	0.13
(1,205)	2:14:B:DT:H71	2:14:B:DT:H6	19	0.13
(1,205)	2:14:B:DT:H72	2:14:B:DT:H6	19	0.13
(1,205)	2:14:B:DT:H73	2:14:B:DT:H6	19	0.13
(1,205)	2:14:B:DT:H71	2:14:B:DT:H6	25	0.13
(1,205)	2:14:B:DT:H72	2:14:B:DT:H6	25	0.13
(1,205)	2:14:B:DT:H73	2:14:B:DT:H6	25	0.13
(1,194)	1:10:A:DT:H71	1:9:A:DA:H8	4	0.13
(1,194)	1:10:A:DT:H72	1:9:A:DA:H8	4	0.13
(1,194)	1:10:A:DT:H73	1:9:A:DA:H8	4	0.13
(1,194)	1:10:A:DT:H71	1:9:A:DA:H8	10	0.13
(1,194)	1:10:A:DT:H72	1:9:A:DA:H8	10	0.13
(1,194)	1:10:A:DT:H73	1:9:A:DA:H8	10	0.13
(1,194)	1:10:A:DT:H71	1:9:A:DA:H8	17	0.13
(1,194)	1:10:A:DT:H72	1:9:A:DA:H8	17	0.13
(1,194)	1:10:A:DT:H73	1:9:A:DA:H8	17	0.13
(1,194)	1:10:A:DT:H71	1:9:A:DA:H8	18	0.13
(1,194)	1:10:A:DT:H72	1:9:A:DA:H8	18	0.13
(1,194)	1:10:A:DT:H73	1:9:A:DA:H8	18	0.13
(1,194)	1:10:A:DT:H71	1:9:A:DA:H8	19	0.13
(1,194)	1:10:A:DT:H72	1:9:A:DA:H8	19	0.13
(1,194)	1:10:A:DT:H73	1:9:A:DA:H8	19	0.13
(1,194)	1:10:A:DT:H71	1:9:A:DA:H8	23	0.13

Continued on next page...

Continued from previous page...

Key	Atom-1	Atom-2	Model ID	Violation (Å)
(1,194)	1:10:A:DT:H72	1:9:A:DA:H8	23	0.13
(1,194)	1:10:A:DT:H73	1:9:A:DA:H8	23	0.13
(1,194)	1:10:A:DT:H71	1:9:A:DA:H8	24	0.13
(1,194)	1:10:A:DT:H72	1:9:A:DA:H8	24	0.13
(1,194)	1:10:A:DT:H73	1:9:A:DA:H8	24	0.13
(1,193)	1:2:A:DT:H71	1:2:A:DT:H6	11	0.13
(1,193)	1:2:A:DT:H72	1:2:A:DT:H6	11	0.13
(1,193)	1:2:A:DT:H73	1:2:A:DT:H6	11	0.13
(1,191)	1:2:A:DT:H71	1:1:A:DC:H2''	23	0.13
(1,191)	1:2:A:DT:H72	1:1:A:DC:H2''	23	0.13
(1,191)	1:2:A:DT:H73	1:1:A:DC:H2''	23	0.13
(1,191)	1:2:A:DT:H71	1:1:A:DC:H2''	24	0.13
(1,191)	1:2:A:DT:H72	1:1:A:DC:H2''	24	0.13
(1,191)	1:2:A:DT:H73	1:1:A:DC:H2''	24	0.13
(1,171)	2:21:B:DA:H8	2:20:B:DT:H3'	10	0.13
(1,170)	2:21:B:DA:H8	2:20:B:DT:H2''	4	0.13
(1,170)	2:21:B:DA:H8	2:20:B:DT:H2''	12	0.13
(1,170)	2:21:B:DA:H8	2:20:B:DT:H2''	25	0.13
(1,167)	2:20:B:DT:H2''	2:20:B:DT:H6	6	0.13
(1,167)	2:20:B:DT:H2''	2:20:B:DT:H6	7	0.13
(1,167)	2:20:B:DT:H2''	2:20:B:DT:H6	19	0.13
(1,167)	2:20:B:DT:H2''	2:20:B:DT:H6	21	0.13
(1,160)	2:20:B:DT:H6	2:19:B:DT:H2''	2	0.13
(1,160)	2:20:B:DT:H6	2:19:B:DT:H2''	10	0.13
(1,160)	2:20:B:DT:H6	2:19:B:DT:H2''	12	0.13
(1,160)	2:20:B:DT:H6	2:19:B:DT:H2''	15	0.13
(1,160)	2:20:B:DT:H6	2:19:B:DT:H2''	23	0.13
(1,160)	2:20:B:DT:H6	2:19:B:DT:H2''	28	0.13
(1,155)	2:19:B:DT:H3'	2:19:B:DT:H6	29	0.13
(1,154)	2:19:B:DT:H2''	2:19:B:DT:H6	19	0.13
(1,140)	2:18:B:DG:H8	2:17:B:DG:H2''	1	0.13
(1,113)	2:14:B:DT:H2''	2:14:B:DT:H6	5	0.13
(1,113)	2:14:B:DT:H2''	2:14:B:DT:H6	7	0.13
(1,113)	2:14:B:DT:H2''	2:14:B:DT:H6	12	0.13
(1,113)	2:14:B:DT:H2''	2:14:B:DT:H6	14	0.13
(1,113)	2:14:B:DT:H2''	2:14:B:DT:H6	15	0.13
(1,113)	2:14:B:DT:H2''	2:14:B:DT:H6	19	0.13
(1,113)	2:14:B:DT:H2''	2:14:B:DT:H6	22	0.13
(1,113)	2:14:B:DT:H2''	2:14:B:DT:H6	25	0.13
(1,113)	2:14:B:DT:H2''	2:14:B:DT:H6	28	0.13
(1,79)	1:11:A:DG:H8	1:11:A:DG:H1'	1	0.13
(1,79)	1:11:A:DG:H8	1:11:A:DG:H1'	2	0.13

Continued on next page...

Continued from previous page...

Key	Atom-1	Atom-2	Model ID	Violation (Å)
(1,79)	1:11:A:DG:H8	1:11:A:DG:H1'	3	0.13
(1,79)	1:11:A:DG:H8	1:11:A:DG:H1'	4	0.13
(1,79)	1:11:A:DG:H8	1:11:A:DG:H1'	5	0.13
(1,79)	1:11:A:DG:H8	1:11:A:DG:H1'	6	0.13
(1,79)	1:11:A:DG:H8	1:11:A:DG:H1'	7	0.13
(1,79)	1:11:A:DG:H8	1:11:A:DG:H1'	8	0.13
(1,79)	1:11:A:DG:H8	1:11:A:DG:H1'	9	0.13
(1,79)	1:11:A:DG:H8	1:11:A:DG:H1'	10	0.13
(1,79)	1:11:A:DG:H8	1:11:A:DG:H1'	11	0.13
(1,79)	1:11:A:DG:H8	1:11:A:DG:H1'	12	0.13
(1,79)	1:11:A:DG:H8	1:11:A:DG:H1'	13	0.13
(1,79)	1:11:A:DG:H8	1:11:A:DG:H1'	14	0.13
(1,79)	1:11:A:DG:H8	1:11:A:DG:H1'	15	0.13
(1,79)	1:11:A:DG:H8	1:11:A:DG:H1'	16	0.13
(1,79)	1:11:A:DG:H8	1:11:A:DG:H1'	17	0.13
(1,79)	1:11:A:DG:H8	1:11:A:DG:H1'	18	0.13
(1,79)	1:11:A:DG:H8	1:11:A:DG:H1'	19	0.13
(1,79)	1:11:A:DG:H8	1:11:A:DG:H1'	20	0.13
(1,79)	1:11:A:DG:H8	1:11:A:DG:H1'	21	0.13
(1,79)	1:11:A:DG:H8	1:11:A:DG:H1'	22	0.13
(1,79)	1:11:A:DG:H8	1:11:A:DG:H1'	23	0.13
(1,79)	1:11:A:DG:H8	1:11:A:DG:H1'	24	0.13
(1,79)	1:11:A:DG:H8	1:11:A:DG:H1'	25	0.13
(1,79)	1:11:A:DG:H8	1:11:A:DG:H1'	26	0.13
(1,79)	1:11:A:DG:H8	1:11:A:DG:H1'	27	0.13
(1,79)	1:11:A:DG:H8	1:11:A:DG:H1'	28	0.13
(1,79)	1:11:A:DG:H8	1:11:A:DG:H1'	29	0.13
(1,79)	1:11:A:DG:H8	1:11:A:DG:H1'	30	0.13
(1,72)	1:10:A:DT:H2''	1:10:A:DT:H2'	1	0.13
(1,72)	1:10:A:DT:H2''	1:10:A:DT:H2'	2	0.13
(1,72)	1:10:A:DT:H2''	1:10:A:DT:H2'	4	0.13
(1,72)	1:10:A:DT:H2''	1:10:A:DT:H2'	5	0.13
(1,72)	1:10:A:DT:H2''	1:10:A:DT:H2'	6	0.13
(1,72)	1:10:A:DT:H2''	1:10:A:DT:H2'	7	0.13
(1,72)	1:10:A:DT:H2''	1:10:A:DT:H2'	9	0.13
(1,72)	1:10:A:DT:H2''	1:10:A:DT:H2'	11	0.13
(1,72)	1:10:A:DT:H2''	1:10:A:DT:H2'	12	0.13
(1,72)	1:10:A:DT:H2''	1:10:A:DT:H2'	13	0.13
(1,72)	1:10:A:DT:H2''	1:10:A:DT:H2'	15	0.13
(1,72)	1:10:A:DT:H2''	1:10:A:DT:H2'	16	0.13
(1,72)	1:10:A:DT:H2''	1:10:A:DT:H2'	17	0.13
(1,72)	1:10:A:DT:H2''	1:10:A:DT:H2'	21	0.13

Continued on next page...

Continued from previous page...

Key	Atom-1	Atom-2	Model ID	Violation (Å)
(1,72)	1:10:A:DT:H2''	1:10:A:DT:H2'	22	0.13
(1,72)	1:10:A:DT:H2''	1:10:A:DT:H2'	26	0.13
(1,72)	1:10:A:DT:H2''	1:10:A:DT:H2'	27	0.13
(1,72)	1:10:A:DT:H2''	1:10:A:DT:H2'	28	0.13
(1,72)	1:10:A:DT:H2''	1:10:A:DT:H2'	29	0.13
(1,60)	1:9:A:DA:H2''	1:9:A:DA:H8	1	0.13
(1,60)	1:9:A:DA:H2''	1:9:A:DA:H8	2	0.13
(1,60)	1:9:A:DA:H2''	1:9:A:DA:H8	3	0.13
(1,60)	1:9:A:DA:H2''	1:9:A:DA:H8	8	0.13
(1,60)	1:9:A:DA:H2''	1:9:A:DA:H8	9	0.13
(1,60)	1:9:A:DA:H2''	1:9:A:DA:H8	10	0.13
(1,60)	1:9:A:DA:H2''	1:9:A:DA:H8	12	0.13
(1,60)	1:9:A:DA:H2''	1:9:A:DA:H8	13	0.13
(1,60)	1:9:A:DA:H2''	1:9:A:DA:H8	17	0.13
(1,60)	1:9:A:DA:H2''	1:9:A:DA:H8	25	0.13
(1,60)	1:9:A:DA:H2''	1:9:A:DA:H8	26	0.13
(1,60)	1:9:A:DA:H2''	1:9:A:DA:H8	28	0.13
(1,53)	1:8:A:DA:H3'	1:8:A:DA:H8	28	0.13
(1,45)	1:7:A:DG:H2''	1:7:A:DG:H8	5	0.13
(1,45)	1:7:A:DG:H2''	1:7:A:DG:H8	12	0.13
(1,45)	1:7:A:DG:H2''	1:7:A:DG:H8	13	0.13
(1,45)	1:7:A:DG:H2''	1:7:A:DG:H8	16	0.13
(1,45)	1:7:A:DG:H2''	1:7:A:DG:H8	18	0.13
(1,45)	1:7:A:DG:H2''	1:7:A:DG:H8	24	0.13
(1,45)	1:7:A:DG:H2''	1:7:A:DG:H8	27	0.13
(1,45)	1:7:A:DG:H2''	1:7:A:DG:H8	29	0.13
(1,27)	1:4:A:DA:H8	1:3:A:DA:H8	1	0.13
(1,27)	1:4:A:DA:H8	1:3:A:DA:H8	10	0.13
(1,27)	1:4:A:DA:H8	1:3:A:DA:H8	17	0.13
(1,27)	1:4:A:DA:H8	1:3:A:DA:H8	22	0.13
(1,12)	1:2:A:DT:H6	1:1:A:DC:H2''	6	0.13
(1,12)	1:2:A:DT:H6	1:1:A:DC:H2''	16	0.13
(1,12)	1:2:A:DT:H6	1:1:A:DC:H2''	20	0.13
(2,21)	2:19:B:DT:O4	1:4:A:DA:N6	10	0.12
(1,225)	2:20:B:DT:H71	2:19:B:DT:H6	1	0.12
(1,225)	2:20:B:DT:H72	2:19:B:DT:H6	1	0.12
(1,225)	2:20:B:DT:H73	2:19:B:DT:H6	1	0.12
(1,225)	2:20:B:DT:H71	2:19:B:DT:H6	16	0.12
(1,225)	2:20:B:DT:H72	2:19:B:DT:H6	16	0.12
(1,225)	2:20:B:DT:H73	2:19:B:DT:H6	16	0.12
(1,225)	2:20:B:DT:H71	2:19:B:DT:H6	28	0.12
(1,225)	2:20:B:DT:H72	2:19:B:DT:H6	28	0.12

Continued on next page...

Continued from previous page...

Key	Atom-1	Atom-2	Model ID	Violation (Å)
(1,225)	2:20:B:DT:H73	2:19:B:DT:H6	28	0.12
(1,220)	2:19:B:DT:H71	2:18:B:DG:H3'	23	0.12
(1,220)	2:19:B:DT:H72	2:18:B:DG:H3'	23	0.12
(1,220)	2:19:B:DT:H73	2:18:B:DG:H3'	23	0.12
(1,220)	2:19:B:DT:H71	2:18:B:DG:H3'	28	0.12
(1,220)	2:19:B:DT:H72	2:18:B:DG:H3'	28	0.12
(1,220)	2:19:B:DT:H73	2:18:B:DG:H3'	28	0.12
(1,205)	2:14:B:DT:H71	2:14:B:DT:H6	12	0.12
(1,205)	2:14:B:DT:H72	2:14:B:DT:H6	12	0.12
(1,205)	2:14:B:DT:H73	2:14:B:DT:H6	12	0.12
(1,205)	2:14:B:DT:H71	2:14:B:DT:H6	23	0.12
(1,205)	2:14:B:DT:H72	2:14:B:DT:H6	23	0.12
(1,205)	2:14:B:DT:H73	2:14:B:DT:H6	23	0.12
(1,194)	1:10:A:DT:H71	1:9:A:DA:H8	9	0.12
(1,194)	1:10:A:DT:H72	1:9:A:DA:H8	9	0.12
(1,194)	1:10:A:DT:H73	1:9:A:DA:H8	9	0.12
(1,191)	1:2:A:DT:H71	1:1:A:DC:H2''	30	0.12
(1,191)	1:2:A:DT:H72	1:1:A:DC:H2''	30	0.12
(1,191)	1:2:A:DT:H73	1:1:A:DC:H2''	30	0.12
(1,171)	2:21:B:DA:H8	2:20:B:DT:H3'	4	0.12
(1,170)	2:21:B:DA:H8	2:20:B:DT:H2''	5	0.12
(1,170)	2:21:B:DA:H8	2:20:B:DT:H2''	26	0.12
(1,170)	2:21:B:DA:H8	2:20:B:DT:H2''	28	0.12
(1,167)	2:20:B:DT:H2''	2:20:B:DT:H6	17	0.12
(1,167)	2:20:B:DT:H2''	2:20:B:DT:H6	20	0.12
(1,167)	2:20:B:DT:H2''	2:20:B:DT:H6	22	0.12
(1,167)	2:20:B:DT:H2''	2:20:B:DT:H6	26	0.12
(1,167)	2:20:B:DT:H2''	2:20:B:DT:H6	29	0.12
(1,160)	2:20:B:DT:H6	2:19:B:DT:H2''	1	0.12
(1,160)	2:20:B:DT:H6	2:19:B:DT:H2''	3	0.12
(1,160)	2:20:B:DT:H6	2:19:B:DT:H2''	9	0.12
(1,160)	2:20:B:DT:H6	2:19:B:DT:H2''	11	0.12
(1,160)	2:20:B:DT:H6	2:19:B:DT:H2''	14	0.12
(1,160)	2:20:B:DT:H6	2:19:B:DT:H2''	16	0.12
(1,160)	2:20:B:DT:H6	2:19:B:DT:H2''	26	0.12
(1,160)	2:20:B:DT:H6	2:19:B:DT:H2''	29	0.12
(1,160)	2:20:B:DT:H6	2:19:B:DT:H2''	30	0.12
(1,155)	2:19:B:DT:H3'	2:19:B:DT:H6	19	0.12
(1,154)	2:19:B:DT:H2''	2:19:B:DT:H6	21	0.12
(1,140)	2:18:B:DG:H8	2:17:B:DG:H2''	4	0.12
(1,118)	2:15:B:DT:H6	2:14:B:DT:H2'	11	0.12
(1,114)	2:14:B:DT:H2''	2:14:B:DT:H2'	1	0.12

Continued on next page...

Continued from previous page...

Key	Atom-1	Atom-2	Model ID	Violation (Å)
(1,114)	2:14:B:DT:H2''	2:14:B:DT:H2'	2	0.12
(1,114)	2:14:B:DT:H2''	2:14:B:DT:H2'	3	0.12
(1,114)	2:14:B:DT:H2''	2:14:B:DT:H2'	4	0.12
(1,114)	2:14:B:DT:H2''	2:14:B:DT:H2'	5	0.12
(1,114)	2:14:B:DT:H2''	2:14:B:DT:H2'	6	0.12
(1,114)	2:14:B:DT:H2''	2:14:B:DT:H2'	7	0.12
(1,114)	2:14:B:DT:H2''	2:14:B:DT:H2'	8	0.12
(1,114)	2:14:B:DT:H2''	2:14:B:DT:H2'	9	0.12
(1,114)	2:14:B:DT:H2''	2:14:B:DT:H2'	10	0.12
(1,114)	2:14:B:DT:H2''	2:14:B:DT:H2'	11	0.12
(1,114)	2:14:B:DT:H2''	2:14:B:DT:H2'	12	0.12
(1,114)	2:14:B:DT:H2''	2:14:B:DT:H2'	13	0.12
(1,114)	2:14:B:DT:H2''	2:14:B:DT:H2'	14	0.12
(1,114)	2:14:B:DT:H2''	2:14:B:DT:H2'	15	0.12
(1,114)	2:14:B:DT:H2''	2:14:B:DT:H2'	16	0.12
(1,114)	2:14:B:DT:H2''	2:14:B:DT:H2'	17	0.12
(1,114)	2:14:B:DT:H2''	2:14:B:DT:H2'	18	0.12
(1,114)	2:14:B:DT:H2''	2:14:B:DT:H2'	19	0.12
(1,114)	2:14:B:DT:H2''	2:14:B:DT:H2'	20	0.12
(1,114)	2:14:B:DT:H2''	2:14:B:DT:H2'	21	0.12
(1,114)	2:14:B:DT:H2''	2:14:B:DT:H2'	22	0.12
(1,114)	2:14:B:DT:H2''	2:14:B:DT:H2'	23	0.12
(1,114)	2:14:B:DT:H2''	2:14:B:DT:H2'	24	0.12
(1,114)	2:14:B:DT:H2''	2:14:B:DT:H2'	25	0.12
(1,114)	2:14:B:DT:H2''	2:14:B:DT:H2'	26	0.12
(1,114)	2:14:B:DT:H2''	2:14:B:DT:H2'	27	0.12
(1,114)	2:14:B:DT:H2''	2:14:B:DT:H2'	28	0.12
(1,114)	2:14:B:DT:H2''	2:14:B:DT:H2'	29	0.12
(1,114)	2:14:B:DT:H2''	2:14:B:DT:H2'	30	0.12
(1,113)	2:14:B:DT:H2''	2:14:B:DT:H6	1	0.12
(1,113)	2:14:B:DT:H2''	2:14:B:DT:H6	4	0.12
(1,113)	2:14:B:DT:H2''	2:14:B:DT:H6	6	0.12
(1,113)	2:14:B:DT:H2''	2:14:B:DT:H6	9	0.12
(1,113)	2:14:B:DT:H2''	2:14:B:DT:H6	10	0.12
(1,113)	2:14:B:DT:H2''	2:14:B:DT:H6	23	0.12
(1,113)	2:14:B:DT:H2''	2:14:B:DT:H6	26	0.12
(1,113)	2:14:B:DT:H2''	2:14:B:DT:H6	27	0.12
(1,113)	2:14:B:DT:H2''	2:14:B:DT:H6	30	0.12
(1,72)	1:10:A:DT:H2''	1:10:A:DT:H2'	3	0.12
(1,72)	1:10:A:DT:H2''	1:10:A:DT:H2'	8	0.12
(1,72)	1:10:A:DT:H2''	1:10:A:DT:H2'	10	0.12
(1,72)	1:10:A:DT:H2''	1:10:A:DT:H2'	14	0.12

Continued on next page...

Continued from previous page...

Key	Atom-1	Atom-2	Model ID	Violation (Å)
(1,72)	1:10:A:DT:H2''	1:10:A:DT:H2'	18	0.12
(1,72)	1:10:A:DT:H2''	1:10:A:DT:H2'	19	0.12
(1,72)	1:10:A:DT:H2''	1:10:A:DT:H2'	20	0.12
(1,72)	1:10:A:DT:H2''	1:10:A:DT:H2'	23	0.12
(1,72)	1:10:A:DT:H2''	1:10:A:DT:H2'	24	0.12
(1,72)	1:10:A:DT:H2''	1:10:A:DT:H2'	25	0.12
(1,72)	1:10:A:DT:H2''	1:10:A:DT:H2'	30	0.12
(1,60)	1:9:A:DA:H2''	1:9:A:DA:H8	4	0.12
(1,60)	1:9:A:DA:H2''	1:9:A:DA:H8	6	0.12
(1,60)	1:9:A:DA:H2''	1:9:A:DA:H8	7	0.12
(1,60)	1:9:A:DA:H2''	1:9:A:DA:H8	11	0.12
(1,60)	1:9:A:DA:H2''	1:9:A:DA:H8	14	0.12
(1,60)	1:9:A:DA:H2''	1:9:A:DA:H8	15	0.12
(1,60)	1:9:A:DA:H2''	1:9:A:DA:H8	16	0.12
(1,60)	1:9:A:DA:H2''	1:9:A:DA:H8	18	0.12
(1,60)	1:9:A:DA:H2''	1:9:A:DA:H8	19	0.12
(1,60)	1:9:A:DA:H2''	1:9:A:DA:H8	20	0.12
(1,60)	1:9:A:DA:H2''	1:9:A:DA:H8	21	0.12
(1,60)	1:9:A:DA:H2''	1:9:A:DA:H8	22	0.12
(1,60)	1:9:A:DA:H2''	1:9:A:DA:H8	23	0.12
(1,60)	1:9:A:DA:H2''	1:9:A:DA:H8	24	0.12
(1,60)	1:9:A:DA:H2''	1:9:A:DA:H8	27	0.12
(1,60)	1:9:A:DA:H2''	1:9:A:DA:H8	29	0.12
(1,60)	1:9:A:DA:H2''	1:9:A:DA:H8	30	0.12
(1,45)	1:7:A:DG:H2''	1:7:A:DG:H8	2	0.12
(1,45)	1:7:A:DG:H2''	1:7:A:DG:H8	6	0.12
(1,45)	1:7:A:DG:H2''	1:7:A:DG:H8	7	0.12
(1,45)	1:7:A:DG:H2''	1:7:A:DG:H8	8	0.12
(1,45)	1:7:A:DG:H2''	1:7:A:DG:H8	14	0.12
(1,45)	1:7:A:DG:H2''	1:7:A:DG:H8	15	0.12
(1,45)	1:7:A:DG:H2''	1:7:A:DG:H8	19	0.12
(1,45)	1:7:A:DG:H2''	1:7:A:DG:H8	22	0.12
(1,45)	1:7:A:DG:H2''	1:7:A:DG:H8	26	0.12
(1,30)	1:4:A:DA:H8	1:4:A:DA:H3'	26	0.12
(1,20)	1:3:A:DA:H8	1:2:A:DT:H2'	4	0.12
(1,20)	1:3:A:DA:H8	1:2:A:DT:H2'	21	0.12
(1,12)	1:2:A:DT:H6	1:1:A:DC:H2''	7	0.12
(1,12)	1:2:A:DT:H6	1:1:A:DC:H2''	14	0.12
(1,12)	1:2:A:DT:H6	1:1:A:DC:H2''	18	0.12
(1,12)	1:2:A:DT:H6	1:1:A:DC:H2''	19	0.12
(1,12)	1:2:A:DT:H6	1:1:A:DC:H2''	26	0.12
(1,12)	1:2:A:DT:H6	1:1:A:DC:H2''	27	0.12

Continued on next page...

Continued from previous page...

Key	Atom-1	Atom-2	Model ID	Violation (Å)
(1,12)	1:2:A:DT:H6	1:1:A:DC:H2''	28	0.12
(2,21)	2:19:B:DT:O4	1:4:A:DA:N6	3	0.11
(2,21)	2:19:B:DT:O4	1:4:A:DA:N6	4	0.11
(1,225)	2:20:B:DT:H71	2:19:B:DT:H6	18	0.11
(1,225)	2:20:B:DT:H72	2:19:B:DT:H6	18	0.11
(1,225)	2:20:B:DT:H73	2:19:B:DT:H6	18	0.11
(1,220)	2:19:B:DT:H71	2:18:B:DG:H3'	16	0.11
(1,220)	2:19:B:DT:H72	2:18:B:DG:H3'	16	0.11
(1,220)	2:19:B:DT:H73	2:18:B:DG:H3'	16	0.11
(1,220)	2:19:B:DT:H71	2:18:B:DG:H3'	19	0.11
(1,220)	2:19:B:DT:H72	2:18:B:DG:H3'	19	0.11
(1,220)	2:19:B:DT:H73	2:18:B:DG:H3'	19	0.11
(1,220)	2:19:B:DT:H71	2:18:B:DG:H3'	22	0.11
(1,220)	2:19:B:DT:H72	2:18:B:DG:H3'	22	0.11
(1,220)	2:19:B:DT:H73	2:18:B:DG:H3'	22	0.11
(1,205)	2:14:B:DT:H71	2:14:B:DT:H6	9	0.11
(1,205)	2:14:B:DT:H72	2:14:B:DT:H6	9	0.11
(1,205)	2:14:B:DT:H73	2:14:B:DT:H6	9	0.11
(1,205)	2:14:B:DT:H71	2:14:B:DT:H6	15	0.11
(1,205)	2:14:B:DT:H72	2:14:B:DT:H6	15	0.11
(1,205)	2:14:B:DT:H73	2:14:B:DT:H6	15	0.11
(1,189)	1:2:A:DT:H71	1:1:A:DC:H5	10	0.11
(1,189)	1:2:A:DT:H72	1:1:A:DC:H5	10	0.11
(1,189)	1:2:A:DT:H73	1:1:A:DC:H5	10	0.11
(1,170)	2:21:B:DA:H8	2:20:B:DT:H2''	11	0.11
(1,170)	2:21:B:DA:H8	2:20:B:DT:H2''	14	0.11
(1,170)	2:21:B:DA:H8	2:20:B:DT:H2''	16	0.11
(1,170)	2:21:B:DA:H8	2:20:B:DT:H2''	17	0.11
(1,170)	2:21:B:DA:H8	2:20:B:DT:H2''	18	0.11
(1,170)	2:21:B:DA:H8	2:20:B:DT:H2''	20	0.11
(1,170)	2:21:B:DA:H8	2:20:B:DT:H2''	21	0.11
(1,167)	2:20:B:DT:H2''	2:20:B:DT:H6	4	0.11
(1,167)	2:20:B:DT:H2''	2:20:B:DT:H6	5	0.11
(1,167)	2:20:B:DT:H2''	2:20:B:DT:H6	14	0.11
(1,167)	2:20:B:DT:H2''	2:20:B:DT:H6	16	0.11
(1,160)	2:20:B:DT:H6	2:19:B:DT:H2''	4	0.11
(1,160)	2:20:B:DT:H6	2:19:B:DT:H2''	5	0.11
(1,160)	2:20:B:DT:H6	2:19:B:DT:H2''	6	0.11
(1,160)	2:20:B:DT:H6	2:19:B:DT:H2''	7	0.11
(1,160)	2:20:B:DT:H6	2:19:B:DT:H2''	17	0.11
(1,160)	2:20:B:DT:H6	2:19:B:DT:H2''	19	0.11
(1,160)	2:20:B:DT:H6	2:19:B:DT:H2''	20	0.11

Continued on next page...

Continued from previous page...

Key	Atom-1	Atom-2	Model ID	Violation (Å)
(1,160)	2:20:B:DT:H6	2:19:B:DT:H2''	22	0.11
(1,160)	2:20:B:DT:H6	2:19:B:DT:H2''	27	0.11
(1,154)	2:19:B:DT:H2''	2:19:B:DT:H6	29	0.11
(1,143)	2:18:B:DG:H3'	2:18:B:DG:H8	23	0.11
(1,140)	2:18:B:DG:H8	2:17:B:DG:H2''	7	0.11
(1,140)	2:18:B:DG:H8	2:17:B:DG:H2''	10	0.11
(1,140)	2:18:B:DG:H8	2:17:B:DG:H2''	13	0.11
(1,113)	2:14:B:DT:H2''	2:14:B:DT:H6	3	0.11
(1,113)	2:14:B:DT:H2''	2:14:B:DT:H6	13	0.11
(1,113)	2:14:B:DT:H2''	2:14:B:DT:H6	17	0.11
(1,113)	2:14:B:DT:H2''	2:14:B:DT:H6	21	0.11
(1,45)	1:7:A:DG:H2''	1:7:A:DG:H8	1	0.11
(1,45)	1:7:A:DG:H2''	1:7:A:DG:H8	3	0.11
(1,45)	1:7:A:DG:H2''	1:7:A:DG:H8	4	0.11
(1,45)	1:7:A:DG:H2''	1:7:A:DG:H8	9	0.11
(1,45)	1:7:A:DG:H2''	1:7:A:DG:H8	11	0.11
(1,45)	1:7:A:DG:H2''	1:7:A:DG:H8	17	0.11
(1,45)	1:7:A:DG:H2''	1:7:A:DG:H8	23	0.11
(1,45)	1:7:A:DG:H2''	1:7:A:DG:H8	25	0.11
(1,45)	1:7:A:DG:H2''	1:7:A:DG:H8	30	0.11
(1,30)	1:4:A:DA:H8	1:4:A:DA:H3'	25	0.11
(1,27)	1:4:A:DA:H8	1:3:A:DA:H8	24	0.11
(1,12)	1:2:A:DT:H6	1:1:A:DC:H2''	29	0.11
(2,21)	2:19:B:DT:O4	1:4:A:DA:N6	1	0.1
(2,21)	2:19:B:DT:O4	1:4:A:DA:N6	9	0.1
(2,21)	2:19:B:DT:O4	1:4:A:DA:N6	30	0.1
(1,225)	2:20:B:DT:H71	2:19:B:DT:H6	14	0.1
(1,225)	2:20:B:DT:H72	2:19:B:DT:H6	14	0.1
(1,225)	2:20:B:DT:H73	2:19:B:DT:H6	14	0.1
(1,225)	2:20:B:DT:H71	2:19:B:DT:H6	25	0.1
(1,225)	2:20:B:DT:H72	2:19:B:DT:H6	25	0.1
(1,225)	2:20:B:DT:H73	2:19:B:DT:H6	25	0.1
(1,220)	2:19:B:DT:H71	2:18:B:DG:H3'	1	0.1
(1,220)	2:19:B:DT:H72	2:18:B:DG:H3'	1	0.1
(1,220)	2:19:B:DT:H73	2:18:B:DG:H3'	1	0.1
(1,205)	2:14:B:DT:H71	2:14:B:DT:H6	8	0.1
(1,205)	2:14:B:DT:H72	2:14:B:DT:H6	8	0.1
(1,205)	2:14:B:DT:H73	2:14:B:DT:H6	8	0.1
(1,189)	1:2:A:DT:H71	1:1:A:DC:H5	3	0.1
(1,189)	1:2:A:DT:H72	1:1:A:DC:H5	3	0.1
(1,189)	1:2:A:DT:H73	1:1:A:DC:H5	3	0.1
(1,189)	1:2:A:DT:H71	1:1:A:DC:H5	24	0.1

Continued on next page...

Continued from previous page...

Key	Atom-1	Atom-2	Model ID	Violation (Å)
(1,189)	1:2:A:DT:H72	1:1:A:DC:H5	24	0.1
(1,189)	1:2:A:DT:H73	1:1:A:DC:H5	24	0.1
(1,170)	2:21:B:DA:H8	2:20:B:DT:H2''	6	0.1
(1,170)	2:21:B:DA:H8	2:20:B:DT:H2''	19	0.1
(1,170)	2:21:B:DA:H8	2:20:B:DT:H2''	29	0.1
(1,167)	2:20:B:DT:H2''	2:20:B:DT:H6	28	0.1
(1,160)	2:20:B:DT:H6	2:19:B:DT:H2''	21	0.1
(1,154)	2:19:B:DT:H2''	2:19:B:DT:H6	5	0.1
(1,140)	2:18:B:DG:H8	2:17:B:DG:H2''	2	0.1
(1,140)	2:18:B:DG:H8	2:17:B:DG:H2''	21	0.1
(1,113)	2:14:B:DT:H2''	2:14:B:DT:H6	11	0.1
(1,45)	1:7:A:DG:H2''	1:7:A:DG:H8	21	0.1
(1,12)	1:2:A:DT:H6	1:1:A:DC:H2''	5	0.1

10 Dihedral-angle violation analysis

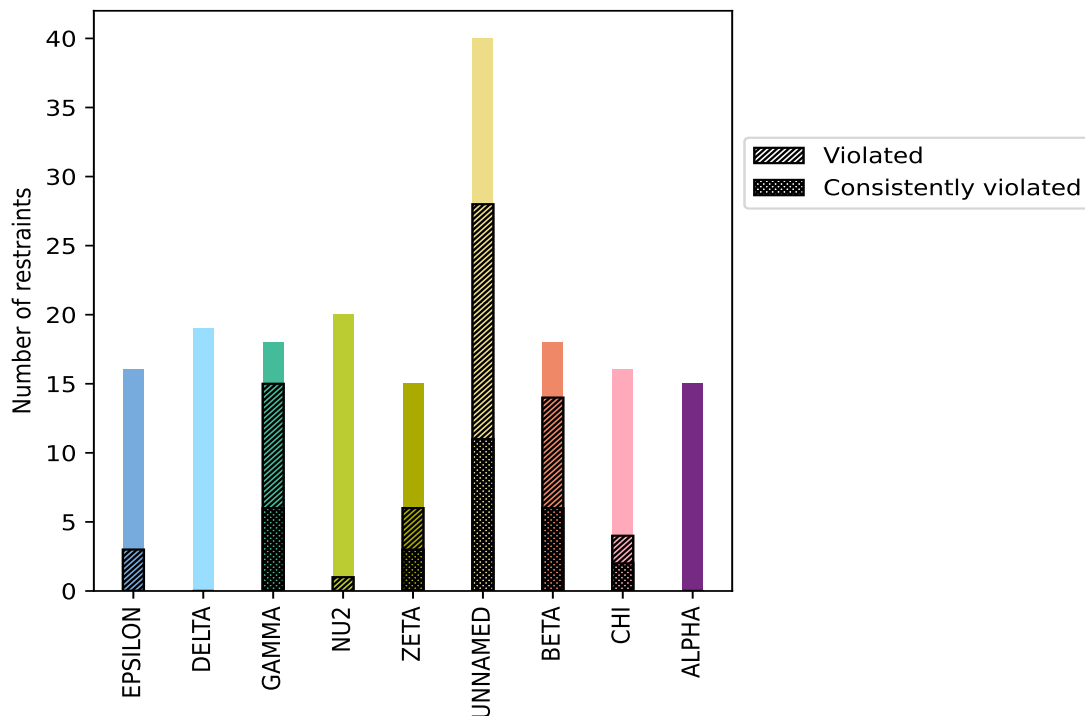
10.1 Summary of dihedral-angle violations

The following table provides the summary of dihedral-angle violations in different dihedral-angle types. Violations less than 1° are not included in the calculation.

Angle type	Count	% ¹	Violated ³			Consistently Violated ⁴		
			Count	% ²	% ¹	Count	% ²	% ¹
EPSILON	16	9.0	3	18.8	1.7	0	0.0	0.0
DELTA	19	10.7	0	0.0	0.0	0	0.0	0.0
GAMMA	18	10.2	15	83.3	8.5	6	33.3	3.4
NU2	20	11.3	1	5.0	0.6	0	0.0	0.0
ZETA	15	8.5	6	40.0	3.4	3	20.0	1.7
UNNAMED	40	22.6	28	70.0	15.8	11	27.5	6.2
BETA	18	10.2	14	77.8	7.9	6	33.3	3.4
CHI	16	9.0	4	25.0	2.3	2	12.5	1.1
ALPHA	15	8.5	0	0.0	0.0	0	0.0	0.0
Total	177	100.0	71	40.1	40.1	28	15.8	15.8

¹ percentage calculated with respect to total number of dihedral-angle restraints, ² percentage calculated with respect to number of restraints in a particular dihedral-angle type, ³ violated in at least one model, ⁴ violated in all the models

10.1.1 Bar chart : Distribution of dihedral-angles and violations [i](#)



Violated and consistently violated restraints are shown using different hatch patterns in their respective categories

10.2 Dihedral-angle violation statistics for each model [i](#)

The following table provides the dihedral-angle violation statistics for each model in the ensemble. Violations less than 1° are not included in the statistics.

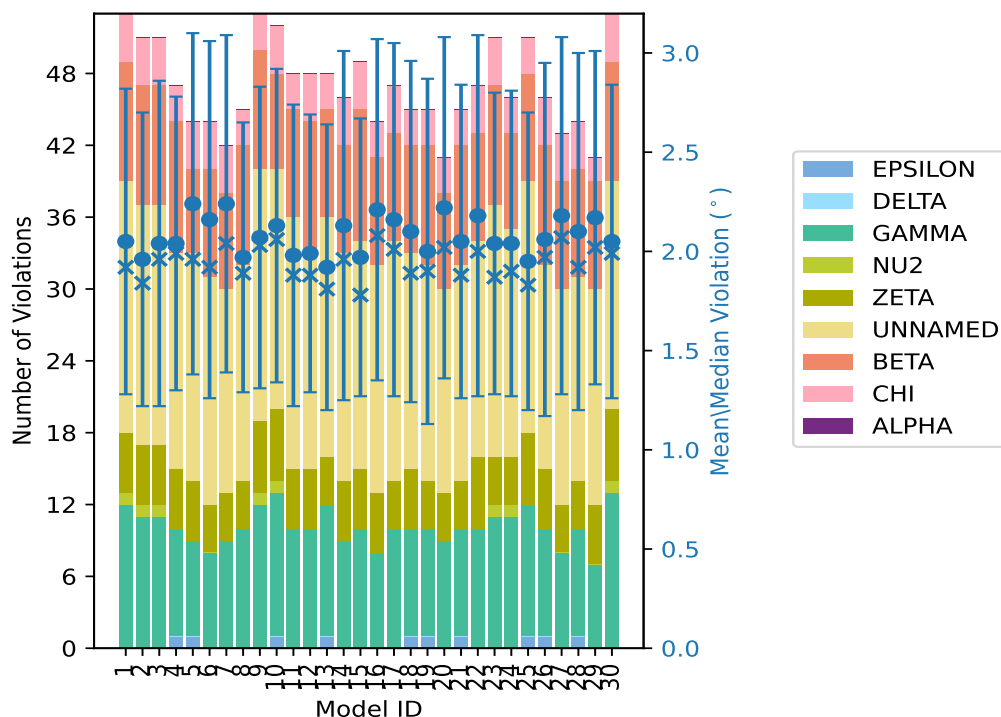
Model ID	Number of violations									Total	Mean (°)	Max (°)	SD (°)	Media
	EPSILON	DELTA	GAMMA	NU2	ZETA	UNNAMED	BETA	CHI	ALPHA					
1	0	0	12	1	5	21	10	4	0	53	2.05	4.08	0.77	1.9
2	0	0	11	1	5	20	10	4	0	51	1.96	3.84	0.74	1.8
3	0	0	11	1	5	20	10	4	0	51	2.04	4.35	0.82	1.9
4	1	0	9	0	5	18	11	3	0	47	2.04	4.1	0.74	1.9
5	1	0	8	0	5	19	7	4	0	44	2.24	5.4	0.86	1.9
6	0	0	8	0	4	19	9	4	0	44	2.16	5.49	0.9	1.9
7	0	0	9	0	4	17	8	4	0	42	2.24	5.74	0.85	2.0
8	0	0	10	0	4	18	10	3	0	45	1.97	3.82	0.68	1.8
9	0	0	12	1	6	21	10	3	0	53	2.07	3.98	0.76	2.0
10	1	0	12	1	6	20	8	4	0	52	2.13	4.41	0.79	2.0
11	0	0	10	0	5	21	9	3	0	48	1.98	4.23	0.76	1.8
12	0	0	10	0	5	18	11	4	0	48	1.99	3.83	0.7	1.8
13	1	0	11	0	4	20	9	3	0	48	1.92	4.04	0.72	1.8
14	0	0	9	0	5	19	9	4	0	46	2.13	5.33	0.88	1.9
15	0	0	10	0	5	19	11	4	0	49	1.97	3.96	0.7	1.7
16	0	0	8	0	5	19	9	3	0	44	2.21	5.44	0.86	2.0
17	0	0	10	0	4	20	9	4	0	47	2.16	5.57	0.89	2.0
18	1	0	9	0	5	18	9	3	0	45	2.1	5.21	0.86	1.9
19	1	0	9	0	4	18	10	3	0	45	2.0	5.2	0.87	1.9
20	0	0	9	0	4	17	8	3	0	41	2.22	5.39	0.86	2.0
21	1	0	9	0	4	18	10	3	0	45	2.05	4.22	0.79	1.8
22	0	0	10	0	6	18	9	4	0	47	2.18	5.63	0.91	2.0
23	0	0	11	1	4	21	10	4	0	51	2.04	3.97	0.76	1.8
24	0	0	11	1	4	19	8	3	0	46	2.04	4.43	0.77	1.8
25	1	0	11	0	6	21	9	3	0	51	1.95	4.04	0.75	1.8
26	1	0	9	0	5	17	10	4	0	46	2.06	5.35	0.89	1.9
27	0	0	8	0	4	18	9	4	0	43	2.18	5.69	0.9	2.0
28	1	0	9	0	4	17	9	4	0	44	2.1	5.18	0.9	1.9

Continued on next page

Continued from previous page...

Model ID	Number of violations										Total	Mean (°)	Max (°)	SD (°)	Media
	EPSILON	DELTA	GAMMA	NU2	ZETA	UNNAMED	BETA	CHI	ALPHA						
29	0	0	7	0	5	18	9	2	0	41	2.17	5.33	0.84	2.0	
30	0	0	13	1	6	19	10	4	0	53	2.05	3.97	0.79	1.9	

10.2.1 Bar graph : Dihedral violation statistics for each model [i](#)



The mean(dot),median(x) and the standard deviation are shown in blue with respect to the y axis on the right

10.3 Dihedral-angle violation statistics for the ensemble [i](#)

Violation analysis may find that some restraints are violated in very few models and some are violated in most of models. The following table provides this information as number of violated restraints for a given fraction of ensemble.

Number of violated restraints										Fraction of the ensemble	
EPSILON	DELTA	GAMMA	NU2	ZETA	UNNAMED	BETA	CHI	ALPHA	Total	Count ¹	%
0	0	1	0	0	1	0	0	0	2	1	3.3
1	0	2	0	0	2	1	0	0	6	2	6.7
1	0	0	0	0	1	0	0	0	2	3	10.0
0	0	0	0	0	0	0	0	0	0	4	13.3
1	0	0	0	0	1	0	0	0	2	5	16.7
0	0	0	0	0	1	0	0	0	1	6	20.0
0	0	0	0	0	1	0	0	0	1	7	23.3
0	0	0	1	1	1	0	0	0	3	8	26.7
0	0	1	0	0	1	1	0	0	3	9	30.0

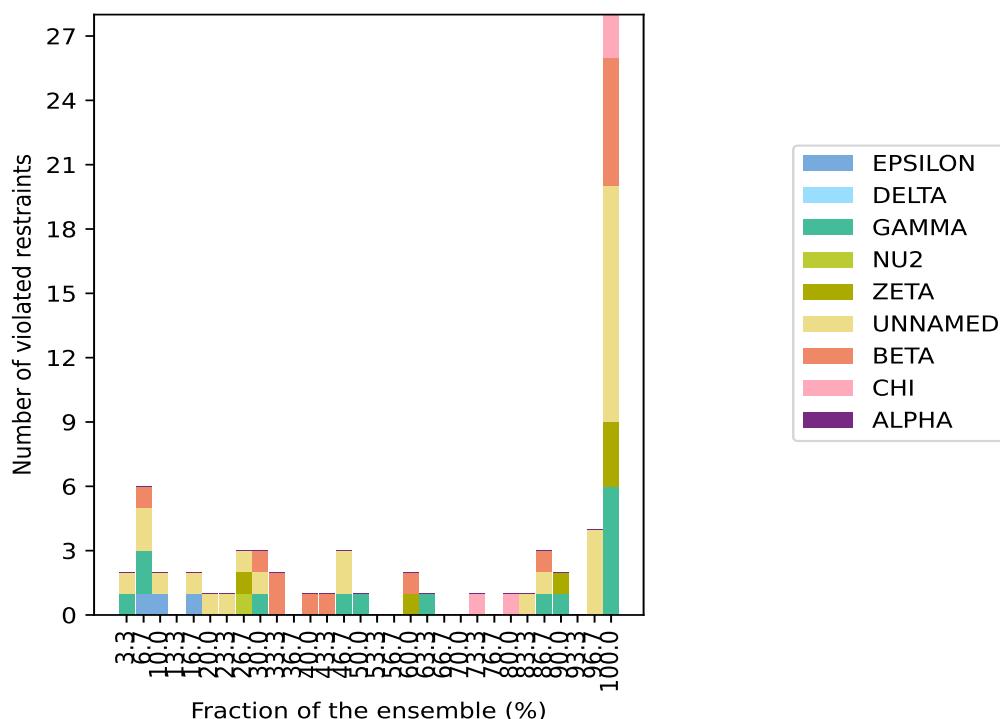
Continued on next page

Continued from previous page...

Number of violated restraints										Fraction of the ensemble	
EPSILON	DELTA	GAMMA	NU2	ZETA	UNNAMED	BETA	CHI	ALPHA	Total	Count ¹	%
0	0	0	0	0	0	2	0	0	2	10	33.3
0	0	0	0	0	0	0	0	0	0	11	36.7
0	0	0	0	0	0	1	0	0	1	12	40.0
0	0	0	0	0	0	1	0	0	1	13	43.3
0	0	1	0	0	2	0	0	0	3	14	46.7
0	0	1	0	0	0	0	0	0	1	15	50.0
0	0	0	0	0	0	0	0	0	0	16	53.3
0	0	0	0	0	0	0	0	0	0	17	56.7
0	0	0	0	1	0	1	0	0	2	18	60.0
0	0	1	0	0	0	0	0	0	1	19	63.3
0	0	0	0	0	0	0	0	0	0	20	66.7
0	0	0	0	0	0	0	0	0	0	21	70.0
0	0	0	0	0	0	0	1	0	1	22	73.3
0	0	0	0	0	0	0	1	0	1	24	80.0
0	0	0	0	0	1	0	0	0	1	25	83.3
0	0	1	0	0	1	1	0	0	3	26	86.7
0	0	1	0	1	0	0	0	0	2	27	90.0
0	0	0	0	0	0	0	0	0	0	28	93.3
0	0	0	0	0	4	0	0	0	4	29	96.7
0	0	6	0	3	11	6	2	0	28	30	100.0

¹ Number of models with violations

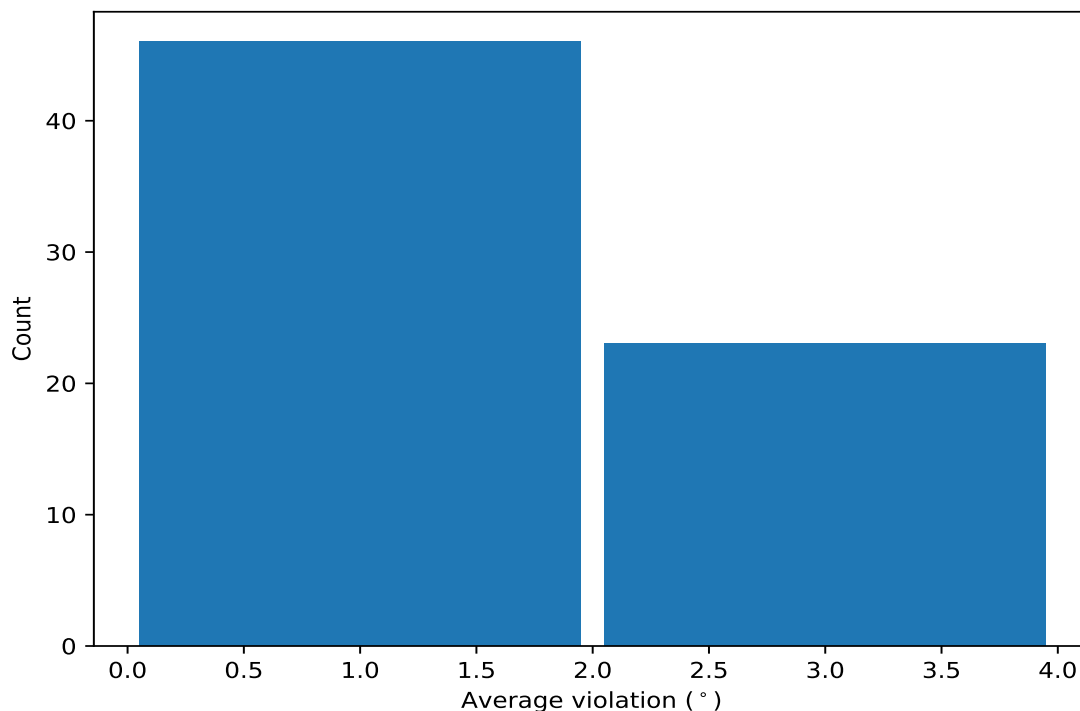
10.3.1 Bar graph : Dihedral-angle Violation statistics for the ensemble [i](#)



10.4 Most violated dihedral-angle restraints in the ensemble [i](#)

10.4.1 Histogram : Distribution of mean dihedral-angle violations [i](#)

The following histogram shows the distribution of the average value of the violation. The average is calculated for each restraint that is violated in more than one model over all the violated models in the ensemble



10.4.2 Table: Most violated dihedral-angle restraints [i](#)

The following table provides the mean and the standard deviation of the violation for each restraint sorted by number of violated models and the mean value. The Key (restraint list ID, restraint ID) is the unique identifier for a given restraint.

Key	Atom-1	Atom-2	Atom-3	Atom-4	Models ¹	Mean	SD ²	Median
(1,30)	2:20:B:DT:C3'	2:20:B:DT:O3'	2:21:B:DA:P	2:21:B:DA:O5'	30	3.95	1.45	3.89
(1,128)	1:10:A:DT:C1'	1:10:A:DT:O4'	1:10:A:DT:C4'	1:10:A:DT:C5'	30	3.89	0.09	3.88
(1,143)	2:15:B:DT:C1'	2:15:B:DT:O4'	2:15:B:DT:C4'	2:15:B:DT:C5'	30	3.63	0.42	3.72
(1,140)	2:14:B:DT:C1'	2:14:B:DT:O4'	2:14:B:DT:C4'	2:14:B:DT:C5'	30	3.31	0.14	3.33
(1,63)	2:21:B:DA:P	2:21:B:DA:O5'	2:21:B:DA:C5'	2:21:B:DA:C4'	30	3.21	0.6	2.91
(1,161)	2:22:B:DG:C1'	2:22:B:DG:O4'	2:22:B:DG:C4'	2:22:B:DG:C5'	30	2.94	0.14	2.92
(1,125)	1:9:A:DA:C1'	1:9:A:DA:O4'	1:9:A:DA:C4'	1:9:A:DA:C5'	30	2.92	0.17	2.92
(1,52)	1:8:A:DA:P	1:8:A:DA:O5'	1:8:A:DA:C5'	1:8:A:DA:C4'	30	2.66	0.31	2.7
(1,94)	2:14:B:DT:O5'	2:14:B:DT:C5'	2:14:B:DT:C4'	2:14:B:DT:C3'	30	2.61	0.19	2.62
(1,20)	1:7:A:DG:C3'	1:7:A:DG:O3'	1:8:A:DA:P	1:8:A:DA:O5'	30	2.52	0.48	2.55
(1,90)	1:9:A:DA:O5'	1:9:A:DA:C5'	1:9:A:DA:C4'	1:9:A:DA:C3'	30	2.4	0.16	2.42
(1,91)	1:10:A:DT:O5'	1:10:A:DT:C5'	1:10:A:DT:C4'	1:10:A:DT:C3'	30	2.35	0.07	2.34
(1,163)	1:2:A:DT:O4'	1:2:A:DT:C1'	1:2:A:DT:N1	1:2:A:DT:C2	30	2.32	0.49	2.45

Continued on next page...

Continued from previous page...

Key	Atom-1	Atom-2	Atom-3	Atom-4	Models ¹	Mean	SD ²	Median
(1,101)	2:22:B:DG:O5'	2:22:B:DG:C5'	2:22:B:DG:C4'	2:22:B:DG:C3'	30	2.26	0.26	2.3
(1,49)	1:4:A:DA:P	1:4:A:DA:O5'	1:4:A:DA:C5'	1:4:A:DA:C4'	30	2.24	0.39	2.3
(1,86)	1:4:A:DA:O5'	1:4:A:DA:C5'	1:4:A:DA:C4'	1:4:A:DA:C3'	30	2.21	0.28	2.16
(1,152)	2:19:B:DT:C1'	2:19:B:DT:O4'	2:19:B:DT:C4'	2:19:B:DT:C5'	30	2.19	0.66	2.12
(1,110)	1:3:A:DA:C1'	1:3:A:DA:O4'	1:3:A:DA:C4'	1:3:A:DA:C5'	30	2.17	0.27	2.17
(1,137)	2:13:B:DA:C1'	2:13:B:DA:O4'	2:13:B:DA:C4'	2:13:B:DA:C5'	30	2.12	0.1	2.11
(1,53)	1:9:A:DA:P	1:9:A:DA:O5'	1:9:A:DA:C5'	1:9:A:DA:C4'	30	2.1	0.26	2.14
(1,60)	2:18:B:DG:P	2:18:B:DG:O5'	2:18:B:DG:C5'	2:18:B:DG:C4'	30	2.09	0.25	2.13
(1,139)	2:14:B:DT:C5'	2:14:B:DT:C4'	2:14:B:DT:C3'	2:14:B:DT:C2'	30	1.99	0.39	1.96
(1,124)	1:9:A:DA:C5'	1:9:A:DA:C4'	1:9:A:DA:C3'	1:9:A:DA:C2'	30	1.96	0.12	1.92
(1,93)	2:13:B:DA:O5'	2:13:B:DA:C5'	2:13:B:DA:C4'	2:13:B:DA:C3'	30	1.95	0.11	1.98
(1,57)	2:14:B:DT:P	2:14:B:DT:O5'	2:14:B:DT:C5'	2:14:B:DT:C4'	30	1.76	0.11	1.77
(1,155)	2:20:B:DT:C1'	2:20:B:DT:O4'	2:20:B:DT:C4'	2:20:B:DT:C5'	30	1.73	0.22	1.72
(1,23)	1:10:A:DT:C3'	1:10:A:DT:O3'	1:11:A:DG:P	1:11:A:DG:O5'	30	1.67	0.14	1.66
(1,177)	2:22:B:DG:O4'	2:22:B:DG:C1'	2:22:B:DG:N9	2:22:B:DG:C4	30	1.61	0.3	1.52
(1,112)	1:4:A:DA:C5'	1:4:A:DA:C4'	1:4:A:DA:C3'	1:4:A:DA:C2'	29	2.45	0.51	2.53
(1,157)	2:21:B:DA:C5'	2:21:B:DA:C4'	2:21:B:DA:C3'	2:21:B:DA:C2'	29	1.81	0.52	1.46
(1,103)	1:1:A:DC:C5'	1:1:A:DC:C4'	1:1:A:DC:C3'	1:1:A:DC:C2'	29	1.69	0.29	1.81
(1,122)	1:8:A:DA:C1'	1:8:A:DA:O4'	1:8:A:DA:C4'	1:8:A:DA:C5'	29	1.65	0.22	1.68
(1,29)	2:19:B:DT:C3'	2:19:B:DT:O3'	2:20:B:DT:P	2:20:B:DT:O5'	27	1.8	0.26	1.87
(1,98)	2:19:B:DT:O5'	2:19:B:DT:C5'	2:19:B:DT:C4'	2:19:B:DT:C3'	27	1.66	0.35	1.72
(1,62)	2:20:B:DT:P	2:20:B:DT:O5'	2:20:B:DT:C5'	2:20:B:DT:C4'	26	1.46	0.23	1.47
(1,95)	2:15:B:DT:O5'	2:15:B:DT:C5'	2:15:B:DT:C4'	2:15:B:DT:C3'	26	1.26	0.16	1.27
(1,121)	1:8:A:DA:C5'	1:8:A:DA:C4'	1:8:A:DA:C3'	1:8:A:DA:C2'	26	1.16	0.16	1.12
(1,151)	2:19:B:DT:C5'	2:19:B:DT:C4'	2:19:B:DT:C3'	2:19:B:DT:C2'	25	1.93	0.37	2.0
(1,176)	2:21:B:DA:O4'	2:21:B:DA:C1'	2:21:B:DA:N9	2:21:B:DA:C4	24	1.17	0.12	1.15
(1,168)	1:10:A:DT:O4'	1:10:A:DT:C1'	1:10:A:DT:N1	1:10:A:DT:C2	22	1.12	0.09	1.1
(1,85)	1:3:A:DA:O5'	1:3:A:DA:C5'	1:3:A:DA:C4'	1:3:A:DA:C3'	19	1.32	0.23	1.36
(1,18)	1:3:A:DA:C3'	1:3:A:DA:O3'	1:4:A:DA:P	1:4:A:DA:O5'	18	1.35	0.24	1.31
(1,56)	2:13:B:DA:P	2:13:B:DA:O5'	2:13:B:DA:C5'	2:13:B:DA:C4'	18	1.08	0.06	1.06
(1,89)	1:8:A:DA:O5'	1:8:A:DA:C5'	1:8:A:DA:C4'	1:8:A:DA:C3'	15	1.15	0.14	1.08
(1,107)	1:2:A:DT:C1'	1:2:A:DT:O4'	1:2:A:DT:C4'	1:2:A:DT:C5'	14	2.92	1.34	3.64
(1,154)	2:20:B:DT:C5'	2:20:B:DT:C4'	2:20:B:DT:C3'	2:20:B:DT:C2'	14	1.4	0.18	1.33
(1,100)	2:21:B:DA:O5'	2:21:B:DA:C5'	2:21:B:DA:C4'	2:21:B:DA:C3'	14	1.19	0.14	1.16
(1,64)	2:22:B:DG:P	2:22:B:DG:O5'	2:22:B:DG:C5'	2:22:B:DG:C4'	13	1.32	0.1	1.34
(1,54)	1:10:A:DT:P	1:10:A:DT:O5'	1:10:A:DT:C5'	1:10:A:DT:C4'	12	1.05	0.04	1.04
(1,50)	1:6:A:DG:P	1:6:A:DG:O5'	1:6:A:DG:C5'	1:6:A:DG:C4'	10	1.52	0.22	1.54
(1,59)	2:17:B:DG:P	2:17:B:DG:O5'	2:17:B:DG:C5'	2:17:B:DG:C4'	10	1.34	0.23	1.34
(1,84)	1:2:A:DT:O5'	1:2:A:DT:C5'	1:2:A:DT:C4'	1:2:A:DT:C3'	9	1.71	0.17	1.72
(1,109)	1:3:A:DA:C5'	1:3:A:DA:C4'	1:3:A:DA:C3'	1:3:A:DA:C2'	9	1.19	0.15	1.13
(1,51)	1:7:A:DG:P	1:7:A:DG:O5'	1:7:A:DG:C5'	1:7:A:DG:C4'	9	1.18	0.18	1.07
(1,102)	1:1:A:DC:C1'	1:1:A:DC:C2'	1:1:A:DC:C3'	1:1:A:DC:C4'	8	1.64	0.21	1.7
(1,27)	2:17:B:DG:C3'	2:17:B:DG:O3'	2:18:B:DG:P	2:18:B:DG:O5'	8	1.45	0.31	1.42
(1,158)	2:21:B:DA:C1'	2:21:B:DA:O4'	2:21:B:DA:C4'	2:21:B:DA:C5'	8	1.09	0.05	1.09
(1,119)	1:7:A:DG:C1'	1:7:A:DG:O4'	1:7:A:DG:C4'	1:7:A:DG:C5'	7	1.81	0.28	1.83
(1,116)	1:6:A:DG:C1'	1:6:A:DG:O4'	1:6:A:DG:C4'	1:6:A:DG:C5'	6	1.38	0.22	1.34
(1,106)	1:2:A:DT:C5'	1:2:A:DT:C4'	1:2:A:DT:C3'	1:2:A:DT:C2'	5	1.17	0.19	1.1
(1,3)	1:3:A:DA:C4'	1:3:A:DA:C3'	1:3:A:DA:O3'	1:4:A:DA:P	5	1.08	0.04	1.08
(1,146)	2:17:B:DG:C1'	2:17:B:DG:O4'	2:17:B:DG:C4'	2:17:B:DG:C5'	3	1.62	0.28	1.67
(1,5)	1:7:A:DG:C4'	1:7:A:DG:C3'	1:7:A:DG:O3'	1:8:A:DA:P	3	1.34	0.3	1.27
(1,16)	2:21:B:DA:C4'	2:21:B:DA:C3'	2:21:B:DA:O3'	2:22:B:DG:P	2	1.37	0.23	1.37

Continued on next page...

Continued from previous page...

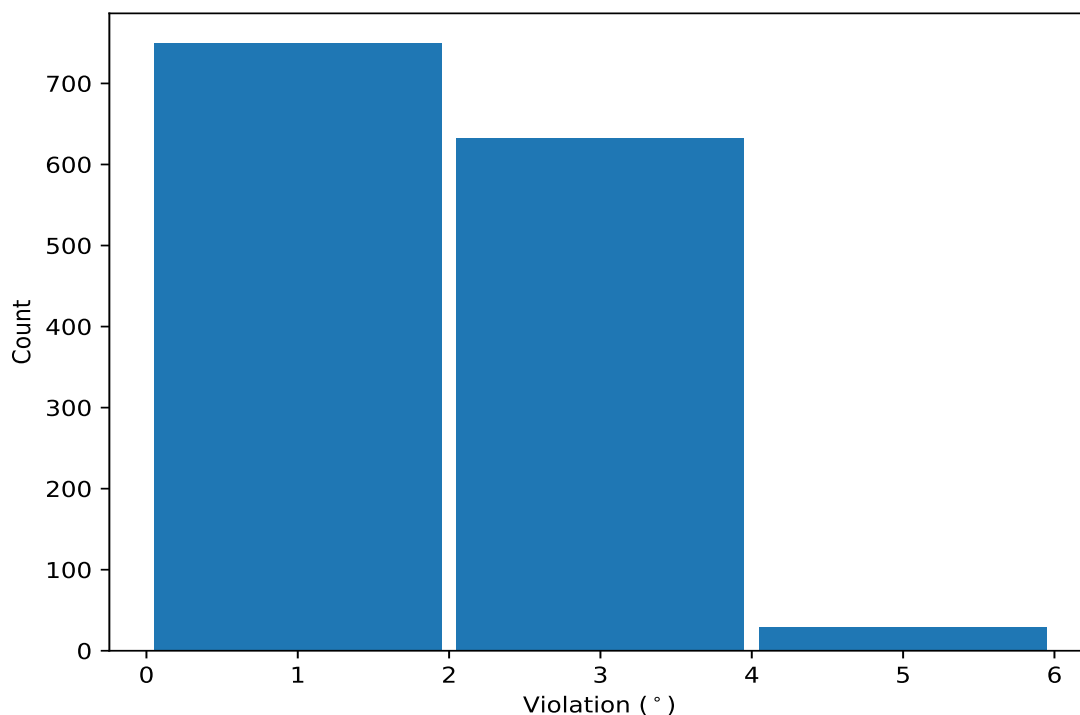
Key	Atom-1	Atom-2	Atom-3	Atom-4	Models ¹	Mean	SD ²	Median
(1,87)	1:6:A:DG:O5'	1:6:A:DG:C5'	1:6:A:DG:C4'	1:6:A:DG:C3'	2	1.3	0.09	1.3
(1,48)	1:3:A:DA:P	1:3:A:DA:O5'	1:3:A:DA:C5'	1:3:A:DA:C4'	2	1.14	0.03	1.14
(1,113)	1:4:A:DA:C1'	1:4:A:DA:O4'	1:4:A:DA:C4'	1:4:A:DA:C5'	2	1.12	0.08	1.12
(1,99)	2:20:B:DT:O5'	2:20:B:DT:C5'	2:20:B:DT:C4'	2:20:B:DT:C3'	2	1.08	0.05	1.08
(1,131)	1:11:A:DG:C1'	1:11:A:DG:O4'	1:11:A:DG:C4'	1:11:A:DG:C5'	2	1.04	0.02	1.04

¹ Number of violated models, ²Standard deviation, All angle values are in degree (°)

10.5 All violated dihedral-angle restraints [i](#)

10.5.1 Histogram : Distribution of violations [i](#)

The following histogram shows the distribution of the absolute value of the violation for all violated restraints in the ensemble.



10.5.2 Table: All violated dihedral-angle restraints [i](#)

The following table lists the absolute value of the violation for each restraint in the ensemble sorted by its value. The Key (restraint list ID, restraint ID) is the unique identifier for a given restraint.

Key	Atom-1	Atom-2	Atom-3	Atom-4	Model ID	Violation (°)
(1,30)	2:20:B:DT:C3'	2:20:B:DT:O3'	2:21:B:DA:P	2:21:B:DA:O5'	7	5.74
(1,30)	2:20:B:DT:C3'	2:20:B:DT:O3'	2:21:B:DA:P	2:21:B:DA:O5'	27	5.69

Continued on next page...

Continued from previous page...

Key	Atom-1	Atom-2	Atom-3	Atom-4	Model ID	Violation (°)
(1,30)	2:20:B:DT:C3'	2:20:B:DT:O3'	2:21:B:DA:P	2:21:B:DA:O5'	22	5.63
(1,30)	2:20:B:DT:C3'	2:20:B:DT:O3'	2:21:B:DA:P	2:21:B:DA:O5'	17	5.57
(1,30)	2:20:B:DT:C3'	2:20:B:DT:O3'	2:21:B:DA:P	2:21:B:DA:O5'	6	5.49
(1,30)	2:20:B:DT:C3'	2:20:B:DT:O3'	2:21:B:DA:P	2:21:B:DA:O5'	16	5.44
(1,30)	2:20:B:DT:C3'	2:20:B:DT:O3'	2:21:B:DA:P	2:21:B:DA:O5'	5	5.4
(1,30)	2:20:B:DT:C3'	2:20:B:DT:O3'	2:21:B:DA:P	2:21:B:DA:O5'	20	5.39
(1,30)	2:20:B:DT:C3'	2:20:B:DT:O3'	2:21:B:DA:P	2:21:B:DA:O5'	26	5.35
(1,30)	2:20:B:DT:C3'	2:20:B:DT:O3'	2:21:B:DA:P	2:21:B:DA:O5'	14	5.33
(1,30)	2:20:B:DT:C3'	2:20:B:DT:O3'	2:21:B:DA:P	2:21:B:DA:O5'	29	5.33
(1,30)	2:20:B:DT:C3'	2:20:B:DT:O3'	2:21:B:DA:P	2:21:B:DA:O5'	18	5.21
(1,30)	2:20:B:DT:C3'	2:20:B:DT:O3'	2:21:B:DA:P	2:21:B:DA:O5'	19	5.2
(1,30)	2:20:B:DT:C3'	2:20:B:DT:O3'	2:21:B:DA:P	2:21:B:DA:O5'	28	5.18
(1,107)	1:2:A:DT:C1'	1:2:A:DT:O4'	1:2:A:DT:C4'	1:2:A:DT:C5'	24	4.43
(1,107)	1:2:A:DT:C1'	1:2:A:DT:O4'	1:2:A:DT:C4'	1:2:A:DT:C5'	10	4.41
(1,107)	1:2:A:DT:C1'	1:2:A:DT:O4'	1:2:A:DT:C4'	1:2:A:DT:C5'	3	4.35
(1,143)	2:15:B:DT:C1'	2:15:B:DT:O4'	2:15:B:DT:C4'	2:15:B:DT:C5'	11	4.23
(1,30)	2:20:B:DT:C3'	2:20:B:DT:O3'	2:21:B:DA:P	2:21:B:DA:O5'	21	4.22
(1,143)	2:15:B:DT:C1'	2:15:B:DT:O4'	2:15:B:DT:C4'	2:15:B:DT:C5'	3	4.19
(1,143)	2:15:B:DT:C1'	2:15:B:DT:O4'	2:15:B:DT:C4'	2:15:B:DT:C5'	21	4.14
(1,143)	2:15:B:DT:C1'	2:15:B:DT:O4'	2:15:B:DT:C4'	2:15:B:DT:C5'	4	4.1
(1,143)	2:15:B:DT:C1'	2:15:B:DT:O4'	2:15:B:DT:C4'	2:15:B:DT:C5'	17	4.1
(1,107)	1:2:A:DT:C1'	1:2:A:DT:O4'	1:2:A:DT:C4'	1:2:A:DT:C5'	1	4.08
(1,143)	2:15:B:DT:C1'	2:15:B:DT:O4'	2:15:B:DT:C4'	2:15:B:DT:C5'	27	4.06
(1,143)	2:15:B:DT:C1'	2:15:B:DT:O4'	2:15:B:DT:C4'	2:15:B:DT:C5'	1	4.05
(1,128)	1:10:A:DT:C1'	1:10:A:DT:O4'	1:10:A:DT:C4'	1:10:A:DT:C5'	6	4.05
(1,128)	1:10:A:DT:C1'	1:10:A:DT:O4'	1:10:A:DT:C4'	1:10:A:DT:C5'	13	4.04
(1,128)	1:10:A:DT:C1'	1:10:A:DT:O4'	1:10:A:DT:C4'	1:10:A:DT:C5'	25	4.04
(1,128)	1:10:A:DT:C1'	1:10:A:DT:O4'	1:10:A:DT:C4'	1:10:A:DT:C5'	4	3.99
(1,128)	1:10:A:DT:C1'	1:10:A:DT:O4'	1:10:A:DT:C4'	1:10:A:DT:C5'	9	3.98
(1,128)	1:10:A:DT:C1'	1:10:A:DT:O4'	1:10:A:DT:C4'	1:10:A:DT:C5'	11	3.98
(1,143)	2:15:B:DT:C1'	2:15:B:DT:O4'	2:15:B:DT:C4'	2:15:B:DT:C5'	26	3.97
(1,128)	1:10:A:DT:C1'	1:10:A:DT:O4'	1:10:A:DT:C4'	1:10:A:DT:C5'	21	3.97
(1,128)	1:10:A:DT:C1'	1:10:A:DT:O4'	1:10:A:DT:C4'	1:10:A:DT:C5'	23	3.97
(1,128)	1:10:A:DT:C1'	1:10:A:DT:O4'	1:10:A:DT:C4'	1:10:A:DT:C5'	30	3.97
(1,107)	1:2:A:DT:C1'	1:2:A:DT:O4'	1:2:A:DT:C4'	1:2:A:DT:C5'	30	3.97
(1,63)	2:21:B:DA:P	2:21:B:DA:O5'	2:21:B:DA:C5'	2:21:B:DA:C4'	20	3.97
(1,128)	1:10:A:DT:C1'	1:10:A:DT:O4'	1:10:A:DT:C4'	1:10:A:DT:C5'	15	3.96
(1,107)	1:2:A:DT:C1'	1:2:A:DT:O4'	1:2:A:DT:C4'	1:2:A:DT:C5'	9	3.96
(1,128)	1:10:A:DT:C1'	1:10:A:DT:O4'	1:10:A:DT:C4'	1:10:A:DT:C5'	3	3.95
(1,63)	2:21:B:DA:P	2:21:B:DA:O5'	2:21:B:DA:C5'	2:21:B:DA:C4'	22	3.95
(1,143)	2:15:B:DT:C1'	2:15:B:DT:O4'	2:15:B:DT:C4'	2:15:B:DT:C5'	19	3.94
(1,128)	1:10:A:DT:C1'	1:10:A:DT:O4'	1:10:A:DT:C4'	1:10:A:DT:C5'	10	3.94
(1,143)	2:15:B:DT:C1'	2:15:B:DT:O4'	2:15:B:DT:C4'	2:15:B:DT:C5'	6	3.93
(1,107)	1:2:A:DT:C1'	1:2:A:DT:O4'	1:2:A:DT:C4'	1:2:A:DT:C5'	23	3.93
(1,63)	2:21:B:DA:P	2:21:B:DA:O5'	2:21:B:DA:C5'	2:21:B:DA:C4'	7	3.92
(1,143)	2:15:B:DT:C1'	2:15:B:DT:O4'	2:15:B:DT:C4'	2:15:B:DT:C5'	23	3.9
(1,128)	1:10:A:DT:C1'	1:10:A:DT:O4'	1:10:A:DT:C4'	1:10:A:DT:C5'	14	3.9
(1,128)	1:10:A:DT:C1'	1:10:A:DT:O4'	1:10:A:DT:C4'	1:10:A:DT:C5'	18	3.9
(1,128)	1:10:A:DT:C1'	1:10:A:DT:O4'	1:10:A:DT:C4'	1:10:A:DT:C5'	1	3.88
(1,128)	1:10:A:DT:C1'	1:10:A:DT:O4'	1:10:A:DT:C4'	1:10:A:DT:C5'	17	3.88
(1,128)	1:10:A:DT:C1'	1:10:A:DT:O4'	1:10:A:DT:C4'	1:10:A:DT:C5'	28	3.88

Continued on next page...

Continued from previous page...

Key	Atom-1	Atom-2	Atom-3	Atom-4	Model ID	Violation (°)
(1,128)	1:10:A:DT:C1'	1:10:A:DT:O4'	1:10:A:DT:C4'	1:10:A:DT:C5'	27	3.87
(1,63)	2:21:B:DA:P	2:21:B:DA:O5'	2:21:B:DA:C5'	2:21:B:DA:C4'	5	3.87
(1,63)	2:21:B:DA:P	2:21:B:DA:O5'	2:21:B:DA:C5'	2:21:B:DA:C4'	28	3.87
(1,128)	1:10:A:DT:C1'	1:10:A:DT:O4'	1:10:A:DT:C4'	1:10:A:DT:C5'	7	3.86
(1,128)	1:10:A:DT:C1'	1:10:A:DT:O4'	1:10:A:DT:C4'	1:10:A:DT:C5'	16	3.86
(1,63)	2:21:B:DA:P	2:21:B:DA:O5'	2:21:B:DA:C5'	2:21:B:DA:C4'	14	3.86
(1,63)	2:21:B:DA:P	2:21:B:DA:O5'	2:21:B:DA:C5'	2:21:B:DA:C4'	6	3.85
(1,143)	2:15:B:DT:C1'	2:15:B:DT:O4'	2:15:B:DT:C4'	2:15:B:DT:C5'	30	3.84
(1,128)	1:10:A:DT:C1'	1:10:A:DT:O4'	1:10:A:DT:C4'	1:10:A:DT:C5'	2	3.84
(1,63)	2:21:B:DA:P	2:21:B:DA:O5'	2:21:B:DA:C5'	2:21:B:DA:C4'	17	3.84
(1,143)	2:15:B:DT:C1'	2:15:B:DT:O4'	2:15:B:DT:C4'	2:15:B:DT:C5'	12	3.83
(1,63)	2:21:B:DA:P	2:21:B:DA:O5'	2:21:B:DA:C5'	2:21:B:DA:C4'	27	3.83
(1,128)	1:10:A:DT:C1'	1:10:A:DT:O4'	1:10:A:DT:C4'	1:10:A:DT:C5'	8	3.82
(1,128)	1:10:A:DT:C1'	1:10:A:DT:O4'	1:10:A:DT:C4'	1:10:A:DT:C5'	5	3.81
(1,128)	1:10:A:DT:C1'	1:10:A:DT:O4'	1:10:A:DT:C4'	1:10:A:DT:C5'	20	3.8
(1,128)	1:10:A:DT:C1'	1:10:A:DT:O4'	1:10:A:DT:C4'	1:10:A:DT:C5'	22	3.8
(1,63)	2:21:B:DA:P	2:21:B:DA:O5'	2:21:B:DA:C5'	2:21:B:DA:C4'	18	3.8
(1,63)	2:21:B:DA:P	2:21:B:DA:O5'	2:21:B:DA:C5'	2:21:B:DA:C4'	26	3.8
(1,63)	2:21:B:DA:P	2:21:B:DA:O5'	2:21:B:DA:C5'	2:21:B:DA:C4'	29	3.8
(1,143)	2:15:B:DT:C1'	2:15:B:DT:O4'	2:15:B:DT:C4'	2:15:B:DT:C5'	9	3.79
(1,128)	1:10:A:DT:C1'	1:10:A:DT:O4'	1:10:A:DT:C4'	1:10:A:DT:C5'	24	3.79
(1,63)	2:21:B:DA:P	2:21:B:DA:O5'	2:21:B:DA:C5'	2:21:B:DA:C4'	16	3.79
(1,128)	1:10:A:DT:C1'	1:10:A:DT:O4'	1:10:A:DT:C4'	1:10:A:DT:C5'	12	3.78
(1,128)	1:10:A:DT:C1'	1:10:A:DT:O4'	1:10:A:DT:C4'	1:10:A:DT:C5'	29	3.78
(1,128)	1:10:A:DT:C1'	1:10:A:DT:O4'	1:10:A:DT:C4'	1:10:A:DT:C5'	19	3.77
(1,128)	1:10:A:DT:C1'	1:10:A:DT:O4'	1:10:A:DT:C4'	1:10:A:DT:C5'	26	3.76
(1,143)	2:15:B:DT:C1'	2:15:B:DT:O4'	2:15:B:DT:C4'	2:15:B:DT:C5'	25	3.74
(1,143)	2:15:B:DT:C1'	2:15:B:DT:O4'	2:15:B:DT:C4'	2:15:B:DT:C5'	28	3.69
(1,143)	2:15:B:DT:C1'	2:15:B:DT:O4'	2:15:B:DT:C4'	2:15:B:DT:C5'	15	3.66
(1,20)	1:7:A:DG:C3'	1:7:A:DG:O3'	1:8:A:DA:P	1:8:A:DA:O5'	5	3.59
(1,152)	2:19:B:DT:C1'	2:19:B:DT:O4'	2:19:B:DT:C4'	2:19:B:DT:C5'	10	3.58
(1,30)	2:20:B:DT:C3'	2:20:B:DT:O3'	2:21:B:DA:P	2:21:B:DA:O5'	4	3.56
(1,143)	2:15:B:DT:C1'	2:15:B:DT:O4'	2:15:B:DT:C4'	2:15:B:DT:C5'	14	3.51
(1,140)	2:14:B:DT:C1'	2:14:B:DT:O4'	2:14:B:DT:C4'	2:14:B:DT:C5'	22	3.49
(1,140)	2:14:B:DT:C1'	2:14:B:DT:O4'	2:14:B:DT:C4'	2:14:B:DT:C5'	11	3.48
(1,140)	2:14:B:DT:C1'	2:14:B:DT:O4'	2:14:B:DT:C4'	2:14:B:DT:C5'	15	3.48
(1,143)	2:15:B:DT:C1'	2:15:B:DT:O4'	2:15:B:DT:C4'	2:15:B:DT:C5'	24	3.47
(1,143)	2:15:B:DT:C1'	2:15:B:DT:O4'	2:15:B:DT:C4'	2:15:B:DT:C5'	5	3.46
(1,63)	2:21:B:DA:P	2:21:B:DA:O5'	2:21:B:DA:C5'	2:21:B:DA:C4'	19	3.46
(1,143)	2:15:B:DT:C1'	2:15:B:DT:O4'	2:15:B:DT:C4'	2:15:B:DT:C5'	22	3.45
(1,143)	2:15:B:DT:C1'	2:15:B:DT:O4'	2:15:B:DT:C4'	2:15:B:DT:C5'	13	3.44
(1,140)	2:14:B:DT:C1'	2:14:B:DT:O4'	2:14:B:DT:C4'	2:14:B:DT:C5'	23	3.44
(1,52)	1:8:A:DA:P	1:8:A:DA:O5'	1:8:A:DA:C5'	1:8:A:DA:C4'	5	3.44
(1,143)	2:15:B:DT:C1'	2:15:B:DT:O4'	2:15:B:DT:C4'	2:15:B:DT:C5'	29	3.43
(1,140)	2:14:B:DT:C1'	2:14:B:DT:O4'	2:14:B:DT:C4'	2:14:B:DT:C5'	16	3.43
(1,140)	2:14:B:DT:C1'	2:14:B:DT:O4'	2:14:B:DT:C4'	2:14:B:DT:C5'	18	3.43
(1,140)	2:14:B:DT:C1'	2:14:B:DT:O4'	2:14:B:DT:C4'	2:14:B:DT:C5'	3	3.42
(1,140)	2:14:B:DT:C1'	2:14:B:DT:O4'	2:14:B:DT:C4'	2:14:B:DT:C5'	5	3.42
(1,140)	2:14:B:DT:C1'	2:14:B:DT:O4'	2:14:B:DT:C4'	2:14:B:DT:C5'	10	3.41
(1,140)	2:14:B:DT:C1'	2:14:B:DT:O4'	2:14:B:DT:C4'	2:14:B:DT:C5'	20	3.41
(1,152)	2:19:B:DT:C1'	2:19:B:DT:O4'	2:19:B:DT:C4'	2:19:B:DT:C5'	30	3.4

Continued on next page...

Continued from previous page...

Key	Atom-1	Atom-2	Atom-3	Atom-4	Model ID	Violation (°)
(1,140)	2:14:B:DT:C1'	2:14:B:DT:O4'	2:14:B:DT:C4'	2:14:B:DT:C5'	21	3.4
(1,140)	2:14:B:DT:C1'	2:14:B:DT:O4'	2:14:B:DT:C4'	2:14:B:DT:C5'	14	3.39
(1,140)	2:14:B:DT:C1'	2:14:B:DT:O4'	2:14:B:DT:C4'	2:14:B:DT:C5'	13	3.38
(1,112)	1:4:A:DA:C5'	1:4:A:DA:C4'	1:4:A:DA:C3'	1:4:A:DA:C2'	30	3.36
(1,107)	1:2:A:DT:C1'	1:2:A:DT:O4'	1:2:A:DT:C4'	1:2:A:DT:C5'	2	3.36
(1,140)	2:14:B:DT:C1'	2:14:B:DT:O4'	2:14:B:DT:C4'	2:14:B:DT:C5'	24	3.35
(1,140)	2:14:B:DT:C1'	2:14:B:DT:O4'	2:14:B:DT:C4'	2:14:B:DT:C5'	2	3.33
(1,140)	2:14:B:DT:C1'	2:14:B:DT:O4'	2:14:B:DT:C4'	2:14:B:DT:C5'	25	3.33
(1,140)	2:14:B:DT:C1'	2:14:B:DT:O4'	2:14:B:DT:C4'	2:14:B:DT:C5'	26	3.32
(1,140)	2:14:B:DT:C1'	2:14:B:DT:O4'	2:14:B:DT:C4'	2:14:B:DT:C5'	28	3.32
(1,140)	2:14:B:DT:C1'	2:14:B:DT:O4'	2:14:B:DT:C4'	2:14:B:DT:C5'	17	3.27
(1,140)	2:14:B:DT:C1'	2:14:B:DT:O4'	2:14:B:DT:C4'	2:14:B:DT:C5'	29	3.25
(1,125)	1:9:A:DA:C1'	1:9:A:DA:O4'	1:9:A:DA:C4'	1:9:A:DA:C5'	7	3.25
(1,112)	1:4:A:DA:C5'	1:4:A:DA:C4'	1:4:A:DA:C3'	1:4:A:DA:C2'	25	3.25
(1,161)	2:22:B:DG:C1'	2:22:B:DG:O4'	2:22:B:DG:C4'	2:22:B:DG:C5'	7	3.23
(1,140)	2:14:B:DT:C1'	2:14:B:DT:O4'	2:14:B:DT:C4'	2:14:B:DT:C5'	7	3.23
(1,20)	1:7:A:DG:C3'	1:7:A:DG:O3'	1:8:A:DA:P	1:8:A:DA:O5'	25	3.23
(1,140)	2:14:B:DT:C1'	2:14:B:DT:O4'	2:14:B:DT:C4'	2:14:B:DT:C5'	19	3.22
(1,140)	2:14:B:DT:C1'	2:14:B:DT:O4'	2:14:B:DT:C4'	2:14:B:DT:C5'	6	3.21
(1,140)	2:14:B:DT:C1'	2:14:B:DT:O4'	2:14:B:DT:C4'	2:14:B:DT:C5'	27	3.21
(1,161)	2:22:B:DG:C1'	2:22:B:DG:O4'	2:22:B:DG:C4'	2:22:B:DG:C5'	20	3.19
(1,161)	2:22:B:DG:C1'	2:22:B:DG:O4'	2:22:B:DG:C4'	2:22:B:DG:C5'	5	3.18
(1,161)	2:22:B:DG:C1'	2:22:B:DG:O4'	2:22:B:DG:C4'	2:22:B:DG:C5'	15	3.18
(1,140)	2:14:B:DT:C1'	2:14:B:DT:O4'	2:14:B:DT:C4'	2:14:B:DT:C5'	8	3.18
(1,143)	2:15:B:DT:C1'	2:15:B:DT:O4'	2:15:B:DT:C4'	2:15:B:DT:C5'	2	3.16
(1,140)	2:14:B:DT:C1'	2:14:B:DT:O4'	2:14:B:DT:C4'	2:14:B:DT:C5'	9	3.16
(1,161)	2:22:B:DG:C1'	2:22:B:DG:O4'	2:22:B:DG:C4'	2:22:B:DG:C5'	16	3.15
(1,140)	2:14:B:DT:C1'	2:14:B:DT:O4'	2:14:B:DT:C4'	2:14:B:DT:C5'	1	3.15
(1,143)	2:15:B:DT:C1'	2:15:B:DT:O4'	2:15:B:DT:C4'	2:15:B:DT:C5'	16	3.14
(1,52)	1:8:A:DA:P	1:8:A:DA:O5'	1:8:A:DA:C5'	1:8:A:DA:C4'	13	3.14
(1,20)	1:7:A:DG:C3'	1:7:A:DG:O3'	1:8:A:DA:P	1:8:A:DA:O5'	1	3.14
(1,125)	1:9:A:DA:C1'	1:9:A:DA:O4'	1:9:A:DA:C4'	1:9:A:DA:C5'	20	3.13
(1,152)	2:19:B:DT:C1'	2:19:B:DT:O4'	2:19:B:DT:C4'	2:19:B:DT:C5'	3	3.12
(1,125)	1:9:A:DA:C1'	1:9:A:DA:O4'	1:9:A:DA:C4'	1:9:A:DA:C5'	14	3.11
(1,112)	1:4:A:DA:C5'	1:4:A:DA:C4'	1:4:A:DA:C3'	1:4:A:DA:C2'	28	3.11
(1,52)	1:8:A:DA:P	1:8:A:DA:O5'	1:8:A:DA:C5'	1:8:A:DA:C4'	10	3.11
(1,125)	1:9:A:DA:C1'	1:9:A:DA:O4'	1:9:A:DA:C4'	1:9:A:DA:C5'	24	3.1
(1,20)	1:7:A:DG:C3'	1:7:A:DG:O3'	1:8:A:DA:P	1:8:A:DA:O5'	17	3.1
(1,140)	2:14:B:DT:C1'	2:14:B:DT:O4'	2:14:B:DT:C4'	2:14:B:DT:C5'	4	3.09
(1,125)	1:9:A:DA:C1'	1:9:A:DA:O4'	1:9:A:DA:C4'	1:9:A:DA:C5'	16	3.09
(1,125)	1:9:A:DA:C1'	1:9:A:DA:O4'	1:9:A:DA:C4'	1:9:A:DA:C5'	22	3.09
(1,140)	2:14:B:DT:C1'	2:14:B:DT:O4'	2:14:B:DT:C4'	2:14:B:DT:C5'	12	3.08
(1,112)	1:4:A:DA:C5'	1:4:A:DA:C4'	1:4:A:DA:C3'	1:4:A:DA:C2'	9	3.08
(1,30)	2:20:B:DT:C3'	2:20:B:DT:O3'	2:21:B:DA:P	2:21:B:DA:O5'	3	3.08
(1,125)	1:9:A:DA:C1'	1:9:A:DA:O4'	1:9:A:DA:C4'	1:9:A:DA:C5'	29	3.07
(1,161)	2:22:B:DG:C1'	2:22:B:DG:O4'	2:22:B:DG:C4'	2:22:B:DG:C5'	1	3.06
(1,125)	1:9:A:DA:C1'	1:9:A:DA:O4'	1:9:A:DA:C4'	1:9:A:DA:C5'	6	3.05
(1,125)	1:9:A:DA:C1'	1:9:A:DA:O4'	1:9:A:DA:C4'	1:9:A:DA:C5'	30	3.04
(1,161)	2:22:B:DG:C1'	2:22:B:DG:O4'	2:22:B:DG:C4'	2:22:B:DG:C5'	12	3.03
(1,161)	2:22:B:DG:C1'	2:22:B:DG:O4'	2:22:B:DG:C4'	2:22:B:DG:C5'	21	3.03
(1,30)	2:20:B:DT:C3'	2:20:B:DT:O3'	2:21:B:DA:P	2:21:B:DA:O5'	10	3.03

Continued on next page...

Continued from previous page...

Key	Atom-1	Atom-2	Atom-3	Atom-4	Model ID	Violation (°)
(1,20)	1:7:A:DG:C3'	1:7:A:DG:O3'	1:8:A:DA:P	1:8:A:DA:O5'	6	3.03
(1,143)	2:15:B:DT:C1'	2:15:B:DT:O4'	2:15:B:DT:C4'	2:15:B:DT:C5'	8	3.02
(1,143)	2:15:B:DT:C1'	2:15:B:DT:O4'	2:15:B:DT:C4'	2:15:B:DT:C5'	20	3.01
(1,94)	2:14:B:DT:O5'	2:14:B:DT:C5'	2:14:B:DT:C4'	2:14:B:DT:C3'	20	3.01
(1,52)	1:8:A:DA:P	1:8:A:DA:O5'	1:8:A:DA:C5'	1:8:A:DA:C4'	8	3.01
(1,125)	1:9:A:DA:C1'	1:9:A:DA:O4'	1:9:A:DA:C4'	1:9:A:DA:C5'	13	3.0
(1,161)	2:22:B:DG:C1'	2:22:B:DG:O4'	2:22:B:DG:C4'	2:22:B:DG:C5'	6	2.99
(1,125)	1:9:A:DA:C1'	1:9:A:DA:O4'	1:9:A:DA:C4'	1:9:A:DA:C5'	19	2.99
(1,20)	1:7:A:DG:C3'	1:7:A:DG:O3'	1:8:A:DA:P	1:8:A:DA:O5'	10	2.99
(1,163)	1:2:A:DT:O4'	1:2:A:DT:C1'	1:2:A:DT:N1	1:2:A:DT:C2	10	2.98
(1,161)	2:22:B:DG:C1'	2:22:B:DG:O4'	2:22:B:DG:C4'	2:22:B:DG:C5'	23	2.98
(1,143)	2:15:B:DT:C1'	2:15:B:DT:O4'	2:15:B:DT:C4'	2:15:B:DT:C5'	7	2.98
(1,125)	1:9:A:DA:C1'	1:9:A:DA:O4'	1:9:A:DA:C4'	1:9:A:DA:C5'	21	2.98
(1,161)	2:22:B:DG:C1'	2:22:B:DG:O4'	2:22:B:DG:C4'	2:22:B:DG:C5'	14	2.97
(1,143)	2:15:B:DT:C1'	2:15:B:DT:O4'	2:15:B:DT:C4'	2:15:B:DT:C5'	10	2.97
(1,52)	1:8:A:DA:P	1:8:A:DA:O5'	1:8:A:DA:C5'	1:8:A:DA:C4'	25	2.96
(1,152)	2:19:B:DT:C1'	2:19:B:DT:O4'	2:19:B:DT:C4'	2:19:B:DT:C5'	12	2.95
(1,125)	1:9:A:DA:C1'	1:9:A:DA:O4'	1:9:A:DA:C4'	1:9:A:DA:C5'	3	2.95
(1,30)	2:20:B:DT:C3'	2:20:B:DT:O3'	2:21:B:DA:P	2:21:B:DA:O5'	30	2.95
(1,161)	2:22:B:DG:C1'	2:22:B:DG:O4'	2:22:B:DG:C4'	2:22:B:DG:C5'	10	2.94
(1,161)	2:22:B:DG:C1'	2:22:B:DG:O4'	2:22:B:DG:C4'	2:22:B:DG:C5'	19	2.94
(1,125)	1:9:A:DA:C1'	1:9:A:DA:O4'	1:9:A:DA:C4'	1:9:A:DA:C5'	15	2.94
(1,94)	2:14:B:DT:O5'	2:14:B:DT:C5'	2:14:B:DT:C4'	2:14:B:DT:C3'	8	2.94
(1,52)	1:8:A:DA:P	1:8:A:DA:O5'	1:8:A:DA:C5'	1:8:A:DA:C4'	18	2.94
(1,161)	2:22:B:DG:C1'	2:22:B:DG:O4'	2:22:B:DG:C4'	2:22:B:DG:C5'	2	2.93
(1,161)	2:22:B:DG:C1'	2:22:B:DG:O4'	2:22:B:DG:C4'	2:22:B:DG:C5'	22	2.93
(1,125)	1:9:A:DA:C1'	1:9:A:DA:O4'	1:9:A:DA:C4'	1:9:A:DA:C5'	28	2.93
(1,161)	2:22:B:DG:C1'	2:22:B:DG:O4'	2:22:B:DG:C4'	2:22:B:DG:C5'	11	2.92
(1,161)	2:22:B:DG:C1'	2:22:B:DG:O4'	2:22:B:DG:C4'	2:22:B:DG:C5'	17	2.92
(1,161)	2:22:B:DG:C1'	2:22:B:DG:O4'	2:22:B:DG:C4'	2:22:B:DG:C5'	27	2.92
(1,140)	2:14:B:DT:C1'	2:14:B:DT:O4'	2:14:B:DT:C4'	2:14:B:DT:C5'	30	2.92
(1,125)	1:9:A:DA:C1'	1:9:A:DA:O4'	1:9:A:DA:C4'	1:9:A:DA:C5'	2	2.92
(1,63)	2:21:B:DA:P	2:21:B:DA:O5'	2:21:B:DA:C5'	2:21:B:DA:C4'	1	2.92
(1,152)	2:19:B:DT:C1'	2:19:B:DT:O4'	2:19:B:DT:C4'	2:19:B:DT:C5'	22	2.91
(1,152)	2:19:B:DT:C1'	2:19:B:DT:O4'	2:19:B:DT:C4'	2:19:B:DT:C5'	9	2.9
(1,125)	1:9:A:DA:C1'	1:9:A:DA:O4'	1:9:A:DA:C4'	1:9:A:DA:C5'	4	2.9
(1,125)	1:9:A:DA:C1'	1:9:A:DA:O4'	1:9:A:DA:C4'	1:9:A:DA:C5'	18	2.9
(1,125)	1:9:A:DA:C1'	1:9:A:DA:O4'	1:9:A:DA:C4'	1:9:A:DA:C5'	26	2.9
(1,63)	2:21:B:DA:P	2:21:B:DA:O5'	2:21:B:DA:C5'	2:21:B:DA:C4'	10	2.9
(1,63)	2:21:B:DA:P	2:21:B:DA:O5'	2:21:B:DA:C5'	2:21:B:DA:C4'	24	2.9
(1,161)	2:22:B:DG:C1'	2:22:B:DG:O4'	2:22:B:DG:C4'	2:22:B:DG:C5'	24	2.89
(1,125)	1:9:A:DA:C1'	1:9:A:DA:O4'	1:9:A:DA:C4'	1:9:A:DA:C5'	11	2.89
(1,112)	1:4:A:DA:C5'	1:4:A:DA:C4'	1:4:A:DA:C3'	1:4:A:DA:C2'	7	2.89
(1,30)	2:20:B:DT:C3'	2:20:B:DT:O3'	2:21:B:DA:P	2:21:B:DA:O5'	1	2.89
(1,161)	2:22:B:DG:C1'	2:22:B:DG:O4'	2:22:B:DG:C4'	2:22:B:DG:C5'	13	2.88
(1,161)	2:22:B:DG:C1'	2:22:B:DG:O4'	2:22:B:DG:C4'	2:22:B:DG:C5'	28	2.87
(1,125)	1:9:A:DA:C1'	1:9:A:DA:O4'	1:9:A:DA:C4'	1:9:A:DA:C5'	27	2.87
(1,163)	1:2:A:DT:O4'	1:2:A:DT:C1'	1:2:A:DT:N1	1:2:A:DT:C2	3	2.86
(1,161)	2:22:B:DG:C1'	2:22:B:DG:O4'	2:22:B:DG:C4'	2:22:B:DG:C5'	30	2.86
(1,94)	2:14:B:DT:O5'	2:14:B:DT:C5'	2:14:B:DT:C4'	2:14:B:DT:C3'	16	2.86
(1,161)	2:22:B:DG:C1'	2:22:B:DG:O4'	2:22:B:DG:C4'	2:22:B:DG:C5'	8	2.85

Continued on next page...

Continued from previous page...

Key	Atom-1	Atom-2	Atom-3	Atom-4	Model ID	Violation (°)
(1,125)	1:9:A:DA:C1'	1:9:A:DA:O4'	1:9:A:DA:C4'	1:9:A:DA:C5'	1	2.85
(1,163)	1:2:A:DT:O4'	1:2:A:DT:C1'	1:2:A:DT:N1	1:2:A:DT:C2	30	2.84
(1,161)	2:22:B:DG:C1'	2:22:B:DG:O4'	2:22:B:DG:C4'	2:22:B:DG:C5'	26	2.84
(1,152)	2:19:B:DT:C1'	2:19:B:DT:O4'	2:19:B:DT:C4'	2:19:B:DT:C5'	23	2.84
(1,63)	2:21:B:DA:P	2:21:B:DA:O5'	2:21:B:DA:C5'	2:21:B:DA:C4'	3	2.84
(1,161)	2:22:B:DG:C1'	2:22:B:DG:O4'	2:22:B:DG:C4'	2:22:B:DG:C5'	18	2.83
(1,161)	2:22:B:DG:C1'	2:22:B:DG:O4'	2:22:B:DG:C4'	2:22:B:DG:C5'	29	2.83
(1,112)	1:4:A:DA:C5'	1:4:A:DA:C4'	1:4:A:DA:C3'	1:4:A:DA:C2'	14	2.83
(1,63)	2:21:B:DA:P	2:21:B:DA:O5'	2:21:B:DA:C5'	2:21:B:DA:C4'	4	2.83
(1,20)	1:7:A:DG:C3'	1:7:A:DG:O3'	1:8:A:DA:P	1:8:A:DA:O5'	13	2.83
(1,94)	2:14:B:DT:O5'	2:14:B:DT:C5'	2:14:B:DT:C4'	2:14:B:DT:C3'	2	2.82
(1,20)	1:7:A:DG:C3'	1:7:A:DG:O3'	1:8:A:DA:P	1:8:A:DA:O5'	11	2.82
(1,125)	1:9:A:DA:C1'	1:9:A:DA:O4'	1:9:A:DA:C4'	1:9:A:DA:C5'	8	2.81
(1,125)	1:9:A:DA:C1'	1:9:A:DA:O4'	1:9:A:DA:C4'	1:9:A:DA:C5'	12	2.81
(1,125)	1:9:A:DA:C1'	1:9:A:DA:O4'	1:9:A:DA:C4'	1:9:A:DA:C5'	17	2.81
(1,94)	2:14:B:DT:O5'	2:14:B:DT:C5'	2:14:B:DT:C4'	2:14:B:DT:C3'	24	2.81
(1,30)	2:20:B:DT:C3'	2:20:B:DT:O3'	2:21:B:DA:P	2:21:B:DA:O5'	9	2.81
(1,125)	1:9:A:DA:C1'	1:9:A:DA:O4'	1:9:A:DA:C4'	1:9:A:DA:C5'	23	2.8
(1,49)	1:4:A:DA:P	1:4:A:DA:O5'	1:4:A:DA:C5'	1:4:A:DA:C4'	10	2.8
(1,49)	1:4:A:DA:P	1:4:A:DA:O5'	1:4:A:DA:C5'	1:4:A:DA:C4'	30	2.8
(1,112)	1:4:A:DA:C5'	1:4:A:DA:C4'	1:4:A:DA:C3'	1:4:A:DA:C2'	10	2.79
(1,112)	1:4:A:DA:C5'	1:4:A:DA:C4'	1:4:A:DA:C3'	1:4:A:DA:C2'	22	2.79
(1,94)	2:14:B:DT:O5'	2:14:B:DT:C5'	2:14:B:DT:C4'	2:14:B:DT:C3'	18	2.79
(1,52)	1:8:A:DA:P	1:8:A:DA:O5'	1:8:A:DA:C5'	1:8:A:DA:C4'	22	2.79
(1,20)	1:7:A:DG:C3'	1:7:A:DG:O3'	1:8:A:DA:P	1:8:A:DA:O5'	15	2.79
(1,161)	2:22:B:DG:C1'	2:22:B:DG:O4'	2:22:B:DG:C4'	2:22:B:DG:C5'	3	2.78
(1,101)	2:22:B:DG:O5'	2:22:B:DG:C5'	2:22:B:DG:C4'	2:22:B:DG:C3'	13	2.78
(1,30)	2:20:B:DT:C3'	2:20:B:DT:O3'	2:21:B:DA:P	2:21:B:DA:O5'	23	2.78
(1,20)	1:7:A:DG:C3'	1:7:A:DG:O3'	1:8:A:DA:P	1:8:A:DA:O5'	2	2.78
(1,20)	1:7:A:DG:C3'	1:7:A:DG:O3'	1:8:A:DA:P	1:8:A:DA:O5'	12	2.78
(1,161)	2:22:B:DG:C1'	2:22:B:DG:O4'	2:22:B:DG:C4'	2:22:B:DG:C5'	9	2.77
(1,94)	2:14:B:DT:O5'	2:14:B:DT:C5'	2:14:B:DT:C4'	2:14:B:DT:C3'	10	2.77
(1,163)	1:2:A:DT:O4'	1:2:A:DT:C1'	1:2:A:DT:N1	1:2:A:DT:C2	24	2.76
(1,152)	2:19:B:DT:C1'	2:19:B:DT:O4'	2:19:B:DT:C4'	2:19:B:DT:C5'	15	2.76
(1,143)	2:15:B:DT:C1'	2:15:B:DT:O4'	2:15:B:DT:C4'	2:15:B:DT:C5'	18	2.76
(1,63)	2:21:B:DA:P	2:21:B:DA:O5'	2:21:B:DA:C5'	2:21:B:DA:C4'	30	2.76
(1,52)	1:8:A:DA:P	1:8:A:DA:O5'	1:8:A:DA:C5'	1:8:A:DA:C4'	1	2.76
(1,52)	1:8:A:DA:P	1:8:A:DA:O5'	1:8:A:DA:C5'	1:8:A:DA:C4'	14	2.76
(1,163)	1:2:A:DT:O4'	1:2:A:DT:C1'	1:2:A:DT:N1	1:2:A:DT:C2	9	2.75
(1,94)	2:14:B:DT:O5'	2:14:B:DT:C5'	2:14:B:DT:C4'	2:14:B:DT:C3'	14	2.75
(1,94)	2:14:B:DT:O5'	2:14:B:DT:C5'	2:14:B:DT:C4'	2:14:B:DT:C3'	22	2.75
(1,52)	1:8:A:DA:P	1:8:A:DA:O5'	1:8:A:DA:C5'	1:8:A:DA:C4'	11	2.75
(1,52)	1:8:A:DA:P	1:8:A:DA:O5'	1:8:A:DA:C5'	1:8:A:DA:C4'	21	2.75
(1,163)	1:2:A:DT:O4'	1:2:A:DT:C1'	1:2:A:DT:N1	1:2:A:DT:C2	22	2.74
(1,112)	1:4:A:DA:C5'	1:4:A:DA:C4'	1:4:A:DA:C3'	1:4:A:DA:C2'	26	2.74
(1,94)	2:14:B:DT:O5'	2:14:B:DT:C5'	2:14:B:DT:C4'	2:14:B:DT:C3'	28	2.74
(1,49)	1:4:A:DA:P	1:4:A:DA:O5'	1:4:A:DA:C5'	1:4:A:DA:C4'	25	2.74
(1,161)	2:22:B:DG:C1'	2:22:B:DG:O4'	2:22:B:DG:C4'	2:22:B:DG:C5'	25	2.73
(1,112)	1:4:A:DA:C5'	1:4:A:DA:C4'	1:4:A:DA:C3'	1:4:A:DA:C2'	16	2.73
(1,94)	2:14:B:DT:O5'	2:14:B:DT:C5'	2:14:B:DT:C4'	2:14:B:DT:C3'	7	2.73
(1,52)	1:8:A:DA:P	1:8:A:DA:O5'	1:8:A:DA:C5'	1:8:A:DA:C4'	4	2.73

Continued on next page...

Continued from previous page...

Key	Atom-1	Atom-2	Atom-3	Atom-4	Model ID	Violation (°)
(1,139)	2:14:B:DT:C5'	2:14:B:DT:C4'	2:14:B:DT:C3'	2:14:B:DT:C2'	20	2.72
(1,125)	1:9:A:DA:C1'	1:9:A:DA:O4'	1:9:A:DA:C4'	1:9:A:DA:C5'	9	2.72
(1,125)	1:9:A:DA:C1'	1:9:A:DA:O4'	1:9:A:DA:C4'	1:9:A:DA:C5'	25	2.72
(1,52)	1:8:A:DA:P	1:8:A:DA:O5'	1:8:A:DA:C5'	1:8:A:DA:C4'	2	2.72
(1,52)	1:8:A:DA:P	1:8:A:DA:O5'	1:8:A:DA:C5'	1:8:A:DA:C4'	16	2.72
(1,163)	1:2:A:DT:O4'	1:2:A:DT:C1'	1:2:A:DT:N1	1:2:A:DT:C2	17	2.71
(1,110)	1:3:A:DA:C1'	1:3:A:DA:O4'	1:3:A:DA:C4'	1:3:A:DA:C5'	17	2.71
(1,94)	2:14:B:DT:O5'	2:14:B:DT:C5'	2:14:B:DT:C4'	2:14:B:DT:C3'	30	2.71
(1,52)	1:8:A:DA:P	1:8:A:DA:O5'	1:8:A:DA:C5'	1:8:A:DA:C4'	17	2.71
(1,49)	1:4:A:DA:P	1:4:A:DA:O5'	1:4:A:DA:C5'	1:4:A:DA:C4'	8	2.71
(1,20)	1:7:A:DG:C3'	1:7:A:DG:O3'	1:8:A:DA:P	1:8:A:DA:O5'	8	2.71
(1,163)	1:2:A:DT:O4'	1:2:A:DT:C1'	1:2:A:DT:N1	1:2:A:DT:C2	2	2.7
(1,101)	2:22:B:DG:O5'	2:22:B:DG:C5'	2:22:B:DG:C4'	2:22:B:DG:C3'	11	2.69
(1,63)	2:21:B:DA:P	2:21:B:DA:O5'	2:21:B:DA:C5'	2:21:B:DA:C4'	9	2.69
(1,112)	1:4:A:DA:C5'	1:4:A:DA:C4'	1:4:A:DA:C3'	1:4:A:DA:C2'	18	2.68
(1,101)	2:22:B:DG:O5'	2:22:B:DG:C5'	2:22:B:DG:C4'	2:22:B:DG:C3'	25	2.68
(1,94)	2:14:B:DT:O5'	2:14:B:DT:C5'	2:14:B:DT:C4'	2:14:B:DT:C3'	13	2.68
(1,63)	2:21:B:DA:P	2:21:B:DA:O5'	2:21:B:DA:C5'	2:21:B:DA:C4'	23	2.68
(1,52)	1:8:A:DA:P	1:8:A:DA:O5'	1:8:A:DA:C5'	1:8:A:DA:C4'	9	2.68
(1,94)	2:14:B:DT:O5'	2:14:B:DT:C5'	2:14:B:DT:C4'	2:14:B:DT:C3'	15	2.67
(1,52)	1:8:A:DA:P	1:8:A:DA:O5'	1:8:A:DA:C5'	1:8:A:DA:C4'	15	2.67
(1,20)	1:7:A:DG:C3'	1:7:A:DG:O3'	1:8:A:DA:P	1:8:A:DA:O5'	9	2.67
(1,163)	1:2:A:DT:O4'	1:2:A:DT:C1'	1:2:A:DT:N1	1:2:A:DT:C2	16	2.66
(1,125)	1:9:A:DA:C1'	1:9:A:DA:O4'	1:9:A:DA:C4'	1:9:A:DA:C5'	10	2.66
(1,63)	2:21:B:DA:P	2:21:B:DA:O5'	2:21:B:DA:C5'	2:21:B:DA:C4'	12	2.66
(1,152)	2:19:B:DT:C1'	2:19:B:DT:O4'	2:19:B:DT:C4'	2:19:B:DT:C5'	4	2.65
(1,90)	1:9:A:DA:O5'	1:9:A:DA:C5'	1:9:A:DA:C4'	1:9:A:DA:C3'	2	2.65
(1,52)	1:8:A:DA:P	1:8:A:DA:O5'	1:8:A:DA:C5'	1:8:A:DA:C4'	6	2.65
(1,139)	2:14:B:DT:C5'	2:14:B:DT:C4'	2:14:B:DT:C3'	2:14:B:DT:C2'	16	2.64
(1,112)	1:4:A:DA:C5'	1:4:A:DA:C4'	1:4:A:DA:C3'	1:4:A:DA:C2'	23	2.64
(1,49)	1:4:A:DA:P	1:4:A:DA:O5'	1:4:A:DA:C5'	1:4:A:DA:C4'	9	2.64
(1,94)	2:14:B:DT:O5'	2:14:B:DT:C5'	2:14:B:DT:C4'	2:14:B:DT:C3'	25	2.63
(1,63)	2:21:B:DA:P	2:21:B:DA:O5'	2:21:B:DA:C5'	2:21:B:DA:C4'	2	2.63
(1,63)	2:21:B:DA:P	2:21:B:DA:O5'	2:21:B:DA:C5'	2:21:B:DA:C4'	8	2.63
(1,163)	1:2:A:DT:O4'	1:2:A:DT:C1'	1:2:A:DT:N1	1:2:A:DT:C2	1	2.62
(1,90)	1:9:A:DA:O5'	1:9:A:DA:C5'	1:9:A:DA:C4'	1:9:A:DA:C3'	29	2.62
(1,86)	1:4:A:DA:O5'	1:4:A:DA:C5'	1:4:A:DA:C4'	1:4:A:DA:C3'	21	2.62
(1,52)	1:8:A:DA:P	1:8:A:DA:O5'	1:8:A:DA:C5'	1:8:A:DA:C4'	23	2.62
(1,94)	2:14:B:DT:O5'	2:14:B:DT:C5'	2:14:B:DT:C4'	2:14:B:DT:C3'	29	2.61
(1,90)	1:9:A:DA:O5'	1:9:A:DA:C5'	1:9:A:DA:C4'	1:9:A:DA:C3'	26	2.61
(1,86)	1:4:A:DA:O5'	1:4:A:DA:C5'	1:4:A:DA:C4'	1:4:A:DA:C3'	4	2.61
(1,86)	1:4:A:DA:O5'	1:4:A:DA:C5'	1:4:A:DA:C4'	1:4:A:DA:C3'	5	2.61
(1,60)	2:18:B:DG:P	2:18:B:DG:O5'	2:18:B:DG:C5'	2:18:B:DG:C4'	13	2.61
(1,161)	2:22:B:DG:C1'	2:22:B:DG:O4'	2:22:B:DG:C4'	2:22:B:DG:C5'	4	2.6
(1,152)	2:19:B:DT:C1'	2:19:B:DT:O4'	2:19:B:DT:C4'	2:19:B:DT:C5'	24	2.6
(1,94)	2:14:B:DT:O5'	2:14:B:DT:C5'	2:14:B:DT:C4'	2:14:B:DT:C3'	6	2.6
(1,52)	1:8:A:DA:P	1:8:A:DA:O5'	1:8:A:DA:C5'	1:8:A:DA:C4'	19	2.6
(1,20)	1:7:A:DG:C3'	1:7:A:DG:O3'	1:8:A:DA:P	1:8:A:DA:O5'	18	2.6
(1,90)	1:9:A:DA:O5'	1:9:A:DA:C5'	1:9:A:DA:C4'	1:9:A:DA:C3'	28	2.59
(1,49)	1:4:A:DA:P	1:4:A:DA:O5'	1:4:A:DA:C5'	1:4:A:DA:C4'	3	2.59
(1,112)	1:4:A:DA:C5'	1:4:A:DA:C4'	1:4:A:DA:C3'	1:4:A:DA:C2'	11	2.58

Continued on next page...

Continued from previous page...

Key	Atom-1	Atom-2	Atom-3	Atom-4	Model ID	Violation (°)
(1,91)	1:10:A:DT:O5'	1:10:A:DT:C5'	1:10:A:DT:C4'	1:10:A:DT:C3'	17	2.57
(1,152)	2:19:B:DT:C1'	2:19:B:DT:O4'	2:19:B:DT:C4'	2:19:B:DT:C5'	1	2.56
(1,101)	2:22:B:DG:O5'	2:22:B:DG:C5'	2:22:B:DG:C4'	2:22:B:DG:C3'	2	2.56
(1,86)	1:4:A:DA:O5'	1:4:A:DA:C5'	1:4:A:DA:C4'	1:4:A:DA:C3'	9	2.56
(1,86)	1:4:A:DA:O5'	1:4:A:DA:C5'	1:4:A:DA:C4'	1:4:A:DA:C3'	30	2.56
(1,60)	2:18:B:DG:P	2:18:B:DG:O5'	2:18:B:DG:C5'	2:18:B:DG:C4'	5	2.56
(1,20)	1:7:A:DG:C3'	1:7:A:DG:O3'	1:8:A:DA:P	1:8:A:DA:O5'	14	2.56
(1,163)	1:2:A:DT:O4'	1:2:A:DT:C1'	1:2:A:DT:N1	1:2:A:DT:C2	14	2.55
(1,163)	1:2:A:DT:O4'	1:2:A:DT:C1'	1:2:A:DT:N1	1:2:A:DT:C2	23	2.55
(1,110)	1:3:A:DA:C1'	1:3:A:DA:O4'	1:3:A:DA:C4'	1:3:A:DA:C5'	12	2.55
(1,94)	2:14:B:DT:O5'	2:14:B:DT:C5'	2:14:B:DT:C4'	2:14:B:DT:C3'	27	2.55
(1,90)	1:9:A:DA:O5'	1:9:A:DA:C5'	1:9:A:DA:C4'	1:9:A:DA:C3'	9	2.55
(1,139)	2:14:B:DT:C5'	2:14:B:DT:C4'	2:14:B:DT:C3'	2:14:B:DT:C2'	18	2.54
(1,101)	2:22:B:DG:O5'	2:22:B:DG:C5'	2:22:B:DG:C4'	2:22:B:DG:C3'	4	2.54
(1,90)	1:9:A:DA:O5'	1:9:A:DA:C5'	1:9:A:DA:C4'	1:9:A:DA:C3'	5	2.54
(1,53)	1:9:A:DA:P	1:9:A:DA:O5'	1:9:A:DA:C5'	1:9:A:DA:C4'	21	2.54
(1,49)	1:4:A:DA:P	1:4:A:DA:O5'	1:4:A:DA:C5'	1:4:A:DA:C4'	18	2.54
(1,20)	1:7:A:DG:C3'	1:7:A:DG:O3'	1:8:A:DA:P	1:8:A:DA:O5'	27	2.54
(1,139)	2:14:B:DT:C5'	2:14:B:DT:C4'	2:14:B:DT:C3'	2:14:B:DT:C2'	8	2.53
(1,112)	1:4:A:DA:C5'	1:4:A:DA:C4'	1:4:A:DA:C3'	1:4:A:DA:C2'	12	2.53
(1,112)	1:4:A:DA:C5'	1:4:A:DA:C4'	1:4:A:DA:C3'	1:4:A:DA:C2'	27	2.53
(1,63)	2:21:B:DA:P	2:21:B:DA:O5'	2:21:B:DA:C5'	2:21:B:DA:C4'	13	2.53
(1,63)	2:21:B:DA:P	2:21:B:DA:O5'	2:21:B:DA:C5'	2:21:B:DA:C4'	25	2.53
(1,52)	1:8:A:DA:P	1:8:A:DA:O5'	1:8:A:DA:C5'	1:8:A:DA:C4'	27	2.53
(1,49)	1:4:A:DA:P	1:4:A:DA:O5'	1:4:A:DA:C5'	1:4:A:DA:C4'	16	2.53
(1,49)	1:4:A:DA:P	1:4:A:DA:O5'	1:4:A:DA:C5'	1:4:A:DA:C4'	22	2.53
(1,163)	1:2:A:DT:O4'	1:2:A:DT:C1'	1:2:A:DT:N1	1:2:A:DT:C2	26	2.52
(1,86)	1:4:A:DA:O5'	1:4:A:DA:C5'	1:4:A:DA:C4'	1:4:A:DA:C3'	28	2.52
(1,63)	2:21:B:DA:P	2:21:B:DA:O5'	2:21:B:DA:C5'	2:21:B:DA:C4'	21	2.52
(1,30)	2:20:B:DT:C3'	2:20:B:DT:O3'	2:21:B:DA:P	2:21:B:DA:O5'	2	2.52
(1,151)	2:19:B:DT:C5'	2:19:B:DT:C4'	2:19:B:DT:C3'	2:19:B:DT:C2'	22	2.51
(1,139)	2:14:B:DT:C5'	2:14:B:DT:C4'	2:14:B:DT:C3'	2:14:B:DT:C2'	2	2.51
(1,94)	2:14:B:DT:O5'	2:14:B:DT:C5'	2:14:B:DT:C4'	2:14:B:DT:C3'	4	2.51
(1,86)	1:4:A:DA:O5'	1:4:A:DA:C5'	1:4:A:DA:C4'	1:4:A:DA:C3'	11	2.51
(1,49)	1:4:A:DA:P	1:4:A:DA:O5'	1:4:A:DA:C5'	1:4:A:DA:C4'	11	2.51
(1,49)	1:4:A:DA:P	1:4:A:DA:O5'	1:4:A:DA:C5'	1:4:A:DA:C4'	12	2.51
(1,49)	1:4:A:DA:P	1:4:A:DA:O5'	1:4:A:DA:C5'	1:4:A:DA:C4'	23	2.51
(1,91)	1:10:A:DT:O5'	1:10:A:DT:C5'	1:10:A:DT:C4'	1:10:A:DT:C3'	5	2.5
(1,90)	1:9:A:DA:O5'	1:9:A:DA:C5'	1:9:A:DA:C4'	1:9:A:DA:C3'	8	2.5
(1,30)	2:20:B:DT:C3'	2:20:B:DT:O3'	2:21:B:DA:P	2:21:B:DA:O5'	11	2.5
(1,151)	2:19:B:DT:C5'	2:19:B:DT:C4'	2:19:B:DT:C3'	2:19:B:DT:C2'	27	2.49
(1,110)	1:3:A:DA:C1'	1:3:A:DA:O4'	1:3:A:DA:C4'	1:3:A:DA:C5'	26	2.49
(1,101)	2:22:B:DG:O5'	2:22:B:DG:C5'	2:22:B:DG:C4'	2:22:B:DG:C3'	30	2.49
(1,94)	2:14:B:DT:O5'	2:14:B:DT:C5'	2:14:B:DT:C4'	2:14:B:DT:C3'	12	2.49
(1,86)	1:4:A:DA:O5'	1:4:A:DA:C5'	1:4:A:DA:C4'	1:4:A:DA:C3'	18	2.49
(1,52)	1:8:A:DA:P	1:8:A:DA:O5'	1:8:A:DA:C5'	1:8:A:DA:C4'	24	2.49
(1,20)	1:7:A:DG:C3'	1:7:A:DG:O3'	1:8:A:DA:P	1:8:A:DA:O5'	29	2.49
(1,139)	2:14:B:DT:C5'	2:14:B:DT:C4'	2:14:B:DT:C3'	2:14:B:DT:C2'	24	2.48
(1,112)	1:4:A:DA:C5'	1:4:A:DA:C4'	1:4:A:DA:C3'	1:4:A:DA:C2'	5	2.48
(1,110)	1:3:A:DA:C1'	1:3:A:DA:O4'	1:3:A:DA:C4'	1:3:A:DA:C5'	16	2.48
(1,90)	1:9:A:DA:O5'	1:9:A:DA:C5'	1:9:A:DA:C4'	1:9:A:DA:C3'	1	2.48

Continued on next page...

Continued from previous page...

Key	Atom-1	Atom-2	Atom-3	Atom-4	Model ID	Violation (°)
(1,52)	1:8:A:DA:P	1:8:A:DA:O5'	1:8:A:DA:C5'	1:8:A:DA:C4'	20	2.48
(1,30)	2:20:B:DT:C3'	2:20:B:DT:O3'	2:21:B:DA:P	2:21:B:DA:O5'	24	2.48
(1,20)	1:7:A:DG:C3'	1:7:A:DG:O3'	1:8:A:DA:P	1:8:A:DA:O5'	4	2.48
(1,20)	1:7:A:DG:C3'	1:7:A:DG:O3'	1:8:A:DA:P	1:8:A:DA:O5'	22	2.48
(1,163)	1:2:A:DT:O4'	1:2:A:DT:C1'	1:2:A:DT:N1	1:2:A:DT:C2	28	2.47
(1,94)	2:14:B:DT:O5'	2:14:B:DT:C5'	2:14:B:DT:C4'	2:14:B:DT:C3'	9	2.47
(1,53)	1:9:A:DA:P	1:9:A:DA:O5'	1:9:A:DA:C5'	1:9:A:DA:C4'	4	2.47
(1,52)	1:8:A:DA:P	1:8:A:DA:O5'	1:8:A:DA:C5'	1:8:A:DA:C4'	12	2.47
(1,163)	1:2:A:DT:O4'	1:2:A:DT:C1'	1:2:A:DT:N1	1:2:A:DT:C2	7	2.46
(1,157)	2:21:B:DA:C5'	2:21:B:DA:C4'	2:21:B:DA:C3'	2:21:B:DA:C2'	26	2.46
(1,110)	1:3:A:DA:C1'	1:3:A:DA:O4'	1:3:A:DA:C4'	1:3:A:DA:C5'	11	2.46
(1,101)	2:22:B:DG:O5'	2:22:B:DG:C5'	2:22:B:DG:C4'	2:22:B:DG:C3'	9	2.46
(1,90)	1:9:A:DA:O5'	1:9:A:DA:C5'	1:9:A:DA:C4'	1:9:A:DA:C3'	4	2.46
(1,90)	1:9:A:DA:O5'	1:9:A:DA:C5'	1:9:A:DA:C4'	1:9:A:DA:C3'	15	2.46
(1,90)	1:9:A:DA:O5'	1:9:A:DA:C5'	1:9:A:DA:C4'	1:9:A:DA:C3'	25	2.46
(1,157)	2:21:B:DA:C5'	2:21:B:DA:C4'	2:21:B:DA:C3'	2:21:B:DA:C2'	14	2.45
(1,157)	2:21:B:DA:C5'	2:21:B:DA:C4'	2:21:B:DA:C3'	2:21:B:DA:C2'	28	2.45
(1,112)	1:4:A:DA:C5'	1:4:A:DA:C4'	1:4:A:DA:C3'	1:4:A:DA:C2'	2	2.45
(1,110)	1:3:A:DA:C1'	1:3:A:DA:O4'	1:3:A:DA:C4'	1:3:A:DA:C5'	6	2.45
(1,101)	2:22:B:DG:O5'	2:22:B:DG:C5'	2:22:B:DG:C4'	2:22:B:DG:C3'	8	2.45
(1,94)	2:14:B:DT:O5'	2:14:B:DT:C5'	2:14:B:DT:C4'	2:14:B:DT:C3'	26	2.45
(1,91)	1:10:A:DT:O5'	1:10:A:DT:C5'	1:10:A:DT:C4'	1:10:A:DT:C3'	13	2.45
(1,63)	2:21:B:DA:P	2:21:B:DA:O5'	2:21:B:DA:C5'	2:21:B:DA:C4'	11	2.45
(1,49)	1:4:A:DA:P	1:4:A:DA:O5'	1:4:A:DA:C5'	1:4:A:DA:C4'	15	2.45
(1,163)	1:2:A:DT:O4'	1:2:A:DT:C1'	1:2:A:DT:N1	1:2:A:DT:C2	5	2.44
(1,110)	1:3:A:DA:C1'	1:3:A:DA:O4'	1:3:A:DA:C4'	1:3:A:DA:C5'	22	2.44
(1,94)	2:14:B:DT:O5'	2:14:B:DT:C5'	2:14:B:DT:C4'	2:14:B:DT:C3'	3	2.44
(1,90)	1:9:A:DA:O5'	1:9:A:DA:C5'	1:9:A:DA:C4'	1:9:A:DA:C3'	24	2.44
(1,86)	1:4:A:DA:O5'	1:4:A:DA:C5'	1:4:A:DA:C4'	1:4:A:DA:C3'	1	2.44
(1,60)	2:18:B:DG:P	2:18:B:DG:O5'	2:18:B:DG:C5'	2:18:B:DG:C4'	12	2.44
(1,112)	1:4:A:DA:C5'	1:4:A:DA:C4'	1:4:A:DA:C3'	1:4:A:DA:C2'	15	2.43
(1,101)	2:22:B:DG:O5'	2:22:B:DG:C5'	2:22:B:DG:C4'	2:22:B:DG:C3'	21	2.43
(1,94)	2:14:B:DT:O5'	2:14:B:DT:C5'	2:14:B:DT:C4'	2:14:B:DT:C3'	21	2.43
(1,91)	1:10:A:DT:O5'	1:10:A:DT:C5'	1:10:A:DT:C4'	1:10:A:DT:C3'	8	2.43
(1,91)	1:10:A:DT:O5'	1:10:A:DT:C5'	1:10:A:DT:C4'	1:10:A:DT:C3'	9	2.43
(1,90)	1:9:A:DA:O5'	1:9:A:DA:C5'	1:9:A:DA:C4'	1:9:A:DA:C3'	12	2.43
(1,53)	1:9:A:DA:P	1:9:A:DA:O5'	1:9:A:DA:C5'	1:9:A:DA:C4'	11	2.43
(1,157)	2:21:B:DA:C5'	2:21:B:DA:C4'	2:21:B:DA:C3'	2:21:B:DA:C2'	5	2.42
(1,101)	2:22:B:DG:O5'	2:22:B:DG:C5'	2:22:B:DG:C4'	2:22:B:DG:C3'	1	2.42
(1,101)	2:22:B:DG:O5'	2:22:B:DG:C5'	2:22:B:DG:C4'	2:22:B:DG:C3'	12	2.42
(1,101)	2:22:B:DG:O5'	2:22:B:DG:C5'	2:22:B:DG:C4'	2:22:B:DG:C3'	15	2.42
(1,91)	1:10:A:DT:O5'	1:10:A:DT:C5'	1:10:A:DT:C4'	1:10:A:DT:C3'	1	2.42
(1,90)	1:9:A:DA:O5'	1:9:A:DA:C5'	1:9:A:DA:C4'	1:9:A:DA:C3'	3	2.42
(1,90)	1:9:A:DA:O5'	1:9:A:DA:C5'	1:9:A:DA:C4'	1:9:A:DA:C3'	7	2.42
(1,86)	1:4:A:DA:O5'	1:4:A:DA:C5'	1:4:A:DA:C4'	1:4:A:DA:C3'	23	2.42
(1,163)	1:2:A:DT:O4'	1:2:A:DT:C1'	1:2:A:DT:N1	1:2:A:DT:C2	6	2.41
(1,163)	1:2:A:DT:O4'	1:2:A:DT:C1'	1:2:A:DT:N1	1:2:A:DT:C2	20	2.41
(1,101)	2:22:B:DG:O5'	2:22:B:DG:C5'	2:22:B:DG:C4'	2:22:B:DG:C3'	23	2.41
(1,94)	2:14:B:DT:O5'	2:14:B:DT:C5'	2:14:B:DT:C4'	2:14:B:DT:C3'	19	2.41
(1,90)	1:9:A:DA:O5'	1:9:A:DA:C5'	1:9:A:DA:C4'	1:9:A:DA:C3'	17	2.41
(1,90)	1:9:A:DA:O5'	1:9:A:DA:C5'	1:9:A:DA:C4'	1:9:A:DA:C3'	20	2.41

Continued on next page...

Continued from previous page...

Key	Atom-1	Atom-2	Atom-3	Atom-4	Model ID	Violation (°)
(1,53)	1:9:A:DA:P	1:9:A:DA:O5'	1:9:A:DA:C5'	1:9:A:DA:C4'	17	2.41
(1,125)	1:9:A:DA:C1'	1:9:A:DA:O4'	1:9:A:DA:C4'	1:9:A:DA:C5'	5	2.4
(1,94)	2:14:B:DT:O5'	2:14:B:DT:C5'	2:14:B:DT:C4'	2:14:B:DT:C3'	1	2.4
(1,94)	2:14:B:DT:O5'	2:14:B:DT:C5'	2:14:B:DT:C4'	2:14:B:DT:C3'	23	2.4
(1,53)	1:9:A:DA:P	1:9:A:DA:O5'	1:9:A:DA:C5'	1:9:A:DA:C4'	3	2.4
(1,112)	1:4:A:DA:C5'	1:4:A:DA:C4'	1:4:A:DA:C3'	1:4:A:DA:C2'	1	2.39
(1,112)	1:4:A:DA:C5'	1:4:A:DA:C4'	1:4:A:DA:C3'	1:4:A:DA:C2'	20	2.39
(1,90)	1:9:A:DA:O5'	1:9:A:DA:C5'	1:9:A:DA:C4'	1:9:A:DA:C3'	6	2.39
(1,163)	1:2:A:DT:O4'	1:2:A:DT:C1'	1:2:A:DT:N1	1:2:A:DT:C2	18	2.38
(1,151)	2:19:B:DT:C5'	2:19:B:DT:C4'	2:19:B:DT:C3'	2:19:B:DT:C2'	30	2.38
(1,94)	2:14:B:DT:O5'	2:14:B:DT:C5'	2:14:B:DT:C4'	2:14:B:DT:C3'	11	2.38
(1,91)	1:10:A:DT:O5'	1:10:A:DT:C5'	1:10:A:DT:C4'	1:10:A:DT:C3'	3	2.38
(1,91)	1:10:A:DT:O5'	1:10:A:DT:C5'	1:10:A:DT:C4'	1:10:A:DT:C3'	27	2.38
(1,90)	1:9:A:DA:O5'	1:9:A:DA:C5'	1:9:A:DA:C4'	1:9:A:DA:C3'	22	2.38
(1,163)	1:2:A:DT:O4'	1:2:A:DT:C1'	1:2:A:DT:N1	1:2:A:DT:C2	29	2.37
(1,91)	1:10:A:DT:O5'	1:10:A:DT:C5'	1:10:A:DT:C4'	1:10:A:DT:C3'	4	2.37
(1,91)	1:10:A:DT:O5'	1:10:A:DT:C5'	1:10:A:DT:C4'	1:10:A:DT:C3'	23	2.37
(1,91)	1:10:A:DT:O5'	1:10:A:DT:C5'	1:10:A:DT:C4'	1:10:A:DT:C3'	25	2.37
(1,90)	1:9:A:DA:O5'	1:9:A:DA:C5'	1:9:A:DA:C4'	1:9:A:DA:C3'	11	2.37
(1,90)	1:9:A:DA:O5'	1:9:A:DA:C5'	1:9:A:DA:C4'	1:9:A:DA:C3'	27	2.37
(1,90)	1:9:A:DA:O5'	1:9:A:DA:C5'	1:9:A:DA:C4'	1:9:A:DA:C3'	30	2.37
(1,53)	1:9:A:DA:P	1:9:A:DA:O5'	1:9:A:DA:C5'	1:9:A:DA:C4'	23	2.37
(1,91)	1:10:A:DT:O5'	1:10:A:DT:C5'	1:10:A:DT:C4'	1:10:A:DT:C3'	30	2.36
(1,49)	1:4:A:DA:P	1:4:A:DA:O5'	1:4:A:DA:C5'	1:4:A:DA:C4'	2	2.36
(1,110)	1:3:A:DA:C1'	1:3:A:DA:O4'	1:3:A:DA:C4'	1:3:A:DA:C5'	20	2.35
(1,91)	1:10:A:DT:O5'	1:10:A:DT:C5'	1:10:A:DT:C4'	1:10:A:DT:C3'	7	2.35
(1,90)	1:9:A:DA:O5'	1:9:A:DA:C5'	1:9:A:DA:C4'	1:9:A:DA:C3'	23	2.35
(1,60)	2:18:B:DG:P	2:18:B:DG:O5'	2:18:B:DG:C5'	2:18:B:DG:C4'	25	2.35
(1,53)	1:9:A:DA:P	1:9:A:DA:O5'	1:9:A:DA:C5'	1:9:A:DA:C4'	9	2.35
(1,52)	1:8:A:DA:P	1:8:A:DA:O5'	1:8:A:DA:C5'	1:8:A:DA:C4'	29	2.35
(1,157)	2:21:B:DA:C5'	2:21:B:DA:C4'	2:21:B:DA:C3'	2:21:B:DA:C2'	29	2.34
(1,151)	2:19:B:DT:C5'	2:19:B:DT:C4'	2:19:B:DT:C3'	2:19:B:DT:C2'	4	2.34
(1,110)	1:3:A:DA:C1'	1:3:A:DA:O4'	1:3:A:DA:C4'	1:3:A:DA:C5'	14	2.34
(1,101)	2:22:B:DG:O5'	2:22:B:DG:C5'	2:22:B:DG:C4'	2:22:B:DG:C3'	3	2.34
(1,91)	1:10:A:DT:O5'	1:10:A:DT:C5'	1:10:A:DT:C4'	1:10:A:DT:C3'	19	2.34
(1,91)	1:10:A:DT:O5'	1:10:A:DT:C5'	1:10:A:DT:C4'	1:10:A:DT:C3'	28	2.34
(1,86)	1:4:A:DA:O5'	1:4:A:DA:C5'	1:4:A:DA:C4'	1:4:A:DA:C3'	6	2.34
(1,53)	1:9:A:DA:P	1:9:A:DA:O5'	1:9:A:DA:C5'	1:9:A:DA:C4'	10	2.34
(1,163)	1:2:A:DT:O4'	1:2:A:DT:C1'	1:2:A:DT:N1	1:2:A:DT:C2	27	2.33
(1,157)	2:21:B:DA:C5'	2:21:B:DA:C4'	2:21:B:DA:C3'	2:21:B:DA:C2'	18	2.33
(1,139)	2:14:B:DT:C5'	2:14:B:DT:C4'	2:14:B:DT:C3'	2:14:B:DT:C2'	22	2.33
(1,110)	1:3:A:DA:C1'	1:3:A:DA:O4'	1:3:A:DA:C4'	1:3:A:DA:C5'	25	2.33
(1,91)	1:10:A:DT:O5'	1:10:A:DT:C5'	1:10:A:DT:C4'	1:10:A:DT:C3'	2	2.33
(1,91)	1:10:A:DT:O5'	1:10:A:DT:C5'	1:10:A:DT:C4'	1:10:A:DT:C3'	18	2.33
(1,91)	1:10:A:DT:O5'	1:10:A:DT:C5'	1:10:A:DT:C4'	1:10:A:DT:C3'	21	2.33
(1,163)	1:2:A:DT:O4'	1:2:A:DT:C1'	1:2:A:DT:N1	1:2:A:DT:C2	19	2.32
(1,157)	2:21:B:DA:C5'	2:21:B:DA:C4'	2:21:B:DA:C3'	2:21:B:DA:C2'	7	2.32
(1,157)	2:21:B:DA:C5'	2:21:B:DA:C4'	2:21:B:DA:C3'	2:21:B:DA:C2'	20	2.32
(1,137)	2:13:B:DA:C1'	2:13:B:DA:O4'	2:13:B:DA:C4'	2:13:B:DA:C5'	5	2.32
(1,110)	1:3:A:DA:C1'	1:3:A:DA:O4'	1:3:A:DA:C4'	1:3:A:DA:C5'	9	2.32
(1,91)	1:10:A:DT:O5'	1:10:A:DT:C5'	1:10:A:DT:C4'	1:10:A:DT:C3'	29	2.32

Continued on next page...

Continued from previous page...

Key	Atom-1	Atom-2	Atom-3	Atom-4	Model ID	Violation (°)
(1,60)	2:18:B:DG:P	2:18:B:DG:O5'	2:18:B:DG:C5'	2:18:B:DG:C4'	14	2.32
(1,60)	2:18:B:DG:P	2:18:B:DG:O5'	2:18:B:DG:C5'	2:18:B:DG:C4'	23	2.32
(1,49)	1:4:A:DA:P	1:4:A:DA:O5'	1:4:A:DA:C5'	1:4:A:DA:C4'	14	2.32
(1,20)	1:7:A:DG:C3'	1:7:A:DG:O3'	1:8:A:DA:P	1:8:A:DA:O5'	19	2.32
(1,157)	2:21:B:DA:C5'	2:21:B:DA:C4'	2:21:B:DA:C3'	2:21:B:DA:C2'	6	2.31
(1,157)	2:21:B:DA:C5'	2:21:B:DA:C4'	2:21:B:DA:C3'	2:21:B:DA:C2'	16	2.31
(1,157)	2:21:B:DA:C5'	2:21:B:DA:C4'	2:21:B:DA:C3'	2:21:B:DA:C2'	22	2.31
(1,101)	2:22:B:DG:O5'	2:22:B:DG:C5'	2:22:B:DG:C4'	2:22:B:DG:C3'	10	2.31
(1,91)	1:10:A:DT:O5'	1:10:A:DT:C5'	1:10:A:DT:C4'	1:10:A:DT:C3'	14	2.31
(1,91)	1:10:A:DT:O5'	1:10:A:DT:C5'	1:10:A:DT:C4'	1:10:A:DT:C3'	15	2.31
(1,91)	1:10:A:DT:O5'	1:10:A:DT:C5'	1:10:A:DT:C4'	1:10:A:DT:C3'	20	2.31
(1,91)	1:10:A:DT:O5'	1:10:A:DT:C5'	1:10:A:DT:C4'	1:10:A:DT:C3'	22	2.31
(1,91)	1:10:A:DT:O5'	1:10:A:DT:C5'	1:10:A:DT:C4'	1:10:A:DT:C3'	24	2.31
(1,90)	1:9:A:DA:O5'	1:9:A:DA:C5'	1:9:A:DA:C4'	1:9:A:DA:C3'	21	2.31
(1,63)	2:21:B:DA:P	2:21:B:DA:O5'	2:21:B:DA:C5'	2:21:B:DA:C4'	15	2.31
(1,20)	1:7:A:DG:C3'	1:7:A:DG:O3'	1:8:A:DA:P	1:8:A:DA:O5'	21	2.31
(1,155)	2:20:B:DT:C1'	2:20:B:DT:O4'	2:20:B:DT:C4'	2:20:B:DT:C5'	3	2.3
(1,151)	2:19:B:DT:C5'	2:19:B:DT:C4'	2:19:B:DT:C3'	2:19:B:DT:C2'	10	2.3
(1,137)	2:13:B:DA:C1'	2:13:B:DA:O4'	2:13:B:DA:C4'	2:13:B:DA:C5'	23	2.3
(1,110)	1:3:A:DA:C1'	1:3:A:DA:O4'	1:3:A:DA:C4'	1:3:A:DA:C5'	29	2.3
(1,91)	1:10:A:DT:O5'	1:10:A:DT:C5'	1:10:A:DT:C4'	1:10:A:DT:C3'	12	2.3
(1,90)	1:9:A:DA:O5'	1:9:A:DA:C5'	1:9:A:DA:C4'	1:9:A:DA:C3'	10	2.3
(1,86)	1:4:A:DA:O5'	1:4:A:DA:C5'	1:4:A:DA:C4'	1:4:A:DA:C3'	3	2.3
(1,53)	1:9:A:DA:P	1:9:A:DA:O5'	1:9:A:DA:C5'	1:9:A:DA:C4'	1	2.3
(1,53)	1:9:A:DA:P	1:9:A:DA:O5'	1:9:A:DA:C5'	1:9:A:DA:C4'	25	2.3
(1,139)	2:14:B:DT:C5'	2:14:B:DT:C4'	2:14:B:DT:C3'	2:14:B:DT:C2'	10	2.29
(1,139)	2:14:B:DT:C5'	2:14:B:DT:C4'	2:14:B:DT:C3'	2:14:B:DT:C2'	15	2.29
(1,137)	2:13:B:DA:C1'	2:13:B:DA:O4'	2:13:B:DA:C4'	2:13:B:DA:C5'	11	2.29
(1,91)	1:10:A:DT:O5'	1:10:A:DT:C5'	1:10:A:DT:C4'	1:10:A:DT:C3'	6	2.29
(1,91)	1:10:A:DT:O5'	1:10:A:DT:C5'	1:10:A:DT:C4'	1:10:A:DT:C3'	11	2.29
(1,49)	1:4:A:DA:P	1:4:A:DA:O5'	1:4:A:DA:C5'	1:4:A:DA:C4'	28	2.29
(1,20)	1:7:A:DG:C3'	1:7:A:DG:O3'	1:8:A:DA:P	1:8:A:DA:O5'	20	2.29
(1,157)	2:21:B:DA:C5'	2:21:B:DA:C4'	2:21:B:DA:C3'	2:21:B:DA:C2'	17	2.28
(1,157)	2:21:B:DA:C5'	2:21:B:DA:C4'	2:21:B:DA:C3'	2:21:B:DA:C2'	27	2.28
(1,101)	2:22:B:DG:O5'	2:22:B:DG:C5'	2:22:B:DG:C4'	2:22:B:DG:C3'	24	2.28
(1,98)	2:19:B:DT:O5'	2:19:B:DT:C5'	2:19:B:DT:C4'	2:19:B:DT:C3'	10	2.28
(1,94)	2:14:B:DT:O5'	2:14:B:DT:C5'	2:14:B:DT:C4'	2:14:B:DT:C3'	5	2.28
(1,94)	2:14:B:DT:O5'	2:14:B:DT:C5'	2:14:B:DT:C4'	2:14:B:DT:C3'	17	2.28
(1,91)	1:10:A:DT:O5'	1:10:A:DT:C5'	1:10:A:DT:C4'	1:10:A:DT:C3'	16	2.28
(1,91)	1:10:A:DT:O5'	1:10:A:DT:C5'	1:10:A:DT:C4'	1:10:A:DT:C3'	26	2.28
(1,52)	1:8:A:DA:P	1:8:A:DA:O5'	1:8:A:DA:C5'	1:8:A:DA:C4'	7	2.28
(1,137)	2:13:B:DA:C1'	2:13:B:DA:O4'	2:13:B:DA:C4'	2:13:B:DA:C5'	17	2.27
(1,91)	1:10:A:DT:O5'	1:10:A:DT:C5'	1:10:A:DT:C4'	1:10:A:DT:C3'	10	2.27
(1,86)	1:4:A:DA:O5'	1:4:A:DA:C5'	1:4:A:DA:C4'	1:4:A:DA:C3'	13	2.27
(1,60)	2:18:B:DG:P	2:18:B:DG:O5'	2:18:B:DG:C5'	2:18:B:DG:C4'	21	2.27
(1,52)	1:8:A:DA:P	1:8:A:DA:O5'	1:8:A:DA:C5'	1:8:A:DA:C4'	3	2.27
(1,60)	2:18:B:DG:P	2:18:B:DG:O5'	2:18:B:DG:C5'	2:18:B:DG:C4'	10	2.26
(1,49)	1:4:A:DA:P	1:4:A:DA:O5'	1:4:A:DA:C5'	1:4:A:DA:C4'	1	2.26
(1,151)	2:19:B:DT:C5'	2:19:B:DT:C4'	2:19:B:DT:C3'	2:19:B:DT:C2'	7	2.25
(1,110)	1:3:A:DA:C1'	1:3:A:DA:O4'	1:3:A:DA:C4'	1:3:A:DA:C5'	1	2.25
(1,98)	2:19:B:DT:O5'	2:19:B:DT:C5'	2:19:B:DT:C4'	2:19:B:DT:C3'	4	2.25

Continued on next page...

Continued from previous page...

Key	Atom-1	Atom-2	Atom-3	Atom-4	Model ID	Violation (°)
(1,86)	1:4:A:DA:O5'	1:4:A:DA:C5'	1:4:A:DA:C4'	1:4:A:DA:C3'	26	2.25
(1,152)	2:19:B:DT:C1'	2:19:B:DT:O4'	2:19:B:DT:C4'	2:19:B:DT:C5'	2	2.24
(1,137)	2:13:B:DA:C1'	2:13:B:DA:O4'	2:13:B:DA:C4'	2:13:B:DA:C5'	26	2.24
(1,90)	1:9:A:DA:O5'	1:9:A:DA:C5'	1:9:A:DA:C4'	1:9:A:DA:C3'	14	2.24
(1,60)	2:18:B:DG:P	2:18:B:DG:O5'	2:18:B:DG:C5'	2:18:B:DG:C4'	20	2.24
(1,20)	1:7:A:DG:C3'	1:7:A:DG:O3'	1:8:A:DA:P	1:8:A:DA:O5'	16	2.24
(1,152)	2:19:B:DT:C1'	2:19:B:DT:O4'	2:19:B:DT:C4'	2:19:B:DT:C5'	16	2.23
(1,151)	2:19:B:DT:C5'	2:19:B:DT:C4'	2:19:B:DT:C3'	2:19:B:DT:C2'	9	2.23
(1,90)	1:9:A:DA:O5'	1:9:A:DA:C5'	1:9:A:DA:C4'	1:9:A:DA:C3'	18	2.23
(1,60)	2:18:B:DG:P	2:18:B:DG:O5'	2:18:B:DG:C5'	2:18:B:DG:C4'	15	2.23
(1,137)	2:13:B:DA:C1'	2:13:B:DA:O4'	2:13:B:DA:C4'	2:13:B:DA:C5'	2	2.22
(1,137)	2:13:B:DA:C1'	2:13:B:DA:O4'	2:13:B:DA:C4'	2:13:B:DA:C5'	1	2.21
(1,112)	1:4:A:DA:C5'	1:4:A:DA:C4'	1:4:A:DA:C3'	1:4:A:DA:C2'	3	2.21
(1,112)	1:4:A:DA:C5'	1:4:A:DA:C4'	1:4:A:DA:C3'	1:4:A:DA:C2'	4	2.21
(1,157)	2:21:B:DA:C5'	2:21:B:DA:C4'	2:21:B:DA:C3'	2:21:B:DA:C2'	19	2.2
(1,152)	2:19:B:DT:C1'	2:19:B:DT:O4'	2:19:B:DT:C4'	2:19:B:DT:C5'	7	2.2
(1,124)	1:9:A:DA:C5'	1:9:A:DA:C4'	1:9:A:DA:C3'	1:9:A:DA:C2'	21	2.2
(1,110)	1:3:A:DA:C1'	1:3:A:DA:O4'	1:3:A:DA:C4'	1:3:A:DA:C5'	5	2.2
(1,98)	2:19:B:DT:O5'	2:19:B:DT:C5'	2:19:B:DT:C4'	2:19:B:DT:C3'	22	2.2
(1,52)	1:8:A:DA:P	1:8:A:DA:O5'	1:8:A:DA:C5'	1:8:A:DA:C4'	28	2.2
(1,86)	1:4:A:DA:O5'	1:4:A:DA:C5'	1:4:A:DA:C4'	1:4:A:DA:C3'	2	2.19
(1,60)	2:18:B:DG:P	2:18:B:DG:O5'	2:18:B:DG:C5'	2:18:B:DG:C4'	6	2.19
(1,53)	1:9:A:DA:P	1:9:A:DA:O5'	1:9:A:DA:C5'	1:9:A:DA:C4'	7	2.19
(1,139)	2:14:B:DT:C5'	2:14:B:DT:C4'	2:14:B:DT:C3'	2:14:B:DT:C2'	7	2.18
(1,137)	2:13:B:DA:C1'	2:13:B:DA:O4'	2:13:B:DA:C4'	2:13:B:DA:C5'	12	2.18
(1,137)	2:13:B:DA:C1'	2:13:B:DA:O4'	2:13:B:DA:C4'	2:13:B:DA:C5'	27	2.18
(1,110)	1:3:A:DA:C1'	1:3:A:DA:O4'	1:3:A:DA:C4'	1:3:A:DA:C5'	3	2.18
(1,90)	1:9:A:DA:O5'	1:9:A:DA:C5'	1:9:A:DA:C4'	1:9:A:DA:C3'	16	2.18
(1,53)	1:9:A:DA:P	1:9:A:DA:O5'	1:9:A:DA:C5'	1:9:A:DA:C4'	19	2.18
(1,53)	1:9:A:DA:P	1:9:A:DA:O5'	1:9:A:DA:C5'	1:9:A:DA:C4'	30	2.18
(1,137)	2:13:B:DA:C1'	2:13:B:DA:O4'	2:13:B:DA:C4'	2:13:B:DA:C5'	9	2.17
(1,124)	1:9:A:DA:C5'	1:9:A:DA:C4'	1:9:A:DA:C3'	1:9:A:DA:C2'	17	2.17
(1,119)	1:7:A:DG:C1'	1:7:A:DG:O4'	1:7:A:DG:C4'	1:7:A:DG:C5'	1	2.17
(1,98)	2:19:B:DT:O5'	2:19:B:DT:C5'	2:19:B:DT:C4'	2:19:B:DT:C3'	9	2.17
(1,60)	2:18:B:DG:P	2:18:B:DG:O5'	2:18:B:DG:C5'	2:18:B:DG:C4'	8	2.17
(1,49)	1:4:A:DA:P	1:4:A:DA:O5'	1:4:A:DA:C5'	1:4:A:DA:C4'	17	2.17
(1,20)	1:7:A:DG:C3'	1:7:A:DG:O3'	1:8:A:DA:P	1:8:A:DA:O5'	24	2.17
(1,124)	1:9:A:DA:C5'	1:9:A:DA:C4'	1:9:A:DA:C3'	1:9:A:DA:C2'	11	2.16
(1,110)	1:3:A:DA:C1'	1:3:A:DA:O4'	1:3:A:DA:C4'	1:3:A:DA:C5'	2	2.16
(1,110)	1:3:A:DA:C1'	1:3:A:DA:O4'	1:3:A:DA:C4'	1:3:A:DA:C5'	7	2.16
(1,60)	2:18:B:DG:P	2:18:B:DG:O5'	2:18:B:DG:C5'	2:18:B:DG:C4'	28	2.16
(1,53)	1:9:A:DA:P	1:9:A:DA:O5'	1:9:A:DA:C5'	1:9:A:DA:C4'	27	2.16
(1,49)	1:4:A:DA:P	1:4:A:DA:O5'	1:4:A:DA:C5'	1:4:A:DA:C4'	7	2.16
(1,29)	2:19:B:DT:C3'	2:19:B:DT:O3'	2:20:B:DT:P	2:20:B:DT:O5'	19	2.16
(1,152)	2:19:B:DT:C1'	2:19:B:DT:O4'	2:19:B:DT:C4'	2:19:B:DT:C5'	17	2.15
(1,53)	1:9:A:DA:P	1:9:A:DA:O5'	1:9:A:DA:C5'	1:9:A:DA:C4'	13	2.15
(1,30)	2:20:B:DT:C3'	2:20:B:DT:O3'	2:21:B:DA:P	2:21:B:DA:O5'	12	2.15
(1,103)	1:1:A:DC:C5'	1:1:A:DC:C4'	1:1:A:DC:C3'	1:1:A:DC:C2'	29	2.14
(1,93)	2:13:B:DA:O5'	2:13:B:DA:C5'	2:13:B:DA:C4'	2:13:B:DA:C3'	8	2.14
(1,60)	2:18:B:DG:P	2:18:B:DG:O5'	2:18:B:DG:C5'	2:18:B:DG:C4'	24	2.14
(1,60)	2:18:B:DG:P	2:18:B:DG:O5'	2:18:B:DG:C5'	2:18:B:DG:C4'	30	2.14

Continued on next page...

Continued from previous page...

Key	Atom-1	Atom-2	Atom-3	Atom-4	Model ID	Violation (°)
(1,29)	2:19:B:DT:C3'	2:19:B:DT:O3'	2:20:B:DT:P	2:20:B:DT:O5'	22	2.14
(1,151)	2:19:B:DT:C5'	2:19:B:DT:C4'	2:19:B:DT:C3'	2:19:B:DT:C2'	21	2.13
(1,124)	1:9:A:DA:C5'	1:9:A:DA:C4'	1:9:A:DA:C3'	1:9:A:DA:C2'	4	2.13
(1,124)	1:9:A:DA:C5'	1:9:A:DA:C4'	1:9:A:DA:C3'	1:9:A:DA:C2'	9	2.13
(1,110)	1:3:A:DA:C1'	1:3:A:DA:O4'	1:3:A:DA:C4'	1:3:A:DA:C5'	13	2.13
(1,90)	1:9:A:DA:O5'	1:9:A:DA:C5'	1:9:A:DA:C4'	1:9:A:DA:C3'	19	2.13
(1,86)	1:4:A:DA:O5'	1:4:A:DA:C5'	1:4:A:DA:C4'	1:4:A:DA:C3'	25	2.13
(1,53)	1:9:A:DA:P	1:9:A:DA:O5'	1:9:A:DA:C5'	1:9:A:DA:C4'	18	2.13
(1,52)	1:8:A:DA:P	1:8:A:DA:O5'	1:8:A:DA:C5'	1:8:A:DA:C4'	30	2.13
(1,151)	2:19:B:DT:C5'	2:19:B:DT:C4'	2:19:B:DT:C3'	2:19:B:DT:C2'	12	2.12
(1,139)	2:14:B:DT:C5'	2:14:B:DT:C4'	2:14:B:DT:C3'	2:14:B:DT:C2'	14	2.12
(1,137)	2:13:B:DA:C1'	2:13:B:DA:O4'	2:13:B:DA:C4'	2:13:B:DA:C5'	4	2.12
(1,137)	2:13:B:DA:C1'	2:13:B:DA:O4'	2:13:B:DA:C4'	2:13:B:DA:C5'	15	2.12
(1,137)	2:13:B:DA:C1'	2:13:B:DA:O4'	2:13:B:DA:C4'	2:13:B:DA:C5'	25	2.12
(1,137)	2:13:B:DA:C1'	2:13:B:DA:O4'	2:13:B:DA:C4'	2:13:B:DA:C5'	28	2.12
(1,60)	2:18:B:DG:P	2:18:B:DG:O5'	2:18:B:DG:C5'	2:18:B:DG:C4'	16	2.12
(1,137)	2:13:B:DA:C1'	2:13:B:DA:O4'	2:13:B:DA:C4'	2:13:B:DA:C5'	8	2.11
(1,137)	2:13:B:DA:C1'	2:13:B:DA:O4'	2:13:B:DA:C4'	2:13:B:DA:C5'	30	2.11
(1,98)	2:19:B:DT:O5'	2:19:B:DT:C5'	2:19:B:DT:C4'	2:19:B:DT:C3'	30	2.11
(1,163)	1:2:A:DT:O4'	1:2:A:DT:C1'	1:2:A:DT:N1	1:2:A:DT:C2	21	2.1
(1,152)	2:19:B:DT:C1'	2:19:B:DT:O4'	2:19:B:DT:C4'	2:19:B:DT:C5'	27	2.1
(1,137)	2:13:B:DA:C1'	2:13:B:DA:O4'	2:13:B:DA:C4'	2:13:B:DA:C5'	3	2.1
(1,124)	1:9:A:DA:C5'	1:9:A:DA:C4'	1:9:A:DA:C3'	1:9:A:DA:C2'	3	2.1
(1,122)	1:8:A:DA:C1'	1:8:A:DA:O4'	1:8:A:DA:C4'	1:8:A:DA:C5'	23	2.1
(1,101)	2:22:B:DG:O5'	2:22:B:DG:C5'	2:22:B:DG:C4'	2:22:B:DG:C3'	17	2.1
(1,86)	1:4:A:DA:O5'	1:4:A:DA:C5'	1:4:A:DA:C4'	1:4:A:DA:C3'	27	2.1
(1,155)	2:20:B:DT:C1'	2:20:B:DT:O4'	2:20:B:DT:C4'	2:20:B:DT:C5'	10	2.09
(1,155)	2:20:B:DT:C1'	2:20:B:DT:O4'	2:20:B:DT:C4'	2:20:B:DT:C5'	16	2.09
(1,139)	2:14:B:DT:C5'	2:14:B:DT:C4'	2:14:B:DT:C3'	2:14:B:DT:C2'	29	2.09
(1,110)	1:3:A:DA:C1'	1:3:A:DA:O4'	1:3:A:DA:C4'	1:3:A:DA:C5'	27	2.09
(1,93)	2:13:B:DA:O5'	2:13:B:DA:C5'	2:13:B:DA:C4'	2:13:B:DA:C3'	14	2.09
(1,86)	1:4:A:DA:O5'	1:4:A:DA:C5'	1:4:A:DA:C4'	1:4:A:DA:C3'	10	2.09
(1,155)	2:20:B:DT:C1'	2:20:B:DT:O4'	2:20:B:DT:C4'	2:20:B:DT:C5'	30	2.08
(1,124)	1:9:A:DA:C5'	1:9:A:DA:C4'	1:9:A:DA:C3'	1:9:A:DA:C2'	1	2.08
(1,101)	2:22:B:DG:O5'	2:22:B:DG:C5'	2:22:B:DG:C4'	2:22:B:DG:C3'	6	2.08
(1,93)	2:13:B:DA:O5'	2:13:B:DA:C5'	2:13:B:DA:C4'	2:13:B:DA:C3'	16	2.08
(1,163)	1:2:A:DT:O4'	1:2:A:DT:C1'	1:2:A:DT:N1	1:2:A:DT:C2	4	2.07
(1,137)	2:13:B:DA:C1'	2:13:B:DA:O4'	2:13:B:DA:C4'	2:13:B:DA:C5'	16	2.07
(1,137)	2:13:B:DA:C1'	2:13:B:DA:O4'	2:13:B:DA:C4'	2:13:B:DA:C5'	29	2.07
(1,101)	2:22:B:DG:O5'	2:22:B:DG:C5'	2:22:B:DG:C4'	2:22:B:DG:C3'	27	2.07
(1,57)	2:14:B:DT:P	2:14:B:DT:O5'	2:14:B:DT:C5'	2:14:B:DT:C4'	30	2.07
(1,177)	2:22:B:DG:O4'	2:22:B:DG:C1'	2:22:B:DG:N9	2:22:B:DG:C4	26	2.06
(1,152)	2:19:B:DT:C1'	2:19:B:DT:O4'	2:19:B:DT:C4'	2:19:B:DT:C5'	20	2.06
(1,151)	2:19:B:DT:C5'	2:19:B:DT:C4'	2:19:B:DT:C3'	2:19:B:DT:C2'	1	2.06
(1,137)	2:13:B:DA:C1'	2:13:B:DA:O4'	2:13:B:DA:C4'	2:13:B:DA:C5'	10	2.06
(1,110)	1:3:A:DA:C1'	1:3:A:DA:O4'	1:3:A:DA:C4'	1:3:A:DA:C5'	10	2.06
(1,86)	1:4:A:DA:O5'	1:4:A:DA:C5'	1:4:A:DA:C4'	1:4:A:DA:C3'	22	2.06
(1,29)	2:19:B:DT:C3'	2:19:B:DT:O3'	2:20:B:DT:P	2:20:B:DT:O5'	9	2.06
(1,29)	2:19:B:DT:C3'	2:19:B:DT:O3'	2:20:B:DT:P	2:20:B:DT:O5'	27	2.06
(1,139)	2:14:B:DT:C5'	2:14:B:DT:C4'	2:14:B:DT:C3'	2:14:B:DT:C2'	28	2.05
(1,137)	2:13:B:DA:C1'	2:13:B:DA:O4'	2:13:B:DA:C4'	2:13:B:DA:C5'	21	2.05

Continued on next page...

Continued from previous page...

Key	Atom-1	Atom-2	Atom-3	Atom-4	Model ID	Violation (°)
(1,110)	1:3:A:DA:C1'	1:3:A:DA:O4'	1:3:A:DA:C4'	1:3:A:DA:C5'	28	2.05
(1,93)	2:13:B:DA:O5'	2:13:B:DA:C5'	2:13:B:DA:C4'	2:13:B:DA:C3'	2	2.05
(1,93)	2:13:B:DA:O5'	2:13:B:DA:C5'	2:13:B:DA:C4'	2:13:B:DA:C3'	25	2.05
(1,30)	2:20:B:DT:C3'	2:20:B:DT:O3'	2:21:B:DA:P	2:21:B:DA:O5'	8	2.05
(1,124)	1:9:A:DA:C5'	1:9:A:DA:C4'	1:9:A:DA:C3'	1:9:A:DA:C2'	27	2.04
(1,112)	1:4:A:DA:C5'	1:4:A:DA:C4'	1:4:A:DA:C3'	1:4:A:DA:C2'	29	2.04
(1,110)	1:3:A:DA:C1'	1:3:A:DA:O4'	1:3:A:DA:C4'	1:3:A:DA:C5'	4	2.04
(1,101)	2:22:B:DG:O5'	2:22:B:DG:C5'	2:22:B:DG:C4'	2:22:B:DG:C3'	16	2.04
(1,93)	2:13:B:DA:O5'	2:13:B:DA:C5'	2:13:B:DA:C4'	2:13:B:DA:C3'	20	2.04
(1,93)	2:13:B:DA:O5'	2:13:B:DA:C5'	2:13:B:DA:C4'	2:13:B:DA:C3'	28	2.04
(1,86)	1:4:A:DA:O5'	1:4:A:DA:C5'	1:4:A:DA:C4'	1:4:A:DA:C3'	7	2.04
(1,86)	1:4:A:DA:O5'	1:4:A:DA:C5'	1:4:A:DA:C4'	1:4:A:DA:C3'	8	2.04
(1,137)	2:13:B:DA:C1'	2:13:B:DA:O4'	2:13:B:DA:C4'	2:13:B:DA:C5'	13	2.03
(1,137)	2:13:B:DA:C1'	2:13:B:DA:O4'	2:13:B:DA:C4'	2:13:B:DA:C5'	18	2.03
(1,137)	2:13:B:DA:C1'	2:13:B:DA:O4'	2:13:B:DA:C4'	2:13:B:DA:C5'	24	2.03
(1,124)	1:9:A:DA:C5'	1:9:A:DA:C4'	1:9:A:DA:C3'	1:9:A:DA:C2'	15	2.03
(1,122)	1:8:A:DA:C1'	1:8:A:DA:O4'	1:8:A:DA:C4'	1:8:A:DA:C5'	13	2.03
(1,101)	2:22:B:DG:O5'	2:22:B:DG:C5'	2:22:B:DG:C4'	2:22:B:DG:C3'	7	2.03
(1,93)	2:13:B:DA:O5'	2:13:B:DA:C5'	2:13:B:DA:C4'	2:13:B:DA:C3'	12	2.03
(1,60)	2:18:B:DG:P	2:18:B:DG:O5'	2:18:B:DG:C5'	2:18:B:DG:C4'	9	2.03
(1,52)	1:8:A:DA:P	1:8:A:DA:O5'	1:8:A:DA:C5'	1:8:A:DA:C4'	26	2.03
(1,29)	2:19:B:DT:C3'	2:19:B:DT:O3'	2:20:B:DT:P	2:20:B:DT:O5'	17	2.03
(1,124)	1:9:A:DA:C5'	1:9:A:DA:C4'	1:9:A:DA:C3'	1:9:A:DA:C2'	13	2.02
(1,110)	1:3:A:DA:C1'	1:3:A:DA:O4'	1:3:A:DA:C4'	1:3:A:DA:C5'	15	2.02
(1,103)	1:1:A:DC:C5'	1:1:A:DC:C4'	1:1:A:DC:C3'	1:1:A:DC:C2'	14	2.02
(1,101)	2:22:B:DG:O5'	2:22:B:DG:C5'	2:22:B:DG:C4'	2:22:B:DG:C3'	29	2.02
(1,93)	2:13:B:DA:O5'	2:13:B:DA:C5'	2:13:B:DA:C4'	2:13:B:DA:C3'	29	2.02
(1,86)	1:4:A:DA:O5'	1:4:A:DA:C5'	1:4:A:DA:C4'	1:4:A:DA:C3'	20	2.02
(1,29)	2:19:B:DT:C3'	2:19:B:DT:O3'	2:20:B:DT:P	2:20:B:DT:O5'	29	2.02
(1,151)	2:19:B:DT:C5'	2:19:B:DT:C4'	2:19:B:DT:C3'	2:19:B:DT:C2'	17	2.01
(1,151)	2:19:B:DT:C5'	2:19:B:DT:C4'	2:19:B:DT:C3'	2:19:B:DT:C2'	23	2.01
(1,137)	2:13:B:DA:C1'	2:13:B:DA:O4'	2:13:B:DA:C4'	2:13:B:DA:C5'	6	2.01
(1,86)	1:4:A:DA:O5'	1:4:A:DA:C5'	1:4:A:DA:C4'	1:4:A:DA:C3'	16	2.01
(1,86)	1:4:A:DA:O5'	1:4:A:DA:C5'	1:4:A:DA:C4'	1:4:A:DA:C3'	17	2.01
(1,60)	2:18:B:DG:P	2:18:B:DG:O5'	2:18:B:DG:C5'	2:18:B:DG:C4'	29	2.01
(1,53)	1:9:A:DA:P	1:9:A:DA:O5'	1:9:A:DA:C5'	1:9:A:DA:C4'	8	2.01
(1,151)	2:19:B:DT:C5'	2:19:B:DT:C4'	2:19:B:DT:C3'	2:19:B:DT:C2'	11	2.0
(1,137)	2:13:B:DA:C1'	2:13:B:DA:O4'	2:13:B:DA:C4'	2:13:B:DA:C5'	14	2.0
(1,124)	1:9:A:DA:C5'	1:9:A:DA:C4'	1:9:A:DA:C3'	1:9:A:DA:C2'	7	2.0
(1,124)	1:9:A:DA:C5'	1:9:A:DA:C4'	1:9:A:DA:C3'	1:9:A:DA:C2'	26	2.0
(1,101)	2:22:B:DG:O5'	2:22:B:DG:C5'	2:22:B:DG:C4'	2:22:B:DG:C3'	20	2.0
(1,93)	2:13:B:DA:O5'	2:13:B:DA:C5'	2:13:B:DA:C4'	2:13:B:DA:C3'	9	2.0
(1,93)	2:13:B:DA:O5'	2:13:B:DA:C5'	2:13:B:DA:C4'	2:13:B:DA:C3'	10	2.0
(1,93)	2:13:B:DA:O5'	2:13:B:DA:C5'	2:13:B:DA:C4'	2:13:B:DA:C3'	22	2.0
(1,86)	1:4:A:DA:O5'	1:4:A:DA:C5'	1:4:A:DA:C4'	1:4:A:DA:C3'	19	2.0
(1,50)	1:6:A:DG:P	1:6:A:DG:O5'	1:6:A:DG:C5'	1:6:A:DG:C4'	12	2.0
(1,29)	2:19:B:DT:C3'	2:19:B:DT:O3'	2:20:B:DT:P	2:20:B:DT:O5'	7	2.0
(1,177)	2:22:B:DG:O4'	2:22:B:DG:C1'	2:22:B:DG:N9	2:22:B:DG:C4	7	1.99
(1,177)	2:22:B:DG:O4'	2:22:B:DG:C1'	2:22:B:DG:N9	2:22:B:DG:C4	29	1.99
(1,139)	2:14:B:DT:C5'	2:14:B:DT:C4'	2:14:B:DT:C3'	2:14:B:DT:C2'	25	1.99
(1,137)	2:13:B:DA:C1'	2:13:B:DA:O4'	2:13:B:DA:C4'	2:13:B:DA:C5'	7	1.99

Continued on next page...

Continued from previous page...

Key	Atom-1	Atom-2	Atom-3	Atom-4	Model ID	Violation (°)
(1,137)	2:13:B:DA:C1'	2:13:B:DA:O4'	2:13:B:DA:C4'	2:13:B:DA:C5'	19	1.99
(1,137)	2:13:B:DA:C1'	2:13:B:DA:O4'	2:13:B:DA:C4'	2:13:B:DA:C5'	20	1.99
(1,137)	2:13:B:DA:C1'	2:13:B:DA:O4'	2:13:B:DA:C4'	2:13:B:DA:C5'	22	1.99
(1,124)	1:9:A:DA:C5'	1:9:A:DA:C4'	1:9:A:DA:C3'	1:9:A:DA:C2'	8	1.99
(1,110)	1:3:A:DA:C1'	1:3:A:DA:O4'	1:3:A:DA:C4'	1:3:A:DA:C5'	30	1.99
(1,98)	2:19:B:DT:O5'	2:19:B:DT:C5'	2:19:B:DT:C4'	2:19:B:DT:C3'	3	1.99
(1,93)	2:13:B:DA:O5'	2:13:B:DA:C5'	2:13:B:DA:C4'	2:13:B:DA:C3'	30	1.99
(1,60)	2:18:B:DG:P	2:18:B:DG:O5'	2:18:B:DG:C5'	2:18:B:DG:C4'	4	1.99
(1,60)	2:18:B:DG:P	2:18:B:DG:O5'	2:18:B:DG:C5'	2:18:B:DG:C4'	26	1.99
(1,57)	2:14:B:DT:P	2:14:B:DT:O5'	2:14:B:DT:C5'	2:14:B:DT:C4'	7	1.99
(1,53)	1:9:A:DA:P	1:9:A:DA:O5'	1:9:A:DA:C5'	1:9:A:DA:C4'	12	1.99
(1,53)	1:9:A:DA:P	1:9:A:DA:O5'	1:9:A:DA:C5'	1:9:A:DA:C4'	22	1.99
(1,53)	1:9:A:DA:P	1:9:A:DA:O5'	1:9:A:DA:C5'	1:9:A:DA:C4'	26	1.99
(1,49)	1:4:A:DA:P	1:4:A:DA:O5'	1:4:A:DA:C5'	1:4:A:DA:C4'	29	1.99
(1,103)	1:1:A:DC:C5'	1:1:A:DC:C4'	1:1:A:DC:C3'	1:1:A:DC:C2'	26	1.98
(1,101)	2:22:B:DG:O5'	2:22:B:DG:C5'	2:22:B:DG:C4'	2:22:B:DG:C3'	5	1.98
(1,101)	2:22:B:DG:O5'	2:22:B:DG:C5'	2:22:B:DG:C4'	2:22:B:DG:C3'	14	1.98
(1,101)	2:22:B:DG:O5'	2:22:B:DG:C5'	2:22:B:DG:C4'	2:22:B:DG:C3'	26	1.98
(1,93)	2:13:B:DA:O5'	2:13:B:DA:C5'	2:13:B:DA:C4'	2:13:B:DA:C3'	6	1.98
(1,93)	2:13:B:DA:O5'	2:13:B:DA:C5'	2:13:B:DA:C4'	2:13:B:DA:C3'	7	1.98
(1,49)	1:4:A:DA:P	1:4:A:DA:O5'	1:4:A:DA:C5'	1:4:A:DA:C4'	20	1.98
(1,49)	1:4:A:DA:P	1:4:A:DA:O5'	1:4:A:DA:C5'	1:4:A:DA:C4'	24	1.98
(1,29)	2:19:B:DT:C3'	2:19:B:DT:O3'	2:20:B:DT:P	2:20:B:DT:O5'	3	1.98
(1,177)	2:22:B:DG:O4'	2:22:B:DG:C1'	2:22:B:DG:N9	2:22:B:DG:C4	27	1.97
(1,152)	2:19:B:DT:C1'	2:19:B:DT:O4'	2:19:B:DT:C4'	2:19:B:DT:C5'	21	1.97
(1,119)	1:7:A:DG:C1'	1:7:A:DG:O4'	1:7:A:DG:C4'	1:7:A:DG:C5'	4	1.97
(1,101)	2:22:B:DG:O5'	2:22:B:DG:C5'	2:22:B:DG:C4'	2:22:B:DG:C3'	19	1.97
(1,93)	2:13:B:DA:O5'	2:13:B:DA:C5'	2:13:B:DA:C4'	2:13:B:DA:C3'	15	1.97
(1,53)	1:9:A:DA:P	1:9:A:DA:O5'	1:9:A:DA:C5'	1:9:A:DA:C4'	5	1.97
(1,20)	1:7:A:DG:C3'	1:7:A:DG:O3'	1:8:A:DA:P	1:8:A:DA:O5'	23	1.97
(1,177)	2:22:B:DG:O4'	2:22:B:DG:C1'	2:22:B:DG:N9	2:22:B:DG:C4	20	1.96
(1,151)	2:19:B:DT:C5'	2:19:B:DT:C4'	2:19:B:DT:C3'	2:19:B:DT:C2'	19	1.96
(1,139)	2:14:B:DT:C5'	2:14:B:DT:C4'	2:14:B:DT:C3'	2:14:B:DT:C2'	5	1.96
(1,139)	2:14:B:DT:C5'	2:14:B:DT:C4'	2:14:B:DT:C3'	2:14:B:DT:C2'	13	1.96
(1,110)	1:3:A:DA:C1'	1:3:A:DA:O4'	1:3:A:DA:C4'	1:3:A:DA:C5'	19	1.96
(1,93)	2:13:B:DA:O5'	2:13:B:DA:C5'	2:13:B:DA:C4'	2:13:B:DA:C3'	23	1.96
(1,60)	2:18:B:DG:P	2:18:B:DG:O5'	2:18:B:DG:C5'	2:18:B:DG:C4'	3	1.96
(1,49)	1:4:A:DA:P	1:4:A:DA:O5'	1:4:A:DA:C5'	1:4:A:DA:C4'	5	1.96
(1,49)	1:4:A:DA:P	1:4:A:DA:O5'	1:4:A:DA:C5'	1:4:A:DA:C4'	13	1.96
(1,49)	1:4:A:DA:P	1:4:A:DA:O5'	1:4:A:DA:C5'	1:4:A:DA:C4'	26	1.96
(1,112)	1:4:A:DA:C5'	1:4:A:DA:C4'	1:4:A:DA:C3'	1:4:A:DA:C2'	6	1.95
(1,112)	1:4:A:DA:C5'	1:4:A:DA:C4'	1:4:A:DA:C3'	1:4:A:DA:C2'	8	1.95
(1,103)	1:1:A:DC:C5'	1:1:A:DC:C4'	1:1:A:DC:C3'	1:1:A:DC:C2'	7	1.95
(1,101)	2:22:B:DG:O5'	2:22:B:DG:C5'	2:22:B:DG:C4'	2:22:B:DG:C3'	22	1.95
(1,93)	2:13:B:DA:O5'	2:13:B:DA:C5'	2:13:B:DA:C4'	2:13:B:DA:C3'	18	1.95
(1,93)	2:13:B:DA:O5'	2:13:B:DA:C5'	2:13:B:DA:C4'	2:13:B:DA:C3'	19	1.95
(1,53)	1:9:A:DA:P	1:9:A:DA:O5'	1:9:A:DA:C5'	1:9:A:DA:C4'	24	1.95
(1,30)	2:20:B:DT:C3'	2:20:B:DT:O3'	2:21:B:DA:P	2:21:B:DA:O5'	25	1.95
(1,27)	2:17:B:DG:C3'	2:17:B:DG:O3'	2:18:B:DG:P	2:18:B:DG:O5'	5	1.95
(1,146)	2:17:B:DG:C1'	2:17:B:DG:O4'	2:17:B:DG:C4'	2:17:B:DG:C5'	25	1.94
(1,119)	1:7:A:DG:C1'	1:7:A:DG:O4'	1:7:A:DG:C4'	1:7:A:DG:C5'	11	1.94

Continued on next page...

Continued from previous page...

Key	Atom-1	Atom-2	Atom-3	Atom-4	Model ID	Violation (°)
(1,53)	1:9:A:DA:P	1:9:A:DA:O5'	1:9:A:DA:C5'	1:9:A:DA:C4'	14	1.94
(1,152)	2:19:B:DT:C1'	2:19:B:DT:O4'	2:19:B:DT:C4'	2:19:B:DT:C5'	11	1.93
(1,124)	1:9:A:DA:C5'	1:9:A:DA:C4'	1:9:A:DA:C3'	1:9:A:DA:C2'	10	1.93
(1,103)	1:1:A:DC:C5'	1:1:A:DC:C4'	1:1:A:DC:C3'	1:1:A:DC:C2'	5	1.93
(1,103)	1:1:A:DC:C5'	1:1:A:DC:C4'	1:1:A:DC:C3'	1:1:A:DC:C2'	22	1.93
(1,101)	2:22:B:DG:O5'	2:22:B:DG:C5'	2:22:B:DG:C4'	2:22:B:DG:C3'	18	1.93
(1,86)	1:4:A:DA:O5'	1:4:A:DA:C5'	1:4:A:DA:C4'	1:4:A:DA:C3'	29	1.93
(1,53)	1:9:A:DA:P	1:9:A:DA:O5'	1:9:A:DA:C5'	1:9:A:DA:C4'	15	1.93
(1,29)	2:19:B:DT:C3'	2:19:B:DT:O3'	2:20:B:DT:P	2:20:B:DT:O5'	6	1.93
(1,29)	2:19:B:DT:C3'	2:19:B:DT:O3'	2:20:B:DT:P	2:20:B:DT:O5'	20	1.93
(1,23)	1:10:A:DT:C3'	1:10:A:DT:O3'	1:11:A:DG:P	1:11:A:DG:O5'	25	1.93
(1,177)	2:22:B:DG:O4'	2:22:B:DG:C1'	2:22:B:DG:N9	2:22:B:DG:C4	22	1.92
(1,155)	2:20:B:DT:C1'	2:20:B:DT:O4'	2:20:B:DT:C4'	2:20:B:DT:C5'	22	1.92
(1,152)	2:19:B:DT:C1'	2:19:B:DT:O4'	2:19:B:DT:C4'	2:19:B:DT:C5'	14	1.92
(1,151)	2:19:B:DT:C5'	2:19:B:DT:C4'	2:19:B:DT:C3'	2:19:B:DT:C2'	3	1.92
(1,124)	1:9:A:DA:C5'	1:9:A:DA:C4'	1:9:A:DA:C3'	1:9:A:DA:C2'	12	1.92
(1,124)	1:9:A:DA:C5'	1:9:A:DA:C4'	1:9:A:DA:C3'	1:9:A:DA:C2'	24	1.92
(1,122)	1:8:A:DA:C1'	1:8:A:DA:O4'	1:8:A:DA:C4'	1:8:A:DA:C5'	10	1.92
(1,98)	2:19:B:DT:O5'	2:19:B:DT:C5'	2:19:B:DT:C4'	2:19:B:DT:C3'	1	1.92
(1,93)	2:13:B:DA:O5'	2:13:B:DA:C5'	2:13:B:DA:C4'	2:13:B:DA:C3'	24	1.92
(1,60)	2:18:B:DG:P	2:18:B:DG:O5'	2:18:B:DG:C5'	2:18:B:DG:C4'	1	1.92
(1,60)	2:18:B:DG:P	2:18:B:DG:O5'	2:18:B:DG:C5'	2:18:B:DG:C4'	2	1.92
(1,20)	1:7:A:DG:C3'	1:7:A:DG:O3'	1:8:A:DA:P	1:8:A:DA:O5'	28	1.92
(1,177)	2:22:B:DG:O4'	2:22:B:DG:C1'	2:22:B:DG:N9	2:22:B:DG:C4	14	1.91
(1,124)	1:9:A:DA:C5'	1:9:A:DA:C4'	1:9:A:DA:C3'	1:9:A:DA:C2'	14	1.91
(1,101)	2:22:B:DG:O5'	2:22:B:DG:C5'	2:22:B:DG:C4'	2:22:B:DG:C3'	28	1.91
(1,57)	2:14:B:DT:P	2:14:B:DT:O5'	2:14:B:DT:C5'	2:14:B:DT:C4'	5	1.91
(1,30)	2:20:B:DT:C3'	2:20:B:DT:O3'	2:21:B:DA:P	2:21:B:DA:O5'	15	1.91
(1,29)	2:19:B:DT:C3'	2:19:B:DT:O3'	2:20:B:DT:P	2:20:B:DT:O5'	21	1.91
(1,177)	2:22:B:DG:O4'	2:22:B:DG:C1'	2:22:B:DG:N9	2:22:B:DG:C4	17	1.9
(1,177)	2:22:B:DG:O4'	2:22:B:DG:C1'	2:22:B:DG:N9	2:22:B:DG:C4	19	1.9
(1,124)	1:9:A:DA:C5'	1:9:A:DA:C4'	1:9:A:DA:C3'	1:9:A:DA:C2'	6	1.9
(1,124)	1:9:A:DA:C5'	1:9:A:DA:C4'	1:9:A:DA:C3'	1:9:A:DA:C2'	22	1.9
(1,103)	1:1:A:DC:C5'	1:1:A:DC:C4'	1:1:A:DC:C3'	1:1:A:DC:C2'	17	1.9
(1,103)	1:1:A:DC:C5'	1:1:A:DC:C4'	1:1:A:DC:C3'	1:1:A:DC:C2'	28	1.9
(1,93)	2:13:B:DA:O5'	2:13:B:DA:C5'	2:13:B:DA:C4'	2:13:B:DA:C3'	4	1.9
(1,93)	2:13:B:DA:O5'	2:13:B:DA:C5'	2:13:B:DA:C4'	2:13:B:DA:C3'	13	1.9
(1,84)	1:2:A:DT:O5'	1:2:A:DT:C5'	1:2:A:DT:C4'	1:2:A:DT:C3'	9	1.9
(1,62)	2:20:B:DT:P	2:20:B:DT:O5'	2:20:B:DT:C5'	2:20:B:DT:C4'	22	1.9
(1,60)	2:18:B:DG:P	2:18:B:DG:O5'	2:18:B:DG:C5'	2:18:B:DG:C4'	11	1.9
(1,57)	2:14:B:DT:P	2:14:B:DT:O5'	2:14:B:DT:C5'	2:14:B:DT:C4'	20	1.9
(1,177)	2:22:B:DG:O4'	2:22:B:DG:C1'	2:22:B:DG:N9	2:22:B:DG:C4	6	1.89
(1,177)	2:22:B:DG:O4'	2:22:B:DG:C1'	2:22:B:DG:N9	2:22:B:DG:C4	18	1.89
(1,124)	1:9:A:DA:C5'	1:9:A:DA:C4'	1:9:A:DA:C3'	1:9:A:DA:C2'	5	1.89
(1,124)	1:9:A:DA:C5'	1:9:A:DA:C4'	1:9:A:DA:C3'	1:9:A:DA:C2'	18	1.89
(1,124)	1:9:A:DA:C5'	1:9:A:DA:C4'	1:9:A:DA:C3'	1:9:A:DA:C2'	25	1.89
(1,124)	1:9:A:DA:C5'	1:9:A:DA:C4'	1:9:A:DA:C3'	1:9:A:DA:C2'	28	1.89
(1,124)	1:9:A:DA:C5'	1:9:A:DA:C4'	1:9:A:DA:C3'	1:9:A:DA:C2'	30	1.89
(1,122)	1:8:A:DA:C1'	1:8:A:DA:O4'	1:8:A:DA:C4'	1:8:A:DA:C5'	8	1.89
(1,103)	1:1:A:DC:C5'	1:1:A:DC:C4'	1:1:A:DC:C3'	1:1:A:DC:C2'	2	1.89
(1,86)	1:4:A:DA:O5'	1:4:A:DA:C5'	1:4:A:DA:C4'	1:4:A:DA:C3'	15	1.89

Continued on next page...

Continued from previous page...

Key	Atom-1	Atom-2	Atom-3	Atom-4	Model ID	Violation (°)
(1,60)	2:18:B:DG:P	2:18:B:DG:O5'	2:18:B:DG:C5'	2:18:B:DG:C4'	17	1.89
(1,60)	2:18:B:DG:P	2:18:B:DG:O5'	2:18:B:DG:C5'	2:18:B:DG:C4'	18	1.89
(1,53)	1:9:A:DA:P	1:9:A:DA:O5'	1:9:A:DA:C5'	1:9:A:DA:C4'	6	1.89
(1,53)	1:9:A:DA:P	1:9:A:DA:O5'	1:9:A:DA:C5'	1:9:A:DA:C4'	16	1.89
(1,155)	2:20:B:DT:C1'	2:20:B:DT:O4'	2:20:B:DT:C4'	2:20:B:DT:C5'	14	1.88
(1,124)	1:9:A:DA:C5'	1:9:A:DA:C4'	1:9:A:DA:C3'	1:9:A:DA:C2'	29	1.88
(1,103)	1:1:A:DC:C5'	1:1:A:DC:C4'	1:1:A:DC:C3'	1:1:A:DC:C2'	30	1.88
(1,98)	2:19:B:DT:O5'	2:19:B:DT:C5'	2:19:B:DT:C4'	2:19:B:DT:C3'	17	1.88
(1,29)	2:19:B:DT:C3'	2:19:B:DT:O3'	2:20:B:DT:P	2:20:B:DT:O5'	1	1.88
(1,29)	2:19:B:DT:C3'	2:19:B:DT:O3'	2:20:B:DT:P	2:20:B:DT:O5'	30	1.88
(1,23)	1:10:A:DT:C3'	1:10:A:DT:O3'	1:11:A:DG:P	1:11:A:DG:O5'	21	1.88
(1,155)	2:20:B:DT:C1'	2:20:B:DT:O4'	2:20:B:DT:C4'	2:20:B:DT:C5'	23	1.87
(1,139)	2:14:B:DT:C5'	2:14:B:DT:C4'	2:14:B:DT:C3'	2:14:B:DT:C2'	26	1.87
(1,122)	1:8:A:DA:C1'	1:8:A:DA:O4'	1:8:A:DA:C4'	1:8:A:DA:C5'	17	1.87
(1,110)	1:3:A:DA:C1'	1:3:A:DA:O4'	1:3:A:DA:C4'	1:3:A:DA:C5'	18	1.87
(1,103)	1:1:A:DC:C5'	1:1:A:DC:C4'	1:1:A:DC:C3'	1:1:A:DC:C2'	16	1.87
(1,86)	1:4:A:DA:O5'	1:4:A:DA:C5'	1:4:A:DA:C4'	1:4:A:DA:C3'	14	1.87
(1,84)	1:2:A:DT:O5'	1:2:A:DT:C5'	1:2:A:DT:C4'	1:2:A:DT:C3'	24	1.87
(1,29)	2:19:B:DT:C3'	2:19:B:DT:O3'	2:20:B:DT:P	2:20:B:DT:O5'	16	1.87
(1,29)	2:19:B:DT:C3'	2:19:B:DT:O3'	2:20:B:DT:P	2:20:B:DT:O5'	23	1.87
(1,23)	1:10:A:DT:C3'	1:10:A:DT:O3'	1:11:A:DG:P	1:11:A:DG:O5'	11	1.87
(1,57)	2:14:B:DT:P	2:14:B:DT:O5'	2:14:B:DT:C5'	2:14:B:DT:C4'	8	1.86
(1,57)	2:14:B:DT:P	2:14:B:DT:O5'	2:14:B:DT:C5'	2:14:B:DT:C4'	13	1.86
(1,27)	2:17:B:DG:C3'	2:17:B:DG:O3'	2:18:B:DG:P	2:18:B:DG:O5'	30	1.86
(1,124)	1:9:A:DA:C5'	1:9:A:DA:C4'	1:9:A:DA:C3'	1:9:A:DA:C2'	23	1.85
(1,122)	1:8:A:DA:C1'	1:8:A:DA:O4'	1:8:A:DA:C4'	1:8:A:DA:C5'	18	1.85
(1,122)	1:8:A:DA:C1'	1:8:A:DA:O4'	1:8:A:DA:C4'	1:8:A:DA:C5'	21	1.85
(1,103)	1:1:A:DC:C5'	1:1:A:DC:C4'	1:1:A:DC:C3'	1:1:A:DC:C2'	9	1.85
(1,98)	2:19:B:DT:O5'	2:19:B:DT:C5'	2:19:B:DT:C4'	2:19:B:DT:C3'	12	1.85
(1,90)	1:9:A:DA:O5'	1:9:A:DA:C5'	1:9:A:DA:C4'	1:9:A:DA:C3'	13	1.85
(1,151)	2:19:B:DT:C5'	2:19:B:DT:C4'	2:19:B:DT:C3'	2:19:B:DT:C2'	29	1.84
(1,124)	1:9:A:DA:C5'	1:9:A:DA:C4'	1:9:A:DA:C3'	1:9:A:DA:C2'	2	1.84
(1,103)	1:1:A:DC:C5'	1:1:A:DC:C4'	1:1:A:DC:C3'	1:1:A:DC:C2'	3	1.84
(1,102)	1:1:A:DC:C1'	1:1:A:DC:C2'	1:1:A:DC:C3'	1:1:A:DC:C4'	23	1.84
(1,93)	2:13:B:DA:O5'	2:13:B:DA:C5'	2:13:B:DA:C4'	2:13:B:DA:C3'	26	1.84
(1,93)	2:13:B:DA:O5'	2:13:B:DA:C5'	2:13:B:DA:C4'	2:13:B:DA:C3'	27	1.84
(1,86)	1:4:A:DA:O5'	1:4:A:DA:C5'	1:4:A:DA:C4'	1:4:A:DA:C3'	12	1.84
(1,62)	2:20:B:DT:P	2:20:B:DT:O5'	2:20:B:DT:C5'	2:20:B:DT:C4'	16	1.84
(1,53)	1:9:A:DA:P	1:9:A:DA:O5'	1:9:A:DA:C5'	1:9:A:DA:C4'	28	1.84
(1,23)	1:10:A:DT:C3'	1:10:A:DT:O3'	1:11:A:DG:P	1:11:A:DG:O5'	6	1.84
(1,20)	1:7:A:DG:C3'	1:7:A:DG:O3'	1:8:A:DA:P	1:8:A:DA:O5'	7	1.84
(1,124)	1:9:A:DA:C5'	1:9:A:DA:C4'	1:9:A:DA:C3'	1:9:A:DA:C2'	16	1.83
(1,119)	1:7:A:DG:C1'	1:7:A:DG:O4'	1:7:A:DG:C4'	1:7:A:DG:C5'	17	1.83
(1,93)	2:13:B:DA:O5'	2:13:B:DA:C5'	2:13:B:DA:C4'	2:13:B:DA:C3'	1	1.83
(1,60)	2:18:B:DG:P	2:18:B:DG:O5'	2:18:B:DG:C5'	2:18:B:DG:C4'	22	1.83
(1,23)	1:10:A:DT:C3'	1:10:A:DT:O3'	1:11:A:DG:P	1:11:A:DG:O5'	27	1.83
(1,18)	1:3:A:DA:C3'	1:3:A:DA:O3'	1:4:A:DA:P	1:4:A:DA:O5'	25	1.83
(1,155)	2:20:B:DT:C1'	2:20:B:DT:O4'	2:20:B:DT:C4'	2:20:B:DT:C5'	9	1.82
(1,151)	2:19:B:DT:C5'	2:19:B:DT:C4'	2:19:B:DT:C3'	2:19:B:DT:C2'	16	1.82
(1,57)	2:14:B:DT:P	2:14:B:DT:O5'	2:14:B:DT:C5'	2:14:B:DT:C4'	4	1.82
(1,57)	2:14:B:DT:P	2:14:B:DT:O5'	2:14:B:DT:C5'	2:14:B:DT:C4'	12	1.82

Continued on next page...

Continued from previous page...

Key	Atom-1	Atom-2	Atom-3	Atom-4	Model ID	Violation (°)
(1,57)	2:14:B:DT:P	2:14:B:DT:O5'	2:14:B:DT:C5'	2:14:B:DT:C4'	24	1.82
(1,29)	2:19:B:DT:C3'	2:19:B:DT:O3'	2:20:B:DT:P	2:20:B:DT:O5'	12	1.82
(1,23)	1:10:A:DT:C3'	1:10:A:DT:O3'	1:11:A:DG:P	1:11:A:DG:O5'	13	1.82
(1,155)	2:20:B:DT:C1'	2:20:B:DT:O4'	2:20:B:DT:C4'	2:20:B:DT:C5'	12	1.81
(1,155)	2:20:B:DT:C1'	2:20:B:DT:O4'	2:20:B:DT:C4'	2:20:B:DT:C5'	18	1.81
(1,139)	2:14:B:DT:C5'	2:14:B:DT:C4'	2:14:B:DT:C3'	2:14:B:DT:C2'	6	1.81
(1,110)	1:3:A:DA:C1'	1:3:A:DA:O4'	1:3:A:DA:C4'	1:3:A:DA:C5'	8	1.81
(1,103)	1:1:A:DC:C5'	1:1:A:DC:C4'	1:1:A:DC:C3'	1:1:A:DC:C2'	10	1.81
(1,103)	1:1:A:DC:C5'	1:1:A:DC:C4'	1:1:A:DC:C3'	1:1:A:DC:C2'	23	1.81
(1,84)	1:2:A:DT:O5'	1:2:A:DT:C5'	1:2:A:DT:C4'	1:2:A:DT:C3'	10	1.81
(1,57)	2:14:B:DT:P	2:14:B:DT:O5'	2:14:B:DT:C5'	2:14:B:DT:C4'	27	1.81
(1,155)	2:20:B:DT:C1'	2:20:B:DT:O4'	2:20:B:DT:C4'	2:20:B:DT:C5'	8	1.8
(1,151)	2:19:B:DT:C5'	2:19:B:DT:C4'	2:19:B:DT:C3'	2:19:B:DT:C2'	20	1.8
(1,139)	2:14:B:DT:C5'	2:14:B:DT:C4'	2:14:B:DT:C3'	2:14:B:DT:C2'	12	1.8
(1,122)	1:8:A:DA:C1'	1:8:A:DA:O4'	1:8:A:DA:C4'	1:8:A:DA:C5'	14	1.8
(1,122)	1:8:A:DA:C1'	1:8:A:DA:O4'	1:8:A:DA:C4'	1:8:A:DA:C5'	20	1.8
(1,102)	1:1:A:DC:C1'	1:1:A:DC:C2'	1:1:A:DC:C3'	1:1:A:DC:C4'	24	1.8
(1,98)	2:19:B:DT:O5'	2:19:B:DT:C5'	2:19:B:DT:C4'	2:19:B:DT:C3'	7	1.8
(1,93)	2:13:B:DA:O5'	2:13:B:DA:C5'	2:13:B:DA:C4'	2:13:B:DA:C3'	5	1.8
(1,49)	1:4:A:DA:P	1:4:A:DA:O5'	1:4:A:DA:C5'	1:4:A:DA:C4'	6	1.8
(1,30)	2:20:B:DT:C3'	2:20:B:DT:O3'	2:21:B:DA:P	2:21:B:DA:O5'	13	1.8
(1,20)	1:7:A:DG:C3'	1:7:A:DG:O3'	1:8:A:DA:P	1:8:A:DA:O5'	26	1.8
(1,139)	2:14:B:DT:C5'	2:14:B:DT:C4'	2:14:B:DT:C3'	2:14:B:DT:C2'	27	1.79
(1,124)	1:9:A:DA:C5'	1:9:A:DA:C4'	1:9:A:DA:C3'	1:9:A:DA:C2'	19	1.79
(1,93)	2:13:B:DA:O5'	2:13:B:DA:C5'	2:13:B:DA:C4'	2:13:B:DA:C3'	21	1.79
(1,57)	2:14:B:DT:P	2:14:B:DT:O5'	2:14:B:DT:C5'	2:14:B:DT:C4'	16	1.79
(1,29)	2:19:B:DT:C3'	2:19:B:DT:O3'	2:20:B:DT:P	2:20:B:DT:O5'	10	1.79
(1,29)	2:19:B:DT:C3'	2:19:B:DT:O3'	2:20:B:DT:P	2:20:B:DT:O5'	14	1.79
(1,23)	1:10:A:DT:C3'	1:10:A:DT:O3'	1:11:A:DG:P	1:11:A:DG:O5'	9	1.79
(1,23)	1:10:A:DT:C3'	1:10:A:DT:O3'	1:11:A:DG:P	1:11:A:DG:O5'	23	1.79
(1,177)	2:22:B:DG:O4'	2:22:B:DG:C1'	2:22:B:DG:N9	2:22:B:DG:C4	28	1.78
(1,155)	2:20:B:DT:C1'	2:20:B:DT:O4'	2:20:B:DT:C4'	2:20:B:DT:C5'	17	1.78
(1,116)	1:6:A:DG:C1'	1:6:A:DG:O4'	1:6:A:DG:C4'	1:6:A:DG:C5'	21	1.78
(1,98)	2:19:B:DT:O5'	2:19:B:DT:C5'	2:19:B:DT:C4'	2:19:B:DT:C3'	15	1.78
(1,57)	2:14:B:DT:P	2:14:B:DT:O5'	2:14:B:DT:C5'	2:14:B:DT:C4'	1	1.78
(1,57)	2:14:B:DT:P	2:14:B:DT:O5'	2:14:B:DT:C5'	2:14:B:DT:C4'	6	1.78
(1,57)	2:14:B:DT:P	2:14:B:DT:O5'	2:14:B:DT:C5'	2:14:B:DT:C4'	26	1.78
(1,23)	1:10:A:DT:C3'	1:10:A:DT:O3'	1:11:A:DG:P	1:11:A:DG:O5'	5	1.78
(1,23)	1:10:A:DT:C3'	1:10:A:DT:O3'	1:11:A:DG:P	1:11:A:DG:O5'	15	1.78
(1,177)	2:22:B:DG:O4'	2:22:B:DG:C1'	2:22:B:DG:N9	2:22:B:DG:C4	5	1.77
(1,177)	2:22:B:DG:O4'	2:22:B:DG:C1'	2:22:B:DG:N9	2:22:B:DG:C4	16	1.77
(1,155)	2:20:B:DT:C1'	2:20:B:DT:O4'	2:20:B:DT:C4'	2:20:B:DT:C5'	2	1.77
(1,122)	1:8:A:DA:C1'	1:8:A:DA:O4'	1:8:A:DA:C4'	1:8:A:DA:C5'	4	1.77
(1,119)	1:7:A:DG:C1'	1:7:A:DG:O4'	1:7:A:DG:C4'	1:7:A:DG:C5'	21	1.77
(1,93)	2:13:B:DA:O5'	2:13:B:DA:C5'	2:13:B:DA:C4'	2:13:B:DA:C3'	3	1.77
(1,84)	1:2:A:DT:O5'	1:2:A:DT:C5'	1:2:A:DT:C4'	1:2:A:DT:C3'	30	1.77
(1,59)	2:17:B:DG:P	2:17:B:DG:O5'	2:17:B:DG:C5'	2:17:B:DG:C4'	9	1.77
(1,57)	2:14:B:DT:P	2:14:B:DT:O5'	2:14:B:DT:C5'	2:14:B:DT:C4'	3	1.77
(1,57)	2:14:B:DT:P	2:14:B:DT:O5'	2:14:B:DT:C5'	2:14:B:DT:C4'	22	1.77
(1,151)	2:19:B:DT:C5'	2:19:B:DT:C4'	2:19:B:DT:C3'	2:19:B:DT:C2'	15	1.76
(1,119)	1:7:A:DG:C1'	1:7:A:DG:O4'	1:7:A:DG:C4'	1:7:A:DG:C5'	9	1.76

Continued on next page...

Continued from previous page...

Key	Atom-1	Atom-2	Atom-3	Atom-4	Model ID	Violation (°)
(1,102)	1:1:A:DC:C1'	1:1:A:DC:C2'	1:1:A:DC:C3'	1:1:A:DC:C4'	1	1.76
(1,93)	2:13:B:DA:O5'	2:13:B:DA:C5'	2:13:B:DA:C4'	2:13:B:DA:C3'	11	1.76
(1,62)	2:20:B:DT:P	2:20:B:DT:O5'	2:20:B:DT:C5'	2:20:B:DT:C4'	5	1.76
(1,57)	2:14:B:DT:P	2:14:B:DT:O5'	2:14:B:DT:C5'	2:14:B:DT:C4'	14	1.76
(1,155)	2:20:B:DT:C1'	2:20:B:DT:O4'	2:20:B:DT:C4'	2:20:B:DT:C5'	24	1.75
(1,154)	2:20:B:DT:C5'	2:20:B:DT:C4'	2:20:B:DT:C3'	2:20:B:DT:C2'	16	1.75
(1,107)	1:2:A:DT:C1'	1:2:A:DT:O4'	1:2:A:DT:C4'	1:2:A:DT:C5'	15	1.75
(1,98)	2:19:B:DT:O5'	2:19:B:DT:C5'	2:19:B:DT:C4'	2:19:B:DT:C3'	23	1.75
(1,29)	2:19:B:DT:C3'	2:19:B:DT:O3'	2:20:B:DT:P	2:20:B:DT:O5'	26	1.75
(1,23)	1:10:A:DT:C3'	1:10:A:DT:O3'	1:11:A:DG:P	1:11:A:DG:O5'	14	1.75
(1,122)	1:8:A:DA:C1'	1:8:A:DA:O4'	1:8:A:DA:C4'	1:8:A:DA:C5'	1	1.74
(1,122)	1:8:A:DA:C1'	1:8:A:DA:O4'	1:8:A:DA:C4'	1:8:A:DA:C5'	6	1.74
(1,57)	2:14:B:DT:P	2:14:B:DT:O5'	2:14:B:DT:C5'	2:14:B:DT:C4'	9	1.74
(1,23)	1:10:A:DT:C3'	1:10:A:DT:O3'	1:11:A:DG:P	1:11:A:DG:O5'	19	1.74
(1,139)	2:14:B:DT:C5'	2:14:B:DT:C4'	2:14:B:DT:C3'	2:14:B:DT:C2'	1	1.73
(1,110)	1:3:A:DA:C1'	1:3:A:DA:O4'	1:3:A:DA:C4'	1:3:A:DA:C5'	23	1.73
(1,103)	1:1:A:DC:C5'	1:1:A:DC:C4'	1:1:A:DC:C3'	1:1:A:DC:C2'	24	1.73
(1,98)	2:19:B:DT:O5'	2:19:B:DT:C5'	2:19:B:DT:C4'	2:19:B:DT:C3'	27	1.73
(1,62)	2:20:B:DT:P	2:20:B:DT:O5'	2:20:B:DT:C5'	2:20:B:DT:C4'	17	1.73
(1,57)	2:14:B:DT:P	2:14:B:DT:O5'	2:14:B:DT:C5'	2:14:B:DT:C4'	10	1.73
(1,5)	1:7:A:DG:C4'	1:7:A:DG:C3'	1:7:A:DG:O3'	1:8:A:DA:P	5	1.73
(1,155)	2:20:B:DT:C1'	2:20:B:DT:O4'	2:20:B:DT:C4'	2:20:B:DT:C5'	1	1.72
(1,122)	1:8:A:DA:C1'	1:8:A:DA:O4'	1:8:A:DA:C4'	1:8:A:DA:C5'	25	1.72
(1,121)	1:8:A:DA:C5'	1:8:A:DA:C4'	1:8:A:DA:C3'	1:8:A:DA:C2'	5	1.72
(1,103)	1:1:A:DC:C5'	1:1:A:DC:C4'	1:1:A:DC:C3'	1:1:A:DC:C2'	6	1.72
(1,98)	2:19:B:DT:O5'	2:19:B:DT:C5'	2:19:B:DT:C4'	2:19:B:DT:C3'	16	1.72
(1,84)	1:2:A:DT:O5'	1:2:A:DT:C5'	1:2:A:DT:C4'	1:2:A:DT:C3'	3	1.72
(1,57)	2:14:B:DT:P	2:14:B:DT:O5'	2:14:B:DT:C5'	2:14:B:DT:C4'	28	1.72
(1,155)	2:20:B:DT:C1'	2:20:B:DT:O4'	2:20:B:DT:C4'	2:20:B:DT:C5'	15	1.71
(1,155)	2:20:B:DT:C1'	2:20:B:DT:O4'	2:20:B:DT:C4'	2:20:B:DT:C5'	20	1.71
(1,151)	2:19:B:DT:C5'	2:19:B:DT:C4'	2:19:B:DT:C3'	2:19:B:DT:C2'	6	1.71
(1,112)	1:4:A:DA:C5'	1:4:A:DA:C4'	1:4:A:DA:C3'	1:4:A:DA:C2'	21	1.71
(1,102)	1:1:A:DC:C1'	1:1:A:DC:C2'	1:1:A:DC:C3'	1:1:A:DC:C4'	9	1.71
(1,85)	1:3:A:DA:O5'	1:3:A:DA:C5'	1:3:A:DA:C4'	1:3:A:DA:C3'	8	1.71
(1,84)	1:2:A:DT:O5'	1:2:A:DT:C5'	1:2:A:DT:C4'	1:2:A:DT:C3'	1	1.71
(1,84)	1:2:A:DT:O5'	1:2:A:DT:C5'	1:2:A:DT:C4'	1:2:A:DT:C3'	23	1.71
(1,57)	2:14:B:DT:P	2:14:B:DT:O5'	2:14:B:DT:C5'	2:14:B:DT:C4'	2	1.71
(1,57)	2:14:B:DT:P	2:14:B:DT:O5'	2:14:B:DT:C5'	2:14:B:DT:C4'	18	1.71
(1,29)	2:19:B:DT:C3'	2:19:B:DT:O3'	2:20:B:DT:P	2:20:B:DT:O5'	11	1.71
(1,23)	1:10:A:DT:C3'	1:10:A:DT:O3'	1:11:A:DG:P	1:11:A:DG:O5'	16	1.71
(1,20)	1:7:A:DG:C3'	1:7:A:DG:O3'	1:8:A:DA:P	1:8:A:DA:O5'	3	1.71
(1,152)	2:19:B:DT:C1'	2:19:B:DT:O4'	2:19:B:DT:C4'	2:19:B:DT:C5'	5	1.7
(1,124)	1:9:A:DA:C5'	1:9:A:DA:C4'	1:9:A:DA:C3'	1:9:A:DA:C2'	20	1.7
(1,103)	1:1:A:DC:C5'	1:1:A:DC:C4'	1:1:A:DC:C3'	1:1:A:DC:C2'	20	1.7
(1,93)	2:13:B:DA:O5'	2:13:B:DA:C5'	2:13:B:DA:C4'	2:13:B:DA:C3'	17	1.7
(1,62)	2:20:B:DT:P	2:20:B:DT:O5'	2:20:B:DT:C5'	2:20:B:DT:C4'	14	1.7
(1,155)	2:20:B:DT:C1'	2:20:B:DT:O4'	2:20:B:DT:C4'	2:20:B:DT:C5'	5	1.69
(1,155)	2:20:B:DT:C1'	2:20:B:DT:O4'	2:20:B:DT:C4'	2:20:B:DT:C5'	26	1.69
(1,103)	1:1:A:DC:C5'	1:1:A:DC:C4'	1:1:A:DC:C3'	1:1:A:DC:C2'	19	1.69
(1,102)	1:1:A:DC:C1'	1:1:A:DC:C2'	1:1:A:DC:C3'	1:1:A:DC:C4'	3	1.69
(1,49)	1:4:A:DA:P	1:4:A:DA:O5'	1:4:A:DA:C5'	1:4:A:DA:C4'	27	1.69

Continued on next page...

Continued from previous page...

Key	Atom-1	Atom-2	Atom-3	Atom-4	Model ID	Violation (°)
(1,155)	2:20:B:DT:C1'	2:20:B:DT:O4'	2:20:B:DT:C4'	2:20:B:DT:C5'	28	1.68
(1,122)	1:8:A:DA:C1'	1:8:A:DA:O4'	1:8:A:DA:C4'	1:8:A:DA:C5'	16	1.68
(1,122)	1:8:A:DA:C1'	1:8:A:DA:O4'	1:8:A:DA:C4'	1:8:A:DA:C5'	19	1.68
(1,85)	1:3:A:DA:O5'	1:3:A:DA:C5'	1:3:A:DA:C4'	1:3:A:DA:C3'	25	1.68
(1,60)	2:18:B:DG:P	2:18:B:DG:O5'	2:18:B:DG:C5'	2:18:B:DG:C4'	19	1.68
(1,23)	1:10:A:DT:C3'	1:10:A:DT:O3'	1:11:A:DG:P	1:11:A:DG:O5'	30	1.68
(1,18)	1:3:A:DA:C3'	1:3:A:DA:O3'	1:4:A:DA:P	1:4:A:DA:O5'	8	1.68
(1,146)	2:17:B:DG:C1'	2:17:B:DG:O4'	2:17:B:DG:C4'	2:17:B:DG:C5'	5	1.67
(1,139)	2:14:B:DT:C5'	2:14:B:DT:C4'	2:14:B:DT:C3'	2:14:B:DT:C2'	23	1.67
(1,57)	2:14:B:DT:P	2:14:B:DT:O5'	2:14:B:DT:C5'	2:14:B:DT:C4'	11	1.67
(1,57)	2:14:B:DT:P	2:14:B:DT:O5'	2:14:B:DT:C5'	2:14:B:DT:C4'	21	1.67
(1,23)	1:10:A:DT:C3'	1:10:A:DT:O3'	1:11:A:DG:P	1:11:A:DG:O5'	17	1.67
(1,18)	1:3:A:DA:C3'	1:3:A:DA:O3'	1:4:A:DA:P	1:4:A:DA:O5'	18	1.67
(1,122)	1:8:A:DA:C1'	1:8:A:DA:O4'	1:8:A:DA:C4'	1:8:A:DA:C5'	7	1.66
(1,103)	1:1:A:DC:C5'	1:1:A:DC:C4'	1:1:A:DC:C3'	1:1:A:DC:C2'	27	1.66
(1,85)	1:3:A:DA:O5'	1:3:A:DA:C5'	1:3:A:DA:C4'	1:3:A:DA:C3'	13	1.66
(1,57)	2:14:B:DT:P	2:14:B:DT:O5'	2:14:B:DT:C5'	2:14:B:DT:C4'	25	1.66
(1,49)	1:4:A:DA:P	1:4:A:DA:O5'	1:4:A:DA:C5'	1:4:A:DA:C4'	4	1.66
(1,155)	2:20:B:DT:C1'	2:20:B:DT:O4'	2:20:B:DT:C4'	2:20:B:DT:C5'	25	1.65
(1,152)	2:19:B:DT:C1'	2:19:B:DT:O4'	2:19:B:DT:C4'	2:19:B:DT:C5'	6	1.65
(1,122)	1:8:A:DA:C1'	1:8:A:DA:O4'	1:8:A:DA:C4'	1:8:A:DA:C5'	29	1.65
(1,59)	2:17:B:DG:P	2:17:B:DG:O5'	2:17:B:DG:C5'	2:17:B:DG:C4'	17	1.65
(1,57)	2:14:B:DT:P	2:14:B:DT:O5'	2:14:B:DT:C5'	2:14:B:DT:C4'	19	1.65
(1,53)	1:9:A:DA:P	1:9:A:DA:O5'	1:9:A:DA:C5'	1:9:A:DA:C4'	2	1.65
(1,29)	2:19:B:DT:C3'	2:19:B:DT:O3'	2:20:B:DT:P	2:20:B:DT:O5'	4	1.65
(1,29)	2:19:B:DT:C3'	2:19:B:DT:O3'	2:20:B:DT:P	2:20:B:DT:O5'	5	1.65
(1,23)	1:10:A:DT:C3'	1:10:A:DT:O3'	1:11:A:DG:P	1:11:A:DG:O5'	4	1.65
(1,154)	2:20:B:DT:C5'	2:20:B:DT:C4'	2:20:B:DT:C3'	2:20:B:DT:C2'	22	1.64
(1,152)	2:19:B:DT:C1'	2:19:B:DT:O4'	2:19:B:DT:C4'	2:19:B:DT:C5'	13	1.64
(1,110)	1:3:A:DA:C1'	1:3:A:DA:O4'	1:3:A:DA:C4'	1:3:A:DA:C5'	21	1.64
(1,60)	2:18:B:DG:P	2:18:B:DG:O5'	2:18:B:DG:C5'	2:18:B:DG:C4'	27	1.64
(1,57)	2:14:B:DT:P	2:14:B:DT:O5'	2:14:B:DT:C5'	2:14:B:DT:C4'	29	1.64
(1,29)	2:19:B:DT:C3'	2:19:B:DT:O3'	2:20:B:DT:P	2:20:B:DT:O5'	15	1.64
(1,23)	1:10:A:DT:C3'	1:10:A:DT:O3'	1:11:A:DG:P	1:11:A:DG:O5'	28	1.64
(1,139)	2:14:B:DT:C5'	2:14:B:DT:C4'	2:14:B:DT:C3'	2:14:B:DT:C2'	19	1.63
(1,139)	2:14:B:DT:C5'	2:14:B:DT:C4'	2:14:B:DT:C3'	2:14:B:DT:C2'	30	1.63
(1,103)	1:1:A:DC:C5'	1:1:A:DC:C4'	1:1:A:DC:C3'	1:1:A:DC:C2'	18	1.63
(1,23)	1:10:A:DT:C3'	1:10:A:DT:O3'	1:11:A:DG:P	1:11:A:DG:O5'	12	1.63
(1,107)	1:2:A:DT:C1'	1:2:A:DT:O4'	1:2:A:DT:C4'	1:2:A:DT:C5'	12	1.62
(1,62)	2:20:B:DT:P	2:20:B:DT:O5'	2:20:B:DT:C5'	2:20:B:DT:C4'	20	1.62
(1,50)	1:6:A:DG:P	1:6:A:DG:O5'	1:6:A:DG:C5'	1:6:A:DG:C4'	15	1.62
(1,50)	1:6:A:DG:P	1:6:A:DG:O5'	1:6:A:DG:C5'	1:6:A:DG:C4'	25	1.62
(1,49)	1:4:A:DA:P	1:4:A:DA:O5'	1:4:A:DA:C5'	1:4:A:DA:C4'	19	1.62
(1,154)	2:20:B:DT:C5'	2:20:B:DT:C4'	2:20:B:DT:C3'	2:20:B:DT:C2'	17	1.61
(1,139)	2:14:B:DT:C5'	2:14:B:DT:C4'	2:14:B:DT:C3'	2:14:B:DT:C2'	11	1.61
(1,57)	2:14:B:DT:P	2:14:B:DT:O5'	2:14:B:DT:C5'	2:14:B:DT:C4'	17	1.61
(1,57)	2:14:B:DT:P	2:14:B:DT:O5'	2:14:B:DT:C5'	2:14:B:DT:C4'	23	1.61
(1,50)	1:6:A:DG:P	1:6:A:DG:O5'	1:6:A:DG:C5'	1:6:A:DG:C4'	4	1.61
(1,50)	1:6:A:DG:P	1:6:A:DG:O5'	1:6:A:DG:C5'	1:6:A:DG:C4'	13	1.61
(1,102)	1:1:A:DC:C1'	1:1:A:DC:C2'	1:1:A:DC:C3'	1:1:A:DC:C4'	30	1.6
(1,62)	2:20:B:DT:P	2:20:B:DT:O5'	2:20:B:DT:C5'	2:20:B:DT:C4'	6	1.6

Continued on next page...

Continued from previous page...

Key	Atom-1	Atom-2	Atom-3	Atom-4	Model ID	Violation (°)
(1,62)	2:20:B:DT:P	2:20:B:DT:O5'	2:20:B:DT:C5'	2:20:B:DT:C4'	26	1.6
(1,23)	1:10:A:DT:C3'	1:10:A:DT:O3'	1:11:A:DG:P	1:11:A:DG:O5'	1	1.6
(1,16)	2:21:B:DA:C4'	2:21:B:DA:C3'	2:21:B:DA:O3'	2:22:B:DG:P	21	1.6
(1,155)	2:20:B:DT:C1'	2:20:B:DT:O4'	2:20:B:DT:C4'	2:20:B:DT:C5'	21	1.59
(1,102)	1:1:A:DC:C1'	1:1:A:DC:C2'	1:1:A:DC:C3'	1:1:A:DC:C4'	10	1.59
(1,85)	1:3:A:DA:O5'	1:3:A:DA:C5'	1:3:A:DA:C4'	1:3:A:DA:C3'	15	1.59
(1,155)	2:20:B:DT:C1'	2:20:B:DT:O4'	2:20:B:DT:C4'	2:20:B:DT:C5'	13	1.58
(1,122)	1:8:A:DA:C1'	1:8:A:DA:O4'	1:8:A:DA:C4'	1:8:A:DA:C5'	24	1.58
(1,112)	1:4:A:DA:C5'	1:4:A:DA:C4'	1:4:A:DA:C3'	1:4:A:DA:C2'	17	1.58
(1,95)	2:15:B:DT:O5'	2:15:B:DT:C5'	2:15:B:DT:C4'	2:15:B:DT:C3'	4	1.58
(1,95)	2:15:B:DT:O5'	2:15:B:DT:C5'	2:15:B:DT:C4'	2:15:B:DT:C3'	7	1.58
(1,84)	1:2:A:DT:O5'	1:2:A:DT:C5'	1:2:A:DT:C4'	1:2:A:DT:C3'	2	1.58
(1,62)	2:20:B:DT:P	2:20:B:DT:O5'	2:20:B:DT:C5'	2:20:B:DT:C4'	29	1.58
(1,27)	2:17:B:DG:C3'	2:17:B:DG:O3'	2:18:B:DG:P	2:18:B:DG:O5'	10	1.58
(1,155)	2:20:B:DT:C1'	2:20:B:DT:O4'	2:20:B:DT:C4'	2:20:B:DT:C5'	6	1.57
(1,62)	2:20:B:DT:P	2:20:B:DT:O5'	2:20:B:DT:C5'	2:20:B:DT:C4'	3	1.57
(1,53)	1:9:A:DA:P	1:9:A:DA:O5'	1:9:A:DA:C5'	1:9:A:DA:C4'	20	1.57
(1,53)	1:9:A:DA:P	1:9:A:DA:O5'	1:9:A:DA:C5'	1:9:A:DA:C4'	29	1.57
(1,23)	1:10:A:DT:C3'	1:10:A:DT:O3'	1:11:A:DG:P	1:11:A:DG:O5'	3	1.57
(1,20)	1:7:A:DG:C3'	1:7:A:DG:O3'	1:8:A:DA:P	1:8:A:DA:O5'	30	1.57
(1,98)	2:19:B:DT:O5'	2:19:B:DT:C5'	2:19:B:DT:C4'	2:19:B:DT:C3'	21	1.56
(1,18)	1:3:A:DA:C3'	1:3:A:DA:O3'	1:4:A:DA:P	1:4:A:DA:O5'	12	1.56
(1,18)	1:3:A:DA:C3'	1:3:A:DA:O3'	1:4:A:DA:P	1:4:A:DA:O5'	28	1.56
(1,177)	2:22:B:DG:O4'	2:22:B:DG:C1'	2:22:B:DG:N9	2:22:B:DG:C4	15	1.55
(1,163)	1:2:A:DT:O4'	1:2:A:DT:C1'	1:2:A:DT:N1	1:2:A:DT:C2	25	1.55
(1,154)	2:20:B:DT:C5'	2:20:B:DT:C4'	2:20:B:DT:C3'	2:20:B:DT:C2'	14	1.55
(1,122)	1:8:A:DA:C1'	1:8:A:DA:O4'	1:8:A:DA:C4'	1:8:A:DA:C5'	12	1.55
(1,122)	1:8:A:DA:C1'	1:8:A:DA:O4'	1:8:A:DA:C4'	1:8:A:DA:C5'	22	1.55
(1,100)	2:21:B:DA:O5'	2:21:B:DA:C5'	2:21:B:DA:C4'	2:21:B:DA:C3'	13	1.55
(1,23)	1:10:A:DT:C3'	1:10:A:DT:O3'	1:11:A:DG:P	1:11:A:DG:O5'	7	1.55
(1,23)	1:10:A:DT:C3'	1:10:A:DT:O3'	1:11:A:DG:P	1:11:A:DG:O5'	29	1.55
(1,155)	2:20:B:DT:C1'	2:20:B:DT:O4'	2:20:B:DT:C4'	2:20:B:DT:C5'	7	1.54
(1,139)	2:14:B:DT:C5'	2:14:B:DT:C4'	2:14:B:DT:C3'	2:14:B:DT:C2'	3	1.54
(1,116)	1:6:A:DG:C1'	1:6:A:DG:O4'	1:6:A:DG:C4'	1:6:A:DG:C5'	4	1.54
(1,110)	1:3:A:DA:C1'	1:3:A:DA:O4'	1:3:A:DA:C4'	1:3:A:DA:C5'	24	1.54
(1,106)	1:2:A:DT:C5'	1:2:A:DT:C4'	1:2:A:DT:C3'	1:2:A:DT:C2'	24	1.54
(1,57)	2:14:B:DT:P	2:14:B:DT:O5'	2:14:B:DT:C5'	2:14:B:DT:C4'	15	1.54
(1,98)	2:19:B:DT:O5'	2:19:B:DT:C5'	2:19:B:DT:C4'	2:19:B:DT:C3'	11	1.53
(1,23)	1:10:A:DT:C3'	1:10:A:DT:O3'	1:11:A:DG:P	1:11:A:DG:O5'	10	1.53
(1,155)	2:20:B:DT:C1'	2:20:B:DT:O4'	2:20:B:DT:C4'	2:20:B:DT:C5'	4	1.52
(1,155)	2:20:B:DT:C1'	2:20:B:DT:O4'	2:20:B:DT:C4'	2:20:B:DT:C5'	29	1.52
(1,154)	2:20:B:DT:C5'	2:20:B:DT:C4'	2:20:B:DT:C3'	2:20:B:DT:C2'	7	1.52
(1,122)	1:8:A:DA:C1'	1:8:A:DA:O4'	1:8:A:DA:C4'	1:8:A:DA:C5'	5	1.52
(1,107)	1:2:A:DT:C1'	1:2:A:DT:O4'	1:2:A:DT:C4'	1:2:A:DT:C5'	8	1.52
(1,23)	1:10:A:DT:C3'	1:10:A:DT:O3'	1:11:A:DG:P	1:11:A:DG:O5'	8	1.52
(1,152)	2:19:B:DT:C1'	2:19:B:DT:O4'	2:19:B:DT:C4'	2:19:B:DT:C5'	28	1.51
(1,152)	2:19:B:DT:C1'	2:19:B:DT:O4'	2:19:B:DT:C4'	2:19:B:DT:C5'	29	1.51
(1,23)	1:10:A:DT:C3'	1:10:A:DT:O3'	1:11:A:DG:P	1:11:A:DG:O5'	26	1.51
(1,18)	1:3:A:DA:C3'	1:3:A:DA:O3'	1:4:A:DA:P	1:4:A:DA:O5'	13	1.51
(1,176)	2:21:B:DA:O4'	2:21:B:DA:C1'	2:21:B:DA:N9	2:21:B:DA:C4	15	1.5
(1,163)	1:2:A:DT:O4'	1:2:A:DT:C1'	1:2:A:DT:N1	1:2:A:DT:C2	8	1.5

Continued on next page...

Continued from previous page...

Key	Atom-1	Atom-2	Atom-3	Atom-4	Model ID	Violation (°)
(1,154)	2:20:B:DT:C5'	2:20:B:DT:C4'	2:20:B:DT:C3'	2:20:B:DT:C2'	27	1.5
(1,139)	2:14:B:DT:C5'	2:14:B:DT:C4'	2:14:B:DT:C3'	2:14:B:DT:C2'	4	1.5
(1,139)	2:14:B:DT:C5'	2:14:B:DT:C4'	2:14:B:DT:C3'	2:14:B:DT:C2'	21	1.5
(1,122)	1:8:A:DA:C1'	1:8:A:DA:O4'	1:8:A:DA:C4'	1:8:A:DA:C5'	2	1.5
(1,62)	2:20:B:DT:P	2:20:B:DT:O5'	2:20:B:DT:C5'	2:20:B:DT:C4'	7	1.5
(1,23)	1:10:A:DT:C3'	1:10:A:DT:O3'	1:11:A:DG:P	1:11:A:DG:O5'	18	1.5
(1,163)	1:2:A:DT:O4'	1:2:A:DT:C1'	1:2:A:DT:N1	1:2:A:DT:C2	13	1.49
(1,122)	1:8:A:DA:C1'	1:8:A:DA:O4'	1:8:A:DA:C4'	1:8:A:DA:C5'	30	1.49
(1,62)	2:20:B:DT:P	2:20:B:DT:O5'	2:20:B:DT:C5'	2:20:B:DT:C4'	19	1.49
(1,60)	2:18:B:DG:P	2:18:B:DG:O5'	2:18:B:DG:C5'	2:18:B:DG:C4'	7	1.49
(1,23)	1:10:A:DT:C3'	1:10:A:DT:O3'	1:11:A:DG:P	1:11:A:DG:O5'	20	1.49
(1,177)	2:22:B:DG:O4'	2:22:B:DG:C1'	2:22:B:DG:N9	2:22:B:DG:C4	21	1.48
(1,109)	1:3:A:DA:C5'	1:3:A:DA:C4'	1:3:A:DA:C3'	1:3:A:DA:C2'	8	1.48
(1,89)	1:8:A:DA:O5'	1:8:A:DA:C5'	1:8:A:DA:C4'	1:8:A:DA:C3'	5	1.48
(1,85)	1:3:A:DA:O5'	1:3:A:DA:C5'	1:3:A:DA:C4'	1:3:A:DA:C3'	2	1.48
(1,51)	1:7:A:DG:P	1:7:A:DG:O5'	1:7:A:DG:C5'	1:7:A:DG:C4'	7	1.48
(1,50)	1:6:A:DG:P	1:6:A:DG:O5'	1:6:A:DG:C5'	1:6:A:DG:C4'	18	1.48
(1,23)	1:10:A:DT:C3'	1:10:A:DT:O3'	1:11:A:DG:P	1:11:A:DG:O5'	2	1.48
(1,139)	2:14:B:DT:C5'	2:14:B:DT:C4'	2:14:B:DT:C3'	2:14:B:DT:C2'	9	1.47
(1,122)	1:8:A:DA:C1'	1:8:A:DA:O4'	1:8:A:DA:C4'	1:8:A:DA:C5'	27	1.47
(1,103)	1:1:A:DC:C5'	1:1:A:DC:C4'	1:1:A:DC:C3'	1:1:A:DC:C2'	1	1.47
(1,98)	2:19:B:DT:O5'	2:19:B:DT:C5'	2:19:B:DT:C4'	2:19:B:DT:C3'	2	1.47
(1,86)	1:4:A:DA:O5'	1:4:A:DA:C5'	1:4:A:DA:C4'	1:4:A:DA:C3'	24	1.47
(1,64)	2:22:B:DG:P	2:22:B:DG:O5'	2:22:B:DG:C5'	2:22:B:DG:C4'	1	1.47
(1,62)	2:20:B:DT:P	2:20:B:DT:O5'	2:20:B:DT:C5'	2:20:B:DT:C4'	18	1.47
(1,62)	2:20:B:DT:P	2:20:B:DT:O5'	2:20:B:DT:C5'	2:20:B:DT:C4'	27	1.47
(1,50)	1:6:A:DG:P	1:6:A:DG:O5'	1:6:A:DG:C5'	1:6:A:DG:C4'	9	1.47
(1,157)	2:21:B:DA:C5'	2:21:B:DA:C4'	2:21:B:DA:C3'	2:21:B:DA:C2'	11	1.46
(1,62)	2:20:B:DT:P	2:20:B:DT:O5'	2:20:B:DT:C5'	2:20:B:DT:C4'	10	1.46
(1,29)	2:19:B:DT:C3'	2:19:B:DT:O3'	2:20:B:DT:P	2:20:B:DT:O5'	24	1.46
(1,177)	2:22:B:DG:O4'	2:22:B:DG:C1'	2:22:B:DG:N9	2:22:B:DG:C4	10	1.45
(1,177)	2:22:B:DG:O4'	2:22:B:DG:C1'	2:22:B:DG:N9	2:22:B:DG:C4	12	1.45
(1,176)	2:21:B:DA:O4'	2:21:B:DA:C1'	2:21:B:DA:N9	2:21:B:DA:C4	18	1.45
(1,157)	2:21:B:DA:C5'	2:21:B:DA:C4'	2:21:B:DA:C3'	2:21:B:DA:C2'	1	1.45
(1,157)	2:21:B:DA:C5'	2:21:B:DA:C4'	2:21:B:DA:C3'	2:21:B:DA:C2'	13	1.45
(1,151)	2:19:B:DT:C5'	2:19:B:DT:C4'	2:19:B:DT:C3'	2:19:B:DT:C2'	14	1.45
(1,103)	1:1:A:DC:C5'	1:1:A:DC:C4'	1:1:A:DC:C3'	1:1:A:DC:C2'	21	1.45
(1,64)	2:22:B:DG:P	2:22:B:DG:O5'	2:22:B:DG:C5'	2:22:B:DG:C4'	24	1.45
(1,23)	1:10:A:DT:C3'	1:10:A:DT:O3'	1:11:A:DG:P	1:11:A:DG:O5'	22	1.45
(1,23)	1:10:A:DT:C3'	1:10:A:DT:O3'	1:11:A:DG:P	1:11:A:DG:O5'	24	1.45
(1,157)	2:21:B:DA:C5'	2:21:B:DA:C4'	2:21:B:DA:C3'	2:21:B:DA:C2'	12	1.44
(1,157)	2:21:B:DA:C5'	2:21:B:DA:C4'	2:21:B:DA:C3'	2:21:B:DA:C2'	25	1.44
(1,152)	2:19:B:DT:C1'	2:19:B:DT:O4'	2:19:B:DT:C4'	2:19:B:DT:C5'	26	1.44
(1,27)	2:17:B:DG:C3'	2:17:B:DG:O3'	2:18:B:DG:P	2:18:B:DG:O5'	4	1.44
(1,18)	1:3:A:DA:C3'	1:3:A:DA:O3'	1:4:A:DA:P	1:4:A:DA:O5'	15	1.44
(1,177)	2:22:B:DG:O4'	2:22:B:DG:C1'	2:22:B:DG:N9	2:22:B:DG:C4	1	1.43
(1,98)	2:19:B:DT:O5'	2:19:B:DT:C5'	2:19:B:DT:C4'	2:19:B:DT:C3'	24	1.43
(1,95)	2:15:B:DT:O5'	2:15:B:DT:C5'	2:15:B:DT:C4'	2:15:B:DT:C3'	10	1.43
(1,95)	2:15:B:DT:O5'	2:15:B:DT:C5'	2:15:B:DT:C4'	2:15:B:DT:C3'	13	1.43
(1,85)	1:3:A:DA:O5'	1:3:A:DA:C5'	1:3:A:DA:C4'	1:3:A:DA:C3'	11	1.43
(1,121)	1:8:A:DA:C5'	1:8:A:DA:C4'	1:8:A:DA:C3'	1:8:A:DA:C2'	25	1.42

Continued on next page...

Continued from previous page...

Key	Atom-1	Atom-2	Atom-3	Atom-4	Model ID	Violation (°)
(1,95)	2:15:B:DT:O5'	2:15:B:DT:C5'	2:15:B:DT:C4'	2:15:B:DT:C3'	21	1.42
(1,155)	2:20:B:DT:C1'	2:20:B:DT:O4'	2:20:B:DT:C4'	2:20:B:DT:C5'	27	1.41
(1,122)	1:8:A:DA:C1'	1:8:A:DA:O4'	1:8:A:DA:C4'	1:8:A:DA:C5'	9	1.41
(1,121)	1:8:A:DA:C5'	1:8:A:DA:C4'	1:8:A:DA:C3'	1:8:A:DA:C2'	10	1.41
(1,98)	2:19:B:DT:O5'	2:19:B:DT:C5'	2:19:B:DT:C4'	2:19:B:DT:C3'	29	1.41
(1,64)	2:22:B:DG:P	2:22:B:DG:O5'	2:22:B:DG:C5'	2:22:B:DG:C4'	10	1.41
(1,59)	2:17:B:DG:P	2:17:B:DG:O5'	2:17:B:DG:C5'	2:17:B:DG:C4'	12	1.41
(1,18)	1:3:A:DA:C3'	1:3:A:DA:O3'	1:4:A:DA:P	1:4:A:DA:O5'	10	1.41
(1,157)	2:21:B:DA:C5'	2:21:B:DA:C4'	2:21:B:DA:C3'	2:21:B:DA:C2'	23	1.4
(1,109)	1:3:A:DA:C5'	1:3:A:DA:C4'	1:3:A:DA:C3'	1:3:A:DA:C2'	28	1.4
(1,95)	2:15:B:DT:O5'	2:15:B:DT:C5'	2:15:B:DT:C4'	2:15:B:DT:C3'	23	1.4
(1,95)	2:15:B:DT:O5'	2:15:B:DT:C5'	2:15:B:DT:C4'	2:15:B:DT:C3'	28	1.4
(1,87)	1:6:A:DG:O5'	1:6:A:DG:C5'	1:6:A:DG:C4'	1:6:A:DG:C3'	30	1.4
(1,85)	1:3:A:DA:O5'	1:3:A:DA:C5'	1:3:A:DA:C4'	1:3:A:DA:C3'	1	1.4
(1,85)	1:3:A:DA:O5'	1:3:A:DA:C5'	1:3:A:DA:C4'	1:3:A:DA:C3'	12	1.4
(1,64)	2:22:B:DG:P	2:22:B:DG:O5'	2:22:B:DG:C5'	2:22:B:DG:C4'	23	1.4
(1,51)	1:7:A:DG:P	1:7:A:DG:O5'	1:7:A:DG:C5'	1:7:A:DG:C4'	6	1.4
(1,163)	1:2:A:DT:O4'	1:2:A:DT:C1'	1:2:A:DT:N1	1:2:A:DT:C2	15	1.39
(1,98)	2:19:B:DT:O5'	2:19:B:DT:C5'	2:19:B:DT:C4'	2:19:B:DT:C3'	20	1.39
(1,95)	2:15:B:DT:O5'	2:15:B:DT:C5'	2:15:B:DT:C4'	2:15:B:DT:C3'	30	1.39
(1,62)	2:20:B:DT:P	2:20:B:DT:O5'	2:20:B:DT:C5'	2:20:B:DT:C4'	24	1.39
(1,59)	2:17:B:DG:P	2:17:B:DG:O5'	2:17:B:DG:C5'	2:17:B:DG:C4'	4	1.39
(1,59)	2:17:B:DG:P	2:17:B:DG:O5'	2:17:B:DG:C5'	2:17:B:DG:C4'	21	1.39
(1,27)	2:17:B:DG:C3'	2:17:B:DG:O3'	2:18:B:DG:P	2:18:B:DG:O5'	25	1.39
(1,168)	1:10:A:DT:O4'	1:10:A:DT:C1'	1:10:A:DT:N1	1:10:A:DT:C2	11	1.38
(1,112)	1:4:A:DA:C5'	1:4:A:DA:C4'	1:4:A:DA:C3'	1:4:A:DA:C2'	19	1.38
(1,85)	1:3:A:DA:O5'	1:3:A:DA:C5'	1:3:A:DA:C4'	1:3:A:DA:C3'	30	1.38
(1,122)	1:8:A:DA:C1'	1:8:A:DA:O4'	1:8:A:DA:C4'	1:8:A:DA:C5'	3	1.37
(1,116)	1:6:A:DG:C1'	1:6:A:DG:O4'	1:6:A:DG:C4'	1:6:A:DG:C5'	1	1.37
(1,112)	1:4:A:DA:C5'	1:4:A:DA:C4'	1:4:A:DA:C3'	1:4:A:DA:C2'	13	1.37
(1,62)	2:20:B:DT:P	2:20:B:DT:O5'	2:20:B:DT:C5'	2:20:B:DT:C4'	30	1.37
(1,29)	2:19:B:DT:C3'	2:19:B:DT:O3'	2:20:B:DT:P	2:20:B:DT:O5'	2	1.37
(1,151)	2:19:B:DT:C5'	2:19:B:DT:C4'	2:19:B:DT:C3'	2:19:B:DT:C2'	26	1.36
(1,89)	1:8:A:DA:O5'	1:8:A:DA:C5'	1:8:A:DA:C4'	1:8:A:DA:C3'	10	1.36
(1,85)	1:3:A:DA:O5'	1:3:A:DA:C5'	1:3:A:DA:C4'	1:3:A:DA:C3'	9	1.36
(1,64)	2:22:B:DG:P	2:22:B:DG:O5'	2:22:B:DG:C5'	2:22:B:DG:C4'	9	1.36
(1,51)	1:7:A:DG:P	1:7:A:DG:O5'	1:7:A:DG:C5'	1:7:A:DG:C4'	26	1.36
(1,177)	2:22:B:DG:O4'	2:22:B:DG:C1'	2:22:B:DG:N9	2:22:B:DG:C4	3	1.35
(1,163)	1:2:A:DT:O4'	1:2:A:DT:C1'	1:2:A:DT:N1	1:2:A:DT:C2	11	1.35
(1,139)	2:14:B:DT:C5'	2:14:B:DT:C4'	2:14:B:DT:C3'	2:14:B:DT:C2'	17	1.35
(1,64)	2:22:B:DG:P	2:22:B:DG:O5'	2:22:B:DG:C5'	2:22:B:DG:C4'	2	1.35
(1,18)	1:3:A:DA:C3'	1:3:A:DA:O3'	1:4:A:DA:P	1:4:A:DA:O5'	2	1.35
(1,157)	2:21:B:DA:C5'	2:21:B:DA:C4'	2:21:B:DA:C3'	2:21:B:DA:C2'	24	1.34
(1,155)	2:20:B:DT:C1'	2:20:B:DT:O4'	2:20:B:DT:C4'	2:20:B:DT:C5'	19	1.34
(1,100)	2:21:B:DA:O5'	2:21:B:DA:C5'	2:21:B:DA:C4'	2:21:B:DA:C3'	25	1.34
(1,64)	2:22:B:DG:P	2:22:B:DG:O5'	2:22:B:DG:C5'	2:22:B:DG:C4'	30	1.34
(1,50)	1:6:A:DG:P	1:6:A:DG:O5'	1:6:A:DG:C5'	1:6:A:DG:C4'	8	1.34
(1,177)	2:22:B:DG:O4'	2:22:B:DG:C1'	2:22:B:DG:N9	2:22:B:DG:C4	8	1.33
(1,157)	2:21:B:DA:C5'	2:21:B:DA:C4'	2:21:B:DA:C3'	2:21:B:DA:C2'	15	1.33
(1,154)	2:20:B:DT:C5'	2:20:B:DT:C4'	2:20:B:DT:C3'	2:20:B:DT:C2'	6	1.33
(1,154)	2:20:B:DT:C5'	2:20:B:DT:C4'	2:20:B:DT:C3'	2:20:B:DT:C2'	20	1.33

Continued on next page...

Continued from previous page...

Key	Atom-1	Atom-2	Atom-3	Atom-4	Model ID	Violation (°)
(1,122)	1:8:A:DA:C1'	1:8:A:DA:O4'	1:8:A:DA:C4'	1:8:A:DA:C5'	15	1.33
(1,95)	2:15:B:DT:O5'	2:15:B:DT:C5'	2:15:B:DT:C4'	2:15:B:DT:C3'	17	1.33
(1,177)	2:22:B:DG:O4'	2:22:B:DG:C1'	2:22:B:DG:N9	2:22:B:DG:C4	24	1.32
(1,103)	1:1:A:DC:C5'	1:1:A:DC:C4'	1:1:A:DC:C3'	1:1:A:DC:C2'	8	1.32
(1,98)	2:19:B:DT:O5'	2:19:B:DT:C5'	2:19:B:DT:C4'	2:19:B:DT:C3'	6	1.32
(1,95)	2:15:B:DT:O5'	2:15:B:DT:C5'	2:15:B:DT:C4'	2:15:B:DT:C3'	15	1.32
(1,95)	2:15:B:DT:O5'	2:15:B:DT:C5'	2:15:B:DT:C4'	2:15:B:DT:C3'	25	1.32
(1,62)	2:20:B:DT:P	2:20:B:DT:O5'	2:20:B:DT:C5'	2:20:B:DT:C4'	2	1.32
(1,177)	2:22:B:DG:O4'	2:22:B:DG:C1'	2:22:B:DG:N9	2:22:B:DG:C4	23	1.31
(1,176)	2:21:B:DA:O4'	2:21:B:DA:C1'	2:21:B:DA:N9	2:21:B:DA:C4	25	1.31
(1,154)	2:20:B:DT:C5'	2:20:B:DT:C4'	2:20:B:DT:C3'	2:20:B:DT:C2'	18	1.31
(1,116)	1:6:A:DG:C1'	1:6:A:DG:O4'	1:6:A:DG:C4'	1:6:A:DG:C5'	11	1.31
(1,103)	1:1:A:DC:C5'	1:1:A:DC:C4'	1:1:A:DC:C3'	1:1:A:DC:C2'	25	1.31
(1,95)	2:15:B:DT:O5'	2:15:B:DT:C5'	2:15:B:DT:C4'	2:15:B:DT:C3'	24	1.31
(1,64)	2:22:B:DG:P	2:22:B:DG:O5'	2:22:B:DG:C5'	2:22:B:DG:C4'	3	1.31
(1,62)	2:20:B:DT:P	2:20:B:DT:O5'	2:20:B:DT:C5'	2:20:B:DT:C4'	9	1.31
(1,62)	2:20:B:DT:P	2:20:B:DT:O5'	2:20:B:DT:C5'	2:20:B:DT:C4'	23	1.31
(1,177)	2:22:B:DG:O4'	2:22:B:DG:C1'	2:22:B:DG:N9	2:22:B:DG:C4	2	1.3
(1,177)	2:22:B:DG:O4'	2:22:B:DG:C1'	2:22:B:DG:N9	2:22:B:DG:C4	4	1.3
(1,151)	2:19:B:DT:C5'	2:19:B:DT:C4'	2:19:B:DT:C3'	2:19:B:DT:C2'	2	1.3
(1,151)	2:19:B:DT:C5'	2:19:B:DT:C4'	2:19:B:DT:C3'	2:19:B:DT:C2'	5	1.3
(1,100)	2:21:B:DA:O5'	2:21:B:DA:C5'	2:21:B:DA:C4'	2:21:B:DA:C3'	15	1.3
(1,89)	1:8:A:DA:O5'	1:8:A:DA:C5'	1:8:A:DA:C4'	1:8:A:DA:C3'	23	1.3
(1,84)	1:2:A:DT:O5'	1:2:A:DT:C5'	1:2:A:DT:C4'	1:2:A:DT:C3'	13	1.3
(1,62)	2:20:B:DT:P	2:20:B:DT:O5'	2:20:B:DT:C5'	2:20:B:DT:C4'	15	1.3
(1,176)	2:21:B:DA:O4'	2:21:B:DA:C1'	2:21:B:DA:N9	2:21:B:DA:C4	7	1.29
(1,163)	1:2:A:DT:O4'	1:2:A:DT:C1'	1:2:A:DT:N1	1:2:A:DT:C2	12	1.29
(1,154)	2:20:B:DT:C5'	2:20:B:DT:C4'	2:20:B:DT:C3'	2:20:B:DT:C2'	29	1.29
(1,122)	1:8:A:DA:C1'	1:8:A:DA:O4'	1:8:A:DA:C4'	1:8:A:DA:C5'	11	1.29
(1,95)	2:15:B:DT:O5'	2:15:B:DT:C5'	2:15:B:DT:C4'	2:15:B:DT:C3'	6	1.29
(1,177)	2:22:B:DG:O4'	2:22:B:DG:C1'	2:22:B:DG:N9	2:22:B:DG:C4	9	1.28
(1,177)	2:22:B:DG:O4'	2:22:B:DG:C1'	2:22:B:DG:N9	2:22:B:DG:C4	25	1.28
(1,152)	2:19:B:DT:C1'	2:19:B:DT:O4'	2:19:B:DT:C4'	2:19:B:DT:C5'	8	1.28
(1,152)	2:19:B:DT:C1'	2:19:B:DT:O4'	2:19:B:DT:C4'	2:19:B:DT:C5'	25	1.28
(1,121)	1:8:A:DA:C5'	1:8:A:DA:C4'	1:8:A:DA:C3'	1:8:A:DA:C2'	8	1.28
(1,103)	1:1:A:DC:C5'	1:1:A:DC:C4'	1:1:A:DC:C3'	1:1:A:DC:C2'	13	1.28
(1,98)	2:19:B:DT:O5'	2:19:B:DT:C5'	2:19:B:DT:C4'	2:19:B:DT:C3'	5	1.28
(1,98)	2:19:B:DT:O5'	2:19:B:DT:C5'	2:19:B:DT:C4'	2:19:B:DT:C3'	13	1.28
(1,98)	2:19:B:DT:O5'	2:19:B:DT:C5'	2:19:B:DT:C4'	2:19:B:DT:C3'	14	1.28
(1,59)	2:17:B:DG:P	2:17:B:DG:O5'	2:17:B:DG:C5'	2:17:B:DG:C4'	3	1.28
(1,50)	1:6:A:DG:P	1:6:A:DG:O5'	1:6:A:DG:C5'	1:6:A:DG:C4'	2	1.28
(1,176)	2:21:B:DA:O4'	2:21:B:DA:C1'	2:21:B:DA:N9	2:21:B:DA:C4	19	1.27
(1,168)	1:10:A:DT:O4'	1:10:A:DT:C1'	1:10:A:DT:N1	1:10:A:DT:C2	26	1.27
(1,168)	1:10:A:DT:O4'	1:10:A:DT:C1'	1:10:A:DT:N1	1:10:A:DT:C2	28	1.27
(1,64)	2:22:B:DG:P	2:22:B:DG:O5'	2:22:B:DG:C5'	2:22:B:DG:C4'	13	1.27
(1,62)	2:20:B:DT:P	2:20:B:DT:O5'	2:20:B:DT:C5'	2:20:B:DT:C4'	1	1.27
(1,51)	1:7:A:DG:P	1:7:A:DG:O5'	1:7:A:DG:C5'	1:7:A:DG:C4'	11	1.27
(1,18)	1:3:A:DA:C3'	1:3:A:DA:O3'	1:4:A:DA:P	1:4:A:DA:O5'	11	1.27
(1,5)	1:7:A:DG:C4'	1:7:A:DG:C3'	1:7:A:DG:O3'	1:8:A:DA:P	10	1.27
(1,152)	2:19:B:DT:C1'	2:19:B:DT:O4'	2:19:B:DT:C4'	2:19:B:DT:C5'	18	1.26
(1,121)	1:8:A:DA:C5'	1:8:A:DA:C4'	1:8:A:DA:C3'	1:8:A:DA:C2'	1	1.26

Continued on next page...

Continued from previous page...

Key	Atom-1	Atom-2	Atom-3	Atom-4	Model ID	Violation (°)
(1,109)	1:3:A:DA:C5'	1:3:A:DA:C4'	1:3:A:DA:C3'	1:3:A:DA:C2'	13	1.26
(1,95)	2:15:B:DT:O5'	2:15:B:DT:C5'	2:15:B:DT:C4'	2:15:B:DT:C3'	26	1.26
(1,176)	2:21:B:DA:O4'	2:21:B:DA:C1'	2:21:B:DA:N9	2:21:B:DA:C4	8	1.25
(1,157)	2:21:B:DA:C5'	2:21:B:DA:C4'	2:21:B:DA:C3'	2:21:B:DA:C2'	4	1.25
(1,155)	2:20:B:DT:C1'	2:20:B:DT:O4'	2:20:B:DT:C4'	2:20:B:DT:C5'	11	1.25
(1,146)	2:17:B:DG:C1'	2:17:B:DG:O4'	2:17:B:DG:C4'	2:17:B:DG:C5'	23	1.25
(1,100)	2:21:B:DA:O5'	2:21:B:DA:C5'	2:21:B:DA:C4'	2:21:B:DA:C3'	11	1.25
(1,18)	1:3:A:DA:C3'	1:3:A:DA:O3'	1:4:A:DA:P	1:4:A:DA:O5'	30	1.25
(1,157)	2:21:B:DA:C5'	2:21:B:DA:C4'	2:21:B:DA:C3'	2:21:B:DA:C2'	8	1.24
(1,95)	2:15:B:DT:O5'	2:15:B:DT:C5'	2:15:B:DT:C4'	2:15:B:DT:C3'	19	1.24
(1,89)	1:8:A:DA:O5'	1:8:A:DA:C5'	1:8:A:DA:C4'	1:8:A:DA:C3'	18	1.24
(1,64)	2:22:B:DG:P	2:22:B:DG:O5'	2:22:B:DG:C5'	2:22:B:DG:C4'	15	1.24
(1,177)	2:22:B:DG:O4'	2:22:B:DG:C1'	2:22:B:DG:N9	2:22:B:DG:C4	13	1.23
(1,176)	2:21:B:DA:O4'	2:21:B:DA:C1'	2:21:B:DA:N9	2:21:B:DA:C4	24	1.23
(1,154)	2:20:B:DT:C5'	2:20:B:DT:C4'	2:20:B:DT:C3'	2:20:B:DT:C2'	19	1.23
(1,151)	2:19:B:DT:C5'	2:19:B:DT:C4'	2:19:B:DT:C3'	2:19:B:DT:C2'	24	1.23
(1,64)	2:22:B:DG:P	2:22:B:DG:O5'	2:22:B:DG:C5'	2:22:B:DG:C4'	12	1.23
(1,56)	2:13:B:DA:P	2:13:B:DA:O5'	2:13:B:DA:C5'	2:13:B:DA:C4'	2	1.23
(1,177)	2:22:B:DG:O4'	2:22:B:DG:C1'	2:22:B:DG:N9	2:22:B:DG:C4	11	1.22
(1,176)	2:21:B:DA:O4'	2:21:B:DA:C1'	2:21:B:DA:N9	2:21:B:DA:C4	14	1.22
(1,157)	2:21:B:DA:C5'	2:21:B:DA:C4'	2:21:B:DA:C3'	2:21:B:DA:C2'	3	1.22
(1,154)	2:20:B:DT:C5'	2:20:B:DT:C4'	2:20:B:DT:C3'	2:20:B:DT:C2'	26	1.22
(1,152)	2:19:B:DT:C1'	2:19:B:DT:O4'	2:19:B:DT:C4'	2:19:B:DT:C5'	19	1.22
(1,107)	1:2:A:DT:C1'	1:2:A:DT:O4'	1:2:A:DT:C4'	1:2:A:DT:C5'	25	1.22
(1,89)	1:8:A:DA:O5'	1:8:A:DA:C5'	1:8:A:DA:C4'	1:8:A:DA:C3'	25	1.22
(1,59)	2:17:B:DG:P	2:17:B:DG:O5'	2:17:B:DG:C5'	2:17:B:DG:C4'	26	1.22
(1,168)	1:10:A:DT:O4'	1:10:A:DT:C1'	1:10:A:DT:N1	1:10:A:DT:C2	21	1.21
(1,154)	2:20:B:DT:C5'	2:20:B:DT:C4'	2:20:B:DT:C3'	2:20:B:DT:C2'	5	1.21
(1,121)	1:8:A:DA:C5'	1:8:A:DA:C4'	1:8:A:DA:C3'	1:8:A:DA:C2'	23	1.21
(1,119)	1:7:A:DG:C1'	1:7:A:DG:O4'	1:7:A:DG:C4'	1:7:A:DG:C5'	25	1.21
(1,100)	2:21:B:DA:O5'	2:21:B:DA:C5'	2:21:B:DA:C4'	2:21:B:DA:C3'	12	1.21
(1,100)	2:21:B:DA:O5'	2:21:B:DA:C5'	2:21:B:DA:C4'	2:21:B:DA:C3'	24	1.21
(1,87)	1:6:A:DG:O5'	1:6:A:DG:C5'	1:6:A:DG:C4'	1:6:A:DG:C3'	28	1.21
(1,49)	1:4:A:DA:P	1:4:A:DA:O5'	1:4:A:DA:C5'	1:4:A:DA:C4'	21	1.21
(1,176)	2:21:B:DA:O4'	2:21:B:DA:C1'	2:21:B:DA:N9	2:21:B:DA:C4	30	1.2
(1,168)	1:10:A:DT:O4'	1:10:A:DT:C1'	1:10:A:DT:N1	1:10:A:DT:C2	3	1.2
(1,121)	1:8:A:DA:C5'	1:8:A:DA:C4'	1:8:A:DA:C3'	1:8:A:DA:C2'	9	1.2
(1,113)	1:4:A:DA:C1'	1:4:A:DA:O4'	1:4:A:DA:C4'	1:4:A:DA:C5'	3	1.2
(1,107)	1:2:A:DT:C1'	1:2:A:DT:O4'	1:2:A:DT:C4'	1:2:A:DT:C5'	13	1.2
(1,85)	1:3:A:DA:O5'	1:3:A:DA:C5'	1:3:A:DA:C4'	1:3:A:DA:C3'	14	1.2
(1,64)	2:22:B:DG:P	2:22:B:DG:O5'	2:22:B:DG:C5'	2:22:B:DG:C4'	8	1.2
(1,176)	2:21:B:DA:O4'	2:21:B:DA:C1'	2:21:B:DA:N9	2:21:B:DA:C4	10	1.19
(1,95)	2:15:B:DT:O5'	2:15:B:DT:C5'	2:15:B:DT:C4'	2:15:B:DT:C3'	3	1.19
(1,157)	2:21:B:DA:C5'	2:21:B:DA:C4'	2:21:B:DA:C3'	2:21:B:DA:C2'	2	1.18
(1,157)	2:21:B:DA:C5'	2:21:B:DA:C4'	2:21:B:DA:C3'	2:21:B:DA:C2'	9	1.18
(1,121)	1:8:A:DA:C5'	1:8:A:DA:C4'	1:8:A:DA:C3'	1:8:A:DA:C2'	18	1.18
(1,109)	1:3:A:DA:C5'	1:3:A:DA:C4'	1:3:A:DA:C3'	1:3:A:DA:C2'	25	1.18
(1,100)	2:21:B:DA:O5'	2:21:B:DA:C5'	2:21:B:DA:C4'	2:21:B:DA:C3'	1	1.18
(1,95)	2:15:B:DT:O5'	2:15:B:DT:C5'	2:15:B:DT:C4'	2:15:B:DT:C3'	1	1.18
(1,48)	1:3:A:DA:P	1:3:A:DA:O5'	1:3:A:DA:C5'	1:3:A:DA:C4'	13	1.18
(1,18)	1:3:A:DA:C3'	1:3:A:DA:O3'	1:4:A:DA:P	1:4:A:DA:O5'	26	1.18

Continued on next page...

Continued from previous page...

Key	Atom-1	Atom-2	Atom-3	Atom-4	Model ID	Violation (°)
(1,177)	2:22:B:DG:O4'	2:22:B:DG:C1'	2:22:B:DG:N9	2:22:B:DG:C4	30	1.17
(1,122)	1:8:A:DA:C1'	1:8:A:DA:O4'	1:8:A:DA:C4'	1:8:A:DA:C5'	28	1.17
(1,116)	1:6:A:DG:C1'	1:6:A:DG:O4'	1:6:A:DG:C4'	1:6:A:DG:C5'	17	1.17
(1,98)	2:19:B:DT:O5'	2:19:B:DT:C5'	2:19:B:DT:C4'	2:19:B:DT:C3'	25	1.17
(1,98)	2:19:B:DT:O5'	2:19:B:DT:C5'	2:19:B:DT:C4'	2:19:B:DT:C3'	26	1.17
(1,95)	2:15:B:DT:O5'	2:15:B:DT:C5'	2:15:B:DT:C4'	2:15:B:DT:C3'	27	1.17
(1,62)	2:20:B:DT:P	2:20:B:DT:O5'	2:20:B:DT:C5'	2:20:B:DT:C4'	12	1.17
(1,54)	1:10:A:DT:P	1:10:A:DT:O5'	1:10:A:DT:C5'	1:10:A:DT:C4'	11	1.17
(1,50)	1:6:A:DG:P	1:6:A:DG:O5'	1:6:A:DG:C5'	1:6:A:DG:C4'	17	1.17
(1,18)	1:3:A:DA:C3'	1:3:A:DA:O3'	1:4:A:DA:P	1:4:A:DA:O5'	14	1.17
(1,176)	2:21:B:DA:O4'	2:21:B:DA:C1'	2:21:B:DA:N9	2:21:B:DA:C4	22	1.16
(1,176)	2:21:B:DA:O4'	2:21:B:DA:C1'	2:21:B:DA:N9	2:21:B:DA:C4	27	1.16
(1,168)	1:10:A:DT:O4'	1:10:A:DT:C1'	1:10:A:DT:N1	1:10:A:DT:C2	27	1.16
(1,158)	2:21:B:DA:C1'	2:21:B:DA:O4'	2:21:B:DA:C4'	2:21:B:DA:C5'	15	1.16
(1,157)	2:21:B:DA:C5'	2:21:B:DA:C4'	2:21:B:DA:C3'	2:21:B:DA:C2'	10	1.16
(1,121)	1:8:A:DA:C5'	1:8:A:DA:C4'	1:8:A:DA:C3'	1:8:A:DA:C2'	11	1.16
(1,103)	1:1:A:DC:C5'	1:1:A:DC:C4'	1:1:A:DC:C3'	1:1:A:DC:C2'	11	1.16
(1,89)	1:8:A:DA:O5'	1:8:A:DA:C5'	1:8:A:DA:C4'	1:8:A:DA:C3'	9	1.16
(1,29)	2:19:B:DT:C3'	2:19:B:DT:O3'	2:20:B:DT:P	2:20:B:DT:O5'	18	1.16
(1,27)	2:17:B:DG:C3'	2:17:B:DG:O3'	2:18:B:DG:P	2:18:B:DG:O5'	22	1.16
(1,176)	2:21:B:DA:O4'	2:21:B:DA:C1'	2:21:B:DA:N9	2:21:B:DA:C4	6	1.15
(1,158)	2:21:B:DA:C1'	2:21:B:DA:O4'	2:21:B:DA:C4'	2:21:B:DA:C5'	24	1.15
(1,107)	1:2:A:DT:C1'	1:2:A:DT:O4'	1:2:A:DT:C4'	1:2:A:DT:C5'	11	1.15
(1,85)	1:3:A:DA:O5'	1:3:A:DA:C5'	1:3:A:DA:C4'	1:3:A:DA:C3'	20	1.15
(1,59)	2:17:B:DG:P	2:17:B:DG:O5'	2:17:B:DG:C5'	2:17:B:DG:C4'	11	1.15
(1,56)	2:13:B:DA:P	2:13:B:DA:O5'	2:13:B:DA:C5'	2:13:B:DA:C4'	16	1.15
(1,29)	2:19:B:DT:C3'	2:19:B:DT:O3'	2:20:B:DT:P	2:20:B:DT:O5'	25	1.15
(1,27)	2:17:B:DG:C3'	2:17:B:DG:O3'	2:18:B:DG:P	2:18:B:DG:O5'	1	1.15
(1,176)	2:21:B:DA:O4'	2:21:B:DA:C1'	2:21:B:DA:N9	2:21:B:DA:C4	5	1.14
(1,121)	1:8:A:DA:C5'	1:8:A:DA:C4'	1:8:A:DA:C3'	1:8:A:DA:C2'	6	1.14
(1,100)	2:21:B:DA:O5'	2:21:B:DA:C5'	2:21:B:DA:C4'	2:21:B:DA:C3'	3	1.14
(1,95)	2:15:B:DT:O5'	2:15:B:DT:C5'	2:15:B:DT:C4'	2:15:B:DT:C3'	22	1.14
(1,85)	1:3:A:DA:O5'	1:3:A:DA:C5'	1:3:A:DA:C4'	1:3:A:DA:C3'	10	1.14
(1,56)	2:13:B:DA:P	2:13:B:DA:O5'	2:13:B:DA:C5'	2:13:B:DA:C4'	28	1.14
(1,16)	2:21:B:DA:C4'	2:21:B:DA:C3'	2:21:B:DA:O3'	2:22:B:DG:P	4	1.14
(1,157)	2:21:B:DA:C5'	2:21:B:DA:C4'	2:21:B:DA:C3'	2:21:B:DA:C2'	30	1.13
(1,154)	2:20:B:DT:C5'	2:20:B:DT:C4'	2:20:B:DT:C3'	2:20:B:DT:C2'	28	1.13
(1,121)	1:8:A:DA:C5'	1:8:A:DA:C4'	1:8:A:DA:C3'	1:8:A:DA:C2'	15	1.13
(1,121)	1:8:A:DA:C5'	1:8:A:DA:C4'	1:8:A:DA:C3'	1:8:A:DA:C2'	26	1.13
(1,116)	1:6:A:DG:C1'	1:6:A:DG:O4'	1:6:A:DG:C4'	1:6:A:DG:C5'	9	1.13
(1,109)	1:3:A:DA:C5'	1:3:A:DA:C4'	1:3:A:DA:C3'	1:3:A:DA:C2'	18	1.13
(1,100)	2:21:B:DA:O5'	2:21:B:DA:C5'	2:21:B:DA:C4'	2:21:B:DA:C3'	30	1.13
(1,64)	2:22:B:DG:P	2:22:B:DG:O5'	2:22:B:DG:C5'	2:22:B:DG:C4'	25	1.13
(1,3)	1:3:A:DA:C4'	1:3:A:DA:C3'	1:3:A:DA:O3'	1:4:A:DA:P	19	1.13
(1,176)	2:21:B:DA:O4'	2:21:B:DA:C1'	2:21:B:DA:N9	2:21:B:DA:C4	3	1.12
(1,168)	1:10:A:DT:O4'	1:10:A:DT:C1'	1:10:A:DT:N1	1:10:A:DT:C2	15	1.12
(1,121)	1:8:A:DA:C5'	1:8:A:DA:C4'	1:8:A:DA:C3'	1:8:A:DA:C2'	17	1.12
(1,109)	1:3:A:DA:C5'	1:3:A:DA:C4'	1:3:A:DA:C3'	1:3:A:DA:C2'	16	1.12
(1,106)	1:2:A:DT:C5'	1:2:A:DT:C4'	1:2:A:DT:C3'	1:2:A:DT:C2'	10	1.12
(1,102)	1:1:A:DC:C1'	1:1:A:DC:C2'	1:1:A:DC:C3'	1:1:A:DC:C4'	2	1.12
(1,100)	2:21:B:DA:O5'	2:21:B:DA:C5'	2:21:B:DA:C4'	2:21:B:DA:C3'	8	1.12

Continued on next page...

Continued from previous page...

Key	Atom-1	Atom-2	Atom-3	Atom-4	Model ID	Violation (°)
(1,99)	2:20:B:DT:O5'	2:20:B:DT:C5'	2:20:B:DT:C4'	2:20:B:DT:C3'	22	1.12
(1,56)	2:13:B:DA:P	2:13:B:DA:O5'	2:13:B:DA:C5'	2:13:B:DA:C4'	8	1.12
(1,56)	2:13:B:DA:P	2:13:B:DA:O5'	2:13:B:DA:C5'	2:13:B:DA:C4'	20	1.12
(1,18)	1:3:A:DA:C3'	1:3:A:DA:O3'	1:4:A:DA:P	1:4:A:DA:O5'	3	1.12
(1,168)	1:10:A:DT:O4'	1:10:A:DT:C1'	1:10:A:DT:N1	1:10:A:DT:C2	22	1.11
(1,168)	1:10:A:DT:O4'	1:10:A:DT:C1'	1:10:A:DT:N1	1:10:A:DT:C2	23	1.11
(1,168)	1:10:A:DT:O4'	1:10:A:DT:C1'	1:10:A:DT:N1	1:10:A:DT:C2	30	1.11
(1,121)	1:8:A:DA:C5'	1:8:A:DA:C4'	1:8:A:DA:C3'	1:8:A:DA:C2'	13	1.11
(1,95)	2:15:B:DT:O5'	2:15:B:DT:C5'	2:15:B:DT:C4'	2:15:B:DT:C3'	18	1.11
(1,89)	1:8:A:DA:O5'	1:8:A:DA:C5'	1:8:A:DA:C4'	1:8:A:DA:C3'	1	1.11
(1,56)	2:13:B:DA:P	2:13:B:DA:O5'	2:13:B:DA:C5'	2:13:B:DA:C4'	1	1.11
(1,56)	2:13:B:DA:P	2:13:B:DA:O5'	2:13:B:DA:C5'	2:13:B:DA:C4'	23	1.11
(1,56)	2:13:B:DA:P	2:13:B:DA:O5'	2:13:B:DA:C5'	2:13:B:DA:C4'	29	1.11
(1,48)	1:3:A:DA:P	1:3:A:DA:O5'	1:3:A:DA:C5'	1:3:A:DA:C4'	8	1.11
(1,18)	1:3:A:DA:C3'	1:3:A:DA:O3'	1:4:A:DA:P	1:4:A:DA:O5'	16	1.11
(1,3)	1:3:A:DA:C4'	1:3:A:DA:C3'	1:3:A:DA:O3'	1:4:A:DA:P	28	1.11
(1,168)	1:10:A:DT:O4'	1:10:A:DT:C1'	1:10:A:DT:N1	1:10:A:DT:C2	5	1.1
(1,168)	1:10:A:DT:O4'	1:10:A:DT:C1'	1:10:A:DT:N1	1:10:A:DT:C2	13	1.1
(1,158)	2:21:B:DA:C1'	2:21:B:DA:O4'	2:21:B:DA:C4'	2:21:B:DA:C5'	30	1.1
(1,106)	1:2:A:DT:C5'	1:2:A:DT:C4'	1:2:A:DT:C3'	1:2:A:DT:C2'	23	1.1
(1,98)	2:19:B:DT:O5'	2:19:B:DT:C5'	2:19:B:DT:C4'	2:19:B:DT:C3'	19	1.1
(1,85)	1:3:A:DA:O5'	1:3:A:DA:C5'	1:3:A:DA:C4'	1:3:A:DA:C3'	18	1.1
(1,176)	2:21:B:DA:O4'	2:21:B:DA:C1'	2:21:B:DA:N9	2:21:B:DA:C4	1	1.09
(1,176)	2:21:B:DA:O4'	2:21:B:DA:C1'	2:21:B:DA:N9	2:21:B:DA:C4	17	1.09
(1,176)	2:21:B:DA:O4'	2:21:B:DA:C1'	2:21:B:DA:N9	2:21:B:DA:C4	28	1.09
(1,168)	1:10:A:DT:O4'	1:10:A:DT:C1'	1:10:A:DT:N1	1:10:A:DT:C2	6	1.09
(1,168)	1:10:A:DT:O4'	1:10:A:DT:C1'	1:10:A:DT:N1	1:10:A:DT:C2	17	1.09
(1,158)	2:21:B:DA:C1'	2:21:B:DA:O4'	2:21:B:DA:C4'	2:21:B:DA:C5'	2	1.09
(1,158)	2:21:B:DA:C1'	2:21:B:DA:O4'	2:21:B:DA:C4'	2:21:B:DA:C5'	10	1.09
(1,121)	1:8:A:DA:C5'	1:8:A:DA:C4'	1:8:A:DA:C3'	1:8:A:DA:C2'	27	1.09
(1,106)	1:2:A:DT:C5'	1:2:A:DT:C4'	1:2:A:DT:C3'	1:2:A:DT:C2'	9	1.09
(1,95)	2:15:B:DT:O5'	2:15:B:DT:C5'	2:15:B:DT:C4'	2:15:B:DT:C3'	14	1.09
(1,85)	1:3:A:DA:O5'	1:3:A:DA:C5'	1:3:A:DA:C4'	1:3:A:DA:C3'	22	1.09
(1,85)	1:3:A:DA:O5'	1:3:A:DA:C5'	1:3:A:DA:C4'	1:3:A:DA:C3'	28	1.09
(1,62)	2:20:B:DT:P	2:20:B:DT:O5'	2:20:B:DT:C5'	2:20:B:DT:C4'	21	1.09
(1,54)	1:10:A:DT:P	1:10:A:DT:O5'	1:10:A:DT:C5'	1:10:A:DT:C4'	4	1.09
(1,176)	2:21:B:DA:O4'	2:21:B:DA:C1'	2:21:B:DA:N9	2:21:B:DA:C4	23	1.08
(1,168)	1:10:A:DT:O4'	1:10:A:DT:C1'	1:10:A:DT:N1	1:10:A:DT:C2	9	1.08
(1,168)	1:10:A:DT:O4'	1:10:A:DT:C1'	1:10:A:DT:N1	1:10:A:DT:C2	10	1.08
(1,121)	1:8:A:DA:C5'	1:8:A:DA:C4'	1:8:A:DA:C3'	1:8:A:DA:C2'	21	1.08
(1,121)	1:8:A:DA:C5'	1:8:A:DA:C4'	1:8:A:DA:C3'	1:8:A:DA:C2'	24	1.08
(1,109)	1:3:A:DA:C5'	1:3:A:DA:C4'	1:3:A:DA:C3'	1:3:A:DA:C2'	11	1.08
(1,95)	2:15:B:DT:O5'	2:15:B:DT:C5'	2:15:B:DT:C4'	2:15:B:DT:C3'	2	1.08
(1,89)	1:8:A:DA:O5'	1:8:A:DA:C5'	1:8:A:DA:C4'	1:8:A:DA:C3'	19	1.08
(1,89)	1:8:A:DA:O5'	1:8:A:DA:C5'	1:8:A:DA:C4'	1:8:A:DA:C3'	30	1.08
(1,85)	1:3:A:DA:O5'	1:3:A:DA:C5'	1:3:A:DA:C4'	1:3:A:DA:C3'	26	1.08
(1,3)	1:3:A:DA:C4'	1:3:A:DA:C3'	1:3:A:DA:O3'	1:4:A:DA:P	18	1.08
(1,168)	1:10:A:DT:O4'	1:10:A:DT:C1'	1:10:A:DT:N1	1:10:A:DT:C2	4	1.07
(1,158)	2:21:B:DA:C1'	2:21:B:DA:O4'	2:21:B:DA:C4'	2:21:B:DA:C5'	13	1.07
(1,121)	1:8:A:DA:C5'	1:8:A:DA:C4'	1:8:A:DA:C3'	1:8:A:DA:C2'	2	1.07
(1,103)	1:1:A:DC:C5'	1:1:A:DC:C4'	1:1:A:DC:C3'	1:1:A:DC:C2'	15	1.07

Continued on next page...

Continued from previous page...

Key	Atom-1	Atom-2	Atom-3	Atom-4	Model ID	Violation (°)
(1,89)	1:8:A:DA:O5'	1:8:A:DA:C5'	1:8:A:DA:C4'	1:8:A:DA:C3'	8	1.07
(1,62)	2:20:B:DT:P	2:20:B:DT:O5'	2:20:B:DT:C5'	2:20:B:DT:C4'	28	1.07
(1,56)	2:13:B:DA:P	2:13:B:DA:O5'	2:13:B:DA:C5'	2:13:B:DA:C4'	15	1.07
(1,54)	1:10:A:DT:P	1:10:A:DT:O5'	1:10:A:DT:C5'	1:10:A:DT:C4'	21	1.07
(1,51)	1:7:A:DG:P	1:7:A:DG:O5'	1:7:A:DG:C5'	1:7:A:DG:C4'	29	1.07
(1,18)	1:3:A:DA:C3'	1:3:A:DA:O3'	1:4:A:DA:P	1:4:A:DA:O5'	22	1.07
(1,176)	2:21:B:DA:O4'	2:21:B:DA:C1'	2:21:B:DA:N9	2:21:B:DA:C4	26	1.06
(1,158)	2:21:B:DA:C1'	2:21:B:DA:O4'	2:21:B:DA:C4'	2:21:B:DA:C5'	25	1.06
(1,131)	1:11:A:DG:C1'	1:11:A:DG:O4'	1:11:A:DG:C4'	1:11:A:DG:C5'	23	1.06
(1,121)	1:8:A:DA:C5'	1:8:A:DA:C4'	1:8:A:DA:C3'	1:8:A:DA:C2'	4	1.06
(1,121)	1:8:A:DA:C5'	1:8:A:DA:C4'	1:8:A:DA:C3'	1:8:A:DA:C2'	19	1.06
(1,100)	2:21:B:DA:O5'	2:21:B:DA:C5'	2:21:B:DA:C4'	2:21:B:DA:C3'	9	1.06
(1,89)	1:8:A:DA:O5'	1:8:A:DA:C5'	1:8:A:DA:C4'	1:8:A:DA:C3'	4	1.06
(1,89)	1:8:A:DA:O5'	1:8:A:DA:C5'	1:8:A:DA:C4'	1:8:A:DA:C3'	21	1.06
(1,85)	1:3:A:DA:O5'	1:3:A:DA:C5'	1:3:A:DA:C4'	1:3:A:DA:C3'	16	1.06
(1,59)	2:17:B:DG:P	2:17:B:DG:O5'	2:17:B:DG:C5'	2:17:B:DG:C4'	27	1.06
(1,56)	2:13:B:DA:P	2:13:B:DA:O5'	2:13:B:DA:C5'	2:13:B:DA:C4'	12	1.06
(1,18)	1:3:A:DA:C3'	1:3:A:DA:O3'	1:4:A:DA:P	1:4:A:DA:O5'	9	1.06
(1,100)	2:21:B:DA:O5'	2:21:B:DA:C5'	2:21:B:DA:C4'	2:21:B:DA:C3'	2	1.05
(1,100)	2:21:B:DA:O5'	2:21:B:DA:C5'	2:21:B:DA:C4'	2:21:B:DA:C3'	10	1.05
(1,100)	2:21:B:DA:O5'	2:21:B:DA:C5'	2:21:B:DA:C4'	2:21:B:DA:C3'	23	1.05
(1,95)	2:15:B:DT:O5'	2:15:B:DT:C5'	2:15:B:DT:C4'	2:15:B:DT:C3'	12	1.05
(1,56)	2:13:B:DA:P	2:13:B:DA:O5'	2:13:B:DA:C5'	2:13:B:DA:C4'	18	1.05
(1,54)	1:10:A:DT:P	1:10:A:DT:O5'	1:10:A:DT:C5'	1:10:A:DT:C4'	19	1.05
(1,27)	2:17:B:DG:C3'	2:17:B:DG:O3'	2:18:B:DG:P	2:18:B:DG:O5'	9	1.05
(1,176)	2:21:B:DA:O4'	2:21:B:DA:C1'	2:21:B:DA:N9	2:21:B:DA:C4	16	1.04
(1,168)	1:10:A:DT:O4'	1:10:A:DT:C1'	1:10:A:DT:N1	1:10:A:DT:C2	7	1.04
(1,121)	1:8:A:DA:C5'	1:8:A:DA:C4'	1:8:A:DA:C3'	1:8:A:DA:C2'	3	1.04
(1,121)	1:8:A:DA:C5'	1:8:A:DA:C4'	1:8:A:DA:C3'	1:8:A:DA:C2'	12	1.04
(1,109)	1:3:A:DA:C5'	1:3:A:DA:C4'	1:3:A:DA:C3'	1:3:A:DA:C2'	2	1.04
(1,109)	1:3:A:DA:C5'	1:3:A:DA:C4'	1:3:A:DA:C3'	1:3:A:DA:C2'	14	1.04
(1,95)	2:15:B:DT:O5'	2:15:B:DT:C5'	2:15:B:DT:C4'	2:15:B:DT:C3'	8	1.04
(1,88)	1:7:A:DG:O5'	1:7:A:DG:C5'	1:7:A:DG:C4'	1:7:A:DG:C3'	11	1.04
(1,59)	2:17:B:DG:P	2:17:B:DG:O5'	2:17:B:DG:C5'	2:17:B:DG:C4'	16	1.04
(1,56)	2:13:B:DA:P	2:13:B:DA:O5'	2:13:B:DA:C5'	2:13:B:DA:C4'	4	1.04
(1,56)	2:13:B:DA:P	2:13:B:DA:O5'	2:13:B:DA:C5'	2:13:B:DA:C4'	30	1.04
(1,54)	1:10:A:DT:P	1:10:A:DT:O5'	1:10:A:DT:C5'	1:10:A:DT:C4'	25	1.04
(1,54)	1:10:A:DT:P	1:10:A:DT:O5'	1:10:A:DT:C5'	1:10:A:DT:C4'	30	1.04
(1,51)	1:7:A:DG:P	1:7:A:DG:O5'	1:7:A:DG:C5'	1:7:A:DG:C4'	19	1.04
(1,3)	1:3:A:DA:C4'	1:3:A:DA:C3'	1:3:A:DA:O3'	1:4:A:DA:P	13	1.04
(1,176)	2:21:B:DA:O4'	2:21:B:DA:C1'	2:21:B:DA:N9	2:21:B:DA:C4	2	1.03
(1,176)	2:21:B:DA:O4'	2:21:B:DA:C1'	2:21:B:DA:N9	2:21:B:DA:C4	12	1.03
(1,168)	1:10:A:DT:O4'	1:10:A:DT:C1'	1:10:A:DT:N1	1:10:A:DT:C2	12	1.03
(1,131)	1:11:A:DG:C1'	1:11:A:DG:O4'	1:11:A:DG:C4'	1:11:A:DG:C5'	13	1.03
(1,121)	1:8:A:DA:C5'	1:8:A:DA:C4'	1:8:A:DA:C3'	1:8:A:DA:C2'	16	1.03
(1,118)	1:7:A:DG:C5'	1:7:A:DG:C4'	1:7:A:DG:C3'	1:7:A:DG:C2'	6	1.03
(1,113)	1:4:A:DA:C1'	1:4:A:DA:O4'	1:4:A:DA:C4'	1:4:A:DA:C5'	30	1.03
(1,103)	1:1:A:DC:C5'	1:1:A:DC:C4'	1:1:A:DC:C3'	1:1:A:DC:C2'	12	1.03
(1,99)	2:20:B:DT:O5'	2:20:B:DT:C5'	2:20:B:DT:C4'	2:20:B:DT:C3'	7	1.03
(1,95)	2:15:B:DT:O5'	2:15:B:DT:C5'	2:15:B:DT:C4'	2:15:B:DT:C3'	9	1.03
(1,89)	1:8:A:DA:O5'	1:8:A:DA:C5'	1:8:A:DA:C4'	1:8:A:DA:C3'	24	1.03

Continued on next page...

Continued from previous page...

Key	Atom-1	Atom-2	Atom-3	Atom-4	Model ID	Violation (°)
(1,56)	2:13:B:DA:P	2:13:B:DA:O5'	2:13:B:DA:C5'	2:13:B:DA:C4'	19	1.03
(1,56)	2:13:B:DA:P	2:13:B:DA:O5'	2:13:B:DA:C5'	2:13:B:DA:C4'	22	1.03
(1,54)	1:10:A:DT:P	1:10:A:DT:O5'	1:10:A:DT:C5'	1:10:A:DT:C4'	23	1.03
(1,54)	1:10:A:DT:P	1:10:A:DT:O5'	1:10:A:DT:C5'	1:10:A:DT:C4'	27	1.03
(1,18)	1:3:A:DA:C3'	1:3:A:DA:O3'	1:4:A:DA:P	1:4:A:DA:O5'	29	1.03
(1,3)	1:3:A:DA:C4'	1:3:A:DA:C3'	1:3:A:DA:O3'	1:4:A:DA:P	26	1.03
(1,176)	2:21:B:DA:O4'	2:21:B:DA:C1'	2:21:B:DA:N9	2:21:B:DA:C4	20	1.02
(1,168)	1:10:A:DT:O4'	1:10:A:DT:C1'	1:10:A:DT:N1	1:10:A:DT:C2	2	1.02
(1,121)	1:8:A:DA:C5'	1:8:A:DA:C4'	1:8:A:DA:C3'	1:8:A:DA:C2'	14	1.02
(1,121)	1:8:A:DA:C5'	1:8:A:DA:C4'	1:8:A:DA:C3'	1:8:A:DA:C2'	29	1.02
(1,106)	1:2:A:DT:C5'	1:2:A:DT:C4'	1:2:A:DT:C3'	1:2:A:DT:C2'	3	1.02
(1,89)	1:8:A:DA:O5'	1:8:A:DA:C5'	1:8:A:DA:C4'	1:8:A:DA:C3'	3	1.02
(1,56)	2:13:B:DA:P	2:13:B:DA:O5'	2:13:B:DA:C5'	2:13:B:DA:C4'	6	1.02
(1,56)	2:13:B:DA:P	2:13:B:DA:O5'	2:13:B:DA:C5'	2:13:B:DA:C4'	21	1.02
(1,54)	1:10:A:DT:P	1:10:A:DT:O5'	1:10:A:DT:C5'	1:10:A:DT:C4'	3	1.02
(1,54)	1:10:A:DT:P	1:10:A:DT:O5'	1:10:A:DT:C5'	1:10:A:DT:C4'	26	1.02
(1,168)	1:10:A:DT:O4'	1:10:A:DT:C1'	1:10:A:DT:N1	1:10:A:DT:C2	1	1.01
(1,168)	1:10:A:DT:O4'	1:10:A:DT:C1'	1:10:A:DT:N1	1:10:A:DT:C2	14	1.01
(1,121)	1:8:A:DA:C5'	1:8:A:DA:C4'	1:8:A:DA:C3'	1:8:A:DA:C2'	22	1.01
(1,95)	2:15:B:DT:O5'	2:15:B:DT:C5'	2:15:B:DT:C4'	2:15:B:DT:C3'	20	1.01
(1,89)	1:8:A:DA:O5'	1:8:A:DA:C5'	1:8:A:DA:C4'	1:8:A:DA:C3'	17	1.01
(1,85)	1:3:A:DA:O5'	1:3:A:DA:C5'	1:3:A:DA:C4'	1:3:A:DA:C3'	17	1.01
(1,62)	2:20:B:DT:P	2:20:B:DT:O5'	2:20:B:DT:C5'	2:20:B:DT:C4'	4	1.01
(1,54)	1:10:A:DT:P	1:10:A:DT:O5'	1:10:A:DT:C5'	1:10:A:DT:C4'	22	1.01
(1,51)	1:7:A:DG:P	1:7:A:DG:O5'	1:7:A:DG:C5'	1:7:A:DG:C4'	1	1.01
(1,51)	1:7:A:DG:P	1:7:A:DG:O5'	1:7:A:DG:C5'	1:7:A:DG:C4'	15	1.01
(1,51)	1:7:A:DG:P	1:7:A:DG:O5'	1:7:A:DG:C5'	1:7:A:DG:C4'	28	1.01
(1,5)	1:7:A:DG:C4'	1:7:A:DG:C3'	1:7:A:DG:O3'	1:8:A:DA:P	25	1.01
(1,158)	2:21:B:DA:C1'	2:21:B:DA:O4'	2:21:B:DA:C4'	2:21:B:DA:C5'	1	1.0
(1,56)	2:13:B:DA:P	2:13:B:DA:O5'	2:13:B:DA:C5'	2:13:B:DA:C4'	14	1.0
(1,54)	1:10:A:DT:P	1:10:A:DT:O5'	1:10:A:DT:C5'	1:10:A:DT:C4'	14	1.0