



## Full wwPDB EM Validation Report ⓘ

Nov 4, 2024 – 07:42 AM EST

PDB ID : 7UAP  
EMDB ID : EMD-26429  
Title : Structure of the SARS-CoV-2 S 6P trimer in complex with the neutralizing antibody Fab fragment, C1520  
Authors : Barnes, C.O.  
Deposited on : 2022-03-13  
Resolution : 2.80 Å(reported)  
Based on initial model : 7RW2

This is a Full wwPDB EM Validation Report for a publicly released PDB entry.

We welcome your comments at [validation@mail.wwpdb.org](mailto:validation@mail.wwpdb.org)

A user guide is available at

<https://www.wwpdb.org/validation/2017/EMValidationReportHelp>

with specific help available everywhere you see the ⓘ symbol.

The types of validation reports are described at

<http://www.wwpdb.org/validation/2017/FAQs#types>.

---

The following versions of software and data (see [references ⓘ](#)) were used in the production of this report:

EMDB validation analysis : 0.0.1.dev113  
Mogul : 2022.3.0, CSD as543be (2022)  
MolProbity : 4.02b-467  
Percentile statistics : 20231227.v01 (using entries in the PDB archive December 27th 2023)  
MapQ : 1.9.13  
Ideal geometry (proteins) : Engh & Huber (2001)  
Ideal geometry (DNA, RNA) : Parkinson et al. (1996)  
Validation Pipeline (wwPDB-VP) : 2.39

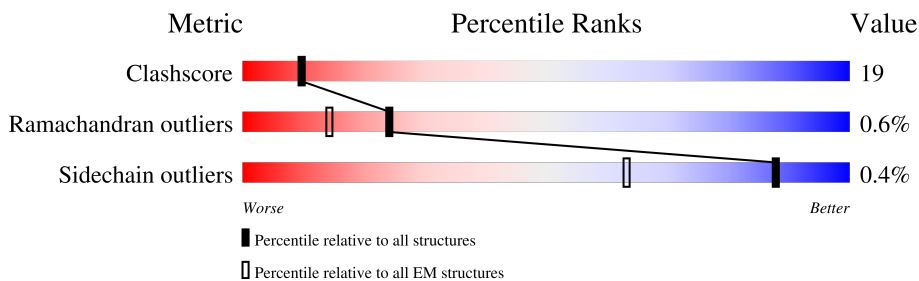
# 1 Overall quality at a glance i

The following experimental techniques were used to determine the structure:

*ELECTRON MICROSCOPY*

The reported resolution of this entry is 2.80 Å.

Percentile scores (ranging between 0-100) for global validation metrics of the entry are shown in the following graphic. The table shows the number of entries on which the scores are based.



Metric	Whole archive (#Entries)	EM structures (#Entries)
Clashscore	210492	15764
Ramachandran outliers	207382	16835
Sidechain outliers	206894	16415

The table below summarises the geometric issues observed across the polymeric chains and their fit to the map. The red, orange, yellow and green segments of the bar indicate the fraction of residues that contain outliers for  $\geq 3$ , 2, 1 and 0 types of geometric quality criteria respectively. A grey segment represents the fraction of residues that are not modelled. The numeric value for each fraction is indicated below the corresponding segment, with a dot representing fractions  $\leq 5\%$ . The upper red bar (where present) indicates the fraction of residues that have poor fit to the EM map (all-atom inclusion  $< 40\%$ ). The numeric value is given above the bar.

Mol	Chain	Length	Quality of chain
1	A	1256	<div style="display: flex; justify-content: space-between; align-items: center;"> <div style="text-align: right;">7%</div> <div style="width: 100%; height: 15px; background: linear-gradient(to right, red, orange, yellow, green, grey);"> <span style="position: absolute; left: 0; top: -10px;">7%</span> <span style="position: absolute; left: 54%; top: -10px;">54%</span> <span style="position: absolute; left: 85%; top: -10px;">31%</span> <span style="position: absolute; left: 94%; top: -10px;">14%</span> </div> </div>
1	B	1256	<div style="display: flex; justify-content: space-between; align-items: center;"> <div style="text-align: right;">10%</div> <div style="width: 100%; height: 15px; background: linear-gradient(to right, red, orange, yellow, green, grey);"> <span style="position: absolute; left: 0; top: -10px;">10%</span> <span style="position: absolute; left: 54%; top: -10px;">54%</span> <span style="position: absolute; left: 80%; top: -10px;">30%</span> <span style="position: absolute; left: 94%; top: -10px;">14%</span> </div> </div>
1	C	1256	<div style="display: flex; justify-content: space-between; align-items: center;"> <div style="text-align: right;">14%</div> <div style="width: 100%; height: 15px; background: linear-gradient(to right, red, orange, yellow, green, grey);"> <span style="position: absolute; left: 0; top: -10px;">14%</span> <span style="position: absolute; left: 54%; top: -10px;">54%</span> <span style="position: absolute; left: 85%; top: -10px;">31%</span> <span style="position: absolute; left: 94%; top: -10px;">14%</span> </div> </div>
2	H	233	<div style="display: flex; justify-content: space-between; align-items: center;"> <div style="text-align: right;">26%</div> <div style="width: 100%; height: 15px; background: linear-gradient(to right, red, orange, yellow, green, grey);"> <span style="position: absolute; left: 0; top: -10px;">26%</span> <span style="position: absolute; left: 32%; top: -10px;">32%</span> <span style="position: absolute; left: 64%; top: -10px;">22%</span> <span style="position: absolute; left: 90%; top: -10px;">46%</span> </div> </div>
2	M	233	<div style="display: flex; justify-content: space-between; align-items: center;"> <div style="text-align: right;">41%</div> <div style="width: 100%; height: 15px; background: linear-gradient(to right, red, orange, yellow, green, grey);"> <span style="position: absolute; left: 0; top: -10px;">41%</span> <span style="position: absolute; left: 37%; top: -10px;">37%</span> <span style="position: absolute; left: 64%; top: -10px;">17%</span> <span style="position: absolute; left: 90%; top: -10px;">46%</span> </div> </div>
2	O	233	<div style="display: flex; justify-content: space-between; align-items: center;"> <div style="text-align: right;">47%</div> <div style="width: 100%; height: 15px; background: linear-gradient(to right, red, orange, yellow, green, grey);"> <span style="position: absolute; left: 0; top: -10px;">47%</span> <span style="position: absolute; left: 27%; top: -10px;">27%</span> <span style="position: absolute; left: 54%; top: -10px;">27%</span> <span style="position: absolute; left: 90%; top: -10px;">46%</span> </div> </div>
3	L	217	<div style="display: flex; justify-content: space-between; align-items: center;"> <div style="text-align: right;">37%</div> <div style="width: 100%; height: 15px; background: linear-gradient(to right, red, orange, yellow, green, grey);"> <span style="position: absolute; left: 0; top: -10px;">37%</span> <span style="position: absolute; left: 33%; top: -10px;">33%</span> <span style="position: absolute; left: 61%; top: -10px;">18%</span> <span style="position: absolute; left: 90%; top: -10px;">48%</span> </div> </div>
3	N	217	<div style="display: flex; justify-content: space-between; align-items: center;"> <div style="text-align: right;">48%</div> <div style="width: 100%; height: 15px; background: linear-gradient(to right, red, orange, yellow, green, grey);"> <span style="position: absolute; left: 0; top: -10px;">48%</span> <span style="position: absolute; left: 32%; top: -10px;">32%</span> <span style="position: absolute; left: 51%; top: -10px;">19%</span> <span style="position: absolute; left: 90%; top: -10px;">48%</span> </div> </div>

Continued on next page...

Continued from previous page...

Mol	Chain	Length	Quality of chain
3	P	217	
4	D	2	
4	E	2	
4	F	2	
4	G	2	
4	I	2	
4	J	2	
4	K	2	
4	Q	2	
4	R	2	
4	S	2	
4	T	2	
4	U	2	

The following table lists non-polymeric compounds, carbohydrate monomers and non-standard residues in protein, DNA, RNA chains that are outliers for geometric or electron-density-fit criteria:

Mol	Type	Chain	Res	Chirality	Geometry	Clashes	Electron density
5	NAG	B	1301	-	-	X	-
5	NAG	P	301	-	-	X	-

## 2 Entry composition i

There are 5 unique types of molecules in this entry. The entry contains 31657 atoms, of which 0 are hydrogens and 0 are deuteriums.

In the tables below, the AltConf column contains the number of residues with at least one atom in alternate conformation and the Trace column contains the number of residues modelled with at most 2 atoms.

- Molecule 1 is a protein called Spike glycoprotein.

Mol	Chain	Residues	Atoms					AltConf	Trace
			Total	C	N	O	S		
1	A	1081	8447	5394	1412	1603	38	0	0
1	B	1081	8447	5394	1412	1603	38	0	0
1	C	1081	8447	5394	1412	1603	38	0	0

There are 165 discrepancies between the modelled and reference sequences:

Chain	Residue	Modelled	Actual	Comment	Reference
A	?	-	ARG	deletion	UNP P0DTC2
A	?	-	ARG	deletion	UNP P0DTC2
A	?	-	ARG	deletion	UNP P0DTC2
A	817	PRO	PHE	conflict	UNP P0DTC2
A	892	PRO	ALA	conflict	UNP P0DTC2
A	899	PRO	ALA	conflict	UNP P0DTC2
A	942	PRO	ALA	conflict	UNP P0DTC2
A	986	PRO	LYS	conflict	UNP P0DTC2
A	987	PRO	VAL	conflict	UNP P0DTC2
A	1214	SER	-	expression tag	UNP P0DTC2
A	1215	GLY	-	expression tag	UNP P0DTC2
A	1216	ARG	-	expression tag	UNP P0DTC2
A	1217	LEU	-	expression tag	UNP P0DTC2
A	1218	VAL	-	expression tag	UNP P0DTC2
A	1219	PRO	-	expression tag	UNP P0DTC2
A	1220	ARG	-	expression tag	UNP P0DTC2
A	1221	GLY	-	expression tag	UNP P0DTC2
A	1222	SER	-	expression tag	UNP P0DTC2
A	1223	PRO	-	expression tag	UNP P0DTC2
A	1224	GLY	-	expression tag	UNP P0DTC2
A	1225	SER	-	expression tag	UNP P0DTC2
A	1226	GLY	-	expression tag	UNP P0DTC2
A	1227	TYR	-	expression tag	UNP P0DTC2
A	1228	ILE	-	expression tag	UNP P0DTC2

*Continued on next page...*

*Continued from previous page...*

Chain	Residue	Modelled	Actual	Comment	Reference
A	1229	PRO	-	expression tag	UNP P0DTC2
A	1230	GLU	-	expression tag	UNP P0DTC2
A	1231	ALA	-	expression tag	UNP P0DTC2
A	1232	PRO	-	expression tag	UNP P0DTC2
A	1233	ARG	-	expression tag	UNP P0DTC2
A	1234	ASP	-	expression tag	UNP P0DTC2
A	1235	GLY	-	expression tag	UNP P0DTC2
A	1236	GLN	-	expression tag	UNP P0DTC2
A	1237	ALA	-	expression tag	UNP P0DTC2
A	1238	TYR	-	expression tag	UNP P0DTC2
A	1239	VAL	-	expression tag	UNP P0DTC2
A	1240	ARG	-	expression tag	UNP P0DTC2
A	1241	LYS	-	expression tag	UNP P0DTC2
A	1242	ASP	-	expression tag	UNP P0DTC2
A	1243	GLY	-	expression tag	UNP P0DTC2
A	1244	GLU	-	expression tag	UNP P0DTC2
A	1245	TRP	-	expression tag	UNP P0DTC2
A	1246	VAL	-	expression tag	UNP P0DTC2
A	1247	LEU	-	expression tag	UNP P0DTC2
A	1248	LEU	-	expression tag	UNP P0DTC2
A	1249	SER	-	expression tag	UNP P0DTC2
A	1250	THR	-	expression tag	UNP P0DTC2
A	1251	PHE	-	expression tag	UNP P0DTC2
A	1252	LEU	-	expression tag	UNP P0DTC2
A	1253	GLY	-	expression tag	UNP P0DTC2
A	1254	HIS	-	expression tag	UNP P0DTC2
A	1255	HIS	-	expression tag	UNP P0DTC2
A	1256	HIS	-	expression tag	UNP P0DTC2
A	1257	HIS	-	expression tag	UNP P0DTC2
A	1258	HIS	-	expression tag	UNP P0DTC2
A	1259	HIS	-	expression tag	UNP P0DTC2
B	?	-	ARG	deletion	UNP P0DTC2
B	?	-	ARG	deletion	UNP P0DTC2
B	?	-	ARG	deletion	UNP P0DTC2
B	817	PRO	PHE	conflict	UNP P0DTC2
B	892	PRO	ALA	conflict	UNP P0DTC2
B	899	PRO	ALA	conflict	UNP P0DTC2
B	942	PRO	ALA	conflict	UNP P0DTC2
B	986	PRO	LYS	conflict	UNP P0DTC2
B	987	PRO	VAL	conflict	UNP P0DTC2
B	1214	SER	-	expression tag	UNP P0DTC2
B	1215	GLY	-	expression tag	UNP P0DTC2

*Continued on next page...*

*Continued from previous page...*

Chain	Residue	Modelled	Actual	Comment	Reference
B	1216	ARG	-	expression tag	UNP P0DTC2
B	1217	LEU	-	expression tag	UNP P0DTC2
B	1218	VAL	-	expression tag	UNP P0DTC2
B	1219	PRO	-	expression tag	UNP P0DTC2
B	1220	ARG	-	expression tag	UNP P0DTC2
B	1221	GLY	-	expression tag	UNP P0DTC2
B	1222	SER	-	expression tag	UNP P0DTC2
B	1223	PRO	-	expression tag	UNP P0DTC2
B	1224	GLY	-	expression tag	UNP P0DTC2
B	1225	SER	-	expression tag	UNP P0DTC2
B	1226	GLY	-	expression tag	UNP P0DTC2
B	1227	TYR	-	expression tag	UNP P0DTC2
B	1228	ILE	-	expression tag	UNP P0DTC2
B	1229	PRO	-	expression tag	UNP P0DTC2
B	1230	GLU	-	expression tag	UNP P0DTC2
B	1231	ALA	-	expression tag	UNP P0DTC2
B	1232	PRO	-	expression tag	UNP P0DTC2
B	1233	ARG	-	expression tag	UNP P0DTC2
B	1234	ASP	-	expression tag	UNP P0DTC2
B	1235	GLY	-	expression tag	UNP P0DTC2
B	1236	GLN	-	expression tag	UNP P0DTC2
B	1237	ALA	-	expression tag	UNP P0DTC2
B	1238	TYR	-	expression tag	UNP P0DTC2
B	1239	VAL	-	expression tag	UNP P0DTC2
B	1240	ARG	-	expression tag	UNP P0DTC2
B	1241	LYS	-	expression tag	UNP P0DTC2
B	1242	ASP	-	expression tag	UNP P0DTC2
B	1243	GLY	-	expression tag	UNP P0DTC2
B	1244	GLU	-	expression tag	UNP P0DTC2
B	1245	TRP	-	expression tag	UNP P0DTC2
B	1246	VAL	-	expression tag	UNP P0DTC2
B	1247	LEU	-	expression tag	UNP P0DTC2
B	1248	LEU	-	expression tag	UNP P0DTC2
B	1249	SER	-	expression tag	UNP P0DTC2
B	1250	THR	-	expression tag	UNP P0DTC2
B	1251	PHE	-	expression tag	UNP P0DTC2
B	1252	LEU	-	expression tag	UNP P0DTC2
B	1253	GLY	-	expression tag	UNP P0DTC2
B	1254	HIS	-	expression tag	UNP P0DTC2
B	1255	HIS	-	expression tag	UNP P0DTC2
B	1256	HIS	-	expression tag	UNP P0DTC2
B	1257	HIS	-	expression tag	UNP P0DTC2

*Continued on next page...*

*Continued from previous page...*

Chain	Residue	Modelled	Actual	Comment	Reference
B	1258	HIS	-	expression tag	UNP P0DTC2
B	1259	HIS	-	expression tag	UNP P0DTC2
C	?	-	ARG	deletion	UNP P0DTC2
C	?	-	ARG	deletion	UNP P0DTC2
C	?	-	ARG	deletion	UNP P0DTC2
C	817	PRO	PHE	conflict	UNP P0DTC2
C	892	PRO	ALA	conflict	UNP P0DTC2
C	899	PRO	ALA	conflict	UNP P0DTC2
C	942	PRO	ALA	conflict	UNP P0DTC2
C	986	PRO	LYS	conflict	UNP P0DTC2
C	987	PRO	VAL	conflict	UNP P0DTC2
C	1214	SER	-	expression tag	UNP P0DTC2
C	1215	GLY	-	expression tag	UNP P0DTC2
C	1216	ARG	-	expression tag	UNP P0DTC2
C	1217	LEU	-	expression tag	UNP P0DTC2
C	1218	VAL	-	expression tag	UNP P0DTC2
C	1219	PRO	-	expression tag	UNP P0DTC2
C	1220	ARG	-	expression tag	UNP P0DTC2
C	1221	GLY	-	expression tag	UNP P0DTC2
C	1222	SER	-	expression tag	UNP P0DTC2
C	1223	PRO	-	expression tag	UNP P0DTC2
C	1224	GLY	-	expression tag	UNP P0DTC2
C	1225	SER	-	expression tag	UNP P0DTC2
C	1226	GLY	-	expression tag	UNP P0DTC2
C	1227	TYR	-	expression tag	UNP P0DTC2
C	1228	ILE	-	expression tag	UNP P0DTC2
C	1229	PRO	-	expression tag	UNP P0DTC2
C	1230	GLU	-	expression tag	UNP P0DTC2
C	1231	ALA	-	expression tag	UNP P0DTC2
C	1232	PRO	-	expression tag	UNP P0DTC2
C	1233	ARG	-	expression tag	UNP P0DTC2
C	1234	ASP	-	expression tag	UNP P0DTC2
C	1235	GLY	-	expression tag	UNP P0DTC2
C	1236	GLN	-	expression tag	UNP P0DTC2
C	1237	ALA	-	expression tag	UNP P0DTC2
C	1238	TYR	-	expression tag	UNP P0DTC2
C	1239	VAL	-	expression tag	UNP P0DTC2
C	1240	ARG	-	expression tag	UNP P0DTC2
C	1241	LYS	-	expression tag	UNP P0DTC2
C	1242	ASP	-	expression tag	UNP P0DTC2
C	1243	GLY	-	expression tag	UNP P0DTC2
C	1244	GLU	-	expression tag	UNP P0DTC2

*Continued on next page...*

Continued from previous page...

Chain	Residue	Modelled	Actual	Comment	Reference
C	1245	TRP	-	expression tag	UNP P0DTC2
C	1246	VAL	-	expression tag	UNP P0DTC2
C	1247	LEU	-	expression tag	UNP P0DTC2
C	1248	LEU	-	expression tag	UNP P0DTC2
C	1249	SER	-	expression tag	UNP P0DTC2
C	1250	THR	-	expression tag	UNP P0DTC2
C	1251	PHE	-	expression tag	UNP P0DTC2
C	1252	LEU	-	expression tag	UNP P0DTC2
C	1253	GLY	-	expression tag	UNP P0DTC2
C	1254	HIS	-	expression tag	UNP P0DTC2
C	1255	HIS	-	expression tag	UNP P0DTC2
C	1256	HIS	-	expression tag	UNP P0DTC2
C	1257	HIS	-	expression tag	UNP P0DTC2
C	1258	HIS	-	expression tag	UNP P0DTC2
C	1259	HIS	-	expression tag	UNP P0DTC2

- Molecule 2 is a protein called C1520 Fab Heavy Chain.

Mol	Chain	Residues	Atoms					AltConf	Trace
			Total	C	N	O	S		
2	H	126	997	631	170	191	5	0	0
2	M	126	997	631	170	191	5	0	0
2	O	126	997	631	170	191	5	0	0

- Molecule 3 is a protein called C1520 Fab Light Chain.

Mol	Chain	Residues	Atoms					AltConf	Trace
			Total	C	N	O	S		
3	L	112	833	512	146	172	3	0	0
3	N	112	833	512	146	172	3	0	0
3	P	112	833	512	146	172	3	0	0

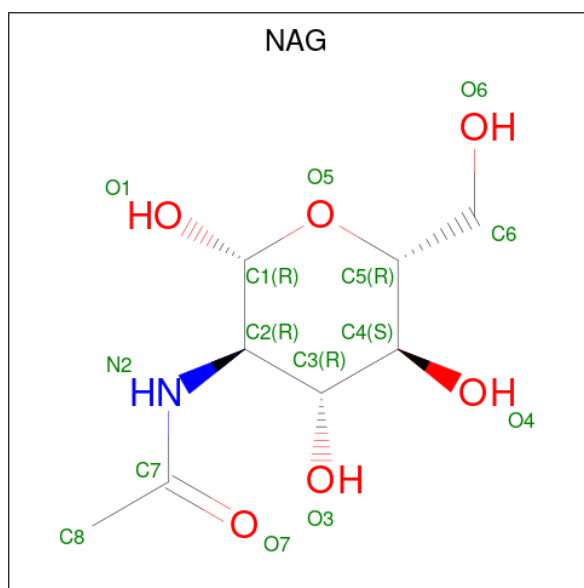
- Molecule 4 is an oligosaccharide called 2-acetamido-2-deoxy-beta-D-glucopyranose-(1-4)-2-acetamido-2-deoxy-beta-D-glucopyranose.





Mol	Chain	Residues	Atoms				AltConf	Trace
4	D	2	Total	C	N	O	0	0
			28	16	2	10		
4	E	2	Total	C	N	O	0	0
			28	16	2	10		
4	F	2	Total	C	N	O	0	0
			28	16	2	10		
4	G	2	Total	C	N	O	0	0
			28	16	2	10		
4	I	2	Total	C	N	O	0	0
			28	16	2	10		
4	J	2	Total	C	N	O	0	0
			28	16	2	10		
4	K	2	Total	C	N	O	0	0
			28	16	2	10		
4	Q	2	Total	C	N	O	0	0
			28	16	2	10		
4	R	2	Total	C	N	O	0	0
			28	16	2	10		
4	S	2	Total	C	N	O	0	0
			28	16	2	10		
4	T	2	Total	C	N	O	0	0
			28	16	2	10		
4	U	2	Total	C	N	O	0	0
			28	16	2	10		

- Molecule 5 is 2-acetamido-2-deoxy-beta-D-glucopyranose (three-letter code: NAG) (formula:  $C_8H_{15}NO_6$ ).



Mol	Chain	Residues	Atoms				AltConf
5	A	1	Total	C	N	O	0
			14	8	1	5	
5	A	1	Total	C	N	O	0
			14	8	1	5	
5	A	1	Total	C	N	O	0
			14	8	1	5	
5	A	1	Total	C	N	O	0
			14	8	1	5	
5	A	1	Total	C	N	O	0
			14	8	1	5	
5	A	1	Total	C	N	O	0
			14	8	1	5	
5	A	1	Total	C	N	O	0
			14	8	1	5	
5	A	1	Total	C	N	O	0
			14	8	1	5	
5	A	1	Total	C	N	O	0
			14	8	1	5	
5	B	1	Total	C	N	O	0
			14	8	1	5	
5	B	1	Total	C	N	O	0
			14	8	1	5	
5	B	1	Total	C	N	O	0
			14	8	1	5	
5	B	1	Total	C	N	O	0
			14	8	1	5	
5	B	1	Total	C	N	O	0
			14	8	1	5	
5	B	1	Total	C	N	O	0
			14	8	1	5	
5	B	1	Total	C	N	O	0
			14	8	1	5	
5	B	1	Total	C	N	O	0
			14	8	1	5	
5	C	1	Total	C	N	O	0
			14	8	1	5	

*Continued on next page...*


*Continued from previous page...*

Mol	Chain	Residues	Atoms				AltConf
			Total	C	N	O	
5	C	1	Total 14	8	1	5	0
5	C	1	Total 14	8	1	5	0
5	C	1	Total 14	8	1	5	0
5	C	1	Total 14	8	1	5	0
5	C	1	Total 14	8	1	5	0
5	C	1	Total 14	8	1	5	0
5	C	1	Total 14	8	1	5	0
5	C	1	Total 14	8	1	5	0
5	C	1	Total 14	8	1	5	0
5	C	1	Total 14	8	1	5	0
5	C	1	Total 14	8	1	5	0
5	L	1	Total 14	8	1	5	0
5	N	1	Total 14	8	1	5	0
5	P	1	Total 14	8	1	5	0

### 3 Residue-property plots

These plots are drawn for all protein, RNA, DNA and oligosaccharide chains in the entry. The first graphic for a chain summarises the proportions of the various outlier classes displayed in the second graphic. The second graphic shows the sequence view annotated by issues in geometry and atom inclusion in map density. Residues are color-coded according to the number of geometric quality criteria for which they contain at least one outlier: green = 0, yellow = 1, orange = 2 and red = 3 or more. A red diamond above a residue indicates a poor fit to the EM map for this residue (all-atom inclusion < 40%). Stretches of 2 or more consecutive residues without any outlier are shown as a green connector. Residues present in the sample, but not in the model, are shown in grey.

#### • Molecule 1: Spike glycoprotein

















- Molecule 4: 2-acetamido-2-deoxy-beta-D-glucopyranose-(1-4)-2-acetamido-2-deoxy-beta-D-glucopyranose



- Molecule 4: 2-acetamido-2-deoxy-beta-D-glucopyranose-(1-4)-2-acetamido-2-deoxy-beta-D-glucopyranose



- Molecule 4: 2-acetamido-2-deoxy-beta-D-glucopyranose-(1-4)-2-acetamido-2-deoxy-beta-D-glucopyranose



- Molecule 4: 2-acetamido-2-deoxy-beta-D-glucopyranose-(1-4)-2-acetamido-2-deoxy-beta-D-glucopyranose



- Molecule 4: 2-acetamido-2-deoxy-beta-D-glucopyranose-(1-4)-2-acetamido-2-deoxy-beta-D-glucopyranose



- Molecule 4: 2-acetamido-2-deoxy-beta-D-glucopyranose-(1-4)-2-acetamido-2-deoxy-beta-D-glucopyranose





- Molecule 4: 2-acetamido-2-deoxy-beta-D-glucopyranose-(1-4)-2-acetamido-2-deoxy-beta-D-glucopyranose



- Molecule 4: 2-acetamido-2-deoxy-beta-D-glucopyranose-(1-4)-2-acetamido-2-deoxy-beta-D-glucopyranose



- Molecule 4: 2-acetamido-2-deoxy-beta-D-glucopyranose-(1-4)-2-acetamido-2-deoxy-beta-D-glucopyranose



- Molecule 4: 2-acetamido-2-deoxy-beta-D-glucopyranose-(1-4)-2-acetamido-2-deoxy-beta-D-glucopyranose



## 4 Experimental information

Property	Value	Source
EM reconstruction method	SINGLE PARTICLE	Depositor
Imposed symmetry	POINT, C1	Depositor
Number of particles used	524191	Depositor
Resolution determination method	FSC 0.143 CUT-OFF	Depositor
CTF correction method	PHASE FLIPPING AND AMPLITUDE CORRECTION	Depositor
Microscope	FEI TITAN KRIOS	Depositor
Voltage (kV)	300	Depositor
Electron dose ( $e^-/\text{\AA}^2$ )	55	Depositor
Minimum defocus (nm)	1000	Depositor
Maximum defocus (nm)	2500	Depositor
Magnification	Not provided	
Image detector	GATAN K3 BIOQUANTUM (6k x 4k)	Depositor
Maximum map value	6.084	Depositor
Minimum map value	-4.131	Depositor
Average map value	-0.002	Depositor
Map value standard deviation	0.106	Depositor
Recommended contour level	0.45	Depositor
Map size ( $\text{\AA}$ )	370.8, 370.8, 370.8	wwPDB
Map dimensions	360, 360, 360	wwPDB
Map angles ( $^\circ$ )	90.0, 90.0, 90.0	wwPDB
Pixel spacing ( $\text{\AA}$ )	1.03, 1.03, 1.03	Depositor

## 5 Model quality i

### 5.1 Standard geometry i

Bond lengths and bond angles in the following residue types are not validated in this section: NAG

The Z score for a bond length (or angle) is the number of standard deviations the observed value is removed from the expected value. A bond length (or angle) with  $|Z| > 5$  is considered an outlier worth inspection. RMSZ is the root-mean-square of all Z scores of the bond lengths (or angles).

Mol	Chain	Bond lengths		Bond angles	
		RMSZ	# Z  >5	RMSZ	# Z  >5
1	A	0.38	5/8649 (0.1%)	0.74	16/11782 (0.1%)
1	B	0.42	8/8649 (0.1%)	0.72	12/11782 (0.1%)
1	C	0.41	7/8649 (0.1%)	0.75	15/11782 (0.1%)
2	H	0.28	0/1024	0.55	0/1389
2	M	0.28	0/1024	0.57	0/1389
2	O	0.27	0/1024	0.62	1/1389 (0.1%)
3	L	0.26	0/850	0.60	0/1153
3	N	0.27	0/850	0.58	0/1153
3	P	0.27	0/850	0.63	0/1153
All	All	0.38	20/31569 (0.1%)	0.71	44/42972 (0.1%)

Chiral center outliers are detected by calculating the chiral volume of a chiral center and verifying if the center is modelled as a planar moiety or with the opposite hand. A planarity outlier is detected by checking planarity of atoms in a peptide group, atoms in a mainchain group or atoms of a sidechain that are expected to be planar.

Mol	Chain	#Chirality outliers	#Planarity outliers
1	A	0	1
1	C	0	1
3	P	0	3
All	All	0	5

All (20) bond length outliers are listed below:

Mol	Chain	Res	Type	Atoms	Z	Observed(Å)	Ideal(Å)
1	B	897	PRO	C-O	-8.34	1.06	1.23
1	B	379	CYS	CB-SG	8.07	1.96	1.82
1	B	432	CYS	CB-SG	-7.25	1.70	1.82
1	A	897	PRO	C-O	-7.15	1.08	1.23
1	C	379	CYS	CB-SG	6.95	1.94	1.82
1	B	942	PRO	N-CD	6.45	1.56	1.47

*Continued on next page...*

*Continued from previous page...*

Mol	Chain	Res	Type	Atoms	Z	Observed(Å)	Ideal(Å)
1	C	899	PRO	C-O	-6.20	1.10	1.23
1	C	432	CYS	CB-SG	-6.09	1.71	1.82
1	A	899	PRO	C-O	-6.05	1.11	1.23
1	B	760	CYS	CB-SG	-6.01	1.72	1.82
1	A	902	MET	C-O	-5.95	1.12	1.23
1	C	897	PRO	C-O	-5.88	1.11	1.23
1	C	942	PRO	N-CD	5.66	1.55	1.47
1	A	892	PRO	N-CD	5.58	1.55	1.47
1	A	166	CYS	CB-SG	-5.57	1.72	1.81
1	B	899	PRO	C-O	-5.55	1.12	1.23
1	B	902	MET	C-O	-5.48	1.12	1.23
1	B	892	PRO	N-CD	5.14	1.55	1.47
1	C	900	MET	C-O	-5.08	1.13	1.23
1	C	336	CYS	CB-SG	-5.07	1.73	1.81

All (44) bond angle outliers are listed below:

Mol	Chain	Res	Type	Atoms	Z	Observed(°)	Ideal(°)
1	C	941	THR	C-N-CD	-21.82	72.58	120.60
1	B	941	THR	C-N-CD	-20.66	75.15	120.60
1	A	391	CYS	CA-CB-SG	20.62	151.12	114.00
1	A	525	CYS	CA-CB-SG	19.75	149.56	114.00
1	B	432	CYS	CA-CB-SG	13.26	137.87	114.00
1	C	432	CYS	CA-CB-SG	11.94	135.49	114.00
1	A	897	PRO	N-CA-CB	-11.08	90.00	103.30
1	C	649	CYS	CA-CB-SG	9.09	130.36	114.00
1	C	899	PRO	N-CA-CB	-8.57	93.01	103.30
1	A	899	PRO	N-CA-CB	-8.44	93.17	103.30
1	A	1082	CYS	CA-CB-SG	7.85	128.14	114.00
1	A	891	GLY	C-N-CD	-7.61	103.86	120.60
1	C	336	CYS	CA-CB-SG	6.62	125.92	114.00
1	C	897	PRO	N-CA-CB	-6.46	95.49	102.60
1	A	546	LEU	CA-CB-CG	6.34	129.88	115.30
1	C	387	LEU	CA-CB-CG	6.13	129.41	115.30
1	B	752	LEU	CA-CB-CG	6.12	129.37	115.30
1	B	1134	ASN	CB-CA-C	-6.10	98.19	110.40
1	A	1126	CYS	CA-CB-SG	5.95	124.71	114.00
1	A	897	PRO	CA-N-CD	5.89	119.94	111.70
1	B	212	LEU	CA-CB-CG	5.88	128.83	115.30
1	B	901	GLN	CB-CA-C	-5.73	98.94	110.40
1	C	901	GLN	CB-CA-C	-5.73	98.94	110.40
1	B	743	CYS	CA-CB-SG	5.55	123.99	114.00

*Continued on next page...*

Continued from previous page...

Mol	Chain	Res	Type	Atoms	Z	Observed(°)	Ideal(°)
1	C	796	ASP	CB-CG-OD2	5.54	123.29	118.30
1	B	897	PRO	N-CA-CB	-5.52	96.53	102.60
1	B	899	PRO	N-CA-CB	-5.52	96.53	102.60
1	C	752	LEU	CA-CB-CG	5.50	127.95	115.30
1	A	303	LEU	CA-CB-CG	5.42	127.77	115.30
1	C	594	GLY	N-CA-C	5.41	126.63	113.10
1	C	899	PRO	N-CD-CG	-5.40	95.10	103.20
1	B	590	CYS	CA-CB-SG	5.40	123.71	114.00
1	A	525	CYS	CB-CA-C	5.36	121.12	110.40
1	A	131	CYS	CA-CB-SG	5.32	123.57	114.00
1	B	379	CYS	CA-CB-SG	5.25	123.46	114.00
1	C	452	LEU	CA-CB-CG	5.24	127.36	115.30
1	A	18	LEU	CA-CB-CG	5.21	127.28	115.30
1	A	942	PRO	N-CA-CB	5.19	109.53	103.30
1	A	1134	ASN	CB-CA-C	-5.19	100.02	110.40
1	B	18	LEU	CA-CB-CG	5.17	127.18	115.30
1	A	897	PRO	N-CD-CG	-5.13	95.50	103.20
2	O	80	LEU	CA-CB-CG	5.08	126.99	115.30
1	C	943	SER	N-CA-C	-5.03	97.41	111.00
1	C	754	LEU	CA-CB-CG	5.03	126.87	115.30

There are no chirality outliers.

All (5) planarity outliers are listed below:

Mol	Chain	Res	Type	Group
1	A	940	SER	Mainchain
1	C	331	ASN	Peptide
3	P	19	VAL	Peptide
3	P	20	ASN	Peptide
3	P	47	LEU	Peptide

## 5.2 Too-close contacts [\(i\)](#)

In the following table, the Non-H and H(model) columns list the number of non-hydrogen atoms and hydrogen atoms in the chain respectively. The H(added) column lists the number of hydrogen atoms added and optimized by MolProbity. The Clashes column lists the number of clashes within the asymmetric unit, whereas Symm-Clashes lists symmetry-related clashes.

Mol	Chain	Non-H	H(model)	H(added)	Clashes	Symm-Clashes
1	A	8447	0	8223	310	0
1	B	8447	0	8223	362	0

Continued on next page...

Continued from previous page...

Mol	Chain	Non-H	H(model)	H(added)	Clashes	Symm-Clashes
1	C	8447	0	8220	352	0
2	H	997	0	936	46	0
2	M	997	0	936	33	0
2	O	997	0	936	52	0
3	L	833	0	784	35	0
3	N	833	0	785	32	0
3	P	833	0	785	63	0
4	D	28	0	25	0	0
4	E	28	0	25	2	0
4	F	28	0	25	3	0
4	G	28	0	25	1	0
4	I	28	0	25	0	0
4	J	28	0	25	3	0
4	K	28	0	25	1	0
4	Q	28	0	25	0	0
4	R	28	0	25	0	0
4	S	28	0	25	1	0
4	T	28	0	25	1	0
4	U	28	0	25	0	0
5	A	154	0	143	9	0
5	B	140	0	130	12	0
5	C	154	0	143	3	0
5	L	14	0	13	0	0
5	N	14	0	13	0	0
5	P	14	0	13	9	0
All	All	31657	0	30583	1207	0

The all-atom clashscore is defined as the number of clashes found per 1000 atoms (including hydrogen atoms). The all-atom clashscore for this structure is 19.

All (1207) close contacts within the same asymmetric unit are listed below, sorted by their clash magnitude.

Atom-1	Atom-2	Interatomic distance (Å)	Clash overlap (Å)
1:B:940:SER:O	1:B:942:PRO:HD2	1.47	1.14
1:B:892:PRO:HG3	1:C:1072:GLU:OE2	1.54	1.07
1:C:34:ARG:HH22	1:C:221:SER:HB2	1.26	0.98
1:B:941:THR:OG1	1:B:942:PRO:HD3	1.65	0.96
1:C:940:SER:O	1:C:942:PRO:HD2	1.65	0.95
1:B:28:TYR:HB3	5:B:1301:NAG:H3	1.49	0.95
1:B:940:SER:O	1:B:942:PRO:CD	2.14	0.94
1:C:126:VAL:HG23	1:C:174:PRO:HA	1.48	0.94

Continued on next page...



*Continued from previous page...*

Atom-1	Atom-2	Interatomic distance (Å)	Clash overlap (Å)
1:C:941:THR:OG1	1:C:942:PRO:HD3	1.67	0.94
1:A:68:ILE:HG21	1:A:263:ALA:H	1.33	0.93
1:B:126:VAL:HG23	1:B:174:PRO:HA	1.51	0.93
1:B:58:PHE:HD2	1:B:290:ASP:HB2	1.35	0.91
1:A:804:GLN:NE2	1:A:935:GLN:OE1	2.04	0.90
1:A:290:ASP:HB3	1:A:293:LEU:HD22	1.55	0.89
1:B:187:LYS:HZ3	1:B:212:LEU:H	1.20	0.88
1:A:892:PRO:HG3	1:B:1072:GLU:OE1	1.74	0.87
1:A:940:SER:O	1:A:942:PRO:HD2	1.73	0.87
1:A:726:ILE:HG12	1:A:1061:VAL:HG22	1.55	0.86
1:B:117:LEU:HD21	1:B:119:ILE:HG12	1.57	0.86
1:A:748:GLU:HG2	1:A:751:ASN:HB2	1.58	0.86
1:C:889:GLY:HA3	1:C:1034:LEU:HD12	1.56	0.86
1:B:379:CYS:HA	1:B:432:CYS:HB3	1.57	0.85
1:A:130:VAL:HG21	1:A:231:ILE:HD12	1.59	0.85
1:B:892:PRO:CG	1:C:1072:GLU:OE2	2.25	0.84
1:B:1102:TRP:HB2	1:B:1135:ASN:HD22	1.39	0.84
1:C:379:CYS:HA	1:C:432:CYS:HB3	1.59	0.83
1:A:197:ILE:HG12	1:A:202:LYS:HZ1	1.42	0.83
1:C:34:ARG:HE	1:C:35:GLY:H	1.26	0.83
1:B:68:ILE:HG12	1:B:262:ALA:HA	1.60	0.83
2:O:37:VAL:HG13	2:O:45:LEU:HD13	1.62	0.81
1:B:33:THR:HA	1:B:58:PHE:HD1	1.42	0.81
1:C:121:ASN:HD22	1:C:176:LEU:HG	1.46	0.81
1:C:503:VAL:HA	1:C:506:GLN:HE21	1.46	0.81
1:A:1072:GLU:HG2	1:C:894:LEU:HD21	1.60	0.80
3:P:35:TRP:HE3	3:P:86:TYR:HB3	1.46	0.80
3:P:73:LEU:HG	5:P:301:NAG:H82	1.63	0.80
1:A:825:LYS:HZ3	1:A:943:SER:HB3	1.47	0.79
1:C:724:THR:HG23	1:C:934:ILE:HD11	1.64	0.79
3:P:5:THR:HB	3:P:24:THR:HB	1.64	0.78
1:A:804:GLN:O	1:A:817:PRO:HD2	1.84	0.78
1:C:940:SER:O	1:C:942:PRO:CD	2.32	0.77
1:A:752:LEU:HG	1:A:997:ILE:HD11	1.67	0.77
1:B:92:PHE:HE1	1:B:94:SER:HB3	1.50	0.77
2:H:19:ARG:HH22	2:H:81:GLN:HA	1.50	0.77
1:C:1052:PHE:HB2	1:C:1063:LEU:HB2	1.68	0.76
1:A:126:VAL:HB	1:A:174:PRO:HA	1.65	0.76
1:B:61:ASN:HB3	5:B:1301:NAG:H2	1.68	0.76
1:A:825:LYS:NZ	1:A:943:SER:HB3	2.01	0.75
3:P:50:LEU:HD22	3:P:73:LEU:HD11	1.68	0.75

*Continued on next page...*

*Continued from previous page...*

Atom-1	Atom-2	Interatomic distance (Å)	Clash overlap (Å)
1:A:121:ASN:HD21	1:A:175:PHE:HB2	1.50	0.75
1:C:746:SER:HB2	1:C:977:LEU:HD21	1.65	0.75
1:A:617:CYS:SG	1:A:644:GLN:NE2	2.60	0.74
1:B:908:GLY:O	1:B:1038:LYS:NZ	2.18	0.74
3:L:34:ALA:HB3	3:L:89:GLN:HE21	1.52	0.74
1:A:177:MET:SD	1:A:179:LEU:HB2	2.28	0.74
1:A:616:ASN:HB3	1:A:619:GLU:OE1	1.86	0.74
3:N:85:ASP:HB2	3:N:103:ARG:HH21	1.52	0.73
1:B:983:ARG:HH11	1:C:517:LEU:HB2	1.53	0.73
3:N:48:MET:HE1	3:N:54(B):HIS:HA	1.68	0.73
1:B:613:GLN:HA	1:B:648:GLY:HA3	1.69	0.73
1:C:34:ARG:NH2	1:C:221:SER:HB2	2.03	0.73
1:B:553:THR:HG22	1:B:554:GLU:H	1.53	0.73
1:A:129:LYS:NZ	1:A:169:GLU:OE1	2.21	0.73
1:A:148:ASN:HB2	4:E:1:NAG:H81	1.71	0.73
1:C:358:ILE:HB	1:C:395:VAL:HG13	1.70	0.73
1:A:1098:ASN:OD1	1:A:1099:GLY:N	2.20	0.73
1:C:69:HIS:HB2	1:C:78:ARG:HH21	1.52	0.73
1:B:557:LYS:NZ	1:B:586:ASP:OD1	2.22	0.72
1:C:393:THR:OG1	1:C:521:PRO:O	2.07	0.72
1:B:331:ASN:HB3	1:B:580:GLN:HE22	1.54	0.72
1:C:908:GLY:O	1:C:1038:LYS:NZ	2.23	0.72
1:C:190:ARG:HG2	1:C:207:HIS:CD2	2.25	0.72
1:A:613:GLN:HA	1:A:648:GLY:HA3	1.72	0.72
1:B:201:PHE:HB3	1:B:229:LEU:HB2	1.70	0.72
1:B:342:PHE:HB3	5:B:1305:NAG:H83	1.71	0.72
1:C:328:ARG:HH12	1:C:534:VAL:HG23	1.54	0.72
3:P:51:ASN:ND2	3:P:54(A):SER:OG	2.22	0.72
1:B:20:THR:HG21	1:B:77:LYS:HG3	1.71	0.71
2:O:111:ASP:HB3	3:P:103:ARG:HH22	1.55	0.71
1:B:379:CYS:HA	1:B:432:CYS:CB	2.20	0.71
3:P:4:LEU:HD23	3:P:88:CYS:HB3	1.73	0.71
1:B:190:ARG:HG2	1:B:207:HIS:HD2	1.56	0.71
1:A:119:ILE:HD12	1:A:128:ILE:HD12	1.71	0.71
3:P:35:TRP:HB2	3:P:48:MET:HB3	1.73	0.71
3:P:62:PHE:CD1	3:P:75:ILE:HG12	2.25	0.71
1:A:763:LEU:HB2	1:A:1008:VAL:HG21	1.72	0.71
1:C:328:ARG:NH1	1:C:532:ASN:O	2.23	0.71
1:C:626:ALA:HA	1:C:629:LEU:HD13	1.73	0.71
1:C:726:ILE:HG12	1:C:1061:VAL:HG22	1.72	0.71
1:C:770:ILE:HD11	1:C:1012:LEU:HD23	1.72	0.71

*Continued on next page...*

*Continued from previous page...*

Atom-1	Atom-2	Interatomic distance (Å)	Clash overlap (Å)
1:A:128:ILE:HB	1:A:170:TYR:HB3	1.73	0.71
1:C:119:ILE:HD13	1:C:128:ILE:HD12	1.73	0.70
2:O:19:ARG:HH12	2:O:82:MET:H	1.40	0.70
1:B:146:HIS:HB3	4:J:1:NAG:C7	2.22	0.70
3:P:23:CYS:HB2	3:P:35:TRP:CZ2	2.27	0.70
1:B:798:GLY:HA3	1:B:899:PRO:HG3	1.72	0.70
1:B:1028:LYS:NZ	1:B:1042:PHE:O	2.23	0.70
1:C:992:GLN:OE1	1:C:995:ARG:NH2	2.25	0.70
1:A:197:ILE:HG12	1:A:202:LYS:NZ	2.06	0.70
1:A:892:PRO:CG	1:B:1072:GLU:OE1	2.39	0.70
1:B:121:ASN:HD22	1:B:176:LEU:HG	1.57	0.70
1:C:676:THR:HA	1:C:690:GLN:HA	1.73	0.70
1:C:310:LYS:HG3	1:C:600:PRO:HA	1.74	0.69
3:P:64:GLY:HA3	5:P:301:NAG:H83	1.74	0.69
2:O:95:PRO:HG3	2:O:110:PHE:HE1	1.56	0.69
3:P:6:GLN:NE2	3:P:88:CYS:SG	2.64	0.69
1:C:804:GLN:O	1:C:817:PRO:HD2	1.92	0.69
1:A:383:SER:OG	1:C:988:GLU:OE2	2.11	0.69
1:B:126:VAL:CG2	1:B:174:PRO:HA	2.22	0.69
1:C:577:ARG:HH22	1:C:584:ILE:HA	1.57	0.69
1:C:984:LEU:HB3	1:C:989:ALA:HB2	1.75	0.69
1:C:317:ASN:OD1	1:C:319:ARG:NH1	2.25	0.69
3:P:97:VAL:HG12	3:P:99:GLY:H	1.57	0.69
1:A:630:THR:HG1	1:A:633:TRP:HD1	1.41	0.69
1:B:1098:ASN:OD1	1:B:1099:GLY:N	2.25	0.69
1:B:190:ARG:HG2	1:B:207:HIS:CD2	2.29	0.68
1:B:372:ALA:HB2	5:B:1305:NAG:H81	1.75	0.68
1:C:100:ILE:HG21	1:C:263:ALA:HB2	1.75	0.68
1:B:895:GLN:NE2	1:C:1074:ASN:OD1	2.27	0.68
2:O:40:ALA:HB3	2:O:43:LYS:HB3	1.75	0.68
1:B:894:LEU:HD11	1:C:715:PRO:HD3	1.76	0.68
1:C:1047:TYR:HB2	1:C:1067:TYR:HB3	1.76	0.68
1:C:747:THR:OG1	1:C:748:GLU:OE2	2.12	0.68
2:H:37:VAL:HA	2:H:47:TRP:HA	1.76	0.67
1:A:328:ARG:NH1	1:A:531:THR:O	2.27	0.67
3:N:85:ASP:OD1	3:N:102:THR:N	2.21	0.67
1:B:58:PHE:HZ	1:B:288:ALA:HB3	1.58	0.67
1:B:81:ASN:O	1:B:239:GLN:NE2	2.28	0.67
2:O:52:THR:HG22	2:O:55:HIS:H	1.57	0.67
1:A:903:ALA:HB2	1:A:916:LEU:HD22	1.77	0.67
1:B:722:VAL:HG22	1:B:930:ALA:HB1	1.77	0.67

*Continued on next page...*

*Continued from previous page...*

Atom-1	Atom-2	Interatomic distance (Å)	Clash overlap (Å)
1:A:1072:GLU:HG2	1:C:894:LEU:CD2	2.25	0.67
1:B:859:THR:OG1	1:C:614:ASP:OD2	2.12	0.67
1:B:917:TYR:HD2	1:C:1089:PHE:HE2	1.43	0.67
1:B:967:SER:O	1:B:975:SER:OG	2.11	0.67
1:B:804:GLN:NE2	1:B:935:GLN:HE21	1.93	0.67
1:A:121:ASN:ND2	1:A:176:LEU:H	1.93	0.66
1:C:379:CYS:HA	1:C:432:CYS:CB	2.24	0.66
1:C:858:LEU:HD13	1:C:959:LEU:HD22	1.76	0.66
1:C:340:GLU:N	1:C:340:GLU:OE1	2.29	0.66
1:A:627:ASP:O	1:A:634:ARG:NH2	2.28	0.66
1:B:277:LEU:HD12	1:B:285:ILE:HG21	1.77	0.66
2:O:87:THR:OG1	2:O:121:VAL:O	2.13	0.66
1:A:562:PHE:HB2	1:C:41:LYS:HE3	1.76	0.66
5:A:1303:NAG:H82	1:B:557:LYS:HA	1.78	0.66
1:B:858:LEU:HD13	1:B:959:LEU:HD22	1.77	0.66
1:C:980:ILE:HD11	1:C:992:GLN:HB3	1.77	0.66
1:A:293:LEU:O	1:A:632:THR:OG1	2.14	0.65
1:A:1072:GLU:CG	1:C:894:LEU:HD21	2.26	0.65
1:A:1090:PRO:O	1:C:913:GLN:NE2	2.28	0.65
1:B:107:GLY:O	1:B:236:THR:N	2.28	0.65
1:C:798:GLY:HA3	1:C:899:PRO:CG	2.26	0.65
1:B:977:LEU:HD13	1:B:996:LEU:HD23	1.78	0.65
1:A:34:ARG:NH2	1:A:191:GLU:OE1	2.29	0.65
1:A:676:THR:HA	1:A:690:GLN:HA	1.79	0.65
1:B:884:SER:OG	1:B:893:ALA:HB1	1.97	0.65
1:A:19:THR:HB	1:A:21:ARG:HG2	1.78	0.65
1:B:389:ASP:HA	1:B:528:LYS:NZ	2.10	0.65
1:A:119:ILE:CD1	1:A:128:ILE:HD12	2.27	0.65
1:A:976:VAL:HG12	1:B:571:ASP:HA	1.78	0.65
1:A:326:ILE:HG12	1:A:539:VAL:HG21	1.79	0.65
1:B:357:ARG:NH1	1:B:396:TYR:OH	2.29	0.65
2:O:75:LYS:NZ	2:O:79:TYR:OH	2.30	0.65
1:B:616:ASN:N	1:B:619:GLU:OE2	2.28	0.65
1:B:28:TYR:HB3	5:B:1301:NAG:HN2	1.62	0.65
2:H:58:TYR:HE1	2:H:69:ILE:H	1.44	0.65
2:O:86:ASP:OD2	2:O:90:TYR:OH	2.15	0.64
1:C:967:SER:O	1:C:975:SER:OG	2.13	0.64
1:B:178:ASP:O	1:B:188:ASN:ND2	2.30	0.64
1:C:384:PRO:HA	1:C:387:LEU:HD23	1.78	0.64
1:C:417:LYS:O	1:C:422:ASN:ND2	2.30	0.64
1:A:630:THR:OG1	1:A:633:TRP:HD1	1.80	0.64

*Continued on next page...*

*Continued from previous page...*

Atom-1	Atom-2	Interatomic distance (Å)	Clash overlap (Å)
1:B:612:TYR:O	1:B:649:CYS:N	2.26	0.64
1:B:1102:TRP:HB2	1:B:1135:ASN:ND2	2.13	0.64
3:N:85:ASP:HB2	3:N:103:ARG:HE	1.61	0.64
1:B:825:LYS:NZ	1:B:943:SER:OG	2.24	0.64
1:C:175:PHE:HA	1:C:226:LEU:HD21	1.79	0.64
1:B:896:ILE:HG13	1:B:897:PRO:HD2	1.80	0.64
2:O:96:GLN:NE2	2:O:106:HIS:O	2.30	0.64
1:B:28:TYR:CB	5:B:1301:NAG:H3	2.26	0.63
1:B:743:CYS:SG	1:B:752:LEU:HD22	2.38	0.63
1:B:109:THR:HG1	1:B:114:THR:HG1	1.46	0.63
1:B:1126:CYS:HB2	1:B:1132:ILE:HD13	1.80	0.63
1:A:869:MET:HE1	1:B:697:MET:HG2	1.81	0.63
1:C:960:ASN:O	1:C:964:LYS:HD3	1.98	0.63
1:C:1079:PRO:HD2	1:C:1131:GLY:O	1.98	0.63
3:P:25:LEU:HD12	3:P:71:ARG:HH11	1.64	0.63
1:B:798:GLY:HA3	1:B:899:PRO:CG	2.29	0.63
1:C:14:GLN:O	1:C:158:ARG:HG2	1.99	0.63
1:C:598:ILE:HD13	1:C:650:LEU:HD11	1.81	0.63
1:A:1098:ASN:OD1	4:G:1:NAG:N2	2.31	0.63
1:B:392:PHE:N	1:B:524:VAL:O	2.32	0.63
2:H:15:GLY:N	2:H:82(C):LEU:O	2.32	0.63
1:B:901:GLN:HG2	1:B:901:GLN:O	1.98	0.62
1:B:739:THR:O	1:B:743:CYS:HB2	1.99	0.62
1:C:246:ARG:HG2	1:C:248:TYR:OH	1.99	0.62
1:B:290:ASP:O	1:B:297:SER:HB2	1.99	0.62
1:C:206:LYS:HB2	1:C:223:LEU:HA	1.80	0.62
1:C:577:ARG:HH22	1:C:584:ILE:HD12	1.63	0.62
3:L:15:LEU:HG	3:L:107:GLY:HA3	1.82	0.62
1:A:749:CYS:O	1:A:753:LEU:HB2	1.99	0.62
2:H:107:SER:O	3:L:91:TRP:NE1	2.32	0.62
3:L:97:VAL:HG12	3:L:99:GLY:H	1.64	0.62
1:B:19:THR:HB	1:B:21:ARG:HG2	1.81	0.62
2:O:5:VAL:HG23	2:O:23:VAL:HB	1.81	0.62
2:O:93:ALA:HB1	2:O:110:PHE:HB3	1.82	0.62
3:P:23:CYS:HB2	3:P:35:TRP:HZ2	1.63	0.62
1:C:309:GLU:HG3	1:C:310:LYS:H	1.64	0.62
1:A:201:PHE:HB3	1:A:229:LEU:HB2	1.82	0.61
1:C:328:ARG:NH1	1:C:534:VAL:HG23	2.15	0.61
2:M:31:ILE:HG21	2:M:98:HIS:CE1	2.34	0.61
3:P:96:ARG:O	3:P:98:PHE:N	2.33	0.61
1:A:277:LEU:HD12	1:A:285:ILE:HD13	1.82	0.61

*Continued on next page...*

*Continued from previous page...*

Atom-1	Atom-2	Interatomic distance (Å)	Clash overlap (Å)
1:A:431:GLY:HA2	1:A:515:PHE:HD2	1.65	0.61
1:C:353:TRP:HZ3	1:C:355:ARG:HE	1.46	0.61
1:A:156:GLU:OE2	1:A:158:ARG:NE	2.33	0.61
1:B:34:ARG:NH2	1:B:217:PRO:O	2.33	0.61
1:A:68:ILE:HG12	1:A:262:ALA:HA	1.81	0.61
1:B:66:HIS:HB2	1:B:264:ALA:HA	1.82	0.61
1:A:825:LYS:HZ2	1:A:941:THR:H	1.48	0.61
1:B:289:VAL:HG23	1:B:306:PHE:CE1	2.35	0.61
1:C:773:GLU:OE2	1:C:1019:ARG:NH1	2.24	0.61
3:P:39:GLN:HG3	3:P:42:LYS:HB2	1.82	0.61
3:L:92:ASP:HB3	3:L:95:ILE:HB	1.81	0.60
1:A:567:ARG:HG3	1:A:573:THR:HA	1.82	0.60
1:B:187:LYS:NZ	1:B:212:LEU:H	1.97	0.60
2:M:58:TYR:HE1	2:M:69:ILE:HG22	1.65	0.60
3:N:15:LEU:HG	3:N:107:GLY:HA3	1.84	0.60
1:A:543:PHE:O	1:A:546:LEU:HG	2.01	0.60
1:C:48:LEU:HD12	1:C:276:LEU:HD21	1.82	0.60
1:C:355:ARG:HH11	1:C:396:TYR:HD2	1.49	0.60
2:H:9:GLY:HA2	2:H:119:VAL:HG22	1.83	0.60
1:C:117:LEU:HD11	1:C:119:ILE:HG12	1.84	0.60
1:A:81:ASN:O	1:A:239:GLN:NE2	2.34	0.60
1:A:735:SER:OG	1:A:859:THR:OG1	2.20	0.60
1:B:948:LEU:HD21	1:B:1059:GLY:HA3	1.84	0.60
1:C:616:ASN:HB3	1:C:619:GLU:OE1	2.01	0.60
3:L:4:LEU:HD22	3:L:100:GLY:H	1.64	0.60
3:P:19:VAL:O	3:P:75:ILE:HG13	2.01	0.60
1:C:83:VAL:HB	1:C:237:ARG:HG2	1.84	0.60
1:C:100:ILE:HG13	1:C:262:ALA:O	2.02	0.60
1:C:718:PHE:CZ	1:C:923:ILE:HD11	2.37	0.60
1:A:14:GLN:O	1:A:158:ARG:HG2	2.01	0.59
1:C:109:THR:OG1	1:C:114:THR:OG1	2.20	0.59
1:A:552:LEU:HD12	1:A:585:LEU:HD13	1.84	0.59
1:A:760:CYS:HA	1:A:763:LEU:HG	1.84	0.59
1:B:497:PHE:CG	1:B:507:PRO:HG3	2.37	0.59
1:B:676:THR:HA	1:B:690:GLN:HA	1.84	0.59
1:C:312:ILE:HD12	1:C:598:ILE:HG22	1.83	0.59
2:H:31:ILE:HB	2:H:99:TYR:HB3	1.84	0.59
2:O:51:ILE:HG21	2:O:71:ARG:HB2	1.84	0.59
1:A:371:SER:HB3	5:A:1305:NAG:H61	1.83	0.59
1:B:121:ASN:ND2	1:B:176:LEU:HG	2.17	0.59
1:C:433:VAL:HG23	1:C:512:VAL:HG22	1.83	0.59

*Continued on next page...*

*Continued from previous page...*

Atom-1	Atom-2	Interatomic distance (Å)	Clash overlap (Å)
1:B:21:ARG:NH1	1:B:80:ASP:OD1	2.36	0.59
1:B:69:HIS:HB2	1:B:78:ARG:HH21	1.67	0.59
1:B:148:ASN:HB2	4:J:1:NAG:C7	2.33	0.59
3:N:37:GLN:O	3:N:45:ARG:N	2.30	0.59
3:N:85:ASP:HB2	3:N:103:ARG:NH2	2.17	0.59
1:C:739:THR:O	1:C:744:GLY:N	2.25	0.59
1:A:497:PHE:CG	1:A:507:PRO:HG3	2.37	0.59
1:A:717:ASN:OD1	5:A:1308:NAG:N2	2.35	0.59
1:A:948:LEU:HD21	1:A:1059:GLY:HA3	1.85	0.59
1:B:501:ASN:ND2	1:B:505:TYR:O	2.35	0.59
1:B:941:THR:CB	1:B:942:PRO:HD3	2.13	0.59
1:C:140:PHE:HB2	1:C:244:LEU:HD23	1.85	0.59
1:C:462:LYS:HG2	1:C:465:GLU:OE1	2.03	0.59
3:N:6:GLN:NE2	3:N:88:CYS:SG	2.75	0.59
1:A:386:LYS:NZ	1:C:985:ASP:HA	2.18	0.59
1:A:913:GLN:NE2	1:B:1090:PRO:HD2	2.17	0.59
1:B:109:THR:OG1	1:B:114:THR:OG1	2.18	0.59
1:B:502:GLY:O	1:B:506:GLN:HG3	2.03	0.59
1:B:626:ALA:O	1:B:634:ARG:NE	2.36	0.59
1:B:751:ASN:OD1	1:B:752:LEU:N	2.36	0.59
1:C:145:TYR:O	1:C:147:LYS:NZ	2.36	0.59
1:B:1052:PHE:HB2	1:B:1063:LEU:HB2	1.85	0.58
1:C:130:VAL:HG21	1:C:231:ILE:HG23	1.85	0.58
1:C:201:PHE:CE2	1:C:203:ILE:HD11	2.38	0.58
1:C:246:ARG:HG2	1:C:248:TYR:CZ	2.38	0.58
2:H:37:VAL:HG11	2:H:113:TRP:HZ3	1.67	0.58
3:N:85:ASP:CB	3:N:103:ARG:HH21	2.16	0.58
3:N:97:VAL:HG12	3:N:99:GLY:H	1.67	0.58
4:T:1:NAG:H61	4:T:2:NAG:H82	1.84	0.58
1:A:41:LYS:NZ	1:B:562:PHE:HB2	2.18	0.58
3:P:2:LEU:HD22	3:P:97:VAL:HG11	1.84	0.58
1:B:722:VAL:HG12	1:B:1065:VAL:HB	1.84	0.58
1:C:736:VAL:O	1:C:764:ASN:ND2	2.34	0.58
2:H:47:TRP:HB3	3:L:98:PHE:HE2	1.68	0.58
1:B:433:VAL:HG12	1:B:512:VAL:HG13	1.84	0.58
1:B:559:PHE:HZ	1:B:575:ALA:HB1	1.68	0.58
1:B:1135:ASN:OD1	1:B:1136:THR:N	2.32	0.58
1:C:68:ILE:HD13	1:C:262:ALA:HA	1.84	0.58
2:O:87:THR:HG23	2:O:120:THR:HA	1.86	0.58
3:P:95:ILE:HG22	3:P:97:VAL:H	1.69	0.58
5:P:301:NAG:O7	5:P:301:NAG:O3	2.12	0.58

*Continued on next page...*



*Continued from previous page...*

Atom-1	Atom-2	Interatomic distance (Å)	Clash overlap (Å)
1:A:384:PRO:HA	1:A:387:LEU:HG	1.84	0.58
1:A:485:GLY:H	1:A:488:CYS:HB2	1.69	0.58
1:A:502:GLY:O	1:A:506:GLN:HG3	2.04	0.58
1:B:27:ALA:O	1:B:64:TRP:HB3	2.03	0.58
1:A:1089:PHE:HE2	1:C:917:TYR:HD2	1.51	0.58
1:B:800:PHE:HE2	1:B:923:ILE:HG22	1.69	0.58
1:C:86:PHE:HB3	1:C:236:THR:HA	1.85	0.58
1:C:362:VAL:HA	1:C:525:CYS:O	2.03	0.58
1:A:68:ILE:HG21	1:A:263:ALA:N	2.14	0.57
1:B:100:ILE:HG22	1:B:242:LEU:HD22	1.85	0.57
2:O:9:GLY:HA2	2:O:119:VAL:HG22	1.86	0.57
2:O:12:VAL:HG11	2:O:18:LEU:HD11	1.85	0.57
1:A:1141:LEU:HD23	1:A:1145:LEU:HD23	1.87	0.57
1:B:869:MET:HE1	1:C:697:MET:HG2	1.86	0.57
1:C:766:ALA:HB1	1:C:1012:LEU:HD21	1.86	0.57
2:M:36:TRP:CD1	2:M:80:LEU:HD13	2.38	0.57
1:C:126:VAL:CG2	1:C:174:PRO:HA	2.27	0.57
1:A:967:SER:O	1:A:975:SER:OG	2.19	0.57
1:C:658:ASN:OD1	1:C:659:SER:N	2.36	0.57
2:H:32:TYR:CZ	2:H:98:HIS:HB3	2.39	0.57
3:P:39:GLN:HA	3:P:84:ALA:HA	1.86	0.57
1:A:277:LEU:HD12	1:A:285:ILE:HG21	1.84	0.57
2:M:4:LEU:HB2	2:M:114:GLY:HA2	1.86	0.57
1:C:109:THR:HA	1:C:237:ARG:HH12	1.70	0.57
3:L:96:ARG:O	3:L:98:PHE:N	2.38	0.57
1:A:826:VAL:HB	1:A:1057:PRO:HG2	1.87	0.57
1:B:612:TYR:HE1	1:B:651:ILE:HD11	1.68	0.57
1:C:798:GLY:HA3	1:C:899:PRO:HG3	1.86	0.57
1:A:711:SER:O	1:C:897:PRO:HD3	2.04	0.57
1:B:26:PRO:HG2	1:B:28:TYR:CE1	2.40	0.57
1:C:92:PHE:HB3	1:C:192:PHE:HB2	1.86	0.57
1:C:948:LEU:HD21	1:C:1059:GLY:HA3	1.85	0.57
2:H:38:ARG:O	2:H:46:GLU:N	2.36	0.57
1:B:578:ASP:OD1	1:B:581:THR:HG22	2.04	0.57
1:B:566:GLY:HA3	1:B:575:ALA:HB3	1.86	0.56
1:A:571:ASP:HA	1:C:976:VAL:HG12	1.86	0.56
1:B:119:ILE:HD13	1:B:128:ILE:HD12	1.87	0.56
1:B:339:GLY:O	1:B:343:ASN:HB2	2.05	0.56
1:C:183:GLN:HB2	3:P:28:HIS:CD2	2.40	0.56
1:C:889:GLY:CA	1:C:1034:LEU:HD12	2.31	0.56
1:A:203:ILE:HG22	1:A:226:LEU:HD12	1.88	0.56

*Continued on next page...*



*Continued from previous page...*

Atom-1	Atom-2	Interatomic distance (Å)	Clash overlap (Å)
1:B:58:PHE:CD2	1:B:290:ASP:HB2	2.27	0.56
1:B:485:GLY:H	1:B:488:CYS:HB2	1.70	0.56
2:H:87:THR:HB	2:H:121:VAL:H	1.70	0.56
2:O:16:GLY:O	2:O:82(B):SER:N	2.27	0.56
1:C:577:ARG:HH12	1:C:584:ILE:HA	1.70	0.56
1:C:707:TYR:CG	1:C:707:TYR:O	2.59	0.56
2:O:80:LEU:O	2:O:82:MET:HG2	2.05	0.56
1:A:173:GLN:HG3	1:A:174:PRO:HD2	1.87	0.56
1:C:106:PHE:HB2	1:C:117:LEU:HD23	1.87	0.56
1:C:196:ASN:ND2	1:C:234:ASN:O	2.39	0.56
1:C:645:THR:OG1	1:C:648:GLY:O	2.14	0.56
1:A:665:PRO:HB3	1:C:864:LEU:HD13	1.88	0.56
1:A:725:GLU:HB3	1:A:1062:PHE:HB2	1.88	0.56
1:B:905:ARG:HD3	1:B:1049:LEU:O	2.05	0.56
2:O:111:ASP:O	3:P:103:ARG:NH2	2.39	0.56
1:C:68:ILE:HG23	1:C:69:HIS:CD2	2.39	0.56
1:C:827:THR:O	1:C:949:GLN:NE2	2.36	0.56
1:B:940:SER:C	1:B:942:PRO:HD2	2.22	0.56
1:C:739:THR:HA	1:C:743:CYS:HB3	1.88	0.56
1:B:68:ILE:HG13	1:B:69:HIS:N	2.20	0.56
1:C:246:ARG:CG	1:C:248:TYR:CZ	2.89	0.56
3:L:25:LEU:HD21	3:L:28:HIS:HB2	1.87	0.56
1:C:392:PHE:N	1:C:524:VAL:O	2.39	0.55
1:B:718:PHE:CZ	1:B:923:ILE:HD11	2.42	0.55
1:A:292:ALA:C	1:A:633:TRP:HE1	2.09	0.55
3:N:19:VAL:HG22	3:N:75:ILE:HB	1.87	0.55
1:C:300:LYS:HE2	1:C:306:PHE:HA	1.88	0.55
1:A:1048:HIS:HA	1:A:1066:THR:HG22	1.89	0.55
1:B:746:SER:HB2	1:B:977:LEU:HD23	1.88	0.55
1:C:35:GLY:HA3	1:C:56:LEU:HB3	1.87	0.55
5:P:301:NAG:HO3	5:P:301:NAG:C7	2.16	0.55
1:B:804:GLN:O	1:B:817:PRO:HD2	2.07	0.55
2:H:32:TYR:CE1	2:H:98:HIS:HB3	2.42	0.55
1:A:290:ASP:O	1:A:297:SER:HB2	2.07	0.55
1:B:984:LEU:O	1:C:386:LYS:NZ	2.35	0.55
1:C:331:ASN:O	1:C:332:ILE:HG23	2.07	0.55
3:N:6:GLN:OE1	3:N:102:THR:HG23	2.07	0.55
3:P:13:ALA:HB3	3:P:17:ALA:HB2	1.88	0.55
1:A:781:VAL:HG22	1:A:1026:ALA:HB2	1.87	0.55
1:C:110:LEU:HB2	1:C:237:ARG:NH2	2.22	0.55
1:C:378:LYS:O	1:C:432:CYS:HB2	2.07	0.55

*Continued on next page...*

*Continued from previous page...*

Atom-1	Atom-2	Interatomic distance (Å)	Clash overlap (Å)
2:M:75:LYS:O	2:M:75:LYS:HD3	2.07	0.55
3:P:35:TRP:HA	3:P:87:TYR:O	2.06	0.55
1:A:312:ILE:HD11	1:A:665:PRO:O	2.08	0.54
1:A:326:ILE:HD12	1:A:532:ASN:O	2.07	0.54
1:A:756:TYR:HB3	1:A:1001:LEU:HD11	1.88	0.54
1:B:106:PHE:CD1	1:B:238:PHE:HB2	2.42	0.54
1:B:244:LEU:HD12	1:B:259:THR:HA	1.89	0.54
1:B:389:ASP:HA	1:B:528:LYS:HZ1	1.70	0.54
1:B:940:SER:C	1:B:942:PRO:CD	2.74	0.54
3:P:54(B):HIS:CE1	5:P:301:NAG:H3	2.42	0.54
1:B:568:ASP:OD1	1:B:569:ILE:N	2.37	0.54
1:C:97:LYS:O	2:O:105:TYR:OH	2.11	0.54
1:C:201:PHE:HB3	1:C:229:LEU:HB2	1.87	0.54
1:C:1093:GLY:HA2	1:C:1107:ARG:HD2	1.89	0.54
1:B:34:ARG:HG2	1:B:216:LEU:HD12	1.89	0.54
1:B:537:LYS:N	1:B:551:VAL:HG23	2.22	0.54
1:C:798:GLY:HA3	1:C:899:PRO:HG2	1.89	0.54
2:M:40:ALA:HB3	2:M:43:LYS:HB2	1.87	0.54
4:F:1:NAG:H83	4:F:1:NAG:H3	1.89	0.54
1:B:108:THR:HG23	1:B:236:THR:HG22	1.89	0.54
1:B:666:ILE:HG21	1:B:670:ILE:HD11	1.89	0.54
1:B:731:MET:N	1:B:774:GLN:OE1	2.39	0.54
1:C:898:PHE:HB3	1:C:899:PRO:HD3	1.89	0.54
3:L:6:GLN:OE1	3:L:102:THR:OG1	2.24	0.54
2:M:50:TYR:OH	2:M:57:ARG:NH2	2.40	0.54
1:C:110:LEU:O	1:C:135:PHE:HB2	2.08	0.54
1:C:564:GLN:HA	1:C:577:ARG:CG	2.37	0.54
1:C:814:LYS:HE2	1:C:872:GLN:HG3	1.89	0.54
2:O:36:TRP:NE1	2:O:80:LEU:HB2	2.23	0.54
3:P:20:ASN:OD1	3:P:73:LEU:HB3	2.08	0.54
1:A:205:SER:O	1:A:224:GLU:N	2.41	0.54
1:A:898:PHE:HB3	1:A:899:PRO:HD3	1.89	0.54
1:B:347:PHE:HD2	1:B:401:VAL:HG23	1.72	0.54
1:B:913:GLN:NE2	1:C:1090:PRO:HD2	2.22	0.54
3:P:61:ARG:CZ	3:P:79:GLN:HG3	2.38	0.54
1:A:989:ALA:O	1:A:993:ILE:HG12	2.08	0.54
1:A:1079:PRO:HB3	1:C:917:TYR:CE2	2.43	0.54
1:C:722:VAL:HG12	1:C:1065:VAL:HG22	1.89	0.54
1:B:28:TYR:HB3	5:B:1301:NAG:N2	2.22	0.54
1:B:33:THR:HA	1:B:58:PHE:CD1	2.33	0.54
1:B:110:LEU:HB2	1:B:237:ARG:NH2	2.23	0.54

*Continued on next page...*

*Continued from previous page...*

Atom-1	Atom-2	Interatomic distance (Å)	Clash overlap (Å)
1:B:974:SER:HB3	1:B:980:ILE:HG23	1.90	0.54
1:C:296:LEU:HD13	1:C:608:VAL:HG21	1.90	0.54
1:C:804:GLN:HE22	1:C:935:GLN:HE21	1.55	0.54
2:M:47:TRP:CH2	2:M:57:ARG:HD2	2.43	0.54
3:N:96:ARG:O	3:N:98:PHE:N	2.40	0.54
1:C:1008:VAL:O	1:C:1012:LEU:HG	2.09	0.53
1:A:386:LYS:HZ3	1:C:985:ASP:HA	1.72	0.53
1:B:998:THR:O	1:B:1002:GLN:NE2	2.41	0.53
1:A:44:ARG:HH22	1:B:570:ALA:HB2	1.72	0.53
1:B:311:GLY:HA2	1:B:664:ILE:HG21	1.89	0.53
1:C:625:HIS:O	1:C:628:GLN:HG2	2.09	0.53
3:P:54(B):HIS:CD2	3:P:54(D):LYS:HE3	2.43	0.53
1:C:309:GLU:HG3	1:C:310:LYS:N	2.23	0.53
1:C:577:ARG:NH2	1:C:584:ILE:HA	2.21	0.53
2:O:18:LEU:HD13	2:O:82(C):LEU:HD12	1.90	0.53
2:O:36:TRP:CD1	2:O:80:LEU:HB2	2.43	0.53
1:C:30:ASN:OD1	1:C:59:PHE:HA	2.08	0.53
1:C:100:ILE:HG22	1:C:242:LEU:HD22	1.90	0.53
1:C:195:LYS:HE2	1:C:204:TYR:HE1	1.73	0.53
1:C:462:LYS:HD3	4:K:1:NAG:H83	1.89	0.53
1:B:819:GLU:OE2	1:B:1055:SER:OG	2.24	0.53
1:C:497:PHE:CG	1:C:507:PRO:HG3	2.44	0.53
1:C:552:LEU:HD13	1:C:585:LEU:HD22	1.90	0.53
2:H:4:LEU:HD23	2:H:24:ALA:HB2	1.90	0.53
3:N:13:ALA:HB3	3:N:19:VAL:HG12	1.90	0.53
3:N:34:ALA:N	3:N:89:GLN:O	2.41	0.53
1:A:417:LYS:O	1:A:422:ASN:ND2	2.41	0.53
1:B:201:PHE:HD2	1:B:229:LEU:HD12	1.74	0.53
1:C:1006:THR:O	1:C:1010:GLN:HG2	2.09	0.53
1:A:121:ASN:HD22	1:A:176:LEU:H	1.57	0.53
1:A:230:PRO:HG3	1:B:396:TYR:OH	2.08	0.53
1:B:746:SER:HB2	1:B:977:LEU:CD2	2.39	0.53
3:N:95:ILE:HG12	3:N:97:VAL:H	1.73	0.53
1:B:34:ARG:NH2	1:B:217:PRO:HG2	2.24	0.52
1:B:616:ASN:O	1:B:617:CYS:HB2	2.09	0.52
2:O:66:ARG:HD2	2:O:83:ARG:HG3	1.91	0.52
3:P:22:THR:OG1	3:P:71:ARG:O	2.22	0.52
1:A:985:ASP:OD2	1:B:383:SER:OG	2.16	0.52
1:C:296:LEU:O	1:C:300:LYS:HG3	2.08	0.52
2:H:29:PHE:HD2	2:H:76:ASN:HD22	1.56	0.52
3:N:36:HIS:O	3:N:87:TYR:N	2.30	0.52

*Continued on next page...*

*Continued from previous page...*

Atom-1	Atom-2	Interatomic distance (Å)	Clash overlap (Å)
2:O:63:VAL:HG22	2:O:66:ARG:H	1.74	0.52
1:A:798:GLY:HA3	1:A:899:PRO:HG3	1.91	0.52
1:B:864:LEU:HD13	1:C:665:PRO:HB3	1.90	0.52
1:C:107:GLY:O	1:C:236:THR:N	2.35	0.52
1:C:121:ASN:ND2	1:C:176:LEU:HG	2.20	0.52
1:A:631:PRO:HA	1:A:634:ARG:HB2	1.92	0.52
1:B:193:VAL:HB	1:B:204:TYR:HB2	1.91	0.52
1:B:398:ASP:OD2	1:B:423:TYR:OH	2.21	0.52
1:C:1076:THR:HB	1:C:1097:SER:HB3	1.92	0.52
1:A:193:VAL:HG13	1:A:270:LEU:HD11	1.89	0.52
1:A:1040:VAL:HG23	1:C:1030:SER:O	2.10	0.52
1:B:781:VAL:HG22	1:B:1026:ALA:HB2	1.91	0.52
1:B:940:SER:O	1:B:942:PRO:HD3	2.06	0.52
1:C:31:SER:HB2	1:C:34:ARG:HB3	1.91	0.52
1:C:193:VAL:HB	1:C:204:TYR:HB2	1.91	0.52
1:C:773:GLU:OE2	1:C:1019:ARG:HD3	2.09	0.52
2:H:38:ARG:N	2:H:46:GLU:O	2.32	0.52
2:M:86:ASP:HB3	2:M:90:TYR:OH	2.10	0.52
1:A:104:TRP:HD1	1:A:240:THR:HG1	1.56	0.52
1:C:303:LEU:HD12	1:C:308:VAL:HG12	1.91	0.52
2:H:40:ALA:HB3	2:H:43:LYS:HB2	1.91	0.52
3:P:50:LEU:HD13	5:P:301:NAG:H81	1.91	0.52
1:A:238:PHE:HZ	1:A:267:VAL:HG11	1.74	0.52
2:O:103:SER:OG	2:O:104:THR:N	2.43	0.52
1:A:922:LEU:HD11	5:A:1308:NAG:H5	1.91	0.52
1:A:1049:LEU:HD21	1:A:1067:TYR:HB2	1.91	0.52
1:B:442:ASP:OD2	1:B:451:TYR:OH	2.27	0.52
1:C:1029:MET:O	1:C:1034:LEU:HD23	2.09	0.52
5:C:1311:NAG:O7	5:C:1311:NAG:O3	2.27	0.52
3:P:61:ARG:HH21	3:P:78:LEU:HA	1.73	0.52
1:A:200:TYR:O	1:A:202:LYS:NZ	2.34	0.52
1:A:985:ASP:OD1	1:A:987:PRO:HG2	2.09	0.52
1:C:366:SER:HA	1:C:369:TYR:CZ	2.45	0.52
2:M:41:PRO:HG3	2:M:88:ALA:HB2	1.91	0.52
1:A:299:THR:O	1:A:303:LEU:HG	2.10	0.52
1:A:663:ASP:OD1	1:A:664:ILE:N	2.43	0.52
1:C:804:GLN:NE2	1:C:935:GLN:HE21	2.08	0.52
1:A:1089:PHE:CE2	1:C:917:TYR:HD2	2.29	0.51
1:B:127:VAL:HA	1:B:170:TYR:O	2.10	0.51
1:B:140:PHE:HB2	1:B:244:LEU:HD23	1.91	0.51
2:H:12:VAL:HG21	2:H:16:GLY:HA3	1.92	0.51

*Continued on next page...*

*Continued from previous page...*

Atom-1	Atom-2	Interatomic distance (Å)	Clash overlap (Å)
2:M:16:GLY:O	2:M:82(B):SER:N	2.44	0.51
3:P:54(B):HIS:HD2	3:P:54(D):LYS:HE3	1.75	0.51
1:A:596:SER:HB2	1:A:611:LEU:HB3	1.91	0.51
1:A:822:LEU:HD21	1:A:938:LEU:HD13	1.93	0.51
1:A:825:LYS:NZ	1:A:943:SER:CB	2.73	0.51
1:B:69:HIS:HB2	1:B:78:ARG:NH2	2.24	0.51
1:B:378:LYS:O	1:B:432:CYS:HB2	2.10	0.51
1:A:818:ILE:HD11	1:A:938:LEU:HD12	1.92	0.51
1:B:626:ALA:HB1	1:B:634:ARG:HG2	1.91	0.51
1:B:751:ASN:OD1	1:B:752:LEU:HD12	2.10	0.51
1:C:355:ARG:HD2	1:C:396:TYR:HB3	1.92	0.51
1:C:520:ALA:HB1	1:C:521:PRO:HD2	1.92	0.51
1:B:905:ARG:HD2	1:B:1050:MET:HE3	1.92	0.51
1:C:748:GLU:OE2	1:C:748:GLU:N	2.43	0.51
1:A:355:ARG:HD3	1:A:396:TYR:HD1	1.76	0.51
1:C:564:GLN:HA	1:C:577:ARG:HG2	1.92	0.51
3:N:35:TRP:HE1	3:N:50:LEU:HD22	1.74	0.51
1:A:110:LEU:O	1:A:135:PHE:HB2	2.10	0.51
1:A:156:GLU:O	1:A:157:PHE:CD1	2.64	0.51
1:A:802:PHE:HD1	1:A:805:ILE:HD11	1.75	0.51
1:A:1128:VAL:HG11	1:C:918:GLU:OE1	2.11	0.51
1:C:330:PRO:HG2	1:C:544:ASN:H	1.75	0.51
3:L:54(D):LYS:HD2	3:L:58:ILE:HB	1.91	0.51
3:P:16:GLY:H	3:P:78:LEU:HB3	1.75	0.51
1:B:971:GLY:HA3	1:B:995:ARG:HH21	1.75	0.51
1:C:725:GLU:OE2	1:C:1028:LYS:NZ	2.43	0.51
1:A:355:ARG:HD3	1:A:396:TYR:CD1	2.46	0.51
1:A:409:GLN:HA	1:A:414:GLN:HG2	1.93	0.51
1:C:351:TYR:CE1	1:C:452:LEU:HB2	2.46	0.51
3:N:42:LYS:HD2	3:N:43:GLY:H	1.75	0.51
2:O:29:PHE:CE2	2:O:71:ARG:HD2	2.46	0.51
1:A:674:TYR:HD2	1:A:692:ILE:HD13	1.76	0.51
1:B:117:LEU:CD2	1:B:119:ILE:HG12	2.34	0.51
1:B:398:ASP:HB2	1:B:512:VAL:HB	1.93	0.51
1:C:310:LYS:NZ	1:C:663:ASP:OD2	2.26	0.51
1:A:58:PHE:HE1	1:A:288:ALA:O	1.92	0.51
1:A:389:ASP:OD1	1:A:528:LYS:HG3	2.11	0.51
1:A:1094:VAL:HG13	1:A:1107:ARG:HG2	1.92	0.51
1:A:1126:CYS:HB2	1:A:1132:ILE:HD13	1.93	0.51
1:B:92:PHE:CE1	1:B:94:SER:HB3	2.40	0.51
1:B:461:LEU:HD22	1:B:465:GLU:HG2	1.92	0.51

*Continued on next page...*

*Continued from previous page...*

Atom-1	Atom-2	Interatomic distance (Å)	Clash overlap (Å)
1:C:122:ASN:HB2	1:C:154:GLU:OE1	2.10	0.51
2:H:13:GLN:OE1	2:H:14:PRO:HD2	2.11	0.51
3:N:85:ASP:HB2	3:N:103:ARG:NE	2.25	0.51
1:A:1047:TYR:HB2	1:A:1067:TYR:HB3	1.92	0.50
1:B:546:LEU:HD11	1:B:573:THR:HG21	1.93	0.50
1:B:917:TYR:CE2	1:C:1079:PRO:HB3	2.45	0.50
1:C:170:TYR:CE2	1:C:172:SER:HB3	2.46	0.50
2:H:5:VAL:O	2:H:23:VAL:N	2.44	0.50
2:O:20:LEU:HG	2:O:82:MET:HG3	1.93	0.50
2:O:88:ALA:HB3	2:O:90:TYR:HE1	1.75	0.50
1:B:457:ARG:NH1	1:B:459:SER:O	2.37	0.50
1:B:901:GLN:HE21	1:B:905:ARG:HE	1.60	0.50
1:C:37:TYR:OH	1:C:54:LEU:O	2.18	0.50
2:M:31:ILE:HG21	2:M:98:HIS:ND1	2.26	0.50
1:C:19:THR:HB	1:C:21:ARG:HG2	1.94	0.50
3:N:62:PHE:HD1	3:N:75:ILE:HG12	1.76	0.50
1:B:119:ILE:HA	1:B:128:ILE:HD12	1.91	0.50
1:C:290:ASP:O	1:C:297:SER:HB2	2.11	0.50
1:C:398:ASP:OD2	1:C:423:TYR:OH	2.22	0.50
3:L:54(B):HIS:NE2	3:L:63:SER:HA	2.27	0.50
3:N:38:GLN:NE2	3:N:39:GLN:O	2.43	0.50
2:O:34:MET:HB2	2:O:78:PHE:CE1	2.46	0.50
1:A:107:GLY:O	1:A:236:THR:N	2.43	0.50
2:M:32:TYR:CG	2:M:94:ARG:HD3	2.46	0.50
1:A:347:PHE:HD2	1:A:401:VAL:HG23	1.76	0.50
1:B:26:PRO:HG2	1:B:28:TYR:HE1	1.76	0.50
1:B:917:TYR:HD2	1:C:1089:PHE:CE2	2.24	0.50
1:C:201:PHE:HD2	1:C:229:LEU:HD12	1.77	0.50
1:C:455:LEU:HD13	1:C:493:GLN:HB2	1.93	0.50
1:C:620:VAL:HG21	1:C:649:CYS:SG	2.51	0.50
2:O:52:THR:HG23	2:O:53:SER:H	1.76	0.50
1:A:36:VAL:HG21	1:A:277:LEU:HD11	1.94	0.50
1:B:19:THR:O	1:B:21:ARG:HD3	2.10	0.50
1:B:195:LYS:HE2	1:B:204:TYR:HE1	1.77	0.50
1:C:822:LEU:HD11	1:C:938:LEU:HD21	1.93	0.50
2:O:18:LEU:O	2:O:19:ARG:HD2	2.11	0.50
1:B:121:ASN:ND2	1:B:175:PHE:HB2	2.27	0.50
1:C:326:ILE:HG13	1:C:539:VAL:HG23	1.94	0.50
1:C:333:THR:HG22	1:C:333:THR:O	2.11	0.50
1:C:395:VAL:O	1:C:396:TYR:HD1	1.95	0.50
1:A:142:GLY:HA3	1:A:156:GLU:OE1	2.12	0.50

*Continued on next page...*

*Continued from previous page...*

Atom-1	Atom-2	Interatomic distance (Å)	Clash overlap (Å)
1:A:156:GLU:O	1:A:157:PHE:HD1	1.95	0.50
1:A:353:TRP:HH2	1:A:355:ARG:HH21	1.60	0.50
1:B:573:THR:HG22	1:B:573:THR:O	2.12	0.50
1:B:577:ARG:HG2	1:B:584:ILE:HD13	1.93	0.50
1:C:485:GLY:H	1:C:488:CYS:HB2	1.76	0.49
2:H:35:ASN:ND2	2:H:95:PRO:HG3	2.27	0.49
1:C:44:ARG:HB2	1:C:279:TYR:CE1	2.47	0.49
3:P:45:ARG:NH1	3:P:47:LEU:HD21	2.27	0.49
1:A:755:GLN:HG2	1:B:969:ASN:OD1	2.12	0.49
1:B:727:LEU:HD11	1:B:1028:LYS:HD2	1.94	0.49
1:C:295:PRO:HG2	1:C:636:TYR:HD2	1.77	0.49
1:C:338:PHE:HE1	1:C:358:ILE:HG12	1.77	0.49
3:L:20:ASN:OD1	3:L:74:THR:HA	2.13	0.49
1:B:68:ILE:HG13	1:B:69:HIS:H	1.78	0.49
3:P:61:ARG:NE	3:P:77:SER:O	2.45	0.49
1:A:462:LYS:HB2	1:A:465:GLU:CD	2.33	0.49
1:B:417:LYS:O	1:B:422:ASN:ND2	2.45	0.49
1:B:596:SER:HB2	1:B:611:LEU:HB3	1.95	0.49
1:C:186:PHE:HA	1:C:210:ILE:O	2.12	0.49
1:B:289:VAL:HG11	1:B:300:LYS:HE3	1.94	0.49
1:B:804:GLN:HE22	1:B:935:GLN:HE21	1.58	0.49
1:C:149:ASN:ND2	4:S:1:NAG:O7	2.45	0.49
1:C:752:LEU:HG	1:C:997:ILE:CD1	2.42	0.49
2:H:29:PHE:HD2	2:H:76:ASN:ND2	2.11	0.49
2:O:28:THR:HG23	2:O:31:ILE:HG12	1.94	0.49
1:A:26:PRO:HB2	1:A:63:THR:HG23	1.94	0.49
1:A:122:ASN:CG	1:A:123:ALA:H	2.16	0.49
1:A:457:ARG:NH1	1:A:459:SER:O	2.40	0.49
1:B:329:PHE:HE2	1:B:528:LYS:NZ	2.11	0.49
1:B:611:LEU:HD23	1:B:613:GLN:HE21	1.78	0.49
1:C:658:ASN:ND2	1:C:660:TYR:CE1	2.80	0.49
1:A:282:ASN:ND2	5:A:1303:NAG:C7	2.76	0.49
1:A:292:ALA:O	1:A:633:TRP:NE1	2.31	0.49
1:A:703:ASN:HB2	1:C:787:GLN:OE1	2.13	0.49
1:A:917:TYR:HD2	1:B:1089:PHE:HE2	1.61	0.49
1:B:533:LEU:CD2	1:B:535:LYS:HG3	2.42	0.49
1:B:977:LEU:HD12	1:B:980:ILE:HD11	1.95	0.49
1:B:1082:CYS:HB2	1:B:1132:ILE:HD13	1.95	0.49
1:C:145:TYR:HB2	1:C:152:TRP:NE1	2.27	0.49
1:C:331:ASN:HD22	1:C:580:GLN:HE22	1.60	0.49
1:C:577:ARG:HH12	1:C:584:ILE:CA	2.26	0.49

*Continued on next page...*



*Continued from previous page...*

Atom-1	Atom-2	Interatomic distance (Å)	Clash overlap (Å)
1:A:187:LYS:HZ3	1:A:212:LEU:HA	1.78	0.49
1:B:108:THR:HA	1:B:236:THR:HG22	1.93	0.49
1:C:393:THR:HG22	1:C:516:GLU:O	2.13	0.49
2:H:24:ALA:HB3	2:H:29:PHE:CE1	2.48	0.49
2:M:58:TYR:CE1	2:M:69:ILE:HG22	2.47	0.49
1:A:186:PHE:HA	1:A:210:ILE:O	2.13	0.49
1:A:230:PRO:HG3	1:B:396:TYR:CZ	2.47	0.49
1:A:326:ILE:HG12	1:A:539:VAL:CG2	2.43	0.49
1:A:330:PRO:HD2	1:A:525:CYS:SG	2.53	0.49
1:B:58:PHE:CZ	1:B:288:ALA:HB3	2.45	0.49
1:B:800:PHE:CE2	1:B:923:ILE:HG22	2.47	0.49
1:C:919:ASN:O	1:C:923:ILE:HG12	2.13	0.49
2:O:95:PRO:HG3	2:O:110:PHE:CE1	2.42	0.49
1:B:206:LYS:HD2	1:B:222:ALA:O	2.13	0.48
1:B:1006:THR:O	1:B:1010:GLN:HG2	2.13	0.48
2:M:98:HIS:HD2	2:M:100:TYR:O	1.95	0.48
3:N:34:ALA:HA	3:N:49:SER:HA	1.94	0.48
1:A:752:LEU:HD11	1:A:993:ILE:HG21	1.95	0.48
1:B:142:GLY:HA2	1:B:244:LEU:O	2.12	0.48
1:B:1074:ASN:H	1:B:1074:ASN:HD22	1.61	0.48
1:C:24:LEU:HD11	1:C:78:ARG:NH1	2.28	0.48
1:C:739:THR:O	1:C:743:CYS:HB3	2.12	0.48
3:P:50:LEU:CD2	3:P:71:ARG:HB3	2.42	0.48
1:B:105:ILE:HG23	1:B:241:LEU:HG	1.95	0.48
1:C:85:PRO:HA	1:C:236:THR:O	2.13	0.48
1:C:663:ASP:OD1	1:C:664:ILE:N	2.46	0.48
3:P:72:PHE:C	3:P:73:LEU:HD12	2.33	0.48
1:A:30:ASN:OD1	1:A:59:PHE:HA	2.12	0.48
1:A:1111:GLU:HG2	1:A:1113:GLN:NE2	2.28	0.48
1:B:148:ASN:HB2	4:J:1:NAG:O7	2.12	0.48
1:C:802:PHE:CD1	1:C:805:ILE:HD11	2.49	0.48
2:H:47:TRP:CZ2	3:L:95:ILE:HA	2.48	0.48
1:A:535:LYS:HA	1:A:552:LEU:HD21	1.94	0.48
1:B:110:LEU:O	1:B:135:PHE:HB2	2.14	0.48
1:B:187:LYS:HZ3	1:B:212:LEU:N	2.01	0.48
1:B:278:LYS:HB3	1:B:306:PHE:CE2	2.48	0.48
1:B:904:TYR:OH	1:C:1094:VAL:HG22	2.14	0.48
1:A:538:CYS:HB3	1:A:551:VAL:HG22	1.94	0.48
1:B:119:ILE:CD1	1:B:128:ILE:HD12	2.43	0.48
2:M:35:ASN:HB2	2:M:110:PHE:CE1	2.49	0.48
1:C:196:ASN:HD21	1:C:235:ILE:HB	1.78	0.48

*Continued on next page...*



*Continued from previous page...*

Atom-1	Atom-2	Interatomic distance (Å)	Clash overlap (Å)
1:A:96:GLU:HG2	1:A:190:ARG:HH12	1.79	0.48
1:A:100:ILE:HB	1:A:263:ALA:HB2	1.95	0.48
1:A:357:ARG:NH1	1:A:396:TYR:OH	2.47	0.48
1:A:802:PHE:CD1	1:A:805:ILE:HD11	2.47	0.48
1:A:816:SER:OG	1:A:819:GLU:HB2	2.14	0.48
1:A:1089:PHE:N	1:A:1121:PHE:O	2.31	0.48
1:B:714:ILE:HD12	1:B:1075:PHE:CD2	2.48	0.48
1:B:725:GLU:OE2	1:B:1028:LYS:HE3	2.13	0.48
1:C:802:PHE:HD1	1:C:805:ILE:HD11	1.79	0.48
1:A:63:THR:HG21	1:A:65:PHE:CZ	2.49	0.48
1:A:108:THR:HA	1:A:236:THR:HG22	1.96	0.48
1:A:113:LYS:HZ3	1:B:470:THR:HG1	1.55	0.48
1:A:366:SER:HA	1:A:369:TYR:CZ	2.48	0.48
1:A:736:VAL:HG11	1:A:1004:LEU:HD21	1.96	0.48
1:B:756:TYR:HB3	1:B:1001:LEU:HD11	1.94	0.48
1:C:183:GLN:HB2	3:P:28:HIS:NE2	2.28	0.48
1:C:1049:LEU:HD21	1:C:1067:TYR:HB2	1.96	0.48
3:N:35:TRP:CD1	3:N:73:LEU:HD12	2.49	0.48
1:A:67:ALA:HB1	1:A:80:ASP:H	1.79	0.48
1:B:767:LEU:HD21	1:B:1008:VAL:HG22	1.95	0.48
1:C:332:ILE:HG13	1:C:525:CYS:HB2	1.96	0.48
3:N:29:ASN:OD1	3:N:30:SER:N	2.47	0.48
1:A:17:ASN:OD1	1:A:19:THR:HG23	2.13	0.47
1:A:655:HIS:ND1	1:A:656:VAL:N	2.61	0.47
1:A:943:SER:O	1:A:945:LEU:N	2.45	0.47
1:B:384:PRO:HA	1:B:387:LEU:HG	1.95	0.47
1:A:365:TYR:HD1	1:A:368:LEU:HD12	1.79	0.47
1:A:815:ARG:HG2	1:A:819:GLU:HB3	1.95	0.47
1:B:61:ASN:CB	5:B:1301:NAG:H2	2.42	0.47
1:B:121:ASN:HD21	1:B:175:PHE:HB2	1.78	0.47
1:B:351:TYR:CE1	1:B:452:LEU:HB2	2.49	0.47
1:C:18:LEU:HD12	1:C:18:LEU:O	2.15	0.47
1:C:398:ASP:HB2	1:C:512:VAL:HB	1.95	0.47
2:M:4:LEU:HD12	2:M:22:CYS:SG	2.53	0.47
1:A:630:THR:OG1	1:A:633:TRP:CD1	2.64	0.47
1:B:131:CYS:HA	1:B:166:CYS:HA	1.96	0.47
1:B:201:PHE:N	1:B:229:LEU:O	2.31	0.47
3:P:68:GLY:O	3:P:71:ARG:NH2	2.47	0.47
1:A:41:LYS:HZ1	1:B:562:PHE:HB2	1.78	0.47
1:B:169:GLU:O	1:B:170:TYR:CD1	2.67	0.47
1:B:660:TYR:O	1:B:698:SER:HB2	2.14	0.47

*Continued on next page...*

*Continued from previous page...*

Atom-1	Atom-2	Interatomic distance (Å)	Clash overlap (Å)
1:C:176:LEU:HD23	1:C:192:PHE:CZ	2.50	0.47
1:A:299:THR:HA	1:A:302:THR:HG22	1.95	0.47
1:A:798:GLY:HA3	1:A:899:PRO:CG	2.45	0.47
1:A:916:LEU:HD23	1:A:917:TYR:HD1	1.79	0.47
1:B:645:THR:HG22	1:B:646:ARG:N	2.30	0.47
1:B:718:PHE:HA	1:B:1069:PRO:HA	1.96	0.47
1:B:815:ARG:HA	1:B:819:GLU:OE1	2.15	0.47
1:C:119:ILE:HA	1:C:128:ILE:HD12	1.97	0.47
1:C:131:CYS:HB3	1:C:164:ASN:O	2.14	0.47
2:H:83:ARG:N	2:H:86:ASP:OD2	2.35	0.47
1:A:18:LEU:O	1:A:18:LEU:HD12	2.15	0.47
1:B:28:TYR:HB3	5:B:1301:NAG:C3	2.32	0.47
1:B:976:VAL:HG13	1:B:979:ASP:H	1.80	0.47
1:C:296:LEU:O	1:C:299:THR:HG22	2.15	0.47
1:C:329:PHE:O	1:C:530:SER:HA	2.14	0.47
2:H:111:ASP:OD1	2:H:112:ILE:N	2.48	0.47
3:L:37:GLN:HB2	3:L:47:LEU:HD11	1.95	0.47
2:O:45:LEU:HD12	2:O:46:GLU:N	2.29	0.47
3:P:3:VAL:HG22	3:P:26:SER:HB3	1.96	0.47
3:P:5:THR:O	3:P:23:CYS:HA	2.14	0.47
1:A:1088:HIS:HB3	1:A:1120:THR:CG2	2.44	0.47
1:C:187:LYS:HE2	1:C:210:ILE:HD11	1.97	0.47
1:C:322:PRO:HA	1:C:628:GLN:NE2	2.29	0.47
2:O:66:ARG:HH11	2:O:83:ARG:HD2	1.80	0.47
3:P:20:ASN:HB2	3:P:48:MET:CE	2.45	0.47
1:B:553:THR:HG22	1:B:554:GLU:N	2.27	0.47
1:C:192:PHE:HB3	1:C:194:PHE:CE2	2.49	0.47
1:C:233:ILE:HD12	1:C:235:ILE:HD11	1.97	0.47
2:O:36:TRP:CD1	2:O:78:PHE:HE2	2.33	0.47
1:A:190:ARG:HG2	1:A:207:HIS:CE1	2.50	0.47
1:B:544:ASN:ND2	1:B:579:PRO:HG3	2.30	0.47
1:B:1083:HIS:O	1:B:1086:LYS:HG2	2.15	0.47
1:C:177:MET:O	1:C:190:ARG:NH2	2.46	0.47
1:C:246:ARG:O	1:C:247:SER:OG	2.30	0.47
1:C:329:PHE:CE2	1:C:528:LYS:HD2	2.50	0.47
1:C:331:ASN:HD22	1:C:580:GLN:NE2	2.12	0.47
1:C:658:ASN:HD21	1:C:660:TYR:HE1	1.63	0.47
3:P:35:TRP:N	3:P:48:MET:O	2.48	0.47
1:A:193:VAL:HB	1:A:204:TYR:HB2	1.97	0.46
1:A:778:THR:HG22	1:A:865:LEU:HD12	1.97	0.46
1:B:989:ALA:O	1:B:993:ILE:HG12	2.16	0.46

*Continued on next page...*

*Continued from previous page...*

Atom-1	Atom-2	Interatomic distance (Å)	Clash overlap (Å)
1:C:66:HIS:CE1	1:C:68:ILE:O	2.67	0.46
3:L:58:ILE:HG23	3:L:62:PHE:HD2	1.80	0.46
3:P:35:TRP:CG	3:P:48:MET:HG2	2.49	0.46
1:A:317:ASN:OD1	1:A:319:ARG:NH1	2.48	0.46
1:B:983:ARG:NH1	1:C:517:LEU:HB2	2.25	0.46
1:B:1013:ILE:O	1:B:1017:GLU:HG3	2.15	0.46
1:C:733:LYS:HD2	1:C:771:ALA:HB1	1.97	0.46
1:C:905:ARG:NH1	1:C:1050:MET:HG2	2.29	0.46
2:O:27:PHE:CE1	2:O:94:ARG:HD3	2.50	0.46
1:A:746:SER:OG	1:A:977:LEU:HD23	2.15	0.46
1:A:886:TRP:HB3	1:A:905:ARG:NH2	2.29	0.46
1:B:718:PHE:CE1	1:B:923:ILE:HD11	2.50	0.46
1:C:168:PHE:CE2	1:C:170:TYR:HB2	2.49	0.46
2:O:29:PHE:HB2	2:O:76:ASN:OD1	2.15	0.46
3:P:50:LEU:HD23	3:P:71:ARG:HB3	1.97	0.46
1:A:904:TYR:OH	1:B:1094:VAL:HG22	2.16	0.46
1:B:713:ALA:HA	1:B:1073:LYS:O	2.16	0.46
1:C:84:LEU:HB2	1:C:238:PHE:CZ	2.50	0.46
1:C:646:ARG:HB3	1:C:668:ALA:CB	2.45	0.46
1:C:781:VAL:HG22	1:C:1026:ALA:HB2	1.98	0.46
2:M:36:TRP:CZ3	2:M:90:TYR:HB3	2.50	0.46
2:O:108:TYR:HH	3:P:1:GLN:H3	1.53	0.46
3:P:6:GLN:HE22	3:P:88:CYS:N	2.14	0.46
1:A:720:ILE:HD12	1:A:923:ILE:HG23	1.98	0.46
1:A:986:PRO:O	1:A:990:GLU:HG3	2.15	0.46
1:B:18:LEU:HD12	1:B:18:LEU:O	2.14	0.46
1:C:121:ASN:ND2	1:C:175:PHE:HB2	2.30	0.46
1:C:577:ARG:NH1	1:C:584:ILE:HA	2.30	0.46
2:H:36:TRP:CD2	2:H:80:LEU:HD12	2.51	0.46
2:O:4:LEU:HB2	2:O:114:GLY:HA2	1.98	0.46
3:P:17:ALA:HB3	3:P:78:LEU:HD22	1.98	0.46
1:B:290:ASP:OD2	1:B:293:LEU:HD23	2.15	0.46
1:C:65:PHE:CE2	1:C:84:LEU:HD11	2.51	0.46
1:C:81:ASN:ND2	1:C:240:THR:O	2.43	0.46
1:C:127:VAL:HG12	1:C:129:LYS:CD	2.46	0.46
2:O:29:PHE:HE2	2:O:71:ARG:HD2	1.80	0.46
1:A:38:TYR:HE1	1:A:222:ALA:HB1	1.81	0.46
1:B:389:ASP:HA	1:B:528:LYS:HZ2	1.81	0.46
1:B:535:LYS:NZ	1:B:554:GLU:OE1	2.47	0.46
1:B:1117:THR:HA	1:B:1120:THR:OG1	2.16	0.46
1:C:770:ILE:O	1:C:774:GLN:HG2	2.15	0.46

*Continued on next page...*

*Continued from previous page...*

Atom-1	Atom-2	Interatomic distance (Å)	Clash overlap (Å)
1:C:989:ALA:O	1:C:993:ILE:HG12	2.16	0.46
1:B:127:VAL:HG12	1:B:171:VAL:HG22	1.97	0.46
3:P:21:LEU:HD21	3:P:104:LEU:HD22	1.98	0.46
1:A:134:GLN:O	1:A:160:TYR:HA	2.15	0.46
1:B:985:ASP:N	1:B:985:ASP:OD1	2.49	0.46
2:H:32:TYR:CE1	2:H:94:ARG:HD3	2.51	0.46
3:L:86:TYR:HB2	3:L:102:THR:HB	1.96	0.46
3:P:34:ALA:HA	3:P:49:SER:HA	1.97	0.46
1:A:89:GLY:HA3	1:A:270:LEU:HB2	1.98	0.46
1:A:991:VAL:O	1:A:995:ARG:HG3	2.15	0.46
1:B:105:ILE:HA	1:B:117:LEU:O	2.16	0.46
1:B:722:VAL:HG23	1:B:934:ILE:HG13	1.98	0.46
1:B:802:PHE:CD1	1:B:805:ILE:HD11	2.50	0.46
1:C:108:THR:HA	1:C:236:THR:HG22	1.98	0.46
1:C:127:VAL:O	1:C:128:ILE:HD13	2.16	0.46
1:C:927:PHE:HZ	1:C:1052:PHE:HE2	1.64	0.46
3:N:68:GLY:O	3:N:71:ARG:NH1	2.48	0.46
2:O:2:VAL:HB	2:O:112:ILE:HG21	1.98	0.46
3:P:35:TRP:HB2	3:P:48:MET:CB	2.45	0.46
1:A:187:LYS:HE2	1:A:210:ILE:HD11	1.98	0.45
1:A:645:THR:HG22	1:A:646:ARG:N	2.31	0.45
1:A:915:VAL:O	1:A:919:ASN:ND2	2.49	0.45
1:A:917:TYR:HD2	1:B:1089:PHE:CE2	2.34	0.45
1:B:328:ARG:HH21	1:B:580:GLN:HB2	1.81	0.45
1:C:154:GLU:O	1:C:156:GLU:N	2.43	0.45
1:C:617:CYS:HA	1:C:620:VAL:HG23	1.97	0.45
1:C:1088:HIS:HB3	1:C:1120:THR:CG2	2.46	0.45
3:L:39:GLN:HB2	3:L:42:LYS:HE3	1.99	0.45
2:O:19:ARG:NH1	2:O:82:MET:H	2.11	0.45
1:A:178:ASP:OD2	1:A:180:GLU:HB2	2.17	0.45
1:A:303:LEU:HD21	1:A:308:VAL:HG12	1.98	0.45
1:A:903:ALA:HA	1:A:916:LEU:HD13	1.98	0.45
1:B:146:HIS:O	1:B:150:LYS:HA	2.16	0.45
1:B:816:SER:HB2	1:B:817:PRO:CD	2.47	0.45
1:C:126:VAL:HG11	1:C:175:PHE:CZ	2.51	0.45
1:C:555:SER:HB2	1:C:586:ASP:OD2	2.16	0.45
2:M:18:LEU:HD13	2:M:82(C):LEU:HD12	1.99	0.45
1:A:79:PHE:HE2	1:A:244:LEU:HD21	1.81	0.45
1:A:108:THR:O	1:A:237:ARG:HG3	2.16	0.45
1:C:213:VAL:HG12	1:C:215:ASP:O	2.16	0.45
1:C:279:TYR:CE2	1:C:285:ILE:HG12	2.52	0.45

*Continued on next page...*

*Continued from previous page...*

Atom-1	Atom-2	Interatomic distance (Å)	Clash overlap (Å)
1:C:336:CYS:HB3	1:C:361:CYS:HB3	1.55	0.45
1:C:777:ASN:O	1:C:781:VAL:HG23	2.17	0.45
1:C:985:ASP:OD1	1:C:985:ASP:N	2.49	0.45
3:N:23:CYS:HB2	3:N:35:TRP:CZ2	2.52	0.45
2:O:92:CYS:O	2:O:114:GLY:N	2.49	0.45
1:A:884:SER:OG	1:A:888:PHE:HB3	2.17	0.45
1:B:187:LYS:HE2	1:B:210:ILE:HG13	1.98	0.45
1:C:30:ASN:OD1	1:C:31:SER:N	2.49	0.45
1:C:34:ARG:HH12	1:C:221:SER:CB	2.29	0.45
3:N:84:ALA:HB3	3:N:86:TYR:HE1	1.81	0.45
1:A:236:THR:HG23	1:A:237:ARG:HG2	1.99	0.45
1:B:28:TYR:CD1	5:B:1301:NAG:H83	2.51	0.45
1:B:567:ARG:HD3	1:B:570:ALA:HA	1.97	0.45
1:C:246:ARG:HG3	1:C:248:TYR:CE2	2.51	0.45
1:A:815:ARG:HD2	1:A:820:ASP:OD1	2.16	0.45
1:B:141:LEU:O	1:B:244:LEU:N	2.39	0.45
1:B:715:PRO:HB3	1:B:1069:PRO:HB2	1.98	0.45
1:B:726:ILE:HG13	1:B:1061:VAL:HG22	1.99	0.45
2:H:110:PHE:HE2	3:L:98:PHE:HZ	1.64	0.45
3:L:63:SER:HB3	3:L:74:THR:OG1	2.16	0.45
1:A:106:PHE:CD1	1:A:238:PHE:HB2	2.52	0.45
1:A:546:LEU:HD12	1:A:546:LEU:O	2.17	0.45
1:A:139:PRO:HB3	1:A:159:VAL:HA	1.99	0.45
1:A:1082:CYS:HB3	1:A:1126:CYS:HB3	1.49	0.45
1:B:658:ASN:ND2	1:B:660:TYR:OH	2.50	0.45
1:A:393:THR:HG22	1:A:516:GLU:O	2.17	0.45
1:A:720:ILE:CD1	1:A:923:ILE:HG23	2.47	0.45
1:A:790:LYS:HE2	1:A:790:LYS:HA	1.98	0.45
1:B:328:ARG:NE	1:B:578:ASP:OD2	2.49	0.45
1:C:901:GLN:O	1:C:901:GLN:HG2	2.17	0.45
2:M:111:ASP:OD1	2:M:112:ILE:N	2.50	0.45
1:A:183:GLN:HE21	3:L:91:TRP:HB2	1.81	0.45
1:B:816:SER:HB2	1:B:817:PRO:HD2	1.99	0.45
1:C:105:ILE:HD11	1:C:241:LEU:CD2	2.47	0.45
1:C:393:THR:HG23	1:C:394:ASN:N	2.32	0.45
2:O:24:ALA:HB1	2:O:27:PHE:CZ	2.52	0.45
1:A:152:TRP:CE3	2:H:31:ILE:HD11	2.53	0.44
1:B:119:ILE:HD13	1:B:128:ILE:HG23	1.99	0.44
1:B:124:THR:OG1	2:M:30:SER:HB2	2.17	0.44
1:B:173:GLN:OE1	1:B:174:PRO:HD2	2.17	0.44
1:B:729:VAL:HG22	1:B:1059:GLY:HA2	1.99	0.44

*Continued on next page...*

*Continued from previous page...*

Atom-1	Atom-2	Interatomic distance (Å)	Clash overlap (Å)
1:B:821:LEU:HD21	1:B:938:LEU:O	2.16	0.44
1:C:151:SER:HB2	1:C:153:MET:HE1	1.99	0.44
2:H:35:ASN:HB2	2:H:110:PHE:CE1	2.52	0.44
2:M:95:PRO:HA	2:M:110:PHE:HA	1.99	0.44
3:P:6:GLN:NE2	3:P:88:CYS:H	2.15	0.44
1:B:278:LYS:HG3	1:B:286:THR:HB	1.99	0.44
1:B:393:THR:HG22	1:B:516:GLU:O	2.17	0.44
1:B:773:GLU:OE2	1:B:1019:ARG:NE	2.32	0.44
1:C:33:THR:HA	1:C:58:PHE:CG	2.52	0.44
1:C:89:GLY:HA3	1:C:270:LEU:HB2	1.98	0.44
1:C:118:LEU:HD23	1:C:118:LEU:O	2.17	0.44
1:C:246:ARG:HG3	1:C:248:TYR:CZ	2.52	0.44
1:C:724:THR:HA	1:C:1062:PHE:O	2.17	0.44
3:N:51:ASN:HD22	3:N:54(A):SER:HB2	1.82	0.44
1:A:102:ARG:HA	1:A:102:ARG:HD3	1.83	0.44
1:B:372:ALA:CB	5:B:1305:NAG:H81	2.43	0.44
1:B:533:LEU:HD21	1:B:535:LYS:HG3	2.00	0.44
1:C:238:PHE:HZ	1:C:267:VAL:HG11	1.83	0.44
3:P:6:GLN:OE1	3:P:102:THR:OG1	2.33	0.44
1:A:38:TYR:CE1	1:A:222:ALA:HB1	2.52	0.44
1:A:118:LEU:HD23	1:A:118:LEU:O	2.18	0.44
1:A:551:VAL:N	1:A:588:THR:O	2.51	0.44
1:B:41:LYS:HD2	1:B:42:VAL:N	2.33	0.44
1:B:784:GLN:HE21	1:B:784:GLN:HB2	1.58	0.44
1:C:395:VAL:HA	1:C:514:SER:O	2.18	0.44
1:C:765:ARG:HE	1:C:765:ARG:HB2	1.63	0.44
2:H:47:TRP:HB3	3:L:98:PHE:CE2	2.52	0.44
1:B:81:ASN:ND2	1:B:240:THR:O	2.40	0.44
1:B:133:PHE:HB3	1:B:160:TYR:HB2	1.99	0.44
1:B:722:VAL:HG12	1:B:1065:VAL:CB	2.48	0.44
1:C:718:PHE:CE1	1:C:923:ILE:HD11	2.52	0.44
2:H:69:ILE:HD12	2:H:80:LEU:HA	1.99	0.44
1:A:37:TYR:HB3	1:A:223:LEU:HB2	1.98	0.44
1:A:130:VAL:HB	1:A:168:PHE:HB3	1.99	0.44
1:B:34:ARG:HH21	1:B:217:PRO:HG2	1.81	0.44
1:C:655:HIS:HA	1:C:694:ALA:O	2.18	0.44
1:C:718:PHE:HZ	1:C:923:ILE:HD11	1.81	0.44
2:H:94:ARG:HD2	2:H:95:PRO:O	2.17	0.44
3:P:6:GLN:HE22	3:P:88:CYS:H	1.66	0.44
1:A:230:PRO:HB2	1:B:355:ARG:HD3	2.00	0.44
1:B:169:GLU:O	1:B:170:TYR:HD1	2.00	0.44

*Continued on next page...*

*Continued from previous page...*

Atom-1	Atom-2	Interatomic distance (Å)	Clash overlap (Å)
1:B:328:ARG:NH2	1:B:580:GLN:HB2	2.33	0.44
1:B:612:TYR:HB2	1:B:649:CYS:HB3	1.99	0.44
1:B:722:VAL:HG23	1:B:934:ILE:CG1	2.48	0.44
2:O:44:GLY:HA3	3:P:72:PHE:CE2	2.53	0.44
3:P:87:TYR:HA	3:P:100:GLY:O	2.18	0.44
1:A:146:HIS:O	1:A:150:LYS:HA	2.18	0.44
1:B:34:ARG:HD3	1:B:34:ARG:HA	1.61	0.44
1:B:565:PHE:CD1	1:B:576:VAL:HG23	2.53	0.44
1:B:1050:MET:HB2	1:B:1065:VAL:CG1	2.47	0.44
1:C:120:VAL:O	1:C:126:VAL:HG13	2.18	0.44
1:C:1038:LYS:HE2	1:C:1038:LYS:HA	2.00	0.44
1:A:200:TYR:C	1:A:202:LYS:HZ3	2.19	0.44
1:A:574:ASP:OD1	1:A:575:ALA:N	2.51	0.44
1:B:118:LEU:O	1:B:118:LEU:HD23	2.18	0.44
1:C:66:HIS:ND1	1:C:68:ILE:HG22	2.33	0.44
1:C:131:CYS:HB2	1:C:133:PHE:CE1	2.53	0.44
1:C:819:GLU:O	1:C:823:PHE:HD1	2.00	0.44
1:A:731:MET:HG2	1:A:774:GLN:OE1	2.18	0.43
1:A:800:PHE:HE2	1:A:923:ILE:HG22	1.81	0.43
1:B:528:LYS:HZ3	1:B:528:LYS:HB2	1.82	0.43
1:C:800:PHE:HE2	1:C:923:ILE:HG22	1.82	0.43
1:C:826:VAL:HB	1:C:1057:PRO:HG2	1.99	0.43
2:H:5:VAL:HG23	2:H:115:GLN:HE22	1.84	0.43
1:A:39:PRO:HG3	1:A:51:THR:HG21	2.00	0.43
1:A:64:TRP:HE1	1:A:264:ALA:HB1	1.83	0.43
1:A:165:ASN:OD1	5:A:1302:NAG:N2	2.51	0.43
1:B:308:VAL:HG22	1:B:602:THR:HG23	2.00	0.43
1:B:1095:PHE:CE1	1:B:1115:ILE:HD12	2.53	0.43
1:C:124:THR:OG1	2:O:52(A):THR:O	2.22	0.43
1:C:580:GLN:OE1	5:C:1304:NAG:H82	2.18	0.43
3:L:25:LEU:HD23	3:L:26:SER:O	2.17	0.43
2:M:47:TRP:HH2	2:M:57:ARG:HD2	1.80	0.43
1:A:106:PHE:HB2	1:A:117:LEU:HD23	2.01	0.43
1:A:801:ASN:OD1	5:A:1309:NAG:O5	2.36	0.43
1:B:535:LYS:NZ	1:B:554:GLU:HB2	2.34	0.43
1:B:787:GLN:OE1	1:C:703:ASN:HB2	2.18	0.43
1:B:1107:ARG:H	1:B:1107:ARG:HD2	1.82	0.43
1:C:64:TRP:CZ3	1:C:266:TYR:CE1	3.06	0.43
1:C:93:ALA:HB3	1:C:266:TYR:HD2	1.84	0.43
1:C:299:THR:O	1:C:303:LEU:HG	2.18	0.43
1:C:784:GLN:NE2	1:C:1026:ALA:O	2.51	0.43

*Continued on next page...*



*Continued from previous page...*

Atom-1	Atom-2	Interatomic distance (Å)	Clash overlap (Å)
1:C:1028:LYS:HB2	1:C:1028:LYS:HE3	1.80	0.43
2:H:64:LYS:HB2	2:H:83:ARG:NH1	2.32	0.43
2:H:69:ILE:HD11	2:H:78:PHE:CZ	2.54	0.43
2:M:47:TRP:HE1	2:M:50:TYR:HB3	1.83	0.43
1:A:234:ASN:HB3	4:F:1:NAG:O5	2.18	0.43
1:A:592:PHE:HZ	1:A:612:TYR:HD2	1.67	0.43
1:A:722:VAL:HG22	1:A:1065:VAL:HB	2.01	0.43
1:A:927:PHE:HZ	1:A:1052:PHE:HE2	1.64	0.43
1:C:103:GLY:C	1:C:241:LEU:HB2	2.39	0.43
1:C:577:ARG:NH2	1:C:584:ILE:HD12	2.31	0.43
2:H:4:LEU:HD11	2:H:94:ARG:HB2	1.99	0.43
3:L:23:CYS:HB2	3:L:35:TRP:CZ2	2.54	0.43
1:A:825:LYS:HZ2	1:A:941:THR:N	2.16	0.43
1:B:1030:SER:O	1:C:1040:VAL:HG23	2.17	0.43
1:C:271:GLN:HG3	1:C:273:ARG:HG2	2.01	0.43
1:C:718:PHE:HA	1:C:1069:PRO:HA	2.00	0.43
1:A:675:GLN:HB3	1:A:693:ILE:HD13	1.99	0.43
1:A:1045:LYS:HA	1:A:1045:LYS:HD3	1.76	0.43
1:C:1080:ALA:O	1:C:1081:ILE:HD13	2.18	0.43
1:A:66:HIS:O	1:A:66:HIS:CG	2.72	0.43
1:A:282:ASN:HD22	5:A:1303:NAG:C7	2.30	0.43
1:B:106:PHE:HA	1:B:238:PHE:HA	2.00	0.43
1:B:170:TYR:CD2	1:B:229:LEU:HD22	2.54	0.43
1:C:802:PHE:O	1:C:806:LEU:HB2	2.19	0.43
1:A:108:THR:HG23	1:A:236:THR:HG22	2.01	0.43
1:A:205:SER:HB3	1:A:226:LEU:HD11	2.00	0.43
1:A:298:GLU:HG2	1:A:315:THR:HB	2.01	0.43
1:B:79:PHE:CE2	1:B:244:LEU:HD21	2.54	0.43
1:B:788:ILE:HD11	1:C:699:LEU:HG	2.00	0.43
1:B:821:LEU:C	1:B:821:LEU:HD23	2.39	0.43
1:B:1004:LEU:O	1:B:1008:VAL:HG23	2.19	0.43
1:C:109:THR:HA	1:C:237:ARG:NH1	2.32	0.43
1:A:290:ASP:HB3	1:A:293:LEU:CD2	2.36	0.43
1:A:433:VAL:HG22	1:A:512:VAL:HG13	2.00	0.43
1:A:603:ASN:OD1	1:A:604:THR:N	2.52	0.43
1:B:86:PHE:HB3	1:B:236:THR:HA	2.01	0.43
1:C:800:PHE:CE2	1:C:923:ILE:HG22	2.53	0.43
1:C:972:ALA:HA	1:C:992:GLN:NE2	2.33	0.43
3:L:20:ASN:OD1	3:L:74:THR:HG22	2.19	0.43
2:M:57:ARG:HD3	3:N:94:GLY:HA2	2.01	0.43
2:M:86:ASP:HB2	2:M:121:VAL:HG11	2.01	0.43

*Continued on next page...*



*Continued from previous page...*

Atom-1	Atom-2	Interatomic distance (Å)	Clash overlap (Å)
1:A:80:ASP:OD2	1:A:82:PRO:HD3	2.19	0.43
1:A:183:GLN:NE2	3:L:91:TRP:HB2	2.34	0.43
1:A:730:SER:O	1:A:1058:HIS:HB3	2.18	0.43
1:B:68:ILE:O	1:B:78:ARG:NH2	2.52	0.43
1:B:182:LYS:HG3	3:N:93:THR:OG1	2.19	0.43
1:B:347:PHE:CD2	1:B:509:ARG:HG2	2.53	0.43
1:B:986:PRO:O	1:B:990:GLU:HG3	2.19	0.43
1:C:34:ARG:HE	1:C:35:GLY:N	2.03	0.43
1:C:119:ILE:HD13	1:C:128:ILE:CD1	2.46	0.43
1:A:41:LYS:HD3	1:B:520:ALA:HB2	2.01	0.42
1:A:149:ASN:HB2	4:E:1:NAG:H83	2.01	0.42
1:A:208:THR:HA	1:A:209:PRO:HD3	1.92	0.42
1:A:362:VAL:HA	1:A:525:CYS:O	2.19	0.42
1:A:887:THR:HG21	1:A:894:LEU:HD12	1.99	0.42
1:B:175:PHE:O	1:B:177:MET:N	2.46	0.42
1:B:337:PRO:HG3	1:B:356:LYS:HZ1	1.84	0.42
1:B:343:ASN:OD1	5:B:1305:NAG:H2	2.19	0.42
1:B:821:LEU:HD13	1:B:935:GLN:OE1	2.19	0.42
1:C:865:LEU:HD23	1:C:865:LEU:HA	1.88	0.42
1:C:903:ALA:HB2	1:C:916:LEU:HD22	2.01	0.42
1:A:92:PHE:HB3	1:A:192:PHE:HB2	2.01	0.42
1:A:206:LYS:HB2	1:A:223:LEU:HA	2.01	0.42
1:A:229:LEU:HA	1:A:230:PRO:HD3	1.89	0.42
1:A:420:ASP:OD1	1:A:421:TYR:N	2.52	0.42
1:A:442:ASP:O	1:A:448:ASN:ND2	2.32	0.42
1:A:748:GLU:O	1:A:752:LEU:HD13	2.19	0.42
1:A:914:ASN:ND2	1:A:1111:GLU:OE2	2.45	0.42
1:B:193:VAL:HG23	1:B:223:LEU:HD22	2.01	0.42
1:B:650:LEU:HD21	1:B:653:ALA:HB3	2.00	0.42
1:B:894:LEU:HD21	1:C:1072:GLU:HG2	2.01	0.42
1:B:1095:PHE:HE1	1:B:1115:ILE:HD12	1.84	0.42
1:C:315:THR:HG22	1:C:316:SER:O	2.18	0.42
1:C:552:LEU:HA	1:C:586:ASP:O	2.19	0.42
1:C:1081:ILE:O	1:C:1088:HIS:N	2.47	0.42
2:H:98:HIS:NE2	2:H:100:TYR:O	2.52	0.42
3:P:24:THR:HG23	3:P:70:GLU:HG2	2.00	0.42
1:A:296:LEU:O	1:A:299:THR:HG22	2.18	0.42
1:A:328:ARG:HB2	1:A:543:PHE:HD1	1.83	0.42
1:A:1095:PHE:HE1	1:A:1115:ILE:HD12	1.83	0.42
1:B:154:GLU:O	1:B:156:GLU:N	2.44	0.42
1:B:331:ASN:HB3	1:B:580:GLN:NE2	2.29	0.42

*Continued on next page...*

*Continued from previous page...*

Atom-1	Atom-2	Interatomic distance (Å)	Clash overlap (Å)
1:B:724:THR:HA	1:B:1062:PHE:O	2.19	0.42
1:B:903:ALA:HA	1:B:916:LEU:HD13	2.02	0.42
3:L:6:GLN:HG2	3:L:22:THR:O	2.19	0.42
1:B:176:LEU:HD23	1:B:192:PHE:CZ	2.54	0.42
1:B:202:LYS:HE3	1:B:202:LYS:HB3	1.88	0.42
1:C:85:PRO:O	1:C:238:PHE:HE1	2.01	0.42
1:B:246:ARG:HG2	1:B:248:TYR:CZ	2.55	0.42
1:B:328:ARG:NH2	1:B:578:ASP:OD1	2.51	0.42
1:B:752:LEU:HG	1:B:997:ILE:CD1	2.49	0.42
1:C:403:ARG:NH1	1:C:406:GLU:OE2	2.52	0.42
3:P:64:GLY:HA3	5:P:301:NAG:C8	2.48	0.42
1:A:117:LEU:HD11	1:A:119:ILE:CD1	2.49	0.42
1:A:664:ILE:HA	1:A:665:PRO:HD3	1.87	0.42
1:A:976:VAL:HG23	1:A:979:ASP:H	1.83	0.42
1:A:1097:SER:HB2	1:A:1102:TRP:CD2	2.54	0.42
1:B:666:ILE:HB	1:B:670:ILE:HG13	2.01	0.42
1:B:736:VAL:HG22	1:B:858:LEU:CD2	2.48	0.42
1:C:395:VAL:C	1:C:396:TYR:HD1	2.23	0.42
1:C:804:GLN:NE2	1:C:935:GLN:HG2	2.34	0.42
1:C:993:ILE:HG22	1:C:997:ILE:HD11	2.02	0.42
1:C:1088:HIS:HB3	1:C:1120:THR:HG21	2.02	0.42
2:H:34:MET:O	2:H:50:TYR:HB2	2.19	0.42
1:A:241:LEU:HD23	1:A:241:LEU:HA	1.90	0.42
1:A:274:THR:O	1:A:291:CYS:HB2	2.19	0.42
1:A:1019:ARG:NH2	1:B:1017:GLU:HG2	2.35	0.42
1:B:195:LYS:HE2	1:B:204:TYR:CE1	2.53	0.42
1:B:395:VAL:HA	1:B:514:SER:O	2.20	0.42
1:B:715:PRO:CB	1:B:1069:PRO:HB2	2.50	0.42
1:B:819:GLU:O	1:B:823:PHE:HD1	2.03	0.42
1:C:337:PRO:HB2	1:C:340:GLU:HB2	2.01	0.42
1:C:543:PHE:HD2	1:C:576:VAL:HG11	1.85	0.42
1:C:617:CYS:HB2	1:C:649:CYS:HB3	1.88	0.42
2:H:33:GLU:O	2:H:95:PRO:HD2	2.20	0.42
1:A:31:SER:HA	1:A:216:LEU:HB2	2.01	0.42
1:A:224:GLU:HA	1:A:225:PRO:HD2	1.93	0.42
1:B:213:VAL:HG12	1:B:215:ASP:O	2.19	0.42
1:B:390:LEU:HD22	1:B:517:LEU:HD12	2.00	0.42
3:L:61:ARG:NH2	3:L:78:LEU:HA	2.34	0.42
3:L:104:LEU:HG	3:L:106:VAL:HG23	2.02	0.42
1:A:334:ASN:O	1:A:362:VAL:HG12	2.20	0.42
1:A:390:LEU:HD11	1:C:983:ARG:HB3	2.02	0.42

*Continued on next page...*

*Continued from previous page...*

Atom-1	Atom-2	Interatomic distance (Å)	Clash overlap (Å)
1:A:763:LEU:HD22	1:A:1004:LEU:HB3	2.02	0.42
1:B:393:THR:OG1	1:B:521:PRO:O	2.23	0.42
1:C:343:ASN:ND2	5:C:1305:NAG:C7	2.79	0.42
1:A:43:PHE:CZ	1:A:283:GLY:HA3	2.55	0.42
1:A:393:THR:HG23	1:A:394:ASN:N	2.35	0.42
1:A:571:ASP:CB	1:C:967:SER:HA	2.49	0.42
1:B:170:TYR:HD2	1:B:229:LEU:HD22	1.85	0.42
1:B:760:CYS:HA	1:B:763:LEU:HD12	2.02	0.42
1:B:903:ALA:HB2	1:B:916:LEU:HD22	2.01	0.42
1:C:319:ARG:HH11	1:C:595:VAL:CG1	2.33	0.42
1:C:748:GLU:HB3	1:C:751:ASN:HB2	2.02	0.42
2:M:14:PRO:HA	2:M:83:ARG:HA	2.02	0.42
1:A:557:LYS:HD2	1:A:559:PHE:HE1	1.85	0.41
1:A:943:SER:OG	1:A:945:LEU:HD12	2.20	0.41
1:B:826:VAL:HB	1:B:1057:PRO:HG2	2.01	0.41
1:C:121:ASN:HD21	1:C:175:PHE:HB2	1.84	0.41
2:M:14:PRO:HA	2:M:82(C):LEU:O	2.20	0.41
1:A:741:TYR:CE2	1:A:1004:LEU:HG	2.54	0.41
1:A:903:ALA:HB1	1:A:913:GLN:HB2	2.02	0.41
1:B:393:THR:HG23	1:B:394:ASN:N	2.35	0.41
1:B:970:PHE:HD2	1:B:996:LEU:HD12	1.85	0.41
1:C:43:PHE:CE1	1:C:283:GLY:HA3	2.56	0.41
1:C:353:TRP:HH2	1:C:355:ARG:HH21	1.66	0.41
1:C:1075:PHE:HB3	1:C:1096:VAL:HG13	2.02	0.41
1:A:114:THR:O	1:A:132:GLU:HG2	2.19	0.41
1:A:337:PRO:O	1:A:341:VAL:HG23	2.19	0.41
1:A:347:PHE:CD2	1:A:401:VAL:HG23	2.54	0.41
1:B:278:LYS:HD2	1:B:306:PHE:CD1	2.55	0.41
1:B:393:THR:HA	1:B:522:ALA:HA	2.01	0.41
1:B:898:PHE:HB3	1:B:899:PRO:HD3	2.02	0.41
1:B:1117:THR:HA	1:B:1120:THR:HG1	1.85	0.41
1:C:303:LEU:HD12	1:C:308:VAL:CG1	2.50	0.41
1:C:944:ALA:O	1:C:945:LEU:HD22	2.19	0.41
1:C:1134:ASN:OD1	1:C:1134:ASN:O	2.38	0.41
2:H:108:TYR:HB2	3:L:91:TRP:CD1	2.54	0.41
3:N:23:CYS:HB2	3:N:35:TRP:CH2	2.56	0.41
2:O:43:LYS:HG3	2:O:44:GLY:N	2.36	0.41
3:P:9:SER:HA	3:P:104:LEU:HD12	2.01	0.41
1:A:406:GLU:HA	1:A:409:GLN:HG3	2.01	0.41
1:B:144:TYR:CZ	1:B:246:ARG:HD3	2.55	0.41
1:B:199:GLY:O	1:B:230:PRO:HA	2.20	0.41

*Continued on next page...*

*Continued from previous page...*

Atom-1	Atom-2	Interatomic distance (Å)	Clash overlap (Å)
1:B:544:ASN:HD21	1:B:579:PRO:HG3	1.85	0.41
1:C:950:ASP:O	1:C:954:GLN:HG3	2.21	0.41
3:L:4:LEU:HD21	3:L:88:CYS:HB3	2.03	0.41
1:A:79:PHE:CE2	1:A:244:LEU:HD21	2.56	0.41
1:A:391:CYS:HB3	1:A:525:CYS:HB2	1.38	0.41
1:A:592:PHE:HE1	1:A:624:ILE:HG22	1.86	0.41
1:B:295:PRO:HG3	1:B:633:TRP:CH2	2.55	0.41
1:B:319:ARG:NH1	1:B:595:VAL:HG21	2.35	0.41
1:B:442:ASP:OD1	1:B:509:ARG:NE	2.53	0.41
1:C:159:VAL:HG11	1:C:241:LEU:HD21	2.01	0.41
1:C:238:PHE:CZ	1:C:267:VAL:HG11	2.56	0.41
1:C:537:LYS:C	1:C:551:VAL:HG23	2.41	0.41
2:M:33:GLU:HB2	2:M:52:THR:HA	2.01	0.41
2:M:35:ASN:HB2	2:M:110:PHE:HE1	1.83	0.41
1:A:741:TYR:CE1	1:A:966:LEU:HD13	2.55	0.41
1:B:329:PHE:HE2	1:B:528:LYS:HZ3	1.69	0.41
1:B:462:LYS:HG2	4:F:1:NAG:O7	2.19	0.41
1:C:30:ASN:HD21	1:C:59:PHE:HD1	1.69	0.41
1:C:558:LYS:HD3	1:C:558:LYS:N	2.36	0.41
1:C:731:MET:N	1:C:774:GLN:OE1	2.54	0.41
1:C:1030:SER:O	1:C:1034:LEU:HB2	2.20	0.41
2:H:110:PHE:HE2	3:L:98:PHE:CZ	2.39	0.41
3:L:4:LEU:HD23	3:L:6:GLN:CD	2.40	0.41
2:O:95:PRO:HB3	2:O:108:TYR:HA	2.02	0.41
1:A:330:PRO:HD2	1:A:391:CYS:SG	2.61	0.41
1:B:159:VAL:HG23	1:B:160:TYR:HD2	1.85	0.41
1:B:1038:LYS:HE2	1:B:1038:LYS:HA	2.02	0.41
1:A:282:ASN:ND2	5:A:1303:NAG:O7	2.54	0.41
1:A:699:LEU:HG	1:C:788:ILE:HG13	2.01	0.41
1:B:244:LEU:HD12	1:B:260:ALA:N	2.35	0.41
1:C:33:THR:HA	1:C:58:PHE:CD2	2.56	0.41
1:C:1028:LYS:HD3	1:C:1032:CYS:SG	2.61	0.41
3:P:62:PHE:HD2	5:P:301:NAG:H61	1.84	0.41
1:A:173:GLN:HG3	1:A:174:PRO:CD	2.48	0.41
1:A:808:ASP:HA	1:A:809:PRO:HD3	1.94	0.41
1:B:34:ARG:NH1	1:B:221:SER:OG	2.54	0.41
1:B:152:TRP:CE3	2:M:98:HIS:CE1	3.09	0.41
1:B:567:ARG:O	1:B:567:ARG:HG3	2.21	0.41
1:B:642:VAL:HA	1:B:651:ILE:HG22	2.03	0.41
1:B:815:ARG:HB2	1:B:820:ASP:OD1	2.21	0.41
1:C:28:TYR:HB3	1:C:61:ASN:HB2	2.02	0.41

*Continued on next page...*

*Continued from previous page...*

Atom-1	Atom-2	Interatomic distance (Å)	Clash overlap (Å)
1:C:233:ILE:CD1	1:C:235:ILE:HD11	2.51	0.41
1:C:404:GLY:HA2	1:C:508:TYR:CD1	2.55	0.41
1:C:454:ARG:HE	1:C:491:PRO:HB2	1.86	0.41
2:M:102:THR:O	2:M:103:SER:OG	2.32	0.41
3:P:62:PHE:HD2	5:P:301:NAG:C6	2.34	0.41
1:A:102:ARG:HH12	2:H:100:TYR:HE2	1.69	0.41
1:A:370:ASN:OD1	1:B:455:LEU:HD21	2.21	0.41
1:A:1088:HIS:HB3	1:A:1120:THR:HG21	2.02	0.41
1:B:100:ILE:HG13	1:B:262:ALA:O	2.21	0.41
1:B:813:SER:HB3	1:B:815:ARG:HG3	2.03	0.41
1:C:707:TYR:O	1:C:708:SER:C	2.58	0.41
3:P:45:ARG:HH12	3:P:47:LEU:HD21	1.86	0.41
1:A:83:VAL:CG1	1:A:237:ARG:HB3	2.51	0.40
1:A:198:ASP:OD1	1:B:463:PRO:HB2	2.21	0.40
1:A:406:GLU:HB3	1:A:418:ILE:HG13	2.02	0.40
1:A:960:ASN:HA	1:A:963:VAL:HG22	2.02	0.40
1:B:109:THR:O	1:B:237:ARG:NH2	2.51	0.40
1:B:129:LYS:HA	1:B:168:PHE:O	2.21	0.40
1:C:120:VAL:HG12	1:C:127:VAL:O	2.22	0.40
1:C:384:PRO:HA	1:C:387:LEU:CD2	2.47	0.40
1:C:649:CYS:SG	1:C:651:ILE:HD11	2.61	0.40
1:C:927:PHE:HE2	1:C:1065:VAL:HG21	1.86	0.40
1:A:141:LEU:O	1:A:243:ALA:HA	2.21	0.40
1:B:85:PRO:HA	1:B:236:THR:O	2.21	0.40
1:B:403:ARG:HG2	1:B:504:GLY:O	2.22	0.40
1:B:753:LEU:HD23	1:B:753:LEU:HA	1.81	0.40
1:C:1095:PHE:HE1	1:C:1115:ILE:HD12	1.86	0.40
1:B:33:THR:CA	1:B:58:PHE:HD1	2.22	0.40
1:B:312:ILE:HD13	1:B:598:ILE:HG12	2.03	0.40
1:B:733:LYS:HD2	1:B:771:ALA:HB1	2.04	0.40
1:C:984:LEU:HD22	1:C:988:GLU:HG2	2.03	0.40
1:C:1095:PHE:CE1	1:C:1115:ILE:HD12	2.56	0.40
2:H:14:PRO:HA	2:H:83:ARG:HA	2.03	0.40
2:H:56:ALA:O	2:H:57:ARG:NE	2.55	0.40
2:O:36:TRP:CD1	2:O:78:PHE:CE2	3.09	0.40
2:O:51:ILE:HG23	2:O:54:GLY:HA2	2.02	0.40
1:A:83:VAL:HG22	1:A:239:GLN:OE1	2.21	0.40
1:A:298:GLU:HB2	1:A:633:TRP:HH2	1.86	0.40
1:A:551:VAL:HG23	1:A:590:CYS:HA	2.02	0.40
1:A:660:TYR:O	1:A:698:SER:HB2	2.22	0.40
1:A:865:LEU:HD23	1:A:865:LEU:HA	1.86	0.40

*Continued on next page...*

Continued from previous page...

Atom-1	Atom-2	Interatomic distance (Å)	Clash overlap (Å)
1:C:329:PHE:CD2	1:C:528:LYS:HD2	2.57	0.40
1:C:366:SER:HA	1:C:369:TYR:CE2	2.57	0.40
1:C:888:PHE:CZ	1:C:1034:LEU:HD13	2.56	0.40
3:L:35:TRP:CG	3:L:73:LEU:HD12	2.56	0.40
2:M:19:ARG:HD2	2:M:19:ARG:HA	1.92	0.40
1:A:984:LEU:HB3	1:A:989:ALA:HB2	2.03	0.40
1:B:352:ALA:HB2	1:B:468:ILE:HG22	2.04	0.40
1:B:802:PHE:HD1	1:B:805:ILE:HD11	1.87	0.40
1:C:458:LYS:H	1:C:458:LYS:HG3	1.76	0.40
3:L:2:LEU:HD22	3:L:25:LEU:HG	2.04	0.40

There are no symmetry-related clashes.

## 5.3 Torsion angles

### 5.3.1 Protein backbone

In the following table, the Percentiles column shows the percent Ramachandran outliers of the chain as a percentile score with respect to all PDB entries followed by that with respect to all EM entries.

The Analysed column shows the number of residues for which the backbone conformation was analysed, and the total number of residues.

Mol	Chain	Analysed	Favoured	Allowed	Outliers	Percentiles	
1	A	1071/1256 (85%)	994 (93%)	71 (7%)	6 (1%)	22	51
1	B	1071/1256 (85%)	999 (93%)	64 (6%)	8 (1%)	19	48
1	C	1071/1256 (85%)	1001 (94%)	65 (6%)	5 (0%)	25	56
2	H	124/233 (53%)	111 (90%)	13 (10%)	0	100	100
2	M	124/233 (53%)	105 (85%)	19 (15%)	0	100	100
2	O	124/233 (53%)	108 (87%)	16 (13%)	0	100	100
3	L	110/217 (51%)	99 (90%)	10 (9%)	1 (1%)	14	42
3	N	110/217 (51%)	103 (94%)	6 (6%)	1 (1%)	14	42
3	P	110/217 (51%)	96 (87%)	13 (12%)	1 (1%)	14	42
All	All	3915/5118 (76%)	3616 (92%)	277 (7%)	22 (1%)	24	51

All (22) Ramachandran outliers are listed below:

Mol	Chain	Res	Type
1	A	892	PRO
1	A	941	THR
1	B	69	HIS
1	B	198	ASP
1	B	941	THR
1	B	942	PRO
1	C	941	THR
1	C	942	PRO
1	A	69	HIS
1	A	87	ASN
1	A	199	GLY
1	A	235	ILE
1	B	235	ILE
3	L	97	VAL
3	N	97	VAL
3	P	97	VAL
1	B	709	ASN
1	C	87	ASN
1	C	235	ILE
1	B	178	ASP
1	B	260	ALA
1	C	179	LEU

### 5.3.2 Protein sidechains [i](#)

In the following table, the Percentiles column shows the percent sidechain outliers of the chain as a percentile score with respect to all PDB entries followed by that with respect to all EM entries.

The Analysed column shows the number of residues for which the sidechain conformation was analysed, and the total number of residues.

Mol	Chain	Analysed	Rotameric	Outliers	Percentiles	
1	A	943/1096 (86%)	939 (100%)	4 (0%)	89	96
1	B	943/1096 (86%)	941 (100%)	2 (0%)	92	97
1	C	943/1096 (86%)	939 (100%)	4 (0%)	89	96
2	H	105/198 (53%)	105 (100%)	0	100	100
2	M	105/198 (53%)	105 (100%)	0	100	100
2	O	105/198 (53%)	104 (99%)	1 (1%)	73	91
3	L	91/182 (50%)	91 (100%)	0	100	100
3	N	91/182 (50%)	91 (100%)	0	100	100

*Continued on next page...*

*Continued from previous page...*

Mol	Chain	Analysed	Rotameric	Outliers	Percentiles	
3	P	91/182 (50%)	90 (99%)	1 (1%)	70	90
All	All	3417/4428 (77%)	3405 (100%)	12 (0%)	88	96

All (12) residues with a non-rotameric sidechain are listed below:

Mol	Chain	Res	Type
1	A	567	ARG
1	A	897	PRO
1	A	899	PRO
1	A	900	MET
1	B	900	MET
1	B	1074	ASN
1	C	895	GLN
1	C	896	ILE
1	C	899	PRO
1	C	900	MET
2	O	81	GLN
3	P	103	ARG

Sometimes sidechains can be flipped to improve hydrogen bonding and reduce clashes. All (18) such sidechains are listed below:

Mol	Chain	Res	Type
1	A	121	ASN
1	A	207	HIS
1	B	121	ASN
1	B	188	ASN
1	B	207	HIS
1	B	658	ASN
1	B	784	GLN
1	B	804	GLN
1	B	901	GLN
1	B	913	GLN
1	B	1074	ASN
1	C	121	ASN
1	C	580	GLN
1	C	628	GLN
1	C	804	GLN
3	L	89	GLN
2	M	98	HIS
3	P	54(B)	HIS



### 5.3.3 RNA [i](#)

There are no RNA molecules in this entry.

### 5.4 Non-standard residues in protein, DNA, RNA chains [i](#)

There are no non-standard protein/DNA/RNA residues in this entry.

### 5.5 Carbohydrates [i](#)

24 monosaccharides are modelled in this entry.

In the following table, the Counts columns list the number of bonds (or angles) for which Mogul statistics could be retrieved, the number of bonds (or angles) that are observed in the model and the number of bonds (or angles) that are defined in the Chemical Component Dictionary. The Link column lists molecule types, if any, to which the group is linked. The Z score for a bond length (or angle) is the number of standard deviations the observed value is removed from the expected value. A bond length (or angle) with  $|Z| > 2$  is considered an outlier worth inspection. RMSZ is the root-mean-square of all Z scores of the bond lengths (or angles).

Mol	Type	Chain	Res	Link	Bond lengths			Bond angles		
					Counts	RMSZ	# Z  > 2	Counts	RMSZ	# Z  > 2
4	NAG	D	1	1,4	14,14,15	0.99	1 (7%)	17,19,21	1.01	1 (5%)
4	NAG	D	2	4	14,14,15	0.18	0	17,19,21	0.40	0
4	NAG	E	1	1,4	14,14,15	0.21	0	17,19,21	0.51	0
4	NAG	E	2	4	14,14,15	0.41	0	17,19,21	0.38	0
4	NAG	F	1	1,4	14,14,15	0.83	1 (7%)	17,19,21	1.61	3 (17%)
4	NAG	F	2	4	14,14,15	0.31	0	17,19,21	0.50	0
4	NAG	G	1	1,4	14,14,15	0.43	0	17,19,21	0.75	1 (5%)
4	NAG	G	2	4	14,14,15	0.34	0	17,19,21	0.47	0
4	NAG	I	1	1,4	14,14,15	0.58	0	17,19,21	0.74	0
4	NAG	I	2	4	14,14,15	0.36	0	17,19,21	0.62	0
4	NAG	J	1	1,4	14,14,15	1.01	2 (14%)	17,19,21	1.78	3 (17%)
4	NAG	J	2	4	14,14,15	0.30	0	17,19,21	0.60	1 (5%)
4	NAG	K	1	1,4	14,14,15	0.18	0	17,19,21	0.48	0
4	NAG	K	2	4	14,14,15	0.24	0	17,19,21	0.42	0
4	NAG	Q	1	1,4	14,14,15	0.37	0	17,19,21	0.61	0
4	NAG	Q	2	4	14,14,15	0.33	0	17,19,21	0.59	0
4	NAG	R	1	1,4	14,14,15	0.56	0	17,19,21	1.02	1 (5%)
4	NAG	R	2	4	14,14,15	0.31	0	17,19,21	0.39	0
4	NAG	S	1	1,4	14,14,15	0.63	1 (7%)	17,19,21	1.15	2 (11%)
4	NAG	S	2	4	14,14,15	0.33	0	17,19,21	0.48	0
4	NAG	T	1	1,4	14,14,15	0.92	1 (7%)	17,19,21	0.96	1 (5%)

Mol	Type	Chain	Res	Link	Bond lengths			Bond angles		
					Counts	RMSZ	# Z  > 2	Counts	RMSZ	# Z  > 2
4	NAG	T	2	4	14,14,15	0.29	0	17,19,21	0.63	1 (5%)
4	NAG	U	1	1,4	14,14,15	1.03	2 (14%)	17,19,21	0.86	1 (5%)
4	NAG	U	2	4	14,14,15	0.29	0	17,19,21	0.38	0

In the following table, the Chirals column lists the number of chiral outliers, the number of chiral centers analysed, the number of these observed in the model and the number defined in the Chemical Component Dictionary. Similar counts are reported in the Torsion and Rings columns. '-' means no outliers of that kind were identified.

Mol	Type	Chain	Res	Link	Chirals	Torsions	Rings
4	NAG	D	1	1,4	-	4/6/23/26	0/1/1/1
4	NAG	D	2	4	-	3/6/23/26	0/1/1/1
4	NAG	E	1	1,4	-	4/6/23/26	0/1/1/1
4	NAG	E	2	4	-	2/6/23/26	0/1/1/1
4	NAG	F	1	1,4	-	5/6/23/26	0/1/1/1
4	NAG	F	2	4	-	2/6/23/26	0/1/1/1
4	NAG	G	1	1,4	-	0/6/23/26	0/1/1/1
4	NAG	G	2	4	-	2/6/23/26	0/1/1/1
4	NAG	I	1	1,4	-	4/6/23/26	0/1/1/1
4	NAG	I	2	4	-	4/6/23/26	0/1/1/1
4	NAG	J	1	1,4	-	3/6/23/26	0/1/1/1
4	NAG	J	2	4	-	2/6/23/26	0/1/1/1
4	NAG	K	1	1,4	-	2/6/23/26	0/1/1/1
4	NAG	K	2	4	-	2/6/23/26	0/1/1/1
4	NAG	Q	1	1,4	-	2/6/23/26	0/1/1/1
4	NAG	Q	2	4	-	3/6/23/26	0/1/1/1
4	NAG	R	1	1,4	-	3/6/23/26	0/1/1/1
4	NAG	R	2	4	-	4/6/23/26	0/1/1/1
4	NAG	S	1	1,4	-	3/6/23/26	0/1/1/1
4	NAG	S	2	4	-	0/6/23/26	0/1/1/1
4	NAG	T	1	1,4	-	2/6/23/26	0/1/1/1
4	NAG	T	2	4	-	2/6/23/26	0/1/1/1
4	NAG	U	1	1,4	-	4/6/23/26	0/1/1/1
4	NAG	U	2	4	-	3/6/23/26	0/1/1/1

All (8) bond length outliers are listed below:

Mol	Chain	Res	Type	Atoms	Z	Observed(Å)	Ideal(Å)
4	D	1	NAG	O5-C1	-3.55	1.37	1.43
4	T	1	NAG	O5-C1	-3.09	1.38	1.43
4	J	1	NAG	C1-C2	2.65	1.56	1.52
4	J	1	NAG	O5-C1	2.62	1.48	1.43
4	U	1	NAG	C1-C2	2.55	1.55	1.52
4	U	1	NAG	O5-C1	-2.45	1.39	1.43
4	F	1	NAG	C1-C2	2.31	1.55	1.52
4	S	1	NAG	C1-C2	2.20	1.55	1.52

All (15) bond angle outliers are listed below:

Mol	Chain	Res	Type	Atoms	Z	Observed(°)	Ideal(°)
4	J	1	NAG	C1-O5-C5	5.05	118.96	112.19
4	F	1	NAG	C2-N2-C7	4.41	128.81	122.90
4	J	1	NAG	C2-N2-C7	3.69	127.84	122.90
4	F	1	NAG	C1-O5-C5	3.61	117.02	112.19
4	S	1	NAG	C1-O5-C5	3.05	116.28	112.19
4	J	1	NAG	C1-C2-N2	2.91	115.02	110.43
4	S	1	NAG	C2-N2-C7	2.69	126.51	122.90
4	D	1	NAG	O4-C4-C3	-2.43	104.64	110.38
4	F	1	NAG	C1-C2-N2	2.41	114.22	110.43
4	U	1	NAG	C4-C3-C2	2.27	114.35	111.02
4	T	1	NAG	C3-C4-C5	2.27	114.34	110.23
4	R	1	NAG	C3-C4-C5	2.22	114.25	110.23
4	G	1	NAG	C1-O5-C5	2.14	115.06	112.19
4	T	2	NAG	C1-O5-C5	2.09	114.99	112.19
4	J	2	NAG	C1-O5-C5	2.03	114.90	112.19

There are no chirality outliers.

All (65) torsion outliers are listed below:

Mol	Chain	Res	Type	Atoms
4	J	1	NAG	C1-C2-N2-C7
4	S	1	NAG	C1-C2-N2-C7
4	I	1	NAG	C4-C5-C6-O6
4	I	2	NAG	C4-C5-C6-O6
4	J	1	NAG	O5-C5-C6-O6
4	I	1	NAG	O5-C5-C6-O6
4	I	2	NAG	O5-C5-C6-O6
4	T	1	NAG	C4-C5-C6-O6
4	R	1	NAG	O5-C5-C6-O6
4	E	2	NAG	C4-C5-C6-O6

*Continued on next page...*

*Continued from previous page...*

Mol	Chain	Res	Type	Atoms
4	Q	1	NAG	C4-C5-C6-O6
4	R	2	NAG	C4-C5-C6-O6
4	J	1	NAG	C4-C5-C6-O6
4	G	2	NAG	O5-C5-C6-O6
4	D	1	NAG	C4-C5-C6-O6
4	D	1	NAG	O5-C5-C6-O6
4	E	1	NAG	O5-C5-C6-O6
4	Q	1	NAG	O5-C5-C6-O6
4	T	1	NAG	O5-C5-C6-O6
4	U	1	NAG	O5-C5-C6-O6
4	E	2	NAG	O5-C5-C6-O6
4	T	2	NAG	O5-C5-C6-O6
4	U	2	NAG	C4-C5-C6-O6
4	S	1	NAG	O5-C5-C6-O6
4	T	2	NAG	C4-C5-C6-O6
4	F	2	NAG	O5-C5-C6-O6
4	U	2	NAG	O5-C5-C6-O6
4	U	1	NAG	C4-C5-C6-O6
4	D	2	NAG	C8-C7-N2-C2
4	D	2	NAG	O7-C7-N2-C2
4	E	1	NAG	C8-C7-N2-C2
4	E	1	NAG	O7-C7-N2-C2
4	F	1	NAG	C8-C7-N2-C2
4	F	1	NAG	O7-C7-N2-C2
4	R	2	NAG	C8-C7-N2-C2
4	R	2	NAG	O7-C7-N2-C2
4	U	1	NAG	C8-C7-N2-C2
4	U	1	NAG	O7-C7-N2-C2
4	J	2	NAG	C4-C5-C6-O6
4	R	2	NAG	O5-C5-C6-O6
4	E	1	NAG	C4-C5-C6-O6
4	R	1	NAG	C4-C5-C6-O6
4	S	1	NAG	C4-C5-C6-O6
4	K	2	NAG	O5-C5-C6-O6
4	G	2	NAG	C4-C5-C6-O6
4	J	2	NAG	O5-C5-C6-O6
4	F	2	NAG	C4-C5-C6-O6
4	D	1	NAG	C1-C2-N2-C7
4	I	1	NAG	C1-C2-N2-C7
4	K	1	NAG	C4-C5-C6-O6
4	F	1	NAG	C4-C5-C6-O6
4	I	1	NAG	C3-C2-N2-C7

*Continued on next page...*

*Continued from previous page...*

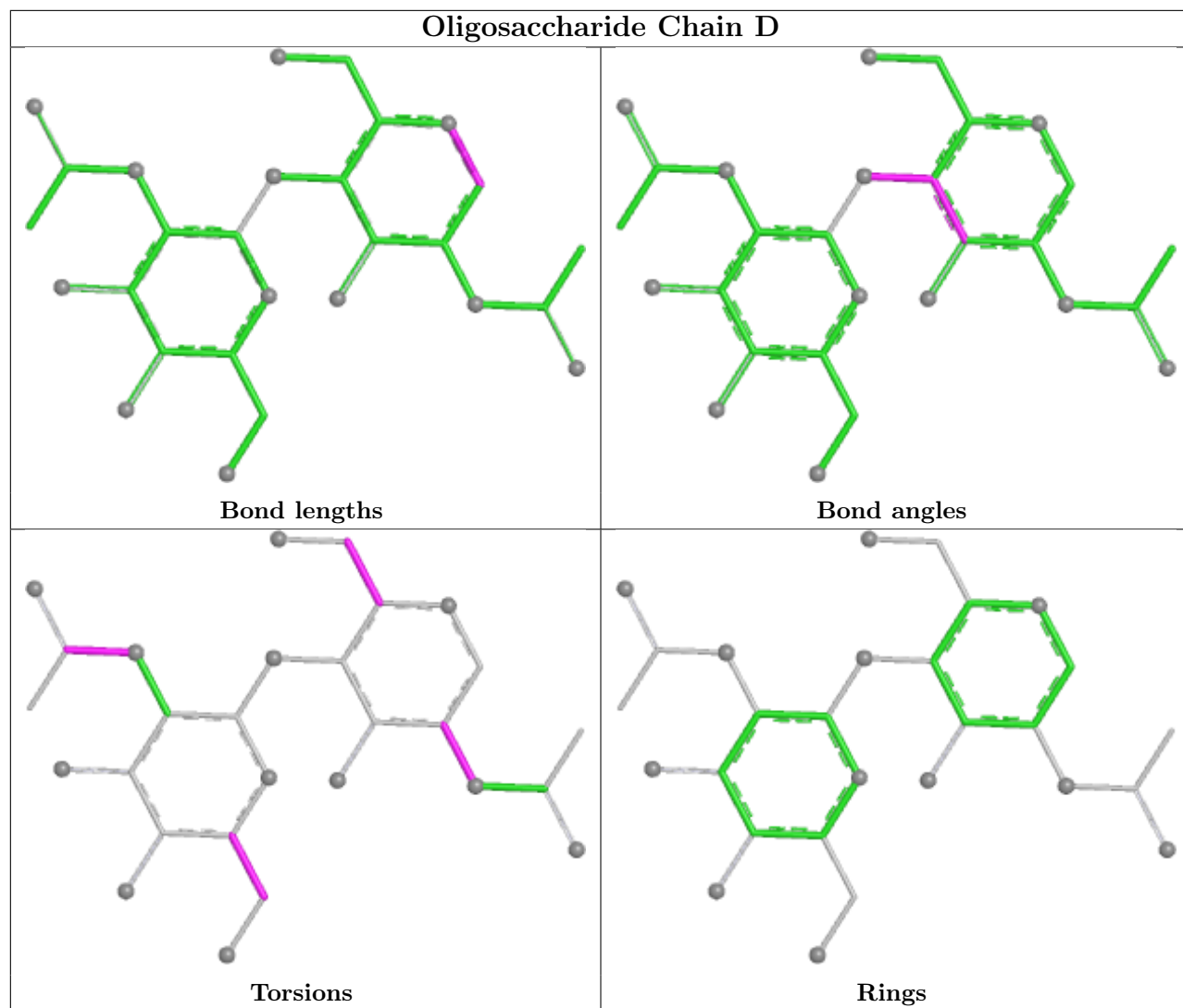
Mol	Chain	Res	Type	Atoms
4	I	2	NAG	C3-C2-N2-C7
4	Q	2	NAG	C3-C2-N2-C7
4	R	1	NAG	C3-C2-N2-C7
4	D	2	NAG	O5-C5-C6-O6
4	K	1	NAG	O5-C5-C6-O6
4	F	1	NAG	C1-C2-N2-C7
4	I	2	NAG	C1-C2-N2-C7
4	Q	2	NAG	C1-C2-N2-C7
4	U	2	NAG	C1-C2-N2-C7
4	D	1	NAG	C3-C2-N2-C7
4	F	1	NAG	C3-C2-N2-C7
4	Q	2	NAG	C4-C5-C6-O6
4	K	2	NAG	C4-C5-C6-O6

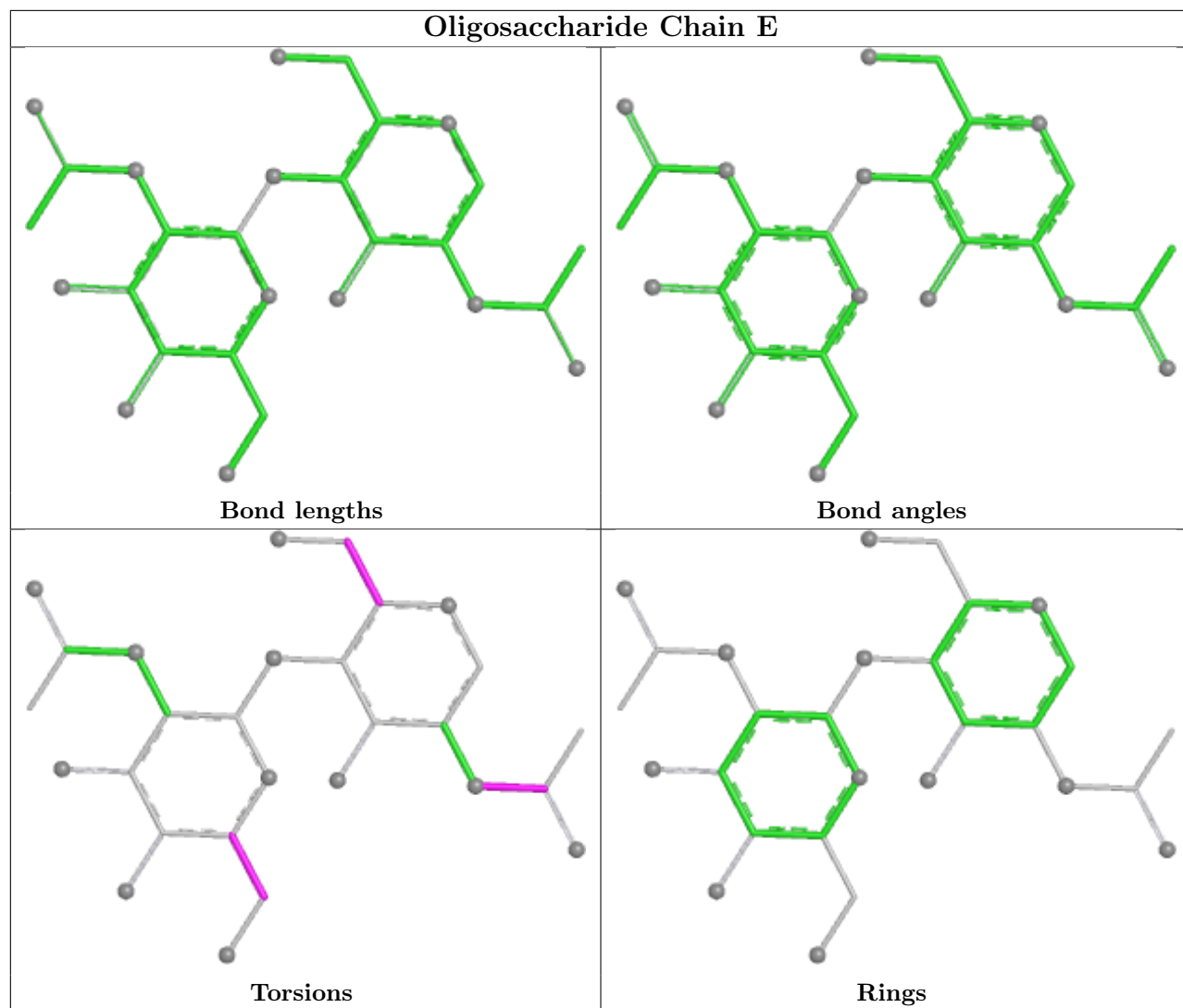
There are no ring outliers.

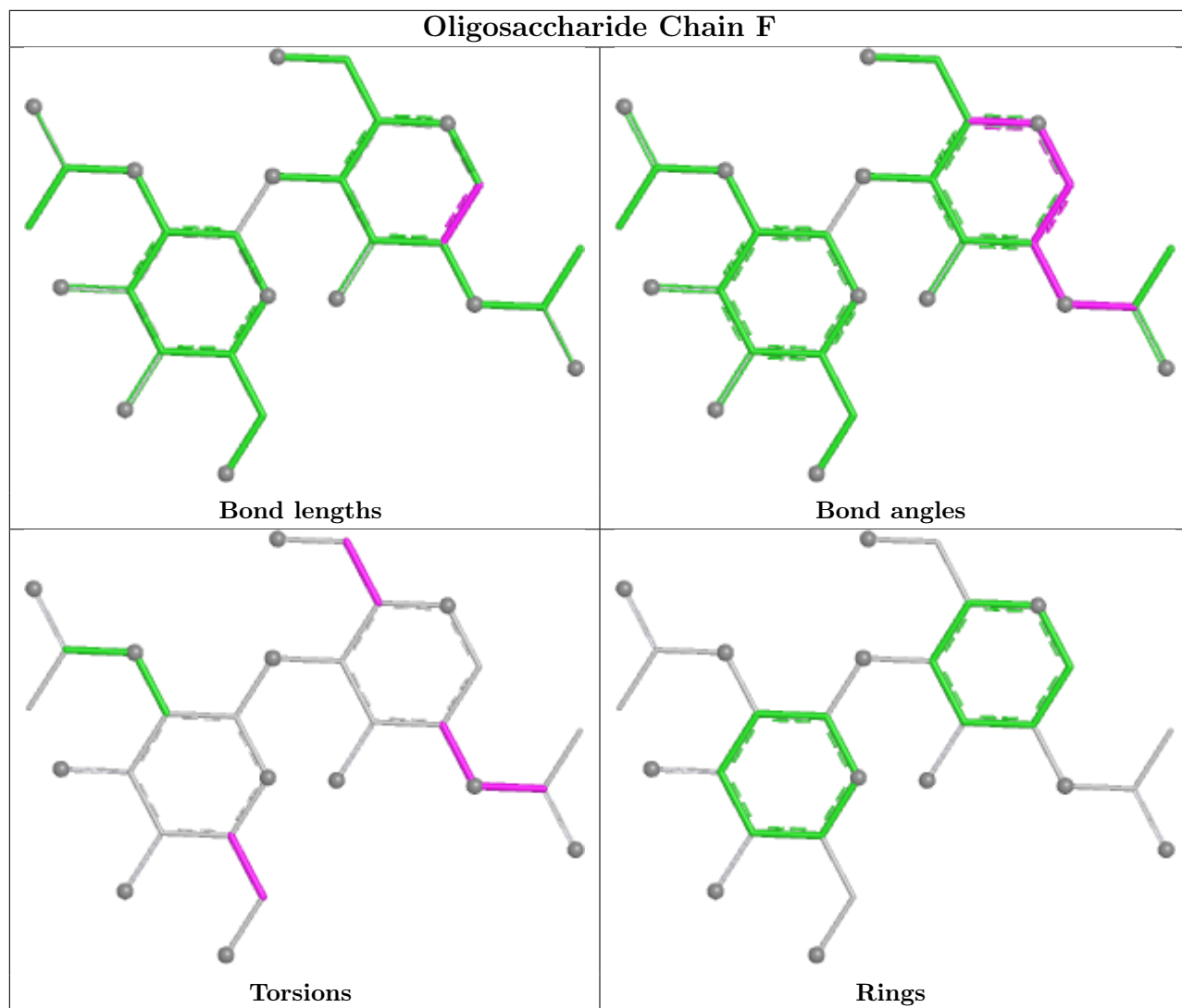
8 monomers are involved in 12 short contacts:

Mol	Chain	Res	Type	Clashes	Symm-Clashes
4	S	1	NAG	1	0
4	G	1	NAG	1	0
4	T	2	NAG	1	0
4	K	1	NAG	1	0
4	E	1	NAG	2	0
4	T	1	NAG	1	0
4	F	1	NAG	3	0
4	J	1	NAG	3	0

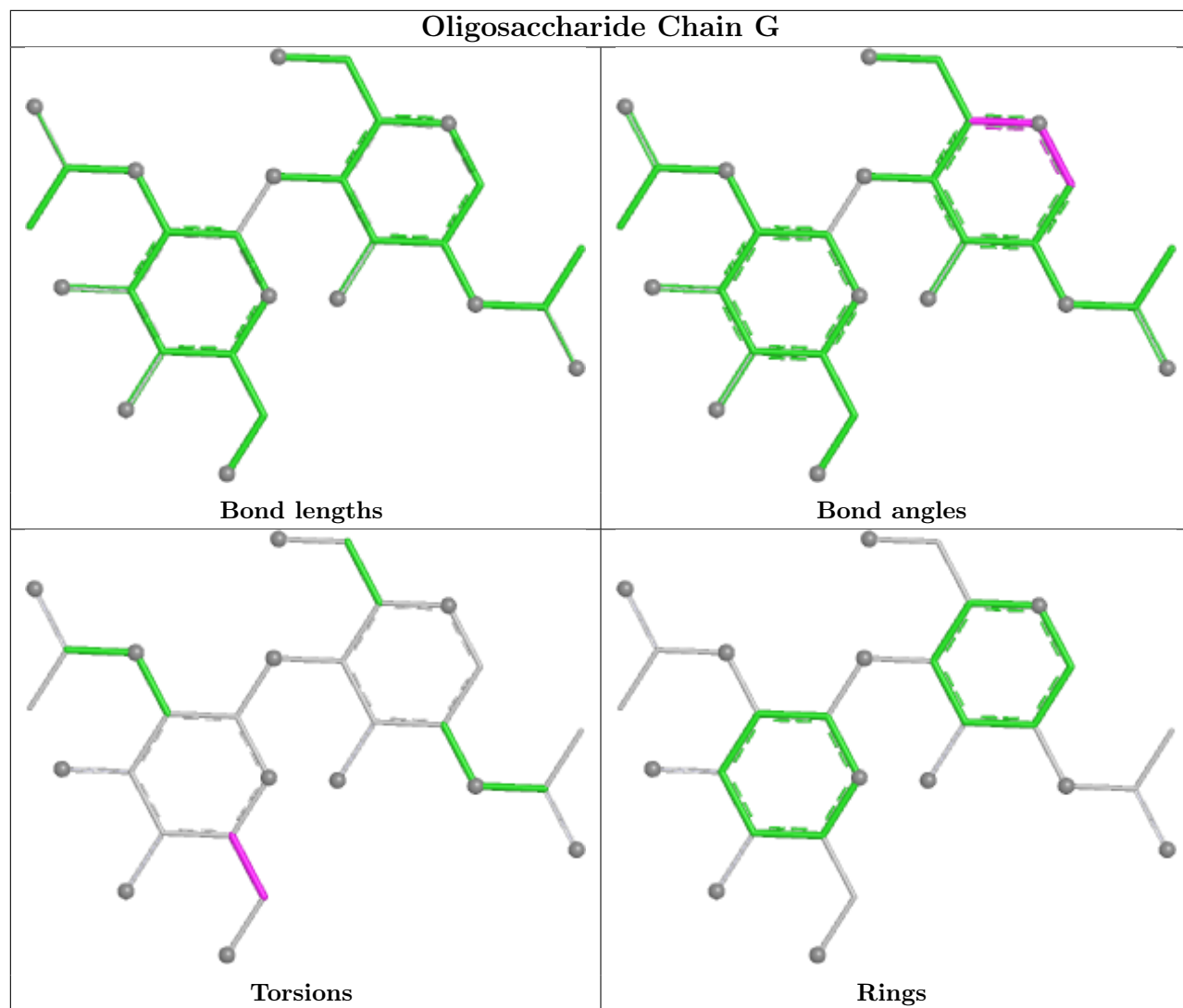
The following is a two-dimensional graphical depiction of Mogul quality analysis of bond lengths, bond angles, torsion angles, and ring geometry for oligosaccharide.

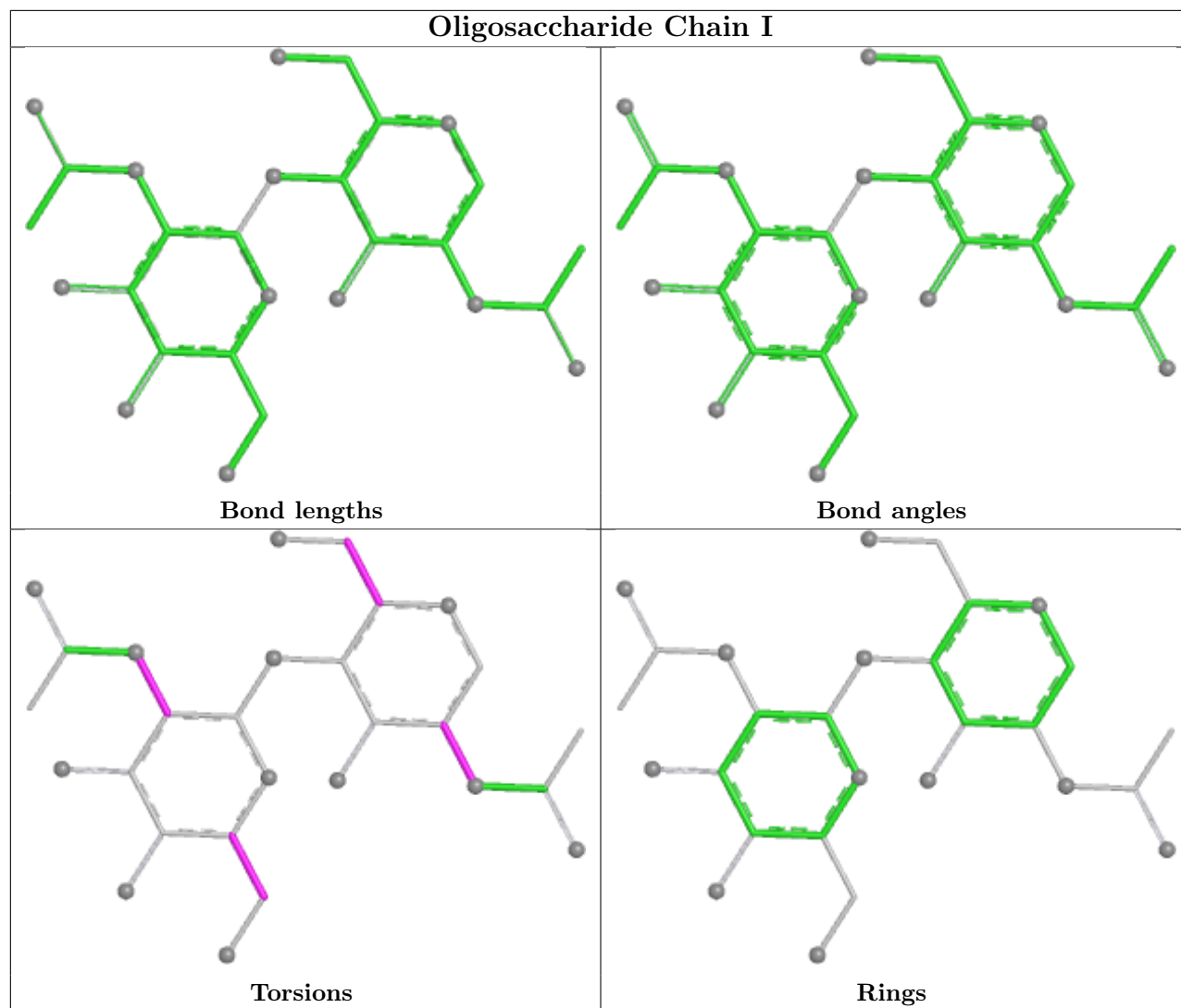


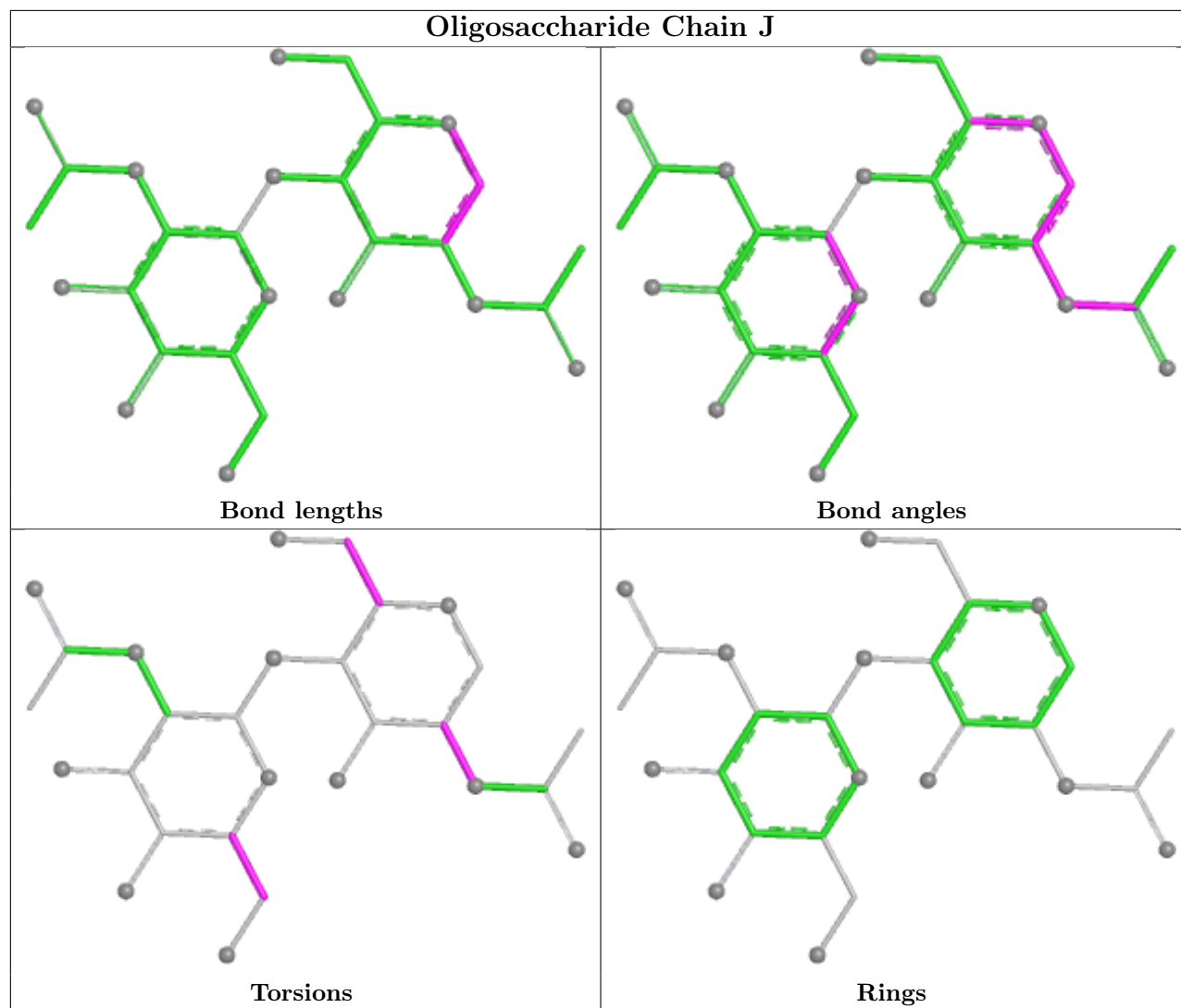


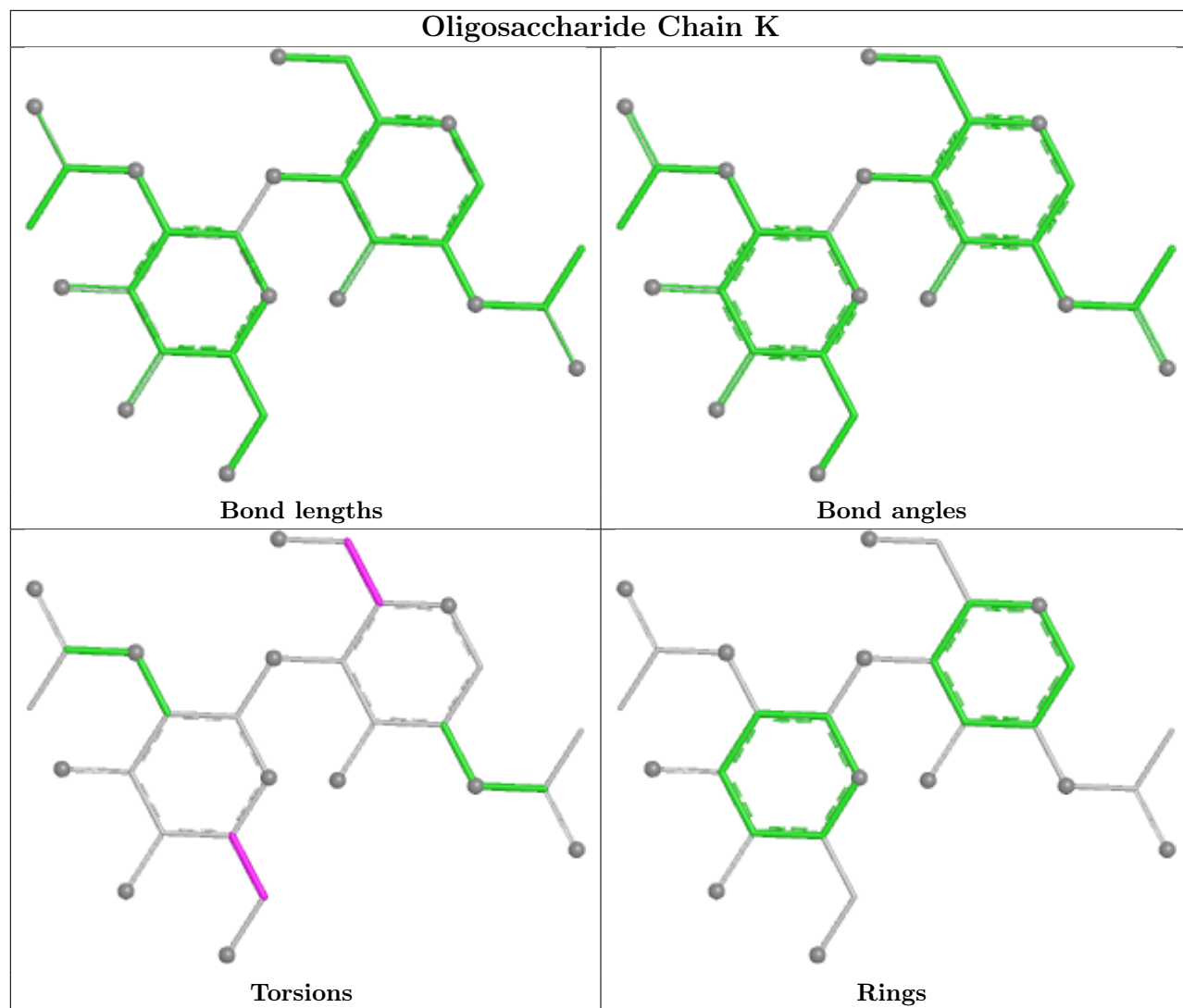


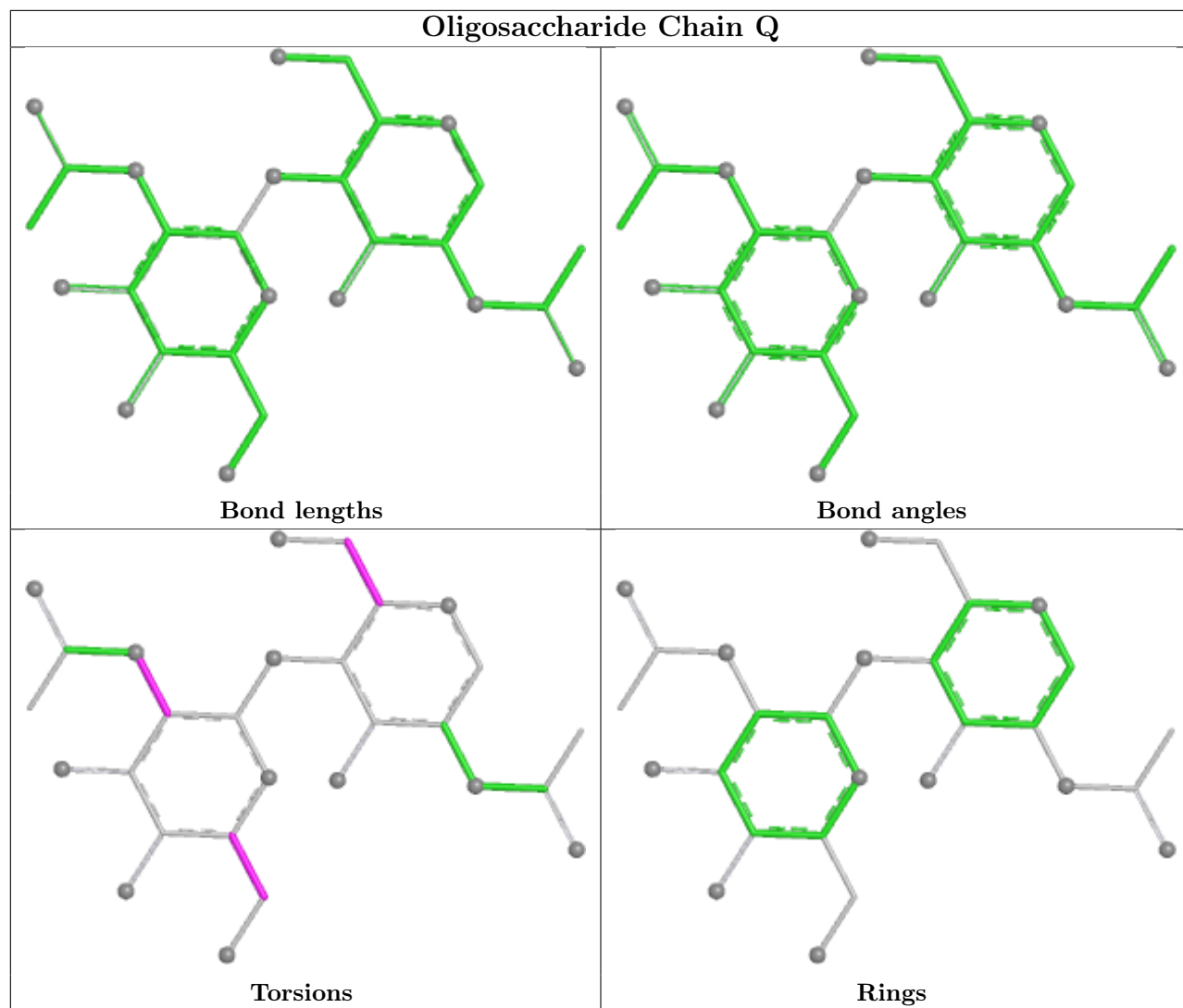


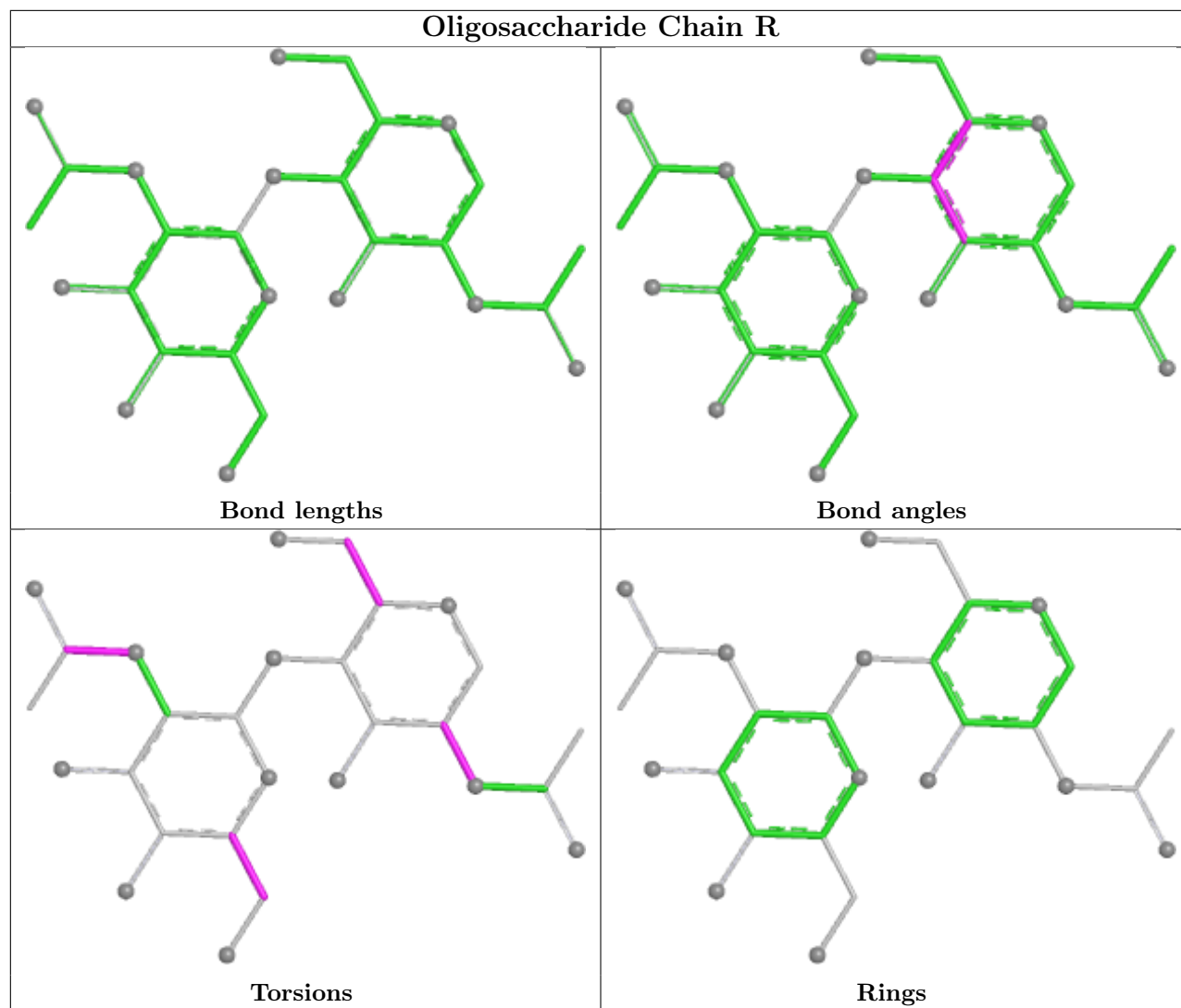


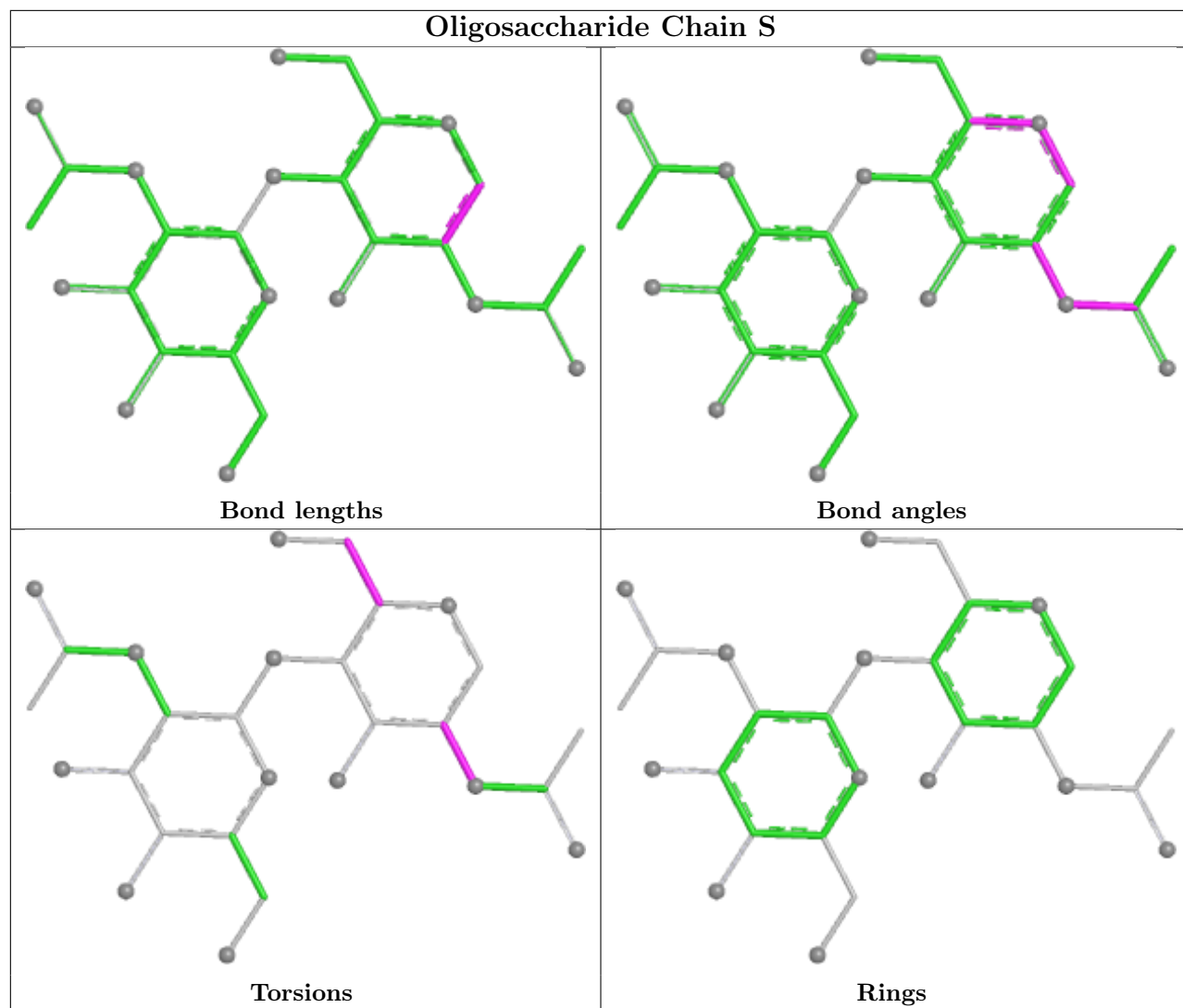


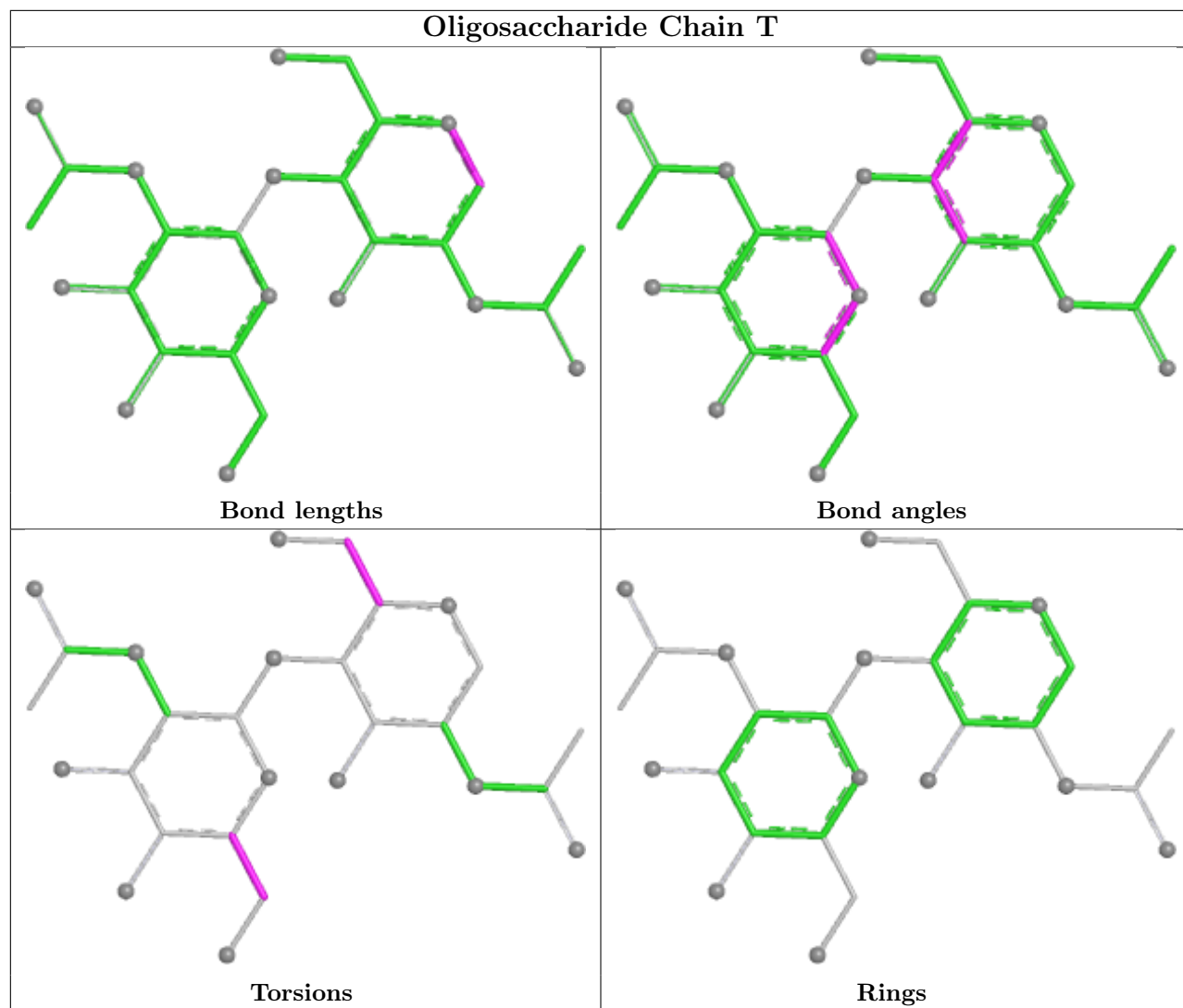




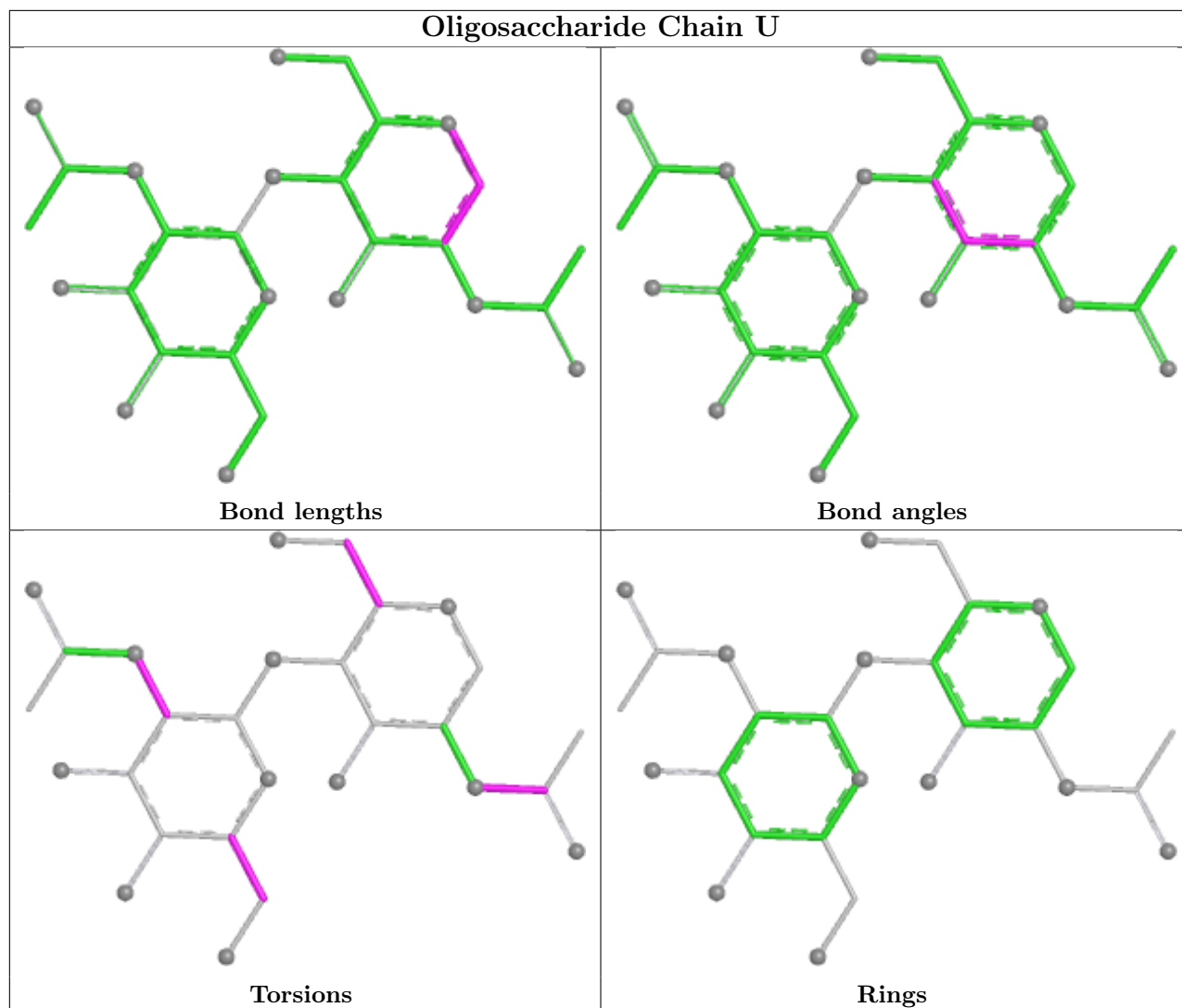












## 5.6 Ligand geometry [i](#)

35 ligands are modelled in this entry.

In the following table, the Counts columns list the number of bonds (or angles) for which Mogul statistics could be retrieved, the number of bonds (or angles) that are observed in the model and the number of bonds (or angles) that are defined in the Chemical Component Dictionary. The Link column lists molecule types, if any, to which the group is linked. The Z score for a bond length (or angle) is the number of standard deviations the observed value is removed from the expected value. A bond length (or angle) with  $|Z| > 2$  is considered an outlier worth inspection. RMSZ is the root-mean-square of all Z scores of the bond lengths (or angles).

Mol	Type	Chain	Res	Link	Bond lengths			Bond angles		
					Counts	RMSZ	$\# Z  > 2$	Counts	RMSZ	$\# Z  > 2$
5	NAG	A	1304	1	14,14,15	0.20	0	17,19,21	0.43	0
5	NAG	C	1309	1	14,14,15	0.28	0	17,19,21	0.45	0
5	NAG	C	1308	1	14,14,15	0.21	0	17,19,21	0.52	0

Mol	Type	Chain	Res	Link	Bond lengths			Bond angles		
					Counts	RMSZ	# Z  > 2	Counts	RMSZ	# Z  > 2
5	NAG	B	1307	1	14,14,15	0.22	0	17,19,21	0.39	0
5	NAG	A	1311	1	14,14,15	0.31	0	17,19,21	0.47	0
5	NAG	B	1309	1	14,14,15	0.29	0	17,19,21	0.59	0
5	NAG	C	1301	1	14,14,15	0.28	0	17,19,21	0.41	0
5	NAG	C	1306	1	14,14,15	0.21	0	17,19,21	0.45	0
5	NAG	A	1305	1	14,14,15	0.26	0	17,19,21	0.68	1 (5%)
5	NAG	A	1310	1	14,14,15	0.19	0	17,19,21	0.50	0
5	NAG	L	301	3	14,14,15	0.49	0	17,19,21	0.86	0
5	NAG	P	301	3	14,14,15	1.25	2 (14%)	17,19,21	0.91	1 (5%)
5	NAG	C	1303	1	14,14,15	0.31	0	17,19,21	0.50	0
5	NAG	B	1306	1	14,14,15	0.31	0	17,19,21	0.53	0
5	NAG	B	1310	1	14,14,15	0.37	0	17,19,21	0.55	0
5	NAG	C	1310	1	14,14,15	0.23	0	17,19,21	0.51	0
5	NAG	B	1301	1	14,14,15	0.72	1 (7%)	17,19,21	0.88	1 (5%)
5	NAG	N	301	3	14,14,15	0.46	0	17,19,21	0.56	0
5	NAG	A	1308	1	14,14,15	0.62	1 (7%)	17,19,21	0.64	0
5	NAG	C	1307	1	14,14,15	0.23	0	17,19,21	0.35	0
5	NAG	A	1302	1	14,14,15	0.29	0	17,19,21	0.51	0
5	NAG	B	1304	1	14,14,15	0.90	1 (7%)	17,19,21	1.18	1 (5%)
5	NAG	A	1306	1	14,14,15	0.38	0	17,19,21	0.68	1 (5%)
5	NAG	C	1302	1	14,14,15	0.23	0	17,19,21	0.33	0
5	NAG	B	1305	1	14,14,15	0.60	0	17,19,21	0.78	1 (5%)
5	NAG	C	1311	1	14,14,15	0.53	0	17,19,21	0.65	0
5	NAG	A	1301	1	14,14,15	0.27	0	17,19,21	0.45	0
5	NAG	A	1309	1	14,14,15	0.53	0	17,19,21	0.84	1 (5%)
5	NAG	B	1303	1	14,14,15	0.75	1 (7%)	17,19,21	1.02	1 (5%)
5	NAG	C	1304	1	14,14,15	0.54	0	17,19,21	0.86	1 (5%)
5	NAG	B	1308	1	14,14,15	0.94	1 (7%)	17,19,21	1.41	1 (5%)
5	NAG	A	1307	1	14,14,15	0.35	0	17,19,21	0.36	0
5	NAG	C	1305	1	14,14,15	0.73	1 (7%)	17,19,21	0.73	0
5	NAG	B	1302	1	14,14,15	0.23	0	17,19,21	0.37	0
5	NAG	A	1303	1	14,14,15	0.80	1 (7%)	17,19,21	1.07	1 (5%)

In the following table, the Chirals column lists the number of chiral outliers, the number of chiral centers analysed, the number of these observed in the model and the number defined in the Chemical Component Dictionary. Similar counts are reported in the Torsion and Rings columns. '-' means no outliers of that kind were identified.

Mol	Type	Chain	Res	Link	Chirals	Torsions	Rings
5	NAG	A	1304	1	-	0/6/23/26	0/1/1/1

Continued on next page...

*Continued from previous page...*

Mol	Type	Chain	Res	Link	Chirals	Torsions	Rings
5	NAG	C	1309	1	-	2/6/23/26	0/1/1/1
5	NAG	C	1308	1	-	0/6/23/26	0/1/1/1
5	NAG	B	1307	1	-	1/6/23/26	0/1/1/1
5	NAG	A	1311	1	-	2/6/23/26	0/1/1/1
5	NAG	B	1309	1	-	4/6/23/26	0/1/1/1
5	NAG	C	1301	1	-	2/6/23/26	0/1/1/1
5	NAG	C	1306	1	-	2/6/23/26	0/1/1/1
5	NAG	A	1305	1	-	2/6/23/26	0/1/1/1
5	NAG	A	1310	1	-	2/6/23/26	0/1/1/1
5	NAG	L	301	3	-	1/6/23/26	0/1/1/1
5	NAG	P	301	3	-	2/6/23/26	0/1/1/1
5	NAG	C	1303	1	-	4/6/23/26	0/1/1/1
5	NAG	B	1306	1	-	2/6/23/26	0/1/1/1
5	NAG	B	1310	1	-	2/6/23/26	0/1/1/1
5	NAG	C	1310	1	-	0/6/23/26	0/1/1/1
5	NAG	B	1301	1	-	1/6/23/26	0/1/1/1
5	NAG	N	301	3	-	0/6/23/26	0/1/1/1
5	NAG	A	1308	1	-	0/6/23/26	0/1/1/1
5	NAG	C	1307	1	-	0/6/23/26	0/1/1/1
5	NAG	A	1302	1	-	2/6/23/26	0/1/1/1
5	NAG	B	1304	1	-	2/6/23/26	0/1/1/1
5	NAG	A	1306	1	-	4/6/23/26	0/1/1/1
5	NAG	C	1302	1	-	2/6/23/26	0/1/1/1
5	NAG	B	1305	1	-	2/6/23/26	0/1/1/1
5	NAG	C	1311	1	-	2/6/23/26	0/1/1/1
5	NAG	A	1301	1	-	2/6/23/26	0/1/1/1
5	NAG	A	1309	1	-	0/6/23/26	0/1/1/1
5	NAG	B	1303	1	-	4/6/23/26	0/1/1/1
5	NAG	C	1304	1	-	2/6/23/26	0/1/1/1
5	NAG	B	1308	1	-	2/6/23/26	0/1/1/1
5	NAG	A	1307	1	-	2/6/23/26	0/1/1/1
5	NAG	C	1305	1	-	4/6/23/26	0/1/1/1
5	NAG	B	1302	1	-	2/6/23/26	0/1/1/1
5	NAG	A	1303	1	-	3/6/23/26	0/1/1/1

All (9) bond length outliers are listed below:

Mol	Chain	Res	Type	Atoms	Z	Observed(Å)	Ideal(Å)
5	P	301	NAG	C1-C2	3.76	1.57	1.52
5	B	1308	NAG	O5-C1	3.39	1.49	1.43
5	B	1304	NAG	O5-C1	3.12	1.48	1.43
5	A	1303	NAG	O5-C1	-2.72	1.39	1.43
5	B	1301	NAG	O5-C1	2.45	1.47	1.43
5	P	301	NAG	O5-C1	2.30	1.47	1.43
5	C	1305	NAG	O5-C1	-2.21	1.40	1.43
5	B	1303	NAG	O5-C1	2.20	1.47	1.43
5	A	1308	NAG	C1-C2	2.17	1.55	1.52

All (11) bond angle outliers are listed below:

Mol	Chain	Res	Type	Atoms	Z	Observed(°)	Ideal(°)
5	B	1308	NAG	C1-O5-C5	5.59	119.67	112.19
5	B	1304	NAG	C1-O5-C5	4.65	118.41	112.19
5	B	1303	NAG	C1-O5-C5	3.74	117.20	112.19
5	B	1301	NAG	C1-O5-C5	3.31	116.62	112.19
5	A	1309	NAG	C1-O5-C5	3.13	116.39	112.19
5	C	1304	NAG	C1-O5-C5	3.13	116.38	112.19
5	A	1303	NAG	C2-N2-C7	2.68	126.49	122.90
5	P	301	NAG	C1-O5-C5	2.63	115.70	112.19
5	B	1305	NAG	C1-O5-C5	2.46	115.49	112.19
5	A	1305	NAG	C1-O5-C5	2.20	115.13	112.19
5	A	1306	NAG	C1-O5-C5	2.14	115.06	112.19

There are no chirality outliers.

All (64) torsion outliers are listed below:

Mol	Chain	Res	Type	Atoms
5	A	1303	NAG	C1-C2-N2-C7
5	B	1303	NAG	C4-C5-C6-O6
5	A	1305	NAG	C4-C5-C6-O6
5	B	1309	NAG	O5-C5-C6-O6
5	C	1305	NAG	C4-C5-C6-O6
5	C	1309	NAG	O5-C5-C6-O6
5	B	1303	NAG	O5-C5-C6-O6
5	A	1305	NAG	O5-C5-C6-O6
5	C	1305	NAG	O5-C5-C6-O6
5	C	1309	NAG	C4-C5-C6-O6
5	C	1304	NAG	O5-C5-C6-O6
5	B	1309	NAG	C4-C5-C6-O6
5	A	1303	NAG	O5-C5-C6-O6

*Continued on next page...*

*Continued from previous page...*

Mol	Chain	Res	Type	Atoms
5	C	1302	NAG	O5-C5-C6-O6
5	A	1311	NAG	O5-C5-C6-O6
5	C	1301	NAG	O5-C5-C6-O6
5	C	1306	NAG	O5-C5-C6-O6
5	A	1302	NAG	O5-C5-C6-O6
5	B	1302	NAG	O5-C5-C6-O6
5	C	1303	NAG	O5-C5-C6-O6
5	A	1301	NAG	O5-C5-C6-O6
5	A	1306	NAG	O5-C5-C6-O6
5	A	1307	NAG	O5-C5-C6-O6
5	B	1310	NAG	O5-C5-C6-O6
5	B	1308	NAG	C4-C5-C6-O6
5	C	1302	NAG	C4-C5-C6-O6
5	A	1310	NAG	O5-C5-C6-O6
5	A	1303	NAG	C4-C5-C6-O6
5	B	1302	NAG	C4-C5-C6-O6
5	A	1302	NAG	C4-C5-C6-O6
5	B	1304	NAG	C4-C5-C6-O6
5	C	1303	NAG	C4-C5-C6-O6
5	B	1310	NAG	C4-C5-C6-O6
5	A	1310	NAG	C4-C5-C6-O6
5	C	1304	NAG	C4-C5-C6-O6
5	C	1306	NAG	C4-C5-C6-O6
5	B	1308	NAG	O5-C5-C6-O6
5	A	1311	NAG	C4-C5-C6-O6
5	P	301	NAG	O5-C5-C6-O6
5	A	1301	NAG	C4-C5-C6-O6
5	A	1306	NAG	C4-C5-C6-O6
5	A	1307	NAG	C4-C5-C6-O6
5	B	1304	NAG	O5-C5-C6-O6
5	C	1301	NAG	C4-C5-C6-O6
5	B	1306	NAG	C4-C5-C6-O6
5	P	301	NAG	C3-C2-N2-C7
5	B	1301	NAG	O5-C5-C6-O6
5	B	1309	NAG	C1-C2-N2-C7
5	C	1303	NAG	C1-C2-N2-C7
5	C	1305	NAG	C1-C2-N2-C7
5	C	1311	NAG	C1-C2-N2-C7
5	B	1306	NAG	O5-C5-C6-O6
5	A	1306	NAG	C3-C2-N2-C7
5	B	1303	NAG	C3-C2-N2-C7
5	B	1305	NAG	C3-C2-N2-C7

*Continued on next page...*

*Continued from previous page...*

Mol	Chain	Res	Type	Atoms
5	C	1305	NAG	C3-C2-N2-C7
5	C	1311	NAG	C3-C2-N2-C7
5	L	301	NAG	O5-C5-C6-O6
5	A	1306	NAG	C1-C2-N2-C7
5	B	1303	NAG	C1-C2-N2-C7
5	B	1305	NAG	C1-C2-N2-C7
5	B	1309	NAG	C3-C2-N2-C7
5	C	1303	NAG	C3-C2-N2-C7
5	B	1307	NAG	C4-C5-C6-O6

There are no ring outliers.

11 monomers are involved in 33 short contacts:

Mol	Chain	Res	Type	Clashes	Symm-Clashes
5	A	1305	NAG	1	0
5	P	301	NAG	9	0
5	B	1301	NAG	8	0
5	A	1308	NAG	2	0
5	A	1302	NAG	1	0
5	B	1305	NAG	4	0
5	C	1311	NAG	1	0
5	A	1309	NAG	1	0
5	C	1304	NAG	1	0
5	C	1305	NAG	1	0
5	A	1303	NAG	4	0

## 5.7 Other polymers [i](#)

There are no such residues in this entry.

## 5.8 Polymer linkage issues [i](#)

There are no chain breaks in this entry.

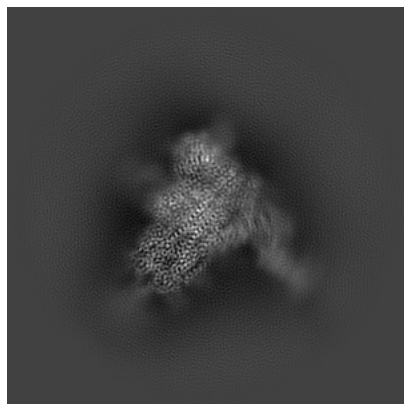
## 6 Map visualisation [i](#)

This section contains visualisations of the EMDB entry EMD-26429. These allow visual inspection of the internal detail of the map and identification of artifacts.

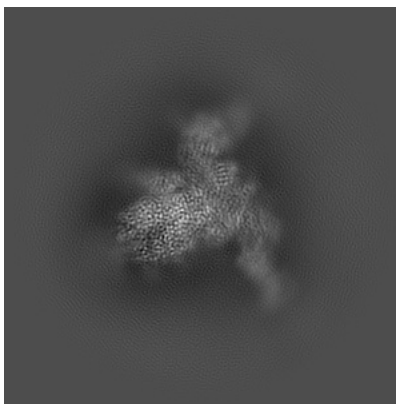
Images derived from a raw map, generated by summing the deposited half-maps, are presented below the corresponding image components of the primary map to allow further visual inspection and comparison with those of the primary map.

### 6.1 Orthogonal projections [i](#)

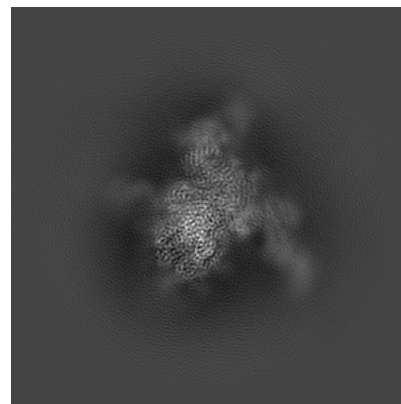
#### 6.1.1 Primary map



X




Y

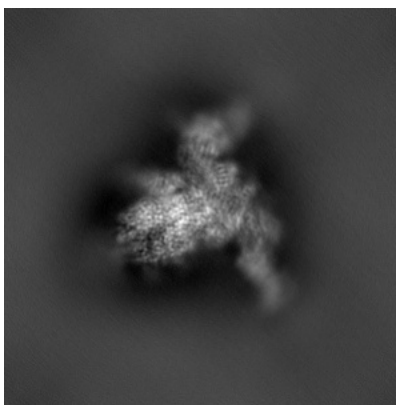


Z

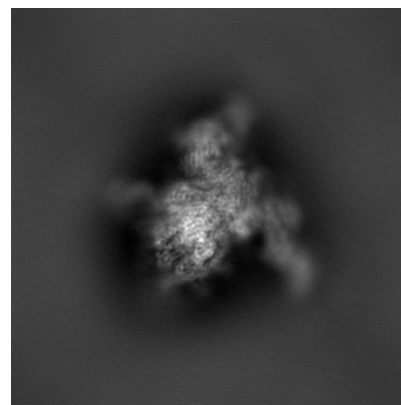
#### 6.1.2 Raw map



X



Y



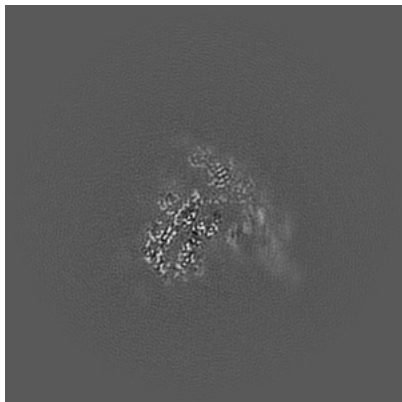
Z

The images above show the map projected in three orthogonal directions.

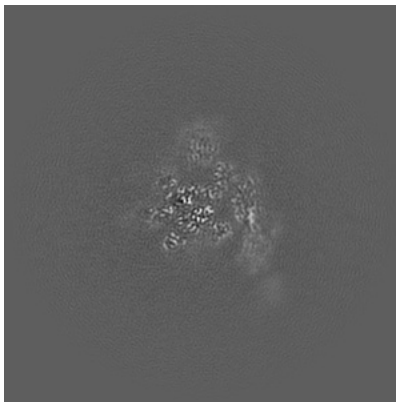


## 6.2 Central slices [i](#)

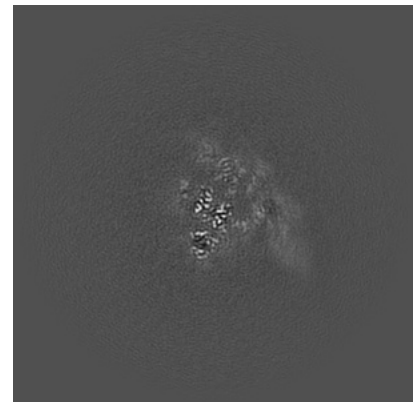
### 6.2.1 Primary map



X Index: 180

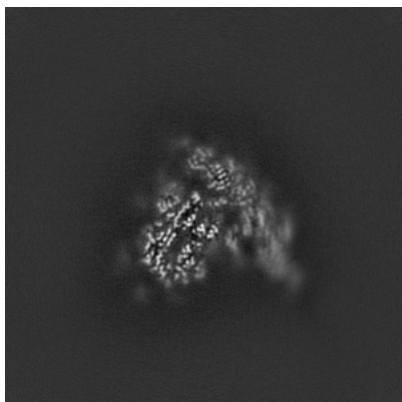


Y Index: 180

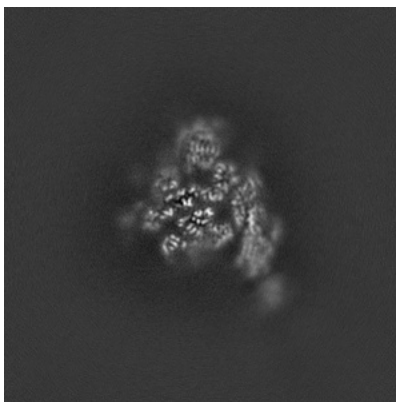


Z Index: 180

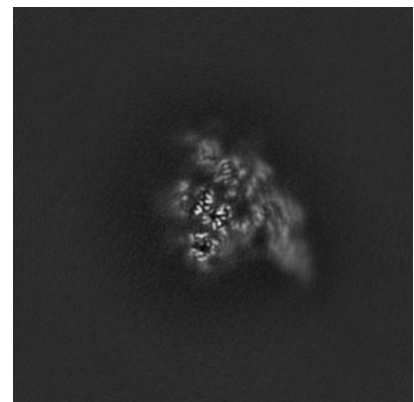
### 6.2.2 Raw map



X Index: 180



Y Index: 180



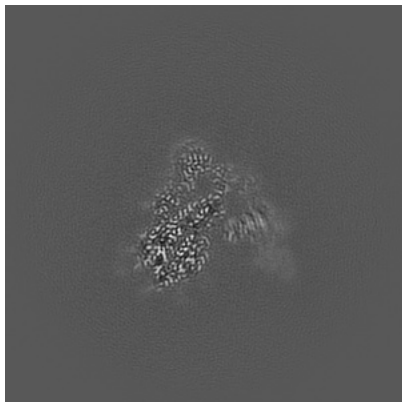
Z Index: 180

The images above show central slices of the map in three orthogonal directions.

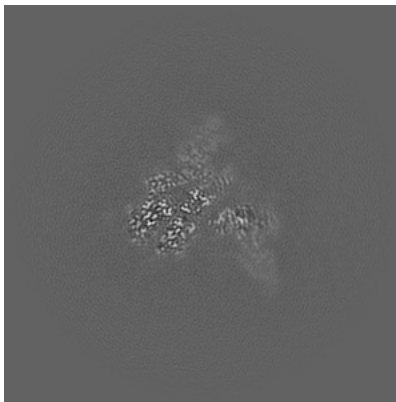


## 6.3 Largest variance slices [i](#)

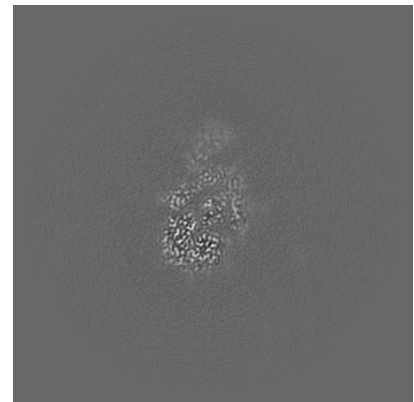
### 6.3.1 Primary map



X Index: 172

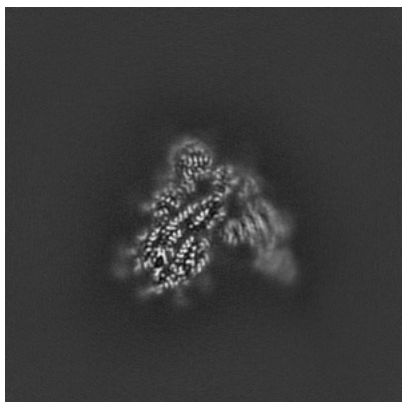


Y Index: 164

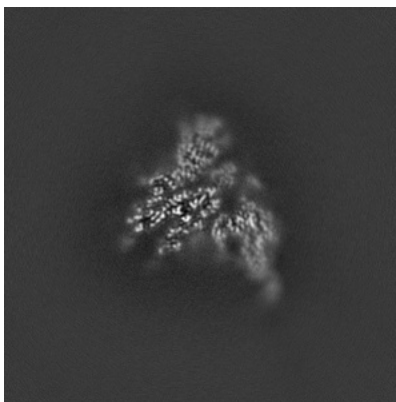


Z Index: 150

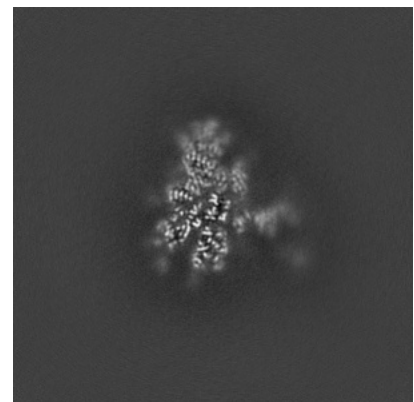
### 6.3.2 Raw map



X Index: 172



Y Index: 170

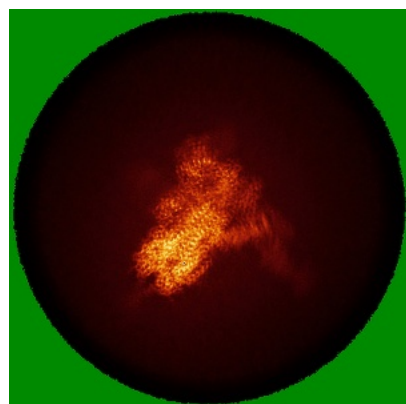


Z Index: 158

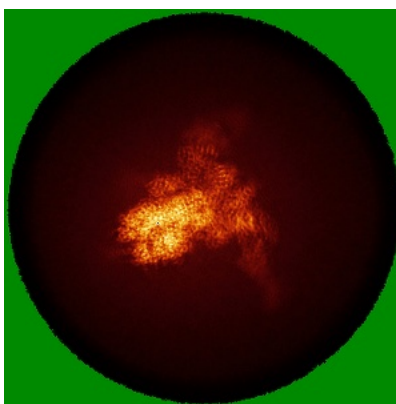
The images above show the largest variance slices of the map in three orthogonal directions.

## 6.4 Orthogonal standard-deviation projections (False-color) [i](#)

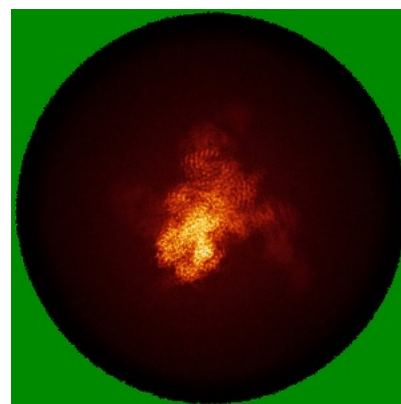
### 6.4.1 Primary map



X

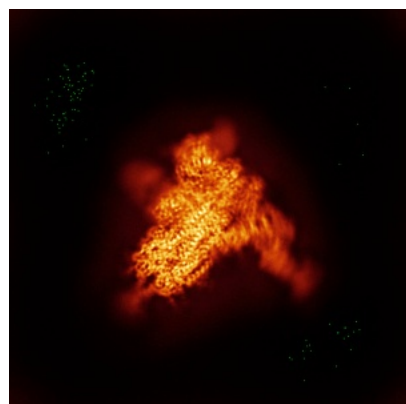


Y

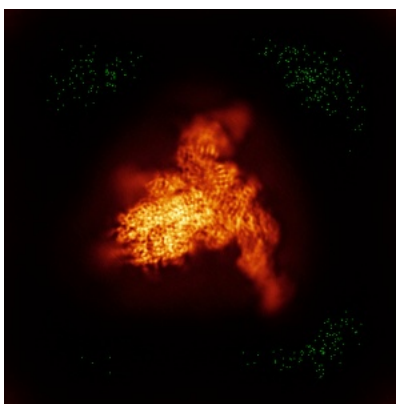


Z

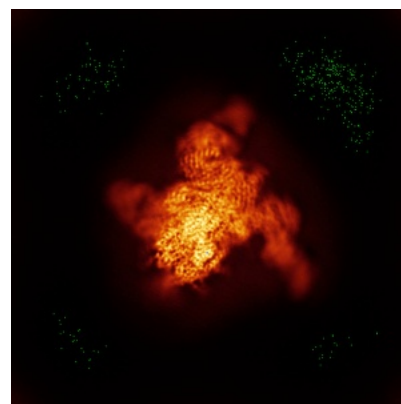
### 6.4.2 Raw map



X



Y




Z

The images above show the map standard deviation projections with false color in three orthogonal directions. Minimum values are shown in green, max in blue, and dark to light orange shades represent small to large values respectively.

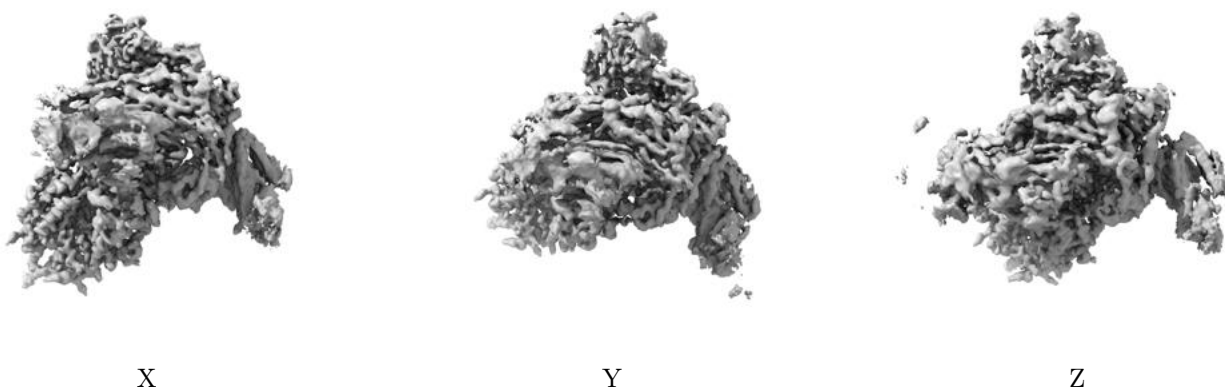
## 6.5 Orthogonal surface views [i](#)

### 6.5.1 Primary map



The images above show the 3D surface view of the map at the recommended contour level 0.45. These images, in conjunction with the slice images, may facilitate assessment of whether an appropriate contour level has been provided.

### 6.5.2 Raw map



These images show the 3D surface of the raw map. The raw map's contour level was selected so that its surface encloses the same volume as the primary map does at its recommended contour level.

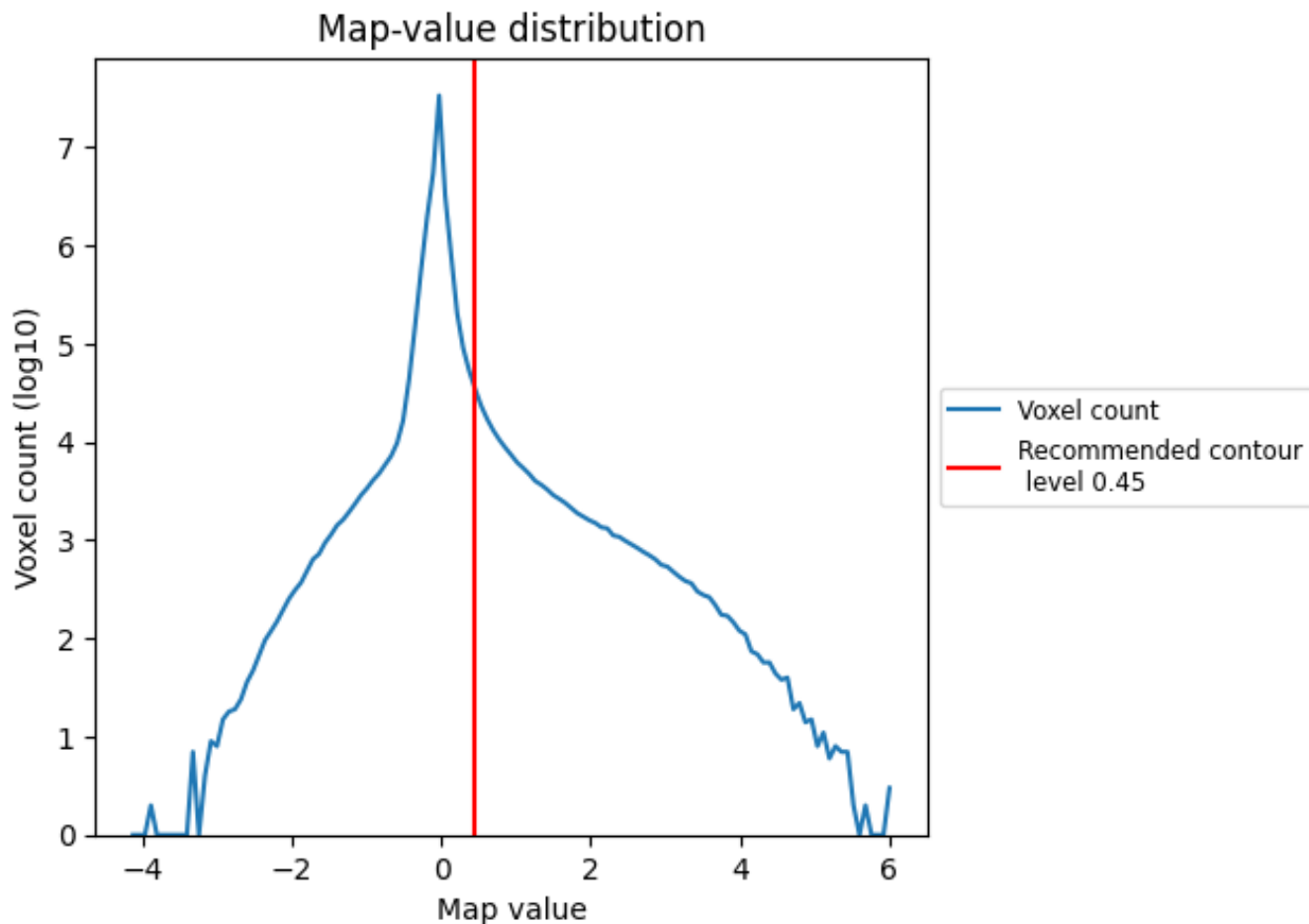
## 6.6 Mask visualisation [i](#)

This section was not generated. No masks/segmentation were deposited.

## 7 Map analysis [i](#)

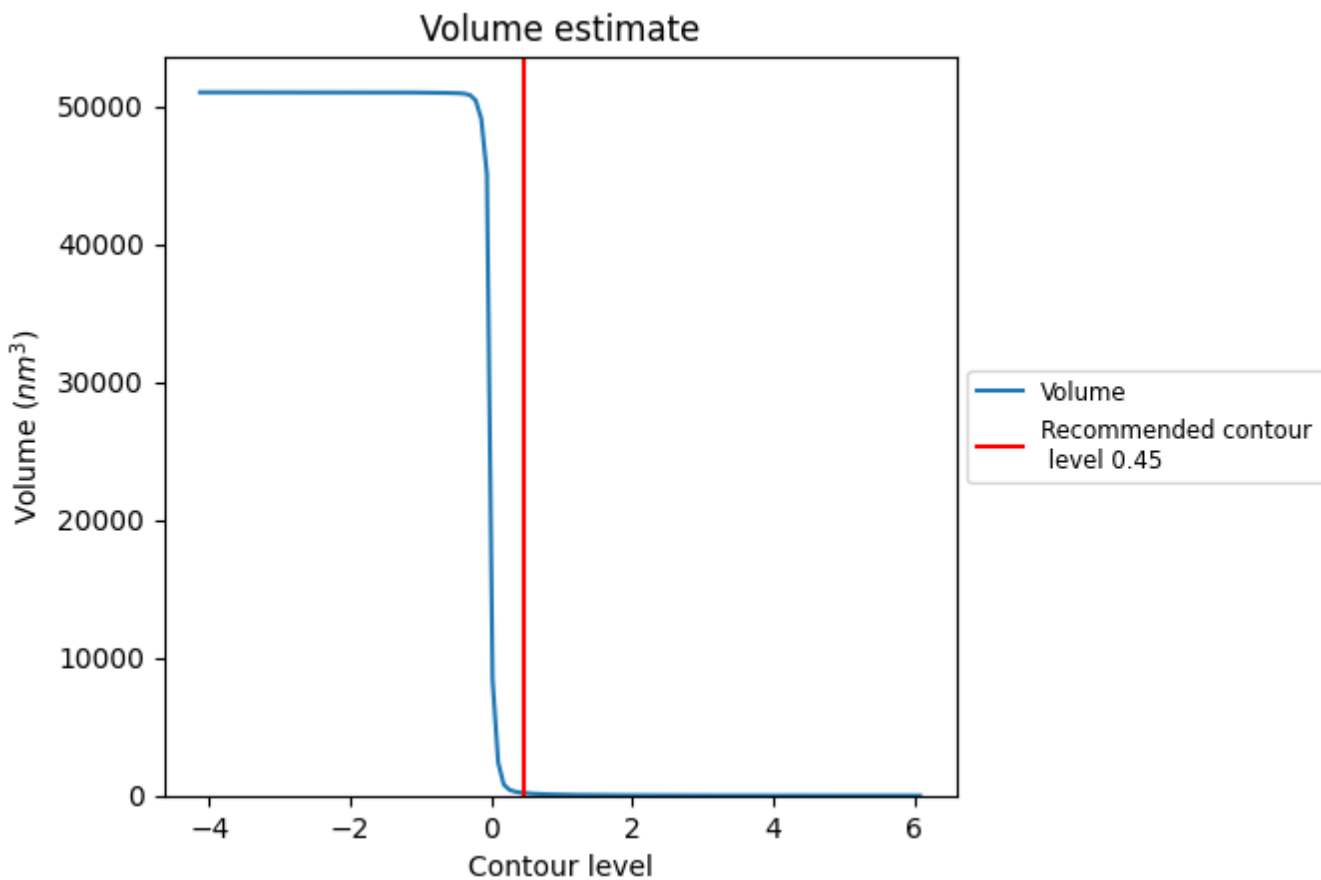
This section contains the results of statistical analysis of the map.

### 7.1 Map-value distribution [i](#)



The map-value distribution is plotted in 128 intervals along the x-axis. The y-axis is logarithmic. A spike in this graph at zero usually indicates that the volume has been masked.

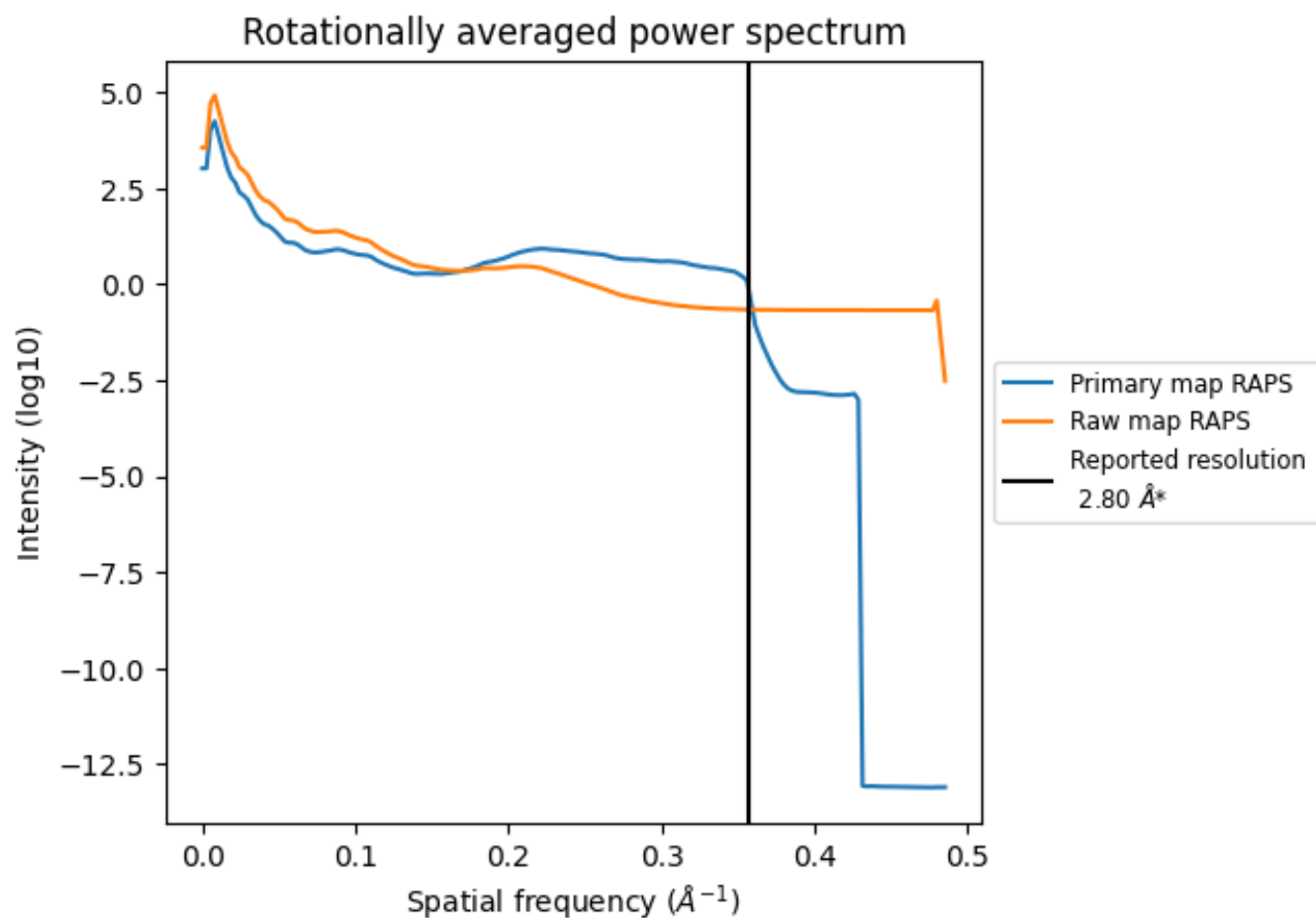
## 7.2 Volume estimate [i](#)



The volume at the recommended contour level is 195 nm<sup>3</sup>; this corresponds to an approximate mass of 176 kDa.

The volume estimate graph shows how the enclosed volume varies with the contour level. The recommended contour level is shown as a vertical line and the intersection between the line and the curve gives the volume of the enclosed surface at the given level.

### 7.3 Rotationally averaged power spectrum i

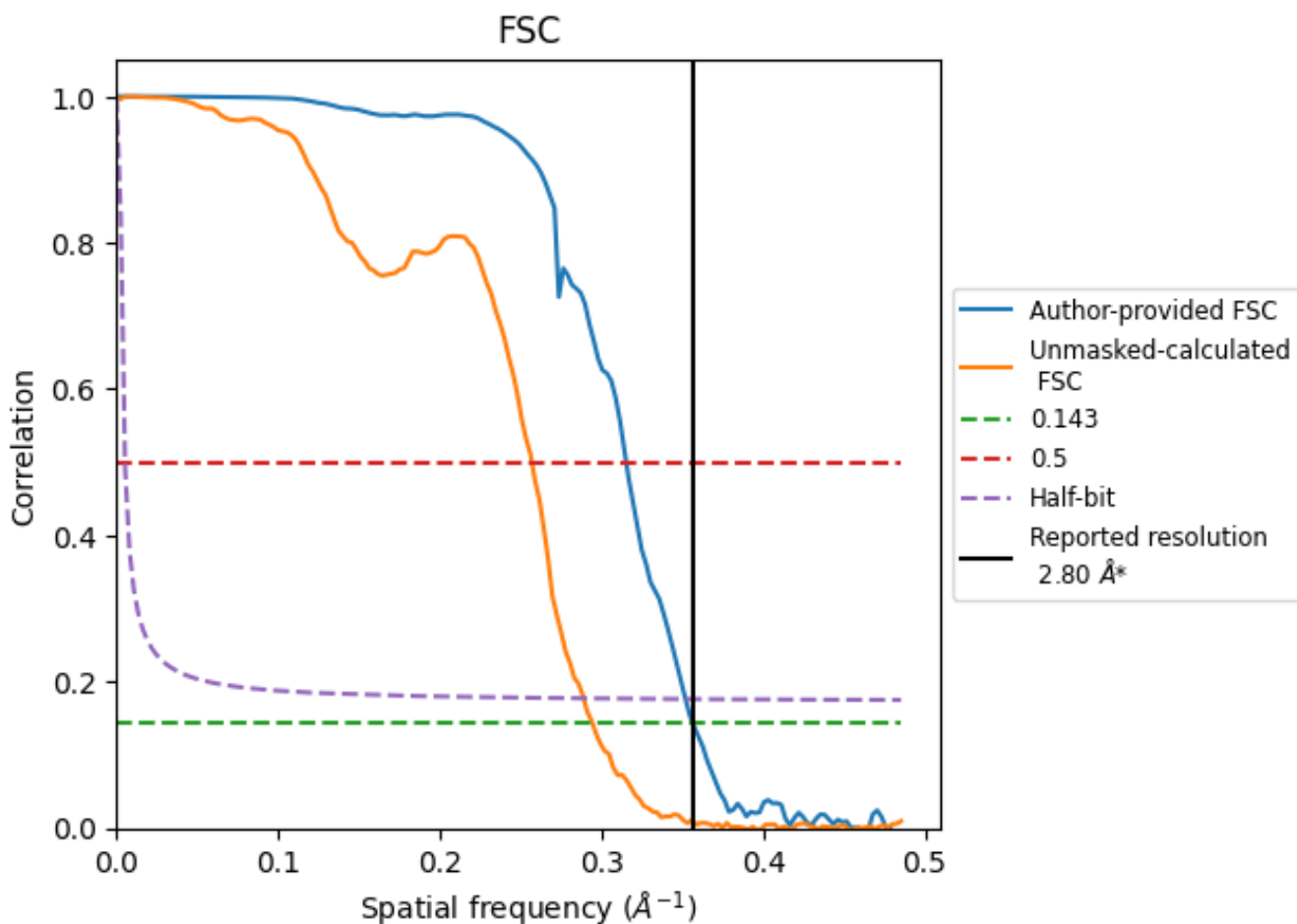


\*Reported resolution corresponds to spatial frequency of 0.357 Å<sup>-1</sup>

## 8 Fourier-Shell correlation [\(i\)](#)

Fourier-Shell Correlation (FSC) is the most commonly used method to estimate the resolution of single-particle and subtomogram-averaged maps. The shape of the curve depends on the imposed symmetry, mask and whether or not the two 3D reconstructions used were processed from a common reference. The reported resolution is shown as a black line. A curve is displayed for the half-bit criterion in addition to lines showing the 0.143 gold standard cut-off and 0.5 cut-off.

### 8.1 FSC [\(i\)](#)



\*Reported resolution corresponds to spatial frequency of 0.357  $\text{\AA}^{-1}$

## 8.2 Resolution estimates [i](#)

Resolution estimate (Å)	Estimation criterion (FSC cut-off)		
	0.143	0.5	Half-bit
Reported by author	2.80	-	-
Author-provided FSC curve	2.80	3.17	2.84
Unmasked-calculated*	3.40	3.89	3.46


\*Resolution estimate based on FSC curve calculated by comparison of deposited half-maps. The value from deposited half-maps intersecting FSC 0.143 CUT-OFF 3.40 differs from the reported value 2.8 by more than 10 %



## 9 Map-model fit [i](#)

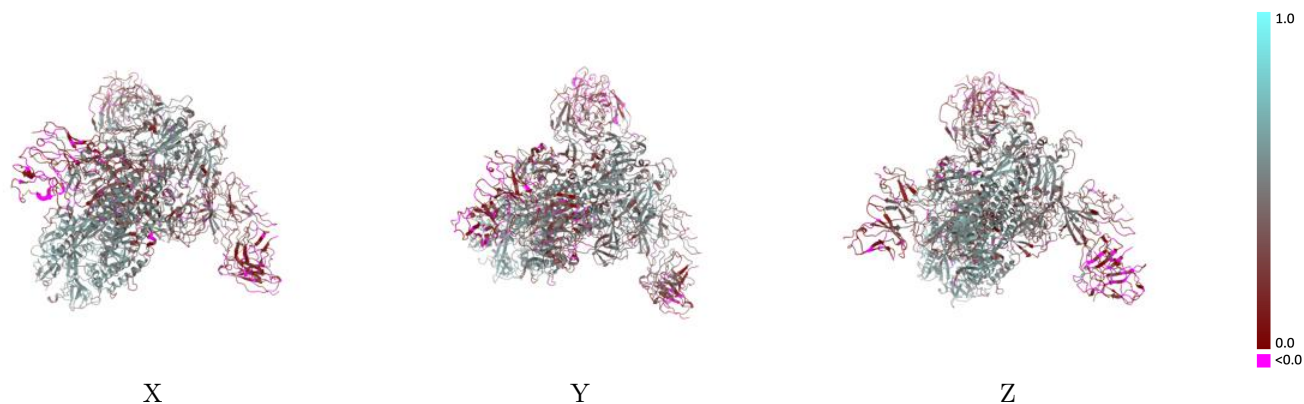
This section contains information regarding the fit between EMDB map EMD-26429 and PDB model 7UAP. Per-residue inclusion information can be found in section 3 on page 12.

### 9.1 Map-model overlay [i](#)



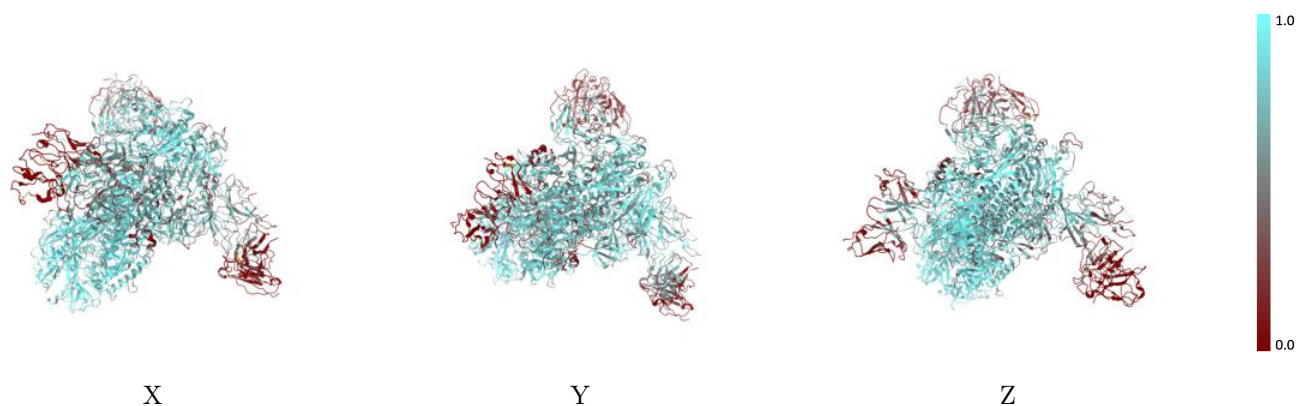
The images above show the 3D surface view of the map at the recommended contour level 0.45 at 50% transparency in yellow overlaid with a ribbon representation of the model coloured in blue. These images allow for the visual assessment of the quality of fit between the atomic model and the map.

## 9.2 Q-score mapped to coordinate model [\(i\)](#)



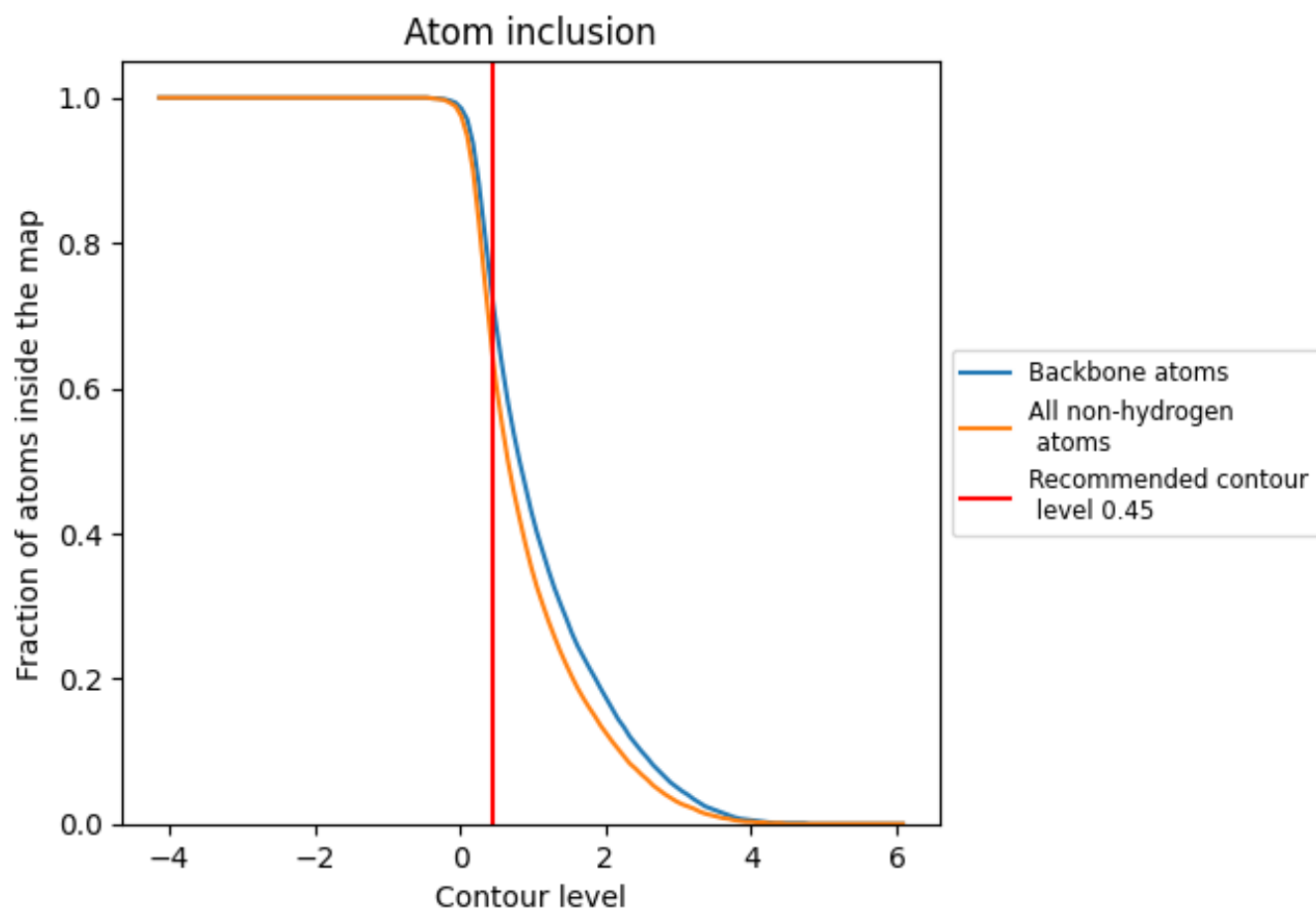
The images above show the model with each residue coloured according to its Q-score. This shows their resolvability in the map with higher Q-score values reflecting better resolvability. Please note: Q-score is calculating the resolvability of atoms, and thus high values are only expected at resolutions at which atoms can be resolved. Low Q-score values may therefore be expected for many entries.

## 9.3 Atom inclusion mapped to coordinate model [\(i\)](#)



The images above show the model with each residue coloured according to its atom inclusion. This shows to what extent they are inside the map at the recommended contour level (0.45).













































## 9.4 Atom inclusion [i](#)



At the recommended contour level, 72% of all backbone atoms, 64% of all non-hydrogen atoms, are inside the map.

## 9.5 Map-model fit summary

The table lists the average atom inclusion at the recommended contour level (0.45) and Q-score for the entire model and for each chain.

Chain	Atom inclusion	Q-score
All	 0.6420	 0.3840
A	 0.7730	 0.4580
B	 0.7490	 0.4330
C	 0.6970	 0.4150
D	 0.3570	 0.1660
E	 0.3930	 0.2630
F	 0.4290	 0.2580
G	 0.6070	 0.3270
H	 0.4460	 0.2890
I	 0.1430	 0.1410
J	 0.2140	 0.2990
K	 0.2140	 0.1780
L	 0.2520	 0.1740
M	 0.2240	 0.1360
N	 0.0810	 0.1110
O	 0.1340	 0.1210
P	 0.0470	 0.0590
Q	 0.5360	 0.2130
R	 0.1430	 0.1720
S	 0.2860	 0.2550
T	 0.2140	 0.1750
U	 0.3210	 0.0770

