



## Full wwPDB EM Validation Report ⓘ

Sep 28, 2024 – 11:33 PM EDT

PDB ID : 7U9Z  
EMDB ID : EMD-26410  
Title : Structure of PKA phosphorylated human RyR2-R2474S in the open state  
Authors : Miotto, M.C.; Marks, A.R.  
Deposited on : 2022-03-11  
Resolution : 3.29 Å (reported)  
Based on initial model : 7U9X

This is a Full wwPDB EM Validation Report for a publicly released PDB entry.

We welcome your comments at [validation@mail.wwpdb.org](mailto:validation@mail.wwpdb.org)

A user guide is available at

<https://www.wwpdb.org/validation/2017/EMValidationReportHelp>

with specific help available everywhere you see the ⓘ symbol.

The types of validation reports are described at

<http://www.wwpdb.org/validation/2017/FAQs#types>.

---

The following versions of software and data (see [references ⓘ](#)) were used in the production of this report:

EMDB validation analysis : 0.0.1.dev113  
Mogul : 2022.3.0, CSD as543be (2022)  
MolProbity : 4.02b-467  
buster-report : 1.1.7 (2018)  
Percentile statistics : 20231227.v01 (using entries in the PDB archive December 27th 2023)  
MapQ : 1.9.13  
Ideal geometry (proteins) : Engh & Huber (2001)  
Ideal geometry (DNA, RNA) : Parkinson et al. (1996)  
Validation Pipeline (wwPDB-VP) : 2.39

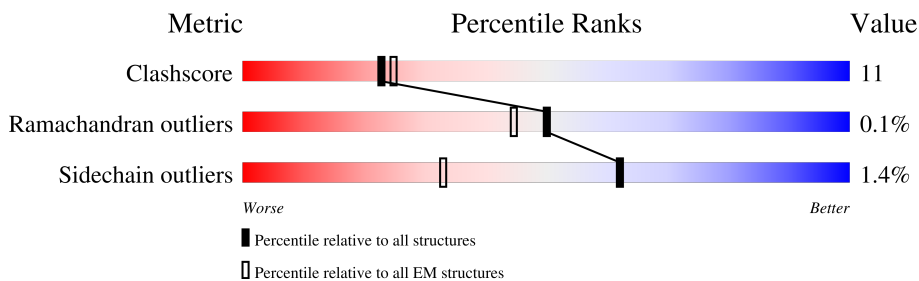
# 1 Overall quality at a glance i

The following experimental techniques were used to determine the structure:

*ELECTRON MICROSCOPY*

The reported resolution of this entry is 3.29 Å.

Percentile scores (ranging between 0-100) for global validation metrics of the entry are shown in the following graphic. The table shows the number of entries on which the scores are based.



Metric	Whole archive (#Entries)	EM structures (#Entries)
Clashscore	210492	15764
Ramachandran outliers	207382	16835
Sidechain outliers	206894	16415

The table below summarises the geometric issues observed across the polymeric chains and their fit to the map. The red, orange, yellow and green segments of the bar indicate the fraction of residues that contain outliers for  $\geq 3$ , 2, 1 and 0 types of geometric quality criteria respectively. A grey segment represents the fraction of residues that are not modelled. The numeric value for each fraction is indicated below the corresponding segment, with a dot representing fractions  $\leq 5\%$ . The upper red bar (where present) indicates the fraction of residues that have poor fit to the EM map (all-atom inclusion  $< 40\%$ ). The numeric value is given above the bar.

Mol	Chain	Length	Quality of chain
1	A	4967	
1	B	4967	
1	C	4967	
1	D	4967	
2	E	108	
2	F	108	
2	G	108	
2	H	108	

## 2 Entry composition i

There are 6 unique types of molecules in this entry. The entry contains 138688 atoms, of which 0 are hydrogens and 0 are deuteriums.

In the tables below, the AltConf column contains the number of residues with at least one atom in alternate conformation and the Trace column contains the number of residues modelled with at most 2 atoms.

- Molecule 1 is a protein called Ryanodine receptor 2.

Mol	Chain	Residues	Atoms					AltConf	Trace
			Total	C	N	O	S		
1	A	4226	33779	21520	5746	6283	230	2	0
1	B	4226	33779	21520	5746	6283	230	2	0
1	C	4226	33779	21520	5746	6283	230	2	0
1	D	4226	33779	21520	5746	6283	230	2	0

There are 4 discrepancies between the modelled and reference sequences:

Chain	Residue	Modelled	Actual	Comment	Reference
A	2474	SER	ARG	variant	UNP Q92736
B	2474	SER	ARG	variant	UNP Q92736
C	2474	SER	ARG	variant	UNP Q92736
D	2474	SER	ARG	variant	UNP Q92736

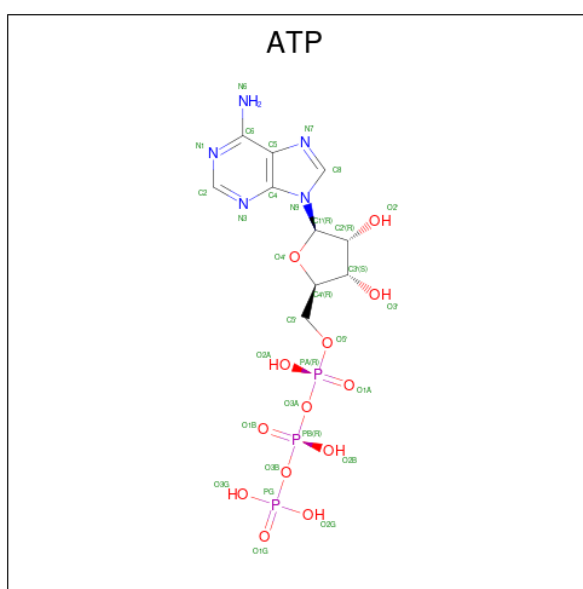
- Molecule 2 is a protein called Peptidyl-prolyl cis-trans isomerase FKBP1B.

Mol	Chain	Residues	Atoms					AltConf	Trace
			Total	C	N	O	S		
2	E	107	818	516	144	154	4	0	0
2	F	107	818	516	144	154	4	0	0
2	G	107	818	516	144	154	4	0	0
2	H	107	818	516	144	154	4	0	0

- Molecule 3 is ZINC ION (three-letter code: ZN) (formula: Zn) (labeled as "Ligand of Interest" by depositor).

Mol	Chain	Residues	Atoms	AltConf
3	A	1	Total Zn 1 1	0
3	B	1	Total Zn 1 1	0
3	C	1	Total Zn 1 1	0
3	D	1	Total Zn 1 1	0

- Molecule 4 is ADENOSINE-5'-TRIPHOSPHATE (three-letter code: ATP) (formula:  $C_{10}H_{16}N_5O_{13}P_3$ ) (labeled as "Ligand of Interest" by depositor).



Mol	Chain	Residues	Atoms	AltConf
4	A	1	Total C N O P 31 10 5 13 3	0
4	A	1	Total C N O P 31 10 5 13 3	0
4	B	1	Total C N O P 31 10 5 13 3	0
4	B	1	Total C N O P 31 10 5 13 3	0
4	C	1	Total C N O P 31 10 5 13 3	0
4	C	1	Total C N O P 31 10 5 13 3	0
4	D	1	Total C N O P 31 10 5 13 3	0

*Continued on next page...*

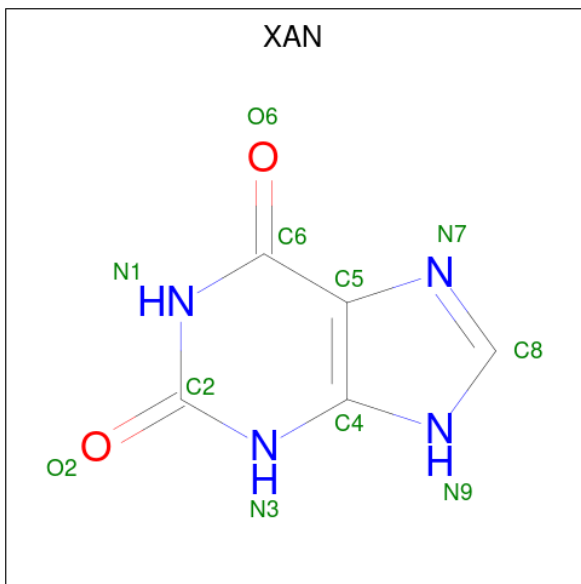
Continued from previous page...

Mol	Chain	Residues	Atoms				AltConf	
			Total	C	N	O		P
4	D	1	31	10	5	13	3	0

- Molecule 5 is CALCIUM ION (three-letter code: CA) (formula: Ca) (labeled as "Ligand of Interest" by depositor).

Mol	Chain	Residues	Atoms		AltConf
			Total	Ca	
5	A	1	1	1	0
5	B	1	1	1	0
5	C	1	1	1	0
5	D	1	1	1	0

- Molecule 6 is XANTHINE (three-letter code: XAN) (formula: C<sub>5</sub>H<sub>4</sub>N<sub>4</sub>O<sub>2</sub>) (labeled as "Ligand of Interest" by depositor).



Mol	Chain	Residues	Atoms				AltConf
			Total	C	N	O	
6	A	1	11	5	4	2	0
6	B	1	11	5	4	2	0
6	C	1	11	5	4	2	0

Continued on next page...

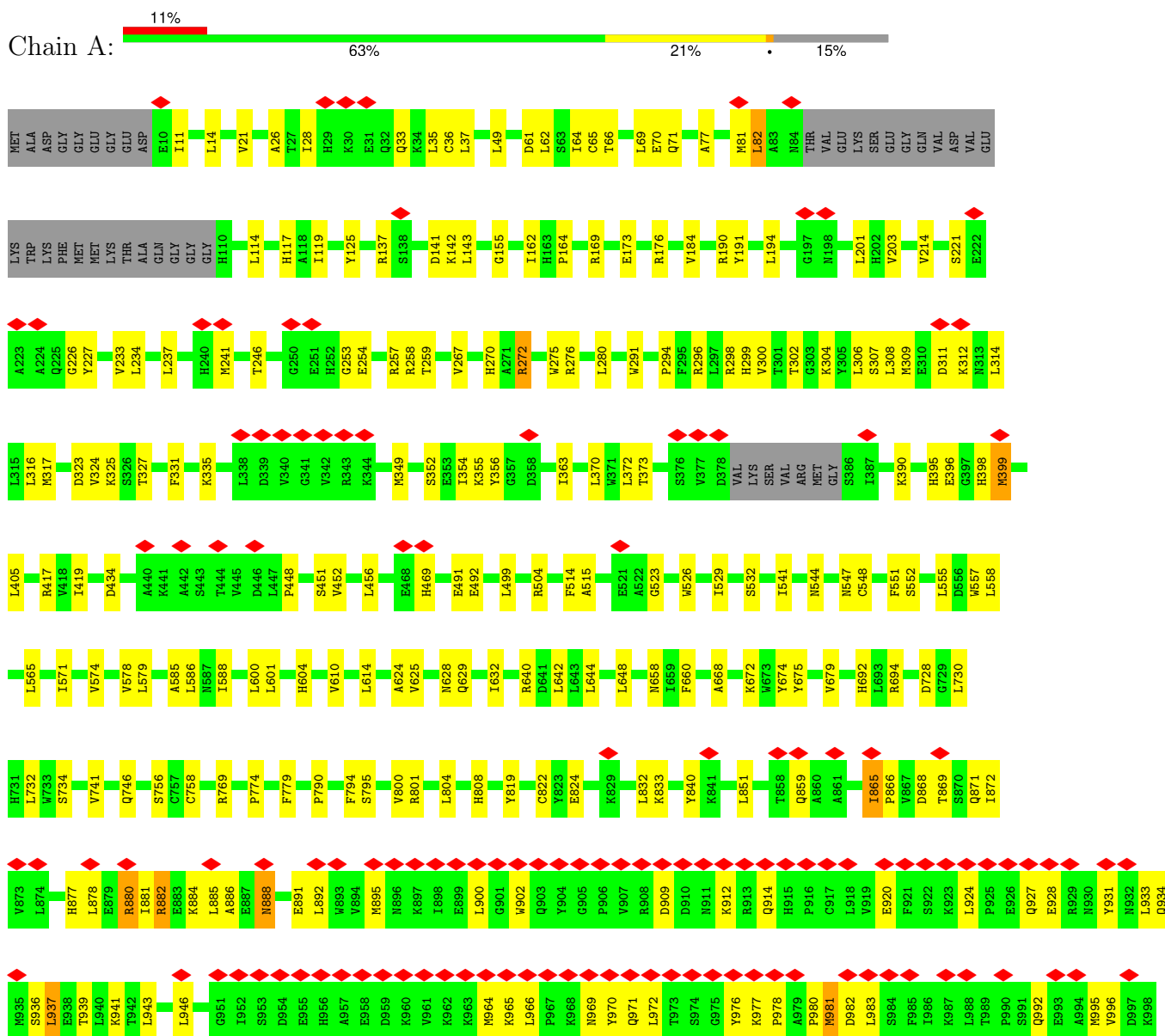
*Continued from previous page...*

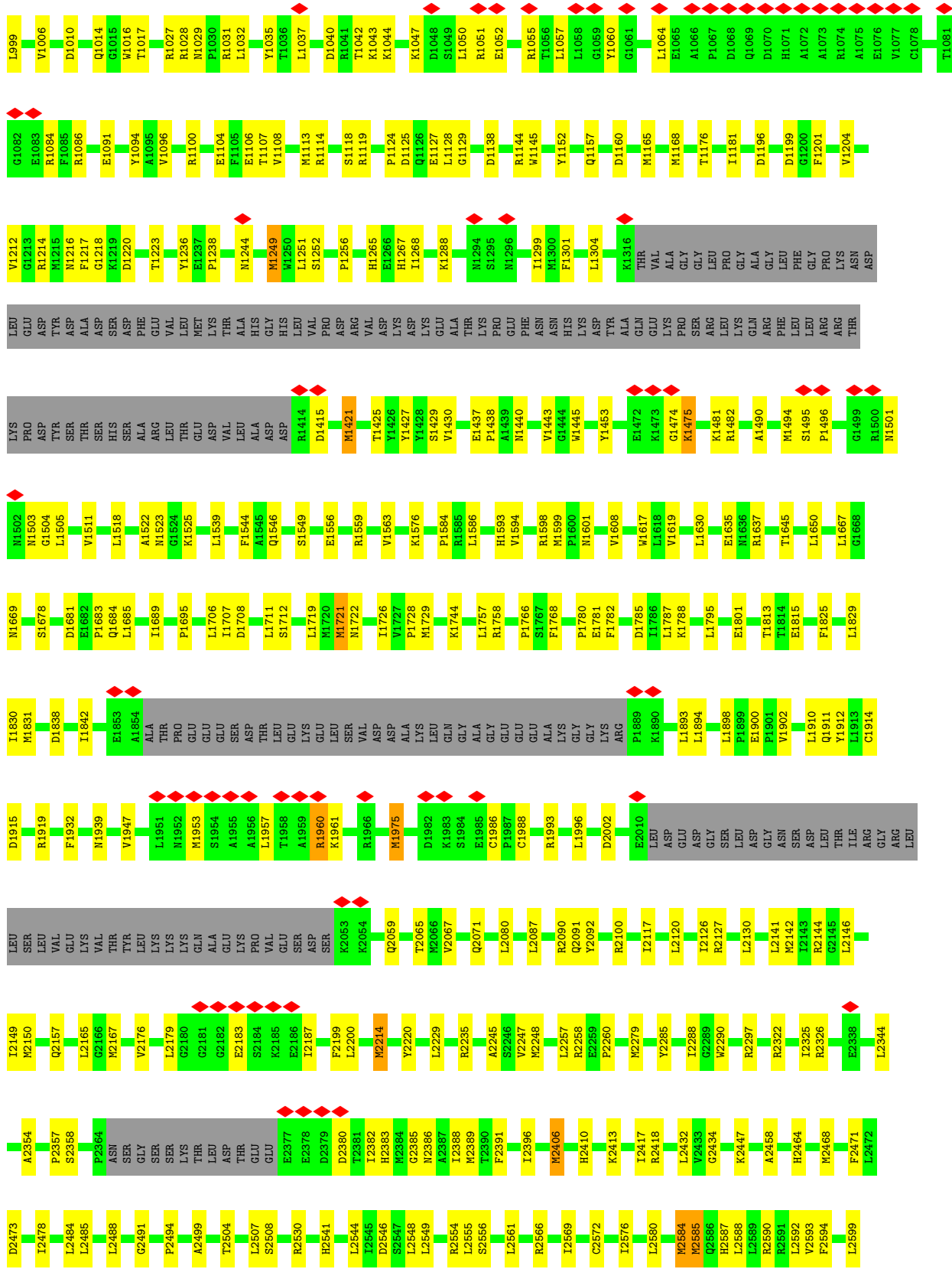
Mol	Chain	Residues	Atoms				AltConf
			Total	C	N	O	
6	D	1	11	5	4	2	0

### 3 Residue-property plots

These plots are drawn for all protein, RNA, DNA and oligosaccharide chains in the entry. The first graphic for a chain summarises the proportions of the various outlier classes displayed in the second graphic. The second graphic shows the sequence view annotated by issues in geometry and atom inclusion in map density. Residues are color-coded according to the number of geometric quality criteria for which they contain at least one outlier: green = 0, yellow = 1, orange = 2 and red = 3 or more. A red diamond above a residue indicates a poor fit to the EM map for this residue (all-atom inclusion < 40%). Stretches of 2 or more consecutive residues without any outlier are shown as a green connector. Residues present in the sample, but not in the model, are shown in grey.

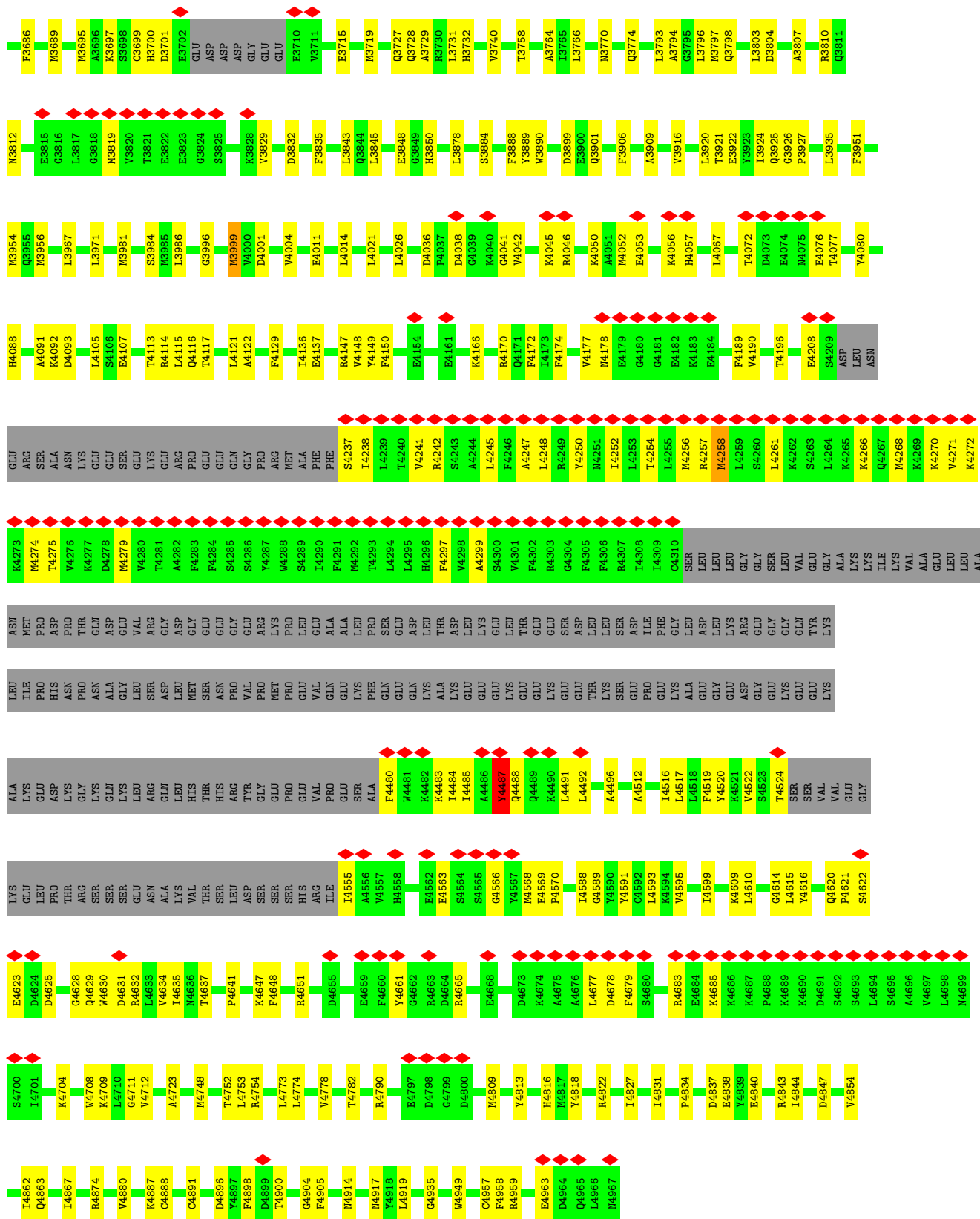
#### • Molecule 1: Ryanodine receptor 2







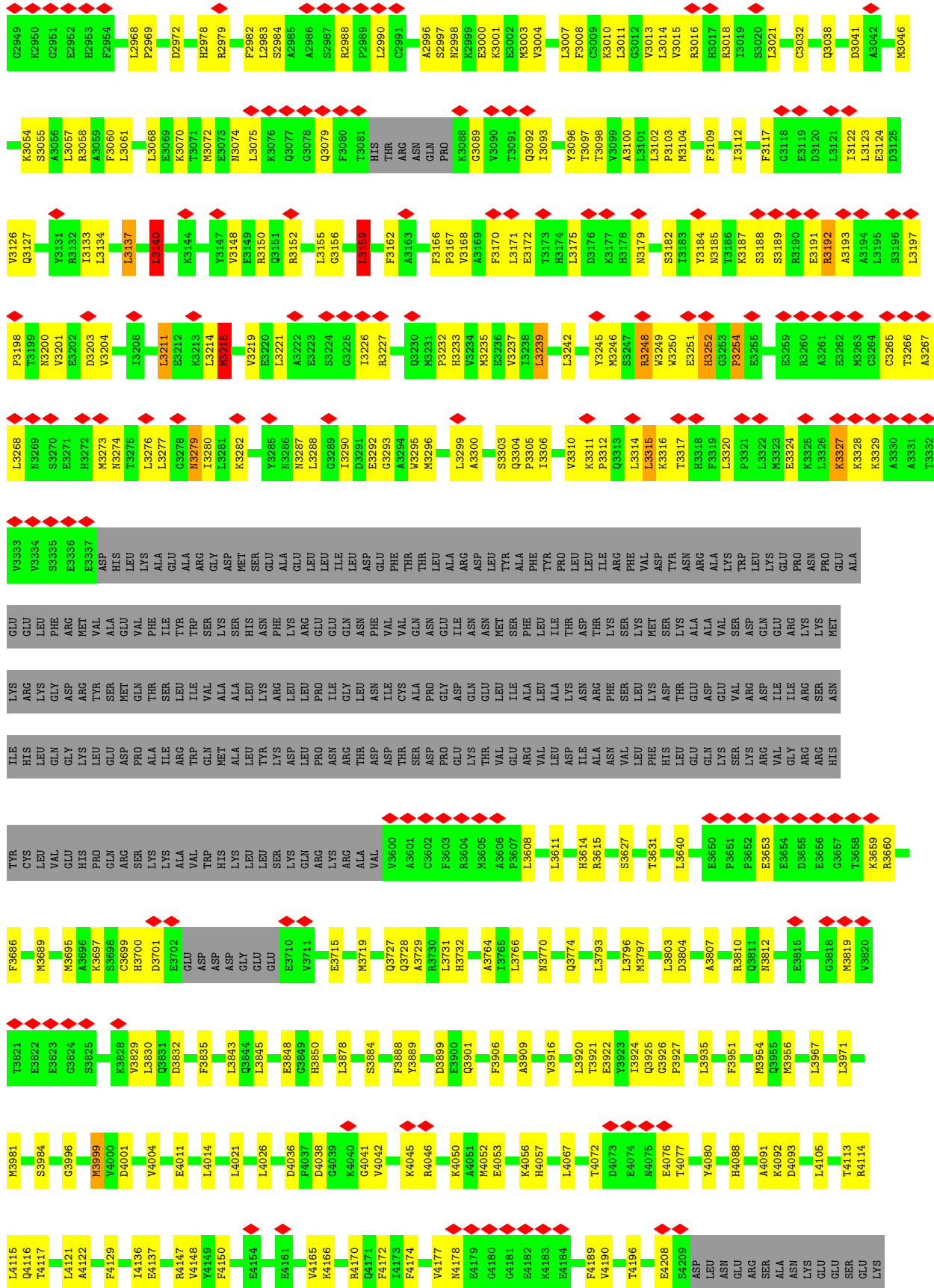


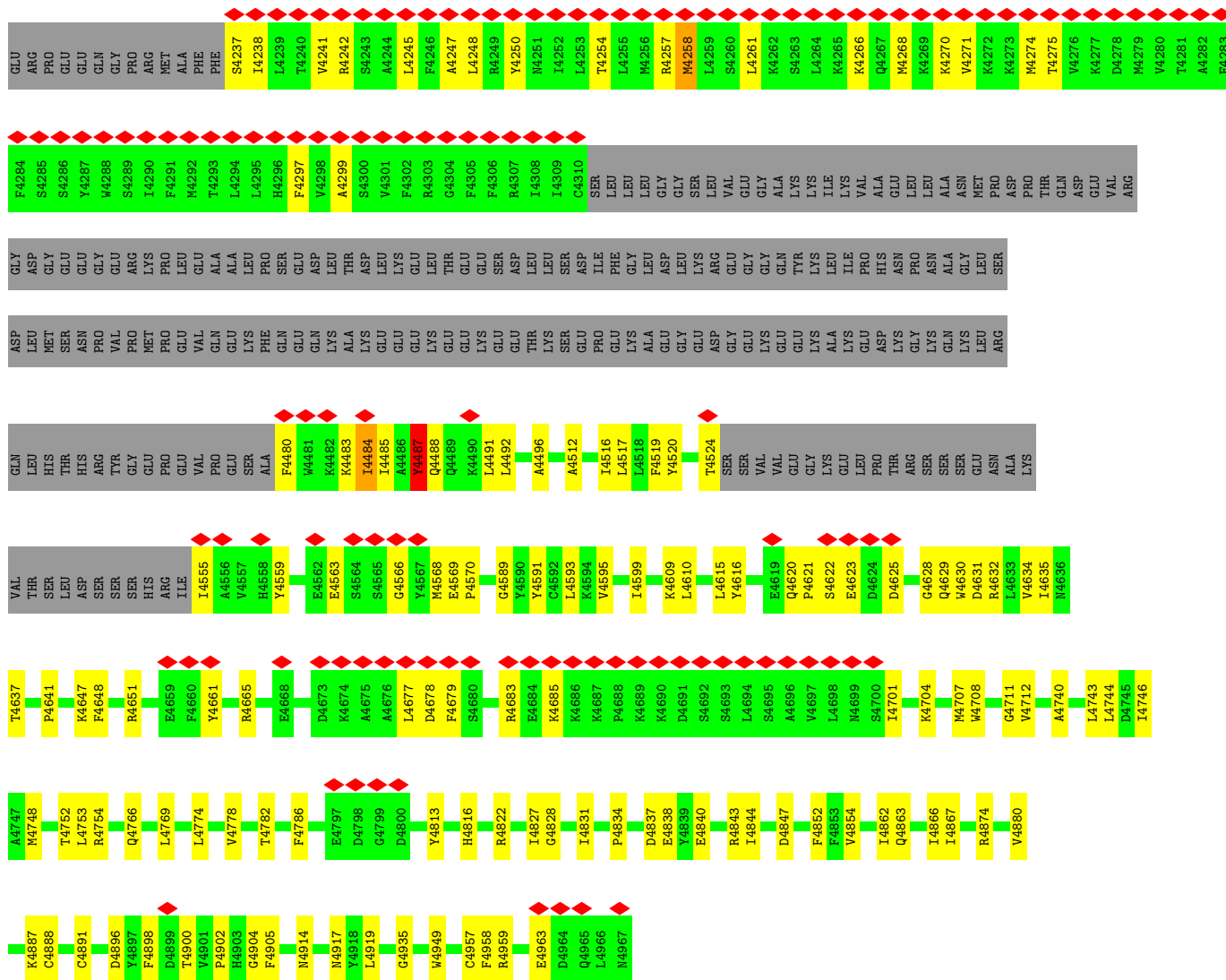


• Molecule 1: Ryanodine receptor 2

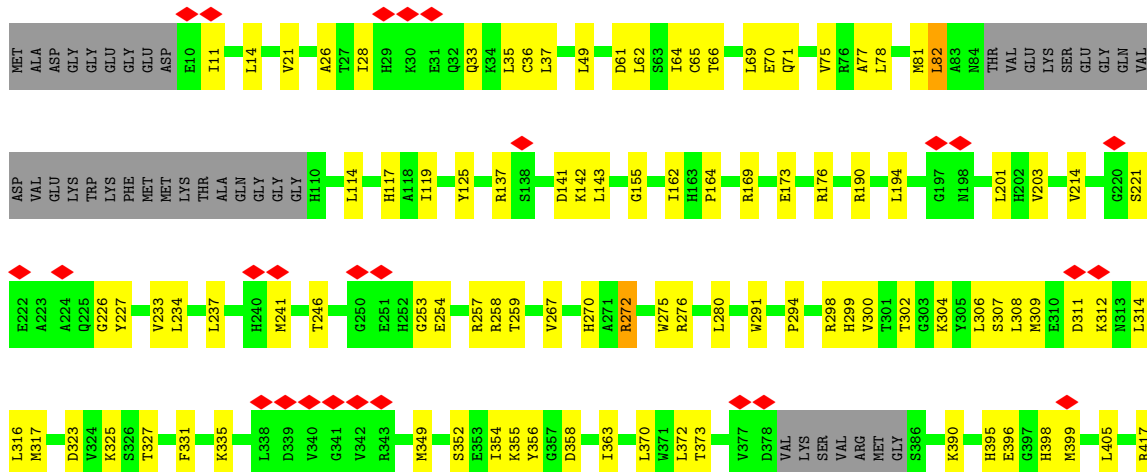










● Molecule 1: Ryanodine receptor 2

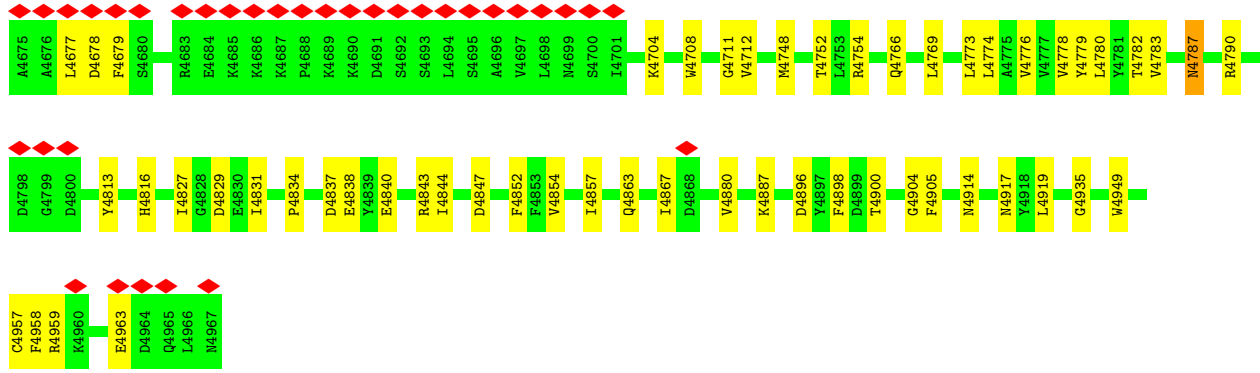











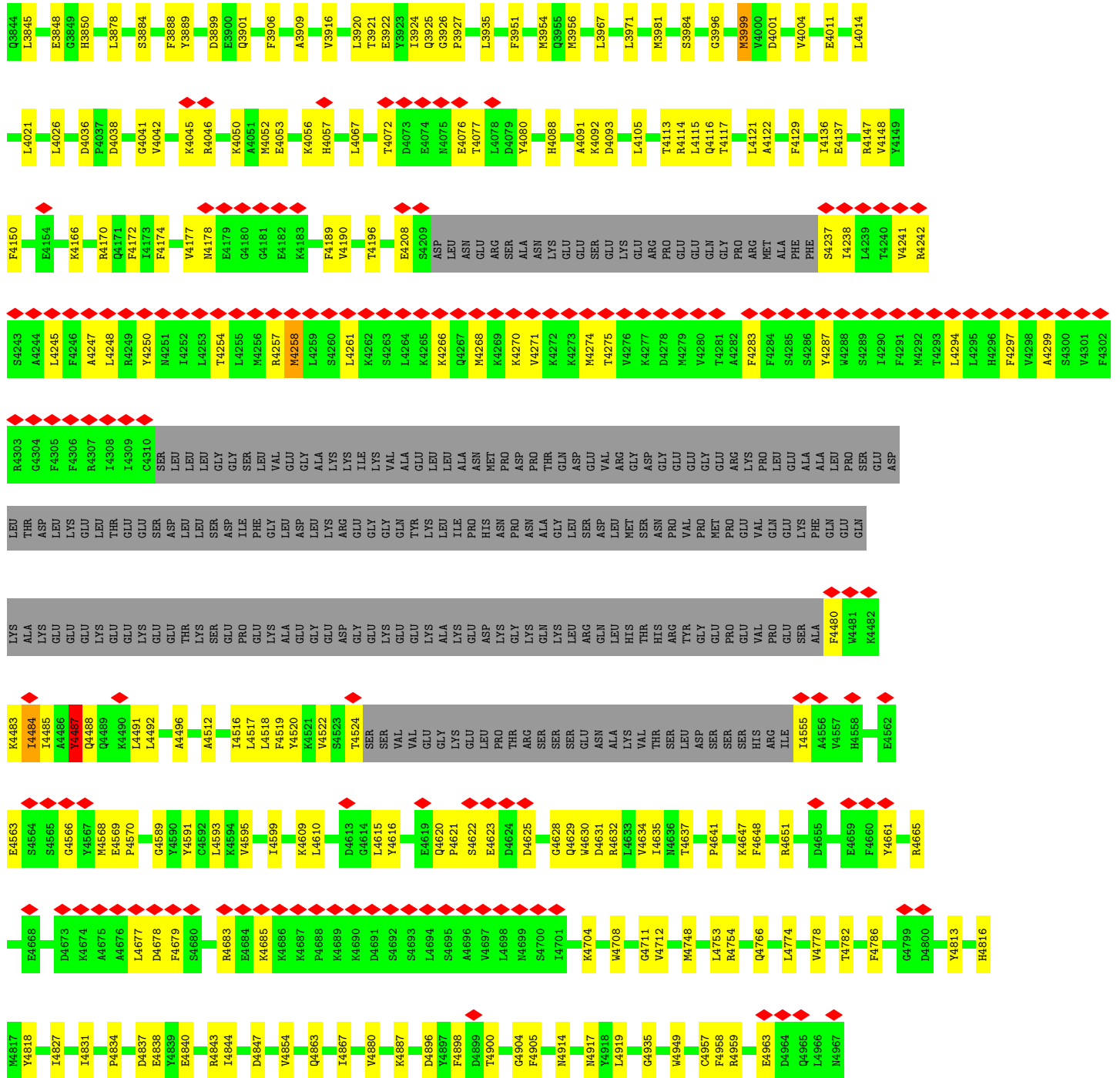


● Molecule 1: Ryanodine receptor 2

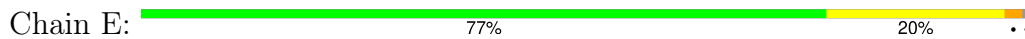









- Molecule 2: Peptidyl-prolyl cis-trans isomerase FKBP1B




- Molecule 2: Peptidyl-prolyl cis-trans isomerase FKBP1B

Chain F:  77% 20% ..




- Molecule 2: Peptidyl-prolyl cis-trans isomerase FKBP1B

Chain G:  77% 20% ..



- Molecule 2: Peptidyl-prolyl cis-trans isomerase FKBP1B

Chain H:  77% 20% ..



## 4 Experimental information

Property	Value	Source
EM reconstruction method	SINGLE PARTICLE	Depositor
Imposed symmetry	POINT, Not provided	
Number of particles used	41126	Depositor
Resolution determination method	FSC 0.143 CUT-OFF	Depositor
CTF correction method	PHASE FLIPPING AND AMPLITUDE CORRECTION	Depositor
Microscope	FEI TITAN KRIOS	Depositor
Voltage (kV)	300	Depositor
Electron dose ( $e^-/\text{\AA}^2$ )	58	Depositor
Minimum defocus (nm)	400	Depositor
Maximum defocus (nm)	1200	Depositor
Magnification	Not provided	
Image detector	GATAN K3 BIOQUANTUM (6k x 4k)	Depositor
Maximum map value	0.643	Depositor
Minimum map value	-0.018	Depositor
Average map value	0.012	Depositor
Map value standard deviation	0.032	Depositor
Recommended contour level	0.13	Depositor
Map size (Å)	425.984, 425.984, 425.984	wwPDB
Map dimensions	512, 512, 512	wwPDB
Map angles (°)	90.0, 90.0, 90.0	wwPDB
Pixel spacing (Å)	0.832, 0.832, 0.832	Depositor

## 5 Model quality [i](#)

### 5.1 Standard geometry [i](#)

Bond lengths and bond angles in the following residue types are not validated in this section: ZN, ATP, XAN, CA

The Z score for a bond length (or angle) is the number of standard deviations the observed value is removed from the expected value. A bond length (or angle) with  $|Z| > 5$  is considered an outlier worth inspection. RMSZ is the root-mean-square of all Z scores of the bond lengths (or angles).

Mol	Chain	Bond lengths		Bond angles	
		RMSZ	# Z  >5	RMSZ	# Z  >5
1	A	0.26	1/34520 (0.0%)	0.53	21/46627 (0.0%)
1	B	0.26	1/34520 (0.0%)	0.53	20/46627 (0.0%)
1	C	0.26	1/34520 (0.0%)	0.53	20/46627 (0.0%)
1	D	0.26	1/34520 (0.0%)	0.53	21/46627 (0.0%)
2	E	0.32	0/834	0.62	0/1123
2	F	0.32	0/834	0.62	0/1123
2	G	0.32	0/834	0.62	0/1123
2	H	0.32	0/834	0.62	0/1123
All	All	0.26	4/141416 (0.0%)	0.53	82/191000 (0.0%)

Chiral center outliers are detected by calculating the chiral volume of a chiral center and verifying if the center is modelled as a planar moiety or with the opposite hand. A planarity outlier is detected by checking planarity of atoms in a peptide group, atoms in a mainchain group or atoms of a sidechain that are expected to be planar.

Mol	Chain	#Chirality outliers	#Planarity outliers
1	A	0	6
1	B	0	6
1	C	0	6
1	D	0	6
All	All	0	24

All (4) bond length outliers are listed below:

Mol	Chain	Res	Type	Atoms	Z	Observed(Å)	Ideal(Å)
1	C	3254	PRO	CG-CD	-6.09	1.30	1.50
1	B	3254	PRO	CG-CD	-6.09	1.30	1.50
1	D	3254	PRO	CG-CD	-6.08	1.30	1.50
1	A	3254	PRO	CG-CD	-6.08	1.30	1.50

All (82) bond angle outliers are listed below:



Mol	Chain	Res	Type	Atoms	Z	Observed(°)	Ideal(°)
1	B	3159	LEU	CA-CB-CG	8.40	134.62	115.30
1	C	3159	LEU	CA-CB-CG	8.37	134.56	115.30
1	A	3159	LEU	CA-CB-CG	8.36	134.53	115.30
1	D	3159	LEU	CA-CB-CG	8.35	134.51	115.30
1	A	3254	PRO	N-CD-CG	-7.48	91.98	103.20
1	D	3254	PRO	N-CD-CG	-7.48	91.99	103.20
1	C	3254	PRO	N-CD-CG	-7.46	92.01	103.20
1	B	3254	PRO	N-CD-CG	-7.44	92.04	103.20
1	C	2793	ARG	CG-CD-NE	7.06	126.62	111.80
1	D	2793	ARG	CG-CD-NE	7.05	126.61	111.80
1	B	2793	ARG	CG-CD-NE	7.03	126.57	111.80
1	A	2793	ARG	CG-CD-NE	7.02	126.54	111.80
1	C	2793	ARG	CB-CG-CD	6.93	129.63	111.60
1	B	2793	ARG	CB-CG-CD	6.92	129.59	111.60
1	A	2793	ARG	CB-CG-CD	6.92	129.58	111.60
1	D	2793	ARG	CB-CG-CD	6.91	129.57	111.60
1	B	3140	LEU	CA-CB-CG	6.86	131.07	115.30
1	A	3140	LEU	CA-CB-CG	6.85	131.05	115.30
1	C	3140	LEU	CA-CB-CG	6.84	131.04	115.30
1	D	3140	LEU	CA-CB-CG	6.82	130.99	115.30
1	C	2756	LEU	CA-CB-CG	6.28	129.74	115.30
1	D	2756	LEU	CA-CB-CG	6.26	129.71	115.30
1	A	2756	LEU	CA-CB-CG	6.25	129.69	115.30
1	B	2756	LEU	CA-CB-CG	6.25	129.68	115.30
1	C	1975	MET	CA-CB-CG	6.22	123.87	113.30
1	B	1975	MET	CA-CB-CG	6.21	123.86	113.30
1	D	1975	MET	CA-CB-CG	6.21	123.86	113.30
1	A	1975	MET	CA-CB-CG	6.20	123.85	113.30
1	D	1975	MET	CB-CG-SD	6.09	130.67	112.40
1	A	1975	MET	CB-CG-SD	6.09	130.66	112.40
1	C	1975	MET	CB-CG-SD	6.08	130.63	112.40
1	B	1975	MET	CB-CG-SD	6.08	130.63	112.40
1	C	937	LEU	CA-CB-CG	5.97	129.04	115.30
1	B	937	LEU	CA-CB-CG	5.95	128.98	115.30
1	A	937	LEU	CA-CB-CG	5.94	128.97	115.30
1	D	937	LEU	CA-CB-CG	5.94	128.97	115.30
1	C	946	LEU	CA-CB-CG	5.88	128.81	115.30
1	B	946	LEU	CA-CB-CG	5.87	128.81	115.30
1	D	946	LEU	CA-CB-CG	5.87	128.80	115.30
1	A	946	LEU	CA-CB-CG	5.86	128.78	115.30
1	B	3254	PRO	CA-N-CD	-5.73	103.48	111.50
1	C	3999	MET	CA-CB-CG	5.73	123.03	113.30
1	A	3999	MET	CA-CB-CG	5.72	123.02	113.30

*Continued on next page...*

*Continued from previous page...*

Mol	Chain	Res	Type	Atoms	Z	Observed(°)	Ideal(°)
1	B	3999	MET	CA-CB-CG	5.72	123.02	113.30
1	C	3254	PRO	CA-N-CD	-5.72	103.49	111.50
1	D	3254	PRO	CA-N-CD	-5.71	103.51	111.50
1	A	3254	PRO	CA-N-CD	-5.70	103.52	111.50
1	D	3999	MET	CA-CB-CG	5.70	122.99	113.30
1	B	3072	MET	CB-CG-SD	-5.57	95.68	112.40
1	A	3072	MET	CB-CG-SD	-5.57	95.69	112.40
1	D	3072	MET	CB-CG-SD	-5.57	95.69	112.40
1	C	3072	MET	CB-CG-SD	-5.55	95.74	112.40
1	C	3215	MET	CB-CG-SD	5.49	128.86	112.40
1	A	3215	MET	CB-CG-SD	5.48	128.85	112.40
1	B	3215	MET	CB-CG-SD	5.48	128.85	112.40
1	D	3215	MET	CB-CG-SD	5.47	128.81	112.40
1	A	4258	MET	CA-CB-CG	5.45	122.57	113.30
1	D	4258	MET	CA-CB-CG	5.43	122.54	113.30
1	C	4258	MET	CA-CB-CG	5.42	122.52	113.30
1	B	4258	MET	CA-CB-CG	5.42	122.51	113.30
1	B	3315	LEU	CA-CB-CG	5.35	127.61	115.30
1	D	3315	LEU	CA-CB-CG	5.35	127.61	115.30
1	C	3315	LEU	CA-CB-CG	5.35	127.60	115.30
1	A	3315	LEU	CA-CB-CG	5.33	127.57	115.30
1	A	1721	MET	CB-CG-SD	5.21	128.02	112.40
1	B	1721	MET	CB-CG-SD	5.21	128.03	112.40
1	C	1721	MET	CB-CG-SD	5.21	128.02	112.40
1	C	3215	MET	CA-CB-CG	5.20	122.14	113.30
1	D	1721	MET	CB-CG-SD	5.20	128.00	112.40
1	B	3215	MET	CA-CB-CG	5.20	122.13	113.30
1	C	1721	MET	CG-SD-CE	5.20	108.51	100.20
1	D	3215	MET	CA-CB-CG	5.20	122.13	113.30
1	A	3215	MET	CA-CB-CG	5.19	122.13	113.30
1	A	1721	MET	CG-SD-CE	5.19	108.50	100.20
1	D	1721	MET	CG-SD-CE	5.19	108.50	100.20
1	B	1721	MET	CG-SD-CE	5.17	108.48	100.20
1	A	2905	ARG	CA-CB-CG	5.07	124.55	113.40
1	D	2905	ARG	CA-CB-CG	5.05	124.52	113.40
1	B	2905	ARG	CA-CB-CG	5.04	124.49	113.40
1	C	2905	ARG	CA-CB-CG	5.03	124.47	113.40
1	A	399	MET	CG-SD-CE	5.03	108.24	100.20
1	D	399	MET	CG-SD-CE	5.02	108.24	100.20

There are no chirality outliers.

All (24) planarity outliers are listed below:

Mol	Chain	Res	Type	Group
1	A	2793	ARG	Sidechain
1	A	2835	ARG	Sidechain
1	A	2905	ARG	Sidechain
1	A	3248	ARG	Sidechain
1	A	3252	HIS	Peptide
1	A	4487	TYR	Peptide
1	B	2793	ARG	Sidechain
1	B	2835	ARG	Sidechain
1	B	2905	ARG	Sidechain
1	B	3248	ARG	Sidechain
1	B	3252	HIS	Peptide
1	B	4487	TYR	Peptide
1	C	2793	ARG	Sidechain
1	C	2835	ARG	Sidechain
1	C	2905	ARG	Sidechain
1	C	3248	ARG	Sidechain
1	C	3252	HIS	Peptide
1	C	4487	TYR	Peptide
1	D	2793	ARG	Sidechain
1	D	2835	ARG	Sidechain
1	D	2905	ARG	Sidechain
1	D	3248	ARG	Sidechain
1	D	3252	HIS	Peptide
1	D	4487	TYR	Peptide

## 5.2 Too-close contacts [i](#)

In the following table, the Non-H and H(model) columns list the number of non-hydrogen atoms and hydrogen atoms in the chain respectively. The H(added) column lists the number of hydrogen atoms added and optimized by MolProbity. The Clashes column lists the number of clashes within the asymmetric unit, whereas Symm-Clashes lists symmetry-related clashes.

Mol	Chain	Non-H	H(model)	H(added)	Clashes	Symm-Clashes
1	A	33779	0	33454	770	0
1	B	33779	0	33454	768	0
1	C	33779	0	33454	746	0
1	D	33779	0	33454	747	0
2	E	818	0	821	21	0
2	F	818	0	821	20	0
2	G	818	0	821	18	0
2	H	818	0	821	20	0
3	A	1	0	0	0	0
3	B	1	0	0	0	0

*Continued on next page...*

Continued from previous page...

Mol	Chain	Non-H	H(model)	H(added)	Clashes	Symm-Clashes
3	C	1	0	0	0	0
3	D	1	0	0	0	0
4	A	62	0	24	2	0
4	B	62	0	24	2	0
4	C	62	0	24	3	0
4	D	62	0	24	3	0
5	A	1	0	0	0	0
5	B	1	0	0	0	0
5	C	1	0	0	0	0
5	D	1	0	0	0	0
6	A	11	0	4	0	0
6	B	11	0	4	0	0
6	C	11	0	4	0	0
6	D	11	0	4	0	0
All	All	138688	0	137212	3039	0

The all-atom clashscore is defined as the number of clashes found per 1000 atoms (including hydrogen atoms). The all-atom clashscore for this structure is 11.

All (3039) close contacts within the same asymmetric unit are listed below, sorted by their clash magnitude.

Atom-1	Atom-2	Interatomic distance (Å)	Clash overlap (Å)
1:B:3166:PHE:O	1:B:3248:ARG:NH1	1.94	1.00
1:D:3166:PHE:O	1:D:3248:ARG:NH1	1.94	1.00
1:A:3166:PHE:O	1:A:3248:ARG:NH1	1.94	1.00
1:C:3166:PHE:O	1:C:3248:ARG:NH1	1.94	1.00
1:A:2741:TRP:HB3	1:A:2754:GLN:HB2	1.50	0.93
1:B:2741:TRP:HB3	1:B:2754:GLN:HB2	1.50	0.93
2:F:91:VAL:HG13	2:F:92:ILE:HD12	1.50	0.93
1:C:2741:TRP:HB3	1:C:2754:GLN:HB2	1.50	0.92
1:D:2741:TRP:HB3	1:D:2754:GLN:HB2	1.50	0.92
1:A:1501:ASN:OD1	1:D:2824:ARG:NH2	2.03	0.92
2:G:91:VAL:HG13	2:G:92:ILE:HD12	1.50	0.91
2:E:91:VAL:HG13	2:E:92:ILE:HD12	1.50	0.91
2:H:91:VAL:HG13	2:H:92:ILE:HD12	1.50	0.90
2:F:14:ARG:HG2	2:F:14:ARG:HH11	1.39	0.88
2:G:14:ARG:HG2	2:G:14:ARG:HH11	1.39	0.87
1:D:3172:GLU:HG3	1:D:3211:LEU:HD21	1.56	0.87
1:C:3172:GLU:HG3	1:C:3211:LEU:HD21	1.56	0.87
1:A:3172:GLU:HG3	1:A:3211:LEU:HD21	1.55	0.86
2:E:14:ARG:HG2	2:E:14:ARG:HH11	1.39	0.86

Continued on next page...

Continued from previous page...

Atom-1	Atom-2	Interatomic distance (Å)	Clash overlap (Å)
1:B:3172:GLU:HG3	1:B:3211:LEU:HD21	1.55	0.86
1:B:4834:PRO:HB3	1:B:4843:ARG:HD3	1.58	0.86
1:C:4834:PRO:HB3	1:C:4843:ARG:HD3	1.58	0.86
2:H:14:ARG:HG2	2:H:14:ARG:HH11	1.39	0.85
1:A:4834:PRO:HB3	1:A:4843:ARG:HD3	1.58	0.85
1:D:4834:PRO:HB3	1:D:4843:ARG:HD3	1.58	0.84
1:C:4258:MET:HA	1:C:4261:LEU:HG	1.60	0.83
1:A:4258:MET:HA	1:A:4261:LEU:HG	1.60	0.82
1:D:4258:MET:HA	1:D:4261:LEU:HG	1.59	0.82
1:B:4258:MET:HA	1:B:4261:LEU:HG	1.60	0.82
1:A:2798:MET:SD	1:B:1498:GLN:N	2.52	0.81
1:B:3172:GLU:OE1	1:B:3245:TYR:OH	1.98	0.81
1:C:2979:ARG:HH12	1:C:3038:GLN:HB3	1.45	0.81
1:C:3172:GLU:OE1	1:C:3245:TYR:OH	1.98	0.81
2:F:50:ARG:HE	2:F:53:LYS:HG3	1.44	0.81
1:D:2979:ARG:HH12	1:D:3038:GLN:HB3	1.45	0.81
1:A:3172:GLU:OE1	1:A:3245:TYR:OH	1.98	0.80
2:H:50:ARG:HE	2:H:53:LYS:HG3	1.44	0.80
2:G:50:ARG:HE	2:G:53:LYS:HG3	1.44	0.80
1:D:3172:GLU:OE1	1:D:3245:TYR:OH	1.98	0.80
2:E:50:ARG:HE	2:E:53:LYS:HG3	1.44	0.80
1:B:2979:ARG:HH12	1:B:3038:GLN:HB3	1.45	0.80
1:D:3921:THR:O	1:D:3925:GLN:HB2	1.82	0.80
1:A:3921:THR:O	1:A:3925:GLN:HB2	1.82	0.79
1:A:2979:ARG:HH12	1:A:3038:GLN:HB3	1.45	0.79
1:B:3921:THR:O	1:B:3925:GLN:HB2	1.82	0.79
1:D:3803:LEU:HB2	1:D:3884:SER:HB2	1.65	0.79
1:C:3803:LEU:HB2	1:C:3884:SER:HB2	1.65	0.78
1:C:3921:THR:O	1:C:3925:GLN:HB2	1.82	0.78
1:C:1007:TRP:HE1	4:C:5005:ATP:HO3'	1.31	0.78
1:C:2736:LYS:HG2	1:C:2741:TRP:HB2	1.67	0.77
1:C:2593:VAL:HG22	1:C:2644:LEU:HB2	1.67	0.76
1:A:3803:LEU:HB2	1:A:3884:SER:HB2	1.65	0.76
1:B:2736:LYS:HG2	1:B:2741:TRP:HB2	1.67	0.76
1:B:3803:LEU:HB2	1:B:3884:SER:HB2	1.65	0.76
1:D:1007:TRP:HE1	4:D:5005:ATP:HO3'	1.31	0.76
1:B:601:LEU:HB3	1:B:642:LEU:HD21	1.68	0.76
1:A:601:LEU:HB3	1:A:642:LEU:HD21	1.68	0.75
1:D:601:LEU:HB3	1:D:642:LEU:HD21	1.68	0.75
1:A:2593:VAL:HG22	1:A:2644:LEU:HB2	1.67	0.75
1:B:3832:ASP:HB3	1:B:3835:PHE:HB3	1.69	0.75

Continued on next page...

Continued from previous page...

Atom-1	Atom-2	Interatomic distance (Å)	Clash overlap (Å)
1:D:2736:LYS:HG2	1:D:2741:TRP:HB2	1.67	0.75
1:A:2736:LYS:HG2	1:A:2741:TRP:HB2	1.67	0.75
1:C:3832:ASP:HB3	1:C:3835:PHE:HB3	1.69	0.75
1:D:3832:ASP:HB3	1:D:3835:PHE:HB3	1.69	0.75
1:B:2593:VAL:HG22	1:B:2644:LEU:HB2	1.67	0.75
1:C:62:LEU:HA	1:C:65:CYS:HB2	1.69	0.74
1:D:2593:VAL:HG22	1:D:2644:LEU:HB2	1.67	0.74
1:B:1795:LEU:HD23	1:B:1842:ILE:HD11	1.70	0.74
1:A:3832:ASP:HB3	1:A:3835:PHE:HB3	1.69	0.74
1:C:601:LEU:HB3	1:C:642:LEU:HD21	1.68	0.74
1:D:3167:PRO:HA	1:D:3248:ARG:HH12	1.53	0.74
1:A:1795:LEU:HD23	1:A:1842:ILE:HD11	1.70	0.74
1:B:62:LEU:HA	1:B:65:CYS:HB2	1.69	0.74
1:C:3167:PRO:HA	1:C:3248:ARG:HH12	1.53	0.74
1:A:62:LEU:HA	1:A:65:CYS:HB2	1.69	0.73
1:C:1795:LEU:HD23	1:C:1842:ILE:HD11	1.70	0.73
1:C:3198:PRO:HG2	1:C:3204:VAL:HA	1.71	0.73
1:D:1795:LEU:HD23	1:D:1842:ILE:HD11	1.70	0.73
1:D:3198:PRO:HG2	1:D:3204:VAL:HA	1.71	0.73
1:B:3167:PRO:HA	1:B:3248:ARG:HH12	1.53	0.73
1:A:3123:LEU:O	1:A:3127:GLN:NE2	2.22	0.73
1:A:3167:PRO:HA	1:A:3248:ARG:HH12	1.53	0.73
1:A:3198:PRO:HG2	1:A:3204:VAL:HA	1.71	0.73
1:B:4622:SER:HB2	1:B:4632:ARG:HH22	1.54	0.73
1:A:2593:VAL:HG21	1:A:2640:LEU:HG	1.71	0.73
1:D:62:LEU:HA	1:D:65:CYS:HB2	1.69	0.73
1:D:335:LYS:NZ	1:D:398:HIS:O	2.22	0.72
1:B:3198:PRO:HG2	1:B:3204:VAL:HA	1.71	0.72
1:A:335:LYS:NZ	1:A:398:HIS:O	2.22	0.72
1:C:335:LYS:NZ	1:C:398:HIS:O	2.22	0.72
1:A:4874:ARG:HH12	1:B:4766:GLN:NE2	1.87	0.72
1:A:4622:SER:HB2	1:A:4632:ARG:HH22	1.54	0.72
1:C:4622:SER:HB2	1:C:4632:ARG:HH22	1.54	0.72
1:A:4274:MET:CE	1:B:4483:LYS:HD2	2.19	0.71
1:C:2593:VAL:HG21	1:C:2640:LEU:HG	1.71	0.71
1:D:2593:VAL:HG21	1:D:2640:LEU:HG	1.71	0.71
1:B:3123:LEU:O	1:B:3127:GLN:NE2	2.22	0.71
1:D:4622:SER:HB2	1:D:4632:ARG:HH22	1.54	0.71
1:D:3123:LEU:O	1:D:3127:GLN:NE2	2.22	0.71
1:B:335:LYS:NZ	1:B:398:HIS:O	2.22	0.71
1:A:2642:ARG:NH2	1:A:2681:MET:SD	2.64	0.71

Continued on next page...

Continued from previous page...

Atom-1	Atom-2	Interatomic distance (Å)	Clash overlap (Å)
1:C:3123:LEU:O	1:C:3127:GLN:NE2	2.22	0.71
1:B:2642:ARG:NH2	1:B:2681:MET:SD	2.64	0.71
1:A:3200:ASN:HB3	1:A:3203:ASP:HB2	1.73	0.71
1:A:3303:SER:HA	1:A:3306:ILE:HD12	1.72	0.71
1:C:2642:ARG:NH2	1:C:2681:MET:SD	2.64	0.71
1:B:2860:LEU:HD22	1:B:2866:GLY:HA3	1.73	0.71
1:C:372:LEU:O	1:C:373:THR:HG22	1.91	0.71
1:D:3200:ASN:HB3	1:D:3203:ASP:HB2	1.73	0.71
1:A:2860:LEU:HD22	1:A:2866:GLY:HA3	1.73	0.70
1:C:2150:MET:HE1	1:C:2199:PHE:HA	1.71	0.70
1:D:372:LEU:O	1:D:373:THR:HG22	1.91	0.70
1:B:4831:ILE:HG13	1:B:4843:ARG:HH21	1.55	0.70
1:A:4831:ILE:HG13	1:A:4843:ARG:HH21	1.55	0.70
1:B:372:LEU:O	1:B:373:THR:HG22	1.91	0.70
1:B:2593:VAL:HG21	1:B:2640:LEU:HG	1.71	0.70
1:C:2860:LEU:HD22	1:C:2866:GLY:HA3	1.73	0.70
1:C:3303:SER:HA	1:C:3306:ILE:HD12	1.73	0.70
1:D:2642:ARG:NH2	1:D:2681:MET:SD	2.64	0.70
1:D:2860:LEU:HD22	1:D:2866:GLY:HA3	1.73	0.70
1:A:372:LEU:O	1:A:373:THR:HG22	1.91	0.70
1:A:1430:VAL:HG11	1:A:1443:VAL:HG21	1.74	0.70
1:C:4831:ILE:HG13	1:C:4843:ARG:HH21	1.55	0.70
1:D:3303:SER:HA	1:D:3306:ILE:HD12	1.72	0.70
1:A:3179:ASN:O	1:A:3185:ASN:ND2	2.25	0.70
1:C:3179:ASN:O	1:C:3185:ASN:ND2	2.25	0.70
1:D:4831:ILE:HG13	1:D:4843:ARG:HH21	1.56	0.70
1:B:3200:ASN:HB3	1:B:3203:ASP:HB2	1.73	0.70
1:A:4274:MET:HE1	1:B:4483:LYS:HD2	1.73	0.69
1:B:3303:SER:HA	1:B:3306:ILE:HD12	1.72	0.69
1:C:541:ILE:HD11	1:C:574:VAL:HG13	1.74	0.69
1:D:1430:VAL:HG11	1:D:1443:VAL:HG21	1.74	0.69
1:B:1430:VAL:HG11	1:B:1443:VAL:HG21	1.74	0.69
1:D:3179:ASN:O	1:D:3185:ASN:ND2	2.25	0.69
1:C:1430:VAL:HG11	1:C:1443:VAL:HG21	1.74	0.69
1:C:3200:ASN:HB3	1:C:3203:ASP:HB2	1.73	0.69
1:D:1010:ASP:O	1:D:1014:GLN:NE2	2.26	0.69
1:A:1010:ASP:O	1:A:1014:GLN:NE2	2.26	0.69
1:B:2592:LEU:HD22	1:B:2606:PRO:HB3	1.75	0.69
1:C:2592:LEU:HD22	1:C:2606:PRO:HB3	1.75	0.69
1:C:934:GLN:HA	1:C:937:LEU:HD23	1.75	0.69
1:D:934:GLN:HA	1:D:937:LEU:HD23	1.75	0.69

Continued on next page...

*Continued from previous page...*

Atom-1	Atom-2	Interatomic distance (Å)	Clash overlap (Å)
1:C:1010:ASP:O	1:C:1014:GLN:NE2	2.26	0.69
1:A:541:ILE:HD11	1:A:574:VAL:HG13	1.74	0.68
1:B:541:ILE:HD11	1:B:574:VAL:HG13	1.74	0.68
1:B:3179:ASN:O	1:B:3185:ASN:ND2	2.25	0.68
2:E:14:ARG:HG2	2:E:14:ARG:NH1	2.07	0.68
1:B:1010:ASP:O	1:B:1014:GLN:NE2	2.26	0.68
1:D:1722:ASN:O	1:D:1919:ARG:NH2	2.27	0.68
1:B:1129:GLY:HA3	1:B:1145:TRP:HB3	1.76	0.68
1:C:1129:GLY:HA3	1:C:1145:TRP:HB3	1.76	0.68
1:D:2150:MET:HE1	1:D:2199:PHE:HA	1.75	0.68
1:B:972:LEU:HD21	1:B:976:TYR:HB3	1.76	0.68
1:A:2592:LEU:HD22	1:A:2606:PRO:HB3	1.75	0.68
1:B:254:GLU:OE2	1:B:304:LYS:NZ	2.27	0.68
1:B:934:GLN:HA	1:B:937:LEU:HD23	1.75	0.68
2:H:24:VAL:HG22	2:H:48:LYS:HG2	1.76	0.68
1:D:3070:LYS:O	1:D:3074:ASN:ND2	2.27	0.68
1:C:972:LEU:HD21	1:C:976:TYR:HB3	1.76	0.68
1:C:3812:ASN:OD1	1:C:3901:GLN:NE2	2.27	0.68
1:D:254:GLU:OE2	1:D:304:LYS:NZ	2.27	0.68
1:A:934:GLN:HA	1:A:937:LEU:HD23	1.75	0.67
1:A:3812:ASN:OD1	1:A:3901:GLN:NE2	2.27	0.67
1:B:1722:ASN:O	1:B:1919:ARG:NH2	2.27	0.67
1:B:3812:ASN:OD1	1:B:3901:GLN:NE2	2.27	0.67
1:C:1722:ASN:O	1:C:1919:ARG:NH2	2.27	0.67
1:D:1129:GLY:HA3	1:D:1145:TRP:HB3	1.76	0.67
1:C:4752:THR:HG21	1:D:4766:GLN:HG2	1.76	0.67
1:A:972:LEU:HD21	1:A:976:TYR:HB3	1.76	0.67
1:A:3070:LYS:O	1:A:3074:ASN:ND2	2.27	0.67
1:D:2592:LEU:HD22	1:D:2606:PRO:HB3	1.75	0.67
1:D:3296:MET:O	1:D:3300:ALA:N	2.26	0.67
1:A:1722:ASN:O	1:A:1919:ARG:NH2	2.27	0.67
1:B:3070:LYS:O	1:B:3074:ASN:ND2	2.27	0.67
1:D:541:ILE:HD11	1:D:574:VAL:HG13	1.74	0.67
1:D:972:LEU:HD21	1:D:976:TYR:HB3	1.76	0.67
1:C:3312:PRO:HA	1:C:3315:LEU:HG	1.76	0.67
1:D:3812:ASN:OD1	1:D:3901:GLN:NE2	2.27	0.67
1:A:3296:MET:O	1:A:3300:ALA:N	2.25	0.67
2:E:24:VAL:HG22	2:E:48:LYS:HG2	1.76	0.67
1:B:868:ASP:HB3	1:B:871:GLN:HE22	1.59	0.67
1:C:868:ASP:HB3	1:C:871:GLN:HE22	1.59	0.67
1:A:1129:GLY:HA3	1:A:1145:TRP:HB3	1.76	0.67

*Continued on next page...*



Continued from previous page...

Atom-1	Atom-2	Interatomic distance (Å)	Clash overlap (Å)
1:A:3312:PRO:HA	1:A:3315:LEU:HG	1.76	0.67
2:G:24:VAL:HG22	2:G:48:LYS:HG2	1.76	0.67
1:A:254:GLU:OE2	1:A:304:LYS:NZ	2.27	0.67
2:F:24:VAL:HG22	2:F:48:LYS:HG2	1.76	0.67
1:C:254:GLU:OE2	1:C:304:LYS:NZ	2.27	0.67
1:C:2549:LEU:HB3	1:C:2588:LEU:HD22	1.77	0.67
1:D:868:ASP:HB3	1:D:871:GLN:HE22	1.59	0.67
1:D:2549:LEU:HB3	1:D:2588:LEU:HD22	1.77	0.67
1:D:1766:PRO:HG3	1:D:1780:PRO:HB3	1.76	0.67
2:H:83:TYR:OH	1:D:1768:PHE:O	2.11	0.66
1:B:3312:PRO:HA	1:B:3315:LEU:HG	1.76	0.66
1:C:741:VAL:O	1:C:746:GLN:NE2	2.29	0.66
1:D:644:LEU:HD13	1:D:1630:LEU:HD21	1.77	0.66
1:D:741:VAL:O	1:D:746:GLN:NE2	2.29	0.66
1:C:3070:LYS:O	1:C:3074:ASN:ND2	2.27	0.66
1:C:1766:PRO:HG3	1:C:1780:PRO:HB3	1.76	0.66
1:D:234:LEU:HD12	1:D:405:LEU:HB3	1.77	0.66
1:B:741:VAL:O	1:B:746:GLN:NE2	2.29	0.66
1:B:1766:PRO:HG3	1:B:1780:PRO:HB3	1.76	0.66
1:A:648:LEU:HD12	1:A:1683:PRO:HB2	1.78	0.66
1:A:741:VAL:O	1:A:746:GLN:NE2	2.29	0.66
1:B:2681:MET:HG2	1:B:2682:GLU:H	1.61	0.66
1:C:2681:MET:HG2	1:C:2682:GLU:H	1.61	0.66
1:D:2681:MET:HG2	1:D:2682:GLU:H	1.61	0.66
1:D:3312:PRO:HA	1:D:3315:LEU:HG	1.76	0.66
1:A:868:ASP:HB3	1:A:871:GLN:HE22	1.59	0.66
2:F:14:ARG:HG2	2:F:14:ARG:NH1	2.07	0.66
1:B:648:LEU:HD12	1:B:1683:PRO:HB2	1.78	0.66
1:C:2179:LEU:O	1:C:2183:GLU:HB3	1.96	0.66
1:A:2179:LEU:O	1:A:2183:GLU:HB3	1.96	0.65
1:B:2549:LEU:HB3	1:B:2588:LEU:HD22	1.77	0.65
1:D:648:LEU:HD12	1:D:1683:PRO:HB2	1.78	0.65
1:A:644:LEU:HD13	1:A:1630:LEU:HD21	1.77	0.65
1:A:1766:PRO:HG3	1:A:1780:PRO:HB3	1.76	0.65
1:A:2549:LEU:HB3	1:A:2588:LEU:HD22	1.77	0.65
1:B:234:LEU:HD12	1:B:405:LEU:HB3	1.77	0.65
1:A:2681:MET:HG2	1:A:2682:GLU:H	1.61	0.65
1:B:3188:SER:O	1:B:3192:ARG:NH1	2.30	0.65
1:A:4818:TYR:HE1	1:B:4847:ASP:HB2	1.61	0.65
1:B:644:LEU:HD13	1:B:1630:LEU:HD21	1.77	0.65
1:B:2179:LEU:O	1:B:2183:GLU:HB3	1.96	0.65

Continued on next page...

Continued from previous page...

Atom-1	Atom-2	Interatomic distance (Å)	Clash overlap (Å)
1:B:3296:MET:O	1:B:3300:ALA:N	2.25	0.65
1:C:234:LEU:HD12	1:C:405:LEU:HB3	1.77	0.65
1:A:234:LEU:HD12	1:A:405:LEU:HB3	1.77	0.65
1:C:648:LEU:HD12	1:C:1683:PRO:HB2	1.78	0.65
1:C:3188:SER:O	1:C:3192:ARG:NH1	2.30	0.65
1:A:2150:MET:HE1	1:A:2199:PHE:HA	1.78	0.65
1:A:3188:SER:O	1:A:3192:ARG:NH1	2.30	0.65
1:C:644:LEU:HD13	1:C:1630:LEU:HD21	1.77	0.65
1:D:2179:LEU:O	1:D:2183:GLU:HB3	1.96	0.65
1:A:4256:MET:HE1	1:B:4701:ILE:HB	1.79	0.64
1:B:981:MET:HG2	1:B:982:ASP:H	1.62	0.64
1:B:2691:LYS:NZ	1:B:2843:MET:SD	2.65	0.64
1:B:4748:MET:O	1:B:4754:ARG:NH1	2.30	0.64
1:B:2996:ALA:HB3	1:B:3001:LYS:HE3	1.80	0.64
1:D:2996:ALA:HB3	1:D:3001:LYS:HE3	1.80	0.64
1:B:1249:MET:HA	1:B:1249:MET:HE2	1.80	0.64
1:C:981:MET:HG2	1:C:982:ASP:H	1.62	0.64
1:D:981:MET:HG2	1:D:982:ASP:H	1.62	0.64
1:D:2691:LYS:NZ	1:D:2843:MET:SD	2.65	0.64
1:D:3188:SER:O	1:D:3192:ARG:NH1	2.30	0.64
1:D:4748:MET:O	1:D:4754:ARG:NH1	2.30	0.64
2:G:14:ARG:HG2	2:G:14:ARG:NH1	2.07	0.64
1:A:981:MET:HG2	1:A:982:ASP:H	1.62	0.64
1:A:4822:ARG:NH1	1:B:4828:GLY:HA3	2.13	0.64
1:C:2996:ALA:HB3	1:C:3001:LYS:HE3	1.80	0.64
1:C:4748:MET:O	1:C:4754:ARG:NH1	2.30	0.64
1:A:4748:MET:O	1:A:4754:ARG:NH1	2.30	0.64
1:B:1947:VAL:HG13	1:B:1961:LYS:HE2	1.79	0.64
1:D:1040:ASP:O	1:D:1044:LYS:N	2.26	0.64
1:D:1911:GLN:OE1	1:D:2090:ARG:NH1	2.28	0.64
1:A:2996:ALA:HB3	1:A:3001:LYS:HE3	1.80	0.64
1:C:3159:LEU:HD21	1:C:3237:VAL:HB	1.80	0.64
1:D:3159:LEU:HD21	1:D:3237:VAL:HB	1.80	0.64
1:A:4790:ARG:NE	1:D:4522:VAL:HG21	2.13	0.63
2:E:19:LYS:HA	2:E:19:LYS:HE2	1.79	0.63
1:D:1947:VAL:HG13	1:D:1961:LYS:HE2	1.79	0.63
1:B:3159:LEU:HD21	1:B:3237:VAL:HB	1.80	0.63
1:D:3296:MET:HA	1:D:3299:LEU:HB2	1.81	0.63
1:D:4615:LEU:O	1:D:4620:GLN:N	2.28	0.63
1:A:3296:MET:HA	1:A:3299:LEU:HB2	1.81	0.63
1:A:4773:LEU:HD22	1:D:4753:LEU:HD22	1.81	0.63

Continued on next page...

*Continued from previous page...*

Atom-1	Atom-2	Interatomic distance (Å)	Clash overlap (Å)
2:H:19:LYS:HA	2:H:19:LYS:HE2	1.79	0.63
1:B:1986:CYS:O	1:B:1993:ARG:NH2	2.32	0.63
1:C:2682:GLU:HB2	1:C:2685:TYR:HB2	1.81	0.63
1:D:713:TRP:O	1:D:841:LYS:NZ	2.28	0.63
1:A:1947:VAL:HG13	1:A:1961:LYS:HE2	1.79	0.63
1:B:3296:MET:HA	1:B:3299:LEU:HB2	1.81	0.63
1:C:1947:VAL:HG13	1:C:1961:LYS:HE2	1.79	0.63
1:D:2682:GLU:HB2	1:D:2685:TYR:HB2	1.81	0.63
1:A:1911:GLN:OE1	1:A:2090:ARG:NH1	2.28	0.63
2:H:14:ARG:HG2	2:H:14:ARG:NH1	2.07	0.63
1:C:2979:ARG:HH21	1:C:2983:LEU:HD13	1.64	0.63
1:A:4809:MET:HB3	1:D:4518:LEU:O	1.99	0.62
1:B:302:THR:HG22	1:B:304:LYS:HG3	1.81	0.62
1:C:4615:LEU:O	1:C:4620:GLN:N	2.28	0.62
1:A:272:ARG:O	1:A:299:HIS:NE2	2.26	0.62
2:F:19:LYS:HE2	2:F:19:LYS:HA	1.79	0.62
1:B:2979:ARG:HH21	1:B:2983:LEU:HD13	1.64	0.62
1:D:3011:LEU:HD22	1:D:3060:PHE:CZ	2.34	0.62
1:A:1986:CYS:O	1:A:1993:ARG:NH2	2.32	0.62
2:H:91:VAL:HG23	1:D:640:ARG:HH22	1.64	0.62
1:B:3697:LYS:HA	1:B:3700:HIS:CD2	2.34	0.62
1:C:2127:ARG:NH2	1:C:2165:LEU:O	2.32	0.62
1:C:2504:THR:O	1:C:2508:SER:N	2.31	0.62
1:D:1986:CYS:O	1:D:1993:ARG:NH2	2.32	0.62
1:A:2979:ARG:HH21	1:A:2983:LEU:HD13	1.64	0.62
2:G:19:LYS:HE2	2:G:19:LYS:HA	1.79	0.62
1:D:2127:ARG:NH2	1:D:2165:LEU:O	2.32	0.62
1:A:3159:LEU:HD21	1:A:3237:VAL:HB	1.80	0.62
1:B:2682:GLU:HB2	1:B:2685:TYR:HB2	1.81	0.62
1:B:2736:LYS:HA	1:B:2741:TRP:CD1	2.35	0.62
1:C:302:THR:HG22	1:C:304:LYS:HG3	1.81	0.62
1:C:1986:CYS:O	1:C:1993:ARG:NH2	2.32	0.62
1:A:395:HIS:ND1	1:A:396:GLU:OE2	2.33	0.62
1:A:4957:CYS:SG	1:A:4958:PHE:N	2.73	0.62
1:C:3011:LEU:HD22	1:C:3060:PHE:CZ	2.34	0.62
1:C:3296:MET:HA	1:C:3299:LEU:HB2	1.81	0.62
1:C:4274:MET:CE	1:D:4483:LYS:HD2	2.29	0.62
1:A:2682:GLU:HB2	1:A:2685:TYR:HB2	1.81	0.62
1:A:2691:LYS:NZ	1:A:2843:MET:SD	2.65	0.62
1:B:3011:LEU:HD22	1:B:3060:PHE:CZ	2.34	0.62
1:B:4957:CYS:SG	1:B:4958:PHE:N	2.73	0.62

*Continued on next page...*

*Continued from previous page...*

Atom-1	Atom-2	Interatomic distance (Å)	Clash overlap (Å)
1:C:1645:THR:HG22	1:C:1695:PRO:HG3	1.81	0.62
1:C:3697:LYS:HA	1:C:3700:HIS:CD2	2.34	0.62
1:C:4957:CYS:SG	1:C:4958:PHE:N	2.73	0.62
1:C:323:ASP:O	1:C:325:LYS:N	2.33	0.62
1:C:395:HIS:ND1	1:C:396:GLU:OE2	2.33	0.62
1:C:2736:LYS:HA	1:C:2741:TRP:CD1	2.35	0.62
1:D:1645:THR:HG22	1:D:1695:PRO:HG3	1.81	0.62
1:D:3697:LYS:HA	1:D:3700:HIS:CD2	2.34	0.62
1:A:302:THR:HG22	1:A:304:LYS:HG3	1.81	0.61
1:A:2127:ARG:NH2	1:A:2165:LEU:O	2.32	0.61
1:B:1040:ASP:O	1:B:1044:LYS:N	2.26	0.61
1:B:3134:LEU:HD11	1:B:3170:PHE:CD1	2.35	0.61
1:C:3134:LEU:HD11	1:C:3170:PHE:CD1	2.35	0.61
1:C:3296:MET:O	1:C:3300:ALA:N	2.26	0.61
1:D:4247:ALA:HA	1:D:4250:TYR:CE1	2.35	0.61
1:B:395:HIS:ND1	1:B:396:GLU:OE2	2.33	0.61
1:B:2127:ARG:NH2	1:B:2165:LEU:O	2.32	0.61
1:B:4247:ALA:HA	1:B:4250:TYR:CE1	2.35	0.61
1:C:1040:ASP:O	1:C:1044:LYS:N	2.26	0.61
1:D:302:THR:HG22	1:D:304:LYS:HG3	1.81	0.61
1:A:1040:ASP:O	1:A:1044:LYS:N	2.26	0.61
1:A:3697:LYS:HA	1:A:3700:HIS:CD2	2.35	0.61
1:B:323:ASP:O	1:B:325:LYS:N	2.33	0.61
1:D:2736:LYS:HA	1:D:2741:TRP:CD1	2.35	0.61
1:B:1114:ARG:NH1	1:B:1128:LEU:O	2.34	0.61
1:C:629:GLN:OE1	1:C:1669:ASN:ND2	2.34	0.61
1:C:983:LEU:HD12	1:C:1055:ARG:HE	1.66	0.61
1:D:983:LEU:O	1:D:1055:ARG:NH2	2.33	0.61
1:D:2979:ARG:HH21	1:D:2983:LEU:HD13	1.64	0.61
1:A:1645:THR:HG22	1:A:1695:PRO:HG3	1.81	0.61
1:D:395:HIS:ND1	1:D:396:GLU:OE2	2.33	0.61
1:D:4957:CYS:SG	1:D:4958:PHE:N	2.73	0.61
1:A:2736:LYS:HA	1:A:2741:TRP:CD1	2.35	0.61
1:B:2792:THR:HG23	1:B:2795:GLY:H	1.66	0.61
1:D:2792:THR:HG23	1:D:2795:GLY:H	1.66	0.61
1:D:3134:LEU:HD11	1:D:3170:PHE:CD1	2.35	0.61
1:A:640:ARG:HH22	2:E:91:VAL:HG23	1.65	0.61
1:A:3011:LEU:HD22	1:A:3060:PHE:CZ	2.34	0.61
1:A:4247:ALA:HA	1:A:4250:TYR:CE1	2.35	0.61
1:B:713:TRP:O	1:B:841:LYS:NZ	2.28	0.61
1:B:1645:THR:HG22	1:B:1695:PRO:HG3	1.81	0.61

*Continued on next page...*

*Continued from previous page...*

Atom-1	Atom-2	Interatomic distance (Å)	Clash overlap (Å)
1:D:629:GLN:OE1	1:D:1669:ASN:ND2	2.34	0.61
1:D:2638:LEU:HD11	1:D:2682:GLU:HB3	1.83	0.61
1:B:983:LEU:HD12	1:B:1055:ARG:HE	1.66	0.61
1:B:2638:LEU:HD11	1:B:2682:GLU:HB3	1.83	0.61
1:B:881:ILE:HA	1:B:884:LYS:HE2	1.83	0.61
1:C:4782:THR:HG21	1:C:4813:TYR:HA	1.83	0.61
1:D:981:MET:HG2	1:D:982:ASP:N	2.16	0.61
1:A:2792:THR:HG23	1:A:2795:GLY:H	1.66	0.61
1:B:983:LEU:O	1:B:1055:ARG:NH2	2.33	0.61
1:D:4782:THR:HG21	1:D:4813:TYR:HA	1.83	0.61
1:A:4001:ASP:OD1	1:A:4114:ARG:NH2	2.34	0.60
1:B:419:ILE:HG21	1:B:492:GLU:HG3	1.83	0.60
1:C:881:ILE:HA	1:C:884:LYS:HE2	1.83	0.60
1:C:1114:ARG:NH1	1:C:1128:LEU:O	2.34	0.60
1:C:2638:LEU:HD11	1:C:2682:GLU:HB3	1.83	0.60
1:C:4247:ALA:HA	1:C:4250:TYR:CE1	2.35	0.60
1:D:2504:THR:O	1:D:2508:SER:N	2.31	0.60
1:A:3134:LEU:HD11	1:A:3170:PHE:CD1	2.35	0.60
1:C:878:LEU:HA	1:C:881:ILE:HG22	1.82	0.60
1:C:1494:MET:HG3	1:C:1496:PRO:HD3	1.84	0.60
1:C:2691:LYS:NZ	1:C:2843:MET:SD	2.65	0.60
1:C:2722:ASN:O	1:C:2726:GLU:HG3	2.01	0.60
1:A:881:ILE:HA	1:A:884:LYS:HE2	1.83	0.60
1:B:272:ARG:O	1:B:299:HIS:NE2	2.26	0.60
1:B:1494:MET:HG3	1:B:1496:PRO:HD3	1.83	0.60
1:B:2722:ASN:O	1:B:2726:GLU:HG3	2.01	0.60
1:C:272:ARG:O	1:C:299:HIS:NE2	2.26	0.60
1:C:981:MET:HG2	1:C:982:ASP:N	2.16	0.60
1:D:544:ASN:HB3	1:D:547:ASN:HB2	1.84	0.60
1:B:981:MET:HG2	1:B:982:ASP:N	2.16	0.60
1:B:1047:LYS:O	1:B:1051:ARG:HG2	2.02	0.60
1:B:2150:MET:HE1	1:B:2199:PHE:HA	1.83	0.60
1:C:3807:ALA:HA	1:C:3810:ARG:HB2	1.84	0.60
1:C:4004:VAL:HG21	1:C:4114:ARG:HE	1.67	0.60
1:D:419:ILE:HG21	1:D:492:GLU:HG3	1.84	0.60
1:A:1114:ARG:NH1	1:A:1128:LEU:O	2.34	0.60
1:A:2722:ASN:O	1:A:2726:GLU:HG3	2.01	0.60
1:B:629:GLN:OE1	1:B:1669:ASN:ND2	2.34	0.60
1:C:419:ILE:HG21	1:C:492:GLU:HG3	1.84	0.60
1:C:1047:LYS:O	1:C:1051:ARG:HG2	2.02	0.60
1:C:4042:VAL:HB	1:C:4077:THR:HB	1.83	0.60

*Continued on next page...*

*Continued from previous page...*

Atom-1	Atom-2	Interatomic distance (Å)	Clash overlap (Å)
1:D:878:LEU:HA	1:D:881:ILE:HG22	1.82	0.60
1:D:3807:ALA:HA	1:D:3810:ARG:HB2	1.84	0.60
1:A:2638:LEU:HD11	1:A:2682:GLU:HB3	1.83	0.60
1:C:1911:GLN:OE1	1:C:2090:ARG:NH1	2.28	0.60
1:D:323:ASP:O	1:D:325:LYS:N	2.33	0.60
1:A:878:LEU:HA	1:A:881:ILE:HG22	1.82	0.60
1:A:909:ASP:HB3	1:A:912:LYS:HB2	1.84	0.60
1:A:983:LEU:HD12	1:A:1055:ARG:HE	1.66	0.60
1:B:276:ARG:HG3	1:B:300:VAL:HG22	1.84	0.60
1:B:4042:VAL:HB	1:B:4077:THR:HB	1.83	0.60
1:D:4004:VAL:HG21	1:D:4114:ARG:HE	1.67	0.60
2:G:45:LYS:NZ	1:C:1781:GLU:OE1	2.34	0.60
1:B:4001:ASP:OD1	1:B:4114:ARG:NH2	2.34	0.60
1:D:881:ILE:HA	1:D:884:LYS:HE2	1.83	0.60
1:D:4001:ASP:OD1	1:D:4114:ARG:NH2	2.34	0.60
1:A:276:ARG:HG3	1:A:300:VAL:HG22	1.84	0.60
1:A:981:MET:HG2	1:A:982:ASP:N	2.16	0.60
1:B:2680:TYR:O	1:B:2682:GLU:N	2.35	0.60
1:B:3109:PHE:HA	1:B:3112:ILE:HG12	1.83	0.60
1:B:3227:ARG:HH22	1:B:3292:GLU:HB3	1.67	0.60
1:B:3653:GLU:OE1	1:B:3660:ARG:NH1	2.35	0.60
1:C:1511:VAL:HG12	1:C:1518:LEU:HG	1.83	0.60
1:C:4001:ASP:OD1	1:C:4114:ARG:NH2	2.34	0.60
1:D:983:LEU:HD12	1:D:1055:ARG:HE	1.66	0.60
1:A:4272:LYS:HG2	1:B:4480:PHE:CZ	2.37	0.60
1:B:878:LEU:HA	1:B:881:ILE:HG22	1.82	0.60
1:C:909:ASP:HB3	1:C:912:LYS:HB2	1.84	0.60
1:C:2792:THR:HG23	1:C:2795:GLY:H	1.66	0.60
1:C:3653:GLU:OE1	1:C:3660:ARG:NH1	2.35	0.60
1:D:164:PRO:HB3	1:D:169:ARG:HB2	1.84	0.60
1:D:2722:ASN:O	1:D:2726:GLU:HG3	2.01	0.60
1:A:544:ASN:HB3	1:A:547:ASN:HB2	1.84	0.59
1:A:983:LEU:O	1:A:1055:ARG:NH2	2.33	0.59
1:B:3793:LEU:HD21	1:B:3843:LEU:HD21	1.84	0.59
1:B:3807:ALA:HA	1:B:3810:ARG:HB2	1.84	0.59
1:C:2488:LEU:HD21	1:C:2548:LEU:HD22	1.84	0.59
1:C:3227:ARG:HH22	1:C:3292:GLU:HB3	1.67	0.59
1:C:3793:LEU:HD21	1:C:3843:LEU:HD21	1.84	0.59
1:D:909:ASP:HB3	1:D:912:LYS:HB2	1.84	0.59
1:D:1494:MET:HG3	1:D:1496:PRO:HD3	1.83	0.59
1:D:1511:VAL:HG12	1:D:1518:LEU:HG	1.83	0.59

*Continued on next page...*

*Continued from previous page...*

Atom-1	Atom-2	Interatomic distance (Å)	Clash overlap (Å)
1:A:419:ILE:HG21	1:A:492:GLU:HG3	1.84	0.59
1:A:824:GLU:OE1	1:A:1028:ARG:NH1	2.35	0.59
1:A:1047:LYS:O	1:A:1051:ARG:HG2	2.02	0.59
1:A:3653:GLU:OE1	1:A:3660:ARG:NH1	2.35	0.59
1:B:1511:VAL:HG12	1:B:1518:LEU:HG	1.83	0.59
1:C:544:ASN:HB3	1:C:547:ASN:HB2	1.84	0.59
1:C:1249:MET:HE2	1:C:1249:MET:HA	1.84	0.59
1:C:2680:TYR:O	1:C:2682:GLU:N	2.35	0.59
1:C:3109:PHE:HA	1:C:3112:ILE:HG12	1.83	0.59
1:C:4488:GLN:O	1:C:4491:LEU:HB2	2.02	0.59
1:D:1047:LYS:O	1:D:1051:ARG:HG2	2.02	0.59
1:D:1114:ARG:NH1	1:D:1128:LEU:O	2.34	0.59
1:D:2680:TYR:O	1:D:2682:GLU:N	2.35	0.59
1:A:2258:ARG:HB3	1:A:2260:PRO:HD2	1.84	0.59
1:B:909:ASP:HB3	1:B:912:LYS:HB2	1.84	0.59
1:A:1494:MET:HG3	1:A:1496:PRO:HD3	1.83	0.59
1:A:4042:VAL:HB	1:A:4077:THR:HB	1.83	0.59
1:C:3276:LEU:HA	1:C:3279:ASN:HB2	1.84	0.59
1:D:3227:ARG:HH22	1:D:3292:GLU:HB3	1.67	0.59
1:D:3653:GLU:OE1	1:D:3660:ARG:NH1	2.35	0.59
1:A:4488:GLN:O	1:A:4491:LEU:HB2	2.02	0.59
1:A:4661:TYR:O	1:A:4665:ARG:NH1	2.34	0.59
1:B:2258:ARG:HB3	1:B:2260:PRO:HD2	1.84	0.59
1:C:983:LEU:O	1:C:1055:ARG:NH2	2.33	0.59
1:D:2488:LEU:HD21	1:D:2548:LEU:HD22	1.84	0.59
1:D:3109:PHE:HA	1:D:3112:ILE:HG12	1.84	0.59
1:D:4774:LEU:HD11	1:D:4854:VAL:HG13	1.84	0.59
1:A:308:LEU:HD11	1:A:370:LEU:HD12	1.85	0.59
1:A:1511:VAL:HG12	1:A:1518:LEU:HG	1.84	0.59
1:A:2680:TYR:O	1:A:2682:GLU:N	2.35	0.59
1:A:3807:ALA:HA	1:A:3810:ARG:HB2	1.84	0.59
1:B:3276:LEU:HA	1:B:3279:ASN:HB2	1.84	0.59
1:B:4004:VAL:HG21	1:B:4114:ARG:HE	1.67	0.59
1:B:4782:THR:HG21	1:B:4813:TYR:HA	1.83	0.59
1:C:824:GLU:OE1	1:C:1028:ARG:NH1	2.35	0.59
1:A:164:PRO:HB3	1:A:169:ARG:HB2	1.84	0.59
1:A:629:GLN:OE1	1:A:1669:ASN:ND2	2.34	0.59
1:A:3803:LEU:HD21	1:A:3909:ALA:HB2	1.85	0.59
1:A:3890:TRP:HB3	1:B:76:ARG:NH1	2.18	0.59
1:B:544:ASN:HB3	1:B:547:ASN:HB2	1.84	0.59
1:B:824:GLU:OE1	1:B:1028:ARG:NH1	2.35	0.59

*Continued on next page...*

*Continued from previous page...*

Atom-1	Atom-2	Interatomic distance (Å)	Clash overlap (Å)
1:B:4774:LEU:HD11	1:B:4854:VAL:HG13	1.84	0.59
1:C:3266:THR:O	1:C:3268:LEU:N	2.36	0.59
1:D:1100:ARG:HB2	1:D:1236:TYR:HA	1.84	0.59
1:A:3793:LEU:HD21	1:A:3843:LEU:HD21	1.84	0.59
1:B:558:LEU:HG	1:B:571:ILE:HG23	1.85	0.59
1:D:272:ARG:O	1:D:299:HIS:NE2	2.26	0.59
1:A:2930:ILE:HG23	1:A:3007:LEU:HD11	1.85	0.59
1:A:4782:THR:HG21	1:A:4813:TYR:HA	1.83	0.59
1:B:1100:ARG:HB2	1:B:1236:TYR:HA	1.84	0.59
1:C:558:LEU:HG	1:C:571:ILE:HG23	1.85	0.59
1:D:824:GLU:OE1	1:D:1028:ARG:NH1	2.36	0.59
1:D:2736:LYS:HA	1:D:2741:TRP:HD1	1.68	0.59
1:A:2685:TYR:C	1:A:2687:SER:H	2.06	0.59
1:A:3109:PHE:HA	1:A:3112:ILE:HG12	1.84	0.59
1:B:2747:TYR:HD1	1:B:2755:PRO:HG3	1.68	0.59
1:B:4488:GLN:O	1:B:4491:LEU:HB2	2.02	0.59
1:D:308:LEU:HD11	1:D:370:LEU:HD12	1.85	0.59
1:D:4042:VAL:HB	1:D:4077:THR:HB	1.83	0.59
1:C:3015:VAL:HG12	1:C:3018:ARG:HD2	1.85	0.58
1:D:2258:ARG:HB3	1:D:2260:PRO:HD2	1.84	0.58
1:D:3793:LEU:HD21	1:D:3843:LEU:HD21	1.84	0.58
1:D:4488:GLN:O	1:D:4491:LEU:HB2	2.02	0.58
1:A:70:GLU:HG2	1:A:71:GLN:HG2	1.84	0.58
1:A:1549:SER:CB	1:D:2830:ASN:HD21	2.16	0.58
1:A:3227:ARG:HH22	1:A:3292:GLU:HB3	1.67	0.58
1:A:3266:THR:O	1:A:3268:LEU:N	2.36	0.58
1:C:164:PRO:HB3	1:C:169:ARG:HB2	1.84	0.58
1:C:276:ARG:HG3	1:C:300:VAL:HG22	1.84	0.58
1:C:2747:TYR:HD1	1:C:2755:PRO:HG3	1.68	0.58
1:C:2930:ILE:HG23	1:C:3007:LEU:HD11	1.85	0.58
1:D:276:ARG:HG3	1:D:300:VAL:HG22	1.84	0.58
1:D:892:LEU:HD22	1:D:1052:GLU:HB3	1.85	0.58
1:A:2488:LEU:HD21	1:A:2548:LEU:HD22	1.84	0.58
1:A:2677:PRO:O	1:A:2681:MET:HE3	2.03	0.58
1:A:2736:LYS:HA	1:A:2741:TRP:HD1	1.68	0.58
2:H:14:ARG:HH11	2:H:14:ARG:CG	2.15	0.58
1:D:2685:TYR:C	1:D:2687:SER:H	2.06	0.58
1:A:1100:ARG:HB2	1:A:1236:TYR:HA	1.84	0.58
1:A:2504:THR:O	1:A:2508:SER:N	2.31	0.58
1:A:4004:VAL:HG21	1:A:4114:ARG:HE	1.67	0.58
1:C:1100:ARG:HB2	1:C:1236:TYR:HA	1.84	0.58

*Continued on next page...*



Continued from previous page...

Atom-1	Atom-2	Interatomic distance (Å)	Clash overlap (Å)
1:C:2258:ARG:HB3	1:C:2260:PRO:HD2	1.84	0.58
1:D:3276:LEU:HA	1:D:3279:ASN:HB2	1.85	0.58
1:A:892:LEU:HD22	1:A:1052:GLU:HB3	1.85	0.58
1:B:308:LEU:HD11	1:B:370:LEU:HD12	1.85	0.58
1:B:2930:ILE:HG23	1:B:3007:LEU:HD11	1.85	0.58
1:A:323:ASP:O	1:A:325:LYS:N	2.33	0.58
1:A:3172:GLU:HG2	1:A:3268:LEU:HD21	1.85	0.58
1:B:4615:LEU:O	1:B:4620:GLN:N	2.28	0.58
1:C:1057:LEU:HD21	1:C:1064:LEU:HG	1.86	0.58
1:C:4774:LEU:HD11	1:C:4854:VAL:HG13	1.84	0.58
1:D:233:VAL:HG22	1:D:276:ARG:HG2	1.86	0.58
1:A:2830:ASN:ND2	1:B:1435:GLY:HA3	2.19	0.58
1:C:70:GLU:HG2	1:C:71:GLN:HG2	1.84	0.58
1:D:3172:GLU:HG2	1:D:3268:LEU:HD21	1.85	0.58
1:A:1057:LEU:HD21	1:A:1064:LEU:HG	1.86	0.58
1:B:2677:PRO:O	1:B:2681:MET:HE3	2.04	0.58
1:C:308:LEU:HD11	1:C:370:LEU:HD12	1.85	0.58
1:D:1107:THR:HB	1:D:1113:MET:HE1	1.86	0.58
1:D:3015:VAL:HG12	1:D:3018:ARG:HD2	1.85	0.58
1:A:3276:LEU:HA	1:A:3279:ASN:HB2	1.84	0.58
1:B:1057:LEU:HD21	1:B:1064:LEU:HG	1.86	0.58
1:B:1157:GLN:N	1:B:1160:ASP:OD2	2.28	0.58
1:B:3266:THR:O	1:B:3268:LEU:N	2.36	0.58
1:C:233:VAL:HG22	1:C:276:ARG:HG2	1.86	0.58
1:C:3803:LEU:HD21	1:C:3909:ALA:HB2	1.85	0.58
1:D:1057:LEU:HD21	1:D:1064:LEU:HG	1.86	0.58
1:A:4774:LEU:HD11	1:A:4854:VAL:HG13	1.84	0.58
1:B:164:PRO:HB3	1:B:169:ARG:HB2	1.84	0.58
1:B:2685:TYR:C	1:B:2687:SER:H	2.06	0.58
1:B:2723:LYS:HG2	1:B:2895:PHE:HZ	1.69	0.58
1:C:892:LEU:HD22	1:C:1052:GLU:HB3	1.85	0.58
1:D:70:GLU:HG2	1:D:71:GLN:HG2	1.84	0.58
1:D:2723:LYS:HG2	1:D:2895:PHE:HZ	1.69	0.58
1:D:2930:ILE:HG23	1:D:3007:LEU:HD11	1.84	0.58
1:D:3803:LEU:HD21	1:D:3909:ALA:HB2	1.85	0.58
1:A:558:LEU:HG	1:A:571:ILE:HG23	1.85	0.57
1:A:1914:CYS:SG	1:A:2091:GLN:NE2	2.76	0.57
1:A:3100:ALA:O	1:A:3104:MET:HG2	2.04	0.57
1:C:2723:LYS:HG2	1:C:2895:PHE:HZ	1.69	0.57
1:D:558:LEU:HG	1:D:571:ILE:HG23	1.85	0.57
1:D:2677:PRO:O	1:D:2681:MET:HE3	2.04	0.57

Continued on next page...

*Continued from previous page...*

Atom-1	Atom-2	Interatomic distance (Å)	Clash overlap (Å)
1:D:3288:LEU:O	1:D:3328:LYS:NZ	2.37	0.57
1:A:194:LEU:HD11	1:A:201:LEU:HD23	1.86	0.57
1:B:70:GLU:HG2	1:B:71:GLN:HG2	1.84	0.57
1:B:2488:LEU:HD21	1:B:2548:LEU:HD22	1.84	0.57
1:C:882:ARG:NH1	1:C:936:SER:OG	2.37	0.57
1:C:2677:PRO:O	1:C:2681:MET:HE3	2.04	0.57
1:A:4177:VAL:HG11	1:A:4880:VAL:HA	1.86	0.57
1:B:892:LEU:HD22	1:B:1052:GLU:HB3	1.85	0.57
1:D:4177:VAL:HG11	1:D:4880:VAL:HA	1.86	0.57
1:A:2723:LYS:HG2	1:A:2895:PHE:HZ	1.69	0.57
1:B:1911:GLN:OE1	1:B:2090:ARG:NH1	2.28	0.57
1:B:3803:LEU:HD21	1:B:3909:ALA:HB2	1.85	0.57
1:B:4631:ASP:O	1:B:4635:ILE:HG12	2.05	0.57
1:C:2685:TYR:C	1:C:2687:SER:H	2.07	0.57
1:D:1157:GLN:N	1:D:1160:ASP:OD2	2.28	0.57
1:D:2623:LEU:HD23	1:D:2625:GLY:H	1.70	0.57
1:D:3100:ALA:O	1:D:3104:MET:HG2	2.05	0.57
1:D:4661:TYR:O	1:D:4665:ARG:NH1	2.35	0.57
1:A:2747:TYR:HD1	1:A:2755:PRO:HG3	1.68	0.57
1:B:882:ARG:NH1	1:B:936:SER:OG	2.37	0.57
1:B:2285:TYR:OH	1:B:2380:ASP:O	2.19	0.57
1:B:3100:ALA:O	1:B:3104:MET:HG2	2.04	0.57
1:B:3288:LEU:O	1:B:3328:LYS:NZ	2.37	0.57
1:B:4874:ARG:HH12	1:C:4766:GLN:CD	2.08	0.57
1:C:2736:LYS:HA	1:C:2741:TRP:HD1	1.68	0.57
1:C:3172:GLU:HG2	1:C:3268:LEU:HD21	1.85	0.57
1:D:882:ARG:NH1	1:D:936:SER:OG	2.37	0.57
1:A:2623:LEU:HD23	1:A:2625:GLY:H	1.69	0.57
1:A:3288:LEU:O	1:A:3328:LYS:NZ	2.37	0.57
1:B:4092:LYS:HA	1:B:4129:PHE:HZ	1.69	0.57
1:C:1107:THR:HB	1:C:1113:MET:HE1	1.86	0.57
1:C:1914:CYS:SG	1:C:2091:GLN:NE2	2.76	0.57
1:B:3015:VAL:HG12	1:B:3018:ARG:HD2	1.85	0.57
1:B:3172:GLU:HG2	1:B:3268:LEU:HD21	1.85	0.57
1:C:194:LEU:HD11	1:C:201:LEU:HD23	1.86	0.57
1:C:891:GLU:OE2	1:C:976:TYR:OH	2.23	0.57
1:C:3140:LEU:HD13	1:C:3155:LEU:HD22	1.86	0.57
1:D:3000:GLU:HA	1:D:3003:MET:HG2	1.87	0.57
1:A:1522:ALA:HB3	1:A:1525:LYS:HG3	1.87	0.57
1:A:4623:GLU:H	1:A:4629:GLN:HE21	1.52	0.57
1:B:2504:THR:O	1:B:2508:SER:N	2.31	0.57

*Continued on next page...*

*Continued from previous page...*

Atom-1	Atom-2	Interatomic distance (Å)	Clash overlap (Å)
1:C:2623:LEU:HD23	1:C:2625:GLY:H	1.70	0.57
1:C:3166:PHE:HE1	1:C:3168:VAL:HB	1.70	0.57
1:A:891:GLU:OE2	1:A:976:TYR:OH	2.23	0.57
1:A:3015:VAL:HG12	1:A:3018:ARG:HD2	1.85	0.57
2:E:14:ARG:HH11	2:E:14:ARG:CG	2.15	0.57
1:B:1107:THR:HB	1:B:1113:MET:HE1	1.85	0.57
1:B:2623:LEU:HD23	1:B:2625:GLY:H	1.69	0.57
1:B:3140:LEU:HD13	1:B:3155:LEU:HD22	1.86	0.57
1:A:233:VAL:HG22	1:A:276:ARG:HG2	1.86	0.56
1:A:254:GLU:OE2	1:A:258:ARG:NH2	2.31	0.56
1:B:2736:LYS:HA	1:B:2741:TRP:HD1	1.68	0.56
1:B:3166:PHE:HE1	1:B:3168:VAL:HB	1.70	0.56
1:B:4866:ILE:HG21	1:C:4857:ILE:HG12	1.87	0.56
1:C:4631:ASP:O	1:C:4635:ILE:HG12	2.05	0.56
1:A:3140:LEU:HD13	1:A:3155:LEU:HD22	1.86	0.56
1:C:4623:GLU:H	1:C:4629:GLN:HE21	1.52	0.56
1:D:194:LEU:HD11	1:D:201:LEU:HD23	1.87	0.56
1:A:3004:VAL:HA	1:A:3007:LEU:HD13	1.87	0.56
1:B:1522:ALA:HB3	1:B:1525:LYS:HG3	1.87	0.56
1:B:2718:GLU:O	1:B:2722:ASN:ND2	2.38	0.56
1:C:4092:LYS:HA	1:C:4129:PHE:HZ	1.69	0.56
1:D:992:GLN:O	1:D:995:MET:HG3	2.06	0.56
1:D:3140:LEU:HD13	1:D:3155:LEU:HD22	1.86	0.56
1:A:3000:GLU:HA	1:A:3003:MET:HG2	1.87	0.56
1:A:4092:LYS:HA	1:A:4129:PHE:HZ	1.69	0.56
1:B:233:VAL:HG22	1:B:276:ARG:HG2	1.86	0.56
1:B:920:GLU:O	1:B:924:LEU:N	2.39	0.56
1:C:3100:ALA:O	1:C:3104:MET:HG2	2.04	0.56
1:A:920:GLU:O	1:A:924:LEU:N	2.39	0.56
1:A:992:GLN:O	1:A:995:MET:HG3	2.06	0.56
1:B:992:GLN:O	1:B:995:MET:HG3	2.06	0.56
1:C:1040:ASP:HA	1:C:1043:LYS:HB3	1.88	0.56
1:C:2718:GLU:O	1:C:2722:ASN:ND2	2.38	0.56
1:D:254:GLU:OE2	1:D:258:ARG:NH2	2.31	0.56
1:D:891:GLU:OE2	1:D:976:TYR:OH	2.23	0.56
1:D:3004:VAL:HA	1:D:3007:LEU:HD13	1.87	0.56
1:D:4092:LYS:HA	1:D:4129:PHE:HZ	1.69	0.56
1:D:4631:ASP:O	1:D:4635:ILE:HG12	2.05	0.56
1:A:4631:ASP:O	1:A:4635:ILE:HG12	2.05	0.56
1:C:4177:VAL:HG11	1:C:4880:VAL:HA	1.86	0.56
1:A:4588:ILE:HG12	1:D:4287:TYR:CD2	2.41	0.56

*Continued on next page...*

*Continued from previous page...*

Atom-1	Atom-2	Interatomic distance (Å)	Clash overlap (Å)
1:B:4177:VAL:HG11	1:B:4880:VAL:HA	1.86	0.56
1:D:660:PHE:HB2	1:D:859:GLN:HG2	1.88	0.56
1:D:2747:TYR:HD1	1:D:2755:PRO:HG3	1.68	0.56
1:A:660:PHE:HB2	1:A:859:GLN:HG2	1.88	0.56
1:A:3246:MET:SD	1:A:3276:LEU:HD11	2.46	0.56
1:B:254:GLU:OE2	1:B:258:ARG:NH2	2.31	0.56
1:B:4623:GLU:H	1:B:4629:GLN:HE21	1.52	0.56
1:C:1157:GLN:N	1:C:1160:ASP:OD2	2.28	0.56
1:C:3288:LEU:O	1:C:3328:LYS:NZ	2.37	0.56
1:C:4661:TYR:O	1:C:4665:ARG:NH1	2.34	0.56
1:D:1522:ALA:HB3	1:D:1525:LYS:HG3	1.87	0.56
1:B:2504:THR:HB	1:B:2507:LEU:HB2	1.88	0.56
1:B:3246:MET:SD	1:B:3276:LEU:HD11	2.46	0.56
1:C:920:GLU:O	1:C:924:LEU:N	2.39	0.56
1:C:992:GLN:O	1:C:995:MET:HG3	2.06	0.56
1:D:2504:THR:HB	1:D:2507:LEU:HB2	1.88	0.56
1:A:4616:TYR:OH	1:A:4628:GLY:O	2.23	0.56
1:B:2599:LEU:HD21	1:B:2602:HIS:HB2	1.88	0.56
1:B:1040:ASP:HA	1:B:1043:LYS:HB3	1.88	0.55
1:B:4595:VAL:O	1:B:4599:ILE:HG12	2.06	0.55
1:C:2285:TYR:OH	1:C:2380:ASP:O	2.19	0.55
1:C:3000:GLU:HA	1:C:3003:MET:HG2	1.87	0.55
1:D:1040:ASP:HA	1:D:1043:LYS:HB3	1.88	0.55
1:D:1096:VAL:HG23	1:D:1168:MET:HE1	1.88	0.55
1:A:1157:GLN:N	1:A:1160:ASP:OD2	2.28	0.55
1:A:2285:TYR:OH	1:A:2380:ASP:O	2.19	0.55
1:B:142:LYS:HG2	1:B:143:LEU:HD12	1.89	0.55
1:C:1096:VAL:HG23	1:C:1168:MET:HE1	1.88	0.55
1:C:1114:ARG:HG2	1:C:1138:ASP:HB2	1.89	0.55
1:C:1522:ALA:HB3	1:C:1525:LYS:HG3	1.87	0.55
1:C:2504:THR:HB	1:C:2507:LEU:HB2	1.88	0.55
1:D:3246:MET:SD	1:D:3276:LEU:HD11	2.46	0.55
1:A:1107:THR:HB	1:A:1113:MET:HE1	1.86	0.55
1:B:194:LEU:HD11	1:B:201:LEU:HD23	1.86	0.55
1:C:2599:LEU:HD21	1:C:2602:HIS:HB2	1.88	0.55
1:D:920:GLU:O	1:D:924:LEU:N	2.39	0.55
1:D:4014:LEU:HD13	1:D:4122:ALA:HB2	1.89	0.55
1:A:966:LEU:HD12	1:A:978:PRO:HB2	1.89	0.55
1:A:2718:GLU:O	1:A:2722:ASN:ND2	2.39	0.55
1:B:966:LEU:HD12	1:B:978:PRO:HB2	1.89	0.55
1:B:3171:LEU:HD22	1:B:3214:LEU:HD21	1.89	0.55

*Continued on next page...*

*Continued from previous page...*

Atom-1	Atom-2	Interatomic distance (Å)	Clash overlap (Å)
1:C:713:TRP:O	1:C:841:LYS:NZ	2.29	0.55
1:D:1914:CYS:SG	1:D:2091:GLN:NE2	2.76	0.55
1:D:2599:LEU:HD21	1:D:2602:HIS:HB2	1.89	0.55
1:D:4092:LYS:HG2	1:D:4129:PHE:CE1	2.42	0.55
1:D:4623:GLU:H	1:D:4629:GLN:HE21	1.52	0.55
1:B:61:ASP:OD2	1:B:64:ILE:HG12	2.07	0.55
1:B:891:GLU:OE2	1:B:976:TYR:OH	2.23	0.55
1:C:3246:MET:SD	1:C:3276:LEU:HD11	2.45	0.55
1:D:363:ILE:HB	1:D:372:LEU:HD22	1.88	0.55
1:D:4616:TYR:OH	1:D:4628:GLY:O	2.23	0.55
1:A:4615:LEU:O	1:A:4620:GLN:N	2.28	0.55
1:C:3004:VAL:HA	1:C:3007:LEU:HD13	1.87	0.55
1:D:61:ASP:OD2	1:D:64:ILE:HG12	2.07	0.55
1:A:1096:VAL:HG23	1:A:1168:MET:HE1	1.89	0.55
1:A:2504:THR:HB	1:A:2507:LEU:HB2	1.88	0.55
1:A:3171:LEU:HD22	1:A:3214:LEU:HD21	1.89	0.55
1:A:4092:LYS:HG2	1:A:4129:PHE:CE1	2.42	0.55
1:C:61:ASP:OD2	1:C:64:ILE:HG12	2.07	0.55
1:C:2706:VAL:HG21	1:C:2785:TRP:HE1	1.72	0.55
1:C:4014:LEU:HD13	1:C:4122:ALA:HB2	1.89	0.55
1:C:4092:LYS:HG2	1:C:4129:PHE:CE1	2.42	0.55
1:C:4595:VAL:O	1:C:4599:ILE:HG12	2.06	0.55
1:C:4678:ASP:OD1	1:C:4679:PHE:N	2.40	0.55
1:D:966:LEU:HD12	1:D:978:PRO:HB2	1.89	0.55
1:D:1114:ARG:HG2	1:D:1138:ASP:HB2	1.89	0.55
1:D:2706:VAL:HG21	1:D:2785:TRP:HE1	1.72	0.55
1:A:1040:ASP:HA	1:A:1043:LYS:HB3	1.88	0.55
1:A:2706:VAL:HG21	1:A:2785:TRP:HE1	1.72	0.55
1:B:660:PHE:HB2	1:B:859:GLN:HG2	1.87	0.55
1:B:3004:VAL:HA	1:B:3007:LEU:HD13	1.87	0.55
1:C:4274:MET:HE1	1:D:4483:LYS:HD2	1.87	0.55
1:D:1813:THR:HG22	1:D:1815:GLU:H	1.72	0.55
1:D:2718:GLU:O	1:D:2722:ASN:ND2	2.39	0.55
1:A:2325:ILE:HD12	1:B:207:PHE:CZ	2.42	0.55
1:A:3697:LYS:HA	1:A:3700:HIS:NE2	2.22	0.55
1:A:4843:ARG:NH1	1:A:4847:ASP:OD2	2.40	0.55
1:B:1096:VAL:HG23	1:B:1168:MET:HE1	1.88	0.55
1:B:2706:VAL:HG21	1:B:2785:TRP:HE1	1.72	0.55
1:B:3000:GLU:HA	1:B:3003:MET:HG2	1.87	0.55
1:B:3221:LEU:HD12	1:B:3226:ILE:HG21	1.89	0.55
1:C:808:HIS:CD2	1:C:832:LEU:HD12	2.42	0.55

*Continued on next page...*

Continued from previous page...

Atom-1	Atom-2	Interatomic distance (Å)	Clash overlap (Å)
1:C:1953:MET:SD	1:C:1957:LEU:HD22	2.47	0.55
1:C:3697:LYS:HA	1:C:3700:HIS:NE2	2.22	0.55
1:D:808:HIS:CD2	1:D:832:LEU:HD12	2.42	0.55
1:D:3166:PHE:HB3	1:D:3170:PHE:CZ	2.42	0.55
1:A:3951:PHE:HA	1:A:3971:LEU:HD21	1.89	0.55
1:B:1114:ARG:HG2	1:B:1138:ASP:HB2	1.89	0.55
1:B:4092:LYS:HG2	1:B:4129:PHE:CE1	2.42	0.55
1:C:363:ILE:HB	1:C:372:LEU:HD22	1.88	0.55
1:C:660:PHE:HB2	1:C:859:GLN:HG2	1.87	0.55
1:C:966:LEU:HD12	1:C:978:PRO:HB2	1.89	0.55
1:D:4637:THR:HG22	1:D:4704:LYS:HB3	1.89	0.55
1:A:61:ASP:OD2	1:A:64:ILE:HG12	2.07	0.54
1:A:1813:THR:HG22	1:A:1815:GLU:H	1.72	0.54
1:A:4595:VAL:O	1:A:4599:ILE:HG12	2.06	0.54
1:A:4637:THR:HG22	1:A:4704:LYS:HB3	1.89	0.54
1:B:3166:PHE:HB3	1:B:3170:PHE:CZ	2.42	0.54
1:C:1124:PRO:HD2	1:C:1594:VAL:HG23	1.89	0.54
1:C:2912:LEU:HD12	1:C:2914:THR:H	1.72	0.54
1:C:3951:PHE:HA	1:C:3971:LEU:HD21	1.89	0.54
1:C:4616:TYR:OH	1:C:4628:GLY:O	2.23	0.54
1:C:4637:THR:HG22	1:C:4704:LYS:HB3	1.89	0.54
1:D:1953:MET:SD	1:D:1957:LEU:HD22	2.47	0.54
1:D:2972:ASP:HB2	1:D:3032:CYS:SG	2.48	0.54
1:B:259:THR:OG1	1:B:390:LYS:NZ	2.41	0.54
1:B:1124:PRO:HD2	1:B:1594:VAL:HG23	1.89	0.54
1:B:4621:PRO:O	1:B:4632:ARG:NH2	2.41	0.54
1:C:3221:LEU:HD12	1:C:3226:ILE:HG21	1.89	0.54
1:D:4595:VAL:O	1:D:4599:ILE:HG12	2.06	0.54
1:A:3166:PHE:HE1	1:A:3168:VAL:HB	1.70	0.54
1:A:3246:MET:HE3	1:A:3306:ILE:HG12	1.88	0.54
1:B:1813:THR:HG22	1:B:1815:GLU:H	1.72	0.54
1:B:2920:ARG:NH1	1:B:2998:ASN:O	2.41	0.54
1:C:2718:GLU:OE1	1:C:2718:GLU:N	2.41	0.54
1:D:3697:LYS:HA	1:D:3700:HIS:NE2	2.22	0.54
1:A:882:ARG:NH1	1:A:936:SER:OG	2.37	0.54
1:A:2599:LEU:HD21	1:A:2602:HIS:HB2	1.89	0.54
1:B:1932:PHE:CZ	1:B:1996:LEU:HD12	2.43	0.54
1:B:2718:GLU:OE1	1:B:2718:GLU:N	2.41	0.54
1:B:3697:LYS:HA	1:B:3700:HIS:NE2	2.22	0.54
1:B:4744:LEU:HG	1:C:4780:LEU:HD11	1.88	0.54
1:C:142:LYS:HG2	1:C:143:LEU:HD12	1.89	0.54

Continued on next page...

*Continued from previous page...*

Atom-1	Atom-2	Interatomic distance (Å)	Clash overlap (Å)
1:C:259:THR:OG1	1:C:390:LYS:NZ	2.41	0.54
1:C:2920:ARG:NH1	1:C:2998:ASN:O	2.41	0.54
1:D:259:THR:OG1	1:D:390:LYS:NZ	2.41	0.54
1:D:971:GLN:HE22	1:D:977:LYS:HG2	1.73	0.54
1:D:1124:PRO:HD2	1:D:1594:VAL:HG23	1.89	0.54
1:D:1932:PHE:CZ	1:D:1996:LEU:HD12	2.43	0.54
1:D:2920:ARG:NH1	1:D:2998:ASN:O	2.41	0.54
1:D:3152:ARG:HA	1:D:3155:LEU:HD12	1.89	0.54
1:D:3221:LEU:HD12	1:D:3226:ILE:HG21	1.89	0.54
1:A:363:ILE:HB	1:A:372:LEU:HD22	1.88	0.54
1:A:1124:PRO:HD2	1:A:1594:VAL:HG23	1.89	0.54
1:A:1932:PHE:CZ	1:A:1996:LEU:HD12	2.43	0.54
1:A:2748:SER:HG	1:A:2751:SER:HG	1.55	0.54
1:A:3152:ARG:HA	1:A:3155:LEU:HD12	1.89	0.54
1:A:4678:ASP:OD1	1:A:4679:PHE:N	2.40	0.54
1:B:1953:MET:SD	1:B:1957:LEU:HD22	2.47	0.54
1:B:2972:ASP:HB2	1:B:3032:CYS:SG	2.47	0.54
1:B:4843:ARG:NH1	1:B:4847:ASP:OD2	2.40	0.54
1:C:14:LEU:HD21	1:C:214:VAL:HG11	1.89	0.54
1:C:1932:PHE:CZ	1:C:1996:LEU:HD12	2.43	0.54
1:C:4843:ARG:NH1	1:C:4847:ASP:OD2	2.40	0.54
1:D:173:GLU:OE2	1:D:176:ARG:NH1	2.41	0.54
1:D:3166:PHE:HE1	1:D:3168:VAL:HB	1.70	0.54
1:D:4166:LYS:O	1:D:4170:ARG:HD2	2.08	0.54
1:A:1267:HIS:O	1:A:1288:LYS:N	2.39	0.54
1:A:3166:PHE:HB3	1:A:3170:PHE:CZ	2.42	0.54
1:B:971:GLN:HE22	1:B:977:LYS:HG2	1.73	0.54
1:B:3951:PHE:HA	1:B:3971:LEU:HD21	1.89	0.54
1:B:4661:TYR:O	1:B:4665:ARG:NH1	2.35	0.54
1:C:4621:PRO:O	1:C:4632:ARG:NH2	2.41	0.54
1:D:1249:MET:HE2	1:D:1249:MET:HA	1.90	0.54
1:D:3171:LEU:HD22	1:D:3214:LEU:HD21	1.89	0.54
1:A:2473:ASP:OD2	1:A:2530:ARG:NH2	2.41	0.54
1:A:2718:GLU:N	1:A:2718:GLU:OE1	2.41	0.54
1:B:3152:ARG:HA	1:B:3155:LEU:HD12	1.89	0.54
1:C:2485:LEU:HD13	1:C:2541:HIS:ND1	2.23	0.54
1:C:2561:LEU:O	1:C:2566:ARG:NH1	2.41	0.54
1:C:2972:ASP:HB2	1:C:3032:CYS:SG	2.47	0.54
1:C:3166:PHE:HB3	1:C:3170:PHE:CZ	2.42	0.54
1:D:142:LYS:HG2	1:D:143:LEU:HD12	1.88	0.54
1:D:3951:PHE:HA	1:D:3971:LEU:HD21	1.89	0.54

*Continued on next page...*

*Continued from previous page...*

Atom-1	Atom-2	Interatomic distance (Å)	Clash overlap (Å)
1:A:3906:PHE:HB3	1:A:3967:LEU:HD11	1.90	0.54
1:B:363:ILE:HB	1:B:372:LEU:HD22	1.88	0.54
1:B:4014:LEU:HD13	1:B:4122:ALA:HB2	1.88	0.54
1:D:2718:GLU:OE1	1:D:2718:GLU:N	2.41	0.54
1:D:4843:ARG:NH1	1:D:4847:ASP:OD2	2.40	0.54
1:A:971:GLN:HE22	1:A:977:LYS:HG2	1.73	0.54
1:A:1953:MET:SD	1:A:1957:LEU:HD22	2.47	0.54
1:A:2561:LEU:O	1:A:2566:ARG:NH1	2.41	0.54
1:B:2561:LEU:O	1:B:2566:ARG:NH1	2.41	0.54
1:B:3175:LEU:HD13	1:B:3265:CYS:O	2.08	0.54
1:B:4616:TYR:OH	1:B:4628:GLY:O	2.23	0.54
1:B:4637:THR:HG22	1:B:4704:LYS:HB3	1.89	0.54
1:B:4752:THR:HG21	1:C:4766:GLN:HG2	1.89	0.54
1:C:1813:THR:HG22	1:C:1815:GLU:H	1.72	0.54
1:C:3152:ARG:HA	1:C:3155:LEU:HD12	1.89	0.54
1:A:173:GLU:OE2	1:A:176:ARG:NH1	2.41	0.54
1:A:2912:LEU:HD12	1:A:2914:THR:H	1.73	0.54
1:A:2920:ARG:NH1	1:A:2998:ASN:O	2.41	0.54
1:A:4105:LEU:HB3	1:A:4115:LEU:HD21	1.90	0.54
1:A:4485:ILE:C	1:A:4487:TYR:H	2.11	0.54
1:B:2912:LEU:HD12	1:B:2914:THR:H	1.72	0.54
1:B:4753:LEU:HD22	1:C:4773:LEU:HB2	1.89	0.54
1:D:2561:LEU:O	1:D:2566:ARG:NH1	2.41	0.54
1:A:3166:PHE:HB3	1:A:3170:PHE:HZ	1.73	0.53
1:A:3175:LEU:HD13	1:A:3265:CYS:O	2.08	0.53
1:A:3221:LEU:HD12	1:A:3226:ILE:HG21	1.89	0.53
1:A:4072:THR:HB	1:A:4076:GLU:HA	1.90	0.53
2:F:91:VAL:HG23	1:B:640:ARG:HH22	1.73	0.53
1:B:808:HIS:CD2	1:B:832:LEU:HD12	2.42	0.53
1:B:3233:HIS:O	1:B:3237:VAL:HG22	2.08	0.53
1:C:254:GLU:OE2	1:C:258:ARG:NH2	2.31	0.53
1:C:3171:LEU:HD22	1:C:3214:LEU:HD21	1.89	0.53
1:C:3175:LEU:HD13	1:C:3265:CYS:O	2.08	0.53
1:C:3233:HIS:O	1:C:3237:VAL:HG22	2.08	0.53
1:C:4166:LYS:O	1:C:4170:ARG:HD2	2.08	0.53
1:D:4105:LEU:HB3	1:D:4115:LEU:HD21	1.90	0.53
1:D:4678:ASP:OD1	1:D:4679:PHE:N	2.40	0.53
1:A:14:LEU:HD21	1:A:214:VAL:HG11	1.90	0.53
1:A:142:LYS:HG2	1:A:143:LEU:HD12	1.88	0.53
1:A:1114:ARG:HG2	1:A:1138:ASP:HB2	1.89	0.53
1:A:1249:MET:HE2	1:A:1249:MET:HA	1.91	0.53

*Continued on next page...*



*Continued from previous page...*

Atom-1	Atom-2	Interatomic distance (Å)	Clash overlap (Å)
1:A:1249:MET:HB2	1:A:1599:MET:HB3	1.91	0.53
1:A:2789:ILE:HG12	1:A:2903:VAL:HG12	1.90	0.53
1:A:4014:LEU:HD13	1:A:4122:ALA:HB2	1.88	0.53
1:B:4166:LYS:O	1:B:4170:ARG:HD2	2.08	0.53
1:C:173:GLU:OE2	1:C:176:ARG:NH1	2.41	0.53
1:C:1118:SER:HB3	1:C:1204:VAL:HG11	1.89	0.53
1:C:3166:PHE:HB3	1:C:3170:PHE:HZ	1.74	0.53
1:C:3920:LEU:O	1:C:3924:ILE:HG12	2.09	0.53
1:D:931:TYR:O	1:D:934:GLN:HG3	2.09	0.53
1:D:1118:SER:HB3	1:D:1204:VAL:HG11	1.89	0.53
1:A:808:HIS:CD2	1:A:832:LEU:HD12	2.42	0.53
1:A:2485:LEU:HD13	1:A:2541:HIS:ND1	2.23	0.53
1:A:3920:LEU:O	1:A:3924:ILE:HG12	2.09	0.53
1:A:4753:LEU:HD21	1:B:4769:LEU:HB3	1.90	0.53
1:B:2485:LEU:HD13	1:B:2541:HIS:ND1	2.23	0.53
1:B:4485:ILE:C	1:B:4487:TYR:H	2.11	0.53
1:B:4651:ARG:NE	1:B:4677:LEU:HD22	2.24	0.53
1:D:3166:PHE:HB3	1:D:3170:PHE:HZ	1.74	0.53
1:D:3233:HIS:O	1:D:3237:VAL:HG22	2.08	0.53
1:D:4174:PHE:O	1:D:4178:ASN:ND2	2.42	0.53
1:A:259:THR:OG1	1:A:390:LYS:NZ	2.41	0.53
1:A:931:TYR:O	1:A:934:GLN:HG3	2.09	0.53
1:A:4621:PRO:O	1:A:4632:ARG:NH2	2.41	0.53
1:B:173:GLU:OE2	1:B:176:ARG:NH1	2.41	0.53
1:B:2789:ILE:HG12	1:B:2903:VAL:HG12	1.90	0.53
1:B:3906:PHE:HB3	1:B:3967:LEU:HD11	1.90	0.53
1:B:4678:ASP:OD1	1:B:4679:PHE:N	2.40	0.53
1:C:4053:GLU:O	1:C:4056:LYS:HG3	2.09	0.53
1:D:2285:TYR:OH	1:D:2380:ASP:O	2.19	0.53
1:D:2473:ASP:OD2	1:D:2530:ARG:NH2	2.41	0.53
1:D:2717:LEU:HD13	1:D:2791:ARG:HH21	1.74	0.53
1:D:4621:PRO:O	1:D:4632:ARG:NH2	2.41	0.53
1:B:2473:ASP:OD2	1:B:2530:ARG:NH2	2.41	0.53
1:B:3166:PHE:HB3	1:B:3170:PHE:HZ	1.74	0.53
1:B:4174:PHE:O	1:B:4178:ASN:ND2	2.42	0.53
1:C:3729:ALA:HA	1:C:3732:HIS:CD2	2.44	0.53
1:D:3906:PHE:HB3	1:D:3967:LEU:HD11	1.90	0.53
1:A:1118:SER:HB3	1:A:1204:VAL:HG11	1.89	0.53
1:A:1549:SER:HB2	1:D:2830:ASN:HD21	1.73	0.53
1:A:1726:ILE:HD12	1:A:2120:LEU:HD11	1.91	0.53
1:A:2972:ASP:HB2	1:A:3032:CYS:SG	2.47	0.53

*Continued on next page...*

Continued from previous page...

Atom-1	Atom-2	Interatomic distance (Å)	Clash overlap (Å)
1:A:4166:LYS:O	1:A:4170:ARG:HD2	2.08	0.53
1:A:4651:ARG:NE	1:A:4677:LEU:HD22	2.24	0.53
1:B:1249:MET:HB2	1:B:1599:MET:HB3	1.91	0.53
1:C:971:GLN:HE22	1:C:977:LYS:HG2	1.73	0.53
1:A:4874:ARG:HH12	1:B:4766:GLN:CD	2.11	0.53
2:F:14:ARG:HH11	2:F:14:ARG:CG	2.15	0.53
1:B:3920:LEU:O	1:B:3924:ILE:HG12	2.09	0.53
1:C:931:TYR:O	1:C:934:GLN:HG3	2.09	0.53
1:C:2473:ASP:OD2	1:C:2530:ARG:NH2	2.41	0.53
1:C:3122:ILE:HG21	1:C:3166:PHE:CE2	2.43	0.53
1:C:4174:PHE:O	1:C:4178:ASN:ND2	2.42	0.53
1:D:1421:MET:HE1	1:D:1576:LYS:HB3	1.89	0.53
1:D:2789:ILE:HG12	1:D:2903:VAL:HG12	1.90	0.53
1:D:3122:ILE:HG21	1:D:3166:PHE:CE2	2.43	0.53
1:D:3920:LEU:O	1:D:3924:ILE:HG12	2.09	0.53
1:D:4053:GLU:O	1:D:4056:LYS:HG3	2.09	0.53
1:A:4045:LYS:HG3	1:A:4067:LEU:HD22	1.90	0.53
1:B:891:GLU:O	1:B:895:MET:HG3	2.09	0.53
1:B:931:TYR:O	1:B:934:GLN:HG3	2.09	0.53
1:B:1118:SER:HB3	1:B:1204:VAL:HG11	1.89	0.53
1:C:3906:PHE:HB3	1:C:3967:LEU:HD11	1.90	0.53
1:C:4045:LYS:HG3	1:C:4067:LEU:HD22	1.90	0.53
1:C:4105:LEU:HB3	1:C:4115:LEU:HD21	1.90	0.53
1:D:1267:HIS:O	1:D:1288:LYS:N	2.39	0.53
1:D:2485:LEU:HD13	1:D:2541:HIS:ND1	2.23	0.53
1:D:3729:ALA:HA	1:D:3732:HIS:CD2	2.44	0.53
1:A:2703:PRO:HG2	1:A:2854:LYS:HB2	1.91	0.53
1:A:3122:ILE:HG21	1:A:3166:PHE:CE2	2.43	0.53
1:B:14:LEU:HD23	1:B:69:LEU:HD11	1.91	0.53
1:B:2917:ILE:HG22	1:C:1068:ASP:OD1	2.08	0.53
1:C:1726:ILE:HD12	1:C:2120:LEU:HD11	1.91	0.53
1:C:4485:ILE:C	1:C:4487:TYR:H	2.11	0.53
1:D:2940:ILE:HG12	1:D:3013:VAL:HB	1.91	0.53
1:D:4072:THR:HB	1:D:4076:GLU:HA	1.91	0.53
1:D:4651:ARG:NE	1:D:4677:LEU:HD22	2.24	0.53
1:A:1106:GLU:OE2	1:A:1214:ARG:NH1	2.43	0.53
1:A:3729:ALA:HA	1:A:3732:HIS:CD2	2.44	0.53
1:B:3122:ILE:HG21	1:B:3166:PHE:CE2	2.43	0.53
1:B:4631:ASP:HA	1:B:4634:VAL:HG12	1.91	0.53
1:C:4831:ILE:HG13	1:C:4843:ARG:NH2	2.23	0.53
1:D:600:LEU:O	1:D:604:HIS:HB2	2.09	0.53

Continued on next page...

*Continued from previous page...*

Atom-1	Atom-2	Interatomic distance (Å)	Clash overlap (Å)
1:D:1726:ILE:HD12	1:D:2120:LEU:HD11	1.91	0.53
1:A:891:GLU:O	1:A:895:MET:HG3	2.09	0.52
1:A:1685:LEU:O	1:A:1689:ILE:HG12	2.09	0.52
1:A:1894:LEU:HD13	1:A:2065:THR:HG21	1.92	0.52
1:A:3804:ASP:H	1:A:3829:VAL:HG13	1.75	0.52
1:B:1106:GLU:OE2	1:B:1214:ARG:NH1	2.43	0.52
1:B:1898:LEU:HD23	1:B:1902:VAL:HG12	1.91	0.52
1:C:891:GLU:O	1:C:895:MET:HG3	2.09	0.52
1:C:1249:MET:HB2	1:C:1599:MET:HB3	1.91	0.52
1:C:1267:HIS:O	1:C:1288:LYS:N	2.39	0.52
1:C:4651:ARG:NE	1:C:4677:LEU:HD22	2.24	0.52
1:D:934:GLN:HA	1:D:937:LEU:CD2	2.39	0.52
1:D:1249:MET:HB2	1:D:1599:MET:HB3	1.91	0.52
1:A:934:GLN:HA	1:A:937:LEU:CD2	2.39	0.52
1:A:4174:PHE:O	1:A:4178:ASN:ND2	2.42	0.52
1:A:4631:ASP:HA	1:A:4634:VAL:HG12	1.90	0.52
1:B:452:VAL:HG12	1:B:529:ILE:HD12	1.92	0.52
1:B:1910:LEU:HB2	1:B:2087:LEU:HD21	1.92	0.52
1:B:4045:LYS:HG3	1:B:4067:LEU:HD22	1.90	0.52
1:D:891:GLU:O	1:D:895:MET:HG3	2.09	0.52
1:D:2703:PRO:HG2	1:D:2854:LYS:HB2	1.91	0.52
1:A:679:VAL:HG23	1:A:800:VAL:HG12	1.91	0.52
1:A:2702:ASN:HA	1:A:2857:LYS:HE3	1.92	0.52
2:F:26:HIS:NE2	2:F:41:ARG:HG2	2.25	0.52
1:B:3246:MET:HE3	1:B:3306:ILE:HG12	1.91	0.52
1:B:4105:LEU:HB3	1:B:4115:LEU:HD21	1.90	0.52
1:C:934:GLN:HA	1:C:937:LEU:CD2	2.39	0.52
1:C:2789:ILE:HG12	1:C:2903:VAL:HG12	1.90	0.52
1:D:14:LEU:HD21	1:D:214:VAL:HG11	1.89	0.52
1:D:2702:ASN:HA	1:D:2857:LYS:HE3	1.92	0.52
1:D:2912:LEU:HD12	1:D:2914:THR:H	1.72	0.52
1:D:4045:LYS:HG3	1:D:4067:LEU:HD22	1.90	0.52
1:D:4831:ILE:HG13	1:D:4843:ARG:NH2	2.23	0.52
1:A:14:LEU:HD23	1:A:69:LEU:HD11	1.91	0.52
1:A:2717:LEU:HD13	1:A:2791:ARG:HH21	1.74	0.52
1:A:3233:HIS:O	1:A:3237:VAL:HG22	2.08	0.52
1:B:14:LEU:HD21	1:B:214:VAL:HG11	1.89	0.52
1:B:1726:ILE:HD12	1:B:2120:LEU:HD11	1.91	0.52
1:B:4072:THR:HB	1:B:4076:GLU:HA	1.91	0.52
1:C:600:LEU:O	1:C:604:HIS:HB2	2.10	0.52
1:C:4072:THR:HB	1:C:4076:GLU:HA	1.90	0.52

*Continued on next page...*

*Continued from previous page...*

Atom-1	Atom-2	Interatomic distance (Å)	Clash overlap (Å)
1:D:3175:LEU:HD13	1:D:3265:CYS:O	2.08	0.52
1:D:4485:ILE:C	1:D:4487:TYR:H	2.12	0.52
1:A:2940:ILE:HG12	1:A:3013:VAL:HB	1.92	0.52
1:A:2979:ARG:NH1	1:A:3038:GLN:HB3	2.22	0.52
1:B:1685:LEU:O	1:B:1689:ILE:HG12	2.10	0.52
1:B:2666:LEU:HD21	1:B:2969:PRO:HB2	1.92	0.52
1:C:2703:PRO:HG2	1:C:2854:LYS:HB2	1.91	0.52
1:C:2929:LEU:O	1:C:2933:VAL:HG23	2.10	0.52
1:C:2940:ILE:HG12	1:C:3013:VAL:HB	1.91	0.52
1:C:4631:ASP:HA	1:C:4634:VAL:HG12	1.90	0.52
1:D:2914:THR:HG22	1:D:2916:SER:H	1.75	0.52
1:D:3046:MET:HA	1:D:3054:LYS:HE3	1.92	0.52
1:D:3266:THR:O	1:D:3268:LEU:N	2.36	0.52
1:D:3804:ASP:H	1:D:3829:VAL:HG13	1.75	0.52
1:A:2914:THR:HG22	1:A:2916:SER:H	1.75	0.52
1:A:4053:GLU:O	1:A:4056:LYS:HG3	2.09	0.52
2:E:26:HIS:NE2	2:E:41:ARG:HG2	2.25	0.52
2:H:26:HIS:NE2	2:H:41:ARG:HG2	2.25	0.52
1:B:624:ALA:HB2	1:B:1667:LEU:HD12	1.91	0.52
1:B:1091:GLU:HB3	1:B:1094:TYR:HD2	1.75	0.52
1:B:3156:GLY:O	1:B:3159:LEU:HD12	2.10	0.52
1:B:3729:ALA:HA	1:B:3732:HIS:CD2	2.44	0.52
1:C:2666:LEU:HD21	1:C:2969:PRO:HB2	1.92	0.52
1:C:3041:ASP:HA	1:C:3117:PHE:HE2	1.75	0.52
1:D:1106:GLU:OE2	1:D:1214:ARG:NH1	2.43	0.52
1:D:3187:LYS:HB3	1:D:3191:GLU:HB2	1.92	0.52
1:B:1503:ASN:OD1	1:B:1504:GLY:N	2.43	0.52
1:B:3041:ASP:HA	1:B:3117:PHE:HE2	1.75	0.52
1:C:2717:LEU:HD13	1:C:2791:ARG:HH21	1.74	0.52
1:A:1031:ARG:HD2	1:A:1042:THR:HG21	1.91	0.52
1:A:1910:LEU:HB2	1:A:2087:LEU:HD21	1.92	0.52
1:A:3156:GLY:O	1:A:3159:LEU:HD12	2.09	0.52
1:A:4831:ILE:HG13	1:A:4843:ARG:NH2	2.23	0.52
1:B:1029:ASN:HB3	1:B:1032:LEU:HD13	1.92	0.52
1:B:2717:LEU:HD13	1:B:2791:ARG:HH21	1.74	0.52
1:B:4172:PHE:CZ	1:B:4189:PHE:HA	2.45	0.52
1:C:1106:GLU:OE2	1:C:1214:ARG:NH1	2.43	0.52
1:C:1503:ASN:OD1	1:C:1504:GLY:N	2.43	0.52
1:C:1910:LEU:HB2	1:C:2087:LEU:HD21	1.92	0.52
1:C:3046:MET:HA	1:C:3054:LYS:HE3	1.92	0.52
1:C:3187:LYS:HB3	1:C:3191:GLU:HB2	1.92	0.52

*Continued on next page...*

*Continued from previous page...*

Atom-1	Atom-2	Interatomic distance (Å)	Clash overlap (Å)
1:C:3804:ASP:H	1:C:3829:VAL:HG13	1.75	0.52
1:D:3041:ASP:HA	1:D:3117:PHE:HE2	1.75	0.52
2:G:26:HIS:NE2	2:G:41:ARG:HG2	2.25	0.52
1:B:679:VAL:HG23	1:B:800:VAL:HG12	1.91	0.52
1:B:881:ILE:HD11	1:B:1060:TYR:HB3	1.92	0.52
1:B:4053:GLU:O	1:B:4056:LYS:HG3	2.09	0.52
1:C:3156:GLY:HA2	1:C:3159:LEU:CD1	2.40	0.52
1:C:3156:GLY:O	1:C:3159:LEU:HD12	2.10	0.52
1:D:114:LEU:HB2	1:D:117:HIS:CD2	2.45	0.52
1:D:1685:LEU:O	1:D:1689:ILE:HG12	2.10	0.52
1:D:2666:LEU:HD21	1:D:2969:PRO:HB2	1.92	0.52
1:D:2929:LEU:O	1:D:2933:VAL:HG23	2.10	0.52
1:A:808:HIS:CE1	1:A:832:LEU:HB2	2.45	0.52
1:A:1494:MET:HE3	1:A:1505:LEU:HD12	1.92	0.52
1:A:3156:GLY:HA2	1:A:3159:LEU:CD1	2.40	0.52
1:A:3187:LYS:HB3	1:A:3191:GLU:HB2	1.92	0.52
1:B:600:LEU:O	1:B:604:HIS:HB2	2.10	0.52
1:C:452:VAL:HG12	1:C:529:ILE:HD12	1.92	0.52
1:C:1898:LEU:HD23	1:C:1902:VAL:HG12	1.91	0.52
1:D:4631:ASP:HA	1:D:4634:VAL:HG12	1.90	0.52
1:B:808:HIS:CE1	1:B:832:LEU:HB2	2.45	0.51
1:B:2703:PRO:HG2	1:B:2854:LYS:HB2	1.90	0.51
1:B:4092:LYS:HA	1:B:4129:PHE:CZ	2.45	0.51
1:B:4831:ILE:HG13	1:B:4843:ARG:NH2	2.23	0.51
1:C:1685:LEU:O	1:C:1689:ILE:HG12	2.09	0.51
1:A:624:ALA:HB2	1:A:1667:LEU:HD12	1.91	0.51
1:A:1898:LEU:HD23	1:A:1902:VAL:HG12	1.91	0.51
1:A:2666:LEU:HD21	1:A:2969:PRO:HB2	1.92	0.51
1:B:2940:ILE:HG12	1:B:3013:VAL:HB	1.91	0.51
1:C:14:LEU:HD23	1:C:69:LEU:HD11	1.91	0.51
1:C:1894:LEU:HD13	1:C:2065:THR:HG21	1.92	0.51
1:C:2702:ASN:HA	1:C:2857:LYS:HE3	1.92	0.51
1:D:1898:LEU:HD23	1:D:1902:VAL:HG12	1.91	0.51
1:D:2666:LEU:HB3	1:D:2667:PRO:HD3	1.92	0.51
1:A:600:LEU:O	1:A:604:HIS:HB2	2.10	0.51
1:A:3041:ASP:HA	1:A:3117:PHE:HE2	1.75	0.51
1:C:2666:LEU:HB3	1:C:2667:PRO:HD3	1.92	0.51
1:C:3018:ARG:HG2	1:C:3021:LEU:HD23	1.93	0.51
1:C:3250:TRP:O	1:C:3254:PRO:HD3	2.11	0.51
1:D:2979:ARG:NH1	1:D:3038:GLN:HB3	2.22	0.51
1:D:4172:PHE:CZ	1:D:4189:PHE:HA	2.45	0.51

*Continued on next page...*

*Continued from previous page...*

Atom-1	Atom-2	Interatomic distance (Å)	Clash overlap (Å)
1:A:452:VAL:HG12	1:A:529:ILE:HD12	1.92	0.51
1:A:674:TYR:CE1	1:A:756:SER:HB3	2.45	0.51
1:A:4959:ARG:O	1:A:4963:GLU:HG2	2.11	0.51
1:B:1894:LEU:HD13	1:B:2065:THR:HG21	1.92	0.51
1:B:3804:ASP:H	1:B:3829:VAL:HG13	1.75	0.51
1:D:679:VAL:HG23	1:D:800:VAL:HG12	1.91	0.51
1:D:1425:THR:HG22	1:D:1563:VAL:HG13	1.92	0.51
1:D:3156:GLY:O	1:D:3159:LEU:HD12	2.09	0.51
1:A:21:VAL:HG12	1:A:66:THR:HA	1.92	0.51
1:A:881:ILE:HD11	1:A:1060:TYR:HB3	1.92	0.51
1:A:4092:LYS:HA	1:A:4129:PHE:CZ	2.46	0.51
1:B:2914:THR:HG22	1:B:2916:SER:H	1.75	0.51
1:B:2929:LEU:O	1:B:2933:VAL:HG23	2.10	0.51
1:B:4559:TYR:OH	1:C:4790:ARG:NH2	2.44	0.51
1:C:114:LEU:HB2	1:C:117:HIS:CD2	2.45	0.51
1:C:624:ALA:HB2	1:C:1667:LEU:HD12	1.91	0.51
1:C:1029:ASN:HB3	1:C:1032:LEU:HD13	1.92	0.51
1:C:2914:THR:HG22	1:C:2916:SER:H	1.75	0.51
1:D:881:ILE:HD11	1:D:1060:TYR:HB3	1.92	0.51
1:D:2681:MET:HG2	1:D:2682:GLU:N	2.26	0.51
1:D:4625:ASP:O	1:D:4628:GLY:N	2.44	0.51
1:D:4648:PHE:HA	1:D:4651:ARG:HH11	1.76	0.51
1:A:1196:ASP:OD1	1:A:1196:ASP:N	2.44	0.51
1:A:1635:GLU:OE1	1:A:1637:ARG:NH1	2.44	0.51
1:A:4648:PHE:HA	1:A:4651:ARG:HH11	1.76	0.51
1:A:4837:ASP:OD1	1:A:4838:GLU:N	2.44	0.51
1:B:674:TYR:CE1	1:B:756:SER:HB3	2.45	0.51
1:B:1196:ASP:N	1:B:1196:ASP:OD1	2.44	0.51
1:B:1914:CYS:SG	1:B:2091:GLN:NE2	2.76	0.51
1:B:2396:ILE:HG13	1:B:2468:MET:HE1	1.93	0.51
1:B:3018:ARG:HG2	1:B:3021:LEU:HD23	1.93	0.51
1:C:808:HIS:CE1	1:C:832:LEU:HB2	2.45	0.51
1:C:1635:GLU:OE1	1:C:1637:ARG:NH1	2.44	0.51
1:C:4092:LYS:HG2	1:C:4129:PHE:HE1	1.76	0.51
1:D:674:TYR:CE1	1:D:756:SER:HB3	2.46	0.51
1:D:1031:ARG:HD2	1:D:1042:THR:HG21	1.91	0.51
1:A:2590:ARG:HA	1:A:2640:LEU:HD11	1.93	0.51
1:A:4524:THR:HB	1:A:4555:ILE:HD11	1.93	0.51
1:C:674:TYR:CE1	1:C:756:SER:HB3	2.46	0.51
1:D:14:LEU:HD23	1:D:69:LEU:HD11	1.91	0.51
1:D:624:ALA:HB2	1:D:1667:LEU:HD12	1.91	0.51

*Continued on next page...*

Continued from previous page...

Atom-1	Atom-2	Interatomic distance (Å)	Clash overlap (Å)
1:D:3250:TRP:O	1:D:3254:PRO:HD3	2.11	0.51
1:D:4959:ARG:O	1:D:4963:GLU:HG2	2.11	0.51
1:A:1029:ASN:HB3	1:A:1032:LEU:HD13	1.92	0.51
1:A:1091:GLU:HB3	1:A:1094:TYR:HD2	1.75	0.51
1:A:3182:SER:HB3	1:A:3185:ASN:HB2	1.93	0.51
1:A:4634:VAL:HB	1:A:4708:TRP:CG	2.46	0.51
1:B:21:VAL:HG12	1:B:66:THR:HA	1.93	0.51
1:B:996:VAL:HG13	1:B:1050:LEU:HB3	1.93	0.51
1:B:2702:ASN:HA	1:B:2857:LYS:HE3	1.92	0.51
1:B:4625:ASP:O	1:B:4628:GLY:N	2.44	0.51
1:B:4837:ASP:OD1	1:B:4838:GLU:N	2.44	0.51
1:C:1091:GLU:HB3	1:C:1094:TYR:HD2	1.75	0.51
1:C:4648:PHE:HA	1:C:4651:ARG:HH11	1.76	0.51
1:D:452:VAL:HG12	1:D:529:ILE:HD12	1.92	0.51
1:D:3156:GLY:HA2	1:D:3159:LEU:CD1	2.40	0.51
1:A:1503:ASN:OD1	1:A:1504:GLY:N	2.43	0.51
1:A:3250:TRP:O	1:A:3254:PRO:HD3	2.11	0.51
2:F:45:LYS:NZ	1:B:1781:GLU:OE1	2.44	0.51
1:B:1084:ARG:NH2	1:B:1127:GLU:OE2	2.43	0.51
1:B:2721:ILE:HG23	1:B:2775:ILE:HG21	1.93	0.51
1:B:4634:VAL:HB	1:B:4708:TRP:CG	2.46	0.51
1:C:679:VAL:HG23	1:C:800:VAL:HG12	1.91	0.51
1:C:4092:LYS:HA	1:C:4129:PHE:CZ	2.45	0.51
1:D:1503:ASN:OD1	1:D:1504:GLY:N	2.43	0.51
1:D:4634:VAL:HB	1:D:4708:TRP:CG	2.46	0.51
1:A:1425:THR:HG22	1:A:1563:VAL:HG13	1.92	0.51
1:A:2721:ILE:HG23	1:A:2775:ILE:HG21	1.93	0.51
1:A:3046:MET:HA	1:A:3054:LYS:HE3	1.92	0.51
1:A:4172:PHE:CZ	1:A:4189:PHE:HA	2.45	0.51
4:A:5005:ATP:O2G	4:A:5005:ATP:O2'	2.29	0.51
1:B:114:LEU:HB2	1:B:117:HIS:CD2	2.45	0.51
1:B:1031:ARG:HD2	1:B:1042:THR:HG21	1.91	0.51
1:B:2590:ARG:HA	1:B:2640:LEU:HD11	1.93	0.51
1:B:3046:MET:HA	1:B:3054:LYS:HE3	1.92	0.51
1:B:3187:LYS:HB3	1:B:3191:GLU:HB2	1.92	0.51
1:B:4959:ARG:O	1:B:4963:GLU:HG2	2.11	0.51
1:C:4625:ASP:O	1:C:4628:GLY:N	2.44	0.51
1:D:1910:LEU:HB2	1:D:2087:LEU:HD21	1.92	0.51
1:D:4609:LYS:HB3	1:D:4615:LEU:HD22	1.93	0.51
1:A:2929:LEU:O	1:A:2933:VAL:HG23	2.10	0.50
1:B:884:LYS:HB3	1:B:1060:TYR:CZ	2.46	0.50

Continued on next page...

*Continued from previous page...*

Atom-1	Atom-2	Interatomic distance (Å)	Clash overlap (Å)
1:C:3924:ILE:HG21	1:C:3935:LEU:HD12	1.93	0.50
1:C:4959:ARG:O	1:C:4963:GLU:HG2	2.11	0.50
1:D:877:HIS:O	1:D:880:ARG:HD3	2.12	0.50
1:D:1029:ASN:HB3	1:D:1032:LEU:HD13	1.92	0.50
1:D:1708:ASP:HA	1:D:1712:SER:HB2	1.94	0.50
1:A:3018:ARG:HG2	1:A:3021:LEU:HD23	1.93	0.50
1:B:877:HIS:O	1:B:880:ARG:HD3	2.12	0.50
1:B:2681:MET:HG2	1:B:2682:GLU:N	2.26	0.50
1:B:4610:LEU:HD11	1:B:4635:ILE:HD12	1.94	0.50
1:C:3766:LEU:HB3	1:C:3845:LEU:HB3	1.94	0.50
1:C:4172:PHE:CZ	1:C:4189:PHE:HA	2.45	0.50
1:C:4634:VAL:HB	1:C:4708:TRP:CG	2.46	0.50
1:D:21:VAL:HG12	1:D:66:THR:HA	1.92	0.50
1:D:3018:ARG:HG2	1:D:3021:LEU:HD23	1.93	0.50
1:D:4046:ARG:HD3	1:D:4050:LYS:HE3	1.94	0.50
1:D:4524:THR:HB	1:D:4555:ILE:HD11	1.93	0.50
4:D:5005:ATP:O2G	4:D:5005:ATP:O2'	2.30	0.50
1:A:307:SER:HB3	1:A:327:THR:HG22	1.94	0.50
1:A:2666:LEU:HB3	1:A:2667:PRO:HD3	1.92	0.50
1:A:3098:THR:HG21	1:A:3150:ARG:HH12	1.77	0.50
1:B:3156:GLY:HA2	1:B:3159:LEU:CD1	2.40	0.50
1:C:884:LYS:HB3	1:C:1060:TYR:CZ	2.46	0.50
1:C:1031:ARG:HD2	1:C:1042:THR:HG21	1.92	0.50
1:C:4046:ARG:HD3	1:C:4050:LYS:HE3	1.94	0.50
1:C:4837:ASP:OD1	1:C:4838:GLU:N	2.44	0.50
1:D:996:VAL:HG13	1:D:1050:LEU:HB3	1.93	0.50
1:D:1635:GLU:OE1	1:D:1637:ARG:NH1	2.44	0.50
1:D:1894:LEU:HD13	1:D:2065:THR:HG21	1.91	0.50
1:D:2141:LEU:HD23	1:D:2144:ARG:HH12	1.77	0.50
1:D:2721:ILE:HG23	1:D:2775:ILE:HG21	1.93	0.50
1:D:3310:VAL:HG13	1:D:3314:LEU:HG	1.94	0.50
1:A:996:VAL:HG13	1:A:1050:LEU:HB3	1.93	0.50
1:A:3074:ASN:HA	1:A:3079:GLN:HB2	1.94	0.50
1:A:3273:MET:HA	1:A:3276:LEU:HG	1.94	0.50
1:A:3608:LEU:HD12	1:A:3611:LEU:HD12	1.94	0.50
1:A:4625:ASP:O	1:A:4628:GLY:N	2.44	0.50
1:A:4778:VAL:O	1:A:4782:THR:HG23	2.12	0.50
1:B:934:GLN:HA	1:B:937:LEU:CD2	2.39	0.50
1:B:3250:TRP:O	1:B:3254:PRO:HD3	2.11	0.50
1:B:4609:LYS:HB3	1:B:4615:LEU:HD22	1.93	0.50
1:C:1425:THR:HG22	1:C:1563:VAL:HG13	1.92	0.50

*Continued on next page...*



*Continued from previous page...*

Atom-1	Atom-2	Interatomic distance (Å)	Clash overlap (Å)
1:C:2681:MET:HG2	1:C:2682:GLU:N	2.26	0.50
1:C:4610:LEU:HD11	1:C:4635:ILE:HD12	1.94	0.50
1:D:280:LEU:HD12	1:D:294:PRO:HB2	1.94	0.50
1:D:808:HIS:CE1	1:D:832:LEU:HB2	2.46	0.50
1:D:3246:MET:HE3	1:D:3306:ILE:HG12	1.92	0.50
1:A:1084:ARG:NH2	1:A:1127:GLU:OE2	2.43	0.50
1:A:1708:ASP:HA	1:A:1712:SER:HB2	1.94	0.50
1:A:4610:LEU:HD11	1:A:4635:ILE:HD12	1.94	0.50
1:B:1299:ILE:HG12	1:B:1546:GLN:HB2	1.94	0.50
1:B:2930:ILE:HG21	1:B:3003:MET:HG3	1.94	0.50
1:C:280:LEU:HD12	1:C:294:PRO:HB2	1.94	0.50
1:C:881:ILE:HD11	1:C:1060:TYR:HB3	1.92	0.50
1:C:2141:LEU:HD23	1:C:2144:ARG:HH12	1.76	0.50
1:C:2930:ILE:HG21	1:C:3003:MET:HG3	1.94	0.50
1:C:3074:ASN:HA	1:C:3079:GLN:HB2	1.94	0.50
1:C:4045:LYS:H	1:C:4076:GLU:HB3	1.77	0.50
1:C:4522:VAL:HG23	1:D:4786:PHE:CZ	2.45	0.50
1:D:4610:LEU:HD11	1:D:4635:ILE:HD12	1.94	0.50
1:B:280:LEU:HD12	1:B:294:PRO:HB2	1.94	0.50
1:B:3766:LEU:HB3	1:B:3845:LEU:HB3	1.94	0.50
1:B:4036:ASP:HB2	1:B:4041:GLY:HA2	1.93	0.50
1:B:4778:VAL:O	1:B:4782:THR:HG23	2.12	0.50
1:C:2556:SER:HB2	1:C:2569:ILE:HG21	1.94	0.50
4:C:5005:ATP:O2G	4:C:5005:ATP:O2'	2.30	0.50
1:D:2590:ARG:HA	1:D:2640:LEU:HD11	1.93	0.50
1:D:4045:LYS:H	1:D:4076:GLU:HB3	1.77	0.50
1:D:4092:LYS:HG2	1:D:4129:PHE:HE1	1.76	0.50
1:A:280:LEU:HD12	1:A:294:PRO:HB2	1.94	0.50
1:A:3310:VAL:HG13	1:A:3314:LEU:HG	1.94	0.50
1:B:1425:THR:HG22	1:B:1563:VAL:HG13	1.92	0.50
1:B:1708:ASP:HA	1:B:1712:SER:HB2	1.93	0.50
1:B:2257:LEU:O	1:B:2258:ARG:NH1	2.45	0.50
1:B:3074:ASN:HA	1:B:3079:GLN:HB2	1.94	0.50
1:C:877:HIS:O	1:C:880:ARG:HD3	2.12	0.50
1:C:2721:ILE:HG23	1:C:2775:ILE:HG21	1.93	0.50
1:D:882:ARG:NH1	1:D:886:ALA:HB2	2.27	0.50
1:D:4036:ASP:HB2	1:D:4041:GLY:HA2	1.93	0.50
1:A:884:LYS:HB3	1:A:1060:TYR:CZ	2.46	0.50
1:A:2849:HIS:CD2	1:A:2877:LEU:HD11	2.47	0.50
1:B:1267:HIS:O	1:B:1288:LYS:N	2.39	0.50
1:B:2556:SER:HB2	1:B:2569:ILE:HG21	1.94	0.50

*Continued on next page...*

*Continued from previous page...*

Atom-1	Atom-2	Interatomic distance (Å)	Clash overlap (Å)
1:B:2666:LEU:HB3	1:B:2667:PRO:HD3	1.92	0.50
1:B:2785:TRP:CZ3	1:B:2843:MET:HG2	2.47	0.50
1:B:4648:PHE:HA	1:B:4651:ARG:HH11	1.76	0.50
1:B:4753:LEU:HD22	1:C:4773:LEU:HD22	1.93	0.50
1:C:21:VAL:HG12	1:C:66:THR:HA	1.92	0.50
1:C:996:VAL:HG13	1:C:1050:LEU:HB3	1.93	0.50
1:C:2785:TRP:CZ3	1:C:2843:MET:HG2	2.47	0.50
1:D:1091:GLU:HB3	1:D:1094:TYR:HD2	1.75	0.50
1:D:2478:ILE:HD12	1:D:2484:LEU:HD13	1.94	0.50
1:D:2930:ILE:HG21	1:D:3003:MET:HG3	1.94	0.50
1:D:3182:SER:HB3	1:D:3185:ASN:HB2	1.93	0.50
1:D:3924:ILE:HG21	1:D:3935:LEU:HD12	1.93	0.50
1:D:4837:ASP:OD1	1:D:4838:GLU:N	2.44	0.50
1:A:966:LEU:HD13	1:A:970:TYR:HB3	1.94	0.50
1:A:2141:LEU:HD23	1:A:2144:ARG:HH12	1.76	0.50
1:A:2541:HIS:HD2	1:A:2544:LEU:HD13	1.77	0.50
1:A:2914:THR:O	1:A:2916:SER:N	2.45	0.50
1:A:4046:ARG:HD3	1:A:4050:LYS:HE3	1.94	0.50
1:B:306:LEU:HD21	1:B:314:LEU:HD22	1.94	0.50
1:B:3011:LEU:HB3	1:B:3060:PHE:CE1	2.47	0.50
1:B:3310:VAL:HG13	1:B:3314:LEU:HG	1.94	0.50
1:C:2914:THR:O	1:C:2916:SER:N	2.45	0.50
1:C:4036:ASP:HB2	1:C:4041:GLY:HA2	1.93	0.50
1:C:4524:THR:HB	1:C:4555:ILE:HD11	1.93	0.50
1:D:884:LYS:HB3	1:D:1060:TYR:CZ	2.47	0.50
1:D:2556:SER:HB2	1:D:2569:ILE:HG21	1.94	0.50
1:D:3098:THR:HG21	1:D:3150:ARG:HH12	1.77	0.50
1:A:1299:ILE:HG12	1:A:1546:GLN:HB2	1.94	0.49
1:A:1494:MET:HB3	1:A:1505:LEU:HD11	1.94	0.49
1:A:2884:LYS:O	1:A:2887:GLU:HG3	2.12	0.49
1:A:2984:SER:HA	1:A:2990:LEU:HB2	1.94	0.49
1:A:3011:LEU:HB3	1:A:3060:PHE:CE1	2.47	0.49
1:A:4045:LYS:H	1:A:4076:GLU:HB3	1.77	0.49
1:B:307:SER:HB3	1:B:327:THR:HG22	1.94	0.49
1:B:1494:MET:HB3	1:B:1505:LEU:HD11	1.94	0.49
1:B:2759:PRO:O	1:B:2763:LEU:HG	2.12	0.49
1:B:2984:SER:HA	1:B:2990:LEU:HB2	1.94	0.49
1:B:3924:ILE:HG21	1:B:3935:LEU:HD12	1.93	0.49
1:B:3996:GLY:O	1:B:3999:MET:HB2	2.12	0.49
1:B:4753:LEU:HD21	1:C:4769:LEU:O	2.12	0.49
4:B:5005:ATP:O2G	4:B:5005:ATP:O2'	2.29	0.49

*Continued on next page...*

Continued from previous page...

Atom-1	Atom-2	Interatomic distance (Å)	Clash overlap (Å)
1:C:2718:GLU:HA	1:C:2721:ILE:HG13	1.94	0.49
1:C:2939:TYR:CZ	1:C:2943:PHE:HE2	2.30	0.49
1:C:3156:GLY:HA2	1:C:3159:LEU:HD11	1.94	0.49
1:D:307:SER:HB3	1:D:327:THR:HG22	1.94	0.49
1:D:2849:HIS:CD2	1:D:2877:LEU:HD11	2.47	0.49
1:A:969:ASN:OD1	1:A:970:TYR:N	2.45	0.49
1:A:3122:ILE:HA	1:A:3126:VAL:HG13	1.95	0.49
1:A:3803:LEU:HD22	1:A:3888:PHE:HE2	1.78	0.49
1:A:4036:ASP:HB2	1:A:4041:GLY:HA2	1.93	0.49
1:A:4270:LYS:O	1:A:4274:MET:HA	2.12	0.49
1:B:2914:THR:O	1:B:2916:SER:N	2.45	0.49
1:B:3122:ILE:HA	1:B:3126:VAL:HG13	1.94	0.49
1:C:3182:SER:HB3	1:C:3185:ASN:HB2	1.93	0.49
1:A:2982:PHE:HA	1:A:2996:ALA:HB2	1.95	0.49
1:A:3627:SER:O	1:A:3631:THR:OG1	2.23	0.49
1:A:3766:LEU:HB3	1:A:3845:LEU:HB3	1.94	0.49
1:A:3996:GLY:O	1:A:3999:MET:HB2	2.13	0.49
1:A:4021:LEU:HD21	1:A:4092:LYS:HB2	1.95	0.49
1:A:4196:THR:HB	1:A:4919:LEU:HD11	1.94	0.49
1:B:966:LEU:HD13	1:B:970:TYR:HB3	1.95	0.49
1:B:2141:LEU:HD23	1:B:2144:ARG:HH12	1.77	0.49
1:B:2884:LYS:O	1:B:2887:GLU:HG3	2.12	0.49
1:B:4045:LYS:H	1:B:4076:GLU:HB3	1.77	0.49
1:B:4524:THR:HB	1:B:4555:ILE:HD11	1.93	0.49
1:C:306:LEU:HD21	1:C:314:LEU:HD22	1.94	0.49
1:C:1494:MET:HB3	1:C:1505:LEU:HD11	1.94	0.49
1:C:3098:THR:HG21	1:C:3150:ARG:HH12	1.77	0.49
1:C:3193:ALA:HA	1:C:3197:LEU:HD22	1.94	0.49
1:D:1196:ASP:OD1	1:D:1196:ASP:N	2.44	0.49
1:D:2541:HIS:HD2	1:D:2544:LEU:HD13	1.77	0.49
1:D:2785:TRP:CZ3	1:D:2843:MET:HG2	2.47	0.49
1:D:2868:HIS:CE1	1:D:2870:LEU:HB2	2.48	0.49
1:D:4196:THR:HB	1:D:4919:LEU:HD11	1.94	0.49
1:D:4270:LYS:O	1:D:4274:MET:HA	2.12	0.49
1:D:4778:VAL:O	1:D:4782:THR:HG23	2.12	0.49
1:A:114:LEU:HB2	1:A:117:HIS:CD2	2.45	0.49
1:A:877:HIS:O	1:A:880:ARG:HD3	2.12	0.49
1:A:2257:LEU:O	1:A:2258:ARG:NH1	2.45	0.49
1:A:2478:ILE:HD12	1:A:2484:LEU:HD13	1.94	0.49
1:A:2868:HIS:CE1	1:A:2870:LEU:HB2	2.48	0.49
1:A:3156:GLY:HA2	1:A:3159:LEU:HD11	1.94	0.49

Continued on next page...

Continued from previous page...

Atom-1	Atom-2	Interatomic distance (Å)	Clash overlap (Å)
1:A:3924:ILE:HG21	1:A:3935:LEU:HD12	1.93	0.49
1:A:4609:LYS:HB3	1:A:4615:LEU:HD22	1.93	0.49
1:B:2849:HIS:CD2	1:B:2877:LEU:HD11	2.47	0.49
1:B:2997:SER:O	1:B:3000:GLU:HG2	2.13	0.49
1:B:3803:LEU:HD22	1:B:3888:PHE:HE2	1.77	0.49
1:C:1084:ARG:NH2	1:C:1127:GLU:OE2	2.43	0.49
1:C:2590:ARG:HA	1:C:2640:LEU:HD11	1.93	0.49
1:C:2884:LYS:O	1:C:2887:GLU:HG3	2.12	0.49
1:C:3011:LEU:HB3	1:C:3060:PHE:CE1	2.47	0.49
1:C:3273:MET:HA	1:C:3276:LEU:HG	1.93	0.49
1:C:4041:GLY:HA3	1:C:4080:TYR:CE1	2.47	0.49
1:C:4630:TRP:CZ2	1:C:4711:GLY:HA3	2.47	0.49
1:D:2257:LEU:O	1:D:2258:ARG:NH1	2.45	0.49
1:D:3011:LEU:HB3	1:D:3060:PHE:CE1	2.47	0.49
1:D:4563:GLU:CD	1:D:4566:GLY:H	2.16	0.49
1:A:692:HIS:O	1:A:794:PHE:HA	2.13	0.49
1:A:1218:GLY:HA3	1:A:1238:PRO:HB3	1.94	0.49
1:A:4041:GLY:HA3	1:A:4080:TYR:CE1	2.47	0.49
1:A:4092:LYS:HG2	1:A:4129:PHE:HE1	1.76	0.49
1:A:4272:LYS:HG2	1:B:4480:PHE:HZ	1.77	0.49
1:B:1218:GLY:HA3	1:B:1238:PRO:HB3	1.94	0.49
1:B:4046:ARG:HD3	1:B:4050:LYS:HE3	1.94	0.49
1:C:1299:ILE:HG12	1:C:1546:GLN:HB2	1.94	0.49
1:C:1708:ASP:HA	1:C:1712:SER:HB2	1.93	0.49
1:C:4778:VAL:O	1:C:4782:THR:HG23	2.12	0.49
1:D:1494:MET:HB3	1:D:1505:LEU:HD11	1.94	0.49
1:D:2841:ALA:HB2	1:D:2893:LEU:HD12	1.95	0.49
1:D:2939:TYR:CZ	1:D:2943:PHE:HE2	2.30	0.49
1:D:4136:ILE:HG13	1:D:4148:VAL:HB	1.95	0.49
1:A:2997:SER:O	1:A:3000:GLU:HG2	2.13	0.49
1:B:869:THR:HB	1:B:941:LYS:HB3	1.95	0.49
1:B:2478:ILE:HD12	1:B:2484:LEU:HD13	1.94	0.49
1:B:4041:GLY:HA3	1:B:4080:TYR:CE1	2.47	0.49
1:C:2849:HIS:CD2	1:C:2877:LEU:HD11	2.47	0.49
1:C:3996:GLY:O	1:C:3999:MET:HB2	2.13	0.49
1:C:4609:LYS:HB3	1:C:4615:LEU:HD22	1.93	0.49
1:D:2396:ILE:HG13	1:D:2468:MET:HE1	1.93	0.49
1:D:4021:LEU:HD21	1:D:4092:LYS:HB2	1.95	0.49
1:D:4041:GLY:HA3	1:D:4080:TYR:CE1	2.47	0.49
1:D:4092:LYS:HA	1:D:4129:PHE:CZ	2.46	0.49
1:D:4623:GLU:H	1:D:4629:GLN:NE2	2.10	0.49

Continued on next page...

*Continued from previous page...*

Atom-1	Atom-2	Interatomic distance (Å)	Clash overlap (Å)
1:D:4630:TRP:CZ2	1:D:4711:GLY:HA3	2.47	0.49
1:A:640:ARG:NH2	2:E:91:VAL:HG23	2.28	0.49
1:A:2841:ALA:HB2	1:A:2893:LEU:HD12	1.95	0.49
1:A:3094:ILE:O	1:A:3097:THR:OG1	2.28	0.49
1:B:2868:HIS:CE1	1:B:2870:LEU:HB2	2.48	0.49
1:B:3188:SER:HA	1:B:3192:ARG:HD2	1.94	0.49
1:B:3608:LEU:HD12	1:B:3611:LEU:HD12	1.94	0.49
1:C:692:HIS:O	1:C:794:PHE:HA	2.13	0.49
1:C:966:LEU:HD13	1:C:970:TYR:HB3	1.95	0.49
1:C:1196:ASP:N	1:C:1196:ASP:OD1	2.44	0.49
1:C:3246:MET:HE3	1:C:3306:ILE:HG12	1.93	0.49
1:C:3608:LEU:HD12	1:C:3611:LEU:HD12	1.94	0.49
1:C:4136:ILE:HG13	1:C:4148:VAL:HB	1.94	0.49
1:D:306:LEU:HD21	1:D:314:LEU:HD22	1.95	0.49
1:D:966:LEU:HD13	1:D:970:TYR:HB3	1.95	0.49
1:D:2854:LYS:HG3	1:D:2858:MET:HE1	1.94	0.49
1:D:3074:ASN:HA	1:D:3079:GLN:HB2	1.94	0.49
1:D:3766:LEU:HB3	1:D:3845:LEU:HB3	1.93	0.49
1:D:3803:LEU:HD22	1:D:3888:PHE:HE2	1.78	0.49
1:A:882:ARG:NH1	1:A:886:ALA:HB2	2.27	0.49
1:A:4630:TRP:CZ2	1:A:4711:GLY:HA3	2.47	0.49
1:C:882:ARG:NH1	1:C:886:ALA:HB2	2.27	0.49
1:C:3167:PRO:HA	1:C:3248:ARG:NH1	2.26	0.49
1:C:4270:LYS:O	1:C:4274:MET:HA	2.12	0.49
1:C:4563:GLU:OE2	1:C:4566:GLY:N	2.46	0.49
1:D:969:ASN:OD1	1:D:970:TYR:N	2.45	0.49
1:D:2718:GLU:HA	1:D:2721:ILE:HG13	1.94	0.49
1:D:2997:SER:O	1:D:3000:GLU:HG2	2.13	0.49
1:A:2556:SER:HB2	1:A:2569:ILE:HG21	1.94	0.49
1:A:2681:MET:HG2	1:A:2682:GLU:N	2.26	0.49
1:A:2718:GLU:HA	1:A:2721:ILE:HG13	1.94	0.49
1:A:4279:MET:HE1	1:B:4484:ILE:O	2.12	0.49
1:B:1220:ASP:O	1:B:1223:THR:OG1	2.28	0.49
1:B:4270:LYS:O	1:B:4274:MET:HA	2.12	0.49
1:C:969:ASN:OD1	1:C:970:TYR:N	2.45	0.49
1:C:3122:ILE:HA	1:C:3126:VAL:HG13	1.95	0.49
1:C:4512:ALA:O	1:C:4516:ILE:HG12	2.13	0.49
1:D:869:THR:HB	1:D:941:LYS:HB3	1.95	0.49
1:D:1084:ARG:NH2	1:D:1127:GLU:OE2	2.43	0.49
1:D:2884:LYS:O	1:D:2887:GLU:HG3	2.12	0.49
1:D:2914:THR:O	1:D:2916:SER:N	2.45	0.49

*Continued on next page...*

*Continued from previous page...*

Atom-1	Atom-2	Interatomic distance (Å)	Clash overlap (Å)
1:D:3094:ILE:O	1:D:3097:THR:OG1	2.28	0.49
1:A:869:THR:HB	1:A:941:LYS:HB3	1.95	0.49
1:A:2759:PRO:O	1:A:2763:LEU:HG	2.12	0.49
1:A:2930:ILE:HG21	1:A:3003:MET:HG3	1.94	0.49
1:B:2541:HIS:HD2	1:B:2544:LEU:HD13	1.77	0.49
1:B:3098:THR:HG21	1:B:3150:ARG:HH12	1.77	0.49
1:B:4512:ALA:O	1:B:4516:ILE:HG12	2.13	0.49
1:B:4623:GLU:H	1:B:4629:GLN:NE2	2.10	0.49
1:B:4630:TRP:CZ2	1:B:4711:GLY:HA3	2.47	0.49
1:C:869:THR:HB	1:C:941:LYS:HB3	1.95	0.49
1:C:4563:GLU:CD	1:C:4566:GLY:H	2.16	0.49
1:D:2354:ALA:HB2	1:D:2385:GLY:HA3	1.95	0.49
1:D:2546:ASP:OD2	1:D:2587:HIS:ND1	2.46	0.49
1:D:3285:TYR:OH	1:D:3318:HIS:O	2.17	0.49
1:D:3996:GLY:O	1:D:3999:MET:HB2	2.13	0.49
1:D:4512:ALA:O	1:D:4516:ILE:HG12	2.13	0.49
1:A:306:LEU:HD21	1:A:314:LEU:HD22	1.95	0.48
1:A:2785:TRP:CZ3	1:A:2843:MET:HG2	2.47	0.48
1:A:3137:LEU:O	1:A:3140:LEU:HD12	2.13	0.48
1:A:3193:ALA:HA	1:A:3197:LEU:HD22	1.94	0.48
1:B:3011:LEU:HB3	1:B:3060:PHE:CD1	2.48	0.48
1:B:3156:GLY:HA2	1:B:3159:LEU:HD11	1.94	0.48
1:B:3182:SER:HB3	1:B:3185:ASN:HB2	1.93	0.48
1:B:3273:MET:HA	1:B:3276:LEU:HG	1.93	0.48
1:C:2354:ALA:HB2	1:C:2385:GLY:HA3	1.95	0.48
1:D:3137:LEU:O	1:D:3140:LEU:HD12	2.13	0.48
1:D:3273:MET:HA	1:D:3276:LEU:HG	1.93	0.48
1:A:4563:GLU:CD	1:A:4566:GLY:H	2.16	0.48
1:B:882:ARG:NH1	1:B:886:ALA:HB2	2.27	0.48
1:B:1421:MET:HA	1:B:1421:MET:HE3	1.95	0.48
1:B:2150:MET:CE	1:B:2199:PHE:HA	2.43	0.48
1:B:2354:ALA:HB2	1:B:2385:GLY:HA3	1.95	0.48
1:B:2718:GLU:HA	1:B:2721:ILE:HG13	1.94	0.48
1:B:2841:ALA:HB2	1:B:2893:LEU:HD12	1.95	0.48
1:B:4021:LEU:HD21	1:B:4092:LYS:HB2	1.95	0.48
1:D:692:HIS:O	1:D:794:PHE:HA	2.13	0.48
1:D:2150:MET:CE	1:D:2199:PHE:HA	2.43	0.48
1:D:3188:SER:HA	1:D:3192:ARG:HD2	1.94	0.48
1:A:2396:ILE:HG13	1:A:2468:MET:HE1	1.96	0.48
1:A:2546:ASP:OD2	1:A:2587:HIS:ND1	2.46	0.48
1:A:2939:TYR:CZ	1:A:2943:PHE:HE2	2.30	0.48

*Continued on next page...*

*Continued from previous page...*

Atom-1	Atom-2	Interatomic distance (Å)	Clash overlap (Å)
1:A:2988:ARG:HE	1:A:2990:LEU:HD11	1.79	0.48
1:A:3167:PRO:HA	1:A:3248:ARG:HH22	1.78	0.48
1:A:4623:GLU:H	1:A:4629:GLN:NE2	2.10	0.48
1:B:1522:ALA:N	1:B:1525:LYS:O	2.44	0.48
1:B:1782:PHE:HE2	1:B:1787:LEU:HD13	1.78	0.48
1:B:2141:LEU:HD23	1:B:2144:ARG:HH22	1.78	0.48
1:B:3193:ALA:HA	1:B:3197:LEU:HD22	1.94	0.48
1:C:307:SER:HB3	1:C:327:THR:HG22	1.94	0.48
1:C:2245:ALA:HA	1:C:2248:MET:HE3	1.95	0.48
1:C:2257:LEU:O	1:C:2258:ARG:NH1	2.45	0.48
1:C:2478:ILE:HD12	1:C:2484:LEU:HD13	1.94	0.48
1:C:2759:PRO:O	1:C:2763:LEU:HG	2.12	0.48
1:C:2841:ALA:HB2	1:C:2893:LEU:HD12	1.95	0.48
1:C:2984:SER:HA	1:C:2990:LEU:HB2	1.95	0.48
1:C:2997:SER:O	1:C:3000:GLU:HG2	2.13	0.48
1:C:3011:LEU:HB3	1:C:3060:PHE:CD1	2.48	0.48
1:C:3310:VAL:HG13	1:C:3314:LEU:HG	1.94	0.48
1:C:4914:ASN:HB3	1:C:4917:ASN:HB2	1.96	0.48
1:D:1299:ILE:HG12	1:D:1546:GLN:HB2	1.94	0.48
1:D:3075:LEU:HD11	1:D:3148:VAL:HG13	1.95	0.48
1:A:888:ASN:O	1:A:888:ASN:ND2	2.46	0.48
1:A:4914:ASN:HB3	1:A:4917:ASN:HB2	1.96	0.48
2:H:23:CYS:SG	2:H:51:ILE:HD11	2.53	0.48
1:B:692:HIS:O	1:B:794:PHE:HA	2.13	0.48
1:B:969:ASN:OD1	1:B:970:TYR:N	2.45	0.48
1:B:3167:PRO:HA	1:B:3248:ARG:HH22	1.78	0.48
1:B:4914:ASN:HB3	1:B:4917:ASN:HB2	1.96	0.48
1:C:2718:GLU:HG3	1:C:2721:ILE:HD12	1.96	0.48
1:C:4021:LEU:HD21	1:C:4092:LYS:HB2	1.95	0.48
1:D:1218:GLY:HA3	1:D:1238:PRO:HB3	1.94	0.48
1:D:2982:PHE:HA	1:D:2996:ALA:HB2	1.95	0.48
1:D:3011:LEU:HB3	1:D:3060:PHE:CD1	2.48	0.48
1:A:1251:LEU:HD11	1:A:1599:MET:HB2	1.96	0.48
1:A:2357:PRO:O	1:A:2358:SER:OG	2.28	0.48
1:A:3011:LEU:HB3	1:A:3060:PHE:CD1	2.48	0.48
1:A:4827:ILE:O	1:A:4831:ILE:HG12	2.14	0.48
2:G:23:CYS:SG	2:G:51:ILE:HD11	2.53	0.48
1:B:1719:LEU:HD13	1:B:1830:ILE:HD12	1.96	0.48
1:B:2718:GLU:HG3	1:B:2721:ILE:HD12	1.96	0.48
1:B:4519:PHE:HB2	1:B:4568:MET:HE1	1.96	0.48
1:C:1719:LEU:HD13	1:C:1830:ILE:HD12	1.96	0.48

*Continued on next page...*

*Continued from previous page...*

Atom-1	Atom-2	Interatomic distance (Å)	Clash overlap (Å)
1:C:2546:ASP:OD2	1:C:2587:HIS:ND1	2.46	0.48
1:C:2868:HIS:CE1	1:C:2870:LEU:HB2	2.48	0.48
1:C:4196:THR:HB	1:C:4919:LEU:HD11	1.94	0.48
1:D:2718:GLU:HG3	1:D:2721:ILE:HD12	1.96	0.48
1:D:2759:PRO:O	1:D:2763:LEU:HG	2.12	0.48
1:D:2984:SER:HA	1:D:2990:LEU:HB2	1.95	0.48
1:D:3608:LEU:HD12	1:D:3611:LEU:HD12	1.94	0.48
1:A:1256:PRO:HG3	1:A:1593:HIS:NE2	2.29	0.48
1:A:3324:GLU:O	1:A:3327:LYS:HG3	2.14	0.48
1:A:4512:ALA:O	1:A:4516:ILE:HG12	2.13	0.48
1:A:4723:ALA:HB2	1:D:4294:LEU:HD21	1.95	0.48
1:B:1256:PRO:HG3	1:B:1593:HIS:NE2	2.29	0.48
1:B:2059:GLN:NE2	1:B:2091:GLN:O	2.47	0.48
1:B:2546:ASP:OD2	1:B:2587:HIS:ND1	2.46	0.48
1:C:3803:LEU:HD22	1:C:3888:PHE:CE2	2.49	0.48
1:C:4623:GLU:H	1:C:4629:GLN:NE2	2.10	0.48
1:D:77:ALA:O	1:D:81:MET:HG3	2.14	0.48
1:D:880:ARG:NH1	1:D:881:ILE:HB	2.29	0.48
1:D:1494:MET:HE3	1:D:1505:LEU:HD12	1.96	0.48
1:D:3193:ALA:HA	1:D:3197:LEU:HD22	1.94	0.48
1:D:4863:GLN:O	1:D:4867:ILE:HG12	2.14	0.48
1:A:125:TYR:CZ	1:A:417:ARG:HD3	2.49	0.48
1:A:880:ARG:NH1	1:A:881:ILE:HB	2.29	0.48
1:A:1220:ASP:O	1:A:1223:THR:OG1	2.28	0.48
1:A:1415:ASP:OD2	1:A:1559:ARG:NH2	2.41	0.48
1:A:2059:GLN:NE2	1:A:2091:GLN:O	2.47	0.48
1:A:3227:ARG:NH2	1:A:3292:GLU:HB3	2.29	0.48
1:A:4863:GLN:O	1:A:4867:ILE:HG12	2.14	0.48
1:B:965:LYS:HA	1:B:977:LYS:HZ1	1.79	0.48
1:B:1244:ASN:HD22	1:B:1801:GLU:HG3	1.79	0.48
1:B:2758:LYS:HG2	1:B:2759:PRO:HD2	1.96	0.48
1:B:3293:GLY:HA2	1:B:3295:TRP:CH2	2.49	0.48
1:B:4827:ILE:O	1:B:4831:ILE:HG12	2.14	0.48
1:B:4902:PRO:HB3	1:C:4183:LYS:HD3	1.96	0.48
1:C:77:ALA:O	1:C:81:MET:HG3	2.13	0.48
1:C:2396:ILE:HG13	1:C:2468:MET:HE1	1.95	0.48
1:C:2979:ARG:NH1	1:C:3038:GLN:HB3	2.22	0.48
1:C:3293:GLY:HA2	1:C:3295:TRP:CH2	2.49	0.48
1:C:3803:LEU:HD22	1:C:3888:PHE:HE2	1.78	0.48
1:D:3122:ILE:HA	1:D:3126:VAL:HG13	1.94	0.48
1:D:3156:GLY:HA2	1:D:3159:LEU:HD11	1.94	0.48

*Continued on next page...*



*Continued from previous page...*

Atom-1	Atom-2	Interatomic distance (Å)	Clash overlap (Å)
1:A:730:LEU:HD11	2:E:8:ILE:HG23	1.96	0.48
1:A:2354:ALA:HB2	1:A:2385:GLY:HA3	1.95	0.48
1:A:3015:VAL:HG22	1:A:3016:ARG:H	1.79	0.48
1:A:3089:GLY:O	1:A:3092:GLN:HG3	2.14	0.48
1:A:4136:ILE:HG13	1:A:4148:VAL:HB	1.94	0.48
1:B:2176:VAL:HG22	1:B:2220:TYR:CZ	2.49	0.48
1:B:2988:ARG:HE	1:B:2990:LEU:HD11	1.78	0.48
1:B:4563:GLU:CD	1:B:4566:GLY:H	2.16	0.48
1:C:1218:GLY:HA3	1:C:1238:PRO:HB3	1.94	0.48
1:C:2927:GLN:HA	1:C:3003:MET:HE3	1.95	0.48
1:C:3075:LEU:HD11	1:C:3148:VAL:HG13	1.95	0.48
1:D:999:LEU:HD13	1:D:1050:LEU:HD21	1.96	0.48
1:D:1265:HIS:ND1	1:D:1268:ILE:HG12	2.29	0.48
1:D:2141:LEU:HD23	1:D:2144:ARG:HH22	1.79	0.48
1:D:3167:PRO:HA	1:D:3248:ARG:NH1	2.26	0.48
1:A:1421:MET:HE1	1:A:1576:LYS:HB3	1.95	0.48
1:A:2541:HIS:CD2	1:A:2544:LEU:HD13	2.49	0.48
1:A:4297:PHE:O	1:A:4299:ALA:N	2.44	0.48
1:A:4519:PHE:HB2	1:A:4568:MET:HE1	1.96	0.48
2:E:23:CYS:SG	2:E:51:ILE:HD11	2.53	0.48
1:B:1415:ASP:OD2	1:B:1559:ARG:NH2	2.41	0.48
1:B:2447:LYS:O	1:B:2447:LYS:HD2	2.14	0.48
1:B:3227:ARG:NH2	1:B:3292:GLU:HB3	2.29	0.48
1:B:3803:LEU:HD22	1:B:3888:PHE:CE2	2.49	0.48
1:B:4092:LYS:HG2	1:B:4129:PHE:HE1	1.76	0.48
1:C:125:TYR:CZ	1:C:417:ARG:HD3	2.49	0.48
1:C:880:ARG:NH1	1:C:881:ILE:HB	2.29	0.48
1:C:2176:VAL:HG22	1:C:2220:TYR:CZ	2.49	0.48
1:C:2717:LEU:O	1:C:2721:ILE:HG13	2.14	0.48
1:C:2982:PHE:HA	1:C:2996:ALA:HB2	1.95	0.48
1:C:3137:LEU:O	1:C:3140:LEU:HD12	2.13	0.48
1:C:3188:SER:HA	1:C:3192:ARG:HD2	1.94	0.48
1:C:4279:MET:CE	1:D:4488:GLN:HB2	2.43	0.48
1:A:965:LYS:HA	1:A:977:LYS:HZ1	1.79	0.48
1:A:3188:SER:HA	1:A:3192:ARG:HD2	1.94	0.48
1:B:2127:ARG:HA	1:B:2130:LEU:HD12	1.96	0.48
1:B:2939:TYR:CZ	1:B:2943:PHE:HE2	2.30	0.48
1:B:3008:PHE:HE2	1:B:3057:LEU:HD13	1.79	0.48
1:B:3137:LEU:O	1:B:3140:LEU:HD12	2.13	0.48
1:B:3324:GLU:O	1:B:3327:LYS:HG3	2.14	0.48
1:B:4863:GLN:O	1:B:4867:ILE:HG12	2.14	0.48

*Continued on next page...*

*Continued from previous page...*

Atom-1	Atom-2	Interatomic distance (Å)	Clash overlap (Å)
1:C:840:TYR:OH	1:C:851:LEU:O	2.31	0.48
1:C:2758:LYS:HG2	1:C:2759:PRO:HD2	1.96	0.48
1:D:2127:ARG:HA	1:D:2130:LEU:HD12	1.96	0.48
1:D:2988:ARG:HE	1:D:2990:LEU:HD11	1.78	0.48
1:D:3293:GLY:HA2	1:D:3295:TRP:CH2	2.49	0.48
1:A:77:ALA:O	1:A:81:MET:HG3	2.14	0.47
1:A:1522:ALA:N	1:A:1525:LYS:O	2.44	0.47
1:A:2383:HIS:ND1	1:A:2458:ALA:HB2	2.29	0.47
1:A:2695:MET:HB2	1:A:2698:GLU:HB3	1.96	0.47
1:A:3293:GLY:HA2	1:A:3295:TRP:CH2	2.49	0.47
1:A:4589:GLY:C	1:A:4591:TYR:H	2.18	0.47
2:E:78:THR:OG1	2:E:80:ASP:OD2	2.32	0.47
1:B:77:ALA:O	1:B:81:MET:HG3	2.14	0.47
1:B:125:TYR:CZ	1:B:417:ARG:HD3	2.49	0.47
1:B:880:ARG:NH1	1:B:881:ILE:HB	2.29	0.47
1:B:3013:VAL:HG22	1:B:3014:LEU:H	1.79	0.47
1:B:4196:THR:HB	1:B:4919:LEU:HD11	1.95	0.47
1:C:999:LEU:HD13	1:C:1050:LEU:HD21	1.96	0.47
1:C:2357:PRO:O	1:C:2358:SER:OG	2.28	0.47
1:C:2383:HIS:ND1	1:C:2458:ALA:HB2	2.29	0.47
1:C:2447:LYS:HD2	1:C:2447:LYS:O	2.14	0.47
1:C:2541:HIS:HD2	1:C:2544:LEU:HD13	1.77	0.47
1:C:3008:PHE:HE2	1:C:3057:LEU:HD13	1.79	0.47
1:C:4589:GLY:C	1:C:4591:TYR:H	2.18	0.47
1:C:4827:ILE:O	1:C:4831:ILE:HG12	2.14	0.47
1:D:3803:LEU:HD22	1:D:3888:PHE:CE2	2.49	0.47
1:D:4297:PHE:O	1:D:4299:ALA:N	2.44	0.47
1:A:1782:PHE:HE2	1:A:1787:LEU:HD13	1.78	0.47
1:A:3803:LEU:HD22	1:A:3888:PHE:CE2	2.49	0.47
1:B:888:ASN:O	1:B:888:ASN:ND2	2.46	0.47
1:B:1474:GLY:O	1:B:1475:LYS:HG2	2.15	0.47
1:B:4625:ASP:OD1	1:B:4625:ASP:N	2.47	0.47
1:C:1256:PRO:HG3	1:C:1593:HIS:NE2	2.29	0.47
1:C:1421:MET:HA	1:C:1421:MET:HE3	1.96	0.47
1:C:2141:LEU:HD23	1:C:2144:ARG:HH22	1.78	0.47
1:C:2988:ARG:HE	1:C:2990:LEU:HD11	1.78	0.47
1:D:888:ASN:O	1:D:888:ASN:ND2	2.46	0.47
1:D:4827:ILE:O	1:D:4831:ILE:HG12	2.14	0.47
1:A:1244:ASN:HD22	1:A:1801:GLU:HG3	1.79	0.47
1:A:1719:LEU:HD13	1:A:1830:ILE:HD12	1.96	0.47
1:A:2176:VAL:HG22	1:A:2220:TYR:CZ	2.49	0.47

*Continued on next page...*

Continued from previous page...

Atom-1	Atom-2	Interatomic distance (Å)	Clash overlap (Å)
1:A:3058:ARG:HA	1:A:3061:LEU:HG	1.96	0.47
1:A:3075:LEU:HD11	1:A:3148:VAL:HG13	1.95	0.47
2:F:23:CYS:SG	2:F:51:ILE:HD11	2.53	0.47
2:H:78:THR:OG1	2:H:80:ASP:OD2	2.32	0.47
1:B:1304:LEU:HB3	1:B:1586:LEU:HD11	1.96	0.47
1:B:3089:GLY:O	1:B:3092:GLN:HG3	2.14	0.47
1:B:4136:ILE:HG13	1:B:4148:VAL:HB	1.95	0.47
1:B:4589:GLY:C	1:B:4591:TYR:H	2.18	0.47
1:C:3232:PRO:HA	1:C:3235:MET:SD	2.55	0.47
1:D:1251:LEU:HD11	1:D:1599:MET:HB2	1.96	0.47
1:D:4589:GLY:C	1:D:4591:TYR:H	2.18	0.47
1:D:4914:ASN:HB3	1:D:4917:ASN:HB2	1.96	0.47
1:A:2247:VAL:HG11	1:A:2257:LEU:HD11	1.97	0.47
1:A:2290:TRP:CZ2	1:A:2388:ILE:HG12	2.50	0.47
1:A:2718:GLU:HG3	1:A:2721:ILE:HD12	1.96	0.47
1:A:3189:SER:O	1:A:3192:ARG:NH1	2.48	0.47
1:B:1728:PRO:HD3	1:B:1757:LEU:HG	1.97	0.47
1:B:2290:TRP:CZ2	1:B:2388:ILE:HG12	2.50	0.47
1:B:2357:PRO:O	1:B:2358:SER:OG	2.28	0.47
1:B:2695:MET:HB2	1:B:2698:GLU:HB3	1.96	0.47
1:B:4190:VAL:HG21	1:B:4949:TRP:CZ2	2.49	0.47
1:C:1304:LEU:HB3	1:C:1586:LEU:HD11	1.96	0.47
1:C:2059:GLN:NE2	1:C:2091:GLN:O	2.47	0.47
1:D:2200:LEU:HD22	1:D:2214:MET:CE	2.45	0.47
1:D:2717:LEU:O	1:D:2721:ILE:HG13	2.14	0.47
1:A:2418:ARG:HD3	1:B:187:SER:O	2.15	0.47
1:A:3232:PRO:HA	1:A:3235:MET:SD	2.55	0.47
1:B:1251:LEU:HD11	1:B:1599:MET:HB2	1.96	0.47
1:B:1265:HIS:ND1	1:B:1268:ILE:HG12	2.29	0.47
1:B:2541:HIS:CD2	1:B:2544:LEU:HD13	2.49	0.47
1:B:3232:PRO:HA	1:B:3235:MET:SD	2.55	0.47
1:B:4297:PHE:O	1:B:4299:ALA:N	2.44	0.47
1:C:551:PHE:HE2	1:C:558:LEU:HD22	1.79	0.47
1:C:1474:GLY:O	1:C:1475:LYS:HG2	2.15	0.47
1:C:1782:PHE:HE2	1:C:1787:LEU:HD13	1.78	0.47
1:C:3015:VAL:HG22	1:C:3016:ARG:H	1.79	0.47
1:C:3089:GLY:O	1:C:3092:GLN:HG3	2.14	0.47
1:C:3701:ASP:OD2	1:C:3727:GLN:NE2	2.48	0.47
1:D:840:TYR:OH	1:D:851:LEU:O	2.31	0.47
1:D:1256:PRO:HG3	1:D:1593:HIS:NE2	2.29	0.47
1:D:1474:GLY:O	1:D:1475:LYS:HG2	2.15	0.47

Continued on next page...

*Continued from previous page...*

Atom-1	Atom-2	Interatomic distance (Å)	Clash overlap (Å)
1:D:2059:GLN:NE2	1:D:2091:GLN:O	2.47	0.47
1:D:2447:LYS:HD2	1:D:2447:LYS:O	2.14	0.47
1:D:2696:ASP:HB2	1:D:2701:PHE:HD1	1.80	0.47
1:D:3167:PRO:HA	1:D:3248:ARG:HH22	1.78	0.47
1:D:3324:GLU:O	1:D:3327:LYS:HG3	2.14	0.47
1:D:4190:VAL:HG21	1:D:4949:TRP:CZ2	2.49	0.47
1:A:1265:HIS:ND1	1:A:1268:ILE:HG12	2.29	0.47
1:A:3614:HIS:CD2	1:A:3615:ARG:HG2	2.50	0.47
1:A:4237:SER:OG	1:A:4238:ILE:N	2.47	0.47
1:B:551:PHE:HE2	1:B:558:LEU:HD22	1.80	0.47
1:C:1265:HIS:ND1	1:C:1268:ILE:HG12	2.29	0.47
1:C:1421:MET:HE1	1:C:1576:LYS:HB3	1.96	0.47
1:C:1728:PRO:HD3	1:C:1757:LEU:HG	1.97	0.47
1:C:2247:VAL:HG11	1:C:2257:LEU:HD11	1.97	0.47
1:D:26:ALA:O	1:D:33:GLN:N	2.42	0.47
1:D:125:TYR:CZ	1:D:417:ARG:HD3	2.49	0.47
1:D:456:LEU:HD13	1:D:532:SER:HB2	1.97	0.47
1:D:2758:LYS:HG2	1:D:2759:PRO:HD2	1.96	0.47
1:D:3015:VAL:HG22	1:D:3016:ARG:H	1.79	0.47
1:D:3058:ARG:HA	1:D:3061:LEU:HG	1.96	0.47
1:D:3232:PRO:HA	1:D:3235:MET:SD	2.55	0.47
1:A:840:TYR:OH	1:A:851:LEU:O	2.31	0.47
1:A:999:LEU:HD13	1:A:1050:LEU:HD21	1.96	0.47
1:A:3068:LEU:HD12	1:A:3133:ILE:HG12	1.97	0.47
1:A:3796:LEU:HD22	1:A:3835:PHE:HZ	1.79	0.47
1:A:4625:ASP:OD1	1:A:4625:ASP:N	2.47	0.47
1:B:2200:LEU:HD22	1:B:2214:MET:CE	2.45	0.47
1:B:2235:ARG:HA	1:B:2297:ARG:HH22	1.80	0.47
1:B:2696:ASP:HB2	1:B:2701:PHE:HD1	1.80	0.47
1:B:2717:LEU:O	1:B:2721:ILE:HG13	2.14	0.47
1:B:2748:SER:OG	1:B:2751:SER:OG	2.33	0.47
1:B:3015:VAL:HG22	1:B:3016:ARG:H	1.79	0.47
1:B:3058:ARG:HA	1:B:3061:LEU:HG	1.96	0.47
1:B:3075:LEU:HD11	1:B:3148:VAL:HG13	1.96	0.47
1:B:3167:PRO:HA	1:B:3248:ARG:NH1	2.26	0.47
1:B:4266:LYS:HB3	1:B:4266:LYS:HE3	1.71	0.47
1:C:456:LEU:HD13	1:C:532:SER:HB2	1.97	0.47
1:C:1176:THR:HG22	1:C:1181:ILE:HD13	1.97	0.47
1:C:1244:ASN:HD22	1:C:1801:GLU:HG3	1.79	0.47
1:C:2200:LEU:HD22	1:C:2214:MET:CE	2.45	0.47
1:C:2541:HIS:CD2	1:C:2544:LEU:HD13	2.49	0.47

*Continued on next page...*

*Continued from previous page...*

Atom-1	Atom-2	Interatomic distance (Å)	Clash overlap (Å)
1:C:2788:ARG:HD3	1:C:2904:SER:OG	2.15	0.47
1:C:2968:LEU:HB2	1:C:2969:PRO:HD3	1.97	0.47
1:C:3167:PRO:HA	1:C:3248:ARG:HH22	1.78	0.47
1:C:3189:SER:O	1:C:3192:ARG:NH1	2.48	0.47
1:C:3324:GLU:O	1:C:3327:LYS:HG3	2.14	0.47
1:D:1176:THR:HG22	1:D:1181:ILE:HD13	1.97	0.47
1:D:1244:ASN:HD22	1:D:1801:GLU:HG3	1.79	0.47
1:D:1719:LEU:HD13	1:D:1830:ILE:HD12	1.96	0.47
1:D:2235:ARG:HA	1:D:2297:ARG:HH22	1.80	0.47
1:D:2788:ARG:HD3	1:D:2904:SER:OG	2.15	0.47
1:D:2968:LEU:HB2	1:D:2969:PRO:HD3	1.97	0.47
1:D:3013:VAL:HG22	1:D:3014:LEU:H	1.79	0.47
1:D:4516:ILE:HG23	1:D:4568:MET:HE2	1.97	0.47
1:A:515:ALA:HB2	1:A:523:GLY:HA3	1.97	0.47
1:A:801:ARG:HG3	1:A:1617:TRP:C	2.36	0.47
1:A:2141:LEU:HD23	1:A:2144:ARG:HH22	1.79	0.47
1:A:2447:LYS:HD2	1:A:2447:LYS:O	2.14	0.47
1:A:2646:TRP:NE1	1:A:2924:SER:O	2.48	0.47
1:A:2943:PHE:CD1	1:A:3021:LEU:HD21	2.50	0.47
1:A:3008:PHE:HE2	1:A:3057:LEU:HD13	1.79	0.47
1:B:11:ILE:HG13	1:B:11:ILE:O	2.15	0.47
1:B:2247:VAL:HG11	1:B:2257:LEU:HD11	1.97	0.47
1:B:2982:PHE:HA	1:B:2996:ALA:HB2	1.95	0.47
1:B:3614:HIS:CD2	1:B:3615:ARG:HG2	2.50	0.47
1:C:927:GLN:NE2	1:C:928:GLU:HG3	2.30	0.47
1:C:4190:VAL:HG21	1:C:4949:TRP:CZ2	2.49	0.47
1:D:11:ILE:HG13	1:D:11:ILE:O	2.15	0.47
1:D:3068:LEU:HD12	1:D:3133:ILE:HG12	1.97	0.47
1:D:3070:LYS:HD3	1:D:3093:ILE:HD13	1.97	0.47
1:D:3089:GLY:O	1:D:3092:GLN:HG3	2.14	0.47
1:D:4625:ASP:OD1	1:D:4625:ASP:N	2.47	0.47
1:A:11:ILE:O	1:A:11:ILE:HG13	2.15	0.47
1:A:456:LEU:HD13	1:A:532:SER:HB2	1.97	0.47
1:B:2724:TYR:CD2	1:B:2775:ILE:HG12	2.50	0.47
1:C:1104:GLU:HB3	1:C:1216:ASN:HB3	1.97	0.47
1:C:1415:ASP:OD1	1:C:1415:ASP:N	2.48	0.47
1:C:2696:ASP:HB2	1:C:2701:PHE:HD1	1.80	0.47
1:D:2724:TYR:HD2	1:D:2775:ILE:HG12	1.80	0.47
1:D:4563:GLU:OE2	1:D:4566:GLY:N	2.46	0.47
1:A:26:ALA:O	1:A:33:GLN:N	2.42	0.47
1:A:2724:TYR:CD2	1:A:2775:ILE:HG12	2.50	0.47

*Continued on next page...*

*Continued from previous page...*

Atom-1	Atom-2	Interatomic distance (Å)	Clash overlap (Å)
1:A:3070:LYS:HD3	1:A:3093:ILE:HD13	1.97	0.47
1:B:515:ALA:HB2	1:B:523:GLY:HA3	1.97	0.47
1:B:840:TYR:OH	1:B:851:LEU:O	2.31	0.47
1:C:2695:MET:HB2	1:C:2698:GLU:HB3	1.96	0.47
1:C:2724:TYR:HD2	1:C:2775:ILE:HG12	1.80	0.47
1:C:3796:LEU:HD22	1:C:3835:PHE:HZ	1.79	0.47
1:D:1782:PHE:HE2	1:D:1787:LEU:HD13	1.78	0.47
1:D:2541:HIS:CD2	1:D:2544:LEU:HD13	2.49	0.47
1:D:2678:PRO:HD3	1:D:2978:HIS:CE1	2.50	0.47
1:D:3614:HIS:CD2	1:D:3615:ARG:HG2	2.50	0.47
1:A:551:PHE:HE2	1:A:558:LEU:HD22	1.80	0.46
1:A:909:ASP:HB2	1:A:914:GLN:HB2	1.97	0.46
1:A:1125:ASP:OD1	1:A:1125:ASP:N	2.46	0.46
1:A:2127:ARG:HA	1:A:2130:LEU:HD12	1.96	0.46
1:A:2635:GLU:HG2	1:A:2636:GLU:N	2.30	0.46
1:B:999:LEU:HD13	1:B:1050:LEU:HD21	1.96	0.46
1:B:1176:THR:HG22	1:B:1181:ILE:HD13	1.97	0.46
1:B:2594:PHE:HZ	1:B:2698:GLU:OE1	1.98	0.46
1:B:2635:GLU:HG2	1:B:2636:GLU:N	2.30	0.46
1:B:2943:PHE:CD1	1:B:3021:LEU:HD21	2.50	0.46
1:B:3070:LYS:HD3	1:B:3093:ILE:HD13	1.97	0.46
1:C:888:ASN:O	1:C:888:ASN:ND2	2.46	0.46
1:C:2290:TRP:CZ2	1:C:2388:ILE:HG12	2.50	0.46
1:C:2406:MET:O	1:C:2410:HIS:ND1	2.45	0.46
1:C:3614:HIS:CD2	1:C:3615:ARG:HG2	2.50	0.46
1:C:4272:LYS:HG2	1:D:4480:PHE:CZ	2.50	0.46
1:D:143:LEU:O	1:D:190:ARG:NH2	2.48	0.46
1:D:1104:GLU:HB3	1:D:1216:ASN:HB3	1.97	0.46
1:D:2594:PHE:HZ	1:D:2698:GLU:OE1	1.98	0.46
1:D:3008:PHE:HE2	1:D:3057:LEU:HD13	1.79	0.46
1:D:3796:LEU:HD22	1:D:3835:PHE:HZ	1.79	0.46
1:D:4011:GLU:HG2	1:D:4121:LEU:HD22	1.97	0.46
1:A:1176:THR:HG22	1:A:1181:ILE:HD13	1.97	0.46
1:A:1474:GLY:O	1:A:1475:LYS:HG2	2.15	0.46
1:A:2696:ASP:HB2	1:A:2701:PHE:HD1	1.80	0.46
1:A:2717:LEU:O	1:A:2721:ILE:HG13	2.14	0.46
1:A:2788:ARG:HD3	1:A:2904:SER:OG	2.15	0.46
1:A:2915:PRO:HB2	1:A:2917:ILE:HG12	1.98	0.46
1:A:4137:GLU:OE1	1:A:4958:PHE:N	2.48	0.46
1:B:3189:SER:O	1:B:3192:ARG:NH1	2.48	0.46
1:B:4740:ALA:CB	1:C:4783:VAL:HG21	2.46	0.46

*Continued on next page...*

Continued from previous page...

Atom-1	Atom-2	Interatomic distance (Å)	Clash overlap (Å)
1:C:2157:GLN:O	1:C:3615:ARG:NH2	2.44	0.46
1:C:3094:ILE:O	1:C:3097:THR:OG1	2.28	0.46
1:D:2247:VAL:HG11	1:D:2257:LEU:HD11	1.97	0.46
1:D:2383:HIS:ND1	1:D:2458:ALA:HB2	2.29	0.46
1:D:2695:MET:HB2	1:D:2698:GLU:HB3	1.96	0.46
1:A:1728:PRO:HD3	1:A:1757:LEU:HG	1.97	0.46
1:A:2724:TYR:HD2	1:A:2775:ILE:HG12	1.80	0.46
1:A:2758:LYS:HG2	1:A:2759:PRO:HD2	1.96	0.46
1:A:4190:VAL:HG21	1:A:4949:TRP:CZ2	2.49	0.46
1:B:927:GLN:NE2	1:B:928:GLU:HG3	2.30	0.46
1:B:1104:GLU:HB3	1:B:1216:ASN:HB3	1.97	0.46
1:B:2245:ALA:HA	1:B:2248:MET:HE3	1.97	0.46
1:B:2383:HIS:ND1	1:B:2458:ALA:HB2	2.29	0.46
1:B:2788:ARG:HD3	1:B:2904:SER:OG	2.15	0.46
1:B:2794:GLU:O	1:B:2798:MET:HG2	2.16	0.46
1:B:2915:PRO:HB2	1:B:2917:ILE:HG12	1.98	0.46
1:C:2200:LEU:HD22	1:C:2214:MET:HE2	1.97	0.46
1:C:2386:ASN:HA	1:C:2389:MET:HE2	1.97	0.46
1:C:3013:VAL:HG22	1:C:3014:LEU:H	1.79	0.46
1:C:3058:ARG:HA	1:C:3061:LEU:HG	1.96	0.46
1:C:4011:GLU:HG2	1:C:4121:LEU:HD22	1.97	0.46
1:D:1304:LEU:HB3	1:D:1586:LEU:HD11	1.96	0.46
1:D:2245:ALA:HA	1:D:2248:MET:HE3	1.97	0.46
1:D:2357:PRO:O	1:D:2358:SER:OG	2.28	0.46
1:D:2646:TRP:NE1	1:D:2924:SER:O	2.48	0.46
1:D:4036:ASP:OD1	1:D:4036:ASP:N	2.49	0.46
1:D:4237:SER:OG	1:D:4238:ILE:N	2.47	0.46
1:A:143:LEU:O	1:A:190:ARG:NH2	2.48	0.46
1:A:675:TYR:CZ	1:A:790:PRO:HB3	2.51	0.46
1:A:869:THR:O	1:A:872:ILE:HG12	2.16	0.46
1:A:1104:GLU:HB3	1:A:1216:ASN:HB3	1.97	0.46
1:A:2594:PHE:HZ	1:A:2698:GLU:OE1	1.98	0.46
1:A:4011:GLU:HG2	1:A:4121:LEU:HD22	1.97	0.46
1:A:4563:GLU:OE2	1:A:4566:GLY:N	2.46	0.46
1:A:4898:PHE:HD2	1:A:4905:PHE:HD1	1.64	0.46
1:B:456:LEU:HD13	1:B:532:SER:HB2	1.97	0.46
1:B:675:TYR:CZ	1:B:790:PRO:HB3	2.51	0.46
1:B:3796:LEU:HD22	1:B:3835:PHE:HZ	1.79	0.46
1:B:4137:GLU:OE1	1:B:4958:PHE:N	2.48	0.46
1:C:2127:ARG:HA	1:C:2130:LEU:HD12	1.96	0.46
1:C:2646:TRP:NE1	1:C:2924:SER:O	2.48	0.46

Continued on next page...

Continued from previous page...

Atom-1	Atom-2	Interatomic distance (Å)	Clash overlap (Å)
1:C:3215:MET:O	1:C:3219:VAL:HG23	2.16	0.46
1:C:4137:GLU:OE1	1:C:4958:PHE:N	2.48	0.46
1:C:4519:PHE:HB2	1:C:4568:MET:HE1	1.97	0.46
1:D:551:PHE:HE2	1:D:558:LEU:HD22	1.80	0.46
1:D:1728:PRO:HD3	1:D:1757:LEU:HG	1.97	0.46
1:D:2176:VAL:HG22	1:D:2220:TYR:CZ	2.49	0.46
1:D:3215:MET:O	1:D:3219:VAL:HG23	2.16	0.46
1:D:3927:PRO:HD3	1:D:4935:GLY:HA3	1.98	0.46
1:D:4137:GLU:OE1	1:D:4958:PHE:N	2.48	0.46
1:A:1421:MET:HE3	1:A:1421:MET:HA	1.98	0.46
1:A:2794:GLU:O	1:A:2798:MET:HG2	2.16	0.46
1:A:3013:VAL:HG22	1:A:3014:LEU:H	1.79	0.46
2:H:45:LYS:NZ	1:D:1781:GLU:OE1	2.48	0.46
1:B:3068:LEU:HD12	1:B:3133:ILE:HG12	1.97	0.46
1:B:3774:GLN:NE2	1:B:3845:LEU:O	2.49	0.46
1:B:4898:PHE:HD2	1:B:4905:PHE:HD1	1.64	0.46
1:C:1251:LEU:HD11	1:C:1599:MET:HB2	1.96	0.46
1:C:2235:ARG:HA	1:C:2297:ARG:HH22	1.80	0.46
1:C:2594:PHE:HZ	1:C:2698:GLU:OE1	1.98	0.46
1:C:2794:GLU:O	1:C:2798:MET:HG2	2.16	0.46
1:C:3166:PHE:CE1	1:C:3168:VAL:HB	2.51	0.46
1:D:515:ALA:HB2	1:D:523:GLY:HA3	1.97	0.46
1:D:1494:MET:HG3	1:D:1495:SER:N	2.31	0.46
1:D:2258:ARG:HA	1:D:2258:ARG:HD3	1.77	0.46
1:D:3189:SER:O	1:D:3192:ARG:NH1	2.48	0.46
1:A:927:GLN:NE2	1:A:928:GLU:HG3	2.30	0.46
1:A:2235:ARG:HA	1:A:2297:ARG:HH22	1.80	0.46
1:B:869:THR:O	1:B:872:ILE:HG12	2.16	0.46
1:B:2968:LEU:HB2	1:B:2969:PRO:HD3	1.97	0.46
1:B:3927:PRO:HD3	1:B:4935:GLY:HA3	1.98	0.46
1:C:515:ALA:HB2	1:C:523:GLY:HA3	1.97	0.46
1:C:1494:MET:HG3	1:C:1495:SER:N	2.31	0.46
1:C:3227:ARG:NH2	1:C:3292:GLU:HB3	2.29	0.46
1:C:3288:LEU:HG	1:C:3329:LYS:NZ	2.31	0.46
1:C:4863:GLN:O	1:C:4867:ILE:HG12	2.14	0.46
1:A:1304:LEU:HB3	1:A:1586:LEU:HD11	1.97	0.46
1:A:3245:TYR:O	1:A:3249:TRP:HD1	1.99	0.46
1:A:3252:HIS:CE1	1:A:3265:CYS:HB2	2.51	0.46
2:F:78:THR:OG1	2:F:80:ASP:OD2	2.32	0.46
1:B:3288:LEU:HG	1:B:3329:LYS:NZ	2.31	0.46
1:B:3701:ASP:OD2	1:B:3727:GLN:NE2	2.48	0.46

Continued on next page...



*Continued from previous page...*

Atom-1	Atom-2	Interatomic distance (Å)	Clash overlap (Å)
1:B:4036:ASP:N	1:B:4036:ASP:OD1	2.49	0.46
1:C:331:PHE:HE1	1:C:363:ILE:HG12	1.81	0.46
1:C:2724:TYR:CD2	1:C:2775:ILE:HG12	2.50	0.46
1:C:3927:PRO:HD3	1:C:4935:GLY:HA3	1.98	0.46
1:D:2724:TYR:CD2	1:D:2775:ILE:HG12	2.50	0.46
1:D:2943:PHE:CD1	1:D:3021:LEU:HD21	2.50	0.46
1:D:3252:HIS:CE1	1:D:3265:CYS:HB2	2.51	0.46
1:D:4840:GLU:O	1:D:4844:ILE:HG12	2.16	0.46
1:A:270:HIS:ND1	1:A:491:GLU:HG3	2.31	0.46
1:A:1043:LYS:HG2	1:A:1047:LYS:NZ	2.31	0.46
1:A:1494:MET:HG3	1:A:1495:SER:N	2.31	0.46
1:A:2200:LEU:HD22	1:A:2214:MET:CE	2.45	0.46
1:A:4170:ARG:NH2	4:A:5002:ATP:O3G	2.49	0.46
1:A:4274:MET:HE3	1:B:4483:LYS:HD2	1.97	0.46
1:A:4862:ILE:HG21	1:B:4852:PHE:HE1	1.80	0.46
1:B:331:PHE:HE1	1:B:363:ILE:HG12	1.81	0.46
1:B:801:ARG:HG3	1:B:1617:TRP:C	2.35	0.46
1:B:2724:TYR:HD2	1:B:2775:ILE:HG12	1.80	0.46
1:B:3252:HIS:CE1	1:B:3265:CYS:HB2	2.51	0.46
1:C:3252:HIS:CE1	1:C:3265:CYS:HB2	2.51	0.46
1:C:4237:SER:OG	1:C:4238:ILE:N	2.47	0.46
1:D:927:GLN:NE2	1:D:928:GLU:HG3	2.30	0.46
1:D:4170:ARG:NH2	4:D:5002:ATP:O3G	2.49	0.46
1:A:3890:TRP:O	1:B:76:ARG:NH2	2.48	0.46
1:A:4252:ILE:HG13	1:B:4707:MET:HA	1.98	0.46
1:A:4844:ILE:HG23	1:D:4818:TYR:CD1	2.51	0.46
1:B:882:ARG:HH21	1:B:937:LEU:HD22	1.81	0.46
1:B:1043:LYS:HG2	1:B:1047:LYS:NZ	2.31	0.46
1:B:1415:ASP:N	1:B:1415:ASP:OD1	2.48	0.46
1:B:1494:MET:HG3	1:B:1495:SER:N	2.31	0.46
1:B:1635:GLU:OE1	1:B:1637:ARG:NH1	2.44	0.46
1:B:3166:PHE:CE1	1:B:3168:VAL:HB	2.51	0.46
1:B:3215:MET:O	1:B:3219:VAL:HG23	2.16	0.46
1:B:3245:TYR:O	1:B:3249:TRP:HD1	1.99	0.46
1:B:4208:GLU:HB3	1:B:4492:LEU:HD21	1.97	0.46
1:C:2635:GLU:HG2	1:C:2636:GLU:N	2.31	0.46
1:C:2943:PHE:CD1	1:C:3021:LEU:HD21	2.50	0.46
1:D:270:HIS:ND1	1:D:491:GLU:HG3	2.31	0.46
1:D:331:PHE:HE1	1:D:363:ILE:HG12	1.81	0.46
1:D:2406:MET:O	1:D:2410:HIS:ND1	2.45	0.46
1:D:3242:LEU:O	1:D:3246:MET:HG2	2.16	0.46

*Continued on next page...*

*Continued from previous page...*

Atom-1	Atom-2	Interatomic distance (Å)	Clash overlap (Å)
1:D:3659:LYS:HA	1:D:3659:LYS:HD2	1.80	0.46
1:D:3924:ILE:HG13	1:D:3984:SER:OG	2.16	0.46
1:D:4898:PHE:HD2	1:D:4905:PHE:HD1	1.64	0.46
1:A:2678:PRO:HD3	1:A:2978:HIS:CE1	2.50	0.46
1:A:2893:LEU:HD23	1:A:2896:LEU:HD12	1.98	0.46
1:A:3924:ILE:HG13	1:A:3984:SER:OG	2.16	0.46
1:B:2149:ILE:HD13	1:B:2167:MET:CE	2.46	0.46
1:B:2678:PRO:HD3	1:B:2978:HIS:CE1	2.50	0.46
1:C:11:ILE:O	1:C:11:ILE:HG13	2.15	0.46
1:C:801:ARG:HG3	1:C:1617:TRP:C	2.36	0.46
1:C:882:ARG:HH21	1:C:937:LEU:HD22	1.81	0.46
1:C:2678:PRO:HD3	1:C:2978:HIS:CE1	2.50	0.46
1:C:3068:LEU:HD12	1:C:3133:ILE:HG12	1.97	0.46
1:D:675:TYR:CZ	1:D:790:PRO:HB3	2.51	0.46
1:D:1043:LYS:HG2	1:D:1047:LYS:NZ	2.31	0.46
1:A:3288:LEU:HG	1:A:3329:LYS:NZ	2.31	0.45
1:A:3774:GLN:NE2	1:A:3845:LEU:O	2.49	0.45
1:A:3927:PRO:HD3	1:A:4935:GLY:HA3	1.98	0.45
1:A:4113:THR:HA	1:A:4116:GLN:HB2	1.99	0.45
1:A:4208:GLU:HB3	1:A:4492:LEU:HD21	1.97	0.45
1:A:4622:SER:HB2	1:A:4632:ARG:NH2	2.28	0.45
1:B:1421:MET:HE1	1:B:1576:LYS:HB3	1.97	0.45
1:B:4113:THR:HA	1:B:4116:GLN:HB2	1.99	0.45
1:B:4496:ALA:HB1	1:B:4593:LEU:HD13	1.98	0.45
1:C:3070:LYS:HD3	1:C:3093:ILE:HD13	1.97	0.45
1:C:3093:ILE:O	1:C:3097:THR:HG23	2.17	0.45
1:D:869:THR:O	1:D:872:ILE:HG12	2.16	0.45
1:D:1119:ARG:HE	1:D:1201:PHE:HE1	1.64	0.45
1:A:882:ARG:HH21	1:A:937:LEU:HD22	1.81	0.45
1:A:3214:LEU:HD13	1:A:3242:LEU:HD21	1.98	0.45
1:A:3215:MET:O	1:A:3219:VAL:HG23	2.16	0.45
1:A:3803:LEU:HB3	1:A:3888:PHE:CE2	2.52	0.45
1:A:4026:LEU:HD11	1:A:4057:HIS:HB2	1.99	0.45
1:A:4840:GLU:O	1:A:4844:ILE:HG12	2.16	0.45
1:B:3242:LEU:O	1:B:3246:MET:HG2	2.16	0.45
1:B:4746:ILE:HD11	1:C:4776:VAL:HG21	1.97	0.45
1:C:1125:ASP:OD1	1:C:1125:ASP:N	2.46	0.45
1:C:3728:GLN:OE1	1:C:3770:ASN:ND2	2.49	0.45
1:C:4036:ASP:N	1:C:4036:ASP:OD1	2.49	0.45
1:C:4279:MET:HE1	1:D:4488:GLN:HB2	1.98	0.45
1:D:801:ARG:HG3	1:D:1617:TRP:C	2.36	0.45

*Continued on next page...*

*Continued from previous page...*

Atom-1	Atom-2	Interatomic distance (Å)	Clash overlap (Å)
1:D:1415:ASP:OD2	1:D:1559:ARG:NH2	2.41	0.45
1:D:2290:TRP:CZ2	1:D:2388:ILE:HG12	2.50	0.45
1:D:2669:LEU:HA	1:D:2669:LEU:HD23	1.83	0.45
1:D:2794:GLU:O	1:D:2798:MET:HG2	2.16	0.45
1:A:758:CYS:HB3	1:A:819:TYR:CE2	2.51	0.45
1:A:4496:ALA:HB1	1:A:4593:LEU:HD13	1.98	0.45
1:B:909:ASP:HB2	1:B:914:GLN:HB2	1.98	0.45
1:B:1429:SER:OG	1:B:1556:GLU:HB2	2.16	0.45
1:C:909:ASP:HB2	1:C:914:GLN:HB2	1.97	0.45
1:C:1522:ALA:N	1:C:1525:LYS:O	2.44	0.45
1:C:2149:ILE:HD13	1:C:2167:MET:CE	2.46	0.45
1:C:4208:GLU:HB3	1:C:4492:LEU:HD21	1.97	0.45
1:D:614:LEU:HD22	1:D:632:ILE:HG12	1.98	0.45
1:D:4026:LEU:HD11	1:D:4057:HIS:HB2	1.99	0.45
1:D:4208:GLU:HB3	1:D:4492:LEU:HD21	1.97	0.45
1:D:4254:THR:HA	1:D:4257:ARG:HG2	1.98	0.45
1:A:331:PHE:HE1	1:A:363:ILE:HG12	1.81	0.45
1:A:964:MET:SD	1:A:980:PRO:HG2	2.57	0.45
1:A:2721:ILE:HG23	1:A:2775:ILE:CG2	2.47	0.45
1:A:2968:LEU:HB2	1:A:2969:PRO:HD3	1.97	0.45
1:A:4036:ASP:OD1	1:A:4036:ASP:N	2.49	0.45
1:A:4254:THR:HA	1:A:4257:ARG:HG2	1.98	0.45
1:B:1685:LEU:HB3	1:B:1706:LEU:HD12	1.98	0.45
1:B:2386:ASN:HA	1:B:2389:MET:HE2	1.98	0.45
1:B:2646:TRP:NE1	1:B:2924:SER:O	2.48	0.45
1:B:3924:ILE:HG13	1:B:3984:SER:OG	2.16	0.45
1:B:4170:ARG:NH2	4:B:5002:ATP:O3G	2.49	0.45
1:C:614:LEU:HD22	1:C:632:ILE:HG12	1.98	0.45
1:C:758:CYS:HB3	1:C:819:TYR:CE2	2.51	0.45
1:C:865:ILE:HG23	1:C:865:ILE:O	2.16	0.45
1:C:964:MET:SD	1:C:980:PRO:HG2	2.57	0.45
1:C:4898:PHE:O	1:C:4904:GLY:HA3	2.16	0.45
1:D:909:ASP:HB2	1:D:914:GLN:HB2	1.97	0.45
1:D:964:MET:SD	1:D:980:PRO:HG2	2.57	0.45
1:D:1429:SER:OG	1:D:1556:GLU:HB2	2.16	0.45
1:D:2635:GLU:HG2	1:D:2636:GLU:N	2.30	0.45
1:D:2893:LEU:HD23	1:D:2896:LEU:HD12	1.98	0.45
1:D:3166:PHE:CE1	1:D:3168:VAL:HB	2.51	0.45
1:D:3288:LEU:HG	1:D:3329:LYS:NZ	2.31	0.45
1:A:1086:ARG:NE	1:A:1252:SER:O	2.50	0.45
1:A:2126:ILE:HG12	1:A:2142:MET:HG3	1.99	0.45

*Continued on next page...*

*Continued from previous page...*

Atom-1	Atom-2	Interatomic distance (Å)	Clash overlap (Å)
1:A:3093:ILE:O	1:A:3097:THR:HG23	2.16	0.45
1:A:4517:LEU:HD22	1:A:4520:TYR:CE2	2.52	0.45
1:B:143:LEU:O	1:B:190:ARG:NH2	2.48	0.45
1:B:448:PRO:HB2	1:B:451:SER:HB2	1.99	0.45
1:B:3214:LEU:HD13	1:B:3242:LEU:HD21	1.98	0.45
1:B:3803:LEU:HB3	1:B:3888:PHE:CE2	2.52	0.45
1:B:4268:MET:HA	1:B:4271:VAL:HG22	1.98	0.45
1:B:4517:LEU:HD22	1:B:4520:TYR:CE2	2.52	0.45
1:C:270:HIS:ND1	1:C:491:GLU:HG3	2.31	0.45
1:C:675:TYR:CZ	1:C:790:PRO:HB3	2.51	0.45
1:D:865:ILE:HD12	1:D:865:ILE:HA	1.70	0.45
1:D:865:ILE:HG23	1:D:865:ILE:O	2.16	0.45
1:D:4496:ALA:HB1	1:D:4593:LEU:HD13	1.98	0.45
1:D:4898:PHE:O	1:D:4904:GLY:HA3	2.16	0.45
1:A:2769:GLU:OE1	1:A:2772:ARG:NH1	2.43	0.45
1:A:2798:MET:CE	1:B:1497:GLY:HA2	2.47	0.45
1:A:2939:TYR:CZ	1:A:2943:PHE:CE2	3.05	0.45
1:B:3317:THR:H	1:B:3320:LEU:HD13	1.82	0.45
1:C:253:GLY:O	1:C:257:ARG:HG2	2.17	0.45
1:C:3287:ASN:O	1:C:3290:ILE:HG12	2.17	0.45
1:C:3803:LEU:HD13	1:C:3888:PHE:CD2	2.51	0.45
1:C:3924:ILE:HG13	1:C:3984:SER:OG	2.16	0.45
1:C:4898:PHE:HD2	1:C:4905:PHE:HD1	1.64	0.45
1:D:1086:ARG:NE	1:D:1252:SER:O	2.50	0.45
1:D:3093:ILE:O	1:D:3097:THR:HG23	2.16	0.45
1:D:3245:TYR:O	1:D:3249:TRP:HD1	1.99	0.45
1:D:3803:LEU:HB3	1:D:3888:PHE:CE2	2.52	0.45
1:A:448:PRO:HB2	1:A:451:SER:HB2	1.99	0.45
1:A:614:LEU:HD22	1:A:632:ILE:HG12	1.98	0.45
1:A:2720:PHE:CZ	1:A:2896:LEU:HD23	2.52	0.45
1:A:3803:LEU:HD13	1:A:3888:PHE:CD2	2.51	0.45
1:A:4588:ILE:HD13	1:D:4283:PHE:CE2	2.52	0.45
1:B:1757:LEU:HD22	1:B:2117:ILE:HD11	1.99	0.45
1:B:2126:ILE:HG12	1:B:2142:MET:HG3	1.99	0.45
1:B:2721:ILE:HG23	1:B:2775:ILE:CG2	2.47	0.45
1:B:2939:TYR:CZ	1:B:2943:PHE:CE2	3.05	0.45
1:B:3803:LEU:HD13	1:B:3888:PHE:CD2	2.51	0.45
1:B:4011:GLU:HG2	1:B:4121:LEU:HD22	1.97	0.45
1:C:869:THR:O	1:C:872:ILE:HG12	2.16	0.45
1:C:1086:ARG:NE	1:C:1252:SER:O	2.50	0.45
1:C:1429:SER:OG	1:C:1556:GLU:HB2	2.16	0.45

*Continued on next page...*

*Continued from previous page...*

Atom-1	Atom-2	Interatomic distance (Å)	Clash overlap (Å)
1:D:2157:GLN:O	1:D:3615:ARG:NH2	2.44	0.45
1:D:3214:LEU:HD13	1:D:3242:LEU:HD21	1.98	0.45
1:D:3227:ARG:NH2	1:D:3292:GLU:HB3	2.29	0.45
1:A:804:LEU:HD22	1:A:832:LEU:HD13	1.99	0.45
1:A:1429:SER:OG	1:A:1556:GLU:HB2	2.16	0.45
1:A:3167:PRO:HA	1:A:3248:ARG:NH1	2.26	0.45
1:A:3246:MET:CE	1:A:3306:ILE:HG12	2.46	0.45
1:A:3701:ASP:OD2	1:A:3727:GLN:NE2	2.48	0.45
1:A:4041:GLY:HA3	1:A:4080:TYR:HE1	1.82	0.45
1:B:270:HIS:ND1	1:B:491:GLU:HG3	2.31	0.45
1:B:614:LEU:HD22	1:B:632:ILE:HG12	1.98	0.45
1:B:1086:ARG:NE	1:B:1252:SER:O	2.50	0.45
1:B:2979:ARG:NH1	1:B:3038:GLN:HB3	2.22	0.45
1:B:3093:ILE:O	1:B:3097:THR:HG23	2.16	0.45
1:B:4840:GLU:O	1:B:4844:ILE:HG12	2.16	0.45
1:C:1043:LYS:HG2	1:C:1047:LYS:NZ	2.31	0.45
1:C:2258:ARG:HD3	1:C:2258:ARG:HA	1.77	0.45
1:C:2720:PHE:CZ	1:C:2896:LEU:HD23	2.52	0.45
1:C:3245:TYR:O	1:C:3249:TRP:HD1	1.99	0.45
1:C:4026:LEU:HD11	1:C:4057:HIS:HB2	1.99	0.45
1:C:4170:ARG:NH2	4:C:5002:ATP:O3G	2.49	0.45
1:D:804:LEU:HD22	1:D:832:LEU:HD13	1.99	0.45
1:D:2149:ILE:HD13	1:D:2167:MET:CE	2.46	0.45
1:D:2386:ASN:HA	1:D:2389:MET:HE2	1.98	0.45
1:D:2720:PHE:CZ	1:D:2896:LEU:HD23	2.52	0.45
1:D:3317:THR:H	1:D:3320:LEU:HD13	1.82	0.45
1:D:4517:LEU:HD22	1:D:4520:TYR:CE2	2.52	0.45
1:A:3166:PHE:CE1	1:A:3168:VAL:HB	2.51	0.45
1:A:3167:PRO:CA	1:A:3248:ARG:HH12	2.26	0.45
1:A:4898:PHE:O	1:A:4904:GLY:HA3	2.16	0.45
1:B:758:CYS:HB3	1:B:819:TYR:CE2	2.51	0.45
1:B:964:MET:SD	1:B:980:PRO:HG2	2.57	0.45
1:B:3248:ARG:O	1:B:3251:GLU:HB2	2.17	0.45
1:B:3793:LEU:O	1:B:3797:MET:HG3	2.17	0.45
1:B:4026:LEU:HD11	1:B:4057:HIS:HB2	1.99	0.45
1:B:4708:TRP:O	1:B:4712:VAL:HG12	2.17	0.45
1:C:304:LYS:HB3	1:C:317:MET:O	2.17	0.45
1:C:2915:PRO:HB2	1:C:2917:ILE:HG12	1.98	0.45
1:C:3246:MET:CE	1:C:3306:ILE:HG12	2.46	0.45
1:D:253:GLY:O	1:D:257:ARG:HG2	2.17	0.45
1:D:1415:ASP:N	1:D:1415:ASP:OD1	2.47	0.45

*Continued on next page...*

*Continued from previous page...*

Atom-1	Atom-2	Interatomic distance (Å)	Clash overlap (Å)
1:D:3793:LEU:O	1:D:3797:MET:HG3	2.17	0.45
1:D:3803:LEU:HD13	1:D:3888:PHE:CD2	2.51	0.45
1:D:4708:TRP:O	1:D:4712:VAL:HG12	2.17	0.45
1:A:304:LYS:HB3	1:A:317:MET:O	2.17	0.45
1:A:1829:LEU:HG	1:A:1912:TYR:CE2	2.53	0.45
1:A:3274:ASN:HA	1:A:3277:LEU:HG	1.99	0.45
2:E:85:ALA:O	2:E:94:PRO:HB3	2.17	0.45
1:B:900:LEU:HD22	1:B:902:TRP:NE1	2.32	0.45
1:B:964:MET:O	1:B:980:PRO:HD2	2.17	0.45
1:B:2623:LEU:HD23	1:B:2625:GLY:N	2.32	0.45
1:C:658:ASN:HB2	1:C:833:LYS:H	1.82	0.45
1:C:3793:LEU:O	1:C:3797:MET:HG3	2.17	0.45
1:D:3246:MET:CE	1:D:3306:ILE:HG12	2.46	0.45
1:D:3627:SER:O	1:D:3631:THR:OG1	2.23	0.45
1:A:658:ASN:HB2	1:A:833:LYS:H	1.82	0.44
1:A:865:ILE:HG23	1:A:865:ILE:O	2.16	0.44
1:A:1119:ARG:HE	1:A:1201:PHE:HE1	1.64	0.44
1:A:2149:ILE:HD13	1:A:2167:MET:CE	2.46	0.44
1:A:3793:LEU:O	1:A:3797:MET:HG3	2.17	0.44
1:A:4268:MET:HA	1:A:4271:VAL:HG22	1.99	0.44
1:B:1494:MET:HE3	1:B:1505:LEU:HD12	1.99	0.44
1:B:2499:ALA:HB1	1:B:2555:LEU:HD11	2.00	0.44
1:B:3246:MET:CE	1:B:3306:ILE:HG12	2.46	0.44
1:B:4237:SER:OG	1:B:4238:ILE:N	2.47	0.44
1:B:4563:GLU:OE2	1:B:4566:GLY:N	2.46	0.44
1:C:2126:ILE:HG12	1:C:2142:MET:HG3	1.99	0.44
1:C:3312:PRO:HB2	1:C:3316:LYS:NZ	2.32	0.44
1:C:3324:GLU:HG2	1:C:3327:LYS:HE3	2.00	0.44
1:D:1757:LEU:HD22	1:D:2117:ILE:HD11	1.99	0.44
1:D:1829:LEU:HG	1:D:1912:TYR:CE2	2.53	0.44
1:D:2915:PRO:HB2	1:D:2917:ILE:HG12	1.98	0.44
1:D:3248:ARG:O	1:D:3251:GLU:HB2	2.17	0.44
1:D:4268:MET:HA	1:D:4271:VAL:HG22	1.98	0.44
1:A:3242:LEU:O	1:A:3246:MET:HG2	2.16	0.44
1:B:304:LYS:HB3	1:B:317:MET:O	2.17	0.44
1:B:3287:ASN:O	1:B:3290:ILE:HG12	2.17	0.44
1:B:4743:LEU:HD12	1:C:4779:TYR:CD2	2.52	0.44
1:B:4898:PHE:O	1:B:4904:GLY:HA3	2.16	0.44
1:C:448:PRO:HB2	1:C:451:SER:HB2	1.99	0.44
1:C:900:LEU:HD22	1:C:902:TRP:NE1	2.32	0.44
1:C:2914:THR:N	1:C:2915:PRO:HD2	2.33	0.44

*Continued on next page...*

*Continued from previous page...*

Atom-1	Atom-2	Interatomic distance (Å)	Clash overlap (Å)
1:C:3317:THR:H	1:C:3320:LEU:HD13	1.82	0.44
1:C:4113:THR:HA	1:C:4116:GLN:HB2	1.99	0.44
1:C:4622:SER:HB2	1:C:4632:ARG:NH2	2.28	0.44
1:C:4708:TRP:O	1:C:4712:VAL:HG12	2.17	0.44
1:C:4840:GLU:O	1:C:4844:ILE:HG12	2.16	0.44
1:D:882:ARG:HH21	1:D:937:LEU:HD22	1.81	0.44
1:D:1220:ASP:O	1:D:1223:THR:OG1	2.28	0.44
1:D:1685:LEU:HB3	1:D:1706:LEU:HD12	1.98	0.44
1:D:3274:ASN:HA	1:D:3277:LEU:HG	1.99	0.44
1:D:3312:PRO:HB2	1:D:3316:LYS:NZ	2.32	0.44
1:D:3774:GLN:NE2	1:D:3845:LEU:O	2.49	0.44
1:D:4113:THR:HA	1:D:4116:GLN:HB2	1.99	0.44
1:A:253:GLY:O	1:A:257:ARG:HG2	2.17	0.44
1:A:964:MET:O	1:A:980:PRO:HD2	2.17	0.44
1:A:3311:LYS:H	1:A:3314:LEU:HD21	1.82	0.44
1:B:270:HIS:CE1	1:B:491:GLU:HG3	2.53	0.44
1:B:865:ILE:HG23	1:B:865:ILE:O	2.16	0.44
1:B:877:HIS:CE1	1:B:878:LEU:HG	2.53	0.44
1:B:3235:MET:HA	1:B:3239:LEU:HD22	1.99	0.44
1:B:3311:LYS:H	1:B:3314:LEU:HD21	1.82	0.44
1:B:4254:THR:HA	1:B:4257:ARG:HG2	1.98	0.44
1:B:4862:ILE:HG21	1:C:4852:PHE:HE1	1.82	0.44
1:C:1685:LEU:HB3	1:C:1706:LEU:HD12	1.98	0.44
1:C:3242:LEU:O	1:C:3246:MET:HG2	2.16	0.44
1:C:4496:ALA:HB1	1:C:4593:LEU:HD13	1.98	0.44
1:D:304:LYS:HB3	1:D:317:MET:O	2.17	0.44
1:D:2126:ILE:HG12	1:D:2142:MET:HG3	1.99	0.44
1:A:1685:LEU:HB3	1:A:1706:LEU:HD12	1.98	0.44
1:A:2927:GLN:HA	1:A:3003:MET:HE3	1.99	0.44
1:A:3317:THR:H	1:A:3320:LEU:HD13	1.82	0.44
1:A:4137:GLU:HG2	1:A:4147:ARG:HD3	1.99	0.44
1:B:246:THR:HG21	1:B:267:VAL:HG21	2.00	0.44
1:B:552:SER:HB2	1:B:588:ILE:HD12	1.99	0.44
1:B:2914:THR:N	1:B:2915:PRO:HD2	2.33	0.44
1:B:3008:PHE:CE2	1:B:3057:LEU:HD13	2.53	0.44
1:C:964:MET:O	1:C:980:PRO:HD2	2.17	0.44
1:C:1415:ASP:OD2	1:C:1559:ARG:NH2	2.41	0.44
1:C:2127:ARG:O	1:C:2130:LEU:HB2	2.18	0.44
1:C:2669:LEU:HD23	1:C:2669:LEU:HA	1.83	0.44
1:C:2939:TYR:CZ	1:C:2943:PHE:CE2	3.05	0.44
1:C:3214:LEU:HD13	1:C:3242:LEU:HD21	1.98	0.44

*Continued on next page...*

*Continued from previous page...*

Atom-1	Atom-2	Interatomic distance (Å)	Clash overlap (Å)
1:D:514:PHE:CD2	1:D:526:TRP:HB2	2.53	0.44
1:D:658:ASN:HB2	1:D:833:LYS:H	1.82	0.44
1:D:758:CYS:HB3	1:D:819:TYR:CE2	2.51	0.44
1:D:3287:ASN:O	1:D:3290:ILE:HG12	2.17	0.44
1:A:552:SER:HB2	1:A:588:ILE:HD12	1.99	0.44
1:A:1217:PHE:CE2	1:A:1249:MET:HE1	2.53	0.44
1:A:1415:ASP:N	1:A:1415:ASP:OD1	2.48	0.44
1:A:1795:LEU:HD12	1:A:1795:LEU:HA	1.87	0.44
1:A:2150:MET:CE	1:A:2199:PHE:HA	2.43	0.44
1:A:2914:THR:N	1:A:2915:PRO:HD2	2.33	0.44
1:A:4708:TRP:O	1:A:4712:VAL:HG12	2.17	0.44
1:B:253:GLY:O	1:B:257:ARG:HG2	2.17	0.44
1:B:2680:TYR:O	1:B:2683:SER:N	2.50	0.44
1:B:2720:PHE:CZ	1:B:2896:LEU:HD23	2.52	0.44
1:B:3324:GLU:HG2	1:B:3327:LYS:HE3	2.00	0.44
1:C:119:ILE:HD13	1:C:162:ILE:HD11	2.00	0.44
1:C:2623:LEU:HD23	1:C:2625:GLY:N	2.32	0.44
1:C:3803:LEU:HB3	1:C:3888:PHE:CE2	2.52	0.44
1:C:4041:GLY:HA3	1:C:4080:TYR:HE1	1.82	0.44
1:C:4088:HIS:HA	1:C:4091:ALA:HB3	1.99	0.44
1:C:4782:THR:HG22	1:C:4816:HIS:ND1	2.33	0.44
1:D:692:HIS:H	1:D:795:SER:HB3	1.83	0.44
1:D:2127:ARG:O	1:D:2130:LEU:HB2	2.18	0.44
1:D:2541:HIS:HB3	1:D:2544:LEU:HB3	2.00	0.44
1:D:2623:LEU:HD23	1:D:2625:GLY:N	2.33	0.44
1:D:3008:PHE:CE2	1:D:3057:LEU:HD13	2.53	0.44
1:D:4038:ASP:OD1	1:D:4038:ASP:N	2.51	0.44
1:D:4266:LYS:HB3	1:D:4266:LYS:HE3	1.71	0.44
1:A:3248:ARG:O	1:A:3251:GLU:HB2	2.17	0.44
1:A:4782:THR:HG22	1:A:4816:HIS:ND1	2.33	0.44
1:B:1119:ARG:HE	1:B:1201:PHE:HE1	1.64	0.44
1:B:1706:LEU:HD21	1:B:1787:LEU:HD21	2.00	0.44
1:B:2893:LEU:HD23	1:B:2896:LEU:HD12	1.98	0.44
1:C:1119:ARG:HE	1:C:1201:PHE:HE1	1.64	0.44
1:C:1757:LEU:HD22	1:C:2117:ILE:HD11	1.99	0.44
1:D:2721:ILE:HG23	1:D:2775:ILE:CG2	2.46	0.44
1:D:3235:MET:HA	1:D:3239:LEU:HD22	1.99	0.44
1:D:3324:GLU:HG2	1:D:3327:LYS:HE3	2.00	0.44
1:D:3728:GLN:OE1	1:D:3770:ASN:ND2	2.49	0.44
1:A:21:VAL:HB	1:A:36:CYS:SG	2.58	0.44
1:A:692:HIS:H	1:A:795:SER:HB3	1.83	0.44

*Continued on next page...*



*Continued from previous page...*

Atom-1	Atom-2	Interatomic distance (Å)	Clash overlap (Å)
1:A:900:LEU:HD22	1:A:902:TRP:NE1	2.32	0.44
1:A:1781:GLU:OE1	2:E:45:LYS:NZ	2.51	0.44
1:A:2499:ALA:HB1	1:A:2555:LEU:HD11	2.00	0.44
1:A:2680:TYR:O	1:A:2683:SER:N	2.50	0.44
1:A:3728:GLN:OE1	1:A:3770:ASN:ND2	2.49	0.44
1:B:2642:ARG:NH1	1:B:2924:SER:HB3	2.33	0.44
1:B:3274:ASN:HA	1:B:3277:LEU:HG	1.99	0.44
1:C:804:LEU:HD22	1:C:832:LEU:HD13	1.99	0.44
1:C:1681:ASP:HB2	1:C:1684:GLN:HG3	2.00	0.44
1:C:2344:LEU:HD22	1:C:2434:GLY:HA3	2.00	0.44
1:D:119:ILE:HD13	1:D:162:ILE:HD11	2.00	0.44
1:D:1788:LYS:HD2	1:D:1838:ASP:OD2	2.18	0.44
1:D:2344:LEU:HD22	1:D:2434:GLY:HA3	2.00	0.44
1:D:2939:TYR:CZ	1:D:2943:PHE:CE2	3.05	0.44
1:D:4782:THR:HG22	1:D:4816:HIS:ND1	2.33	0.44
1:A:270:HIS:CE1	1:A:491:GLU:HG3	2.53	0.44
1:A:434:ASP:OD2	1:A:504:ARG:NH2	2.48	0.44
1:A:579:LEU:HD22	1:A:586:LEU:HD23	2.00	0.44
1:A:1706:LEU:HD21	1:A:1787:LEU:HD21	2.00	0.44
1:A:2541:HIS:HB3	1:A:2544:LEU:HB3	2.00	0.44
1:A:2676:LEU:HD23	1:A:2676:LEU:HA	1.81	0.44
1:A:4522:VAL:HG23	1:B:4786:PHE:CZ	2.53	0.44
1:B:672:LYS:HB3	1:B:819:TYR:HA	2.00	0.44
1:B:1829:LEU:HG	1:B:1912:TYR:CE2	2.53	0.44
1:B:2406:MET:O	1:B:2410:HIS:ND1	2.45	0.44
1:B:4045:LYS:HD3	1:B:4072:THR:HG21	2.00	0.44
1:C:143:LEU:O	1:C:190:ARG:NH2	2.48	0.44
1:C:246:THR:HG21	1:C:267:VAL:HG21	2.00	0.44
1:C:270:HIS:CE1	1:C:491:GLU:HG3	2.53	0.44
1:C:865:ILE:HD12	1:C:865:ILE:HA	1.70	0.44
1:C:2721:ILE:HG23	1:C:2775:ILE:CG2	2.47	0.44
1:C:2747:TYR:CD1	1:C:2755:PRO:HG3	2.51	0.44
1:C:2893:LEU:HD23	1:C:2896:LEU:HD12	1.98	0.44
1:C:3774:GLN:NE2	1:C:3845:LEU:O	2.49	0.44
1:C:4045:LYS:HD3	1:C:4072:THR:HG21	2.00	0.44
1:C:4137:GLU:HG2	1:C:4147:ARG:HD3	2.00	0.44
1:C:4254:THR:HA	1:C:4257:ARG:HG2	1.98	0.44
1:C:4279:MET:HE1	1:D:4484:ILE:O	2.18	0.44
1:C:4517:LEU:HD22	1:C:4520:TYR:CE2	2.52	0.44
1:A:119:ILE:HD13	1:A:162:ILE:HD11	2.00	0.44
1:A:1788:LYS:HD2	1:A:1838:ASP:OD2	2.18	0.44

*Continued on next page...*

*Continued from previous page...*

Atom-1	Atom-2	Interatomic distance (Å)	Clash overlap (Å)
1:A:3324:GLU:HG2	1:A:3327:LYS:HE3	1.99	0.44
1:A:4045:LYS:HD3	1:A:4072:THR:HG21	2.00	0.44
2:F:85:ALA:O	2:F:94:PRO:HB3	2.18	0.44
1:B:514:PHE:CD2	1:B:526:TRP:HB2	2.53	0.44
1:B:1788:LYS:HD2	1:B:1838:ASP:OD2	2.18	0.44
1:B:3282:LYS:HE3	1:B:3282:LYS:HB3	1.79	0.44
1:B:4088:HIS:HA	1:B:4091:ALA:HB3	1.99	0.44
1:C:877:HIS:CE1	1:C:878:LEU:HG	2.53	0.44
1:C:2499:ALA:HB1	1:C:2555:LEU:HD11	2.00	0.44
1:C:4268:MET:HA	1:C:4271:VAL:HG22	1.99	0.44
1:C:4896:ASP:O	1:C:4900:THR:HG23	2.18	0.44
1:D:672:LYS:HB3	1:D:819:TYR:HA	2.00	0.44
1:D:2914:THR:N	1:D:2915:PRO:HD2	2.33	0.44
1:D:3701:ASP:OD2	1:D:3727:GLN:NE2	2.48	0.44
1:A:672:LYS:HB3	1:A:819:TYR:HA	2.00	0.43
1:A:2747:TYR:CD1	1:A:2755:PRO:HG3	2.52	0.43
1:A:4091:ALA:C	1:A:4093:ASP:H	2.22	0.43
1:B:579:LEU:HD22	1:B:586:LEU:HD23	2.00	0.43
1:B:1681:ASP:HB2	1:B:1684:GLN:HG3	2.00	0.43
1:B:2613:HIS:NE2	1:B:2621:TYR:OH	2.37	0.43
1:B:4782:THR:HG22	1:B:4816:HIS:ND1	2.33	0.43
1:C:434:ASP:OD2	1:C:504:ARG:NH2	2.48	0.43
1:C:3248:ARG:O	1:C:3251:GLU:HB2	2.17	0.43
1:D:499:LEU:HD22	1:D:557:TRP:CZ3	2.53	0.43
1:D:900:LEU:HD22	1:D:902:TRP:NE1	2.33	0.43
1:D:1681:ASP:HB2	1:D:1684:GLN:HG3	2.00	0.43
1:D:2613:HIS:NE2	1:D:2621:TYR:OH	2.37	0.43
1:D:2681:MET:CG	1:D:2682:GLU:H	2.30	0.43
1:D:4896:ASP:O	1:D:4900:THR:HG23	2.18	0.43
1:A:1108:VAL:HB	1:A:1212:VAL:HB	2.00	0.43
1:A:2669:LEU:HD23	1:A:2669:LEU:HA	1.83	0.43
1:A:4752:THR:HG21	1:B:4766:GLN:HG2	2.00	0.43
2:E:26:HIS:HD2	2:E:41:ARG:NH1	2.16	0.43
2:G:78:THR:OG1	2:G:80:ASP:OD2	2.32	0.43
2:H:85:ALA:O	2:H:94:PRO:HB3	2.18	0.43
1:B:141:ASP:O	1:B:143:LEU:N	2.51	0.43
1:B:309:MET:HG2	1:B:312:LYS:NZ	2.33	0.43
1:B:658:ASN:HB2	1:B:833:LYS:H	1.82	0.43
1:B:804:LEU:HD22	1:B:832:LEU:HD13	1.99	0.43
1:B:2127:ARG:O	1:B:2130:LEU:HB2	2.18	0.43
1:B:2676:LEU:HD23	1:B:2676:LEU:HA	1.81	0.43

*Continued on next page...*

*Continued from previous page...*

Atom-1	Atom-2	Interatomic distance (Å)	Clash overlap (Å)
1:B:3312:PRO:HB2	1:B:3316:LYS:NZ	2.32	0.43
1:C:1788:LYS:HD2	1:C:1838:ASP:OD2	2.18	0.43
1:C:2585:MET:O	1:C:2585:MET:HG3	2.18	0.43
1:C:2676:LEU:HA	1:C:2676:LEU:HD23	1.81	0.43
1:C:2769:GLU:OE1	1:C:2772:ARG:NH1	2.43	0.43
1:C:3008:PHE:CE2	1:C:3057:LEU:HD13	2.53	0.43
1:C:4038:ASP:N	1:C:4038:ASP:OD1	2.51	0.43
1:D:4088:HIS:HA	1:D:4091:ALA:HB3	1.99	0.43
1:D:4898:PHE:HA	1:D:4959:ARG:NH2	2.33	0.43
1:A:1481:LYS:HE3	1:A:1481:LYS:HB3	1.70	0.43
1:A:2127:ARG:O	1:A:2130:LEU:HB2	2.18	0.43
1:A:3008:PHE:CE2	1:A:3057:LEU:HD13	2.53	0.43
1:A:3287:ASN:O	1:A:3290:ILE:HG12	2.17	0.43
1:B:648:LEU:HD23	1:B:648:LEU:HA	1.87	0.43
1:B:4137:GLU:HG2	1:B:4147:ARG:HD3	1.99	0.43
1:B:4896:ASP:O	1:B:4900:THR:HG23	2.18	0.43
1:C:514:PHE:CD2	1:C:526:TRP:HB2	2.53	0.43
1:C:648:LEU:HD23	1:C:648:LEU:HA	1.88	0.43
1:C:972:LEU:HD23	1:C:972:LEU:H	1.84	0.43
1:C:2607:LEU:HD21	1:C:2665:ALA:HA	2.00	0.43
1:D:21:VAL:HB	1:D:36:CYS:SG	2.58	0.43
1:D:964:MET:O	1:D:980:PRO:HD2	2.17	0.43
1:D:2499:ALA:HB1	1:D:2555:LEU:HD11	2.00	0.43
1:A:37:LEU:HD13	1:A:203:VAL:HG21	2.00	0.43
1:A:877:HIS:CE1	1:A:878:LEU:HG	2.52	0.43
1:A:2572:CYS:O	1:A:2576:ILE:HG12	2.19	0.43
2:G:85:ALA:O	2:G:94:PRO:HB3	2.17	0.43
1:B:21:VAL:HB	1:B:36:CYS:SG	2.58	0.43
1:B:119:ILE:HD13	1:B:162:ILE:HD11	2.00	0.43
1:B:2747:TYR:CD1	1:B:2755:PRO:HG3	2.51	0.43
1:B:4898:PHE:HD1	1:B:4959:ARG:HH22	1.67	0.43
1:C:499:LEU:HD22	1:C:557:TRP:CZ3	2.53	0.43
1:C:692:HIS:H	1:C:795:SER:HB3	1.83	0.43
1:C:3192:ARG:HG2	1:C:3193:ALA:N	2.33	0.43
1:C:4898:PHE:HD1	1:C:4959:ARG:NH2	2.17	0.43
1:D:552:SER:HB2	1:D:588:ILE:HD12	1.99	0.43
1:D:877:HIS:CE1	1:D:878:LEU:HG	2.52	0.43
1:D:2580:LEU:O	1:D:2616:ARG:NH2	2.52	0.43
1:D:2927:GLN:HA	1:D:3003:MET:HE3	1.99	0.43
1:D:4041:GLY:HA3	1:D:4080:TYR:HE1	1.82	0.43
1:D:4622:SER:HB2	1:D:4632:ARG:NH2	2.28	0.43

*Continued on next page...*

*Continued from previous page...*

Atom-1	Atom-2	Interatomic distance (Å)	Clash overlap (Å)
1:A:514:PHE:CD2	1:A:526:TRP:HB2	2.53	0.43
1:A:3235:MET:HA	1:A:3239:LEU:HD22	1.99	0.43
1:A:4107:GLU:OE1	1:A:4149:TYR:OH	2.30	0.43
2:F:7:THR:HG22	2:F:71:GLN:NE2	2.34	0.43
1:B:26:ALA:O	1:B:33:GLN:N	2.42	0.43
1:B:694:ARG:HG2	1:B:728:ASP:HB3	2.01	0.43
1:B:4041:GLY:HA3	1:B:4080:TYR:HE1	1.82	0.43
1:B:4898:PHE:HD1	1:B:4959:ARG:NH2	2.17	0.43
1:C:1481:LYS:HE3	1:C:1481:LYS:HB3	1.70	0.43
1:C:1598:ARG:NH2	1:C:1601:ASN:OD1	2.49	0.43
1:C:1829:LEU:HG	1:C:1912:TYR:CE2	2.52	0.43
1:C:2541:HIS:HB3	1:C:2544:LEU:HB3	2.00	0.43
1:C:2580:LEU:O	1:C:2616:ARG:NH2	2.52	0.43
1:C:3235:MET:HA	1:C:3239:LEU:HD22	1.99	0.43
1:C:3246:MET:HE1	1:C:3280:ILE:HD12	2.00	0.43
1:C:4898:PHE:HA	1:C:4959:ARG:NH2	2.33	0.43
1:D:270:HIS:CE1	1:D:491:GLU:HG3	2.53	0.43
1:D:1427:TYR:HB2	1:D:1563:VAL:HG11	2.01	0.43
1:D:1522:ALA:N	1:D:1525:LYS:O	2.44	0.43
1:D:2642:ARG:NH1	1:D:2924:SER:HB3	2.33	0.43
1:D:4091:ALA:C	1:D:4093:ASP:H	2.22	0.43
1:D:4898:PHE:HD1	1:D:4959:ARG:HH22	1.67	0.43
1:A:499:LEU:HD22	1:A:557:TRP:CZ3	2.53	0.43
1:A:2245:ALA:HA	1:A:2248:MET:HE3	1.99	0.43
1:A:2580:LEU:O	1:A:2616:ARG:NH2	2.52	0.43
1:A:3312:PRO:HB2	1:A:3316:LYS:NZ	2.32	0.43
1:A:4088:HIS:HA	1:A:4091:ALA:HB3	1.99	0.43
1:A:4898:PHE:HD1	1:A:4959:ARG:HH22	1.67	0.43
1:B:574:VAL:O	1:B:578:VAL:HG23	2.19	0.43
1:B:1043:LYS:HG2	1:B:1047:LYS:HZ1	1.83	0.43
1:B:2681:MET:CG	1:B:2682:GLU:H	2.30	0.43
1:C:1427:TYR:HB2	1:C:1563:VAL:HG11	2.01	0.43
1:C:2642:ARG:NH1	1:C:2924:SER:HB3	2.33	0.43
1:C:4625:ASP:OD1	1:C:4625:ASP:N	2.47	0.43
1:C:4648:PHE:HA	1:C:4651:ARG:NH1	2.34	0.43
1:D:448:PRO:HB2	1:D:451:SER:HB2	1.99	0.43
1:D:555:LEU:HD21	1:D:578:VAL:HG11	2.01	0.43
1:D:579:LEU:HD22	1:D:586:LEU:HD23	2.00	0.43
1:A:2344:LEU:HD22	1:A:2434:GLY:HA3	2.00	0.43
1:A:4136:ILE:HG12	1:A:4150:PHE:HE1	1.84	0.43
1:A:4896:ASP:O	1:A:4900:THR:HG23	2.18	0.43

*Continued on next page...*

*Continued from previous page...*

Atom-1	Atom-2	Interatomic distance (Å)	Clash overlap (Å)
2:E:7:THR:HG22	2:E:71:GLN:NE2	2.33	0.43
2:F:26:HIS:HD2	2:F:41:ARG:NH1	2.16	0.43
1:B:499:LEU:HD22	1:B:557:TRP:CZ3	2.53	0.43
1:B:2939:TYR:CE2	1:B:2943:PHE:HE2	2.37	0.43
1:C:552:SER:HB2	1:C:588:ILE:HD12	1.99	0.43
1:C:1043:LYS:O	1:C:1047:LYS:HG3	2.19	0.43
1:C:2572:CYS:O	1:C:2576:ILE:HG12	2.19	0.43
1:C:2939:TYR:CE2	1:C:2943:PHE:HE2	2.37	0.43
1:C:3715:GLU:O	1:C:3719:MET:HG2	2.19	0.43
1:D:246:THR:HG21	1:D:267:VAL:HG21	2.00	0.43
1:D:434:ASP:OD2	1:D:504:ARG:NH2	2.48	0.43
1:D:574:VAL:O	1:D:578:VAL:HG23	2.19	0.43
1:D:3192:ARG:HG2	1:D:3193:ALA:N	2.33	0.43
1:D:4137:GLU:HG2	1:D:4147:ARG:HD3	1.99	0.43
1:D:4630:TRP:CD1	1:D:4708:TRP:CD1	3.07	0.43
1:A:246:THR:HG21	1:A:267:VAL:HG21	2.00	0.43
1:A:2642:ARG:NH1	1:A:2924:SER:HB3	2.33	0.43
1:A:3055:SER:HA	1:A:3058:ARG:HG2	2.01	0.43
1:A:4519:PHE:HB2	1:A:4568:MET:CE	2.49	0.43
1:A:4898:PHE:HA	1:A:4959:ARG:NH2	2.33	0.43
1:B:1893:LEU:O	1:B:1898:LEU:HD11	2.19	0.43
1:B:2344:LEU:HD22	1:B:2434:GLY:HA3	2.00	0.43
1:B:3699:CYS:HB2	1:B:3764:ALA:HB1	2.00	0.43
1:B:4208:GLU:HB2	1:B:4492:LEU:HD11	2.01	0.43
1:C:309:MET:HG2	1:C:312:LYS:NZ	2.33	0.43
1:C:1706:LEU:HD21	1:C:1787:LEU:HD21	2.00	0.43
1:C:1893:LEU:O	1:C:1898:LEU:HD11	2.19	0.43
1:C:4297:PHE:O	1:C:4299:ALA:N	2.44	0.43
1:C:4516:ILE:HG23	1:C:4568:MET:HE2	2.01	0.43
1:C:4641:PRO:HG2	1:C:4647:LYS:HA	2.01	0.43
1:C:4898:PHE:HD1	1:C:4959:ARG:HH22	1.66	0.43
1:D:694:ARG:HG2	1:D:728:ASP:HB3	2.01	0.43
1:D:1043:LYS:O	1:D:1047:LYS:HG3	2.19	0.43
1:D:2585:MET:HG3	1:D:2585:MET:O	2.18	0.43
1:A:11:ILE:HD12	1:A:176:ARG:HE	1.84	0.43
1:A:694:ARG:HG2	1:A:728:ASP:HB3	2.01	0.43
1:A:1757:LEU:HD22	1:A:2117:ILE:HD11	1.99	0.43
1:A:1893:LEU:O	1:A:1898:LEU:HD11	2.19	0.43
1:A:2939:TYR:CE2	1:A:2943:PHE:HE2	2.37	0.43
1:B:311:ASP:OD1	1:B:312:LYS:N	2.52	0.43
1:B:692:HIS:H	1:B:795:SER:HB3	1.83	0.43

*Continued on next page...*

*Continued from previous page...*

Atom-1	Atom-2	Interatomic distance (Å)	Clash overlap (Å)
1:B:2157:GLN:O	1:B:3615:ARG:NH2	2.44	0.43
1:B:2580:LEU:O	1:B:2616:ARG:NH2	2.52	0.43
1:B:3055:SER:HA	1:B:3058:ARG:HG2	2.01	0.43
1:B:4648:PHE:HA	1:B:4651:ARG:NH1	2.34	0.43
1:C:37:LEU:HD13	1:C:203:VAL:HG21	2.00	0.43
1:C:574:VAL:O	1:C:578:VAL:HG23	2.19	0.43
1:C:1108:VAL:HB	1:C:1212:VAL:HB	2.00	0.43
1:C:1505:LEU:HG	1:C:1523:ASN:HD21	1.84	0.43
1:C:3124:GLU:HG2	1:C:3187:LYS:HD3	2.01	0.43
1:C:3274:ASN:HA	1:C:3277:LEU:HG	1.99	0.43
1:C:3311:LYS:H	1:C:3314:LEU:HD21	1.82	0.43
1:C:3699:CYS:HB2	1:C:3764:ALA:HB1	2.00	0.43
1:C:4748:MET:HA	1:C:4754:ARG:HG3	2.01	0.43
1:D:1706:LEU:HD21	1:D:1787:LEU:HD21	2.00	0.43
1:D:2572:CYS:O	1:D:2576:ILE:HG12	2.19	0.43
1:D:3124:GLU:HG2	1:D:3187:LYS:HD3	2.01	0.43
1:D:4641:PRO:HG2	1:D:4647:LYS:HA	2.01	0.43
1:A:1681:ASP:HB2	1:A:1684:GLN:HG3	2.00	0.43
1:A:2413:LYS:O	1:A:2417:ILE:HD12	2.19	0.43
1:A:2607:LEU:HD21	1:A:2665:ALA:HA	2.00	0.43
1:A:3986:LEU:HD23	1:A:3986:LEU:HA	1.91	0.43
2:H:7:THR:HG22	2:H:71:GLN:NE2	2.34	0.43
2:H:26:HIS:HD2	2:H:41:ARG:NH1	2.16	0.43
1:B:1108:VAL:HB	1:B:1212:VAL:HB	2.00	0.43
1:B:1889:PRO:HB2	1:B:1890:LYS:H	1.65	0.43
1:B:2413:LYS:O	1:B:2417:ILE:HD12	2.19	0.43
1:B:2541:HIS:HB3	1:B:2544:LEU:HB3	2.00	0.43
1:B:2572:CYS:O	1:B:2576:ILE:HG12	2.19	0.43
1:B:3192:ARG:HG2	1:B:3193:ALA:N	2.33	0.43
1:B:3728:GLN:OE1	1:B:3770:ASN:ND2	2.49	0.43
1:B:4136:ILE:HG12	1:B:4150:PHE:HE1	1.84	0.43
1:D:972:LEU:HD23	1:D:972:LEU:H	1.84	0.43
1:D:996:VAL:CG1	1:D:1050:LEU:HB3	2.49	0.43
1:D:1108:VAL:HB	1:D:1212:VAL:HB	2.00	0.43
1:D:1505:LEU:HG	1:D:1523:ASN:HD21	1.84	0.43
1:D:1825:PHE:CE1	1:D:1842:ILE:HG12	2.54	0.43
1:D:1893:LEU:O	1:D:1898:LEU:HD11	2.19	0.43
1:D:3010:LYS:HA	1:D:3013:VAL:HG12	2.01	0.43
1:D:4648:PHE:HA	1:D:4651:ARG:NH1	2.34	0.43
1:A:291:TRP:CZ2	1:A:354:ILE:HG13	2.54	0.42
1:A:574:VAL:O	1:A:578:VAL:HG23	2.19	0.42

*Continued on next page...*

Continued from previous page...

Atom-1	Atom-2	Interatomic distance (Å)	Clash overlap (Å)
1:A:4648:PHE:HA	1:A:4651:ARG:NH1	2.34	0.42
1:B:11:ILE:HD12	1:B:176:ARG:HE	1.84	0.42
1:B:237:LEU:HD22	1:B:241:MET:SD	2.59	0.42
1:B:291:TRP:CZ2	1:B:354:ILE:HG13	2.54	0.42
1:B:1678:SER:HB2	1:B:1768:PHE:CE2	2.54	0.42
1:B:3246:MET:HE1	1:B:3280:ILE:HD12	2.01	0.42
1:B:4630:TRP:CD1	1:B:4708:TRP:CD1	3.07	0.42
1:B:4898:PHE:HA	1:B:4959:ARG:NH2	2.33	0.42
1:C:291:TRP:CZ2	1:C:354:ILE:HG13	2.54	0.42
1:C:2100:ARG:HH12	1:C:3686:PHE:HZ	1.67	0.42
1:C:4136:ILE:HG12	1:C:4150:PHE:HE1	1.84	0.42
1:D:309:MET:HG2	1:D:312:LYS:NZ	2.33	0.42
1:D:1889:PRO:HB2	1:D:1890:LYS:H	1.65	0.42
1:D:2607:LEU:HD21	1:D:2665:ALA:HA	2.00	0.42
1:D:2683:SER:OG	1:D:2921:PHE:O	2.31	0.42
1:D:3311:LYS:H	1:D:3314:LEU:HD21	1.82	0.42
1:D:4569:GLU:HB3	1:D:4570:PRO:HD3	2.02	0.42
1:A:237:LEU:HD22	1:A:241:MET:SD	2.59	0.42
1:A:882:ARG:NH2	1:A:933:LEU:HB2	2.34	0.42
1:A:1825:PHE:CE1	1:A:1842:ILE:HG12	2.54	0.42
1:A:3715:GLU:O	1:A:3719:MET:HG2	2.19	0.42
1:A:3889:TYR:HD1	1:A:3954:MET:CE	2.32	0.42
1:B:1043:LYS:O	1:B:1047:LYS:HG3	2.19	0.42
1:B:1505:LEU:HG	1:B:1523:ASN:HD21	1.84	0.42
1:B:3715:GLU:O	1:B:3719:MET:HG2	2.19	0.42
1:B:4091:ALA:C	1:B:4093:ASP:H	2.22	0.42
1:C:579:LEU:HD22	1:C:586:LEU:HD23	2.00	0.42
1:C:769:ARG:HG2	1:C:774:PRO:HA	2.01	0.42
1:C:996:VAL:CG1	1:C:1050:LEU:HB3	2.49	0.42
1:C:2229:LEU:HB3	1:C:2297:ARG:HD3	2.01	0.42
1:C:2413:LYS:O	1:C:2417:ILE:HD12	2.19	0.42
1:C:2917:ILE:HG13	1:C:2918:GLU:N	2.34	0.42
1:D:237:LEU:HD22	1:D:241:MET:SD	2.59	0.42
1:D:2100:ARG:HH12	1:D:3686:PHE:HZ	1.67	0.42
1:D:3699:CYS:HB2	1:D:3764:ALA:HB1	2.00	0.42
1:A:2917:ILE:HG13	1:A:2918:GLU:N	2.34	0.42
1:A:3189:SER:OG	1:A:3191:GLU:OE1	2.37	0.42
1:A:4748:MET:HA	1:A:4754:ARG:HG3	2.01	0.42
1:A:4898:PHE:HD1	1:A:4959:ARG:NH2	2.17	0.42
1:B:434:ASP:OD2	1:B:504:ARG:NH2	2.48	0.42
1:B:939:THR:O	1:B:943:LEU:HG	2.20	0.42

Continued on next page...

*Continued from previous page...*

Atom-1	Atom-2	Interatomic distance (Å)	Clash overlap (Å)
1:B:1825:PHE:CE1	1:B:1842:ILE:HG12	2.54	0.42
1:B:3889:TYR:HD1	1:B:3954:MET:CE	2.32	0.42
1:B:4038:ASP:OD1	1:B:4038:ASP:N	2.51	0.42
1:B:4748:MET:HA	1:B:4754:ARG:HG3	2.01	0.42
1:C:141:ASP:O	1:C:143:LEU:N	2.51	0.42
1:C:694:ARG:HG2	1:C:728:ASP:HB3	2.01	0.42
1:C:2150:MET:CE	1:C:2199:PHE:HA	2.43	0.42
1:C:2681:MET:CG	1:C:2682:GLU:H	2.30	0.42
1:C:3304:GLN:HB3	1:C:3305:PRO:HD3	2.01	0.42
1:C:4091:ALA:C	1:C:4093:ASP:H	2.22	0.42
1:D:1598:ARG:NH2	1:D:1601:ASN:OD1	2.49	0.42
1:D:2413:LYS:O	1:D:2417:ILE:HD12	2.19	0.42
1:D:3055:SER:HA	1:D:3058:ARG:HG2	2.01	0.42
1:D:4898:PHE:HD1	1:D:4959:ARG:NH2	2.17	0.42
1:A:939:THR:O	1:A:943:LEU:HG	2.20	0.42
1:A:2828:MET:HE1	1:A:2895:PHE:HD1	1.84	0.42
1:A:3192:ARG:HG2	1:A:3193:ALA:N	2.33	0.42
1:A:3304:GLN:HB3	1:A:3305:PRO:HD3	2.01	0.42
1:A:4038:ASP:OD1	1:A:4038:ASP:N	2.51	0.42
2:F:58:LYS:HA	2:F:61:GLU:HB3	2.01	0.42
1:B:732:LEU:HB3	1:B:779:PHE:CZ	2.55	0.42
1:B:769:ARG:HG2	1:B:774:PRO:HA	2.01	0.42
1:B:1785:ASP:N	1:B:1785:ASP:OD1	2.53	0.42
1:C:21:VAL:HB	1:C:36:CYS:SG	2.58	0.42
1:C:939:THR:O	1:C:943:LEU:HG	2.20	0.42
1:C:3167:PRO:CA	1:C:3248:ARG:HH12	2.26	0.42
1:C:4272:LYS:HG2	1:D:4480:PHE:HZ	1.85	0.42
1:C:4519:PHE:HB2	1:C:4568:MET:CE	2.49	0.42
1:D:734:SER:O	1:D:1482:ARG:NH1	2.52	0.42
1:D:2939:TYR:CE2	1:D:2943:PHE:HE2	2.37	0.42
1:A:309:MET:HG2	1:A:312:LYS:NZ	2.33	0.42
1:A:311:ASP:OD1	1:A:312:LYS:N	2.52	0.42
1:A:555:LEU:HD21	1:A:578:VAL:HG11	2.01	0.42
1:A:866:PRO:HB3	1:A:1006:VAL:HG12	2.02	0.42
1:A:1043:LYS:O	1:A:1047:LYS:HG3	2.19	0.42
1:A:2157:GLN:O	1:A:3615:ARG:NH2	2.44	0.42
1:A:2285:TYR:CE1	1:A:2382:ILE:HG22	2.54	0.42
1:A:2585:MET:O	1:A:2585:MET:HG3	2.18	0.42
1:A:3889:TYR:HD1	1:A:3954:MET:HE1	1.84	0.42
1:A:4274:MET:HG3	1:A:4275:THR:N	2.35	0.42
2:G:26:HIS:HD2	2:G:41:ARG:NH1	2.16	0.42

*Continued on next page...*



*Continued from previous page...*

Atom-1	Atom-2	Interatomic distance (Å)	Clash overlap (Å)
1:B:882:ARG:NH2	1:B:933:LEU:HB2	2.34	0.42
1:B:1427:TYR:HB2	1:B:1563:VAL:HG11	2.01	0.42
1:B:1440:ASN:HB3	1:B:1546:GLN:HB3	2.02	0.42
1:B:1795:LEU:HD12	1:B:1795:LEU:HA	1.87	0.42
1:B:2258:ARG:HD3	1:B:2258:ARG:HA	1.77	0.42
1:B:3850:HIS:HB3	1:B:3926:GLY:HA3	2.01	0.42
1:C:237:LEU:HD22	1:C:241:MET:SD	2.59	0.42
1:C:1678:SER:HB2	1:C:1768:PHE:CE2	2.54	0.42
1:C:1957:LEU:HG	1:C:1960:ARG:CZ	2.50	0.42
1:C:3184:TYR:HD1	1:C:3201:VAL:HG12	1.85	0.42
1:C:4208:GLU:HB2	1:C:4492:LEU:HD11	2.01	0.42
1:C:4274:MET:HG3	1:C:4275:THR:N	2.35	0.42
1:D:1957:LEU:HG	1:D:1960:ARG:CZ	2.50	0.42
1:D:2285:TYR:CE1	1:D:2382:ILE:HG22	2.55	0.42
1:D:4274:MET:HG3	1:D:4275:THR:N	2.35	0.42
1:A:675:TYR:HB3	1:A:822:CYS:SG	2.60	0.42
1:A:1678:SER:HB2	1:A:1768:PHE:CE2	2.54	0.42
1:A:2179:LEU:HD23	1:A:2187:ILE:HD11	2.01	0.42
1:A:3011:LEU:HD13	1:A:3060:PHE:CD2	2.55	0.42
2:G:7:THR:HG22	2:G:71:GLN:NE2	2.34	0.42
1:B:548:CYS:SG	1:B:578:VAL:HA	2.60	0.42
1:B:1594:VAL:O	1:B:1594:VAL:HG13	2.20	0.42
1:B:2285:TYR:CE1	1:B:2382:ILE:HG22	2.55	0.42
1:B:2491:GLY:O	1:B:2494:PRO:HD2	2.20	0.42
1:B:2607:LEU:HD21	1:B:2665:ALA:HA	2.00	0.42
1:B:2769:GLU:OE1	1:B:2772:ARG:NH1	2.43	0.42
1:B:4569:GLU:HB3	1:B:4570:PRO:HD3	2.01	0.42
1:B:4622:SER:HB2	1:B:4632:ARG:NH2	2.28	0.42
1:C:311:ASP:OD1	1:C:312:LYS:N	2.52	0.42
1:C:672:LYS:HB3	1:C:819:TYR:HA	2.00	0.42
1:C:866:PRO:HB3	1:C:1006:VAL:HG12	2.02	0.42
1:C:2285:TYR:CE1	1:C:2382:ILE:HG22	2.55	0.42
1:C:3850:HIS:HB3	1:C:3926:GLY:HA3	2.01	0.42
1:C:3889:TYR:HD1	1:C:3954:MET:CE	2.32	0.42
1:D:311:ASP:OD1	1:D:312:LYS:N	2.52	0.42
1:D:548:CYS:SG	1:D:578:VAL:HA	2.60	0.42
1:D:866:PRO:HB3	1:D:1006:VAL:HG12	2.02	0.42
1:D:1217:PHE:CE2	1:D:1249:MET:HE1	2.54	0.42
1:D:3011:LEU:HD13	1:D:3060:PHE:CD2	2.55	0.42
1:D:3184:TYR:HD1	1:D:3201:VAL:HG12	1.85	0.42
1:D:4045:LYS:HD3	1:D:4072:THR:HG21	2.00	0.42

*Continued on next page...*

*Continued from previous page...*

Atom-1	Atom-2	Interatomic distance (Å)	Clash overlap (Å)
1:D:4519:PHE:HB2	1:D:4568:MET:CE	2.49	0.42
1:A:548:CYS:SG	1:A:578:VAL:HA	2.60	0.42
1:A:601:LEU:HG	1:A:610:VAL:HG11	2.02	0.42
1:A:644:LEU:HD11	1:A:1650:LEU:HD22	2.02	0.42
1:A:734:SER:O	1:A:1482:ARG:NH1	2.52	0.42
1:A:972:LEU:HD23	1:A:972:LEU:H	1.84	0.42
1:A:2939:TYR:HH	1:A:3022:PHE:HE1	1.68	0.42
1:A:4723:ALA:CB	1:D:4294:LEU:HD21	2.50	0.42
1:B:37:LEU:HD13	1:B:203:VAL:HG21	2.00	0.42
1:B:555:LEU:HD21	1:B:578:VAL:HG11	2.01	0.42
1:B:625:VAL:HG12	1:B:628:ASN:H	1.85	0.42
1:B:2067:VAL:O	1:B:2071:GLN:HG2	2.20	0.42
1:B:2743:TYR:HD1	1:B:2757:MET:HB3	1.85	0.42
1:B:4274:MET:HG3	1:B:4275:THR:N	2.35	0.42
1:C:315:LEU:HD12	1:C:315:LEU:HA	1.94	0.42
1:C:601:LEU:HG	1:C:610:VAL:HG11	2.02	0.42
1:C:1825:PHE:CE1	1:C:1842:ILE:HG12	2.54	0.42
1:C:3055:SER:HA	1:C:3058:ARG:HG2	2.01	0.42
1:D:11:ILE:HD12	1:D:176:ARG:HE	1.84	0.42
1:D:141:ASP:O	1:D:143:LEU:N	2.51	0.42
1:D:732:LEU:HB3	1:D:779:PHE:CZ	2.55	0.42
1:D:1440:ASN:HB3	1:D:1546:GLN:HB3	2.01	0.42
1:D:1785:ASP:OD1	1:D:1785:ASP:N	2.53	0.42
1:D:2950:LYS:HD2	1:D:2950:LYS:HA	1.91	0.42
1:D:3246:MET:HE1	1:D:3280:ILE:HD12	2.01	0.42
1:A:141:ASP:O	1:A:143:LEU:N	2.51	0.42
1:A:258:ARG:HD2	1:A:316:LEU:O	2.20	0.42
1:A:732:LEU:HB3	1:A:779:PHE:CZ	2.55	0.42
1:A:1598:ARG:NH2	1:A:1601:ASN:OD1	2.49	0.42
1:A:2743:TYR:HD1	1:A:2757:MET:HB3	1.85	0.42
1:A:3010:LYS:HA	1:A:3013:VAL:HG12	2.01	0.42
1:A:3184:TYR:HD1	1:A:3201:VAL:HG12	1.85	0.42
1:A:3699:CYS:HB2	1:A:3764:ALA:HB1	2.00	0.42
2:E:26:HIS:CD2	2:E:41:ARG:HG2	2.55	0.42
2:E:58:LYS:HA	2:E:61:GLU:HB3	2.01	0.42
2:G:91:VAL:HG23	1:C:640:ARG:HH22	1.84	0.42
1:B:1711:LEU:HB3	1:B:1831:MET:SD	2.60	0.42
1:B:3011:LEU:HD13	1:B:3060:PHE:CD2	2.55	0.42
1:B:4242:ARG:HA	1:B:4245:LEU:HD12	2.02	0.42
1:B:4641:PRO:HG2	1:B:4647:LYS:HA	2.01	0.42
1:C:732:LEU:HB3	1:C:779:PHE:CZ	2.55	0.42

*Continued on next page...*

*Continued from previous page...*

Atom-1	Atom-2	Interatomic distance (Å)	Clash overlap (Å)
1:C:2067:VAL:O	1:C:2071:GLN:HG2	2.20	0.42
1:C:3010:LYS:HA	1:C:3013:VAL:HG12	2.01	0.42
1:C:3695:MET:HB3	1:C:3731:LEU:HD11	2.02	0.42
1:C:4569:GLU:HB3	1:C:4570:PRO:HD3	2.02	0.42
1:C:4630:TRP:CD1	1:C:4708:TRP:CD1	3.07	0.42
1:D:61:ASP:OD1	1:D:298:ARG:NH1	2.53	0.42
1:D:258:ARG:HD2	1:D:316:LEU:O	2.20	0.42
1:D:291:TRP:CZ2	1:D:354:ILE:HG13	2.54	0.42
1:D:644:LEU:HD11	1:D:1650:LEU:HD22	2.02	0.42
1:D:939:THR:O	1:D:943:LEU:HG	2.20	0.42
1:D:1711:LEU:HB3	1:D:1831:MET:SD	2.60	0.42
1:D:3715:GLU:O	1:D:3719:MET:HG2	2.19	0.42
1:D:4748:MET:HA	1:D:4754:ARG:HG3	2.01	0.42
1:A:996:VAL:CG1	1:A:1050:LEU:HB3	2.49	0.42
1:A:1505:LEU:HG	1:A:1523:ASN:HD21	1.84	0.42
1:A:1957:LEU:HG	1:A:1960:ARG:CZ	2.50	0.42
1:A:2623:LEU:HD23	1:A:2625:GLY:N	2.32	0.42
1:A:4480:PHE:N	1:A:4483:LYS:HE3	2.35	0.42
1:B:61:ASP:OD1	1:B:298:ARG:NH1	2.53	0.42
1:B:972:LEU:HD23	1:B:972:LEU:H	1.84	0.42
1:B:1957:LEU:HG	1:B:1960:ARG:CZ	2.50	0.42
1:B:2584:MET:HE2	1:B:2584:MET:HB3	1.83	0.42
1:B:2669:LEU:HD23	1:B:2669:LEU:HA	1.83	0.42
1:C:2383:HIS:CE1	1:C:2458:ALA:HB2	2.55	0.42
1:C:2854:LYS:HG3	1:C:2858:MET:HE1	2.01	0.42
1:D:648:LEU:HD23	1:D:648:LEU:HA	1.88	0.42
1:D:2229:LEU:HB3	1:D:2297:ARG:HD3	2.01	0.42
1:D:2771:TYR:O	1:D:2774:PRO:HD2	2.20	0.42
1:D:3850:HIS:HB3	1:D:3926:GLY:HA3	2.01	0.42
1:D:4519:PHE:HB2	1:D:4568:MET:HE1	2.02	0.42
1:A:769:ARG:HG2	1:A:774:PRO:HA	2.01	0.42
1:A:1427:TYR:HB2	1:A:1563:VAL:HG11	2.01	0.42
1:A:2383:HIS:CE1	1:A:2458:ALA:HB2	2.55	0.42
1:A:2773:TRP:HB3	1:A:2774:PRO:HD3	2.02	0.42
1:A:4242:ARG:HA	1:A:4245:LEU:HD12	2.02	0.42
1:A:4266:LYS:C	1:A:4268:MET:H	2.24	0.42
1:A:4630:TRP:CD1	1:A:4708:TRP:CD1	3.07	0.42
1:B:644:LEU:HD11	1:B:1650:LEU:HD22	2.02	0.42
1:B:996:VAL:CG1	1:B:1050:LEU:HB3	2.49	0.42
1:B:2396:ILE:HD13	1:B:2396:ILE:HA	1.96	0.42
1:B:3109:PHE:CD2	1:B:3162:PHE:HD1	2.38	0.42

*Continued on next page...*

*Continued from previous page...*

Atom-1	Atom-2	Interatomic distance (Å)	Clash overlap (Å)
1:B:3124:GLU:HG2	1:B:3187:LYS:HD3	2.01	0.42
1:C:26:ALA:O	1:C:33:GLN:N	2.42	0.42
1:C:1711:LEU:HB3	1:C:1831:MET:SD	2.60	0.42
1:C:1785:ASP:OD1	1:C:1785:ASP:N	2.53	0.42
1:C:2179:LEU:HD23	1:C:2187:ILE:HD11	2.01	0.42
1:C:3011:LEU:HD13	1:C:3060:PHE:CD2	2.55	0.42
1:C:4248:LEU:HG	1:C:4297:PHE:CE1	2.55	0.42
1:C:4266:LYS:HE3	1:C:4266:LYS:HB3	1.71	0.42
1:D:1678:SER:HB2	1:D:1768:PHE:CE2	2.54	0.42
1:D:2146:LEU:O	1:D:2150:MET:HG2	2.20	0.42
1:D:2680:TYR:O	1:D:2683:SER:N	2.50	0.42
1:D:2917:ILE:HG13	1:D:2918:GLU:N	2.34	0.42
1:D:3695:MET:HB3	1:D:3731:LEU:HD11	2.02	0.42
1:D:3878:LEU:HB2	1:D:3916:VAL:HG11	2.02	0.42
1:D:4208:GLU:HB2	1:D:4492:LEU:HD11	2.01	0.42
1:A:296:ARG:HH21	1:A:324:VAL:H	1.68	0.41
1:A:648:LEU:HD23	1:A:648:LEU:HA	1.87	0.41
1:A:1608:VAL:HG23	1:A:1619:VAL:HG12	2.02	0.41
1:A:2491:GLY:O	1:A:2494:PRO:HD2	2.20	0.41
1:A:2681:MET:CG	1:A:2682:GLU:H	2.30	0.41
2:H:58:LYS:HA	2:H:61:GLU:HB3	2.02	0.41
1:B:315:LEU:HD12	1:B:315:LEU:HA	1.94	0.41
1:B:1988:CYS:O	1:B:1993:ARG:NE	2.53	0.41
1:B:2585:MET:O	1:B:2585:MET:HG3	2.18	0.41
1:B:4519:PHE:HB2	1:B:4568:MET:CE	2.49	0.41
1:B:4822:ARG:NE	1:C:4829:ASP:OD1	2.53	0.41
1:C:565:LEU:HD12	1:C:1584:PRO:HG3	2.02	0.41
1:C:1594:VAL:HG13	1:C:1594:VAL:O	2.20	0.41
1:C:2771:TYR:O	1:C:2774:PRO:HD2	2.20	0.41
1:D:882:ARG:NH2	1:D:933:LEU:HB2	2.34	0.41
1:D:1594:VAL:O	1:D:1594:VAL:HG13	2.20	0.41
1:D:1915:ASP:HA	1:D:2090:ARG:HH22	1.86	0.41
1:D:2067:VAL:O	1:D:2071:GLN:HG2	2.20	0.41
1:D:2491:GLY:O	1:D:2494:PRO:HD2	2.20	0.41
1:D:2747:TYR:CD1	1:D:2755:PRO:HG3	2.51	0.41
1:D:3016:ARG:HA	1:D:3096:TYR:CG	2.55	0.41
1:D:3177:LYS:O	1:D:3185:ASN:ND2	2.46	0.41
1:D:4136:ILE:HG12	1:D:4150:PHE:HE1	1.84	0.41
1:A:1199:ASP:OD1	1:A:1199:ASP:N	2.53	0.41
1:A:2146:LEU:O	1:A:2150:MET:HG2	2.20	0.41
1:A:2854:LYS:HG3	1:A:2858:MET:HE1	2.03	0.41

*Continued on next page...*

*Continued from previous page...*

Atom-1	Atom-2	Interatomic distance (Å)	Clash overlap (Å)
1:A:3878:LEU:HB2	1:A:3916:VAL:HG11	2.02	0.41
1:A:4279:MET:CE	1:B:4488:GLN:HB2	2.50	0.41
1:A:4683:ARG:HG2	1:A:4685:LYS:HG2	2.02	0.41
1:B:35:LEU:HD23	1:B:49:LEU:HB3	2.02	0.41
1:B:258:ARG:HD2	1:B:316:LEU:O	2.20	0.41
1:B:884:LYS:HB3	1:B:1060:TYR:CE2	2.56	0.41
1:B:2554:ARG:HA	1:B:2554:ARG:HD2	1.90	0.41
1:B:2614:TYR:CD2	1:B:2672:VAL:HA	2.56	0.41
1:B:2917:ILE:HG13	1:B:2918:GLU:N	2.34	0.41
1:B:3184:TYR:HD1	1:B:3201:VAL:HG12	1.85	0.41
1:B:3189:SER:OG	1:B:3191:GLU:OE1	2.37	0.41
1:B:4266:LYS:C	1:B:4268:MET:H	2.24	0.41
1:C:11:ILE:HD12	1:C:176:ARG:HE	1.84	0.41
1:C:1494:MET:HE3	1:C:1505:LEU:HD12	2.01	0.41
1:C:2491:GLY:O	1:C:2494:PRO:HD2	2.20	0.41
1:C:4480:PHE:N	1:C:4483:LYS:HE3	2.35	0.41
1:D:37:LEU:HD13	1:D:203:VAL:HG21	2.00	0.41
1:D:1144:ARG:HD3	1:D:1152:TYR:HB2	2.02	0.41
1:D:2755:PRO:C	1:D:2756:LEU:HD23	2.41	0.41
1:D:2773:TRP:HB3	1:D:2774:PRO:HD3	2.02	0.41
1:D:3889:TYR:HD1	1:D:3954:MET:CE	2.32	0.41
1:D:4242:ARG:HA	1:D:4245:LEU:HD12	2.02	0.41
1:D:4248:LEU:HG	1:D:4297:PHE:CE1	2.55	0.41
1:A:2258:ARG:HA	1:A:2258:ARG:HD3	1.77	0.41
1:A:3850:HIS:HB3	1:A:3926:GLY:HA3	2.01	0.41
1:A:4208:GLU:HB2	1:A:4492:LEU:HD11	2.01	0.41
2:F:26:HIS:CD2	2:F:41:ARG:HG2	2.55	0.41
2:F:88:HIS:ND1	2:F:91:VAL:HG12	2.36	0.41
2:G:58:LYS:HA	2:G:61:GLU:HB3	2.01	0.41
1:B:601:LEU:HG	1:B:610:VAL:HG11	2.02	0.41
1:B:866:PRO:HB3	1:B:1006:VAL:HG12	2.02	0.41
1:B:2092:TYR:CE2	1:B:3640:LEU:HD13	2.56	0.41
1:B:3167:PRO:CA	1:B:3248:ARG:HH12	2.26	0.41
1:B:3659:LYS:HD2	1:B:3659:LYS:HA	1.80	0.41
1:B:3848:GLU:HA	1:B:3922:GLU:OE2	2.21	0.41
1:C:227:TYR:CG	1:C:352:SER:HB3	2.55	0.41
1:C:548:CYS:SG	1:C:578:VAL:HA	2.60	0.41
1:C:2715:GLU:OE1	1:C:2715:GLU:HA	2.21	0.41
1:C:3016:ARG:HA	1:C:3096:TYR:CG	2.55	0.41
1:C:3878:LEU:HB2	1:C:3916:VAL:HG11	2.02	0.41
1:C:4242:ARG:HA	1:C:4245:LEU:HD12	2.02	0.41

*Continued on next page...*

*Continued from previous page...*

Atom-1	Atom-2	Interatomic distance (Å)	Clash overlap (Å)
1:D:2179:LEU:HD23	1:D:2187:ILE:HD11	2.01	0.41
1:A:137:ARG:HD2	1:A:137:ARG:O	2.21	0.41
1:A:1440:ASN:HB3	1:A:1546:GLN:HB3	2.02	0.41
1:A:2067:VAL:O	1:A:2071:GLN:HG2	2.20	0.41
1:A:2100:ARG:HH12	1:A:3686:PHE:HZ	1.67	0.41
1:A:2614:TYR:CD2	1:A:2672:VAL:HA	2.56	0.41
1:A:3109:PHE:CD2	1:A:3162:PHE:HD1	2.38	0.41
1:A:4569:GLU:HB3	1:A:4570:PRO:HD3	2.01	0.41
2:H:88:HIS:ND1	2:H:91:VAL:HG12	2.36	0.41
1:B:137:ARG:O	1:B:137:ARG:HD2	2.20	0.41
1:B:2739:ASN:HB3	1:B:2741:TRP:CD1	2.55	0.41
1:B:2771:TYR:O	1:B:2774:PRO:HD2	2.20	0.41
1:B:3304:GLN:HB3	1:B:3305:PRO:HD3	2.01	0.41
1:B:4248:LEU:HG	1:B:4297:PHE:CE1	2.55	0.41
1:C:234:LEU:HD23	1:C:275:TRP:O	2.21	0.41
1:C:555:LEU:HD21	1:C:578:VAL:HG11	2.01	0.41
1:C:734:SER:O	1:C:1482:ARG:NH1	2.52	0.41
1:C:1445:TRP:HB3	1:C:1539:LEU:HB3	2.02	0.41
1:D:565:LEU:HD12	1:D:1584:PRO:HG3	2.02	0.41
1:D:601:LEU:HG	1:D:610:VAL:HG11	2.02	0.41
1:D:1608:VAL:HG23	1:D:1619:VAL:HG12	2.02	0.41
1:D:3109:PHE:CD2	1:D:3162:PHE:HD1	2.38	0.41
1:D:3167:PRO:CA	1:D:3248:ARG:HH12	2.26	0.41
1:D:3304:GLN:HB3	1:D:3305:PRO:HD3	2.01	0.41
1:A:2715:GLU:OE1	1:A:2715:GLU:HA	2.21	0.41
1:A:2739:ASN:HB3	1:A:2741:TRP:CD1	2.55	0.41
1:A:3124:GLU:HG2	1:A:3187:LYS:HD3	2.01	0.41
1:A:3133:ILE:O	1:A:3137:LEU:HD23	2.21	0.41
1:A:4248:LEU:HG	1:A:4297:PHE:CE1	2.55	0.41
1:B:234:LEU:HD23	1:B:275:TRP:O	2.21	0.41
1:B:675:TYR:HB3	1:B:822:CYS:SG	2.60	0.41
1:B:2179:LEU:HD23	1:B:2187:ILE:HD11	2.01	0.41
1:B:2715:GLU:HA	1:B:2715:GLU:OE1	2.21	0.41
1:B:2854:LYS:HG3	1:B:2858:MET:HE1	2.03	0.41
1:B:4683:ARG:HG2	1:B:4685:LYS:HG2	2.02	0.41
1:C:675:TYR:HB3	1:C:822:CYS:SG	2.60	0.41
1:C:1915:ASP:HA	1:C:2090:ARG:HH22	1.86	0.41
1:C:2146:LEU:O	1:C:2150:MET:HG2	2.20	0.41
1:C:2614:TYR:CD2	1:C:2672:VAL:HA	2.56	0.41
1:C:3102:LEU:HB3	1:C:3103:PRO:HD3	2.02	0.41
1:D:35:LEU:HD23	1:D:49:LEU:HB3	2.02	0.41

*Continued on next page...*

*Continued from previous page...*

Atom-1	Atom-2	Interatomic distance (Å)	Clash overlap (Å)
1:D:296:ARG:HH21	1:D:324:VAL:H	1.68	0.41
1:D:2739:ASN:HB3	1:D:2741:TRP:CD1	2.55	0.41
1:A:565:LEU:HD12	1:A:1584:PRO:HG3	2.02	0.41
1:A:578:VAL:HG12	1:A:585:ALA:HB2	2.02	0.41
1:A:625:VAL:HG12	1:A:628:ASN:H	1.85	0.41
1:A:865:ILE:HA	1:A:865:ILE:HD12	1.70	0.41
1:A:884:LYS:HB3	1:A:1060:TYR:CE2	2.55	0.41
1:A:1988:CYS:O	1:A:1993:ARG:NE	2.53	0.41
1:A:2229:LEU:HB3	1:A:2297:ARG:HD3	2.02	0.41
1:A:2322:ARG:O	1:A:2326:ARG:HG2	2.21	0.41
1:A:2406:MET:O	1:A:2410:HIS:ND1	2.45	0.41
1:A:4516:ILE:HG23	1:A:4568:MET:HE2	2.02	0.41
1:B:227:TYR:CG	1:B:352:SER:HB3	2.55	0.41
1:B:625:VAL:HG22	1:B:2133:ARG:HD3	2.03	0.41
1:B:2100:ARG:HH12	1:B:3686:PHE:HZ	1.67	0.41
1:B:3016:ARG:HA	1:B:3096:TYR:CG	2.55	0.41
1:B:4483:LYS:O	1:B:4485:ILE:N	2.52	0.41
1:C:258:ARG:HD2	1:C:316:LEU:O	2.20	0.41
1:C:2092:TYR:CE2	1:C:3640:LEU:HD13	2.56	0.41
1:C:2755:PRO:C	1:C:2756:LEU:HD23	2.41	0.41
1:C:3986:LEU:HD23	1:C:3986:LEU:HA	1.91	0.41
1:C:4165:VAL:HG13	1:C:4196:THR:HG23	2.03	0.41
1:C:4237:SER:O	1:C:4241:VAL:HG23	2.21	0.41
1:D:769:ARG:HG2	1:D:774:PRO:HA	2.01	0.41
1:D:1988:CYS:O	1:D:1993:ARG:NE	2.53	0.41
1:D:2092:TYR:CE2	1:D:3640:LEU:HD13	2.56	0.41
1:D:2870:LEU:HD21	1:D:2881:GLU:OE1	2.21	0.41
1:A:1100:ARG:CB	1:A:1236:TYR:HA	2.51	0.41
1:A:1445:TRP:HB3	1:A:1539:LEU:HB3	2.02	0.41
1:A:1711:LEU:HB3	1:A:1831:MET:SD	2.60	0.41
1:A:2290:TRP:HZ3	1:A:2391:PHE:CD2	2.39	0.41
1:A:2386:ASN:HA	1:A:2389:MET:HE2	2.01	0.41
1:A:3695:MET:HB3	1:A:3731:LEU:HD11	2.02	0.41
1:A:4641:PRO:HG2	1:A:4647:LYS:HA	2.01	0.41
2:F:83:TYR:OH	1:B:1768:PHE:O	2.27	0.41
2:G:88:HIS:ND1	2:G:91:VAL:HG12	2.36	0.41
1:B:120:LEU:HD12	1:B:120:LEU:HA	1.94	0.41
1:B:1144:ARG:HD3	1:B:1152:TYR:HB2	2.02	0.41
1:B:1171:HIS:HD2	1:B:1195:PHE:O	2.04	0.41
1:B:2773:TRP:HB3	1:B:2774:PRO:HD3	2.02	0.41
1:B:3314:LEU:H	1:B:3314:LEU:HD23	1.86	0.41

*Continued on next page...*

*Continued from previous page...*

Atom-1	Atom-2	Interatomic distance (Å)	Clash overlap (Å)
1:B:4634:VAL:HB	1:B:4708:TRP:CD1	2.56	0.41
1:C:61:ASP:OD1	1:C:298:ARG:NH1	2.53	0.41
1:C:137:ARG:HD2	1:C:137:ARG:O	2.20	0.41
1:C:355:LYS:HD3	1:C:358:ASP:HB2	2.03	0.41
1:C:2322:ARG:O	1:C:2326:ARG:HG2	2.21	0.41
1:C:3740:VAL:HG13	1:C:3758:THR:HG22	2.03	0.41
1:D:355:LYS:HD3	1:D:358:ASP:HB2	2.03	0.41
1:D:882:ARG:NH2	1:D:937:LEU:HD22	2.36	0.41
1:D:2650:ASP:O	1:D:2654:GLN:HG2	2.21	0.41
1:D:2715:GLU:OE1	1:D:2715:GLU:HA	2.21	0.41
1:D:2743:TYR:HD1	1:D:2757:MET:HB3	1.85	0.41
1:D:3794:ALA:O	1:D:3798:GLN:OE1	2.39	0.41
1:A:61:ASP:OD1	1:A:298:ARG:NH1	2.53	0.41
1:A:668:ALA:O	1:A:1017:THR:OG1	2.36	0.41
1:A:882:ARG:NH2	1:A:937:LEU:HD22	2.36	0.41
1:A:1144:ARG:HD3	1:A:1152:TYR:HB2	2.02	0.41
1:A:1594:VAL:HG13	1:A:1594:VAL:O	2.20	0.41
1:A:1785:ASP:OD1	1:A:1785:ASP:N	2.53	0.41
1:A:2554:ARG:HA	1:A:2554:ARG:HD2	1.90	0.41
1:A:4266:LYS:HB3	1:A:4266:LYS:HE3	1.71	0.41
2:H:26:HIS:CD2	2:H:41:ARG:HG2	2.55	0.41
1:B:668:ALA:O	1:B:1017:THR:OG1	2.36	0.41
1:B:734:SER:O	1:B:1482:ARG:NH1	2.52	0.41
1:B:2383:HIS:CE1	1:B:2458:ALA:HB2	2.55	0.41
1:B:2720:PHE:HB2	1:B:2901:TYR:HE2	1.86	0.41
1:B:4480:PHE:N	1:B:4483:LYS:HE3	2.35	0.41
1:C:578:VAL:HG12	1:C:585:ALA:HB2	2.02	0.41
1:C:644:LEU:HD11	1:C:1650:LEU:HD22	2.02	0.41
1:C:674:TYR:HE1	1:C:756:SER:HB3	1.86	0.41
1:C:2739:ASN:HB3	1:C:2741:TRP:CD1	2.55	0.41
1:C:3189:SER:OG	1:C:3191:GLU:OE1	2.37	0.41
1:D:137:ARG:HD2	1:D:137:ARG:O	2.20	0.41
1:D:227:TYR:CG	1:D:352:SER:HB3	2.56	0.41
1:D:625:VAL:HG12	1:D:628:ASN:H	1.85	0.41
1:D:881:ILE:HG12	1:D:885:LEU:CD2	2.51	0.41
1:D:1664:VAL:HG23	1:D:1676:LEU:HD11	2.02	0.41
1:D:2758:LYS:NZ	1:D:2762:LEU:HB3	2.36	0.41
1:D:3122:ILE:HA	1:D:3126:VAL:CG1	2.51	0.41
1:D:3740:VAL:HG13	1:D:3758:THR:HG22	2.02	0.41
1:A:227:TYR:CG	1:A:352:SER:HB3	2.55	0.41
1:A:1437:GLU:OE1	1:A:1440:ASN:ND2	2.54	0.41

*Continued on next page...*



*Continued from previous page...*

Atom-1	Atom-2	Interatomic distance (Å)	Clash overlap (Å)
1:A:1707:ILE:O	1:A:1712:SER:N	2.54	0.41
1:A:2613:HIS:NE2	1:A:2621:TYR:OH	2.37	0.41
1:A:2650:ASP:O	1:A:2654:GLN:HG2	2.21	0.41
1:A:2755:PRO:C	1:A:2756:LEU:HD23	2.41	0.41
1:A:3016:ARG:HA	1:A:3096:TYR:CG	2.55	0.41
1:A:3102:LEU:HB3	1:A:3103:PRO:HD3	2.02	0.41
1:A:3122:ILE:HA	1:A:3126:VAL:CG1	2.51	0.41
1:A:3314:LEU:HD23	1:A:3314:LEU:H	1.86	0.41
1:A:3740:VAL:HG13	1:A:3758:THR:HG22	2.03	0.41
1:A:3794:ALA:O	1:A:3798:GLN:OE1	2.39	0.41
1:A:4599:ILE:HG21	1:A:4709:LYS:HZ3	1.86	0.41
1:A:4888:CYS:HB3	1:A:4891:CYS:SG	2.61	0.41
2:E:50:ARG:NE	2:E:53:LYS:HG3	2.25	0.41
1:B:355:LYS:HE3	1:B:355:LYS:HB2	1.97	0.41
1:B:661:LEU:HD13	1:B:673:TRP:CD1	2.56	0.41
1:B:881:ILE:HG12	1:B:885:LEU:CD2	2.51	0.41
1:B:882:ARG:NH2	1:B:937:LEU:HD22	2.36	0.41
1:B:1417:TYR:O	1:B:1421:MET:HG2	2.21	0.41
1:B:1437:GLU:OE1	1:B:1440:ASN:ND2	2.54	0.41
1:B:2322:ARG:O	1:B:2326:ARG:HG2	2.21	0.41
1:B:2772:ARG:HA	1:B:2775:ILE:HD12	2.03	0.41
1:B:3010:LYS:HA	1:B:3013:VAL:HG12	2.01	0.41
1:B:4237:SER:O	1:B:4241:VAL:HG23	2.21	0.41
1:B:4485:ILE:C	1:B:4487:TYR:N	2.75	0.41
1:B:4516:ILE:HG23	1:B:4568:MET:HE2	2.02	0.41
1:B:4888:CYS:HB3	1:B:4891:CYS:SG	2.61	0.41
1:C:625:VAL:HG22	1:C:2133:ARG:HD3	2.03	0.41
1:C:881:ILE:HG12	1:C:885:LEU:CD2	2.51	0.41
1:C:882:ARG:NH2	1:C:937:LEU:HD22	2.36	0.41
1:C:882:ARG:NH2	1:C:933:LEU:HB2	2.34	0.41
1:C:884:LYS:HB3	1:C:1060:TYR:CE2	2.56	0.41
1:C:1016:TRP:CD1	1:C:1027:ARG:HB3	2.56	0.41
1:C:1437:GLU:OE1	1:C:1440:ASN:ND2	2.54	0.41
1:C:1988:CYS:O	1:C:1993:ARG:NE	2.54	0.41
1:C:3109:PHE:CD2	1:C:3162:PHE:HD1	2.38	0.41
1:C:3277:LEU:HD13	1:C:3310:VAL:HG22	2.03	0.41
1:C:4241:VAL:O	1:C:4245:LEU:HG	2.21	0.41
1:D:234:LEU:HD23	1:D:275:TRP:O	2.21	0.41
1:D:675:TYR:HB3	1:D:822:CYS:SG	2.60	0.41
1:D:678:MET:HB2	1:D:754:VAL:HG22	2.03	0.41
1:D:1171:HIS:HD2	1:D:1195:PHE:O	2.04	0.41

*Continued on next page...*

*Continued from previous page...*

Atom-1	Atom-2	Interatomic distance (Å)	Clash overlap (Å)
1:D:1437:GLU:OE1	1:D:1440:ASN:ND2	2.54	0.41
1:D:2322:ARG:O	1:D:2326:ARG:HG2	2.21	0.41
1:D:2383:HIS:CE1	1:D:2458:ALA:HB2	2.55	0.41
1:D:2828:MET:CE	1:D:2895:PHE:HD1	2.34	0.41
1:D:3248:ARG:HE	1:D:3248:ARG:HB2	1.69	0.41
1:D:4266:LYS:C	1:D:4268:MET:H	2.24	0.41
1:D:4480:PHE:N	1:D:4483:LYS:HE3	2.35	0.41
1:A:881:ILE:HG12	1:A:885:LEU:CD2	2.51	0.41
1:A:2092:TYR:CE2	1:A:3640:LEU:HD13	2.56	0.41
1:A:2464:HIS:O	1:A:2468:MET:HG2	2.21	0.41
1:A:2870:LEU:HD21	1:A:2881:GLU:OE1	2.21	0.41
1:A:2950:LYS:HD2	1:A:2950:LYS:HA	1.91	0.41
1:A:3848:GLU:HA	1:A:3922:GLU:OE2	2.20	0.41
1:A:4634:VAL:HB	1:A:4708:TRP:CD1	2.56	0.41
2:G:26:HIS:CD2	2:G:41:ARG:HG2	2.55	0.41
1:B:221:SER:OG	1:B:349:MET:HG3	2.21	0.41
1:B:355:LYS:HD3	1:B:358:ASP:HB2	2.03	0.41
1:B:1948:MET:O	1:B:1951:LEU:HD22	2.21	0.41
1:B:2146:LEU:O	1:B:2150:MET:HG2	2.20	0.41
1:B:2229:LEU:HB3	1:B:2297:ARG:HD3	2.02	0.41
1:B:2288:ILE:HD12	1:B:2290:TRP:NE1	2.36	0.41
1:B:2927:GLN:HA	1:B:3003:MET:HE3	2.01	0.41
1:B:3122:ILE:HA	1:B:3126:VAL:CG1	2.50	0.41
1:B:4257:ARG:O	1:B:4261:LEU:HG	2.21	0.41
1:C:221:SER:OG	1:C:349:MET:HG3	2.21	0.41
1:C:1948:MET:O	1:C:1951:LEU:HD22	2.21	0.41
1:C:2290:TRP:HZ3	1:C:2391:PHE:CD2	2.39	0.41
1:C:2680:TYR:O	1:C:2683:SER:N	2.50	0.41
1:C:2773:TRP:HB3	1:C:2774:PRO:HD3	2.02	0.41
1:C:2843:MET:HE2	1:C:2843:MET:HB2	1.79	0.41
1:C:2870:LEU:HD21	1:C:2881:GLU:OE1	2.21	0.41
1:C:4266:LYS:C	1:C:4268:MET:H	2.24	0.41
1:C:4787:ASN:HD22	1:C:4787:ASN:N	2.19	0.41
1:D:315:LEU:HD12	1:D:315:LEU:HA	1.93	0.41
1:D:1016:TRP:CD1	1:D:1027:ARG:HB3	2.56	0.41
1:D:1301:PHE:HB3	1:D:1544:PHE:CE1	2.56	0.41
1:D:1445:TRP:HB3	1:D:1539:LEU:HB3	2.02	0.41
1:D:2464:HIS:O	1:D:2468:MET:HG2	2.21	0.41
1:D:2676:LEU:HD23	1:D:2676:LEU:HA	1.81	0.41
1:D:2793:ARG:HH21	1:D:2793:ARG:HD3	1.75	0.41
1:D:3110:GLU:HG3	1:D:3161:ALA:HB2	2.03	0.41

*Continued on next page...*

Continued from previous page...

Atom-1	Atom-2	Interatomic distance (Å)	Clash overlap (Å)
1:D:3173:THR:OG1	1:D:3202:GLU:HG3	2.21	0.41
1:A:355:LYS:HE3	1:A:355:LYS:HB2	1.97	0.40
1:A:1758:ARG:HA	1:A:1758:ARG:HD2	1.97	0.40
1:A:2288:ILE:HD12	1:A:2290:TRP:NE1	2.36	0.40
1:A:2758:LYS:HZ1	1:A:2762:LEU:HB3	1.85	0.40
1:A:2771:TYR:O	1:A:2774:PRO:HD2	2.20	0.40
1:A:4862:ILE:HG21	1:B:4852:PHE:CE1	2.55	0.40
2:F:50:ARG:NE	2:F:53:LYS:HG3	2.25	0.40
1:B:578:VAL:HG12	1:B:585:ALA:HB2	2.02	0.40
1:B:678:MET:HB2	1:B:754:VAL:HG22	2.03	0.40
1:B:1035:TYR:CZ	1:B:1043:LYS:HG3	2.56	0.40
1:B:1100:ARG:CB	1:B:1236:TYR:HA	2.51	0.40
1:B:1525:LYS:HE3	1:B:1525:LYS:HB2	1.97	0.40
1:B:1591:LEU:HD12	1:B:1591:LEU:HA	1.96	0.40
1:B:2870:LEU:HD21	1:B:2881:GLU:OE1	2.21	0.40
1:B:3878:LEU:HB2	1:B:3916:VAL:HG11	2.02	0.40
1:C:35:LEU:HD23	1:C:49:LEU:HB3	2.02	0.40
1:C:625:VAL:HG12	1:C:628:ASN:H	1.85	0.40
1:C:1144:ARG:HD3	1:C:1152:TYR:HB2	2.02	0.40
1:C:1301:PHE:HB3	1:C:1544:PHE:CE1	2.56	0.40
1:C:2507:LEU:HD23	1:C:2507:LEU:HA	1.91	0.40
1:C:2650:ASP:O	1:C:2654:GLN:HG2	2.21	0.40
1:C:2720:PHE:HB2	1:C:2901:TYR:HE2	1.86	0.40
1:C:2828:MET:CE	1:C:2895:PHE:HD1	2.34	0.40
1:C:3173:THR:OG1	1:C:3202:GLU:HG3	2.22	0.40
1:C:3848:GLU:HA	1:C:3922:GLU:OE2	2.20	0.40
1:D:2614:TYR:CD2	1:D:2672:VAL:HA	2.56	0.40
1:D:2849:HIS:CE1	1:D:2877:LEU:HD11	2.56	0.40
1:D:3102:LEU:HB3	1:D:3103:PRO:HD3	2.02	0.40
1:A:35:LEU:HD23	1:A:49:LEU:HB3	2.02	0.40
1:A:1256:PRO:HG2	1:A:1453:TYR:HB2	2.04	0.40
1:A:1438:PRO:O	1:A:1490:ALA:HB3	2.22	0.40
1:A:2793:ARG:HH21	1:A:2793:ARG:HD3	1.75	0.40
1:A:2849:HIS:CE1	1:A:2877:LEU:HD11	2.56	0.40
1:A:3659:LYS:HD2	1:A:3659:LYS:HA	1.80	0.40
1:A:4257:ARG:O	1:A:4261:LEU:HG	2.21	0.40
1:A:4818:TYR:OH	1:B:4843:ARG:NH1	2.44	0.40
2:E:88:HIS:ND1	2:E:91:VAL:HG12	2.36	0.40
1:B:565:LEU:HD12	1:B:1584:PRO:HG3	2.02	0.40
1:B:1301:PHE:HB3	1:B:1544:PHE:CE1	2.56	0.40
1:B:2650:ASP:O	1:B:2654:GLN:HG2	2.21	0.40

Continued on next page...

Continued from previous page...

Atom-1	Atom-2	Interatomic distance (Å)	Clash overlap (Å)
1:B:2849:HIS:CE1	1:B:2877:LEU:HD11	2.56	0.40
1:B:3803:LEU:HD23	1:B:3830:LEU:HG	2.04	0.40
1:C:965:LYS:HA	1:C:977:LYS:HZ1	1.85	0.40
1:C:1102:TYR:HE1	1:C:1224:LEU:HD13	1.86	0.40
1:C:1760:ARG:NH2	1:C:1762:GLN:OE1	2.54	0.40
1:C:1939:ASN:C	1:C:1939:ASN:HD22	2.25	0.40
1:C:2464:HIS:O	1:C:2468:MET:HG2	2.21	0.40
1:C:2849:HIS:CE1	1:C:2877:LEU:HD11	2.56	0.40
1:C:2979:ARG:NH2	1:C:3039:THR:HA	2.37	0.40
1:C:3110:GLU:HG3	1:C:3161:ALA:HB2	2.03	0.40
1:C:3899:ASP:OD2	1:C:3901:GLN:HG2	2.22	0.40
1:C:4274:MET:HE3	1:D:4483:LYS:HD2	2.01	0.40
1:C:4485:ILE:C	1:C:4487:TYR:N	2.75	0.40
1:D:274:LEU:HD23	1:D:274:LEU:HA	1.93	0.40
1:D:834:VAL:O	1:D:1608:VAL:HG21	2.21	0.40
1:D:959:ASP:O	1:D:962:LYS:HE3	2.22	0.40
1:D:1438:PRO:O	1:D:1490:ALA:HB3	2.21	0.40
1:D:1948:MET:O	1:D:1951:LEU:HD22	2.21	0.40
1:D:2894:LYS:O	1:D:2898:ILE:HG12	2.22	0.40
1:D:2979:ARG:NH2	1:D:3039:THR:HA	2.37	0.40
1:D:4237:SER:O	1:D:4241:VAL:HG23	2.21	0.40
1:D:4634:VAL:HB	1:D:4708:TRP:CD1	2.56	0.40
1:A:184:VAL:HG22	1:A:191:TYR:CD1	2.57	0.40
1:A:234:LEU:HD23	1:A:275:TRP:O	2.21	0.40
1:A:1035:TYR:CZ	1:A:1043:LYS:HG3	2.56	0.40
1:A:1301:PHE:HB3	1:A:1544:PHE:CE1	2.56	0.40
1:A:2432:LEU:HD11	1:A:2471:PHE:HD2	1.86	0.40
1:A:2584:MET:HE2	1:A:2584:MET:HB3	1.83	0.40
1:A:2758:LYS:NZ	1:A:2762:LEU:HB3	2.36	0.40
1:A:3312:PRO:HA	1:A:3315:LEU:CG	2.48	0.40
2:G:38:ASP:HB2	1:C:1768:PHE:HD2	1.85	0.40
1:B:1048:ASP:OD1	1:B:1049:SER:N	2.55	0.40
1:B:1256:PRO:HG2	1:B:1453:TYR:HB2	2.04	0.40
1:B:1760:ARG:NH2	1:B:1762:GLN:OE1	2.54	0.40
1:B:2290:TRP:HZ3	1:B:2391:PHE:CD2	2.39	0.40
1:B:3102:LEU:HB3	1:B:3103:PRO:HD3	2.02	0.40
1:B:3627:SER:O	1:B:3631:THR:OG1	2.23	0.40
1:B:4635:ILE:HD13	1:B:4635:ILE:HA	1.94	0.40
1:C:226:GLY:HA2	1:C:356:TYR:HD2	1.86	0.40
1:C:959:ASP:O	1:C:962:LYS:HE3	2.22	0.40
1:C:2779:LEU:HA	1:C:2782:MET:HB2	2.03	0.40

Continued on next page...

*Continued from previous page...*

Atom-1	Atom-2	Interatomic distance (Å)	Clash overlap (Å)
1:C:3121:LEU:O	1:C:3126:VAL:HG11	2.22	0.40
1:C:4634:VAL:HB	1:C:4708:TRP:CD1	2.56	0.40
1:C:4635:ILE:HD13	1:C:4635:ILE:HA	1.94	0.40
1:D:578:VAL:HG12	1:D:585:ALA:HB2	2.02	0.40
1:D:884:LYS:HB3	1:D:1060:TYR:CE2	2.56	0.40
1:D:1760:ARG:NH2	1:D:1762:GLN:OE1	2.54	0.40
1:D:1894:LEU:HD23	1:D:1894:LEU:HA	1.93	0.40
1:D:2502:LEU:HD13	1:D:2507:LEU:HB3	2.04	0.40
1:D:2577:CYS:SG	1:D:2609:LEU:HD11	2.62	0.40
1:D:3121:LEU:O	1:D:3126:VAL:HG11	2.22	0.40
1:D:3133:ILE:O	1:D:3137:LEU:HD23	2.21	0.40
1:D:3899:ASP:OD2	1:D:3901:GLN:HG2	2.21	0.40
1:D:4241:VAL:O	1:D:4245:LEU:HG	2.21	0.40
1:D:4257:ARG:O	1:D:4261:LEU:HG	2.21	0.40
1:A:226:GLY:HA2	1:A:356:TYR:HD2	1.86	0.40
1:A:1016:TRP:CD1	1:A:1027:ARG:HB3	2.56	0.40
1:A:1744:LYS:NZ	1:A:2002:ASP:OD1	2.54	0.40
1:A:1915:ASP:HA	1:A:2090:ARG:HH22	1.86	0.40
1:A:2933:VAL:HG11	1:A:3007:LEU:HG	2.04	0.40
1:A:3121:LEU:O	1:A:3126:VAL:HG11	2.22	0.40
1:A:4237:SER:O	1:A:4241:VAL:HG23	2.21	0.40
1:A:4609:LYS:O	1:A:4614:GLY:N	2.55	0.40
2:H:19:LYS:HA	2:H:19:LYS:CE	2.50	0.40
1:B:82:LEU:CD2	1:B:155:GLY:H	2.35	0.40
1:B:1016:TRP:CD1	1:B:1027:ARG:HB3	2.56	0.40
1:B:1664:VAL:HG23	1:B:1676:LEU:HD11	2.02	0.40
1:B:2755:PRO:C	1:B:2756:LEU:HD23	2.41	0.40
1:B:4113:THR:O	1:B:4117:THR:HG23	2.22	0.40
1:B:4165:VAL:HG13	1:B:4196:THR:HG23	2.03	0.40
1:C:75:VAL:O	1:C:78:LEU:HB3	2.22	0.40
1:C:834:VAL:O	1:C:1608:VAL:HG21	2.21	0.40
1:C:1043:LYS:HG2	1:C:1047:LYS:HZ1	1.87	0.40
1:C:1171:HIS:HD2	1:C:1195:PHE:O	2.04	0.40
1:C:2664:LEU:O	1:C:2667:PRO:HD2	2.22	0.40
1:C:3122:ILE:HA	1:C:3126:VAL:CG1	2.51	0.40
1:C:3803:LEU:HD23	1:C:3830:LEU:HG	2.04	0.40
1:C:4172:PHE:HZ	1:C:4189:PHE:HA	1.87	0.40
1:D:1256:PRO:HG2	1:D:1453:TYR:HB2	2.04	0.40
1:D:2142:MET:SD	1:D:2174:VAL:HG21	2.62	0.40
1:D:2290:TRP:HZ3	1:D:2391:PHE:CD2	2.39	0.40
1:D:2720:PHE:HB2	1:D:2901:TYR:HE2	1.86	0.40

*Continued on next page...*

Continued from previous page...

Atom-1	Atom-2	Interatomic distance (Å)	Clash overlap (Å)
1:D:3092:GLN:NE2	1:D:3093:ILE:HG13	2.37	0.40
1:D:3277:LEU:HD13	1:D:3310:VAL:HG22	2.03	0.40
1:D:4683:ARG:HG2	1:D:4685:LYS:HG2	2.02	0.40
1:A:82:LEU:CD2	1:A:155:GLY:H	2.35	0.40
1:A:221:SER:OG	1:A:349:MET:HG3	2.21	0.40
1:A:1900:GLU:HG2	1:A:2080:LEU:HD23	2.03	0.40
1:A:2979:ARG:NH2	1:A:3039:THR:HA	2.37	0.40
1:A:3277:LEU:HD13	1:A:3310:VAL:HG22	2.03	0.40
1:A:3899:ASP:OD2	1:A:3901:GLN:HG2	2.21	0.40
1:A:4113:THR:O	1:A:4117:THR:HG23	2.22	0.40
1:B:226:GLY:HA2	1:B:356:TYR:HD2	1.86	0.40
1:B:296:ARG:HH21	1:B:324:VAL:H	1.68	0.40
1:B:1445:TRP:HB3	1:B:1539:LEU:HB3	2.02	0.40
1:B:1608:VAL:HG23	1:B:1619:VAL:HG12	2.02	0.40
1:B:1915:ASP:HA	1:B:2090:ARG:HH22	1.85	0.40
1:B:2664:LEU:O	1:B:2667:PRO:HD2	2.22	0.40
1:B:2758:LYS:NZ	1:B:2762:LEU:HB3	2.36	0.40
1:B:3695:MET:HB3	1:B:3731:LEU:HD11	2.02	0.40
1:B:3899:ASP:OD2	1:B:3901:GLN:HG2	2.21	0.40
1:C:82:LEU:CD2	1:C:155:GLY:H	2.35	0.40
1:C:1707:ILE:O	1:C:1712:SER:N	2.54	0.40
1:C:2743:TYR:HD1	1:C:2757:MET:HB3	1.85	0.40
1:C:4609:LYS:O	1:C:4614:GLY:N	2.55	0.40
1:D:2685:TYR:C	1:D:2687:SER:N	2.74	0.40
1:D:2933:VAL:HG11	1:D:3007:LEU:HG	2.04	0.40
1:D:3848:GLU:HA	1:D:3922:GLU:OE2	2.20	0.40
1:D:4113:THR:O	1:D:4117:THR:HG23	2.22	0.40

There are no symmetry-related clashes.

## 5.3 Torsion angles [i](#)

### 5.3.1 Protein backbone [i](#)

In the following table, the Percentiles column shows the percent Ramachandran outliers of the chain as a percentile score with respect to all PDB entries followed by that with respect to all EM entries.

The Analysed column shows the number of residues for which the backbone conformation was analysed, and the total number of residues.

Mol	Chain	Analysed	Favoured	Allowed	Outliers	Percentiles	
1	A	4200/4967 (85%)	4001 (95%)	193 (5%)	6 (0%)	48	76
1	B	4200/4967 (85%)	4000 (95%)	194 (5%)	6 (0%)	48	76
1	C	4200/4967 (85%)	4000 (95%)	194 (5%)	6 (0%)	48	76
1	D	4200/4967 (85%)	4000 (95%)	194 (5%)	6 (0%)	48	76
2	E	105/108 (97%)	101 (96%)	4 (4%)	0	100	100
2	F	105/108 (97%)	101 (96%)	4 (4%)	0	100	100
2	G	105/108 (97%)	101 (96%)	4 (4%)	0	100	100
2	H	105/108 (97%)	101 (96%)	4 (4%)	0	100	100
All	All	17220/20300 (85%)	16405 (95%)	791 (5%)	24 (0%)	50	76

All (24) Ramachandran outliers are listed below:

Mol	Chain	Res	Type
1	A	2681	MET
1	A	2686	VAL
1	A	2915	PRO
1	B	2681	MET
1	B	2686	VAL
1	B	2915	PRO
1	C	2681	MET
1	C	2686	VAL
1	C	2915	PRO
1	D	2681	MET
1	D	2686	VAL
1	D	2915	PRO
1	A	1475	LYS
1	A	3267	ALA
1	B	1475	LYS
1	B	3267	ALA
1	C	1475	LYS
1	C	3267	ALA
1	D	1475	LYS
1	D	3267	ALA
1	A	4484	ILE
1	B	4484	ILE
1	C	4484	ILE
1	D	4484	ILE

### 5.3.2 Protein sidechains [i](#)

In the following table, the Percentiles column shows the percent sidechain outliers of the chain as a percentile score with respect to all PDB entries followed by that with respect to all EM entries.

The Analysed column shows the number of residues for which the sidechain conformation was analysed, and the total number of residues.

Mol	Chain	Analysed	Rotameric	Outliers	Percentiles	
1	A	3708/4358 (85%)	3660 (99%)	48 (1%)	65	79
1	B	3708/4358 (85%)	3660 (99%)	48 (1%)	65	79
1	C	3708/4358 (85%)	3659 (99%)	49 (1%)	65	79
1	D	3708/4358 (85%)	3660 (99%)	48 (1%)	65	79
2	E	88/89 (99%)	85 (97%)	3 (3%)	32	59
2	F	88/89 (99%)	85 (97%)	3 (3%)	32	59
2	G	88/89 (99%)	85 (97%)	3 (3%)	32	59
2	H	88/89 (99%)	85 (97%)	3 (3%)	32	59
All	All	15184/17788 (85%)	14979 (99%)	205 (1%)	62	78

All (205) residues with a non-rotameric sidechain are listed below:

Mol	Chain	Res	Type
1	A	28	ILE
1	A	82	LEU
1	A	272	ARG
1	A	399	MET
1	A	469	HIS
1	A	865	ILE
1	A	880	ARG
1	A	882	ARG
1	A	888	ASN
1	A	981	MET
1	A	1037	LEU
1	A	1165	MET
1	A	1249	MET
1	A	1421	MET
1	A	1721	MET
1	A	1729	MET
1	A	1939	ASN
1	A	1960	ARG
1	A	1975	MET

*Continued on next page...*



*Continued from previous page...*

<b>Mol</b>	<b>Chain</b>	<b>Res</b>	<b>Type</b>
1	A	2214	MET
1	A	2279	MET
1	A	2406	MET
1	A	2584	MET
1	A	2585	MET
1	A	2715	GLU
1	A	2735	ASP
1	A	2748	SER
1	A	2782	MET
1	A	2788	ARG
1	A	2835	ARG
1	A	2843	MET
1	A	2908	LYS
1	A	3137	LEU
1	A	3140	LEU
1	A	3159	LEU
1	A	3192	ARG
1	A	3211	LEU
1	A	3215	MET
1	A	3239	LEU
1	A	3279	ASN
1	A	3327	LYS
1	A	3689	MET
1	A	3819	MET
1	A	3956	MET
1	A	3981	MET
1	A	4052	MET
1	A	4487	TYR
1	A	4887	LYS
2	E	6	GLU
2	E	14	ARG
2	E	19	LYS
2	F	6	GLU
2	F	14	ARG
2	F	19	LYS
2	G	6	GLU
2	G	14	ARG
2	G	19	LYS
2	H	6	GLU
2	H	14	ARG
2	H	19	LYS
1	B	28	ILE

*Continued on next page...*

*Continued from previous page...*

<b>Mol</b>	<b>Chain</b>	<b>Res</b>	<b>Type</b>
1	B	82	LEU
1	B	272	ARG
1	B	399	MET
1	B	469	HIS
1	B	865	ILE
1	B	880	ARG
1	B	882	ARG
1	B	888	ASN
1	B	981	MET
1	B	1037	LEU
1	B	1165	MET
1	B	1249	MET
1	B	1421	MET
1	B	1721	MET
1	B	1729	MET
1	B	1939	ASN
1	B	1960	ARG
1	B	1975	MET
1	B	2214	MET
1	B	2279	MET
1	B	2406	MET
1	B	2584	MET
1	B	2585	MET
1	B	2715	GLU
1	B	2735	ASP
1	B	2748	SER
1	B	2782	MET
1	B	2788	ARG
1	B	2835	ARG
1	B	2843	MET
1	B	2908	LYS
1	B	3137	LEU
1	B	3140	LEU
1	B	3159	LEU
1	B	3192	ARG
1	B	3211	LEU
1	B	3215	MET
1	B	3239	LEU
1	B	3279	ASN
1	B	3327	LYS
1	B	3689	MET
1	B	3819	MET

*Continued on next page...*

*Continued from previous page...*

<b>Mol</b>	<b>Chain</b>	<b>Res</b>	<b>Type</b>
1	B	3956	MET
1	B	3981	MET
1	B	4052	MET
1	B	4487	TYR
1	B	4887	LYS
1	C	28	ILE
1	C	82	LEU
1	C	272	ARG
1	C	399	MET
1	C	469	HIS
1	C	865	ILE
1	C	880	ARG
1	C	882	ARG
1	C	888	ASN
1	C	981	MET
1	C	1037	LEU
1	C	1165	MET
1	C	1249	MET
1	C	1421	MET
1	C	1721	MET
1	C	1729	MET
1	C	1939	ASN
1	C	1960	ARG
1	C	1975	MET
1	C	2214	MET
1	C	2279	MET
1	C	2406	MET
1	C	2584	MET
1	C	2585	MET
1	C	2715	GLU
1	C	2735	ASP
1	C	2748	SER
1	C	2782	MET
1	C	2788	ARG
1	C	2835	ARG
1	C	2843	MET
1	C	2908	LYS
1	C	3137	LEU
1	C	3140	LEU
1	C	3159	LEU
1	C	3192	ARG
1	C	3211	LEU

*Continued on next page...*

*Continued from previous page...*

<b>Mol</b>	<b>Chain</b>	<b>Res</b>	<b>Type</b>
1	C	3215	MET
1	C	3239	LEU
1	C	3279	ASN
1	C	3327	LYS
1	C	3689	MET
1	C	3819	MET
1	C	3956	MET
1	C	3981	MET
1	C	4052	MET
1	C	4487	TYR
1	C	4787	ASN
1	C	4887	LYS
1	D	28	ILE
1	D	82	LEU
1	D	272	ARG
1	D	399	MET
1	D	469	HIS
1	D	865	ILE
1	D	880	ARG
1	D	882	ARG
1	D	888	ASN
1	D	981	MET
1	D	1037	LEU
1	D	1165	MET
1	D	1249	MET
1	D	1421	MET
1	D	1721	MET
1	D	1729	MET
1	D	1939	ASN
1	D	1960	ARG
1	D	1975	MET
1	D	2214	MET
1	D	2279	MET
1	D	2406	MET
1	D	2584	MET
1	D	2585	MET
1	D	2715	GLU
1	D	2735	ASP
1	D	2748	SER
1	D	2782	MET
1	D	2788	ARG
1	D	2835	ARG

*Continued on next page...*

*Continued from previous page...*

Mol	Chain	Res	Type
1	D	2843	MET
1	D	2908	LYS
1	D	3137	LEU
1	D	3140	LEU
1	D	3159	LEU
1	D	3192	ARG
1	D	3211	LEU
1	D	3215	MET
1	D	3239	LEU
1	D	3279	ASN
1	D	3327	LYS
1	D	3689	MET
1	D	3819	MET
1	D	3956	MET
1	D	3981	MET
1	D	4052	MET
1	D	4487	TYR
1	D	4887	LYS

Sometimes sidechains can be flipped to improve hydrogen bonding and reduce clashes. All (23) such sidechains are listed below:

Mol	Chain	Res	Type
1	A	1014	GLN
1	A	2849	HIS
1	A	3127	GLN
1	A	3901	GLN
1	A	3949	HIS
2	E	26	HIS
2	F	26	HIS
2	G	26	HIS
2	H	26	HIS
1	B	1014	GLN
1	B	2849	HIS
1	B	3901	GLN
1	B	3949	HIS
1	C	1014	GLN
1	C	2849	HIS
1	C	3901	GLN
1	C	3949	HIS
1	D	1014	GLN
1	D	2830	ASN
1	D	2849	HIS

*Continued on next page...*

*Continued from previous page...*

Mol	Chain	Res	Type
1	D	3127	GLN
1	D	3901	GLN
1	D	3949	HIS

### 5.3.3 RNA [i](#)

There are no RNA molecules in this entry.

### 5.4 Non-standard residues in protein, DNA, RNA chains [i](#)

There are no non-standard protein/DNA/RNA residues in this entry.

### 5.5 Carbohydrates [i](#)

There are no oligosaccharides in this entry.

### 5.6 Ligand geometry [i](#)

Of 20 ligands modelled in this entry, 8 are monoatomic - leaving 12 for Mogul analysis.

In the following table, the Counts columns list the number of bonds (or angles) for which Mogul statistics could be retrieved, the number of bonds (or angles) that are observed in the model and the number of bonds (or angles) that are defined in the Chemical Component Dictionary. The Link column lists molecule types, if any, to which the group is linked. The Z score for a bond length (or angle) is the number of standard deviations the observed value is removed from the expected value. A bond length (or angle) with  $|Z| > 2$  is considered an outlier worth inspection. RMSZ is the root-mean-square of all Z scores of the bond lengths (or angles).

Mol	Type	Chain	Res	Link	Bond lengths			Bond angles		
					Counts	RMSZ	# Z  > 2	Counts	RMSZ	# Z  > 2
4	ATP	D	5005	-	28,33,33	0.65	0	34,52,52	0.59	1 (2%)
6	XAN	C	5004	-	7,12,12	1.18	1 (14%)	6,17,17	2.78	2 (33%)
4	ATP	B	5002	-	28,33,33	0.63	0	34,52,52	0.59	1 (2%)
4	ATP	A	5005	-	28,33,33	0.65	0	34,52,52	0.58	1 (2%)
6	XAN	B	5004	-	7,12,12	1.18	1 (14%)	6,17,17	2.79	2 (33%)
4	ATP	D	5002	-	28,33,33	0.63	0	34,52,52	0.60	1 (2%)
4	ATP	C	5002	-	28,33,33	0.62	0	34,52,52	0.60	1 (2%)
6	XAN	D	5004	-	7,12,12	1.18	1 (14%)	6,17,17	2.79	2 (33%)
4	ATP	B	5005	-	28,33,33	0.64	0	34,52,52	0.59	1 (2%)

Mol	Type	Chain	Res	Link	Bond lengths			Bond angles		
					Counts	RMSZ	# Z  > 2	Counts	RMSZ	# Z  > 2
6	XAN	A	5004	-	7,12,12	1.18	1 (14%)	6,17,17	2.80	2 (33%)
4	ATP	C	5005	-	28,33,33	0.64	0	34,52,52	0.58	1 (2%)
4	ATP	A	5002	-	28,33,33	0.63	0	34,52,52	0.59	1 (2%)

In the following table, the Chirals column lists the number of chiral outliers, the number of chiral centers analysed, the number of these observed in the model and the number defined in the Chemical Component Dictionary. Similar counts are reported in the Torsion and Rings columns. '-' means no outliers of that kind were identified.

Mol	Type	Chain	Res	Link	Chirals	Torsions	Rings
4	ATP	D	5005	-	-	7/18/38/38	0/3/3/3
6	XAN	C	5004	-	-	-	0/2/2/2
4	ATP	B	5002	-	-	7/18/38/38	0/3/3/3
4	ATP	A	5005	-	-	7/18/38/38	0/3/3/3
6	XAN	B	5004	-	-	-	0/2/2/2
4	ATP	D	5002	-	-	7/18/38/38	0/3/3/3
4	ATP	C	5002	-	-	7/18/38/38	0/3/3/3
6	XAN	D	5004	-	-	-	0/2/2/2
4	ATP	B	5005	-	-	7/18/38/38	0/3/3/3
6	XAN	A	5004	-	-	-	0/2/2/2
4	ATP	C	5005	-	-	7/18/38/38	0/3/3/3
4	ATP	A	5002	-	-	7/18/38/38	0/3/3/3

All (4) bond length outliers are listed below:

Mol	Chain	Res	Type	Atoms	Z	Observed(Å)	Ideal(Å)
6	A	5004	XAN	O6-C6	-2.36	1.18	1.24
6	D	5004	XAN	O6-C6	-2.36	1.18	1.24
6	B	5004	XAN	O6-C6	-2.35	1.19	1.24
6	C	5004	XAN	O6-C6	-2.34	1.19	1.24

All (16) bond angle outliers are listed below:

Mol	Chain	Res	Type	Atoms	Z	Observed(°)	Ideal(°)
6	A	5004	XAN	C2-N1-C6	5.85	120.03	115.09
6	D	5004	XAN	C2-N1-C6	5.84	120.03	115.09
6	B	5004	XAN	C2-N1-C6	5.84	120.02	115.09
6	C	5004	XAN	C2-N1-C6	5.81	120.00	115.09
6	A	5004	XAN	C5-C6-N1	-2.58	119.97	123.42

*Continued on next page...*

*Continued from previous page...*

Mol	Chain	Res	Type	Atoms	Z	Observed(°)	Ideal(°)
6	D	5004	XAN	C5-C6-N1	-2.57	119.99	123.42
6	C	5004	XAN	C5-C6-N1	-2.57	119.99	123.42
6	B	5004	XAN	C5-C6-N1	-2.55	120.02	123.42
4	D	5002	ATP	C5-C6-N6	2.33	123.86	120.31
4	C	5002	ATP	C5-C6-N6	2.33	123.86	120.31
4	B	5005	ATP	C5-C6-N6	2.32	123.85	120.31
4	D	5005	ATP	C5-C6-N6	2.31	123.83	120.31
4	C	5005	ATP	C5-C6-N6	2.31	123.83	120.31
4	A	5005	ATP	C5-C6-N6	2.28	123.79	120.31
4	A	5002	ATP	C5-C6-N6	2.28	123.78	120.31
4	B	5002	ATP	C5-C6-N6	2.28	123.78	120.31

There are no chirality outliers.

All (56) torsion outliers are listed below:

Mol	Chain	Res	Type	Atoms
4	A	5002	ATP	C5'-O5'-PA-O1A
4	A	5002	ATP	C5'-O5'-PA-O3A
4	A	5005	ATP	O4'-C4'-C5'-O5'
4	B	5002	ATP	C5'-O5'-PA-O1A
4	B	5002	ATP	C5'-O5'-PA-O3A
4	B	5005	ATP	O4'-C4'-C5'-O5'
4	C	5002	ATP	C5'-O5'-PA-O1A
4	C	5002	ATP	C5'-O5'-PA-O3A
4	C	5005	ATP	O4'-C4'-C5'-O5'
4	D	5002	ATP	C5'-O5'-PA-O1A
4	D	5002	ATP	C5'-O5'-PA-O3A
4	D	5005	ATP	O4'-C4'-C5'-O5'
4	A	5002	ATP	C3'-C4'-C5'-O5'
4	A	5005	ATP	C3'-C4'-C5'-O5'
4	B	5002	ATP	C3'-C4'-C5'-O5'
4	B	5005	ATP	C3'-C4'-C5'-O5'
4	C	5002	ATP	C3'-C4'-C5'-O5'
4	C	5005	ATP	C3'-C4'-C5'-O5'
4	D	5002	ATP	C3'-C4'-C5'-O5'
4	D	5005	ATP	C3'-C4'-C5'-O5'
4	A	5002	ATP	O4'-C4'-C5'-O5'
4	B	5002	ATP	O4'-C4'-C5'-O5'
4	C	5002	ATP	O4'-C4'-C5'-O5'
4	D	5002	ATP	O4'-C4'-C5'-O5'
4	A	5005	ATP	C4'-C5'-O5'-PA
4	B	5005	ATP	C4'-C5'-O5'-PA

*Continued on next page...*



*Continued from previous page...*

Mol	Chain	Res	Type	Atoms
4	C	5005	ATP	C4'-C5'-O5'-PA
4	D	5005	ATP	C4'-C5'-O5'-PA
4	A	5002	ATP	PB-O3A-PA-O5'
4	A	5005	ATP	PB-O3A-PA-O5'
4	B	5002	ATP	PB-O3A-PA-O5'
4	B	5005	ATP	PB-O3A-PA-O5'
4	C	5002	ATP	PB-O3A-PA-O5'
4	C	5005	ATP	PB-O3A-PA-O5'
4	D	5002	ATP	PB-O3A-PA-O5'
4	D	5005	ATP	PB-O3A-PA-O5'
4	A	5002	ATP	C4'-C5'-O5'-PA
4	B	5002	ATP	C4'-C5'-O5'-PA
4	C	5002	ATP	C4'-C5'-O5'-PA
4	D	5002	ATP	C4'-C5'-O5'-PA
4	A	5002	ATP	C5'-O5'-PA-O2A
4	A	5005	ATP	C5'-O5'-PA-O3A
4	B	5002	ATP	C5'-O5'-PA-O2A
4	B	5005	ATP	C5'-O5'-PA-O3A
4	C	5002	ATP	C5'-O5'-PA-O2A
4	C	5005	ATP	C5'-O5'-PA-O3A
4	D	5002	ATP	C5'-O5'-PA-O2A
4	D	5005	ATP	C5'-O5'-PA-O3A
4	A	5005	ATP	PA-O3A-PB-O1B
4	B	5005	ATP	PA-O3A-PB-O1B
4	C	5005	ATP	PA-O3A-PB-O1B
4	D	5005	ATP	PA-O3A-PB-O1B
4	A	5005	ATP	PA-O3A-PB-O2B
4	B	5005	ATP	PA-O3A-PB-O2B
4	C	5005	ATP	PA-O3A-PB-O2B
4	D	5005	ATP	PA-O3A-PB-O2B

There are no ring outliers.

8 monomers are involved in 10 short contacts:

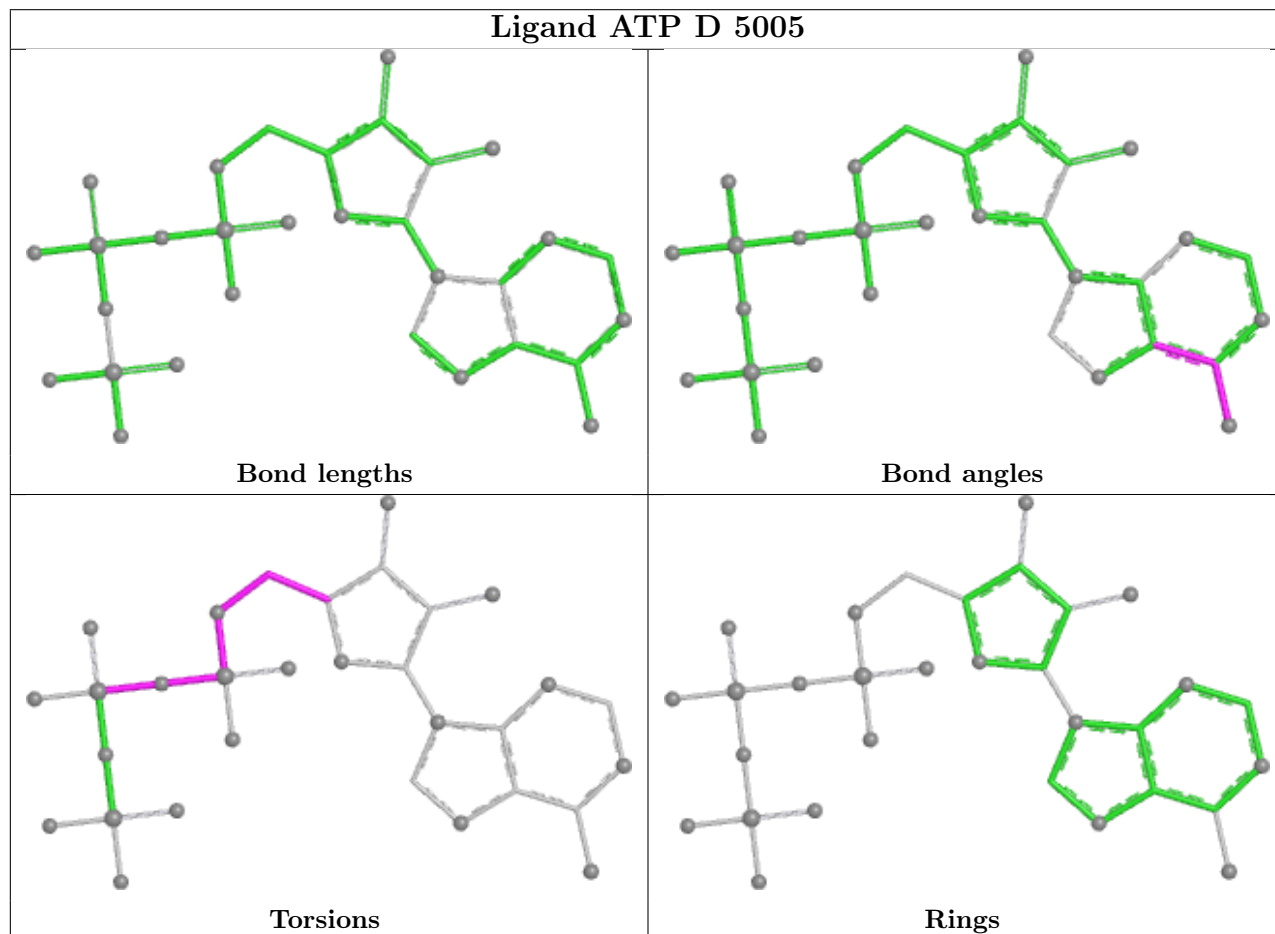
Mol	Chain	Res	Type	Clashes	Symm-Clashes
4	D	5005	ATP	2	0
4	B	5002	ATP	1	0
4	A	5005	ATP	1	0
4	D	5002	ATP	1	0
4	C	5002	ATP	1	0
4	B	5005	ATP	1	0
4	C	5005	ATP	2	0

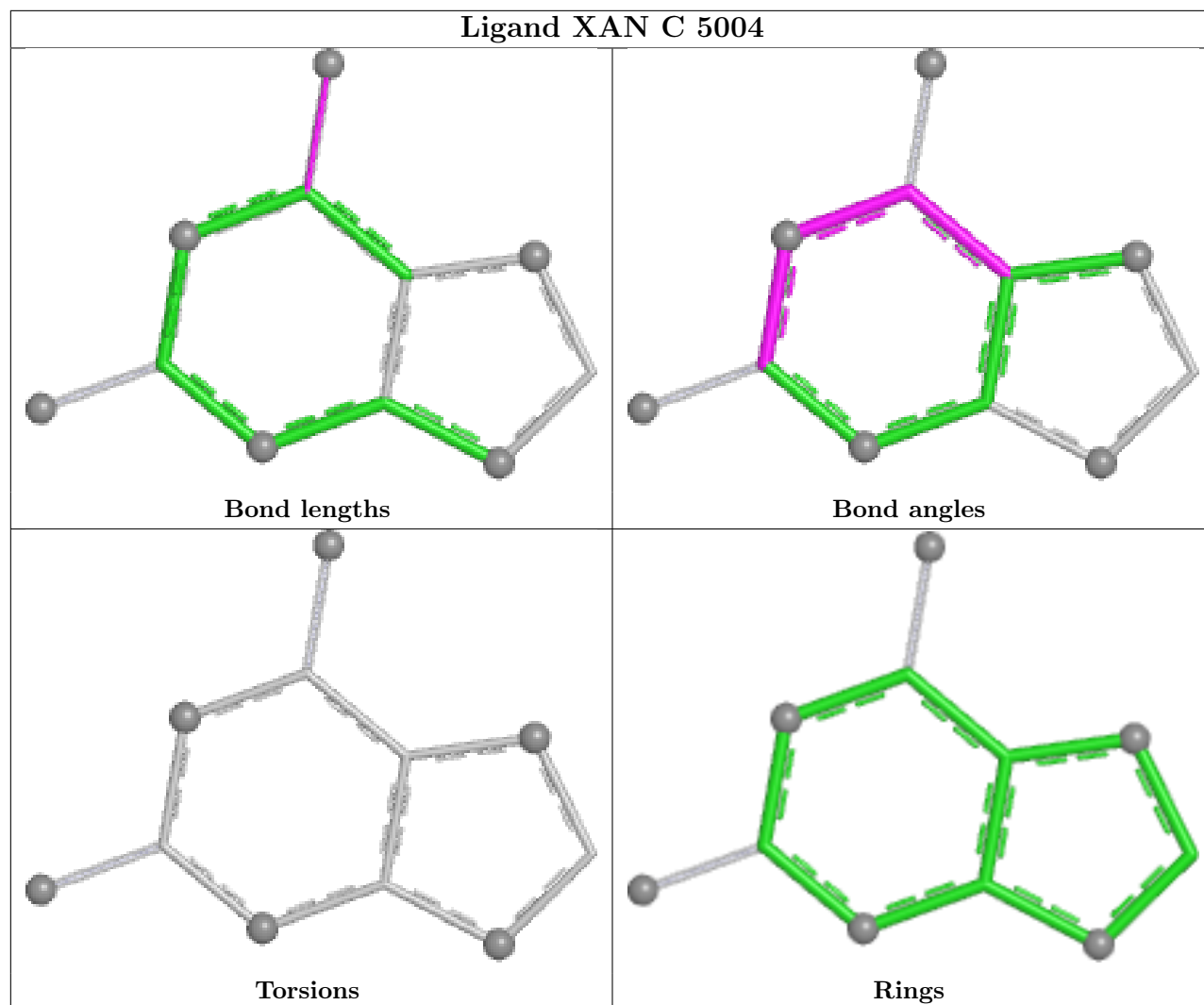
*Continued on next page...*

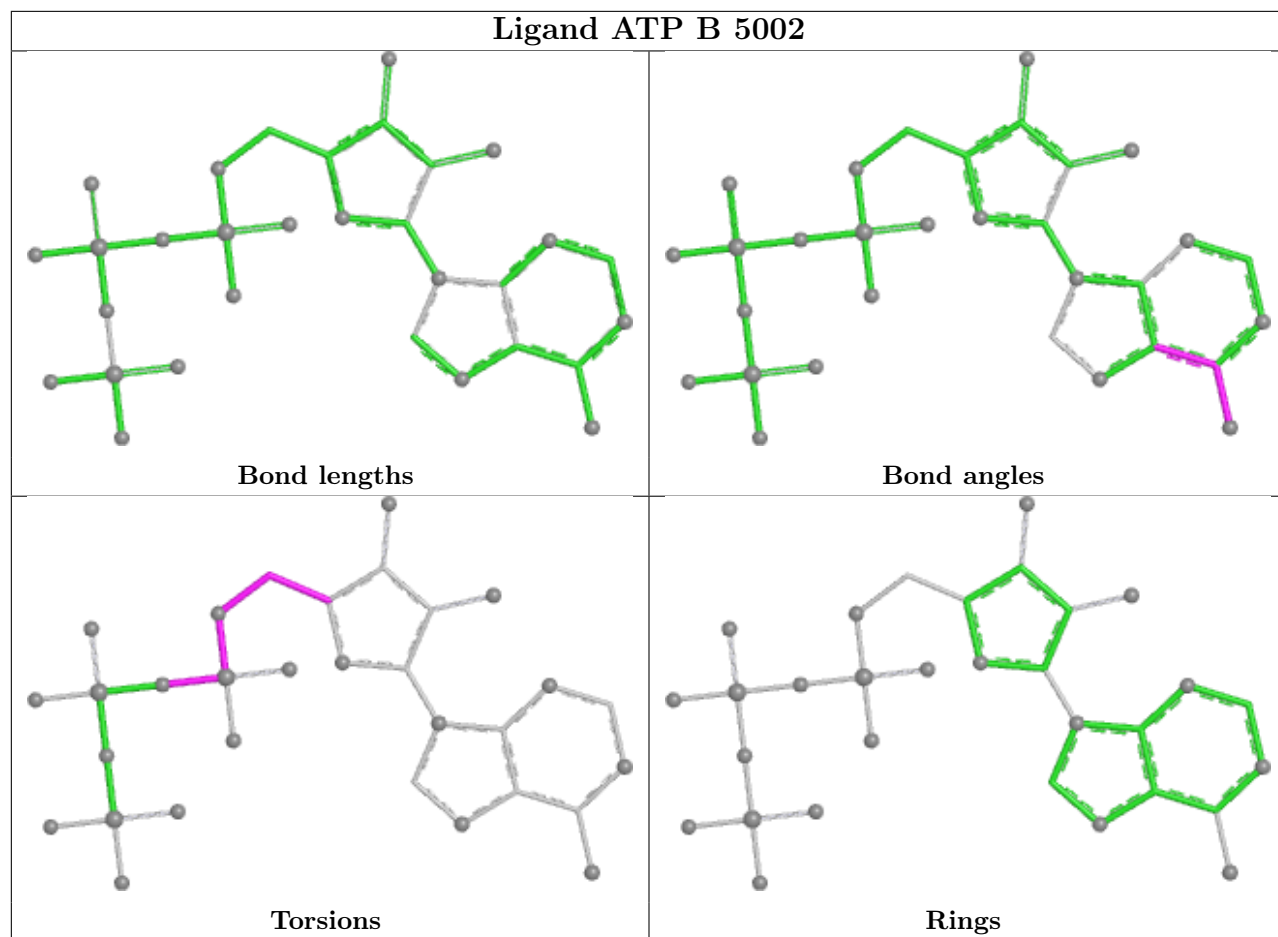
Continued from previous page...

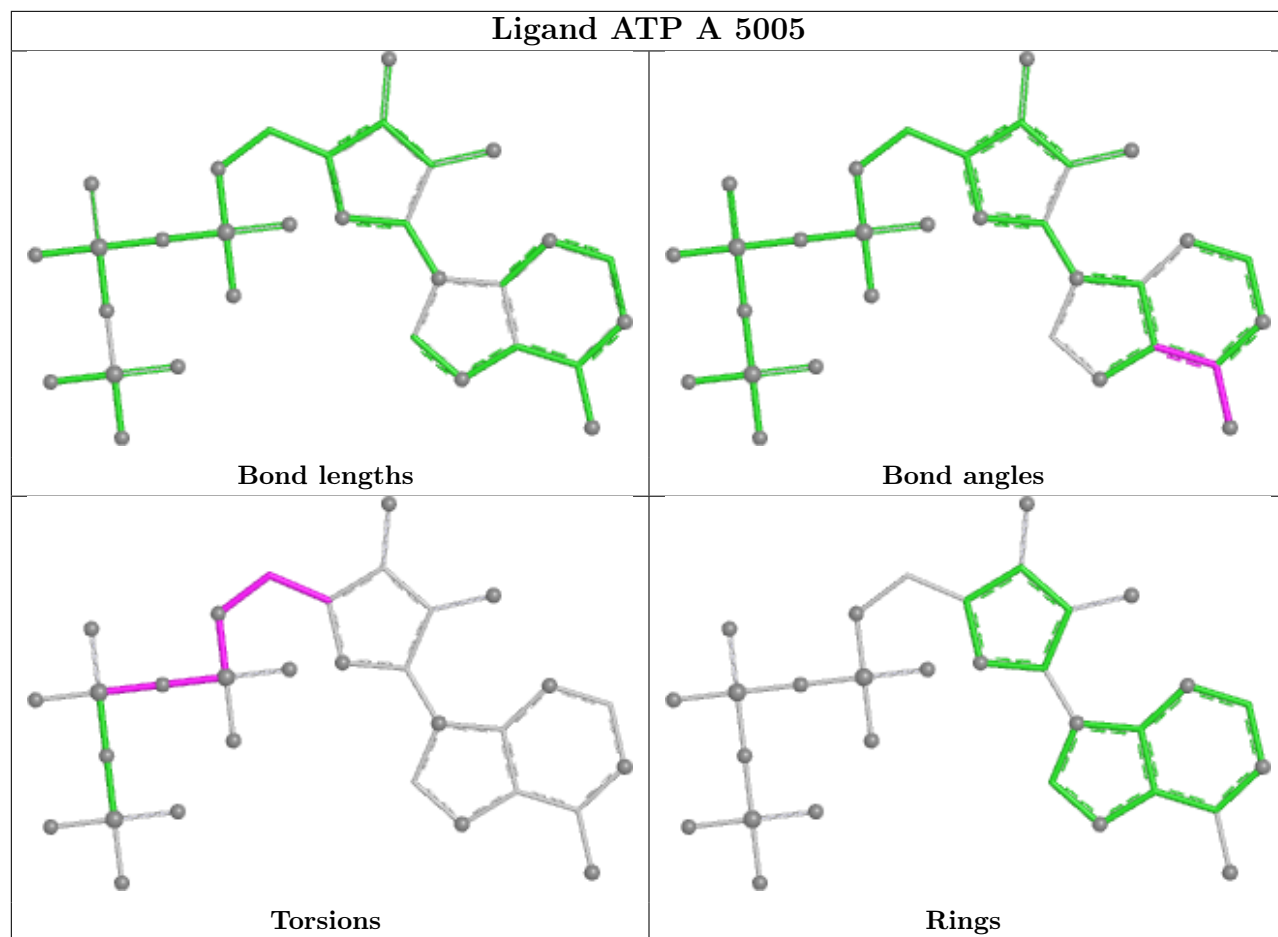
Mol	Chain	Res	Type	Clashes	Symm-Clashes
4	A	5002	ATP	1	0

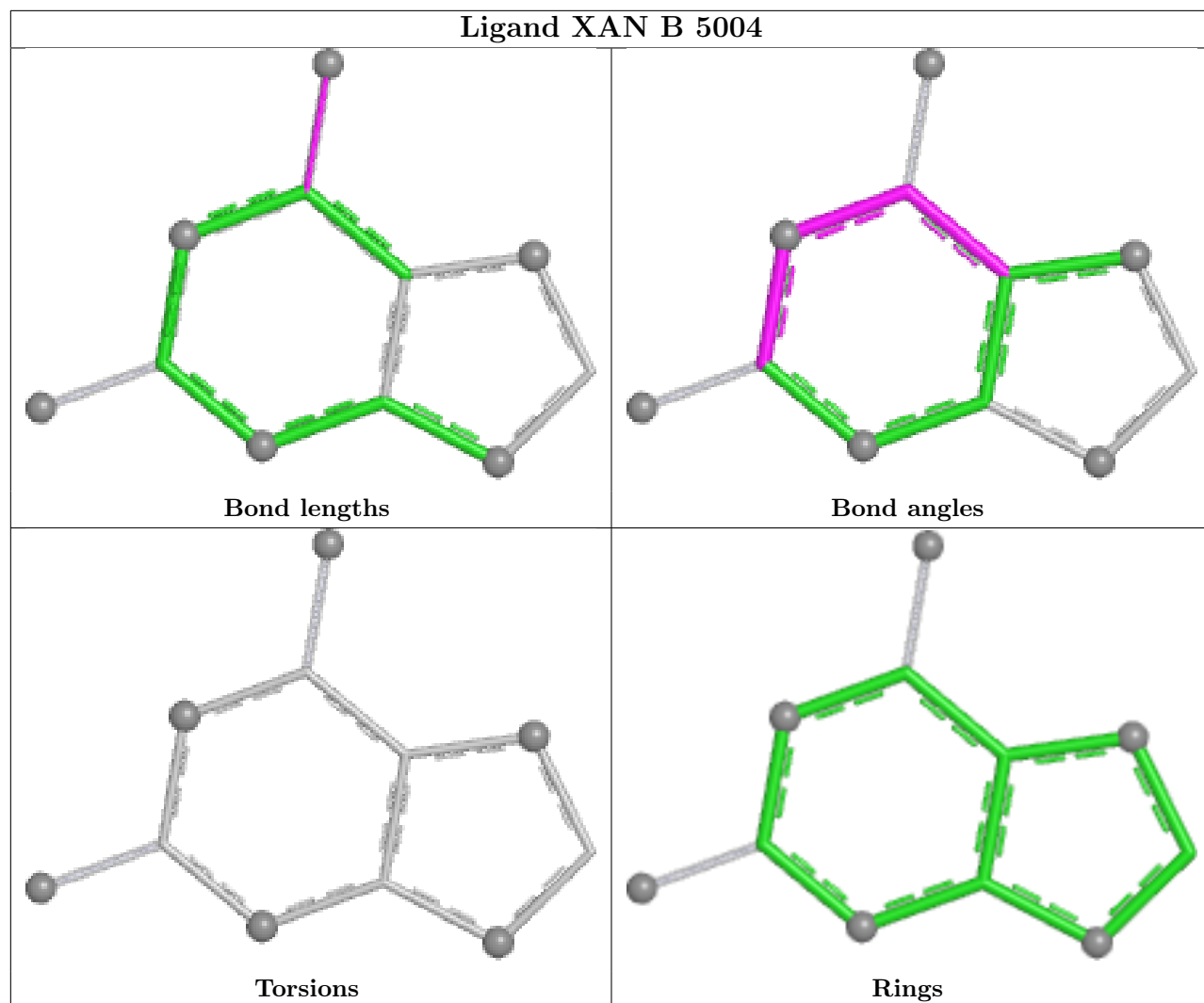
The following is a two-dimensional graphical depiction of Mogul quality analysis of bond lengths, bond angles, torsion angles, and ring geometry for all instances of the Ligand of Interest. In addition, ligands with molecular weight > 250 and outliers as shown on the validation Tables will also be included. For torsion angles, if less than 5% of the Mogul distribution of torsion angles is within 10 degrees of the torsion angle in question, then that torsion angle is considered an outlier. Any bond that is central to one or more torsion angles identified as an outlier by Mogul will be highlighted in the graph. For rings, the root-mean-square deviation (RMSD) between the ring in question and similar rings identified by Mogul is calculated over all ring torsion angles. If the average RMSD is greater than 60 degrees and the minimal RMSD between the ring in question and any Mogul-identified rings is also greater than 60 degrees, then that ring is considered an outlier. The outliers are highlighted in purple. The color gray indicates Mogul did not find sufficient equivalents in the CSD to analyse the geometry.

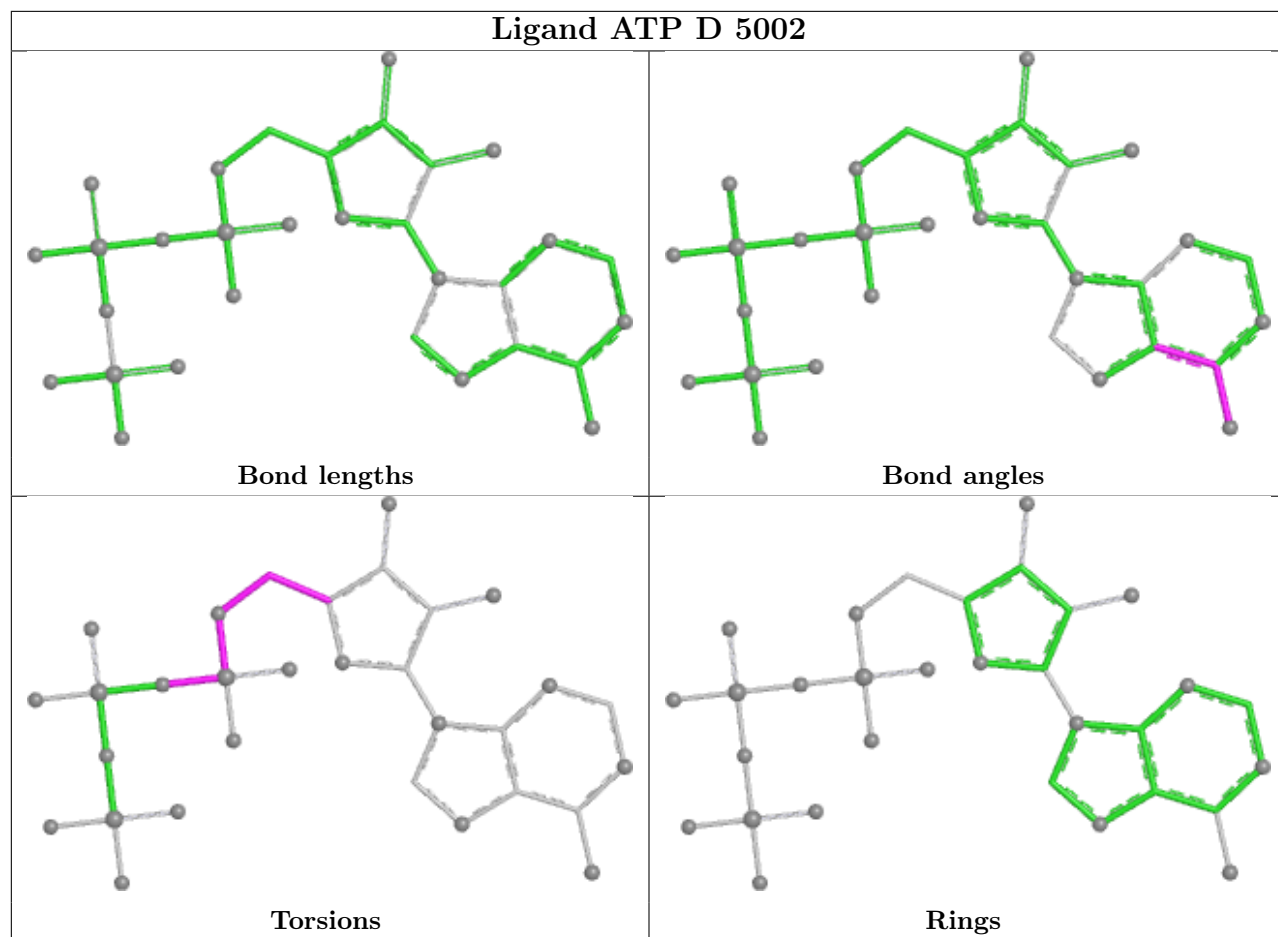


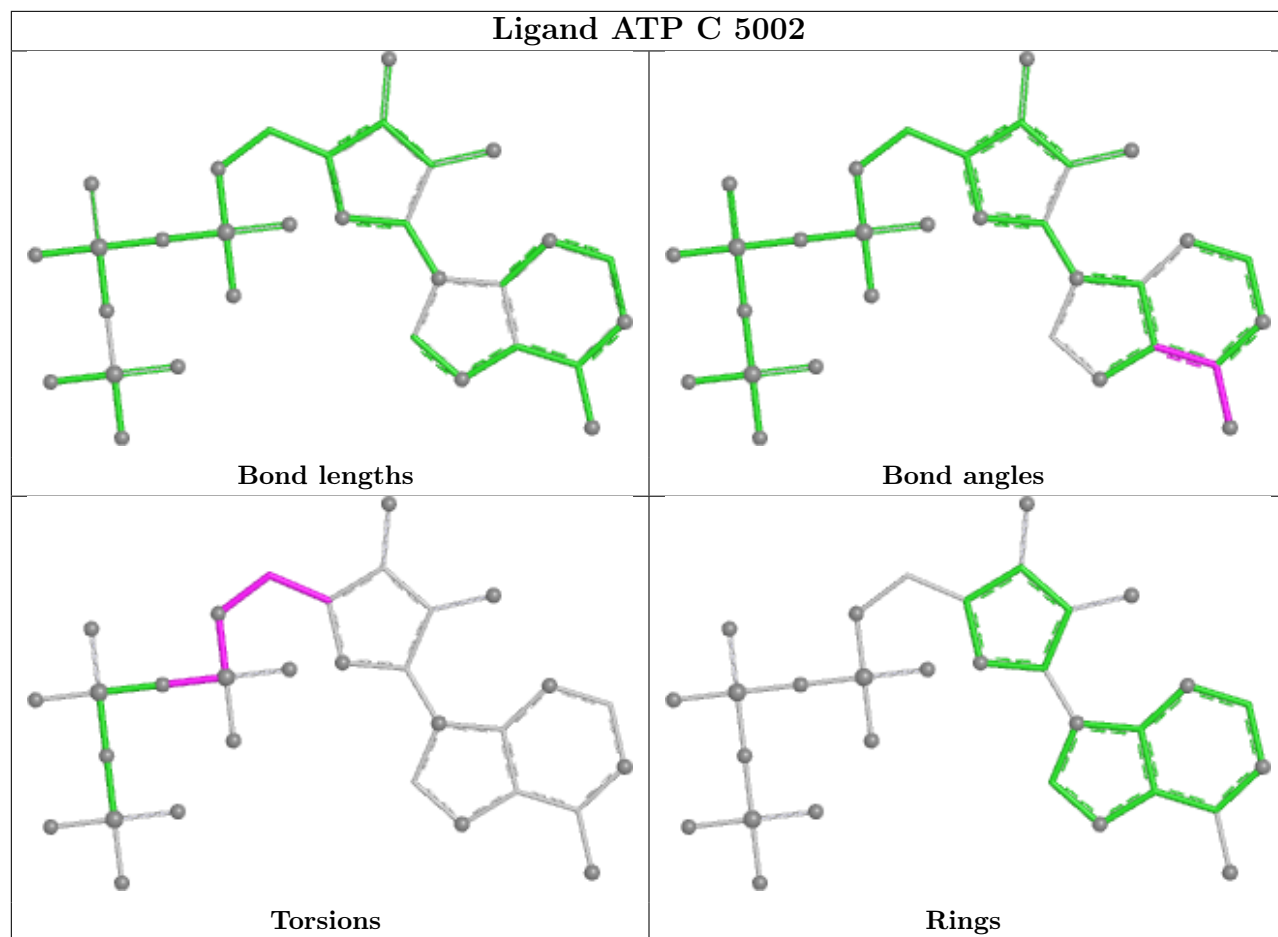




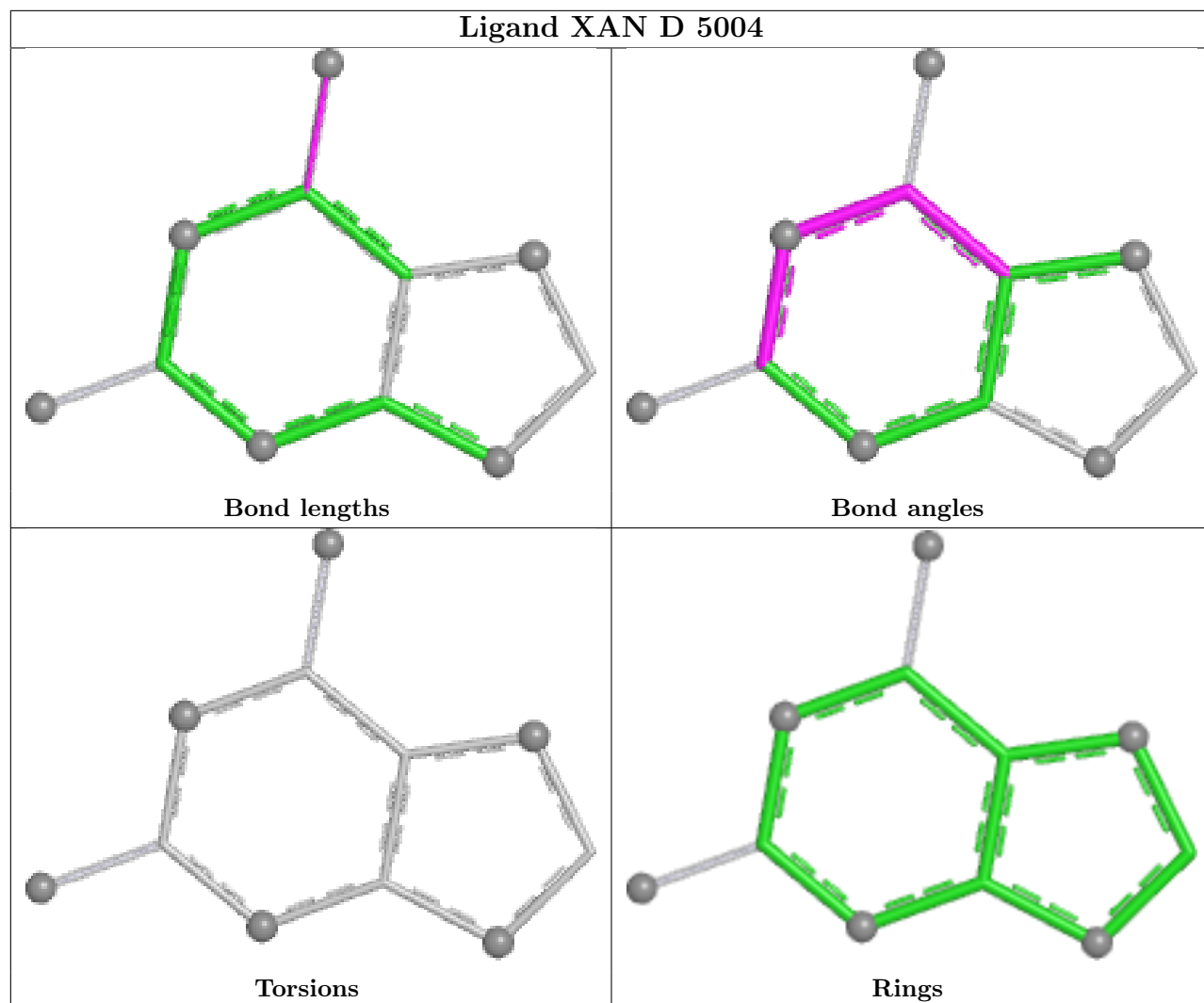


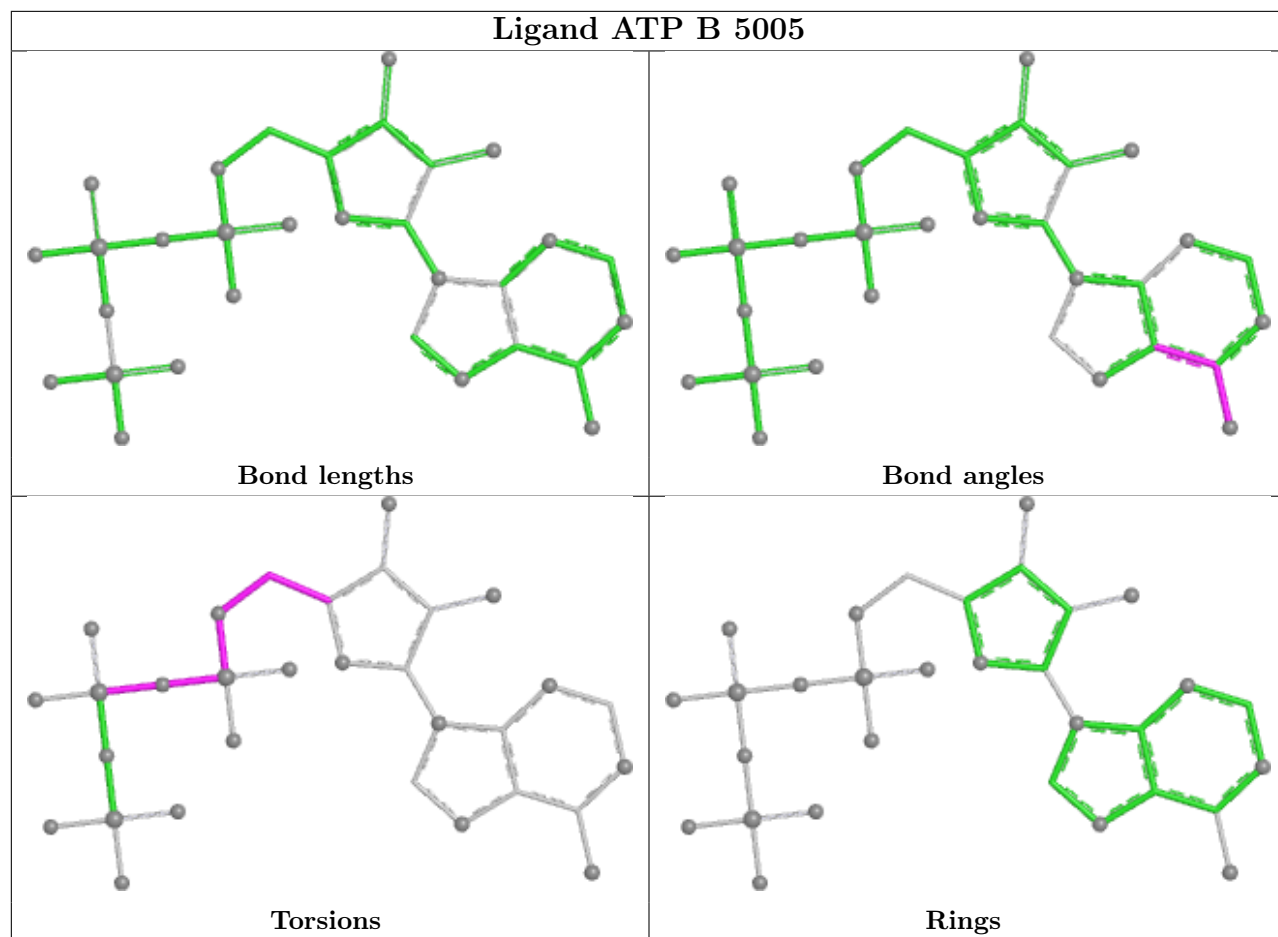


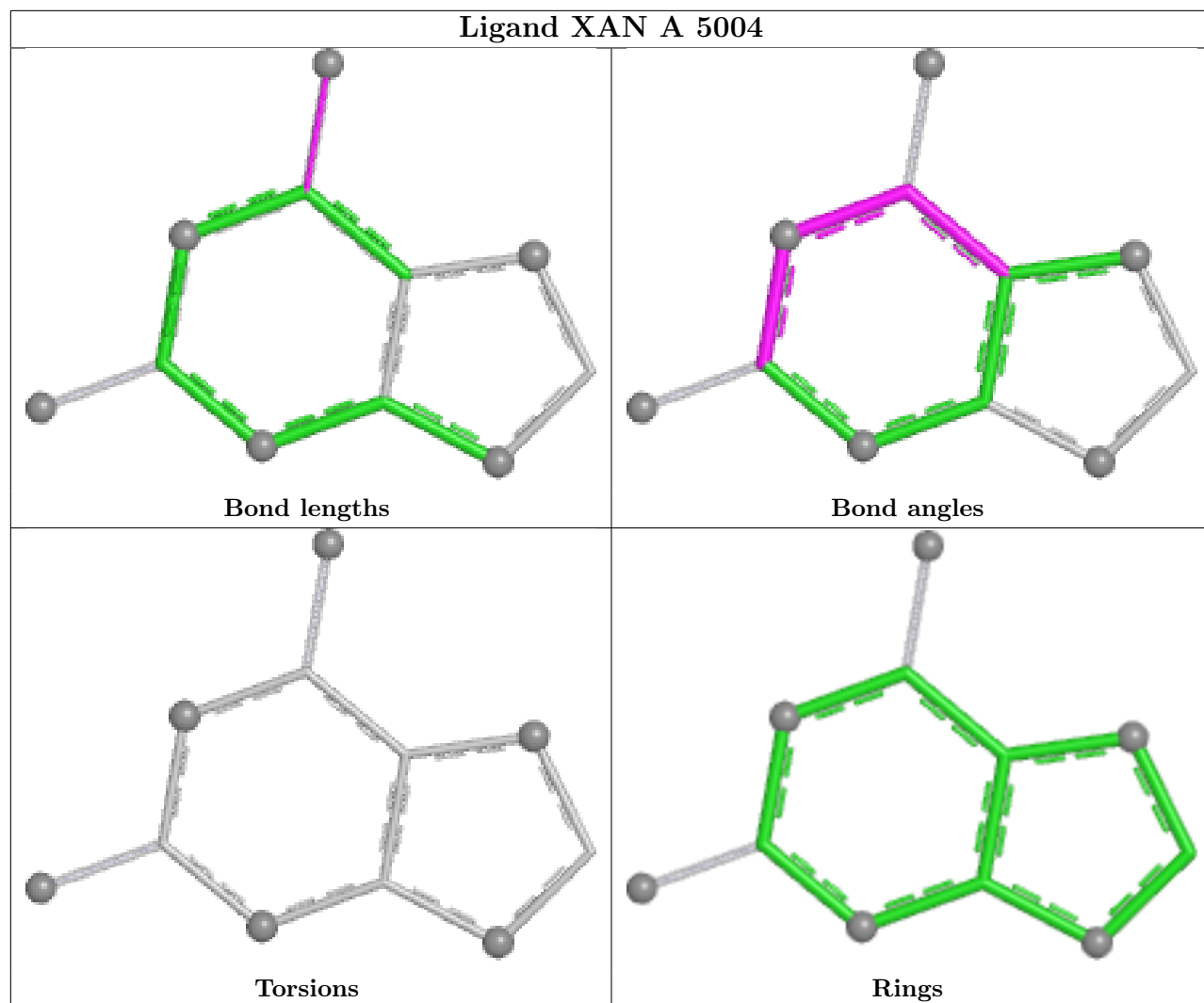


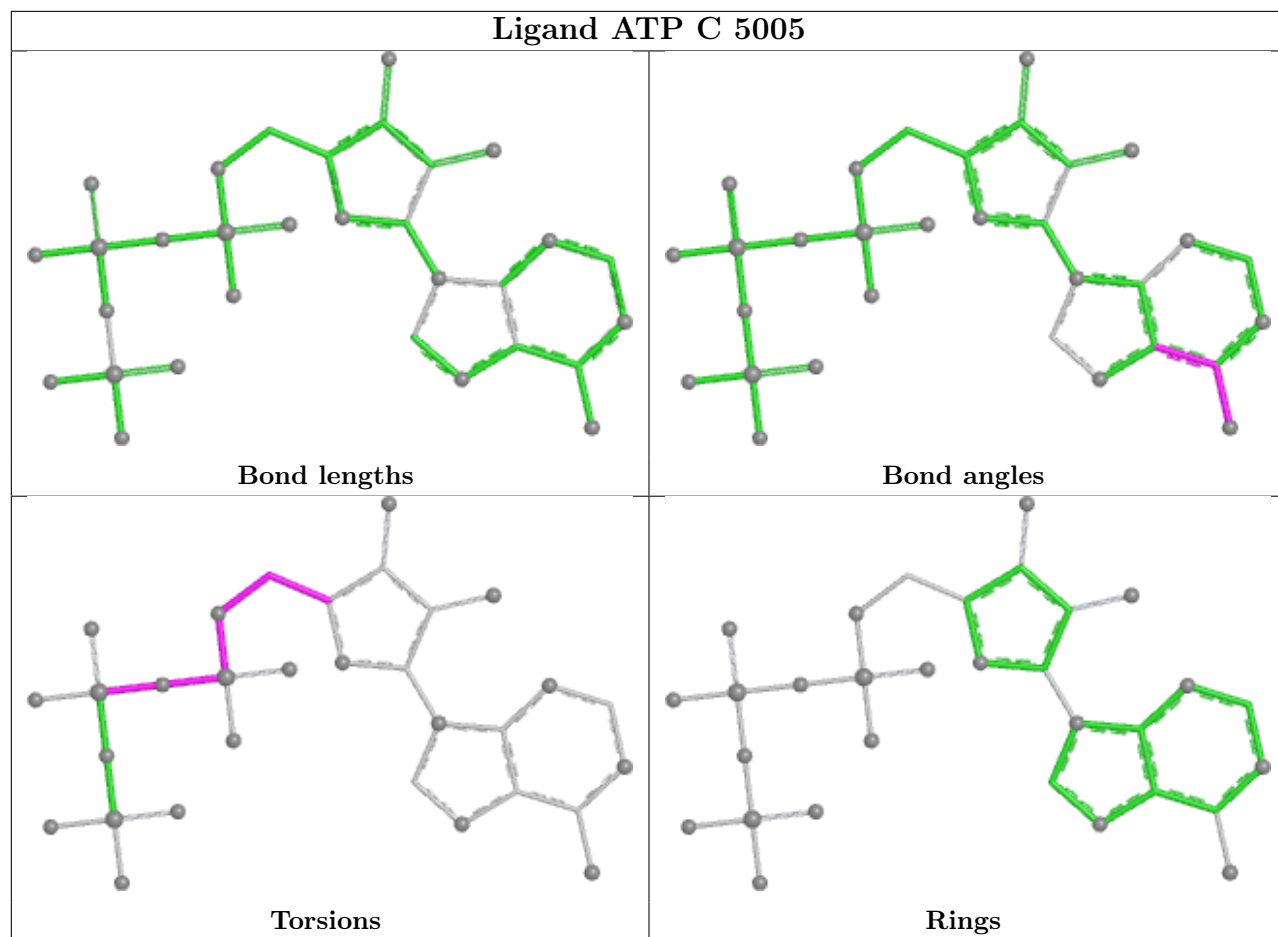


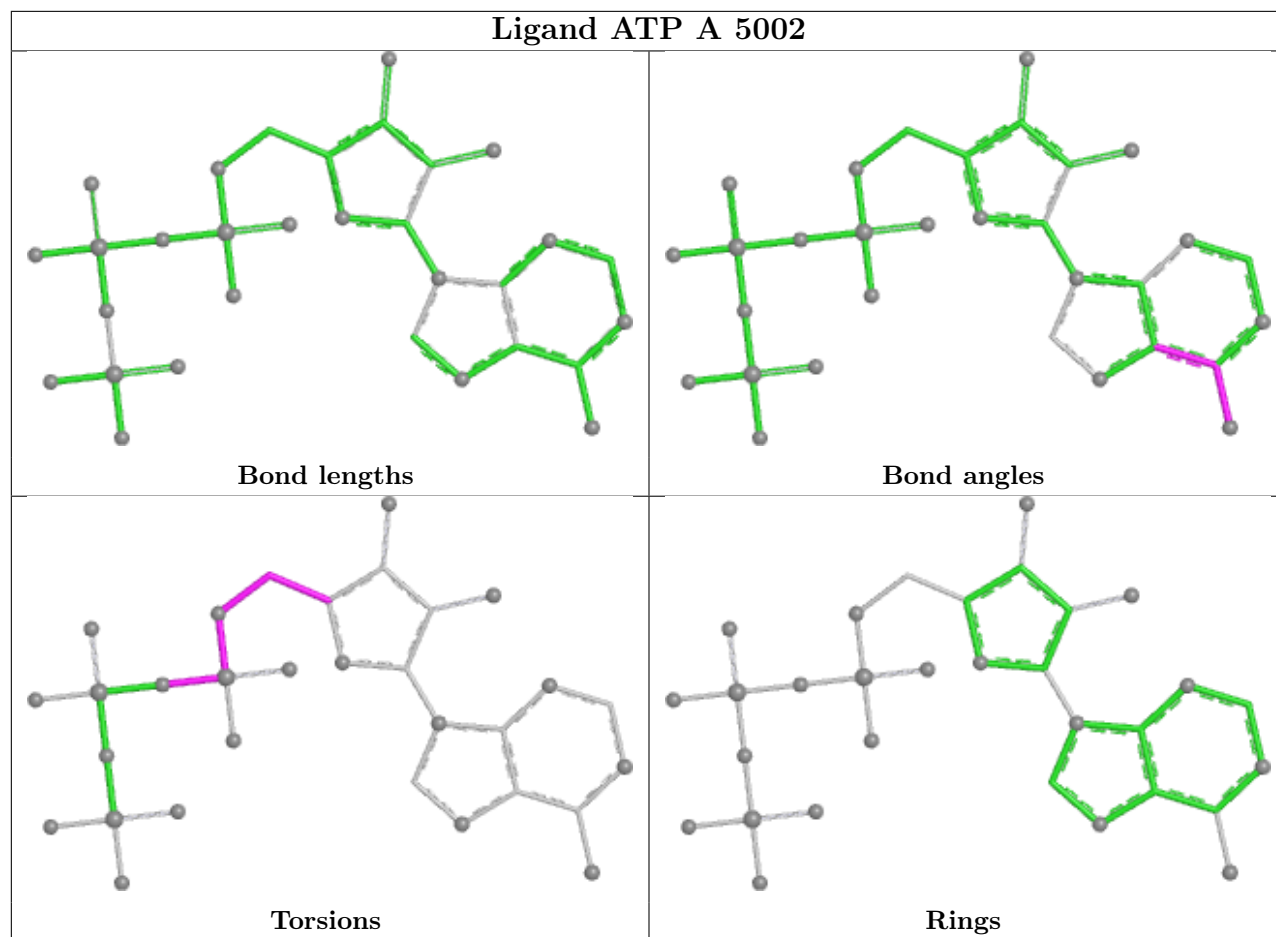












## 5.7 Other polymers [i](#)

There are no such residues in this entry.

## 5.8 Polymer linkage issues [i](#)

There are no chain breaks in this entry.


## 6 Map visualisation [i](#)

This section contains visualisations of the EMDB entry EMD-26410. These allow visual inspection of the internal detail of the map and identification of artifacts.

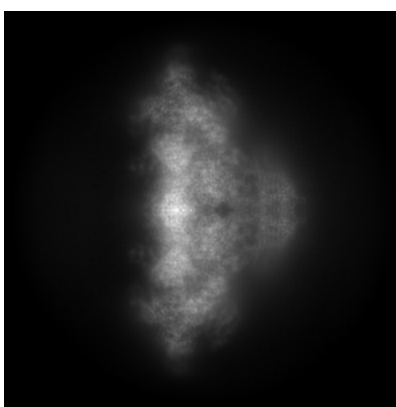
No raw map or half-maps were deposited for this entry and therefore no images, graphs, etc. pertaining to the raw map can be shown.

### 6.1 Orthogonal projections [i](#)

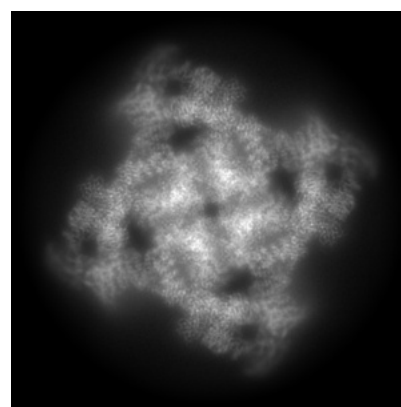
#### 6.1.1 Primary map



X



Y

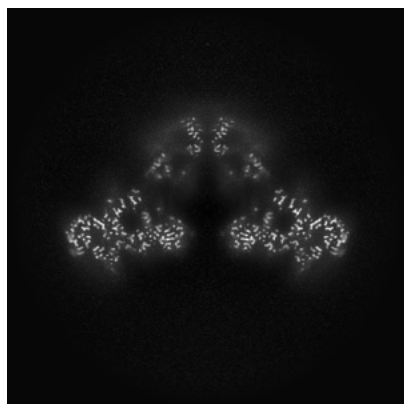


Z

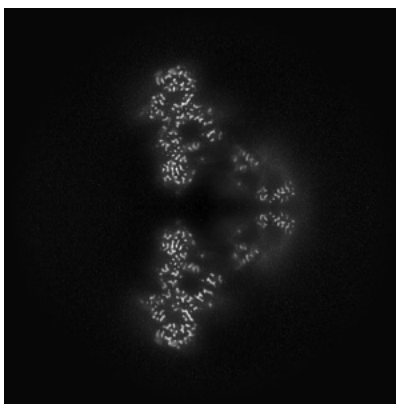
The images above show the map projected in three orthogonal directions.

### 6.2 Central slices [i](#)

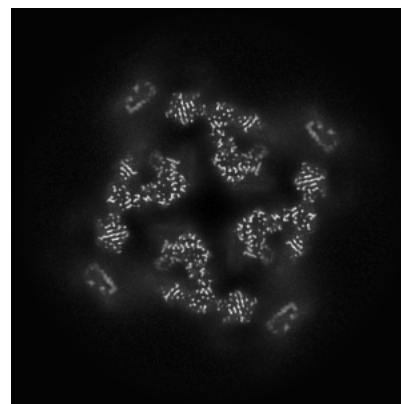
#### 6.2.1 Primary map



X Index: 256



Y Index: 256

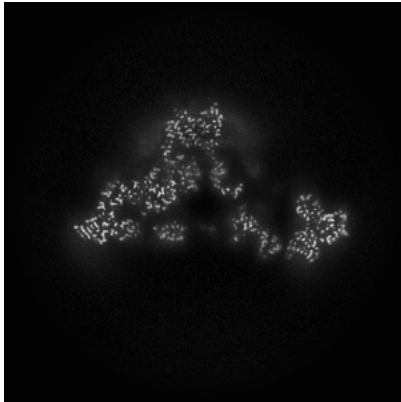


Z Index: 256

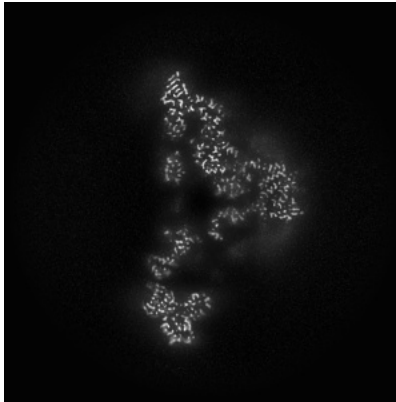
The images above show central slices of the map in three orthogonal directions.

## 6.3 Largest variance slices [i](#)

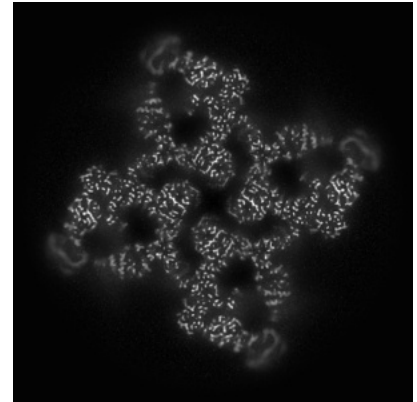
### 6.3.1 Primary map



X Index: 238



Y Index: 238




Z Index: 220

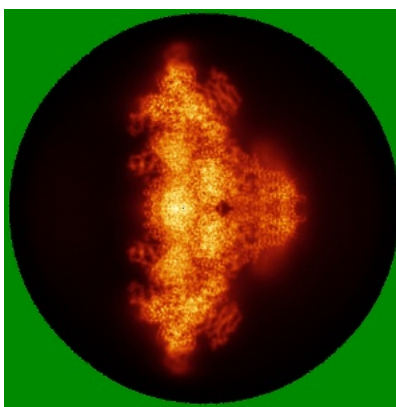
The images above show the largest variance slices of the map in three orthogonal directions.

## 6.4 Orthogonal standard-deviation projections (False-color) [i](#)

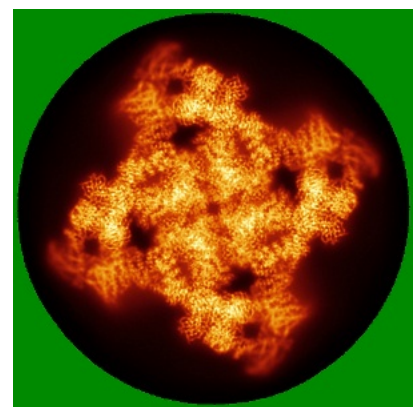
### 6.4.1 Primary map



X



Y

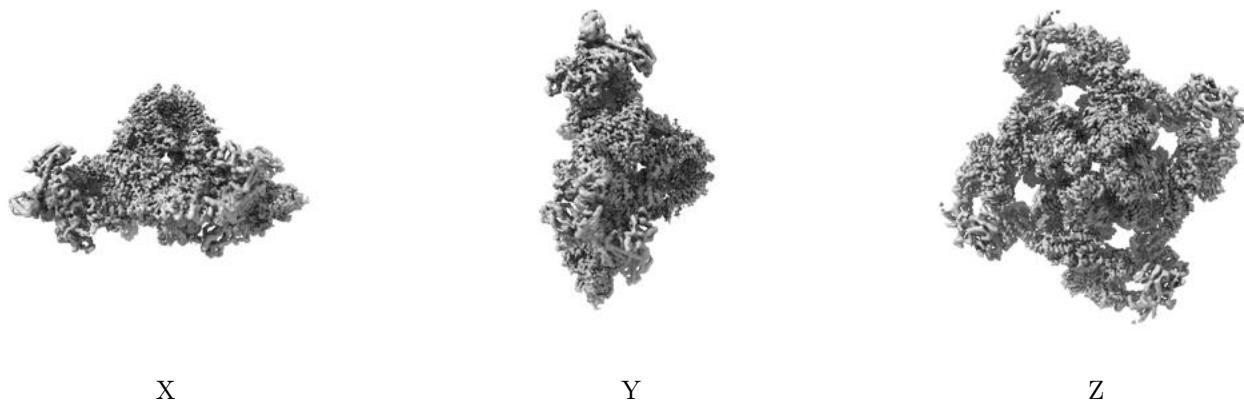


Z

The images above show the map standard deviation projections with false color in three orthogonal directions. Minimum values are shown in green, max in blue, and dark to light orange shades represent small to large values respectively.

## 6.5 Orthogonal surface views [i](#)

### 6.5.1 Primary map



The images above show the 3D surface view of the map at the recommended contour level 0.13. These images, in conjunction with the slice images, may facilitate assessment of whether an appropriate contour level has been provided.

## 6.6 Mask visualisation [i](#)

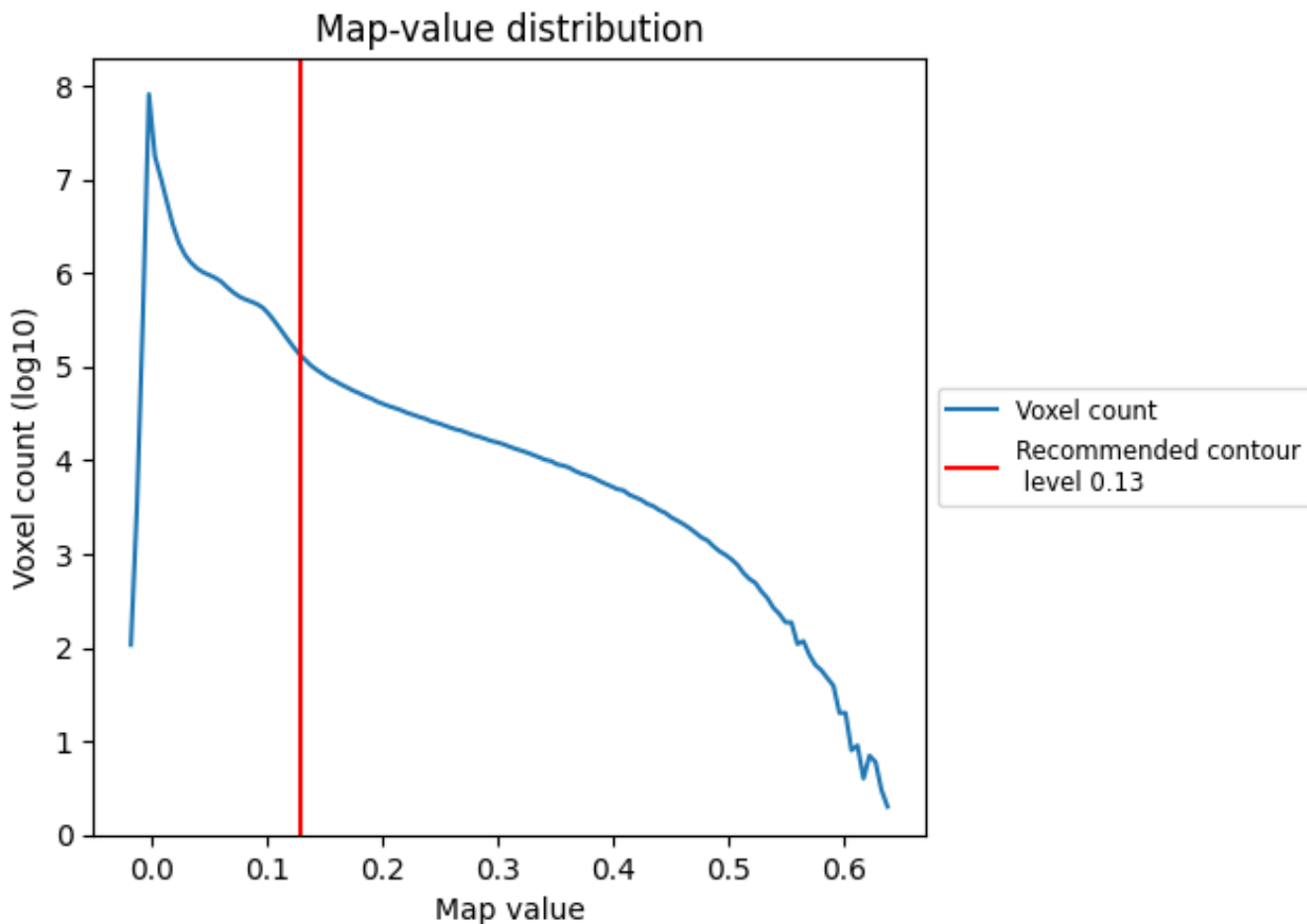
This section was not generated. No masks/segmentation were deposited.



## 7 Map analysis [i](#)

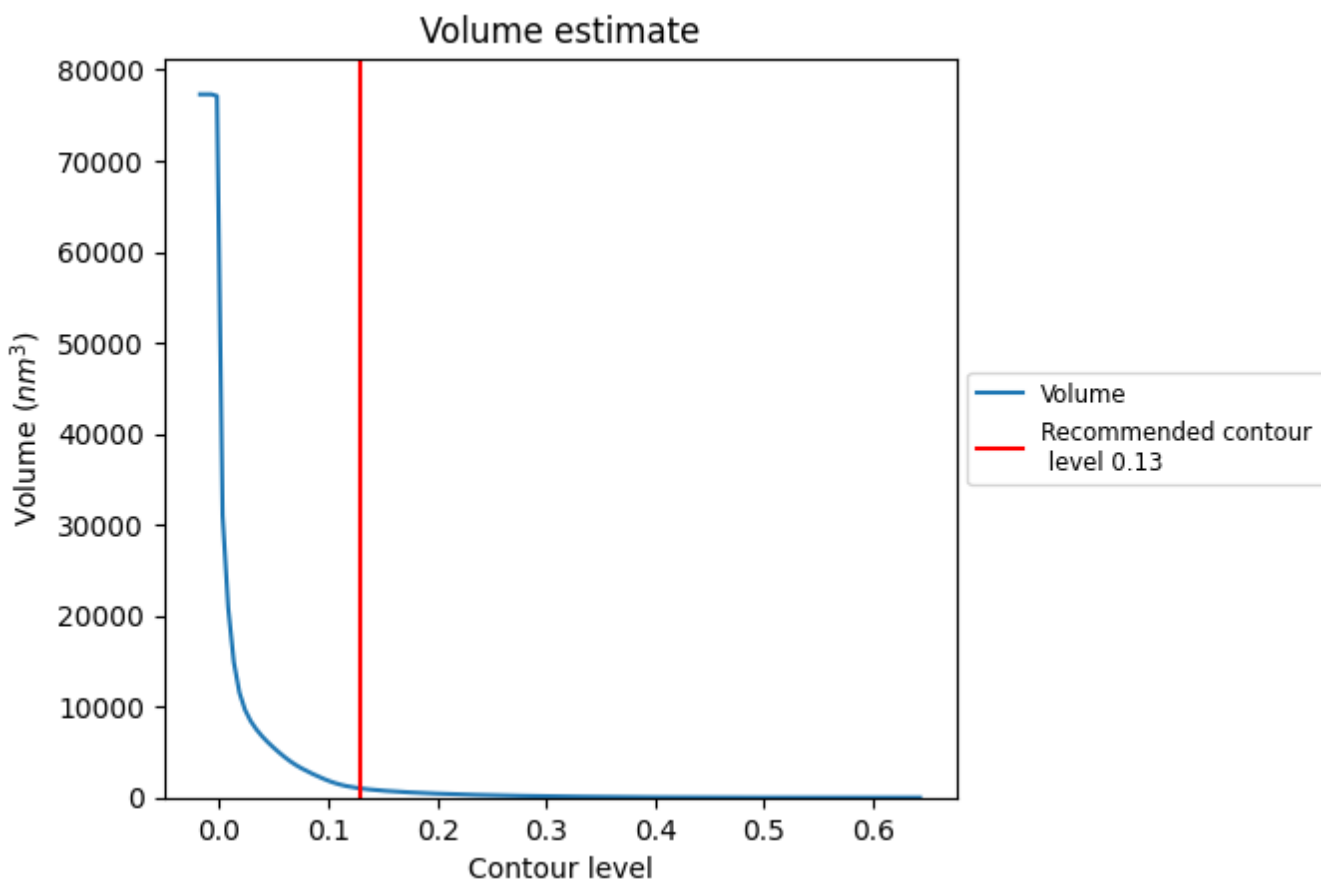
This section contains the results of statistical analysis of the map.

### 7.1 Map-value distribution [i](#)



The map-value distribution is plotted in 128 intervals along the x-axis. The y-axis is logarithmic. A spike in this graph at zero usually indicates that the volume has been masked.

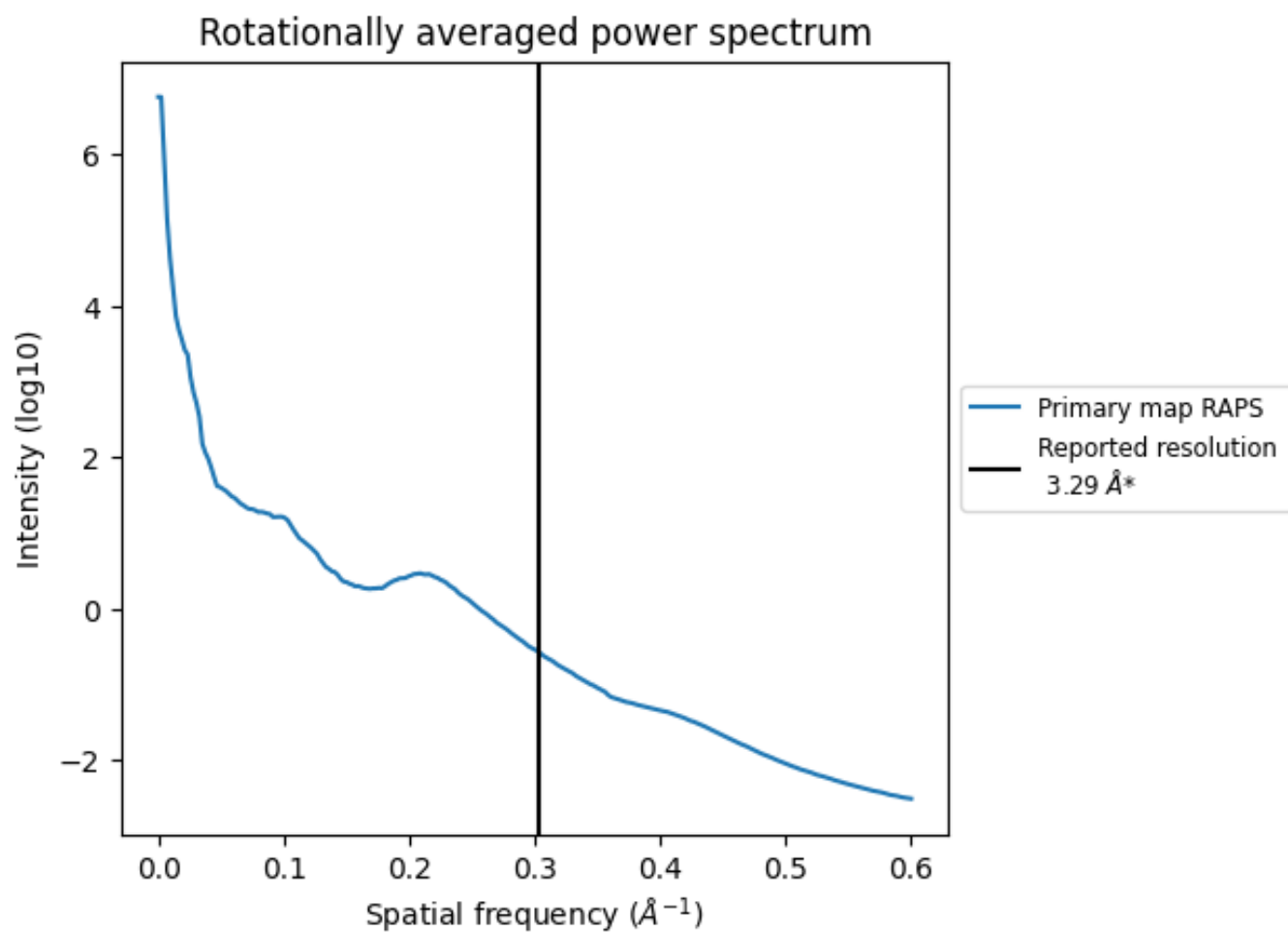
## 7.2 Volume estimate [\(i\)](#)



The volume at the recommended contour level is  $1001 \text{ nm}^3$ ; this corresponds to an approximate mass of 904 kDa.

The volume estimate graph shows how the enclosed volume varies with the contour level. The recommended contour level is shown as a vertical line and the intersection between the line and the curve gives the volume of the enclosed surface at the given level.

### 7.3 Rotationally averaged power spectrum i



\*Reported resolution corresponds to spatial frequency of 0.304 Å<sup>-1</sup>


## 8 Fourier-Shell correlation

This section was not generated. No FSC curve or half-maps provided.

## 9 Map-model fit [i](#)

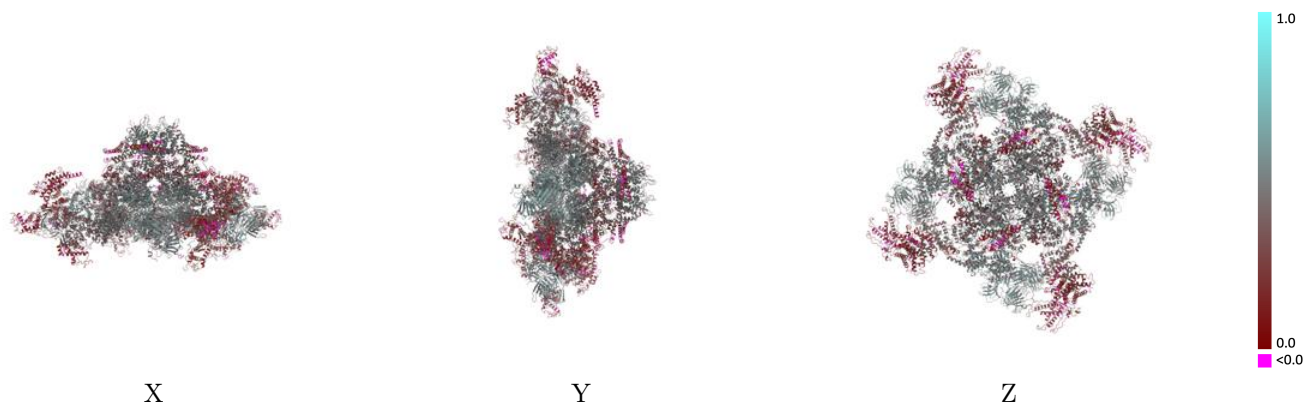
This section contains information regarding the fit between EMDB map EMD-26410 and PDB model 7U9Z. Per-residue inclusion information can be found in section 3 on page 7.

### 9.1 Map-model overlay [i](#)



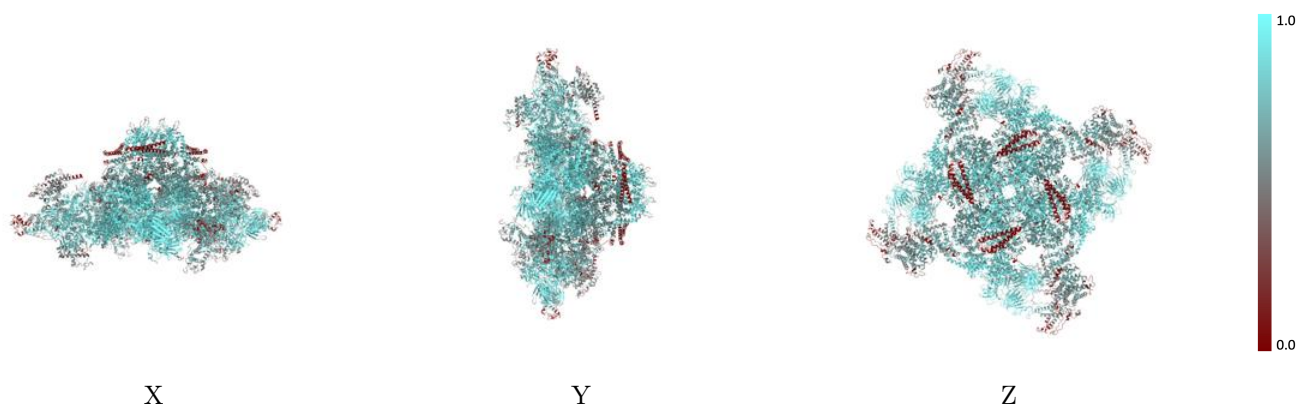
The images above show the 3D surface view of the map at the recommended contour level 0.13 at 50% transparency in yellow overlaid with a ribbon representation of the model coloured in blue. These images allow for the visual assessment of the quality of fit between the atomic model and the map.

## 9.2 Q-score mapped to coordinate model [i](#)



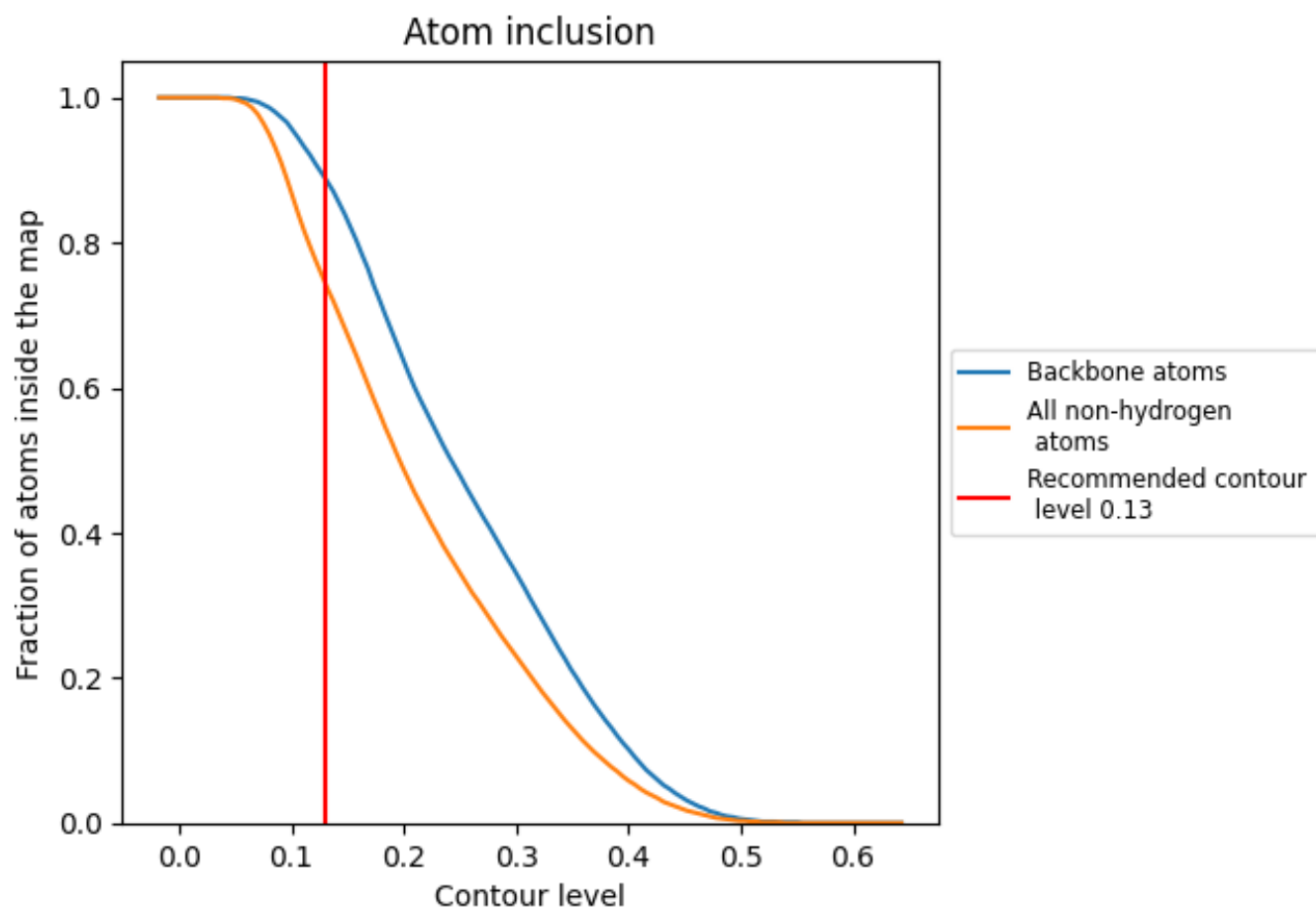
The images above show the model with each residue coloured according to its Q-score. This shows their resolvability in the map with higher Q-score values reflecting better resolvability. Please note: Q-score is calculating the resolvability of atoms, and thus high values are only expected at resolutions at which atoms can be resolved. Low Q-score values may therefore be expected for many entries.

## 9.3 Atom inclusion mapped to coordinate model [i](#)



The images above show the model with each residue coloured according to its atom inclusion. This shows to what extent they are inside the map at the recommended contour level (0.13).



















## 9.4 Atom inclusion [i](#)



At the recommended contour level, 89% of all backbone atoms, 74% of all non-hydrogen atoms, are inside the map.

## 9.5 Map-model fit summary [i](#)

The table lists the average atom inclusion at the recommended contour level (0.13) and Q-score for the entire model and for each chain.

Chain	Atom inclusion	Q-score
All	 0.7440	 0.3940
A	 0.7370	 0.3860
B	 0.7430	 0.3980
C	 0.7380	 0.3850
D	 0.7420	 0.3940
E	 0.9180	 0.5420
F	 0.9130	 0.5260
G	 0.9160	 0.5250
H	 0.9210	 0.5450

