



Full wwPDB EM Validation Report ⓘ

May 27, 2024 – 01:05 AM EDT

PDB ID : 7TIT
EMDB ID : EMD-25914
Title : Cardiac thin filament decorated with regulatory M-domain of cardiac myosin binding protein C
Authors : Risi, C.M.; Galkin, V.E.
Deposited on : 2022-01-14
Resolution : 8.00 Å (reported)
Based on initial models : 7JH7, 5K6P, 3MFP

This is a Full wwPDB EM Validation Report for a publicly released PDB entry.

We welcome your comments at validation@mail.wwpdb.org

A user guide is available at

<https://www.wwpdb.org/validation/2017/EMValidationReportHelp>

with specific help available everywhere you see the ⓘ symbol.

The types of validation reports are described at

<http://www.wwpdb.org/validation/2017/FAQs#types>.

The following versions of software and data (see [references ⓘ](#)) were used in the production of this report:

EMDB validation analysis : 0.0.1.dev92
MolProbity : 4.02b-467
Percentile statistics : 20191225.v01 (using entries in the PDB archive December 25th 2019)
MapQ : 1.9.13
Ideal geometry (proteins) : Engh & Huber (2001)
Ideal geometry (DNA, RNA) : Parkinson et al. (1996)
Validation Pipeline (wwPDB-VP) : 2.36.2

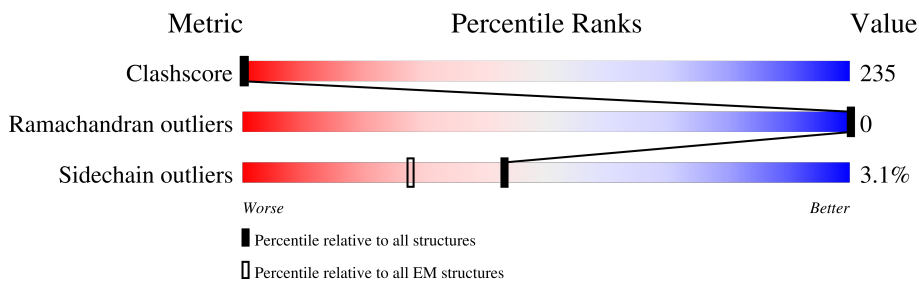
1 Overall quality at a glance

The following experimental techniques were used to determine the structure:

ELECTRON MICROSCOPY

The reported resolution of this entry is 8.00 Å.

Percentile scores (ranging between 0-100) for global validation metrics of the entry are shown in the following graphic. The table shows the number of entries on which the scores are based.






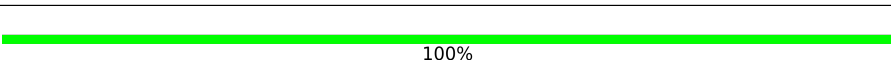
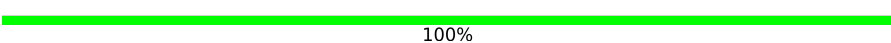
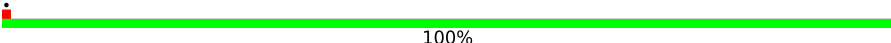
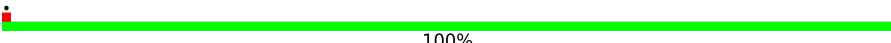

Metric	Whole archive (#Entries)	EM structures (#Entries)
Clashscore	158937	4297
Ramachandran outliers	154571	4023
Sidechain outliers	154315	3826

The table below summarises the geometric issues observed across the polymeric chains and their fit to the map. The red, orange, yellow and green segments of the bar indicate the fraction of residues that contain outliers for ≥ 3 , 2, 1 and 0 types of geometric quality criteria respectively. A grey segment represents the fraction of residues that are not modelled. The numeric value for each fraction is indicated below the corresponding segment, with a dot representing fractions $\leq 5\%$. The upper red bar (where present) indicates the fraction of residues that have poor fit to the EM map (all-atom inclusion $< 40\%$). The numeric value is given above the bar.

Mol	Chain	Length	Quality of chain
1	A	375	93%
1	B	375	94%
1	C	375	94%
1	D	375	94%
1	E	375	93%
1	F	375	93%
2	G	220	5% 12% 82%
2	H	220	5% 11% 82%

Continued on next page...

Continued from previous page...

Mol	Chain	Length	Quality of chain
2	I	220	 5% 12% 82%
2	J	220	 5% 11% 82%
2	K	220	 5% 11% 82%
2	L	220	 5% 11% 82%
3	M	135	 100%
3	N	135	 100%
3	O	135	 100%
3	P	135	 100%

2 Entry composition [i](#)

There are 3 unique types of molecules in this entry. The entry contains 24141 atoms, of which 1869 are hydrogens and 0 are deuteriums.

In the tables below, the AltConf column contains the number of residues with at least one atom in alternate conformation and the Trace column contains the number of residues modelled with at most 2 atoms.

- Molecule 1 is a protein called cardiac actin.

Mol	Chain	Residues	Atoms					AltConf	Trace
			Total	C	N	O	S		
1	A	375	2932	1854	493	565	20	0	0
1	B	375	2932	1854	493	565	20	0	0
1	C	375	2932	1854	493	565	20	0	0
1	D	375	2932	1854	493	565	20	0	0
1	E	375	2932	1854	493	565	20	0	0
1	F	375	2932	1854	493	565	20	0	0

- Molecule 2 is a protein called Myosin-binding protein C, cardiac-type.

Mol	Chain	Residues	Atoms					AltConf	Trace	
			Total	C	H	N	O			S
2	G	39	654	209	324	62	57	2	0	0
2	H	39	639	209	309	62	57	2	0	0
2	I	39	642	209	312	62	57	2	0	0
2	J	39	642	209	312	62	57	2	0	0
2	K	39	636	209	306	62	57	2	0	0
2	L	39	636	209	306	62	57	2	0	0

- Molecule 3 is a protein called tropomyosin model.

Mol	Chain	Residues	Atoms				AltConf	Trace
			Total	C	N	O		
3	M	135	675	405	135	135	0	0

Continued on next page...


Continued from previous page...

Mol	Chain	Residues	Atoms				AltConf	Trace
3	N	135	Total 675	C 405	N 135	O 135	0	0
3	O	135	Total 675	C 405	N 135	O 135	0	0
3	P	135	Total 675	C 405	N 135	O 135	0	0

3 Residue-property plots i

These plots are drawn for all protein, RNA, DNA and oligosaccharide chains in the entry. The first graphic for a chain summarises the proportions of the various outlier classes displayed in the second graphic. The second graphic shows the sequence view annotated by issues in geometry and atom inclusion in map density. Residues are color-coded according to the number of geometric quality criteria for which they contain at least one outlier: green = 0, yellow = 1, orange = 2 and red = 3 or more. A red diamond above a residue indicates a poor fit to the EM map for this residue (all-atom inclusion < 40%). Stretches of 2 or more consecutive residues without any outlier are shown as a green connector. Residues present in the sample, but not in the model, are shown in grey.

- Molecule 1: cardiac actin

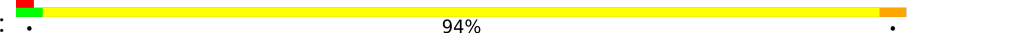


- Molecule 1: cardiac actin




A181	G182	R183	D184	L185	T186	D187	L188	L189	M190	K191	L192	L193	L194	E195	R196	G197	Y198	S199	F200	V201	L201	L202	T203	T204	A204	E205	R206	E207	L208	V209	R210	D211	L212	K213	E214	I274	H215	L216	C217	Y218	V219	A220	D221	D222	F223	E224	M225	E226	M227	A228	D288	T229	A230	A231	S232	S233	S234	L235	S236	E237	K238	S239	L299	Y240
E241	L242	D243	D244	M245	Q246	V247	L248	T249	I309	A310	G251	N252	E253	R254	F255	E316	I317	P258	E259	L260	L261	A321	P322	Q263	P264	S265	F266	I327	G268	M269	E270	S271	A272	G273	I274	H275	E276	I277	T278	Y279	N280	S281	I282	L283	M284	C285	D286	L287	D288	L289	R290	K291	D292	L293	Y294	A295	N296	L357	S358	V299	S300			
G301	G302	T303	T304	M305	Y306	P307	G308	I309	D311	R312	M313	Q314	K315	E316	I317	A319	E359	L320	A321	P322	S323	T324	M325	K326	I327	K328	I329	E330	A331	P332	F333	E334	R335	K336	Y337	S338	V339	W340	I341	G342	G343	S344	L345	L346	A347	S348	L349	S350	T351	F352	Q353	Q354	M355	M356	I357	S358	K359	Q360						
E361	Y362	D363	E364	A365	G366	P367	S368	I369	H371	R372	K373	C374	F375																																																			

● Molecule 1: cardiac actin


Chain C:  94%

D1	D2	E3	F4	T5	T6	K68	A7	L8	V9	C10	H11	M12	G13	S14	I15	L16	V17	K18	A19	D80	L140	S141	M142	E143	K84	A22	I85	H86	R87	A26	P27	R28	A29	V30	F31	P32	S33	L94	R95	I34	V35	A97	P98	E99	P38	R39	H40	Q41	T103	G42	V43	M44	V45	G46	A108	M47	G48	L110	N111	D51	K113	S52	Y53	H114	M115	V54	G55	D56	E57	K118	D179	A58	Q59	L180	S60
K61	R62	G63	F124	L65	T66	L67	K68	Y69	P70	I71	E72	H73	G74	I75	I76	T77	N78	W79	D80	L140	S141	M142	E143	K84	A22	I85	H86	R87	A26	P27	R28	A29	V30	F31	P32	S33	L94	R95	I34	V35	A97	P98	E99	P38	R39	H40	Q41	T103	G42	V43	M44	L105	T106	E107	G108	Y109	L110	N111	P112	H173	A174	M175	R176	E177	L178	D179	T120	L180							
Q121	L122	M123	F124	E125	T126	L127	M128	V129	P130	A131	E132	H133	V134	A135	I136	Q137	V138	W139	D140	S141	M142	E143	K84	A22	I145	H146	G147	I148	T149	R150	Y151	V152	E153	D154	S155	I156	V157	A158	E159	P160	H161	L162	V163	P164	I165	L166	E167	G168	Y169	A170	L171	L172	H173	A174	M175	R176	E177	L178	D179	T120	L180														
A181	G182	R183	D184	L185	T186	D187	L188	L189	M190	K191	L192	L193	L194	E195	R196	G197	Y198	S199	F200	V201	L201	L202	T203	T204	A204	E205	R206	E207	L208	V209	R210	D211	L212	K213	E214	I274	H215	L216	C217	Y218	V219	A220	D221	D222	F223	E224	M225	E226	M227	A228	D288	T229	A230	A231	S232	S233	S234	L235	S236	E237	K238	S239	L299	Y240											
E241	L242	D243	D244	M245	Q246	V247	L248	T249	I309	A310	G251	N252	E253	R254	F255	E316	I317	P258	E259	L260	L261	A321	P322	Q263	P264	S265	F266	I327	G268	M269	E270	S271	A272	G273	I274	H275	E276	I277	T278	Y279	N280	S281	I282	L283	M284	C285	D286	L287	D288	L289	R290	K291	D292	L293	Y294	A295	N296	L357	S358	V299	S300														
G301	G302	T303	T304	M305	Y306	P307	G308	I309	D311	R312	M313	Q314	K315	E316	I317	A319	E359	L320	A321	P322	S323	T324	M325	K326	I327	K328	I329	E330	A331	P332	F333	E334	R335	K336	Y337	S338	V339	W340	I341	G342	G343	S344	L345	L346	A347	S348	L349	S350	T351	F352	Q353	Q354	M355	M356	I357	S358	K359	Q360																	
E361	Y362	D363	E364	A365	G366	P367	S368	I369	H371	R372	K373	C374	F375																																																														

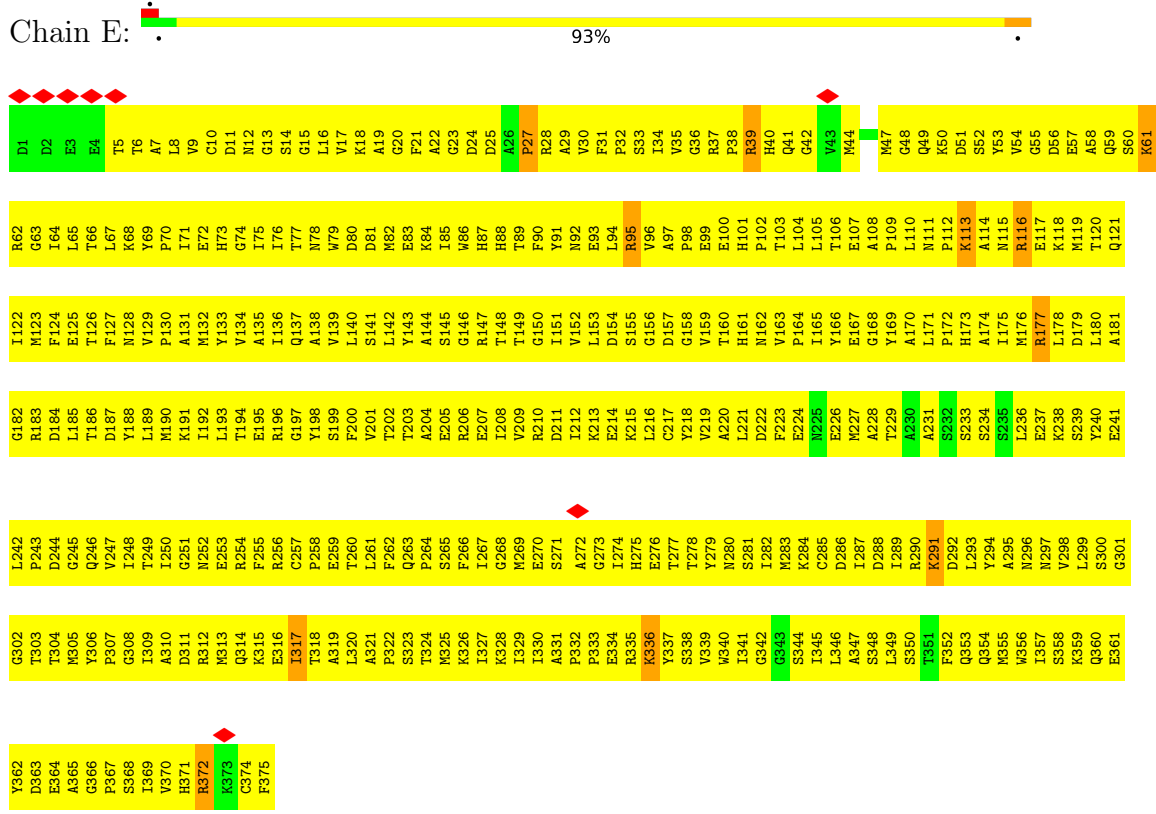
● Molecule 1: cardiac actin

Chain D:  94%

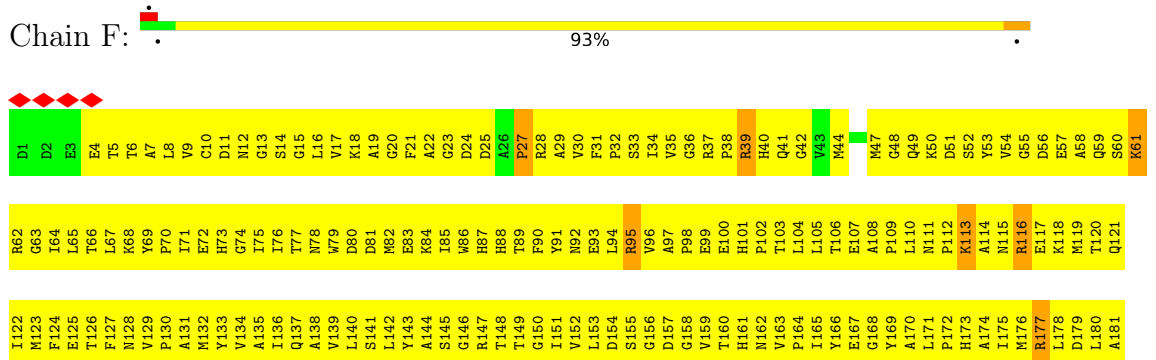
D1	D2	E3	F4	T5	T6	K68	A7	L8	V9	C10	H11	M12	G13	S14	I15	L16	V17	K18	A19	D80	L140	S141	M142	E143	K84	A22	I85	H86	R87	A26	P27	R28	A29	V30	F31	P32	S33	L94	R95	I34	V35	A97	P98	E99	P38	R39	H40	Q41	T103	G42	V43	M44	V45	G46	A108	M47	G48	L110	N111	D51	K113	S52	Y53	H114	M115	V54	G55	D56	E57	K118	D179	A58	Q59	L180	S60
K61	R62	G63	F124	L65	T66	L67	K68	Y69	P70	I71	E72	H73	G74	I75	I76	T77	N78	W79	D80	L140	S141	M142	E143	K84	A22	I85	H86	R87	A26	P27	R28	A29	V30	F31	P32	S33	L94	R95	I34	V35	A97	P98	E99	P38	R39	H40	Q41	T103	G42	V43	M44	L105	T106	E107	G108	Y109	L110	N111	P112	H173	A174	M175	R176	E177	L178	D179	T120	L180							
Q121	L122	M123	F124	E125	T126	L127	M128	V129	P130	A131	E132	H133	V134	A135	I136	Q137	V138	W139	D140	S141	M142	E143	K84	A22	I145	H146	G147	I148	T149	R150	Y151	V152	E153	D154	S155	I156	V157	A158	E159	P160	H161	L162	V163	P164	I165	L166	E167	G168	Y169	A170	L171	L172	H173	A174	M175	R176	E177	L178	D179	T120	L180														
A181	G182	R183	D184	L185	T186	D187	L188	L189	M190	K191	L192	L193	L194	E195	R196	G197	Y198	S199	F200	V201	L201	L202	T203	T204	A204	E205	R206	E207	L208	V209	R210	D211	L212	K213	E214	I274	H215	L216	C217	Y218	V219	A220	D221	D222	F223	E224	M225	E226	M227	A228	D288	T229	A230	A231	S232	S233	S234	L235	S236	E237	K238	S239	L299	Y240											
E241	L242	D243	D244	M245	Q246	V247	L248	T249	I309	A310	G251	N252	E253	R254	F255	E316	I317	P258	E259	L260	L261	A321	P322	Q263	P264	S265	F266	I327	G268	M269	E270	S271	A272	G273	I274	H275	E276	I277	T278	Y279	N280	S281	I282	L283	M284	C285	D286	L287	D288	L289	R290	K291	D292	L293	Y294	A295	N296	L357	S358	V299	S300														
G301	G302	T303	T304	M305	Y306	P307	G308	I309	D311	R312	M313	Q314	K315	E316	I317	A319	E359	L320	A321	P322	S323	T324	M325	K326	I327	K328	I329	E330	A331	P332	F333	E334	R335	K336	Y337	S338	V339	W340	I341	G342	G343	S344	L345	L346	A347	S348	L349	S350	T351	F352	Q353	Q354	M355	M356	I357	S358	K359	Q360																	
E361	Y362	D363	E364	A365	G366	P367	S368	I369	H371	R372	K373	C374	F375																																																														




• Molecule 1: cardiac actin

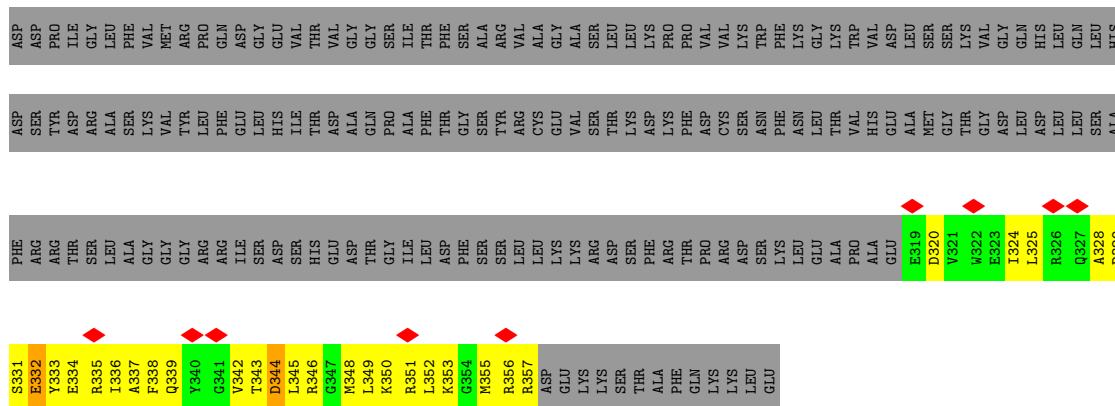


• Molecule 1: cardiac actin

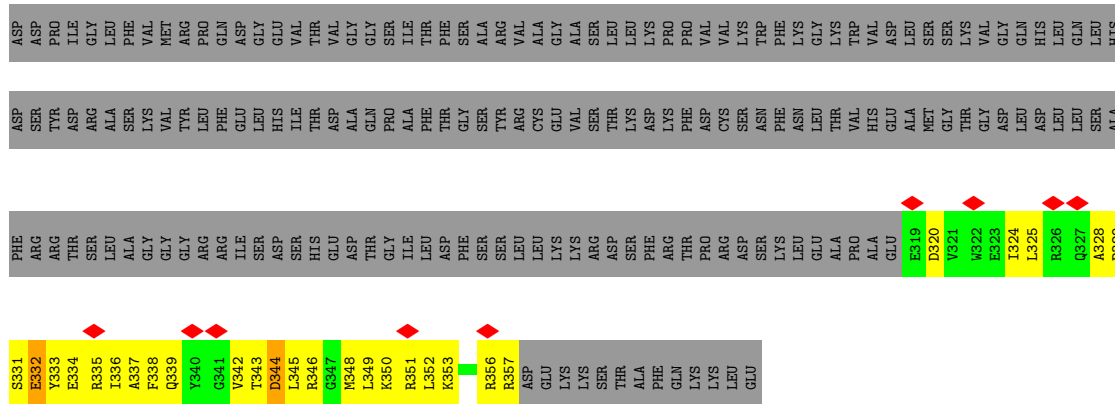




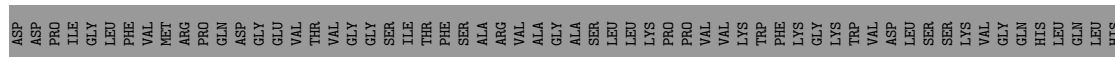
• Molecule 2: Myosin-binding protein C, cardiac-type

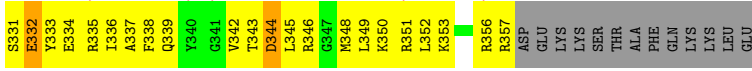
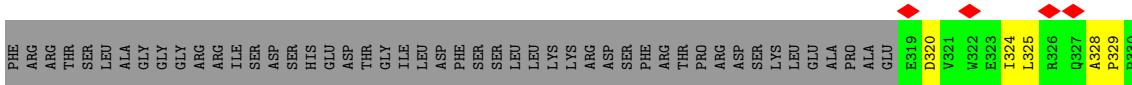


• Molecule 2: Myosin-binding protein C, cardiac-type



• Molecule 2: Myosin-binding protein C, cardiac-type





• Molecule 3: tropomyosin model



There are no outlier residues recorded for this chain.

• Molecule 3: tropomyosin model



There are no outlier residues recorded for this chain.

• Molecule 3: tropomyosin model



• Molecule 3: tropomyosin model



4 Experimental information

Property	Value	Source
EM reconstruction method	HELICAL	Depositor
Imposed symmetry	HELICAL, twist=-166.7°, rise=27.4 Å, axial sym=C1	Depositor
Number of segments used	14282	Depositor
Resolution determination method	FSC 0.143 CUT-OFF	Depositor
CTF correction method	PHASE FLIPPING AND AMPLITUDE CORRECTION	Depositor
Microscope	FEI TITAN KRIOS	Depositor
Voltage (kV)	300	Depositor
Electron dose ($e^-/\text{Å}^2$)	34	Depositor
Minimum defocus (nm)	1000	Depositor
Maximum defocus (nm)	3500	Depositor
Magnification	Not provided	
Image detector	GATAN K3 (6k x 4k)	Depositor
Maximum map value	10.354	Depositor
Minimum map value	-2.797	Depositor
Average map value	-0.000	Depositor
Map value standard deviation	1.000	Depositor
Recommended contour level	0.728	Depositor
Map size (Å)	100.875, 99.53, 267.655	wwPDB
Map dimensions	75, 74, 199	wwPDB
Map angles (°)	90.0, 90.0, 90.0	wwPDB
Pixel spacing (Å)	1.345, 1.345, 1.345	Depositor

5 Model quality [i](#)

5.1 Standard geometry [i](#)

The Z score for a bond length (or angle) is the number of standard deviations the observed value is removed from the expected value. A bond length (or angle) with $|Z| > 5$ is considered an outlier worth inspection. RMSZ is the root-mean-square of all Z scores of the bond lengths (or angles).

Mol	Chain	Bond lengths		Bond angles	
		RMSZ	# Z >5	RMSZ	# Z >5
1	A	0.51	0/2995	0.73	2/4057 (0.0%)
1	B	0.51	0/2995	0.73	2/4057 (0.0%)
1	C	0.51	0/2995	0.73	2/4057 (0.0%)
1	D	0.51	0/2995	0.73	2/4057 (0.0%)
1	E	0.51	0/2995	0.73	2/4057 (0.0%)
1	F	0.51	0/2995	0.73	2/4057 (0.0%)
2	G	0.52	0/336	0.71	0/449
2	H	0.53	0/336	0.76	0/449
2	I	0.53	0/336	0.76	0/449
2	J	0.52	0/336	0.76	0/449
2	K	0.52	0/336	0.76	0/449
2	L	0.52	0/336	0.76	0/449
All	All	0.51	0/19986	0.73	12/27036 (0.0%)

Chiral center outliers are detected by calculating the chiral volume of a chiral center and verifying if the center is modelled as a planar moiety or with the opposite hand. A planarity outlier is detected by checking planarity of atoms in a peptide group, atoms in a mainchain group or atoms of a sidechain that are expected to be planar.

Mol	Chain	#Chirality outliers	#Planarity outliers
2	G	0	1
2	H	0	1
2	I	0	1
2	J	0	1
2	K	0	1
2	L	0	1
All	All	0	6

There are no bond length outliers.

All (12) bond angle outliers are listed below:

Mol	Chain	Res	Type	Atoms	Z	Observed(°)	Ideal(°)
1	C	27	PRO	CA-N-CD	-9.67	97.97	111.50

Continued on next page...

Continued from previous page...

Mol	Chain	Res	Type	Atoms	Z	Observed(°)	Ideal(°)
1	F	27	PRO	CA-N-CD	-9.67	97.96	111.50
1	D	27	PRO	CA-N-CD	-9.66	97.97	111.50
1	E	27	PRO	CA-N-CD	-9.66	97.98	111.50
1	B	27	PRO	CA-N-CD	-9.65	97.99	111.50
1	A	27	PRO	CA-N-CD	-9.64	98.01	111.50
1	A	27	PRO	N-CD-CG	-7.42	92.07	103.20
1	D	27	PRO	N-CD-CG	-7.42	92.07	103.20
1	B	27	PRO	N-CD-CG	-7.42	92.07	103.20
1	E	27	PRO	N-CD-CG	-7.41	92.08	103.20
1	F	27	PRO	N-CD-CG	-7.41	92.09	103.20
1	C	27	PRO	N-CD-CG	-7.39	92.12	103.20

There are no chirality outliers.

All (6) planarity outliers are listed below:

Mol	Chain	Res	Type	Group
2	G	344	ASP	Peptide
2	H	344	ASP	Peptide
2	I	344	ASP	Peptide
2	J	344	ASP	Peptide
2	K	344	ASP	Peptide
2	L	344	ASP	Peptide

5.2 Too-close contacts [i](#)

In the following table, the Non-H and H(model) columns list the number of non-hydrogen atoms and hydrogen atoms in the chain respectively. The H(added) column lists the number of hydrogen atoms added and optimized by MolProbity. The Clashes column lists the number of clashes within the asymmetric unit, whereas Symm-Clashes lists symmetry-related clashes.

Mol	Chain	Non-H	H(model)	H(added)	Clashes	Symm-Clashes
1	A	2932	0	2894	1629	0
1	B	2932	0	2894	1638	0
1	C	2932	0	2894	1687	0
1	D	2932	0	2894	1680	0
1	E	2932	0	2894	1621	0
1	F	2932	0	2894	1622	0
2	G	330	324	335	90	0
2	H	330	309	335	87	0
2	I	330	312	335	99	0
2	J	330	312	335	96	0

Continued on next page...

Continued from previous page...

Mol	Chain	Non-H	H(model)	H(added)	Clashes	Symm-Clashes
2	K	330	306	335	98	0
2	L	330	306	335	99	0
3	M	675	0	137	0	0
3	N	675	0	137	0	0
3	O	675	0	137	0	0
3	P	675	0	137	0	0
All	All	22272	1869	19922	9919	0

The all-atom clashscore is defined as the number of clashes found per 1000 atoms (including hydrogen atoms). The all-atom clashscore for this structure is 235.

All (9919) close contacts within the same asymmetric unit are listed below, sorted by their clash magnitude.

Atom-1	Atom-2	Interatomic distance (Å)	Clash overlap (Å)
1:B:162:ASN:ND2	1:B:277:THR:HG22	1.13	1.45
1:D:162:ASN:ND2	1:D:277:THR:HG22	1.12	1.45
1:F:162:ASN:ND2	1:F:277:THR:HG22	1.12	1.42
1:C:162:ASN:ND2	1:C:277:THR:HG22	1.12	1.41
1:A:162:ASN:ND2	1:A:277:THR:HG22	1.13	1.40
1:B:123:MET:O	1:B:127:PHE:HB2	1.20	1.37
1:C:162:ASN:HD21	1:C:277:THR:CG2	1.39	1.34
1:F:162:ASN:HD21	1:F:277:THR:CG2	1.38	1.34
1:B:162:ASN:HD21	1:B:277:THR:CG2	1.40	1.34
1:A:162:ASN:HD21	1:A:277:THR:CG2	1.39	1.33
1:D:162:ASN:HD21	1:D:277:THR:CG2	1.39	1.32
1:D:123:MET:O	1:D:127:PHE:HB2	1.20	1.31
1:F:123:MET:O	1:F:127:PHE:HB2	1.20	1.28
1:C:23:GLY:CA	2:I:357:ARG:HD3	1.63	1.28
1:E:123:MET:O	1:E:127:PHE:HB2	1.20	1.27
1:A:123:MET:O	1:A:127:PHE:HB2	1.20	1.27
1:C:123:MET:O	1:C:127:PHE:HB2	1.20	1.26
1:E:23:GLY:CA	2:K:357:ARG:HD3	1.66	1.26
1:B:23:GLY:CA	2:H:357:ARG:HD3	1.64	1.25
1:C:162:ASN:ND2	1:C:277:THR:CG2	1.98	1.25
1:D:22:ALA:O	2:J:357:ARG:CD	1.86	1.24
1:D:162:ASN:ND2	1:D:277:THR:CG2	1.98	1.24
1:E:22:ALA:O	2:K:357:ARG:CD	1.86	1.24
1:F:23:GLY:CA	2:L:357:ARG:HD3	1.66	1.23
1:D:23:GLY:CA	2:J:357:ARG:HD3	1.64	1.23
1:C:22:ALA:O	2:I:357:ARG:CD	1.85	1.22
1:F:22:ALA:O	2:L:357:ARG:CD	1.86	1.22

Continued on next page...

Continued from previous page...

Atom-1	Atom-2	Interatomic distance (Å)	Clash overlap (Å)
1:B:22:ALA:O	2:H:357:ARG:CD	1.87	1.22
1:F:162:ASN:ND2	1:F:277:THR:CG2	1.97	1.20
1:D:54:VAL:HA	1:D:58:ALA:HB2	1.19	1.19
1:A:162:ASN:ND2	1:A:277:THR:CG2	1.98	1.19
1:B:82:MET:HA	1:B:85:ILE:HD12	1.22	1.18
1:D:82:MET:HA	1:D:85:ILE:HD12	1.22	1.18
1:F:123:MET:HB2	1:F:132:MET:HE1	1.26	1.17
1:B:22:ALA:O	2:H:357:ARG:HD2	0.99	1.17
1:C:18:LYS:HG3	1:C:30:VAL:HA	1.24	1.17
1:C:195:GLU:HG2	1:D:110:LEU:HA	1.23	1.17
1:F:141:SER:HB3	1:F:339:VAL:HG12	1.25	1.17
1:F:22:ALA:O	2:L:357:ARG:HD2	0.99	1.17
1:B:162:ASN:ND2	1:B:277:THR:CG2	1.98	1.17
1:B:151:ILE:HD11	1:B:162:ASN:HB3	1.21	1.16
1:D:22:ALA:O	2:J:357:ARG:HD2	0.98	1.16
1:D:141:SER:HB3	1:D:339:VAL:HG12	1.24	1.16
1:E:22:ALA:O	2:K:357:ARG:HD2	0.99	1.16
1:E:105:LEU:HB2	1:E:134:VAL:HA	1.22	1.16
1:D:123:MET:HB2	1:D:132:MET:HE1	1.26	1.16
1:E:195:GLU:HG2	1:F:110:LEU:HA	1.23	1.16
1:D:285:CYS:HB3	1:D:289:ILE:HG21	1.22	1.15
1:A:105:LEU:HB2	1:A:134:VAL:HA	1.22	1.15
1:A:195:GLU:HG2	1:B:110:LEU:HA	1.23	1.15
1:C:105:LEU:HB2	1:C:134:VAL:HA	1.22	1.15
1:C:22:ALA:O	2:I:357:ARG:HD2	0.97	1.14
1:B:297:ASN:HB2	1:B:329:ILE:HA	1.27	1.14
1:A:123:MET:HB2	1:A:132:MET:HE1	1.26	1.14
1:D:312:ARG:HG2	1:D:316:GLU:OE1	1.48	1.14
1:E:18:LYS:HG3	1:E:30:VAL:HA	1.23	1.14
1:B:105:LEU:HB2	1:B:134:VAL:HA	1.22	1.14
1:F:285:CYS:HB3	1:F:289:ILE:HG21	1.23	1.14
1:F:312:ARG:HG2	1:F:316:GLU:OE1	1.48	1.14
1:A:18:LYS:HG3	1:A:30:VAL:HA	1.23	1.13
1:C:54:VAL:HA	1:C:58:ALA:HB2	1.19	1.13
1:C:82:MET:HA	1:C:85:ILE:HD12	1.22	1.13
1:D:345:ILE:HG13	2:J:346:ARG:HG3	1.29	1.13
1:A:239:SER:HA	1:A:249:THR:HA	1.25	1.13
1:F:345:ILE:HG13	2:L:346:ARG:HG3	1.28	1.13
1:B:141:SER:HB3	1:B:339:VAL:HG12	1.25	1.13
1:B:152:VAL:HG12	1:B:163:VAL:HB	1.29	1.13
1:B:312:ARG:HG2	1:B:316:GLU:OE1	1.48	1.13

Continued on next page...

Continued from previous page...

Atom-1	Atom-2	Interatomic distance (Å)	Clash overlap (Å)
1:C:90:PHE:HA	1:C:94:LEU:HB2	1.26	1.13
1:C:239:SER:HA	1:C:249:THR:HA	1.25	1.13
1:F:105:LEU:HB2	1:F:134:VAL:HA	1.22	1.12
1:B:285:CYS:HB3	1:B:289:ILE:HG21	1.22	1.12
1:C:23:GLY:HA3	2:I:357:ARG:CD	1.78	1.12
1:C:151:ILE:HD11	1:C:162:ASN:HB3	1.21	1.12
1:D:297:ASN:HB2	1:D:329:ILE:HA	1.27	1.12
1:A:90:PHE:HA	1:A:94:LEU:HB2	1.26	1.12
1:B:90:PHE:HA	1:B:94:LEU:HB2	1.26	1.12
1:E:297:ASN:HB2	1:E:329:ILE:HA	1.27	1.12
1:A:221:LEU:HD11	1:A:311:ASP:HB3	1.30	1.12
1:B:18:LYS:HG3	1:B:30:VAL:HA	1.24	1.12
1:C:312:ARG:HG2	1:C:316:GLU:OE1	1.48	1.12
1:E:312:ARG:HG2	1:E:316:GLU:OE1	1.48	1.12
1:F:152:VAL:HG12	1:F:163:VAL:HB	1.29	1.12
1:B:345:ILE:HG13	2:H:346:ARG:HG3	1.30	1.11
1:D:152:VAL:HG12	1:D:163:VAL:HB	1.29	1.11
1:E:90:PHE:HA	1:E:94:LEU:HB2	1.26	1.11
1:A:312:ARG:HG2	1:A:316:GLU:OE1	1.46	1.11
1:B:23:GLY:HA3	2:H:357:ARG:CD	1.79	1.11
1:C:123:MET:HB2	1:C:132:MET:HE1	1.26	1.11
1:F:239:SER:HA	1:F:249:THR:HA	1.25	1.11
1:B:123:MET:HB2	1:B:132:MET:HE1	1.27	1.11
1:C:221:LEU:HD11	1:C:311:ASP:HB3	1.30	1.11
1:D:18:LYS:HG3	1:D:30:VAL:HA	1.24	1.11
1:E:151:ILE:HD11	1:E:162:ASN:HB3	1.21	1.11
1:F:151:ILE:HD11	1:F:162:ASN:HB3	1.21	1.11
1:A:141:SER:HB3	1:A:339:VAL:HG12	1.24	1.11
1:E:82:MET:HA	1:E:85:ILE:HD12	1.22	1.11
1:E:152:VAL:HG12	1:E:163:VAL:HB	1.29	1.11
1:F:54:VAL:HA	1:F:58:ALA:HB2	1.19	1.11
1:D:90:PHE:HA	1:D:94:LEU:HB2	1.26	1.10
1:A:54:VAL:HA	1:A:58:ALA:CB	1.81	1.10
1:A:285:CYS:HB3	1:A:289:ILE:HG21	1.22	1.10
1:E:54:VAL:HA	1:E:58:ALA:CB	1.81	1.10
1:E:239:SER:HA	1:E:249:THR:HA	1.25	1.10
1:F:82:MET:HA	1:F:85:ILE:HD12	1.22	1.10
1:A:209:VAL:HA	1:A:212:ILE:HD12	1.10	1.10
1:C:141:SER:HB3	1:C:339:VAL:HG12	1.25	1.10
1:D:23:GLY:HA3	2:J:357:ARG:CD	1.80	1.10
1:E:23:GLY:HA3	2:K:357:ARG:CD	1.81	1.10

Continued on next page...

Continued from previous page...

Atom-1	Atom-2	Interatomic distance (Å)	Clash overlap (Å)
1:C:209:VAL:HA	1:C:212:ILE:HD12	1.10	1.10
1:D:241:GLU:HA	1:D:247:VAL:HA	1.32	1.10
1:E:141:SER:HB3	1:E:339:VAL:HG12	1.24	1.10
1:E:209:VAL:HA	1:E:212:ILE:HD12	1.10	1.10
1:F:297:ASN:HB2	1:F:329:ILE:HA	1.27	1.10
1:A:82:MET:HA	1:A:85:ILE:HD12	1.22	1.09
1:C:54:VAL:HA	1:C:58:ALA:CB	1.81	1.09
1:D:54:VAL:HA	1:D:58:ALA:CB	1.81	1.09
1:D:239:SER:HA	1:D:249:THR:HA	1.25	1.09
1:E:285:CYS:HB3	1:E:289:ILE:HG21	1.23	1.09
1:E:345:ILE:HG13	2:K:346:ARG:HG3	1.28	1.09
1:F:54:VAL:HA	1:F:58:ALA:CB	1.81	1.09
1:F:221:LEU:HD11	1:F:311:ASP:HB3	1.30	1.09
1:F:241:GLU:HA	1:F:247:VAL:HA	1.32	1.09
1:B:54:VAL:HA	1:B:58:ALA:HB2	1.19	1.09
1:B:239:SER:HA	1:B:249:THR:HA	1.25	1.09
1:D:105:LEU:HB2	1:D:134:VAL:HA	1.22	1.09
1:C:297:ASN:HB2	1:C:329:ILE:HA	1.27	1.09
1:E:187:ASP:O	1:E:190:MET:HG2	1.53	1.09
1:A:151:ILE:HD11	1:A:162:ASN:HB3	1.21	1.09
1:A:241:GLU:HA	1:A:247:VAL:HA	1.32	1.09
1:D:221:LEU:HD11	1:D:311:ASP:HB3	1.30	1.09
1:A:35:VAL:HB	1:A:68:LYS:HB2	1.34	1.08
1:C:152:VAL:HG12	1:C:163:VAL:HB	1.29	1.08
1:C:285:CYS:HB3	1:C:289:ILE:HG21	1.23	1.08
1:C:345:ILE:HG13	2:I:346:ARG:HG3	1.27	1.08
1:D:151:ILE:HD11	1:D:162:ASN:HB3	1.21	1.08
1:E:221:LEU:HD11	1:E:311:ASP:HB3	1.30	1.08
1:C:241:GLU:HA	1:C:247:VAL:HA	1.32	1.08
1:E:54:VAL:HA	1:E:58:ALA:HB2	1.19	1.08
1:E:123:MET:HB2	1:E:132:MET:HE1	1.26	1.08
1:A:54:VAL:HA	1:A:58:ALA:HB2	1.19	1.08
1:C:35:VAL:HB	1:C:68:LYS:HB2	1.34	1.08
1:F:23:GLY:HA3	2:L:357:ARG:CD	1.81	1.08
1:F:187:ASP:O	1:F:190:MET:HG2	1.53	1.08
1:B:195:GLU:HG2	1:C:110:LEU:HA	1.23	1.08
1:B:241:GLU:HA	1:B:247:VAL:HA	1.33	1.08
1:C:187:ASP:O	1:C:190:MET:HG2	1.53	1.08
1:F:90:PHE:HA	1:F:94:LEU:HB2	1.26	1.08
1:A:345:ILE:HG13	2:G:346:ARG:HG3	1.27	1.07
1:B:54:VAL:HA	1:B:58:ALA:CB	1.81	1.07

Continued on next page...

Continued from previous page...

Atom-1	Atom-2	Interatomic distance (Å)	Clash overlap (Å)
1:B:90:PHE:O	1:B:96:VAL:N	1.87	1.07
1:D:187:ASP:O	1:D:190:MET:HG2	1.53	1.07
1:D:195:GLU:HG2	1:E:110:LEU:HA	1.23	1.07
1:A:152:VAL:HG12	1:A:163:VAL:HB	1.29	1.07
1:A:352:PHE:HB3	1:A:355:MET:HE3	1.37	1.07
1:D:223:PHE:O	1:D:227:MET:N	1.87	1.07
1:E:90:PHE:O	1:E:96:VAL:N	1.88	1.07
1:F:90:PHE:O	1:F:96:VAL:N	1.88	1.07
1:A:187:ASP:O	1:A:190:MET:HG2	1.53	1.07
1:B:221:LEU:HD11	1:B:311:ASP:HB3	1.30	1.07
1:A:223:PHE:O	1:A:227:MET:N	1.87	1.06
1:A:90:PHE:O	1:A:96:VAL:N	1.88	1.06
1:B:187:ASP:O	1:B:190:MET:HG2	1.53	1.06
1:B:223:PHE:O	1:B:227:MET:N	1.87	1.06
1:C:90:PHE:O	1:C:96:VAL:N	1.87	1.06
1:C:313:MET:O	1:C:317:ILE:HG22	1.55	1.06
1:E:223:PHE:O	1:E:227:MET:N	1.87	1.06
1:E:313:MET:O	1:E:317:ILE:HG22	1.55	1.06
1:A:297:ASN:HB2	1:A:329:ILE:HA	1.27	1.06
1:B:219:VAL:HG23	1:B:258:PRO:HG2	1.37	1.06
1:E:35:VAL:HB	1:E:68:LYS:HB2	1.34	1.06
1:E:241:GLU:HA	1:E:247:VAL:HA	1.33	1.06
1:E:352:PHE:HB3	1:E:355:MET:HE3	1.38	1.06
1:F:18:LYS:HG3	1:F:30:VAL:HA	1.23	1.06
1:F:264:PRO:HB2	1:F:269:MET:HB3	1.36	1.06
1:A:313:MET:O	1:A:317:ILE:HG22	1.55	1.06
1:B:35:VAL:HB	1:B:68:LYS:HB2	1.34	1.06
1:B:264:PRO:HB2	1:B:269:MET:HB3	1.36	1.06
1:B:44:MET:HE1	1:D:169:TYR:HA	1.36	1.06
1:D:219:VAL:HG23	1:D:258:PRO:HG2	1.37	1.06
1:C:223:PHE:O	1:C:227:MET:N	1.87	1.05
1:C:352:PHE:HB3	1:C:355:MET:HE3	1.38	1.05
1:D:90:PHE:O	1:D:96:VAL:N	1.87	1.05
1:D:209:VAL:HA	1:D:212:ILE:HD12	1.11	1.05
1:D:264:PRO:HB2	1:D:269:MET:HB3	1.36	1.05
1:F:209:VAL:HA	1:F:212:ILE:HD12	1.10	1.05
1:C:264:PRO:HB2	1:C:269:MET:HB3	1.36	1.05
1:E:264:PRO:HB2	1:E:269:MET:HB3	1.36	1.05
1:F:219:VAL:HG23	1:F:258:PRO:HG2	1.37	1.05
1:B:209:VAL:HA	1:B:212:ILE:HD12	1.10	1.05
1:E:242:LEU:N	1:E:246:GLN:O	1.90	1.05

Continued on next page...

Continued from previous page...

Atom-1	Atom-2	Interatomic distance (Å)	Clash overlap (Å)
1:F:223:PHE:O	1:F:227:MET:N	1.87	1.05
1:A:264:PRO:HB2	1:A:269:MET:HB3	1.36	1.05
1:D:164:PRO:HD2	1:D:175:ILE:HG12	1.39	1.05
1:F:242:LEU:N	1:F:246:GLN:O	1.90	1.05
1:F:352:PHE:HB3	1:F:355:MET:HE3	1.39	1.05
1:A:240:TYR:N	1:A:248:ILE:O	1.91	1.04
1:B:164:PRO:HD2	1:B:175:ILE:HG12	1.39	1.04
1:D:242:LEU:N	1:D:246:GLN:O	1.90	1.04
1:E:240:TYR:N	1:E:248:ILE:O	1.90	1.04
1:D:35:VAL:HB	1:D:68:LYS:HB2	1.34	1.04
1:A:242:LEU:N	1:A:246:GLN:O	1.90	1.04
1:B:242:LEU:N	1:B:246:GLN:O	1.90	1.04
1:B:313:MET:O	1:B:317:ILE:HG22	1.55	1.04
1:C:242:LEU:N	1:C:246:GLN:O	1.90	1.04
1:D:240:TYR:N	1:D:248:ILE:O	1.90	1.04
1:F:164:PRO:HD2	1:F:175:ILE:HG12	1.39	1.04
1:F:313:MET:O	1:F:317:ILE:HG22	1.55	1.04
1:D:352:PHE:HB3	1:D:355:MET:HE3	1.38	1.04
1:B:352:PHE:HB3	1:B:355:MET:HE3	1.38	1.03
1:B:345:ILE:HA	2:H:353:LYS:HZ1	1.24	1.03
1:B:143:TYR:HE2	1:B:345:ILE:HG21	1.21	1.03
1:D:12:ASN:HA	1:D:17:VAL:HA	1.41	1.03
1:B:12:ASN:HA	1:B:17:VAL:HA	1.41	1.03
1:C:240:TYR:N	1:C:248:ILE:O	1.90	1.03
1:D:313:MET:O	1:D:317:ILE:HG22	1.55	1.03
1:F:35:VAL:HB	1:F:68:LYS:HB2	1.34	1.03
1:F:365:ALA:HB3	1:F:369:ILE:HB	1.39	1.03
1:B:34:ILE:HG23	1:B:68:LYS:H	1.24	1.02
1:B:365:ALA:HB3	1:B:369:ILE:HB	1.39	1.02
1:E:221:LEU:HD11	1:E:311:ASP:CB	1.89	1.02
1:B:240:TYR:N	1:B:248:ILE:O	1.91	1.02
1:C:50:LYS:HG2	1:C:53:TYR:CD1	1.95	1.02
1:F:240:TYR:N	1:F:248:ILE:O	1.91	1.02
1:C:22:ALA:C	2:I:357:ARG:HD2	1.80	1.02
1:D:34:ILE:HG23	1:D:68:LYS:H	1.25	1.02
1:D:365:ALA:HB3	1:D:369:ILE:HB	1.39	1.02
1:F:50:LYS:HG2	1:F:53:TYR:CD1	1.95	1.02
1:A:50:LYS:HG2	1:A:53:TYR:CD1	1.95	1.02
1:C:219:VAL:HG23	1:C:258:PRO:HG2	1.38	1.02
1:C:221:LEU:HD11	1:C:311:ASP:CB	1.89	1.02
1:D:143:TYR:HE2	1:D:345:ILE:HG21	1.21	1.02

Continued on next page...

Continued from previous page...

Atom-1	Atom-2	Interatomic distance (Å)	Clash overlap (Å)
1:B:221:LEU:HD11	1:B:311:ASP:CB	1.89	1.01
1:F:12:ASN:HA	1:F:17:VAL:HA	1.41	1.01
1:E:143:TYR:HE2	1:E:345:ILE:HG21	1.21	1.01
1:F:143:TYR:HE2	1:F:345:ILE:HG21	1.21	1.01
1:B:50:LYS:HG2	1:B:53:TYR:CD1	1.95	1.01
1:B:202:THR:OG1	1:B:205:GLU:HB2	1.61	1.01
1:E:12:ASN:HA	1:E:17:VAL:HA	1.41	1.01
1:E:164:PRO:HD2	1:E:175:ILE:HG12	1.39	1.01
1:E:219:VAL:HG23	1:E:258:PRO:HG2	1.37	1.01
1:F:34:ILE:HG23	1:F:68:LYS:H	1.24	1.01
1:A:312:ARG:HG2	1:A:316:GLU:CD	1.80	1.01
1:C:164:PRO:HD2	1:C:175:ILE:HG12	1.39	1.01
1:A:219:VAL:HG23	1:A:258:PRO:HG2	1.37	1.01
1:A:221:LEU:HD11	1:A:311:ASP:CB	1.89	1.01
1:C:12:ASN:HA	1:C:17:VAL:HA	1.41	1.01
1:F:202:THR:OG1	1:F:205:GLU:HB2	1.61	1.01
1:A:12:ASN:HA	1:A:17:VAL:HA	1.41	1.00
1:C:202:THR:OG1	1:C:205:GLU:HB2	1.61	1.00
1:D:50:LYS:HG2	1:D:53:TYR:CD1	1.95	1.00
1:D:221:LEU:HD11	1:D:311:ASP:CB	1.89	1.00
1:E:50:LYS:HG2	1:E:53:TYR:CD1	1.95	1.00
1:A:164:PRO:HD2	1:A:175:ILE:HG12	1.39	1.00
1:A:202:THR:OG1	1:A:205:GLU:HB2	1.61	1.00
1:B:160:THR:HG21	1:B:178:LEU:HB3	1.42	1.00
1:E:345:ILE:HA	2:K:353:LYS:HZ1	1.25	1.00
1:F:221:LEU:HD11	1:F:311:ASP:CB	1.89	1.00
1:D:312:ARG:HG2	1:D:316:GLU:CD	1.82	1.00
1:E:202:THR:OG1	1:E:205:GLU:HB2	1.61	1.00
1:B:218:TYR:HB2	1:B:307:PRO:HG2	1.42	1.00
1:C:242:LEU:HD23	1:C:244:ASP:H	1.27	1.00
1:B:242:LEU:HD23	1:B:244:ASP:H	1.27	1.00
1:D:218:TYR:HB2	1:D:307:PRO:HG2	1.42	1.00
1:F:143:TYR:CE2	1:F:345:ILE:HG21	1.97	1.00
1:A:160:THR:HG21	1:A:178:LEU:HB3	1.42	0.99
1:E:34:ILE:HG23	1:E:68:LYS:H	1.24	0.99
1:F:22:ALA:C	2:L:357:ARG:HD2	1.82	0.99
1:A:143:TYR:HE2	1:A:345:ILE:HG21	1.21	0.99
1:D:143:TYR:CE2	1:D:345:ILE:HG21	1.97	0.99
1:D:202:THR:OG1	1:D:205:GLU:HB2	1.61	0.99
1:C:44:MET:HE1	1:E:169:TYR:HA	1.41	0.99
1:D:350:SER:O	1:D:353:GLN:NE2	1.96	0.99

Continued on next page...

Continued from previous page...

Atom-1	Atom-2	Interatomic distance (Å)	Clash overlap (Å)
1:B:312:ARG:HG2	1:B:316:GLU:CD	1.82	0.99
1:C:365:ALA:HB3	1:C:369:ILE:HB	1.40	0.99
1:F:242:LEU:HD23	1:F:244:ASP:H	1.27	0.99
1:B:143:TYR:CE2	1:B:345:ILE:HG21	1.97	0.99
1:E:365:ALA:HB3	1:E:369:ILE:HB	1.40	0.99
1:A:365:ALA:HB3	1:A:369:ILE:HB	1.39	0.99
1:D:22:ALA:C	2:J:357:ARG:HD2	1.82	0.99
1:C:143:TYR:CE2	1:C:345:ILE:HG21	1.97	0.99
1:D:345:ILE:HA	2:J:353:LYS:HZ1	1.23	0.99
1:A:350:SER:O	1:A:353:GLN:NE2	1.96	0.99
1:E:143:TYR:CE2	1:E:345:ILE:HG21	1.97	0.99
1:F:350:SER:O	1:F:353:GLN:NE2	1.96	0.99
1:A:143:TYR:CE2	1:A:345:ILE:HG21	1.97	0.99
1:C:160:THR:HG21	1:C:178:LEU:HB3	1.42	0.99
1:D:160:THR:HG21	1:D:178:LEU:HB3	1.42	0.99
1:F:312:ARG:HG2	1:F:316:GLU:CD	1.82	0.98
1:C:244:ASP:HB3	1:E:287:ILE:HG13	1.45	0.98
1:C:143:TYR:HE2	1:C:345:ILE:HG21	1.21	0.98
1:C:312:ARG:HG2	1:C:316:GLU:CD	1.82	0.98
1:E:22:ALA:C	2:K:357:ARG:HD2	1.83	0.98
1:F:218:TYR:HB2	1:F:307:PRO:HG2	1.42	0.98
1:C:345:ILE:HA	2:I:353:LYS:HZ1	1.24	0.98
1:D:47:MET:HG3	1:D:48:GLY:H	1.28	0.98
1:E:218:TYR:HB2	1:E:307:PRO:HG2	1.42	0.98
1:E:312:ARG:HG2	1:E:316:GLU:CD	1.82	0.98
1:B:47:MET:HG3	1:B:48:GLY:H	1.28	0.98
1:C:218:TYR:HB2	1:C:307:PRO:HG2	1.42	0.98
1:E:150:GLY:N	1:E:165:ILE:O	1.97	0.98
1:A:150:GLY:N	1:A:165:ILE:O	1.97	0.98
1:A:346:LEU:HA	1:A:349:LEU:HD12	1.45	0.98
1:E:308:GLY:HA2	1:E:311:ASP:OD2	1.64	0.98
1:F:17:VAL:HG11	1:F:82:MET:HE1	1.46	0.98
1:F:294:TYR:O	1:F:328:LYS:N	1.97	0.98
1:B:294:TYR:O	1:B:328:LYS:N	1.97	0.98
1:B:350:SER:O	1:B:353:GLN:NE2	1.96	0.98
1:D:294:TYR:O	1:D:328:LYS:N	1.97	0.98
1:F:47:MET:HG3	1:F:48:GLY:H	1.28	0.98
1:A:244:ASP:HB3	1:C:287:ILE:HG13	1.45	0.97
1:B:177:ARG:NH1	1:B:178:LEU:O	1.97	0.97
1:C:350:SER:O	1:C:353:GLN:NE2	1.96	0.97
1:D:17:VAL:HG11	1:D:82:MET:HE1	1.46	0.97

Continued on next page...

Continued from previous page...

Atom-1	Atom-2	Interatomic distance (Å)	Clash overlap (Å)
1:A:34:ILE:HG23	1:A:68:LYS:H	1.25	0.97
1:B:244:ASP:HB3	1:D:287:ILE:HG13	1.45	0.97
1:F:160:THR:HG21	1:F:178:LEU:HB3	1.42	0.97
2:I:353:LYS:O	2:I:357:ARG:N	1.97	0.97
1:A:308:GLY:HA2	1:A:311:ASP:OD2	1.64	0.97
1:C:308:GLY:HA2	1:C:311:ASP:OD2	1.64	0.97
1:B:22:ALA:C	2:H:357:ARG:HD2	1.83	0.97
1:B:346:LEU:HA	1:B:349:LEU:HD12	1.45	0.97
1:C:177:ARG:NH1	1:C:178:LEU:O	1.97	0.97
1:F:242:LEU:HB3	1:F:246:GLN:HB3	1.46	0.97
1:A:177:ARG:NH1	1:A:178:LEU:O	1.97	0.97
1:A:345:ILE:HA	2:G:353:LYS:HZ1	1.26	0.97
1:D:244:ASP:HB3	1:F:287:ILE:HG13	1.45	0.97
1:E:177:ARG:NH1	1:E:178:LEU:O	1.97	0.97
1:E:294:TYR:O	1:E:328:LYS:N	1.97	0.97
1:E:350:SER:O	1:E:353:GLN:NE2	1.96	0.97
1:A:242:LEU:HD23	1:A:244:ASP:H	1.27	0.97
1:C:34:ILE:HG23	1:C:68:LYS:H	1.25	0.97
1:C:346:LEU:HA	1:C:349:LEU:HD12	1.45	0.97
1:F:177:ARG:NH1	1:F:178:LEU:O	1.97	0.97
1:E:160:THR:HG21	1:E:178:LEU:HB3	1.42	0.97
1:F:150:GLY:N	1:F:165:ILE:O	1.97	0.97
1:F:345:ILE:HA	2:L:353:LYS:HZ1	1.25	0.97
1:A:312:ARG:CG	1:A:316:GLU:OE1	2.13	0.97
1:B:17:VAL:HG11	1:B:82:MET:HE1	1.46	0.97
1:C:150:GLY:N	1:C:165:ILE:O	1.97	0.97
1:D:242:LEU:HD23	1:D:244:ASP:H	1.27	0.97
1:F:352:PHE:HA	1:F:354:GLN:HE22	1.30	0.97
1:D:346:LEU:HA	1:D:349:LEU:HD12	1.45	0.96
1:E:17:VAL:HG11	1:E:82:MET:HE1	1.44	0.96
1:A:218:TYR:HB2	1:A:307:PRO:HG2	1.42	0.96
1:B:123:MET:HA	1:B:127:PHE:CD2	2.00	0.96
1:D:299:LEU:HB3	1:D:331:ALA:HB2	1.47	0.96
2:K:353:LYS:O	2:K:357:ARG:N	1.99	0.96
1:E:242:LEU:HD23	1:E:244:ASP:H	1.27	0.96
1:F:259:GLU:HG2	1:F:263:GLN:HE22	1.31	0.96
1:D:123:MET:HA	1:D:127:PHE:CD2	2.00	0.96
1:A:162:ASN:HD22	1:A:277:THR:HG22	1.31	0.96
1:A:345:ILE:HG13	2:G:346:ARG:CG	1.94	0.96
1:C:239:SER:CA	1:C:249:THR:HA	1.96	0.96
1:D:44:MET:HE1	1:F:169:TYR:HA	1.43	0.96

Continued on next page...

Continued from previous page...

Atom-1	Atom-2	Interatomic distance (Å)	Clash overlap (Å)
1:E:123:MET:HA	1:E:127:PHE:CD2	2.00	0.96
1:E:239:SER:CA	1:E:249:THR:HA	1.96	0.96
1:F:299:LEU:HB3	1:F:331:ALA:HB2	1.47	0.96
2:G:353:LYS:O	2:G:357:ARG:N	1.99	0.96
1:A:17:VAL:HG11	1:A:82:MET:HE1	1.44	0.96
1:C:99:GLU:HG3	1:C:128:ASN:HB2	1.48	0.96
1:A:294:TYR:O	1:A:328:LYS:N	1.97	0.96
1:B:93:GLU:O	1:B:95:ARG:NH1	1.98	0.96
1:B:150:GLY:N	1:B:165:ILE:O	1.97	0.96
1:C:345:ILE:HG13	2:I:346:ARG:CG	1.95	0.96
1:D:139:VAL:HA	1:D:142:LEU:HD12	1.48	0.96
1:D:259:GLU:HG2	1:D:263:GLN:HE22	1.31	0.96
1:E:215:LYS:HG3	1:E:216:LEU:HD23	1.47	0.96
1:E:222:ASP:OD1	1:E:226:GLU:HB2	1.66	0.96
1:E:240:TYR:O	1:E:248:ILE:N	1.99	0.96
1:E:346:LEU:HA	1:E:349:LEU:HD12	1.45	0.96
1:F:139:VAL:HA	1:F:142:LEU:HD12	1.48	0.96
1:F:162:ASN:HD22	1:F:277:THR:HG22	1.29	0.96
1:F:262:PHE:HD1	1:F:275:HIS:HD1	1.13	0.96
1:F:308:GLY:HA2	1:F:311:ASP:OD2	1.64	0.96
1:A:93:GLU:O	1:A:95:ARG:NH1	1.98	0.96
1:B:240:TYR:O	1:B:248:ILE:N	1.99	0.96
1:B:242:LEU:HB3	1:B:246:GLN:HB3	1.46	0.96
1:B:299:LEU:HB3	1:B:331:ALA:HB2	1.47	0.96
1:C:294:TYR:O	1:C:328:LYS:N	1.97	0.96
1:C:352:PHE:HA	1:C:354:GLN:HE22	1.30	0.96
1:D:99:GLU:HG3	1:D:128:ASN:HB2	1.48	0.96
1:D:242:LEU:HB3	1:D:246:GLN:HB3	1.46	0.96
1:A:239:SER:CA	1:A:249:THR:HA	1.96	0.95
1:B:139:VAL:HA	1:B:142:LEU:HD12	1.48	0.95
1:B:308:GLY:HA2	1:B:311:ASP:OD2	1.64	0.95
1:D:93:GLU:O	1:D:95:ARG:NH1	1.98	0.95
1:D:123:MET:O	1:D:127:PHE:CB	2.14	0.95
1:D:162:ASN:HD22	1:D:277:THR:HG22	1.31	0.95
1:D:352:PHE:HA	1:D:354:GLN:HE22	1.30	0.95
1:F:99:GLU:HG3	1:F:128:ASN:HB2	1.48	0.95
1:F:123:MET:HA	1:F:127:PHE:CD2	2.00	0.95
1:A:218:TYR:O	1:A:255:PHE:HA	1.66	0.95
1:A:264:PRO:O	1:A:268:GLY:N	2.00	0.95
1:C:215:LYS:HG3	1:C:216:LEU:HD23	1.47	0.95
1:D:177:ARG:NH1	1:D:178:LEU:O	1.97	0.95

Continued on next page...

Continued from previous page...

Atom-1	Atom-2	Interatomic distance (Å)	Clash overlap (Å)
1:D:207:GLU:HA	1:D:210:ARG:NE	1.81	0.95
1:E:99:GLU:HG3	1:E:128:ASN:HB2	1.48	0.95
1:E:299:LEU:HB3	1:E:331:ALA:HB2	1.47	0.95
1:A:99:GLU:HG3	1:A:128:ASN:HB2	1.48	0.95
1:B:218:TYR:O	1:B:255:PHE:HA	1.66	0.95
1:B:312:ARG:CG	1:B:316:GLU:OE1	2.14	0.95
1:C:184:ASP:HA	1:C:187:ASP:OD2	1.67	0.95
1:D:218:TYR:O	1:D:255:PHE:HA	1.66	0.95
1:D:312:ARG:CG	1:D:316:GLU:OE1	2.14	0.95
1:E:207:GLU:HA	1:E:210:ARG:NE	1.81	0.95
1:F:222:ASP:OD1	1:F:226:GLU:HB2	1.66	0.95
1:A:139:VAL:HA	1:A:142:LEU:HD12	1.48	0.95
1:C:17:VAL:HG11	1:C:82:MET:HE1	1.44	0.95
1:C:123:MET:HA	1:C:127:PHE:CD2	2.00	0.95
1:D:240:TYR:O	1:D:248:ILE:N	1.99	0.95
1:A:352:PHE:HA	1:A:354:GLN:HE22	1.30	0.95
1:B:99:GLU:HG3	1:B:128:ASN:HB2	1.48	0.95
1:C:218:TYR:O	1:C:255:PHE:HA	1.66	0.95
1:E:259:GLU:HG2	1:E:263:GLN:HE22	1.31	0.95
1:F:93:GLU:O	1:F:95:ARG:NH1	1.98	0.95
1:A:240:TYR:O	1:A:248:ILE:N	1.99	0.95
1:A:242:LEU:HB3	1:A:246:GLN:HB3	1.46	0.95
1:B:8:LEU:HD11	1:B:101:HIS:HB2	1.48	0.95
1:B:259:GLU:HG2	1:B:263:GLN:HE22	1.31	0.95
1:E:123:MET:O	1:E:127:PHE:CB	2.14	0.95
1:E:242:LEU:HB3	1:E:246:GLN:HB3	1.46	0.95
1:F:264:PRO:O	1:F:268:GLY:N	1.99	0.95
1:A:215:LYS:HG3	1:A:216:LEU:HD23	1.47	0.95
1:A:222:ASP:OD1	1:A:226:GLU:HB2	1.66	0.95
1:B:222:ASP:OD1	1:B:226:GLU:HB2	1.66	0.95
1:C:8:LEU:HD11	1:C:101:HIS:HB2	1.47	0.95
1:D:150:GLY:N	1:D:165:ILE:O	1.97	0.95
1:D:308:GLY:HA2	1:D:311:ASP:OD2	1.64	0.95
1:E:8:LEU:HD11	1:E:101:HIS:HB2	1.48	0.95
1:F:123:MET:O	1:F:127:PHE:CB	2.14	0.95
1:F:240:TYR:O	1:F:248:ILE:N	1.99	0.95
1:B:239:SER:CA	1:B:249:THR:HA	1.96	0.95
1:C:222:ASP:OD1	1:C:226:GLU:HB2	1.66	0.95
1:C:240:TYR:O	1:C:248:ILE:N	1.99	0.95
1:C:264:PRO:O	1:C:268:GLY:N	2.00	0.95
1:F:218:TYR:O	1:F:255:PHE:HA	1.66	0.95

Continued on next page...

Continued from previous page...

Atom-1	Atom-2	Interatomic distance (Å)	Clash overlap (Å)
1:B:73:HIS:H	1:B:75:ILE:HG12	1.32	0.95
1:C:93:GLU:O	1:C:95:ARG:NH1	1.98	0.95
1:D:264:PRO:O	1:D:268:GLY:N	2.00	0.95
1:E:93:GLU:O	1:E:95:ARG:NH1	1.98	0.95
1:E:352:PHE:HA	1:E:354:GLN:HE22	1.30	0.95
1:F:346:LEU:HA	1:F:349:LEU:HD12	1.45	0.95
1:A:73:HIS:H	1:A:75:ILE:HG12	1.32	0.95
1:A:123:MET:HA	1:A:127:PHE:CD2	2.00	0.95
1:C:207:GLU:HA	1:C:210:ARG:NE	1.82	0.95
1:D:184:ASP:HA	1:D:187:ASP:OD2	1.67	0.95
1:D:239:SER:CA	1:D:249:THR:HA	1.96	0.95
1:E:264:PRO:O	1:E:268:GLY:N	2.00	0.95
1:B:104:LEU:HD12	1:B:105:LEU:H	1.32	0.94
1:E:184:ASP:HA	1:E:187:ASP:OD2	1.67	0.94
1:E:294:TYR:HB3	1:E:327:ILE:HA	1.49	0.94
1:E:312:ARG:CG	1:E:316:GLU:OE1	2.14	0.94
1:F:184:ASP:HA	1:F:187:ASP:OD2	1.67	0.94
2:J:353:LYS:O	2:J:357:ARG:N	1.99	0.94
1:A:47:MET:HG3	1:A:48:GLY:H	1.28	0.94
1:B:264:PRO:O	1:B:268:GLY:N	2.00	0.94
1:C:242:LEU:HB3	1:C:246:GLN:HB3	1.46	0.94
1:C:299:LEU:HB3	1:C:331:ALA:HB2	1.47	0.94
1:D:8:LEU:HD11	1:D:101:HIS:HB2	1.48	0.94
1:D:262:PHE:HD1	1:D:275:HIS:HD1	1.14	0.94
1:F:239:SER:CA	1:F:249:THR:HA	1.96	0.94
1:A:44:MET:HE1	1:C:169:TYR:HA	1.46	0.94
1:A:294:TYR:HB3	1:A:327:ILE:HA	1.49	0.94
1:C:312:ARG:CG	1:C:316:GLU:OE1	2.14	0.94
1:D:104:LEU:HD12	1:D:105:LEU:H	1.32	0.94
1:A:22:ALA:O	2:G:357:ARG:NH1	2.00	0.94
1:B:71:ILE:HD13	1:B:76:ILE:HG12	1.49	0.94
1:D:73:HIS:H	1:D:75:ILE:HG12	1.31	0.94
1:E:218:TYR:O	1:E:255:PHE:HA	1.66	0.94
1:A:123:MET:O	1:A:127:PHE:CB	2.14	0.94
1:B:132:MET:O	1:B:357:ILE:N	2.01	0.94
1:B:184:ASP:HA	1:B:187:ASP:OD2	1.67	0.94
1:C:139:VAL:HA	1:C:142:LEU:HD12	1.48	0.94
1:F:71:ILE:HD13	1:F:76:ILE:HG12	1.49	0.94
2:L:353:LYS:O	2:L:357:ARG:N	1.99	0.94
1:A:8:LEU:HD11	1:A:101:HIS:HB2	1.47	0.94
1:A:113:LYS:HD3	1:A:113:LYS:N	1.82	0.94

Continued on next page...

Continued from previous page...

Atom-1	Atom-2	Interatomic distance (Å)	Clash overlap (Å)
1:A:184:ASP:HA	1:A:187:ASP:OD2	1.67	0.94
1:A:259:GLU:HG2	1:A:263:GLN:HE22	1.31	0.94
1:C:294:TYR:HB3	1:C:327:ILE:HA	1.49	0.94
1:D:71:ILE:HD13	1:D:76:ILE:HG12	1.49	0.94
1:F:215:LYS:HG3	1:F:216:LEU:HD23	1.47	0.94
1:A:71:ILE:HD13	1:A:76:ILE:HG12	1.49	0.94
1:A:299:LEU:HB3	1:A:331:ALA:HB2	1.47	0.94
1:B:113:LYS:HD3	1:B:113:LYS:N	1.82	0.94
1:C:113:LYS:HD3	1:C:113:LYS:N	1.82	0.94
1:D:42:GLY:O	1:D:44:MET:HG3	1.68	0.94
1:D:222:ASP:OD1	1:D:226:GLU:HB2	1.66	0.94
1:E:139:VAL:HA	1:E:142:LEU:HD12	1.48	0.94
1:F:312:ARG:CG	1:F:316:GLU:OE1	2.14	0.94
1:C:71:ILE:HD13	1:C:76:ILE:HG12	1.49	0.94
1:E:113:LYS:HD3	1:E:113:LYS:N	1.82	0.94
1:F:345:ILE:HG13	2:L:346:ARG:CG	1.97	0.94
1:B:90:PHE:CA	1:B:94:LEU:HB2	1.98	0.94
1:B:215:LYS:HG3	1:B:216:LEU:HD23	1.47	0.94
1:E:345:ILE:HG13	2:K:346:ARG:CG	1.97	0.94
1:F:73:HIS:H	1:F:75:ILE:HG12	1.32	0.94
2:H:353:LYS:O	2:H:357:ARG:N	1.99	0.94
1:A:207:GLU:HA	1:A:210:ARG:NE	1.82	0.93
1:C:259:GLU:HG2	1:C:263:GLN:HE22	1.31	0.93
1:E:42:GLY:O	1:E:44:MET:HG3	1.68	0.93
1:E:71:ILE:HD13	1:E:76:ILE:HG12	1.49	0.93
1:F:132:MET:O	1:F:357:ILE:N	2.01	0.93
1:C:123:MET:O	1:C:127:PHE:CB	2.14	0.93
1:B:11:ASP:O	1:B:18:LYS:N	2.01	0.93
1:B:352:PHE:HA	1:B:354:GLN:HE22	1.30	0.93
1:C:42:GLY:O	1:C:44:MET:HG3	1.68	0.93
1:E:73:HIS:H	1:E:75:ILE:HG12	1.31	0.93
1:E:262:PHE:HD1	1:E:275:HIS:HD1	1.13	0.93
1:F:264:PRO:CB	1:F:269:MET:HB3	1.98	0.93
1:B:236:LEU:O	1:B:254:ARG:NH2	2.02	0.93
1:D:132:MET:O	1:D:357:ILE:N	2.01	0.93
1:F:104:LEU:HD12	1:F:105:LEU:H	1.32	0.93
1:F:236:LEU:O	1:F:254:ARG:NH2	2.02	0.93
1:B:207:GLU:HA	1:B:210:ARG:NE	1.82	0.93
1:C:89:THR:HA	1:C:93:GLU:OE2	1.69	0.93
1:D:113:LYS:HD3	1:D:113:LYS:N	1.82	0.93
1:E:90:PHE:CA	1:E:94:LEU:HB2	1.98	0.93

Continued on next page...

Continued from previous page...

Atom-1	Atom-2	Interatomic distance (Å)	Clash overlap (Å)
1:C:73:HIS:H	1:C:75:ILE:HG12	1.31	0.93
1:C:195:GLU:HG2	1:D:110:LEU:CA	1.99	0.93
1:D:90:PHE:CA	1:D:94:LEU:HB2	1.98	0.93
1:F:207:GLU:HA	1:F:210:ARG:NE	1.82	0.93
1:C:219:VAL:CG2	1:C:258:PRO:HG2	1.99	0.93
1:D:215:LYS:HG3	1:D:216:LEU:HD23	1.47	0.93
1:D:264:PRO:CB	1:D:269:MET:HB3	1.98	0.93
1:E:11:ASP:O	1:E:18:LYS:N	2.01	0.93
1:E:219:VAL:CG2	1:E:258:PRO:HG2	1.99	0.93
1:F:8:LEU:HD11	1:F:101:HIS:HB2	1.47	0.93
1:C:47:MET:HG3	1:C:48:GLY:H	1.28	0.93
1:D:11:ASP:O	1:D:18:LYS:N	2.01	0.93
1:E:47:MET:HG3	1:E:48:GLY:H	1.28	0.93
1:F:42:GLY:O	1:F:44:MET:HG3	1.68	0.93
1:D:89:THR:HA	1:D:93:GLU:OE2	1.69	0.93
1:D:149:THR:O	1:D:296:ASN:ND2	2.02	0.93
1:F:90:PHE:CA	1:F:94:LEU:HB2	1.98	0.93
1:A:195:GLU:HG2	1:B:110:LEU:CA	1.99	0.92
1:B:10:CYS:HA	1:B:19:ALA:HB2	1.51	0.92
1:B:89:THR:HA	1:B:93:GLU:OE2	1.69	0.92
1:C:262:PHE:HD1	1:C:275:HIS:HD1	1.13	0.92
1:A:42:GLY:O	1:A:44:MET:HG3	1.68	0.92
1:A:90:PHE:CA	1:A:94:LEU:HB2	1.98	0.92
1:C:90:PHE:CA	1:C:94:LEU:HB2	1.98	0.92
1:C:152:VAL:HG23	1:C:298:VAL:HG12	1.51	0.92
1:C:236:LEU:O	1:C:254:ARG:NH2	2.02	0.92
1:C:264:PRO:CB	1:C:269:MET:HB3	1.98	0.92
1:E:94:LEU:HB3	1:E:96:VAL:HG12	1.51	0.92
1:E:132:MET:O	1:E:357:ILE:N	2.01	0.92
1:E:264:PRO:CB	1:E:269:MET:HB3	1.98	0.92
1:A:104:LEU:HD12	1:A:105:LEU:H	1.32	0.92
1:B:42:GLY:O	1:B:44:MET:HG3	1.68	0.92
1:B:262:PHE:HD1	1:B:275:HIS:HD1	1.14	0.92
1:D:10:CYS:HA	1:D:19:ALA:HB2	1.51	0.92
1:E:104:LEU:HD12	1:E:105:LEU:H	1.32	0.92
1:A:132:MET:O	1:A:357:ILE:N	2.01	0.92
1:E:89:THR:HA	1:E:93:GLU:OE2	1.69	0.92
1:E:236:LEU:O	1:E:254:ARG:NH2	2.02	0.92
1:E:273:GLY:N	1:E:276:GLU:OE2	2.03	0.92
1:A:152:VAL:HG23	1:A:298:VAL:HG12	1.51	0.92
1:B:123:MET:O	1:B:127:PHE:CB	2.14	0.92

Continued on next page...

Continued from previous page...

Atom-1	Atom-2	Interatomic distance (Å)	Clash overlap (Å)
1:B:259:GLU:HG2	1:B:263:GLN:NE2	1.85	0.92
1:C:8:LEU:N	1:C:102:PRO:O	2.03	0.92
1:C:104:LEU:HD12	1:C:105:LEU:H	1.32	0.92
1:C:273:GLY:N	1:C:276:GLU:OE2	2.03	0.92
1:A:273:GLY:N	1:A:276:GLU:OE2	2.03	0.92
1:B:264:PRO:CB	1:B:269:MET:HB3	1.98	0.92
1:D:345:ILE:HG13	2:J:346:ARG:CG	1.99	0.92
1:E:152:VAL:HG23	1:E:298:VAL:HG12	1.51	0.92
2:H:344:ASP:OD1	2:H:346:ARG:NH2	2.03	0.92
1:A:264:PRO:CB	1:A:269:MET:HB3	1.98	0.92
1:C:149:THR:O	1:C:296:ASN:ND2	2.02	0.92
1:F:11:ASP:O	1:F:18:LYS:N	2.01	0.92
1:F:89:THR:HA	1:F:93:GLU:OE2	1.69	0.92
1:F:94:LEU:HB3	1:F:96:VAL:HG12	1.51	0.92
1:F:273:GLY:N	1:F:276:GLU:OE2	2.03	0.92
1:B:195:GLU:HG2	1:C:110:LEU:CA	1.99	0.92
1:D:105:LEU:HB2	1:D:134:VAL:CA	2.00	0.92
1:D:218:TYR:HE1	1:D:254:ARG:HD2	1.35	0.92
1:D:259:GLU:HG2	1:D:263:GLN:NE2	1.85	0.92
1:D:273:GLY:N	1:D:276:GLU:OE2	2.03	0.92
1:C:11:ASP:O	1:C:18:LYS:N	2.01	0.92
1:E:8:LEU:N	1:E:102:PRO:O	2.03	0.92
1:E:195:GLU:HG2	1:F:110:LEU:CA	1.99	0.92
1:F:10:CYS:HA	1:F:19:ALA:HB2	1.51	0.92
1:F:105:LEU:HB2	1:F:134:VAL:CA	2.00	0.92
1:F:259:GLU:HG2	1:F:263:GLN:NE2	1.85	0.92
1:C:23:GLY:N	1:C:348:SER:OG	2.03	0.92
1:C:50:LYS:HG3	1:C:52:SER:H	1.34	0.92
1:E:259:GLU:HG2	1:E:263:GLN:NE2	1.85	0.92
1:F:149:THR:O	1:F:296:ASN:ND2	2.02	0.92
1:A:218:TYR:HE1	1:A:254:ARG:HD2	1.35	0.91
1:A:236:LEU:O	1:A:254:ARG:NH2	2.02	0.91
1:B:120:THR:HA	1:B:123:MET:HE3	1.52	0.91
1:C:94:LEU:HB3	1:C:96:VAL:HG12	1.51	0.91
1:C:259:GLU:HG2	1:C:263:GLN:NE2	1.85	0.91
1:D:236:LEU:O	1:D:254:ARG:NH2	2.02	0.91
1:A:11:ASP:O	1:A:18:LYS:N	2.01	0.91
1:A:219:VAL:CG2	1:A:258:PRO:HG2	1.99	0.91
1:D:219:VAL:CG2	1:D:258:PRO:HG2	1.99	0.91
1:E:120:THR:HA	1:E:123:MET:HE3	1.52	0.91
1:A:35:VAL:HA	1:A:54:VAL:HG21	1.52	0.91

Continued on next page...

Continued from previous page...

Atom-1	Atom-2	Interatomic distance (Å)	Clash overlap (Å)
1:A:149:THR:O	1:A:296:ASN:ND2	2.02	0.91
1:B:8:LEU:N	1:B:102:PRO:O	2.03	0.91
1:B:35:VAL:HA	1:B:54:VAL:HG21	1.52	0.91
1:B:149:THR:O	1:B:296:ASN:ND2	2.02	0.91
1:C:132:MET:O	1:C:357:ILE:N	2.01	0.91
1:D:73:HIS:NE2	1:D:179:ASP:OD1	2.03	0.91
1:D:94:LEU:HB3	1:D:96:VAL:HG12	1.51	0.91
1:F:218:TYR:HE1	1:F:254:ARG:HD2	1.35	0.91
1:F:219:VAL:CG2	1:F:258:PRO:HG2	1.99	0.91
1:D:294:TYR:HB3	1:D:327:ILE:HA	1.49	0.91
1:E:149:THR:O	1:E:296:ASN:ND2	2.02	0.91
1:F:73:HIS:NE2	1:F:179:ASP:OD1	2.03	0.91
1:B:23:GLY:N	1:B:348:SER:OG	2.03	0.91
1:B:218:TYR:HE1	1:B:254:ARG:HD2	1.35	0.91
1:B:294:TYR:HB3	1:B:327:ILE:HA	1.49	0.91
1:D:8:LEU:N	1:D:102:PRO:O	2.03	0.91
1:D:23:GLY:N	1:D:348:SER:OG	2.03	0.91
1:F:50:LYS:HG3	1:F:52:SER:H	1.34	0.91
1:F:113:LYS:N	1:F:113:LYS:HD3	1.82	0.91
1:A:89:THR:HA	1:A:93:GLU:OE2	1.69	0.91
1:A:105:LEU:HB2	1:A:134:VAL:CA	2.00	0.91
1:B:21:PHE:N	1:B:24:ASP:OD2	2.04	0.91
1:B:73:HIS:NE2	1:B:179:ASP:OD1	2.03	0.91
1:E:16:LEU:HB2	1:E:18:LYS:HZ2	1.36	0.91
1:E:23:GLY:N	1:E:348:SER:OG	2.03	0.91
1:F:120:THR:HA	1:F:123:MET:HE3	1.52	0.91
1:A:50:LYS:HG3	1:A:52:SER:H	1.34	0.91
1:A:113:LYS:HA	1:A:116:ARG:CZ	2.00	0.91
1:A:200:PHE:HA	1:A:205:GLU:OE2	1.71	0.91
1:B:273:GLY:N	1:B:276:GLU:OE2	2.03	0.91
1:C:317:ILE:O	1:C:321:ALA:N	2.04	0.91
1:D:113:LYS:HA	1:D:116:ARG:CZ	2.00	0.91
1:D:200:PHE:HA	1:D:205:GLU:OE2	1.70	0.91
1:F:21:PHE:N	1:F:24:ASP:OD2	2.04	0.91
1:A:94:LEU:HB3	1:A:96:VAL:HG12	1.51	0.91
1:C:200:PHE:HA	1:C:205:GLU:OE2	1.70	0.91
1:D:195:GLU:HG2	1:E:110:LEU:CA	1.99	0.91
1:E:35:VAL:HA	1:E:54:VAL:HG21	1.52	0.91
1:E:105:LEU:HB2	1:E:134:VAL:CA	2.00	0.91
1:A:23:GLY:N	1:A:348:SER:OG	2.03	0.91
1:A:120:THR:HA	1:A:123:MET:HE3	1.52	0.91

Continued on next page...

Continued from previous page...

Atom-1	Atom-2	Interatomic distance (Å)	Clash overlap (Å)
1:B:105:LEU:HB2	1:B:134:VAL:CA	2.00	0.91
1:B:113:LYS:HA	1:B:116:ARG:CZ	2.00	0.91
1:B:345:ILE:HG13	2:H:346:ARG:CG	2.00	0.91
1:C:105:LEU:HB2	1:C:134:VAL:CA	2.00	0.91
1:F:23:GLY:N	1:F:348:SER:OG	2.03	0.91
1:C:35:VAL:HA	1:C:54:VAL:HG21	1.52	0.91
1:F:8:LEU:N	1:F:102:PRO:O	2.03	0.91
1:F:35:VAL:HA	1:F:54:VAL:HG21	1.52	0.91
1:B:200:PHE:HA	1:B:205:GLU:OE2	1.70	0.90
1:C:21:PHE:N	1:C:24:ASP:OD2	2.04	0.90
1:D:317:ILE:O	1:D:321:ALA:N	2.04	0.90
1:F:113:LYS:HA	1:F:116:ARG:CZ	2.00	0.90
1:A:8:LEU:N	1:A:102:PRO:O	2.03	0.90
1:A:27:PRO:HD3	1:A:340:TRP:CE2	2.07	0.90
1:A:317:ILE:O	1:A:321:ALA:N	2.04	0.90
1:E:50:LYS:HG3	1:E:52:SER:H	1.34	0.90
1:F:207:GLU:OE1	1:F:210:ARG:NE	2.04	0.90
1:F:294:TYR:HB3	1:F:327:ILE:HA	1.49	0.90
1:C:113:LYS:HA	1:C:116:ARG:CZ	2.00	0.90
1:B:94:LEU:HB3	1:B:96:VAL:HG12	1.51	0.90
1:B:219:VAL:CG2	1:B:258:PRO:HG2	1.99	0.90
1:C:27:PRO:HD3	1:C:340:TRP:CE2	2.07	0.90
1:D:120:THR:HA	1:D:123:MET:HE3	1.52	0.90
1:D:21:PHE:N	1:D:24:ASP:OD2	2.04	0.90
1:D:35:VAL:HA	1:D:54:VAL:HG21	1.52	0.90
1:E:27:PRO:HD3	1:E:340:TRP:CE2	2.07	0.90
1:F:152:VAL:HG23	1:F:298:VAL:HG12	1.51	0.90
1:A:16:LEU:HB2	1:A:18:LYS:HZ2	1.37	0.90
1:B:162:ASN:HD22	1:B:277:THR:HG22	1.31	0.90
1:C:73:HIS:NE2	1:C:179:ASP:OD1	2.03	0.90
1:C:156:GLY:HA2	1:C:301:GLY:CA	2.02	0.90
1:D:27:PRO:HD3	1:D:340:TRP:CE2	2.07	0.90
1:D:50:LYS:HG3	1:D:52:SER:H	1.34	0.90
1:E:21:PHE:N	1:E:24:ASP:OD2	2.04	0.90
1:F:200:PHE:HA	1:F:205:GLU:OE2	1.70	0.90
1:A:10:CYS:HA	1:A:19:ALA:HB2	1.51	0.90
1:A:61:LYS:HA	1:A:61:LYS:CE	2.02	0.90
1:A:156:GLY:HA2	1:A:301:GLY:CA	2.02	0.90
1:A:259:GLU:HG2	1:A:263:GLN:NE2	1.85	0.90
1:F:317:ILE:O	1:F:321:ALA:N	2.04	0.90
1:A:262:PHE:HD1	1:A:275:HIS:HD1	1.13	0.90

Continued on next page...

Continued from previous page...

Atom-1	Atom-2	Interatomic distance (Å)	Clash overlap (Å)
1:B:50:LYS:HG3	1:B:52:SER:H	1.34	0.90
1:C:218:TYR:HE1	1:C:254:ARG:HD2	1.35	0.90
1:D:152:VAL:HG23	1:D:298:VAL:HG12	1.51	0.90
1:E:138:ALA:O	1:E:142:LEU:HG	1.72	0.90
1:E:218:TYR:HE1	1:E:254:ARG:HD2	1.35	0.90
1:E:317:ILE:O	1:E:321:ALA:N	2.04	0.90
1:A:138:ALA:O	1:A:142:LEU:HG	1.72	0.90
1:B:27:PRO:HD3	1:B:340:TRP:CE2	2.07	0.90
1:C:207:GLU:OE1	1:C:210:ARG:NE	2.03	0.90
1:E:207:GLU:OE1	1:E:210:ARG:NE	2.03	0.90
1:A:21:PHE:N	1:A:24:ASP:OD2	2.04	0.90
1:A:73:HIS:NE2	1:A:179:ASP:OD1	2.03	0.90
1:A:153:LEU:O	1:A:300:SER:N	2.05	0.90
1:A:207:GLU:OE1	1:A:210:ARG:NE	2.04	0.90
1:C:10:CYS:HA	1:C:19:ALA:HB2	1.51	0.90
1:E:10:CYS:HA	1:E:19:ALA:HB2	1.51	0.90
1:E:113:LYS:HA	1:E:116:ARG:CZ	2.00	0.90
1:E:149:THR:OG1	1:E:167:GLU:N	2.05	0.90
1:E:156:GLY:HA2	1:E:301:GLY:CA	2.02	0.90
1:A:149:THR:OG1	1:A:167:GLU:N	2.05	0.89
1:B:317:ILE:O	1:B:321:ALA:N	2.04	0.89
1:A:82:MET:CA	1:A:85:ILE:HD12	2.02	0.89
1:C:162:ASN:HD22	1:C:277:THR:HG22	1.31	0.89
1:A:139:VAL:HA	1:A:142:LEU:CD1	2.03	0.89
1:B:138:ALA:O	1:B:142:LEU:HG	1.72	0.89
1:B:276:GLU:N	1:B:276:GLU:OE1	2.06	0.89
1:C:104:LEU:HD13	1:C:133:TYR:HD2	1.38	0.89
1:F:61:LYS:HA	1:F:61:LYS:CE	2.02	0.89
1:F:139:VAL:HA	1:F:142:LEU:CD1	2.03	0.89
1:C:16:LEU:HB2	1:C:18:LYS:HZ2	1.36	0.89
1:F:138:ALA:O	1:F:142:LEU:HG	1.72	0.89
1:B:297:ASN:HB2	1:B:329:ILE:CA	2.03	0.89
1:D:90:PHE:HA	1:D:94:LEU:CB	2.03	0.89
1:D:104:LEU:HD13	1:D:133:TYR:HD2	1.38	0.89
1:E:255:PHE:CE2	1:E:256:ARG:HG3	2.08	0.89
1:F:8:LEU:HB2	1:F:103:THR:HB	1.55	0.89
1:C:82:MET:CA	1:C:85:ILE:HD12	2.02	0.89
1:C:139:VAL:HA	1:C:142:LEU:CD1	2.03	0.89
1:D:207:GLU:OE1	1:D:210:ARG:NE	2.03	0.89
1:D:297:ASN:HB2	1:D:329:ILE:CA	2.03	0.89
1:F:90:PHE:HA	1:F:94:LEU:CB	2.03	0.89

Continued on next page...

Continued from previous page...

Atom-1	Atom-2	Interatomic distance (Å)	Clash overlap (Å)
1:B:90:PHE:HA	1:B:94:LEU:CB	2.03	0.89
1:B:152:VAL:HG23	1:B:298:VAL:HG12	1.51	0.89
1:B:346:LEU:HA	1:B:349:LEU:CD1	2.03	0.89
1:C:255:PHE:CE2	1:C:256:ARG:HG3	2.08	0.89
1:D:218:TYR:CE1	1:D:254:ARG:HD2	2.08	0.89
1:D:346:LEU:HA	1:D:349:LEU:CD1	2.03	0.89
1:E:153:LEU:O	1:E:300:SER:N	2.05	0.89
1:E:297:ASN:HB2	1:E:329:ILE:CA	2.03	0.89
1:F:82:MET:CA	1:F:85:ILE:HD12	2.02	0.89
1:B:8:LEU:HB2	1:B:103:THR:HB	1.55	0.89
1:C:299:LEU:N	1:C:330:ILE:O	2.06	0.89
1:D:8:LEU:HB2	1:D:103:THR:HB	1.55	0.89
1:D:61:LYS:HA	1:D:61:LYS:CE	2.02	0.89
1:E:200:PHE:HA	1:E:205:GLU:OE2	1.71	0.89
1:E:253:GLU:OE1	1:E:253:GLU:N	2.06	0.89
1:F:218:TYR:CE1	1:F:254:ARG:HD2	2.08	0.89
1:F:260:THR:HA	1:F:263:GLN:CD	1.94	0.89
1:B:207:GLU:OE1	1:B:210:ARG:NE	2.03	0.89
1:C:61:LYS:HA	1:C:61:LYS:CE	2.02	0.89
1:C:138:ALA:O	1:C:142:LEU:HG	1.72	0.89
1:E:73:HIS:NE2	1:E:179:ASP:OD1	2.03	0.89
1:E:260:THR:HA	1:E:263:GLN:CD	1.94	0.89
1:F:27:PRO:HD3	1:F:340:TRP:CE2	2.07	0.89
1:A:244:ASP:HB3	1:C:287:ILE:CG1	2.03	0.88
1:A:276:GLU:OE1	1:A:276:GLU:N	2.06	0.88
1:B:139:VAL:HA	1:B:142:LEU:CD1	2.02	0.88
1:B:149:THR:OG1	1:B:167:GLU:N	2.06	0.88
1:B:218:TYR:CE1	1:B:254:ARG:HD2	2.08	0.88
1:C:79:TRP:O	1:C:83:GLU:N	2.06	0.88
1:C:149:THR:OG1	1:C:167:GLU:N	2.06	0.88
1:C:153:LEU:O	1:C:300:SER:N	2.05	0.88
1:C:253:GLU:OE1	1:C:253:GLU:N	2.06	0.88
1:C:276:GLU:OE1	1:C:276:GLU:N	2.06	0.88
1:D:276:GLU:OE1	1:D:276:GLU:N	2.06	0.88
1:A:90:PHE:HA	1:A:94:LEU:CB	2.03	0.88
1:A:248:ILE:HG23	1:A:250:ILE:HD11	1.55	0.88
1:A:297:ASN:CB	1:A:329:ILE:HA	2.03	0.88
1:A:299:LEU:N	1:A:330:ILE:O	2.06	0.88
1:B:82:MET:CA	1:B:85:ILE:HD12	2.02	0.88
1:B:104:LEU:HD13	1:B:133:TYR:HD2	1.38	0.88
1:C:297:ASN:HB2	1:C:329:ILE:CA	2.03	0.88

Continued on next page...

Continued from previous page...

Atom-1	Atom-2	Interatomic distance (Å)	Clash overlap (Å)
1:D:153:LEU:O	1:D:300:SER:N	2.05	0.88
1:E:8:LEU:HB2	1:E:103:THR:HB	1.55	0.88
1:E:139:VAL:HA	1:E:142:LEU:CD1	2.02	0.88
1:E:153:LEU:HD21	1:E:274:ILE:HD12	1.54	0.88
1:E:297:ASN:CB	1:E:329:ILE:HA	2.03	0.88
1:F:156:GLY:HA2	1:F:301:GLY:CA	2.02	0.88
1:F:213:LYS:HA	1:F:217:CYS:SG	2.13	0.88
1:A:149:THR:HA	1:A:166:TYR:HA	1.56	0.88
1:B:61:LYS:HA	1:B:61:LYS:CE	2.02	0.88
1:B:129:VAL:O	1:B:359:LYS:NZ	2.07	0.88
1:D:136:ILE:HB	1:D:139:VAL:HG23	1.56	0.88
1:D:139:VAL:HA	1:D:142:LEU:CD1	2.03	0.88
1:D:244:ASP:HB3	1:F:287:ILE:CG1	2.03	0.88
1:D:260:THR:HA	1:D:263:GLN:CD	1.94	0.88
1:E:90:PHE:HA	1:E:94:LEU:CB	2.03	0.88
1:E:248:ILE:HG23	1:E:250:ILE:HD11	1.55	0.88
1:B:156:GLY:HA2	1:B:301:GLY:CA	2.02	0.88
1:C:213:LYS:HA	1:C:217:CYS:SG	2.13	0.88
1:D:138:ALA:O	1:D:142:LEU:HG	1.72	0.88
1:E:213:LYS:HA	1:E:217:CYS:SG	2.13	0.88
1:F:149:THR:HA	1:F:166:TYR:HA	1.56	0.88
1:F:149:THR:OG1	1:F:167:GLU:N	2.06	0.88
1:A:79:TRP:O	1:A:83:GLU:N	2.06	0.88
1:A:255:PHE:CE2	1:A:256:ARG:HG3	2.08	0.88
1:B:213:LYS:HA	1:B:217:CYS:SG	2.13	0.88
1:B:253:GLU:OE1	1:B:253:GLU:N	2.06	0.88
1:C:153:LEU:HD21	1:C:274:ILE:HD12	1.54	0.88
1:D:79:TRP:O	1:D:83:GLU:N	2.06	0.88
1:D:213:LYS:HA	1:D:217:CYS:SG	2.13	0.88
1:F:297:ASN:CB	1:F:329:ILE:HA	2.03	0.88
1:F:346:LEU:HA	1:F:349:LEU:CD1	2.03	0.88
1:C:248:ILE:HG23	1:C:250:ILE:HD11	1.55	0.88
1:D:156:GLY:HA2	1:D:301:GLY:CA	2.02	0.88
1:E:149:THR:HA	1:E:166:TYR:HA	1.56	0.88
1:F:328:LYS:NZ	1:F:330:ILE:HG13	1.88	0.88
1:A:260:THR:HA	1:A:263:GLN:CD	1.94	0.88
1:B:80:ASP:HB2	1:B:84:LYS:NZ	1.89	0.88
1:B:153:LEU:O	1:B:300:SER:N	2.05	0.88
1:B:255:PHE:CE2	1:B:256:ARG:HG3	2.08	0.88
1:B:328:LYS:NZ	1:B:330:ILE:HG13	1.88	0.88
1:C:244:ASP:HB3	1:E:287:ILE:CG1	2.03	0.88

Continued on next page...

Continued from previous page...

Atom-1	Atom-2	Interatomic distance (Å)	Clash overlap (Å)
1:E:82:MET:CA	1:E:85:ILE:HD12	2.02	0.88
1:E:276:GLU:N	1:E:276:GLU:OE1	2.06	0.88
1:E:328:LYS:NZ	1:E:330:ILE:HG13	1.88	0.88
1:C:218:TYR:CE1	1:C:254:ARG:HD2	2.08	0.88
1:C:297:ASN:CB	1:C:329:ILE:HA	2.03	0.88
1:E:80:ASP:HB2	1:E:84:LYS:NZ	1.89	0.88
1:E:218:TYR:CE1	1:E:254:ARG:HD2	2.08	0.88
1:A:153:LEU:HD21	1:A:274:ILE:HD12	1.54	0.88
1:A:213:LYS:HA	1:A:217:CYS:SG	2.13	0.88
1:A:328:LYS:NZ	1:A:330:ILE:HG13	1.88	0.88
1:B:264:PRO:HA	1:B:267:ILE:HG12	1.56	0.88
1:C:8:LEU:HB2	1:C:103:THR:HB	1.55	0.88
1:D:80:ASP:HB2	1:D:84:LYS:NZ	1.89	0.88
1:E:274:ILE:O	1:E:277:THR:OG1	1.89	0.88
1:E:299:LEU:N	1:E:330:ILE:O	2.06	0.88
1:F:79:TRP:O	1:F:83:GLU:N	2.06	0.88
1:F:129:VAL:O	1:F:359:LYS:NZ	2.06	0.88
1:A:251:GLY:N	1:A:253:GLU:OE2	2.07	0.88
1:C:120:THR:HA	1:C:123:MET:HE3	1.52	0.88
1:C:251:GLY:N	1:C:253:GLU:OE2	2.07	0.88
1:C:260:THR:HA	1:C:263:GLN:CD	1.93	0.88
1:D:299:LEU:N	1:D:330:ILE:O	2.06	0.88
1:E:129:VAL:O	1:E:359:LYS:NZ	2.06	0.88
1:F:276:GLU:OE1	1:F:276:GLU:N	2.06	0.88
1:A:218:TYR:CE1	1:A:254:ARG:HD2	2.08	0.87
1:C:90:PHE:HA	1:C:94:LEU:CB	2.03	0.87
1:C:129:VAL:O	1:C:359:LYS:NZ	2.07	0.87
1:C:149:THR:HA	1:C:166:TYR:HA	1.56	0.87
1:C:328:LYS:NZ	1:C:330:ILE:HG13	1.88	0.87
1:D:67:LEU:HD23	1:D:203:THR:HG23	1.56	0.87
1:D:149:THR:HA	1:D:166:TYR:HA	1.56	0.87
1:D:149:THR:OG1	1:D:167:GLU:N	2.05	0.87
1:D:255:PHE:CE2	1:D:256:ARG:HG3	2.08	0.87
1:E:61:LYS:HA	1:E:61:LYS:CE	2.02	0.87
1:E:79:TRP:O	1:E:83:GLU:N	2.06	0.87
1:F:153:LEU:HD21	1:F:274:ILE:HD12	1.54	0.87
1:F:297:ASN:HB2	1:F:329:ILE:CA	2.03	0.87
1:A:253:GLU:OE1	1:A:253:GLU:N	2.06	0.87
1:B:67:LEU:HD23	1:B:203:THR:HG23	1.56	0.87
1:B:123:MET:HA	1:B:127:PHE:HD2	1.39	0.87
1:B:136:ILE:HB	1:B:139:VAL:HG23	1.56	0.87

Continued on next page...

Continued from previous page...

Atom-1	Atom-2	Interatomic distance (Å)	Clash overlap (Å)
1:B:149:THR:HA	1:B:166:TYR:HA	1.56	0.87
1:B:260:THR:HA	1:B:263:GLN:CD	1.94	0.87
1:D:328:LYS:NZ	1:D:330:ILE:HG13	1.88	0.87
1:B:91:TYR:HA	1:B:95:ARG:HA	1.57	0.87
1:B:297:ASN:CB	1:B:329:ILE:HA	2.03	0.87
1:C:346:LEU:HA	1:C:349:LEU:CD1	2.03	0.87
1:E:251:GLY:N	1:E:253:GLU:OE2	2.07	0.87
1:D:129:VAL:O	1:D:359:LYS:NZ	2.07	0.87
1:F:82:MET:HA	1:F:85:ILE:CD1	2.05	0.87
1:A:8:LEU:HB2	1:A:103:THR:HB	1.55	0.87
1:A:11:ASP:N	1:A:18:LYS:O	2.08	0.87
1:A:104:LEU:HD13	1:A:133:TYR:HD2	1.38	0.87
1:E:23:GLY:HA3	2:K:357:ARG:HD3	0.87	0.87
1:E:171:LEU:HG	1:E:174:ALA:H	1.40	0.87
1:F:104:LEU:HD13	1:F:133:TYR:HD2	1.38	0.87
1:F:153:LEU:O	1:F:300:SER:N	2.05	0.87
1:A:346:LEU:HA	1:A:349:LEU:CD1	2.03	0.87
1:B:34:ILE:HG23	1:B:68:LYS:N	1.90	0.87
1:C:11:ASP:N	1:C:18:LYS:O	2.08	0.87
1:D:153:LEU:HD21	1:D:274:ILE:HD12	1.54	0.87
1:E:67:LEU:HD23	1:E:203:THR:HG23	1.56	0.87
1:F:67:LEU:HD23	1:F:203:THR:HG23	1.56	0.87
1:F:118:LYS:HA	1:F:121:GLN:HE22	1.40	0.87
1:F:253:GLU:OE1	1:F:253:GLU:N	2.06	0.87
1:F:255:PHE:CE2	1:F:256:ARG:HG3	2.08	0.87
1:F:264:PRO:HA	1:F:267:ILE:HG12	1.56	0.87
1:A:58:ALA:O	1:A:61:LYS:N	2.08	0.87
1:A:80:ASP:HB2	1:A:84:LYS:NZ	1.89	0.87
1:B:244:ASP:HB3	1:D:287:ILE:CG1	2.03	0.87
1:B:299:LEU:N	1:B:330:ILE:O	2.06	0.87
1:C:80:ASP:HB2	1:C:84:LYS:NZ	1.89	0.87
1:C:118:LYS:HA	1:C:121:GLN:HE22	1.40	0.87
1:D:82:MET:CA	1:D:85:ILE:HD12	2.02	0.87
1:D:253:GLU:OE1	1:D:253:GLU:N	2.06	0.87
1:D:264:PRO:HA	1:D:267:ILE:HG12	1.56	0.87
1:E:34:ILE:HG23	1:E:68:LYS:N	1.90	0.87
1:F:91:TYR:HA	1:F:95:ARG:HA	1.57	0.87
1:F:299:LEU:N	1:F:330:ILE:O	2.06	0.87
1:C:105:LEU:CB	1:C:134:VAL:HA	2.05	0.87
1:D:118:LYS:HA	1:D:121:GLN:HE22	1.40	0.87
1:D:123:MET:HA	1:D:127:PHE:HD2	1.39	0.87

Continued on next page...

Continued from previous page...

Atom-1	Atom-2	Interatomic distance (Å)	Clash overlap (Å)
1:E:189:LEU:HD12	1:E:192:ILE:HD11	1.57	0.87
1:A:105:LEU:CB	1:A:134:VAL:HA	2.05	0.87
1:B:79:TRP:O	1:B:83:GLU:N	2.06	0.87
1:E:118:LYS:HA	1:E:121:GLN:HE22	1.40	0.87
1:A:40:HIS:CE1	1:A:42:GLY:H	1.93	0.86
1:B:82:MET:HA	1:B:85:ILE:CD1	2.05	0.86
1:B:189:LEU:HD12	1:B:192:ILE:HD11	1.57	0.86
1:D:297:ASN:CB	1:D:329:ILE:HA	2.03	0.86
1:F:80:ASP:HB2	1:F:84:LYS:NZ	1.89	0.86
1:A:82:MET:HA	1:A:85:ILE:CD1	2.05	0.86
1:A:171:LEU:HG	1:A:174:ALA:H	1.40	0.86
1:D:251:GLY:N	1:D:253:GLU:OE2	2.07	0.86
1:E:105:LEU:CB	1:E:134:VAL:HA	2.05	0.86
1:E:105:LEU:N	1:E:133:TYR:O	2.08	0.86
1:E:312:ARG:HA	1:E:315:LYS:HG2	1.57	0.86
1:E:346:LEU:HA	1:E:349:LEU:CD1	2.03	0.86
1:F:105:LEU:N	1:F:133:TYR:O	2.08	0.86
1:A:129:VAL:O	1:A:359:LYS:NZ	2.06	0.86
1:B:58:ALA:O	1:B:61:LYS:N	2.08	0.86
1:B:153:LEU:HD21	1:B:274:ILE:HD12	1.54	0.86
1:B:171:LEU:HG	1:B:174:ALA:H	1.40	0.86
1:C:71:ILE:HD12	1:C:76:ILE:N	1.90	0.86
1:C:136:ILE:HB	1:C:139:VAL:HG23	1.56	0.86
1:C:171:LEU:HG	1:C:174:ALA:H	1.40	0.86
1:D:71:ILE:HD12	1:D:76:ILE:N	1.90	0.86
1:D:91:TYR:HA	1:D:95:ARG:HA	1.57	0.86
1:F:71:ILE:HD12	1:F:76:ILE:N	1.90	0.86
1:F:171:LEU:HG	1:F:174:ALA:H	1.40	0.86
1:F:248:ILE:HG23	1:F:250:ILE:HD11	1.55	0.86
1:A:105:LEU:N	1:A:133:TYR:O	2.08	0.86
1:A:172:PRO:HA	1:A:175:ILE:HD12	1.57	0.86
1:C:105:LEU:N	1:C:133:TYR:O	2.08	0.86
1:E:151:ILE:HG13	1:E:163:VAL:C	1.96	0.86
2:L:324:ILE:O	2:L:328:ALA:N	2.09	0.86
1:B:40:HIS:CE1	1:B:42:GLY:H	1.93	0.86
1:B:248:ILE:HG23	1:B:250:ILE:HD11	1.55	0.86
1:B:255:PHE:O	1:B:258:PRO:HD2	1.76	0.86
1:C:8:LEU:O	1:C:103:THR:OG1	1.93	0.86
1:E:40:HIS:CE1	1:E:42:GLY:H	1.93	0.86
1:E:104:LEU:HD13	1:E:133:TYR:HD2	1.38	0.86
1:F:11:ASP:N	1:F:18:LYS:O	2.08	0.86

Continued on next page...

Continued from previous page...

Atom-1	Atom-2	Interatomic distance (Å)	Clash overlap (Å)
1:F:58:ALA:O	1:F:61:LYS:N	2.08	0.86
1:F:136:ILE:HB	1:F:139:VAL:HG23	1.56	0.86
1:A:36:GLY:O	1:A:65:LEU:HD12	1.76	0.86
1:A:151:ILE:HG13	1:A:163:VAL:C	1.96	0.86
1:A:297:ASN:HB2	1:A:329:ILE:CA	2.03	0.86
1:B:36:GLY:O	1:B:65:LEU:HD12	1.76	0.86
1:B:71:ILE:HD12	1:B:76:ILE:N	1.90	0.86
1:B:362:TYR:O	1:B:366:GLY:N	2.08	0.86
1:C:34:ILE:HG23	1:C:68:LYS:N	1.90	0.86
1:C:183:ARG:O	1:C:186:THR:HB	1.76	0.86
1:D:40:HIS:CE1	1:D:42:GLY:H	1.93	0.86
1:D:105:LEU:N	1:D:133:TYR:O	2.08	0.86
1:D:340:TRP:CE3	1:D:341:ILE:HD13	2.11	0.86
1:E:71:ILE:HD12	1:E:76:ILE:N	1.90	0.86
1:E:80:ASP:HB2	1:E:84:LYS:HZ1	1.40	0.86
1:E:183:ARG:O	1:E:186:THR:HB	1.76	0.86
1:E:340:TRP:CE3	1:E:341:ILE:HD13	2.11	0.86
1:F:23:GLY:HA3	2:L:357:ARG:HD3	0.87	0.86
1:F:40:HIS:CE1	1:F:42:GLY:H	1.93	0.86
1:F:255:PHE:O	1:F:258:PRO:HD2	1.76	0.86
1:F:340:TRP:CE3	1:F:341:ILE:HD13	2.11	0.86
1:A:89:THR:HG22	1:A:94:LEU:HG	1.58	0.86
1:A:362:TYR:O	1:A:366:GLY:N	2.09	0.86
1:B:105:LEU:N	1:B:133:TYR:O	2.08	0.86
1:B:340:TRP:CE3	1:B:341:ILE:HD13	2.11	0.86
1:D:8:LEU:O	1:D:103:THR:OG1	1.93	0.86
1:D:34:ILE:HG23	1:D:68:LYS:N	1.90	0.86
1:D:244:ASP:OD1	1:D:246:GLN:N	2.09	0.86
1:F:312:ARG:HA	1:F:315:LYS:HG2	1.57	0.86
2:H:324:ILE:O	2:H:328:ALA:N	2.09	0.86
1:A:189:LEU:HD12	1:A:192:ILE:HD11	1.57	0.86
1:C:67:LEU:HD23	1:C:203:THR:HG23	1.56	0.86
1:C:172:PRO:HA	1:C:175:ILE:HD12	1.57	0.86
1:C:340:TRP:CE3	1:C:341:ILE:HD13	2.11	0.86
1:F:8:LEU:O	1:F:103:THR:OG1	1.93	0.86
1:B:312:ARG:HA	1:B:315:LYS:HG2	1.57	0.86
1:C:58:ALA:O	1:C:61:LYS:N	2.08	0.86
1:D:16:LEU:HB2	1:D:18:LYS:HZ2	1.40	0.86
1:D:58:ALA:O	1:D:61:LYS:N	2.08	0.86
1:D:183:ARG:O	1:D:186:THR:HB	1.76	0.86
1:D:248:ILE:HG23	1:D:250:ILE:HD11	1.55	0.86

Continued on next page...

Continued from previous page...

Atom-1	Atom-2	Interatomic distance (Å)	Clash overlap (Å)
1:D:255:PHE:O	1:D:258:PRO:HD2	1.76	0.86
1:E:11:ASP:N	1:E:18:LYS:O	2.08	0.86
1:E:136:ILE:HB	1:E:139:VAL:HG23	1.56	0.86
1:F:34:ILE:HG23	1:F:68:LYS:N	1.90	0.86
1:B:105:LEU:CB	1:B:134:VAL:HA	2.05	0.86
1:C:40:HIS:CE1	1:C:42:GLY:H	1.93	0.86
1:C:151:ILE:HG13	1:C:163:VAL:C	1.96	0.86
1:C:181:ALA:O	1:C:184:ASP:N	2.09	0.86
1:E:294:TYR:HA	1:E:327:ILE:HD12	1.57	0.86
1:B:160:THR:CG2	1:B:178:LEU:HB3	2.06	0.85
1:C:294:TYR:HA	1:C:327:ILE:HD12	1.57	0.85
1:C:312:ARG:HA	1:C:315:LYS:HG2	1.57	0.85
1:D:160:THR:CG2	1:D:178:LEU:HB3	2.06	0.85
1:A:89:THR:O	1:A:94:LEU:N	2.09	0.85
1:A:264:PRO:HA	1:A:267:ILE:HG12	1.56	0.85
1:B:118:LYS:HA	1:B:121:GLN:HE22	1.40	0.85
1:B:244:ASP:HB3	1:D:287:ILE:CD1	2.05	0.85
1:C:244:ASP:HB3	1:E:287:ILE:CD1	2.05	0.85
1:C:244:ASP:OD1	1:C:246:GLN:N	2.09	0.85
1:E:91:TYR:HA	1:E:95:ARG:HA	1.57	0.85
1:F:183:ARG:O	1:F:186:THR:HB	1.76	0.85
1:F:189:LEU:HD12	1:F:192:ILE:HD11	1.57	0.85
1:A:34:ILE:HG23	1:A:68:LYS:N	1.90	0.85
1:A:61:LYS:HG3	1:A:65:LEU:HD23	1.59	0.85
1:A:136:ILE:HB	1:A:139:VAL:HG23	1.56	0.85
1:A:340:TRP:CE3	1:A:341:ILE:HD13	2.11	0.85
1:B:11:ASP:N	1:B:18:LYS:O	2.08	0.85
1:C:89:THR:O	1:C:94:LEU:N	2.09	0.85
1:D:195:GLU:CG	1:E:110:LEU:HA	2.06	0.85
1:E:36:GLY:O	1:E:65:LEU:HD12	1.76	0.85
1:F:89:THR:HG22	1:F:94:LEU:HG	1.58	0.85
1:A:244:ASP:HB3	1:C:287:ILE:CD1	2.05	0.85
1:B:181:ALA:O	1:B:184:ASP:N	2.09	0.85
1:C:61:LYS:HG3	1:C:65:LEU:HD23	1.59	0.85
1:C:167:GLU:HG2	1:C:169:TYR:CD2	2.12	0.85
1:D:312:ARG:HA	1:D:315:LYS:HG2	1.57	0.85
1:E:58:ALA:O	1:E:61:LYS:N	2.08	0.85
1:E:195:GLU:CG	1:F:110:LEU:HA	2.06	0.85
1:F:31:PHE:HB2	1:F:32:PRO:HD2	1.59	0.85
1:F:160:THR:CG2	1:F:178:LEU:HB3	2.06	0.85
1:F:244:ASP:OD1	1:F:246:GLN:N	2.09	0.85

Continued on next page...

Continued from previous page...

Atom-1	Atom-2	Interatomic distance (Å)	Clash overlap (Å)
1:F:358:SER:O	1:F:361:GLU:HG3	1.77	0.85
2:J:324:ILE:O	2:J:328:ALA:N	2.09	0.85
1:A:31:PHE:HB2	1:A:32:PRO:HD2	1.59	0.85
1:A:118:LYS:HA	1:A:121:GLN:HE22	1.40	0.85
1:B:8:LEU:O	1:B:103:THR:OG1	1.93	0.85
1:B:89:THR:O	1:B:94:LEU:N	2.09	0.85
1:B:251:GLY:N	1:B:253:GLU:OE2	2.07	0.85
1:C:89:THR:HG22	1:C:94:LEU:HG	1.58	0.85
1:C:264:PRO:HA	1:C:267:ILE:HG12	1.56	0.85
1:C:358:SER:O	1:C:361:GLU:HG3	1.77	0.85
1:D:244:ASP:HB3	1:F:287:ILE:CD1	2.05	0.85
1:E:61:LYS:HG3	1:E:65:LEU:HD23	1.59	0.85
1:E:89:THR:HG22	1:E:94:LEU:HG	1.58	0.85
1:E:89:THR:O	1:E:94:LEU:N	2.09	0.85
1:E:241:GLU:CA	1:E:247:VAL:HA	2.06	0.85
1:E:362:TYR:O	1:E:366:GLY:N	2.08	0.85
1:F:252:ASN:HA	1:F:255:PHE:CE1	2.12	0.85
2:K:324:ILE:O	2:K:328:ALA:N	2.09	0.85
1:A:71:ILE:HD12	1:A:76:ILE:N	1.90	0.85
1:A:91:TYR:HA	1:A:95:ARG:HA	1.57	0.85
1:A:294:TYR:HA	1:A:327:ILE:HD12	1.57	0.85
1:B:151:ILE:HG13	1:B:163:VAL:C	1.96	0.85
1:B:195:GLU:CG	1:C:110:LEU:HA	2.06	0.85
1:C:91:TYR:HA	1:C:95:ARG:HA	1.57	0.85
1:D:362:TYR:O	1:D:366:GLY:N	2.08	0.85
1:E:244:ASP:OD1	1:E:246:GLN:N	2.09	0.85
1:F:171:LEU:O	1:F:175:ILE:HG13	1.77	0.85
1:A:67:LEU:HD23	1:A:203:THR:HG23	1.56	0.85
1:A:167:GLU:HG2	1:A:169:TYR:CD2	2.12	0.85
1:A:252:ASN:HA	1:A:255:PHE:CE1	2.12	0.85
1:B:61:LYS:HG3	1:B:65:LEU:HD23	1.59	0.85
1:B:244:ASP:OD1	1:B:246:GLN:N	2.09	0.85
1:B:294:TYR:HA	1:B:327:ILE:HD12	1.57	0.85
1:C:196:ARG:HH21	1:D:112:PRO:HB3	1.42	0.85
1:D:31:PHE:HB2	1:D:32:PRO:HD2	1.59	0.85
1:D:61:LYS:HG3	1:D:65:LEU:HD23	1.59	0.85
1:D:171:LEU:HG	1:D:174:ALA:H	1.40	0.85
1:D:171:LEU:O	1:D:175:ILE:HG13	1.77	0.85
1:E:8:LEU:O	1:E:103:THR:OG1	1.93	0.85
1:E:82:MET:HA	1:E:85:ILE:CD1	2.05	0.85
1:E:167:GLU:HG2	1:E:169:TYR:CD2	2.12	0.85

Continued on next page...

Continued from previous page...

Atom-1	Atom-2	Interatomic distance (Å)	Clash overlap (Å)
1:E:171:LEU:O	1:E:175:ILE:HG13	1.77	0.85
1:E:196:ARG:HH21	1:F:112:PRO:HB3	1.42	0.85
1:F:105:LEU:CB	1:F:134:VAL:HA	2.05	0.85
1:A:8:LEU:O	1:A:103:THR:OG1	1.93	0.85
1:A:181:ALA:O	1:A:184:ASP:N	2.09	0.85
1:B:252:ASN:HA	1:B:255:PHE:CE1	2.12	0.85
1:F:36:GLY:O	1:F:65:LEU:HD12	1.76	0.85
1:F:61:LYS:HG3	1:F:65:LEU:HD23	1.59	0.85
1:F:251:GLY:N	1:F:253:GLU:OE2	2.07	0.85
2:G:324:ILE:O	2:G:328:ALA:N	2.09	0.85
1:A:312:ARG:HA	1:A:315:LYS:HG2	1.58	0.85
1:A:349:LEU:HB3	1:A:352:PHE:CD2	2.12	0.85
1:B:358:SER:O	1:B:361:GLU:HG3	1.77	0.85
1:C:82:MET:HA	1:C:85:ILE:CD1	2.05	0.85
1:C:123:MET:HA	1:C:127:PHE:HD2	1.39	0.85
1:C:241:GLU:CA	1:C:247:VAL:HA	2.06	0.85
1:E:172:PRO:HA	1:E:175:ILE:HD12	1.57	0.85
1:E:298:VAL:HG22	1:E:330:ILE:HB	1.58	0.85
2:G:334:GLU:HA	2:G:345:LEU:HD22	1.58	0.85
1:A:98:PRO:O	1:A:129:VAL:HA	1.77	0.85
1:B:171:LEU:O	1:B:175:ILE:HG13	1.77	0.85
1:B:196:ARG:HH21	1:C:112:PRO:HB3	1.42	0.85
1:B:244:ASP:O	1:D:290:ARG:NE	2.10	0.85
1:B:323:SER:O	1:B:326:LYS:NZ	2.09	0.85
1:B:345:ILE:O	1:B:349:LEU:HG	1.77	0.85
1:C:31:PHE:HB2	1:C:32:PRO:HD2	1.59	0.85
1:D:151:ILE:HG13	1:D:163:VAL:C	1.96	0.85
1:D:196:ARG:HH21	1:E:112:PRO:HB3	1.42	0.85
1:D:294:TYR:HA	1:D:327:ILE:HD12	1.57	0.85
1:F:151:ILE:HG13	1:F:163:VAL:C	1.96	0.85
1:F:172:PRO:HA	1:F:175:ILE:HD12	1.57	0.85
1:F:294:TYR:HA	1:F:327:ILE:HD12	1.57	0.85
2:L:334:GLU:HA	2:L:345:LEU:HD22	1.58	0.85
1:D:252:ASN:HA	1:D:255:PHE:CE1	2.12	0.84
1:E:160:THR:CG2	1:E:178:LEU:HB3	2.06	0.84
1:F:349:LEU:HB3	1:F:352:PHE:CD2	2.12	0.84
1:A:244:ASP:O	1:C:290:ARG:NE	2.10	0.84
1:B:183:ARG:O	1:B:186:THR:HB	1.76	0.84
1:C:171:LEU:O	1:C:175:ILE:HG13	1.77	0.84
1:C:244:ASP:O	1:E:290:ARG:NE	2.10	0.84
1:C:250:ILE:HG21	1:C:254:ARG:HE	1.42	0.84

Continued on next page...

Continued from previous page...

Atom-1	Atom-2	Interatomic distance (Å)	Clash overlap (Å)
1:C:298:VAL:HG22	1:C:330:ILE:HB	1.58	0.84
1:D:23:GLY:HA3	2:J:357:ARG:HD3	0.86	0.84
1:D:323:SER:O	1:D:326:LYS:NZ	2.09	0.84
1:D:349:LEU:HB3	1:D:352:PHE:CD2	2.12	0.84
1:E:252:ASN:HA	1:E:255:PHE:CE1	2.12	0.84
1:E:264:PRO:HA	1:E:267:ILE:HG12	1.56	0.84
1:A:160:THR:CG2	1:A:178:LEU:HB3	2.06	0.84
1:A:244:ASP:OD1	1:A:246:GLN:N	2.09	0.84
1:B:241:GLU:CA	1:B:247:VAL:HA	2.06	0.84
1:C:36:GLY:O	1:C:65:LEU:HD12	1.76	0.84
1:C:345:ILE:O	1:C:349:LEU:HG	1.77	0.84
1:C:362:TYR:O	1:C:366:GLY:N	2.09	0.84
1:D:36:GLY:O	1:D:65:LEU:HD12	1.76	0.84
1:D:82:MET:HA	1:D:85:ILE:CD1	2.05	0.84
1:D:89:THR:O	1:D:94:LEU:N	2.09	0.84
1:D:105:LEU:CB	1:D:134:VAL:HA	2.05	0.84
1:D:244:ASP:O	1:F:290:ARG:NE	2.10	0.84
1:E:202:THR:N	1:E:205:GLU:OE1	2.09	0.84
1:E:323:SER:O	1:E:326:LYS:NZ	2.09	0.84
1:E:349:LEU:HB3	1:E:352:PHE:CD2	2.12	0.84
1:F:89:THR:O	1:F:94:LEU:N	2.09	0.84
1:F:123:MET:HA	1:F:127:PHE:HD2	1.39	0.84
1:A:38:PRO:HA	1:A:64:ILE:O	1.78	0.84
1:A:100:GLU:OE2	1:A:100:GLU:N	2.10	0.84
1:A:202:THR:N	1:A:205:GLU:OE1	2.09	0.84
1:B:72:GLU:OE2	1:B:77:THR:OG1	1.95	0.84
1:B:88:HIS:HA	1:B:92:ASN:ND2	1.92	0.84
1:C:252:ASN:HA	1:C:255:PHE:CE1	2.12	0.84
1:E:255:PHE:O	1:E:258:PRO:HD2	1.76	0.84
1:E:345:ILE:O	1:E:349:LEU:HG	1.77	0.84
1:F:18:LYS:HG3	1:F:30:VAL:CA	2.07	0.84
1:F:181:ALA:O	1:F:184:ASP:N	2.09	0.84
1:F:362:TYR:O	1:F:366:GLY:N	2.09	0.84
2:I:324:ILE:O	2:I:328:ALA:N	2.09	0.84
1:A:196:ARG:HH21	1:B:112:PRO:HB3	1.42	0.84
1:A:241:GLU:CA	1:A:247:VAL:HA	2.06	0.84
1:B:239:SER:OG	1:B:247:VAL:O	1.96	0.84
1:C:38:PRO:HA	1:C:64:ILE:O	1.78	0.84
1:C:189:LEU:HD12	1:C:192:ILE:HD11	1.57	0.84
1:D:89:THR:HG22	1:D:94:LEU:HG	1.58	0.84
1:D:250:ILE:HG21	1:D:254:ARG:HE	1.42	0.84

Continued on next page...

Continued from previous page...

Atom-1	Atom-2	Interatomic distance (Å)	Clash overlap (Å)
1:D:358:SER:O	1:D:361:GLU:HG3	1.77	0.84
1:E:31:PHE:HB2	1:E:32:PRO:HD2	1.59	0.84
1:E:160:THR:O	1:E:177:ARG:HG2	1.77	0.84
1:A:18:LYS:HG3	1:A:30:VAL:CA	2.07	0.84
1:A:183:ARG:O	1:A:186:THR:HB	1.76	0.84
1:B:89:THR:HG22	1:B:94:LEU:HG	1.58	0.84
1:B:172:PRO:HA	1:B:175:ILE:HD12	1.57	0.84
1:B:365:ALA:CB	1:B:369:ILE:HB	2.07	0.84
1:C:98:PRO:O	1:C:129:VAL:HA	1.77	0.84
1:D:172:PRO:HA	1:D:175:ILE:HD12	1.57	0.84
1:E:123:MET:HA	1:E:127:PHE:HD2	1.39	0.84
1:F:167:GLU:HG2	1:F:169:TYR:CD2	2.12	0.84
1:A:24:ASP:HA	2:G:357:ARG:HH22	1.43	0.84
1:A:255:PHE:O	1:A:258:PRO:HD2	1.76	0.84
1:A:298:VAL:HG22	1:A:330:ILE:HB	1.58	0.84
1:C:124:PHE:O	1:C:128:ASN:N	2.11	0.84
1:C:160:THR:CG2	1:C:178:LEU:HB3	2.06	0.84
1:D:64:ILE:HG23	1:D:65:LEU:CD2	2.08	0.84
1:E:38:PRO:HA	1:E:64:ILE:O	1.78	0.84
1:E:64:ILE:HG23	1:E:65:LEU:CD2	2.08	0.84
1:E:239:SER:OG	1:E:247:VAL:O	1.96	0.84
1:F:72:GLU:OE2	1:F:77:THR:OG1	1.95	0.84
1:F:100:GLU:N	1:F:100:GLU:OE2	2.10	0.84
1:F:242:LEU:HD22	1:F:244:ASP:CG	1.98	0.84
1:F:345:ILE:O	1:F:349:LEU:HG	1.77	0.84
2:I:334:GLU:HA	2:I:345:LEU:HD22	1.58	0.84
1:A:160:THR:O	1:A:177:ARG:HG2	1.78	0.84
1:C:202:THR:N	1:C:205:GLU:OE1	2.09	0.84
1:C:349:LEU:HB3	1:C:352:PHE:CD2	2.12	0.84
1:D:239:SER:OG	1:D:247:VAL:O	1.96	0.84
1:E:35:VAL:CA	1:E:54:VAL:HG21	2.07	0.84
1:E:100:GLU:N	1:E:100:GLU:OE2	2.10	0.84
1:E:365:ALA:CB	1:E:369:ILE:HB	2.07	0.84
1:F:113:LYS:HD2	1:F:116:ARG:HH22	1.42	0.84
1:F:239:SER:OG	1:F:247:VAL:O	1.96	0.84
1:F:250:ILE:HG21	1:F:254:ARG:HE	1.42	0.84
1:F:323:SER:O	1:F:326:LYS:NZ	2.09	0.84
1:A:72:GLU:OE2	1:A:77:THR:OG1	1.95	0.84
1:A:358:SER:O	1:A:361:GLU:HG3	1.77	0.84
1:B:31:PHE:HB2	1:B:32:PRO:HD2	1.59	0.84
1:B:38:PRO:HA	1:B:64:ILE:O	1.78	0.84

Continued on next page...

Continued from previous page...

Atom-1	Atom-2	Interatomic distance (Å)	Clash overlap (Å)
1:C:160:THR:O	1:C:177:ARG:HG2	1.77	0.84
1:C:239:SER:OG	1:C:247:VAL:O	1.96	0.84
1:C:323:SER:O	1:C:326:LYS:NZ	2.09	0.84
1:D:181:ALA:O	1:D:184:ASP:N	2.09	0.84
1:E:181:ALA:O	1:E:184:ASP:N	2.09	0.84
1:F:98:PRO:O	1:F:129:VAL:HA	1.77	0.84
1:A:239:SER:OG	1:A:247:VAL:O	1.96	0.84
1:A:309:ILE:O	1:A:313:MET:HG2	1.78	0.84
1:B:64:ILE:HG23	1:B:65:LEU:CD2	2.08	0.84
1:B:167:GLU:HG2	1:B:169:TYR:CD2	2.12	0.84
1:C:35:VAL:CA	1:C:54:VAL:HG21	2.07	0.84
1:C:255:PHE:O	1:C:258:PRO:HD2	1.76	0.84
1:C:365:ALA:CB	1:C:369:ILE:HB	2.07	0.84
1:D:38:PRO:HA	1:D:64:ILE:O	1.78	0.84
1:D:167:GLU:HG2	1:D:169:TYR:CD2	2.12	0.84
1:D:242:LEU:HD22	1:D:244:ASP:CG	1.98	0.84
1:D:309:ILE:O	1:D:313:MET:HG2	1.78	0.84
2:J:334:GLU:HA	2:J:345:LEU:HD22	1.58	0.84
1:D:365:ALA:CB	1:D:369:ILE:HB	2.07	0.83
1:E:242:LEU:HD22	1:E:244:ASP:CG	1.98	0.83
1:F:124:PHE:O	1:F:128:ASN:N	2.11	0.83
1:A:323:SER:O	1:A:326:LYS:NZ	2.09	0.83
1:B:349:LEU:HB3	1:B:352:PHE:CD2	2.12	0.83
1:C:309:ILE:O	1:C:313:MET:HG2	1.78	0.83
1:D:189:LEU:HD12	1:D:192:ILE:HD11	1.57	0.83
1:D:241:GLU:CA	1:D:247:VAL:HA	2.06	0.83
1:E:72:GLU:OE2	1:E:77:THR:OG1	1.95	0.83
1:F:35:VAL:CA	1:F:54:VAL:HG21	2.07	0.83
1:A:195:GLU:CG	1:B:110:LEU:HA	2.06	0.83
1:D:18:LYS:HG3	1:D:30:VAL:CA	2.07	0.83
1:D:100:GLU:N	1:D:100:GLU:OE2	2.10	0.83
1:A:171:LEU:O	1:A:175:ILE:HG13	1.77	0.83
1:A:348:SER:HB3	2:G:353:LYS:HD2	1.59	0.83
1:B:242:LEU:HD22	1:B:244:ASP:CG	1.98	0.83
1:C:100:GLU:N	1:C:100:GLU:OE2	2.10	0.83
1:D:11:ASP:N	1:D:18:LYS:O	2.08	0.83
1:D:298:VAL:HG22	1:D:330:ILE:HB	1.58	0.83
1:E:124:PHE:O	1:E:128:ASN:N	2.11	0.83
1:F:80:ASP:HB2	1:F:84:LYS:HZ1	1.42	0.83
1:A:345:ILE:O	1:A:349:LEU:HG	1.77	0.83
1:B:23:GLY:HA3	2:H:357:ARG:HD3	0.84	0.83

Continued on next page...

Continued from previous page...

Atom-1	Atom-2	Interatomic distance (Å)	Clash overlap (Å)
1:B:35:VAL:CA	1:B:54:VAL:HG21	2.07	0.83
1:B:89:THR:HG22	1:B:94:LEU:CD1	2.09	0.83
1:B:187:ASP:HA	1:B:190:MET:CE	2.09	0.83
1:B:250:ILE:HG21	1:B:254:ARG:HE	1.42	0.83
1:C:64:ILE:HG23	1:C:65:LEU:CD2	2.08	0.83
1:C:88:HIS:HA	1:C:92:ASN:ND2	1.92	0.83
1:D:35:VAL:CA	1:D:54:VAL:HG21	2.07	0.83
1:D:124:PHE:CZ	1:D:357:ILE:HG22	2.14	0.83
1:D:124:PHE:O	1:D:128:ASN:N	2.11	0.83
1:E:285:CYS:CB	1:E:289:ILE:HG21	2.08	0.83
1:E:358:SER:O	1:E:361:GLU:HG3	1.77	0.83
1:F:241:GLU:CA	1:F:247:VAL:HA	2.06	0.83
1:A:242:LEU:HD22	1:A:244:ASP:CG	1.98	0.83
1:A:365:ALA:CB	1:A:369:ILE:HB	2.07	0.83
1:B:80:ASP:HB2	1:B:84:LYS:HZ1	1.44	0.83
1:D:187:ASP:HA	1:D:190:MET:CE	2.09	0.83
1:D:345:ILE:O	1:D:349:LEU:HG	1.77	0.83
1:E:18:LYS:HG3	1:E:30:VAL:CA	2.07	0.83
1:E:88:HIS:HA	1:E:92:ASN:ND2	1.92	0.83
1:E:250:ILE:HG21	1:E:254:ARG:HE	1.42	0.83
1:F:298:VAL:HG22	1:F:330:ILE:HB	1.59	0.83
1:A:35:VAL:CA	1:A:54:VAL:HG21	2.07	0.83
1:A:64:ILE:HG23	1:A:65:LEU:CD2	2.08	0.83
1:B:309:ILE:O	1:B:313:MET:HG2	1.78	0.83
1:C:10:CYS:HA	1:C:19:ALA:CB	2.09	0.83
1:C:89:THR:HG22	1:C:94:LEU:CD1	2.09	0.83
1:D:89:THR:HG22	1:D:94:LEU:CD1	2.09	0.83
1:D:98:PRO:O	1:D:129:VAL:HA	1.77	0.83
1:D:118:LYS:HA	1:D:121:GLN:NE2	1.94	0.83
1:E:98:PRO:O	1:E:129:VAL:HA	1.77	0.83
1:F:50:LYS:HG3	1:F:52:SER:N	1.94	0.83
1:F:365:ALA:CB	1:F:369:ILE:HB	2.07	0.83
2:K:334:GLU:HA	2:K:345:LEU:HD22	1.58	0.83
1:C:18:LYS:HG3	1:C:30:VAL:CA	2.07	0.83
1:C:70:PRO:O	1:C:76:ILE:HA	1.79	0.83
1:C:113:LYS:HD2	1:C:116:ARG:HH22	1.42	0.83
1:C:124:PHE:CZ	1:C:357:ILE:HG22	2.14	0.83
1:D:285:CYS:CB	1:D:289:ILE:HG21	2.08	0.83
1:F:118:LYS:HA	1:F:121:GLN:NE2	1.94	0.83
1:F:160:THR:O	1:F:177:ARG:HG2	1.77	0.83
1:A:124:PHE:CZ	1:A:357:ILE:HG22	2.14	0.83

Continued on next page...

Continued from previous page...

Atom-1	Atom-2	Interatomic distance (Å)	Clash overlap (Å)
1:B:100:GLU:N	1:B:100:GLU:OE2	2.10	0.83
1:B:118:LYS:HA	1:B:121:GLN:NE2	1.94	0.83
1:B:124:PHE:CZ	1:B:357:ILE:HG22	2.14	0.83
1:B:124:PHE:O	1:B:128:ASN:N	2.11	0.83
1:C:242:LEU:HD22	1:C:244:ASP:CG	1.98	0.83
1:D:37:ARG:HG2	1:D:68:LYS:HZ2	1.44	0.83
1:D:88:HIS:HA	1:D:92:ASN:ND2	1.92	0.83
1:F:64:ILE:HG23	1:F:65:LEU:CD2	2.08	0.83
1:A:36:GLY:HA2	1:A:66:THR:O	1.79	0.83
1:A:123:MET:HA	1:A:127:PHE:HD2	1.39	0.83
1:A:250:ILE:HG21	1:A:254:ARG:HE	1.42	0.83
1:E:78:ASN:OD1	1:E:79:TRP:N	2.12	0.83
1:E:309:ILE:O	1:E:313:MET:HG2	1.78	0.83
2:H:334:GLU:HA	2:H:345:LEU:HD22	1.58	0.83
1:A:289:ILE:HA	1:A:292:ASP:OD2	1.79	0.82
1:B:70:PRO:O	1:B:76:ILE:HA	1.79	0.82
1:B:341:ILE:O	1:B:345:ILE:HG12	1.79	0.82
1:C:34:ILE:HD11	1:C:69:TYR:CE2	2.15	0.82
1:C:72:GLU:OE2	1:C:77:THR:OG1	1.95	0.82
1:C:118:LYS:HA	1:C:121:GLN:NE2	1.94	0.82
1:D:50:LYS:HG3	1:D:52:SER:N	1.93	0.82
1:D:72:GLU:OE2	1:D:77:THR:OG1	1.95	0.82
1:E:113:LYS:HD2	1:E:116:ARG:HH22	1.42	0.82
1:F:34:ILE:HD11	1:F:69:TYR:CE2	2.14	0.82
1:F:143:TYR:HE2	1:F:345:ILE:CG2	1.91	0.82
1:F:187:ASP:HA	1:F:190:MET:CE	2.09	0.82
1:A:88:HIS:HA	1:A:92:ASN:ND2	1.92	0.82
1:A:143:TYR:HE2	1:A:345:ILE:CG2	1.91	0.82
1:C:78:ASN:OD1	1:C:79:TRP:N	2.12	0.82
1:D:180:LEU:HD11	1:D:185:LEU:HD22	1.61	0.82
1:E:341:ILE:O	1:E:345:ILE:HG12	1.79	0.82
1:F:149:THR:HA	1:F:166:TYR:CA	2.10	0.82
1:F:289:ILE:HA	1:F:292:ASP:OD2	1.79	0.82
1:F:341:ILE:O	1:F:345:ILE:HG12	1.80	0.82
1:A:118:LYS:HA	1:A:121:GLN:NE2	1.94	0.82
1:B:18:LYS:HG3	1:B:30:VAL:CA	2.07	0.82
1:B:298:VAL:HG22	1:B:330:ILE:HB	1.58	0.82
1:C:119:MET:O	1:C:123:MET:HG3	1.79	0.82
1:C:149:THR:HA	1:C:166:TYR:CA	2.09	0.82
1:D:113:LYS:HD2	1:D:116:ARG:HH22	1.42	0.82
1:E:118:LYS:HA	1:E:121:GLN:NE2	1.94	0.82

Continued on next page...

Continued from previous page...

Atom-1	Atom-2	Interatomic distance (Å)	Clash overlap (Å)
1:E:119:MET:O	1:E:123:MET:HG3	1.79	0.82
1:E:149:THR:HA	1:E:166:TYR:CA	2.09	0.82
1:F:38:PRO:HA	1:F:64:ILE:O	1.78	0.82
1:F:202:THR:N	1:F:205:GLU:OE1	2.09	0.82
1:A:117:GLU:O	1:A:120:THR:OG1	1.97	0.82
1:A:124:PHE:O	1:A:128:ASN:N	2.11	0.82
1:B:36:GLY:HA2	1:B:66:THR:O	1.79	0.82
1:B:98:PRO:O	1:B:129:VAL:HA	1.77	0.82
1:B:160:THR:O	1:B:177:ARG:HG2	1.77	0.82
1:C:23:GLY:CA	2:I:357:ARG:CD	2.49	0.82
1:C:117:GLU:O	1:C:120:THR:OG1	1.97	0.82
1:D:208:ILE:HG12	1:D:243:PRO:HG2	1.62	0.82
1:D:348:SER:HB3	2:J:353:LYS:HD2	1.61	0.82
1:E:180:LEU:HD11	1:E:185:LEU:HD22	1.61	0.82
1:F:88:HIS:HA	1:F:92:ASN:ND2	1.92	0.82
1:F:117:GLU:O	1:F:120:THR:OG1	1.97	0.82
1:B:149:THR:HA	1:B:166:TYR:CA	2.09	0.82
1:B:180:LEU:HD11	1:B:185:LEU:HD22	1.61	0.82
1:C:36:GLY:HA2	1:C:66:THR:O	1.79	0.82
1:D:10:CYS:HA	1:D:19:ALA:CB	2.09	0.82
1:D:154:ASP:O	1:D:160:THR:HA	1.79	0.82
1:E:143:TYR:HE2	1:E:345:ILE:CG2	1.91	0.82
1:E:154:ASP:O	1:E:160:THR:HA	1.79	0.82
1:F:36:GLY:HA2	1:F:66:THR:O	1.79	0.82
1:F:89:THR:HG22	1:F:94:LEU:CD1	2.09	0.82
1:A:149:THR:HA	1:A:166:TYR:CA	2.09	0.82
1:A:167:GLU:HG2	1:A:169:TYR:HD2	1.45	0.82
1:B:143:TYR:HE2	1:B:345:ILE:CG2	1.91	0.82
1:C:143:TYR:HE2	1:C:345:ILE:CG2	1.91	0.82
1:D:34:ILE:HD11	1:D:69:TYR:CE2	2.15	0.82
1:D:148:THR:O	1:D:168:GLY:N	2.13	0.82
1:E:34:ILE:HD11	1:E:69:TYR:CE2	2.15	0.82
1:E:70:PRO:O	1:E:76:ILE:HA	1.79	0.82
1:F:78:ASN:OD1	1:F:79:TRP:N	2.12	0.82
1:F:180:LEU:HD11	1:F:185:LEU:HD22	1.61	0.82
1:F:208:ILE:HG12	1:F:243:PRO:HG2	1.61	0.82
1:F:309:ILE:O	1:F:313:MET:HG2	1.78	0.82
1:A:10:CYS:HA	1:A:19:ALA:CB	2.09	0.82
1:A:89:THR:HG22	1:A:94:LEU:CD1	2.09	0.82
1:A:119:MET:O	1:A:123:MET:HG3	1.79	0.82
1:B:34:ILE:HD11	1:B:69:TYR:CE2	2.14	0.82

Continued on next page...

Continued from previous page...

Atom-1	Atom-2	Interatomic distance (Å)	Clash overlap (Å)
1:C:154:ASP:O	1:C:160:THR:HA	1.79	0.82
1:D:36:GLY:HA2	1:D:66:THR:O	1.79	0.82
1:D:289:ILE:HA	1:D:292:ASP:OD2	1.79	0.82
1:E:263:GLN:OE1	1:E:263:GLN:N	2.13	0.82
1:E:348:SER:HB3	2:K:353:LYS:HD2	1.60	0.82
1:A:180:LEU:HD11	1:A:185:LEU:HD22	1.61	0.82
1:A:341:ILE:O	1:A:345:ILE:HG12	1.79	0.82
1:B:156:GLY:HA2	1:B:301:GLY:HA2	1.61	0.82
1:C:148:THR:HB	1:C:168:GLY:N	1.95	0.82
1:C:341:ILE:O	1:C:345:ILE:HG12	1.79	0.82
1:E:148:THR:HB	1:E:168:GLY:N	1.95	0.82
1:F:70:PRO:O	1:F:76:ILE:HA	1.79	0.82
1:A:70:PRO:O	1:A:77:THR:N	2.13	0.82
1:A:70:PRO:O	1:A:76:ILE:HA	1.79	0.82
1:A:141:SER:HA	1:A:144:ALA:HB3	1.61	0.82
1:A:151:ILE:CD1	1:A:162:ASN:HB3	2.09	0.82
1:A:352:PHE:CB	1:A:355:MET:HE3	2.09	0.82
1:B:50:LYS:HG3	1:B:52:SER:N	1.93	0.82
1:B:348:SER:HB3	2:H:353:LYS:HD2	1.62	0.82
1:C:105:LEU:O	1:C:135:ALA:N	2.13	0.82
1:C:180:LEU:HD11	1:C:185:LEU:HD22	1.61	0.82
1:D:117:GLU:O	1:D:120:THR:OG1	1.98	0.82
1:D:202:THR:N	1:D:205:GLU:OE1	2.09	0.82
1:E:117:GLU:O	1:E:120:THR:OG1	1.98	0.82
1:E:121:GLN:HB3	1:E:362:TYR:OH	1.80	0.82
1:E:187:ASP:HA	1:E:190:MET:CE	2.09	0.82
1:F:10:CYS:HA	1:F:19:ALA:CB	2.09	0.82
1:F:124:PHE:CZ	1:F:357:ILE:HG22	2.14	0.82
1:A:113:LYS:HD2	1:A:116:ARG:HH22	1.42	0.82
1:B:148:THR:O	1:B:168:GLY:N	2.12	0.82
1:B:154:ASP:O	1:B:160:THR:HA	1.79	0.82
1:C:50:LYS:HG3	1:C:52:SER:N	1.93	0.82
1:C:187:ASP:HA	1:C:190:MET:CE	2.09	0.82
1:C:263:GLN:OE1	1:C:263:GLN:N	2.13	0.82
1:D:70:PRO:O	1:D:76:ILE:HA	1.79	0.82
1:E:89:THR:HG22	1:E:94:LEU:CD1	2.09	0.82
1:E:124:PHE:CZ	1:E:357:ILE:HG22	2.14	0.82
1:F:16:LEU:HB2	1:F:18:LYS:HZ2	1.43	0.82
1:F:119:MET:O	1:F:123:MET:HG3	1.79	0.82
1:A:50:LYS:HG3	1:A:52:SER:N	1.93	0.81
1:A:105:LEU:O	1:A:135:ALA:N	2.13	0.81

Continued on next page...

Continued from previous page...

Atom-1	Atom-2	Interatomic distance (Å)	Clash overlap (Å)
1:A:121:GLN:HB3	1:A:362:TYR:OH	1.80	0.81
1:A:187:ASP:HA	1:A:190:MET:CE	2.09	0.81
1:A:218:TYR:N	1:A:254:ARG:O	2.13	0.81
1:A:358:SER:OG	1:A:360:GLN:NE2	2.13	0.81
1:B:16:LEU:HB2	1:B:18:LYS:HZ2	1.42	0.81
1:B:113:LYS:HD2	1:B:116:ARG:HH22	1.42	0.81
1:D:143:TYR:HE2	1:D:345:ILE:CG2	1.91	0.81
1:E:10:CYS:HA	1:E:19:ALA:CB	2.09	0.81
1:E:289:ILE:HA	1:E:292:ASP:OD2	1.79	0.81
1:A:34:ILE:HD11	1:A:69:TYR:CE2	2.14	0.81
1:A:78:ASN:OD1	1:A:79:TRP:N	2.12	0.81
1:A:154:ASP:O	1:A:160:THR:HA	1.79	0.81
1:B:70:PRO:O	1:B:77:THR:N	2.13	0.81
1:B:119:MET:O	1:B:123:MET:HG3	1.79	0.81
1:B:171:LEU:HD11	1:B:173:HIS:HB2	1.62	0.81
1:C:148:THR:O	1:C:168:GLY:N	2.12	0.81
1:C:289:ILE:HA	1:C:292:ASP:OD2	1.79	0.81
1:D:218:TYR:N	1:D:254:ARG:O	2.13	0.81
1:E:50:LYS:HG3	1:E:52:SER:N	1.93	0.81
1:E:105:LEU:O	1:E:135:ALA:N	2.13	0.81
1:A:148:THR:HB	1:A:168:GLY:N	1.95	0.81
1:A:263:GLN:N	1:A:263:GLN:OE1	2.13	0.81
1:A:278:THR:O	1:A:281:SER:OG	1.98	0.81
1:B:167:GLU:HG2	1:B:169:TYR:HD2	1.45	0.81
1:D:171:LEU:HD11	1:D:173:HIS:HB2	1.62	0.81
1:D:278:THR:O	1:D:281:SER:OG	1.98	0.81
1:E:358:SER:OG	1:E:360:GLN:NE2	2.13	0.81
1:F:121:GLN:HB3	1:F:362:TYR:OH	1.80	0.81
1:F:123:MET:CB	1:F:132:MET:HE1	2.10	0.81
1:F:218:TYR:N	1:F:254:ARG:O	2.13	0.81
1:A:12:ASN:CB	1:A:17:VAL:HG12	2.11	0.81
1:A:171:LEU:HD11	1:A:173:HIS:HB2	1.63	0.81
1:B:10:CYS:HA	1:B:19:ALA:CB	2.09	0.81
1:B:117:GLU:O	1:B:120:THR:OG1	1.98	0.81
1:D:160:THR:O	1:D:177:ARG:HG2	1.77	0.81
1:D:263:GLN:N	1:D:263:GLN:OE1	2.13	0.81
1:E:36:GLY:HA2	1:E:66:THR:O	1.79	0.81
1:E:70:PRO:O	1:E:77:THR:N	2.13	0.81
1:B:141:SER:HA	1:B:144:ALA:HB3	1.61	0.81
1:B:202:THR:N	1:B:205:GLU:OE1	2.09	0.81
1:B:352:PHE:HA	1:B:354:GLN:NE2	1.96	0.81

Continued on next page...

Continued from previous page...

Atom-1	Atom-2	Interatomic distance (Å)	Clash overlap (Å)
1:C:12:ASN:CB	1:C:17:VAL:HG12	2.11	0.81
1:C:91:TYR:CA	1:C:95:ARG:HA	2.11	0.81
1:D:149:THR:HA	1:D:166:TYR:CA	2.10	0.81
1:D:352:PHE:HA	1:D:354:GLN:NE2	1.96	0.81
1:D:358:SER:OG	1:D:360:GLN:NE2	2.13	0.81
1:E:208:ILE:HG12	1:E:243:PRO:HG2	1.62	0.81
1:E:278:THR:O	1:E:281:SER:OG	1.98	0.81
1:F:348:SER:HB3	2:L:353:LYS:HD2	1.61	0.81
1:B:289:ILE:HA	1:B:292:ASP:OD2	1.79	0.81
1:B:358:SER:OG	1:B:360:GLN:NE2	2.13	0.81
1:C:141:SER:HA	1:C:144:ALA:HB3	1.61	0.81
1:D:78:ASN:OD1	1:D:79:TRP:N	2.12	0.81
1:D:105:LEU:O	1:D:135:ALA:N	2.13	0.81
1:D:167:GLU:HG2	1:D:169:TYR:HD2	1.45	0.81
1:D:324:THR:OG1	1:D:325:MET:SD	2.39	0.81
1:D:341:ILE:O	1:D:345:ILE:HG12	1.79	0.81
1:E:218:TYR:N	1:E:254:ARG:O	2.13	0.81
1:F:91:TYR:CA	1:F:95:ARG:HA	2.11	0.81
1:F:263:GLN:OE1	1:F:263:GLN:N	2.13	0.81
1:A:285:CYS:CB	1:A:289:ILE:HG21	2.08	0.81
1:B:12:ASN:CB	1:B:17:VAL:HG12	2.11	0.81
1:B:209:VAL:HA	1:B:212:ILE:CD1	2.05	0.81
1:B:263:GLN:OE1	1:B:263:GLN:N	2.13	0.81
1:C:70:PRO:O	1:C:77:THR:N	2.13	0.81
1:C:208:ILE:HG12	1:C:243:PRO:HG2	1.62	0.81
1:E:91:TYR:CA	1:E:95:ARG:HA	2.11	0.81
1:E:111:ASN:O	1:E:116:ARG:NH1	2.14	0.81
1:F:105:LEU:O	1:F:135:ALA:N	2.13	0.81
1:F:148:THR:O	1:F:168:GLY:N	2.13	0.81
1:A:91:TYR:CA	1:A:95:ARG:HA	2.11	0.81
1:B:105:LEU:O	1:B:135:ALA:N	2.13	0.81
1:C:195:GLU:CG	1:D:110:LEU:HA	2.06	0.81
1:C:348:SER:HB3	2:I:353:LYS:HD2	1.60	0.81
1:C:352:PHE:CB	1:C:355:MET:HE3	2.10	0.81
1:D:12:ASN:CB	1:D:17:VAL:HG12	2.11	0.81
1:D:80:ASP:HB2	1:D:84:LYS:HZ1	1.41	0.81
1:E:12:ASN:CB	1:E:17:VAL:HG12	2.11	0.81
1:E:151:ILE:CD1	1:E:162:ASN:HB3	2.09	0.81
1:F:148:THR:HB	1:F:168:GLY:N	1.95	0.81
1:F:207:GLU:HA	1:F:210:ARG:CZ	2.11	0.81
1:A:156:GLY:HA2	1:A:301:GLY:HA2	1.61	0.81

Continued on next page...

Continued from previous page...

Atom-1	Atom-2	Interatomic distance (Å)	Clash overlap (Å)
1:B:78:ASN:OD1	1:B:79:TRP:N	2.12	0.81
1:B:111:ASN:O	1:B:116:ARG:NH1	2.14	0.81
1:B:208:ILE:HG12	1:B:243:PRO:HG2	1.62	0.81
1:B:352:PHE:CB	1:B:355:MET:HE3	2.10	0.81
1:C:171:LEU:HD11	1:C:173:HIS:HB2	1.63	0.81
1:D:94:LEU:C	1:D:95:ARG:HD3	2.02	0.81
1:D:119:MET:O	1:D:123:MET:HG3	1.79	0.81
1:D:156:GLY:HA2	1:D:301:GLY:HA2	1.61	0.81
1:D:352:PHE:CB	1:D:355:MET:HE3	2.10	0.81
1:E:151:ILE:HD11	1:E:162:ASN:CB	2.09	0.81
1:F:154:ASP:O	1:F:160:THR:HA	1.79	0.81
1:B:113:LYS:HB3	1:B:371:HIS:CE1	2.16	0.81
1:B:278:THR:O	1:B:281:SER:OG	1.98	0.81
1:B:324:THR:OG1	1:B:325:MET:SD	2.39	0.81
1:C:123:MET:CB	1:C:132:MET:HE1	2.09	0.81
1:F:56:ASP:O	1:F:59:GLN:NE2	2.14	0.81
1:F:70:PRO:O	1:F:77:THR:N	2.13	0.81
1:F:94:LEU:C	1:F:95:ARG:HD3	2.02	0.81
1:F:171:LEU:HD11	1:F:173:HIS:HB2	1.62	0.81
1:A:111:ASN:O	1:A:116:ARG:NH1	2.14	0.80
1:B:91:TYR:CA	1:B:95:ARG:HA	2.11	0.80
1:D:121:GLN:HB3	1:D:362:TYR:OH	1.80	0.80
1:D:141:SER:HA	1:D:144:ALA:HB3	1.61	0.80
1:D:207:GLU:HA	1:D:210:ARG:CZ	2.11	0.80
1:E:141:SER:HA	1:E:144:ALA:HB3	1.61	0.80
1:E:156:GLY:HA2	1:E:301:GLY:HA2	1.61	0.80
1:F:113:LYS:HB3	1:F:371:HIS:CE1	2.16	0.80
1:A:94:LEU:C	1:A:95:ARG:HD3	2.02	0.80
1:B:94:LEU:C	1:B:95:ARG:HD3	2.02	0.80
1:B:148:THR:HB	1:B:168:GLY:N	1.95	0.80
1:C:156:GLY:HA2	1:C:301:GLY:HA2	1.61	0.80
1:C:358:SER:OG	1:C:360:GLN:NE2	2.13	0.80
1:D:91:TYR:CA	1:D:95:ARG:HA	2.11	0.80
1:D:113:LYS:HB3	1:D:371:HIS:CE1	2.16	0.80
1:F:141:SER:HA	1:F:144:ALA:HB3	1.61	0.80
1:B:151:ILE:CD1	1:B:162:ASN:HB3	2.09	0.80
1:D:56:ASP:O	1:D:59:GLN:NE2	2.14	0.80
1:D:71:ILE:O	1:D:74:GLY:N	2.14	0.80
1:E:71:ILE:O	1:E:74:GLY:N	2.14	0.80
1:E:324:THR:OG1	1:E:325:MET:SD	2.39	0.80
1:F:71:ILE:O	1:F:74:GLY:N	2.14	0.80

Continued on next page...

Continued from previous page...

Atom-1	Atom-2	Interatomic distance (Å)	Clash overlap (Å)
1:B:37:ARG:H	1:B:66:THR:H	1.30	0.80
1:B:116:ARG:O	1:B:120:THR:HG23	1.81	0.80
1:B:121:GLN:HB3	1:B:362:TYR:OH	1.80	0.80
1:B:177:ARG:HD3	1:B:178:LEU:C	2.02	0.80
1:B:207:GLU:HA	1:B:210:ARG:CZ	2.11	0.80
1:B:218:TYR:N	1:B:254:ARG:O	2.13	0.80
1:C:121:GLN:HB3	1:C:362:TYR:OH	1.80	0.80
1:C:218:TYR:N	1:C:254:ARG:O	2.13	0.80
1:D:37:ARG:H	1:D:66:THR:H	1.30	0.80
1:E:94:LEU:C	1:E:95:ARG:HD3	2.02	0.80
1:E:352:PHE:CB	1:E:355:MET:HE3	2.10	0.80
1:F:278:THR:O	1:F:281:SER:OG	1.98	0.80
1:A:123:MET:CB	1:A:132:MET:HE1	2.09	0.80
1:A:207:GLU:HA	1:A:210:ARG:CZ	2.11	0.80
1:B:71:ILE:O	1:B:74:GLY:N	2.14	0.80
1:C:56:ASP:O	1:C:59:GLN:NE2	2.14	0.80
1:C:278:THR:O	1:C:281:SER:OG	1.98	0.80
1:E:171:LEU:HD11	1:E:173:HIS:HB2	1.63	0.80
1:F:12:ASN:CB	1:F:17:VAL:HG12	2.11	0.80
1:F:167:GLU:HG2	1:F:169:TYR:HD2	1.45	0.80
1:C:111:ASN:O	1:C:116:ARG:NH1	2.14	0.80
1:C:352:PHE:HA	1:C:354:GLN:NE2	1.96	0.80
1:D:148:THR:HB	1:D:168:GLY:N	1.95	0.80
1:D:177:ARG:HD3	1:D:178:LEU:C	2.02	0.80
2:I:329:PRO:HG2	2:I:332:GLU:HB2	1.64	0.80
2:K:329:PRO:HG2	2:K:332:GLU:HB2	1.64	0.80
1:A:208:ILE:HG12	1:A:243:PRO:HG2	1.62	0.80
1:A:345:ILE:HD12	2:G:350:LYS:HB2	1.63	0.80
1:D:209:VAL:HA	1:D:212:ILE:CD1	2.05	0.80
1:D:259:GLU:OE1	1:D:259:GLU:N	2.15	0.80
1:F:37:ARG:HG2	1:F:68:LYS:HZ2	1.45	0.80
1:F:71:ILE:CD1	1:F:76:ILE:HG12	2.12	0.80
1:F:111:ASN:O	1:F:116:ARG:NH1	2.14	0.80
1:A:148:THR:O	1:A:165:ILE:HG22	1.82	0.80
1:A:148:THR:O	1:A:168:GLY:N	2.13	0.80
1:A:259:GLU:N	1:A:259:GLU:OE1	2.15	0.80
1:B:123:MET:CB	1:B:132:MET:HE1	2.11	0.80
1:B:151:ILE:HD11	1:B:162:ASN:CB	2.09	0.80
1:F:37:ARG:H	1:F:66:THR:H	1.30	0.80
1:F:177:ARG:HD3	1:F:178:LEU:C	2.02	0.80
1:F:324:THR:OG1	1:F:325:MET:SD	2.39	0.80

Continued on next page...

Continued from previous page...

Atom-1	Atom-2	Interatomic distance (Å)	Clash overlap (Å)
2:L:329:PRO:HG2	2:L:332:GLU:HB2	1.64	0.80
1:B:56:ASP:O	1:B:59:GLN:NE2	2.14	0.80
1:B:148:THR:O	1:B:165:ILE:HG22	1.82	0.80
1:B:259:GLU:OE1	1:B:259:GLU:N	2.15	0.80
1:B:325:MET:O	1:B:326:LYS:HE2	1.82	0.80
1:D:70:PRO:O	1:D:77:THR:N	2.13	0.80
1:D:71:ILE:CD1	1:D:76:ILE:HG12	2.12	0.80
1:E:207:GLU:HA	1:E:210:ARG:CZ	2.11	0.80
1:F:285:CYS:CB	1:F:289:ILE:HG21	2.08	0.80
1:F:358:SER:OG	1:F:360:GLN:NE2	2.13	0.80
1:A:105:LEU:CB	1:A:134:VAL:HG12	2.12	0.80
1:A:113:LYS:HB3	1:A:371:HIS:CE1	2.16	0.80
1:B:89:THR:HA	1:B:93:GLU:CD	2.02	0.80
1:C:324:THR:OG1	1:C:325:MET:SD	2.39	0.80
1:D:116:ARG:O	1:D:120:THR:HG23	1.81	0.80
1:E:37:ARG:HG2	1:E:68:LYS:HZ2	1.47	0.80
2:G:329:PRO:HG2	2:G:332:GLU:HB2	1.64	0.80
1:B:105:LEU:CB	1:B:134:VAL:HG12	2.12	0.79
1:C:89:THR:HA	1:C:93:GLU:CD	2.02	0.79
1:C:94:LEU:C	1:C:95:ARG:HD3	2.02	0.79
1:C:167:GLU:HG2	1:C:169:TYR:HD2	1.45	0.79
1:D:39:ARG:NH2	1:D:64:ILE:O	2.15	0.79
1:D:148:THR:O	1:D:165:ILE:HG22	1.82	0.79
1:D:325:MET:O	1:D:326:LYS:HE2	1.82	0.79
1:E:113:LYS:HB3	1:E:371:HIS:CE1	2.16	0.79
1:E:203:THR:HA	1:E:206:ARG:HH21	1.48	0.79
1:E:289:ILE:HG13	1:E:293:LEU:CD2	2.12	0.79
1:E:335:ARG:O	1:E:338:SER:OG	1.99	0.79
1:F:151:ILE:HD11	1:F:162:ASN:CB	2.09	0.79
1:A:39:ARG:NH2	1:A:64:ILE:O	2.15	0.79
1:A:89:THR:HA	1:A:93:GLU:CD	2.02	0.79
1:B:71:ILE:CD1	1:B:76:ILE:HG12	2.12	0.79
1:C:105:LEU:CB	1:C:134:VAL:HG12	2.12	0.79
1:C:306:TYR:O	1:C:309:ILE:HG12	1.83	0.79
1:E:56:ASP:O	1:E:59:GLN:NE2	2.14	0.79
1:F:352:PHE:HA	1:F:354:GLN:NE2	1.96	0.79
2:H:329:PRO:HG2	2:H:332:GLU:HB2	1.64	0.79
2:J:329:PRO:HG2	2:J:332:GLU:HB2	1.64	0.79
1:A:71:ILE:O	1:A:74:GLY:N	2.14	0.79
1:A:335:ARG:O	1:A:338:SER:OG	1.99	0.79
1:C:113:LYS:HB3	1:C:371:HIS:CE1	2.16	0.79

Continued on next page...

Continued from previous page...

Atom-1	Atom-2	Interatomic distance (Å)	Clash overlap (Å)
1:C:148:THR:O	1:C:165:ILE:HG22	1.82	0.79
1:C:207:GLU:HA	1:C:210:ARG:CZ	2.11	0.79
1:D:89:THR:HA	1:D:93:GLU:CD	2.03	0.79
1:E:71:ILE:CD1	1:E:76:ILE:HG12	2.12	0.79
1:F:39:ARG:NH2	1:F:64:ILE:O	2.16	0.79
1:F:203:THR:HA	1:F:206:ARG:HH21	1.48	0.79
1:A:80:ASP:HB2	1:A:84:LYS:HZ1	1.45	0.79
1:B:23:GLY:CA	2:H:357:ARG:CD	2.50	0.79
1:B:353:GLN:HA	1:B:356:TRP:CZ3	2.17	0.79
1:C:71:ILE:O	1:C:74:GLY:N	2.14	0.79
1:C:289:ILE:HG13	1:C:293:LEU:CD2	2.12	0.79
1:D:306:TYR:O	1:D:309:ILE:HG12	1.83	0.79
1:B:335:ARG:O	1:B:338:SER:OG	1.99	0.79
1:C:71:ILE:CD1	1:C:76:ILE:HG12	2.12	0.79
1:C:116:ARG:HA	1:C:119:MET:HG2	1.64	0.79
1:C:151:ILE:CD1	1:C:162:ASN:HB3	2.09	0.79
1:C:259:GLU:OE1	1:C:259:GLU:N	2.15	0.79
1:D:105:LEU:CB	1:D:134:VAL:HG12	2.12	0.79
1:E:99:GLU:HA	1:E:128:ASN:C	2.03	0.79
1:E:325:MET:O	1:E:326:LYS:HE2	1.82	0.79
1:F:99:GLU:HA	1:F:128:ASN:C	2.03	0.79
1:F:259:GLU:N	1:F:259:GLU:OE1	2.15	0.79
1:F:352:PHE:CB	1:F:355:MET:HE3	2.11	0.79
1:A:352:PHE:HA	1:A:354:GLN:NE2	1.96	0.79
1:B:37:ARG:HG2	1:B:68:LYS:HZ2	1.47	0.79
1:B:49:GLN:HB3	1:D:169:TYR:OH	1.82	0.79
1:B:260:THR:OG1	1:B:263:GLN:O	2.01	0.79
1:D:81:ASP:OD1	1:D:82:MET:N	2.16	0.79
1:D:111:ASN:O	1:D:116:ARG:NH1	2.14	0.79
1:D:304:THR:O	1:D:304:THR:HG22	1.82	0.79
1:E:81:ASP:OD1	1:E:82:MET:N	2.16	0.79
1:E:148:THR:O	1:E:168:GLY:N	2.13	0.79
1:E:353:GLN:HA	1:E:356:TRP:CZ3	2.18	0.79
1:F:156:GLY:HA2	1:F:301:GLY:HA2	1.61	0.79
1:F:209:VAL:HA	1:F:212:ILE:CD1	2.05	0.79
1:A:49:GLN:HB3	1:C:169:TYR:OH	1.82	0.79
1:A:306:TYR:O	1:A:309:ILE:HG12	1.83	0.79
1:C:99:GLU:HA	1:C:128:ASN:C	2.03	0.79
1:C:116:ARG:O	1:C:120:THR:HG23	1.81	0.79
1:C:142:LEU:HD21	1:C:163:VAL:HG11	1.65	0.79
1:C:203:THR:HA	1:C:206:ARG:HH21	1.48	0.79

Continued on next page...

Continued from previous page...

Atom-1	Atom-2	Interatomic distance (Å)	Clash overlap (Å)
1:C:260:THR:OG1	1:C:263:GLN:O	2.01	0.79
1:E:39:ARG:NH2	1:E:64:ILE:O	2.15	0.79
1:E:105:LEU:CB	1:E:134:VAL:HG12	2.12	0.79
1:E:177:ARG:HD3	1:E:178:LEU:C	2.02	0.79
1:C:39:ARG:NH2	1:C:64:ILE:O	2.15	0.79
1:C:177:ARG:HD3	1:C:178:LEU:C	2.02	0.79
1:E:148:THR:O	1:E:165:ILE:HG22	1.82	0.79
1:F:116:ARG:O	1:F:120:THR:HG23	1.81	0.79
1:F:148:THR:O	1:F:165:ILE:HG22	1.82	0.79
1:F:214:GLU:OE1	1:F:303:THR:HA	1.83	0.79
1:F:289:ILE:HG13	1:F:293:LEU:CD2	2.12	0.79
1:F:353:GLN:HA	1:F:356:TRP:CZ3	2.17	0.79
1:A:56:ASP:O	1:A:59:GLN:NE2	2.14	0.79
1:A:203:THR:HA	1:A:206:ARG:HH21	1.48	0.79
1:A:353:GLN:HA	1:A:356:TRP:CZ3	2.18	0.79
1:C:177:ARG:NE	1:C:179:ASP:HA	1.98	0.79
1:D:335:ARG:O	1:D:338:SER:OG	1.99	0.79
1:D:353:GLN:HA	1:D:356:TRP:CZ3	2.18	0.79
1:E:89:THR:HA	1:E:93:GLU:CD	2.02	0.79
1:E:167:GLU:HG2	1:E:169:TYR:HD2	1.45	0.79
1:E:352:PHE:HA	1:E:354:GLN:NE2	1.96	0.79
1:F:325:MET:O	1:F:326:LYS:HE2	1.82	0.79
1:F:335:ARG:O	1:F:338:SER:OG	1.99	0.79
1:A:81:ASP:OD1	1:A:82:MET:N	2.16	0.79
1:A:99:GLU:HA	1:A:128:ASN:C	2.03	0.79
1:A:260:THR:OG1	1:A:263:GLN:O	2.01	0.79
1:A:328:LYS:HZ3	1:A:330:ILE:HG13	1.45	0.79
1:C:353:GLN:HA	1:C:356:TRP:CZ3	2.17	0.79
1:D:151:ILE:CD1	1:D:162:ASN:HB3	2.09	0.79
1:E:23:GLY:CA	2:K:357:ARG:CD	2.52	0.79
1:E:116:ARG:O	1:E:120:THR:HG23	1.81	0.79
1:A:116:ARG:O	1:A:120:THR:HG23	1.81	0.78
1:A:177:ARG:HD3	1:A:178:LEU:C	2.02	0.78
1:B:99:GLU:HA	1:B:128:ASN:C	2.03	0.78
1:B:285:CYS:CB	1:B:289:ILE:HG21	2.08	0.78
1:B:289:ILE:HG13	1:B:293:LEU:CD2	2.12	0.78
1:C:180:LEU:HD11	1:C:185:LEU:CD2	2.13	0.78
1:C:245:GLY:HA3	1:E:325:MET:SD	2.23	0.78
1:C:328:LYS:HZ3	1:C:330:ILE:HG13	1.44	0.78
1:D:289:ILE:HG13	1:D:293:LEU:CD2	2.12	0.78
1:E:177:ARG:NE	1:E:179:ASP:HA	1.98	0.78

Continued on next page...

Continued from previous page...

Atom-1	Atom-2	Interatomic distance (Å)	Clash overlap (Å)
1:E:180:LEU:HD11	1:E:185:LEU:CD2	2.13	0.78
1:F:142:LEU:HD21	1:F:163:VAL:HG11	1.64	0.78
1:F:180:LEU:HD11	1:F:185:LEU:CD2	2.13	0.78
1:F:304:THR:HG22	1:F:304:THR:O	1.82	0.78
1:A:177:ARG:NE	1:A:179:ASP:HA	1.98	0.78
1:B:107:GLU:O	1:B:136:ILE:HA	1.84	0.78
1:B:180:LEU:HD11	1:B:185:LEU:CD2	2.13	0.78
1:D:34:ILE:HD11	1:D:69:TYR:CZ	2.19	0.78
1:D:260:THR:OG1	1:D:263:GLN:O	2.01	0.78
1:F:59:GLN:OE1	1:F:59:GLN:N	2.17	0.78
1:F:177:ARG:NE	1:F:179:ASP:HA	1.98	0.78
1:A:71:ILE:CD1	1:A:76:ILE:HG12	2.12	0.78
1:A:116:ARG:HA	1:A:119:MET:HG2	1.64	0.78
1:A:289:ILE:HG13	1:A:293:LEU:CD2	2.12	0.78
1:B:39:ARG:NH2	1:B:64:ILE:O	2.16	0.78
1:B:81:ASP:OD1	1:B:82:MET:N	2.16	0.78
1:C:49:GLN:HB3	1:E:169:TYR:OH	1.82	0.78
1:C:75:ILE:HG13	1:C:75:ILE:O	1.84	0.78
1:E:306:TYR:O	1:E:309:ILE:HG12	1.83	0.78
1:F:105:LEU:CB	1:F:134:VAL:HG12	2.12	0.78
1:F:116:ARG:HA	1:F:119:MET:HG2	1.64	0.78
1:F:260:THR:OG1	1:F:263:GLN:O	2.01	0.78
1:B:203:THR:HA	1:B:206:ARG:HH21	1.48	0.78
1:B:245:GLY:HA3	1:D:325:MET:SD	2.23	0.78
1:B:306:TYR:O	1:B:309:ILE:HG12	1.83	0.78
1:C:151:ILE:HD11	1:C:162:ASN:CB	2.09	0.78
1:C:325:MET:O	1:C:326:LYS:HE2	1.82	0.78
1:D:49:GLN:HB3	1:F:169:TYR:OH	1.82	0.78
1:D:214:GLU:OE1	1:D:303:THR:HA	1.83	0.78
1:D:250:ILE:CG2	1:D:254:ARG:HE	1.96	0.78
1:E:59:GLN:OE1	1:E:59:GLN:N	2.17	0.78
1:E:259:GLU:OE1	1:E:259:GLU:N	2.15	0.78
1:A:153:LEU:HD23	1:A:299:LEU:HD13	1.65	0.78
1:A:324:THR:OG1	1:A:325:MET:SD	2.39	0.78
1:B:121:GLN:HG2	1:B:122:ILE:N	1.99	0.78
1:C:80:ASP:HB2	1:C:84:LYS:HZ1	1.43	0.78
1:C:161:HIS:CE1	1:C:177:ARG:HB2	2.19	0.78
1:C:335:ARG:O	1:C:338:SER:OG	1.99	0.78
1:D:99:GLU:HA	1:D:128:ASN:C	2.03	0.78
1:E:304:THR:O	1:E:304:THR:HG22	1.82	0.78
1:F:104:LEU:HD11	1:F:135:ALA:HB2	1.66	0.78

Continued on next page...

Continued from previous page...

Atom-1	Atom-2	Interatomic distance (Å)	Clash overlap (Å)
1:A:37:ARG:H	1:A:66:THR:H	1.30	0.78
1:A:161:HIS:CE1	1:A:177:ARG:HB2	2.19	0.78
1:A:180:LEU:HD11	1:A:185:LEU:CD2	2.13	0.78
1:B:221:LEU:CD1	1:B:311:ASP:HB3	2.13	0.78
1:C:285:CYS:CB	1:C:289:ILE:HG21	2.08	0.78
1:E:210:ARG:O	1:E:213:LYS:HG2	1.84	0.78
1:E:241:GLU:OE1	1:E:243:PRO:HA	1.84	0.78
1:F:107:GLU:O	1:F:136:ILE:HA	1.83	0.78
1:F:328:LYS:HZ3	1:F:330:ILE:HG13	1.47	0.78
1:A:241:GLU:OE1	1:A:243:PRO:HA	1.84	0.78
1:A:245:GLY:HA3	1:C:325:MET:SD	2.23	0.78
1:A:250:ILE:CG2	1:A:254:ARG:HE	1.96	0.78
1:B:210:ARG:O	1:B:213:LYS:HG2	1.84	0.78
1:B:304:THR:O	1:B:304:THR:HG22	1.82	0.78
1:C:59:GLN:OE1	1:C:59:GLN:N	2.17	0.78
1:C:73:HIS:N	1:C:75:ILE:HG12	1.99	0.78
1:C:210:ARG:O	1:C:213:LYS:HG2	1.84	0.78
1:D:177:ARG:NE	1:D:179:ASP:HA	1.98	0.78
1:E:142:LEU:HD21	1:E:163:VAL:HG11	1.64	0.78
1:E:161:HIS:CE1	1:E:177:ARG:HB2	2.19	0.78
1:F:81:ASP:OD1	1:F:82:MET:N	2.16	0.78
1:F:151:ILE:CD1	1:F:162:ASN:HB3	2.09	0.78
1:F:210:ARG:O	1:F:213:LYS:HG2	1.84	0.78
1:A:146:GLY:HA3	2:G:343:THR:O	1.84	0.78
1:A:242:LEU:HD23	1:A:243:PRO:HD2	1.66	0.78
1:B:104:LEU:HD11	1:B:135:ALA:HB2	1.66	0.78
1:B:177:ARG:NE	1:B:179:ASP:HA	1.98	0.78
1:B:185:LEU:CD1	1:B:258:PRO:HA	2.14	0.78
1:B:214:GLU:OE1	1:B:303:THR:HA	1.83	0.78
1:B:242:LEU:HD23	1:B:243:PRO:HD2	1.66	0.78
1:C:81:ASP:OD1	1:C:82:MET:N	2.16	0.78
1:C:242:LEU:HD23	1:C:243:PRO:HD2	1.66	0.78
1:C:317:ILE:CD1	1:C:321:ALA:HB2	2.14	0.78
1:D:59:GLN:N	1:D:59:GLN:OE1	2.17	0.78
1:D:180:LEU:HD11	1:D:185:LEU:CD2	2.13	0.78
1:D:185:LEU:CD1	1:D:258:PRO:HA	2.14	0.78
1:D:203:THR:HA	1:D:206:ARG:HH21	1.48	0.78
1:E:34:ILE:HD11	1:E:69:TYR:CZ	2.19	0.78
1:E:260:THR:OG1	1:E:263:GLN:O	2.01	0.78
1:F:185:LEU:CD1	1:F:258:PRO:HA	2.14	0.78
1:A:34:ILE:HD11	1:A:69:TYR:CZ	2.19	0.78

Continued on next page...

Continued from previous page...

Atom-1	Atom-2	Interatomic distance (Å)	Clash overlap (Å)
1:B:75:ILE:O	1:B:75:ILE:HG13	1.84	0.78
1:B:89:THR:HG22	1:B:94:LEU:CG	2.14	0.78
1:B:250:ILE:CG2	1:B:254:ARG:HE	1.96	0.78
1:D:75:ILE:HG13	1:D:75:ILE:O	1.84	0.78
1:D:242:LEU:HD23	1:D:243:PRO:HD2	1.66	0.78
1:E:73:HIS:N	1:E:75:ILE:HG12	1.99	0.78
1:E:123:MET:CB	1:E:132:MET:HE1	2.09	0.78
1:E:317:ILE:CD1	1:E:321:ALA:HB2	2.14	0.78
1:F:34:ILE:HD11	1:F:69:TYR:CZ	2.19	0.78
1:F:161:HIS:CE1	1:F:177:ARG:HB2	2.19	0.78
1:A:107:GLU:O	1:A:136:ILE:HA	1.84	0.78
1:A:317:ILE:CD1	1:A:321:ALA:HB2	2.14	0.78
1:B:116:ARG:HA	1:B:119:MET:HG2	1.64	0.78
1:B:217:CYS:HA	1:B:254:ARG:HG2	1.66	0.78
1:C:37:ARG:H	1:C:66:THR:H	1.30	0.78
1:C:153:LEU:HD23	1:C:299:LEU:HD13	1.65	0.78
1:D:142:LEU:HD21	1:D:163:VAL:HG11	1.65	0.78
1:F:36:GLY:O	1:F:37:ARG:NH2	2.17	0.78
1:F:306:TYR:O	1:F:309:ILE:HG12	1.83	0.78
1:A:36:GLY:O	1:A:37:ARG:NH2	2.17	0.77
1:C:209:VAL:HA	1:C:212:ILE:CD1	2.05	0.77
1:D:82:MET:HE2	1:D:86:TRP:HE1	1.49	0.77
1:D:123:MET:CB	1:D:132:MET:HE1	2.10	0.77
1:E:37:ARG:H	1:E:66:THR:H	1.30	0.77
1:F:82:MET:HE2	1:F:86:TRP:HE1	1.49	0.77
1:F:89:THR:HA	1:F:93:GLU:CD	2.02	0.77
1:A:73:HIS:N	1:A:75:ILE:HG12	1.99	0.77
1:A:304:THR:HG22	1:A:304:THR:O	1.82	0.77
1:D:116:ARG:HA	1:D:119:MET:HG2	1.64	0.77
1:D:161:HIS:CE1	1:D:177:ARG:HB2	2.19	0.77
1:E:36:GLY:O	1:E:37:ARG:NH2	2.17	0.77
1:F:75:ILE:HG13	1:F:75:ILE:O	1.84	0.77
1:F:264:PRO:HB2	1:F:269:MET:CB	2.14	0.77
1:F:340:TRP:HE3	1:F:341:ILE:HD13	1.50	0.77
1:A:89:THR:HG22	1:A:94:LEU:CG	2.14	0.77
1:A:142:LEU:HD21	1:A:163:VAL:HG11	1.65	0.77
1:A:210:ARG:O	1:A:213:LYS:HG2	1.84	0.77
1:A:217:CYS:HA	1:A:254:ARG:HG2	1.66	0.77
1:B:36:GLY:O	1:B:37:ARG:NH2	2.17	0.77
1:C:34:ILE:HD11	1:C:69:TYR:CZ	2.19	0.77
1:C:217:CYS:HA	1:C:254:ARG:HG2	1.66	0.77

Continued on next page...

Continued from previous page...

Atom-1	Atom-2	Interatomic distance (Å)	Clash overlap (Å)
1:C:241:GLU:OE1	1:C:243:PRO:HA	1.84	0.77
1:C:304:THR:HG22	1:C:304:THR:O	1.82	0.77
1:D:89:THR:HG22	1:D:94:LEU:CG	2.14	0.77
1:D:217:CYS:HA	1:D:254:ARG:HG2	1.66	0.77
1:D:245:GLY:HA3	1:F:325:MET:SD	2.23	0.77
1:E:107:GLU:O	1:E:136:ILE:HA	1.84	0.77
1:E:113:LYS:HA	1:E:116:ARG:NH2	2.00	0.77
1:E:116:ARG:HA	1:E:119:MET:HG2	1.64	0.77
1:E:133:TYR:HA	1:E:357:ILE:HG12	1.66	0.77
1:E:209:VAL:HA	1:E:212:ILE:CD1	2.05	0.77
1:E:217:CYS:HA	1:E:254:ARG:HG2	1.66	0.77
1:F:121:GLN:HG2	1:F:122:ILE:N	1.99	0.77
1:F:200:PHE:HA	1:F:205:GLU:CD	2.04	0.77
1:F:250:ILE:CG2	1:F:254:ARG:HE	1.96	0.77
1:A:209:VAL:HA	1:A:212:ILE:CD1	2.05	0.77
1:C:250:ILE:CG2	1:C:254:ARG:HE	1.96	0.77
1:D:18:LYS:NZ	1:D:157:ASP:OD1	2.18	0.77
1:D:37:ARG:HG2	1:D:68:LYS:NZ	2.00	0.77
1:D:107:GLU:O	1:D:136:ILE:HA	1.84	0.77
1:E:250:ILE:CG2	1:E:254:ARG:HE	1.96	0.77
1:F:241:GLU:OE1	1:F:243:PRO:HA	1.84	0.77
1:A:104:LEU:HD11	1:A:135:ALA:HB2	1.66	0.77
1:A:144:ALA:O	2:G:346:ARG:NH1	2.18	0.77
1:B:133:TYR:HA	1:B:357:ILE:HG12	1.66	0.77
1:B:317:ILE:CD1	1:B:321:ALA:HB2	2.14	0.77
1:C:133:TYR:HA	1:C:357:ILE:HG12	1.66	0.77
1:C:214:GLU:OE1	1:C:303:THR:HA	1.83	0.77
1:E:16:LEU:O	1:E:18:LYS:NZ	2.18	0.77
1:E:185:LEU:CD1	1:E:258:PRO:HA	2.14	0.77
1:E:242:LEU:HD23	1:E:243:PRO:HD2	1.66	0.77
1:E:242:LEU:HB2	1:E:246:GLN:OE1	1.85	0.77
1:E:306:TYR:HB2	1:E:309:ILE:HD11	1.66	0.77
1:F:242:LEU:HD23	1:F:243:PRO:HD2	1.66	0.77
1:A:16:LEU:O	1:A:18:LYS:NZ	2.18	0.77
1:B:34:ILE:HD11	1:B:69:TYR:CZ	2.19	0.77
1:B:143:TYR:CE2	1:B:345:ILE:CG2	2.67	0.77
1:C:121:GLN:HG2	1:C:122:ILE:N	1.99	0.77
1:C:242:LEU:HB2	1:C:246:GLN:OE1	1.85	0.77
1:C:345:ILE:HD12	2:I:350:LYS:HB2	1.66	0.77
1:D:23:GLY:CA	2:J:357:ARG:CD	2.50	0.77
1:D:133:TYR:HA	1:D:357:ILE:HG12	1.66	0.77

Continued on next page...

Continued from previous page...

Atom-1	Atom-2	Interatomic distance (Å)	Clash overlap (Å)
1:D:200:PHE:HA	1:D:205:GLU:CD	2.04	0.77
1:D:210:ARG:O	1:D:213:LYS:HG2	1.84	0.77
1:D:221:LEU:CD1	1:D:311:ASP:HB3	2.13	0.77
1:E:37:ARG:HG2	1:E:68:LYS:NZ	2.00	0.77
1:E:214:GLU:OE1	1:E:303:THR:HA	1.83	0.77
1:F:89:THR:HG22	1:F:94:LEU:CG	2.14	0.77
1:F:217:CYS:HA	1:F:254:ARG:HG2	1.66	0.77
1:A:59:GLN:OE1	1:A:59:GLN:N	2.17	0.77
1:A:214:GLU:OE1	1:A:303:THR:HA	1.83	0.77
1:B:59:GLN:N	1:B:59:GLN:OE1	2.17	0.77
1:B:82:MET:HE2	1:B:86:TRP:HE1	1.49	0.77
1:C:89:THR:HG22	1:C:94:LEU:CG	2.14	0.77
1:C:113:LYS:HA	1:C:116:ARG:NH2	2.00	0.77
1:D:264:PRO:HB2	1:D:269:MET:CB	2.14	0.77
1:E:133:TYR:HB2	1:E:356:TRP:HA	1.67	0.77
1:F:345:ILE:HD12	2:L:350:LYS:HB2	1.67	0.77
1:A:121:GLN:HG2	1:A:122:ILE:N	1.99	0.77
1:A:242:LEU:HB2	1:A:246:GLN:OE1	1.85	0.77
1:A:325:MET:O	1:A:326:LYS:HE2	1.82	0.77
1:B:262:PHE:HA	1:B:273:GLY:CA	2.15	0.77
1:B:369:ILE:HA	1:B:372:ARG:NH1	2.00	0.77
1:D:340:TRP:HE3	1:D:341:ILE:HD13	1.50	0.77
1:E:89:THR:HG22	1:E:94:LEU:CG	2.14	0.77
1:F:317:ILE:CD1	1:F:321:ALA:HB2	2.14	0.77
1:F:369:ILE:HA	1:F:372:ARG:NH1	2.00	0.77
1:A:37:ARG:HG2	1:A:68:LYS:NZ	2.00	0.77
1:A:44:MET:HE1	1:C:169:TYR:CD1	2.20	0.77
1:A:133:TYR:HA	1:A:357:ILE:HG12	1.66	0.77
1:B:161:HIS:CE1	1:B:177:ARG:HB2	2.19	0.77
1:B:306:TYR:HB2	1:B:309:ILE:HD11	1.66	0.77
1:C:18:LYS:NZ	1:C:157:ASP:OD1	2.18	0.77
1:C:37:ARG:HG2	1:C:68:LYS:NZ	2.00	0.77
1:C:185:LEU:CD1	1:C:258:PRO:HA	2.14	0.77
1:D:142:LEU:HD13	1:D:165:ILE:HD11	1.66	0.77
1:D:241:GLU:OE1	1:D:243:PRO:HA	1.84	0.77
1:D:262:PHE:HA	1:D:273:GLY:CA	2.15	0.77
1:E:221:LEU:CD1	1:E:311:ASP:HB3	2.13	0.77
1:E:262:PHE:HA	1:E:273:GLY:CA	2.15	0.77
1:A:75:ILE:HG13	1:A:75:ILE:O	1.84	0.77
1:A:133:TYR:HB2	1:A:356:TRP:HA	1.67	0.77
1:D:128:ASN:HA	1:D:359:LYS:HE2	1.67	0.77

Continued on next page...

Continued from previous page...

Atom-1	Atom-2	Interatomic distance (Å)	Clash overlap (Å)
1:E:153:LEU:HD23	1:E:299:LEU:HD13	1.65	0.77
1:E:200:PHE:HA	1:E:205:GLU:CD	2.04	0.77
1:E:369:ILE:HA	1:E:372:ARG:NH1	2.00	0.77
1:B:113:LYS:HA	1:B:116:ARG:NH2	2.00	0.76
1:B:142:LEU:HD21	1:B:163:VAL:HG11	1.65	0.76
1:C:262:PHE:HA	1:C:273:GLY:CA	2.15	0.76
1:C:306:TYR:HB2	1:C:309:ILE:HD11	1.66	0.76
1:D:104:LEU:HD11	1:D:135:ALA:HB2	1.66	0.76
1:D:317:ILE:CD1	1:D:321:ALA:HB2	2.14	0.76
1:E:142:LEU:HD13	1:E:165:ILE:HD11	1.67	0.76
1:B:50:LYS:HZ2	1:B:51:ASP:HB3	1.47	0.76
1:B:142:LEU:HD13	1:B:165:ILE:HD11	1.67	0.76
1:B:153:LEU:HD23	1:B:299:LEU:HD13	1.65	0.76
1:C:36:GLY:O	1:C:37:ARG:NH2	2.17	0.76
1:D:153:LEU:HD23	1:D:299:LEU:HD13	1.65	0.76
1:D:306:TYR:HB2	1:D:309:ILE:HD11	1.66	0.76
1:D:369:ILE:HA	1:D:372:ARG:NH1	2.00	0.76
1:A:18:LYS:NZ	1:A:157:ASP:OD1	2.18	0.76
1:A:185:LEU:CD1	1:A:258:PRO:HA	2.14	0.76
1:A:262:PHE:HA	1:A:273:GLY:CA	2.15	0.76
1:B:37:ARG:HG2	1:B:68:LYS:NZ	2.00	0.76
1:B:203:THR:CA	1:B:206:ARG:HH21	1.99	0.76
1:C:128:ASN:HA	1:C:359:LYS:HE2	1.67	0.76
1:C:369:ILE:HA	1:C:372:ARG:NH1	2.00	0.76
1:D:203:THR:CA	1:D:206:ARG:HH21	1.99	0.76
1:D:262:PHE:CE1	1:D:274:ILE:HG12	2.21	0.76
1:D:345:ILE:HD12	2:J:350:LYS:HB2	1.68	0.76
1:E:273:GLY:O	1:E:277:THR:HG23	1.85	0.76
1:F:18:LYS:NZ	1:F:157:ASP:OD1	2.18	0.76
1:F:133:TYR:HA	1:F:357:ILE:HG12	1.66	0.76
1:F:262:PHE:HA	1:F:273:GLY:CA	2.15	0.76
1:F:262:PHE:CE1	1:F:274:ILE:HG12	2.21	0.76
1:A:143:TYR:CE2	1:A:345:ILE:CG2	2.67	0.76
1:A:200:PHE:HA	1:A:205:GLU:CD	2.04	0.76
1:A:340:TRP:HE3	1:A:341:ILE:HD13	1.50	0.76
1:B:151:ILE:HG13	1:B:164:PRO:N	2.01	0.76
1:B:200:PHE:HA	1:B:205:GLU:CD	2.04	0.76
1:B:241:GLU:OE1	1:B:243:PRO:HA	1.84	0.76
1:B:262:PHE:CE1	1:B:274:ILE:HG12	2.21	0.76
1:B:264:PRO:HB2	1:B:269:MET:CB	2.14	0.76
1:C:23:GLY:HA3	2:I:357:ARG:HD3	0.84	0.76

Continued on next page...

Continued from previous page...

Atom-1	Atom-2	Interatomic distance (Å)	Clash overlap (Å)
1:C:107:GLU:O	1:C:136:ILE:HA	1.84	0.76
1:C:262:PHE:CE1	1:C:274:ILE:HG12	2.21	0.76
1:D:36:GLY:O	1:D:37:ARG:NH2	2.17	0.76
1:D:86:TRP:HB3	1:D:90:PHE:HE2	1.50	0.76
1:D:144:ALA:O	2:J:346:ARG:NH1	2.18	0.76
1:F:153:LEU:HD23	1:F:299:LEU:HD13	1.65	0.76
1:A:37:ARG:HG2	1:A:68:LYS:HZ2	1.50	0.76
1:A:86:TRP:HB3	1:A:90:PHE:HE2	1.50	0.76
1:A:113:LYS:HA	1:A:116:ARG:NH2	2.00	0.76
1:A:128:ASN:HA	1:A:359:LYS:HE2	1.67	0.76
1:A:144:ALA:O	2:G:346:ARG:CZ	2.34	0.76
1:A:151:ILE:HA	1:A:163:VAL:O	1.86	0.76
1:A:240:TYR:O	1:A:248:ILE:HG22	1.86	0.76
1:B:144:ALA:O	2:H:346:ARG:NH1	2.19	0.76
1:C:142:LEU:HD13	1:C:165:ILE:HD11	1.67	0.76
1:E:107:GLU:O	1:E:137:GLN:N	2.19	0.76
1:E:203:THR:CA	1:E:206:ARG:HH21	1.99	0.76
1:F:107:GLU:O	1:F:137:GLN:N	2.19	0.76
1:F:142:LEU:HD13	1:F:165:ILE:HD11	1.67	0.76
1:F:151:ILE:HA	1:F:163:VAL:O	1.86	0.76
1:F:203:THR:CA	1:F:206:ARG:HH21	1.99	0.76
1:D:73:HIS:N	1:D:75:ILE:HG12	1.99	0.76
1:D:107:GLU:O	1:D:137:GLN:N	2.19	0.76
1:D:151:ILE:HG13	1:D:164:PRO:N	2.01	0.76
1:D:151:ILE:HA	1:D:163:VAL:O	1.86	0.76
1:E:75:ILE:O	1:E:75:ILE:HG13	1.84	0.76
1:E:128:ASN:HA	1:E:359:LYS:HE2	1.67	0.76
1:E:262:PHE:CE1	1:E:274:ILE:HG12	2.21	0.76
1:A:262:PHE:CE1	1:A:274:ILE:HG12	2.21	0.76
1:B:107:GLU:O	1:B:137:GLN:N	2.19	0.76
1:D:113:LYS:HA	1:D:116:ARG:NH2	2.00	0.76
1:D:183:ARG:NH1	1:D:187:ASP:OD1	2.19	0.76
1:E:240:TYR:O	1:E:248:ILE:HG22	1.86	0.76
1:F:37:ARG:HG2	1:F:68:LYS:NZ	2.00	0.76
1:F:86:TRP:HB3	1:F:90:PHE:HE2	1.51	0.76
1:A:107:GLU:O	1:A:137:GLN:N	2.19	0.76
1:B:183:ARG:NH1	1:B:187:ASP:OD1	2.19	0.76
1:B:242:LEU:HB2	1:B:246:GLN:OE1	1.85	0.76
1:C:104:LEU:HD13	1:C:133:TYR:CD2	2.21	0.76
1:C:107:GLU:O	1:C:137:GLN:N	2.19	0.76
1:C:200:PHE:HA	1:C:205:GLU:CD	2.04	0.76

Continued on next page...

Continued from previous page...

Atom-1	Atom-2	Interatomic distance (Å)	Clash overlap (Å)
1:D:121:GLN:HG2	1:D:122:ILE:N	1.99	0.76
1:E:151:ILE:HA	1:E:163:VAL:O	1.86	0.76
1:F:242:LEU:HB2	1:F:246:GLN:OE1	1.85	0.76
1:F:347:ALA:HA	1:F:356:TRP:CZ2	2.21	0.76
1:A:306:TYR:HB2	1:A:309:ILE:HD11	1.66	0.76
1:B:15:GLY:H	1:B:157:ASP:CG	1.89	0.76
1:B:18:LYS:NZ	1:B:157:ASP:OD1	2.18	0.76
1:B:151:ILE:HA	1:B:163:VAL:O	1.86	0.76
1:B:165:ILE:HG12	1:B:170:ALA:HB2	1.68	0.76
1:B:340:TRP:HE3	1:B:341:ILE:HD13	1.50	0.76
1:C:332:PRO:O	1:C:335:ARG:HG3	1.86	0.76
1:D:111:ASN:HD21	1:D:115:ASN:HB3	1.51	0.76
1:D:242:LEU:HB2	1:D:246:GLN:OE1	1.85	0.76
1:E:121:GLN:HG2	1:E:122:ILE:N	1.98	0.76
1:E:332:PRO:O	1:E:335:ARG:HG3	1.86	0.76
1:F:306:TYR:HB2	1:F:309:ILE:HD11	1.66	0.76
1:A:151:ILE:HD11	1:A:162:ASN:CB	2.09	0.76
1:B:72:GLU:OE1	1:B:77:THR:HG23	1.86	0.76
1:B:328:LYS:HZ3	1:B:330:ILE:HG13	1.51	0.76
1:C:15:GLY:H	1:C:157:ASP:CG	1.89	0.76
1:D:240:TYR:O	1:D:248:ILE:HG22	1.86	0.76
1:D:347:ALA:HA	1:D:356:TRP:CZ2	2.21	0.76
1:E:39:ARG:NH1	1:E:64:ILE:HA	2.01	0.76
1:E:72:GLU:OE1	1:E:77:THR:HG23	1.86	0.76
1:E:345:ILE:HD12	2:K:350:LYS:HB2	1.68	0.76
1:F:72:GLU:OE1	1:F:77:THR:HG23	1.86	0.76
1:F:148:THR:OG1	1:F:167:GLU:HA	1.87	0.76
1:F:165:ILE:HG12	1:F:170:ALA:HB2	1.68	0.76
1:A:15:GLY:H	1:A:157:ASP:CG	1.89	0.75
1:A:347:ALA:HA	1:A:356:TRP:CZ2	2.21	0.75
1:B:240:TYR:O	1:B:248:ILE:HG22	1.86	0.75
1:C:86:TRP:HB3	1:C:90:PHE:HE2	1.50	0.75
1:C:143:TYR:CE2	1:C:345:ILE:CG2	2.67	0.75
1:C:144:ALA:O	2:I:346:ARG:NH1	2.19	0.75
1:A:50:LYS:HZ2	1:A:51:ASP:HB3	1.51	0.75
1:A:203:THR:CA	1:A:206:ARG:HH21	1.99	0.75
1:A:332:PRO:O	1:A:335:ARG:HG3	1.86	0.75
1:B:111:ASN:HD21	1:B:115:ASN:HB3	1.51	0.75
1:B:147:ARG:NE	1:B:147:ARG:HA	2.01	0.75
1:C:234:SER:HA	1:C:237:GLU:CD	2.06	0.75
1:C:280:ASN:HA	1:C:283:MET:CE	2.16	0.75

Continued on next page...

Continued from previous page...

Atom-1	Atom-2	Interatomic distance (Å)	Clash overlap (Å)
1:D:50:LYS:NZ	1:D:51:ASP:HB3	2.01	0.75
1:E:18:LYS:NZ	1:E:157:ASP:OD1	2.18	0.75
1:E:104:LEU:HD11	1:E:135:ALA:HB2	1.66	0.75
1:E:165:ILE:HG12	1:E:170:ALA:HB2	1.68	0.75
1:E:280:ASN:HA	1:E:283:MET:CE	2.16	0.75
1:F:73:HIS:N	1:F:75:ILE:HG12	1.99	0.75
1:A:234:SER:HA	1:A:237:GLU:CD	2.06	0.75
1:A:234:SER:HA	1:A:237:GLU:CG	2.16	0.75
1:A:264:PRO:HB2	1:A:269:MET:CB	2.14	0.75
1:B:73:HIS:N	1:B:75:ILE:HG12	1.99	0.75
1:B:86:TRP:HB3	1:B:90:PHE:HE2	1.50	0.75
1:B:128:ASN:HA	1:B:359:LYS:HE2	1.67	0.75
1:B:347:ALA:HA	1:B:356:TRP:CZ2	2.21	0.75
1:C:267:ILE:HG13	1:C:269:MET:H	1.52	0.75
1:C:340:TRP:HE3	1:C:341:ILE:HD13	1.50	0.75
1:D:9:VAL:HG13	1:D:20:GLY:H	1.52	0.75
1:D:165:ILE:HG12	1:D:170:ALA:HB2	1.68	0.75
1:E:234:SER:HA	1:E:237:GLU:CD	2.06	0.75
1:E:267:ILE:HG13	1:E:269:MET:H	1.52	0.75
1:F:9:VAL:HG13	1:F:20:GLY:H	1.52	0.75
1:F:111:ASN:HD21	1:F:115:ASN:HB3	1.51	0.75
1:F:240:TYR:O	1:F:248:ILE:HG22	1.86	0.75
1:F:280:ASN:HA	1:F:283:MET:CE	2.16	0.75
1:A:142:LEU:HD13	1:A:165:ILE:HD11	1.67	0.75
1:A:369:ILE:HA	1:A:372:ARG:NH1	2.00	0.75
1:B:9:VAL:HG13	1:B:20:GLY:H	1.52	0.75
1:B:16:LEU:O	1:B:18:LYS:NZ	2.18	0.75
1:B:234:SER:HA	1:B:237:GLU:CD	2.06	0.75
1:B:267:ILE:HG13	1:B:269:MET:H	1.52	0.75
1:C:39:ARG:NH1	1:C:64:ILE:HA	2.01	0.75
1:C:147:ARG:HA	1:C:147:ARG:NE	2.01	0.75
1:C:234:SER:HA	1:C:237:GLU:CG	2.16	0.75
1:D:148:THR:OG1	1:D:167:GLU:HA	1.87	0.75
1:E:144:ALA:O	2:K:346:ARG:NH1	2.19	0.75
1:E:183:ARG:NH1	1:E:187:ASP:OD1	2.19	0.75
1:F:147:ARG:NE	1:F:147:ARG:HA	2.01	0.75
1:B:280:ASN:HA	1:B:283:MET:CE	2.16	0.75
1:C:151:ILE:HG13	1:C:164:PRO:N	2.01	0.75
1:C:192:ILE:HG13	1:C:193:LEU:H	1.52	0.75
1:C:264:PRO:HB2	1:C:269:MET:CB	2.14	0.75
1:D:133:TYR:HB2	1:D:356:TRP:HA	1.67	0.75

Continued on next page...

Continued from previous page...

Atom-1	Atom-2	Interatomic distance (Å)	Clash overlap (Å)
1:D:280:ASN:HA	1:D:283:MET:CE	2.16	0.75
1:F:144:ALA:O	2:L:346:ARG:NH1	2.19	0.75
1:F:332:PRO:O	1:F:335:ARG:HG3	1.86	0.75
1:A:48:GLY:N	2:I:332:GLU:OE2	2.20	0.75
1:A:72:GLU:OE1	1:A:77:THR:HG23	1.86	0.75
1:A:267:ILE:HG13	1:A:269:MET:H	1.51	0.75
1:A:280:ASN:HA	1:A:283:MET:CE	2.16	0.75
1:C:104:LEU:HD11	1:C:135:ALA:HB2	1.66	0.75
1:C:146:GLY:HA3	2:I:343:THR:O	1.87	0.75
1:D:15:GLY:H	1:D:157:ASP:CG	1.89	0.75
1:D:147:ARG:NE	1:D:147:ARG:HA	2.01	0.75
1:D:190:MET:HG3	1:D:191:LYS:HD2	1.68	0.75
1:E:15:GLY:H	1:E:157:ASP:CG	1.89	0.75
1:E:104:LEU:HD13	1:E:133:TYR:CD2	2.21	0.75
1:E:190:MET:HG3	1:E:191:LYS:HD2	1.68	0.75
1:E:285:CYS:HB3	1:E:289:ILE:CG2	2.12	0.75
1:F:16:LEU:O	1:F:18:LYS:NZ	2.18	0.75
1:F:291:LYS:HA	1:F:294:TYR:CD2	2.22	0.75
1:A:39:ARG:NH1	1:A:64:ILE:HA	2.01	0.75
1:A:148:THR:OG1	1:A:167:GLU:HA	1.87	0.75
1:A:165:ILE:HG12	1:A:170:ALA:HB2	1.68	0.75
1:B:50:LYS:NZ	1:B:51:ASP:HB3	2.01	0.75
1:B:104:LEU:HD13	1:B:133:TYR:CD2	2.21	0.75
1:C:203:THR:CA	1:C:206:ARG:HH21	1.99	0.75
1:C:221:LEU:CD1	1:C:311:ASP:HB3	2.13	0.75
1:C:347:ALA:HA	1:C:356:TRP:CZ2	2.21	0.75
1:E:50:LYS:NZ	1:E:51:ASP:HB3	2.01	0.75
1:E:151:ILE:HG13	1:E:164:PRO:N	2.01	0.75
1:F:104:LEU:HD13	1:F:133:TYR:CD2	2.21	0.75
1:F:183:ARG:NH1	1:F:187:ASP:OD1	2.19	0.75
1:F:221:LEU:CD1	1:F:311:ASP:HB3	2.13	0.75
1:F:234:SER:HA	1:F:237:GLU:CD	2.06	0.75
1:A:9:VAL:HG13	1:A:20:GLY:H	1.52	0.75
1:A:50:LYS:NZ	1:A:51:ASP:HB3	2.01	0.75
1:A:147:ARG:NE	1:A:147:ARG:HA	2.01	0.75
1:A:183:ARG:NH1	1:A:187:ASP:OD1	2.19	0.75
1:B:48:GLY:N	2:J:332:GLU:OE2	2.20	0.75
1:C:39:ARG:NH2	1:C:63:GLY:O	2.20	0.75
1:C:50:LYS:NZ	1:C:51:ASP:HB3	2.01	0.75
1:C:133:TYR:HB2	1:C:356:TRP:HA	1.67	0.75
1:E:86:TRP:HB3	1:E:90:PHE:HE2	1.50	0.75

Continued on next page...

Continued from previous page...

Atom-1	Atom-2	Interatomic distance (Å)	Clash overlap (Å)
1:E:143:TYR:CE2	1:E:345:ILE:CG2	2.67	0.75
1:E:234:SER:HA	1:E:237:GLU:CG	2.17	0.75
1:E:291:LYS:HA	1:E:294:TYR:CD2	2.22	0.75
1:F:113:LYS:HA	1:F:116:ARG:NH2	2.00	0.75
1:F:128:ASN:HA	1:F:359:LYS:HE2	1.67	0.75
1:F:226:GLU:OE1	1:F:227:MET:HE3	1.87	0.75
1:A:122:ILE:HA	1:A:125:GLU:OE1	1.87	0.75
1:D:16:LEU:O	1:D:18:LYS:NZ	2.18	0.75
1:D:72:GLU:OE1	1:D:77:THR:HG23	1.86	0.75
1:D:234:SER:HA	1:D:237:GLU:CD	2.06	0.75
1:D:267:ILE:HG13	1:D:269:MET:H	1.52	0.75
1:E:148:THR:CB	1:E:167:GLU:HA	2.16	0.75
1:F:122:ILE:HA	1:F:125:GLU:OE1	1.87	0.75
1:F:148:THR:CB	1:F:167:GLU:HA	2.17	0.75
1:B:332:PRO:O	1:B:335:ARG:HG3	1.86	0.74
1:C:9:VAL:HG13	1:C:20:GLY:H	1.52	0.74
1:C:165:ILE:HG12	1:C:170:ALA:HB2	1.68	0.74
1:C:226:GLU:OE1	1:C:227:MET:HE3	1.87	0.74
1:F:133:TYR:HB2	1:F:356:TRP:HA	1.67	0.74
1:A:104:LEU:HD11	1:A:135:ALA:CB	2.17	0.74
1:B:148:THR:OG1	1:B:167:GLU:HA	1.87	0.74
1:C:37:ARG:HG2	1:C:68:LYS:HZ2	1.50	0.74
1:C:151:ILE:H	1:C:293:LEU:HD13	1.52	0.74
1:C:291:LYS:HA	1:C:294:TYR:CD2	2.22	0.74
1:D:122:ILE:HA	1:D:125:GLU:OE1	1.87	0.74
1:E:9:VAL:HG13	1:E:20:GLY:H	1.52	0.74
1:E:148:THR:OG1	1:E:167:GLU:HA	1.86	0.74
1:A:104:LEU:HD13	1:A:133:TYR:CD2	2.21	0.74
1:A:151:ILE:HG13	1:A:164:PRO:N	2.01	0.74
1:B:39:ARG:NH1	1:B:64:ILE:HA	2.01	0.74
1:B:104:LEU:HD11	1:B:135:ALA:CB	2.17	0.74
1:B:234:SER:HA	1:B:237:GLU:CG	2.16	0.74
1:B:279:TYR:O	1:B:282:ILE:HG12	1.87	0.74
1:C:151:ILE:HA	1:C:163:VAL:O	1.86	0.74
1:D:104:LEU:HD11	1:D:135:ALA:CB	2.17	0.74
1:D:234:SER:HA	1:D:237:GLU:CG	2.17	0.74
1:D:269:MET:HG3	1:D:271:SER:H	1.53	0.74
1:D:291:LYS:HA	1:D:294:TYR:CD2	2.22	0.74
1:E:294:TYR:HA	1:E:297:ASN:OD1	1.87	0.74
1:F:151:ILE:HG13	1:F:164:PRO:N	2.01	0.74
1:F:267:ILE:HG13	1:F:269:MET:H	1.51	0.74

Continued on next page...

Continued from previous page...

Atom-1	Atom-2	Interatomic distance (Å)	Clash overlap (Å)
1:A:27:PRO:HD3	1:A:340:TRP:CD2	2.22	0.74
1:B:27:PRO:HD3	1:B:340:TRP:CD2	2.22	0.74
1:B:141:SER:HB3	1:B:339:VAL:CG1	2.14	0.74
1:B:291:LYS:HA	1:B:294:TYR:CD2	2.22	0.74
1:C:16:LEU:O	1:C:18:LYS:NZ	2.18	0.74
1:C:122:ILE:HA	1:C:125:GLU:OE1	1.87	0.74
1:C:183:ARG:NH1	1:C:187:ASP:OD1	2.19	0.74
1:C:190:MET:HG3	1:C:191:LYS:HD2	1.68	0.74
1:C:240:TYR:O	1:C:248:ILE:HG22	1.86	0.74
1:D:39:ARG:NH1	1:D:64:ILE:HA	2.01	0.74
1:D:143:TYR:CE2	1:D:345:ILE:CG2	2.67	0.74
1:E:347:ALA:HA	1:E:356:TRP:CZ2	2.21	0.74
1:F:39:ARG:NH1	1:F:64:ILE:HA	2.01	0.74
1:F:104:LEU:HD11	1:F:135:ALA:CB	2.17	0.74
1:F:294:TYR:HA	1:F:297:ASN:OD1	1.87	0.74
1:A:111:ASN:HD21	1:A:115:ASN:HB3	1.51	0.74
1:A:148:THR:CB	1:A:167:GLU:HA	2.17	0.74
1:A:190:MET:HG3	1:A:191:LYS:HD2	1.68	0.74
1:B:163:VAL:HG12	1:B:165:ILE:HD11	1.68	0.74
1:B:345:ILE:HD12	2:H:350:LYS:HB2	1.70	0.74
1:E:269:MET:HG3	1:E:271:SER:H	1.52	0.74
1:E:340:TRP:HE3	1:E:341:ILE:HD13	1.50	0.74
1:F:50:LYS:NZ	1:F:51:ASP:HB3	2.01	0.74
1:A:39:ARG:NH2	1:A:63:GLY:O	2.20	0.74
1:A:192:ILE:HG13	1:A:193:LEU:H	1.52	0.74
1:A:291:LYS:HA	1:A:294:TYR:CD2	2.22	0.74
1:B:294:TYR:HA	1:B:297:ASN:OD1	1.87	0.74
1:C:48:GLY:N	2:K:332:GLU:OE2	2.21	0.74
1:C:148:THR:OG1	1:C:167:GLU:HA	1.87	0.74
1:F:234:SER:HA	1:F:237:GLU:CG	2.16	0.74
1:F:269:MET:HG3	1:F:271:SER:H	1.53	0.74
1:A:151:ILE:H	1:A:293:LEU:HD13	1.52	0.74
1:A:294:TYR:HA	1:A:297:ASN:OD1	1.87	0.74
1:B:133:TYR:HB2	1:B:356:TRP:HA	1.67	0.74
1:B:171:LEU:HD12	1:B:172:PRO:HD2	1.69	0.74
1:C:104:LEU:HD11	1:C:135:ALA:CB	2.17	0.74
1:D:171:LEU:HD12	1:D:172:PRO:HD2	1.69	0.74
1:E:142:LEU:CD2	1:E:163:VAL:HG11	2.18	0.74
1:F:141:SER:HB3	1:F:339:VAL:CG1	2.14	0.74
1:F:146:GLY:HA3	2:L:343:THR:O	1.88	0.74
1:A:144:ALA:C	2:G:346:ARG:NH1	2.41	0.74

Continued on next page...

Continued from previous page...

Atom-1	Atom-2	Interatomic distance (Å)	Clash overlap (Å)
1:A:221:LEU:CD1	1:A:311:ASP:HB3	2.13	0.74
1:B:9:VAL:HG11	1:B:340:TRP:CZ2	2.23	0.74
1:B:122:ILE:HA	1:B:125:GLU:OE1	1.87	0.74
1:B:269:MET:HG3	1:B:271:SER:H	1.53	0.74
1:C:148:THR:CB	1:C:167:GLU:HA	2.16	0.74
1:C:341:ILE:O	1:C:344:SER:OG	2.06	0.74
1:D:9:VAL:HG11	1:D:340:TRP:CZ2	2.23	0.74
1:D:192:ILE:HG13	1:D:193:LEU:H	1.52	0.74
1:E:341:ILE:O	1:E:344:SER:OG	2.06	0.74
1:F:27:PRO:HD3	1:F:340:TRP:CD2	2.22	0.74
1:F:171:LEU:HD12	1:F:172:PRO:HD2	1.69	0.74
1:A:341:ILE:O	1:A:344:SER:OG	2.06	0.74
1:B:148:THR:CB	1:B:167:GLU:HA	2.17	0.74
1:D:279:TYR:O	1:D:282:ILE:HG12	1.87	0.74
1:E:163:VAL:HG12	1:E:165:ILE:HD11	1.68	0.74
1:F:15:GLY:H	1:F:157:ASP:CG	1.89	0.74
1:F:143:TYR:CE2	1:F:345:ILE:CG2	2.67	0.74
1:F:151:ILE:H	1:F:293:LEU:HD13	1.52	0.74
1:F:163:VAL:HG12	1:F:165:ILE:HD11	1.68	0.74
1:A:142:LEU:CD2	1:A:163:VAL:HG11	2.18	0.74
1:C:111:ASN:HD21	1:C:115:ASN:HB3	1.51	0.74
1:D:27:PRO:HD3	1:D:340:TRP:CD2	2.22	0.74
1:D:104:LEU:HD13	1:D:133:TYR:CD2	2.21	0.74
1:D:144:ALA:O	2:J:346:ARG:CZ	2.36	0.74
1:E:82:MET:HG3	1:E:86:TRP:NE1	2.03	0.74
1:F:9:VAL:HG11	1:F:340:TRP:CZ2	2.23	0.74
1:F:142:LEU:CD2	1:F:163:VAL:HG11	2.18	0.74
1:A:144:ALA:HA	2:G:346:ARG:HD3	1.69	0.73
1:C:27:PRO:HD3	1:C:340:TRP:CD2	2.22	0.73
1:C:142:LEU:CD2	1:C:163:VAL:HG11	2.18	0.73
1:C:285:CYS:HB3	1:C:289:ILE:CG2	2.12	0.73
1:D:48:GLY:N	2:L:332:GLU:OE2	2.20	0.73
1:D:148:THR:CB	1:D:167:GLU:HA	2.16	0.73
1:E:39:ARG:NH2	1:E:63:GLY:O	2.20	0.73
1:A:82:MET:HG3	1:A:86:TRP:NE1	2.03	0.73
1:B:40:HIS:HE2	1:D:169:TYR:HD1	1.37	0.73
1:B:82:MET:HG3	1:B:86:TRP:NE1	2.03	0.73
1:B:151:ILE:H	1:B:293:LEU:HD13	1.52	0.73
1:B:190:MET:HG3	1:B:191:LYS:HD2	1.68	0.73
1:B:208:ILE:O	1:B:212:ILE:HG13	1.88	0.73
1:C:72:GLU:OE1	1:C:77:THR:HG23	1.86	0.73

Continued on next page...

Continued from previous page...

Atom-1	Atom-2	Interatomic distance (Å)	Clash overlap (Å)
1:D:40:HIS:HE2	1:F:169:TYR:HD1	1.36	0.73
1:D:151:ILE:H	1:D:293:LEU:HD13	1.52	0.73
1:E:27:PRO:HD3	1:E:340:TRP:CD2	2.22	0.73
1:E:192:ILE:HG13	1:E:193:LEU:H	1.52	0.73
1:E:279:TYR:O	1:E:282:ILE:HG12	1.87	0.73
1:F:285:CYS:HB3	1:F:289:ILE:CG2	2.12	0.73
1:A:9:VAL:HG11	1:A:340:TRP:CZ2	2.23	0.73
1:B:166:TYR:O	1:B:169:TYR:HB2	1.89	0.73
1:C:166:TYR:O	1:C:169:TYR:HD2	1.72	0.73
1:C:209:VAL:CA	1:C:212:ILE:HD12	2.05	0.73
1:C:215:LYS:CG	1:C:216:LEU:HD23	2.18	0.73
1:D:208:ILE:O	1:D:212:ILE:HG13	1.88	0.73
1:D:294:TYR:HA	1:D:297:ASN:OD1	1.87	0.73
1:E:104:LEU:HD11	1:E:135:ALA:CB	2.18	0.73
1:E:215:LYS:CG	1:E:216:LEU:HD23	2.18	0.73
1:F:82:MET:HG3	1:F:86:TRP:NE1	2.03	0.73
1:F:190:MET:HG3	1:F:191:LYS:HD2	1.68	0.73
1:A:61:LYS:HE2	1:A:61:LYS:CA	2.17	0.73
1:B:44:MET:HE1	1:D:169:TYR:CA	2.16	0.73
1:B:234:SER:HA	1:B:237:GLU:HG3	1.70	0.73
1:C:9:VAL:HG11	1:C:340:TRP:CZ2	2.23	0.73
1:C:144:ALA:O	2:I:346:ARG:CZ	2.36	0.73
1:C:160:THR:HB	1:C:178:LEU:O	1.89	0.73
1:C:163:VAL:HG12	1:C:165:ILE:HD11	1.68	0.73
1:C:269:MET:HG3	1:C:271:SER:H	1.53	0.73
1:D:151:ILE:HD11	1:D:162:ASN:CB	2.09	0.73
1:E:146:GLY:HA3	2:K:343:THR:O	1.89	0.73
1:E:147:ARG:NE	1:E:147:ARG:HA	2.01	0.73
1:E:160:THR:HB	1:E:178:LEU:O	1.89	0.73
1:F:208:ILE:O	1:F:212:ILE:HG13	1.88	0.73
1:A:34:ILE:HA	1:A:68:LYS:O	1.89	0.73
1:A:215:LYS:CG	1:A:216:LEU:HD23	2.18	0.73
1:C:61:LYS:CA	1:C:61:LYS:HE2	2.17	0.73
1:D:44:MET:HE1	1:F:169:TYR:CD1	2.24	0.73
1:D:64:ILE:HG23	1:D:65:LEU:HD22	1.70	0.73
1:E:9:VAL:HG11	1:E:340:TRP:CZ2	2.23	0.73
1:E:34:ILE:HA	1:E:68:LYS:O	1.89	0.73
1:E:264:PRO:HB2	1:E:269:MET:CB	2.14	0.73
1:E:280:ASN:HA	1:E:283:MET:SD	2.28	0.73
1:F:23:GLY:CA	2:L:357:ARG:CD	2.52	0.73
1:A:171:LEU:HD12	1:A:172:PRO:HD2	1.69	0.73

Continued on next page...

Continued from previous page...

Atom-1	Atom-2	Interatomic distance (Å)	Clash overlap (Å)
1:C:50:LYS:HZ2	1:C:51:ASP:HB3	1.53	0.73
1:C:73:HIS:O	1:C:75:ILE:HG23	1.88	0.73
1:C:190:MET:SD	1:C:191:LYS:NZ	2.62	0.73
1:D:142:LEU:CD2	1:D:163:VAL:HG11	2.18	0.73
1:D:163:VAL:HG12	1:D:165:ILE:HD11	1.68	0.73
1:E:166:TYR:O	1:E:169:TYR:HB2	1.89	0.73
1:F:160:THR:HB	1:F:178:LEU:O	1.89	0.73
1:F:279:TYR:O	1:F:282:ILE:HG12	1.87	0.73
1:A:40:HIS:HE2	1:C:169:TYR:HD1	1.37	0.73
1:A:209:VAL:CA	1:A:212:ILE:HD12	2.05	0.73
1:A:269:MET:HG3	1:A:271:SER:H	1.52	0.73
1:B:73:HIS:O	1:B:75:ILE:HG23	1.88	0.73
1:C:294:TYR:HA	1:C:297:ASN:OD1	1.87	0.73
1:C:298:VAL:HA	1:C:330:ILE:HB	1.71	0.73
1:D:280:ASN:HA	1:D:283:MET:SD	2.28	0.73
1:D:332:PRO:O	1:D:335:ARG:HG3	1.86	0.73
1:E:73:HIS:O	1:E:75:ILE:HG23	1.88	0.73
1:E:121:GLN:HB3	1:E:362:TYR:CZ	2.24	0.73
1:E:171:LEU:HD12	1:E:172:PRO:HD2	1.69	0.73
1:E:209:VAL:CA	1:E:212:ILE:HD12	2.05	0.73
1:F:47:MET:HA	1:F:49:GLN:OE1	1.89	0.73
1:F:116:ARG:HA	1:F:119:MET:SD	2.29	0.73
1:F:166:TYR:O	1:F:169:TYR:HB2	1.89	0.73
1:A:163:VAL:HG12	1:A:165:ILE:HD11	1.68	0.73
1:A:234:SER:HA	1:A:237:GLU:HG3	1.70	0.73
1:A:360:GLN:O	1:A:363:ASP:N	2.22	0.73
1:C:263:GLN:HE21	1:C:266:PHE:HE2	1.37	0.73
1:C:360:GLN:O	1:C:363:ASP:N	2.22	0.73
1:D:239:SER:CB	1:D:249:THR:HA	2.19	0.73
1:D:328:LYS:HZ3	1:D:330:ILE:HG13	1.51	0.73
1:D:360:GLN:O	1:D:363:ASP:N	2.22	0.73
1:E:190:MET:SD	1:E:191:LYS:NZ	2.62	0.73
1:E:263:GLN:HE21	1:E:266:PHE:HE2	1.37	0.73
1:F:360:GLN:O	1:F:363:ASP:N	2.22	0.73
1:A:73:HIS:O	1:A:75:ILE:HG23	1.88	0.73
1:A:160:THR:HB	1:A:178:LEU:O	1.89	0.73
1:A:290:ARG:NH2	1:A:325:MET:HE1	2.04	0.73
1:B:61:LYS:HE2	1:B:61:LYS:CA	2.17	0.73
1:B:67:LEU:HD23	1:B:203:THR:CG2	2.19	0.73
1:B:142:LEU:CD2	1:B:163:VAL:HG11	2.18	0.73
1:C:40:HIS:HE2	1:E:169:TYR:HD1	1.37	0.73

Continued on next page...

Continued from previous page...

Atom-1	Atom-2	Interatomic distance (Å)	Clash overlap (Å)
1:D:47:MET:HA	1:D:49:GLN:OE1	1.89	0.73
1:D:82:MET:HG3	1:D:86:TRP:NE1	2.03	0.73
1:D:312:ARG:HA	1:D:315:LYS:HZ2	1.54	0.73
1:E:64:ILE:HG23	1:E:65:LEU:HD22	1.70	0.73
1:E:144:ALA:O	2:K:346:ARG:CZ	2.37	0.73
1:E:151:ILE:H	1:E:293:LEU:HD13	1.52	0.73
1:E:360:GLN:O	1:E:363:ASP:N	2.22	0.73
1:A:116:ARG:HA	1:A:119:MET:SD	2.29	0.73
1:A:285:CYS:HB3	1:A:289:ILE:CG2	2.12	0.73
1:A:298:VAL:HA	1:A:330:ILE:HB	1.71	0.73
1:A:353:GLN:HA	1:A:356:TRP:CE3	2.24	0.73
1:B:192:ILE:HG13	1:B:193:LEU:H	1.52	0.73
1:B:360:GLN:O	1:B:363:ASP:N	2.22	0.73
1:C:144:ALA:HA	2:I:346:ARG:HD3	1.71	0.73
1:C:279:TYR:O	1:C:282:ILE:HG12	1.87	0.73
1:D:39:ARG:NH2	1:D:63:GLY:O	2.20	0.73
1:D:160:THR:HB	1:D:178:LEU:O	1.88	0.73
1:D:166:TYR:O	1:D:169:TYR:HB2	1.89	0.73
1:D:353:GLN:HA	1:D:356:TRP:CE3	2.24	0.73
1:E:61:LYS:CA	1:E:61:LYS:HE2	2.17	0.73
1:F:39:ARG:NH2	1:F:63:GLY:O	2.20	0.73
1:F:144:ALA:O	2:L:346:ARG:CZ	2.36	0.73
1:F:298:VAL:HA	1:F:330:ILE:HB	1.71	0.73
1:A:121:GLN:HB3	1:A:362:TYR:CZ	2.24	0.72
1:A:166:TYR:O	1:A:169:TYR:HD2	1.71	0.72
1:B:263:GLN:HE21	1:B:266:PHE:HE2	1.37	0.72
1:B:297:ASN:HB3	1:B:329:ILE:HG13	1.71	0.72
1:B:353:GLN:HA	1:B:356:TRP:CE3	2.24	0.72
1:D:144:ALA:HA	2:J:346:ARG:HD3	1.71	0.72
1:D:166:TYR:O	1:D:169:TYR:HD2	1.72	0.72
1:D:297:ASN:HB3	1:D:329:ILE:HG13	1.71	0.72
1:E:122:ILE:HA	1:E:125:GLU:OE1	1.87	0.72
1:E:166:TYR:O	1:E:169:TYR:HD2	1.72	0.72
1:E:298:VAL:HA	1:E:330:ILE:HB	1.71	0.72
1:F:192:ILE:HG13	1:F:193:LEU:H	1.52	0.72
1:A:190:MET:SD	1:A:191:LYS:NZ	2.62	0.72
1:A:263:GLN:HE21	1:A:266:PHE:HE2	1.37	0.72
1:A:280:ASN:HA	1:A:283:MET:SD	2.28	0.72
1:B:34:ILE:HA	1:B:68:LYS:O	1.89	0.72
1:B:47:MET:HA	1:B:49:GLN:OE1	1.89	0.72
1:C:17:VAL:C	1:C:18:LYS:HD3	2.10	0.72

Continued on next page...

Continued from previous page...

Atom-1	Atom-2	Interatomic distance (Å)	Clash overlap (Å)
1:C:116:ARG:HA	1:C:119:MET:SD	2.29	0.72
1:C:121:GLN:HB3	1:C:362:TYR:CZ	2.24	0.72
1:C:234:SER:HA	1:C:237:GLU:HG3	1.70	0.72
1:C:353:GLN:HA	1:C:356:TRP:CE3	2.24	0.72
1:D:34:ILE:HA	1:D:68:LYS:O	1.89	0.72
1:D:116:ARG:HA	1:D:119:MET:SD	2.29	0.72
1:D:146:GLY:HA3	2:J:343:THR:O	1.89	0.72
1:D:234:SER:HA	1:D:237:GLU:HG3	1.70	0.72
1:E:67:LEU:HD23	1:E:203:THR:CG2	2.19	0.72
1:A:17:VAL:C	1:A:18:LYS:HD3	2.10	0.72
1:B:180:LEU:HD21	1:B:185:LEU:HD21	1.71	0.72
1:B:215:LYS:CG	1:B:216:LEU:HD23	2.18	0.72
1:C:82:MET:HG3	1:C:86:TRP:NE1	2.03	0.72
1:C:144:ALA:C	2:I:346:ARG:NH1	2.43	0.72
1:E:17:VAL:C	1:E:18:LYS:HD3	2.10	0.72
1:E:50:LYS:HZ2	1:E:52:SER:N	1.87	0.72
1:E:144:ALA:HA	2:K:346:ARG:HD3	1.71	0.72
1:E:185:LEU:HB3	1:E:257:CYS:SG	2.30	0.72
1:F:61:LYS:HE2	1:F:61:LYS:CA	2.17	0.72
1:F:353:GLN:HA	1:F:356:TRP:CE3	2.24	0.72
1:B:53:TYR:O	1:B:57:GLU:HG3	1.90	0.72
1:C:171:LEU:HD12	1:C:172:PRO:HD2	1.69	0.72
1:D:201:VAL:N	1:D:205:GLU:OE1	2.23	0.72
1:E:111:ASN:HD21	1:E:115:ASN:HB3	1.51	0.72
1:F:64:ILE:HG23	1:F:65:LEU:HD22	1.70	0.72
1:F:73:HIS:O	1:F:75:ILE:HG23	1.88	0.72
1:F:190:MET:SD	1:F:191:LYS:NZ	2.62	0.72
1:A:47:MET:HA	1:A:49:GLN:OE1	1.89	0.72
1:A:185:LEU:HB3	1:A:257:CYS:SG	2.30	0.72
1:B:116:ARG:HA	1:B:119:MET:SD	2.29	0.72
1:B:152:VAL:HG23	1:B:298:VAL:CG1	2.20	0.72
1:B:298:VAL:HA	1:B:330:ILE:HB	1.71	0.72
1:C:35:VAL:CG1	1:C:37:ARG:HH12	2.03	0.72
1:C:203:THR:HA	1:C:206:ARG:HE	1.54	0.72
1:D:152:VAL:HG23	1:D:298:VAL:CG1	2.19	0.72
1:D:190:MET:SD	1:D:191:LYS:NZ	2.62	0.72
1:D:298:VAL:HA	1:D:330:ILE:HB	1.71	0.72
1:E:203:THR:HA	1:E:206:ARG:HE	1.54	0.72
1:F:34:ILE:HA	1:F:68:LYS:O	1.89	0.72
1:F:136:ILE:HG22	1:F:138:ALA:H	1.55	0.72
1:F:201:VAL:N	1:F:205:GLU:OE1	2.23	0.72

Continued on next page...

Continued from previous page...

Atom-1	Atom-2	Interatomic distance (Å)	Clash overlap (Å)
1:F:239:SER:CB	1:F:249:THR:HA	2.19	0.72
1:A:166:TYR:O	1:A:169:TYR:HB2	1.89	0.72
1:A:201:VAL:N	1:A:205:GLU:OE1	2.23	0.72
1:A:211:ASP:C	1:A:215:LYS:HZ2	1.93	0.72
1:A:279:TYR:O	1:A:282:ILE:HG12	1.87	0.72
1:B:201:VAL:N	1:B:205:GLU:OE1	2.23	0.72
1:B:239:SER:CB	1:B:249:THR:HA	2.19	0.72
1:C:136:ILE:HG22	1:C:138:ALA:H	1.55	0.72
1:C:166:TYR:O	1:C:169:TYR:HB2	1.89	0.72
1:C:201:VAL:N	1:C:205:GLU:OE1	2.23	0.72
1:C:280:ASN:HA	1:C:283:MET:SD	2.28	0.72
1:C:297:ASN:HB3	1:C:329:ILE:HG13	1.71	0.72
1:D:17:VAL:C	1:D:18:LYS:HD3	2.10	0.72
1:D:155:SER:O	1:D:301:GLY:HA3	1.90	0.72
1:D:180:LEU:HD21	1:D:185:LEU:HD21	1.71	0.72
1:D:215:LYS:CG	1:D:216:LEU:HD23	2.19	0.72
1:D:263:GLN:HE21	1:D:266:PHE:HE2	1.37	0.72
1:E:155:SER:O	1:E:301:GLY:HA3	1.90	0.72
1:E:234:SER:HA	1:E:237:GLU:HG3	1.70	0.72
1:F:144:ALA:HA	2:L:346:ARG:HD3	1.71	0.72
1:A:35:VAL:CG1	1:A:37:ARG:HH12	2.03	0.72
1:A:64:ILE:HG23	1:A:65:LEU:HD22	1.70	0.72
1:A:67:LEU:HD23	1:A:203:THR:CG2	2.19	0.72
1:B:144:ALA:O	2:H:346:ARG:CZ	2.38	0.72
1:B:144:ALA:HA	2:H:346:ARG:HD3	1.72	0.72
1:B:160:THR:HB	1:B:178:LEU:O	1.89	0.72
1:B:190:MET:SD	1:B:191:LYS:NZ	2.62	0.72
1:C:34:ILE:HA	1:C:68:LYS:O	1.89	0.72
1:C:185:LEU:HB3	1:C:257:CYS:SG	2.30	0.72
1:C:344:SER:O	1:C:348:SER:HB2	1.90	0.72
1:F:17:VAL:C	1:F:18:LYS:HD3	2.10	0.72
1:F:67:LEU:HD23	1:F:203:THR:CG2	2.19	0.72
1:F:234:SER:HA	1:F:237:GLU:HG3	1.70	0.72
1:A:203:THR:HA	1:A:206:ARG:HE	1.54	0.72
1:B:38:PRO:CB	1:B:64:ILE:HG13	2.20	0.72
1:B:280:ASN:HA	1:B:283:MET:SD	2.28	0.72
1:C:139:VAL:HA	1:C:142:LEU:CG	2.20	0.72
1:D:61:LYS:HE2	1:D:61:LYS:CA	2.17	0.72
1:E:35:VAL:CG1	1:E:37:ARG:HH12	2.03	0.72
1:E:136:ILE:HG22	1:E:138:ALA:H	1.55	0.72
1:F:344:SER:O	1:F:348:SER:HB2	1.90	0.72

Continued on next page...

Continued from previous page...

Atom-1	Atom-2	Interatomic distance (Å)	Clash overlap (Å)
1:A:105:LEU:HB2	1:A:134:VAL:HG12	1.72	0.72
1:A:139:VAL:HA	1:A:142:LEU:CG	2.20	0.72
1:B:17:VAL:C	1:B:18:LYS:HD3	2.10	0.72
1:B:71:ILE:HB	1:B:76:ILE:CD1	2.20	0.72
1:B:261:LEU:HD21	1:B:262:PHE:CE2	2.25	0.72
1:B:344:SER:O	1:B:348:SER:HB2	1.90	0.72
1:C:208:ILE:O	1:C:212:ILE:HG13	1.88	0.72
1:C:239:SER:CB	1:C:249:THR:HA	2.19	0.72
1:E:116:ARG:HA	1:E:119:MET:SD	2.29	0.72
1:F:215:LYS:CG	1:F:216:LEU:HD23	2.18	0.72
1:F:280:ASN:HA	1:F:283:MET:SD	2.28	0.72
1:A:97:ALA:HB3	1:A:100:GLU:OE1	1.90	0.72
1:B:64:ILE:HG23	1:B:65:LEU:HD22	1.70	0.72
1:B:97:ALA:HB3	1:B:100:GLU:OE1	1.90	0.72
1:B:121:GLN:HB3	1:B:362:TYR:CZ	2.24	0.72
1:B:155:SER:O	1:B:301:GLY:HA3	1.90	0.72
1:F:144:ALA:C	2:L:346:ARG:NH1	2.44	0.72
1:A:38:PRO:CB	1:A:64:ILE:HG13	2.20	0.71
1:B:39:ARG:NH2	1:B:63:GLY:O	2.20	0.71
1:C:64:ILE:HG23	1:C:65:LEU:HD22	1.70	0.71
1:D:50:LYS:HZ2	1:D:51:ASP:HB3	1.55	0.71
1:D:97:ALA:HB3	1:D:100:GLU:OE1	1.90	0.71
1:E:139:VAL:HA	1:E:142:LEU:CG	2.20	0.71
1:E:208:ILE:O	1:E:212:ILE:HG13	1.88	0.71
1:E:239:SER:CB	1:E:249:THR:HA	2.19	0.71
1:E:297:ASN:HB3	1:E:329:ILE:HG13	1.71	0.71
1:F:97:ALA:HB3	1:F:100:GLU:OE1	1.90	0.71
1:F:180:LEU:HD21	1:F:185:LEU:HD21	1.71	0.71
1:A:107:GLU:OE2	1:A:135:ALA:N	2.24	0.71
1:A:152:VAL:HG23	1:A:298:VAL:CG1	2.20	0.71
1:B:185:LEU:HB3	1:B:257:CYS:SG	2.30	0.71
1:D:71:ILE:HB	1:D:76:ILE:CD1	2.20	0.71
1:D:73:HIS:O	1:D:75:ILE:HG23	1.88	0.71
1:D:121:GLN:HB3	1:D:362:TYR:CZ	2.24	0.71
1:F:38:PRO:N	1:F:65:LEU:HD13	2.05	0.71
1:F:121:GLN:HB3	1:F:362:TYR:CZ	2.24	0.71
1:F:155:SER:O	1:F:301:GLY:HA3	1.90	0.71
1:F:166:TYR:O	1:F:169:TYR:HD2	1.72	0.71
1:A:344:SER:O	1:A:348:SER:HB2	1.90	0.71
1:B:70:PRO:HB3	1:B:81:ASP:OD2	1.91	0.71
1:B:285:CYS:HB3	1:B:289:ILE:CG2	2.12	0.71

Continued on next page...

Continued from previous page...

Atom-1	Atom-2	Interatomic distance (Å)	Clash overlap (Å)
1:C:38:PRO:CB	1:C:64:ILE:HG13	2.20	0.71
1:C:47:MET:HA	1:C:49:GLN:OE1	1.89	0.71
1:C:67:LEU:HD23	1:C:203:THR:CG2	2.19	0.71
1:C:105:LEU:HB2	1:C:134:VAL:HG12	1.72	0.71
1:C:107:GLU:OE2	1:C:135:ALA:N	2.24	0.71
1:C:155:SER:O	1:C:301:GLY:HA3	1.90	0.71
1:D:38:PRO:CB	1:D:64:ILE:HG13	2.20	0.71
1:D:38:PRO:N	1:D:65:LEU:HD13	2.05	0.71
1:D:67:LEU:HD23	1:D:203:THR:CG2	2.19	0.71
1:D:261:LEU:HD21	1:D:262:PHE:CE2	2.25	0.71
1:D:285:CYS:HB3	1:D:289:ILE:CG2	2.12	0.71
1:F:297:ASN:HB3	1:F:329:ILE:HG13	1.71	0.71
1:A:136:ILE:HG22	1:A:138:ALA:H	1.55	0.71
1:B:279:TYR:OH	1:B:321:ALA:HA	1.91	0.71
1:C:59:GLN:C	1:C:62:ARG:HH11	1.94	0.71
1:E:16:LEU:HD23	1:E:31:PHE:CA	2.21	0.71
1:E:141:SER:HB3	1:E:339:VAL:CG1	2.14	0.71
1:E:290:ARG:NH2	1:E:325:MET:HE1	2.04	0.71
1:F:53:TYR:O	1:F:57:GLU:HG3	1.90	0.71
1:F:278:THR:O	1:F:282:ILE:HG23	1.91	0.71
1:A:155:SER:O	1:A:301:GLY:HA3	1.90	0.71
1:A:345:ILE:CA	2:G:353:LYS:HZ1	2.03	0.71
1:A:352:PHE:O	1:A:356:TRP:HZ3	1.74	0.71
1:B:166:TYR:O	1:B:169:TYR:HD2	1.72	0.71
1:B:234:SER:HA	1:B:237:GLU:OE1	1.91	0.71
1:C:16:LEU:HD23	1:C:31:PHE:CA	2.21	0.71
1:C:152:VAL:HG23	1:C:298:VAL:CG1	2.20	0.71
1:E:38:PRO:N	1:E:65:LEU:HD13	2.05	0.71
1:E:38:PRO:CB	1:E:64:ILE:HG13	2.20	0.71
1:E:353:GLN:HA	1:E:356:TRP:CE3	2.24	0.71
1:F:70:PRO:HB3	1:F:81:ASP:OD2	1.91	0.71
1:A:16:LEU:HD23	1:A:31:PHE:CA	2.21	0.71
1:A:278:THR:O	1:A:282:ILE:HG23	1.91	0.71
1:B:67:LEU:C	1:B:68:LYS:HD3	2.11	0.71
1:B:139:VAL:HA	1:B:142:LEU:CG	2.20	0.71
1:D:67:LEU:C	1:D:68:LYS:HD3	2.11	0.71
1:D:107:GLU:OE2	1:D:135:ALA:N	2.24	0.71
1:E:53:TYR:O	1:E:57:GLU:HG3	1.90	0.71
1:E:59:GLN:C	1:E:62:ARG:HH11	1.94	0.71
1:E:70:PRO:HB3	1:E:81:ASP:OD2	1.91	0.71
1:E:97:ALA:HB3	1:E:100:GLU:OE1	1.90	0.71

Continued on next page...

Continued from previous page...

Atom-1	Atom-2	Interatomic distance (Å)	Clash overlap (Å)
1:A:38:PRO:HA	1:A:64:ILE:HG13	1.73	0.71
1:A:38:PRO:N	1:A:65:LEU:HD13	2.05	0.71
1:B:61:LYS:CE	1:B:61:LYS:CA	2.69	0.71
1:B:352:PHE:O	1:B:356:TRP:HZ3	1.74	0.71
1:C:234:SER:HA	1:C:237:GLU:OE1	1.91	0.71
1:D:278:THR:O	1:D:282:ILE:HG23	1.91	0.71
1:F:105:LEU:HB2	1:F:134:VAL:HG12	1.72	0.71
1:F:263:GLN:HE21	1:F:266:PHE:HE2	1.37	0.71
1:A:40:HIS:CE1	1:C:170:ALA:H	2.09	0.71
1:A:239:SER:CB	1:A:249:THR:HA	2.19	0.71
1:B:38:PRO:N	1:B:65:LEU:HD13	2.05	0.71
1:B:136:ILE:HG22	1:B:138:ALA:H	1.55	0.71
1:B:341:ILE:O	1:B:344:SER:OG	2.06	0.71
1:C:40:HIS:CE1	1:E:170:ALA:H	2.09	0.71
1:C:71:ILE:HB	1:C:76:ILE:CD1	2.20	0.71
1:D:53:TYR:O	1:D:57:GLU:HG3	1.90	0.71
1:D:344:SER:O	1:D:348:SER:HB2	1.90	0.71
1:E:38:PRO:HA	1:E:64:ILE:HG13	1.73	0.71
1:E:47:MET:HA	1:E:49:GLN:OE1	1.89	0.71
1:E:279:TYR:OH	1:E:321:ALA:HA	1.91	0.71
1:F:38:PRO:HA	1:F:64:ILE:HG13	1.73	0.71
1:F:38:PRO:CB	1:F:64:ILE:HG13	2.20	0.71
1:F:71:ILE:HB	1:F:76:ILE:CD1	2.20	0.71
1:F:341:ILE:O	1:F:344:SER:OG	2.06	0.71
1:F:352:PHE:O	1:F:356:TRP:HZ3	1.74	0.71
1:A:59:GLN:C	1:A:62:ARG:HH11	1.94	0.71
1:A:70:PRO:HB3	1:A:81:ASP:OD2	1.91	0.71
1:A:297:ASN:HB3	1:A:329:ILE:HG13	1.71	0.71
1:B:90:PHE:HB2	1:B:91:TYR:CE2	2.26	0.71
1:B:290:ARG:NH2	1:B:325:MET:HE1	2.06	0.71
1:C:70:PRO:HB3	1:C:81:ASP:OD2	1.91	0.71
1:C:97:ALA:HB3	1:C:100:GLU:OE1	1.90	0.71
1:C:261:LEU:HD21	1:C:262:PHE:CE2	2.25	0.71
1:D:241:GLU:N	1:D:247:VAL:HG23	2.06	0.71
1:D:341:ILE:O	1:D:344:SER:OG	2.06	0.71
1:E:7:ALA:HA	1:E:102:PRO:HD2	1.73	0.71
1:E:71:ILE:HB	1:E:76:ILE:CD1	2.20	0.71
1:E:144:ALA:C	2:K:346:ARG:NH1	2.44	0.71
1:E:226:GLU:OE1	1:E:227:MET:HE3	1.90	0.71
1:E:234:SER:HA	1:E:237:GLU:OE1	1.91	0.71
1:F:107:GLU:OE2	1:F:135:ALA:N	2.24	0.71

Continued on next page...

Continued from previous page...

Atom-1	Atom-2	Interatomic distance (Å)	Clash overlap (Å)
1:F:241:GLU:N	1:F:247:VAL:HG23	2.06	0.71
1:F:261:LEU:HD21	1:F:262:PHE:CE2	2.25	0.71
1:F:279:TYR:OH	1:F:321:ALA:HA	1.91	0.71
1:F:297:ASN:O	1:F:329:ILE:HG23	1.91	0.71
1:C:180:LEU:HD21	1:C:185:LEU:HD21	1.71	0.71
1:C:278:THR:O	1:C:282:ILE:HG23	1.91	0.71
1:C:279:TYR:OH	1:C:321:ALA:HA	1.91	0.71
1:D:80:ASP:HA	1:D:83:GLU:CD	2.11	0.71
1:D:90:PHE:HB2	1:D:91:TYR:CE2	2.26	0.71
1:D:139:VAL:HA	1:D:142:LEU:CG	2.20	0.71
1:D:279:TYR:OH	1:D:321:ALA:HA	1.91	0.71
1:E:35:VAL:HB	1:E:68:LYS:HE2	1.72	0.71
1:E:278:THR:O	1:E:282:ILE:HG23	1.91	0.71
1:F:67:LEU:C	1:F:68:LYS:HD3	2.11	0.71
1:F:90:PHE:HB2	1:F:91:TYR:CE2	2.26	0.71
1:F:139:VAL:HA	1:F:142:LEU:CG	2.20	0.71
1:F:185:LEU:HB3	1:F:257:CYS:SG	2.30	0.71
1:A:261:LEU:HD21	1:A:262:PHE:CE2	2.25	0.70
1:B:107:GLU:OE2	1:B:135:ALA:N	2.24	0.70
1:B:278:THR:O	1:B:282:ILE:HG23	1.91	0.70
1:B:297:ASN:O	1:B:329:ILE:HG23	1.91	0.70
1:B:325:MET:C	1:B:326:LYS:HE2	2.12	0.70
1:C:241:GLU:N	1:C:247:VAL:HG23	2.06	0.70
1:D:104:LEU:HD12	1:D:105:LEU:N	2.05	0.70
1:D:136:ILE:HG22	1:D:138:ALA:H	1.55	0.70
1:E:152:VAL:HG23	1:E:298:VAL:CG1	2.19	0.70
1:E:261:LEU:HD21	1:E:262:PHE:CE2	2.25	0.70
1:A:71:ILE:HB	1:A:76:ILE:CD1	2.20	0.70
1:A:208:ILE:O	1:A:212:ILE:HG13	1.88	0.70
1:B:35:VAL:CG1	1:B:37:ARG:HH12	2.03	0.70
1:C:35:VAL:HB	1:C:68:LYS:HE2	1.72	0.70
1:C:99:GLU:HA	1:C:128:ASN:O	1.91	0.70
1:C:183:ARG:HH11	1:C:183:ARG:HG3	1.56	0.70
1:D:144:ALA:C	2:J:346:ARG:NH1	2.44	0.70
1:D:185:LEU:HB3	1:D:257:CYS:SG	2.30	0.70
1:E:262:PHE:HA	1:E:273:GLY:HA3	1.74	0.70
1:A:53:TYR:O	1:A:57:GLU:HG3	1.90	0.70
1:A:144:ALA:HA	2:G:346:ARG:CD	2.21	0.70
1:A:189:LEU:HA	1:A:192:ILE:HD11	1.73	0.70
1:A:297:ASN:O	1:A:329:ILE:HG23	1.91	0.70
1:B:80:ASP:HA	1:B:83:GLU:CD	2.11	0.70

Continued on next page...

Continued from previous page...

Atom-1	Atom-2	Interatomic distance (Å)	Clash overlap (Å)
1:B:211:ASP:C	1:B:215:LYS:HZ2	1.93	0.70
1:C:7:ALA:HA	1:C:102:PRO:HD2	1.73	0.70
1:C:38:PRO:HA	1:C:64:ILE:HG13	1.73	0.70
1:C:53:TYR:O	1:C:57:GLU:HG3	1.90	0.70
1:C:211:ASP:C	1:C:215:LYS:HZ2	1.95	0.70
1:C:352:PHE:O	1:C:356:TRP:HZ3	1.74	0.70
1:D:40:HIS:CE1	1:F:170:ALA:H	2.09	0.70
1:D:70:PRO:HB3	1:D:81:ASP:OD2	1.91	0.70
1:E:61:LYS:CE	1:E:61:LYS:CA	2.69	0.70
1:E:105:LEU:HB2	1:E:134:VAL:HG12	1.72	0.70
1:E:180:LEU:HD21	1:E:185:LEU:HD21	1.71	0.70
1:E:189:LEU:HA	1:E:192:ILE:HD11	1.74	0.70
1:F:35:VAL:CG1	1:F:37:ARG:HH12	2.03	0.70
1:F:191:LYS:HD2	1:F:191:LYS:H	1.56	0.70
1:F:198:TYR:HB3	1:F:200:PHE:CE2	2.27	0.70
1:A:5:THR:OG1	1:A:101:HIS:HA	1.92	0.70
1:B:241:GLU:N	1:B:247:VAL:HG23	2.06	0.70
1:D:38:PRO:HA	1:D:64:ILE:HG13	1.73	0.70
1:D:59:GLN:C	1:D:62:ARG:HH11	1.94	0.70
1:D:197:GLY:N	1:E:112:PRO:HG3	2.07	0.70
1:D:234:SER:HA	1:D:237:GLU:OE1	1.91	0.70
1:E:80:ASP:HA	1:E:83:GLU:CD	2.11	0.70
1:E:344:SER:O	1:E:348:SER:HB2	1.90	0.70
1:F:5:THR:OG1	1:F:101:HIS:HA	1.92	0.70
1:F:234:SER:HA	1:F:237:GLU:OE1	1.91	0.70
1:F:325:MET:C	1:F:326:LYS:HE2	2.12	0.70
1:A:198:TYR:HB3	1:A:200:PHE:CE2	2.27	0.70
1:A:234:SER:HA	1:A:237:GLU:OE1	1.91	0.70
1:A:344:SER:O	1:A:348:SER:CB	2.39	0.70
1:B:16:LEU:HD23	1:B:31:PHE:CA	2.21	0.70
1:B:35:VAL:HB	1:B:68:LYS:HE2	1.73	0.70
1:B:183:ARG:HH11	1:B:183:ARG:HG3	1.56	0.70
1:B:198:TYR:HB3	1:B:200:PHE:CE2	2.27	0.70
1:C:189:LEU:HA	1:C:192:ILE:HD11	1.73	0.70
1:D:274:ILE:HD11	1:D:313:MET:HE3	1.72	0.70
1:D:325:MET:C	1:D:326:LYS:HE2	2.12	0.70
1:E:107:GLU:OE2	1:E:135:ALA:N	2.24	0.70
1:E:241:GLU:N	1:E:247:VAL:HG23	2.06	0.70
1:F:59:GLN:C	1:F:62:ARG:HH11	1.94	0.70
1:F:218:TYR:HB2	1:F:307:PRO:CG	2.21	0.70
1:A:197:GLY:N	1:B:112:PRO:HG3	2.07	0.70

Continued on next page...

Continued from previous page...

Atom-1	Atom-2	Interatomic distance (Å)	Clash overlap (Å)
1:B:59:GLN:C	1:B:62:ARG:HH11	1.94	0.70
1:C:61:LYS:CE	1:C:61:LYS:CA	2.69	0.70
1:C:94:LEU:HB3	1:C:96:VAL:CG1	2.22	0.70
1:D:35:VAL:CG1	1:D:37:ARG:HH12	2.03	0.70
1:D:198:TYR:HB3	1:D:200:PHE:CE2	2.27	0.70
1:E:94:LEU:HB3	1:E:96:VAL:CG1	2.22	0.70
1:F:211:ASP:C	1:F:215:LYS:HZ2	1.95	0.70
1:F:262:PHE:HA	1:F:273:GLY:HA3	1.74	0.70
1:A:67:LEU:C	1:A:68:LYS:HD3	2.11	0.70
1:A:94:LEU:HB3	1:A:96:VAL:CG1	2.22	0.70
1:A:99:GLU:HA	1:A:128:ASN:O	1.91	0.70
1:A:183:ARG:HH11	1:A:183:ARG:HG3	1.56	0.70
1:A:187:ASP:CA	1:A:191:LYS:HZ3	2.03	0.70
1:A:241:GLU:N	1:A:247:VAL:HG23	2.06	0.70
1:B:99:GLU:HA	1:B:128:ASN:O	1.91	0.70
1:C:262:PHE:HA	1:C:273:GLY:HA3	1.74	0.70
1:D:5:THR:OG1	1:D:101:HIS:HA	1.92	0.70
1:D:105:LEU:HB2	1:D:134:VAL:HG12	1.72	0.70
1:D:191:LYS:HD2	1:D:191:LYS:H	1.56	0.70
1:E:150:GLY:HA3	1:E:296:ASN:CB	2.22	0.70
1:E:183:ARG:HG3	1:E:183:ARG:HH11	1.56	0.70
1:F:148:THR:HB	1:F:167:GLU:C	2.12	0.70
2:K:348:MET:HE3	2:K:349:LEU:CD1	2.22	0.70
1:A:7:ALA:HA	1:A:102:PRO:HD2	1.73	0.70
1:A:148:THR:HB	1:A:167:GLU:C	2.12	0.70
1:A:150:GLY:O	1:A:165:ILE:HB	1.92	0.70
1:B:146:GLY:HA3	2:H:343:THR:O	1.91	0.70
1:B:187:ASP:O	1:B:191:LYS:HD3	1.92	0.70
1:B:301:GLY:O	1:B:335:ARG:NH2	2.25	0.70
1:C:38:PRO:N	1:C:65:LEU:HD13	2.05	0.70
1:D:154:ASP:OD1	1:D:161:HIS:HB2	1.92	0.70
1:E:150:GLY:O	1:E:165:ILE:HB	1.92	0.70
1:E:154:ASP:OD1	1:E:161:HIS:HB2	1.92	0.70
1:E:297:ASN:O	1:E:329:ILE:HG23	1.91	0.70
1:F:50:LYS:HZ2	1:F:51:ASP:HB3	1.57	0.70
1:F:203:THR:HA	1:F:206:ARG:HE	1.54	0.70
2:H:332:GLU:N	2:H:332:GLU:OE1	2.25	0.70
2:L:332:GLU:OE1	2:L:332:GLU:N	2.25	0.70
1:A:104:LEU:HD12	1:A:105:LEU:N	2.05	0.70
1:A:180:LEU:HD21	1:A:185:LEU:HD21	1.71	0.70
1:B:38:PRO:HA	1:B:64:ILE:HG13	1.73	0.70

Continued on next page...

Continued from previous page...

Atom-1	Atom-2	Interatomic distance (Å)	Clash overlap (Å)
1:C:154:ASP:OD1	1:C:161:HIS:HB2	1.92	0.70
1:C:198:TYR:HB3	1:C:200:PHE:CE2	2.27	0.70
1:C:301:GLY:O	1:C:335:ARG:NH2	2.25	0.70
1:C:344:SER:O	1:C:348:SER:CB	2.40	0.70
1:D:262:PHE:HA	1:D:273:GLY:HA3	1.74	0.70
1:E:20:GLY:HA2	1:E:28:ARG:HG2	1.74	0.70
1:F:16:LEU:HD23	1:F:31:PHE:CA	2.21	0.70
1:F:183:ARG:HH11	1:F:183:ARG:HG3	1.56	0.70
1:F:187:ASP:HA	1:F:190:MET:HE3	1.74	0.70
2:K:332:GLU:OE1	2:K:332:GLU:N	2.25	0.70
1:A:61:LYS:CE	1:A:61:LYS:CA	2.69	0.70
1:A:80:ASP:HA	1:A:83:GLU:CD	2.11	0.70
1:A:98:PRO:HB2	1:A:129:VAL:CG1	2.22	0.70
1:B:7:ALA:HA	1:B:102:PRO:HD2	1.74	0.70
1:B:40:HIS:CE1	1:D:170:ALA:H	2.09	0.70
1:B:262:PHE:HA	1:B:273:GLY:HA3	1.74	0.70
1:C:20:GLY:HA2	1:C:28:ARG:HG2	1.74	0.70
1:C:67:LEU:C	1:C:68:LYS:HD3	2.11	0.70
1:C:150:GLY:HA3	1:C:296:ASN:CB	2.22	0.70
1:D:148:THR:HB	1:D:167:GLU:C	2.12	0.70
1:E:67:LEU:C	1:E:68:LYS:HD3	2.11	0.70
1:E:132:MET:CG	1:E:357:ILE:HB	2.22	0.70
1:E:148:THR:HB	1:E:167:GLU:C	2.12	0.70
1:F:132:MET:CG	1:F:357:ILE:HB	2.22	0.70
1:F:152:VAL:HG23	1:F:298:VAL:CG1	2.20	0.70
1:F:203:THR:HA	1:F:206:ARG:NH2	2.07	0.70
1:A:90:PHE:HB2	1:A:91:TYR:CE2	2.26	0.69
1:A:203:THR:HA	1:A:206:ARG:NH2	2.07	0.69
1:B:144:ALA:C	2:H:346:ARG:NH1	2.46	0.69
1:B:197:GLY:N	1:C:112:PRO:HG3	2.07	0.69
1:C:80:ASP:HA	1:C:83:GLU:CD	2.11	0.69
1:D:301:GLY:O	1:D:335:ARG:NH2	2.25	0.69
1:A:149:THR:HG23	1:A:166:TYR:HA	1.74	0.69
1:B:20:GLY:HA2	1:B:28:ARG:HG2	1.74	0.69
1:B:150:GLY:O	1:B:165:ILE:HB	1.92	0.69
1:B:294:TYR:CD2	1:B:325:MET:HB3	2.27	0.69
1:B:344:SER:O	1:B:348:SER:CB	2.39	0.69
1:B:349:LEU:HB3	1:B:352:PHE:HD2	1.57	0.69
1:C:90:PHE:HB2	1:C:91:TYR:CE2	2.26	0.69
1:C:98:PRO:HB2	1:C:129:VAL:CG1	2.22	0.69
1:D:7:ALA:HA	1:D:102:PRO:HD2	1.74	0.69

Continued on next page...

Continued from previous page...

Atom-1	Atom-2	Interatomic distance (Å)	Clash overlap (Å)
1:D:16:LEU:HD23	1:D:31:PHE:CA	2.21	0.69
1:E:90:PHE:HB2	1:E:91:TYR:CE2	2.26	0.69
1:E:128:ASN:HA	1:E:359:LYS:CE	2.22	0.69
1:F:220:ALA:HB3	1:F:226:GLU:HG3	1.75	0.69
1:F:344:SER:O	1:F:348:SER:CB	2.40	0.69
2:G:332:GLU:OE1	2:G:332:GLU:N	2.25	0.69
1:A:35:VAL:HB	1:A:68:LYS:HE2	1.73	0.69
1:B:153:LEU:N	1:B:298:VAL:O	2.25	0.69
1:C:5:THR:OG1	1:C:101:HIS:HA	1.92	0.69
1:C:148:THR:HB	1:C:167:GLU:C	2.12	0.69
1:D:297:ASN:O	1:D:329:ILE:HG23	1.91	0.69
1:D:344:SER:O	1:D:348:SER:CB	2.39	0.69
1:E:5:THR:OG1	1:E:101:HIS:HA	1.92	0.69
1:E:187:ASP:O	1:E:191:LYS:HD3	1.92	0.69
1:E:198:TYR:HB3	1:E:200:PHE:CE2	2.27	0.69
1:E:301:GLY:O	1:E:335:ARG:NH2	2.25	0.69
1:F:20:GLY:HA2	1:F:28:ARG:HG2	1.74	0.69
2:I:332:GLU:OE1	2:I:332:GLU:N	2.25	0.69
1:A:150:GLY:HA3	1:A:296:ASN:CB	2.22	0.69
1:A:154:ASP:OD1	1:A:161:HIS:HB2	1.92	0.69
1:B:132:MET:CG	1:B:357:ILE:HB	2.22	0.69
1:C:71:ILE:HA	1:C:75:ILE:C	2.13	0.69
1:D:20:GLY:HA2	1:D:28:ARG:HG2	1.74	0.69
1:D:35:VAL:HB	1:D:68:LYS:HE2	1.73	0.69
1:E:98:PRO:HB2	1:E:129:VAL:CG1	2.22	0.69
1:E:116:ARG:HA	1:E:119:MET:CE	2.23	0.69
1:F:217:CYS:HA	1:F:254:ARG:CG	2.22	0.69
1:A:71:ILE:HA	1:A:75:ILE:C	2.13	0.69
1:A:128:ASN:HA	1:A:359:LYS:CE	2.22	0.69
1:C:13:GLY:HA3	1:C:18:LYS:NZ	2.08	0.69
1:C:203:THR:HA	1:C:206:ARG:NH2	2.07	0.69
1:D:150:GLY:O	1:D:165:ILE:HB	1.92	0.69
1:D:294:TYR:CD2	1:D:325:MET:HB3	2.27	0.69
1:D:352:PHE:O	1:D:356:TRP:HZ3	1.74	0.69
1:E:99:GLU:HA	1:E:128:ASN:O	1.91	0.69
1:E:197:GLY:N	1:F:112:PRO:HG3	2.07	0.69
1:E:218:TYR:HB2	1:E:307:PRO:CG	2.21	0.69
1:E:294:TYR:CD2	1:E:325:MET:HB3	2.27	0.69
1:E:315:LYS:O	1:E:318:THR:HB	1.93	0.69
1:F:80:ASP:HA	1:F:83:GLU:CD	2.11	0.69
1:A:116:ARG:HA	1:A:119:MET:CE	2.23	0.69

Continued on next page...

Continued from previous page...

Atom-1	Atom-2	Interatomic distance (Å)	Clash overlap (Å)
1:B:64:ILE:HG23	1:B:65:LEU:HD23	1.75	0.69
1:B:148:THR:HB	1:B:167:GLU:C	2.12	0.69
1:B:191:LYS:HD2	1:B:191:LYS:H	1.56	0.69
1:C:64:ILE:HG23	1:C:65:LEU:HD23	1.75	0.69
1:C:104:LEU:HD12	1:C:105:LEU:N	2.06	0.69
1:C:149:THR:HG23	1:C:166:TYR:HA	1.74	0.69
1:C:187:ASP:O	1:C:191:LYS:HD3	1.92	0.69
1:C:297:ASN:O	1:C:329:ILE:HG23	1.91	0.69
1:D:82:MET:CE	1:D:86:TRP:HE1	2.05	0.69
1:D:141:SER:HB3	1:D:339:VAL:CG1	2.14	0.69
1:D:203:THR:HA	1:D:206:ARG:NH2	2.07	0.69
1:E:217:CYS:HA	1:E:254:ARG:CG	2.22	0.69
1:E:344:SER:O	1:E:348:SER:CB	2.40	0.69
1:F:82:MET:CE	1:F:86:TRP:HE1	2.05	0.69
1:F:154:ASP:OD1	1:F:161:HIS:HB2	1.92	0.69
1:A:220:ALA:HB3	1:A:226:GLU:HG3	1.75	0.69
1:A:262:PHE:HA	1:A:273:GLY:HA3	1.74	0.69
1:A:279:TYR:OH	1:A:321:ALA:HA	1.91	0.69
1:A:315:LYS:O	1:A:318:THR:HB	1.93	0.69
1:C:218:TYR:HB2	1:C:307:PRO:CG	2.21	0.69
1:C:294:TYR:CD2	1:C:325:MET:HB3	2.27	0.69
1:D:183:ARG:HH11	1:D:183:ARG:HG3	1.56	0.69
1:D:187:ASP:O	1:D:191:LYS:HD3	1.92	0.69
1:D:220:ALA:HB3	1:D:226:GLU:HG3	1.75	0.69
1:E:71:ILE:HA	1:E:75:ILE:C	2.13	0.69
1:E:211:ASP:C	1:E:215:LYS:HZ2	1.96	0.69
1:E:325:MET:C	1:E:326:LYS:HE2	2.12	0.69
1:F:7:ALA:HA	1:F:102:PRO:HD2	1.74	0.69
1:A:13:GLY:HA3	1:A:18:LYS:NZ	2.08	0.69
1:A:20:GLY:HA2	1:A:28:ARG:HG2	1.74	0.69
1:A:33:SER:O	1:A:69:TYR:HA	1.93	0.69
1:A:171:LEU:HD21	1:A:173:HIS:HB2	1.74	0.69
1:A:239:SER:HA	1:A:249:THR:CA	2.16	0.69
1:A:294:TYR:CD2	1:A:325:MET:HB3	2.27	0.69
1:A:301:GLY:O	1:A:335:ARG:NH2	2.25	0.69
1:A:325:MET:C	1:A:326:LYS:HE2	2.12	0.69
1:B:98:PRO:HB2	1:B:129:VAL:CG1	2.22	0.69
1:B:154:ASP:OD1	1:B:161:HIS:HB2	1.92	0.69
1:B:206:ARG:HA	1:B:209:VAL:HG22	1.74	0.69
1:B:217:CYS:HA	1:B:254:ARG:CG	2.22	0.69
1:B:306:TYR:HB3	1:B:307:PRO:CD	2.23	0.69

Continued on next page...

Continued from previous page...

Atom-1	Atom-2	Interatomic distance (Å)	Clash overlap (Å)
1:B:369:ILE:HA	1:B:372:ARG:CZ	2.23	0.69
1:C:44:MET:HE1	1:E:169:TYR:CD1	2.28	0.69
1:C:132:MET:CG	1:C:357:ILE:HB	2.22	0.69
1:C:187:ASP:CA	1:C:191:LYS:HZ3	2.05	0.69
1:D:54:VAL:CA	1:D:58:ALA:HB2	2.13	0.69
1:D:99:GLU:HA	1:D:128:ASN:O	1.91	0.69
1:D:128:ASN:HA	1:D:359:LYS:CE	2.22	0.69
1:D:132:MET:CG	1:D:357:ILE:HB	2.22	0.69
1:D:171:LEU:HD11	1:D:173:HIS:CB	2.22	0.69
1:D:203:THR:HA	1:D:206:ARG:HE	1.54	0.69
1:D:211:ASP:C	1:D:215:LYS:HZ2	1.95	0.69
1:D:290:ARG:NH2	1:D:325:MET:HE1	2.07	0.69
1:D:350:SER:HA	1:D:353:GLN:OE1	1.93	0.69
1:E:13:GLY:HA3	1:E:18:LYS:NZ	2.08	0.69
1:E:107:GLU:HG2	1:E:136:ILE:HA	1.75	0.69
1:E:201:VAL:N	1:E:205:GLU:OE1	2.23	0.69
1:E:306:TYR:HB3	1:E:307:PRO:CD	2.23	0.69
1:F:35:VAL:HB	1:F:68:LYS:HE2	1.73	0.69
1:F:187:ASP:O	1:F:191:LYS:HD3	1.92	0.69
1:F:274:ILE:HD11	1:F:313:MET:HE3	1.74	0.69
1:F:315:LYS:O	1:F:318:THR:HB	1.93	0.69
1:A:132:MET:CG	1:A:357:ILE:HB	2.22	0.69
1:A:171:LEU:HD11	1:A:173:HIS:CB	2.22	0.69
1:B:105:LEU:HB2	1:B:134:VAL:HG12	1.72	0.69
1:B:203:THR:HA	1:B:206:ARG:HE	1.54	0.69
1:B:220:ALA:HB3	1:B:226:GLU:HG3	1.75	0.69
1:C:107:GLU:HG2	1:C:136:ILE:HA	1.75	0.69
1:C:150:GLY:O	1:C:165:ILE:HB	1.92	0.69
1:C:197:GLY:N	1:D:112:PRO:HG3	2.07	0.69
1:E:149:THR:HG23	1:E:166:TYR:HA	1.74	0.69
1:E:352:PHE:O	1:E:356:TRP:HZ3	1.74	0.69
1:F:64:ILE:HG23	1:F:65:LEU:HD23	1.75	0.69
1:F:116:ARG:HA	1:F:119:MET:CE	2.23	0.69
1:F:171:LEU:HD11	1:F:173:HIS:CB	2.22	0.69
1:A:141:SER:HB3	1:A:339:VAL:CG1	2.14	0.69
1:B:152:VAL:CG1	1:B:163:VAL:HB	2.17	0.69
1:B:171:LEU:HD11	1:B:173:HIS:CB	2.22	0.69
1:C:116:ARG:HA	1:C:119:MET:CE	2.23	0.69
1:C:218:TYR:CD2	1:C:255:PHE:HB3	2.28	0.69
1:C:306:TYR:HB3	1:C:307:PRO:CD	2.23	0.69
1:D:144:ALA:HA	2:J:346:ARG:CD	2.23	0.69

Continued on next page...

Continued from previous page...

Atom-1	Atom-2	Interatomic distance (Å)	Clash overlap (Å)
1:D:189:LEU:HA	1:D:192:ILE:HD11	1.73	0.69
1:D:306:TYR:HB3	1:D:307:PRO:CD	2.23	0.69
1:E:113:LYS:HD3	1:E:113:LYS:H	1.58	0.69
1:E:218:TYR:CB	1:E:307:PRO:HG2	2.23	0.69
1:F:150:GLY:O	1:F:165:ILE:HB	1.92	0.69
1:F:189:LEU:HA	1:F:192:ILE:HD11	1.73	0.69
2:J:332:GLU:OE1	2:J:332:GLU:N	2.25	0.69
1:A:82:MET:CE	1:A:86:TRP:HE1	2.05	0.68
1:A:107:GLU:HG2	1:A:136:ILE:HA	1.75	0.68
1:A:141:SER:O	1:A:144:ALA:HB3	1.93	0.68
1:A:306:TYR:HB3	1:A:307:PRO:CD	2.23	0.68
1:B:5:THR:OG1	1:B:101:HIS:HA	1.92	0.68
1:B:13:GLY:HA3	1:B:18:LYS:NZ	2.08	0.68
1:B:82:MET:CE	1:B:86:TRP:HE1	2.05	0.68
1:B:107:GLU:HG2	1:B:136:ILE:HA	1.75	0.68
1:B:150:GLY:HA3	1:B:296:ASN:CB	2.22	0.68
1:B:203:THR:HA	1:B:206:ARG:NH2	2.07	0.68
1:C:116:ARG:HA	1:C:119:MET:CG	2.23	0.68
1:C:325:MET:C	1:C:326:LYS:HE2	2.12	0.68
1:D:107:GLU:HG2	1:D:136:ILE:HA	1.75	0.68
1:D:149:THR:HG23	1:D:166:TYR:HA	1.74	0.68
1:E:191:LYS:HD2	1:E:191:LYS:H	1.56	0.68
1:E:203:THR:HA	1:E:206:ARG:NH2	2.07	0.68
1:F:203:THR:CA	1:F:206:ARG:HE	2.06	0.68
1:F:301:GLY:O	1:F:335:ARG:NH2	2.25	0.68
1:A:218:TYR:CD2	1:A:255:PHE:HB3	2.28	0.68
1:C:71:ILE:N	1:C:76:ILE:HD13	2.08	0.68
1:C:113:LYS:HD3	1:C:113:LYS:H	1.58	0.68
1:C:217:CYS:HA	1:C:254:ARG:CG	2.22	0.68
1:C:239:SER:HA	1:C:249:THR:CA	2.16	0.68
1:C:345:ILE:CA	2:I:353:LYS:HZ1	2.03	0.68
1:D:13:GLY:HA3	1:D:18:LYS:NZ	2.08	0.68
1:D:98:PRO:HB2	1:D:129:VAL:CG1	2.23	0.68
1:D:150:GLY:HA3	1:D:296:ASN:CB	2.22	0.68
1:E:104:LEU:HD12	1:E:105:LEU:N	2.05	0.68
1:E:141:SER:CB	1:E:339:VAL:HG12	2.15	0.68
1:E:171:LEU:HD21	1:E:173:HIS:HB2	1.74	0.68
1:E:218:TYR:CD2	1:E:255:PHE:HB3	2.28	0.68
1:A:166:TYR:N	1:A:169:TYR:O	2.27	0.68
1:A:369:ILE:HA	1:A:372:ARG:CZ	2.23	0.68
1:B:116:ARG:HA	1:B:119:MET:CE	2.23	0.68

Continued on next page...

Continued from previous page...

Atom-1	Atom-2	Interatomic distance (Å)	Clash overlap (Å)
1:B:149:THR:HG23	1:B:166:TYR:HA	1.74	0.68
1:B:189:LEU:HA	1:B:192:ILE:HD11	1.73	0.68
1:C:153:LEU:N	1:C:298:VAL:O	2.25	0.68
1:C:171:LEU:HD21	1:C:173:HIS:HB2	1.74	0.68
1:D:116:ARG:HA	1:D:119:MET:CE	2.23	0.68
1:D:206:ARG:HA	1:D:209:VAL:HG22	1.75	0.68
1:D:315:LYS:O	1:D:318:THR:HB	1.93	0.68
1:E:82:MET:CE	1:E:86:TRP:HE1	2.05	0.68
1:E:241:GLU:HA	1:E:247:VAL:CA	2.19	0.68
1:E:369:ILE:HA	1:E:372:ARG:CZ	2.23	0.68
1:F:99:GLU:HA	1:F:128:ASN:O	1.91	0.68
1:F:104:LEU:HD12	1:F:105:LEU:N	2.05	0.68
1:F:153:LEU:N	1:F:298:VAL:O	2.25	0.68
1:F:206:ARG:HA	1:F:209:VAL:HG22	1.74	0.68
1:A:71:ILE:N	1:A:76:ILE:HD13	2.08	0.68
1:A:187:ASP:O	1:A:191:LYS:HD3	1.92	0.68
1:A:350:SER:HA	1:A:353:GLN:OE1	1.93	0.68
1:B:34:ILE:CG2	1:B:67:LEU:HA	2.24	0.68
1:B:71:ILE:HA	1:B:75:ILE:C	2.13	0.68
1:B:118:LYS:HA	1:B:121:GLN:OE1	1.94	0.68
1:B:315:LYS:O	1:B:318:THR:HB	1.93	0.68
1:C:128:ASN:HA	1:C:359:LYS:CE	2.23	0.68
1:C:191:LYS:HD2	1:C:191:LYS:H	1.56	0.68
1:C:220:ALA:HB3	1:C:226:GLU:HG3	1.75	0.68
1:D:116:ARG:HA	1:D:119:MET:CG	2.23	0.68
1:D:118:LYS:HA	1:D:121:GLN:OE1	1.94	0.68
1:E:136:ILE:HG22	1:E:138:ALA:N	2.09	0.68
1:E:166:TYR:N	1:E:169:TYR:O	2.27	0.68
1:F:71:ILE:HA	1:F:75:ILE:C	2.13	0.68
1:F:107:GLU:HG2	1:F:136:ILE:HA	1.75	0.68
1:F:141:SER:O	1:F:144:ALA:HB3	1.93	0.68
1:F:187:ASP:CA	1:F:191:LYS:HZ3	2.06	0.68
1:F:222:ASP:CG	1:F:226:GLU:HB2	2.14	0.68
1:C:34:ILE:CG2	1:C:67:LEU:HA	2.24	0.68
1:C:136:ILE:HG22	1:C:138:ALA:N	2.09	0.68
1:C:166:TYR:N	1:C:169:TYR:O	2.27	0.68
1:C:241:GLU:HA	1:C:247:VAL:CA	2.19	0.68
1:D:141:SER:O	1:D:144:ALA:HB3	1.93	0.68
1:D:203:THR:CA	1:D:206:ARG:HE	2.06	0.68
1:D:217:CYS:HA	1:D:254:ARG:CG	2.22	0.68
1:D:369:ILE:HA	1:D:372:ARG:CZ	2.23	0.68

Continued on next page...

Continued from previous page...

Atom-1	Atom-2	Interatomic distance (Å)	Clash overlap (Å)
1:E:350:SER:HA	1:E:353:GLN:OE1	1.93	0.68
1:F:13:GLY:HA3	1:F:18:LYS:NZ	2.08	0.68
1:F:71:ILE:N	1:F:76:ILE:HD13	2.08	0.68
1:F:98:PRO:HB2	1:F:129:VAL:CG1	2.22	0.68
1:F:144:ALA:HA	2:L:346:ARG:CD	2.23	0.68
1:F:218:TYR:CD2	1:F:255:PHE:HB3	2.28	0.68
1:F:294:TYR:CD2	1:F:325:MET:HB3	2.27	0.68
1:F:349:LEU:HB3	1:F:352:PHE:HD2	1.57	0.68
1:A:118:LYS:HA	1:A:121:GLN:OE1	1.94	0.68
1:B:153:LEU:CD2	1:B:274:ILE:HD12	2.24	0.68
1:C:141:SER:O	1:C:144:ALA:HB3	1.93	0.68
1:D:241:GLU:HA	1:D:247:VAL:CA	2.19	0.68
1:E:104:LEU:HD12	1:E:133:TYR:O	1.94	0.68
1:E:171:LEU:HD11	1:E:173:HIS:CB	2.22	0.68
1:E:220:ALA:HB3	1:E:226:GLU:HG3	1.75	0.68
1:F:149:THR:HG23	1:F:166:TYR:HA	1.74	0.68
1:F:306:TYR:HB3	1:F:307:PRO:CD	2.23	0.68
1:F:350:SER:HA	1:F:353:GLN:OE1	1.93	0.68
1:A:82:MET:HE2	1:A:86:TRP:HE1	1.57	0.68
1:A:136:ILE:HG22	1:A:138:ALA:N	2.09	0.68
1:A:206:ARG:HA	1:A:209:VAL:HG22	1.74	0.68
1:B:171:LEU:HD21	1:B:173:HIS:HB2	1.74	0.68
1:C:82:MET:CE	1:C:86:TRP:HE1	2.05	0.68
1:C:194:THR:HG23	1:C:198:TYR:O	1.94	0.68
1:C:322:PRO:HG2	1:C:325:MET:HE1	1.76	0.68
1:D:71:ILE:HA	1:D:75:ILE:C	2.13	0.68
1:E:33:SER:O	1:E:69:TYR:HA	1.93	0.68
1:E:116:ARG:HA	1:E:119:MET:CG	2.23	0.68
1:E:153:LEU:CD2	1:E:274:ILE:HD12	2.24	0.68
1:F:118:LYS:HA	1:F:121:GLN:OE1	1.94	0.68
1:F:150:GLY:HA3	1:F:296:ASN:CB	2.22	0.68
1:F:151:ILE:HG22	1:F:293:LEU:HD12	1.75	0.68
1:A:64:ILE:HG23	1:A:65:LEU:HD23	1.75	0.68
1:A:109:PRO:HB2	1:A:110:LEU:HD12	1.75	0.68
1:A:213:LYS:HG3	1:A:214:GLU:N	2.09	0.68
1:B:203:THR:CA	1:B:206:ARG:HE	2.06	0.68
1:B:314:GLN:NE2	1:B:329:ILE:HB	2.09	0.68
1:B:350:SER:HA	1:B:353:GLN:OE1	1.93	0.68
1:C:349:LEU:HB3	1:C:352:PHE:HD2	1.57	0.68
1:C:369:ILE:HA	1:C:372:ARG:CZ	2.23	0.68
1:D:222:ASP:CG	1:D:226:GLU:HB2	2.14	0.68

Continued on next page...

Continued from previous page...

Atom-1	Atom-2	Interatomic distance (Å)	Clash overlap (Å)
1:D:314:GLN:NE2	1:D:329:ILE:HB	2.09	0.68
1:E:25:ASP:OD1	1:E:25:ASP:O	2.12	0.68
1:E:135:ALA:CB	1:E:140:LEU:HD21	2.24	0.68
1:A:148:THR:HG23	2:G:338:PHE:CE2	2.28	0.68
1:A:222:ASP:CG	1:A:226:GLU:HB2	2.14	0.68
1:A:241:GLU:HA	1:A:247:VAL:CA	2.19	0.68
1:B:33:SER:O	1:B:69:TYR:HA	1.93	0.68
1:B:218:TYR:HB2	1:B:307:PRO:CG	2.21	0.68
1:C:104:LEU:HD12	1:C:133:TYR:O	1.94	0.68
1:C:135:ALA:CB	1:C:140:LEU:HD21	2.24	0.68
1:C:171:LEU:HD11	1:C:173:HIS:CB	2.22	0.68
1:C:314:GLN:NE2	1:C:329:ILE:HB	2.09	0.68
1:C:350:SER:HA	1:C:353:GLN:OE1	1.93	0.68
1:D:13:GLY:N	1:D:16:LEU:O	2.27	0.68
1:D:33:SER:O	1:D:69:TYR:HA	1.93	0.68
1:D:64:ILE:HG23	1:D:65:LEU:HD23	1.75	0.68
1:D:213:LYS:HG3	1:D:214:GLU:N	2.09	0.68
1:E:34:ILE:CG2	1:E:67:LEU:HA	2.24	0.68
1:E:71:ILE:N	1:E:76:ILE:HD13	2.08	0.68
1:E:141:SER:O	1:E:144:ALA:HB3	1.93	0.68
1:E:222:ASP:CG	1:E:226:GLU:HB2	2.13	0.68
1:E:328:LYS:HZ3	1:E:330:ILE:HG13	1.55	0.68
1:F:34:ILE:CG2	1:F:67:LEU:HA	2.24	0.68
1:F:90:PHE:HB2	1:F:91:TYR:CD2	2.29	0.68
1:F:128:ASN:HA	1:F:359:LYS:CE	2.22	0.68
1:F:171:LEU:HD21	1:F:173:HIS:HB2	1.74	0.68
1:F:213:LYS:HG3	1:F:214:GLU:N	2.09	0.68
1:F:242:LEU:CD2	1:F:244:ASP:H	2.06	0.68
1:A:141:SER:CB	1:A:339:VAL:HG12	2.15	0.68
1:A:166:TYR:CD1	1:A:289:ILE:HD13	2.29	0.68
1:B:109:PRO:HB2	1:B:110:LEU:HD12	1.75	0.68
1:B:166:TYR:CD1	1:B:289:ILE:HD13	2.29	0.68
1:B:222:ASP:CG	1:B:226:GLU:HB2	2.14	0.68
1:C:82:MET:HE2	1:C:86:TRP:HE1	1.57	0.68
1:C:315:LYS:O	1:C:318:THR:HB	1.93	0.68
1:D:71:ILE:N	1:D:76:ILE:HD13	2.08	0.68
1:D:151:ILE:HG22	1:D:293:LEU:HD12	1.75	0.68
1:D:166:TYR:CD1	1:D:289:ILE:HD13	2.29	0.68
1:D:171:LEU:HD21	1:D:173:HIS:HB2	1.74	0.68
1:E:71:ILE:HG13	1:E:74:GLY:CA	2.24	0.68
1:E:213:LYS:HG3	1:E:214:GLU:N	2.09	0.68

Continued on next page...

Continued from previous page...

Atom-1	Atom-2	Interatomic distance (Å)	Clash overlap (Å)
1:E:239:SER:HA	1:E:249:THR:CA	2.16	0.68
1:F:25:ASP:OD1	1:F:25:ASP:O	2.12	0.68
1:F:33:SER:O	1:F:69:TYR:HA	1.93	0.68
1:F:314:GLN:NE2	1:F:329:ILE:HB	2.09	0.68
1:A:90:PHE:HB2	1:A:91:TYR:CD2	2.29	0.67
1:A:191:LYS:HD2	1:A:191:LYS:H	1.56	0.67
1:A:194:THR:HG23	1:A:198:TYR:O	1.94	0.67
1:A:217:CYS:HA	1:A:254:ARG:CG	2.22	0.67
1:A:312:ARG:HG2	1:A:316:GLU:OE2	1.94	0.67
1:B:104:LEU:HD12	1:B:133:TYR:O	1.94	0.67
1:B:116:ARG:HA	1:B:119:MET:CG	2.23	0.67
1:B:128:ASN:HA	1:B:359:LYS:CE	2.22	0.67
1:B:166:TYR:N	1:B:169:TYR:O	2.27	0.67
1:B:295:ALA:O	1:B:330:ILE:HD11	1.94	0.67
1:C:25:ASP:OD1	1:C:25:ASP:O	2.12	0.67
1:C:33:SER:O	1:C:69:TYR:HA	1.93	0.67
1:C:71:ILE:HG13	1:C:74:GLY:CA	2.24	0.67
1:C:362:TYR:HA	1:C:369:ILE:HG21	1.77	0.67
1:E:194:THR:HG23	1:E:198:TYR:O	1.94	0.67
1:F:50:LYS:HZ2	1:F:52:SER:N	1.92	0.67
1:A:25:ASP:O	1:A:25:ASP:OD1	2.12	0.67
1:A:104:LEU:HD12	1:A:133:TYR:O	1.94	0.67
1:A:135:ALA:CB	1:A:140:LEU:HD21	2.24	0.67
1:B:54:VAL:CA	1:B:58:ALA:HB2	2.13	0.67
1:C:144:ALA:HA	2:I:346:ARG:CD	2.23	0.67
1:C:257:CYS:HB3	1:C:258:PRO:HD3	1.76	0.67
1:C:295:ALA:O	1:C:330:ILE:HD11	1.94	0.67
1:D:109:PRO:HB2	1:D:110:LEU:HD12	1.75	0.67
1:D:152:VAL:CG1	1:D:163:VAL:HB	2.17	0.67
1:D:218:TYR:CD2	1:D:255:PHE:HB3	2.28	0.67
1:D:242:LEU:CD2	1:D:244:ASP:H	2.06	0.67
1:E:90:PHE:HB2	1:E:91:TYR:CD2	2.29	0.67
1:E:153:LEU:N	1:E:298:VAL:O	2.25	0.67
1:E:257:CYS:HB3	1:E:258:PRO:HD3	1.77	0.67
1:E:314:GLN:NE2	1:E:329:ILE:HB	2.09	0.67
1:F:152:VAL:CG1	1:F:163:VAL:HB	2.17	0.67
2:G:328:ALA:HB3	2:G:333:TYR:CD2	2.29	0.67
2:H:328:ALA:HB3	2:H:333:TYR:CD2	2.29	0.67
1:B:213:LYS:HG3	1:B:214:GLU:N	2.09	0.67
1:B:218:TYR:CD2	1:B:255:PHE:HB3	2.28	0.67
1:C:90:PHE:HB2	1:C:91:TYR:CD2	2.29	0.67

Continued on next page...

Continued from previous page...

Atom-1	Atom-2	Interatomic distance (Å)	Clash overlap (Å)
1:C:118:LYS:HA	1:C:121:GLN:OE1	1.94	0.67
1:C:166:TYR:CD1	1:C:289:ILE:HD13	2.29	0.67
1:C:312:ARG:HA	1:C:315:LYS:HZ2	1.59	0.67
1:D:90:PHE:HB2	1:D:91:TYR:CD2	2.29	0.67
1:D:104:LEU:HD12	1:D:133:TYR:O	1.94	0.67
1:E:64:ILE:HG23	1:E:65:LEU:HD23	1.75	0.67
1:E:80:ASP:HA	1:E:83:GLU:CG	2.24	0.67
1:E:118:LYS:HA	1:E:121:GLN:OE1	1.94	0.67
1:E:144:ALA:HA	2:K:346:ARG:CD	2.24	0.67
1:E:166:TYR:CD1	1:E:289:ILE:HD13	2.29	0.67
1:E:275:HIS:O	1:E:278:THR:HB	1.95	0.67
1:F:166:TYR:CD1	1:F:289:ILE:HD13	2.29	0.67
1:F:246:GLN:OE1	1:F:248:ILE:N	2.28	0.67
2:L:328:ALA:HB3	2:L:333:TYR:CD2	2.29	0.67
1:A:116:ARG:HA	1:A:119:MET:CG	2.23	0.67
1:A:203:THR:CA	1:A:206:ARG:HE	2.06	0.67
1:A:257:CYS:HB3	1:A:258:PRO:HD3	1.77	0.67
1:A:349:LEU:HB3	1:A:352:PHE:HD2	1.57	0.67
1:B:132:MET:HG3	1:B:357:ILE:HB	1.76	0.67
1:B:180:LEU:HD12	1:B:184:ASP:HB2	1.77	0.67
1:C:206:ARG:HA	1:C:209:VAL:HG22	1.74	0.67
1:C:246:GLN:OE1	1:C:248:ILE:N	2.28	0.67
1:D:153:LEU:N	1:D:298:VAL:O	2.25	0.67
1:D:345:ILE:CA	2:J:353:LYS:HZ1	2.03	0.67
1:E:151:ILE:HG22	1:E:293:LEU:HD12	1.75	0.67
1:E:203:THR:CA	1:E:206:ARG:HE	2.06	0.67
1:E:349:LEU:HB3	1:E:352:PHE:HD2	1.57	0.67
1:F:104:LEU:HD12	1:F:133:TYR:O	1.94	0.67
1:F:116:ARG:HA	1:F:119:MET:CG	2.23	0.67
1:F:132:MET:HG3	1:F:357:ILE:HB	1.76	0.67
1:F:295:ALA:O	1:F:330:ILE:HD11	1.94	0.67
2:K:328:ALA:HB3	2:K:333:TYR:CD2	2.29	0.67
1:A:9:VAL:HG13	1:A:9:VAL:O	1.94	0.67
1:A:38:PRO:CA	1:A:64:ILE:HG13	2.25	0.67
1:B:113:LYS:HD3	1:B:113:LYS:H	1.58	0.67
1:B:141:SER:O	1:B:144:ALA:HB3	1.93	0.67
1:C:260:THR:HA	1:C:263:GLN:NE2	2.10	0.67
1:C:275:HIS:O	1:C:278:THR:HB	1.95	0.67
1:D:132:MET:HG3	1:D:357:ILE:HB	1.77	0.67
1:D:166:TYR:N	1:D:169:TYR:O	2.27	0.67
1:D:187:ASP:CA	1:D:191:LYS:HZ3	2.06	0.67

Continued on next page...

Continued from previous page...

Atom-1	Atom-2	Interatomic distance (Å)	Clash overlap (Å)
1:E:362:TYR:HA	1:E:369:ILE:HG21	1.77	0.67
1:F:38:PRO:CA	1:F:64:ILE:HG13	2.25	0.67
1:F:290:ARG:NH2	1:F:325:MET:HE1	2.10	0.67
1:F:369:ILE:HA	1:F:372:ARG:CZ	2.23	0.67
2:I:328:ALA:HB3	2:I:333:TYR:CD2	2.29	0.67
2:J:328:ALA:HB3	2:J:333:TYR:CD2	2.29	0.67
1:A:34:ILE:CG2	1:A:67:LEU:HA	2.24	0.67
1:A:71:ILE:HG13	1:A:74:GLY:CA	2.24	0.67
1:A:151:ILE:HG22	1:A:293:LEU:HD12	1.75	0.67
1:B:71:ILE:N	1:B:76:ILE:HD13	2.08	0.67
1:B:113:LYS:HB3	1:B:371:HIS:HE1	1.60	0.67
1:B:113:LYS:CD	1:B:116:ARG:HH22	2.08	0.67
1:B:136:ILE:HG22	1:B:138:ALA:N	2.09	0.67
1:C:109:PRO:HB2	1:C:110:LEU:HD12	1.75	0.67
1:C:153:LEU:CD2	1:C:274:ILE:HD12	2.24	0.67
1:C:365:ALA:HB3	1:C:369:ILE:CB	2.23	0.67
1:D:34:ILE:CG2	1:D:67:LEU:HA	2.24	0.67
1:D:80:ASP:HA	1:D:83:GLU:CG	2.24	0.67
1:D:218:TYR:CE2	1:D:255:PHE:HB3	2.30	0.67
1:D:246:GLN:OE1	1:D:248:ILE:N	2.28	0.67
1:D:295:ALA:O	1:D:330:ILE:HD11	1.94	0.67
1:E:9:VAL:HG13	1:E:9:VAL:O	1.94	0.67
1:E:47:MET:HG3	1:E:48:GLY:N	2.07	0.67
1:E:86:TRP:HB3	1:E:90:PHE:CE2	2.30	0.67
1:E:218:TYR:CE2	1:E:255:PHE:HB3	2.30	0.67
1:E:246:GLN:OE1	1:E:248:ILE:N	2.28	0.67
1:E:357:ILE:HG23	1:E:361:GLU:OE2	1.95	0.67
1:F:94:LEU:HB3	1:F:96:VAL:CG1	2.22	0.67
1:F:109:PRO:HB2	1:F:110:LEU:HD12	1.75	0.67
1:F:135:ALA:CB	1:F:140:LEU:HD21	2.24	0.67
1:F:136:ILE:HG22	1:F:138:ALA:N	2.09	0.67
1:A:218:TYR:CB	1:A:307:PRO:HG2	2.23	0.67
1:A:260:THR:HA	1:A:263:GLN:NE2	2.10	0.67
1:B:345:ILE:CA	2:H:353:LYS:HZ1	2.04	0.67
1:C:213:LYS:HG3	1:C:214:GLU:N	2.09	0.67
1:D:67:LEU:CD2	1:D:203:THR:HG23	2.24	0.67
1:E:109:PRO:HB2	1:E:110:LEU:HD12	1.75	0.67
1:F:141:SER:CB	1:F:339:VAL:HG12	2.15	0.67
1:F:275:HIS:O	1:F:278:THR:HB	1.95	0.67
1:A:180:LEU:HD12	1:A:184:ASP:HB2	1.77	0.67
1:A:264:PRO:CA	1:A:267:ILE:HG12	2.25	0.67

Continued on next page...

Continued from previous page...

Atom-1	Atom-2	Interatomic distance (Å)	Clash overlap (Å)
1:A:275:HIS:O	1:A:278:THR:HB	1.95	0.67
1:B:13:GLY:N	1:B:16:LEU:O	2.27	0.67
1:B:86:TRP:HB3	1:B:90:PHE:CE2	2.30	0.67
1:B:151:ILE:HG22	1:B:293:LEU:HD12	1.75	0.67
1:B:218:TYR:CE2	1:B:255:PHE:HB3	2.30	0.67
1:B:239:SER:HA	1:B:249:THR:CA	2.16	0.67
1:C:44:MET:CE	1:E:169:TYR:CD1	2.78	0.67
1:C:80:ASP:HA	1:C:83:GLU:CG	2.24	0.67
1:C:218:TYR:CE2	1:C:255:PHE:HB3	2.30	0.67
1:D:86:TRP:HB3	1:D:90:PHE:CE2	2.30	0.67
1:D:113:LYS:HB3	1:D:371:HIS:HE1	1.60	0.67
1:D:180:LEU:HD12	1:D:184:ASP:HB2	1.77	0.67
1:D:275:HIS:O	1:D:278:THR:HB	1.95	0.67
1:E:38:PRO:CA	1:E:64:ILE:HG13	2.25	0.67
1:F:209:VAL:CA	1:F:212:ILE:HD12	2.05	0.67
1:F:218:TYR:CE2	1:F:255:PHE:HB3	2.30	0.67
1:A:226:GLU:OE1	1:A:227:MET:HE3	1.95	0.67
1:A:242:LEU:CD2	1:A:244:ASP:H	2.06	0.67
1:B:47:MET:HG3	1:B:48:GLY:N	2.07	0.67
1:B:124:PHE:HZ	1:B:357:ILE:HG22	1.58	0.67
1:B:144:ALA:HA	2:H:346:ARG:CD	2.25	0.67
1:B:150:GLY:HA3	1:B:296:ASN:HB3	1.77	0.67
1:B:241:GLU:HA	1:B:247:VAL:CA	2.19	0.67
1:B:246:GLN:OE1	1:B:248:ILE:N	2.28	0.67
1:B:247:VAL:O	1:B:247:VAL:HG13	1.95	0.67
1:B:253:GLU:HA	1:B:256:ARG:NH1	2.10	0.67
1:B:302:GLY:O	1:B:305:MET:N	2.28	0.67
1:C:152:VAL:HA	1:C:298:VAL:O	1.95	0.67
1:D:244:ASP:HA	1:F:288:ASP:OD1	1.95	0.67
1:D:257:CYS:HB3	1:D:258:PRO:HD3	1.77	0.67
1:E:13:GLY:N	1:E:16:LEU:O	2.27	0.67
1:E:124:PHE:HZ	1:E:357:ILE:HG22	1.58	0.67
1:E:206:ARG:HA	1:E:209:VAL:HG22	1.74	0.67
1:E:260:THR:HA	1:E:263:GLN:NE2	2.10	0.67
1:F:80:ASP:HA	1:F:83:GLU:CG	2.24	0.67
1:F:257:CYS:HB3	1:F:258:PRO:HD3	1.77	0.67
1:A:246:GLN:OE1	1:A:248:ILE:N	2.28	0.67
1:B:34:ILE:CG2	1:B:68:LYS:H	2.06	0.67
1:B:104:LEU:HD12	1:B:105:LEU:N	2.06	0.67
1:B:242:LEU:CD2	1:B:244:ASP:H	2.06	0.67
1:C:86:TRP:HB3	1:C:90:PHE:CE2	2.30	0.67

Continued on next page...

Continued from previous page...

Atom-1	Atom-2	Interatomic distance (Å)	Clash overlap (Å)
1:C:222:ASP:CG	1:C:226:GLU:HB2	2.14	0.67
1:D:135:ALA:CB	1:D:140:LEU:HD21	2.24	0.67
1:D:247:VAL:O	1:D:247:VAL:HG13	1.95	0.67
1:E:37:ARG:C	1:E:65:LEU:HA	2.16	0.67
1:E:82:MET:HE2	1:E:86:TRP:HE1	1.57	0.67
1:E:188:TYR:O	1:E:192:ILE:HG12	1.95	0.67
1:E:253:GLU:HA	1:E:256:ARG:NH1	2.11	0.67
1:E:274:ILE:HG13	1:E:275:HIS:N	2.09	0.67
1:F:86:TRP:HB3	1:F:90:PHE:CE2	2.30	0.67
1:F:166:TYR:N	1:F:169:TYR:O	2.27	0.67
1:F:357:ILE:HG23	1:F:361:GLU:OE2	1.95	0.67
1:B:67:LEU:CD2	1:B:203:THR:HG23	2.24	0.66
1:B:71:ILE:HG13	1:B:74:GLY:CA	2.24	0.66
1:B:90:PHE:HB2	1:B:91:TYR:CD2	2.29	0.66
1:B:188:TYR:O	1:B:192:ILE:HG12	1.95	0.66
1:B:244:ASP:HA	1:D:288:ASP:OD1	1.95	0.66
1:B:257:CYS:HB3	1:B:258:PRO:HD3	1.77	0.66
1:B:274:ILE:HG13	1:B:275:HIS:N	2.09	0.66
1:B:275:HIS:O	1:B:278:THR:HB	1.95	0.66
1:C:37:ARG:C	1:C:65:LEU:HA	2.16	0.66
1:C:180:LEU:HD12	1:C:184:ASP:HB2	1.77	0.66
1:C:264:PRO:CA	1:C:267:ILE:HG12	2.25	0.66
1:D:136:ILE:HG22	1:D:138:ALA:N	2.09	0.66
1:D:150:GLY:HA3	1:D:296:ASN:HB3	1.77	0.66
1:D:188:TYR:O	1:D:192:ILE:HG12	1.95	0.66
1:D:253:GLU:HA	1:D:256:ARG:NH1	2.10	0.66
1:D:362:TYR:HA	1:D:369:ILE:HG21	1.77	0.66
1:F:152:VAL:HA	1:F:298:VAL:O	1.95	0.66
1:F:302:GLY:O	1:F:305:MET:N	2.28	0.66
1:A:295:ALA:O	1:A:330:ILE:HD11	1.94	0.66
1:A:314:GLN:NE2	1:A:329:ILE:HB	2.09	0.66
1:B:16:LEU:HB3	1:B:18:LYS:HD2	1.78	0.66
1:B:135:ALA:CB	1:B:140:LEU:HD21	2.24	0.66
1:B:194:THR:HG23	1:B:198:TYR:O	1.94	0.66
1:B:226:GLU:OE1	1:B:227:MET:HE3	1.94	0.66
1:B:281:SER:HA	1:B:284:LYS:HE2	1.77	0.66
1:C:8:LEU:HD11	1:C:101:HIS:CB	2.25	0.66
1:C:13:GLY:N	1:C:16:LEU:O	2.27	0.66
1:C:44:MET:HE1	1:E:169:TYR:CA	2.20	0.66
1:C:203:THR:CA	1:C:206:ARG:HE	2.06	0.66
1:C:312:ARG:HG2	1:C:316:GLU:OE2	1.96	0.66

Continued on next page...

Continued from previous page...

Atom-1	Atom-2	Interatomic distance (Å)	Clash overlap (Å)
1:C:357:ILE:HG23	1:C:361:GLU:OE2	1.95	0.66
1:D:38:PRO:HD3	1:D:65:LEU:CD1	2.25	0.66
1:D:226:GLU:OE1	1:D:227:MET:HE3	1.94	0.66
1:E:214:GLU:OE1	1:E:303:THR:HG23	1.96	0.66
1:E:295:ALA:O	1:E:330:ILE:HD11	1.94	0.66
1:F:13:GLY:N	1:F:16:LEU:O	2.27	0.66
1:F:247:VAL:O	1:F:247:VAL:HG13	1.95	0.66
1:A:37:ARG:C	1:A:65:LEU:HA	2.16	0.66
1:A:357:ILE:HG23	1:A:361:GLU:OE2	1.95	0.66
1:B:38:PRO:CA	1:B:64:ILE:HG13	2.25	0.66
1:B:214:GLU:OE1	1:B:303:THR:HG23	1.96	0.66
1:B:293:LEU:O	1:B:296:ASN:N	2.28	0.66
1:C:47:MET:HG3	1:C:48:GLY:N	2.07	0.66
1:C:59:GLN:O	1:C:62:ARG:NH1	2.29	0.66
1:C:244:ASP:HA	1:E:288:ASP:OD1	1.95	0.66
1:D:38:PRO:CA	1:D:64:ILE:HG13	2.25	0.66
1:D:78:ASN:HB3	1:D:81:ASP:OD2	1.96	0.66
1:D:194:THR:HG23	1:D:198:TYR:O	1.94	0.66
1:E:16:LEU:HD23	1:E:31:PHE:HA	1.78	0.66
1:F:22:ALA:C	2:L:357:ARG:CD	2.51	0.66
1:F:38:PRO:HD3	1:F:65:LEU:CD1	2.25	0.66
1:F:71:ILE:HG13	1:F:74:GLY:CA	2.24	0.66
1:A:35:VAL:CB	1:A:68:LYS:HE2	2.25	0.66
1:A:80:ASP:HA	1:A:83:GLU:CG	2.24	0.66
1:A:86:TRP:HB3	1:A:90:PHE:CE2	2.30	0.66
1:A:218:TYR:CE2	1:A:255:PHE:HB3	2.30	0.66
1:B:38:PRO:HD3	1:B:65:LEU:CD1	2.25	0.66
1:B:59:GLN:O	1:B:62:ARG:NH1	2.29	0.66
1:B:187:ASP:HA	1:B:190:MET:HE3	1.76	0.66
1:B:312:ARG:HG2	1:B:316:GLU:OE2	1.96	0.66
1:B:357:ILE:HG23	1:B:361:GLU:OE2	1.95	0.66
1:C:71:ILE:HG13	1:C:74:GLY:C	2.16	0.66
1:C:152:VAL:CG1	1:C:163:VAL:HB	2.17	0.66
1:D:152:VAL:HA	1:D:298:VAL:O	1.95	0.66
1:D:166:TYR:O	1:D:169:TYR:CD2	2.49	0.66
1:D:214:GLU:OE1	1:D:303:THR:HG23	1.96	0.66
1:F:166:TYR:O	1:F:169:TYR:CD2	2.49	0.66
1:F:188:TYR:O	1:F:192:ILE:HG12	1.95	0.66
1:A:13:GLY:N	1:A:16:LEU:O	2.27	0.66
1:A:236:LEU:HA	1:A:238:LYS:NZ	2.11	0.66
1:A:274:ILE:HG13	1:A:275:HIS:N	2.09	0.66

Continued on next page...

Continued from previous page...

Atom-1	Atom-2	Interatomic distance (Å)	Clash overlap (Å)
1:B:152:VAL:HA	1:B:298:VAL:O	1.95	0.66
1:C:9:VAL:HG13	1:C:9:VAL:O	1.94	0.66
1:C:16:LEU:HD23	1:C:31:PHE:HA	1.78	0.66
1:C:151:ILE:HG22	1:C:293:LEU:HD12	1.75	0.66
1:C:253:GLU:HA	1:C:256:ARG:NH1	2.10	0.66
1:D:59:GLN:O	1:D:62:ARG:NH1	2.29	0.66
1:D:357:ILE:HG23	1:D:361:GLU:OE2	1.95	0.66
1:E:242:LEU:HD23	1:E:243:PRO:CD	2.25	0.66
1:E:274:ILE:HD11	1:E:313:MET:HE3	1.77	0.66
1:F:153:LEU:CD2	1:F:274:ILE:HD12	2.24	0.66
1:F:253:GLU:HA	1:F:256:ARG:NH1	2.10	0.66
1:A:38:PRO:HD3	1:A:65:LEU:CD1	2.25	0.66
1:A:78:ASN:HA	1:A:79:TRP:CE3	2.31	0.66
1:A:132:MET:HG3	1:A:357:ILE:HB	1.77	0.66
1:A:152:VAL:HA	1:A:298:VAL:O	1.95	0.66
1:A:153:LEU:N	1:A:298:VAL:O	2.25	0.66
1:A:244:ASP:HA	1:C:288:ASP:OD1	1.95	0.66
1:B:78:ASN:HB3	1:B:81:ASP:OD2	1.96	0.66
1:B:80:ASP:HA	1:B:83:GLU:CG	2.24	0.66
1:B:187:ASP:CA	1:B:191:LYS:HZ3	2.09	0.66
1:C:22:ALA:C	2:I:357:ARG:CD	2.50	0.66
1:D:44:MET:HE1	1:F:169:TYR:CA	2.22	0.66
1:D:50:LYS:HZ2	1:D:52:SER:N	1.94	0.66
1:D:71:ILE:HG13	1:D:74:GLY:C	2.16	0.66
1:D:135:ALA:HB3	1:D:140:LEU:HD21	1.78	0.66
1:E:180:LEU:HD12	1:E:184:ASP:HB2	1.77	0.66
1:F:78:ASN:HB3	1:F:81:ASP:OD2	1.96	0.66
1:F:113:LYS:HD3	1:F:113:LYS:H	1.58	0.66
1:F:124:PHE:HZ	1:F:357:ILE:HG22	1.58	0.66
1:F:135:ALA:HB3	1:F:140:LEU:HD21	1.78	0.66
1:F:241:GLU:HA	1:F:247:VAL:CA	2.19	0.66
1:A:16:LEU:HD23	1:A:31:PHE:HA	1.78	0.66
1:A:44:MET:CE	1:C:169:TYR:CD1	2.78	0.66
1:A:47:MET:HG3	1:A:48:GLY:N	2.07	0.66
1:A:87:HIS:O	1:A:91:TYR:HD2	1.79	0.66
1:A:139:VAL:HA	1:A:142:LEU:HG	1.78	0.66
1:A:214:GLU:OE1	1:A:303:THR:HG23	1.96	0.66
1:A:362:TYR:HA	1:A:369:ILE:HG21	1.77	0.66
1:A:365:ALA:HB3	1:A:369:ILE:CB	2.23	0.66
1:B:44:MET:CE	1:D:169:TYR:CD1	2.78	0.66
1:B:166:TYR:O	1:B:169:TYR:CD2	2.49	0.66

Continued on next page...

Continued from previous page...

Atom-1	Atom-2	Interatomic distance (Å)	Clash overlap (Å)
1:B:264:PRO:CA	1:B:267:ILE:HG12	2.25	0.66
1:C:78:ASN:HA	1:C:79:TRP:CE3	2.31	0.66
1:C:139:VAL:HA	1:C:142:LEU:HG	1.78	0.66
1:C:188:TYR:O	1:C:192:ILE:HG12	1.95	0.66
1:C:236:LEU:HA	1:C:238:LYS:NZ	2.11	0.66
1:D:8:LEU:HD11	1:D:101:HIS:CB	2.25	0.66
1:D:94:LEU:HB3	1:D:96:VAL:CG1	2.22	0.66
1:D:187:ASP:HA	1:D:190:MET:HE3	1.77	0.66
1:D:281:SER:HA	1:D:284:LYS:HE2	1.77	0.66
1:D:302:GLY:O	1:D:305:MET:N	2.28	0.66
1:E:78:ASN:HB3	1:E:81:ASP:OD2	1.96	0.66
1:E:139:VAL:HA	1:E:142:LEU:HG	1.78	0.66
1:E:297:ASN:O	1:E:329:ILE:HA	1.96	0.66
1:F:113:LYS:HB3	1:F:371:HIS:HE1	1.60	0.66
1:F:150:GLY:HA3	1:F:296:ASN:HB3	1.77	0.66
1:F:214:GLU:OE1	1:F:303:THR:HG23	1.96	0.66
1:F:274:ILE:HG13	1:F:275:HIS:N	2.09	0.66
1:A:113:LYS:CD	1:A:116:ARG:HH22	2.08	0.66
1:A:153:LEU:CD2	1:A:274:ILE:HD12	2.24	0.66
1:A:274:ILE:HD11	1:A:313:MET:HE3	1.77	0.66
1:B:35:VAL:CB	1:B:68:LYS:HE2	2.25	0.66
1:B:94:LEU:HB3	1:B:96:VAL:CG1	2.22	0.66
1:B:242:LEU:HD23	1:B:243:PRO:CD	2.25	0.66
1:B:297:ASN:O	1:B:329:ILE:HA	1.96	0.66
1:C:132:MET:HG3	1:C:357:ILE:HB	1.76	0.66
1:C:280:ASN:O	1:C:283:MET:HG2	1.96	0.66
1:D:9:VAL:HG13	1:D:9:VAL:O	1.94	0.66
1:D:91:TYR:C	1:D:95:ARG:HA	2.17	0.66
1:D:117:GLU:O	1:D:121:GLN:OE1	2.14	0.66
1:D:196:ARG:NH2	1:E:112:PRO:HB3	2.11	0.66
1:D:274:ILE:HG13	1:D:275:HIS:N	2.09	0.66
1:D:280:ASN:O	1:D:283:MET:HG2	1.96	0.66
1:D:297:ASN:O	1:D:329:ILE:HA	1.96	0.66
1:E:8:LEU:HD11	1:E:101:HIS:CB	2.25	0.66
1:E:87:HIS:O	1:E:91:TYR:HD2	1.79	0.66
1:E:132:MET:HG3	1:E:357:ILE:HB	1.76	0.66
1:E:150:GLY:HA3	1:E:296:ASN:HB3	1.77	0.66
1:E:163:VAL:CG1	1:E:165:ILE:HD11	2.26	0.66
1:E:293:LEU:O	1:E:296:ASN:N	2.28	0.66
1:F:71:ILE:HG13	1:F:74:GLY:C	2.16	0.66
1:F:297:ASN:O	1:F:329:ILE:HA	1.96	0.66

Continued on next page...

Continued from previous page...

Atom-1	Atom-2	Interatomic distance (Å)	Clash overlap (Å)
1:A:40:HIS:HE1	1:C:170:ALA:H	1.44	0.66
1:A:59:GLN:O	1:A:62:ARG:NH1	2.29	0.66
1:A:61:LYS:HG3	1:A:65:LEU:CD2	2.26	0.66
1:A:124:PHE:HZ	1:A:357:ILE:HG22	1.58	0.66
1:B:87:HIS:O	1:B:91:TYR:HD2	1.79	0.66
1:B:117:GLU:O	1:B:121:GLN:OE1	2.14	0.66
1:B:135:ALA:HB3	1:B:140:LEU:HD21	1.78	0.66
1:B:365:ALA:HB3	1:B:369:ILE:CB	2.23	0.66
1:C:274:ILE:HG13	1:C:275:HIS:N	2.09	0.66
1:D:47:MET:HG3	1:D:48:GLY:N	2.07	0.66
1:D:61:LYS:CE	1:D:61:LYS:CA	2.69	0.66
1:D:71:ILE:HG13	1:D:74:GLY:CA	2.24	0.66
1:D:209:VAL:CA	1:D:212:ILE:HD12	2.06	0.66
1:D:314:GLN:HA	1:D:317:ILE:CG2	2.26	0.66
1:E:91:TYR:C	1:E:95:ARG:HA	2.17	0.66
1:E:252:ASN:HB2	1:E:256:ARG:CD	2.26	0.66
1:F:117:GLU:O	1:F:121:GLN:OE1	2.14	0.66
1:F:180:LEU:HD12	1:F:184:ASP:HB2	1.77	0.66
1:A:113:LYS:HD3	1:A:113:LYS:H	1.58	0.66
1:A:152:VAL:HG12	1:A:163:VAL:CB	2.19	0.66
1:A:253:GLU:HA	1:A:256:ARG:HH11	1.61	0.66
1:B:236:LEU:HA	1:B:238:LYS:NZ	2.11	0.66
1:C:35:VAL:CB	1:C:68:LYS:HE2	2.25	0.66
1:C:38:PRO:HD3	1:C:65:LEU:CD1	2.25	0.66
1:C:67:LEU:CD2	1:C:203:THR:HG23	2.24	0.66
1:C:163:VAL:CG1	1:C:165:ILE:HD11	2.26	0.66
1:D:44:MET:CE	1:F:169:TYR:CD1	2.78	0.66
1:D:124:PHE:HZ	1:D:357:ILE:HG22	1.58	0.66
1:E:113:LYS:HB3	1:E:371:HIS:HE1	1.60	0.66
1:E:152:VAL:HA	1:E:298:VAL:O	1.95	0.66
1:F:91:TYR:C	1:F:95:ARG:HA	2.17	0.66
1:F:107:GLU:O	1:F:137:GLN:HG3	1.96	0.66
1:F:194:THR:HG23	1:F:198:TYR:O	1.94	0.66
1:A:78:ASN:HB3	1:A:81:ASP:OD2	1.96	0.65
1:A:247:VAL:O	1:A:247:VAL:HG13	1.95	0.65
1:B:71:ILE:HG13	1:B:74:GLY:C	2.16	0.65
1:B:280:ASN:O	1:B:283:MET:HG2	1.96	0.65
1:C:38:PRO:CA	1:C:64:ILE:HG13	2.25	0.65
1:C:61:LYS:HG3	1:C:65:LEU:CD2	2.26	0.65
1:C:67:LEU:O	1:C:68:LYS:HD3	1.96	0.65
1:C:214:GLU:OE1	1:C:303:THR:HG23	1.96	0.65

Continued on next page...

Continued from previous page...

Atom-1	Atom-2	Interatomic distance (Å)	Clash overlap (Å)
1:C:253:GLU:HA	1:C:256:ARG:HH11	1.61	0.65
1:C:293:LEU:O	1:C:296:ASN:N	2.28	0.65
1:D:87:HIS:O	1:D:91:TYR:HD2	1.79	0.65
1:E:38:PRO:HD3	1:E:65:LEU:CD1	2.25	0.65
1:E:236:LEU:HA	1:E:238:LYS:NZ	2.11	0.65
1:F:35:VAL:CB	1:F:68:LYS:HE2	2.25	0.65
1:F:50:LYS:HD2	1:F:51:ASP:H	1.61	0.65
1:F:163:VAL:CG1	1:F:165:ILE:HD11	2.26	0.65
1:F:242:LEU:HD23	1:F:243:PRO:CD	2.25	0.65
1:F:260:THR:HA	1:F:263:GLN:NE2	2.10	0.65
1:F:322:PRO:HG2	1:F:325:MET:HE1	1.78	0.65
1:A:91:TYR:C	1:A:95:ARG:HA	2.17	0.65
1:A:188:TYR:O	1:A:192:ILE:HG12	1.95	0.65
1:A:242:LEU:HD23	1:A:243:PRO:CD	2.25	0.65
1:B:50:LYS:CG	1:B:52:SER:H	2.09	0.65
1:B:209:VAL:CA	1:B:212:ILE:HD12	2.05	0.65
1:B:252:ASN:HB2	1:B:256:ARG:CD	2.26	0.65
1:B:253:GLU:HA	1:B:256:ARG:HH11	1.61	0.65
1:C:141:SER:HB3	1:C:339:VAL:CG1	2.14	0.65
1:C:196:ARG:C	1:D:112:PRO:HG3	2.17	0.65
1:C:252:ASN:HB2	1:C:256:ARG:CD	2.26	0.65
1:C:297:ASN:O	1:C:329:ILE:HA	1.96	0.65
1:D:35:VAL:CB	1:D:68:LYS:HE2	2.25	0.65
1:D:40:HIS:NE2	1:F:169:TYR:HD1	1.95	0.65
1:E:35:VAL:CB	1:E:68:LYS:HE2	2.25	0.65
1:E:67:LEU:CD2	1:E:203:THR:HG23	2.24	0.65
1:E:196:ARG:C	1:F:112:PRO:HG3	2.17	0.65
1:F:16:LEU:HB3	1:F:18:LYS:HD2	1.78	0.65
1:F:71:ILE:HG13	1:F:74:GLY:HA2	1.78	0.65
1:F:113:LYS:CD	1:F:116:ARG:HH22	2.08	0.65
1:F:252:ASN:HB2	1:F:256:ARG:CD	2.26	0.65
1:F:281:SER:HA	1:F:284:LYS:HE2	1.77	0.65
1:F:312:ARG:HG2	1:F:316:GLU:OE2	1.96	0.65
1:A:24:ASP:OD1	2:G:357:ARG:NH1	2.29	0.65
1:A:71:ILE:HG13	1:A:74:GLY:C	2.16	0.65
1:B:78:ASN:HA	1:B:79:TRP:CE3	2.31	0.65
1:B:196:ARG:NH2	1:C:112:PRO:HB3	2.11	0.65
1:C:236:LEU:O	1:C:238:LYS:HG2	1.97	0.65
1:C:242:LEU:CD2	1:C:244:ASP:H	2.06	0.65
1:D:163:VAL:CG1	1:D:165:ILE:HD11	2.26	0.65
1:D:236:LEU:HA	1:D:238:LYS:NZ	2.11	0.65

Continued on next page...

Continued from previous page...

Atom-1	Atom-2	Interatomic distance (Å)	Clash overlap (Å)
1:D:252:ASN:HB2	1:D:256:ARG:CD	2.26	0.65
1:E:61:LYS:HG3	1:E:65:LEU:CD2	2.26	0.65
1:E:71:ILE:HG13	1:E:74:GLY:C	2.16	0.65
1:E:113:LYS:CD	1:E:116:ARG:HH22	2.08	0.65
1:E:242:LEU:CD2	1:E:244:ASP:H	2.05	0.65
1:E:253:GLU:HA	1:E:256:ARG:HH11	1.61	0.65
1:E:280:ASN:O	1:E:283:MET:HG2	1.96	0.65
1:F:37:ARG:C	1:F:65:LEU:HA	2.16	0.65
1:F:67:LEU:CD2	1:F:203:THR:HG23	2.24	0.65
1:F:107:GLU:HG2	1:F:136:ILE:HD13	1.78	0.65
1:F:362:TYR:HA	1:F:369:ILE:HG21	1.77	0.65
2:I:345:LEU:HD12	2:I:348:MET:HE2	1.77	0.65
1:A:253:GLU:HA	1:A:256:ARG:NH1	2.10	0.65
1:B:67:LEU:O	1:B:68:LYS:HD3	1.96	0.65
1:C:50:LYS:HD2	1:C:51:ASP:H	1.62	0.65
1:C:148:THR:HG23	2:I:338:PHE:CE2	2.31	0.65
1:C:314:GLN:HA	1:C:317:ILE:CG2	2.26	0.65
1:D:50:LYS:HD2	1:D:51:ASP:H	1.61	0.65
1:D:67:LEU:O	1:D:68:LYS:HD3	1.96	0.65
1:D:71:ILE:HG13	1:D:74:GLY:HA2	1.78	0.65
1:E:78:ASN:HA	1:E:79:TRP:CE3	2.31	0.65
1:F:59:GLN:O	1:F:62:ARG:NH1	2.29	0.65
1:F:78:ASN:HA	1:F:79:TRP:CE3	2.31	0.65
1:F:293:LEU:O	1:F:296:ASN:N	2.28	0.65
1:F:314:GLN:HA	1:F:317:ILE:CG2	2.26	0.65
1:A:117:GLU:O	1:A:121:GLN:OE1	2.14	0.65
1:A:150:GLY:HA3	1:A:296:ASN:HB3	1.77	0.65
1:A:163:VAL:CG1	1:A:165:ILE:HD11	2.26	0.65
1:A:280:ASN:O	1:A:283:MET:HG2	1.96	0.65
1:A:314:GLN:HA	1:A:317:ILE:CG2	2.26	0.65
1:B:73:HIS:HB3	1:B:75:ILE:HD13	1.79	0.65
1:B:91:TYR:C	1:B:95:ARG:HA	2.17	0.65
1:C:16:LEU:HB3	1:C:18:LYS:HD2	1.78	0.65
1:C:40:HIS:NE2	1:E:169:TYR:HD1	1.95	0.65
1:D:107:GLU:HG2	1:D:136:ILE:HD13	1.78	0.65
1:D:312:ARG:HG2	1:D:316:GLU:OE2	1.95	0.65
1:E:59:GLN:O	1:E:62:ARG:NH1	2.29	0.65
1:E:147:ARG:HA	1:E:147:ARG:HE	1.62	0.65
1:E:354:GLN:OE1	1:E:354:GLN:N	2.27	0.65
1:F:9:VAL:HG13	1:F:9:VAL:O	1.94	0.65
1:F:280:ASN:O	1:F:283:MET:HG2	1.96	0.65

Continued on next page...

Continued from previous page...

Atom-1	Atom-2	Interatomic distance (Å)	Clash overlap (Å)
2:G:345:LEU:HD12	2:G:348:MET:HE2	1.78	0.65
1:A:113:LYS:HB3	1:A:371:HIS:HE1	1.60	0.65
1:A:134:VAL:HG22	1:A:375:PHE:C	2.17	0.65
1:A:252:ASN:HB2	1:A:256:ARG:CD	2.26	0.65
1:A:262:PHE:HA	1:A:273:GLY:HA2	1.78	0.65
1:B:8:LEU:HB2	1:B:103:THR:CB	2.26	0.65
1:B:16:LEU:HD23	1:B:31:PHE:HA	1.78	0.65
1:B:107:GLU:O	1:B:137:GLN:HG3	1.96	0.65
1:B:218:TYR:CB	1:B:307:PRO:HG2	2.23	0.65
1:B:255:PHE:CD2	1:B:256:ARG:HG3	2.32	0.65
1:C:78:ASN:HB3	1:C:81:ASP:OD2	1.96	0.65
1:C:124:PHE:HZ	1:C:357:ILE:HG22	1.58	0.65
1:C:150:GLY:HA3	1:C:296:ASN:HB3	1.77	0.65
1:C:242:LEU:HD23	1:C:243:PRO:CD	2.25	0.65
1:C:247:VAL:O	1:C:247:VAL:HG13	1.95	0.65
1:D:255:PHE:CD2	1:D:256:ARG:HG3	2.32	0.65
1:E:8:LEU:HB2	1:E:103:THR:CB	2.26	0.65
1:E:16:LEU:HB3	1:E:18:LYS:HD2	1.78	0.65
1:E:22:ALA:C	2:K:357:ARG:CD	2.52	0.65
1:E:50:LYS:HG2	1:E:53:TYR:CE1	2.31	0.65
1:E:152:VAL:CG1	1:E:163:VAL:HB	2.17	0.65
1:E:247:VAL:O	1:E:247:VAL:HG13	1.95	0.65
1:F:67:LEU:O	1:F:68:LYS:HD3	1.96	0.65
1:F:87:HIS:O	1:F:91:TYR:HD2	1.79	0.65
1:F:134:VAL:HG22	1:F:375:PHE:C	2.17	0.65
1:F:255:PHE:CD2	1:F:256:ARG:HG3	2.32	0.65
1:A:166:TYR:O	1:A:169:TYR:CD2	2.49	0.65
1:A:250:ILE:HG22	1:A:254:ARG:HH21	1.62	0.65
1:A:308:GLY:HA2	1:A:311:ASP:CG	2.17	0.65
1:B:8:LEU:HD11	1:B:101:HIS:CB	2.25	0.65
1:B:9:VAL:HG13	1:B:9:VAL:O	1.94	0.65
1:B:50:LYS:HG2	1:B:53:TYR:CE1	2.32	0.65
1:B:50:LYS:HD2	1:B:51:ASP:H	1.61	0.65
1:B:61:LYS:HG3	1:B:65:LEU:CD2	2.26	0.65
1:B:71:ILE:HG13	1:B:74:GLY:HA2	1.78	0.65
1:B:71:ILE:CA	1:B:76:ILE:HD13	2.26	0.65
1:C:50:LYS:HG2	1:C:53:TYR:CE1	2.32	0.65
1:C:166:TYR:O	1:C:169:TYR:CD2	2.49	0.65
1:D:196:ARG:C	1:E:112:PRO:HG3	2.17	0.65
1:D:260:THR:HA	1:D:263:GLN:NE2	2.10	0.65
1:E:345:ILE:CA	2:K:353:LYS:HZ1	2.04	0.65

Continued on next page...

Continued from previous page...

Atom-1	Atom-2	Interatomic distance (Å)	Clash overlap (Å)
1:F:73:HIS:HB3	1:F:75:ILE:HD13	1.79	0.65
1:F:236:LEU:HA	1:F:238:LYS:NZ	2.11	0.65
1:A:40:HIS:NE2	1:C:169:TYR:HD1	1.95	0.65
1:A:50:LYS:HG2	1:A:53:TYR:CE1	2.32	0.65
1:A:71:ILE:CA	1:A:76:ILE:HD13	2.26	0.65
1:B:37:ARG:C	1:B:65:LEU:HA	2.16	0.65
1:B:134:VAL:HG22	1:B:375:PHE:C	2.17	0.65
1:B:163:VAL:CG1	1:B:165:ILE:HD11	2.26	0.65
1:B:281:SER:HA	1:B:284:LYS:NZ	2.12	0.65
1:B:314:GLN:HA	1:B:317:ILE:CG2	2.26	0.65
1:B:362:TYR:HA	1:B:369:ILE:HG21	1.77	0.65
1:C:71:ILE:HG13	1:C:74:GLY:HA2	1.78	0.65
1:C:87:HIS:O	1:C:91:TYR:HD2	1.79	0.65
1:C:91:TYR:C	1:C:95:ARG:HA	2.17	0.65
1:C:107:GLU:HG2	1:C:136:ILE:HD13	1.78	0.65
1:C:255:PHE:CD2	1:C:256:ARG:HG3	2.32	0.65
1:D:73:HIS:HB3	1:D:75:ILE:HD13	1.79	0.65
1:D:118:LYS:HA	1:D:121:GLN:CD	2.17	0.65
1:D:218:TYR:HB2	1:D:307:PRO:CG	2.21	0.65
1:E:35:VAL:HA	1:E:54:VAL:CG2	2.27	0.65
1:E:50:LYS:HD2	1:E:51:ASP:H	1.61	0.65
1:E:71:ILE:CA	1:E:76:ILE:HD13	2.26	0.65
1:E:208:ILE:CG1	1:E:243:PRO:HG2	2.27	0.65
1:E:264:PRO:CA	1:E:267:ILE:HG12	2.25	0.65
1:E:281:SER:HA	1:E:284:LYS:NZ	2.12	0.65
1:E:312:ARG:HG2	1:E:316:GLU:OE2	1.96	0.65
1:E:314:GLN:HA	1:E:317:ILE:CG2	2.26	0.65
1:F:8:LEU:HB2	1:F:103:THR:CB	2.26	0.65
1:F:118:LYS:HA	1:F:121:GLN:CD	2.17	0.65
1:F:148:THR:HG23	2:L:338:PHE:CE2	2.32	0.65
1:A:50:LYS:HB2	1:A:53:TYR:CE2	2.32	0.65
1:A:147:ARG:HA	1:A:147:ARG:HE	1.62	0.65
1:A:255:PHE:CD2	1:A:256:ARG:HG3	2.32	0.65
1:A:297:ASN:O	1:A:329:ILE:HA	1.96	0.65
1:B:11:ASP:OD2	1:B:340:TRP:HA	1.97	0.65
1:B:152:VAL:HG12	1:B:163:VAL:CB	2.19	0.65
1:B:196:ARG:C	1:C:112:PRO:HG3	2.17	0.65
1:C:117:GLU:O	1:C:121:GLN:OE1	2.14	0.65
1:C:262:PHE:HA	1:C:273:GLY:HA2	1.78	0.65
1:C:281:SER:HA	1:C:284:LYS:HE2	1.77	0.65
1:C:302:GLY:O	1:C:305:MET:N	2.28	0.65

Continued on next page...

Continued from previous page...

Atom-1	Atom-2	Interatomic distance (Å)	Clash overlap (Å)
1:D:16:LEU:HB3	1:D:18:LYS:HD2	1.78	0.65
1:D:37:ARG:C	1:D:65:LEU:HA	2.16	0.65
1:D:50:LYS:HG2	1:D:53:TYR:CE1	2.31	0.65
1:D:61:LYS:HG3	1:D:65:LEU:CD2	2.26	0.65
1:D:104:LEU:HA	1:D:133:TYR:O	1.97	0.65
1:D:149:THR:CA	1:D:166:TYR:HA	2.27	0.65
1:D:153:LEU:CD2	1:D:274:ILE:HD12	2.24	0.65
1:D:293:LEU:O	1:D:296:ASN:N	2.28	0.65
1:E:71:ILE:HG13	1:E:74:GLY:HA2	1.78	0.65
1:E:107:GLU:O	1:E:137:GLN:HG3	1.96	0.65
1:E:117:GLU:O	1:E:121:GLN:OE1	2.14	0.65
1:E:255:PHE:CD2	1:E:256:ARG:HG3	2.32	0.65
1:E:281:SER:HA	1:E:284:LYS:HE2	1.77	0.65
1:F:361:GLU:HA	1:F:364:GLU:OE1	1.97	0.65
1:A:67:LEU:O	1:A:68:LYS:HD3	1.96	0.65
1:A:281:SER:HA	1:A:284:LYS:HE2	1.77	0.65
1:B:18:LYS:CG	1:B:30:VAL:HG22	2.27	0.65
1:C:113:LYS:CD	1:C:116:ARG:HH22	2.08	0.65
1:C:134:VAL:HG22	1:C:375:PHE:C	2.17	0.65
1:C:196:ARG:NH2	1:D:112:PRO:HB3	2.11	0.65
1:D:22:ALA:C	2:J:357:ARG:CD	2.51	0.65
1:D:71:ILE:CA	1:D:76:ILE:HD13	2.26	0.65
1:D:242:LEU:HD23	1:D:243:PRO:CD	2.25	0.65
1:D:264:PRO:CA	1:D:267:ILE:HG12	2.25	0.65
1:D:349:LEU:HB3	1:D:352:PHE:HD2	1.57	0.65
1:D:361:GLU:HA	1:D:364:GLU:OE1	1.97	0.65
1:E:11:ASP:OD2	1:E:340:TRP:HA	1.97	0.65
1:E:135:ALA:HB3	1:E:140:LEU:HD21	1.78	0.65
1:F:47:MET:HG3	1:F:48:GLY:N	2.07	0.65
1:F:253:GLU:HA	1:F:256:ARG:HH11	1.61	0.65
2:L:348:MET:HE1	2:L:349:LEU:CD1	2.26	0.65
1:A:45:VAL:O	2:I:334:GLU:OE2	2.14	0.64
1:A:152:VAL:CG1	1:A:163:VAL:HB	2.17	0.64
1:A:159:VAL:HG22	1:A:160:THR:N	2.12	0.64
1:B:308:GLY:HA2	1:B:311:ASP:CG	2.17	0.64
1:C:50:LYS:CG	1:C:52:SER:H	2.09	0.64
1:C:208:ILE:CG1	1:C:243:PRO:HG2	2.27	0.64
1:C:250:ILE:HG22	1:C:254:ARG:HH21	1.62	0.64
1:D:34:ILE:CG2	1:D:68:LYS:H	2.06	0.64
1:D:50:LYS:CG	1:D:52:SER:H	2.09	0.64
1:D:107:GLU:O	1:D:137:GLN:HG3	1.96	0.64

Continued on next page...

Continued from previous page...

Atom-1	Atom-2	Interatomic distance (Å)	Clash overlap (Å)
1:D:113:LYS:HD3	1:D:113:LYS:H	1.58	0.64
1:D:134:VAL:HG22	1:D:375:PHE:C	2.17	0.64
1:D:147:ARG:HA	1:D:147:ARG:HE	1.62	0.64
1:D:236:LEU:O	1:D:238:LYS:HG2	1.97	0.64
1:D:253:GLU:HA	1:D:256:ARG:HH11	1.61	0.64
1:E:67:LEU:O	1:E:68:LYS:HD3	1.96	0.64
1:E:166:TYR:O	1:E:169:TYR:CD2	2.49	0.64
1:E:196:ARG:NH2	1:F:112:PRO:HB3	2.11	0.64
1:E:302:GLY:O	1:E:305:MET:N	2.28	0.64
1:F:50:LYS:HB2	1:F:53:TYR:CE2	2.32	0.64
1:F:308:GLY:HA2	1:F:311:ASP:CG	2.17	0.64
1:A:34:ILE:CG2	1:A:68:LYS:H	2.06	0.64
1:A:50:LYS:HD2	1:A:51:ASP:H	1.61	0.64
1:A:71:ILE:HG13	1:A:74:GLY:HA2	1.78	0.64
1:A:107:GLU:O	1:A:137:GLN:HG3	1.96	0.64
1:A:196:ARG:C	1:B:112:PRO:HG3	2.17	0.64
1:A:293:LEU:O	1:A:296:ASN:N	2.28	0.64
1:B:22:ALA:HB1	1:B:348:SER:OG	1.97	0.64
1:B:208:ILE:CG1	1:B:243:PRO:HG2	2.27	0.64
1:C:113:LYS:HB3	1:C:371:HIS:HE1	1.60	0.64
1:C:308:GLY:HA2	1:C:311:ASP:CG	2.17	0.64
1:C:361:GLU:HA	1:C:364:GLU:OE1	1.97	0.64
1:D:18:LYS:CG	1:D:30:VAL:HG22	2.27	0.64
1:D:50:LYS:HB2	1:D:53:TYR:CE2	2.32	0.64
1:D:239:SER:HA	1:D:249:THR:CA	2.16	0.64
1:E:262:PHE:HA	1:E:273:GLY:HA2	1.78	0.64
1:F:61:LYS:HG3	1:F:65:LEU:CD2	2.26	0.64
1:A:67:LEU:CD2	1:A:203:THR:HG23	2.24	0.64
1:A:302:GLY:O	1:A:305:MET:N	2.28	0.64
1:B:40:HIS:NE2	1:D:169:TYR:HD1	1.95	0.64
1:C:11:ASP:OD2	1:C:340:TRP:HA	1.97	0.64
1:C:22:ALA:HB1	1:C:348:SER:OG	1.97	0.64
1:C:107:GLU:O	1:C:137:GLN:HG3	1.96	0.64
1:D:152:VAL:HG12	1:D:163:VAL:CB	2.19	0.64
1:E:73:HIS:HB3	1:E:75:ILE:HD13	1.79	0.64
1:E:236:LEU:O	1:E:238:LYS:HG2	1.97	0.64
1:F:11:ASP:OD2	1:F:340:TRP:HA	1.97	0.64
1:F:104:LEU:HA	1:F:133:TYR:O	1.97	0.64
1:A:236:LEU:O	1:A:238:LYS:HG2	1.97	0.64
1:B:139:VAL:HA	1:B:142:LEU:HG	1.78	0.64
1:B:147:ARG:HA	1:B:147:ARG:HE	1.62	0.64

Continued on next page...

Continued from previous page...

Atom-1	Atom-2	Interatomic distance (Å)	Clash overlap (Å)
1:C:71:ILE:CA	1:C:76:ILE:HD13	2.26	0.64
1:D:11:ASP:OD2	1:D:340:TRP:HA	1.97	0.64
1:D:22:ALA:HB1	1:D:348:SER:OG	1.97	0.64
1:D:281:SER:HA	1:D:284:LYS:NZ	2.12	0.64
1:E:18:LYS:CG	1:E:30:VAL:HA	2.16	0.64
1:F:18:LYS:CG	1:F:30:VAL:HG22	2.27	0.64
1:F:71:ILE:CA	1:F:76:ILE:HD13	2.26	0.64
1:A:187:ASP:HA	1:A:190:MET:HE2	1.79	0.64
1:B:118:LYS:HA	1:B:121:GLN:CD	2.17	0.64
1:C:135:ALA:HB3	1:C:140:LEU:HD21	1.78	0.64
1:C:152:VAL:HG12	1:C:163:VAL:CB	2.19	0.64
1:C:238:LYS:HZ2	1:C:254:ARG:HH12	1.46	0.64
1:C:297:ASN:O	1:C:330:ILE:N	2.29	0.64
1:D:113:LYS:CD	1:D:116:ARG:HH22	2.08	0.64
1:D:139:VAL:HA	1:D:142:LEU:HG	1.78	0.64
1:D:322:PRO:HG2	1:D:325:MET:HE1	1.79	0.64
1:F:50:LYS:HG2	1:F:53:TYR:CE1	2.31	0.64
1:F:250:ILE:HG22	1:F:254:ARG:HH21	1.62	0.64
1:A:35:VAL:HA	1:A:54:VAL:CG2	2.27	0.64
1:A:107:GLU:HG2	1:A:136:ILE:HD13	1.78	0.64
1:A:135:ALA:HB3	1:A:140:LEU:HD21	1.78	0.64
1:A:191:LYS:HD2	1:A:191:LYS:N	2.13	0.64
1:A:361:GLU:HA	1:A:364:GLU:OE1	1.97	0.64
1:B:50:LYS:HB2	1:B:53:TYR:CE2	2.32	0.64
1:B:82:MET:O	1:B:85:ILE:HB	1.98	0.64
1:B:104:LEU:HA	1:B:133:TYR:O	1.97	0.64
1:B:236:LEU:O	1:B:238:LYS:HG2	1.97	0.64
1:B:260:THR:HA	1:B:263:GLN:NE2	2.10	0.64
1:B:361:GLU:HA	1:B:364:GLU:OE1	1.97	0.64
1:C:50:LYS:HB2	1:C:53:TYR:CE2	2.32	0.64
1:C:73:HIS:HB3	1:C:75:ILE:HD13	1.79	0.64
1:C:281:SER:HA	1:C:284:LYS:NZ	2.12	0.64
1:D:40:HIS:HE1	1:F:170:ALA:H	1.44	0.64
1:D:78:ASN:HA	1:D:79:TRP:CE3	2.31	0.64
1:D:148:THR:HG23	2:J:338:PHE:CE2	2.33	0.64
1:D:208:ILE:CG1	1:D:243:PRO:HG2	2.27	0.64
1:E:104:LEU:HA	1:E:133:TYR:O	1.97	0.64
1:E:148:THR:HG23	2:K:338:PHE:CE2	2.33	0.64
1:F:147:ARG:HA	1:F:147:ARG:HE	1.62	0.64
1:F:152:VAL:HG12	1:F:163:VAL:CB	2.19	0.64
1:A:37:ARG:HB2	1:A:66:THR:HG22	1.80	0.64

Continued on next page...

Continued from previous page...

Atom-1	Atom-2	Interatomic distance (Å)	Clash overlap (Å)
1:A:73:HIS:HB3	1:A:75:ILE:HD13	1.79	0.64
1:A:80:ASP:HA	1:A:83:GLU:HB2	1.79	0.64
1:A:82:MET:O	1:A:85:ILE:HB	1.98	0.64
1:A:312:ARG:HA	1:A:315:LYS:HZ2	1.63	0.64
1:B:97:ALA:HB1	1:B:99:GLU:OE1	1.98	0.64
1:B:262:PHE:HA	1:B:273:GLY:HA2	1.78	0.64
1:B:322:PRO:HG2	1:B:325:MET:HE1	1.80	0.64
1:C:8:LEU:HB2	1:C:103:THR:CB	2.26	0.64
1:D:38:PRO:CD	1:D:65:LEU:HD13	2.28	0.64
1:E:18:LYS:CG	1:E:30:VAL:HG22	2.28	0.64
1:E:117:GLU:OE1	1:E:371:HIS:NE2	2.31	0.64
1:E:134:VAL:HG22	1:E:375:PHE:C	2.17	0.64
1:E:187:ASP:CA	1:E:191:LYS:HZ3	2.10	0.64
1:E:280:ASN:HA	1:E:283:MET:HG2	1.79	0.64
1:E:308:GLY:HA2	1:E:311:ASP:CG	2.17	0.64
1:F:22:ALA:HB1	1:F:348:SER:OG	1.97	0.64
1:F:236:LEU:O	1:F:238:LYS:HG2	1.97	0.64
1:A:11:ASP:OD2	1:A:340:TRP:HA	1.97	0.64
1:A:16:LEU:HB3	1:A:18:LYS:HD2	1.78	0.64
1:A:118:LYS:HA	1:A:121:GLN:CD	2.17	0.64
1:B:346:LEU:O	1:B:349:LEU:HB2	1.98	0.64
1:C:40:HIS:HE1	1:E:170:ALA:H	1.44	0.64
1:C:218:TYR:CB	1:C:307:PRO:HG2	2.23	0.64
1:D:308:GLY:HA2	1:D:311:ASP:CG	2.17	0.64
1:D:346:LEU:O	1:D:349:LEU:HB2	1.98	0.64
1:D:360:GLN:HB2	1:D:364:GLU:OE2	1.98	0.64
1:E:107:GLU:HG2	1:E:136:ILE:HD13	1.78	0.64
1:E:159:VAL:HG22	1:E:160:THR:N	2.13	0.64
1:E:259:GLU:C	1:E:261:LEU:HD23	2.18	0.64
1:F:117:GLU:OE1	1:F:371:HIS:NE2	2.31	0.64
1:A:18:LYS:CG	1:A:30:VAL:HG22	2.27	0.64
1:A:346:LEU:O	1:A:349:LEU:HB2	1.98	0.64
1:B:35:VAL:HA	1:B:54:VAL:CG2	2.27	0.64
1:B:40:HIS:HE1	1:D:170:ALA:H	1.44	0.64
1:B:259:GLU:C	1:B:261:LEU:HD23	2.18	0.64
1:C:336:LYS:O	1:C:339:VAL:HG22	1.98	0.64
1:D:117:GLU:OE1	1:D:371:HIS:NE2	2.31	0.64
1:E:22:ALA:HB1	1:E:348:SER:OG	1.97	0.64
1:E:347:ALA:HA	1:E:356:TRP:HZ2	1.63	0.64
1:F:38:PRO:CD	1:F:65:LEU:HD13	2.28	0.64
1:F:82:MET:O	1:F:85:ILE:HB	1.98	0.64

Continued on next page...

Continued from previous page...

Atom-1	Atom-2	Interatomic distance (Å)	Clash overlap (Å)
2:H:345:LEU:HD12	2:H:348:MET:HE3	1.78	0.64
2:K:348:MET:HE3	2:K:349:LEU:HD11	1.78	0.64
1:A:8:LEU:HB2	1:A:103:THR:CB	2.26	0.64
1:A:104:LEU:HA	1:A:133:TYR:O	1.97	0.64
1:A:337:TYR:O	1:A:341:ILE:HG12	1.98	0.64
1:B:289:ILE:HD12	1:B:292:ASP:OD2	1.98	0.64
1:C:18:LYS:CG	1:C:30:VAL:HG22	2.27	0.64
1:C:82:MET:O	1:C:85:ILE:HB	1.98	0.64
1:C:104:LEU:HA	1:C:133:TYR:O	1.97	0.64
1:C:118:LYS:O	1:C:122:ILE:HG22	1.98	0.64
1:C:274:ILE:HD11	1:C:313:MET:HE3	1.80	0.64
1:C:290:ARG:NH2	1:C:325:MET:HE1	2.13	0.64
1:C:346:LEU:O	1:C:349:LEU:HB2	1.98	0.64
1:D:9:VAL:HG12	1:D:21:PHE:N	2.14	0.64
1:D:16:LEU:HD23	1:D:31:PHE:HA	1.78	0.64
1:D:82:MET:O	1:D:85:ILE:HB	1.98	0.64
1:F:159:VAL:HG22	1:F:160:THR:N	2.13	0.64
1:F:346:LEU:O	1:F:349:LEU:HB2	1.98	0.64
1:A:20:GLY:N	1:A:340:TRP:HE1	1.96	0.63
1:A:141:SER:CA	1:A:144:ALA:HB3	2.29	0.63
1:A:143:TYR:OH	2:G:346:ARG:HA	1.97	0.63
1:A:336:LYS:O	1:A:339:VAL:HG22	1.98	0.63
1:B:9:VAL:HG12	1:B:21:PHE:N	2.14	0.63
1:B:149:THR:CA	1:B:166:TYR:HA	2.27	0.63
1:B:360:GLN:HB2	1:B:364:GLU:OE2	1.98	0.63
1:C:159:VAL:HG22	1:C:160:THR:N	2.13	0.63
1:D:12:ASN:HA	1:D:17:VAL:HG12	1.81	0.63
1:D:250:ILE:HG22	1:D:254:ARG:HH21	1.62	0.63
1:D:259:GLU:C	1:D:261:LEU:HD23	2.18	0.63
1:E:54:VAL:HA	1:E:58:ALA:HB3	1.78	0.63
1:E:215:LYS:HG3	1:E:216:LEU:CD2	2.26	0.63
1:F:118:LYS:O	1:F:122:ILE:HG22	1.98	0.63
1:F:139:VAL:HA	1:F:142:LEU:HG	1.78	0.63
1:F:280:ASN:HA	1:F:283:MET:HG2	1.79	0.63
1:F:289:ILE:HD12	1:F:292:ASP:OD2	1.98	0.63
1:B:12:ASN:HA	1:B:17:VAL:HG12	1.80	0.63
1:B:80:ASP:HA	1:B:83:GLU:HB2	1.79	0.63
1:B:196:ARG:HH21	1:C:112:PRO:CB	2.11	0.63
1:C:37:ARG:HB2	1:C:66:THR:HG22	1.80	0.63
1:C:141:SER:CA	1:C:144:ALA:HB3	2.29	0.63
1:C:191:LYS:HD2	1:C:191:LYS:N	2.13	0.63

Continued on next page...

Continued from previous page...

Atom-1	Atom-2	Interatomic distance (Å)	Clash overlap (Å)
1:C:215:LYS:HG3	1:C:216:LEU:CD2	2.26	0.63
1:C:280:ASN:HA	1:C:283:MET:HG2	1.79	0.63
1:C:299:LEU:HG	1:C:300:SER:N	2.13	0.63
1:D:118:LYS:O	1:D:122:ILE:HG22	1.98	0.63
1:E:82:MET:O	1:E:85:ILE:HB	1.98	0.63
1:E:97:ALA:HB1	1:E:99:GLU:OE1	1.98	0.63
1:E:250:ILE:HG22	1:E:254:ARG:HH21	1.62	0.63
1:E:299:LEU:HG	1:E:300:SER:N	2.13	0.63
1:F:262:PHE:HA	1:F:273:GLY:HA2	1.78	0.63
1:F:336:LYS:O	1:F:339:VAL:HG22	1.98	0.63
1:B:107:GLU:HG2	1:B:136:ILE:HD13	1.78	0.63
1:B:117:GLU:OE1	1:B:371:HIS:NE2	2.31	0.63
1:B:280:ASN:HA	1:B:283:MET:HG2	1.79	0.63
1:C:259:GLU:C	1:C:261:LEU:HD23	2.18	0.63
1:D:8:LEU:HB2	1:D:103:THR:CB	2.26	0.63
1:D:45:VAL:O	2:L:334:GLU:OE2	2.16	0.63
1:D:159:VAL:HG22	1:D:160:THR:N	2.13	0.63
1:D:218:TYR:CB	1:D:307:PRO:HG2	2.23	0.63
1:D:262:PHE:HA	1:D:273:GLY:HA2	1.78	0.63
1:E:9:VAL:HG12	1:E:21:PHE:N	2.14	0.63
1:E:289:ILE:HD12	1:E:292:ASP:OD2	1.98	0.63
1:F:345:ILE:CA	2:L:353:LYS:HZ1	2.04	0.63
1:A:117:GLU:OE1	1:A:371:HIS:NE2	2.31	0.63
1:A:259:GLU:C	1:A:261:LEU:HD23	2.18	0.63
1:A:360:GLN:HB2	1:A:364:GLU:OE2	1.98	0.63
1:B:159:VAL:HG22	1:B:160:THR:N	2.13	0.63
1:C:50:LYS:HD2	1:C:51:ASP:N	2.14	0.63
1:C:347:ALA:HA	1:C:356:TRP:HZ2	1.63	0.63
1:D:337:TYR:O	1:D:341:ILE:HG12	1.98	0.63
1:E:38:PRO:CD	1:E:65:LEU:HD13	2.28	0.63
1:E:337:TYR:O	1:E:341:ILE:HG12	1.99	0.63
1:E:346:LEU:O	1:E:349:LEU:HB2	1.98	0.63
1:F:9:VAL:HG12	1:F:21:PHE:N	2.13	0.63
1:F:16:LEU:HD23	1:F:31:PHE:HA	1.78	0.63
1:F:191:LYS:HD2	1:F:191:LYS:N	2.13	0.63
1:F:208:ILE:CG1	1:F:243:PRO:HG2	2.27	0.63
1:F:219:VAL:HA	1:F:255:PHE:HB2	1.81	0.63
1:F:297:ASN:O	1:F:330:ILE:N	2.29	0.63
2:J:325:LEU:HA	2:J:328:ALA:HB2	1.81	0.63
2:L:325:LEU:HA	2:L:328:ALA:HB2	1.80	0.63
1:A:196:ARG:NH2	1:B:112:PRO:HB3	2.11	0.63

Continued on next page...

Continued from previous page...

Atom-1	Atom-2	Interatomic distance (Å)	Clash overlap (Å)
1:A:281:SER:HA	1:A:284:LYS:NZ	2.12	0.63
1:A:289:ILE:HD12	1:A:292:ASP:OD2	1.98	0.63
1:B:20:GLY:N	1:B:340:TRP:HE1	1.96	0.63
1:C:38:PRO:CD	1:C:65:LEU:HD13	2.28	0.63
1:C:50:LYS:HZ2	1:C:52:SER:N	1.96	0.63
1:C:54:VAL:HA	1:C:58:ALA:HB3	1.78	0.63
1:C:80:ASP:HA	1:C:83:GLU:HB2	1.80	0.63
1:C:187:ASP:HA	1:C:190:MET:HE2	1.79	0.63
1:E:118:LYS:O	1:E:122:ILE:HG22	1.98	0.63
1:F:141:SER:CA	1:F:144:ALA:HB3	2.29	0.63
1:F:281:SER:HA	1:F:284:LYS:NZ	2.12	0.63
2:H:325:LEU:HA	2:H:328:ALA:HB2	1.81	0.63
1:A:22:ALA:HB1	1:A:348:SER:OG	1.97	0.63
1:A:38:PRO:CD	1:A:65:LEU:HD13	2.28	0.63
1:B:187:ASP:HB3	1:B:191:LYS:NZ	2.14	0.63
1:B:250:ILE:HG22	1:B:254:ARG:HH21	1.62	0.63
1:C:34:ILE:CG2	1:C:68:LYS:H	2.06	0.63
1:C:147:ARG:HA	1:C:147:ARG:HE	1.62	0.63
1:C:244:ASP:CB	1:E:287:ILE:HG13	2.26	0.63
1:C:360:GLN:HB2	1:C:364:GLU:OE2	1.98	0.63
1:D:8:LEU:HG	1:D:102:PRO:O	1.99	0.63
1:D:97:ALA:HB1	1:D:99:GLU:OE1	1.98	0.63
1:E:8:LEU:HG	1:E:102:PRO:O	1.99	0.63
1:E:20:GLY:N	1:E:340:TRP:HE1	1.96	0.63
1:E:50:LYS:HB2	1:E:53:TYR:CE2	2.32	0.63
1:F:12:ASN:HA	1:F:17:VAL:HG12	1.80	0.63
1:F:80:ASP:HA	1:F:83:GLU:HB2	1.79	0.63
1:A:215:LYS:HG3	1:A:216:LEU:CD2	2.26	0.63
1:A:218:TYR:HB2	1:A:307:PRO:CG	2.21	0.63
1:A:277:THR:O	1:A:280:ASN:OD1	2.17	0.63
1:C:118:LYS:HA	1:C:121:GLN:CD	2.17	0.63
1:C:142:LEU:O	1:C:145:SER:HB3	1.99	0.63
1:C:143:TYR:OH	2:I:346:ARG:HA	1.99	0.63
1:D:280:ASN:HA	1:D:283:MET:HG2	1.79	0.63
1:D:336:LYS:O	1:D:339:VAL:HG22	1.98	0.63
1:E:50:LYS:CG	1:E:52:SER:H	2.09	0.63
1:E:141:SER:CA	1:E:144:ALA:HB3	2.29	0.63
1:E:142:LEU:O	1:E:145:SER:HB3	1.99	0.63
1:F:50:LYS:CG	1:F:52:SER:H	2.09	0.63
1:F:277:THR:O	1:F:280:ASN:OD1	2.17	0.63
1:F:360:GLN:HB2	1:F:364:GLU:OE2	1.98	0.63

Continued on next page...

Continued from previous page...

Atom-1	Atom-2	Interatomic distance (Å)	Clash overlap (Å)
1:A:187:ASP:HB3	1:A:191:LYS:NZ	2.14	0.63
1:A:280:ASN:HA	1:A:283:MET:HG2	1.79	0.63
1:A:299:LEU:HG	1:A:300:SER:N	2.13	0.63
1:B:8:LEU:HG	1:B:102:PRO:O	1.99	0.63
1:B:38:PRO:CD	1:B:65:LEU:HD13	2.28	0.63
1:B:354:GLN:OE1	1:B:354:GLN:N	2.27	0.63
1:C:8:LEU:HG	1:C:102:PRO:O	1.99	0.63
1:C:9:VAL:HG12	1:C:21:PHE:N	2.14	0.63
1:D:20:GLY:N	1:D:340:TRP:HE1	1.96	0.63
1:D:244:ASP:CB	1:F:287:ILE:HG13	2.27	0.63
1:E:187:ASP:HA	1:E:190:MET:HE2	1.78	0.63
1:E:361:GLU:HA	1:E:364:GLU:OE1	1.97	0.63
1:F:97:ALA:HB1	1:F:99:GLU:OE1	1.98	0.63
1:F:171:LEU:HD12	1:F:172:PRO:CD	2.29	0.63
1:F:187:ASP:HB3	1:F:191:LYS:NZ	2.14	0.63
1:F:264:PRO:CA	1:F:267:ILE:HG12	2.25	0.63
1:B:22:ALA:C	2:H:357:ARG:CD	2.53	0.63
1:B:37:ARG:HB2	1:B:66:THR:HG22	1.80	0.63
1:B:336:LYS:O	1:B:339:VAL:HG22	1.98	0.63
1:C:20:GLY:N	1:C:340:TRP:HE1	1.96	0.63
1:C:117:GLU:OE1	1:C:371:HIS:NE2	2.31	0.63
1:C:242:LEU:CB	1:C:246:GLN:HB3	2.26	0.63
1:C:277:THR:O	1:C:280:ASN:OD1	2.17	0.63
1:D:181:ALA:N	1:D:184:ASP:OD2	2.32	0.63
1:D:289:ILE:HD12	1:D:292:ASP:OD2	1.98	0.63
1:D:297:ASN:O	1:D:330:ILE:N	2.29	0.63
1:E:37:ARG:HB2	1:E:66:THR:HG22	1.80	0.63
1:E:187:ASP:HB3	1:E:191:LYS:NZ	2.14	0.63
1:E:277:THR:O	1:E:280:ASN:OD1	2.17	0.63
1:A:6:THR:OG1	1:A:21:PHE:HB3	1.99	0.62
1:A:118:LYS:O	1:A:122:ILE:HG22	1.98	0.62
1:B:14:SER:HB2	1:B:157:ASP:HB3	1.81	0.62
1:B:142:LEU:O	1:B:145:SER:HB3	1.99	0.62
1:B:261:LEU:HD12	1:B:274:ILE:HG21	1.81	0.62
1:C:187:ASP:HB3	1:C:191:LYS:NZ	2.14	0.62
1:D:80:ASP:HA	1:D:83:GLU:HB2	1.79	0.62
1:D:191:LYS:HD2	1:D:191:LYS:N	2.13	0.62
1:D:277:THR:O	1:D:280:ASN:OD1	2.17	0.62
1:E:80:ASP:HA	1:E:83:GLU:HB2	1.79	0.62
1:E:191:LYS:HD2	1:E:191:LYS:N	2.13	0.62
1:E:203:THR:HA	1:E:206:ARG:NE	2.14	0.62

Continued on next page...

Continued from previous page...

Atom-1	Atom-2	Interatomic distance (Å)	Clash overlap (Å)
1:E:261:LEU:O	1:E:273:GLY:HA2	1.99	0.62
1:F:8:LEU:HG	1:F:102:PRO:O	1.99	0.62
1:F:142:LEU:O	1:F:145:SER:HB3	1.99	0.62
1:F:259:GLU:C	1:F:261:LEU:HD23	2.18	0.62
1:A:149:THR:CA	1:A:166:TYR:HA	2.27	0.62
1:A:219:VAL:HA	1:A:255:PHE:HB2	1.81	0.62
1:B:116:ARG:O	1:B:119:MET:HG2	1.99	0.62
1:B:277:THR:O	1:B:280:ASN:OD1	2.17	0.62
1:C:6:THR:OG1	1:C:21:PHE:HB3	1.99	0.62
1:C:40:HIS:CE1	1:E:169:TYR:HA	2.34	0.62
1:C:337:TYR:O	1:C:341:ILE:HG12	1.98	0.62
1:D:124:PHE:CE2	1:D:359:LYS:HA	2.34	0.62
1:E:6:THR:OG1	1:E:21:PHE:HB3	1.99	0.62
1:E:118:LYS:HA	1:E:121:GLN:CD	2.17	0.62
1:E:360:GLN:HB2	1:E:364:GLU:OE2	1.98	0.62
1:F:298:VAL:HG22	1:F:330:ILE:CB	2.28	0.62
1:A:40:HIS:CE1	1:C:169:TYR:HA	2.34	0.62
1:A:97:ALA:HB1	1:A:99:GLU:OE1	1.98	0.62
1:A:111:ASN:ND2	1:A:115:ASN:HB3	2.15	0.62
1:A:196:ARG:HH21	1:B:112:PRO:CB	2.11	0.62
1:B:50:LYS:HD2	1:B:51:ASP:N	2.14	0.62
1:B:181:ALA:N	1:B:184:ASP:OD2	2.32	0.62
1:C:116:ARG:O	1:C:119:MET:HG2	1.99	0.62
1:C:171:LEU:HD12	1:C:172:PRO:CD	2.29	0.62
1:D:37:ARG:HB2	1:D:66:THR:HG22	1.80	0.62
1:D:50:LYS:HD2	1:D:51:ASP:N	2.13	0.62
1:D:141:SER:CA	1:D:144:ALA:HB3	2.29	0.62
1:D:251:GLY:H	1:D:253:GLU:CD	2.02	0.62
1:E:71:ILE:O	1:E:75:ILE:N	2.31	0.62
1:F:181:ALA:N	1:F:184:ASP:OD2	2.32	0.62
1:F:365:ALA:HB3	1:F:369:ILE:CB	2.23	0.62
1:A:54:VAL:HA	1:A:58:ALA:HB3	1.78	0.62
1:A:347:ALA:HA	1:A:356:TRP:HZ2	1.63	0.62
1:B:118:LYS:O	1:B:122:ILE:HG22	1.98	0.62
1:B:261:LEU:O	1:B:273:GLY:HA2	2.00	0.62
1:C:111:ASN:ND2	1:C:115:ASN:HB3	2.15	0.62
1:D:14:SER:HB2	1:D:157:ASP:HB3	1.81	0.62
1:D:40:HIS:CE1	1:F:169:TYR:HA	2.34	0.62
1:D:187:ASP:HB3	1:D:191:LYS:NZ	2.14	0.62
1:E:298:VAL:HG22	1:E:330:ILE:CB	2.28	0.62
1:E:322:PRO:HG2	1:E:325:MET:HE1	1.81	0.62

Continued on next page...

Continued from previous page...

Atom-1	Atom-2	Interatomic distance (Å)	Clash overlap (Å)
1:E:336:LYS:O	1:E:339:VAL:HG22	1.98	0.62
1:F:20:GLY:N	1:F:340:TRP:HE1	1.96	0.62
1:F:124:PHE:CE2	1:F:359:LYS:HA	2.35	0.62
1:F:261:LEU:HD12	1:F:274:ILE:HG21	1.81	0.62
1:A:252:ASN:HB2	1:A:256:ARG:HD2	1.81	0.62
1:B:18:LYS:HA	1:B:29:ALA:O	2.00	0.62
1:B:124:PHE:CE2	1:B:359:LYS:HA	2.35	0.62
1:B:141:SER:CB	1:B:339:VAL:HG12	2.15	0.62
1:B:192:ILE:HG13	1:B:193:LEU:N	2.15	0.62
1:B:219:VAL:HA	1:B:255:PHE:HB2	1.80	0.62
1:B:260:THR:OG1	1:B:266:PHE:HB2	2.00	0.62
1:B:299:LEU:HG	1:B:300:SER:N	2.13	0.62
1:B:314:GLN:CD	1:B:329:ILE:HD13	2.20	0.62
1:C:45:VAL:O	2:K:334:GLU:OE2	2.16	0.62
1:C:181:ALA:N	1:C:184:ASP:OD2	2.32	0.62
1:C:260:THR:OG1	1:C:266:PHE:HB2	2.00	0.62
1:D:196:ARG:HH21	1:E:112:PRO:CB	2.11	0.62
1:D:299:LEU:HG	1:D:300:SER:N	2.13	0.62
1:D:314:GLN:CD	1:D:329:ILE:HD13	2.20	0.62
1:E:181:ALA:N	1:E:184:ASP:OD2	2.32	0.62
1:E:289:ILE:HG13	1:E:293:LEU:HD23	1.82	0.62
1:E:304:THR:O	1:E:309:ILE:HG13	2.00	0.62
1:A:8:LEU:HG	1:A:102:PRO:O	1.99	0.62
1:A:73:HIS:H	1:A:75:ILE:CG1	2.10	0.62
1:B:304:THR:HG22	1:B:309:ILE:HG21	1.82	0.62
1:C:219:VAL:HA	1:C:255:PHE:HB2	1.80	0.62
1:C:298:VAL:HG22	1:C:330:ILE:CB	2.28	0.62
1:D:142:LEU:O	1:D:145:SER:HB3	1.99	0.62
1:E:260:THR:OG1	1:E:266:PHE:HB2	2.00	0.62
1:F:34:ILE:CG2	1:F:68:LYS:H	2.06	0.62
1:F:314:GLN:CD	1:F:329:ILE:HD13	2.20	0.62
1:A:281:SER:HA	1:A:284:LYS:CE	2.30	0.62
1:A:289:ILE:HG13	1:A:293:LEU:HD23	1.82	0.62
1:B:148:THR:HG23	2:H:338:PHE:CE2	2.35	0.62
1:C:261:LEU:O	1:C:273:GLY:HA2	1.99	0.62
1:C:289:ILE:HD12	1:C:292:ASP:OD2	1.98	0.62
1:D:16:LEU:CB	1:D:18:LYS:HD2	2.30	0.62
1:E:18:LYS:HA	1:E:29:ALA:O	2.00	0.62
1:E:111:ASN:ND2	1:E:115:ASN:HB3	2.15	0.62
1:E:172:PRO:CA	1:E:175:ILE:HD12	2.30	0.62
1:E:252:ASN:HB2	1:E:256:ARG:HD2	1.81	0.62

Continued on next page...

Continued from previous page...

Atom-1	Atom-2	Interatomic distance (Å)	Clash overlap (Å)
1:F:6:THR:OG1	1:F:21:PHE:HB3	1.99	0.62
1:F:14:SER:HB2	1:F:157:ASP:HB3	1.81	0.62
1:F:18:LYS:HA	1:F:29:ALA:O	2.00	0.62
1:F:37:ARG:N	1:F:66:THR:H	1.97	0.62
1:F:37:ARG:HB2	1:F:66:THR:HG22	1.80	0.62
1:F:337:TYR:O	1:F:341:ILE:HG12	1.98	0.62
2:K:325:LEU:HA	2:K:328:ALA:HB2	1.80	0.62
1:A:171:LEU:HD12	1:A:172:PRO:CD	2.29	0.62
1:A:238:LYS:HZ2	1:A:254:ARG:HH12	1.48	0.62
1:A:304:THR:O	1:A:309:ILE:HG13	2.00	0.62
1:B:162:ASN:O	1:B:175:ILE:HG23	2.00	0.62
1:C:16:LEU:CB	1:C:18:LYS:HD2	2.30	0.62
1:C:73:HIS:H	1:C:75:ILE:CG1	2.10	0.62
1:C:196:ARG:HH21	1:D:112:PRO:CB	2.11	0.62
1:C:281:SER:HA	1:C:284:LYS:CE	2.30	0.62
1:D:171:LEU:HD12	1:D:172:PRO:CD	2.29	0.62
1:D:244:ASP:HB3	1:F:287:ILE:HD11	1.82	0.62
1:D:260:THR:OG1	1:D:266:PHE:HB2	2.00	0.62
1:E:12:ASN:HA	1:E:17:VAL:HG12	1.81	0.62
1:E:16:LEU:CB	1:E:18:LYS:HD2	2.30	0.62
1:E:152:VAL:HG12	1:E:163:VAL:CB	2.19	0.62
1:E:196:ARG:HH21	1:F:112:PRO:CB	2.11	0.62
1:F:73:HIS:HB3	1:F:75:ILE:CD1	2.30	0.62
1:F:251:GLY:H	1:F:253:GLU:CD	2.02	0.62
1:F:304:THR:HG22	1:F:309:ILE:HG21	1.82	0.62
2:J:348:MET:HE1	2:J:349:LEU:CD1	2.29	0.62
1:A:9:VAL:HG12	1:A:21:PHE:N	2.14	0.62
1:A:35:VAL:CB	1:A:68:LYS:HB2	2.22	0.62
1:A:36:GLY:C	1:A:65:LEU:HD12	2.20	0.62
1:A:46:GLY:CA	2:I:331:SER:OG	2.47	0.62
1:A:204:ALA:O	1:A:207:GLU:HB3	2.00	0.62
1:A:322:PRO:HG2	1:A:325:MET:HE1	1.81	0.62
1:B:46:GLY:CA	2:J:331:SER:OG	2.48	0.62
1:B:252:ASN:HB2	1:B:256:ARG:HD2	1.81	0.62
1:C:192:ILE:HG13	1:C:193:LEU:N	2.15	0.62
1:C:203:THR:HA	1:C:206:ARG:NE	2.14	0.62
1:D:88:HIS:HA	1:D:92:ASN:HD22	1.65	0.62
1:D:116:ARG:O	1:D:119:MET:HG2	1.99	0.62
1:D:192:ILE:HG13	1:D:193:LEU:N	2.15	0.62
1:D:261:LEU:O	1:D:273:GLY:HA2	2.00	0.62
1:D:262:PHE:HD1	1:D:275:HIS:ND1	1.94	0.62

Continued on next page...

Continued from previous page...

Atom-1	Atom-2	Interatomic distance (Å)	Clash overlap (Å)
1:E:171:LEU:HD12	1:E:172:PRO:CD	2.29	0.62
1:E:287:ILE:HG23	1:E:288:ASP:OD1	2.00	0.62
1:F:36:GLY:C	1:F:65:LEU:HD12	2.20	0.62
1:F:50:LYS:HD2	1:F:51:ASP:N	2.14	0.62
1:F:162:ASN:O	1:F:175:ILE:HG23	2.00	0.62
1:F:261:LEU:O	1:F:273:GLY:HA2	1.99	0.62
1:F:287:ILE:HG23	1:F:288:ASP:OD1	2.00	0.62
1:A:46:GLY:HA3	2:I:334:GLU:OE2	1.99	0.62
1:A:181:ALA:N	1:A:184:ASP:OD2	2.32	0.62
1:A:287:ILE:HG23	1:A:288:ASP:OD1	2.00	0.62
1:A:298:VAL:HA	1:A:330:ILE:O	2.00	0.62
1:A:314:GLN:CD	1:A:329:ILE:HD13	2.20	0.62
1:B:297:ASN:O	1:B:330:ILE:N	2.29	0.62
1:B:370:VAL:O	1:B:374:CYS:O	2.18	0.62
1:C:46:GLY:CA	2:K:331:SER:OG	2.48	0.62
1:C:97:ALA:HB1	1:C:99:GLU:OE1	1.98	0.62
1:C:298:VAL:HA	1:C:330:ILE:O	2.00	0.62
1:D:287:ILE:HG23	1:D:288:ASP:OD1	2.00	0.62
1:D:370:VAL:O	1:D:374:CYS:O	2.18	0.62
1:E:14:SER:HB2	1:E:157:ASP:HB3	1.81	0.62
1:E:116:ARG:O	1:E:119:MET:HG2	2.00	0.62
1:E:192:ILE:HG13	1:E:193:LEU:N	2.15	0.62
1:F:281:SER:HA	1:F:284:LYS:CE	2.30	0.62
1:A:298:VAL:HG22	1:A:330:ILE:CB	2.28	0.61
1:B:6:THR:OG1	1:B:21:PHE:HB3	1.99	0.61
1:B:16:LEU:CB	1:B:18:LYS:HD2	2.30	0.61
1:B:337:TYR:O	1:B:341:ILE:HG12	1.99	0.61
1:C:12:ASN:HA	1:C:17:VAL:HG12	1.80	0.61
1:D:35:VAL:HA	1:D:54:VAL:CG2	2.27	0.61
1:D:162:ASN:O	1:D:175:ILE:HG23	2.00	0.61
1:D:219:VAL:HA	1:D:255:PHE:HB2	1.80	0.61
1:D:304:THR:O	1:D:309:ILE:HG13	2.00	0.61
1:E:37:ARG:N	1:E:66:THR:H	1.97	0.61
1:E:223:PHE:O	1:E:227:MET:HG2	2.00	0.61
1:F:154:ASP:OD2	1:F:161:HIS:N	2.33	0.61
1:F:239:SER:HA	1:F:249:THR:CA	2.16	0.61
1:F:370:VAL:O	1:F:374:CYS:O	2.18	0.61
1:A:142:LEU:O	1:A:145:SER:HB3	1.99	0.61
1:A:154:ASP:HA	1:A:300:SER:OG	2.00	0.61
1:A:192:ILE:HG13	1:A:193:LEU:N	2.15	0.61
1:A:208:ILE:CG1	1:A:243:PRO:HG2	2.27	0.61

Continued on next page...

Continued from previous page...

Atom-1	Atom-2	Interatomic distance (Å)	Clash overlap (Å)
1:A:297:ASN:O	1:A:330:ILE:N	2.29	0.61
1:B:223:PHE:O	1:B:227:MET:HG2	2.01	0.61
1:C:207:GLU:O	1:C:210:ARG:HG2	2.00	0.61
1:C:314:GLN:CD	1:C:329:ILE:HD13	2.20	0.61
1:D:35:VAL:C	1:D:54:VAL:HG21	2.20	0.61
1:D:46:GLY:CA	2:L:331:SER:OG	2.48	0.61
1:D:73:HIS:HB3	1:D:75:ILE:CD1	2.30	0.61
1:D:204:ALA:O	1:D:207:GLU:HB3	2.00	0.61
1:D:252:ASN:HB2	1:D:256:ARG:HD2	1.81	0.61
1:E:35:VAL:C	1:E:54:VAL:HG21	2.20	0.61
1:E:73:HIS:HB3	1:E:75:ILE:CD1	2.30	0.61
1:E:233:SER:O	1:E:237:GLU:HG3	2.00	0.61
1:E:279:TYR:HA	1:E:282:ILE:HG12	1.82	0.61
1:E:281:SER:HA	1:E:284:LYS:CE	2.30	0.61
1:E:298:VAL:HA	1:E:330:ILE:O	2.00	0.61
1:F:18:LYS:HG2	1:F:30:VAL:HG22	1.82	0.61
1:F:304:THR:O	1:F:309:ILE:HG13	2.00	0.61
1:A:22:ALA:CA	1:A:348:SER:OG	2.49	0.61
1:A:124:PHE:CE2	1:A:359:LYS:HA	2.35	0.61
1:B:40:HIS:CE1	1:D:169:TYR:HA	2.34	0.61
1:B:141:SER:CA	1:B:144:ALA:HB3	2.29	0.61
1:B:191:LYS:HD2	1:B:191:LYS:N	2.13	0.61
1:B:233:SER:O	1:B:237:GLU:HG3	2.00	0.61
1:B:281:SER:HA	1:B:284:LYS:CE	2.30	0.61
1:B:287:ILE:HG23	1:B:288:ASP:OD1	2.00	0.61
1:B:304:THR:O	1:B:309:ILE:HG13	2.00	0.61
1:C:73:HIS:HB3	1:C:75:ILE:CD1	2.30	0.61
1:C:172:PRO:CA	1:C:175:ILE:HD12	2.30	0.61
1:C:204:ALA:O	1:C:207:GLU:HB3	2.00	0.61
1:C:223:PHE:O	1:C:227:MET:HG2	2.00	0.61
1:C:252:ASN:HB2	1:C:256:ARG:HD2	1.81	0.61
1:D:6:THR:OG1	1:D:21:PHE:HB3	1.99	0.61
1:E:34:ILE:CG2	1:E:68:LYS:H	2.06	0.61
1:E:50:LYS:HD2	1:E:51:ASP:N	2.14	0.61
1:E:154:ASP:HA	1:E:300:SER:OG	2.00	0.61
1:F:154:ASP:CG	1:F:161:HIS:HB2	2.21	0.61
1:F:204:ALA:O	1:F:207:GLU:HB3	2.00	0.61
1:F:207:GLU:O	1:F:210:ARG:HG2	2.00	0.61
1:A:12:ASN:HA	1:A:17:VAL:HG12	1.80	0.61
1:A:50:LYS:H22	1:A:52:SER:N	1.98	0.61
1:A:203:THR:HA	1:A:206:ARG:NE	2.14	0.61

Continued on next page...

Continued from previous page...

Atom-1	Atom-2	Interatomic distance (Å)	Clash overlap (Å)
1:B:45:VAL:O	2:J:334:GLU:OE2	2.18	0.61
1:B:88:HIS:HA	1:B:92:ASN:HD22	1.65	0.61
1:B:203:THR:HA	1:B:206:ARG:NE	2.14	0.61
1:B:207:GLU:O	1:B:210:ARG:HG2	2.00	0.61
1:B:244:ASP:HB3	1:D:287:ILE:HD11	1.81	0.61
1:B:251:GLY:H	1:B:253:GLU:CD	2.02	0.61
1:B:347:ALA:HA	1:B:356:TRP:HZ2	1.63	0.61
1:B:361:GLU:OE1	1:B:369:ILE:HD13	2.01	0.61
1:C:14:SER:HB2	1:C:157:ASP:HB3	1.81	0.61
1:C:201:VAL:HG23	1:D:270:GLU:OE2	2.01	0.61
1:C:233:SER:O	1:C:237:GLU:HG3	2.00	0.61
1:D:154:ASP:HA	1:D:300:SER:OG	2.00	0.61
1:E:124:PHE:CE2	1:E:359:LYS:HA	2.35	0.61
1:E:149:THR:CA	1:E:166:TYR:HA	2.27	0.61
1:E:204:ALA:O	1:E:207:GLU:HB3	2.00	0.61
1:E:314:GLN:CD	1:E:329:ILE:HD13	2.20	0.61
1:F:35:VAL:C	1:F:54:VAL:HG21	2.20	0.61
1:F:192:ILE:HG13	1:F:193:LEU:N	2.15	0.61
1:A:18:LYS:HA	1:A:29:ALA:O	2.00	0.61
1:B:35:VAL:C	1:B:54:VAL:HG21	2.20	0.61
1:B:204:ALA:O	1:B:207:GLU:HB3	2.00	0.61
1:C:35:VAL:HA	1:C:54:VAL:CG2	2.27	0.61
1:C:67:LEU:O	1:C:67:LEU:HD12	2.01	0.61
1:C:71:ILE:O	1:C:75:ILE:N	2.31	0.61
1:C:124:PHE:CE2	1:C:359:LYS:HA	2.35	0.61
1:C:261:LEU:HD12	1:C:274:ILE:HG21	1.81	0.61
1:C:287:ILE:HG23	1:C:288:ASP:OD1	2.00	0.61
1:D:18:LYS:HA	1:D:29:ALA:O	2.00	0.61
1:D:22:ALA:CA	1:D:348:SER:OG	2.49	0.61
1:D:233:SER:O	1:D:237:GLU:HG3	2.00	0.61
1:E:22:ALA:CA	1:E:348:SER:OG	2.49	0.61
1:E:67:LEU:O	1:E:67:LEU:HD12	2.01	0.61
1:E:154:ASP:OD2	1:E:161:HIS:N	2.33	0.61
1:E:219:VAL:HA	1:E:255:PHE:HB2	1.80	0.61
1:E:286:ASP:O	1:E:289:ILE:HG22	2.01	0.61
1:F:221:LEU:CD1	1:F:315:LYS:HZ2	2.13	0.61
1:F:299:LEU:HG	1:F:300:SER:N	2.13	0.61
1:F:347:ALA:HA	1:F:356:TRP:HZ2	1.63	0.61
2:J:345:LEU:HD12	2:J:348:MET:HE3	1.82	0.61
1:A:153:LEU:HB3	1:A:299:LEU:HD12	1.83	0.61
1:A:260:THR:OG1	1:A:266:PHE:HB2	2.00	0.61

Continued on next page...

Continued from previous page...

Atom-1	Atom-2	Interatomic distance (Å)	Clash overlap (Å)
1:A:261:LEU:O	1:A:273:GLY:HA2	2.00	0.61
1:B:16:LEU:HB2	1:B:18:LYS:NZ	2.16	0.61
1:B:154:ASP:CG	1:B:161:HIS:HB2	2.21	0.61
1:C:35:VAL:CB	1:C:68:LYS:HB2	2.22	0.61
1:C:149:THR:CA	1:C:166:TYR:HA	2.27	0.61
1:C:154:ASP:HA	1:C:300:SER:OG	2.00	0.61
1:C:162:ASN:O	1:C:175:ILE:HG23	2.00	0.61
1:C:244:ASP:HB3	1:E:287:ILE:HD11	1.81	0.61
1:C:286:ASP:O	1:C:289:ILE:HG22	2.01	0.61
1:D:203:THR:HA	1:D:206:ARG:NE	2.14	0.61
1:D:261:LEU:HD12	1:D:274:ILE:HG21	1.81	0.61
1:E:154:ASP:CG	1:E:161:HIS:HB2	2.21	0.61
1:E:280:ASN:OD1	1:E:281:SER:N	2.34	0.61
1:F:116:ARG:O	1:F:119:MET:HG2	1.99	0.61
1:F:143:TYR:OH	2:L:346:ARG:HA	2.00	0.61
1:F:238:LYS:HZ2	1:F:254:ARG:HH12	1.48	0.61
1:A:16:LEU:CB	1:A:18:LYS:HD2	2.30	0.61
1:A:18:LYS:HG2	1:A:30:VAL:HG22	1.82	0.61
1:A:116:ARG:O	1:A:119:MET:HG2	1.99	0.61
1:A:223:PHE:O	1:A:227:MET:HG2	2.01	0.61
1:A:261:LEU:HD12	1:A:274:ILE:HG21	1.81	0.61
1:B:310:ALA:HA	1:B:313:MET:HB2	1.83	0.61
1:C:22:ALA:CA	1:C:348:SER:OG	2.49	0.61
1:C:35:VAL:C	1:C:54:VAL:HG21	2.20	0.61
1:C:37:ARG:N	1:C:66:THR:H	1.97	0.61
1:D:141:SER:CB	1:D:339:VAL:HG12	2.15	0.61
1:D:224:GLU:O	1:D:227:MET:HB2	2.01	0.61
1:D:280:ASN:OD1	1:D:281:SER:N	2.34	0.61
1:D:298:VAL:HG22	1:D:330:ILE:CB	2.28	0.61
1:D:347:ALA:HA	1:D:356:TRP:HZ2	1.63	0.61
1:E:79:TRP:O	1:E:83:GLU:HG3	2.01	0.61
1:E:201:VAL:HG23	1:F:270:GLU:OE2	2.01	0.61
1:E:242:LEU:CB	1:E:246:GLN:HB3	2.26	0.61
1:F:16:LEU:CB	1:F:18:LYS:HD2	2.30	0.61
1:F:203:THR:HA	1:F:206:ARG:NE	2.14	0.61
1:F:218:TYR:CB	1:F:307:PRO:HG2	2.23	0.61
1:F:233:SER:O	1:F:237:GLU:HG3	2.00	0.61
2:G:325:LEU:HA	2:G:328:ALA:HB2	1.80	0.61
1:A:73:HIS:HB3	1:A:75:ILE:CD1	2.30	0.61
1:A:154:ASP:OD2	1:A:161:HIS:N	2.33	0.61
1:A:160:THR:HB	1:A:177:ARG:NH1	2.16	0.61

Continued on next page...

Continued from previous page...

Atom-1	Atom-2	Interatomic distance (Å)	Clash overlap (Å)
1:A:207:GLU:O	1:A:210:ARG:HG2	2.00	0.61
1:A:244:ASP:HB3	1:C:287:ILE:HD11	1.82	0.61
1:A:279:TYR:HA	1:A:282:ILE:HG12	1.83	0.61
1:A:361:GLU:OE1	1:A:369:ILE:HD13	2.01	0.61
1:B:22:ALA:CA	1:B:348:SER:OG	2.49	0.61
1:B:36:GLY:C	1:B:65:LEU:HD12	2.20	0.61
1:B:116:ARG:HG3	1:B:119:MET:HE3	1.83	0.61
1:B:154:ASP:HA	1:B:300:SER:OG	2.00	0.61
1:B:201:VAL:HG23	1:C:270:GLU:OE2	2.01	0.61
1:B:286:ASP:O	1:B:289:ILE:HG22	2.01	0.61
1:B:312:ARG:HA	1:B:315:LYS:HZ2	1.66	0.61
1:C:279:TYR:HA	1:C:282:ILE:HG12	1.82	0.61
1:C:310:ALA:HA	1:C:313:MET:HB2	1.83	0.61
1:D:37:ARG:N	1:D:66:THR:H	1.97	0.61
1:D:252:ASN:C	1:D:256:ARG:HD3	2.21	0.61
1:D:361:GLU:OE1	1:D:369:ILE:HD13	2.01	0.61
1:E:36:GLY:C	1:E:65:LEU:HD12	2.20	0.61
1:E:143:TYR:OH	2:K:346:ARG:HA	2.01	0.61
1:E:224:GLU:O	1:E:227:MET:HB2	2.01	0.61
1:E:361:GLU:OE1	1:E:369:ILE:HD13	2.01	0.61
1:F:111:ASN:ND2	1:F:115:ASN:HB3	2.15	0.61
1:F:223:PHE:O	1:F:227:MET:HG2	2.00	0.61
1:F:252:ASN:HB2	1:F:256:ARG:HD2	1.81	0.61
1:F:252:ASN:C	1:F:256:ARG:HD3	2.21	0.61
1:A:35:VAL:C	1:A:54:VAL:HG21	2.20	0.61
1:A:67:LEU:O	1:A:67:LEU:HD12	2.01	0.61
1:A:233:SER:O	1:A:237:GLU:HG3	2.00	0.61
1:A:370:VAL:O	1:A:374:CYS:O	2.18	0.61
1:B:37:ARG:H	1:B:66:THR:HG22	1.65	0.61
1:B:67:LEU:O	1:B:67:LEU:HD12	2.01	0.61
1:B:73:HIS:HB3	1:B:75:ILE:CD1	2.30	0.61
1:B:111:ASN:ND2	1:B:115:ASN:HB3	2.14	0.61
1:B:160:THR:HB	1:B:177:ARG:NH1	2.16	0.61
1:C:18:LYS:HA	1:C:29:ALA:O	2.00	0.61
1:C:154:ASP:OD2	1:C:161:HIS:N	2.33	0.61
1:D:154:ASP:CG	1:D:161:HIS:HB2	2.21	0.61
1:D:304:THR:HG22	1:D:309:ILE:HG21	1.82	0.61
1:E:99:GLU:H	1:E:99:GLU:CD	2.05	0.61
1:E:116:ARG:HG3	1:E:119:MET:HE3	1.83	0.61
1:F:22:ALA:CA	1:F:348:SER:OG	2.48	0.61
1:F:149:THR:CA	1:F:166:TYR:HA	2.27	0.61

Continued on next page...

Continued from previous page...

Atom-1	Atom-2	Interatomic distance (Å)	Clash overlap (Å)
1:F:154:ASP:HA	1:F:300:SER:OG	2.00	0.61
1:F:280:ASN:OD1	1:F:281:SER:N	2.34	0.61
1:A:37:ARG:H	1:A:66:THR:HG22	1.65	0.61
1:A:50:LYS:HD2	1:A:51:ASP:N	2.14	0.61
1:A:71:ILE:O	1:A:75:ILE:N	2.31	0.61
1:A:280:ASN:OD1	1:A:281:SER:N	2.34	0.61
1:B:154:ASP:OD2	1:B:161:HIS:N	2.33	0.61
1:B:171:LEU:HD12	1:B:172:PRO:CD	2.29	0.61
1:B:298:VAL:HA	1:B:330:ILE:O	2.00	0.61
1:C:18:LYS:HG2	1:C:30:VAL:HG22	1.82	0.61
1:C:37:ARG:H	1:C:66:THR:HG22	1.65	0.61
1:C:141:SER:CB	1:C:339:VAL:HG12	2.15	0.61
1:C:224:GLU:O	1:C:227:MET:HB2	2.01	0.61
1:C:280:ASN:OD1	1:C:281:SER:N	2.34	0.61
1:D:16:LEU:HB2	1:D:18:LYS:NZ	2.16	0.61
1:D:18:LYS:HG2	1:D:30:VAL:HG22	1.82	0.61
1:D:154:ASP:OD2	1:D:161:HIS:N	2.33	0.61
1:D:160:THR:HB	1:D:177:ARG:NH1	2.16	0.61
1:D:223:PHE:O	1:D:227:MET:HG2	2.00	0.61
1:D:281:SER:HA	1:D:284:LYS:CE	2.30	0.61
1:D:310:ALA:HA	1:D:313:MET:HB2	1.83	0.61
1:D:365:ALA:HB3	1:D:369:ILE:CB	2.23	0.61
1:E:370:VAL:O	1:E:374:CYS:O	2.18	0.61
1:F:185:LEU:HD11	1:F:258:PRO:HA	1.83	0.61
1:F:224:GLU:O	1:F:227:MET:HB2	2.01	0.61
1:F:260:THR:OG1	1:F:266:PHE:HB2	2.00	0.61
1:F:286:ASP:O	1:F:289:ILE:HG22	2.01	0.61
1:F:289:ILE:HG13	1:F:293:LEU:HD23	1.82	0.61
1:A:14:SER:HB2	1:A:157:ASP:HB3	1.81	0.60
1:A:94:LEU:O	1:A:95:ARG:HD3	2.01	0.60
1:A:99:GLU:H	1:A:99:GLU:CD	2.04	0.60
1:A:286:ASP:O	1:A:289:ILE:HG22	2.01	0.60
1:A:345:ILE:HG21	2:G:346:ARG:HA	1.83	0.60
1:B:107:GLU:CG	1:B:136:ILE:HD13	2.31	0.60
1:B:151:ILE:H	1:B:293:LEU:CD1	2.14	0.60
1:B:224:GLU:O	1:B:227:MET:HB2	2.01	0.60
1:C:304:THR:O	1:C:309:ILE:HG13	2.00	0.60
1:C:370:VAL:O	1:C:374:CYS:O	2.18	0.60
1:D:94:LEU:O	1:D:95:ARG:HD3	2.01	0.60
1:D:111:ASN:ND2	1:D:115:ASN:HB3	2.15	0.60
1:D:185:LEU:HD11	1:D:258:PRO:HA	1.83	0.60

Continued on next page...

Continued from previous page...

Atom-1	Atom-2	Interatomic distance (Å)	Clash overlap (Å)
1:D:207:GLU:O	1:D:210:ARG:HG2	2.00	0.60
1:D:289:ILE:HG13	1:D:293:LEU:HD23	1.82	0.60
1:E:50:LYS:HZ2	1:E:51:ASP:HB3	1.63	0.60
1:E:73:HIS:H	1:E:75:ILE:CG1	2.10	0.60
2:H:344:ASP:O	2:H:348:MET:N	2.31	0.60
2:I:325:LEU:HA	2:I:328:ALA:HB2	1.80	0.60
1:A:79:TRP:O	1:A:83:GLU:HG3	2.01	0.60
1:A:162:ASN:O	1:A:175:ILE:HG23	2.00	0.60
1:A:224:GLU:O	1:A:227:MET:HB2	2.01	0.60
1:B:18:LYS:HG2	1:B:30:VAL:HG22	1.82	0.60
1:B:89:THR:HG22	1:B:94:LEU:HD12	1.83	0.60
1:C:36:GLY:C	1:C:65:LEU:HD12	2.20	0.60
1:C:153:LEU:HB3	1:C:299:LEU:HD12	1.83	0.60
1:C:154:ASP:CG	1:C:161:HIS:HB2	2.21	0.60
1:D:36:GLY:C	1:D:65:LEU:HD12	2.20	0.60
1:D:46:GLY:HA3	2:L:334:GLU:OE2	2.01	0.60
1:E:35:VAL:CB	1:E:68:LYS:HB2	2.22	0.60
1:E:37:ARG:H	1:E:66:THR:HG22	1.65	0.60
1:E:159:VAL:HG22	1:E:160:THR:H	1.66	0.60
1:E:310:ALA:HA	1:E:313:MET:HB2	1.83	0.60
1:F:67:LEU:O	1:F:67:LEU:HD12	2.01	0.60
1:F:298:VAL:HA	1:F:330:ILE:O	2.00	0.60
1:A:154:ASP:CG	1:A:161:HIS:HB2	2.21	0.60
1:A:172:PRO:CA	1:A:175:ILE:HD12	2.30	0.60
1:A:304:THR:HG22	1:A:309:ILE:HG21	1.82	0.60
1:B:156:GLY:HA2	1:B:301:GLY:HA3	1.83	0.60
1:C:18:LYS:CG	1:C:30:VAL:HA	2.16	0.60
1:C:289:ILE:HD12	1:C:292:ASP:HB2	1.84	0.60
1:D:35:VAL:HG12	1:D:37:ARG:HH12	1.67	0.60
1:D:89:THR:HG22	1:D:94:LEU:HD12	1.83	0.60
1:D:107:GLU:CG	1:D:136:ILE:HD13	2.31	0.60
1:D:143:TYR:OH	2:J:346:ARG:HA	2.02	0.60
1:E:131:ALA:HB1	1:E:357:ILE:O	2.01	0.60
1:E:160:THR:HB	1:E:177:ARG:NH1	2.16	0.60
1:E:252:ASN:C	1:E:256:ARG:HD3	2.21	0.60
1:E:261:LEU:HD12	1:E:274:ILE:HG21	1.81	0.60
1:E:297:ASN:O	1:E:330:ILE:N	2.29	0.60
1:F:352:PHE:HB3	1:F:355:MET:CE	2.24	0.60
1:A:151:ILE:H	1:A:293:LEU:CD1	2.14	0.60
1:B:79:TRP:O	1:B:83:GLU:HG3	2.01	0.60
1:B:153:LEU:HB3	1:B:299:LEU:HD12	1.83	0.60

Continued on next page...

Continued from previous page...

Atom-1	Atom-2	Interatomic distance (Å)	Clash overlap (Å)
1:B:252:ASN:C	1:B:256:ARG:HD3	2.21	0.60
1:B:298:VAL:HG22	1:B:330:ILE:CB	2.28	0.60
1:C:251:GLY:H	1:C:253:GLU:CD	2.02	0.60
1:C:289:ILE:HG13	1:C:293:LEU:HD23	1.82	0.60
1:C:304:THR:HG22	1:C:309:ILE:HG21	1.82	0.60
1:C:352:PHE:HB3	1:C:355:MET:CE	2.24	0.60
1:D:111:ASN:HD21	1:D:115:ASN:CB	2.15	0.60
1:D:201:VAL:HG23	1:E:270:GLU:OE2	2.01	0.60
1:D:298:VAL:HA	1:D:330:ILE:O	2.00	0.60
1:D:354:GLN:OE1	1:D:354:GLN:N	2.27	0.60
1:E:94:LEU:O	1:E:95:ARG:HD3	2.01	0.60
1:F:107:GLU:CG	1:F:136:ILE:HD13	2.31	0.60
1:F:156:GLY:HA2	1:F:301:GLY:HA3	1.83	0.60
1:F:282:ILE:O	1:F:285:CYS:HB2	2.02	0.60
1:F:361:GLU:OE1	1:F:369:ILE:HD13	2.01	0.60
1:A:46:GLY:HA2	2:I:331:SER:OG	2.02	0.60
1:A:187:ASP:HA	1:A:190:MET:HE3	1.84	0.60
1:B:131:ALA:HB1	1:B:357:ILE:O	2.01	0.60
1:B:171:LEU:HD11	1:B:173:HIS:CG	2.37	0.60
1:B:262:PHE:HD1	1:B:275:HIS:ND1	1.94	0.60
1:C:12:ASN:CA	1:C:17:VAL:HG12	2.32	0.60
1:C:79:TRP:O	1:C:83:GLU:HG3	2.01	0.60
1:C:252:ASN:C	1:C:256:ARG:HD3	2.21	0.60
1:D:171:LEU:HD11	1:D:173:HIS:CG	2.37	0.60
1:D:264:PRO:HB3	1:D:267:ILE:HD11	1.84	0.60
1:D:302:GLY:O	1:D:305:MET:HB3	2.02	0.60
1:E:18:LYS:HG2	1:E:30:VAL:HG22	1.82	0.60
1:E:162:ASN:O	1:E:175:ILE:HG23	2.00	0.60
1:F:16:LEU:HB2	1:F:18:LYS:NZ	2.16	0.60
1:F:151:ILE:H	1:F:293:LEU:CD1	2.14	0.60
1:F:160:THR:HB	1:F:177:ARG:NH1	2.16	0.60
1:F:242:LEU:CB	1:F:246:GLN:HB3	2.26	0.60
1:F:310:ALA:HA	1:F:313:MET:HB2	1.83	0.60
1:A:89:THR:HG22	1:A:94:LEU:HD12	1.84	0.60
1:A:352:PHE:HB3	1:A:355:MET:CE	2.24	0.60
1:B:71:ILE:HB	1:B:76:ILE:HD11	1.84	0.60
1:B:111:ASN:HD21	1:B:115:ASN:CB	2.15	0.60
1:B:280:ASN:OD1	1:B:281:SER:N	2.34	0.60
1:B:302:GLY:O	1:B:305:MET:HB3	2.02	0.60
1:C:16:LEU:HD23	1:C:31:PHE:N	2.17	0.60
1:D:286:ASP:O	1:D:289:ILE:HG22	2.01	0.60

Continued on next page...

Continued from previous page...

Atom-1	Atom-2	Interatomic distance (Å)	Clash overlap (Å)
1:E:111:ASN:HD21	1:E:115:ASN:CB	2.15	0.60
1:E:251:GLY:H	1:E:253:GLU:CD	2.02	0.60
1:F:35:VAL:HG12	1:F:37:ARG:HH12	1.67	0.60
1:F:89:THR:HG22	1:F:94:LEU:HD12	1.83	0.60
1:F:171:LEU:HD11	1:F:173:HIS:CD2	2.37	0.60
1:B:12:ASN:CA	1:B:17:VAL:HG12	2.32	0.60
1:B:35:VAL:CB	1:B:68:LYS:HB2	2.22	0.60
1:B:50:LYS:HG2	1:B:53:TYR:CG	2.37	0.60
1:B:203:THR:O	1:B:206:ARG:HB2	2.02	0.60
1:C:94:LEU:O	1:C:95:ARG:HD3	2.01	0.60
1:D:37:ARG:H	1:D:66:THR:HG22	1.65	0.60
1:D:153:LEU:HB3	1:D:299:LEU:HD12	1.83	0.60
1:E:35:VAL:HG12	1:E:37:ARG:HH12	1.67	0.60
1:E:171:LEU:HD11	1:E:173:HIS:CG	2.37	0.60
1:E:259:GLU:O	1:E:261:LEU:HD23	2.02	0.60
1:E:289:ILE:HD12	1:E:292:ASP:HB2	1.84	0.60
1:E:352:PHE:HB3	1:E:355:MET:CE	2.24	0.60
1:F:105:LEU:HB2	1:F:134:VAL:CG1	2.32	0.60
1:F:159:VAL:HG22	1:F:160:THR:H	1.66	0.60
1:F:279:TYR:HA	1:F:282:ILE:HG12	1.82	0.60
2:L:348:MET:HE1	2:L:349:LEU:HD11	1.81	0.60
1:A:44:MET:HE1	1:C:169:TYR:CA	2.25	0.60
1:A:251:GLY:H	1:A:253:GLU:CD	2.02	0.60
1:A:252:ASN:C	1:A:256:ARG:HD3	2.21	0.60
1:A:289:ILE:HD12	1:A:292:ASP:HB2	1.84	0.60
1:B:94:LEU:O	1:B:95:ARG:HD3	2.01	0.60
1:B:185:LEU:HD11	1:B:258:PRO:HA	1.83	0.60
1:B:274:ILE:HD11	1:B:313:MET:HE3	1.84	0.60
1:B:312:ARG:O	1:B:313:MET:C	2.40	0.60
1:C:105:LEU:HB2	1:C:134:VAL:CG1	2.32	0.60
1:C:111:ASN:HD21	1:C:115:ASN:CB	2.15	0.60
1:C:131:ALA:HB1	1:C:357:ILE:O	2.01	0.60
1:C:160:THR:HB	1:C:177:ARG:NH1	2.16	0.60
1:C:354:GLN:OE1	1:C:354:GLN:N	2.27	0.60
1:C:361:GLU:OE1	1:C:369:ILE:HD13	2.01	0.60
1:D:12:ASN:CA	1:D:17:VAL:HG12	2.32	0.60
1:D:34:ILE:O	1:D:54:VAL:HG11	2.02	0.60
1:D:50:LYS:HG2	1:D:53:TYR:CG	2.37	0.60
1:D:67:LEU:O	1:D:67:LEU:HD12	2.01	0.60
1:D:105:LEU:HB2	1:D:134:VAL:CG1	2.32	0.60
1:D:312:ARG:O	1:D:313:MET:C	2.40	0.60

Continued on next page...

Continued from previous page...

Atom-1	Atom-2	Interatomic distance (Å)	Clash overlap (Å)
1:E:105:LEU:HB2	1:E:134:VAL:CG1	2.32	0.60
1:E:207:GLU:O	1:E:210:ARG:HG2	2.00	0.60
1:F:171:LEU:HD11	1:F:173:HIS:CG	2.37	0.60
1:F:312:ARG:O	1:F:313:MET:C	2.40	0.60
2:G:344:ASP:O	2:G:348:MET:N	2.32	0.60
2:L:344:ASP:O	2:L:348:MET:N	2.32	0.60
1:A:16:LEU:HD23	1:A:31:PHE:N	2.17	0.60
1:A:201:VAL:HG23	1:B:270:GLU:OE2	2.01	0.60
1:A:259:GLU:O	1:A:261:LEU:HD23	2.01	0.60
1:A:310:ALA:HA	1:A:313:MET:HB2	1.83	0.60
1:A:354:GLN:OE1	1:A:354:GLN:N	2.27	0.60
1:C:34:ILE:O	1:C:54:VAL:HG11	2.02	0.60
1:C:35:VAL:HG12	1:C:37:ARG:HH12	1.67	0.60
1:C:187:ASP:HA	1:C:190:MET:HE3	1.84	0.60
1:C:203:THR:O	1:C:206:ARG:HB2	2.02	0.60
1:C:259:GLU:O	1:C:261:LEU:HD23	2.02	0.60
1:C:294:TYR:HB3	1:C:326:LYS:O	2.02	0.60
1:D:71:ILE:HB	1:D:76:ILE:HD11	1.84	0.60
1:D:79:TRP:O	1:D:83:GLU:HG3	2.01	0.60
1:D:151:ILE:H	1:D:293:LEU:CD1	2.14	0.60
1:E:153:LEU:HB3	1:E:299:LEU:HD12	1.83	0.60
1:E:171:LEU:HD11	1:E:173:HIS:CD2	2.37	0.60
1:E:196:ARG:O	1:E:196:ARG:HG3	2.02	0.60
1:F:79:TRP:C	1:F:83:GLU:HG3	2.22	0.60
1:F:111:ASN:HD21	1:F:115:ASN:CB	2.15	0.60
1:F:153:LEU:HB3	1:F:299:LEU:HD12	1.83	0.60
1:A:37:ARG:N	1:A:66:THR:H	1.97	0.60
1:A:99:GLU:OE1	1:A:99:GLU:N	2.25	0.60
1:A:105:LEU:HB2	1:A:134:VAL:CG1	2.32	0.60
1:A:171:LEU:HD11	1:A:173:HIS:CD2	2.37	0.60
1:A:185:LEU:HD11	1:A:258:PRO:HA	1.84	0.60
1:A:345:ILE:HD11	2:G:350:LYS:HD3	1.84	0.60
1:B:35:VAL:HG12	1:B:37:ARG:HH12	1.67	0.60
1:B:105:LEU:HB2	1:B:134:VAL:CG1	2.32	0.60
1:B:213:LYS:HA	1:B:217:CYS:CB	2.32	0.60
1:B:366:GLY:O	1:B:369:ILE:HG22	2.02	0.60
1:C:5:THR:OG1	1:C:102:PRO:HD3	2.02	0.60
1:C:99:GLU:H	1:C:99:GLU:CD	2.04	0.60
1:C:148:THR:HB	1:C:167:GLU:HA	1.84	0.60
1:C:196:ARG:HG3	1:C:196:ARG:O	2.02	0.60
1:D:16:LEU:HD23	1:D:31:PHE:N	2.17	0.60

Continued on next page...

Continued from previous page...

Atom-1	Atom-2	Interatomic distance (Å)	Clash overlap (Å)
1:D:99:GLU:H	1:D:99:GLU:CD	2.04	0.60
1:D:196:ARG:HG3	1:D:196:ARG:O	2.02	0.60
1:D:213:LYS:HA	1:D:217:CYS:CB	2.32	0.60
1:D:242:LEU:H	1:D:246:GLN:C	2.05	0.60
1:D:242:LEU:CB	1:D:246:GLN:HB3	2.26	0.60
1:D:333:PRO:HD2	1:D:334:GLU:OE1	2.02	0.60
1:E:113:LYS:HA	1:E:116:ARG:NH1	2.17	0.60
1:E:117:GLU:OE1	1:E:370:VAL:HG12	2.02	0.60
1:E:190:MET:CG	1:E:191:LYS:HD2	2.32	0.60
1:F:16:LEU:HD23	1:F:31:PHE:N	2.17	0.60
1:F:98:PRO:HB2	1:F:129:VAL:HG13	1.84	0.60
1:F:213:LYS:HA	1:F:217:CYS:CB	2.32	0.60
1:F:242:LEU:H	1:F:246:GLN:C	2.05	0.60
1:A:131:ALA:HB1	1:A:357:ILE:O	2.01	0.59
1:A:191:LYS:H	1:A:191:LYS:CD	2.15	0.59
1:B:5:THR:OG1	1:B:102:PRO:HD3	2.02	0.59
1:B:34:ILE:O	1:B:54:VAL:HG11	2.02	0.59
1:B:37:ARG:N	1:B:66:THR:H	1.97	0.59
1:B:160:THR:HB	1:B:177:ARG:HH11	1.68	0.59
1:B:298:VAL:CG2	1:B:330:ILE:HB	2.31	0.59
1:C:46:GLY:HA3	2:K:334:GLU:OE2	2.01	0.59
1:C:113:LYS:HA	1:C:116:ARG:NH1	2.17	0.59
1:C:117:GLU:OE1	1:C:370:VAL:HG12	2.02	0.59
1:D:5:THR:OG1	1:D:102:PRO:HD3	2.02	0.59
1:D:131:ALA:HB1	1:D:357:ILE:O	2.01	0.59
1:D:171:LEU:HD11	1:D:173:HIS:CD2	2.37	0.59
1:D:279:TYR:HA	1:D:282:ILE:HG12	1.82	0.59
1:E:5:THR:OG1	1:E:102:PRO:HD3	2.02	0.59
1:E:31:PHE:HB2	1:E:32:PRO:CD	2.31	0.59
1:E:317:ILE:HD11	1:E:321:ALA:HB2	1.84	0.59
1:A:12:ASN:CA	1:A:17:VAL:HG12	2.32	0.59
1:A:116:ARG:HG3	1:A:119:MET:HE3	1.83	0.59
1:A:117:GLU:OE1	1:A:370:VAL:HG12	2.02	0.59
1:A:213:LYS:HA	1:A:217:CYS:CB	2.32	0.59
1:B:183:ARG:NH1	1:B:183:ARG:HG3	2.17	0.59
1:B:279:TYR:HA	1:B:282:ILE:HG12	1.82	0.59
1:B:289:ILE:HG13	1:B:293:LEU:HD23	1.82	0.59
1:C:54:VAL:CA	1:C:58:ALA:HB2	2.13	0.59
1:C:171:LEU:HD11	1:C:173:HIS:CG	2.37	0.59
1:C:190:MET:CG	1:C:191:LYS:HD2	2.32	0.59
1:C:366:GLY:O	1:C:369:ILE:HG22	2.02	0.59

Continued on next page...

Continued from previous page...

Atom-1	Atom-2	Interatomic distance (Å)	Clash overlap (Å)
1:D:23:GLY:N	2:J:357:ARG:HD3	2.17	0.59
1:E:12:ASN:CA	1:E:17:VAL:HG12	2.32	0.59
1:E:151:ILE:H	1:E:293:LEU:CD1	2.14	0.59
1:E:156:GLY:HA2	1:E:301:GLY:HA3	1.83	0.59
1:E:238:LYS:HZ2	1:E:254:ARG:HH12	1.50	0.59
1:F:12:ASN:CA	1:F:17:VAL:HG12	2.32	0.59
1:F:94:LEU:O	1:F:95:ARG:HD3	2.01	0.59
1:F:215:LYS:HG3	1:F:216:LEU:CD2	2.26	0.59
1:F:302:GLY:O	1:F:305:MET:HB3	2.02	0.59
2:L:348:MET:O	2:L:351:ARG:HG2	2.03	0.59
1:A:312:ARG:O	1:A:316:GLU:OE1	2.21	0.59
1:A:366:GLY:O	1:A:369:ILE:HG22	2.02	0.59
1:B:16:LEU:HD23	1:B:31:PHE:N	2.17	0.59
1:B:171:LEU:HD11	1:B:173:HIS:CD2	2.37	0.59
1:B:190:MET:CG	1:B:191:LYS:HD2	2.32	0.59
1:B:215:LYS:HG3	1:B:216:LEU:CD2	2.26	0.59
1:B:238:LYS:HZ2	1:B:254:ARG:HH12	1.49	0.59
1:B:264:PRO:HB3	1:B:267:ILE:HD11	1.84	0.59
1:B:282:ILE:O	1:B:285:CYS:HB2	2.02	0.59
1:C:88:HIS:HA	1:C:92:ASN:HD22	1.65	0.59
1:C:171:LEU:HD11	1:C:173:HIS:CD2	2.37	0.59
1:C:213:LYS:HA	1:C:217:CYS:CB	2.32	0.59
1:C:345:ILE:HG21	2:I:346:ARG:HA	1.84	0.59
1:D:159:VAL:HG22	1:D:160:THR:H	1.66	0.59
1:D:160:THR:HB	1:D:177:ARG:HH11	1.68	0.59
1:E:154:ASP:OD2	1:E:161:HIS:HB2	2.02	0.59
1:F:71:ILE:HG13	1:F:75:ILE:N	2.17	0.59
2:I:348:MET:O	2:I:351:ARG:HG2	2.03	0.59
2:K:348:MET:O	2:K:351:ARG:HG2	2.03	0.59
1:A:59:GLN:C	1:A:62:ARG:NH1	2.55	0.59
1:A:71:ILE:HG13	1:A:75:ILE:N	2.18	0.59
1:A:148:THR:HB	1:A:167:GLU:HA	1.84	0.59
1:A:203:THR:O	1:A:206:ARG:HB2	2.02	0.59
1:B:59:GLN:C	1:B:62:ARG:NH1	2.55	0.59
1:B:259:GLU:O	1:B:261:LEU:HD23	2.02	0.59
1:B:306:TYR:HB3	1:B:307:PRO:HD2	1.85	0.59
1:C:107:GLU:CG	1:C:136:ILE:HD13	2.31	0.59
1:C:185:LEU:HD11	1:C:258:PRO:HA	1.84	0.59
1:C:314:GLN:HE21	1:C:329:ILE:H	1.50	0.59
1:E:38:PRO:HD3	1:E:65:LEU:HD13	1.84	0.59
1:E:206:ARG:HA	1:E:209:VAL:CG2	2.33	0.59

Continued on next page...

Continued from previous page...

Atom-1	Atom-2	Interatomic distance (Å)	Clash overlap (Å)
1:E:213:LYS:HA	1:E:217:CYS:CB	2.32	0.59
1:E:262:PHE:HD1	1:E:275:HIS:ND1	1.94	0.59
1:E:366:GLY:O	1:E:369:ILE:HG22	2.02	0.59
1:F:79:TRP:O	1:F:83:GLU:HG3	2.01	0.59
2:L:345:LEU:HD12	2:L:348:MET:HE3	1.85	0.59
1:A:88:HIS:HA	1:A:92:ASN:HD22	1.65	0.59
1:A:113:LYS:HA	1:A:116:ARG:NH1	2.17	0.59
1:A:312:ARG:O	1:A:313:MET:C	2.40	0.59
1:C:89:THR:HG22	1:C:94:LEU:HD12	1.83	0.59
1:C:151:ILE:H	1:C:293:LEU:CD1	2.14	0.59
1:C:206:ARG:HA	1:C:209:VAL:CG2	2.33	0.59
1:C:312:ARG:O	1:C:316:GLU:OE1	2.21	0.59
1:D:79:TRP:C	1:D:83:GLU:HG3	2.22	0.59
1:D:203:THR:O	1:D:206:ARG:HB2	2.02	0.59
1:D:259:GLU:O	1:D:261:LEU:HD23	2.01	0.59
1:D:306:TYR:HB3	1:D:307:PRO:HD2	1.85	0.59
1:E:16:LEU:HD23	1:E:31:PHE:N	2.17	0.59
1:E:54:VAL:CA	1:E:58:ALA:HB2	2.13	0.59
1:E:191:LYS:H	1:E:191:LYS:CD	2.16	0.59
1:E:236:LEU:HA	1:E:238:LYS:HZ2	1.68	0.59
1:E:304:THR:HG22	1:E:309:ILE:HG21	1.82	0.59
1:E:312:ARG:HA	1:E:315:LYS:HZ2	1.66	0.59
1:E:314:GLN:HE21	1:E:329:ILE:H	1.50	0.59
1:F:8:LEU:HD11	1:F:101:HIS:CB	2.25	0.59
1:F:37:ARG:H	1:F:66:THR:HG22	1.65	0.59
1:F:50:LYS:HG2	1:F:53:TYR:CG	2.37	0.59
1:F:71:ILE:HB	1:F:76:ILE:HD11	1.84	0.59
1:F:80:ASP:HA	1:F:83:GLU:OE1	2.03	0.59
1:F:113:LYS:HA	1:F:116:ARG:NH1	2.17	0.59
1:F:116:ARG:CA	1:F:119:MET:HG2	2.33	0.59
1:F:354:GLN:OE1	1:F:354:GLN:N	2.27	0.59
1:A:5:THR:OG1	1:A:102:PRO:HD3	2.02	0.59
1:A:8:LEU:HD11	1:A:101:HIS:CB	2.25	0.59
1:A:187:ASP:HB3	1:A:191:LYS:HZ3	1.67	0.59
1:A:196:ARG:HG3	1:A:196:ARG:O	2.02	0.59
1:A:294:TYR:HB3	1:A:326:LYS:O	2.02	0.59
1:C:242:LEU:H	1:C:246:GLN:C	2.05	0.59
1:C:282:ILE:O	1:C:285:CYS:HB2	2.02	0.59
1:D:183:ARG:NH1	1:D:183:ARG:HG3	2.17	0.59
1:D:282:ILE:O	1:D:285:CYS:HB2	2.02	0.59
1:D:298:VAL:CG2	1:D:330:ILE:HB	2.31	0.59

Continued on next page...

Continued from previous page...

Atom-1	Atom-2	Interatomic distance (Å)	Clash overlap (Å)
1:D:352:PHE:HB3	1:D:355:MET:CE	2.24	0.59
1:E:174:ALA:HA	1:E:284:LYS:HE3	1.85	0.59
1:F:35:VAL:HA	1:F:54:VAL:CG2	2.27	0.59
1:F:131:ALA:HB1	1:F:357:ILE:O	2.01	0.59
1:F:154:ASP:OD2	1:F:161:HIS:HB2	2.02	0.59
1:F:203:THR:O	1:F:206:ARG:HB2	2.02	0.59
1:A:44:MET:CE	1:C:169:TYR:HA	2.28	0.59
1:A:282:ILE:O	1:A:285:CYS:HB2	2.02	0.59
1:D:71:ILE:HG13	1:D:75:ILE:N	2.18	0.59
1:D:72:GLU:CD	1:D:72:GLU:H	2.05	0.59
1:D:366:GLY:O	1:D:369:ILE:HG22	2.02	0.59
1:E:203:THR:O	1:E:206:ARG:HB2	2.02	0.59
1:E:312:ARG:O	1:E:316:GLU:OE1	2.20	0.59
1:F:5:THR:OG1	1:F:102:PRO:HD3	2.02	0.59
1:F:116:ARG:HG3	1:F:119:MET:HE3	1.84	0.59
1:F:306:TYR:HB3	1:F:307:PRO:HD2	1.85	0.59
1:F:312:ARG:O	1:F:316:GLU:OE1	2.21	0.59
1:F:366:GLY:O	1:F:369:ILE:HG22	2.02	0.59
2:G:348:MET:O	2:G:351:ARG:HG2	2.03	0.59
2:H:348:MET:O	2:H:351:ARG:HG2	2.03	0.59
1:A:35:VAL:HG12	1:A:37:ARG:HH12	1.67	0.59
1:A:79:TRP:C	1:A:83:GLU:HG3	2.22	0.59
1:A:107:GLU:CG	1:A:136:ILE:HD13	2.31	0.59
1:A:206:ARG:HA	1:A:209:VAL:CG2	2.32	0.59
1:A:264:PRO:HB3	1:A:267:ILE:HD11	1.84	0.59
1:A:314:GLN:HE21	1:A:329:ILE:H	1.50	0.59
1:A:333:PRO:HD2	1:A:334:GLU:OE1	2.02	0.59
1:B:72:GLU:H	1:B:72:GLU:CD	2.05	0.59
1:B:79:TRP:C	1:B:83:GLU:HG3	2.22	0.59
1:B:80:ASP:HA	1:B:83:GLU:OE1	2.03	0.59
1:B:124:PHE:CD1	1:B:132:MET:HE3	2.38	0.59
1:B:154:ASP:OD2	1:B:161:HIS:HB2	2.02	0.59
1:B:196:ARG:O	1:B:196:ARG:HG3	2.02	0.59
1:B:279:TYR:CE1	1:B:320:LEU:HB3	2.38	0.59
1:B:280:ASN:C	1:B:284:LYS:HZ3	2.06	0.59
1:B:289:ILE:HD12	1:B:292:ASP:HB2	1.84	0.59
1:C:31:PHE:HB2	1:C:32:PRO:CD	2.31	0.59
1:C:59:GLN:C	1:C:62:ARG:NH1	2.55	0.59
1:C:71:ILE:HG13	1:C:75:ILE:N	2.17	0.59
1:C:79:TRP:C	1:C:83:GLU:HG3	2.22	0.59
1:C:174:ALA:HA	1:C:284:LYS:HE3	1.85	0.59

Continued on next page...

Continued from previous page...

Atom-1	Atom-2	Interatomic distance (Å)	Clash overlap (Å)
1:D:98:PRO:HB2	1:D:129:VAL:HG13	1.85	0.59
1:D:215:LYS:HG3	1:D:216:LEU:CD2	2.26	0.59
1:D:236:LEU:HA	1:D:238:LYS:HZ2	1.67	0.59
1:E:34:ILE:O	1:E:54:VAL:HG11	2.02	0.59
1:E:107:GLU:CG	1:E:136:ILE:HD13	2.31	0.59
1:F:108:ALA:HA	1:F:137:GLN:HG3	1.85	0.59
1:F:160:THR:HB	1:F:177:ARG:HH11	1.68	0.59
1:F:259:GLU:O	1:F:261:LEU:HD23	2.02	0.59
1:A:171:LEU:HD11	1:A:173:HIS:CG	2.37	0.59
1:A:190:MET:CG	1:A:191:LYS:HD2	2.32	0.59
1:A:272:ALA:HB1	1:A:276:GLU:OE2	2.03	0.59
1:B:185:LEU:HD12	1:B:258:PRO:HA	1.85	0.59
1:C:23:GLY:N	2:I:357:ARG:HD3	2.16	0.59
1:C:38:PRO:HD3	1:C:65:LEU:HD13	1.84	0.59
1:C:154:ASP:OD2	1:C:161:HIS:HB2	2.02	0.59
1:C:159:VAL:HG22	1:C:160:THR:H	1.66	0.59
1:C:264:PRO:HB3	1:C:267:ILE:HD11	1.84	0.59
1:C:312:ARG:O	1:C:313:MET:C	2.40	0.59
1:C:317:ILE:HD11	1:C:321:ALA:HB2	1.84	0.59
1:C:333:PRO:HD2	1:C:334:GLU:OE1	2.02	0.59
1:D:39:ARG:H	1:D:64:ILE:CD1	2.16	0.59
1:D:59:GLN:C	1:D:62:ARG:NH1	2.55	0.59
1:D:154:ASP:OD2	1:D:161:HIS:HB2	2.02	0.59
1:E:71:ILE:HB	1:E:76:ILE:HD11	1.84	0.59
1:E:79:TRP:C	1:E:83:GLU:HG3	2.22	0.59
1:E:185:LEU:HD11	1:E:258:PRO:HA	1.84	0.59
1:E:221:LEU:CD1	1:E:315:LYS:HZ2	2.16	0.59
1:E:294:TYR:HB3	1:E:326:LYS:O	2.02	0.59
1:F:34:ILE:O	1:F:54:VAL:HG11	2.02	0.59
1:F:38:PRO:HD3	1:F:65:LEU:HD13	1.85	0.59
1:F:148:THR:HB	1:F:167:GLU:HA	1.84	0.59
1:F:333:PRO:HD2	1:F:334:GLU:OE1	2.02	0.59
1:A:30:VAL:O	1:A:31:PHE:HB3	2.03	0.59
1:A:307:PRO:O	1:A:309:ILE:N	2.36	0.59
1:B:236:LEU:HA	1:B:238:LYS:HZ2	1.68	0.59
1:C:30:VAL:O	1:C:31:PHE:HB3	2.03	0.59
1:C:183:ARG:NH1	1:C:183:ARG:HG3	2.17	0.59
1:C:191:LYS:H	1:C:191:LYS:CD	2.16	0.59
1:D:80:ASP:HA	1:D:83:GLU:OE1	2.03	0.59
1:D:191:LYS:H	1:D:191:LYS:CD	2.16	0.59
1:E:30:VAL:O	1:E:31:PHE:HB3	2.03	0.59

Continued on next page...

Continued from previous page...

Atom-1	Atom-2	Interatomic distance (Å)	Clash overlap (Å)
1:E:50:LYS:HG2	1:E:53:TYR:CG	2.37	0.59
1:E:72:GLU:H	1:E:72:GLU:CD	2.05	0.59
1:E:98:PRO:HB2	1:E:129:VAL:HG13	1.84	0.59
1:F:117:GLU:OE1	1:F:370:VAL:HG12	2.02	0.59
1:F:264:PRO:HB3	1:F:267:ILE:HD11	1.84	0.59
1:A:5:THR:CG2	1:A:102:PRO:HD3	2.33	0.58
1:A:183:ARG:NH1	1:A:183:ARG:HG3	2.17	0.58
1:A:286:ASP:OD1	1:A:289:ILE:HB	2.03	0.58
1:A:302:GLY:O	1:A:305:MET:HB3	2.02	0.58
1:B:31:PHE:HB2	1:B:32:PRO:CD	2.31	0.58
1:B:46:GLY:HA3	2:J:334:GLU:OE2	2.03	0.58
1:B:206:ARG:HA	1:B:209:VAL:CG2	2.32	0.58
1:D:108:ALA:HA	1:D:137:GLN:HG3	1.85	0.58
1:D:113:LYS:HA	1:D:116:ARG:NH1	2.17	0.58
1:D:242:LEU:HD21	1:F:287:ILE:HG12	1.85	0.58
1:D:312:ARG:O	1:D:316:GLU:OE1	2.21	0.58
1:D:314:GLN:HE21	1:D:329:ILE:H	1.50	0.58
1:E:6:THR:HG23	1:E:21:PHE:CD1	2.38	0.58
1:E:59:GLN:C	1:E:62:ARG:NH1	2.55	0.58
1:E:252:ASN:O	1:E:256:ARG:HD3	2.02	0.58
1:E:272:ALA:HB1	1:E:276:GLU:OE2	2.03	0.58
1:F:289:ILE:HD12	1:F:292:ASP:HB2	1.84	0.58
1:F:294:TYR:HB3	1:F:326:LYS:O	2.02	0.58
1:A:154:ASP:OD2	1:A:161:HIS:HB2	2.02	0.58
1:A:188:TYR:CE2	1:A:192:ILE:HG21	2.38	0.58
1:B:54:VAL:HA	1:B:58:ALA:HB3	1.78	0.58
1:B:73:HIS:H	1:B:75:ILE:CG1	2.10	0.58
1:B:98:PRO:HB2	1:B:129:VAL:HG12	1.85	0.58
1:B:98:PRO:HB2	1:B:129:VAL:HG13	1.84	0.58
1:B:188:TYR:CE2	1:B:192:ILE:HG21	2.38	0.58
1:B:242:LEU:HD21	1:D:287:ILE:HG12	1.85	0.58
1:B:242:LEU:CB	1:B:246:GLN:HB3	2.26	0.58
1:B:333:PRO:HD2	1:B:334:GLU:OE1	2.02	0.58
1:C:6:THR:HG23	1:C:21:PHE:CD1	2.38	0.58
1:C:120:THR:HA	1:C:123:MET:CE	2.31	0.58
1:C:177:ARG:CZ	1:C:179:ASP:HA	2.34	0.58
1:C:279:TYR:CE1	1:C:320:LEU:HB3	2.38	0.58
1:D:35:VAL:CB	1:D:68:LYS:HB2	2.22	0.58
1:D:38:PRO:HD3	1:D:65:LEU:HD13	1.84	0.58
1:D:73:HIS:H	1:D:75:ILE:CG1	2.10	0.58
1:D:117:GLU:OE1	1:D:370:VAL:HG12	2.02	0.58

Continued on next page...

Continued from previous page...

Atom-1	Atom-2	Interatomic distance (Å)	Clash overlap (Å)
1:D:188:TYR:CE2	1:D:192:ILE:HG21	2.38	0.58
1:D:206:ARG:HA	1:D:209:VAL:CG2	2.32	0.58
1:D:307:PRO:O	1:D:309:ILE:N	2.36	0.58
1:E:5:THR:CG2	1:E:102:PRO:HD3	2.33	0.58
1:E:298:VAL:CG2	1:E:330:ILE:HB	2.31	0.58
1:E:302:GLY:O	1:E:305:MET:HB3	2.02	0.58
1:E:333:PRO:HD2	1:E:334:GLU:OE1	2.02	0.58
1:F:5:THR:CG2	1:F:102:PRO:HD3	2.33	0.58
1:F:59:GLN:C	1:F:62:ARG:NH1	2.55	0.58
1:F:71:ILE:O	1:F:75:ILE:N	2.31	0.58
1:F:72:GLU:CD	1:F:72:GLU:H	2.05	0.58
1:F:73:HIS:H	1:F:75:ILE:CG1	2.10	0.58
1:F:185:LEU:HD12	1:F:258:PRO:HA	1.85	0.58
1:F:188:TYR:CE2	1:F:192:ILE:HG21	2.38	0.58
1:F:252:ASN:O	1:F:256:ARG:HD3	2.02	0.58
1:F:286:ASP:OD1	1:F:289:ILE:HB	2.04	0.58
2:J:348:MET:O	2:J:351:ARG:HG2	2.03	0.58
1:A:38:PRO:HD3	1:A:65:LEU:HD13	1.84	0.58
1:A:156:GLY:HA2	1:A:301:GLY:HA3	1.83	0.58
1:A:159:VAL:HG22	1:A:160:THR:H	1.66	0.58
1:A:164:PRO:CD	1:A:175:ILE:HG12	2.26	0.58
1:A:174:ALA:HA	1:A:284:LYS:HE3	1.85	0.58
1:A:177:ARG:CZ	1:A:179:ASP:HA	2.34	0.58
1:A:252:ASN:O	1:A:256:ARG:HD3	2.02	0.58
1:A:279:TYR:CE1	1:A:320:LEU:HB3	2.38	0.58
1:B:148:THR:HB	1:B:167:GLU:HA	1.84	0.58
1:B:172:PRO:CA	1:B:175:ILE:HD12	2.30	0.58
1:B:252:ASN:O	1:B:256:ARG:HD3	2.02	0.58
1:B:307:PRO:O	1:B:309:ILE:N	2.36	0.58
1:B:312:ARG:O	1:B:315:LYS:N	2.36	0.58
1:C:262:PHE:HD1	1:C:275:HIS:ND1	1.94	0.58
1:C:312:ARG:O	1:C:315:LYS:N	2.36	0.58
1:D:279:TYR:CE1	1:D:320:LEU:HB3	2.38	0.58
1:D:312:ARG:O	1:D:315:LYS:N	2.36	0.58
1:E:88:HIS:HA	1:E:92:ASN:HD22	1.65	0.58
1:E:282:ILE:O	1:E:285:CYS:HB2	2.02	0.58
1:E:312:ARG:O	1:E:315:LYS:N	2.36	0.58
1:F:172:PRO:CA	1:F:175:ILE:HD12	2.30	0.58
1:F:183:ARG:NH1	1:F:183:ARG:HG3	2.17	0.58
1:F:314:GLN:HE21	1:F:329:ILE:H	1.50	0.58
1:F:372:ARG:H	1:F:372:ARG:HD3	1.69	0.58

Continued on next page...

Continued from previous page...

Atom-1	Atom-2	Interatomic distance (Å)	Clash overlap (Å)
1:A:34:ILE:O	1:A:54:VAL:HG11	2.02	0.58
1:A:72:GLU:CD	1:A:72:GLU:H	2.05	0.58
1:A:98:PRO:HB2	1:A:129:VAL:HG13	1.84	0.58
1:A:120:THR:HA	1:A:123:MET:CE	2.31	0.58
1:A:312:ARG:O	1:A:315:LYS:N	2.36	0.58
1:A:312:ARG:HG3	1:A:316:GLU:OE1	2.03	0.58
1:B:38:PRO:HD3	1:B:65:LEU:HD13	1.84	0.58
1:B:39:ARG:H	1:B:64:ILE:CD1	2.16	0.58
1:B:62:ARG:HB2	1:B:204:ALA:HB2	1.86	0.58
1:B:71:ILE:HG13	1:B:75:ILE:N	2.18	0.58
1:B:143:TYR:OH	2:H:346:ARG:HA	2.03	0.58
1:B:159:VAL:HG22	1:B:160:THR:H	1.66	0.58
1:C:98:PRO:HB2	1:C:129:VAL:HG13	1.84	0.58
1:C:188:TYR:CE2	1:C:192:ILE:HG21	2.38	0.58
1:D:372:ARG:HD3	1:D:372:ARG:H	1.69	0.58
1:E:120:THR:HA	1:E:123:MET:CE	2.31	0.58
1:E:148:THR:O	1:E:167:GLU:N	2.37	0.58
1:E:177:ARG:CZ	1:E:179:ASP:HA	2.34	0.58
1:E:279:TYR:CE1	1:E:320:LEU:HB3	2.38	0.58
1:F:206:ARG:HA	1:F:209:VAL:CG2	2.33	0.58
2:J:344:ASP:O	2:J:348:MET:N	2.32	0.58
1:A:71:ILE:HB	1:A:76:ILE:HD11	1.84	0.58
1:A:145:SER:C	2:G:346:ARG:HH12	2.06	0.58
1:B:193:LEU:O	1:B:198:TYR:HD2	1.86	0.58
1:B:294:TYR:HE2	1:B:325:MET:HG2	1.68	0.58
1:C:46:GLY:HA2	2:K:331:SER:OG	2.03	0.58
1:C:252:ASN:O	1:C:256:ARG:HD3	2.02	0.58
1:C:302:GLY:O	1:C:305:MET:HB3	2.02	0.58
1:D:13:GLY:O	1:D:16:LEU:N	2.37	0.58
1:D:213:LYS:HA	1:D:217:CYS:HB2	1.86	0.58
1:D:289:ILE:HD12	1:D:292:ASP:HB2	1.84	0.58
1:E:62:ARG:HB2	1:E:204:ALA:HB2	1.86	0.58
1:E:264:PRO:HB3	1:E:267:ILE:HD11	1.84	0.58
1:E:307:PRO:O	1:E:309:ILE:N	2.36	0.58
1:E:312:ARG:O	1:E:313:MET:C	2.40	0.58
1:E:328:LYS:HZ2	1:E:330:ILE:HG13	1.65	0.58
1:F:13:GLY:O	1:F:16:LEU:N	2.37	0.58
1:F:177:ARG:CZ	1:F:179:ASP:HA	2.33	0.58
1:F:191:LYS:H	1:F:191:LYS:CD	2.16	0.58
1:F:298:VAL:CG2	1:F:330:ILE:HB	2.31	0.58
1:F:307:PRO:O	1:F:309:ILE:N	2.36	0.58

Continued on next page...

Continued from previous page...

Atom-1	Atom-2	Interatomic distance (Å)	Clash overlap (Å)
1:A:6:THR:HG23	1:A:21:PHE:CD1	2.38	0.58
1:A:62:ARG:HB2	1:A:204:ALA:HB2	1.86	0.58
1:A:148:THR:O	1:A:167:GLU:N	2.37	0.58
1:A:196:ARG:NH2	1:B:113:LYS:H	2.02	0.58
1:B:13:GLY:O	1:B:16:LEU:N	2.37	0.58
1:B:117:GLU:OE1	1:B:370:VAL:HG12	2.02	0.58
1:B:117:GLU:OE2	1:B:367:PRO:HG2	2.04	0.58
1:B:196:ARG:NH2	1:C:113:LYS:H	2.02	0.58
1:B:294:TYR:HB3	1:B:326:LYS:O	2.02	0.58
1:C:80:ASP:HA	1:C:83:GLU:OE1	2.03	0.58
1:C:116:ARG:CA	1:C:119:MET:HG2	2.33	0.58
1:C:272:ALA:HB1	1:C:276:GLU:OE2	2.03	0.58
1:C:298:VAL:CG2	1:C:330:ILE:HB	2.31	0.58
1:D:116:ARG:CA	1:D:119:MET:HG2	2.33	0.58
1:D:294:TYR:HB3	1:D:326:LYS:O	2.02	0.58
1:D:304:THR:O	1:D:304:THR:CG2	2.52	0.58
1:E:108:ALA:HA	1:E:137:GLN:HG3	1.85	0.58
1:E:355:MET:HG2	1:E:356:TRP:CE3	2.39	0.58
1:F:9:VAL:HG12	1:F:20:GLY:C	2.24	0.58
1:F:117:GLU:OE2	1:F:367:PRO:HG2	2.04	0.58
1:F:196:ARG:HG3	1:F:196:ARG:O	2.02	0.58
1:F:213:LYS:HA	1:F:217:CYS:HB2	1.86	0.58
1:F:304:THR:O	1:F:304:THR:CG2	2.52	0.58
1:F:312:ARG:O	1:F:315:LYS:N	2.37	0.58
2:G:328:ALA:HB1	2:G:336:ILE:HD12	1.86	0.58
1:B:18:LYS:CG	1:B:30:VAL:HA	2.16	0.58
1:B:187:ASP:C	1:B:191:LYS:HD3	2.24	0.58
1:B:221:LEU:CD1	1:B:315:LYS:HZ2	2.16	0.58
1:B:312:ARG:O	1:B:316:GLU:OE1	2.21	0.58
1:B:355:MET:HG2	1:B:356:TRP:CE3	2.39	0.58
1:B:372:ARG:HD3	1:B:372:ARG:H	1.69	0.58
1:C:5:THR:CG2	1:C:102:PRO:HD3	2.33	0.58
1:C:62:ARG:HB2	1:C:204:ALA:HB2	1.86	0.58
1:C:71:ILE:HB	1:C:76:ILE:HD11	1.84	0.58
1:D:46:GLY:HA2	2:L:331:SER:OG	2.03	0.58
1:D:187:ASP:C	1:D:191:LYS:HD3	2.24	0.58
1:D:355:MET:HG2	1:D:356:TRP:CE3	2.39	0.58
1:E:148:THR:HB	1:E:167:GLU:HA	1.84	0.58
1:E:365:ALA:HB3	1:E:369:ILE:CB	2.23	0.58
1:F:62:ARG:HB2	1:F:204:ALA:HB2	1.86	0.58
1:F:312:ARG:HA	1:F:315:LYS:HZ2	1.68	0.58

Continued on next page...

Continued from previous page...

Atom-1	Atom-2	Interatomic distance (Å)	Clash overlap (Å)
1:F:317:ILE:HD11	1:F:321:ALA:HB2	1.84	0.58
2:I:344:ASP:O	2:I:348:MET:N	2.32	0.58
1:A:39:ARG:H	1:A:64:ILE:CD1	2.16	0.58
1:A:54:VAL:CA	1:A:58:ALA:HB2	2.12	0.58
1:A:108:ALA:HA	1:A:137:GLN:HG3	1.85	0.58
1:A:187:ASP:C	1:A:191:LYS:HD3	2.24	0.58
1:A:193:LEU:O	1:A:198:TYR:HD2	1.86	0.58
1:B:304:THR:O	1:B:304:THR:CG2	2.52	0.58
1:C:118:LYS:HG3	1:C:119:MET:N	2.19	0.58
1:C:187:ASP:C	1:C:191:LYS:HD3	2.24	0.58
1:D:9:VAL:HG12	1:D:20:GLY:C	2.24	0.58
1:D:116:ARG:HG3	1:D:119:MET:HE3	1.85	0.58
1:D:286:ASP:OD1	1:D:289:ILE:HB	2.03	0.58
1:E:9:VAL:HG12	1:E:20:GLY:C	2.24	0.58
1:E:71:ILE:HG13	1:E:75:ILE:N	2.18	0.58
1:E:80:ASP:HA	1:E:83:GLU:OE1	2.03	0.58
1:E:118:LYS:HG3	1:E:119:MET:N	2.19	0.58
1:E:160:THR:HB	1:E:177:ARG:HH11	1.68	0.58
1:E:202:THR:HG23	1:E:205:GLU:OE1	2.04	0.58
1:E:306:TYR:HB3	1:E:307:PRO:HD2	1.85	0.58
1:F:23:GLY:N	2:L:357:ARG:HD3	2.17	0.58
1:A:16:LEU:HB2	1:A:18:LYS:NZ	2.16	0.58
1:A:31:PHE:HB2	1:A:32:PRO:CD	2.31	0.58
1:A:80:ASP:HA	1:A:83:GLU:OE1	2.03	0.58
1:A:294:TYR:HE2	1:A:325:MET:HG2	1.68	0.58
1:B:6:THR:HG23	1:B:21:PHE:CD1	2.39	0.58
1:B:46:GLY:HA2	2:J:331:SER:OG	2.04	0.58
1:B:108:ALA:HA	1:B:137:GLN:HG3	1.85	0.58
1:B:242:LEU:CD2	1:B:243:PRO:HD2	2.34	0.58
1:B:272:ALA:HB1	1:B:276:GLU:OE2	2.03	0.58
1:B:352:PHE:HB3	1:B:355:MET:CE	2.24	0.58
1:C:108:ALA:HA	1:C:137:GLN:HG3	1.84	0.58
1:C:160:THR:HB	1:C:177:ARG:HH11	1.68	0.58
1:C:202:THR:HG23	1:C:205:GLU:OE1	2.04	0.58
1:C:307:PRO:O	1:C:309:ILE:N	2.36	0.58
1:D:98:PRO:HB2	1:D:129:VAL:HG12	1.85	0.58
1:D:115:ASN:HA	1:D:118:LYS:NZ	2.19	0.58
1:D:148:THR:HB	1:D:167:GLU:HA	1.84	0.58
1:D:272:ALA:HB1	1:D:276:GLU:OE2	2.03	0.58
1:E:187:ASP:HA	1:E:190:MET:HE3	1.85	0.58
1:E:187:ASP:C	1:E:191:LYS:HD3	2.24	0.58

Continued on next page...

Continued from previous page...

Atom-1	Atom-2	Interatomic distance (Å)	Clash overlap (Å)
1:E:242:LEU:H	1:E:246:GLN:C	2.05	0.58
1:E:317:ILE:HD12	1:E:321:ALA:HB2	1.86	0.58
1:F:115:ASN:HA	1:F:118:LYS:NZ	2.19	0.58
1:F:141:SER:O	1:F:145:SER:N	2.37	0.58
1:F:174:ALA:HA	1:F:284:LYS:HE3	1.85	0.58
1:F:187:ASP:C	1:F:191:LYS:HD3	2.24	0.58
1:F:190:MET:CG	1:F:191:LYS:HD2	2.32	0.58
1:F:279:TYR:CE1	1:F:320:LEU:HB3	2.38	0.58
2:J:348:MET:HE1	2:J:349:LEU:HD11	1.83	0.58
1:A:98:PRO:HB2	1:A:129:VAL:HG12	1.85	0.58
1:A:298:VAL:CG2	1:A:330:ILE:HB	2.31	0.58
1:B:44:MET:HE1	1:D:169:TYR:CD1	2.38	0.58
1:B:207:GLU:CA	1:B:210:ARG:CZ	2.82	0.58
1:B:234:SER:CA	1:B:237:GLU:HG3	2.34	0.58
1:B:314:GLN:HE21	1:B:329:ILE:H	1.50	0.58
1:C:72:GLU:CD	1:C:72:GLU:H	2.05	0.58
1:D:62:ARG:HB2	1:D:204:ALA:HB2	1.86	0.58
1:D:174:ALA:HA	1:D:284:LYS:HE3	1.85	0.58
1:D:177:ARG:CZ	1:D:179:ASP:HA	2.33	0.58
1:D:185:LEU:HD12	1:D:258:PRO:HA	1.85	0.58
1:D:193:LEU:O	1:D:198:TYR:HD2	1.86	0.58
1:D:328:LYS:HZ2	1:D:330:ILE:HG13	1.69	0.58
1:E:11:ASP:HA	1:E:106:THR:HG21	1.86	0.58
1:E:136:ILE:HB	1:E:139:VAL:CG2	2.32	0.58
1:F:34:ILE:HD11	1:F:69:TYR:CD2	2.39	0.58
1:F:54:VAL:HA	1:F:58:ALA:HB3	1.78	0.58
1:F:88:HIS:HA	1:F:92:ASN:HD22	1.65	0.58
2:I:328:ALA:HB1	2:I:336:ILE:HD12	1.86	0.58
1:A:9:VAL:HG12	1:A:20:GLY:C	2.24	0.57
1:A:34:ILE:HD11	1:A:69:TYR:CD2	2.39	0.57
1:A:143:TYR:CZ	2:G:346:ARG:HA	2.39	0.57
1:A:160:THR:HB	1:A:177:ARG:HH11	1.68	0.57
1:B:174:ALA:HA	1:B:284:LYS:HE3	1.85	0.57
1:B:289:ILE:O	1:B:292:ASP:HB2	2.04	0.57
1:C:39:ARG:H	1:C:64:ILE:HD11	1.69	0.57
1:C:50:LYS:HG2	1:C:53:TYR:CG	2.37	0.57
1:C:164:PRO:CD	1:C:175:ILE:HG12	2.26	0.57
1:C:196:ARG:NH2	1:D:113:LYS:H	2.02	0.57
1:C:286:ASP:OD1	1:C:289:ILE:HB	2.03	0.57
1:D:5:THR:CG2	1:D:102:PRO:HD3	2.33	0.57
1:E:39:ARG:H	1:E:64:ILE:CD1	2.16	0.57

Continued on next page...

Continued from previous page...

Atom-1	Atom-2	Interatomic distance (Å)	Clash overlap (Å)
1:E:57:GLU:O	1:E:60:SER:N	2.38	0.57
1:E:101:HIS:N	1:E:130:PRO:HD3	2.19	0.57
1:E:183:ARG:NH1	1:E:183:ARG:HG3	2.17	0.57
1:E:294:TYR:HE2	1:E:325:MET:HG2	1.68	0.57
1:E:304:THR:O	1:E:304:THR:CG2	2.52	0.57
1:F:30:VAL:O	1:F:31:PHE:HB3	2.03	0.57
1:F:39:ARG:H	1:F:64:ILE:CD1	2.16	0.57
1:F:118:LYS:HG3	1:F:119:MET:N	2.19	0.57
1:F:153:LEU:O	1:F:299:LEU:HD12	2.04	0.57
1:F:207:GLU:CA	1:F:210:ARG:CZ	2.82	0.57
1:F:280:ASN:C	1:F:284:LYS:HZ3	2.07	0.57
1:A:39:ARG:H	1:A:64:ILE:HD11	1.70	0.57
1:A:101:HIS:N	1:A:130:PRO:HD3	2.19	0.57
1:A:117:GLU:OE2	1:A:367:PRO:HG2	2.04	0.57
1:A:118:LYS:HG3	1:A:119:MET:N	2.19	0.57
1:B:5:THR:CG2	1:B:102:PRO:HD3	2.33	0.57
1:B:11:ASP:HA	1:B:106:THR:HG21	1.86	0.57
1:B:141:SER:O	1:B:145:SER:N	2.37	0.57
1:B:155:SER:C	1:B:301:GLY:HA3	2.25	0.57
1:C:9:VAL:HG12	1:C:20:GLY:C	2.24	0.57
1:C:34:ILE:HD11	1:C:69:TYR:CD2	2.39	0.57
1:C:59:GLN:HB2	1:C:62:ARG:HH11	1.69	0.57
1:C:193:LEU:HD21	1:C:248:ILE:HD11	1.86	0.57
1:C:221:LEU:HA	1:C:315:LYS:HZ1	1.69	0.57
1:C:242:LEU:CD2	1:C:243:PRO:HD2	2.34	0.57
1:C:355:MET:HG2	1:C:356:TRP:CE3	2.39	0.57
1:D:30:VAL:O	1:D:31:PHE:HB3	2.03	0.57
1:D:317:ILE:HD11	1:D:321:ALA:HB2	1.84	0.57
1:E:98:PRO:HB2	1:E:129:VAL:HG12	1.85	0.57
1:E:115:ASN:HA	1:E:118:LYS:NZ	2.18	0.57
1:E:188:TYR:CE2	1:E:192:ILE:HG21	2.38	0.57
1:A:50:LYS:HG2	1:A:53:TYR:CG	2.37	0.57
1:A:57:GLU:O	1:A:60:SER:N	2.37	0.57
1:A:115:ASN:HA	1:A:118:LYS:NZ	2.19	0.57
1:A:242:LEU:HD21	1:C:287:ILE:HG12	1.85	0.57
1:A:242:LEU:CB	1:A:246:GLN:HB3	2.26	0.57
1:A:253:GLU:CD	1:A:253:GLU:H	2.04	0.57
1:A:317:ILE:HD11	1:A:321:ALA:HB2	1.84	0.57
1:B:20:GLY:H	1:B:340:TRP:HE1	1.53	0.57
1:B:34:ILE:HD11	1:B:69:TYR:CD2	2.39	0.57
1:B:67:LEU:HD23	1:B:203:THR:OG1	2.04	0.57

Continued on next page...

Continued from previous page...

Atom-1	Atom-2	Interatomic distance (Å)	Clash overlap (Å)
1:B:113:LYS:HA	1:B:116:ARG:NH1	2.17	0.57
1:B:177:ARG:CZ	1:B:179:ASP:HA	2.33	0.57
1:B:286:ASP:OD1	1:B:289:ILE:HB	2.03	0.57
1:C:11:ASP:HA	1:C:106:THR:HG21	1.86	0.57
1:C:39:ARG:H	1:C:64:ILE:CD1	2.16	0.57
1:C:141:SER:O	1:C:145:SER:N	2.37	0.57
1:C:242:LEU:HD21	1:E:287:ILE:HG12	1.85	0.57
1:D:31:PHE:HB2	1:D:32:PRO:CD	2.31	0.57
1:D:39:ARG:H	1:D:64:ILE:HD11	1.69	0.57
1:D:156:GLY:HA2	1:D:301:GLY:HA3	1.83	0.57
1:D:196:ARG:NH2	1:E:113:LYS:H	2.02	0.57
1:D:221:LEU:HA	1:D:315:LYS:HZ1	1.68	0.57
1:E:59:GLN:HB2	1:E:62:ARG:HH11	1.69	0.57
1:E:89:THR:HG22	1:E:94:LEU:HD12	1.83	0.57
1:E:286:ASP:OD1	1:E:289:ILE:HB	2.03	0.57
1:E:314:GLN:HE22	1:E:329:ILE:HB	1.70	0.57
1:F:236:LEU:HA	1:F:238:LYS:HZ2	1.69	0.57
1:F:272:ALA:HB1	1:F:276:GLU:OE2	2.03	0.57
1:F:345:ILE:HD11	2:L:350:LYS:HD3	1.87	0.57
1:A:208:ILE:HG22	1:A:212:ILE:HD11	1.87	0.57
1:A:242:LEU:O	1:A:245:GLY:N	2.30	0.57
1:B:99:GLU:H	1:B:99:GLU:CD	2.04	0.57
1:B:115:ASN:HA	1:B:118:LYS:NZ	2.19	0.57
1:B:153:LEU:O	1:B:299:LEU:HD12	2.04	0.57
1:B:208:ILE:HG22	1:B:212:ILE:HD11	1.87	0.57
1:B:213:LYS:HA	1:B:217:CYS:HB2	1.86	0.57
1:C:193:LEU:O	1:C:198:TYR:HD2	1.86	0.57
1:C:372:ARG:H	1:C:372:ARG:HD3	1.68	0.57
1:D:190:MET:CG	1:D:191:LYS:HD2	2.32	0.57
1:D:289:ILE:O	1:D:292:ASP:HB2	2.04	0.57
1:E:13:GLY:O	1:E:16:LEU:N	2.37	0.57
1:E:145:SER:O	2:K:343:THR:OG1	2.21	0.57
1:E:153:LEU:O	1:E:299:LEU:HD12	2.04	0.57
1:E:155:SER:C	1:E:301:GLY:HA3	2.25	0.57
1:E:372:ARG:HD3	1:E:372:ARG:H	1.69	0.57
1:F:6:THR:HG23	1:F:21:PHE:CD1	2.39	0.57
1:F:35:VAL:CB	1:F:68:LYS:HB2	2.22	0.57
1:F:148:THR:O	1:F:167:GLU:N	2.37	0.57
1:F:202:THR:HG23	1:F:205:GLU:OE1	2.04	0.57
1:A:13:GLY:O	1:A:16:LEU:N	2.37	0.57
1:B:191:LYS:H	1:B:191:LYS:CD	2.16	0.57

Continued on next page...

Continued from previous page...

Atom-1	Atom-2	Interatomic distance (Å)	Clash overlap (Å)
1:B:286:ASP:OD1	1:B:289:ILE:HG22	2.05	0.57
1:B:328:LYS:HZ2	1:B:330:ILE:HG13	1.69	0.57
1:C:35:VAL:H	1:C:68:LYS:H	1.52	0.57
1:C:73:HIS:HB3	1:C:75:ILE:CG1	2.35	0.57
1:C:207:GLU:CA	1:C:210:ARG:CZ	2.82	0.57
1:D:11:ASP:HA	1:D:106:THR:HG21	1.86	0.57
1:D:34:ILE:HD11	1:D:69:TYR:CD2	2.39	0.57
1:D:67:LEU:HD23	1:D:203:THR:OG1	2.04	0.57
1:D:153:LEU:O	1:D:299:LEU:HD12	2.04	0.57
1:D:245:GLY:HA3	1:F:290:ARG:HH21	1.70	0.57
1:D:294:TYR:HE2	1:D:325:MET:HG2	1.68	0.57
1:D:317:ILE:HD12	1:D:321:ALA:HB2	1.86	0.57
1:E:35:VAL:H	1:E:68:LYS:H	1.52	0.57
1:E:73:HIS:HB3	1:E:75:ILE:CG1	2.35	0.57
1:E:193:LEU:O	1:E:198:TYR:HD2	1.86	0.57
1:F:120:THR:HA	1:F:123:MET:CE	2.31	0.57
1:F:280:ASN:HA	1:F:283:MET:CG	2.35	0.57
1:F:289:ILE:O	1:F:292:ASP:HB2	2.04	0.57
1:F:294:TYR:HE2	1:F:325:MET:HG2	1.68	0.57
1:F:355:MET:HG2	1:F:356:TRP:CE3	2.39	0.57
2:L:328:ALA:HB1	2:L:336:ILE:HD12	1.86	0.57
1:A:111:ASN:HD21	1:A:115:ASN:CB	2.15	0.57
1:A:141:SER:O	1:A:145:SER:N	2.37	0.57
1:A:245:GLY:HA3	1:C:290:ARG:HH21	1.70	0.57
1:A:345:ILE:O	2:G:353:LYS:NZ	2.38	0.57
1:B:9:VAL:HG12	1:B:20:GLY:C	2.24	0.57
1:B:93:GLU:OE1	1:B:93:GLU:N	2.38	0.57
1:B:244:ASP:CB	1:D:287:ILE:HG13	2.27	0.57
1:C:245:GLY:HA3	1:E:290:ARG:HH21	1.70	0.57
1:D:155:SER:C	1:D:301:GLY:HA3	2.25	0.57
1:D:172:PRO:CA	1:D:175:ILE:HD12	2.30	0.57
1:D:207:GLU:CA	1:D:210:ARG:CZ	2.82	0.57
1:D:280:ASN:HA	1:D:283:MET:CG	2.35	0.57
1:E:196:ARG:NH2	1:F:113:LYS:H	2.02	0.57
1:F:262:PHE:HD1	1:F:275:HIS:ND1	1.94	0.57
1:F:317:ILE:HD12	1:F:321:ALA:HB2	1.86	0.57
2:J:344:ASP:OD1	2:J:346:ARG:NH2	2.38	0.57
2:K:344:ASP:OD1	2:K:346:ARG:NH2	2.38	0.57
1:A:11:ASP:HA	1:A:106:THR:HG21	1.86	0.57
1:A:59:GLN:HB2	1:A:62:ARG:HH11	1.69	0.57
1:A:67:LEU:HD23	1:A:203:THR:OG1	2.05	0.57

Continued on next page...

Continued from previous page...

Atom-1	Atom-2	Interatomic distance (Å)	Clash overlap (Å)
1:A:73:HIS:HB3	1:A:75:ILE:CG1	2.35	0.57
1:A:136:ILE:HB	1:A:139:VAL:CG2	2.32	0.57
1:A:202:THR:HG23	1:A:205:GLU:OE1	2.04	0.57
1:A:262:PHE:HD1	1:A:275:HIS:ND1	1.94	0.57
1:A:317:ILE:HD12	1:A:321:ALA:HB2	1.86	0.57
1:A:322:PRO:HB2	1:A:324:THR:OG1	2.05	0.57
1:B:59:GLN:HB2	1:B:62:ARG:HH11	1.69	0.57
1:B:99:GLU:OE1	1:B:99:GLU:N	2.25	0.57
1:C:93:GLU:N	1:C:93:GLU:OE1	2.38	0.57
1:C:185:LEU:HD12	1:C:258:PRO:HA	1.85	0.57
1:C:242:LEU:O	1:C:245:GLY:N	2.30	0.57
1:C:286:ASP:OD1	1:C:289:ILE:HG22	2.05	0.57
1:C:306:TYR:HB3	1:C:307:PRO:HD2	1.85	0.57
1:D:6:THR:HG23	1:D:21:PHE:CD1	2.39	0.57
1:D:17:VAL:CG1	1:D:82:MET:HE1	2.30	0.57
1:D:93:GLU:OE1	1:D:93:GLU:N	2.38	0.57
1:D:141:SER:O	1:D:145:SER:N	2.37	0.57
1:D:252:ASN:O	1:D:256:ARG:HD3	2.02	0.57
1:E:171:LEU:HD23	1:E:174:ALA:HB2	1.87	0.57
1:E:234:SER:CA	1:E:237:GLU:HG3	2.34	0.57
1:F:98:PRO:HB2	1:F:129:VAL:HG12	1.85	0.57
1:F:136:ILE:HB	1:F:139:VAL:CG2	2.32	0.57
2:G:348:MET:HE3	2:G:349:LEU:CD1	2.35	0.57
2:K:328:ALA:HB1	2:K:336:ILE:HD12	1.86	0.57
1:A:35:VAL:H	1:A:68:LYS:H	1.52	0.57
1:A:372:ARG:H	1:A:372:ARG:HD3	1.69	0.57
1:C:98:PRO:HB2	1:C:129:VAL:HG12	1.85	0.57
1:C:115:ASN:HA	1:C:118:LYS:NZ	2.18	0.57
1:C:117:GLU:OE2	1:C:367:PRO:HG2	2.04	0.57
1:C:145:SER:C	2:I:346:ARG:HH12	2.08	0.57
1:C:148:THR:O	1:C:167:GLU:N	2.37	0.57
1:C:153:LEU:O	1:C:299:LEU:HD12	2.04	0.57
1:D:117:GLU:OE2	1:D:367:PRO:HG2	2.04	0.57
1:D:118:LYS:HG3	1:D:119:MET:N	2.19	0.57
1:D:139:VAL:CA	1:D:142:LEU:HG	2.35	0.57
1:D:202:THR:HG23	1:D:205:GLU:OE1	2.04	0.57
1:D:208:ILE:HG22	1:D:212:ILE:HD11	1.87	0.57
1:D:234:SER:CA	1:D:237:GLU:HG3	2.34	0.57
1:E:208:ILE:HG22	1:E:212:ILE:HD11	1.87	0.57
1:F:101:HIS:N	1:F:130:PRO:HD3	2.19	0.57
1:F:145:SER:C	2:L:346:ARG:HH12	2.08	0.57

Continued on next page...

Continued from previous page...

Atom-1	Atom-2	Interatomic distance (Å)	Clash overlap (Å)
1:F:286:ASP:OD1	1:F:289:ILE:HG22	2.05	0.57
2:H:328:ALA:HB1	2:H:336:ILE:HD12	1.85	0.57
1:A:98:PRO:HG3	1:A:127:PHE:HD1	1.70	0.57
1:A:185:LEU:HD12	1:A:258:PRO:HA	1.85	0.57
1:A:280:ASN:HA	1:A:283:MET:CG	2.35	0.57
1:A:306:TYR:HB3	1:A:307:PRO:HD2	1.85	0.57
1:A:355:MET:HG2	1:A:356:TRP:CE3	2.39	0.57
1:B:30:VAL:O	1:B:31:PHE:HB3	2.03	0.57
1:B:118:LYS:HG3	1:B:119:MET:N	2.19	0.57
1:C:13:GLY:O	1:C:16:LEU:N	2.37	0.57
1:C:98:PRO:HG3	1:C:127:PHE:HD1	1.70	0.57
1:C:314:GLN:HE22	1:C:329:ILE:HB	1.69	0.57
1:D:37:ARG:O	1:D:64:ILE:O	2.23	0.57
1:D:54:VAL:HA	1:D:58:ALA:HB3	1.78	0.57
1:D:101:HIS:N	1:D:130:PRO:HD3	2.19	0.57
1:E:180:LEU:HD12	1:E:184:ASP:CB	2.35	0.57
1:F:11:ASP:HA	1:F:106:THR:HG21	1.86	0.57
1:F:39:ARG:H	1:F:64:ILE:HD11	1.69	0.57
1:F:208:ILE:HG22	1:F:212:ILE:HD11	1.87	0.57
1:F:234:SER:CA	1:F:237:GLU:HG3	2.34	0.57
1:F:242:LEU:CD2	1:F:243:PRO:HD2	2.34	0.57
1:A:20:GLY:H	1:A:340:TRP:HE1	1.53	0.57
1:A:50:LYS:CG	1:A:52:SER:H	2.09	0.57
1:A:76:ILE:HG21	1:A:79:TRP:CD1	2.40	0.57
1:A:163:VAL:HG12	1:A:165:ILE:CD1	2.35	0.57
1:A:180:LEU:HD12	1:A:184:ASP:CB	2.35	0.57
1:A:236:LEU:HA	1:A:238:LYS:HZ2	1.69	0.57
1:A:242:LEU:H	1:A:246:GLN:C	2.05	0.57
1:A:286:ASP:OD1	1:A:289:ILE:HG22	2.05	0.57
1:B:136:ILE:O	1:B:140:LEU:HG	2.05	0.57
1:B:193:LEU:HD21	1:B:248:ILE:HD11	1.86	0.57
1:B:280:ASN:HA	1:B:283:MET:CG	2.35	0.57
1:B:365:ALA:HB3	1:B:369:ILE:HD12	1.86	0.57
1:C:76:ILE:HG21	1:C:79:TRP:CD1	2.40	0.57
1:C:136:ILE:HB	1:C:139:VAL:CG2	2.32	0.57
1:C:180:LEU:HD12	1:C:184:ASP:CB	2.35	0.57
1:C:208:ILE:HG22	1:C:212:ILE:HD11	1.87	0.57
1:C:234:SER:CA	1:C:237:GLU:HG3	2.34	0.57
1:C:236:LEU:HA	1:C:238:LYS:HZ2	1.69	0.57
1:C:345:ILE:HD11	2:I:350:LYS:HD3	1.86	0.57
1:E:34:ILE:HD11	1:E:69:TYR:CD2	2.39	0.57

Continued on next page...

Continued from previous page...

Atom-1	Atom-2	Interatomic distance (Å)	Clash overlap (Å)
1:E:136:ILE:O	1:E:140:LEU:HG	2.05	0.57
1:E:213:LYS:HA	1:E:217:CYS:HB2	1.86	0.57
1:E:345:ILE:HG21	2:K:346:ARG:HA	1.86	0.57
1:F:99:GLU:OE1	1:F:99:GLU:N	2.25	0.57
1:F:145:SER:O	2:L:343:THR:OG1	2.20	0.57
2:H:348:MET:HE1	2:H:349:LEU:CD1	2.35	0.57
2:J:328:ALA:HB1	2:J:336:ILE:HD12	1.86	0.57
1:B:71:ILE:O	1:B:75:ILE:N	2.31	0.56
1:B:139:VAL:CA	1:B:142:LEU:HG	2.35	0.56
1:B:242:LEU:H	1:B:246:GLN:C	2.05	0.56
1:B:245:GLY:HA3	1:D:290:ARG:HH21	1.70	0.56
1:C:134:VAL:HG22	1:C:375:PHE:O	2.05	0.56
1:C:155:SER:C	1:C:301:GLY:HA3	2.25	0.56
1:C:163:VAL:HG12	1:C:165:ILE:CD1	2.35	0.56
1:C:213:LYS:HA	1:C:217:CYS:HB2	1.86	0.56
1:C:280:ASN:HA	1:C:283:MET:CG	2.35	0.56
1:C:289:ILE:O	1:C:292:ASP:HB2	2.04	0.56
1:C:322:PRO:CG	1:C:325:MET:HE1	2.35	0.56
1:C:322:PRO:HB2	1:C:324:THR:OG1	2.05	0.56
1:D:148:THR:O	1:D:167:GLU:N	2.37	0.56
1:D:193:LEU:HD21	1:D:248:ILE:HD11	1.86	0.56
1:E:39:ARG:H	1:E:64:ILE:HD11	1.69	0.56
1:E:76:ILE:HG21	1:E:79:TRP:CD1	2.40	0.56
1:E:141:SER:O	1:E:145:SER:N	2.37	0.56
1:F:37:ARG:O	1:F:64:ILE:O	2.23	0.56
2:G:344:ASP:OD1	2:G:346:ARG:NH2	2.38	0.56
1:A:109:PRO:O	1:A:110:LEU:HB2	2.06	0.56
1:A:171:LEU:HD23	1:A:174:ALA:HB2	1.87	0.56
1:A:193:LEU:HD21	1:A:248:ILE:HD11	1.87	0.56
1:A:365:ALA:HB3	1:A:369:ILE:HD12	1.86	0.56
1:B:39:ARG:H	1:B:64:ILE:HD11	1.69	0.56
1:B:71:ILE:HD12	1:B:76:ILE:H	1.70	0.56
1:B:73:HIS:HB3	1:B:75:ILE:CG1	2.35	0.56
1:B:134:VAL:HG22	1:B:375:PHE:O	2.06	0.56
1:B:148:THR:O	1:B:167:GLU:N	2.37	0.56
1:B:317:ILE:HD12	1:B:321:ALA:HB2	1.86	0.56
1:D:20:GLY:H	1:D:340:TRP:HE1	1.53	0.56
1:D:180:LEU:HD12	1:D:184:ASP:CB	2.35	0.56
1:D:365:ALA:HB3	1:D:369:ILE:HD12	1.86	0.56
1:E:67:LEU:HD23	1:E:203:THR:OG1	2.04	0.56
1:E:244:ASP:OD1	1:E:245:GLY:N	2.38	0.56

Continued on next page...

Continued from previous page...

Atom-1	Atom-2	Interatomic distance (Å)	Clash overlap (Å)
1:E:289:ILE:O	1:E:292:ASP:HB2	2.04	0.56
1:F:59:GLN:HB2	1:F:62:ARG:HH11	1.69	0.56
1:F:67:LEU:HD23	1:F:203:THR:OG1	2.05	0.56
1:F:139:VAL:CA	1:F:142:LEU:HG	2.35	0.56
1:F:155:SER:C	1:F:301:GLY:HA3	2.25	0.56
1:F:322:PRO:HB2	1:F:324:THR:OG1	2.05	0.56
1:F:345:ILE:HG21	2:L:346:ARG:HA	1.86	0.56
2:I:344:ASP:OD1	2:I:346:ARG:NH2	2.38	0.56
2:L:344:ASP:OD1	2:L:346:ARG:NH2	2.38	0.56
1:A:93:GLU:OE1	1:A:93:GLU:N	2.38	0.56
1:A:116:ARG:CA	1:A:119:MET:HG2	2.33	0.56
1:A:148:THR:HB	1:A:167:GLU:CA	2.36	0.56
1:A:155:SER:HA	1:A:159:VAL:O	2.06	0.56
1:A:155:SER:N	1:A:300:SER:O	2.35	0.56
1:A:221:LEU:HA	1:A:315:LYS:HZ1	1.70	0.56
1:A:234:SER:CA	1:A:237:GLU:HG3	2.34	0.56
1:B:37:ARG:O	1:B:64:ILE:O	2.23	0.56
1:B:40:HIS:CE1	1:D:170:ALA:N	2.74	0.56
1:B:101:HIS:N	1:B:130:PRO:HD3	2.19	0.56
1:B:116:ARG:CA	1:B:119:MET:HG2	2.33	0.56
1:B:149:THR:CB	1:B:167:GLU:H	2.19	0.56
1:B:202:THR:HG23	1:B:205:GLU:OE1	2.04	0.56
1:B:244:ASP:OD1	1:B:245:GLY:N	2.38	0.56
1:C:16:LEU:HB2	1:C:18:LYS:NZ	2.16	0.56
1:C:101:HIS:N	1:C:130:PRO:HD3	2.19	0.56
1:C:109:PRO:O	1:C:110:LEU:HB2	2.06	0.56
1:C:116:ARG:HG3	1:C:119:MET:HE3	1.86	0.56
1:C:155:SER:HA	1:C:159:VAL:O	2.05	0.56
1:C:294:TYR:HE2	1:C:325:MET:HG2	1.68	0.56
1:C:310:ALA:HA	1:C:313:MET:CG	2.36	0.56
1:D:99:GLU:OE1	1:D:99:GLU:N	2.25	0.56
1:D:124:PHE:CD1	1:D:132:MET:HE3	2.40	0.56
1:E:93:GLU:N	1:E:93:GLU:OE1	2.38	0.56
1:E:98:PRO:HG3	1:E:127:PHE:HD1	1.70	0.56
1:E:109:PRO:O	1:E:110:LEU:HB2	2.06	0.56
1:E:185:LEU:HD12	1:E:258:PRO:HA	1.85	0.56
1:E:187:ASP:HB3	1:E:191:LYS:HZ1	1.70	0.56
1:E:228:ALA:O	1:E:231:ALA:HB3	2.05	0.56
1:E:280:ASN:HA	1:E:283:MET:CG	2.35	0.56
1:E:310:ALA:HA	1:E:313:MET:CG	2.36	0.56
1:E:322:PRO:HB2	1:E:324:THR:OG1	2.05	0.56

Continued on next page...

Continued from previous page...

Atom-1	Atom-2	Interatomic distance (Å)	Clash overlap (Å)
1:E:345:ILE:HD11	2:K:350:LYS:HD3	1.88	0.56
1:F:31:PHE:HB2	1:F:32:PRO:CD	2.31	0.56
1:F:98:PRO:HG3	1:F:127:PHE:HD1	1.70	0.56
1:F:163:VAL:HG12	1:F:165:ILE:CD1	2.35	0.56
1:F:180:LEU:HD12	1:F:184:ASP:CB	2.35	0.56
1:B:21:PHE:H	1:B:24:ASP:CG	2.08	0.56
1:B:38:PRO:HB3	1:B:64:ILE:HG13	1.88	0.56
1:B:98:PRO:HG3	1:B:127:PHE:HD1	1.70	0.56
1:B:180:LEU:HD12	1:B:184:ASP:CB	2.35	0.56
1:B:228:ALA:O	1:B:231:ALA:HB3	2.05	0.56
1:B:317:ILE:HD11	1:B:321:ALA:HB2	1.84	0.56
1:C:344:SER:O	1:C:348:SER:OG	2.24	0.56
1:D:73:HIS:HB3	1:D:75:ILE:CG1	2.35	0.56
1:D:120:THR:HA	1:D:123:MET:CE	2.31	0.56
1:E:21:PHE:H	1:E:24:ASP:CG	2.08	0.56
1:E:73:HIS:HB3	1:E:75:ILE:HG12	1.88	0.56
1:E:117:GLU:OE2	1:E:367:PRO:HG2	2.04	0.56
1:E:149:THR:CB	1:E:167:GLU:H	2.18	0.56
1:E:155:SER:HA	1:E:159:VAL:O	2.05	0.56
1:E:155:SER:N	1:E:300:SER:O	2.35	0.56
1:E:164:PRO:CD	1:E:175:ILE:HG12	2.26	0.56
1:E:365:ALA:HB3	1:E:369:ILE:HD12	1.86	0.56
1:F:109:PRO:O	1:F:110:LEU:HB2	2.06	0.56
1:A:280:ASN:C	1:A:284:LYS:HZ3	2.09	0.56
1:B:148:THR:HB	1:B:167:GLU:CA	2.36	0.56
1:B:163:VAL:HG12	1:B:165:ILE:CD1	2.35	0.56
1:B:314:GLN:HE22	1:B:329:ILE:HB	1.69	0.56
1:C:72:GLU:OE1	1:C:72:GLU:N	2.39	0.56
1:C:151:ILE:HA	1:C:164:PRO:HA	1.88	0.56
1:C:162:ASN:HD21	1:C:277:THR:HG22	0.73	0.56
1:C:171:LEU:HD23	1:C:174:ALA:HB2	1.87	0.56
1:C:188:TYR:HA	1:C:191:LYS:HD3	1.87	0.56
1:C:228:ALA:O	1:C:231:ALA:HB3	2.06	0.56
1:D:188:TYR:HA	1:D:191:LYS:HD3	1.87	0.56
1:E:37:ARG:H	1:E:66:THR:N	2.02	0.56
1:E:121:GLN:O	1:E:125:GLU:OE1	2.24	0.56
1:E:139:VAL:CA	1:E:142:LEU:HG	2.35	0.56
1:E:188:TYR:HA	1:E:191:LYS:HD3	1.87	0.56
1:E:286:ASP:OD1	1:E:289:ILE:HG22	2.05	0.56
1:E:350:SER:C	1:E:353:GLN:HE22	2.07	0.56
1:F:148:THR:HB	1:F:167:GLU:CA	2.36	0.56

Continued on next page...

Continued from previous page...

Atom-1	Atom-2	Interatomic distance (Å)	Clash overlap (Å)
1:F:193:LEU:O	1:F:198:TYR:HD2	1.86	0.56
1:F:365:ALA:HB3	1:F:369:ILE:HD12	1.86	0.56
2:I:337:ALA:CB	2:I:345:LEU:HD13	2.36	0.56
2:K:353:LYS:HA	2:K:356:ARG:HG2	1.88	0.56
1:A:121:GLN:O	1:A:125:GLU:OE1	2.24	0.56
1:A:139:VAL:CA	1:A:142:LEU:HG	2.35	0.56
1:A:162:ASN:HD21	1:A:277:THR:HG22	0.73	0.56
1:A:213:LYS:HA	1:A:217:CYS:HB2	1.86	0.56
1:A:244:ASP:CB	1:C:287:ILE:HG13	2.27	0.56
1:A:289:ILE:O	1:A:292:ASP:HB2	2.04	0.56
1:A:314:GLN:HE22	1:A:329:ILE:HB	1.69	0.56
1:B:35:VAL:H	1:B:68:LYS:H	1.52	0.56
1:B:345:ILE:O	1:B:349:LEU:N	2.39	0.56
1:B:350:SER:C	1:B:353:GLN:HE22	2.07	0.56
1:C:37:ARG:H	1:C:66:THR:N	2.02	0.56
1:C:206:ARG:O	1:C:209:VAL:HG22	2.06	0.56
1:C:253:GLU:CD	1:C:253:GLU:H	2.04	0.56
1:C:365:ALA:HB3	1:C:369:ILE:HD12	1.86	0.56
1:D:148:THR:HB	1:D:167:GLU:CA	2.36	0.56
1:D:149:THR:CB	1:D:167:GLU:H	2.19	0.56
1:D:345:ILE:HD11	2:J:350:LYS:HD3	1.87	0.56
1:E:116:ARG:CA	1:E:119:MET:HG2	2.33	0.56
1:E:147:ARG:NH2	2:K:343:THR:HB	2.21	0.56
1:E:314:GLN:O	1:E:317:ILE:HG23	2.06	0.56
1:F:73:HIS:HB3	1:F:75:ILE:CG1	2.35	0.56
1:F:99:GLU:H	1:F:99:GLU:CD	2.05	0.56
1:F:124:PHE:CD1	1:F:132:MET:HE3	2.40	0.56
1:F:136:ILE:O	1:F:140:LEU:HG	2.05	0.56
1:A:67:LEU:HD23	1:A:203:THR:CB	2.36	0.56
1:A:136:ILE:O	1:A:140:LEU:HG	2.05	0.56
1:A:155:SER:C	1:A:301:GLY:HA3	2.25	0.56
1:A:244:ASP:OD1	1:A:245:GLY:N	2.38	0.56
1:A:310:ALA:HA	1:A:313:MET:CG	2.36	0.56
1:B:109:PRO:O	1:B:110:LEU:HB2	2.06	0.56
1:B:145:SER:C	2:H:346:ARG:HH12	2.09	0.56
1:C:67:LEU:HD23	1:C:203:THR:OG1	2.04	0.56
1:C:136:ILE:O	1:C:140:LEU:HG	2.05	0.56
1:C:148:THR:HB	1:C:167:GLU:CA	2.36	0.56
1:C:198:TYR:HB3	1:C:200:PHE:CD2	2.41	0.56
1:D:9:VAL:HG13	1:D:340:TRP:HE1	1.71	0.56
1:D:38:PRO:HB3	1:D:64:ILE:HG13	1.88	0.56

Continued on next page...

Continued from previous page...

Atom-1	Atom-2	Interatomic distance (Å)	Clash overlap (Å)
1:D:59:GLN:HB2	1:D:62:ARG:HH11	1.69	0.56
1:D:109:PRO:O	1:D:110:LEU:HB2	2.06	0.56
1:D:134:VAL:HG22	1:D:375:PHE:O	2.05	0.56
1:D:228:ALA:O	1:D:231:ALA:HB3	2.05	0.56
1:D:244:ASP:OD1	1:D:245:GLY:N	2.38	0.56
1:D:286:ASP:OD1	1:D:289:ILE:HG22	2.05	0.56
1:E:71:ILE:HD12	1:E:76:ILE:H	1.70	0.56
1:E:163:VAL:HG12	1:E:165:ILE:CD1	2.35	0.56
1:F:71:ILE:C	1:F:75:ILE:H	2.09	0.56
1:F:76:ILE:HG21	1:F:79:TRP:CD1	2.40	0.56
1:F:93:GLU:OE1	1:F:93:GLU:N	2.38	0.56
1:F:98:PRO:HG2	1:F:127:PHE:O	2.06	0.56
1:F:134:VAL:HG22	1:F:375:PHE:O	2.05	0.56
1:F:147:ARG:NH2	2:L:343:THR:HB	2.21	0.56
1:F:171:LEU:HD23	1:F:174:ALA:HB2	1.87	0.56
1:F:345:ILE:O	1:F:349:LEU:N	2.39	0.56
2:G:337:ALA:CB	2:G:345:LEU:HD13	2.36	0.56
2:H:328:ALA:CB	2:H:336:ILE:HD12	2.36	0.56
1:A:38:PRO:HB3	1:A:64:ILE:HG13	1.88	0.56
1:A:98:PRO:HG2	1:A:127:PHE:O	2.06	0.56
1:A:221:LEU:CD1	1:A:315:LYS:HZ2	2.18	0.56
1:A:242:LEU:CD2	1:A:243:PRO:HD2	2.34	0.56
1:A:286:ASP:OD1	1:A:289:ILE:CB	2.54	0.56
1:A:310:ALA:O	1:A:313:MET:N	2.39	0.56
1:B:12:ASN:HB2	1:B:17:VAL:HG12	1.88	0.56
1:B:322:PRO:HB2	1:B:324:THR:OG1	2.05	0.56
1:C:59:GLN:O	1:C:62:ARG:HG2	2.06	0.56
1:C:73:HIS:HB3	1:C:75:ILE:HG12	1.88	0.56
1:C:279:TYR:O	1:C:282:ILE:CG1	2.54	0.56
1:D:71:ILE:HD12	1:D:76:ILE:H	1.70	0.56
1:D:98:PRO:HG3	1:D:127:PHE:HD1	1.70	0.56
1:D:98:PRO:HG2	1:D:127:PHE:O	2.06	0.56
1:D:279:TYR:O	1:D:282:ILE:CG1	2.54	0.56
1:E:165:ILE:HA	1:E:169:TYR:O	2.06	0.56
1:F:155:SER:HA	1:F:159:VAL:O	2.06	0.56
1:F:263:GLN:O	1:F:263:GLN:HG2	2.06	0.56
1:F:286:ASP:OD1	1:F:289:ILE:CB	2.54	0.56
2:K:337:ALA:CB	2:K:345:LEU:HD13	2.36	0.56
1:A:9:VAL:HG13	1:A:340:TRP:HE1	1.71	0.56
1:A:153:LEU:O	1:A:299:LEU:HD12	2.04	0.56
1:A:188:TYR:HA	1:A:191:LYS:HD3	1.87	0.56

Continued on next page...

Continued from previous page...

Atom-1	Atom-2	Interatomic distance (Å)	Clash overlap (Å)
1:B:76:ILE:HG21	1:B:79:TRP:CD1	2.40	0.56
1:B:253:GLU:CD	1:B:253:GLU:H	2.04	0.56
1:C:9:VAL:HG13	1:C:340:TRP:HE1	1.71	0.56
1:C:20:GLY:H	1:C:340:TRP:HE1	1.53	0.56
1:C:21:PHE:H	1:C:24:ASP:CG	2.08	0.56
1:C:57:GLU:O	1:C:60:SER:N	2.37	0.56
1:C:121:GLN:O	1:C:125:GLU:OE1	2.24	0.56
1:C:149:THR:CB	1:C:167:GLU:H	2.19	0.56
1:C:156:GLY:HA2	1:C:301:GLY:HA3	1.83	0.56
1:C:314:GLN:O	1:C:317:ILE:HG23	2.06	0.56
1:D:107:GLU:OE2	1:D:134:VAL:HB	2.06	0.56
1:D:145:SER:C	2:J:346:ARG:HH12	2.08	0.56
1:D:151:ILE:HA	1:D:164:PRO:HA	1.88	0.56
1:D:322:PRO:HB2	1:D:324:THR:OG1	2.05	0.56
1:D:345:ILE:O	1:D:349:LEU:N	2.39	0.56
1:E:193:LEU:HD21	1:E:248:ILE:HD11	1.87	0.56
1:F:17:VAL:CG1	1:F:82:MET:HE1	2.30	0.56
1:F:35:VAL:H	1:F:68:LYS:H	1.52	0.56
1:F:107:GLU:OE2	1:F:134:VAL:HB	2.06	0.56
1:F:310:ALA:HA	1:F:313:MET:CG	2.36	0.56
1:F:314:GLN:HE22	1:F:329:ILE:HB	1.69	0.56
1:A:37:ARG:O	1:A:64:ILE:O	2.23	0.56
1:A:107:GLU:OE2	1:A:134:VAL:HB	2.06	0.56
1:A:228:ALA:O	1:A:231:ALA:HB3	2.05	0.56
1:B:50:LYS:HZ2	1:B:52:SER:N	2.04	0.56
1:B:155:SER:HA	1:B:159:VAL:O	2.05	0.56
1:C:67:LEU:HD23	1:C:203:THR:CB	2.36	0.56
1:C:155:SER:N	1:C:300:SER:O	2.35	0.56
1:D:163:VAL:HG12	1:D:165:ILE:CD1	2.35	0.56
1:D:171:LEU:HD23	1:D:174:ALA:HB2	1.87	0.56
1:D:263:GLN:O	1:D:263:GLN:HG2	2.06	0.56
1:E:59:GLN:O	1:E:62:ARG:HG2	2.06	0.56
1:E:134:VAL:HG22	1:E:375:PHE:O	2.06	0.56
1:E:145:SER:C	2:K:346:ARG:HH12	2.09	0.56
1:E:148:THR:HB	1:E:167:GLU:CA	2.36	0.56
1:E:207:GLU:CA	1:E:210:ARG:CZ	2.82	0.56
1:E:242:LEU:CD2	1:E:243:PRO:HD2	2.34	0.56
1:E:286:ASP:OD1	1:E:289:ILE:CB	2.54	0.56
1:E:310:ALA:O	1:E:313:MET:N	2.39	0.56
1:F:151:ILE:HA	1:F:164:PRO:HA	1.88	0.56
1:F:162:ASN:HD21	1:F:277:THR:HG22	0.73	0.56

Continued on next page...

Continued from previous page...

Atom-1	Atom-2	Interatomic distance (Å)	Clash overlap (Å)
1:F:228:ALA:O	1:F:231:ALA:HB3	2.05	0.56
1:F:244:ASP:OD1	1:F:245:GLY:N	2.38	0.56
1:F:279:TYR:O	1:F:282:ILE:CG1	2.54	0.56
2:I:328:ALA:CB	2:I:336:ILE:HD12	2.36	0.56
1:A:345:ILE:O	1:A:349:LEU:N	2.39	0.55
1:A:374:CYS:O	1:A:375:PHE:CG	2.60	0.55
1:B:206:ARG:O	1:B:209:VAL:HG22	2.06	0.55
1:B:242:LEU:CD2	1:D:287:ILE:HD11	2.36	0.55
1:B:286:ASP:OD1	1:B:289:ILE:CB	2.54	0.55
1:C:244:ASP:OD1	1:C:245:GLY:N	2.38	0.55
1:C:280:ASN:C	1:C:284:LYS:HZ3	2.09	0.55
1:D:35:VAL:H	1:D:68:LYS:H	1.52	0.55
1:E:124:PHE:CD1	1:E:132:MET:HE3	2.42	0.55
1:E:198:TYR:HB3	1:E:200:PHE:CD2	2.41	0.55
1:E:280:ASN:C	1:E:284:LYS:HZ3	2.09	0.55
1:F:149:THR:CB	1:F:167:GLU:H	2.19	0.55
1:F:165:ILE:HA	1:F:169:TYR:O	2.06	0.55
1:A:59:GLN:O	1:A:62:ARG:HG2	2.06	0.55
1:A:198:TYR:HB3	1:A:200:PHE:CD2	2.41	0.55
1:A:345:ILE:C	1:A:349:LEU:HG	2.26	0.55
1:B:48:GLY:CA	2:J:332:GLU:OE2	2.55	0.55
1:B:312:ARG:HG3	1:B:316:GLU:OE1	2.05	0.55
1:C:37:ARG:O	1:C:64:ILE:O	2.23	0.55
1:C:39:ARG:CZ	1:C:64:ILE:HA	2.37	0.55
1:C:124:PHE:CD1	1:C:132:MET:HE3	2.42	0.55
1:C:139:VAL:CA	1:C:142:LEU:HG	2.35	0.55
1:C:166:TYR:O	1:C:169:TYR:CB	2.54	0.55
1:C:242:LEU:CD2	1:E:287:ILE:HD11	2.37	0.55
1:D:40:HIS:CE1	1:F:170:ALA:N	2.73	0.55
1:D:76:ILE:HG21	1:D:79:TRP:CD1	2.40	0.55
1:D:314:GLN:HE22	1:D:329:ILE:HB	1.70	0.55
1:E:9:VAL:HG13	1:E:340:TRP:HE1	1.71	0.55
1:E:98:PRO:HG2	1:E:127:PHE:O	2.06	0.55
1:F:20:GLY:H	1:F:340:TRP:HE1	1.53	0.55
1:F:38:PRO:HB3	1:F:64:ILE:HG13	1.88	0.55
1:F:39:ARG:CZ	1:F:64:ILE:HA	2.37	0.55
1:F:57:GLU:O	1:F:60:SER:N	2.37	0.55
2:H:342:VAL:HG12	2:H:345:LEU:N	2.22	0.55
2:K:328:ALA:CB	2:K:336:ILE:HD12	2.36	0.55
1:A:39:ARG:CZ	1:A:64:ILE:HA	2.37	0.55
1:A:40:HIS:CE1	1:C:170:ALA:N	2.73	0.55

Continued on next page...

Continued from previous page...

Atom-1	Atom-2	Interatomic distance (Å)	Clash overlap (Å)
1:A:73:HIS:HB3	1:A:75:ILE:HG12	1.88	0.55
1:A:142:LEU:HD13	1:A:165:ILE:CD1	2.35	0.55
1:A:223:PHE:O	1:A:226:GLU:OE1	2.25	0.55
1:A:314:GLN:O	1:A:317:ILE:HG23	2.06	0.55
1:B:71:ILE:HA	1:B:76:ILE:HA	1.88	0.55
1:B:156:GLY:CA	1:B:301:GLY:HA2	2.35	0.55
1:B:165:ILE:HA	1:B:169:TYR:O	2.06	0.55
1:B:256:ARG:HA	1:B:259:GLU:OE2	2.07	0.55
1:B:263:GLN:O	1:B:263:GLN:HG2	2.06	0.55
1:B:310:ALA:HA	1:B:313:MET:CG	2.36	0.55
1:B:345:ILE:C	1:B:349:LEU:HG	2.27	0.55
1:C:35:VAL:HG13	1:C:52:SER:OG	2.06	0.55
1:C:223:PHE:O	1:C:226:GLU:OE1	2.25	0.55
1:C:345:ILE:O	1:C:349:LEU:N	2.39	0.55
1:D:39:ARG:CZ	1:D:64:ILE:HA	2.37	0.55
1:D:57:GLU:O	1:D:60:SER:N	2.37	0.55
1:D:71:ILE:HB	1:D:76:ILE:HD13	1.88	0.55
1:D:136:ILE:O	1:D:140:LEU:HG	2.05	0.55
1:D:282:ILE:HG13	1:D:283:MET:N	2.22	0.55
1:E:23:GLY:N	2:K:357:ARG:HD3	2.18	0.55
1:E:72:GLU:OE1	1:E:72:GLU:N	2.39	0.55
1:E:279:TYR:O	1:E:282:ILE:CG1	2.54	0.55
1:E:345:ILE:O	1:E:349:LEU:N	2.39	0.55
1:F:72:GLU:OE1	1:F:72:GLU:N	2.39	0.55
1:F:193:LEU:HD21	1:F:248:ILE:HD11	1.87	0.55
1:F:310:ALA:O	1:F:313:MET:N	2.39	0.55
2:H:337:ALA:CB	2:H:345:LEU:HD13	2.36	0.55
2:J:337:ALA:CB	2:J:345:LEU:HD13	2.36	0.55
2:J:342:VAL:HG12	2:J:345:LEU:N	2.22	0.55
2:L:337:ALA:CB	2:L:345:LEU:HD13	2.36	0.55
1:A:13:GLY:O	1:A:15:GLY:N	2.40	0.55
1:A:21:PHE:H	1:A:24:ASP:CG	2.08	0.55
1:A:71:ILE:C	1:A:75:ILE:H	2.09	0.55
1:A:143:TYR:CE2	2:G:346:ARG:HA	2.42	0.55
1:A:226:GLU:OE2	1:A:255:PHE:CE2	2.60	0.55
1:A:242:LEU:CD2	1:C:287:ILE:HD11	2.37	0.55
1:B:71:ILE:HB	1:B:76:ILE:HD13	1.88	0.55
1:B:198:TYR:HB3	1:B:200:PHE:CD2	2.41	0.55
1:C:21:PHE:HE2	1:C:28:ARG:NH1	2.05	0.55
1:C:107:GLU:OE2	1:C:134:VAL:HB	2.06	0.55
1:C:282:ILE:HG13	1:C:283:MET:N	2.22	0.55

Continued on next page...

Continued from previous page...

Atom-1	Atom-2	Interatomic distance (Å)	Clash overlap (Å)
1:D:155:SER:HA	1:D:159:VAL:O	2.06	0.55
1:D:374:CYS:O	1:D:375:PHE:CG	2.59	0.55
1:E:35:VAL:HG13	1:E:52:SER:OG	2.06	0.55
1:E:37:ARG:O	1:E:64:ILE:O	2.23	0.55
1:F:71:ILE:HB	1:F:76:ILE:HD13	1.88	0.55
1:F:71:ILE:HA	1:F:76:ILE:HA	1.88	0.55
2:G:328:ALA:CB	2:G:336:ILE:HD12	2.36	0.55
2:G:348:MET:HE3	2:G:349:LEU:HD11	1.88	0.55
2:L:342:VAL:HG12	2:L:345:LEU:N	2.22	0.55
1:A:72:GLU:OE1	1:A:72:GLU:N	2.39	0.55
1:A:149:THR:CB	1:A:167:GLU:H	2.18	0.55
1:A:166:TYR:O	1:A:169:TYR:CB	2.55	0.55
1:A:187:ASP:CB	1:A:191:LYS:HZ3	2.19	0.55
1:A:282:ILE:HG13	1:A:283:MET:N	2.22	0.55
1:B:120:THR:HA	1:B:123:MET:CE	2.31	0.55
1:B:223:PHE:O	1:B:226:GLU:OE1	2.25	0.55
1:B:279:TYR:O	1:B:282:ILE:CG1	2.54	0.55
1:B:374:CYS:O	1:B:375:PHE:CG	2.59	0.55
1:C:38:PRO:HB3	1:C:64:ILE:HG13	1.88	0.55
1:C:80:ASP:OD1	1:C:80:ASP:N	2.38	0.55
1:C:98:PRO:HG2	1:C:127:PHE:O	2.06	0.55
1:C:226:GLU:OE2	1:C:255:PHE:CE2	2.60	0.55
1:C:310:ALA:O	1:C:313:MET:N	2.39	0.55
1:D:13:GLY:O	1:D:15:GLY:N	2.40	0.55
1:D:21:PHE:HE2	1:D:28:ARG:NH1	2.05	0.55
1:D:256:ARG:HA	1:D:259:GLU:OE2	2.07	0.55
1:D:345:ILE:C	1:D:349:LEU:HG	2.27	0.55
1:E:39:ARG:CZ	1:E:64:ILE:HA	2.37	0.55
1:E:151:ILE:HA	1:E:164:PRO:HA	1.88	0.55
1:E:223:PHE:O	1:E:226:GLU:OE1	2.25	0.55
1:F:21:PHE:H	1:F:24:ASP:CG	2.08	0.55
1:F:35:VAL:HG13	1:F:52:SER:OG	2.06	0.55
1:F:374:CYS:O	1:F:375:PHE:CG	2.59	0.55
2:H:353:LYS:HA	2:H:356:ARG:HG2	1.88	0.55
2:J:328:ALA:CB	2:J:336:ILE:HD12	2.36	0.55
1:A:310:ALA:O	1:A:311:ASP:C	2.45	0.55
1:B:19:ALA:O	1:B:28:ARG:N	2.40	0.55
1:B:39:ARG:CZ	1:B:64:ILE:HA	2.37	0.55
1:B:149:THR:CA	1:B:167:GLU:H	2.20	0.55
1:B:171:LEU:HD23	1:B:174:ALA:HB2	1.87	0.55
1:C:40:HIS:CE1	1:C:42:GLY:N	2.72	0.55

Continued on next page...

Continued from previous page...

Atom-1	Atom-2	Interatomic distance (Å)	Clash overlap (Å)
1:C:71:ILE:HD12	1:C:76:ILE:H	1.70	0.55
1:C:286:ASP:OD1	1:C:289:ILE:CB	2.54	0.55
1:C:374:CYS:O	1:C:375:PHE:CG	2.60	0.55
1:D:19:ALA:O	1:D:28:ARG:N	2.40	0.55
1:D:289:ILE:O	1:D:292:ASP:N	2.40	0.55
1:E:19:ALA:O	1:E:28:ARG:N	2.40	0.55
1:E:40:HIS:CE1	1:E:42:GLY:N	2.71	0.55
1:E:67:LEU:HD23	1:E:203:THR:CB	2.36	0.55
1:E:76:ILE:HG23	1:E:78:ASN:O	2.07	0.55
1:E:226:GLU:OE2	1:E:255:PHE:CE2	2.60	0.55
1:E:282:ILE:HG13	1:E:283:MET:N	2.22	0.55
1:F:9:VAL:HG13	1:F:340:TRP:HE1	1.71	0.55
1:F:59:GLN:O	1:F:62:ARG:HG2	2.06	0.55
1:F:101:HIS:O	1:F:130:PRO:HD2	2.07	0.55
1:F:188:TYR:HA	1:F:191:LYS:HD3	1.87	0.55
1:F:206:ARG:O	1:F:209:VAL:HG22	2.06	0.55
1:F:289:ILE:O	1:F:292:ASP:N	2.40	0.55
1:F:314:GLN:O	1:F:317:ILE:HG23	2.06	0.55
2:G:353:LYS:HA	2:G:356:ARG:HG2	1.88	0.55
2:I:348:MET:HE3	2:I:349:LEU:CD1	2.36	0.55
2:K:342:VAL:HG12	2:K:345:LEU:N	2.22	0.55
1:A:37:ARG:H	1:A:66:THR:N	2.02	0.55
1:A:101:HIS:O	1:A:130:PRO:HD2	2.07	0.55
1:A:124:PHE:CD1	1:A:132:MET:HE3	2.42	0.55
1:A:134:VAL:HG22	1:A:375:PHE:O	2.06	0.55
1:A:207:GLU:CA	1:A:210:ARG:CZ	2.82	0.55
1:A:350:SER:C	1:A:353:GLN:HE22	2.07	0.55
1:B:13:GLY:O	1:B:15:GLY:N	2.40	0.55
1:B:21:PHE:HE2	1:B:28:ARG:NH1	2.05	0.55
1:B:76:ILE:HG23	1:B:78:ASN:O	2.07	0.55
1:B:86:TRP:O	1:B:89:THR:HB	2.07	0.55
1:B:289:ILE:O	1:B:292:ASP:N	2.40	0.55
1:B:310:ALA:O	1:B:313:MET:N	2.39	0.55
1:C:279:TYR:HD2	1:C:283:MET:HE2	1.72	0.55
1:D:35:VAL:HG13	1:D:52:SER:OG	2.06	0.55
1:D:59:GLN:O	1:D:62:ARG:HG2	2.06	0.55
1:D:71:ILE:HA	1:D:76:ILE:HA	1.88	0.55
1:D:80:ASP:N	1:D:80:ASP:OD1	2.38	0.55
1:D:86:TRP:O	1:D:89:THR:HB	2.07	0.55
1:D:136:ILE:HB	1:D:139:VAL:CG2	2.32	0.55
1:D:156:GLY:CA	1:D:301:GLY:HA2	2.35	0.55

Continued on next page...

Continued from previous page...

Atom-1	Atom-2	Interatomic distance (Å)	Clash overlap (Å)
1:D:223:PHE:O	1:D:226:GLU:OE1	2.25	0.55
1:D:310:ALA:O	1:D:313:MET:N	2.39	0.55
1:D:312:ARG:HG3	1:D:316:GLU:OE1	2.05	0.55
1:E:16:LEU:HB2	1:E:18:LYS:NZ	2.16	0.55
1:E:86:TRP:O	1:E:89:THR:HB	2.07	0.55
1:F:18:LYS:CG	1:F:30:VAL:HA	2.16	0.55
1:F:256:ARG:HA	1:F:259:GLU:OE2	2.07	0.55
1:F:345:ILE:C	1:F:349:LEU:HG	2.27	0.55
2:I:342:VAL:HG12	2:I:345:LEU:N	2.22	0.55
1:A:149:THR:OG1	1:A:167:GLU:OE1	2.25	0.55
1:A:223:PHE:CE2	1:A:227:MET:HG3	2.42	0.55
1:B:73:HIS:HB3	1:B:75:ILE:HG12	1.88	0.55
1:B:107:GLU:OE2	1:B:134:VAL:HB	2.06	0.55
1:B:226:GLU:OE2	1:B:255:PHE:CE2	2.60	0.55
1:B:297:ASN:CB	1:B:329:ILE:HG13	2.37	0.55
1:C:70:PRO:O	1:C:76:ILE:CA	2.54	0.55
1:C:79:TRP:O	1:C:82:MET:N	2.40	0.55
1:C:142:LEU:HD13	1:C:165:ILE:CD1	2.35	0.55
1:C:165:ILE:HA	1:C:169:TYR:O	2.06	0.55
1:D:44:MET:CE	1:F:169:TYR:HA	2.28	0.55
1:D:76:ILE:HG23	1:D:78:ASN:O	2.07	0.55
1:D:98:PRO:CB	1:D:129:VAL:HG12	2.37	0.55
1:D:101:HIS:O	1:D:130:PRO:HD2	2.07	0.55
1:D:162:ASN:HD21	1:D:277:THR:HG22	0.73	0.55
1:D:207:GLU:HB2	1:D:210:ARG:HH21	1.72	0.55
1:D:280:ASN:C	1:D:284:LYS:HZ3	2.10	0.55
1:D:286:ASP:OD1	1:D:289:ILE:CB	2.54	0.55
1:D:310:ALA:HA	1:D:313:MET:CG	2.36	0.55
1:E:107:GLU:OE2	1:E:134:VAL:HB	2.06	0.55
1:E:166:TYR:O	1:E:169:TYR:CB	2.55	0.55
1:E:345:ILE:C	1:E:349:LEU:HG	2.27	0.55
1:F:21:PHE:HE2	1:F:28:ARG:NH1	2.05	0.55
1:F:180:LEU:HA	1:F:184:ASP:OD2	2.07	0.55
2:G:342:VAL:HG12	2:G:345:LEU:N	2.22	0.55
2:I:334:GLU:CA	2:I:345:LEU:HD22	2.36	0.55
2:K:344:ASP:O	2:K:348:MET:N	2.32	0.55
1:A:19:ALA:O	1:A:28:ARG:N	2.40	0.55
1:A:76:ILE:HG23	1:A:78:ASN:O	2.07	0.55
1:A:98:PRO:CB	1:A:129:VAL:HG12	2.37	0.55
1:A:165:ILE:HA	1:A:169:TYR:O	2.06	0.55
1:A:206:ARG:O	1:A:209:VAL:HG22	2.06	0.55

Continued on next page...

Continued from previous page...

Atom-1	Atom-2	Interatomic distance (Å)	Clash overlap (Å)
1:A:294:TYR:CE2	1:A:325:MET:HB3	2.42	0.55
1:A:308:GLY:O	1:A:311:ASP:HB2	2.07	0.55
1:B:142:LEU:HD13	1:B:165:ILE:CD1	2.35	0.55
1:B:221:LEU:CD1	1:B:315:LYS:NZ	2.70	0.55
1:B:221:LEU:HA	1:B:315:LYS:HZ1	1.71	0.55
1:B:261:LEU:HD23	1:B:261:LEU:N	2.22	0.55
1:B:279:TYR:HD2	1:B:283:MET:HE2	1.72	0.55
1:C:98:PRO:CB	1:C:129:VAL:HG12	2.37	0.55
1:C:143:TYR:CZ	2:I:346:ARG:HA	2.41	0.55
1:C:294:TYR:CE2	1:C:325:MET:HB3	2.42	0.55
1:D:165:ILE:HA	1:D:169:TYR:O	2.06	0.55
1:D:253:GLU:CD	1:D:253:GLU:H	2.04	0.55
1:D:352:PHE:O	1:D:356:TRP:CZ3	2.58	0.55
1:E:38:PRO:HB3	1:E:64:ILE:HG13	1.88	0.55
1:E:206:ARG:O	1:E:209:VAL:HG22	2.06	0.55
1:E:223:PHE:CE2	1:E:227:MET:HG3	2.42	0.55
1:E:294:TYR:CE2	1:E:325:MET:HB3	2.42	0.55
1:F:187:ASP:HA	1:F:190:MET:HE2	1.89	0.55
1:F:221:LEU:HD12	1:F:315:LYS:HZ2	1.72	0.55
1:F:312:ARG:HG3	1:F:316:GLU:OE1	2.05	0.55
2:I:348:MET:HE3	2:I:349:LEU:HD11	1.89	0.55
2:L:328:ALA:CB	2:L:336:ILE:HD12	2.36	0.55
1:A:40:HIS:CE1	1:A:42:GLY:N	2.72	0.55
1:A:86:TRP:O	1:A:89:THR:HB	2.07	0.55
1:A:151:ILE:HA	1:A:164:PRO:HA	1.88	0.55
1:A:207:GLU:HB2	1:A:210:ARG:HH21	1.72	0.55
1:A:263:GLN:O	1:A:263:GLN:HG2	2.06	0.55
1:B:59:GLN:O	1:B:62:ARG:HG2	2.06	0.55
1:B:79:TRP:O	1:B:82:MET:N	2.40	0.55
1:B:155:SER:N	1:B:300:SER:O	2.35	0.55
1:B:207:GLU:HB2	1:B:210:ARG:NH2	2.22	0.55
1:B:282:ILE:HG13	1:B:283:MET:N	2.21	0.55
1:B:314:GLN:O	1:B:317:ILE:HG23	2.06	0.55
1:C:223:PHE:CE2	1:C:227:MET:HG3	2.42	0.55
1:C:304:THR:O	1:C:304:THR:CG2	2.52	0.55
1:C:308:GLY:O	1:C:311:ASP:HB2	2.07	0.55
1:C:345:ILE:O	2:I:353:LYS:NZ	2.40	0.55
1:D:71:ILE:O	1:D:75:ILE:N	2.31	0.55
1:D:142:LEU:HD13	1:D:165:ILE:CD1	2.35	0.55
1:D:149:THR:CA	1:D:167:GLU:H	2.20	0.55
1:D:221:LEU:CD1	1:D:315:LYS:NZ	2.70	0.55

Continued on next page...

Continued from previous page...

Atom-1	Atom-2	Interatomic distance (Å)	Clash overlap (Å)
1:D:226:GLU:OE2	1:D:255:PHE:CE2	2.60	0.55
1:D:345:ILE:HG21	2:J:346:ARG:HA	1.88	0.55
1:E:13:GLY:O	1:E:15:GLY:N	2.40	0.55
1:E:374:CYS:O	1:E:375:PHE:CG	2.60	0.55
1:F:98:PRO:CB	1:F:129:VAL:HG12	2.37	0.55
1:F:121:GLN:O	1:F:125:GLU:OE1	2.24	0.55
1:F:171:LEU:CG	1:F:174:ALA:H	2.16	0.55
1:F:223:PHE:O	1:F:226:GLU:OE1	2.25	0.55
1:F:294:TYR:CE2	1:F:325:MET:HB3	2.42	0.55
2:I:353:LYS:HA	2:I:356:ARG:HG2	1.88	0.55
2:J:353:LYS:HA	2:J:356:ARG:HG2	1.88	0.55
1:A:79:TRP:O	1:A:82:MET:N	2.40	0.54
1:A:149:THR:CA	1:A:167:GLU:H	2.20	0.54
1:B:35:VAL:HG13	1:B:52:SER:OG	2.06	0.54
1:B:67:LEU:HD23	1:B:203:THR:CB	2.36	0.54
1:B:121:GLN:O	1:B:125:GLU:OE1	2.24	0.54
1:B:188:TYR:HA	1:B:191:LYS:HD3	1.87	0.54
1:C:40:HIS:CE1	1:E:170:ALA:N	2.73	0.54
1:C:256:ARG:HA	1:C:259:GLU:OE2	2.07	0.54
1:C:317:ILE:HD12	1:C:321:ALA:HB2	1.86	0.54
1:C:345:ILE:C	1:C:349:LEU:HG	2.27	0.54
1:D:21:PHE:H	1:D:24:ASP:CG	2.09	0.54
1:D:79:TRP:O	1:D:82:MET:N	2.40	0.54
1:D:171:LEU:CG	1:D:174:ALA:H	2.16	0.54
1:D:198:TYR:HB3	1:D:200:PHE:CD2	2.41	0.54
1:D:238:LYS:HZ2	1:D:254:ARG:HH12	1.54	0.54
1:E:98:PRO:CB	1:E:129:VAL:HG12	2.37	0.54
1:E:256:ARG:HA	1:E:259:GLU:OE2	2.07	0.54
1:E:352:PHE:O	1:E:356:TRP:CZ3	2.58	0.54
1:F:19:ALA:O	1:F:28:ARG:N	2.40	0.54
1:F:71:ILE:HD12	1:F:76:ILE:H	1.70	0.54
1:F:221:LEU:CD1	1:F:315:LYS:NZ	2.70	0.54
1:F:223:PHE:CE2	1:F:227:MET:HG3	2.42	0.54
1:F:352:PHE:O	1:F:356:TRP:CZ3	2.58	0.54
1:A:304:THR:O	1:A:304:THR:CG2	2.52	0.54
1:B:72:GLU:OE1	1:B:72:GLU:N	2.39	0.54
1:B:98:PRO:CB	1:B:129:VAL:HG12	2.37	0.54
1:B:101:HIS:O	1:B:130:PRO:HD2	2.07	0.54
1:B:162:ASN:HD21	1:B:277:THR:HG22	0.73	0.54
1:B:164:PRO:CD	1:B:175:ILE:HG12	2.26	0.54
1:B:294:TYR:CE2	1:B:325:MET:HB3	2.42	0.54

Continued on next page...

Continued from previous page...

Atom-1	Atom-2	Interatomic distance (Å)	Clash overlap (Å)
1:B:352:PHE:O	1:B:356:TRP:CZ3	2.58	0.54
1:B:356:TRP:HE3	1:B:356:TRP:H	1.55	0.54
1:C:13:GLY:O	1:C:15:GLY:N	2.40	0.54
1:C:263:GLN:O	1:C:263:GLN:HG2	2.06	0.54
1:C:310:ALA:O	1:C:311:ASP:C	2.45	0.54
1:D:48:GLY:CA	2:L:332:GLU:OE2	2.55	0.54
1:D:121:GLN:O	1:D:125:GLU:OE1	2.24	0.54
1:D:206:ARG:O	1:D:209:VAL:HG22	2.06	0.54
1:D:294:TYR:CE2	1:D:325:MET:HB3	2.42	0.54
1:D:356:TRP:HE3	1:D:356:TRP:H	1.55	0.54
1:E:79:TRP:O	1:E:82:MET:N	2.40	0.54
1:E:252:ASN:OD1	1:E:256:ARG:NH1	2.41	0.54
1:E:279:TYR:HD2	1:E:283:MET:HE2	1.72	0.54
1:F:149:THR:CA	1:F:167:GLU:H	2.20	0.54
1:F:207:GLU:HB2	1:F:210:ARG:NH2	2.22	0.54
1:F:226:GLU:OE2	1:F:255:PHE:CE2	2.60	0.54
2:L:353:LYS:HA	2:L:356:ARG:HG2	1.87	0.54
1:A:35:VAL:HG12	1:A:37:ARG:NH1	2.22	0.54
1:A:207:GLU:HB2	1:A:210:ARG:NH2	2.22	0.54
1:B:42:GLY:CA	1:B:44:MET:HE2	2.36	0.54
1:B:98:PRO:HG2	1:B:127:PHE:O	2.06	0.54
1:B:180:LEU:HA	1:B:184:ASP:OD2	2.07	0.54
1:C:71:ILE:C	1:C:75:ILE:H	2.09	0.54
1:C:86:TRP:O	1:C:89:THR:HB	2.07	0.54
1:C:289:ILE:O	1:C:292:ASP:N	2.40	0.54
1:D:18:LYS:CG	1:D:30:VAL:HA	2.16	0.54
1:D:67:LEU:HD23	1:D:203:THR:CB	2.36	0.54
1:D:166:TYR:O	1:D:169:TYR:CB	2.55	0.54
1:D:261:LEU:HD23	1:D:261:LEU:N	2.23	0.54
1:D:310:ALA:O	1:D:311:ASP:C	2.45	0.54
1:D:314:GLN:O	1:D:317:ILE:HG23	2.06	0.54
1:E:20:GLY:H	1:E:340:TRP:HE1	1.53	0.54
1:E:35:VAL:HG12	1:E:37:ARG:NH1	2.22	0.54
1:E:99:GLU:CG	1:E:128:ASN:HB2	2.32	0.54
1:E:101:HIS:O	1:E:130:PRO:HD2	2.07	0.54
1:E:289:ILE:O	1:E:292:ASP:N	2.40	0.54
1:E:297:ASN:CB	1:E:329:ILE:HG13	2.37	0.54
1:F:76:ILE:HG23	1:F:78:ASN:O	2.07	0.54
1:F:156:GLY:CA	1:F:301:GLY:HA2	2.35	0.54
1:F:198:TYR:HB3	1:F:200:PHE:CD2	2.41	0.54
1:F:252:ASN:OD1	1:F:256:ARG:NH1	2.41	0.54

Continued on next page...

Continued from previous page...

Atom-1	Atom-2	Interatomic distance (Å)	Clash overlap (Å)
1:F:282:ILE:HG13	1:F:283:MET:N	2.22	0.54
1:F:350:SER:C	1:F:352:PHE:H	2.11	0.54
1:A:188:TYR:O	1:A:191:LYS:HB2	2.08	0.54
1:A:202:THR:O	1:A:206:ARG:NE	2.41	0.54
1:B:6:THR:CG2	1:B:21:PHE:CD1	2.91	0.54
1:B:37:ARG:HH22	1:B:52:SER:CB	2.21	0.54
1:B:80:ASP:HA	1:B:83:GLU:CB	2.38	0.54
1:B:151:ILE:HA	1:B:164:PRO:HA	1.88	0.54
1:C:17:VAL:CG1	1:C:82:MET:HE1	2.30	0.54
1:C:252:ASN:OD1	1:C:256:ARG:NH1	2.41	0.54
1:C:337:TYR:O	1:C:341:ILE:N	2.36	0.54
1:D:37:ARG:HH22	1:D:52:SER:CB	2.21	0.54
1:D:242:LEU:CD2	1:F:287:ILE:HD11	2.37	0.54
1:D:242:LEU:O	1:D:245:GLY:N	2.30	0.54
1:D:369:ILE:CA	1:D:372:ARG:NH1	2.71	0.54
1:E:162:ASN:HD21	1:E:277:THR:CB	2.20	0.54
1:E:202:THR:O	1:E:206:ARG:NE	2.41	0.54
1:E:337:TYR:O	1:E:341:ILE:N	2.36	0.54
1:E:369:ILE:CA	1:E:372:ARG:NH1	2.71	0.54
1:F:86:TRP:O	1:F:89:THR:HB	2.07	0.54
1:F:143:TYR:CZ	2:L:346:ARG:HA	2.43	0.54
1:F:155:SER:N	1:F:300:SER:O	2.35	0.54
1:F:166:TYR:O	1:F:169:TYR:CB	2.55	0.54
1:F:221:LEU:HA	1:F:315:LYS:HZ1	1.72	0.54
1:F:252:ASN:HA	1:F:255:PHE:CZ	2.43	0.54
1:F:310:ALA:O	1:F:311:ASP:C	2.45	0.54
1:F:344:SER:O	1:F:348:SER:OG	2.24	0.54
2:H:348:MET:HE1	2:H:349:LEU:HD11	1.88	0.54
2:K:338:PHE:CD1	2:K:342:VAL:O	2.61	0.54
1:A:279:TYR:HD2	1:A:283:MET:HE2	1.73	0.54
1:A:350:SER:C	1:A:352:PHE:H	2.11	0.54
1:B:9:VAL:HG13	1:B:340:TRP:HE1	1.71	0.54
1:B:136:ILE:HB	1:B:139:VAL:CG2	2.32	0.54
1:B:171:LEU:CG	1:B:174:ALA:H	2.16	0.54
1:B:252:ASN:HA	1:B:255:PHE:CZ	2.43	0.54
1:B:344:SER:O	1:B:348:SER:OG	2.24	0.54
1:C:101:HIS:O	1:C:130:PRO:HD2	2.07	0.54
1:C:210:ARG:O	1:C:213:LYS:CG	2.56	0.54
1:C:252:ASN:HA	1:C:255:PHE:CZ	2.43	0.54
1:C:369:ILE:CA	1:C:372:ARG:NH1	2.71	0.54
1:D:80:ASP:HA	1:D:83:GLU:CB	2.38	0.54

Continued on next page...

Continued from previous page...

Atom-1	Atom-2	Interatomic distance (Å)	Clash overlap (Å)
1:D:109:PRO:HD3	1:D:136:ILE:HG23	1.90	0.54
1:D:187:ASP:HA	1:D:190:MET:HE2	1.85	0.54
1:D:189:LEU:HA	1:D:192:ILE:CD1	2.37	0.54
1:D:223:PHE:CE2	1:D:227:MET:HG3	2.42	0.54
1:D:242:LEU:CD2	1:D:243:PRO:HD2	2.34	0.54
1:D:252:ASN:OD1	1:D:256:ARG:NH1	2.41	0.54
1:E:149:THR:OG1	1:E:167:GLU:OE1	2.25	0.54
1:E:162:ASN:HD21	1:E:277:THR:HB	1.71	0.54
1:F:67:LEU:HD23	1:F:203:THR:CB	2.36	0.54
1:F:73:HIS:HB3	1:F:75:ILE:HG12	1.88	0.54
1:F:142:LEU:HD13	1:F:165:ILE:CD1	2.35	0.54
1:A:6:THR:CG2	1:A:21:PHE:CD1	2.91	0.54
1:A:21:PHE:HE2	1:A:28:ARG:NH1	2.05	0.54
1:A:99:GLU:HA	1:A:129:VAL:N	2.22	0.54
1:A:345:ILE:HA	2:G:353:LYS:NZ	2.11	0.54
1:B:109:PRO:HD3	1:B:136:ILE:HG23	1.90	0.54
1:B:166:TYR:O	1:B:169:TYR:CB	2.55	0.54
1:B:187:ASP:HA	1:B:190:MET:HE2	1.87	0.54
1:B:189:LEU:HA	1:B:192:ILE:CD1	2.37	0.54
1:B:207:GLU:HB2	1:B:210:ARG:HH21	1.72	0.54
1:B:252:ASN:OD1	1:B:256:ARG:NH1	2.41	0.54
1:B:310:ALA:O	1:B:311:ASP:C	2.45	0.54
1:C:289:ILE:HD12	1:C:292:ASP:CB	2.38	0.54
1:C:350:SER:C	1:C:352:PHE:H	2.11	0.54
1:D:73:HIS:HB3	1:D:75:ILE:HG12	1.88	0.54
1:E:21:PHE:HE2	1:E:28:ARG:NH1	2.05	0.54
1:E:221:LEU:HA	1:E:315:LYS:HZ1	1.71	0.54
1:E:289:ILE:HD12	1:E:292:ASP:CB	2.38	0.54
1:F:9:VAL:HG13	1:F:340:TRP:NE1	2.23	0.54
1:F:202:THR:O	1:F:206:ARG:NE	2.41	0.54
1:F:356:TRP:H	1:F:356:TRP:HE3	1.55	0.54
1:F:369:ILE:CA	1:F:372:ARG:NH1	2.71	0.54
2:K:345:LEU:HD12	2:K:348:MET:HE2	1.90	0.54
1:A:71:ILE:HD12	1:A:76:ILE:H	1.70	0.54
1:A:132:MET:HG2	1:A:357:ILE:HB	1.90	0.54
1:A:261:LEU:HD23	1:A:261:LEU:N	2.22	0.54
1:B:57:GLU:O	1:B:60:SER:N	2.38	0.54
1:B:208:ILE:CD1	1:B:243:PRO:HG2	2.38	0.54
1:B:345:ILE:HD11	2:H:350:LYS:HD3	1.89	0.54
1:C:19:ALA:O	1:C:28:ARG:N	2.40	0.54
1:C:99:GLU:HA	1:C:129:VAL:N	2.23	0.54

Continued on next page...

Continued from previous page...

Atom-1	Atom-2	Interatomic distance (Å)	Clash overlap (Å)
1:C:109:PRO:HD3	1:C:136:ILE:HG23	1.90	0.54
1:C:149:THR:OG1	1:C:167:GLU:OE1	2.25	0.54
1:D:6:THR:CG2	1:D:21:PHE:CD1	2.91	0.54
1:D:208:ILE:CD1	1:D:243:PRO:HG2	2.38	0.54
1:D:350:SER:C	1:D:353:GLN:HE22	2.07	0.54
1:E:23:GLY:H	1:E:348:SER:HG	1.54	0.54
1:E:132:MET:HG2	1:E:357:ILE:HB	1.90	0.54
1:E:142:LEU:HD13	1:E:165:ILE:CD1	2.35	0.54
1:E:210:ARG:O	1:E:213:LYS:CG	2.56	0.54
1:E:308:GLY:O	1:E:311:ASP:HB2	2.07	0.54
1:F:6:THR:CG2	1:F:21:PHE:CD1	2.91	0.54
1:F:35:VAL:HG12	1:F:37:ARG:NH1	2.22	0.54
1:F:37:ARG:HH22	1:F:52:SER:CB	2.21	0.54
1:F:114:ALA:HA	1:F:117:GLU:HB2	1.90	0.54
2:I:338:PHE:CD1	2:I:342:VAL:O	2.61	0.54
1:A:7:ALA:HB3	1:A:22:ALA:HB2	1.90	0.54
1:A:8:LEU:H	1:A:103:THR:HA	1.73	0.54
1:A:109:PRO:HD3	1:A:136:ILE:HG23	1.90	0.54
1:A:297:ASN:CB	1:A:329:ILE:HG13	2.37	0.54
1:A:369:ILE:CA	1:A:372:ARG:NH1	2.71	0.54
1:B:80:ASP:OD1	1:B:80:ASP:N	2.38	0.54
1:B:187:ASP:HB3	1:B:191:LYS:HZ1	1.72	0.54
1:B:202:THR:O	1:B:206:ARG:NE	2.41	0.54
1:B:210:ARG:O	1:B:213:LYS:CG	2.56	0.54
1:B:223:PHE:CE2	1:B:227:MET:HG3	2.42	0.54
1:C:76:ILE:HG23	1:C:78:ASN:O	2.07	0.54
1:C:99:GLU:OE1	1:C:99:GLU:N	2.25	0.54
1:C:180:LEU:HA	1:C:184:ASP:OD2	2.07	0.54
1:D:72:GLU:OE1	1:D:72:GLU:N	2.39	0.54
1:D:149:THR:OG1	1:D:167:GLU:OE1	2.25	0.54
1:D:180:LEU:HA	1:D:184:ASP:OD2	2.07	0.54
1:D:207:GLU:HB2	1:D:210:ARG:NH2	2.22	0.54
1:D:297:ASN:CB	1:D:329:ILE:HG13	2.37	0.54
1:E:253:GLU:CD	1:E:253:GLU:H	2.04	0.54
1:F:13:GLY:O	1:F:15:GLY:N	2.40	0.54
1:F:132:MET:HG2	1:F:357:ILE:HB	1.90	0.54
1:F:261:LEU:HD23	1:F:261:LEU:N	2.22	0.54
1:F:289:ILE:HD12	1:F:292:ASP:CB	2.38	0.54
2:H:345:LEU:HG	2:H:349:LEU:HD13	1.90	0.54
1:A:35:VAL:HG13	1:A:52:SER:OG	2.06	0.54
1:A:71:ILE:HA	1:A:76:ILE:HA	1.88	0.54

Continued on next page...

Continued from previous page...

Atom-1	Atom-2	Interatomic distance (Å)	Clash overlap (Å)
1:A:142:LEU:HD22	1:A:165:ILE:CD1	2.38	0.54
1:A:256:ARG:HA	1:A:259:GLU:OE2	2.07	0.54
1:A:281:SER:O	1:A:284:LYS:HB2	2.08	0.54
1:A:289:ILE:HD12	1:A:292:ASP:CB	2.38	0.54
1:A:289:ILE:O	1:A:292:ASP:N	2.40	0.54
1:A:337:TYR:O	1:A:341:ILE:N	2.36	0.54
1:B:153:LEU:HB3	1:B:299:LEU:HA	1.89	0.54
1:C:6:THR:CG2	1:C:21:PHE:CD1	2.91	0.54
1:C:107:GLU:O	1:C:136:ILE:CA	2.56	0.54
1:C:149:THR:CA	1:C:167:GLU:H	2.20	0.54
1:C:202:THR:O	1:C:206:ARG:NE	2.41	0.54
1:C:207:GLU:HB2	1:C:210:ARG:HH21	1.72	0.54
1:C:221:LEU:CD1	1:C:315:LYS:NZ	2.70	0.54
1:C:349:LEU:CB	1:C:352:PHE:CD2	2.89	0.54
1:D:9:VAL:HG13	1:D:340:TRP:NE1	2.23	0.54
1:D:35:VAL:HG12	1:D:37:ARG:NH1	2.22	0.54
1:D:114:ALA:HA	1:D:117:GLU:HB2	1.90	0.54
1:D:142:LEU:HD22	1:D:165:ILE:CD1	2.38	0.54
1:D:148:THR:HG23	2:J:338:PHE:HE2	1.73	0.54
1:D:164:PRO:CD	1:D:175:ILE:HG12	2.26	0.54
1:E:8:LEU:H	1:E:103:THR:HA	1.73	0.54
1:E:151:ILE:HG22	1:E:293:LEU:CD1	2.38	0.54
1:E:188:TYR:O	1:E:191:LYS:HB2	2.08	0.54
1:E:207:GLU:HB2	1:E:210:ARG:NH2	2.22	0.54
1:E:207:GLU:HB2	1:E:210:ARG:HH21	1.72	0.54
1:E:261:LEU:HD23	1:E:261:LEU:N	2.23	0.54
1:F:80:ASP:HA	1:F:83:GLU:CB	2.38	0.54
1:F:99:GLU:HA	1:F:129:VAL:N	2.23	0.54
1:F:109:PRO:HD3	1:F:136:ILE:HG23	1.90	0.54
1:F:189:LEU:HA	1:F:192:ILE:CD1	2.37	0.54
1:F:207:GLU:HB2	1:F:210:ARG:HH21	1.72	0.54
1:F:279:TYR:HD2	1:F:283:MET:HE2	1.72	0.54
2:L:338:PHE:CD1	2:L:342:VAL:O	2.61	0.54
2:L:345:LEU:HG	2:L:349:LEU:HD13	1.90	0.54
1:A:17:VAL:CG1	1:A:82:MET:HE1	2.30	0.54
1:A:70:PRO:O	1:A:76:ILE:CA	2.54	0.54
1:B:71:ILE:C	1:B:75:ILE:H	2.09	0.54
1:B:124:PHE:CD2	1:B:359:LYS:HA	2.43	0.54
1:C:7:ALA:HB3	1:C:22:ALA:HB2	1.90	0.54
1:C:188:TYR:O	1:C:191:LYS:HB2	2.08	0.54
1:C:253:GLU:O	1:C:255:PHE:N	2.41	0.54

Continued on next page...

Continued from previous page...

Atom-1	Atom-2	Interatomic distance (Å)	Clash overlap (Å)
1:D:344:SER:O	1:D:348:SER:OG	2.24	0.54
1:E:71:ILE:HB	1:E:76:ILE:HD13	1.88	0.54
1:E:71:ILE:C	1:E:75:ILE:H	2.09	0.54
1:E:80:ASP:HA	1:E:83:GLU:CB	2.38	0.54
1:E:281:SER:O	1:E:284:LYS:HB2	2.08	0.54
1:E:349:LEU:CB	1:E:352:PHE:CD2	2.89	0.54
1:F:8:LEU:H	1:F:103:THR:HA	1.73	0.54
1:F:208:ILE:CD1	1:F:243:PRO:HG2	2.38	0.54
1:F:253:GLU:O	1:F:255:PHE:N	2.41	0.54
1:A:37:ARG:HH22	1:A:52:SER:CB	2.21	0.53
1:A:71:ILE:HB	1:A:76:ILE:HD13	1.88	0.53
1:A:124:PHE:CD2	1:A:359:LYS:HA	2.43	0.53
1:A:252:ASN:OD1	1:A:256:ARG:NH1	2.41	0.53
1:A:346:LEU:HA	1:A:349:LEU:CG	2.38	0.53
1:B:54:VAL:O	1:B:55:GLY:C	2.45	0.53
1:B:151:ILE:HG22	1:B:293:LEU:CD1	2.38	0.53
1:B:202:THR:O	1:B:205:GLU:HB3	2.09	0.53
1:B:253:GLU:O	1:B:255:PHE:N	2.41	0.53
1:C:150:GLY:HA3	1:C:296:ASN:HB2	1.90	0.53
1:C:202:THR:O	1:C:205:GLU:HB3	2.08	0.53
1:C:346:LEU:HA	1:C:349:LEU:CG	2.38	0.53
1:C:352:PHE:O	1:C:356:TRP:CZ3	2.58	0.53
1:D:153:LEU:HB3	1:D:299:LEU:HA	1.89	0.53
1:D:252:ASN:HA	1:D:255:PHE:CZ	2.43	0.53
1:D:289:ILE:HD12	1:D:292:ASP:CB	2.38	0.53
1:E:7:ALA:HB3	1:E:22:ALA:HB2	1.90	0.53
1:E:71:ILE:HA	1:E:76:ILE:HA	1.88	0.53
1:E:99:GLU:HA	1:E:129:VAL:N	2.23	0.53
1:E:150:GLY:HA3	1:E:296:ASN:HB2	1.91	0.53
1:E:208:ILE:CD1	1:E:243:PRO:HG2	2.38	0.53
1:E:350:SER:C	1:E:352:PHE:H	2.11	0.53
1:F:79:TRP:O	1:F:82:MET:N	2.40	0.53
2:G:338:PHE:CD1	2:G:342:VAL:O	2.61	0.53
2:I:345:LEU:HG	2:I:349:LEU:HD13	1.90	0.53
2:J:345:LEU:HG	2:J:349:LEU:HD13	1.90	0.53
1:A:92:ASN:HB2	1:A:93:GLU:OE1	2.09	0.53
1:A:151:ILE:HG22	1:A:293:LEU:CD1	2.38	0.53
1:A:171:LEU:CG	1:A:174:ALA:H	2.16	0.53
1:A:196:ARG:NH2	1:B:113:LYS:N	2.57	0.53
1:A:349:LEU:CB	1:A:352:PHE:CD2	2.89	0.53
1:A:350:SER:H	2:G:356:ARG:HH21	1.55	0.53

Continued on next page...

Continued from previous page...

Atom-1	Atom-2	Interatomic distance (Å)	Clash overlap (Å)
1:B:13:GLY:HA3	1:B:18:LYS:HZ1	1.72	0.53
1:B:92:ASN:HB2	1:B:93:GLU:OE1	2.09	0.53
1:C:8:LEU:H	1:C:103:THR:HA	1.73	0.53
1:C:124:PHE:CD2	1:C:359:LYS:HA	2.43	0.53
1:C:132:MET:HG2	1:C:357:ILE:HB	1.90	0.53
1:C:171:LEU:HG	1:C:171:LEU:O	2.07	0.53
1:C:196:ARG:NH2	1:D:113:LYS:N	2.57	0.53
1:D:171:LEU:HG	1:D:171:LEU:O	2.07	0.53
1:D:202:THR:O	1:D:205:GLU:HB3	2.08	0.53
1:E:9:VAL:HG13	1:E:340:TRP:NE1	2.23	0.53
1:E:109:PRO:HD3	1:E:136:ILE:HG23	1.90	0.53
1:E:115:ASN:O	1:E:118:LYS:HG2	2.09	0.53
1:E:142:LEU:HD22	1:E:165:ILE:CD1	2.38	0.53
1:E:143:TYR:CZ	2:K:346:ARG:HA	2.44	0.53
1:E:153:LEU:HB3	1:E:299:LEU:HA	1.90	0.53
1:E:346:LEU:HA	1:E:349:LEU:CG	2.38	0.53
1:F:78:ASN:OD1	1:F:80:ASP:OD1	2.26	0.53
1:F:151:ILE:HG22	1:F:293:LEU:CD1	2.38	0.53
1:F:164:PRO:CD	1:F:175:ILE:HG12	2.26	0.53
2:K:345:LEU:HG	2:K:349:LEU:HD13	1.90	0.53
1:A:80:ASP:N	1:A:80:ASP:OD1	2.38	0.53
1:A:180:LEU:HA	1:A:184:ASP:OD2	2.07	0.53
1:A:202:THR:O	1:A:205:GLU:HB3	2.08	0.53
1:A:253:GLU:O	1:A:255:PHE:N	2.41	0.53
1:B:27:PRO:HG2	1:B:337:TYR:CD1	2.44	0.53
1:B:27:PRO:CD	1:B:340:TRP:CD2	2.92	0.53
1:B:114:ALA:HA	1:B:117:GLU:HB2	1.90	0.53
1:B:171:LEU:HG	1:B:171:LEU:O	2.07	0.53
1:C:37:ARG:HH22	1:C:52:SER:CB	2.21	0.53
1:C:71:ILE:HA	1:C:76:ILE:HA	1.88	0.53
1:C:80:ASP:HA	1:C:83:GLU:CB	2.38	0.53
1:D:27:PRO:HG2	1:D:337:TYR:CD1	2.44	0.53
1:D:99:GLU:HA	1:D:129:VAL:N	2.23	0.53
1:D:124:PHE:CD2	1:D:359:LYS:HA	2.43	0.53
1:D:196:ARG:NH2	1:E:113:LYS:N	2.57	0.53
1:D:202:THR:O	1:D:206:ARG:NE	2.41	0.53
1:D:253:GLU:O	1:D:255:PHE:N	2.41	0.53
1:E:27:PRO:HG2	1:E:337:TYR:CD1	2.44	0.53
1:E:115:ASN:HA	1:E:118:LYS:HZ3	1.74	0.53
1:E:180:LEU:HA	1:E:184:ASP:OD2	2.07	0.53
1:E:221:LEU:CD1	1:E:315:LYS:NZ	2.70	0.53

Continued on next page...

Continued from previous page...

Atom-1	Atom-2	Interatomic distance (Å)	Clash overlap (Å)
1:F:92:ASN:HB2	1:F:93:GLU:OE1	2.09	0.53
1:F:148:THR:HG23	2:L:338:PHE:HE2	1.74	0.53
1:F:308:GLY:O	1:F:311:ASP:HB2	2.07	0.53
1:F:322:PRO:CG	1:F:325:MET:HE1	2.38	0.53
1:F:346:LEU:HA	1:F:349:LEU:CG	2.38	0.53
2:G:345:LEU:HG	2:G:349:LEU:HD13	1.90	0.53
2:H:338:PHE:CD1	2:H:342:VAL:O	2.61	0.53
1:A:80:ASP:HA	1:A:83:GLU:CB	2.38	0.53
1:A:114:ALA:HA	1:A:117:GLU:HB2	1.90	0.53
1:A:164:PRO:C	1:A:165:ILE:HG13	2.29	0.53
1:A:210:ARG:O	1:A:213:LYS:CG	2.56	0.53
1:B:7:ALA:HB3	1:B:22:ALA:HB2	1.90	0.53
1:B:8:LEU:H	1:B:103:THR:HA	1.73	0.53
1:B:149:THR:OG1	1:B:167:GLU:OE1	2.25	0.53
1:B:289:ILE:HD12	1:B:292:ASP:CB	2.38	0.53
1:C:27:PRO:HG2	1:C:337:TYR:CD1	2.44	0.53
1:C:302:GLY:O	1:C:305:MET:CB	2.57	0.53
1:C:350:SER:C	1:C:353:GLN:HE22	2.07	0.53
1:D:71:ILE:C	1:D:75:ILE:H	2.09	0.53
1:D:78:ASN:OD1	1:D:80:ASP:OD1	2.26	0.53
1:D:151:ILE:HG22	1:D:293:LEU:CD1	2.38	0.53
1:D:199:SER:O	1:D:199:SER:OG	2.27	0.53
1:E:6:THR:CG2	1:E:21:PHE:CD1	2.91	0.53
1:E:70:PRO:O	1:E:76:ILE:CA	2.54	0.53
1:E:73:HIS:CA	1:E:75:ILE:HG12	2.38	0.53
1:E:92:ASN:HB2	1:E:93:GLU:OE1	2.08	0.53
1:E:252:ASN:HA	1:E:255:PHE:CZ	2.43	0.53
1:F:7:ALA:HB3	1:F:22:ALA:HB2	1.90	0.53
1:F:80:ASP:OD1	1:F:80:ASP:N	2.38	0.53
2:J:338:PHE:CD1	2:J:342:VAL:O	2.61	0.53
1:A:35:VAL:HB	1:A:68:LYS:CB	2.24	0.53
1:A:78:ASN:OD1	1:A:80:ASP:OD1	2.26	0.53
1:A:150:GLY:HA3	1:A:296:ASN:HB2	1.90	0.53
1:A:221:LEU:CD1	1:A:315:LYS:NZ	2.70	0.53
1:A:252:ASN:HA	1:A:255:PHE:CZ	2.43	0.53
1:B:37:ARG:H	1:B:66:THR:N	2.02	0.53
1:C:35:VAL:HG12	1:C:37:ARG:NH1	2.22	0.53
1:C:114:ALA:HA	1:C:117:GLU:HB2	1.90	0.53
1:C:207:GLU:HB2	1:C:210:ARG:NH2	2.22	0.53
1:C:356:TRP:H	1:C:356:TRP:HE3	1.55	0.53
1:D:279:TYR:HD2	1:D:283:MET:HE2	1.73	0.53

Continued on next page...

Continued from previous page...

Atom-1	Atom-2	Interatomic distance (Å)	Clash overlap (Å)
1:E:80:ASP:OD1	1:E:80:ASP:N	2.38	0.53
1:E:164:PRO:C	1:E:165:ILE:HG13	2.29	0.53
1:E:166:TYR:HB3	1:E:169:TYR:HB2	1.91	0.53
1:E:196:ARG:NH2	1:F:113:LYS:N	2.56	0.53
1:E:263:GLN:O	1:E:263:GLN:HG2	2.06	0.53
1:E:310:ALA:O	1:E:311:ASP:C	2.45	0.53
1:F:13:GLY:HA3	1:F:18:LYS:HZ1	1.71	0.53
1:F:202:THR:O	1:F:205:GLU:HB3	2.08	0.53
1:F:260:THR:O	1:F:263:GLN:N	2.40	0.53
2:K:348:MET:HE3	2:K:349:LEU:HD12	1.90	0.53
1:A:35:VAL:C	1:A:68:LYS:HE2	2.29	0.53
1:A:156:GLY:CA	1:A:301:GLY:HA2	2.35	0.53
1:A:279:TYR:O	1:A:282:ILE:CG1	2.54	0.53
1:B:132:MET:HG2	1:B:357:ILE:HB	1.90	0.53
1:B:188:TYR:O	1:B:191:LYS:HB2	2.08	0.53
1:B:244:ASP:CG	1:B:246:GLN:H	2.10	0.53
1:B:281:SER:O	1:B:284:LYS:HB2	2.08	0.53
1:B:345:ILE:HG21	2:H:346:ARG:HA	1.89	0.53
1:C:9:VAL:HG13	1:C:340:TRP:NE1	2.23	0.53
1:C:54:VAL:O	1:C:55:GLY:C	2.45	0.53
1:C:71:ILE:HB	1:C:76:ILE:HD13	1.88	0.53
1:C:142:LEU:HD22	1:C:165:ILE:CD1	2.38	0.53
1:C:261:LEU:HD23	1:C:261:LEU:N	2.22	0.53
1:C:281:SER:O	1:C:284:LYS:HB2	2.08	0.53
1:D:7:ALA:HB3	1:D:22:ALA:HB2	1.90	0.53
1:D:15:GLY:N	1:D:157:ASP:OD2	2.42	0.53
1:D:99:GLU:HG3	1:D:127:PHE:O	2.09	0.53
1:D:188:TYR:O	1:D:191:LYS:HB2	2.08	0.53
1:D:215:LYS:C	1:D:216:LEU:HD22	2.29	0.53
1:D:253:GLU:O	1:D:256:ARG:N	2.42	0.53
1:D:308:GLY:O	1:D:311:ASP:HB2	2.07	0.53
1:E:50:LYS:HZ2	1:E:52:SER:H	1.52	0.53
1:E:138:ALA:O	1:E:141:SER:OG	2.27	0.53
1:E:156:GLY:CA	1:E:301:GLY:HA2	2.35	0.53
1:E:202:THR:O	1:E:205:GLU:HB3	2.08	0.53
1:F:14:SER:HB2	1:F:158:GLY:H	1.74	0.53
1:F:27:PRO:HG2	1:F:337:TYR:CD1	2.44	0.53
1:F:153:LEU:HB3	1:F:299:LEU:HA	1.90	0.53
1:F:171:LEU:HG	1:F:171:LEU:O	2.07	0.53
1:F:274:ILE:HD11	1:F:313:MET:CE	2.39	0.53
1:F:345:ILE:O	2:L:353:LYS:NZ	2.42	0.53

Continued on next page...

Continued from previous page...

Atom-1	Atom-2	Interatomic distance (Å)	Clash overlap (Å)
1:A:14:SER:HB2	1:A:158:GLY:H	1.74	0.53
1:A:177:ARG:HD3	1:A:178:LEU:N	2.24	0.53
1:B:99:GLU:HA	1:B:129:VAL:N	2.23	0.53
1:B:142:LEU:CD1	1:B:163:VAL:HG11	2.39	0.53
1:B:164:PRO:C	1:B:165:ILE:HG13	2.29	0.53
1:B:196:ARG:NH2	1:C:113:LYS:N	2.57	0.53
1:C:15:GLY:N	1:C:157:ASP:OD2	2.42	0.53
1:C:73:HIS:CA	1:C:75:ILE:HG12	2.38	0.53
1:C:138:ALA:O	1:C:141:SER:OG	2.27	0.53
1:C:156:GLY:CA	1:C:301:GLY:HA2	2.35	0.53
1:D:27:PRO:CD	1:D:340:TRP:CD2	2.92	0.53
1:D:155:SER:N	1:D:300:SER:O	2.35	0.53
1:D:274:ILE:HD11	1:D:313:MET:CE	2.39	0.53
1:D:350:SER:C	1:D:352:PHE:H	2.11	0.53
1:E:149:THR:CA	1:E:167:GLU:H	2.20	0.53
1:E:171:LEU:HG	1:E:171:LEU:O	2.07	0.53
1:E:203:THR:HA	1:E:206:ARG:CZ	2.39	0.53
1:E:252:ASN:OD1	1:E:253:GLU:N	2.42	0.53
1:E:253:GLU:O	1:E:256:ARG:N	2.42	0.53
1:F:16:LEU:HG	1:F:31:PHE:C	2.29	0.53
1:F:99:GLU:HG3	1:F:127:PHE:O	2.09	0.53
1:A:12:ASN:HB2	1:A:17:VAL:HG12	1.88	0.53
1:A:27:PRO:HG2	1:A:337:TYR:CD1	2.44	0.53
1:A:99:GLU:HG3	1:A:127:PHE:O	2.09	0.53
1:A:142:LEU:O	1:A:145:SER:N	2.40	0.53
1:A:143:TYR:CE2	2:G:346:ARG:HG3	2.44	0.53
1:A:153:LEU:HB3	1:A:299:LEU:HA	1.90	0.53
1:A:189:LEU:HA	1:A:192:ILE:CD1	2.37	0.53
1:A:203:THR:HA	1:A:206:ARG:CZ	2.39	0.53
1:A:253:GLU:O	1:A:256:ARG:N	2.42	0.53
1:B:73:HIS:CA	1:B:75:ILE:HG12	2.38	0.53
1:B:142:LEU:HD22	1:B:165:ILE:CD1	2.38	0.53
1:B:221:LEU:HD12	1:B:315:LYS:HZ2	1.74	0.53
1:B:242:LEU:O	1:B:245:GLY:N	2.30	0.53
1:B:274:ILE:HD11	1:B:313:MET:CE	2.39	0.53
1:C:48:GLY:CA	2:K:332:GLU:OE2	2.57	0.53
1:C:171:LEU:CG	1:C:174:ALA:H	2.16	0.53
1:D:36:GLY:O	1:D:37:ARG:CZ	2.57	0.53
1:D:107:GLU:O	1:D:136:ILE:CA	2.56	0.53
1:D:142:LEU:CD1	1:D:163:VAL:HG11	2.39	0.53
1:D:189:LEU:HD23	1:D:209:VAL:HB	1.91	0.53

Continued on next page...

Continued from previous page...

Atom-1	Atom-2	Interatomic distance (Å)	Clash overlap (Å)
1:D:210:ARG:O	1:D:213:LYS:CG	2.56	0.53
1:E:149:THR:CB	1:E:166:TYR:HA	2.39	0.53
1:E:177:ARG:HD3	1:E:178:LEU:N	2.24	0.53
1:E:253:GLU:O	1:E:255:PHE:N	2.41	0.53
1:F:116:ARG:H	1:F:116:ARG:HD3	1.74	0.53
1:F:149:THR:OG1	1:F:167:GLU:OE1	2.25	0.53
1:F:188:TYR:O	1:F:191:LYS:HB2	2.08	0.53
1:F:189:LEU:HD23	1:F:209:VAL:HB	1.91	0.53
1:A:115:ASN:O	1:A:118:LYS:HG2	2.09	0.53
1:A:291:LYS:HE3	1:A:292:ASP:OD1	2.09	0.53
1:A:356:TRP:HE3	1:A:356:TRP:H	1.55	0.53
1:B:78:ASN:OD1	1:B:80:ASP:OD1	2.26	0.53
1:B:203:THR:HA	1:B:206:ARG:CZ	2.39	0.53
1:B:215:LYS:C	1:B:216:LEU:HD22	2.29	0.53
1:B:350:SER:C	1:B:352:PHE:H	2.11	0.53
1:C:35:VAL:C	1:C:68:LYS:HE2	2.29	0.53
1:C:92:ASN:HB2	1:C:93:GLU:OE1	2.08	0.53
1:C:142:LEU:O	1:C:145:SER:N	2.40	0.53
1:C:203:THR:HA	1:C:206:ARG:CZ	2.39	0.53
1:C:319:ALA:C	1:C:320:LEU:HD22	2.30	0.53
1:D:36:GLY:N	1:D:54:VAL:HG21	2.24	0.53
1:D:143:TYR:CZ	2:J:346:ARG:HA	2.44	0.53
1:D:164:PRO:C	1:D:165:ILE:HG13	2.29	0.53
1:D:203:THR:HA	1:D:206:ARG:CZ	2.39	0.53
1:D:281:SER:O	1:D:284:LYS:HB2	2.08	0.53
1:D:322:PRO:HB2	1:D:325:MET:CE	2.39	0.53
1:E:124:PHE:CD2	1:E:359:LYS:HA	2.43	0.53
1:E:171:LEU:CG	1:E:174:ALA:H	2.16	0.53
1:E:206:ARG:CA	1:E:209:VAL:HG22	2.39	0.53
1:E:221:LEU:HD12	1:E:315:LYS:HZ2	1.74	0.53
1:E:356:TRP:HE3	1:E:356:TRP:H	1.55	0.53
1:F:12:ASN:HB2	1:F:17:VAL:HG12	1.88	0.53
1:F:124:PHE:CD2	1:F:359:LYS:HA	2.44	0.53
1:F:203:THR:HA	1:F:206:ARG:CZ	2.39	0.53
1:F:218:TYR:CE1	1:F:254:ARG:CD	2.90	0.53
1:F:291:LYS:HE3	1:F:292:ASP:OD1	2.09	0.53
1:F:342:GLY:HA2	1:F:345:ILE:HG12	1.90	0.53
1:A:9:VAL:HG13	1:A:340:TRP:NE1	2.23	0.53
1:A:48:GLY:CA	2:I:332:GLU:OE2	2.57	0.53
1:A:138:ALA:O	1:A:141:SER:OG	2.27	0.53
1:A:142:LEU:CD1	1:A:163:VAL:HG11	2.39	0.53

Continued on next page...

Continued from previous page...

Atom-1	Atom-2	Interatomic distance (Å)	Clash overlap (Å)
1:A:252:ASN:OD1	1:A:253:GLU:N	2.42	0.53
1:A:302:GLY:O	1:A:305:MET:CB	2.57	0.53
1:A:319:ALA:C	1:A:320:LEU:HD22	2.30	0.53
1:A:344:SER:O	1:A:348:SER:OG	2.24	0.53
1:B:35:VAL:HG12	1:B:37:ARG:NH1	2.22	0.53
1:B:36:GLY:N	1:B:54:VAL:HG21	2.24	0.53
1:B:99:GLU:CG	1:B:128:ASN:HB2	2.32	0.53
1:B:115:ASN:O	1:B:118:LYS:HG2	2.09	0.53
1:B:322:PRO:HB2	1:B:325:MET:CE	2.39	0.53
1:C:38:PRO:HA	1:C:64:ILE:C	2.30	0.53
1:C:78:ASN:OD1	1:C:80:ASP:OD1	2.26	0.53
1:C:115:ASN:O	1:C:118:LYS:HG2	2.09	0.53
1:C:149:THR:CB	1:C:166:TYR:HA	2.39	0.53
1:C:166:TYR:HB3	1:C:169:TYR:HB2	1.91	0.53
1:C:177:ARG:HD3	1:C:178:LEU:N	2.24	0.53
1:C:208:ILE:CD1	1:C:243:PRO:HG2	2.38	0.53
1:C:215:LYS:C	1:C:216:LEU:HD22	2.29	0.53
1:D:16:LEU:HG	1:D:31:PHE:C	2.29	0.53
1:D:312:ARG:CA	1:D:315:LYS:HZ2	2.20	0.53
1:E:37:ARG:HH22	1:E:52:SER:CB	2.21	0.53
1:E:38:PRO:HA	1:E:64:ILE:C	2.30	0.53
1:E:78:ASN:OD1	1:E:80:ASP:OD1	2.26	0.53
1:E:116:ARG:HD3	1:E:116:ARG:H	1.74	0.53
1:E:215:LYS:C	1:E:216:LEU:HD22	2.29	0.53
1:E:302:GLY:O	1:E:305:MET:CB	2.57	0.53
1:F:89:THR:CA	1:F:93:GLU:OE2	2.52	0.53
1:F:109:PRO:HB2	1:F:110:LEU:CD1	2.39	0.53
1:F:142:LEU:CD1	1:F:163:VAL:HG11	2.39	0.53
1:F:281:SER:O	1:F:284:LYS:HB2	2.08	0.53
1:F:322:PRO:HB2	1:F:325:MET:CE	2.39	0.53
1:A:109:PRO:HB2	1:A:110:LEU:CD1	2.39	0.52
1:A:149:THR:CG2	1:A:166:TYR:HA	2.39	0.52
1:A:166:TYR:HB3	1:A:169:TYR:HB2	1.91	0.52
1:A:171:LEU:HG	1:A:171:LEU:O	2.07	0.52
1:A:196:ARG:HH22	1:B:113:LYS:N	2.07	0.52
1:B:9:VAL:HG13	1:B:340:TRP:NE1	2.23	0.52
1:B:149:THR:CB	1:B:166:TYR:HA	2.39	0.52
1:C:14:SER:HB2	1:C:158:GLY:H	1.74	0.52
1:C:99:GLU:HG3	1:C:127:PHE:O	2.09	0.52
1:C:153:LEU:HB3	1:C:299:LEU:HA	1.90	0.52
1:C:164:PRO:C	1:C:165:ILE:HG13	2.29	0.52

Continued on next page...

Continued from previous page...

Atom-1	Atom-2	Interatomic distance (Å)	Clash overlap (Å)
1:C:187:ASP:O	1:C:191:LYS:CD	2.58	0.52
1:D:252:ASN:OD1	1:D:253:GLU:N	2.42	0.52
1:E:36:GLY:N	1:E:54:VAL:HG21	2.25	0.52
1:E:114:ALA:HA	1:E:117:GLU:HB2	1.90	0.52
1:E:296:ASN:C	1:E:330:ILE:HD13	2.30	0.52
1:E:319:ALA:C	1:E:320:LEU:HD22	2.30	0.52
1:E:342:GLY:HA2	1:E:345:ILE:HG12	1.90	0.52
1:F:15:GLY:N	1:F:157:ASP:OD2	2.42	0.52
1:F:210:ARG:O	1:F:213:LYS:CG	2.56	0.52
1:F:319:ALA:C	1:F:320:LEU:HD22	2.30	0.52
1:A:38:PRO:HA	1:A:64:ILE:C	2.30	0.52
1:A:208:ILE:CD1	1:A:243:PRO:HG2	2.38	0.52
1:A:215:LYS:C	1:A:216:LEU:HD22	2.29	0.52
1:A:296:ASN:C	1:A:330:ILE:HD13	2.30	0.52
1:B:36:GLY:O	1:B:37:ARG:CZ	2.57	0.52
1:B:253:GLU:O	1:B:256:ARG:N	2.42	0.52
1:C:109:PRO:HB2	1:C:110:LEU:CD1	2.39	0.52
1:C:149:THR:CG2	1:C:166:TYR:HA	2.39	0.52
1:D:14:SER:HB2	1:D:158:GLY:H	1.74	0.52
1:D:73:HIS:CA	1:D:75:ILE:HG12	2.38	0.52
1:D:109:PRO:HD3	1:D:136:ILE:CG2	2.39	0.52
1:D:291:LYS:HE3	1:D:292:ASP:OD1	2.09	0.52
1:E:16:LEU:HG	1:E:31:PHE:C	2.29	0.52
1:E:107:GLU:O	1:E:136:ILE:CA	2.56	0.52
1:E:114:ALA:C	1:E:118:LYS:HZ2	2.12	0.52
1:E:280:ASN:HA	1:E:283:MET:HE3	1.90	0.52
1:E:345:ILE:O	2:K:353:LYS:NZ	2.43	0.52
1:F:142:LEU:HD22	1:F:165:ILE:CD1	2.38	0.52
1:F:215:LYS:C	1:F:216:LEU:HD22	2.29	0.52
1:F:253:GLU:O	1:F:256:ARG:N	2.42	0.52
1:F:296:ASN:C	1:F:330:ILE:HD13	2.30	0.52
1:A:73:HIS:CA	1:A:75:ILE:HG12	2.38	0.52
1:A:125:GLU:O	1:A:128:ASN:OD1	2.28	0.52
1:A:149:THR:CB	1:A:166:TYR:HA	2.39	0.52
1:A:352:PHE:O	1:A:356:TRP:CZ3	2.58	0.52
1:B:7:ALA:CA	1:B:102:PRO:HD2	2.39	0.52
1:B:35:VAL:C	1:B:68:LYS:HE2	2.29	0.52
1:B:59:GLN:CB	1:B:62:ARG:HH11	2.22	0.52
1:B:116:ARG:HD3	1:B:116:ARG:H	1.74	0.52
1:B:296:ASN:C	1:B:330:ILE:HD13	2.30	0.52
1:B:308:GLY:O	1:B:311:ASP:HB2	2.07	0.52

Continued on next page...

Continued from previous page...

Atom-1	Atom-2	Interatomic distance (Å)	Clash overlap (Å)
1:C:32:PRO:HG2	1:C:55:GLY:O	2.10	0.52
1:C:350:SER:H	2:I:356:ARG:HH21	1.57	0.52
1:D:60:SER:O	1:D:61:LYS:NZ	2.38	0.52
1:D:115:ASN:O	1:D:118:LYS:HG2	2.09	0.52
1:D:116:ARG:HD3	1:D:116:ARG:H	1.74	0.52
1:D:196:ARG:HH22	1:E:113:LYS:N	2.08	0.52
1:D:328:LYS:HZ3	1:D:330:ILE:HA	1.75	0.52
1:D:346:LEU:HA	1:D:349:LEU:CG	2.38	0.52
1:E:149:THR:CG2	1:E:166:TYR:HA	2.39	0.52
1:E:260:THR:O	1:E:263:GLN:N	2.40	0.52
1:F:54:VAL:O	1:F:55:GLY:C	2.45	0.52
1:F:125:GLU:O	1:F:128:ASN:OD1	2.28	0.52
1:F:138:ALA:O	1:F:141:SER:OG	2.27	0.52
1:F:149:THR:CB	1:F:166:TYR:HA	2.39	0.52
1:F:206:ARG:CA	1:F:209:VAL:HG22	2.39	0.52
1:A:244:ASP:CG	1:A:246:GLN:H	2.10	0.52
1:A:342:GLY:HA2	1:A:345:ILE:HG12	1.90	0.52
1:B:23:GLY:N	2:H:357:ARG:HD3	2.19	0.52
1:B:189:LEU:HD23	1:B:209:VAL:HB	1.91	0.52
1:B:196:ARG:HH22	1:C:113:LYS:N	2.08	0.52
1:B:252:ASN:OD1	1:B:253:GLU:N	2.42	0.52
1:B:291:LYS:HE3	1:B:292:ASP:OD1	2.09	0.52
1:B:362:TYR:CE1	1:B:367:PRO:HB3	2.44	0.52
1:C:115:ASN:HA	1:C:118:LYS:HZ2	1.75	0.52
1:C:142:LEU:CD1	1:C:163:VAL:HG11	2.39	0.52
1:C:250:ILE:HA	1:C:253:GLU:OE2	2.10	0.52
1:C:252:ASN:OD1	1:C:253:GLU:N	2.42	0.52
1:C:297:ASN:CB	1:C:329:ILE:HG13	2.37	0.52
1:D:8:LEU:H	1:D:103:THR:HA	1.73	0.52
1:D:125:GLU:O	1:D:128:ASN:OD1	2.28	0.52
1:E:14:SER:HB2	1:E:158:GLY:H	1.74	0.52
1:E:32:PRO:HG2	1:E:55:GLY:O	2.10	0.52
1:E:142:LEU:O	1:E:145:SER:N	2.40	0.52
1:E:322:PRO:HB2	1:E:325:MET:CE	2.39	0.52
1:F:60:SER:O	1:F:61:LYS:NZ	2.38	0.52
1:F:109:PRO:HD3	1:F:136:ILE:CG2	2.39	0.52
1:F:149:THR:CG2	1:F:166:TYR:HA	2.39	0.52
1:F:164:PRO:C	1:F:165:ILE:HG13	2.29	0.52
1:A:36:GLY:O	1:A:37:ARG:CZ	2.57	0.52
1:A:194:THR:HA	1:A:198:TYR:HB2	1.91	0.52
1:B:15:GLY:N	1:B:157:ASP:OD2	2.42	0.52

Continued on next page...

Continued from previous page...

Atom-1	Atom-2	Interatomic distance (Å)	Clash overlap (Å)
1:B:109:PRO:HD3	1:B:136:ILE:CG2	2.40	0.52
1:B:206:ARG:CA	1:B:209:VAL:HG22	2.39	0.52
1:C:120:THR:CA	1:C:123:MET:HE3	2.34	0.52
1:C:125:GLU:O	1:C:128:ASN:OD1	2.28	0.52
1:C:143:TYR:CE2	2:I:346:ARG:HA	2.44	0.52
1:C:189:LEU:HA	1:C:192:ILE:CD1	2.37	0.52
1:C:244:ASP:CG	1:C:246:GLN:H	2.09	0.52
1:C:253:GLU:O	1:C:256:ARG:N	2.42	0.52
1:C:296:ASN:C	1:C:330:ILE:HD13	2.30	0.52
1:D:7:ALA:CA	1:D:102:PRO:HD2	2.39	0.52
1:D:54:VAL:O	1:D:55:GLY:C	2.45	0.52
1:D:109:PRO:HB2	1:D:110:LEU:CD1	2.39	0.52
1:D:166:TYR:HB3	1:D:169:TYR:HB2	1.91	0.52
1:D:167:GLU:HG2	1:D:169:TYR:CE2	2.45	0.52
1:D:187:ASP:O	1:D:191:LYS:CD	2.57	0.52
1:D:206:ARG:CA	1:D:209:VAL:HG22	2.39	0.52
1:D:250:ILE:HA	1:D:253:GLU:OE2	2.10	0.52
1:D:260:THR:O	1:D:263:GLN:N	2.40	0.52
1:D:302:GLY:O	1:D:305:MET:CB	2.57	0.52
1:D:349:LEU:CB	1:D:352:PHE:CD2	2.89	0.52
1:E:7:ALA:CA	1:E:102:PRO:HD2	2.39	0.52
1:E:120:THR:CA	1:E:123:MET:HE3	2.33	0.52
1:E:196:ARG:HH22	1:F:113:LYS:N	2.07	0.52
1:F:50:LYS:HZ2	1:F:52:SER:H	1.56	0.52
1:F:187:ASP:O	1:F:191:LYS:CD	2.58	0.52
1:F:187:ASP:HA	1:F:191:LYS:HZ3	1.75	0.52
2:I:337:ALA:HB2	2:I:345:LEU:HD13	1.92	0.52
2:K:337:ALA:HB2	2:K:345:LEU:HD13	1.92	0.52
1:A:32:PRO:HG2	1:A:55:GLY:O	2.10	0.52
1:A:70:PRO:C	1:A:76:ILE:HA	2.30	0.52
1:A:202:THR:C	1:A:206:ARG:HE	2.13	0.52
1:B:99:GLU:HG3	1:B:127:PHE:O	2.09	0.52
1:B:226:GLU:OE1	1:B:227:MET:CE	2.58	0.52
1:B:346:LEU:HA	1:B:349:LEU:CG	2.38	0.52
1:C:42:GLY:CA	1:C:44:MET:HE2	2.40	0.52
1:C:70:PRO:C	1:C:76:ILE:HA	2.30	0.52
1:C:89:THR:CA	1:C:93:GLU:OE2	2.52	0.52
1:C:310:ALA:O	1:C:314:GLN:OE1	2.28	0.52
1:E:9:VAL:HG12	1:E:21:PHE:CA	2.40	0.52
1:E:17:VAL:CG1	1:E:82:MET:HE1	2.30	0.52
1:E:291:LYS:HE3	1:E:292:ASP:OD1	2.09	0.52

Continued on next page...

Continued from previous page...

Atom-1	Atom-2	Interatomic distance (Å)	Clash overlap (Å)
1:F:166:TYR:HB3	1:F:169:TYR:HB2	1.91	0.52
1:F:167:GLU:HG2	1:F:169:TYR:CE2	2.45	0.52
1:F:221:LEU:HD11	1:F:311:ASP:C	2.30	0.52
2:J:334:GLU:CA	2:J:345:LEU:HD22	2.36	0.52
2:K:334:GLU:CA	2:K:345:LEU:HD22	2.36	0.52
1:A:16:LEU:HG	1:A:31:PHE:C	2.29	0.52
1:A:120:THR:CA	1:A:123:MET:HE3	2.33	0.52
1:A:221:LEU:HD13	1:A:315:LYS:NZ	2.25	0.52
1:A:310:ALA:O	1:A:314:GLN:OE1	2.28	0.52
1:B:125:GLU:O	1:B:128:ASN:OD1	2.28	0.52
1:B:319:ALA:C	1:B:320:LEU:HD22	2.30	0.52
1:B:340:TRP:CZ3	1:B:341:ILE:HD13	2.45	0.52
1:D:32:PRO:HG2	1:D:55:GLY:O	2.10	0.52
1:D:37:ARG:H	1:D:66:THR:N	2.02	0.52
1:D:244:ASP:CG	1:D:246:GLN:H	2.10	0.52
1:D:296:ASN:C	1:D:330:ILE:HD13	2.30	0.52
1:D:342:GLY:HA2	1:D:345:ILE:HG12	1.90	0.52
1:E:6:THR:HG22	1:E:101:HIS:CE1	2.45	0.52
1:E:99:GLU:HG3	1:E:127:PHE:O	2.09	0.52
1:E:109:PRO:HB2	1:E:110:LEU:CD1	2.39	0.52
1:E:109:PRO:HD3	1:E:136:ILE:CG2	2.40	0.52
1:E:125:GLU:O	1:E:128:ASN:OD1	2.28	0.52
1:F:36:GLY:O	1:F:37:ARG:CZ	2.57	0.52
1:F:36:GLY:N	1:F:54:VAL:HG21	2.24	0.52
1:F:142:LEU:HD11	1:F:163:VAL:HG11	1.92	0.52
1:F:177:ARG:HD3	1:F:178:LEU:N	2.24	0.52
1:F:242:LEU:O	1:F:245:GLY:N	2.30	0.52
1:F:280:ASN:HA	1:F:283:MET:HE3	1.89	0.52
1:F:302:GLY:O	1:F:305:MET:CB	2.57	0.52
1:A:59:GLN:CB	1:A:62:ARG:HH11	2.22	0.52
1:B:27:PRO:HG2	1:B:337:TYR:HD1	1.75	0.52
1:B:166:TYR:HB3	1:B:169:TYR:HB2	1.91	0.52
1:B:167:GLU:HG2	1:B:169:TYR:CE2	2.45	0.52
1:B:302:GLY:O	1:B:305:MET:CB	2.57	0.52
1:B:342:GLY:HA2	1:B:345:ILE:HG12	1.90	0.52
1:C:6:THR:HG22	1:C:101:HIS:CE1	2.45	0.52
1:C:16:LEU:HG	1:C:31:PHE:C	2.29	0.52
1:C:151:ILE:HG22	1:C:293:LEU:CD1	2.38	0.52
1:C:274:ILE:HD11	1:C:313:MET:CE	2.39	0.52
1:C:322:PRO:HB2	1:C:325:MET:CE	2.39	0.52
1:D:59:GLN:CB	1:D:62:ARG:HH11	2.22	0.52

Continued on next page...

Continued from previous page...

Atom-1	Atom-2	Interatomic distance (Å)	Clash overlap (Å)
1:D:89:THR:CA	1:D:93:GLU:OE2	2.52	0.52
1:D:92:ASN:HB2	1:D:93:GLU:OE1	2.08	0.52
1:D:142:LEU:HD11	1:D:163:VAL:HG11	1.92	0.52
1:D:149:THR:CB	1:D:166:TYR:HA	2.39	0.52
1:D:310:ALA:O	1:D:314:GLN:OE1	2.28	0.52
1:E:35:VAL:C	1:E:68:LYS:HE2	2.29	0.52
1:E:54:VAL:O	1:E:55:GLY:C	2.45	0.52
1:E:70:PRO:C	1:E:76:ILE:HA	2.30	0.52
1:E:99:GLU:HA	1:E:129:VAL:CA	2.40	0.52
1:E:142:LEU:CD1	1:E:163:VAL:HG11	2.39	0.52
1:E:250:ILE:HA	1:E:253:GLU:OE2	2.10	0.52
1:F:70:PRO:O	1:F:76:ILE:CA	2.54	0.52
1:F:250:ILE:HA	1:F:253:GLU:OE2	2.10	0.52
1:F:310:ALA:O	1:F:314:GLN:OE1	2.28	0.52
1:A:6:THR:HG22	1:A:101:HIS:CE1	2.45	0.52
1:A:187:ASP:O	1:A:191:LYS:CD	2.57	0.52
1:A:349:LEU:O	1:A:352:PHE:HB2	2.10	0.52
1:B:16:LEU:HG	1:B:31:PHE:C	2.29	0.52
1:B:256:ARG:NH1	1:B:256:ARG:HB2	2.25	0.52
1:C:9:VAL:HG12	1:C:21:PHE:CA	2.40	0.52
1:C:206:ARG:O	1:C:210:ARG:HG2	2.10	0.52
1:C:349:LEU:O	1:C:352:PHE:HB2	2.10	0.52
1:D:149:THR:CG2	1:D:166:TYR:HA	2.39	0.52
1:D:187:ASP:HA	1:D:191:LYS:HZ3	1.75	0.52
1:D:226:GLU:OE1	1:D:227:MET:CE	2.58	0.52
1:D:362:TYR:CE1	1:D:367:PRO:HB3	2.44	0.52
1:E:189:LEU:HA	1:E:192:ILE:CD1	2.37	0.52
1:E:260:THR:HB	1:E:266:PHE:HD2	1.74	0.52
1:F:70:PRO:C	1:F:76:ILE:HA	2.30	0.52
1:F:73:HIS:CA	1:F:75:ILE:HG12	2.38	0.52
1:F:99:GLU:HA	1:F:129:VAL:CA	2.40	0.52
1:F:297:ASN:CB	1:F:329:ILE:HG13	2.37	0.52
1:A:36:GLY:N	1:A:54:VAL:HG21	2.24	0.52
1:A:129:VAL:N	1:A:359:LYS:HZ1	2.08	0.52
1:A:189:LEU:HD23	1:A:209:VAL:HB	1.91	0.52
1:A:215:LYS:O	1:A:216:LEU:HD22	2.10	0.52
1:A:256:ARG:NH1	1:A:256:ARG:HB2	2.25	0.52
1:A:360:GLN:CD	1:A:361:GLU:N	2.64	0.52
1:B:14:SER:HB2	1:B:158:GLY:H	1.74	0.52
1:B:36:GLY:N	1:B:54:VAL:CG2	2.74	0.52
1:B:242:LEU:HD22	1:D:287:ILE:HD11	1.92	0.52

Continued on next page...

Continued from previous page...

Atom-1	Atom-2	Interatomic distance (Å)	Clash overlap (Å)
1:C:27:PRO:CD	1:C:340:TRP:CD2	2.92	0.52
1:C:116:ARG:H	1:C:116:ARG:HD3	1.74	0.52
1:C:185:LEU:HD12	1:C:257:CYS:C	2.31	0.52
1:C:194:THR:HA	1:C:198:TYR:HB2	1.92	0.52
1:C:202:THR:C	1:C:206:ARG:HE	2.13	0.52
1:C:226:GLU:OE1	1:C:227:MET:CE	2.58	0.52
1:C:291:LYS:HE3	1:C:292:ASP:OD1	2.09	0.52
1:C:342:GLY:HA2	1:C:345:ILE:HG12	1.90	0.52
1:C:362:TYR:CE1	1:C:367:PRO:HB3	2.44	0.52
1:D:35:VAL:C	1:D:68:LYS:HE2	2.29	0.52
1:D:177:ARG:HD3	1:D:178:LEU:N	2.24	0.52
1:D:183:ARG:O	1:D:183:ARG:HD2	2.10	0.52
1:E:36:GLY:O	1:E:37:ARG:CZ	2.57	0.52
1:E:59:GLN:CB	1:E:62:ARG:HH11	2.22	0.52
1:E:362:TYR:CE1	1:E:367:PRO:HB3	2.44	0.52
1:F:35:VAL:C	1:F:68:LYS:HE2	2.29	0.52
1:F:37:ARG:H	1:F:66:THR:N	2.02	0.52
1:F:59:GLN:CB	1:F:62:ARG:HH11	2.22	0.52
1:F:94:LEU:CB	1:F:96:VAL:HG12	2.34	0.52
2:G:337:ALA:HB2	2:G:345:LEU:HD13	1.92	0.52
1:A:27:PRO:HG2	1:A:337:TYR:HD1	1.75	0.51
1:A:37:ARG:C	1:A:65:LEU:HD13	2.31	0.51
1:A:44:MET:HE2	1:C:168:GLY:O	2.09	0.51
1:A:148:THR:HG23	2:G:338:PHE:HE2	1.71	0.51
1:A:206:ARG:O	1:A:210:ARG:HG2	2.10	0.51
1:B:9:VAL:HG12	1:B:21:PHE:CA	2.40	0.51
1:B:99:GLU:HA	1:B:129:VAL:CA	2.40	0.51
1:B:187:ASP:O	1:B:191:LYS:CD	2.57	0.51
1:B:196:ARG:NH2	1:C:112:PRO:CB	2.73	0.51
1:B:221:LEU:HD11	1:B:311:ASP:C	2.30	0.51
1:B:262:PHE:CE1	1:B:313:MET:HE1	2.44	0.51
1:C:36:GLY:N	1:C:54:VAL:HG21	2.24	0.51
1:C:109:PRO:HD3	1:C:136:ILE:CG2	2.39	0.51
1:C:129:VAL:N	1:C:359:LYS:HZ1	2.07	0.51
1:C:187:ASP:HA	1:C:191:LYS:HZ3	1.75	0.51
1:C:196:ARG:HH22	1:D:113:LYS:N	2.08	0.51
1:C:280:ASN:HA	1:C:283:MET:HE3	1.91	0.51
1:D:70:PRO:C	1:D:76:ILE:HA	2.30	0.51
1:D:99:GLU:HA	1:D:129:VAL:CA	2.40	0.51
1:D:132:MET:HG2	1:D:357:ILE:HB	1.90	0.51
1:D:340:TRP:CZ3	1:D:341:ILE:HD13	2.45	0.51

Continued on next page...

Continued from previous page...

Atom-1	Atom-2	Interatomic distance (Å)	Clash overlap (Å)
1:E:136:ILE:CG2	1:E:138:ALA:HB3	2.40	0.51
1:E:185:LEU:HD12	1:E:257:CYS:C	2.31	0.51
1:E:196:ARG:NH2	1:F:112:PRO:CB	2.73	0.51
1:F:37:ARG:C	1:F:65:LEU:HD13	2.31	0.51
1:F:38:PRO:HA	1:F:64:ILE:C	2.30	0.51
1:F:129:VAL:N	1:F:359:LYS:HZ1	2.07	0.51
1:F:183:ARG:O	1:F:183:ARG:HD2	2.10	0.51
1:F:206:ARG:O	1:F:210:ARG:HG2	2.10	0.51
1:F:252:ASN:OD1	1:F:253:GLU:N	2.42	0.51
1:F:360:GLN:CD	1:F:361:GLU:N	2.64	0.51
1:A:82:MET:HA	1:A:85:ILE:HB	1.92	0.51
1:A:136:ILE:CG2	1:A:138:ALA:HB3	2.40	0.51
1:A:151:ILE:CG2	1:A:293:LEU:HD12	2.41	0.51
1:A:226:GLU:OE1	1:A:227:MET:CE	2.58	0.51
1:A:250:ILE:HA	1:A:253:GLU:OE2	2.10	0.51
1:A:362:TYR:CE1	1:A:367:PRO:HB3	2.44	0.51
1:B:70:PRO:O	1:B:76:ILE:CA	2.54	0.51
1:B:70:PRO:C	1:B:76:ILE:HA	2.30	0.51
1:B:98:PRO:HB2	1:B:127:PHE:HB3	1.92	0.51
1:B:194:THR:HA	1:B:198:TYR:HB2	1.92	0.51
1:B:206:ARG:O	1:B:210:ARG:HG2	2.10	0.51
1:B:310:ALA:O	1:B:314:GLN:OE1	2.28	0.51
1:C:12:ASN:HB2	1:C:17:VAL:HG12	1.88	0.51
1:C:36:GLY:O	1:C:37:ARG:CZ	2.57	0.51
1:D:27:PRO:HG2	1:D:337:TYR:HD1	1.75	0.51
1:D:37:ARG:HH21	1:D:51:ASP:C	2.14	0.51
1:D:95:ARG:HG2	1:D:95:ARG:O	2.11	0.51
1:D:98:PRO:HB2	1:D:127:PHE:HB3	1.92	0.51
1:D:194:THR:HA	1:D:198:TYR:HB2	1.91	0.51
1:D:202:THR:C	1:D:206:ARG:HE	2.13	0.51
1:D:221:LEU:HD13	1:D:315:LYS:NZ	2.25	0.51
1:D:268:GLY:HA3	1:E:173:HIS:NE2	2.26	0.51
1:E:36:GLY:N	1:E:54:VAL:CG2	2.74	0.51
1:E:151:ILE:CG2	1:E:293:LEU:HD12	2.41	0.51
1:E:194:THR:HA	1:E:198:TYR:HB2	1.91	0.51
1:E:215:LYS:O	1:E:216:LEU:HD22	2.10	0.51
1:E:221:LEU:HD13	1:E:315:LYS:NZ	2.25	0.51
1:E:339:VAL:HG23	1:E:340:TRP:N	2.25	0.51
1:E:349:LEU:O	1:E:352:PHE:HB2	2.10	0.51
1:F:54:VAL:CA	1:F:58:ALA:HB2	2.13	0.51
1:F:115:ASN:O	1:F:118:LYS:HG2	2.09	0.51

Continued on next page...

Continued from previous page...

Atom-1	Atom-2	Interatomic distance (Å)	Clash overlap (Å)
1:F:339:VAL:HG23	1:F:340:TRP:N	2.26	0.51
1:F:362:TYR:CE1	1:F:367:PRO:HB3	2.44	0.51
2:J:337:ALA:HB2	2:J:345:LEU:HD13	1.92	0.51
2:L:337:ALA:HB2	2:L:345:LEU:HD13	1.92	0.51
1:A:109:PRO:HD3	1:A:136:ILE:CG2	2.40	0.51
1:A:185:LEU:HD12	1:A:257:CYS:C	2.31	0.51
1:A:332:PRO:HG2	1:A:335:ARG:HG2	1.93	0.51
1:A:339:VAL:HG23	1:A:340:TRP:N	2.25	0.51
1:B:32:PRO:HG2	1:B:55:GLY:O	2.10	0.51
1:B:71:ILE:HA	1:B:76:ILE:N	2.26	0.51
1:B:109:PRO:HB2	1:B:110:LEU:CD1	2.39	0.51
1:B:142:LEU:HD11	1:B:163:VAL:HG11	1.92	0.51
1:B:339:VAL:HG23	1:B:340:TRP:N	2.26	0.51
1:C:82:MET:HA	1:C:85:ILE:HB	1.92	0.51
1:C:99:GLU:HA	1:C:129:VAL:CA	2.40	0.51
1:C:151:ILE:CG2	1:C:293:LEU:HD12	2.41	0.51
1:C:183:ARG:O	1:C:183:ARG:HD2	2.10	0.51
1:D:38:PRO:HA	1:D:64:ILE:C	2.30	0.51
1:D:70:PRO:O	1:D:76:ILE:CA	2.54	0.51
1:D:99:GLU:CG	1:D:128:ASN:HB2	2.32	0.51
1:D:115:ASN:HA	1:D:118:LYS:HZ2	1.74	0.51
1:D:242:LEU:HD22	1:F:287:ILE:HD11	1.92	0.51
1:D:256:ARG:NH1	1:D:256:ARG:HB2	2.25	0.51
1:D:296:ASN:O	1:D:298:VAL:N	2.44	0.51
1:D:360:GLN:CD	1:D:361:GLU:N	2.64	0.51
1:E:37:ARG:HH21	1:E:51:ASP:C	2.14	0.51
1:E:264:PRO:HB3	1:E:269:MET:HB3	1.88	0.51
1:E:268:GLY:HA3	1:F:173:HIS:NE2	2.26	0.51
1:E:306:TYR:CB	1:E:309:ILE:HD11	2.40	0.51
1:E:310:ALA:O	1:E:314:GLN:OE1	2.28	0.51
1:E:369:ILE:HG23	1:E:370:VAL:N	2.26	0.51
1:F:202:THR:C	1:F:206:ARG:HE	2.13	0.51
1:F:208:ILE:HD13	1:F:243:PRO:CD	2.41	0.51
1:F:256:ARG:NH1	1:F:256:ARG:HB2	2.25	0.51
1:F:350:SER:C	1:F:353:GLN:HE22	2.07	0.51
1:A:37:ARG:HH21	1:A:51:ASP:C	2.14	0.51
1:A:99:GLU:HA	1:A:129:VAL:CA	2.40	0.51
1:A:116:ARG:H	1:A:116:ARG:HD3	1.74	0.51
1:A:183:ARG:O	1:A:183:ARG:HD2	2.10	0.51
1:A:260:THR:HB	1:A:266:PHE:HD2	1.75	0.51
1:B:38:PRO:HA	1:B:64:ILE:C	2.30	0.51

Continued on next page...

Continued from previous page...

Atom-1	Atom-2	Interatomic distance (Å)	Clash overlap (Å)
1:B:89:THR:CA	1:B:93:GLU:OE2	2.52	0.51
1:B:148:THR:HG23	2:H:338:PHE:HE2	1.75	0.51
1:B:150:GLY:HA3	1:B:296:ASN:HB2	1.90	0.51
1:B:174:ALA:HA	1:B:284:LYS:CE	2.40	0.51
1:B:177:ARG:HD3	1:B:178:LEU:N	2.24	0.51
1:B:183:ARG:O	1:B:183:ARG:HD2	2.10	0.51
1:B:199:SER:O	1:B:199:SER:OG	2.27	0.51
1:B:260:THR:HB	1:B:266:PHE:HD2	1.75	0.51
1:B:369:ILE:HG23	1:B:370:VAL:N	2.26	0.51
1:C:7:ALA:CA	1:C:102:PRO:HD2	2.39	0.51
1:C:189:LEU:HD23	1:C:209:VAL:HB	1.91	0.51
1:C:256:ARG:NH1	1:C:256:ARG:HB2	2.25	0.51
1:C:340:TRP:CZ3	1:C:341:ILE:HD13	2.45	0.51
1:D:50:LYS:HZ2	1:D:52:SER:H	1.57	0.51
1:D:94:LEU:CB	1:D:96:VAL:HG12	2.34	0.51
1:D:206:ARG:O	1:D:210:ARG:HG2	2.10	0.51
1:D:208:ILE:HD13	1:D:243:PRO:CD	2.41	0.51
1:D:215:LYS:O	1:D:216:LEU:HD22	2.10	0.51
1:D:319:ALA:C	1:D:320:LEU:HD22	2.30	0.51
1:E:27:PRO:CD	1:E:340:TRP:CD2	2.92	0.51
1:E:99:GLU:OE1	1:E:99:GLU:N	2.25	0.51
1:E:253:GLU:CA	1:E:256:ARG:HH11	2.23	0.51
1:E:274:ILE:HD11	1:E:313:MET:CE	2.39	0.51
1:E:296:ASN:HA	1:E:330:ILE:HD13	1.93	0.51
1:E:340:TRP:CZ3	1:E:341:ILE:HD13	2.45	0.51
1:F:6:THR:HG22	1:F:101:HIS:CE1	2.45	0.51
1:F:9:VAL:HG12	1:F:21:PHE:CA	2.40	0.51
2:H:353:LYS:O	2:H:356:ARG:N	2.44	0.51
1:A:9:VAL:HG12	1:A:21:PHE:CA	2.40	0.51
1:A:27:PRO:CD	1:A:340:TRP:CD2	2.92	0.51
1:A:322:PRO:HB2	1:A:325:MET:CE	2.39	0.51
1:B:129:VAL:N	1:B:359:LYS:HZ1	2.08	0.51
1:B:202:THR:C	1:B:206:ARG:HE	2.13	0.51
1:B:208:ILE:HD13	1:B:243:PRO:CD	2.41	0.51
1:B:253:GLU:CA	1:B:256:ARG:HH11	2.23	0.51
1:B:349:LEU:O	1:B:352:PHE:HB2	2.10	0.51
1:C:59:GLN:CB	1:C:62:ARG:HH11	2.22	0.51
1:C:136:ILE:CG2	1:C:138:ALA:HB3	2.40	0.51
1:C:268:GLY:HA3	1:D:173:HIS:NE2	2.26	0.51
1:D:12:ASN:HB2	1:D:17:VAL:HG12	1.88	0.51
1:D:151:ILE:CA	1:D:164:PRO:HA	2.41	0.51

Continued on next page...

Continued from previous page...

Atom-1	Atom-2	Interatomic distance (Å)	Clash overlap (Å)
1:D:221:LEU:HD11	1:D:311:ASP:C	2.30	0.51
1:E:183:ARG:O	1:E:183:ARG:HD2	2.10	0.51
1:E:187:ASP:O	1:E:191:LYS:CD	2.57	0.51
1:E:328:LYS:HZ3	1:E:330:ILE:HA	1.74	0.51
1:F:32:PRO:HG2	1:F:55:GLY:O	2.10	0.51
1:F:40:HIS:CE1	1:F:42:GLY:N	2.72	0.51
1:F:221:LEU:HD13	1:F:315:LYS:NZ	2.25	0.51
2:H:337:ALA:HB2	2:H:345:LEU:HD13	1.92	0.51
2:J:353:LYS:O	2:J:356:ARG:N	2.44	0.51
1:A:18:LYS:CG	1:A:30:VAL:HA	2.16	0.51
1:A:196:ARG:NH2	1:B:112:PRO:CB	2.73	0.51
1:A:253:GLU:CA	1:A:256:ARG:HH11	2.23	0.51
1:A:274:ILE:HD11	1:A:313:MET:CE	2.39	0.51
1:A:328:LYS:HZ3	1:A:330:ILE:HA	1.76	0.51
1:B:136:ILE:CG2	1:B:138:ALA:HB3	2.40	0.51
1:B:149:THR:CG2	1:B:166:TYR:HA	2.39	0.51
1:B:250:ILE:HA	1:B:253:GLU:OE2	2.10	0.51
1:B:358:SER:OG	1:B:361:GLU:CG	2.59	0.51
1:B:360:GLN:CD	1:B:361:GLU:N	2.64	0.51
1:C:37:ARG:C	1:C:65:LEU:HD13	2.31	0.51
1:C:221:LEU:HD13	1:C:315:LYS:NZ	2.25	0.51
1:C:236:LEU:O	1:C:238:LYS:N	2.44	0.51
1:D:6:THR:HG22	1:D:101:HIS:CE1	2.45	0.51
1:D:37:ARG:C	1:D:65:LEU:HD13	2.31	0.51
1:D:71:ILE:HA	1:D:76:ILE:N	2.26	0.51
1:D:136:ILE:CG2	1:D:138:ALA:HB3	2.40	0.51
1:D:260:THR:HB	1:D:266:PHE:HD2	1.74	0.51
1:D:349:LEU:O	1:D:352:PHE:HB2	2.10	0.51
1:E:189:LEU:HD23	1:E:209:VAL:HB	1.91	0.51
1:E:226:GLU:OE1	1:E:227:MET:CE	2.58	0.51
1:E:244:ASP:CG	1:E:246:GLN:H	2.10	0.51
1:E:358:SER:OG	1:E:361:GLU:CG	2.59	0.51
1:F:22:ALA:CB	1:F:348:SER:OG	2.59	0.51
1:F:136:ILE:CG2	1:F:138:ALA:HB3	2.40	0.51
1:F:150:GLY:HA3	1:F:296:ASN:HB2	1.90	0.51
1:F:349:LEU:O	1:F:352:PHE:HB2	2.10	0.51
2:L:353:LYS:O	2:L:356:ARG:N	2.44	0.51
1:A:105:LEU:HB2	1:A:134:VAL:CB	2.41	0.51
1:A:142:LEU:HD11	1:A:163:VAL:HG11	1.92	0.51
1:A:208:ILE:HD13	1:A:243:PRO:CD	2.41	0.51
1:A:267:ILE:CD1	1:A:269:MET:HB2	2.41	0.51

Continued on next page...

Continued from previous page...

Atom-1	Atom-2	Interatomic distance (Å)	Clash overlap (Å)
1:B:337:TYR:O	1:B:341:ILE:N	2.36	0.51
1:C:27:PRO:HG2	1:C:337:TYR:HD1	1.75	0.51
1:C:215:LYS:O	1:C:216:LEU:HD22	2.10	0.51
1:C:332:PRO:HG2	1:C:335:ARG:HG2	1.93	0.51
1:D:105:LEU:HD23	1:D:133:TYR:O	2.11	0.51
1:D:244:ASP:OD2	1:F:290:ARG:NH1	2.44	0.51
1:D:345:ILE:O	2:J:353:LYS:NZ	2.43	0.51
1:E:15:GLY:N	1:E:157:ASP:OD2	2.42	0.51
1:E:81:ASP:O	1:E:85:ILE:HG13	2.11	0.51
1:E:98:PRO:HB2	1:E:127:PHE:HB3	1.92	0.51
1:E:187:ASP:HA	1:E:191:LYS:HZ3	1.76	0.51
1:E:206:ARG:O	1:E:210:ARG:HG2	2.10	0.51
1:E:268:GLY:HA3	1:F:173:HIS:CD2	2.46	0.51
1:F:36:GLY:N	1:F:54:VAL:CG2	2.74	0.51
1:F:71:ILE:HA	1:F:76:ILE:N	2.26	0.51
1:F:82:MET:HA	1:F:85:ILE:HB	1.92	0.51
1:F:98:PRO:HB2	1:F:127:PHE:HB3	1.92	0.51
1:F:143:TYR:CE2	2:L:346:ARG:HG3	2.46	0.51
1:F:340:TRP:CZ3	1:F:341:ILE:HD13	2.45	0.51
2:K:353:LYS:O	2:K:356:ARG:N	2.44	0.51
1:A:167:GLU:HG2	1:A:169:TYR:CE2	2.45	0.51
1:A:280:ASN:O	1:A:284:LYS:HG3	2.11	0.51
1:A:308:GLY:O	1:A:311:ASP:N	2.44	0.51
1:B:6:THR:HG22	1:B:101:HIS:CE1	2.45	0.51
1:B:40:HIS:CE1	1:B:42:GLY:N	2.71	0.51
1:B:151:ILE:CA	1:B:164:PRO:HA	2.41	0.51
1:B:215:LYS:O	1:B:216:LEU:HD22	2.10	0.51
1:B:262:PHE:HE1	1:B:313:MET:HE1	1.75	0.51
1:B:268:GLY:HA3	1:C:173:HIS:NE2	2.26	0.51
1:B:355:MET:HG2	1:B:356:TRP:CZ3	2.46	0.51
1:C:37:ARG:NH2	1:C:52:SER:CB	2.74	0.51
1:C:208:ILE:HD13	1:C:243:PRO:CD	2.41	0.51
1:C:267:ILE:CD1	1:C:269:MET:HB2	2.41	0.51
1:C:268:GLY:HA3	1:D:173:HIS:CD2	2.46	0.51
1:C:280:ASN:O	1:C:284:LYS:HG3	2.11	0.51
1:C:308:GLY:O	1:C:311:ASP:N	2.44	0.51
1:C:339:VAL:HG23	1:C:340:TRP:N	2.25	0.51
1:C:360:GLN:CD	1:C:361:GLU:N	2.64	0.51
1:C:369:ILE:HG23	1:C:370:VAL:N	2.26	0.51
1:D:9:VAL:HG12	1:D:21:PHE:CA	2.40	0.51
1:D:36:GLY:N	1:D:54:VAL:CG2	2.74	0.51

Continued on next page...

Continued from previous page...

Atom-1	Atom-2	Interatomic distance (Å)	Clash overlap (Å)
1:D:40:HIS:CE1	1:D:42:GLY:N	2.72	0.51
1:D:82:MET:HA	1:D:85:ILE:HB	1.93	0.51
1:D:120:THR:CA	1:D:123:MET:HE3	2.33	0.51
1:D:369:ILE:HG23	1:D:370:VAL:N	2.25	0.51
1:E:242:LEU:O	1:E:245:GLY:N	2.30	0.51
1:F:194:THR:HA	1:F:198:TYR:HB2	1.92	0.51
1:F:215:LYS:O	1:F:216:LEU:HD22	2.10	0.51
1:F:242:LEU:HD23	1:F:244:ASP:N	2.11	0.51
1:F:253:GLU:CA	1:F:256:ARG:HH11	2.23	0.51
1:F:308:GLY:O	1:F:311:ASP:N	2.44	0.51
1:F:332:PRO:HG2	1:F:335:ARG:HG2	1.93	0.51
2:I:353:LYS:O	2:I:356:ARG:N	2.44	0.51
1:A:54:VAL:O	1:A:55:GLY:C	2.45	0.51
1:A:174:ALA:HA	1:A:284:LYS:CE	2.41	0.51
1:A:221:LEU:HD12	1:A:315:LYS:HZ2	1.76	0.51
1:A:236:LEU:O	1:A:238:LYS:N	2.44	0.51
1:A:268:GLY:HA3	1:B:173:HIS:CD2	2.46	0.51
1:B:280:ASN:HA	1:B:283:MET:HE3	1.90	0.51
1:B:296:ASN:HA	1:B:330:ILE:HD13	1.93	0.51
1:B:308:GLY:O	1:B:311:ASP:N	2.44	0.51
1:C:81:ASP:O	1:C:85:ILE:HG13	2.11	0.51
1:C:208:ILE:HD13	1:C:243:PRO:HD2	1.93	0.51
1:C:221:LEU:CD1	1:C:315:LYS:HZ2	2.24	0.51
1:D:129:VAL:N	1:D:359:LYS:HZ1	2.08	0.51
1:D:162:ASN:HD21	1:D:277:THR:CB	2.19	0.51
1:D:174:ALA:HA	1:D:284:LYS:CE	2.41	0.51
1:E:82:MET:HE3	1:E:86:TRP:CD1	2.45	0.51
1:E:221:LEU:HD11	1:E:311:ASP:C	2.30	0.51
1:E:355:MET:HG2	1:E:356:TRP:CZ3	2.46	0.51
1:F:27:PRO:CD	1:F:340:TRP:CD2	2.92	0.51
1:F:142:LEU:O	1:F:145:SER:N	2.40	0.51
1:F:151:ILE:CA	1:F:164:PRO:HA	2.41	0.51
1:F:267:ILE:CD1	1:F:269:MET:HB2	2.41	0.51
1:F:355:MET:HG2	1:F:356:TRP:CZ3	2.46	0.51
1:A:15:GLY:N	1:A:157:ASP:OD2	2.42	0.51
1:A:36:GLY:N	1:A:54:VAL:CG2	2.74	0.51
1:A:82:MET:HE3	1:A:86:TRP:CD1	2.45	0.51
1:A:221:LEU:HD11	1:A:311:ASP:C	2.30	0.51
1:A:369:ILE:HG23	1:A:370:VAL:N	2.26	0.51
1:B:60:SER:O	1:B:61:LYS:NZ	2.38	0.51
1:B:105:LEU:HD23	1:B:133:TYR:O	2.11	0.51

Continued on next page...

Continued from previous page...

Atom-1	Atom-2	Interatomic distance (Å)	Clash overlap (Å)
1:B:187:ASP:HA	1:B:191:LYS:HZ3	1.75	0.51
1:B:218:TYR:CE1	1:B:254:ARG:CD	2.90	0.51
1:B:280:ASN:CA	1:B:283:MET:HG2	2.41	0.51
1:B:328:LYS:HZ3	1:B:330:ILE:HA	1.75	0.51
1:C:98:PRO:HB2	1:C:127:PHE:HB3	1.92	0.51
1:C:196:ARG:NH2	1:D:112:PRO:CB	2.73	0.51
1:C:260:THR:HB	1:C:266:PHE:HD2	1.75	0.51
1:C:296:ASN:HA	1:C:330:ILE:HD13	1.92	0.51
1:C:358:SER:OG	1:C:361:GLU:CG	2.59	0.51
1:C:362:TYR:CE1	1:C:367:PRO:HA	2.46	0.51
1:D:267:ILE:CD1	1:D:269:MET:HB2	2.41	0.51
1:D:268:GLY:HA3	1:E:173:HIS:CD2	2.46	0.51
1:D:339:VAL:HG23	1:D:340:TRP:N	2.25	0.51
1:D:362:TYR:CE1	1:D:367:PRO:HA	2.46	0.51
1:E:37:ARG:NH2	1:E:52:SER:CB	2.74	0.51
1:E:82:MET:HA	1:E:85:ILE:HB	1.93	0.51
1:E:142:LEU:HD11	1:E:163:VAL:HG11	1.92	0.51
1:E:280:ASN:O	1:E:284:LYS:HG3	2.11	0.51
1:F:37:ARG:NH2	1:F:52:SER:CB	2.74	0.51
1:F:260:THR:HB	1:F:266:PHE:HD2	1.74	0.51
1:F:296:ASN:HA	1:F:330:ILE:HD13	1.92	0.51
2:G:353:LYS:O	2:G:356:ARG:N	2.44	0.51
1:A:105:LEU:HD23	1:A:133:TYR:O	2.11	0.50
1:A:147:ARG:NH2	2:G:343:THR:HB	2.26	0.50
1:B:82:MET:HA	1:B:85:ILE:HB	1.92	0.50
1:B:147:ARG:NH2	2:H:343:THR:HB	2.26	0.50
1:B:185:LEU:HD12	1:B:257:CYS:C	2.31	0.50
1:B:221:LEU:HD13	1:B:315:LYS:NZ	2.25	0.50
1:C:36:GLY:N	1:C:54:VAL:CG2	2.74	0.50
1:C:221:LEU:HD11	1:C:311:ASP:C	2.30	0.50
1:D:264:PRO:HG2	1:D:269:MET:O	2.11	0.50
1:D:296:ASN:HA	1:D:330:ILE:HD13	1.93	0.50
1:E:105:LEU:HD23	1:E:133:TYR:O	2.11	0.50
1:E:218:TYR:CE1	1:E:254:ARG:CD	2.90	0.50
1:E:256:ARG:NH1	1:E:256:ARG:HB2	2.25	0.50
1:E:267:ILE:CD1	1:E:269:MET:HB2	2.41	0.50
1:E:332:PRO:HG2	1:E:335:ARG:HG2	1.93	0.50
1:E:344:SER:O	1:E:348:SER:OG	2.24	0.50
1:E:360:GLN:HA	1:E:363:ASP:OD2	2.12	0.50
1:E:360:GLN:CD	1:E:361:GLU:N	2.64	0.50
1:F:107:GLU:O	1:F:136:ILE:CA	2.56	0.50

Continued on next page...

Continued from previous page...

Atom-1	Atom-2	Interatomic distance (Å)	Clash overlap (Å)
1:F:107:GLU:H	1:F:137:GLN:H	1.60	0.50
1:F:226:GLU:OE1	1:F:227:MET:CE	2.58	0.50
1:F:334:GLU:OE1	1:F:334:GLU:N	2.45	0.50
1:F:362:TYR:CE1	1:F:367:PRO:HA	2.46	0.50
1:A:37:ARG:NH2	1:A:52:SER:CB	2.74	0.50
1:A:81:ASP:O	1:A:85:ILE:HG13	2.11	0.50
1:A:107:GLU:O	1:A:136:ILE:CA	2.56	0.50
1:A:115:ASN:HA	1:A:118:LYS:HZ2	1.76	0.50
1:A:190:MET:HG3	1:A:191:LYS:N	2.26	0.50
1:B:37:ARG:NH2	1:B:52:SER:CB	2.74	0.50
1:B:86:TRP:O	1:B:89:THR:N	2.45	0.50
1:B:294:TYR:CE2	1:B:325:MET:CB	2.95	0.50
1:B:362:TYR:CE1	1:B:367:PRO:HA	2.46	0.50
1:C:49:GLN:HB3	1:E:169:TYR:HH	1.77	0.50
1:C:142:LEU:HD11	1:C:163:VAL:HG11	1.92	0.50
1:C:218:TYR:CE1	1:C:254:ARG:CD	2.90	0.50
1:C:328:LYS:HZ3	1:C:330:ILE:HA	1.76	0.50
1:C:360:GLN:HA	1:C:363:ASP:OD2	2.12	0.50
1:D:22:ALA:CB	1:D:348:SER:OG	2.59	0.50
1:D:150:GLY:HA3	1:D:296:ASN:HB2	1.90	0.50
1:D:221:LEU:HD13	1:D:315:LYS:HZ1	1.76	0.50
1:D:222:ASP:OD2	1:D:226:GLU:N	2.45	0.50
1:D:294:TYR:CE2	1:D:325:MET:CB	2.95	0.50
1:D:332:PRO:HG2	1:D:335:ARG:HG2	1.93	0.50
1:D:358:SER:OG	1:D:361:GLU:CG	2.59	0.50
1:E:5:THR:HG21	1:E:102:PRO:HD3	1.93	0.50
1:E:151:ILE:CA	1:E:164:PRO:HA	2.41	0.50
1:E:202:THR:C	1:E:206:ARG:HE	2.14	0.50
1:E:208:ILE:HD13	1:E:243:PRO:HD2	1.93	0.50
1:E:208:ILE:HD13	1:E:243:PRO:CD	2.41	0.50
1:E:280:ASN:CA	1:E:283:MET:HG2	2.41	0.50
1:E:350:SER:H	2:K:356:ARG:HH21	1.59	0.50
1:F:238:LYS:NZ	1:F:254:ARG:HH12	2.09	0.50
1:F:244:ASP:CG	1:F:246:GLN:H	2.10	0.50
1:F:294:TYR:CE2	1:F:325:MET:CB	2.94	0.50
1:F:360:GLN:HA	1:F:363:ASP:OD2	2.12	0.50
1:A:24:ASP:HA	2:G:357:ARG:NH2	2.21	0.50
1:A:86:TRP:O	1:A:89:THR:N	2.45	0.50
1:A:268:GLY:HA3	1:B:173:HIS:NE2	2.26	0.50
1:A:334:GLU:OE1	1:A:334:GLU:N	2.45	0.50
1:A:360:GLN:HA	1:A:363:ASP:OD2	2.12	0.50

Continued on next page...

Continued from previous page...

Atom-1	Atom-2	Interatomic distance (Å)	Clash overlap (Å)
1:B:151:ILE:CG2	1:B:293:LEU:HD12	2.41	0.50
1:B:236:LEU:O	1:B:238:LYS:N	2.44	0.50
1:B:268:GLY:HA3	1:C:173:HIS:CD2	2.46	0.50
1:C:86:TRP:O	1:C:89:THR:N	2.45	0.50
1:C:167:GLU:HG2	1:C:169:TYR:CE2	2.45	0.50
1:C:222:ASP:OD2	1:C:226:GLU:N	2.45	0.50
1:C:244:ASP:OD2	1:E:290:ARG:NH1	2.44	0.50
1:D:185:LEU:HD12	1:D:257:CYS:C	2.31	0.50
1:D:337:TYR:O	1:D:341:ILE:N	2.36	0.50
1:D:355:MET:HG2	1:D:356:TRP:CZ3	2.46	0.50
1:D:360:GLN:HA	1:D:363:ASP:OD2	2.12	0.50
1:E:190:MET:HG3	1:E:191:LYS:N	2.26	0.50
1:F:105:LEU:HB2	1:F:134:VAL:CB	2.41	0.50
1:F:118:LYS:CA	1:F:121:GLN:OE1	2.59	0.50
1:F:143:TYR:CE2	2:L:346:ARG:HA	2.46	0.50
1:F:236:LEU:O	1:F:238:LYS:N	2.44	0.50
1:F:328:LYS:HZ3	1:F:330:ILE:HA	1.76	0.50
1:A:71:ILE:HA	1:A:76:ILE:N	2.26	0.50
1:A:208:ILE:HD13	1:A:243:PRO:HD2	1.93	0.50
1:A:238:LYS:O	1:A:250:ILE:N	2.45	0.50
1:A:294:TYR:CE2	1:A:325:MET:CB	2.94	0.50
1:A:296:ASN:HA	1:A:330:ILE:HD13	1.92	0.50
1:B:244:ASP:OD2	1:D:290:ARG:NH1	2.44	0.50
1:B:267:ILE:CD1	1:B:269:MET:HB2	2.41	0.50
1:B:349:LEU:CB	1:B:352:PHE:CD2	2.89	0.50
1:C:143:TYR:CE2	2:I:346:ARG:HG3	2.45	0.50
1:C:147:ARG:NH2	2:I:343:THR:HB	2.27	0.50
1:C:148:THR:HG23	2:I:338:PHE:HE2	1.74	0.50
1:C:174:ALA:HA	1:C:284:LYS:CE	2.41	0.50
1:C:294:TYR:CE2	1:C:325:MET:CB	2.94	0.50
1:D:244:ASP:CA	1:F:288:ASP:OD1	2.60	0.50
1:E:37:ARG:C	1:E:65:LEU:HD13	2.31	0.50
1:E:71:ILE:HA	1:E:76:ILE:N	2.26	0.50
1:E:73:HIS:CB	1:E:75:ILE:HG12	2.41	0.50
1:E:86:TRP:O	1:E:89:THR:N	2.45	0.50
1:E:105:LEU:HB2	1:E:134:VAL:CB	2.41	0.50
1:E:148:THR:HG23	2:K:338:PHE:HE2	1.74	0.50
1:E:167:GLU:HG2	1:E:169:TYR:CE2	2.45	0.50
1:E:174:ALA:HA	1:E:284:LYS:CE	2.41	0.50
1:E:236:LEU:O	1:E:238:LYS:N	2.44	0.50
1:F:5:THR:HG21	1:F:102:PRO:HD3	1.93	0.50

Continued on next page...

Continued from previous page...

Atom-1	Atom-2	Interatomic distance (Å)	Clash overlap (Å)
1:F:280:ASN:CA	1:F:283:MET:HG2	2.41	0.50
1:F:358:SER:OG	1:F:361:GLU:CG	2.59	0.50
1:A:7:ALA:CA	1:A:102:PRO:HD2	2.39	0.50
1:A:35:VAL:CG1	1:A:68:LYS:HE2	2.42	0.50
1:A:358:SER:OG	1:A:361:GLU:CG	2.59	0.50
1:A:362:TYR:CE1	1:A:367:PRO:HA	2.46	0.50
1:B:287:ILE:HG23	1:B:288:ASP:CG	2.32	0.50
1:B:369:ILE:CA	1:B:372:ARG:NH1	2.71	0.50
1:C:35:VAL:CG1	1:C:68:LYS:HE2	2.42	0.50
1:C:80:ASP:O	1:C:84:LYS:HE2	2.12	0.50
1:C:82:MET:HE3	1:C:86:TRP:CD1	2.45	0.50
1:C:238:LYS:HG2	1:C:254:ARG:NH2	2.27	0.50
1:C:253:GLU:CA	1:C:256:ARG:HH11	2.23	0.50
1:D:107:GLU:H	1:D:137:GLN:H	1.60	0.50
1:D:334:GLU:OE1	1:D:334:GLU:N	2.45	0.50
1:E:27:PRO:HG2	1:E:337:TYR:HD1	1.75	0.50
1:E:238:LYS:NZ	1:E:254:ARG:HH12	2.10	0.50
1:F:105:LEU:HD23	1:F:133:TYR:O	2.11	0.50
1:F:174:ALA:HA	1:F:284:LYS:CE	2.41	0.50
1:F:296:ASN:O	1:F:298:VAL:N	2.44	0.50
1:F:313:MET:HB3	1:F:329:ILE:HG12	1.93	0.50
1:F:369:ILE:HG23	1:F:370:VAL:N	2.25	0.50
2:H:338:PHE:HD1	2:H:342:VAL:O	1.94	0.50
2:J:338:PHE:HD1	2:J:342:VAL:O	1.94	0.50
2:K:338:PHE:HD1	2:K:342:VAL:O	1.94	0.50
1:A:242:LEU:HD22	1:C:287:ILE:HD11	1.92	0.50
1:A:244:ASP:OD2	1:C:290:ARG:NH1	2.44	0.50
1:A:280:ASN:CA	1:A:283:MET:HG2	2.41	0.50
1:B:37:ARG:C	1:B:65:LEU:HD13	2.31	0.50
1:B:94:LEU:CB	1:B:96:VAL:HG12	2.34	0.50
1:B:95:ARG:HG2	1:B:95:ARG:O	2.11	0.50
1:B:143:TYR:CZ	2:H:346:ARG:HA	2.47	0.50
1:B:222:ASP:OD2	1:B:226:GLU:N	2.45	0.50
1:B:332:PRO:HG2	1:B:335:ARG:HG2	1.93	0.50
1:B:361:GLU:C	1:B:369:ILE:HD13	2.32	0.50
1:C:260:THR:O	1:C:263:GLN:N	2.40	0.50
1:C:264:PRO:HB3	1:C:269:MET:HB3	1.88	0.50
1:C:334:GLU:OE1	1:C:334:GLU:N	2.45	0.50
1:D:37:ARG:NH2	1:D:52:SER:CB	2.74	0.50
1:D:236:LEU:O	1:D:238:LYS:N	2.44	0.50
1:D:252:ASN:HB2	1:D:256:ARG:HD3	1.94	0.50

Continued on next page...

Continued from previous page...

Atom-1	Atom-2	Interatomic distance (Å)	Clash overlap (Å)
1:D:280:ASN:CA	1:D:283:MET:HG2	2.41	0.50
1:D:287:ILE:HG23	1:D:288:ASP:CG	2.32	0.50
1:D:313:MET:HB3	1:D:329:ILE:HG12	1.94	0.50
1:E:80:ASP:O	1:E:84:LYS:HE2	2.12	0.50
1:E:264:PRO:HG2	1:E:269:MET:O	2.11	0.50
1:E:287:ILE:HG23	1:E:288:ASP:CG	2.32	0.50
1:E:362:TYR:CE1	1:E:367:PRO:HA	2.46	0.50
1:F:27:PRO:HG2	1:F:337:TYR:HD1	1.75	0.50
1:F:34:ILE:C	1:F:54:VAL:HG11	2.32	0.50
1:F:252:ASN:HB2	1:F:256:ARG:HD3	1.94	0.50
1:F:252:ASN:CB	1:F:256:ARG:HD3	2.42	0.50
1:A:80:ASP:O	1:A:84:LYS:HE2	2.12	0.50
1:A:262:PHE:CZ	1:A:312:ARG:HD2	2.47	0.50
1:A:340:TRP:CE3	1:A:341:ILE:HA	2.47	0.50
1:B:22:ALA:CB	1:B:348:SER:OG	2.59	0.50
1:B:35:VAL:CG1	1:B:68:LYS:HE2	2.42	0.50
1:B:73:HIS:CB	1:B:75:ILE:HG12	2.41	0.50
1:B:105:LEU:HB2	1:B:134:VAL:CB	2.41	0.50
1:B:252:ASN:HB2	1:B:256:ARG:HD3	1.94	0.50
1:B:260:THR:O	1:B:263:GLN:N	2.40	0.50
1:C:73:HIS:CB	1:C:75:ILE:HG12	2.41	0.50
1:C:242:LEU:HD22	1:E:287:ILE:HD11	1.92	0.50
1:D:35:VAL:CG1	1:D:68:LYS:HE2	2.42	0.50
1:D:86:TRP:O	1:D:89:THR:N	2.45	0.50
1:D:147:ARG:NH2	2:J:343:THR:HB	2.26	0.50
1:D:286:ASP:OD1	1:D:289:ILE:CG2	2.60	0.50
1:E:35:VAL:CG1	1:E:68:LYS:HE2	2.42	0.50
1:E:129:VAL:N	1:E:359:LYS:HZ1	2.09	0.50
1:E:222:ASP:OD2	1:E:226:GLU:N	2.45	0.50
1:E:308:GLY:O	1:E:311:ASP:N	2.44	0.50
1:F:73:HIS:CB	1:F:75:ILE:HG12	2.41	0.50
1:F:98:PRO:C	1:F:129:VAL:HA	2.32	0.50
1:F:337:TYR:O	1:F:341:ILE:N	2.36	0.50
1:A:46:GLY:HA3	2:I:334:GLU:CD	2.32	0.50
1:A:89:THR:CA	1:A:93:GLU:OE2	2.52	0.50
1:A:95:ARG:O	1:A:95:ARG:HG2	2.11	0.50
1:A:98:PRO:HB2	1:A:127:PHE:HB3	1.92	0.50
1:A:98:PRO:C	1:A:129:VAL:HA	2.32	0.50
1:A:151:ILE:CA	1:A:164:PRO:HA	2.41	0.50
1:A:206:ARG:CA	1:A:209:VAL:HG22	2.39	0.50
1:A:222:ASP:OD2	1:A:226:GLU:N	2.45	0.50

Continued on next page...

Continued from previous page...

Atom-1	Atom-2	Interatomic distance (Å)	Clash overlap (Å)
1:A:340:TRP:CZ3	1:A:341:ILE:HD13	2.45	0.50
1:A:355:MET:HG2	1:A:356:TRP:CZ3	2.46	0.50
1:B:115:ASN:OD1	1:B:119:MET:CE	2.60	0.50
1:C:151:ILE:CA	1:C:164:PRO:HA	2.41	0.50
1:D:98:PRO:C	1:D:129:VAL:HA	2.32	0.50
1:D:252:ASN:CB	1:D:256:ARG:HD3	2.42	0.50
1:D:253:GLU:CA	1:D:256:ARG:HH11	2.23	0.50
1:D:308:GLY:O	1:D:311:ASP:N	2.44	0.50
1:E:67:LEU:HB3	1:E:203:THR:CG2	2.42	0.50
1:E:171:LEU:CD1	1:E:173:HIS:HB2	2.39	0.50
1:E:238:LYS:O	1:E:250:ILE:N	2.45	0.50
1:E:334:GLU:OE1	1:E:334:GLU:N	2.45	0.50
1:F:264:PRO:HG2	1:F:269:MET:O	2.11	0.50
1:F:280:ASN:O	1:F:284:LYS:HG3	2.11	0.50
1:F:340:TRP:CE3	1:F:341:ILE:HA	2.47	0.50
1:A:280:ASN:C	1:A:283:MET:HG2	2.33	0.50
1:A:361:GLU:C	1:A:369:ILE:HD13	2.32	0.50
1:B:98:PRO:C	1:B:129:VAL:HA	2.32	0.50
1:B:248:ILE:O	1:B:250:ILE:HD12	2.12	0.50
1:B:252:ASN:CB	1:B:256:ARG:HD3	2.42	0.50
1:C:141:SER:C	1:C:144:ALA:HB3	2.32	0.50
1:C:262:PHE:CE1	1:C:313:MET:HE1	2.47	0.50
1:C:286:ASP:OD1	1:C:289:ILE:CG2	2.60	0.50
1:C:340:TRP:CE3	1:C:341:ILE:HA	2.47	0.50
1:C:355:MET:HG2	1:C:356:TRP:CZ3	2.46	0.50
1:D:115:ASN:OD1	1:D:119:MET:CE	2.60	0.50
1:D:142:LEU:O	1:D:145:SER:N	2.40	0.50
1:D:190:MET:HG3	1:D:191:LYS:N	2.26	0.50
1:E:50:LYS:HZ3	1:E:51:ASP:HB3	1.75	0.50
1:E:139:VAL:O	1:E:142:LEU:HB2	2.12	0.50
1:E:294:TYR:CE2	1:E:325:MET:CB	2.95	0.50
1:E:340:TRP:CE3	1:E:341:ILE:HA	2.47	0.50
1:F:115:ASN:HA	1:F:118:LYS:HZ2	1.75	0.50
1:F:185:LEU:HD12	1:F:257:CYS:C	2.31	0.50
1:A:67:LEU:HB3	1:A:203:THR:CG2	2.42	0.49
1:A:73:HIS:CB	1:A:75:ILE:HG12	2.41	0.49
1:A:264:PRO:HG2	1:A:269:MET:O	2.12	0.49
1:A:313:MET:HB3	1:A:329:ILE:HG12	1.94	0.49
1:B:5:THR:HG21	1:B:102:PRO:HD3	1.93	0.49
1:B:34:ILE:HD11	1:B:69:TYR:CE1	2.47	0.49
1:B:190:MET:HG3	1:B:191:LYS:N	2.26	0.49

Continued on next page...

Continued from previous page...

Atom-1	Atom-2	Interatomic distance (Å)	Clash overlap (Å)
1:B:238:LYS:NZ	1:B:254:ARG:HH12	2.09	0.49
1:B:280:ASN:O	1:B:284:LYS:HG3	2.11	0.49
1:B:360:GLN:HA	1:B:363:ASP:OD2	2.12	0.49
1:C:34:ILE:C	1:C:54:VAL:HG11	2.32	0.49
1:C:71:ILE:HA	1:C:76:ILE:N	2.26	0.49
1:C:105:LEU:HD23	1:C:133:TYR:O	2.11	0.49
1:C:238:LYS:O	1:C:250:ILE:N	2.45	0.49
1:C:280:ASN:C	1:C:283:MET:HG2	2.33	0.49
1:C:361:GLU:C	1:C:369:ILE:HD13	2.32	0.49
1:D:138:ALA:O	1:D:141:SER:OG	2.27	0.49
1:D:238:LYS:NZ	1:D:254:ARG:HH12	2.09	0.49
1:D:240:TYR:C	1:D:247:VAL:HG23	2.33	0.49
1:D:248:ILE:O	1:D:250:ILE:HD12	2.12	0.49
1:D:340:TRP:CE3	1:D:341:ILE:HA	2.47	0.49
1:D:361:GLU:C	1:D:369:ILE:HD13	2.32	0.49
1:E:12:ASN:HB2	1:E:17:VAL:HG12	1.88	0.49
1:E:60:SER:O	1:E:61:LYS:NZ	2.38	0.49
1:E:141:SER:C	1:E:144:ALA:HB3	2.32	0.49
1:E:166:TYR:O	1:E:169:TYR:N	2.42	0.49
1:F:95:ARG:O	1:F:95:ARG:HG2	2.11	0.49
1:F:208:ILE:HD13	1:F:243:PRO:HD2	1.93	0.49
1:F:222:ASP:OD2	1:F:226:GLU:N	2.45	0.49
1:F:287:ILE:HG23	1:F:288:ASP:CG	2.32	0.49
1:A:34:ILE:C	1:A:54:VAL:HG11	2.32	0.49
1:A:238:LYS:NZ	1:A:254:ARG:HH12	2.10	0.49
1:B:34:ILE:C	1:B:54:VAL:HG11	2.32	0.49
1:B:240:TYR:C	1:B:247:VAL:HG23	2.33	0.49
1:B:244:ASP:CA	1:D:288:ASP:OD1	2.60	0.49
1:B:296:ASN:O	1:B:298:VAL:N	2.44	0.49
1:C:116:ARG:HA	1:C:119:MET:HE3	1.94	0.49
1:C:202:THR:HG1	1:C:205:GLU:HB2	1.74	0.49
1:C:287:ILE:HG23	1:C:288:ASP:CG	2.32	0.49
1:C:306:TYR:CB	1:C:309:ILE:HD11	2.40	0.49
1:C:312:ARG:CA	1:C:315:LYS:HZ2	2.24	0.49
1:D:34:ILE:C	1:D:54:VAL:HG11	2.32	0.49
1:D:59:GLN:HB2	1:D:62:ARG:NH1	2.28	0.49
1:D:73:HIS:CB	1:D:75:ILE:HG12	2.41	0.49
1:D:105:LEU:HB2	1:D:134:VAL:CB	2.41	0.49
1:D:139:VAL:O	1:D:142:LEU:HB2	2.13	0.49
1:E:361:GLU:C	1:E:369:ILE:HD13	2.32	0.49
1:F:162:ASN:HD21	1:F:277:THR:CB	2.18	0.49

Continued on next page...

Continued from previous page...

Atom-1	Atom-2	Interatomic distance (Å)	Clash overlap (Å)
1:F:190:MET:HG3	1:F:191:LYS:N	2.26	0.49
1:F:199:SER:O	1:F:199:SER:OG	2.27	0.49
1:F:238:LYS:O	1:F:250:ILE:N	2.44	0.49
1:F:350:SER:H	2:L:356:ARG:HH21	1.59	0.49
1:F:361:GLU:C	1:F:369:ILE:HD13	2.32	0.49
1:A:22:ALA:CB	1:A:348:SER:OG	2.59	0.49
1:A:24:ASP:C	1:A:340:TRP:HH2	2.16	0.49
1:A:44:MET:HE1	1:C:169:TYR:CG	2.46	0.49
1:A:115:ASN:OD1	1:A:119:MET:CE	2.60	0.49
1:A:242:LEU:HD22	1:A:244:ASP:OD1	2.13	0.49
1:A:248:ILE:O	1:A:250:ILE:HD12	2.12	0.49
1:B:25:ASP:OD1	2:H:350:LYS:NZ	2.39	0.49
1:B:120:THR:CA	1:B:123:MET:HE3	2.35	0.49
1:B:238:LYS:HG2	1:B:254:ARG:NH2	2.27	0.49
1:B:238:LYS:O	1:B:250:ILE:N	2.45	0.49
1:B:346:LEU:HD23	1:B:346:LEU:C	2.33	0.49
1:C:22:ALA:CB	1:C:348:SER:OG	2.59	0.49
1:C:105:LEU:HB2	1:C:134:VAL:CB	2.41	0.49
1:C:115:ASN:OD1	1:C:119:MET:CE	2.60	0.49
1:C:118:LYS:CA	1:C:121:GLN:OE1	2.59	0.49
1:C:139:VAL:O	1:C:142:LEU:HB2	2.12	0.49
1:C:164:PRO:O	1:C:170:ALA:CB	2.60	0.49
1:C:190:MET:HG3	1:C:191:LYS:N	2.26	0.49
1:C:262:PHE:CZ	1:C:312:ARG:HD2	2.48	0.49
1:C:264:PRO:HG2	1:C:269:MET:O	2.12	0.49
1:E:95:ARG:O	1:E:95:ARG:HG2	2.11	0.49
1:E:143:TYR:CE2	2:K:346:ARG:HA	2.47	0.49
1:E:189:LEU:HD12	1:E:192:ILE:CD1	2.36	0.49
1:E:238:LYS:HG2	1:E:254:ARG:NH2	2.27	0.49
1:E:286:ASP:OD1	1:E:289:ILE:CG2	2.60	0.49
1:E:345:ILE:HA	2:K:353:LYS:NZ	2.12	0.49
1:F:24:ASP:C	1:F:340:TRP:HH2	2.16	0.49
1:F:238:LYS:HG2	1:F:254:ARG:NH2	2.27	0.49
2:H:334:GLU:CA	2:H:345:LEU:HD22	2.36	0.49
1:A:202:THR:C	1:A:206:ARG:NE	2.66	0.49
1:A:265:SER:C	1:A:268:GLY:H	2.16	0.49
1:A:286:ASP:OD1	1:A:289:ILE:CG2	2.60	0.49
1:A:328:LYS:HZ2	1:A:330:ILE:HG13	1.75	0.49
1:B:81:ASP:O	1:B:85:ILE:HG13	2.11	0.49
1:B:223:PHE:CA	1:B:226:GLU:HB3	2.43	0.49
1:C:98:PRO:C	1:C:129:VAL:HA	2.32	0.49

Continued on next page...

Continued from previous page...

Atom-1	Atom-2	Interatomic distance (Å)	Clash overlap (Å)
1:C:280:ASN:CA	1:C:283:MET:HG2	2.41	0.49
1:C:296:ASN:O	1:C:298:VAL:N	2.44	0.49
1:D:151:ILE:CG2	1:D:293:LEU:HD12	2.41	0.49
1:D:164:PRO:O	1:D:170:ALA:CB	2.60	0.49
1:D:290:ARG:O	1:D:293:LEU:HB2	2.13	0.49
1:D:346:LEU:HD23	1:D:346:LEU:C	2.33	0.49
1:E:22:ALA:CB	1:E:348:SER:OG	2.59	0.49
1:E:262:PHE:CZ	1:E:312:ARG:HD2	2.48	0.49
1:F:35:VAL:CG1	1:F:68:LYS:HE2	2.42	0.49
1:F:67:LEU:HB3	1:F:203:THR:CG2	2.42	0.49
2:I:338:PHE:HD1	2:I:342:VAL:O	1.94	0.49
1:A:35:VAL:HG12	1:A:68:LYS:HE2	1.95	0.49
1:A:39:ARG:HH12	1:A:63:GLY:C	2.16	0.49
1:A:141:SER:C	1:A:144:ALA:HB3	2.32	0.49
1:A:166:TYR:O	1:A:169:TYR:N	2.42	0.49
1:B:34:ILE:HG22	1:B:35:VAL:N	2.28	0.49
1:B:141:SER:C	1:B:144:ALA:HB3	2.32	0.49
1:B:245:GLY:CA	1:D:290:ARG:HH21	2.26	0.49
1:B:265:SER:C	1:B:268:GLY:H	2.16	0.49
1:C:39:ARG:HH12	1:C:63:GLY:C	2.16	0.49
1:C:202:THR:C	1:C:206:ARG:NE	2.66	0.49
1:C:240:TYR:C	1:C:247:VAL:HG23	2.33	0.49
1:C:248:ILE:O	1:C:250:ILE:HD12	2.12	0.49
1:D:24:ASP:C	1:D:340:TRP:HH2	2.16	0.49
1:D:141:SER:C	1:D:144:ALA:HB3	2.32	0.49
1:D:242:LEU:HD21	1:F:287:ILE:CG1	2.43	0.49
1:D:350:SER:H	2:J:356:ARG:HH21	1.61	0.49
1:E:34:ILE:HD11	1:E:69:TYR:CE1	2.47	0.49
1:E:265:SER:C	1:E:268:GLY:H	2.16	0.49
1:F:81:ASP:O	1:F:85:ILE:HG13	2.11	0.49
1:F:99:GLU:CG	1:F:128:ASN:HB2	2.32	0.49
1:F:161:HIS:HA	1:F:176:MET:O	2.13	0.49
1:F:255:PHE:CE2	1:F:256:ARG:CG	2.91	0.49
1:F:293:LEU:HD22	1:F:293:LEU:N	2.27	0.49
1:A:118:LYS:CA	1:A:121:GLN:OE1	2.59	0.49
1:A:252:ASN:HB2	1:A:256:ARG:HD3	1.94	0.49
1:A:252:ASN:CB	1:A:256:ARG:HD3	2.42	0.49
1:B:59:GLN:HB2	1:B:62:ARG:NH1	2.28	0.49
1:B:80:ASP:O	1:B:84:LYS:HE2	2.12	0.49
1:B:340:TRP:CE3	1:B:341:ILE:HA	2.47	0.49
1:C:5:THR:HG21	1:C:102:PRO:HD3	1.93	0.49

Continued on next page...

Continued from previous page...

Atom-1	Atom-2	Interatomic distance (Å)	Clash overlap (Å)
1:C:95:ARG:O	1:C:95:ARG:HG2	2.11	0.49
1:C:252:ASN:CB	1:C:256:ARG:HD3	2.42	0.49
1:C:279:TYR:C	1:C:282:ILE:HG12	2.33	0.49
1:D:39:ARG:HH12	1:D:63:GLY:C	2.16	0.49
1:D:42:GLY:CA	1:D:44:MET:HE2	2.42	0.49
1:D:143:TYR:CE2	2:J:346:ARG:HG3	2.48	0.49
1:D:208:ILE:HD13	1:D:243:PRO:HD2	1.93	0.49
1:D:280:ASN:O	1:D:284:LYS:HG3	2.11	0.49
1:D:293:LEU:N	1:D:293:LEU:HD22	2.27	0.49
1:D:306:TYR:CB	1:D:309:ILE:HD11	2.40	0.49
1:D:322:PRO:CG	1:D:325:MET:HE1	2.41	0.49
1:E:34:ILE:C	1:E:54:VAL:HG11	2.32	0.49
1:E:59:GLN:HB2	1:E:62:ARG:NH1	2.28	0.49
1:E:115:ASN:O	1:E:119:MET:HE2	2.13	0.49
1:E:141:SER:HA	1:E:144:ALA:CB	2.40	0.49
1:E:248:ILE:O	1:E:250:ILE:HD12	2.12	0.49
1:E:296:ASN:O	1:E:298:VAL:N	2.44	0.49
1:F:264:PRO:HB3	1:F:269:MET:HB3	1.88	0.49
1:F:279:TYR:C	1:F:282:ILE:HG12	2.33	0.49
1:F:328:LYS:HZ2	1:F:330:ILE:HG13	1.73	0.49
1:F:346:LEU:HD23	1:F:346:LEU:C	2.33	0.49
1:A:238:LYS:HG2	1:A:254:ARG:NH2	2.27	0.49
1:A:279:TYR:C	1:A:282:ILE:HG12	2.33	0.49
1:B:98:PRO:HG3	1:B:127:PHE:CD1	2.48	0.49
1:B:107:GLU:H	1:B:137:GLN:H	1.60	0.49
1:B:121:GLN:CG	1:B:122:ILE:N	2.74	0.49
1:B:161:HIS:HA	1:B:176:MET:O	2.13	0.49
1:B:242:LEU:HD21	1:D:287:ILE:CG1	2.43	0.49
1:C:35:VAL:HG12	1:C:68:LYS:HE2	1.95	0.49
1:C:50:LYS:HZ2	1:C:52:SER:H	1.59	0.49
1:C:166:TYR:O	1:C:169:TYR:N	2.42	0.49
1:C:180:LEU:CD1	1:C:184:ASP:HB2	2.43	0.49
1:C:242:LEU:HD22	1:C:244:ASP:OD1	2.13	0.49
1:C:290:ARG:O	1:C:293:LEU:HB2	2.13	0.49
1:D:67:LEU:HB3	1:D:203:THR:CG2	2.42	0.49
1:D:223:PHE:CA	1:D:226:GLU:HB3	2.43	0.49
1:D:279:TYR:C	1:D:282:ILE:HG12	2.33	0.49
1:E:118:LYS:CA	1:E:121:GLN:OE1	2.59	0.49
1:E:252:ASN:HB2	1:E:256:ARG:HD3	1.94	0.49
1:F:202:THR:C	1:F:206:ARG:NE	2.66	0.49
1:F:248:ILE:O	1:F:250:ILE:HD12	2.12	0.49

Continued on next page...

Continued from previous page...

Atom-1	Atom-2	Interatomic distance (Å)	Clash overlap (Å)
2:J:325:LEU:HA	2:J:328:ALA:CB	2.43	0.49
1:A:5:THR:HG21	1:A:102:PRO:HD3	1.93	0.49
1:A:129:VAL:HG22	1:A:359:LYS:NZ	2.28	0.49
1:A:161:HIS:HA	1:A:176:MET:O	2.13	0.49
1:A:171:LEU:CD1	1:A:173:HIS:HB2	2.39	0.49
1:A:287:ILE:HG23	1:A:288:ASP:CG	2.32	0.49
1:B:66:THR:HG23	1:B:68:LYS:NZ	2.28	0.49
1:B:97:ALA:HB3	1:B:100:GLU:CD	2.33	0.49
1:B:129:VAL:HG22	1:B:359:LYS:NZ	2.28	0.49
1:B:139:VAL:O	1:B:142:LEU:HB2	2.13	0.49
1:B:142:LEU:O	1:B:145:SER:N	2.40	0.49
1:B:208:ILE:HD13	1:B:243:PRO:HD2	1.93	0.49
1:B:262:PHE:CZ	1:B:312:ARG:HD2	2.48	0.49
1:B:280:ASN:C	1:B:283:MET:HG2	2.33	0.49
1:B:334:GLU:OE1	1:B:334:GLU:N	2.45	0.49
1:C:66:THR:HG23	1:C:68:LYS:NZ	2.28	0.49
1:C:129:VAL:HG22	1:C:359:LYS:NZ	2.28	0.49
1:C:143:TYR:HE2	1:C:345:ILE:CB	2.26	0.49
1:C:252:ASN:HB2	1:C:256:ARG:HD3	1.94	0.49
1:C:308:GLY:CA	1:C:311:ASP:HB2	2.43	0.49
1:D:66:THR:HG23	1:D:68:LYS:NZ	2.28	0.49
1:D:118:LYS:CA	1:D:121:GLN:OE1	2.59	0.49
1:D:121:GLN:CG	1:D:122:ILE:N	2.74	0.49
1:D:262:PHE:CZ	1:D:312:ARG:HD2	2.48	0.49
1:D:348:SER:CB	2:J:353:LYS:HD2	2.38	0.49
1:E:35:VAL:HG12	1:E:68:LYS:HE2	1.95	0.49
1:E:107:GLU:H	1:E:137:GLN:H	1.60	0.49
1:E:290:ARG:O	1:E:293:LEU:HB2	2.13	0.49
1:E:313:MET:HB3	1:E:329:ILE:HG12	1.93	0.49
1:F:34:ILE:HG22	1:F:35:VAL:N	2.28	0.49
1:F:59:GLN:HB2	1:F:62:ARG:NH1	2.27	0.49
1:F:86:TRP:O	1:F:89:THR:N	2.45	0.49
1:F:286:ASP:OD1	1:F:289:ILE:CG2	2.60	0.49
1:A:246:GLN:N	1:C:290:ARG:NH2	2.61	0.49
1:A:264:PRO:HB3	1:A:269:MET:HB3	1.88	0.49
1:A:275:HIS:HB2	1:A:316:GLU:HG3	1.95	0.49
1:A:296:ASN:O	1:A:298:VAL:N	2.44	0.49
1:A:308:GLY:CA	1:A:311:ASP:HB2	2.43	0.49
1:B:24:ASP:C	1:B:340:TRP:HH2	2.16	0.49
1:B:53:TYR:O	1:B:57:GLU:CG	2.60	0.49
1:B:86:TRP:N	1:B:86:TRP:CD1	2.79	0.49

Continued on next page...

Continued from previous page...

Atom-1	Atom-2	Interatomic distance (Å)	Clash overlap (Å)
1:B:171:LEU:CD1	1:B:173:HIS:HB2	2.39	0.49
1:B:194:THR:HA	1:B:198:TYR:O	2.13	0.49
1:B:264:PRO:HG2	1:B:269:MET:O	2.11	0.49
1:B:294:TYR:CA	1:B:297:ASN:OD1	2.60	0.49
1:C:67:LEU:HB3	1:C:203:THR:CG2	2.42	0.49
1:C:206:ARG:CA	1:C:209:VAL:HG22	2.39	0.49
1:C:233:SER:O	1:C:236:LEU:HG	2.13	0.49
1:C:246:GLN:N	1:E:290:ARG:NH2	2.61	0.49
1:C:265:SER:C	1:C:268:GLY:H	2.16	0.49
1:D:13:GLY:HA3	1:D:18:LYS:HZ1	1.75	0.49
1:D:81:ASP:O	1:D:85:ILE:HG13	2.11	0.49
1:D:98:PRO:HG3	1:D:127:PHE:CD1	2.48	0.49
1:D:161:HIS:HA	1:D:176:MET:O	2.13	0.49
1:D:202:THR:C	1:D:206:ARG:NE	2.66	0.49
1:D:238:LYS:O	1:D:250:ILE:N	2.45	0.49
1:E:34:ILE:HG22	1:E:35:VAL:N	2.28	0.49
1:E:98:PRO:C	1:E:129:VAL:HA	2.32	0.49
1:E:115:ASN:OD1	1:E:119:MET:CE	2.60	0.49
1:E:143:TYR:CE2	2:K:346:ARG:HG3	2.47	0.49
1:E:262:PHE:CE1	1:E:313:MET:HE1	2.48	0.49
1:E:308:GLY:CA	1:E:311:ASP:HB2	2.43	0.49
1:F:72:GLU:CD	1:F:77:THR:HG1	2.11	0.49
1:F:141:SER:C	1:F:144:ALA:HB3	2.33	0.49
1:F:151:ILE:CG2	1:F:293:LEU:HD12	2.41	0.49
1:F:313:MET:HA	1:F:316:GLU:OE2	2.13	0.49
2:G:334:GLU:CA	2:G:345:LEU:HD22	2.36	0.49
1:A:262:PHE:CE1	1:A:313:MET:HE1	2.48	0.49
1:A:290:ARG:O	1:A:293:LEU:HB2	2.13	0.49
1:B:35:VAL:HG12	1:B:68:LYS:HE2	1.95	0.49
1:B:279:TYR:C	1:B:282:ILE:HG12	2.33	0.49
1:B:348:SER:CB	2:H:353:LYS:HD2	2.40	0.49
1:C:24:ASP:C	1:C:340:TRP:HH2	2.16	0.49
1:C:242:LEU:HD23	1:C:244:ASP:N	2.11	0.49
1:D:5:THR:HG21	1:D:102:PRO:HD3	1.93	0.49
1:D:44:MET:HE1	1:F:169:TYR:CG	2.48	0.49
1:D:44:MET:CE	1:F:168:GLY:O	2.61	0.49
1:D:80:ASP:O	1:D:84:LYS:HE2	2.12	0.49
1:D:238:LYS:HG2	1:D:254:ARG:NH2	2.27	0.49
1:E:87:HIS:O	1:E:91:TYR:CD2	2.64	0.49
1:E:202:THR:C	1:E:206:ARG:NE	2.66	0.49
1:E:223:PHE:CA	1:E:226:GLU:HB3	2.43	0.49

Continued on next page...

Continued from previous page...

Atom-1	Atom-2	Interatomic distance (Å)	Clash overlap (Å)
1:E:233:SER:O	1:E:236:LEU:HG	2.13	0.49
1:E:279:TYR:C	1:E:282:ILE:HG12	2.33	0.49
1:E:293:LEU:HD22	1:E:293:LEU:N	2.27	0.49
1:E:312:ARG:HG3	1:E:316:GLU:OE1	2.05	0.49
1:F:34:ILE:HD11	1:F:69:TYR:CE1	2.47	0.49
1:F:66:THR:HG23	1:F:68:LYS:NZ	2.28	0.49
1:F:80:ASP:O	1:F:84:LYS:HE2	2.12	0.49
1:F:115:ASN:OD1	1:F:119:MET:CE	2.60	0.49
1:F:242:LEU:HD22	1:F:244:ASP:OD1	2.13	0.49
1:F:262:PHE:CZ	1:F:312:ARG:HD2	2.48	0.49
1:F:349:LEU:CB	1:F:352:PHE:CD2	2.90	0.49
2:G:325:LEU:HA	2:G:328:ALA:CB	2.43	0.49
1:A:34:ILE:HD11	1:A:69:TYR:CE1	2.47	0.48
1:A:66:THR:HG23	1:A:68:LYS:NZ	2.28	0.48
1:B:143:TYR:HE2	1:B:345:ILE:CB	2.26	0.48
1:B:166:TYR:CD1	1:B:289:ILE:CD1	2.96	0.48
1:C:161:HIS:HA	1:C:176:MET:O	2.13	0.48
1:C:275:HIS:HB2	1:C:316:GLU:HG3	1.95	0.48
1:D:35:VAL:HG12	1:D:68:LYS:HE2	1.95	0.48
1:D:56:ASP:C	1:D:59:GLN:HE22	2.17	0.48
1:D:82:MET:HE3	1:D:85:ILE:CG2	2.43	0.48
1:D:100:GLU:C	1:D:130:PRO:HD3	2.34	0.48
1:D:171:LEU:CD1	1:D:173:HIS:HB2	2.39	0.48
1:D:368:SER:HA	1:D:371:HIS:CD2	2.49	0.48
1:E:98:PRO:HG3	1:E:127:PHE:CD1	2.48	0.48
1:E:164:PRO:O	1:E:170:ALA:CB	2.60	0.48
1:E:275:HIS:HB2	1:E:316:GLU:HG3	1.95	0.48
1:F:39:ARG:HH12	1:F:63:GLY:C	2.16	0.48
1:F:240:TYR:C	1:F:247:VAL:HG23	2.33	0.48
1:A:56:ASP:C	1:A:59:GLN:HE22	2.17	0.48
1:A:94:LEU:CB	1:A:96:VAL:HG12	2.34	0.48
1:A:119:MET:HG3	1:A:123:MET:HE2	1.96	0.48
1:A:180:LEU:CD1	1:A:184:ASP:HB2	2.43	0.48
1:A:199:SER:O	1:A:199:SER:OG	2.27	0.48
1:A:233:SER:O	1:A:236:LEU:HG	2.13	0.48
1:A:368:SER:HA	1:A:371:HIS:CD2	2.49	0.48
1:B:44:MET:CE	1:D:168:GLY:O	2.61	0.48
1:B:282:ILE:O	1:B:285:CYS:N	2.46	0.48
1:B:286:ASP:OD1	1:B:289:ILE:CG2	2.60	0.48
1:B:368:SER:HA	1:B:371:HIS:CD2	2.48	0.48
1:C:86:TRP:CD1	1:C:86:TRP:N	2.79	0.48

Continued on next page...

Continued from previous page...

Atom-1	Atom-2	Interatomic distance (Å)	Clash overlap (Å)
1:C:107:GLU:H	1:C:137:GLN:H	1.60	0.48
1:C:223:PHE:CA	1:C:226:GLU:HB3	2.43	0.48
1:C:244:ASP:CA	1:E:288:ASP:OD1	2.60	0.48
1:C:312:ARG:HA	1:C:315:LYS:NZ	2.28	0.48
1:C:358:SER:HG	1:C:360:GLN:NE2	2.12	0.48
1:C:368:SER:HA	1:C:371:HIS:CD2	2.49	0.48
1:D:44:MET:HE2	1:F:168:GLY:O	2.13	0.48
1:D:166:TYR:CD1	1:D:289:ILE:CD1	2.96	0.48
1:D:245:GLY:CA	1:F:290:ARG:HH21	2.26	0.48
1:D:255:PHE:CE2	1:D:256:ARG:CG	2.91	0.48
1:D:265:SER:C	1:D:268:GLY:H	2.16	0.48
1:D:282:ILE:O	1:D:285:CYS:N	2.46	0.48
1:D:296:ASN:CA	1:D:330:ILE:HD13	2.43	0.48
1:D:358:SER:HG	1:D:360:GLN:NE2	2.09	0.48
1:E:39:ARG:HH12	1:E:63:GLY:C	2.16	0.48
1:E:143:TYR:HE2	1:E:345:ILE:CB	2.26	0.48
1:E:180:LEU:CD1	1:E:184:ASP:HB2	2.43	0.48
1:E:252:ASN:CB	1:E:256:ARG:HD3	2.42	0.48
1:E:346:LEU:C	1:E:346:LEU:HD23	2.33	0.48
1:F:7:ALA:CA	1:F:102:PRO:HD2	2.39	0.48
1:F:265:SER:C	1:F:268:GLY:H	2.16	0.48
1:F:312:ARG:CB	1:F:315:LYS:HZ3	2.26	0.48
1:F:368:SER:HA	1:F:371:HIS:CD2	2.49	0.48
2:G:338:PHE:HD1	2:G:342:VAL:O	1.94	0.48
2:L:325:LEU:HA	2:L:328:ALA:CB	2.43	0.48
2:L:349:LEU:O	2:L:353:LYS:HG3	2.13	0.48
1:A:164:PRO:O	1:A:170:ALA:CB	2.60	0.48
1:A:202:THR:O	1:A:205:GLU:CB	2.62	0.48
1:A:293:LEU:HD22	1:A:293:LEU:N	2.27	0.48
1:A:346:LEU:HD23	1:A:346:LEU:C	2.33	0.48
1:B:35:VAL:N	1:B:68:LYS:O	2.47	0.48
1:B:100:GLU:C	1:B:130:PRO:HD3	2.34	0.48
1:B:296:ASN:CA	1:B:330:ILE:HD13	2.43	0.48
1:B:308:GLY:CA	1:B:311:ASP:HB2	2.43	0.48
1:B:345:ILE:O	2:H:353:LYS:NZ	2.46	0.48
1:C:59:GLN:HB2	1:C:62:ARG:NH1	2.28	0.48
1:C:82:MET:CE	1:C:86:TRP:NE1	2.75	0.48
1:C:119:MET:HG3	1:C:123:MET:HE2	1.95	0.48
1:C:202:THR:O	1:C:205:GLU:CB	2.62	0.48
1:C:238:LYS:NZ	1:C:254:ARG:HH12	2.09	0.48
1:C:346:LEU:HD23	1:C:346:LEU:C	2.33	0.48

Continued on next page...

Continued from previous page...

Atom-1	Atom-2	Interatomic distance (Å)	Clash overlap (Å)
1:D:99:GLU:HA	1:D:129:VAL:HA	1.96	0.48
1:D:129:VAL:HG22	1:D:359:LYS:NZ	2.28	0.48
1:E:86:TRP:CD1	1:E:86:TRP:N	2.79	0.48
1:E:280:ASN:O	1:E:283:MET:CG	2.62	0.48
1:E:280:ASN:C	1:E:283:MET:HG2	2.33	0.48
1:E:368:SER:HA	1:E:371:HIS:CD2	2.49	0.48
1:F:37:ARG:HH21	1:F:51:ASP:C	2.13	0.48
1:F:139:VAL:O	1:F:142:LEU:HB2	2.12	0.48
1:F:282:ILE:O	1:F:285:CYS:N	2.46	0.48
2:H:349:LEU:O	2:H:353:LYS:HG3	2.13	0.48
2:I:325:LEU:HA	2:I:328:ALA:CB	2.43	0.48
2:L:338:PHE:HD1	2:L:342:VAL:O	1.94	0.48
1:A:139:VAL:O	1:A:142:LEU:HB2	2.12	0.48
1:A:143:TYR:HE2	1:A:345:ILE:CB	2.26	0.48
1:B:8:LEU:HD23	1:B:21:PHE:CD1	2.49	0.48
1:B:164:PRO:O	1:B:170:ALA:CB	2.60	0.48
1:B:368:SER:O	1:B:372:ARG:NH1	2.47	0.48
1:C:37:ARG:HH21	1:C:51:ASP:C	2.14	0.48
1:C:46:GLY:HA3	2:K:334:GLU:CD	2.34	0.48
1:C:280:ASN:O	1:C:283:MET:CG	2.62	0.48
1:D:8:LEU:HD23	1:D:21:PHE:CD1	2.49	0.48
1:D:34:ILE:HG22	1:D:35:VAL:N	2.28	0.48
1:D:53:TYR:O	1:D:57:GLU:CG	2.60	0.48
1:D:143:TYR:CE2	2:J:346:ARG:HA	2.47	0.48
1:E:82:MET:CE	1:E:86:TRP:NE1	2.75	0.48
1:E:129:VAL:HG22	1:E:359:LYS:NZ	2.28	0.48
1:F:164:PRO:O	1:F:170:ALA:CB	2.60	0.48
1:F:223:PHE:CA	1:F:226:GLU:HB3	2.43	0.48
1:F:233:SER:O	1:F:236:LEU:HG	2.13	0.48
1:F:290:ARG:O	1:F:293:LEU:HB2	2.13	0.48
1:F:308:GLY:CA	1:F:311:ASP:HB2	2.43	0.48
1:F:368:SER:O	1:F:372:ARG:NH1	2.47	0.48
1:A:8:LEU:HD23	1:A:21:PHE:CD1	2.49	0.48
1:A:35:VAL:N	1:A:68:LYS:O	2.47	0.48
1:A:50:LYS:HZ2	1:A:52:SER:H	1.61	0.48
1:A:82:MET:CE	1:A:86:TRP:NE1	2.75	0.48
1:A:223:PHE:CA	1:A:226:GLU:HB3	2.43	0.48
1:A:240:TYR:C	1:A:247:VAL:HG23	2.33	0.48
1:A:306:TYR:O	1:A:309:ILE:CG1	2.59	0.48
1:B:67:LEU:HB3	1:B:203:THR:CG2	2.42	0.48
1:B:138:ALA:O	1:B:141:SER:OG	2.27	0.48

Continued on next page...

Continued from previous page...

Atom-1	Atom-2	Interatomic distance (Å)	Clash overlap (Å)
1:B:202:THR:C	1:B:206:ARG:NE	2.66	0.48
1:B:313:MET:HA	1:B:316:GLU:OE2	2.13	0.48
1:B:322:PRO:CG	1:B:325:MET:HE1	2.42	0.48
1:C:194:THR:HA	1:C:198:TYR:O	2.13	0.48
1:C:293:LEU:HD22	1:C:293:LEU:N	2.27	0.48
1:C:294:TYR:CA	1:C:297:ASN:OD1	2.60	0.48
1:C:296:ASN:CA	1:C:330:ILE:HD13	2.43	0.48
1:C:312:ARG:HG3	1:C:316:GLU:OE1	2.05	0.48
1:C:313:MET:HA	1:C:316:GLU:OE2	2.13	0.48
1:E:240:TYR:C	1:E:247:VAL:HG23	2.33	0.48
1:E:296:ASN:CA	1:E:330:ILE:HD13	2.43	0.48
1:E:348:SER:CB	2:K:353:LYS:HD2	2.38	0.48
1:F:35:VAL:HG12	1:F:68:LYS:HE2	1.95	0.48
1:F:98:PRO:HG3	1:F:127:PHE:CD1	2.48	0.48
1:F:100:GLU:C	1:F:130:PRO:HD3	2.34	0.48
2:G:349:LEU:O	2:G:353:LYS:HG3	2.13	0.48
2:L:332:GLU:C	2:L:334:GLU:N	2.65	0.48
1:A:97:ALA:HB3	1:A:100:GLU:CD	2.33	0.48
1:A:280:ASN:O	1:A:283:MET:CG	2.62	0.48
1:B:99:GLU:HA	1:B:129:VAL:HA	1.96	0.48
1:B:202:THR:O	1:B:205:GLU:CB	2.62	0.48
1:B:293:LEU:HD22	1:B:293:LEU:N	2.27	0.48
1:B:313:MET:HB3	1:B:329:ILE:HG12	1.94	0.48
1:C:187:ASP:HB3	1:C:191:LYS:HZ3	1.79	0.48
1:C:313:MET:HB3	1:C:329:ILE:HG12	1.93	0.48
1:C:368:SER:O	1:C:372:ARG:NH1	2.47	0.48
1:D:97:ALA:HB3	1:D:100:GLU:CD	2.33	0.48
1:D:143:TYR:HE2	1:D:345:ILE:CB	2.26	0.48
1:D:308:GLY:CA	1:D:311:ASP:HB2	2.43	0.48
1:E:24:ASP:C	1:E:340:TRP:HH2	2.16	0.48
1:E:119:MET:HG3	1:E:123:MET:HE2	1.95	0.48
1:E:202:THR:O	1:E:205:GLU:CB	2.62	0.48
1:E:242:LEU:HD22	1:E:244:ASP:OD1	2.13	0.48
1:F:8:LEU:HD23	1:F:21:PHE:CD1	2.49	0.48
1:F:129:VAL:HG22	1:F:359:LYS:NZ	2.28	0.48
1:F:194:THR:HA	1:F:198:TYR:O	2.13	0.48
1:F:264:PRO:HG3	1:F:271:SER:O	2.14	0.48
2:K:325:LEU:HA	2:K:328:ALA:CB	2.43	0.48
1:A:111:ASN:CG	1:A:116:ARG:HH11	2.17	0.48
1:A:194:THR:HA	1:A:198:TYR:O	2.13	0.48
1:A:296:ASN:CA	1:A:330:ILE:HD13	2.43	0.48

Continued on next page...

Continued from previous page...

Atom-1	Atom-2	Interatomic distance (Å)	Clash overlap (Å)
1:A:348:SER:CB	2:G:353:LYS:HD2	2.36	0.48
1:A:368:SER:O	1:A:372:ARG:NH1	2.47	0.48
1:B:56:ASP:C	1:B:59:GLN:HE22	2.17	0.48
1:B:82:MET:HE3	1:B:85:ILE:CG2	2.43	0.48
1:B:246:GLN:N	1:D:290:ARG:NH2	2.61	0.48
1:B:255:PHE:CE2	1:B:256:ARG:CG	2.91	0.48
1:C:34:ILE:HD11	1:C:69:TYR:CE1	2.47	0.48
1:C:35:VAL:N	1:C:68:LYS:O	2.47	0.48
1:C:97:ALA:HB3	1:C:100:GLU:CD	2.33	0.48
1:C:279:TYR:HD2	1:C:283:MET:CE	2.27	0.48
1:D:119:MET:HG3	1:D:123:MET:HE2	1.95	0.48
1:D:233:SER:O	1:D:236:LEU:HG	2.13	0.48
1:D:246:GLN:N	1:F:290:ARG:NH2	2.61	0.48
1:D:286:ASP:OD1	1:D:289:ILE:N	2.38	0.48
1:D:287:ILE:HG23	1:D:288:ASP:N	2.29	0.48
1:E:8:LEU:CD2	1:E:21:PHE:CE1	2.97	0.48
1:E:291:LYS:CE	1:E:292:ASP:OD1	2.62	0.48
1:F:35:VAL:HB	1:F:68:LYS:CB	2.24	0.48
1:F:171:LEU:CD1	1:F:173:HIS:HB2	2.39	0.48
1:F:280:ASN:C	1:F:283:MET:HG2	2.33	0.48
1:F:306:TYR:CB	1:F:309:ILE:HD11	2.40	0.48
2:I:324:ILE:HG22	2:I:336:ILE:HG21	1.96	0.48
1:A:12:ASN:HA	1:A:17:VAL:CA	2.29	0.48
1:A:34:ILE:HG22	1:A:35:VAL:N	2.28	0.48
1:A:107:GLU:H	1:A:137:GLN:H	1.60	0.48
1:A:245:GLY:CA	1:C:290:ARG:HH21	2.26	0.48
1:B:118:LYS:CA	1:B:121:GLN:OE1	2.60	0.48
1:B:286:ASP:OD1	1:B:289:ILE:N	2.38	0.48
1:C:44:MET:CE	1:E:168:GLY:O	2.61	0.48
1:C:67:LEU:C	1:C:67:LEU:HD12	2.34	0.48
1:C:348:SER:CB	2:I:353:LYS:HD2	2.37	0.48
1:D:33:SER:O	1:D:69:TYR:CD1	2.67	0.48
1:D:67:LEU:C	1:D:67:LEU:HD12	2.34	0.48
1:D:242:LEU:HD22	1:D:244:ASP:OD1	2.13	0.48
1:D:280:ASN:C	1:D:283:MET:HG2	2.33	0.48
1:E:33:SER:O	1:E:69:TYR:CD1	2.67	0.48
1:E:161:HIS:HA	1:E:176:MET:O	2.13	0.48
1:E:294:TYR:CA	1:E:297:ASN:OD1	2.60	0.48
1:F:35:VAL:N	1:F:68:LYS:O	2.47	0.48
1:F:166:TYR:CD1	1:F:289:ILE:CD1	2.96	0.48
1:F:287:ILE:HG23	1:F:288:ASP:N	2.29	0.48

Continued on next page...

Continued from previous page...

Atom-1	Atom-2	Interatomic distance (Å)	Clash overlap (Å)
1:F:296:ASN:CA	1:F:330:ILE:HD13	2.43	0.48
2:I:349:LEU:O	2:I:353:LYS:HG3	2.13	0.48
2:L:324:ILE:HG22	2:L:336:ILE:HG21	1.96	0.48
1:A:59:GLN:HB2	1:A:62:ARG:NH1	2.28	0.48
1:A:98:PRO:HG3	1:A:127:PHE:CD1	2.48	0.48
1:A:99:GLU:HA	1:A:129:VAL:HA	1.96	0.48
1:A:279:TYR:HD2	1:A:283:MET:CE	2.27	0.48
1:B:290:ARG:O	1:B:293:LEU:HB2	2.13	0.48
1:C:8:LEU:HD23	1:C:21:PHE:CD1	2.49	0.48
1:C:171:LEU:CD1	1:C:173:HIS:HB2	2.39	0.48
1:C:286:ASP:OD1	1:C:289:ILE:N	2.38	0.48
1:C:287:ILE:HG23	1:C:288:ASP:N	2.29	0.48
1:C:291:LYS:CE	1:C:292:ASP:OD1	2.62	0.48
1:C:306:TYR:O	1:C:309:ILE:CG1	2.59	0.48
1:D:194:THR:HA	1:D:198:TYR:O	2.13	0.48
1:E:56:ASP:C	1:E:59:GLN:HE22	2.17	0.48
1:E:66:THR:HG23	1:E:68:LYS:NZ	2.28	0.48
1:E:100:GLU:C	1:E:130:PRO:HD3	2.34	0.48
1:E:136:ILE:HG22	1:E:138:ALA:HB3	1.96	0.48
1:E:312:ARG:HA	1:E:315:LYS:NZ	2.28	0.48
1:F:316:GLU:HG2	1:F:317:ILE:N	2.29	0.48
1:F:348:SER:CB	2:L:353:LYS:HD2	2.38	0.48
2:I:332:GLU:C	2:I:334:GLU:N	2.65	0.48
1:A:42:GLY:CA	1:A:44:MET:HE2	2.44	0.48
1:A:86:TRP:CD1	1:A:86:TRP:N	2.79	0.48
1:A:99:GLU:CA	1:A:129:VAL:HA	2.44	0.48
1:A:142:LEU:CD2	1:A:152:VAL:HG11	2.44	0.48
1:A:166:TYR:CD1	1:A:289:ILE:CD1	2.96	0.48
1:A:185:LEU:HD12	1:A:257:CYS:O	2.14	0.48
1:A:313:MET:HA	1:A:316:GLU:OE2	2.13	0.48
1:B:37:ARG:HH21	1:B:51:ASP:C	2.14	0.48
1:B:233:SER:O	1:B:236:LEU:HG	2.13	0.48
1:B:275:HIS:HB2	1:B:316:GLU:HG3	1.95	0.48
1:B:287:ILE:HG23	1:B:288:ASP:N	2.29	0.48
1:B:312:ARG:HA	1:B:315:LYS:NZ	2.28	0.48
1:B:362:TYR:CZ	1:B:367:PRO:HB3	2.49	0.48
1:C:33:SER:O	1:C:69:TYR:CD1	2.67	0.48
1:C:56:ASP:C	1:C:59:GLN:HE22	2.17	0.48
1:C:61:LYS:HA	1:C:61:LYS:NZ	2.29	0.48
1:C:99:GLU:CG	1:C:128:ASN:HB2	2.32	0.48
1:C:184:ASP:O	1:C:187:ASP:HB2	2.14	0.48

Continued on next page...

Continued from previous page...

Atom-1	Atom-2	Interatomic distance (Å)	Clash overlap (Å)
1:D:25:ASP:OD1	2:J:350:LYS:NZ	2.39	0.48
1:D:242:LEU:HD23	1:D:244:ASP:N	2.11	0.48
1:D:291:LYS:CE	1:D:292:ASP:OD1	2.62	0.48
1:D:313:MET:HA	1:D:316:GLU:OE2	2.13	0.48
1:D:362:TYR:CZ	1:D:367:PRO:HB3	2.49	0.48
1:E:99:GLU:CA	1:E:129:VAL:HA	2.44	0.48
1:E:264:PRO:HG3	1:E:271:SER:O	2.14	0.48
1:E:282:ILE:O	1:E:285:CYS:N	2.46	0.48
1:E:362:TYR:CZ	1:E:367:PRO:HB3	2.49	0.48
1:F:8:LEU:CD2	1:F:21:PHE:CE1	2.97	0.48
1:F:56:ASP:C	1:F:59:GLN:HE22	2.17	0.48
1:F:97:ALA:HB3	1:F:100:GLU:CD	2.33	0.48
1:F:99:GLU:HA	1:F:129:VAL:HA	1.96	0.48
1:F:202:THR:O	1:F:205:GLU:CB	2.61	0.48
1:F:297:ASN:O	1:F:329:ILE:CA	2.62	0.48
1:F:312:ARG:HA	1:F:315:LYS:NZ	2.28	0.48
2:G:332:GLU:C	2:G:334:GLU:N	2.65	0.48
2:J:349:LEU:O	2:J:353:LYS:HG3	2.13	0.48
2:K:349:LEU:O	2:K:353:LYS:HG3	2.13	0.48
1:A:39:ARG:NH1	1:A:63:GLY:O	2.47	0.47
1:A:40:HIS:HE2	1:C:169:TYR:CB	2.27	0.47
1:A:184:ASP:O	1:A:187:ASP:HB2	2.14	0.47
1:A:242:LEU:HD21	1:C:287:ILE:CG1	2.43	0.47
1:A:244:ASP:CA	1:C:288:ASP:OD1	2.60	0.47
1:A:264:PRO:HG3	1:A:271:SER:O	2.14	0.47
1:A:282:ILE:O	1:A:285:CYS:N	2.46	0.47
1:A:287:ILE:HG23	1:A:288:ASP:N	2.29	0.47
1:A:291:LYS:CE	1:A:292:ASP:OD1	2.62	0.47
1:B:39:ARG:HH12	1:B:63:GLY:C	2.16	0.47
1:B:117:GLU:CD	1:B:367:PRO:HB2	2.34	0.47
1:C:87:HIS:O	1:C:91:TYR:CD2	2.64	0.47
1:C:185:LEU:HD12	1:C:257:CYS:O	2.14	0.47
1:C:297:ASN:O	1:C:329:ILE:CA	2.62	0.47
1:D:49:GLN:CB	1:F:169:TYR:OH	2.58	0.47
1:D:117:GLU:CD	1:D:367:PRO:HB2	2.35	0.47
1:D:218:TYR:CE1	1:D:254:ARG:CD	2.90	0.47
1:D:264:PRO:HB3	1:D:269:MET:HB3	1.88	0.47
1:E:368:SER:O	1:E:372:ARG:NH1	2.47	0.47
1:F:33:SER:O	1:F:69:TYR:CD1	2.67	0.47
1:F:34:ILE:CG2	1:F:35:VAL:N	2.77	0.47
1:F:61:LYS:HA	1:F:61:LYS:NZ	2.29	0.47

Continued on next page...

Continued from previous page...

Atom-1	Atom-2	Interatomic distance (Å)	Clash overlap (Å)
1:F:82:MET:HE3	1:F:85:ILE:CG2	2.43	0.47
1:F:117:GLU:CD	1:F:367:PRO:HB2	2.35	0.47
1:F:362:TYR:CZ	1:F:367:PRO:HB3	2.49	0.47
2:H:324:ILE:HG22	2:H:336:ILE:HG21	1.96	0.47
1:A:8:LEU:CD2	1:A:21:PHE:CE1	2.97	0.47
1:A:33:SER:O	1:A:69:TYR:CD1	2.67	0.47
1:A:44:MET:CE	1:C:168:GLY:O	2.61	0.47
1:A:187:ASP:HA	1:A:191:LYS:HZ3	1.76	0.47
1:A:312:ARG:HA	1:A:315:LYS:NZ	2.28	0.47
1:B:37:ARG:HA	1:B:37:ARG:NE	2.29	0.47
1:B:142:LEU:CD2	1:B:152:VAL:HG11	2.44	0.47
1:B:297:ASN:O	1:B:329:ILE:CA	2.62	0.47
1:C:8:LEU:CD2	1:C:21:PHE:CE1	2.97	0.47
1:C:141:SER:HA	1:C:144:ALA:CB	2.40	0.47
1:C:142:LEU:CD2	1:C:152:VAL:HG11	2.44	0.47
1:C:166:TYR:CD1	1:C:289:ILE:CD1	2.96	0.47
1:C:245:GLY:CA	1:E:290:ARG:HH21	2.26	0.47
1:D:8:LEU:CD2	1:D:21:PHE:CE1	2.97	0.47
1:D:34:ILE:HD11	1:D:69:TYR:CE1	2.47	0.47
1:D:35:VAL:N	1:D:68:LYS:O	2.47	0.47
1:D:40:HIS:HE2	1:F:169:TYR:CB	2.27	0.47
1:D:61:LYS:HA	1:D:61:LYS:NZ	2.29	0.47
1:D:124:PHE:CD1	1:D:359:LYS:NZ	2.82	0.47
1:D:316:GLU:HG2	1:D:317:ILE:N	2.29	0.47
1:E:8:LEU:HD23	1:E:21:PHE:CD1	2.49	0.47
1:E:35:VAL:N	1:E:68:LYS:O	2.47	0.47
1:E:67:LEU:C	1:E:67:LEU:HD12	2.34	0.47
1:E:111:ASN:CG	1:E:116:ARG:HH11	2.17	0.47
1:E:166:TYR:CD1	1:E:289:ILE:CD1	2.96	0.47
1:E:287:ILE:HG23	1:E:288:ASP:N	2.29	0.47
1:F:9:VAL:O	1:F:19:ALA:HB1	2.15	0.47
1:F:37:ARG:NE	1:F:37:ARG:HA	2.30	0.47
1:F:124:PHE:CD1	1:F:359:LYS:NZ	2.82	0.47
1:F:142:LEU:CD2	1:F:152:VAL:HG11	2.44	0.47
1:F:184:ASP:O	1:F:187:ASP:HB2	2.14	0.47
1:F:275:HIS:HB2	1:F:316:GLU:HG3	1.95	0.47
1:A:87:HIS:O	1:A:91:TYR:CD2	2.64	0.47
1:B:40:HIS:HE2	1:D:169:TYR:CB	2.27	0.47
1:B:67:LEU:C	1:B:67:LEU:HD12	2.34	0.47
1:B:358:SER:HG	1:B:360:GLN:NE2	2.09	0.47
1:C:40:HIS:HE2	1:E:169:TYR:CB	2.27	0.47

Continued on next page...

Continued from previous page...

Atom-1	Atom-2	Interatomic distance (Å)	Clash overlap (Å)
1:C:136:ILE:HG22	1:C:138:ALA:HB3	1.96	0.47
1:C:362:TYR:CZ	1:C:367:PRO:HB3	2.49	0.47
1:D:37:ARG:NE	1:D:37:ARG:HA	2.29	0.47
1:D:46:GLY:HA3	2:L:334:GLU:CD	2.34	0.47
1:D:142:LEU:CD2	1:D:152:VAL:HG11	2.44	0.47
1:E:13:GLY:HA3	1:E:18:LYS:HZ3	1.78	0.47
1:E:184:ASP:O	1:E:187:ASP:HB2	2.14	0.47
1:E:195:GLU:HG2	1:F:110:LEU:C	2.35	0.47
1:E:290:ARG:HH21	1:E:325:MET:HE1	1.79	0.47
2:G:324:ILE:HG22	2:G:336:ILE:HG21	1.96	0.47
1:A:117:GLU:CD	1:A:367:PRO:HB2	2.35	0.47
1:A:136:ILE:HG22	1:A:138:ALA:HB3	1.96	0.47
1:A:189:LEU:O	1:A:192:ILE:HG13	2.15	0.47
1:A:198:TYR:HD1	1:A:200:PHE:CZ	2.32	0.47
1:A:306:TYR:CB	1:A:309:ILE:HD11	2.40	0.47
1:A:325:MET:SD	1:A:325:MET:N	2.88	0.47
1:B:8:LEU:CD2	1:B:21:PHE:CE1	2.97	0.47
1:B:207:GLU:O	1:B:210:ARG:CG	2.62	0.47
1:B:328:LYS:HD3	1:B:329:ILE:O	2.14	0.47
1:B:347:ALA:CA	1:B:356:TRP:HZ2	2.27	0.47
1:C:100:GLU:C	1:C:130:PRO:HD3	2.34	0.47
1:C:111:ASN:CG	1:C:116:ARG:HH11	2.17	0.47
1:C:325:MET:SD	1:C:325:MET:N	2.88	0.47
1:D:21:PHE:O	1:D:24:ASP:HB2	2.15	0.47
1:D:86:TRP:N	1:D:86:TRP:CD1	2.79	0.47
1:D:184:ASP:O	1:D:187:ASP:HB2	2.14	0.47
1:D:202:THR:O	1:D:205:GLU:CB	2.62	0.47
1:D:207:GLU:O	1:D:210:ARG:CG	2.62	0.47
1:D:264:PRO:HG3	1:D:271:SER:O	2.14	0.47
1:D:280:ASN:HA	1:D:283:MET:HE3	1.94	0.47
1:D:368:SER:O	1:D:372:ARG:NH1	2.47	0.47
1:E:279:TYR:HD2	1:E:283:MET:CE	2.27	0.47
1:F:67:LEU:C	1:F:67:LEU:HD12	2.34	0.47
1:F:143:TYR:HE2	1:F:345:ILE:CB	2.26	0.47
1:F:180:LEU:CD1	1:F:184:ASP:HB2	2.43	0.47
1:F:207:GLU:O	1:F:210:ARG:CG	2.62	0.47
1:F:238:LYS:O	1:F:250:ILE:HB	2.15	0.47
2:H:349:LEU:HD12	2:H:349:LEU:N	2.30	0.47
2:I:332:GLU:OE1	2:I:332:GLU:CA	2.63	0.47
1:A:9:VAL:O	1:A:19:ALA:HB1	2.15	0.47
1:A:67:LEU:C	1:A:67:LEU:HD12	2.34	0.47

Continued on next page...

Continued from previous page...

Atom-1	Atom-2	Interatomic distance (Å)	Clash overlap (Å)
1:A:100:GLU:C	1:A:130:PRO:HD3	2.34	0.47
1:B:71:ILE:CB	1:B:76:ILE:HD13	2.45	0.47
1:B:107:GLU:O	1:B:136:ILE:CA	2.56	0.47
1:B:184:ASP:O	1:B:187:ASP:HB2	2.14	0.47
1:B:198:TYR:HD1	1:B:200:PHE:CZ	2.33	0.47
1:B:350:SER:H	2:H:356:ARG:HH21	1.63	0.47
1:C:39:ARG:NH1	1:C:63:GLY:O	2.47	0.47
1:C:71:ILE:CB	1:C:76:ILE:HD13	2.45	0.47
1:C:99:GLU:HA	1:C:129:VAL:HA	1.96	0.47
1:C:160:THR:O	1:C:177:ARG:HA	2.15	0.47
1:C:291:LYS:HD2	1:C:292:ASP:N	2.30	0.47
1:D:71:ILE:O	1:D:71:ILE:HG13	2.15	0.47
1:D:71:ILE:CB	1:D:76:ILE:HD13	2.45	0.47
1:D:211:ASP:O	1:D:215:LYS:HG2	2.15	0.47
1:D:275:HIS:HB2	1:D:316:GLU:HG3	1.95	0.47
1:E:9:VAL:O	1:E:19:ALA:HB1	2.14	0.47
1:E:71:ILE:CB	1:E:76:ILE:HD13	2.45	0.47
1:E:97:ALA:HB3	1:E:100:GLU:CD	2.33	0.47
1:E:122:ILE:CA	1:E:125:GLU:OE1	2.62	0.47
1:E:189:LEU:O	1:E:192:ILE:HG13	2.15	0.47
1:E:313:MET:HA	1:E:316:GLU:OE2	2.13	0.47
1:F:99:GLU:CA	1:F:129:VAL:HA	2.44	0.47
1:F:189:LEU:HD12	1:F:192:ILE:CD1	2.36	0.47
1:F:211:ASP:O	1:F:215:LYS:HG2	2.15	0.47
2:G:332:GLU:OE1	2:G:332:GLU:CA	2.63	0.47
2:H:325:LEU:HA	2:H:328:ALA:CB	2.43	0.47
1:A:137:GLN:HA	1:A:140:LEU:HD12	1.97	0.47
1:B:78:ASN:ND2	1:B:80:ASP:OD1	2.48	0.47
1:B:119:MET:HG3	1:B:123:MET:HE2	1.96	0.47
1:B:239:SER:OG	1:B:247:VAL:HG22	2.15	0.47
1:B:242:LEU:HD22	1:B:244:ASP:OD1	2.13	0.47
1:C:9:VAL:O	1:C:19:ALA:HB1	2.15	0.47
1:C:34:ILE:HG22	1:C:35:VAL:N	2.28	0.47
1:C:99:GLU:CA	1:C:129:VAL:HA	2.45	0.47
1:C:195:GLU:HG2	1:D:110:LEU:C	2.35	0.47
1:C:218:TYR:CE1	1:C:254:ARG:HB3	2.50	0.47
1:C:279:TYR:CA	1:C:282:ILE:HG12	2.45	0.47
1:C:316:GLU:HG2	1:C:317:ILE:N	2.29	0.47
1:C:360:GLN:O	1:C:361:GLU:C	2.53	0.47
1:D:34:ILE:CG2	1:D:35:VAL:N	2.77	0.47
1:D:185:LEU:HD12	1:D:257:CYS:O	2.14	0.47

Continued on next page...

Continued from previous page...

Atom-1	Atom-2	Interatomic distance (Å)	Clash overlap (Å)
1:E:61:LYS:HA	1:E:61:LYS:NZ	2.29	0.47
1:E:117:GLU:CD	1:E:367:PRO:HB2	2.34	0.47
1:E:142:LEU:CD2	1:E:152:VAL:HG11	2.44	0.47
1:E:194:THR:HA	1:E:198:TYR:O	2.13	0.47
1:E:218:TYR:CE1	1:E:254:ARG:HB3	2.50	0.47
1:E:306:TYR:O	1:E:309:ILE:CG1	2.59	0.47
1:E:325:MET:SD	1:E:325:MET:N	2.88	0.47
1:F:71:ILE:CB	1:F:76:ILE:HD13	2.45	0.47
1:F:137:GLN:HA	1:F:140:LEU:HD12	1.97	0.47
1:F:306:TYR:O	1:F:309:ILE:CG1	2.59	0.47
2:G:334:GLU:HA	2:G:345:LEU:CD2	2.39	0.47
2:K:332:GLU:C	2:K:334:GLU:N	2.65	0.47
2:K:349:LEU:HD12	2:K:349:LEU:N	2.30	0.47
1:A:71:ILE:O	1:A:71:ILE:HG13	2.15	0.47
1:A:71:ILE:CB	1:A:76:ILE:HD13	2.45	0.47
1:A:197:GLY:CA	1:B:112:PRO:HG3	2.45	0.47
1:A:218:TYR:CE1	1:A:254:ARG:HB3	2.50	0.47
1:A:239:SER:OG	1:A:247:VAL:HG22	2.15	0.47
1:B:33:SER:O	1:B:69:TYR:CD1	2.67	0.47
1:B:71:ILE:O	1:B:71:ILE:HG13	2.15	0.47
1:B:111:ASN:CG	1:B:116:ARG:HH11	2.17	0.47
1:B:137:GLN:HA	1:B:140:LEU:HD12	1.97	0.47
1:B:143:TYR:CE2	2:H:346:ARG:HG3	2.50	0.47
1:B:160:THR:O	1:B:177:ARG:HA	2.15	0.47
1:B:165:ILE:HG22	1:B:166:TYR:N	2.30	0.47
1:B:211:ASP:O	1:B:215:LYS:HG2	2.15	0.47
1:B:239:SER:HB2	1:B:249:THR:OG1	2.15	0.47
1:B:264:PRO:HG3	1:B:271:SER:O	2.14	0.47
1:B:310:ALA:HB1	1:B:314:GLN:OE1	2.15	0.47
1:B:312:ARG:CB	1:B:315:LYS:HZ3	2.28	0.47
1:C:21:PHE:O	1:C:24:ASP:HB2	2.15	0.47
1:C:35:VAL:HB	1:C:68:LYS:CB	2.24	0.47
1:C:40:HIS:HE1	1:E:169:TYR:HA	1.80	0.47
1:C:94:LEU:CB	1:C:96:VAL:HG12	2.34	0.47
1:C:98:PRO:HG3	1:C:127:PHE:CD1	2.48	0.47
1:C:165:ILE:HG22	1:C:166:TYR:N	2.30	0.47
1:C:211:ASP:O	1:C:215:LYS:HG2	2.15	0.47
1:C:238:LYS:O	1:C:250:ILE:HB	2.15	0.47
1:C:239:SER:OG	1:C:247:VAL:HG22	2.15	0.47
1:C:242:LEU:HD21	1:E:287:ILE:CG1	2.43	0.47
1:D:9:VAL:O	1:D:19:ALA:HB1	2.15	0.47

Continued on next page...

Continued from previous page...

Atom-1	Atom-2	Interatomic distance (Å)	Clash overlap (Å)
1:D:78:ASN:ND2	1:D:80:ASP:OD1	2.48	0.47
1:D:99:GLU:CA	1:D:129:VAL:HA	2.44	0.47
1:D:238:LYS:O	1:D:250:ILE:HB	2.15	0.47
1:D:280:ASN:O	1:D:283:MET:CG	2.62	0.47
1:E:53:TYR:O	1:E:57:GLU:CG	2.60	0.47
1:E:71:ILE:O	1:E:71:ILE:HG13	2.15	0.47
1:E:185:LEU:HD12	1:E:257:CYS:O	2.14	0.47
1:E:279:TYR:CA	1:E:282:ILE:HG12	2.45	0.47
1:E:316:GLU:HG2	1:E:317:ILE:N	2.29	0.47
1:F:78:ASN:ND2	1:F:80:ASP:OD1	2.48	0.47
1:F:185:LEU:HD12	1:F:257:CYS:O	2.14	0.47
1:F:198:TYR:HD1	1:F:200:PHE:CZ	2.32	0.47
1:F:239:SER:OG	1:F:247:VAL:HG22	2.15	0.47
2:H:332:GLU:C	2:H:334:GLU:N	2.65	0.47
2:L:332:GLU:OE1	2:L:332:GLU:CA	2.63	0.47
2:L:334:GLU:HA	2:L:345:LEU:CD2	2.39	0.47
2:L:334:GLU:CA	2:L:345:LEU:HD22	2.36	0.47
1:A:160:THR:O	1:A:177:ARG:HA	2.15	0.47
1:A:165:ILE:HG22	1:A:166:TYR:N	2.30	0.47
1:A:291:LYS:HD2	1:A:292:ASP:N	2.30	0.47
1:A:360:GLN:O	1:A:363:ASP:HB2	2.15	0.47
1:A:362:TYR:CZ	1:A:367:PRO:HB3	2.49	0.47
1:B:12:ASN:HA	1:B:17:VAL:CA	2.29	0.47
1:B:34:ILE:CG2	1:B:35:VAL:N	2.78	0.47
1:B:50:LYS:HZ2	1:B:51:ASP:CB	2.24	0.47
1:B:114:ALA:C	1:B:118:LYS:HZ2	2.18	0.47
1:B:185:LEU:HD12	1:B:257:CYS:O	2.14	0.47
1:B:316:GLU:HG2	1:B:317:ILE:N	2.29	0.47
1:C:34:ILE:CG2	1:C:35:VAL:N	2.77	0.47
1:C:60:SER:O	1:C:61:LYS:NZ	2.38	0.47
1:C:71:ILE:O	1:C:71:ILE:HG13	2.15	0.47
1:C:262:PHE:HE1	1:C:313:MET:HE1	1.78	0.47
1:C:264:PRO:HG3	1:C:271:SER:O	2.14	0.47
1:C:310:ALA:HB1	1:C:314:GLN:OE1	2.15	0.47
1:C:360:GLN:O	1:C:363:ASP:HB2	2.15	0.47
1:D:137:GLN:HA	1:D:140:LEU:HD12	1.97	0.47
1:D:165:ILE:HG22	1:D:166:TYR:N	2.30	0.47
1:D:195:GLU:HG2	1:E:110:LEU:C	2.35	0.47
1:D:198:TYR:HD1	1:D:200:PHE:CZ	2.33	0.47
1:D:239:SER:OG	1:D:247:VAL:HG22	2.15	0.47
1:D:347:ALA:CA	1:D:356:TRP:HZ2	2.27	0.47

Continued on next page...

Continued from previous page...

Atom-1	Atom-2	Interatomic distance (Å)	Clash overlap (Å)
1:E:239:SER:HB2	1:E:249:THR:OG1	2.15	0.47
1:E:312:ARG:CB	1:E:315:LYS:HZ3	2.28	0.47
1:E:360:GLN:O	1:E:363:ASP:HB2	2.15	0.47
1:E:360:GLN:CD	1:E:361:GLU:H	2.19	0.47
1:F:21:PHE:O	1:F:24:ASP:HB2	2.15	0.47
1:F:82:MET:CE	1:F:86:TRP:NE1	2.75	0.47
1:F:86:TRP:N	1:F:86:TRP:CD1	2.79	0.47
1:F:279:TYR:HD2	1:F:283:MET:CE	2.27	0.47
1:F:294:TYR:CA	1:F:297:ASN:OD1	2.60	0.47
2:I:349:LEU:HD12	2:I:349:LEU:N	2.30	0.47
2:K:332:GLU:OE1	2:K:332:GLU:CA	2.63	0.47
2:L:348:MET:HE1	2:L:349:LEU:HD12	1.96	0.47
1:A:37:ARG:NE	1:A:37:ARG:HA	2.29	0.47
1:A:46:GLY:CA	2:I:334:GLU:OE2	2.63	0.47
1:A:198:TYR:CD1	1:A:200:PHE:CE2	3.03	0.47
1:A:255:PHE:CE2	1:A:256:ARG:CG	2.91	0.47
1:A:260:THR:O	1:A:263:GLN:N	2.40	0.47
1:A:310:ALA:HB1	1:A:314:GLN:OE1	2.15	0.47
1:B:136:ILE:HG22	1:B:138:ALA:HB3	1.96	0.47
1:C:177:ARG:HD3	1:C:179:ASP:N	2.30	0.47
1:C:198:TYR:HD1	1:C:200:PHE:CZ	2.32	0.47
1:C:282:ILE:O	1:C:285:CYS:N	2.46	0.47
1:C:352:PHE:C	1:C:356:TRP:HZ3	2.18	0.47
1:D:305:MET:SD	1:D:306:TYR:HD1	2.38	0.47
1:D:360:GLN:O	1:D:361:GLU:C	2.53	0.47
1:E:21:PHE:O	1:E:24:ASP:HB2	2.15	0.47
1:E:160:THR:O	1:E:177:ARG:HA	2.15	0.47
1:E:198:TYR:HD1	1:E:200:PHE:CZ	2.33	0.47
1:E:297:ASN:O	1:E:329:ILE:CA	2.62	0.47
1:F:37:ARG:N	1:F:66:THR:HG22	2.29	0.47
1:F:160:THR:O	1:F:177:ARG:HA	2.15	0.47
1:F:165:ILE:HG22	1:F:166:TYR:N	2.30	0.47
1:F:352:PHE:C	1:F:356:TRP:HZ3	2.18	0.47
2:K:324:ILE:HG22	2:K:336:ILE:HG21	1.96	0.47
2:L:349:LEU:HD12	2:L:349:LEU:N	2.30	0.47
1:A:78:ASN:ND2	1:A:80:ASP:OD1	2.48	0.47
1:A:122:ILE:CA	1:A:125:GLU:OE1	2.62	0.47
1:A:279:TYR:CA	1:A:282:ILE:HG12	2.45	0.47
1:A:305:MET:SD	1:A:306:TYR:HD1	2.38	0.47
1:A:310:ALA:HA	1:A:313:MET:CB	2.45	0.47
1:A:358:SER:H	1:A:361:GLU:HG2	1.80	0.47

Continued on next page...

Continued from previous page...

Atom-1	Atom-2	Interatomic distance (Å)	Clash overlap (Å)
1:B:37:ARG:CB	1:B:66:THR:HG22	2.45	0.47
1:B:211:ASP:C	1:B:215:LYS:NZ	2.68	0.47
1:B:264:PRO:HB3	1:B:269:MET:HB3	1.88	0.47
1:C:117:GLU:CD	1:C:367:PRO:HB2	2.34	0.47
1:C:310:ALA:HA	1:C:313:MET:CB	2.45	0.47
1:D:187:ASP:HB3	1:D:191:LYS:HZ1	1.80	0.47
1:D:196:ARG:NH2	1:E:112:PRO:CB	2.73	0.47
1:E:78:ASN:ND2	1:E:80:ASP:OD1	2.48	0.47
1:E:99:GLU:HA	1:E:129:VAL:HA	1.96	0.47
1:E:165:ILE:HG22	1:E:166:TYR:N	2.30	0.47
1:E:310:ALA:HB1	1:E:314:GLN:OE1	2.15	0.47
1:F:53:TYR:O	1:F:57:GLU:CG	2.60	0.47
1:F:136:ILE:HG22	1:F:138:ALA:HB3	1.96	0.47
1:F:161:HIS:CE1	1:F:177:ARG:CB	2.96	0.47
1:F:239:SER:HB2	1:F:249:THR:OG1	2.15	0.47
1:F:286:ASP:OD1	1:F:289:ILE:N	2.38	0.47
1:F:305:MET:SD	1:F:306:TYR:HD1	2.38	0.47
1:F:310:ALA:HB1	1:F:314:GLN:OE1	2.15	0.47
2:H:332:GLU:OE1	2:H:332:GLU:CA	2.63	0.47
1:A:294:TYR:CA	1:A:297:ASN:OD1	2.60	0.46
1:A:294:TYR:CB	1:A:327:ILE:HA	2.34	0.46
1:A:297:ASN:O	1:A:329:ILE:CA	2.62	0.46
1:A:352:PHE:C	1:A:356:TRP:HZ3	2.18	0.46
1:A:360:GLN:CD	1:A:361:GLU:H	2.19	0.46
1:B:21:PHE:O	1:B:24:ASP:HB2	2.15	0.46
1:B:196:ARG:HH22	1:C:113:LYS:H	1.62	0.46
1:B:206:ARG:C	1:B:209:VAL:HG22	2.36	0.46
1:B:218:TYR:CZ	1:B:254:ARG:HB3	2.50	0.46
1:B:306:TYR:CB	1:B:309:ILE:HD11	2.40	0.46
1:B:325:MET:SD	1:B:325:MET:N	2.88	0.46
1:B:360:GLN:O	1:B:363:ASP:HB2	2.15	0.46
1:C:35:VAL:H	1:C:68:LYS:N	2.14	0.46
1:C:239:SER:HB2	1:C:249:THR:OG1	2.15	0.46
1:D:111:ASN:CG	1:D:116:ARG:HH11	2.17	0.46
1:D:261:LEU:HD21	1:D:262:PHE:CD2	2.50	0.46
1:D:279:TYR:HD2	1:D:283:MET:CE	2.27	0.46
1:D:279:TYR:CA	1:D:282:ILE:HG12	2.45	0.46
1:D:310:ALA:HB1	1:D:314:GLN:OE1	2.15	0.46
1:D:325:MET:SD	1:D:325:MET:N	2.88	0.46
1:D:336:LYS:H	1:D:336:LYS:HG2	1.42	0.46
1:E:177:ARG:HD3	1:E:179:ASP:N	2.30	0.46

Continued on next page...

Continued from previous page...

Atom-1	Atom-2	Interatomic distance (Å)	Clash overlap (Å)
1:E:239:SER:OG	1:E:247:VAL:HG22	2.15	0.46
1:E:291:LYS:HD2	1:E:292:ASP:N	2.30	0.46
1:E:352:PHE:C	1:E:356:TRP:HZ3	2.18	0.46
1:F:119:MET:HG3	1:F:123:MET:HE2	1.96	0.46
1:F:291:LYS:CE	1:F:292:ASP:OD1	2.62	0.46
1:F:298:VAL:CA	1:F:330:ILE:HB	2.44	0.46
1:F:328:LYS:HD3	1:F:329:ILE:O	2.14	0.46
2:J:324:ILE:HG22	2:J:336:ILE:HG21	1.96	0.46
2:J:332:GLU:OE1	2:J:332:GLU:CA	2.63	0.46
2:J:332:GLU:C	2:J:334:GLU:N	2.65	0.46
1:A:37:ARG:N	1:A:66:THR:HG22	2.29	0.46
1:A:47:MET:O	2:I:334:GLU:OE1	2.32	0.46
1:A:238:LYS:O	1:A:250:ILE:HB	2.15	0.46
1:A:290:ARG:HH21	1:A:325:MET:HE1	1.79	0.46
1:B:99:GLU:CA	1:B:129:VAL:HA	2.44	0.46
1:B:115:ASN:HA	1:B:118:LYS:HZ2	1.79	0.46
1:B:198:TYR:CD1	1:B:200:PHE:CE2	3.03	0.46
1:B:206:ARG:HD3	1:B:206:ARG:N	2.31	0.46
1:B:291:LYS:CE	1:B:292:ASP:OD1	2.62	0.46
1:B:360:GLN:CD	1:B:361:GLU:H	2.19	0.46
1:C:137:GLN:HA	1:C:140:LEU:HD12	1.97	0.46
1:C:198:TYR:CD1	1:C:200:PHE:CE2	3.03	0.46
1:C:328:LYS:HD3	1:C:329:ILE:O	2.14	0.46
1:C:358:SER:HG	1:C:360:GLN:HE21	1.62	0.46
1:D:40:HIS:HE1	1:F:169:TYR:HA	1.80	0.46
1:D:72:GLU:CD	1:D:77:THR:HG1	2.12	0.46
1:D:82:MET:CE	1:D:86:TRP:NE1	2.75	0.46
1:D:197:GLY:CA	1:E:112:PRO:HG3	2.45	0.46
1:D:221:LEU:CA	1:D:315:LYS:HZ1	2.28	0.46
1:D:328:LYS:HD3	1:D:329:ILE:O	2.14	0.46
1:E:35:VAL:H	1:E:68:LYS:N	2.14	0.46
1:E:37:ARG:HA	1:E:37:ARG:NE	2.29	0.46
1:E:137:GLN:HA	1:E:140:LEU:HD12	1.97	0.46
1:E:261:LEU:HD21	1:E:262:PHE:CD2	2.50	0.46
1:E:297:ASN:HB2	1:E:329:ILE:N	2.31	0.46
1:E:358:SER:H	1:E:361:GLU:HG2	1.80	0.46
1:F:7:ALA:HA	1:F:102:PRO:CD	2.44	0.46
1:F:177:ARG:HD3	1:F:179:ASP:N	2.30	0.46
1:A:34:ILE:CG2	1:A:35:VAL:N	2.78	0.46
1:A:35:VAL:H	1:A:68:LYS:N	2.14	0.46
1:A:233:SER:O	1:A:237:GLU:CG	2.63	0.46

Continued on next page...

Continued from previous page...

Atom-1	Atom-2	Interatomic distance (Å)	Clash overlap (Å)
1:A:297:ASN:HB2	1:A:329:ILE:N	2.31	0.46
1:A:316:GLU:HG2	1:A:317:ILE:N	2.29	0.46
1:B:42:GLY:O	1:B:44:MET:HE2	2.16	0.46
1:B:124:PHE:CD1	1:B:359:LYS:NZ	2.82	0.46
1:B:143:TYR:CE2	2:H:346:ARG:HA	2.50	0.46
1:B:279:TYR:HD2	1:B:283:MET:CE	2.27	0.46
1:B:305:MET:SD	1:B:306:TYR:HD1	2.38	0.46
1:B:360:GLN:O	1:B:361:GLU:C	2.53	0.46
1:C:78:ASN:ND2	1:C:80:ASP:OD1	2.48	0.46
1:C:149:THR:HG23	1:C:166:TYR:HD1	1.81	0.46
1:C:189:LEU:O	1:C:192:ILE:HG13	2.15	0.46
1:C:194:THR:CG2	1:C:198:TYR:O	2.63	0.46
1:C:197:GLY:CA	1:D:112:PRO:HG3	2.45	0.46
1:C:233:SER:O	1:C:237:GLU:CG	2.63	0.46
1:C:255:PHE:CE2	1:C:256:ARG:CG	2.91	0.46
1:D:161:HIS:CE1	1:D:177:ARG:CB	2.96	0.46
1:D:198:TYR:CD1	1:D:200:PHE:CE2	3.03	0.46
1:D:206:ARG:C	1:D:209:VAL:HG22	2.36	0.46
1:D:207:GLU:HA	1:D:207:GLU:OE1	2.15	0.46
1:D:352:PHE:C	1:D:356:TRP:HZ3	2.18	0.46
1:E:360:GLN:O	1:E:361:GLU:C	2.53	0.46
1:F:71:ILE:O	1:F:71:ILE:HG13	2.15	0.46
1:F:198:TYR:CD1	1:F:200:PHE:CE2	3.03	0.46
1:F:218:TYR:CE1	1:F:254:ARG:HB3	2.50	0.46
1:F:291:LYS:HD2	1:F:292:ASP:N	2.30	0.46
1:F:297:ASN:HB2	1:F:329:ILE:N	2.31	0.46
1:F:358:SER:H	1:F:361:GLU:HG2	1.80	0.46
1:A:7:ALA:HA	1:A:102:PRO:O	2.16	0.46
1:A:21:PHE:O	1:A:24:ASP:HB2	2.15	0.46
1:A:40:HIS:HE2	1:C:169:TYR:HB3	1.81	0.46
1:A:61:LYS:HA	1:A:61:LYS:NZ	2.29	0.46
1:A:64:ILE:HG23	1:A:65:LEU:N	2.30	0.46
1:A:114:ALA:C	1:A:118:LYS:HZ2	2.19	0.46
1:A:207:GLU:O	1:A:210:ARG:CG	2.62	0.46
1:A:328:LYS:HD3	1:A:329:ILE:O	2.14	0.46
1:B:64:ILE:HG23	1:B:65:LEU:N	2.30	0.46
1:B:197:GLY:CA	1:C:112:PRO:HG3	2.45	0.46
1:B:280:ASN:O	1:B:283:MET:CG	2.62	0.46
1:B:297:ASN:HB2	1:B:329:ILE:N	2.31	0.46
1:C:7:ALA:HA	1:C:102:PRO:O	2.16	0.46
1:C:64:ILE:HG23	1:C:65:LEU:N	2.30	0.46

Continued on next page...

Continued from previous page...

Atom-1	Atom-2	Interatomic distance (Å)	Clash overlap (Å)
1:C:297:ASN:HB2	1:C:329:ILE:N	2.31	0.46
1:D:116:ARG:HA	1:D:119:MET:HE3	1.95	0.46
1:D:189:LEU:O	1:D:192:ILE:HG13	2.15	0.46
1:D:211:ASP:C	1:D:215:LYS:NZ	2.68	0.46
1:D:218:TYR:CZ	1:D:254:ARG:HB3	2.51	0.46
1:D:239:SER:HB2	1:D:249:THR:OG1	2.15	0.46
1:D:297:ASN:HB2	1:D:329:ILE:N	2.31	0.46
1:D:310:ALA:HA	1:D:313:MET:CB	2.45	0.46
1:E:9:VAL:HG11	1:E:340:TRP:CE2	2.50	0.46
1:E:34:ILE:CG2	1:E:35:VAL:N	2.77	0.46
1:E:37:ARG:N	1:E:66:THR:HG22	2.29	0.46
1:E:198:TYR:CD1	1:E:200:PHE:CE2	3.03	0.46
1:E:233:SER:O	1:E:237:GLU:CG	2.63	0.46
1:E:328:LYS:HD3	1:E:329:ILE:O	2.14	0.46
1:E:347:ALA:CA	1:E:356:TRP:HZ2	2.27	0.46
1:F:64:ILE:HG23	1:F:65:LEU:N	2.30	0.46
1:F:207:GLU:HA	1:F:207:GLU:OE1	2.15	0.46
1:F:218:TYR:CZ	1:F:254:ARG:HB3	2.51	0.46
1:F:279:TYR:CA	1:F:282:ILE:HG12	2.45	0.46
1:F:280:ASN:O	1:F:283:MET:CG	2.62	0.46
1:F:325:MET:SD	1:F:325:MET:N	2.88	0.46
1:F:360:GLN:O	1:F:361:GLU:C	2.53	0.46
1:A:177:ARG:HD3	1:A:179:ASP:N	2.30	0.46
1:B:39:ARG:NH1	1:B:63:GLY:O	2.47	0.46
1:B:189:LEU:O	1:B:192:ILE:HG13	2.15	0.46
1:B:218:TYR:CE1	1:B:254:ARG:HB3	2.50	0.46
1:D:233:SER:O	1:D:237:GLU:CG	2.63	0.46
1:E:71:ILE:HA	1:E:76:ILE:CA	2.46	0.46
1:E:193:LEU:HG	1:E:198:TYR:CG	2.51	0.46
1:E:211:ASP:O	1:E:215:LYS:HG2	2.15	0.46
1:E:218:TYR:CZ	1:E:254:ARG:HB3	2.51	0.46
1:F:188:TYR:CE2	1:F:192:ILE:CG2	2.99	0.46
1:F:189:LEU:O	1:F:192:ILE:HG13	2.15	0.46
1:F:262:PHE:CE1	1:F:313:MET:HE1	2.51	0.46
1:F:347:ALA:CA	1:F:356:TRP:HZ2	2.27	0.46
2:G:332:GLU:O	2:G:335:ARG:N	2.49	0.46
2:J:332:GLU:O	2:J:335:ARG:N	2.49	0.46
2:J:349:LEU:N	2:J:349:LEU:HD12	2.30	0.46
1:A:149:THR:HG23	1:A:166:TYR:HD1	1.81	0.46
1:A:193:LEU:HD23	1:A:200:PHE:CD2	2.51	0.46
1:A:207:GLU:HA	1:A:207:GLU:OE1	2.15	0.46

Continued on next page...

Continued from previous page...

Atom-1	Atom-2	Interatomic distance (Å)	Clash overlap (Å)
1:A:211:ASP:O	1:A:215:LYS:HG2	2.15	0.46
1:A:218:TYR:CE1	1:A:254:ARG:CD	2.90	0.46
1:A:312:ARG:CA	1:A:315:LYS:HZ2	2.28	0.46
1:A:322:PRO:CG	1:A:325:MET:HE1	2.44	0.46
1:B:9:VAL:O	1:B:19:ALA:HB1	2.15	0.46
1:B:27:PRO:CG	1:B:337:TYR:HD1	2.29	0.46
1:B:61:LYS:HA	1:B:61:LYS:NZ	2.29	0.46
1:B:188:TYR:CE2	1:B:192:ILE:CG2	2.99	0.46
1:B:291:LYS:HD2	1:B:292:ASP:N	2.30	0.46
1:C:7:ALA:HA	1:C:102:PRO:CD	2.44	0.46
1:C:12:ASN:O	1:C:13:GLY:C	2.54	0.46
1:C:37:ARG:N	1:C:66:THR:HG22	2.29	0.46
1:C:49:GLN:CB	1:E:169:TYR:OH	2.58	0.46
1:C:61:LYS:N	1:C:61:LYS:HE2	2.31	0.46
1:C:187:ASP:CB	1:C:191:LYS:HZ3	2.28	0.46
1:C:218:TYR:CZ	1:C:254:ARG:HB3	2.50	0.46
1:C:305:MET:SD	1:C:306:TYR:HD1	2.38	0.46
1:D:42:GLY:HA3	1:D:44:MET:HE2	1.98	0.46
1:D:213:LYS:HB2	1:D:306:TYR:OH	2.16	0.46
1:D:360:GLN:O	1:D:363:ASP:HB2	2.15	0.46
1:E:7:ALA:HA	1:E:102:PRO:O	2.16	0.46
1:F:17:VAL:HG11	1:F:82:MET:CE	2.34	0.46
1:F:111:ASN:CG	1:F:116:ARG:HH11	2.17	0.46
1:F:121:GLN:CG	1:F:122:ILE:N	2.74	0.46
1:F:352:PHE:O	1:F:355:MET:HG2	2.16	0.46
1:A:7:ALA:HA	1:A:102:PRO:CD	2.44	0.46
1:A:50:LYS:CB	1:A:53:TYR:CD2	2.99	0.46
1:A:60:SER:O	1:A:61:LYS:NZ	2.38	0.46
1:A:61:LYS:N	1:A:61:LYS:HE2	2.31	0.46
1:A:239:SER:HB2	1:A:249:THR:OG1	2.15	0.46
1:B:82:MET:CE	1:B:86:TRP:NE1	2.75	0.46
1:B:146:GLY:O	2:H:338:PHE:CZ	2.69	0.46
1:B:238:LYS:O	1:B:250:ILE:HB	2.15	0.46
1:C:9:VAL:HG11	1:C:340:TRP:CE2	2.50	0.46
1:C:40:HIS:HE2	1:E:169:TYR:HB3	1.81	0.46
1:C:50:LYS:CB	1:C:53:TYR:CD2	2.99	0.46
1:C:213:LYS:HB2	1:C:306:TYR:OH	2.16	0.46
1:C:347:ALA:CA	1:C:356:TRP:HZ2	2.27	0.46
1:C:352:PHE:O	1:C:355:MET:HG2	2.16	0.46
1:D:37:ARG:N	1:D:66:THR:HG22	2.29	0.46
1:D:146:GLY:O	2:J:338:PHE:CZ	2.69	0.46

Continued on next page...

Continued from previous page...

Atom-1	Atom-2	Interatomic distance (Å)	Clash overlap (Å)
1:D:160:THR:O	1:D:177:ARG:HA	2.15	0.46
1:D:180:LEU:CD1	1:D:184:ASP:HB2	2.43	0.46
1:E:27:PRO:CG	1:E:337:TYR:HD1	2.29	0.46
1:E:37:ARG:CB	1:E:66:THR:HG22	2.45	0.46
1:E:322:PRO:CG	1:E:325:MET:HE1	2.44	0.46
1:F:35:VAL:H	1:F:68:LYS:N	2.14	0.46
1:F:216:LEU:O	1:F:254:ARG:HG2	2.15	0.46
2:G:349:LEU:N	2:G:349:LEU:HD12	2.30	0.46
1:A:71:ILE:HA	1:A:76:ILE:CA	2.46	0.46
1:A:129:VAL:N	1:A:359:LYS:NZ	2.64	0.46
1:A:213:LYS:HB2	1:A:306:TYR:OH	2.16	0.46
1:A:218:TYR:CZ	1:A:254:ARG:HB3	2.51	0.46
1:A:261:LEU:HD21	1:A:262:PHE:CD2	2.50	0.46
1:A:352:PHE:O	1:A:355:MET:HG2	2.16	0.46
1:B:22:ALA:C	1:B:348:SER:OG	2.54	0.46
1:B:37:ARG:N	1:B:66:THR:HG22	2.29	0.46
1:B:233:SER:O	1:B:237:GLU:CG	2.63	0.46
1:C:22:ALA:C	1:C:348:SER:OG	2.54	0.46
1:C:37:ARG:NE	1:C:37:ARG:HA	2.29	0.46
1:C:53:TYR:O	1:C:57:GLU:CG	2.60	0.46
1:C:71:ILE:HA	1:C:76:ILE:CA	2.46	0.46
1:C:193:LEU:O	1:C:198:TYR:CD2	2.69	0.46
1:C:207:GLU:O	1:C:210:ARG:CG	2.62	0.46
1:C:360:GLN:CD	1:C:361:GLU:H	2.19	0.46
1:D:58:ALA:O	1:D:61:LYS:CA	2.64	0.46
1:D:189:LEU:HD12	1:D:192:ILE:CD1	2.36	0.46
1:D:206:ARG:HD3	1:D:206:ARG:N	2.31	0.46
1:D:291:LYS:HD2	1:D:292:ASP:N	2.30	0.46
1:E:22:ALA:C	1:E:348:SER:OG	2.54	0.46
1:E:310:ALA:HA	1:E:313:MET:CB	2.45	0.46
1:F:206:ARG:C	1:F:209:VAL:HG22	2.36	0.46
1:F:233:SER:O	1:F:237:GLU:CG	2.63	0.46
1:F:294:TYR:CB	1:F:327:ILE:HA	2.34	0.46
1:F:357:ILE:CG2	1:F:361:GLU:OE2	2.63	0.46
1:A:22:ALA:C	1:A:348:SER:OG	2.54	0.46
1:A:188:TYR:CE2	1:A:192:ILE:CG2	2.99	0.46
1:A:216:LEU:O	1:A:254:ARG:HG2	2.15	0.46
1:B:40:HIS:HE1	1:D:169:TYR:HA	1.80	0.46
1:B:149:THR:HG23	1:B:166:TYR:HD1	1.81	0.46
1:B:161:HIS:CE1	1:B:177:ARG:CB	2.96	0.46
1:B:358:SER:H	1:B:361:GLU:HG2	1.80	0.46

Continued on next page...

Continued from previous page...

Atom-1	Atom-2	Interatomic distance (Å)	Clash overlap (Å)
1:C:104:LEU:CA	1:C:133:TYR:O	2.64	0.46
1:C:129:VAL:N	1:C:359:LYS:NZ	2.64	0.46
1:C:207:GLU:HA	1:C:207:GLU:OE1	2.15	0.46
1:D:136:ILE:HG22	1:D:138:ALA:HB3	1.96	0.46
1:D:218:TYR:CE1	1:D:254:ARG:HB3	2.50	0.46
1:D:358:SER:H	1:D:361:GLU:HG2	1.80	0.46
1:E:5:THR:HG21	1:E:102:PRO:CG	2.46	0.46
1:E:37:ARG:NH2	1:E:52:SER:HB2	2.31	0.46
1:E:64:ILE:HG23	1:E:65:LEU:N	2.30	0.46
1:E:161:HIS:CE1	1:E:177:ARG:CB	2.96	0.46
1:E:193:LEU:HD23	1:E:200:PHE:HD2	1.81	0.46
1:E:238:LYS:O	1:E:250:ILE:HB	2.15	0.46
1:E:352:PHE:O	1:E:355:MET:HG2	2.16	0.46
1:F:58:ALA:O	1:F:61:LYS:CA	2.64	0.46
1:F:193:LEU:HD23	1:F:200:PHE:HD2	1.81	0.46
1:F:213:LYS:HB2	1:F:306:TYR:OH	2.16	0.46
1:F:261:LEU:HD21	1:F:262:PHE:CD2	2.50	0.46
2:H:332:GLU:O	2:H:335:ARG:N	2.49	0.46
2:K:345:LEU:O	2:K:349:LEU:HD13	2.16	0.46
1:A:13:GLY:HA3	1:A:18:LYS:HZ1	1.81	0.46
1:A:104:LEU:CA	1:A:133:TYR:O	2.64	0.46
1:A:115:ASN:O	1:A:119:MET:HE2	2.16	0.46
1:A:141:SER:HA	1:A:144:ALA:CB	2.40	0.46
1:A:221:LEU:HD11	1:A:311:ASP:HB2	1.91	0.46
1:A:328:LYS:O	1:A:330:ILE:HD12	2.16	0.46
1:B:37:ARG:NH2	1:B:52:SER:HB2	2.31	0.46
1:B:47:MET:O	2:J:334:GLU:OE1	2.33	0.46
1:B:149:THR:HG23	1:B:166:TYR:CD1	2.51	0.46
1:B:156:GLY:CA	1:B:301:GLY:CA	2.87	0.46
1:B:177:ARG:HD3	1:B:179:ASP:N	2.30	0.46
1:B:194:THR:CG2	1:B:198:TYR:O	2.63	0.46
1:B:207:GLU:HA	1:B:207:GLU:OE1	2.15	0.46
1:B:352:PHE:C	1:B:356:TRP:HZ3	2.18	0.46
1:C:12:ASN:HA	1:C:17:VAL:CA	2.29	0.46
1:C:114:ALA:C	1:C:118:LYS:HZ2	2.20	0.46
1:C:193:LEU:HD23	1:C:200:PHE:CD2	2.51	0.46
1:C:193:LEU:HG	1:C:198:TYR:CG	2.51	0.46
1:D:27:PRO:CG	1:D:337:TYR:HD1	2.29	0.46
1:D:216:LEU:O	1:D:254:ARG:HG2	2.15	0.46
1:D:352:PHE:O	1:D:355:MET:HG2	2.16	0.46
1:D:360:GLN:CD	1:D:361:GLU:H	2.19	0.46

Continued on next page...

Continued from previous page...

Atom-1	Atom-2	Interatomic distance (Å)	Clash overlap (Å)
1:E:121:GLN:CG	1:E:122:ILE:N	2.74	0.46
1:E:149:THR:HG23	1:E:166:TYR:HD1	1.81	0.46
1:E:197:GLY:CA	1:F:112:PRO:HG3	2.45	0.46
1:E:206:ARG:HD3	1:E:206:ARG:N	2.31	0.46
1:F:22:ALA:HA	1:F:348:SER:HG	1.81	0.46
1:F:149:THR:HG23	1:F:166:TYR:HD1	1.81	0.46
1:F:206:ARG:HD3	1:F:206:ARG:N	2.31	0.46
1:F:221:LEU:HD11	1:F:311:ASP:HB2	1.91	0.46
2:G:345:LEU:O	2:G:349:LEU:HD13	2.16	0.46
2:I:345:LEU:O	2:I:349:LEU:HD13	2.16	0.46
2:L:345:LEU:O	2:L:349:LEU:HD13	2.16	0.46
1:A:124:PHE:CD1	1:A:359:LYS:HD2	2.52	0.45
1:A:206:ARG:C	1:A:209:VAL:HG22	2.36	0.45
1:A:327:ILE:HG13	1:A:328:LYS:N	2.32	0.45
1:A:347:ALA:CA	1:A:356:TRP:HZ2	2.27	0.45
1:B:5:THR:HG21	1:B:102:PRO:CG	2.46	0.45
1:B:17:VAL:CG1	1:B:82:MET:HE1	2.30	0.45
1:B:42:GLY:HA3	1:B:44:MET:HE2	1.98	0.45
1:B:195:GLU:HG2	1:C:110:LEU:C	2.35	0.45
1:B:213:LYS:CG	1:B:214:GLU:N	2.79	0.45
1:B:216:LEU:O	1:B:254:ARG:HG2	2.15	0.45
1:B:294:TYR:CB	1:B:327:ILE:HA	2.34	0.45
1:B:352:PHE:O	1:B:355:MET:HG2	2.16	0.45
1:C:8:LEU:HD21	1:C:101:HIS:HB3	1.98	0.45
1:C:37:ARG:CB	1:C:66:THR:HG22	2.45	0.45
1:C:206:ARG:N	1:C:206:ARG:HD3	2.31	0.45
1:C:210:ARG:HB2	1:C:213:LYS:HE2	1.98	0.45
1:C:216:LEU:O	1:C:254:ARG:HG2	2.15	0.45
1:D:7:ALA:HA	1:D:102:PRO:CD	2.44	0.45
1:D:7:ALA:HA	1:D:102:PRO:O	2.16	0.45
1:D:47:MET:O	2:L:334:GLU:OE1	2.32	0.45
1:D:149:THR:HG23	1:D:166:TYR:CD1	2.51	0.45
1:D:177:ARG:HD3	1:D:179:ASP:N	2.30	0.45
1:E:89:THR:CA	1:E:93:GLU:OE2	2.52	0.45
1:E:193:LEU:O	1:E:198:TYR:CD2	2.69	0.45
1:E:207:GLU:O	1:E:210:ARG:CG	2.62	0.45
1:E:240:TYR:H	1:E:250:ILE:CD1	2.29	0.45
1:E:308:GLY:O	1:E:309:ILE:C	2.55	0.45
1:E:328:LYS:O	1:E:330:ILE:HD12	2.16	0.45
1:F:9:VAL:HG11	1:F:340:TRP:CE2	2.50	0.45
1:F:50:LYS:CB	1:F:53:TYR:CD2	2.99	0.45

Continued on next page...

Continued from previous page...

Atom-1	Atom-2	Interatomic distance (Å)	Clash overlap (Å)
1:F:149:THR:HA	1:F:166:TYR:N	2.31	0.45
1:F:360:GLN:O	1:F:363:ASP:HB2	2.15	0.45
1:F:360:GLN:CD	1:F:361:GLU:H	2.19	0.45
2:H:345:LEU:O	2:H:349:LEU:HD13	2.16	0.45
1:A:9:VAL:HG11	1:A:340:TRP:CE2	2.50	0.45
1:A:37:ARG:NH2	1:A:52:SER:HB2	2.31	0.45
1:A:56:ASP:CA	1:A:59:GLN:HE22	2.30	0.45
1:A:82:MET:CE	1:A:85:ILE:HG21	2.47	0.45
1:A:107:GLU:C	1:A:137:GLN:HG3	2.37	0.45
1:A:189:LEU:HD12	1:A:192:ILE:CD1	2.36	0.45
1:A:196:ARG:HH22	1:B:113:LYS:H	1.62	0.45
1:A:262:PHE:HE1	1:A:313:MET:HE1	1.80	0.45
1:A:308:GLY:O	1:A:309:ILE:C	2.55	0.45
1:B:9:VAL:HG11	1:B:340:TRP:CE2	2.50	0.45
1:B:11:ASP:OD2	1:B:340:TRP:CD1	2.70	0.45
1:B:46:GLY:HA3	2:J:334:GLU:CD	2.36	0.45
1:B:50:LYS:CB	1:B:53:TYR:CD2	2.99	0.45
1:B:71:ILE:HA	1:B:76:ILE:CA	2.46	0.45
1:B:87:HIS:O	1:B:91:TYR:CD2	2.64	0.45
1:B:110:LEU:HD12	1:B:110:LEU:N	2.32	0.45
1:B:116:ARG:C	1:B:119:MET:HG2	2.37	0.45
1:B:240:TYR:H	1:B:250:ILE:CD1	2.29	0.45
1:B:279:TYR:CA	1:B:282:ILE:HG12	2.45	0.45
1:C:13:GLY:HA3	1:C:18:LYS:HZ3	1.79	0.45
1:C:124:PHE:CD1	1:C:359:LYS:HD2	2.52	0.45
1:C:193:LEU:HD23	1:C:200:PHE:HD2	1.81	0.45
1:C:240:TYR:H	1:C:250:ILE:CD1	2.29	0.45
1:C:328:LYS:O	1:C:330:ILE:HD12	2.16	0.45
1:D:23:GLY:N	2:J:357:ARG:CD	2.78	0.45
1:D:35:VAL:H	1:D:68:LYS:N	2.14	0.45
1:D:116:ARG:C	1:D:119:MET:HG2	2.37	0.45
1:D:294:TYR:CB	1:D:327:ILE:HA	2.34	0.45
1:D:297:ASN:O	1:D:329:ILE:CA	2.62	0.45
1:E:110:LEU:HD12	1:E:110:LEU:N	2.32	0.45
1:E:124:PHE:CD1	1:E:359:LYS:HD2	2.52	0.45
1:E:124:PHE:CD1	1:E:359:LYS:NZ	2.82	0.45
1:E:194:THR:CG2	1:E:198:TYR:O	2.63	0.45
1:F:16:LEU:C	1:F:18:LYS:HZ3	2.13	0.45
1:F:98:PRO:CA	1:F:129:VAL:HG12	2.46	0.45
1:F:107:GLU:C	1:F:137:GLN:HG3	2.37	0.45
1:F:149:THR:HG23	1:F:166:TYR:CD1	2.51	0.45

Continued on next page...

Continued from previous page...

Atom-1	Atom-2	Interatomic distance (Å)	Clash overlap (Å)
1:F:294:TYR:O	1:F:328:LYS:CA	2.64	0.45
2:K:324:ILE:HG22	2:K:336:ILE:HD13	1.98	0.45
1:A:11:ASP:OD2	1:A:340:TRP:CD1	2.70	0.45
1:A:42:GLY:HA3	1:A:44:MET:HE2	1.98	0.45
1:A:105:LEU:CG	1:A:134:VAL:HG12	2.47	0.45
1:A:240:TYR:H	1:A:250:ILE:CD1	2.29	0.45
1:A:360:GLN:O	1:A:361:GLU:C	2.53	0.45
1:B:7:ALA:HA	1:B:102:PRO:O	2.16	0.45
1:B:37:ARG:O	1:B:65:LEU:HA	2.17	0.45
1:B:56:ASP:CA	1:B:59:GLN:HE22	2.30	0.45
1:B:193:LEU:HD23	1:B:200:PHE:HD2	1.81	0.45
1:B:261:LEU:HD21	1:B:262:PHE:CD2	2.50	0.45
1:B:328:LYS:O	1:B:330:ILE:HD12	2.16	0.45
1:B:345:ILE:HA	2:H:353:LYS:NZ	2.11	0.45
1:B:357:ILE:CG2	1:B:361:GLU:OE2	2.63	0.45
1:C:5:THR:HG21	1:C:102:PRO:CG	2.46	0.45
1:C:37:ARG:NH2	1:C:52:SER:HB2	2.31	0.45
1:C:38:PRO:HD3	1:C:65:LEU:HD11	1.97	0.45
1:C:42:GLY:HA3	1:C:44:MET:HE2	1.97	0.45
1:C:98:PRO:CA	1:C:129:VAL:HG12	2.46	0.45
1:C:161:HIS:CE1	1:C:177:ARG:CB	2.96	0.45
1:C:196:ARG:HH22	1:D:113:LYS:H	1.62	0.45
1:C:221:LEU:CA	1:C:315:LYS:HZ1	2.29	0.45
1:D:37:ARG:O	1:D:65:LEU:HA	2.17	0.45
1:D:82:MET:CE	1:D:85:ILE:HG21	2.47	0.45
1:D:312:ARG:HA	1:D:315:LYS:NZ	2.28	0.45
1:E:37:ARG:O	1:E:65:LEU:HA	2.17	0.45
1:E:38:PRO:HD3	1:E:65:LEU:HD11	1.97	0.45
1:E:94:LEU:CB	1:E:96:VAL:HG12	2.34	0.45
1:E:129:VAL:N	1:E:359:LYS:NZ	2.64	0.45
1:E:188:TYR:CE2	1:E:192:ILE:CG2	2.99	0.45
1:E:206:ARG:C	1:E:209:VAL:HG22	2.36	0.45
1:E:210:ARG:HB2	1:E:213:LYS:HE2	1.98	0.45
1:E:255:PHE:CE2	1:E:256:ARG:CG	2.91	0.45
1:E:305:MET:SD	1:E:306:TYR:HD1	2.38	0.45
1:F:129:VAL:N	1:F:359:LYS:NZ	2.64	0.45
1:F:345:ILE:HA	2:L:353:LYS:NZ	2.12	0.45
2:L:332:GLU:O	2:L:335:ARG:N	2.49	0.45
1:A:13:GLY:HA3	1:A:18:LYS:HZ3	1.81	0.45
1:A:13:GLY:CA	1:A:16:LEU:O	2.65	0.45
1:A:27:PRO:CG	1:A:337:TYR:HD1	2.29	0.45

Continued on next page...

Continued from previous page...

Atom-1	Atom-2	Interatomic distance (Å)	Clash overlap (Å)
1:A:38:PRO:HD3	1:A:65:LEU:HD11	1.97	0.45
1:A:183:ARG:O	1:A:187:ASP:OD1	2.34	0.45
1:A:206:ARG:HD3	1:A:206:ARG:N	2.31	0.45
1:A:210:ARG:HB2	1:A:213:LYS:HE2	1.98	0.45
1:B:16:LEU:C	1:B:18:LYS:HZ3	2.14	0.45
1:C:44:MET:HE1	1:E:169:TYR:CG	2.50	0.45
1:C:56:ASP:CA	1:C:59:GLN:HE22	2.30	0.45
1:C:110:LEU:HD12	1:C:110:LEU:N	2.32	0.45
1:C:213:LYS:CG	1:C:214:GLU:N	2.79	0.45
1:C:261:LEU:HD21	1:C:262:PHE:CD2	2.50	0.45
1:D:8:LEU:HD21	1:D:101:HIS:HB3	1.98	0.45
1:D:11:ASP:OD2	1:D:340:TRP:CD1	2.70	0.45
1:D:107:GLU:C	1:D:137:GLN:HG3	2.37	0.45
1:D:149:THR:HA	1:D:166:TYR:N	2.31	0.45
1:D:188:TYR:CE2	1:D:192:ILE:CG2	2.99	0.45
1:D:193:LEU:HD23	1:D:200:PHE:HD2	1.81	0.45
1:D:210:ARG:HB2	1:D:213:LYS:HE2	1.98	0.45
1:E:15:GLY:O	1:E:33:SER:OG	2.32	0.45
1:E:39:ARG:NH1	1:E:63:GLY:O	2.47	0.45
1:E:82:MET:HG3	1:E:86:TRP:HE1	1.80	0.45
1:E:216:LEU:O	1:E:254:ARG:HG2	2.16	0.45
1:E:262:PHE:HE1	1:E:313:MET:HE1	1.80	0.45
1:F:7:ALA:HA	1:F:102:PRO:O	2.16	0.45
1:F:27:PRO:CG	1:F:337:TYR:HD1	2.29	0.45
1:F:193:LEU:HG	1:F:198:TYR:CG	2.51	0.45
2:I:324:ILE:HG22	2:I:336:ILE:HD13	1.98	0.45
2:I:332:GLU:O	2:I:335:ARG:N	2.49	0.45
2:L:324:ILE:HG22	2:L:336:ILE:HD13	1.98	0.45
1:A:98:PRO:CA	1:A:129:VAL:HG12	2.46	0.45
1:A:110:LEU:HD12	1:A:110:LEU:N	2.32	0.45
1:A:121:GLN:CB	1:A:362:TYR:CZ	2.99	0.45
1:B:105:LEU:CG	1:B:134:VAL:HG12	2.47	0.45
1:B:258:PRO:O	1:B:261:LEU:CD2	2.65	0.45
1:B:297:ASN:N	1:B:330:ILE:CD1	2.80	0.45
1:C:27:PRO:CG	1:C:337:TYR:HD1	2.29	0.45
1:C:37:ARG:O	1:C:65:LEU:HA	2.16	0.45
1:C:107:GLU:C	1:C:137:GLN:HG3	2.37	0.45
1:C:336:LYS:H	1:C:336:LYS:HG2	1.42	0.45
1:C:358:SER:H	1:C:361:GLU:HG2	1.80	0.45
1:D:37:ARG:NH2	1:D:52:SER:HB2	2.31	0.45
1:D:39:ARG:NH1	1:D:63:GLY:O	2.47	0.45

Continued on next page...

Continued from previous page...

Atom-1	Atom-2	Interatomic distance (Å)	Clash overlap (Å)
1:D:61:LYS:N	1:D:61:LYS:HE2	2.31	0.45
1:D:82:MET:HE3	1:D:86:TRP:CD1	2.52	0.45
1:D:98:PRO:CA	1:D:129:VAL:HG12	2.46	0.45
1:D:193:LEU:HD23	1:D:200:PHE:CD2	2.51	0.45
1:D:193:LEU:HG	1:D:198:TYR:CG	2.51	0.45
1:D:328:LYS:O	1:D:330:ILE:HD12	2.16	0.45
1:E:11:ASP:OD2	1:E:340:TRP:CD1	2.70	0.45
1:E:13:GLY:CA	1:E:16:LEU:O	2.65	0.45
1:E:50:LYS:CB	1:E:53:TYR:CD2	2.99	0.45
1:E:221:LEU:HD21	1:E:311:ASP:CB	2.47	0.45
1:E:253:GLU:CA	1:E:256:ARG:NH1	2.78	0.45
1:F:37:ARG:NH2	1:F:52:SER:HB2	2.31	0.45
1:F:39:ARG:NH1	1:F:63:GLY:O	2.47	0.45
1:F:56:ASP:CA	1:F:59:GLN:HE22	2.30	0.45
1:F:193:LEU:HD23	1:F:200:PHE:CD2	2.51	0.45
1:F:327:ILE:HG13	1:F:328:LYS:N	2.32	0.45
2:G:324:ILE:HG22	2:G:336:ILE:HD13	1.98	0.45
2:L:333:TYR:HB3	2:L:345:LEU:HD11	1.99	0.45
1:A:8:LEU:HD21	1:A:101:HIS:HB3	1.98	0.45
1:A:37:ARG:CB	1:A:66:THR:HG22	2.45	0.45
1:A:193:LEU:HD23	1:A:200:PHE:HD2	1.81	0.45
1:A:195:GLU:HG2	1:B:110:LEU:C	2.35	0.45
1:B:46:GLY:H	1:D:352:PHE:HZ	1.64	0.45
1:B:69:TYR:O	1:B:72:GLU:OE2	2.35	0.45
1:B:115:ASN:O	1:B:119:MET:HE2	2.15	0.45
1:B:213:LYS:HB2	1:B:306:TYR:OH	2.16	0.45
1:B:310:ALA:HA	1:B:313:MET:CB	2.44	0.45
1:C:13:GLY:CA	1:C:16:LEU:O	2.65	0.45
1:C:82:MET:CE	1:C:85:ILE:HG21	2.47	0.45
1:C:142:LEU:CD1	1:C:165:ILE:HD11	2.43	0.45
1:C:178:LEU:HG	1:C:180:LEU:H	1.82	0.45
1:C:191:LYS:N	1:C:191:LYS:CD	2.79	0.45
1:C:221:LEU:HD12	1:C:315:LYS:NZ	2.32	0.45
1:D:35:VAL:HB	1:D:68:LYS:CB	2.24	0.45
1:D:50:LYS:CB	1:D:53:TYR:CD2	2.99	0.45
1:D:56:ASP:CA	1:D:59:GLN:HE22	2.30	0.45
1:D:156:GLY:CA	1:D:301:GLY:CA	2.87	0.45
1:D:221:LEU:HD12	1:D:315:LYS:NZ	2.32	0.45
1:D:240:TYR:H	1:D:250:ILE:CD1	2.29	0.45
1:D:262:PHE:CE1	1:D:313:MET:HE1	2.52	0.45
1:D:279:TYR:O	1:D:283:MET:HE2	2.17	0.45

Continued on next page...

Continued from previous page...

Atom-1	Atom-2	Interatomic distance (Å)	Clash overlap (Å)
1:E:69:TYR:O	1:E:72:GLU:OE2	2.35	0.45
1:E:105:LEU:CG	1:E:134:VAL:HG12	2.47	0.45
1:E:327:ILE:HG13	1:E:328:LYS:N	2.32	0.45
1:F:47:MET:CG	1:F:48:GLY:H	2.11	0.45
1:F:50:LYS:HB2	1:F:53:TYR:CD2	2.51	0.45
1:F:82:MET:HE3	1:F:86:TRP:CD1	2.52	0.45
1:F:114:ALA:C	1:F:118:LYS:HZ2	2.20	0.45
1:F:116:ARG:C	1:F:119:MET:HG2	2.37	0.45
1:F:219:VAL:HA	1:F:255:PHE:CB	2.45	0.45
1:F:310:ALA:HA	1:F:313:MET:CB	2.45	0.45
2:K:332:GLU:O	2:K:335:ARG:N	2.49	0.45
1:A:37:ARG:CZ	1:A:51:ASP:OD2	2.65	0.45
1:A:41:GLN:O	1:A:41:GLN:HG3	2.17	0.45
1:A:53:TYR:O	1:A:57:GLU:CG	2.60	0.45
1:B:82:MET:HE3	1:B:86:TRP:CD1	2.52	0.45
1:B:122:ILE:CA	1:B:125:GLU:OE1	2.62	0.45
1:B:183:ARG:O	1:B:187:ASP:OD1	2.34	0.45
1:B:193:LEU:HD23	1:B:200:PHE:CD2	2.51	0.45
1:C:122:ILE:CA	1:C:125:GLU:OE1	2.62	0.45
1:C:124:PHE:CD1	1:C:359:LYS:NZ	2.82	0.45
1:C:183:ARG:O	1:C:187:ASP:OD1	2.34	0.45
1:C:206:ARG:C	1:C:209:VAL:HG22	2.36	0.45
1:C:221:LEU:HD21	1:C:311:ASP:CB	2.47	0.45
1:C:297:ASN:N	1:C:330:ILE:CD1	2.80	0.45
1:D:5:THR:HG21	1:D:102:PRO:CG	2.46	0.45
1:D:64:ILE:HG23	1:D:65:LEU:N	2.30	0.45
1:D:69:TYR:O	1:D:72:GLU:OE2	2.35	0.45
1:D:71:ILE:HA	1:D:76:ILE:CA	2.46	0.45
1:D:258:PRO:O	1:D:261:LEU:CD2	2.65	0.45
1:D:369:ILE:O	1:D:371:HIS:N	2.50	0.45
1:E:37:ARG:CZ	1:E:51:ASP:OD2	2.65	0.45
1:E:61:LYS:N	1:E:61:LYS:HE2	2.31	0.45
1:E:84:LYS:HD3	1:E:84:LYS:N	2.32	0.45
1:E:149:THR:HG23	1:E:166:TYR:CD1	2.51	0.45
1:E:164:PRO:O	1:E:165:ILE:HG13	2.17	0.45
1:E:294:TYR:O	1:E:328:LYS:CA	2.64	0.45
1:F:8:LEU:HD21	1:F:101:HIS:HB3	1.98	0.45
1:F:69:TYR:O	1:F:72:GLU:OE2	2.35	0.45
1:F:104:LEU:CA	1:F:133:TYR:O	2.64	0.45
2:G:333:TYR:HB3	2:G:345:LEU:HD11	1.99	0.45
2:J:334:GLU:HA	2:J:345:LEU:CD2	2.40	0.45

Continued on next page...

Continued from previous page...

Atom-1	Atom-2	Interatomic distance (Å)	Clash overlap (Å)
1:A:35:VAL:HG11	1:A:37:ARG:HH12	1.81	0.45
1:A:193:LEU:HG	1:A:198:TYR:CG	2.51	0.45
1:A:194:THR:HA	1:A:198:TYR:C	2.37	0.45
1:A:242:LEU:HD23	1:A:244:ASP:N	2.11	0.45
1:A:264:PRO:O	1:A:267:ILE:N	2.50	0.45
1:A:279:TYR:HA	1:A:282:ILE:CD1	2.47	0.45
1:B:13:GLY:CA	1:B:16:LEU:O	2.65	0.45
1:B:37:ARG:CZ	1:B:51:ASP:OD2	2.65	0.45
1:B:40:HIS:HE2	1:D:169:TYR:HB3	1.81	0.45
1:B:58:ALA:O	1:B:61:LYS:CA	2.64	0.45
1:B:61:LYS:N	1:B:61:LYS:HE2	2.31	0.45
1:B:124:PHE:CD1	1:B:359:LYS:HD2	2.52	0.45
1:B:290:ARG:HH21	1:B:325:MET:HE1	1.81	0.45
1:C:41:GLN:O	1:C:41:GLN:HG3	2.17	0.45
1:C:56:ASP:HA	1:C:59:GLN:HE22	1.82	0.45
1:C:116:ARG:CA	1:C:119:MET:HE3	2.46	0.45
1:C:221:LEU:HD11	1:C:311:ASP:HB2	1.91	0.45
1:C:221:LEU:HD13	1:C:315:LYS:HZ1	1.82	0.45
1:C:221:LEU:HD12	1:C:315:LYS:HZ2	1.81	0.45
1:C:294:TYR:CB	1:C:327:ILE:HA	2.34	0.45
1:C:298:VAL:CA	1:C:330:ILE:HB	2.44	0.45
1:D:22:ALA:C	1:D:348:SER:OG	2.54	0.45
1:D:87:HIS:O	1:D:91:TYR:CD2	2.64	0.45
1:D:105:LEU:CG	1:D:134:VAL:HG12	2.47	0.45
1:D:149:THR:HG23	1:D:166:TYR:HD1	1.81	0.45
1:D:219:VAL:HA	1:D:255:PHE:CB	2.45	0.45
1:D:274:ILE:CG1	1:D:275:HIS:N	2.79	0.45
1:D:294:TYR:O	1:D:328:LYS:CA	2.64	0.45
1:D:297:ASN:N	1:D:330:ILE:CD1	2.80	0.45
1:D:312:ARG:HB2	1:D:315:LYS:NZ	2.32	0.45
1:E:47:MET:CG	1:E:48:GLY:H	2.11	0.45
1:E:89:THR:C	1:E:94:LEU:HB2	2.37	0.45
1:E:193:LEU:HD23	1:E:200:PHE:CD2	2.51	0.45
1:E:213:LYS:HB2	1:E:306:TYR:OH	2.16	0.45
1:E:274:ILE:CG1	1:E:275:HIS:N	2.79	0.45
1:F:13:GLY:CA	1:F:16:LEU:O	2.65	0.45
1:F:37:ARG:O	1:F:65:LEU:HA	2.17	0.45
1:F:89:THR:C	1:F:94:LEU:HB2	2.37	0.45
1:F:105:LEU:CG	1:F:134:VAL:HG12	2.47	0.45
1:F:110:LEU:HD12	1:F:110:LEU:N	2.32	0.45
1:F:297:ASN:OD1	1:F:327:ILE:CD1	2.65	0.45

Continued on next page...

Continued from previous page...

Atom-1	Atom-2	Interatomic distance (Å)	Clash overlap (Å)
1:A:58:ALA:O	1:A:61:LYS:CA	2.64	0.45
1:A:149:THR:HA	1:A:166:TYR:N	2.31	0.45
1:A:258:PRO:O	1:A:261:LEU:CD2	2.65	0.45
1:A:279:TYR:O	1:A:283:MET:HE2	2.17	0.45
1:A:298:VAL:CA	1:A:330:ILE:HB	2.44	0.45
1:B:8:LEU:HD21	1:B:101:HIS:HB3	1.98	0.45
1:B:107:GLU:C	1:B:137:GLN:HG3	2.37	0.45
1:B:149:THR:HA	1:B:166:TYR:N	2.31	0.45
1:B:180:LEU:CD1	1:B:184:ASP:HB2	2.43	0.45
1:B:242:LEU:HD23	1:B:244:ASP:N	2.11	0.45
1:B:253:GLU:CA	1:B:256:ARG:NH1	2.78	0.45
1:B:298:VAL:CA	1:B:330:ILE:HB	2.44	0.45
1:C:11:ASP:OD2	1:C:340:TRP:CD1	2.70	0.45
1:C:69:TYR:O	1:C:72:GLU:OE2	2.35	0.45
1:C:164:PRO:O	1:C:165:ILE:HG13	2.17	0.45
1:C:298:VAL:HG22	1:C:330:ILE:CG2	2.47	0.45
1:C:327:ILE:HG13	1:C:328:LYS:N	2.32	0.45
1:C:369:ILE:O	1:C:371:HIS:N	2.50	0.45
1:D:9:VAL:HG11	1:D:340:TRP:CE2	2.50	0.45
1:D:37:ARG:CZ	1:D:51:ASP:OD2	2.65	0.45
1:D:110:LEU:HD12	1:D:110:LEU:N	2.32	0.45
1:D:124:PHE:CD1	1:D:359:LYS:HD2	2.52	0.45
1:D:129:VAL:N	1:D:359:LYS:NZ	2.64	0.45
1:D:194:THR:HA	1:D:198:TYR:C	2.38	0.45
1:D:306:TYR:O	1:D:309:ILE:CG1	2.59	0.45
1:E:50:LYS:HB2	1:E:53:TYR:CD2	2.52	0.45
1:E:82:MET:CE	1:E:85:ILE:HG21	2.47	0.45
1:E:98:PRO:CA	1:E:129:VAL:HG12	2.46	0.45
1:E:107:GLU:C	1:E:137:GLN:HG3	2.37	0.45
1:E:207:GLU:HA	1:E:207:GLU:OE1	2.16	0.45
1:E:221:LEU:HD12	1:E:315:LYS:NZ	2.32	0.45
1:E:362:TYR:CE1	1:E:367:PRO:CA	3.00	0.45
1:F:5:THR:HG21	1:F:102:PRO:CG	2.46	0.45
1:F:11:ASP:OD2	1:F:340:TRP:CD1	2.70	0.45
1:F:38:PRO:HD3	1:F:65:LEU:HD11	1.97	0.45
1:F:70:PRO:HB2	1:F:76:ILE:HG23	1.99	0.45
1:F:308:GLY:O	1:F:309:ILE:C	2.55	0.45
2:J:345:LEU:O	2:J:349:LEU:HD13	2.16	0.45
1:A:89:THR:C	1:A:94:LEU:HB2	2.38	0.45
1:A:99:GLU:CG	1:A:128:ASN:HB2	2.32	0.45
1:A:142:LEU:CD1	1:A:165:ILE:HD11	2.43	0.45

Continued on next page...

Continued from previous page...

Atom-1	Atom-2	Interatomic distance (Å)	Clash overlap (Å)
1:A:164:PRO:O	1:A:165:ILE:HG13	2.17	0.45
1:A:280:ASN:HA	1:A:283:MET:HE3	1.94	0.45
1:B:12:ASN:O	1:B:13:GLY:C	2.54	0.45
1:B:35:VAL:H	1:B:68:LYS:N	2.14	0.45
1:B:98:PRO:CA	1:B:129:VAL:HG12	2.46	0.45
1:B:120:THR:HA	1:B:132:MET:SD	2.57	0.45
1:C:22:ALA:HA	1:C:348:SER:HG	1.82	0.45
1:C:47:MET:O	2:K:334:GLU:OE1	2.33	0.45
1:C:70:PRO:HB2	1:C:76:ILE:HD12	1.99	0.45
1:C:149:THR:HA	1:C:166:TYR:N	2.31	0.45
1:C:253:GLU:HG2	1:C:254:ARG:N	2.32	0.45
1:C:258:PRO:O	1:C:261:LEU:CD2	2.65	0.45
1:D:70:PRO:HB2	1:D:76:ILE:HG23	1.99	0.45
1:D:120:THR:HA	1:D:132:MET:SD	2.57	0.45
1:D:183:ARG:O	1:D:187:ASP:OD1	2.34	0.45
1:D:194:THR:CG2	1:D:198:TYR:O	2.63	0.45
1:D:221:LEU:HD21	1:D:311:ASP:CB	2.47	0.45
1:E:12:ASN:O	1:E:13:GLY:C	2.54	0.45
1:E:70:PRO:HB2	1:E:76:ILE:HG23	1.99	0.45
1:E:191:LYS:N	1:E:191:LYS:CD	2.79	0.45
1:E:298:VAL:CA	1:E:330:ILE:HB	2.44	0.45
1:E:299:LEU:CG	1:E:300:SER:N	2.80	0.45
1:F:12:ASN:O	1:F:13:GLY:C	2.54	0.45
1:F:71:ILE:HA	1:F:76:ILE:CA	2.46	0.45
1:F:82:MET:CE	1:F:85:ILE:HG21	2.47	0.45
1:F:141:SER:HA	1:F:144:ALA:CB	2.40	0.45
1:F:178:LEU:HG	1:F:180:LEU:H	1.82	0.45
1:F:211:ASP:C	1:F:215:LYS:NZ	2.68	0.45
1:F:253:GLU:HG2	1:F:254:ARG:N	2.32	0.45
1:F:264:PRO:O	1:F:267:ILE:N	2.50	0.45
1:F:312:ARG:HB2	1:F:315:LYS:NZ	2.32	0.45
1:F:369:ILE:O	1:F:371:HIS:N	2.50	0.45
2:H:328:ALA:O	2:H:333:TYR:HE2	2.00	0.45
2:I:333:TYR:HB3	2:I:345:LEU:HD11	1.99	0.45
1:A:69:TYR:O	1:A:72:GLU:OE2	2.35	0.44
1:A:70:PRO:HB2	1:A:76:ILE:HD12	1.99	0.44
1:A:124:PHE:CD1	1:A:359:LYS:NZ	2.82	0.44
1:A:369:ILE:O	1:A:371:HIS:N	2.50	0.44
1:B:89:THR:C	1:B:94:LEU:HB2	2.38	0.44
1:B:164:PRO:O	1:B:165:ILE:HG13	2.16	0.44
1:B:166:TYR:O	1:B:169:TYR:N	2.42	0.44

Continued on next page...

Continued from previous page...

Atom-1	Atom-2	Interatomic distance (Å)	Clash overlap (Å)
1:B:193:LEU:HG	1:B:198:TYR:CG	2.51	0.44
1:B:264:PRO:O	1:B:267:ILE:N	2.50	0.44
1:B:327:ILE:HG13	1:B:328:LYS:N	2.32	0.44
1:B:362:TYR:CE1	1:B:367:PRO:CA	3.00	0.44
1:C:18:LYS:CA	1:C:29:ALA:O	2.64	0.44
1:C:44:MET:CE	1:E:169:TYR:HA	2.28	0.44
1:C:58:ALA:O	1:C:61:LYS:CA	2.64	0.44
1:C:84:LYS:N	1:C:84:LYS:HD3	2.32	0.44
1:C:105:LEU:CG	1:C:134:VAL:HG12	2.47	0.44
1:C:116:ARG:C	1:C:119:MET:HG2	2.37	0.44
1:C:188:TYR:CE2	1:C:192:ILE:CG2	2.99	0.44
1:D:12:ASN:O	1:D:13:GLY:C	2.54	0.44
1:D:22:ALA:HA	1:D:348:SER:HG	1.82	0.44
1:D:50:LYS:HB2	1:D:53:TYR:CD2	2.52	0.44
1:D:114:ALA:C	1:D:118:LYS:HZ2	2.20	0.44
1:D:213:LYS:CG	1:D:214:GLU:N	2.79	0.44
1:D:253:GLU:CA	1:D:256:ARG:NH1	2.78	0.44
1:D:298:VAL:HA	1:D:330:ILE:CB	2.46	0.44
1:D:327:ILE:HG13	1:D:328:LYS:N	2.32	0.44
1:E:8:LEU:HD21	1:E:101:HIS:HB3	1.98	0.44
1:E:40:HIS:ND1	1:E:42:GLY:N	2.65	0.44
1:E:211:ASP:C	1:E:215:LYS:NZ	2.68	0.44
1:E:261:LEU:HD12	1:E:274:ILE:CG2	2.47	0.44
1:F:61:LYS:N	1:F:61:LYS:HE2	2.31	0.44
1:F:120:THR:HA	1:F:132:MET:SD	2.57	0.44
1:F:193:LEU:O	1:F:198:TYR:CD2	2.69	0.44
1:F:221:LEU:HD21	1:F:311:ASP:CB	2.47	0.44
1:F:261:LEU:HD12	1:F:274:ILE:CG2	2.47	0.44
2:J:324:ILE:HG22	2:J:336:ILE:HD13	1.98	0.44
1:A:5:THR:HG21	1:A:102:PRO:CG	2.47	0.44
1:A:120:THR:HA	1:A:132:MET:SD	2.57	0.44
1:A:182:GLY:HA3	1:A:303:THR:HG21	1.99	0.44
1:A:264:PRO:HB2	1:A:269:MET:CA	2.47	0.44
1:A:297:ASN:N	1:A:330:ILE:CD1	2.80	0.44
1:A:312:ARG:CB	1:A:315:LYS:HZ3	2.30	0.44
1:B:18:LYS:CA	1:B:29:ALA:O	2.64	0.44
1:B:50:LYS:HZ2	1:B:52:SER:H	1.65	0.44
1:B:70:PRO:HB2	1:B:76:ILE:HG23	1.99	0.44
1:B:99:GLU:CD	1:B:99:GLU:N	2.70	0.44
1:B:104:LEU:CA	1:B:133:TYR:O	2.64	0.44
1:B:135:ALA:HB1	1:B:140:LEU:HD21	1.99	0.44

Continued on next page...

Continued from previous page...

Atom-1	Atom-2	Interatomic distance (Å)	Clash overlap (Å)
1:B:194:THR:HA	1:B:198:TYR:C	2.38	0.44
1:C:37:ARG:CZ	1:C:51:ASP:OD2	2.65	0.44
1:C:70:PRO:HB2	1:C:76:ILE:HG23	1.99	0.44
1:C:218:TYR:CB	1:C:307:PRO:CG	2.91	0.44
1:C:242:LEU:HD22	1:C:244:ASP:CB	2.48	0.44
1:C:362:TYR:CE1	1:C:367:PRO:CA	3.00	0.44
1:D:15:GLY:HA3	1:D:157:ASP:OD2	2.18	0.44
1:D:99:GLU:CD	1:D:99:GLU:N	2.70	0.44
1:D:166:TYR:O	1:D:169:TYR:N	2.42	0.44
1:D:252:ASN:CA	1:D:255:PHE:CE1	2.95	0.44
1:D:308:GLY:O	1:D:309:ILE:C	2.55	0.44
1:E:56:ASP:CA	1:E:59:GLN:HE22	2.30	0.44
1:E:58:ALA:O	1:E:61:LYS:CA	2.64	0.44
1:E:142:LEU:CD1	1:E:165:ILE:HD11	2.42	0.44
1:E:149:THR:HA	1:E:166:TYR:N	2.31	0.44
1:E:178:LEU:HG	1:E:180:LEU:H	1.82	0.44
1:E:183:ARG:O	1:E:187:ASP:OD1	2.34	0.44
1:E:242:LEU:HD22	1:E:244:ASP:CB	2.48	0.44
1:E:279:TYR:HA	1:E:282:ILE:CD1	2.47	0.44
1:E:298:VAL:HG22	1:E:330:ILE:CG2	2.47	0.44
1:E:369:ILE:O	1:E:371:HIS:N	2.50	0.44
1:F:23:GLY:N	2:L:357:ARG:CD	2.79	0.44
1:F:37:ARG:CZ	1:F:51:ASP:OD2	2.65	0.44
1:F:84:LYS:N	1:F:84:LYS:HD3	2.32	0.44
1:F:99:GLU:N	1:F:99:GLU:CD	2.70	0.44
1:F:124:PHE:CD1	1:F:359:LYS:HD2	2.52	0.44
1:F:164:PRO:O	1:F:165:ILE:HG13	2.17	0.44
1:F:258:PRO:O	1:F:261:LEU:CD2	2.65	0.44
1:F:297:ASN:N	1:F:330:ILE:CD1	2.80	0.44
2:K:328:ALA:O	2:K:333:TYR:HE2	2.00	0.44
1:A:49:GLN:CB	1:C:169:TYR:OH	2.58	0.44
1:A:71:ILE:HD12	1:A:75:ILE:C	2.38	0.44
1:A:84:LYS:HD3	1:A:84:LYS:N	2.32	0.44
1:A:148:THR:C	1:A:168:GLY:H	2.15	0.44
1:A:221:LEU:HD12	1:A:315:LYS:NZ	2.32	0.44
1:A:294:TYR:O	1:A:328:LYS:CA	2.64	0.44
1:A:358:SER:HG	1:A:360:GLN:NE2	2.15	0.44
1:B:50:LYS:HB2	1:B:53:TYR:CD2	2.52	0.44
1:B:84:LYS:HD3	1:B:84:LYS:N	2.32	0.44
1:B:86:TRP:HE3	1:B:127:PHE:CZ	2.36	0.44
1:B:129:VAL:N	1:B:359:LYS:NZ	2.64	0.44

Continued on next page...

Continued from previous page...

Atom-1	Atom-2	Interatomic distance (Å)	Clash overlap (Å)
1:B:143:TYR:CE2	1:B:345:ILE:CB	3.01	0.44
1:B:182:GLY:HA3	1:B:303:THR:HG21	1.99	0.44
1:B:219:VAL:HA	1:B:255:PHE:CB	2.45	0.44
1:B:221:LEU:HD21	1:B:311:ASP:CB	2.47	0.44
1:B:297:ASN:OD1	1:B:327:ILE:CD1	2.65	0.44
1:B:312:ARG:HB2	1:B:315:LYS:NZ	2.32	0.44
1:C:50:LYS:HB2	1:C:53:TYR:CD2	2.52	0.44
1:C:120:THR:HA	1:C:132:MET:SD	2.57	0.44
1:C:182:GLY:HA3	1:C:303:THR:HG21	1.99	0.44
1:C:189:LEU:HD12	1:C:192:ILE:CD1	2.36	0.44
1:C:264:PRO:O	1:C:267:ILE:N	2.50	0.44
1:C:308:GLY:O	1:C:309:ILE:C	2.55	0.44
1:D:38:PRO:HD3	1:D:65:LEU:HD11	1.97	0.44
1:D:40:HIS:HE2	1:F:169:TYR:HB3	1.81	0.44
1:D:116:ARG:CA	1:D:119:MET:HE3	2.47	0.44
1:D:182:GLY:HA3	1:D:303:THR:HG21	1.99	0.44
1:D:362:TYR:CE1	1:D:367:PRO:CA	3.00	0.44
1:E:35:VAL:HG11	1:E:37:ARG:HH12	1.81	0.44
1:E:116:ARG:C	1:E:119:MET:HG2	2.37	0.44
1:E:258:PRO:O	1:E:261:LEU:CD2	2.65	0.44
1:E:263:GLN:CG	1:E:266:PHE:CE2	3.01	0.44
1:F:40:HIS:ND1	1:F:42:GLY:N	2.65	0.44
1:F:183:ARG:O	1:F:187:ASP:OD1	2.34	0.44
1:F:199:SER:C	1:F:200:PHE:CD1	2.91	0.44
1:F:210:ARG:HB2	1:F:213:LYS:HE2	1.98	0.44
1:F:240:TYR:H	1:F:250:ILE:CD1	2.29	0.44
2:H:324:ILE:HG22	2:H:336:ILE:HD13	1.98	0.44
2:J:328:ALA:O	2:J:333:TYR:HE2	2.00	0.44
1:A:47:MET:N	2:I:334:GLU:OE1	2.51	0.44
1:A:70:PRO:HB2	1:A:76:ILE:HG23	1.99	0.44
1:A:86:TRP:HE3	1:A:127:PHE:CZ	2.36	0.44
1:A:116:ARG:C	1:A:119:MET:HG2	2.37	0.44
1:A:124:PHE:HZ	1:A:357:ILE:O	2.00	0.44
1:A:151:ILE:HG13	1:A:163:VAL:N	2.33	0.44
1:A:198:TYR:CE1	1:A:248:ILE:CD1	3.01	0.44
1:A:299:LEU:CG	1:A:300:SER:N	2.80	0.44
1:B:253:GLU:HG2	1:B:254:ARG:N	2.32	0.44
1:B:308:GLY:O	1:B:309:ILE:C	2.55	0.44
1:B:358:SER:HG	1:B:360:GLN:HE21	1.59	0.44
1:B:369:ILE:O	1:B:371:HIS:N	2.50	0.44
1:C:198:TYR:CE1	1:C:248:ILE:CD1	3.01	0.44

Continued on next page...

Continued from previous page...

Atom-1	Atom-2	Interatomic distance (Å)	Clash overlap (Å)
1:C:261:LEU:HD11	1:C:262:PHE:CZ	2.53	0.44
1:D:294:TYR:CA	1:D:297:ASN:OD1	2.60	0.44
1:D:314:GLN:HA	1:D:317:ILE:HG23	1.99	0.44
1:E:171:LEU:CD1	1:E:173:HIS:H	2.31	0.44
1:E:362:TYR:OH	1:E:367:PRO:HB3	2.18	0.44
1:F:122:ILE:CA	1:F:125:GLU:OE1	2.62	0.44
1:F:146:GLY:O	2:L:338:PHE:CZ	2.71	0.44
1:F:182:GLY:HA3	1:F:303:THR:HG21	1.99	0.44
1:F:198:TYR:CE1	1:F:248:ILE:CD1	3.01	0.44
1:F:298:VAL:HG22	1:F:330:ILE:CG2	2.47	0.44
1:A:219:VAL:HA	1:A:255:PHE:CB	2.45	0.44
1:A:221:LEU:HD21	1:A:311:ASP:CB	2.47	0.44
1:B:7:ALA:HA	1:B:102:PRO:CD	2.44	0.44
1:B:23:GLY:N	2:H:357:ARG:CD	2.79	0.44
1:B:56:ASP:HA	1:B:59:GLN:HE22	1.82	0.44
1:B:124:PHE:HZ	1:B:357:ILE:O	2.01	0.44
1:B:189:LEU:HD12	1:B:192:ILE:CD1	2.36	0.44
1:B:242:LEU:HD22	1:B:244:ASP:CB	2.48	0.44
1:C:89:THR:C	1:C:94:LEU:HB2	2.37	0.44
1:C:151:ILE:HG13	1:C:163:VAL:N	2.33	0.44
1:C:171:LEU:CD1	1:C:173:HIS:H	2.31	0.44
1:C:264:PRO:HB2	1:C:269:MET:CA	2.47	0.44
1:C:362:TYR:OH	1:C:367:PRO:HB3	2.18	0.44
1:D:13:GLY:CA	1:D:16:LEU:O	2.65	0.44
1:D:18:LYS:CA	1:D:29:ALA:O	2.64	0.44
1:D:35:VAL:HG11	1:D:37:ARG:HH12	1.81	0.44
1:D:46:GLY:CA	2:L:334:GLU:OE2	2.65	0.44
1:D:164:PRO:O	1:D:165:ILE:HG13	2.17	0.44
1:D:199:SER:C	1:D:200:PHE:CD1	2.91	0.44
1:D:263:GLN:CG	1:D:266:PHE:CE2	3.01	0.44
1:D:298:VAL:HG22	1:D:330:ILE:CG2	2.47	0.44
1:D:357:ILE:CG2	1:D:361:GLU:OE2	2.63	0.44
1:E:18:LYS:CA	1:E:29:ALA:O	2.64	0.44
1:E:69:TYR:HB2	1:E:72:GLU:HG3	2.00	0.44
1:E:104:LEU:CA	1:E:133:TYR:O	2.64	0.44
1:E:159:VAL:CG2	1:E:160:THR:N	2.81	0.44
1:E:199:SER:C	1:E:200:PHE:CD1	2.91	0.44
1:E:233:SER:HB3	1:E:236:LEU:CD2	2.48	0.44
1:E:253:GLU:HG2	1:E:254:ARG:N	2.32	0.44
1:E:264:PRO:O	1:E:267:ILE:N	2.50	0.44
1:E:297:ASN:N	1:E:330:ILE:CD1	2.80	0.44

Continued on next page...

Continued from previous page...

Atom-1	Atom-2	Interatomic distance (Å)	Clash overlap (Å)
1:F:34:ILE:O	1:F:54:VAL:CG1	2.66	0.44
1:F:36:GLY:O	1:F:51:ASP:O	2.36	0.44
1:F:70:PRO:HB2	1:F:76:ILE:HD12	1.99	0.44
1:F:87:HIS:O	1:F:91:TYR:CD2	2.64	0.44
1:F:171:LEU:CD1	1:F:173:HIS:H	2.31	0.44
1:F:187:ASP:HB3	1:F:191:LYS:HZ1	1.81	0.44
1:F:328:LYS:O	1:F:330:ILE:HD12	2.16	0.44
2:H:333:TYR:HB3	2:H:345:LEU:HD11	1.99	0.44
2:I:328:ALA:O	2:I:333:TYR:HE2	2.00	0.44
2:J:333:TYR:HB3	2:J:345:LEU:HD11	1.99	0.44
1:A:12:ASN:O	1:A:13:GLY:C	2.54	0.44
1:A:37:ARG:O	1:A:65:LEU:HA	2.16	0.44
1:A:124:PHE:CD1	1:A:132:MET:CE	3.01	0.44
1:A:171:LEU:CD1	1:A:173:HIS:H	2.31	0.44
1:A:178:LEU:HG	1:A:180:LEU:H	1.82	0.44
1:A:258:PRO:O	1:A:261:LEU:HD22	2.18	0.44
1:B:199:SER:C	1:B:200:PHE:CD1	2.91	0.44
1:B:218:TYR:CB	1:B:307:PRO:CG	2.91	0.44
1:B:252:ASN:HA	1:B:255:PHE:HE1	1.77	0.44
1:B:263:GLN:CG	1:B:266:PHE:CE2	3.01	0.44
1:B:279:TYR:HA	1:B:282:ILE:CD1	2.47	0.44
1:B:301:GLY:H	1:B:335:ARG:HB3	1.83	0.44
1:B:362:TYR:OH	1:B:367:PRO:HB3	2.18	0.44
1:C:40:HIS:ND1	1:C:42:GLY:N	2.65	0.44
1:C:69:TYR:HB2	1:C:72:GLU:HG3	2.00	0.44
1:C:82:MET:HG3	1:C:86:TRP:HE1	1.80	0.44
1:C:108:ALA:CA	1:C:137:GLN:HG3	2.47	0.44
1:C:253:GLU:CA	1:C:256:ARG:NH1	2.78	0.44
1:C:263:GLN:CG	1:C:266:PHE:CE2	3.01	0.44
1:C:312:ARG:HB2	1:C:315:LYS:NZ	2.32	0.44
1:C:314:GLN:HA	1:C:317:ILE:HG23	1.99	0.44
1:D:40:HIS:ND1	1:D:42:GLY:N	2.65	0.44
1:D:89:THR:C	1:D:94:LEU:HB2	2.38	0.44
1:D:299:LEU:CG	1:D:300:SER:N	2.80	0.44
1:E:15:GLY:HA3	1:E:157:ASP:OD2	2.18	0.44
1:E:36:GLY:O	1:E:51:ASP:O	2.36	0.44
1:E:70:PRO:HB2	1:E:76:ILE:HD12	1.99	0.44
1:E:194:THR:HA	1:E:198:TYR:C	2.38	0.44
1:E:198:TYR:CE1	1:E:248:ILE:CD1	3.01	0.44
1:E:244:ASP:OD2	1:E:246:GLN:HB2	2.18	0.44
1:F:56:ASP:HA	1:F:59:GLN:HE22	1.82	0.44

Continued on next page...

Continued from previous page...

Atom-1	Atom-2	Interatomic distance (Å)	Clash overlap (Å)
1:F:71:ILE:HD12	1:F:75:ILE:C	2.38	0.44
1:F:124:PHE:HZ	1:F:357:ILE:O	2.01	0.44
1:F:124:PHE:CD1	1:F:132:MET:CE	3.01	0.44
1:F:181:ALA:O	1:F:184:ASP:HB2	2.17	0.44
1:F:263:GLN:CG	1:F:266:PHE:CE2	3.01	0.44
1:F:275:HIS:CG	1:F:276:GLU:N	2.86	0.44
1:F:362:TYR:CE1	1:F:367:PRO:CA	3.00	0.44
2:I:345:LEU:CD1	2:I:348:MET:HE2	2.46	0.44
2:L:343:THR:HG23	2:L:344:ASP:OD1	2.17	0.44
1:A:50:LYS:HB2	1:A:53:TYR:CD2	2.52	0.44
1:A:69:TYR:HB2	1:A:72:GLU:HG3	2.00	0.44
1:A:80:ASP:O	1:A:83:GLU:HB2	2.18	0.44
1:A:108:ALA:CA	1:A:137:GLN:HG3	2.47	0.44
1:A:149:THR:HG23	1:A:166:TYR:CD1	2.51	0.44
1:A:221:LEU:CA	1:A:315:LYS:HZ1	2.30	0.44
1:A:244:ASP:OD2	1:A:246:GLN:HB2	2.18	0.44
1:A:253:GLU:HG2	1:A:254:ARG:N	2.32	0.44
1:A:298:VAL:HG22	1:A:330:ILE:CG2	2.47	0.44
1:A:326:LYS:HE2	1:A:326:LYS:HA	2.00	0.44
1:A:362:TYR:CE1	1:A:367:PRO:CA	3.00	0.44
1:B:35:VAL:HG11	1:B:37:ARG:HH12	1.81	0.44
1:B:40:HIS:ND1	1:B:42:GLY:N	2.65	0.44
1:B:41:GLN:HG3	1:B:41:GLN:O	2.17	0.44
1:B:82:MET:CE	1:B:85:ILE:HG21	2.47	0.44
1:B:181:ALA:O	1:B:184:ASP:HB2	2.17	0.44
1:B:198:TYR:CE1	1:B:248:ILE:CD1	3.01	0.44
1:B:261:LEU:HD11	1:B:262:PHE:CZ	2.53	0.44
1:C:15:GLY:HA3	1:C:157:ASP:OD2	2.18	0.44
1:C:44:MET:HE2	1:E:168:GLY:O	2.17	0.44
1:C:124:PHE:HZ	1:C:357:ILE:O	2.00	0.44
1:C:166:TYR:CD2	1:C:167:GLU:OE2	2.71	0.44
1:C:233:SER:HB3	1:C:236:LEU:CD2	2.48	0.44
1:C:275:HIS:CG	1:C:276:GLU:N	2.86	0.44
1:D:84:LYS:HD3	1:D:84:LYS:N	2.32	0.44
1:D:124:PHE:O	1:D:128:ASN:CA	2.66	0.44
1:D:124:PHE:CD1	1:D:132:MET:CE	3.01	0.44
1:D:193:LEU:O	1:D:198:TYR:CD2	2.69	0.44
1:D:264:PRO:O	1:D:267:ILE:N	2.50	0.44
1:D:279:TYR:HA	1:D:282:ILE:CD1	2.47	0.44
1:D:297:ASN:OD1	1:D:327:ILE:CD1	2.65	0.44
1:E:35:VAL:HG12	1:E:68:LYS:CE	2.48	0.44

Continued on next page...

Continued from previous page...

Atom-1	Atom-2	Interatomic distance (Å)	Clash overlap (Å)
1:E:80:ASP:O	1:E:83:GLU:HB2	2.18	0.44
1:E:124:PHE:O	1:E:128:ASN:CA	2.66	0.44
1:E:221:LEU:HD11	1:E:311:ASP:HB2	1.91	0.44
1:F:41:GLN:O	1:F:41:GLN:HG3	2.17	0.44
1:F:80:ASP:O	1:F:83:GLU:HB2	2.18	0.44
1:F:156:GLY:CA	1:F:301:GLY:CA	2.87	0.44
1:F:185:LEU:HD22	1:F:185:LEU:N	2.33	0.44
2:G:328:ALA:O	2:G:333:TYR:HE2	2.00	0.44
2:K:333:TYR:HB3	2:K:345:LEU:HD11	1.99	0.44
1:A:124:PHE:O	1:A:128:ASN:CA	2.66	0.44
1:A:181:ALA:O	1:A:184:ASP:HB2	2.17	0.44
1:A:253:GLU:CA	1:A:256:ARG:NH1	2.78	0.44
1:A:261:LEU:HD12	1:A:274:ILE:CG2	2.47	0.44
1:A:317:ILE:HG13	1:A:318:THR:N	2.28	0.44
1:A:326:LYS:HE2	1:A:326:LYS:CA	2.48	0.44
1:A:350:SER:OG	2:G:356:ARG:CZ	2.66	0.44
1:A:362:TYR:OH	1:A:367:PRO:HB3	2.18	0.44
1:B:22:ALA:HA	1:B:348:SER:OG	2.18	0.44
1:B:53:TYR:O	1:B:54:VAL:C	2.56	0.44
1:B:124:PHE:CD1	1:B:132:MET:CE	3.01	0.44
1:B:210:ARG:HB2	1:B:213:LYS:HE2	1.98	0.44
1:B:221:LEU:HA	1:B:221:LEU:HD13	1.79	0.44
1:B:258:PRO:O	1:B:261:LEU:HD22	2.18	0.44
1:B:275:HIS:CG	1:B:276:GLU:N	2.86	0.44
1:B:298:VAL:HG22	1:B:330:ILE:CG2	2.47	0.44
1:B:326:LYS:HE2	1:B:326:LYS:HA	2.00	0.44
1:C:121:GLN:CG	1:C:122:ILE:N	2.74	0.44
1:C:124:PHE:CD1	1:C:132:MET:CE	3.01	0.44
1:C:149:THR:HG23	1:C:166:TYR:CD1	2.52	0.44
1:C:199:SER:C	1:C:200:PHE:CD1	2.91	0.44
1:C:297:ASN:OD1	1:C:327:ILE:CD1	2.65	0.44
1:C:299:LEU:CG	1:C:300:SER:N	2.80	0.44
1:C:352:PHE:CA	1:C:355:MET:HE3	2.48	0.44
1:D:171:LEU:CD1	1:D:173:HIS:H	2.31	0.44
1:D:178:LEU:HG	1:D:180:LEU:H	1.82	0.44
1:D:253:GLU:HG2	1:D:254:ARG:N	2.32	0.44
1:D:258:PRO:O	1:D:261:LEU:HD22	2.18	0.44
1:D:261:LEU:HD11	1:D:262:PHE:CZ	2.53	0.44
1:E:151:ILE:HG13	1:E:163:VAL:N	2.33	0.44
1:E:182:GLY:HA3	1:E:303:THR:HG21	1.99	0.44
1:E:301:GLY:H	1:E:335:ARG:HB3	1.83	0.44

Continued on next page...

Continued from previous page...

Atom-1	Atom-2	Interatomic distance (Å)	Clash overlap (Å)
1:F:107:GLU:CD	1:F:134:VAL:HB	2.38	0.44
2:L:328:ALA:O	2:L:333:TYR:HE2	2.00	0.44
1:A:143:TYR:CE2	1:A:345:ILE:CB	3.01	0.44
1:A:146:GLY:O	2:G:338:PHE:CZ	2.71	0.44
1:A:161:HIS:CE1	1:A:177:ARG:CB	2.96	0.44
1:A:314:GLN:HA	1:A:317:ILE:HG23	1.99	0.44
1:B:99:GLU:CA	1:B:128:ASN:O	2.64	0.44
1:C:36:GLY:O	1:C:51:ASP:O	2.36	0.44
1:C:75:ILE:O	1:C:75:ILE:CG1	2.62	0.44
1:C:99:GLU:CD	1:C:99:GLU:N	2.70	0.44
1:C:121:GLN:CB	1:C:362:TYR:CZ	2.99	0.44
1:C:181:ALA:O	1:C:184:ASP:HB2	2.17	0.44
1:C:345:ILE:HD13	1:C:345:ILE:N	2.33	0.44
1:C:372:ARG:O	1:C:372:ARG:HG2	2.18	0.44
1:D:36:GLY:O	1:D:51:ASP:O	2.36	0.44
1:D:41:GLN:O	1:D:41:GLN:HG3	2.17	0.44
1:D:69:TYR:HB2	1:D:72:GLU:HG3	2.00	0.44
1:D:181:ALA:O	1:D:184:ASP:HB2	2.17	0.44
1:D:185:LEU:HD22	1:D:185:LEU:N	2.33	0.44
1:D:218:TYR:CB	1:D:307:PRO:CG	2.91	0.44
1:D:301:GLY:H	1:D:335:ARG:HB3	1.83	0.44
1:E:108:ALA:CA	1:E:137:GLN:HG3	2.47	0.44
1:E:275:HIS:CG	1:E:276:GLU:N	2.86	0.44
1:E:312:ARG:HB2	1:E:315:LYS:NZ	2.32	0.44
1:F:15:GLY:O	1:F:33:SER:OG	2.32	0.44
1:F:35:VAL:HG11	1:F:37:ARG:HH12	1.81	0.44
1:F:69:TYR:HB2	1:F:72:GLU:HG3	2.00	0.44
1:F:172:PRO:HA	1:F:175:ILE:CD1	2.39	0.44
1:F:194:THR:HA	1:F:198:TYR:C	2.38	0.44
1:F:279:TYR:HA	1:F:282:ILE:CD1	2.47	0.44
1:F:352:PHE:CA	1:F:355:MET:HE3	2.47	0.44
1:A:12:ASN:HB3	1:A:17:VAL:HG12	1.98	0.43
1:A:56:ASP:HA	1:A:59:GLN:HE22	1.82	0.43
1:A:101:HIS:N	1:A:130:PRO:CD	2.81	0.43
1:A:233:SER:HB3	1:A:236:LEU:CD2	2.48	0.43
1:B:10:CYS:HA	1:B:19:ALA:HB1	1.97	0.43
1:B:69:TYR:HB2	1:B:72:GLU:HG3	2.00	0.43
1:B:80:ASP:O	1:B:83:GLU:HB2	2.18	0.43
1:B:166:TYR:CD2	1:B:167:GLU:OE2	2.71	0.43
1:B:178:LEU:HG	1:B:180:LEU:H	1.82	0.43
1:C:35:VAL:HG12	1:C:68:LYS:CE	2.48	0.43

Continued on next page...

Continued from previous page...

Atom-1	Atom-2	Interatomic distance (Å)	Clash overlap (Å)
1:C:71:ILE:HD12	1:C:75:ILE:C	2.38	0.43
1:C:188:TYR:CA	1:C:191:LYS:HD3	2.48	0.43
1:C:199:SER:O	1:C:199:SER:OG	2.27	0.43
1:D:275:HIS:CG	1:D:276:GLU:N	2.86	0.43
1:D:361:GLU:CA	1:D:364:GLU:OE1	2.65	0.43
1:D:362:TYR:OH	1:D:367:PRO:HB3	2.17	0.43
1:E:12:ASN:HA	1:E:17:VAL:CA	2.29	0.43
1:E:105:LEU:HG	1:E:134:VAL:HG12	2.00	0.43
1:E:120:THR:HA	1:E:132:MET:SD	2.57	0.43
1:E:124:PHE:CD1	1:E:132:MET:CE	3.01	0.43
1:E:252:ASN:CB	1:E:256:ARG:CD	2.95	0.43
1:E:264:PRO:HB2	1:E:269:MET:CA	2.47	0.43
1:E:294:TYR:N	1:E:294:TYR:CD1	2.84	0.43
1:E:297:ASN:OD1	1:E:327:ILE:CD1	2.65	0.43
1:E:298:VAL:HA	1:E:330:ILE:CB	2.46	0.43
1:F:15:GLY:HA3	1:F:157:ASP:OD2	2.18	0.43
1:F:18:LYS:CA	1:F:29:ALA:O	2.64	0.43
1:F:37:ARG:CB	1:F:66:THR:HG22	2.45	0.43
1:F:166:TYR:CD2	1:F:167:GLU:OE2	2.71	0.43
1:F:304:THR:HG22	1:F:309:ILE:CG2	2.48	0.43
1:A:107:GLU:CD	1:A:134:VAL:HB	2.38	0.43
1:A:194:THR:CG2	1:A:198:TYR:O	2.63	0.43
1:A:261:LEU:HD12	1:A:274:ILE:HD13	2.01	0.43
1:A:297:ASN:OD1	1:A:327:ILE:CD1	2.65	0.43
1:A:372:ARG:O	1:A:372:ARG:HG2	2.18	0.43
1:B:38:PRO:HD3	1:B:65:LEU:HD11	1.97	0.43
1:B:326:LYS:HE2	1:B:326:LYS:CA	2.48	0.43
1:C:80:ASP:O	1:C:83:GLU:HB2	2.18	0.43
1:C:86:TRP:HE3	1:C:127:PHE:CZ	2.36	0.43
1:C:99:GLU:CA	1:C:128:ASN:O	2.64	0.43
1:C:279:TYR:O	1:C:283:MET:HE2	2.19	0.43
1:C:279:TYR:HA	1:C:282:ILE:CD1	2.47	0.43
1:C:279:TYR:CE1	1:C:320:LEU:CB	3.02	0.43
1:C:290:ARG:NE	1:C:325:MET:HE3	2.33	0.43
1:C:294:TYR:O	1:C:328:LYS:CA	2.64	0.43
1:C:301:GLY:H	1:C:335:ARG:HB3	1.83	0.43
1:C:326:LYS:HE2	1:C:326:LYS:CA	2.48	0.43
1:D:86:TRP:HE3	1:D:127:PHE:CZ	2.36	0.43
1:E:41:GLN:O	1:E:41:GLN:HG3	2.17	0.43
1:E:56:ASP:HA	1:E:59:GLN:HE22	1.82	0.43
1:E:124:PHE:HZ	1:E:357:ILE:O	2.01	0.43

Continued on next page...

Continued from previous page...

Atom-1	Atom-2	Interatomic distance (Å)	Clash overlap (Å)
1:E:181:ALA:O	1:E:184:ASP:HB2	2.17	0.43
1:E:188:TYR:CA	1:E:191:LYS:HD3	2.48	0.43
1:E:261:LEU:HD12	1:E:274:ILE:HD13	2.00	0.43
1:E:261:LEU:HD11	1:E:262:PHE:CZ	2.53	0.43
1:E:279:TYR:CE1	1:E:320:LEU:CB	3.02	0.43
1:F:362:TYR:OH	1:F:367:PRO:HB3	2.18	0.43
1:A:82:MET:HE3	1:A:85:ILE:CG2	2.49	0.43
1:A:199:SER:C	1:A:200:PHE:CD1	2.91	0.43
1:A:263:GLN:CG	1:A:266:PHE:CE2	3.01	0.43
1:B:35:VAL:HG12	1:B:68:LYS:CE	2.48	0.43
1:B:90:PHE:N	1:B:94:LEU:HB2	2.33	0.43
1:B:188:TYR:CA	1:B:191:LYS:HD3	2.48	0.43
1:B:306:TYR:O	1:B:309:ILE:CG1	2.59	0.43
1:C:104:LEU:HD21	1:C:140:LEU:HD21	2.00	0.43
1:C:107:GLU:CD	1:C:134:VAL:HB	2.38	0.43
1:C:124:PHE:O	1:C:128:ASN:CA	2.66	0.43
1:C:194:THR:HA	1:C:198:TYR:C	2.37	0.43
1:C:206:ARG:HD3	1:C:206:ARG:H	1.83	0.43
1:C:261:LEU:HD12	1:C:274:ILE:HD13	2.01	0.43
1:C:304:THR:HG22	1:C:309:ILE:CG2	2.47	0.43
1:C:326:LYS:HE2	1:C:326:LYS:HA	2.00	0.43
1:D:8:LEU:HD21	1:D:101:HIS:CB	2.48	0.43
1:D:53:TYR:O	1:D:54:VAL:C	2.56	0.43
1:D:122:ILE:CA	1:D:125:GLU:OE1	2.62	0.43
1:D:138:ALA:C	1:D:142:LEU:HG	2.38	0.43
1:D:141:SER:HA	1:D:144:ALA:CB	2.40	0.43
1:D:166:TYR:CD2	1:D:167:GLU:OE2	2.71	0.43
1:D:172:PRO:HA	1:D:175:ILE:CD1	2.39	0.43
1:D:188:TYR:CA	1:D:191:LYS:HD3	2.48	0.43
1:D:221:LEU:CD1	1:D:315:LYS:HZ2	2.30	0.43
1:D:298:VAL:CA	1:D:330:ILE:HB	2.44	0.43
1:E:99:GLU:CD	1:E:99:GLU:N	2.70	0.43
1:E:221:LEU:CA	1:E:315:LYS:HZ1	2.31	0.43
1:F:6:THR:HG23	1:F:6:THR:O	2.18	0.43
1:F:8:LEU:HD21	1:F:101:HIS:CB	2.49	0.43
1:F:86:TRP:HE3	1:F:127:PHE:CZ	2.36	0.43
1:F:261:LEU:HD12	1:F:274:ILE:HD13	2.01	0.43
2:G:345:LEU:CD1	2:G:348:MET:HE2	2.47	0.43
2:H:345:LEU:CD1	2:H:348:MET:HE3	2.47	0.43
2:K:343:THR:HG23	2:K:344:ASP:OD1	2.17	0.43
1:A:23:GLY:H	1:A:348:SER:HG	1.59	0.43

Continued on next page...

Continued from previous page...

Atom-1	Atom-2	Interatomic distance (Å)	Clash overlap (Å)
1:A:47:MET:CG	1:A:48:GLY:H	2.11	0.43
1:A:166:TYR:CD2	1:A:167:GLU:OE2	2.71	0.43
1:A:206:ARG:HD3	1:A:206:ARG:H	1.83	0.43
1:A:242:LEU:HD22	1:A:244:ASP:CB	2.48	0.43
1:A:252:ASN:CB	1:A:256:ARG:CD	2.95	0.43
1:A:261:LEU:HD11	1:A:262:PHE:CZ	2.53	0.43
1:A:294:TYR:HD2	1:A:325:MET:HB3	1.82	0.43
1:B:6:THR:HG23	1:B:6:THR:O	2.19	0.43
1:B:15:GLY:HA3	1:B:157:ASP:OD2	2.18	0.43
1:B:34:ILE:O	1:B:54:VAL:CG1	2.66	0.43
1:B:105:LEU:HG	1:B:134:VAL:HG12	2.00	0.43
1:B:121:GLN:HB3	1:B:362:TYR:CE1	2.53	0.43
1:B:124:PHE:O	1:B:128:ASN:CA	2.66	0.43
1:B:162:ASN:ND2	1:B:277:THR:HG21	2.19	0.43
1:B:162:ASN:HD21	1:B:277:THR:CB	2.19	0.43
1:B:171:LEU:CD1	1:B:173:HIS:H	2.31	0.43
1:B:193:LEU:O	1:B:198:TYR:CD2	2.69	0.43
1:C:22:ALA:HA	1:C:348:SER:OG	2.18	0.43
1:C:105:LEU:HG	1:C:134:VAL:HG12	2.00	0.43
1:C:159:VAL:CG2	1:C:160:THR:N	2.81	0.43
1:C:252:ASN:CB	1:C:256:ARG:CD	2.95	0.43
1:C:350:SER:OG	2:I:356:ARG:CZ	2.66	0.43
1:C:352:PHE:C	1:C:354:GLN:OE1	2.57	0.43
1:D:90:PHE:N	1:D:94:LEU:HB2	2.33	0.43
1:D:107:GLU:CD	1:D:134:VAL:HB	2.38	0.43
1:D:115:ASN:CA	1:D:118:LYS:HZ2	2.32	0.43
1:D:275:HIS:CB	1:D:316:GLU:HG3	2.49	0.43
1:D:326:LYS:HE2	1:D:326:LYS:HA	2.00	0.43
1:D:345:ILE:N	1:D:345:ILE:HD13	2.33	0.43
1:E:6:THR:HG23	1:E:6:THR:O	2.19	0.43
1:E:326:LYS:HE2	1:E:326:LYS:CA	2.48	0.43
1:E:337:TYR:C	1:E:341:ILE:HG12	2.38	0.43
1:E:345:ILE:N	1:E:345:ILE:HD13	2.33	0.43
1:F:8:LEU:HG	1:F:101:HIS:HB3	2.01	0.43
1:F:22:ALA:C	1:F:348:SER:OG	2.54	0.43
1:F:124:PHE:O	1:F:128:ASN:CA	2.66	0.43
1:F:153:LEU:CB	1:F:299:LEU:HD12	2.49	0.43
1:F:166:TYR:O	1:F:169:TYR:N	2.42	0.43
1:F:187:ASP:CB	1:F:191:LYS:HZ3	2.31	0.43
1:F:202:THR:O	1:F:206:ARG:HD3	2.19	0.43
1:F:250:ILE:HG22	1:F:254:ARG:NH2	2.32	0.43

Continued on next page...

Continued from previous page...

Atom-1	Atom-2	Interatomic distance (Å)	Clash overlap (Å)
1:F:258:PRO:O	1:F:261:LEU:HD22	2.18	0.43
1:F:298:VAL:HA	1:F:330:ILE:CB	2.46	0.43
1:F:326:LYS:HE2	1:F:326:LYS:HA	2.00	0.43
1:A:15:GLY:HA3	1:A:157:ASP:OD2	2.18	0.43
1:A:18:LYS:CA	1:A:29:ALA:O	2.64	0.43
1:A:35:VAL:HG12	1:A:68:LYS:CE	2.48	0.43
1:A:99:GLU:CD	1:A:99:GLU:N	2.70	0.43
1:A:111:ASN:OD1	1:A:112:PRO:O	2.36	0.43
1:A:129:VAL:CG2	1:A:359:LYS:NZ	2.82	0.43
1:A:159:VAL:CG2	1:A:160:THR:N	2.81	0.43
1:A:322:PRO:HB2	1:A:325:MET:HE2	2.00	0.43
1:A:345:ILE:CD1	2:G:350:LYS:HD3	2.48	0.43
1:B:36:GLY:O	1:B:51:ASP:O	2.36	0.43
1:B:70:PRO:HB2	1:B:76:ILE:HD12	1.99	0.43
1:B:185:LEU:HD22	1:B:185:LEU:N	2.33	0.43
1:B:261:LEU:HD12	1:B:274:ILE:HD13	2.01	0.43
1:B:279:TYR:CE1	1:B:320:LEU:CB	3.02	0.43
1:C:13:GLY:O	1:C:14:SER:C	2.57	0.43
1:C:94:LEU:O	1:C:95:ARG:C	2.57	0.43
1:C:129:VAL:CG2	1:C:359:LYS:NZ	2.82	0.43
1:C:211:ASP:C	1:C:215:LYS:NZ	2.68	0.43
1:C:244:ASP:OD2	1:C:246:GLN:HB2	2.18	0.43
1:C:258:PRO:O	1:C:261:LEU:HD22	2.18	0.43
1:C:346:LEU:O	1:C:349:LEU:N	2.48	0.43
1:C:357:ILE:CG2	1:C:361:GLU:OE2	2.63	0.43
1:D:10:CYS:O	1:D:106:THR:HG23	2.19	0.43
1:D:198:TYR:CE1	1:D:248:ILE:CD1	3.01	0.43
1:D:244:ASP:OD2	1:D:246:GLN:HB2	2.18	0.43
1:D:252:ASN:HA	1:D:255:PHE:HE1	1.77	0.43
1:D:261:LEU:HD12	1:D:274:ILE:HD13	2.01	0.43
1:D:352:PHE:C	1:D:354:GLN:OE1	2.57	0.43
1:E:10:CYS:O	1:E:106:THR:HG23	2.19	0.43
1:E:86:TRP:HE3	1:E:127:PHE:CZ	2.36	0.43
1:E:101:HIS:N	1:E:130:PRO:CD	2.81	0.43
1:E:104:LEU:HD21	1:E:140:LEU:HD21	2.00	0.43
1:E:107:GLU:CD	1:E:134:VAL:HB	2.38	0.43
1:E:129:VAL:CG2	1:E:359:LYS:NZ	2.82	0.43
1:E:146:GLY:O	2:K:338:PHE:CZ	2.71	0.43
1:E:206:ARG:HD3	1:E:206:ARG:H	1.83	0.43
1:E:242:LEU:HD23	1:E:244:ASP:N	2.11	0.43
1:F:53:TYR:O	1:F:54:VAL:C	2.56	0.43

Continued on next page...

Continued from previous page...

Atom-1	Atom-2	Interatomic distance (Å)	Clash overlap (Å)
1:F:244:ASP:OD2	1:F:246:GLN:HB2	2.18	0.43
1:F:253:GLU:CA	1:F:256:ARG:NH1	2.78	0.43
1:F:264:PRO:HB2	1:F:269:MET:CA	2.47	0.43
1:F:301:GLY:H	1:F:335:ARG:HB3	1.83	0.43
1:F:337:TYR:C	1:F:341:ILE:HG12	2.38	0.43
1:F:372:ARG:HD3	1:F:372:ARG:N	2.34	0.43
2:I:353:LYS:O	2:I:357:ARG:CB	2.66	0.43
2:L:331:SER:HB3	2:L:332:GLU:OE1	2.18	0.43
1:A:16:LEU:CB	1:A:18:LYS:HZ2	2.21	0.43
1:A:40:HIS:ND1	1:A:42:GLY:N	2.65	0.43
1:A:53:TYR:O	1:A:54:VAL:C	2.56	0.43
1:A:86:TRP:O	1:A:90:PHE:HD2	2.02	0.43
1:A:185:LEU:HD22	1:A:185:LEU:N	2.33	0.43
1:A:345:ILE:N	1:A:345:ILE:HD13	2.33	0.43
1:B:8:LEU:HD21	1:B:101:HIS:CB	2.48	0.43
1:B:107:GLU:CD	1:B:134:VAL:HB	2.38	0.43
1:B:275:HIS:CB	1:B:316:GLU:HG3	2.49	0.43
1:C:82:MET:HE3	1:C:85:ILE:CG2	2.48	0.43
1:C:185:LEU:HD22	1:C:185:LEU:N	2.33	0.43
1:C:275:HIS:CB	1:C:316:GLU:HG3	2.49	0.43
1:C:328:LYS:HZ2	1:C:330:ILE:HG13	1.76	0.43
1:C:371:HIS:O	1:C:375:PHE:CZ	2.72	0.43
1:D:121:GLN:HB3	1:D:362:TYR:CE1	2.53	0.43
1:D:124:PHE:HZ	1:D:357:ILE:O	2.01	0.43
1:D:196:ARG:HH22	1:E:113:LYS:H	1.62	0.43
1:D:264:PRO:HB2	1:D:269:MET:CA	2.47	0.43
1:D:326:LYS:HE2	1:D:326:LYS:CA	2.48	0.43
1:E:71:ILE:HD12	1:E:75:ILE:C	2.38	0.43
1:E:94:LEU:O	1:E:95:ARG:C	2.57	0.43
1:E:98:PRO:C	1:E:129:VAL:HG12	2.39	0.43
1:E:111:ASN:OD1	1:E:112:PRO:O	2.37	0.43
1:E:219:VAL:HA	1:E:255:PHE:CB	2.45	0.43
1:E:275:HIS:CB	1:E:316:GLU:HG3	2.49	0.43
1:E:352:PHE:CA	1:E:355:MET:HE3	2.48	0.43
1:E:358:SER:OG	1:E:361:GLU:HG3	2.19	0.43
1:E:371:HIS:O	1:E:375:PHE:CZ	2.72	0.43
1:F:76:ILE:CG2	1:F:78:ASN:O	2.67	0.43
1:F:94:LEU:O	1:F:95:ARG:C	2.57	0.43
1:F:326:LYS:HE2	1:F:326:LYS:CA	2.48	0.43
1:F:361:GLU:CA	1:F:364:GLU:OE1	2.65	0.43
2:I:331:SER:HB3	2:I:332:GLU:OE1	2.19	0.43

Continued on next page...

Continued from previous page...

Atom-1	Atom-2	Interatomic distance (Å)	Clash overlap (Å)
2:K:331:SER:HB3	2:K:332:GLU:OE1	2.18	0.43
1:A:8:LEU:HG	1:A:101:HIS:HB3	2.01	0.43
1:A:8:LEU:HD21	1:A:101:HIS:CB	2.48	0.43
1:A:94:LEU:O	1:A:95:ARG:C	2.57	0.43
1:A:188:TYR:CA	1:A:191:LYS:HD3	2.48	0.43
1:A:202:THR:O	1:A:206:ARG:HD3	2.19	0.43
1:A:213:LYS:CG	1:A:214:GLU:N	2.79	0.43
1:A:275:HIS:CB	1:A:316:GLU:HG3	2.49	0.43
1:A:312:ARG:HB2	1:A:315:LYS:NZ	2.34	0.43
1:A:337:TYR:C	1:A:341:ILE:HG12	2.38	0.43
1:B:8:LEU:HG	1:B:101:HIS:HB3	2.01	0.43
1:B:77:THR:O	1:B:79:TRP:CZ3	2.72	0.43
1:B:244:ASP:OD2	1:B:246:GLN:HB2	2.18	0.43
1:B:262:PHE:CD1	1:B:275:HIS:ND1	2.79	0.43
1:B:345:ILE:N	1:B:345:ILE:HD13	2.33	0.43
1:C:240:TYR:CE2	1:C:241:GLU:O	2.72	0.43
1:D:70:PRO:HB2	1:D:76:ILE:HD12	1.99	0.43
1:D:372:ARG:HD3	1:D:372:ARG:N	2.34	0.43
1:E:77:THR:O	1:E:79:TRP:CZ3	2.72	0.43
1:E:166:TYR:CD2	1:E:167:GLU:OE2	2.71	0.43
1:E:185:LEU:HD22	1:E:185:LEU:N	2.33	0.43
1:E:202:THR:O	1:E:206:ARG:HD3	2.19	0.43
1:E:312:ARG:CA	1:E:315:LYS:HZ2	2.30	0.43
1:F:99:GLU:CA	1:F:128:ASN:O	2.64	0.43
1:F:221:LEU:H	1:F:221:LEU:CD2	2.32	0.43
1:F:261:LEU:HD11	1:F:262:PHE:CZ	2.53	0.43
1:F:275:HIS:CB	1:F:316:GLU:HG3	2.49	0.43
1:F:317:ILE:HG13	1:F:318:THR:N	2.28	0.43
2:H:331:SER:HB3	2:H:332:GLU:OE1	2.19	0.43
2:J:331:SER:HB3	2:J:332:GLU:OE1	2.19	0.43
2:L:353:LYS:O	2:L:357:ARG:CB	2.67	0.43
1:A:15:GLY:CA	1:A:157:ASP:OD2	2.67	0.43
1:A:34:ILE:O	1:A:54:VAL:CG1	2.66	0.43
1:A:82:MET:HG3	1:A:86:TRP:HE1	1.80	0.43
1:A:98:PRO:C	1:A:129:VAL:HG12	2.39	0.43
1:A:104:LEU:HD21	1:A:140:LEU:HD21	2.00	0.43
1:A:105:LEU:HG	1:A:134:VAL:HG12	2.00	0.43
1:A:162:ASN:HD21	1:A:277:THR:CB	2.19	0.43
1:A:193:LEU:O	1:A:198:TYR:CD2	2.69	0.43
1:A:218:TYR:CB	1:A:307:PRO:CG	2.91	0.43
1:A:275:HIS:CG	1:A:276:GLU:N	2.86	0.43

Continued on next page...

Continued from previous page...

Atom-1	Atom-2	Interatomic distance (Å)	Clash overlap (Å)
1:A:371:HIS:O	1:A:375:PHE:CZ	2.72	0.43
1:B:13:GLY:O	1:B:14:SER:C	2.57	0.43
1:B:98:PRO:C	1:B:129:VAL:HG12	2.39	0.43
1:B:104:LEU:C	1:B:105:LEU:HD22	2.39	0.43
1:B:172:PRO:HA	1:B:175:ILE:CD1	2.39	0.43
1:B:202:THR:O	1:B:206:ARG:HD3	2.19	0.43
1:B:261:LEU:HD12	1:B:274:ILE:CG2	2.47	0.43
1:B:294:TYR:N	1:B:294:TYR:CD1	2.84	0.43
1:C:34:ILE:O	1:C:54:VAL:CG1	2.66	0.43
1:C:46:GLY:CA	2:K:334:GLU:OE2	2.65	0.43
1:C:298:VAL:HA	1:C:330:ILE:CB	2.46	0.43
1:C:337:TYR:C	1:C:341:ILE:HG12	2.38	0.43
1:D:8:LEU:HG	1:D:101:HIS:HB3	2.01	0.43
1:D:17:VAL:HG11	1:D:82:MET:CE	2.34	0.43
1:D:35:VAL:HG12	1:D:68:LYS:CE	2.48	0.43
1:D:56:ASP:HA	1:D:59:GLN:HE22	1.82	0.43
1:D:80:ASP:O	1:D:83:GLU:HB2	2.18	0.43
1:D:135:ALA:HB1	1:D:140:LEU:HD21	1.99	0.43
1:D:358:SER:OG	1:D:361:GLU:HG3	2.19	0.43
1:E:22:ALA:HA	1:E:348:SER:OG	2.18	0.43
1:E:82:MET:HE3	1:E:85:ILE:CG2	2.49	0.43
1:F:10:CYS:O	1:F:106:THR:HG23	2.19	0.43
1:F:82:MET:HG3	1:F:86:TRP:HE1	1.80	0.43
1:F:194:THR:CG2	1:F:198:TYR:O	2.63	0.43
1:F:221:LEU:HD12	1:F:315:LYS:NZ	2.32	0.43
1:A:10:CYS:O	1:A:106:THR:HG23	2.19	0.43
1:A:36:GLY:O	1:A:51:ASP:O	2.36	0.43
1:A:294:TYR:N	1:A:294:TYR:CD1	2.84	0.43
1:A:345:ILE:CG1	2:G:346:ARG:HG3	2.21	0.43
1:B:49:GLN:CB	1:D:169:TYR:OH	2.58	0.43
1:B:59:GLN:O	1:B:62:ARG:CG	2.67	0.43
1:B:86:TRP:O	1:B:90:PHE:HD2	2.02	0.43
1:B:94:LEU:O	1:B:95:ARG:C	2.57	0.43
1:B:132:MET:HG3	1:B:357:ILE:CB	2.48	0.43
1:B:233:SER:HB3	1:B:236:LEU:CD2	2.48	0.43
1:B:264:PRO:HB2	1:B:269:MET:CA	2.47	0.43
1:B:314:GLN:NE2	1:B:329:ILE:CD1	2.82	0.43
1:B:352:PHE:C	1:B:354:GLN:OE1	2.57	0.43
1:B:371:HIS:O	1:B:375:PHE:CZ	2.72	0.43
1:C:6:THR:HG23	1:C:6:THR:O	2.18	0.43
1:C:8:LEU:HG	1:C:101:HIS:HB3	2.01	0.43

Continued on next page...

Continued from previous page...

Atom-1	Atom-2	Interatomic distance (Å)	Clash overlap (Å)
1:C:8:LEU:HD21	1:C:101:HIS:CB	2.48	0.43
1:C:111:ASN:OD1	1:C:112:PRO:O	2.37	0.43
1:C:163:VAL:O	1:C:165:ILE:HG13	2.19	0.43
1:C:219:VAL:HA	1:C:255:PHE:CB	2.45	0.43
1:C:242:LEU:HD21	1:E:287:ILE:CD1	2.49	0.43
1:D:8:LEU:HD12	1:D:101:HIS:O	2.19	0.43
1:D:111:ASN:OD1	1:D:112:PRO:O	2.36	0.43
1:D:233:SER:HB3	1:D:236:LEU:CD2	2.48	0.43
1:D:304:THR:HG22	1:D:309:ILE:CG2	2.48	0.43
1:E:13:GLY:HA3	1:E:18:LYS:HZ1	1.84	0.43
1:E:143:TYR:CE2	1:E:345:ILE:CB	3.01	0.43
1:E:221:LEU:HA	1:E:221:LEU:HD13	1.79	0.43
1:E:258:PRO:O	1:E:261:LEU:HD22	2.18	0.43
1:E:314:GLN:HA	1:E:317:ILE:HG23	1.99	0.43
1:E:372:ARG:O	1:E:372:ARG:HG2	2.18	0.43
1:F:12:ASN:HA	1:F:17:VAL:CA	2.29	0.43
1:F:22:ALA:HA	1:F:348:SER:OG	2.18	0.43
1:F:59:GLN:O	1:F:62:ARG:CG	2.67	0.43
1:F:114:ALA:O	1:F:118:LYS:HG2	2.19	0.43
1:F:115:ASN:O	1:F:119:MET:HE2	2.18	0.43
1:F:151:ILE:HG13	1:F:163:VAL:N	2.33	0.43
1:F:163:VAL:O	1:F:165:ILE:HG13	2.19	0.43
1:F:190:MET:CG	1:F:191:LYS:N	2.82	0.43
1:F:218:TYR:CB	1:F:307:PRO:CG	2.91	0.43
1:F:233:SER:HB3	1:F:236:LEU:CD2	2.48	0.43
1:F:345:ILE:N	1:F:345:ILE:HD13	2.33	0.43
1:F:371:HIS:O	1:F:375:PHE:CZ	2.71	0.43
2:G:353:LYS:O	2:G:357:ARG:CB	2.66	0.43
1:A:76:ILE:HG22	1:A:79:TRP:CE2	2.54	0.43
1:A:221:LEU:HD22	1:A:221:LEU:N	2.34	0.43
1:A:226:GLU:O	1:A:229:THR:HB	2.19	0.43
1:A:262:PHE:CD1	1:A:275:HIS:ND1	2.79	0.43
1:A:279:TYR:CE1	1:A:320:LEU:CB	3.02	0.43
1:A:323:SER:O	1:A:326:LYS:CE	2.67	0.43
1:A:346:LEU:HA	1:A:349:LEU:HG	2.01	0.43
1:B:15:GLY:CA	1:B:157:ASP:OD2	2.67	0.43
1:B:101:HIS:N	1:B:130:PRO:CD	2.81	0.43
1:B:111:ASN:OD1	1:B:112:PRO:O	2.37	0.43
1:B:121:GLN:CB	1:B:362:TYR:CZ	2.99	0.43
1:B:171:LEU:CD2	1:B:173:HIS:HB2	2.47	0.43
1:B:190:MET:CG	1:B:191:LYS:N	2.82	0.43

Continued on next page...

Continued from previous page...

Atom-1	Atom-2	Interatomic distance (Å)	Clash overlap (Å)
1:B:206:ARG:HD3	1:B:206:ARG:H	1.83	0.43
1:B:221:LEU:CA	1:B:315:LYS:HZ1	2.31	0.43
1:B:368:SER:HA	1:B:371:HIS:HD2	1.84	0.43
1:B:372:ARG:HD3	1:B:372:ARG:N	2.34	0.43
1:C:13:GLY:HA3	1:C:18:LYS:HZ1	1.82	0.43
1:C:104:LEU:C	1:C:105:LEU:HD22	2.39	0.43
1:C:114:ALA:O	1:C:118:LYS:HG2	2.19	0.43
1:D:15:GLY:CA	1:D:157:ASP:OD2	2.67	0.43
1:D:76:ILE:HG22	1:D:79:TRP:CE2	2.54	0.43
1:D:77:THR:O	1:D:79:TRP:CZ3	2.72	0.43
1:D:240:TYR:CE2	1:D:241:GLU:O	2.72	0.43
1:D:314:GLN:NE2	1:D:329:ILE:CD1	2.82	0.43
1:E:15:GLY:CA	1:E:157:ASP:OD2	2.67	0.43
1:E:114:ALA:O	1:E:118:LYS:HG2	2.19	0.43
1:E:323:SER:O	1:E:326:LYS:CE	2.67	0.43
1:F:104:LEU:C	1:F:105:LEU:HD22	2.39	0.43
1:F:108:ALA:CA	1:F:137:GLN:HG3	2.47	0.43
1:F:111:ASN:OD1	1:F:112:PRO:O	2.36	0.43
1:F:135:ALA:HB1	1:F:140:LEU:HD21	1.99	0.43
1:F:187:ASP:C	1:F:191:LYS:HZ3	2.23	0.43
1:F:294:TYR:N	1:F:294:TYR:CD1	2.84	0.43
2:K:353:LYS:O	2:K:357:ARG:CB	2.67	0.43
1:A:6:THR:HG23	1:A:6:THR:O	2.18	0.42
1:A:163:VAL:O	1:A:165:ILE:HG13	2.19	0.42
1:A:172:PRO:HA	1:A:175:ILE:CD1	2.39	0.42
1:A:357:ILE:CG2	1:A:361:GLU:OE2	2.63	0.42
1:A:358:SER:OG	1:A:361:GLU:HG3	2.19	0.42
1:B:114:ALA:O	1:B:118:LYS:HG2	2.19	0.42
1:B:151:ILE:HG13	1:B:163:VAL:N	2.33	0.42
1:B:221:LEU:HD22	1:B:221:LEU:N	2.34	0.42
1:B:242:LEU:HD21	1:D:287:ILE:CD1	2.49	0.42
1:B:294:TYR:HD2	1:B:325:MET:HB3	1.82	0.42
1:B:323:SER:O	1:B:326:LYS:CE	2.67	0.42
1:B:337:TYR:C	1:B:341:ILE:HG12	2.38	0.42
1:B:361:GLU:CA	1:B:364:GLU:OE1	2.65	0.42
1:C:46:GLY:H	1:E:352:PHE:HZ	1.64	0.42
1:C:50:LYS:NZ	1:C:52:SER:N	2.67	0.42
1:C:77:THR:O	1:C:79:TRP:CZ3	2.72	0.42
1:C:86:TRP:O	1:C:90:PHE:HD2	2.02	0.42
1:C:146:GLY:O	2:I:338:PHE:CZ	2.72	0.42
1:C:202:THR:O	1:C:206:ARG:HD3	2.19	0.42

Continued on next page...

Continued from previous page...

Atom-1	Atom-2	Interatomic distance (Å)	Clash overlap (Å)
1:C:226:GLU:O	1:C:229:THR:HB	2.19	0.42
1:C:368:SER:HA	1:C:371:HIS:HD2	1.84	0.42
1:D:8:LEU:CG	1:D:101:HIS:HB3	2.49	0.42
1:D:12:ASN:HA	1:D:17:VAL:CA	2.29	0.42
1:D:37:ARG:CB	1:D:66:THR:HG22	2.45	0.42
1:D:114:ALA:O	1:D:118:LYS:HG2	2.19	0.42
1:D:132:MET:HG3	1:D:357:ILE:CB	2.48	0.42
1:D:151:ILE:HG13	1:D:163:VAL:N	2.33	0.42
1:D:187:ASP:C	1:D:191:LYS:HZ3	2.22	0.42
1:D:206:ARG:HD3	1:D:206:ARG:H	1.83	0.42
1:E:34:ILE:O	1:E:54:VAL:CG1	2.66	0.42
1:E:357:ILE:CG2	1:E:361:GLU:OE2	2.63	0.42
1:F:35:VAL:HG12	1:F:68:LYS:CE	2.48	0.42
1:F:98:PRO:C	1:F:129:VAL:HG12	2.39	0.42
1:F:206:ARG:HD3	1:F:206:ARG:H	1.83	0.42
1:F:228:ALA:O	1:F:231:ALA:N	2.52	0.42
1:F:252:ASN:CA	1:F:255:PHE:CE1	2.95	0.42
2:H:353:LYS:O	2:H:357:ARG:CB	2.67	0.42
1:A:8:LEU:HD12	1:A:101:HIS:O	2.19	0.42
1:A:45:VAL:HG21	1:C:143:TYR:CE1	2.54	0.42
1:A:59:GLN:O	1:A:62:ARG:CG	2.67	0.42
1:A:67:LEU:HB3	1:A:203:THR:HG21	2.01	0.42
1:A:128:ASN:CA	1:A:359:LYS:HE2	2.45	0.42
1:A:135:ALA:HB1	1:A:140:LEU:HD21	1.99	0.42
1:A:221:LEU:HA	1:A:221:LEU:HD13	1.79	0.42
1:A:221:LEU:H	1:A:221:LEU:CD2	2.32	0.42
1:A:352:PHE:C	1:A:354:GLN:OE1	2.57	0.42
1:A:369:ILE:O	1:A:374:CYS:SG	2.78	0.42
1:B:8:LEU:CG	1:B:101:HIS:HB3	2.49	0.42
1:B:35:VAL:HB	1:B:68:LYS:CB	2.24	0.42
1:B:76:ILE:HG22	1:B:79:TRP:CE2	2.54	0.42
1:B:104:LEU:HD21	1:B:140:LEU:HD21	2.00	0.42
1:B:240:TYR:CE2	1:B:241:GLU:O	2.72	0.42
1:B:289:ILE:O	1:B:292:ASP:CB	2.67	0.42
1:B:312:ARG:CA	1:B:315:LYS:HZ2	2.30	0.42
1:B:352:PHE:CA	1:B:355:MET:HE3	2.48	0.42
1:B:372:ARG:O	1:B:372:ARG:HG2	2.18	0.42
1:C:8:LEU:HD12	1:C:101:HIS:O	2.19	0.42
1:C:76:ILE:CG2	1:C:78:ASN:O	2.67	0.42
1:C:76:ILE:HG22	1:C:79:TRP:CE2	2.54	0.42
1:D:6:THR:HG23	1:D:6:THR:O	2.18	0.42

Continued on next page...

Continued from previous page...

Atom-1	Atom-2	Interatomic distance (Å)	Clash overlap (Å)
1:D:76:ILE:CG2	1:D:78:ASN:O	2.67	0.42
1:D:101:HIS:N	1:D:130:PRO:CD	2.81	0.42
1:D:104:LEU:C	1:D:105:LEU:HD22	2.39	0.42
1:D:104:LEU:CA	1:D:133:TYR:O	2.64	0.42
1:D:105:LEU:HG	1:D:134:VAL:HG12	2.00	0.42
1:D:228:ALA:O	1:D:231:ALA:N	2.52	0.42
1:D:274:ILE:O	1:D:277:THR:HB	2.19	0.42
1:D:279:TYR:CE1	1:D:320:LEU:CB	3.02	0.42
1:D:337:TYR:C	1:D:341:ILE:HG12	2.38	0.42
1:D:368:SER:HA	1:D:371:HIS:HD2	1.84	0.42
1:D:371:HIS:O	1:D:375:PHE:CZ	2.72	0.42
1:E:8:LEU:HD21	1:E:101:HIS:CB	2.48	0.42
1:E:16:LEU:CB	1:E:18:LYS:HZ2	2.19	0.42
1:E:73:HIS:HB3	1:E:75:ILE:CG2	2.49	0.42
1:E:76:ILE:CG2	1:E:78:ASN:O	2.67	0.42
1:E:86:TRP:O	1:E:90:PHE:HD2	2.02	0.42
1:E:104:LEU:C	1:E:105:LEU:HD22	2.39	0.42
1:E:121:GLN:HB3	1:E:362:TYR:CE1	2.53	0.42
1:E:163:VAL:O	1:E:165:ILE:HG13	2.19	0.42
1:E:240:TYR:CE2	1:E:241:GLU:O	2.72	0.42
1:E:279:TYR:O	1:E:283:MET:HE2	2.20	0.42
1:E:289:ILE:O	1:E:292:ASP:CB	2.67	0.42
1:E:352:PHE:C	1:E:354:GLN:OE1	2.57	0.42
1:F:8:LEU:HD12	1:F:101:HIS:O	2.19	0.42
1:F:8:LEU:CG	1:F:101:HIS:HB3	2.49	0.42
1:F:89:THR:CG2	1:F:94:LEU:CD1	2.90	0.42
1:F:105:LEU:HG	1:F:134:VAL:HG12	2.00	0.42
1:F:121:GLN:HB3	1:F:362:TYR:CE1	2.53	0.42
1:F:132:MET:HG3	1:F:357:ILE:CB	2.48	0.42
1:F:144:ALA:CB	1:F:338:SER:O	2.67	0.42
1:F:162:ASN:ND2	1:F:277:THR:HG21	2.17	0.42
1:F:191:LYS:N	1:F:191:LYS:CD	2.79	0.42
1:F:314:GLN:HA	1:F:317:ILE:HG23	1.99	0.42
2:G:337:ALA:HB1	2:G:342:VAL:HB	2.01	0.42
2:J:353:LYS:O	2:J:357:ARG:CB	2.67	0.42
2:K:337:ALA:HB1	2:K:342:VAL:HB	2.02	0.42
1:A:76:ILE:CG2	1:A:78:ASN:O	2.67	0.42
1:A:211:ASP:C	1:A:215:LYS:NZ	2.68	0.42
1:A:301:GLY:H	1:A:335:ARG:HB3	1.83	0.42
1:B:46:GLY:CA	2:J:334:GLU:OE2	2.68	0.42
1:B:71:ILE:HD12	1:B:75:ILE:C	2.38	0.42

Continued on next page...

Continued from previous page...

Atom-1	Atom-2	Interatomic distance (Å)	Clash overlap (Å)
1:B:73:HIS:HB3	1:B:75:ILE:CG2	2.49	0.42
1:B:279:TYR:O	1:B:283:MET:HE2	2.20	0.42
1:C:73:HIS:HB3	1:C:75:ILE:CG2	2.49	0.42
1:C:148:THR:C	1:C:168:GLY:H	2.15	0.42
1:C:187:ASP:HB3	1:C:191:LYS:HZ1	1.84	0.42
1:D:59:GLN:O	1:D:62:ARG:CG	2.67	0.42
1:D:73:HIS:HB3	1:D:75:ILE:CG2	2.49	0.42
1:D:80:ASP:OD1	1:D:81:ASP:N	2.50	0.42
1:D:116:ARG:O	1:D:117:GLU:C	2.58	0.42
1:D:144:ALA:CB	1:D:338:SER:O	2.67	0.42
1:D:221:LEU:CD2	1:D:221:LEU:H	2.32	0.42
1:D:294:TYR:HD2	1:D:325:MET:HB3	1.82	0.42
1:D:323:SER:O	1:D:326:LYS:CE	2.67	0.42
1:D:346:LEU:O	1:D:349:LEU:N	2.48	0.42
1:E:13:GLY:O	1:E:14:SER:C	2.57	0.42
1:E:326:LYS:HE2	1:E:326:LYS:HA	2.00	0.42
1:E:369:ILE:O	1:E:374:CYS:SG	2.78	0.42
1:F:67:LEU:HB3	1:F:203:THR:HG21	2.01	0.42
1:F:76:ILE:HG22	1:F:79:TRP:CE2	2.54	0.42
1:F:101:HIS:N	1:F:130:PRO:CD	2.81	0.42
1:F:115:ASN:CA	1:F:118:LYS:HZ2	2.32	0.42
1:F:129:VAL:CG2	1:F:359:LYS:NZ	2.82	0.42
1:F:274:ILE:CG1	1:F:275:HIS:N	2.79	0.42
1:F:314:GLN:NE2	1:F:329:ILE:CD1	2.82	0.42
1:F:346:LEU:HA	1:F:349:LEU:HG	2.01	0.42
1:A:8:LEU:CG	1:A:101:HIS:HB3	2.49	0.42
1:A:71:ILE:HA	1:A:75:ILE:O	2.19	0.42
1:A:117:GLU:OE1	1:A:370:VAL:CG1	2.68	0.42
1:A:143:TYR:HE2	2:G:346:ARG:HG3	1.84	0.42
1:B:10:CYS:O	1:B:106:THR:HG23	2.19	0.42
1:B:45:VAL:HG21	1:D:143:TYR:CE1	2.54	0.42
1:B:47:MET:CG	1:B:48:GLY:H	2.11	0.42
1:B:137:GLN:CD	1:B:138:ALA:N	2.73	0.42
1:B:163:VAL:O	1:B:165:ILE:HG13	2.19	0.42
1:B:228:ALA:O	1:B:231:ALA:N	2.52	0.42
1:B:294:TYR:O	1:B:328:LYS:CA	2.64	0.42
1:B:299:LEU:CG	1:B:300:SER:N	2.80	0.42
1:C:67:LEU:HB3	1:C:203:THR:HG21	2.01	0.42
1:C:101:HIS:N	1:C:130:PRO:CD	2.81	0.42
1:C:187:ASP:C	1:C:191:LYS:HZ3	2.23	0.42
1:C:294:TYR:N	1:C:294:TYR:CD1	2.84	0.42

Continued on next page...

Continued from previous page...

Atom-1	Atom-2	Interatomic distance (Å)	Clash overlap (Å)
1:C:294:TYR:HD2	1:C:325:MET:HB3	1.82	0.42
1:D:67:LEU:HB3	1:D:203:THR:HG21	2.01	0.42
1:D:71:ILE:HD12	1:D:75:ILE:C	2.38	0.42
1:D:94:LEU:O	1:D:95:ARG:C	2.57	0.42
1:D:154:ASP:CA	1:D:300:SER:OG	2.67	0.42
1:D:242:LEU:HD21	1:F:287:ILE:CD1	2.49	0.42
1:E:76:ILE:HG22	1:E:79:TRP:CE2	2.54	0.42
1:E:111:ASN:HD21	1:E:115:ASN:CG	2.23	0.42
1:E:190:MET:CG	1:E:191:LYS:N	2.82	0.42
1:E:252:ASN:CA	1:E:255:PHE:CE1	2.95	0.42
1:E:294:TYR:CB	1:E:327:ILE:HA	2.34	0.42
1:F:71:ILE:HA	1:F:75:ILE:O	2.19	0.42
1:F:73:HIS:HB3	1:F:75:ILE:CG2	2.49	0.42
1:F:116:ARG:HA	1:F:119:MET:HE3	1.99	0.42
1:F:352:PHE:C	1:F:354:GLN:OE1	2.57	0.42
2:G:329:PRO:HD2	2:G:336:ILE:HD12	2.02	0.42
2:I:329:PRO:HD2	2:I:336:ILE:HD12	2.01	0.42
2:J:353:LYS:HA	2:J:356:ARG:CG	2.50	0.42
1:A:40:HIS:HE1	1:C:169:TYR:HA	1.80	0.42
1:A:104:LEU:C	1:A:105:LEU:HD22	2.39	0.42
1:A:266:PHE:O	1:B:173:HIS:HE1	2.03	0.42
1:A:314:GLN:NE2	1:A:329:ILE:CD1	2.82	0.42
1:A:346:LEU:O	1:A:349:LEU:CB	2.67	0.42
1:B:67:LEU:HB3	1:B:203:THR:HG21	2.01	0.42
1:B:358:SER:OG	1:B:361:GLU:HG3	2.19	0.42
1:C:45:VAL:HG21	1:E:143:TYR:CE1	2.54	0.42
1:C:98:PRO:C	1:C:129:VAL:HG12	2.39	0.42
1:C:221:LEU:N	1:C:221:LEU:HD22	2.34	0.42
1:C:256:ARG:O	1:C:259:GLU:OE2	2.38	0.42
1:C:312:ARG:CB	1:C:315:LYS:HZ3	2.32	0.42
1:C:346:LEU:HA	1:C:349:LEU:HG	2.01	0.42
1:D:98:PRO:C	1:D:129:VAL:HG12	2.39	0.42
1:D:242:LEU:HD22	1:D:244:ASP:CB	2.48	0.42
1:D:266:PHE:O	1:E:173:HIS:HE1	2.03	0.42
1:D:347:ALA:HA	1:D:356:TRP:CH2	2.55	0.42
1:D:352:PHE:CA	1:D:355:MET:HE3	2.48	0.42
1:D:358:SER:HG	1:D:360:GLN:HE21	1.59	0.42
1:E:8:LEU:HD12	1:E:101:HIS:O	2.19	0.42
1:E:13:GLY:O	1:E:16:LEU:O	2.38	0.42
1:E:121:GLN:CB	1:E:362:TYR:CZ	2.99	0.42
1:E:226:GLU:O	1:E:229:THR:HB	2.19	0.42

Continued on next page...

Continued from previous page...

Atom-1	Atom-2	Interatomic distance (Å)	Clash overlap (Å)
1:E:294:TYR:CD1	1:E:327:ILE:HD12	2.55	0.42
1:E:368:SER:HA	1:E:371:HIS:HD2	1.84	0.42
1:F:274:ILE:O	1:F:277:THR:HB	2.19	0.42
1:F:312:ARG:HB2	1:F:315:LYS:HZ3	1.84	0.42
2:H:329:PRO:HD2	2:H:336:ILE:HD12	2.02	0.42
2:H:334:GLU:HA	2:H:345:LEU:CD2	2.39	0.42
2:I:337:ALA:HB1	2:I:342:VAL:HB	2.02	0.42
1:A:111:ASN:HD21	1:A:115:ASN:CG	2.23	0.42
1:A:137:GLN:CD	1:A:138:ALA:N	2.73	0.42
1:A:142:LEU:HD22	1:A:165:ILE:HD11	2.01	0.42
1:A:190:MET:CG	1:A:191:LYS:N	2.82	0.42
1:A:242:LEU:HD21	1:C:287:ILE:CD1	2.49	0.42
1:B:8:LEU:HD12	1:B:101:HIS:O	2.19	0.42
1:B:141:SER:HA	1:B:144:ALA:CB	2.40	0.42
1:B:142:LEU:HD22	1:B:165:ILE:HD11	2.01	0.42
1:B:209:VAL:O	1:B:212:ILE:HB	2.20	0.42
1:B:221:LEU:HD12	1:B:315:LYS:NZ	2.32	0.42
1:B:274:ILE:O	1:B:277:THR:HB	2.20	0.42
1:C:8:LEU:HD23	1:C:8:LEU:HA	1.79	0.42
1:C:15:GLY:CA	1:C:157:ASP:OD2	2.67	0.42
1:C:53:TYR:O	1:C:54:VAL:C	2.56	0.42
1:C:111:ASN:HD21	1:C:115:ASN:CG	2.23	0.42
1:C:143:TYR:HE2	2:I:346:ARG:HG3	1.85	0.42
1:D:66:THR:HG23	1:D:68:LYS:HZ3	1.85	0.42
1:D:99:GLU:CA	1:D:128:ASN:O	2.64	0.42
1:D:117:GLU:CD	1:D:371:HIS:NE2	2.73	0.42
1:D:190:MET:CG	1:D:191:LYS:N	2.82	0.42
1:D:202:THR:O	1:D:206:ARG:HD3	2.19	0.42
1:D:250:ILE:HG22	1:D:254:ARG:NH2	2.32	0.42
1:D:250:ILE:HG22	1:D:254:ARG:HE	1.82	0.42
1:D:294:TYR:N	1:D:294:TYR:CD1	2.84	0.42
1:E:8:LEU:HG	1:E:101:HIS:HB3	2.01	0.42
1:E:199:SER:O	1:E:199:SER:OG	2.27	0.42
1:E:221:LEU:H	1:E:221:LEU:CD2	2.32	0.42
1:F:10:CYS:HA	1:F:19:ALA:HB1	1.97	0.42
1:F:13:GLY:O	1:F:14:SER:C	2.57	0.42
1:F:104:LEU:HD21	1:F:140:LEU:HD21	2.00	0.42
1:F:117:GLU:CD	1:F:371:HIS:NE2	2.73	0.42
1:F:138:ALA:C	1:F:142:LEU:HG	2.39	0.42
1:F:279:TYR:CE1	1:F:320:LEU:CB	3.02	0.42
1:F:323:SER:O	1:F:326:LYS:CE	2.67	0.42

Continued on next page...

Continued from previous page...

Atom-1	Atom-2	Interatomic distance (Å)	Clash overlap (Å)
1:F:346:LEU:O	1:F:349:LEU:N	2.48	0.42
2:K:334:GLU:HA	2:K:345:LEU:CD2	2.40	0.42
1:A:46:GLY:H	1:C:352:PHE:HZ	1.64	0.42
1:A:65:LEU:HD22	1:A:65:LEU:N	2.35	0.42
1:A:73:HIS:HB3	1:A:75:ILE:CG2	2.49	0.42
1:A:143:TYR:O	1:A:146:GLY:N	2.53	0.42
1:A:178:LEU:O	1:A:180:LEU:N	2.53	0.42
1:A:209:VAL:O	1:A:212:ILE:HB	2.20	0.42
1:A:274:ILE:CG1	1:A:275:HIS:N	2.79	0.42
1:A:304:THR:HG22	1:A:309:ILE:CG2	2.47	0.42
1:B:13:GLY:O	1:B:16:LEU:O	2.38	0.42
1:B:22:ALA:HA	1:B:348:SER:HG	1.84	0.42
1:B:80:ASP:HB2	1:B:84:LYS:HZ3	1.81	0.42
1:B:117:GLU:CD	1:B:371:HIS:NE2	2.73	0.42
1:B:147:ARG:O	1:B:149:THR:N	2.53	0.42
1:B:221:LEU:H	1:B:221:LEU:CD2	2.32	0.42
1:B:342:GLY:CA	1:B:345:ILE:HG12	2.50	0.42
1:C:8:LEU:CG	1:C:101:HIS:HB3	2.49	0.42
1:C:13:GLY:O	1:C:16:LEU:O	2.38	0.42
1:C:121:GLN:HB3	1:C:362:TYR:CE1	2.53	0.42
1:C:153:LEU:CB	1:C:299:LEU:HD12	2.49	0.42
1:C:172:PRO:HA	1:C:175:ILE:CD1	2.39	0.42
1:C:190:MET:CG	1:C:191:LYS:N	2.82	0.42
1:C:242:LEU:HD21	1:E:287:ILE:HD11	2.02	0.42
1:C:358:SER:OG	1:C:361:GLU:HG3	2.19	0.42
1:D:104:LEU:HD21	1:D:140:LEU:HD21	2.00	0.42
1:D:163:VAL:O	1:D:165:ILE:HG13	2.19	0.42
1:D:187:ASP:CB	1:D:191:LYS:HZ3	2.32	0.42
1:D:342:GLY:CA	1:D:345:ILE:HG12	2.50	0.42
1:D:372:ARG:O	1:D:372:ARG:HG2	2.18	0.42
1:E:137:GLN:CD	1:E:138:ALA:N	2.73	0.42
1:E:138:ALA:C	1:E:142:LEU:HG	2.39	0.42
1:E:143:TYR:O	1:E:146:GLY:N	2.53	0.42
1:E:178:LEU:O	1:E:180:LEU:N	2.53	0.42
1:E:322:PRO:HB2	1:E:325:MET:HE2	2.00	0.42
1:F:77:THR:O	1:F:79:TRP:CZ3	2.72	0.42
1:F:98:PRO:O	1:F:129:VAL:HG12	2.20	0.42
1:F:143:TYR:O	1:F:146:GLY:N	2.53	0.42
1:F:358:SER:OG	1:F:361:GLU:HG3	2.19	0.42
1:F:367:PRO:O	1:F:370:VAL:HG12	2.20	0.42
2:J:329:PRO:HD2	2:J:336:ILE:HD12	2.02	0.42

Continued on next page...

Continued from previous page...

Atom-1	Atom-2	Interatomic distance (Å)	Clash overlap (Å)
2:J:348:MET:HE1	2:J:349:LEU:HD12	2.00	0.42
2:L:329:PRO:HD2	2:L:336:ILE:HD12	2.02	0.42
1:A:22:ALA:HA	1:A:348:SER:OG	2.18	0.42
1:A:77:THR:O	1:A:79:TRP:CZ3	2.72	0.42
1:A:286:ASP:OD1	1:A:289:ILE:N	2.38	0.42
1:A:294:TYR:CD1	1:A:327:ILE:HD12	2.55	0.42
1:A:367:PRO:O	1:A:370:VAL:HG12	2.20	0.42
1:B:50:LYS:NZ	1:B:52:SER:N	2.67	0.42
1:B:108:ALA:CA	1:B:137:GLN:HG3	2.47	0.42
1:B:178:LEU:O	1:B:180:LEU:N	2.53	0.42
1:B:266:PHE:O	1:C:173:HIS:HE1	2.03	0.42
1:B:267:ILE:HD11	1:B:269:MET:HB3	2.02	0.42
1:B:339:VAL:HG23	1:B:340:TRP:H	1.85	0.42
1:C:10:CYS:O	1:C:106:THR:HG23	2.19	0.42
1:C:89:THR:CG2	1:C:94:LEU:CD1	2.90	0.42
1:C:190:MET:O	1:C:191:LYS:C	2.58	0.42
1:C:209:VAL:O	1:C:212:ILE:HB	2.20	0.42
1:C:287:ILE:HG13	1:C:288:ASP:OD1	2.20	0.42
1:C:289:ILE:O	1:C:292:ASP:CB	2.67	0.42
1:C:314:GLN:NE2	1:C:329:ILE:CD1	2.82	0.42
1:D:34:ILE:O	1:D:54:VAL:CG1	2.66	0.42
1:D:45:VAL:HG21	1:F:143:TYR:CE1	2.54	0.42
1:D:47:MET:N	2:L:334:GLU:OE1	2.53	0.42
1:D:65:LEU:HD22	1:D:65:LEU:N	2.35	0.42
1:D:86:TRP:O	1:D:90:PHE:HD2	2.02	0.42
1:D:267:ILE:HD11	1:D:269:MET:HB3	2.02	0.42
1:D:339:VAL:HG23	1:D:340:TRP:H	1.85	0.42
1:D:371:HIS:O	1:D:374:CYS:O	2.38	0.42
1:E:190:MET:O	1:E:191:LYS:C	2.58	0.42
1:E:218:TYR:CB	1:E:307:PRO:CG	2.91	0.42
1:E:346:LEU:O	1:E:349:LEU:CB	2.67	0.42
1:F:15:GLY:CA	1:F:157:ASP:OD2	2.67	0.42
1:F:86:TRP:O	1:F:90:PHE:HD2	2.02	0.42
1:F:121:GLN:CB	1:F:362:TYR:CZ	2.99	0.42
1:F:209:VAL:O	1:F:212:ILE:HB	2.20	0.42
1:F:221:LEU:N	1:F:221:LEU:HD22	2.34	0.42
1:F:226:GLU:O	1:F:229:THR:HB	2.19	0.42
1:F:240:TYR:CE2	1:F:241:GLU:O	2.72	0.42
1:F:252:ASN:HA	1:F:255:PHE:HE1	1.77	0.42
1:F:287:ILE:HG13	1:F:288:ASP:OD1	2.20	0.42
1:F:294:TYR:HD2	1:F:325:MET:HB3	1.82	0.42

Continued on next page...

Continued from previous page...

Atom-1	Atom-2	Interatomic distance (Å)	Clash overlap (Å)
2:H:353:LYS:HA	2:H:356:ARG:CG	2.50	0.42
2:L:337:ALA:HB1	2:L:342:VAL:HB	2.02	0.42
1:A:23:GLY:HA3	2:G:357:ARG:HG3	2.02	0.42
1:A:116:ARG:HA	1:A:119:MET:HE3	2.01	0.42
1:A:240:TYR:CE2	1:A:241:GLU:O	2.72	0.42
1:A:242:LEU:HD21	1:C:287:ILE:HD11	2.02	0.42
1:A:287:ILE:HG13	1:A:288:ASP:OD1	2.20	0.42
1:A:298:VAL:HA	1:A:330:ILE:CB	2.46	0.42
1:A:348:SER:O	2:G:353:LYS:HD2	2.19	0.42
1:B:221:LEU:CG	1:B:311:ASP:HB3	2.50	0.42
1:B:312:ARG:HB2	1:B:315:LYS:HZ3	1.84	0.42
1:B:371:HIS:O	1:B:374:CYS:O	2.38	0.42
1:C:72:GLU:OE1	1:C:75:ILE:O	2.38	0.42
1:C:128:ASN:CA	1:C:359:LYS:HE2	2.45	0.42
1:C:137:GLN:CD	1:C:138:ALA:N	2.73	0.42
1:C:143:TYR:CE2	1:C:345:ILE:CB	3.01	0.42
1:C:210:ARG:CB	1:C:213:LYS:HE2	2.50	0.42
1:C:221:LEU:H	1:C:221:LEU:CD2	2.32	0.42
1:C:342:GLY:CA	1:C:345:ILE:HG12	2.50	0.42
1:C:346:LEU:O	1:C:349:LEU:CB	2.67	0.42
1:D:13:GLY:O	1:D:14:SER:C	2.57	0.42
1:D:71:ILE:HA	1:D:75:ILE:O	2.19	0.42
1:D:108:ALA:CA	1:D:137:GLN:HG3	2.47	0.42
1:D:137:GLN:CD	1:D:138:ALA:N	2.73	0.42
1:D:142:LEU:HD22	1:D:165:ILE:HD11	2.01	0.42
1:D:209:VAL:O	1:D:212:ILE:HB	2.20	0.42
1:D:367:PRO:O	1:D:370:VAL:HG12	2.20	0.42
1:E:144:ALA:CB	1:E:338:SER:O	2.67	0.42
1:E:266:PHE:O	1:F:173:HIS:HE1	2.03	0.42
1:E:287:ILE:HG13	1:E:288:ASP:OD1	2.20	0.42
1:E:314:GLN:NE2	1:E:329:ILE:CD1	2.82	0.42
1:E:342:GLY:CA	1:E:345:ILE:HG12	2.50	0.42
1:E:346:LEU:HA	1:E:349:LEU:HG	2.01	0.42
1:E:371:HIS:O	1:E:374:CYS:O	2.38	0.42
1:F:115:ASN:OD1	1:F:119:MET:HE2	2.20	0.42
1:F:147:ARG:O	1:F:149:THR:N	2.53	0.42
1:F:188:TYR:CA	1:F:191:LYS:HD3	2.48	0.42
1:F:294:TYR:CD1	1:F:327:ILE:HD12	2.55	0.42
1:F:350:SER:C	1:F:352:PHE:N	2.73	0.42
2:G:331:SER:HB3	2:G:332:GLU:OE1	2.19	0.42
2:H:328:ALA:HB3	2:H:333:TYR:CE2	2.55	0.42

Continued on next page...

Continued from previous page...

Atom-1	Atom-2	Interatomic distance (Å)	Clash overlap (Å)
2:H:352:LEU:O	2:H:356:ARG:HG2	2.20	0.42
2:K:329:PRO:HD2	2:K:336:ILE:HD12	2.02	0.42
1:A:22:ALA:HA	1:A:348:SER:HG	1.85	0.42
1:A:72:GLU:OE1	1:A:75:ILE:O	2.38	0.42
1:A:114:ALA:O	1:A:118:LYS:HG2	2.19	0.42
1:A:166:TYR:C	1:A:169:TYR:H	2.24	0.42
1:A:189:LEU:HA	1:A:192:ILE:CG1	2.50	0.42
1:A:228:ALA:O	1:A:231:ALA:N	2.52	0.42
1:A:294:TYR:HE2	1:A:325:MET:CG	2.33	0.42
1:A:352:PHE:CA	1:A:355:MET:HE3	2.50	0.42
1:B:65:LEU:HD22	1:B:65:LEU:N	2.35	0.42
1:B:72:GLU:OE1	1:B:75:ILE:O	2.38	0.42
1:B:98:PRO:HG2	1:B:99:GLU:OE2	2.20	0.42
1:B:129:VAL:CG2	1:B:359:LYS:NZ	2.82	0.42
1:B:154:ASP:CA	1:B:300:SER:OG	2.67	0.42
1:B:190:MET:O	1:B:191:LYS:C	2.58	0.42
1:B:293:LEU:CD2	1:B:293:LEU:H	2.33	0.42
1:C:228:ALA:O	1:C:231:ALA:N	2.52	0.42
1:D:44:MET:SD	1:F:168:GLY:C	2.99	0.42
1:D:115:ASN:OD1	1:D:119:MET:HE2	2.19	0.42
1:D:143:TYR:O	1:D:146:GLY:N	2.53	0.42
1:D:201:VAL:H	1:D:205:GLU:CD	2.21	0.42
1:E:98:PRO:HG2	1:E:99:GLU:OE2	2.20	0.42
1:E:151:ILE:HA	1:E:164:PRO:CA	2.50	0.42
1:E:154:ASP:CA	1:E:300:SER:OG	2.67	0.42
1:E:256:ARG:HA	1:E:259:GLU:CD	2.41	0.42
1:E:256:ARG:O	1:E:259:GLU:OE2	2.38	0.42
1:E:293:LEU:CD2	1:E:293:LEU:H	2.33	0.42
1:F:16:LEU:HB2	1:F:18:LYS:HD2	2.02	0.42
1:F:137:GLN:CD	1:F:138:ALA:N	2.73	0.42
1:F:151:ILE:HA	1:F:164:PRO:CA	2.50	0.42
1:F:159:VAL:CG2	1:F:160:THR:N	2.81	0.42
1:F:242:LEU:HD22	1:F:244:ASP:CB	2.48	0.42
1:F:293:LEU:CD2	1:F:293:LEU:H	2.33	0.42
1:F:293:LEU:O	1:F:297:ASN:N	2.53	0.42
1:F:372:ARG:O	1:F:372:ARG:HG2	2.18	0.42
2:J:328:ALA:HB3	2:J:333:TYR:CE2	2.55	0.42
2:J:337:ALA:HB1	2:J:342:VAL:HB	2.01	0.42
2:K:353:LYS:HA	2:K:356:ARG:CG	2.50	0.42
1:A:13:GLY:O	1:A:14:SER:C	2.57	0.41
1:A:13:GLY:O	1:A:16:LEU:O	2.38	0.41

Continued on next page...

Continued from previous page...

Atom-1	Atom-2	Interatomic distance (Å)	Clash overlap (Å)
1:A:44:MET:SD	1:C:168:GLY:C	2.99	0.41
1:A:117:GLU:CD	1:A:371:HIS:NE2	2.73	0.41
1:A:121:GLN:HB3	1:A:362:TYR:CE1	2.53	0.41
1:A:144:ALA:CB	1:A:338:SER:O	2.67	0.41
1:A:221:LEU:CG	1:A:311:ASP:HB3	2.50	0.41
1:A:293:LEU:CD2	1:A:293:LEU:H	2.33	0.41
1:B:76:ILE:CG2	1:B:78:ASN:O	2.67	0.41
1:B:144:ALA:CB	1:B:338:SER:O	2.67	0.41
1:B:287:ILE:HG13	1:B:288:ASP:OD1	2.20	0.41
1:B:304:THR:HG22	1:B:309:ILE:CG2	2.48	0.41
1:C:47:MET:N	2:K:334:GLU:OE1	2.53	0.41
1:C:65:LEU:HD22	1:C:65:LEU:N	2.35	0.41
1:C:117:GLU:CD	1:C:371:HIS:NE2	2.73	0.41
1:C:166:TYR:C	1:C:169:TYR:H	2.23	0.41
1:C:252:ASN:CA	1:C:255:PHE:CE1	2.95	0.41
1:C:367:PRO:O	1:C:370:VAL:HG12	2.20	0.41
1:C:371:HIS:O	1:C:374:CYS:O	2.38	0.41
1:D:13:GLY:O	1:D:16:LEU:O	2.38	0.41
1:D:101:HIS:HA	1:D:102:PRO:HD3	1.95	0.41
1:D:129:VAL:CG2	1:D:359:LYS:NZ	2.82	0.41
1:D:191:LYS:N	1:D:191:LYS:CD	2.79	0.41
1:D:242:LEU:HD21	1:F:287:ILE:HD11	2.02	0.41
1:D:256:ARG:HA	1:D:259:GLU:CD	2.41	0.41
1:D:293:LEU:CD2	1:D:293:LEU:H	2.33	0.41
1:D:346:LEU:HA	1:D:349:LEU:HG	2.01	0.41
1:D:369:ILE:O	1:D:374:CYS:SG	2.78	0.41
1:E:7:ALA:HA	1:E:102:PRO:CD	2.44	0.41
1:E:67:LEU:HB3	1:E:203:THR:HG21	2.01	0.41
1:E:135:ALA:HB1	1:E:140:LEU:HD21	1.99	0.41
1:E:152:VAL:CA	1:E:298:VAL:O	2.67	0.41
1:E:267:ILE:HD11	1:E:269:MET:HB3	2.02	0.41
1:E:286:ASP:OD1	1:E:289:ILE:N	2.38	0.41
1:F:9:VAL:O	1:F:9:VAL:CG1	2.66	0.41
1:F:38:PRO:CD	1:F:65:LEU:CD1	2.93	0.41
1:F:262:PHE:HE1	1:F:313:MET:HE1	1.83	0.41
1:F:289:ILE:O	1:F:292:ASP:CB	2.67	0.41
1:F:347:ALA:HA	1:F:356:TRP:CH2	2.55	0.41
1:F:368:SER:HA	1:F:371:HIS:HD2	1.84	0.41
2:L:328:ALA:HB3	2:L:333:TYR:CE2	2.55	0.41
1:A:122:ILE:HA	1:A:122:ILE:HD12	1.91	0.41
1:A:350:SER:C	1:A:352:PHE:N	2.73	0.41

Continued on next page...

Continued from previous page...

Atom-1	Atom-2	Interatomic distance (Å)	Clash overlap (Å)
1:A:371:HIS:O	1:A:374:CYS:O	2.38	0.41
1:B:18:LYS:HG3	1:B:30:VAL:HG22	2.02	0.41
1:B:111:ASN:HD21	1:B:115:ASN:CG	2.23	0.41
1:B:142:LEU:CD1	1:B:165:ILE:HD11	2.43	0.41
1:B:159:VAL:CG2	1:B:160:THR:N	2.81	0.41
1:B:187:ASP:C	1:B:191:LYS:HZ3	2.23	0.41
1:B:191:LYS:N	1:B:191:LYS:CD	2.79	0.41
1:B:248:ILE:O	1:B:250:ILE:CD1	2.68	0.41
1:B:294:TYR:CA	1:B:327:ILE:HD12	2.39	0.41
1:B:347:ALA:HA	1:B:356:TRP:CH2	2.55	0.41
1:B:367:PRO:O	1:B:370:VAL:HG12	2.20	0.41
1:C:50:LYS:NZ	1:C:52:SER:H	2.19	0.41
1:C:71:ILE:HA	1:C:75:ILE:O	2.19	0.41
1:C:80:ASP:OD1	1:C:81:ASP:N	2.50	0.41
1:C:98:PRO:HG2	1:C:99:GLU:OE2	2.20	0.41
1:C:115:ASN:OD1	1:C:119:MET:HE2	2.19	0.41
1:C:117:GLU:OE1	1:C:370:VAL:CG1	2.68	0.41
1:C:147:ARG:O	1:C:149:THR:N	2.53	0.41
1:C:256:ARG:HA	1:C:259:GLU:CD	2.40	0.41
1:C:267:ILE:HD11	1:C:269:MET:HB3	2.02	0.41
1:C:279:TYR:OH	1:C:320:LEU:O	2.38	0.41
1:D:47:MET:CA	1:D:49:GLN:OE1	2.65	0.41
1:D:73:HIS:C	1:D:75:ILE:HG23	2.41	0.41
1:D:151:ILE:HA	1:D:164:PRO:CA	2.50	0.41
1:D:190:MET:O	1:D:191:LYS:C	2.58	0.41
1:D:221:LEU:N	1:D:221:LEU:HD22	2.34	0.41
1:E:8:LEU:CG	1:E:101:HIS:HB3	2.49	0.41
1:E:58:ALA:C	1:E:61:LYS:H	2.21	0.41
1:E:89:THR:CG2	1:E:94:LEU:CD1	2.90	0.41
1:E:99:GLU:CA	1:E:128:ASN:O	2.64	0.41
1:E:187:ASP:C	1:E:191:LYS:HZ3	2.23	0.41
1:E:312:ARG:HB2	1:E:315:LYS:HZ3	1.84	0.41
1:E:372:ARG:HD3	1:E:372:ARG:N	2.34	0.41
1:F:143:TYR:CE2	1:F:345:ILE:CB	3.01	0.41
1:F:256:ARG:HA	1:F:259:GLU:CD	2.41	0.41
1:F:256:ARG:O	1:F:259:GLU:OE2	2.38	0.41
1:F:290:ARG:HH21	1:F:325:MET:HE1	1.84	0.41
1:F:371:HIS:O	1:F:374:CYS:O	2.38	0.41
2:G:352:LEU:O	2:G:356:ARG:HG2	2.20	0.41
2:H:337:ALA:HB1	2:H:342:VAL:HB	2.01	0.41
1:A:14:SER:HB2	1:A:158:GLY:N	2.36	0.41

Continued on next page...

Continued from previous page...

Atom-1	Atom-2	Interatomic distance (Å)	Clash overlap (Å)
1:A:50:LYS:NZ	1:A:52:SER:H	2.19	0.41
1:A:50:LYS:NZ	1:A:52:SER:N	2.67	0.41
1:A:98:PRO:O	1:A:129:VAL:HG12	2.20	0.41
1:A:105:LEU:CA	1:A:134:VAL:HA	2.50	0.41
1:A:342:GLY:CA	1:A:345:ILE:HG12	2.50	0.41
1:B:5:THR:CG2	1:B:102:PRO:CD	2.99	0.41
1:B:143:TYR:O	1:B:146:GLY:N	2.53	0.41
1:B:151:ILE:HA	1:B:164:PRO:CA	2.50	0.41
1:B:153:LEU:CB	1:B:299:LEU:HD12	2.48	0.41
1:B:226:GLU:O	1:B:229:THR:HB	2.19	0.41
1:B:274:ILE:CG1	1:B:275:HIS:N	2.79	0.41
1:C:34:ILE:HA	1:C:34:ILE:HD13	1.80	0.41
1:C:44:MET:SD	1:E:168:GLY:C	2.99	0.41
1:C:144:ALA:CB	1:C:338:SER:O	2.67	0.41
1:C:369:ILE:O	1:C:374:CYS:SG	2.78	0.41
1:D:9:VAL:O	1:D:9:VAL:CG1	2.66	0.41
1:D:72:GLU:OE1	1:D:75:ILE:O	2.38	0.41
1:D:121:GLN:CB	1:D:362:TYR:CZ	2.99	0.41
1:D:178:LEU:O	1:D:180:LEU:N	2.53	0.41
1:D:226:GLU:O	1:D:229:THR:HB	2.19	0.41
1:D:248:ILE:O	1:D:250:ILE:CD1	2.68	0.41
1:D:293:LEU:O	1:D:297:ASN:N	2.53	0.41
1:E:42:GLY:HA3	1:E:44:MET:HE2	2.01	0.41
1:E:206:ARG:O	1:E:209:VAL:CG2	2.68	0.41
1:E:248:ILE:O	1:E:250:ILE:CD1	2.68	0.41
1:E:290:ARG:CZ	1:E:325:MET:HE1	2.50	0.41
1:E:314:GLN:NE2	1:E:329:ILE:HD13	2.36	0.41
1:F:73:HIS:C	1:F:75:ILE:HG23	2.41	0.41
1:F:342:GLY:CA	1:F:345:ILE:HG12	2.50	0.41
2:I:335:ARG:NH2	2:I:339:GLN:HE21	2.18	0.41
2:J:335:ARG:NH2	2:J:339:GLN:HE21	2.18	0.41
2:K:352:LEU:O	2:K:356:ARG:HG2	2.20	0.41
1:A:98:PRO:HG2	1:A:99:GLU:OE2	2.20	0.41
1:A:210:ARG:CB	1:A:213:LYS:HE2	2.50	0.41
1:B:9:VAL:O	1:B:9:VAL:CG1	2.66	0.41
1:B:98:PRO:O	1:B:129:VAL:HG12	2.20	0.41
1:B:129:VAL:C	1:B:359:LYS:HZ3	2.10	0.41
1:B:204:ALA:HA	1:B:207:GLU:CB	2.51	0.41
1:B:314:GLN:HA	1:B:317:ILE:HG23	1.99	0.41
1:B:361:GLU:CD	1:B:362:TYR:N	2.74	0.41
1:B:369:ILE:O	1:B:374:CYS:SG	2.78	0.41

Continued on next page...

Continued from previous page...

Atom-1	Atom-2	Interatomic distance (Å)	Clash overlap (Å)
1:C:178:LEU:O	1:C:180:LEU:N	2.53	0.41
1:C:189:LEU:HA	1:C:192:ILE:CG1	2.50	0.41
1:C:201:VAL:H	1:C:205:GLU:CD	2.21	0.41
1:C:266:PHE:O	1:D:173:HIS:HE1	2.03	0.41
1:C:293:LEU:CD2	1:C:293:LEU:H	2.33	0.41
1:C:294:TYR:CD1	1:C:327:ILE:HD12	2.55	0.41
1:D:5:THR:CG2	1:D:102:PRO:CD	2.99	0.41
1:D:37:ARG:NH2	1:D:52:SER:CA	2.84	0.41
1:D:221:LEU:CD2	1:D:221:LEU:N	2.84	0.41
1:D:221:LEU:CG	1:D:311:ASP:HB3	2.50	0.41
1:D:294:TYR:CD1	1:D:327:ILE:HD12	2.55	0.41
1:E:37:ARG:NH2	1:E:52:SER:CA	2.84	0.41
1:E:172:PRO:HA	1:E:175:ILE:CD1	2.39	0.41
1:E:213:LYS:CG	1:E:214:GLU:N	2.79	0.41
1:E:304:THR:HG22	1:E:309:ILE:CG2	2.48	0.41
1:F:42:GLY:N	1:F:44:MET:HE3	2.36	0.41
1:F:154:ASP:CA	1:F:300:SER:OG	2.67	0.41
1:F:190:MET:O	1:F:191:LYS:C	2.58	0.41
1:F:267:ILE:HD11	1:F:269:MET:HB3	2.02	0.41
1:F:361:GLU:CD	1:F:362:TYR:N	2.74	0.41
2:H:344:ASP:OD1	2:H:346:ARG:CZ	2.65	0.41
1:A:90:PHE:CB	1:A:91:TYR:CE2	3.02	0.41
1:A:115:ASN:OD1	1:A:119:MET:HE2	2.21	0.41
1:A:147:ARG:O	1:A:149:THR:N	2.53	0.41
1:A:202:THR:O	1:A:205:GLU:N	2.53	0.41
1:A:281:SER:CA	1:A:284:LYS:NZ	2.83	0.41
1:A:293:LEU:CD2	1:A:293:LEU:N	2.84	0.41
1:A:361:GLU:CD	1:A:362:TYR:N	2.74	0.41
1:A:368:SER:HA	1:A:371:HIS:HD2	1.84	0.41
1:B:44:MET:SD	1:D:168:GLY:C	2.99	0.41
1:B:71:ILE:HA	1:B:75:ILE:O	2.19	0.41
1:B:73:HIS:C	1:B:75:ILE:HG23	2.41	0.41
1:B:148:THR:C	1:B:168:GLY:H	2.14	0.41
1:B:304:THR:C	1:B:306:TYR:H	2.24	0.41
1:B:312:ARG:CB	1:B:315:LYS:NZ	2.84	0.41
1:C:5:THR:CG2	1:C:102:PRO:CD	2.99	0.41
1:C:14:SER:HB2	1:C:158:GLY:N	2.36	0.41
1:C:238:LYS:HZ2	1:C:254:ARG:NH1	2.16	0.41
1:C:248:ILE:O	1:C:250:ILE:CD1	2.68	0.41
1:C:298:VAL:CA	1:C:330:ILE:O	2.68	0.41
1:C:323:SER:O	1:C:326:LYS:CE	2.67	0.41

Continued on next page...

Continued from previous page...

Atom-1	Atom-2	Interatomic distance (Å)	Clash overlap (Å)
1:C:350:SER:C	1:C:352:PHE:N	2.73	0.41
1:D:16:LEU:C	1:D:18:LYS:HZ3	2.16	0.41
1:D:18:LYS:HG3	1:D:30:VAL:HG22	2.02	0.41
1:D:252:ASN:O	1:D:255:PHE:CE1	2.74	0.41
1:D:294:TYR:CA	1:D:327:ILE:HD12	2.39	0.41
1:D:312:ARG:CB	1:D:315:LYS:NZ	2.84	0.41
1:D:342:GLY:HA2	1:D:345:ILE:CG1	2.51	0.41
1:E:72:GLU:OE1	1:E:75:ILE:O	2.38	0.41
1:E:142:LEU:HD22	1:E:165:ILE:HD11	2.01	0.41
1:E:147:ARG:O	1:E:149:THR:N	2.53	0.41
1:E:221:LEU:HD22	1:E:221:LEU:N	2.34	0.41
1:E:248:ILE:O	1:E:248:ILE:HG23	2.21	0.41
1:E:294:TYR:HD2	1:E:325:MET:HB3	1.82	0.41
1:E:339:VAL:HG23	1:E:340:TRP:H	1.85	0.41
1:E:367:PRO:O	1:E:370:VAL:HG12	2.20	0.41
1:F:5:THR:CG2	1:F:102:PRO:CD	2.99	0.41
1:F:65:LEU:HD22	1:F:65:LEU:N	2.35	0.41
1:F:142:LEU:HD22	1:F:165:ILE:HD11	2.01	0.41
1:F:248:ILE:O	1:F:250:ILE:CD1	2.68	0.41
1:F:369:ILE:O	1:F:374:CYS:SG	2.78	0.41
2:H:335:ARG:NH2	2:H:339:GLN:HE21	2.18	0.41
2:I:337:ALA:HB3	2:I:345:LEU:HB2	2.03	0.41
2:I:352:LEU:O	2:I:356:ARG:HG2	2.20	0.41
2:K:320:ASP:O	2:K:324:ILE:HG13	2.21	0.41
2:L:352:LEU:O	2:L:356:ARG:HG2	2.20	0.41
1:A:132:MET:HG3	1:A:357:ILE:CB	2.48	0.41
1:A:164:PRO:O	1:A:170:ALA:HA	2.21	0.41
1:A:294:TYR:CA	1:A:327:ILE:HD12	2.39	0.41
1:B:50:LYS:NZ	1:B:52:SER:H	2.19	0.41
1:B:115:ASN:HA	1:B:118:LYS:HZ3	1.86	0.41
1:B:143:TYR:CE2	1:B:345:ILE:HB	2.56	0.41
1:B:189:LEU:O	1:B:192:ILE:CG1	2.69	0.41
1:B:261:LEU:HD23	1:B:261:LEU:H	1.85	0.41
1:C:15:GLY:O	1:C:33:SER:OG	2.32	0.41
1:C:151:ILE:HA	1:C:164:PRO:CA	2.50	0.41
1:C:206:ARG:O	1:C:209:VAL:CG2	2.68	0.41
1:C:274:ILE:O	1:C:277:THR:HB	2.19	0.41
1:C:274:ILE:CG1	1:C:275:HIS:N	2.79	0.41
1:C:294:TYR:HE2	1:C:325:MET:CG	2.33	0.41
1:C:314:GLN:NE2	1:C:329:ILE:HD13	2.36	0.41
1:D:40:HIS:ND1	1:F:170:ALA:O	2.54	0.41

Continued on next page...

Continued from previous page...

Atom-1	Atom-2	Interatomic distance (Å)	Clash overlap (Å)
1:D:50:LYS:NZ	1:D:52:SER:N	2.67	0.41
1:D:143:TYR:CE2	1:D:345:ILE:CB	3.01	0.41
1:D:189:LEU:O	1:D:192:ILE:CG1	2.69	0.41
1:D:202:THR:O	1:D:205:GLU:N	2.54	0.41
1:D:204:ALA:HA	1:D:207:GLU:CB	2.51	0.41
1:D:256:ARG:O	1:D:259:GLU:OE2	2.38	0.41
1:D:261:LEU:HD23	1:D:261:LEU:H	1.85	0.41
1:D:262:PHE:CD1	1:D:275:HIS:ND1	2.79	0.41
1:D:304:THR:C	1:D:306:TYR:H	2.24	0.41
1:E:34:ILE:HG23	1:E:67:LEU:CA	2.51	0.41
1:E:59:GLN:O	1:E:62:ARG:CG	2.67	0.41
1:E:166:TYR:C	1:E:169:TYR:H	2.23	0.41
1:E:210:ARG:CB	1:E:213:LYS:HE2	2.50	0.41
1:E:294:TYR:HE2	1:E:325:MET:CG	2.33	0.41
1:F:13:GLY:O	1:F:16:LEU:O	2.38	0.41
1:F:37:ARG:NH2	1:F:52:SER:CA	2.84	0.41
1:F:72:GLU:OE1	1:F:75:ILE:O	2.38	0.41
1:F:111:ASN:HD21	1:F:115:ASN:CG	2.23	0.41
1:F:122:ILE:HD11	1:F:126:THR:OG1	2.21	0.41
1:F:159:VAL:CG2	1:F:160:THR:H	2.34	0.41
1:F:178:LEU:O	1:F:180:LEU:N	2.53	0.41
1:F:189:LEU:CD1	1:F:192:ILE:HD11	2.40	0.41
1:F:210:ARG:CB	1:F:213:LYS:HE2	2.50	0.41
1:F:280:ASN:CA	1:F:283:MET:HE3	2.50	0.41
1:F:304:THR:C	1:F:306:TYR:H	2.24	0.41
2:G:320:ASP:O	2:G:324:ILE:HG13	2.21	0.41
1:A:34:ILE:HG23	1:A:67:LEU:CA	2.51	0.41
1:A:116:ARG:O	1:A:117:GLU:C	2.58	0.41
1:A:248:ILE:O	1:A:250:ILE:CD1	2.68	0.41
1:A:252:ASN:CA	1:A:255:PHE:CE1	2.95	0.41
1:A:261:LEU:HD23	1:A:261:LEU:H	1.85	0.41
1:B:7:ALA:N	1:B:102:PRO:HD2	2.36	0.41
1:B:12:ASN:HA	1:B:17:VAL:CG1	2.50	0.41
1:B:242:LEU:HD21	1:D:287:ILE:HD11	2.02	0.41
1:C:34:ILE:HG23	1:C:67:LEU:CA	2.51	0.41
1:C:37:ARG:NH2	1:C:52:SER:CA	2.84	0.41
1:C:98:PRO:O	1:C:129:VAL:HG12	2.20	0.41
1:C:105:LEU:CA	1:C:134:VAL:HA	2.50	0.41
1:C:138:ALA:C	1:C:142:LEU:HG	2.39	0.41
1:C:142:LEU:HD22	1:C:165:ILE:HD11	2.01	0.41
1:C:202:THR:O	1:C:205:GLU:N	2.53	0.41

Continued on next page...

Continued from previous page...

Atom-1	Atom-2	Interatomic distance (Å)	Clash overlap (Å)
1:C:204:ALA:HA	1:C:207:GLU:CB	2.51	0.41
1:C:221:LEU:CG	1:C:311:ASP:HB3	2.50	0.41
1:C:361:GLU:CD	1:C:362:TYR:N	2.74	0.41
1:D:16:LEU:HB2	1:D:18:LYS:HD2	2.02	0.41
1:D:98:PRO:O	1:D:129:VAL:HG12	2.20	0.41
1:D:210:ARG:CB	1:D:213:LYS:HE2	2.50	0.41
1:D:293:LEU:CD2	1:D:293:LEU:N	2.84	0.41
1:E:13:GLY:CA	1:E:18:LYS:HZ3	2.34	0.41
1:E:14:SER:HB2	1:E:158:GLY:N	2.36	0.41
1:E:65:LEU:HD22	1:E:65:LEU:N	2.35	0.41
1:E:221:LEU:CD2	1:E:221:LEU:N	2.84	0.41
1:E:228:ALA:O	1:E:231:ALA:N	2.52	0.41
1:F:104:LEU:CD1	1:F:105:LEU:N	2.82	0.41
1:F:120:THR:CA	1:F:123:MET:HE3	2.36	0.41
1:F:252:ASN:CB	1:F:256:ARG:CD	2.95	0.41
1:F:279:TYR:O	1:F:283:MET:HE2	2.20	0.41
1:F:339:VAL:HG23	1:F:340:TRP:H	1.85	0.41
1:F:342:GLY:HA2	1:F:345:ILE:CG1	2.51	0.41
2:G:328:ALA:HB3	2:G:333:TYR:CE2	2.55	0.41
2:G:353:LYS:HA	2:G:356:ARG:CG	2.50	0.41
1:A:16:LEU:HB2	1:A:18:LYS:HD2	2.02	0.41
1:A:88:HIS:CA	1:A:92:ASN:HD22	2.34	0.41
1:A:187:ASP:O	1:A:188:TYR:C	2.59	0.41
1:A:221:LEU:N	1:A:221:LEU:CD2	2.84	0.41
1:A:224:GLU:OE1	1:A:224:GLU:N	2.51	0.41
1:A:256:ARG:O	1:A:259:GLU:OE2	2.38	0.41
1:A:342:GLY:HA2	1:A:345:ILE:CG1	2.51	0.41
1:B:40:HIS:ND1	1:D:170:ALA:O	2.54	0.41
1:B:111:ASN:ND2	1:B:116:ARG:CD	2.84	0.41
1:B:171:LEU:HD23	1:B:174:ALA:CB	2.51	0.41
1:B:252:ASN:O	1:B:255:PHE:CE1	2.74	0.41
1:B:256:ARG:HA	1:B:259:GLU:CD	2.40	0.41
1:B:294:TYR:CD1	1:B:327:ILE:HD12	2.55	0.41
1:C:116:ARG:O	1:C:117:GLU:C	2.58	0.41
1:C:143:TYR:O	1:C:146:GLY:N	2.53	0.41
1:C:261:LEU:HD12	1:C:274:ILE:CG2	2.47	0.41
1:C:293:LEU:CD2	1:C:293:LEU:N	2.84	0.41
1:C:317:ILE:HG13	1:C:318:THR:N	2.28	0.41
1:D:100:GLU:CA	1:D:130:PRO:HD3	2.51	0.41
1:D:111:ASN:ND2	1:D:116:ARG:CD	2.84	0.41
1:E:209:VAL:O	1:E:212:ILE:HB	2.20	0.41

Continued on next page...

Continued from previous page...

Atom-1	Atom-2	Interatomic distance (Å)	Clash overlap (Å)
1:E:252:ASN:HA	1:E:255:PHE:HE1	1.77	0.41
1:F:37:ARG:NH2	1:F:52:SER:HA	2.36	0.41
1:F:189:LEU:O	1:F:192:ILE:CG1	2.69	0.41
1:F:221:LEU:CD2	1:F:221:LEU:N	2.84	0.41
1:F:221:LEU:CG	1:F:311:ASP:HB3	2.50	0.41
1:F:261:LEU:HD23	1:F:261:LEU:H	1.85	0.41
1:F:336:LYS:H	1:F:336:LYS:HG2	1.42	0.41
2:G:337:ALA:O	2:G:342:VAL:N	2.45	0.41
2:G:337:ALA:HB3	2:G:345:LEU:HB2	2.03	0.41
2:H:320:ASP:O	2:H:324:ILE:HG13	2.20	0.41
2:I:328:ALA:HB3	2:I:333:TYR:CE2	2.55	0.41
2:K:335:ARG:NH2	2:K:339:GLN:HE21	2.18	0.41
2:K:337:ALA:HB3	2:K:345:LEU:HB2	2.03	0.41
1:A:5:THR:CG2	1:A:102:PRO:CD	2.99	0.41
1:A:90:PHE:N	1:A:94:LEU:HB2	2.33	0.41
1:A:98:PRO:CB	1:A:129:VAL:CG1	2.96	0.41
1:A:100:GLU:CA	1:A:130:PRO:HD3	2.51	0.41
1:A:138:ALA:C	1:A:142:LEU:HG	2.39	0.41
1:A:153:LEU:HB3	1:A:299:LEU:CD1	2.51	0.41
1:A:154:ASP:CA	1:A:300:SER:OG	2.67	0.41
1:A:189:LEU:O	1:A:192:ILE:CG1	2.69	0.41
1:A:206:ARG:O	1:A:209:VAL:CG2	2.68	0.41
1:A:256:ARG:HA	1:A:259:GLU:CD	2.41	0.41
1:A:267:ILE:HD11	1:A:269:MET:HB3	2.02	0.41
1:A:274:ILE:O	1:A:277:THR:HB	2.20	0.41
1:A:275:HIS:CE1	1:A:276:GLU:OE1	2.74	0.41
1:A:282:ILE:HG13	1:A:283:MET:H	1.86	0.41
1:A:289:ILE:O	1:A:292:ASP:CB	2.67	0.41
1:A:304:THR:C	1:A:306:TYR:H	2.24	0.41
1:A:346:LEU:O	1:A:349:LEU:N	2.48	0.41
1:B:37:ARG:NH2	1:B:52:SER:CA	2.84	0.41
1:B:44:MET:HE1	1:D:169:TYR:CG	2.56	0.41
1:B:58:ALA:C	1:B:61:LYS:H	2.21	0.41
1:B:90:PHE:CD1	1:B:94:LEU:HD13	2.56	0.41
1:B:100:GLU:CA	1:B:130:PRO:HD3	2.51	0.41
1:B:117:GLU:OE1	1:B:370:VAL:CG1	2.68	0.41
1:B:122:ILE:HD11	1:B:126:THR:OG1	2.21	0.41
1:B:142:LEU:O	1:B:145:SER:CB	2.69	0.41
1:B:146:GLY:O	2:H:338:PHE:CE2	2.74	0.41
1:B:189:LEU:HA	1:B:192:ILE:CG1	2.50	0.41
1:B:250:ILE:HG22	1:B:254:ARG:NH2	2.32	0.41

Continued on next page...

Continued from previous page...

Atom-1	Atom-2	Interatomic distance (Å)	Clash overlap (Å)
1:B:279:TYR:OH	1:B:320:LEU:O	2.38	0.41
1:B:293:LEU:CD2	1:B:293:LEU:N	2.84	0.41
1:B:346:LEU:HA	1:B:349:LEU:HG	2.01	0.41
1:C:16:LEU:HB2	1:C:18:LYS:HD2	2.02	0.41
1:C:23:GLY:N	2:I:357:ARG:CD	2.76	0.41
1:C:111:ASN:ND2	1:C:116:ARG:CD	2.84	0.41
1:C:135:ALA:HB1	1:C:140:LEU:HD21	1.99	0.41
1:C:143:TYR:CE2	1:C:345:ILE:HB	2.56	0.41
1:C:154:ASP:CA	1:C:300:SER:OG	2.67	0.41
1:C:164:PRO:O	1:C:170:ALA:HA	2.21	0.41
1:C:189:LEU:O	1:C:192:ILE:CG1	2.69	0.41
1:C:248:ILE:O	1:C:248:ILE:HG23	2.21	0.41
1:D:5:THR:OG1	1:D:101:HIS:ND1	2.49	0.41
1:D:7:ALA:N	1:D:102:PRO:HD2	2.36	0.41
1:D:10:CYS:HA	1:D:19:ALA:HB1	1.97	0.41
1:D:37:ARG:NH2	1:D:52:SER:HA	2.36	0.41
1:D:58:ALA:C	1:D:61:LYS:H	2.20	0.41
1:D:82:MET:HG3	1:D:86:TRP:HE1	1.80	0.41
1:D:98:PRO:HG2	1:D:99:GLU:OE2	2.20	0.41
1:D:143:TYR:CE2	1:D:345:ILE:HB	2.56	0.41
1:D:171:LEU:HD23	1:D:174:ALA:CB	2.51	0.41
1:D:221:LEU:HA	1:D:221:LEU:HD13	1.79	0.41
1:D:261:LEU:HD12	1:D:274:ILE:CG2	2.47	0.41
1:D:281:SER:CA	1:D:284:LYS:NZ	2.83	0.41
1:D:289:ILE:O	1:D:292:ASP:CB	2.67	0.41
1:D:297:ASN:O	1:D:329:ILE:CG2	2.66	0.41
1:E:37:ARG:NH2	1:E:52:SER:HA	2.36	0.41
1:E:98:PRO:O	1:E:129:VAL:HG12	2.20	0.41
1:E:100:GLU:CA	1:E:130:PRO:HD3	2.51	0.41
1:E:111:ASN:ND2	1:E:116:ARG:CD	2.84	0.41
1:E:117:GLU:CD	1:E:371:HIS:NE2	2.73	0.41
1:E:122:ILE:HD11	1:E:126:THR:OG1	2.21	0.41
1:E:189:LEU:HA	1:E:192:ILE:CG1	2.50	0.41
1:E:193:LEU:CD1	1:E:198:TYR:CD2	3.04	0.41
1:E:196:ARG:HH22	1:F:113:LYS:H	1.62	0.41
1:E:300:SER:HA	1:E:335:ARG:HD2	2.03	0.41
1:E:361:GLU:CD	1:E:362:TYR:N	2.74	0.41
1:F:7:ALA:N	1:F:102:PRO:HD2	2.36	0.41
1:F:28:ARG:HG2	1:F:28:ARG:H	1.64	0.41
1:F:100:GLU:CA	1:F:130:PRO:HD3	2.51	0.41
1:F:105:LEU:CA	1:F:134:VAL:HA	2.50	0.41

Continued on next page...

Continued from previous page...

Atom-1	Atom-2	Interatomic distance (Å)	Clash overlap (Å)
1:F:116:ARG:CA	1:F:119:MET:HE3	2.51	0.41
1:F:142:LEU:CD1	1:F:165:ILE:HD11	2.43	0.41
1:F:142:LEU:O	1:F:145:SER:CB	2.68	0.41
1:F:143:TYR:CE2	1:F:345:ILE:HB	2.56	0.41
1:F:171:LEU:HD23	1:F:174:ALA:CB	2.51	0.41
1:F:213:LYS:CG	1:F:214:GLU:N	2.79	0.41
1:F:221:LEU:CD1	1:F:312:ARG:N	2.84	0.41
1:F:249:THR:C	1:F:250:ILE:HD12	2.41	0.41
1:F:279:TYR:OH	1:F:320:LEU:O	2.38	0.41
1:F:299:LEU:CG	1:F:300:SER:N	2.80	0.41
1:F:312:ARG:CB	1:F:315:LYS:NZ	2.84	0.41
1:F:314:GLN:NE2	1:F:329:ILE:HD13	2.36	0.41
2:H:342:VAL:HG12	2:H:342:VAL:O	2.21	0.41
2:J:320:ASP:O	2:J:324:ILE:HG13	2.21	0.41
2:J:343:THR:HG23	2:J:344:ASP:OD1	2.21	0.41
2:K:325:LEU:HD13	2:K:348:MET:HG3	2.03	0.41
2:K:328:ALA:HB3	2:K:333:TYR:CE2	2.55	0.41
2:L:325:LEU:HD13	2:L:348:MET:HG3	2.03	0.41
1:A:7:ALA:N	1:A:102:PRO:HD2	2.36	0.41
1:A:37:ARG:NH2	1:A:52:SER:CA	2.84	0.41
1:A:37:ARG:NH2	1:A:52:SER:HA	2.36	0.41
1:A:108:ALA:HA	1:A:137:GLN:HE21	1.86	0.41
1:A:293:LEU:O	1:A:297:ASN:N	2.54	0.41
1:A:314:GLN:NE2	1:A:329:ILE:HD13	2.36	0.41
1:B:80:ASP:OD1	1:B:81:ASP:N	2.50	0.41
1:B:193:LEU:CD1	1:B:198:TYR:CD2	3.04	0.41
1:B:206:ARG:O	1:B:209:VAL:CG2	2.68	0.41
1:B:210:ARG:CB	1:B:213:LYS:HE2	2.50	0.41
1:B:221:LEU:N	1:B:221:LEU:CD2	2.84	0.41
1:B:256:ARG:O	1:B:259:GLU:OE2	2.38	0.41
1:B:285:CYS:CB	1:B:289:ILE:CG2	2.87	0.41
1:B:314:GLN:NE2	1:B:329:ILE:HD13	2.36	0.41
1:B:336:LYS:H	1:B:336:LYS:HG2	1.42	0.41
1:B:342:GLY:HA2	1:B:345:ILE:CG1	2.51	0.41
1:C:11:ASP:OD1	1:C:106:THR:HG21	2.21	0.41
1:C:40:HIS:ND1	1:E:170:ALA:O	2.54	0.41
1:C:100:GLU:CA	1:C:130:PRO:HD3	2.51	0.41
1:C:152:VAL:CA	1:C:298:VAL:O	2.67	0.41
1:C:221:LEU:N	1:C:221:LEU:CD2	2.84	0.41
1:C:372:ARG:HD3	1:C:372:ARG:N	2.34	0.41
1:D:12:ASN:HA	1:D:17:VAL:CG1	2.50	0.41

Continued on next page...

Continued from previous page...

Atom-1	Atom-2	Interatomic distance (Å)	Clash overlap (Å)
1:D:90:PHE:CD1	1:D:94:LEU:HD13	2.56	0.41
1:D:111:ASN:HD21	1:D:115:ASN:CG	2.23	0.41
1:D:120:THR:O	1:D:132:MET:CE	2.69	0.41
1:D:193:LEU:CD1	1:D:198:TYR:CD2	3.04	0.41
1:D:242:LEU:CD2	1:D:243:PRO:CD	2.97	0.41
1:D:249:THR:C	1:D:250:ILE:HD12	2.41	0.41
1:D:287:ILE:HG13	1:D:288:ASP:OD1	2.20	0.41
1:E:134:VAL:CG2	1:E:375:PHE:C	2.88	0.41
1:E:143:TYR:CE2	1:E:345:ILE:HB	2.56	0.41
1:E:153:LEU:CB	1:E:299:LEU:HD12	2.48	0.41
1:E:187:ASP:O	1:E:188:TYR:C	2.59	0.41
1:E:252:ASN:O	1:E:255:PHE:CE1	2.74	0.41
1:E:267:ILE:CD1	1:E:269:MET:CB	2.99	0.41
1:E:293:LEU:CD2	1:E:293:LEU:N	2.84	0.41
1:E:298:VAL:CA	1:E:330:ILE:O	2.68	0.41
1:E:312:ARG:CB	1:E:315:LYS:NZ	2.84	0.41
1:F:221:LEU:CA	1:F:315:LYS:HZ1	2.32	0.41
2:G:335:ARG:NH2	2:G:339:GLN:HE21	2.18	0.41
2:I:343:THR:HG23	2:I:344:ASP:OD1	2.21	0.41
2:J:325:LEU:HD13	2:J:348:MET:HG3	2.03	0.41
2:J:352:LEU:O	2:J:356:ARG:HG2	2.20	0.41
2:K:335:ARG:O	2:K:339:GLN:CG	2.69	0.41
2:L:342:VAL:HG12	2:L:342:VAL:O	2.21	0.41
1:A:37:ARG:HG2	1:A:68:LYS:HZ1	1.81	0.40
1:A:73:HIS:C	1:A:75:ILE:HG23	2.41	0.40
1:A:111:ASN:ND2	1:A:116:ARG:CD	2.84	0.40
1:A:164:PRO:O	1:A:170:ALA:HB1	2.22	0.40
1:A:202:THR:HG1	1:A:205:GLU:HB2	1.77	0.40
1:A:249:THR:C	1:A:250:ILE:HD12	2.41	0.40
1:A:298:VAL:CA	1:A:330:ILE:O	2.68	0.40
1:B:34:ILE:HG23	1:B:67:LEU:CA	2.51	0.40
1:B:202:THR:O	1:B:205:GLU:N	2.53	0.40
1:B:281:SER:CA	1:B:284:LYS:NZ	2.83	0.40
1:C:122:ILE:HD11	1:C:126:THR:OG1	2.21	0.40
1:C:188:TYR:CZ	1:C:192:ILE:CG2	3.04	0.40
1:C:294:TYR:CA	1:C:327:ILE:HD12	2.39	0.40
1:C:297:ASN:O	1:C:329:ILE:CG2	2.66	0.40
1:C:300:SER:HA	1:C:335:ARG:HD2	2.03	0.40
1:C:304:THR:C	1:C:306:TYR:H	2.24	0.40
1:C:312:ARG:CB	1:C:315:LYS:NZ	2.84	0.40
1:D:89:THR:CG2	1:D:94:LEU:CD1	2.90	0.40

Continued on next page...

Continued from previous page...

Atom-1	Atom-2	Interatomic distance (Å)	Clash overlap (Å)
1:D:122:ILE:HD11	1:D:126:THR:OG1	2.21	0.40
1:D:267:ILE:CD1	1:D:269:MET:CB	3.00	0.40
1:E:71:ILE:HA	1:E:75:ILE:O	2.19	0.40
1:E:164:PRO:O	1:E:170:ALA:HB1	2.22	0.40
1:E:202:THR:O	1:E:205:GLU:N	2.54	0.40
1:E:275:HIS:CE1	1:E:276:GLU:OE1	2.74	0.40
1:E:293:LEU:O	1:E:297:ASN:N	2.53	0.40
1:E:297:ASN:O	1:E:329:ILE:CG2	2.66	0.40
1:E:304:THR:C	1:E:306:TYR:H	2.24	0.40
1:F:18:LYS:HG3	1:F:30:VAL:HG22	2.02	0.40
1:F:39:ARG:CZ	1:F:63:GLY:O	2.69	0.40
1:F:111:ASN:ND2	1:F:116:ARG:CD	2.84	0.40
1:F:236:LEU:HD12	1:F:236:LEU:C	2.42	0.40
1:F:312:ARG:HG3	1:F:315:LYS:HZ3	1.87	0.40
2:G:335:ARG:O	2:G:339:GLN:CG	2.69	0.40
2:I:353:LYS:HA	2:I:356:ARG:CG	2.50	0.40
2:J:342:VAL:HG12	2:J:342:VAL:O	2.21	0.40
2:L:353:LYS:HA	2:L:356:ARG:CG	2.49	0.40
1:A:11:ASP:OD1	1:A:106:THR:HG21	2.21	0.40
1:A:122:ILE:HD11	1:A:126:THR:OG1	2.21	0.40
1:A:148:THR:C	1:A:167:GLU:N	2.75	0.40
1:A:188:TYR:CZ	1:A:192:ILE:CG2	3.04	0.40
1:A:236:LEU:HD12	1:A:236:LEU:C	2.42	0.40
1:A:252:ASN:O	1:A:255:PHE:CE1	2.74	0.40
1:B:5:THR:OG1	1:B:101:HIS:ND1	2.49	0.40
1:B:14:SER:N	1:B:157:ASP:HB3	2.36	0.40
1:B:97:ALA:O	1:B:100:GLU:OE1	2.40	0.40
1:B:116:ARG:O	1:B:117:GLU:C	2.58	0.40
1:B:188:TYR:CZ	1:B:192:ILE:CG2	3.03	0.40
1:B:248:ILE:O	1:B:248:ILE:HG23	2.21	0.40
1:B:350:SER:C	1:B:352:PHE:N	2.73	0.40
1:C:37:ARG:HG2	1:C:68:LYS:HZ1	1.81	0.40
1:C:59:GLN:O	1:C:62:ARG:CG	2.67	0.40
1:C:108:ALA:HA	1:C:137:GLN:HE21	1.86	0.40
1:C:193:LEU:CD1	1:C:198:TYR:CD2	3.04	0.40
1:C:261:LEU:HD23	1:C:261:LEU:H	1.85	0.40
1:C:282:ILE:HG13	1:C:283:MET:H	1.86	0.40
1:C:293:LEU:O	1:C:297:ASN:N	2.54	0.40
1:C:342:GLY:HA2	1:C:345:ILE:CG1	2.51	0.40
1:D:39:ARG:CZ	1:D:63:GLY:O	2.69	0.40
1:D:187:ASP:O	1:D:190:MET:N	2.55	0.40

Continued on next page...

Continued from previous page...

Atom-1	Atom-2	Interatomic distance (Å)	Clash overlap (Å)
1:D:236:LEU:HD12	1:D:236:LEU:C	2.42	0.40
1:E:14:SER:N	1:E:157:ASP:HB3	2.36	0.40
1:E:16:LEU:HB2	1:E:18:LYS:HD2	2.02	0.40
1:E:35:VAL:HB	1:E:68:LYS:CB	2.24	0.40
1:E:53:TYR:O	1:E:54:VAL:C	2.56	0.40
1:E:105:LEU:CA	1:E:134:VAL:HA	2.50	0.40
1:E:233:SER:HB3	1:E:236:LEU:HD21	2.03	0.40
1:E:242:LEU:CD2	1:E:243:PRO:CD	2.97	0.40
1:E:264:PRO:CB	1:E:267:ILE:HD11	2.51	0.40
1:E:355:MET:CG	1:E:356:TRP:CE3	3.05	0.40
1:F:11:ASP:OD1	1:F:106:THR:HG21	2.21	0.40
1:F:59:GLN:CB	1:F:62:ARG:NH1	2.85	0.40
1:F:66:THR:HG23	1:F:68:LYS:HZ3	1.86	0.40
1:F:187:ASP:HB3	1:F:191:LYS:HZ3	1.82	0.40
1:F:188:TYR:CZ	1:F:192:ILE:CG2	3.03	0.40
1:F:193:LEU:CD1	1:F:198:TYR:CD2	3.04	0.40
1:F:252:ASN:O	1:F:255:PHE:CE1	2.74	0.40
1:F:293:LEU:CD2	1:F:293:LEU:N	2.84	0.40
1:F:300:SER:HA	1:F:335:ARG:HD2	2.03	0.40
1:F:345:ILE:CD1	2:L:350:LYS:HD3	2.51	0.40
2:G:343:THR:HG23	2:G:344:ASP:OD1	2.21	0.40
2:I:320:ASP:O	2:I:324:ILE:HG13	2.20	0.40
2:J:337:ALA:HB3	2:J:345:LEU:HB2	2.03	0.40
1:A:6:THR:C	1:A:102:PRO:HD2	2.42	0.40
1:A:14:SER:N	1:A:157:ASP:HB3	2.36	0.40
1:A:34:ILE:CA	1:A:68:LYS:O	2.66	0.40
1:A:75:ILE:O	1:A:75:ILE:CG1	2.62	0.40
1:A:204:ALA:HA	1:A:207:GLU:CB	2.51	0.40
1:A:267:ILE:CD1	1:A:269:MET:CB	2.99	0.40
1:A:361:GLU:CA	1:A:364:GLU:OE1	2.65	0.40
1:B:242:LEU:CD2	1:B:243:PRO:CD	2.97	0.40
1:B:322:PRO:HB2	1:B:325:MET:HE2	2.03	0.40
1:B:355:MET:CG	1:B:356:TRP:CE3	3.05	0.40
1:C:35:VAL:HG11	1:C:37:ARG:HH12	1.81	0.40
1:C:187:ASP:O	1:C:188:TYR:C	2.59	0.40
1:C:221:LEU:CD1	1:C:312:ARG:N	2.84	0.40
1:C:260:THR:CB	1:C:266:PHE:HB2	2.52	0.40
1:C:362:TYR:O	1:C:366:GLY:CA	2.68	0.40
1:D:142:LEU:CD1	1:D:165:ILE:HD11	2.43	0.40
1:D:147:ARG:O	1:D:149:THR:N	2.53	0.40
1:D:188:TYR:CZ	1:D:192:ILE:CG2	3.04	0.40

Continued on next page...

Continued from previous page...

Atom-1	Atom-2	Interatomic distance (Å)	Clash overlap (Å)
1:D:248:ILE:O	1:D:248:ILE:HG23	2.21	0.40
1:D:260:THR:CB	1:D:266:PHE:HB2	2.52	0.40
1:D:300:SER:HA	1:D:335:ARG:HD2	2.03	0.40
1:E:120:THR:O	1:E:132:MET:CE	2.70	0.40
1:E:161:HIS:HA	1:E:177:ARG:HA	2.03	0.40
1:F:4:GLU:O	1:F:5:THR:HB	2.21	0.40
1:F:21:PHE:HB2	1:F:24:ASP:CG	2.42	0.40
1:F:34:ILE:HG23	1:F:67:LEU:CA	2.51	0.40
1:F:50:LYS:NZ	1:F:52:SER:H	2.19	0.40
1:F:98:PRO:HG2	1:F:99:GLU:OE2	2.20	0.40
1:F:116:ARG:O	1:F:117:GLU:C	2.58	0.40
1:F:123:MET:CA	1:F:127:PHE:HD2	2.22	0.40
1:F:148:THR:C	1:F:167:GLU:N	2.75	0.40
1:F:204:ALA:HA	1:F:207:GLU:CB	2.51	0.40
1:F:217:CYS:CA	1:F:254:ARG:HG2	2.46	0.40
1:F:250:ILE:HG22	1:F:254:ARG:HE	1.82	0.40
2:I:342:VAL:HG12	2:I:342:VAL:O	2.21	0.40
2:L:320:ASP:O	2:L:324:ILE:HG13	2.21	0.40
2:L:337:ALA:HB3	2:L:345:LEU:HB2	2.03	0.40
1:A:99:GLU:CA	1:A:128:ASN:O	2.64	0.40
1:A:121:GLN:CG	1:A:122:ILE:N	2.74	0.40
1:A:260:THR:CB	1:A:266:PHE:HB2	2.52	0.40
1:A:290:ARG:CZ	1:A:325:MET:HE1	2.50	0.40
1:A:300:SER:HA	1:A:335:ARG:HD2	2.03	0.40
1:A:345:ILE:CD1	2:G:350:LYS:HB2	2.42	0.40
1:B:16:LEU:HB2	1:B:18:LYS:HD2	2.02	0.40
1:B:118:LYS:CG	1:B:119:MET:N	2.85	0.40
1:B:293:LEU:O	1:B:297:ASN:N	2.53	0.40
1:C:37:ARG:NH2	1:C:52:SER:HA	2.36	0.40
1:C:67:LEU:HB3	1:C:203:THR:HG23	2.04	0.40
1:C:347:ALA:HA	1:C:356:TRP:CH2	2.55	0.40
1:D:4:GLU:O	1:D:5:THR:HB	2.22	0.40
1:D:14:SER:N	1:D:157:ASP:HB3	2.36	0.40
1:D:21:PHE:HB2	1:D:24:ASP:CG	2.42	0.40
1:D:82:MET:HE3	1:D:85:ILE:HG21	2.03	0.40
1:D:117:GLU:OE1	1:D:370:VAL:CG1	2.68	0.40
1:D:221:LEU:CD1	1:D:312:ARG:N	2.84	0.40
1:D:252:ASN:CB	1:D:256:ARG:CD	2.95	0.40
1:D:361:GLU:CD	1:D:362:TYR:N	2.74	0.40
1:D:362:TYR:O	1:D:366:GLY:CA	2.68	0.40
1:E:11:ASP:OD1	1:E:106:THR:HG21	2.21	0.40

Continued on next page...

Continued from previous page...

Atom-1	Atom-2	Interatomic distance (Å)	Clash overlap (Å)
1:E:67:LEU:HB3	1:E:203:THR:HG23	2.04	0.40
1:E:73:HIS:C	1:E:75:ILE:HG23	2.41	0.40
1:E:118:LYS:CG	1:E:119:MET:N	2.85	0.40
1:E:128:ASN:CA	1:E:359:LYS:HE2	2.45	0.40
1:E:148:THR:C	1:E:167:GLU:N	2.75	0.40
1:E:164:PRO:O	1:E:170:ALA:HA	2.21	0.40
1:E:189:LEU:O	1:E:192:ILE:CG1	2.69	0.40
1:E:221:LEU:CG	1:E:311:ASP:HB3	2.50	0.40
1:E:236:LEU:C	1:E:236:LEU:HD12	2.42	0.40
1:E:347:ALA:HA	1:E:356:TRP:CH2	2.55	0.40
1:F:117:GLU:OE1	1:F:370:VAL:CG1	2.68	0.40
1:F:187:ASP:O	1:F:188:TYR:C	2.59	0.40
1:F:189:LEU:HA	1:F:192:ILE:CG1	2.50	0.40
1:F:267:ILE:CD1	1:F:269:MET:CB	3.00	0.40
1:F:352:PHE:O	1:F:355:MET:CE	2.70	0.40
2:G:342:VAL:HG12	2:G:342:VAL:O	2.21	0.40
2:I:335:ARG:O	2:I:339:GLN:CG	2.69	0.40
2:I:353:LYS:C	2:I:355:MET:N	2.75	0.40
2:L:335:ARG:O	2:L:339:GLN:CG	2.69	0.40
1:A:67:LEU:HB3	1:A:203:THR:HG23	2.04	0.40
1:A:112:PRO:C	1:A:116:ARG:NH1	2.75	0.40
1:A:115:ASN:CA	1:A:118:LYS:HZ2	2.33	0.40
1:A:151:ILE:HA	1:A:164:PRO:CA	2.50	0.40
1:A:233:SER:HB3	1:A:236:LEU:HD21	2.04	0.40
1:A:297:ASN:O	1:A:329:ILE:CG2	2.66	0.40
1:A:362:TYR:O	1:A:366:GLY:CA	2.68	0.40
1:B:21:PHE:HB2	1:B:24:ASP:CG	2.42	0.40
1:B:187:ASP:O	1:B:188:TYR:C	2.59	0.40
1:B:221:LEU:CD1	1:B:312:ARG:N	2.84	0.40
1:B:260:THR:CB	1:B:266:PHE:HB2	2.52	0.40
1:B:275:HIS:CE1	1:B:276:GLU:OE1	2.74	0.40
1:C:66:THR:CG2	1:C:68:LYS:HZ2	2.34	0.40
1:C:97:ALA:O	1:C:100:GLU:OE1	2.40	0.40
1:C:134:VAL:CG2	1:C:375:PHE:C	2.88	0.40
1:C:241:GLU:OE1	1:C:243:PRO:CA	2.64	0.40
1:C:322:PRO:HD2	1:C:325:MET:CE	2.52	0.40
1:C:339:VAL:HG23	1:C:340:TRP:H	1.85	0.40
1:D:15:GLY:O	1:D:33:SER:OG	2.31	0.40
1:D:82:MET:HG3	1:D:86:TRP:CE2	2.56	0.40
1:D:189:LEU:HA	1:D:192:ILE:CG1	2.50	0.40
1:E:148:THR:C	1:E:168:GLY:H	2.15	0.40

Continued on next page...

Continued from previous page...

Atom-1	Atom-2	Interatomic distance (Å)	Clash overlap (Å)
1:E:151:ILE:CB	1:E:164:PRO:HA	2.52	0.40
1:E:166:TYR:CE2	1:E:167:GLU:OE2	2.75	0.40
1:E:171:LEU:HD23	1:E:174:ALA:CB	2.51	0.40
1:F:88:HIS:CA	1:F:92:ASN:HD22	2.33	0.40
1:F:90:PHE:CD1	1:F:94:LEU:HD13	2.57	0.40
1:F:187:ASP:O	1:F:190:MET:N	2.55	0.40
1:F:260:THR:CB	1:F:266:PHE:HB2	2.52	0.40
1:F:362:TYR:O	1:F:366:GLY:CA	2.68	0.40
2:G:353:LYS:C	2:G:355:MET:N	2.75	0.40
2:I:342:VAL:HG12	2:I:344:ASP:C	2.42	0.40
2:K:342:VAL:HG12	2:K:344:ASP:C	2.42	0.40

There are no symmetry-related clashes.

5.3 Torsion angles [i](#)

5.3.1 Protein backbone [i](#)

In the following table, the Percentiles column shows the percent Ramachandran outliers of the chain as a percentile score with respect to all PDB entries followed by that with respect to all EM entries.

The Analysed column shows the number of residues for which the backbone conformation was analysed, and the total number of residues.

Mol	Chain	Analysed	Favoured	Allowed	Outliers	Percentiles	
1	A	373/375 (100%)	267 (72%)	106 (28%)	0	100	100
1	B	373/375 (100%)	267 (72%)	106 (28%)	0	100	100
1	C	373/375 (100%)	267 (72%)	106 (28%)	0	100	100
1	D	373/375 (100%)	267 (72%)	106 (28%)	0	100	100
1	E	373/375 (100%)	267 (72%)	106 (28%)	0	100	100
1	F	373/375 (100%)	267 (72%)	106 (28%)	0	100	100
2	G	37/220 (17%)	28 (76%)	9 (24%)	0	100	100
2	H	37/220 (17%)	28 (76%)	9 (24%)	0	100	100
2	I	37/220 (17%)	28 (76%)	9 (24%)	0	100	100
2	J	37/220 (17%)	28 (76%)	9 (24%)	0	100	100
2	K	37/220 (17%)	28 (76%)	9 (24%)	0	100	100

Continued on next page...

Continued from previous page...

Mol	Chain	Analysed	Favoured	Allowed	Outliers	Percentiles	
2	L	37/220 (17%)	28 (76%)	9 (24%)	0	100	100
All	All	2460/3570 (69%)	1770 (72%)	690 (28%)	0	100	100

There are no Ramachandran outliers to report.

5.3.2 Protein sidechains [i](#)

In the following table, the Percentiles column shows the percent sidechain outliers of the chain as a percentile score with respect to all PDB entries followed by that with respect to all EM entries.

The Analysed column shows the number of residues for which the sidechain conformation was analysed, and the total number of residues.

Mol	Chain	Analysed	Rotameric	Outliers	Percentiles	
1	A	318/318 (100%)	308 (97%)	10 (3%)	40	62
1	B	318/318 (100%)	308 (97%)	10 (3%)	40	62
1	C	318/318 (100%)	308 (97%)	10 (3%)	40	62
1	D	318/318 (100%)	308 (97%)	10 (3%)	40	62
1	E	318/318 (100%)	308 (97%)	10 (3%)	40	62
1	F	318/318 (100%)	308 (97%)	10 (3%)	40	62
2	G	34/189 (18%)	33 (97%)	1 (3%)	42	64
2	H	34/189 (18%)	33 (97%)	1 (3%)	42	64
2	I	34/189 (18%)	33 (97%)	1 (3%)	42	64
2	J	34/189 (18%)	33 (97%)	1 (3%)	42	64
2	K	34/189 (18%)	33 (97%)	1 (3%)	42	64
2	L	34/189 (18%)	33 (97%)	1 (3%)	42	64
All	All	2112/3042 (69%)	2046 (97%)	66 (3%)	43	62

All (66) residues with a non-rotameric sidechain are listed below:

Mol	Chain	Res	Type
1	A	39	ARG
1	A	61	LYS
1	A	95	ARG
1	A	113	LYS
1	A	116	ARG

Continued on next page...

Continued from previous page...

Mol	Chain	Res	Type
1	A	177	ARG
1	A	291	LYS
1	A	317	ILE
1	A	336	LYS
1	A	372	ARG
1	B	39	ARG
1	B	61	LYS
1	B	95	ARG
1	B	113	LYS
1	B	116	ARG
1	B	177	ARG
1	B	291	LYS
1	B	317	ILE
1	B	336	LYS
1	B	372	ARG
1	C	39	ARG
1	C	61	LYS
1	C	95	ARG
1	C	113	LYS
1	C	116	ARG
1	C	177	ARG
1	C	291	LYS
1	C	317	ILE
1	C	336	LYS
1	C	372	ARG
1	D	39	ARG
1	D	61	LYS
1	D	95	ARG
1	D	113	LYS
1	D	116	ARG
1	D	177	ARG
1	D	291	LYS
1	D	317	ILE
1	D	336	LYS
1	D	372	ARG
1	E	39	ARG
1	E	61	LYS
1	E	95	ARG
1	E	113	LYS
1	E	116	ARG
1	E	177	ARG
1	E	291	LYS

Continued on next page...

Continued from previous page...

Mol	Chain	Res	Type
1	E	317	ILE
1	E	336	LYS
1	E	372	ARG
1	F	39	ARG
1	F	61	LYS
1	F	95	ARG
1	F	113	LYS
1	F	116	ARG
1	F	177	ARG
1	F	291	LYS
1	F	317	ILE
1	F	336	LYS
1	F	372	ARG
2	G	332	GLU
2	H	332	GLU
2	I	332	GLU
2	J	332	GLU
2	K	332	GLU
2	L	332	GLU

Sometimes sidechains can be flipped to improve hydrogen bonding and reduce clashes. All (30) such sidechains are listed below:

Mol	Chain	Res	Type
1	A	40	HIS
1	A	92	ASN
1	A	137	GLN
1	A	162	ASN
1	A	173	HIS
1	A	360	GLN
1	B	40	HIS
1	B	92	ASN
1	B	137	GLN
1	B	162	ASN
1	B	360	GLN
1	C	92	ASN
1	C	137	GLN
1	C	162	ASN
1	C	360	GLN
1	D	40	HIS
1	D	92	ASN
1	D	137	GLN
1	D	162	ASN

Continued on next page...

Continued from previous page...

Mol	Chain	Res	Type
1	D	360	GLN
1	E	40	HIS
1	E	92	ASN
1	E	137	GLN
1	E	162	ASN
1	E	360	GLN
1	F	40	HIS
1	F	92	ASN
1	F	137	GLN
1	F	162	ASN
1	F	360	GLN

5.3.3 RNA [i](#)

There are no RNA molecules in this entry.

5.4 Non-standard residues in protein, DNA, RNA chains [i](#)

There are no non-standard protein/DNA/RNA residues in this entry.

5.5 Carbohydrates [i](#)

There are no monosaccharides in this entry.

5.6 Ligand geometry [i](#)

There are no ligands in this entry.

5.7 Other polymers [i](#)

There are no such residues in this entry.

5.8 Polymer linkage issues [i](#)

There are no chain breaks in this entry.


6 Map visualisation [i](#)

This section contains visualisations of the EMDB entry EMD-25914. These allow visual inspection of the internal detail of the map and identification of artifacts.

No raw map or half-maps were deposited for this entry and therefore no images, graphs, etc. pertaining to the raw map can be shown.

6.1 Orthogonal projections [i](#)

6.1.1 Primary map



The images above show the map projected in three orthogonal directions.

6.2 Central slices [i](#)

6.2.1 Primary map



The images above show central slices of the map in three orthogonal directions.

6.3 Largest variance slices [i](#)

6.3.1 Primary map



X Index: 42



Y Index: 42

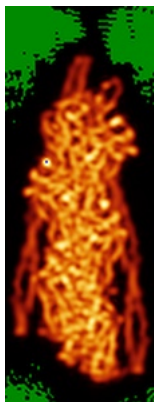


Z Index: 79


The images above show the largest variance slices of the map in three orthogonal directions.

6.4 Orthogonal standard-deviation projections (False-color) [i](#)


6.4.1 Primary map



X



Y



Z

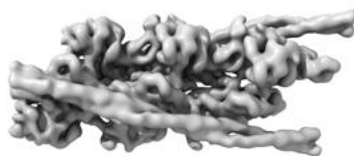
The images above show the map standard deviation projections with false color in three orthogonal directions. Minimum values are shown in green, max in blue, and dark to light orange shades represent small to large values respectively.

6.5 Orthogonal surface views [i](#)

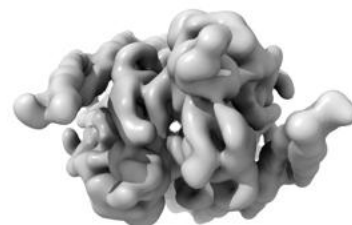
6.5.1 Primary map



X



Y



Z

The images above show the 3D surface view of the map at the recommended contour level 0.728. These images, in conjunction with the slice images, may facilitate assessment of whether an appropriate contour level has been provided.

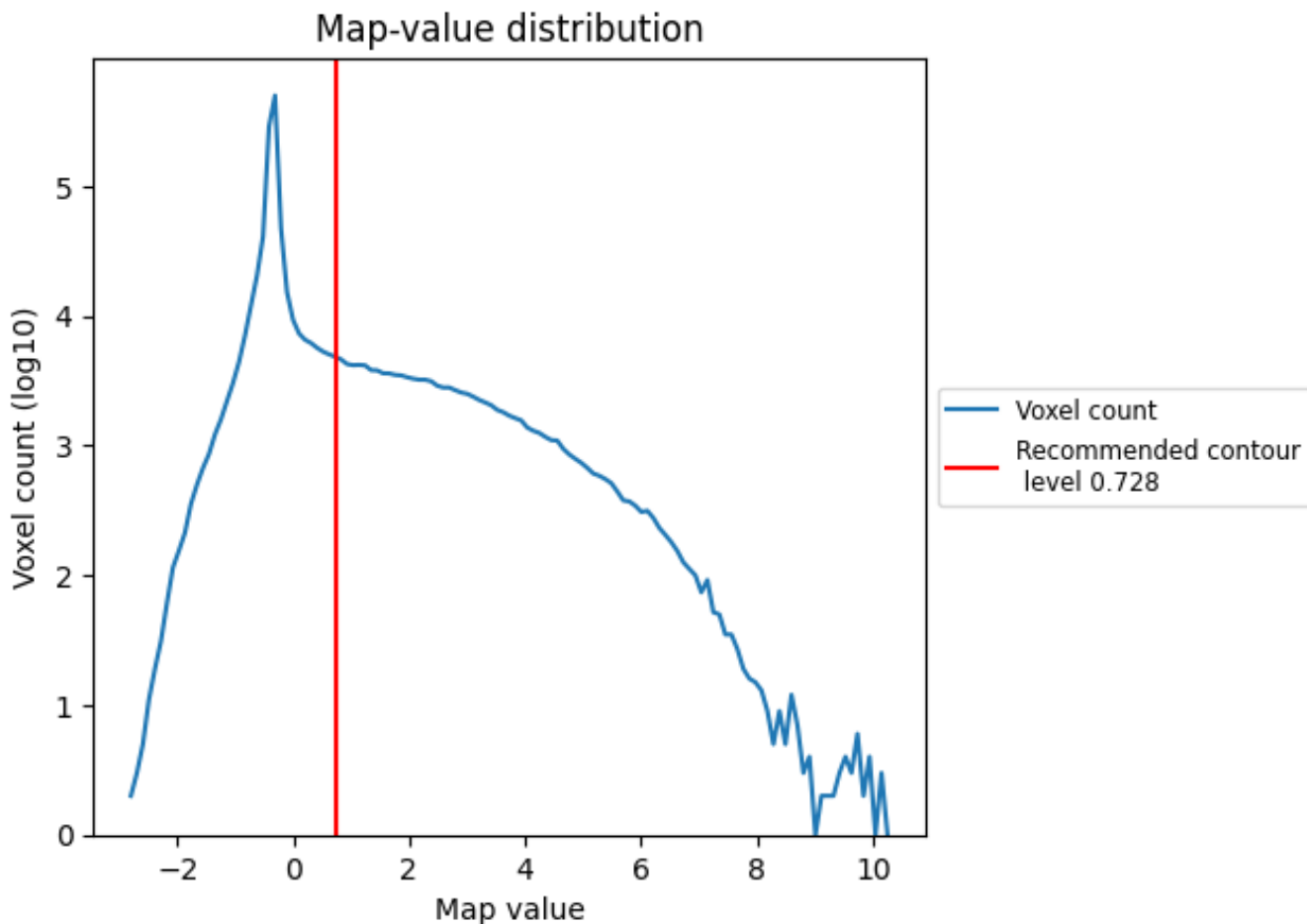
6.6 Mask visualisation [i](#)

This section was not generated. No masks/segmentation were deposited.

7 Map analysis [i](#)

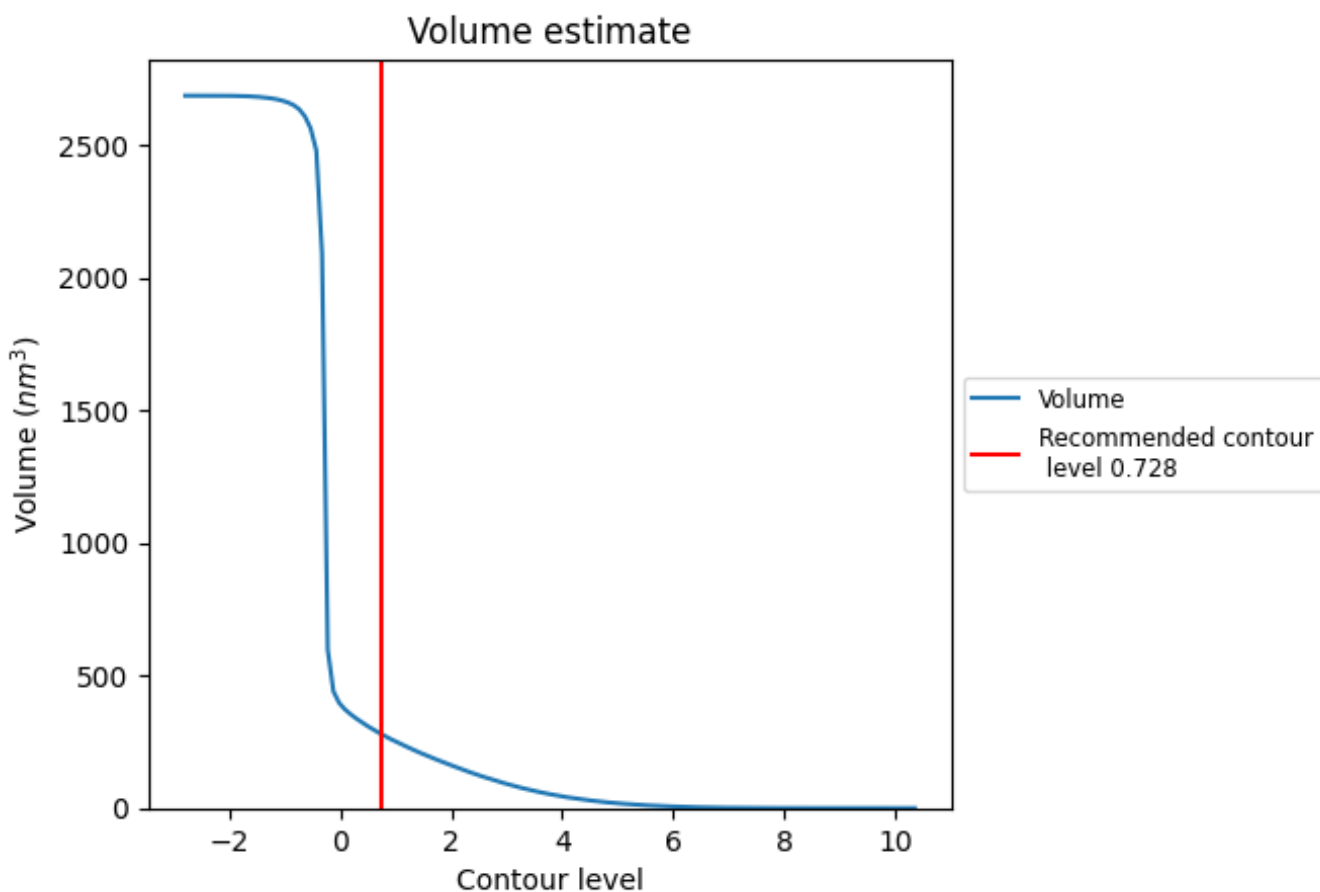
This section contains the results of statistical analysis of the map.

7.1 Map-value distribution [i](#)



The map-value distribution is plotted in 128 intervals along the x-axis. The y-axis is logarithmic. A spike in this graph at zero usually indicates that the volume has been masked.

7.2 Volume estimate [i](#)



The volume at the recommended contour level is 280 nm^3 ; this corresponds to an approximate mass of 253 kDa.

The volume estimate graph shows how the enclosed volume varies with the contour level. The recommended contour level is shown as a vertical line and the intersection between the line and the curve gives the volume of the enclosed surface at the given level.

7.3 Rotationally averaged power spectrum [i](#)

This section was not generated. The rotationally averaged power spectrum is only generated for cubic maps.

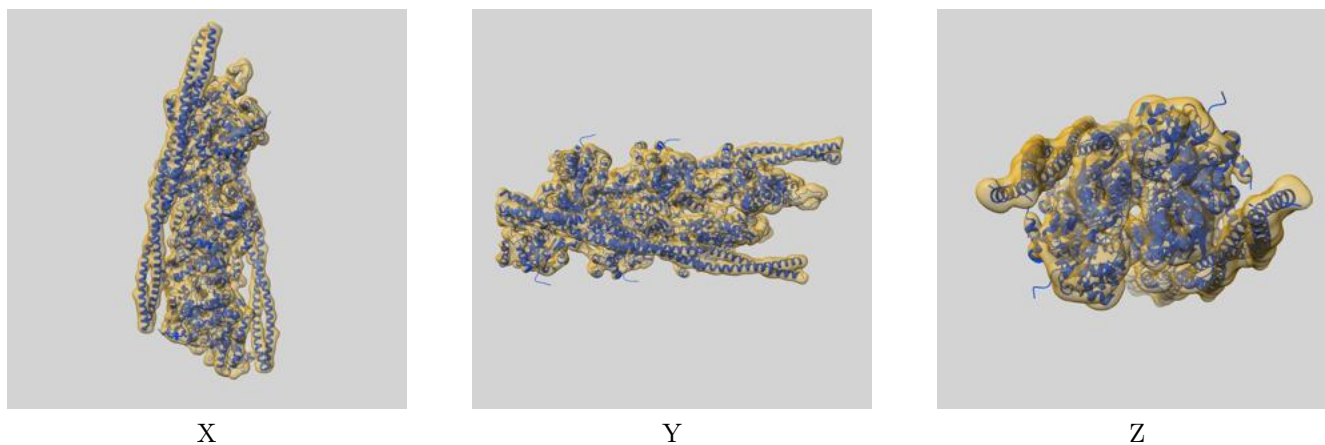
8 Fourier-Shell correlation

This section was not generated. No FSC curve or half-maps provided.

9 Map-model fit [i](#)


This section contains information regarding the fit between EMDB map EMD-25914 and PDB model 7TIT. Per-residue inclusion information can be found in section 3 on page 6.

9.1 Map-model overlay [i](#)



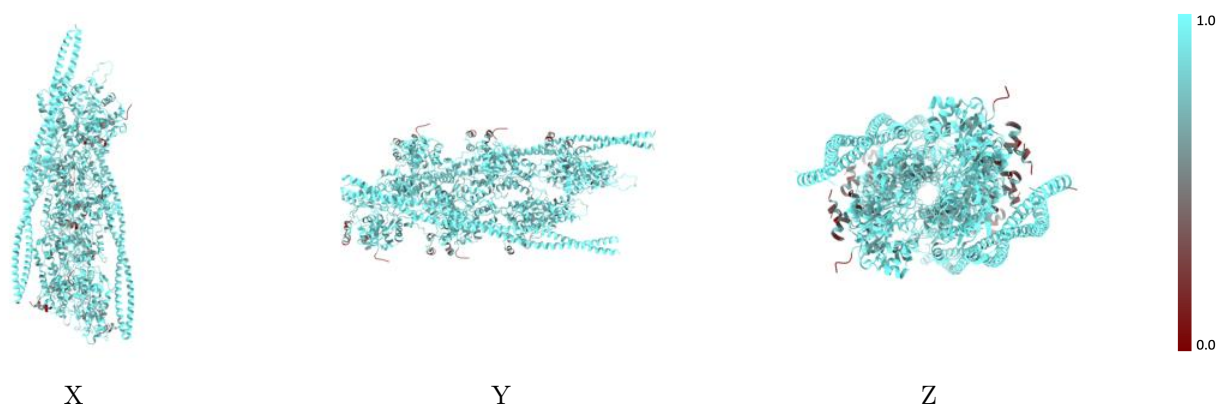
The images above show the 3D surface view of the map at the recommended contour level 0.728 at 50% transparency in yellow overlaid with a ribbon representation of the model coloured in blue. These images allow for the visual assessment of the quality of fit between the atomic model and the map.

9.2 Q-score mapped to coordinate model [\(i\)](#)



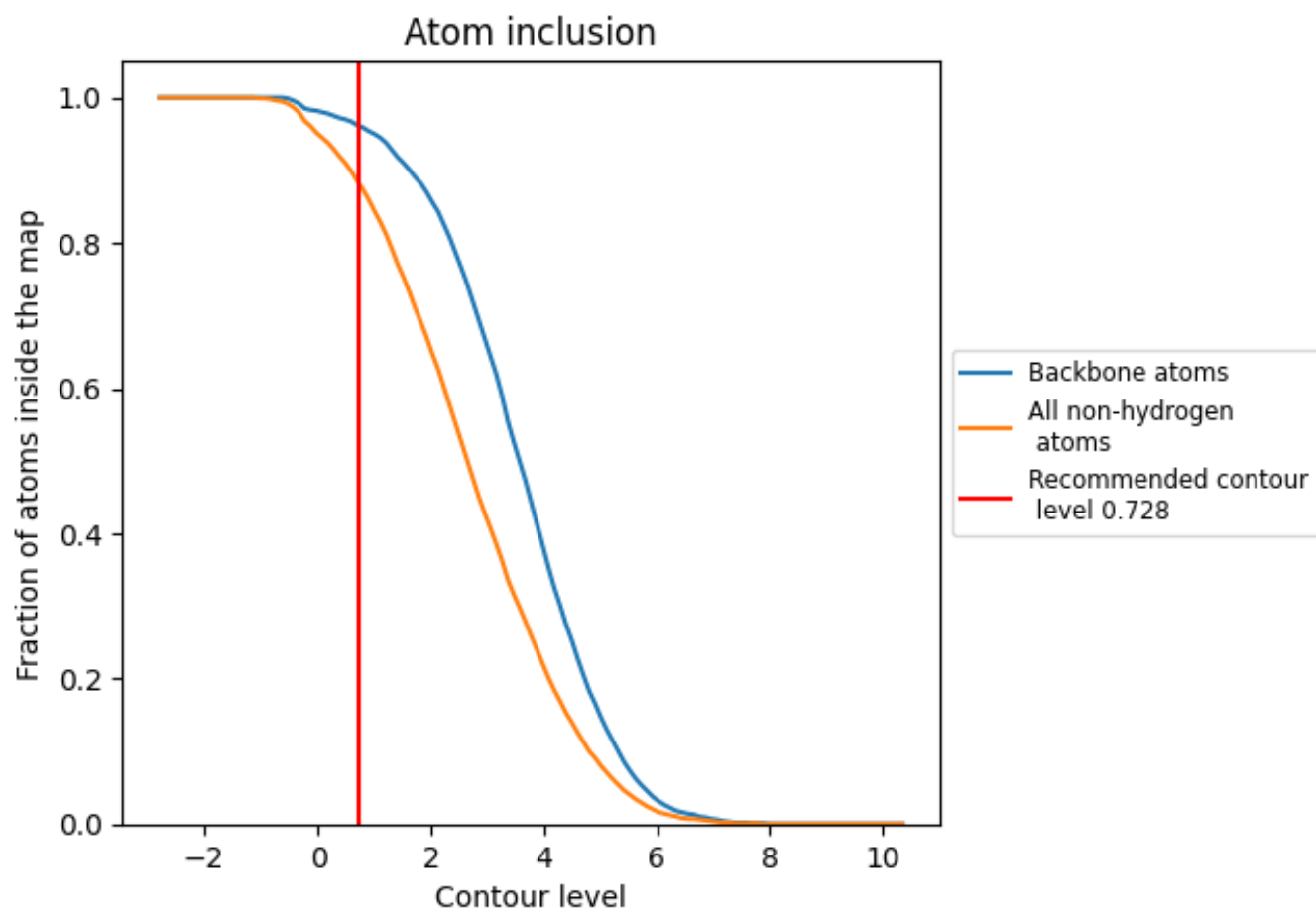
The images above show the model with each residue coloured according to its Q-score. This shows their resolvability in the map with higher Q-score values reflecting better resolvability. Please note: Q-score is calculating the resolvability of atoms, and thus high values are only expected at resolutions at which atoms can be resolved. Low Q-score values may therefore be expected for many entries.

9.3 Atom inclusion mapped to coordinate model [\(i\)](#)



The images above show the model with each residue coloured according to its atom inclusion. This shows to what extent they are inside the map at the recommended contour level (0.728).



































9.4 Atom inclusion [i](#)



At the recommended contour level, 96% of all backbone atoms, 88% of all non-hydrogen atoms, are inside the map.

9.5 Map-model fit summary

The table lists the average atom inclusion at the recommended contour level (0.728) and Q-score for the entire model and for each chain.

Chain	Atom inclusion	Q-score
All	 0.8820	 0.2170
A	 0.8870	 0.2240
B	 0.8940	 0.2230
C	 0.8900	 0.2250
D	 0.8880	 0.2250
E	 0.8890	 0.2240
F	 0.8830	 0.2250
G	 0.6290	 0.1140
H	 0.6320	 0.1060
I	 0.6190	 0.1110
J	 0.6250	 0.1100
K	 0.6220	 0.1130
L	 0.6290	 0.1090
M	 0.9660	 0.2520
N	 0.9810	 0.2520
O	 0.9510	 0.2490
P	 0.9790	 0.2520

