



## Full wwPDB EM Validation Report ⓘ

Nov 2, 2024 – 11:12 pm GMT

PDB ID : 7O7O  
EMDB ID : EMD-12751  
Title : (h-alpha2M)4 semiactivated II state  
Authors : Luque, D.; Goulas, T.; Mata, C.P.; Mendes, S.R.; Gomis-Ruth, F.X.; Caston, J.R.  
Deposited on : 2021-04-13  
Resolution : 4.80 Å(reported)

This is a Full wwPDB EM Validation Report for a publicly released PDB entry.

We welcome your comments at [validation@mail.wwpdb.org](mailto:validation@mail.wwpdb.org)

A user guide is available at

<https://www.wwpdb.org/validation/2017/EMValidationReportHelp>

with specific help available everywhere you see the ⓘ symbol.

The types of validation reports are described at

<http://www.wwpdb.org/validation/2017/FAQs#types>.

---

The following versions of software and data (see [references ⓘ](#)) were used in the production of this report:

EMDB validation analysis : 0.0.1.dev113  
Mogul : 1.8.4, CSD as541be (2020)  
MolProbity : 4.02b-467  
Percentile statistics : 20231227.v01 (using entries in the PDB archive December 27th 2023)  
MapQ : 1.9.13  
Ideal geometry (proteins) : Engh & Huber (2001)  
Ideal geometry (DNA, RNA) : Parkinson et al. (1996)  
Validation Pipeline (wwPDB-VP) : 2.39

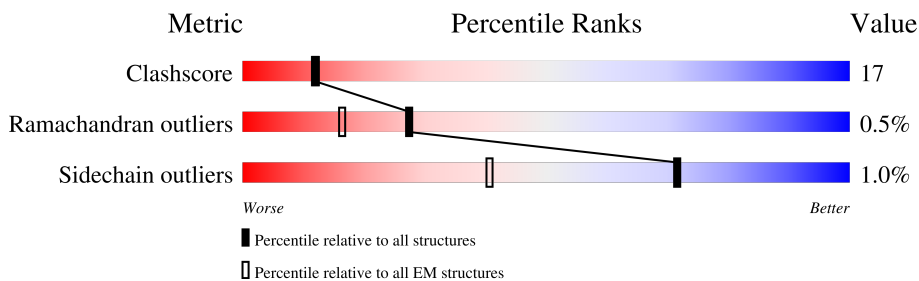
# 1 Overall quality at a glance i

The following experimental techniques were used to determine the structure:

*ELECTRON MICROSCOPY*

The reported resolution of this entry is 4.80 Å.

Percentile scores (ranging between 0-100) for global validation metrics of the entry are shown in the following graphic. The table shows the number of entries on which the scores are based.



Metric	Whole archive (#Entries)	EM structures (#Entries)
Clashscore	210492	15764
Ramachandran outliers	207382	16835
Sidechain outliers	206894	16415

The table below summarises the geometric issues observed across the polymeric chains and their fit to the map. The red, orange, yellow and green segments of the bar indicate the fraction of residues that contain outliers for  $\geq 3$ , 2, 1 and 0 types of geometric quality criteria respectively. A grey segment represents the fraction of residues that are not modelled. The numeric value for each fraction is indicated below the corresponding segment, with a dot representing fractions  $\leq 5\%$ . The upper red bar (where present) indicates the fraction of residues that have poor fit to the EM map (all-atom inclusion  $< 40\%$ ). The numeric value is given above the bar.

Mol	Chain	Length	Quality of chain
1	A	1474	
1	B	1474	
1	C	1474	
1	D	1474	
2	E	2	
2	G	2	
2	J	2	
2	K	2	

*Continued on next page...*

*Continued from previous page...*

Mol	Chain	Length	Quality of chain
2	M	2	<p>100% 50% 50%</p>
2	P	2	<p>100% 100%</p>
3	F	4	<p>100% 25% 75%</p>
3	H	4	<p>100% 25% 50% 25%</p>
3	L	4	<p>100% 25% 25% 50%</p>
3	N	4	<p>100% 25% 50% 25%</p>
4	I	3	<p>67% 33% 33% 33%</p>
4	O	3	<p>67% 33% 33% 33%</p>

## 2 Entry composition [i](#)

There are 5 unique types of molecules in this entry. The entry contains 42642 atoms, of which 0 are hydrogens and 0 are deuteriums.

In the tables below, the AltConf column contains the number of residues with at least one atom in alternate conformation and the Trace column contains the number of residues modelled with at most 2 atoms.

- Molecule 1 is a protein called Alpha-2-macroglobulin.

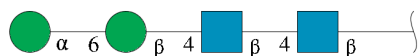
Mol	Chain	Residues	Atoms					AltConf	Trace
			Total	C	N	O	S		
1	A	1278	9968	6336	1674	1915	43	0	0
1	B	1410	11004	6999	1840	2117	48	0	0
1	C	1278	9968	6336	1674	1915	43	0	0
1	D	1410	11004	6999	1840	2117	48	0	0

- Molecule 2 is an oligosaccharide called 2-acetamido-2-deoxy-beta-D-glucopyranose-(1-4)-2-acetamido-2-deoxy-beta-D-glucopyranose.



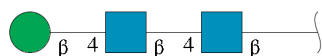
Mol	Chain	Residues	Atoms				AltConf	Trace
			Total	C	N	O		
2	E	2	28	16	2	10	0	0
2	G	2	28	16	2	10	0	0
2	J	2	28	16	2	10	0	0
2	K	2	28	16	2	10	0	0
2	M	2	28	16	2	10	0	0
2	P	2	28	16	2	10	0	0

- Molecule 3 is an oligosaccharide called alpha-D-mannopyranose-(1-6)-beta-D-mannopyranose-(1-4)-2-acetamido-2-deoxy-beta-D-glucopyranose-(1-4)-2-acetamido-2-deoxy-beta-D-glucopyranose.



Mol	Chain	Residues	Atoms				AltConf	Trace
			Total	C	N	O		
3	F	4	50	28	2	20	0	0
3	H	4	50	28	2	20	0	0
3	L	4	50	28	2	20	0	0
3	N	4	50	28	2	20	0	0

- Molecule 4 is an oligosaccharide called beta-D-mannopyranose-(1-4)-2-acetamido-2-deoxy-beta-D-glucopyranose-(1-4)-2-acetamido-2-deoxy-beta-D-glucopyranose.



Mol	Chain	Residues	Atoms				AltConf	Trace
			Total	C	N	O		
4	I	3	39	22	2	15	0	0
4	O	3	39	22	2	15	0	0

- Molecule 5 is 2-acetamido-2-deoxy-beta-D-glucopyranose (three-letter code: NAG) (formula: C<sub>8</sub>H<sub>15</sub>NO<sub>6</sub>).



Mol	Chain	Residues	Atoms				AltConf
			Total	C	N	O	
5	A	1	Total	C	N	O	0
			14	8	1	5	
5	A	1	Total	C	N	O	0
			14	8	1	5	
5	A	1	Total	C	N	O	0
			14	8	1	5	
5	A	1	Total	C	N	O	0
			14	8	1	5	
5	B	1	Total	C	N	O	0
			14	8	1	5	
5	B	1	Total	C	N	O	0
			14	8	1	5	
5	B	1	Total	C	N	O	0
			14	8	1	5	
5	C	1	Total	C	N	O	0
			14	8	1	5	
5	C	1	Total	C	N	O	0
			14	8	1	5	
5	C	1	Total	C	N	O	0
			14	8	1	5	
5	C	1	Total	C	N	O	0
			14	8	1	5	

*Continued on next page...*


*Continued from previous page...*

Mol	Chain	Residues	Atoms				AltConf
			Total	C	N	O	
5	D	1	Total 14	8	1	5	0
5	D	1	Total 14	8	1	5	0
5	D	1	Total 14	8	1	5	0
5	D	1	Total 14	8	1	5	0

### 3 Residue-property plots

These plots are drawn for all protein, RNA, DNA and oligosaccharide chains in the entry. The first graphic for a chain summarises the proportions of the various outlier classes displayed in the second graphic. The second graphic shows the sequence view annotated by issues in geometry and atom inclusion in map density. Residues are color-coded according to the number of geometric quality criteria for which they contain at least one outlier: green = 0, yellow = 1, orange = 2 and red = 3 or more. A red diamond above a residue indicates a poor fit to the EM map for this residue (all-atom inclusion < 40%). Stretches of 2 or more consecutive residues without any outlier are shown as a green connector. Residues present in the sample, but not in the model, are shown in grey.

#### • Molecule 1: Alpha-2-macroglobulin










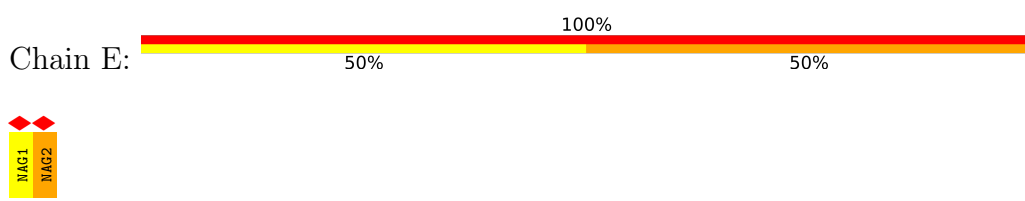








● Molecule 2: 2-acetamido-2-deoxy-beta-D-glucopyranose-(1-4)-2-acetamido-2-deoxy-beta-D-glucopyranose



- Molecule 2: 2-acetamido-2-deoxy-beta-D-glucopyranose-(1-4)-2-acetamido-2-deoxy-beta-D-glucopyranose



- Molecule 2: 2-acetamido-2-deoxy-beta-D-glucopyranose-(1-4)-2-acetamido-2-deoxy-beta-D-glucopyranose



- Molecule 2: 2-acetamido-2-deoxy-beta-D-glucopyranose-(1-4)-2-acetamido-2-deoxy-beta-D-glucopyranose



- Molecule 2: 2-acetamido-2-deoxy-beta-D-glucopyranose-(1-4)-2-acetamido-2-deoxy-beta-D-glucopyranose

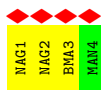


- Molecule 2: 2-acetamido-2-deoxy-beta-D-glucopyranose-(1-4)-2-acetamido-2-deoxy-beta-D-glucopyranose

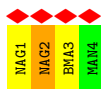


- Molecule 3: alpha-D-mannopyranose-(1-6)-beta-D-mannopyranose-(1-4)-2-acetamido-2-deoxy-beta-D-glucopyranose-(1-4)-2-acetamido-2-deoxy-beta-D-glucopyranose

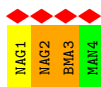
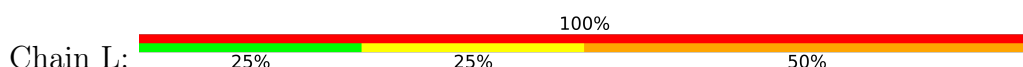




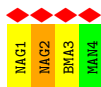
- Molecule 3: alpha-D-mannopyranose-(1-6)-beta-D-mannopyranose-(1-4)-2-acetamido-2-deoxy-beta-D-glucopyranose-(1-4)-2-acetamido-2-deoxy-beta-D-glucopyranose



- Molecule 3: alpha-D-mannopyranose-(1-6)-beta-D-mannopyranose-(1-4)-2-acetamido-2-deoxy-beta-D-glucopyranose-(1-4)-2-acetamido-2-deoxy-beta-D-glucopyranose



- Molecule 3: alpha-D-mannopyranose-(1-6)-beta-D-mannopyranose-(1-4)-2-acetamido-2-deoxy-beta-D-glucopyranose-(1-4)-2-acetamido-2-deoxy-beta-D-glucopyranose



- Molecule 4: beta-D-mannopyranose-(1-4)-2-acetamido-2-deoxy-beta-D-glucopyranose-(1-4)-2-acetamido-2-deoxy-beta-D-glucopyranose



- Molecule 4: beta-D-mannopyranose-(1-4)-2-acetamido-2-deoxy-beta-D-glucopyranose-(1-4)-2-acetamido-2-deoxy-beta-D-glucopyranose





## 4 Experimental information

Property	Value	Source
EM reconstruction method	SINGLE PARTICLE	Depositor
Imposed symmetry	POINT, C2	Depositor
Number of particles used	185640	Depositor
Resolution determination method	FSC 0.143 CUT-OFF	Depositor
CTF correction method	NONE	Depositor
Microscope	FEI TITAN KRIOS	Depositor
Voltage (kV)	300	Depositor
Electron dose ( $e^-/\text{\AA}^2$ )	39.6	Depositor
Minimum defocus (nm)	1000	Depositor
Maximum defocus (nm)	3250	Depositor
Magnification	47775	Depositor
Image detector	GATAN K2 SUMMIT (4k x 4k)	Depositor
Maximum map value	0.066	Depositor
Minimum map value	-0.002	Depositor
Average map value	0.000	Depositor
Map value standard deviation	0.002	Depositor
Recommended contour level	0.0135	Depositor
Map size ( $\text{\AA}$ )	335.04, 335.04, 335.04	wwPDB
Map dimensions	320, 320, 320	wwPDB
Map angles ( $^\circ$ )	90.0, 90.0, 90.0	wwPDB
Pixel spacing ( $\text{\AA}$ )	1.047, 1.047, 1.047	Depositor

## 5 Model quality [i](#)

### 5.1 Standard geometry [i](#)

Bond lengths and bond angles in the following residue types are not validated in this section: BMA, NAG, MAN

The Z score for a bond length (or angle) is the number of standard deviations the observed value is removed from the expected value. A bond length (or angle) with  $|Z| > 5$  is considered an outlier worth inspection. RMSZ is the root-mean-square of all Z scores of the bond lengths (or angles).

Mol	Chain	Bond lengths		Bond angles	
		RMSZ	# Z  >5	RMSZ	# Z  >5
1	A	0.48	3/10189 (0.0%)	0.66	3/13842 (0.0%)
1	B	0.55	8/11249 (0.1%)	0.75	17/15286 (0.1%)
1	C	0.48	3/10189 (0.0%)	0.66	3/13842 (0.0%)
1	D	0.56	7/11249 (0.1%)	0.74	16/15286 (0.1%)
All	All	0.52	21/42876 (0.0%)	0.71	39/58256 (0.1%)

Chiral center outliers are detected by calculating the chiral volume of a chiral center and verifying if the center is modelled as a planar moiety or with the opposite hand. A planarity outlier is detected by checking planarity of atoms in a peptide group, atoms in a mainchain group or atoms of a sidechain that are expected to be planar.

Mol	Chain	#Chirality outliers	#Planarity outliers
1	A	0	3
1	C	0	3
All	All	0	6

All (21) bond length outliers are listed below:

Mol	Chain	Res	Type	Atoms	Z	Observed(Å)	Ideal(Å)
1	A	54	LEU	C-N	-20.66	0.86	1.34
1	C	54	LEU	C-N	-20.66	0.86	1.34
1	D	968	MET	C-N	17.99	1.68	1.34
1	B	968	MET	C-N	17.97	1.68	1.34
1	D	969	PRO	N-CA	13.55	1.70	1.47
1	B	969	PRO	N-CA	13.45	1.70	1.47
1	A	868	VAL	C-N	-12.46	1.05	1.34
1	C	868	VAL	C-N	-12.46	1.05	1.34
1	D	978	VAL	C-N	11.73	1.61	1.34
1	B	990	LEU	C-N	-11.25	1.08	1.34
1	D	990	LEU	C-N	-11.25	1.08	1.34
1	B	978	VAL	C-N	8.30	1.53	1.34

*Continued on next page...*

*Continued from previous page...*

Mol	Chain	Res	Type	Atoms	Z	Observed(Å)	Ideal(Å)
1	A	409	ILE	C-N	-7.51	1.16	1.34
1	C	409	ILE	C-N	-7.51	1.16	1.34
1	B	246	MET	C-N	6.54	1.49	1.34
1	D	246	MET	C-N	6.54	1.49	1.34
1	B	409	ILE	C-N	6.30	1.48	1.34
1	D	409	ILE	C-N	6.30	1.48	1.34
1	B	70	ASN	C-N	6.12	1.48	1.34
1	D	70	ASN	C-N	6.12	1.48	1.34
1	B	975	GLN	CG-CD	5.24	1.63	1.51

All (39) bond angle outliers are listed below:

Mol	Chain	Res	Type	Atoms	Z	Observed(°)	Ideal(°)
1	B	990	LEU	O-C-N	13.04	143.56	122.70
1	D	990	LEU	O-C-N	13.04	143.56	122.70
1	B	975	GLN	CG-CD-OE1	-12.60	96.40	121.60
1	B	990	LEU	C-N-CA	-11.02	94.14	121.70
1	D	990	LEU	C-N-CA	-11.02	94.14	121.70
1	B	991	ASN	O-C-N	-10.76	105.48	122.70
1	D	991	ASN	O-C-N	-10.76	105.48	122.70
1	D	975	GLN	CG-CD-OE1	-10.31	100.99	121.60
1	B	990	LEU	CA-C-N	-9.65	95.96	117.20
1	D	990	LEU	CA-C-N	-9.65	95.96	117.20
1	B	410	ASN	O-C-N	-9.55	107.42	122.70
1	D	410	ASN	O-C-N	-9.55	107.42	122.70
1	A	410	ASN	O-C-N	-8.27	109.47	122.70
1	C	410	ASN	O-C-N	-8.27	109.47	122.70
1	D	969	PRO	CA-N-CD	-8.14	100.10	111.50
1	B	969	PRO	CA-N-CD	-8.10	100.16	111.50
1	B	991	ASN	CA-C-N	8.09	135.01	117.20
1	D	991	ASN	CA-C-N	8.09	135.01	117.20
1	B	410	ASN	CA-C-N	7.89	134.56	117.20
1	D	410	ASN	CA-C-N	7.89	134.56	117.20
1	B	410	ASN	C-N-CA	7.79	141.19	121.70
1	D	410	ASN	C-N-CA	7.79	141.19	121.70
1	B	991	ASN	C-N-CA	7.62	140.74	121.70
1	D	991	ASN	C-N-CA	7.62	140.74	121.70
1	B	1423	SER	O-C-N	6.91	133.75	122.70
1	D	1423	SER	O-C-N	6.91	133.75	122.70
1	A	54	LEU	C-N-CA	-6.68	104.99	121.70
1	C	54	LEU	C-N-CA	-6.68	104.99	121.70
1	B	972	CYS	CB-CA-C	-6.14	98.11	110.40

*Continued on next page...*

Continued from previous page...

Mol	Chain	Res	Type	Atoms	Z	Observed(°)	Ideal(°)
1	B	760	ASP	CB-CG-OD1	5.84	123.56	118.30
1	D	760	ASP	CB-CG-OD1	5.84	123.56	118.30
1	A	409	ILE	O-C-N	5.79	131.96	122.70
1	C	409	ILE	O-C-N	5.79	131.96	122.70
1	B	1423	SER	CA-C-N	-5.41	105.29	117.20
1	D	1423	SER	CA-C-N	-5.41	105.29	117.20
1	B	1419	LEU	CA-CB-CG	5.27	127.41	115.30
1	D	1419	LEU	CA-CB-CG	5.27	127.41	115.30
1	B	360	ARG	NE-CZ-NH1	5.13	122.86	120.30
1	D	360	ARG	NE-CZ-NH1	5.13	122.86	120.30

There are no chirality outliers.

All (6) planarity outliers are listed below:

Mol	Chain	Res	Type	Group
1	A	410	ASN	Mainchain
1	A	54	LEU	Mainchain
1	A	869	ASN	Mainchain
1	C	410	ASN	Mainchain
1	C	54	LEU	Mainchain
1	C	869	ASN	Mainchain

## 5.2 Too-close contacts [i](#)

In the following table, the Non-H and H(model) columns list the number of non-hydrogen atoms and hydrogen atoms in the chain respectively. The H(added) column lists the number of hydrogen atoms added and optimized by MolProbity. The Clashes column lists the number of clashes within the asymmetric unit, whereas Symm-Clashes lists symmetry-related clashes.

Mol	Chain	Non-H	H(model)	H(added)	Clashes	Symm-Clashes
1	A	9968	0	9864	318	0
1	B	11004	0	10888	408	0
1	C	9968	0	9864	315	0
1	D	11004	0	10888	409	0
2	E	28	0	25	2	0
2	G	28	0	25	1	0
2	J	28	0	25	0	0
2	K	28	0	25	2	0
2	M	28	0	25	1	0
2	P	28	0	25	0	0
3	F	50	0	43	0	0

Continued on next page...

*Continued from previous page...*

Mol	Chain	Non-H	H(model)	H(added)	Clashes	Symm-Clashes
3	H	50	0	43	3	0
3	L	50	0	43	1	0
3	N	50	0	43	3	0
4	I	39	0	34	1	0
4	O	39	0	34	2	0
5	A	70	0	65	0	0
5	B	56	0	52	2	0
5	C	70	0	65	0	0
5	D	56	0	52	2	0
All	All	42642	0	42128	1446	0

The all-atom clashscore is defined as the number of clashes found per 1000 atoms (including hydrogen atoms). The all-atom clashscore for this structure is 17.

All (1446) close contacts within the same asymmetric unit are listed below, sorted by their clash magnitude.

Atom-1	Atom-2	Interatomic distance (Å)	Clash overlap (Å)
1:D:968:MET:C	1:D:969:PRO:N	1.68	1.46
1:D:969:PRO:N	1:D:969:PRO:CA	1.70	1.45
1:C:54:LEU:C	1:C:55:ASN:CA	1.87	1.43
1:B:968:MET:C	1:B:969:PRO:N	1.68	1.42
1:B:969:PRO:N	1:B:969:PRO:CA	1.70	1.41
1:A:54:LEU:C	1:A:55:ASN:CA	1.87	1.40
1:C:54:LEU:CA	1:C:55:ASN:N	2.01	1.23
1:B:969:PRO:CD	1:B:979:LEU:HD11	1.67	1.23
1:A:54:LEU:CA	1:A:55:ASN:N	2.01	1.22
1:D:969:PRO:CD	1:D:979:LEU:HD11	1.80	1.12
1:B:969:PRO:HD3	1:B:979:LEU:HD11	1.33	1.08
1:D:969:PRO:HD3	1:D:979:LEU:HD11	1.26	1.06
1:A:54:LEU:O	1:A:55:ASN:N	1.86	1.06
1:C:54:LEU:O	1:C:55:ASN:N	1.86	1.05
1:A:310:GLN:HG3	1:A:312:LYS:HB2	1.41	1.03
1:C:310:GLN:HG3	1:C:312:LYS:HB2	1.41	1.03
1:B:969:PRO:HD2	1:B:979:LEU:HD11	1.38	0.99
1:D:976:ASN:OD1	1:D:1014:ARG:NH1	1.96	0.97
1:B:614:SER:HG	1:B:616:SER:HG	0.96	0.93
1:C:54:LEU:C	1:C:55:ASN:N	0.86	0.91
1:A:54:LEU:C	1:A:55:ASN:N	0.86	0.91
1:D:733:LYS:NZ	1:D:734:TYR:O	2.09	0.85
1:B:733:LYS:NZ	1:B:734:TYR:O	2.09	0.85
1:A:567:LYS:NZ	1:A:588:THR:OG1	2.10	0.84

*Continued on next page...*

*Continued from previous page...*

Atom-1	Atom-2	Interatomic distance (Å)	Clash overlap (Å)
1:A:54:LEU:O	1:A:55:ASN:CA	2.25	0.83
1:A:954:ILE:HD11	1:A:993:THR:HG22	1.58	0.82
1:B:805:GLY:O	1:B:1440:ARG:NH2	2.12	0.82
1:C:954:ILE:HD11	1:C:993:THR:HG22	1.58	0.82
1:D:805:GLY:O	1:D:1440:ARG:NH2	2.12	0.82
1:C:54:LEU:C	1:C:55:ASN:HA	2.00	0.82
1:C:823:ARG:NH1	1:C:824:VAL:O	2.13	0.82
1:A:823:ARG:NH1	1:A:824:VAL:O	2.13	0.81
1:C:567:LYS:NZ	1:C:588:THR:OG1	2.10	0.81
1:D:969:PRO:HD3	1:D:979:LEU:CD1	2.11	0.81
1:D:978:VAL:HG12	1:D:1091:ILE:HD12	1.63	0.81
1:A:917:ASN:ND2	1:A:1324:LEU:O	2.14	0.81
1:D:915:THR:OG1	1:D:1326:THR:O	1.99	0.81
1:B:969:PRO:CD	1:B:979:LEU:CD1	2.54	0.81
1:A:54:LEU:C	1:A:55:ASN:HA	2.00	0.80
1:C:917:ASN:ND2	1:C:1324:LEU:O	2.14	0.80
1:B:758:VAL:HG13	1:B:758:VAL:O	1.81	0.80
1:D:794:VAL:HG22	1:D:814:VAL:HG22	1.63	0.79
1:A:994:GLN:NE2	1:A:1271:ARG:O	2.16	0.79
1:B:127:SER:O	1:B:209:LYS:NZ	2.17	0.78
1:B:1250:SER:OG	1:B:1251:THR:N	2.17	0.78
1:D:758:VAL:HG13	1:D:758:VAL:O	1.81	0.78
1:C:571:SER:OG	1:C:586:ARG:O	2.01	0.78
1:C:235:VAL:O	1:C:237:LYS:NZ	2.16	0.78
1:A:235:VAL:O	1:A:237:LYS:NZ	2.16	0.78
1:D:860:VAL:HG22	1:D:862:PRO:HD3	1.65	0.78
1:B:794:VAL:HG22	1:B:814:VAL:HG22	1.63	0.78
1:C:994:GLN:NE2	1:C:1271:ARG:O	2.16	0.78
1:B:915:THR:OG1	1:B:1326:THR:O	1.99	0.78
1:B:608:LYS:NZ	1:B:609:PRO:O	2.17	0.78
1:D:969:PRO:CD	1:D:979:LEU:CD1	2.62	0.78
1:B:475:THR:O	1:B:477:GLN:NE2	2.18	0.77
1:D:127:SER:O	1:D:209:LYS:NZ	2.17	0.77
1:D:969:PRO:HD2	1:D:979:LEU:HD11	1.64	0.77
1:D:1250:SER:OG	1:D:1251:THR:N	2.17	0.77
1:A:495:PHE:O	1:A:510:THR:OG1	2.01	0.77
1:A:570:LEU:HD22	1:A:784:ALA:HB3	1.67	0.77
1:B:568:VAL:HG23	1:B:589:ALA:HB2	1.65	0.77
1:D:475:THR:O	1:D:477:GLN:NE2	2.18	0.77
1:A:814:VAL:HG11	1:A:824:VAL:HG21	1.67	0.77
1:D:568:VAL:HG23	1:D:589:ALA:HB2	1.65	0.77

*Continued on next page...*

*Continued from previous page...*

Atom-1	Atom-2	Interatomic distance (Å)	Clash overlap (Å)
1:D:608:LYS:NZ	1:D:609:PRO:O	2.17	0.77
1:A:144:VAL:O	1:A:191:SER:OG	2.03	0.76
1:B:1159:ASN:O	1:B:1162:LYS:NZ	2.19	0.76
1:C:310:GLN:CG	1:C:312:LYS:HB2	2.16	0.76
1:A:1208:MET:SD	1:A:1209:THR:OG1	2.42	0.76
1:A:571:SER:OG	1:A:586:ARG:O	2.01	0.76
1:C:570:LEU:HD22	1:C:784:ALA:HB3	1.67	0.76
1:B:860:VAL:HG22	1:B:862:PRO:HD3	1.65	0.76
1:A:586:ARG:NH1	1:A:749:ALA:O	2.19	0.76
1:C:54:LEU:O	1:C:55:ASN:CA	2.25	0.76
1:C:144:VAL:O	1:C:191:SER:OG	2.03	0.75
1:C:814:VAL:HG11	1:C:824:VAL:HG21	1.67	0.75
1:D:1177:LYS:N	1:D:1180:SER:O	2.18	0.75
1:A:310:GLN:CG	1:A:312:LYS:HB2	2.16	0.75
1:C:586:ARG:NH1	1:C:749:ALA:O	2.19	0.75
1:B:969:PRO:HD2	1:B:979:LEU:CD1	2.14	0.74
1:D:1159:ASN:O	1:D:1162:LYS:NZ	2.19	0.74
1:B:1177:LYS:N	1:B:1180:SER:O	2.18	0.74
1:D:1176:LYS:NZ	1:D:1177:LYS:O	2.20	0.74
1:A:195:SER:OG	1:A:197:GLU:OE1	2.06	0.74
1:D:94:SER:OG	1:D:124:ASN:ND2	2.21	0.74
1:C:1208:MET:SD	1:C:1209:THR:OG1	2.42	0.74
1:B:400:ASP:OD1	1:B:404:LEU:N	2.21	0.74
1:D:975:GLN:O	1:D:978:VAL:HG22	1.87	0.74
1:B:1176:LYS:NZ	1:B:1177:LYS:O	2.20	0.73
1:B:94:SER:OG	1:B:124:ASN:ND2	2.21	0.73
1:C:54:LEU:CB	1:C:55:ASN:N	2.51	0.73
1:D:400:ASP:OD1	1:D:404:LEU:N	2.21	0.73
1:D:739:TRP:CD1	1:D:758:VAL:HB	2.24	0.73
1:D:816:ASN:O	1:D:851:ASN:N	2.21	0.73
1:B:739:TRP:CD1	1:B:758:VAL:HB	2.24	0.73
1:B:816:ASN:O	1:B:851:ASN:N	2.21	0.73
1:D:270:ARG:NH1	1:D:309:PHE:O	2.22	0.73
1:B:270:ARG:NH1	1:B:309:PHE:O	2.22	0.72
1:C:495:PHE:O	1:C:510:THR:OG1	2.01	0.72
1:A:54:LEU:CB	1:A:55:ASN:N	2.51	0.72
1:C:195:SER:OG	1:C:197:GLU:OE1	2.06	0.72
1:D:959:MET:SD	1:D:959:MET:N	2.62	0.72
1:A:584:HIS:ND1	1:A:753:GLU:O	2.23	0.72
1:A:614:SER:O	1:A:617:SER:OG	2.08	0.71
1:B:1346:GLN:NE2	1:B:1348:LEU:O	2.23	0.71

*Continued on next page...*

*Continued from previous page...*

Atom-1	Atom-2	Interatomic distance (Å)	Clash overlap (Å)
1:B:959:MET:SD	1:B:959:MET:N	2.62	0.71
1:D:1346:GLN:NE2	1:D:1348:LEU:O	2.23	0.71
1:C:584:HIS:ND1	1:C:753:GLU:O	2.23	0.71
1:A:1106:THR:HG21	1:A:1124:ALA:HB2	1.72	0.71
1:C:1067:LEU:HD23	1:C:1070:LEU:HD12	1.73	0.71
1:A:1125:LEU:HD23	1:A:1128:LEU:HD12	1.73	0.71
1:B:352:PHE:HA	1:B:369:VAL:HG22	1.73	0.71
1:C:614:SER:O	1:C:617:SER:OG	2.08	0.70
1:A:418:SER:OG	1:A:445:HIS:NE2	2.24	0.70
1:B:800:TYR:O	1:B:802:VAL:HG13	1.91	0.70
1:D:352:PHE:HA	1:D:369:VAL:HG22	1.73	0.70
1:B:1236:LYS:O	1:B:1239:THR:OG1	2.06	0.70
1:D:773:SER:OG	1:D:775:ASP:OD1	2.06	0.70
1:A:1333:LEU:N	1:A:1334:PRO:CD	2.55	0.70
1:D:603:SER:OG	1:D:764:GLU:OE1	2.10	0.70
1:D:800:TYR:O	1:D:802:VAL:HG13	1.91	0.70
1:C:418:SER:OG	1:C:445:HIS:NE2	2.24	0.70
1:C:760:ASP:OD1	1:C:790:GLN:N	2.25	0.70
1:D:614:SER:OG	1:D:616:SER:OG	2.08	0.70
1:C:1125:LEU:HD23	1:C:1128:LEU:HD12	1.73	0.70
1:D:816:ASN:ND2	1:D:820:LYS:O	2.25	0.69
1:A:760:ASP:OD1	1:A:790:GLN:N	2.25	0.69
1:B:816:ASN:ND2	1:B:820:LYS:O	2.25	0.69
1:C:1106:THR:HG21	1:C:1124:ALA:HB2	1.72	0.69
1:C:1333:LEU:N	1:C:1334:PRO:CD	2.55	0.69
1:D:1125:LEU:O	1:D:1129:GLU:N	2.24	0.69
1:B:1125:LEU:O	1:B:1129:GLU:N	2.24	0.69
1:D:94:SER:OG	1:D:96:SER:O	2.11	0.69
1:B:603:SER:OG	1:B:764:GLU:OE1	2.10	0.69
1:C:1208:MET:SD	1:C:1209:THR:N	2.65	0.69
1:A:1067:LEU:HD23	1:A:1070:LEU:HD12	1.73	0.69
1:B:773:SER:OG	1:B:775:ASP:OD1	2.06	0.69
1:B:810:LEU:N	1:B:810:LEU:HD23	2.07	0.69
1:D:599:ALA:HB3	1:D:740:ILE:HB	1.75	0.69
1:B:159:ASN:OD1	1:B:186:GLY:N	2.26	0.69
1:B:599:ALA:HB3	1:B:740:ILE:HB	1.75	0.69
1:B:1020:HIS:N	1:B:1024:SER:O	2.26	0.69
1:B:1059:ASP:OD1	1:B:1062:HIS:N	2.25	0.69
1:D:810:LEU:N	1:D:810:LEU:HD23	2.07	0.69
1:D:1059:ASP:OD1	1:D:1062:HIS:N	2.25	0.69
1:C:747:ASN:ND2	1:C:750:GLY:O	2.26	0.69

*Continued on next page...*



*Continued from previous page...*

Atom-1	Atom-2	Interatomic distance (Å)	Clash overlap (Å)
1:A:1208:MET:SD	1:A:1209:THR:N	2.65	0.68
1:B:843:GLN:NE2	1:B:844:ALA:O	2.26	0.68
1:A:989:TYR:O	1:A:993:THR:HG23	1.93	0.68
1:C:579:PRO:O	1:C:757:THR:OG1	2.07	0.68
1:D:843:GLN:NE2	1:D:844:ALA:O	2.26	0.68
1:C:64:LEU:HG	1:C:103:LEU:HD13	1.75	0.68
1:C:914:THR:HG23	1:C:1330:TYR:OH	1.94	0.68
1:D:928:SER:OG	1:D:1314:MET:O	2.07	0.68
1:D:1020:HIS:N	1:D:1024:SER:O	2.26	0.68
1:C:989:TYR:O	1:C:993:THR:HG23	1.93	0.68
1:D:159:ASN:OD1	1:D:186:GLY:N	2.26	0.68
1:A:579:PRO:O	1:A:757:THR:OG1	2.07	0.68
1:A:747:ASN:ND2	1:A:750:GLY:O	2.26	0.68
1:B:928:SER:OG	1:B:1314:MET:O	2.07	0.68
1:B:507:ARG:NH2	1:B:532:SER:O	2.27	0.68
1:D:810:LEU:HD23	1:D:810:LEU:H	1.59	0.68
1:A:270:ARG:N	1:A:286:PHE:O	2.27	0.68
1:B:507:ARG:NH1	1:B:529:PRO:O	2.27	0.68
1:C:932:SER:OG	1:C:1311:GLU:OE2	2.07	0.68
1:D:507:ARG:NH1	1:D:529:PRO:O	2.27	0.67
1:D:1344:GLY:O	1:D:1366:SER:N	2.27	0.67
1:D:507:ARG:NH2	1:D:532:SER:O	2.27	0.67
1:D:620:ASN:O	1:D:625:LYS:NZ	2.23	0.67
1:B:501:ALA:N	1:B:504:GLY:O	2.28	0.67
1:A:914:THR:HG23	1:A:1330:TYR:OH	1.94	0.67
1:B:167:ILE:HD12	1:B:176:ALA:HB3	1.76	0.67
1:B:1343:LEU:H	1:B:1461:ALA:HB3	1.60	0.67
1:B:1344:GLY:O	1:B:1366:SER:N	2.27	0.67
1:D:501:ALA:N	1:D:504:GLY:O	2.28	0.67
1:D:1343:LEU:H	1:D:1461:ALA:HB3	1.60	0.67
1:D:1363:ILE:HG22	1:D:1365:LEU:HD11	1.77	0.67
1:B:1363:ILE:HG22	1:B:1365:LEU:HD11	1.77	0.67
1:B:810:LEU:HD23	1:B:810:LEU:H	1.59	0.67
1:B:564:LEU:HD11	1:B:778:LEU:HD21	1.76	0.66
1:D:167:ILE:HD12	1:D:176:ALA:HB3	1.76	0.66
1:B:912:LYS:HD2	1:B:1183:TRP:HZ3	1.60	0.66
1:D:564:LEU:HD11	1:D:778:LEU:HD21	1.76	0.66
1:A:64:LEU:HG	1:A:103:LEU:HD13	1.75	0.66
1:C:132:GLN:N	1:C:132:GLN:OE1	2.29	0.66
1:C:270:ARG:N	1:C:286:PHE:O	2.27	0.66
1:D:1236:LYS:O	1:D:1239:THR:OG1	2.06	0.66

*Continued on next page...*

Continued from previous page...

Atom-1	Atom-2	Interatomic distance (Å)	Clash overlap (Å)
1:B:620:ASN:O	1:B:625:LYS:NZ	2.23	0.66
1:D:77:LEU:HD22	1:D:87:VAL:HG11	1.78	0.66
1:A:457:SER:OG	1:A:483:ASN:N	2.29	0.66
1:D:978:VAL:O	1:D:982:PRO:HD2	1.96	0.66
1:B:976:ASN:OD1	1:B:1014:ARG:NH1	2.28	0.66
1:C:457:SER:OG	1:C:483:ASN:N	2.29	0.66
1:A:597:LEU:HD13	1:A:744:VAL:HG22	1.78	0.66
1:B:540:LEU:O	1:B:556:ALA:N	2.28	0.66
1:A:132:GLN:N	1:A:132:GLN:OE1	2.29	0.66
1:A:415:MET:SD	1:A:416:GLY:N	2.69	0.66
1:A:551:VAL:HG13	1:A:683:ILE:HD11	1.78	0.66
1:B:77:LEU:HD22	1:B:87:VAL:HG11	1.78	0.66
1:C:415:MET:SD	1:C:416:GLY:N	2.69	0.66
1:D:540:LEU:O	1:D:556:ALA:N	2.28	0.65
1:A:348:THR:OG1	1:A:442:GLU:N	2.29	0.65
1:B:94:SER:OG	1:B:96:SER:O	2.11	0.65
1:C:348:THR:OG1	1:C:442:GLU:N	2.29	0.65
1:C:551:VAL:HG13	1:C:683:ILE:HD11	1.78	0.65
1:D:617:SER:O	1:D:621:LEU:N	2.27	0.65
1:D:622:LEU:O	1:D:625:LYS:NZ	2.26	0.65
1:A:546:LEU:HD12	1:A:550:ASP:HB2	1.78	0.65
1:D:182:GLN:NE2	1:D:183:LEU:O	2.29	0.65
1:D:1118:HIS:O	1:D:1121:VAL:HG22	1.96	0.65
1:C:546:LEU:HD12	1:C:550:ASP:HB2	1.78	0.65
1:B:617:SER:O	1:B:621:LEU:N	2.27	0.65
1:D:564:LEU:HD11	1:D:778:LEU:CD2	2.27	0.65
1:D:1156:LEU:O	1:D:1220:GLN:NE2	2.29	0.65
1:B:1118:HIS:O	1:B:1121:VAL:HG22	1.96	0.65
1:C:1098:GLU:OE1	1:C:1098:GLU:N	2.29	0.65
1:D:950:VAL:HG23	1:D:1323:TYR:O	1.96	0.65
1:B:182:GLN:NE2	1:B:183:LEU:O	2.29	0.65
1:B:564:LEU:HD11	1:B:778:LEU:CD2	2.27	0.65
1:B:1091:ILE:HG23	1:B:1092:LYS:HG2	1.79	0.65
1:B:950:VAL:HG23	1:B:1323:TYR:O	1.96	0.65
1:B:1156:LEU:O	1:B:1220:GLN:NE2	2.29	0.65
1:B:1184:GLU:OE2	1:B:1184:GLU:HA	1.97	0.65
1:C:1250:SER:OG	1:C:1253:ASP:OD1	2.15	0.65
1:D:912:LYS:HD2	1:D:1183:TRP:HZ3	1.60	0.65
1:C:597:LEU:HD13	1:C:744:VAL:HG22	1.78	0.65
1:A:314:LYS:HB2	1:A:314:LYS:NZ	2.13	0.64
1:C:934:LYS:O	1:C:1308:LEU:HD21	1.98	0.64

Continued on next page...

Continued from previous page...

Atom-1	Atom-2	Interatomic distance (Å)	Clash overlap (Å)
1:D:1091:ILE:HG23	1:D:1092:LYS:HG2	1.79	0.64
1:A:657:PRO:O	1:D:656:THR:HG21	1.96	0.64
1:A:1098:GLU:N	1:A:1098:GLU:OE1	2.29	0.64
1:C:1333:LEU:N	1:C:1334:PRO:HD2	2.12	0.64
1:A:1250:SER:OG	1:A:1253:ASP:OD1	2.15	0.64
1:A:1333:LEU:N	1:A:1334:PRO:HD2	2.12	0.64
1:B:347:ILE:HG22	1:B:348:THR:HG23	1.80	0.64
1:C:392:ASN:ND2	1:C:413:ASN:OD1	2.30	0.64
1:B:195:SER:OG	1:B:1244:ALA:O	2.07	0.64
1:C:71:ARG:NH2	1:C:92:PRO:O	2.31	0.64
1:D:694:GLN:NE2	1:D:695:TYR:O	2.31	0.64
1:B:694:GLN:NE2	1:B:695:TYR:O	2.31	0.64
1:B:825:SER:N	1:B:875:GLU:O	2.31	0.64
1:C:168:GLN:N	1:C:204:LYS:O	2.31	0.64
1:B:418:SER:OG	1:B:445:HIS:NE2	2.31	0.63
1:A:168:GLN:N	1:A:204:LYS:O	2.31	0.63
1:B:1388:GLY:O	1:B:1436:ASP:N	2.32	0.63
1:A:71:ARG:NH2	1:A:92:PRO:O	2.31	0.63
1:A:392:ASN:ND2	1:A:413:ASN:OD1	2.30	0.63
1:A:934:LYS:O	1:A:1308:LEU:HD21	1.98	0.63
1:C:314:LYS:HB2	1:C:314:LYS:NZ	2.13	0.63
1:A:117:ARG:NH2	1:C:1074:GLN:OE1	2.32	0.63
1:A:1074:GLN:OE1	1:C:117:ARG:NH2	2.32	0.63
1:D:1184:GLU:OE2	1:D:1184:GLU:HA	1.97	0.63
1:A:1016:LEU:O	1:A:1019:LYS:NZ	2.24	0.63
1:D:418:SER:OG	1:D:445:HIS:NE2	2.31	0.63
1:D:757:THR:O	1:D:759:PRO:HD3	1.98	0.63
1:D:1388:GLY:O	1:D:1436:ASP:N	2.32	0.63
1:A:82:ASP:O	1:A:496:TYR:OH	2.16	0.63
1:D:75:THR:HG21	1:D:89:PHE:CD1	2.34	0.63
1:B:656:THR:HG21	1:C:657:PRO:O	1.96	0.62
1:D:142:GLN:O	1:D:194:LEU:N	2.31	0.62
1:D:347:ILE:HG22	1:D:348:THR:HG23	1.80	0.62
1:D:992:GLU:OE2	1:D:1266:ALA:N	2.31	0.62
1:A:360:ARG:NH2	1:A:459:VAL:O	2.32	0.62
1:D:825:SER:N	1:D:875:GLU:O	2.31	0.62
1:D:914:THR:O	1:D:1328:LEU:N	2.32	0.62
1:B:142:GLN:O	1:B:194:LEU:N	2.31	0.62
1:D:195:SER:OG	1:D:1244:ALA:O	2.07	0.62
1:B:575:SER:OG	1:B:787:ARG:O	2.17	0.62
1:B:914:THR:O	1:B:1328:LEU:N	2.32	0.62

Continued on next page...

*Continued from previous page...*

Atom-1	Atom-2	Interatomic distance (Å)	Clash overlap (Å)
1:A:313:ARG:O	1:A:313:ARG:NH1	2.26	0.62
1:B:757:THR:O	1:B:759:PRO:HD3	1.98	0.62
1:A:62:ALA:HB1	1:A:103:LEU:HD11	1.82	0.62
1:A:932:SER:OG	1:A:1311:GLU:OE2	2.07	0.62
1:B:75:THR:HG21	1:B:89:PHE:CD1	2.34	0.62
1:B:801:SER:OG	1:B:904:LEU:HD23	2.00	0.62
1:C:82:ASP:O	1:C:496:TYR:OH	2.16	0.62
1:B:992:GLU:OE2	1:B:1266:ALA:N	2.31	0.62
1:C:360:ARG:NH2	1:C:459:VAL:O	2.32	0.62
1:D:801:SER:OG	1:D:904:LEU:HD23	2.00	0.62
1:B:73:LEU:HD12	1:B:91:VAL:HG12	1.82	0.62
1:A:1228:LEU:O	1:A:1232:THR:HG23	2.00	0.62
1:B:540:LEU:N	1:B:556:ALA:O	2.33	0.62
1:B:1401:ARG:NH2	1:B:1428:SER:O	2.33	0.62
1:D:73:LEU:HD12	1:D:91:VAL:HG12	1.82	0.62
1:C:62:ALA:HB1	1:C:103:LEU:HD11	1.82	0.61
1:C:1228:LEU:O	1:C:1232:THR:HG23	2.00	0.61
1:D:575:SER:OG	1:D:787:ARG:O	2.17	0.61
1:D:602:GLN:O	1:D:606:LEU:N	2.31	0.61
1:D:1026:SER:OG	1:D:1027:THR:N	2.32	0.61
1:D:1250:SER:HB3	1:D:1253:ASP:HB2	1.82	0.61
1:A:1080:PHE:N	1:A:1102:SER:OG	2.32	0.61
1:B:1106:THR:HG21	1:B:1124:ALA:HB3	1.82	0.61
1:A:826:VAL:HG22	1:A:858:TRP:HH2	1.63	0.61
1:C:344:THR:OG1	1:C:346:THR:O	2.18	0.61
1:C:826:VAL:HG22	1:C:858:TRP:HH2	1.63	0.61
1:D:80:GLU:OE1	1:D:80:GLU:N	2.33	0.61
1:A:311:LEU:HG	1:A:311:LEU:O	2.00	0.61
1:C:98:GLU:OE2	1:C:124:ASN:N	2.33	0.61
1:C:311:LEU:HG	1:C:311:LEU:O	2.00	0.61
1:A:1206:VAL:HG13	1:A:1238:ILE:HG23	1.83	0.61
1:B:370:ARG:HB3	1:B:404:LEU:HD23	1.83	0.61
1:D:136:SER:O	1:D:220:THR:N	2.34	0.61
1:B:415:MET:SD	1:B:416:GLY:N	2.73	0.61
1:B:874:ALA:O	1:B:897:ASP:N	2.34	0.61
1:C:202:SER:OG	1:C:219:PHE:O	2.19	0.61
1:C:1080:PHE:N	1:C:1102:SER:OG	2.32	0.61
1:C:1282:SER:OG	1:C:1311:GLU:O	2.13	0.61
1:D:540:LEU:N	1:D:556:ALA:O	2.33	0.61
1:B:1026:SER:OG	1:B:1027:THR:N	2.32	0.61
1:B:1258:LEU:O	1:B:1262:SER:OG	2.17	0.61

*Continued on next page...*

*Continued from previous page...*

Atom-1	Atom-2	Interatomic distance (Å)	Clash overlap (Å)
1:B:1365:LEU:HD13	1:B:1431:PHE:HE1	1.66	0.61
1:D:762:ILE:HD13	1:D:790:GLN:H	1.64	0.61
1:B:80:GLU:OE1	1:B:80:GLU:N	2.33	0.61
1:B:762:ILE:HD13	1:B:790:GLN:H	1.64	0.61
1:B:1341:PHE:O	1:B:1461:ALA:HB2	2.01	0.61
1:D:539:ARG:NH1	1:D:672:ASP:O	2.34	0.61
1:D:1106:THR:HG21	1:D:1124:ALA:HB3	1.82	0.61
1:B:129:VAL:HG23	1:B:215:THR:HG21	1.83	0.60
1:B:622:LEU:O	1:B:625:LYS:NZ	2.26	0.60
1:D:129:VAL:HG23	1:D:215:THR:HG21	1.83	0.60
1:D:874:ALA:O	1:D:897:ASP:N	2.34	0.60
1:C:276:SER:OG	1:C:281:GLU:OE2	2.19	0.60
1:C:313:ARG:O	1:C:313:ARG:NH1	2.26	0.60
1:A:98:GLU:OE2	1:A:124:ASN:N	2.33	0.60
1:A:320:LEU:HD11	1:A:341:SER:OG	2.01	0.60
1:B:30:GLN:O	1:B:51:LEU:HD12	2.01	0.60
1:D:415:MET:SD	1:D:416:GLY:N	2.73	0.60
1:D:823:ARG:NH1	1:D:846:HIS:O	2.35	0.60
1:D:947:SER:OG	1:D:948:VAL:N	2.35	0.60
1:B:912:LYS:HD2	1:B:1183:TRP:CZ3	2.36	0.60
1:B:915:THR:OG1	1:B:916:PHE:N	2.34	0.60
1:D:568:VAL:CG2	1:D:589:ALA:HB2	2.32	0.60
1:D:665:ASP:OD1	1:D:668:SER:N	2.34	0.60
1:B:293:GLN:NE2	1:B:294:LEU:O	2.35	0.60
1:B:823:ARG:NH1	1:B:846:HIS:O	2.35	0.60
1:B:117:ARG:O	1:B:637:GLN:NE2	2.35	0.60
1:B:136:SER:O	1:B:220:THR:N	2.34	0.60
1:B:139:LYS:NZ	1:B:140:PRO:O	2.32	0.60
1:D:293:GLN:NE2	1:D:294:LEU:O	2.35	0.60
1:D:813:THR:HG22	1:D:854:GLN:O	2.02	0.60
1:A:113:GLU:N	1:A:113:GLU:OE1	2.35	0.60
1:A:344:THR:OG1	1:A:346:THR:O	2.18	0.60
1:B:998:PRO:O	1:B:1002:SER:N	2.34	0.60
1:C:1206:VAL:HG13	1:C:1238:ILE:HG23	1.83	0.60
1:A:1107:ILE:HD12	1:A:1153:ALA:HA	1.84	0.60
1:B:665:ASP:OD1	1:B:668:SER:N	2.34	0.60
1:B:813:THR:HG22	1:B:854:GLN:O	2.02	0.60
1:C:755:GLY:O	1:C:757:THR:HG23	2.02	0.60
1:D:616:SER:O	1:D:620:ASN:ND2	2.35	0.60
1:D:915:THR:OG1	1:D:916:PHE:N	2.34	0.60
1:A:202:SER:OG	1:A:219:PHE:O	2.19	0.60

*Continued on next page...*

*Continued from previous page...*

Atom-1	Atom-2	Interatomic distance (Å)	Clash overlap (Å)
1:A:356:ASP:OD1	1:A:357:SER:N	2.35	0.60
1:B:539:ARG:NH1	1:B:672:ASP:O	2.34	0.60
1:B:976:ASN:HD21	1:B:1014:ARG:CZ	2.15	0.60
1:C:113:GLU:N	1:C:113:GLU:OE1	2.35	0.60
1:C:1044:PHE:O	1:C:1048:THR:HG23	2.02	0.60
1:D:139:LYS:NZ	1:D:140:PRO:O	2.32	0.60
1:D:912:LYS:HD2	1:D:1183:TRP:CZ3	2.36	0.60
1:D:977:MET:HA	1:D:980:PHE:CE2	2.37	0.60
1:D:1341:PHE:O	1:D:1461:ALA:HB2	2.01	0.60
1:B:616:SER:O	1:B:620:ASN:ND2	2.35	0.60
1:B:1250:SER:HB3	1:B:1253:ASP:HB2	1.82	0.60
1:C:320:LEU:HD11	1:C:341:SER:OG	2.01	0.60
1:D:1401:ARG:NH2	1:D:1428:SER:O	2.33	0.60
1:A:810:LEU:N	1:A:858:TRP:O	2.35	0.59
1:C:889:SER:O	1:C:895:ARG:NH2	2.34	0.59
1:D:1365:LEU:HD13	1:D:1431:PHE:HE1	1.66	0.59
1:A:755:GLY:O	1:A:757:THR:HG23	2.02	0.59
1:B:34:LEU:HD13	1:B:677:ALA:HB2	1.84	0.59
1:B:1182:HIS:CE1	1:B:1183:TRP:HB3	2.38	0.59
1:C:419:LEU:N	1:C:446:HIS:O	2.35	0.59
1:A:889:SER:O	1:A:895:ARG:NH2	2.34	0.59
1:B:255:THR:HG23	1:B:257:GLY:H	1.67	0.59
1:D:910:LEU:N	1:D:1332:ILE:O	2.36	0.59
1:B:947:SER:OG	1:B:948:VAL:N	2.35	0.59
1:C:681:SER:OG	1:C:682:LYS:N	2.36	0.59
1:D:34:LEU:HD13	1:D:677:ALA:HB2	1.84	0.59
1:D:117:ARG:O	1:D:637:GLN:NE2	2.35	0.59
1:D:370:ARG:HB3	1:D:404:LEU:HD23	1.83	0.59
1:D:1161:ASP:OD1	1:D:1161:ASP:N	2.36	0.59
3:H:2:NAG:C8	3:H:2:NAG:H3	2.33	0.59
1:A:276:SER:OG	1:A:281:GLU:OE2	2.19	0.59
1:C:585:LEU:HD23	1:C:586:ARG:N	2.17	0.59
1:D:974:GLU:HG2	1:D:1027:THR:HG21	1.83	0.59
1:D:1392:LEU:O	1:D:1395:THR:OG1	2.14	0.59
1:C:356:ASP:OD1	1:C:357:SER:N	2.35	0.59
1:A:414:VAL:HG12	1:D:647:ASN:HA	1.83	0.59
1:A:419:LEU:N	1:A:446:HIS:O	2.35	0.59
1:B:1048:THR:O	1:B:1052:ALA:N	2.34	0.59
1:B:1347:THR:HA	1:B:1363:ILE:HG23	1.85	0.59
1:D:1365:LEU:HD13	1:D:1431:PHE:CE1	2.38	0.59
3:N:2:NAG:H3	3:N:2:NAG:C8	2.33	0.59

*Continued on next page...*

*Continued from previous page...*

Atom-1	Atom-2	Interatomic distance (Å)	Clash overlap (Å)
1:D:30:GLN:O	1:D:51:LEU:HD12	2.01	0.59
1:A:167:ILE:HA	1:A:205:VAL:HG12	1.85	0.59
1:A:947:SER:O	1:A:1327:SER:N	2.36	0.59
1:B:1415:VAL:C	1:B:1416:LEU:HD12	2.23	0.59
1:C:691:GLN:N	1:C:691:GLN:OE1	2.36	0.59
1:A:1044:PHE:O	1:A:1048:THR:HG23	2.02	0.59
1:B:152:ASP:OD1	1:B:154:ASN:N	2.35	0.59
1:B:568:VAL:CG2	1:B:589:ALA:HB2	2.32	0.59
1:C:400:ASP:OD1	1:C:404:LEU:N	2.33	0.59
1:D:255:THR:HG23	1:D:257:GLY:H	1.67	0.59
1:D:998:PRO:O	1:D:1002:SER:N	2.34	0.59
1:A:596:ALA:HA	1:A:743:LEU:HD23	1.85	0.58
1:B:647:ASN:HA	1:C:414:VAL:HG12	1.83	0.58
1:B:969:PRO:HD3	1:B:979:LEU:CD1	2.19	0.58
1:C:589:ALA:HB3	1:C:746:VAL:HG21	1.85	0.58
1:D:152:ASP:OD1	1:D:154:ASN:N	2.35	0.58
1:D:1415:VAL:C	1:D:1416:LEU:HD12	2.23	0.58
1:B:267:SER:OG	1:B:289:LYS:NZ	2.36	0.58
1:B:999:GLU:O	1:B:1003:LYS:N	2.36	0.58
1:D:810:LEU:HD21	1:D:860:VAL:HG12	1.85	0.58
1:B:679:THR:HG22	1:B:681:SER:H	1.69	0.58
1:B:980:PHE:CE1	1:B:1041:LEU:HD23	2.39	0.58
1:B:1365:LEU:HD13	1:B:1431:PHE:CE1	2.38	0.58
1:C:596:ALA:HA	1:C:743:LEU:HD23	1.85	0.58
1:C:648:VAL:HG13	1:C:656:THR:O	2.04	0.58
1:C:810:LEU:N	1:C:858:TRP:O	2.35	0.58
1:D:919:LEU:HD23	1:D:920:LEU:N	2.18	0.58
1:B:571:SER:O	1:B:586:ARG:N	2.36	0.58
1:B:910:LEU:N	1:B:1332:ILE:O	2.36	0.58
1:B:931:LEU:O	1:B:1312:TYR:N	2.36	0.58
1:A:954:ILE:CG2	1:A:955:LEU:HD12	2.34	0.58
1:B:919:LEU:HD23	1:B:920:LEU:N	2.18	0.58
1:D:571:SER:O	1:D:586:ARG:N	2.36	0.58
1:D:871:THR:HG22	1:D:900:ILE:HG23	1.86	0.58
1:D:1098:GLU:O	1:D:1102:SER:N	2.36	0.58
1:D:1182:HIS:CE1	1:D:1183:TRP:HB3	2.38	0.58
1:A:585:LEU:HD23	1:A:586:ARG:N	2.17	0.58
1:B:871:THR:HG22	1:B:900:ILE:HG23	1.86	0.58
1:C:167:ILE:HA	1:C:205:VAL:HG12	1.85	0.58
1:D:912:LYS:NZ	1:D:913:GLU:O	2.34	0.58
1:D:1347:THR:HA	1:D:1363:ILE:HG23	1.85	0.58

*Continued on next page...*

*Continued from previous page...*

Atom-1	Atom-2	Interatomic distance (Å)	Clash overlap (Å)
1:C:1107:ILE:HD12	1:C:1153:ALA:HA	1.84	0.58
1:D:797:THR:HG21	1:D:809:THR:HG23	1.85	0.58
1:D:823:ARG:NH1	1:D:824:VAL:O	2.37	0.58
1:B:810:LEU:HD21	1:B:860:VAL:HG12	1.85	0.58
1:D:931:LEU:O	1:D:1312:TYR:N	2.36	0.58
1:D:977:MET:HA	1:D:980:PHE:CZ	2.39	0.58
1:A:691:GLN:N	1:A:691:GLN:OE1	2.36	0.58
1:B:231:VAL:HG23	1:B:335:LEU:HD13	1.86	0.58
1:B:602:GLN:O	1:B:606:LEU:N	2.31	0.58
1:D:1258:LEU:O	1:D:1262:SER:OG	2.17	0.58
1:B:945:ARG:O	1:B:1329:LYS:N	2.37	0.58
1:C:420:THR:OG1	1:C:422:ARG:NE	2.35	0.58
1:D:267:SER:OG	1:D:289:LYS:NZ	2.36	0.58
1:D:1048:THR:O	1:D:1052:ALA:N	2.34	0.58
1:C:230:GLU:HA	1:C:333:VAL:HG11	1.86	0.57
1:A:197:GLU:OE1	1:A:197:GLU:N	2.37	0.57
1:A:804:ARG:HB2	1:A:908:GLU:H	1.69	0.57
1:B:1050:ALA:HB1	1:B:1053:ARG:NH1	2.19	0.57
1:B:1161:ASP:OD1	1:B:1161:ASP:N	2.36	0.57
1:C:197:GLU:OE1	1:C:197:GLU:N	2.37	0.57
1:D:231:VAL:HG23	1:D:335:LEU:HD13	1.86	0.57
1:D:945:ARG:O	1:D:1329:LYS:N	2.37	0.57
1:A:400:ASP:OD1	1:A:404:LEU:N	2.33	0.57
1:B:596:ALA:N	1:B:770:PHE:O	2.35	0.57
1:B:797:THR:HG21	1:B:809:THR:HG23	1.85	0.57
1:B:823:ARG:NH1	1:B:824:VAL:O	2.37	0.57
1:D:66:SER:OG	1:D:67:VAL:N	2.37	0.57
1:D:596:ALA:N	1:D:770:PHE:O	2.35	0.57
1:D:980:PHE:CE1	1:D:1041:LEU:HD23	2.39	0.57
1:A:290:PHE:CE2	1:A:304:VAL:HG12	2.40	0.57
1:C:804:ARG:HB2	1:C:908:GLU:H	1.69	0.57
1:D:385:PHE:N	1:D:422:ARG:O	2.37	0.57
1:D:999:GLU:O	1:D:1003:LYS:N	2.36	0.57
1:D:1365:LEU:HB2	1:D:1429:LEU:HD11	1.87	0.57
1:B:103:LEU:N	1:B:118:THR:O	2.38	0.57
1:B:969:PRO:N	1:B:969:PRO:C	2.53	0.57
1:B:266:VAL:CG2	1:B:268:ILE:HG23	2.34	0.57
1:B:1364:SER:C	1:B:1365:LEU:HD12	2.25	0.57
1:C:161:LEU:HD12	1:C:180:SER:HB3	1.87	0.57
1:A:589:ALA:HB3	1:A:746:VAL:HG21	1.85	0.57
1:C:422:ARG:NH2	1:C:443:GLU:OE1	2.38	0.57

*Continued on next page...*



Continued from previous page...

Atom-1	Atom-2	Interatomic distance (Å)	Clash overlap (Å)
1:D:679:THR:HG22	1:D:681:SER:H	1.69	0.57
1:C:792:PHE:HE2	1:C:874:ALA:HB1	1.70	0.57
1:D:597:LEU:HD11	1:D:744:VAL:HG22	1.85	0.57
1:D:812:ALA:N	1:D:856:VAL:O	2.37	0.57
1:D:1050:ALA:HB1	1:D:1053:ARG:NH1	2.19	0.57
1:A:681:SER:OG	1:A:682:LYS:N	2.36	0.57
1:B:1039:THR:HG21	1:B:1105:ILE:HG22	1.87	0.57
1:D:924:GLY:N	1:D:1318:GLY:O	2.37	0.57
1:A:422:ARG:NH2	1:A:443:GLU:OE1	2.38	0.57
1:A:792:PHE:HE2	1:A:874:ALA:HB1	1.70	0.57
1:B:385:PHE:N	1:B:422:ARG:O	2.37	0.57
1:B:1099:VAL:O	1:B:1102:SER:OG	2.10	0.57
1:C:814:VAL:HG11	1:C:824:VAL:CG2	2.35	0.57
1:D:836:ALA:HA	1:D:860:VAL:HG23	1.86	0.57
1:A:80:GLU:OE2	1:A:80:GLU:N	2.37	0.56
1:A:551:VAL:CG1	1:A:683:ILE:HD11	2.35	0.56
1:A:987:LEU:HD21	1:A:1004:ALA:HB1	1.87	0.56
1:B:597:LEU:HD11	1:B:744:VAL:HG22	1.85	0.56
1:C:80:GLU:OE2	1:C:80:GLU:N	2.37	0.56
1:C:616:SER:O	1:C:620:ASN:ND2	2.38	0.56
1:B:1451:ASP:OD1	1:B:1451:ASP:N	2.38	0.56
1:C:947:SER:O	1:C:1327:SER:N	2.36	0.56
1:C:954:ILE:CG2	1:C:955:LEU:HD12	2.34	0.56
1:C:987:LEU:HD21	1:C:1004:ALA:HB1	1.87	0.56
1:A:648:VAL:HG13	1:A:656:THR:O	2.04	0.56
1:B:66:SER:OG	1:B:67:VAL:N	2.37	0.56
1:B:614:SER:OG	1:B:617:SER:N	2.33	0.56
1:D:266:VAL:CG2	1:D:268:ILE:HG23	2.34	0.56
1:D:457:SER:HG	1:D:483:ASN:N	2.03	0.56
1:D:1128:LEU:O	1:D:1128:LEU:HD23	2.05	0.56
1:D:1451:ASP:N	1:D:1451:ASP:OD1	2.38	0.56
1:A:386:ILE:N	1:A:395:SER:O	2.38	0.56
1:A:570:LEU:HD22	1:A:784:ALA:CB	2.35	0.56
1:A:616:SER:O	1:A:620:ASN:ND2	2.38	0.56
1:A:660:SER:OG	1:A:661:THR:N	2.38	0.56
1:B:836:ALA:HA	1:B:860:VAL:HG23	1.86	0.56
1:C:570:LEU:HD22	1:C:784:ALA:CB	2.35	0.56
1:A:814:VAL:HG11	1:A:824:VAL:CG2	2.35	0.56
1:A:1280:ILE:N	1:A:1288:SER:O	2.38	0.56
1:C:290:PHE:CE2	1:C:304:VAL:HG12	2.40	0.56
1:C:386:ILE:N	1:C:395:SER:O	2.38	0.56

Continued on next page...

*Continued from previous page...*

Atom-1	Atom-2	Interatomic distance (Å)	Clash overlap (Å)
1:C:1280:ILE:N	1:C:1288:SER:O	2.38	0.56
1:A:314:LYS:HB2	1:A:314:LYS:HZ3	1.70	0.56
1:A:1106:THR:HG21	1:A:1124:ALA:CB	2.35	0.56
1:B:1365:LEU:HB2	1:B:1429:LEU:HD11	1.87	0.56
1:C:771:CYS:O	1:C:779:GLY:N	2.39	0.56
1:D:969:PRO:N	1:D:969:PRO:C	2.56	0.56
1:A:54:LEU:O	1:A:55:ASN:HA	2.02	0.56
1:A:329:GLU:OE2	1:A:855:THR:OG1	2.20	0.56
1:A:356:ASP:O	1:A:446:HIS:NE2	2.39	0.56
1:A:1282:SER:OG	1:A:1311:GLU:O	2.13	0.56
1:B:232:GLN:O	1:B:250:VAL:HG13	2.06	0.56
1:B:812:ALA:N	1:B:856:VAL:O	2.37	0.56
1:B:924:GLY:N	1:B:1318:GLY:O	2.37	0.56
1:D:1213:LEU:HD23	1:D:1260:ALA:HA	1.88	0.56
1:D:1364:SER:C	1:D:1365:LEU:HD12	2.25	0.56
1:A:1295:ASN:OD1	1:A:1296:ASN:N	2.39	0.56
1:B:1128:LEU:O	1:B:1128:LEU:HD23	2.05	0.56
1:C:314:LYS:HB2	1:C:314:LYS:HZ3	1.69	0.56
1:C:551:VAL:CG1	1:C:683:ILE:HD11	2.35	0.56
1:A:230:GLU:HA	1:A:333:VAL:HG11	1.86	0.56
1:C:660:SER:OG	1:C:661:THR:N	2.38	0.56
1:A:161:LEU:HD12	1:A:180:SER:HB3	1.87	0.56
1:B:1311:GLU:N	1:B:1311:GLU:OE1	2.39	0.56
1:C:637:GLN:O	1:C:684:ARG:NH1	2.39	0.56
1:C:764:GLU:OE1	1:C:764:GLU:N	2.39	0.56
1:C:911:GLU:N	1:C:911:GLU:OE1	2.39	0.56
1:C:1295:ASN:OD1	1:C:1296:ASN:N	2.39	0.56
1:B:572:PHE:CD2	1:B:786:LEU:HD12	2.42	0.55
1:C:363:ILE:HD12	1:C:364:PRO:HD2	1.87	0.55
1:D:978:VAL:HG12	1:D:1091:ILE:CD1	2.34	0.55
1:A:932:SER:OG	1:A:1310:GLY:N	2.40	0.55
1:B:952:GLY:N	1:B:1297:ARG:O	2.39	0.55
1:A:614:SER:OG	1:A:616:SER:OG	2.14	0.55
1:A:771:CYS:O	1:A:779:GLY:N	2.39	0.55
1:C:116:LYS:NZ	1:C:677:ALA:O	2.38	0.55
1:C:768:GLY:HA2	1:C:783:THR:HG22	1.88	0.55
1:D:614:SER:OG	1:D:617:SER:N	2.33	0.55
1:A:363:ILE:HD12	1:A:364:PRO:HD2	1.87	0.55
1:A:911:GLU:N	1:A:911:GLU:OE1	2.39	0.55
1:C:304:VAL:O	1:C:305:LYS:NZ	2.35	0.55
1:D:1311:GLU:N	1:D:1311:GLU:OE1	2.39	0.55

*Continued on next page...*

*Continued from previous page...*

Atom-1	Atom-2	Interatomic distance (Å)	Clash overlap (Å)
1:A:420:THR:OG1	1:A:422:ARG:NE	2.35	0.55
1:A:1147:LYS:HD3	1:A:1170:LEU:HD21	1.89	0.55
1:C:311:LEU:N	1:C:311:LEU:HD23	2.21	0.55
1:D:232:GLN:O	1:D:250:VAL:HG13	2.06	0.55
1:D:288:GLU:OE1	1:D:288:GLU:N	2.40	0.55
1:D:952:GLY:N	1:D:1297:ARG:O	2.39	0.55
1:D:1250:SER:CB	1:D:1253:ASP:HB2	2.37	0.55
1:A:637:GLN:O	1:A:684:ARG:NH1	2.39	0.55
1:A:764:GLU:N	1:A:764:GLU:OE1	2.39	0.55
1:B:288:GLU:N	1:B:288:GLU:OE1	2.40	0.55
1:C:1147:LYS:HD3	1:C:1170:LEU:HD21	1.89	0.55
1:A:1042:THR:HA	1:A:1045:VAL:HG22	1.89	0.55
1:C:356:ASP:O	1:C:446:HIS:NE2	2.39	0.55
1:A:640:GLU:N	1:A:640:GLU:OE1	2.40	0.55
1:C:320:LEU:HD12	1:C:338:ARG:HB3	1.88	0.55
1:D:1039:THR:HG21	1:D:1105:ILE:HG22	1.87	0.55
1:D:1364:SER:OG	1:D:1429:LEU:O	2.17	0.55
1:A:311:LEU:N	1:A:311:LEU:HD23	2.21	0.55
1:A:987:LEU:HD21	1:A:1004:ALA:CB	2.37	0.55
1:C:296:SER:OG	1:C:297:HIS:N	2.40	0.55
1:C:1106:THR:HG21	1:C:1124:ALA:CB	2.35	0.55
1:A:1085:SER:HA	1:C:692:LEU:HD11	1.89	0.55
1:A:320:LEU:HD12	1:A:338:ARG:HB3	1.88	0.54
1:B:173:ASN:N	1:B:173:ASN:OD1	2.40	0.54
1:B:457:SER:HG	1:B:483:ASN:N	2.05	0.54
1:B:1098:GLU:O	1:B:1102:SER:N	2.36	0.54
1:B:1176:LYS:HB3	1:B:1181:VAL:HG12	1.89	0.54
1:B:1213:LEU:HD23	1:B:1260:ALA:HA	1.88	0.54
1:C:1332:ILE:O	1:C:1333:LEU:HB2	2.07	0.54
1:D:103:LEU:N	1:D:118:THR:O	2.38	0.54
1:D:384:ILE:HD12	1:D:421:VAL:HG11	1.89	0.54
1:B:1255:VAL:HG23	1:B:1256:VAL:HG23	1.90	0.54
1:C:274:ASP:OD2	1:D:314:LYS:N	2.40	0.54
1:B:758:VAL:O	1:B:758:VAL:CG1	2.52	0.54
1:C:312:LYS:HD3	1:C:313:ARG:N	2.23	0.54
1:D:874:ALA:N	1:D:897:ASP:O	2.40	0.54
1:A:296:SER:OG	1:A:297:HIS:N	2.40	0.54
1:A:595:CYS:N	1:A:744:VAL:O	2.38	0.54
1:A:768:GLY:HA2	1:A:783:THR:HG22	1.88	0.54
1:B:384:ILE:HD12	1:B:421:VAL:HG11	1.89	0.54
1:D:189:GLN:OE1	1:D:189:GLN:N	2.38	0.54

*Continued on next page...*

*Continued from previous page...*

Atom-1	Atom-2	Interatomic distance (Å)	Clash overlap (Å)
1:A:1107:ILE:HD13	1:A:1152:TYR:CD2	2.42	0.54
1:B:960:GLN:N	1:B:960:GLN:OE1	2.41	0.54
1:C:932:SER:OG	1:C:1310:GLY:N	2.40	0.54
1:C:1107:ILE:HD13	1:C:1152:TYR:CD2	2.42	0.54
1:D:572:PHE:CD2	1:D:786:LEU:HD12	2.42	0.54
1:A:666:MET:HB3	1:A:683:ILE:HD12	1.90	0.54
1:A:1332:ILE:O	1:A:1333:LEU:HB2	2.07	0.54
1:C:666:MET:HB3	1:C:683:ILE:HD12	1.90	0.54
1:D:1255:VAL:HG23	1:D:1256:VAL:HG23	1.90	0.54
1:A:486:THR:HG21	1:A:515:VAL:HG21	1.90	0.54
1:C:497:TYR:CE1	1:C:526:ILE:HD11	2.43	0.54
1:D:386:ILE:HA	1:D:421:VAL:HG22	1.89	0.54
1:A:116:LYS:NZ	1:A:677:ALA:O	2.38	0.54
1:C:546:LEU:HD12	1:C:550:ASP:CB	2.38	0.54
1:C:1042:THR:HA	1:C:1045:VAL:HG22	1.89	0.54
1:D:173:ASN:N	1:D:173:ASN:OD1	2.40	0.54
1:A:692:LEU:HD11	1:C:1085:SER:HA	1.89	0.54
1:C:486:THR:HG21	1:C:515:VAL:HG21	1.90	0.54
1:C:987:LEU:HD21	1:C:1004:ALA:CB	2.37	0.54
1:B:1383:VAL:HG23	1:B:1414:HIS:HA	1.90	0.53
1:A:597:LEU:HD22	1:A:744:VAL:HG11	1.90	0.53
1:B:1253:ASP:O	1:B:1256:VAL:N	2.41	0.53
1:A:546:LEU:HD12	1:A:550:ASP:CB	2.38	0.53
1:B:874:ALA:N	1:B:897:ASP:O	2.40	0.53
1:D:670:LEU:O	1:D:674:GLY:N	2.41	0.53
1:A:954:ILE:HG23	1:A:955:LEU:HD12	1.91	0.53
1:B:1393:LYS:O	1:B:1396:VAL:N	2.40	0.53
1:D:167:ILE:HD12	1:D:176:ALA:CB	2.38	0.53
1:A:150:SER:OG	1:A:158:LEU:O	2.23	0.53
1:A:583:ALA:HB3	1:A:757:THR:HG21	1.91	0.53
1:B:167:ILE:HD12	1:B:176:ALA:CB	2.38	0.53
1:B:1250:SER:CB	1:B:1253:ASP:HB2	2.37	0.53
1:C:583:ALA:HB3	1:C:757:THR:HG21	1.91	0.53
1:A:274:ASP:OD2	1:B:314:LYS:N	2.40	0.53
1:A:312:LYS:HD3	1:A:313:ARG:N	2.23	0.53
1:A:497:TYR:CE1	1:A:526:ILE:HD11	2.43	0.53
1:C:595:CYS:N	1:C:744:VAL:O	2.38	0.53
1:C:615:ALA:HB2	1:C:780:ILE:HG21	1.91	0.53
1:D:1176:LYS:HB3	1:D:1181:VAL:HG12	1.89	0.53
1:B:457:SER:OG	1:B:483:ASN:N	2.40	0.53
1:B:983:ASN:O	1:B:986:VAL:HG22	2.09	0.53

*Continued on next page...*

Continued from previous page...

Atom-1	Atom-2	Interatomic distance (Å)	Clash overlap (Å)
1:B:912:LYS:NZ	1:B:913:GLU:O	2.34	0.53
1:A:792:PHE:CE2	1:A:874:ALA:HB1	2.44	0.53
1:C:614:SER:OG	1:C:616:SER:OG	2.14	0.53
1:D:1393:LYS:O	1:D:1396:VAL:N	2.40	0.53
1:A:615:ALA:HB2	1:A:780:ILE:HG21	1.91	0.52
1:B:30:GLN:NE2	1:B:547:PRO:O	2.42	0.52
1:B:916:PHE:HB3	1:B:931:LEU:HD11	1.91	0.52
1:B:959:MET:O	1:B:962:THR:OG1	2.20	0.52
1:C:597:LEU:HD22	1:C:744:VAL:HG11	1.90	0.52
1:D:271:LYS:N	1:D:317:GLU:O	2.41	0.52
1:B:271:LYS:N	1:B:317:GLU:O	2.41	0.52
1:D:34:LEU:HD12	1:D:675:LEU:HD11	1.91	0.52
1:D:1208:MET:O	1:D:1212:VAL:HG23	2.10	0.52
1:D:30:GLN:NE2	1:D:547:PRO:O	2.42	0.52
1:D:570:LEU:HB2	1:D:585:LEU:HD11	1.91	0.52
1:D:1383:VAL:HG23	1:D:1414:HIS:HA	1.90	0.52
1:D:916:PHE:HB3	1:D:931:LEU:HD11	1.91	0.52
1:A:500:MET:SD	1:A:506:VAL:N	2.80	0.52
1:B:670:LEU:O	1:B:674:GLY:N	2.41	0.52
1:C:640:GLU:OE1	1:C:640:GLU:N	2.40	0.52
1:D:647:ASN:O	1:D:691:GLN:NE2	2.43	0.52
1:D:983:ASN:O	1:D:986:VAL:HG22	2.09	0.52
1:B:647:ASN:O	1:B:691:GLN:NE2	2.43	0.52
1:B:746:VAL:HG22	1:B:747:ASN:O	2.10	0.52
1:C:792:PHE:CE2	1:C:874:ALA:HB1	2.44	0.52
1:D:1099:VAL:O	1:D:1102:SER:OG	2.10	0.52
1:C:954:ILE:HG23	1:C:955:LEU:HD12	1.91	0.52
1:A:237:LYS:O	1:A:338:ARG:NH1	2.43	0.52
1:A:599:ALA:HB3	1:A:740:ILE:H	1.75	0.52
1:B:386:ILE:HA	1:B:421:VAL:HG22	1.89	0.52
1:B:665:ASP:O	1:B:668:SER:OG	2.19	0.52
1:D:835:LEU:HB2	1:D:861:THR:HG23	1.92	0.52
1:A:304:VAL:O	1:A:305:LYS:NZ	2.35	0.52
1:A:570:LEU:HD11	1:A:767:ALA:HB3	1.92	0.52
1:A:1068:ILE:HG22	1:C:67:VAL:HG21	1.92	0.52
1:B:570:LEU:HB2	1:B:585:LEU:HD11	1.91	0.52
1:B:871:THR:CG2	1:B:900:ILE:HG23	2.40	0.52
1:C:237:LYS:O	1:C:338:ARG:NH1	2.43	0.52
1:A:67:VAL:HG21	1:C:1068:ILE:HG22	1.92	0.51
1:A:148:VAL:HG22	1:A:149:VAL:H	1.76	0.51
1:D:499:ILE:HD13	1:D:507:ARG:HB2	1.93	0.51

Continued on next page...

Continued from previous page...

Atom-1	Atom-2	Interatomic distance (Å)	Clash overlap (Å)
1:A:264:VAL:HG23	1:A:291:SER:HA	1.92	0.51
1:B:363:ILE:O	1:B:411:THR:HG21	2.10	0.51
1:B:658:VAL:HA	1:C:656:THR:HG22	1.92	0.51
1:D:203:TYR:O	1:D:219:PHE:N	2.39	0.51
1:D:1253:ASP:O	1:D:1256:VAL:N	2.41	0.51
1:A:400:ASP:OD1	1:A:403:GLY:N	2.44	0.51
1:C:284:GLN:NE2	1:C:287:CYS:SG	2.84	0.51
1:D:373:ASP:OD1	1:D:373:ASP:N	2.43	0.51
1:D:1252:GLN:O	1:D:1254:THR:N	2.44	0.51
1:A:346:THR:OG1	1:A:440:GLU:O	2.19	0.51
1:B:1252:GLN:O	1:B:1254:THR:N	2.44	0.51
1:D:566:ASN:HD21	1:D:589:ALA:HB1	1.75	0.51
1:A:284:GLN:NE2	1:A:287:CYS:SG	2.84	0.51
1:A:1245:GLN:NE2	1:A:1247:GLY:O	2.44	0.51
1:B:1208:MET:O	1:B:1212:VAL:HG23	2.10	0.51
1:C:54:LEU:O	1:C:55:ASN:HA	2.02	0.51
1:C:183:LEU:HD11	1:C:187:LEU:HA	1.91	0.51
1:C:371:LEU:HD23	1:C:372:VAL:N	2.26	0.51
1:C:1252:GLN:O	1:C:1256:VAL:HG22	2.11	0.51
1:D:1338:GLU:OE1	1:D:1338:GLU:N	2.44	0.51
1:A:131:VAL:O	1:A:217:HIS:NE2	2.44	0.51
1:A:1252:GLN:O	1:A:1256:VAL:HG22	2.11	0.51
1:B:34:LEU:HD12	1:B:675:LEU:HD11	1.91	0.51
1:B:189:GLN:OE1	1:B:189:GLN:N	2.38	0.51
1:B:566:ASN:HD21	1:B:589:ALA:HB1	1.75	0.51
1:C:570:LEU:HD11	1:C:767:ALA:HB3	1.92	0.51
1:D:746:VAL:HG22	1:D:747:ASN:O	2.10	0.51
1:D:948:VAL:O	1:D:949:SER:OG	2.25	0.51
1:A:183:LEU:HD11	1:A:187:LEU:HA	1.91	0.51
1:A:429:SER:O	1:A:431:CYS:N	2.43	0.51
1:A:843:GLN:NE2	1:A:844:ALA:O	2.44	0.51
1:C:773:SER:N	1:C:777:GLY:O	2.40	0.51
1:D:960:GLN:OE1	1:D:960:GLN:N	2.41	0.51
1:A:746:VAL:HG22	1:A:747:ASN:O	2.11	0.51
1:C:148:VAL:HG22	1:C:149:VAL:H	1.76	0.51
1:D:99:GLU:O	1:D:122:VAL:HG22	2.10	0.51
1:D:363:ILE:O	1:D:411:THR:HG21	2.10	0.51
1:D:1185:ARG:HB3	1:D:1186:PRO:HD2	1.92	0.51
1:A:493:LEU:HD12	1:A:494:SER:H	1.76	0.51
1:B:99:GLU:O	1:B:122:VAL:HG22	2.10	0.51
1:C:429:SER:O	1:C:431:CYS:N	2.43	0.51

Continued on next page...

*Continued from previous page...*

Atom-1	Atom-2	Interatomic distance (Å)	Clash overlap (Å)
1:C:538:ALA:O	1:C:558:TYR:N	2.43	0.51
1:D:295:ASN:ND2	1:D:299:CYS:O	2.44	0.51
1:D:978:VAL:HB	1:D:1252:GLN:NE2	2.26	0.51
1:A:311:LEU:HD23	1:A:311:LEU:H	1.76	0.51
1:B:203:TYR:O	1:B:219:PHE:N	2.39	0.51
1:C:400:ASP:OD1	1:C:403:GLY:N	2.44	0.51
1:C:843:GLN:NE2	1:C:844:ALA:O	2.44	0.51
1:A:371:LEU:HD23	1:A:372:VAL:N	2.26	0.50
1:B:47:GLY:N	1:B:87:VAL:O	2.44	0.50
1:B:371:LEU:HD23	1:B:378:PRO:HB3	1.93	0.50
1:B:373:ASP:OD1	1:B:373:ASP:N	2.43	0.50
1:C:131:VAL:O	1:C:217:HIS:NE2	2.44	0.50
1:D:1361:PHE:CE2	1:D:1363:ILE:HD11	2.46	0.50
1:A:656:THR:HG22	1:D:658:VAL:HA	1.92	0.50
1:B:390:GLU:OE1	1:B:390:GLU:HA	2.11	0.50
1:C:150:SER:OG	1:C:158:LEU:O	2.23	0.50
1:D:570:LEU:HD21	1:D:784:ALA:HB3	1.93	0.50
1:A:1038:ASN:O	1:A:1042:THR:OG1	2.21	0.50
1:B:1361:PHE:CE2	1:B:1363:ILE:HD11	2.46	0.50
1:C:1163:ARG:HA	1:C:1166:VAL:HG12	1.93	0.50
1:D:871:THR:CG2	1:D:900:ILE:HG23	2.40	0.50
1:A:974:GLU:O	1:A:978:VAL:HG23	2.12	0.50
1:B:763:THR:OG1	1:B:764:GLU:OE1	2.28	0.50
1:C:598:ARG:N	1:C:768:GLY:O	2.45	0.50
1:A:96:SER:OG	1:A:97:ASN:N	2.44	0.50
1:A:773:SER:N	1:A:777:GLY:O	2.40	0.50
1:B:499:ILE:HD13	1:B:507:ARG:HB2	1.93	0.50
1:B:1237:TRP:O	1:B:1241:GLN:N	2.45	0.50
1:B:1338:GLU:N	1:B:1338:GLU:OE1	2.44	0.50
1:D:969:PRO:HD2	1:D:979:LEU:CD1	2.33	0.50
1:A:312:LYS:HD3	1:A:313:ARG:H	1.77	0.50
1:A:665:ASP:OD1	1:A:666:MET:N	2.45	0.50
1:B:47:GLY:O	1:B:87:VAL:N	2.45	0.50
1:B:1352:CYS:SG	1:B:1358:HIS:N	2.85	0.50
1:D:1252:GLN:O	1:D:1255:VAL:HG22	2.12	0.50
1:A:598:ARG:N	1:A:768:GLY:O	2.45	0.50
1:B:295:ASN:ND2	1:B:299:CYS:O	2.44	0.50
1:B:1185:ARG:HB3	1:B:1186:PRO:HD2	1.92	0.50
1:B:1210:SER:OG	1:B:1211:TYR:N	2.45	0.50
1:C:599:ALA:HB3	1:C:740:ILE:H	1.75	0.50
1:D:763:THR:OG1	1:D:764:GLU:OE1	2.28	0.50

*Continued on next page...*

*Continued from previous page...*

Atom-1	Atom-2	Interatomic distance (Å)	Clash overlap (Å)
1:D:1210:SER:OG	1:D:1211:TYR:N	2.45	0.50
1:A:241:ILE:HD13	1:A:343:ILE:CG2	2.42	0.50
1:B:570:LEU:HD21	1:B:784:ALA:HB3	1.93	0.50
1:B:835:LEU:HB2	1:B:861:THR:HG23	1.92	0.50
1:B:837:VAL:N	1:B:859:ALA:O	2.45	0.50
1:C:814:VAL:CG1	1:C:824:VAL:HG11	2.41	0.50
1:A:143:THR:HG22	1:A:191:SER:OG	2.12	0.50
1:B:325:GLN:HA	1:B:332:VAL:HG13	1.94	0.50
1:B:418:SER:C	1:B:419:LEU:HD12	2.32	0.50
1:B:1160:GLN:OE1	1:B:1160:GLN:N	2.42	0.50
1:C:143:THR:HG22	1:C:191:SER:OG	2.12	0.50
1:C:493:LEU:HD12	1:C:494:SER:H	1.76	0.50
1:C:746:VAL:HG22	1:C:747:ASN:O	2.11	0.50
1:D:1291:GLN:N	1:D:1291:GLN:OE1	2.45	0.50
1:A:538:ALA:O	1:A:558:TYR:N	2.43	0.49
1:A:570:LEU:HA	1:A:587:VAL:HG22	1.93	0.49
1:B:266:VAL:HG22	1:B:268:ILE:HG23	1.94	0.49
1:C:241:ILE:HD13	1:C:343:ILE:CG2	2.42	0.49
1:D:325:GLN:HA	1:D:332:VAL:HG13	1.94	0.49
1:B:1386:VAL:HG12	1:B:1387:SER:H	1.77	0.49
1:C:1046:LEU:HD21	1:C:1067:LEU:HD21	1.94	0.49
1:D:47:GLY:O	1:D:87:VAL:N	2.45	0.49
1:D:1214:LEU:HD21	1:D:1259:HIS:CE1	2.47	0.49
1:B:679:THR:HG22	1:B:681:SER:N	2.27	0.49
1:B:948:VAL:O	1:B:949:SER:OG	2.25	0.49
1:C:329:GLU:OE2	1:C:855:THR:OG1	2.20	0.49
1:D:910:LEU:O	1:D:1332:ILE:N	2.41	0.49
1:D:1386:VAL:HG12	1:D:1387:SER:H	1.77	0.49
1:A:666:MET:HB3	1:A:683:ILE:HG23	1.95	0.49
1:A:1163:ARG:HA	1:A:1166:VAL:HG12	1.93	0.49
1:B:77:LEU:CD2	1:B:87:VAL:HG11	2.41	0.49
1:D:837:VAL:N	1:D:859:ALA:O	2.45	0.49
1:D:1109:LEU:HD12	1:D:1117:THR:HG23	1.94	0.49
1:A:814:VAL:CG1	1:A:824:VAL:HG11	2.41	0.49
1:A:1332:ILE:C	1:A:1334:PRO:HD3	2.33	0.49
1:B:1214:LEU:HD21	1:B:1259:HIS:CE1	2.47	0.49
1:C:264:VAL:HG23	1:C:291:SER:HA	1.92	0.49
1:C:570:LEU:HA	1:C:587:VAL:HG22	1.93	0.49
1:D:390:GLU:OE1	1:D:390:GLU:HA	2.11	0.49
1:A:176:ALA:HB1	1:A:178:TRP:CZ3	2.48	0.49
1:B:351:SER:O	1:B:369:VAL:HG13	2.13	0.49

*Continued on next page...*



*Continued from previous page...*

Atom-1	Atom-2	Interatomic distance (Å)	Clash overlap (Å)
1:C:142:GLN:O	1:C:194:LEU:N	2.44	0.49
1:C:311:LEU:HD23	1:C:311:LEU:H	1.76	0.49
1:C:665:ASP:OD1	1:C:666:MET:N	2.45	0.49
1:C:949:SER:OG	1:C:1325:GLN:O	2.19	0.49
1:C:974:GLU:O	1:C:978:VAL:HG23	2.12	0.49
1:D:519:ASP:OD1	1:D:521:LYS:NZ	2.31	0.49
1:D:1160:GLN:OE1	1:D:1160:GLN:N	2.42	0.49
1:D:1237:TRP:O	1:D:1241:GLN:N	2.45	0.49
1:D:1352:CYS:SG	1:D:1358:HIS:N	2.85	0.49
1:B:951:LEU:HD21	1:B:953:ASP:OD2	2.12	0.49
1:B:1398:MET:CG	1:B:1415:VAL:HG13	2.43	0.49
1:C:666:MET:HB3	1:C:683:ILE:HG23	1.95	0.49
1:D:209:LYS:O	1:D:212:GLY:N	2.46	0.49
1:D:266:VAL:HG22	1:D:268:ILE:HG23	1.94	0.49
1:D:1128:LEU:O	1:D:1132:TRP:N	2.43	0.49
1:A:45:GLU:O	1:A:89:PHE:N	2.45	0.49
1:A:414:VAL:HG13	1:D:646:HIS:ND1	2.28	0.49
1:A:946:ALA:O	1:A:1305:LEU:N	2.46	0.49
1:B:1252:GLN:O	1:B:1255:VAL:HG22	2.12	0.49
1:D:371:LEU:HD23	1:D:378:PRO:HB3	1.93	0.49
1:D:418:SER:C	1:D:419:LEU:HD12	2.32	0.49
1:B:209:LYS:O	1:B:212:GLY:N	2.46	0.49
1:C:34:LEU:C	1:C:675:LEU:HD23	2.33	0.49
1:C:45:GLU:O	1:C:89:PHE:N	2.45	0.49
1:D:1276:ALA:O	1:D:1277:GLN:NE2	2.46	0.49
1:A:34:LEU:C	1:A:675:LEU:HD23	2.33	0.49
1:A:314:LYS:NZ	1:A:314:LYS:CB	2.76	0.49
1:A:582:HIS:O	1:A:582:HIS:ND1	2.44	0.49
1:A:794:VAL:HG23	1:A:813:THR:O	2.13	0.49
1:B:51:LEU:O	1:B:82:ASP:N	2.42	0.49
1:B:975:GLN:CD	1:B:975:GLN:H	2.15	0.49
1:B:1291:GLN:OE1	1:B:1291:GLN:N	2.45	0.49
1:B:1448:LYS:HE2	1:B:1462:GLU:HA	1.95	0.49
1:C:96:SER:OG	1:C:97:ASN:N	2.44	0.49
1:D:47:GLY:N	1:D:87:VAL:O	2.44	0.49
1:D:77:LEU:CD2	1:D:87:VAL:HG11	2.41	0.49
1:D:241:ILE:HD12	1:D:347:ILE:HG13	1.95	0.49
1:D:951:LEU:HD21	1:D:953:ASP:OD2	2.12	0.49
2:E:2:NAG:H3	2:E:2:NAG:H82	1.95	0.49
1:B:646:HIS:ND1	1:C:414:VAL:HG13	2.28	0.48
1:A:1046:LEU:HD21	1:A:1067:LEU:HD21	1.94	0.48

*Continued on next page...*

*Continued from previous page...*

Atom-1	Atom-2	Interatomic distance (Å)	Clash overlap (Å)
1:B:1128:LEU:O	1:B:1132:TRP:N	2.43	0.48
1:B:1109:LEU:HD12	1:B:1117:THR:HG23	1.94	0.48
1:B:1276:ALA:O	1:B:1277:GLN:NE2	2.46	0.48
1:C:946:ALA:O	1:C:1305:LEU:N	2.46	0.48
1:D:679:THR:HG22	1:D:681:SER:N	2.27	0.48
1:D:1398:MET:CG	1:D:1415:VAL:HG13	2.43	0.48
1:A:142:GLN:O	1:A:194:LEU:N	2.44	0.48
1:B:804:ARG:CZ	1:B:865:LEU:HD21	2.43	0.48
1:C:176:ALA:HB1	1:C:178:TRP:CZ3	2.48	0.48
1:D:976:ASN:O	1:D:980:PHE:CD2	2.67	0.48
1:A:247:ASN:OD1	1:A:248:VAL:N	2.47	0.48
1:B:775:ASP:OD1	1:B:776:ALA:N	2.46	0.48
1:D:747:ASN:OD1	1:D:750:GLY:N	2.47	0.48
1:B:747:ASN:OD1	1:B:750:GLY:N	2.47	0.48
1:B:1073:ARG:HH22	1:B:1105:ILE:HG21	1.78	0.48
1:C:794:VAL:HG23	1:C:813:THR:O	2.13	0.48
1:D:1124:ALA:O	1:D:1128:LEU:N	2.42	0.48
1:B:241:ILE:HD12	1:B:347:ILE:HG13	1.95	0.48
1:C:1038:ASN:O	1:C:1042:THR:OG1	2.21	0.48
1:C:1178:ASP:OD1	1:C:1179:ASN:N	2.47	0.48
1:D:457:SER:OG	1:D:483:ASN:N	2.40	0.48
1:C:70:ASN:O	1:C:70:ASN:ND2	2.47	0.48
1:C:264:VAL:HG12	1:C:324:ALA:HA	1.95	0.48
1:C:582:HIS:O	1:C:582:HIS:ND1	2.44	0.48
1:C:1245:GLN:NE2	1:C:1247:GLY:O	2.44	0.48
1:D:351:SER:O	1:D:369:VAL:HG13	2.13	0.48
1:D:1000:ILE:HG23	1:D:1001:LYS:HD3	1.95	0.48
1:D:1073:ARG:HH22	1:D:1105:ILE:HG21	1.78	0.48
2:K:2:NAG:H82	2:K:2:NAG:H3	1.95	0.48
1:A:85:HIS:O	1:A:85:HIS:ND1	2.47	0.48
1:A:1178:ASP:OD1	1:A:1179:ASN:N	2.47	0.48
1:C:312:LYS:HD3	1:C:313:ARG:H	1.77	0.48
1:C:1332:ILE:C	1:C:1334:PRO:HD3	2.33	0.48
1:D:775:ASP:OD1	1:D:776:ALA:N	2.46	0.48
1:D:881:GLU:C	1:D:882:LEU:HD12	2.34	0.48
1:A:751:VAL:HG22	1:A:753:GLU:CG	2.44	0.48
1:B:1000:ILE:HG23	1:B:1001:LYS:HD3	1.95	0.48
1:D:804:ARG:CZ	1:D:865:LEU:HD21	2.43	0.48
1:A:62:ALA:N	1:A:75:THR:O	2.44	0.47
1:A:264:VAL:HG12	1:A:324:ALA:HA	1.95	0.47
1:A:914:THR:HG22	1:A:1178:ASP:HB2	1.96	0.47

*Continued on next page...*

Continued from previous page...

Atom-1	Atom-2	Interatomic distance (Å)	Clash overlap (Å)
1:B:241:ILE:O	1:B:243:GLU:N	2.47	0.47
1:B:519:ASP:OD1	1:B:521:LYS:NZ	2.31	0.47
1:B:810:LEU:H	1:B:810:LEU:CD2	2.26	0.47
1:C:314:LYS:NZ	1:C:314:LYS:CB	2.76	0.47
1:C:751:VAL:HG22	1:C:753:GLU:CG	2.44	0.47
1:D:51:LEU:O	1:D:82:ASP:N	2.42	0.47
1:D:1123:ASN:O	1:D:1126:PHE:N	2.46	0.47
1:A:70:ASN:ND2	1:A:70:ASN:O	2.47	0.47
1:C:554:ASP:OD1	1:C:554:ASP:N	2.47	0.47
1:D:799:PRO:O	1:D:800:TYR:HB2	2.14	0.47
1:A:1025:TYR:O	1:A:1041:LEU:HD22	2.14	0.47
1:B:1067:LEU:O	1:B:1070:LEU:N	2.45	0.47
1:C:64:LEU:HD12	1:C:73:LEU:HD22	1.96	0.47
1:C:570:LEU:HG	1:C:587:VAL:HG22	1.96	0.47
1:C:914:THR:HG22	1:C:1178:ASP:HB2	1.96	0.47
1:A:805:GLY:HA3	1:A:908:GLU:O	2.14	0.47
1:B:967:GLN:O	1:B:969:PRO:HD3	2.15	0.47
1:D:828:LEU:HG	1:D:871:THR:O	2.15	0.47
1:D:1039:THR:HA	1:D:1042:THR:HG22	1.96	0.47
1:B:572:PHE:CG	1:B:786:LEU:HD12	2.50	0.47
1:B:410:ASN:HD22	1:B:410:ASN:HA	1.54	0.47
1:B:881:GLU:C	1:B:882:LEU:HD12	2.34	0.47
1:C:247:ASN:OD1	1:C:248:VAL:N	2.47	0.47
1:C:500:MET:SD	1:C:506:VAL:N	2.80	0.47
1:C:805:GLY:HA3	1:C:908:GLU:O	2.14	0.47
1:C:1025:TYR:O	1:C:1041:LEU:HD22	2.14	0.47
1:D:233:VAL:HA	1:D:250:VAL:HG22	1.96	0.47
1:D:241:ILE:O	1:D:243:GLU:N	2.47	0.47
1:D:1448:LYS:HE2	1:D:1462:GLU:HA	1.95	0.47
1:A:819:PRO:HA	1:A:850:ALA:HB2	1.96	0.47
1:B:233:VAL:HA	1:B:250:VAL:HG22	1.96	0.47
1:B:799:PRO:O	1:B:800:TYR:HB2	2.14	0.47
1:B:802:VAL:O	1:B:906:GLU:N	2.46	0.47
1:B:961:ASN:ND2	1:B:1241:GLN:OE1	2.45	0.47
1:C:85:HIS:O	1:C:85:HIS:ND1	2.47	0.47
1:C:147:ARG:HB3	1:C:187:LEU:HD13	1.97	0.47
1:C:595:CYS:O	1:C:744:VAL:N	2.40	0.47
1:C:816:ASN:OD1	1:C:818:LEU:N	2.46	0.47
1:C:1231:ALA:O	1:C:1235:VAL:HG23	2.14	0.47
1:D:594:VAL:HG12	1:D:745:VAL:HG22	1.96	0.47
1:D:1341:PHE:CB	1:D:1459:ALA:HB1	2.45	0.47

Continued on next page...

*Continued from previous page...*

Atom-1	Atom-2	Interatomic distance (Å)	Clash overlap (Å)
1:A:311:LEU:H	1:A:311:LEU:CD2	2.28	0.47
1:A:570:LEU:HG	1:A:587:VAL:HG22	1.96	0.47
1:C:1232:THR:HG22	1:C:1264:TYR:OH	2.15	0.47
1:D:347:ILE:O	1:D:348:THR:OG1	2.29	0.47
1:D:1067:LEU:O	1:D:1070:LEU:N	2.45	0.47
1:A:554:ASP:N	1:A:554:ASP:OD1	2.47	0.47
1:B:599:ALA:HB3	1:B:740:ILE:CB	2.44	0.47
1:B:1228:LEU:O	1:B:1231:ALA:N	2.47	0.47
1:C:1027:THR:HG21	1:C:1087:LEU:HD21	1.97	0.47
1:D:968:MET:HA	1:D:969:PRO:HD2	1.97	0.47
1:A:162:ILE:O	1:A:180:SER:N	2.43	0.47
1:A:313:ARG:O	1:A:313:ARG:HD2	2.15	0.47
1:A:1231:ALA:O	1:A:1235:VAL:HG23	2.14	0.47
1:B:594:VAL:HG12	1:B:745:VAL:HG22	1.96	0.47
1:C:570:LEU:HD23	1:C:571:SER:N	2.30	0.47
1:D:853:ARG:HH11	1:D:855:THR:HG23	1.79	0.47
1:D:1228:LEU:O	1:D:1231:ALA:N	2.47	0.47
1:A:546:LEU:N	1:A:550:ASP:O	2.41	0.46
1:A:747:ASN:OD1	1:A:749:ALA:N	2.47	0.46
1:A:1277:GLN:NE2	1:A:1290:PHE:O	2.49	0.46
1:B:828:LEU:HG	1:B:871:THR:O	2.15	0.46
1:B:967:GLN:O	1:B:969:PRO:CD	2.63	0.46
1:B:993:THR:HG21	1:B:996:LEU:HB2	1.97	0.46
1:B:1341:PHE:CB	1:B:1459:ALA:HB1	2.45	0.46
1:D:572:PHE:CG	1:D:786:LEU:HD12	2.50	0.46
1:A:1118:HIS:HB3	1:A:1121:VAL:HG12	1.97	0.46
1:B:144:VAL:N	1:B:192:PHE:O	2.49	0.46
1:C:819:PRO:HA	1:C:850:ALA:HB2	1.96	0.46
1:A:595:CYS:O	1:A:744:VAL:N	2.40	0.46
1:A:1232:THR:HG22	1:A:1264:TYR:OH	2.15	0.46
1:B:111:THR:HG23	1:B:112:GLN:HG2	1.98	0.46
1:B:853:ARG:HH11	1:B:855:THR:HG23	1.79	0.46
1:B:1398:MET:HG3	1:B:1415:VAL:HG13	1.97	0.46
1:D:60:VAL:HG12	1:D:107:VAL:HA	1.98	0.46
1:D:144:VAL:N	1:D:192:PHE:O	2.49	0.46
1:A:147:ARG:HB3	1:A:187:LEU:HD13	1.97	0.46
1:A:1072:GLN:O	1:C:637:GLN:NE2	2.48	0.46
1:B:1039:THR:HA	1:B:1042:THR:HG22	1.96	0.46
1:B:1166:VAL:O	1:B:1169:SER:OG	2.31	0.46
1:D:143:THR:HA	1:D:193:PRO:HA	1.98	0.46
1:D:993:THR:HG21	1:D:996:LEU:HB2	1.97	0.46

*Continued on next page...*

*Continued from previous page...*

Atom-1	Atom-2	Interatomic distance (Å)	Clash overlap (Å)
1:A:964:ASN:ND2	1:A:1246:GLY:O	2.48	0.46
1:D:823:ARG:HH12	1:D:846:HIS:HA	1.80	0.46
1:D:981:ALA:HB3	1:D:982:PRO:CD	2.46	0.46
1:A:1141:GLY:O	1:A:1146:THR:OG1	2.32	0.46
1:B:617:SER:O	1:B:620:ASN:N	2.49	0.46
1:C:1277:GLN:NE2	1:C:1290:PHE:O	2.49	0.46
1:D:864:SER:C	1:D:865:LEU:HD22	2.36	0.46
1:D:1232:THR:HG22	1:D:1264:TYR:OH	2.16	0.46
1:A:570:LEU:HD23	1:A:571:SER:N	2.30	0.46
1:A:637:GLN:NE2	1:C:1072:GLN:O	2.48	0.46
1:A:1279:THR:HG23	1:A:1289:LYS:HG2	1.98	0.46
1:B:143:THR:HA	1:B:193:PRO:HA	1.98	0.46
1:C:1141:GLY:O	1:C:1146:THR:OG1	2.32	0.46
1:D:226:LEU:O	1:D:228:LYS:NZ	2.33	0.46
1:D:1007:TYR:O	1:D:1010:THR:OG1	2.17	0.46
1:D:1042:THR:HA	1:D:1045:VAL:HG12	1.98	0.46
1:D:1404:HIS:O	1:D:1405:VAL:HG13	2.16	0.46
1:A:1027:THR:HG21	1:A:1087:LEU:HD21	1.97	0.46
1:C:62:ALA:N	1:C:75:THR:O	2.44	0.46
1:C:313:ARG:O	1:C:313:ARG:HD2	2.15	0.46
1:C:826:VAL:HG22	1:C:858:TRP:CH2	2.48	0.46
1:B:823:ARG:HH12	1:B:846:HIS:HA	1.80	0.46
5:B:2002:NAG:HO3	5:B:2002:NAG:C7	2.28	0.46
1:C:964:ASN:ND2	1:C:1246:GLY:O	2.48	0.46
1:D:111:THR:HG23	1:D:112:GLN:HG2	1.98	0.46
1:D:1398:MET:HG3	1:D:1415:VAL:HG13	1.97	0.46
1:B:1232:THR:HG22	1:B:1264:TYR:OH	2.16	0.46
1:C:1118:HIS:HB3	1:C:1121:VAL:HG12	1.97	0.46
1:D:335:LEU:HD23	1:D:337:GLY:N	2.31	0.46
1:D:810:LEU:H	1:D:810:LEU:CD2	2.26	0.46
1:A:40:HIS:O	1:A:91:VAL:HG21	2.16	0.45
1:A:907:PRO:O	1:A:908:GLU:HB2	2.16	0.45
1:A:938:ASN:HB2	1:A:1334:PRO:CB	2.46	0.45
1:A:986:VAL:HG13	1:A:1258:LEU:HD21	1.98	0.45
1:B:183:LEU:HD13	1:B:186:GLY:HA2	1.98	0.45
1:B:335:LEU:HD23	1:B:337:GLY:N	2.31	0.45
1:B:668:SER:O	1:B:671:GLU:N	2.49	0.45
1:B:808:PHE:CE2	1:B:810:LEU:HB3	2.51	0.45
1:C:747:ASN:OD1	1:C:749:ALA:N	2.47	0.45
1:C:938:ASN:HB2	1:C:1334:PRO:CB	2.46	0.45
1:C:1279:THR:HG23	1:C:1289:LYS:CG	2.46	0.45

*Continued on next page...*

Continued from previous page...

Atom-1	Atom-2	Interatomic distance (Å)	Clash overlap (Å)
1:D:1160:GLN:O	1:D:1163:ARG:N	2.47	0.45
1:A:64:LEU:HD12	1:A:73:LEU:HD22	1.96	0.45
1:B:60:VAL:HG12	1:B:107:VAL:HA	1.98	0.45
1:B:604:VAL:HG23	1:B:607:MET:CE	2.47	0.45
1:C:223:GLU:OE2	1:C:224:PHE:N	2.49	0.45
1:C:311:LEU:H	1:C:311:LEU:CD2	2.28	0.45
1:A:223:GLU:OE2	1:A:224:PHE:N	2.49	0.45
1:B:981:ALA:HB3	1:B:982:PRO:CD	2.46	0.45
1:C:986:VAL:HG13	1:C:1258:LEU:HD21	1.98	0.45
1:D:808:PHE:CE2	1:D:810:LEU:HB3	2.51	0.45
1:A:826:VAL:HG22	1:A:858:TRP:CH2	2.48	0.45
1:B:1007:TYR:O	1:B:1010:THR:OG1	2.17	0.45
1:B:1124:ALA:O	1:B:1128:LEU:N	2.42	0.45
1:C:593:SER:OG	1:C:594:VAL:N	2.50	0.45
1:D:183:LEU:HD13	1:D:186:GLY:HA2	1.98	0.45
1:D:604:VAL:HG23	1:D:607:MET:CE	2.47	0.45
1:D:1363:ILE:HG22	1:D:1365:LEU:CD1	2.44	0.45
1:A:143:THR:HG23	1:A:192:PHE:C	2.37	0.45
1:A:1279:THR:HG23	1:A:1289:LYS:CG	2.46	0.45
1:C:143:THR:HG23	1:C:192:PHE:C	2.37	0.45
1:D:571:SER:N	1:D:586:ARG:O	2.49	0.45
1:D:668:SER:O	1:D:671:GLU:N	2.49	0.45
1:A:804:ARG:NE	1:A:863:LYS:O	2.50	0.45
1:B:681:SER:OG	1:B:682:LYS:N	2.50	0.45
1:B:958:ALA:HB1	1:B:960:GLN:OE1	2.16	0.45
1:B:977:MET:HA	1:B:980:PHE:CE2	2.51	0.45
1:B:984:ILE:CG2	1:B:1048:THR:HB	2.47	0.45
1:D:167:ILE:CD1	1:D:176:ALA:HB3	2.46	0.45
1:B:963:GLN:O	1:B:1244:ALA:HB1	2.16	0.45
1:B:1042:THR:HA	1:B:1045:VAL:HG12	1.98	0.45
1:B:1404:HIS:O	1:B:1405:VAL:HG13	2.16	0.45
1:C:954:ILE:O	1:C:957:SER:OG	2.30	0.45
1:D:963:GLN:O	1:D:1244:ALA:HB1	2.16	0.45
1:D:984:ILE:CG2	1:D:1048:THR:HB	2.47	0.45
1:D:1201:ALA:HB3	1:D:1379:ALA:CB	2.47	0.45
1:A:384:ILE:HG22	1:A:423:VAL:HB	1.99	0.45
1:A:457:SER:OG	1:A:483:ASN:O	2.35	0.45
1:B:325:GLN:OE1	1:B:325:GLN:N	2.50	0.45
1:B:486:THR:HG22	1:B:517:GLN:HA	1.98	0.45
1:B:540:LEU:HD12	1:B:541:LEU:H	1.82	0.45
1:B:864:SER:C	1:B:865:LEU:HD22	2.36	0.45

Continued on next page...

*Continued from previous page...*

Atom-1	Atom-2	Interatomic distance (Å)	Clash overlap (Å)
1:B:993:THR:HG21	1:B:996:LEU:CB	2.47	0.45
1:B:1383:VAL:HG23	1:B:1383:VAL:O	2.17	0.45
1:C:773:SER:OG	1:C:777:GLY:N	2.45	0.45
1:D:1383:VAL:HG23	1:D:1383:VAL:O	2.17	0.45
1:B:571:SER:N	1:B:586:ARG:O	2.49	0.45
1:B:932:SER:C	1:B:933:LEU:HD12	2.38	0.45
1:C:761:THR:O	1:C:761:THR:HG23	2.17	0.45
1:C:794:VAL:O	1:C:899:VAL:HG21	2.17	0.45
1:C:1071:SER:O	1:C:1074:GLN:NE2	2.50	0.45
1:C:1279:THR:HG23	1:C:1289:LYS:HG2	1.98	0.45
1:D:959:MET:HB2	1:D:962:THR:HG21	1.99	0.45
1:C:167:ILE:HB	1:C:175:ILE:HB	1.99	0.45
1:D:599:ALA:HB3	1:D:740:ILE:CB	2.44	0.45
1:D:958:ALA:HB1	1:D:960:GLN:OE1	2.16	0.45
1:A:206:VAL:HG13	1:A:216:GLU:HG3	1.98	0.44
1:A:294:LEU:HD23	1:A:295:ASN:O	2.18	0.44
1:B:350:LEU:HD12	1:B:351:SER:N	2.32	0.44
1:B:617:SER:OG	1:B:618:VAL:N	2.49	0.44
1:C:161:LEU:HD12	1:C:180:SER:CB	2.47	0.44
1:D:350:LEU:HD12	1:D:351:SER:N	2.32	0.44
1:D:617:SER:OG	1:D:618:VAL:N	2.49	0.44
1:A:161:LEU:HD12	1:A:180:SER:CB	2.47	0.44
1:A:773:SER:OG	1:A:777:GLY:N	2.45	0.44
1:B:246:MET:O	1:B:304:VAL:N	2.46	0.44
1:C:40:HIS:O	1:C:91:VAL:HG21	2.16	0.44
1:D:325:GLN:N	1:D:325:GLN:OE1	2.50	0.44
1:D:681:SER:OG	1:D:682:LYS:N	2.50	0.44
1:A:118:THR:HG21	1:A:676:LYS:HD2	1.99	0.44
1:B:486:THR:HG23	1:B:517:GLN:OE1	2.18	0.44
1:B:1201:ALA:HB3	1:B:1379:ALA:CB	2.47	0.44
1:B:1206:VAL:HG13	1:B:1257:ALA:HA	2.00	0.44
1:C:118:THR:HG21	1:C:676:LYS:HD2	1.99	0.44
1:C:804:ARG:NE	1:C:863:LYS:O	2.50	0.44
1:C:938:ASN:HB2	1:C:1334:PRO:HB2	1.99	0.44
1:D:486:THR:HG22	1:D:517:GLN:HA	1.98	0.44
1:D:540:LEU:HD12	1:D:541:LEU:H	1.82	0.44
1:A:566:ASN:ND2	1:A:778:LEU:O	2.44	0.44
1:B:50:LEU:HD11	1:B:543:TYR:CE1	2.52	0.44
1:B:1211:TYR:HA	1:B:1214:LEU:HD12	1.99	0.44
1:B:1363:ILE:HG22	1:B:1365:LEU:CD1	2.44	0.44
1:C:816:ASN:O	1:C:851:ASN:N	2.49	0.44

*Continued on next page...*

Continued from previous page...

Atom-1	Atom-2	Interatomic distance (Å)	Clash overlap (Å)
1:C:907:PRO:O	1:C:908:GLU:HB2	2.16	0.44
1:A:638:ASP:OD2	1:C:1081:ARG:NH1	2.50	0.44
1:A:1071:SER:O	1:A:1074:GLN:NE2	2.50	0.44
1:B:1160:GLN:O	1:B:1163:ARG:N	2.47	0.44
1:C:206:VAL:HG13	1:C:216:GLU:HG3	1.98	0.44
1:C:493:LEU:HD12	1:C:494:SER:N	2.33	0.44
1:C:1006:GLY:O	1:C:1010:THR:OG1	2.36	0.44
1:C:1016:LEU:O	1:C:1019:LYS:NZ	2.24	0.44
1:C:1089:ASN:ND2	1:C:1200:GLN:OE1	2.51	0.44
1:D:486:THR:HG23	1:D:517:GLN:OE1	2.18	0.44
1:D:881:GLU:N	1:D:881:GLU:OE1	2.48	0.44
1:D:976:ASN:HD21	1:D:1014:ARG:CZ	2.31	0.44
1:A:649:TYR:HA	1:D:414:VAL:HG11	2.00	0.44
1:A:761:THR:HG23	1:A:761:THR:O	2.17	0.44
1:A:1081:ARG:NH1	1:C:638:ASP:OD2	2.50	0.44
1:D:1099:VAL:HG13	1:D:1127:CYS:HB3	2.00	0.44
1:D:1403:ASN:OD1	1:D:1403:ASN:N	2.50	0.44
4:I:1:NAG:H62	4:I:2:NAG:HN2	1.83	0.44
1:A:794:VAL:O	1:A:899:VAL:HG21	2.17	0.44
1:A:1006:GLY:O	1:A:1010:THR:OG1	2.36	0.44
1:B:573:SER:OG	1:B:584:HIS:N	2.51	0.44
1:B:590:ALA:O	1:B:746:VAL:HG11	2.18	0.44
1:C:384:ILE:HG22	1:C:423:VAL:HB	1.99	0.44
1:D:129:VAL:HG12	1:D:150:SER:CB	2.48	0.44
1:D:303:GLN:HG2	2:M:1:NAG:H2	1.99	0.44
1:A:938:ASN:HB2	1:A:1334:PRO:HB2	1.99	0.44
1:B:386:ILE:HA	1:B:421:VAL:HG13	2.00	0.44
1:B:881:GLU:N	1:B:881:GLU:OE1	2.48	0.44
1:C:294:LEU:HD23	1:C:295:ASN:O	2.18	0.44
1:D:38:LEU:HD23	1:D:503:GLY:HA3	2.00	0.44
1:D:917:ASN:ND2	1:D:1172:GLU:O	2.51	0.44
1:D:993:THR:HG21	1:D:996:LEU:CB	2.47	0.44
3:L:2:NAG:H4	3:L:3:BMA:H2	1.71	0.44
1:A:1301:GLN:N	1:A:1301:GLN:OE1	2.51	0.44
1:B:917:ASN:ND2	1:B:1172:GLU:O	2.51	0.44
1:B:1047:LYS:O	1:B:1050:ALA:HB3	2.17	0.44
1:B:1048:THR:HA	1:B:1051:GLN:HB2	2.00	0.44
1:C:767:ALA:O	1:C:783:THR:HG22	2.18	0.44
1:C:1301:GLN:OE1	1:C:1301:GLN:N	2.51	0.44
1:D:617:SER:O	1:D:620:ASN:N	2.49	0.44
1:D:1059:ASP:OD1	1:D:1061:ALA:HB3	2.18	0.44

Continued on next page...



*Continued from previous page...*

Atom-1	Atom-2	Interatomic distance (Å)	Clash overlap (Å)
1:D:1166:VAL:O	1:D:1169:SER:OG	2.31	0.44
1:D:1208:MET:SD	1:D:1209:THR:N	2.91	0.44
1:A:167:ILE:HB	1:A:175:ILE:HB	1.99	0.43
1:A:410:ASN:C	1:A:411:THR:HG23	2.38	0.43
1:A:730:THR:N	1:A:898:THR:HG21	2.32	0.43
1:A:913:GLU:OE2	1:A:915:THR:N	2.49	0.43
1:A:1332:ILE:C	1:A:1334:PRO:CD	2.87	0.43
1:B:303:GLN:HG2	2:G:1:NAG:H2	1.99	0.43
1:B:959:MET:HB2	1:B:962:THR:HG21	1.99	0.43
1:B:1252:GLN:O	1:B:1253:ASP:C	2.56	0.43
1:D:50:LEU:HD11	1:D:543:TYR:CE1	2.52	0.43
2:E:1:NAG:H4	2:E:2:NAG:H2	1.58	0.43
1:A:908:GLU:HB2	1:A:1331:ASN:ND2	2.33	0.43
1:B:386:ILE:HD11	1:B:397:ALA:HB3	2.00	0.43
1:B:1208:MET:SD	1:B:1209:THR:N	2.91	0.43
1:C:730:THR:N	1:C:898:THR:HG21	2.32	0.43
1:D:932:SER:C	1:D:933:LEU:HD12	2.38	0.43
1:D:1252:GLN:O	1:D:1253:ASP:C	2.56	0.43
1:A:165:VAL:HG23	1:A:177:GLN:HA	2.01	0.43
1:A:595:CYS:HA	1:A:771:CYS:HA	2.00	0.43
1:B:1059:ASP:OD1	1:B:1061:ALA:HB3	2.18	0.43
1:C:319:LYS:HA	1:C:339:GLN:HA	2.01	0.43
1:C:364:PRO:HB3	1:C:410:ASN:HA	2.00	0.43
1:C:410:ASN:C	1:C:411:THR:HG23	2.38	0.43
1:C:436:TRP:CE3	1:C:437:VAL:HG22	2.53	0.43
1:C:1088:ASN:OD1	1:C:1088:ASN:N	2.52	0.43
1:A:915:THR:HG21	1:A:1326:THR:HB	2.00	0.43
1:A:1089:ASN:ND2	1:A:1200:GLN:OE1	2.51	0.43
1:B:129:VAL:HG12	1:B:150:SER:CB	2.48	0.43
1:B:579:PRO:HG2	1:B:893:HIS:NE2	2.34	0.43
1:C:457:SER:O	1:C:552:ILE:HD13	2.18	0.43
1:C:908:GLU:HB2	1:C:1331:ASN:ND2	2.33	0.43
1:C:1293:ASP:OD1	1:C:1294:ASN:N	2.51	0.43
1:C:1332:ILE:C	1:C:1334:PRO:CD	2.87	0.43
1:D:629:GLY:N	1:D:671:GLU:O	2.51	0.43
1:A:486:THR:HG21	1:A:515:VAL:CG2	2.48	0.43
1:A:1293:ASP:OD1	1:A:1294:ASN:N	2.51	0.43
1:D:386:ILE:HA	1:D:421:VAL:HG13	2.00	0.43
1:D:573:SER:OG	1:D:584:HIS:N	2.51	0.43
1:D:807:ALA:HA	1:D:860:VAL:O	2.19	0.43
1:D:1014:ARG:O	1:D:1018:TYR:N	2.51	0.43

*Continued on next page...*

*Continued from previous page...*

Atom-1	Atom-2	Interatomic distance (Å)	Clash overlap (Å)
1:D:1211:TYR:HA	1:D:1214:LEU:HD12	1.99	0.43
1:A:129:VAL:HG23	1:A:148:VAL:HG22	2.01	0.43
1:A:593:SER:OG	1:A:594:VAL:N	2.50	0.43
1:A:889:SER:OG	1:A:895:ARG:NH2	2.51	0.43
1:C:915:THR:HG21	1:C:1326:THR:HB	2.00	0.43
1:D:590:ALA:O	1:D:746:VAL:HG11	2.18	0.43
1:D:1168:LYS:O	1:D:1171:ASN:N	2.51	0.43
1:D:1347:THR:HG21	1:D:1465:ALA:HA	2.01	0.43
1:A:164:LEU:HD23	1:A:207:VAL:HA	2.01	0.43
1:A:457:SER:O	1:A:552:ILE:HD13	2.18	0.43
1:A:458:PHE:CE1	1:A:481:ILE:HD13	2.54	0.43
1:A:1181:VAL:HG21	1:A:1240:LYS:CE	2.49	0.43
1:B:266:VAL:HG21	1:B:268:ILE:HG23	1.99	0.43
1:B:370:ARG:NE	1:B:402:HIS:O	2.52	0.43
1:B:1168:LYS:O	1:B:1171:ASN:N	2.51	0.43
1:C:129:VAL:HG23	1:C:148:VAL:HG22	2.01	0.43
1:C:165:VAL:HG23	1:C:177:GLN:HA	2.01	0.43
1:C:1181:VAL:HG21	1:C:1240:LYS:CE	2.49	0.43
1:D:386:ILE:HD11	1:D:397:ALA:HB3	2.00	0.43
1:D:497:TYR:C	1:D:498:LEU:HD22	2.39	0.43
4:O:1:NAG:H62	4:O:2:NAG:HN2	1.83	0.43
1:A:436:TRP:CE3	1:A:437:VAL:HG22	2.53	0.43
1:B:1099:VAL:HG13	1:B:1127:CYS:HB3	2.00	0.43
1:C:493:LEU:HD11	1:C:495:PHE:CE1	2.54	0.43
1:D:763:THR:HG23	1:D:764:GLU:O	2.19	0.43
1:D:1142:SER:O	1:D:1195:HIS:HB3	2.19	0.43
1:D:1206:VAL:HG13	1:D:1257:ALA:HA	2.00	0.43
3:N:2:NAG:H3	3:N:2:NAG:H82	1.99	0.43
1:A:493:LEU:HD12	1:A:494:SER:N	2.33	0.43
1:A:767:ALA:O	1:A:783:THR:HG22	2.18	0.43
1:B:475:THR:O	1:B:475:THR:HG23	2.19	0.43
1:B:807:ALA:HA	1:B:860:VAL:O	2.19	0.43
1:B:1050:ALA:O	1:B:1053:ARG:NH1	2.52	0.43
1:B:1142:SER:O	1:B:1195:HIS:HB3	2.19	0.43
1:C:889:SER:OG	1:C:895:ARG:NH2	2.51	0.43
1:C:997:THR:OG1	1:C:1000:ILE:HG22	2.19	0.43
1:C:1181:VAL:HG22	1:C:1237:TRP:CE2	2.54	0.43
1:D:1326:THR:HG22	1:D:1327:SER:N	2.34	0.43
1:A:816:ASN:O	1:A:851:ASN:N	2.49	0.43
1:A:816:ASN:OD1	1:A:818:LEU:N	2.46	0.43
1:B:38:LEU:HD23	1:B:503:GLY:HA3	2.00	0.43

*Continued on next page...*

*Continued from previous page...*

Atom-1	Atom-2	Interatomic distance (Å)	Clash overlap (Å)
1:B:987:LEU:HD11	1:B:1005:ILE:HD12	2.01	0.43
1:B:1123:ASN:O	1:B:1126:PHE:N	2.46	0.43
1:B:1387:SER:OG	1:B:1388:GLY:N	2.52	0.43
1:C:29:PRO:HA	1:C:53:TYR:HB2	2.01	0.43
1:C:486:THR:HG21	1:C:515:VAL:CG2	2.48	0.43
1:D:810:LEU:CD2	1:D:860:VAL:HG12	2.49	0.43
1:D:1047:LYS:O	1:D:1050:ALA:HB3	2.17	0.43
1:D:1048:THR:HA	1:D:1051:GLN:HB2	2.00	0.43
2:K:1:NAG:H4	2:K:2:NAG:H2	1.58	0.43
1:A:364:PRO:HB3	1:A:410:ASN:HA	2.00	0.42
1:A:997:THR:OG1	1:A:1000:ILE:HG22	2.19	0.42
1:B:176:ALA:HB2	1:B:192:PHE:CE1	2.54	0.42
1:B:414:VAL:HG11	1:C:649:TYR:HA	2.00	0.42
1:B:763:THR:HG23	1:B:764:GLU:O	2.19	0.42
1:B:1149:LEU:O	1:B:1153:ALA:N	2.38	0.42
1:B:1347:THR:HG21	1:B:1465:ALA:HA	2.01	0.42
1:C:458:PHE:CE1	1:C:481:ILE:HD13	2.54	0.42
1:C:546:LEU:N	1:C:550:ASP:O	2.41	0.42
1:D:370:ARG:NE	1:D:402:HIS:O	2.52	0.42
1:D:1178:ASP:OD1	1:D:1178:ASP:N	2.52	0.42
1:B:167:ILE:CD1	1:B:176:ALA:HB3	2.46	0.42
1:C:164:LEU:HD23	1:C:207:VAL:HA	2.01	0.42
1:C:773:SER:OG	1:C:776:ALA:HB3	2.19	0.42
1:D:176:ALA:HB2	1:D:192:PHE:CE1	2.54	0.42
1:D:266:VAL:HG21	1:D:268:ILE:HG23	1.99	0.42
1:D:410:ASN:HD22	1:D:410:ASN:HA	1.54	0.42
1:D:794:VAL:HG21	1:D:899:VAL:HG21	2.01	0.42
5:D:2002:NAG:HO3	5:D:2002:NAG:C7	2.32	0.42
1:A:773:SER:OG	1:A:776:ALA:HB3	2.19	0.42
1:B:347:ILE:O	1:B:348:THR:OG1	2.29	0.42
1:B:794:VAL:HG21	1:B:899:VAL:HG21	2.01	0.42
1:B:818:LEU:HD12	1:B:819:PRO:CD	2.49	0.42
1:B:975:GLN:CD	1:B:975:GLN:N	2.72	0.42
1:C:340:SER:O	1:C:342:GLU:N	2.52	0.42
3:H:2:NAG:H3	3:H:2:NAG:H82	1.99	0.42
1:A:751:VAL:HG22	1:A:753:GLU:HG2	2.02	0.42
1:B:226:LEU:O	1:B:228:LYS:NZ	2.33	0.42
1:B:810:LEU:CD2	1:B:860:VAL:HG12	2.49	0.42
1:B:910:LEU:O	1:B:1332:ILE:N	2.41	0.42
1:B:1045:VAL:O	1:B:1049:PHE:N	2.48	0.42
1:C:202:SER:OG	1:C:203:TYR:N	2.53	0.42

*Continued on next page...*

*Continued from previous page...*

Atom-1	Atom-2	Interatomic distance (Å)	Clash overlap (Å)
1:D:361:GLN:OE1	1:D:361:GLN:N	2.52	0.42
1:D:1437:VAL:O	1:D:1437:VAL:HG13	2.19	0.42
1:B:305:LYS:NZ	1:B:308:VAL:HG13	2.34	0.42
1:B:361:GLN:OE1	1:B:361:GLN:N	2.52	0.42
1:B:739:TRP:NE1	1:B:756:VAL:O	2.51	0.42
1:C:475:THR:O	1:C:477:GLN:NE2	2.53	0.42
1:D:305:LYS:NZ	1:D:308:VAL:HG13	2.34	0.42
1:D:961:ASN:ND2	1:D:1241:GLN:OE1	2.45	0.42
1:D:1050:ALA:O	1:D:1053:ARG:NH1	2.52	0.42
1:D:1251:THR:OG1	1:D:1252:GLN:N	2.53	0.42
1:A:202:SER:OG	1:A:203:TYR:N	2.53	0.42
1:A:1181:VAL:HG22	1:A:1237:TRP:CE2	2.54	0.42
1:B:629:GLY:N	1:B:671:GLU:O	2.51	0.42
1:B:1251:THR:OG1	1:B:1252:GLN:N	2.53	0.42
1:C:595:CYS:HA	1:C:771:CYS:HA	2.00	0.42
1:D:246:MET:O	1:D:304:VAL:N	2.46	0.42
1:D:818:LEU:HD12	1:D:819:PRO:CD	2.49	0.42
1:D:1059:ASP:CG	1:D:1061:ALA:HB3	2.40	0.42
1:D:1109:LEU:HB3	1:D:1117:THR:HG23	2.01	0.42
1:A:475:THR:O	1:A:477:GLN:NE2	2.53	0.42
1:B:77:LEU:HD13	1:B:87:VAL:HG11	2.01	0.42
1:B:982:PRO:CG	1:B:1255:VAL:HG21	2.50	0.42
1:C:751:VAL:HG22	1:C:753:GLU:HG2	2.02	0.42
1:A:981:ALA:HB3	1:A:982:PRO:HD3	2.01	0.42
1:C:566:ASN:ND2	1:C:778:LEU:O	2.44	0.42
1:C:599:ALA:HB1	1:C:765:TRP:HZ3	1.84	0.42
1:D:579:PRO:HG2	1:D:893:HIS:NE2	2.34	0.42
1:D:1387:SER:OG	1:D:1388:GLY:N	2.52	0.42
1:A:493:LEU:HD11	1:A:495:PHE:CE1	2.54	0.42
1:A:599:ALA:HB1	1:A:765:TRP:HZ3	1.84	0.42
1:B:497:TYR:C	1:B:498:LEU:HD22	2.39	0.42
1:B:578:LEU:N	1:B:579:PRO:HD2	2.35	0.42
1:B:1059:ASP:CG	1:B:1061:ALA:HB3	2.40	0.42
1:D:311:LEU:HD12	1:D:311:LEU:O	2.19	0.42
1:D:1117:THR:O	1:D:1120:VAL:N	2.52	0.42
1:D:1351:THR:OG1	1:D:1353:ASP:OD1	2.36	0.42
1:A:129:VAL:HG22	1:A:130:PHE:N	2.35	0.42
1:A:319:LYS:HA	1:A:339:GLN:HA	2.01	0.42
1:B:290:PHE:CG	1:B:304:VAL:HG12	2.55	0.42
1:B:1109:LEU:HB3	1:B:1117:THR:HG23	2.01	0.42
1:B:1326:THR:HG22	1:B:1327:SER:N	2.34	0.42

*Continued on next page...*

*Continued from previous page...*

Atom-1	Atom-2	Interatomic distance (Å)	Clash overlap (Å)
1:C:919:LEU:O	1:C:927:VAL:HG11	2.20	0.42
1:D:475:THR:O	1:D:475:THR:HG23	2.19	0.42
1:D:968:MET:C	1:D:969:PRO:CD	2.75	0.42
1:A:954:ILE:CD1	1:A:993:THR:HG22	2.41	0.41
1:B:311:LEU:HD12	1:B:311:LEU:O	2.19	0.41
1:B:972:CYS:HB2	1:B:974:GLU:H	1.85	0.41
1:B:1392:LEU:O	1:B:1395:THR:OG1	2.14	0.41
1:B:1437:VAL:O	1:B:1437:VAL:HG13	2.19	0.41
1:C:1286:PHE:HE1	1:C:1303:VAL:HG21	1.85	0.41
1:D:982:PRO:CG	1:D:1255:VAL:HG21	2.50	0.41
1:A:919:LEU:O	1:A:927:VAL:HG11	2.20	0.41
1:B:240:THR:HA	1:B:344:THR:HG21	2.02	0.41
1:B:835:LEU:N	1:B:835:LEU:HD12	2.35	0.41
1:C:572:PHE:HA	1:C:585:LEU:HG	2.01	0.41
1:C:1109:LEU:HD12	1:C:1112:ILE:HD12	2.02	0.41
1:D:240:THR:HA	1:D:344:THR:HG21	2.02	0.41
1:A:340:SER:O	1:A:342:GLU:N	2.52	0.41
1:A:501:ALA:HB2	1:A:534:ILE:HG23	2.03	0.41
1:B:350:LEU:CD1	1:B:444:ALA:HB2	2.51	0.41
1:B:1047:LYS:HG3	1:B:1048:THR:N	2.35	0.41
1:C:981:ALA:HB3	1:C:982:PRO:HD3	2.01	0.41
1:D:77:LEU:HD13	1:D:87:VAL:HG11	2.01	0.41
1:D:496:TYR:HD2	1:D:510:THR:HG22	1.86	0.41
1:D:987:LEU:HD11	1:D:1005:ILE:HD12	2.01	0.41
5:D:2003:NAG:H83	5:D:2003:NAG:H2	1.85	0.41
1:A:31:TYR:HB3	1:A:51:LEU:HD13	2.02	0.41
1:A:505:ILE:HD11	1:A:675:LEU:HD21	2.02	0.41
1:B:818:LEU:HD12	1:B:819:PRO:HD2	2.01	0.41
1:B:982:PRO:HG2	1:B:1255:VAL:HG21	2.01	0.41
1:B:1014:ARG:O	1:B:1018:TYR:N	2.51	0.41
1:B:1022:ASP:OD1	1:B:1023:GLY:N	2.54	0.41
1:C:76:ASP:OD1	1:C:77:LEU:N	2.54	0.41
1:C:501:ALA:HB2	1:C:534:ILE:HG23	2.03	0.41
1:C:1299:LEU:HD11	1:C:1301:GLN:NE2	2.36	0.41
1:D:220:THR:HG22	1:D:221:VAL:N	2.36	0.41
1:D:758:VAL:O	1:D:758:VAL:CG1	2.52	0.41
1:D:910:LEU:HB2	1:D:1333:LEU:HD23	2.02	0.41
3:N:1:NAG:O3	3:N:1:NAG:C7	2.69	0.41
1:A:29:PRO:HA	1:A:53:TYR:HB2	2.01	0.41
1:A:968:MET:HE3	1:A:1010:THR:HG21	2.02	0.41
1:B:461:LEU:HD12	1:B:461:LEU:N	2.36	0.41

*Continued on next page...*

*Continued from previous page...*

Atom-1	Atom-2	Interatomic distance (Å)	Clash overlap (Å)
1:B:910:LEU:HB2	1:B:1333:LEU:HD23	2.02	0.41
1:D:290:PHE:CG	1:D:304:VAL:HG12	2.55	0.41
1:D:461:LEU:N	1:D:461:LEU:HD12	2.36	0.41
1:D:578:LEU:N	1:D:579:PRO:HD2	2.35	0.41
1:D:594:VAL:HG12	1:D:745:VAL:CG2	2.51	0.41
1:D:1341:PHE:HB3	1:D:1459:ALA:O	2.21	0.41
1:A:159:ASN:ND2	1:A:184:GLU:O	2.50	0.41
1:A:497:TYR:CD1	1:A:526:ILE:HD11	2.56	0.41
1:A:954:ILE:O	1:A:957:SER:OG	2.30	0.41
1:B:183:LEU:HD22	1:B:187:LEU:CA	2.51	0.41
1:B:496:TYR:HD2	1:B:510:THR:HG22	1.86	0.41
1:C:129:VAL:HG22	1:C:130:PHE:N	2.35	0.41
1:D:127:SER:C	1:D:128:LEU:HD22	2.41	0.41
1:D:350:LEU:CD1	1:D:444:ALA:HB2	2.51	0.41
1:D:534:ILE:HG23	1:D:560:VAL:HG11	2.02	0.41
1:D:1359:THR:HG23	1:D:1435:GLN:H	1.85	0.41
1:A:31:TYR:CE2	1:A:107:VAL:HG21	2.56	0.41
1:A:76:ASP:OD1	1:A:77:LEU:N	2.54	0.41
1:A:311:LEU:N	1:A:311:LEU:CD2	2.84	0.41
1:A:572:PHE:HA	1:A:585:LEU:HG	2.01	0.41
1:B:33:VAL:HG11	1:B:105:VAL:HG11	2.03	0.41
1:B:534:ILE:HG23	1:B:560:VAL:HG11	2.02	0.41
1:B:975:GLN:O	1:B:978:VAL:HG22	2.21	0.41
1:B:1447:VAL:HG13	1:B:1447:VAL:O	2.20	0.41
1:D:33:VAL:HG11	1:D:105:VAL:HG11	2.03	0.41
1:D:909:GLY:O	1:D:1331:ASN:ND2	2.54	0.41
1:D:982:PRO:HG2	1:D:1255:VAL:HG21	2.01	0.41
1:D:1047:LYS:HG3	1:D:1048:THR:N	2.35	0.41
1:D:1384:LYS:H	1:D:1447:VAL:HG11	1.85	0.41
1:A:266:VAL:HG13	1:A:322:THR:HA	2.03	0.41
1:A:495:PHE:CB	1:A:542:ILE:HD11	2.50	0.41
1:A:1088:ASN:OD1	1:A:1088:ASN:N	2.52	0.41
1:A:1286:PHE:HE1	1:A:1303:VAL:HG21	1.85	0.41
1:B:409:ILE:HD13	1:B:419:LEU:HD21	2.03	0.41
1:B:909:GLY:O	1:B:1331:ASN:ND2	2.54	0.41
1:D:535:ALA:O	1:D:560:VAL:HG21	2.20	0.41
1:D:802:VAL:O	1:D:906:GLU:N	2.46	0.41
1:D:1447:VAL:O	1:D:1447:VAL:HG13	2.20	0.41
1:A:350:LEU:HD12	1:A:444:ALA:HB2	2.03	0.41
1:A:1109:LEU:HD12	1:A:1112:ILE:HD12	2.02	0.41
1:B:511:HIS:NE2	1:B:525:SER:OG	2.54	0.41

*Continued on next page...*

*Continued from previous page...*

Atom-1	Atom-2	Interatomic distance (Å)	Clash overlap (Å)
1:B:803:ILE:HG22	1:B:804:ARG:N	2.35	0.41
1:B:1341:PHE:HB3	1:B:1459:ALA:O	2.21	0.41
1:B:1359:THR:HG23	1:B:1435:GLN:H	1.85	0.41
1:B:1389:PHE:CD1	1:B:1433:VAL:HG21	2.56	0.41
5:B:2004:NAG:O3	5:B:2004:NAG:C7	2.69	0.41
1:C:159:ASN:ND2	1:C:184:GLU:O	2.50	0.41
1:C:457:SER:OG	1:C:483:ASN:O	2.35	0.41
1:C:505:ILE:HD11	1:C:675:LEU:HD21	2.02	0.41
1:D:64:LEU:HD11	1:D:101:MET:CB	2.51	0.41
1:D:183:LEU:HD22	1:D:187:LEU:CA	2.51	0.41
1:D:409:ILE:HD13	1:D:419:LEU:HD21	2.03	0.41
1:D:803:ILE:HG22	1:D:804:ARG:N	2.35	0.41
1:D:818:LEU:HD12	1:D:819:PRO:HD2	2.01	0.41
1:D:1058:ILE:HD11	1:D:1062:HIS:HB3	2.03	0.41
1:D:1361:PHE:HE2	1:D:1363:ILE:HD11	1.85	0.41
1:D:1389:PHE:CD1	1:D:1433:VAL:HG21	2.56	0.41
1:A:148:VAL:HG22	1:A:149:VAL:N	2.36	0.41
1:B:1058:ILE:HD11	1:B:1062:HIS:HB3	2.03	0.41
1:B:1351:THR:OG1	1:B:1353:ASP:OD1	2.36	0.41
1:C:31:TYR:CE2	1:C:107:VAL:HG21	2.56	0.41
1:C:162:ILE:O	1:C:180:SER:N	2.43	0.41
1:A:931:LEU:O	1:A:932:SER:OG	2.39	0.40
1:A:1053:ARG:NH2	1:A:1056:ILE:O	2.54	0.40
1:B:361:GLN:HB3	1:B:450:LEU:HD11	2.03	0.40
1:B:535:ALA:O	1:B:560:VAL:HG21	2.20	0.40
1:B:594:VAL:HG12	1:B:745:VAL:CG2	2.51	0.40
1:B:1117:THR:O	1:B:1120:VAL:N	2.52	0.40
1:C:35:VAL:HG23	1:C:676:LYS:HG2	2.04	0.40
1:D:835:LEU:HD12	1:D:835:LEU:N	2.35	0.40
1:D:961:ASN:O	1:D:1258:LEU:HD21	2.21	0.40
1:B:42:GLU:N	1:B:91:VAL:O	2.49	0.40
1:B:968:MET:C	1:B:969:PRO:CD	2.75	0.40
1:C:495:PHE:CB	1:C:542:ILE:HD11	2.50	0.40
1:C:1206:VAL:HG13	1:C:1238:ILE:CG2	2.51	0.40
1:D:361:GLN:HB3	1:D:450:LEU:HD11	2.03	0.40
1:D:1103:ALA:O	1:D:1106:THR:OG1	2.36	0.40
3:H:1:NAG:C7	3:H:1:NAG:O3	2.69	0.40
1:B:823:ARG:NH1	1:B:846:HIS:HA	2.37	0.40
1:B:990:LEU:HD12	1:B:991:ASN:N	2.37	0.40
1:B:1384:LYS:H	1:B:1447:VAL:HG11	1.85	0.40
1:C:497:TYR:CD1	1:C:526:ILE:HD11	2.56	0.40

*Continued on next page...*

Continued from previous page...

Atom-1	Atom-2	Interatomic distance (Å)	Clash overlap (Å)
1:D:64:LEU:HD11	1:D:101:MET:O	2.21	0.40
1:D:990:LEU:HD12	1:D:991:ASN:N	2.37	0.40
1:A:599:ALA:HB1	1:A:765:TRP:CZ3	2.57	0.40
1:A:1299:LEU:HD11	1:A:1301:GLN:NE2	2.36	0.40
1:B:127:SER:C	1:B:128:LEU:HD22	2.41	0.40
1:B:220:THR:HG22	1:B:221:VAL:N	2.36	0.40
1:B:602:GLN:O	1:B:605:LEU:N	2.55	0.40
1:B:961:ASN:O	1:B:1258:LEU:HD21	2.21	0.40
1:B:1050:ALA:HB1	1:B:1053:ARG:HH11	1.85	0.40
1:C:35:VAL:HG23	1:C:35:VAL:O	2.21	0.40
1:C:148:VAL:HG22	1:C:149:VAL:N	2.36	0.40
1:C:389:ASN:O	1:C:417:THR:OG1	2.39	0.40
1:D:75:THR:HG21	1:D:89:PHE:CG	2.57	0.40
1:D:643:ILE:HG22	1:D:643:ILE:O	2.21	0.40
1:D:968:MET:CA	1:D:969:PRO:N	2.73	0.40
1:A:35:VAL:HG23	1:A:35:VAL:O	2.21	0.40
1:A:913:GLU:OE2	1:A:914:THR:N	2.55	0.40
1:B:537:VAL:HG21	1:B:557:LYS:CE	2.52	0.40
1:B:570:LEU:HD12	1:B:571:SER:HA	2.03	0.40
1:B:746:VAL:HG23	1:B:751:VAL:H	1.87	0.40
1:C:29:PRO:CB	1:C:51:LEU:HD11	2.52	0.40
1:C:31:TYR:HB3	1:C:51:LEU:HD13	2.02	0.40
1:C:99:GLU:H	1:C:122:VAL:HG22	1.86	0.40
1:C:320:LEU:HD12	1:C:338:ARG:HD2	2.04	0.40
1:C:1223:PRO:HB2	1:C:1228:LEU:HD21	2.03	0.40
1:D:239:ILE:HD13	1:D:246:MET:HE2	2.04	0.40
1:D:511:HIS:NE2	1:D:525:SER:OG	2.54	0.40
4:O:1:NAG:H3	4:O:1:NAG:H83	2.03	0.40

There are no symmetry-related clashes.

## 5.3 Torsion angles [\(i\)](#)

### 5.3.1 Protein backbone [\(i\)](#)

In the following table, the Percentiles column shows the percent Ramachandran outliers of the chain as a percentile score with respect to all PDB entries followed by that with respect to all EM entries.

The Analysed column shows the number of residues for which the backbone conformation was analysed, and the total number of residues.



Mol	Chain	Analysed	Favoured	Allowed	Outliers	Percentiles	
1	A	1274/1474 (86%)	1067 (84%)	203 (16%)	4 (0%)	37	72
1	B	1406/1474 (95%)	1135 (81%)	263 (19%)	8 (1%)	22	59
1	C	1274/1474 (86%)	1067 (84%)	203 (16%)	4 (0%)	37	72
1	D	1406/1474 (95%)	1134 (81%)	263 (19%)	9 (1%)	22	59
All	All	5360/5896 (91%)	4403 (82%)	932 (17%)	25 (0%)	27	64

All (25) Ramachandran outliers are listed below:

Mol	Chain	Res	Type
1	A	430	PRO
1	A	908	GLU
1	A	1333	LEU
1	B	800	TYR
1	B	808	PHE
1	B	1186	PRO
1	B	1253	ASP
1	C	430	PRO
1	C	908	GLU
1	C	1333	LEU
1	D	800	TYR
1	D	808	PHE
1	D	1186	PRO
1	D	1253	ASP
1	A	311	LEU
1	C	311	LEU
1	B	532	SER
1	D	532	SER
1	B	936	PRO
1	D	936	PRO
1	B	969	PRO
1	D	976	ASN
1	D	969	PRO
1	B	888	PRO
1	D	888	PRO

### 5.3.2 Protein sidechains [i](#)

In the following table, the Percentiles column shows the percent sidechain outliers of the chain as a percentile score with respect to all PDB entries followed by that with respect to all EM entries.

The Analysed column shows the number of residues for which the sidechain conformation was

analysed, and the total number of residues.

Mol	Chain	Analysed	Rotameric	Outliers	Percentiles	
1	A	1115/1290 (86%)	1108 (99%)	7 (1%)	84	88
1	B	1236/1290 (96%)	1221 (99%)	15 (1%)	67	79
1	C	1115/1290 (86%)	1108 (99%)	7 (1%)	84	88
1	D	1236/1290 (96%)	1220 (99%)	16 (1%)	65	77
All	All	4702/5160 (91%)	4657 (99%)	45 (1%)	71	82

All (45) residues with a non-rotameric sidechain are listed below:

Mol	Chain	Res	Type
1	A	70	ASN
1	A	93	LYS
1	A	314	LYS
1	A	567	LYS
1	A	823	ARG
1	A	991	ASN
1	A	1001	LYS
1	B	278	CYS
1	B	410	ASN
1	B	787	ARG
1	B	811	LYS
1	B	823	ARG
1	B	863	LYS
1	B	1049	PHE
1	B	1184	GLU
1	B	1188	LYS
1	B	1253	ASP
1	B	1271	ARG
1	B	1393	LYS
1	B	1397	LYS
1	B	1424	ASN
1	B	1451	ASP
1	C	70	ASN
1	C	93	LYS
1	C	314	LYS
1	C	567	LYS
1	C	823	ARG
1	C	991	ASN
1	C	1001	LYS
1	D	278	CYS
1	D	410	ASN

*Continued on next page...*

*Continued from previous page...*

<b>Mol</b>	<b>Chain</b>	<b>Res</b>	<b>Type</b>
1	D	787	ARG
1	D	811	LYS
1	D	823	ARG
1	D	863	LYS
1	D	975	GLN
1	D	1049	PHE
1	D	1184	GLU
1	D	1188	LYS
1	D	1253	ASP
1	D	1271	ARG
1	D	1393	LYS
1	D	1397	LYS
1	D	1424	ASN
1	D	1451	ASP

Sometimes sidechains can be flipped to improve hydrogen bonding and reduce clashes. All (32) such sidechains are listed below:

<b>Mol</b>	<b>Chain</b>	<b>Res</b>	<b>Type</b>
1	A	392	ASN
1	A	983	ASN
1	A	1009	ASN
1	A	1136	GLN
1	A	1187	GLN
1	B	132	GLN
1	B	477	GLN
1	B	517	GLN
1	B	584	HIS
1	B	694	GLN
1	B	917	ASN
1	B	963	GLN
1	B	1013	GLN
1	B	1035	ASN
1	B	1065	GLN
1	B	1072	GLN
1	C	392	ASN
1	C	983	ASN
1	C	1009	ASN
1	C	1136	GLN
1	D	132	GLN
1	D	477	GLN
1	D	517	GLN
1	D	584	HIS

*Continued on next page...*

Continued from previous page...

Mol	Chain	Res	Type
1	D	694	GLN
1	D	917	ASN
1	D	963	GLN
1	D	1013	GLN
1	D	1035	ASN
1	D	1065	GLN
1	D	1072	GLN
1	D	1350	GLN

### 5.3.3 RNA [i](#)

There are no RNA molecules in this entry.

### 5.4 Non-standard residues in protein, DNA, RNA chains [i](#)

There are no non-standard protein/DNA/RNA residues in this entry.

### 5.5 Carbohydrates [i](#)

34 monosaccharides are modelled in this entry.

In the following table, the Counts columns list the number of bonds (or angles) for which Mogul statistics could be retrieved, the number of bonds (or angles) that are observed in the model and the number of bonds (or angles) that are defined in the Chemical Component Dictionary. The Link column lists molecule types, if any, to which the group is linked. The Z score for a bond length (or angle) is the number of standard deviations the observed value is removed from the expected value. A bond length (or angle) with  $|Z| > 2$  is considered an outlier worth inspection. RMSZ is the root-mean-square of all Z scores of the bond lengths (or angles).

Mol	Type	Chain	Res	Link	Bond lengths			Bond angles		
					Counts	RMSZ	$\# Z  > 2$	Counts	RMSZ	$\# Z  > 2$
2	NAG	E	1	2,1	14,14,15	0.35	0	17,19,21	0.75	0
2	NAG	E	2	2	14,14,15	0.37	0	17,19,21	0.94	1 (5%)
3	NAG	F	1	1,3	14,14,15	0.46	0	17,19,21	1.37	2 (11%)
3	NAG	F	2	3	14,14,15	0.35	0	17,19,21	1.12	2 (11%)
3	BMA	F	3	3	11,11,12	0.26	0	15,15,17	1.01	1 (6%)
3	MAN	F	4	3	11,11,12	0.25	0	15,15,17	0.70	0
2	NAG	G	1	2,1	14,14,15	0.32	0	17,19,21	1.13	3 (17%)
2	NAG	G	2	2	14,14,15	0.30	0	17,19,21	0.85	0
3	NAG	H	1	1,3	14,14,15	0.38	0	17,19,21	0.56	0

Mol	Type	Chain	Res	Link	Bond lengths			Bond angles		
					Counts	RMSZ	# Z  > 2	Counts	RMSZ	# Z  > 2
3	NAG	H	2	3	14,14,15	0.38	0	17,19,21	1.07	1 (5%)
3	BMA	H	3	3	11,11,12	0.23	0	15,15,17	0.77	1 (6%)
3	MAN	H	4	3	11,11,12	0.23	0	15,15,17	0.58	0
4	NAG	I	1	4,1	14,14,15	0.51	0	17,19,21	1.21	1 (5%)
4	NAG	I	2	4	14,14,15	0.33	0	17,19,21	0.56	0
4	BMA	I	3	4	11,11,12	0.21	0	15,15,17	0.60	0
2	NAG	J	1	2,1	14,14,15	0.31	0	17,19,21	0.54	0
2	NAG	J	2	2	14,14,15	0.31	0	17,19,21	0.50	0
2	NAG	K	1	2,1	14,14,15	0.35	0	17,19,21	0.75	0
2	NAG	K	2	2	14,14,15	0.37	0	17,19,21	0.94	1 (5%)
3	NAG	L	1	1,3	14,14,15	0.46	0	17,19,21	1.37	2 (11%)
3	NAG	L	2	3	14,14,15	0.35	0	17,19,21	1.12	2 (11%)
3	BMA	L	3	3	11,11,12	0.26	0	15,15,17	1.01	1 (6%)
3	MAN	L	4	3	11,11,12	0.25	0	15,15,17	0.70	0
2	NAG	M	1	2,1	14,14,15	0.32	0	17,19,21	1.13	3 (17%)
2	NAG	M	2	2	14,14,15	0.30	0	17,19,21	0.85	0
3	NAG	N	1	1,3	14,14,15	0.38	0	17,19,21	0.56	0
3	NAG	N	2	3	14,14,15	0.38	0	17,19,21	1.07	1 (5%)
3	BMA	N	3	3	11,11,12	0.23	0	15,15,17	0.77	1 (6%)
3	MAN	N	4	3	11,11,12	0.23	0	15,15,17	0.58	0
4	NAG	O	1	4,1	14,14,15	0.51	0	17,19,21	1.21	1 (5%)
4	NAG	O	2	4	14,14,15	0.33	0	17,19,21	0.56	0
4	BMA	O	3	4	11,11,12	0.21	0	15,15,17	0.60	0
2	NAG	P	1	2,1	14,14,15	0.31	0	17,19,21	0.54	0
2	NAG	P	2	2	14,14,15	0.31	0	17,19,21	0.50	0

In the following table, the Chirals column lists the number of chiral outliers, the number of chiral centers analysed, the number of these observed in the model and the number defined in the Chemical Component Dictionary. Similar counts are reported in the Torsion and Rings columns. '-' means no outliers of that kind were identified.

Mol	Type	Chain	Res	Link	Chirals	Torsions	Rings
2	NAG	E	1	2,1	-	2/6/23/26	0/1/1/1
2	NAG	E	2	2	-	3/6/23/26	0/1/1/1
3	NAG	F	1	1,3	-	6/6/23/26	0/1/1/1
3	NAG	F	2	3	-	3/6/23/26	0/1/1/1
3	BMA	F	3	3	-	0/2/19/22	0/1/1/1
3	MAN	F	4	3	-	0/2/19/22	0/1/1/1
2	NAG	G	1	2,1	-	2/6/23/26	0/1/1/1

Continued on next page...

Continued from previous page...

Mol	Type	Chain	Res	Link	Chirals	Torsions	Rings
2	NAG	G	2	2	-	2/6/23/26	0/1/1/1
3	NAG	H	1	1,3	-	4/6/23/26	0/1/1/1
3	NAG	H	2	3	-	3/6/23/26	0/1/1/1
3	BMA	H	3	3	-	1/2/19/22	0/1/1/1
3	MAN	H	4	3	-	1/2/19/22	0/1/1/1
4	NAG	I	1	4,1	-	3/6/23/26	0/1/1/1
4	NAG	I	2	4	-	4/6/23/26	0/1/1/1
4	BMA	I	3	4	-	1/2/19/22	0/1/1/1
2	NAG	J	1	2,1	-	4/6/23/26	0/1/1/1
2	NAG	J	2	2	-	3/6/23/26	0/1/1/1
2	NAG	K	1	2,1	-	2/6/23/26	0/1/1/1
2	NAG	K	2	2	-	3/6/23/26	0/1/1/1
3	NAG	L	1	1,3	-	6/6/23/26	0/1/1/1
3	NAG	L	2	3	-	3/6/23/26	0/1/1/1
3	BMA	L	3	3	-	0/2/19/22	0/1/1/1
3	MAN	L	4	3	-	0/2/19/22	0/1/1/1
2	NAG	M	1	2,1	-	2/6/23/26	0/1/1/1
2	NAG	M	2	2	-	2/6/23/26	0/1/1/1
3	NAG	N	1	1,3	-	4/6/23/26	0/1/1/1
3	NAG	N	2	3	-	3/6/23/26	0/1/1/1
3	BMA	N	3	3	-	1/2/19/22	0/1/1/1
3	MAN	N	4	3	-	1/2/19/22	0/1/1/1
4	NAG	O	1	4,1	-	3/6/23/26	0/1/1/1
4	NAG	O	2	4	-	4/6/23/26	0/1/1/1
4	BMA	O	3	4	-	1/2/19/22	0/1/1/1
2	NAG	P	1	2,1	-	4/6/23/26	0/1/1/1
2	NAG	P	2	2	-	3/6/23/26	0/1/1/1

There are no bond length outliers.

All (24) bond angle outliers are listed below:

Mol	Chain	Res	Type	Atoms	Z	Observed(°)	Ideal(°)
3	F	1	NAG	C3-C4-C5	3.49	116.46	110.24
3	L	1	NAG	C3-C4-C5	3.49	116.46	110.24
3	H	2	NAG	C1-O5-C5	3.42	116.83	112.19
3	N	2	NAG	C1-O5-C5	3.42	116.83	112.19
4	I	1	NAG	C3-C4-C5	3.15	115.86	110.24

Continued on next page...

Continued from previous page...

Mol	Chain	Res	Type	Atoms	Z	Observed(°)	Ideal(°)
4	O	1	NAG	C3-C4-C5	3.15	115.86	110.24
3	F	1	NAG	O5-C5-C4	2.70	117.39	110.83
3	L	1	NAG	O5-C5-C4	2.70	117.39	110.83
2	G	1	NAG	O5-C1-C2	-2.63	107.13	111.29
2	M	1	NAG	O5-C1-C2	-2.63	107.13	111.29
2	E	2	NAG	C1-O5-C5	2.60	115.71	112.19
2	K	2	NAG	C1-O5-C5	2.60	115.71	112.19
2	G	1	NAG	C4-C3-C2	-2.31	107.63	111.02
2	M	1	NAG	C4-C3-C2	-2.31	107.63	111.02
3	F	2	NAG	O5-C1-C2	-2.10	107.97	111.29
3	L	2	NAG	O5-C1-C2	-2.10	107.97	111.29
3	F	3	BMA	C1-O5-C5	2.07	115.00	112.19
3	L	3	BMA	C1-O5-C5	2.07	115.00	112.19
3	H	3	BMA	C1-O5-C5	2.07	114.99	112.19
3	N	3	BMA	C1-O5-C5	2.07	114.99	112.19
2	G	1	NAG	C2-N2-C7	-2.05	119.98	122.90
2	M	1	NAG	C2-N2-C7	-2.05	119.98	122.90
3	F	2	NAG	C1-O5-C5	2.03	114.94	112.19
3	L	2	NAG	C1-O5-C5	2.03	114.94	112.19

There are no chirality outliers.

All (84) torsion outliers are listed below:

Mol	Chain	Res	Type	Atoms
2	E	1	NAG	C8-C7-N2-C2
2	E	1	NAG	O7-C7-N2-C2
2	E	2	NAG	C8-C7-N2-C2
2	E	2	NAG	O7-C7-N2-C2
2	G	1	NAG	C8-C7-N2-C2
2	G	1	NAG	O7-C7-N2-C2
2	G	2	NAG	C8-C7-N2-C2
2	G	2	NAG	O7-C7-N2-C2
2	K	1	NAG	C8-C7-N2-C2
2	K	1	NAG	O7-C7-N2-C2
2	K	2	NAG	C8-C7-N2-C2
2	K	2	NAG	O7-C7-N2-C2
2	M	1	NAG	C8-C7-N2-C2
2	M	1	NAG	O7-C7-N2-C2
2	M	2	NAG	C8-C7-N2-C2
2	M	2	NAG	O7-C7-N2-C2
3	F	1	NAG	C3-C2-N2-C7
3	F	1	NAG	C8-C7-N2-C2

Continued on next page...

*Continued from previous page...*

Mol	Chain	Res	Type	Atoms
3	F	1	NAG	O7-C7-N2-C2
3	H	1	NAG	C3-C2-N2-C7
3	H	1	NAG	C8-C7-N2-C2
3	H	1	NAG	O7-C7-N2-C2
3	H	2	NAG	C8-C7-N2-C2
3	H	2	NAG	O7-C7-N2-C2
3	L	1	NAG	C3-C2-N2-C7
3	L	1	NAG	C8-C7-N2-C2
3	L	1	NAG	O7-C7-N2-C2
3	N	1	NAG	C3-C2-N2-C7
3	N	1	NAG	C8-C7-N2-C2
3	N	1	NAG	O7-C7-N2-C2
3	N	2	NAG	C8-C7-N2-C2
3	N	2	NAG	O7-C7-N2-C2
4	I	1	NAG	C3-C2-N2-C7
4	I	1	NAG	C8-C7-N2-C2
4	I	1	NAG	O7-C7-N2-C2
4	I	2	NAG	C8-C7-N2-C2
4	I	2	NAG	O7-C7-N2-C2
4	O	1	NAG	C3-C2-N2-C7
4	O	1	NAG	C8-C7-N2-C2
4	O	1	NAG	O7-C7-N2-C2
4	O	2	NAG	C8-C7-N2-C2
4	O	2	NAG	O7-C7-N2-C2
3	F	1	NAG	C4-C5-C6-O6
3	L	1	NAG	C4-C5-C6-O6
4	I	2	NAG	C1-C2-N2-C7
4	O	2	NAG	C1-C2-N2-C7
2	J	2	NAG	C8-C7-N2-C2
2	P	2	NAG	C8-C7-N2-C2
3	F	1	NAG	O5-C5-C6-O6
3	L	1	NAG	O5-C5-C6-O6
2	J	2	NAG	O7-C7-N2-C2
2	P	2	NAG	O7-C7-N2-C2
3	F	2	NAG	C8-C7-N2-C2
3	F	2	NAG	O7-C7-N2-C2
3	L	2	NAG	C8-C7-N2-C2
3	L	2	NAG	O7-C7-N2-C2
2	E	2	NAG	C1-C2-N2-C7
2	K	2	NAG	C1-C2-N2-C7
3	H	2	NAG	C1-C2-N2-C7
3	N	2	NAG	C1-C2-N2-C7

*Continued on next page...*



*Continued from previous page...*

Mol	Chain	Res	Type	Atoms
2	J	1	NAG	O5-C5-C6-O6
2	P	1	NAG	O5-C5-C6-O6
2	J	2	NAG	C1-C2-N2-C7
2	P	2	NAG	C1-C2-N2-C7
2	J	1	NAG	C8-C7-N2-C2
2	P	1	NAG	C8-C7-N2-C2
2	J	1	NAG	C1-C2-N2-C7
2	P	1	NAG	C1-C2-N2-C7
3	H	4	MAN	O5-C5-C6-O6
3	N	4	MAN	O5-C5-C6-O6
3	F	2	NAG	O5-C5-C6-O6
3	L	2	NAG	O5-C5-C6-O6
4	I	3	BMA	O5-C5-C6-O6
4	O	3	BMA	O5-C5-C6-O6
3	F	1	NAG	C1-C2-N2-C7
3	L	1	NAG	C1-C2-N2-C7
3	H	3	BMA	O5-C5-C6-O6
3	N	3	BMA	O5-C5-C6-O6
2	J	1	NAG	O7-C7-N2-C2
2	P	1	NAG	O7-C7-N2-C2
3	H	1	NAG	C1-C2-N2-C7
3	N	1	NAG	C1-C2-N2-C7
4	I	2	NAG	C3-C2-N2-C7
4	O	2	NAG	C3-C2-N2-C7

There are no ring outliers.

16 monomers are involved in 16 short contacts:

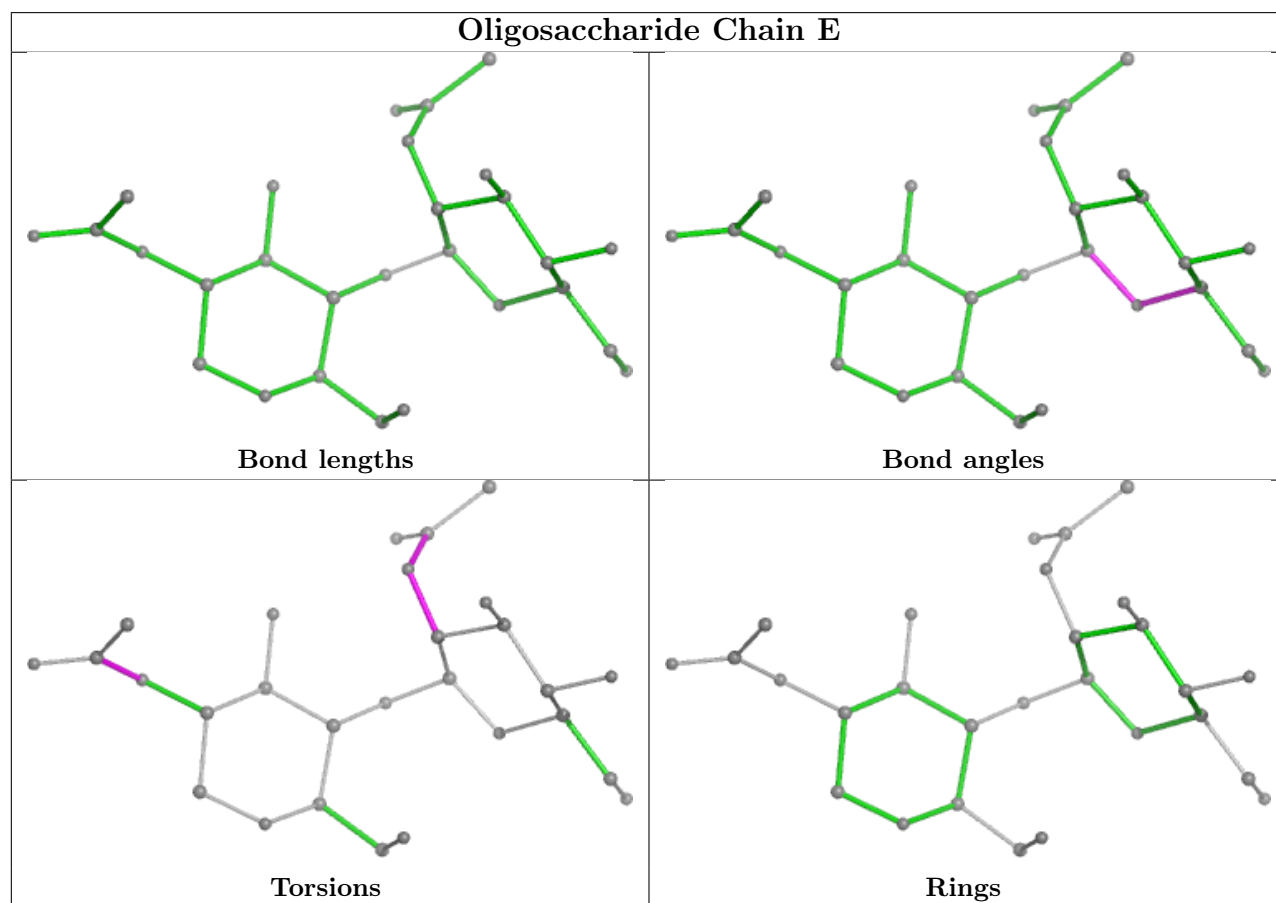
Mol	Chain	Res	Type	Clashes	Symm-Clashes
2	M	1	NAG	1	0
2	K	1	NAG	1	0
3	N	2	NAG	2	0
4	I	2	NAG	1	0
3	N	1	NAG	1	0
2	G	1	NAG	1	0
3	H	2	NAG	2	0
4	O	2	NAG	1	0
3	L	2	NAG	1	0
3	H	1	NAG	1	0
2	E	1	NAG	1	0
4	O	1	NAG	2	0
4	I	1	NAG	1	0

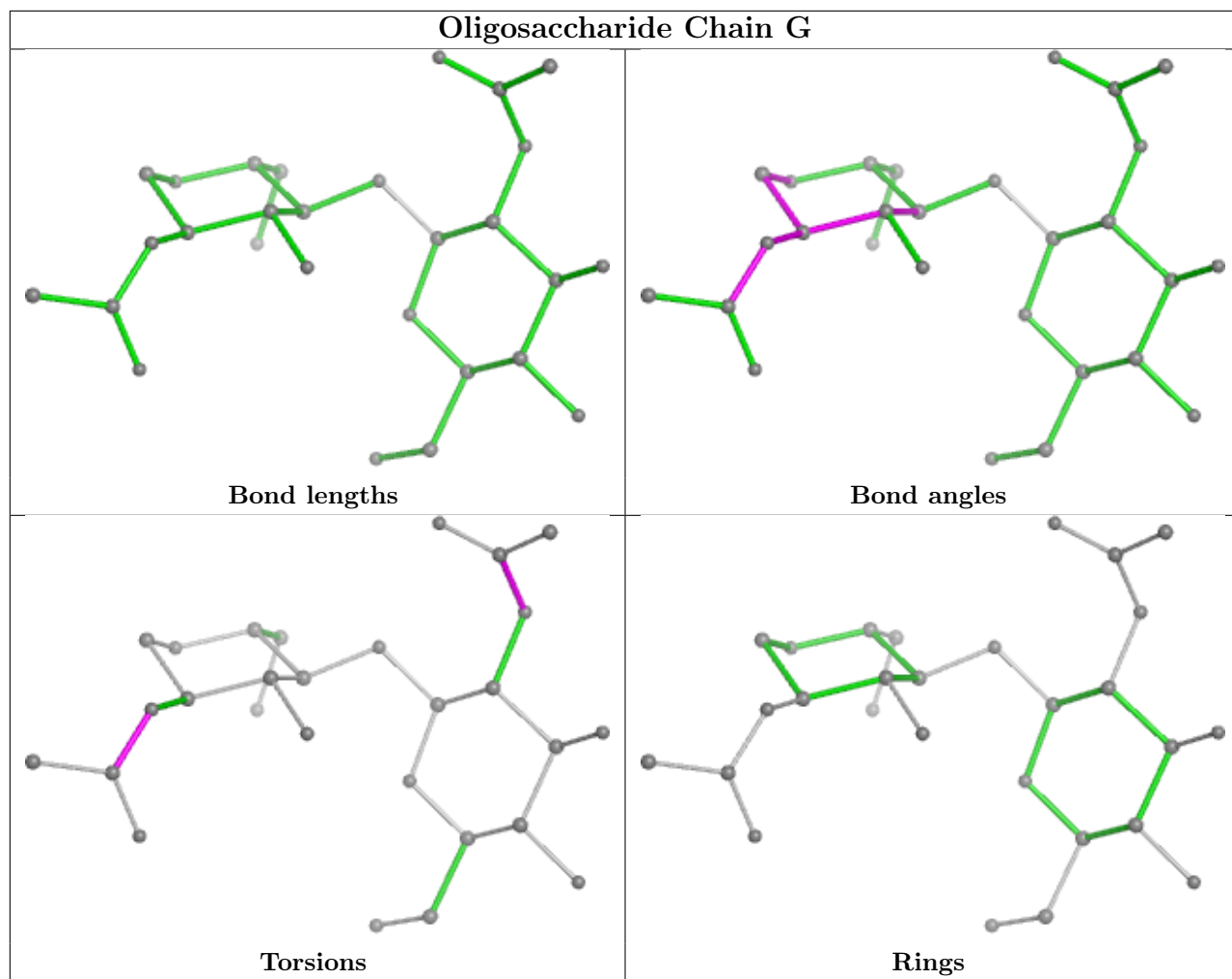
*Continued on next page...*

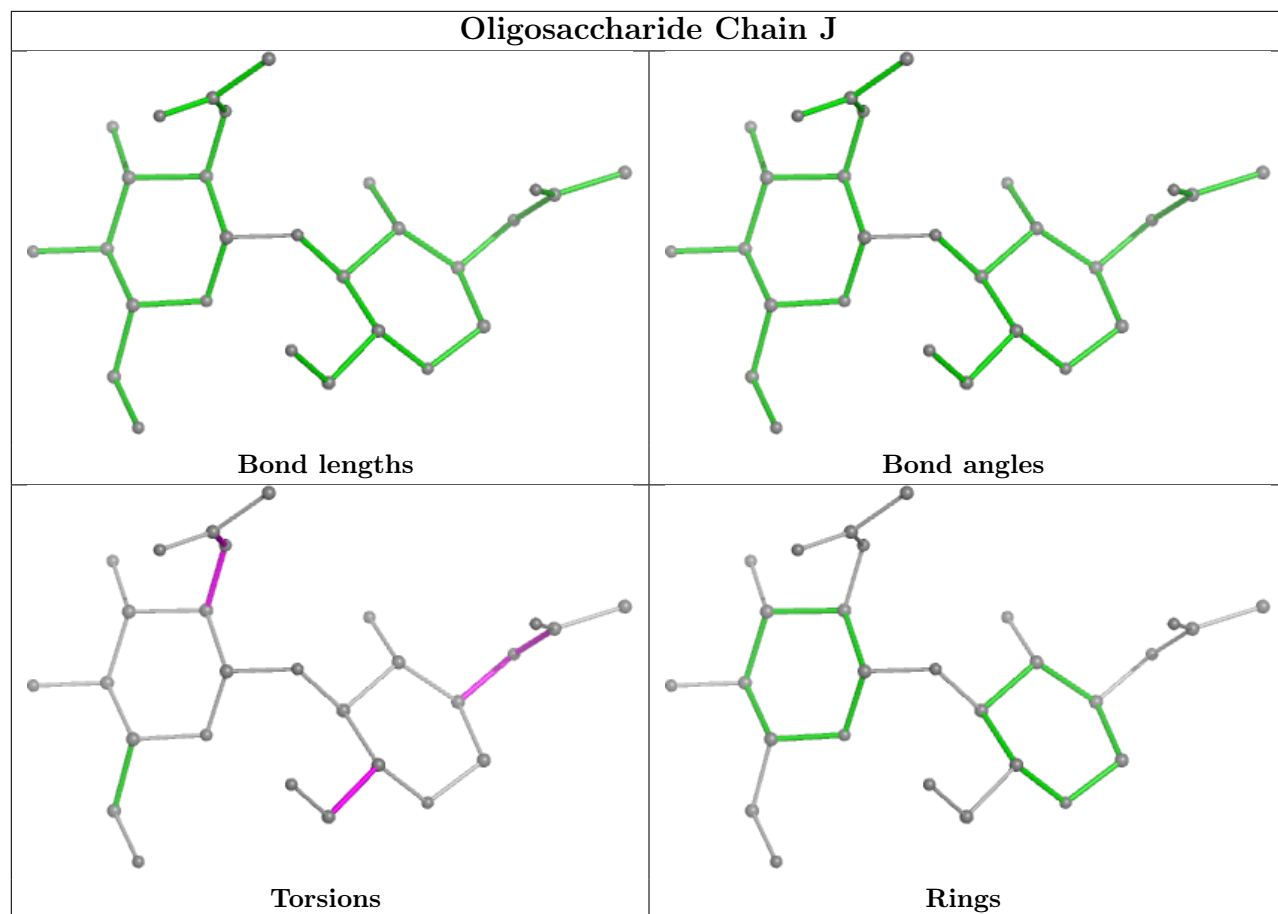
Continued from previous page...

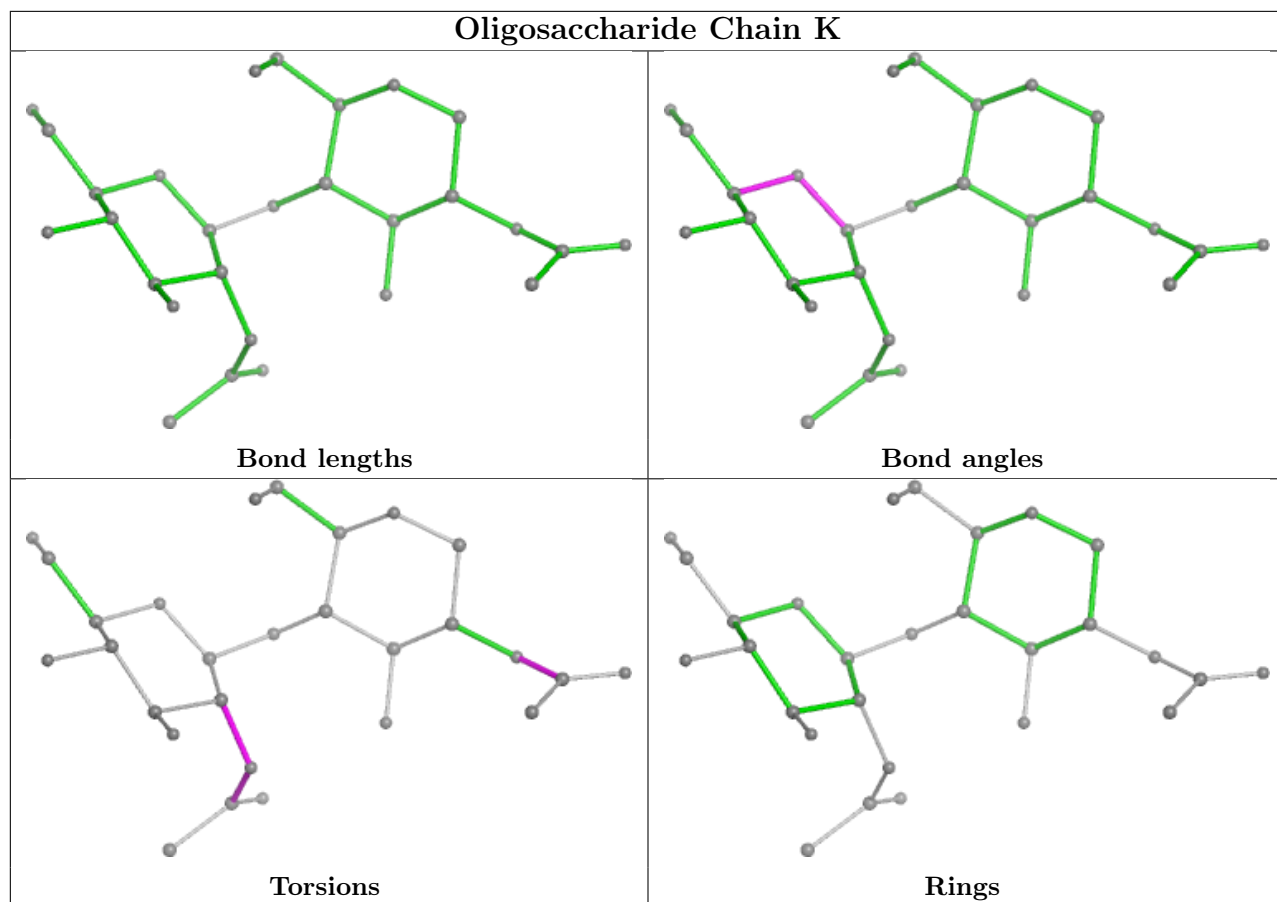
Mol	Chain	Res	Type	Clashes	Symm-Clashes
2	K	2	NAG	2	0
2	E	2	NAG	2	0
3	L	3	BMA	1	0

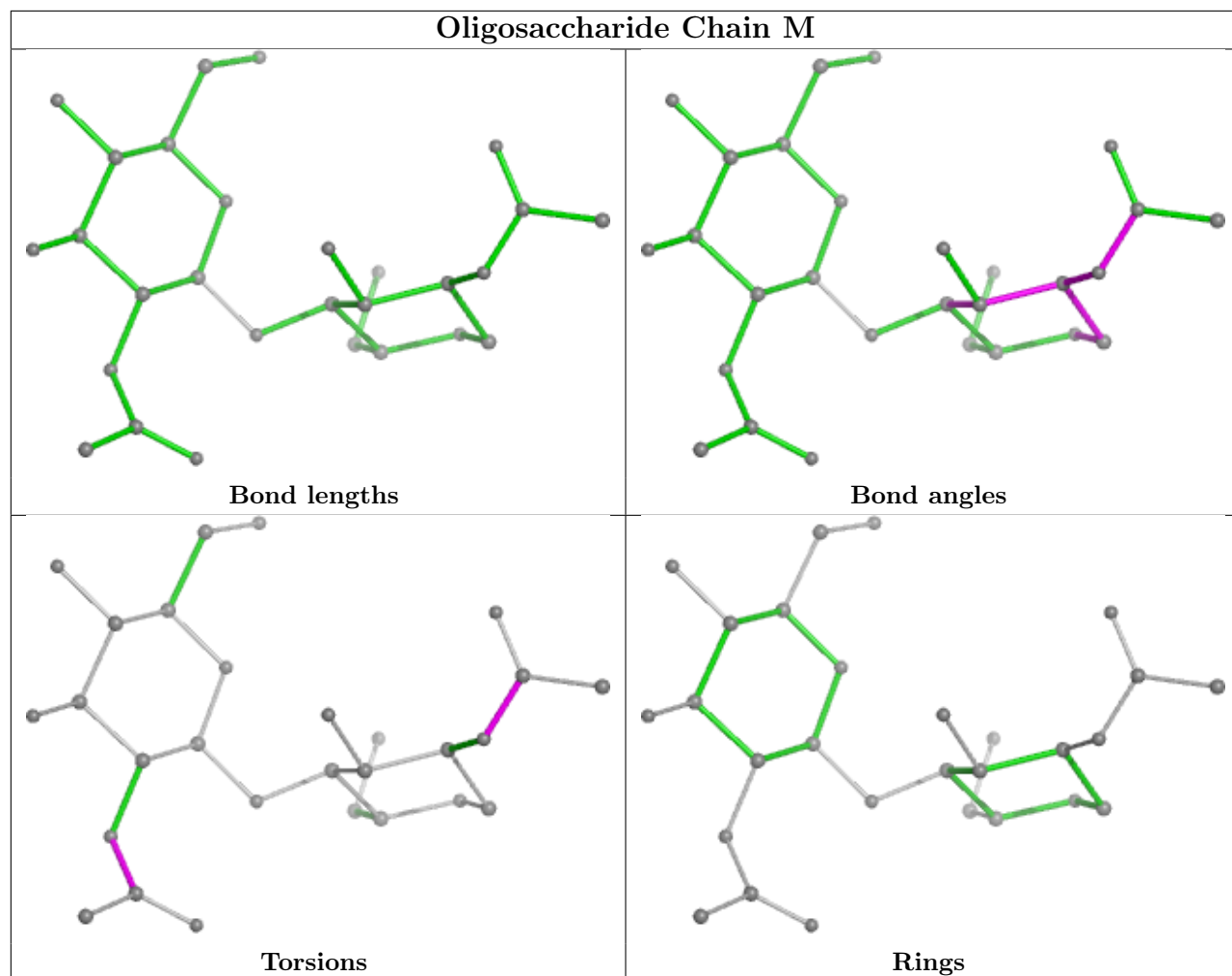
The following is a two-dimensional graphical depiction of Mogul quality analysis of bond lengths, bond angles, torsion angles, and ring geometry for oligosaccharide.

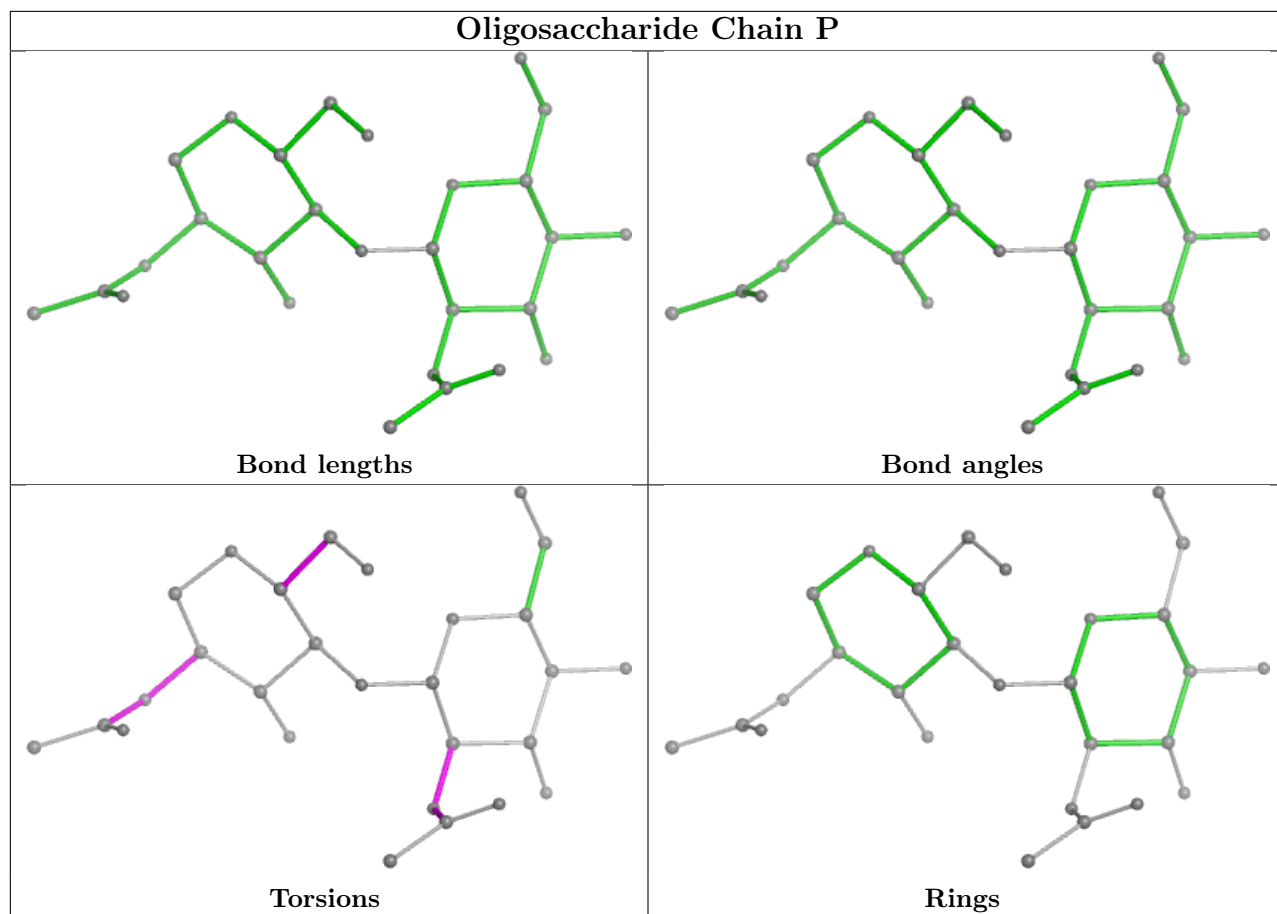


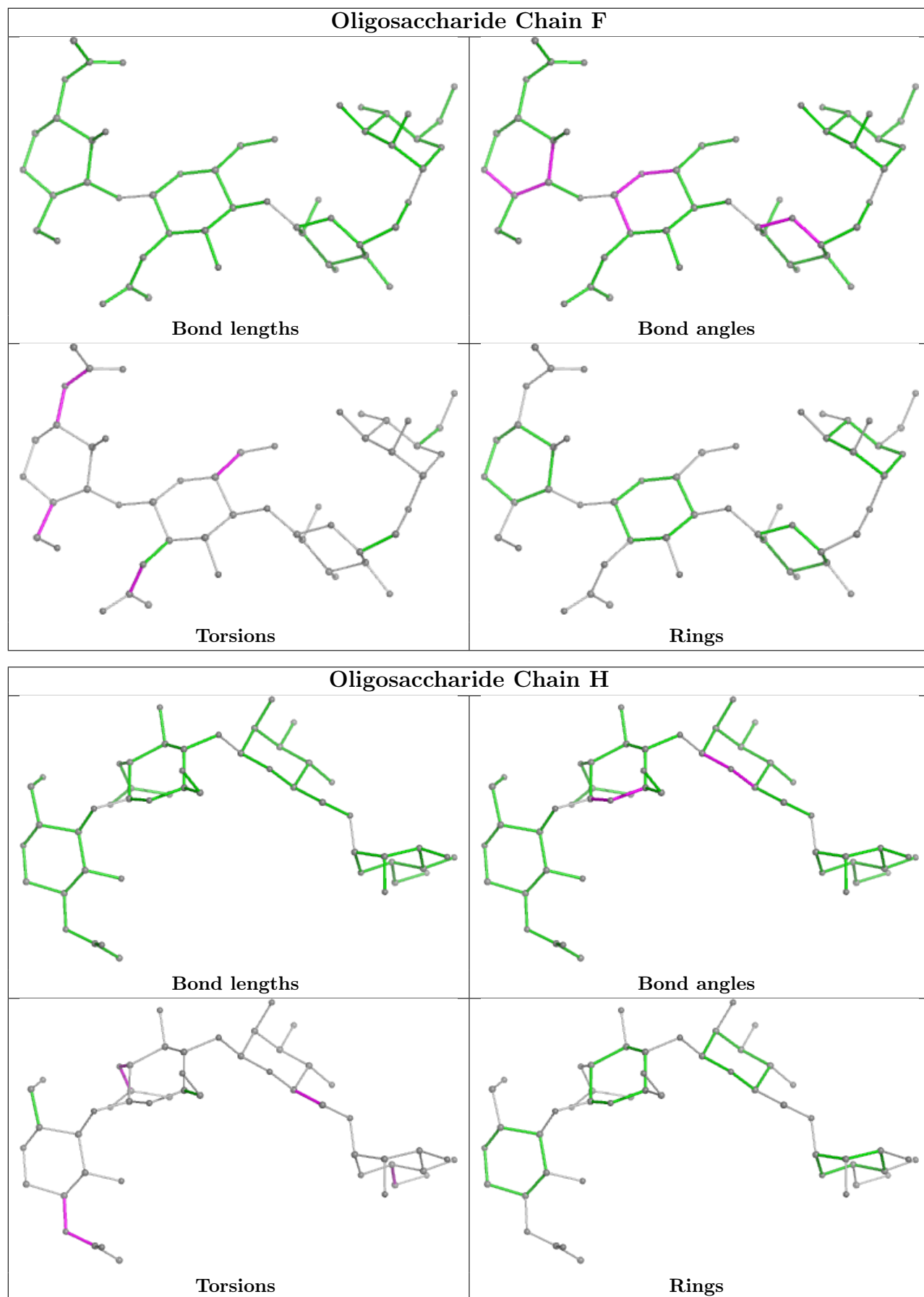




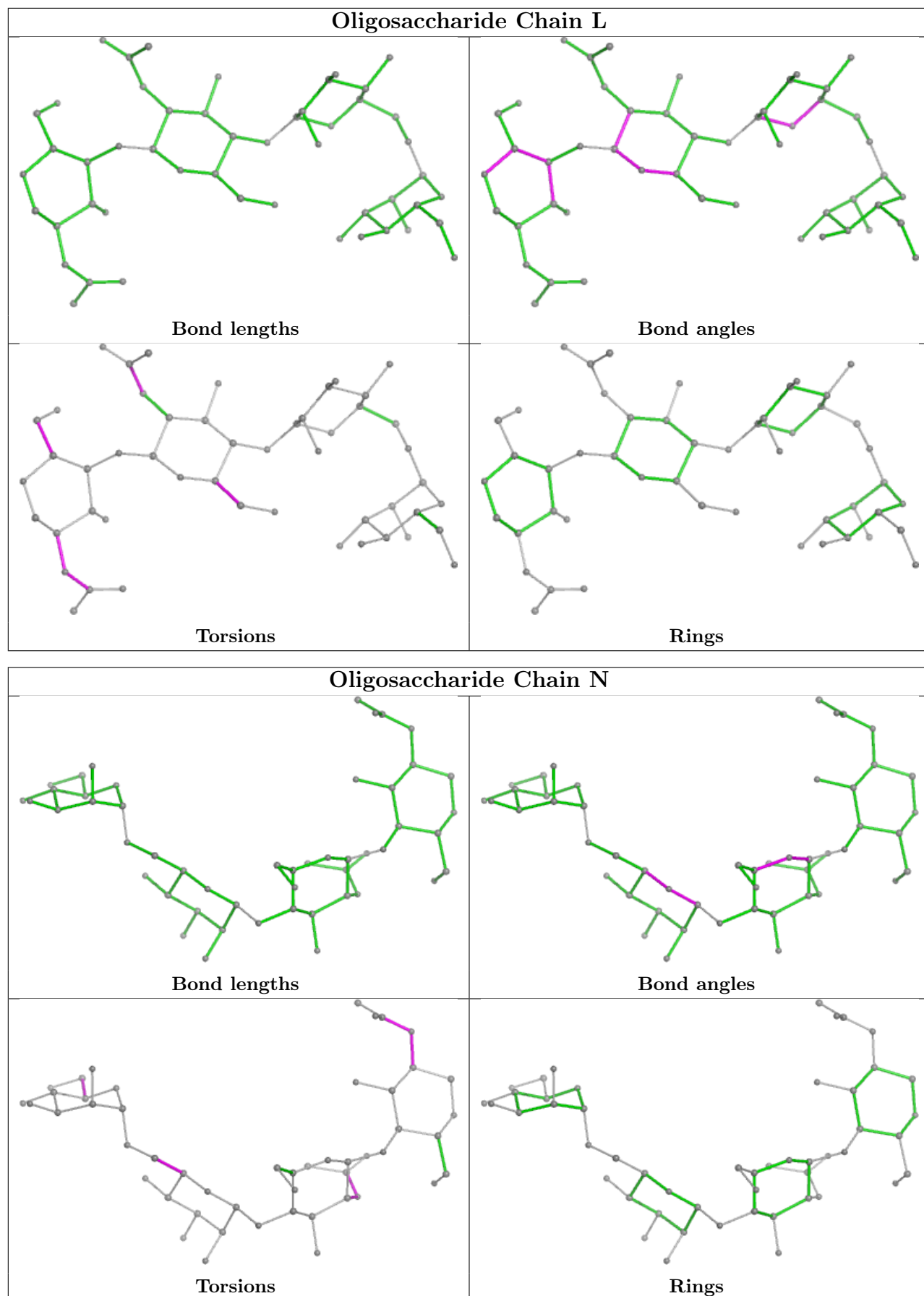


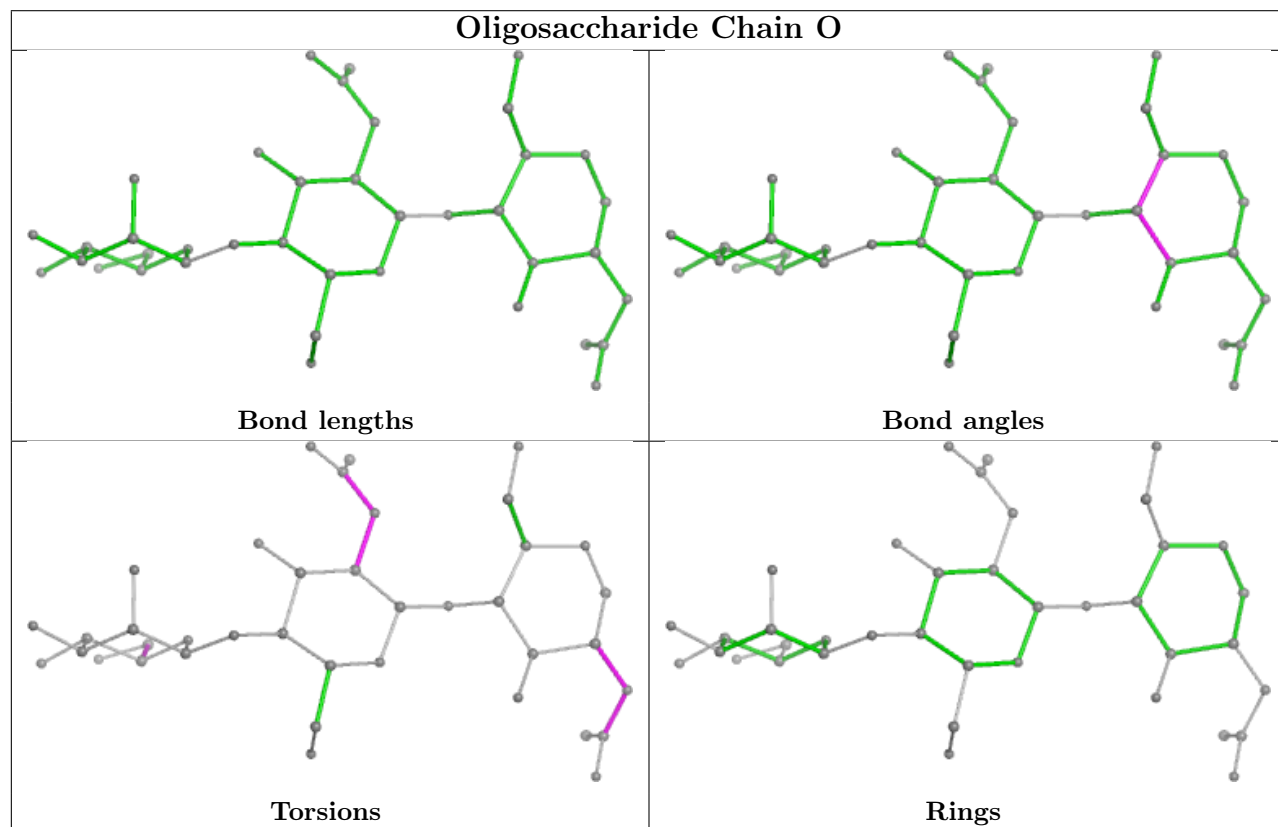
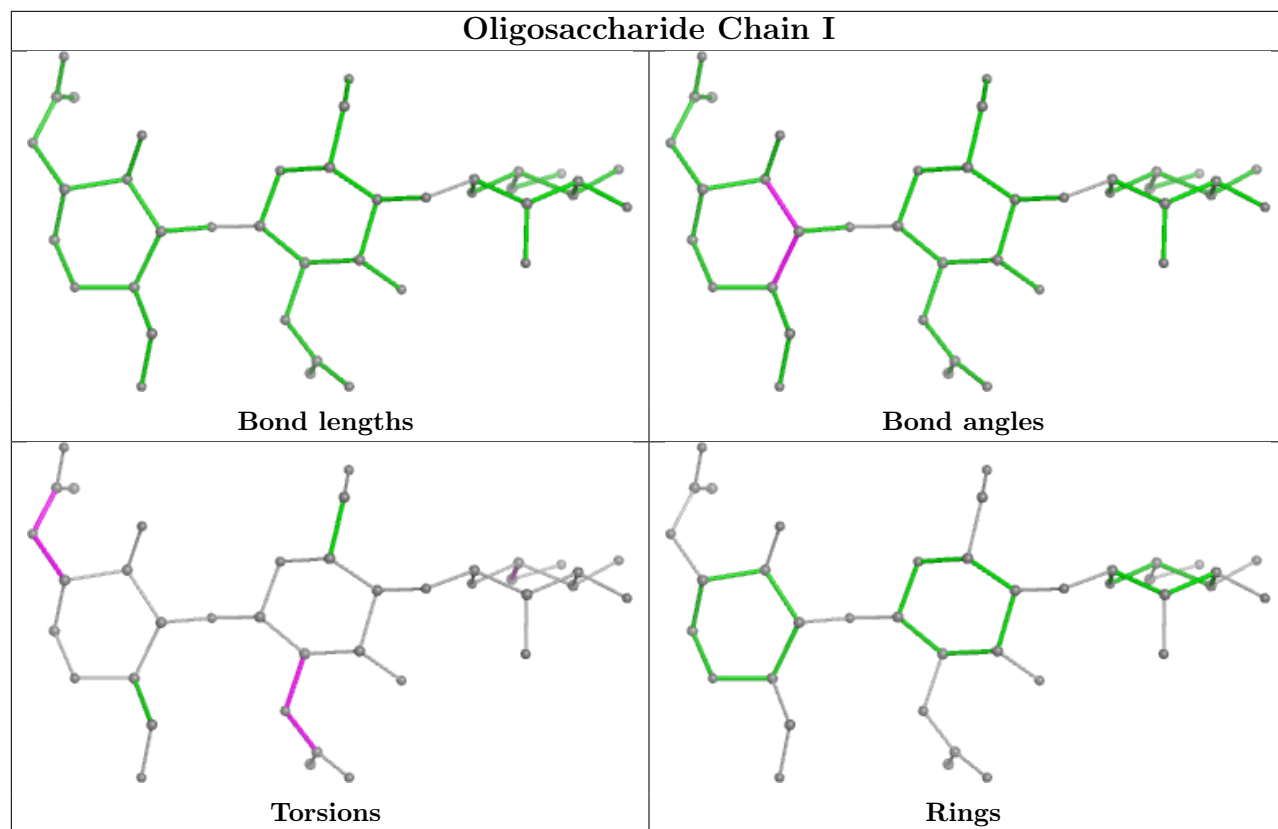












## 5.6 Ligand geometry

18 ligands are modelled in this entry.

In the following table, the Counts columns list the number of bonds (or angles) for which Mogul statistics could be retrieved, the number of bonds (or angles) that are observed in the model and the number of bonds (or angles) that are defined in the Chemical Component Dictionary. The Link column lists molecule types, if any, to which the group is linked. The Z score for a bond length (or angle) is the number of standard deviations the observed value is removed from the expected value. A bond length (or angle) with  $|Z| > 2$  is considered an outlier worth inspection. RMSZ is the root-mean-square of all Z scores of the bond lengths (or angles).

Mol	Type	Chain	Res	Link	Bond lengths			Bond angles		
					Counts	RMSZ	# Z  > 2	Counts	RMSZ	# Z  > 2
5	NAG	A	2001	1	14,14,15	1.87	3 (21%)	17,19,21	1.11	2 (11%)
5	NAG	B	2003	1	14,14,15	0.32	0	17,19,21	0.73	0
5	NAG	B	2004	1	14,14,15	0.35	0	17,19,21	0.96	1 (5%)
5	NAG	D	2004	1	14,14,15	0.35	0	17,19,21	0.96	1 (5%)
5	NAG	C	2003	1	14,14,15	0.29	0	17,19,21	0.73	0
5	NAG	A	2003	1	14,14,15	0.29	0	17,19,21	0.73	0
5	NAG	C	2001	1	14,14,15	1.87	3 (21%)	17,19,21	1.11	2 (11%)
5	NAG	C	2002	1	14,14,15	1.85	4 (28%)	17,19,21	0.91	0
5	NAG	A	2002	1	14,14,15	1.85	4 (28%)	17,19,21	0.91	0
5	NAG	D	2003	1	14,14,15	0.32	0	17,19,21	0.73	0
5	NAG	C	2004	1	14,14,15	0.34	0	17,19,21	0.75	1 (5%)
5	NAG	A	2005	1	14,14,15	0.30	0	17,19,21	0.64	0
5	NAG	A	2004	1	14,14,15	0.34	0	17,19,21	0.75	1 (5%)
5	NAG	C	2005	1	14,14,15	0.30	0	17,19,21	0.64	0
5	NAG	B	2002	1	14,14,15	0.33	0	17,19,21	0.77	0
5	NAG	B	2001	1	14,14,15	0.27	0	17,19,21	1.26	2 (11%)
5	NAG	D	2001	1	14,14,15	0.27	0	17,19,21	1.26	2 (11%)
5	NAG	D	2002	1	14,14,15	0.33	0	17,19,21	0.77	0

In the following table, the Chirals column lists the number of chiral outliers, the number of chiral centers analysed, the number of these observed in the model and the number defined in the Chemical Component Dictionary. Similar counts are reported in the Torsion and Rings columns. '-' means no outliers of that kind were identified.

Mol	Type	Chain	Res	Link	Chirals	Torsions	Rings
5	NAG	A	2001	1	-	0/6/23/26	0/1/1/1
5	NAG	B	2003	1	-	2/6/23/26	0/1/1/1
5	NAG	B	2004	1	-	5/6/23/26	0/1/1/1
5	NAG	D	2004	1	-	5/6/23/26	0/1/1/1

*Continued on next page...*

Continued from previous page...

Mol	Type	Chain	Res	Link	Chirals	Torsions	Rings
5	NAG	C	2003	1	-	2/6/23/26	0/1/1/1
5	NAG	A	2003	1	-	2/6/23/26	0/1/1/1
5	NAG	C	2001	1	-	0/6/23/26	0/1/1/1
5	NAG	C	2002	1	-	3/6/23/26	0/1/1/1
5	NAG	A	2002	1	-	3/6/23/26	0/1/1/1
5	NAG	D	2003	1	-	2/6/23/26	0/1/1/1
5	NAG	C	2004	1	-	1/6/23/26	0/1/1/1
5	NAG	A	2005	1	-	2/6/23/26	0/1/1/1
5	NAG	A	2004	1	-	1/6/23/26	0/1/1/1
5	NAG	C	2005	1	-	2/6/23/26	0/1/1/1
5	NAG	B	2002	1	-	4/6/23/26	0/1/1/1
5	NAG	B	2001	1	-	1/6/23/26	0/1/1/1
5	NAG	D	2001	1	-	1/6/23/26	0/1/1/1
5	NAG	D	2002	1	-	4/6/23/26	0/1/1/1

All (14) bond length outliers are listed below:

Mol	Chain	Res	Type	Atoms	Z	Observed(Å)	Ideal(Å)
5	A	2001	NAG	O5-C1	4.28	1.50	1.43
5	C	2001	NAG	O5-C1	4.28	1.50	1.43
5	A	2002	NAG	O5-C1	3.97	1.50	1.43
5	C	2002	NAG	O5-C1	3.97	1.50	1.43
5	A	2002	NAG	C7-N2	3.37	1.45	1.34
5	C	2002	NAG	C7-N2	3.37	1.45	1.34
5	A	2001	NAG	C7-N2	3.26	1.45	1.34
5	C	2001	NAG	C7-N2	3.26	1.45	1.34
5	A	2002	NAG	C2-N2	2.25	1.50	1.46
5	C	2002	NAG	C2-N2	2.25	1.50	1.46
5	A	2001	NAG	C2-N2	2.09	1.49	1.46
5	C	2001	NAG	C2-N2	2.09	1.49	1.46
5	A	2002	NAG	C3-C2	-2.05	1.48	1.52
5	C	2002	NAG	C3-C2	-2.05	1.48	1.52

All (12) bond angle outliers are listed below:

Mol	Chain	Res	Type	Atoms	Z	Observed(°)	Ideal(°)
5	B	2001	NAG	C1-O5-C5	3.86	117.42	112.19
5	D	2001	NAG	C1-O5-C5	3.86	117.42	112.19
5	B	2004	NAG	C1-O5-C5	2.47	115.54	112.19
5	D	2004	NAG	C1-O5-C5	2.47	115.54	112.19

Continued on next page...

*Continued from previous page...*

Mol	Chain	Res	Type	Atoms	Z	Observed(°)	Ideal(°)
5	A	2001	NAG	C2-N2-C7	-2.30	119.63	122.90
5	C	2001	NAG	C2-N2-C7	-2.30	119.63	122.90
5	A	2001	NAG	C8-C7-N2	2.28	119.96	116.10
5	C	2001	NAG	C8-C7-N2	2.28	119.96	116.10
5	A	2004	NAG	C1-O5-C5	2.25	115.24	112.19
5	C	2004	NAG	C1-O5-C5	2.25	115.24	112.19
5	B	2001	NAG	C4-C3-C2	-2.15	107.87	111.02
5	D	2001	NAG	C4-C3-C2	-2.15	107.87	111.02

There are no chirality outliers.

All (40) torsion outliers are listed below:

Mol	Chain	Res	Type	Atoms
5	A	2003	NAG	O7-C7-N2-C2
5	B	2002	NAG	C3-C2-N2-C7
5	B	2002	NAG	C8-C7-N2-C2
5	B	2002	NAG	O7-C7-N2-C2
5	B	2003	NAG	C8-C7-N2-C2
5	B	2003	NAG	O7-C7-N2-C2
5	B	2004	NAG	C3-C2-N2-C7
5	B	2004	NAG	C8-C7-N2-C2
5	B	2004	NAG	O7-C7-N2-C2
5	C	2003	NAG	O7-C7-N2-C2
5	D	2002	NAG	C3-C2-N2-C7
5	D	2002	NAG	C8-C7-N2-C2
5	D	2002	NAG	O7-C7-N2-C2
5	D	2003	NAG	C8-C7-N2-C2
5	D	2003	NAG	O7-C7-N2-C2
5	D	2004	NAG	C3-C2-N2-C7
5	D	2004	NAG	C8-C7-N2-C2
5	D	2004	NAG	O7-C7-N2-C2
5	A	2003	NAG	C8-C7-N2-C2
5	A	2005	NAG	C8-C7-N2-C2
5	C	2003	NAG	C8-C7-N2-C2
5	C	2005	NAG	C8-C7-N2-C2
5	A	2005	NAG	O7-C7-N2-C2
5	C	2005	NAG	O7-C7-N2-C2
5	A	2002	NAG	O5-C5-C6-O6
5	C	2002	NAG	O5-C5-C6-O6
5	A	2002	NAG	C4-C5-C6-O6
5	C	2002	NAG	C4-C5-C6-O6
5	B	2004	NAG	C4-C5-C6-O6

*Continued on next page...*

*Continued from previous page...*

Mol	Chain	Res	Type	Atoms
5	D	2004	NAG	C4-C5-C6-O6
5	B	2002	NAG	O5-C5-C6-O6
5	D	2002	NAG	O5-C5-C6-O6
5	A	2004	NAG	O5-C5-C6-O6
5	C	2004	NAG	O5-C5-C6-O6
5	B	2004	NAG	O5-C5-C6-O6
5	D	2004	NAG	O5-C5-C6-O6
5	A	2002	NAG	C3-C2-N2-C7
5	C	2002	NAG	C3-C2-N2-C7
5	B	2001	NAG	C3-C2-N2-C7
5	D	2001	NAG	C3-C2-N2-C7

There are no ring outliers.

4 monomers are involved in 4 short contacts:

Mol	Chain	Res	Type	Clashes	Symm-Clashes
5	B	2004	NAG	1	0
5	D	2003	NAG	1	0
5	B	2002	NAG	1	0
5	D	2002	NAG	1	0

## 5.7 Other polymers [i](#)

There are no such residues in this entry.

## 5.8 Polymer linkage issues [i](#)

The following chains have linkage breaks:

Mol	Chain	Number of breaks
1	D	3
1	A	3
1	C	3
1	B	2

All chain breaks are listed below:

Model	Chain	Residue-1	Atom-1	Residue-2	Atom-2	Distance (Å)
1	B	968:MET	C	969:PRO	N	1.68
1	D	968:MET	C	969:PRO	N	1.68

*Continued on next page...*

*Continued from previous page...*

Model	Chain	Residue-1	Atom-1	Residue-2	Atom-2	Distance (Å)
1	D	978:VAL	C	979:LEU	N	1.61
1	A	409:ILE	C	410:ASN	N	1.16
1	C	409:ILE	C	410:ASN	N	1.16
1	B	990:LEU	C	991:ASN	N	1.08
1	D	990:LEU	C	991:ASN	N	1.08
1	A	868:VAL	C	869:ASN	N	1.05
1	C	868:VAL	C	869:ASN	N	1.05
1	A	54:LEU	C	55:ASN	N	0.86
1	C	54:LEU	C	55:ASN	N	0.86

## 6 Map visualisation [i](#)

This section contains visualisations of the EMDB entry EMD-12751. These allow visual inspection of the internal detail of the map and identification of artifacts.


No raw map or half-maps were deposited for this entry and therefore no images, graphs, etc. pertaining to the raw map can be shown.

### 6.1 Orthogonal projections [i](#)


#### 6.1.1 Primary map



X



Y



Z

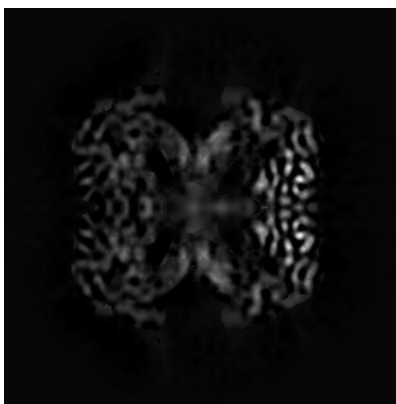
The images above show the map projected in three orthogonal directions.

### 6.2 Central slices [i](#)


#### 6.2.1 Primary map



X Index: 160



Y Index: 160



Z Index: 160



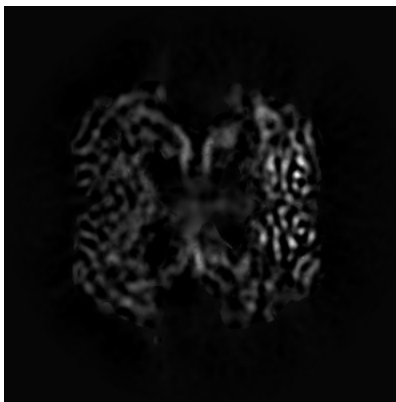
The images above show central slices of the map in three orthogonal directions.

## 6.3 Largest variance slices [\(i\)](#)

### 6.3.1 Primary map



X Index: 196



Y Index: 157




Z Index: 196


The images above show the largest variance slices of the map in three orthogonal directions.

## 6.4 Orthogonal standard-deviation projections (False-color) [\(i\)](#)


### 6.4.1 Primary map



X



Y




Z

The images above show the map standard deviation projections with false color in three orthogonal directions. Minimum values are shown in green, max in blue, and dark to light orange shades represent small to large values respectively.

## 6.5 Orthogonal surface views [i](#)

### 6.5.1 Primary map



The images above show the 3D surface view of the map at the recommended contour level 0.0135. These images, in conjunction with the slice images, may facilitate assessment of whether an appropriate contour level has been provided.

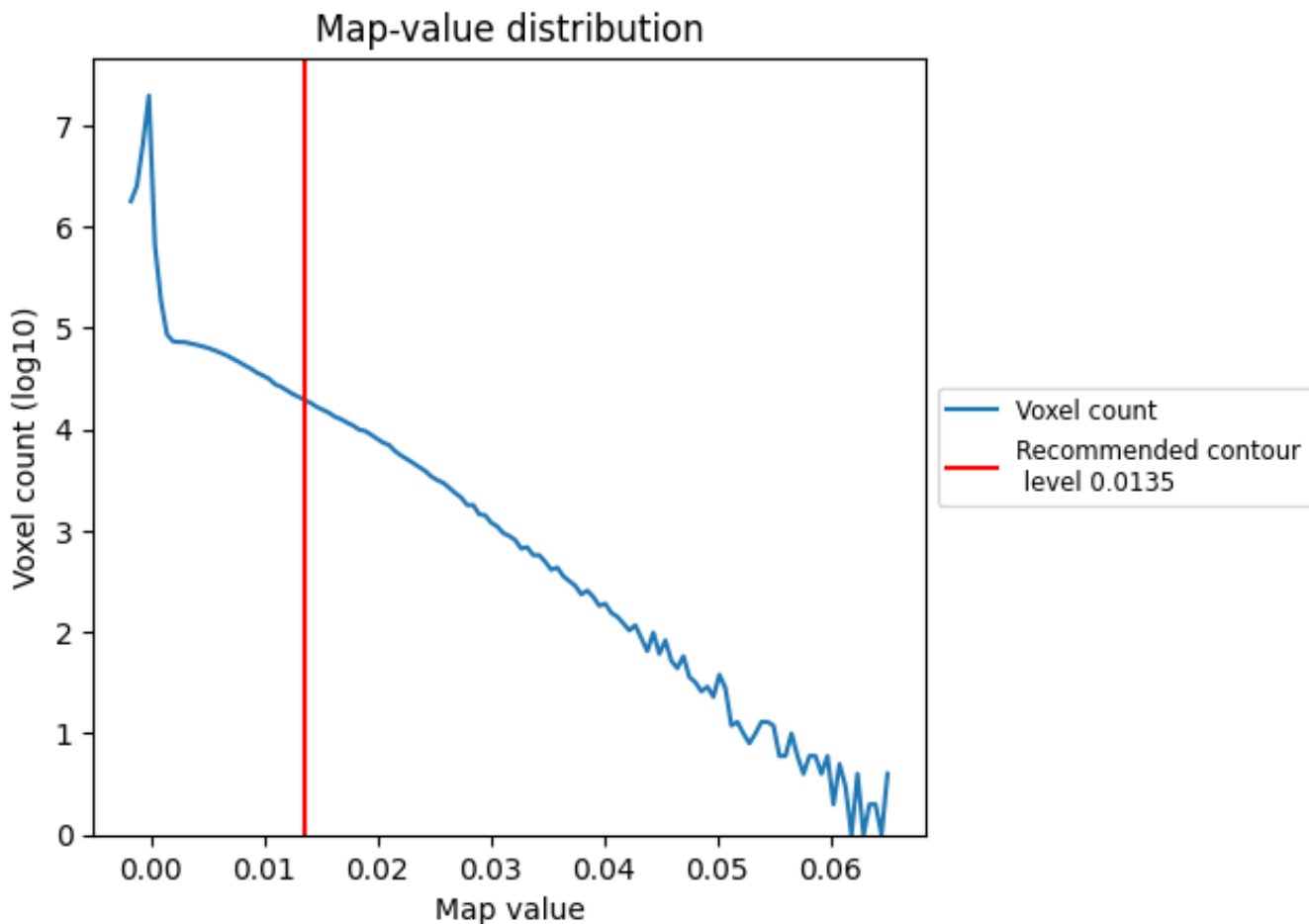
## 6.6 Mask visualisation [i](#)

This section was not generated. No masks/segmentation were deposited.

## 7 Map analysis [i](#)

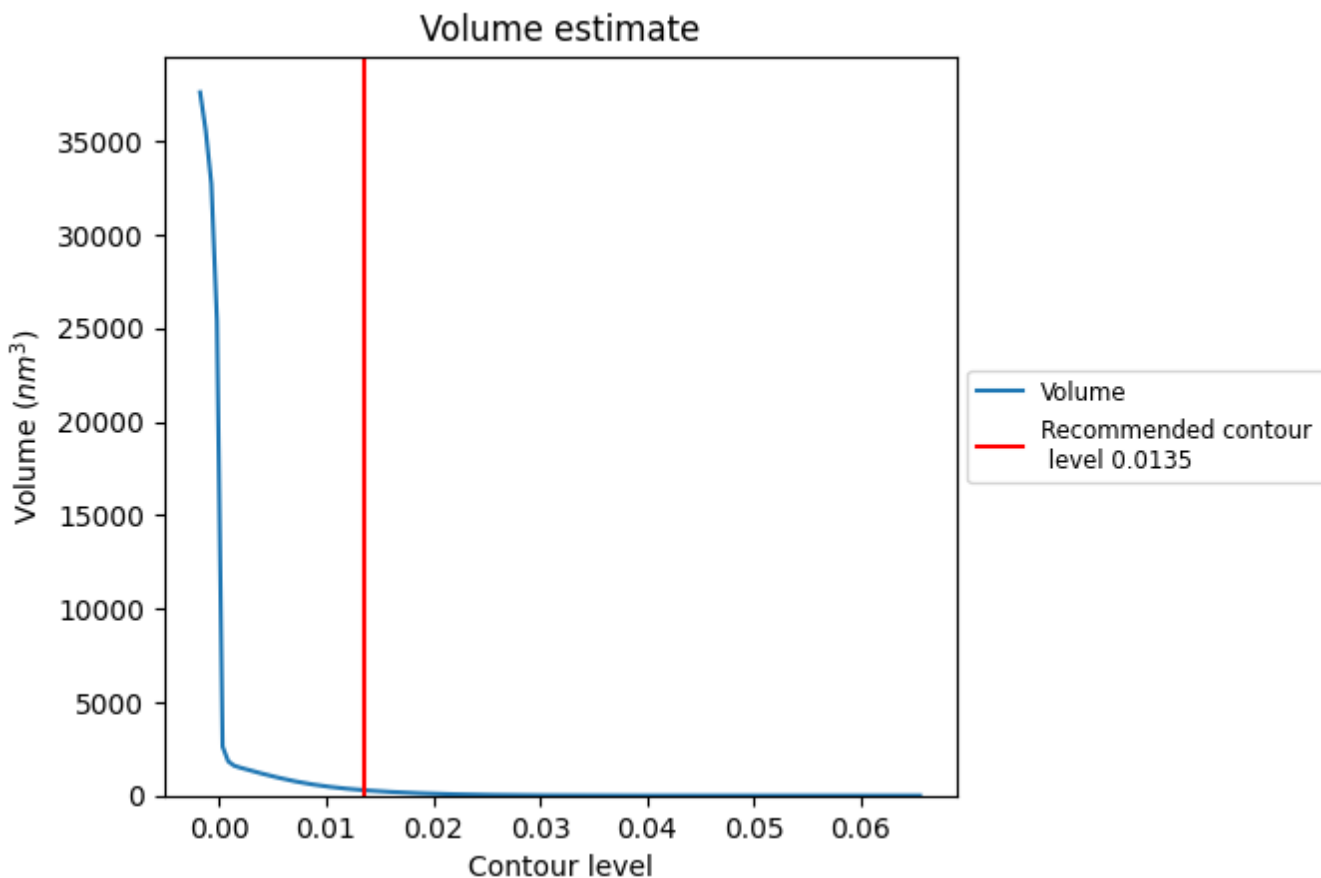
This section contains the results of statistical analysis of the map.

### 7.1 Map-value distribution [i](#)



The map-value distribution is plotted in 128 intervals along the x-axis. The y-axis is logarithmic. A spike in this graph at zero usually indicates that the volume has been masked.

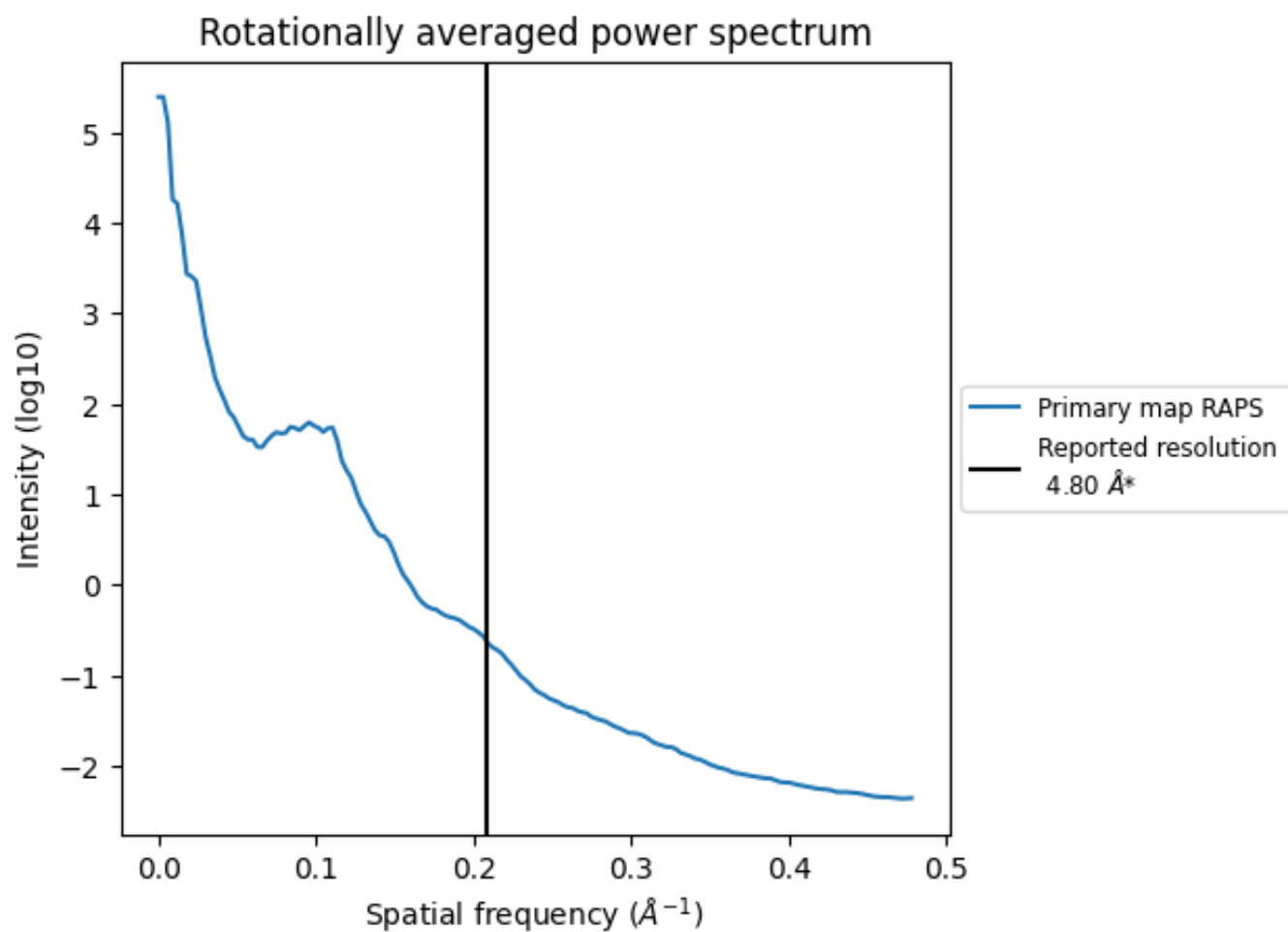
## 7.2 Volume estimate [i](#)



The volume at the recommended contour level is 289 nm<sup>3</sup>; this corresponds to an approximate mass of 261 kDa.

The volume estimate graph shows how the enclosed volume varies with the contour level. The recommended contour level is shown as a vertical line and the intersection between the line and the curve gives the volume of the enclosed surface at the given level.

### 7.3 Rotationally averaged power spectrum [i](#)



\*Reported resolution corresponds to spatial frequency of 0.208 Å<sup>-1</sup>

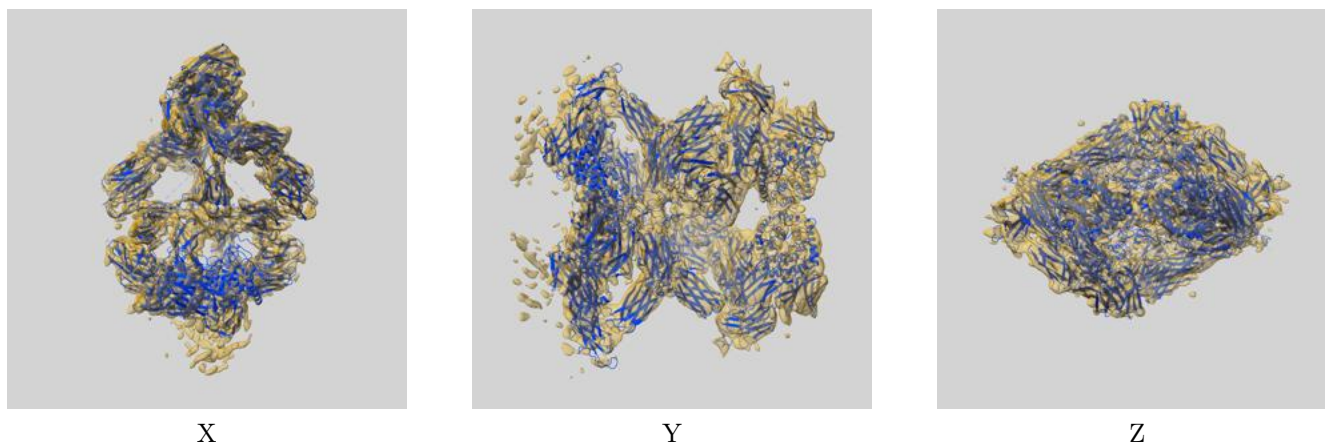
## 8 Fourier-Shell correlation

This section was not generated. No FSC curve or half-maps provided.

## 9 Map-model fit [i](#)

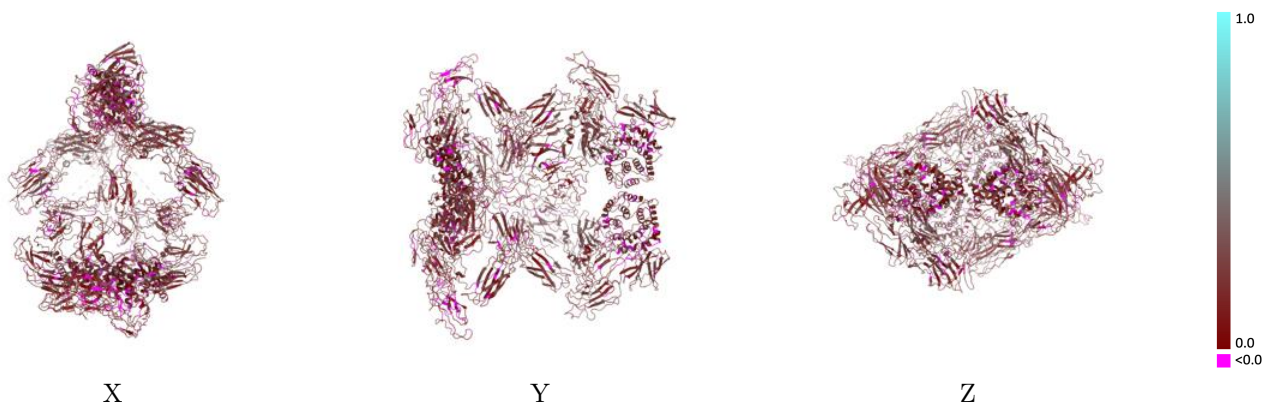
This section contains information regarding the fit between EMDB map EMD-12751 and PDB model 7O7O. Per-residue inclusion information can be found in section 3 on page 8.

### 9.1 Map-model overlay [i](#)



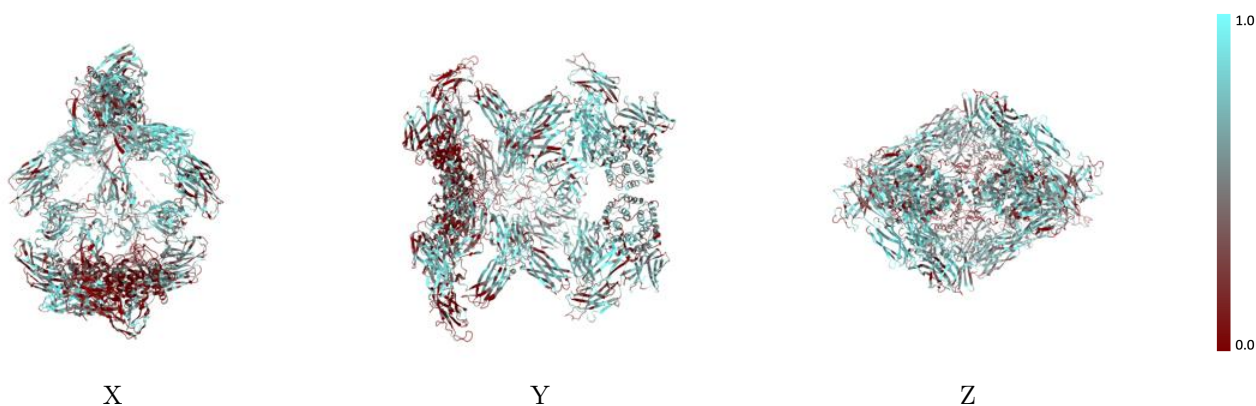
The images above show the 3D surface view of the map at the recommended contour level 0.0135 at 50% transparency in yellow overlaid with a ribbon representation of the model coloured in blue. These images allow for the visual assessment of the quality of fit between the atomic model and the map.

## 9.2 Q-score mapped to coordinate model [i](#)



The images above show the model with each residue coloured according to its Q-score. This shows their resolvability in the map with higher Q-score values reflecting better resolvability. Please note: Q-score is calculating the resolvability of atoms, and thus high values are only expected at resolutions at which atoms can be resolved. Low Q-score values may therefore be expected for many entries.

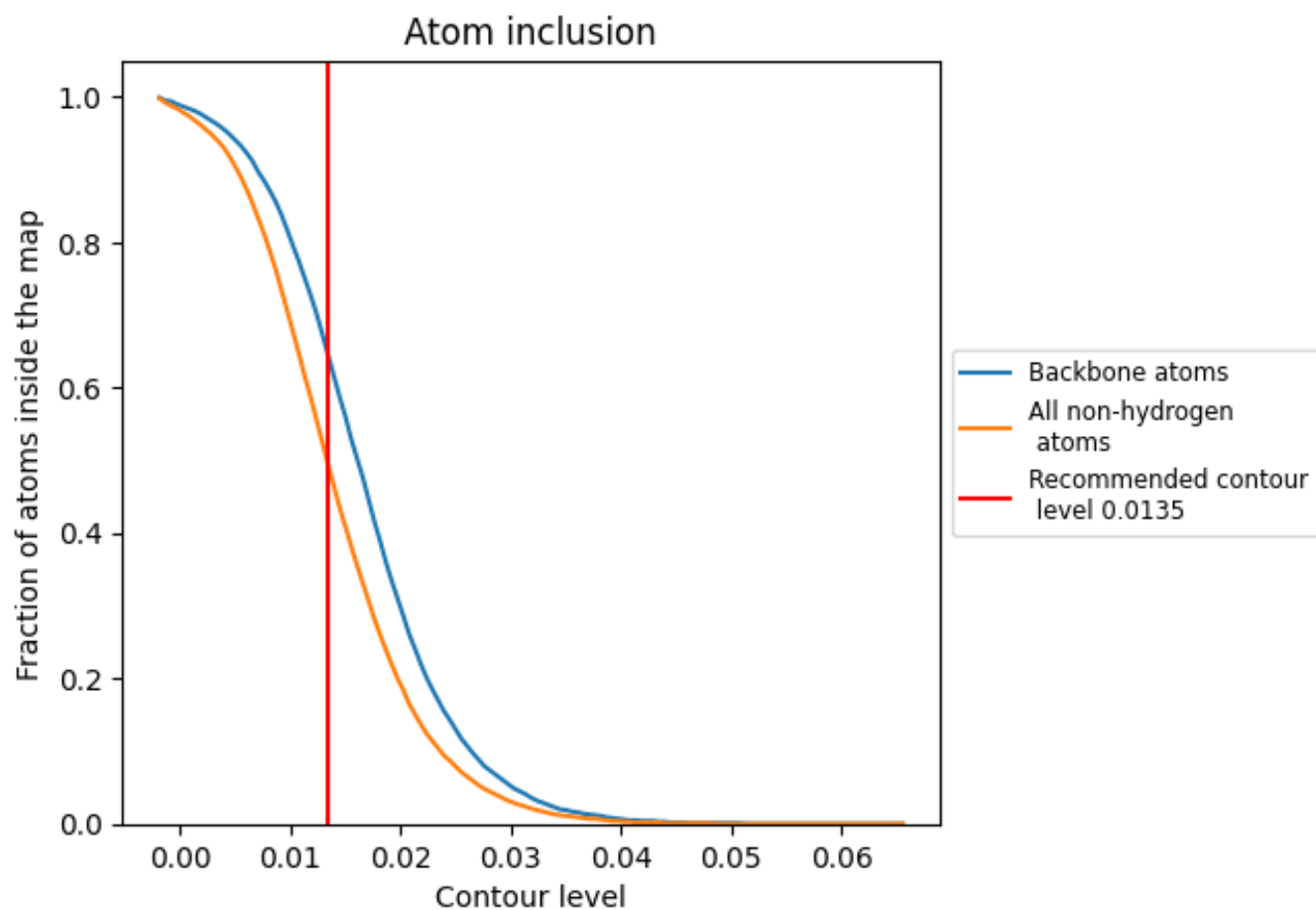
## 9.3 Atom inclusion mapped to coordinate model [i](#)



The images above show the model with each residue coloured according to its atom inclusion. This shows to what extent they are inside the map at the recommended contour level (0.0135).





































## 9.4 Atom inclusion [i](#)



At the recommended contour level, 64% of all backbone atoms, 49% of all non-hydrogen atoms, are inside the map.

## 9.5 Map-model fit summary

The table lists the average atom inclusion at the recommended contour level (0.0135) and Q-score for the entire model and for each chain.

Chain	Atom inclusion	Q-score
All	 0.4930	 0.2020
A	 0.4020	 0.1870
B	 0.5850	 0.2120
C	 0.4020	 0.1870
D	 0.5850	 0.2130
E	 0.0000	 0.2450
F	 0.0000	 0.3070
G	 0.0360	 0.2760
H	 0.0400	 0.3530
I	 0.1540	 0.3740
J	 0.0000	 0.3980
K	 0.0000	 0.2530
L	 0.0000	 0.3110
M	 0.0360	 0.2790
N	 0.0400	 0.3510
O	 0.1540	 0.3790
P	 0.0000	 0.4000

