



Full wwPDB X-ray Structure Validation Report ⓘ

Oct 5, 2023 – 09:43 PM EDT

PDB ID : 6P4X
Title : Crystal Structure of the *S. cerevisiae* glucokinase, Glk1
Authors : Stoddard, P.R.; Garner, E.C.; Murray, A.W.
Deposited on : 2019-05-28
Resolution : 3.59 Å(reported)

This is a Full wwPDB X-ray Structure Validation Report for a publicly released PDB entry.

We welcome your comments at validation@mail.wwpdb.org

A user guide is available at

<https://www.wwpdb.org/validation/2017/XrayValidationReportHelp>

with specific help available everywhere you see the ⓘ symbol.

The types of validation reports are described at

<http://www.wwpdb.org/validation/2017/FAQs#types>.

The following versions of software and data (see [references ⓘ](#)) were used in the production of this report:

MolProbity : 4.02b-467
Mogul : 1.8.5 (274361), CSD as541be (2020)
Xtrriage (Phenix) : 1.13
EDS : 2.35.1
Percentile statistics : 20191225.v01 (using entries in the PDB archive December 25th 2019)
Refmac : 5.8.0158
CCP4 : 7.0.044 (Gargrove)
Ideal geometry (proteins) : Engh & Huber (2001)
Ideal geometry (DNA, RNA) : Parkinson et al. (1996)
Validation Pipeline (wwPDB-VP) : 2.35.1

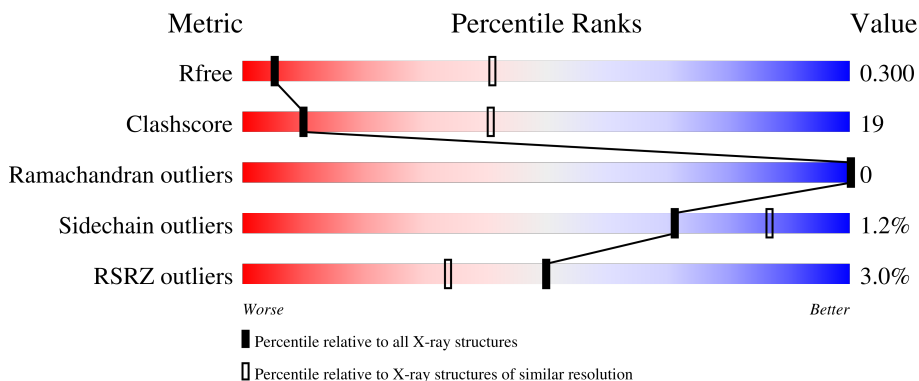
1 Overall quality at a glance i

The following experimental techniques were used to determine the structure:

X-RAY DIFFRACTION

The reported resolution of this entry is 3.59 Å.

Percentile scores (ranging between 0-100) for global validation metrics of the entry are shown in the following graphic. The table shows the number of entries on which the scores are based.



Metric	Whole archive (#Entries)	Similar resolution (#Entries, resolution range(Å))
R_{free}	130704	1257 (3.70-3.50)
Clashscore	141614	1353 (3.70-3.50)
Ramachandran outliers	138981	1307 (3.70-3.50)
Sidechain outliers	138945	1307 (3.70-3.50)
RSRZ outliers	127900	1161 (3.70-3.50)

The table below summarises the geometric issues observed across the polymeric chains and their fit to the electron density. The red, orange, yellow and green segments of the lower bar indicate the fraction of residues that contain outliers for ≥ 3 , 2, 1 and 0 types of geometric quality criteria respectively. A grey segment represents the fraction of residues that are not modelled. The numeric value for each fraction is indicated below the corresponding segment, with a dot representing fractions $\leq 5\%$. The upper red bar (where present) indicates the fraction of residues that have poor fit to the electron density. The numeric value is given above the bar.

Mol	Chain	Length	Quality of chain
1	A	500	 67% 28% 2% 3% 2%
1	B	500	 66% 31% 2% 2% 2%
1	C	500	 61% 36% 6% 6% 2%
1	D	500	 62% 34% 2% 2% 2%
1	E	500	 64% 32% 2% 2% 2%

Continued on next page...

Continued from previous page...

Mol	Chain	Length	Quality of chain
1	F	500	

The following table lists non-polymeric compounds, carbohydrate monomers and non-standard residues in protein, DNA, RNA chains that are outliers for geometric or electron-density-fit criteria:

Mol	Type	Chain	Res	Chirality	Geometry	Clashes	Electron density
2	PO4	A	602	-	X	X	-
2	PO4	A	603	-	X	X	-
2	PO4	B	601	-	-	X	-

2 Entry composition [i](#)

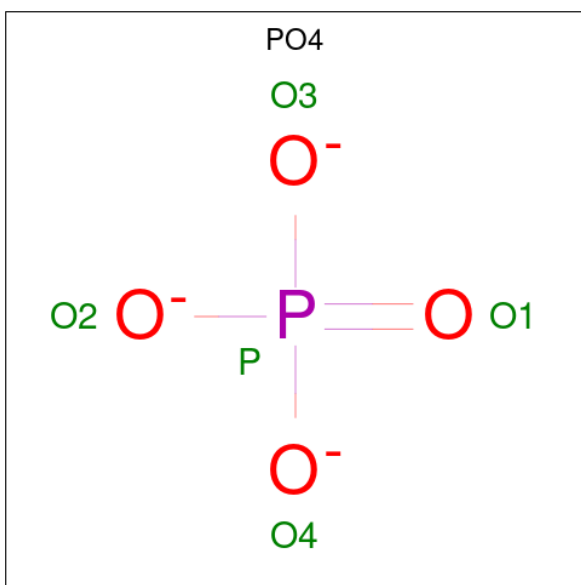
There are 2 unique types of molecules in this entry. The entry contains 22953 atoms, of which 0 are hydrogens and 0 are deuteriums.

In the tables below, the ZeroOcc column contains the number of atoms modelled with zero occupancy, the AltConf column contains the number of residues with at least one atom in alternate conformation and the Trace column contains the number of residues modelled with at most 2 atoms.

- Molecule 1 is a protein called Glucokinase-1.

Mol	Chain	Residues	Atoms					ZeroOcc	AltConf	Trace
			Total	C	N	O	S			
1	A	491	Total 3817	C 2414	N 651	O 731	S 21	0	0	0
1	B	490	Total 3815	C 2413	N 651	O 731	S 20	0	0	0
1	C	493	Total 3828	C 2421	N 654	O 732	S 21	0	0	0
1	D	488	Total 3786	C 2393	N 648	O 727	S 18	0	0	0
1	E	489	Total 3807	C 2409	N 650	O 728	S 20	0	0	0
1	F	493	Total 3835	C 2424	N 654	O 736	S 21	0	0	0

- Molecule 2 is PHOSPHATE ION (three-letter code: PO4) (formula: O₄P).

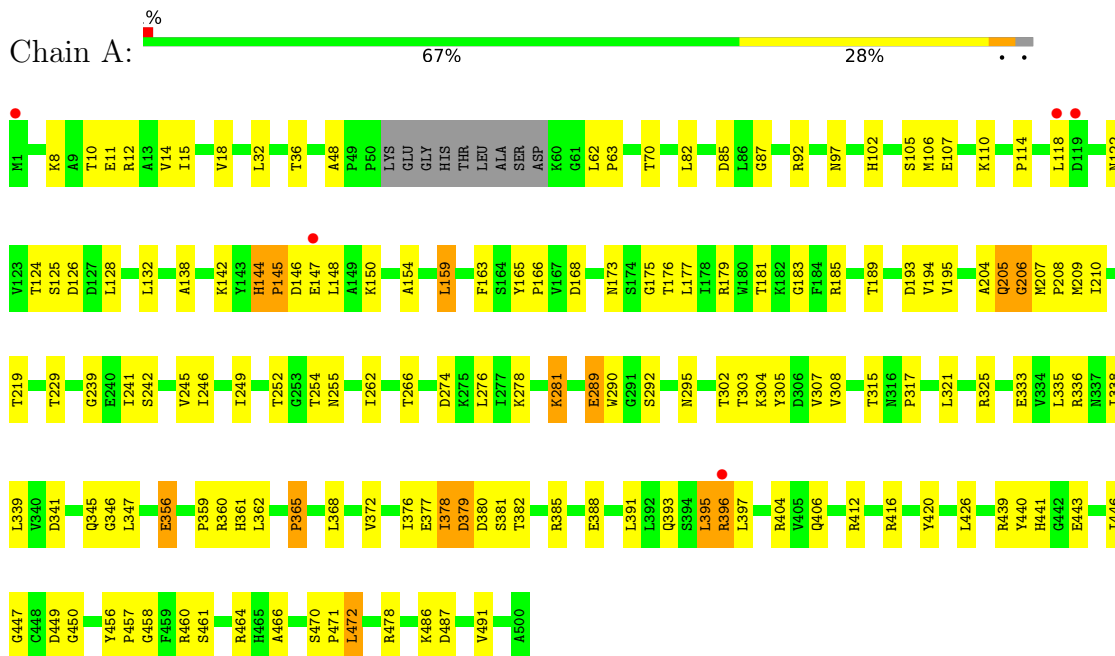


Mol	Chain	Residues	Atoms			ZeroOcc	AltConf
2	A	1	Total	O	P	0	0
			5	4	1		
2	A	1	Total	O	P	0	0
			5	4	1		
2	A	1	Total	O	P	0	0
			5	4	1		
2	B	1	Total	O	P	0	0
			5	4	1		
2	B	1	Total	O	P	0	0
			5	4	1		
2	C	1	Total	O	P	0	0
			5	4	1		
2	C	1	Total	O	P	0	0
			5	4	1		
2	D	1	Total	O	P	0	0
			5	4	1		
2	D	1	Total	O	P	0	0
			5	4	1		
2	E	1	Total	O	P	0	0
			5	4	1		
2	E	1	Total	O	P	0	0
			5	4	1		
2	F	1	Total	O	P	0	0
			5	4	1		
2	F	1	Total	O	P	0	0
			5	4	1		

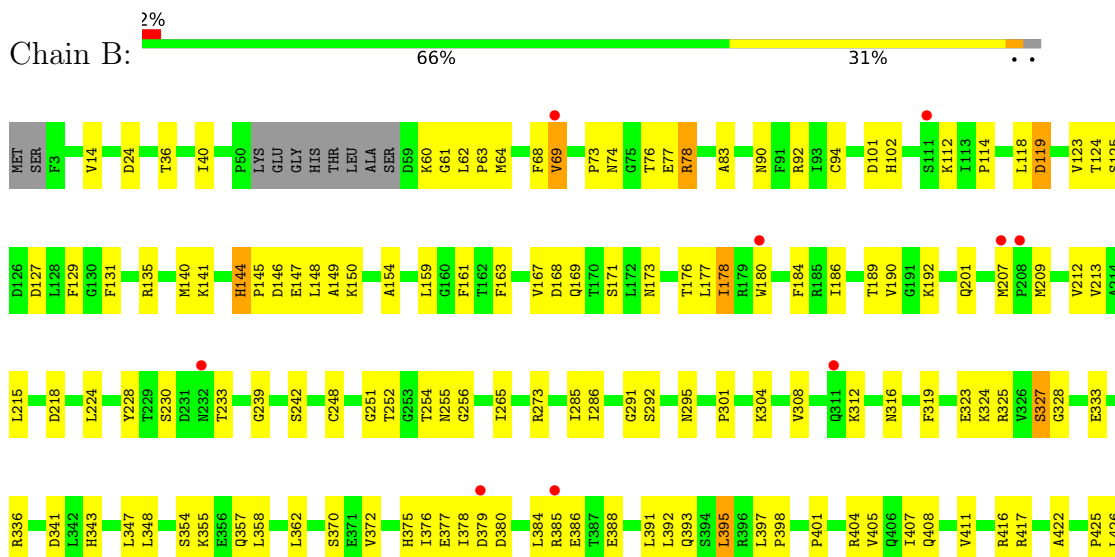
3 Residue-property plots

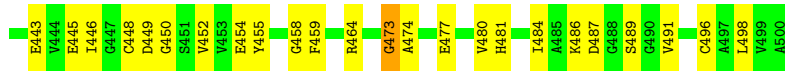
These plots are drawn for all protein, RNA, DNA and oligosaccharide chains in the entry. The first graphic for a chain summarises the proportions of the various outlier classes displayed in the second graphic. The second graphic shows the sequence view annotated by issues in geometry and electron density. Residues are color-coded according to the number of geometric quality criteria for which they contain at least one outlier: green = 0, yellow = 1, orange = 2 and red = 3 or more. A red dot above a residue indicates a poor fit to the electron density ($RSRZ > 2$). Stretches of 2 or more consecutive residues without any outlier are shown as a green connector. Residues present in the sample, but not in the model, are shown in grey.

● Molecule 1: Glucokinase-1

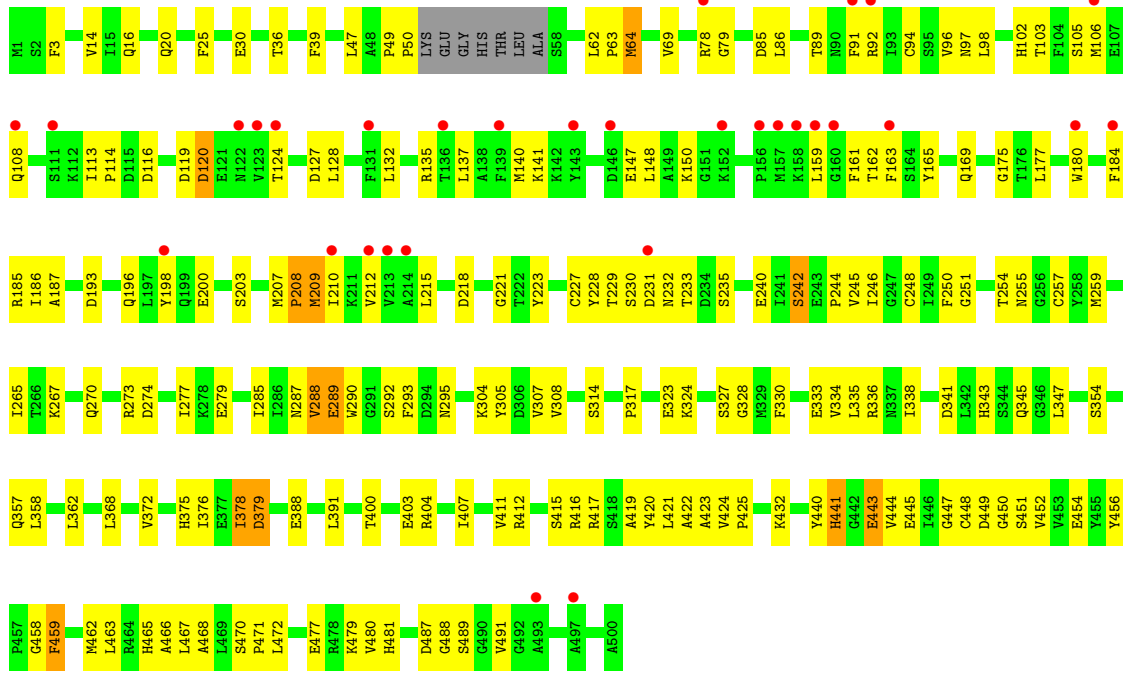


● Molecule 1: Glucokinase-1

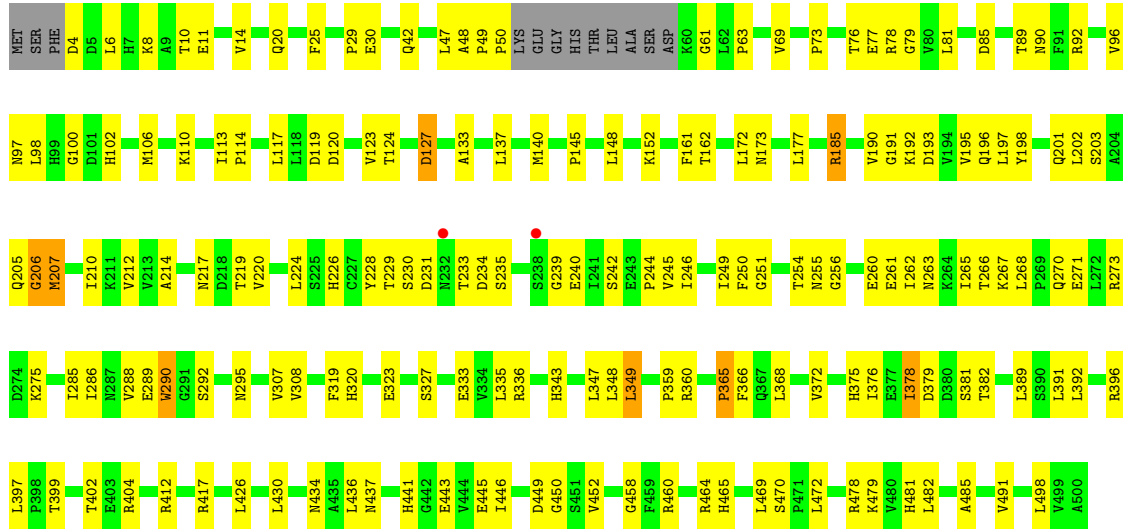




• Molecule 1: Glucokinase-1

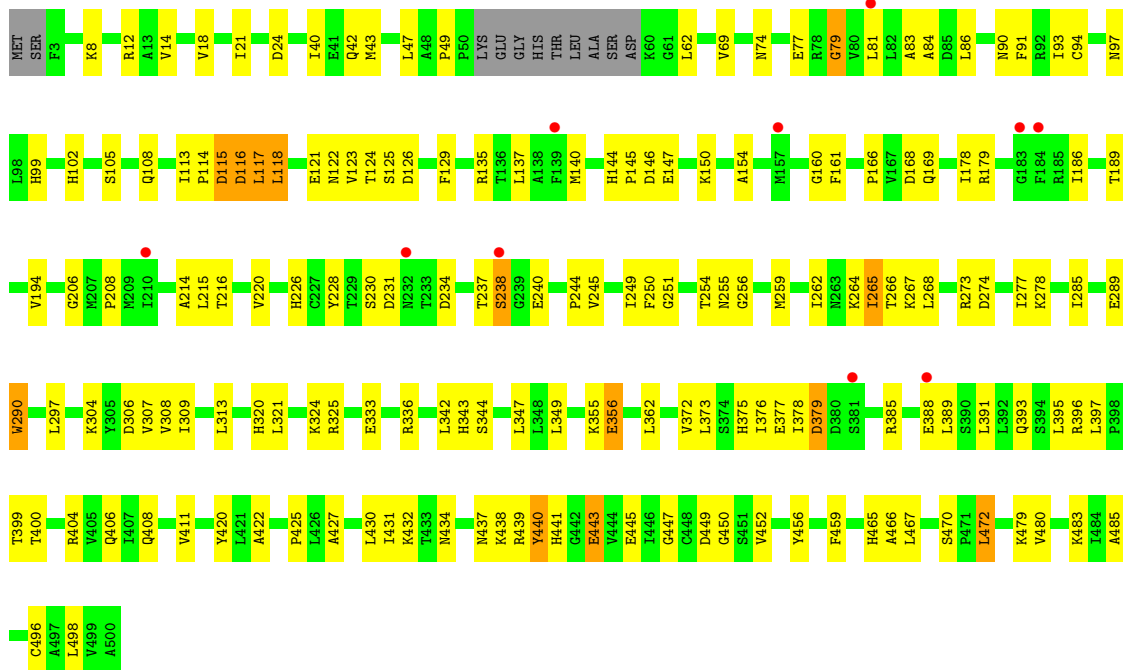


• Molecule 1: Glucokinase-1

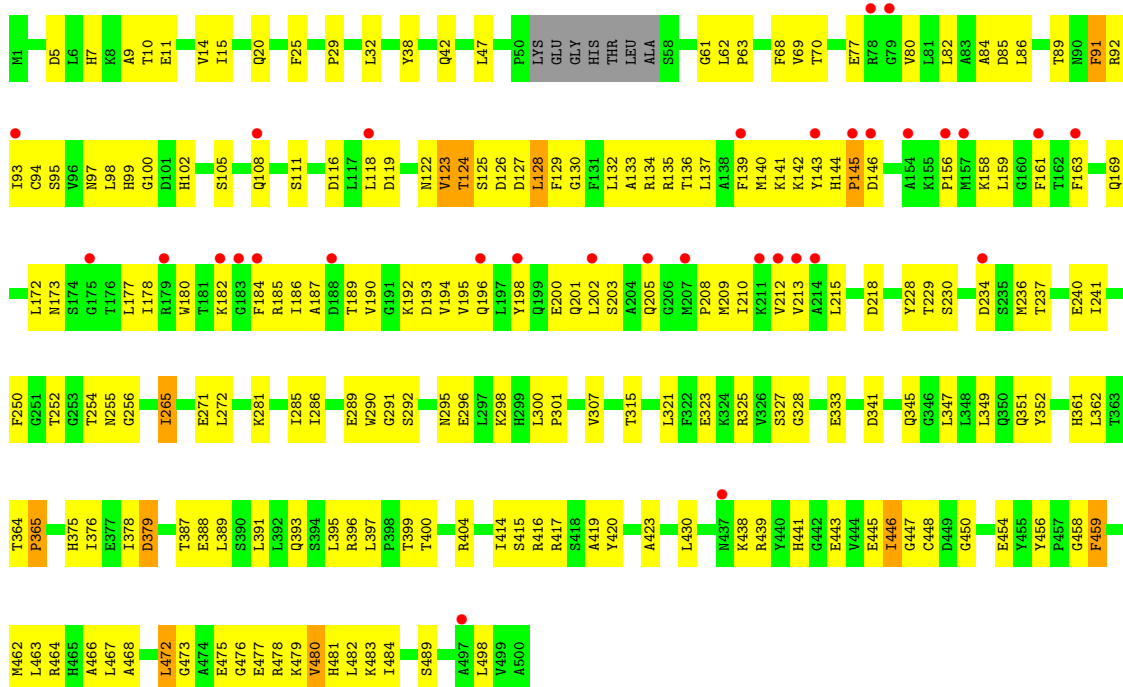


• Molecule 1: Glucokinase-1





• Molecule 1: Glucokinase-1



4 Data and refinement statistics

Property	Value	Source
Space group	P 43 21 2	Depositor
Cell constants a, b, c, α , β , γ	177.75Å 177.75Å 323.95Å 90.00° 90.00° 90.00°	Depositor
Resolution (Å)	155.83 – 3.59 155.83 – 3.59	Depositor EDS
% Data completeness (in resolution range)	100.0 (155.83-3.59) 92.4 (155.83-3.59)	Depositor EDS
R_{merge}	0.10	Depositor
R_{sym}	(Not available)	Depositor
$\langle I/\sigma(I) \rangle$ ¹	1.33 (at 3.58Å)	Xtrriage
Refinement program	PHENIX 1.15.2_3472	Depositor
R, R_{free}	0.267 , 0.300 0.267 , 0.300	Depositor DCC
R_{free} test set	3105 reflections (5.06%)	wwPDB-VP
Wilson B-factor (Å ²)	81.1	Xtrriage
Anisotropy	0.229	Xtrriage
Bulk solvent k_{sol} (e/Å ³), B_{sol} (Å ²)	0.34 , 49.5	EDS
L-test for twinning ²	$\langle L \rangle = 0.46$, $\langle L^2 \rangle = 0.29$	Xtrriage
Estimated twinning fraction	No twinning to report.	Xtrriage
F_o, F_c correlation	0.85	EDS
Total number of atoms	22953	wwPDB-VP
Average B, all atoms (Å ²)	85.0	wwPDB-VP

Xtrriage's analysis on translational NCS is as follows: *The largest off-origin peak in the Patterson function is 1.74% of the height of the origin peak. No significant pseudotranslation is detected.*

¹Intensities estimated from amplitudes.

²Theoretical values of $\langle |L| \rangle$, $\langle L^2 \rangle$ for acentric reflections are 0.5, 0.333 respectively for untwinned datasets, and 0.375, 0.2 for perfectly twinned datasets.

5 Model quality [i](#)

5.1 Standard geometry [i](#)

Bond lengths and bond angles in the following residue types are not validated in this section: PO4

The Z score for a bond length (or angle) is the number of standard deviations the observed value is removed from the expected value. A bond length (or angle) with $|Z| > 5$ is considered an outlier worth inspection. RMSZ is the root-mean-square of all Z scores of the bond lengths (or angles).

Mol	Chain	Bond lengths		Bond angles	
		RMSZ	# Z >5	RMSZ	# Z >5
1	A	0.35	2/3887 (0.1%)	0.78	17/5257 (0.3%)
1	B	0.28	0/3885	0.70	13/5254 (0.2%)
1	C	0.30	1/3898 (0.0%)	0.76	18/5271 (0.3%)
1	D	0.28	0/3855	0.79	19/5217 (0.4%)
1	E	0.29	2/3877 (0.1%)	0.70	13/5243 (0.2%)
1	F	0.32	2/3905 (0.1%)	0.69	13/5280 (0.2%)
All	All	0.30	7/23307 (0.0%)	0.74	93/31522 (0.3%)

All (7) bond length outliers are listed below:

Mol	Chain	Res	Type	Atoms	Z	Observed(Å)	Ideal(Å)
1	F	145	PRO	N-CD	9.79	1.61	1.47
1	A	145	PRO	N-CD	9.68	1.61	1.47
1	A	447	GLY	C-N	7.80	1.51	1.34
1	E	447	GLY	C-N	6.68	1.49	1.34
1	C	459	PHE	C-N	6.13	1.48	1.34
1	F	459	PHE	C-N	5.63	1.47	1.34
1	E	459	PHE	C-N	-5.08	1.22	1.34

All (93) bond angle outliers are listed below:

Mol	Chain	Res	Type	Atoms	Z	Observed(°)	Ideal(°)
1	D	207	MET	N-CA-C	16.78	156.30	111.00
1	B	78	ARG	N-CA-C	15.44	152.68	111.00
1	D	379	ASP	N-CA-C	-14.63	71.50	111.00
1	A	205	GLN	N-CA-C	-13.59	74.32	111.00
1	A	206	GLY	N-CA-C	12.20	143.61	113.10
1	E	117	LEU	N-CA-C	-11.96	78.70	111.00
1	E	116	ASP	N-CA-C	11.96	143.29	111.00
1	C	379	ASP	N-CA-C	-10.75	81.97	111.00

Continued on next page...

Continued from previous page...

Mol	Chain	Res	Type	Atoms	Z	Observed(°)	Ideal(°)
1	E	379	ASP	N-CA-C	-9.95	84.14	111.00
1	F	124	THR	N-CA-C	9.64	137.03	111.00
1	C	378	ILE	N-CA-C	-9.26	86.00	111.00
1	D	378	ILE	N-CA-C	-9.09	86.45	111.00
1	C	443	GLU	N-CA-C	-8.89	86.98	111.00
1	D	207	MET	CB-CA-C	-8.83	92.73	110.40
1	B	78	ARG	N-CA-CB	-8.73	94.88	110.60
1	F	379	ASP	N-CA-C	-8.51	88.03	111.00
1	C	120	ASP	N-CA-C	8.18	133.09	111.00
1	D	382	THR	N-CA-C	8.12	132.93	111.00
1	D	379	ASP	N-CA-CB	8.09	125.16	110.60
1	E	378	ILE	N-CA-C	-7.98	89.44	111.00
1	D	381	SER	N-CA-C	-7.89	89.69	111.00
1	D	191	GLY	N-CA-C	7.53	131.93	113.10
1	A	381	SER	N-CA-C	-7.48	90.81	111.00
1	E	79	GLY	N-CA-C	7.25	131.23	113.10
1	A	447	GLY	C-N-CA	7.23	139.77	121.70
1	A	365	PRO	N-CA-C	7.17	130.73	112.10
1	A	379	ASP	N-CA-C	-7.14	91.71	111.00
1	B	473	GLY	N-CA-C	6.99	130.57	113.10
1	D	349	LEU	N-CA-C	-6.84	92.54	111.00
1	C	289	GLU	N-CA-C	-6.83	92.57	111.00
1	C	231	ASP	CB-CA-C	-6.68	97.04	110.40
1	D	381	SER	CB-CA-C	6.68	122.79	110.10
1	F	123	VAL	N-CA-C	6.66	128.99	111.00
1	D	229	THR	N-CA-C	-6.58	93.24	111.00
1	A	281	LYS	N-CA-C	6.57	128.74	111.00
1	F	365	PRO	N-CA-C	6.53	129.07	112.10
1	C	64	MET	N-CA-C	-6.47	93.53	111.00
1	A	378	ILE	N-CA-C	-6.47	93.54	111.00
1	C	210	ILE	N-CA-C	-6.45	93.58	111.00
1	B	459	PHE	O-C-N	6.45	133.01	122.70
1	D	365	PRO	N-CA-C	6.41	128.75	112.10
1	C	444	VAL	N-CA-C	-6.39	93.74	111.00
1	F	193	ASP	N-CA-C	-6.33	93.91	111.00
1	A	472	LEU	N-CA-C	-6.32	93.94	111.00
1	B	395	LEU	N-CA-C	-6.31	93.95	111.00
1	C	231	ASP	N-CA-C	6.30	128.01	111.00
1	A	381	SER	CB-CA-C	6.29	122.06	110.10
1	B	395	LEU	CB-CA-C	6.29	122.15	110.20
1	C	447	GLY	O-C-N	-6.27	112.67	122.70
1	F	349	LEU	N-CA-C	-6.25	94.12	111.00

Continued on next page...

Continued from previous page...

Mol	Chain	Res	Type	Atoms	Z	Observed(°)	Ideal(°)
1	C	209	MET	N-CA-C	-6.10	94.53	111.00
1	D	185	ARG	N-CA-C	-5.95	94.93	111.00
1	A	289	GLU	N-CA-C	-5.95	94.94	111.00
1	D	206	GLY	C-N-CA	-5.94	106.86	121.70
1	E	378	ILE	CB-CA-C	5.86	123.32	111.60
1	E	115	ASP	N-CA-C	-5.85	95.21	111.00
1	C	242	SER	N-CA-CB	5.84	119.26	110.50
1	A	346	GLY	N-CA-C	5.79	127.59	113.10
1	D	207	MET	N-CA-CB	-5.79	100.18	110.60
1	A	395	LEU	CB-CA-C	5.79	121.19	110.20
1	F	472	LEU	CA-CB-CG	5.68	128.36	115.30
1	A	396	ARG	C-N-CA	-5.65	107.58	121.70
1	F	378	ILE	N-CA-C	-5.64	95.78	111.00
1	F	265	ILE	N-CA-C	-5.60	95.87	111.00
1	D	348	LEU	CB-CA-C	-5.60	99.55	110.20
1	B	459	PHE	C-N-CA	-5.51	107.91	121.70
1	B	144	HIS	N-CA-C	5.51	125.89	111.00
1	E	118	LEU	CB-CA-C	-5.44	99.86	110.20
1	A	144	HIS	N-CA-C	5.43	125.67	111.00
1	E	238	SER	N-CA-C	5.43	125.66	111.00
1	A	205	GLN	CB-CA-C	5.41	121.22	110.40
1	C	116	ASP	N-CA-CB	-5.41	100.86	110.60
1	C	79	GLY	N-CA-C	5.39	126.59	113.10
1	B	69	VAL	N-CA-C	-5.39	96.45	111.00
1	A	159	LEU	CA-CB-CG	5.36	127.63	115.30
1	F	480	VAL	N-CA-C	-5.31	96.66	111.00
1	F	193	ASP	CB-CA-C	5.30	120.99	110.40
1	D	203	SER	N-CA-CB	5.26	118.38	110.50
1	F	146	ASP	CB-CG-OD2	5.24	123.01	118.30
1	E	116	ASP	CB-CG-OD2	5.22	123.00	118.30
1	F	128	LEU	N-CA-C	-5.21	96.92	111.00
1	E	115	ASP	CB-CG-OD2	5.18	122.97	118.30
1	B	327	SER	N-CA-CB	5.17	118.26	110.50
1	D	379	ASP	CB-CG-OD2	5.17	122.95	118.30
1	E	116	ASP	N-CA-CB	-5.15	101.33	110.60
1	C	208	PRO	N-CA-C	-5.15	98.71	112.10
1	E	265	ILE	N-CA-C	-5.12	97.17	111.00
1	C	447	GLY	C-N-CA	5.11	134.47	121.70
1	C	288	VAL	CB-CA-C	5.10	121.09	111.40
1	B	119	ASP	N-CA-C	5.09	124.74	111.00
1	B	178	ILE	N-CA-C	5.06	124.66	111.00
1	B	386	GLU	CB-CA-C	-5.05	100.30	110.40

Continued on next page...

Continued from previous page...

Mol	Chain	Res	Type	Atoms	Z	Observed(°)	Ideal(°)
1	D	366	PHE	N-CA-CB	5.00	119.60	110.60

There are no chirality outliers.

There are no planarity outliers.

5.2 Too-close contacts [i](#)

In the following table, the Non-H and H(model) columns list the number of non-hydrogen atoms and hydrogen atoms in the chain respectively. The H(added) column lists the number of hydrogen atoms added and optimized by MolProbity. The Clashes column lists the number of clashes within the asymmetric unit, whereas Symm-Clashes lists symmetry-related clashes.

Mol	Chain	Non-H	H(model)	H(added)	Clashes	Symm-Clashes
1	A	3817	0	3838	154	0
1	B	3815	0	3836	142	0
1	C	3828	0	3852	156	0
1	D	3786	0	3798	155	0
1	E	3807	0	3832	132	0
1	F	3835	0	3858	200	0
2	A	15	0	0	15	0
2	B	10	0	0	2	0
2	C	10	0	0	1	0
2	D	10	0	0	0	0
2	E	10	0	0	1	0
2	F	10	0	0	1	0
All	All	22953	0	23014	874	0

The all-atom clashscore is defined as the number of clashes found per 1000 atoms (including hydrogen atoms). The all-atom clashscore for this structure is 19.

All (874) close contacts within the same asymmetric unit are listed below, sorted by their clash magnitude.

Atom-1	Atom-2	Interatomic distance (Å)	Clash overlap (Å)
1:A:207:MET:SD	1:A:210:ILE:HD12	1.51	1.50
1:F:129:PHE:O	1:F:201:GLN:HG2	1.22	1.36
1:A:207:MET:SD	1:A:210:ILE:CD1	2.17	1.32
1:A:396:ARG:CD	2:A:602:PO4:O4	1.81	1.27
1:A:478:ARG:HD2	1:C:477:GLU:OE2	1.37	1.23
1:F:446:ILE:HD13	1:F:479:LYS:CE	1.72	1.20
1:A:396:ARG:HD2	2:A:602:PO4:O4	0.92	1.09

Continued on next page...

Continued from previous page...

Atom-1	Atom-2	Interatomic distance (Å)	Clash overlap (Å)
1:A:360:ARG:HG3	2:A:602:PO4:O2	1.51	1.08
1:A:378:ILE:CD1	1:A:457:PRO:HB2	1.84	1.08
1:B:77:GLU:OE1	1:B:228:TYR:HE1	1.35	1.07
1:D:133:ALA:HB1	1:D:202:LEU:HD23	1.38	1.05
1:E:124:THR:HG22	1:E:126:ASP:H	1.16	1.04
1:F:446:ILE:CD1	1:F:479:LYS:CE	2.36	1.04
1:D:333:GLU:OE2	1:D:365:PRO:O	1.76	1.03
1:B:378:ILE:HG22	1:E:440:TYR:HB3	1.39	1.01
1:F:446:ILE:HD13	1:F:479:LYS:HE3	1.02	1.01
1:F:446:ILE:CD1	1:F:479:LYS:HE3	1.91	1.00
1:A:333:GLU:OE2	1:A:365:PRO:O	1.79	0.99
1:A:262:ILE:HD12	1:A:281:LYS:O	1.63	0.99
1:D:172:LEU:O	1:D:173:ASN:CG	2.02	0.98
1:F:123:VAL:HG12	1:F:123:VAL:O	1.61	0.98
1:E:124:THR:HG22	1:E:126:ASP:N	1.80	0.95
1:F:129:PHE:O	1:F:201:GLN:CG	2.13	0.95
1:A:449:ASP:OD2	1:A:486:LYS:O	1.83	0.95
1:A:378:ILE:HD13	1:A:457:PRO:CB	1.96	0.95
1:F:161:PHE:HE2	1:F:194:VAL:HG13	1.28	0.95
1:D:133:ALA:CB	1:D:202:LEU:HD23	1.97	0.93
1:B:83:ALA:HB3	1:B:94:CYS:SG	2.07	0.93
1:F:454:GLU:OE1	1:F:484:ILE:HG12	1.68	0.92
1:A:359:PRO:HB3	1:A:396:ARG:HB3	1.50	0.92
1:A:378:ILE:HD12	1:A:457:PRO:HB2	1.50	0.91
1:C:242:SER:HA	1:C:443:GLU:O	1.69	0.91
1:F:333:GLU:OE1	1:F:365:PRO:O	1.89	0.90
1:C:119:ASP:OD1	1:C:120:ASP:N	2.04	0.90
1:D:412:ARG:HH12	1:F:439:ARG:HH21	1.18	0.90
1:A:70:THR:OG1	1:A:281:LYS:CE	2.20	0.90
1:D:479:LYS:HG3	1:F:479:LYS:O	1.72	0.89
1:A:360:ARG:CG	2:A:602:PO4:O2	2.21	0.89
1:F:126:ASP:C	1:F:129:PHE:HB3	1.92	0.89
1:A:464:ARG:NH1	1:C:443:GLU:OE2	2.05	0.89
1:E:116:ASP:C	1:E:118:LEU:H	1.51	0.89
1:B:77:GLU:OE1	1:B:228:TYR:CE1	2.24	0.88
1:A:70:THR:CB	1:A:281:LYS:HD2	2.04	0.88
1:A:207:MET:SD	1:A:210:ILE:HD11	2.11	0.88
1:F:128:LEU:HB2	1:F:132:LEU:HD13	1.53	0.88
1:A:377:GLU:OE1	1:A:456:TYR:OH	1.92	0.87
1:F:178:ILE:HG22	1:F:180:TRP:CD1	2.10	0.87
1:F:123:VAL:O	1:F:123:VAL:CG1	2.23	0.86

Continued on next page...

Continued from previous page...

Atom-1	Atom-2	Interatomic distance (Å)	Clash overlap (Å)
1:A:478:ARG:CD	1:C:477:GLU:OE2	2.24	0.86
1:A:70:THR:HB	1:A:281:LYS:HD2	1.57	0.85
1:A:204:ALA:C	1:A:205:GLN:O	1.96	0.85
1:A:378:ILE:CD1	1:A:457:PRO:CB	2.53	0.85
1:E:83:ALA:HB3	1:E:94:CYS:SG	2.16	0.84
1:B:60:LYS:HG3	1:B:61:GLY:H	1.41	0.84
1:B:74:ASN:O	1:B:77:GLU:OE2	1.95	0.84
1:F:454:GLU:HB2	1:F:484:ILE:HG21	1.56	0.84
1:B:378:ILE:CG2	1:E:440:TYR:HB3	2.06	0.84
1:D:219:THR:HG21	1:D:255:ASN:HD22	1.43	0.84
1:B:125:SER:O	1:B:129:PHE:HD1	1.61	0.83
1:B:119:ASP:OD1	1:B:119:ASP:O	1.97	0.83
1:A:378:ILE:HD13	1:A:457:PRO:HB3	1.59	0.82
1:F:161:PHE:CE2	1:F:194:VAL:HG13	2.14	0.81
1:A:464:ARG:NH1	1:C:443:GLU:CD	2.35	0.81
1:A:146:ASP:O	1:A:150:LYS:NZ	2.14	0.80
1:B:372:VAL:HA	1:B:391:LEU:HD21	1.62	0.80
1:F:129:PHE:CE1	1:F:201:GLN:HB2	2.16	0.80
1:A:460:ARG:HH12	1:C:232:ASN:HD22	1.29	0.79
1:A:360:ARG:HB2	2:A:602:PO4:O3	1.83	0.79
1:E:376:ILE:HG12	1:E:388:GLU:HG2	1.62	0.79
1:F:126:ASP:O	1:F:129:PHE:HB3	1.81	0.79
1:B:265:ILE:O	1:B:273:ARG:HD3	1.83	0.79
1:C:184:PHE:CE2	1:C:186:ILE:HD11	2.18	0.79
1:E:116:ASP:C	1:E:118:LEU:N	2.21	0.78
1:B:458:GLY:HA3	1:E:441:HIS:ND1	1.99	0.77
1:A:360:ARG:HD2	2:A:602:PO4:P	2.24	0.77
1:C:175:GLY:O	1:C:193:ASP:HA	1.83	0.77
1:D:239:GLY:HA3	1:F:454:GLU:O	1.84	0.77
1:D:172:LEU:O	1:D:173:ASN:OD1	2.03	0.77
1:B:144:HIS:CG	1:B:144:HIS:O	2.37	0.77
1:B:144:HIS:CD2	1:B:146:ASP:OD1	2.37	0.77
1:A:360:ARG:CD	2:A:602:PO4:O2	2.33	0.76
1:E:399:THR:O	1:E:404:ARG:NH1	2.18	0.76
1:A:464:ARG:NH1	1:C:443:GLU:OE1	2.19	0.76
1:A:70:THR:OG1	1:A:281:LYS:HE3	1.86	0.75
1:E:121:GLU:O	1:E:122:ASN:OD1	2.04	0.75
1:D:479:LYS:HB3	1:F:480:VAL:HA	1.69	0.75
1:E:117:LEU:O	1:E:117:LEU:HD12	1.87	0.75
1:B:24:ASP:HA	1:C:20:GLN:NE2	2.01	0.74
1:C:113:ILE:CG2	1:C:114:PRO:HD2	2.17	0.74

Continued on next page...

Continued from previous page...

Atom-1	Atom-2	Interatomic distance (Å)	Clash overlap (Å)
1:A:478:ARG:HH21	1:C:465:HIS:HD2	1.34	0.74
1:A:460:ARG:HH12	1:C:232:ASN:ND2	1.83	0.74
1:C:287:ASN:ND2	1:C:289:GLU:OE2	2.20	0.74
1:E:40:ILE:HD11	1:E:431:ILE:HG23	1.70	0.74
1:F:133:ALA:HB2	1:F:201:GLN:HG3	1.69	0.74
1:C:207:MET:HG2	1:C:208:PRO:O	1.87	0.74
1:A:70:THR:OG1	1:A:281:LYS:HD2	1.88	0.73
1:E:124:THR:HG21	1:E:126:ASP:HB2	1.71	0.73
1:B:118:LEU:HD22	1:B:123:VAL:HG11	1.69	0.73
1:D:254:THR:HG22	1:D:323:GLU:HG3	1.70	0.73
1:A:252:THR:HB	2:A:603:PO4:O2	1.89	0.73
1:C:229:THR:HG22	1:C:229:THR:O	1.88	0.72
1:A:150:LYS:HB2	1:A:154:ALA:HB2	1.72	0.72
1:F:161:PHE:HE2	1:F:194:VAL:CG1	1.99	0.72
1:C:85:ASP:HA	1:C:162:THR:HB	1.70	0.72
1:B:144:HIS:O	1:B:144:HIS:CD2	2.43	0.71
1:C:203:SER:HA	1:C:207:MET:HB2	1.72	0.71
1:A:14:VAL:HG22	1:A:347:LEU:HB3	1.73	0.71
1:E:268:LEU:O	1:E:273:ARG:NH2	2.24	0.71
1:C:292:SER:HB3	1:C:295:ASN:HD21	1.56	0.71
1:D:120:ASP:HB3	1:D:123:VAL:HG23	1.72	0.71
1:B:375:HIS:HB2	1:B:391:LEU:HD22	1.72	0.71
1:C:372:VAL:HA	1:C:391:LEU:HD23	1.73	0.71
1:C:451:SER:N	2:C:602:PO4:O2	2.23	0.71
1:F:178:ILE:HG21	1:F:180:TRP:HE1	1.55	0.71
1:C:36:THR:HG21	1:C:471:PRO:HG3	1.73	0.70
1:F:230:SER:OG	1:F:234:ASP:OD2	2.08	0.70
1:A:356:GLU:O	1:A:356:GLU:HG3	1.91	0.70
1:B:177:LEU:O	1:B:190:VAL:O	2.09	0.70
1:B:385:ARG:HB3	1:B:404:ARG:HE	1.57	0.70
1:E:169:GLN:NE2	1:E:215:LEU:O	2.24	0.70
1:E:160:GLY:HA2	1:E:214:ALA:HB3	1.74	0.69
1:C:169:GLN:NE2	1:C:215:LEU:O	2.25	0.69
1:D:412:ARG:NH1	1:F:439:ARG:HH21	1.90	0.69
1:E:443:GLU:HG2	1:E:480:VAL:HG11	1.74	0.69
1:B:378:ILE:HG22	1:E:440:TYR:CB	2.22	0.69
1:D:201:GLN:O	1:D:205:GLN:HG2	1.92	0.69
1:A:92:ARG:HG2	1:A:110:LYS:HG3	1.73	0.69
1:C:254:THR:HG22	1:C:323:GLU:HG3	1.73	0.69
1:F:111:SER:HB2	1:F:139:PHE:HE2	1.57	0.69
1:F:178:ILE:CG2	1:F:180:TRP:HE1	2.06	0.69

Continued on next page...

Continued from previous page...

Atom-1	Atom-2	Interatomic distance (Å)	Clash overlap (Å)
1:A:122:ASN:OD1	1:A:185:ARG:NH1	2.26	0.69
1:D:198:TYR:CE1	1:D:202:LEU:HD11	2.27	0.69
1:C:245:VAL:HG12	1:C:246:ILE:HG13	1.72	0.69
1:E:124:THR:CG2	1:E:126:ASP:HB2	2.23	0.69
1:C:47:LEU:HA	1:C:267:LYS:HE3	1.76	0.68
1:E:90:ASN:HA	1:E:113:ILE:HG23	1.76	0.68
1:C:336:ARG:HB3	1:C:368:LEU:HD12	1.74	0.68
1:C:85:ASP:OD1	1:C:162:THR:CG2	2.42	0.68
1:E:434:ASN:OD1	1:E:437:ASN:ND2	2.26	0.68
1:A:70:THR:OG1	1:A:281:LYS:CD	2.41	0.67
1:A:372:VAL:HA	1:A:391:LEU:HD11	1.74	0.67
1:F:94:CYS:HB3	1:F:108:GLN:CB	2.24	0.67
1:E:237:THR:O	1:E:238:SER:OG	2.11	0.67
1:E:47:LEU:HD13	1:E:264:LYS:O	1.94	0.67
1:B:76:THR:HG22	1:B:101:ASP:HA	1.77	0.67
1:A:241:ILE:HD13	1:C:378:ILE:HD13	1.76	0.67
1:C:376:ILE:HG22	1:C:376:ILE:O	1.93	0.67
1:D:464:ARG:NH1	1:F:240:GLU:OE2	2.27	0.67
1:E:79:GLY:O	1:E:97:ASN:HA	1.95	0.67
1:F:126:ASP:CA	1:F:129:PHE:HB3	2.24	0.67
1:D:173:ASN:O	1:D:195:VAL:HG21	1.95	0.66
1:D:133:ALA:CB	1:D:202:LEU:CD2	2.72	0.66
1:F:159:LEU:HD21	1:F:212:VAL:HG22	1.75	0.66
1:F:446:ILE:HD11	1:F:481:HIS:CD2	2.30	0.66
1:C:14:VAL:HG22	1:C:347:LEU:HB3	1.78	0.66
1:C:94:CYS:HB3	1:C:108:GLN:HG2	1.78	0.66
1:D:389:LEU:HB2	1:D:404:ARG:HD3	1.78	0.66
1:E:265:ILE:O	1:E:273:ARG:HD3	1.94	0.66
1:F:446:ILE:CD1	1:F:479:LYS:HE2	2.25	0.66
1:A:206:GLY:O	1:A:208:PRO:HD3	1.94	0.66
1:C:415:SER:HG	1:C:456:TYR:HH	1.42	0.66
1:F:446:ILE:HD11	1:F:481:HIS:HD2	1.60	0.66
1:F:126:ASP:HA	1:F:129:PHE:HB3	1.78	0.66
1:F:94:CYS:HB3	1:F:108:GLN:HB2	1.77	0.66
1:E:249:ILE:O	1:E:254:THR:HA	1.96	0.66
1:B:254:THR:HG22	1:B:323:GLU:HG3	1.78	0.66
1:D:6:LEU:HD13	1:D:6:LEU:O	1.96	0.66
1:E:18:VAL:HG21	1:E:406:GLN:HB3	1.76	0.66
1:A:63:PRO:HB2	1:A:289:GLU:HB2	1.78	0.66
1:B:416:ARG:NH1	2:B:601:PO4:O2	2.27	0.66
1:F:14:VAL:HG22	1:F:347:LEU:HB3	1.78	0.66

Continued on next page...

Continued from previous page...

Atom-1	Atom-2	Interatomic distance (Å)	Clash overlap (Å)
1:C:97:ASN:HB3	1:C:105:SER:HB3	1.76	0.65
1:F:178:ILE:CG2	1:F:180:TRP:NE1	2.59	0.65
1:C:251:GLY:O	1:C:327:SER:O	2.14	0.65
1:C:265:ILE:O	1:C:273:ARG:HD3	1.95	0.65
1:E:121:GLU:O	1:E:122:ASN:CG	2.35	0.65
1:F:93:ILE:HD12	1:F:93:ILE:O	1.97	0.65
1:F:125:SER:O	1:F:129:PHE:HB2	1.97	0.65
1:C:85:ASP:OD1	1:C:162:THR:HG21	1.96	0.65
1:D:479:LYS:HD2	1:F:480:VAL:HG22	1.78	0.65
1:E:251:GLY:HA2	1:E:452:VAL:H	1.62	0.65
1:F:94:CYS:HB3	1:F:108:GLN:HA	1.79	0.65
1:B:73:PRO:HG3	1:B:224:LEU:HD23	1.80	0.64
1:D:268:LEU:O	1:D:273:ARG:NH2	2.30	0.64
1:F:93:ILE:O	1:F:93:ILE:CG1	2.44	0.64
1:B:159:LEU:HD23	1:B:212:VAL:HG22	1.79	0.64
1:F:379:ASP:OD1	1:F:387:THR:OG1	2.16	0.64
1:A:219:THR:HG21	1:A:255:ASN:HB3	1.78	0.64
1:B:123:VAL:HB	1:B:186:ILE:HG21	1.80	0.64
1:C:184:PHE:CD2	1:C:186:ILE:HD11	2.32	0.64
1:E:144:HIS:CG	1:E:144:HIS:O	2.49	0.64
1:F:97:ASN:H	1:F:105:SER:HB3	1.62	0.64
1:F:447:GLY:HA2	1:F:482:LEU:HD23	1.80	0.64
1:C:120:ASP:O	1:C:185:ARG:HB3	1.98	0.64
1:C:218:ASP:OD1	1:C:489:SER:HB3	1.97	0.64
1:D:85:ASP:HB3	1:D:162:THR:HB	1.80	0.64
1:D:434:ASN:ND2	1:D:437:ASN:HD21	1.96	0.64
1:A:82:LEU:HB2	1:A:159:LEU:HB3	1.81	0.63
1:D:212:VAL:O	1:D:212:VAL:HG13	1.97	0.63
1:D:240:GLU:OE1	1:F:464:ARG:NH2	2.30	0.63
1:B:92:ARG:NH2	1:B:487:ASP:OD1	2.31	0.63
1:A:360:ARG:CD	2:A:602:PO4:P	2.86	0.63
1:B:377:GLU:HG3	1:B:378:ILE:HG23	1.79	0.63
1:B:464:ARG:NH2	1:E:240:GLU:OE2	2.30	0.63
1:D:89:THR:O	1:D:113:ILE:HG22	1.98	0.63
1:F:446:ILE:HD12	1:F:479:LYS:HZ1	1.63	0.63
1:F:94:CYS:CB	1:F:108:GLN:HA	2.29	0.63
1:B:445:GLU:HB3	1:B:481:HIS:HB2	1.81	0.62
1:E:49:PRO:HD3	1:E:266:THR:HB	1.81	0.62
1:A:333:GLU:OE1	1:A:336:ARG:NH2	2.32	0.62
1:A:470:SER:O	1:A:472:LEU:O	2.18	0.62
1:F:102:HIS:HB3	1:F:229:THR:HA	1.82	0.62

Continued on next page...

Continued from previous page...

Atom-1	Atom-2	Interatomic distance (Å)	Clash overlap (Å)
1:A:360:ARG:NE	2:A:602:PO4:O2	2.33	0.61
1:C:141:LYS:HB2	1:C:148:LEU:HD23	1.81	0.61
1:B:118:LEU:HA	1:B:123:VAL:HG21	1.82	0.61
1:A:18:VAL:HG21	1:A:406:GLN:HB3	1.83	0.61
1:C:184:PHE:HE2	1:C:186:ILE:HD11	1.63	0.61
1:F:163:PHE:HE2	1:F:178:ILE:HG12	1.66	0.61
1:C:62:LEU:HD21	1:C:293:PHE:HD1	1.66	0.61
1:E:144:HIS:O	1:E:144:HIS:ND1	2.33	0.61
1:D:434:ASN:HD21	1:D:437:ASN:HD21	1.49	0.61
1:A:166:PRO:HG3	1:A:181:THR:HG22	1.82	0.61
1:B:62:LEU:HD12	1:B:63:PRO:HD2	1.81	0.61
1:F:177:LEU:HA	1:F:190:VAL:HG13	1.81	0.61
1:F:178:ILE:CG2	1:F:180:TRP:CD1	2.84	0.60
1:A:262:ILE:CD1	1:A:281:LYS:O	2.42	0.60
1:E:333:GLU:OE2	1:E:336:ARG:NH2	2.34	0.60
1:B:74:ASN:C	1:B:77:GLU:OE2	2.40	0.60
1:D:260:GLU:HB3	1:D:286:ILE:HD12	1.83	0.60
1:C:113:ILE:HG23	1:C:114:PRO:HD2	1.82	0.60
1:D:478:ARG:HH11	1:F:477:GLU:HG3	1.66	0.60
1:A:378:ILE:HD11	1:C:441:HIS:HD2	1.67	0.60
1:C:113:ILE:HG22	1:C:114:PRO:HD2	1.84	0.60
1:F:178:ILE:HG21	1:F:180:TRP:NE1	2.17	0.60
1:D:378:ILE:O	1:D:378:ILE:CG1	2.50	0.60
1:F:93:ILE:O	1:F:93:ILE:HG13	2.01	0.60
1:F:445:GLU:HA	1:F:480:VAL:O	2.01	0.60
1:B:449:ASP:OD1	1:B:450:GLY:N	2.35	0.60
1:D:333:GLU:OE1	1:D:336:ARG:NH2	2.35	0.59
1:F:430:LEU:HD11	1:F:479:LYS:HD2	1.84	0.59
1:B:316:ASN:OD1	1:B:324:LYS:NZ	2.24	0.59
1:C:255:ASN:HD21	1:C:289:GLU:CD	2.06	0.59
1:D:449:ASP:OD1	1:D:450:GLY:N	2.35	0.59
1:A:249:ILE:O	1:A:254:THR:HA	2.03	0.59
1:D:49:PRO:HA	1:D:267:LYS:HD3	1.84	0.59
1:A:464:ARG:HH12	1:C:443:GLU:CD	1.95	0.59
1:B:102:HIS:ND1	1:B:230:SER:O	2.36	0.59
1:D:479:LYS:NZ	1:F:443:GLU:OE1	2.28	0.59
1:F:82:LEU:HA	1:F:95:SER:HA	1.85	0.59
1:F:82:LEU:HG	1:F:95:SER:HB2	1.85	0.59
1:F:126:ASP:HA	1:F:129:PHE:CB	2.33	0.59
1:C:449:ASP:OD1	1:C:450:GLY:N	2.35	0.59
1:E:255:ASN:HD21	1:E:289:GLU:HA	1.67	0.59

Continued on next page...

Continued from previous page...

Atom-1	Atom-2	Interatomic distance (Å)	Clash overlap (Å)
1:B:455:TYR:HA	1:E:238:SER:O	2.03	0.59
1:D:479:LYS:H	1:D:481:HIS:CE1	2.21	0.59
1:E:449:ASP:OD1	1:E:450:GLY:N	2.35	0.59
1:F:296:GLU:HG3	1:F:298:LYS:HE3	1.85	0.58
1:A:449:ASP:OD1	1:A:450:GLY:N	2.35	0.58
1:A:478:ARG:HH21	1:C:465:HIS:CD2	2.19	0.58
1:C:25:PHE:HD1	1:C:417:ARG:HD3	1.68	0.58
1:D:4:ASP:O	1:D:8:LYS:HB2	2.03	0.58
1:B:146:ASP:OD1	1:B:147:GLU:N	2.37	0.58
1:B:252:THR:HA	1:B:328:GLY:HA2	1.86	0.58
1:F:94:CYS:SG	1:F:95:SER:N	2.76	0.58
1:A:441:HIS:CG	1:C:458:GLY:HA3	2.38	0.58
1:C:96:VAL:HG11	1:C:491:VAL:HG13	1.86	0.58
1:D:465:HIS:NE2	1:F:475:GLU:OE2	2.36	0.58
1:F:361:HIS:HB2	1:F:395:LEU:HD11	1.86	0.58
1:D:79:GLY:O	1:D:97:ASN:HA	2.03	0.58
1:E:250:PHE:O	1:E:450:GLY:HA3	2.03	0.58
1:F:124:THR:OG1	1:F:187:ALA:HB3	2.04	0.58
1:A:420:TYR:CD1	1:A:466:ALA:HB2	2.38	0.58
1:C:250:PHE:O	1:C:450:GLY:HA3	2.04	0.57
1:F:68:PHE:HE2	1:F:169:GLN:HB3	1.68	0.57
1:F:448:CYS:O	1:F:484:ILE:HA	2.04	0.57
1:B:145:PRO:HB2	1:B:148:LEU:HD23	1.86	0.57
1:F:178:ILE:HG22	1:F:180:TRP:HD1	1.66	0.57
1:F:84:ALA:HA	1:F:93:ILE:HG22	1.87	0.57
1:F:395:LEU:HD12	1:F:396:ARG:H	1.68	0.57
1:A:376:ILE:HG12	1:A:388:GLU:HG2	1.85	0.57
1:C:443:GLU:OE1	1:C:481:HIS:HE1	1.87	0.57
1:D:464:ARG:HG3	1:D:482:LEU:HD12	1.85	0.57
1:E:83:ALA:O	1:E:93:ILE:HD12	2.03	0.57
1:F:195:VAL:HG23	1:F:215:LEU:HD12	1.85	0.57
1:D:378:ILE:O	1:D:378:ILE:HG13	2.04	0.57
1:B:24:ASP:OD2	1:B:304:LYS:NZ	2.35	0.57
1:E:231:ASP:OD1	1:E:483:LYS:NZ	2.28	0.57
1:D:479:LYS:HE3	1:F:478:ARG:HA	1.86	0.57
1:D:202:LEU:O	1:D:207:MET:N	2.36	0.57
1:C:207:MET:HE2	1:C:208:PRO:O	2.05	0.56
1:D:242:SER:HA	1:D:443:GLU:HA	1.87	0.56
1:C:470:SER:HB3	1:C:471:PRO:HD2	1.87	0.56
1:E:84:ALA:HB2	1:E:93:ILE:CD1	2.35	0.56
1:F:196:GLN:O	1:F:200:GLU:HG2	2.05	0.56

Continued on next page...

Continued from previous page...

Atom-1	Atom-2	Interatomic distance (Å)	Clash overlap (Å)
1:A:145:PRO:HA	1:A:148:LEU:HB3	1.88	0.56
1:D:378:ILE:O	1:D:378:ILE:HD12	2.06	0.56
1:F:361:HIS:HB2	1:F:395:LEU:CD1	2.36	0.56
1:C:185:ARG:HH12	1:C:187:ALA:HA	1.71	0.56
1:D:63:PRO:HG2	1:D:289:GLU:HB2	1.88	0.56
1:E:14:VAL:HG22	1:E:347:LEU:HB3	1.88	0.56
1:B:255:ASN:OD1	1:B:256:GLY:N	2.38	0.56
1:D:69:VAL:HB	1:D:285:ILE:HD12	1.86	0.56
1:E:115:ASP:O	1:E:116:ASP:HB2	2.04	0.56
1:E:150:LYS:HE2	1:E:154:ALA:HA	1.86	0.56
1:F:136:THR:O	1:F:140:MET:HB2	2.05	0.56
1:F:161:PHE:CE2	1:F:194:VAL:CG1	2.84	0.56
1:A:359:PRO:HG2	1:A:397:LEU:HB3	1.87	0.56
1:B:336:ARG:HG3	1:B:362:LEU:HD12	1.88	0.56
1:F:93:ILE:O	1:F:93:ILE:CD1	2.53	0.56
1:B:393:GLN:C	1:B:395:LEU:O	2.44	0.56
1:C:102:HIS:NE2	1:C:235:SER:OG	2.34	0.56
1:D:192:LYS:HE2	1:D:197:LEU:HD11	1.88	0.56
1:D:244:PRO:HA	1:D:445:GLU:O	2.06	0.56
1:D:81:LEU:HD11	1:D:498:LEU:HB2	1.87	0.56
1:E:465:HIS:ND1	2:E:601:PO4:O2	2.39	0.56
1:B:316:ASN:HB2	1:B:319:PHE:HB2	1.87	0.56
1:C:124:THR:HB	1:C:127:ASP:HB3	1.88	0.56
1:B:114:PRO:HA	1:B:131:PHE:HE2	1.71	0.55
1:E:123:VAL:HB	1:E:186:ILE:HG22	1.88	0.55
1:E:168:ASP:HB2	1:E:178:ILE:HD11	1.88	0.55
1:F:178:ILE:HG22	1:F:180:TRP:NE1	2.20	0.55
1:F:415:SER:OG	1:F:456:TYR:OH	2.19	0.55
1:A:292:SER:HB2	1:A:295:ASN:HD21	1.71	0.55
1:B:180:TRP:CD1	1:B:184:PHE:O	2.59	0.55
1:E:226:HIS:HB2	1:E:485:ALA:HB2	1.86	0.55
1:F:128:LEU:C	1:F:128:LEU:HD12	2.26	0.55
1:F:94:CYS:HB3	1:F:108:GLN:CA	2.37	0.55
1:F:144:HIS:CD2	1:F:145:PRO:CD	2.90	0.55
1:E:121:GLU:HG3	1:E:122:ASN:N	2.21	0.55
1:C:85:ASP:OD1	1:C:489:SER:HB2	2.07	0.55
1:E:69:VAL:HG21	1:E:220:VAL:HG11	1.88	0.55
1:D:271:GLU:O	1:D:275:LYS:HD3	2.07	0.54
1:F:202:LEU:HD11	1:F:210:ILE:HD11	1.89	0.54
1:D:479:LYS:H	1:D:481:HIS:HE1	1.55	0.54
1:F:68:PHE:HB2	1:F:172:LEU:HG	1.88	0.54

Continued on next page...

Continued from previous page...

Atom-1	Atom-2	Interatomic distance (Å)	Clash overlap (Å)
1:F:236:MET:HG3	1:F:237:THR:H	1.72	0.54
1:C:375:HIS:CG	1:C:391:LEU:HD22	2.42	0.54
1:D:458:GLY:HA3	1:F:441:HIS:CG	2.42	0.54
1:E:304:LYS:O	1:E:308:VAL:HG23	2.06	0.54
1:E:438:LYS:HG3	1:E:439:ARG:N	2.22	0.54
1:D:92:ARG:HB3	1:D:110:LYS:HG2	1.89	0.54
1:A:356:GLU:O	1:A:356:GLU:CG	2.55	0.54
1:E:166:PRO:CG	1:E:179:ARG:HB2	2.38	0.54
1:F:323:GLU:O	1:F:327:SER:N	2.41	0.54
1:A:304:LYS:H	1:A:304:LYS:HD2	1.73	0.54
1:D:251:GLY:HA2	1:D:452:VAL:HG23	1.89	0.54
1:E:420:TYR:CD1	1:E:466:ALA:HB2	2.42	0.54
1:A:274:ASP:O	1:A:278:LYS:HG3	2.07	0.54
1:F:446:ILE:HD12	1:F:479:LYS:NZ	2.23	0.54
1:A:461:SER:OG	2:A:601:PO4:O3	2.26	0.54
1:D:201:GLN:O	1:D:205:GLN:CG	2.55	0.54
1:D:230:SER:OG	1:D:233:THR:O	2.26	0.54
1:F:129:PHE:CD1	1:F:201:GLN:HB2	2.43	0.54
1:B:449:ASP:OD2	1:B:486:LYS:HA	2.08	0.54
1:F:467:LEU:HD13	1:F:479:LYS:HD3	1.89	0.53
1:A:360:ARG:HD2	2:A:602:PO4:O3	2.07	0.53
1:C:196:GLN:NE2	1:C:200:GLU:OE2	2.41	0.53
1:D:133:ALA:HA	1:D:202:LEU:HD21	1.90	0.53
1:A:307:VAL:HG21	1:D:347:LEU:HD21	1.91	0.53
1:D:198:TYR:O	1:D:202:LEU:HG	2.09	0.53
1:B:239:GLY:HA2	1:E:456:TYR:O	2.08	0.53
1:F:250:PHE:O	1:F:450:GLY:HA3	2.09	0.53
1:B:251:GLY:HA2	1:B:452:VAL:HG23	1.89	0.53
1:F:416:ARG:NH1	2:F:601:PO4:O3	2.42	0.53
1:F:447:GLY:HA2	1:F:482:LEU:CD2	2.39	0.53
1:B:218:ASP:OD1	1:B:218:ASP:N	2.41	0.53
1:D:96:VAL:HG22	1:D:106:MET:HG3	1.91	0.53
1:B:333:GLU:OE1	1:B:336:ARG:NH2	2.42	0.53
1:C:103:THR:O	1:C:228:TYR:OH	2.24	0.53
1:F:393:GLN:C	1:F:395:LEU:O	2.48	0.53
1:C:102:HIS:HE2	1:C:235:SER:HG	1.54	0.52
1:F:63:PRO:HG2	1:F:289:GLU:HB2	1.90	0.52
1:F:69:VAL:HB	1:F:285:ILE:HD12	1.92	0.52
1:A:385:ARG:HB2	1:A:404:ARG:HE	1.74	0.52
1:C:159:LEU:HD12	1:C:212:VAL:HG22	1.91	0.52
1:D:47:LEU:HD21	1:D:286:ILE:HD13	1.92	0.52

Continued on next page...

Continued from previous page...

Atom-1	Atom-2	Interatomic distance (Å)	Clash overlap (Å)
1:A:372:VAL:HA	1:A:391:LEU:CD1	2.38	0.52
1:C:259:MET:HG2	1:C:285:ILE:HG12	1.91	0.52
1:F:173:ASN:HB3	1:F:213:VAL:HA	1.91	0.52
1:B:69:VAL:O	1:B:285:ILE:HG13	2.08	0.52
1:C:221:GLY:HA3	1:C:488:GLY:O	2.10	0.52
1:F:420:TYR:CD1	1:F:466:ALA:HB2	2.45	0.52
1:E:362:LEU:HD22	1:E:397:LEU:HD13	1.91	0.52
1:A:439:ARG:HH22	1:C:412:ARG:HH22	1.58	0.52
1:A:464:ARG:NH2	1:C:240:GLU:OE2	2.42	0.52
1:C:229:THR:O	1:C:229:THR:CG2	2.57	0.52
1:A:335:LEU:HD23	1:A:368:LEU:HD21	1.91	0.52
1:C:354:SER:HB3	1:C:357:GLN:HG3	1.92	0.52
1:E:309:ILE:HA	1:E:313:LEU:HB2	1.91	0.52
1:E:440:TYR:CG	1:E:441:HIS:HD2	2.27	0.52
1:F:416:ARG:HH11	1:F:462:MET:HG2	1.74	0.52
1:A:175:GLY:O	1:A:193:ASP:OD1	2.28	0.52
1:C:106:MET:HE2	1:C:487:ASP:OD2	2.08	0.52
1:F:375:HIS:HB3	1:F:391:LEU:HD13	1.92	0.52
1:C:420:TYR:CD1	1:C:466:ALA:HB2	2.45	0.52
1:D:120:ASP:HB3	1:D:123:VAL:CG2	2.38	0.52
1:E:385:ARG:HH12	1:E:408:GLN:NE2	2.08	0.52
1:A:245:VAL:HG13	1:A:246:ILE:HG13	1.92	0.51
1:A:175:GLY:O	1:A:193:ASP:HA	2.10	0.51
1:A:380:ASP:O	1:A:382:THR:N	2.43	0.51
1:B:477:GLU:HA	1:B:480:VAL:HG22	1.91	0.51
1:E:356:GLU:CD	1:E:356:GLU:O	2.48	0.51
1:A:166:PRO:O	1:A:177:LEU:HD12	2.10	0.51
1:F:89:THR:HG21	1:F:92:ARG:HH21	1.74	0.51
1:F:295:ASN:HA	1:F:321:LEU:HD12	1.92	0.51
1:A:219:THR:HG21	1:A:255:ASN:HD22	1.76	0.51
1:C:89:THR:O	1:C:113:ILE:HG12	2.09	0.51
1:D:96:VAL:HG11	1:D:491:VAL:HG23	1.92	0.51
1:F:144:HIS:CD2	1:F:145:PRO:HD2	2.45	0.51
1:A:393:GLN:O	1:A:395:LEU:O	2.28	0.51
1:B:454:GLU:OE2	1:B:486:LYS:CE	2.58	0.51
1:B:145:PRO:O	1:B:148:LEU:HG	2.09	0.51
1:C:277:ILE:O	1:C:279:GLU:O	2.28	0.51
1:C:333:GLU:HA	1:C:336:ARG:HG2	1.92	0.51
1:A:144:HIS:O	1:A:144:HIS:ND1	2.44	0.51
1:A:295:ASN:HA	1:A:321:LEU:HD12	1.93	0.51
1:C:196:GLN:O	1:C:200:GLU:HG3	2.11	0.51

Continued on next page...

Continued from previous page...

Atom-1	Atom-2	Interatomic distance (Å)	Clash overlap (Å)
1:E:47:LEU:CD1	1:E:264:LYS:O	2.58	0.51
1:A:242:SER:HB3	1:A:443:GLU:HB2	1.92	0.51
1:D:11:GLU:HG3	1:D:402:THR:HG21	1.92	0.51
1:D:198:TYR:CZ	1:D:202:LEU:HD11	2.45	0.51
1:B:224:LEU:HD13	1:B:496:CYS:HB2	1.93	0.50
1:F:472:LEU:O	1:F:476:GLY:HA3	2.10	0.50
1:B:118:LEU:HD22	1:B:123:VAL:CG1	2.39	0.50
1:D:119:ASP:OD1	1:D:185:ARG:NH2	2.44	0.50
1:D:333:GLU:CD	1:D:365:PRO:O	2.49	0.50
1:B:481:HIS:CG	1:E:479:LYS:HD3	2.47	0.50
1:F:130:GLY:O	1:F:134:ARG:HG3	2.12	0.50
1:E:81:LEU:HD11	1:E:498:LEU:HB2	1.93	0.50
1:F:124:THR:HG21	1:F:186:ILE:C	2.31	0.50
1:E:262:ILE:O	1:E:262:ILE:HG22	2.11	0.50
1:F:186:ILE:HG21	1:F:190:VAL:HG23	1.94	0.50
1:E:166:PRO:HG3	1:E:179:ARG:HB2	1.94	0.50
1:E:216:THR:HG21	1:E:496:CYS:SG	2.52	0.50
1:A:147:GLU:OE1	1:A:154:ALA:HB1	2.12	0.50
1:B:60:LYS:CG	1:B:61:GLY:H	2.19	0.50
1:B:385:ARG:CB	1:B:404:ARG:HE	2.24	0.50
1:C:177:LEU:HD13	1:C:180:TRP:NE1	2.27	0.50
1:F:362:LEU:HD22	1:F:397:LEU:HD22	1.94	0.50
1:A:11:GLU:O	1:A:15:ILE:HG12	2.11	0.49
1:B:397:LEU:HD12	1:B:398:PRO:HD2	1.93	0.49
1:D:245:VAL:HG13	1:D:246:ILE:HG13	1.94	0.49
1:F:393:GLN:O	1:F:395:LEU:O	2.30	0.49
1:B:304:LYS:O	1:B:308:VAL:HG23	2.12	0.49
1:B:343:HIS:HE1	1:B:355:LYS:HA	1.76	0.49
1:D:441:HIS:CD2	1:F:458:GLY:HA3	2.47	0.49
1:A:114:PRO:HG2	1:A:118:LEU:HD23	1.93	0.49
1:A:138:ALA:O	1:A:142:LYS:HG3	2.12	0.49
1:A:276:LEU:O	1:A:281:LYS:HB2	2.11	0.49
1:E:379:ASP:HB3	1:E:385:ARG:NH1	2.27	0.49
1:F:423:ALA:HB2	1:F:463:LEU:HD23	1.93	0.49
1:B:140:MET:HG3	1:B:207:MET:HE2	1.94	0.49
1:C:341:ASP:O	1:C:345:GLN:HG2	2.13	0.49
1:D:292:SER:HB3	1:D:320:HIS:HA	1.94	0.49
1:E:467:LEU:O	1:E:470:SER:OG	2.28	0.49
1:B:354:SER:HB2	1:B:357:GLN:HG2	1.94	0.49
1:C:419:ALA:HA	1:C:459:PHE:CZ	2.48	0.49
1:B:474:ALA:HA	1:B:477:GLU:HB3	1.94	0.49

Continued on next page...

Continued from previous page...

Atom-1	Atom-2	Interatomic distance (Å)	Clash overlap (Å)
1:C:248:CYS:O	1:C:448:CYS:HA	2.12	0.49
1:D:360:ARG:HG3	1:D:396:ARG:NH2	2.28	0.49
1:E:438:LYS:HG3	1:E:439:ARG:H	1.76	0.49
1:F:446:ILE:CD1	1:F:479:LYS:NZ	2.74	0.49
1:B:69:VAL:HB	1:B:285:ILE:HD12	1.95	0.49
1:C:230:SER:OG	1:C:233:THR:OG1	2.30	0.49
1:A:377:GLU:OE1	1:A:456:TYR:CZ	2.66	0.49
1:F:399:THR:O	1:F:404:ARG:NH1	2.46	0.49
1:B:163:PHE:HE2	1:B:177:LEU:HD12	1.77	0.49
1:B:347:LEU:HD21	1:C:307:VAL:HG21	1.94	0.49
1:B:163:PHE:CE2	1:B:177:LEU:HD12	2.47	0.48
1:C:137:LEU:HA	1:C:140:MET:HB2	1.95	0.48
1:D:372:VAL:O	1:D:376:ILE:HG13	2.13	0.48
1:D:375:HIS:ND1	1:D:391:LEU:HD22	2.28	0.48
1:E:349:LEU:HD11	1:E:397:LEU:HD12	1.94	0.48
1:A:97:ASN:HB3	1:A:105:SER:OG	2.13	0.48
1:C:336:ARG:NH1	1:C:362:LEU:O	2.39	0.48
1:C:477:GLU:HA	1:C:480:VAL:HG22	1.95	0.48
1:D:78:ARG:O	1:D:98:LEU:HB2	2.13	0.48
1:D:360:ARG:H	1:D:396:ARG:NH2	2.11	0.48
1:F:182:LYS:HE2	1:F:315:THR:HG21	1.95	0.48
1:F:203:SER:HA	1:F:208:PRO:HD2	1.96	0.48
1:A:92:ARG:HD2	1:A:110:LYS:HE3	1.95	0.48
1:B:112:LYS:HG2	1:B:135:ARG:HD2	1.95	0.48
1:B:168:ASP:HB2	1:B:178:ILE:HD11	1.95	0.48
1:C:64:MET:SD	1:C:288:VAL:HG12	2.53	0.48
1:A:341:ASP:O	1:A:345:GLN:HG2	2.13	0.48
1:D:399:THR:O	1:D:404:ARG:NH1	2.46	0.48
1:F:419:ALA:HA	1:F:459:PHE:CZ	2.48	0.48
1:B:92:ARG:HH21	1:B:489:SER:HB2	1.78	0.48
1:D:265:ILE:HG12	1:D:286:ILE:HD11	1.96	0.48
1:B:375:HIS:O	1:B:379:ASP:HB3	2.12	0.48
1:F:130:GLY:HA2	1:F:201:GLN:HE21	1.78	0.48
1:D:359:PRO:HG2	1:D:397:LEU:HD13	1.94	0.48
1:C:207:MET:HE3	1:C:209:MET:HA	1.95	0.48
1:D:378:ILE:O	1:D:378:ILE:CD1	2.61	0.48
1:F:189:THR:HB	1:F:192:LYS:HE3	1.95	0.48
1:B:385:ARG:NH2	1:B:408:GLN:OE1	2.42	0.48
1:A:206:GLY:O	1:A:208:PRO:CD	2.60	0.48
1:B:150:LYS:O	1:B:154:ALA:HB2	2.13	0.48
1:B:248:CYS:HA	1:B:256:GLY:HA2	1.96	0.48

Continued on next page...

Continued from previous page...

Atom-1	Atom-2	Interatomic distance (Å)	Clash overlap (Å)
1:C:78:ARG:O	1:C:98:LEU:HB2	2.14	0.48
1:A:10:THR:O	1:A:14:VAL:HG23	2.14	0.47
1:E:24:ASP:HA	1:F:20:GLN:HG3	1.95	0.47
1:C:135:ARG:HH11	1:C:135:ARG:HA	1.79	0.47
1:C:376:ILE:HG12	1:C:388:GLU:HG2	1.95	0.47
1:D:349:LEU:HD11	1:D:397:LEU:HD21	1.96	0.47
1:B:141:LYS:HA	1:B:145:PRO:HB3	1.96	0.47
1:C:376:ILE:O	1:C:376:ILE:CG2	2.62	0.47
1:F:419:ALA:HB2	1:F:459:PHE:CE2	2.49	0.47
1:A:166:PRO:HG2	1:A:179:ARG:O	2.15	0.47
1:B:125:SER:O	1:B:129:PHE:CD1	2.53	0.47
1:B:265:ILE:HD13	1:B:286:ILE:HD11	1.96	0.47
1:C:416:ARG:HB2	1:C:462:MET:HE1	1.97	0.47
1:D:77:GLU:HG2	1:D:498:LEU:HD21	1.97	0.47
1:D:137:LEU:HD13	1:D:206:GLY:CA	2.45	0.47
1:D:335:LEU:HD23	1:D:368:LEU:HD21	1.96	0.47
1:E:273:ARG:O	1:E:277:ILE:HG13	2.15	0.47
1:E:377:GLU:OE1	1:E:456:TYR:CE1	2.67	0.47
1:F:122:ASN:OD1	1:F:185:ARG:NH2	2.42	0.47
1:A:147:GLU:O	1:A:209:MET:SD	2.73	0.47
1:B:144:HIS:HD2	1:B:146:ASP:OD1	1.94	0.47
1:B:422:ALA:O	1:B:425:PRO:HD2	2.14	0.47
1:C:180:TRP:NE1	1:C:186:ILE:HB	2.30	0.47
1:D:360:ARG:H	1:D:396:ARG:HH21	1.62	0.47
1:D:372:VAL:HA	1:D:391:LEU:CD2	2.45	0.47
1:D:434:ASN:OD1	1:D:437:ASN:ND2	2.47	0.47
1:E:375:HIS:HB3	1:E:391:LEU:HD13	1.96	0.47
1:F:127:ASP:C	1:F:129:PHE:H	2.15	0.47
1:F:158:LYS:H	1:F:158:LYS:HD2	1.79	0.47
1:D:145:PRO:HA	1:D:148:LEU:HB3	1.97	0.47
1:D:389:LEU:HD22	1:D:404:ARG:NH1	2.30	0.47
1:F:376:ILE:HG12	1:F:388:GLU:HG2	1.96	0.47
1:A:125:SER:HB3	1:A:189:THR:HG22	1.96	0.47
1:C:147:GLU:HG2	1:C:150:LYS:HB3	1.96	0.47
1:C:415:SER:OG	1:C:456:TYR:OH	2.16	0.47
1:D:137:LEU:HD11	1:D:207:MET:N	2.30	0.47
1:D:234:ASP:CG	1:D:234:ASP:O	2.53	0.47
1:F:218:ASP:OD2	1:F:489:SER:OG	2.29	0.47
1:F:292:SER:HB3	1:F:295:ASN:HD21	1.80	0.47
1:A:239:GLY:CA	1:C:454:GLU:O	2.63	0.47
1:B:308:VAL:O	1:B:312:LYS:HB2	2.14	0.47

Continued on next page...

Continued from previous page...

Atom-1	Atom-2	Interatomic distance (Å)	Clash overlap (Å)
1:C:132:LEU:HB3	1:C:198:TYR:HE1	1.80	0.47
1:E:86:LEU:HD13	1:E:91:PHE:HB2	1.97	0.47
1:A:361:HIS:ND1	1:A:395:LEU:HD22	2.30	0.46
1:E:262:ILE:O	1:E:262:ILE:CG2	2.60	0.46
1:F:128:LEU:HB2	1:F:132:LEU:CD1	2.35	0.46
1:A:345:GLN:OE1	1:D:308:VAL:HG21	2.15	0.46
1:D:392:LEU:HD23	1:D:399:THR:HG21	1.97	0.46
1:E:256:GLY:HA3	1:E:290:TRP:CH2	2.51	0.46
1:E:259:MET:HG2	1:E:285:ILE:HG12	1.97	0.46
1:F:291:GLY:HA3	1:F:323:GLU:HG3	1.98	0.46
1:D:102:HIS:HE2	1:D:235:SER:HB3	1.81	0.46
1:D:137:LEU:HD21	1:D:207:MET:CB	2.46	0.46
1:D:458:GLY:HA3	1:F:441:HIS:ND1	2.31	0.46
1:A:102:HIS:O	1:A:229:THR:HG22	2.16	0.46
1:A:305:TYR:HA	1:A:308:VAL:HG12	1.98	0.46
1:C:163:PHE:HE1	1:C:177:LEU:HD21	1.81	0.46
1:D:234:ASP:O	1:D:234:ASP:OD1	2.33	0.46
1:F:127:ASP:C	1:F:129:PHE:N	2.66	0.46
1:A:362:LEU:HD22	1:A:397:LEU:HD22	1.98	0.46
1:D:434:ASN:CG	1:D:437:ASN:HD21	2.19	0.46
1:E:84:ALA:HB2	1:E:93:ILE:HD13	1.97	0.46
1:C:69:VAL:HB	1:C:285:ILE:HD12	1.98	0.46
1:D:10:THR:O	1:D:14:VAL:HG23	2.16	0.46
1:D:30:GLU:OE1	1:D:30:GLU:N	2.49	0.46
1:D:250:PHE:O	1:D:450:GLY:HA3	2.15	0.46
1:D:319:PHE:O	1:D:320:HIS:ND1	2.48	0.46
1:E:129:PHE:HZ	1:E:194:VAL:HG13	1.79	0.46
1:F:379:ASP:OD2	1:F:388:GLU:HB2	2.15	0.46
1:A:478:ARG:NE	1:C:468:ALA:CB	2.79	0.46
1:D:478:ARG:HD3	1:F:477:GLU:HG3	1.98	0.46
1:E:113:ILE:O	1:E:114:PRO:C	2.54	0.46
1:F:136:THR:O	1:F:140:MET:CB	2.63	0.46
1:F:144:HIS:CG	1:F:145:PRO:CD	2.98	0.46
1:A:347:LEU:HD21	1:D:307:VAL:HG21	1.97	0.46
1:A:379:ASP:OD2	1:A:385:ARG:HD3	2.16	0.46
1:B:393:GLN:HA	1:B:395:LEU:O	2.16	0.46
1:B:464:ARG:NH1	1:E:443:GLU:OE2	2.49	0.46
1:C:180:TRP:HB3	1:C:185:ARG:HA	1.98	0.46
1:C:470:SER:HB2	1:C:472:LEU:HD23	1.98	0.46
1:D:113:ILE:HD12	1:D:114:PRO:HD2	1.98	0.46
1:F:47:LEU:HD21	1:F:286:ILE:HD13	1.98	0.46

Continued on next page...

Continued from previous page...

Atom-1	Atom-2	Interatomic distance (Å)	Clash overlap (Å)
1:A:336:ARG:HG3	1:A:362:LEU:HD12	1.98	0.46
1:B:68:PHE:CE2	1:B:171:SER:HA	2.51	0.46
1:D:42:GLN:NE2	1:D:61:GLY:HA2	2.31	0.46
1:D:137:LEU:CD1	1:D:207:MET:N	2.80	0.46
1:D:255:ASN:OD1	1:D:289:GLU:HA	2.15	0.46
1:F:255:ASN:OD1	1:F:256:GLY:N	2.45	0.46
1:F:271:GLU:HG2	1:F:272:LEU:N	2.31	0.46
1:A:302:THR:OG1	1:A:325:ARG:NH1	2.44	0.45
1:A:470:SER:HB2	1:A:471:PRO:HD2	1.96	0.45
1:C:248:CYS:SG	1:C:448:CYS:SG	3.12	0.45
1:E:274:ASP:O	1:E:278:LYS:N	2.48	0.45
1:F:99:HIS:CG	1:F:100:GLY:H	2.33	0.45
1:C:94:CYS:HB3	1:C:108:GLN:HE21	1.82	0.45
1:F:468:ALA:O	1:F:473:GLY:HA3	2.16	0.45
1:C:305:TYR:HA	1:C:308:VAL:HG12	1.99	0.45
1:D:25:PHE:CD1	1:D:417:ARG:HD3	2.52	0.45
1:E:343:HIS:HE1	1:E:355:LYS:HA	1.80	0.45
1:E:449:ASP:HB2	1:E:485:ALA:O	2.15	0.45
1:F:118:LEU:HB3	1:F:184:PHE:HD2	1.81	0.45
1:F:128:LEU:HD12	1:F:128:LEU:O	2.16	0.45
1:D:343:HIS:ND1	1:D:349:LEU:O	2.40	0.45
1:E:344:SER:HA	1:E:355:LYS:HD2	1.97	0.45
1:A:252:THR:CB	2:A:603:PO4:O2	2.62	0.45
1:B:118:LEU:HA	1:B:123:VAL:CG2	2.45	0.45
1:C:30:GLU:H	1:C:30:GLU:CD	2.20	0.45
1:B:145:PRO:CB	1:B:148:LEU:HD23	2.47	0.45
1:B:291:GLY:O	1:B:292:SER:OG	2.31	0.45
1:C:85:ASP:CG	1:C:489:SER:HB2	2.37	0.45
1:D:137:LEU:HD13	1:D:206:GLY:N	2.31	0.45
1:A:377:GLU:OE1	1:A:456:TYR:CE1	2.70	0.45
1:B:147:GLU:OE1	1:B:150:LYS:HE3	2.16	0.45
1:B:327:SER:OG	1:B:452:VAL:HG21	2.16	0.45
1:C:419:ALA:HB2	1:C:459:PHE:CE2	2.51	0.45
1:D:177:LEU:O	1:D:190:VAL:O	2.34	0.45
1:D:430:LEU:HD13	1:D:436:LEU:HD11	1.99	0.45
1:F:25:PHE:CD2	1:F:417:ARG:HD3	2.52	0.45
1:F:142:LYS:HE2	1:F:143:TYR:CE2	2.51	0.45
1:A:85:ASP:OD2	1:A:92:ARG:HB2	2.17	0.45
1:A:128:LEU:O	1:A:132:LEU:HG	2.16	0.45
1:C:163:PHE:CE1	1:C:165:TYR:HB2	2.51	0.45
1:D:73:PRO:HD3	1:D:224:LEU:HD22	1.99	0.45

Continued on next page...

Continued from previous page...

Atom-1	Atom-2	Interatomic distance (Å)	Clash overlap (Å)
1:E:377:GLU:OE1	1:E:456:TYR:HE1	2.00	0.45
1:C:443:GLU:HG2	1:C:479:LYS:HB3	1.99	0.45
1:E:306:ASP:HB3	1:E:325:ARG:CZ	2.46	0.45
1:E:385:ARG:HH12	1:E:408:GLN:CD	2.20	0.45
1:E:389:LEU:HD13	1:E:404:ARG:HH11	1.82	0.45
1:F:29:PRO:HA	1:F:32:LEU:HB2	1.99	0.45
1:B:148:LEU:HD12	1:B:149:ALA:N	2.32	0.45
1:C:175:GLY:O	1:C:193:ASP:CA	2.60	0.45
1:D:124:THR:OG1	1:D:127:ASP:OD1	2.30	0.45
1:B:169:GLN:NE2	1:B:215:LEU:O	2.35	0.44
1:C:207:MET:C	1:C:208:PRO:O	2.53	0.44
1:D:372:VAL:HA	1:D:391:LEU:HD23	1.98	0.44
1:F:144:HIS:CD2	1:F:145:PRO:HD3	2.52	0.44
1:F:454:GLU:OE1	1:F:484:ILE:CG1	2.53	0.44
1:B:308:VAL:HG22	1:C:345:GLN:O	2.18	0.44
1:B:416:ARG:HH12	2:B:601:PO4:P	2.40	0.44
1:E:74:ASN:HB3	1:E:77:GLU:OE2	2.17	0.44
1:A:321:LEU:HD23	1:A:321:LEU:HA	1.79	0.44
1:C:323:GLU:O	1:C:327:SER:N	2.50	0.44
1:D:288:VAL:HG12	1:D:290:TRP:HB3	1.98	0.44
1:E:244:PRO:HA	1:E:445:GLU:O	2.18	0.44
1:E:347:LEU:HD21	1:F:307:VAL:HG21	1.99	0.44
1:F:10:THR:O	1:F:14:VAL:HG23	2.17	0.44
1:B:301:PRO:HA	1:C:16:GLN:OE1	2.18	0.44
1:B:487:ASP:OD2	1:B:491:VAL:HG23	2.17	0.44
1:C:119:ASP:OD1	1:C:119:ASP:C	2.54	0.44
1:E:124:THR:CG2	1:E:126:ASP:CB	2.95	0.44
1:F:77:GLU:HG2	1:F:498:LEU:HD11	1.99	0.44
1:F:446:ILE:HG12	1:F:446:ILE:O	2.18	0.44
1:A:163:PHE:CE2	1:A:194:VAL:HG11	2.53	0.44
1:B:348:LEU:HD12	1:B:348:LEU:HA	1.87	0.44
1:D:481:HIS:CD2	1:D:482:LEU:HG	2.53	0.44
1:F:42:GLN:HB3	1:F:62:LEU:HG	1.98	0.44
1:D:90:ASN:OD1	1:D:90:ASN:N	2.51	0.44
1:E:146:ASP:OD1	1:E:147:GLU:N	2.50	0.44
1:A:36:THR:HG21	1:A:471:PRO:CG	2.48	0.44
1:D:226:HIS:HB2	1:D:485:ALA:HB2	1.99	0.44
1:E:8:LYS:O	1:E:12:ARG:HG3	2.17	0.44
1:E:43:MET:HE2	1:E:432:LYS:HD3	2.00	0.44
1:E:230:SER:OG	1:E:234:ASP:HB2	2.17	0.44
1:F:137:LEU:HG	1:F:141:LYS:HE3	2.00	0.44

Continued on next page...

Continued from previous page...

Atom-1	Atom-2	Interatomic distance (Å)	Clash overlap (Å)
1:B:408:GLN:HA	1:B:411:VAL:HG12	2.00	0.44
1:C:86:LEU:HA	1:C:91:PHE:CB	2.48	0.44
1:D:98:LEU:HB3	1:D:228:TYR:OH	2.18	0.44
1:F:42:GLN:HB3	1:F:61:GLY:O	2.18	0.44
1:B:341:ASP:OD2	1:C:304:LYS:NZ	2.44	0.43
1:B:426:LEU:HD22	1:B:446:ILE:HD13	1.99	0.43
1:D:29:PRO:HG3	1:D:469:LEU:HD12	1.99	0.43
1:D:270:GLN:CD	1:D:273:ARG:HH11	2.22	0.43
1:E:472:LEU:HD23	1:E:472:LEU:H	1.83	0.43
1:A:82:LEU:HB2	1:A:159:LEU:CB	2.47	0.43
1:A:321:LEU:O	1:A:325:ARG:HG2	2.17	0.43
1:B:62:LEU:O	1:B:64:MET:HG3	2.17	0.43
1:C:423:ALA:HB2	1:C:463:LEU:HD23	1.99	0.43
1:D:114:PRO:HG2	1:D:117:LEU:HD23	2.00	0.43
1:D:162:THR:HG23	1:D:217:ASN:HA	2.00	0.43
1:D:193:ASP:HB3	1:D:196:GLN:HB3	2.00	0.43
1:F:85:ASP:HB3	1:F:92:ARG:HG3	1.99	0.43
1:A:426:LEU:HD22	1:A:446:ILE:HD12	2.00	0.43
1:E:375:HIS:CG	1:E:391:LEU:HD13	2.53	0.43
1:F:80:VAL:HG22	1:F:97:ASN:HB2	2.00	0.43
1:A:70:THR:OG1	1:A:281:LYS:HE2	2.15	0.43
1:A:106:MET:O	1:A:107:GLU:HG3	2.18	0.43
1:A:305:TYR:CE2	1:A:338:ILE:HG12	2.53	0.43
1:C:424:VAL:HB	1:C:425:PRO:HD3	2.00	0.43
1:D:198:TYR:CE1	1:D:202:LEU:HD21	2.53	0.43
1:D:231:ASP:CG	1:F:483:LYS:HG3	2.39	0.43
1:D:262:ILE:HG22	1:D:273:ARG:HG2	2.00	0.43
1:D:263:ASN:HA	1:D:273:ARG:HD2	1.99	0.43
1:F:173:ASN:HB2	1:F:195:VAL:HG11	1.99	0.43
1:A:8:LYS:O	1:A:12:ARG:HG2	2.19	0.43
1:A:207:MET:O	1:A:207:MET:HG3	2.18	0.43
1:C:400:THR:O	1:C:404:ARG:HG3	2.18	0.43
1:D:172:LEU:HG	1:D:214:ALA:HA	2.01	0.43
1:D:231:ASP:O	1:F:483:LYS:HE2	2.18	0.43
1:E:400:THR:O	1:E:404:ARG:HG3	2.18	0.43
1:E:427:ALA:O	1:E:431:ILE:HG22	2.17	0.43
1:F:38:TYR:OH	1:F:298:LYS:HD2	2.19	0.43
1:A:487:ASP:OD2	1:A:491:VAL:HG23	2.18	0.43
1:B:124:THR:OG1	1:B:127:ASP:HB2	2.18	0.43
1:B:144:HIS:CD2	1:B:144:HIS:C	2.90	0.43
1:B:327:SER:OG	1:B:328:GLY:N	2.52	0.43

Continued on next page...

Continued from previous page...

Atom-1	Atom-2	Interatomic distance (Å)	Clash overlap (Å)
1:C:223:TYR:CZ	1:C:227:CYS:SG	3.11	0.43
1:D:220:VAL:HG13	1:D:285:ILE:HG21	2.00	0.43
1:D:426:LEU:HD22	1:D:446:ILE:HD12	2.00	0.43
1:E:137:LEU:HD13	1:E:206:GLY:HA3	2.01	0.43
1:E:166:PRO:HG2	1:E:179:ARG:HB2	2.01	0.43
1:F:93:ILE:HD11	1:F:136:THR:HA	2.01	0.43
1:F:301:PRO:O	1:F:325:ARG:NH1	2.52	0.43
1:A:32:LEU:O	1:A:36:THR:HG22	2.18	0.43
1:B:14:VAL:HG21	1:B:347:LEU:O	2.18	0.43
1:B:144:HIS:NE2	1:B:146:ASP:OD1	2.51	0.43
1:B:230:SER:OG	1:B:233:THR:OG1	2.20	0.43
1:D:251:GLY:HA2	1:D:452:VAL:H	1.82	0.43
1:F:351:GLN:HG3	1:F:352:TYR:CD2	2.54	0.43
1:A:335:LEU:O	1:A:339:LEU:HG	2.19	0.43
1:B:384:LEU:HD23	1:B:384:LEU:HA	1.84	0.43
1:B:448:CYS:O	1:B:484:ILE:HA	2.18	0.43
1:E:422:ALA:O	1:E:425:PRO:HD2	2.19	0.43
1:A:255:ASN:OD1	1:A:289:GLU:HA	2.19	0.43
1:A:360:ARG:CG	2:A:602:PO4:P	3.06	0.43
1:C:36:THR:HG21	1:C:471:PRO:CG	2.45	0.43
1:C:124:THR:O	1:C:128:LEU:N	2.52	0.43
1:C:314:SER:O	1:C:317:PRO:HG3	2.18	0.43
1:E:42:GLN:HB3	1:E:62:LEU:HG	2.01	0.43
1:E:140:MET:O	1:E:145:PRO:HB3	2.19	0.43
1:F:11:GLU:O	1:F:15:ILE:HG12	2.18	0.43
1:A:85:ASP:OD2	1:A:92:ARG:NH1	2.52	0.43
1:A:303:THR:HG22	1:D:20:GLN:HE22	1.84	0.43
1:C:328:GLY:HA3	1:C:452:VAL:HG21	2.00	0.43
1:E:320:HIS:O	1:E:324:LYS:HG3	2.18	0.43
1:E:389:LEU:HD13	1:E:404:ARG:NH1	2.34	0.43
1:F:111:SER:HB2	1:F:139:PHE:CE2	2.46	0.43
1:F:159:LEU:HD11	1:F:198:TYR:HE2	1.83	0.43
1:F:400:THR:O	1:F:404:ARG:HG3	2.18	0.42
1:F:441:HIS:O	1:F:443:GLU:HG3	2.18	0.42
1:C:305:TYR:CZ	1:C:338:ILE:HG12	2.55	0.42
1:D:198:TYR:HE1	1:D:202:LEU:HD21	1.83	0.42
1:E:47:LEU:HA	1:E:267:LYS:HE3	2.01	0.42
1:E:307:VAL:HG11	1:F:347:LEU:HG	2.00	0.42
1:B:173:ASN:O	1:B:173:ASN:ND2	2.52	0.42
1:C:379:ASP:OD2	1:C:388:GLU:N	2.52	0.42
1:F:389:LEU:HD13	1:F:404:ARG:HH11	1.84	0.42

Continued on next page...

Continued from previous page...

Atom-1	Atom-2	Interatomic distance (Å)	Clash overlap (Å)
1:B:173:ASN:HB3	1:B:213:VAL:O	2.20	0.42
1:C:407:ILE:O	1:C:411:VAL:HG13	2.20	0.42
1:E:102:HIS:ND1	1:E:230:SER:O	2.51	0.42
1:E:430:LEU:HD23	1:E:430:LEU:HA	1.89	0.42
1:F:135:ARG:HA	1:F:135:ARG:HD3	1.85	0.42
1:F:159:LEU:HD22	1:F:210:ILE:HB	2.01	0.42
1:F:47:LEU:HD22	1:F:265:ILE:HG23	2.00	0.42
1:C:343:HIS:CD2	1:C:358:LEU:HD21	2.55	0.42
1:D:48:ALA:HA	1:D:266:THR:HB	2.02	0.42
1:D:260:GLU:HG3	1:D:261:GLU:N	2.33	0.42
1:A:173:ASN:ND2	1:A:173:ASN:O	2.53	0.42
1:A:458:GLY:HA3	1:C:441:HIS:CD2	2.54	0.42
1:B:292:SER:HB2	1:B:295:ASN:HB2	2.01	0.42
1:C:92:ARG:NH1	1:C:108:GLN:HE22	2.18	0.42
1:B:375:HIS:CB	1:B:391:LEU:HD22	2.46	0.42
1:C:47:LEU:HD21	1:C:432:LYS:NZ	2.35	0.42
1:D:464:ARG:HD3	1:D:479:LYS:HD3	2.02	0.42
1:F:62:LEU:HD23	1:F:62:LEU:HA	1.91	0.42
1:A:393:GLN:C	1:A:395:LEU:O	2.57	0.42
1:B:14:VAL:HG22	1:B:347:LEU:HB3	2.02	0.42
1:B:78:ARG:HD3	1:B:78:ARG:N	2.34	0.42
1:C:49:PRO:HG3	1:C:267:LYS:HA	2.02	0.42
1:D:460:ARG:NH2	1:F:240:GLU:HB2	2.35	0.42
1:A:315:THR:O	1:A:317:PRO:HD3	2.20	0.42
1:B:129:PHE:C	1:B:201:GLN:HG2	2.40	0.42
1:C:422:ALA:O	1:C:425:PRO:HD2	2.19	0.42
1:E:93:ILE:HG23	1:E:93:ILE:O	2.20	0.42
1:E:231:ASP:OD1	1:E:231:ASP:N	2.50	0.42
1:E:372:VAL:HG21	1:E:395:LEU:HD11	2.02	0.42
1:F:25:PHE:CE2	1:F:414:ILE:HG12	2.55	0.42
1:B:189:THR:O	1:B:189:THR:OG1	2.33	0.41
1:B:325:ARG:HD3	1:B:417:ARG:NH2	2.34	0.41
1:C:467:LEU:HB2	1:C:477:GLU:HG3	2.02	0.41
1:D:479:LYS:CG	1:F:479:LYS:O	2.55	0.41
1:F:252:THR:HA	1:F:328:GLY:H	1.85	0.41
1:D:76:THR:HA	1:D:100:GLY:O	2.21	0.41
1:D:249:ILE:O	1:D:254:THR:HA	2.20	0.41
1:D:479:LYS:CB	1:F:480:VAL:HA	2.42	0.41
1:E:297:LEU:HD12	1:F:9:ALA:HB1	2.01	0.41
1:A:62:LEU:HD23	1:A:62:LEU:HA	1.98	0.41
1:B:90:ASN:HA	1:B:114:PRO:HD3	2.02	0.41

Continued on next page...

Continued from previous page...

Atom-1	Atom-2	Interatomic distance (Å)	Clash overlap (Å)
1:B:148:LEU:HD12	1:B:148:LEU:C	2.40	0.41
1:B:308:VAL:HG21	1:C:345:GLN:OE1	2.20	0.41
1:B:388:GLU:OE1	1:B:404:ARG:HB3	2.20	0.41
1:C:270:GLN:CD	1:C:270:GLN:H	2.24	0.41
1:D:323:GLU:O	1:D:327:SER:N	2.48	0.41
1:E:21:ILE:HD11	1:E:342:LEU:HD21	2.02	0.41
1:E:99:HIS:O	1:E:228:TYR:OH	2.38	0.41
1:F:93:ILE:HD13	1:F:136:THR:HG22	2.02	0.41
1:B:392:LEU:HD21	1:B:407:ILE:HD12	2.02	0.41
1:B:473:GLY:O	1:B:474:ALA:HB3	2.19	0.41
1:E:396:ARG:HA	1:E:396:ARG:HD3	1.85	0.41
1:F:134:ARG:HG2	1:F:205:GLN:HE22	1.85	0.41
1:A:478:ARG:CZ	1:C:468:ALA:CB	2.98	0.41
1:B:78:ARG:H	1:B:78:ARG:HG2	1.20	0.41
1:D:85:ASP:CB	1:D:162:THR:HB	2.50	0.41
1:D:256:GLY:HA3	1:D:290:TRP:CH2	2.55	0.41
1:E:137:LEU:HD11	1:E:208:PRO:HG3	2.02	0.41
1:F:202:LEU:HD12	1:F:203:SER:N	2.35	0.41
1:F:300:LEU:HD12	1:F:301:PRO:HD2	2.02	0.41
1:F:482:LEU:HG	1:F:483:LYS:O	2.20	0.41
1:A:87:GLY:HA2	1:A:165:TYR:HE1	1.86	0.41
1:A:439:ARG:H	1:A:439:ARG:HG3	1.73	0.41
1:B:36:THR:O	1:B:40:ILE:HG12	2.21	0.41
1:B:242:SER:HA	1:B:443:GLU:O	2.20	0.41
1:B:380:ASP:OD2	1:B:385:ARG:HA	2.21	0.41
1:E:237:THR:C	1:E:238:SER:HG	2.16	0.41
1:E:321:LEU:O	1:E:325:ARG:HG2	2.21	0.41
1:F:446:ILE:HG21	1:F:479:LYS:NZ	2.36	0.41
1:A:181:THR:C	1:A:183:GLY:H	2.24	0.41
1:B:154:ALA:HB3	1:B:209:MET:HB2	2.02	0.41
1:B:385:ARG:HB3	1:B:404:ARG:NE	2.28	0.41
1:C:49:PRO:HA	1:C:50:PRO:HD3	1.89	0.41
1:A:124:THR:HG22	1:A:126:ASP:H	1.85	0.41
1:A:380:ASP:O	1:A:382:THR:HG23	2.21	0.41
1:C:63:PRO:HB2	1:C:289:GLU:HB2	2.01	0.41
1:C:86:LEU:HA	1:C:91:PHE:HB3	2.02	0.41
1:C:330:PHE:O	1:C:334:VAL:HG23	2.21	0.41
1:D:25:PHE:HD1	1:D:417:ARG:HD3	1.86	0.41
1:A:147:GLU:HA	1:A:150:LYS:HG3	2.03	0.41
1:A:360:ARG:CB	2:A:602:PO4:O3	2.62	0.41
1:B:358:LEU:HD12	1:B:358:LEU:HA	1.97	0.41

Continued on next page...

Continued from previous page...

Atom-1	Atom-2	Interatomic distance (Å)	Clash overlap (Å)
1:B:455:TYR:CA	1:E:238:SER:O	2.68	0.41
1:C:324:LYS:HG2	1:C:330:PHE:CZ	2.55	0.41
1:C:391:LEU:HD12	1:C:391:LEU:HA	1.95	0.41
1:C:400:THR:HB	1:C:403:GLU:HG3	2.02	0.41
1:E:135:ARG:HD2	1:E:135:ARG:HA	1.90	0.41
1:E:245:VAL:O	1:E:245:VAL:HG22	2.20	0.41
1:F:86:LEU:HB2	1:F:91:PHE:CD1	2.55	0.41
1:A:168:ASP:HB3	1:A:176:THR:OG1	2.21	0.41
1:F:98:LEU:HD22	1:F:228:TYR:CE2	2.56	0.41
1:F:241:ILE:HG22	1:F:241:ILE:O	2.21	0.41
1:F:438:LYS:HE2	1:F:438:LYS:HB2	1.94	0.41
1:A:193:ASP:OD1	1:A:195:VAL:HG22	2.21	0.40
1:B:388:GLU:CD	1:B:404:ARG:HB3	2.42	0.40
1:B:498:LEU:HD23	1:B:498:LEU:O	2.21	0.40
1:C:244:PRO:HA	1:C:445:GLU:O	2.22	0.40
1:C:335:LEU:HD23	1:C:368:LEU:HD13	2.02	0.40
1:C:421:LEU:O	1:C:425:PRO:HD3	2.20	0.40
1:E:117:LEU:HD13	1:E:123:VAL:HG11	2.03	0.40
1:F:254:THR:HG22	1:F:323:GLU:HA	2.04	0.40
1:A:8:LYS:HD2	1:A:8:LYS:HA	1.94	0.40
1:A:378:ILE:HD11	1:C:441:HIS:CD2	2.51	0.40
1:B:343:HIS:CE1	1:B:355:LYS:HA	2.56	0.40
1:B:372:VAL:O	1:B:376:ILE:HG13	2.21	0.40
1:B:401:PRO:O	1:B:405:VAL:HG23	2.21	0.40
1:D:152:LYS:HE3	1:D:152:LYS:HB2	1.92	0.40
1:D:193:ASP:OD1	1:D:195:VAL:HG22	2.21	0.40
1:F:341:ASP:O	1:F:345:GLN:HG2	2.21	0.40
1:D:49:PRO:HA	1:D:50:PRO:HD3	1.91	0.40
1:E:94:CYS:HA	1:E:108:GLN:HA	2.02	0.40
1:E:125:SER:HB3	1:E:189:THR:HG23	2.03	0.40
1:E:373:LEU:HD13	1:E:411:VAL:HG22	2.04	0.40
1:F:156:PRO:HA	1:F:209:MET:O	2.21	0.40
1:F:364:THR:HB	1:F:365:PRO:HD2	2.03	0.40
1:F:389:LEU:O	1:F:393:GLN:HG2	2.21	0.40
1:A:412:ARG:O	1:A:416:ARG:HG3	2.21	0.40
1:C:39:PHE:CZ	1:C:425:PRO:HB3	2.56	0.40
1:C:207:MET:CE	1:C:209:MET:HA	2.51	0.40
1:F:70:THR:OG1	1:F:281:LYS:HB3	2.22	0.40
1:A:48:ALA:HA	1:A:266:THR:HB	2.03	0.40
1:B:167:VAL:HG13	1:B:176:THR:O	2.22	0.40
1:B:177:LEU:HD23	1:B:177:LEU:C	2.41	0.40

Continued on next page...

Continued from previous page...

Atom-1	Atom-2	Interatomic distance (Å)	Clash overlap (Å)
1:C:378:ILE:O	1:C:378:ILE:HG23	2.22	0.40
1:D:137:LEU:HD11	1:D:207:MET:H	1.86	0.40
1:D:140:MET:SD	1:D:210:ILE:HD11	2.62	0.40
1:D:470:SER:O	1:D:472:LEU:O	2.39	0.40
1:E:385:ARG:HE	1:E:385:ARG:HB3	1.49	0.40
1:F:119:ASP:OD1	1:F:119:ASP:N	2.47	0.40

There are no symmetry-related clashes.

5.3 Torsion angles [i](#)

5.3.1 Protein backbone [i](#)

In the following table, the Percentiles column shows the percent Ramachandran outliers of the chain as a percentile score with respect to all X-ray entries followed by that with respect to entries of similar resolution.

The Analysed column shows the number of residues for which the backbone conformation was analysed, and the total number of residues.

Mol	Chain	Analysed	Favoured	Allowed	Outliers	Percentiles	
1	A	487/500 (97%)	476 (98%)	11 (2%)	0	100	100
1	B	486/500 (97%)	479 (99%)	7 (1%)	0	100	100
1	C	489/500 (98%)	482 (99%)	7 (1%)	0	100	100
1	D	484/500 (97%)	478 (99%)	6 (1%)	0	100	100
1	E	485/500 (97%)	481 (99%)	4 (1%)	0	100	100
1	F	489/500 (98%)	487 (100%)	2 (0%)	0	100	100
All	All	2920/3000 (97%)	2883 (99%)	37 (1%)	0	100	100

There are no Ramachandran outliers to report.

5.3.2 Protein sidechains [i](#)

In the following table, the Percentiles column shows the percent sidechain outliers of the chain as a percentile score with respect to all X-ray entries followed by that with respect to entries of similar resolution.

The Analysed column shows the number of residues for which the sidechain conformation was analysed, and the total number of residues.

Mol	Chain	Analysed	Rotameric	Outliers	Percentiles	
1	A	423/431 (98%)	420 (99%)	3 (1%)	84	93
1	B	423/431 (98%)	420 (99%)	3 (1%)	84	93
1	C	424/431 (98%)	417 (98%)	7 (2%)	60	82
1	D	418/431 (97%)	414 (99%)	4 (1%)	76	88
1	E	422/431 (98%)	414 (98%)	8 (2%)	57	80
1	F	426/431 (99%)	420 (99%)	6 (1%)	67	85
All	All	2536/2586 (98%)	2505 (99%)	31 (1%)	71	87

All (31) residues with a non-rotameric sidechain are listed below:

Mol	Chain	Res	Type
1	A	290	TRP
1	A	356	GLU
1	A	440	TYR
1	B	161	PHE
1	B	192	LYS
1	B	370	SER
1	C	3	PHE
1	C	161	PHE
1	C	257	CYS
1	C	274	ASP
1	C	290	TRP
1	C	440	TYR
1	C	441	HIS
1	D	127	ASP
1	D	161	PHE
1	D	290	TRP
1	D	295	ASN
1	E	105	SER
1	E	161	PHE
1	E	290	TRP
1	E	356	GLU
1	E	393	GLN
1	E	440	TYR
1	E	443	GLU
1	E	472	LEU
1	F	5	ASP
1	F	7	HIS
1	F	91	PHE
1	F	116	ASP
1	F	290	TRP

Continued on next page...

Continued from previous page...

Mol	Chain	Res	Type
1	F	446	ILE

Sometimes sidechains can be flipped to improve hydrogen bonding and reduce clashes. All (12) such sidechains are listed below:

Mol	Chain	Res	Type
1	A	481	HIS
1	B	144	HIS
1	C	20	GLN
1	C	232	ASN
1	C	441	HIS
1	C	465	HIS
1	C	481	HIS
1	D	434	ASN
1	D	437	ASN
1	E	255	ASN
1	E	408	GLN
1	F	295	ASN

5.3.3 RNA [i](#)

There are no RNA molecules in this entry.

5.4 Non-standard residues in protein, DNA, RNA chains [i](#)

There are no non-standard protein/DNA/RNA residues in this entry.

5.5 Carbohydrates [i](#)

There are no monosaccharides in this entry.

5.6 Ligand geometry [i](#)

13 ligands are modelled in this entry.

In the following table, the Counts columns list the number of bonds (or angles) for which Mogul statistics could be retrieved, the number of bonds (or angles) that are observed in the model and the number of bonds (or angles) that are defined in the Chemical Component Dictionary. The Link column lists molecule types, if any, to which the group is linked. The Z score for a bond length (or angle) is the number of standard deviations the observed value is removed from the

expected value. A bond length (or angle) with $|Z| > 2$ is considered an outlier worth inspection. RMSZ is the root-mean-square of all Z scores of the bond lengths (or angles).

Mol	Type	Chain	Res	Link	Bond lengths			Bond angles		
					Counts	RMSZ	# Z > 2	Counts	RMSZ	# Z > 2
2	PO4	F	602	-	4,4,4	0.90	0	6,6,6	0.46	0
2	PO4	D	602	-	4,4,4	0.90	0	6,6,6	0.50	0
2	PO4	E	601	-	4,4,4	0.89	0	6,6,6	0.47	0
2	PO4	D	601	-	4,4,4	0.92	0	6,6,6	0.50	0
2	PO4	B	601	-	4,4,4	0.92	0	6,6,6	0.43	0
2	PO4	C	601	-	4,4,4	0.97	0	6,6,6	0.35	0
2	PO4	E	602	-	4,4,4	0.90	0	6,6,6	0.49	0
2	PO4	A	602	-	4,4,4	2.96	4 (100%)	6,6,6	0.43	0
2	PO4	B	602	-	4,4,4	0.89	0	6,6,6	0.44	0
2	PO4	F	601	-	4,4,4	0.93	0	6,6,6	0.50	0
2	PO4	A	601	-	4,4,4	0.89	0	6,6,6	0.52	0
2	PO4	A	603	-	4,4,4	2.96	4 (100%)	6,6,6	0.43	0
2	PO4	C	602	-	4,4,4	0.91	0	6,6,6	0.41	0

All (8) bond length outliers are listed below:

Mol	Chain	Res	Type	Atoms	Z	Observed(Å)	Ideal(Å)
2	A	602	PO4	P-O1	4.51	1.61	1.50
2	A	603	PO4	P-O1	4.51	1.61	1.50
2	A	602	PO4	P-O3	2.30	1.61	1.54
2	A	603	PO4	P-O3	2.30	1.61	1.54
2	A	602	PO4	P-O2	2.28	1.61	1.54
2	A	603	PO4	P-O2	2.28	1.61	1.54
2	A	602	PO4	P-O4	-2.05	1.48	1.54
2	A	603	PO4	P-O4	-2.05	1.48	1.54

There are no bond angle outliers.

There are no chirality outliers.

There are no torsion outliers.

There are no ring outliers.

7 monomers are involved in 20 short contacts:

Mol	Chain	Res	Type	Clashes	Symm-Clashes
2	E	601	PO4	1	0
2	B	601	PO4	2	0
2	A	602	PO4	12	0
2	F	601	PO4	1	0

Continued on next page...

Continued from previous page...

Mol	Chain	Res	Type	Clashes	Symm-Clashes
2	A	601	PO4	1	0
2	A	603	PO4	2	0
2	C	602	PO4	1	0

5.7 Other polymers [i](#)

There are no such residues in this entry.

5.8 Polymer linkage issues [i](#)

There are no chain breaks in this entry.

6 Fit of model and data

6.1 Protein, DNA and RNA chains

In the following table, the column labelled ‘#RSRZ> 2’ contains the number (and percentage) of RSRZ outliers, followed by percent RSRZ outliers for the chain as percentile scores relative to all X-ray entries and entries of similar resolution. The OWAB column contains the minimum, median, 95th percentile and maximum values of the occupancy-weighted average B-factor per residue. The column labelled ‘Q< 0.9’ lists the number of (and percentage) of residues with an average occupancy less than 0.9.

Mol	Chain	Analysed	<RSRZ>	#RSRZ>2	OWAB(Å ²)	Q<0.9
1	A	491/500 (98%)	0.43	5 (1%) 82 70	46, 72, 116, 141	0
1	B	490/500 (98%)	0.43	9 (1%) 68 53	53, 78, 111, 134	0
1	C	493/500 (98%)	0.61	31 (6%) 20 11	53, 81, 160, 168	0
1	D	488/500 (97%)	0.39	2 (0%) 92 86	47, 73, 104, 130	0
1	E	489/500 (97%)	0.38	10 (2%) 65 49	53, 77, 109, 123	0
1	F	493/500 (98%)	0.63	32 (6%) 18 11	58, 84, 174, 185	0
All	All	2944/3000 (98%)	0.48	89 (3%) 50 34	46, 77, 150, 185	0

All (89) RSRZ outliers are listed below:

Mol	Chain	Res	Type	RSRZ
1	F	157	MET	5.6
1	C	122	ASN	5.5
1	C	184	PHE	4.8
1	B	111	SER	4.6
1	C	156	PRO	4.5
1	F	188	ASP	4.5
1	F	163	PHE	4.2
1	F	156	PRO	4.2
1	C	143	TYR	3.8
1	B	379	ASP	3.6
1	F	183	GLY	3.5
1	D	232	ASN	3.3
1	B	207	MET	3.2
1	F	179	ARG	3.2
1	F	139	PHE	3.1
1	C	157	MET	3.1
1	C	213	VAL	3.0
1	C	214	ALA	3.0
1	C	111	SER	2.9

Continued on next page...

Continued from previous page...

Mol	Chain	Res	Type	RSRZ
1	F	154	ALA	2.9
1	F	205	GLN	2.9
1	F	437	ASN	2.8
1	E	238	SER	2.8
1	C	163	PHE	2.8
1	A	119	ASP	2.8
1	C	106	MET	2.8
1	E	184	PHE	2.8
1	C	198	TYR	2.8
1	F	182	LYS	2.8
1	C	123	VAL	2.8
1	F	198	TYR	2.7
1	A	147	GLU	2.7
1	F	211	LYS	2.7
1	B	385	ARG	2.6
1	C	158	LYS	2.6
1	C	493	ALA	2.6
1	F	146	ASP	2.6
1	F	497	ALA	2.5
1	F	161	PHE	2.5
1	F	184	PHE	2.5
1	F	145	PRO	2.5
1	F	234	ASP	2.4
1	C	180	TRP	2.4
1	F	212	VAL	2.4
1	F	214	ALA	2.4
1	F	196	GLN	2.4
1	C	160	GLY	2.3
1	B	311	GLN	2.3
1	F	78	ARG	2.3
1	F	118	LEU	2.3
1	C	131	PHE	2.3
1	C	497	ALA	2.3
1	C	91	PHE	2.3
1	C	146	ASP	2.3
1	A	1	MET	2.3
1	C	212	VAL	2.2
1	E	388	GLU	2.2
1	E	381	SER	2.2
1	E	210	ILE	2.2
1	F	175	GLY	2.2
1	F	108	GLN	2.2

Continued on next page...

Continued from previous page...

Mol	Chain	Res	Type	RSRZ
1	B	69	VAL	2.2
1	F	79	GLY	2.2
1	B	208	PRO	2.2
1	C	92	ARG	2.2
1	E	183	GLY	2.2
1	F	207	MET	2.1
1	C	78	ARG	2.1
1	C	231	ASP	2.1
1	E	232	ASN	2.1
1	C	152	LYS	2.1
1	F	143	TYR	2.1
1	F	213	VAL	2.1
1	E	139	PHE	2.1
1	E	157	MET	2.1
1	C	210	ILE	2.1
1	C	159	LEU	2.1
1	E	81	LEU	2.1
1	B	180	TRP	2.1
1	C	124	THR	2.1
1	F	93	ILE	2.1
1	D	238	SER	2.0
1	B	232	ASN	2.0
1	A	396	ARG	2.0
1	A	118	LEU	2.0
1	C	136	THR	2.0
1	C	139	PHE	2.0
1	C	108	GLN	2.0
1	F	202	LEU	2.0

6.2 Non-standard residues in protein, DNA, RNA chains [i](#)

There are no non-standard protein/DNA/RNA residues in this entry.

6.3 Carbohydrates [i](#)

There are no monosaccharides in this entry.

6.4 Ligands [i](#)

In the following table, the Atoms column lists the number of modelled atoms in the group and the number defined in the chemical component dictionary. The B-factors column lists the minimum,

median, 95th percentile and maximum values of B factors of atoms in the group. The column labelled 'Q< 0.9' lists the number of atoms with occupancy less than 0.9.

Mol	Type	Chain	Res	Atoms	RSCC	RSR	B-factors(Å ²)	Q<0.9
2	PO4	A	603	5/5	0.76	0.24	86,86,87,88	0
2	PO4	A	602	5/5	0.81	0.19	90,91,91,92	0
2	PO4	E	602	5/5	0.87	0.21	72,73,74,74	0
2	PO4	F	602	5/5	0.91	0.23	81,82,83,83	0
2	PO4	C	602	5/5	0.92	0.11	80,81,81,81	0
2	PO4	B	602	5/5	0.93	0.14	73,74,74,74	0
2	PO4	B	601	5/5	0.94	0.17	68,68,69,69	0
2	PO4	D	602	5/5	0.95	0.17	62,62,63,64	0
2	PO4	A	601	5/5	0.95	0.21	62,63,63,63	0
2	PO4	D	601	5/5	0.95	0.22	58,60,61,61	0
2	PO4	E	601	5/5	0.96	0.16	75,75,75,77	0
2	PO4	F	601	5/5	0.97	0.19	65,66,66,67	0
2	PO4	C	601	5/5	0.97	0.23	60,61,61,62	0

6.5 Other polymers [i](#)

There are no such residues in this entry.