



Full wwPDB EM Validation Report ⓘ

Oct 6, 2024 – 12:28 AM EDT

PDB ID : 6MWX
EMDB ID : EMD-9279
Title : CryoEM structure of Chimeric Eastern Equine Encephalitis Virus with Fab of EEEV-69 Antibody
Authors : Hasan, S.S.; Sun, C.; Kim, A.S.; Watanabe, Y.; Chen, C.L.; Klose, T.; Buda, G.; Crispin, M.; Diamond, M.S.; Klimstra, W.B.; Rossmann, M.G.
Deposited on : 2018-10-30
Resolution : 8.20 Å(reported)

This is a Full wwPDB EM Validation Report for a publicly released PDB entry.

We welcome your comments at validation@mail.wwpdb.org

A user guide is available at

<https://www.wwpdb.org/validation/2017/EMValidationReportHelp>

with specific help available everywhere you see the ⓘ symbol.

The types of validation reports are described at

<http://www.wwpdb.org/validation/2017/FAQs#types>.

The following versions of software and data (see [references ⓘ](#)) were used in the production of this report:

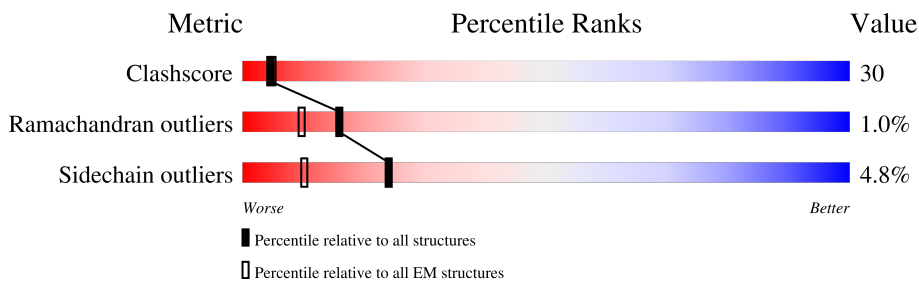
EMDB validation analysis : 0.0.1.dev113
MolProbity : 4.02b-467
Percentile statistics : 20231227.v01 (using entries in the PDB archive December 27th 2023)
MapQ : 1.9.13
Ideal geometry (proteins) : Engh & Huber (2001)
Ideal geometry (DNA, RNA) : Parkinson et al. (1996)
Validation Pipeline (wwPDB-VP) : 2.39

1 Overall quality at a glance

The following experimental techniques were used to determine the structure:
ELECTRON MICROSCOPY

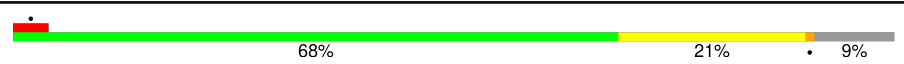

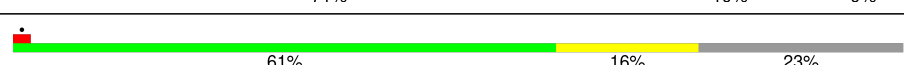




The reported resolution of this entry is 8.20 Å.

Percentile scores (ranging between 0-100) for global validation metrics of the entry are shown in the following graphic. The table shows the number of entries on which the scores are based.



Metric	Whole archive (#Entries)	EM structures (#Entries)
Clashscore	210492	15764
Ramachandran outliers	207382	16835
Sidechain outliers	206894	16415

The table below summarises the geometric issues observed across the polymeric chains and their fit to the map. The red, orange, yellow and green segments of the bar indicate the fraction of residues that contain outliers for ≥ 3 , 2, 1 and 0 types of geometric quality criteria respectively. A grey segment represents the fraction of residues that are not modelled. The numeric value for each fraction is indicated below the corresponding segment, with a dot representing fractions $\leq 5\%$. The upper red bar (where present) indicates the fraction of residues that have poor fit to the EM map (all-atom inclusion $< 40\%$). The numeric value is given above the bar.

Mol	Chain	Length	Quality of chain
1	A	441	
1	E	441	
1	I	441	
1	M	441	
2	B	420	
2	F	420	
2	J	420	
2	N	420	

Continued on next page...

Continued from previous page...

Mol	Chain	Length	Quality of chain
3	C	218	<p>17% 58% 38% ..</p>
3	G	218	<p>14% 59% 36% ..</p>
3	K	218	<p>19% 58% 38% ..</p>
3	O	218	<p>25% 60% 36% ..</p>
4	D	214	<p>6% 43% 43% 12% ..</p>
4	H	214	<p>1% 43% 42% 13% ..</p>
4	L	214	<p>14% 41% 44% 13% ..</p>
4	P	214	<p>26% 42% 43% 12% ..</p>

2 Entry composition [i](#)

There are 4 unique types of molecules in this entry. The entry contains 35528 atoms, of which 0 are hydrogens and 0 are deuteriums.

In the tables below, the AltConf column contains the number of residues with at least one atom in alternate conformation and the Trace column contains the number of residues modelled with at most 2 atoms.

- Molecule 1 is a protein called E1.

Mol	Chain	Residues	Atoms					AltConf	Trace
			Total	C	N	O	S		
1	A	400	Total 3063	C 1940	N 511	O 592	S 20	0	0
1	E	400	Total 3063	C 1940	N 511	O 592	S 20	0	0
1	I	400	Total 3063	C 1940	N 511	O 592	S 20	0	0
1	M	400	Total 3063	C 1940	N 511	O 592	S 20	0	0

- Molecule 2 is a protein called E2.

Mol	Chain	Residues	Atoms					AltConf	Trace
			Total	C	N	O	S		
2	B	325	Total 2550	C 1601	N 471	O 462	S 16	0	0
2	F	325	Total 2550	C 1601	N 471	O 462	S 16	0	0
2	J	325	Total 2550	C 1601	N 471	O 462	S 16	0	0
2	N	325	Total 2550	C 1601	N 471	O 462	S 16	0	0

- Molecule 3 is a protein called EEEV-69 antibody heavy chain.

Mol	Chain	Residues	Atoms					AltConf	Trace
			Total	C	N	O	S		
3	C	218	Total 1671	C 1066	N 272	O 326	S 7	0	0
3	G	218	Total 1671	C 1066	N 272	O 326	S 7	0	0
3	K	218	Total 1671	C 1066	N 272	O 326	S 7	0	0
3	O	218	Total 1671	C 1066	N 272	O 326	S 7	0	0

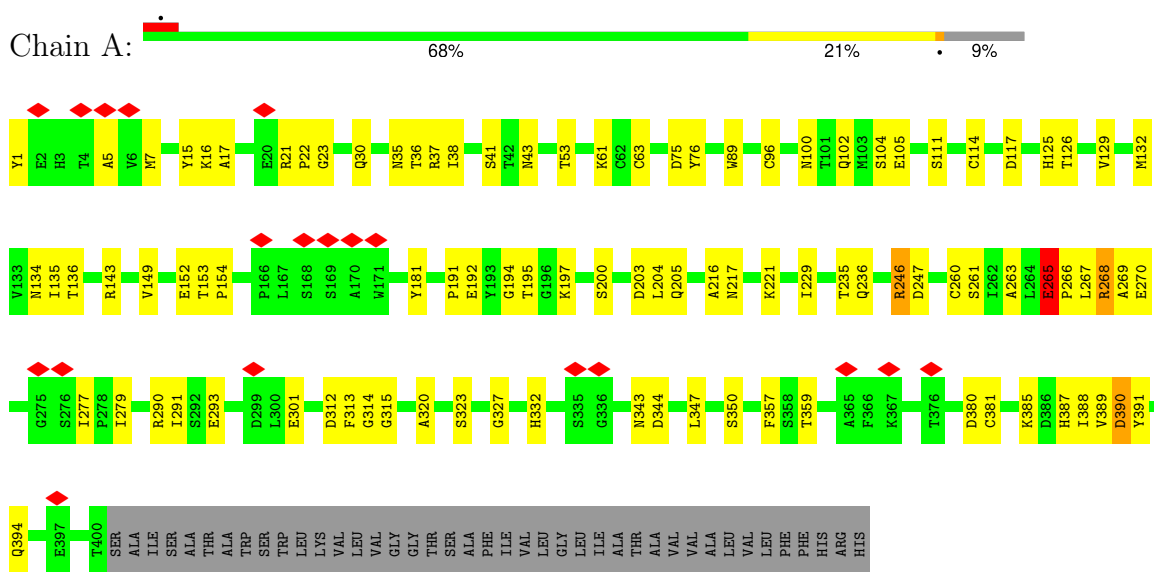
- Molecule 4 is a protein called EEEV-69 antibody light chain.

Mol	Chain	Residues	Atoms					AltConf	Trace
			Total	C	N	O	S		
4	D	211	Total 1598	999	270	322	7	0	0
4	H	211	Total 1598	999	270	322	7	0	0
4	L	211	Total 1598	999	270	322	7	0	0
4	P	211	Total 1598	999	270	322	7	0	0

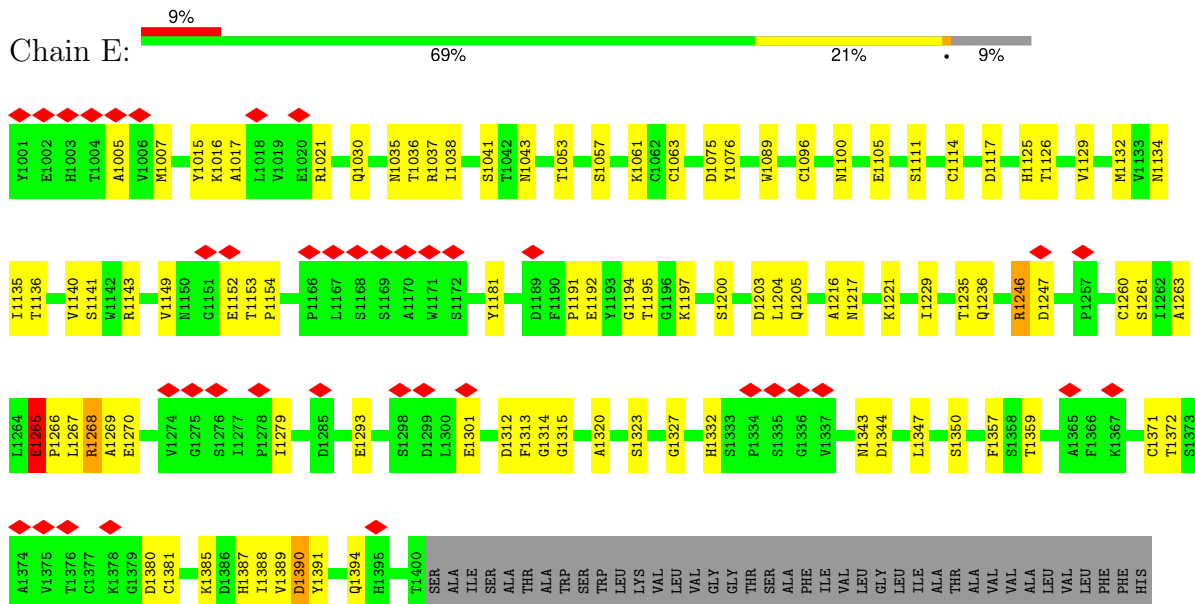
3 Residue-property plots

These plots are drawn for all protein, RNA, DNA and oligosaccharide chains in the entry. The first graphic for a chain summarises the proportions of the various outlier classes displayed in the second graphic. The second graphic shows the sequence view annotated by issues in geometry and atom inclusion in map density. Residues are color-coded according to the number of geometric quality criteria for which they contain at least one outlier: green = 0, yellow = 1, orange = 2 and red = 3 or more. A red diamond above a residue indicates a poor fit to the EM map for this residue (all-atom inclusion < 40%). Stretches of 2 or more consecutive residues without any outlier are shown as a green connector. Residues present in the sample, but not in the model, are shown in grey.

• Molecule 1: E1

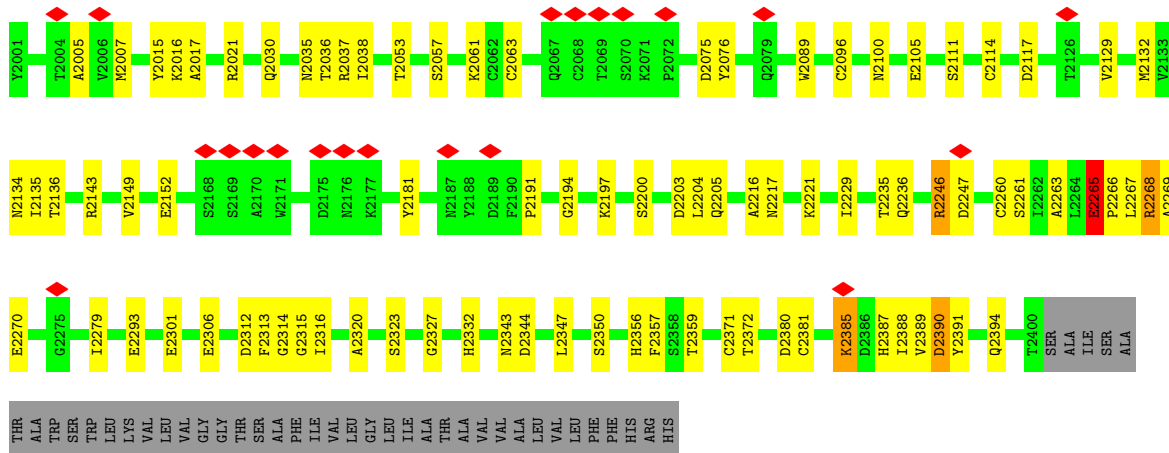


• Molecule 1: E1

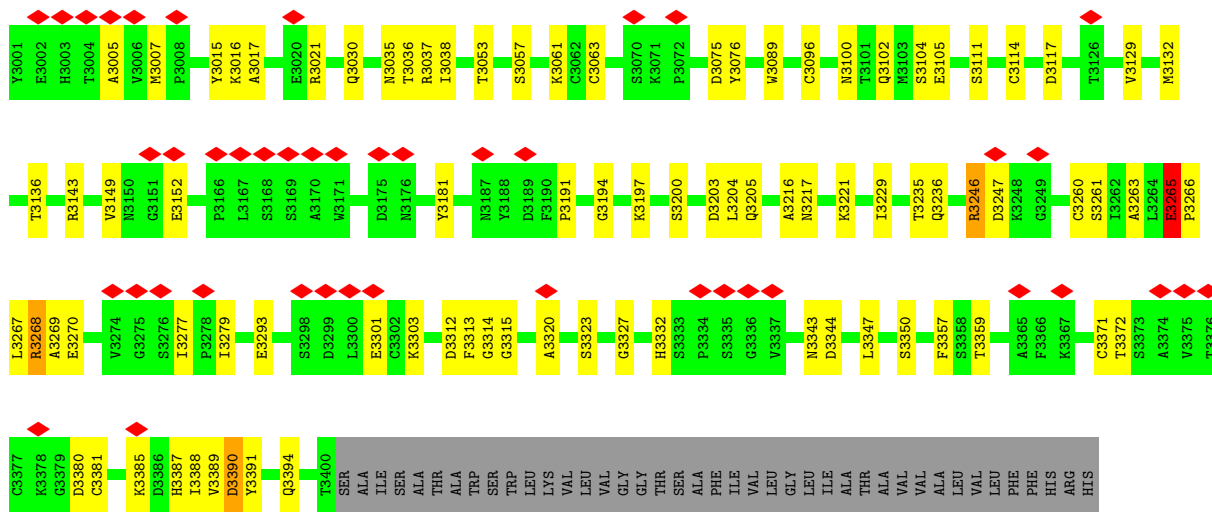


ARG
HIS

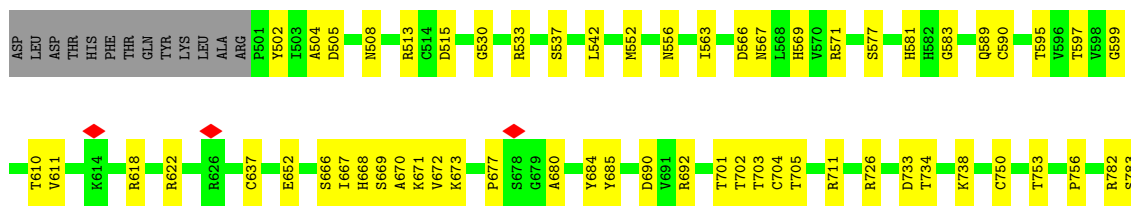
• Molecule 1: E1

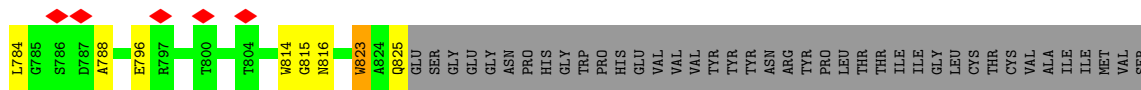


• Molecule 1: E1



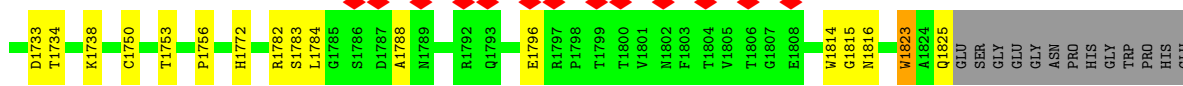
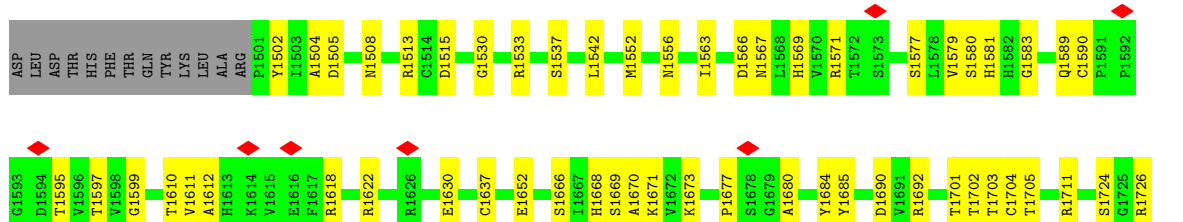
• Molecule 2: E2





CYS VAL THR SER VAL THR TRP LEU CYS TYR ARG THR ARG ASN LEU CYS ILE THR PRO TYR LYS LEU ALA ALA ALA GLN VAL ASN ILE LEU LEU ALA LEU LEU CYS VAL ILE LYS PRO THR ARG ALA

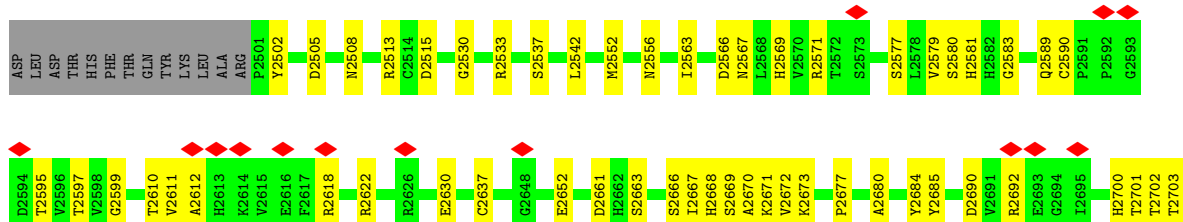
• Molecule 2: E2



ASP LEU ASP THR PHE THR GLN TYR LYS LEU LEU ARG ALA ARG CYS ILE THR PRO THR ARG ALA VAL VAL THR TYR HIS TYR ASN ARG TYR PRO LEU LEU THR THR ILE LEU GLY LEU LEU CYS THR CYS VAL ALA ILE MET VAL SER CYS VAL THR SER VAL TRP LEU LEU CYS ARG THR ARG ASN LEU LEU ILE THR PRO TYR LYS LEU ALA PRO ASN ALA GLN VAL GLY GLY GLY ASN PRO HIS GLY TRP HIS GLU

LEU CYS ILE LYS PRO THR ARG ALA

• Molecule 2: E2

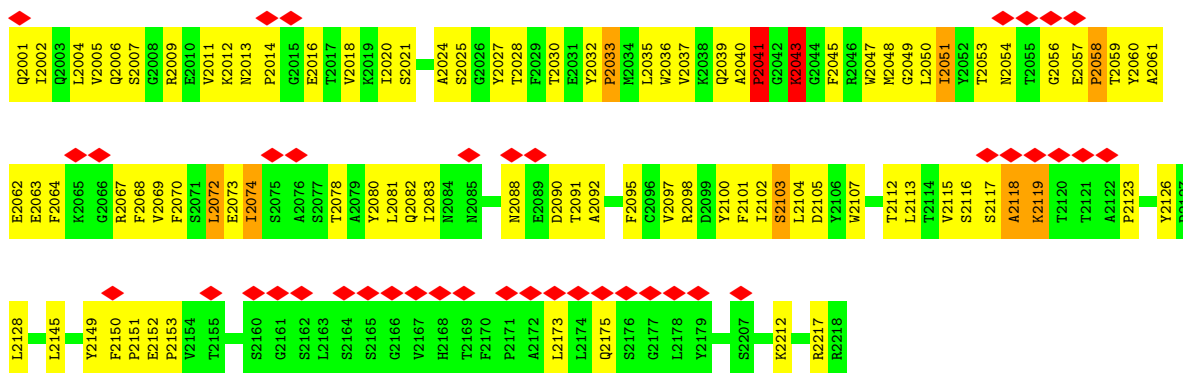


TYR ASN ARG PRO LEU THR THR ILE ILE GLY LEU CYS THR CYS VAL ILE ILE MET VAL VAL SER CYS VAL SER VAL TRP LEU LEU CYS ARG THR THR ASN CYS ILE THR LEU LEU ALA ASN GLY GLY ASN PRO HIS TRP LEU LEU LEU HIS GLU VAL VAL ILE TYR

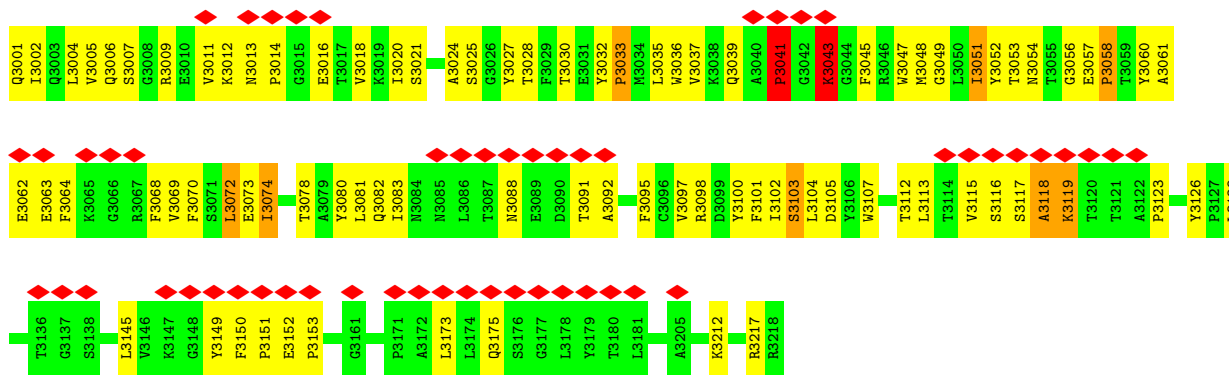
PRO THR ARG ALA

• Molecule 2: E2

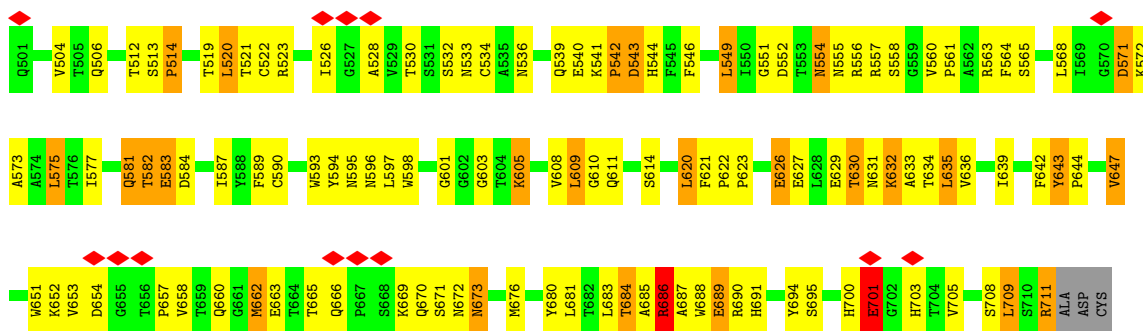
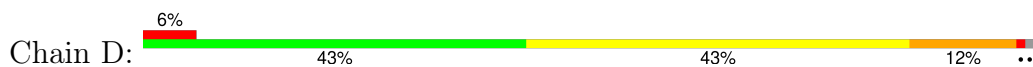




• Molecule 3: EEEV-69 antibody heavy chain

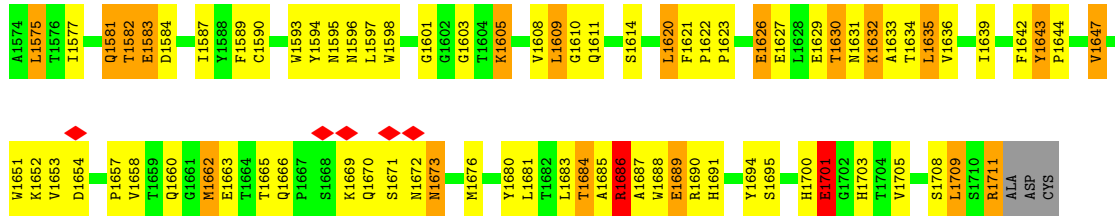


• Molecule 4: EEEV-69 antibody light chain

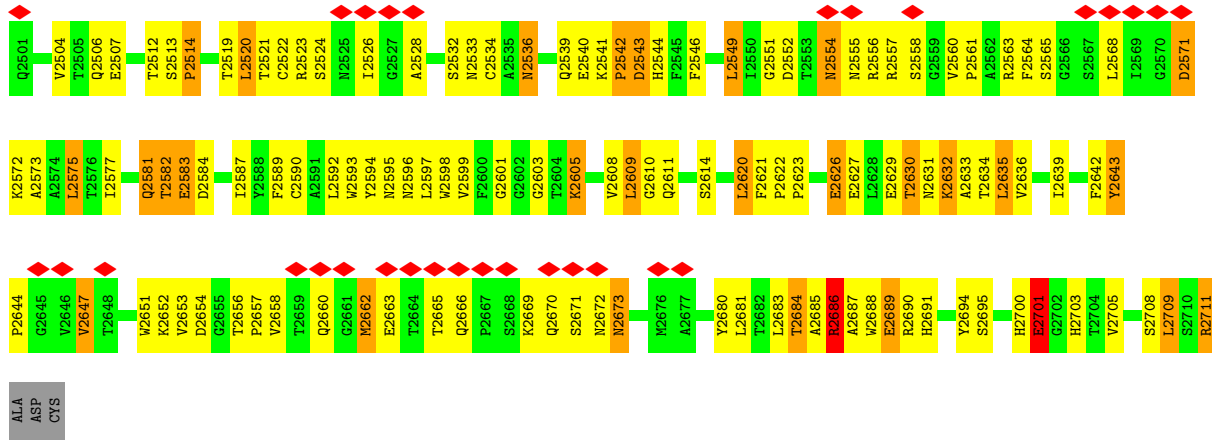
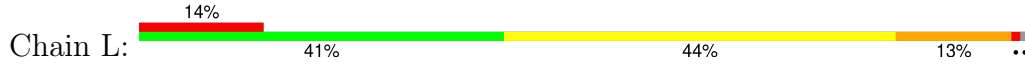


• Molecule 4: EEEV-69 antibody light chain

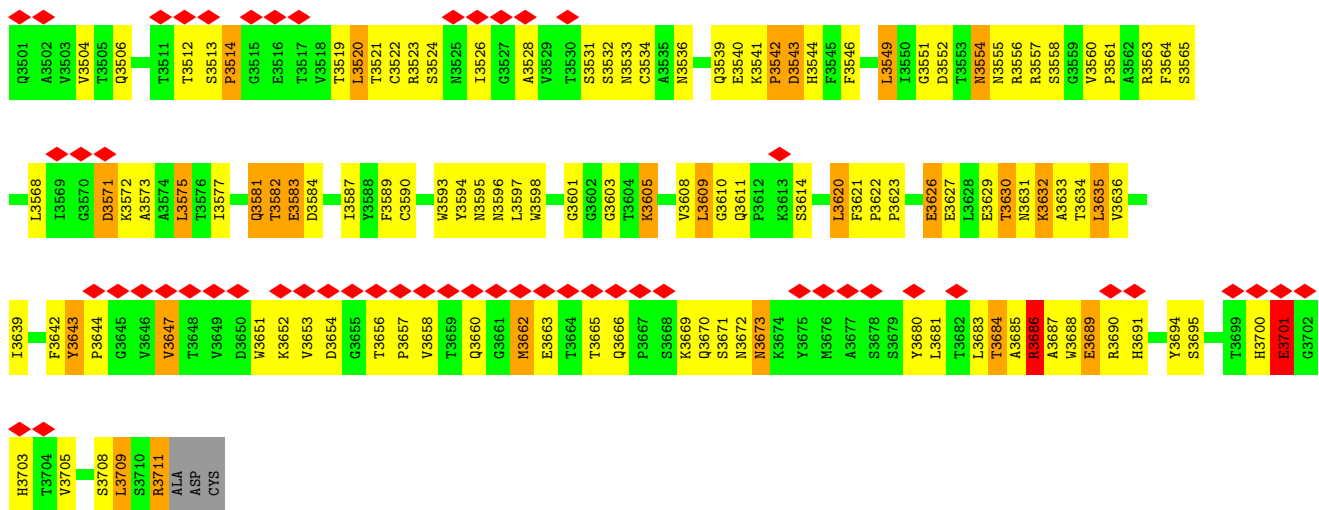




• Molecule 4: EEEV-69 antibody light chain



• Molecule 4: EEEV-69 antibody light chain



4 Experimental information

Property	Value	Source
EM reconstruction method	SINGLE PARTICLE	Depositor
Imposed symmetry	POINT, Not provided	
Number of particles used	5964	Depositor
Resolution determination method	FSC 0.143 CUT-OFF	Depositor
CTF correction method	PHASE FLIPPING AND AMPLITUDE CORRECTION	Depositor
Microscope	FEI TITAN KRIOS	Depositor
Voltage (kV)	300	Depositor
Electron dose ($e^-/\text{\AA}^2$)	31	Depositor
Minimum defocus (nm)	Not provided	
Maximum defocus (nm)	Not provided	
Magnification	Not provided	
Image detector	GATAN K2 SUMMIT (4k x 4k)	Depositor
Maximum map value	5.247	Depositor
Minimum map value	-6.052	Depositor
Average map value	0.060	Depositor
Map value standard deviation	0.760	Depositor
Recommended contour level	0.7	Depositor
Map size (Å)	907.2, 907.2, 907.2	wwPDB
Map dimensions	560, 560, 560	wwPDB
Map angles (°)	90.0, 90.0, 90.0	wwPDB
Pixel spacing (Å)	1.62, 1.62, 1.62	Depositor

5 Model quality [i](#)

5.1 Standard geometry [i](#)

The Z score for a bond length (or angle) is the number of standard deviations the observed value is removed from the expected value. A bond length (or angle) with $|Z| > 5$ is considered an outlier worth inspection. RMSZ is the root-mean-square of all Z scores of the bond lengths (or angles).

Mol	Chain	Bond lengths		Bond angles	
		RMSZ	# Z >5	RMSZ	# Z >5
1	A	0.51	0/3147	0.69	1/4294 (0.0%)
1	E	0.51	0/3147	0.69	1/4294 (0.0%)
1	I	0.51	0/3147	0.69	1/4294 (0.0%)
1	M	0.51	0/3147	0.69	1/4294 (0.0%)
2	B	0.50	1/2624 (0.0%)	0.74	3/3571 (0.1%)
2	F	0.50	1/2624 (0.0%)	0.74	3/3571 (0.1%)
2	J	0.50	1/2624 (0.0%)	0.74	3/3571 (0.1%)
2	N	0.50	1/2624 (0.0%)	0.74	3/3571 (0.1%)
3	C	0.73	4/1714 (0.2%)	0.86	3/2340 (0.1%)
3	G	0.73	4/1714 (0.2%)	0.86	3/2340 (0.1%)
3	K	0.73	4/1714 (0.2%)	0.86	3/2340 (0.1%)
3	O	0.73	4/1714 (0.2%)	0.86	3/2340 (0.1%)
4	D	0.91	3/1634 (0.2%)	1.44	12/2232 (0.5%)
4	H	0.91	3/1634 (0.2%)	1.44	12/2232 (0.5%)
4	L	0.91	3/1634 (0.2%)	1.44	12/2232 (0.5%)
4	P	0.91	3/1634 (0.2%)	1.44	12/2232 (0.5%)
All	All	0.64	32/36476 (0.1%)	0.91	76/49748 (0.2%)

Chiral center outliers are detected by calculating the chiral volume of a chiral center and verifying if the center is modelled as a planar moiety or with the opposite hand. A planarity outlier is detected by checking planarity of atoms in a peptide group, atoms in a mainchain group or atoms of a sidechain that are expected to be planar.

Mol	Chain	#Chirality outliers	#Planarity outliers
1	A	0	1
1	E	0	1
1	I	0	1
1	M	0	1
All	All	0	4

All (32) bond length outliers are listed below:

Mol	Chain	Res	Type	Atoms	Z	Observed(Å)	Ideal(Å)
3	C	58	PRO	N-CD	17.49	1.72	1.47
3	G	1058	PRO	N-CD	17.48	1.72	1.47
3	K	2058	PRO	N-CD	17.44	1.72	1.47
3	O	3058	PRO	N-CD	17.43	1.72	1.47
3	K	2041	PRO	N-CD	14.05	1.67	1.47
3	C	41	PRO	N-CD	13.98	1.67	1.47
3	G	1041	PRO	N-CD	13.96	1.67	1.47
3	O	3041	PRO	N-CD	13.94	1.67	1.47
4	L	2514	PRO	N-CD	13.22	1.66	1.47
4	H	1514	PRO	N-CD	13.18	1.66	1.47
4	P	3514	PRO	N-CD	13.15	1.66	1.47
4	D	514	PRO	N-CD	13.13	1.66	1.47
3	O	3014	PRO	N-CD	9.46	1.61	1.47
3	G	1014	PRO	N-CD	9.43	1.61	1.47
3	C	14	PRO	N-CD	9.38	1.60	1.47
3	K	2014	PRO	N-CD	9.37	1.60	1.47
4	H	1542	PRO	N-CD	6.89	1.57	1.47
4	L	2542	PRO	N-CD	6.88	1.57	1.47
4	P	3542	PRO	N-CD	6.82	1.57	1.47
4	D	542	PRO	N-CD	6.80	1.57	1.47
3	K	2033	PRO	N-CD	6.10	1.56	1.47
3	C	33	PRO	N-CD	6.09	1.56	1.47
4	P	3544	HIS	CG-CD2	6.07	1.46	1.35
3	G	1033	PRO	N-CD	6.06	1.56	1.47
4	H	1544	HIS	CG-CD2	6.05	1.46	1.35
3	O	3033	PRO	N-CD	6.04	1.56	1.47
4	L	2544	HIS	CG-CD2	6.03	1.46	1.35
4	D	544	HIS	CG-CD2	6.03	1.46	1.35
2	B	823	TRP	CB-CG	5.24	1.59	1.50
2	N	3823	TRP	CB-CG	5.23	1.59	1.50
2	J	2823	TRP	CB-CG	5.22	1.59	1.50
2	F	1823	TRP	CB-CG	5.22	1.59	1.50

All (76) bond angle outliers are listed below:

Mol	Chain	Res	Type	Atoms	Z	Observed(°)	Ideal(°)
4	D	686	ARG	NE-CZ-NH1	10.02	125.31	120.30
4	H	1686	ARG	NE-CZ-NH1	9.98	125.29	120.30
4	L	2686	ARG	NE-CZ-NH1	9.89	125.24	120.30
4	P	3686	ARG	NE-CZ-NH1	9.87	125.23	120.30
4	D	635	LEU	CA-CB-CG	9.69	137.59	115.30
4	P	3635	LEU	CA-CB-CG	9.69	137.58	115.30
4	L	2635	LEU	CA-CB-CG	9.68	137.56	115.30

Continued on next page...

Continued from previous page...

Mol	Chain	Res	Type	Atoms	Z	Observed(°)	Ideal(°)
4	H	1635	LEU	CA-CB-CG	9.68	137.56	115.30
4	D	701	GLU	OE1-CD-OE2	-7.51	114.29	123.30
4	P	3701	GLU	OE1-CD-OE2	-7.48	114.33	123.30
4	L	2701	GLU	OE1-CD-OE2	-7.47	114.34	123.30
4	H	1701	GLU	OE1-CD-OE2	-7.44	114.38	123.30
4	H	1701	GLU	CB-CG-CD	7.40	134.18	114.20
4	D	701	GLU	CB-CG-CD	7.39	134.16	114.20
4	L	2701	GLU	CB-CG-CD	7.38	134.14	114.20
4	P	3701	GLU	CB-CG-CD	7.38	134.13	114.20
4	H	1711	ARG	NE-CZ-NH1	7.27	123.94	120.30
4	P	3711	ARG	NE-CZ-NH1	7.27	123.94	120.30
4	D	711	ARG	NE-CZ-NH1	7.22	123.91	120.30
4	L	2711	ARG	NE-CZ-NH1	7.21	123.91	120.30
4	H	1686	ARG	NE-CZ-NH2	-7.20	116.70	120.30
4	L	2686	ARG	NE-CZ-NH2	-7.18	116.71	120.30
4	D	686	ARG	NE-CZ-NH2	-7.12	116.74	120.30
4	P	3686	ARG	NE-CZ-NH2	-7.10	116.75	120.30
4	H	1690	ARG	NE-CZ-NH1	6.68	123.64	120.30
4	P	3690	ARG	NE-CZ-NH1	6.67	123.64	120.30
4	D	690	ARG	NE-CZ-NH1	6.63	123.62	120.30
4	L	2690	ARG	NE-CZ-NH1	6.57	123.59	120.30
4	H	1701	GLU	N-CA-CB	6.42	122.16	110.60
4	D	701	GLU	N-CA-CB	6.41	122.14	110.60
4	P	3701	GLU	N-CA-CB	6.41	122.13	110.60
4	L	2701	GLU	N-CA-CB	6.40	122.11	110.60
1	A	265	GLU	N-CA-C	-6.03	94.71	111.00
1	I	2265	GLU	N-CA-C	-6.03	94.71	111.00
1	M	3265	GLU	N-CA-C	-6.02	94.74	111.00
1	E	1265	GLU	N-CA-C	-6.02	94.75	111.00
2	J	2685	TYR	CA-CB-CG	5.75	124.33	113.40
2	F	1685	TYR	CA-CB-CG	5.75	124.32	113.40
2	B	685	TYR	CA-CB-CG	5.74	124.30	113.40
2	N	3685	TYR	CA-CB-CG	5.71	124.26	113.40
3	O	3056	GLY	CA-C-N	5.47	129.23	117.20
3	K	2056	GLY	CA-C-N	5.47	129.23	117.20
3	C	56	GLY	CA-C-N	5.46	129.21	117.20
3	G	1056	GLY	CA-C-N	5.45	129.19	117.20
4	D	647	VAL	CA-CB-CG1	5.41	119.02	110.90
4	L	2647	VAL	CA-CB-CG1	5.41	119.01	110.90
4	H	1647	VAL	CA-CB-CG1	5.39	118.99	110.90
4	P	3647	VAL	CA-CB-CG1	5.37	118.96	110.90
4	P	3634	THR	CA-CB-CG2	5.35	119.89	112.40

Continued on next page...

Continued from previous page...

Mol	Chain	Res	Type	Atoms	Z	Observed(°)	Ideal(°)
4	D	634	THR	CA-CB-CG2	5.34	119.88	112.40
4	H	1614	SER	N-CA-CB	-5.34	102.49	110.50
4	D	614	SER	N-CA-CB	-5.32	102.52	110.50
4	H	1634	THR	CA-CB-CG2	5.32	119.85	112.40
4	L	2634	THR	CA-CB-CG2	5.32	119.85	112.40
4	L	2614	SER	N-CA-CB	-5.31	102.53	110.50
4	P	3614	SER	N-CA-CB	-5.31	102.54	110.50
4	L	2643	TYR	CB-CG-CD2	5.29	124.17	121.00
4	P	3643	TYR	CB-CG-CD2	5.23	124.14	121.00
3	G	1074	ILE	CA-C-N	-5.20	105.75	117.20
3	O	3074	ILE	CA-C-N	-5.20	105.75	117.20
3	C	74	ILE	CA-C-N	-5.20	105.76	117.20
3	K	2074	ILE	CA-C-N	-5.20	105.76	117.20
4	H	1643	TYR	CB-CG-CD2	5.17	124.10	121.00
4	D	643	TYR	CB-CG-CD2	5.17	124.10	121.00
2	B	542	LEU	CA-CB-CG	5.13	127.09	115.30
2	N	3542	LEU	CA-CB-CG	5.12	127.08	115.30
2	J	2542	LEU	CA-CB-CG	5.12	127.07	115.30
2	F	1542	LEU	CA-CB-CG	5.11	127.06	115.30
3	C	43	LYS	N-CA-C	5.06	124.67	111.00
3	K	2043	LYS	N-CA-C	5.05	124.65	111.00
3	G	1043	LYS	N-CA-C	5.05	124.64	111.00
3	O	3043	LYS	N-CA-C	5.04	124.61	111.00
2	J	2823	TRP	CA-CB-CG	5.02	123.23	113.70
2	N	3823	TRP	CA-CB-CG	5.01	123.21	113.70
2	B	823	TRP	CA-CB-CG	5.00	123.20	113.70
2	F	1823	TRP	CA-CB-CG	5.00	123.20	113.70

There are no chirality outliers.

All (4) planarity outliers are listed below:

Mol	Chain	Res	Type	Group
1	A	385	LYS	Peptide
1	E	1385	LYS	Peptide
1	I	2385	LYS	Peptide
1	M	3385	LYS	Peptide

5.2 Too-close contacts [i](#)

In the following table, the Non-H and H(model) columns list the number of non-hydrogen atoms and hydrogen atoms in the chain respectively. The H(added) column lists the number of hydrogen

atoms added and optimized by MolProbity. The Clashes column lists the number of clashes within the asymmetric unit, whereas Symm-Clashes lists symmetry-related clashes.

Mol	Chain	Non-H	H(model)	H(added)	Clashes	Symm-Clashes
1	A	3063	0	2950	91	0
1	E	3063	0	2947	75	0
1	I	3063	0	2947	74	0
1	M	3063	0	2947	58	0
2	B	2550	0	2489	166	0
2	F	2550	0	2487	108	0
2	J	2550	0	2487	263	0
2	N	2550	0	2492	89	0
3	C	1671	0	1640	228	0
3	G	1671	0	1638	207	0
3	K	1671	0	1637	261	0
3	O	1671	0	1637	224	0
4	D	1598	0	1522	286	0
4	H	1598	0	1517	233	0
4	L	1598	0	1522	352	0
4	P	1598	0	1524	205	0
All	All	35528	0	34383	2120	0

The all-atom clashscore is defined as the number of clashes found per 1000 atoms (including hydrogen atoms). The all-atom clashscore for this structure is 30.

All (2120) close contacts within the same asymmetric unit are listed below, sorted by their clash magnitude.

Atom-1	Atom-2	Interatomic distance (Å)	Clash overlap (Å)
3:K:2032:TYR:HE1	3:K:2100:TYR:CD1	1.00	1.70
3:C:32:TYR:HE1	3:C:100:TYR:CD1	1.00	1.67
3:K:2118:ALA:HB3	3:K:2150:PHE:CE2	1.17	1.63
3:G:1118:ALA:HB3	3:G:1150:PHE:CE2	1.17	1.63
3:O:3118:ALA:HB3	3:O:3150:PHE:CE2	1.17	1.63
3:C:118:ALA:HB3	3:C:150:PHE:CE2	1.17	1.62
3:G:1032:TYR:HE1	3:G:1100:TYR:CD1	1.00	1.61
3:O:3032:TYR:CE1	3:O:3100:TYR:CD1	1.86	1.61
3:O:3032:TYR:HE1	3:O:3100:TYR:CD1	1.00	1.60
3:G:1032:TYR:CE1	3:G:1100:TYR:CD1	1.86	1.59
3:C:32:TYR:CE1	3:C:100:TYR:CD1	1.86	1.59
3:G:1035:LEU:HD13	3:G:1104:LEU:CD2	1.36	1.55
3:O:3035:LEU:CD1	3:O:3104:LEU:HD21	1.36	1.55
2:B:671:LYS:CA	4:D:595:ASN:N	1.67	1.55
3:C:35:LEU:CD1	3:C:104:LEU:HD21	1.36	1.54

Continued on next page...

Continued from previous page...

Atom-1	Atom-2	Interatomic distance (Å)	Clash overlap (Å)
3:O:3035:LEU:HD13	3:O:3104:LEU:CD2	1.36	1.54
3:C:35:LEU:HD13	3:C:104:LEU:CD2	1.36	1.54
3:G:1045:PHE:CZ	4:H:1546:PHE:CZ	1.96	1.54
3:K:2032:TYR:CE1	3:K:2100:TYR:CD1	1.86	1.54
3:K:2035:LEU:HD13	3:K:2104:LEU:CD2	1.36	1.54
2:B:671:LYS:HA	4:D:595:ASN:CA	1.10	1.53
2:J:2669:SER:CB	4:L:2592:LEU:HB3	1.07	1.53
3:K:2035:LEU:CD1	3:K:2104:LEU:HD21	1.36	1.53
3:G:1045:PHE:CZ	4:H:1546:PHE:HZ	1.25	1.52
3:C:45:PHE:CZ	4:D:546:PHE:CZ	1.96	1.52
3:G:1035:LEU:CD1	3:G:1104:LEU:HD21	1.36	1.51
2:J:2705:THR:HA	4:L:2596:ASN:ND2	1.22	1.51
3:O:3118:ALA:CB	3:O:3150:PHE:CE2	1.93	1.50
2:F:1702:THR:CA	4:H:1593:TRP:NE1	1.70	1.50
3:O:3045:PHE:CZ	4:P:3546:PHE:CZ	1.96	1.50
2:B:671:LYS:HE2	4:D:594:TYR:C	1.12	1.50
3:G:1118:ALA:CB	3:G:1150:PHE:CE2	1.93	1.49
3:K:2045:PHE:CZ	4:L:2546:PHE:CZ	1.96	1.49
3:K:2045:PHE:CZ	4:L:2546:PHE:HZ	1.25	1.49
3:K:2118:ALA:CB	3:K:2150:PHE:CE2	1.93	1.49
2:J:2705:THR:CA	4:L:2596:ASN:ND2	1.72	1.49
2:B:668:HIS:HE1	3:C:102:ILE:CG2	1.23	1.47
2:J:2668:HIS:CE1	4:L:2598:TRP:CH2	2.03	1.46
3:O:3045:PHE:CZ	4:P:3546:PHE:HZ	1.25	1.46
3:C:45:PHE:CZ	4:D:546:PHE:HZ	1.25	1.46
3:C:118:ALA:CB	3:C:150:PHE:CE2	1.92	1.46
2:F:1703:THR:C	4:H:1595:ASN:HB3	1.29	1.44
2:B:692:ARG:HH22	3:C:57:GLU:CD	1.21	1.43
3:K:2041:PRO:CD	3:K:2041:PRO:N	1.67	1.42
3:O:3102:ILE:CB	4:P:3552:ASP:HB2	1.49	1.42
3:C:102:ILE:CB	4:D:552:ASP:HB2	1.49	1.41
3:G:1102:ILE:CB	4:H:1552:ASP:HB2	1.49	1.40
3:K:2102:ILE:CB	4:L:2552:ASP:HB2	1.49	1.40
2:B:668:HIS:CE1	3:C:102:ILE:CG2	2.04	1.40
2:J:2669:SER:CB	4:L:2592:LEU:CB	1.97	1.39
3:O:3058:PRO:CD	3:O:3058:PRO:N	1.72	1.38
3:K:2058:PRO:CD	3:K:2058:PRO:N	1.72	1.37
3:K:2078:THR:HG21	3:K:2080:TYR:CZ	1.59	1.36
2:B:671:LYS:CA	4:D:595:ASN:HA	1.54	1.36
3:C:78:THR:HG21	3:C:80:TYR:CZ	1.59	1.36
2:F:1669:SER:C	4:H:1533:ASN:OD1	1.63	1.35

Continued on next page...

Continued from previous page...

Atom-1	Atom-2	Interatomic distance (Å)	Clash overlap (Å)
3:G:1078:THR:HG21	3:G:1080:TYR:CZ	1.59	1.35
3:C:45:PHE:CE2	4:D:546:PHE:CZ	2.14	1.35
2:F:1670:ALA:N	4:H:1533:ASN:OD1	1.59	1.35
3:G:1045:PHE:CE2	4:H:1546:PHE:CZ	2.14	1.34
2:B:671:LYS:CE	4:D:594:TYR:C	1.96	1.34
2:J:2668:HIS:NE2	4:L:2598:TRP:CZ3	1.91	1.34
2:J:2671:LYS:CA	4:L:2596:ASN:H	1.28	1.34
3:K:2045:PHE:CE2	4:L:2546:PHE:CZ	2.14	1.34
3:G:1058:PRO:CD	3:G:1058:PRO:N	1.72	1.34
3:O:3078:THR:HG21	3:O:3080:TYR:CZ	1.59	1.34
3:O:3045:PHE:CE2	4:P:3546:PHE:CZ	2.14	1.33
2:J:2667:ILE:HD13	4:L:2595:ASN:CG	0.97	1.33
2:B:671:LYS:HA	4:D:595:ASN:N	1.03	1.33
2:F:1703:THR:O	4:H:1595:ASN:CB	1.76	1.31
2:B:671:LYS:HE2	4:D:595:ASN:N	1.40	1.31
2:B:701:THR:O	4:D:593:TRP:HZ2	1.11	1.31
2:B:668:HIS:CE1	3:C:102:ILE:HG23	1.61	1.30
3:G:1032:TYR:OH	3:G:1100:TYR:CZ	1.68	1.30
2:J:2671:LYS:HB3	4:L:2596:ASN:N	1.44	1.30
2:N:3669:SER:CB	4:P:3534:CYS:SG	2.16	1.30
3:G:1032:TYR:OH	3:G:1100:TYR:CE1	1.84	1.30
3:C:32:TYR:OH	3:C:100:TYR:CE1	1.84	1.30
3:C:2:ILE:CD1	3:C:98:ARG:NH1	1.95	1.29
2:N:3689:PRO:HB2	3:O:3057:GLU:OE2	1.18	1.29
3:O:3002:ILE:CD1	3:O:3098:ARG:NH1	1.95	1.29
2:F:1702:THR:CA	4:H:1593:TRP:HE1	1.34	1.29
3:K:2032:TYR:OH	3:K:2100:TYR:CE1	1.84	1.29
3:K:2002:ILE:CD1	3:K:2098:ARG:NH1	1.95	1.29
2:N:3669:SER:O	4:P:3533:ASN:CA	1.79	1.29
3:G:1002:ILE:CD1	3:G:1098:ARG:NH1	1.95	1.29
3:O:3032:TYR:OH	3:O:3100:TYR:CZ	1.68	1.28
2:J:2668:HIS:NE2	4:L:2598:TRP:CH2	2.00	1.27
3:C:32:TYR:OH	3:C:100:TYR:CZ	1.68	1.27
2:B:692:ARG:NH2	3:C:57:GLU:CD	1.85	1.27
2:B:692:ARG:NH2	3:C:57:GLU:OE2	1.66	1.26
3:K:2032:TYR:OH	3:K:2100:TYR:CZ	1.68	1.26
2:J:2701:THR:N	4:L:2593:TRP:CZ2	2.00	1.26
3:O:3032:TYR:OH	3:O:3100:TYR:CE1	1.84	1.26
2:B:690:ASP:OD1	3:C:52:TYR:OH	1.53	1.26
3:C:32:TYR:CE1	3:C:100:TYR:CG	2.24	1.25
3:C:58:PRO:CD	3:C:58:PRO:N	1.72	1.25

Continued on next page...

Continued from previous page...

Atom-1	Atom-2	Interatomic distance (Å)	Clash overlap (Å)
3:K:2032:TYR:CE1	3:K:2100:TYR:CG	2.24	1.25
2:N:3669:SER:HB2	4:P:3534:CYS:SG	1.57	1.25
3:C:102:ILE:HB	4:D:552:ASP:CB	1.66	1.25
3:G:1032:TYR:CE1	3:G:1100:TYR:CG	2.24	1.25
3:K:2045:PHE:HZ	4:L:2546:PHE:CZ	1.43	1.24
2:F:1703:THR:C	4:H:1595:ASN:CB	2.04	1.24
2:J:2700:HIS:CE1	3:K:2050:LEU:HD13	1.69	1.24
3:O:3032:TYR:CE1	3:O:3100:TYR:CG	2.24	1.24
2:B:702:THR:O	4:D:596:ASN:CA	1.85	1.24
3:K:2102:ILE:HB	4:L:2552:ASP:CB	1.66	1.24
3:O:3102:ILE:HB	4:P:3552:ASP:CB	1.66	1.23
3:C:21:SER:OG	3:C:80:TYR:HE2	1.21	1.23
2:B:702:THR:O	4:D:596:ASN:C	1.77	1.23
3:G:1021:SER:OG	3:G:1080:TYR:HE2	1.21	1.23
3:G:1102:ILE:HB	4:H:1552:ASP:CB	1.66	1.22
2:N:3668:HIS:HE2	3:O:3102:ILE:CA	1.51	1.22
3:C:217:ARG:NH2	4:D:622:PRO:HD2	1.55	1.22
3:C:45:PHE:HZ	4:D:546:PHE:CZ	1.43	1.21
3:K:2217:ARG:NH2	4:L:2622:PRO:HD2	1.55	1.21
3:O:3217:ARG:NH2	4:P:3622:PRO:HD2	1.55	1.20
2:B:702:THR:O	4:D:596:ASN:HA	1.35	1.20
2:B:701:THR:O	4:D:593:TRP:CZ2	1.94	1.20
3:G:1021:SER:OG	3:G:1080:TYR:CE2	1.92	1.20
2:J:2673:LYS:HB2	4:L:2593:TRP:CD1	1.77	1.20
2:N:3669:SER:O	4:P:3533:ASN:HA	1.05	1.19
3:G:1045:PHE:HZ	4:H:1546:PHE:CZ	1.43	1.19
3:G:1217:ARG:NH2	4:H:1622:PRO:HD2	1.55	1.19
2:J:2667:ILE:HD13	4:L:2595:ASN:OD1	1.43	1.19
3:K:2021:SER:OG	3:K:2080:TYR:CE2	1.91	1.19
2:J:2669:SER:OG	4:L:2592:LEU:HB3	1.42	1.18
3:O:3078:THR:CG2	3:O:3080:TYR:CZ	2.26	1.18
3:O:3021:SER:OG	3:O:3080:TYR:CE2	1.92	1.18
3:C:78:THR:CG2	3:C:80:TYR:CZ	2.26	1.18
3:K:2078:THR:CG2	3:K:2080:TYR:CZ	2.26	1.18
2:N:3703:THR:N	3:O:3052:TYR:OH	1.75	1.17
4:D:514:PRO:HG3	4:D:609:LEU:O	1.45	1.17
4:D:514:PRO:CG	4:D:609:LEU:O	1.93	1.16
3:G:1078:THR:CG2	3:G:1080:TYR:CZ	2.26	1.16
2:F:1703:THR:O	4:H:1595:ASN:HB2	1.35	1.16
2:N:3671:LYS:NZ	4:P:3596:ASN:HA	1.57	1.16
2:N:3705:THR:CB	4:P:3595:ASN:HB3	1.72	1.16

Continued on next page...

Continued from previous page...

Atom-1	Atom-2	Interatomic distance (Å)	Clash overlap (Å)
4:P:3514:PRO:CG	4:P:3609:LEU:O	1.93	1.16
3:O:3021:SER:OG	3:O:3080:TYR:HE2	1.21	1.16
3:C:21:SER:OG	3:C:80:TYR:CE2	1.91	1.16
4:H:1514:PRO:HG3	4:H:1609:LEU:O	1.45	1.16
4:H:1514:PRO:CG	4:H:1609:LEU:O	1.93	1.16
2:J:2701:THR:N	4:L:2593:TRP:HZ2	1.37	1.16
3:K:2032:TYR:HE1	3:K:2100:TYR:CG	1.61	1.16
4:L:2514:PRO:HG3	4:L:2609:LEU:O	1.45	1.16
2:F:1703:THR:HG23	4:H:1596:ASN:HB3	1.24	1.15
2:J:2671:LYS:CB	4:L:2596:ASN:N	2.07	1.15
2:B:671:LYS:NZ	4:D:597:LEU:H	1.42	1.15
2:J:2669:SER:N	4:L:2533:ASN:HD22	1.45	1.15
4:L:2514:PRO:CG	4:L:2609:LEU:O	1.93	1.14
3:O:3002:ILE:HD11	3:O:3098:ARG:NH1	1.62	1.14
3:O:3045:PHE:HZ	4:P:3546:PHE:CZ	1.43	1.14
4:P:3514:PRO:HG3	4:P:3609:LEU:O	1.45	1.14
2:F:1704:CYS:N	4:H:1595:ASN:HB3	1.61	1.14
2:J:2700:HIS:HB2	4:L:2593:TRP:CZ2	1.82	1.14
2:N:3705:THR:HB	4:P:3595:ASN:HB3	1.17	1.14
2:J:2671:LYS:CB	4:L:2596:ASN:H	1.57	1.14
3:O:3032:TYR:HE1	3:O:3100:TYR:CG	1.61	1.13
3:C:32:TYR:HE1	3:C:100:TYR:CG	1.61	1.13
2:F:1668:HIS:O	4:H:1533:ASN:N	1.80	1.13
3:G:1002:ILE:HD11	3:G:1098:ARG:HH12	1.12	1.12
3:G:1102:ILE:HG22	4:H:1534:CYS:HB3	1.25	1.12
3:C:2:ILE:HD11	3:C:98:ARG:HH12	1.12	1.11
3:K:2002:ILE:HD11	3:K:2098:ARG:HH12	1.12	1.11
3:K:2021:SER:OG	3:K:2080:TYR:HE2	1.21	1.11
2:J:2669:SER:HB3	4:L:2592:LEU:HB3	1.18	1.11
2:B:671:LYS:HD2	4:D:593:TRP:CH2	1.46	1.11
3:G:1035:LEU:CD2	3:G:1037:VAL:CG2	2.29	1.10
2:B:671:LYS:HD3	4:D:595:ASN:C	1.49	1.10
2:J:2669:SER:HB2	4:L:2592:LEU:HB3	1.19	1.10
3:C:35:LEU:CD2	3:C:37:VAL:HG23	1.80	1.10
2:B:705:THR:HG23	4:D:596:ASN:HD22	1.03	1.10
3:G:1032:TYR:HE1	3:G:1100:TYR:CG	1.61	1.10
3:O:3102:ILE:HG22	4:P:3534:CYS:HB3	1.25	1.10
2:B:702:THR:HA	4:D:593:TRP:CH2	1.85	1.10
3:C:35:LEU:CD2	3:C:37:VAL:CG2	2.29	1.10
3:K:2035:LEU:CD2	3:K:2037:VAL:CG2	2.29	1.10
2:B:705:THR:HB	4:D:595:ASN:HD22	0.98	1.09

Continued on next page...

Continued from previous page...

Atom-1	Atom-2	Interatomic distance (Å)	Clash overlap (Å)
2:J:2702:THR:CA	4:L:2596:ASN:O	1.95	1.09
3:O:3035:LEU:CD2	3:O:3037:VAL:CG2	2.29	1.09
2:B:671:LYS:HE2	4:D:594:TYR:O	1.52	1.09
3:K:2035:LEU:CD2	3:K:2037:VAL:HG23	1.80	1.09
3:O:3118:ALA:HB3	3:O:3150:PHE:CZ	1.88	1.09
2:B:671:LYS:NZ	4:D:597:LEU:N	1.92	1.09
3:C:102:ILE:HG22	4:D:534:CYS:HB3	1.25	1.09
3:C:118:ALA:HB3	3:C:150:PHE:CZ	1.88	1.09
3:G:1035:LEU:CD2	3:G:1037:VAL:HG23	1.80	1.09
2:J:2668:HIS:CE1	4:L:2598:TRP:CZ3	2.37	1.09
3:O:3035:LEU:CD2	3:O:3037:VAL:HG23	1.80	1.09
2:J:2671:LYS:HB3	4:L:2596:ASN:CA	1.76	1.08
3:K:2118:ALA:HB3	3:K:2150:PHE:CZ	1.88	1.08
3:C:2:ILE:HD11	3:C:98:ARG:NH1	1.62	1.07
2:J:2669:SER:OG	4:L:2533:ASN:HB3	1.53	1.07
3:K:2102:ILE:HG22	4:L:2534:CYS:HB3	1.25	1.07
3:C:102:ILE:HG13	4:D:552:ASP:CG	1.76	1.07
3:G:1118:ALA:HB3	3:G:1150:PHE:CZ	1.88	1.06
3:K:2102:ILE:HG13	4:L:2552:ASP:CG	1.76	1.06
3:K:2102:ILE:HG21	4:L:2552:ASP:OD1	1.55	1.06
3:G:1102:ILE:HG13	4:H:1552:ASP:CG	1.76	1.06
3:G:1002:ILE:HD11	3:G:1098:ARG:NH1	1.62	1.06
3:K:2102:ILE:CB	4:L:2552:ASP:CB	2.30	1.06
3:C:102:ILE:HG21	4:D:552:ASP:OD1	1.55	1.06
3:K:2039:GLN:NE2	3:K:2045:PHE:CE1	2.24	1.06
2:B:671:LYS:CA	4:D:595:ASN:CA	2.02	1.05
2:F:1703:THR:CG2	4:H:1596:ASN:HB3	1.86	1.05
2:N:3668:HIS:NE2	3:O:3102:ILE:CA	2.01	1.05
3:G:1039:GLN:NE2	3:G:1045:PHE:CE1	2.24	1.05
3:G:1102:ILE:HG21	4:H:1552:ASP:OD1	1.55	1.05
2:J:2671:LYS:CA	4:L:2596:ASN:N	2.11	1.05
2:B:702:THR:O	4:D:596:ASN:O	1.74	1.05
3:O:3002:ILE:HD11	3:O:3098:ARG:HH12	1.12	1.05
3:O:3039:GLN:NE2	3:O:3045:PHE:CE1	2.24	1.05
2:N:3671:LYS:HZ1	4:P:3596:ASN:HA	0.93	1.05
3:O:3102:ILE:HG13	4:P:3552:ASP:CG	1.75	1.05
3:C:39:GLN:NE2	3:C:45:PHE:CE1	2.24	1.04
3:O:3102:ILE:HG21	4:P:3552:ASP:OD1	1.55	1.04
3:G:1045:PHE:CE2	4:H:1546:PHE:CE1	2.46	1.04
4:H:1514:PRO:HD3	4:H:1609:LEU:CB	1.88	1.04
2:J:2669:SER:HB2	4:L:2592:LEU:CB	1.75	1.04

Continued on next page...

Continued from previous page...

Atom-1	Atom-2	Interatomic distance (Å)	Clash overlap (Å)
2:J:2701:THR:HB	4:L:2596:ASN:HA	1.39	1.04
2:B:669:SER:OG	4:D:530:THR:O	1.74	1.04
4:P:3514:PRO:HD3	4:P:3609:LEU:CB	1.87	1.04
2:J:2701:THR:HB	4:L:2595:ASN:O	1.58	1.04
4:L:2514:PRO:HD3	4:L:2609:LEU:CB	1.87	1.04
3:C:102:ILE:CB	4:D:552:ASP:CB	2.30	1.03
2:F:1702:THR:HA	4:H:1593:TRP:NE1	0.75	1.03
2:J:2671:LYS:NZ	4:L:2596:ASN:OD1	1.92	1.03
3:K:2045:PHE:CE2	4:L:2546:PHE:CE1	2.46	1.03
2:F:1703:THR:HG23	4:H:1596:ASN:CB	1.87	1.03
3:O:3045:PHE:CE2	4:P:3546:PHE:CE1	2.46	1.03
3:C:45:PHE:CE2	4:D:546:PHE:CE1	2.46	1.03
2:J:2668:HIS:NE2	4:L:2598:TRP:CZ2	2.26	1.03
2:J:2692:ARG:NH1	3:K:2057:GLU:CG	2.22	1.03
2:N:3670:ALA:O	4:P:3595:ASN:HA	1.58	1.03
4:D:514:PRO:HD3	4:D:609:LEU:CB	1.87	1.02
2:B:702:THR:O	4:D:593:TRP:CH2	2.11	1.02
3:G:1045:PHE:CZ	4:H:1546:PHE:CE1	2.48	1.02
2:J:2670:ALA:CB	4:L:2599:VAL:HG23	1.90	1.02
2:B:671:LYS:CD	4:D:595:ASN:C	2.25	1.01
3:K:2002:ILE:HD11	3:K:2098:ARG:NH1	1.62	1.01
2:J:2668:HIS:NE2	4:L:2598:TRP:CE3	2.11	1.01
2:J:2692:ARG:NH1	3:K:2057:GLU:CD	2.14	1.01
3:C:45:PHE:CZ	4:D:546:PHE:CE1	2.48	1.01
2:J:2667:ILE:CG1	4:L:2595:ASN:HD21	1.73	1.01
2:N:3702:THR:C	3:O:3052:TYR:OH	1.95	1.01
2:N:3689:PRO:CB	3:O:3057:GLU:OE2	2.09	1.00
2:B:667:ILE:HB	4:D:532:SER:OG	1.61	1.00
2:J:2700:HIS:HB2	4:L:2593:TRP:CE2	1.96	1.00
3:K:2045:PHE:CZ	4:L:2546:PHE:CE1	2.48	1.00
3:O:3102:ILE:CB	4:P:3552:ASP:CB	2.30	1.00
3:O:3045:PHE:CZ	4:P:3546:PHE:CE1	2.48	1.00
2:N:3668:HIS:NE2	3:O:3102:ILE:HA	1.11	1.00
2:B:671:LYS:CE	4:D:594:TYR:O	2.08	1.00
2:B:705:THR:HG22	4:D:594:TYR:O	1.59	1.00
3:C:35:LEU:HD21	3:C:37:VAL:HG22	1.43	1.00
2:B:702:THR:O	4:D:593:TRP:HH2	1.44	1.00
2:F:1703:THR:HA	4:H:1596:ASN:CB	1.91	0.99
2:F:1703:THR:HA	4:H:1596:ASN:HB3	1.44	0.99
2:B:668:HIS:HE1	3:C:102:ILE:HG22	1.20	0.99
2:J:2702:THR:C	4:L:2596:ASN:O	2.00	0.99

Continued on next page...

Continued from previous page...

Atom-1	Atom-2	Interatomic distance (Å)	Clash overlap (Å)
3:G:1102:ILE:CB	4:H:1552:ASP:CB	2.30	0.99
2:J:2705:THR:N	4:L:2596:ASN:ND2	1.91	0.99
2:J:2703:THR:OG1	3:K:2059:THR:HG23	1.60	0.99
3:G:1032:TYR:CZ	3:G:1100:TYR:CE1	2.50	0.99
3:C:32:TYR:CZ	3:C:100:TYR:CE1	2.50	0.99
2:F:1671:LYS:HB2	4:H:1532:SER:O	1.63	0.99
3:O:3217:ARG:HH21	4:P:3622:PRO:HD2	1.18	0.98
2:B:705:THR:HG23	4:D:596:ASN:ND2	1.77	0.98
2:J:2702:THR:CB	3:K:2047:TRP:HH2	1.74	0.98
4:H:1563:ARG:NH2	4:H:1584:ASP:OD1	1.96	0.98
3:K:2032:TYR:CZ	3:K:2100:TYR:CE1	2.50	0.98
3:O:3032:TYR:CZ	3:O:3100:TYR:CE1	2.50	0.98
3:G:1097:VAL:HG11	3:G:1104:LEU:HD23	1.45	0.98
2:J:2669:SER:HA	4:L:2594:TYR:CE1	1.94	0.98
3:G:1035:LEU:HD21	3:G:1037:VAL:HG22	1.43	0.98
2:N:3705:THR:HB	4:P:3595:ASN:CB	1.76	0.98
1:A:290:ARG:HH22	1:I:2356:HIS:CE1	1.80	0.98
3:K:2011:VAL:HG11	3:K:2151:PRO:CB	1.93	0.98
2:J:2700:HIS:NE2	3:K:2050:LEU:HD13	1.76	0.98
2:B:671:LYS:HA	4:D:595:ASN:HA	1.00	0.97
3:C:11:VAL:HG11	3:C:151:PRO:CB	1.93	0.97
3:K:2011:VAL:HG21	3:K:2152:GLU:H	1.29	0.97
3:K:2032:TYR:CE1	3:K:2100:TYR:CE1	2.52	0.97
3:G:1102:ILE:CG2	4:H:1534:CYS:HB3	1.94	0.97
1:A:291:ILE:CG2	1:I:2316:ILE:HD13	1.94	0.97
3:G:1011:VAL:HG11	3:G:1151:PRO:CB	1.93	0.97
3:O:3011:VAL:HG11	3:O:3151:PRO:CB	1.93	0.97
4:L:2563:ARG:NH2	4:L:2584:ASP:OD1	1.96	0.97
2:B:705:THR:O	4:D:595:ASN:CG	2.01	0.97
4:H:1631:ASN:HA	4:H:1685:ALA:HB2	1.47	0.97
2:J:2670:ALA:HB2	4:L:2599:VAL:CG2	1.95	0.97
3:K:2217:ARG:HH21	4:L:2622:PRO:HD2	1.18	0.97
4:P:3563:ARG:NH2	4:P:3584:ASP:OD1	1.96	0.97
3:O:3035:LEU:HD21	3:O:3037:VAL:HG22	1.43	0.97
3:O:3097:VAL:HG11	3:O:3104:LEU:HD23	1.45	0.97
4:H:1513:SER:OG	4:H:1609:LEU:HD22	1.65	0.97
3:K:2035:LEU:HD21	3:K:2037:VAL:HG22	1.43	0.97
3:C:97:VAL:HG11	3:C:104:LEU:HD23	1.45	0.97
4:L:2631:ASN:HA	4:L:2685:ALA:HB2	1.47	0.96
4:P:3631:ASN:HA	4:P:3685:ALA:HB2	1.47	0.96
1:A:291:ILE:HG21	1:I:2316:ILE:HD13	1.47	0.96

Continued on next page...

Continued from previous page...

Atom-1	Atom-2	Interatomic distance (Å)	Clash overlap (Å)
4:D:563:ARG:NH2	4:D:584:ASP:OD1	1.96	0.96
3:O:3032:TYR:CE1	3:O:3100:TYR:CE1	2.52	0.96
3:C:32:TYR:CE1	3:C:100:TYR:CE1	2.52	0.96
2:F:1703:THR:HA	4:H:1596:ASN:CA	1.82	0.96
2:B:705:THR:HB	4:D:595:ASN:ND2	1.73	0.96
4:D:513:SER:OG	4:D:609:LEU:HD22	1.65	0.96
2:J:2666:SER:CB	4:L:2532:SER:HB2	1.95	0.96
3:K:2102:ILE:CG2	4:L:2534:CYS:HB3	1.94	0.96
3:O:3102:ILE:CG2	4:P:3534:CYS:HB3	1.94	0.96
2:J:2673:LYS:HD3	4:L:2593:TRP:CD1	1.99	0.96
2:J:2669:SER:HB2	4:L:2592:LEU:C	1.84	0.96
3:G:1032:TYR:CE1	3:G:1100:TYR:CE1	2.52	0.96
2:J:2668:HIS:HE1	4:L:2598:TRP:CH2	1.78	0.95
3:G:1045:PHE:HE2	4:H:1546:PHE:CZ	1.80	0.95
2:B:692:ARG:NH2	3:C:57:GLU:OE1	1.93	0.95
3:K:2097:VAL:HG11	3:K:2104:LEU:HD23	1.45	0.95
4:P:3513:SER:OG	4:P:3609:LEU:HD22	1.65	0.95
3:C:11:VAL:HG21	3:C:152:GLU:H	1.29	0.95
2:J:2669:SER:HB3	4:L:2592:LEU:CB	1.81	0.95
3:O:3011:VAL:HG21	3:O:3152:GLU:H	1.29	0.95
3:C:217:ARG:HH21	4:D:622:PRO:HD2	1.19	0.95
2:B:671:LYS:CE	4:D:597:LEU:H	1.78	0.95
2:J:2668:HIS:NE2	4:L:2598:TRP:CD2	2.34	0.95
2:F:1673:LYS:HB2	4:H:1532:SER:HB3	1.46	0.95
3:G:1011:VAL:HG21	3:G:1152:GLU:H	1.30	0.95
3:K:2102:ILE:HG23	4:L:2534:CYS:SG	2.07	0.94
2:J:2667:ILE:CG1	4:L:2595:ASN:ND2	2.30	0.94
4:L:2513:SER:OG	4:L:2609:LEU:HD22	1.65	0.94
3:G:1102:ILE:HG23	4:H:1534:CYS:SG	2.07	0.94
4:D:631:ASN:HA	4:D:685:ALA:HB2	1.47	0.94
3:O:3118:ALA:HB1	3:O:3150:PHE:CE2	2.03	0.94
3:G:1035:LEU:HD22	3:G:1037:VAL:HG23	1.48	0.94
2:J:2671:LYS:HA	4:L:2596:ASN:H	1.31	0.94
4:P:3694:TYR:HB2	4:P:3709:LEU:HD22	1.50	0.94
3:C:118:ALA:HB1	3:C:150:PHE:CE2	2.03	0.94
3:G:1217:ARG:HH21	4:H:1622:PRO:HD2	1.18	0.94
3:K:2032:TYR:CZ	3:K:2100:TYR:CD1	2.56	0.94
2:J:2666:SER:HB2	4:L:2532:SER:CB	1.98	0.94
3:O:3102:ILE:HG23	4:P:3534:CYS:SG	2.07	0.94
3:K:2045:PHE:HE2	4:L:2546:PHE:CZ	1.80	0.93
3:G:1118:ALA:HB1	3:G:1150:PHE:CE2	2.03	0.93

Continued on next page...

Continued from previous page...

Atom-1	Atom-2	Interatomic distance (Å)	Clash overlap (Å)
4:H:1694:TYR:HB2	4:H:1709:LEU:HD22	1.50	0.93
3:G:1032:TYR:CZ	3:G:1100:TYR:CD1	2.56	0.93
2:J:2670:ALA:CB	4:L:2599:VAL:CG2	2.44	0.93
2:N:3671:LYS:HZ1	4:P:3596:ASN:CA	1.80	0.93
4:D:694:TYR:HB2	4:D:709:LEU:HD22	1.50	0.93
3:C:32:TYR:CZ	3:C:100:TYR:CD1	2.56	0.93
2:J:2700:HIS:CE1	3:K:2050:LEU:CD1	2.51	0.93
2:B:671:LYS:HD2	4:D:593:TRP:CZ3	1.99	0.93
3:O:3035:LEU:HD22	3:O:3037:VAL:HG23	1.48	0.93
3:C:35:LEU:HD22	3:C:37:VAL:HG23	1.48	0.93
4:L:2694:TYR:HB2	4:L:2709:LEU:HD22	1.50	0.93
2:J:2705:THR:CG2	4:L:2596:ASN:ND2	2.32	0.93
3:K:2097:VAL:CG1	3:K:2104:LEU:HD23	1.98	0.93
2:J:2667:ILE:HG22	4:L:2594:TYR:HA	1.49	0.92
2:J:2692:ARG:NH2	3:K:2057:GLU:HG2	1.83	0.92
3:K:2078:THR:HG21	3:K:2080:TYR:OH	1.69	0.92
3:G:1097:VAL:CG1	3:G:1104:LEU:HD23	1.98	0.92
2:F:1702:THR:N	4:H:1593:TRP:HE1	1.67	0.92
3:O:3045:PHE:HE2	4:P:3546:PHE:CZ	1.80	0.92
3:O:3097:VAL:CG1	3:O:3104:LEU:HD23	1.98	0.92
3:C:102:ILE:HG23	4:D:534:CYS:SG	2.07	0.92
3:O:3032:TYR:CZ	3:O:3100:TYR:CD1	2.56	0.92
3:G:1035:LEU:HD21	3:G:1037:VAL:CG2	1.98	0.92
3:K:2035:LEU:HD22	3:K:2037:VAL:HG23	1.48	0.92
2:B:705:THR:O	4:D:595:ASN:ND2	2.02	0.92
3:C:78:THR:HG21	3:C:80:TYR:OH	1.69	0.92
3:C:97:VAL:CG1	3:C:104:LEU:HD23	1.98	0.92
3:C:45:PHE:HE2	4:D:546:PHE:CZ	1.80	0.92
2:J:2667:ILE:CD1	4:L:2595:ASN:ND2	0.79	0.92
3:G:1032:TYR:HE1	3:G:1100:TYR:HD1	1.13	0.91
3:G:1118:ALA:CB	3:G:1150:PHE:CZ	2.51	0.91
2:J:2702:THR:HA	4:L:2596:ASN:O	1.70	0.91
3:K:2118:ALA:HB1	3:K:2150:PHE:CE2	2.03	0.91
2:B:667:ILE:CA	4:D:532:SER:CB	1.96	0.91
3:G:1078:THR:HG21	3:G:1080:TYR:OH	1.69	0.91
2:J:2666:SER:OG	4:L:2532:SER:HB2	1.71	0.91
2:J:2668:HIS:NE2	4:L:2598:TRP:CE2	2.38	0.91
3:O:3032:TYR:HE1	3:O:3100:TYR:HD1	1.13	0.91
2:J:2670:ALA:HB3	4:L:2599:VAL:HG23	1.52	0.90
3:K:2032:TYR:HE1	3:K:2100:TYR:HD1	1.13	0.90
2:F:1703:THR:O	4:H:1595:ASN:HB3	1.52	0.90

Continued on next page...

Continued from previous page...

Atom-1	Atom-2	Interatomic distance (Å)	Clash overlap (Å)
2:J:2670:ALA:HB2	4:L:2599:VAL:HG21	1.53	0.90
3:O:3078:THR:HG21	3:O:3080:TYR:OH	1.69	0.90
4:P:3552:ASP:HB3	4:P:3555:ASN:ND2	1.87	0.90
2:J:2671:LYS:HG3	4:L:2593:TRP:CZ3	2.05	0.90
2:J:2667:ILE:CG2	4:L:2594:TYR:HA	2.01	0.90
2:J:2673:LYS:HB2	4:L:2593:TRP:HD1	1.30	0.90
2:B:671:LYS:HZ1	4:D:597:LEU:N	1.65	0.90
2:F:1670:ALA:N	4:H:1533:ASN:CG	2.11	0.90
2:J:2669:SER:HG	4:L:2533:ASN:HB3	1.29	0.90
3:C:11:VAL:HG11	3:C:151:PRO:HB3	1.53	0.90
2:B:671:LYS:N	4:D:595:ASN:N	1.96	0.90
3:O:3011:VAL:HG11	3:O:3151:PRO:HB3	1.53	0.90
3:G:1011:VAL:HG11	3:G:1151:PRO:HB3	1.53	0.89
3:G:1011:VAL:HG21	3:G:1152:GLU:N	1.87	0.89
2:J:2666:SER:HB2	4:L:2532:SER:HB2	1.54	0.89
2:J:2702:THR:HB	3:K:2047:TRP:HH2	1.34	0.89
3:K:2011:VAL:HG21	3:K:2152:GLU:N	1.87	0.89
3:G:1173:LEU:HD12	4:H:1665:THR:HG22	1.54	0.89
2:J:2668:HIS:HE2	4:L:2598:TRP:CZ3	1.29	0.89
3:O:3035:LEU:HD21	3:O:3037:VAL:CG2	1.98	0.89
4:D:694:TYR:HB2	4:D:709:LEU:CD2	2.03	0.89
3:K:2173:LEU:HD12	4:L:2665:THR:HG22	1.54	0.89
4:D:552:ASP:HB3	4:D:555:ASN:ND2	1.87	0.89
4:H:1694:TYR:HB2	4:H:1709:LEU:CD2	2.03	0.88
3:C:11:VAL:HG21	3:C:152:GLU:N	1.87	0.88
3:K:2011:VAL:HG11	3:K:2151:PRO:HB3	1.53	0.88
3:C:35:LEU:HD21	3:C:37:VAL:CG2	1.98	0.88
3:O:3011:VAL:HG21	3:O:3152:GLU:N	1.87	0.88
4:H:1552:ASP:HB3	4:H:1555:ASN:ND2	1.87	0.88
4:L:2552:ASP:HB3	4:L:2555:ASN:ND2	1.87	0.88
2:B:702:THR:C	4:D:596:ASN:HA	1.94	0.88
2:J:2668:HIS:CE1	4:L:2598:TRP:CZ2	2.61	0.88
2:J:2692:ARG:CZ	3:K:2057:GLU:OE2	2.21	0.88
2:J:2701:THR:CB	4:L:2596:ASN:HA	1.96	0.88
3:C:173:LEU:HD12	4:D:665:THR:HG22	1.54	0.87
2:F:1671:LYS:O	4:H:1532:SER:OG	1.91	0.87
3:O:3173:LEU:HD12	4:P:3665:THR:HG22	1.54	0.87
2:F:1703:THR:CA	4:H:1596:ASN:HB3	2.04	0.87
2:F:1671:LYS:HG3	4:H:1593:TRP:CD1	2.09	0.87
3:K:2118:ALA:CB	3:K:2150:PHE:CZ	2.51	0.87
4:L:2694:TYR:HB2	4:L:2709:LEU:CD2	2.03	0.87

Continued on next page...

Continued from previous page...

Atom-1	Atom-2	Interatomic distance (Å)	Clash overlap (Å)
4:P:3694:TYR:HB2	4:P:3709:LEU:CD2	2.03	0.87
2:J:2672:VAL:CG1	4:L:2595:ASN:O	2.23	0.87
2:F:1670:ALA:HB1	4:H:1594:TYR:CE1	2.09	0.87
3:O:3011:VAL:CB	3:O:3151:PRO:HB2	2.05	0.87
1:A:290:ARG:NH2	1:I:2356:HIS:CE1	2.43	0.86
3:C:32:TYR:HE1	3:C:100:TYR:HD1	1.13	0.86
3:C:11:VAL:CB	3:C:151:PRO:HB2	2.05	0.86
3:G:1011:VAL:CB	3:G:1151:PRO:HB2	2.05	0.86
3:O:3070:PHE:HE1	3:O:3081:LEU:HD13	1.40	0.86
3:K:2011:VAL:CB	3:K:2151:PRO:HB2	2.05	0.86
3:K:2035:LEU:HD21	3:K:2037:VAL:CG2	1.98	0.86
2:N:3671:LYS:NZ	4:P:3596:ASN:CA	2.37	0.86
2:B:671:LYS:HZ1	4:D:597:LEU:H	1.12	0.86
2:B:671:LYS:CE	4:D:595:ASN:N	2.26	0.85
2:B:702:THR:HA	4:D:593:TRP:CZ2	2.09	0.85
3:G:1035:LEU:HD22	3:G:1037:VAL:CG2	2.05	0.85
3:G:1039:GLN:NE2	3:G:1045:PHE:CZ	2.44	0.85
1:A:291:ILE:HG21	1:I:2316:ILE:CD1	2.06	0.85
3:K:2070:PHE:HE1	3:K:2081:LEU:HD13	1.40	0.85
4:P:3513:SER:HA	4:P:3609:LEU:HB2	1.59	0.85
2:B:702:THR:CA	4:D:593:TRP:CH2	2.59	0.85
3:G:1070:PHE:HE1	3:G:1081:LEU:HD13	1.40	0.85
3:C:39:GLN:NE2	3:C:45:PHE:CZ	2.44	0.85
3:C:70:PHE:HE1	3:C:81:LEU:HD13	1.40	0.85
2:J:2670:ALA:H	4:L:2594:TYR:N	1.72	0.85
2:F:1670:ALA:HB1	4:H:1594:TYR:CD1	2.11	0.85
4:L:2513:SER:HA	4:L:2609:LEU:HB2	1.59	0.85
3:O:3118:ALA:CB	3:O:3150:PHE:CZ	2.51	0.85
3:O:3039:GLN:NE2	3:O:3045:PHE:CZ	2.44	0.84
2:B:667:ILE:CB	4:D:532:SER:OG	2.24	0.84
3:C:35:LEU:HD22	3:C:37:VAL:CG2	2.04	0.84
3:C:11:VAL:HG11	3:C:151:PRO:HB2	1.60	0.84
3:C:78:THR:CG2	3:C:80:TYR:CE1	2.61	0.84
3:O:3175:GLN:HG3	4:P:3663:GLU:OE2	1.78	0.84
3:C:118:ALA:CB	3:C:150:PHE:CZ	2.51	0.84
3:G:1011:VAL:HG11	3:G:1151:PRO:HB2	1.60	0.84
2:F:1701:THR:O	4:H:1595:ASN:HA	1.78	0.84
4:H:1582:THR:OG1	4:H:1610:GLY:HA3	1.78	0.84
3:K:2039:GLN:NE2	3:K:2045:PHE:CZ	2.44	0.84
3:G:1078:THR:CG2	3:G:1080:TYR:CE1	2.61	0.84
4:L:2554:ASN:HD22	4:L:2554:ASN:C	1.81	0.84

Continued on next page...

Continued from previous page...

Atom-1	Atom-2	Interatomic distance (Å)	Clash overlap (Å)
2:J:2668:HIS:CD2	4:L:2593:TRP:CE3	2.65	0.83
2:N:3670:ALA:O	4:P:3595:ASN:CA	2.25	0.83
1:A:125:HIS:CE1	1:E:1126:THR:HG22	2.13	0.83
3:G:1037:VAL:HG21	3:G:1107:TRP:CH2	2.13	0.83
3:O:3091:THR:HG22	3:O:3115:VAL:H	1.43	0.83
2:J:2692:ARG:HH12	3:K:2057:GLU:CG	1.90	0.83
3:O:3037:VAL:HG21	3:O:3107:TRP:CH2	2.13	0.83
1:A:126:THR:HG22	1:E:1125:HIS:CE1	2.13	0.83
4:H:1554:ASN:C	4:H:1554:ASN:HD22	1.81	0.83
3:K:2175:GLN:HG3	4:L:2663:GLU:OE2	1.78	0.83
4:P:3653:VAL:HG23	4:P:3658:VAL:HG21	1.60	0.83
2:J:2667:ILE:CD1	4:L:2595:ASN:HD21	0.50	0.83
3:C:37:VAL:HG21	3:C:107:TRP:CH2	2.13	0.83
4:D:582:THR:OG1	4:D:610:GLY:HA3	1.78	0.83
2:F:1669:SER:CA	4:H:1533:ASN:OD1	2.25	0.83
3:K:2011:VAL:HG11	3:K:2151:PRO:HB2	1.60	0.83
3:C:175:GLN:HG3	4:D:663:GLU:OE2	1.78	0.83
4:D:513:SER:HA	4:D:609:LEU:HB2	1.59	0.83
4:D:683:LEU:HD11	4:D:694:TYR:HE2	1.44	0.83
2:J:2702:THR:HB	3:K:2047:TRP:CH2	2.13	0.83
3:K:2091:THR:HG22	3:K:2115:VAL:H	1.43	0.83
4:L:2683:LEU:HD11	4:L:2694:TYR:HE2	1.44	0.83
4:H:1513:SER:HA	4:H:1609:LEU:HB2	1.59	0.83
4:H:1683:LEU:HD11	4:H:1694:TYR:HE2	1.44	0.83
3:O:3030:THR:HG23	3:O:3054:ASN:HD22	1.44	0.83
4:D:653:VAL:HG23	4:D:658:VAL:HG21	1.60	0.83
2:J:2667:ILE:CD1	4:L:2595:ASN:CG	1.78	0.83
3:K:2078:THR:CG2	3:K:2080:TYR:CE1	2.61	0.83
2:N:3667:ILE:CG2	4:P:3532:SER:HB2	2.09	0.83
4:P:3683:LEU:HD11	4:P:3694:TYR:HE2	1.44	0.83
3:G:1175:GLN:HG3	4:H:1663:GLU:OE2	1.78	0.82
3:K:2078:THR:HG21	3:K:2080:TYR:CE2	2.14	0.82
4:P:3582:THR:OG1	4:P:3610:GLY:HA3	1.78	0.82
2:N:3669:SER:OG	4:P:3531:SER:O	1.95	0.82
3:C:30:THR:HG23	3:C:54:ASN:HD22	1.44	0.82
3:O:3078:THR:CG2	3:O:3080:TYR:CE1	2.61	0.82
2:J:2666:SER:CB	4:L:2532:SER:CB	2.56	0.82
3:K:2037:VAL:HG21	3:K:2107:TRP:CH2	2.13	0.82
3:O:3102:ILE:CG2	4:P:3534:CYS:SG	2.68	0.82
3:C:98:ARG:NH2	3:C:105:ASP:OD2	2.13	0.82
3:G:1102:ILE:HG13	4:H:1552:ASP:OD2	1.80	0.82

Continued on next page...

Continued from previous page...

Atom-1	Atom-2	Interatomic distance (Å)	Clash overlap (Å)
4:L:2582:THR:OG1	4:L:2610:GLY:HA3	1.78	0.82
2:B:705:THR:CB	4:D:595:ASN:HD22	1.84	0.82
2:B:671:LYS:HE2	4:D:595:ASN:CA	2.07	0.82
2:F:1671:LYS:O	4:H:1532:SER:CB	2.28	0.82
2:J:2702:THR:HG22	3:K:2047:TRP:CZ2	2.14	0.82
2:J:2692:ARG:CZ	3:K:2057:GLU:CD	2.48	0.82
4:P:3554:ASN:C	4:P:3554:ASN:HD22	1.81	0.82
4:H:1653:VAL:HG23	4:H:1658:VAL:HG21	1.60	0.82
3:K:2102:ILE:HG22	3:K:2102:ILE:O	1.79	0.82
3:K:2102:ILE:HG13	4:L:2552:ASP:OD2	1.80	0.82
3:O:3102:ILE:HG13	4:P:3552:ASP:OD2	1.80	0.82
3:G:1011:VAL:HG21	3:G:1151:PRO:HB2	1.62	0.81
2:B:672:VAL:N	4:D:595:ASN:HA	1.95	0.81
3:C:11:VAL:HG21	3:C:151:PRO:HB2	1.62	0.81
3:C:78:THR:HG21	3:C:80:TYR:CE2	2.14	0.81
4:D:554:ASN:HD22	4:D:554:ASN:C	1.81	0.81
3:G:1030:THR:HG23	3:G:1054:ASN:HD22	1.44	0.81
3:G:1078:THR:HG21	3:G:1080:TYR:CE2	2.14	0.81
2:J:2705:THR:CB	4:L:2596:ASN:ND2	2.43	0.81
3:O:3078:THR:HG21	3:O:3080:TYR:CE2	2.14	0.81
2:J:2700:HIS:HB2	4:L:2593:TRP:CH2	2.15	0.81
3:O:3098:ARG:NH2	3:O:3105:ASP:OD2	2.13	0.81
2:J:2667:ILE:CG2	4:L:2594:TYR:HD1	1.94	0.81
3:K:2035:LEU:HD22	3:K:2037:VAL:CG2	2.05	0.81
3:K:2098:ARG:NH2	3:K:2105:ASP:OD2	2.13	0.81
3:O:3011:VAL:HG21	3:O:3151:PRO:HB2	1.62	0.81
3:K:2102:ILE:CG2	4:L:2534:CYS:SG	2.68	0.81
2:B:670:ALA:HA	4:D:594:TYR:CD1	2.16	0.81
4:L:2653:VAL:HG23	4:L:2658:VAL:HG21	1.60	0.81
3:G:1102:ILE:CG2	4:H:1534:CYS:SG	2.68	0.81
3:G:1102:ILE:HG22	3:G:1102:ILE:O	1.79	0.80
2:J:2668:HIS:HA	4:L:2533:ASN:HA	1.63	0.80
3:O:3011:VAL:HG11	3:O:3151:PRO:HB2	1.60	0.80
3:C:91:THR:HG22	3:C:115:VAL:H	1.43	0.80
3:G:1102:ILE:CG1	4:H:1552:ASP:HB2	2.12	0.80
1:A:389:VAL:O	2:B:823:TRP:N	2.13	0.80
2:B:668:HIS:CE1	3:C:102:ILE:HG22	1.97	0.80
1:M:3389:VAL:O	2:N:3823:TRP:N	2.13	0.80
2:J:2700:HIS:CB	4:L:2593:TRP:CZ2	2.63	0.80
3:K:2011:VAL:HG21	3:K:2151:PRO:HB2	1.62	0.80
3:G:1098:ARG:NH2	3:G:1105:ASP:OD2	2.13	0.80

Continued on next page...

Continued from previous page...

Atom-1	Atom-2	Interatomic distance (Å)	Clash overlap (Å)
3:K:2030:THR:HG23	3:K:2054:ASN:HD22	1.44	0.80
3:O:3102:ILE:CG1	4:P:3552:ASP:HB2	2.12	0.80
3:C:102:ILE:HG13	4:D:552:ASP:OD2	1.80	0.80
2:J:2690:ASP:OD1	3:K:2059:THR:OG1	1.98	0.80
1:E:1389:VAL:O	2:F:1823:TRP:N	2.13	0.80
3:G:1102:ILE:CG2	4:H:1534:CYS:CB	2.60	0.80
2:J:2692:ARG:CZ	3:K:2057:GLU:HG2	2.11	0.80
2:J:2701:THR:HB	4:L:2596:ASN:CA	2.11	0.80
3:C:102:ILE:CG2	4:D:552:ASP:HA	2.12	0.80
3:C:102:ILE:HG22	3:C:102:ILE:O	1.79	0.80
4:H:1514:PRO:HD3	4:H:1609:LEU:HB2	1.62	0.80
2:B:668:HIS:HE1	3:C:102:ILE:HG21	1.44	0.79
3:K:2102:ILE:CG2	4:L:2534:CYS:CB	2.60	0.79
3:K:2102:ILE:CG2	4:L:2552:ASP:HA	2.12	0.79
2:N:3667:ILE:HG21	4:P:3532:SER:HB2	1.64	0.79
2:B:705:THR:CG2	4:D:596:ASN:ND2	2.44	0.79
2:J:2669:SER:HB2	4:L:2592:LEU:CA	2.11	0.79
3:O:3102:ILE:CG2	4:P:3534:CYS:CB	2.60	0.79
3:G:1091:THR:HG22	3:G:1115:VAL:H	1.43	0.79
2:J:2702:THR:CB	3:K:2047:TRP:CH2	2.64	0.79
3:C:102:ILE:HG21	4:D:552:ASP:CG	2.02	0.79
2:F:1670:ALA:CB	4:H:1594:TYR:CE1	2.66	0.79
3:G:1020:ILE:HD11	3:G:1113:LEU:HD11	1.65	0.79
2:J:2673:LYS:CB	4:L:2593:TRP:CD1	2.64	0.79
4:P:3514:PRO:HD3	4:P:3609:LEU:HB2	1.62	0.79
3:C:102:ILE:CG1	4:D:552:ASP:HB2	2.12	0.79
4:L:2514:PRO:HD3	4:L:2609:LEU:HB2	1.62	0.79
4:D:514:PRO:HD3	4:D:609:LEU:HB2	1.62	0.79
3:O:3102:ILE:HG22	3:O:3102:ILE:O	1.79	0.79
2:B:671:LYS:C	4:D:595:ASN:HA	2.02	0.79
3:O:3020:ILE:HD11	3:O:3113:LEU:HD11	1.65	0.79
3:K:2102:ILE:CG1	4:L:2552:ASP:HB2	2.12	0.79
3:C:2:ILE:HD12	3:C:98:ARG:NH1	1.98	0.78
1:I:2389:VAL:O	2:J:2823:TRP:N	2.13	0.78
2:B:672:VAL:N	4:D:595:ASN:OD1	2.16	0.78
3:C:20:ILE:HD11	3:C:113:LEU:HD11	1.65	0.78
3:G:1102:ILE:CG2	4:H:1552:ASP:HA	2.12	0.78
2:J:2701:THR:C	4:L:2593:TRP:HH2	1.85	0.78
2:J:2705:THR:HG22	4:L:2596:ASN:ND2	1.98	0.78
4:L:2695:SER:HB2	4:L:2708:SER:OG	1.83	0.78
3:O:3102:ILE:HG21	4:P:3552:ASP:CG	2.03	0.78

Continued on next page...

Continued from previous page...

Atom-1	Atom-2	Interatomic distance (Å)	Clash overlap (Å)
3:O:3102:ILE:CG2	4:P:3552:ASP:HA	2.12	0.78
4:D:695:SER:HB2	4:D:708:SER:OG	1.83	0.78
3:G:1102:ILE:HG21	4:H:1552:ASP:CG	2.03	0.78
2:B:705:THR:CG2	4:D:596:ASN:HD22	1.90	0.78
4:D:542:PRO:O	4:D:543:ASP:HB2	1.83	0.78
3:K:2102:ILE:HG21	4:L:2552:ASP:CG	2.03	0.78
4:P:3695:SER:HB2	4:P:3708:SER:OG	1.83	0.78
4:P:3520:LEU:N	4:P:3520:LEU:HD23	1.99	0.78
3:C:48:MET:HG2	3:C:64:PHE:CZ	2.19	0.78
2:J:2669:SER:CA	4:L:2533:ASN:HD22	1.96	0.78
3:K:2021:SER:OG	3:K:2080:TYR:CD2	2.37	0.78
3:G:1102:ILE:CG2	4:H:1552:ASP:CB	2.62	0.78
4:L:2520:LEU:N	4:L:2520:LEU:HD23	1.99	0.78
3:K:2070:PHE:CE1	3:K:2081:LEU:HD13	2.19	0.77
3:K:2102:ILE:CG2	4:L:2552:ASP:CB	2.62	0.77
3:O:3102:ILE:CG2	4:P:3552:ASP:CB	2.62	0.77
3:K:2011:VAL:CG1	3:K:2151:PRO:HB2	2.14	0.77
3:K:2048:MET:HG2	3:K:2064:PHE:CZ	2.19	0.77
2:N:3669:SER:OG	4:P:3534:CYS:SG	2.42	0.77
3:C:70:PHE:CE1	3:C:81:LEU:HD13	2.19	0.77
3:C:78:THR:HG22	3:C:80:TYR:CE1	2.20	0.77
3:G:1021:SER:OG	3:G:1080:TYR:CD2	2.37	0.77
4:H:1695:SER:HB2	4:H:1708:SER:OG	1.83	0.77
3:O:3035:LEU:HD22	3:O:3037:VAL:CG2	2.05	0.77
3:G:1048:MET:HG2	3:G:1064:PHE:CZ	2.19	0.77
4:H:1542:PRO:O	4:H:1543:ASP:HB2	1.83	0.77
3:O:3070:PHE:CE1	3:O:3081:LEU:HD13	2.19	0.77
3:C:45:PHE:CE1	4:D:589:PHE:CE2	2.73	0.77
4:D:520:LEU:N	4:D:520:LEU:HD23	1.99	0.77
3:G:1070:PHE:CE1	3:G:1081:LEU:HD13	2.19	0.77
2:J:2673:LYS:HA	4:L:2593:TRP:HE1	1.50	0.77
4:L:2514:PRO:HD3	4:L:2609:LEU:CA	2.15	0.77
3:O:3048:MET:HG2	3:O:3064:PHE:CZ	2.19	0.77
3:O:3217:ARG:NH2	4:P:3622:PRO:CD	2.45	0.77
4:D:685:ALA:O	4:D:688:TRP:HB3	1.85	0.77
2:J:2692:ARG:CZ	3:K:2057:GLU:CG	2.63	0.77
3:K:2045:PHE:CE1	4:L:2589:PHE:CE2	2.73	0.77
3:C:102:ILE:CG2	4:D:552:ASP:CB	2.62	0.77
4:D:514:PRO:HD3	4:D:609:LEU:CA	2.15	0.77
3:G:1002:ILE:HD12	3:G:1098:ARG:NH1	1.98	0.77
4:H:1520:LEU:HD23	4:H:1520:LEU:N	1.99	0.77

Continued on next page...

Continued from previous page...

Atom-1	Atom-2	Interatomic distance (Å)	Clash overlap (Å)
2:N:3684:TYR:OH	2:N:3701:THR:OG1	2.03	0.77
3:O:3011:VAL:CG1	3:O:3151:PRO:HB2	2.14	0.77
3:G:1045:PHE:CE1	4:H:1589:PHE:CE2	2.73	0.76
2:J:2756:PRO:O	2:J:2814:TRP:NE1	2.18	0.76
3:K:2020:ILE:HD11	3:K:2113:LEU:HD11	1.65	0.76
4:L:2685:ALA:O	4:L:2688:TRP:HB3	1.85	0.76
1:A:22:PRO:HA	1:I:2306:GLU:OE2	1.85	0.76
3:G:1078:THR:HG22	3:G:1080:TYR:CE1	2.20	0.76
2:N:3692:ARG:O	2:N:3711:ARG:NH2	2.19	0.76
4:H:1685:ALA:O	4:H:1688:TRP:HB3	1.85	0.76
2:J:2595:THR:OG1	2:J:2611:VAL:O	2.04	0.76
2:B:667:ILE:N	4:D:532:SER:CB	2.48	0.76
2:B:684:TYR:OH	2:B:701:THR:OG1	2.03	0.76
2:F:1692:ARG:O	2:F:1711:ARG:NH2	2.19	0.76
2:J:2669:SER:CA	4:L:2594:TYR:CE1	2.44	0.76
4:L:2542:PRO:O	4:L:2543:ASP:HB2	1.83	0.76
3:O:3045:PHE:CE1	4:P:3589:PHE:CE2	2.73	0.76
4:P:3514:PRO:CD	4:P:3609:LEU:O	2.34	0.76
2:B:692:ARG:O	2:B:711:ARG:NH2	2.19	0.76
3:C:11:VAL:CG2	3:C:151:PRO:HB2	2.16	0.76
4:P:3542:PRO:O	4:P:3543:ASP:HB2	1.83	0.76
3:G:1011:VAL:CG2	3:G:1151:PRO:HB2	2.16	0.76
3:K:2011:VAL:CG2	3:K:2151:PRO:HB2	2.16	0.76
2:N:3595:THR:OG1	2:N:3611:VAL:O	2.04	0.76
2:B:595:THR:OG1	2:B:611:VAL:O	2.04	0.76
3:C:21:SER:CB	3:C:80:TYR:CE2	2.69	0.76
3:G:1011:VAL:CG1	3:G:1151:PRO:HB2	2.14	0.76
2:J:2672:VAL:HG13	4:L:2595:ASN:O	1.85	0.76
3:O:3011:VAL:CG2	3:O:3151:PRO:HB2	2.16	0.76
3:O:3078:THR:HG22	3:O:3080:TYR:CE1	2.20	0.76
3:O:3097:VAL:HG11	3:O:3104:LEU:CD2	2.16	0.76
4:P:3514:PRO:HD3	4:P:3609:LEU:CA	2.15	0.76
4:P:3685:ALA:O	4:P:3688:TRP:HB3	1.85	0.76
2:F:1595:THR:OG1	2:F:1611:VAL:O	2.04	0.76
4:H:1514:PRO:HD3	4:H:1609:LEU:CA	2.15	0.76
2:J:2673:LYS:CA	4:L:2593:TRP:HE1	1.99	0.76
2:J:2692:ARG:HH22	3:K:2057:GLU:HG2	1.50	0.76
2:J:2692:ARG:O	2:J:2711:ARG:NH2	2.19	0.76
3:O:3002:ILE:HD12	3:O:3098:ARG:NH1	1.98	0.76
3:C:11:VAL:CG1	3:C:151:PRO:HB2	2.14	0.76
2:F:1756:PRO:O	2:F:1814:TRP:NE1	2.18	0.76

Continued on next page...

Continued from previous page...

Atom-1	Atom-2	Interatomic distance (Å)	Clash overlap (Å)
2:J:2753:THR:OG1	2:J:2816:ASN:ND2	2.20	0.76
2:N:3756:PRO:O	2:N:3814:TRP:NE1	2.18	0.76
3:C:217:ARG:NH2	4:D:622:PRO:CD	2.45	0.75
2:B:668:HIS:O	4:D:533:ASN:C	2.05	0.75
2:B:756:PRO:O	2:B:814:TRP:NE1	2.18	0.75
4:D:514:PRO:CD	4:D:609:LEU:O	2.34	0.75
3:K:2217:ARG:NH2	4:L:2622:PRO:CD	2.45	0.75
3:G:1217:ARG:NH2	4:H:1622:PRO:CD	2.45	0.75
4:L:2514:PRO:CD	4:L:2609:LEU:O	2.34	0.75
2:N:3753:THR:OG1	2:N:3816:ASN:ND2	2.20	0.75
3:O:3021:SER:CB	3:O:3080:TYR:CE2	2.69	0.75
2:B:705:THR:CG2	4:D:594:TYR:O	2.33	0.75
3:C:97:VAL:HG11	3:C:104:LEU:CD2	2.16	0.75
3:K:2002:ILE:HD12	3:K:2098:ARG:NH1	1.98	0.75
3:K:2078:THR:HG22	3:K:2080:TYR:CE1	2.20	0.75
3:G:1102:ILE:HG21	4:H:1552:ASP:HA	1.69	0.75
4:H:1514:PRO:CD	4:H:1609:LEU:O	2.34	0.75
1:A:291:ILE:CG2	1:I:2316:ILE:CD1	2.63	0.75
2:J:2669:SER:N	4:L:2533:ASN:ND2	2.29	0.75
3:K:2021:SER:CB	3:K:2080:TYR:CE2	2.69	0.75
3:G:1021:SER:CB	3:G:1080:TYR:CE2	2.69	0.75
2:J:2701:THR:HG22	4:L:2596:ASN:HB2	1.67	0.75
3:K:2002:ILE:HD13	3:K:2098:ARG:NH1	2.00	0.75
4:L:2514:PRO:CD	4:L:2609:LEU:CB	2.65	0.75
4:P:3552:ASP:HB3	4:P:3555:ASN:HD22	1.51	0.75
4:D:552:ASP:HB3	4:D:555:ASN:HD22	1.51	0.75
3:G:1097:VAL:CG2	3:G:1107:TRP:CE3	2.70	0.75
3:K:2097:VAL:CG2	3:K:2107:TRP:CE3	2.70	0.75
3:C:2:ILE:HD13	3:C:98:ARG:NH1	2.00	0.74
2:J:2702:THR:CA	3:K:2047:TRP:HH2	1.99	0.74
4:P:3631:ASN:CA	4:P:3685:ALA:HB2	2.17	0.74
2:B:668:HIS:HB3	4:D:593:TRP:HD1	1.51	0.74
3:O:3021:SER:OG	3:O:3080:TYR:CD2	2.37	0.74
3:G:1024:ALA:HB1	3:G:1027:TYR:CE1	2.22	0.74
4:H:1514:PRO:CD	4:H:1609:LEU:CB	2.65	0.74
3:O:3097:VAL:HG21	3:O:3107:TRP:CE3	2.22	0.74
4:H:1631:ASN:CA	4:H:1685:ALA:HB2	2.17	0.74
3:K:2097:VAL:HG21	3:K:2107:TRP:CE3	2.23	0.74
4:L:2552:ASP:HB3	4:L:2555:ASN:HD22	1.51	0.74
4:L:2631:ASN:CA	4:L:2685:ALA:HB2	2.17	0.74
3:O:3097:VAL:CG2	3:O:3107:TRP:CE3	2.70	0.74

Continued on next page...

Continued from previous page...

Atom-1	Atom-2	Interatomic distance (Å)	Clash overlap (Å)
3:O:3102:ILE:HG21	4:P:3552:ASP:HA	1.69	0.74
2:B:753:THR:OG1	2:B:816:ASN:ND2	2.19	0.74
3:G:1002:ILE:HD13	3:G:1098:ARG:NH1	2.00	0.74
2:J:2700:HIS:HE1	3:K:2050:LEU:HD13	1.43	0.74
3:K:2097:VAL:HG11	3:K:2104:LEU:CD2	2.16	0.74
3:C:97:VAL:CG2	3:C:107:TRP:CE3	2.70	0.74
2:F:1753:THR:OG1	2:F:1816:ASN:ND2	2.20	0.74
3:K:2102:ILE:HG21	4:L:2552:ASP:HA	1.69	0.74
1:A:30:GLN:OE1	1:A:136:THR:OG1	2.06	0.74
3:C:24:ALA:HB1	3:C:27:TYR:CE1	2.22	0.74
3:O:3002:ILE:HD13	3:O:3098:ARG:NH1	2.00	0.74
3:O:3024:ALA:HB1	3:O:3027:TYR:CE1	2.22	0.74
3:C:102:ILE:CG1	4:D:552:ASP:CG	2.56	0.74
3:C:97:VAL:HG21	3:C:107:TRP:CE3	2.23	0.74
3:C:102:ILE:HB	4:D:552:ASP:HB2	0.75	0.74
1:E:1030:GLN:OE1	1:E:1136:THR:OG1	2.06	0.74
4:L:2519:THR:C	4:L:2520:LEU:HD23	2.09	0.74
1:M:3030:GLN:OE1	1:M:3136:THR:OG1	2.06	0.74
3:O:3102:ILE:CG1	4:P:3552:ASP:CG	2.56	0.73
3:G:1097:VAL:HG11	3:G:1104:LEU:CD2	2.16	0.73
2:J:2667:ILE:HG21	4:L:2594:TYR:HD1	1.52	0.73
3:K:2024:ALA:HB1	3:K:2027:TYR:CE1	2.22	0.73
4:P:3514:PRO:CD	4:P:3609:LEU:CB	2.65	0.73
4:D:631:ASN:CA	4:D:685:ALA:HB2	2.17	0.73
2:J:2667:ILE:CD1	4:L:2595:ASN:HD22	1.41	0.73
3:K:2126:TYR:CE2	4:L:2627:GLU:HG3	2.23	0.73
4:P:3519:THR:C	4:P:3520:LEU:HD23	2.09	0.73
3:C:126:TYR:CE2	4:D:627:GLU:HG3	2.23	0.73
3:G:1126:TYR:CE2	4:H:1627:GLU:HG3	2.23	0.73
2:J:2671:LYS:HB2	4:L:2593:TRP:CD2	2.22	0.73
3:G:1097:VAL:HG21	3:G:1107:TRP:CE3	2.23	0.73
3:C:102:ILE:HG21	4:D:552:ASP:HA	1.69	0.73
2:F:1669:SER:CB	4:H:1533:ASN:OD1	2.37	0.73
2:F:1684:TYR:OH	2:F:1701:THR:OG1	2.03	0.73
2:J:2692:ARG:HG2	3:K:2057:GLU:OE2	1.88	0.73
3:O:3032:TYR:HH	3:O:3100:TYR:CE1	1.46	0.73
2:J:2692:ARG:HH12	3:K:2057:GLU:HG3	1.52	0.73
2:F:1670:ALA:H	4:H:1533:ASN:CG	1.88	0.73
3:G:1011:VAL:CG1	3:G:1151:PRO:CB	2.67	0.73
4:H:1552:ASP:HB3	4:H:1555:ASN:HD22	1.51	0.73
3:O:3011:VAL:CG1	3:O:3151:PRO:CB	2.67	0.73

Continued on next page...

Continued from previous page...

Atom-1	Atom-2	Interatomic distance (Å)	Clash overlap (Å)
3:C:11:VAL:CG1	3:C:151:PRO:CB	2.67	0.72
2:J:2667:ILE:HD12	4:L:2595:ASN:HD22	0.98	0.72
3:O:3126:TYR:CE2	4:P:3627:GLU:HG3	2.23	0.72
3:C:102:ILE:HG22	4:D:534:CYS:CB	2.13	0.72
4:D:519:THR:C	4:D:520:LEU:HD23	2.09	0.72
2:F:1783:SER:OG	2:F:1788:ALA:O	2.06	0.72
2:J:2667:ILE:O	4:L:2532:SER:O	2.08	0.72
3:G:1102:ILE:HB	4:H:1552:ASP:HB2	0.75	0.72
3:G:1102:ILE:CG1	4:H:1552:ASP:CG	2.56	0.72
3:K:2011:VAL:CG1	3:K:2151:PRO:CB	2.67	0.72
2:B:622:ARG:NH2	2:B:815:GLY:O	2.23	0.72
2:F:1622:ARG:NH2	2:F:1815:GLY:O	2.23	0.72
2:N:3705:THR:CB	4:P:3595:ASN:CB	2.49	0.72
2:J:2684:TYR:OH	2:J:2701:THR:OG1	2.03	0.72
2:N:3622:ARG:NH2	2:N:3815:GLY:O	2.23	0.72
4:H:1519:THR:C	4:H:1520:LEU:HD23	2.09	0.72
3:K:2102:ILE:CG1	4:L:2552:ASP:CG	2.56	0.72
4:D:514:PRO:CD	4:D:609:LEU:CB	2.65	0.71
1:I:2030:GLN:OE1	1:I:2136:THR:OG1	2.06	0.71
2:J:2667:ILE:HD11	4:L:2595:ASN:HD21	0.54	0.71
2:N:3705:THR:OG1	4:P:3595:ASN:HB3	1.91	0.71
2:N:3783:SER:OG	2:N:3788:ALA:O	2.06	0.71
2:B:667:ILE:N	4:D:532:SER:HB3	2.04	0.71
2:B:671:LYS:CE	4:D:597:LEU:N	2.48	0.71
3:C:2:ILE:HD12	3:C:98:ARG:CZ	2.21	0.71
3:O:3102:ILE:CG2	4:P:3552:ASP:CA	2.69	0.71
2:B:670:ALA:CA	4:D:594:TYR:CD1	2.74	0.71
2:F:1703:THR:CB	4:H:1596:ASN:HB3	2.20	0.71
2:J:2701:THR:N	4:L:2593:TRP:CH2	2.45	0.71
2:J:2701:THR:CB	4:L:2595:ASN:O	2.35	0.71
2:B:670:ALA:HB2	4:D:594:TYR:CD2	2.18	0.71
2:J:2622:ARG:NH2	2:J:2815:GLY:O	2.23	0.71
2:J:2702:THR:HA	3:K:2047:TRP:CH2	2.25	0.71
3:K:2102:ILE:CG2	4:L:2552:ASP:CA	2.69	0.71
1:A:76:TYR:OH	1:A:105:GLU:OE1	2.08	0.71
3:G:1102:ILE:CG2	4:H:1552:ASP:CA	2.69	0.71
2:J:2701:THR:O	4:L:2593:TRP:CH2	2.43	0.71
3:O:3002:ILE:HD12	3:O:3098:ARG:CZ	2.21	0.71
3:C:102:ILE:CG2	4:D:552:ASP:CA	2.69	0.71
1:E:1076:TYR:OH	1:E:1105:GLU:OE1	2.08	0.71
3:K:2002:ILE:HD12	3:K:2098:ARG:CZ	2.21	0.70

Continued on next page...

Continued from previous page...

Atom-1	Atom-2	Interatomic distance (Å)	Clash overlap (Å)
1:M:3076:TYR:OH	1:M:3105:GLU:OE1	2.08	0.70
3:C:102:ILE:CG2	4:D:534:CYS:SG	2.68	0.70
3:G:1002:ILE:HD12	3:G:1098:ARG:CZ	2.21	0.70
4:H:1542:PRO:HB3	4:H:1669:LYS:HD3	1.74	0.70
2:J:2670:ALA:HB1	4:L:2597:LEU:HD11	1.72	0.70
2:J:2673:LYS:HB2	4:L:2593:TRP:NE1	2.05	0.70
4:L:2542:PRO:HB3	4:L:2669:LYS:HD3	1.73	0.70
4:D:542:PRO:HB3	4:D:669:LYS:HD3	1.73	0.70
1:I:2076:TYR:OH	1:I:2105:GLU:OE1	2.08	0.70
2:B:705:THR:C	4:D:595:ASN:ND2	2.43	0.70
2:J:2671:LYS:CE	4:L:2596:ASN:OD1	2.39	0.70
2:F:1668:HIS:C	4:H:1530:THR:C	2.50	0.70
2:F:1669:SER:O	4:H:1528:ALA:O	2.10	0.70
3:K:2060:TYR:OH	3:K:2069:VAL:HA	1.92	0.70
1:A:126:THR:HG22	1:E:1125:HIS:HE1	1.57	0.70
3:K:2102:ILE:HG22	4:L:2534:CYS:CB	2.13	0.70
4:L:2557:ARG:HD2	4:L:2558:SER:O	1.92	0.70
3:O:3030:THR:HG23	3:O:3054:ASN:ND2	2.07	0.70
2:J:2669:SER:HA	4:L:2533:ASN:ND2	2.06	0.70
3:C:2:ILE:CD1	3:C:98:ARG:CZ	2.70	0.69
3:G:1002:ILE:CD1	3:G:1098:ARG:CZ	2.70	0.69
3:K:2102:ILE:HB	4:L:2552:ASP:HB2	0.75	0.69
4:P:3542:PRO:HB3	4:P:3669:LYS:HD3	1.74	0.69
3:C:30:THR:HG23	3:C:54:ASN:ND2	2.07	0.69
2:J:2700:HIS:HE1	3:K:2050:LEU:CD1	1.97	0.69
2:B:702:THR:CA	4:D:593:TRP:CZ2	2.73	0.69
2:J:2783:SER:OG	2:J:2788:ALA:O	2.06	0.69
3:K:2002:ILE:CD1	3:K:2098:ARG:CZ	2.70	0.69
3:O:3002:ILE:CD1	3:O:3098:ARG:CZ	2.70	0.69
1:A:111:SER:N	1:A:114:CYS:SG	2.66	0.69
3:G:1030:THR:HG23	3:G:1054:ASN:ND2	2.07	0.69
4:H:1557:ARG:HD2	4:H:1558:SER:O	1.92	0.69
1:M:3111:SER:N	1:M:3114:CYS:SG	2.66	0.69
2:B:702:THR:C	4:D:593:TRP:HH2	1.95	0.69
1:E:1111:SER:N	1:E:1114:CYS:SG	2.66	0.69
3:G:1060:TYR:OH	3:G:1069:VAL:HA	1.92	0.69
2:J:2667:ILE:HD11	4:L:2595:ASN:ND2	1.14	0.69
2:J:2671:LYS:HB2	4:L:2593:TRP:CE3	2.28	0.69
1:M:3359:THR:O	1:M:3394:GLN:NE2	2.26	0.69
4:P:3557:ARG:HD2	4:P:3558:SER:O	1.92	0.69
2:B:552:MET:N	2:B:563:ILE:O	2.26	0.69

Continued on next page...

Continued from previous page...

Atom-1	Atom-2	Interatomic distance (Å)	Clash overlap (Å)
2:B:702:THR:C	4:D:593:TRP:CH2	2.65	0.69
3:C:39:GLN:CD	3:C:45:PHE:CZ	2.66	0.69
2:F:1704:CYS:CA	4:H:1595:ASN:HB3	2.20	0.69
3:G:1039:GLN:CD	3:G:1045:PHE:CZ	2.66	0.69
2:N:3671:LYS:HG2	4:P:3593:TRP:CE2	2.27	0.69
2:N:3703:THR:OG1	3:O:3052:TYR:CE2	2.46	0.69
3:O:3078:THR:HG22	3:O:3080:TYR:CZ	2.25	0.69
1:A:125:HIS:HE1	1:E:1126:THR:HG22	1.57	0.69
2:J:2669:SER:CA	4:L:2533:ASN:ND2	2.56	0.69
3:C:60:TYR:OH	3:C:69:VAL:HA	1.92	0.68
4:D:557:ARG:HD2	4:D:558:SER:O	1.92	0.68
1:E:1359:THR:O	1:E:1394:GLN:NE2	2.26	0.68
3:G:1078:THR:HG22	3:G:1080:TYR:CZ	2.25	0.68
2:J:2667:ILE:HD12	4:L:2595:ASN:ND2	1.02	0.68
3:O:3102:ILE:HB	4:P:3552:ASP:HB2	0.75	0.68
2:J:2552:MET:N	2:J:2563:ILE:O	2.26	0.68
2:J:2668:HIS:CD2	4:L:2593:TRP:HE3	2.09	0.68
3:K:2039:GLN:CD	3:K:2045:PHE:CZ	2.66	0.68
3:K:2102:ILE:HG21	4:L:2552:ASP:CB	2.23	0.68
3:O:3039:GLN:CD	3:O:3045:PHE:CZ	2.66	0.68
1:I:2359:THR:O	1:I:2394:GLN:NE2	2.26	0.68
1:I:2391:TYR:OH	2:J:2784:LEU:HD11	1.94	0.68
3:K:2030:THR:HG23	3:K:2054:ASN:ND2	2.07	0.68
2:N:3552:MET:N	2:N:3563:ILE:O	2.26	0.68
3:O:3060:TYR:OH	3:O:3069:VAL:HA	1.92	0.68
2:J:2668:HIS:CD2	4:L:2598:TRP:CD2	2.81	0.68
1:A:1:TYR:HA	1:I:2385:LYS:HZ2	1.58	0.68
1:A:359:THR:O	1:A:394:GLN:NE2	2.26	0.68
2:B:672:VAL:H	4:D:595:ASN:HA	1.56	0.68
1:I:2111:SER:N	1:I:2114:CYS:SG	2.66	0.68
1:A:391:TYR:OH	2:B:784:LEU:HD11	1.94	0.68
2:F:1701:THR:C	4:H:1593:TRP:HE1	1.97	0.68
2:F:1703:THR:CA	4:H:1596:ASN:CA	2.67	0.68
1:M:3391:TYR:OH	2:N:3784:LEU:HD11	1.94	0.68
2:B:783:SER:OG	2:B:788:ALA:O	2.06	0.68
2:J:2701:THR:H	4:L:2593:TRP:HZ2	0.69	0.67
3:O:3102:ILE:HG21	4:P:3552:ASP:CB	2.23	0.67
3:C:102:ILE:HG21	4:D:552:ASP:CB	2.23	0.67
3:K:2128:LEU:HB3	4:L:2621:PHE:CD2	2.30	0.67
2:F:1552:MET:N	2:F:1563:ILE:O	2.26	0.67
2:N:3669:SER:C	4:P:3533:ASN:CA	2.57	0.67

Continued on next page...

Continued from previous page...

Atom-1	Atom-2	Interatomic distance (Å)	Clash overlap (Å)
2:B:671:LYS:NZ	4:D:594:TYR:O	2.28	0.67
3:C:41:PRO:HD3	3:C:92:ALA:HA	1.77	0.67
3:K:2041:PRO:HD3	3:K:2092:ALA:HA	1.77	0.67
2:B:671:LYS:HE3	4:D:594:TYR:C	2.11	0.67
3:G:1102:ILE:HG21	4:H:1552:ASP:CB	2.23	0.67
2:J:2673:LYS:HE2	4:L:2534:CYS:SG	2.35	0.67
2:B:667:ILE:CA	4:D:532:SER:OG	2.40	0.66
2:B:671:LYS:CB	4:D:595:ASN:HA	2.23	0.66
3:O:3128:LEU:HB3	4:P:3621:PHE:CD2	2.30	0.66
1:A:41:SER:OG	1:E:1043:ASN:OD1	2.07	0.66
3:C:128:LEU:HB3	4:D:621:PHE:CD2	2.30	0.66
2:J:2667:ILE:CG2	4:L:2594:TYR:CD1	2.77	0.66
4:P:3672:ASN:O	4:P:3673:ASN:HB2	1.95	0.66
1:E:1391:TYR:OH	2:F:1784:LEU:HD11	1.94	0.66
2:J:2673:LYS:CD	4:L:2593:TRP:CD1	2.77	0.66
2:J:2701:THR:C	4:L:2593:TRP:CH2	2.68	0.66
2:B:668:HIS:HD2	4:D:593:TRP:CB	2.08	0.66
3:G:1128:LEU:HB3	4:H:1621:PHE:CD2	2.30	0.66
2:J:2671:LYS:HD3	4:L:2596:ASN:OD1	1.94	0.66
3:K:2073:GLU:OE1	3:K:2080:TYR:CZ	2.49	0.66
3:K:2078:THR:HG22	3:K:2080:TYR:CZ	2.25	0.66
3:C:78:THR:HG22	3:C:80:TYR:CZ	2.25	0.66
2:B:671:LYS:CB	4:D:595:ASN:N	2.58	0.66
2:J:2703:THR:N	3:K:2059:THR:CG2	2.58	0.66
4:L:2672:ASN:O	4:L:2673:ASN:HB2	1.95	0.66
3:O:3073:GLU:OE1	3:O:3080:TYR:CZ	2.49	0.66
3:C:73:GLU:OE1	3:C:80:TYR:CZ	2.49	0.66
4:H:1683:LEU:HD11	4:H:1694:TYR:CE2	2.29	0.65
2:J:2702:THR:HG21	3:K:2050:LEU:HB3	1.77	0.65
3:O:3041:PRO:HD3	3:O:3092:ALA:HA	1.77	0.65
4:H:1672:ASN:O	4:H:1673:ASN:HB2	1.95	0.65
2:J:2668:HIS:HD2	4:L:2593:TRP:HE3	1.43	0.65
4:L:2652:LYS:HG2	4:L:2657:PRO:HA	1.79	0.65
4:P:3593:TRP:CH2	4:P:3596:ASN:C	2.70	0.65
3:G:1118:ALA:CB	3:G:1150:PHE:HE2	1.65	0.65
3:C:102:ILE:CG1	4:D:552:ASP:CB	2.73	0.65
3:G:1073:GLU:OE1	3:G:1080:TYR:CZ	2.49	0.65
3:K:2102:ILE:CG1	4:L:2552:ASP:CB	2.73	0.65
3:G:1041:PRO:HD3	3:G:1092:ALA:HA	1.77	0.65
4:L:2631:ASN:HA	4:L:2685:ALA:CB	2.25	0.65
4:D:672:ASN:O	4:D:673:ASN:HB2	1.95	0.65

Continued on next page...

Continued from previous page...

Atom-1	Atom-2	Interatomic distance (Å)	Clash overlap (Å)
2:F:1671:LYS:O	4:H:1532:SER:HB2	1.96	0.65
4:H:1652:LYS:HG2	4:H:1657:PRO:HA	1.79	0.65
4:D:593:TRP:CH2	4:D:596:ASN:C	2.70	0.65
4:D:683:LEU:HD11	4:D:694:TYR:CE2	2.29	0.65
3:G:1102:ILE:CG1	4:H:1552:ASP:CB	2.73	0.65
4:H:1593:TRP:CH2	4:H:1596:ASN:C	2.70	0.65
4:P:3610:GLY:O	4:P:3611:GLN:HG3	1.97	0.65
3:G:1102:ILE:HG22	4:H:1534:CYS:CB	2.13	0.65
4:H:1610:GLY:O	4:H:1611:GLN:HG3	1.97	0.65
2:J:2667:ILE:HA	4:L:2595:ASN:OD1	1.97	0.65
2:N:3508:ASN:OD1	2:N:3610:THR:OG1	2.11	0.64
4:D:513:SER:OG	4:D:609:LEU:CD2	2.44	0.64
4:D:564:PHE:CE1	4:D:577:ILE:HG12	2.33	0.64
3:K:2006:GLN:HE22	3:K:2095:PHE:HA	1.62	0.64
4:P:3564:PHE:CE1	4:P:3577:ILE:HG12	2.33	0.64
4:D:581:GLN:HB3	4:D:583:GLU:HG2	1.80	0.64
4:L:2593:TRP:CH2	4:L:2596:ASN:C	2.70	0.64
3:K:2073:GLU:OE1	3:K:2080:TYR:CE1	2.51	0.64
3:O:3006:GLN:HE22	3:O:3095:PHE:HA	1.62	0.64
4:P:3581:GLN:HB3	4:P:3583:GLU:HG2	1.80	0.64
2:J:2692:ARG:NH1	3:K:2057:GLU:HG2	2.10	0.64
2:B:671:LYS:CB	4:D:595:ASN:CA	2.75	0.64
4:H:1581:GLN:HB3	4:H:1583:GLU:HG2	1.80	0.64
2:N:3703:THR:OG1	3:O:3052:TYR:HE2	1.78	0.64
3:O:3102:ILE:CG1	4:P:3552:ASP:CB	2.73	0.64
4:D:568:LEU:HD23	4:D:573:ALA:HA	1.80	0.64
4:D:610:GLY:O	4:D:611:GLN:HG3	1.97	0.64
4:L:2581:GLN:HB3	4:L:2583:GLU:HG2	1.80	0.64
4:L:2610:GLY:O	4:L:2611:GLN:HG3	1.97	0.64
3:C:6:GLN:HE22	3:C:95:PHE:HA	1.62	0.64
4:H:1564:PHE:CE1	4:H:1577:ILE:HG12	2.33	0.64
4:P:3568:LEU:HD23	4:P:3573:ALA:HA	1.80	0.64
4:H:1514:PRO:HD3	4:H:1609:LEU:HB3	1.79	0.64
4:D:631:ASN:HA	4:D:685:ALA:CB	2.25	0.64
4:P:3652:LYS:HG2	4:P:3657:PRO:HA	1.79	0.64
3:C:73:GLU:OE1	3:C:80:TYR:CE1	2.51	0.63
2:F:1669:SER:HB2	4:H:1533:ASN:OD1	1.98	0.63
3:O:3073:GLU:OE1	3:O:3080:TYR:CE1	2.51	0.63
4:P:3631:ASN:HA	4:P:3685:ALA:CB	2.25	0.63
4:H:1647:VAL:HG12	4:H:1700:HIS:HB2	1.80	0.63
2:J:2670:ALA:HB3	4:L:2597:LEU:HD12	1.80	0.63

Continued on next page...

Continued from previous page...

Atom-1	Atom-2	Interatomic distance (Å)	Clash overlap (Å)
4:L:2568:LEU:HD23	4:L:2573:ALA:HA	1.80	0.63
4:P:3647:VAL:HG12	4:P:3700:HIS:HB2	1.81	0.63
4:H:1568:LEU:HD23	4:H:1573:ALA:HA	1.80	0.63
2:J:2667:ILE:HG22	4:L:2594:TYR:CD1	2.33	0.63
2:B:670:ALA:N	4:D:533:ASN:HA	2.12	0.63
4:L:2683:LEU:HD11	4:L:2694:TYR:CE2	2.29	0.63
1:A:126:THR:CG2	1:E:1125:HIS:HE1	2.11	0.63
3:C:118:ALA:CB	3:C:150:PHE:HE2	1.65	0.63
3:K:2030:THR:O	3:K:2030:THR:CG2	2.46	0.63
3:G:1030:THR:CG2	3:G:1030:THR:O	2.46	0.63
2:J:2702:THR:O	4:L:2596:ASN:O	2.16	0.63
4:D:652:LYS:HG2	4:D:657:PRO:HA	1.79	0.63
3:G:1006:GLN:HE22	3:G:1095:PHE:HA	1.62	0.63
2:B:671:LYS:NZ	4:D:596:ASN:CG	2.52	0.63
2:J:2692:ARG:CG	3:K:2057:GLU:OE2	2.46	0.63
3:K:2035:LEU:HG	3:K:2047:TRP:CD1	2.34	0.63
4:L:2564:PHE:CE1	4:L:2577:ILE:HG12	2.33	0.63
3:O:3030:THR:O	3:O:3030:THR:CG2	2.46	0.63
4:P:3513:SER:OG	4:P:3609:LEU:CD2	2.44	0.63
2:B:670:ALA:CB	4:D:594:TYR:CD1	2.55	0.62
3:C:30:THR:O	3:C:30:THR:CG2	2.46	0.62
4:H:1561:PRO:HG2	4:H:1563:ARG:NH1	2.14	0.62
2:J:2702:THR:HG22	3:K:2047:TRP:CH2	2.34	0.62
1:A:125:HIS:HE1	1:E:1126:THR:CG2	2.11	0.62
4:D:647:VAL:HG12	4:D:700:HIS:HB2	1.81	0.62
2:J:2701:THR:HG22	4:L:2596:ASN:CB	2.29	0.62
3:O:3035:LEU:HG	3:O:3047:TRP:CD1	2.34	0.62
2:J:2703:THR:N	3:K:2059:THR:HG21	2.13	0.62
3:G:1072:LEU:HD13	3:G:1074:ILE:HG13	1.81	0.62
4:H:1514:PRO:HD3	4:H:1609:LEU:O	2.00	0.62
3:G:1035:LEU:HG	3:G:1047:TRP:CD1	2.34	0.62
3:C:35:LEU:HG	3:C:47:TRP:CD1	2.35	0.62
3:C:72:LEU:HD13	3:C:74:ILE:HG13	1.81	0.62
4:D:561:PRO:HG2	4:D:563:ARG:NH1	2.14	0.62
3:G:1073:GLU:OE1	3:G:1080:TYR:CE1	2.51	0.62
3:O:3118:ALA:CB	3:O:3150:PHE:CD2	2.77	0.62
2:J:2669:SER:HB3	4:L:2592:LEU:HB2	1.78	0.62
3:O:3072:LEU:HD13	3:O:3074:ILE:HG13	1.81	0.62
4:H:1513:SER:OG	4:H:1609:LEU:CD2	2.44	0.62
1:A:1:TYR:H1	1:I:2385:LYS:HD2	1.64	0.62
3:K:2118:ALA:CB	3:K:2150:PHE:HE2	1.65	0.62

Continued on next page...

Continued from previous page...

Atom-1	Atom-2	Interatomic distance (Å)	Clash overlap (Å)
3:O:3011:VAL:HG23	3:O:3152:GLU:O	2.00	0.62
2:F:1505:ASP:O	2:F:1726:ARG:NH1	2.32	0.61
3:K:2011:VAL:HG23	3:K:2152:GLU:O	2.00	0.61
4:L:2514:PRO:HD3	4:L:2609:LEU:O	2.00	0.61
2:N:3505:ASP:O	2:N:3726:ARG:NH1	2.33	0.61
2:J:2671:LYS:CD	4:L:2596:ASN:OD1	2.48	0.61
3:K:2009:ARG:HG2	3:K:2112:THR:H	1.65	0.61
4:P:3683:LEU:HD11	4:P:3694:TYR:CE2	2.29	0.61
2:J:2692:ARG:NE	3:K:2057:GLU:OE2	2.33	0.61
1:A:43:ASN:OD1	1:E:1041:SER:OG	2.07	0.61
4:P:3514:PRO:HD3	4:P:3609:LEU:HB3	1.79	0.61
2:F:1702:THR:HA	4:H:1593:TRP:HE1	0.80	0.61
1:I:2053:THR:OG1	1:I:2236:GLN:OE1	2.18	0.61
2:J:2671:LYS:CG	4:L:2593:TRP:CZ3	2.81	0.61
2:J:2702:THR:CA	3:K:2047:TRP:CH2	2.82	0.61
3:K:2072:LEU:HD13	3:K:2074:ILE:HG13	1.81	0.61
2:B:505:ASP:O	2:B:726:ARG:NH1	2.32	0.61
4:D:514:PRO:CD	4:D:609:LEU:HB3	2.31	0.61
4:L:2647:VAL:HG12	4:L:2700:HIS:HB2	1.80	0.61
4:P:3506:GLN:CD	4:P:3590:CYS:SG	2.79	0.61
4:P:3662:MET:HA	4:P:3680:TYR:O	2.01	0.61
4:H:1513:SER:HG	4:H:1609:LEU:HD22	1.65	0.61
3:O:3009:ARG:HG2	3:O:3112:THR:H	1.66	0.61
4:P:3561:PRO:HG2	4:P:3563:ARG:NH1	2.14	0.61
4:D:506:GLN:CD	4:D:590:CYS:SG	2.79	0.61
4:L:2561:PRO:HG2	4:L:2563:ARG:NH1	2.14	0.61
1:A:53:THR:OG1	1:A:236:GLN:OE1	2.18	0.61
3:C:9:ARG:HG2	3:C:112:THR:H	1.65	0.61
4:D:662:MET:HA	4:D:680:TYR:O	2.01	0.61
3:G:1011:VAL:HG23	3:G:1152:GLU:O	2.00	0.61
4:H:1662:MET:HA	4:H:1680:TYR:O	2.01	0.61
2:J:2702:THR:HG22	3:K:2047:TRP:HZ2	1.62	0.61
2:B:668:HIS:CD2	4:D:593:TRP:HB3	2.36	0.61
3:C:11:VAL:HG23	3:C:152:GLU:O	2.00	0.61
4:H:1631:ASN:HA	4:H:1685:ALA:CB	2.25	0.61
4:L:2662:MET:HA	4:L:2680:TYR:O	2.01	0.61
2:J:2667:ILE:HG23	4:L:2594:TYR:HA	1.83	0.60
4:L:2506:GLN:CD	4:L:2590:CYS:SG	2.79	0.60
4:L:2513:SER:OG	4:L:2609:LEU:CD2	2.44	0.60
3:O:3102:ILE:HG21	4:P:3552:ASP:CA	2.31	0.60
3:G:1102:ILE:HG21	4:H:1552:ASP:CA	2.31	0.60

Continued on next page...

Continued from previous page...

Atom-1	Atom-2	Interatomic distance (Å)	Clash overlap (Å)
4:H:1506:GLN:CD	4:H:1590:CYS:SG	2.79	0.60
1:M:3053:THR:OG1	1:M:3236:GLN:OE1	2.18	0.60
4:P:3514:PRO:HD3	4:P:3609:LEU:O	2.00	0.60
3:C:102:ILE:HG21	4:D:552:ASP:CA	2.31	0.60
4:D:514:PRO:HD3	4:D:609:LEU:O	2.00	0.60
2:F:1581:HIS:NE2	2:F:1583:GLY:O	2.34	0.60
2:F:1671:LYS:HG3	4:H:1593:TRP:HD1	1.59	0.60
2:F:1671:LYS:CB	4:H:1532:SER:O	2.46	0.60
3:G:1009:ARG:O	3:G:1153:PRO:HD3	2.02	0.60
4:H:1514:PRO:CD	4:H:1609:LEU:HB3	2.31	0.60
2:J:2505:ASP:O	2:J:2726:ARG:NH1	2.32	0.60
3:O:3118:ALA:HB1	3:O:3150:PHE:CD2	2.36	0.60
3:C:118:ALA:CB	3:C:150:PHE:CD2	2.77	0.60
3:C:118:ALA:HB1	3:C:150:PHE:CD2	2.36	0.60
2:J:2668:HIS:CD2	4:L:2598:TRP:CE2	2.90	0.60
2:J:2669:SER:OG	4:L:2592:LEU:CB	2.26	0.60
3:O:3145:LEU:HD13	4:P:3680:TYR:HE2	1.67	0.60
2:B:581:HIS:NE2	2:B:583:GLY:O	2.34	0.60
3:C:97:VAL:HG21	3:C:107:TRP:CZ3	2.36	0.60
3:K:2009:ARG:O	3:K:2153:PRO:HD3	2.02	0.60
2:J:2668:HIS:HD2	4:L:2593:TRP:CE3	2.15	0.60
3:G:1009:ARG:HG2	3:G:1112:THR:H	1.66	0.60
2:N:3581:HIS:NE2	2:N:3583:GLY:O	2.34	0.60
3:O:3009:ARG:O	3:O:3153:PRO:HD3	2.02	0.60
3:G:1118:ALA:HB1	3:G:1150:PHE:CD2	2.36	0.60
4:H:1686:ARG:HH11	4:H:1686:ARG:HG3	1.67	0.60
3:K:2097:VAL:HG21	3:K:2107:TRP:CZ3	2.36	0.60
4:L:2514:PRO:CD	4:L:2609:LEU:HB3	2.31	0.60
3:O:3097:VAL:HG21	3:O:3107:TRP:CZ3	2.36	0.60
1:E:1053:THR:OG1	1:E:1236:GLN:OE1	2.18	0.60
1:A:23:GLY:H	1:I:2306:GLU:HG2	1.66	0.59
2:B:671:LYS:CD	4:D:596:ASN:CA	2.65	0.59
2:J:2670:ALA:CB	4:L:2599:VAL:HG21	2.22	0.59
3:K:2021:SER:HA	3:K:2080:TYR:CD2	2.37	0.59
4:L:2528:ALA:HA	4:L:2571:ASP:HB2	1.85	0.59
4:P:3514:PRO:CD	4:P:3609:LEU:HB3	2.31	0.59
4:H:1514:PRO:CD	4:H:1609:LEU:HB2	2.31	0.59
3:C:21:SER:HA	3:C:80:TYR:CD2	2.37	0.59
4:H:1528:ALA:HA	4:H:1571:ASP:HB2	1.84	0.59
4:L:2686:ARG:HH11	4:L:2686:ARG:HG3	1.67	0.59
4:D:541:LYS:HE2	4:D:583:GLU:O	2.02	0.59

Continued on next page...

Continued from previous page...

Atom-1	Atom-2	Interatomic distance (Å)	Clash overlap (Å)
3:G:1021:SER:HA	3:G:1080:TYR:CD2	2.37	0.59
3:G:1097:VAL:HG21	3:G:1107:TRP:CZ3	2.36	0.59
3:G:1102:ILE:CG2	3:G:1102:ILE:O	2.51	0.59
4:H:1541:LYS:HE2	4:H:1583:GLU:O	2.02	0.59
2:J:2700:HIS:CB	4:L:2593:TRP:CE2	2.81	0.59
3:K:2040:ALA:C	3:K:2041:PRO:CD	2.63	0.59
3:K:2118:ALA:HB1	3:K:2150:PHE:CD2	2.36	0.59
1:M:3221:LYS:O	1:M:3235:THR:OG1	2.19	0.59
2:N:3671:LYS:HZ2	4:P:3596:ASN:C	2.05	0.59
3:K:2032:TYR:CE1	3:K:2100:TYR:HD1	1.97	0.59
3:K:2145:LEU:HD13	4:L:2680:TYR:HE2	1.67	0.59
2:B:668:HIS:HB3	4:D:593:TRP:CD1	2.34	0.59
3:G:1032:TYR:CE1	3:G:1100:TYR:HD1	1.97	0.59
3:G:1145:LEU:HD13	4:H:1680:TYR:HE2	1.66	0.59
4:D:686:ARG:HH11	4:D:686:ARG:HG3	1.67	0.59
4:P:3541:LYS:HE2	4:P:3583:GLU:O	2.02	0.59
3:C:145:LEU:HD13	4:D:680:TYR:HE2	1.67	0.59
4:D:514:PRO:HD3	4:D:609:LEU:C	2.23	0.59
4:P:3689:GLU:HA	4:P:3711:ARG:NH2	2.18	0.59
1:A:125:HIS:CE1	1:E:1126:THR:CG2	2.86	0.59
4:D:554:ASN:C	4:D:554:ASN:ND2	2.54	0.59
2:J:2671:LYS:CB	4:L:2593:TRP:CH2	2.86	0.58
4:L:2689:GLU:HA	4:L:2711:ARG:NH2	2.18	0.58
2:J:2668:HIS:CE1	4:L:2534:CYS:HB2	2.38	0.58
1:M:3038:ILE:HD12	1:M:3269:ALA:HB3	1.86	0.58
4:P:3514:PRO:HD3	4:P:3609:LEU:C	2.23	0.58
4:P:3686:ARG:HG3	4:P:3686:ARG:HH11	1.67	0.58
3:C:9:ARG:O	3:C:153:PRO:HD3	2.02	0.58
4:P:3554:ASN:C	4:P:3554:ASN:ND2	2.54	0.58
1:A:291:ILE:HG23	1:I:2316:ILE:HD13	1.82	0.58
2:B:577:SER:O	2:B:589:GLN:N	2.37	0.58
2:F:1668:HIS:O	4:H:1532:SER:C	2.40	0.58
4:H:1514:PRO:HD3	4:H:1609:LEU:C	2.23	0.58
3:O:3021:SER:HA	3:O:3080:TYR:CD2	2.37	0.58
4:P:3528:ALA:HA	4:P:3571:ASP:HB2	1.84	0.58
4:D:528:ALA:HA	4:D:571:ASP:HB2	1.84	0.58
4:D:689:GLU:HA	4:D:711:ARG:NH2	2.18	0.58
2:J:2581:HIS:NE2	2:J:2583:GLY:O	2.34	0.58
1:A:38:ILE:HD12	1:A:269:ALA:HB3	1.85	0.58
2:F:1569:HIS:N	2:F:1599:GLY:O	2.37	0.58
2:F:1668:HIS:O	4:H:1530:THR:O	2.21	0.58

Continued on next page...

Continued from previous page...

Atom-1	Atom-2	Interatomic distance (Å)	Clash overlap (Å)
2:J:2667:ILE:CG2	4:L:2594:TYR:CA	2.78	0.58
2:B:668:HIS:O	4:D:593:TRP:HB3	2.03	0.58
1:E:1038:ILE:HD12	1:E:1269:ALA:HB3	1.85	0.58
4:L:2541:LYS:HE2	4:L:2583:GLU:O	2.02	0.58
4:D:514:PRO:CD	4:D:609:LEU:HB2	2.31	0.58
4:D:688:TRP:CZ2	4:D:711:ARG:HG3	2.39	0.58
4:L:2514:PRO:HD3	4:L:2609:LEU:C	2.23	0.58
3:O:3045:PHE:HE1	4:P:3589:PHE:CE2	2.22	0.58
3:O:3102:ILE:CG2	3:O:3102:ILE:O	2.51	0.58
4:H:1688:TRP:CZ2	4:H:1711:ARG:HG3	2.39	0.58
4:L:2514:PRO:HD3	4:L:2609:LEU:HB3	1.79	0.58
2:J:2667:ILE:HG23	4:L:2594:TYR:CA	2.33	0.57
3:C:21:SER:CB	3:C:80:TYR:HE2	2.13	0.57
2:F:1508:ASN:OD1	2:F:1610:THR:OG1	2.11	0.57
4:H:1689:GLU:HA	4:H:1711:ARG:NH2	2.18	0.57
3:K:2145:LEU:CD1	4:L:2680:TYR:HE2	2.18	0.57
1:M:3391:TYR:CZ	2:N:3784:LEU:HD11	2.40	0.57
3:O:3102:ILE:HG13	4:P:3552:ASP:CB	2.34	0.57
3:C:145:LEU:CD1	4:D:680:TYR:HE2	2.17	0.57
1:E:1387:HIS:CD2	2:F:1825:GLN:HE21	2.22	0.57
1:I:2391:TYR:CZ	2:J:2784:LEU:HD11	2.39	0.57
2:J:2671:LYS:HD3	4:L:2596:ASN:CG	2.25	0.57
3:O:3145:LEU:CD1	4:P:3680:TYR:HE2	2.18	0.57
4:P:3611:GLN:HG3	4:P:3611:GLN:O	2.05	0.57
2:B:569:HIS:N	2:B:599:GLY:O	2.37	0.57
1:E:1391:TYR:CZ	2:F:1784:LEU:HD11	2.40	0.57
3:G:1061:ALA:HB3	3:G:1064:PHE:HD2	1.70	0.57
3:O:3061:ALA:HB3	3:O:3064:PHE:HD2	1.70	0.57
2:B:671:LYS:C	4:D:595:ASN:OD1	2.43	0.57
4:D:631:ASN:C	4:D:685:ALA:HB2	2.25	0.57
2:F:1703:THR:HG23	4:H:1596:ASN:HB2	1.82	0.57
3:C:102:ILE:HG13	4:D:552:ASP:CB	2.34	0.57
3:G:1045:PHE:HE1	4:H:1589:PHE:CE2	2.22	0.57
1:A:1:TYR:N	1:I:2385:LYS:HD2	2.18	0.57
3:G:1100:TYR:CE2	3:G:1101:PHE:CZ	2.93	0.57
3:G:1145:LEU:CD1	4:H:1680:TYR:HE2	2.17	0.57
3:K:2100:TYR:CE2	3:K:2101:PHE:CZ	2.93	0.57
4:L:2554:ASN:C	4:L:2554:ASN:ND2	2.54	0.57
1:M:3387:HIS:CD2	2:N:3825:GLN:HE21	2.22	0.57
2:J:2700:HIS:CD2	4:L:2593:TRP:CH2	2.93	0.57
4:P:3631:ASN:C	4:P:3685:ALA:HB2	2.25	0.57

Continued on next page...

Continued from previous page...

Atom-1	Atom-2	Interatomic distance (Å)	Clash overlap (Å)
4:P:3688:TRP:CZ2	4:P:3711:ARG:HG3	2.39	0.57
3:G:1030:THR:CG2	3:G:1054:ASN:HD22	2.17	0.57
3:K:2102:ILE:HG21	4:L:2552:ASP:CA	2.31	0.57
2:N:3577:SER:O	2:N:3589:GLN:N	2.37	0.57
2:B:671:LYS:HE3	4:D:594:TYR:H	1.70	0.57
4:D:611:GLN:HG3	4:D:611:GLN:O	2.05	0.57
1:I:2038:ILE:HD12	1:I:2269:ALA:HB3	1.85	0.57
2:J:2671:LYS:HB2	4:L:2593:TRP:CE2	2.39	0.57
3:K:2117:SER:O	3:K:2118:ALA:HB2	2.05	0.57
3:K:2037:VAL:HG21	3:K:2107:TRP:HH2	1.70	0.56
4:L:2557:ARG:HE	4:L:2560:VAL:HG23	1.70	0.56
4:L:2653:VAL:HG23	4:L:2658:VAL:CG2	2.35	0.56
1:A:391:TYR:CZ	2:B:784:LEU:HD11	2.40	0.56
3:C:61:ALA:HB3	3:C:64:PHE:HD2	1.70	0.56
3:G:1117:SER:O	3:G:1118:ALA:HB2	2.05	0.56
4:H:1557:ARG:HE	4:H:1560:VAL:HG23	1.70	0.56
3:K:2030:THR:CG2	3:K:2054:ASN:HD22	2.17	0.56
2:N:3569:HIS:N	2:N:3599:GLY:O	2.37	0.56
3:O:3100:TYR:CE2	3:O:3101:PHE:CZ	2.93	0.56
2:B:668:HIS:HD2	4:D:593:TRP:HB3	1.68	0.56
3:C:100:TYR:CE2	3:C:101:PHE:CZ	2.93	0.56
3:C:117:SER:O	3:C:118:ALA:HB2	2.05	0.56
2:J:2666:SER:OG	4:L:2532:SER:CB	2.48	0.56
2:J:2702:THR:CG2	3:K:2050:LEU:HB3	2.35	0.56
2:J:2702:THR:CG2	3:K:2047:TRP:CH2	2.89	0.56
3:K:2011:VAL:HB	3:K:2151:PRO:HB2	1.87	0.56
4:L:2688:TRP:CZ2	4:L:2711:ARG:HG3	2.39	0.56
2:N:3530:GLY:O	2:N:3590:CYS:N	2.38	0.56
2:N:3667:ILE:HB	4:P:3532:SER:HB3	1.85	0.56
1:A:387:HIS:CD2	2:B:825:GLN:HE21	2.22	0.56
2:F:1530:GLY:O	2:F:1590:CYS:N	2.38	0.56
4:H:1631:ASN:C	4:H:1685:ALA:HB2	2.25	0.56
2:J:2670:ALA:O	4:L:2594:TYR:O	2.23	0.56
4:P:3653:VAL:CG2	4:P:3658:VAL:HG21	2.35	0.56
2:B:671:LYS:HE3	4:D:597:LEU:H	1.69	0.56
2:B:702:THR:CA	4:D:593:TRP:HH2	2.10	0.56
2:F:1577:SER:O	2:F:1589:GLN:N	2.37	0.56
4:H:1611:GLN:HG3	4:H:1611:GLN:O	2.05	0.56
2:J:2569:HIS:N	2:J:2599:GLY:O	2.37	0.56
2:J:2671:LYS:HB3	4:L:2593:TRP:CH2	2.39	0.56
2:J:2671:LYS:CB	4:L:2593:TRP:CZ3	2.88	0.56

Continued on next page...

Continued from previous page...

Atom-1	Atom-2	Interatomic distance (Å)	Clash overlap (Å)
2:B:671:LYS:CD	4:D:595:ASN:CA	2.84	0.56
3:K:2021:SER:CB	3:K:2080:TYR:HE2	2.13	0.56
3:O:3117:SER:O	3:O:3118:ALA:HB2	2.05	0.56
4:D:620:LEU:HD23	4:D:636:VAL:O	2.06	0.56
2:F:1705:THR:N	4:H:1595:ASN:ND2	2.12	0.56
4:L:2524:SER:OG	4:L:2594:TYR:OH	2.23	0.56
2:B:692:ARG:CZ	3:C:57:GLU:OE1	2.52	0.56
3:C:11:VAL:HB	3:C:151:PRO:HB2	1.87	0.56
3:C:102:ILE:CG2	4:D:534:CYS:HB3	1.94	0.56
4:D:653:VAL:CG2	4:D:658:VAL:HG21	2.35	0.56
3:G:1011:VAL:HB	3:G:1151:PRO:HB2	1.87	0.56
4:H:1620:LEU:HD23	4:H:1636:VAL:O	2.06	0.56
3:K:2045:PHE:CE1	4:L:2589:PHE:CZ	2.94	0.56
3:K:2061:ALA:HB3	3:K:2064:PHE:HD2	1.70	0.56
1:M:3194:GLY:N	1:M:3205:GLN:OE1	2.39	0.56
3:O:3118:ALA:HB3	3:O:3150:PHE:HE2	0.78	0.56
1:I:2057:SER:OG	2:J:2724:SER:O	2.16	0.56
1:I:2194:GLY:N	1:I:2205:GLN:OE1	2.39	0.56
1:I:2387:HIS:CD2	2:J:2825:GLN:HE21	2.22	0.56
2:J:2530:GLY:O	2:J:2590:CYS:N	2.38	0.56
3:K:2118:ALA:HB3	3:K:2150:PHE:HE2	0.78	0.56
4:L:2631:ASN:C	4:L:2685:ALA:HB2	2.25	0.56
3:C:118:ALA:HB3	3:C:150:PHE:HE2	0.78	0.55
2:F:1670:ALA:CB	4:H:1594:TYR:CD1	2.88	0.55
4:L:2611:GLN:HG3	4:L:2611:GLN:O	2.05	0.55
3:C:45:PHE:CE1	4:D:589:PHE:CZ	2.94	0.55
4:D:620:LEU:HD21	4:D:651:TRP:HH2	1.72	0.55
1:E:1194:GLY:N	1:E:1205:GLN:OE1	2.39	0.55
1:E:1221:LYS:O	1:E:1235:THR:OG1	2.19	0.55
3:G:1126:TYR:CZ	4:H:1627:GLU:HG3	2.41	0.55
3:K:2126:TYR:CZ	4:L:2627:GLU:HG3	2.41	0.55
3:O:3035:LEU:HD23	3:O:3037:VAL:HG23	1.82	0.55
3:G:1045:PHE:CE1	4:H:1589:PHE:CZ	2.94	0.55
3:K:2032:TYR:CZ	3:K:2100:TYR:CZ	2.84	0.55
4:L:2620:LEU:HD23	4:L:2636:VAL:O	2.06	0.55
4:D:689:GLU:HA	4:D:711:ARG:HH21	1.72	0.55
3:K:2102:ILE:CG2	4:L:2552:ASP:CG	2.75	0.55
3:C:35:LEU:HD23	3:C:37:VAL:HG23	1.82	0.55
4:L:2620:LEU:HD21	4:L:2651:TRP:HH2	1.72	0.55
2:N:3671:LYS:CG	4:P:3593:TRP:CE2	2.90	0.55
3:O:3102:ILE:CG2	4:P:3552:ASP:CG	2.75	0.55

Continued on next page...

Continued from previous page...

Atom-1	Atom-2	Interatomic distance (Å)	Clash overlap (Å)
3:O:3126:TYR:CZ	4:P:3627:GLU:HG3	2.41	0.55
4:P:3689:GLU:HA	4:P:3711:ARG:HH21	1.72	0.55
1:A:194:GLY:N	1:A:205:GLN:OE1	2.39	0.55
4:D:653:VAL:HG23	4:D:658:VAL:CG2	2.35	0.55
4:H:1620:LEU:HD21	4:H:1651:TRP:HH2	1.72	0.55
2:J:2577:SER:O	2:J:2589:GLN:N	2.37	0.55
3:O:3011:VAL:HB	3:O:3151:PRO:HB2	1.87	0.55
4:P:3557:ARG:HE	4:P:3560:VAL:HG23	1.70	0.55
4:P:3689:GLU:HA	4:P:3711:ARG:HE	1.72	0.55
3:G:1032:TYR:CE1	3:G:1100:TYR:CB	2.89	0.55
4:H:1689:GLU:HA	4:H:1711:ARG:HH21	1.72	0.55
2:N:3670:ALA:O	4:P:3595:ASN:N	2.39	0.55
2:N:3670:ALA:HB1	4:P:3594:TYR:N	2.22	0.55
4:D:565:SER:O	4:D:575:LEU:HD23	2.07	0.55
3:K:2073:GLU:CD	3:K:2080:TYR:CE1	2.80	0.55
3:O:3045:PHE:CE1	4:P:3589:PHE:CZ	2.94	0.55
3:O:3118:ALA:CB	3:O:3150:PHE:HE2	1.65	0.55
4:D:557:ARG:HE	4:D:560:VAL:HG23	1.71	0.55
4:D:689:GLU:HA	4:D:711:ARG:HE	1.72	0.55
2:J:2502:TYR:N	2:J:2537:SER:O	2.40	0.55
3:K:2032:TYR:CE1	3:K:2100:TYR:CB	2.89	0.55
4:L:2514:PRO:CD	4:L:2609:LEU:HB2	2.31	0.55
4:P:3620:LEU:HD23	4:P:3636:VAL:O	2.06	0.55
2:N:3502:TYR:N	2:N:3537:SER:O	2.40	0.54
4:P:3565:SER:O	4:P:3575:LEU:HD23	2.07	0.54
3:C:37:VAL:HG21	3:C:107:TRP:HH2	1.70	0.54
3:C:45:PHE:HE1	4:D:589:PHE:CE2	2.22	0.54
3:C:102:ILE:HG22	4:D:552:ASP:HA	1.89	0.54
3:C:126:TYR:CZ	4:D:627:GLU:HG3	2.41	0.54
3:G:1073:GLU:CD	3:G:1080:TYR:CE1	2.80	0.54
2:J:2508:ASN:OD1	2:J:2610:THR:OG1	2.11	0.54
4:H:1565:SER:O	4:H:1575:LEU:HD23	2.07	0.54
2:J:2669:SER:OG	4:L:2533:ASN:CB	2.42	0.54
3:O:3032:TYR:CE1	3:O:3100:TYR:CB	2.89	0.54
2:N:3652:GLU:OE2	2:N:3738:LYS:NZ	2.41	0.54
2:B:508:ASN:OD1	2:B:610:THR:OG1	2.11	0.54
2:B:530:GLY:O	2:B:590:CYS:N	2.38	0.54
2:F:1677:PRO:HD2	2:F:1680:ALA:HB3	1.90	0.54
3:G:1118:ALA:HB3	3:G:1150:PHE:HE2	0.78	0.54
4:P:3620:LEU:HD21	4:P:3651:TRP:HH2	1.72	0.54
3:C:30:THR:CG2	3:C:54:ASN:HD22	2.17	0.54

Continued on next page...

Continued from previous page...

Atom-1	Atom-2	Interatomic distance (Å)	Clash overlap (Å)
2:F:1502:TYR:N	2:F:1537:SER:O	2.40	0.54
2:B:502:TYR:N	2:B:537:SER:O	2.40	0.54
3:C:32:TYR:CE1	3:C:100:TYR:CB	2.89	0.54
1:E:1061:LYS:NZ	1:E:1063:CYS:O	2.41	0.54
1:I:2197:LYS:O	1:I:2200:SER:OG	2.18	0.54
3:K:2102:ILE:HG13	4:L:2552:ASP:CB	2.34	0.54
3:O:3045:PHE:HZ	4:P:3546:PHE:HZ	0.61	0.54
3:C:73:GLU:CD	3:C:80:TYR:CE1	2.81	0.54
3:C:102:ILE:CG2	3:C:102:ILE:O	2.51	0.54
3:K:2045:PHE:HE1	4:L:2589:PHE:CE2	2.22	0.54
4:L:2654:ASP:OD2	4:L:2691:HIS:HB3	2.08	0.54
4:L:2700:HIS:O	4:L:2701:GLU:C	2.46	0.54
1:M:3061:LYS:NZ	1:M:3063:CYS:O	2.41	0.54
3:O:3073:GLU:CD	3:O:3080:TYR:CE1	2.80	0.54
4:P:3653:VAL:HG23	4:P:3658:VAL:CG2	2.35	0.54
4:P:3689:GLU:HA	4:P:3711:ARG:NE	2.23	0.54
2:F:1671:LYS:NZ	4:H:1595:ASN:CB	2.71	0.54
3:G:1102:ILE:HG13	4:H:1552:ASP:CB	2.34	0.54
3:O:3011:VAL:CG2	3:O:3152:GLU:HB2	2.38	0.54
2:B:652:GLU:OE2	2:B:738:LYS:NZ	2.41	0.54
4:D:654:ASP:OD2	4:D:691:HIS:HB3	2.08	0.54
3:G:1102:ILE:HG22	4:H:1552:ASP:HA	1.89	0.54
3:G:1118:ALA:CB	3:G:1150:PHE:CD2	2.77	0.54
4:H:1654:ASP:OD2	4:H:1691:HIS:HB3	2.08	0.54
2:J:2652:GLU:OE2	2:J:2738:LYS:NZ	2.41	0.54
2:F:1671:LYS:HG2	4:H:1593:TRP:O	2.08	0.53
4:H:1689:GLU:HA	4:H:1711:ARG:NE	2.23	0.53
2:J:2690:ASP:OD2	2:J:2702:THR:N	2.42	0.53
4:L:2689:GLU:HA	4:L:2711:ARG:HE	1.72	0.53
2:B:690:ASP:OD2	2:B:702:THR:N	2.41	0.53
3:G:1011:VAL:CG2	3:G:1152:GLU:HB2	2.38	0.53
3:G:1102:ILE:CG2	4:H:1552:ASP:CG	2.75	0.53
1:I:2061:LYS:NZ	1:I:2063:CYS:O	2.41	0.53
2:J:2700:HIS:HD2	4:L:2593:TRP:CH2	2.26	0.53
3:K:2078:THR:CG2	3:K:2080:TYR:CE2	2.84	0.53
2:B:670:ALA:HB2	4:D:594:TYR:CD1	2.29	0.53
4:D:689:GLU:HA	4:D:711:ARG:NE	2.23	0.53
1:E:1035:ASN:OD1	1:E:1036:THR:N	2.42	0.53
1:I:2221:LYS:O	1:I:2235:THR:OG1	2.19	0.53
3:K:2128:LEU:HB3	4:L:2621:PHE:CG	2.44	0.53
4:L:2689:GLU:HA	4:L:2711:ARG:HH21	1.72	0.53

Continued on next page...

Continued from previous page...

Atom-1	Atom-2	Interatomic distance (Å)	Clash overlap (Å)
1:A:61:LYS:NZ	1:A:63:CYS:O	2.41	0.53
1:A:291:ILE:HG23	1:I:2316:ILE:CD1	2.38	0.53
2:B:667:ILE:H	4:D:532:SER:HB3	1.73	0.53
3:C:128:LEU:HB3	4:D:621:PHE:CG	2.44	0.53
4:H:1689:GLU:HA	4:H:1711:ARG:HE	1.72	0.53
2:J:2672:VAL:HG12	4:L:2595:ASN:O	2.07	0.53
2:J:2700:HIS:CA	4:L:2593:TRP:CZ2	2.90	0.53
3:K:2011:VAL:CG2	3:K:2152:GLU:HB2	2.38	0.53
3:C:102:ILE:CB	4:D:552:ASP:CG	2.77	0.53
3:K:2217:ARG:HH21	4:L:2622:PRO:CD	2.08	0.53
3:O:3128:LEU:HB3	4:P:3621:PHE:CG	2.44	0.53
1:A:192:GLU:HG2	1:E:1153:THR:OG1	2.09	0.53
4:D:683:LEU:HD22	4:D:687:ALA:HB1	1.91	0.53
4:H:1683:LEU:HD22	4:H:1687:ALA:HB1	1.91	0.53
2:J:2670:ALA:CB	4:L:2597:LEU:CD1	2.87	0.53
2:J:2673:LYS:CB	4:L:2593:TRP:NE1	2.69	0.53
2:J:2702:THR:C	3:K:2059:THR:CG2	2.77	0.53
4:L:2565:SER:O	4:L:2575:LEU:HD23	2.07	0.53
4:L:2689:GLU:HA	4:L:2711:ARG:NE	2.23	0.53
1:A:343:ASN:OD1	1:A:344:ASP:N	2.42	0.53
3:C:11:VAL:CG2	3:C:152:GLU:HB2	2.38	0.53
4:D:700:HIS:O	4:D:701:GLU:C	2.46	0.53
2:J:2670:ALA:H	4:L:2593:TRP:C	2.11	0.53
3:K:2118:ALA:CB	3:K:2150:PHE:CD2	2.77	0.53
4:D:504:VAL:CG1	4:D:522:CYS:SG	2.97	0.53
2:F:1652:GLU:OE2	2:F:1738:LYS:NZ	2.41	0.53
4:H:1504:VAL:CG1	4:H:1522:CYS:SG	2.97	0.53
2:J:2701:THR:O	4:L:2593:TRP:HH2	1.83	0.53
4:P:3504:VAL:CG1	4:P:3522:CYS:SG	2.97	0.53
4:D:514:PRO:HD3	4:D:609:LEU:HB3	1.79	0.53
3:G:1033:PRO:HA	3:G:1053:THR:HG23	1.91	0.53
3:O:3033:PRO:HB2	3:O:3051:ILE:O	2.09	0.53
1:A:125:HIS:CD2	1:E:1041:SER:CB	2.92	0.52
3:C:33:PRO:HA	3:C:53:THR:HG23	1.91	0.52
4:H:1700:HIS:O	4:H:1701:GLU:C	2.46	0.52
1:I:2005:ALA:N	1:I:2279:ILE:O	2.42	0.52
1:M:3035:ASN:OD1	1:M:3036:THR:N	2.42	0.52
3:O:3030:THR:O	3:O:3030:THR:HG22	2.09	0.52
3:O:3102:ILE:HG22	4:P:3552:ASP:HA	1.89	0.52
4:P:3524:SER:OG	4:P:3594:TYR:OH	2.23	0.52
1:A:41:SER:CB	1:E:1125:HIS:CD2	2.92	0.52

Continued on next page...

Continued from previous page...

Atom-1	Atom-2	Interatomic distance (Å)	Clash overlap (Å)
3:C:217:ARG:HH21	4:D:622:PRO:CD	2.08	0.52
2:F:1668:HIS:O	4:H:1533:ASN:CG	2.48	0.52
2:F:1690:ASP:OD2	2:F:1702:THR:N	2.42	0.52
1:I:2035:ASN:OD1	1:I:2036:THR:N	2.42	0.52
2:J:2670:ALA:CB	4:L:2597:LEU:HD11	2.38	0.52
2:J:2677:PRO:HD2	2:J:2680:ALA:HB3	1.90	0.52
2:J:2700:HIS:HB2	4:L:2593:TRP:CD2	2.44	0.52
1:M:3343:ASN:OD1	1:M:3344:ASP:N	2.42	0.52
4:P:3630:THR:HG22	4:P:3632:LYS:HB2	1.91	0.52
3:C:30:THR:O	3:C:30:THR:HG22	2.09	0.52
3:C:33:PRO:HB2	3:C:51:ILE:O	2.09	0.52
3:C:212:LYS:CE	4:D:626:GLU:OE1	2.58	0.52
1:E:1315:GLY:O	1:E:1357:PHE:N	2.42	0.52
3:K:2030:THR:O	3:K:2030:THR:HG22	2.09	0.52
3:K:2033:PRO:HB2	3:K:2051:ILE:O	2.09	0.52
4:L:2630:THR:HG22	4:L:2632:LYS:HB2	1.91	0.52
4:L:2683:LEU:HD22	4:L:2687:ALA:HB1	1.91	0.52
1:M:3260:CYS:H	2:N:3782:ARG:HH22	1.57	0.52
3:O:3212:LYS:CE	4:P:3626:GLU:OE1	2.58	0.52
4:P:3654:ASP:OD2	4:P:3691:HIS:HB3	2.08	0.52
2:B:671:LYS:CD	4:D:595:ASN:N	2.72	0.52
2:B:677:PRO:HD2	2:B:680:ALA:HB3	1.90	0.52
1:E:1005:ALA:N	1:E:1279:ILE:O	2.42	0.52
4:H:1630:THR:HG22	4:H:1632:LYS:HB2	1.91	0.52
4:H:1653:VAL:CG2	4:H:1658:VAL:HG21	2.35	0.52
4:L:2514:PRO:HG2	4:L:2609:LEU:O	2.03	0.52
1:E:1343:ASN:OD1	1:E:1344:ASP:N	2.42	0.52
3:G:1217:ARG:HH21	4:H:1622:PRO:CD	2.08	0.52
1:I:2343:ASN:OD1	1:I:2344:ASP:N	2.42	0.52
4:L:2504:VAL:CG1	4:L:2522:CYS:SG	2.97	0.52
4:P:3700:HIS:O	4:P:3701:GLU:C	2.46	0.52
1:A:153:THR:OG1	1:E:1192:GLU:HG2	2.09	0.52
2:N:3667:ILE:HB	4:P:3532:SER:CB	2.39	0.52
1:A:315:GLY:O	1:A:357:PHE:N	2.42	0.52
3:K:2102:ILE:CG2	3:K:2102:ILE:O	2.51	0.52
4:L:2520:LEU:N	4:L:2520:LEU:CD2	2.70	0.52
1:A:35:ASN:OD1	1:A:36:THR:N	2.42	0.52
4:L:2653:VAL:CG2	4:L:2658:VAL:HG21	2.35	0.52
2:N:3677:PRO:HD2	2:N:3680:ALA:HB3	1.90	0.52
3:O:3021:SER:CB	3:O:3080:TYR:HE2	2.13	0.52
3:O:3102:ILE:CB	4:P:3552:ASP:CG	2.77	0.52

Continued on next page...

Continued from previous page...

Atom-1	Atom-2	Interatomic distance (Å)	Clash overlap (Å)
2:B:670:ALA:CB	4:D:594:TYR:CD2	2.66	0.52
4:D:684:THR:O	4:D:685:ALA:C	2.48	0.52
1:I:2260:CYS:H	2:J:2782:ARG:HH22	1.58	0.52
3:K:2033:PRO:HA	3:K:2053:THR:HG23	1.91	0.52
3:K:2097:VAL:CG2	3:K:2107:TRP:CD2	2.93	0.52
3:K:2212:LYS:CE	4:L:2626:GLU:OE1	2.58	0.52
1:M:3315:GLY:O	1:M:3357:PHE:N	2.42	0.52
3:O:3097:VAL:CG2	3:O:3107:TRP:CD2	2.93	0.52
3:C:35:LEU:HD23	3:C:36:TRP:N	2.25	0.52
3:G:1045:PHE:HZ	4:H:1546:PHE:HZ	0.62	0.52
3:G:1128:LEU:HB3	4:H:1621:PHE:CG	2.44	0.52
2:J:2702:THR:CG2	3:K:2047:TRP:CZ2	2.92	0.52
1:M:3005:ALA:N	1:M:3279:ILE:O	2.42	0.52
2:N:3690:ASP:OD2	2:N:3702:THR:N	2.42	0.52
3:O:3035:LEU:HD23	3:O:3036:TRP:N	2.25	0.52
3:C:97:VAL:CG2	3:C:107:TRP:CD2	2.93	0.51
4:D:630:THR:HG22	4:D:632:LYS:HB2	1.91	0.51
3:O:3107:TRP:HB2	4:P:3546:PHE:CB	2.40	0.51
4:P:3542:PRO:HB2	4:P:3669:LYS:HB2	1.92	0.51
3:G:1078:THR:CG2	3:G:1080:TYR:CE2	2.84	0.51
3:G:1212:LYS:CE	4:H:1626:GLU:OE1	2.58	0.51
3:K:2002:ILE:CD1	3:K:2098:ARG:HH12	1.83	0.51
3:C:107:TRP:HB2	4:D:546:PHE:CB	2.40	0.51
1:E:1260:CYS:H	2:F:1782:ARG:HH22	1.58	0.51
2:J:2733:ASP:OD1	2:J:2734:THR:N	2.44	0.51
3:K:2102:ILE:HG22	4:L:2552:ASP:HA	1.89	0.51
4:P:3514:PRO:CD	4:P:3609:LEU:HB2	2.31	0.51
4:P:3683:LEU:HD22	4:P:3687:ALA:HB1	1.91	0.51
4:P:3684:THR:O	4:P:3685:ALA:C	2.48	0.51
3:G:1033:PRO:HB2	3:G:1051:ILE:O	2.09	0.51
3:G:1035:LEU:HD23	3:G:1036:TRP:N	2.25	0.51
3:G:1107:TRP:HB2	4:H:1546:PHE:CB	2.40	0.51
1:I:2117:ASP:OD1	1:I:2181:TYR:OH	2.20	0.51
2:J:2569:HIS:O	2:J:2599:GLY:N	2.44	0.51
2:J:2672:VAL:CG1	4:L:2595:ASN:C	2.74	0.51
4:L:2684:THR:O	4:L:2685:ALA:C	2.48	0.51
3:C:21:SER:OG	3:C:80:TYR:CD2	2.37	0.51
4:H:1653:VAL:HG23	4:H:1658:VAL:CG2	2.35	0.51
4:H:1684:THR:O	4:H:1685:ALA:C	2.48	0.51
2:B:733:ASP:OD1	2:B:734:THR:N	2.44	0.51
3:G:1097:VAL:CG2	3:G:1107:TRP:CD2	2.93	0.51

Continued on next page...

Continued from previous page...

Atom-1	Atom-2	Interatomic distance (Å)	Clash overlap (Å)
3:O:3033:PRO:HA	3:O:3053:THR:HG23	1.91	0.51
1:A:126:THR:CG2	1:E:1125:HIS:CE1	2.86	0.51
1:A:260:CYS:H	2:B:782:ARG:HH22	1.58	0.51
3:G:1030:THR:O	3:G:1030:THR:HG22	2.09	0.51
2:N:3669:SER:C	4:P:3593:TRP:HB3	2.28	0.51
2:N:3671:LYS:HZ2	4:P:3596:ASN:CA	2.19	0.51
3:C:32:TYR:CE1	3:C:100:TYR:HD1	1.97	0.51
3:C:102:ILE:CG2	4:D:552:ASP:CG	2.75	0.51
1:E:1301:GLU:O	1:E:1320:ALA:N	2.43	0.51
3:K:2107:TRP:HB2	4:L:2546:PHE:CB	2.40	0.51
4:L:2589:PHE:CE1	4:L:2603:GLY:HA3	2.46	0.51
1:A:389:VAL:HG12	1:A:390:ASP:H	1.76	0.51
2:B:702:THR:O	4:D:593:TRP:CZ2	2.62	0.51
3:C:13:ASN:OD1	3:C:116:SER:O	2.29	0.51
1:E:1389:VAL:HG12	1:E:1390:ASP:H	1.76	0.51
2:F:1668:HIS:O	4:H:1533:ASN:OD1	2.28	0.51
3:G:1032:TYR:CD1	3:G:1100:TYR:HB2	2.46	0.51
3:K:2035:LEU:HD23	3:K:2036:TRP:N	2.25	0.51
3:K:2045:PHE:HZ	4:L:2546:PHE:HZ	0.62	0.51
2:N:3569:HIS:O	2:N:3599:GLY:N	2.44	0.51
1:A:5:ALA:N	1:A:279:ILE:O	2.42	0.51
1:I:2315:GLY:O	1:I:2357:PHE:N	2.42	0.51
2:J:2668:HIS:ND1	4:L:2534:CYS:HB2	2.26	0.51
2:B:671:LYS:CE	4:D:594:TYR:CA	2.86	0.50
2:J:2668:HIS:HE2	4:L:2598:TRP:CD2	1.69	0.50
2:B:569:HIS:O	2:B:599:GLY:N	2.44	0.50
3:C:78:THR:CG2	3:C:80:TYR:CE2	2.84	0.50
4:H:1514:PRO:HG2	4:H:1609:LEU:O	2.03	0.50
1:I:2371:CYS:O	1:I:2372:THR:OG1	2.25	0.50
4:L:2542:PRO:HB2	4:L:2669:LYS:HB2	1.92	0.50
2:N:3733:ASP:OD1	2:N:3734:THR:N	2.44	0.50
3:C:32:TYR:CD1	3:C:100:TYR:HB2	2.46	0.50
4:D:542:PRO:HB2	4:D:669:LYS:HB2	1.92	0.50
3:G:1013:ASN:OD1	3:G:1116:SER:O	2.29	0.50
4:H:1589:PHE:CE1	4:H:1603:GLY:HA3	2.46	0.50
2:F:1569:HIS:O	2:F:1599:GLY:N	2.44	0.50
2:F:1733:ASP:OD1	2:F:1734:THR:N	2.44	0.50
2:J:2671:LYS:HB3	4:L:2593:TRP:CZ2	2.46	0.50
3:K:2032:TYR:CD1	3:K:2100:TYR:HB2	2.46	0.50
1:M:3389:VAL:HG12	1:M:3390:ASP:H	1.76	0.50
1:E:1117:ASP:OD1	1:E:1181:TYR:OH	2.20	0.50

Continued on next page...

Continued from previous page...

Atom-1	Atom-2	Interatomic distance (Å)	Clash overlap (Å)
1:E:1197:LYS:O	1:E:1200:SER:OG	2.18	0.50
1:I:2203:ASP:OD1	1:I:2204:LEU:N	2.43	0.50
2:J:2673:LYS:CB	4:L:2593:TRP:HD1	2.12	0.50
2:J:2692:ARG:HG2	3:K:2057:GLU:CD	2.31	0.50
3:K:2013:ASN:OD1	3:K:2116:SER:O	2.29	0.50
1:A:23:GLY:N	1:I:2306:GLU:HG2	2.27	0.50
1:I:2389:VAL:HG12	1:I:2390:ASP:H	1.76	0.50
1:A:388:ILE:HD12	1:A:388:ILE:O	2.12	0.50
2:B:671:LYS:HG2	4:D:594:TYR:N	2.27	0.50
4:D:589:PHE:CE1	4:D:603:GLY:HA3	2.46	0.50
3:O:3032:TYR:CD1	3:O:3100:TYR:HB2	2.46	0.50
4:P:3589:PHE:CE1	4:P:3603:GLY:HA3	2.46	0.50
1:A:15:TYR:O	1:A:17:ALA:N	2.44	0.50
1:I:2007:MET:SD	1:I:2279:ILE:HD12	2.52	0.50
3:K:2035:LEU:HD23	3:K:2037:VAL:HG23	1.82	0.50
1:M:3203:ASP:OD1	1:M:3204:LEU:N	2.43	0.50
1:E:1203:ASP:OD1	1:E:1204:LEU:N	2.43	0.49
1:I:2015:TYR:O	1:I:2017:ALA:N	2.44	0.49
1:E:1388:ILE:HD12	1:E:1388:ILE:O	2.12	0.49
4:H:1549:LEU:HD12	4:H:1560:VAL:CG2	2.42	0.49
3:K:2102:ILE:CB	4:L:2552:ASP:CG	2.77	0.49
3:O:3102:ILE:HG22	4:P:3534:CYS:CB	2.13	0.49
4:P:3549:LEU:HD12	4:P:3560:VAL:HG21	1.93	0.49
1:E:1057:SER:OG	2:F:1724:SER:O	2.16	0.49
3:G:1035:LEU:HD23	3:G:1037:VAL:HG23	1.82	0.49
2:N:3705:THR:CG2	4:P:3596:ASN:HB3	2.42	0.49
3:O:3078:THR:CG2	3:O:3080:TYR:CE2	2.84	0.49
1:E:1007:MET:SD	1:E:1279:ILE:HD12	2.52	0.49
4:H:1542:PRO:HB2	4:H:1669:LYS:HB2	1.92	0.49
2:N:3670:ALA:CB	4:P:3594:TYR:N	2.72	0.49
3:O:3002:ILE:HA	3:O:3025:SER:O	2.13	0.49
3:O:3037:VAL:HG21	3:O:3107:TRP:HH2	1.70	0.49
1:E:1015:TYR:O	1:E:1017:ALA:N	2.44	0.49
2:F:1668:HIS:N	2:F:1671:LYS:O	2.43	0.49
2:J:2672:VAL:HG23	4:L:2595:ASN:OD1	2.07	0.49
1:M:3015:TYR:O	1:M:3017:ALA:N	2.44	0.49
3:O:3030:THR:CG2	3:O:3054:ASN:HD22	2.17	0.49
1:A:89:TRP:N	2:B:515:ASP:OD2	2.46	0.49
2:B:671:LYS:HE3	4:D:594:TYR:N	2.26	0.49
4:D:549:LEU:HD12	4:D:560:VAL:HG21	1.93	0.49
4:H:1554:ASN:C	4:H:1554:ASN:ND2	2.54	0.49

Continued on next page...

Continued from previous page...

Atom-1	Atom-2	Interatomic distance (Å)	Clash overlap (Å)
2:J:2670:ALA:HB3	4:L:2597:LEU:CD1	2.42	0.49
1:A:203:ASP:OD1	1:A:204:LEU:N	2.43	0.49
4:H:1549:LEU:HD12	4:H:1560:VAL:HG21	1.93	0.49
4:L:2549:LEU:HD12	4:L:2560:VAL:CG2	2.42	0.49
4:D:549:LEU:HD12	4:D:560:VAL:CG2	2.42	0.49
2:F:1796:GLU:N	2:F:1796:GLU:OE1	2.45	0.49
2:J:2796:GLU:OE1	2:J:2796:GLU:N	2.45	0.49
1:M:3007:MET:SD	1:M:3279:ILE:HD12	2.52	0.49
3:O:3013:ASN:OD1	3:O:3116:SER:O	2.29	0.49
4:P:3506:GLN:OE1	4:P:3601:GLY:HA3	2.13	0.49
1:A:7:MET:SD	1:A:279:ILE:HD12	2.52	0.49
1:A:265:GLU:OE1	1:A:268:ARG:NH2	2.46	0.49
3:C:35:LEU:HB3	3:C:97:VAL:HB	1.95	0.49
3:C:48:MET:HG2	3:C:64:PHE:CE1	2.48	0.49
3:G:1048:MET:HG2	3:G:1064:PHE:CE1	2.47	0.49
4:H:1506:GLN:OE1	4:H:1601:GLY:HA3	2.13	0.49
1:I:2265:GLU:OE1	1:I:2268:ARG:NH2	2.46	0.49
2:J:2669:SER:CB	4:L:2592:LEU:HB2	2.26	0.49
4:D:512:THR:HG22	4:D:608:VAL:HG22	1.95	0.49
1:I:2388:ILE:HD12	1:I:2388:ILE:O	2.12	0.49
2:J:2669:SER:HB2	4:L:2593:TRP:N	2.25	0.49
3:K:2011:VAL:CB	3:K:2151:PRO:CB	2.86	0.49
1:E:1265:GLU:OE1	1:E:1268:ARG:NH2	2.46	0.48
3:G:1037:VAL:HG21	3:G:1107:TRP:HH2	1.70	0.48
4:H:1542:PRO:HB3	4:H:1669:LYS:CD	2.42	0.48
2:J:2703:THR:OG1	3:K:2059:THR:CG2	2.47	0.48
4:L:2512:THR:HG22	4:L:2608:VAL:HG22	1.95	0.48
1:M:3388:ILE:HD12	1:M:3388:ILE:O	2.12	0.48
3:C:2:ILE:HA	3:C:25:SER:O	2.13	0.48
2:F:1671:LYS:NZ	4:H:1595:ASN:HB2	2.28	0.48
3:G:1011:VAL:CB	3:G:1151:PRO:CB	2.86	0.48
1:I:2260:CYS:H	2:J:2782:ARG:NH2	2.11	0.48
2:J:2701:THR:CG2	4:L:2596:ASN:CB	2.92	0.48
3:K:2039:GLN:CD	3:K:2045:PHE:CE1	2.87	0.48
3:O:3035:LEU:HB3	3:O:3097:VAL:HB	1.95	0.48
2:B:796:GLU:OE1	2:B:796:GLU:N	2.46	0.48
3:C:18:VAL:O	3:C:82:GLN:HA	2.14	0.48
1:E:1371:CYS:O	1:E:1372:THR:OG1	2.25	0.48
4:L:2549:LEU:HD12	4:L:2560:VAL:HG21	1.93	0.48
1:M:3268:ARG:NE	1:M:3270:GLU:OE2	2.46	0.48
2:B:671:LYS:CG	4:D:595:ASN:N	2.76	0.48

Continued on next page...

Continued from previous page...

Atom-1	Atom-2	Interatomic distance (Å)	Clash overlap (Å)
1:E:1096:CYS:O	1:E:1100:ASN:ND2	2.46	0.48
1:E:1268:ARG:NE	1:E:1270:GLU:OE2	2.47	0.48
1:M:3037:ARG:HH12	1:M:3132:MET:HG3	1.79	0.48
1:M:3265:GLU:OE1	1:M:3268:ARG:NH2	2.46	0.48
2:N:3796:GLU:OE1	2:N:3796:GLU:N	2.46	0.48
1:E:1260:CYS:H	2:F:1782:ARG:NH2	2.11	0.48
4:H:1512:THR:HG22	4:H:1608:VAL:HG22	1.95	0.48
2:J:2667:ILE:O	4:L:2532:SER:C	2.51	0.48
3:O:3048:MET:HG2	3:O:3064:PHE:CE1	2.48	0.48
4:P:3549:LEU:HD12	4:P:3560:VAL:CG2	2.42	0.48
2:B:702:THR:C	4:D:593:TRP:CZ2	2.87	0.48
3:K:2002:ILE:HA	3:K:2025:SER:O	2.13	0.48
1:M:3129:VAL:HG22	1:M:3149:VAL:HG11	1.96	0.48
1:M:3301:GLU:O	1:M:3320:ALA:N	2.43	0.48
1:A:268:ARG:NE	1:A:270:GLU:OE2	2.47	0.48
4:D:506:GLN:OE1	4:D:601:GLY:HA3	2.13	0.48
3:G:1102:ILE:CB	4:H:1552:ASP:CG	2.77	0.48
4:L:2506:GLN:OE1	4:L:2601:GLY:HA3	2.13	0.48
1:A:37:ARG:HH12	1:A:132:MET:HG3	1.79	0.48
2:B:704:CYS:O	4:D:595:ASN:HB3	2.04	0.48
3:G:1002:ILE:HA	3:G:1025:SER:O	2.13	0.48
3:G:1018:VAL:O	3:G:1082:GLN:HA	2.14	0.48
3:G:1035:LEU:HG	3:G:1047:TRP:NE1	2.29	0.48
1:I:2037:ARG:HH12	1:I:2132:MET:HG3	1.79	0.48
3:O:3002:ILE:CD1	3:O:3098:ARG:HH12	1.83	0.48
1:A:260:CYS:H	2:B:782:ARG:NH2	2.11	0.48
1:A:301:GLU:O	1:A:320:ALA:N	2.43	0.48
1:I:2268:ARG:NE	1:I:2270:GLU:OE2	2.46	0.48
1:M:3197:LYS:O	1:M:3200:SER:OG	2.18	0.48
4:P:3512:THR:HG22	4:P:3608:VAL:HG22	1.95	0.48
3:K:2035:LEU:HB3	3:K:2097:VAL:HB	1.95	0.47
3:K:2048:MET:HG2	3:K:2064:PHE:CE1	2.48	0.47
3:O:3018:VAL:O	3:O:3082:GLN:HA	2.14	0.47
3:O:3097:VAL:HG21	3:O:3107:TRP:CD2	2.49	0.47
2:B:671:LYS:HD2	4:D:596:ASN:C	2.35	0.47
2:B:671:LYS:HD3	4:D:595:ASN:O	2.07	0.47
3:C:24:ALA:HB1	3:C:27:TYR:HE1	1.75	0.47
3:G:1039:GLN:CD	3:G:1045:PHE:CE1	2.87	0.47
1:I:2323:SER:N	1:I:2350:SER:OG	2.47	0.47
2:J:2667:ILE:HA	4:L:2595:ASN:CG	2.34	0.47
1:M:3260:CYS:H	2:N:3782:ARG:NH2	2.11	0.47

Continued on next page...

Continued from previous page...

Atom-1	Atom-2	Interatomic distance (Å)	Clash overlap (Å)
3:C:45:PHE:HZ	4:D:546:PHE:HZ	0.62	0.47
1:E:1089:TRP:N	2:F:1515:ASP:OD2	2.46	0.47
4:L:2689:GLU:HA	4:L:2711:ARG:CZ	2.44	0.47
1:M:3371:CYS:O	1:M:3372:THR:OG1	2.25	0.47
2:N:3705:THR:HG21	4:P:3596:ASN:CB	2.42	0.47
3:C:97:VAL:HG21	3:C:107:TRP:CD2	2.50	0.47
2:J:2700:HIS:C	4:L:2593:TRP:CZ2	2.84	0.47
3:K:2035:LEU:HG	3:K:2047:TRP:NE1	2.29	0.47
3:K:2107:TRP:CB	4:L:2546:PHE:HB2	2.45	0.47
4:L:2656:THR:HA	4:L:2657:PRO:HD2	1.63	0.47
1:M:3096:CYS:O	1:M:3100:ASN:ND2	2.46	0.47
2:N:3705:THR:HG21	4:P:3596:ASN:HB3	1.96	0.47
1:A:221:LYS:O	1:A:235:THR:OG1	2.19	0.47
1:I:2129:VAL:HG22	1:I:2149:VAL:HG11	1.96	0.47
1:I:2312:ASP:OD1	1:I:2313:PHE:N	2.48	0.47
3:K:2018:VAL:O	3:K:2082:GLN:HA	2.14	0.47
3:K:2097:VAL:HG21	3:K:2107:TRP:CD2	2.49	0.47
1:M:3312:ASP:OD1	1:M:3313:PHE:N	2.48	0.47
4:P:3703:HIS:ND1	4:P:3703:HIS:N	2.62	0.47
2:B:671:LYS:HD2	4:D:597:LEU:N	2.29	0.47
2:B:701:THR:C	4:D:593:TRP:CZ2	2.82	0.47
3:G:1035:LEU:HB3	3:G:1097:VAL:HB	1.95	0.47
1:A:312:ASP:OD1	1:A:313:PHE:N	2.48	0.47
1:A:390:ASP:O	2:B:823:TRP:HB3	2.15	0.47
4:D:582:THR:HG1	4:D:610:GLY:HA3	1.78	0.47
3:G:1103:SER:HA	4:H:1598:TRP:CH2	2.50	0.47
1:I:2390:ASP:O	2:J:2823:TRP:HB3	2.14	0.47
2:J:2673:LYS:CB	4:L:2593:TRP:HE1	2.28	0.47
2:J:2702:THR:HG21	3:K:2059:THR:HB	1.69	0.47
1:M:3391:TYR:CE2	2:N:3784:LEU:HD11	2.49	0.47
3:O:3035:LEU:HG	3:O:3047:TRP:NE1	2.29	0.47
1:A:323:SER:N	1:A:350:SER:OG	2.47	0.47
4:D:703:HIS:ND1	4:D:703:HIS:N	2.62	0.47
1:E:1037:ARG:HH12	1:E:1132:MET:HG3	1.79	0.47
1:E:1129:VAL:HG22	1:E:1149:VAL:HG11	1.96	0.47
1:I:2391:TYR:CE2	2:J:2784:LEU:HD11	2.49	0.47
3:K:2097:VAL:HG22	3:K:2107:TRP:CE3	2.49	0.47
4:L:2549:LEU:HA	4:L:2560:VAL:HG21	1.97	0.47
4:L:2703:HIS:ND1	4:L:2703:HIS:N	2.62	0.47
1:A:246:ARG:NH1	1:A:247:ASP:OD2	2.48	0.47
1:E:1312:ASP:OD1	1:E:1313:PHE:N	2.48	0.47

Continued on next page...

Continued from previous page...

Atom-1	Atom-2	Interatomic distance (Å)	Clash overlap (Å)
1:E:1391:TYR:CE2	2:F:1784:LEU:HD11	2.49	0.47
3:K:2030:THR:CG2	3:K:2054:ASN:ND2	2.78	0.47
1:A:16:LYS:O	1:A:332:HIS:ND1	2.48	0.47
1:A:129:VAL:HG22	1:A:149:VAL:HG11	1.96	0.47
3:C:39:GLN:CD	3:C:45:PHE:CE1	2.86	0.47
3:C:97:VAL:HG22	3:C:107:TRP:CE3	2.49	0.47
3:C:107:TRP:CB	4:D:546:PHE:HB2	2.45	0.47
4:D:514:PRO:HG2	4:D:609:LEU:O	2.03	0.47
3:G:1097:VAL:HG21	3:G:1107:TRP:CD2	2.50	0.47
3:K:2045:PHE:HE1	4:L:2589:PHE:CZ	2.33	0.47
1:M:3016:LYS:O	1:M:3332:HIS:ND1	2.48	0.47
1:M:3390:ASP:O	2:N:3823:TRP:HB3	2.14	0.47
4:P:3689:GLU:HA	4:P:3711:ARG:CZ	2.44	0.47
1:A:391:TYR:CE2	2:B:784:LEU:HD11	2.49	0.46
2:B:671:LYS:CE	4:D:595:ASN:CA	2.75	0.46
1:E:1016:LYS:O	1:E:1332:HIS:ND1	2.48	0.46
1:E:1229:ILE:HG21	2:F:1513:ARG:HE	1.80	0.46
3:G:1107:TRP:CB	4:H:1546:PHE:HB2	2.45	0.46
1:I:2089:TRP:N	2:J:2515:ASP:OD2	2.46	0.46
2:J:2671:LYS:HB2	4:L:2593:TRP:CZ3	2.48	0.46
3:O:3107:TRP:CB	4:P:3546:PHE:HB2	2.45	0.46
3:C:35:LEU:HG	3:C:47:TRP:NE1	2.29	0.46
4:D:689:GLU:HA	4:D:711:ARG:CZ	2.44	0.46
1:E:1323:SER:N	1:E:1350:SER:OG	2.47	0.46
4:H:1703:HIS:ND1	4:H:1703:HIS:N	2.62	0.46
3:K:2024:ALA:HB1	3:K:2027:TYR:HE1	1.75	0.46
4:L:2542:PRO:HB3	4:L:2669:LYS:CD	2.42	0.46
1:E:1390:ASP:O	2:F:1823:TRP:HB3	2.14	0.46
3:G:1024:ALA:HB1	3:G:1027:TYR:HE1	1.75	0.46
1:I:2016:LYS:O	1:I:2332:HIS:ND1	2.48	0.46
2:J:2668:HIS:CD2	4:L:2598:TRP:CE3	2.99	0.46
1:M:3323:SER:N	1:M:3350:SER:OG	2.47	0.46
4:P:3520:LEU:N	4:P:3520:LEU:CD2	2.70	0.46
2:B:671:LYS:HE3	4:D:597:LEU:O	2.16	0.46
1:E:1246:ARG:NH1	1:E:1247:ASP:OD2	2.48	0.46
4:H:1643:TYR:HA	4:H:1644:PRO:C	2.36	0.46
4:H:1689:GLU:HA	4:H:1711:ARG:CZ	2.44	0.46
3:O:3012:LYS:HD2	3:O:3016:GLU:OE1	2.16	0.46
3:O:3102:ILE:HB	4:P:3552:ASP:CA	2.40	0.46
4:D:549:LEU:HA	4:D:560:VAL:HG21	1.97	0.46
4:H:1549:LEU:HA	4:H:1560:VAL:HG21	1.97	0.46

Continued on next page...

Continued from previous page...

Atom-1	Atom-2	Interatomic distance (Å)	Clash overlap (Å)
1:I:2229:ILE:HG21	2:J:2513:ARG:HE	1.80	0.46
3:O:3097:VAL:CG1	3:O:3104:LEU:HB3	2.46	0.46
3:O:3097:VAL:HG22	3:O:3107:TRP:CD2	2.51	0.46
1:A:229:ILE:HG21	2:B:513:ARG:HE	1.80	0.46
3:C:12:LYS:HD2	3:C:16:GLU:OE1	2.16	0.46
2:F:1612:ALA:HB3	2:J:2630:GLU:OE1	2.16	0.46
3:C:103:SER:HA	4:D:598:TRP:CH2	2.50	0.46
4:D:643:TYR:HA	4:D:644:PRO:C	2.36	0.46
3:K:2047:TRP:NE1	3:K:2049:GLY:O	2.49	0.46
3:K:2103:SER:HA	4:L:2598:TRP:CH2	2.50	0.46
4:L:2557:ARG:CD	4:L:2558:SER:O	2.63	0.46
1:M:3246:ARG:NH1	1:M:3247:ASP:OD2	2.48	0.46
2:N:3669:SER:O	4:P:3533:ASN:C	2.51	0.46
2:B:703:THR:HA	4:D:596:ASN:HB2	1.78	0.46
3:C:2:ILE:CD1	3:C:98:ARG:HH11	2.15	0.46
4:H:1557:ARG:CD	4:H:1558:SER:O	2.63	0.46
2:J:2612:ALA:HB3	2:N:3630:GLU:OE1	2.16	0.46
4:L:2643:TYR:HA	4:L:2644:PRO:C	2.36	0.46
1:M:3089:TRP:N	2:N:3515:ASP:OD2	2.46	0.46
3:O:3045:PHE:HE1	4:P:3589:PHE:CZ	2.33	0.46
4:P:3643:TYR:HA	4:P:3644:PRO:C	2.36	0.46
3:C:97:VAL:HG22	3:C:107:TRP:CD2	2.51	0.46
3:G:1072:LEU:HD13	3:G:1074:ILE:CG1	2.46	0.46
1:I:2246:ARG:NH1	1:I:2247:ASP:OD2	2.48	0.46
3:K:2011:VAL:CG2	3:K:2152:GLU:N	2.70	0.46
3:K:2012:LYS:HD2	3:K:2016:GLU:OE1	2.16	0.46
1:M:3229:ILE:HG21	2:N:3513:ARG:HE	1.80	0.46
4:P:3549:LEU:HA	4:P:3560:VAL:HG21	1.97	0.46
3:C:33:PRO:CB	3:C:51:ILE:O	2.64	0.46
3:C:47:TRP:NE1	3:C:49:GLY:O	2.49	0.46
2:F:1671:LYS:HD3	4:H:1595:ASN:CG	2.36	0.46
4:H:1563:ARG:CZ	4:H:1564:PHE:HE2	2.29	0.46
4:H:1582:THR:HG1	4:H:1610:GLY:HA3	1.77	0.46
3:O:3047:TRP:NE1	3:O:3049:GLY:O	2.49	0.46
3:C:97:VAL:CG1	3:C:104:LEU:HB3	2.46	0.45
1:E:1391:TYR:CZ	2:F:1784:LEU:CD1	2.99	0.45
3:G:1047:TRP:NE1	3:G:1049:GLY:O	2.49	0.45
3:G:1097:VAL:HG22	3:G:1107:TRP:CD2	2.51	0.45
4:H:1653:VAL:H	4:H:1658:VAL:HG23	1.81	0.45
2:J:2701:THR:HB	4:L:2595:ASN:C	2.35	0.45
3:O:3032:TYR:CZ	3:O:3100:TYR:CZ	2.84	0.45

Continued on next page...

Continued from previous page...

Atom-1	Atom-2	Interatomic distance (Å)	Clash overlap (Å)
3:O:3103:SER:HA	4:P:3598:TRP:CH2	2.50	0.45
1:E:1263:ALA:HB3	1:E:1268:ARG:HE	1.81	0.45
3:O:3097:VAL:HG22	3:O:3107:TRP:CE3	2.49	0.45
2:F:1668:HIS:NE2	4:H:1534:CYS:SG	2.90	0.45
3:G:1097:VAL:CG1	3:G:1104:LEU:HB3	2.46	0.45
1:M:3057:SER:OG	2:N:3724:SER:O	2.16	0.45
1:M:3117:ASP:OD1	1:M:3181:TYR:OH	2.20	0.45
4:P:3582:THR:HG1	4:P:3610:GLY:HA3	1.79	0.45
1:A:327:GLY:O	1:A:347:LEU:N	2.50	0.45
3:C:72:LEU:HD13	3:C:74:ILE:CG1	2.46	0.45
4:L:2582:THR:HG1	4:L:2610:GLY:HA3	1.79	0.45
1:M:3263:ALA:HB3	1:M:3268:ARG:HE	1.81	0.45
2:N:3661:ASP:OD1	2:N:3663:SER:OG	2.28	0.45
1:A:125:HIS:CD2	1:E:1041:SER:HB2	2.52	0.45
1:A:197:LYS:O	1:A:200:SER:OG	2.18	0.45
2:B:566:ASP:OD1	2:B:567:ASN:N	2.50	0.45
2:B:670:ALA:HA	4:D:594:TYR:HD1	1.74	0.45
2:F:1772:HIS:HE1	1:M:3246:ARG:HH22	1.63	0.45
2:J:2671:LYS:CB	4:L:2593:TRP:CZ2	2.99	0.45
1:M:3261:SER:O	1:M:3270:GLU:N	2.50	0.45
4:P:3514:PRO:HG2	4:P:3609:LEU:O	2.03	0.45
4:P:3686:ARG:H	4:P:3686:ARG:HG2	1.64	0.45
1:A:263:ALA:HB3	1:A:268:ARG:HE	1.81	0.45
1:E:1246:ARG:HH22	2:J:2772:HIS:HE1	1.63	0.45
2:F:1579:VAL:O	2:F:1580:SER:OG	2.33	0.45
1:I:2096:CYS:O	1:I:2100:ASN:ND2	2.46	0.45
1:I:2263:ALA:HB3	1:I:2268:ARG:HE	1.81	0.45
1:I:2380:ASP:OD1	1:I:2381:CYS:N	2.50	0.45
3:K:2033:PRO:CB	3:K:2051:ILE:O	2.64	0.45
3:K:2047:TRP:CZ2	3:K:2049:GLY:HA2	2.52	0.45
1:A:96:CYS:O	1:A:100:ASN:ND2	2.46	0.45
1:A:261:SER:O	1:A:270:GLU:N	2.50	0.45
2:F:1566:ASP:OD1	2:F:1567:ASN:N	2.50	0.45
2:F:1630:GLU:OE1	2:N:3612:ALA:HB3	2.16	0.45
2:F:1671:LYS:HD3	4:H:1595:ASN:OD1	2.17	0.45
1:I:2261:SER:O	1:I:2270:GLU:N	2.50	0.45
3:K:2097:VAL:HG22	3:K:2107:TRP:CD2	2.51	0.45
1:A:391:TYR:CZ	2:B:784:LEU:CD1	3.00	0.45
2:F:1668:HIS:C	4:H:1530:THR:O	2.55	0.45
3:G:1012:LYS:HD2	3:G:1016:GLU:OE1	2.16	0.45
3:G:1030:THR:CG2	3:G:1054:ASN:ND2	2.78	0.45

Continued on next page...

Continued from previous page...

Atom-1	Atom-2	Interatomic distance (Å)	Clash overlap (Å)
3:G:1047:TRP:CZ2	3:G:1049:GLY:HA2	2.52	0.45
2:B:671:LYS:CD	4:D:593:TRP:CZ3	2.82	0.45
3:C:107:TRP:CB	4:D:546:PHE:CB	2.95	0.45
3:K:2097:VAL:CG1	3:K:2104:LEU:HB3	2.46	0.45
3:K:2102:ILE:O	4:L:2534:CYS:HB3	2.17	0.45
4:L:2507:GLU:OE2	4:L:2521:THR:OG1	2.23	0.45
1:M:3391:TYR:CZ	2:N:3784:LEU:CD1	2.99	0.45
3:O:3024:ALA:HB1	3:O:3027:TYR:HE1	1.75	0.45
3:O:3103:SER:OG	4:P:3551:GLY:HA3	2.17	0.45
4:P:3557:ARG:CD	4:P:3558:SER:O	2.63	0.45
2:B:671:LYS:HE3	4:D:594:TYR:CA	2.46	0.45
3:C:12:LYS:O	3:C:115:VAL:HA	2.17	0.45
3:C:30:THR:CG2	3:C:54:ASN:ND2	2.78	0.45
4:D:563:ARG:CZ	4:D:564:PHE:HE2	2.30	0.45
3:G:1102:ILE:O	4:H:1534:CYS:HB3	2.17	0.45
2:J:2667:ILE:CA	4:L:2595:ASN:OD1	2.65	0.45
1:M:3380:ASP:OD1	1:M:3381:CYS:N	2.50	0.45
3:O:3033:PRO:CB	3:O:3051:ILE:O	2.64	0.45
3:O:3047:TRP:CZ2	3:O:3049:GLY:HA2	2.52	0.45
1:A:41:SER:HB2	1:E:1125:HIS:CD2	2.52	0.44
1:A:117:ASP:OD1	1:A:181:TYR:OH	2.20	0.44
4:D:557:ARG:HD2	4:D:558:SER:N	2.33	0.44
4:H:1539:GLN:NE2	4:H:1541:LYS:HE3	2.32	0.44
1:I:2246:ARG:HH22	2:N:3772:HIS:HE1	1.63	0.44
2:J:2668:HIS:N	4:L:2594:TYR:HA	2.32	0.44
3:K:2104:LEU:N	4:L:2536:ASN:OD1	2.43	0.44
3:K:2107:TRP:CB	4:L:2546:PHE:CB	2.95	0.44
2:N:3566:ASP:OD1	2:N:3567:ASN:N	2.50	0.44
3:O:3011:VAL:CB	3:O:3151:PRO:CB	2.86	0.44
3:O:3107:TRP:CB	4:P:3546:PHE:CB	2.95	0.44
3:G:1033:PRO:CB	3:G:1051:ILE:O	2.64	0.44
3:G:1103:SER:OG	4:H:1551:GLY:HA3	2.17	0.44
3:K:2078:THR:CG2	3:K:2080:TYR:OH	2.48	0.44
4:L:2539:GLN:NE2	4:L:2541:LYS:HE3	2.32	0.44
4:L:2563:ARG:CZ	4:L:2564:PHE:HE2	2.29	0.44
4:P:3563:ARG:CZ	4:P:3564:PHE:HE2	2.30	0.44
4:P:3653:VAL:H	4:P:3658:VAL:HG23	1.81	0.44
2:B:571:ARG:HG3	2:B:597:THR:OG1	2.18	0.44
1:I:2391:TYR:CZ	2:J:2784:LEU:CD1	2.99	0.44
2:J:2566:ASP:OD1	2:J:2567:ASN:N	2.50	0.44
3:O:3102:ILE:O	4:P:3534:CYS:HB3	2.17	0.44

Continued on next page...

Continued from previous page...

Atom-1	Atom-2	Interatomic distance (Å)	Clash overlap (Å)
4:P:3557:ARG:HD2	4:P:3558:SER:N	2.32	0.44
3:C:103:SER:OG	4:D:551:GLY:HA3	2.17	0.44
4:D:653:VAL:H	4:D:658:VAL:HG23	1.81	0.44
4:L:2523:ARG:HG3	4:L:2523:ARG:NH1	2.32	0.44
4:L:2689:GLU:O	4:L:2689:GLU:HG3	2.18	0.44
1:M:3301:GLU:OE1	1:M:3303:LYS:NZ	2.40	0.44
4:D:539:GLN:NE2	4:D:541:LYS:HE3	2.32	0.44
4:D:542:PRO:HB3	4:D:669:LYS:CD	2.42	0.44
1:E:1380:ASP:OD1	1:E:1381:CYS:N	2.50	0.44
2:F:1571:ARG:HG3	2:F:1597:THR:OG1	2.18	0.44
2:J:2571:ARG:HG3	2:J:2597:THR:OG1	2.18	0.44
3:K:2103:SER:OG	4:L:2551:GLY:HA3	2.17	0.44
4:L:2653:VAL:H	4:L:2658:VAL:HG23	1.81	0.44
4:L:2683:LEU:HD22	4:L:2687:ALA:CB	2.48	0.44
2:N:3571:ARG:HG3	2:N:3597:THR:OG1	2.18	0.44
3:O:3011:VAL:CG2	3:O:3152:GLU:N	2.70	0.44
4:D:523:ARG:NH1	4:D:523:ARG:HG3	2.32	0.44
3:K:2012:LYS:O	3:K:2115:VAL:HA	2.17	0.44
3:K:2123:PRO:HB3	3:K:2149:TYR:HB3	2.00	0.44
4:L:2557:ARG:HD2	4:L:2558:SER:N	2.33	0.44
1:M:3327:GLY:O	1:M:3347:LEU:N	2.50	0.44
3:O:3123:PRO:HB3	3:O:3149:TYR:HB3	2.00	0.44
3:C:123:PRO:HB3	3:C:149:TYR:HB3	2.00	0.44
4:H:1523:ARG:HG3	4:H:1523:ARG:NH1	2.32	0.44
2:J:2701:THR:CB	4:L:2596:ASN:CA	2.80	0.44
3:K:2100:TYR:CD2	3:K:2101:PHE:CE2	3.06	0.44
1:E:1261:SER:O	1:E:1270:GLU:N	2.50	0.44
3:G:1100:TYR:CD2	3:G:1101:PHE:CE2	3.06	0.44
4:H:1557:ARG:HD2	4:H:1558:SER:N	2.33	0.44
3:O:3039:GLN:CD	3:O:3045:PHE:CE1	2.86	0.44
3:C:100:TYR:CD2	3:C:101:PHE:CE2	3.06	0.44
1:I:2312:ASP:O	1:I:2314:GLY:N	2.50	0.44
4:P:3556:ARG:HD3	4:P:3560:VAL:HG12	2.00	0.44
3:C:102:ILE:O	4:D:534:CYS:HB3	2.17	0.43
3:G:1123:PRO:HB3	3:G:1149:TYR:HB3	2.00	0.43
4:P:3539:GLN:NE2	4:P:3541:LYS:HE3	2.32	0.43
3:C:47:TRP:CZ2	3:C:49:GLY:HA2	2.52	0.43
1:E:1327:GLY:O	1:E:1347:LEU:N	2.50	0.43
4:H:1669:LYS:HB3	4:H:1669:LYS:HE2	1.73	0.43
1:I:2152:GLU:OE1	1:I:2152:GLU:N	2.52	0.43
4:L:2597:LEU:HD12	4:L:2597:LEU:C	2.38	0.43

Continued on next page...

Continued from previous page...

Atom-1	Atom-2	Interatomic distance (Å)	Clash overlap (Å)
3:O:3032:TYR:CE1	3:O:3100:TYR:HD1	1.97	0.43
4:P:3542:PRO:HB3	4:P:3669:LYS:CD	2.42	0.43
1:A:1:TYR:HA	1:I:2385:LYS:NZ	2.30	0.43
2:J:2667:ILE:HG23	4:L:2594:TYR:C	2.39	0.43
2:J:2672:VAL:HG12	4:L:2595:ASN:C	2.38	0.43
3:K:2072:LEU:HD13	3:K:2074:ILE:CG1	2.46	0.43
4:P:3597:LEU:HD12	4:P:3597:LEU:C	2.38	0.43
2:B:671:LYS:CD	4:D:597:LEU:N	2.81	0.43
2:B:673:LYS:HZ3	3:C:102:ILE:HD12	1.84	0.43
1:E:1312:ASP:O	1:E:1314:GLY:N	2.51	0.43
3:G:1107:TRP:HB2	4:H:1546:PHE:HB2	2.01	0.43
3:G:1107:TRP:CB	4:H:1546:PHE:CB	2.95	0.43
2:N:3703:THR:CA	3:O:3052:TYR:OH	2.62	0.43
3:O:3002:ILE:HD13	3:O:3098:ARG:HH11	1.81	0.43
3:O:3012:LYS:O	3:O:3115:VAL:HA	2.17	0.43
4:P:3523:ARG:HG3	4:P:3523:ARG:NH1	2.32	0.43
1:A:291:ILE:HG21	1:I:2316:ILE:HD11	1.94	0.43
4:H:1556:ARG:HD3	4:H:1560:VAL:HG12	2.00	0.43
4:H:1597:LEU:C	4:H:1597:LEU:HD12	2.38	0.43
4:H:1683:LEU:HD22	4:H:1687:ALA:CB	2.48	0.43
2:J:2700:HIS:CB	4:L:2593:TRP:CH2	2.94	0.43
3:K:2040:ALA:CA	3:K:2041:PRO:CD	2.96	0.43
1:A:152:GLU:OE1	1:A:152:GLU:N	2.52	0.43
1:A:380:ASP:OD1	1:A:381:CYS:N	2.50	0.43
4:D:683:LEU:CD1	4:D:694:TYR:CE2	3.01	0.43
1:I:2301:GLU:O	1:I:2320:ALA:N	2.43	0.43
3:K:2102:ILE:HB	4:L:2552:ASP:CA	2.40	0.43
3:C:68:PHE:CD1	3:C:83:ILE:HG12	2.54	0.43
4:D:549:LEU:HD12	4:D:549:LEU:HA	1.85	0.43
3:G:1012:LYS:O	3:G:1115:VAL:HA	2.17	0.43
3:G:1175:GLN:CG	4:H:1663:GLU:OE2	2.60	0.43
1:M:3312:ASP:O	1:M:3314:GLY:N	2.51	0.43
3:O:3100:TYR:CD2	3:O:3101:PHE:CE2	3.06	0.43
4:P:3623:PRO:CG	4:P:3633:ALA:HB1	2.49	0.43
4:P:3683:LEU:HD22	4:P:3687:ALA:CB	2.48	0.43
2:B:668:HIS:CD2	4:D:593:TRP:CB	2.94	0.43
3:C:173:LEU:HD12	4:D:665:THR:CG2	2.39	0.43
3:C:175:GLN:CG	4:D:663:GLU:OE2	2.60	0.43
4:D:669:LYS:HB3	4:D:669:LYS:HE2	1.73	0.43
3:G:1097:VAL:HG22	3:G:1107:TRP:CE3	2.49	0.43
2:J:2666:SER:CB	4:L:2532:SER:HB3	2.46	0.43

Continued on next page...

Continued from previous page...

Atom-1	Atom-2	Interatomic distance (Å)	Clash overlap (Å)
4:L:2556:ARG:HD3	4:L:2560:VAL:HG12	2.00	0.43
3:O:3107:TRP:HB2	4:P:3546:PHE:HB2	2.01	0.43
1:A:154:PRO:HD2	1:E:1195:THR:HB	2.00	0.43
1:A:195:THR:HB	1:E:1154:PRO:HD2	2.01	0.43
3:C:11:VAL:CG2	3:C:152:GLU:N	2.70	0.43
3:C:102:ILE:HB	4:D:552:ASP:CA	2.40	0.43
4:D:526:ILE:O	4:D:526:ILE:HG22	2.19	0.43
3:G:1039:GLN:OE1	3:G:1045:PHE:CZ	2.72	0.43
2:N:3666:SER:N	2:N:3673:LYS:O	2.52	0.43
3:O:3078:THR:HB	3:O:3080:TYR:CE1	2.54	0.43
1:A:7:MET:O	1:A:277:ILE:N	2.48	0.43
3:G:1045:PHE:HE1	4:H:1589:PHE:CZ	2.33	0.43
4:H:1623:PRO:CG	4:H:1633:ALA:HB1	2.49	0.43
1:M:3152:GLU:N	1:M:3152:GLU:OE1	2.52	0.43
4:P:3526:ILE:O	4:P:3526:ILE:HG22	2.19	0.43
4:P:3689:GLU:O	4:P:3689:GLU:HG3	2.18	0.43
1:A:312:ASP:O	1:A:314:GLY:N	2.51	0.42
4:D:556:ARG:HD3	4:D:560:VAL:HG12	2.00	0.42
4:D:620:LEU:HD23	4:D:620:LEU:HA	1.89	0.42
3:K:2039:GLN:OE1	3:K:2045:PHE:CZ	2.72	0.42
1:M:3007:MET:O	1:M:3277:ILE:N	2.48	0.42
3:O:3217:ARG:HH21	4:P:3622:PRO:CD	2.08	0.42
1:E:1140:VAL:O	1:E:1141:SER:OG	2.32	0.42
3:K:2040:ALA:HA	3:K:2041:PRO:CD	2.49	0.42
3:K:2078:THR:HB	3:K:2080:TYR:CE1	2.54	0.42
3:K:2088:ASN:O	3:K:2091:THR:HG23	2.19	0.42
4:L:2526:ILE:HG22	4:L:2526:ILE:O	2.19	0.42
1:M:3102:GLN:NE2	1:M:3104:SER:OG	2.47	0.42
2:N:3671:LYS:HZ1	2:N:3705:THR:HG22	1.84	0.42
3:O:3037:VAL:HB	3:O:3107:TRP:HZ3	1.84	0.42
4:P:3656:THR:HA	4:P:3657:PRO:HD2	1.62	0.42
3:C:4:LEU:HD23	3:C:24:ALA:HA	2.02	0.42
3:C:78:THR:HB	3:C:80:TYR:CE1	2.54	0.42
4:D:623:PRO:CG	4:D:633:ALA:HB1	2.49	0.42
4:D:689:GLU:O	4:D:689:GLU:HG3	2.18	0.42
3:G:1068:PHE:CD1	3:G:1083:ILE:HG12	2.54	0.42
4:H:1542:PRO:CB	4:H:1669:LYS:CD	2.95	0.42
3:K:2068:PHE:CD1	3:K:2083:ILE:HG12	2.54	0.42
3:O:3088:ASN:O	3:O:3091:THR:HG23	2.19	0.42
4:D:561:PRO:CG	4:D:563:ARG:NH1	2.82	0.42
4:D:597:LEU:C	4:D:597:LEU:HD12	2.38	0.42

Continued on next page...

Continued from previous page...

Atom-1	Atom-2	Interatomic distance (Å)	Clash overlap (Å)
4:D:683:LEU:HD22	4:D:687:ALA:CB	2.48	0.42
2:J:2692:ARG:NH1	3:K:2057:GLU:HG3	2.13	0.42
4:P:3540:GLU:HB2	4:P:3546:PHE:CE1	2.55	0.42
2:B:705:THR:O	4:D:595:ASN:OD1	2.33	0.42
1:E:1152:GLU:OE1	1:E:1152:GLU:N	2.52	0.42
4:L:2639:ILE:HG22	4:L:2642:PHE:CD2	2.54	0.42
3:O:3035:LEU:HD23	3:O:3035:LEU:C	2.40	0.42
3:O:3068:PHE:CD1	3:O:3083:ILE:HG12	2.54	0.42
4:P:3639:ILE:HG22	4:P:3642:PHE:CD2	2.54	0.42
2:B:666:SER:N	2:B:673:LYS:O	2.52	0.42
2:F:1669:SER:HA	4:H:1530:THR:HG23	1.42	0.42
3:G:1078:THR:HB	3:G:1080:TYR:CE1	2.54	0.42
4:H:1689:GLU:HG3	4:H:1689:GLU:O	2.18	0.42
3:K:2018:VAL:HG11	3:K:2113:LEU:HD13	2.02	0.42
4:D:557:ARG:CD	4:D:558:SER:O	2.63	0.42
4:D:639:ILE:HG22	4:D:642:PHE:CD2	2.54	0.42
3:G:1004:LEU:HD23	3:G:1024:ALA:HA	2.02	0.42
4:H:1540:GLU:HB2	4:H:1546:PHE:CE1	2.55	0.42
2:J:2505:ASP:OD2	2:J:2513:ARG:NH2	2.53	0.42
3:K:2004:LEU:HD23	3:K:2024:ALA:HA	2.02	0.42
4:L:2540:GLU:HB2	4:L:2546:PHE:CE1	2.54	0.42
3:C:35:LEU:HD23	3:C:35:LEU:C	2.40	0.42
4:D:540:GLU:HB2	4:D:546:PHE:CE1	2.54	0.42
2:F:1666:SER:N	2:F:1673:LYS:O	2.52	0.42
4:H:1593:TRP:CZ3	4:H:1597:LEU:CA	3.03	0.42
3:C:18:VAL:HG11	3:C:113:LEU:HD13	2.02	0.42
3:C:37:VAL:HB	3:C:107:TRP:HZ3	1.84	0.42
4:D:587:ILE:HG12	4:D:605:LYS:HG3	2.02	0.42
3:G:1035:LEU:HD23	3:G:1035:LEU:C	2.40	0.42
3:G:1037:VAL:HB	3:G:1107:TRP:HZ3	1.84	0.42
3:G:1088:ASN:O	3:G:1091:THR:HG23	2.19	0.42
4:H:1587:ILE:HG12	4:H:1605:LYS:HG3	2.02	0.42
4:H:1639:ILE:HG22	4:H:1642:PHE:CD2	2.54	0.42
2:N:3505:ASP:OD2	2:N:3513:ARG:NH2	2.53	0.42
3:O:3072:LEU:HD13	3:O:3074:ILE:CG1	2.46	0.42
1:I:2327:GLY:O	1:I:2347:LEU:N	2.50	0.42
2:J:2637:CYS:SG	2:J:2750:CYS:N	2.93	0.42
2:J:2661:ASP:OD1	2:J:2663:SER:OG	2.28	0.42
3:K:2035:LEU:HD23	3:K:2035:LEU:C	2.40	0.42
3:K:2037:VAL:HB	3:K:2107:TRP:HZ3	1.84	0.42
3:K:2100:TYR:HE2	3:K:2101:PHE:CZ	2.38	0.42

Continued on next page...

Continued from previous page...

Atom-1	Atom-2	Interatomic distance (Å)	Clash overlap (Å)
4:L:2587:ILE:HG12	4:L:2605:LYS:HG3	2.02	0.42
4:L:2623:PRO:CG	4:L:2633:ALA:HB1	2.49	0.42
1:M:3038:ILE:HG23	1:M:3129:VAL:HG12	2.02	0.42
1:M:3075:ASP:HB2	1:M:3216:ALA:HB3	2.02	0.42
4:P:3556:ARG:HD3	4:P:3560:VAL:O	2.20	0.42
4:P:3583:GLU:HG2	4:P:3583:GLU:H	1.59	0.42
3:C:107:TRP:HB2	4:D:546:PHE:HB2	2.01	0.41
2:J:2666:SER:N	2:J:2673:LYS:O	2.52	0.41
3:K:2107:TRP:HB2	4:L:2546:PHE:HB2	2.01	0.41
4:L:2683:LEU:CD1	4:L:2694:TYR:CE2	3.01	0.41
3:O:3030:THR:CG2	3:O:3054:ASN:ND2	2.78	0.41
3:C:45:PHE:HE1	4:D:589:PHE:CZ	2.33	0.41
4:L:2504:VAL:HG13	4:L:2522:CYS:SG	2.60	0.41
1:A:23:GLY:N	1:I:2306:GLU:CG	2.84	0.41
4:D:593:TRP:CZ3	4:D:597:LEU:CA	3.03	0.41
3:G:1018:VAL:HG11	3:G:1113:LEU:HD13	2.02	0.41
4:H:1526:ILE:O	4:H:1526:ILE:HG22	2.19	0.41
1:I:2038:ILE:HG23	1:I:2129:VAL:HG12	2.02	0.41
1:M:3391:TYR:CE2	2:N:3784:LEU:CD1	3.04	0.41
3:C:107:TRP:CG	4:D:546:PHE:HB3	2.55	0.41
4:D:504:VAL:HG13	4:D:522:CYS:SG	2.60	0.41
1:E:1134:ASN:OD1	1:E:1135:ILE:N	2.54	0.41
3:G:1104:LEU:N	4:H:1536:ASN:OD1	2.43	0.41
2:J:2666:SER:HB2	4:L:2532:SER:OG	2.20	0.41
4:L:2689:GLU:CA	4:L:2711:ARG:HH21	2.33	0.41
3:O:3078:THR:CG2	3:O:3080:TYR:OH	2.48	0.41
3:O:3107:TRP:CG	4:P:3546:PHE:HB3	2.56	0.41
4:P:3587:ILE:HG12	4:P:3605:LYS:HG3	2.02	0.41
2:B:705:THR:HG22	4:D:595:ASN:HB2	1.26	0.41
3:C:39:GLN:OE1	3:C:45:PHE:CZ	2.72	0.41
3:C:88:ASN:O	3:C:91:THR:HG23	2.19	0.41
4:D:521:THR:HG21	4:D:572:LYS:HE2	2.03	0.41
4:D:621:PHE:HA	4:D:622:PRO:HD3	1.88	0.41
3:G:1011:VAL:CG2	3:G:1152:GLU:N	2.70	0.41
3:G:1107:TRP:CG	4:H:1546:PHE:HB3	2.55	0.41
1:I:2075:ASP:HB2	1:I:2216:ALA:HB3	2.02	0.41
3:K:2002:ILE:HD13	3:K:2098:ARG:HH11	1.81	0.41
4:L:2689:GLU:CA	4:L:2711:ARG:NH2	2.84	0.41
3:O:3039:GLN:OE1	3:O:3045:PHE:CZ	2.72	0.41
4:P:3689:GLU:CA	4:P:3711:ARG:NH2	2.84	0.41
1:A:75:ASP:HB2	1:A:216:ALA:HB3	2.02	0.41

Continued on next page...

Continued from previous page...

Atom-1	Atom-2	Interatomic distance (Å)	Clash overlap (Å)
3:C:11:VAL:CB	3:C:151:PRO:CB	2.86	0.41
3:C:67:ARG:HH22	3:C:90:ASP:CG	2.24	0.41
1:E:1391:TYR:CE2	2:F:1784:LEU:CD1	3.04	0.41
2:F:1505:ASP:OD2	2:F:1513:ARG:NH2	2.53	0.41
3:G:1119:LYS:O	3:G:1150:PHE:HD2	2.04	0.41
3:K:2107:TRP:CG	4:L:2546:PHE:HB3	2.55	0.41
4:L:2561:PRO:HG2	4:L:2563:ARG:HH12	1.85	0.41
3:O:3004:LEU:HD23	3:O:3024:ALA:HA	2.01	0.41
4:P:3504:VAL:HG13	4:P:3522:CYS:SG	2.60	0.41
1:A:293:GLU:N	1:A:293:GLU:OE1	2.54	0.41
2:B:637:CYS:SG	2:B:750:CYS:N	2.93	0.41
4:H:1561:PRO:HG2	4:H:1563:ARG:HH12	1.85	0.41
2:J:2571:ARG:N	2:J:2597:THR:O	2.52	0.41
3:K:2175:GLN:CG	4:L:2663:GLU:OE2	2.60	0.41
3:O:3078:THR:CB	3:O:3080:TYR:CE1	3.04	0.41
1:A:134:ASN:OD1	1:A:135:ILE:N	2.54	0.41
2:B:671:LYS:HD2	4:D:596:ASN:CA	2.48	0.41
1:E:1265:GLU:O	1:E:1267:LEU:N	2.54	0.41
3:G:1078:THR:CB	3:G:1080:TYR:CE1	3.04	0.41
4:H:1504:VAL:HG13	4:H:1522:CYS:SG	2.60	0.41
3:K:2011:VAL:CG2	3:K:2152:GLU:O	2.68	0.41
4:L:2556:ARG:HD3	4:L:2560:VAL:O	2.20	0.41
4:L:2669:LYS:HB3	4:L:2669:LYS:HE2	1.73	0.41
1:A:391:TYR:CE2	2:B:784:LEU:CD1	3.04	0.41
2:B:502:TYR:HE2	2:B:504:ALA:HB2	1.86	0.41
2:B:505:ASP:OD2	2:B:513:ARG:NH2	2.53	0.41
4:D:556:ARG:HD3	4:D:560:VAL:O	2.20	0.41
1:E:1075:ASP:HB2	1:E:1216:ALA:HB3	2.02	0.41
1:E:1293:GLU:OE1	1:E:1293:GLU:N	2.54	0.41
2:F:1637:CYS:SG	2:F:1750:CYS:N	2.93	0.41
2:F:1668:HIS:O	4:H:1533:ASN:CB	2.69	0.41
2:F:1670:ALA:CB	4:H:1594:TYR:HE1	2.27	0.41
1:I:2134:ASN:OD1	1:I:2135:ILE:N	2.54	0.41
1:I:2293:GLU:OE1	1:I:2293:GLU:N	2.54	0.41
3:K:2091:THR:O	3:K:2092:ALA:HB2	2.21	0.41
4:L:2689:GLU:OE2	4:L:2711:ARG:NH2	2.54	0.41
4:P:3521:THR:HG21	4:P:3572:LYS:HE2	2.03	0.41
1:A:102:GLN:NE2	1:A:104:SER:OG	2.47	0.41
2:B:668:HIS:CE1	3:C:102:ILE:HG21	2.29	0.41
3:C:91:THR:O	3:C:92:ALA:HB2	2.21	0.41
3:C:100:TYR:HE2	3:C:101:PHE:CZ	2.38	0.41

Continued on next page...

Continued from previous page...

Atom-1	Atom-2	Interatomic distance (Å)	Clash overlap (Å)
3:C:119:LYS:O	3:C:150:PHE:HD2	2.04	0.41
2:F:1502:TYR:HE2	2:F:1504:ALA:HB2	1.86	0.41
1:I:2265:GLU:O	1:I:2267:LEU:N	2.54	0.41
3:K:2045:PHE:HE2	4:L:2546:PHE:CE1	2.16	0.41
3:K:2078:THR:CB	3:K:2080:TYR:CE1	3.04	0.41
4:L:2561:PRO:CG	4:L:2563:ARG:NH1	2.82	0.41
3:O:3032:TYR:CE1	3:O:3100:TYR:HB2	2.56	0.41
3:O:3057:GLU:HA	3:O:3058:PRO:CD	2.51	0.41
4:P:3593:TRP:CZ3	4:P:3597:LEU:CA	3.03	0.41
1:A:265:GLU:O	1:A:267:LEU:N	2.54	0.40
3:C:67:ARG:NH1	3:C:90:ASP:OD2	2.52	0.40
4:D:561:PRO:HG2	4:D:563:ARG:HH12	1.85	0.40
3:G:1170:PHE:HE1	4:H:1676:MET:HB2	1.87	0.40
3:K:2067:ARG:NH1	3:K:2090:ASP:OD2	2.52	0.40
3:K:2119:LYS:O	3:K:2150:PHE:HD2	2.04	0.40
1:M:3265:GLU:O	1:M:3267:LEU:N	2.54	0.40
3:O:3018:VAL:HG11	3:O:3113:LEU:HD13	2.02	0.40
1:A:38:ILE:HG23	1:A:129:VAL:HG12	2.02	0.40
3:C:11:VAL:CG2	3:C:152:GLU:O	2.68	0.40
3:C:170:PHE:HA	3:C:171:PRO:HD3	1.95	0.40
3:C:170:PHE:HE1	4:D:676:MET:HB2	1.87	0.40
4:D:689:GLU:CA	4:D:711:ARG:NH2	2.84	0.40
3:G:1067:ARG:HH22	3:G:1090:ASP:CG	2.24	0.40
4:H:1689:GLU:OE2	4:H:1711:ARG:NH2	2.54	0.40
3:K:2067:ARG:HH22	3:K:2090:ASP:CG	2.24	0.40
2:N:3502:TYR:HE2	2:N:3504:ALA:HB2	1.86	0.40
3:O:3048:MET:HE3	3:O:3048:MET:HB3	1.90	0.40
3:O:3145:LEU:CD1	4:P:3680:TYR:CE2	3.03	0.40
3:C:78:THR:CG2	3:C:80:TYR:OH	2.48	0.40
1:E:1038:ILE:HG23	1:E:1129:VAL:HG12	2.02	0.40
2:F:1702:THR:O	4:H:1593:TRP:CE2	2.74	0.40
3:G:1175:GLN:NE2	4:H:1663:GLU:HG3	2.37	0.40
1:I:2391:TYR:CE2	2:J:2784:LEU:CD1	3.04	0.40
2:J:2579:VAL:O	2:J:2580:SER:OG	2.33	0.40
2:J:2672:VAL:HG12	4:L:2596:ASN:HB3	2.04	0.40
4:L:2521:THR:HG21	4:L:2572:LYS:HE2	2.03	0.40
3:O:3150:PHE:HA	3:O:3151:PRO:HA	1.84	0.40
4:P:3689:GLU:CA	4:P:3711:ARG:HH21	2.33	0.40
1:A:22:PRO:CA	1:I:2306:GLU:OE2	2.62	0.40
2:B:673:LYS:NZ	3:C:102:ILE:CD1	2.84	0.40
3:C:57:GLU:HA	3:C:58:PRO:CD	2.52	0.40

Continued on next page...

Continued from previous page...

Atom-1	Atom-2	Interatomic distance (Å)	Clash overlap (Å)
3:C:175:GLN:NE2	4:D:663:GLU:HG3	2.37	0.40
3:G:1011:VAL:CG2	3:G:1152:GLU:O	2.68	0.40
3:G:1091:THR:O	3:G:1092:ALA:HB2	2.21	0.40
4:H:1556:ARG:HD3	4:H:1560:VAL:O	2.20	0.40
1:M:3293:GLU:OE1	1:M:3293:GLU:N	2.54	0.40
2:N:3571:ARG:N	2:N:3597:THR:O	2.52	0.40
3:O:3119:LYS:O	3:O:3150:PHE:HD2	2.04	0.40
3:O:3175:GLN:NE2	4:P:3663:GLU:HG3	2.37	0.40
4:D:703:HIS:N	4:D:703:HIS:HD1	2.20	0.40
2:F:1668:HIS:CD2	4:H:1534:CYS:HG	2.40	0.40
4:H:1689:GLU:CA	4:H:1711:ARG:NH2	2.83	0.40
3:K:2057:GLU:HA	3:K:2058:PRO:CD	2.52	0.40
4:L:2583:GLU:HG2	4:L:2583:GLU:H	1.59	0.40
3:O:3091:THR:O	3:O:3092:ALA:HB2	2.21	0.40

There are no symmetry-related clashes.

5.3 Torsion angles [i](#)

5.3.1 Protein backbone [i](#)

In the following table, the Percentiles column shows the percent Ramachandran outliers of the chain as a percentile score with respect to all PDB entries followed by that with respect to all EM entries.

The Analysed column shows the number of residues for which the backbone conformation was analysed, and the total number of residues.

Mol	Chain	Analysed	Favoured	Allowed	Outliers	Percentiles	
1	A	398/441 (90%)	322 (81%)	72 (18%)	4 (1%)	13	49
1	E	398/441 (90%)	322 (81%)	72 (18%)	4 (1%)	13	49
1	I	398/441 (90%)	322 (81%)	72 (18%)	4 (1%)	13	49
1	M	398/441 (90%)	322 (81%)	72 (18%)	4 (1%)	13	49
2	B	323/420 (77%)	258 (80%)	65 (20%)	0	100	100
2	F	323/420 (77%)	258 (80%)	65 (20%)	0	100	100
2	J	323/420 (77%)	259 (80%)	64 (20%)	0	100	100
2	N	323/420 (77%)	258 (80%)	65 (20%)	0	100	100
3	C	216/218 (99%)	196 (91%)	15 (7%)	5 (2%)	5	28

Continued on next page...

Continued from previous page...

Mol	Chain	Analysed	Favoured	Allowed	Outliers	Percentiles	
3	G	216/218 (99%)	195 (90%)	16 (7%)	5 (2%)	5	28
3	K	216/218 (99%)	196 (91%)	15 (7%)	5 (2%)	5	28
3	O	216/218 (99%)	196 (91%)	15 (7%)	5 (2%)	5	28
4	D	209/214 (98%)	188 (90%)	19 (9%)	2 (1%)	13	49
4	H	209/214 (98%)	188 (90%)	19 (9%)	2 (1%)	13	49
4	L	209/214 (98%)	188 (90%)	19 (9%)	2 (1%)	13	49
4	P	209/214 (98%)	188 (90%)	19 (9%)	2 (1%)	13	49
All	All	4584/5172 (89%)	3856 (84%)	684 (15%)	44 (1%)	16	49

All (44) Ramachandran outliers are listed below:

Mol	Chain	Res	Type
1	A	390	ASP
3	C	43	LYS
4	D	543	ASP
1	E	1390	ASP
3	G	1043	LYS
4	H	1543	ASP
1	I	2390	ASP
3	K	2043	LYS
4	L	2543	ASP
1	M	3390	ASP
3	O	3043	LYS
4	P	3543	ASP
3	C	103	SER
3	G	1103	SER
3	K	2103	SER
3	O	3103	SER
3	C	41	PRO
4	D	701	GLU
3	G	1041	PRO
4	H	1701	GLU
3	K	2041	PRO
4	L	2701	GLU
3	O	3041	PRO
4	P	3701	GLU
1	A	265	GLU
1	A	266	PRO
3	C	118	ALA
1	E	1265	GLU

Continued on next page...

Continued from previous page...

Mol	Chain	Res	Type
1	E	1266	PRO
3	G	1118	ALA
1	I	2265	GLU
1	I	2266	PRO
3	K	2118	ALA
1	M	3265	GLU
1	M	3266	PRO
3	O	3118	ALA
3	C	119	LYS
3	G	1119	LYS
3	K	2119	LYS
3	O	3119	LYS
1	A	191	PRO
1	E	1191	PRO
1	I	2191	PRO
1	M	3191	PRO

5.3.2 Protein sidechains [i](#)

In the following table, the Percentiles column shows the percent sidechain outliers of the chain as a percentile score with respect to all PDB entries followed by that with respect to all EM entries.

The Analysed column shows the number of residues for which the sidechain conformation was analysed, and the total number of residues.

Mol	Chain	Analysed	Rotameric	Outliers	Percentiles	
1	A	339/370 (92%)	334 (98%)	5 (2%)	60	75
1	E	339/370 (92%)	334 (98%)	5 (2%)	60	75
1	I	339/370 (92%)	334 (98%)	5 (2%)	60	75
1	M	339/370 (92%)	334 (98%)	5 (2%)	60	75
2	B	282/367 (77%)	279 (99%)	3 (1%)	70	80
2	F	282/367 (77%)	279 (99%)	3 (1%)	70	80
2	J	282/367 (77%)	279 (99%)	3 (1%)	70	80
2	N	282/367 (77%)	279 (99%)	3 (1%)	70	80
3	C	188/188 (100%)	178 (95%)	10 (5%)	19	40
3	G	188/188 (100%)	178 (95%)	10 (5%)	19	40
3	K	188/188 (100%)	178 (95%)	10 (5%)	19	40

Continued on next page...

Continued from previous page...

Mol	Chain	Analysed	Rotameric	Outliers	Percentiles	
3	O	188/188 (100%)	178 (95%)	10 (5%)	19	40
4	D	178/183 (97%)	149 (84%)	29 (16%)	2	10
4	H	178/183 (97%)	149 (84%)	29 (16%)	2	10
4	L	178/183 (97%)	149 (84%)	29 (16%)	2	10
4	P	178/183 (97%)	149 (84%)	29 (16%)	2	10
All	All	3948/4432 (89%)	3760 (95%)	188 (5%)	24	43

All (188) residues with a non-rotameric sidechain are listed below:

Mol	Chain	Res	Type
1	A	21	ARG
1	A	143	ARG
1	A	217	ASN
1	A	246	ARG
1	A	268	ARG
2	B	533	ARG
2	B	556	ASN
2	B	618	ARG
3	C	1	GLN
3	C	5	VAL
3	C	7	SER
3	C	28	THR
3	C	41	PRO
3	C	43	LYS
3	C	51	ILE
3	C	62	GLU
3	C	63	GLU
3	C	72	LEU
4	D	520	LEU
4	D	536	ASN
4	D	549	LEU
4	D	554	ASN
4	D	571	ASP
4	D	575	LEU
4	D	581	GLN
4	D	582	THR
4	D	583	GLU
4	D	605	LYS
4	D	609	LEU
4	D	620	LEU

Continued on next page...

Continued from previous page...

Mol	Chain	Res	Type
4	D	626	GLU
4	D	629	GLU
4	D	630	THR
4	D	632	LYS
4	D	635	LEU
4	D	660	GLN
4	D	662	MET
4	D	666	GLN
4	D	670	GLN
4	D	671	SER
4	D	673	ASN
4	D	681	LEU
4	D	684	THR
4	D	686	ARG
4	D	689	GLU
4	D	705	VAL
4	D	709	LEU
1	E	1021	ARG
1	E	1143	ARG
1	E	1217	ASN
1	E	1246	ARG
1	E	1268	ARG
2	F	1533	ARG
2	F	1556	ASN
2	F	1618	ARG
3	G	1001	GLN
3	G	1005	VAL
3	G	1007	SER
3	G	1028	THR
3	G	1041	PRO
3	G	1043	LYS
3	G	1051	ILE
3	G	1062	GLU
3	G	1063	GLU
3	G	1072	LEU
4	H	1520	LEU
4	H	1536	ASN
4	H	1549	LEU
4	H	1554	ASN
4	H	1571	ASP
4	H	1575	LEU
4	H	1581	GLN

Continued on next page...

Continued from previous page...

Mol	Chain	Res	Type
4	H	1582	THR
4	H	1583	GLU
4	H	1605	LYS
4	H	1609	LEU
4	H	1620	LEU
4	H	1626	GLU
4	H	1629	GLU
4	H	1630	THR
4	H	1632	LYS
4	H	1635	LEU
4	H	1660	GLN
4	H	1662	MET
4	H	1666	GLN
4	H	1670	GLN
4	H	1671	SER
4	H	1673	ASN
4	H	1681	LEU
4	H	1684	THR
4	H	1686	ARG
4	H	1689	GLU
4	H	1705	VAL
4	H	1709	LEU
1	I	2021	ARG
1	I	2143	ARG
1	I	2217	ASN
1	I	2246	ARG
1	I	2268	ARG
2	J	2533	ARG
2	J	2556	ASN
2	J	2618	ARG
3	K	2001	GLN
3	K	2005	VAL
3	K	2007	SER
3	K	2028	THR
3	K	2041	PRO
3	K	2043	LYS
3	K	2051	ILE
3	K	2062	GLU
3	K	2063	GLU
3	K	2072	LEU
4	L	2520	LEU
4	L	2536	ASN

Continued on next page...

Continued from previous page...

Mol	Chain	Res	Type
4	L	2549	LEU
4	L	2554	ASN
4	L	2571	ASP
4	L	2575	LEU
4	L	2581	GLN
4	L	2582	THR
4	L	2583	GLU
4	L	2605	LYS
4	L	2609	LEU
4	L	2620	LEU
4	L	2626	GLU
4	L	2629	GLU
4	L	2630	THR
4	L	2632	LYS
4	L	2635	LEU
4	L	2660	GLN
4	L	2662	MET
4	L	2666	GLN
4	L	2670	GLN
4	L	2671	SER
4	L	2673	ASN
4	L	2681	LEU
4	L	2684	THR
4	L	2686	ARG
4	L	2689	GLU
4	L	2705	VAL
4	L	2709	LEU
1	M	3021	ARG
1	M	3143	ARG
1	M	3217	ASN
1	M	3246	ARG
1	M	3268	ARG
2	N	3533	ARG
2	N	3556	ASN
2	N	3618	ARG
3	O	3001	GLN
3	O	3005	VAL
3	O	3007	SER
3	O	3028	THR
3	O	3041	PRO
3	O	3043	LYS
3	O	3051	ILE

Continued on next page...

Continued from previous page...

Mol	Chain	Res	Type
3	O	3062	GLU
3	O	3063	GLU
3	O	3072	LEU
4	P	3520	LEU
4	P	3536	ASN
4	P	3549	LEU
4	P	3554	ASN
4	P	3571	ASP
4	P	3575	LEU
4	P	3581	GLN
4	P	3582	THR
4	P	3583	GLU
4	P	3605	LYS
4	P	3609	LEU
4	P	3620	LEU
4	P	3626	GLU
4	P	3629	GLU
4	P	3630	THR
4	P	3632	LYS
4	P	3635	LEU
4	P	3660	GLN
4	P	3662	MET
4	P	3666	GLN
4	P	3670	GLN
4	P	3671	SER
4	P	3673	ASN
4	P	3681	LEU
4	P	3684	THR
4	P	3686	ARG
4	P	3689	GLU
4	P	3705	VAL
4	P	3709	LEU

Sometimes sidechains can be flipped to improve hydrogen bonding and reduce clashes. All (64) such sidechains are listed below:

Mol	Chain	Res	Type
1	A	102	GLN
1	A	125	HIS
1	A	217	ASN
1	A	387	HIS
2	B	825	GLN
3	C	6	GLN

Continued on next page...

Continued from previous page...

Mol	Chain	Res	Type
3	C	39	GLN
3	C	54	ASN
3	C	82	GLN
3	C	84	ASN
3	C	168	HIS
4	D	554	ASN
4	D	555	ASN
4	D	581	GLN
4	D	596	ASN
4	D	673	ASN
1	E	1102	GLN
1	E	1125	HIS
1	E	1217	ASN
1	E	1387	HIS
2	F	1535	GLN
2	F	1816	ASN
2	F	1825	GLN
3	G	1006	GLN
3	G	1039	GLN
3	G	1054	ASN
3	G	1082	GLN
3	G	1084	ASN
3	G	1168	HIS
4	H	1554	ASN
4	H	1555	ASN
4	H	1581	GLN
4	H	1673	ASN
1	I	2102	GLN
1	I	2217	ASN
1	I	2387	HIS
2	J	2700	HIS
2	J	2816	ASN
2	J	2825	GLN
3	K	2006	GLN
3	K	2039	GLN
3	K	2054	ASN
3	K	2082	GLN
3	K	2084	ASN
3	K	2168	HIS
4	L	2533	ASN
4	L	2554	ASN
4	L	2555	ASN

Continued on next page...

Continued from previous page...

Mol	Chain	Res	Type
4	L	2581	GLN
4	L	2673	ASN
1	M	3102	GLN
1	M	3217	ASN
1	M	3387	HIS
2	N	3816	ASN
2	N	3825	GLN
3	O	3006	GLN
3	O	3054	ASN
3	O	3082	GLN
3	O	3084	ASN
3	O	3168	HIS
4	P	3554	ASN
4	P	3555	ASN
4	P	3581	GLN
4	P	3673	ASN

5.3.3 RNA [i](#)

There are no RNA molecules in this entry.

5.4 Non-standard residues in protein, DNA, RNA chains [i](#)

There are no non-standard protein/DNA/RNA residues in this entry.

5.5 Carbohydrates [i](#)

There are no oligosaccharides in this entry.

5.6 Ligand geometry [i](#)

There are no ligands in this entry.

5.7 Other polymers [i](#)

There are no such residues in this entry.

5.8 Polymer linkage issues

There are no chain breaks in this entry.


6 Map visualisation [i](#)

This section contains visualisations of the EMDB entry EMD-9279. These allow visual inspection of the internal detail of the map and identification of artifacts.


Images derived from a raw map, generated by summing the deposited half-maps, are presented below the corresponding image components of the primary map to allow further visual inspection and comparison with those of the primary map.

6.1 Orthogonal projections [i](#)


6.1.1 Primary map



X




Y




Z


6.1.2 Raw map



X



Y

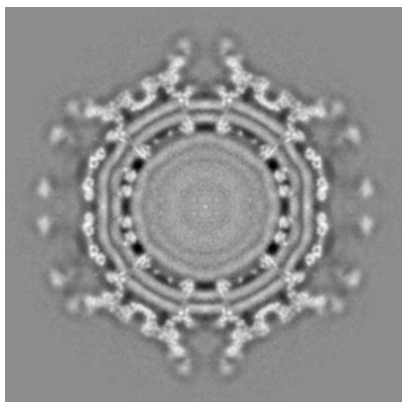


Z

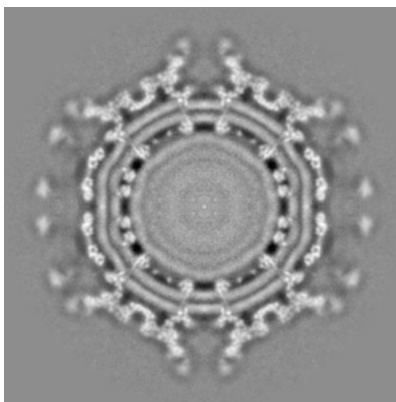
The images above show the map projected in three orthogonal directions.

6.2 Central slices [i](#)

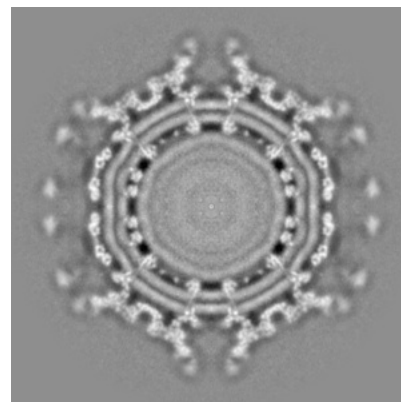
6.2.1 Primary map



X Index: 280

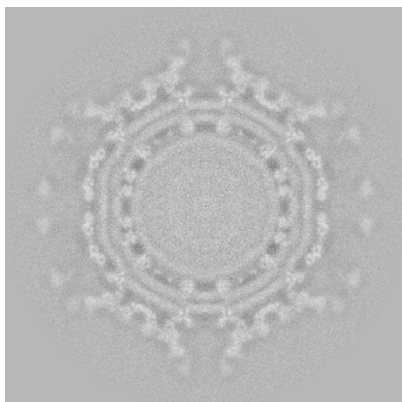


Y Index: 280

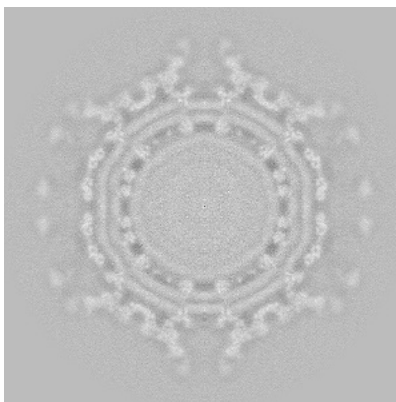


Z Index: 280

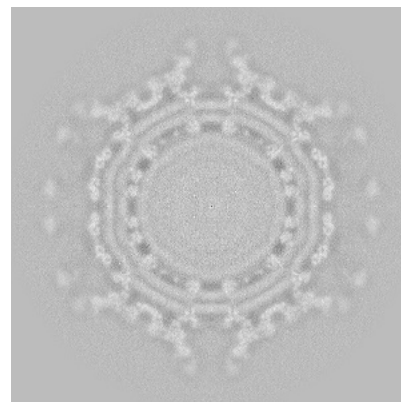
6.2.2 Raw map



X Index: 280



Y Index: 280

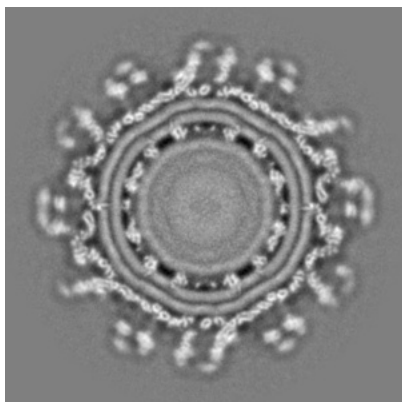


Z Index: 280

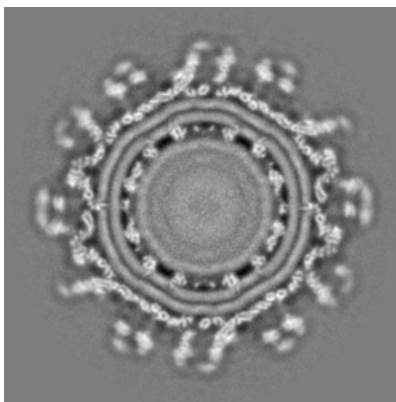
The images above show central slices of the map in three orthogonal directions.

6.3 Largest variance slices [i](#)

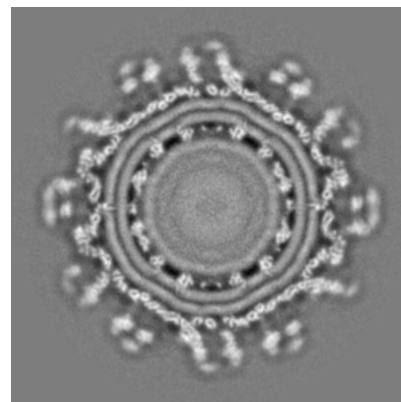
6.3.1 Primary map



X Index: 247

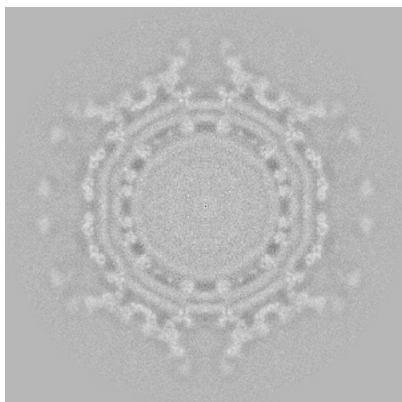


Y Index: 247

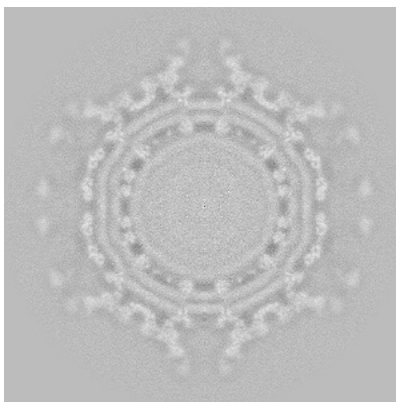


Z Index: 313

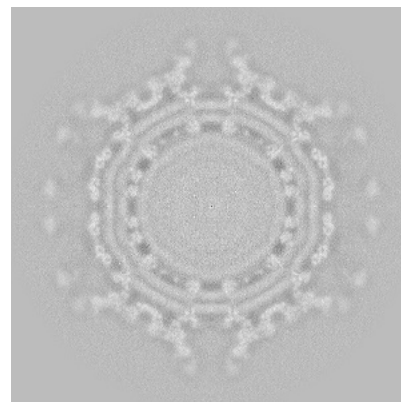
6.3.2 Raw map



X Index: 280



Y Index: 280




Z Index: 280


The images above show the largest variance slices of the map in three orthogonal directions.

6.4 Orthogonal standard-deviation projections (False-color) [i](#)


6.4.1 Primary map



X




Y




Z


6.4.2 Raw map



X



Y

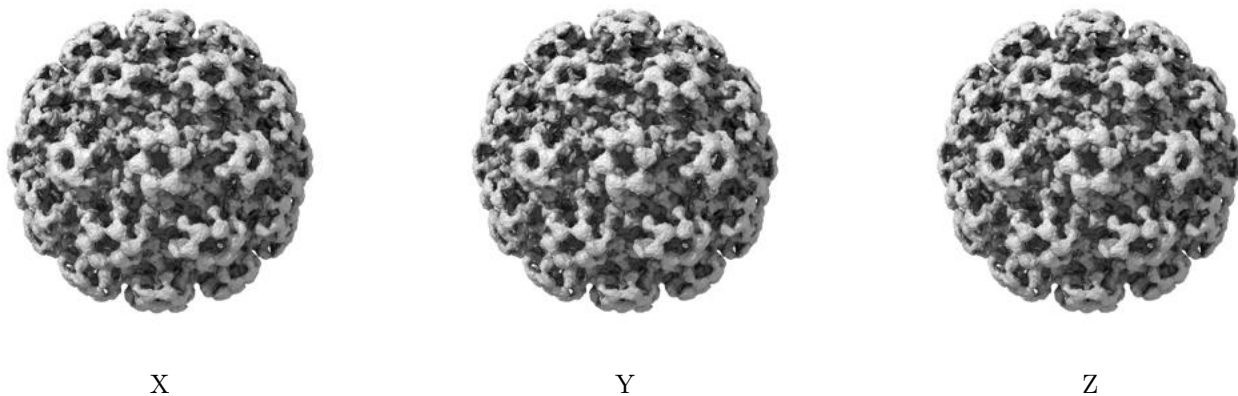


Z

The images above show the map standard deviation projections with false color in three orthogonal directions. Minimum values are shown in green, max in blue, and dark to light orange shades represent small to large values respectively.


6.5 Orthogonal surface views [i](#)

6.5.1 Primary map



The images above show the 3D surface view of the map at the recommended contour level 0.7. These images, in conjunction with the slice images, may facilitate assessment of whether an appropriate contour level has been provided.

6.5.2 Raw map



These images show the 3D surface of the raw map. The raw map's contour level was selected so that its surface encloses the same volume as the primary map does at its recommended contour level.

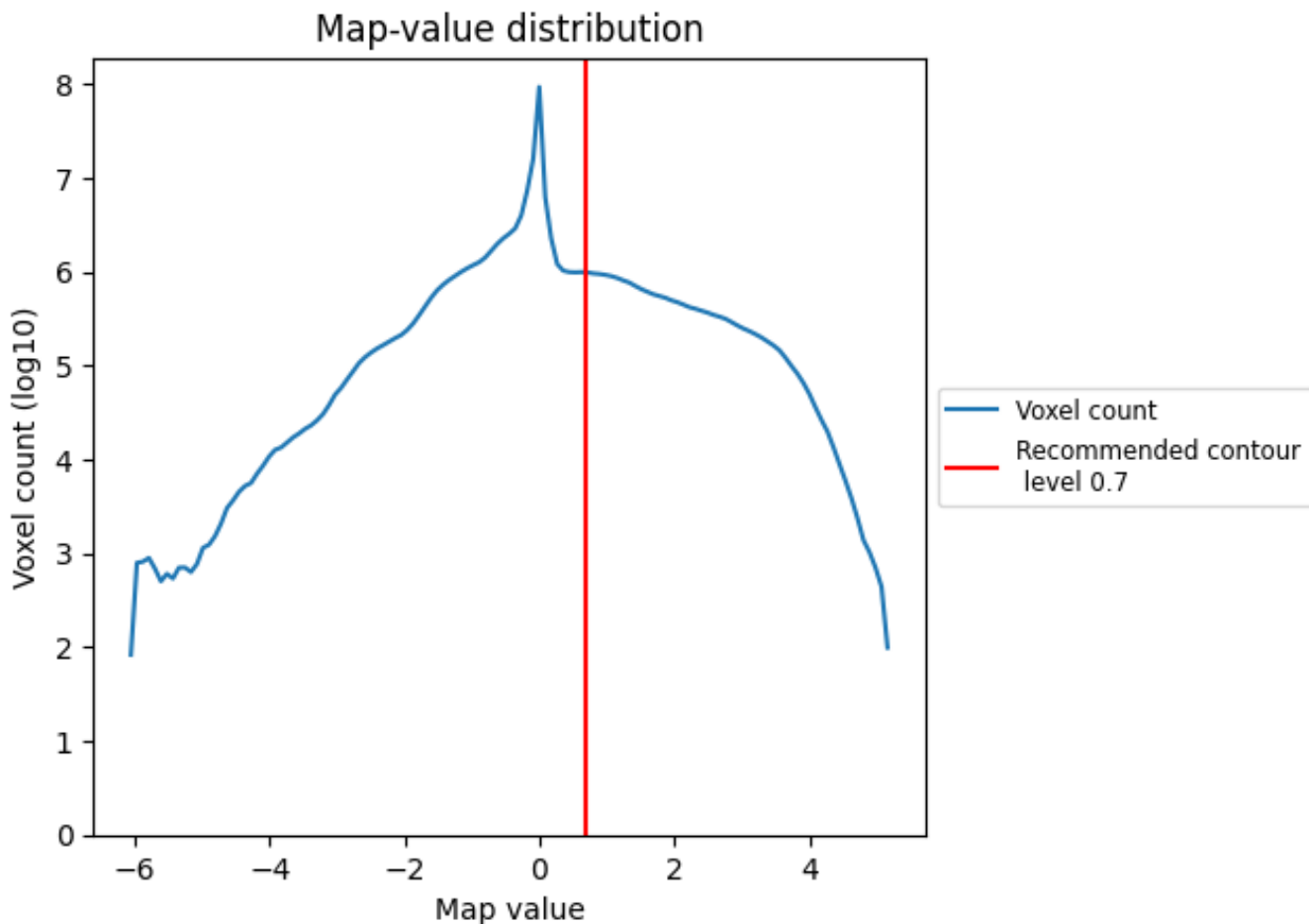
6.6 Mask visualisation [i](#)

This section was not generated. No masks/segmentation were deposited.

7 Map analysis [i](#)

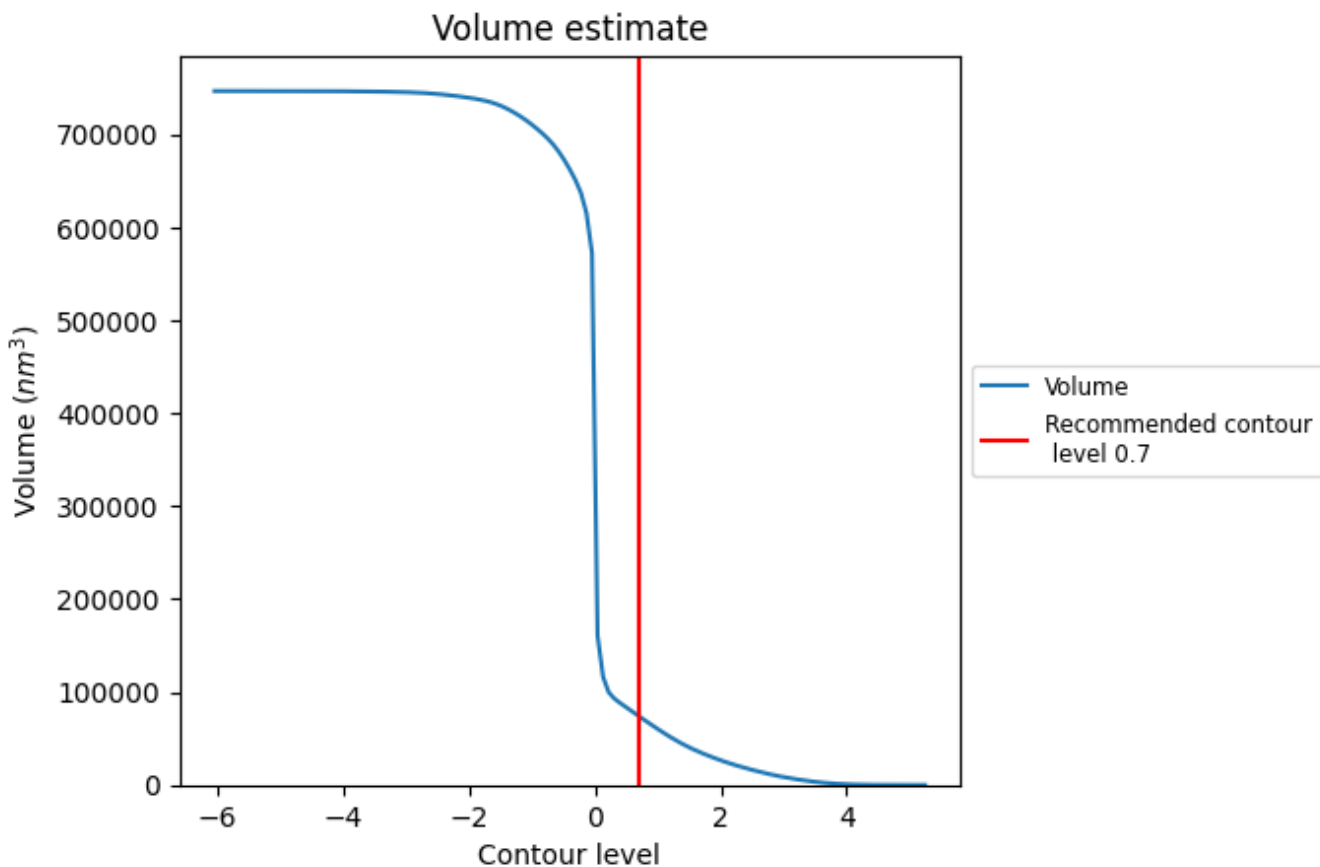
This section contains the results of statistical analysis of the map.

7.1 Map-value distribution [i](#)



The map-value distribution is plotted in 128 intervals along the x-axis. The y-axis is logarithmic. A spike in this graph at zero usually indicates that the volume has been masked.

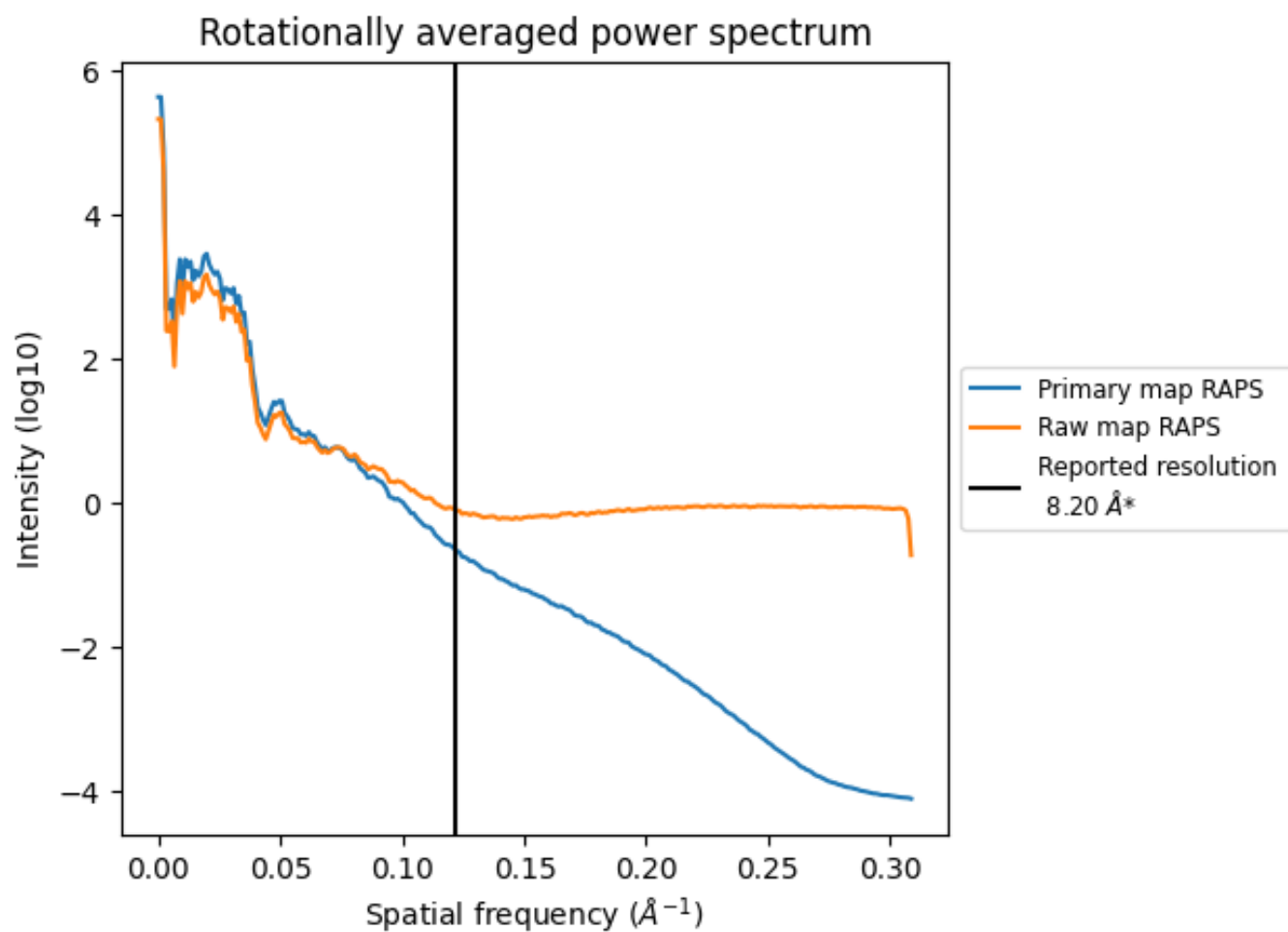
7.2 Volume estimate [i](#)



The volume at the recommended contour level is 73800 nm³; this corresponds to an approximate mass of 66665 kDa.

The volume estimate graph shows how the enclosed volume varies with the contour level. The recommended contour level is shown as a vertical line and the intersection between the line and the curve gives the volume of the enclosed surface at the given level.

7.3 Rotationally averaged power spectrum i

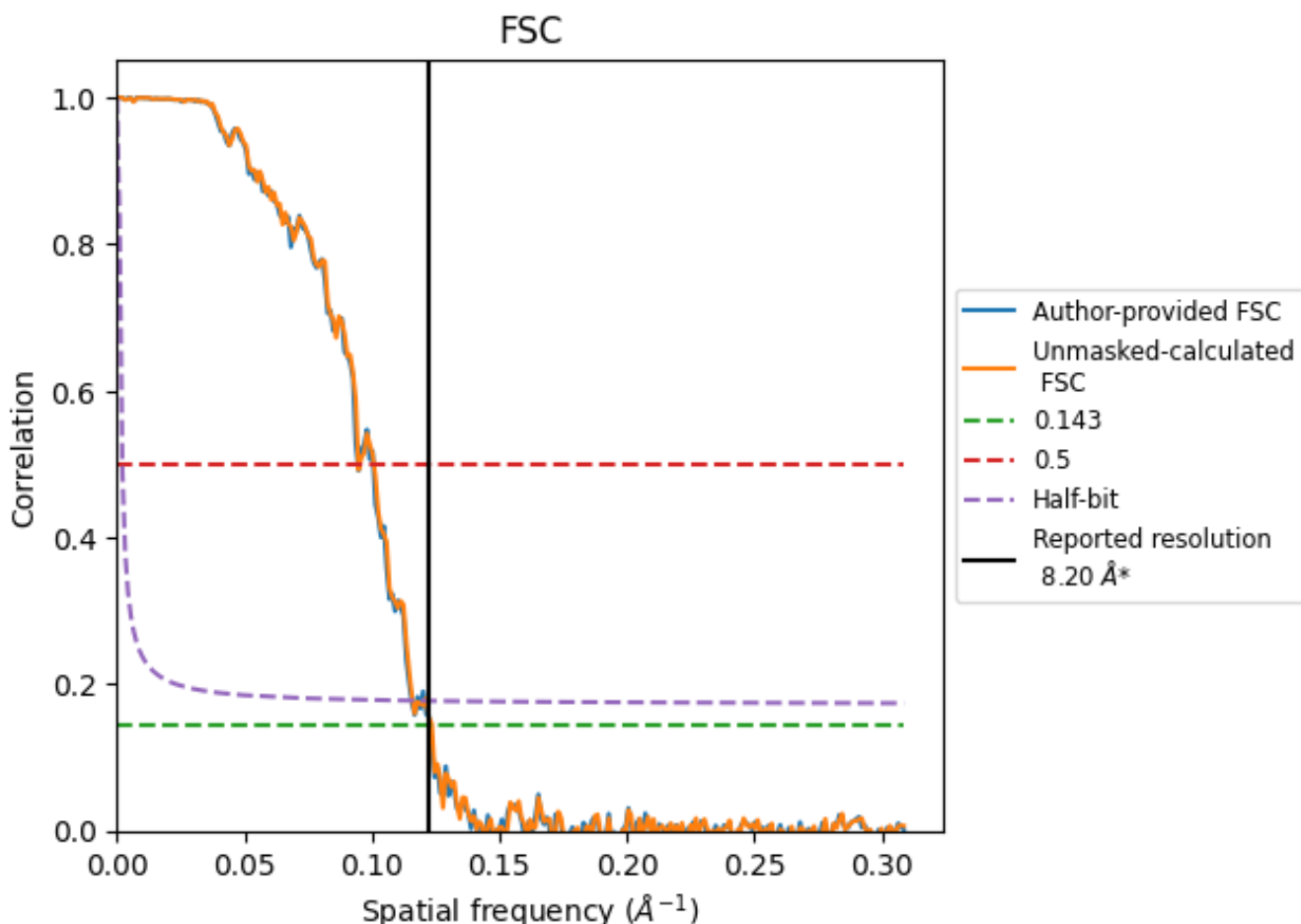


*Reported resolution corresponds to spatial frequency of 0.122 Å⁻¹

8 Fourier-Shell correlation [i](#)

Fourier-Shell Correlation (FSC) is the most commonly used method to estimate the resolution of single-particle and subtomogram-averaged maps. The shape of the curve depends on the imposed symmetry, mask and whether or not the two 3D reconstructions used were processed from a common reference. The reported resolution is shown as a black line. A curve is displayed for the half-bit criterion in addition to lines showing the 0.143 gold standard cut-off and 0.5 cut-off.

8.1 FSC [i](#)



*Reported resolution corresponds to spatial frequency of 0.122 Å⁻¹

8.2 Resolution estimates [i](#)

Resolution estimate (Å)	Estimation criterion (FSC cut-off)		
	0.143	0.5	Half-bit
Reported by author	8.20	-	-
Author-provided FSC curve	8.15	10.58	8.65
Unmasked-calculated*	8.10	10.56	8.61

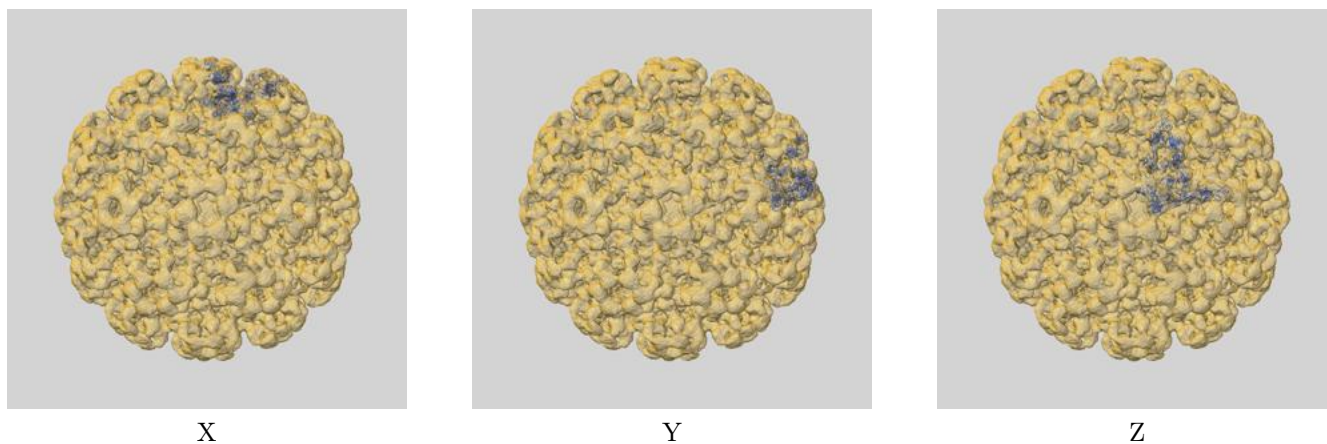
*Resolution estimate based on FSC curve calculated by comparison of deposited half-maps.

9 Map-model fit [i](#)

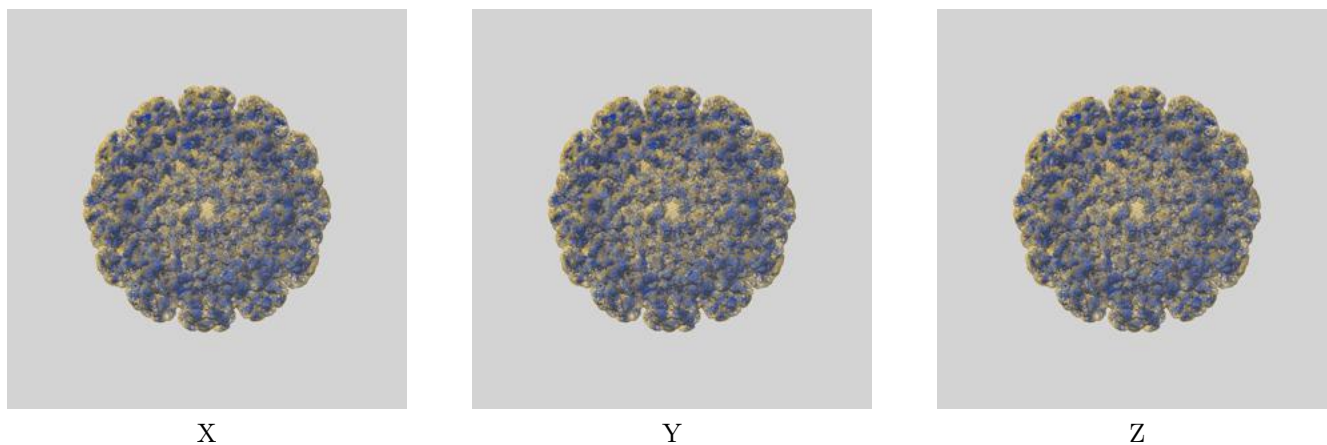
This section contains information regarding the fit between EMDB map EMD-9279 and PDB model 6MWX. Per-residue inclusion information can be found in section 3 on page 6.

9.1 Map-model overlays

9.1.1 Map-model overlay [i](#)

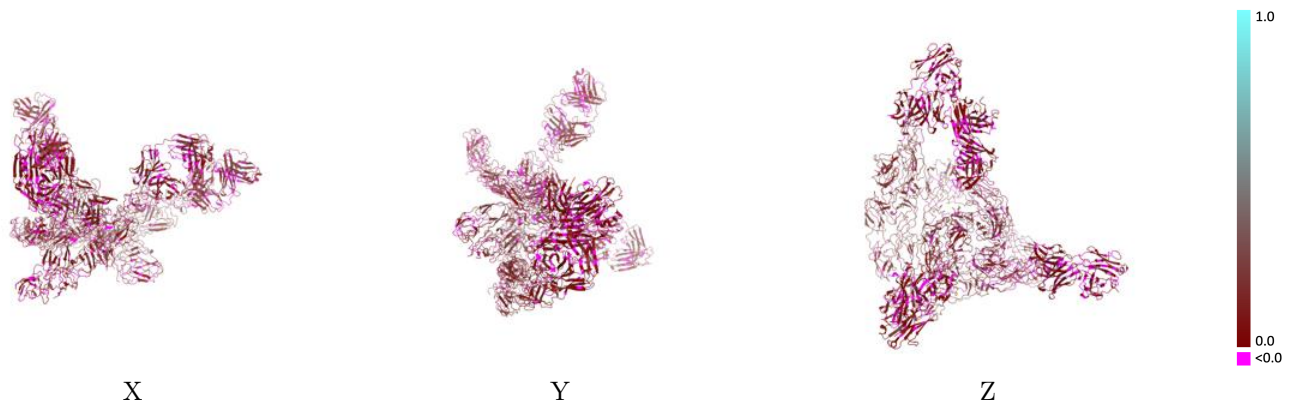


9.1.2 Map-model assembly overlay [i](#)




The images above show the 3D surface view of the map at the recommended contour level 0.7 at 50% transparency in yellow overlaid with a ribbon representation of the model coloured in blue. These images allow for the visual assessment of the quality of fit between the atomic model and the map.

9.2 Q-score mapped to coordinate model [i](#)



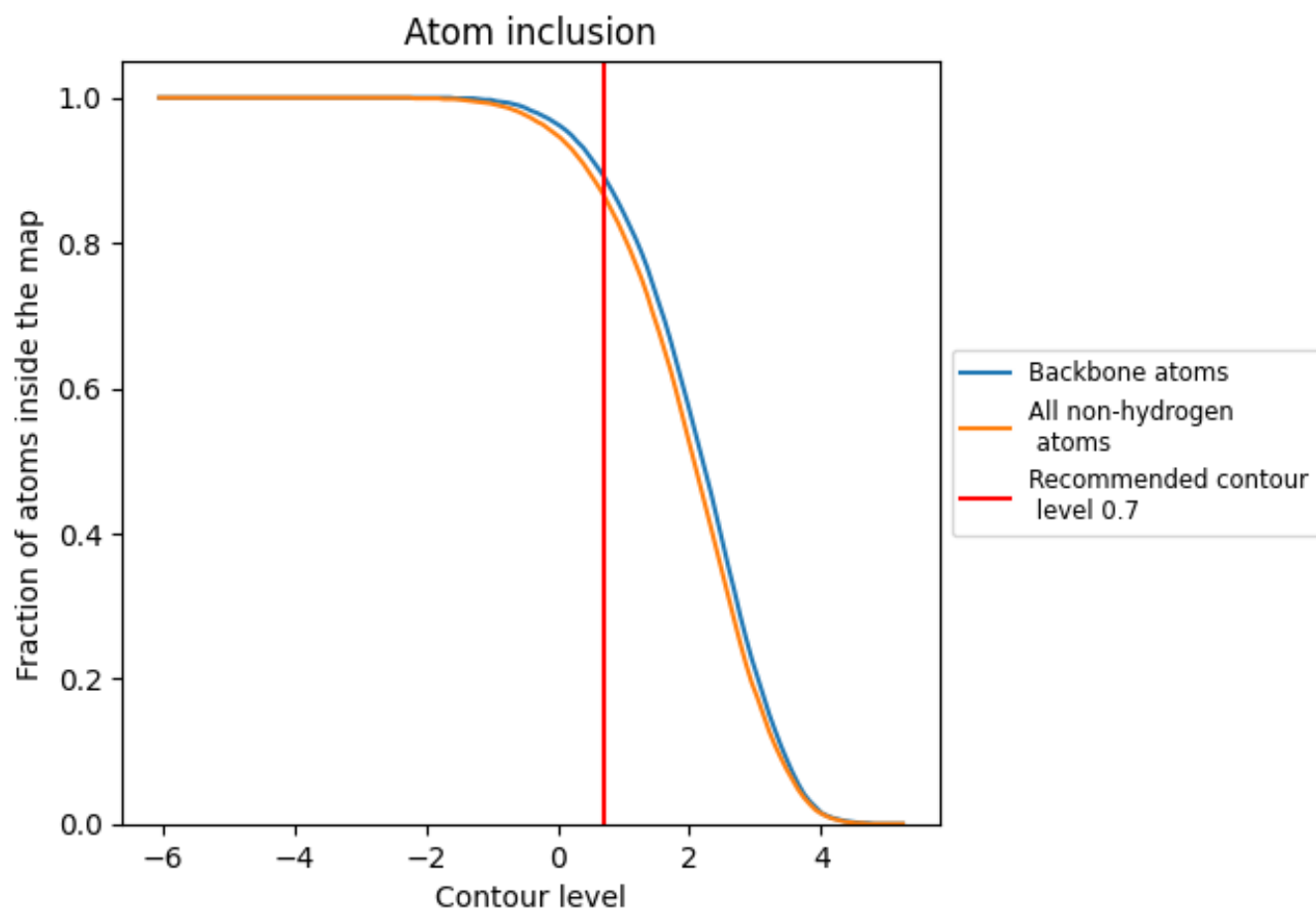
The images above show the model with each residue coloured according to its Q-score. This shows their resolvability in the map with higher Q-score values reflecting better resolvability. Please note: Q-score is calculating the resolvability of atoms, and thus high values are only expected at resolutions at which atoms can be resolved. Low Q-score values may therefore be expected for many entries.

9.3 Atom inclusion mapped to coordinate model [i](#)



The images above show the model with each residue coloured according to its atom inclusion. This shows to what extent they are inside the map at the recommended contour level (0.7).



































9.4 Atom inclusion [i](#)



At the recommended contour level, 89% of all backbone atoms, 87% of all non-hydrogen atoms, are inside the map.

9.5 Map-model fit summary

The table lists the average atom inclusion at the recommended contour level (0.7) and Q-score for the entire model and for each chain.

Chain	Atom inclusion	Q-score
All	 0.8660	 0.0840
A	 0.9170	 0.1240
B	 0.9290	 0.1190
C	 0.8100	 0.0450
D	 0.9040	 0.0750
E	 0.8630	 0.1050
F	 0.9010	 0.1020
G	 0.8410	 0.0640
H	 0.9340	 0.0730
I	 0.9080	 0.1070
J	 0.8920	 0.0800
K	 0.7950	 0.0430
L	 0.8480	 0.0570
M	 0.8590	 0.0840
N	 0.8580	 0.0800
O	 0.7500	 0.0470
P	 0.7080	 0.0460

