



## Full wwPDB EM Validation Report ⓘ

Dec 16, 2024 – 05:02 PM EST

PDB ID : 6MTC  
EMDB ID : EMD-9239  
Title : Rabbit 80S ribosome with Z-site tRNA and IFRD2 (unrotated state)  
Authors : Brown, A.; Baird, M.R.; Yip, M.C.J.; Murray, J.; Shao, S.  
Deposited on : 2018-10-19  
Resolution : 3.40 Å (reported)  
Based on initial model : 5LZV

This is a Full wwPDB EM Validation Report for a publicly released PDB entry.

We welcome your comments at [validation@mail.wwpdb.org](mailto:validation@mail.wwpdb.org)

A user guide is available at

<https://www.wwpdb.org/validation/2017/EMValidationReportHelp>

with specific help available everywhere you see the ⓘ symbol.

The types of validation reports are described at

<http://www.wwpdb.org/validation/2017/FAQs#types>.



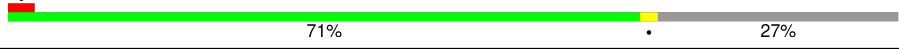
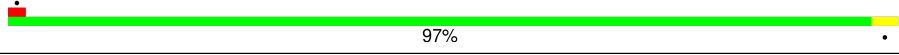
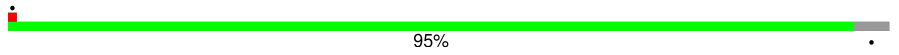
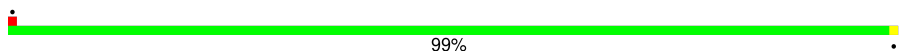
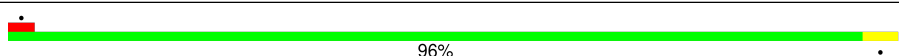
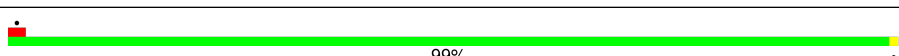
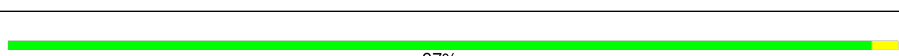
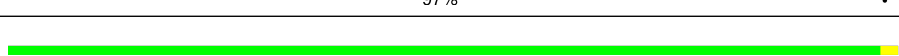
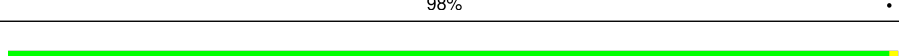
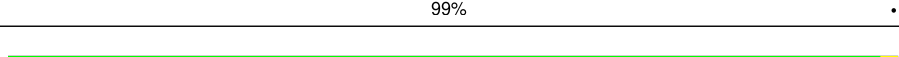
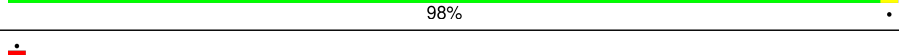
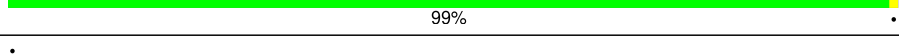
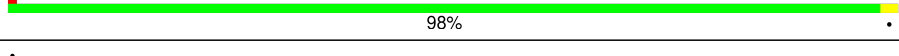
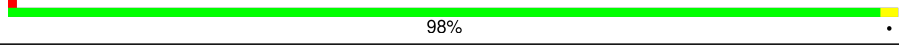
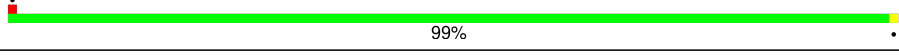
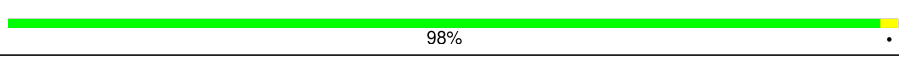

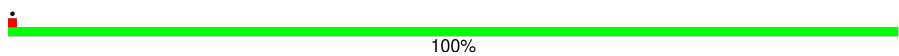
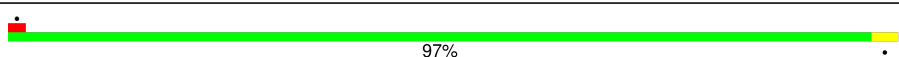
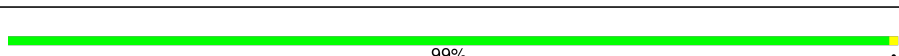
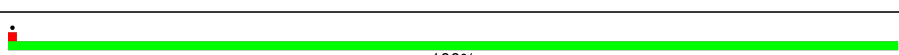


---

The following versions of software and data (see [references ⓘ](#)) were used in the production of this report:

EMDB validation analysis : 0.0.1.dev113  
Mogul : 2022.3.0, CSD as543be (2022)  
MolProbity : 4.02b-467  
Percentile statistics : 20231227.v01 (using entries in the PDB archive December 27th 2023)  
MapQ : 1.9.13  
Ideal geometry (proteins) : Engh & Huber (2001)  
Ideal geometry (DNA, RNA) : Parkinson et al. (1996)  
Validation Pipeline (wwPDB-VP) : 2.40



Continued from previous page...

Mol	Chain	Length	Quality of chain
9	E	291	 73% 26%
10	F	225	 100%
11	G	319	 71% 27%
12	H	190	 97%
13	I	214	 95%
14	J	170	 99%
15	L	210	 96%
16	M	138	 99%
17	N	203	 97%
18	O	199	 98%
19	P	153	 99%
20	Q	187	 98%
21	R	180	 99%
22	S	176	 98%
23	T	159	 98%
24	U	99	 99%
25	V	131	 98%
26	W	157	 12% 66% 32%
27	X	118	 100%
28	Y	134	 97%
29	Z	135	 99%
30	a	147	 100%
31	b	245	 5% 42% 58%
32	c	98	 97%
33	d	107	 98%

Continued on next page...

Continued from previous page...

Mol	Chain	Length	Quality of chain
34	e	128	98%
35	f	109	99%
36	g	114	96%
37	h	122	99%
38	i	102	99%
39	j	86	99%
40	k	69	97%
41	l	50	94% 6%
42	m	52	98%
43	n	25	100%
44	o	103	98%
45	p	91	99%
46	r	124	98%
47	u	206	45% 97%
48	v	441	11% 78% 20%
49	9	1698	5% 70% 27%
50	AA	217	99%
51	BB	213	98%
52	CC	221	98%
53	DD	228	9% 97%
54	EE	262	98%
55	FF	204	88% 9%
56	GG	237	8% 97%
57	HH	194	6% 92% 5%
58	II	206	6% 99%

Continued on next page...

Continued from previous page...

Mol	Chain	Length	Quality of chain
59	JJ	185	100%
60	KK	96	8% 98%
61	LL	158	90% 9%
62	MM	117	65% 99%
63	NN	149	99%
64	OO	136	98%
65	PP	120	8% 98%
66	QQ	142	96%
67	RR	132	99%
68	SS	144	6% 100%
69	TT	141	98%
70	UU	100	9% 100%
71	VV	83	99%
72	WW	129	98%
73	XX	141	98%
74	YY	124	99%
75	ZZ	75	5% 100%
76	aa	101	100%
77	bb	83	99%
78	cc	62	5% 98%
79	dd	55	98%
80	ee	55	18% 98%
81	ff	68	59% 99%
82	gg	313	9% 99%

## 2 Entry composition [i](#)

There are 84 unique types of molecules in this entry. The entry contains 216975 atoms, of which 0 are hydrogens and 0 are deuteriums.

In the tables below, the AltConf column contains the number of residues with at least one atom in alternate conformation and the Trace column contains the number of residues modelled with at most 2 atoms.

- Molecule 1 is a RNA chain called Z-site tRNA.

Mol	Chain	Residues	Atoms					AltConf	Trace
			Total	C	N	O	P		
1	4	75	1593	712	281	526	74	0	0

- Molecule 2 is a RNA chain called 28S rRNA.

Mol	Chain	Residues	Atoms					AltConf	Trace
			Total	C	N	O	P		
2	5	3597	77254	34469	14127	25061	3597	0	0

- Molecule 3 is a RNA chain called 5S rRNA.

Mol	Chain	Residues	Atoms					AltConf	Trace
			Total	C	N	O	P		
3	7	120	2558	1141	456	842	119	0	0

- Molecule 4 is a RNA chain called 5.8S rRNA.

Mol	Chain	Residues	Atoms					AltConf	Trace
			Total	C	N	O	P		
4	8	151	3209	1433	564	1062	150	0	0

- Molecule 5 is a protein called 60S ribosomal protein L8.

Mol	Chain	Residues	Atoms					AltConf	Trace
			Total	C	N	O	S		
5	A	248	1898	1189	389	314	6	0	0

- Molecule 6 is a protein called 60S ribosomal protein L3.

Mol	Chain	Residues	Atoms					AltConf	Trace
			Total	C	N	O	S		
6	B	394	3172	2020	597	542	13	0	0

- Molecule 7 is a protein called 60S ribosomal protein L4.

Mol	Chain	Residues	Atoms					AltConf	Trace
			Total	C	N	O	S		
7	C	362	2884	1813	577	480	14	0	0

- Molecule 8 is a protein called 60S ribosomal protein L5.

Mol	Chain	Residues	Atoms					AltConf	Trace
			Total	C	N	O	S		
8	D	293	2391	1512	438	427	14	0	0

- Molecule 9 is a protein called 60S ribosomal protein L6.

Mol	Chain	Residues	Atoms					AltConf	Trace
			Total	C	N	O	S		
9	E	216	1729	1115	329	282	3	0	0

- Molecule 10 is a protein called 60S ribosomal protein L7.

Mol	Chain	Residues	Atoms					AltConf	Trace
			Total	C	N	O	S		
10	F	225	1875	1205	358	303	9	0	0

- Molecule 11 is a protein called 60S ribosomal protein L7a.

Mol	Chain	Residues	Atoms					AltConf	Trace
			Total	C	N	O	S		
11	G	233	1879	1199	361	315	4	0	0

- Molecule 12 is a protein called 60S ribosomal protein L9.

Mol	Chain	Residues	Atoms					AltConf	Trace
			Total	C	N	O	S		
12	H	190	1516	954	284	272	6	0	0

- Molecule 13 is a protein called 60S ribosomal protein L10.

Mol	Chain	Residues	Atoms					AltConf	Trace
			Total	C	N	O	S		
13	I	205	1664	1056	321	274	13	0	0

- Molecule 14 is a protein called 60S ribosomal protein L11.

Mol	Chain	Residues	Atoms					AltConf	Trace
			Total	C	N	O	S		
14	J	170	1362	861	254	241	6	0	0

- Molecule 15 is a protein called 60S ribosomal protein L13.

Mol	Chain	Residues	Atoms					AltConf	Trace
			Total	C	N	O	S		
15	L	210	1702	1065	354	279	4	0	0

- Molecule 16 is a protein called 60S ribosomal protein L14.

Mol	Chain	Residues	Atoms					AltConf	Trace
			Total	C	N	O	S		
16	M	138	1137	727	221	182	7	0	0

- Molecule 17 is a protein called 60S Ribosomal protein L15.

Mol	Chain	Residues	Atoms					AltConf	Trace
			Total	C	N	O	S		
17	N	203	1701	1072	359	266	4	0	0

- Molecule 18 is a protein called 60S ribosomal protein L13a.

Mol	Chain	Residues	Atoms					AltConf	Trace
			Total	C	N	O	S		
18	O	199	1630	1051	319	255	5	0	0

- Molecule 19 is a protein called 60S ribosomal protein L17.

Mol	Chain	Residues	Atoms					AltConf	Trace
			Total	C	N	O	S		
19	P	153	1242	777	241	215	9	0	0

- Molecule 20 is a protein called 60S ribosomal protein L18.

Mol	Chain	Residues	Atoms					AltConf	Trace
			Total	C	N	O	S		
20	Q	187	1515	946	315	250	4	0	0

- Molecule 21 is a protein called 60S ribosomal protein L19.



Mol	Chain	Residues	Atoms					AltConf	Trace
			Total	C	N	O	S		
21	R	180	1508	933	328	238	9	0	0

- Molecule 22 is a protein called 60S ribosomal protein L18a.

Mol	Chain	Residues	Atoms					AltConf	Trace
			Total	C	N	O	S		
22	S	176	1462	930	285	236	11	0	0

- Molecule 23 is a protein called 60S ribosomal protein L21.

Mol	Chain	Residues	Atoms					AltConf	Trace
			Total	C	N	O	S		
23	T	159	1298	823	252	217	6	0	0

- Molecule 24 is a protein called 60S ribosomal protein L22.

Mol	Chain	Residues	Atoms					AltConf	Trace
			Total	C	N	O	S		
24	U	99	809	519	141	147	2	0	0

- Molecule 25 is a protein called 60S ribosomal protein L23.

Mol	Chain	Residues	Atoms					AltConf	Trace
			Total	C	N	O	S		
25	V	131	979	618	184	172	5	0	0

- Molecule 26 is a protein called 60S ribosomal protein L24.

Mol	Chain	Residues	Atoms					AltConf	Trace
			Total	C	N	O	S		
26	W	106	860	538	174	144	4	0	0

- Molecule 27 is a protein called 60S ribosomal protein L23a.

Mol	Chain	Residues	Atoms					AltConf	Trace
			Total	C	N	O	S		
27	X	118	967	618	181	167	1	0	0

- Molecule 28 is a protein called 60S ribosomal protein L26.

Mol	Chain	Residues	Atoms					AltConf	Trace
			Total	C	N	O	S		
28	Y	134	1115	700	226	186	3	0	0

- Molecule 29 is a protein called 60S ribosomal protein L27.

Mol	Chain	Residues	Atoms					AltConf	Trace
			Total	C	N	O	S		
29	Z	135	1107	714	208	182	3	0	0

- Molecule 30 is a protein called 60S ribosomal protein L27a.

Mol	Chain	Residues	Atoms					AltConf	Trace
			Total	C	N	O	S		
30	a	147	1162	734	239	185	4	0	0

- Molecule 31 is a protein called 60S ribosomal protein L29.

Mol	Chain	Residues	Atoms					AltConf	Trace
			Total	C	N	O	S		
31	b	104	848	527	189	129	3	0	0

- Molecule 32 is a protein called 60S ribosomal protein L30.

Mol	Chain	Residues	Atoms					AltConf	Trace
			Total	C	N	O	S		
32	c	98	761	481	134	140	6	0	0

- Molecule 33 is a protein called 60S ribosomal protein L31.

Mol	Chain	Residues	Atoms					AltConf	Trace
			Total	C	N	O	S		
33	d	107	888	560	171	155	2	0	0

- Molecule 34 is a protein called 60S ribosomal protein L32.

Mol	Chain	Residues	Atoms					AltConf	Trace
			Total	C	N	O	S		
34	e	128	1053	667	216	165	5	0	0

- Molecule 35 is a protein called 60S ribosomal protein L35a.

Mol	Chain	Residues	Atoms					AltConf	Trace
35	f	109	Total	C	N	O	S	0	0
			876	555	174	143	4		

- Molecule 36 is a protein called 60S ribosomal protein L34.

Mol	Chain	Residues	Atoms					AltConf	Trace
36	g	114	Total	C	N	O	S	0	0
			906	566	187	147	6		

- Molecule 37 is a protein called 60S ribosomal protein L35.

Mol	Chain	Residues	Atoms					AltConf	Trace
37	h	122	Total	C	N	O	S	0	0
			1013	640	204	168	1		

- Molecule 38 is a protein called 60S ribosomal protein L36.

Mol	Chain	Residues	Atoms					AltConf	Trace
38	i	102	Total	C	N	O	S	0	0
			830	520	176	129	5		

- Molecule 39 is a protein called 60S ribosomal protein L37.

Mol	Chain	Residues	Atoms					AltConf	Trace
39	j	86	Total	C	N	O	S	0	0
			705	434	155	111	5		

- Molecule 40 is a protein called 60S ribosomal protein L38.

Mol	Chain	Residues	Atoms					AltConf	Trace
40	k	69	Total	C	N	O	S	0	0
			569	366	103	99	1		

- Molecule 41 is a protein called 60S ribosomal protein L39.

Mol	Chain	Residues	Atoms					AltConf	Trace
41	l	50	Total	C	N	O	S	0	0
			447	286	96	64	1		

- Molecule 42 is a protein called 60S ribosomal protein L40.

Mol	Chain	Residues	Atoms					AltConf	Trace
42	m	52	Total	C	N	O	S	0	0
			430	267	90	67	6		

- Molecule 43 is a protein called 60S ribosomal protein L41.

Mol	Chain	Residues	Atoms					AltConf	Trace
43	n	25	Total	C	N	O	S	0	0
			239	145	64	27	3		

- Molecule 44 is a protein called 60S ribosomal protein L36a.

Mol	Chain	Residues	Atoms					AltConf	Trace
44	o	103	Total	C	N	O	S	0	0
			842	528	172	136	6		

- Molecule 45 is a protein called 60S ribosomal protein L37a.

Mol	Chain	Residues	Atoms					AltConf	Trace
45	p	91	Total	C	N	O	S	0	0
			708	445	136	120	7		

- Molecule 46 is a protein called 60S ribosomal protein L28.

Mol	Chain	Residues	Atoms					AltConf	Trace
46	r	124	Total	C	N	O	S	0	0
			994	616	205	167	6		

- Molecule 47 is a protein called 60S ribosomal protein L10a.

Mol	Chain	Residues	Atoms					AltConf	Trace
47	u	206	Total	C	N	O	S	0	0
			1654	1058	297	291	8		

- Molecule 48 is a protein called Interferon-related developmental regulator 2.

Mol	Chain	Residues	Atoms					AltConf	Trace
48	v	354	Total	C	N	O	S	0	0
			2737	1725	493	506	13		

- Molecule 49 is a RNA chain called 18S rRNA.

Mol	Chain	Residues	Atoms					AltConf	Trace
			Total	C	N	O	P		
49	9	1698	36291	16217	6509	11868	1697	0	0

- Molecule 50 is a protein called 40S ribosomal protein SA.

Mol	Chain	Residues	Atoms					AltConf	Trace
			Total	C	N	O	S		
50	AA	217	1710	1086	300	316	8	0	0

- Molecule 51 is a protein called 40S ribosomal protein S3a.

Mol	Chain	Residues	Atoms					AltConf	Trace
			Total	C	N	O	S		
51	BB	213	1729	1098	309	308	14	0	0

- Molecule 52 is a protein called 40S ribosomal protein S2.

Mol	Chain	Residues	Atoms					AltConf	Trace
			Total	C	N	O	S		
52	CC	221	1716	1111	295	301	9	0	0

- Molecule 53 is a protein called 40S ribosomal protein S3.

Mol	Chain	Residues	Atoms					AltConf	Trace
			Total	C	N	O	S		
53	DD	228	1768	1126	318	316	8	0	0

- Molecule 54 is a protein called 40S ribosomal protein S4, X isoform.

Mol	Chain	Residues	Atoms					AltConf	Trace
			Total	C	N	O	S		
54	EE	262	2076	1324	386	358	8	0	0

- Molecule 55 is a protein called 40S ribosomal protein S5.

Mol	Chain	Residues	Atoms					AltConf	Trace
			Total	C	N	O	S		
55	FF	185	1471	921	277	266	7	0	0

- Molecule 56 is a protein called 40S ribosomal protein S6.

Mol	Chain	Residues	Atoms					AltConf	Trace
56	GG	237	Total	C	N	O	S	0	0
			1923	1200	387	329	7		

- Molecule 57 is a protein called 40S ribosomal protein S7.

Mol	Chain	Residues	Atoms					AltConf	Trace
57	HH	185	Total	C	N	O	S	0	0
			1488	952	271	264	1		

- Molecule 58 is a protein called 40S ribosomal protein S8.

Mol	Chain	Residues	Atoms					AltConf	Trace
58	II	206	Total	C	N	O	S	0	0
			1686	1058	332	291	5		

- Molecule 59 is a protein called 40S ribosomal protein S9.

Mol	Chain	Residues	Atoms					AltConf	Trace
59	JJ	185	Total	C	N	O	S	0	0
			1525	969	306	248	2		

- Molecule 60 is a protein called 40S ribosomal protein S10.

Mol	Chain	Residues	Atoms					AltConf	Trace
60	KK	96	Total	C	N	O	S	0	0
			810	530	143	131	6		

- Molecule 61 is a protein called 40S ribosomal protein S11.

Mol	Chain	Residues	Atoms					AltConf	Trace
61	LL	143	Total	C	N	O	S	0	0
			1175	749	222	198	6		

- Molecule 62 is a protein called 40S ribosomal protein S12.

Mol	Chain	Residues	Atoms					AltConf	Trace
62	MM	117	Total	C	N	O	S	0	0
			908	570	161	169	8		

- Molecule 63 is a protein called 40S ribosomal protein S13.

Mol	Chain	Residues	Atoms					AltConf	Trace
			Total	C	N	O	S		
63	NN	149	1202	770	228	203	1	0	0

- Molecule 64 is a protein called 40S ribosomal protein S14.

Mol	Chain	Residues	Atoms					AltConf	Trace
			Total	C	N	O	S		
64	OO	136	1016	621	199	190	6	0	0

- Molecule 65 is a protein called 40S ribosomal protein S15.

Mol	Chain	Residues	Atoms					AltConf	Trace
			Total	C	N	O	S		
65	PP	120	997	635	187	168	7	0	0

- Molecule 66 is a protein called 40S ribosomal protein S16.

Mol	Chain	Residues	Atoms					AltConf	Trace
			Total	C	N	O	S		
66	QQ	142	1128	717	213	195	3	0	0

- Molecule 67 is a protein called 40S ribosomal protein S17.

Mol	Chain	Residues	Atoms					AltConf	Trace
			Total	C	N	O	S		
67	RR	132	1068	670	199	195	4	0	0

- Molecule 68 is a protein called 40S ribosomal protein S18.

Mol	Chain	Residues	Atoms					AltConf	Trace
			Total	C	N	O	S		
68	SS	144	1190	746	241	202	1	0	0

- Molecule 69 is a protein called 40S ribosomal protein S19.

Mol	Chain	Residues	Atoms					AltConf	Trace
			Total	C	N	O	S		
69	TT	141	1097	688	211	195	3	0	0

- Molecule 70 is a protein called 40S ribosomal protein S20.

Mol	Chain	Residues	Atoms					AltConf	Trace
			Total	C	N	O	S		
70	UU	100	795	498	152	141	4	0	0

- Molecule 71 is a protein called 40S ribosomal protein S21.

Mol	Chain	Residues	Atoms					AltConf	Trace
			Total	C	N	O	S		
71	VV	83	636	393	117	121	5	0	0

- Molecule 72 is a protein called 40S ribosomal protein S15a.

Mol	Chain	Residues	Atoms					AltConf	Trace
			Total	C	N	O	S		
72	WW	129	1034	659	193	176	6	0	0

- Molecule 73 is a protein called 40S ribosomal protein S23.

Mol	Chain	Residues	Atoms					AltConf	Trace
			Total	C	N	O	S		
73	XX	141	1098	693	219	183	3	0	0

- Molecule 74 is a protein called 40S ribosomal protein S24.

Mol	Chain	Residues	Atoms					AltConf	Trace
			Total	C	N	O	S		
74	YY	124	1011	640	198	168	5	0	0

- Molecule 75 is a protein called 40S ribosomal protein S25.

Mol	Chain	Residues	Atoms					AltConf	Trace
			Total	C	N	O	S		
75	ZZ	75	598	382	111	104	1	0	0

- Molecule 76 is a protein called 40S ribosomal protein S26.

Mol	Chain	Residues	Atoms					AltConf	Trace
			Total	C	N	O	S		
76	aa	101	814	507	170	132	5	0	0

- Molecule 77 is a protein called 40S ribosomal protein S27.



Mol	Chain	Residues	Atoms					AltConf	Trace
77	bb	83	Total	C	N	O	S	0	0
			651	408	121	115	7		

- Molecule 78 is a protein called 40S ribosomal protein S28.

Mol	Chain	Residues	Atoms					AltConf	Trace
78	cc	62	Total	C	N	O	S	0	0
			488	297	97	92	2		

- Molecule 79 is a protein called 40S ribosomal protein S29.

Mol	Chain	Residues	Atoms					AltConf	Trace
79	dd	55	Total	C	N	O	S	0	0
			459	286	94	74	5		

- Molecule 80 is a protein called 40S ribosomal protein S30.

Mol	Chain	Residues	Atoms					AltConf	Trace
80	ee	55	Total	C	N	O	S	0	0
			443	274	97	71	1		

- Molecule 81 is a protein called 40S ribosomal protein S27a.

Mol	Chain	Residues	Atoms					AltConf	Trace
81	ff	68	Total	C	N	O	S	0	0
			555	351	103	94	7		

- Molecule 82 is a protein called Receptor of activated protein C kinase 1.

Mol	Chain	Residues	Atoms					AltConf	Trace
82	gg	313	Total	C	N	O	S	0	0
			2436	1535	424	465	12		

- Molecule 83 is MAGNESIUM ION (three-letter code: MG) (formula: Mg).

Mol	Chain	Residues	Atoms		AltConf
83	5	199	Total	Mg	0
			199	199	
83	7	7	Total	Mg	0
			7	7	
83	8	6	Total	Mg	0
			6	6	

*Continued on next page...*

*Continued from previous page...*

Mol	Chain	Residues	Atoms		AltConf
83	A	1	Total 1	Mg 1	0
83	B	1	Total 1	Mg 1	0
83	P	2	Total 2	Mg 2	0
83	V	1	Total 1	Mg 1	0
83	j	1	Total 1	Mg 1	0
83	9	77	Total 77	Mg 77	0
83	LL	1	Total 1	Mg 1	0
83	TT	1	Total 1	Mg 1	0

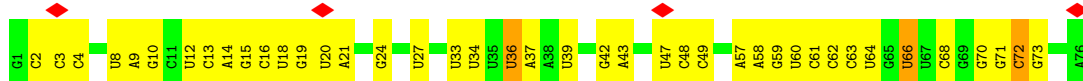
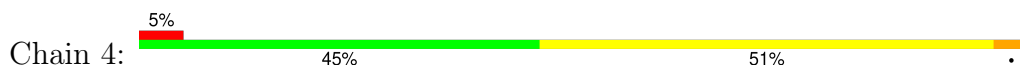
- Molecule 84 is ZINC ION (three-letter code: ZN) (formula: Zn).

Mol	Chain	Residues	Atoms		AltConf
84	g	1	Total 1	Zn 1	0
84	j	1	Total 1	Zn 1	0
84	m	1	Total 1	Zn 1	0
84	o	1	Total 1	Zn 1	0
84	p	1	Total 1	Zn 1	0
84	aa	1	Total 1	Zn 1	0
84	dd	1	Total 1	Zn 1	0
84	ff	1	Total 1	Zn 1	0

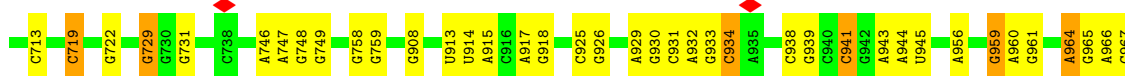
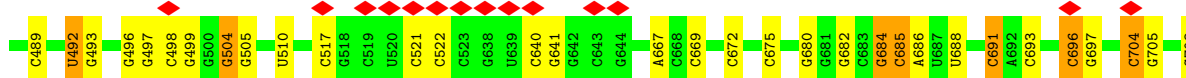
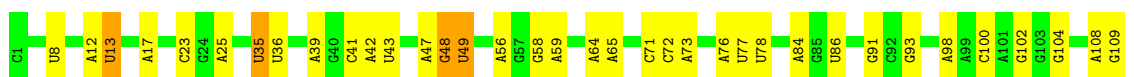
### 3 Residue-property plots

These plots are drawn for all protein, RNA, DNA and oligosaccharide chains in the entry. The first graphic for a chain summarises the proportions of the various outlier classes displayed in the second graphic. The second graphic shows the sequence view annotated by issues in geometry and atom inclusion in map density. Residues are color-coded according to the number of geometric quality criteria for which they contain at least one outlier: green = 0, yellow = 1, orange = 2 and red = 3 or more. A red diamond above a residue indicates a poor fit to the EM map for this residue (all-atom inclusion < 40%). Stretches of 2 or more consecutive residues without any outlier are shown as a green connector. Residues present in the sample, but not in the model, are shown in grey.

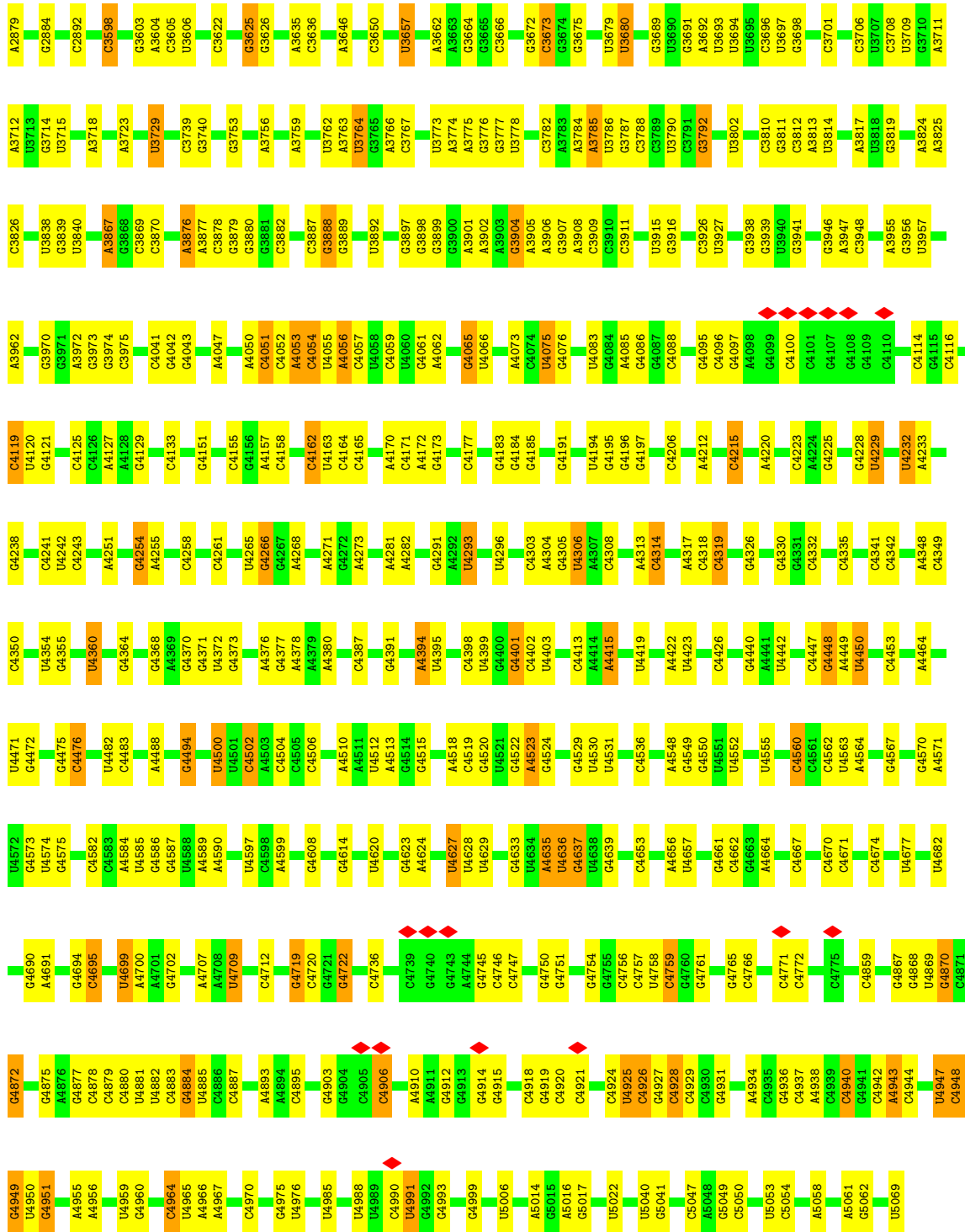
- Molecule 1: Z-site tRNA



- Molecule 2: 28S rRNA





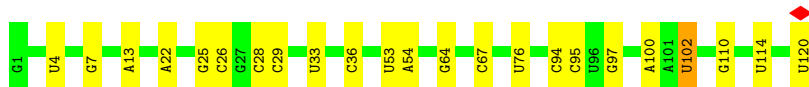


• Molecule 3: 5S rRNA

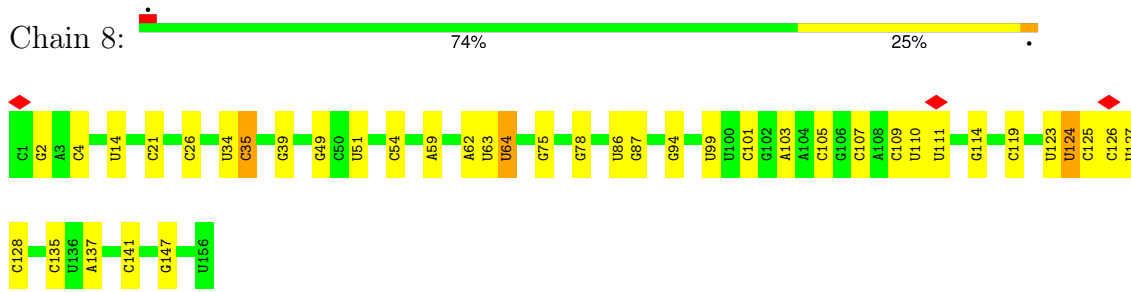
Chain 7:

81%

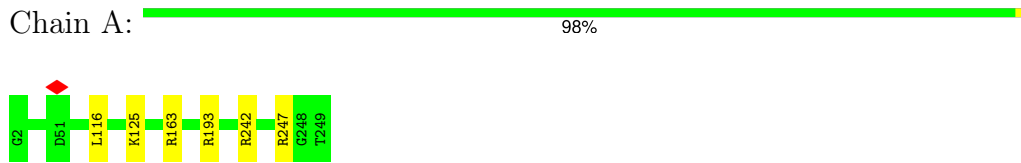
18%



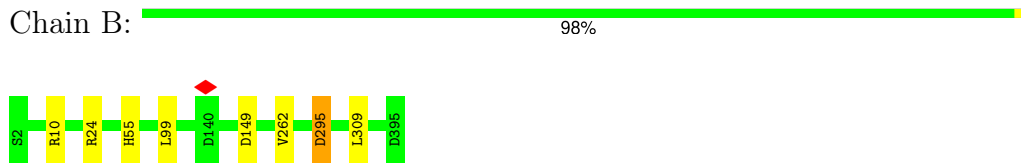
• Molecule 4: 5.8S rRNA



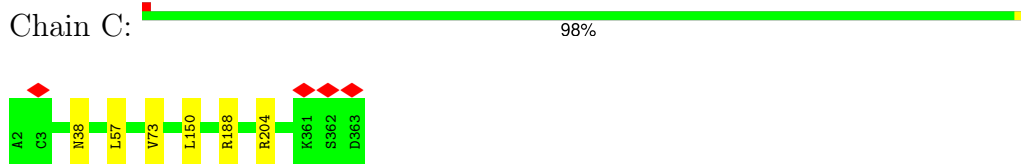
• Molecule 5: 60S ribosomal protein L8



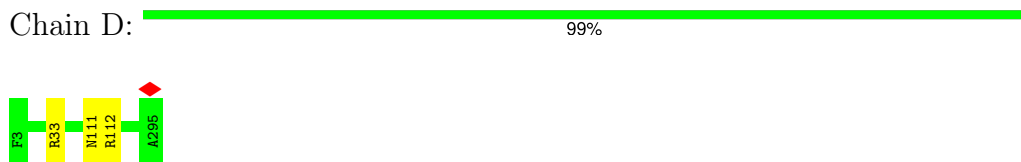
• Molecule 6: 60S ribosomal protein L3



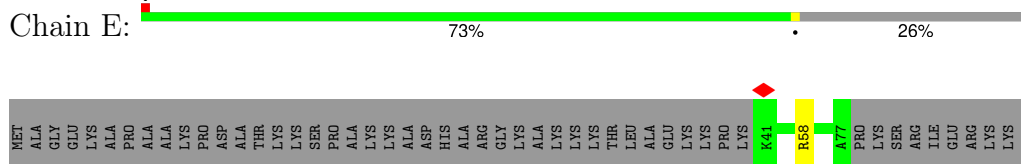
• Molecule 7: 60S ribosomal protein L4

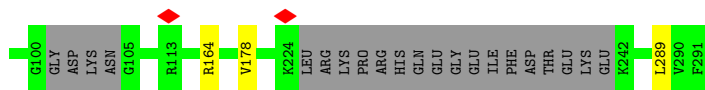


• Molecule 8: 60S ribosomal protein L5

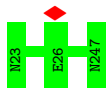


• Molecule 9: 60S ribosomal protein L6

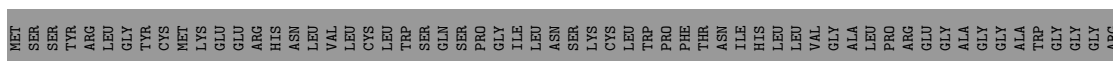




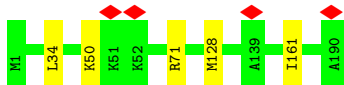
- Molecule 10: 60S ribosomal protein L7



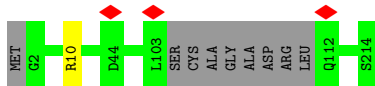
- Molecule 11: 60S ribosomal protein L7a



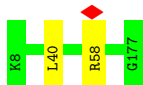
- Molecule 12: 60S ribosomal protein L9



- Molecule 13: 60S ribosomal protein L10




- Molecule 14: 60S ribosomal protein L11

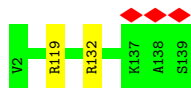


- Molecule 15: 60S ribosomal protein L13





- Molecule 16: 60S ribosomal protein L14



- Molecule 17: 60S Ribosomal protein L15



- Molecule 18: 60S ribosomal protein L13a



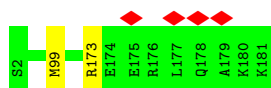
- Molecule 19: 60S ribosomal protein L17



- Molecule 20: 60S ribosomal protein L18



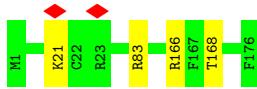
- Molecule 21: 60S ribosomal protein L19



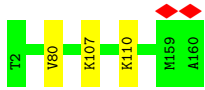
- Molecule 22: 60S ribosomal protein L18a







- Molecule 23: 60S ribosomal protein L21



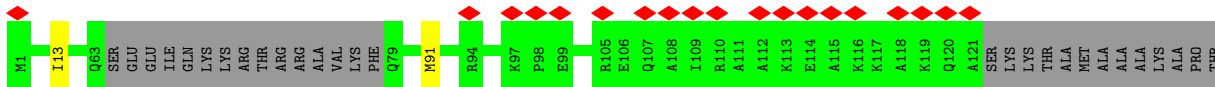
- Molecule 24: 60S ribosomal protein L22



- Molecule 25: 60S ribosomal protein L23



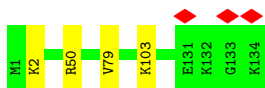
- Molecule 26: 60S ribosomal protein L24



- Molecule 27: 60S ribosomal protein L23a

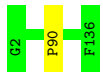


- Molecule 28: 60S ribosomal protein L26



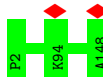
- Molecule 29: 60S ribosomal protein L27

Chain Z:  99%



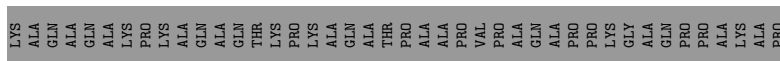
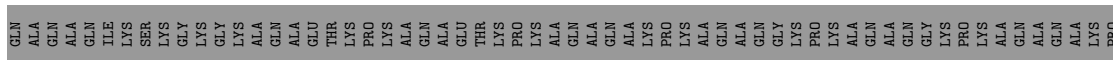

- Molecule 30: 60S ribosomal protein L27a

Chain a:  100%

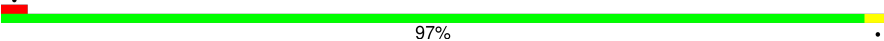


- Molecule 31: 60S ribosomal protein L29

Chain b:  5%  
42% 58%



- Molecule 32: 60S ribosomal protein L30

Chain c:  97%



- Molecule 33: 60S ribosomal protein L31

Chain d:  98%



- Molecule 34: 60S ribosomal protein L32

Chain e:  98%



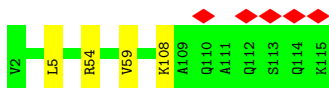
- Molecule 35: 60S ribosomal protein L35a

Chain f:  99%



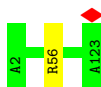
- Molecule 36: 60S ribosomal protein L34

Chain g:  96%



- Molecule 37: 60S ribosomal protein L35

Chain h:  99%



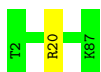
- Molecule 38: 60S ribosomal protein L36

Chain i:  99%



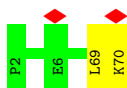
- Molecule 39: 60S ribosomal protein L37

Chain j:  99%



- Molecule 40: 60S ribosomal protein L38

Chain k:  97%



- Molecule 41: 60S ribosomal protein L39

Chain l:  94% 6%



- Molecule 42: 60S ribosomal protein L40

Chain m:  98%



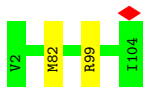
- Molecule 43: 60S ribosomal protein L41

Chain n:  100%

There are no outlier residues recorded for this chain.

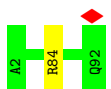
- Molecule 44: 60S ribosomal protein L36a

Chain o:  98%



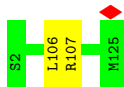
- Molecule 45: 60S ribosomal protein L37a

Chain p:  99%

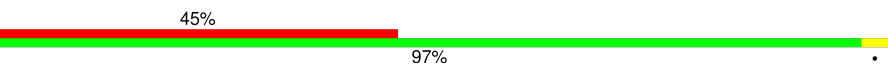


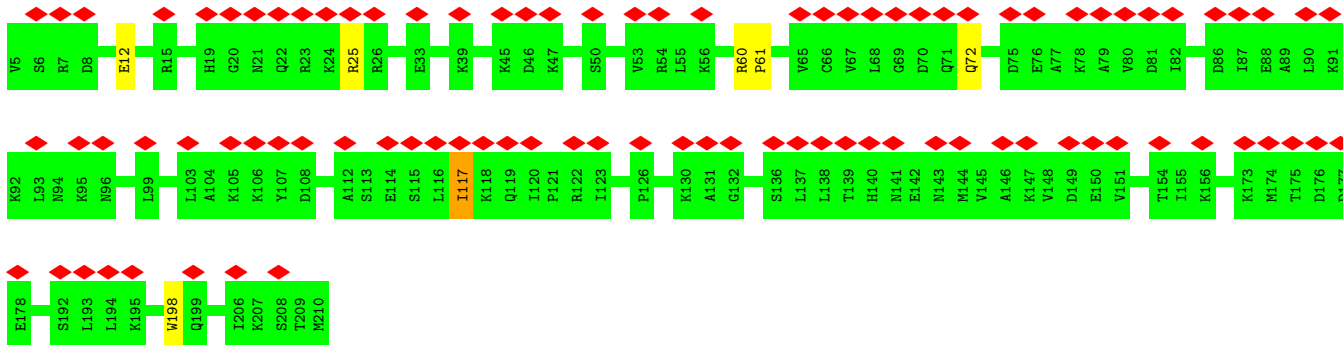
- Molecule 46: 60S ribosomal protein L28

Chain r:  98%

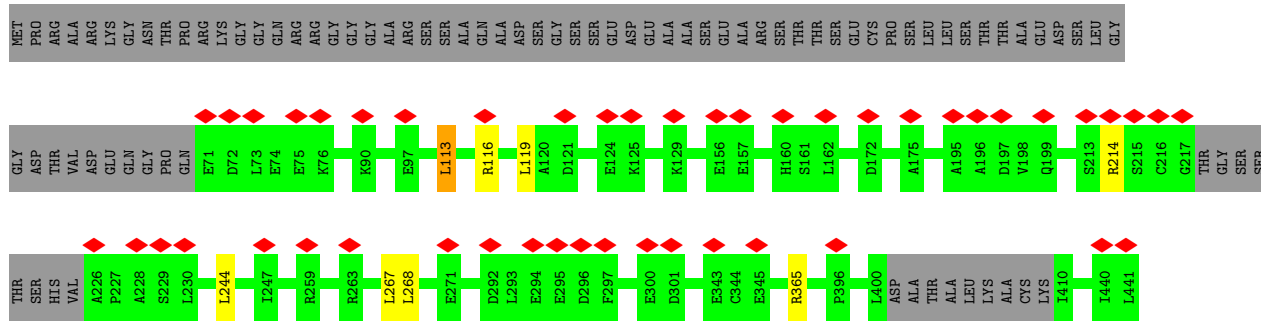
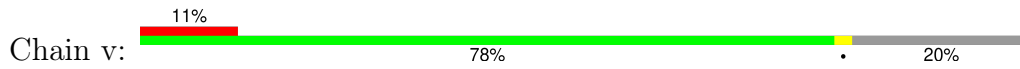


- Molecule 47: 60S ribosomal protein L10a

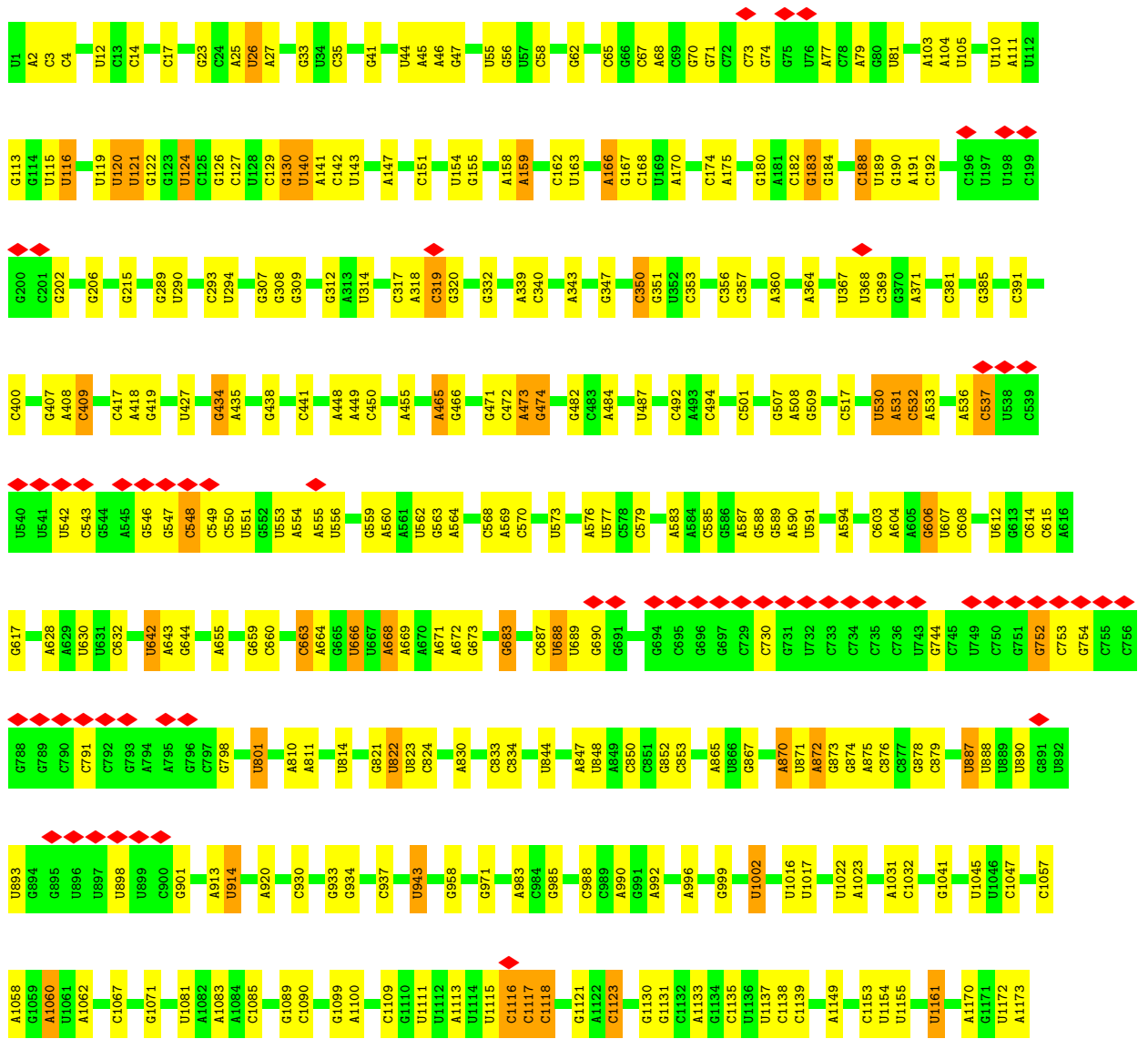
Chain u:  97%

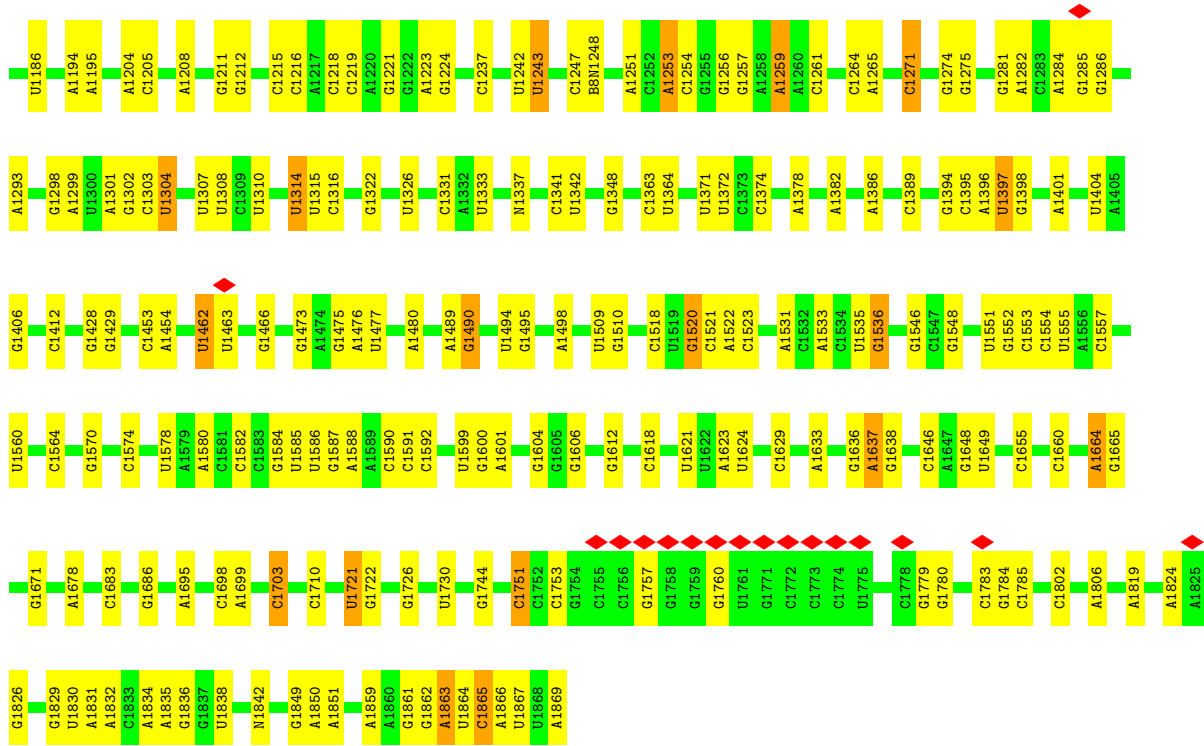


- Molecule 48: Interferon-related developmental regulator 2

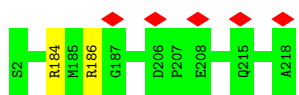


● Molecule 49: 18S rRNA

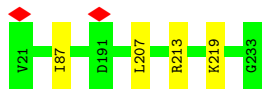




• Molecule 50: 40S ribosomal protein SA



• Molecule 51: 40S ribosomal protein S3a

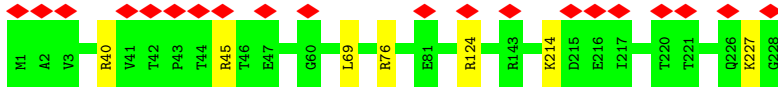


• Molecule 52: 40S ribosomal protein S2



• Molecule 53: 40S ribosomal protein S3

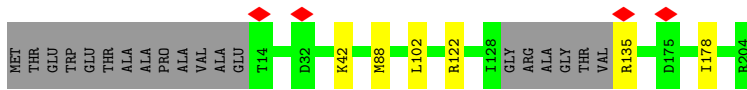
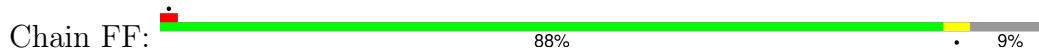




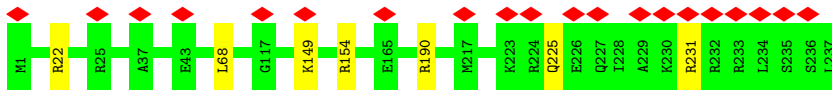
- Molecule 54: 40S ribosomal protein S4, X isoform



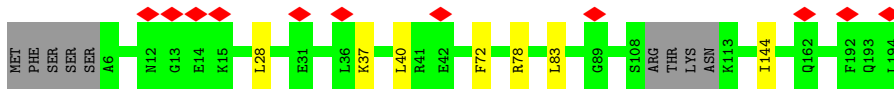
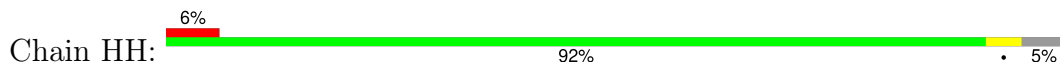
- Molecule 55: 40S ribosomal protein S5



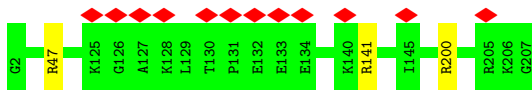
- Molecule 56: 40S ribosomal protein S6



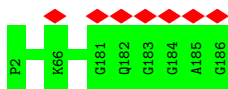
- Molecule 57: 40S ribosomal protein S7



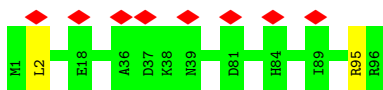
- Molecule 58: 40S ribosomal protein S8



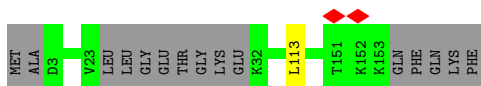
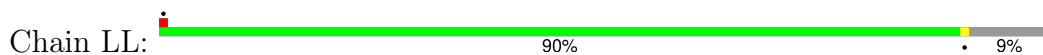
- Molecule 59: 40S ribosomal protein S9



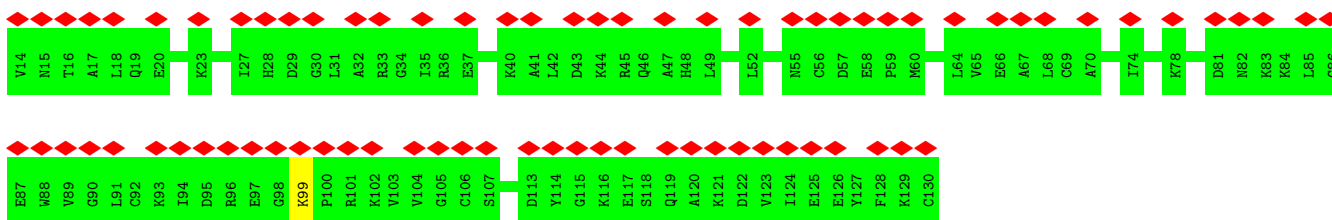
- Molecule 60: 40S ribosomal protein S10



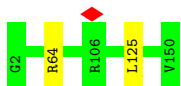
- Molecule 61: 40S ribosomal protein S11



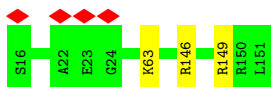
- Molecule 62: 40S ribosomal protein S12



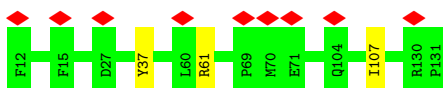
- Molecule 63: 40S ribosomal protein S13



- Molecule 64: 40S ribosomal protein S14



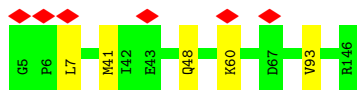
- Molecule 65: 40S ribosomal protein S15



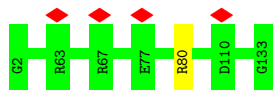
- Molecule 66: 40S ribosomal protein S16



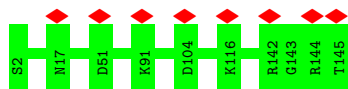




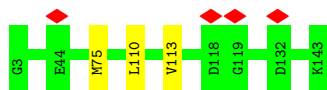
- Molecule 67: 40S ribosomal protein S17



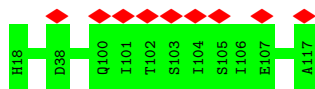
- Molecule 68: 40S ribosomal protein S18



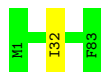
- Molecule 69: 40S ribosomal protein S19



- Molecule 70: 40S ribosomal protein S20



- Molecule 71: 40S ribosomal protein S21



- Molecule 72: 40S ribosomal protein S15a



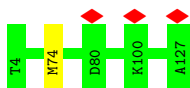
- Molecule 73: 40S ribosomal protein S23

Chain XX:  98%



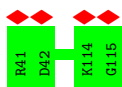
- Molecule 74: 40S ribosomal protein S24

Chain YY:  99%



- Molecule 75: 40S ribosomal protein S25

Chain ZZ:  5% 100%



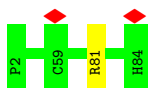
- Molecule 76: 40S ribosomal protein S26

Chain aa:  100%



- Molecule 77: 40S ribosomal protein S27

Chain bb:  99%



- Molecule 78: 40S ribosomal protein S28

Chain cc:  5% 98%

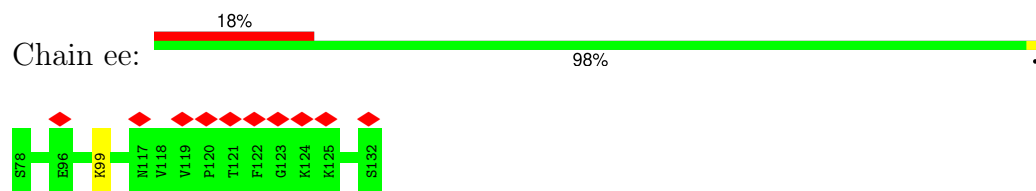


- Molecule 79: 40S ribosomal protein S29

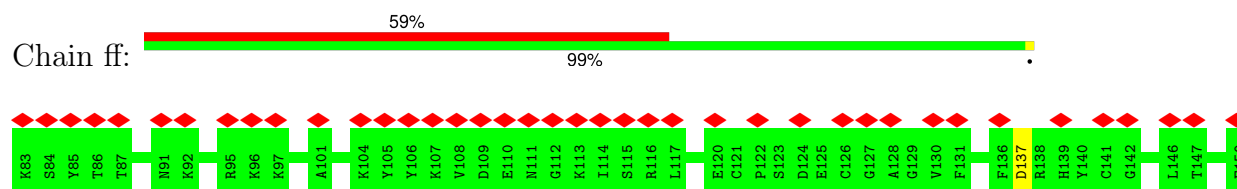
Chain dd:  98%



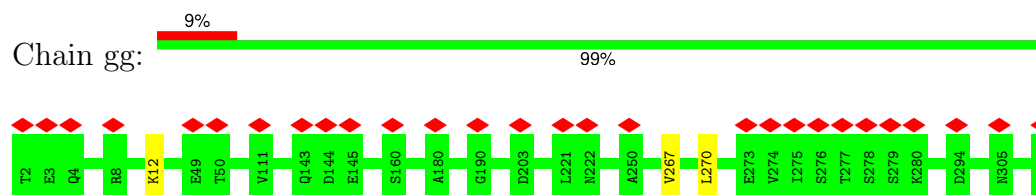
- Molecule 80: 40S ribosomal protein S30



- Molecule 81: 40S ribosomal protein S27a



- Molecule 82: Receptor of activated protein C kinase 1



## 4 Experimental information

Property	Value	Source
EM reconstruction method	SINGLE PARTICLE	Depositor
Imposed symmetry	POINT, C1	Depositor
Number of particles used	74031	Depositor
Resolution determination method	FSC 0.143 CUT-OFF	Depositor
CTF correction method	PHASE FLIPPING AND AMPLITUDE CORRECTION	Depositor
Microscope	FEI TITAN KRIOS	Depositor
Voltage (kV)	300	Depositor
Electron dose ( $e^-/\text{\AA}^2$ )	40	Depositor
Minimum defocus (nm)	Not provided	
Maximum defocus (nm)	Not provided	
Magnification	Not provided	
Image detector	FEI FALCON II (4k x 4k)	Depositor
Maximum map value	1.018	Depositor
Minimum map value	-0.622	Depositor
Average map value	0.002	Depositor
Map value standard deviation	0.030	Depositor
Recommended contour level	0.1	Depositor
Map size (Å)	536.0, 536.0, 536.0	wwPDB
Map dimensions	400, 400, 400	wwPDB
Map angles (°)	90.0, 90.0, 90.0	wwPDB
Pixel spacing (Å)	1.34, 1.34, 1.34	Depositor

## 5 Model quality i

### 5.1 Standard geometry i

Bond lengths and bond angles in the following residue types are not validated in this section: A2M, P7G, PSU, B8W, MG, B8T, BGH, B8Q, E6G, 7MG, B8H, B8N, 1MA, B9H, OMU, I4U, UR3, M7A, OMC, ZN, B8K, P4U, 4AC, 2MG, 5MC, OMG, E7G, MHG, 5MU, MLZ, E3C, 6MZ, MA6, B9B

The Z score for a bond length (or angle) is the number of standard deviations the observed value is removed from the expected value. A bond length (or angle) with  $|Z| > 5$  is considered an outlier worth inspection. RMSZ is the root-mean-square of all Z scores of the bond lengths (or angles).

Mol	Chain	Bond lengths		Bond angles	
		RMSZ	# Z  >5	RMSZ	# Z  >5
1	4	0.42	0/1779	1.19	17/2771 (0.6%)
2	5	0.90	0/83825	1.21	704/130614 (0.5%)
3	7	0.87	0/2858	1.14	15/4455 (0.3%)
4	8	0.90	0/3559	1.20	27/5543 (0.5%)
5	A	0.59	0/1936	0.72	1/2596 (0.0%)
6	B	0.55	0/3240	0.70	4/4339 (0.1%)
7	C	0.52	0/2927	0.64	0/3932
8	D	0.48	0/2437	0.58	0/3264
9	E	0.43	0/1762	0.64	1/2362 (0.0%)
10	F	0.54	0/1911	0.65	0/2549
11	G	0.47	0/1910	0.64	0/2569
12	H	0.48	0/1535	0.67	1/2063 (0.0%)
13	I	0.49	0/1702	0.60	0/2272
14	J	0.44	0/1385	0.68	1/1852 (0.1%)
15	L	0.46	0/1733	0.64	0/2316
16	M	0.51	0/1158	0.63	0/1547
17	N	0.60	0/1746	0.65	0/2338
18	O	0.54	0/1662	0.66	0/2222
19	P	0.56	0/1268	0.63	0/1700
20	Q	0.52	0/1539	0.67	0/2054
21	R	0.49	0/1524	0.70	2/2013 (0.1%)
22	S	0.56	0/1501	0.65	0/2012
23	T	0.54	0/1326	0.64	0/1770
24	U	0.41	0/823	0.67	0/1104
25	V	0.52	0/993	0.66	1/1332 (0.1%)
26	W	0.48	0/873	0.63	1/1158 (0.1%)
27	X	0.47	0/984	0.61	0/1323
28	Y	0.50	0/1132	0.65	0/1504
29	Z	0.52	0/1130	0.61	0/1507
30	a	0.56	0/1191	0.63	0/1590

Mol	Chain	Bond lengths		Bond angles	
		RMSZ	# Z  >5	RMSZ	# Z  >5
31	b	0.40	0/861	0.61	0/1138
32	c	0.55	0/771	0.69	0/1034
33	d	0.50	0/903	0.65	0/1216
34	e	0.52	0/1071	0.58	0/1429
35	f	0.57	0/895	0.65	0/1198
36	g	0.51	0/916	0.66	0/1220
37	h	0.45	0/1021	0.62	0/1348
38	i	0.46	0/841	0.61	0/1112
39	j	0.55	0/720	0.68	0/952
40	k	0.43	0/575	0.61	0/761
41	l	0.51	0/459	0.67	1/608 (0.2%)
42	m	0.50	0/425	0.68	0/561
43	n	0.44	0/240	0.72	0/305
44	o	0.49	0/855	0.60	0/1128
45	p	0.57	0/718	0.62	0/953
46	r	0.55	0/1010	0.68	0/1354
47	u	0.33	0/1680	0.72	1/2255 (0.0%)
48	v	0.37	0/2779	0.71	5/3751 (0.1%)
49	9	0.76	0/39723	1.19	338/61870 (0.5%)
50	AA	0.48	0/1747	0.68	0/2374
51	BB	0.46	0/1756	0.67	0/2350
52	CC	0.49	0/1753	0.69	0/2369
53	DD	0.38	0/1796	0.67	1/2417 (0.0%)
54	EE	0.44	1/2118 (0.0%)	0.65	1/2849 (0.0%)
55	FF	0.42	0/1492	0.64	1/2005 (0.0%)
56	GG	0.38	0/1946	0.64	1/2590 (0.0%)
57	HH	0.40	0/1510	0.69	1/2022 (0.0%)
58	II	0.46	0/1715	0.63	0/2287
59	JJ	0.41	0/1550	0.61	0/2069
60	KK	0.37	0/834	0.65	1/1125 (0.1%)
61	LL	0.52	0/1195	0.63	1/1597 (0.1%)
62	MM	0.35	0/918	0.70	0/1233
63	NN	0.46	0/1226	0.68	1/1649 (0.1%)
64	OO	0.49	0/1029	0.65	0/1380
65	PP	0.39	0/1017	0.62	1/1358 (0.1%)
66	QQ	0.41	0/1146	0.65	1/1534 (0.1%)
67	RR	0.38	0/1082	0.65	0/1452
68	SS	0.36	0/1208	0.66	0/1618
69	TT	0.37	0/1115	0.60	1/1493 (0.1%)
70	UU	0.36	0/805	0.63	0/1081
71	VV	0.46	0/643	0.60	0/860
72	WW	0.50	0/1051	0.69	0/1406
73	XX	0.45	0/1116	0.67	0/1490

Mol	Chain	Bond lengths		Bond angles	
		RMSZ	# Z  >5	RMSZ	# Z  >5
74	YY	0.40	0/1028	0.56	0/1366
75	ZZ	0.35	0/604	0.62	0/810
76	aa	0.48	0/828	0.62	0/1109
77	bb	0.40	0/665	0.62	0/891
78	cc	0.40	0/490	0.61	0/656
79	dd	0.47	0/470	0.59	0/623
80	ee	0.38	0/447	0.59	0/587
81	ff	0.33	0/567	0.56	0/753
82	gg	0.35	0/2493	0.64	0/3394
All	All	0.72	1/229172 (0.0%)	1.02	1131/335661 (0.3%)

Chiral center outliers are detected by calculating the chiral volume of a chiral center and verifying if the center is modelled as a planar moiety or with the opposite hand. A planarity outlier is detected by checking planarity of atoms in a peptide group, atoms in a mainchain group or atoms of a sidechain that are expected to be planar.

Mol	Chain	#Chirality outliers	#Planarity outliers
6	B	0	1
7	C	0	1
11	G	0	1
12	H	0	1
15	L	0	2
17	N	0	3
18	O	0	1
23	T	0	1
31	b	0	1
33	d	0	1
40	k	0	1
47	u	0	2
52	CC	0	1
54	EE	0	1
71	VV	0	1
72	WW	0	1
73	XX	0	1
81	ff	0	1
All	All	0	22

All (1) bond length outliers are listed below:

Mol	Chain	Res	Type	Atoms	Z	Observed(Å)	Ideal(Å)
54	EE	237	SER	C-N	-5.43	1.21	1.34

All (1131) bond angle outliers are listed below:

Mol	Chain	Res	Type	Atoms	Z	Observed(°)	Ideal(°)
49	9	501	C	C2-N1-C1'	12.91	133.00	118.80
2	5	1978	C	N1-C2-O2	12.32	126.29	118.90
49	9	501	C	N1-C2-O2	12.10	126.16	118.90
2	5	2505	C	N1-C2-O2	12.03	126.11	118.90
2	5	4056	A	OP1-P-O3'	-11.92	78.98	105.20
49	9	1453	C	C2-N1-C1'	11.39	131.33	118.80
2	5	2505	C	N3-C2-O2	-11.18	114.08	121.90
49	9	914	U	C5-C4-O4	-11.12	119.23	125.90
49	9	1453	C	N1-C2-O2	11.08	125.55	118.90
2	5	2505	C	C6-N1-C2	-10.67	116.03	120.30
49	9	1520	G	N3-C4-C5	-10.64	123.28	128.60
49	9	1751	C	N1-C2-O2	10.61	125.26	118.90
2	5	1978	C	C2-N1-C1'	10.05	129.85	118.80
2	5	685	C	O5'-P-OP2	-9.99	96.71	105.70
49	9	1520	G	C2-N3-C4	9.94	116.87	111.90
49	9	853	C	N1-C2-O2	9.93	124.86	118.90
2	5	1978	C	N3-C2-O2	-9.88	114.98	121.90
2	5	1079	C	N1-C2-O2	9.83	124.80	118.90
2	5	1639	U	C2-N1-C1'	9.69	129.33	117.70
2	5	2814	C	N1-C2-O2	9.61	124.67	118.90
2	5	100	C	C2-N1-C1'	9.56	129.32	118.80
2	5	4054	C	C6-N1-C2	-9.49	116.50	120.30
2	5	2022	C	N1-C2-O2	9.48	124.59	118.90
49	9	1139	C	C2-N1-C1'	9.45	129.19	118.80
49	9	501	C	N3-C2-O2	-9.42	115.31	121.90
49	9	1535	U	C2-N1-C1'	9.41	129.00	117.70
49	9	494	C	N1-C2-O2	9.39	124.53	118.90
2	5	100	C	N3-C2-O2	-9.33	115.37	121.90
49	9	1590	C	N1-C2-O2	9.33	124.50	118.90
2	5	521	C	N3-C2-O2	-9.32	115.38	121.90
49	9	630	U	C2-N1-C1'	9.27	128.82	117.70
2	5	2814	C	N3-C2-O2	-9.24	115.43	121.90
2	5	4119	C	C2-N1-C1'	9.21	128.93	118.80
2	5	1612	G	N3-C4-N9	9.19	131.51	126.00
2	5	4041	C	N1-C2-O2	9.12	124.37	118.90
2	5	2022	C	N3-C2-O2	-9.11	115.52	121.90
49	9	914	U	C2-N1-C1'	9.08	128.60	117.70
49	9	630	U	N3-C2-O2	-9.07	115.85	122.20
2	5	4924	C	N3-C2-O2	-9.04	115.57	121.90
49	9	1303	C	C2-N1-C1'	9.00	128.69	118.80
49	9	1116	C	N1-C2-O2	8.94	124.27	118.90
2	5	112	C	C2-N1-C1'	8.94	128.63	118.80

*Continued on next page...*



*Continued from previous page...*

Mol	Chain	Res	Type	Atoms	Z	Observed(°)	Ideal(°)
49	9	1751	C	C2-N1-C1'	8.94	128.63	118.80
49	9	1265	A	O4'-C1'-N9	8.93	115.34	108.20
49	9	350	C	N1-C2-O2	8.87	124.22	118.90
2	5	1429	C	C2-N1-C1'	8.86	128.55	118.80
49	9	501	C	C6-N1-C1'	-8.86	110.17	120.80
2	5	100	C	N1-C2-O2	8.82	124.19	118.90
49	9	501	C	C6-N1-C2	-8.81	116.78	120.30
49	9	853	C	C2-N1-C1'	8.79	128.46	118.80
49	9	630	U	N1-C2-O2	8.78	128.94	122.80
49	9	1139	C	N1-C2-O2	8.77	124.16	118.90
4	8	128	C	N1-C2-O2	8.77	124.16	118.90
2	5	326	C	C6-N1-C2	-8.76	116.79	120.30
2	5	4119	C	N1-C2-O2	8.76	124.16	118.90
49	9	356	C	N1-C2-O2	8.69	124.11	118.90
49	9	1535	U	N1-C2-O2	8.67	128.87	122.80
49	9	1834	A	N7-C8-N9	8.66	118.13	113.80
2	5	3767	C	C5-C6-N1	8.65	125.33	121.00
2	5	1381	U	N1-C2-O2	8.63	128.84	122.80
2	5	1329	G	C8-N9-C4	-8.52	102.99	106.40
49	9	1364	U	N1-C2-O2	8.48	128.74	122.80
2	5	4759	C	N1-C2-O2	8.47	123.98	118.90
49	9	1139	C	N3-C2-O2	-8.45	115.99	121.90
49	9	1624	U	C2-N1-C1'	8.41	127.79	117.70
2	5	1079	C	N3-C2-O2	-8.40	116.02	121.90
2	5	2627	C	N1-C2-O2	8.40	123.94	118.90
49	9	1116	C	C2-N1-C1'	8.39	128.03	118.80
2	5	1084	C	C2-N1-C1'	8.38	128.02	118.80
49	9	1060	A	O4'-C1'-N9	8.38	114.90	108.20
2	5	1381	U	N3-C2-O2	-8.37	116.34	122.20
49	9	1520	G	C8-N9-C4	-8.37	103.05	106.40
2	5	4682	U	N3-C2-O2	-8.35	116.36	122.20
2	5	1395	U	N3-C2-O2	-8.35	116.36	122.20
2	5	1381	U	C2-N1-C1'	8.31	127.67	117.70
49	9	853	C	N3-C2-O2	-8.29	116.10	121.90
2	5	4682	U	N1-C2-O2	8.25	128.57	122.80
49	9	494	C	N3-C2-O2	-8.22	116.14	121.90
2	5	1484	G	N3-C4-C5	-8.22	124.49	128.60
49	9	1453	C	C5-C6-N1	8.20	125.10	121.00
2	5	1429	C	C5-C6-N1	8.19	125.10	121.00
2	5	2505	C	C2-N1-C1'	8.17	127.79	118.80
2	5	3926	C	C6-N1-C2	-8.16	117.03	120.30
2	5	4880	C	C2-N1-C1'	8.14	127.75	118.80

*Continued on next page...*

*Continued from previous page...*

Mol	Chain	Res	Type	Atoms	Z	Observed(°)	Ideal(°)
2	5	1882	U	C5-C4-O4	-8.11	121.03	125.90
2	5	3788	C	N1-C2-O2	8.10	123.76	118.90
49	9	1364	U	N3-C2-O2	-8.10	116.53	122.20
2	5	4254	G	N3-C4-C5	-8.05	124.57	128.60
49	9	1303	C	N1-C2-O2	8.05	123.73	118.90
2	5	1484	G	N3-C4-N9	8.03	130.82	126.00
49	9	501	C	C5-C6-N1	7.99	125.00	121.00
2	5	1978	C	C6-N1-C2	-7.98	117.11	120.30
2	5	4653	C	C6-N1-C2	-7.96	117.12	120.30
49	9	1865	C	C2-N1-C1'	7.96	127.55	118.80
2	5	1847	C	C5-C6-N1	7.95	124.98	121.00
49	9	1453	C	C6-N1-C1'	-7.93	111.29	120.80
2	5	4759	C	N3-C2-O2	-7.92	116.36	121.90
2	5	521	C	N1-C2-O2	7.91	123.65	118.90
55	FF	88	MET	CG-SD-CE	-7.90	87.56	100.20
2	5	1847	C	C6-N1-C2	-7.89	117.14	120.30
49	9	1453	C	N3-C2-O2	-7.89	116.38	121.90
49	9	1590	C	N3-C2-O2	-7.89	116.38	121.90
2	5	4928	C	N1-C2-O2	7.89	123.63	118.90
49	9	1462	U	N1-C2-O2	7.86	128.30	122.80
49	9	570	C	C2-N1-C1'	7.80	127.38	118.80
49	9	151	C	C6-N1-C2	-7.79	117.19	120.30
49	9	293	C	N1-C2-O2	7.78	123.57	118.90
49	9	350	C	N3-C2-O2	-7.77	116.46	121.90
49	9	1316	C	N1-C2-O2	7.77	123.56	118.90
49	9	151	C	C5-C6-N1	7.76	124.88	121.00
49	9	1591	C	N1-C2-O2	7.76	123.56	118.90
49	9	1865	C	N3-C2-O2	-7.75	116.47	121.90
2	5	1686	C	C6-N1-C2	-7.74	117.20	120.30
4	8	35	C	C6-N1-C2	-7.73	117.21	120.30
2	5	4928	C	C2-N1-C1'	7.73	127.30	118.80
49	9	914	U	C6-N1-C1'	-7.72	110.39	121.20
49	9	356	C	C2-N1-C1'	7.71	127.28	118.80
2	5	2856	C	N1-C2-O2	7.70	123.52	118.90
2	5	1429	C	N1-C2-O2	7.68	123.51	118.90
49	9	1261	C	N1-C2-O2	7.68	123.51	118.90
2	5	4258	C	C5-C6-N1	7.66	124.83	121.00
2	5	4653	C	C5-C6-N1	7.66	124.83	121.00
49	9	1364	U	C2-N1-C1'	7.64	126.87	117.70
49	9	1624	U	N3-C2-O2	-7.64	116.85	122.20
2	5	112	C	C6-N1-C2	-7.64	117.24	120.30
2	5	1081	C	C2-N1-C1'	7.61	127.17	118.80

*Continued on next page...*

*Continued from previous page...*

Mol	Chain	Res	Type	Atoms	Z	Observed(°)	Ideal(°)
2	5	220	C	N1-C2-O2	7.60	123.46	118.90
2	5	4928	C	N3-C2-O2	-7.60	116.58	121.90
2	5	2819	U	N3-C2-O2	-7.60	116.88	122.20
2	5	1792	U	C2-N1-C1'	7.59	126.81	117.70
2	5	691	C	C2-N1-C1'	7.57	127.13	118.80
2	5	2627	C	C6-N1-C2	-7.57	117.27	120.30
49	9	570	C	N1-C2-O2	7.56	123.44	118.90
2	5	4056	A	OP2-P-O3'	-7.56	88.57	105.20
49	9	1462	U	C2-N1-C1'	7.56	126.77	117.70
49	9	1116	C	N3-C2-O2	-7.55	116.61	121.90
49	9	356	C	N3-C2-O2	-7.55	116.62	121.90
2	5	1777	C	C2-N1-C1'	7.54	127.10	118.80
49	9	1261	C	N3-C2-O2	-7.54	116.62	121.90
2	5	1612	G	C4-C5-N7	7.54	113.82	110.80
49	9	570	C	C6-N1-C2	-7.54	117.28	120.30
49	9	1139	C	C6-N1-C2	-7.53	117.29	120.30
2	5	672	C	N1-C2-O2	7.51	123.41	118.90
2	5	1081	C	N1-C2-O2	7.51	123.41	118.90
2	5	4560	C	N3-C2-O2	-7.50	116.65	121.90
2	5	4402	C	N1-C2-O2	7.50	123.40	118.90
2	5	2814	C	C2-N1-C1'	7.49	127.03	118.80
4	8	128	C	N3-C2-O2	-7.49	116.66	121.90
2	5	1236	C	C6-N1-C2	-7.47	117.31	120.30
2	5	3739	C	N1-C2-O2	7.46	123.38	118.90
2	5	4423	U	C2-N1-C1'	7.46	126.66	117.70
49	9	1462	U	N3-C2-O2	-7.45	116.98	122.20
4	8	64	U	N3-C2-O2	-7.45	116.99	122.20
2	5	4041	C	N3-C2-O2	-7.42	116.71	121.90
49	9	1590	C	C6-N1-C2	-7.41	117.34	120.30
2	5	2028	C	C2-N1-C1'	7.41	126.95	118.80
2	5	4229	U	N3-C2-O2	-7.40	117.02	122.20
2	5	4229	U	N1-C2-O2	7.39	127.97	122.80
2	5	2505	C	C5-C6-N1	7.38	124.69	121.00
49	9	1551	U	C2-N1-C1'	7.38	126.56	117.70
49	9	579	C	N1-C2-O2	7.38	123.33	118.90
49	9	1130	G	C2-N3-C4	7.37	115.58	111.90
1	4	36	U	C2-N1-C1'	7.37	126.54	117.70
49	9	293	C	C2-N1-C1'	7.36	126.90	118.80
49	9	1111	U	N1-C2-O2	7.34	127.94	122.80
2	5	1612	G	C4-N9-C1'	7.33	136.03	126.50
49	9	632	C	C6-N1-C2	-7.32	117.37	120.30
49	9	1118	C	N3-C2-O2	-7.32	116.78	121.90

*Continued on next page...*

*Continued from previous page...*

Mol	Chain	Res	Type	Atoms	Z	Observed(°)	Ideal(°)
2	5	2046	G	P-O3'-C3'	7.31	128.47	119.70
2	5	2072	C	C5-C6-N1	7.31	124.65	121.00
49	9	1453	C	C6-N1-C2	-7.31	117.38	120.30
49	9	1118	C	N1-C2-O2	7.30	123.28	118.90
49	9	183	G	C2-N3-C4	7.29	115.55	111.90
2	5	217	C	C2-N1-C1'	7.29	126.82	118.80
2	5	1612	G	C8-N9-C1'	-7.28	117.53	127.00
2	5	234	G	O4'-C1'-N9	7.27	114.02	108.20
2	5	1340	C	C6-N1-C2	-7.27	117.39	120.30
2	5	1893	C	C2-N1-C1'	7.26	126.79	118.80
2	5	4119	C	N3-C2-O2	-7.26	116.81	121.90
3	7	67	C	C6-N1-C2	-7.26	117.39	120.30
2	5	4709	U	N1-C2-O2	7.25	127.88	122.80
49	9	1118	C	C2-N1-C1'	7.25	126.78	118.80
49	9	1261	C	C2-N1-C1'	7.24	126.76	118.80
2	5	2281	U	N1-C2-O2	7.23	127.86	122.80
49	9	570	C	N3-C2-O2	-7.23	116.84	121.90
2	5	1485	C	C2-N1-C1'	7.22	126.75	118.80
49	9	1520	G	C4-N9-C1'	7.22	135.89	126.50
49	9	1111	U	N3-C2-O2	-7.22	117.15	122.20
2	5	4880	C	N1-C2-O2	7.21	123.22	118.90
49	9	1057	C	C2-N1-C1'	7.19	126.71	118.80
49	9	371	A	O5'-P-OP2	-7.19	99.23	105.70
2	5	1663	C	C5-C6-N1	7.18	124.59	121.00
2	5	2695	A	P-O3'-C3'	7.18	128.32	119.70
2	5	1484	G	C4-N9-C1'	7.18	135.83	126.50
2	5	2627	C	N3-C2-O2	-7.17	116.88	121.90
2	5	1485	C	N1-C2-O2	7.17	123.20	118.90
53	DD	69	LEU	CA-CB-CG	7.16	131.76	115.30
49	9	350	C	C6-N1-C2	-7.15	117.44	120.30
2	5	2814	C	C6-N1-C2	-7.14	117.44	120.30
49	9	1624	U	N1-C2-O2	7.14	127.80	122.80
49	9	1751	C	N3-C2-O2	-7.14	116.90	121.90
2	5	1429	C	C6-N1-C2	-7.14	117.44	120.30
49	9	1865	C	C6-N1-C2	-7.14	117.44	120.30
6	B	149	ASP	CB-CG-OD1	7.13	124.71	118.30
2	5	266	C	O5'-P-OP2	-7.12	99.29	105.70
2	5	2325	C	N3-C2-O2	-7.12	116.91	121.90
49	9	1535	U	C6-N1-C1'	-7.12	111.24	121.20
2	5	4747	C	C2-N1-C1'	7.09	126.60	118.80
2	5	1079	C	C2-N1-C1'	7.09	126.60	118.80
49	9	1130	G	N3-C4-C5	-7.08	125.06	128.60

*Continued on next page...*

*Continued from previous page...*

Mol	Chain	Res	Type	Atoms	Z	Observed(°)	Ideal(°)
49	9	632	C	C2-N1-C1'	7.08	126.59	118.80
2	5	2528	G	C4-N9-C1'	7.08	135.70	126.50
2	5	326	C	C5-C6-N1	7.08	124.54	121.00
2	5	1612	G	C5-C6-O6	-7.07	124.36	128.60
2	5	1612	G	C6-C5-N7	-7.07	126.16	130.40
2	5	2488	C	C5-C6-N1	7.07	124.53	121.00
49	9	1834	A	C8-N9-C4	-7.07	102.97	105.80
2	5	2072	C	C6-N1-C2	-7.05	117.48	120.30
49	9	930	C	N1-C2-O2	7.05	123.13	118.90
2	5	4709	U	N3-C2-O2	-7.05	117.27	122.20
49	9	1397	U	N3-C2-O2	-7.04	117.27	122.20
2	5	1674	C	C5-C6-N1	7.04	124.52	121.00
2	5	4266	G	C4-N9-C1'	7.04	135.65	126.50
49	9	1172	U	N1-C2-O2	7.04	127.72	122.80
2	5	4925	U	P-O3'-C3'	7.01	128.12	119.70
49	9	130	G	C4-N9-C1'	7.01	135.62	126.50
2	5	133	C	C6-N1-C2	-6.97	117.51	120.30
2	5	1882	U	N3-C4-O4	6.97	124.28	119.40
2	5	4695	C	N1-C2-O2	6.96	123.08	118.90
49	9	1751	C	C5-C6-N1	6.95	124.48	121.00
1	4	61	C	N1-C2-O2	6.94	123.07	118.90
2	5	1807	C	C2-N1-C1'	6.94	126.43	118.80
49	9	1022	U	C2-N1-C1'	6.92	126.01	117.70
2	5	4759	C	C2-N1-C1'	6.92	126.41	118.80
49	9	1315	U	C2-N1-C1'	6.92	126.00	117.70
2	5	1072	C	P-O3'-C3'	6.91	127.99	119.70
2	5	217	C	N1-C2-O2	6.91	123.04	118.90
2	5	4266	G	N3-C4-C5	-6.91	125.15	128.60
49	9	1520	G	N3-C4-N9	6.90	130.14	126.00
2	5	3911	C	C5-C6-N1	6.90	124.45	121.00
49	9	130	G	N3-C4-C5	-6.90	125.15	128.60
49	9	1564	C	C2-N1-C1'	6.90	126.39	118.80
49	9	12	U	N3-C2-O2	-6.89	117.37	122.20
2	5	964	A	N7-C8-N9	6.89	117.25	113.80
49	9	1315	U	N3-C2-O2	-6.89	117.38	122.20
2	5	2627	C	C2-N1-C1'	6.88	126.36	118.80
49	9	1271	C	N1-C2-O2	6.88	123.03	118.90
2	5	3778	U	N1-C2-O2	6.86	127.60	122.80
2	5	1666	C	C6-N1-C2	-6.86	117.56	120.30
2	5	4243	C	C6-N1-C2	-6.86	117.56	120.30
49	9	1751	C	C6-N1-C2	-6.86	117.56	120.30
1	4	61	C	C2-N1-C1'	6.82	126.30	118.80

*Continued on next page...*

Continued from previous page...

Mol	Chain	Res	Type	Atoms	Z	Observed(°)	Ideal(°)
2	5	3778	U	N3-C2-O2	-6.82	117.43	122.20
2	5	4880	C	N3-C2-O2	-6.80	117.14	121.90
2	5	3876	A	P-O3'-C3'	6.80	127.86	119.70
49	9	632	C	C5-C6-N1	6.80	124.40	121.00
2	5	2667	C	N1-C2-O2	6.79	122.97	118.90
2	5	2547	G	O5'-P-OP1	-6.79	99.59	105.70
2	5	4948	C	C2-N1-C1'	6.78	126.26	118.80
4	8	21	C	N1-C2-O2	6.77	122.96	118.90
2	5	2820	C	N1-C2-O2	6.77	122.96	118.90
1	4	36	U	N1-C2-O2	6.76	127.53	122.80
3	7	29	C	C2-N1-C1'	6.76	126.24	118.80
2	5	2362	U	N1-C2-O2	6.76	127.53	122.80
49	9	1261	C	C6-N1-C2	-6.75	117.60	120.30
2	5	4943	A	O5'-P-OP1	-6.75	99.62	105.70
49	9	1389	C	C2-N1-C1'	6.75	126.22	118.80
2	5	1276	C	C2-N1-C1'	6.74	126.22	118.80
49	9	537	C	N1-C2-O2	6.74	122.94	118.90
2	5	2410	C	C2-N1-C1'	6.73	126.21	118.80
2	5	41	C	C5-C6-N1	6.73	124.36	121.00
2	5	691	C	C6-N1-C2	-6.72	117.61	120.30
2	5	4423	U	N3-C2-O2	-6.72	117.50	122.20
2	5	1193	C	C2-N1-C1'	6.71	126.19	118.80
2	5	220	C	C2-N1-C1'	6.71	126.18	118.80
2	5	1325	C	N3-C2-O2	-6.70	117.21	121.90
49	9	537	C	C2-N1-C1'	6.70	126.17	118.80
49	9	1315	U	N1-C2-O2	6.70	127.49	122.80
49	9	1865	C	N1-C2-O2	6.69	122.92	118.90
49	9	1047	C	C5-C6-N1	6.69	124.34	121.00
2	5	1084	C	C5-C6-N1	6.68	124.34	121.00
2	5	1340	C	C5-C6-N1	6.68	124.34	121.00
2	5	2281	U	N3-C2-O2	-6.68	117.53	122.20
2	5	4502	C	N1-C2-O2	6.67	122.91	118.90
49	9	1389	C	C6-N1-C2	-6.67	117.63	120.30
2	5	4266	G	N3-C4-N9	6.67	130.00	126.00
2	5	205	C	N1-C2-O2	6.67	122.90	118.90
2	5	4119	C	C6-N1-C1'	-6.66	112.81	120.80
2	5	1607	C	C6-N1-C2	-6.66	117.64	120.30
2	5	2281	U	C2-N1-C1'	6.66	125.69	117.70
60	KK	2	LEU	C-N-CA	6.66	138.35	121.70
2	5	115	C	C2-N1-C1'	6.65	126.11	118.80
2	5	4360	U	N3-C2-O2	-6.65	117.55	122.20
2	5	4057	C	OP1-P-OP2	6.64	129.56	119.60

Continued on next page...

*Continued from previous page...*

Mol	Chain	Res	Type	Atoms	Z	Observed(°)	Ideal(°)
2	5	4964	C	N1-C2-O2	6.64	122.88	118.90
2	5	2683	C	C6-N1-C2	-6.64	117.64	120.30
49	9	407	G	N3-C4-C5	-6.63	125.28	128.60
2	5	4206	C	C6-N1-C2	-6.63	117.65	120.30
49	9	1172	U	N3-C2-O2	-6.63	117.56	122.20
47	u	117	ILE	CG1-CB-CG2	-6.63	96.82	111.40
2	5	1612	G	N9-C4-C5	-6.62	102.75	105.40
2	5	4413	C	C2-N1-C1'	6.62	126.08	118.80
2	5	4059	C	N1-C2-O2	6.62	122.87	118.90
49	9	1535	U	N3-C2-O2	-6.61	117.57	122.20
49	9	1397	U	N1-C2-O2	6.59	127.42	122.80
2	5	2704	C	C2-N1-C1'	6.59	126.05	118.80
2	5	5022	U	N3-C2-O2	-6.59	117.59	122.20
2	5	4869	U	C2-N1-C1'	6.58	125.60	117.70
49	9	1834	A	C5-N7-C8	-6.58	100.61	103.90
2	5	1686	C	C5-C6-N1	6.58	124.29	121.00
49	9	1161	U	N3-C2-O2	-6.57	117.60	122.20
2	5	1853	G	C4-N9-C1'	6.57	135.04	126.50
2	5	4662	C	C6-N1-C2	-6.56	117.68	120.30
2	5	3788	C	N3-C2-O2	-6.56	117.31	121.90
49	9	1057	C	C6-N1-C2	-6.56	117.68	120.30
2	5	4065	G	P-O3'-C3'	6.55	127.57	119.70
2	5	1656	U	N3-C2-O2	-6.54	117.62	122.20
2	5	1477	C	C2-N1-C1'	6.54	126.00	118.80
2	5	3636	C	N3-C2-O2	-6.54	117.32	121.90
49	9	314	U	N3-C2-O2	-6.54	117.62	122.20
2	5	2362	U	N3-C2-O2	-6.53	117.63	122.20
4	8	35	C	C5-C6-N1	6.53	124.27	121.00
1	4	66	U	N1-C2-O2	6.53	127.37	122.80
2	5	4925	U	OP2-P-O3'	6.53	119.56	105.20
2	5	1978	C	C6-N1-C1'	-6.52	112.98	120.80
2	5	2410	C	C5-C6-N1	6.52	124.26	121.00
2	5	100	C	C6-N1-C2	-6.52	117.69	120.30
2	5	1210	C	N1-C2-O2	6.51	122.81	118.90
49	9	293	C	N3-C2-O2	-6.51	117.34	121.90
2	5	100	C	C6-N1-C1'	-6.51	112.99	120.80
2	5	1210	C	C2-N1-C1'	6.51	125.96	118.80
2	5	49	U	N1-C2-O2	6.51	127.36	122.80
2	5	3778	U	C2-N1-C1'	6.51	125.51	117.70
49	9	1303	C	C6-N1-C1'	-6.50	113.00	120.80
2	5	1179	U	N3-C2-O2	-6.49	117.66	122.20
2	5	2819	U	N1-C2-O2	6.49	127.34	122.80

*Continued on next page...*

*Continued from previous page...*

Mol	Chain	Res	Type	Atoms	Z	Observed(°)	Ideal(°)
2	5	4746	C	N1-C2-O2	6.49	122.79	118.90
49	9	473	A	OP2-P-O3'	6.49	119.47	105.20
49	9	317	C	C2-N1-C1'	6.49	125.94	118.80
2	5	125	C	C6-N1-C2	-6.49	117.71	120.30
4	8	141	C	C5-C6-N1	6.49	124.24	121.00
49	9	752	G	P-O3'-C3'	6.48	127.48	119.70
49	9	879	C	C2-N1-C1'	6.48	125.93	118.80
2	5	2008	U	C2-N1-C1'	6.48	125.48	117.70
3	7	102	U	N1-C2-O2	6.48	127.34	122.80
2	5	691	C	C5-C6-N1	6.47	124.24	121.00
2	5	1485	C	N3-C2-O2	-6.47	117.37	121.90
2	5	2008	U	N3-C2-O2	-6.47	117.67	122.20
2	5	2319	C	C6-N1-C2	-6.47	117.71	120.30
2	5	115	C	N1-C2-O2	6.46	122.78	118.90
2	5	2716	C	C6-N1-C2	-6.46	117.72	120.30
2	5	2838	G	C4-N9-C1'	6.45	134.89	126.50
49	9	688	U	P-O3'-C3'	6.45	127.44	119.70
2	5	220	C	C5-C6-N1	6.45	124.22	121.00
2	5	4215	C	C6-N1-C2	-6.44	117.72	120.30
2	5	1777	C	C5-C6-N1	6.43	124.22	121.00
2	5	2023	C	N1-C2-O2	6.43	122.76	118.90
49	9	353	C	C5-C6-N1	6.43	124.21	121.00
2	5	274	C	C2-N1-C1'	6.42	125.86	118.80
2	5	4709	U	C2-N1-C1'	6.42	125.40	117.70
2	5	4869	U	N3-C2-O2	-6.42	117.71	122.20
2	5	2661	U	P-O3'-C3'	6.42	127.40	119.70
2	5	1084	C	N1-C2-O2	6.41	122.75	118.90
2	5	112	C	C5-C6-N1	6.41	124.20	121.00
49	9	1730	U	N1-C2-O2	6.41	127.29	122.80
2	5	2351	C	C6-N1-C2	-6.41	117.74	120.30
2	5	4261	C	C5-C6-N1	6.40	124.20	121.00
2	5	4041	C	C6-N1-C2	-6.39	117.75	120.30
2	5	5016	A	C5-N7-C8	-6.39	100.71	103.90
49	9	887	U	C2-N1-C1'	6.38	125.36	117.70
2	5	49	U	N3-C2-O2	-6.37	117.74	122.20
3	7	67	C	C5-C6-N1	6.37	124.18	121.00
2	5	1395	U	C6-N1-C2	-6.37	117.18	121.00
2	5	4054	C	O4'-C1'-N1	6.37	113.29	108.20
2	5	1079	C	C6-N1-C2	-6.36	117.75	120.30
2	5	2837	U	N3-C2-O2	-6.36	117.75	122.20
2	5	693	C	N1-C2-O2	6.35	122.71	118.90
2	5	1445	U	C2-N1-C1'	6.35	125.32	117.70

*Continued on next page...*



*Continued from previous page...*

Mol	Chain	Res	Type	Atoms	Z	Observed(°)	Ideal(°)
2	5	1339	U	C5-C6-N1	6.35	125.87	122.70
49	9	1551	U	N1-C2-O2	6.34	127.24	122.80
2	5	684	G	OP2-P-O3'	6.34	119.15	105.20
2	5	4423	U	N1-C2-O2	6.34	127.23	122.80
2	5	2528	G	C8-N9-C1'	-6.32	118.78	127.00
2	5	1477	C	C6-N1-C2	-6.32	117.77	120.30
49	9	879	C	C6-N1-C2	-6.32	117.77	120.30
48	v	113	LEU	CA-CB-CG	6.31	129.82	115.30
2	5	1639	U	C6-N1-C1'	-6.31	112.36	121.20
2	5	3775	A	N7-C8-N9	6.31	116.95	113.80
2	5	3767	C	C6-N1-C2	-6.31	117.78	120.30
2	5	4254	G	C2-N3-C4	6.31	115.05	111.90
2	5	4258	C	C6-N1-C2	-6.30	117.78	120.30
49	9	407	G	N3-C4-N9	6.29	129.78	126.00
49	9	1636	G	C4-N9-C1'	6.29	134.68	126.50
2	5	4413	C	N3-C2-O2	-6.29	117.50	121.90
2	5	3904	G	P-O3'-C3'	6.29	127.24	119.70
2	5	48	G	P-O3'-C3'	6.28	127.24	119.70
49	9	1660	C	C2-N1-C1'	6.28	125.71	118.80
2	5	4766	C	C5-C6-N1	6.27	124.13	121.00
2	5	417	G	O4'-C1'-N9	6.27	113.21	108.20
2	5	1812	C	C2-N1-C1'	6.26	125.68	118.80
2	5	2716	C	C5-C6-N1	6.26	124.13	121.00
2	5	2838	G	C8-N9-C1'	-6.25	118.87	127.00
49	9	1730	U	N3-C2-O2	-6.25	117.82	122.20
2	5	1639	U	N1-C2-O2	6.25	127.18	122.80
2	5	2532	C	C2-N1-C1'	6.25	125.68	118.80
6	B	309	LEU	CA-CB-CG	6.25	129.68	115.30
2	5	472	C	C2-N1-C1'	6.25	125.67	118.80
2	5	1656	U	N1-C2-O2	6.25	127.17	122.80
49	9	1118	C	C6-N1-C2	-6.25	117.80	120.30
2	5	4206	C	C2-N1-C1'	6.25	125.67	118.80
2	5	1193	C	N1-C2-O2	6.24	122.64	118.90
2	5	2503	G	OP1-P-OP2	-6.23	110.25	119.60
2	5	4165	C	C5-C6-N1	6.23	124.12	121.00
2	5	3696	C	C2-N1-C1'	6.23	125.65	118.80
2	5	3739	C	C2-N1-C1'	6.23	125.65	118.80
49	9	26	U	C5-C6-N1	6.23	125.81	122.70
2	5	323	C	C6-N1-C2	-6.22	117.81	120.30
2	5	4360	U	N1-C2-O2	6.22	127.15	122.80
2	5	2319	C	C2-N1-C1'	6.21	125.63	118.80
49	9	914	U	N3-C4-O4	6.21	123.75	119.40

*Continued on next page...*

*Continued from previous page...*

Mol	Chain	Res	Type	Atoms	Z	Observed(°)	Ideal(°)
2	5	1978	C	C5-C6-N1	6.21	124.10	121.00
2	5	1179	U	N1-C2-O2	6.20	127.14	122.80
2	5	1633	G	P-O3'-C3'	6.20	127.14	119.70
2	5	1731	C	C2-N1-C1'	6.20	125.62	118.80
2	5	4413	C	N1-C2-O2	6.20	122.62	118.90
2	5	1193	C	C5-C6-N1	6.20	124.10	121.00
2	5	964	A	C8-N9-C4	-6.19	103.32	105.80
2	5	4054	C	C5-C6-N1	6.19	124.09	121.00
49	9	1591	C	N3-C2-O2	-6.19	117.57	121.90
2	5	1445	U	C5-C6-N1	6.19	125.79	122.70
3	7	28	C	C6-N1-C2	-6.18	117.83	120.30
25	V	49	LEU	CA-CB-CG	6.18	129.51	115.30
2	5	2008	U	N1-C2-O2	6.18	127.12	122.80
56	GG	68	LEU	CA-CB-CG	6.17	129.50	115.30
2	5	1329	G	N7-C8-N9	6.17	116.18	113.10
49	9	1824	A	C2-N3-C4	6.17	113.68	110.60
2	5	4075	U	OP1-P-O3'	6.16	118.76	105.20
2	5	1777	C	C6-N1-C2	-6.16	117.83	120.30
14	J	40	LEU	CA-CB-CG	6.16	129.47	115.30
2	5	3709	U	C2-N1-C1'	6.16	125.09	117.70
49	9	4	C	C6-N1-C2	-6.16	117.84	120.30
49	9	1253	A	P-O3'-C3'	6.15	127.08	119.70
2	5	521	C	C6-N1-C2	-6.15	117.84	120.30
2	5	1540	C	C6-N1-C2	-6.14	117.84	120.30
49	9	1022	U	N1-C2-O2	6.14	127.10	122.80
2	5	1929	A	C2-N3-C4	6.14	113.67	110.60
2	5	2488	C	C6-N1-C2	-6.14	117.84	120.30
49	9	930	C	C2-N1-C1'	6.13	125.55	118.80
2	5	406	C	P-O3'-C3'	6.13	127.06	119.70
2	5	126	C	C2-N1-C1'	6.13	125.54	118.80
3	7	102	U	N3-C2-O2	-6.12	117.91	122.20
2	5	77	U	N3-C2-O2	-6.12	117.92	122.20
2	5	1179	U	C2-N1-C1'	6.12	125.04	117.70
49	9	151	C	C2-N1-C1'	6.12	125.53	118.80
49	9	427	U	C2-N1-C1'	6.12	125.04	117.70
2	5	1603	C	C5-C6-N1	6.12	124.06	121.00
65	PP	107	ILE	C-N-CA	6.12	136.99	121.70
2	5	1421	G	C6-C5-N7	-6.11	126.73	130.40
2	5	2772	C	C6-N1-C2	-6.11	117.86	120.30
2	5	195	C	C6-N1-C2	-6.11	117.86	120.30
2	5	294	G	C2-N3-C4	6.11	114.95	111.90
2	5	2740	U	C2-N1-C1'	6.11	125.03	117.70

*Continued on next page...*

*Continued from previous page...*

Mol	Chain	Res	Type	Atoms	Z	Observed(°)	Ideal(°)
12	H	34	LEU	CA-CB-CG	6.11	129.35	115.30
49	9	1016	U	N3-C2-O2	-6.11	117.92	122.20
2	5	1639	U	N3-C2-O2	-6.11	117.93	122.20
2	5	4041	C	C2-N1-C1'	6.11	125.52	118.80
49	9	1032	C	C6-N1-C2	-6.10	117.86	120.30
49	9	853	C	C6-N1-C1'	-6.09	113.49	120.80
2	5	4342	C	C6-N1-C2	-6.08	117.87	120.30
49	9	1139	C	C6-N1-C1'	-6.08	113.50	120.80
2	5	1792	U	N1-C2-O2	6.08	127.06	122.80
2	5	4949	G	O4'-C1'-N9	6.08	113.06	108.20
2	5	2051	C	C6-N1-C2	-6.08	117.87	120.30
2	5	2362	U	C2-N1-C1'	6.08	124.99	117.70
2	5	4719	G	OP1-P-O3'	6.07	118.55	105.20
2	5	4942	C	C2-N1-C1'	6.07	125.48	118.80
2	5	2089	G	P-O3'-C3'	6.06	126.97	119.70
49	9	530	U	C2-N1-C1'	6.06	124.97	117.70
2	5	1214	C	N1-C2-O2	6.05	122.53	118.90
2	5	1792	U	N3-C2-O2	-6.05	117.96	122.20
2	5	4075	U	P-O3'-C3'	6.05	126.96	119.70
2	5	326	C	C2-N1-C1'	6.04	125.45	118.80
1	4	72	C	P-O3'-C3'	6.04	126.95	119.70
2	5	1484	G	C8-N9-C1'	-6.04	119.16	127.00
2	5	294	G	N3-C4-N9	6.03	129.62	126.00
2	5	1468	C	C6-N1-C2	-6.03	117.89	120.30
49	9	1314	U	C2-N1-C1'	6.03	124.94	117.70
49	9	1636	G	N3-C4-N9	6.03	129.62	126.00
49	9	1316	C	N3-C2-O2	-6.03	117.68	121.90
2	5	672	C	N3-C2-O2	-6.02	117.68	121.90
49	9	958	G	O4'-C1'-N9	6.02	113.02	108.20
49	9	1271	C	C6-N1-C2	-6.02	117.89	120.30
2	5	1084	C	C6-N1-C2	-6.01	117.89	120.30
49	9	1551	U	N3-C2-O2	-6.01	117.99	122.20
2	5	115	C	N3-C2-O2	-6.01	117.69	121.90
2	5	2772	C	C2-N1-C1'	6.01	125.41	118.80
2	5	112	C	N1-C2-O2	6.00	122.50	118.90
2	5	5022	U	N1-C2-O2	6.00	127.00	122.80
49	9	1590	C	C5-C6-N1	6.00	124.00	121.00
2	5	281	U	N3-C2-O2	-5.99	118.00	122.20
49	9	494	C	C2-N1-C1'	5.99	125.39	118.80
49	9	876	C	N1-C2-O2	5.99	122.50	118.90
49	9	1303	C	O4'-C1'-N1	5.99	112.99	108.20
2	5	1481	C	N1-C2-O2	5.98	122.49	118.90

*Continued on next page...*

Continued from previous page...

Mol	Chain	Res	Type	Atoms	Z	Observed(°)	Ideal(°)
2	5	1847	C	C2-N1-C1'	5.98	125.38	118.80
49	9	577	U	N1-C2-O2	5.98	126.99	122.80
21	R	99	MET	CA-CB-CG	-5.98	103.13	113.30
2	5	2820	C	N3-C2-O2	-5.98	117.72	121.90
49	9	183	G	N3-C4-C5	-5.98	125.61	128.60
49	9	824	C	N1-C2-O2	5.98	122.49	118.90
49	9	1664	A	P-O3'-C3'	5.96	126.86	119.70
2	5	1440	U	C5-C6-N1	5.96	125.68	122.70
2	5	245	C	P-O3'-C3'	5.96	126.86	119.70
2	5	4695	C	N3-C2-O2	-5.96	117.73	121.90
2	5	1276	C	C5-C6-N1	5.95	123.98	121.00
2	5	2528	G	N3-C4-N9	5.95	129.57	126.00
2	5	1686	C	N3-C2-O2	-5.95	117.73	121.90
2	5	4059	C	N3-C2-O2	-5.95	117.73	121.90
49	9	1117	C	N1-C2-O2	5.95	122.47	118.90
2	5	4662	C	C5-C6-N1	5.95	123.97	121.00
2	5	5016	A	N7-C8-N9	5.95	116.77	113.80
2	5	4052	C	N3-C2-O2	-5.94	117.74	121.90
2	5	4232	U	P-O3'-C3'	5.94	126.83	119.70
2	5	1411(B)	C	N3-C2-O2	-5.94	117.74	121.90
2	5	449	C	P-O3'-C3'	5.94	126.83	119.70
2	5	1686	C	N1-C2-O2	5.93	122.46	118.90
49	9	1123	C	C6-N1-C2	-5.93	117.93	120.30
2	5	256	G	N3-C4-N9	5.93	129.56	126.00
1	4	63	C	C2-N1-C1'	5.93	125.32	118.80
2	5	4759	C	C6-N1-C2	-5.93	117.93	120.30
49	9	666	U	C2-N1-C1'	5.93	124.81	117.70
2	5	469	C	N1-C2-O2	5.92	122.45	118.90
2	5	2351	C	C5-C6-N1	5.92	123.96	121.00
49	9	319	C	O5'-P-OP1	5.92	117.81	110.70
2	5	1828	C	C6-N1-C2	-5.92	117.93	120.30
49	9	1303	C	N3-C2-O2	-5.92	117.76	121.90
2	5	4766	C	C2-N1-C1'	5.91	125.31	118.80
2	5	4399	U	N3-C2-O2	-5.91	118.06	122.20
49	9	1751	C	C6-N1-C1'	-5.91	113.71	120.80
2	5	3904	G	OP1-P-O3'	5.90	118.19	105.20
49	9	183	G	C4-N9-C1'	5.90	134.17	126.50
4	8	124	U	P-O3'-C3'	5.90	126.78	119.70
21	R	99	MET	CG-SD-CE	-5.90	90.76	100.20
49	9	1123	C	N1-C2-O2	5.89	122.44	118.90
49	9	1660	C	N1-C2-O2	5.89	122.44	118.90
2	5	4585	U	N3-C2-O2	-5.89	118.08	122.20

Continued on next page...

Continued from previous page...

Mol	Chain	Res	Type	Atoms	Z	Observed(°)	Ideal(°)
2	5	2474	G	P-O3'-C3'	5.89	126.77	119.70
2	5	2325	C	N1-C2-O2	5.89	122.43	118.90
3	7	36	C	C6-N1-C2	-5.88	117.95	120.30
49	9	1002	U	C5-C6-N1	5.88	125.64	122.70
2	5	1339	U	C2-N1-C1'	5.88	124.75	117.70
2	5	1674	C	C6-N1-C2	-5.88	117.95	120.30
49	9	1637	A	P-O3'-C3'	5.88	126.75	119.70
2	5	2683	C	C5-C6-N1	5.87	123.94	121.00
2	5	3636	C	C6-N1-C2	-5.87	117.95	120.30
2	5	2470	C	N1-C2-O2	5.87	122.42	118.90
49	9	579	C	N3-C2-O2	-5.86	117.80	121.90
2	5	1481	C	C2-N1-C1'	5.86	125.25	118.80
2	5	1990	A	OP1-P-O3'	5.86	118.09	105.20
2	5	2627	C	C5-C6-N1	5.86	123.93	121.00
2	5	492	U	P-O3'-C3'	5.85	126.72	119.70
2	5	4401	G	C4-N9-C1'	5.85	134.11	126.50
2	5	4177	C	C6-N1-C2	-5.85	117.96	120.30
2	5	1352	C	C6-N1-C2	-5.85	117.96	120.30
49	9	465	A	P-O3'-C3'	5.85	126.72	119.70
49	9	1111	U	C2-N1-C1'	5.85	124.72	117.70
2	5	4880	C	C6-N1-C1'	-5.85	113.78	120.80
2	5	4051	C	N1-C2-O2	5.84	122.41	118.90
2	5	1612	G	N3-C4-C5	-5.84	125.68	128.60
2	5	2704	C	N1-C2-O2	5.84	122.40	118.90
2	5	3622	C	C5-C6-N1	5.84	123.92	121.00
2	5	4162	C	N3-C2-O2	-5.84	117.81	121.90
2	5	4402	C	N3-C2-O2	-5.84	117.81	121.90
4	8	141	C	C6-N1-C2	-5.84	117.97	120.30
49	9	876	C	C2-N1-C1'	5.84	125.22	118.80
2	5	2553	A	O4'-C1'-N9	5.83	112.86	108.20
2	5	1168	G	C4-N9-C1'	5.83	134.08	126.50
2	5	1411(B)	C	C6-N1-C2	-5.83	117.97	120.30
2	5	4758	U	N3-C2-O2	-5.83	118.12	122.20
49	9	350	C	C5-C6-N1	5.83	123.91	121.00
2	5	217	C	P-O3'-C3'	5.83	126.69	119.70
2	5	696	C	P-O3'-C3'	5.83	126.69	119.70
2	5	4350	C	C2-N1-C1'	5.82	125.20	118.80
49	9	630	U	C6-N1-C1'	-5.82	113.05	121.20
63	NN	125	LEU	CA-CB-CG	5.82	128.69	115.30
49	9	1298	G	N3-C4-N9	5.82	129.49	126.00
2	5	4303	C	C2-N1-C1'	5.82	125.20	118.80
2	5	4951	G	C4-N9-C1'	5.82	134.06	126.50

Continued on next page...

*Continued from previous page...*

Mol	Chain	Res	Type	Atoms	Z	Observed(°)	Ideal(°)
49	9	124	U	N1-C2-O2	5.82	126.87	122.80
2	5	4502	C	C2-N1-C1'	5.81	125.19	118.80
2	5	297	U	C5-C6-N1	5.81	125.61	122.70
2	5	4560	C	N1-C2-O2	5.81	122.39	118.90
2	5	1310	C	C5-C6-N1	5.81	123.90	121.00
2	5	1325	C	N1-C2-O2	5.79	122.38	118.90
2	5	2770	C	C6-N1-C2	-5.79	117.98	120.30
1	4	36	U	C5-C6-N1	5.78	125.59	122.70
2	5	112	C	C6-N1-C1'	-5.78	113.86	120.80
2	5	4766	C	C6-N1-C2	-5.78	117.99	120.30
4	8	135	C	C2-N1-C1'	5.77	125.15	118.80
2	5	345	C	C5-C6-N1	5.77	123.89	121.00
2	5	4254	G	N3-C4-N9	5.77	129.46	126.00
2	5	4926	C	C2-N1-C1'	5.77	125.14	118.80
2	5	1276	C	C6-N1-C2	-5.77	117.99	120.30
2	5	2266	C	P-O3'-C3'	5.76	126.62	119.70
2	5	1292	C	C2-N1-C1'	5.76	125.14	118.80
49	9	1590	C	C2-N1-C1'	5.76	125.13	118.80
2	5	1789	C	C5-C6-N1	5.75	123.88	121.00
2	5	1276	C	N1-C2-O2	5.75	122.35	118.90
2	5	4254	G	P-O3'-C3'	5.75	126.60	119.70
49	9	1649	U	N1-C2-O2	5.75	126.82	122.80
2	5	2351	C	C2-N1-C1'	5.74	125.12	118.80
3	7	95	C	C6-N1-C2	-5.74	118.00	120.30
2	5	233	U	C2-N1-C1'	5.74	124.59	117.70
2	5	390	C	C6-N1-C2	-5.74	118.00	120.30
2	5	2694	G	C4-C5-N7	5.74	113.10	110.80
2	5	1735	U	C5-C6-N1	5.74	125.57	122.70
2	5	1834	U	C2-N1-C1'	5.74	124.58	117.70
49	9	1636	G	N3-C4-C5	-5.74	125.73	128.60
2	5	4206	C	C5-C6-N1	5.73	123.87	121.00
2	5	220	C	C6-N1-C2	-5.73	118.01	120.30
2	5	1428	U	C5-C6-N1	5.73	125.56	122.70
2	5	4947	U	P-O3'-C3'	5.73	126.57	119.70
4	8	107	C	C5-C6-N1	5.73	123.86	121.00
2	5	134	G	P-O3'-C3'	5.72	126.57	119.70
49	9	1116	C	C6-N1-C1'	-5.72	113.93	120.80
4	8	21	C	C5-C6-N1	5.72	123.86	121.00
1	4	27	U	N1-C2-O2	5.72	126.80	122.80
2	5	78	U	N3-C2-O2	-5.72	118.20	122.20
2	5	3693	U	N3-C2-O2	-5.72	118.20	122.20
2	5	1481	C	N3-C2-O2	-5.71	117.90	121.90

*Continued on next page...*

*Continued from previous page...*

Mol	Chain	Res	Type	Atoms	Z	Observed(°)	Ideal(°)
49	9	188	C	C2-N1-C1'	5.71	125.08	118.80
2	5	1639	U	C5-C6-N1	5.71	125.56	122.70
2	5	3657	U	C5-C6-N1	5.71	125.56	122.70
2	5	4266	G	C8-N9-C1'	-5.71	119.57	127.00
2	5	1458	C	N1-C2-O2	5.71	122.33	118.90
2	5	1726	U	N3-C2-O2	-5.71	118.21	122.20
2	5	4758	U	C2-N1-C1'	5.71	124.55	117.70
49	9	409	C	C6-N1-C2	-5.70	118.02	120.30
49	9	105	U	N3-C2-O2	-5.70	118.21	122.20
2	5	4504	C	C6-N1-C2	-5.70	118.02	120.30
2	5	3870	C	C5-C6-N1	5.70	123.85	121.00
2	5	941	C	C6-N1-C2	-5.70	118.02	120.30
49	9	1490	G	O5'-P-OP2	-5.69	100.58	105.70
2	5	1458	C	C6-N1-C2	-5.69	118.03	120.30
49	9	130	G	C2-N3-C4	5.69	114.74	111.90
49	9	130	G	N3-C4-N9	5.69	129.41	126.00
49	9	666	U	C5-C6-N1	5.69	125.54	122.70
49	9	1389	C	C5-C6-N1	5.69	123.84	121.00
49	9	943	U	C2-N1-C1'	5.69	124.52	117.70
49	9	870	A	P-O3'-C3'	5.68	126.52	119.70
2	5	1370	G	P-O3'-C3'	5.68	126.51	119.70
2	5	1429	C	C6-N1-C1'	-5.68	113.99	120.80
2	5	3788	C	C2-N1-C1'	5.68	125.04	118.80
49	9	577	U	N3-C2-O2	-5.67	118.23	122.20
2	5	4562	C	C6-N1-C2	-5.67	118.03	120.30
2	5	4747	C	N1-C2-O2	5.67	122.30	118.90
2	5	1084	C	C6-N1-C1'	-5.67	114.00	120.80
2	5	4906	C	C5-C6-N1	5.67	123.83	121.00
49	9	1116	C	C6-N1-C2	-5.67	118.03	120.30
2	5	2568	C	C2-N1-C1'	5.66	125.03	118.80
2	5	4712	C	C6-N1-C2	-5.66	118.04	120.30
2	5	1893	C	C5-C6-N1	5.66	123.83	121.00
2	5	1467	C	C6-N1-C2	-5.65	118.04	120.30
2	5	1894	C	C6-N1-C2	-5.65	118.04	120.30
49	9	833	C	C6-N1-C2	-5.65	118.04	120.30
2	5	152	U	N3-C2-O2	-5.65	118.25	122.20
49	9	853	C	C6-N1-C2	-5.65	118.04	120.30
2	5	339	C	C6-N1-C2	-5.64	118.04	120.30
2	5	1644	C	C6-N1-C2	-5.64	118.04	120.30
49	9	183	G	C8-N9-C4	-5.64	104.14	106.40
2	5	1483	C	N1-C2-O2	5.64	122.28	118.90
2	5	1792	U	C5-C6-N1	5.64	125.52	122.70

*Continued on next page...*

Continued from previous page...

Mol	Chain	Res	Type	Atoms	Z	Observed(°)	Ideal(°)
49	9	659	G	C4-N9-C1'	5.64	133.84	126.50
2	5	1289	C	C5-C6-N1	5.64	123.82	121.00
2	5	118	C	C2-N1-C1'	5.64	125.00	118.80
49	9	983	A	N3-C4-N9	5.64	131.91	127.40
49	9	1316	C	C2-N1-C1'	5.64	125.00	118.80
2	5	4928	C	C6-N1-C2	-5.64	118.05	120.30
49	9	1057	C	N3-C2-O2	-5.64	117.95	121.90
2	5	713	C	C6-N1-C2	-5.63	118.05	120.30
49	9	937	C	C5-C6-N1	5.63	123.81	121.00
2	5	4947	U	C5-C6-N1	5.63	125.52	122.70
4	8	101	C	C2-N1-C1'	5.63	124.99	118.80
2	5	684	G	P-O3'-C3'	5.62	126.45	119.70
2	5	281	U	N1-C2-O2	5.62	126.73	122.80
2	5	3622	C	C6-N1-C2	-5.62	118.05	120.30
49	9	730	C	C6-N1-C2	-5.62	118.05	120.30
4	8	135	C	C5-C6-N1	5.62	123.81	121.00
49	9	124	U	C2-N1-C1'	5.62	124.44	117.70
49	9	1205	C	C6-N1-C2	-5.62	118.05	120.30
2	5	1731	C	N1-C2-O2	5.62	122.27	118.90
2	5	1926	C	C5-C6-N1	5.62	123.81	121.00
49	9	1412	C	C5-C6-N1	5.62	123.81	121.00
2	5	1381	U	C6-N1-C1'	-5.61	113.35	121.20
2	5	4722	G	N3-C4-N9	5.61	129.36	126.00
2	5	1929	A	C4-N9-C1'	5.60	136.38	126.30
2	5	3694	U	C2-N1-C1'	5.60	124.42	117.70
49	9	1751	C	C2-N3-C4	5.60	122.70	119.90
2	5	978	C	C2-N1-C1'	5.60	124.96	118.80
2	5	1215	C	N1-C2-O2	5.60	122.26	118.90
49	9	1721	U	N3-C2-O2	-5.60	118.28	122.20
2	5	4476	C	C2-N1-C1'	5.60	124.96	118.80
2	5	672	C	C2-N1-C1'	5.59	124.95	118.80
49	9	1117	C	N3-C2-O2	-5.59	117.98	121.90
49	9	1186	U	N1-C2-O2	5.59	126.71	122.80
2	5	1671	U	C5-C6-N1	5.59	125.49	122.70
49	9	81	U	N1-C2-O2	5.58	126.71	122.80
2	5	2317	C	C6-N1-C2	-5.58	118.07	120.30
2	5	4502	C	N3-C2-O2	-5.58	118.00	121.90
49	9	55	U	C2-N1-C1'	5.58	124.39	117.70
2	5	1777	C	N1-C2-O2	5.57	122.24	118.90
2	5	390	C	C5-C6-N1	5.57	123.78	121.00
2	5	4555	U	O4'-C1'-N1	5.57	112.65	108.20
3	7	28	C	C5-C6-N1	5.57	123.78	121.00

Continued on next page...



Continued from previous page...

Mol	Chain	Res	Type	Atoms	Z	Observed(°)	Ideal(°)
49	9	1564	C	C6-N1-C2	-5.57	118.07	120.30
2	5	2837	U	N1-C2-O2	5.57	126.70	122.80
2	5	2540	C	C5-C6-N1	5.56	123.78	121.00
2	5	469	C	N3-C2-O2	-5.56	118.01	121.90
2	5	693	C	N3-C2-O2	-5.56	118.01	121.90
6	B	295	ASP	CB-CG-OD1	5.56	123.31	118.30
49	9	1130	G	N3-C4-N9	5.56	129.34	126.00
1	4	66	U	N3-C2-O2	-5.56	118.31	122.20
2	5	2667	C	N3-C2-O2	-5.56	118.01	121.90
2	5	2488	C	C2-N1-C1'	5.55	124.91	118.80
2	5	4948	C	N1-C2-O2	5.55	122.23	118.90
49	9	105	U	N1-C2-O2	5.55	126.69	122.80
2	5	3709	U	N3-C2-O2	-5.55	118.31	122.20
2	5	2705	G	C4-N9-C1'	5.55	133.71	126.50
2	5	4162	C	N1-C2-O2	5.55	122.23	118.90
49	9	407	G	C4-N9-C1'	5.54	133.71	126.50
2	5	2260	C	N1-C2-O2	5.54	122.23	118.90
2	5	3826	C	C6-N1-C2	-5.54	118.08	120.30
49	9	191	A	OP1-P-O3'	5.54	117.39	105.20
49	9	130	G	C8-N9-C1'	-5.54	119.80	127.00
49	9	1599	U	N3-C2-O2	-5.54	118.32	122.20
49	9	1592	C	C6-N1-C2	-5.53	118.09	120.30
49	9	474	G	O5'-P-OP1	-5.53	100.72	105.70
49	9	585	C	C6-N1-C2	-5.53	118.09	120.30
66	QQ	7	LEU	CA-CB-CG	5.52	128.00	115.30
49	9	1186	U	N3-C2-O2	-5.52	118.33	122.20
2	5	1168	G	N3-C4-N9	5.52	129.31	126.00
2	5	1812	C	N1-C2-O2	5.51	122.21	118.90
49	9	1117	C	C2-N1-C1'	5.51	124.86	118.80
2	5	1807	C	C6-N1-C2	-5.51	118.10	120.30
2	5	4667	C	C6-N1-C2	-5.51	118.10	120.30
49	9	663	C	C5-C6-N1	5.51	123.75	121.00
49	9	1123	C	C2-N1-C1'	5.50	124.85	118.80
57	HH	40	LEU	CA-CB-CG	5.50	127.95	115.30
49	9	1204	A	N7-C8-N9	5.50	116.55	113.80
2	5	1578	U	N3-C2-O2	-5.50	118.35	122.20
2	5	1726	U	C5-C6-N1	5.50	125.45	122.70
3	7	29	C	N1-C2-O2	5.50	122.20	118.90
2	5	133	C	C5-C6-N1	5.49	123.75	121.00
2	5	3775	A	O4'-C1'-N9	5.49	112.59	108.20
49	9	879	C	N1-C2-O2	5.49	122.19	118.90
2	5	1428	U	N1-C2-O2	5.49	126.64	122.80

Continued on next page...

*Continued from previous page...*

Mol	Chain	Res	Type	Atoms	Z	Observed(°)	Ideal(°)
2	5	322	C	C5-C6-N1	5.48	123.74	121.00
2	5	2856	C	N3-C2-O2	-5.48	118.06	121.90
49	9	494	C	C6-N1-C2	-5.48	118.11	120.30
49	9	1123	C	C5-C6-N1	5.48	123.74	121.00
1	4	64	U	N3-C2-O2	-5.48	118.37	122.20
2	5	2818	C	C6-N1-C2	-5.48	118.11	120.30
2	5	122	U	N3-C2-O2	-5.48	118.37	122.20
2	5	2352	U	C5-C6-N1	5.48	125.44	122.70
2	5	1081	C	C6-N1-C1'	-5.47	114.23	120.80
2	5	2474	G	OP1-P-O3'	5.47	117.25	105.20
48	v	268	LEU	CA-CB-CG	5.47	127.89	115.30
2	5	1440	U	P-O3'-C3'	5.47	126.27	119.70
5	A	116	LEU	CA-CB-CG	5.47	127.88	115.30
69	TT	110	LEU	CA-CB-CG	5.47	127.88	115.30
2	5	4674	C	C6-N1-C2	-5.47	118.11	120.30
2	5	1193	C	C6-N1-C2	-5.46	118.11	120.30
2	5	1483	C	N3-C2-O2	-5.46	118.08	121.90
2	5	1809	C	C2-N1-C1'	5.46	124.81	118.80
4	8	54	C	C6-N1-C2	-5.46	118.11	120.30
1	4	36	U	N3-C2-O2	-5.46	118.38	122.20
2	5	704	C	C2-N1-C1'	5.46	124.81	118.80
2	5	1893	C	C6-N1-C2	-5.46	118.11	120.30
2	5	2802	C	C5-C6-N1	5.46	123.73	121.00
49	9	427	U	N3-C2-O2	-5.46	118.38	122.20
2	5	41	C	C6-N1-C2	-5.46	118.12	120.30
2	5	2528	G	N3-C4-C5	-5.46	125.87	128.60
2	5	4114	C	N1-C2-O2	5.46	122.17	118.90
49	9	1047	C	C6-N1-C2	-5.46	118.12	120.30
2	5	1853	G	C8-N9-C1'	-5.45	119.91	127.00
2	5	2325	C	C6-N1-C2	-5.45	118.12	120.30
49	9	898	U	N1-C2-O2	5.45	126.62	122.80
49	9	1802	C	C5-C6-N1	5.45	123.72	121.00
2	5	2502	A	OP1-P-O3'	5.44	117.18	105.20
2	5	282	C	N1-C2-O2	5.44	122.17	118.90
2	5	1289	C	C6-N1-C2	-5.44	118.12	120.30
2	5	1662	C	C5-C6-N1	5.44	123.72	121.00
2	5	4413	C	C6-N1-C2	-5.44	118.12	120.30
2	5	1632	A	C4-N9-C1'	5.44	136.09	126.30
2	5	1804	A	P-O3'-C3'	5.43	126.22	119.70
2	5	2716	C	C2-N1-C1'	5.43	124.78	118.80
2	5	3657	U	C2-N1-C1'	5.43	124.22	117.70
2	5	3672	G	N3-C4-C5	5.43	131.32	128.60

*Continued on next page...*

*Continued from previous page...*

Mol	Chain	Res	Type	Atoms	Z	Observed(°)	Ideal(°)
2	5	4906	C	C2-N1-C1'	5.43	124.78	118.80
2	5	640	C	N1-C2-O2	5.43	122.16	118.90
3	7	114	U	N3-C2-O2	-5.43	118.40	122.20
2	5	517	C	C5-C6-N1	5.43	123.71	121.00
2	5	4223	C	C6-N1-C2	-5.42	118.13	120.30
4	8	21	C	C6-N1-C2	-5.42	118.13	120.30
2	5	675	C	C6-N1-C2	-5.42	118.13	120.30
2	5	2538	U	C5-C6-N1	5.41	125.40	122.70
2	5	976	C	C6-N1-C2	-5.41	118.14	120.30
2	5	294	G	C5-C6-N1	5.40	114.20	111.50
49	9	1331	C	C2-N1-C1'	5.40	124.74	118.80
2	5	2410	C	N1-C2-O2	5.40	122.14	118.90
4	8	54	C	N1-C2-O2	5.40	122.14	118.90
2	5	2447	U	N3-C2-O2	-5.40	118.42	122.20
49	9	1412	C	C6-N1-C2	-5.39	118.14	120.30
49	9	1271	C	N3-C2-O2	-5.39	118.13	121.90
2	5	206	U	N1-C2-N3	5.39	118.13	114.90
49	9	14	C	C6-N1-C2	-5.39	118.14	120.30
2	5	675	C	C5-C6-N1	5.38	123.69	121.00
2	5	4924	C	C6-N1-C2	-5.38	118.15	120.30
49	9	1161	U	N1-C2-O2	5.38	126.57	122.80
2	5	1894	C	C5-C6-N1	5.38	123.69	121.00
2	5	217	C	C6-N1-C1'	-5.38	114.34	120.80
2	5	1568	C	C2-N1-C1'	5.38	124.72	118.80
2	5	1081	C	N3-C2-O2	-5.38	118.13	121.90
2	5	4560	C	C6-N1-C2	-5.38	118.15	120.30
49	9	1304	U	N3-C2-O2	-5.38	118.44	122.20
49	9	1022	U	C6-N1-C1'	-5.38	113.67	121.20
2	5	1421	G	N3-C4-N9	5.38	129.22	126.00
2	5	5022	U	C2-N1-C1'	5.36	124.14	117.70
2	5	472	C	N1-C2-O2	5.36	122.12	118.90
2	5	4964	C	N3-C2-O2	-5.36	118.15	121.90
49	9	317	C	N1-C2-O2	5.36	122.12	118.90
49	9	879	C	C5-C6-N1	5.36	123.68	121.00
2	5	4674	C	C5-C6-N1	5.36	123.68	121.00
2	5	3636	C	N1-C2-O2	5.36	122.11	118.90
2	5	4394	A	OP2-P-O3'	5.36	116.98	105.20
2	5	4699	U	OP1-P-O3'	5.36	116.98	105.20
49	9	1259	A	C2-N3-C4	5.36	113.28	110.60
49	9	353	C	C6-N1-C2	-5.35	118.16	120.30
2	5	3708	C	C5-C6-N1	5.35	123.68	121.00
2	5	1514	U	N1-C2-O2	5.35	126.55	122.80

*Continued on next page...*

*Continued from previous page...*

Mol	Chain	Res	Type	Atoms	Z	Observed(°)	Ideal(°)
4	8	54	C	C5-C6-N1	5.35	123.67	121.00
49	9	1520	G	P-O3'-C3'	5.35	126.12	119.70
2	5	294	G	N3-C4-C5	-5.35	125.93	128.60
2	5	2532	C	C5-C6-N1	5.34	123.67	121.00
9	E	289	LEU	CA-CB-CG	5.34	127.59	115.30
2	5	1663	C	C6-N1-C2	-5.34	118.16	120.30
6	B	99	LEU	CA-CB-CG	5.34	127.59	115.30
49	9	543	C	N1-C2-O2	5.34	122.11	118.90
2	5	4162	C	C2-N1-C1'	5.33	124.67	118.80
2	5	1735	U	C2-N1-C1'	5.33	124.10	117.70
2	5	2726	G	C4-N9-C1'	5.32	133.42	126.50
2	5	1406(B)	C	P-O3'-C3'	5.32	126.08	119.70
49	9	120	U	N3-C2-O2	-5.32	118.48	122.20
49	9	55	U	N1-C2-O2	5.32	126.52	122.80
2	5	3673	C	N1-C2-O2	5.32	122.09	118.90
2	5	4314	C	C6-N1-C2	-5.32	118.17	120.30
49	9	606	G	C4-N9-C1'	5.32	133.41	126.50
2	5	1292	C	C6-N1-C2	-5.31	118.17	120.30
1	4	64	U	N1-C2-O2	5.31	126.52	122.80
54	EE	256	LEU	CA-CB-CG	5.31	127.52	115.30
2	5	4948	C	N3-C2-O2	-5.31	118.18	121.90
49	9	356	C	C6-N1-C1'	-5.31	114.43	120.80
2	5	221	C	C5-C6-N1	5.31	123.65	121.00
49	9	1564	C	N1-C2-O2	5.31	122.08	118.90
2	5	250	C	C6-N1-C2	-5.31	118.18	120.30
2	5	1514	U	C2-N1-C1'	5.31	124.07	117.70
2	5	2028	C	C5-C6-N1	5.31	123.65	121.00
2	5	1915	C	N1-C2-O2	5.30	122.08	118.90
49	9	474	G	C4-N9-C1'	5.30	133.40	126.50
49	9	642	U	P-O3'-C3'	5.30	126.06	119.70
2	5	4627	U	C5-C6-N1	5.30	125.35	122.70
2	5	1915	C	C2-N1-C1'	5.30	124.63	118.80
2	5	4471	U	N3-C2-O2	-5.30	118.49	122.20
2	5	4560	C	C2-N1-C1'	5.30	124.63	118.80
4	8	119	C	C5-C6-N1	5.30	123.65	121.00
49	9	1655	C	C5-C6-N1	5.30	123.65	121.00
2	5	3675	G	N3-C2-N2	-5.29	116.19	119.90
2	5	2464	C	C6-N1-C2	-5.29	118.18	120.30
2	5	3706	C	C6-N1-C2	-5.29	118.18	120.30
2	5	4722	G	N3-C4-C5	-5.29	125.95	128.60
2	5	23	C	C6-N1-C2	-5.29	118.18	120.30
2	5	3739	C	N3-C2-O2	-5.29	118.20	121.90

*Continued on next page...*

*Continued from previous page...*

Mol	Chain	Res	Type	Atoms	Z	Observed(°)	Ideal(°)
2	5	4906	C	C6-N1-C2	-5.28	118.19	120.30
49	9	317	C	C5-C6-N1	5.28	123.64	121.00
49	9	585	C	C2-N1-C1'	5.28	124.61	118.80
2	5	1445	U	N1-C2-O2	5.28	126.50	122.80
49	9	1060	A	C4-N9-C1'	5.28	135.80	126.30
1	4	12	U	C2-N1-C1'	5.28	124.03	117.70
2	5	4506	C	C6-N1-C2	-5.28	118.19	120.30
4	8	4	C	C5-C6-N1	5.28	123.64	121.00
4	8	51	U	N1-C2-O2	5.28	126.50	122.80
49	9	898	U	N3-C2-O2	-5.28	118.51	122.20
49	9	1624	U	C6-N1-C1'	-5.28	113.81	121.20
2	5	978	C	N1-C2-O2	5.27	122.06	118.90
49	9	1218	C	C5-C6-N1	5.27	123.64	121.00
2	5	2532	C	C6-N1-C2	-5.27	118.19	120.30
2	5	3926	C	C5-C6-N1	5.27	123.64	121.00
49	9	350	C	C2-N1-C1'	5.27	124.60	118.80
49	9	1453	C	C2-N3-C4	5.27	122.53	119.90
2	5	86	U	N1-C2-O2	5.27	126.49	122.80
2	5	688	U	N3-C2-O2	-5.27	118.51	122.20
2	5	2319	C	C5-C6-N1	5.26	123.63	121.00
49	9	407	G	C2-N3-C4	5.26	114.53	111.90
2	5	1568	C	C5-C6-N1	5.26	123.63	121.00
2	5	2705	G	N3-C4-N9	5.26	129.16	126.00
49	9	958	G	C4-N9-C1'	5.26	133.34	126.50
2	5	2319	C	N1-C2-O2	5.26	122.06	118.90
2	5	4627	U	C2-N1-C1'	5.26	124.01	117.70
49	9	937	C	C6-N1-C2	-5.26	118.20	120.30
2	5	170	C	C6-N1-C1'	5.26	127.11	120.80
2	5	2028	C	C6-N1-C1'	-5.26	114.49	120.80
2	5	4399	U	N1-C2-O2	5.25	126.48	122.80
49	9	4	C	C2-N1-C1'	5.25	124.58	118.80
49	9	1551	U	O4'-C1'-N1	5.25	112.40	108.20
2	5	1458	C	N3-C2-O2	-5.25	118.22	121.90
49	9	872	A	C5-C6-N1	5.25	120.33	117.70
2	5	35	U	N3-C2-O2	-5.25	118.53	122.20
2	5	3941	G	N3-C4-N9	5.25	129.15	126.00
2	5	1236	C	C6-N1-C1'	5.24	127.09	120.80
2	5	3598	C	C6-N1-C2	-5.24	118.20	120.30
2	5	365	U	C5-C6-N1	5.24	125.32	122.70
2	5	2023	C	C2-N1-C1'	5.24	124.56	118.80
2	5	3625	G	P-O3'-C3'	5.24	125.99	119.70
2	5	274	C	N1-C2-O2	5.24	122.04	118.90

*Continued on next page...*

*Continued from previous page...*

Mol	Chain	Res	Type	Atoms	Z	Observed(°)	Ideal(°)
2	5	4563	U	C5-C6-N1	5.24	125.32	122.70
3	7	26	C	C6-N1-C2	-5.24	118.20	120.30
49	9	687	C	N1-C2-O2	5.24	122.04	118.90
2	5	1168	G	C8-N9-C1'	-5.24	120.19	127.00
2	5	1180	C	C2-N1-C1'	5.24	124.56	118.80
49	9	1518	C	C2-N1-C1'	5.23	124.56	118.80
49	9	1331	C	N1-C2-O2	5.23	122.04	118.90
49	9	1863	A	N7-C8-N9	5.23	116.42	113.80
2	5	1726	U	C6-N1-C2	-5.23	117.86	121.00
2	5	2093	G	O4'-C1'-N9	5.23	112.38	108.20
2	5	256	G	C4-N9-C1'	5.23	133.29	126.50
2	5	1315	C	C5-C6-N1	5.22	123.61	121.00
2	5	2603	C	C6-N1-C2	-5.22	118.21	120.30
2	5	959	G	P-O3'-C3'	5.22	125.96	119.70
2	5	4133	C	C2-N1-C1'	5.22	124.54	118.80
2	5	934	C	C6-N1-C2	-5.22	118.21	120.30
49	9	532	C	P-O3'-C3'	5.22	125.96	119.70
49	9	1520	G	N7-C8-N9	5.22	115.71	113.10
2	5	975	C	N1-C2-O2	5.21	122.03	118.90
2	5	4165	C	C6-N1-C2	-5.21	118.21	120.30
2	5	4948	C	C6-N1-C1'	-5.21	114.54	120.80
3	7	28	C	N1-C2-O2	5.21	122.03	118.90
2	5	1735	U	N1-C2-O2	5.21	126.45	122.80
2	5	2716	C	N1-C2-O2	5.21	122.03	118.90
2	5	1726	U	C2-N1-C1'	5.21	123.95	117.70
2	5	2850	A	C2-N3-C4	5.21	113.20	110.60
2	5	1893	C	N1-C2-O2	5.21	122.03	118.90
49	9	730	C	C5-C6-N1	5.21	123.60	121.00
2	5	1485	C	C6-N1-C1'	-5.21	114.55	120.80
2	5	1791	U	N1-C2-O2	5.21	126.44	122.80
2	5	4453	C	C5-C6-N1	5.21	123.60	121.00
2	5	4177	C	C5-C6-N1	5.21	123.60	121.00
4	8	64	U	N1-C2-O2	5.20	126.44	122.80
2	5	1665	C	C5-C6-N1	5.20	123.60	121.00
49	9	983	A	C2-N3-C4	5.20	113.20	110.60
49	9	1057	C	N1-C2-O2	5.20	122.02	118.90
49	9	1135	C	C5-C6-N1	5.20	123.60	121.00
49	9	81	U	N3-C2-O2	-5.19	118.56	122.20
2	5	4951	G	C8-N9-C1'	-5.19	120.25	127.00
2	5	1772	C	C5-C6-N1	5.19	123.59	121.00
2	5	2845	A	N7-C8-N9	5.18	116.39	113.80
2	5	3888	G	P-O3'-C3'	5.18	125.92	119.70

*Continued on next page...*

*Continued from previous page...*

Mol	Chain	Res	Type	Atoms	Z	Observed(°)	Ideal(°)
2	5	4552	U	N3-C2-O2	-5.18	118.57	122.20
2	5	2410	C	C6-N1-C2	-5.18	118.23	120.30
2	5	13	U	N3-C2-O2	-5.18	118.58	122.20
2	5	220	C	N3-C2-O2	-5.18	118.28	121.90
2	5	256	G	C8-N9-C1'	-5.18	120.27	127.00
49	9	12	U	N1-C2-O2	5.18	126.42	122.80
49	9	1398	G	N3-C4-N9	5.17	129.10	126.00
2	5	1607	C	N1-C2-O2	5.17	122.00	118.90
2	5	3693	U	N1-C2-O2	5.17	126.42	122.80
49	9	688	U	OP2-P-O3'	5.17	116.57	105.20
1	4	66	U	C2-N1-C1'	5.17	123.90	117.70
2	5	2803	U	C5-C6-N1	5.17	125.28	122.70
2	5	4758	U	N1-C2-O2	5.17	126.42	122.80
3	7	94	C	C6-N1-C2	-5.16	118.23	120.30
49	9	4	C	C5-C6-N1	5.16	123.58	121.00
2	5	1192	C	C6-N1-C2	-5.16	118.23	120.30
2	5	1607	C	N3-C2-O2	-5.16	118.29	121.90
2	5	2772	C	C5-C6-N1	5.16	123.58	121.00
49	9	1326	U	N3-C2-O2	-5.16	118.59	122.20
2	5	4879	C	C2-N1-C1'	5.16	124.47	118.80
49	9	391	C	C6-N1-C2	-5.16	118.24	120.30
2	5	100	C	O4'-C1'-N1	5.15	112.32	108.20
2	5	2089	G	OP2-P-O3'	5.15	116.53	105.20
2	5	118	C	C5-C6-N1	5.15	123.58	121.00
49	9	1090	C	C6-N1-C2	-5.15	118.24	120.30
2	5	126	C	C5-C6-N1	5.15	123.57	121.00
2	5	1237	C	C6-N1-C2	-5.15	118.24	120.30
2	5	3622	C	C2-N1-C1'	5.15	124.46	118.80
2	5	4859	C	N1-C2-O2	5.15	121.99	118.90
2	5	2860	C	C6-N1-C2	-5.14	118.24	120.30
2	5	472	C	C6-N1-C2	-5.14	118.24	120.30
2	5	4928	C	C6-N1-C1'	-5.14	114.63	120.80
2	5	1469	C	C5-C6-N1	5.14	123.57	121.00
2	5	1474	C	P-O3'-C3'	5.14	125.87	119.70
2	5	1884	C	C6-N1-C2	-5.14	118.24	120.30
2	5	2709	C	C6-N1-C2	-5.14	118.25	120.30
2	5	4884	G	P-O3'-C3'	5.14	125.87	119.70
49	9	801	U	C2-N1-C1'	5.14	123.87	117.70
2	5	1603	C	C6-N1-C2	-5.14	118.25	120.30
2	5	4133	C	N1-C2-O2	5.14	121.98	118.90
49	9	1298	G	C4-N9-C1'	5.14	133.18	126.50
49	9	1298	G	C8-N9-C1'	-5.14	120.32	127.00

*Continued on next page...*

*Continued from previous page...*

Mol	Chain	Res	Type	Atoms	Z	Observed(°)	Ideal(°)
2	5	1211	G	P-O3'-C3'	5.13	125.86	119.70
2	5	2258	C	OP1-P-O3'	5.13	116.49	105.20
2	5	1633	G	OP1-P-O3'	5.13	116.49	105.20
2	5	2856	C	C2-N1-C1'	5.13	124.44	118.80
49	9	1551	U	C6-N1-C1'	-5.13	114.02	121.20
2	5	4119	C	P-O3'-C3'	5.13	125.86	119.70
2	5	2023	C	N3-C2-O2	-5.13	118.31	121.90
2	5	3666	C	C6-N1-C2	-5.13	118.25	120.30
49	9	1216	C	N1-C2-O2	5.13	121.98	118.90
2	5	133	C	OP2-P-O3'	5.13	116.48	105.20
49	9	570	C	C5-C6-N1	5.13	123.56	121.00
2	5	2035	C	C5-C6-N1	5.12	123.56	121.00
2	5	1644	C	C5-C6-N1	5.12	123.56	121.00
2	5	4502	C	C6-N1-C2	-5.12	118.25	120.30
2	5	4053	A	P-O3'-C3'	5.12	125.84	119.70
4	8	119	C	C6-N1-C2	-5.12	118.25	120.30
49	9	850	C	N1-C2-O2	5.12	121.97	118.90
49	9	1281	G	C4-N9-C1'	5.12	133.15	126.50
49	9	1721	U	N1-C2-O2	5.12	126.38	122.80
2	5	390	C	C2-N1-C1'	5.12	124.43	118.80
2	5	4341	C	N1-C2-O2	5.12	121.97	118.90
2	5	4635	A	C8-N9-C4	-5.11	103.76	105.80
49	9	1303	C	C5-C6-N1	5.11	123.56	121.00
49	9	1518	C	N1-C2-O2	5.11	121.97	118.90
4	8	119	C	C2-N1-C1'	5.11	124.42	118.80
26	W	13	ILE	C-N-CA	5.11	134.47	121.70
4	8	107	C	C6-N1-C2	-5.11	118.26	120.30
49	9	434	G	P-O3'-C3'	5.11	125.83	119.70
2	5	4448	G	P-O3'-C3'	5.10	125.83	119.70
49	9	140	U	N3-C2-O2	-5.10	118.63	122.20
49	9	1303	C	C6-N1-C2	-5.10	118.26	120.30
49	9	548	C	C6-N1-C2	-5.10	118.26	120.30
2	5	1785	C	N1-C2-O2	5.10	121.96	118.90
2	5	2351	C	N1-C2-O2	5.10	121.96	118.90
2	5	4119	C	C6-N1-C2	-5.10	118.26	120.30
49	9	1636	G	C8-N9-C1'	-5.10	120.38	127.00
49	9	1520	G	N1-C6-O6	-5.09	116.84	119.90
2	5	1421	G	C4-C5-N7	5.09	112.84	110.80
2	5	1926	C	C6-N1-C2	-5.09	118.26	120.30
2	5	4319	C	C5-C6-N1	5.09	123.55	121.00
49	9	1310	U	N1-C2-O2	5.09	126.36	122.80
2	5	1665	C	C6-N1-C2	-5.09	118.26	120.30

*Continued on next page...*



*Continued from previous page...*

Mol	Chain	Res	Type	Atoms	Z	Observed(°)	Ideal(°)
49	9	1271	C	C5-C6-N1	5.09	123.55	121.00
49	9	1536	G	N9-C4-C5	5.09	107.44	105.40
2	5	2059	C	C5-C6-N1	5.09	123.54	121.00
2	5	2465	C	C6-N1-C2	-5.09	118.27	120.30
2	5	4614	G	N3-C4-N9	5.09	129.05	126.00
49	9	293	C	C6-N1-C2	-5.09	118.27	120.30
2	5	233	U	C6-N1-C1'	-5.08	114.08	121.20
2	5	1484	G	C6-C5-N7	-5.08	127.35	130.40
2	5	1772	C	N1-C2-O2	5.08	121.95	118.90
49	9	1649	U	N3-C2-O2	-5.08	118.64	122.20
1	4	27	U	N3-C2-O2	-5.08	118.64	122.20
2	5	302	C	C5-C6-N1	5.08	123.54	121.00
48	v	119	LEU	CB-CG-CD2	-5.08	102.37	111.00
49	9	531	A	OP1-P-O3'	5.08	116.37	105.20
2	5	2615	C	C6-N1-C2	-5.07	118.27	120.30
49	9	1536	G	C2-N3-C4	5.07	114.44	111.90
49	9	1599	U	N1-C2-O2	5.07	126.35	122.80
1	4	61	C	N3-C2-O2	-5.07	118.35	121.90
2	5	1474	C	C6-N1-C2	-5.07	118.27	120.30
49	9	140	U	P-O3'-C3'	5.07	125.78	119.70
2	5	2016	C	N1-C2-O2	5.07	121.94	118.90
3	7	4	U	C5-C6-N1	5.07	125.23	122.70
2	5	2603	C	C5-C6-N1	5.07	123.53	121.00
48	v	119	LEU	CA-CB-CG	5.07	126.95	115.30
4	8	21	C	C2-N1-C1'	5.06	124.37	118.80
49	9	142	C	N1-C2-O2	5.06	121.94	118.90
2	5	3767	C	C2-N1-C1'	5.06	124.36	118.80
2	5	4940	C	N1-C2-O2	5.06	121.93	118.90
2	5	719	C	C5-C6-N1	5.06	123.53	121.00
2	5	4746	C	C2-N1-C1'	5.06	124.36	118.80
2	5	294	G	C5-C6-O6	-5.05	125.57	128.60
2	5	1607	C	C5-C6-N1	5.05	123.53	121.00
2	5	2704	C	C5-C6-N1	5.05	123.53	121.00
41	1	49	LEU	CA-CB-CG	5.05	126.93	115.30
2	5	1236	C	P-O3'-C3'	5.05	125.76	119.70
2	5	1216	C	N1-C2-O2	5.05	121.93	118.90
2	5	1292	C	C5-C6-N1	5.05	123.53	121.00
2	5	4747	C	C6-N1-C2	-5.05	118.28	120.30
49	9	35	C	C6-N1-C2	-5.05	118.28	120.30
48	v	267	LEU	CA-CB-CG	5.04	126.90	115.30
2	5	221	C	C6-N1-C2	-5.04	118.28	120.30
2	5	4880	C	O4'-C1'-N1	5.04	112.23	108.20

*Continued on next page...*

Continued from previous page...

Mol	Chain	Res	Type	Atoms	Z	Observed(°)	Ideal(°)
49	9	356	C	C6-N1-C2	-5.04	118.28	120.30
49	9	1218	C	C6-N1-C2	-5.04	118.28	120.30
2	5	2532	C	N1-C2-O2	5.04	121.92	118.90
2	5	3680	U	C5-C6-N1	5.04	125.22	122.70
49	9	1591	C	C2-N1-C1'	5.04	124.34	118.80
2	5	704	C	N1-C2-O2	5.04	121.92	118.90
49	9	188	C	N1-C2-O2	5.04	121.92	118.90
2	5	1856	C	C6-N1-C2	-5.04	118.28	120.30
2	5	4991	U	C2-N1-C1'	5.04	123.74	117.70
2	5	4254	G	C8-N9-C4	-5.03	104.39	106.40
2	5	294	G	C4-N9-C1'	5.03	133.04	126.50
4	8	26	C	C6-N1-C2	-5.03	118.29	120.30
2	5	2540	C	C6-N1-C2	-5.03	118.29	120.30
2	5	3778	U	C5-C6-N1	5.03	125.21	122.70
49	9	1412	C	C2-N1-C1'	5.03	124.33	118.80
2	5	2860	C	C2-N1-C1'	5.03	124.33	118.80
49	9	1574	C	C5-C6-N1	5.03	123.51	121.00
2	5	323	C	C5-C6-N1	5.02	123.51	121.00
2	5	4970	C	C2-N1-C1'	5.02	124.33	118.80
2	5	1357	C	C5-C6-N1	5.02	123.51	121.00
2	5	13	U	N1-C2-O2	5.02	126.31	122.80
2	5	2872	C	C5-C6-N1	5.02	123.51	121.00
2	5	4682	U	C2-N1-C1'	5.02	123.72	117.70
61	LL	113	LEU	CA-CB-CG	5.02	126.84	115.30
2	5	2705	G	C8-N9-C1'	-5.01	120.49	127.00
49	9	1237	C	C6-N1-C2	-5.01	118.30	120.30
2	5	4114	C	C6-N1-C2	-5.01	118.30	120.30
2	5	4627	U	N1-C2-O2	5.01	126.31	122.80
49	9	1326	U	N1-C2-O2	5.01	126.31	122.80
2	5	4869	U	N1-C2-O2	5.01	126.31	122.80
2	5	4893	A	O4'-C1'-N9	5.01	112.20	108.20
49	9	752	G	OP1-P-O3'	5.01	116.21	105.20
49	9	1535	U	O4'-C1'-N1	5.01	112.21	108.20
49	9	1753	C	C2-N1-C1'	5.01	124.31	118.80
2	5	4746	C	N3-C2-O2	-5.00	118.40	121.90
2	5	332	C	C5-C6-N1	5.00	123.50	121.00
2	5	504	G	P-O3'-C3'	5.00	125.70	119.70
2	5	1455	G	C6-C5-N7	-5.00	127.40	130.40
2	5	3882	C	C2-N1-C1'	5.00	124.30	118.80

There are no chirality outliers.

All (22) planarity outliers are listed below:

Mol	Chain	Res	Type	Group
6	B	55	HIS	Peptide
7	C	73	VAL	Peptide
52	CC	187	ARG	Peptide
54	EE	155	LYS	Peptide
11	G	215	ASP	Peptide
12	H	50	LYS	Peptide
15	L	209	LYS	Peptide
15	L	46	ILE	Peptide
17	N	184	ILE	Peptide
17	N	76	PRO	Peptide
17	N	78	GLY	Peptide
18	O	110	PRO	Peptide
23	T	80	VAL	Peptide
71	VV	32	ILE	Peptide
72	WW	54	ASP	Peptide
73	XX	61	GLN	Peptide
31	b	101	HIS	Peptide
33	d	95	ASP	Peptide
81	ff	137	ASP	Peptide
40	k	69	LEU	Peptide
47	u	117	ILE	Peptide
47	u	60	ARG	Peptide

## 5.2 Too-close contacts [i](#)

Due to software issues we are unable to calculate clashes - this section is therefore empty.

## 5.3 Torsion angles [i](#)

### 5.3.1 Protein backbone [i](#)

In the following table, the Percentiles column shows the percent Ramachandran outliers of the chain as a percentile score with respect to all PDB entries followed by that with respect to all EM entries.

The Analysed column shows the number of residues for which the backbone conformation was analysed, and the total number of residues.

Mol	Chain	Analysed	Favoured	Allowed	Outliers	Percentiles	
5	A	246/248 (99%)	218 (89%)	28 (11%)	0	100	100
6	B	392/394 (100%)	364 (93%)	27 (7%)	1 (0%)	37	66

*Continued on next page...*

*Continued from previous page...*

Mol	Chain	Analysed	Favoured	Allowed	Outliers	Percentiles	
7	C	359/362 (99%)	343 (96%)	16 (4%)	0	100	100
8	D	291/293 (99%)	277 (95%)	14 (5%)	0	100	100
9	E	208/291 (72%)	193 (93%)	15 (7%)	0	100	100
10	F	223/225 (99%)	215 (96%)	8 (4%)	0	100	100
11	G	229/319 (72%)	221 (96%)	8 (4%)	0	100	100
12	H	188/190 (99%)	179 (95%)	9 (5%)	0	100	100
13	I	201/214 (94%)	194 (96%)	7 (4%)	0	100	100
14	J	168/170 (99%)	166 (99%)	2 (1%)	0	100	100
15	L	208/210 (99%)	200 (96%)	7 (3%)	1 (0%)	25	54
16	M	136/138 (99%)	130 (96%)	6 (4%)	0	100	100
17	N	201/203 (99%)	186 (92%)	15 (8%)	0	100	100
18	O	197/199 (99%)	193 (98%)	4 (2%)	0	100	100
19	P	151/153 (99%)	146 (97%)	5 (3%)	0	100	100
20	Q	185/187 (99%)	173 (94%)	12 (6%)	0	100	100
21	R	178/180 (99%)	172 (97%)	6 (3%)	0	100	100
22	S	174/176 (99%)	164 (94%)	9 (5%)	1 (1%)	22	50
23	T	157/159 (99%)	148 (94%)	9 (6%)	0	100	100
24	U	97/99 (98%)	93 (96%)	4 (4%)	0	100	100
25	V	129/131 (98%)	122 (95%)	7 (5%)	0	100	100
26	W	102/157 (65%)	97 (95%)	5 (5%)	0	100	100
27	X	116/118 (98%)	110 (95%)	6 (5%)	0	100	100
28	Y	132/134 (98%)	128 (97%)	4 (3%)	0	100	100
29	Z	133/135 (98%)	126 (95%)	6 (4%)	1 (1%)	16	44
30	a	145/147 (99%)	137 (94%)	8 (6%)	0	100	100
31	b	100/245 (41%)	93 (93%)	7 (7%)	0	100	100
32	c	96/98 (98%)	89 (93%)	7 (7%)	0	100	100
33	d	105/107 (98%)	95 (90%)	9 (9%)	1 (1%)	13	39
34	e	126/128 (98%)	118 (94%)	8 (6%)	0	100	100
35	f	107/109 (98%)	105 (98%)	2 (2%)	0	100	100
36	g	112/114 (98%)	110 (98%)	2 (2%)	0	100	100
37	h	120/122 (98%)	120 (100%)	0	0	100	100

*Continued on next page...*

*Continued from previous page...*

Mol	Chain	Analysed	Favoured	Allowed	Outliers	Percentiles	
38	i	100/102 (98%)	94 (94%)	6 (6%)	0	100	100
39	j	84/86 (98%)	75 (89%)	9 (11%)	0	100	100
40	k	67/69 (97%)	66 (98%)	1 (2%)	0	100	100
41	l	48/50 (96%)	41 (85%)	7 (15%)	0	100	100
42	m	49/52 (94%)	43 (88%)	5 (10%)	1 (2%)	6	25
43	n	23/25 (92%)	23 (100%)	0	0	100	100
44	o	101/103 (98%)	97 (96%)	4 (4%)	0	100	100
45	p	89/91 (98%)	84 (94%)	5 (6%)	0	100	100
46	r	122/124 (98%)	117 (96%)	5 (4%)	0	100	100
47	u	204/206 (99%)	173 (85%)	29 (14%)	2 (1%)	13	39
48	v	348/441 (79%)	320 (92%)	28 (8%)	0	100	100
50	AA	215/217 (99%)	201 (94%)	14 (6%)	0	100	100
51	BB	211/213 (99%)	200 (95%)	11 (5%)	0	100	100
52	CC	219/221 (99%)	212 (97%)	7 (3%)	0	100	100
53	DD	226/228 (99%)	217 (96%)	9 (4%)	0	100	100
54	EE	260/262 (99%)	243 (94%)	17 (6%)	0	100	100
55	FF	181/204 (89%)	172 (95%)	9 (5%)	0	100	100
56	GG	235/237 (99%)	226 (96%)	9 (4%)	0	100	100
57	HH	181/194 (93%)	172 (95%)	9 (5%)	0	100	100
58	II	204/206 (99%)	192 (94%)	12 (6%)	0	100	100
59	JJ	183/185 (99%)	177 (97%)	6 (3%)	0	100	100
60	KK	94/96 (98%)	86 (92%)	8 (8%)	0	100	100
61	LL	139/158 (88%)	132 (95%)	7 (5%)	0	100	100
62	MM	115/117 (98%)	102 (89%)	13 (11%)	0	100	100
63	NN	147/149 (99%)	136 (92%)	11 (8%)	0	100	100
64	OO	134/136 (98%)	126 (94%)	8 (6%)	0	100	100
65	PP	118/120 (98%)	109 (92%)	9 (8%)	0	100	100
66	QQ	140/142 (99%)	134 (96%)	6 (4%)	0	100	100
67	RR	130/132 (98%)	125 (96%)	5 (4%)	0	100	100
68	SS	142/144 (99%)	134 (94%)	8 (6%)	0	100	100
69	TT	139/141 (99%)	132 (95%)	7 (5%)	0	100	100

*Continued on next page...*

Continued from previous page...

Mol	Chain	Analysed	Favoured	Allowed	Outliers	Percentiles	
70	UU	98/100 (98%)	93 (95%)	5 (5%)	0	100	100
71	VV	81/83 (98%)	76 (94%)	5 (6%)	0	100	100
72	WW	127/129 (98%)	121 (95%)	6 (5%)	0	100	100
73	XX	139/141 (99%)	130 (94%)	7 (5%)	2 (1%)	9	31
74	YY	122/124 (98%)	119 (98%)	3 (2%)	0	100	100
75	ZZ	73/75 (97%)	67 (92%)	6 (8%)	0	100	100
76	aa	99/101 (98%)	93 (94%)	6 (6%)	0	100	100
77	bb	81/83 (98%)	77 (95%)	4 (5%)	0	100	100
78	cc	60/62 (97%)	58 (97%)	2 (3%)	0	100	100
79	dd	53/55 (96%)	52 (98%)	1 (2%)	0	100	100
80	ee	53/55 (96%)	51 (96%)	2 (4%)	0	100	100
81	ff	66/68 (97%)	58 (88%)	8 (12%)	0	100	100
82	gg	311/313 (99%)	279 (90%)	32 (10%)	0	100	100
All	All	11723/12395 (95%)	11060 (94%)	653 (6%)	10 (0%)	50	78

All (10) Ramachandran outliers are listed below:

Mol	Chain	Res	Type
42	m	73	CYS
6	B	295	ASP
33	d	96	GLU
47	u	61	PRO
47	u	198	TRP
73	XX	62	PRO
22	S	166	ARG
73	XX	61	GLN
29	Z	90	PRO
15	L	62	PRO

### 5.3.2 Protein sidechains [i](#)

In the following table, the Percentiles column shows the percent sidechain outliers of the chain as a percentile score with respect to all PDB entries followed by that with respect to all EM entries.

The Analysed column shows the number of residues for which the sidechain conformation was analysed, and the total number of residues.

Mol	Chain	Analysed	Rotameric	Outliers	Percentiles	
5	A	190/190 (100%)	185 (97%)	5 (3%)	41	64
6	B	342/342 (100%)	339 (99%)	3 (1%)	75	86
7	C	301/301 (100%)	296 (98%)	5 (2%)	56	74
8	D	247/247 (100%)	244 (99%)	3 (1%)	67	80
9	E	190/251 (76%)	187 (98%)	3 (2%)	58	75
10	F	196/196 (100%)	196 (100%)	0	100	100
11	G	200/272 (74%)	195 (98%)	5 (2%)	42	65
12	H	169/169 (100%)	166 (98%)	3 (2%)	54	73
13	I	175/181 (97%)	174 (99%)	1 (1%)	84	90
14	J	143/143 (100%)	142 (99%)	1 (1%)	81	88
15	L	175/175 (100%)	170 (97%)	5 (3%)	37	61
16	M	117/117 (100%)	115 (98%)	2 (2%)	56	74
17	N	171/171 (100%)	168 (98%)	3 (2%)	54	73
18	O	171/171 (100%)	169 (99%)	2 (1%)	67	80
19	P	134/134 (100%)	133 (99%)	1 (1%)	81	88
20	Q	164/164 (100%)	161 (98%)	3 (2%)	54	73
21	R	159/159 (100%)	158 (99%)	1 (1%)	84	90
22	S	157/157 (100%)	154 (98%)	3 (2%)	52	71
23	T	139/139 (100%)	137 (99%)	2 (1%)	62	77
24	U	89/89 (100%)	88 (99%)	1 (1%)	70	81
25	V	101/101 (100%)	100 (99%)	1 (1%)	73	83
26	W	86/126 (68%)	85 (99%)	1 (1%)	67	80
27	X	106/106 (100%)	106 (100%)	0	100	100
28	Y	124/124 (100%)	120 (97%)	4 (3%)	34	59
29	Z	117/117 (100%)	117 (100%)	0	100	100
30	a	119/119 (100%)	119 (100%)	0	100	100
31	b	84/184 (46%)	84 (100%)	0	100	100
32	c	84/84 (100%)	81 (96%)	3 (4%)	30	56
33	d	98/98 (100%)	98 (100%)	0	100	100
34	e	114/114 (100%)	111 (97%)	3 (3%)	41	64
35	f	88/88 (100%)	87 (99%)	1 (1%)	70	81
36	g	98/98 (100%)	94 (96%)	4 (4%)	26	51

Continued on next page...

*Continued from previous page...*

Mol	Chain	Analysed	Rotameric	Outliers	Percentiles	
37	h	109/109 (100%)	108 (99%)	1 (1%)	75	86
38	i	86/86 (100%)	85 (99%)	1 (1%)	67	80
39	j	73/73 (100%)	72 (99%)	1 (1%)	62	77
40	k	64/64 (100%)	63 (98%)	1 (2%)	58	75
41	l	47/47 (100%)	45 (96%)	2 (4%)	25	50
42	m	47/47 (100%)	47 (100%)	0	100	100
43	n	24/24 (100%)	24 (100%)	0	100	100
44	o	91/91 (100%)	89 (98%)	2 (2%)	47	68
45	p	74/74 (100%)	73 (99%)	1 (1%)	62	77
46	r	108/108 (100%)	106 (98%)	2 (2%)	52	71
47	u	186/186 (100%)	183 (98%)	3 (2%)	58	75
48	v	289/355 (81%)	284 (98%)	5 (2%)	56	74
50	AA	180/181 (99%)	178 (99%)	2 (1%)	70	81
51	BB	194/194 (100%)	190 (98%)	4 (2%)	48	69
52	CC	187/187 (100%)	184 (98%)	3 (2%)	58	75
53	DD	190/190 (100%)	184 (97%)	6 (3%)	34	59
54	EE	224/224 (100%)	221 (99%)	3 (1%)	65	78
55	FF	158/170 (93%)	153 (97%)	5 (3%)	34	59
56	GG	207/207 (100%)	201 (97%)	6 (3%)	37	61
57	HH	165/174 (95%)	159 (96%)	6 (4%)	30	56
58	II	178/178 (100%)	175 (98%)	3 (2%)	56	74
59	JJ	161/161 (100%)	161 (100%)	0	100	100
60	KK	87/87 (100%)	86 (99%)	1 (1%)	70	81
61	LL	130/142 (92%)	130 (100%)	0	100	100
62	MM	99/99 (100%)	98 (99%)	1 (1%)	73	83
63	NN	130/130 (100%)	129 (99%)	1 (1%)	79	87
64	OO	106/106 (100%)	103 (97%)	3 (3%)	38	62
65	PP	109/109 (100%)	107 (98%)	2 (2%)	54	73
66	QQ	117/117 (100%)	113 (97%)	4 (3%)	32	57
67	RR	119/119 (100%)	118 (99%)	1 (1%)	79	87
68	SS	125/125 (100%)	125 (100%)	0	100	100

*Continued on next page...*



*Continued from previous page...*

Mol	Chain	Analysed	Rotameric	Outliers	Percentiles	
69	TT	111/111 (100%)	109 (98%)	2 (2%)	54	73
70	UU	92/92 (100%)	92 (100%)	0	100	100
71	VV	67/67 (100%)	67 (100%)	0	100	100
72	WW	112/112 (100%)	111 (99%)	1 (1%)	75	86
73	XX	113/113 (100%)	112 (99%)	1 (1%)	75	86
74	YY	107/107 (100%)	106 (99%)	1 (1%)	75	86
75	ZZ	66/66 (100%)	66 (100%)	0	100	100
76	aa	88/88 (100%)	88 (100%)	0	100	100
77	bb	75/75 (100%)	74 (99%)	1 (1%)	65	78
78	cc	55/55 (100%)	54 (98%)	1 (2%)	54	73
79	dd	48/48 (100%)	47 (98%)	1 (2%)	48	69
80	ee	46/46 (100%)	45 (98%)	1 (2%)	47	68
81	ff	61/61 (100%)	61 (100%)	0	100	100
82	gg	272/272 (100%)	269 (99%)	3 (1%)	70	81
All	All	10225/10604 (96%)	10074 (98%)	151 (2%)	60	76

All (151) residues with a non-rotameric sidechain are listed below:

Mol	Chain	Res	Type
5	A	125	LYS
5	A	163	ARG
5	A	193	ARG
5	A	242	ARG
5	A	247	ARG
6	B	10	ARG
6	B	24	ARG
6	B	262	VAL
7	C	38	ASN
7	C	57	LEU
7	C	150	LEU
7	C	188	ARG
7	C	204	ARG
8	D	33	ARG
8	D	111	ASN
8	D	112	ARG
9	E	58	ARG
9	E	164	ARG

*Continued on next page...*

*Continued from previous page...*

<b>Mol</b>	<b>Chain</b>	<b>Res</b>	<b>Type</b>
9	E	178	VAL
11	G	88	ARG
11	G	160	LYS
11	G	228	ARG
11	G	242	ARG
11	G	249	ARG
12	H	71	ARG
12	H	128	MET
12	H	161	ILE
13	I	10	ARG
14	J	58	ARG
15	L	36	ARG
15	L	45	ARG
15	L	58	ILE
15	L	59	VAL
15	L	159	ASN
16	M	119	ARG
16	M	132	ARG
17	N	26	ARG
17	N	64	ILE
17	N	162	ARG
18	O	117	ARG
18	O	140	ARG
19	P	64	ASN
20	Q	61	LEU
20	Q	78	LYS
20	Q	168	ARG
21	R	173	ARG
22	S	21	LYS
22	S	83	ARG
22	S	168	THR
23	T	107	LYS
23	T	110	LYS
24	U	97	ARG
25	V	48	ARG
26	W	91	MET
28	Y	2	LYS
28	Y	50	ARG
28	Y	79	VAL
28	Y	103	LYS
32	c	17	ARG
32	c	65	MET

*Continued on next page...*

*Continued from previous page...*

<b>Mol</b>	<b>Chain</b>	<b>Res</b>	<b>Type</b>
32	c	90	ARG
34	e	33	ARG
34	e	48	ARG
34	e	92	ASN
35	f	16	ARG
36	g	5	LEU
36	g	54	ARG
36	g	59	VAL
36	g	108	LYS
37	h	56	ARG
38	i	29	ARG
39	j	20	ARG
40	k	70	LYS
41	l	33	ASN
41	l	34	LYS
44	o	82	MET
44	o	99	ARG
45	p	84	ARG
46	r	106	LEU
46	r	107	ARG
47	u	12	GLU
47	u	25	ARG
47	u	72	GLN
48	v	113	LEU
48	v	116	ARG
48	v	214	ARG
48	v	244	LEU
48	v	365	ARG
50	AA	184	ARG
50	AA	186	ARG
51	BB	87	ILE
51	BB	207	LEU
51	BB	213	ARG
51	BB	219	LYS
52	CC	137	VAL
52	CC	209	VAL
52	CC	248	TYR
53	DD	40	ARG
53	DD	45	ARG
53	DD	76	ARG
53	DD	124	ARG
53	DD	214	LYS

*Continued on next page...*

*Continued from previous page...*

<b>Mol</b>	<b>Chain</b>	<b>Res</b>	<b>Type</b>
53	DD	227	LYS
54	EE	94	LYS
54	EE	148	ARG
54	EE	246	LEU
55	FF	42	LYS
55	FF	102	LEU
55	FF	122	ARG
55	FF	135	ARG
55	FF	178	ILE
56	GG	22	ARG
56	GG	149	LYS
56	GG	154	ARG
56	GG	190	ARG
56	GG	225	GLN
56	GG	231	ARG
57	HH	28	LEU
57	HH	37	LYS
57	HH	72	PHE
57	HH	78	ARG
57	HH	83	LEU
57	HH	144	ILE
58	II	47	ARG
58	II	141	ARG
58	II	200	ARG
60	KK	95	ARG
62	MM	99	LYS
63	NN	64	ARG
64	OO	63	LYS
64	OO	146	ARG
64	OO	149	ARG
65	PP	37	TYR
65	PP	61	ARG
66	QQ	41	MET
66	QQ	48	GLN
66	QQ	60	LYS
66	QQ	93	VAL
67	RR	80	ARG
69	TT	75	MET
69	TT	113	VAL
72	WW	104	LEU
73	XX	25	LYS
74	YY	74	MET

*Continued on next page...*

*Continued from previous page...*

Mol	Chain	Res	Type
77	bb	81	ARG
78	cc	40	ARG
79	dd	19	ARG
80	ee	99	LYS
82	gg	12	LYS
82	gg	267	VAL
82	gg	270	LEU

Sometimes sidechains can be flipped to improve hydrogen bonding and reduce clashes. All (1) such sidechains are listed below:

Mol	Chain	Res	Type
19	P	64	ASN

### 5.3.3 RNA [i](#)

Mol	Chain	Analysed	Backbone Outliers	Pucker Outliers
1	4	74/75 (98%)	35 (47%)	1 (1%)
2	5	3526/3597 (98%)	884 (25%)	68 (1%)
3	7	119/120 (99%)	14 (11%)	0
4	8	149/151 (98%)	27 (18%)	1 (0%)
49	9	1671/1698 (98%)	388 (23%)	20 (1%)
All	All	5539/5641 (98%)	1348 (24%)	90 (1%)

All (1348) RNA backbone outliers are listed below:

Mol	Chain	Res	Type
1	4	2	C
1	4	3	C
1	4	4	C
1	4	8	U
1	4	9	A
1	4	10	G
1	4	13	C
1	4	14	A
1	4	15	G
1	4	16	C
1	4	18	U
1	4	19	G
1	4	20	U
1	4	21	A

*Continued on next page...*

*Continued from previous page...*

<b>Mol</b>	<b>Chain</b>	<b>Res</b>	<b>Type</b>
1	4	24	G
1	4	33	U
1	4	34	U
1	4	36	U
1	4	37	A
1	4	39	U
1	4	42	G
1	4	43	A
1	4	47	U
1	4	48	C
1	4	49	C
1	4	57	A
1	4	58	A
1	4	59	G
1	4	60	U
1	4	62	C
1	4	66	U
1	4	68	C
1	4	70	G
1	4	71	G
1	4	73	G
2	5	8	U
2	5	12	A
2	5	13	U
2	5	17	A
2	5	25	A
2	5	35	U
2	5	36	U
2	5	39	A
2	5	42	A
2	5	43	U
2	5	48	G
2	5	49	U
2	5	56	A
2	5	58	G
2	5	59	A
2	5	64	A
2	5	65	A
2	5	71	C
2	5	72	C
2	5	73	A
2	5	76	A

*Continued on next page...*

*Continued from previous page...*

<b>Mol</b>	<b>Chain</b>	<b>Res</b>	<b>Type</b>
2	5	84	A
2	5	91	G
2	5	93	G
2	5	98	A
2	5	102	G
2	5	104	G
2	5	108	A
2	5	109	G
2	5	110	C
2	5	116	G
2	5	119	G
2	5	120	A
2	5	122	U
2	5	126	C
2	5	134	G
2	5	135	G
2	5	136	C
2	5	142	G
2	5	146	G
2	5	151	G
2	5	157	U
2	5	159	C
2	5	167	C
2	5	170	C
2	5	172	C
2	5	173	C
2	5	182	G
2	5	200	U
2	5	201	C
2	5	202	C
2	5	203	U
2	5	205	C
2	5	209	U
2	5	216	C
2	5	218	A
2	5	220	C
2	5	224	U
2	5	233	U
2	5	234	G
2	5	245	C
2	5	246	G
2	5	256	G

*Continued on next page...*

*Continued from previous page...*

<b>Mol</b>	<b>Chain</b>	<b>Res</b>	<b>Type</b>
2	5	264	C
2	5	265	C
2	5	266	C
2	5	267	G
2	5	275	C
2	5	276	C
2	5	280	G
2	5	297	U
2	5	306	A
2	5	309	C
2	5	310	G
2	5	315	G
2	5	316	U
2	5	326	C
2	5	334	A
2	5	340	C
2	5	345	C
2	5	349	A
2	5	350	C
2	5	363	A
2	5	379	G
2	5	386	A
2	5	387	G
2	5	398	A2M
2	5	401	G
2	5	406	C
2	5	407	A
2	5	409	G
2	5	410	A
2	5	412	G
2	5	413	G
2	5	414	C
2	5	431	G
2	5	433	A
2	5	440	U
2	5	446	C
2	5	449	C
2	5	450	G
2	5	452	A
2	5	453	G
2	5	454	U
2	5	455	C

*Continued on next page...*



*Continued from previous page...*

<b>Mol</b>	<b>Chain</b>	<b>Res</b>	<b>Type</b>
2	5	463	A
2	5	467	U
2	5	468	U
2	5	482	G
2	5	483	G
2	5	484	U
2	5	486	C
2	5	489	C
2	5	492	U
2	5	493	G
2	5	496	G
2	5	497	G
2	5	498	C
2	5	499	G
2	5	505	G
2	5	510	U
2	5	522	C
2	5	641	G
2	5	667	A
2	5	669	C
2	5	680	G
2	5	682	G
2	5	684	G
2	5	685	C
2	5	686	A
2	5	691	C
2	5	696	C
2	5	697	G
2	5	704	C
2	5	705	G
2	5	708	G
2	5	719	C
2	5	722	G
2	5	729	2MG
2	5	731	G
2	5	746	A
2	5	747	A
2	5	748	G
2	5	749	G
2	5	758	G
2	5	759	G
2	5	908	G

*Continued on next page...*

*Continued from previous page...*

<b>Mol</b>	<b>Chain</b>	<b>Res</b>	<b>Type</b>
2	5	913	U
2	5	914	U
2	5	915	A
2	5	917	A
2	5	918	G
2	5	925	C
2	5	926	G
2	5	929	A
2	5	931	C
2	5	932	A
2	5	933	G
2	5	934	C
2	5	938	C
2	5	939	G
2	5	941	C
2	5	943	A
2	5	944	A
2	5	945	U
2	5	956	A
2	5	959	G
2	5	960	A
2	5	961	G
2	5	964	A
2	5	965	G
2	5	966	A
2	5	967	C
2	5	968	C
2	5	969	C
2	5	970	G
2	5	971(A)	G
2	5	972	C
2	5	980	C
2	5	983	U
2	5	1072	C
2	5	1073	G
2	5	1078	A
2	5	1079	C
2	5	1080	C
2	5	1081	C
2	5	1083	U
2	5	1085	C
2	5	1098	G

*Continued on next page...*

*Continued from previous page...*

<b>Mol</b>	<b>Chain</b>	<b>Res</b>	<b>Type</b>
2	5	1174	G
2	5	1175	A
2	5	1179	U
2	5	1180	C
2	5	1187	G
2	5	1193	C
2	5	1195	G
2	5	1204	C
2	5	1210	C
2	5	1211	G
2	5	1212	G
2	5	1215	C
2	5	1234	G
2	5	1235	G
2	5	1236	C
2	5	1237	C
2	5	1238	A
2	5	1239	C
2	5	1272	C
2	5	1273	G
2	5	1275	G
2	5	1276	C
2	5	1284	G
2	5	1287	G
2	5	1292	C
2	5	1293	G
2	5	1296	G
2	5	1301	C
2	5	1303	A
2	5	1304	C
2	5	1314	C
2	5	1319	U
2	5	1326	A2M
2	5	1330	A
2	5	1337	A
2	5	1354	A
2	5	1358	G
2	5	1359	G
2	5	1370	G
2	5	1371	A
2	5	1372	A
2	5	1377	G

*Continued on next page...*

*Continued from previous page...*

<b>Mol</b>	<b>Chain</b>	<b>Res</b>	<b>Type</b>
2	5	1378	C
2	5	1379	C
2	5	1381	U
2	5	1387	A
2	5	1394	G
2	5	1397	A
2	5	1398	A
2	5	1406(C)	G
2	5	1412	G
2	5	1415	G
2	5	1419	G
2	5	1420	A
2	5	1421	G
2	5	1429	C
2	5	1436	C
2	5	1437	C
2	5	1438	U
2	5	1441	C
2	5	1443	A
2	5	1445	U
2	5	1446	C
2	5	1448	G
2	5	1455	G
2	5	1457	G
2	5	1458	C
2	5	1462	A
2	5	1475	G
2	5	1477	C
2	5	1482	G
2	5	1483	C
2	5	1490	G
2	5	1493	G
2	5	1497	A
2	5	1498	G
2	5	1501	C
2	5	1502	G
2	5	1514	U
2	5	1516	G
2	5	1518	A
2	5	1523	A
2	5	1534	A2M
2	5	1546	C

*Continued on next page...*

*Continued from previous page...*

<b>Mol</b>	<b>Chain</b>	<b>Res</b>	<b>Type</b>
2	5	1547	A
2	5	1549	G
2	5	1563	A
2	5	1566	C
2	5	1578	U
2	5	1582	PSU
2	5	1583	A
2	5	1591	U
2	5	1596	U
2	5	1602	U
2	5	1609	U
2	5	1612	G
2	5	1613	A
2	5	1624	G
2	5	1625	OMG
2	5	1626	G
2	5	1631	A
2	5	1633	G
2	5	1634	A
2	5	1638	A
2	5	1640	C
2	5	1641	G
2	5	1649	U
2	5	1650	A
2	5	1654	G
2	5	1658	G
2	5	1661	C
2	5	1671	U
2	5	1676	C
2	5	1677	PSU
2	5	1678	C
2	5	1679	A
2	5	1691	G
2	5	1726	U
2	5	1734	G
2	5	1741	G
2	5	1742	A
2	5	1748	U
2	5	1750	G
2	5	1751	A
2	5	1753	G
2	5	1755	C

*Continued on next page...*

*Continued from previous page...*

<b>Mol</b>	<b>Chain</b>	<b>Res</b>	<b>Type</b>
2	5	1756	U
2	5	1757	U
2	5	1761	G
2	5	1768	C
2	5	1772	C
2	5	1773	U
2	5	1774	C
2	5	1776	A
2	5	1777	C
2	5	1781	U
2	5	1787	A
2	5	1803	G
2	5	1804	A
2	5	1805	A
2	5	1806	G
2	5	1819	G
2	5	1821	G
2	5	1822	U
2	5	1828	C
2	5	1833	G
2	5	1835	G
2	5	1836	G
2	5	1837	A
2	5	1840	G
2	5	1842	G
2	5	1843	A
2	5	1848	C
2	5	1850	A
2	5	1855	G
2	5	1869	G
2	5	1881	C
2	5	1888	A
2	5	1897	A
2	5	1898	C
2	5	1918	U
2	5	1920	C
2	5	1921	C
2	5	1922	G
2	5	1923	A
2	5	1930	U
2	5	1931	C
2	5	1932	A

*Continued on next page...*

*Continued from previous page...*

<b>Mol</b>	<b>Chain</b>	<b>Res</b>	<b>Type</b>
2	5	1935	C
2	5	1938	C
2	5	1940	G
2	5	1951	G
2	5	1956	A
2	5	1957	U
2	5	1958	A
2	5	1960	A
2	5	1961	G
2	5	1962	A
2	5	1964	A
2	5	1967	A
2	5	1971	U
2	5	1972	G
2	5	1974	U
2	5	1975	G
2	5	1978	C
2	5	1980	U
2	5	1983	A
2	5	1984	A
2	5	1987	C
2	5	1991	A
2	5	1992	U
2	5	1993	C
2	5	1996	C
2	5	1997	U
2	5	1999	A
2	5	2001	G
2	5	2002	A
2	5	2003	G
2	5	2004	U
2	5	2007	G
2	5	2008	U
2	5	2011	C
2	5	2022	C
2	5	2025	A
2	5	2026	A
2	5	2029	A
2	5	2030	A
2	5	2033	A
2	5	2047	A
2	5	2048	U

*Continued on next page...*

*Continued from previous page...*

<b>Mol</b>	<b>Chain</b>	<b>Res</b>	<b>Type</b>
2	5	2052	G
2	5	2055	G
2	5	2056	G
2	5	2062	C
2	5	2064	G
2	5	2068	C
2	5	2069	A
2	5	2070	U
2	5	2084	U
2	5	2085	G
2	5	2090	U
2	5	2092	G
2	5	2093	G
2	5	2094	C
2	5	2097	A
2	5	2098	G
2	5	2099	C
2	5	2100	G
2	5	2102	G
2	5	2104	A
2	5	2105	A
2	5	2106	G
2	5	2108	G
2	5	2259	G
2	5	2260	C
2	5	2267	U
2	5	2268	A
2	5	2269	C
2	5	2270	G
2	5	2275	G
2	5	2289	C
2	5	2294	G
2	5	2300	A
2	5	2301	G
2	5	2307	A
2	5	2313	A
2	5	2314	G
2	5	2316	G
2	5	2319	C
2	5	2333	G
2	5	2335	C
2	5	2347	A

*Continued on next page...*



*Continued from previous page...*

<b>Mol</b>	<b>Chain</b>	<b>Res</b>	<b>Type</b>
2	5	2348	G
2	5	2351	C
2	5	2355	G
2	5	2357	G
2	5	2360	A
2	5	2364	OMG
2	5	2365	OMC
2	5	2395	A
2	5	2396	A
2	5	2408	U
2	5	2410	C
2	5	2417	A
2	5	2422	OMC
2	5	2424	OMG
2	5	2425	U
2	5	2433	G
2	5	2441	C
2	5	2447	U
2	5	2450	G
2	5	2453	A
2	5	2471	G
2	5	2475	G
2	5	2487	G
2	5	2488	C
2	5	2489	C
2	5	2490	U
2	5	2491	C
2	5	2495	U
2	5	2503	G
2	5	2504	C
2	5	2505	C
2	5	2506	G
2	5	2513	A
2	5	2520	C
2	5	2529	A
2	5	2530	U
2	5	2537	A
2	5	2544	G
2	5	2546	G
2	5	2547	G
2	5	2553	A
2	5	2554	U

*Continued on next page...*

*Continued from previous page...*

<b>Mol</b>	<b>Chain</b>	<b>Res</b>	<b>Type</b>
2	5	2560	C
2	5	2566	G
2	5	2568	C
2	5	2570	U
2	5	2571	C
2	5	2572	C
2	5	2575	U
2	5	2583	C
2	5	2586	G
2	5	2587	A
2	5	2588	C
2	5	2589	C
2	5	2600	A
2	5	2601	A
2	5	2611	A
2	5	2616	C
2	5	2618	G
2	5	2620	G
2	5	2627	C
2	5	2638	G
2	5	2639	U
2	5	2649	G
2	5	2653	C
2	5	2661	U
2	5	2662	G
2	5	2663	G
2	5	2668	G
2	5	2669	C
2	5	2670	C
2	5	2673	G
2	5	2676	A
2	5	2680	G
2	5	2686	G
2	5	2687	U
2	5	2695	A
2	5	2696	A
2	5	2707	U
2	5	2708	U
2	5	2709	C
2	5	2710	C
2	5	2711	G
2	5	2714	G

*Continued on next page...*

*Continued from previous page...*

<b>Mol</b>	<b>Chain</b>	<b>Res</b>	<b>Type</b>
2	5	2715	G
2	5	2716	C
2	5	2724	G
2	5	2725	A
2	5	2726	G
2	5	2740	U
2	5	2741	U
2	5	2744	A
2	5	2763	U
2	5	2764	A
2	5	2769	U
2	5	2787	A
2	5	2788	U
2	5	2789	A
2	5	2790	U
2	5	2794	C
2	5	2798	A
2	5	2803	U
2	5	2814	C
2	5	2826	U
2	5	2827	G
2	5	2829	U
2	5	2837	U
2	5	2838	G
2	5	2842	G
2	5	2855	G
2	5	2856	C
2	5	2867	C
2	5	2875	C
2	5	2879	A
2	5	2884	G
2	5	2892	C
2	5	3598	C
2	5	3603	G
2	5	3604	A
2	5	3605	C
2	5	3606	U
2	5	3625	G
2	5	3626	G
2	5	3635	A
2	5	3646	A
2	5	3650	C

*Continued on next page...*

*Continued from previous page...*

<b>Mol</b>	<b>Chain</b>	<b>Res</b>	<b>Type</b>
2	5	3657	U
2	5	3662	A
2	5	3664	G
2	5	3673	C
2	5	3679	U
2	5	3680	U
2	5	3689	G
2	5	3691	G
2	5	3692	A
2	5	3698	G
2	5	3711	A
2	5	3712	A
2	5	3714	G
2	5	3729	PSU
2	5	3740	G
2	5	3753	G
2	5	3756	A
2	5	3759	A
2	5	3763	A
2	5	3764	PSU
2	5	3766	A
2	5	3773	U
2	5	3774	A
2	5	3776	G
2	5	3777	G
2	5	3784	A
2	5	3785	A2M
2	5	3786	U
2	5	3787	G
2	5	3790	U
2	5	3792	OMG
2	5	3802	U
2	5	3810	C
2	5	3811	G
2	5	3812	C
2	5	3813	A
2	5	3814	U
2	5	3817	A
2	5	3819	G
2	5	3824	A
2	5	3838	U
2	5	3839	G

*Continued on next page...*

*Continued from previous page...*

<b>Mol</b>	<b>Chain</b>	<b>Res</b>	<b>Type</b>
2	5	3840	U
2	5	3867	A2M
2	5	3876	A
2	5	3877	A
2	5	3878	C
2	5	3879	G
2	5	3889	G
2	5	3892	U
2	5	3898	G
2	5	3901	A
2	5	3902	A
2	5	3905	A
2	5	3906	A
2	5	3907	G
2	5	3908	A
2	5	3915	U
2	5	3916	G
2	5	3927	U
2	5	3938	G
2	5	3939	G
2	5	3946	G
2	5	3947	A
2	5	3948	C
2	5	3955	A
2	5	3956	G
2	5	3957	U
2	5	3962	A
2	5	3970	G
2	5	3972	A
2	5	3973	G
2	5	3974	G
2	5	3975	C
2	5	4042	G
2	5	4043	G
2	5	4047	A
2	5	4050	A
2	5	4051	C
2	5	4053	A
2	5	4054	C
2	5	4055	U
2	5	4056	A
2	5	4061	G

*Continued on next page...*

*Continued from previous page...*

<b>Mol</b>	<b>Chain</b>	<b>Res</b>	<b>Type</b>
2	5	4062	A
2	5	4066	U
2	5	4073	A
2	5	4076	G
2	5	4085	A
2	5	4086	G
2	5	4088	C
2	5	4095	G
2	5	4096	C
2	5	4097	G
2	5	4100	C
2	5	4116	C
2	5	4119	C
2	5	4120	U
2	5	4121	G
2	5	4125	C
2	5	4127	A
2	5	4151	G
2	5	4155	C
2	5	4157	A
2	5	4158	C
2	5	4162	C
2	5	4163	U
2	5	4164	C
2	5	4170	A
2	5	4171	C
2	5	4172	A
2	5	4173	G
2	5	4183	G
2	5	4184	G
2	5	4191	G
2	5	4195	G
2	5	4197	G
2	5	4212	A
2	5	4215	C
2	5	4225	G
2	5	4228	G
2	5	4229	U
2	5	4232	U
2	5	4233	A
2	5	4238	G
2	5	4241	C

*Continued on next page...*

*Continued from previous page...*

<b>Mol</b>	<b>Chain</b>	<b>Res</b>	<b>Type</b>
2	5	4242	U
2	5	4251	A
2	5	4254	G
2	5	4255	A
2	5	4265	U
2	5	4266	G
2	5	4268	A
2	5	4271	A
2	5	4273	A
2	5	4281	A
2	5	4282	A
2	5	4291	G
2	5	4293	PSU
2	5	4304	A
2	5	4305	G
2	5	4306	OMU
2	5	4308	C
2	5	4313	A
2	5	4314	C
2	5	4317	A
2	5	4318	C
2	5	4319	C
2	5	4326	G
2	5	4330	G
2	5	4332	C
2	5	4348	A
2	5	4349	C
2	5	4354	U
2	5	4360	U
2	5	4364	G
2	5	4368	G
2	5	4372	U
2	5	4373	G
2	5	4376	A
2	5	4377	G
2	5	4378	A
2	5	4380	A
2	5	4387	C
2	5	4391	G
2	5	4394	A
2	5	4395	U
2	5	4398	C

*Continued on next page...*

*Continued from previous page...*

<b>Mol</b>	<b>Chain</b>	<b>Res</b>	<b>Type</b>
2	5	4401	G
2	5	4415	1MA
2	5	4419	U
2	5	4422	A
2	5	4426	C
2	5	4440	G
2	5	4448	G
2	5	4449	A
2	5	4450	PSU
2	5	4464	A
2	5	4475	G
2	5	4476	C
2	5	4482	U
2	5	4488	A
2	5	4494	OMG
2	5	4500	PSU
2	5	4502	C
2	5	4510	A
2	5	4512	U
2	5	4513	A
2	5	4515	G
2	5	4518	A
2	5	4519	C
2	5	4520	G
2	5	4522	G
2	5	4523	A2M
2	5	4524	G
2	5	4548	A
2	5	4549	G
2	5	4560	C
2	5	4567	G
2	5	4570	G
2	5	4573	G
2	5	4574	U
2	5	4575	G
2	5	4582	C
2	5	4584	A
2	5	4586	G
2	5	4587	G
2	5	4589	A
2	5	4590	A
2	5	4599	A

*Continued on next page...*



*Continued from previous page...*

<b>Mol</b>	<b>Chain</b>	<b>Res</b>	<b>Type</b>
2	5	4608	G
2	5	4624	A
2	5	4627	U
2	5	4629	U
2	5	4633	G
2	5	4635	A
2	5	4636	PSU
2	5	4637	OMG
2	5	4639	G
2	5	4656	A
2	5	4657	U
2	5	4661	G
2	5	4664	A
2	5	4670	C
2	5	4677	U
2	5	4691	A
2	5	4694	G
2	5	4695	C
2	5	4700	A
2	5	4702	G
2	5	4707	A
2	5	4709	U
2	5	4719	G
2	5	4720	C
2	5	4722	G
2	5	4736	C
2	5	4745	G
2	5	4750	G
2	5	4751	G
2	5	4754	G
2	5	4756	C
2	5	4757	C
2	5	4759	C
2	5	4761	G
2	5	4765	G
2	5	4771	C
2	5	4772	C
2	5	4867	G
2	5	4868	G
2	5	4870	OMG
2	5	4872	2MG
2	5	4875	G

*Continued on next page...*

*Continued from previous page...*

<b>Mol</b>	<b>Chain</b>	<b>Res</b>	<b>Type</b>
2	5	4877	G
2	5	4878	C
2	5	4881	U
2	5	4882	U
2	5	4883	C
2	5	4885	U
2	5	4887	C
2	5	4895	C
2	5	4903	G
2	5	4906	C
2	5	4910	A
2	5	4912	G
2	5	4914	G
2	5	4915	G
2	5	4918	C
2	5	4919	G
2	5	4920	C
2	5	4921	C
2	5	4925	U
2	5	4926	C
2	5	4927	G
2	5	4928	C
2	5	4929	C
2	5	4931	G
2	5	4934	A
2	5	4937	C
2	5	4938	A
2	5	4940	C
2	5	4943	A
2	5	4944	C
2	5	4947	U
2	5	4948	C
2	5	4949	G
2	5	4950	U
2	5	4951	G
2	5	4955	A
2	5	4956	A
2	5	4959	U
2	5	4960	G
2	5	4964	C
2	5	4965	U
2	5	4966	A

*Continued on next page...*

*Continued from previous page...*

<b>Mol</b>	<b>Chain</b>	<b>Res</b>	<b>Type</b>
2	5	4967	A
2	5	4975	G
2	5	4976	U
2	5	4985	U
2	5	4988	U
2	5	4990	C
2	5	4991	U
2	5	4993	G
2	5	4999	G
2	5	5006	U
2	5	5014	A
2	5	5017	G
2	5	5040	U
2	5	5041	G
2	5	5047	C
2	5	5049	G
2	5	5050	C
2	5	5053	U
2	5	5054	C
2	5	5058	A
2	5	5061	A
2	5	5062	G
2	5	5069	U
3	7	7	G
3	7	13	A
3	7	22	A
3	7	25	G
3	7	33	U
3	7	53	U
3	7	54	A
3	7	64	G
3	7	76	U
3	7	97	G
3	7	100	A
3	7	102	U
3	7	110	G
3	7	120	U
4	8	2	G
4	8	34	U
4	8	35	C
4	8	39	G
4	8	49	G

*Continued on next page...*

*Continued from previous page...*

<b>Mol</b>	<b>Chain</b>	<b>Res</b>	<b>Type</b>
4	8	59	A
4	8	62	A
4	8	63	U
4	8	64	U
4	8	75	G
4	8	78	G
4	8	86	U
4	8	87	G
4	8	94	G
4	8	99	U
4	8	103	A
4	8	105	C
4	8	109	C
4	8	110	U
4	8	111	U
4	8	114	G
4	8	123	U
4	8	125	C
4	8	126	C
4	8	127	U
4	8	137	A
4	8	147	G
49	9	2	A
49	9	3	C
49	9	17	C
49	9	23	G
49	9	25	A
49	9	26	U
49	9	33	G
49	9	41	G
49	9	44	U
49	9	45	A
49	9	46	A
49	9	47	G
49	9	56	G
49	9	58	C
49	9	62	G
49	9	65	C
49	9	67	C
49	9	68	A
49	9	70	G
49	9	71	G

*Continued on next page...*

*Continued from previous page...*

<b>Mol</b>	<b>Chain</b>	<b>Res</b>	<b>Type</b>
49	9	73	C
49	9	74	G
49	9	77	A
49	9	79	A
49	9	103	A
49	9	104	A
49	9	110	U
49	9	111	A
49	9	113	G
49	9	115	U
49	9	116	OMU
49	9	120	U
49	9	121	OMU
49	9	122	G
49	9	124	U
49	9	126	G
49	9	127	C
49	9	129	C
49	9	130	G
49	9	141	A
49	9	143	U
49	9	147	A
49	9	154	U
49	9	155	G
49	9	158	A
49	9	159	A2M
49	9	162	C
49	9	163	U
49	9	166	A2M
49	9	167	G
49	9	168	C
49	9	170	A
49	9	175	A
49	9	180	G
49	9	182	C
49	9	183	G
49	9	184	G
49	9	188	C
49	9	189	U
49	9	190	G
49	9	192	C
49	9	202	G

*Continued on next page...*

*Continued from previous page...*

<b>Mol</b>	<b>Chain</b>	<b>Res</b>	<b>Type</b>
49	9	206	G
49	9	215	G
49	9	289	G
49	9	290	U
49	9	294	U
49	9	307	G
49	9	308	G
49	9	309	G
49	9	312	G
49	9	318	A
49	9	319	C
49	9	320	G
49	9	332	G
49	9	339	A
49	9	340	C
49	9	343	A
49	9	347	G
49	9	350	C
49	9	351	G
49	9	357	C
49	9	360	A
49	9	364	A
49	9	367	U
49	9	368	U
49	9	369	C
49	9	381	C
49	9	385	G
49	9	400	C
49	9	408	A
49	9	409	C
49	9	417	C
49	9	418	A
49	9	419	G
49	9	435	A
49	9	438	G
49	9	441	C
49	9	448	A
49	9	449	A
49	9	450	C
49	9	455	A
49	9	465	A
49	9	466	G

*Continued on next page...*

*Continued from previous page...*

<b>Mol</b>	<b>Chain</b>	<b>Res</b>	<b>Type</b>
49	9	471	G
49	9	472	C
49	9	473	A
49	9	474	G
49	9	482	G
49	9	487	U
49	9	492	C
49	9	507	G
49	9	508	A
49	9	530	U
49	9	531	A
49	9	532	C
49	9	533	A
49	9	536	A
49	9	537	C
49	9	542	U
49	9	546	G
49	9	547	G
49	9	548	C
49	9	549	C
49	9	550	C
49	9	551	U
49	9	554	A
49	9	555	A
49	9	556	U
49	9	559	G
49	9	560	A
49	9	562	U
49	9	563	G
49	9	564	A
49	9	569	A
49	9	573	U
49	9	576	A
49	9	583	A
49	9	587	A
49	9	588	G
49	9	589	G
49	9	590	A
49	9	591	U
49	9	594	A
49	9	603	C
49	9	604	A

*Continued on next page...*

*Continued from previous page...*

<b>Mol</b>	<b>Chain</b>	<b>Res</b>	<b>Type</b>
49	9	606	G
49	9	607	U
49	9	608	C
49	9	614	C
49	9	615	C
49	9	617	G
49	9	628	A
49	9	643	A
49	9	655	A
49	9	660	C
49	9	663	C
49	9	664	A
49	9	666	U
49	9	668	A2M
49	9	669	A
49	9	671	A
49	9	672	A
49	9	673	G
49	9	683	OMG
49	9	688	U
49	9	689	U
49	9	690	G
49	9	744	G
49	9	752	G
49	9	753	C
49	9	754	G
49	9	791	C
49	9	798	G
49	9	801	U
49	9	810	A
49	9	811	A
49	9	821	G
49	9	822	PSU
49	9	830	A
49	9	834	C
49	9	844	U
49	9	847	A
49	9	848	U
49	9	852	G
49	9	865	A
49	9	867	G
49	9	870	A

*Continued on next page...*



*Continued from previous page...*

<b>Mol</b>	<b>Chain</b>	<b>Res</b>	<b>Type</b>
49	9	871	U
49	9	872	A
49	9	873	G
49	9	875	A
49	9	878	G
49	9	887	U
49	9	888	U
49	9	890	U
49	9	893	U
49	9	901	G
49	9	913	A
49	9	914	U
49	9	920	A
49	9	933	G
49	9	934	G
49	9	943	U
49	9	971	G
49	9	985	G
49	9	988	C
49	9	990	A
49	9	992	A
49	9	996	A
49	9	999	G
49	9	1002	U
49	9	1017	U
49	9	1023	A
49	9	1041	G
49	9	1045	U
49	9	1058	A
49	9	1060	A
49	9	1062	A
49	9	1067	C
49	9	1071	G
49	9	1083	A
49	9	1085	C
49	9	1089	G
49	9	1099	G
49	9	1100	A
49	9	1109	C
49	9	1113	A
49	9	1115	U
49	9	1116	C

*Continued on next page...*

*Continued from previous page...*

<b>Mol</b>	<b>Chain</b>	<b>Res</b>	<b>Type</b>
49	9	1117	C
49	9	1118	C
49	9	1121	G
49	9	1123	C
49	9	1131	G
49	9	1133	A
49	9	1138	C
49	9	1149	A
49	9	1153	C
49	9	1154	U
49	9	1155	U
49	9	1161	U
49	9	1170	A
49	9	1173	A
49	9	1194	A
49	9	1195	A
49	9	1208	A
49	9	1211	G
49	9	1212	G
49	9	1215	C
49	9	1221	G
49	9	1223	A
49	9	1224	G
49	9	1242	U
49	9	1243	PSU
49	9	1247	C
49	9	1251	A
49	9	1253	A
49	9	1254	C
49	9	1256	G
49	9	1257	G
49	9	1259	A
49	9	1264	C
49	9	1271	C
49	9	1274	G
49	9	1275	G
49	9	1282	A
49	9	1284	A
49	9	1285	G
49	9	1286	G
49	9	1293	A
49	9	1299	A

*Continued on next page...*

*Continued from previous page...*

<b>Mol</b>	<b>Chain</b>	<b>Res</b>	<b>Type</b>
49	9	1301	A
49	9	1302	G
49	9	1304	U
49	9	1307	U
49	9	1308	U
49	9	1314	U
49	9	1322	G
49	9	1333	U
49	9	1341	C
49	9	1342	U
49	9	1348	G
49	9	1363	C
49	9	1371	U
49	9	1372	U
49	9	1378	A
49	9	1382	A
49	9	1386	A
49	9	1394	G
49	9	1395	C
49	9	1396	A
49	9	1397	U
49	9	1401	A
49	9	1404	U
49	9	1406	G
49	9	1428	G
49	9	1429	G
49	9	1454	A
49	9	1462	U
49	9	1463	U
49	9	1466	G
49	9	1473	G
49	9	1475	G
49	9	1476	A
49	9	1477	U
49	9	1480	A
49	9	1489	A
49	9	1490	G
49	9	1494	U
49	9	1495	G
49	9	1498	A
49	9	1509	U
49	9	1510	G

*Continued on next page...*

*Continued from previous page...*

<b>Mol</b>	<b>Chain</b>	<b>Res</b>	<b>Type</b>
49	9	1521	C
49	9	1522	A
49	9	1523	C
49	9	1531	A
49	9	1533	A
49	9	1536	G
49	9	1546	G
49	9	1548	G
49	9	1552	G
49	9	1553	C
49	9	1554	C
49	9	1555	U
49	9	1557	C
49	9	1560	U
49	9	1570	G
49	9	1578	U
49	9	1580	A
49	9	1582	C
49	9	1584	G
49	9	1585	U
49	9	1586	U
49	9	1587	G
49	9	1588	A
49	9	1600	G
49	9	1601	A
49	9	1604	G
49	9	1606	G
49	9	1612	G
49	9	1618	C
49	9	1621	U
49	9	1623	A
49	9	1629	C
49	9	1633	A
49	9	1637	A
49	9	1638	G
49	9	1646	C
49	9	1648	G
49	9	1665	G
49	9	1671	G
49	9	1683	C
49	9	1686	G
49	9	1695	A

*Continued on next page...*

*Continued from previous page...*

<b>Mol</b>	<b>Chain</b>	<b>Res</b>	<b>Type</b>
49	9	1698	C
49	9	1699	A
49	9	1703	OMC
49	9	1721	U
49	9	1722	G
49	9	1726	G
49	9	1744	G
49	9	1751	C
49	9	1757	G
49	9	1760	G
49	9	1779	G
49	9	1780	G
49	9	1783	C
49	9	1784	G
49	9	1785	C
49	9	1819	A
49	9	1826	G
49	9	1829	G
49	9	1831	A
49	9	1835	A
49	9	1836	G
49	9	1838	U
49	9	1849	G
49	9	1859	A
49	9	1861	G
49	9	1862	G
49	9	1863	A
49	9	1864	U
49	9	1865	C
49	9	1866	A
49	9	1867	U
49	9	1869	A

All (90) RNA pucker outliers are listed below:

<b>Mol</b>	<b>Chain</b>	<b>Res</b>	<b>Type</b>
1	4	72	C
2	5	12	A
2	5	47	A
2	5	48	G
2	5	125	C
2	5	134	G

*Continued on next page...*

*Continued from previous page...*

<b>Mol</b>	<b>Chain</b>	<b>Res</b>	<b>Type</b>
2	5	217	C
2	5	233	U
2	5	245	C
2	5	265	C
2	5	266	C
2	5	275	C
2	5	385	A
2	5	406	C
2	5	449	C
2	5	485	C
2	5	492	U
2	5	504	G
2	5	684	G
2	5	696	C
2	5	930	G
2	5	959	G
2	5	1072	C
2	5	1174	G
2	5	1211	G
2	5	1236	C
2	5	1238	A
2	5	1291	G
2	5	1329	G
2	5	1370	G
2	5	1406(B)	C
2	5	1440	U
2	5	1445	U
2	5	1474	C
2	5	1625	OMG
2	5	1633	G
2	5	1804	A
2	5	1818	G
2	5	1979	A
2	5	1983	A
2	5	2046	G
2	5	2089	G
2	5	2266	C
2	5	2474	G
2	5	2502	A
2	5	2546	G
2	5	2587	A
2	5	2661	U

*Continued on next page...*

*Continued from previous page...*

<b>Mol</b>	<b>Chain</b>	<b>Res</b>	<b>Type</b>
2	5	2695	A
2	5	3603	G
2	5	3625	G
2	5	3697	U
2	5	3876	A
2	5	3888	G
2	5	3904	G
2	5	4053	A
2	5	4065	G
2	5	4075	U
2	5	4119	C
2	5	4232	U
2	5	4254	G
2	5	4378	A
2	5	4448	G
2	5	4699	U
2	5	4719	G
2	5	4884	G
2	5	4925	U
2	5	4936	G
2	5	4947	U
4	8	124	U
49	9	110	U
49	9	140	U
49	9	434	G
49	9	465	A
49	9	532	C
49	9	553	U
49	9	642	U
49	9	688	U
49	9	752	G
49	9	870	A
49	9	874	G
49	9	1137	U
49	9	1253	A
49	9	1394	G
49	9	1395	C
49	9	1489	A
49	9	1520	G
49	9	1637	A
49	9	1664	A
49	9	1665	G

## 5.4 Non-standard residues in protein, DNA, RNA chains [i](#)

137 non-standard protein/DNA/RNA residues are modelled in this entry.

In the following table, the Counts columns list the number of bonds (or angles) for which Mogul statistics could be retrieved, the number of bonds (or angles) that are observed in the model and the number of bonds (or angles) that are defined in the Chemical Component Dictionary. The Link column lists molecule types, if any, to which the group is linked. The Z score for a bond length (or angle) is the number of standard deviations the observed value is removed from the expected value. A bond length (or angle) with  $|Z| > 2$  is considered an outlier worth inspection. RMSZ is the root-mean-square of all Z scores of the bond lengths (or angles).

Mol	Type	Chain	Res	Link	Bond lengths			Bond angles		
					Counts	RMSZ	# $ Z  > 2$	Counts	RMSZ	# $ Z  > 2$
2	P7G	5	3880	2	24,28,29	3.54	10 (41%)	25,41,44	1.48	3 (12%)
49	A2M	9	484	49	18,25,26	4.91	9 (50%)	20,36,39	2.76	4 (20%)
49	M7A	9	1806	49	19,25,26	1.62	2 (10%)	25,37,40	3.88	8 (32%)
2	OMG	5	2364	2	19,26,27	2.37	8 (42%)	21,38,41	1.57	4 (19%)
2	B8Q	5	1456	2	18,22,23	2.77	5 (27%)	21,32,35	1.95	5 (23%)
2	A2M	5	398	2	18,25,26	4.99	10 (55%)	20,36,39	2.60	4 (20%)
2	OMG	5	4370	2	19,26,27	2.41	8 (42%)	21,38,41	1.48	4 (19%)
2	OMG	5	4637	2	19,26,27	2.31	8 (42%)	21,38,41	1.51	3 (14%)
49	OMC	9	517	49	19,22,23	2.86	7 (36%)	25,31,34	1.01	1 (4%)
2	UR3	5	4530	2	19,22,23	2.69	7 (36%)	26,32,35	1.67	6 (23%)
2	P4U	5	1348	2,83	21,24,25	3.29	7 (33%)	28,33,36	1.87	3 (10%)
2	2MG	5	729	2	18,26,27	2.49	7 (38%)	16,38,41	1.34	3 (18%)
49	MA6	9	1850	49	19,26,27	1.71	2 (10%)	18,38,41	3.06	3 (16%)
2	I4U	5	1659	2	20,24,25	4.95	13 (65%)	27,34,37	2.02	3 (11%)
49	OMG	9	644	49	19,26,27	2.38	8 (42%)	21,38,41	1.52	4 (19%)
2	A2M	5	2363	2,83	18,25,26	4.98	10 (55%)	20,36,39	2.70	5 (25%)
4	OMU	8	14	2,4	19,22,23	2.83	7 (36%)	25,31,34	2.05	6 (24%)
2	UR3	5	1866	2	19,22,23	2.46	6 (31%)	26,32,35	1.56	5 (19%)
2	OMG	5	1883	2	19,26,27	2.46	8 (42%)	21,38,41	1.61	5 (23%)
2	PSU	5	3764	2	18,21,22	1.03	1 (5%)	21,30,33	1.70	4 (19%)
2	PSU	5	1582	2	18,21,22	1.18	2 (11%)	21,30,33	1.94	4 (19%)
49	PSU	9	1081	49	18,21,22	1.09	3 (16%)	21,30,33	1.78	4 (19%)
2	OMG	5	4196	2	19,26,27	2.34	8 (42%)	21,38,41	1.48	4 (19%)
2	PSU	5	4531	2	18,21,22	1.11	2 (11%)	21,30,33	2.01	5 (23%)
2	B8W	5	4529	2,83	18,26,27	4.18	7 (38%)	17,38,41	7.43	10 (58%)
2	5MC	5	3782	2	19,22,23	3.65	8 (42%)	26,32,35	1.13	2 (7%)



Mol	Type	Chain	Res	Link	Bond lengths			Bond angles		
					Counts	RMSZ	# Z  > 2	Counts	RMSZ	# Z  > 2
2	OMC	5	3701	2,83	19,22,23	2.77	7 (36%)	25,31,34	0.83	0
2	B8K	5	3897	2	24,28,29	4.73	17 (70%)	29,42,45	2.73	14 (48%)
2	OMU	5	4620	2	19,22,23	2.72	7 (36%)	25,31,34	2.05	6 (24%)
2	OMG	5	2773	2	19,26,27	2.40	8 (42%)	21,38,41	1.44	4 (19%)
49	4AC	9	1842	49	21,24,25	3.07	10 (47%)	28,34,37	1.34	4 (14%)
2	OMG	5	4870	2	19,26,27	2.45	7 (36%)	21,38,41	1.48	4 (19%)
2	PSU	5	4450	2,83	18,21,22	1.07	2 (11%)	21,30,33	2.24	6 (28%)
2	OMC	5	3869	2	19,22,23	2.78	7 (36%)	25,31,34	0.81	0
2	PSU	5	4500	2	18,21,22	1.05	3 (16%)	21,30,33	2.07	6 (28%)
49	B8N	9	1248	49	25,29,30	3.08	7 (28%)	28,42,45	2.05	7 (25%)
49	PSU	9	119	49	18,21,22	0.97	1 (5%)	21,30,33	1.73	4 (19%)
49	A2M	9	159	49	18,25,26	5.09	8 (44%)	20,36,39	2.65	5 (25%)
2	A2M	5	3867	2	18,25,26	4.92	8 (44%)	20,36,39	2.54	3 (15%)
49	PSU	9	823	49	18,21,22	1.06	2 (11%)	21,30,33	1.82	4 (19%)
2	A2M	5	4571	2	18,25,26	5.00	8 (44%)	20,36,39	2.71	4 (20%)
2	7MG	5	4550	2	23,26,27	3.20	10 (43%)	27,39,42	2.16	11 (40%)
2	UR3	5	4597	2	19,22,23	2.62	6 (31%)	26,32,35	1.57	5 (19%)
49	OMG	9	509	49,83	19,26,27	2.36	8 (42%)	21,38,41	1.46	4 (19%)
42	MLZ	m	72	42	8,9,10	0.79	0	4,9,11	0.85	0
49	OMG	9	683	49	19,26,27	2.45	8 (42%)	21,38,41	1.56	5 (23%)
49	UR3	9	1830	49	19,22,23	2.60	6 (31%)	26,32,35	1.88	5 (19%)
49	5MU	9	814	49	19,22,23	4.84	7 (36%)	27,32,35	3.53	11 (40%)
2	PSU	5	4628	2	18,21,22	1.08	3 (16%)	21,30,33	2.25	5 (23%)
2	PSU	5	3715	2	18,21,22	1.03	1 (5%)	21,30,33	1.76	4 (19%)
2	OMC	5	4536	2	19,22,23	2.77	7 (36%)	25,31,34	1.02	1 (4%)
2	E6G	5	4355	2	19,27,28	4.65	7 (36%)	18,39,42	2.50	6 (33%)
2	E7G	5	2297	2	24,27,28	3.15	11 (45%)	28,40,43	2.25	9 (32%)
2	A2M	5	3825	2	18,25,26	4.88	7 (38%)	20,36,39	2.91	6 (30%)
49	E3C	9	568	49	19,23,24	3.45	6 (31%)	21,33,36	2.81	6 (28%)
2	2MG	5	4872	2	18,26,27	2.71	7 (38%)	16,38,41	3.37	6 (37%)
2	OMU	5	4306	2	19,22,23	2.69	7 (36%)	25,31,34	1.94	5 (20%)
2	A2M	5	4523	2,83	18,25,26	4.99	9 (50%)	20,36,39	2.86	6 (30%)
2	B8T	5	4483	2	19,22,23	3.01	8 (42%)	25,31,34	1.15	2 (8%)
49	A2M	9	1678	49	18,25,26	5.00	9 (50%)	20,36,39	2.82	5 (25%)
2	B8H	5	1860	2	19,22,23	6.83	6 (31%)	21,32,35	2.45	5 (23%)

Mol	Type	Chain	Res	Link	Bond lengths			Bond angles		
					Counts	RMSZ	# Z  > 2	Counts	RMSZ	# Z  > 2
2	A2M	5	2401	2,83	18,25,26	4.94	9 (50%)	20,36,39	2.74	4 (20%)
2	OMG	5	373	2	19,26,27	2.42	7 (36%)	21,38,41	1.63	6 (28%)
49	OMU	9	116	49	19,22,23	2.82	7 (36%)	25,31,34	1.87	5 (20%)
49	5MC	9	1374	49	19,22,23	3.73	8 (42%)	26,32,35	1.04	1 (3%)
2	5MC	5	4335	2	19,22,23	3.82	8 (42%)	26,32,35	1.22	3 (11%)
49	B8Q	9	1219	49,83	18,22,23	2.89	5 (27%)	21,32,35	2.63	7 (33%)
2	BGH	5	3899	2,83	25,29,30	4.11	15 (60%)	30,43,46	2.70	16 (53%)
2	OMC	5	2804	2	19,22,23	2.84	7 (36%)	25,31,34	0.91	1 (4%)
2	OMG	5	3792	2	19,26,27	2.41	8 (42%)	21,38,41	1.54	4 (19%)
2	PSU	5	4293	2	18,21,22	1.09	2 (11%)	21,30,33	1.89	4 (19%)
2	2MG	5	1517	2	18,26,27	2.58	7 (38%)	16,38,41	1.84	4 (25%)
2	B8H	5	4296	2	19,22,23	6.89	7 (36%)	21,32,35	2.62	5 (23%)
2	A2M	5	3723	2	18,25,26	5.07	9 (50%)	20,36,39	2.68	4 (20%)
2	A2M	5	1534	2,83	18,25,26	4.87	10 (55%)	20,36,39	2.86	6 (30%)
2	OMG	5	2424	2	19,26,27	2.47	8 (42%)	21,38,41	1.57	4 (19%)
49	OMC	9	174	49	19,22,23	2.90	7 (36%)	25,31,34	0.72	0
49	OMC	9	1710	49	19,22,23	2.93	7 (36%)	25,31,34	1.15	2 (8%)
2	B9B	5	1574	2	20,28,29	4.99	8 (40%)	19,40,43	2.35	7 (36%)
2	OMC	5	2422	2,83	19,22,23	2.91	7 (36%)	25,31,34	0.78	1 (4%)
2	PSU	5	2508	2	18,21,22	1.01	1 (5%)	21,30,33	1.69	4 (19%)
49	A2M	9	668	49,83	18,25,26	4.86	8 (44%)	20,36,39	3.22	5 (25%)
2	B8T	5	4671	2	19,22,23	3.05	8 (42%)	25,31,34	0.89	1 (4%)
2	B8W	5	4129	2	18,26,27	4.21	7 (38%)	17,38,41	6.92	10 (58%)
2	OMG	5	1625	2,83	19,26,27	2.32	8 (42%)	21,38,41	1.49	4 (19%)
2	P7G	5	1909	2	24,28,29	3.70	10 (41%)	25,41,44	1.56	3 (12%)
2	A2M	5	3718	2	18,25,26	5.00	10 (55%)	20,36,39	2.51	4 (20%)
49	MA6	9	1851	49	19,26,27	1.67	2 (10%)	18,38,41	2.82	3 (16%)
2	B8K	5	4690	2	24,28,29	4.92	17 (70%)	29,42,45	2.80	13 (44%)
2	1MA	5	1322	2,83	17,25,26	3.61	4 (23%)	17,37,40	1.87	3 (17%)
49	OMU	9	121	49	19,22,23	2.89	7 (36%)	25,31,34	1.99	6 (24%)
2	7MG	5	2522	2	23,26,27	3.17	10 (43%)	27,39,42	2.18	9 (33%)
2	M7A	5	4564	2	19,25,26	1.60	2 (10%)	25,37,40	4.04	7 (28%)
49	PSU	9	1243	49	18,21,22	1.22	2 (11%)	21,30,33	1.43	4 (19%)
2	MHG	5	4371	2	29,32,33	3.66	11 (37%)	34,46,49	2.46	12 (35%)
2	OMC	5	3909	2	19,22,23	2.83	7 (36%)	25,31,34	0.66	0

Mol	Type	Chain	Res	Link	Bond lengths			Bond angles		
					Counts	RMSZ	# Z  > 2	Counts	RMSZ	# Z  > 2
2	7MG	5	1605	2	23,26,27	3.23	10 (43%)	27,39,42	2.17	9 (33%)
2	A2M	5	3785	2	18,25,26	4.76	10 (55%)	20,36,39	2.93	5 (25%)
2	B8W	5	4472	2	18,26,27	4.17	6 (33%)	17,38,41	6.87	8 (47%)
2	OMG	5	2050	2	19,26,27	2.37	8 (42%)	21,38,41	1.43	4 (19%)
2	OMG	5	4623	2	19,26,27	2.39	8 (42%)	21,38,41	1.51	4 (19%)
2	OMC	5	2365	2	19,22,23	2.88	7 (36%)	25,31,34	0.94	0
7	MLZ	C	333	7	8,9,10	0.87	0	4,9,11	0.78	0
2	B8W	5	2380	2	18,26,27	4.23	6 (33%)	17,38,41	7.22	9 (52%)
2	PSU	5	1683	2	18,21,22	1.22	2 (11%)	21,30,33	1.99	4 (19%)
49	PSU	9	612	49	18,21,22	0.98	2 (11%)	21,30,33	1.79	5 (23%)
49	A2M	9	166	49	18,25,26	5.08	8 (44%)	20,36,39	2.75	6 (30%)
2	PSU	5	4442	2	18,21,22	1.08	2 (11%)	21,30,33	2.08	5 (23%)
49	PSU	9	822	49	18,21,22	1.04	1 (5%)	21,30,33	1.94	5 (23%)
2	1MA	5	4415	2	17,25,26	3.83	4 (23%)	17,37,40	1.79	3 (17%)
2	OMG	5	1316	2	19,26,27	2.45	8 (42%)	21,38,41	1.66	5 (23%)
49	A2M	9	1031	49	18,25,26	5.02	9 (50%)	20,36,39	2.58	4 (20%)
2	B8W	5	4185	2	18,26,27	4.19	6 (33%)	17,38,41	7.04	10 (58%)
2	B8H	5	3762	2	19,22,23	6.84	6 (31%)	21,32,35	2.54	5 (23%)
2	B9B	5	237	2	20,28,29	5.16	8 (40%)	19,40,43	2.55	6 (31%)
2	5MC	5	4447	2	19,22,23	3.85	8 (42%)	26,32,35	1.20	2 (7%)
2	A2M	5	1871	2,83	18,25,26	4.88	9 (50%)	20,36,39	2.77	5 (25%)
49	6MZ	9	1832	49,83	17,25,26	1.45	3 (17%)	15,36,39	2.21	4 (26%)
2	OMG	5	4494	2	19,26,27	2.45	8 (42%)	21,38,41	1.63	6 (28%)
2	6MZ	5	4220	2	17,25,26	2.01	3 (17%)	15,36,39	2.18	5 (33%)
2	PSU	5	3729	2	18,21,22	1.08	2 (11%)	21,30,33	1.84	4 (19%)
2	OMC	5	2861	2	19,22,23	2.85	7 (36%)	25,31,34	1.07	2 (8%)
49	OMC	9	1703	49	19,22,23	2.95	7 (36%)	25,31,34	0.73	0
2	PSU	5	4403	2	18,21,22	0.99	1 (5%)	21,30,33	2.00	6 (28%)
2	B9H	5	2786	2	21,25,26	2.91	3 (14%)	22,35,38	1.83	3 (13%)
2	OMG	5	1522	2	19,26,27	2.39	8 (42%)	21,38,41	1.56	4 (19%)
2	A2M	5	1524	2	18,25,26	4.88	10 (55%)	20,36,39	3.11	5 (25%)
2	PSU	5	4636	2	18,21,22	1.14	2 (11%)	21,30,33	2.11	5 (23%)
2	B9B	5	2754	2,83	20,28,29	5.02	8 (40%)	19,40,43	2.28	6 (31%)
2	A2M	5	1326	2	18,25,26	4.84	10 (55%)	20,36,39	2.70	3 (15%)
2	E7G	5	1797	2	24,27,28	3.23	11 (45%)	28,40,43	2.31	9 (32%)

Mol	Type	Chain	Res	Link	Bond lengths			Bond angles		
					Counts	RMSZ	# Z  > 2	Counts	RMSZ	# Z  > 2
2	OMC	5	3887	2	19,22,23	2.74	7 (36%)	25,31,34	0.88	1 (4%)
2	PSU	5	1677	2	18,21,22	1.19	3 (16%)	21,30,33	2.07	5 (23%)
49	4AC	9	1337	49	21,24,25	3.14	10 (47%)	28,34,37	1.18	4 (14%)
2	I4U	5	4194	2	20,24,25	4.96	13 (65%)	27,34,37	1.88	5 (18%)
49	A2M	9	27	49,83	18,25,26	4.98	10 (55%)	20,36,39	2.61	3 (15%)
2	5MU	5	4083	2	19,22,23	4.71	7 (36%)	27,32,35	3.76	11 (40%)

In the following table, the Chirals column lists the number of chiral outliers, the number of chiral centers analysed, the number of these observed in the model and the number defined in the Chemical Component Dictionary. Similar counts are reported in the Torsion and Rings columns. '-' means no outliers of that kind were identified.

Mol	Type	Chain	Res	Link	Chirals	Torsions	Rings
2	P7G	5	3880	2	-	3/10/40/41	0/3/3/3
49	A2M	9	484	49	-	0/5/27/28	0/3/3/3
49	M7A	9	1806	49	-	0/7/37/38	0/3/3/3
2	OMG	5	2364	2	-	2/5/27/28	0/3/3/3
2	B8Q	5	1456	2	-	0/7/42/43	0/2/2/2
2	A2M	5	398	2	-	2/5/27/28	0/3/3/3
2	OMG	5	4370	2	-	0/5/27/28	0/3/3/3
2	OMG	5	4637	2	-	2/5/27/28	0/3/3/3
49	OMC	9	517	49	-	1/9/27/28	0/2/2/2
2	UR3	5	4530	2	-	1/7/25/26	0/2/2/2
2	P4U	5	1348	2,83	-	2/10/29/30	0/2/2/2
2	2MG	5	729	2	-	2/5/27/28	0/3/3/3
49	MA6	9	1850	49	-	1/7/29/30	0/3/3/3
2	I4U	5	1659	2	-	2/9/29/30	0/2/2/2
49	OMG	9	644	49	-	1/5/27/28	0/3/3/3
2	A2M	5	2363	2,83	-	0/5/27/28	0/3/3/3
4	OMU	8	14	2,4	-	1/9/27/28	0/2/2/2
2	UR3	5	1866	2	-	1/7/25/26	0/2/2/2
2	OMG	5	1883	2	-	0/5/27/28	0/3/3/3
2	PSU	5	3764	2	-	1/7/25/26	0/2/2/2
2	PSU	5	1582	2	-	2/7/25/26	0/2/2/2
49	PSU	9	1081	49	-	1/7/25/26	0/2/2/2
2	OMG	5	4196	2	-	0/5/27/28	0/3/3/3
2	PSU	5	4531	2	-	0/7/25/26	0/2/2/2
2	B8W	5	4529	2,83	-	3/5/27/28	0/3/3/3
2	5MC	5	3782	2	-	0/7/25/26	0/2/2/2

Continued on next page...

*Continued from previous page...*

Mol	Type	Chain	Res	Link	Chirals	Torsions	Rings
2	OMC	5	3701	2,83	-	5/9/27/28	0/2/2/2
2	B8K	5	3897	2	-	3/11/41/42	0/3/3/3
2	OMU	5	4620	2	-	1/9/27/28	0/2/2/2
2	OMG	5	2773	2	-	0/5/27/28	0/3/3/3
49	4AC	9	1842	49	-	0/11/29/30	0/2/2/2
2	OMG	5	4870	2	-	3/5/27/28	0/3/3/3
2	PSU	5	4450	2,83	-	2/7/25/26	0/2/2/2
2	OMC	5	3869	2	-	0/9/27/28	0/2/2/2
2	PSU	5	4500	2	-	3/7/25/26	0/2/2/2
49	B8N	9	1248	49	-	4/16/34/35	0/2/2/2
49	PSU	9	119	49	-	1/7/25/26	0/2/2/2
49	A2M	9	159	49	-	3/5/27/28	0/3/3/3
2	A2M	5	3867	2	-	2/5/27/28	0/3/3/3
49	PSU	9	823	49	-	0/7/25/26	0/2/2/2
2	A2M	5	4571	2	-	0/5/27/28	0/3/3/3
2	7MG	5	4550	2	-	0/7/37/38	0/3/3/3
2	UR3	5	4597	2	-	0/7/25/26	0/2/2/2
49	OMG	9	509	49,83	-	1/5/27/28	0/3/3/3
42	MLZ	m	72	42	-	3/7/8/10	-
49	OMG	9	683	49	-	2/5/27/28	0/3/3/3
49	UR3	9	1830	49	-	2/7/25/26	0/2/2/2
49	5MU	9	814	49	-	1/7/25/26	0/2/2/2
2	PSU	5	4628	2	-	0/7/25/26	0/2/2/2
2	PSU	5	3715	2	-	0/7/25/26	0/2/2/2
2	OMC	5	4536	2	-	0/9/27/28	0/2/2/2
2	E6G	5	4355	2	-	4/6/28/29	0/3/3/3
2	E7G	5	2297	2	-	2/9/39/40	0/3/3/3
2	A2M	5	3825	2	-	0/5/27/28	0/3/3/3
49	E3C	9	568	49	-	6/9/44/45	0/2/2/2
2	2MG	5	4872	2	-	2/5/27/28	0/3/3/3
2	OMU	5	4306	2	-	0/9/27/28	0/2/2/2
2	A2M	5	4523	2,83	-	2/5/27/28	0/3/3/3
2	B8T	5	4483	2	-	0/7/27/28	0/2/2/2
49	A2M	9	1678	49	-	0/5/27/28	0/3/3/3
2	B8H	5	1860	2	-	0/7/25/26	0/2/2/2
2	A2M	5	2401	2,83	-	0/5/27/28	0/3/3/3
2	OMG	5	373	2	-	1/5/27/28	0/3/3/3
49	OMU	9	116	49	-	2/9/27/28	0/2/2/2

*Continued on next page...*

*Continued from previous page...*

Mol	Type	Chain	Res	Link	Chirals	Torsions	Rings
49	5MC	9	1374	49	-	0/7/25/26	0/2/2/2
2	5MC	5	4335	2	-	0/7/25/26	0/2/2/2
49	B8Q	9	1219	49,83	-	1/7/42/43	0/2/2/2
2	BGH	5	3899	2,83	-	3/13/43/44	0/3/3/3
2	OMC	5	2804	2	-	0/9/27/28	0/2/2/2
2	OMG	5	3792	2	-	2/5/27/28	0/3/3/3
2	PSU	5	4293	2	-	1/7/25/26	0/2/2/2
2	2MG	5	1517	2	-	0/5/27/28	0/3/3/3
2	B8H	5	4296	2	-	0/7/25/26	0/2/2/2
2	A2M	5	3723	2	-	0/5/27/28	0/3/3/3
2	A2M	5	1534	2,83	-	1/5/27/28	0/3/3/3
2	OMG	5	2424	2	-	2/5/27/28	0/3/3/3
49	OMC	9	174	49	-	0/9/27/28	0/2/2/2
49	OMC	9	1710	49	-	0/9/27/28	0/2/2/2
2	B9B	5	1574	2	-	3/7/29/30	0/3/3/3
2	OMC	5	2422	2,83	-	0/9/27/28	0/2/2/2
2	PSU	5	2508	2	-	0/7/25/26	0/2/2/2
49	A2M	9	668	49,83	-	2/5/27/28	0/3/3/3
2	B8T	5	4671	2	-	0/7/27/28	0/2/2/2
2	B8W	5	4129	2	-	3/5/27/28	0/3/3/3
2	OMG	5	1625	2,83	-	3/5/27/28	0/3/3/3
2	P7G	5	1909	2	-	2/10/40/41	0/3/3/3
2	A2M	5	3718	2	-	0/5/27/28	0/3/3/3
49	MA6	9	1851	49	-	4/7/29/30	0/3/3/3
2	B8K	5	4690	2	-	0/11/41/42	0/3/3/3
2	1MA	5	1322	2,83	-	0/3/25/26	0/3/3/3
49	OMU	9	121	49	-	2/9/27/28	0/2/2/2
2	7MG	5	2522	2	-	0/7/37/38	0/3/3/3
2	M7A	5	4564	2	-	0/7/37/38	0/3/3/3
49	PSU	9	1243	49	-	2/7/25/26	0/2/2/2
2	MHG	5	4371	2	-	8/16/46/47	0/3/3/3
2	OMC	5	3909	2	-	0/9/27/28	0/2/2/2
2	7MG	5	1605	2	-	0/7/37/38	0/3/3/3
2	A2M	5	3785	2	-	3/5/27/28	0/3/3/3
2	B8W	5	4472	2	-	2/5/27/28	0/3/3/3
2	OMG	5	2050	2	-	0/5/27/28	0/3/3/3
2	OMG	5	4623	2	-	0/5/27/28	0/3/3/3
2	OMC	5	2365	2	-	2/9/27/28	0/2/2/2

*Continued on next page...*

*Continued from previous page...*

Mol	Type	Chain	Res	Link	Chirals	Torsions	Rings
7	MLZ	C	333	7	-	2/7/8/10	-
2	B8W	5	2380	2	-	4/5/27/28	0/3/3/3
2	PSU	5	1683	2	-	0/7/25/26	0/2/2/2
49	PSU	9	612	49	-	0/7/25/26	0/2/2/2
49	A2M	9	166	49	-	2/5/27/28	0/3/3/3
2	PSU	5	4442	2	-	0/7/25/26	0/2/2/2
49	PSU	9	822	49	-	2/7/25/26	0/2/2/2
2	1MA	5	4415	2	-	2/3/25/26	0/3/3/3
2	OMG	5	1316	2	-	0/5/27/28	0/3/3/3
49	A2M	9	1031	49	-	0/5/27/28	0/3/3/3
2	B8W	5	4185	2	-	4/5/27/28	0/3/3/3
2	B8H	5	3762	2	-	2/7/25/26	0/2/2/2
2	B9B	5	237	2	-	5/7/29/30	0/3/3/3
2	5MC	5	4447	2	-	4/7/25/26	0/2/2/2
2	A2M	5	1871	2,83	-	0/5/27/28	0/3/3/3
49	6MZ	9	1832	49,83	-	2/5/27/28	0/3/3/3
2	OMG	5	4494	2	-	3/5/27/28	0/3/3/3
2	6MZ	5	4220	2	-	2/5/27/28	0/3/3/3
2	PSU	5	3729	2	-	2/7/25/26	0/2/2/2
2	OMC	5	2861	2	-	1/9/27/28	0/2/2/2
49	OMC	9	1703	49	-	2/9/27/28	0/2/2/2
2	PSU	5	4403	2	-	2/7/25/26	0/2/2/2
2	B9H	5	2786	2	-	2/12/47/48	0/2/2/2
2	OMG	5	1522	2	-	0/5/27/28	0/3/3/3
2	A2M	5	1524	2	-	1/5/27/28	0/3/3/3
2	PSU	5	4636	2	-	3/7/25/26	0/2/2/2
2	B9B	5	2754	2,83	-	3/7/29/30	0/3/3/3
2	A2M	5	1326	2	-	0/5/27/28	0/3/3/3
2	E7G	5	1797	2	-	3/9/39/40	0/3/3/3
2	OMC	5	3887	2	-	1/9/27/28	0/2/2/2
2	PSU	5	1677	2	-	0/7/25/26	0/2/2/2
49	4AC	9	1337	49	-	1/11/29/30	0/2/2/2
2	I4U	5	4194	2	-	3/9/29/30	0/2/2/2
49	A2M	9	27	49,83	-	0/5/27/28	0/3/3/3
2	5MU	5	4083	2	-	0/7/25/26	0/2/2/2

All (929) bond length outliers are listed below:

Mol	Chain	Res	Type	Atoms	Z	Observed(Å)	Ideal(Å)
2	5	237	B9B	O4'-C1'	18.35	1.65	1.40
2	5	2754	B9B	O4'-C1'	17.82	1.64	1.40
49	9	166	A2M	O4'-C1'	17.79	1.64	1.40
49	9	159	A2M	O4'-C1'	17.67	1.64	1.40
2	5	1574	B9B	O4'-C1'	17.60	1.64	1.40
2	5	3723	A2M	O4'-C1'	17.54	1.63	1.40
2	5	398	A2M	O4'-C1'	17.43	1.63	1.40
49	9	1031	A2M	O4'-C1'	17.43	1.63	1.40
2	5	4523	A2M	O4'-C1'	17.41	1.63	1.40
2	5	4571	A2M	O4'-C1'	17.28	1.63	1.40
2	5	3718	A2M	O4'-C1'	17.23	1.63	1.40
2	5	2363	A2M	O4'-C1'	17.18	1.63	1.40
49	9	1678	A2M	O4'-C1'	17.17	1.63	1.40
49	9	27	A2M	O4'-C1'	17.06	1.63	1.40
2	5	2401	A2M	O4'-C1'	17.04	1.63	1.40
49	9	484	A2M	O4'-C1'	16.84	1.63	1.40
2	5	3867	A2M	O4'-C1'	16.78	1.62	1.40
2	5	1871	A2M	O4'-C1'	16.77	1.62	1.40
2	5	3825	A2M	O4'-C1'	16.75	1.62	1.40
2	5	1534	A2M	O4'-C1'	16.68	1.62	1.40
2	5	1524	A2M	O4'-C1'	16.55	1.62	1.40
2	5	1326	A2M	O4'-C1'	16.35	1.62	1.40
49	9	668	A2M	O4'-C1'	16.26	1.62	1.40
2	5	3785	A2M	O4'-C1'	16.17	1.62	1.40
2	5	4296	B8H	C6-C5	-16.16	1.12	1.35
2	5	4355	E6G	O4'-C1'	15.98	1.61	1.40
2	5	1860	B8H	C6-C5	-15.85	1.12	1.35
2	5	3762	B8H	C6-C5	-15.80	1.12	1.35
2	5	4296	B8H	C4-N3	-14.94	1.10	1.38
2	5	1860	B8H	C4-N3	-14.82	1.11	1.38
2	5	3762	B8H	C4-N3	-14.66	1.11	1.38
2	5	4415	1MA	C2-N3	14.48	1.46	1.28
2	5	4129	B8W	O4'-C1'	14.35	1.59	1.40
2	5	2380	B8W	O4'-C1'	14.32	1.59	1.40
2	5	4472	B8W	O4'-C1'	14.12	1.59	1.40
2	5	4185	B8W	O4'-C1'	13.98	1.59	1.40
2	5	4296	B8H	C4-C5	13.95	1.83	1.44
2	5	4529	B8W	O4'-C1'	13.91	1.59	1.40
2	5	3762	B8H	C4-C5	13.91	1.82	1.44
2	5	1322	1MA	C2-N3	13.67	1.45	1.28
2	5	1860	B8H	C4-C5	13.58	1.82	1.44
2	5	3762	B8H	C6-N1	13.39	1.68	1.36
2	5	1860	B8H	C6-N1	13.36	1.68	1.36

Continued on next page...



*Continued from previous page...*

Mol	Chain	Res	Type	Atoms	Z	Observed(Å)	Ideal(Å)
2	5	4296	B8H	C6-N1	13.00	1.67	1.36
2	5	4690	B8K	C3'-C4'	-11.74	1.23	1.53
49	9	814	5MU	C2-N1	11.51	1.56	1.38
2	5	1659	I4U	C3'-C2'	-11.48	1.22	1.53
2	5	4194	I4U	C3'-C2'	-11.33	1.22	1.53
2	5	3897	B8K	C3'-C4'	-11.28	1.24	1.53
2	5	4083	5MU	C6-N1	10.60	1.56	1.38
2	5	4083	5MU	C2-N1	10.39	1.54	1.38
2	5	1659	I4U	C4-N3	10.39	1.44	1.31
2	5	1909	P7G	C8-N9	10.35	1.52	1.45
2	5	3899	BGH	C3'-C4'	-10.24	1.27	1.53
49	9	814	5MU	C6-N1	10.20	1.55	1.38
2	5	1348	P4U	C4-N3	9.89	1.44	1.31
2	5	4447	5MC	C6-C5	9.79	1.50	1.34
2	5	4194	I4U	C4-N3	9.79	1.44	1.31
2	5	3880	P7G	C8-N9	9.40	1.52	1.45
2	5	4083	5MU	C4-C5	9.35	1.60	1.44
2	5	3899	BGH	O4'-C4'	9.34	1.65	1.45
2	5	4371	MHG	C8-N9	9.28	1.51	1.45
49	9	1374	5MC	C6-C5	9.10	1.49	1.34
49	9	814	5MU	C4-C5	9.09	1.59	1.44
2	5	1456	B8Q	C6-C5	9.02	1.52	1.33
2	5	2786	B9H	C2-N3	8.94	1.48	1.37
2	5	4335	5MC	C6-C5	8.92	1.49	1.34
2	5	4690	B8K	C8-N9	8.73	1.51	1.45
49	9	1219	B8Q	C6-C5	8.72	1.51	1.33
49	9	568	E3C	C2-N1	8.70	1.50	1.38
2	5	4194	I4U	O4'-C4'	-8.63	1.25	1.45
49	9	814	5MU	C4-N3	-8.57	1.22	1.38
49	9	1248	B8N	C4-N3	-8.48	1.25	1.40
2	5	4690	B8K	C2'-C1'	-8.40	1.27	1.53
49	9	568	E3C	C2-N3	8.37	1.47	1.37
49	9	668	A2M	O4'-C4'	-8.35	1.26	1.45
2	5	3897	B8K	C2'-C1'	-8.34	1.27	1.53
2	5	3782	5MC	C6-C5	8.32	1.48	1.34
2	5	1909	P7G	C5-N7	8.21	1.45	1.35
2	5	4355	E6G	O4'-C4'	-8.19	1.26	1.45
2	5	4083	5MU	C4-N3	-8.16	1.23	1.38
2	5	4371	MHG	C2-N3	8.00	1.47	1.32
2	5	1659	I4U	O4'-C4'	-7.93	1.27	1.45
2	5	4371	MHG	C5-N7	7.78	1.45	1.35
2	5	3867	A2M	O4'-C4'	-7.74	1.27	1.45

*Continued on next page...*

*Continued from previous page...*

Mol	Chain	Res	Type	Atoms	Z	Observed(Å)	Ideal(Å)
2	5	4523	A2M	O4'-C4'	-7.71	1.27	1.45
2	5	1524	A2M	O4'-C4'	-7.69	1.27	1.45
2	5	1326	A2M	O4'-C4'	-7.67	1.27	1.45
2	5	3718	A2M	O4'-C4'	-7.66	1.28	1.45
2	5	2363	A2M	O4'-C4'	-7.65	1.28	1.45
49	9	1678	A2M	O4'-C4'	-7.65	1.28	1.45
49	9	484	A2M	O4'-C4'	-7.65	1.28	1.45
2	5	3723	A2M	O4'-C4'	-7.62	1.28	1.45
2	5	2401	A2M	O4'-C4'	-7.61	1.28	1.45
2	5	3880	P7G	C5-N7	7.58	1.45	1.35
2	5	4571	A2M	O4'-C4'	-7.56	1.28	1.45
2	5	3825	A2M	O4'-C4'	-7.56	1.28	1.45
49	9	27	A2M	O4'-C4'	-7.55	1.28	1.45
49	9	159	A2M	O4'-C4'	-7.53	1.28	1.45
2	5	1534	A2M	O4'-C4'	-7.50	1.28	1.45
2	5	1871	A2M	O4'-C4'	-7.46	1.28	1.45
2	5	1797	E7G	C5-N7	7.45	1.45	1.35
2	5	237	B9B	O6-C6	7.43	1.43	1.34
2	5	2786	B9H	C6-C5	7.42	1.48	1.33
2	5	237	B9B	O4'-C4'	-7.42	1.28	1.45
2	5	3785	A2M	O4'-C4'	-7.42	1.28	1.45
2	5	3782	5MC	C4-N3	7.41	1.46	1.34
49	9	166	A2M	O4'-C4'	-7.39	1.28	1.45
2	5	398	A2M	O4'-C4'	-7.39	1.28	1.45
49	9	1031	A2M	O4'-C4'	-7.38	1.28	1.45
49	9	1248	B8N	C6-N1	7.30	1.54	1.36
2	5	1574	B9B	O6-C6	7.30	1.43	1.34
2	5	2754	B9B	C2-N2	7.21	1.48	1.33
2	5	1574	B9B	O4'-C4'	-7.19	1.29	1.45
2	5	3897	B8K	O4'-C4'	7.19	1.61	1.45
2	5	237	B9B	C2-N2	7.18	1.48	1.33
2	5	4690	B8K	O4'-C4'	7.15	1.60	1.45
2	5	2754	B9B	O4'-C4'	-7.13	1.29	1.45
2	5	2297	E7G	C5-N7	7.07	1.44	1.35
49	9	1337	4AC	C4-N3	7.06	1.44	1.32
2	5	4530	UR3	C2-N1	7.06	1.48	1.38
2	5	1574	B9B	C2-N2	7.05	1.47	1.33
49	9	568	E3C	C6-C5	7.02	1.47	1.33
2	5	2754	B9B	O6-C6	7.01	1.43	1.34
2	5	4185	B8W	C3'-C4'	-6.95	1.35	1.53
2	5	4550	7MG	C5-N7	6.92	1.44	1.35
2	5	4220	6MZ	C6-C5	-6.91	1.34	1.44

*Continued on next page...*

*Continued from previous page...*

Mol	Chain	Res	Type	Atoms	Z	Observed(Å)	Ideal(Å)
2	5	4550	7MG	C8-N9	6.90	1.50	1.45
2	5	1797	E7G	C8-N9	6.90	1.50	1.45
2	5	4529	B8W	C3'-C4'	-6.87	1.35	1.53
49	9	1830	UR3	C2-N1	6.81	1.47	1.38
2	5	4447	5MC	C4-N3	6.78	1.45	1.34
49	9	1374	5MC	C4-N3	6.78	1.45	1.34
49	9	121	OMU	C2-N3	6.76	1.49	1.38
2	5	4335	5MC	C4-N3	6.72	1.44	1.34
2	5	4129	B8W	C3'-C4'	-6.71	1.36	1.53
2	5	4597	UR3	C2-N1	6.71	1.47	1.38
2	5	1605	7MG	C5-N7	6.71	1.44	1.35
2	5	4472	B8W	C3'-C4'	-6.70	1.36	1.53
2	5	4671	B8T	C4-N3	6.70	1.44	1.32
4	8	14	OMU	C2-N3	6.66	1.49	1.38
2	5	2522	7MG	C5-N7	6.64	1.44	1.35
49	9	1842	4AC	C4-N3	6.64	1.44	1.32
49	9	1248	B8N	C4-C5	6.62	1.62	1.47
2	5	3897	B8K	C8-N9	6.61	1.50	1.45
2	5	1517	2MG	C2-N2	6.53	1.47	1.33
2	5	4483	B8T	C4-N3	6.53	1.43	1.32
2	5	4335	5MC	C5-C4	6.53	1.49	1.44
2	5	4872	2MG	C2-N2	6.52	1.47	1.33
2	5	3782	5MC	C2-N3	6.47	1.49	1.36
49	9	116	OMU	C2-N3	6.46	1.49	1.38
2	5	2380	B8W	C3'-C4'	-6.45	1.36	1.53
2	5	4620	OMU	C2-N3	6.41	1.49	1.38
4	8	14	OMU	C2-N1	6.36	1.48	1.38
49	9	116	OMU	C2-N1	6.34	1.48	1.38
2	5	4371	MHG	C2-N1	6.32	1.46	1.36
2	5	1605	7MG	C8-N9	6.31	1.50	1.45
2	5	2522	7MG	C8-N9	6.27	1.49	1.45
49	9	1703	OMC	C2-N3	6.25	1.48	1.36
49	9	1710	OMC	C2-N3	6.25	1.48	1.36
2	5	2297	E7G	C8-N9	6.23	1.49	1.45
2	5	2365	OMC	C6-C5	6.23	1.49	1.35
2	5	2422	OMC	C6-C5	6.21	1.49	1.35
49	9	1703	OMC	C6-C5	6.20	1.49	1.35
2	5	2422	OMC	C2-N3	6.20	1.48	1.36
2	5	729	2MG	C2-N2	6.19	1.46	1.33
2	5	4306	OMU	C2-N3	6.16	1.48	1.38
2	5	4483	B8T	C2-N3	6.16	1.48	1.36
49	9	174	OMC	C2-N3	6.15	1.48	1.36

*Continued on next page...*

*Continued from previous page...*

Mol	Chain	Res	Type	Atoms	Z	Observed(Å)	Ideal(Å)
49	9	174	OMC	C6-C5	6.15	1.49	1.35
2	5	4371	MHG	C2-N2	6.14	1.46	1.33
2	5	2365	OMC	C2-N3	6.14	1.48	1.36
49	9	1710	OMC	C6-C5	6.13	1.49	1.35
2	5	2804	OMC	C6-C5	6.12	1.49	1.35
2	5	3909	OMC	C6-C5	6.11	1.49	1.35
2	5	3887	OMC	C6-C5	6.10	1.49	1.35
49	9	1374	5MC	C2-N3	6.10	1.48	1.36
2	5	1659	I4U	C2-N3	6.09	1.48	1.36
2	5	1866	UR3	C2-N1	6.07	1.46	1.38
49	9	121	OMU	C2-N1	6.05	1.47	1.38
2	5	4536	OMC	C6-C5	6.04	1.49	1.35
2	5	4447	5MC	C2-N3	6.03	1.48	1.36
2	5	2804	OMC	C2-N3	6.03	1.48	1.36
2	5	1348	P4U	C2-N3	6.01	1.48	1.36
49	9	517	OMC	C6-C5	6.01	1.49	1.35
2	5	4530	UR3	C6-C5	6.01	1.49	1.35
49	9	1842	4AC	C6-C5	6.00	1.49	1.35
49	9	517	OMC	C2-N3	6.00	1.48	1.36
2	5	1348	P4U	C6-C5	6.00	1.49	1.35
49	9	1337	4AC	C2-N3	5.99	1.48	1.36
2	5	3869	OMC	C6-C5	5.99	1.49	1.35
2	5	3701	OMC	C6-C5	5.98	1.48	1.35
2	5	4671	B8T	C2-N3	5.98	1.48	1.36
2	5	4335	5MC	C2-N3	5.96	1.48	1.36
2	5	4536	OMC	C2-N3	5.95	1.48	1.36
2	5	2861	OMC	C2-N3	5.93	1.48	1.36
2	5	4194	I4U	C1'-N1	-5.93	1.30	1.47
2	5	2861	OMC	C6-C5	5.93	1.48	1.35
49	9	1703	OMC	C4-N3	5.92	1.46	1.34
49	9	1337	4AC	C6-C5	5.90	1.48	1.35
49	9	1219	B8Q	C2-N3	5.88	1.46	1.35
49	9	1830	UR3	C6-C5	5.88	1.48	1.35
2	5	3869	OMC	C2-N3	5.86	1.48	1.36
2	5	4597	UR3	C6-C5	5.85	1.48	1.35
2	5	3701	OMC	C2-N3	5.85	1.48	1.36
2	5	3880	P7G	C4-N3	5.84	1.47	1.37
49	9	1842	4AC	C2-N3	5.83	1.47	1.36
2	5	2422	OMC	C4-N3	5.82	1.46	1.34
49	9	814	5MU	C6-C5	5.79	1.44	1.34
2	5	4671	B8T	C6-C5	5.77	1.48	1.35
49	9	174	OMC	C4-N3	5.75	1.45	1.34

*Continued on next page...*

*Continued from previous page...*

Mol	Chain	Res	Type	Atoms	Z	Observed(Å)	Ideal(Å)
49	9	1710	OMC	C4-N3	5.75	1.45	1.34
2	5	1605	7MG	C2-N3	5.74	1.47	1.33
2	5	3887	OMC	C2-N3	5.73	1.47	1.36
2	5	2786	B9H	C2-N1	5.73	1.46	1.38
2	5	2297	E7G	C2-N3	5.72	1.47	1.33
2	5	1909	P7G	C4-N3	5.71	1.47	1.37
2	5	3909	OMC	C2-N3	5.71	1.47	1.36
2	5	2365	OMC	C4-N3	5.68	1.45	1.34
2	5	1866	UR3	C6-C5	5.66	1.48	1.35
49	9	517	OMC	C4-N3	5.65	1.45	1.34
2	5	3909	OMC	C4-N3	5.64	1.45	1.34
2	5	2522	7MG	C2-N3	5.63	1.46	1.33
2	5	3701	OMC	C4-N3	5.62	1.45	1.34
2	5	4483	B8T	C6-C5	5.62	1.48	1.35
2	5	2861	OMC	C4-N3	5.61	1.45	1.34
2	5	3897	B8K	C4-N9	5.61	1.44	1.37
2	5	3762	B8H	C2-N3	5.60	1.47	1.38
2	5	2380	B8W	C2-N2	5.59	1.45	1.33
2	5	4620	OMU	C2-N1	5.58	1.47	1.38
2	5	2804	OMC	C4-N3	5.57	1.45	1.34
2	5	4355	E6G	C2-N2	5.54	1.44	1.33
2	5	1605	7MG	C4-N3	5.54	1.46	1.34
2	5	2522	7MG	C4-N3	5.53	1.46	1.34
2	5	1659	I4U	C6-C5	5.52	1.47	1.35
2	5	3897	B8K	C3'-C2'	5.52	1.68	1.53
2	5	1797	E7G	C2-N3	5.51	1.46	1.33
49	9	121	OMU	C6-C5	5.49	1.47	1.35
2	5	1909	P7G	C2-N1	5.49	1.46	1.33
2	5	3869	OMC	C4-N3	5.49	1.45	1.34
49	9	1374	5MC	C5-C4	5.45	1.48	1.44
2	5	3880	P7G	C2-N1	5.45	1.46	1.33
2	5	4529	B8W	C2-N2	5.44	1.44	1.33
2	5	4194	I4U	C6-C5	5.43	1.47	1.35
2	5	4371	MHG	C4-N3	5.41	1.46	1.34
49	9	116	OMU	C6-C5	5.39	1.47	1.35
2	5	3897	B8K	C2-N3	5.38	1.46	1.33
2	5	4690	B8K	C3'-C2'	5.38	1.68	1.53
2	5	4306	OMU	C6-C5	5.37	1.47	1.35
2	5	4870	OMG	C2-N3	5.36	1.46	1.33
2	5	3899	BGH	C4-N3	5.32	1.46	1.34
2	5	4550	7MG	C4-N3	5.32	1.46	1.34
2	5	4194	I4U	C2-N3	5.30	1.46	1.36

*Continued on next page...*

*Continued from previous page...*

Mol	Chain	Res	Type	Atoms	Z	Observed(Å)	Ideal(Å)
2	5	729	2MG	C4-N3	5.30	1.50	1.37
2	5	3897	B8K	C4-N3	5.30	1.46	1.34
49	9	1248	B8N	C2-N1	5.29	1.54	1.39
2	5	4550	7MG	C2-N3	5.29	1.46	1.33
2	5	1860	B8H	C2-N3	5.28	1.47	1.38
2	5	4194	I4U	C3'-C4'	5.27	1.66	1.53
2	5	3880	P7G	C4-N9	5.25	1.43	1.35
2	5	4690	B8K	C4-N3	5.24	1.46	1.34
2	5	4083	5MU	C6-C5	5.22	1.43	1.34
2	5	4620	OMU	C6-C5	5.22	1.47	1.35
2	5	1456	B8Q	C2-N3	5.21	1.44	1.35
2	5	4296	B8H	C2-N3	5.21	1.47	1.38
2	5	3887	OMC	C4-N3	5.21	1.44	1.34
2	5	4306	OMU	C2-N1	5.20	1.46	1.38
2	5	4370	OMG	C2-N3	5.20	1.45	1.33
2	5	4690	B8K	C2-N3	5.18	1.45	1.33
2	5	1883	OMG	C2-N3	5.17	1.45	1.33
49	9	644	OMG	C2-N3	5.16	1.45	1.33
2	5	4185	B8W	C2-N2	5.14	1.44	1.33
2	5	4129	B8W	C2-N2	5.13	1.44	1.33
2	5	1517	2MG	C4-N3	5.13	1.49	1.37
2	5	3792	OMG	C2-N3	5.11	1.45	1.33
2	5	3899	BGH	C2-N3	5.11	1.45	1.33
2	5	1659	I4U	C1'-N1	-5.11	1.33	1.47
2	5	4447	5MC	C5-C4	5.10	1.48	1.44
2	5	1522	OMG	C2-N3	5.09	1.45	1.33
2	5	1909	P7G	C4-N9	5.09	1.43	1.35
2	5	4472	B8W	C2-N2	5.09	1.44	1.33
2	5	2424	OMG	C2-N3	5.07	1.45	1.33
2	5	2364	OMG	C2-N3	5.06	1.45	1.33
49	9	1850	MA6	C6-C5	-5.06	1.37	1.44
2	5	4196	OMG	C2-N3	5.06	1.45	1.33
2	5	4494	OMG	C2-N3	5.05	1.45	1.33
2	5	4623	OMG	C2-N3	5.04	1.45	1.33
49	9	509	OMG	C2-N3	5.04	1.45	1.33
2	5	4536	OMC	C4-N3	5.03	1.44	1.34
2	5	373	OMG	C2-N3	5.02	1.45	1.33
2	5	2050	OMG	C2-N3	5.00	1.45	1.33
49	9	683	OMG	C2-N3	4.99	1.45	1.33
2	5	1883	OMG	C4-N3	4.98	1.49	1.37
49	9	1219	B8Q	C2-N1	4.98	1.45	1.38
49	9	1851	MA6	C6-C5	-4.97	1.37	1.44

*Continued on next page...*

*Continued from previous page...*

Mol	Chain	Res	Type	Atoms	Z	Observed(Å)	Ideal(Å)
2	5	3899	BGH	O4'-C1'	-4.96	1.30	1.42
2	5	1316	OMG	C2-N3	4.95	1.45	1.33
2	5	1625	OMG	C2-N3	4.91	1.45	1.33
2	5	4870	OMG	C4-N3	4.91	1.49	1.37
2	5	2773	OMG	C2-N3	4.91	1.45	1.33
4	8	14	OMU	C6-C5	4.90	1.46	1.35
49	9	683	OMG	C4-N3	4.89	1.49	1.37
2	5	4637	OMG	C2-N3	4.86	1.45	1.33
2	5	3792	OMG	C4-N3	4.86	1.48	1.37
2	5	1797	E7G	C4-N3	4.83	1.45	1.34
2	5	4370	OMG	C4-N3	4.81	1.48	1.37
2	5	373	OMG	C4-N3	4.81	1.48	1.37
2	5	2297	E7G	C4-N3	4.79	1.45	1.34
2	5	3782	5MC	C4-N4	4.78	1.46	1.34
2	5	3782	5MC	C5-C4	4.77	1.47	1.44
49	9	683	OMG	C2-N2	4.77	1.45	1.34
2	5	2424	OMG	C4-N3	4.76	1.48	1.37
2	5	2424	OMG	C2-N2	4.76	1.45	1.34
2	5	4597	UR3	C2-N3	4.75	1.48	1.39
2	5	4335	5MC	C4-N4	4.74	1.46	1.34
2	5	3880	P7G	C2-N2	4.74	1.45	1.34
49	9	1374	5MC	C4-N4	4.74	1.46	1.34
2	5	1797	E7G	C4-N9	4.74	1.43	1.37
2	5	4690	B8K	C4-N9	4.73	1.43	1.37
2	5	4447	5MC	C4-N4	4.72	1.46	1.34
2	5	4371	MHG	C4-N9	4.72	1.43	1.37
2	5	1883	OMG	C2-N2	4.71	1.45	1.34
2	5	2773	OMG	C4-N3	4.71	1.48	1.37
2	5	2297	E7G	C4-N9	4.71	1.43	1.37
2	5	3792	OMG	C2-N2	4.71	1.45	1.34
2	5	4494	OMG	C4-N3	4.70	1.48	1.37
2	5	2522	7MG	C2-N2	4.69	1.45	1.34
2	5	4196	OMG	C4-N3	4.69	1.48	1.37
2	5	3867	A2M	C6-N6	4.69	1.50	1.34
2	5	373	OMG	C2-N2	4.69	1.45	1.34
49	9	166	A2M	C6-N6	4.68	1.50	1.34
2	5	1605	7MG	C2-N2	4.68	1.45	1.34
2	5	1605	7MG	C4-N9	4.68	1.43	1.37
2	5	4690	B8K	O4'-C1'	4.67	1.52	1.42
2	5	398	A2M	C6-N6	4.66	1.50	1.34
2	5	2364	OMG	C2-N2	4.65	1.45	1.34
2	5	4447	5MC	C6-N1	4.65	1.45	1.38

*Continued on next page...*

*Continued from previous page...*

Mol	Chain	Res	Type	Atoms	Z	Observed(Å)	Ideal(Å)
2	5	4571	A2M	C6-N6	4.65	1.50	1.34
2	5	2050	OMG	C4-N3	4.64	1.48	1.37
49	9	644	OMG	C4-N3	4.64	1.48	1.37
49	9	166	A2M	O3'-C3'	-4.64	1.31	1.43
49	9	509	OMG	C4-N3	4.63	1.48	1.37
2	5	4872	2MG	C2-N1	4.63	1.44	1.36
2	5	4523	A2M	C6-N6	4.63	1.50	1.34
49	9	159	A2M	C6-N6	4.63	1.50	1.34
2	5	3718	A2M	C6-N6	4.63	1.50	1.34
2	5	1316	OMG	C2-N2	4.62	1.45	1.34
49	9	1678	A2M	C6-N6	4.62	1.50	1.34
2	5	1909	P7G	C2-N2	4.61	1.45	1.34
2	5	2364	OMG	C4-N3	4.60	1.48	1.37
2	5	2773	OMG	C2-N2	4.60	1.44	1.34
2	5	4494	OMG	C2-N2	4.60	1.44	1.34
49	9	27	A2M	C6-N6	4.60	1.50	1.34
49	9	668	A2M	C6-N6	4.59	1.50	1.34
2	5	3899	BGH	O2'-C2'	-4.59	1.31	1.42
2	5	1871	A2M	C6-N6	4.59	1.50	1.34
2	5	4623	OMG	C4-N3	4.58	1.48	1.37
49	9	644	OMG	C2-N2	4.58	1.44	1.34
2	5	1534	A2M	C6-N6	4.58	1.50	1.34
2	5	3723	A2M	C6-N6	4.57	1.50	1.34
2	5	1326	A2M	C6-N6	4.57	1.50	1.34
2	5	3897	B8K	C2-N2	4.57	1.44	1.34
2	5	4370	OMG	C2-N2	4.56	1.44	1.34
2	5	4550	7MG	C2-N2	4.56	1.44	1.34
2	5	1625	OMG	C4-N3	4.55	1.48	1.37
2	5	1522	OMG	C2-N2	4.54	1.44	1.34
49	9	484	A2M	C6-N6	4.54	1.50	1.34
49	9	159	A2M	O3'-C3'	-4.54	1.31	1.43
2	5	3825	A2M	C6-N6	4.54	1.50	1.34
2	5	4870	OMG	C2-N2	4.53	1.44	1.34
2	5	1522	OMG	C4-N3	4.53	1.48	1.37
2	5	3899	BGH	C2-N2	4.52	1.44	1.34
2	5	2050	OMG	C2-N2	4.51	1.44	1.34
2	5	3718	A2M	O3'-C3'	-4.51	1.31	1.43
49	9	1031	A2M	C6-N6	4.51	1.50	1.34
2	5	4690	B8K	C2-N2	4.50	1.44	1.34
2	5	4637	OMG	C4-N3	4.50	1.48	1.37
2	5	2363	A2M	C6-N6	4.50	1.50	1.34
2	5	398	A2M	O3'-C3'	-4.50	1.31	1.43

*Continued on next page...*



*Continued from previous page...*

Mol	Chain	Res	Type	Atoms	Z	Observed(Å)	Ideal(Å)
2	5	2401	A2M	C6-N6	4.49	1.50	1.34
2	5	4623	OMG	C2-N2	4.49	1.44	1.34
2	5	3899	BGH	C8-N9	4.49	1.48	1.45
49	9	27	A2M	O3'-C3'	-4.48	1.31	1.43
2	5	1316	OMG	C4-N3	4.48	1.48	1.37
2	5	3723	A2M	O3'-C3'	-4.48	1.31	1.43
49	9	1806	M7A	C6-N6	4.48	1.45	1.34
2	5	4690	B8K	C71-N7	4.48	1.49	1.39
2	5	1326	A2M	O3'-C3'	-4.46	1.31	1.43
2	5	3867	A2M	O3'-C3'	-4.46	1.31	1.43
2	5	4530	UR3	C2-N3	4.45	1.47	1.39
49	9	1031	A2M	O3'-C3'	-4.44	1.32	1.43
2	5	3825	A2M	O3'-C3'	-4.44	1.32	1.43
2	5	1524	A2M	C6-N6	4.43	1.50	1.34
49	9	509	OMG	C2-N2	4.43	1.44	1.34
49	9	1830	UR3	C2-N3	4.41	1.47	1.39
2	5	3785	A2M	C6-N6	4.41	1.49	1.34
49	9	1337	4AC	C7-N4	4.40	1.46	1.37
2	5	1348	P4U	O4-C4	4.38	1.40	1.35
2	5	1524	A2M	O3'-C3'	-4.38	1.32	1.43
2	5	4196	OMG	C2-N2	4.38	1.44	1.34
2	5	1866	UR3	C2-N3	4.36	1.47	1.39
2	5	4564	M7A	C6-N6	4.36	1.45	1.34
49	9	1678	A2M	O3'-C3'	-4.35	1.32	1.43
2	5	1625	OMG	C2-N2	4.34	1.44	1.34
49	9	1248	B8N	C6-C5	4.34	1.41	1.35
2	5	1871	A2M	O3'-C3'	-4.31	1.32	1.43
2	5	4571	A2M	O3'-C3'	-4.31	1.32	1.43
2	5	1659	I4U	C3'-C4'	4.30	1.63	1.53
49	9	1850	MA6	C6-N6	4.30	1.47	1.37
49	9	668	A2M	O3'-C3'	-4.28	1.32	1.43
49	9	1832	6MZ	C6-C5	-4.27	1.38	1.44
2	5	2363	A2M	O3'-C3'	-4.26	1.32	1.43
2	5	4671	B8T	C4-N4	4.25	1.44	1.36
49	9	484	A2M	O3'-C3'	-4.24	1.32	1.43
2	5	4637	OMG	C2-N2	4.23	1.44	1.34
49	9	1337	4AC	C4-N4	4.21	1.46	1.39
2	5	4690	B8K	C5-N7	4.21	1.48	1.39
2	5	4355	E6G	O6-C6	4.19	1.39	1.34
2	5	4483	B8T	C4-N4	4.19	1.44	1.36
2	5	2401	A2M	O3'-C3'	-4.19	1.32	1.43
49	9	1842	4AC	C7-N4	4.18	1.45	1.37

*Continued on next page...*

*Continued from previous page...*

Mol	Chain	Res	Type	Atoms	Z	Observed(Å)	Ideal(Å)
2	5	4415	1MA	C2-N1	4.17	1.44	1.35
2	5	3897	B8K	C5-N7	4.14	1.47	1.39
2	5	2522	7MG	C4-N9	4.14	1.42	1.37
2	5	2297	E7G	C2-N2	4.14	1.43	1.34
49	9	1851	MA6	C6-N6	4.13	1.47	1.37
49	9	1374	5MC	C2-N1	4.12	1.48	1.40
2	5	4335	5MC	C2-N1	4.11	1.48	1.40
2	5	1797	E7G	C2-N2	4.10	1.43	1.34
2	5	4335	5MC	C6-N1	4.09	1.45	1.38
2	5	4671	B8T	C2-N1	4.09	1.48	1.40
2	5	4550	7MG	C4-N9	4.07	1.42	1.37
49	9	1710	OMC	C2-N1	4.07	1.48	1.40
2	5	1659	I4U	O4'-C1'	4.06	1.51	1.42
2	5	4447	5MC	C2-N1	4.06	1.48	1.40
49	9	1374	5MC	C6-N1	4.05	1.44	1.38
2	5	1534	A2M	O3'-C3'	-4.05	1.32	1.43
49	9	1842	4AC	C4-N4	4.00	1.45	1.39
49	9	568	E3C	C4-N3	3.98	1.54	1.48
2	5	3897	B8K	O4'-C1'	3.96	1.51	1.42
49	9	1842	4AC	C2-N1	3.94	1.48	1.40
2	5	4872	2MG	C4-N3	3.94	1.46	1.37
2	5	3899	BGH	C4-N9	3.92	1.42	1.37
49	9	1703	OMC	C4-N4	3.92	1.43	1.33
2	5	3897	B8K	C71-N7	3.92	1.48	1.39
2	5	237	B9B	O3'-C3'	-3.89	1.33	1.43
49	9	121	OMU	C4-N3	3.88	1.45	1.38
2	5	4872	2MG	C6-N1	3.87	1.43	1.37
49	9	517	OMC	C2-N1	3.86	1.48	1.40
2	5	4523	A2M	O3'-C3'	-3.85	1.33	1.43
2	5	3782	5MC	C2-N1	3.84	1.48	1.40
2	5	1517	2MG	C2-N1	3.83	1.42	1.36
49	9	1806	M7A	C5-N7	3.83	1.48	1.39
4	8	14	OMU	C4-N3	3.83	1.45	1.38
2	5	3782	5MC	C6-N1	3.82	1.44	1.38
49	9	174	OMC	C4-N4	3.82	1.43	1.33
49	9	1710	OMC	C4-N4	3.80	1.43	1.33
2	5	4483	B8T	C2-N1	3.80	1.48	1.40
49	9	116	OMU	C4-N3	3.79	1.45	1.38
2	5	3880	P7G	C2-N3	3.79	1.46	1.37
2	5	729	2MG	C2-N1	3.78	1.42	1.36
2	5	2422	OMC	C4-N4	3.78	1.43	1.33
2	5	3723	A2M	O2'-C2'	3.77	1.51	1.42

*Continued on next page...*

*Continued from previous page...*

Mol	Chain	Res	Type	Atoms	Z	Observed(Å)	Ideal(Å)
2	5	2861	OMC	C4-N4	3.77	1.43	1.33
2	5	2804	OMC	C4-N4	3.76	1.43	1.33
2	5	3909	OMC	O2-C2	-3.73	1.16	1.23
49	9	1678	A2M	O2'-C2'	3.73	1.51	1.42
2	5	4872	2MG	C5-C4	-3.72	1.33	1.43
2	5	4564	M7A	C5-N7	3.71	1.47	1.39
2	5	2380	B8W	O4'-C4'	3.70	1.53	1.45
2	5	3869	OMC	C4-N4	3.70	1.42	1.33
2	5	3785	A2M	O3'-C3'	-3.69	1.33	1.43
2	5	1326	A2M	O2'-C2'	3.68	1.51	1.42
2	5	2365	OMC	C4-N4	3.65	1.42	1.33
2	5	1348	P4U	C2-N1	3.65	1.47	1.40
2	5	3887	OMC	C4-N4	3.64	1.42	1.33
2	5	2297	E7G	C5-C6	3.64	1.52	1.43
2	5	1909	P7G	C2-N3	3.64	1.46	1.37
2	5	4335	5MC	O2-C2	-3.63	1.16	1.23
2	5	1797	E7G	C5-C6	3.63	1.52	1.43
49	9	1337	4AC	C5-C4	3.62	1.49	1.41
49	9	1243	PSU	C6-C5	3.61	1.39	1.35
2	5	2365	OMC	C6-N1	3.61	1.46	1.38
2	5	3701	OMC	C4-N4	3.60	1.42	1.33
2	5	2380	B8W	C3'-C2'	3.60	1.63	1.53
2	5	1683	PSU	C6-C5	3.60	1.39	1.35
2	5	4620	OMU	C4-N3	3.60	1.44	1.38
2	5	3897	B8K	C2-N1	3.59	1.46	1.37
2	5	4371	MHG	C8-N7	3.58	1.52	1.45
2	5	4536	OMC	C4-N4	3.57	1.42	1.33
49	9	159	A2M	C2-N3	3.57	1.37	1.32
49	9	668	A2M	C1'-N9	-3.57	1.41	1.49
49	9	517	OMC	C4-N4	3.55	1.42	1.33
49	9	174	OMC	C2-N1	3.55	1.47	1.40
2	5	3899	BGH	C5-C6	3.55	1.52	1.43
2	5	4529	B8W	O4'-C4'	3.55	1.52	1.45
2	5	4185	B8W	C3'-C2'	3.53	1.62	1.53
2	5	4690	B8K	C2-N1	3.53	1.46	1.37
2	5	1574	B9B	O3'-C3'	-3.52	1.34	1.43
2	5	1456	B8Q	C2-N1	3.52	1.43	1.38
49	9	1337	4AC	C2-N1	3.51	1.47	1.40
2	5	2754	B9B	O3'-C3'	-3.51	1.34	1.43
2	5	4690	B8K	O6-C6	-3.51	1.16	1.23
2	5	4447	5MC	O2-C2	-3.51	1.17	1.23
49	9	159	A2M	O2'-C2'	3.50	1.51	1.42

*Continued on next page...*

*Continued from previous page...*

Mol	Chain	Res	Type	Atoms	Z	Observed(Å)	Ideal(Å)
2	5	2861	OMC	C2-N1	3.50	1.47	1.40
49	9	1703	OMC	C2-N1	3.50	1.47	1.40
2	5	4194	I4U	C2-N1	3.49	1.47	1.40
2	5	2422	OMC	C6-N1	3.48	1.46	1.38
2	5	3909	OMC	C4-N4	3.48	1.42	1.33
2	5	1659	I4U	C2-N1	3.48	1.47	1.40
2	5	1797	E7G	C2-N1	3.47	1.46	1.37
49	9	27	A2M	O2'-C2'	3.47	1.51	1.42
2	5	2861	OMC	O2-C2	-3.47	1.17	1.23
2	5	4129	B8W	O4'-C4'	3.47	1.52	1.45
2	5	1605	7MG	C2-N1	3.47	1.46	1.37
2	5	4571	A2M	C2-N3	3.47	1.37	1.32
2	5	4194	I4U	O4'-C1'	3.46	1.50	1.42
2	5	1582	PSU	C6-C5	3.46	1.39	1.35
49	9	1703	OMC	C6-N1	3.46	1.46	1.38
49	9	484	A2M	O2'-C2'	3.46	1.51	1.42
2	5	2422	OMC	C2-N1	3.45	1.47	1.40
2	5	1316	OMG	C5-C4	-3.45	1.34	1.43
2	5	4536	OMC	C2-N1	3.45	1.47	1.40
2	5	4494	OMG	C5-C4	-3.45	1.34	1.43
2	5	2522	7MG	C5-C6	3.45	1.52	1.43
2	5	4494	OMG	C6-N1	3.44	1.43	1.37
2	5	1524	A2M	C1'-N9	-3.44	1.41	1.49
49	9	517	OMC	C6-N1	3.44	1.46	1.38
49	9	166	A2M	O2'-C2'	3.44	1.51	1.42
2	5	4571	A2M	O2'-C2'	3.44	1.51	1.42
2	5	2804	OMC	C2-N1	3.44	1.47	1.40
2	5	2297	E7G	C8-N7	3.43	1.52	1.45
2	5	3718	A2M	O2'-C2'	3.43	1.51	1.42
49	9	1031	A2M	C2-N3	3.43	1.37	1.32
2	5	2297	E7G	C2-N1	3.43	1.46	1.37
49	9	174	OMC	C6-N1	3.43	1.46	1.38
2	5	1316	OMG	C6-N1	3.43	1.43	1.37
2	5	1605	7MG	C5-C6	3.42	1.52	1.43
2	5	3897	B8K	C5-C6	3.41	1.52	1.43
2	5	2773	OMG	C6-N1	3.41	1.43	1.37
2	5	4371	MHG	C5-C6	3.40	1.52	1.43
2	5	4550	7MG	C5-C6	3.40	1.52	1.43
2	5	4472	B8W	O4'-C4'	3.39	1.52	1.45
2	5	1871	A2M	O2'-C2'	3.39	1.51	1.42
4	8	14	OMU	O4-C4	-3.38	1.17	1.24
2	5	3899	BGH	C5-N7	3.38	1.46	1.39

*Continued on next page...*

*Continued from previous page...*

Mol	Chain	Res	Type	Atoms	Z	Observed(Å)	Ideal(Å)
2	5	2363	A2M	O2'-C2'	3.38	1.51	1.42
2	5	1534	A2M	C2-N3	3.38	1.37	1.32
2	5	3909	OMC	C6-N1	3.38	1.46	1.38
49	9	27	A2M	C2-N3	3.38	1.37	1.32
2	5	1883	OMG	C5-C4	-3.37	1.34	1.43
2	5	2522	7MG	C2-N1	3.37	1.45	1.37
2	5	373	OMG	C5-C4	-3.36	1.34	1.43
2	5	4623	OMG	C6-N1	3.36	1.42	1.37
2	5	1797	E7G	C8-N7	3.35	1.51	1.45
49	9	1842	4AC	C5-C4	3.35	1.48	1.41
2	5	4536	OMC	O2-C2	-3.34	1.17	1.23
2	5	398	A2M	O2'-C2'	3.34	1.50	1.42
2	5	4129	B8W	C3'-C2'	3.34	1.62	1.53
49	9	1031	A2M	O2'-C2'	3.33	1.50	1.42
2	5	4306	OMU	C4-N3	3.32	1.44	1.38
2	5	4415	1MA	C4-N3	3.32	1.47	1.37
2	5	3867	A2M	O2'-C2'	3.31	1.50	1.42
49	9	668	A2M	O2'-C2'	3.31	1.50	1.42
2	5	1524	A2M	O2'-C2'	3.31	1.50	1.42
2	5	3869	OMC	C2-N1	3.31	1.47	1.40
49	9	822	PSU	C6-C5	3.30	1.38	1.35
2	5	4185	B8W	O4'-C4'	3.30	1.52	1.45
49	9	484	A2M	C2-N3	3.30	1.37	1.32
49	9	1710	OMC	C6-N1	3.30	1.45	1.38
2	5	3899	BGH	O6-C6	-3.29	1.17	1.23
2	5	4870	OMG	C6-N1	3.29	1.42	1.37
2	5	4355	E6G	O2'-C2'	3.29	1.51	1.43
49	9	1678	A2M	C2-N3	3.28	1.37	1.32
2	5	2424	OMG	C6-N1	3.28	1.42	1.37
2	5	4306	OMU	O2-C2	-3.28	1.17	1.23
2	5	4371	MHG	C6-N1	3.27	1.45	1.38
2	5	3825	A2M	O2'-C2'	3.27	1.50	1.42
49	9	166	A2M	C2-N3	3.27	1.37	1.32
2	5	4306	OMU	O4-C4	-3.26	1.18	1.24
2	5	3701	OMC	C2-N1	3.26	1.46	1.40
2	5	1534	A2M	C1'-N9	-3.26	1.41	1.49
49	9	683	OMG	C6-N1	3.26	1.42	1.37
2	5	1517	2MG	C5-C4	-3.25	1.35	1.43
2	5	1860	B8H	O4-C4	-3.25	1.17	1.23
2	5	1909	P7G	C5-C4	3.24	1.44	1.36
2	5	2424	OMG	C5-C4	-3.24	1.35	1.43
2	5	2401	A2M	C1'-N9	-3.24	1.41	1.49

*Continued on next page...*

*Continued from previous page...*

Mol	Chain	Res	Type	Atoms	Z	Observed(Å)	Ideal(Å)
2	5	3723	A2M	C2-N3	3.24	1.37	1.32
2	5	3869	OMC	C6-N1	3.24	1.45	1.38
2	5	3785	A2M	O2'-C2'	3.24	1.50	1.42
2	5	4550	7MG	C2-N1	3.23	1.45	1.37
2	5	3785	A2M	C2-N3	3.23	1.37	1.32
2	5	4194	I4U	O4-C41	-3.22	1.40	1.47
2	5	373	OMG	C6-N1	3.22	1.42	1.37
2	5	2401	A2M	C2-N3	3.22	1.37	1.32
2	5	2861	OMC	C6-N1	3.22	1.45	1.38
2	5	4690	B8K	C5-C6	3.21	1.51	1.43
49	9	121	OMU	O4-C4	-3.21	1.18	1.24
2	5	4637	OMG	C5-C4	-3.21	1.35	1.43
2	5	2050	OMG	C5-C4	-3.21	1.35	1.43
2	5	4620	OMU	O4-C4	-3.21	1.18	1.24
2	5	4671	B8T	C5-C4	3.20	1.48	1.41
2	5	4355	E6G	O3'-C3'	-3.19	1.35	1.43
2	5	1522	OMG	C5-C4	-3.19	1.35	1.43
2	5	2365	OMC	O2-C2	-3.19	1.17	1.23
49	9	1703	OMC	O2-C2	-3.17	1.17	1.23
2	5	3764	PSU	C6-C5	3.16	1.38	1.35
2	5	3785	A2M	C1'-N9	-3.16	1.42	1.49
2	5	1322	1MA	C2-N1	3.15	1.42	1.35
2	5	1625	OMG	C5-C4	-3.15	1.35	1.43
2	5	2363	A2M	C2-N3	3.15	1.37	1.32
2	5	3887	OMC	O2-C2	-3.15	1.17	1.23
2	5	3887	OMC	C6-N1	3.15	1.45	1.38
2	5	2364	OMG	C5-C4	-3.15	1.35	1.43
2	5	2804	OMC	O2-C2	-3.14	1.17	1.23
2	5	4523	A2M	O2'-C2'	3.14	1.50	1.42
49	9	509	OMG	C6-N1	3.14	1.42	1.37
2	5	3701	OMC	C6-N1	3.13	1.45	1.38
49	9	683	OMG	C5-C4	-3.13	1.35	1.43
2	5	3899	BGH	C2-N1	3.12	1.45	1.37
2	5	2401	A2M	O2'-C2'	3.12	1.50	1.42
2	5	4571	A2M	C1'-N9	-3.12	1.42	1.49
2	5	4194	I4U	O2'-C2'	3.12	1.50	1.43
2	5	2804	OMC	C6-N1	3.11	1.45	1.38
2	5	3825	A2M	C2-N3	3.11	1.36	1.32
2	5	398	A2M	C2-N3	3.11	1.36	1.32
2	5	1871	A2M	C1'-N9	-3.11	1.42	1.49
2	5	4370	OMG	C5-C4	-3.11	1.35	1.43
2	5	3909	OMC	C2-N1	3.11	1.46	1.40

*Continued on next page...*

*Continued from previous page...*

Mol	Chain	Res	Type	Atoms	Z	Observed(Å)	Ideal(Å)
2	5	2365	OMC	C2-N1	3.10	1.46	1.40
2	5	1522	OMG	C6-N1	3.10	1.42	1.37
2	5	1677	PSU	O4'-C1'	-3.10	1.39	1.43
2	5	1326	A2M	C2-N3	3.10	1.36	1.32
2	5	4529	B8W	C3'-C2'	3.10	1.61	1.53
49	9	27	A2M	C1'-N9	-3.10	1.42	1.49
2	5	4536	OMC	C6-N1	3.10	1.45	1.38
2	5	1348	P4U	O2-C2	-3.10	1.17	1.23
49	9	823	PSU	C6-C5	3.09	1.38	1.35
2	5	3887	OMC	C2-N1	3.08	1.46	1.40
2	5	1659	I4U	O4-C41	-3.07	1.40	1.47
49	9	119	PSU	C6-C5	3.07	1.38	1.35
2	5	4872	2MG	C5-C6	3.06	1.53	1.47
49	9	517	OMC	O2-C2	-3.06	1.18	1.23
2	5	4196	OMG	C6-N1	3.06	1.42	1.37
2	5	4370	OMG	C6-N1	3.05	1.42	1.37
49	9	1374	5MC	O2-C2	-3.04	1.18	1.23
2	5	3792	OMG	C5-C4	-3.04	1.35	1.43
2	5	3880	P7G	C5-C4	3.04	1.44	1.36
2	5	3867	A2M	C2-N3	3.04	1.36	1.32
49	9	644	OMG	C5-C4	-3.04	1.35	1.43
49	9	116	OMU	O4-C4	-3.04	1.18	1.24
2	5	2050	OMG	C6-N1	3.04	1.42	1.37
2	5	4523	A2M	C2-N3	3.03	1.36	1.32
2	5	2422	OMC	O2-C2	-3.03	1.18	1.23
2	5	4194	I4U	O2-C2	-3.03	1.18	1.23
2	5	3762	B8H	O4-C4	-3.02	1.17	1.23
49	9	1678	A2M	C1'-N9	-3.02	1.42	1.49
2	5	4483	B8T	O2-C2	-3.02	1.18	1.23
2	5	3825	A2M	C1'-N9	-3.02	1.42	1.49
2	5	3867	A2M	C1'-N9	-3.01	1.42	1.49
2	5	2773	OMG	C5-C4	-3.01	1.35	1.43
49	9	1031	A2M	C1'-N9	-2.99	1.42	1.49
2	5	2363	A2M	C1'-N9	-2.99	1.42	1.49
2	5	1625	OMG	C6-N1	2.98	1.42	1.37
2	5	4296	B8H	O4-C4	-2.98	1.17	1.23
2	5	4472	B8W	C3'-C2'	2.98	1.61	1.53
2	5	4083	5MU	O2-C2	-2.98	1.17	1.23
2	5	3869	OMC	O2-C2	-2.98	1.18	1.23
2	5	4623	OMG	C5-C4	-2.98	1.35	1.43
2	5	3715	PSU	C6-C5	2.97	1.38	1.35
2	5	1524	A2M	C2-N3	2.96	1.36	1.32

*Continued on next page...*

*Continued from previous page...*

Mol	Chain	Res	Type	Atoms	Z	Observed(Å)	Ideal(Å)
49	9	1710	OMC	O2-C2	-2.96	1.18	1.23
2	5	4872	2MG	O6-C6	-2.95	1.16	1.23
2	5	4483	B8T	C6-N1	2.95	1.45	1.38
2	5	1883	OMG	C6-N1	2.95	1.42	1.37
2	5	1871	A2M	C2-N3	2.95	1.36	1.32
49	9	644	OMG	C6-N1	2.94	1.42	1.37
2	5	3782	5MC	O2-C2	-2.94	1.18	1.23
2	5	4083	5MU	O4-C4	-2.94	1.18	1.23
2	5	3718	A2M	C2-N3	2.94	1.36	1.32
2	5	4671	B8T	O2-C2	-2.94	1.18	1.23
2	5	3729	PSU	C6-C5	2.94	1.38	1.35
49	9	159	A2M	C1'-N9	-2.94	1.42	1.49
2	5	4293	PSU	C6-C5	2.92	1.38	1.35
2	5	1322	1MA	C4-N3	2.92	1.46	1.37
2	5	1517	2MG	C6-N1	2.92	1.42	1.37
2	5	1659	I4U	O2'-C2'	2.92	1.50	1.43
2	5	1322	1MA	C5-C4	-2.91	1.35	1.43
2	5	3899	BGH	C71-N7	2.91	1.46	1.39
2	5	4637	OMG	C6-N1	2.91	1.42	1.37
49	9	814	5MU	O4-C4	-2.91	1.18	1.23
2	5	4196	OMG	C5-C4	-2.90	1.35	1.43
2	5	3723	A2M	C1'-N9	-2.90	1.42	1.49
2	5	4483	B8T	C5-C4	2.90	1.47	1.41
2	5	4220	6MZ	C2-N3	2.90	1.36	1.32
2	5	1326	A2M	C1'-N9	-2.89	1.42	1.49
2	5	3792	OMG	C6-N1	2.88	1.42	1.37
49	9	509	OMG	C5-C4	-2.88	1.36	1.43
2	5	3718	A2M	C1'-N9	-2.88	1.42	1.49
2	5	2522	7MG	C6-N1	2.88	1.44	1.38
2	5	1517	2MG	O6-C6	-2.87	1.16	1.23
2	5	3897	B8K	O6-C6	-2.87	1.18	1.23
2	5	3897	B8K	C6-N1	2.87	1.44	1.38
49	9	174	OMC	O2-C2	-2.87	1.18	1.23
2	5	4870	OMG	C5-C4	-2.87	1.36	1.43
2	5	4636	PSU	C6-C5	2.87	1.38	1.35
49	9	1337	4AC	O2-C2	-2.86	1.18	1.23
2	5	4530	UR3	C6-N1	2.86	1.44	1.38
2	5	3785	A2M	C3'-C4'	2.85	1.60	1.53
49	9	1842	4AC	O2-C2	-2.85	1.18	1.23
2	5	2508	PSU	C6-C5	2.85	1.38	1.35
2	5	2424	OMG	C5-C6	2.84	1.53	1.47
2	5	1659	I4U	O2-C2	-2.84	1.18	1.23

*Continued on next page...*



*Continued from previous page...*

Mol	Chain	Res	Type	Atoms	Z	Observed(Å)	Ideal(Å)
2	5	1316	OMG	C5-C6	2.84	1.53	1.47
2	5	4550	7MG	C6-N1	2.83	1.44	1.38
2	5	1659	I4U	C6-N1	2.83	1.44	1.38
2	5	1534	A2M	O2'-C2'	2.83	1.49	1.42
49	9	644	OMG	C5-C6	2.83	1.53	1.47
2	5	4531	PSU	C6-C5	2.82	1.38	1.35
49	9	484	A2M	C1'-N9	-2.82	1.43	1.49
2	5	1456	B8Q	O2-C2	-2.82	1.17	1.22
2	5	4185	B8W	C1'-N9	-2.82	1.43	1.49
2	5	2364	OMG	C6-N1	2.81	1.42	1.37
2	5	4620	OMU	O2-C2	-2.80	1.18	1.23
2	5	1605	7MG	O6-C6	-2.78	1.18	1.23
2	5	4690	B8K	C6-N1	2.78	1.44	1.38
2	5	1522	OMG	C5-C6	2.77	1.52	1.47
49	9	568	E3C	C6-N1	2.76	1.44	1.38
49	9	121	OMU	O2-C2	-2.76	1.18	1.23
2	5	3701	OMC	O2-C2	-2.76	1.18	1.23
2	5	4442	PSU	C6-C5	2.75	1.38	1.35
2	5	1605	7MG	C6-N1	2.75	1.44	1.38
49	9	1337	4AC	C6-N1	2.75	1.44	1.38
2	5	4637	OMG	C5-C6	2.74	1.52	1.47
2	5	3792	OMG	C5-C6	2.74	1.52	1.47
49	9	814	5MU	O2-C2	-2.74	1.18	1.23
2	5	729	2MG	C5-C4	-2.74	1.36	1.43
2	5	4597	UR3	C6-N1	2.74	1.44	1.38
2	5	4472	B8W	C1'-N9	-2.73	1.43	1.49
2	5	1866	UR3	O4-C4	-2.73	1.17	1.23
2	5	729	2MG	O6-C6	-2.73	1.17	1.23
49	9	668	A2M	C2-N3	2.71	1.36	1.32
2	5	4671	B8T	C6-N1	2.71	1.44	1.38
2	5	4870	OMG	C5-C6	2.70	1.52	1.47
2	5	4550	7MG	O6-C6	-2.69	1.18	1.23
49	9	1219	B8Q	O2-C2	-2.69	1.17	1.22
2	5	2773	OMG	C5-C6	2.68	1.52	1.47
49	9	1081	PSU	C6-C5	2.66	1.38	1.35
2	5	729	2MG	C5-C6	2.65	1.52	1.47
49	9	1842	4AC	C6-N1	2.65	1.44	1.38
2	5	1797	E7G	C6-N1	2.64	1.43	1.38
49	9	166	A2M	C1'-N9	-2.64	1.43	1.49
49	9	1830	UR3	C6-N1	2.63	1.44	1.38
2	5	4415	1MA	C5-C4	-2.63	1.36	1.43
2	5	3880	P7G	O6-C6	-2.62	1.19	1.23

*Continued on next page...*

*Continued from previous page...*

Mol	Chain	Res	Type	Atoms	Z	Observed(Å)	Ideal(Å)
49	9	683	OMG	C5-C6	2.62	1.52	1.47
2	5	4403	PSU	C6-C5	2.61	1.38	1.35
2	5	2773	OMG	C2-N1	2.61	1.44	1.37
2	5	1909	P7G	O6-C6	-2.58	1.19	1.23
2	5	2424	OMG	C2-N1	2.57	1.43	1.37
49	9	116	OMU	O2-C2	-2.57	1.18	1.23
2	5	2297	E7G	C6-N1	2.57	1.43	1.38
2	5	4870	OMG	C2-N1	2.57	1.43	1.37
2	5	1883	OMG	C5-C6	2.57	1.52	1.47
49	9	612	PSU	C6-C5	2.56	1.38	1.35
2	5	1574	B9B	C1'-N9	-2.55	1.43	1.49
2	5	4500	PSU	C6-C5	2.54	1.38	1.35
49	9	1830	UR3	O2-C2	-2.54	1.17	1.22
49	9	509	OMG	C2-N1	2.54	1.43	1.37
2	5	4623	OMG	C2-N1	2.53	1.43	1.37
2	5	2754	B9B	O2'-C2'	2.53	1.49	1.43
49	9	509	OMG	C5-C6	2.53	1.52	1.47
2	5	4370	OMG	C5-C6	2.53	1.52	1.47
2	5	4523	A2M	C1'-N9	-2.52	1.43	1.49
2	5	3899	BGH	C6-N1	2.51	1.43	1.38
49	9	1832	6MZ	C2-N3	2.51	1.36	1.32
2	5	1574	B9B	O2'-C2'	2.50	1.49	1.43
2	5	237	B9B	C1'-N9	-2.50	1.43	1.49
4	8	14	OMU	O2-C2	-2.50	1.18	1.23
2	5	398	A2M	C1'-N9	-2.50	1.43	1.49
2	5	1348	P4U	C6-N1	2.49	1.44	1.38
2	5	4450	PSU	C4-C5	-2.49	1.37	1.44
2	5	2050	OMG	C2-N1	2.49	1.43	1.37
2	5	2522	7MG	O6-C6	-2.48	1.18	1.23
2	5	4494	OMG	C5-C6	2.48	1.52	1.47
49	9	121	OMU	C6-N1	2.48	1.44	1.38
2	5	4623	OMG	C5-C6	2.48	1.52	1.47
49	9	683	OMG	C2-N1	2.47	1.43	1.37
2	5	4371	MHG	O6-C6	-2.47	1.18	1.23
2	5	2380	B8W	C1'-N9	-2.47	1.43	1.49
49	9	1830	UR3	O4-C4	-2.47	1.18	1.23
2	5	4355	E6G	C1'-N9	-2.46	1.43	1.49
2	5	4194	I4U	C6-N1	2.46	1.43	1.38
2	5	4628	PSU	C6-C5	2.45	1.38	1.35
49	9	644	OMG	C2-N1	2.44	1.43	1.37
2	5	4220	6MZ	C6-N1	-2.44	1.30	1.34
2	5	1625	OMG	C5-C6	2.44	1.52	1.47

*Continued on next page...*

*Continued from previous page...*

Mol	Chain	Res	Type	Atoms	Z	Observed(Å)	Ideal(Å)
2	5	3897	B8K	C5-C4	2.44	1.45	1.37
2	5	4494	OMG	C2-N1	2.43	1.43	1.37
2	5	2050	OMG	C5-C6	2.43	1.52	1.47
2	5	1797	E7G	O6-C6	-2.43	1.19	1.23
2	5	4597	UR3	O4-C4	-2.43	1.18	1.23
49	9	159	A2M	C5'-C4'	2.43	1.58	1.51
2	5	4530	UR3	O4-C4	-2.43	1.18	1.23
2	5	1866	UR3	C6-N1	2.42	1.43	1.38
2	5	1883	OMG	O6-C6	-2.41	1.17	1.23
2	5	1517	2MG	C5-C6	2.41	1.52	1.47
2	5	4370	OMG	C2-N1	2.41	1.43	1.37
2	5	4529	B8W	C1'-N9	-2.40	1.44	1.49
2	5	1316	OMG	C2-N1	2.40	1.43	1.37
2	5	1683	PSU	C4-C5	-2.39	1.37	1.44
49	9	27	A2M	C5'-C4'	2.38	1.58	1.51
2	5	1909	P7G	C8-N7	2.37	1.50	1.45
2	5	4196	OMG	C5-C6	2.37	1.52	1.47
2	5	729	2MG	C6-N1	2.37	1.41	1.37
2	5	373	OMG	C5-C6	2.36	1.52	1.47
2	5	2364	OMG	O6-C6	-2.36	1.17	1.23
2	5	2364	OMG	C2-N1	2.36	1.43	1.37
2	5	3880	P7G	C8-N7	2.35	1.49	1.45
49	9	1081	PSU	O4'-C1'	-2.35	1.40	1.43
49	9	1842	4AC	O7-C7	-2.33	1.18	1.23
2	5	2754	B9B	C1'-N9	-2.33	1.44	1.49
2	5	4530	UR3	C4-N3	2.33	1.45	1.40
2	5	1866	UR3	O2-C2	-2.33	1.18	1.22
2	5	4636	PSU	C4-C5	-2.33	1.37	1.44
2	5	4637	OMG	C2-N1	2.33	1.43	1.37
2	5	4442	PSU	C4-C5	-2.33	1.37	1.44
2	5	2754	B9B	C5'-C4'	2.32	1.58	1.51
2	5	1677	PSU	C4-C5	-2.32	1.37	1.44
2	5	4196	OMG	C2-N1	2.31	1.43	1.37
2	5	4597	UR3	O2-C2	-2.31	1.18	1.22
49	9	1248	B8N	O4-C4	-2.31	1.18	1.23
2	5	2050	OMG	O6-C6	-2.30	1.18	1.23
2	5	4529	B8W	O6-C6	2.30	1.41	1.35
2	5	2424	OMG	O6-C6	-2.30	1.18	1.23
2	5	1522	OMG	C2-N1	2.30	1.43	1.37
2	5	1883	OMG	C2-N1	2.29	1.43	1.37
2	5	1625	OMG	C2-N1	2.29	1.43	1.37
2	5	373	OMG	C2-N1	2.29	1.43	1.37

*Continued on next page...*

*Continued from previous page...*

Mol	Chain	Res	Type	Atoms	Z	Observed(Å)	Ideal(Å)
2	5	2297	E7G	O6-C6	-2.28	1.19	1.23
2	5	4530	UR3	O2-C2	-2.27	1.18	1.22
2	5	2364	OMG	C5-C6	2.27	1.51	1.47
49	9	683	OMG	O6-C6	-2.27	1.18	1.23
2	5	3718	A2M	C5'-C4'	2.26	1.58	1.51
49	9	1031	A2M	C5'-C4'	2.26	1.58	1.51
2	5	3792	OMG	O6-C6	-2.25	1.18	1.23
2	5	2363	A2M	C5'-C4'	2.25	1.58	1.51
2	5	4306	OMU	C6-N1	2.25	1.43	1.38
2	5	1534	A2M	C5'-C4'	2.25	1.58	1.51
2	5	1524	A2M	C5'-C4'	2.24	1.58	1.51
2	5	4450	PSU	C6-C5	2.24	1.37	1.35
2	5	3723	A2M	C3'-C4'	2.24	1.58	1.53
49	9	568	E3C	O2-C2	-2.24	1.18	1.22
2	5	237	B9B	O2'-C2'	2.24	1.48	1.43
2	5	4531	PSU	C4-C5	-2.23	1.38	1.44
2	5	4129	B8W	C1'-N9	-2.23	1.44	1.49
49	9	1678	A2M	C3'-C4'	2.23	1.58	1.53
2	5	3792	OMG	C2-N1	2.21	1.43	1.37
2	5	4196	OMG	O6-C6	-2.21	1.18	1.23
2	5	2401	A2M	C5'-C4'	2.20	1.58	1.51
2	5	1677	PSU	C6-C5	2.20	1.37	1.35
2	5	4293	PSU	C4-C5	-2.20	1.38	1.44
2	5	1524	A2M	C5-N7	-2.19	1.32	1.39
2	5	1326	A2M	C5-N7	-2.18	1.32	1.39
49	9	484	A2M	C5'-C4'	2.17	1.58	1.51
2	5	1316	OMG	O6-C6	-2.17	1.18	1.23
2	5	4370	OMG	O6-C6	-2.17	1.18	1.23
49	9	1678	A2M	C5'-C4'	2.17	1.58	1.51
2	5	4620	OMU	C6-N1	2.16	1.43	1.38
2	5	4523	A2M	C5'-C4'	2.16	1.58	1.51
2	5	3867	A2M	C5'-C4'	2.15	1.58	1.51
2	5	4494	OMG	O6-C6	-2.15	1.18	1.23
2	5	4571	A2M	C5'-C4'	2.15	1.58	1.51
2	5	4500	PSU	C4-C5	-2.15	1.38	1.44
2	5	1574	B9B	C5'-C4'	2.14	1.58	1.51
2	5	4628	PSU	O4'-C1'	-2.13	1.40	1.43
49	9	1248	B8N	O2-C2	-2.13	1.18	1.22
49	9	1081	PSU	C4-C5	-2.12	1.38	1.44
49	9	116	OMU	C6-N1	2.12	1.43	1.38
2	5	4500	PSU	O4'-C1'	-2.12	1.40	1.43
2	5	3785	A2M	C5'-C4'	2.12	1.57	1.51

*Continued on next page...*

*Continued from previous page...*

Mol	Chain	Res	Type	Atoms	Z	Observed(Å)	Ideal(Å)
2	5	1524	A2M	C3'-C4'	2.12	1.58	1.53
2	5	398	A2M	C5'-C4'	2.11	1.57	1.51
2	5	3723	A2M	C5'-C4'	2.11	1.57	1.51
2	5	1522	OMG	O6-C6	-2.11	1.18	1.23
4	8	14	OMU	C6-N1	2.10	1.43	1.38
2	5	237	B9B	C5'-C4'	2.10	1.57	1.51
2	5	1625	OMG	O6-C6	-2.09	1.18	1.23
49	9	644	OMG	O6-C6	-2.09	1.18	1.23
2	5	4628	PSU	C4-C5	-2.09	1.38	1.44
49	9	612	PSU	O4'-C1'	-2.09	1.41	1.43
49	9	27	A2M	C3'-C4'	2.09	1.58	1.53
49	9	484	A2M	C3'-C4'	2.09	1.58	1.53
2	5	1326	A2M	C3'-C4'	2.08	1.58	1.53
2	5	3718	A2M	C5-N7	-2.08	1.32	1.39
49	9	1031	A2M	C3'-C4'	2.07	1.58	1.53
2	5	1534	A2M	C3'-C4'	2.07	1.58	1.53
49	9	1337	4AC	O7-C7	-2.07	1.18	1.23
2	5	4623	OMG	O6-C6	-2.07	1.18	1.23
49	9	668	A2M	C4-N3	-2.07	1.32	1.35
2	5	398	A2M	C3'-C4'	2.07	1.58	1.53
49	9	509	OMG	O6-C6	-2.06	1.18	1.23
2	5	2363	A2M	C3'-C4'	2.05	1.58	1.53
2	5	3729	PSU	C4-C5	-2.05	1.38	1.44
2	5	4690	B8K	C5-C4	2.05	1.44	1.37
2	5	1871	A2M	C5'-C4'	2.05	1.57	1.51
2	5	1534	A2M	C5-N7	-2.05	1.32	1.39
2	5	1456	B8Q	C4-N3	-2.05	1.45	1.48
2	5	2401	A2M	C3'-C4'	2.05	1.58	1.53
2	5	398	A2M	C5-N7	-2.04	1.32	1.39
2	5	1326	A2M	C5'-C4'	2.04	1.57	1.51
2	5	3718	A2M	C3'-C4'	2.04	1.58	1.53
49	9	27	A2M	C5-N7	-2.04	1.32	1.39
49	9	1832	6MZ	C6-N1	-2.04	1.31	1.34
2	5	4129	B8W	O6-C6	2.03	1.40	1.35
2	5	3785	A2M	C5-N7	-2.03	1.32	1.39
2	5	1871	A2M	C5-N7	-2.03	1.32	1.39
2	5	4637	OMG	O6-C6	-2.02	1.18	1.23
2	5	4296	B8H	O4'-C1'	-2.02	1.41	1.43
49	9	1243	PSU	O4'-C1'	-2.01	1.41	1.43
2	5	2363	A2M	C5-N7	-2.01	1.32	1.39
49	9	166	A2M	C5'-C4'	2.01	1.57	1.51
49	9	823	PSU	C4-C5	-2.01	1.38	1.44

*Continued on next page...*

*Continued from previous page...*

Mol	Chain	Res	Type	Atoms	Z	Observed(Å)	Ideal(Å)
2	5	2773	OMG	O6-C6	-2.00	1.18	1.23
2	5	4523	A2M	C3'-C4'	2.00	1.58	1.53
2	5	1582	PSU	O4'-C1'	-2.00	1.41	1.43
49	9	1219	B8Q	C4-N3	-2.00	1.45	1.48

All (657) bond angle outliers are listed below:

Mol	Chain	Res	Type	Atoms	Z	Observed(°)	Ideal(°)
2	5	2380	B8W	N2-C2-N3	17.95	145.81	117.79
2	5	4529	B8W	N2-C2-N3	17.69	145.41	117.79
2	5	4185	B8W	N2-C2-N3	17.35	144.87	117.79
2	5	4472	B8W	N2-C2-N3	16.93	144.22	117.79
2	5	4129	B8W	N2-C2-N3	16.88	144.15	117.79
2	5	2380	B8W	N2-C2-N1	-15.59	93.85	117.22
2	5	4529	B8W	N2-C2-N1	-15.35	94.21	117.22
2	5	4185	B8W	N2-C2-N1	-15.12	94.56	117.22
2	5	4472	B8W	N2-C2-N1	-14.67	95.23	117.22
2	5	4129	B8W	N2-C2-N1	-14.54	95.43	117.22
2	5	2380	B8W	C1'-N9-C4	13.59	150.51	126.64
2	5	4564	M7A	C5-C6-N6	13.21	146.19	123.75
2	5	4529	B8W	C1'-N9-C4	12.82	149.16	126.64
2	5	4129	B8W	C1'-N9-C4	12.62	148.81	126.64
49	9	1806	M7A	C5-C6-N6	12.48	144.96	123.75
2	5	4472	B8W	C1'-N9-C4	12.16	148.00	126.64
2	5	4083	5MU	C5-C4-N3	11.64	125.44	115.32
2	5	4185	B8W	C1'-N9-C4	11.50	146.85	126.64
49	9	814	5MU	C5-C4-N3	11.46	125.29	115.32
2	5	4564	M7A	N6-C6-N1	-10.88	94.14	118.38
49	9	1806	M7A	N6-C6-N1	-10.32	95.39	118.38
2	5	4872	2MG	N1-C2-N2	10.11	126.88	116.56
49	9	1850	MA6	N1-C6-N6	-9.69	105.64	116.83
2	5	4529	B8W	O6-C6-C5	8.83	128.78	116.72
49	9	1851	MA6	N1-C6-N6	-8.69	106.79	116.83
49	9	814	5MU	C5-C6-N1	-8.67	113.90	123.31
2	5	3825	A2M	C5-C6-N6	8.11	132.67	120.31
49	9	668	A2M	C5-C6-N6	7.99	132.49	120.31
49	9	484	A2M	C5-C6-N6	7.96	132.44	120.31
2	5	4083	5MU	C5-C6-N1	-7.82	114.81	123.31
2	5	1326	A2M	C5-C6-N6	7.74	132.10	120.31
49	9	1678	A2M	C5-C6-N6	7.72	132.06	120.31
2	5	1524	A2M	C5-C6-N6	7.68	132.00	120.31
2	5	2363	A2M	C5-C6-N6	7.65	131.97	120.31

*Continued on next page...*

*Continued from previous page...*

Mol	Chain	Res	Type	Atoms	Z	Observed(°)	Ideal(°)
2	5	3718	A2M	C5-C6-N6	7.61	131.91	120.31
2	5	1534	A2M	C5-C6-N6	7.57	131.84	120.31
2	5	1659	I4U	O4-C4-C5	7.54	120.80	115.45
49	9	166	A2M	C5-C6-N6	7.51	131.76	120.31
2	5	4523	A2M	C5-C6-N6	7.48	131.71	120.31
2	5	3723	A2M	C5-C6-N6	7.47	131.69	120.31
2	5	1871	A2M	C5-C6-N6	7.47	131.69	120.31
49	9	159	A2M	C5-C6-N6	7.42	131.62	120.31
2	5	4571	A2M	C5-C6-N6	7.41	131.59	120.31
49	9	27	A2M	C5-C6-N6	7.40	131.59	120.31
2	5	4194	I4U	O4-C4-C5	7.40	120.70	115.45
2	5	4185	B8W	C4'-O4'-C1'	-7.39	103.16	109.92
2	5	3867	A2M	C5-C6-N6	7.31	131.45	120.31
2	5	398	A2M	C5-C6-N6	7.30	131.43	120.31
2	5	1871	A2M	N3-C2-N1	-7.23	118.85	128.67
2	5	2401	A2M	C5-C6-N6	7.15	131.21	120.31
2	5	2380	B8W	C4'-O4'-C1'	-7.15	103.38	109.92
2	5	4296	B8H	C4-N3-C2	-7.14	117.98	127.34
2	5	3785	A2M	C5-C6-N6	7.06	131.06	120.31
49	9	568	E3C	C1'-N1-C2	7.04	128.56	117.04
2	5	1348	P4U	O4-C4-C5	7.03	120.44	115.45
49	9	1031	A2M	C5-C6-N6	7.01	130.99	120.31
2	5	4296	B8H	N3-C2-N1	6.91	121.91	115.22
2	5	3762	B8H	C4-N3-C2	-6.90	118.30	127.34
2	5	4571	A2M	N3-C2-N1	-6.87	119.35	128.67
2	5	4472	B8W	C4'-O4'-C1'	-6.86	103.64	109.92
49	9	1851	MA6	N3-C2-N1	-6.82	119.42	128.67
49	9	1219	B8Q	C1'-N1-C2	6.80	128.18	117.04
2	5	2401	A2M	N3-C2-N1	-6.80	119.44	128.67
49	9	1031	A2M	N3-C2-N1	-6.80	119.44	128.67
49	9	484	A2M	N3-C2-N1	-6.80	119.44	128.67
2	5	1524	A2M	N3-C2-N1	-6.79	119.46	128.67
49	9	1850	MA6	N3-C2-N1	-6.78	119.46	128.67
2	5	3723	A2M	N3-C2-N1	-6.75	119.52	128.67
2	5	1534	A2M	N3-C2-N1	-6.70	119.58	128.67
2	5	4564	M7A	N3-C4-N9	6.69	135.25	126.88
49	9	668	A2M	C4'-O4'-C1'	-6.67	103.81	109.92
49	9	27	A2M	N3-C2-N1	-6.67	119.62	128.67
2	5	1326	A2M	N3-C2-N1	-6.66	119.63	128.67
2	5	4523	A2M	N3-C2-N1	-6.63	119.67	128.67
2	5	398	A2M	N3-C2-N1	-6.61	119.70	128.67
2	5	3825	A2M	N3-C2-N1	-6.60	119.71	128.67

*Continued on next page...*

*Continued from previous page...*

Mol	Chain	Res	Type	Atoms	Z	Observed(°)	Ideal(°)
49	9	166	A2M	N3-C2-N1	-6.60	119.72	128.67
2	5	3762	B8H	N3-C2-N1	6.57	121.58	115.22
2	5	1860	B8H	C4-N3-C2	-6.51	118.80	127.34
2	5	3785	A2M	N3-C2-N1	-6.48	119.87	128.67
2	5	2363	A2M	N3-C2-N1	-6.46	119.90	128.67
2	5	1797	E7G	C4-C5-N7	6.44	110.17	104.94
49	9	1678	A2M	N3-C2-N1	-6.41	119.97	128.67
2	5	4220	6MZ	N3-C2-N1	-6.34	120.07	128.67
49	9	1832	6MZ	N3-C2-N1	-6.34	120.07	128.67
2	5	4371	MHG	C2-N3-C4	6.31	119.89	112.00
2	5	1524	A2M	C4'-O4'-C1'	-6.30	104.15	109.92
4	8	14	OMU	C4-N3-C2	-6.30	118.78	126.61
2	5	4129	B8W	O6-C6-C5	6.27	125.28	116.72
2	5	1860	B8H	N3-C2-N1	6.22	121.24	115.22
2	5	2786	B9H	C31-N3-C2	6.20	124.91	117.29
2	5	3897	B8K	C72-C71-N7	6.19	127.94	118.80
49	9	159	A2M	N3-C2-N1	-6.19	120.27	128.67
2	5	4529	B8W	C4'-O4'-C1'	-6.18	104.27	109.92
2	5	3867	A2M	N3-C2-N1	-6.17	120.29	128.67
49	9	668	A2M	N3-C2-N1	-6.16	120.31	128.67
2	5	4690	B8K	C5-C6-N1	6.14	121.75	110.94
2	5	4690	B8K	C72-C71-N7	6.11	127.81	118.80
2	5	4083	5MU	N3-C2-N1	6.07	122.80	114.89
2	5	4529	B8W	C61-O6-C6	6.04	123.70	116.65
2	5	4620	OMU	C4-N3-C2	-6.02	119.14	126.61
2	5	2297	E7G	C4-C5-N7	6.00	109.81	104.94
2	5	3899	BGH	C5-C6-N1	5.99	121.49	110.94
2	5	4306	OMU	C4-N3-C2	-5.96	119.21	126.61
2	5	4628	PSU	N1-C2-N3	5.95	121.44	115.17
2	5	4185	B8W	O6-C6-C5	5.87	124.75	116.72
2	5	4355	E6G	N3-C2-N1	-5.86	119.76	127.21
2	5	4472	B8W	O6-C6-C5	5.82	124.68	116.72
49	9	568	E3C	C4-N3-C2	-5.80	111.54	122.00
49	9	121	OMU	C4-N3-C2	-5.80	119.41	126.61
2	5	4564	M7A	N3-C2-N1	-5.80	119.81	128.58
2	5	237	B9B	N3-C2-N1	-5.79	119.85	127.21
2	5	4872	2MG	N2-C2-N3	-5.78	113.15	120.51
49	9	1806	M7A	N3-C2-N1	-5.71	119.94	128.58
2	5	3897	B8K	C4-C5-N7	5.71	109.55	104.93
49	9	116	OMU	C4-N3-C2	-5.71	119.53	126.61
2	5	4690	B8K	C4-C5-N7	5.70	109.54	104.93
2	5	3718	A2M	N3-C2-N1	-5.66	120.99	128.67

*Continued on next page...*



*Continued from previous page...*

Mol	Chain	Res	Type	Atoms	Z	Observed(°)	Ideal(°)
49	9	1219	B8Q	O2-C2-N3	-5.59	115.11	122.95
2	5	4371	MHG	N1-C2-N2	5.54	122.21	116.56
49	9	568	E3C	O2-C2-N3	-5.53	115.03	122.10
2	5	237	B9B	O6-C6-N1	-5.48	115.54	120.23
2	5	4450	PSU	C4-N3-C2	-5.48	118.83	126.37
2	5	4083	5MU	O4-C4-C5	-5.47	118.66	124.92
2	5	3897	B8K	C5-C6-N1	5.46	120.55	110.94
2	5	2380	B8W	N3-C2-N1	-5.41	120.33	127.21
2	5	1574	B9B	N3-C2-N1	-5.40	120.35	127.21
2	5	4529	B8W	N3-C2-N1	-5.37	120.38	127.21
2	5	4450	PSU	N1-C2-N3	5.36	120.83	115.17
2	5	4636	PSU	C4-N3-C2	-5.36	118.99	126.37
2	5	3825	A2M	N6-C6-N1	-5.36	106.89	118.33
2	5	4129	B8W	N3-C2-N1	-5.34	120.42	127.21
2	5	1677	PSU	C4-N3-C2	-5.31	119.06	126.37
2	5	2754	B9B	N3-C2-N1	-5.29	120.49	127.21
2	5	4636	PSU	N1-C2-N3	5.26	120.71	115.17
2	5	4403	PSU	N1-C2-N3	5.25	120.70	115.17
2	5	4472	B8W	N3-C2-N1	-5.24	120.55	127.21
2	5	4500	PSU	C4-N3-C2	-5.23	119.17	126.37
2	5	4185	B8W	N3-C2-N1	-5.22	120.57	127.21
2	5	1605	7MG	C5-C6-N1	5.22	120.13	110.94
2	5	4442	PSU	N1-C2-N3	5.22	120.67	115.17
2	5	3899	BGH	C72-C71-N7	5.20	126.48	118.80
49	9	484	A2M	N6-C6-N1	-5.20	107.22	118.33
49	9	1248	B8N	C5-C4-N3	5.17	125.55	116.15
2	5	4129	B8W	O4'-C1'-N9	5.15	115.58	108.75
2	5	1322	1MA	N1-C2-N3	-5.15	119.46	125.90
2	5	1524	A2M	N6-C6-N1	-5.15	107.33	118.33
2	5	4185	B8W	O4'-C1'-N9	5.14	115.56	108.75
2	5	4531	PSU	C4-N3-C2	-5.13	119.31	126.37
2	5	4628	PSU	C4-N3-C2	-5.12	119.32	126.37
2	5	1909	P7G	C4-C5-N7	5.12	110.16	106.71
2	5	2297	E7G	C5-C6-N1	5.11	119.93	110.94
2	5	1534	A2M	N6-C6-N1	-5.10	107.43	118.33
2	5	1326	A2M	N6-C6-N1	-5.10	107.44	118.33
2	5	4083	5MU	C4-N3-C2	-5.08	120.67	127.34
2	5	1797	E7G	C5-C6-N1	5.08	119.88	110.94
2	5	3880	P7G	C4-C5-N7	5.08	110.13	106.71
2	5	4129	B8W	C4'-O4'-C1'	-5.08	105.28	109.92
49	9	668	A2M	N6-C6-N1	-5.06	107.52	118.33
49	9	814	5MU	O4-C4-C5	-5.06	119.13	124.92

*Continued on next page...*

*Continued from previous page...*

Mol	Chain	Res	Type	Atoms	Z	Observed(°)	Ideal(°)
2	5	1582	PSU	N1-C2-N3	5.05	120.49	115.17
49	9	814	5MU	N3-C2-N1	5.04	121.46	114.89
2	5	4531	PSU	N1-C2-N3	5.04	120.48	115.17
2	5	4371	MHG	C5-C6-N1	4.99	119.73	110.94
2	5	2363	A2M	N6-C6-N1	-4.99	107.67	118.33
2	5	4500	PSU	N1-C2-N3	4.98	120.42	115.17
2	5	4550	7MG	C5-C6-N1	4.98	119.70	110.94
2	5	4442	PSU	C4-N3-C2	-4.98	119.52	126.37
49	9	1678	A2M	N6-C6-N1	-4.95	107.76	118.33
2	5	1683	PSU	N1-C2-N3	4.94	120.38	115.17
2	5	4293	PSU	C4-N3-C2	-4.94	119.56	126.37
2	5	2401	A2M	N6-C6-N1	-4.93	107.81	118.33
49	9	822	PSU	N1-C2-N3	4.92	120.36	115.17
2	5	2522	7MG	C5-C6-N1	4.91	119.58	110.94
2	5	4530	UR3	C4-N3-C2	-4.90	120.64	124.58
2	5	4403	PSU	C4-N3-C2	-4.89	119.63	126.37
49	9	1806	M7A	N3-C4-N9	4.88	132.98	126.88
49	9	1830	UR3	C4-N3-C2	-4.87	120.66	124.58
49	9	166	A2M	N6-C6-N1	-4.85	107.96	118.33
49	9	159	A2M	N6-C6-N1	-4.85	107.97	118.33
2	5	3899	BGH	C2-N3-C4	4.84	120.64	112.30
2	5	3785	A2M	N6-C6-N1	-4.83	108.02	118.33
2	5	1677	PSU	N1-C2-N3	4.83	120.26	115.17
2	5	4571	A2M	N6-C6-N1	-4.81	108.06	118.33
49	9	1850	MA6	C2-N1-C6	4.81	121.55	116.84
2	5	4597	UR3	C4-N3-C2	-4.80	120.72	124.58
2	5	4523	A2M	N6-C6-N1	-4.78	108.12	118.33
2	5	3723	A2M	N6-C6-N1	-4.77	108.14	118.33
2	5	398	A2M	N6-C6-N1	-4.75	108.18	118.33
2	5	4293	PSU	N1-C2-N3	4.75	120.17	115.17
2	5	4550	7MG	C2-N3-C4	4.74	120.46	112.30
49	9	27	A2M	N6-C6-N1	-4.73	108.23	118.33
49	9	1031	A2M	N6-C6-N1	-4.72	108.25	118.33
2	5	4083	5MU	C5M-C5-C4	4.72	123.82	118.78
49	9	1248	B8N	C4-N3-C2	-4.71	119.82	125.62
2	5	1582	PSU	C4-N3-C2	-4.70	119.89	126.37
2	5	237	B9B	C2-N3-C4	4.70	120.55	115.48
2	5	1871	A2M	N6-C6-N1	-4.70	108.30	118.33
2	5	3867	A2M	N6-C6-N1	-4.70	108.30	118.33
2	5	4415	1MA	N1-C2-N3	-4.67	120.05	125.90
2	5	1683	PSU	C4-N3-C2	-4.66	119.96	126.37
49	9	668	A2M	O4'-C1'-N9	-4.65	102.57	108.75

*Continued on next page...*

*Continued from previous page...*

Mol	Chain	Res	Type	Atoms	Z	Observed(°)	Ideal(°)
2	5	3785	A2M	C4'-O4'-C1'	-4.64	105.67	109.92
49	9	823	PSU	C4-N3-C2	-4.64	119.98	126.37
2	5	3729	PSU	N1-C2-N3	4.63	120.05	115.17
2	5	3718	A2M	N6-C6-N1	-4.63	108.44	118.33
49	9	822	PSU	C4-N3-C2	-4.62	120.01	126.37
2	5	1348	P4U	C5-C4-N3	-4.61	118.09	124.86
49	9	823	PSU	N1-C2-N3	4.60	120.02	115.17
49	9	1830	UR3	C1'-N1-C2	4.57	124.53	117.04
2	5	4306	OMU	N3-C2-N1	4.56	120.83	114.89
2	5	1456	B8Q	C31-N3-C4	4.54	122.63	114.76
49	9	612	PSU	C4-N3-C2	-4.54	120.12	126.37
2	5	4355	E6G	C2-N3-C4	4.53	120.37	115.48
2	5	4371	MHG	C4-C5-N7	4.53	108.61	104.94
49	9	1219	B8Q	C6-N1-C2	-4.52	118.11	121.80
2	5	3715	PSU	N1-C2-N3	4.51	119.92	115.17
2	5	4355	E6G	C61-O6-C6	-4.51	111.52	117.32
2	5	3715	PSU	C4-N3-C2	-4.49	120.18	126.37
49	9	1081	PSU	C4-N3-C2	-4.49	120.18	126.37
2	5	1797	E7G	C2-N3-C4	4.49	120.03	112.30
2	5	2297	E7G	C2-N3-C4	4.49	120.03	112.30
2	5	4415	1MA	C5-C6-N1	4.47	120.37	113.95
2	5	1659	I4U	C5-C4-N3	-4.47	118.30	124.86
2	5	1605	7MG	C2-N3-C4	4.46	119.98	112.30
2	5	3729	PSU	C4-N3-C2	-4.44	120.26	126.37
2	5	4690	B8K	C2-N3-C4	4.43	119.93	112.30
2	5	1574	B9B	O6-C6-N1	-4.41	116.46	120.23
49	9	1806	M7A	C4-N9-C1'	-4.41	116.36	126.63
49	9	814	5MU	C4-N3-C2	-4.40	121.57	127.34
2	5	2522	7MG	C2-N3-C4	4.40	119.88	112.30
49	9	1832	6MZ	C9-N6-C6	4.40	126.93	122.85
49	9	612	PSU	N1-C2-N3	4.36	119.77	115.17
2	5	2508	PSU	C4-N3-C2	-4.36	120.37	126.37
2	5	2754	B9B	C2-N3-C4	4.36	120.18	115.48
49	9	119	PSU	N1-C2-N3	4.35	119.76	115.17
2	5	3899	BGH	C4-C5-N7	4.35	108.45	104.93
4	8	14	OMU	C5-C4-N3	4.33	120.87	114.80
2	5	1322	1MA	C5-C6-N1	4.33	120.17	113.95
49	9	1081	PSU	N1-C2-N3	4.32	119.73	115.17
2	5	2380	B8W	O6-C6-C5	4.27	122.55	116.72
49	9	119	PSU	C4-N3-C2	-4.24	120.53	126.37
2	5	4472	B8W	O4'-C1'-N9	4.22	114.35	108.75
2	5	1517	2MG	N1-C2-N2	4.22	120.87	116.56

*Continued on next page...*

*Continued from previous page...*

Mol	Chain	Res	Type	Atoms	Z	Observed(°)	Ideal(°)
2	5	4690	B8K	C5-C4-N9	4.21	111.73	106.33
2	5	1456	B8Q	N3-C2-N1	4.21	123.02	117.16
2	5	2401	A2M	C4'-O4'-C1'	-4.21	106.07	109.92
2	5	4083	5MU	C5M-C5-C6	-4.18	117.19	122.85
49	9	121	OMU	N3-C2-N1	4.18	120.34	114.89
2	5	4529	B8W	O4'-C1'-N9	4.17	114.28	108.75
2	5	237	B9B	N2-C2-N3	4.17	124.30	117.79
2	5	1456	B8Q	O2-C2-N3	-4.16	117.11	122.95
2	5	3764	PSU	N1-C2-N3	4.15	119.55	115.17
2	5	2508	PSU	N1-C2-N3	4.12	119.51	115.17
2	5	4550	7MG	C5-C4-N9	4.12	111.61	106.33
2	5	3897	B8K	C2-N3-C4	4.12	119.39	112.30
2	5	4620	OMU	N3-C2-N1	4.10	120.23	114.89
2	5	4129	B8W	C2-N3-C4	4.10	119.90	115.48
49	9	1248	B8N	C1'-C5-C4	4.09	123.82	117.61
2	5	1574	B9B	C2-N3-C4	4.09	119.89	115.48
2	5	4083	5MU	C6-N1-C2	-4.06	117.26	121.30
2	5	1605	7MG	C5-C4-N3	-4.06	120.51	128.13
49	9	1830	UR3	C6-N1-C2	-3.99	118.54	121.80
2	5	3764	PSU	C4-N3-C2	-3.99	120.88	126.37
2	5	2754	B9B	N2-C2-N3	3.96	123.97	117.79
2	5	4083	5MU	O2-C2-N1	-3.95	117.65	122.80
2	5	2522	7MG	C5-C4-N3	-3.95	120.72	128.13
2	5	2522	7MG	C4-C5-N7	3.94	110.03	105.38
49	9	568	E3C	C6-N1-C2	-3.93	118.59	121.80
2	5	4371	MHG	C5-C4-N9	3.93	111.36	106.33
2	5	4628	PSU	O2-C2-N1	-3.93	118.74	122.79
49	9	116	OMU	N3-C2-N1	3.92	120.00	114.89
2	5	1909	P7G	N9-C8-N7	3.91	108.90	103.37
2	5	4335	5MC	C5-C6-N1	-3.89	119.09	123.31
2	5	3899	BGH	C5-C4-N9	3.87	111.29	106.33
2	5	3899	BGH	C2'-C1'-N9	-3.86	106.30	114.14
2	5	1866	UR3	C6-N1-C2	-3.85	118.65	121.80
2	5	1883	OMG	C5-C6-N1	3.85	121.41	114.07
49	9	568	E3C	C32-C31-N3	3.83	122.14	112.69
49	9	1219	B8Q	C31-N3-C4	3.82	121.38	114.76
2	5	4450	PSU	C6-C5-C4	3.81	120.75	118.17
2	5	2380	B8W	C2-N3-C4	3.79	119.57	115.48
2	5	4690	B8K	N9-C8-N7	3.79	108.31	103.31
2	5	3785	A2M	O4'-C1'-N9	3.78	113.76	108.75
2	5	4550	7MG	C5-C4-N3	-3.75	121.09	128.13
2	5	4620	OMU	C5-C4-N3	3.73	120.03	114.80

*Continued on next page...*

*Continued from previous page...*

Mol	Chain	Res	Type	Atoms	Z	Observed(°)	Ideal(°)
49	9	568	E3C	C1'-N1-C6	-3.73	112.81	120.78
2	5	3762	B8H	O2-C2-N1	-3.72	119.02	122.78
49	9	1678	A2M	C4'-O4'-C1'	-3.70	106.53	109.92
2	5	1860	B8H	C5-C4-N3	3.69	124.68	116.55
49	9	1219	B8Q	N3-C2-N1	3.69	122.30	117.16
2	5	1860	B8H	O2-C2-N1	-3.69	119.05	122.78
2	5	4371	MHG	C5-C4-N3	-3.68	121.23	128.13
2	5	4628	PSU	C6-N1-C2	-3.67	119.28	122.69
2	5	3897	B8K	N9-C8-N7	3.65	108.13	103.31
49	9	121	OMU	C5-C4-N3	3.65	119.91	114.80
2	5	4296	B8H	O2-C2-N1	-3.63	119.11	122.78
2	5	2297	E7G	C5-C4-N3	-3.62	121.33	128.13
2	5	4690	B8K	C6-C5-C4	-3.62	116.03	122.40
2	5	4872	2MG	C5-C6-N1	3.62	120.98	114.07
49	9	1248	B8N	N3-C2-N1	3.62	121.14	116.72
2	5	4371	MHG	C2-N1-C6	-3.61	120.19	124.55
2	5	1517	2MG	C5-C6-N1	3.60	120.94	114.07
49	9	1851	MA6	C2-N1-C6	3.59	120.36	116.84
49	9	116	OMU	C5-C4-N3	3.57	119.80	114.80
2	5	1605	7MG	C4-C5-N7	3.56	109.59	105.38
2	5	4472	B8W	C2-N3-C4	3.56	119.32	115.48
2	5	4597	UR3	C5-C4-N3	3.56	119.72	115.04
2	5	1574	B9B	C1'-N9-C4	-3.54	120.43	126.64
2	5	1316	OMG	C5-C6-N1	3.53	120.80	114.07
2	5	2364	OMG	C5-C6-N1	3.53	120.80	114.07
2	5	4564	M7A	C2-N3-C4	3.51	120.41	111.83
2	5	2522	7MG	C5-C4-N9	3.50	110.82	106.33
2	5	3762	B8H	C5-C4-N3	3.50	124.26	116.55
2	5	3825	A2M	C4'-O4'-C1'	-3.50	106.72	109.92
2	5	3792	OMG	C5-C6-N1	3.50	120.75	114.07
2	5	4296	B8H	C5-C4-N3	3.50	124.25	116.55
2	5	2786	B9H	C4-N3-C2	-3.49	115.71	122.00
49	9	822	PSU	O2-C2-N1	-3.48	119.20	122.79
2	5	4872	2MG	CM2-N2-C2	-3.47	116.19	123.65
2	5	2522	7MG	N9-C8-N7	3.47	108.28	103.37
2	5	1797	E7G	C5-C4-N3	-3.46	121.63	128.13
2	5	1316	OMG	C8-N7-C5	3.46	108.44	102.55
49	9	644	OMG	C8-N7-C5	3.46	108.44	102.55
2	5	3723	A2M	C4'-O4'-C1'	-3.46	106.76	109.92
2	5	1866	UR3	C4-N3-C2	-3.45	121.80	124.58
2	5	3899	BGH	N9-C8-N7	3.45	107.86	103.31
2	5	4523	A2M	O4'-C1'-N9	3.45	113.32	108.75

*Continued on next page...*

*Continued from previous page...*

Mol	Chain	Res	Type	Atoms	Z	Observed(°)	Ideal(°)
2	5	2786	B9H	O2-C2-N1	-3.44	115.11	122.78
2	5	4620	OMU	O4-C4-C5	-3.44	119.23	125.16
2	5	2754	B9B	C4'-O4'-C1'	-3.44	106.78	109.92
2	5	2424	OMG	C5-C6-N1	3.44	120.63	114.07
2	5	1866	UR3	C5-C4-N3	3.44	119.56	115.04
49	9	683	OMG	C5-C6-N1	3.44	120.62	114.07
49	9	1830	UR3	C5-C4-N3	3.43	119.56	115.04
4	8	14	OMU	O4-C4-C5	-3.43	119.25	125.16
2	5	2773	OMG	C8-N7-C5	3.40	108.34	102.55
2	5	4494	OMG	C5-C6-N1	3.40	120.55	114.07
2	5	1683	PSU	O2-C2-N1	-3.39	119.30	122.79
4	8	14	OMU	N3-C2-N1	3.39	119.30	114.89
49	9	644	OMG	C2-N1-C6	-3.37	118.94	125.11
2	5	4196	OMG	C2-N1-C6	-3.37	118.94	125.11
2	5	1522	OMG	C5-C6-N1	3.36	120.49	114.07
2	5	4529	B8W	C2-N3-C4	3.36	119.11	115.48
2	5	3899	BGH	C6-C5-C4	-3.36	116.49	122.40
2	5	3899	BGH	C5-C4-N3	-3.36	121.83	128.13
2	5	4196	OMG	C5-C6-N1	3.35	120.47	114.07
2	5	4637	OMG	C2-N1-C6	-3.35	118.97	125.11
2	5	4637	OMG	C8-N7-C5	3.35	108.26	102.55
49	9	1243	PSU	C6-N1-C2	-3.34	119.59	122.69
2	5	1574	B9B	N2-C2-N3	3.34	123.01	117.79
2	5	4355	E6G	O6-C6-N1	3.34	123.08	120.23
2	5	2364	OMG	C2-N1-C6	-3.34	119.00	125.11
2	5	1316	OMG	C2-N1-C6	-3.34	119.00	125.11
2	5	1883	OMG	C2-N1-C6	-3.34	119.00	125.11
2	5	3729	PSU	C6-N1-C2	-3.33	119.60	122.69
2	5	4306	OMU	C5-C4-N3	3.33	119.46	114.80
2	5	4530	UR3	C5-C4-N3	3.32	119.42	115.04
2	5	3792	OMG	C2-N1-C6	-3.32	119.04	125.11
49	9	1219	B8Q	C1'-N1-C6	-3.31	113.71	120.78
49	9	644	OMG	C5-C6-N1	3.30	120.37	114.07
2	5	1605	7MG	C5-C4-N9	3.29	110.55	106.33
2	5	4623	OMG	C8-N7-C5	3.28	108.14	102.55
2	5	4185	B8W	C61-O6-C6	3.28	120.48	116.65
2	5	1522	OMG	C2-N1-C6	-3.28	119.11	125.11
2	5	1683	PSU	C6-N1-C2	-3.27	119.65	122.69
2	5	1534	A2M	C4'-O4'-C1'	-3.27	106.93	109.92
2	5	4872	2MG	C8-N7-C5	3.27	108.12	102.55
2	5	4523	A2M	C4'-O4'-C1'	-3.26	106.94	109.92
2	5	4494	OMG	C8-N7-C5	3.26	108.10	102.55

*Continued on next page...*

*Continued from previous page...*

Mol	Chain	Res	Type	Atoms	Z	Observed(°)	Ideal(°)
2	5	1582	PSU	C6-N1-C2	-3.26	119.67	122.69
2	5	4550	7MG	C4-C5-N7	3.24	109.21	105.38
49	9	1337	4AC	C6-C5-C4	3.24	120.90	117.00
2	5	1866	UR3	C1'-N1-C2	3.24	122.34	117.04
2	5	4637	OMG	C5-C6-N1	3.23	120.24	114.07
2	5	4447	5MC	C5-C6-N1	-3.23	119.80	123.31
49	9	121	OMU	O4-C4-C5	-3.22	119.61	125.16
2	5	2050	OMG	C2-N1-C6	-3.21	119.23	125.11
2	5	4370	OMG	C5-C6-N1	3.20	120.17	114.07
2	5	2297	E7G	C5-C4-N9	3.20	110.43	106.33
2	5	4306	OMU	O2-C2-N1	-3.20	118.63	122.80
2	5	2380	B8W	O4'-C1'-N9	3.20	112.98	108.75
2	5	1522	OMG	C8-N7-C5	3.19	107.98	102.55
2	5	4870	OMG	C8-N7-C5	3.19	107.98	102.55
49	9	166	A2M	C5'-C4'-C3'	-3.19	103.74	115.21
49	9	683	OMG	C8-N7-C5	3.18	107.96	102.55
2	5	2424	OMG	C8-N7-C5	3.17	107.95	102.55
2	5	4450	PSU	O2-C2-N1	-3.17	119.52	122.79
2	5	373	OMG	C5-C6-N1	3.17	120.12	114.07
2	5	4370	OMG	C2-N1-C6	-3.16	119.32	125.11
2	5	3792	OMG	C8-N7-C5	3.16	107.94	102.55
2	5	1625	OMG	C2-N1-C6	-3.16	119.32	125.11
2	5	4185	B8W	O4'-C4'-C3'	-3.16	98.88	105.15
2	5	4442	PSU	C6-N1-C2	-3.16	119.76	122.69
49	9	814	5MU	C1'-N1-C2	3.15	123.25	117.59
49	9	1806	M7A	C2-N3-C4	3.15	119.52	111.83
2	5	2050	OMG	C8-N7-C5	3.15	107.91	102.55
49	9	814	5MU	C6-N1-C2	-3.14	118.17	121.30
2	5	3897	B8K	C6-C5-C4	-3.14	116.88	122.40
2	5	729	2MG	C5-C6-N1	3.14	120.05	114.07
49	9	1248	B8N	C31-N3-C4	3.12	121.60	117.18
49	9	1243	PSU	N1-C2-N3	3.12	118.46	115.17
2	5	1883	OMG	C8-N7-C5	3.12	107.86	102.55
2	5	4442	PSU	O2-C2-N1	-3.11	119.58	122.79
2	5	4494	OMG	C2-N1-C6	-3.10	119.43	125.11
2	5	1322	1MA	C8-N7-C5	3.10	107.83	102.55
2	5	3764	PSU	C6-N1-C2	-3.10	119.82	122.69
2	5	4623	OMG	C2-N1-C6	-3.09	119.45	125.11
2	5	2424	OMG	C2-N1-C6	-3.09	119.46	125.11
2	5	373	OMG	C8-N7-C5	3.08	107.80	102.55
2	5	1534	A2M	O4'-C1'-C2'	-3.08	101.36	106.61
2	5	4571	A2M	C4'-O4'-C1'	-3.08	107.11	109.92

*Continued on next page...*

*Continued from previous page...*

Mol	Chain	Res	Type	Atoms	Z	Observed(°)	Ideal(°)
2	5	4220	6MZ	C1'-N9-C4	-3.08	121.24	126.64
2	5	2364	OMG	C8-N7-C5	3.07	107.78	102.55
2	5	2050	OMG	C5-C6-N1	3.07	119.93	114.07
49	9	1710	OMC	O2-C2-N3	-3.07	117.50	122.33
2	5	4597	UR3	C6-N1-C2	-3.06	119.30	121.80
2	5	2754	B9B	O6-C6-N1	-3.05	117.62	120.23
49	9	612	PSU	O2-C2-N1	-3.05	119.64	122.79
2	5	4530	UR3	C6-N1-C2	-3.05	119.31	121.80
2	5	4620	OMU	O2-C2-N1	-3.04	118.83	122.80
2	5	4194	I4U	C5-C4-N3	-3.04	120.39	124.86
49	9	1374	5MC	C5-C6-N1	-3.04	120.02	123.31
2	5	1625	OMG	C8-N7-C5	3.02	107.69	102.55
2	5	4371	MHG	C21-N2-C2	-3.01	117.17	123.65
49	9	509	OMG	C2-N1-C6	-3.01	119.61	125.11
2	5	4870	OMG	C2-N1-C6	-3.00	119.62	125.11
2	5	1797	E7G	C5-C4-N9	3.00	110.18	106.33
49	9	683	OMG	C2-N1-C6	-3.00	119.62	125.11
49	9	1842	4AC	C6-C5-C4	2.99	120.60	117.00
2	5	4623	OMG	C5-C6-N1	2.98	119.76	114.07
2	5	1625	OMG	C5-C6-N1	2.98	119.76	114.07
2	5	4370	OMG	C8-N7-C5	2.97	107.61	102.55
2	5	3897	B8K	C5-C4-N3	-2.97	122.55	128.13
4	8	14	OMU	C1'-N1-C2	2.97	122.93	117.59
49	9	1842	4AC	C5-C4-N3	-2.96	117.97	122.60
2	5	4403	PSU	C6-N1-C2	-2.96	119.95	122.69
2	5	4564	M7A	C5-C4-N3	-2.95	119.75	126.56
2	5	4371	MHG	C71-C72-C73	-2.94	106.27	114.13
49	9	1248	B8N	O4-C4-C5	-2.94	117.50	122.58
2	5	3897	B8K	C5-C4-N9	2.93	110.09	106.33
2	5	237	B9B	C4'-O4'-C1'	-2.93	107.24	109.92
49	9	1806	M7A	C71-N7-C5	-2.93	111.23	123.44
49	9	814	5MU	O2-C2-N3	-2.93	116.09	121.49
49	9	509	OMG	C5-C6-N1	2.92	119.64	114.07
49	9	517	OMC	O2-C2-N3	-2.92	117.73	122.33
49	9	814	5MU	C5M-C5-C6	-2.92	118.90	122.85
2	5	1582	PSU	O2-C2-N1	-2.91	119.79	122.79
2	5	4083	5MU	C1'-N1-C6	2.90	125.92	121.15
2	5	4870	OMG	C5-C6-N1	2.89	119.59	114.07
2	5	2773	OMG	C5-C6-N1	2.88	119.57	114.07
2	5	4185	B8W	C2-N3-C4	2.88	118.59	115.48
2	5	4500	PSU	C6-C5-C4	2.87	120.11	118.17
49	9	121	OMU	O2-C2-N1	-2.86	119.07	122.80

*Continued on next page...*



*Continued from previous page...*

Mol	Chain	Res	Type	Atoms	Z	Observed(°)	Ideal(°)
2	5	4531	PSU	O2-C2-N1	-2.86	119.84	122.79
2	5	373	OMG	C2-N1-C6	-2.85	119.89	125.11
2	5	4690	B8K	C5-C4-N3	-2.85	122.78	128.13
2	5	4355	E6G	C4'-O4'-C1'	-2.85	107.32	109.92
2	5	1605	7MG	C2-N1-C6	-2.85	119.95	125.11
2	5	4415	1MA	C8-N7-C5	2.83	107.36	102.55
49	9	116	OMU	O4-C4-C5	-2.83	120.29	125.16
2	5	3782	5MC	C5-C6-N1	-2.82	120.25	123.31
49	9	509	OMG	C8-N7-C5	2.81	107.34	102.55
2	5	4690	B8K	C2-N1-C6	-2.81	120.02	125.11
2	5	2773	OMG	C2-N1-C6	-2.80	119.99	125.11
2	5	3897	B8K	O4'-C1'-C2'	-2.79	100.64	106.62
2	5	1517	2MG	O6-C6-C5	-2.78	118.80	124.32
2	5	3880	P7G	N9-C8-N7	2.78	107.31	103.37
2	5	1517	2MG	C8-N7-C5	2.78	107.29	102.55
2	5	1456	B8Q	C6-N1-C2	-2.77	119.54	121.80
2	5	4196	OMG	C8-N7-C5	2.76	107.25	102.55
2	5	2297	E7G	C2-N1-C6	-2.76	120.11	125.11
2	5	1605	7MG	N9-C8-N7	2.75	107.27	103.37
2	5	4220	6MZ	C4-C5-N7	2.75	112.24	109.34
2	5	1871	A2M	C4'-O4'-C1'	-2.75	107.41	109.92
2	5	4636	PSU	O2-C2-N1	-2.75	119.96	122.79
2	5	4530	UR3	C1'-N1-C2	2.73	121.51	117.04
2	5	2364	OMG	O6-C6-C5	-2.72	118.92	124.32
2	5	3899	BGH	C2-N1-C6	-2.71	120.20	125.11
49	9	823	PSU	C6-N1-C2	-2.71	120.18	122.69
2	5	2380	B8W	C61-O6-C6	-2.70	113.50	116.65
2	5	4690	B8K	O6-C6-C5	-2.69	121.01	127.62
2	5	1883	OMG	O6-C6-C5	-2.69	118.98	124.32
2	5	3897	B8K	O3'-C3'-C4'	-2.69	103.35	111.08
2	5	4531	PSU	C6-C5-C4	2.68	119.98	118.17
2	5	4494	OMG	O6-C6-C5	-2.68	119.01	124.32
2	5	729	2MG	C8-N7-C5	2.68	107.11	102.55
49	9	1031	A2M	C4'-O4'-C1'	-2.67	107.48	109.92
49	9	822	PSU	C6-N1-C2	-2.67	120.22	122.69
2	5	4196	OMG	O6-C6-C5	-2.65	119.06	124.32
49	9	1832	6MZ	C6-C5-C4	-2.65	114.87	117.68
49	9	1830	UR3	O2-C2-N3	-2.65	117.68	121.33
49	9	1806	M7A	C5-C4-N3	-2.64	120.45	126.56
2	5	4483	B8T	C6-C5-C4	2.64	120.18	117.00
49	9	1842	4AC	O2-C2-N3	-2.64	118.18	122.33
2	5	3729	PSU	O2-C2-N1	-2.62	120.08	122.79

*Continued on next page...*

*Continued from previous page...*

Mol	Chain	Res	Type	Atoms	Z	Observed(°)	Ideal(°)
2	5	1659	I4U	C5'-C4'-C3'	-2.62	105.78	115.21
49	9	1678	A2M	C2'-C1'-N9	2.62	118.38	112.56
2	5	2363	A2M	C4'-O4'-C1'	-2.61	107.53	109.92
2	5	1348	P4U	O2-C2-N3	-2.61	118.21	122.33
2	5	1797	E7G	C2-N1-C6	-2.60	120.40	125.11
2	5	4636	PSU	C6-N1-C2	-2.60	120.28	122.69
2	5	1534	A2M	C2'-C3'-C4'	-2.60	96.41	101.99
2	5	2861	OMC	O2-C2-N3	-2.59	118.24	122.33
49	9	119	PSU	C6-N1-C2	-2.59	120.29	122.69
2	5	4355	E6G	N2-C2-N1	2.59	121.11	117.22
2	5	4872	2MG	O6-C6-C5	-2.59	119.19	124.32
49	9	1081	PSU	C6-N1-C2	-2.58	120.30	122.69
2	5	3782	5MC	C1'-N1-C6	-2.58	116.91	121.15
49	9	1337	4AC	C5-C4-N3	-2.57	118.58	122.60
49	9	814	5MU	C5M-C5-C4	2.56	121.52	118.78
2	5	1677	PSU	O2-C2-N1	-2.56	120.15	122.79
2	5	2522	7MG	C2-N1-C6	-2.56	120.47	125.11
2	5	3764	PSU	O2-C2-N1	-2.55	120.16	122.79
2	5	3899	BGH	C4'-O4'-C1'	-2.55	103.84	109.47
49	9	823	PSU	O2-C2-N1	-2.54	120.17	122.79
2	5	4564	M7A	C71-N7-C5	-2.54	112.86	123.44
2	5	4129	B8W	C61-O6-C6	2.54	119.61	116.65
49	9	1243	PSU	C4-N3-C2	-2.52	122.89	126.37
2	5	4529	B8W	C4-C5-N7	-2.52	106.67	109.34
49	9	1219	B8Q	C31-N3-C2	2.52	121.66	117.70
2	5	373	OMG	CM2-O2'-C2'	-2.51	108.02	114.47
2	5	4536	OMC	O2-C2-N3	-2.51	118.37	122.33
2	5	4296	B8H	O4-C4-N3	-2.51	115.40	120.11
2	5	3897	B8K	O4'-C1'-N9	-2.50	105.89	109.30
2	5	2754	B9B	C1'-N9-C4	-2.50	122.25	126.64
2	5	1797	E7G	O6-C6-C5	-2.50	121.49	127.62
2	5	4530	UR3	O2-C2-N3	-2.49	117.89	121.33
2	5	4483	B8T	O2-C2-N3	-2.49	118.41	122.33
2	5	4597	UR3	C1'-N1-C2	2.49	121.11	117.04
2	5	4550	7MG	O6-C6-C5	-2.48	121.54	127.62
49	9	119	PSU	O2-C2-N1	-2.47	120.24	122.79
2	5	1797	E7G	N9-C8-N7	2.47	106.87	103.37
2	5	4550	7MG	N9-C8-N7	2.45	106.84	103.37
2	5	373	OMG	O6-C6-C5	-2.44	119.47	124.32
49	9	814	5MU	O4-C4-N3	-2.44	115.53	120.11
2	5	3897	B8K	C2-N1-C6	-2.43	120.70	125.11
2	5	4293	PSU	O2-C2-N1	-2.42	120.29	122.79

*Continued on next page...*

*Continued from previous page...*

Mol	Chain	Res	Type	Atoms	Z	Observed(°)	Ideal(°)
2	5	4500	PSU	O2-C2-N1	-2.42	120.29	122.79
2	5	4371	MHG	O6-C6-C5	-2.41	121.70	127.62
2	5	4293	PSU	C6-N1-C2	-2.40	120.46	122.69
2	5	4671	B8T	C6-C5-C4	2.40	119.89	117.00
2	5	1625	OMG	O6-C6-C5	-2.39	119.58	124.32
2	5	3715	PSU	C6-N1-C2	-2.39	120.47	122.69
49	9	683	OMG	O6-C6-C5	-2.39	119.58	124.32
2	5	1797	E7G	C6-C5-C4	-2.39	118.20	122.40
2	5	4620	OMU	C2'-C1'-N1	-2.39	109.71	114.24
2	5	4550	7MG	C2-N1-C6	-2.39	120.78	125.11
2	5	4623	OMG	O6-C6-C5	-2.38	119.59	124.32
2	5	2861	OMC	C1'-N1-C2	2.38	123.69	118.44
2	5	1605	7MG	N9-C4-N3	2.37	128.94	125.46
2	5	4447	5MC	CM5-C5-C4	-2.37	116.61	120.51
2	5	2508	PSU	O2-C2-N1	-2.37	120.34	122.79
2	5	3880	P7G	N2-C2-N3	2.35	121.72	116.76
49	9	509	OMG	O6-C6-C5	-2.35	119.67	124.32
2	5	4335	5MC	C1'-N1-C6	-2.35	117.29	121.15
2	5	4636	PSU	C6-C5-C4	2.34	119.75	118.17
2	5	2522	7MG	O6-C6-C5	-2.34	121.89	127.62
2	5	2297	E7G	O6-C6-C5	-2.33	121.89	127.62
49	9	1337	4AC	O7-C7-CM7	-2.33	117.90	122.05
2	5	4531	PSU	C6-N1-C2	-2.33	120.53	122.69
2	5	1574	B9B	C4'-O4'-C1'	-2.32	107.80	109.92
2	5	4690	B8K	O4'-C4'-C3'	-2.32	100.54	105.15
49	9	612	PSU	C6-N1-C2	-2.32	120.54	122.69
2	5	2050	OMG	O6-C6-C5	-2.31	119.73	124.32
2	5	3897	B8K	O6-C6-C5	-2.30	121.97	127.62
2	5	3762	B8H	O4-C4-N3	-2.28	115.82	120.11
2	5	4129	B8W	C4-C5-N7	-2.28	106.93	109.34
2	5	1605	7MG	O6-C6-C5	-2.28	122.03	127.62
2	5	1860	B8H	O4-C4-N3	-2.28	115.83	120.11
49	9	1243	PSU	O2-C2-N1	-2.27	120.44	122.79
2	5	3899	BGH	O4'-C4'-C3'	-2.26	100.66	105.15
49	9	121	OMU	C2'-C1'-N1	-2.26	109.95	114.24
2	5	4371	MHG	N1-C2-N3	-2.26	119.87	123.68
2	5	1522	OMG	O6-C6-C5	-2.26	119.84	124.32
2	5	2508	PSU	C6-N1-C2	-2.26	120.60	122.69
2	5	3887	OMC	O2-C2-N3	-2.25	118.78	122.33
2	5	398	A2M	O4'-C1'-N9	2.25	111.72	108.75
2	5	1316	OMG	O6-C6-C5	-2.25	119.87	124.32
2	5	4083	5MU	O4-C4-N3	-2.24	115.90	120.11

*Continued on next page...*

*Continued from previous page...*

Mol	Chain	Res	Type	Atoms	Z	Observed(°)	Ideal(°)
2	5	4550	7MG	N2-C2-N1	2.24	121.49	116.76
2	5	3792	OMG	O6-C6-C5	-2.24	119.88	124.32
2	5	4220	6MZ	C9-N6-C6	-2.23	120.78	122.85
2	5	4403	PSU	O4'-C1'-C2'	2.23	108.24	105.15
2	5	4306	OMU	O4-C4-C5	-2.23	121.31	125.16
2	5	2363	A2M	C3'-C2'-C1'	2.22	107.06	102.81
2	5	4870	OMG	O6-C6-C5	-2.22	119.92	124.32
2	5	3899	BGH	O6-C6-N1	-2.22	115.94	120.11
49	9	1842	4AC	O7-C7-CM7	-2.21	118.11	122.05
2	5	1677	PSU	C6-C5-C4	2.21	119.67	118.17
49	9	683	OMG	N1-C2-N3	-2.21	119.27	123.32
2	5	1316	OMG	N2-C2-N1	2.21	121.42	116.76
2	5	3825	A2M	C5'-C4'-C3'	-2.21	107.27	115.21
2	5	1677	PSU	C6-N1-C2	-2.20	120.65	122.69
2	5	3718	A2M	C4'-O4'-C1'	-2.19	107.92	109.92
4	8	14	OMU	C1'-N1-C6	-2.19	116.10	120.78
49	9	159	A2M	C5'-C4'-C3'	-2.18	107.35	115.21
2	5	4530	UR3	C3U-N3-C4	2.18	120.90	117.87
2	5	4335	5MC	CM5-C5-C6	-2.18	119.90	122.85
49	9	166	A2M	O4'-C1'-N9	2.18	111.64	108.75
2	5	4550	7MG	C6-C5-C4	-2.18	118.57	122.40
2	5	2773	OMG	O6-C6-C5	-2.17	120.01	124.32
2	5	1456	B8Q	C1'-N1-C2	2.17	120.59	117.04
2	5	4450	PSU	C6-N1-C2	-2.17	120.68	122.69
2	5	3897	B8K	C3'-C2'-C1'	2.17	105.56	101.46
2	5	2297	E7G	N9-C8-N7	2.17	106.44	103.37
49	9	116	OMU	O2-C2-N1	-2.16	119.98	122.80
2	5	373	OMG	N1-C2-N3	-2.16	119.36	123.32
2	5	3899	BGH	N1-C2-N3	-2.16	119.37	123.32
2	5	2297	E7G	C6-C5-C4	-2.16	118.60	122.40
49	9	159	A2M	C4'-O4'-C1'	-2.16	107.95	109.92
2	5	4442	PSU	C6-C5-C4	2.16	119.63	118.17
49	9	1248	B8N	O4'-C1'-C2'	2.15	108.13	105.15
2	5	1524	A2M	C3'-C2'-C1'	2.15	106.93	102.81
49	9	1832	6MZ	C1'-N9-C4	-2.15	122.86	126.64
2	5	4550	7MG	N1-C2-N3	-2.15	119.39	123.32
2	5	1871	A2M	C3'-C2'-C1'	2.14	106.91	102.81
2	5	1909	P7G	N2-C2-N3	2.14	121.27	116.76
2	5	2424	OMG	O6-C6-C5	-2.13	120.10	124.32
2	5	1883	OMG	N1-C2-N3	-2.12	119.43	123.32
2	5	4370	OMG	O6-C6-C5	-2.10	120.15	124.32
2	5	4690	B8K	C4'-O4'-C1'	-2.10	104.83	109.47

*Continued on next page...*

Continued from previous page...

Mol	Chain	Res	Type	Atoms	Z	Observed(°)	Ideal(°)
2	5	2804	OMC	O2-C2-N3	-2.10	119.02	122.33
2	5	1866	UR3	O2-C2-N3	-2.10	118.43	121.33
2	5	4597	UR3	C3U-N3-C2	2.10	120.99	117.33
2	5	4690	B8K	N1-C2-N3	-2.09	119.49	123.32
2	5	4628	PSU	C6-C5-C4	2.09	119.58	118.17
49	9	166	A2M	C4'-O4'-C1'	-2.09	108.02	109.92
2	5	4403	PSU	O4-C4-N3	-2.08	116.19	120.11
2	5	4450	PSU	C5-C6-N1	-2.08	119.25	122.14
49	9	484	A2M	C3'-C2'-C1'	2.08	106.78	102.81
2	5	4403	PSU	O2-C2-N1	-2.07	120.65	122.79
49	9	1337	4AC	N4-C4-N3	2.07	117.23	113.87
2	5	4220	6MZ	C2-N1-C6	-2.07	114.98	116.60
2	5	4494	OMG	N1-C2-N3	-2.07	119.52	123.32
2	5	237	B9B	C1'-N9-C4	-2.07	123.00	126.64
2	5	4194	I4U	C2'-C3'-C4'	2.07	106.61	102.61
49	9	644	OMG	O6-C6-C5	-2.06	120.23	124.32
2	5	1574	B9B	C5'-C4'-C3'	-2.06	107.79	115.21
2	5	3899	BGH	O6-C6-C5	-2.06	122.57	127.62
2	5	3899	BGH	C5'-C4'-C3'	-2.05	107.82	115.21
2	5	4194	I4U	O4'-C1'-C2'	-2.05	102.22	106.62
49	9	612	PSU	O4'-C1'-C2'	2.05	107.99	105.15
49	9	1081	PSU	O4'-C1'-C2'	2.05	107.99	105.15
2	5	4494	OMG	N2-C2-N1	2.05	121.08	116.76
2	5	4523	A2M	C2'-C1'-N9	-2.04	108.02	112.56
2	5	2522	7MG	N9-C4-N3	2.04	128.45	125.46
49	9	1710	OMC	C6-C5-C4	2.04	120.88	117.53
2	5	4500	PSU	O4'-C1'-C2'	2.04	107.98	105.15
49	9	822	PSU	O4'-C1'-C2'	2.04	107.98	105.15
2	5	3825	A2M	O4'-C1'-N9	2.04	111.45	108.75
2	5	4371	MHG	N2-C2-N3	-2.04	117.91	120.51
2	5	2422	OMC	O2-C2-N3	-2.02	119.14	122.33
2	5	4500	PSU	C6-N1-C2	-2.02	120.81	122.69
2	5	4194	I4U	C4'-O4'-C1'	-2.01	105.03	109.47
2	5	729	2MG	O6-C6-C5	-2.01	120.34	124.32
2	5	3715	PSU	O2-C2-N1	-2.00	120.72	122.79

There are no chirality outliers.

All (187) torsion outliers are listed below:

Mol	Chain	Res	Type	Atoms
7	C	333	MLZ	N-CA-CB-CG
7	C	333	MLZ	C-CA-CB-CG

Continued on next page...

*Continued from previous page...*

Mol	Chain	Res	Type	Atoms
2	5	237	B9B	C5-C6-O6-C61
2	5	237	B9B	N1-C6-O6-C61
2	5	237	B9B	O4'-C4'-C5'-O5'
2	5	398	A2M	O4'-C4'-C5'-O5'
2	5	1348	P4U	N3-C4-O4-C41
2	5	1574	B9B	C5-C6-O6-C61
2	5	1574	B9B	N1-C6-O6-C61
2	5	1582	PSU	C3'-C4'-C5'-O5'
2	5	1582	PSU	O4'-C4'-C5'-O5'
2	5	2297	E7G	C72-C71-N7-C5
2	5	2364	OMG	O4'-C4'-C5'-O5'
2	5	2365	OMC	O4'-C4'-C5'-O5'
2	5	2380	B8W	C5-C6-O6-C61
2	5	2424	OMG	O4'-C4'-C5'-O5'
2	5	2754	B9B	C5-C6-O6-C61
2	5	2754	B9B	N1-C6-O6-C61
2	5	2786	B9H	C32-C31-N3-C2
2	5	3762	B8H	O4'-C4'-C5'-O5'
2	5	3792	OMG	O4'-C4'-C5'-O5'
2	5	3897	B8K	O4'-C4'-C5'-O5'
2	5	3899	BGH	C3'-C4'-C5'-O5'
2	5	3899	BGH	O4'-C4'-C5'-O5'
2	5	4129	B8W	C5-C6-O6-C61
2	5	4129	B8W	N1-C6-O6-C61
2	5	4185	B8W	C5-C6-O6-C61
2	5	4185	B8W	N1-C6-O6-C61
2	5	4185	B8W	O4'-C4'-C5'-O5'
2	5	4194	I4U	O4'-C4'-C5'-O5'
2	5	4220	6MZ	C5-C6-N6-C9
2	5	4220	6MZ	N1-C6-N6-C9
2	5	4355	E6G	C5-C6-O6-C61
2	5	4355	E6G	N1-C6-O6-C61
2	5	4403	PSU	O4'-C1'-C5-C4
2	5	4403	PSU	O4'-C1'-C5-C6
2	5	4447	5MC	C2'-C1'-N1-C6
2	5	4472	B8W	C5-C6-O6-C61
2	5	4472	B8W	N1-C6-O6-C61
2	5	4500	PSU	O4'-C4'-C5'-O5'
2	5	4523	A2M	O4'-C4'-C5'-O5'
2	5	4529	B8W	C5-C6-O6-C61
2	5	4529	B8W	N1-C6-O6-C61
2	5	4636	PSU	O4'-C4'-C5'-O5'

*Continued on next page...*

*Continued from previous page...*

Mol	Chain	Res	Type	Atoms
2	5	4637	OMG	O4'-C4'-C5'-O5'
2	5	4870	OMG	O4'-C4'-C5'-O5'
2	5	4870	OMG	C3'-C4'-C5'-O5'
4	8	14	OMU	C1'-C2'-O2'-CM2
42	m	72	MLZ	CD-CE-NZ-CM
49	9	116	OMU	C3'-C4'-C5'-O5'
49	9	116	OMU	O4'-C4'-C5'-O5'
49	9	121	OMU	O4'-C4'-C5'-O5'
49	9	568	E3C	O4'-C1'-N1-C2
49	9	568	E3C	O4'-C1'-N1-C6
49	9	668	A2M	O4'-C4'-C5'-O5'
49	9	668	A2M	C3'-C4'-C5'-O5'
49	9	683	OMG	O4'-C4'-C5'-O5'
49	9	1248	B8N	O4'-C4'-C5'-O5'
49	9	1830	UR3	O4'-C1'-N1-C2
49	9	1832	6MZ	N1-C6-N6-C9
49	9	1850	MA6	C5-C6-N6-C10
49	9	1851	MA6	O4'-C4'-C5'-O5'
49	9	1830	UR3	O4'-C1'-N1-C6
2	5	237	B9B	C3'-C4'-C5'-O5'
2	5	1625	OMG	C3'-C4'-C5'-O5'
2	5	1797	E7G	O4'-C4'-C5'-O5'
2	5	2364	OMG	C3'-C4'-C5'-O5'
2	5	2380	B8W	C3'-C4'-C5'-O5'
2	5	2380	B8W	O4'-C4'-C5'-O5'
2	5	2424	OMG	C3'-C4'-C5'-O5'
2	5	3729	PSU	O4'-C4'-C5'-O5'
2	5	3867	A2M	O4'-C4'-C5'-O5'
2	5	3867	A2M	C3'-C4'-C5'-O5'
2	5	3880	P7G	O4'-C4'-C5'-O5'
2	5	4415	1MA	C3'-C4'-C5'-O5'
2	5	4500	PSU	C3'-C4'-C5'-O5'
2	5	4636	PSU	C3'-C4'-C5'-O5'
2	5	4637	OMG	C3'-C4'-C5'-O5'
2	5	4872	2MG	O4'-C4'-C5'-O5'
49	9	159	A2M	O4'-C4'-C5'-O5'
49	9	159	A2M	C3'-C4'-C5'-O5'
49	9	166	A2M	C3'-C4'-C5'-O5'
49	9	683	OMG	C3'-C4'-C5'-O5'
49	9	1243	PSU	C3'-C4'-C5'-O5'
49	9	1243	PSU	O4'-C4'-C5'-O5'
49	9	1703	OMC	O4'-C4'-C5'-O5'

*Continued on next page...*

*Continued from previous page...*

Mol	Chain	Res	Type	Atoms
49	9	1851	MA6	C3'-C4'-C5'-O5'
2	5	237	B9B	O6-C61-C62-C63
2	5	2380	B8W	N1-C6-O6-C61
2	5	4447	5MC	C2'-C1'-N1-C2
2	5	729	2MG	O4'-C4'-C5'-O5'
2	5	3792	OMG	C3'-C4'-C5'-O5'
2	5	3897	B8K	C3'-C4'-C5'-O5'
2	5	4355	E6G	O4'-C4'-C5'-O5'
2	5	4371	MHG	C3'-C4'-C5'-O5'
2	5	4371	MHG	O4'-C4'-C5'-O5'
2	5	4450	PSU	C3'-C4'-C5'-O5'
2	5	4450	PSU	O4'-C4'-C5'-O5'
49	9	121	OMU	C3'-C4'-C5'-O5'
49	9	166	A2M	O4'-C4'-C5'-O5'
49	9	568	E3C	C3'-C4'-C5'-O5'
49	9	568	E3C	O4'-C4'-C5'-O5'
2	5	3701	OMC	C2'-C1'-N1-C6
2	5	3701	OMC	C2'-C1'-N1-C2
2	5	398	A2M	C3'-C4'-C5'-O5'
2	5	2365	OMC	C3'-C4'-C5'-O5'
2	5	3762	B8H	C3'-C4'-C5'-O5'
2	5	3785	A2M	O4'-C4'-C5'-O5'
2	5	4194	I4U	C3'-C4'-C5'-O5'
2	5	4523	A2M	C3'-C4'-C5'-O5'
2	5	1348	P4U	O4-C41-C42-C43
2	5	3880	P7G	N7-C71-C72-C73
2	5	3785	A2M	C3'-C4'-C5'-O5'
2	5	3880	P7G	C3'-C4'-C5'-O5'
2	5	4415	1MA	O4'-C4'-C5'-O5'
2	5	4872	2MG	C3'-C4'-C5'-O5'
49	9	1248	B8N	C3'-C4'-C5'-O5'
2	5	4371	MHG	C2'-C1'-N9-C8
2	5	1625	OMG	O4'-C4'-C5'-O5'
2	5	1797	E7G	C3'-C4'-C5'-O5'
2	5	3729	PSU	C3'-C4'-C5'-O5'
2	5	4129	B8W	O4'-C4'-C5'-O5'
49	9	822	PSU	C3'-C4'-C5'-O5'
49	9	1703	OMC	C3'-C4'-C5'-O5'
2	5	2297	E7G	C72-C71-N7-C8
2	5	729	2MG	C3'-C4'-C5'-O5'
2	5	1909	P7G	C72-C71-N7-C8
2	5	4371	MHG	C75-C73-C74-C76

*Continued on next page...*



*Continued from previous page...*

Mol	Chain	Res	Type	Atoms
2	5	1574	B9B	O4'-C4'-C5'-O5'
49	9	568	E3C	C32-C31-N3-C2
2	5	4494	OMG	C3'-C4'-C5'-O5'
49	9	509	OMG	O4'-C4'-C5'-O5'
49	9	517	OMC	O4'-C4'-C5'-O5'
2	5	3701	OMC	O4'-C1'-N1-C6
2	5	3701	OMC	O4'-C1'-N1-C2
49	9	822	PSU	O4'-C4'-C5'-O5'
49	9	1832	6MZ	C5-C6-N6-C9
49	9	1248	B8N	N3-C31-C32-C33
2	5	1866	UR3	O4'-C4'-C5'-O5'
49	9	1851	MA6	C5-C6-N6-C10
2	5	4371	MHG	C72-C73-C74-C76
2	5	1534	A2M	C4'-C5'-O5'-P
2	5	4494	OMG	O4'-C4'-C5'-O5'
2	5	4447	5MC	O4'-C1'-N1-C6
2	5	3701	OMC	C3'-C2'-O2'-CM2
2	5	4447	5MC	O4'-C1'-N1-C2
2	5	1524	A2M	C3'-C4'-C5'-O5'
2	5	2786	B9H	C32-C31-N3-C4
2	5	1659	I4U	C42-C41-O4-C4
2	5	1659	I4U	C43-C41-O4-C4
2	5	1797	E7G	C72-C71-N7-C8
2	5	2754	B9B	C4'-C5'-O5'-P
2	5	3764	PSU	C4'-C5'-O5'-P
49	9	644	OMG	C4'-C5'-O5'-P
2	5	1625	OMG	C4'-C5'-O5'-P
49	9	1081	PSU	C4'-C5'-O5'-P
49	9	1248	B8N	N34-C33-C34-O35
2	5	3785	A2M	C3'-C2'-O2'-CM'
2	5	4494	OMG	C3'-C2'-O2'-CM2
2	5	3897	B8K	C4'-C5'-O5'-P
2	5	373	OMG	C4'-C5'-O5'-P
2	5	3887	OMC	C4'-C5'-O5'-P
2	5	4500	PSU	C4'-C5'-O5'-P
2	5	4870	OMG	C4'-C5'-O5'-P
49	9	159	A2M	C4'-C5'-O5'-P
2	5	2861	OMC	O4'-C4'-C5'-O5'
49	9	119	PSU	O4'-C4'-C5'-O5'
49	9	1337	4AC	O4'-C4'-C5'-O5'
2	5	4355	E6G	C62-C61-O6-C6
2	5	1909	P7G	C72-C71-N7-C5

*Continued on next page...*

*Continued from previous page...*

Mol	Chain	Res	Type	Atoms
2	5	4620	OMU	C1'-C2'-O2'-CM2
2	5	4185	B8W	C3'-C4'-C5'-O5'
2	5	4636	PSU	O4'-C1'-C5-C6
49	9	568	E3C	C32-C31-N3-C4
2	5	4371	MHG	C72-C71-N7-C8
2	5	4194	I4U	C43-C41-O4-C4
2	5	4529	B8W	O4'-C4'-C5'-O5'
42	m	72	MLZ	C-CA-CB-CG
2	5	4293	PSU	C3'-C4'-C5'-O5'
2	5	4530	UR3	C4'-C5'-O5'-P
2	5	4371	MHG	O4'-C1'-N9-C8
2	5	3899	BGH	C4'-C5'-O5'-P
49	9	1851	MA6	C4'-C5'-O5'-P
49	9	814	5MU	C2'-C1'-N1-C2
49	9	1219	B8Q	C2'-C1'-N1-C2
2	5	4371	MHG	C71-C72-C73-C75
42	m	72	MLZ	N-CA-CB-CG

There are no ring outliers.

No monomer is involved in short contacts.

## 5.5 Carbohydrates [i](#)

There are no oligosaccharides in this entry.

## 5.6 Ligand geometry [i](#)

Of 305 ligands modelled in this entry, 305 are monoatomic - leaving 0 for Mogul analysis.

There are no bond length outliers.

There are no bond angle outliers.

There are no chirality outliers.

There are no torsion outliers.

There are no ring outliers.

No monomer is involved in short contacts.

## 5.7 Other polymers [i](#)

There are no such residues in this entry.

## 5.8 Polymer linkage issues

The following chains have linkage breaks:

Mol	Chain	Number of breaks
2	5	43
49	9	18
4	8	1

All chain breaks are listed below:

Model	Chain	Residue-1	Atom-1	Residue-2	Atom-2	Distance (Å)
1	5	2113:G	O3'	2258:C	P	40.50
1	5	1252:C	O3'	1271:G	P	34.93
1	5	1219:G	O3'	1233:G	P	21.40
1	5	1405:C	O3'	1406:G	P	20.69
1	5	1406(C):G	O3'	1411:C	P	20.19
1	9	1761:U	O3'	1771:G	P	18.40
1	5	523:C	O3'	638:G	P	18.19
1	9	834:C	O3'	841:G	P	17.79
1	9	697:G	O3'	729:C	P	17.78
1	5	1411:C	O3'	1411(A):G	P	17.69
1	5	4138:C	O3'	4146:G	P	17.16
1	5	4777:C	O3'	4859:C	P	17.11
1	5	990:U	O3'	1064:G	P	16.99
1	5	4101:C	O3'	4107:G	P	16.88
1	9	756:C	O3'	788:G	P	16.83
1	9	323:C	O3'	329:G	P	16.82
1	9	1417:C	O3'	1423:C	P	16.68
1	9	130:G	O3'	140:U	P	15.74
1	5	760:G	O3'	904:C	P	15.14
1	5	1406:G	O3'	1406(A):G	P	14.91
1	5	1696:C	O3'	1720:C	P	14.63
1	5	3976:C	O3'	4039:G	P	14.13
1	5	922:C	O3'	922(A):G	P	13.77
1	5	5022:U	O3'	5028:G	P	13.62
1	5	1364:U	O3'	1368:A	P	13.07
1	5	2901:G	O3'	3597:G	P	13.00
1	8	79:G	O3'	85:U	P	12.92
1	5	182:G	O3'	189:G	P	12.56
1	5	738:C	O3'	738(A):C	P	11.67
1	5	921:C	O3'	922:C	P	11.50
1	5	4729:A	O3'	4735:G	P	10.11
1	5	922(B):C	O3'	923:C	P	9.34
1	9	225:G	O3'	287:U	P	8.80

*Continued on next page...*

*Continued from previous page...*

Model	Chain	Residue-1	Atom-1	Residue-2	Atom-2	Distance (Å)
1	5	1180:C	O3'	1183:C	P	8.52
1	5	935:A	O3'	935(A):G	P	7.84
1	5	738(A):C	O3'	739:G	P	7.74
1	9	745:C	O3'	749:U	P	7.40
1	5	512:U	O3'	515:C	P	6.60
1	5	4740:G	O3'	4743:G	P	6.40
1	5	935(A):G	O3'	936:C	P	6.35
1	5	500:G	O3'	504:G	P	6.23
1	5	1239:C	O3'	1244:G	P	6.23
1	5	737:C	O3'	738:C	P	6.16
1	9	736:C	O3'	743:U	P	6.00
1	5	480:C	O3'	481:G	P	5.96
1	5	481:G	O3'	481(A):C	P	5.75
1	9	1432:U	O3'	1438:A	P	4.96
1	9	322:C	O3'	323:C	P	4.84
1	9	309:G	O3'	310:C	P	4.48
1	9	304:C	O3'	305:U	P	4.44
1	9	798:G	O3'	799:U	P	4.43
1	5	934:C	O3'	935:A	P	4.09
1	5	170:C	O3'	171:U	P	3.98
1	5	4899:G	O3'	4902:C	P	3.80
1	5	1100:U	O3'	1168:G	P	3.77
1	5	1438:U	O3'	1440:U	P	3.66
1	9	902:G	O3'	903:A	P	3.55
1	5	751:G	O3'	752:G	P	3.34
1	9	903:A	O3'	904:A	P	3.34
1	9	1295:A	O3'	1296:U	P	3.23
1	5	5020:G	O3'	5021:C	P	3.20
1	5	267:G	O3'	268:G	P	3.16

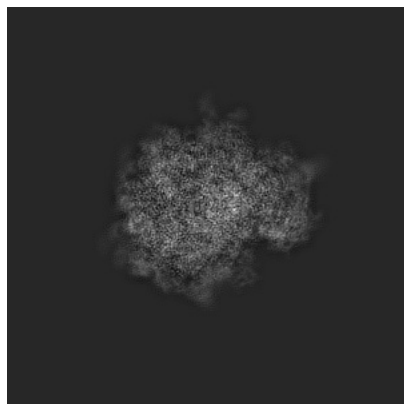
## 6 Map visualisation [i](#)

This section contains visualisations of the EMDB entry EMD-9239. These allow visual inspection of the internal detail of the map and identification of artifacts.

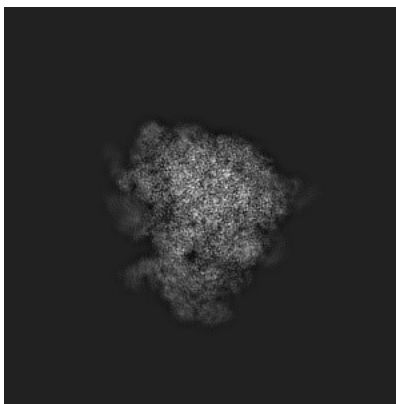
Images derived from a raw map, generated by summing the deposited half-maps, are presented below the corresponding image components of the primary map to allow further visual inspection and comparison with those of the primary map.

### 6.1 Orthogonal projections [i](#)

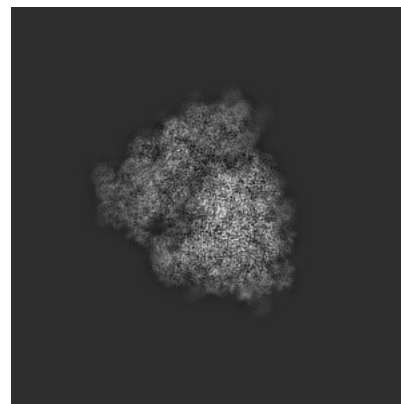
#### 6.1.1 Primary map



X

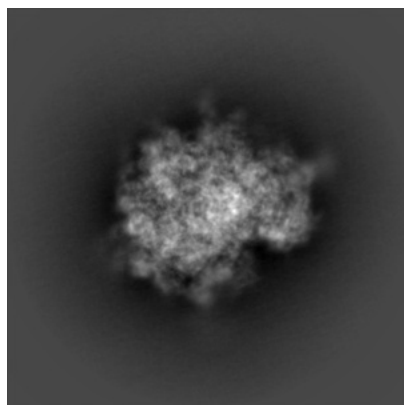


Y

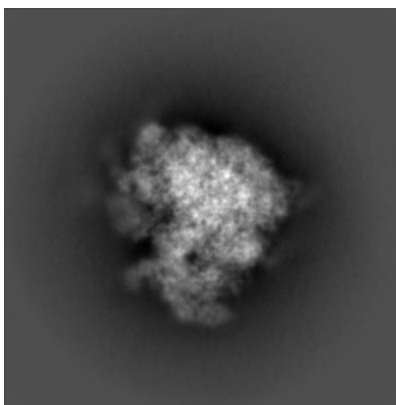


Z

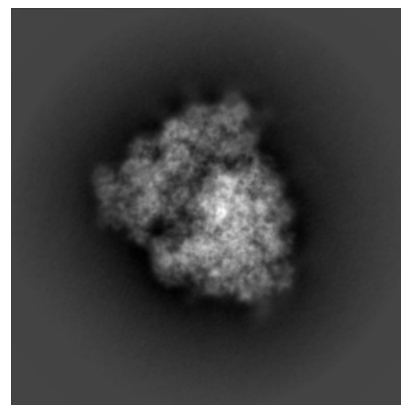
#### 6.1.2 Raw map



X



Y

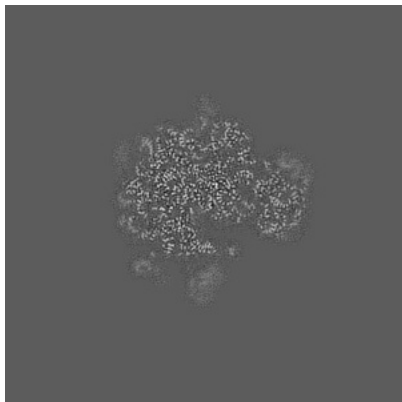


Z


The images above show the map projected in three orthogonal directions.

## 6.2 Central slices [i](#)

### 6.2.1 Primary map



X Index: 200

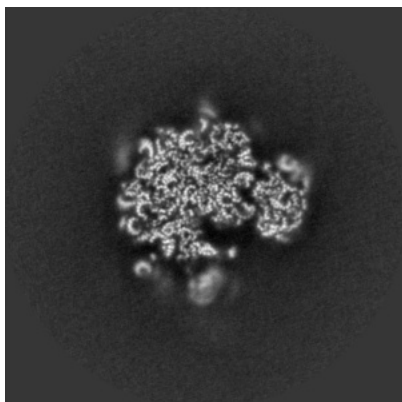


Y Index: 200

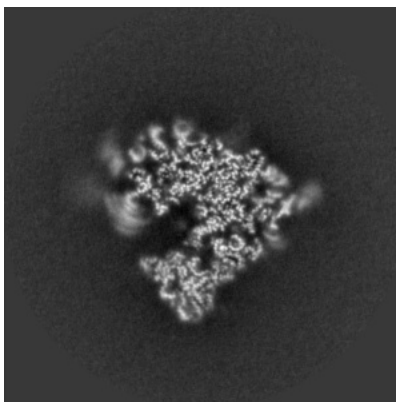


Z Index: 200

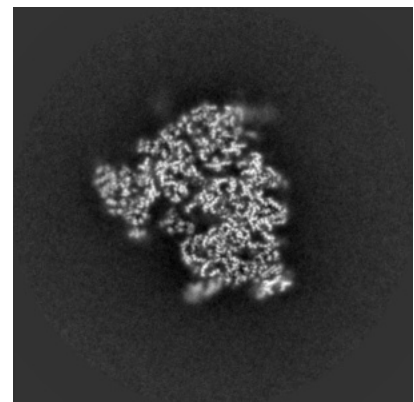
### 6.2.2 Raw map



X Index: 200



Y Index: 200




Z Index: 200


The images above show central slices of the map in three orthogonal directions.

## 6.3 Largest variance slices [i](#)


### 6.3.1 Primary map



X Index: 213

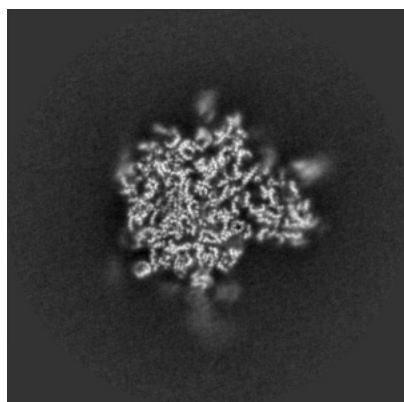


Y Index: 160

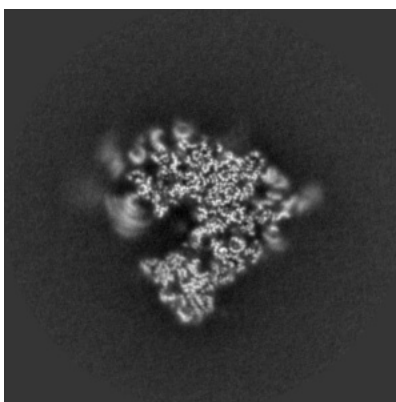


Z Index: 211

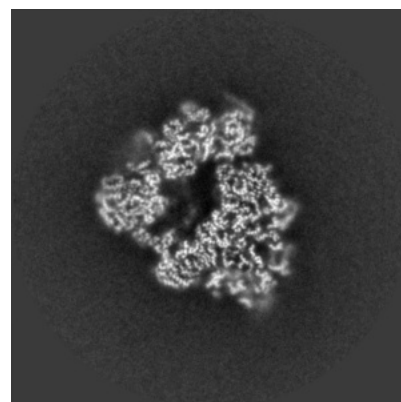
### 6.3.2 Raw map



X Index: 213



Y Index: 201




Z Index: 176


The images above show the largest variance slices of the map in three orthogonal directions.

## 6.4 Orthogonal standard-deviation projections (False-color) [i](#)


### 6.4.1 Primary map



X




Y

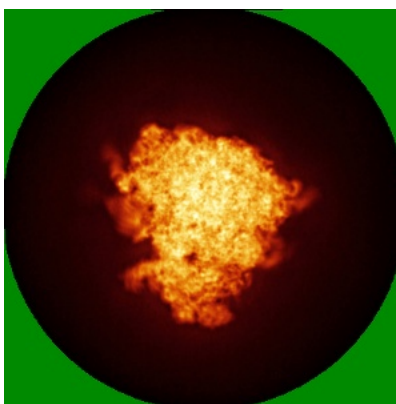


Z

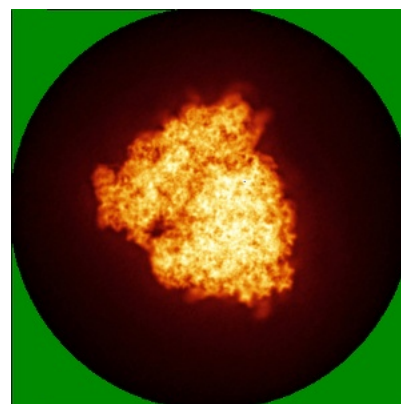
### 6.4.2 Raw map



X



Y



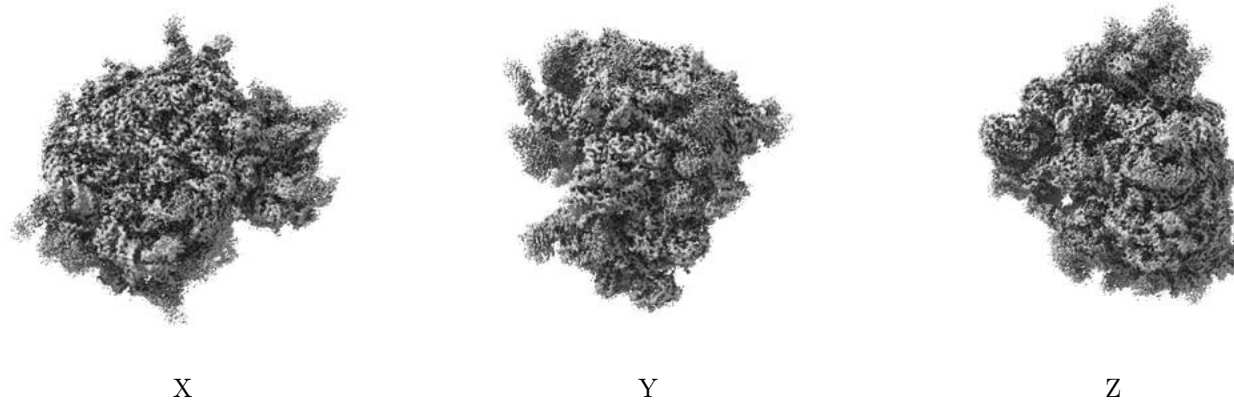
Z

The images above show the map standard deviation projections with false color in three orthogonal directions. Minimum values are shown in green, max in blue, and dark to light orange shades represent small to large values respectively.




## 6.5 Orthogonal surface views [i](#)

### 6.5.1 Primary map



The images above show the 3D surface view of the map at the recommended contour level 0.1. These images, in conjunction with the slice images, may facilitate assessment of whether an appropriate contour level has been provided.

### 6.5.2 Raw map



These images show the 3D surface of the raw map. The raw map's contour level was selected so that its surface encloses the same volume as the primary map does at its recommended contour level.

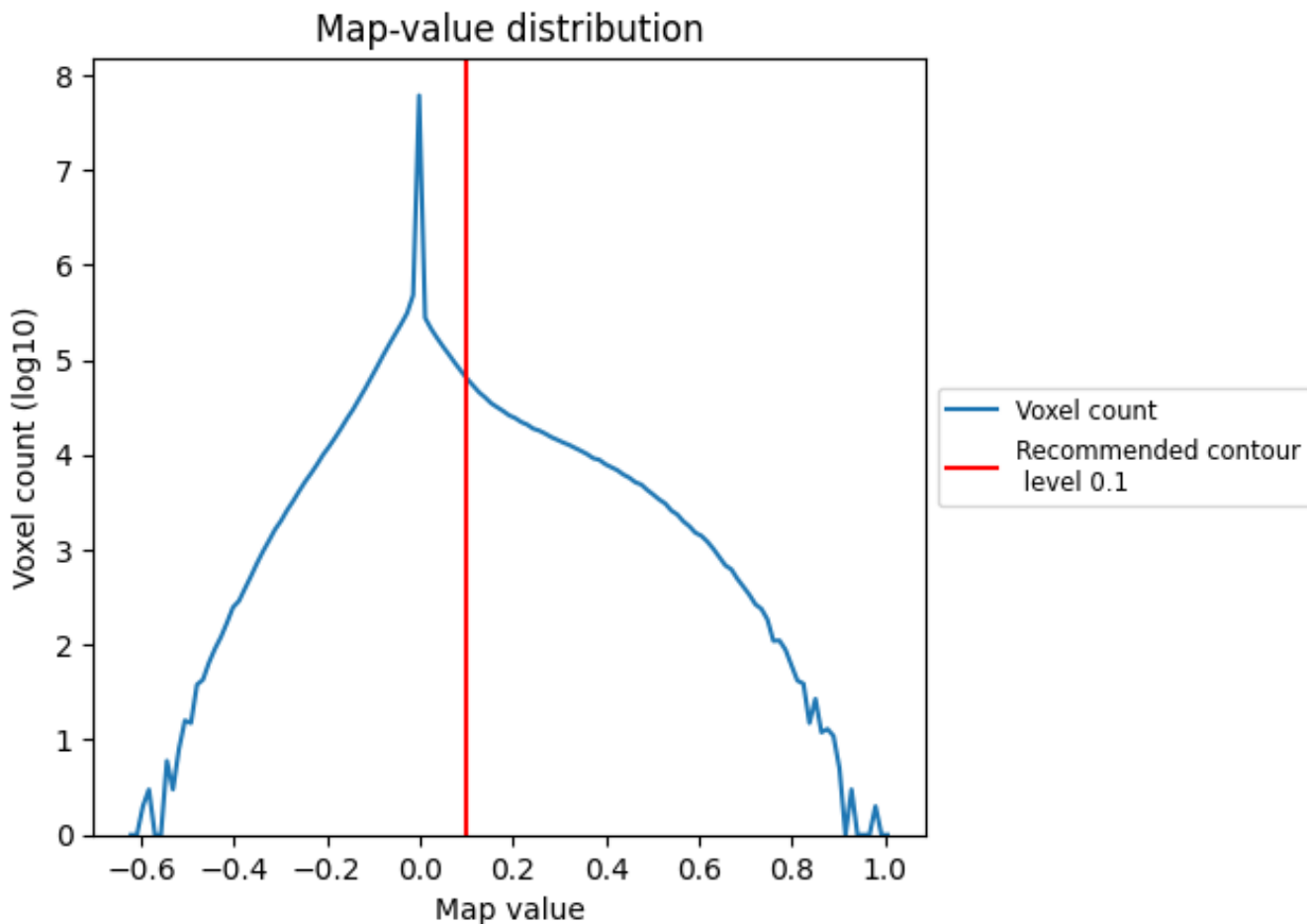
## 6.6 Mask visualisation [i](#)

This section was not generated. No masks/segmentation were deposited.

## 7 Map analysis [i](#)

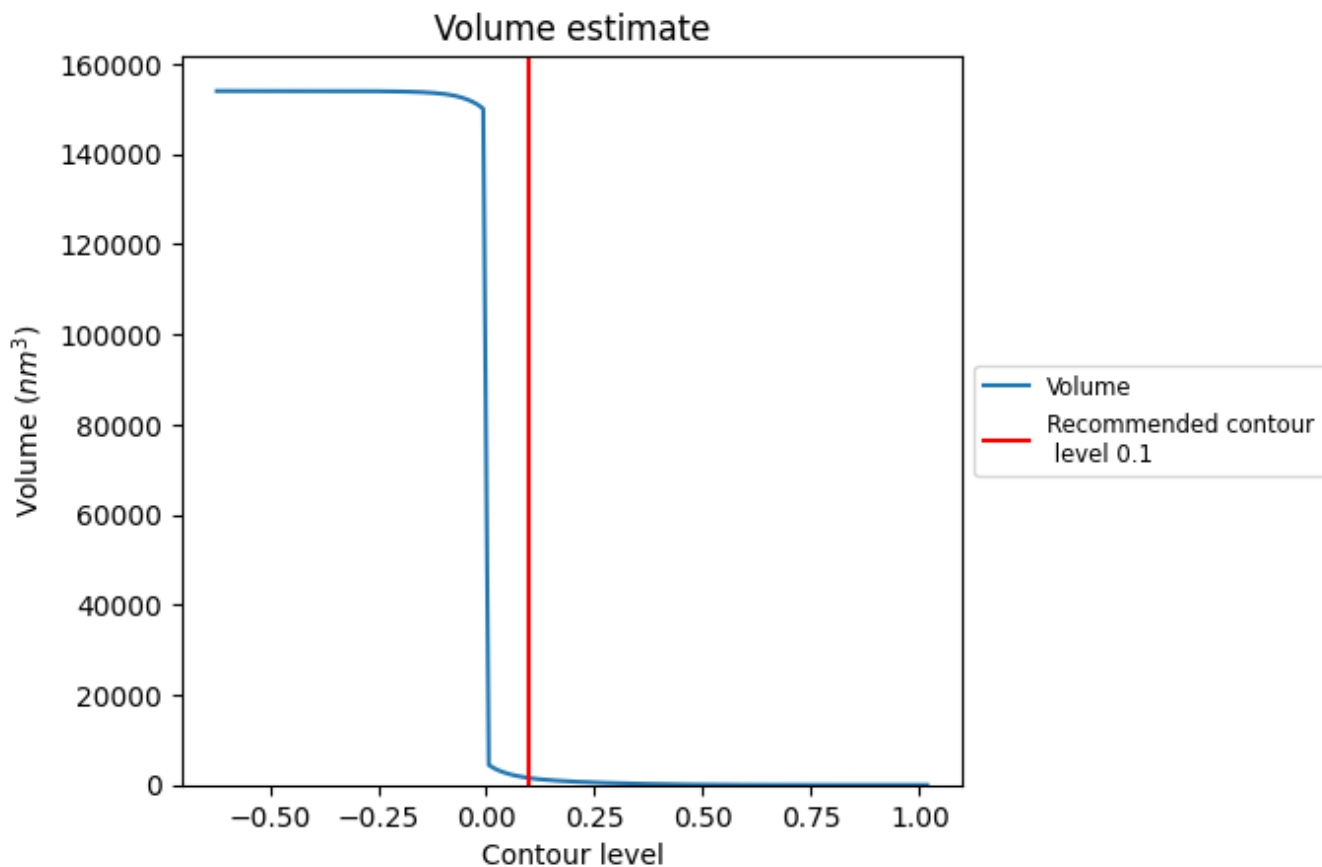
This section contains the results of statistical analysis of the map.

### 7.1 Map-value distribution [i](#)



The map-value distribution is plotted in 128 intervals along the x-axis. The y-axis is logarithmic. A spike in this graph at zero usually indicates that the volume has been masked.

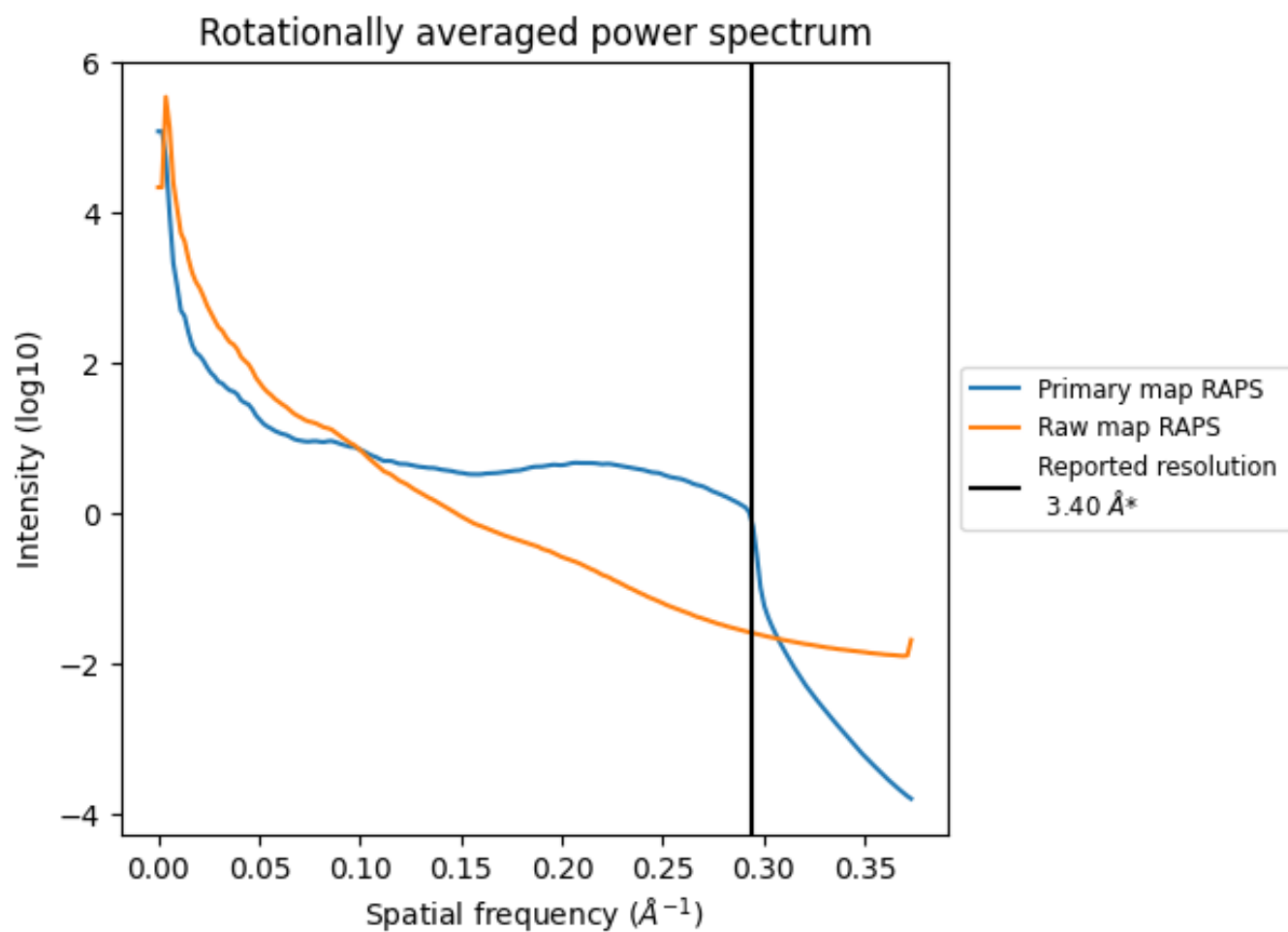
## 7.2 Volume estimate [i](#)



The volume at the recommended contour level is 1528 nm<sup>3</sup>; this corresponds to an approximate mass of 1381 kDa.

The volume estimate graph shows how the enclosed volume varies with the contour level. The recommended contour level is shown as a vertical line and the intersection between the line and the curve gives the volume of the enclosed surface at the given level.

### 7.3 Rotationally averaged power spectrum i

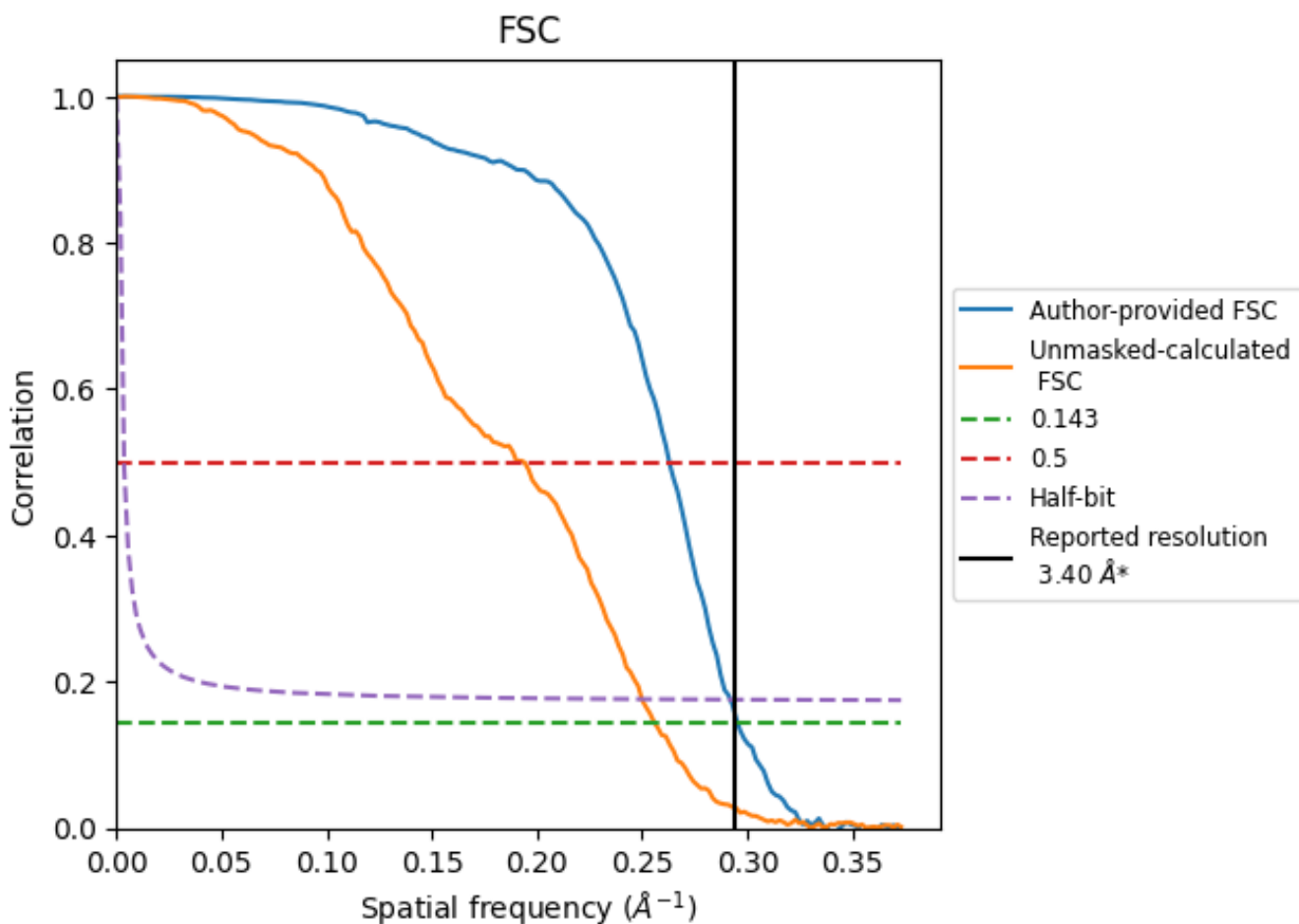


\*Reported resolution corresponds to spatial frequency of  $0.294 \text{ \AA}^{-1}$

## 8 Fourier-Shell correlation [i](#)

Fourier-Shell Correlation (FSC) is the most commonly used method to estimate the resolution of single-particle and subtomogram-averaged maps. The shape of the curve depends on the imposed symmetry, mask and whether or not the two 3D reconstructions used were processed from a common reference. The reported resolution is shown as a black line. A curve is displayed for the half-bit criterion in addition to lines showing the 0.143 gold standard cut-off and 0.5 cut-off.

### 8.1 FSC [i](#)



\*Reported resolution corresponds to spatial frequency of 0.294 Å<sup>-1</sup>

## 8.2 Resolution estimates [i](#)


Resolution estimate (Å)	Estimation criterion (FSC cut-off)		
	0.143	0.5	Half-bit
Reported by author	3.40	-	-
Author-provided FSC curve	3.39	3.81	3.43
Unmasked-calculated*	3.91	5.16	4.00

\*Resolution estimate based on FSC curve calculated by comparison of deposited half-maps. The value from deposited half-maps intersecting FSC 0.143 CUT-OFF 3.91 differs from the reported value 3.4 by more than 10 %

## 9 Map-model fit [i](#)

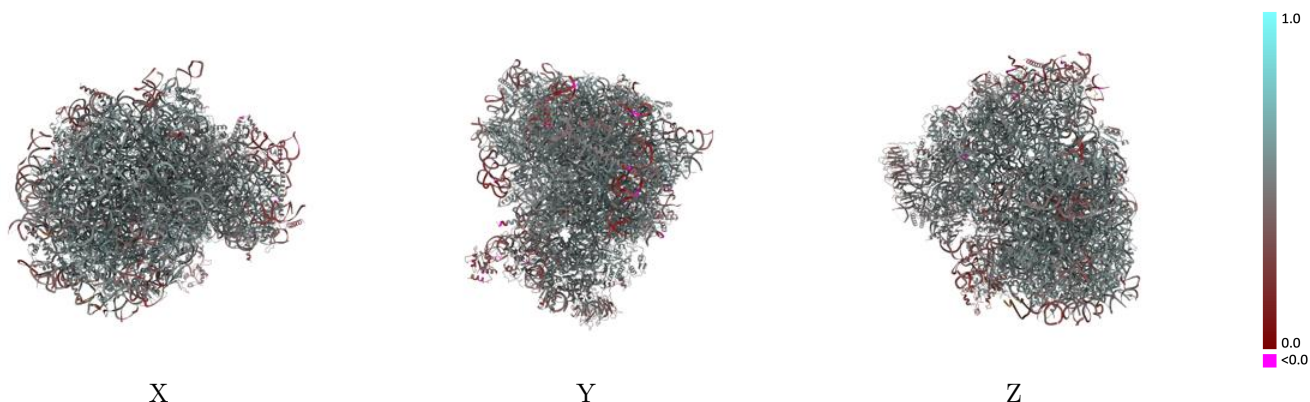
This section contains information regarding the fit between EMDB map EMD-9239 and PDB model 6MTC. Per-residue inclusion information can be found in section [3](#) on page [19](#).

### 9.1 Map-model overlay [i](#)



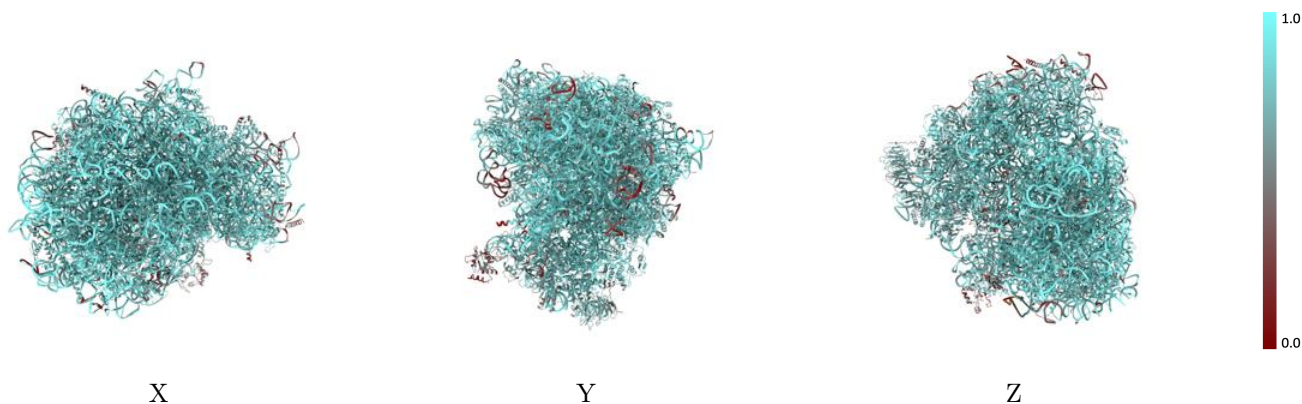
The images above show the 3D surface view of the map at the recommended contour level 0.1 at 50% transparency in yellow overlaid with a ribbon representation of the model coloured in blue. These images allow for the visual assessment of the quality of fit between the atomic model and the map.

## 9.2 Q-score mapped to coordinate model [i](#)



The images above show the model with each residue coloured according to its Q-score. This shows their resolvability in the map with higher Q-score values reflecting better resolvability. Please note: Q-score is calculating the resolvability of atoms, and thus high values are only expected at resolutions at which atoms can be resolved. Low Q-score values may therefore be expected for many entries.

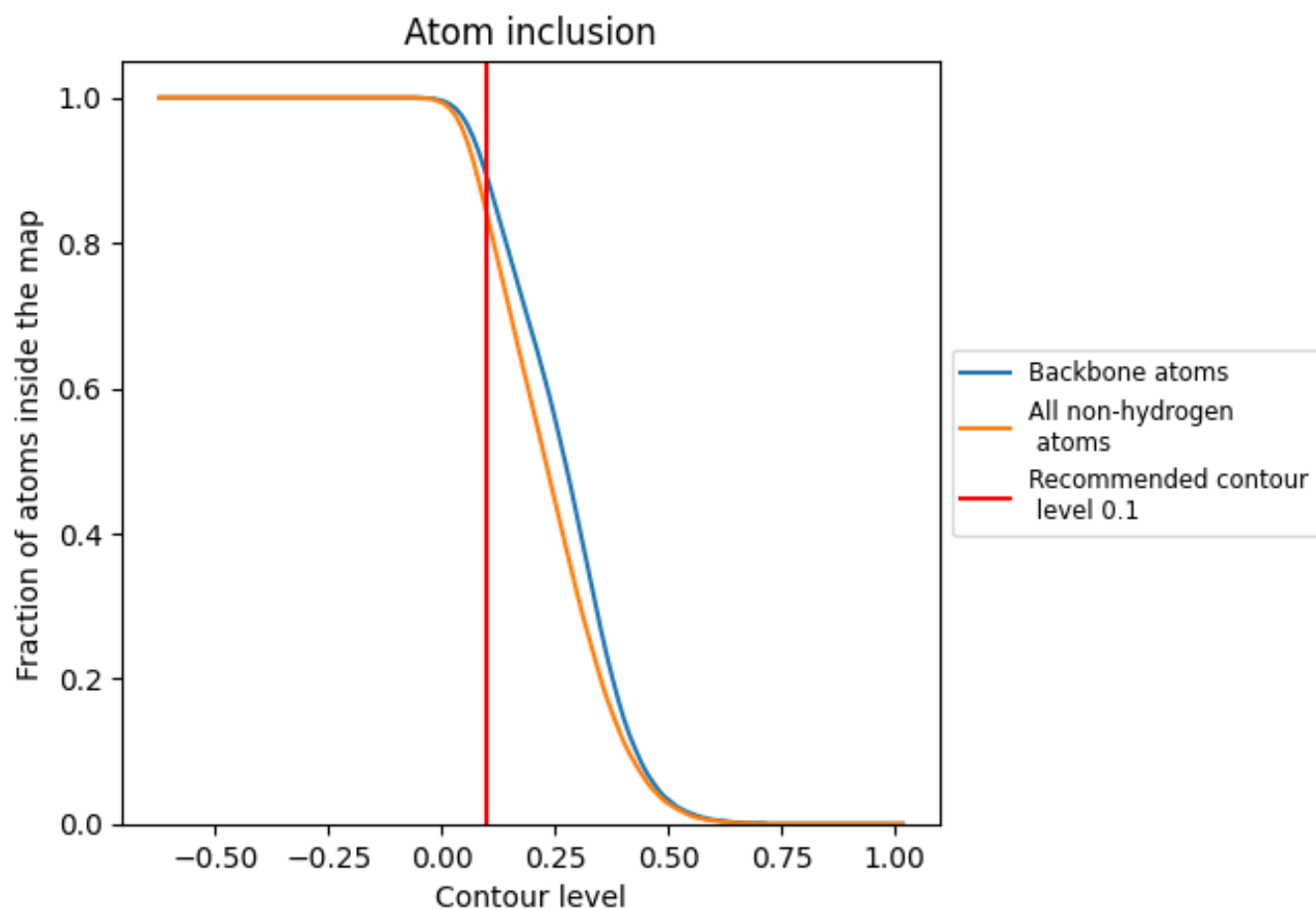
## 9.3 Atom inclusion mapped to coordinate model [i](#)



The images above show the model with each residue coloured according to its atom inclusion. This shows to what extent they are inside the map at the recommended contour level (0.1).









































































## 9.4 Atom inclusion [i](#)



At the recommended contour level, 89% of all backbone atoms, 84% of all non-hydrogen atoms, are inside the map.

## 9.5 Map-model fit summary

The table lists the average atom inclusion at the recommended contour level (0.1) and Q-score for the entire model and for each chain.

Chain	Atom inclusion	Q-score
All	 0.8410	 0.4970
4	 0.7290	 0.3350
5	 0.8830	 0.4920
7	 0.9390	 0.5210
8	 0.9060	 0.5060
9	 0.8690	 0.4760
A	 0.8870	 0.5620
AA	 0.8130	 0.5150
B	 0.8750	 0.5500
BB	 0.8030	 0.5210
C	 0.8650	 0.5490
CC	 0.8270	 0.5240
D	 0.8500	 0.5240
DD	 0.6920	 0.4640
E	 0.8410	 0.5280
EE	 0.8100	 0.5260
F	 0.8570	 0.5460
FF	 0.7740	 0.4930
G	 0.7970	 0.5110
GG	 0.7180	 0.4660
H	 0.8200	 0.5310
HH	 0.7300	 0.4720
I	 0.8510	 0.5440
II	 0.7890	 0.5150
J	 0.7900	 0.5020
JJ	 0.8080	 0.5050
KK	 0.6710	 0.4350
L	 0.8270	 0.5300
LL	 0.8150	 0.5350
M	 0.8470	 0.5280
MM	 0.3100	 0.2620
N	 0.8930	 0.5620
NN	 0.8410	 0.5300
O	 0.8540	 0.5430
OO	 0.8070	 0.5220















*Continued on next page...*

*Continued from previous page...*

Chain	Atom inclusion	Q-score
P	0.8640	0.5490
PP	0.6710	0.4330
Q	0.8690	0.5540
QQ	0.7400	0.4770
R	0.8120	0.5210
RR	0.7500	0.4860
S	0.8660	0.5520
SS	0.7220	0.4680
T	0.8460	0.5380
TT	0.7430	0.4740
U	0.7830	0.4850
UU	0.6810	0.4460
V	0.8580	0.5550
VV	0.8020	0.5250
W	0.6940	0.4530
WW	0.8550	0.5380
X	0.8300	0.5330
XX	0.8230	0.5300
Y	0.8530	0.5390
YY	0.7810	0.4960
Z	0.8610	0.5320
ZZ	0.7050	0.4620
a	0.8730	0.5560
aa	0.8330	0.5420
b	0.7490	0.4890
bb	0.7870	0.5180
c	0.8360	0.5290
cc	0.7380	0.5060
d	0.8310	0.5300
dd	0.8080	0.4980
e	0.8730	0.5590
ee	0.6950	0.4890
f	0.8910	0.5620
ff	0.3810	0.3280
g	0.8310	0.5430
gg	0.6390	0.4170
h	0.8260	0.5280
i	0.8350	0.5250
j	0.9020	0.5550
k	0.7680	0.5130
l	0.8430	0.5460
m	0.8540	0.5360

*Continued on next page...*

*Continued from previous page...*

Chain	Atom inclusion	Q-score
n	 0.7940	 0.5270
o	 0.8530	 0.5500
p	 0.8390	 0.5540
r	 0.8840	 0.5490
u	 0.4540	 0.3420
v	 0.6270	 0.4620