



## Full wwPDB EM Validation Report ⓘ

Nov 3, 2024 – 12:24 PM JST

PDB ID : 5WVE  
EMDB ID : EMD-6690  
Title : Apaf-1-Caspase-9 holoenzyme  
Authors : Li, Y.; Zhou, M.; Hu, Q.; Shi, Y.  
Deposited on : 2016-12-24  
Resolution : 4.40 Å(reported)

This is a Full wwPDB EM Validation Report for a publicly released PDB entry.

We welcome your comments at [validation@mail.wwpdb.org](mailto:validation@mail.wwpdb.org)

A user guide is available at

<https://www.wwpdb.org/validation/2017/EMValidationReportHelp>

with specific help available everywhere you see the ⓘ symbol.

The types of validation reports are described at

<http://www.wwpdb.org/validation/2017/FAQs#types>.

---

The following versions of software and data (see [references ⓘ](#)) were used in the production of this report:

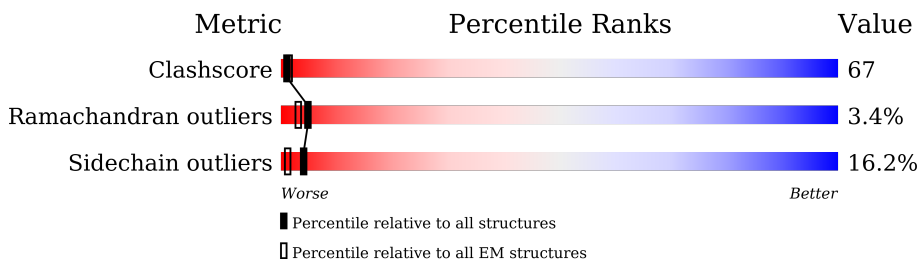
EMDB validation analysis : 0.0.1.dev113  
Mogul : 1.8.5 (274361), CSD as541be (2020)  
MolProbity : 4.02b-467  
buster-report : 1.1.7 (2018)  
Percentile statistics : 20231227.v01 (using entries in the PDB archive December 27th 2023)  
MapQ : 1.9.13  
Ideal geometry (proteins) : Engh & Huber (2001)  
Ideal geometry (DNA, RNA) : Parkinson et al. (1996)  
Validation Pipeline (wwPDB-VP) : 2.39

# 1 Overall quality at a glance i

The following experimental techniques were used to determine the structure:  
*ELECTRON MICROSCOPY*

The reported resolution of this entry is 4.40 Å.

Percentile scores (ranging between 0-100) for global validation metrics of the entry are shown in the following graphic. The table shows the number of entries on which the scores are based.



Metric	Whole archive (#Entries)	EM structures (#Entries)
Clashscore	210492	15764
Ramachandran outliers	207382	16835
Sidechain outliers	206894	16415

The table below summarises the geometric issues observed across the polymeric chains and their fit to the map. The red, orange, yellow and green segments of the bar indicate the fraction of residues that contain outliers for  $\geq 3$ , 2, 1 and 0 types of geometric quality criteria respectively. A grey segment represents the fraction of residues that are not modelled. The numeric value for each fraction is indicated below the corresponding segment, with a dot representing fractions  $\leq 5\%$ . The upper red bar (where present) indicates the fraction of residues that have poor fit to the EM map (all-atom inclusion  $< 40\%$ ). The numeric value is given above the bar.

Mol	Chain	Length	Quality of chain
1	A	1248	<div style="display: flex; justify-content: space-between; align-items: center;"> <div style="text-align: center;"> <p>33%</p> </div> <div style="text-align: center;"> <p>32%</p> </div> <div style="text-align: center;"> <p>46%</p> </div> <div style="text-align: center;"> <p>13%</p> </div> <div style="text-align: center;"> <p>8%</p> </div> </div>
1	C	1248	<div style="display: flex; justify-content: space-between; align-items: center;"> <div style="text-align: center;"> <p>37%</p> </div> <div style="text-align: center;"> <p>32%</p> </div> <div style="text-align: center;"> <p>46%</p> </div> <div style="text-align: center;"> <p>13%</p> </div> <div style="text-align: center;"> <p>8%</p> </div> </div>
1	E	1248	<div style="display: flex; justify-content: space-between; align-items: center;"> <div style="text-align: center;"> <p>43%</p> </div> <div style="text-align: center;"> <p>31%</p> </div> <div style="text-align: center;"> <p>46%</p> </div> <div style="text-align: center;"> <p>13%</p> </div> <div style="text-align: center;"> <p>8%</p> </div> </div>
1	G	1248	<div style="display: flex; justify-content: space-between; align-items: center;"> <div style="text-align: center;"> <p>41%</p> </div> <div style="text-align: center;"> <p>31%</p> </div> <div style="text-align: center;"> <p>46%</p> </div> <div style="text-align: center;"> <p>14%</p> </div> <div style="text-align: center;"> <p>8%</p> </div> </div>
1	I	1248	<div style="display: flex; justify-content: space-between; align-items: center;"> <div style="text-align: center;"> <p>39%</p> </div> <div style="text-align: center;"> <p>32%</p> </div> <div style="text-align: center;"> <p>46%</p> </div> <div style="text-align: center;"> <p>13%</p> </div> <div style="text-align: center;"> <p>8%</p> </div> </div>
1	K	1248	<div style="display: flex; justify-content: space-between; align-items: center;"> <div style="text-align: center;"> <p>43%</p> </div> <div style="text-align: center;"> <p>32%</p> </div> <div style="text-align: center;"> <p>46%</p> </div> <div style="text-align: center;"> <p>13%</p> </div> <div style="text-align: center;"> <p>8%</p> </div> </div>
1	M	1248	<div style="display: flex; justify-content: space-between; align-items: center;"> <div style="text-align: center;"> <p>43%</p> </div> <div style="text-align: center;"> <p>32%</p> </div> <div style="text-align: center;"> <p>46%</p> </div> <div style="text-align: center;"> <p>13%</p> </div> <div style="text-align: center;"> <p>8%</p> </div> </div>
2	B	105	<div style="display: flex; justify-content: space-between; align-items: center;"> <div style="text-align: center;"> <p>49%</p> </div> <div style="text-align: center;"> <p>82%</p> </div> <div style="text-align: center;"> <p>15%</p> </div> <div style="text-align: center;"> <p>..</p> </div> </div>

Continued on next page...

Continued from previous page...

Mol	Chain	Length	Quality of chain
2	D	105	41% 83% 14% ..
2	F	105	42% 82% 15% ..
2	H	105	47% 83% 14% ..
2	J	105	54% 82% 15% ..
2	L	105	62% 83% 14% ..
2	N	105	60% 83% 14% ..
3	O	102	80% 50% 37% • 11%
3	P	102	74% 52% 34% • 11%
3	Q	102	74% 42% 44% • 11%
3	R	102	76% 47% 39% • 11%
3	W	102	93% 80% 13% 7%
3	X	102	90% 74% 16% • 10%
4	S	100	70% 51% 35% 10% •
4	T	100	85% 48% 45% • •
4	U	100	93% 45% 46% 5% •
4	V	100	94% 57% 33% 6% •
4	Y	100	95% 71% 19% 5% 5%

## 2 Entry composition [i](#)

There are 7 unique types of molecules in this entry. The entry contains 78605 atoms, of which 0 are hydrogens and 0 are deuteriums.

In the tables below, the AltConf column contains the number of residues with at least one atom in alternate conformation and the Trace column contains the number of residues modelled with at most 2 atoms.

- Molecule 1 is a protein called Apoptotic protease-activating factor 1.

Mol	Chain	Residues	Atoms					AltConf	Trace
			Total	C	N	O	S		
1	A	1144	Total 9139	C 5789	N 1569	O 1720	S 61	0	0
1	C	1144	Total 9139	C 5789	N 1569	O 1720	S 61	0	0
1	E	1144	Total 9139	C 5789	N 1569	O 1720	S 61	0	0
1	G	1144	Total 9139	C 5789	N 1569	O 1720	S 61	0	0
1	I	1144	Total 9139	C 5789	N 1569	O 1720	S 61	0	0
1	K	1144	Total 9139	C 5789	N 1569	O 1720	S 61	0	0
1	M	1144	Total 9139	C 5789	N 1569	O 1720	S 61	0	0

- Molecule 2 is a protein called Cytochrome c.

Mol	Chain	Residues	Atoms					AltConf	Trace
			Total	C	N	O	S		
2	B	104	Total 823	C 524	N 144	O 151	S 4	0	0
2	D	104	Total 823	C 524	N 144	O 151	S 4	0	0
2	F	104	Total 823	C 524	N 144	O 151	S 4	0	0
2	H	104	Total 823	C 524	N 144	O 151	S 4	0	0
2	J	104	Total 823	C 524	N 144	O 151	S 4	0	0
2	L	104	Total 823	C 524	N 144	O 151	S 4	0	0
2	N	104	Total 823	C 524	N 144	O 151	S 4	0	0

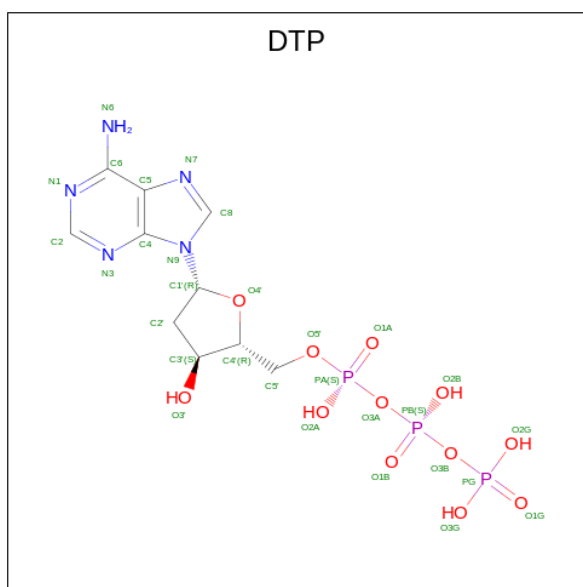
- Molecule 3 is a protein called Apoptotic protease-activating factor 1.

Mol	Chain	Residues	Atoms					AltConf	Trace
3	O	91	Total	C	N	O	S	0	0
			735	461	127	141	6		
3	P	91	Total	C	N	O	S	0	0
			735	461	127	141	6		
3	Q	91	Total	C	N	O	S	0	0
			735	461	127	141	6		
3	R	91	Total	C	N	O	S	0	0
			735	461	127	141	6		
3	W	95	Total	C	N	O	S	0	0
			762	479	131	146	6		
3	X	92	Total	C	N	O	S	0	0
			742	466	128	142	6		

- Molecule 4 is a protein called Caspase.

Mol	Chain	Residues	Atoms					AltConf	Trace
4	S	96	Total	C	N	O	S	0	0
			783	479	153	146	5		
4	T	96	Total	C	N	O	S	0	0
			783	479	153	146	5		
4	U	96	Total	C	N	O	S	0	0
			783	479	153	146	5		
4	V	96	Total	C	N	O	S	0	0
			783	479	153	146	5		
4	Y	95	Total	C	N	O	S	0	0
			777	475	152	145	5		

- Molecule 5 is 2'-DEOXYADENOSINE 5'-TRIPHOSPHATE (three-letter code: DTP) (formula:  $C_{10}H_{16}N_5O_{12}P_3$ ).



Mol	Chain	Residues	Atoms					AltConf
			Total	C	N	O	P	
5	A	1	Total	C	N	O	P	0
			30	10	5	12	3	
5	C	1	Total	C	N	O	P	0
			30	10	5	12	3	
5	E	1	Total	C	N	O	P	0
			30	10	5	12	3	
5	G	1	Total	C	N	O	P	0
			30	10	5	12	3	
5	I	1	Total	C	N	O	P	0
			30	10	5	12	3	
5	K	1	Total	C	N	O	P	0
			30	10	5	12	3	
5	M	1	Total	C	N	O	P	0
			30	10	5	12	3	

- Molecule 6 is MAGNESIUM ION (three-letter code: MG) (formula: Mg).

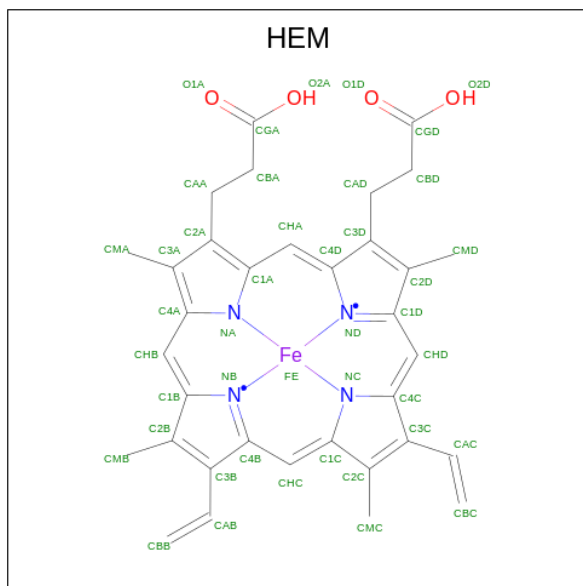
Mol	Chain	Residues	Atoms		AltConf
			Total	Mg	
6	A	1	Total	Mg	0
			1	1	
6	C	1	Total	Mg	0
			1	1	
6	E	1	Total	Mg	0
			1	1	
6	G	1	Total	Mg	0
			1	1	
6	I	1	Total	Mg	0
			1	1	

*Continued on next page...*

Continued from previous page...

Mol	Chain	Residues	Atoms		AltConf
6	K	1	Total	Mg	0
			1	1	
6	M	1	Total	Mg	0
			1	1	

- Molecule 7 is PROTOPORPHYRIN IX CONTAINING FE (three-letter code: HEM) (formula:  $C_{34}H_{32}FeN_4O_4$ ).

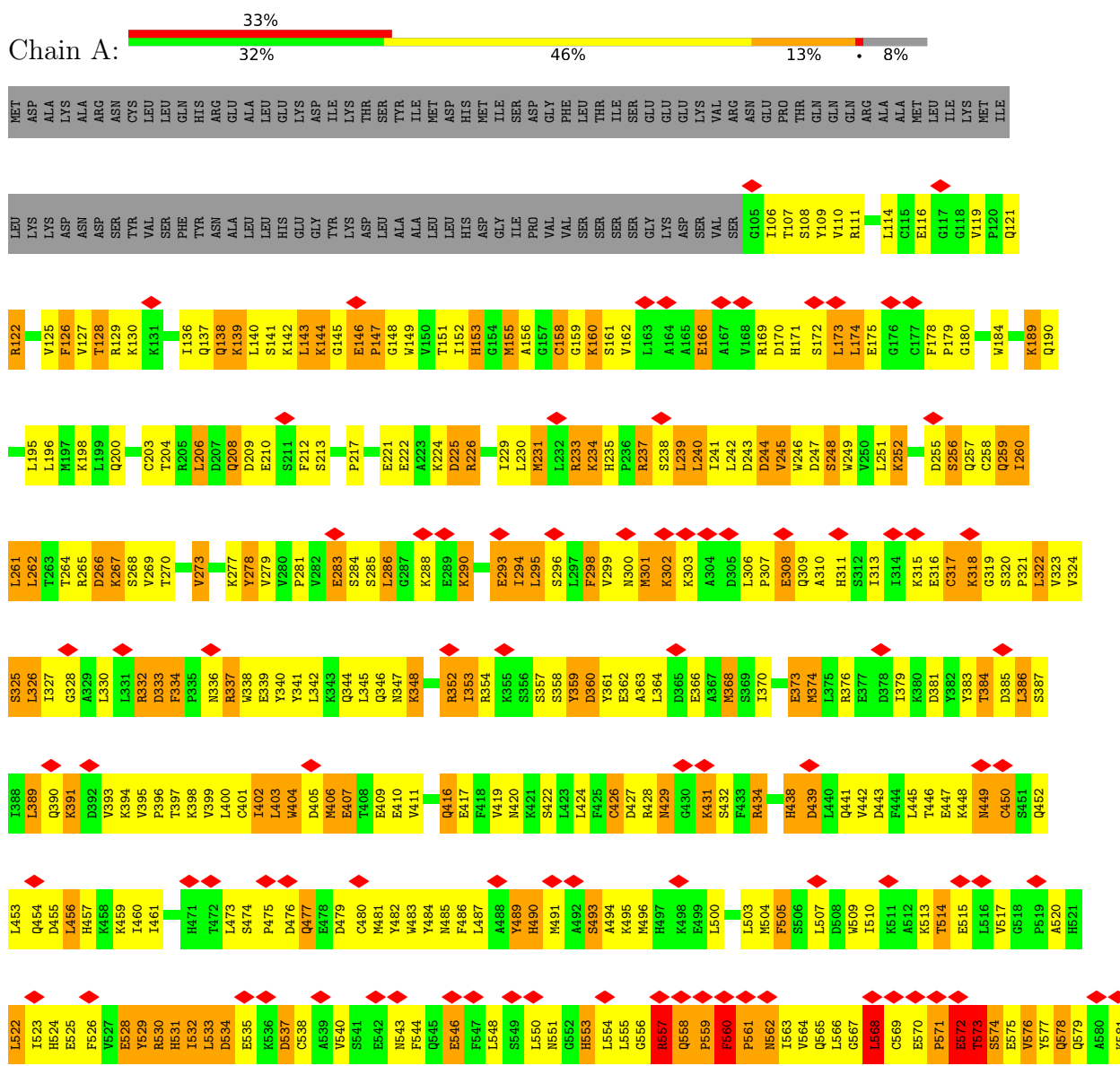


Mol	Chain	Residues	Atoms					AltConf
7	B	1	Total	C	Fe	N	O	0
			43	34	1	4	4	
7	D	1	Total	C	Fe	N	O	0
			43	34	1	4	4	
7	F	1	Total	C	Fe	N	O	0
			43	34	1	4	4	
7	H	1	Total	C	Fe	N	O	0
			43	34	1	4	4	
7	J	1	Total	C	Fe	N	O	0
			43	34	1	4	4	
7	L	1	Total	C	Fe	N	O	0
			43	34	1	4	4	
7	N	1	Total	C	Fe	N	O	0
			43	34	1	4	4	

### 3 Residue-property plots

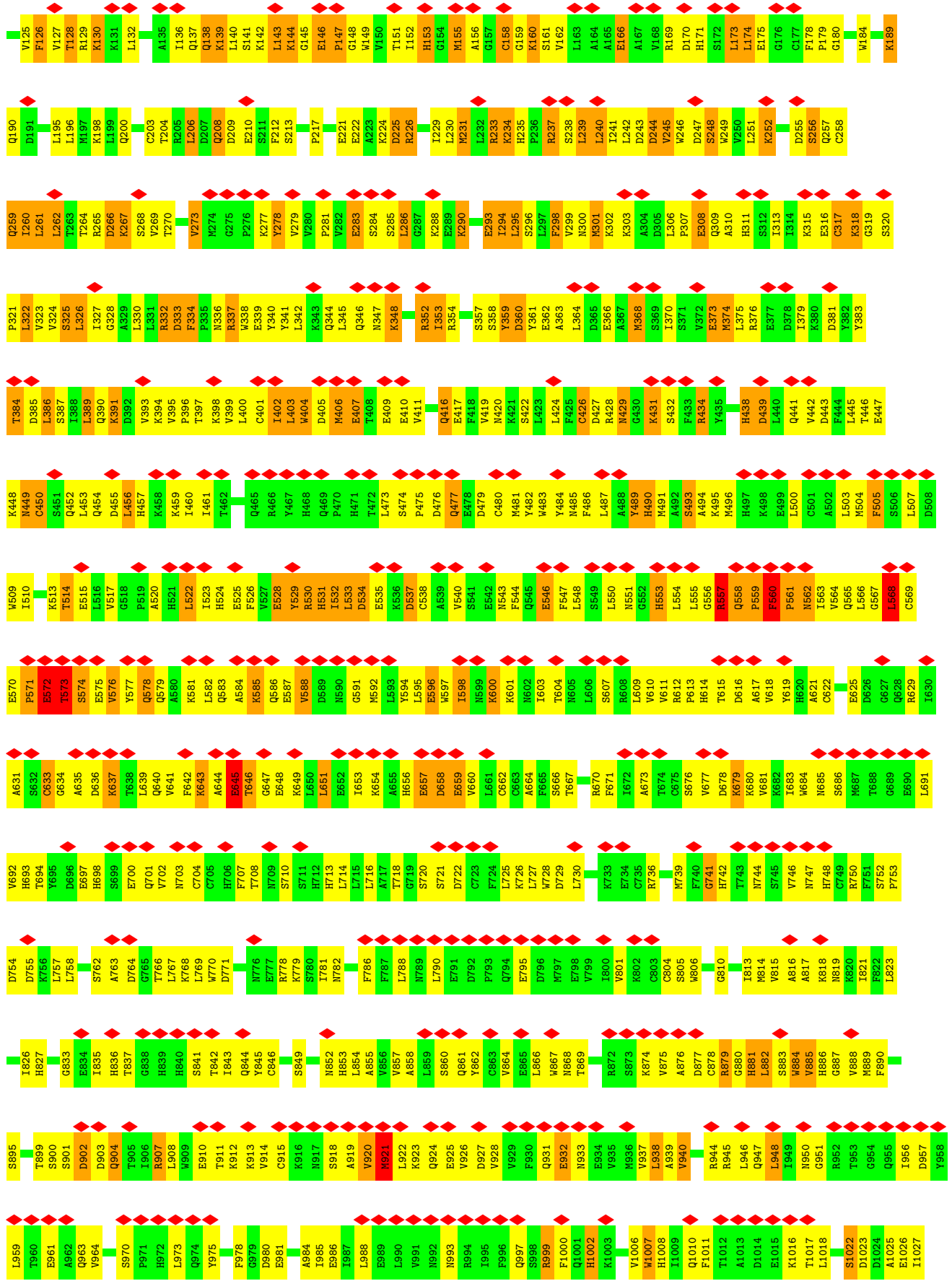
These plots are drawn for all protein, RNA, DNA and oligosaccharide chains in the entry. The first graphic for a chain summarises the proportions of the various outlier classes displayed in the second graphic. The second graphic shows the sequence view annotated by issues in geometry and atom inclusion in map density. Residues are color-coded according to the number of geometric quality criteria for which they contain at least one outlier: green = 0, yellow = 1, orange = 2 and red = 3 or more. A red diamond above a residue indicates a poor fit to the EM map for this residue (all-atom inclusion < 40%). Stretches of 2 or more consecutive residues without any outlier are shown as a green connector. Residues present in the sample, but not in the model, are shown in grey.

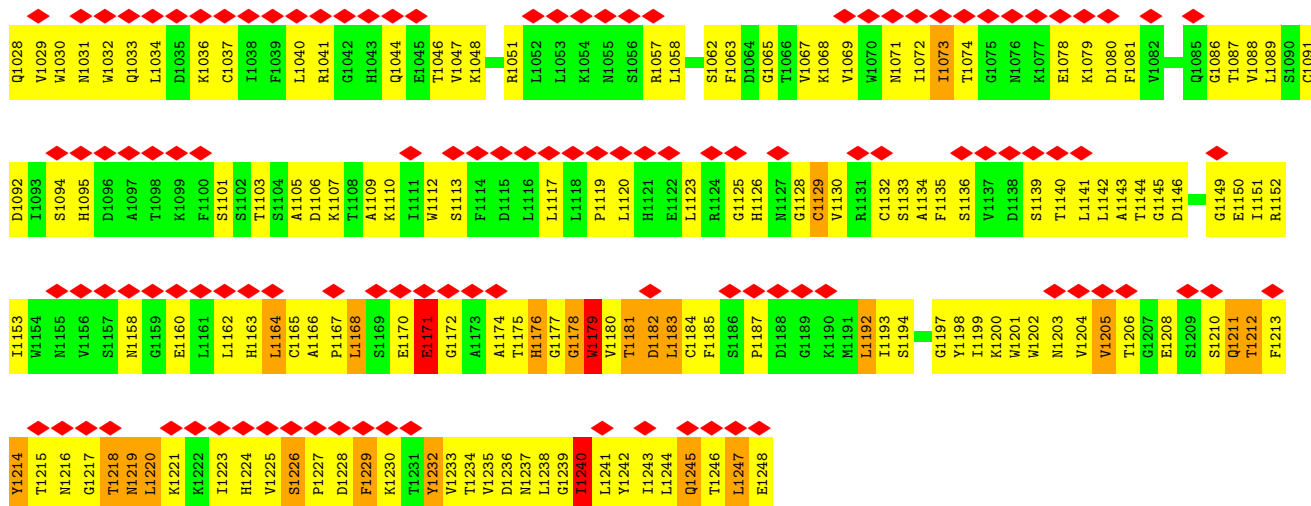
#### • Molecule 1: Apoptotic protease-activating factor 1




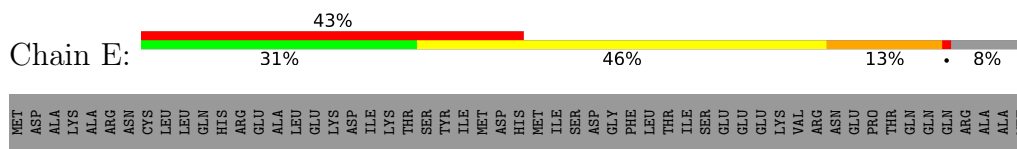




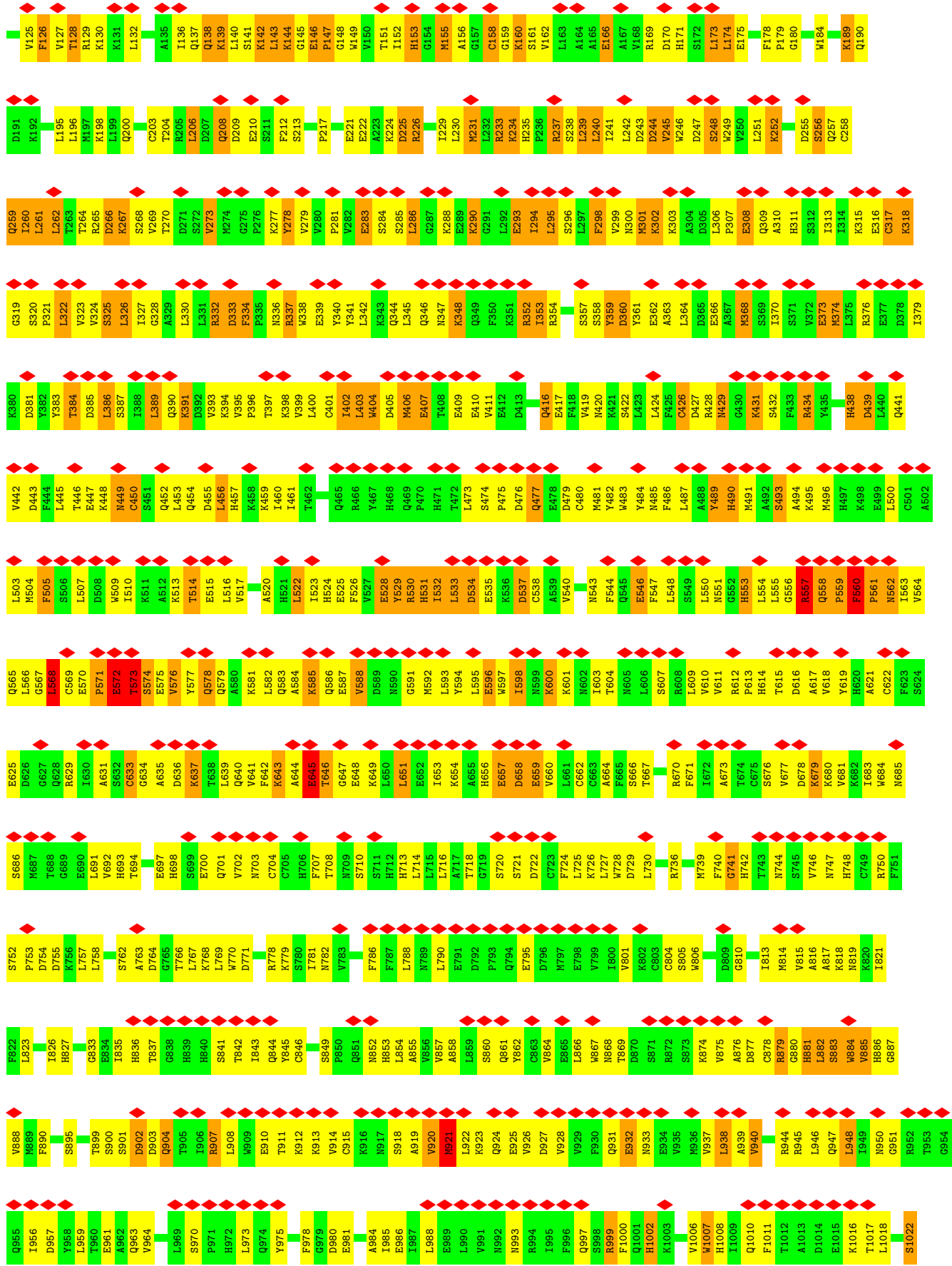


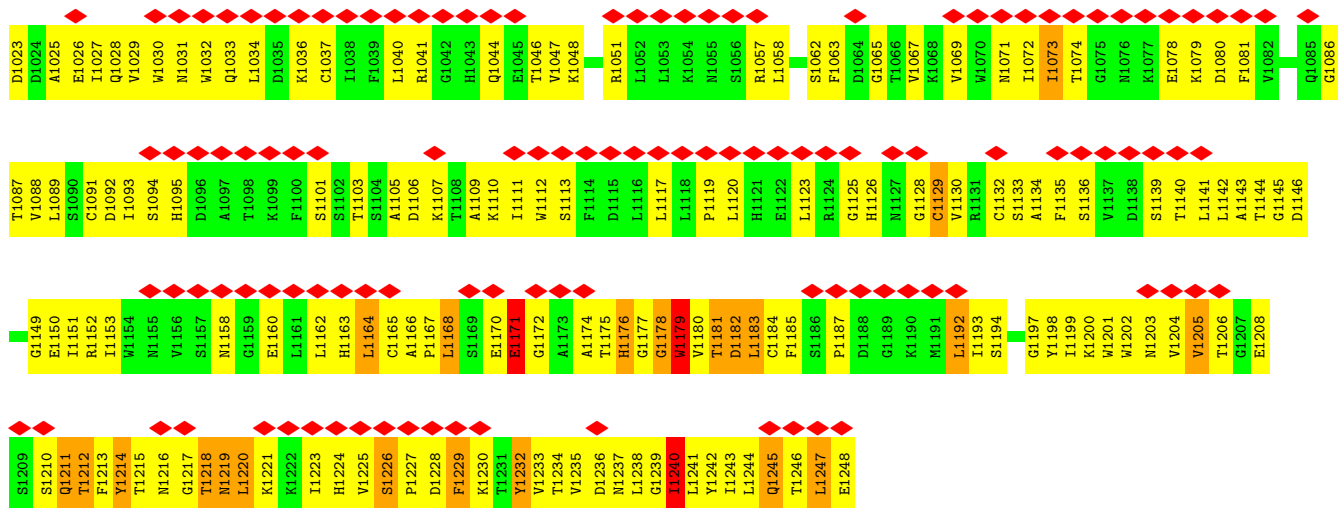


• Molecule 1: Apoptotic protease-activating factor 1


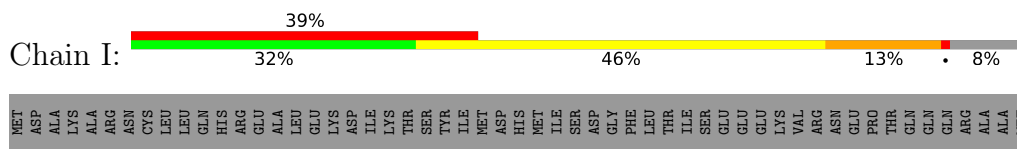


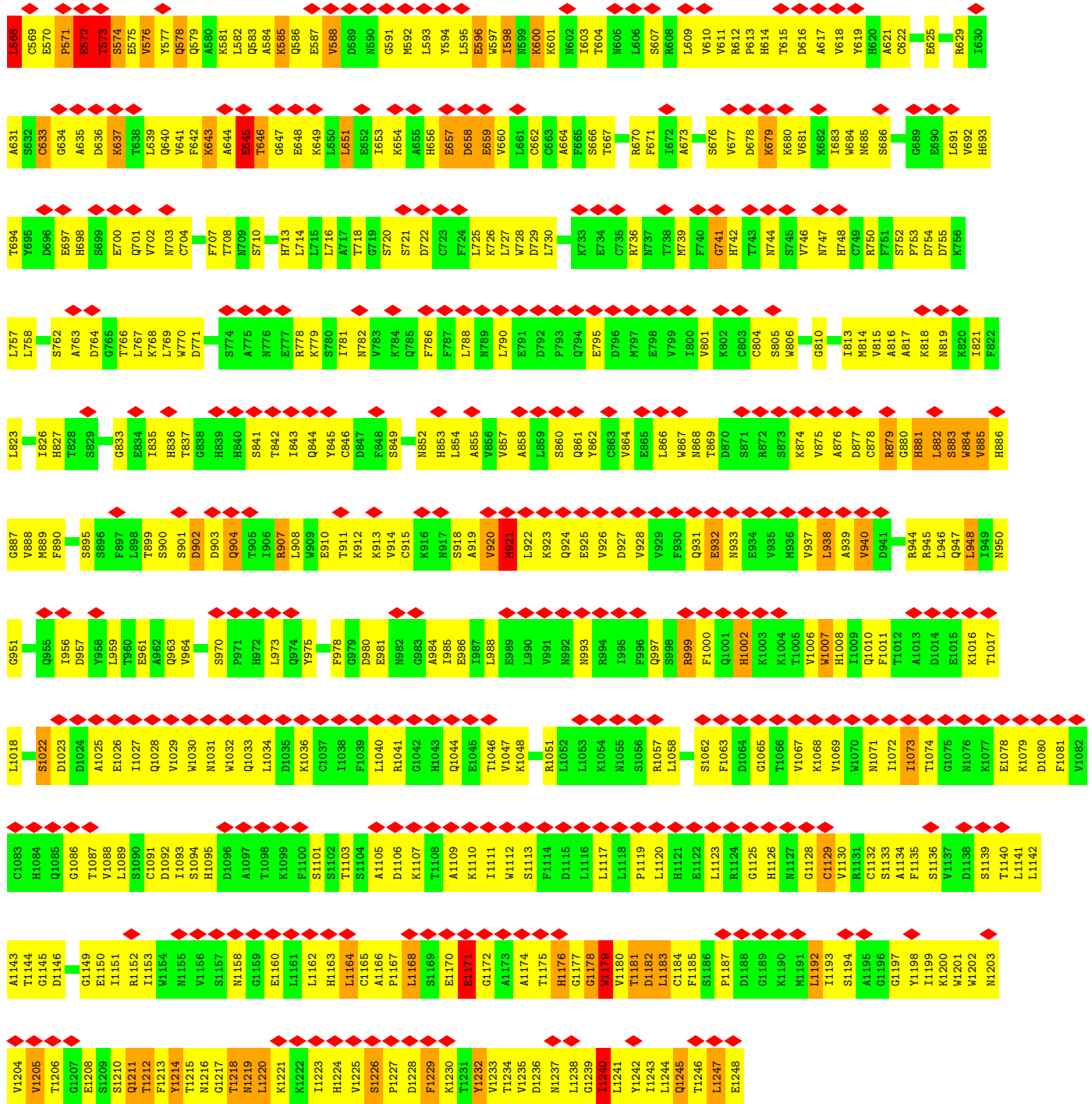






• Molecule 1: Apoptotic protease-activating factor 1



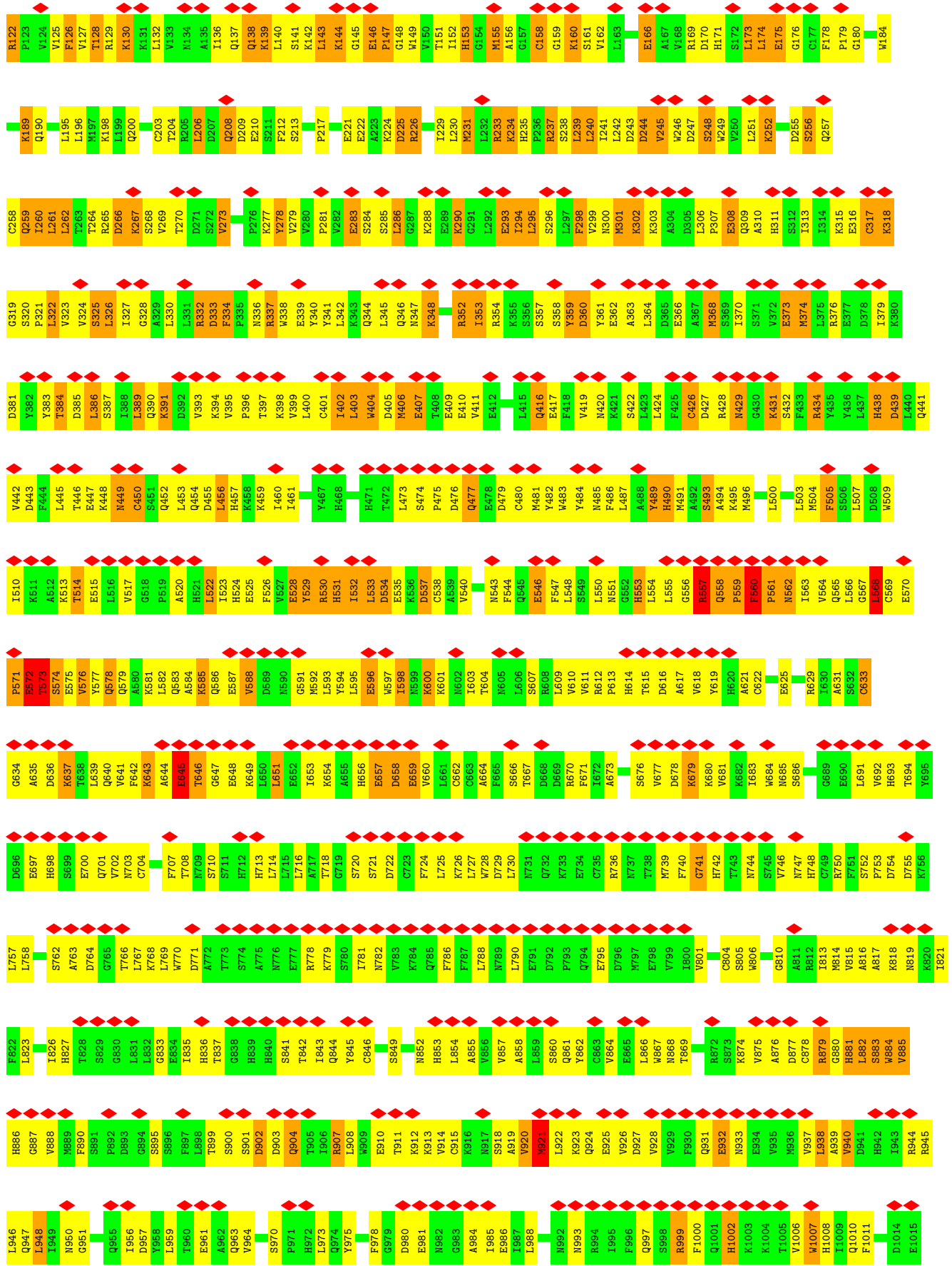


● Molecule 1: Apoptotic protease-activating factor 1



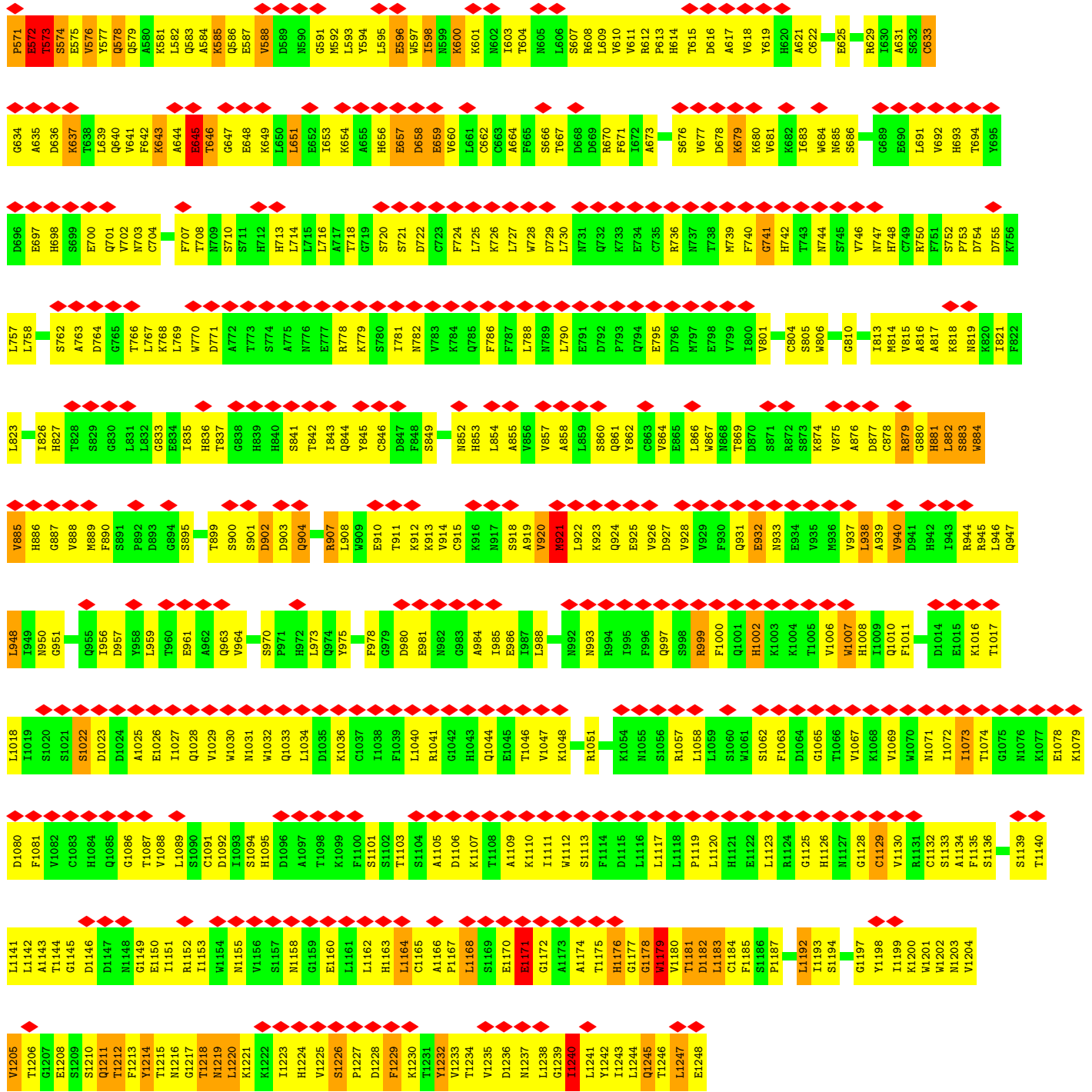
MET	ASP	ALA	LYS	ASP	ASN	ARG	GLU	ASP	ASN	ASN	CYS	TYR	VAL	LEU	LEU	GLN	GLN	HIS	ARG	GLU	ALA	ALA	LEU	LEU	LEU	HIS	GLU	GLU	GLY	ASP	ILE	LYS	LYS	THR	THR	TYR	TYR	ALA	ALA	LEU	LEU	ASP	HIS	HIS	ASP	ASP	GLY	ILE	PRO	VAL	VAL	PHE	LEU	LEU	LEU	THR	THR	THR	THR	ILE	SER	SER	SER	SER	GLY	GLU	GLU	GLU	ASP	ASP	VAL	VAL	SER	SER	ARG	ASN	ASN	GLU	GLU	PRD	THR	THR	GLN	GLN	GLN	ARG	ALA	ALA	ALA	MET	MET	LEU	ILE	LYS	LYS	MET	ILE
-----	-----	-----	-----	-----	-----	-----	-----	-----	-----	-----	-----	-----	-----	-----	-----	-----	-----	-----	-----	-----	-----	-----	-----	-----	-----	-----	-----	-----	-----	-----	-----	-----	-----	-----	-----	-----	-----	-----	-----	-----	-----	-----	-----	-----	-----	-----	-----	-----	-----	-----	-----	-----	-----	-----	-----	-----	-----	-----	-----	-----	-----	-----	-----	-----	-----	-----	-----	-----	-----	-----	-----	-----	-----	-----	-----	-----	-----	-----	-----	-----	-----	-----	-----	-----	-----	-----	-----	-----	-----	-----	-----	-----	-----	-----	-----	-----	-----

LEU	LYS	LYS	ASP	ASN	ASP	SER	TYR	VAL	SER	PHE	TYR	TYR	TYR	VAL	LEU	LEU	LEU	HIS	GLU	GLU	GLY	TYR	LYS	LYS	LEU	LEU	LEU	HIS	GLU	GLU	GLY	TYR	LYS	ASP	ASP	ALA	ALA	LEU	LEU	LEU	HIS	HIS	ASP	GLY	ILE	PRO	VAL	VAL	VAL	PHE	LEU	LEU	LEU	THR	THR	THR	THR	ILE	SER	SER	SER	SER	GLY	GLU	GLU	GLU	ASP	ASP	VAL	VAL	SER	SER	ARG	ASN	ASN	GLU	GLU	PRD	THR	THR	GLN	GLN	GLN	ARG	ALA	ALA	ALA	MET	MET	LEU	ILE	LYS	LYS	MET	ILE
-----	-----	-----	-----	-----	-----	-----	-----	-----	-----	-----	-----	-----	-----	-----	-----	-----	-----	-----	-----	-----	-----	-----	-----	-----	-----	-----	-----	-----	-----	-----	-----	-----	-----	-----	-----	-----	-----	-----	-----	-----	-----	-----	-----	-----	-----	-----	-----	-----	-----	-----	-----	-----	-----	-----	-----	-----	-----	-----	-----	-----	-----	-----	-----	-----	-----	-----	-----	-----	-----	-----	-----	-----	-----	-----	-----	-----	-----	-----	-----	-----	-----	-----	-----	-----	-----	-----	-----	-----	-----	-----	-----	-----	-----	-----	-----

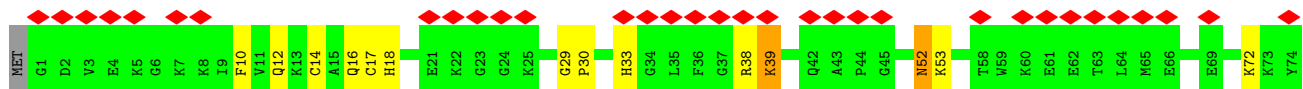
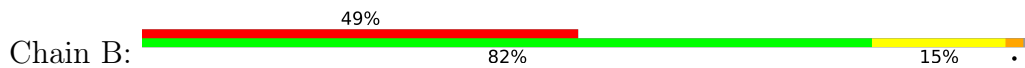


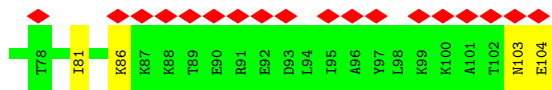




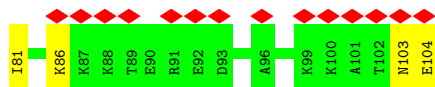
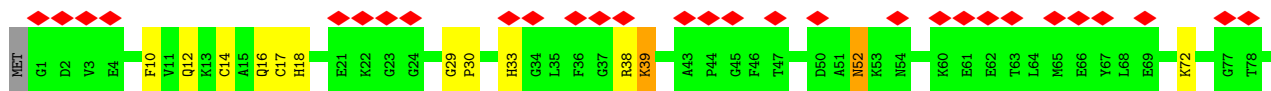
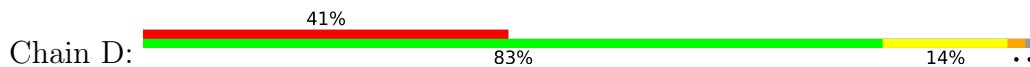


• Molecule 2: Cytochrome c

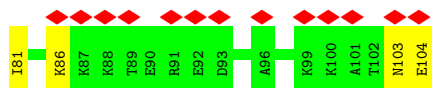
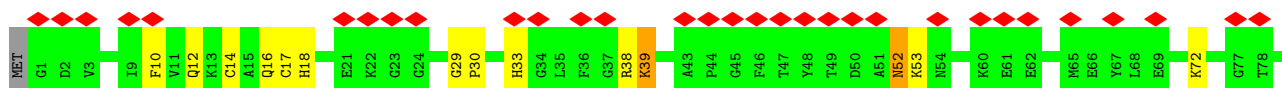
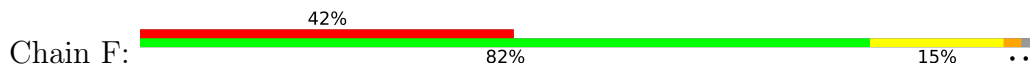




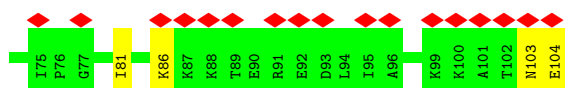
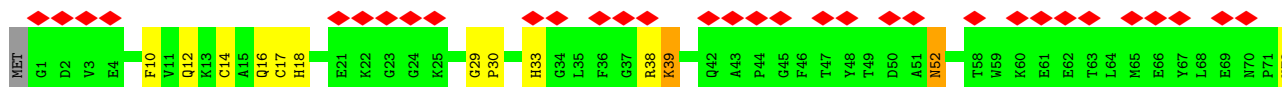
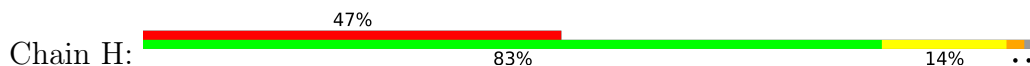
• Molecule 2: Cytochrome c



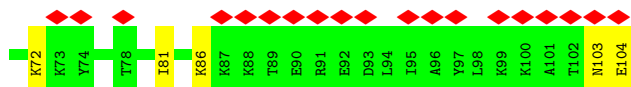
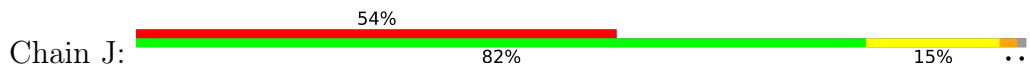
• Molecule 2: Cytochrome c



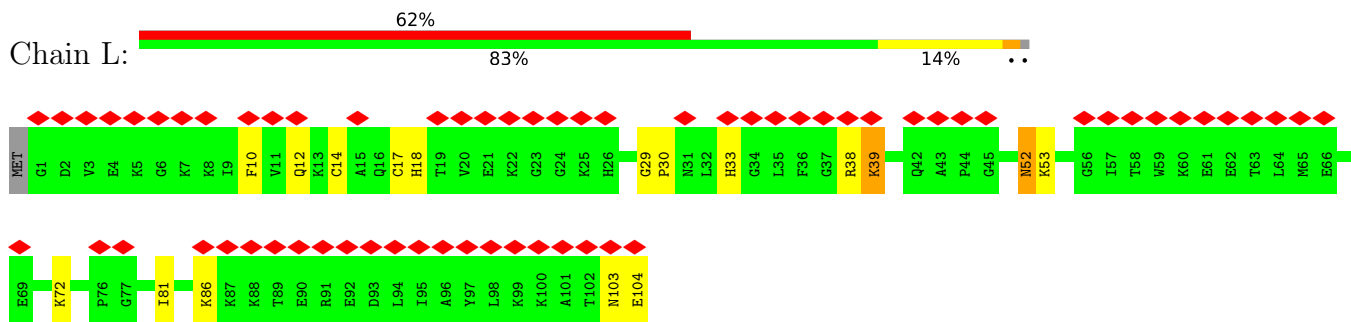
• Molecule 2: Cytochrome c



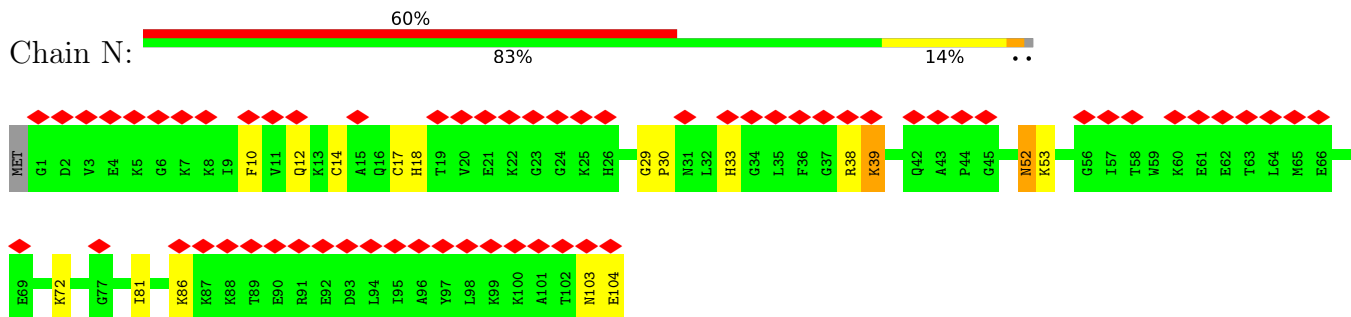
• Molecule 2: Cytochrome c



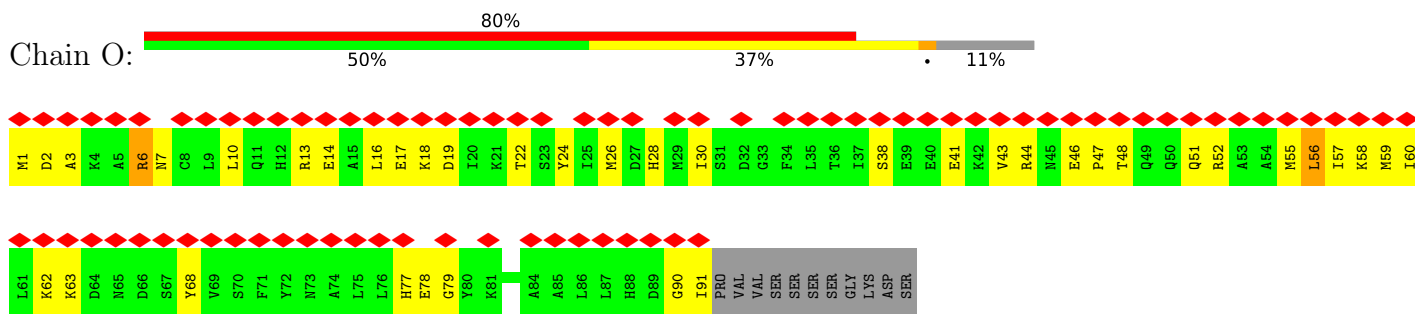
• Molecule 2: Cytochrome c



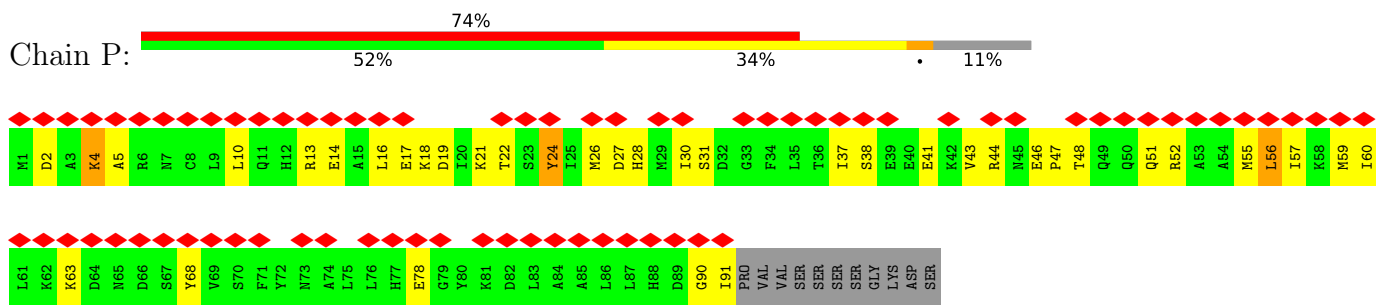
• Molecule 2: Cytochrome c



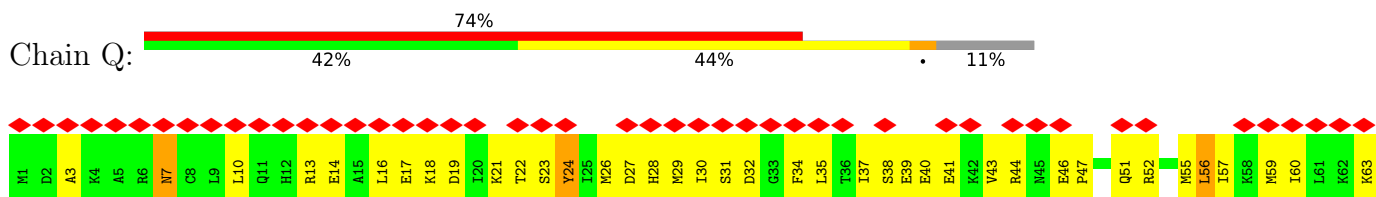
• Molecule 3: Apoptotic protease-activating factor 1

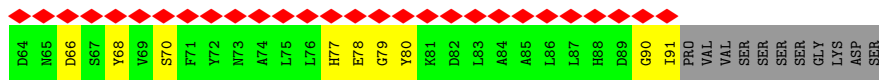


• Molecule 3: Apoptotic protease-activating factor 1

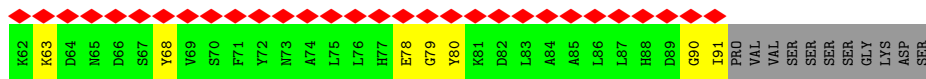
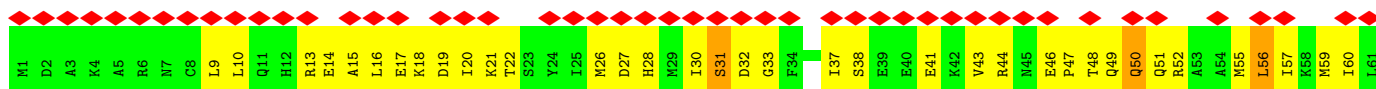
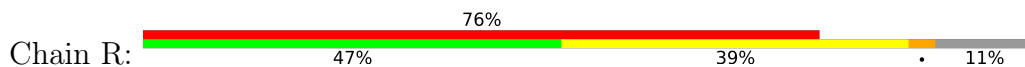


• Molecule 3: Apoptotic protease-activating factor 1

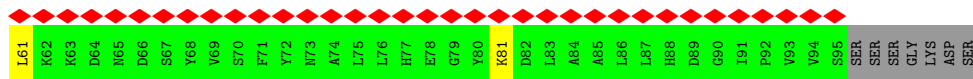
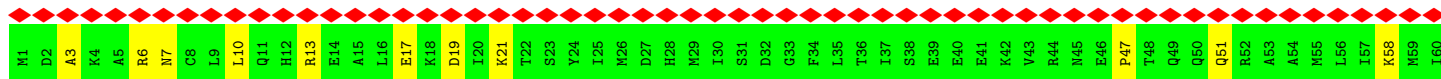
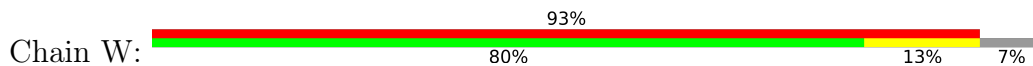




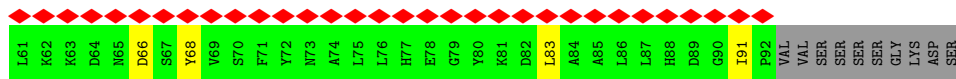

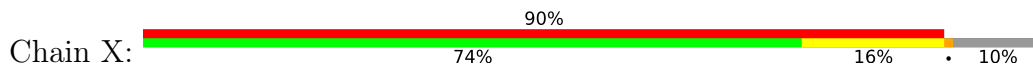
• Molecule 3: Apoptotic protease-activating factor 1



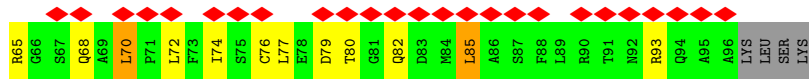
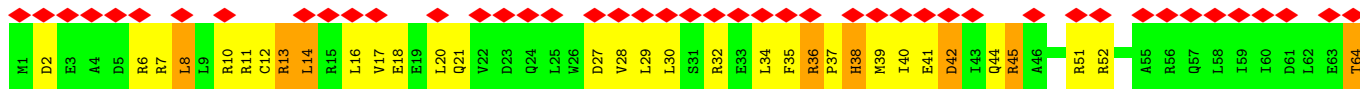
• Molecule 3: Apoptotic protease-activating factor 1



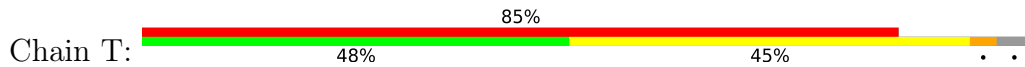
• Molecule 3: Apoptotic protease-activating factor 1

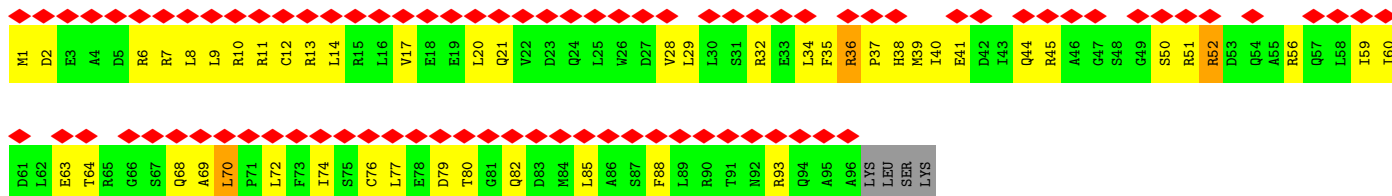


• Molecule 4: Caspase

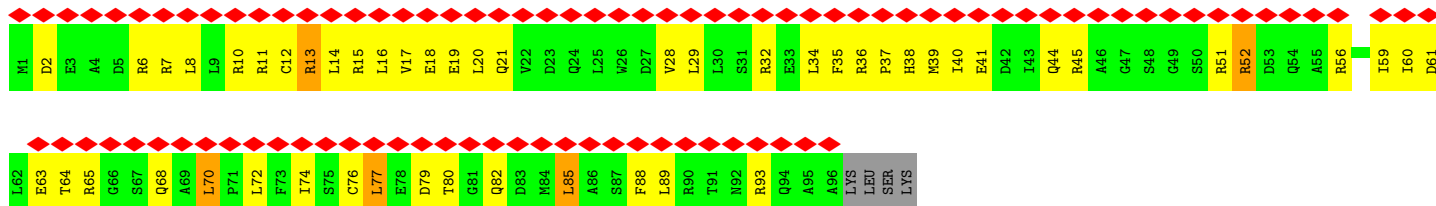
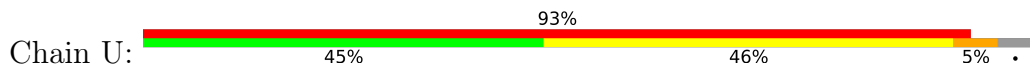


• Molecule 4: Caspase





• Molecule 4: Caspase



• Molecule 4: Caspase



• Molecule 4: Caspase



## 4 Experimental information

Property	Value	Source
EM reconstruction method	SINGLE PARTICLE	Depositor
Imposed symmetry	POINT, Not provided	
Number of particles used	240130	Depositor
Resolution determination method	FSC 0.143 CUT-OFF	Depositor
CTF correction method	NONE	Depositor
Microscope	FEI POLARA 300	Depositor
Voltage (kV)	300	Depositor
Electron dose ( $e^-/\text{\AA}^2$ )	32	Depositor
Minimum defocus (nm)	Not provided	
Maximum defocus (nm)	Not provided	
Magnification	Not provided	
Image detector	FEI FALCON II (4k x 4k)	Depositor
Maximum map value	0.325	Depositor
Minimum map value	-0.097	Depositor
Average map value	0.000	Depositor
Map value standard deviation	0.011	Depositor
Recommended contour level	0.06	Depositor
Map size ( $\text{\AA}$ )	428.80002, 428.80002, 428.80002	wwPDB
Map dimensions	320, 320, 320	wwPDB
Map angles ( $^\circ$ )	90.0, 90.0, 90.0	wwPDB
Pixel spacing ( $\text{\AA}$ )	1.34, 1.34, 1.34	Depositor

## 5 Model quality i

### 5.1 Standard geometry i

Bond lengths and bond angles in the following residue types are not validated in this section: MG, HEM, DTP

The Z score for a bond length (or angle) is the number of standard deviations the observed value is removed from the expected value. A bond length (or angle) with  $|Z| > 5$  is considered an outlier worth inspection. RMSZ is the root-mean-square of all Z scores of the bond lengths (or angles).

Mol	Chain	Bond lengths		Bond angles	
		RMSZ	# Z  >5	RMSZ	# Z  >5
1	A	0.31	0/9337	0.52	2/12636 (0.0%)
1	C	0.30	0/9337	0.52	2/12636 (0.0%)
1	E	0.31	1/9337 (0.0%)	0.53	3/12636 (0.0%)
1	G	0.31	0/9337	0.52	2/12636 (0.0%)
1	I	0.31	0/9337	0.52	2/12636 (0.0%)
1	K	0.31	1/9337 (0.0%)	0.52	2/12636 (0.0%)
1	M	0.31	0/9337	0.52	2/12636 (0.0%)
2	B	0.65	0/839	0.73	0/1118
2	D	0.65	0/839	0.73	0/1118
2	F	0.65	0/839	0.73	0/1118
2	H	0.65	0/839	0.73	0/1118
2	J	0.65	0/839	0.73	0/1118
2	L	0.65	0/839	0.73	0/1118
2	N	0.65	0/839	0.73	0/1118
3	O	0.41	0/745	0.64	0/998
3	P	0.42	0/745	0.64	0/998
3	Q	0.40	0/745	0.62	0/998
3	R	0.41	0/745	0.64	0/998
3	W	0.66	0/773	0.58	0/1038
3	X	0.74	0/753	0.61	0/1010
4	S	0.42	0/790	0.66	0/1059
4	T	0.42	0/790	0.64	0/1059
4	U	0.40	0/790	0.62	0/1059
4	V	0.43	0/790	0.67	0/1059
4	Y	0.60	0/784	0.61	0/1051
All	All	0.37	2/79682 (0.0%)	0.55	15/107605 (0.0%)

Chiral center outliers are detected by calculating the chiral volume of a chiral center and verifying if the center is modelled as a planar moiety or with the opposite hand. A planarity outlier is detected by checking planarity of atoms in a peptide group, atoms in a mainchain group or atoms of a sidechain that are expected to be planar.



Mol	Chain	#Chirality outliers	#Planarity outliers
4	T	0	1

All (2) bond length outliers are listed below:

Mol	Chain	Res	Type	Atoms	Z	Observed(Å)	Ideal(Å)
1	K	1179	TRP	C-N	-6.36	1.19	1.34
1	E	236	PRO	N-CD	5.21	1.55	1.47

All (15) bond angle outliers are listed below:

Mol	Chain	Res	Type	Atoms	Z	Observed(°)	Ideal(°)
1	M	560	PHE	C-N-CD	-6.44	106.43	120.60
1	K	560	PHE	C-N-CD	-6.43	106.45	120.60
1	A	560	PHE	C-N-CD	-6.42	106.48	120.60
1	C	560	PHE	C-N-CD	-6.39	106.54	120.60
1	E	560	PHE	C-N-CD	-6.39	106.54	120.60
1	I	560	PHE	C-N-CD	-6.37	106.58	120.60
1	G	560	PHE	C-N-CD	-6.37	106.59	120.60
1	E	235	HIS	C-N-CD	5.79	140.56	128.40
1	C	880	GLY	N-CA-C	5.74	127.44	113.10
1	M	880	GLY	N-CA-C	5.73	127.43	113.10
1	I	880	GLY	N-CA-C	5.72	127.41	113.10
1	G	880	GLY	N-CA-C	5.72	127.40	113.10
1	K	880	GLY	N-CA-C	5.72	127.40	113.10
1	A	880	GLY	N-CA-C	5.71	127.38	113.10
1	E	880	GLY	N-CA-C	5.70	127.34	113.10

There are no chirality outliers.

All (1) planarity outliers are listed below:

Mol	Chain	Res	Type	Group
4	T	52	ARG	Sidechain

## 5.2 Too-close contacts [\(i\)](#)

In the following table, the Non-H and H(model) columns list the number of non-hydrogen atoms and hydrogen atoms in the chain respectively. The H(added) column lists the number of hydrogen atoms added and optimized by MolProbity. The Clashes column lists the number of clashes within the asymmetric unit, whereas Symm-Clashes lists symmetry-related clashes.

*Continued on next page...*

*Continued from previous page...*

Mol	Chain	Non-H	H(model)	H(added)	Clashes	Symm-Clashes
1	A	9139	0	9004	1450	0
1	C	9139	0	9005	1398	0
1	E	9139	0	9005	1439	0
1	G	9139	0	9005	1410	0
1	I	9139	0	9005	1405	0
1	K	9139	0	9005	1410	0
1	M	9139	0	9005	1400	0
2	B	823	0	849	33	0
2	D	823	0	849	33	0
2	F	823	0	849	32	0
2	H	823	0	849	31	0
2	J	823	0	849	33	0
2	L	823	0	849	33	0
2	N	823	0	849	35	0
3	O	735	0	738	82	0
3	P	735	0	738	98	0
3	Q	735	0	738	124	0
3	R	735	0	738	101	0
3	W	762	0	768	36	0
3	X	742	0	745	17	0
4	S	783	0	792	109	0
4	T	783	0	792	115	0
4	U	783	0	792	119	0
4	V	783	0	792	67	0
4	Y	777	0	784	26	0
5	A	30	0	12	6	0
5	C	30	0	12	6	0
5	E	30	0	12	6	0
5	G	30	0	12	6	0
5	I	30	0	12	6	0
5	K	30	0	12	6	0
5	M	30	0	12	6	0
6	A	1	0	0	0	0
6	C	1	0	0	0	0
6	E	1	0	0	0	0
6	G	1	0	0	0	0
6	I	1	0	0	0	0
6	K	1	0	0	0	0
6	M	1	0	0	0	0
7	B	43	0	30	15	0
7	D	43	0	30	18	0

*Continued on next page...*

Continued from previous page...

Mol	Chain	Non-H	H(model)	H(added)	Clashes	Symm-Clashes
7	F	43	0	30	14	0
7	H	43	0	30	14	0
7	J	43	0	30	15	0
7	L	43	0	30	14	0
7	N	43	0	30	16	0
All	All	78605	0	77688	10505	0

The all-atom clashscore is defined as the number of clashes found per 1000 atoms (including hydrogen atoms). The all-atom clashscore for this structure is 67.

All (10505) close contacts within the same asymmetric unit are listed below, sorted by their clash magnitude.

Atom-1	Atom-2	Interatomic distance (Å)	Clash overlap (Å)
1:C:862:TYR:CD1	1:C:885:VAL:HG12	1.35	1.62
1:M:862:TYR:CD1	1:M:885:VAL:HG12	1.35	1.60
1:K:862:TYR:CD1	1:K:885:VAL:HG12	1.35	1.60
1:C:862:TYR:CZ	1:C:881:HIS:HB2	1.06	1.59
1:I:862:TYR:CD1	1:I:885:VAL:HG12	1.35	1.59
1:G:862:TYR:CZ	1:G:881:HIS:HB2	1.06	1.58
1:I:862:TYR:CZ	1:I:881:HIS:HB2	1.06	1.58
1:A:862:TYR:CZ	1:A:881:HIS:HB2	1.06	1.58
1:E:862:TYR:CZ	1:E:881:HIS:HB2	1.06	1.58
1:A:1200:LYS:HE3	1:A:1211:GLN:CB	1.34	1.57
1:K:862:TYR:CZ	1:K:881:HIS:HB2	1.06	1.56
1:A:862:TYR:CD1	1:A:885:VAL:HG12	1.35	1.56
1:M:862:TYR:CZ	1:M:881:HIS:HB2	1.06	1.56
3:Q:28:HIS:CG	4:T:14:LEU:HD11	1.33	1.56
1:G:1200:LYS:HE3	1:G:1211:GLN:CB	1.33	1.56
1:K:1200:LYS:HE3	1:K:1211:GLN:CB	1.34	1.56
1:G:862:TYR:CD1	1:G:885:VAL:HG12	1.35	1.55
1:E:862:TYR:CD1	1:E:885:VAL:HG12	1.35	1.55
1:E:1200:LYS:HE3	1:E:1211:GLN:CB	1.34	1.54
1:M:1200:LYS:HE3	1:M:1211:GLN:CB	1.34	1.53
1:I:1200:LYS:HE3	1:I:1211:GLN:CB	1.33	1.51
1:K:595:LEU:HD11	1:K:1201:TRP:CZ2	1.46	1.51
1:A:595:LEU:HD11	1:A:1201:TRP:CZ2	1.46	1.51
1:C:1200:LYS:HE3	1:C:1211:GLN:CB	1.34	1.51
1:K:862:TYR:CZ	1:K:881:HIS:CB	1.96	1.49
1:M:595:LEU:HD11	1:M:1201:TRP:CZ2	1.46	1.49
1:C:595:LEU:HD11	1:C:1201:TRP:CZ2	1.46	1.48
1:G:595:LEU:HD11	1:G:1201:TRP:CZ2	1.46	1.48

Continued on next page...

*Continued from previous page...*

Atom-1	Atom-2	Interatomic distance (Å)	Clash overlap (Å)
1:M:862:TYR:CZ	1:M:881:HIS:CB	1.96	1.48
3:Q:28:HIS:CD2	4:T:14:LEU:HD11	1.46	1.47
1:I:595:LEU:HD11	1:I:1201:TRP:CZ2	1.46	1.47
1:E:595:LEU:HD11	1:E:1201:TRP:CZ2	1.46	1.47
1:I:862:TYR:CZ	1:I:881:HIS:CB	1.95	1.47
3:R:47:PRO:CB	4:S:45:ARG:HG2	1.45	1.47
1:A:862:TYR:CZ	1:A:881:HIS:CB	1.96	1.46
1:G:862:TYR:CZ	1:G:881:HIS:CB	1.96	1.46
1:C:862:TYR:CZ	1:C:881:HIS:CB	1.96	1.45
3:R:48:THR:HG21	4:S:41:GLU:CB	1.46	1.45
1:E:862:TYR:CZ	1:E:881:HIS:CB	1.96	1.44
1:I:1185:PHE:HE1	1:I:1192:LEU:CD1	1.32	1.43
1:K:1185:PHE:HE1	1:K:1192:LEU:CD1	1.31	1.43
1:I:322:LEU:CD1	1:I:364:LEU:HD23	1.50	1.42
1:E:322:LEU:CD1	1:E:364:LEU:HD23	1.50	1.42
1:E:1185:PHE:HE1	1:E:1192:LEU:CD1	1.31	1.42
1:G:544:PHE:CE1	1:G:576:VAL:HG13	1.55	1.41
1:G:1185:PHE:HE1	1:G:1192:LEU:CD1	1.31	1.41
1:E:544:PHE:CE1	1:E:576:VAL:HG13	1.55	1.41
1:M:1185:PHE:HE1	1:M:1192:LEU:CD1	1.32	1.41
2:D:14:CYS:SG	7:D:201:HEM:CAB	2.09	1.40
1:A:1185:PHE:HE1	1:A:1192:LEU:CD1	1.32	1.40
2:L:14:CYS:SG	7:L:201:HEM:CAB	2.09	1.40
2:B:14:CYS:SG	7:B:201:HEM:CAB	2.09	1.40
1:I:544:PHE:CE1	1:I:576:VAL:HG13	1.55	1.40
2:J:14:CYS:SG	7:J:201:HEM:CAB	2.09	1.40
1:M:322:LEU:CD1	1:M:364:LEU:HD23	1.50	1.40
1:G:322:LEU:CD1	1:G:364:LEU:HD23	1.50	1.40
1:C:544:PHE:CE1	1:C:576:VAL:HG13	1.55	1.40
1:C:1185:PHE:HE1	1:C:1192:LEU:CD1	1.32	1.39
2:H:14:CYS:SG	7:H:201:HEM:CAB	2.09	1.39
1:M:544:PHE:CE1	1:M:576:VAL:HG13	1.55	1.39
1:A:322:LEU:CD1	1:A:364:LEU:HD23	1.50	1.39
1:A:158:CYS:SG	1:A:284:SER:HB2	1.63	1.39
1:G:158:CYS:SG	1:G:284:SER:HB2	1.63	1.39
1:K:862:TYR:CE1	1:K:881:HIS:HB2	1.56	1.39
1:M:862:TYR:CE1	1:M:881:HIS:HB2	1.56	1.39
3:O:24:TYR:CE2	4:S:38:HIS:HB3	1.58	1.39
1:A:544:PHE:CE1	1:A:576:VAL:HG13	1.55	1.39
1:A:862:TYR:CE1	1:A:881:HIS:HB2	1.56	1.39
1:I:1200:LYS:CE	1:I:1211:GLN:HB3	1.53	1.39

*Continued on next page...*

*Continued from previous page...*

Atom-1	Atom-2	Interatomic distance (Å)	Clash overlap (Å)
1:K:544:PHE:CE1	1:K:576:VAL:HG13	1.55	1.39
1:M:1200:LYS:CE	1:M:1211:GLN:HB3	1.53	1.39
2:N:14:CYS:SG	7:N:201:HEM:CAB	2.09	1.39
1:E:158:CYS:SG	1:E:284:SER:HB2	1.63	1.38
1:K:322:LEU:CD1	1:K:364:LEU:HD23	1.50	1.38
1:C:1200:LYS:CE	1:C:1211:GLN:HB3	1.53	1.38
2:F:14:CYS:SG	7:F:201:HEM:CAB	2.09	1.38
1:K:158:CYS:SG	1:K:284:SER:HB2	1.63	1.38
1:C:862:TYR:CE1	1:C:881:HIS:HB2	1.56	1.38
1:G:862:TYR:CE1	1:G:881:HIS:HB2	1.56	1.38
1:I:862:TYR:CE1	1:I:881:HIS:HB2	1.56	1.38
3:R:48:THR:CG2	4:S:41:GLU:HB2	1.54	1.38
1:C:158:CYS:SG	1:C:284:SER:HB2	1.63	1.37
1:E:862:TYR:CE1	1:E:881:HIS:HB2	1.56	1.37
1:E:1200:LYS:CE	1:E:1211:GLN:HB3	1.53	1.37
1:I:158:CYS:SG	1:I:284:SER:HB2	1.63	1.37
1:C:322:LEU:CD1	1:C:364:LEU:HD23	1.50	1.37
1:K:1200:LYS:CE	1:K:1211:GLN:HB3	1.53	1.37
1:M:158:CYS:SG	1:M:284:SER:HB2	1.63	1.37
1:G:1200:LYS:CE	1:G:1211:GLN:HB3	1.53	1.36
1:K:1146:ASP:O	1:K:1180:VAL:HG21	1.25	1.36
1:A:1200:LYS:CE	1:A:1211:GLN:HB3	1.53	1.35
1:G:1146:ASP:O	1:G:1180:VAL:HG21	1.23	1.34
1:I:595:LEU:HD22	1:I:1244:LEU:CD1	1.57	1.34
1:I:639:LEU:O	1:I:653:ILE:HG22	1.28	1.34
1:K:595:LEU:HD22	1:K:1244:LEU:CD1	1.57	1.33
1:M:595:LEU:HD22	1:M:1244:LEU:CD1	1.57	1.32
1:A:595:LEU:HD22	1:A:1244:LEU:CD1	1.57	1.32
1:G:595:LEU:HD22	1:G:1244:LEU:CD1	1.57	1.32
1:C:639:LEU:O	1:C:653:ILE:HG22	1.28	1.32
1:C:927:ASP:O	1:C:938:LEU:HB2	1.29	1.32
1:E:595:LEU:HD22	1:E:1244:LEU:CD1	1.57	1.32
3:Q:31:SER:HB3	4:T:11:ARG:O	1.17	1.32
1:C:595:LEU:HD22	1:C:1244:LEU:CD1	1.57	1.31
1:G:639:LEU:O	1:G:653:ILE:HG22	1.28	1.30
1:E:1146:ASP:O	1:E:1180:VAL:HG21	1.23	1.30
3:R:47:PRO:CA	4:S:45:ARG:HG2	1.62	1.30
1:I:1220:LEU:HD23	1:I:1234:THR:OG1	1.18	1.29
1:G:595:LEU:CD1	1:G:1201:TRP:CZ2	2.16	1.29
1:K:639:LEU:O	1:K:653:ILE:HG22	1.28	1.29
1:A:595:LEU:CD1	1:A:1201:TRP:CZ2	2.16	1.29

*Continued on next page...*

*Continued from previous page...*

Atom-1	Atom-2	Interatomic distance (Å)	Clash overlap (Å)
1:A:639:LEU:O	1:A:653:ILE:HG22	1.28	1.29
1:G:209:ASP:OD1	3:O:62:LYS:HE3	1.20	1.29
1:I:1146:ASP:O	1:I:1180:VAL:HG21	1.23	1.29
1:G:322:LEU:HD12	1:G:364:LEU:CD2	1.63	1.28
1:A:483:TRP:O	1:A:487:LEU:HB2	1.31	1.28
1:A:927:ASP:O	1:A:938:LEU:HB2	1.29	1.28
1:E:322:LEU:HD12	1:E:364:LEU:CD2	1.63	1.28
1:E:927:ASP:O	1:E:938:LEU:HB2	1.29	1.28
1:I:322:LEU:HD12	1:I:364:LEU:CD2	1.63	1.28
1:K:483:TRP:O	1:K:487:LEU:HB2	1.31	1.28
1:M:322:LEU:HD12	1:M:364:LEU:CD2	1.63	1.28
1:K:483:TRP:O	1:K:487:LEU:CB	1.82	1.28
1:A:1220:LEU:HD23	1:A:1234:THR:OG1	1.18	1.28
1:C:322:LEU:HD12	1:C:364:LEU:CD2	1.63	1.28
1:C:1220:LEU:HD23	1:C:1234:THR:OG1	1.18	1.28
1:K:927:ASP:O	1:K:938:LEU:HB2	1.29	1.28
1:M:595:LEU:CD1	1:M:1201:TRP:CZ2	2.16	1.28
1:G:483:TRP:O	1:G:487:LEU:CB	1.82	1.27
1:I:483:TRP:O	1:I:487:LEU:CB	1.82	1.27
1:I:595:LEU:CD1	1:I:1201:TRP:CZ2	2.16	1.27
1:I:927:ASP:O	1:I:938:LEU:HB2	1.29	1.27
1:C:483:TRP:O	1:C:487:LEU:CB	1.82	1.27
1:G:483:TRP:O	1:G:487:LEU:HB2	1.31	1.27
1:K:1220:LEU:HD23	1:K:1234:THR:OG1	1.18	1.27
1:E:595:LEU:CD1	1:E:1201:TRP:CZ2	2.16	1.27
1:K:595:LEU:CD1	1:K:1201:TRP:HZ2	1.48	1.27
1:A:138:GLN:HA	3:W:6:ARG:NE	1.46	1.26
1:G:1220:LEU:HD23	1:G:1234:THR:OG1	1.18	1.26
1:I:595:LEU:CD2	1:I:1244:LEU:HD13	1.64	1.26
1:K:322:LEU:HD12	1:K:364:LEU:CD2	1.63	1.26
1:K:595:LEU:CD1	1:K:1201:TRP:CZ2	2.16	1.26
1:M:639:LEU:O	1:M:653:ILE:HG22	1.28	1.26
1:E:483:TRP:O	1:E:487:LEU:CB	1.82	1.26
1:M:483:TRP:O	1:M:487:LEU:CB	1.82	1.26
1:M:595:LEU:CD1	1:M:1201:TRP:HZ2	1.48	1.26
1:A:322:LEU:HD12	1:A:364:LEU:CD2	1.63	1.26
1:A:1146:ASP:O	1:A:1180:VAL:HG21	1.15	1.26
1:C:595:LEU:CD1	1:C:1201:TRP:CZ2	2.16	1.26
1:K:595:LEU:CD2	1:K:1244:LEU:HD13	1.64	1.26
1:G:927:ASP:O	1:G:938:LEU:HB2	1.29	1.26
1:A:483:TRP:O	1:A:487:LEU:CB	1.82	1.25

*Continued on next page...*

*Continued from previous page...*

Atom-1	Atom-2	Interatomic distance (Å)	Clash overlap (Å)
1:A:595:LEU:CD1	1:A:1201:TRP:HZ2	1.48	1.25
1:E:639:LEU:O	1:E:653:ILE:HG22	1.28	1.25
1:C:483:TRP:O	1:C:487:LEU:HB2	1.31	1.25
2:J:17:CYS:SG	7:J:201:HEM:CAC	2.25	1.25
1:A:595:LEU:CD2	1:A:1244:LEU:HD13	1.65	1.25
1:C:595:LEU:CD1	1:C:1201:TRP:HZ2	1.48	1.25
1:C:595:LEU:CD2	1:C:1244:LEU:HD13	1.64	1.25
1:C:1146:ASP:O	1:C:1180:VAL:HG21	1.15	1.25
1:G:595:LEU:CD2	1:G:1244:LEU:HD13	1.64	1.25
1:I:595:LEU:CD1	1:I:1201:TRP:HZ2	1.48	1.25
2:D:17:CYS:SG	7:D:201:HEM:CAC	2.25	1.25
1:M:595:LEU:CD2	1:M:1244:LEU:HD13	1.64	1.25
1:M:927:ASP:O	1:M:938:LEU:HB2	1.29	1.25
1:G:1185:PHE:CD1	1:G:1192:LEU:HG	1.72	1.25
2:H:17:CYS:SG	7:H:201:HEM:CAC	2.25	1.25
1:M:1220:LEU:HD23	1:M:1234:THR:OG1	1.18	1.25
2:B:17:CYS:SG	7:B:201:HEM:CAC	2.25	1.24
1:E:595:LEU:CD1	1:E:1201:TRP:HZ2	1.48	1.24
1:M:1146:ASP:O	1:M:1180:VAL:HG21	1.22	1.24
1:E:595:LEU:CD2	1:E:1244:LEU:HD13	1.64	1.24
1:E:1220:LEU:HD23	1:E:1234:THR:OG1	1.18	1.24
1:M:1200:LYS:HB3	1:M:1202:TRP:CH2	1.73	1.24
2:N:17:CYS:SG	7:N:201:HEM:CAC	2.25	1.24
1:A:1185:PHE:CD1	1:A:1192:LEU:HG	1.72	1.24
1:G:595:LEU:CD1	1:G:1201:TRP:HZ2	1.48	1.24
1:K:1185:PHE:CD1	1:K:1192:LEU:HG	1.72	1.24
1:G:1200:LYS:HB3	1:G:1202:TRP:CH2	1.73	1.24
1:I:573:THR:O	1:I:577:TYR:HB3	1.38	1.24
2:L:17:CYS:SG	7:L:201:HEM:CAC	2.25	1.24
1:M:483:TRP:O	1:M:487:LEU:HB2	1.31	1.24
1:E:1200:LYS:HB3	1:E:1202:TRP:CH2	1.73	1.23
1:C:1167:PRO:HA	1:C:1202:TRP:CD1	1.74	1.23
1:E:483:TRP:O	1:E:487:LEU:HB2	1.31	1.23
1:E:1167:PRO:HA	1:E:1202:TRP:CD1	1.74	1.23
1:I:1200:LYS:HB3	1:I:1202:TRP:CH2	1.73	1.23
1:M:1185:PHE:CD1	1:M:1192:LEU:HG	1.72	1.23
1:M:1200:LYS:CE	1:M:1211:GLN:CB	2.14	1.23
3:R:31:SER:O	4:U:11:ARG:HA	1.37	1.23
1:E:637:LYS:HG2	1:E:659:GLU:CA	1.69	1.23
1:I:1167:PRO:HA	1:I:1202:TRP:CD1	1.74	1.23
4:S:27:ASP:OD2	4:V:13:ARG:HB3	1.10	1.23

*Continued on next page...*

*Continued from previous page...*

Atom-1	Atom-2	Interatomic distance (Å)	Clash overlap (Å)
1:A:637:LYS:CG	1:A:659:GLU:HA	1.69	1.23
2:F:17:CYS:SG	7:F:201:HEM:CAC	2.24	1.23
1:G:285:SER:O	1:G:319:GLY:HA3	1.37	1.23
1:E:1185:PHE:CD1	1:E:1192:LEU:HG	1.72	1.23
1:G:573:THR:O	1:G:577:TYR:HB3	1.38	1.23
1:G:1167:PRO:HA	1:G:1202:TRP:CD1	1.74	1.23
1:I:637:LYS:CG	1:I:659:GLU:HA	1.69	1.23
1:C:1185:PHE:CD1	1:C:1192:LEU:HG	1.72	1.22
1:G:1200:LYS:HB3	1:G:1202:TRP:CZ3	1.74	1.22
3:Q:24:TYR:CD1	4:T:52:ARG:NH2	2.06	1.22
2:D:14:CYS:SG	7:D:201:HEM:HAB	1.76	1.22
1:G:637:LYS:HG2	1:G:659:GLU:CA	1.69	1.22
1:I:1194:SER:HB2	1:I:1202:TRP:CZ3	1.73	1.22
1:M:1167:PRO:HA	1:M:1202:TRP:CD1	1.74	1.22
1:C:862:TYR:OH	1:C:881:HIS:HB2	1.40	1.22
1:C:1194:SER:HB2	1:C:1202:TRP:CZ3	1.73	1.22
1:I:1200:LYS:HB3	1:I:1202:TRP:CZ3	1.74	1.22
1:K:637:LYS:HG2	1:K:659:GLU:CA	1.69	1.22
1:K:1200:LYS:HB3	1:K:1202:TRP:CZ3	1.74	1.22
1:M:1194:SER:HB2	1:M:1202:TRP:CZ3	1.73	1.22
1:A:862:TYR:OH	1:A:881:HIS:HB2	1.40	1.22
1:A:1200:LYS:HB3	1:A:1202:TRP:CH2	1.73	1.22
1:I:1185:PHE:CD1	1:I:1192:LEU:HG	1.72	1.22
1:K:1194:SER:HB2	1:K:1202:TRP:CZ3	1.73	1.22
1:M:1200:LYS:HB3	1:M:1202:TRP:CZ3	1.74	1.22
1:E:637:LYS:CG	1:E:659:GLU:HA	1.69	1.22
1:K:573:THR:O	1:K:577:TYR:HB3	1.38	1.22
1:A:285:SER:O	1:A:319:GLY:HA3	1.37	1.21
1:A:1185:PHE:CE1	1:A:1192:LEU:CD1	2.24	1.21
1:C:1200:LYS:CE	1:C:1211:GLN:CB	2.14	1.21
1:C:1200:LYS:HB3	1:C:1202:TRP:CH2	1.73	1.21
1:E:179:PRO:CD	1:E:237:ARG:HH11	1.52	1.21
1:G:1194:SER:HB2	1:G:1202:TRP:CZ3	1.73	1.21
1:K:1200:LYS:HB3	1:K:1202:TRP:CH2	1.73	1.21
1:E:1194:SER:HB2	1:E:1202:TRP:CZ3	1.73	1.21
1:E:1200:LYS:HB3	1:E:1202:TRP:CZ3	1.75	1.21
2:F:14:CYS:SG	7:F:201:HEM:HAB	1.76	1.21
1:I:637:LYS:HG2	1:I:659:GLU:CA	1.69	1.21
1:M:637:LYS:HG2	1:M:659:GLU:CA	1.69	1.21
1:M:637:LYS:CG	1:M:659:GLU:HA	1.69	1.21
1:M:862:TYR:OH	1:M:881:HIS:HB2	1.40	1.21

*Continued on next page...*



*Continued from previous page...*

Atom-1	Atom-2	Interatomic distance (Å)	Clash overlap (Å)
2:B:14:CYS:SG	7:B:201:HEM:HAB	1.76	1.21
1:C:637:LYS:HG2	1:C:659:GLU:CA	1.69	1.21
1:K:1167:PRO:HA	1:K:1202:TRP:CD1	1.74	1.21
1:A:1194:SER:HB2	1:A:1202:TRP:CZ3	1.73	1.21
3:R:47:PRO:CB	4:S:45:ARG:CG	2.18	1.21
1:A:637:LYS:HG2	1:A:659:GLU:CA	1.69	1.21
1:A:1167:PRO:HA	1:A:1202:TRP:CD1	1.74	1.21
1:A:1200:LYS:HB3	1:A:1202:TRP:CZ3	1.74	1.21
1:G:1185:PHE:CE1	1:G:1192:LEU:CD1	2.24	1.21
1:M:285:SER:O	1:M:319:GLY:HA3	1.37	1.21
1:C:637:LYS:CG	1:C:659:GLU:HA	1.69	1.20
1:I:285:SER:O	1:I:319:GLY:HA3	1.37	1.20
1:K:637:LYS:CG	1:K:659:GLU:HA	1.69	1.20
1:C:285:SER:O	1:C:319:GLY:HA3	1.37	1.20
1:C:1185:PHE:CE1	1:C:1192:LEU:CD1	2.24	1.20
1:M:658:ASP:OD2	1:M:677:VAL:HB	1.42	1.20
1:K:285:SER:O	1:K:319:GLY:HA3	1.37	1.20
1:K:1200:LYS:CE	1:K:1211:GLN:CB	2.14	1.20
1:A:595:LEU:HD13	1:A:1244:LEU:HD22	1.21	1.20
1:A:1200:LYS:CE	1:A:1211:GLN:CB	2.14	1.20
1:C:1200:LYS:HB3	1:C:1202:TRP:CZ3	1.74	1.20
1:E:1185:PHE:CE1	1:E:1192:LEU:CD1	2.24	1.20
1:K:595:LEU:HD13	1:K:1244:LEU:HD22	1.22	1.20
1:K:1185:PHE:CE1	1:K:1192:LEU:CD1	2.24	1.20
1:G:637:LYS:CG	1:G:659:GLU:HA	1.69	1.20
1:C:573:THR:O	1:C:577:TYR:HB3	1.38	1.19
1:G:862:TYR:OH	1:G:881:HIS:HB2	1.40	1.19
1:I:1185:PHE:CE1	1:I:1192:LEU:CD1	2.24	1.19
1:E:862:TYR:OH	1:E:881:HIS:HB2	1.40	1.19
1:I:862:TYR:HD1	1:I:885:VAL:CG1	1.55	1.19
3:O:19:ASP:O	4:S:64:THR:HB	1.41	1.19
1:G:453:LEU:HA	1:G:456:LEU:HD12	1.24	1.19
1:C:658:ASP:OD2	1:C:677:VAL:HB	1.42	1.19
2:N:14:CYS:SG	7:N:201:HEM:HAB	1.76	1.19
1:A:862:TYR:HD1	1:A:885:VAL:CG1	1.55	1.18
1:E:862:TYR:HD1	1:E:885:VAL:CG1	1.55	1.18
1:K:862:TYR:HD1	1:K:885:VAL:CG1	1.55	1.18
3:Q:28:HIS:CD2	4:T:14:LEU:CD1	2.25	1.18
1:A:573:THR:O	1:A:577:TYR:HB3	1.38	1.18
1:E:285:SER:O	1:E:319:GLY:HA3	1.37	1.18
2:J:18:HIS:CE1	2:J:29:GLY:HA3	1.79	1.18

*Continued on next page...*

*Continued from previous page...*

Atom-1	Atom-2	Interatomic distance (Å)	Clash overlap (Å)
1:K:658:ASP:OD2	1:K:677:VAL:HB	1.42	1.18
1:M:520:ALA:HB1	1:M:648:GLU:CB	1.74	1.18
2:H:18:HIS:CE1	2:H:29:GLY:HA3	1.79	1.18
1:I:1200:LYS:CE	1:I:1211:GLN:CB	2.14	1.18
1:K:862:TYR:OH	1:K:881:HIS:HB2	1.40	1.18
1:M:1185:PHE:CE1	1:M:1192:LEU:CD1	2.24	1.18
1:G:862:TYR:CE1	1:G:881:HIS:CB	2.22	1.18
2:J:14:CYS:SG	7:J:201:HEM:HAB	1.76	1.18
1:M:862:TYR:HD1	1:M:885:VAL:CG1	1.55	1.18
4:V:36:ARG:HD2	4:V:37:PRO:HD2	1.25	1.18
1:E:520:ALA:HB1	1:E:648:GLU:CB	1.74	1.18
1:E:573:THR:O	1:E:577:TYR:HB3	1.38	1.18
1:E:862:TYR:CE1	1:E:881:HIS:CB	2.22	1.18
1:G:520:ALA:HB1	1:G:648:GLU:CB	1.74	1.18
1:G:862:TYR:HD1	1:G:885:VAL:CG1	1.55	1.18
1:A:520:ALA:HB1	1:A:648:GLU:CB	1.74	1.17
1:E:234:LYS:HA	3:O:10:LEU:CD1	1.74	1.17
1:K:881:HIS:ND1	1:K:901:SER:HB3	1.60	1.17
2:N:18:HIS:CE1	2:N:29:GLY:HA3	1.79	1.17
2:B:18:HIS:CE1	2:B:29:GLY:HA3	1.79	1.17
1:I:473:LEU:HD11	1:I:480:CYS:HB2	1.18	1.17
1:I:658:ASP:OD2	1:I:677:VAL:HB	1.41	1.17
1:K:520:ALA:HB1	1:K:648:GLU:CB	1.74	1.17
2:L:14:CYS:SG	7:L:201:HEM:HAB	1.76	1.17
1:C:862:TYR:HD1	1:C:885:VAL:CG1	1.55	1.17
1:I:595:LEU:HD13	1:I:1244:LEU:HD22	1.22	1.17
1:M:573:THR:O	1:M:577:TYR:HB3	1.38	1.17
3:Q:28:HIS:CG	4:T:14:LEU:CD1	2.27	1.17
2:D:18:HIS:CE1	2:D:29:GLY:HA3	1.79	1.17
3:R:47:PRO:O	4:S:45:ARG:HD3	1.42	1.17
1:E:179:PRO:CD	1:E:237:ARG:NH1	2.08	1.17
1:I:483:TRP:O	1:I:487:LEU:HB2	1.31	1.17
1:I:520:ALA:HB1	1:I:648:GLU:CB	1.74	1.17
3:R:47:PRO:HB2	4:S:45:ARG:CG	1.75	1.17
1:A:658:ASP:OD2	1:A:677:VAL:HB	1.42	1.16
1:C:881:HIS:ND1	1:C:901:SER:HB3	1.60	1.16
1:E:453:LEU:HA	1:E:456:LEU:HD12	1.24	1.16
1:M:881:HIS:ND1	1:M:901:SER:HB3	1.60	1.16
3:R:47:PRO:HB2	4:S:45:ARG:HG2	1.18	1.16
1:E:1167:PRO:C	1:E:1202:TRP:HE1	1.48	1.16
2:F:18:HIS:CE1	2:F:29:GLY:HA3	1.79	1.16

*Continued on next page...*

*Continued from previous page...*

Atom-1	Atom-2	Interatomic distance (Å)	Clash overlap (Å)
1:G:1218:THR:O	1:G:1236:ASP:HB2	1.46	1.16
1:M:1218:THR:O	1:M:1236:ASP:HB2	1.46	1.16
1:C:1185:PHE:HE1	1:C:1192:LEU:HD11	1.10	1.16
1:G:473:LEU:HD11	1:G:480:CYS:HB2	1.18	1.16
1:G:658:ASP:OD2	1:G:677:VAL:HB	1.41	1.16
1:G:1167:PRO:C	1:G:1202:TRP:HE1	1.49	1.16
1:G:1200:LYS:CE	1:G:1211:GLN:CB	2.14	1.16
1:K:230:LEU:HD22	1:K:234:LYS:HG3	1.24	1.16
1:K:1218:THR:O	1:K:1236:ASP:HB2	1.46	1.16
1:A:1167:PRO:CA	1:A:1202:TRP:NE1	2.09	1.16
1:E:658:ASP:OD2	1:E:677:VAL:HB	1.42	1.16
1:E:1185:PHE:HE1	1:E:1192:LEU:HD11	1.10	1.16
1:I:862:TYR:OH	1:I:881:HIS:HB2	1.40	1.16
1:I:1167:PRO:C	1:I:1202:TRP:HE1	1.48	1.16
2:L:18:HIS:CE1	2:L:29:GLY:HA3	1.79	1.16
1:C:179:PRO:HD2	1:C:237:ARG:HH11	1.08	1.16
1:C:1218:THR:O	1:C:1236:ASP:HB2	1.46	1.16
1:E:1185:PHE:CE1	1:E:1192:LEU:HD11	1.81	1.16
1:I:1218:THR:O	1:I:1236:ASP:HB2	1.46	1.16
1:M:179:PRO:HD2	1:M:237:ARG:HH11	1.08	1.16
1:C:520:ALA:HB1	1:C:648:GLU:CB	1.74	1.15
1:C:1185:PHE:CE1	1:C:1192:LEU:HD11	1.81	1.15
1:E:1167:PRO:CA	1:E:1202:TRP:NE1	2.09	1.15
1:I:453:LEU:HA	1:I:456:LEU:HD12	1.24	1.15
1:K:1167:PRO:C	1:K:1202:TRP:HE1	1.48	1.15
1:M:1200:LYS:HE3	1:M:1211:GLN:HB2	1.25	1.15
3:O:79:GLY:HA3	4:S:65:ARG:NH2	1.61	1.15
1:G:1167:PRO:CA	1:G:1202:TRP:NE1	2.09	1.15
1:E:881:HIS:ND1	1:E:901:SER:HB3	1.59	1.15
3:R:37:ILE:HG21	4:U:60:ILE:HG23	1.22	1.15
1:A:881:HIS:ND1	1:A:901:SER:HB3	1.60	1.15
1:C:1185:PHE:CE1	1:C:1192:LEU:HG	1.81	1.15
1:G:881:HIS:ND1	1:G:901:SER:HB3	1.60	1.15
1:M:1167:PRO:CA	1:M:1202:TRP:NE1	2.09	1.15
1:I:1185:PHE:CE1	1:I:1192:LEU:HG	1.82	1.15
1:I:1185:PHE:CE1	1:I:1192:LEU:HD11	1.81	1.15
1:K:1185:PHE:CE1	1:K:1192:LEU:HD11	1.81	1.15
1:M:453:LEU:HA	1:M:456:LEU:HD12	1.24	1.15
1:M:595:LEU:HD13	1:M:1244:LEU:HD22	1.22	1.15
1:M:1167:PRO:C	1:M:1202:TRP:HE1	1.48	1.15
1:A:1087:THR:HG23	2:B:39:LYS:HD3	1.26	1.14

*Continued on next page...*

*Continued from previous page...*

Atom-1	Atom-2	Interatomic distance (Å)	Clash overlap (Å)
1:A:1185:PHE:CE1	1:A:1192:LEU:HD11	1.81	1.14
1:C:882:LEU:HD22	1:C:882:LEU:H	0.99	1.14
1:C:1167:PRO:CA	1:C:1202:TRP:NE1	2.09	1.14
1:G:1185:PHE:CE1	1:G:1192:LEU:HG	1.82	1.14
1:I:881:HIS:ND1	1:I:901:SER:HB3	1.59	1.14
1:I:1167:PRO:CA	1:I:1202:TRP:NE1	2.09	1.14
1:M:1087:THR:HG23	2:N:39:LYS:HD3	1.26	1.14
1:C:1200:LYS:HE3	1:C:1211:GLN:HB2	1.25	1.14
1:E:473:LEU:HD11	1:E:480:CYS:HB2	1.18	1.14
2:H:14:CYS:SG	7:H:201:HEM:HAB	1.76	1.14
1:K:882:LEU:HB3	1:K:1237:ASN:HD21	1.10	1.14
1:K:1167:PRO:CA	1:K:1202:TRP:NE1	2.09	1.14
1:A:1167:PRO:C	1:A:1202:TRP:HE1	1.48	1.14
1:C:230:LEU:HD22	1:C:234:LYS:HG3	1.24	1.14
1:E:1185:PHE:CE1	1:E:1192:LEU:HG	1.82	1.14
1:G:882:LEU:H	1:G:882:LEU:HD22	0.99	1.14
1:K:179:PRO:HD2	1:K:237:ARG:HH11	1.08	1.14
1:K:394:LYS:HB3	1:K:434:ARG:HB2	1.18	1.14
1:K:1185:PHE:CE1	1:K:1192:LEU:HG	1.82	1.14
1:A:1185:PHE:CE1	1:A:1192:LEU:HG	1.82	1.14
1:A:1218:THR:O	1:A:1236:ASP:HB2	1.46	1.14
1:C:1167:PRO:C	1:C:1202:TRP:HE1	1.49	1.14
1:E:1218:THR:O	1:E:1236:ASP:HB2	1.46	1.14
1:M:862:TYR:CE1	1:M:881:HIS:CB	2.22	1.14
4:S:27:ASP:OD2	4:V:13:ARG:CB	1.93	1.14
1:C:1149:GLY:HA2	1:C:1180:VAL:HG22	1.29	1.14
1:K:473:LEU:HD11	1:K:480:CYS:HB2	1.18	1.14
1:A:1146:ASP:O	1:A:1180:VAL:CG2	1.95	1.13
1:I:1149:GLY:HA2	1:I:1180:VAL:HG22	1.26	1.13
3:P:19:ASP:CA	4:T:64:THR:HG22	1.78	1.13
1:C:1146:ASP:O	1:C:1180:VAL:CG2	1.95	1.13
1:G:209:ASP:OD1	3:O:62:LYS:CE	1.94	1.13
1:E:1176:HIS:HB2	1:E:1218:THR:CG2	1.78	1.13
1:M:394:LYS:HB3	1:M:434:ARG:HB2	1.18	1.13
1:A:122:ARG:NH2	1:A:126:PHE:HZ	1.47	1.13
1:A:1149:GLY:HA2	1:A:1180:VAL:HG22	1.29	1.13
1:A:1176:HIS:HB2	1:A:1218:THR:CG2	1.77	1.13
1:C:595:LEU:HD13	1:C:1244:LEU:HD22	1.22	1.13
1:M:1185:PHE:CE1	1:M:1192:LEU:HD11	1.81	1.13
3:O:48:THR:HG22	3:P:41:GLU:OE1	1.45	1.13
1:A:173:LEU:CA	3:W:7:ASN:HD21	1.62	1.12

*Continued on next page...*

*Continued from previous page...*

Atom-1	Atom-2	Interatomic distance (Å)	Clash overlap (Å)
1:A:1200:LYS:HE3	1:A:1211:GLN:HB2	1.25	1.12
1:G:122:ARG:NH2	1:G:126:PHE:HZ	1.47	1.12
1:G:614:HIS:HE1	1:G:640:GLN:HG2	1.14	1.12
1:K:1087:THR:HG23	2:L:39:LYS:HD3	1.26	1.12
1:A:862:TYR:CE1	1:A:881:HIS:CB	2.22	1.12
1:I:862:TYR:CE1	1:I:881:HIS:CB	2.22	1.12
1:I:1176:HIS:HB2	1:I:1218:THR:CG2	1.79	1.12
1:K:453:LEU:HD11	1:K:454:GLN:HE21	1.14	1.12
1:K:1200:LYS:HE3	1:K:1211:GLN:HB2	1.24	1.12
1:M:1149:GLY:HA2	1:M:1180:VAL:HG22	1.24	1.12
1:M:1176:HIS:HB2	1:M:1218:THR:CG2	1.78	1.12
1:M:1185:PHE:CE1	1:M:1192:LEU:HG	1.82	1.12
1:E:394:LYS:HB3	1:E:434:ARG:HB2	1.18	1.12
1:I:122:ARG:NH2	1:I:126:PHE:HZ	1.47	1.12
1:K:1149:GLY:HA2	1:K:1180:VAL:HG22	1.26	1.12
1:K:1167:PRO:CB	1:K:1202:TRP:NE1	2.12	1.12
1:A:230:LEU:HD22	1:A:234:LYS:HG3	1.24	1.12
1:G:1167:PRO:CA	1:G:1202:TRP:CD1	2.33	1.12
1:I:230:LEU:HD22	1:I:234:LYS:HG3	1.24	1.12
1:M:122:ARG:NH2	1:M:126:PHE:HZ	1.47	1.12
1:M:1167:PRO:CB	1:M:1202:TRP:NE1	2.12	1.12
1:A:1167:PRO:CB	1:A:1202:TRP:NE1	2.12	1.12
1:G:1149:GLY:HA2	1:G:1180:VAL:HG22	1.25	1.12
1:A:862:TYR:CD1	1:A:885:VAL:CG1	2.31	1.11
1:C:862:TYR:CE1	1:C:881:HIS:CB	2.22	1.11
1:E:122:ARG:NH2	1:E:126:PHE:HZ	1.47	1.11
1:E:1087:THR:HG23	2:F:39:LYS:HD3	1.26	1.11
1:G:1167:PRO:CB	1:G:1202:TRP:NE1	2.12	1.11
1:G:1185:PHE:CE1	1:G:1192:LEU:HD11	1.81	1.11
1:I:1167:PRO:CB	1:I:1202:TRP:NE1	2.12	1.11
1:K:614:HIS:HE1	1:K:640:GLN:HG2	1.14	1.11
1:K:1176:HIS:HB2	1:K:1218:THR:CG2	1.79	1.11
1:M:862:TYR:CD1	1:M:885:VAL:CG1	2.31	1.11
1:A:473:LEU:HD11	1:A:480:CYS:HB2	1.18	1.11
1:C:122:ARG:NH2	1:C:126:PHE:HZ	1.47	1.11
1:C:882:LEU:HB3	1:C:1237:ASN:HD21	1.10	1.11
1:C:1176:HIS:HB2	1:C:1218:THR:CG2	1.79	1.11
1:G:1176:HIS:HB2	1:G:1218:THR:CG2	1.79	1.11
1:A:1185:PHE:CE1	1:A:1192:LEU:CG	2.34	1.11
1:C:453:LEU:HA	1:C:456:LEU:HD12	1.24	1.11
1:C:1167:PRO:CB	1:C:1202:TRP:NE1	2.13	1.11

*Continued on next page...*

*Continued from previous page...*

Atom-1	Atom-2	Interatomic distance (Å)	Clash overlap (Å)
1:C:1185:PHE:CE1	1:C:1192:LEU:CG	2.34	1.11
1:E:1167:PRO:CB	1:E:1202:TRP:NE1	2.13	1.11
1:E:1185:PHE:CE1	1:E:1192:LEU:CG	2.34	1.11
1:I:1167:PRO:CA	1:I:1202:TRP:CD1	2.33	1.11
1:K:431:LYS:NZ	1:M:336:ASN:HB3	1.66	1.11
1:C:1167:PRO:CA	1:C:1202:TRP:CD1	2.33	1.11
1:E:1200:LYS:HE3	1:E:1211:GLN:HB2	1.25	1.11
1:G:573:THR:O	1:G:577:TYR:CB	1.99	1.11
1:G:394:LYS:HB3	1:G:434:ARG:HB2	1.18	1.11
1:I:862:TYR:CD1	1:I:885:VAL:CG1	2.31	1.11
1:I:1185:PHE:CE1	1:I:1192:LEU:CG	2.34	1.11
1:M:473:LEU:HD11	1:M:480:CYS:HB2	1.18	1.11
3:R:19:ASP:HB3	4:V:64:THR:HA	1.33	1.11
1:A:394:LYS:HB3	1:A:434:ARG:HB2	1.18	1.10
1:A:453:LEU:HA	1:A:456:LEU:HD12	1.24	1.10
1:A:879:ARG:HB3	1:A:921:MET:CE	1.81	1.10
1:A:1167:PRO:CA	1:A:1202:TRP:CD1	2.33	1.10
1:G:431:LYS:NZ	1:I:336:ASN:HB3	1.66	1.10
1:G:862:TYR:CD1	1:G:885:VAL:CG1	2.31	1.10
1:I:882:LEU:HB3	1:I:1237:ASN:HD21	1.10	1.10
1:K:879:ARG:HB3	1:K:921:MET:CE	1.81	1.10
1:M:1185:PHE:CE1	1:M:1192:LEU:CG	2.34	1.10
1:A:431:LYS:NZ	1:C:336:ASN:HB3	1.66	1.10
1:A:882:LEU:H	1:A:882:LEU:HD22	0.99	1.10
1:C:431:LYS:NZ	1:E:336:ASN:HB3	1.66	1.10
1:E:179:PRO:CG	1:E:237:ARG:HH11	1.64	1.10
1:E:573:THR:O	1:E:577:TYR:CB	1.99	1.10
1:E:1200:LYS:CE	1:E:1211:GLN:CB	2.14	1.10
1:G:212:PHE:HB3	1:G:226:ARG:HH12	0.94	1.10
1:I:453:LEU:HD11	1:I:454:GLN:HE21	1.14	1.10
1:K:1167:PRO:CA	1:K:1202:TRP:CD1	2.33	1.10
1:M:453:LEU:HD11	1:M:454:GLN:HE21	1.14	1.10
1:M:879:ARG:HB3	1:M:921:MET:CE	1.81	1.10
1:A:179:PRO:HD2	1:A:237:ARG:HH11	1.08	1.10
1:A:614:HIS:HE1	1:A:640:GLN:HG2	1.14	1.10
1:A:923:LYS:HB2	1:A:940:VAL:HG23	1.10	1.10
1:E:230:LEU:HD22	1:E:234:LYS:HG3	1.24	1.10
1:E:595:LEU:HD13	1:E:1244:LEU:HD22	1.22	1.10
1:E:882:LEU:H	1:E:882:LEU:CD2	1.65	1.10
1:E:1167:PRO:CA	1:E:1202:TRP:CD1	2.33	1.10
1:G:595:LEU:HD13	1:G:1244:LEU:HD22	1.22	1.10

*Continued on next page...*

*Continued from previous page...*

Atom-1	Atom-2	Interatomic distance (Å)	Clash overlap (Å)
1:G:1087:THR:HG23	2:H:39:LYS:HD3	1.26	1.10
1:G:1200:LYS:HE3	1:G:1211:GLN:HB2	1.25	1.10
1:I:394:LYS:HB3	1:I:434:ARG:HB2	1.18	1.10
1:I:573:THR:O	1:I:577:TYR:CB	1.99	1.10
1:I:1200:LYS:HE3	1:I:1211:GLN:HB2	1.24	1.10
1:K:1185:PHE:CE1	1:K:1192:LEU:CG	2.34	1.10
1:M:1167:PRO:CA	1:M:1202:TRP:CD1	2.33	1.10
1:C:999:ARG:HD3	1:C:1030:TRP:CD1	1.87	1.10
1:E:882:LEU:HB3	1:E:1237:ASN:HD21	1.10	1.10
1:G:879:ARG:HB3	1:G:921:MET:CE	1.81	1.10
1:I:381:ASP:O	1:I:384:THR:HG23	1.52	1.10
1:M:573:THR:O	1:M:577:TYR:CB	1.99	1.10
1:A:336:ASN:HB3	1:M:431:LYS:NZ	1.66	1.10
1:C:473:LEU:HD11	1:C:480:CYS:HB2	1.18	1.10
1:E:298:PHE:HE2	1:E:325:SER:HA	1.16	1.10
1:K:999:ARG:HD3	1:K:1030:TRP:CD1	1.87	1.10
3:Q:31:SER:HA	4:T:11:ARG:HA	1.26	1.10
1:C:639:LEU:HG	1:C:653:ILE:HG21	1.34	1.09
1:E:179:PRO:CG	1:E:237:ARG:NH1	2.15	1.09
1:G:1185:PHE:CE1	1:G:1192:LEU:CG	2.34	1.09
1:I:212:PHE:HB3	1:I:226:ARG:HH12	0.94	1.09
1:K:381:ASP:O	1:K:384:THR:HG23	1.52	1.09
1:K:453:LEU:HA	1:K:456:LEU:HD12	1.24	1.09
1:M:614:HIS:HE1	1:M:640:GLN:HG2	1.14	1.09
1:M:639:LEU:HG	1:M:653:ILE:HG21	1.34	1.09
1:A:639:LEU:HG	1:A:653:ILE:HG21	1.34	1.09
1:C:573:THR:O	1:C:577:TYR:CB	1.99	1.09
1:C:879:ARG:HB3	1:C:921:MET:CE	1.81	1.09
1:G:230:LEU:HD22	1:G:234:LYS:HG3	1.24	1.09
1:I:882:LEU:HD22	1:I:882:LEU:H	0.98	1.09
1:K:122:ARG:NH2	1:K:126:PHE:HZ	1.47	1.09
3:O:24:TYR:CD2	4:S:38:HIS:HB3	1.87	1.09
3:R:37:ILE:HD12	4:U:60:ILE:HG12	1.30	1.09
1:A:882:LEU:H	1:A:882:LEU:CD2	1.65	1.09
1:C:1200:LYS:O	1:C:1202:TRP:CE3	2.05	1.09
1:E:862:TYR:CD1	1:E:885:VAL:CG1	2.31	1.09
1:E:879:ARG:HB3	1:E:921:MET:CE	1.81	1.09
1:G:179:PRO:HD2	1:G:237:ARG:HH11	1.08	1.09
1:G:882:LEU:HB3	1:G:1237:ASN:HD21	1.10	1.09
1:I:431:LYS:NZ	1:K:336:ASN:HB3	1.66	1.09
1:K:573:THR:O	1:K:577:TYR:CB	1.99	1.09

*Continued on next page...*

*Continued from previous page...*

Atom-1	Atom-2	Interatomic distance (Å)	Clash overlap (Å)
1:K:882:LEU:H	1:K:882:LEU:CD2	1.64	1.09
1:M:882:LEU:H	1:M:882:LEU:HD22	0.99	1.09
1:M:923:LYS:HB2	1:M:940:VAL:HG23	1.10	1.09
1:M:1167:PRO:HB3	1:M:1202:TRP:NE1	1.68	1.09
1:A:573:THR:O	1:A:577:TYR:CB	1.99	1.09
1:C:1087:THR:CG2	2:D:39:LYS:HD3	1.83	1.09
1:E:431:LYS:NZ	1:G:336:ASN:HB3	1.66	1.09
1:E:1200:LYS:O	1:E:1202:TRP:CE3	2.05	1.09
1:I:882:LEU:H	1:I:882:LEU:CD2	1.64	1.09
1:I:1167:PRO:HB3	1:I:1202:TRP:NE1	1.68	1.09
1:A:999:ARG:HD3	1:A:1030:TRP:CD1	1.87	1.09
1:A:1200:LYS:O	1:A:1202:TRP:CE3	2.05	1.09
1:E:212:PHE:HB3	1:E:226:ARG:HH12	0.94	1.09
1:E:1149:GLY:HA2	1:E:1180:VAL:HG22	1.25	1.09
1:E:1177:GLY:HA2	1:E:1197:GLY:CA	1.83	1.09
1:G:923:LYS:HB2	1:G:940:VAL:HG23	1.10	1.09
1:I:923:LYS:HB2	1:I:940:VAL:HG23	1.10	1.09
1:I:1200:LYS:O	1:I:1202:TRP:CE3	2.05	1.09
1:K:882:LEU:H	1:K:882:LEU:HD22	0.98	1.09
1:K:1177:GLY:HA2	1:K:1197:GLY:CA	1.83	1.09
1:M:999:ARG:HD3	1:M:1030:TRP:CD1	1.87	1.09
1:M:1200:LYS:O	1:M:1202:TRP:CE3	2.05	1.09
3:O:1:MET:HG3	3:O:6:ARG:HG2	1.12	1.09
1:A:882:LEU:HB3	1:A:1237:ASN:HD21	1.10	1.08
1:E:882:LEU:H	1:E:882:LEU:HD22	0.99	1.08
1:G:381:ASP:O	1:G:384:THR:HG23	1.52	1.08
1:G:999:ARG:HD3	1:G:1030:TRP:CD1	1.87	1.08
1:G:1167:PRO:HB3	1:G:1202:TRP:NE1	1.67	1.08
1:I:879:ARG:HB3	1:I:921:MET:CE	1.81	1.08
1:I:1087:THR:CG2	2:J:39:LYS:HD3	1.83	1.08
1:K:1200:LYS:O	1:K:1202:TRP:CE3	2.05	1.08
1:M:298:PHE:HE2	1:M:325:SER:HA	1.16	1.08
3:P:19:ASP:HA	4:T:64:THR:CG2	1.83	1.08
1:C:394:LYS:HB3	1:C:434:ARG:HB2	1.18	1.08
1:C:614:HIS:HE1	1:C:640:GLN:HG2	1.14	1.08
1:E:234:LYS:HA	3:O:10:LEU:HD13	1.24	1.08
1:G:1177:GLY:HA2	1:G:1197:GLY:CA	1.83	1.08
1:M:639:LEU:O	1:M:653:ILE:CG2	2.01	1.08
1:M:1146:ASP:O	1:M:1180:VAL:CG2	1.99	1.08
1:A:639:LEU:O	1:A:653:ILE:CG2	2.01	1.08
1:A:1087:THR:CG2	2:B:39:LYS:HD3	1.83	1.08

*Continued on next page...*



*Continued from previous page...*

Atom-1	Atom-2	Interatomic distance (Å)	Clash overlap (Å)
1:C:882:LEU:H	1:C:882:LEU:CD2	1.65	1.08
1:C:923:LYS:HB2	1:C:940:VAL:HG23	1.10	1.08
1:E:179:PRO:HG2	1:E:237:ARG:NH1	1.67	1.08
1:E:298:PHE:CE2	1:E:325:SER:HA	1.89	1.08
1:E:999:ARG:HD3	1:E:1030:TRP:CD1	1.87	1.08
1:G:1200:LYS:O	1:G:1202:TRP:CE3	2.05	1.08
1:I:179:PRO:HD2	1:I:237:ARG:HH11	1.08	1.08
1:K:1087:THR:CG2	2:L:39:LYS:HD3	1.83	1.08
1:M:1177:GLY:HA2	1:M:1197:GLY:CA	1.83	1.08
1:C:298:PHE:HE2	1:C:325:SER:HA	1.16	1.08
1:C:1087:THR:HG23	2:D:39:LYS:HD3	1.26	1.08
1:E:1167:PRO:HB3	1:E:1202:TRP:CE2	1.89	1.08
1:I:1185:PHE:HE1	1:I:1192:LEU:HD11	1.10	1.08
1:K:1220:LEU:H	1:K:1220:LEU:HD12	1.18	1.08
1:M:230:LEU:HD22	1:M:234:LYS:HG3	1.24	1.08
1:A:1167:PRO:HB3	1:A:1202:TRP:NE1	1.68	1.08
1:A:1167:PRO:HB3	1:A:1202:TRP:CE2	1.89	1.08
1:C:1167:PRO:HB3	1:C:1202:TRP:CE2	1.89	1.08
1:G:882:LEU:H	1:G:882:LEU:CD2	1.65	1.08
1:I:179:PRO:CD	1:I:237:ARG:NH1	2.17	1.08
1:I:1177:GLY:HA2	1:I:1197:GLY:CA	1.83	1.08
1:K:923:LYS:HB2	1:K:940:VAL:HG23	1.10	1.08
1:M:171:HIS:CD2	1:M:175:GLU:HB2	1.89	1.08
1:M:381:ASP:O	1:M:384:THR:HG23	1.52	1.08
1:M:1087:THR:CG2	2:N:39:LYS:HD3	1.83	1.08
4:S:52:ARG:HD3	4:T:38:HIS:CE1	1.89	1.08
1:A:381:ASP:O	1:A:384:THR:HG23	1.52	1.07
1:E:381:ASP:O	1:E:384:THR:HG23	1.52	1.07
1:I:298:PHE:CE2	1:I:325:SER:HA	1.89	1.07
1:I:1220:LEU:H	1:I:1220:LEU:HD12	1.18	1.07
1:K:171:HIS:CD2	1:K:175:GLU:HB2	1.89	1.07
1:K:639:LEU:HG	1:K:653:ILE:HG21	1.34	1.07
1:A:179:PRO:CD	1:A:237:ARG:NH1	2.17	1.07
1:A:298:PHE:CE2	1:A:325:SER:HA	1.89	1.07
1:C:862:TYR:CE2	1:C:881:HIS:N	2.22	1.07
1:E:453:LEU:HD11	1:E:454:GLN:HE21	1.14	1.07
1:E:1087:THR:CG2	2:F:39:LYS:HD3	1.83	1.07
1:G:179:PRO:CD	1:G:237:ARG:NH1	2.17	1.07
1:G:298:PHE:HE2	1:G:325:SER:HA	1.16	1.07
1:K:1185:PHE:HE1	1:K:1192:LEU:HD11	1.10	1.07
1:A:171:HIS:CD2	1:A:175:GLU:HB2	1.89	1.07

*Continued on next page...*

*Continued from previous page...*

Atom-1	Atom-2	Interatomic distance (Å)	Clash overlap (Å)
1:C:381:ASP:O	1:C:384:THR:HG23	1.52	1.07
1:E:923:LYS:HB2	1:E:940:VAL:HG23	1.10	1.07
1:G:298:PHE:CE2	1:G:325:SER:HA	1.89	1.07
1:I:520:ALA:HB1	1:I:648:GLU:HB2	1.09	1.07
1:I:639:LEU:CD2	1:I:653:ILE:HD12	1.84	1.07
1:I:1220:LEU:HD23	1:I:1234:THR:CB	1.84	1.07
1:K:520:ALA:HB1	1:K:648:GLU:HB2	1.08	1.07
1:K:639:LEU:CD2	1:K:653:ILE:HD12	1.84	1.07
1:K:1220:LEU:HD23	1:K:1234:THR:CB	1.84	1.07
1:M:179:PRO:CD	1:M:237:ARG:NH1	2.17	1.07
1:M:882:LEU:HB3	1:M:1237:ASN:HD21	1.10	1.07
1:M:1167:PRO:HB3	1:M:1202:TRP:CE2	1.89	1.07
1:M:1220:LEU:HD23	1:M:1234:THR:CB	1.85	1.07
4:S:36:ARG:HD2	4:S:37:PRO:CD	1.83	1.07
1:A:173:LEU:HA	3:W:7:ASN:HD21	0.93	1.07
1:A:1167:PRO:HB3	1:A:1202:TRP:CD1	1.90	1.07
1:C:473:LEU:HD21	1:C:484:TYR:CZ	1.90	1.07
1:E:473:LEU:HD21	1:E:484:TYR:CZ	1.90	1.07
1:E:529:TYR:O	1:E:532:ILE:HG23	1.54	1.07
1:G:473:LEU:HD21	1:G:484:TYR:CZ	1.90	1.07
1:I:1167:PRO:HB3	1:I:1202:TRP:CD1	1.90	1.07
1:A:138:GLN:HB2	3:W:6:ARG:HH11	1.12	1.07
1:A:1220:LEU:HD23	1:A:1234:THR:CB	1.85	1.07
1:C:1177:GLY:HA2	1:C:1197:GLY:CA	1.83	1.07
1:G:1087:THR:CG2	2:H:39:LYS:HD3	1.83	1.07
1:G:1167:PRO:HB3	1:G:1202:TRP:CE2	1.89	1.07
1:I:999:ARG:HD3	1:I:1030:TRP:CD1	1.87	1.07
1:I:1087:THR:HG23	2:J:39:LYS:HD3	1.26	1.07
1:K:179:PRO:CD	1:K:237:ARG:NH1	2.17	1.07
1:K:212:PHE:HB3	1:K:226:ARG:HH12	0.93	1.07
1:K:639:LEU:O	1:K:653:ILE:CG2	2.01	1.07
1:K:862:TYR:CD1	1:K:885:VAL:CG1	2.31	1.07
1:M:1185:PHE:HE1	1:M:1192:LEU:HD11	1.10	1.07
1:E:614:HIS:HE1	1:E:640:GLN:HG2	1.14	1.06
1:E:639:LEU:O	1:E:653:ILE:CG2	2.01	1.06
1:G:158:CYS:SG	1:G:284:SER:CB	2.43	1.06
1:G:171:HIS:CD2	1:G:175:GLU:HB2	1.89	1.06
1:G:453:LEU:HD11	1:G:454:GLN:HE21	1.14	1.06
1:G:639:LEU:O	1:G:653:ILE:CG2	2.01	1.06
1:I:473:LEU:HD21	1:I:484:TYR:CZ	1.90	1.06
1:K:298:PHE:CE2	1:K:325:SER:HA	1.89	1.06

*Continued on next page...*

*Continued from previous page...*

Atom-1	Atom-2	Interatomic distance (Å)	Clash overlap (Å)
1:M:639:LEU:CD2	1:M:653:ILE:HD12	1.85	1.06
1:M:862:TYR:CE2	1:M:881:HIS:N	2.22	1.06
4:S:36:ARG:CD	4:S:37:PRO:HD2	1.85	1.06
4:T:13:ARG:CD	4:T:59:ILE:HD11	1.84	1.06
1:A:453:LEU:HD11	1:A:454:GLN:HE21	1.14	1.06
1:A:639:LEU:CD2	1:A:653:ILE:HD12	1.85	1.06
1:C:171:HIS:CD2	1:C:175:GLU:HB2	1.89	1.06
1:C:639:LEU:O	1:C:653:ILE:CG2	2.01	1.06
1:C:639:LEU:CD2	1:C:653:ILE:HD12	1.84	1.06
1:E:862:TYR:CE2	1:E:881:HIS:N	2.22	1.06
1:G:1200:LYS:HG3	1:G:1211:GLN:CA	1.85	1.06
1:I:529:TYR:O	1:I:532:ILE:HG23	1.54	1.06
1:I:1167:PRO:HB3	1:I:1202:TRP:CE2	1.89	1.06
1:A:179:PRO:HB3	3:P:2:ASP:CG	1.75	1.06
1:A:473:LEU:HD21	1:A:484:TYR:CZ	1.90	1.06
1:E:158:CYS:SG	1:E:284:SER:CB	2.44	1.06
1:E:179:PRO:HD2	1:E:237:ARG:HG2	1.11	1.06
1:E:1167:PRO:HB3	1:E:1202:TRP:NE1	1.68	1.06
1:E:1200:LYS:HG3	1:E:1211:GLN:CA	1.86	1.06
1:E:1220:LEU:HD12	1:E:1220:LEU:H	1.17	1.06
1:G:862:TYR:CE2	1:G:881:HIS:N	2.22	1.06
1:I:639:LEU:O	1:I:653:ILE:CG2	2.01	1.06
1:M:529:TYR:O	1:M:532:ILE:HG23	1.54	1.06
1:A:862:TYR:CE2	1:A:881:HIS:N	2.22	1.06
1:C:158:CYS:SG	1:C:284:SER:CB	2.43	1.06
1:C:298:PHE:CE2	1:C:325:SER:HA	1.89	1.06
1:C:453:LEU:HD11	1:C:454:GLN:HE21	1.14	1.06
1:E:171:HIS:CD2	1:E:175:GLU:HB2	1.89	1.06
1:E:1220:LEU:HD23	1:E:1234:THR:CB	1.84	1.06
1:I:171:HIS:CD2	1:I:175:GLU:HB2	1.89	1.06
1:I:614:HIS:HE1	1:I:640:GLN:HG2	1.14	1.06
1:K:158:CYS:SG	1:K:284:SER:CB	2.43	1.06
1:K:862:TYR:CE2	1:K:881:HIS:N	2.22	1.06
1:M:212:PHE:HB3	1:M:226:ARG:HH12	0.94	1.06
1:M:298:PHE:CE2	1:M:325:SER:HA	1.89	1.06
1:M:1200:LYS:HG3	1:M:1211:GLN:CA	1.86	1.06
1:A:529:TYR:O	1:A:532:ILE:HG23	1.54	1.06
1:C:212:PHE:HB3	1:C:226:ARG:HH12	0.94	1.06
1:C:529:TYR:O	1:C:532:ILE:HG23	1.54	1.06
1:E:639:LEU:HG	1:E:653:ILE:HG21	1.34	1.06
1:E:1167:PRO:HB3	1:E:1202:TRP:CD1	1.90	1.06

*Continued on next page...*

*Continued from previous page...*

Atom-1	Atom-2	Interatomic distance (Å)	Clash overlap (Å)
1:G:639:LEU:CD2	1:G:653:ILE:HD12	1.84	1.06
1:I:862:TYR:CE2	1:I:881:HIS:N	2.22	1.06
1:K:862:TYR:CE1	1:K:881:HIS:CB	2.22	1.06
1:M:1167:PRO:HB3	1:M:1202:TRP:CD1	1.90	1.06
1:M:1220:LEU:HD12	1:M:1220:LEU:H	1.18	1.06
1:C:1167:PRO:HB3	1:C:1202:TRP:NE1	1.68	1.05
1:G:1167:PRO:HB3	1:G:1202:TRP:CD1	1.90	1.05
1:K:529:TYR:O	1:K:532:ILE:HG23	1.54	1.05
1:M:158:CYS:SG	1:M:284:SER:CB	2.43	1.05
3:Q:19:ASP:HA	4:U:64:THR:HG22	1.07	1.05
1:C:179:PRO:CD	1:C:237:ARG:NH1	2.17	1.05
1:C:862:TYR:CD1	1:C:885:VAL:CG1	2.31	1.05
1:C:1220:LEU:HD23	1:C:1234:THR:CB	1.84	1.05
1:E:597:TRP:CH2	1:E:603:ILE:HD11	1.92	1.05
1:E:639:LEU:CD2	1:E:653:ILE:HD12	1.84	1.05
1:G:520:ALA:HB1	1:G:648:GLU:HB2	1.09	1.05
1:K:1167:PRO:HB3	1:K:1202:TRP:CE2	1.89	1.05
1:M:473:LEU:HD21	1:M:484:TYR:CZ	1.90	1.05
1:M:882:LEU:H	1:M:882:LEU:CD2	1.65	1.05
1:A:212:PHE:HB3	1:A:226:ARG:HH12	0.94	1.05
1:A:212:PHE:HB3	1:A:226:ARG:NH1	1.72	1.05
1:K:1200:LYS:HG3	1:K:1211:GLN:CA	1.86	1.05
1:A:138:GLN:HA	3:W:6:ARG:CD	1.86	1.05
1:A:520:ALA:HB1	1:A:648:GLU:HB2	1.08	1.05
1:K:1167:PRO:HB3	1:K:1202:TRP:CD1	1.90	1.05
1:A:158:CYS:SG	1:A:284:SER:CB	2.43	1.05
1:A:298:PHE:HE2	1:A:325:SER:HA	1.16	1.05
1:C:520:ALA:HB1	1:C:648:GLU:HB2	1.08	1.05
1:C:1167:PRO:HB3	1:C:1202:TRP:CD1	1.90	1.05
1:C:1200:LYS:HG3	1:C:1211:GLN:CA	1.85	1.05
1:G:529:TYR:O	1:G:532:ILE:HG23	1.54	1.05
1:G:597:TRP:CH2	1:G:603:ILE:HD11	1.92	1.05
1:G:1220:LEU:HD23	1:G:1234:THR:CB	1.85	1.05
1:I:1200:LYS:HG3	1:I:1211:GLN:CA	1.86	1.05
1:K:473:LEU:HD21	1:K:484:TYR:CZ	1.90	1.05
1:A:948:LEU:HD12	1:A:957:ASP:OD2	1.57	1.04
1:C:923:LYS:CB	1:C:940:VAL:HG23	1.87	1.04
1:I:158:CYS:SG	1:I:284:SER:CB	2.44	1.04
1:I:639:LEU:HG	1:I:653:ILE:HG21	1.34	1.04
3:Q:28:HIS:HA	4:T:14:LEU:HG	1.37	1.04
3:Q:34:PHE:CZ	3:Q:66:ASP:HB3	1.91	1.04

*Continued on next page...*

*Continued from previous page...*

Atom-1	Atom-2	Interatomic distance (Å)	Clash overlap (Å)
1:A:1200:LYS:HG3	1:A:1211:GLN:CA	1.86	1.04
1:C:597:TRP:CH2	1:C:603:ILE:HD11	1.92	1.04
1:I:948:LEU:HD12	1:I:957:ASP:OD2	1.57	1.04
1:K:597:TRP:CH2	1:K:603:ILE:HD11	1.92	1.04
1:A:923:LYS:CB	1:A:940:VAL:HG23	1.87	1.04
1:A:1200:LYS:HE3	1:A:1211:GLN:HB3	1.11	1.04
1:E:923:LYS:CB	1:E:940:VAL:HG23	1.87	1.04
1:M:520:ALA:HB1	1:M:648:GLU:HB2	1.08	1.04
1:E:212:PHE:HB3	1:E:226:ARG:NH1	1.72	1.04
1:I:212:PHE:HB3	1:I:226:ARG:NH1	1.72	1.04
1:I:298:PHE:HE2	1:I:325:SER:HA	1.16	1.04
3:Q:79:GLY:HA2	4:U:36:ARG:HH21	1.13	1.04
1:A:155:MET:HE3	1:A:441:GLN:NE2	1.72	1.04
1:E:948:LEU:HD12	1:E:957:ASP:OD2	1.57	1.04
1:K:179:PRO:CD	1:K:237:ARG:HH11	1.71	1.04
1:M:212:PHE:HB3	1:M:226:ARG:NH1	1.72	1.04
1:M:597:TRP:CH2	1:M:603:ILE:HD11	1.92	1.04
1:A:179:PRO:CD	1:A:237:ARG:HH11	1.71	1.03
1:A:1185:PHE:HE1	1:A:1192:LEU:HD11	1.10	1.03
1:G:639:LEU:HG	1:G:653:ILE:HG21	1.34	1.03
1:G:948:LEU:HD12	1:G:957:ASP:OD2	1.57	1.03
1:G:1220:LEU:H	1:G:1220:LEU:HD12	1.18	1.03
1:I:597:TRP:CH2	1:I:603:ILE:HD11	1.92	1.03
1:A:597:TRP:CH2	1:A:603:ILE:HD11	1.92	1.03
1:G:212:PHE:HB3	1:G:226:ARG:NH1	1.72	1.03
1:G:1185:PHE:HE1	1:G:1192:LEU:HD11	1.10	1.03
1:I:155:MET:HE3	1:I:441:GLN:NE2	1.73	1.03
1:K:212:PHE:HB3	1:K:226:ARG:NH1	1.72	1.03
1:K:584:ALA:O	1:K:588:VAL:CG2	2.07	1.03
1:M:122:ARG:NH2	1:M:126:PHE:CZ	2.27	1.03
1:E:1200:LYS:HE3	1:E:1211:GLN:HB3	1.11	1.03
1:G:419:VAL:HG11	1:G:426:CYS:SG	1.99	1.03
1:I:656:HIS:CE1	1:I:676:SER:HB3	1.94	1.03
1:M:419:VAL:HG11	1:M:426:CYS:SG	1.99	1.03
3:O:79:GLY:CA	4:S:65:ARG:HH22	1.70	1.03
1:C:212:PHE:HB3	1:C:226:ARG:NH1	1.72	1.03
1:C:419:VAL:HG11	1:C:426:CYS:SG	1.99	1.03
1:C:948:LEU:HD12	1:C:957:ASP:OD2	1.57	1.03
1:E:544:PHE:CD1	1:E:576:VAL:HG13	1.94	1.03
1:G:923:LYS:CB	1:G:940:VAL:HG23	1.87	1.03
1:I:881:HIS:CE1	1:I:901:SER:HB3	1.93	1.03

*Continued on next page...*

*Continued from previous page...*

Atom-1	Atom-2	Interatomic distance (Å)	Clash overlap (Å)
1:M:656:HIS:CE1	1:M:676:SER:HB3	1.94	1.03
4:V:36:ARG:HH11	4:V:37:PRO:HD2	1.21	1.03
1:C:881:HIS:CE1	1:C:901:SER:HB3	1.93	1.03
1:C:931:GLN:O	1:C:932:GLU:HB2	1.58	1.03
1:E:520:ALA:HB1	1:E:648:GLU:HB2	1.09	1.03
1:E:881:HIS:CE1	1:E:901:SER:HB3	1.93	1.03
1:G:122:ARG:NH2	1:G:126:PHE:CZ	2.27	1.03
1:I:419:VAL:HG11	1:I:426:CYS:SG	1.99	1.03
1:K:122:ARG:NH2	1:K:126:PHE:CZ	2.27	1.03
1:K:656:HIS:CE1	1:K:676:SER:HB3	1.94	1.03
1:K:923:LYS:CB	1:K:940:VAL:HG23	1.87	1.03
1:K:1167:PRO:HB3	1:K:1202:TRP:NE1	1.67	1.03
1:M:155:MET:HE3	1:M:441:GLN:NE2	1.73	1.03
1:M:315:LYS:O	1:M:318:LYS:HE3	1.59	1.03
1:M:584:ALA:O	1:M:588:VAL:CG2	2.07	1.03
1:M:948:LEU:HD12	1:M:957:ASP:OD2	1.57	1.03
1:A:419:VAL:HG11	1:A:426:CYS:SG	1.99	1.02
1:A:584:ALA:O	1:A:588:VAL:CG2	2.07	1.02
1:A:1176:HIS:CB	1:A:1218:THR:OG1	2.07	1.02
1:A:1220:LEU:H	1:A:1220:LEU:HD12	1.18	1.02
1:C:544:PHE:CD1	1:C:576:VAL:HG13	1.94	1.02
1:C:1220:LEU:H	1:C:1220:LEU:HD12	1.18	1.02
1:G:584:ALA:O	1:G:588:VAL:CG2	2.07	1.02
1:I:584:ALA:O	1:I:588:VAL:CG2	2.07	1.02
1:I:1177:GLY:HA2	1:I:1197:GLY:HA3	1.41	1.02
3:R:28:HIS:CD2	4:U:14:LEU:HD11	1.94	1.02
1:A:138:GLN:HB2	3:W:6:ARG:NH1	1.72	1.02
1:A:173:LEU:HA	3:W:7:ASN:ND2	1.73	1.02
1:E:155:MET:HE3	1:E:441:GLN:NE2	1.71	1.02
1:G:544:PHE:CD1	1:G:576:VAL:HG13	1.94	1.02
1:I:923:LYS:CB	1:I:940:VAL:HG23	1.87	1.02
1:K:948:LEU:HD12	1:K:957:ASP:OD2	1.57	1.02
1:M:544:PHE:CD1	1:M:576:VAL:HG13	1.93	1.02
1:M:923:LYS:CB	1:M:940:VAL:HG23	1.87	1.02
1:A:656:HIS:CE1	1:A:676:SER:HB3	1.94	1.02
1:A:862:TYR:HB2	1:A:884:TRP:HA	1.42	1.02
1:A:881:HIS:CE1	1:A:901:SER:HB3	1.93	1.02
1:E:1146:ASP:O	1:E:1180:VAL:CG2	2.06	1.02
1:G:1146:ASP:O	1:G:1180:VAL:CG2	2.06	1.02
1:K:1177:GLY:HA2	1:K:1197:GLY:HA3	1.41	1.02
1:M:862:TYR:HB2	1:M:884:TRP:HA	1.42	1.02

*Continued on next page...*

*Continued from previous page...*

Atom-1	Atom-2	Interatomic distance (Å)	Clash overlap (Å)
3:R:79:GLY:HA3	4:V:65:ARG:HH22	1.25	1.02
1:A:544:PHE:CD1	1:A:576:VAL:HG13	1.94	1.02
1:A:1177:GLY:HA2	1:A:1197:GLY:CA	1.90	1.02
1:C:137:GLN:HG2	1:C:173:LEU:HD22	1.42	1.02
1:I:137:GLN:HG2	1:I:173:LEU:HD22	1.41	1.02
1:K:171:HIS:HD2	1:K:175:GLU:HB2	1.25	1.02
3:Q:31:SER:CB	4:T:11:ARG:O	2.08	1.02
3:R:19:ASP:O	4:V:64:THR:CB	2.08	1.02
1:C:584:ALA:O	1:C:588:VAL:CG2	2.07	1.02
1:E:584:ALA:O	1:E:588:VAL:HG23	1.60	1.02
1:E:656:HIS:CE1	1:E:676:SER:HB3	1.94	1.02
1:E:931:GLN:O	1:E:932:GLU:HB2	1.58	1.02
1:I:122:ARG:NH2	1:I:126:PHE:CZ	2.27	1.02
1:I:179:PRO:CD	1:I:237:ARG:HH11	1.71	1.02
1:K:544:PHE:CD1	1:K:576:VAL:HG13	1.94	1.02
1:M:881:HIS:CE1	1:M:901:SER:HB3	1.94	1.02
3:R:31:SER:HA	4:U:10:ARG:O	1.59	1.02
1:A:122:ARG:NH2	1:A:126:PHE:CZ	2.27	1.01
1:C:315:LYS:O	1:C:318:LYS:HE3	1.59	1.01
1:C:656:HIS:CE1	1:C:676:SER:HB3	1.94	1.01
1:G:229:ILE:HG22	1:G:233:ARG:HD3	1.42	1.01
1:G:1177:GLY:HA2	1:G:1197:GLY:HA3	1.41	1.01
1:I:544:PHE:CD1	1:I:576:VAL:HG13	1.94	1.01
1:I:931:GLN:O	1:I:932:GLU:HB2	1.58	1.01
1:K:315:LYS:O	1:K:318:LYS:HE3	1.59	1.01
1:K:419:VAL:HG11	1:K:426:CYS:SG	1.99	1.01
1:M:171:HIS:HD2	1:M:175:GLU:HB2	1.25	1.01
1:M:1177:GLY:HA2	1:M:1197:GLY:HA3	1.41	1.01
2:N:17:CYS:HG	7:N:201:HEM:CBC	1.73	1.01
4:T:6:ARG:O	4:T:10:ARG:HG3	1.60	1.01
1:A:584:ALA:O	1:A:588:VAL:HG23	1.60	1.01
1:E:419:VAL:HG11	1:E:426:CYS:SG	1.99	1.01
1:E:584:ALA:O	1:E:588:VAL:CG2	2.07	1.01
1:G:656:HIS:CE1	1:G:676:SER:HB3	1.94	1.01
1:M:179:PRO:CD	1:M:237:ARG:HH11	1.71	1.01
1:M:584:ALA:O	1:M:588:VAL:HG23	1.60	1.01
3:Q:24:TYR:CE2	4:U:38:HIS:HB3	1.94	1.01
1:A:315:LYS:O	1:A:318:LYS:HE3	1.59	1.01
1:C:122:ARG:NH2	1:C:126:PHE:CZ	2.27	1.01
1:C:558:GLN:HB3	1:C:559:PRO:HD3	1.43	1.01
1:I:882:LEU:HB3	1:I:1237:ASN:ND2	1.76	1.01

*Continued on next page...*

*Continued from previous page...*

Atom-1	Atom-2	Interatomic distance (Å)	Clash overlap (Å)
2:J:17:CYS:SG	7:J:201:HEM:CBC	2.49	1.01
1:K:137:GLN:HG2	1:K:173:LEU:HD22	1.42	1.01
1:K:881:HIS:CE1	1:K:901:SER:HB3	1.94	1.01
3:R:47:PRO:HB2	4:S:45:ARG:CB	1.90	1.01
1:A:137:GLN:HG2	1:A:173:LEU:HD22	1.42	1.01
1:C:862:TYR:HB2	1:C:884:TRP:HA	1.42	1.01
1:E:122:ARG:NH2	1:E:126:PHE:CZ	2.27	1.01
1:E:879:ARG:HB3	1:E:921:MET:HE1	1.39	1.01
1:K:862:TYR:HB2	1:K:884:TRP:HA	1.42	1.01
2:N:17:CYS:SG	7:N:201:HEM:CBC	2.49	1.01
1:A:138:GLN:HA	3:W:6:ARG:CZ	1.90	1.01
1:A:931:GLN:O	1:A:932:GLU:HB2	1.58	1.01
1:C:155:MET:HE3	1:C:441:GLN:NE2	1.75	1.01
1:E:558:GLN:HB3	1:E:559:PRO:HD3	1.43	1.01
1:E:1176:HIS:CB	1:E:1218:THR:OG1	2.09	1.01
1:I:315:LYS:O	1:I:318:LYS:HE3	1.59	1.01
1:K:155:MET:HE3	1:K:441:GLN:NE2	1.76	1.01
1:K:298:PHE:HE2	1:K:325:SER:HA	1.16	1.01
1:K:882:LEU:HB3	1:K:1237:ASN:ND2	1.76	1.01
1:K:931:GLN:O	1:K:932:GLU:HB2	1.58	1.01
1:M:882:LEU:HB3	1:M:1237:ASN:ND2	1.76	1.01
3:P:19:ASP:HA	4:T:64:THR:HG22	1.04	1.01
4:S:36:ARG:HD2	4:S:37:PRO:HD2	1.07	1.01
4:S:52:ARG:HD3	4:T:38:HIS:NE2	1.75	1.01
1:A:1177:GLY:HA2	1:A:1197:GLY:HA3	1.43	1.00
1:C:225:ASP:O	1:C:229:ILE:HG13	1.61	1.00
1:E:315:LYS:O	1:E:318:LYS:HE3	1.59	1.00
1:G:179:PRO:CD	1:G:237:ARG:HH11	1.71	1.00
1:I:225:ASP:O	1:I:229:ILE:HG13	1.61	1.00
1:I:1146:ASP:O	1:I:1180:VAL:CG2	2.08	1.00
1:K:364:LEU:HD11	1:K:368:MET:HE1	1.41	1.00
4:T:52:ARG:CD	4:U:38:HIS:CE1	2.44	1.00
1:C:584:ALA:O	1:C:588:VAL:HG23	1.60	1.00
1:C:1185:PHE:HE1	1:C:1192:LEU:CG	1.73	1.00
1:E:225:ASP:O	1:E:229:ILE:HG13	1.61	1.00
1:E:597:TRP:HH2	1:E:603:ILE:HD11	1.22	1.00
2:F:17:CYS:SG	7:F:201:HEM:CBC	2.49	1.00
1:G:155:MET:HE3	1:G:441:GLN:NE2	1.75	1.00
1:G:881:HIS:CE1	1:G:901:SER:HB3	1.94	1.00
1:I:473:LEU:HD11	1:I:480:CYS:CB	1.92	1.00
3:R:19:ASP:O	4:V:64:THR:CG2	2.09	1.00

*Continued on next page...*



*Continued from previous page...*

Atom-1	Atom-2	Interatomic distance (Å)	Clash overlap (Å)
1:A:294:ILE:HG21	1:A:324:VAL:HG11	1.44	1.00
2:B:17:CYS:SG	7:B:201:HEM:CBC	2.49	1.00
2:D:17:CYS:SG	7:D:201:HEM:CBC	2.49	1.00
1:E:882:LEU:HB3	1:E:1237:ASN:ND2	1.76	1.00
1:G:882:LEU:HB3	1:G:1237:ASN:ND2	1.75	1.00
1:G:1167:PRO:CB	1:G:1202:TRP:CD1	2.45	1.00
1:K:1220:LEU:CD2	1:K:1234:THR:OG1	2.10	1.00
3:Q:19:ASP:CA	4:U:64:THR:HG22	1.91	1.00
1:A:1167:PRO:CB	1:A:1202:TRP:CD1	2.45	1.00
1:C:294:ILE:HG21	1:C:324:VAL:HG11	1.43	1.00
1:C:1167:PRO:CB	1:C:1202:TRP:CD1	2.45	1.00
1:G:584:ALA:O	1:G:588:VAL:HG23	1.60	1.00
1:G:862:TYR:HB2	1:G:884:TRP:HA	1.42	1.00
1:G:931:GLN:O	1:G:932:GLU:HB2	1.58	1.00
1:M:229:ILE:HG22	1:M:233:ARG:HD3	1.42	1.00
1:M:1176:HIS:CB	1:M:1218:THR:OG1	2.10	1.00
1:E:137:GLN:HG2	1:E:173:LEU:HD22	1.42	1.00
1:K:473:LEU:HD11	1:K:480:CYS:CB	1.91	1.00
2:L:17:CYS:SG	7:L:201:HEM:CBC	2.49	1.00
7:L:201:HEM:HBC2	7:L:201:HEM:HMC1	1.44	1.00
1:M:1220:LEU:CD2	1:M:1234:THR:OG1	2.10	1.00
1:G:225:ASP:O	1:G:229:ILE:HG13	1.61	1.00
1:G:473:LEU:HD11	1:G:480:CYS:CB	1.92	1.00
1:K:1146:ASP:O	1:K:1180:VAL:CG2	2.08	1.00
1:C:179:PRO:CD	1:C:237:ARG:HH11	1.71	1.00
1:C:229:ILE:HG22	1:C:233:ARG:HD3	1.42	1.00
1:G:315:LYS:O	1:G:318:LYS:HE3	1.59	1.00
1:C:882:LEU:HB3	1:C:1237:ASN:ND2	1.76	0.99
1:E:1167:PRO:CB	1:E:1202:TRP:CD1	2.45	0.99
3:P:24:TYR:N	3:P:24:TYR:HD1	1.60	0.99
1:C:540:VAL:HG13	1:C:575:GLU:CB	1.92	0.99
1:K:540:VAL:HG13	1:K:575:GLU:CB	1.92	0.99
1:K:1185:PHE:HE1	1:K:1192:LEU:CG	1.73	0.99
1:E:229:ILE:HG22	1:E:233:ARG:HD3	1.42	0.99
1:E:540:VAL:HG13	1:E:575:GLU:CB	1.92	0.99
1:I:584:ALA:O	1:I:588:VAL:HG23	1.60	0.99
1:I:1167:PRO:CB	1:I:1202:TRP:CD1	2.45	0.99
1:K:1167:PRO:CB	1:K:1202:TRP:CD1	2.45	0.99
1:M:294:ILE:HG21	1:M:324:VAL:HG11	1.44	0.99
1:C:1220:LEU:CD2	1:C:1234:THR:OG1	2.10	0.99
2:H:17:CYS:SG	7:H:201:HEM:CBC	2.49	0.99

*Continued on next page...*

*Continued from previous page...*

Atom-1	Atom-2	Interatomic distance (Å)	Clash overlap (Å)
1:M:1185:PHE:HE1	1:M:1192:LEU:CG	1.73	0.99
1:C:1177:GLY:HA2	1:C:1197:GLY:HA3	1.41	0.99
1:E:1220:LEU:CD2	1:E:1234:THR:OG1	2.10	0.99
1:G:137:GLN:HG2	1:G:173:LEU:HD22	1.42	0.99
1:I:364:LEU:HD11	1:I:368:MET:HE1	1.44	0.99
1:A:473:LEU:HD11	1:A:480:CYS:CB	1.92	0.99
1:E:179:PRO:HD2	1:E:237:ARG:HH11	1.24	0.99
1:M:931:GLN:O	1:M:932:GLU:HB2	1.58	0.99
1:C:1176:HIS:CB	1:C:1218:THR:OG1	2.11	0.99
1:M:239:LEU:HD12	1:M:240:LEU:N	1.78	0.99
7:N:201:HEM:HBC2	7:N:201:HEM:HMC1	1.44	0.99
1:I:1220:LEU:CD2	1:I:1234:THR:OG1	2.10	0.99
1:A:225:ASP:O	1:A:229:ILE:HG13	1.61	0.99
1:A:431:LYS:HZ3	1:C:336:ASN:HB3	1.28	0.99
1:A:882:LEU:HB3	1:A:1237:ASN:ND2	1.75	0.99
1:I:558:GLN:HB3	1:I:559:PRO:HD3	1.43	0.99
7:J:201:HEM:HBC2	7:J:201:HEM:HMC1	1.44	0.99
1:K:584:ALA:O	1:K:588:VAL:HG23	1.60	0.99
1:M:540:VAL:HG13	1:M:575:GLU:CB	1.92	0.99
1:A:1220:LEU:CD2	1:A:1234:THR:OG1	2.10	0.99
1:C:473:LEU:HD11	1:C:480:CYS:CB	1.92	0.99
1:G:171:HIS:HD2	1:G:175:GLU:HB2	1.25	0.99
1:G:540:VAL:HG13	1:G:575:GLU:CB	1.92	0.99
1:G:1220:LEU:CD2	1:G:1234:THR:OG1	2.10	0.99
1:K:225:ASP:O	1:K:229:ILE:HG13	1.61	0.99
1:M:1167:PRO:CB	1:M:1202:TRP:CD1	2.45	0.99
3:R:80:TYR:HE1	4:V:64:THR:OG1	1.44	0.99
7:B:201:HEM:HBC2	7:B:201:HEM:HMC1	1.44	0.98
1:C:364:LEU:HD11	1:C:368:MET:HE1	1.45	0.98
1:I:1176:HIS:CB	1:I:1218:THR:OG1	2.11	0.98
1:K:239:LEU:HD12	1:K:240:LEU:N	1.78	0.98
1:K:1176:HIS:CB	1:K:1218:THR:OG1	2.11	0.98
1:M:473:LEU:HD11	1:M:480:CYS:CB	1.92	0.98
1:A:229:ILE:HG22	1:A:233:ARG:HD3	1.43	0.98
1:E:473:LEU:HD11	1:E:480:CYS:CB	1.92	0.98
1:E:1177:GLY:HA2	1:E:1197:GLY:HA3	1.41	0.98
1:G:239:LEU:HD12	1:G:240:LEU:N	1.78	0.98
1:I:1200:LYS:O	1:I:1202:TRP:CZ3	2.16	0.98
1:A:520:ALA:CB	1:A:648:GLU:HB2	1.93	0.98
1:A:1200:LYS:O	1:A:1202:TRP:CZ3	2.16	0.98
1:C:520:ALA:CB	1:C:648:GLU:HB2	1.93	0.98

*Continued on next page...*

*Continued from previous page...*

Atom-1	Atom-2	Interatomic distance (Å)	Clash overlap (Å)
1:C:1233:VAL:HG11	1:C:1243:ILE:HG12	1.46	0.98
1:E:614:HIS:CE1	1:E:640:GLN:CG	2.47	0.98
1:E:882:LEU:HD22	1:E:882:LEU:N	1.78	0.98
1:I:862:TYR:HB2	1:I:884:TRP:HA	1.42	0.98
1:K:558:GLN:HB3	1:K:559:PRO:HD3	1.43	0.98
3:R:19:ASP:O	4:V:64:THR:HB	1.60	0.98
1:I:239:LEU:HD12	1:I:240:LEU:N	1.78	0.98
1:K:520:ALA:CB	1:K:648:GLU:HB2	1.93	0.98
1:A:540:VAL:HG13	1:A:575:GLU:CB	1.92	0.98
1:I:294:ILE:HG21	1:I:324:VAL:HG11	1.44	0.98
1:I:520:ALA:CB	1:I:648:GLU:HB2	1.94	0.98
1:K:597:TRP:HH2	1:K:603:ILE:HD11	1.22	0.98
3:Q:19:ASP:HA	4:U:64:THR:CG2	1.91	0.98
1:A:171:HIS:HD2	1:A:175:GLU:HB2	1.25	0.98
1:A:239:LEU:HD12	1:A:240:LEU:N	1.78	0.98
1:C:614:HIS:CE1	1:C:640:GLN:CG	2.47	0.98
1:C:882:LEU:HD22	1:C:882:LEU:N	1.78	0.98
7:D:201:HEM:HBC2	7:D:201:HEM:HMC1	1.44	0.98
1:G:1176:HIS:CB	1:G:1218:THR:OG1	2.11	0.98
1:M:597:TRP:HH2	1:M:603:ILE:HD11	1.22	0.98
1:A:923:LYS:HB2	1:A:940:VAL:CG2	1.94	0.98
1:E:862:TYR:HB2	1:E:884:TRP:HA	1.42	0.98
2:N:17:CYS:HG	7:N:201:HEM:CAC	1.71	0.98
3:X:37:ILE:HG13	4:Y:10:ARG:NH1	1.79	0.98
1:A:558:GLN:HB3	1:A:559:PRO:HD3	1.43	0.98
1:I:540:VAL:HG13	1:I:575:GLU:HB2	1.46	0.98
1:K:614:HIS:CE1	1:K:640:GLN:CG	2.47	0.98
1:M:225:ASP:O	1:M:229:ILE:HG13	1.61	0.98
4:T:52:ARG:HD3	4:U:38:HIS:CE1	1.99	0.98
1:A:1233:VAL:HG11	1:A:1243:ILE:HG12	1.46	0.97
1:G:520:ALA:CB	1:G:648:GLU:HB2	1.94	0.97
1:G:540:VAL:HG13	1:G:575:GLU:HB2	1.46	0.97
1:I:229:ILE:HG22	1:I:233:ARG:HD3	1.42	0.97
1:I:540:VAL:HG13	1:I:575:GLU:CB	1.92	0.97
1:A:614:HIS:CE1	1:A:640:GLN:CG	2.47	0.97
1:C:923:LYS:HB2	1:C:940:VAL:CG2	1.94	0.97
1:G:294:ILE:HG21	1:G:324:VAL:HG11	1.44	0.97
4:V:2:ASP:O	4:V:6:ARG:HG3	1.64	0.97
1:A:1185:PHE:HE1	1:A:1192:LEU:CG	1.73	0.97
1:E:1200:LYS:O	1:E:1202:TRP:CZ3	2.16	0.97
1:G:614:HIS:CE1	1:G:640:GLN:CG	2.47	0.97

*Continued on next page...*

*Continued from previous page...*

Atom-1	Atom-2	Interatomic distance (Å)	Clash overlap (Å)
1:K:229:ILE:HG22	1:K:233:ARG:HD3	1.43	0.97
1:C:212:PHE:CB	1:C:226:ARG:HH12	1.78	0.97
1:K:923:LYS:HB2	1:K:940:VAL:CG2	1.94	0.97
3:O:1:MET:CG	3:O:6:ARG:HG2	1.95	0.97
1:C:1200:LYS:O	1:C:1202:TRP:CZ3	2.16	0.97
1:K:294:ILE:HG21	1:K:324:VAL:HG11	1.43	0.97
1:M:1200:LYS:HE2	1:M:1211:GLN:HB3	1.47	0.97
1:C:879:ARG:HB3	1:C:921:MET:HE1	1.42	0.97
1:C:984:ALA:HA	1:C:999:ARG:O	1.65	0.97
1:E:1201:TRP:CE3	1:E:1210:SER:HB3	2.00	0.97
1:E:1233:VAL:HG11	1:E:1243:ILE:HG12	1.46	0.97
1:G:483:TRP:O	1:G:487:LEU:HB3	1.64	0.97
1:G:882:LEU:HD22	1:G:882:LEU:N	1.78	0.97
1:G:984:ALA:HA	1:G:999:ARG:O	1.64	0.97
1:I:427:ASP:OD2	1:I:434:ARG:CG	2.13	0.97
1:M:137:GLN:HG2	1:M:173:LEU:HD22	1.42	0.97
1:M:520:ALA:CB	1:M:648:GLU:HB2	1.93	0.97
1:M:1233:VAL:HG11	1:M:1243:ILE:HG12	1.46	0.97
1:C:1201:TRP:CE3	1:C:1210:SER:HB3	2.00	0.97
1:E:427:ASP:OD2	1:E:434:ARG:CG	2.13	0.97
1:G:923:LYS:HB2	1:G:940:VAL:CG2	1.94	0.97
1:A:212:PHE:CB	1:A:226:ARG:HH12	1.78	0.97
1:C:597:TRP:HH2	1:C:603:ILE:HD11	1.22	0.97
1:K:984:ALA:HA	1:K:999:ARG:O	1.65	0.97
1:M:212:PHE:CB	1:M:226:ARG:HH12	1.78	0.97
1:M:1200:LYS:O	1:M:1202:TRP:CZ3	2.16	0.97
1:C:483:TRP:O	1:C:487:LEU:HB3	1.64	0.97
1:G:558:GLN:HB3	1:G:559:PRO:HD3	1.42	0.97
1:M:558:GLN:HB3	1:M:559:PRO:HD3	1.43	0.97
1:M:614:HIS:CE1	1:M:640:GLN:CG	2.47	0.97
1:E:520:ALA:CB	1:E:648:GLU:HB2	1.93	0.97
1:E:923:LYS:HB2	1:E:940:VAL:CG2	1.94	0.97
7:F:201:HEM:HBC2	7:F:201:HEM:HMC1	1.44	0.97
1:G:614:HIS:CE1	1:G:640:GLN:HG2	2.00	0.97
1:G:1200:LYS:O	1:G:1202:TRP:CZ3	2.16	0.97
1:K:540:VAL:HG13	1:K:575:GLU:HB2	1.46	0.97
1:K:1200:LYS:O	1:K:1202:TRP:CZ3	2.17	0.97
1:C:239:LEU:HD12	1:C:240:LEU:N	1.78	0.96
1:E:294:ILE:HG21	1:E:324:VAL:HG11	1.43	0.96
1:E:984:ALA:HA	1:E:999:ARG:O	1.65	0.96
1:G:597:TRP:HH2	1:G:603:ILE:HD11	1.22	0.96

*Continued on next page...*

*Continued from previous page...*

Atom-1	Atom-2	Interatomic distance (Å)	Clash overlap (Å)
1:I:984:ALA:HA	1:I:999:ARG:O	1.65	0.96
1:I:171:HIS:HD2	1:I:175:GLU:HB2	1.25	0.96
1:I:614:HIS:CE1	1:I:640:GLN:CG	2.47	0.96
1:M:923:LYS:HB2	1:M:940:VAL:CG2	1.94	0.96
3:O:2:ASP:O	3:O:6:ARG:HG3	1.63	0.96
1:A:882:LEU:HD22	1:A:882:LEU:N	1.78	0.96
1:E:180:GLY:H	1:E:237:ARG:HB3	1.26	0.96
1:E:540:VAL:HG13	1:E:575:GLU:HB2	1.46	0.96
1:G:1201:TRP:CE3	1:G:1210:SER:HB3	2.00	0.96
7:H:201:HEM:HBC2	7:H:201:HEM:HMC1	1.44	0.96
1:I:614:HIS:CE1	1:I:640:GLN:HG2	2.00	0.96
1:I:1176:HIS:HB2	1:I:1218:THR:HG21	1.47	0.96
1:I:1201:TRP:CE3	1:I:1210:SER:HB3	2.00	0.96
1:A:984:ALA:HA	1:A:999:ARG:O	1.65	0.96
1:E:1213:PHE:O	1:E:1214:TYR:HB2	1.65	0.96
1:I:923:LYS:HB2	1:I:940:VAL:CG2	1.94	0.96
1:E:212:PHE:CB	1:E:226:ARG:HH12	1.78	0.96
1:E:614:HIS:CE1	1:E:640:GLN:HG2	2.00	0.96
1:E:1200:LYS:HE2	1:E:1211:GLN:HB3	1.47	0.96
1:I:212:PHE:CB	1:I:226:ARG:HH12	1.78	0.96
1:K:1176:HIS:HB2	1:K:1218:THR:HG21	1.47	0.96
1:A:1201:TRP:CE3	1:A:1210:SER:HB3	2.00	0.96
1:C:561:PRO:HB3	1:C:1214:TYR:CD2	2.01	0.96
1:E:158:CYS:HG	1:E:284:SER:HB2	1.13	0.96
1:G:359:TYR:HD1	1:G:360:ASP:N	1.63	0.96
1:A:1213:PHE:O	1:A:1214:TYR:HB2	1.64	0.96
1:G:137:GLN:CG	1:G:173:LEU:HD22	1.96	0.96
1:G:1213:PHE:O	1:G:1214:TYR:HB2	1.64	0.96
1:I:146:GLU:HG3	1:K:111:ARG:NH1	1.81	0.96
1:I:879:ARG:HB3	1:I:921:MET:HE1	1.48	0.96
1:I:1213:PHE:O	1:I:1214:TYR:HB2	1.64	0.96
1:K:359:TYR:HD1	1:K:360:ASP:N	1.64	0.96
1:K:1201:TRP:CE3	1:K:1210:SER:HB3	2.00	0.96
1:M:1176:HIS:HB2	1:M:1218:THR:HG21	1.47	0.96
1:A:427:ASP:OD2	1:A:434:ARG:CG	2.13	0.96
1:A:879:ARG:HB3	1:A:921:MET:HE1	1.48	0.96
1:E:137:GLN:CG	1:E:173:LEU:HD22	1.96	0.96
1:E:612:ARG:HH12	1:E:1174:ALA:HB1	1.31	0.96
1:I:597:TRP:HH2	1:I:603:ILE:HD11	1.22	0.96
1:K:212:PHE:CB	1:K:226:ARG:HH12	1.78	0.96
1:K:427:ASP:OD2	1:K:434:ARG:CG	2.13	0.96

*Continued on next page...*

*Continued from previous page...*

Atom-1	Atom-2	Interatomic distance (Å)	Clash overlap (Å)
1:C:409:GLU:HG3	1:E:340:TYR:OH	1.65	0.96
1:C:477:GLN:HA	1:C:477:GLN:HE21	1.31	0.96
1:E:431:LYS:HZ3	1:G:336:ASN:HB3	1.29	0.96
1:G:364:LEU:HD11	1:G:368:MET:HE1	1.47	0.96
1:I:359:TYR:HD1	1:I:360:ASP:N	1.64	0.96
1:I:876:ALA:HB3	1:I:914:VAL:O	1.66	0.96
1:K:1233:VAL:HG11	1:K:1243:ILE:HG12	1.46	0.96
1:M:875:VAL:HG11	1:M:915:CYS:SG	2.06	0.96
1:A:137:GLN:CG	1:A:173:LEU:HD22	1.96	0.96
1:C:137:GLN:CG	1:C:173:LEU:HD22	1.96	0.96
1:C:146:GLU:HG3	1:E:111:ARG:NH1	1.81	0.96
1:E:179:PRO:CD	1:E:237:ARG:HG2	1.94	0.96
1:E:561:PRO:HB3	1:E:1214:TYR:CD2	2.01	0.96
1:G:427:ASP:OD2	1:G:434:ARG:CG	2.13	0.96
1:K:431:LYS:HZ3	1:M:336:ASN:HB3	1.26	0.96
1:K:614:HIS:CE1	1:K:640:GLN:HG2	2.00	0.96
1:M:1213:PHE:O	1:M:1214:TYR:HB2	1.64	0.96
1:A:612:ARG:HH12	1:A:1174:ALA:HB1	1.31	0.95
1:E:364:LEU:HD11	1:E:368:MET:HE1	1.48	0.95
1:G:477:GLN:HA	1:G:477:GLN:HE21	1.31	0.95
1:G:1200:LYS:HE3	1:G:1211:GLN:HB3	1.11	0.95
1:I:928:VAL:HG12	1:I:937:VAL:HA	1.48	0.95
1:K:561:PRO:HB3	1:K:1214:TYR:CD2	2.01	0.95
1:K:876:ALA:HB3	1:K:914:VAL:O	1.66	0.95
1:K:1171:GLU:HG3	1:K:1172:GLY:H	1.30	0.95
1:M:1171:GLU:HG3	1:M:1172:GLY:H	1.30	0.95
1:M:1201:TRP:CE3	1:M:1210:SER:HB3	2.00	0.95
1:C:427:ASP:OD2	1:C:434:ARG:CG	2.13	0.95
1:C:614:HIS:CE1	1:C:640:GLN:HG2	2.00	0.95
1:G:212:PHE:CB	1:G:226:ARG:HH12	1.78	0.95
1:M:614:HIS:CE1	1:M:640:GLN:HG2	2.00	0.95
1:M:984:ALA:HA	1:M:999:ARG:O	1.65	0.95
1:A:561:PRO:HB3	1:A:1214:TYR:CD2	2.01	0.95
1:A:597:TRP:HH2	1:A:603:ILE:HD11	1.22	0.95
1:A:614:HIS:CE1	1:A:640:GLN:HG2	2.00	0.95
1:C:862:TYR:HE2	1:C:881:HIS:H	0.97	0.95
1:G:1185:PHE:HE1	1:G:1192:LEU:CG	1.73	0.95
1:A:1176:HIS:HB2	1:A:1218:THR:HG21	1.48	0.95
1:E:239:LEU:HD12	1:E:240:LEU:N	1.78	0.95
1:E:483:TRP:O	1:E:487:LEU:HB3	1.64	0.95
1:G:1171:GLU:HG3	1:G:1172:GLY:H	1.30	0.95

*Continued on next page...*

*Continued from previous page...*

Atom-1	Atom-2	Interatomic distance (Å)	Clash overlap (Å)
1:K:862:TYR:HE2	1:K:881:HIS:H	0.97	0.95
1:K:1200:LYS:HE2	1:K:1211:GLN:HB3	1.47	0.95
1:M:427:ASP:OD2	1:M:434:ARG:CG	2.13	0.95
4:T:7:ARG:O	4:T:11:ARG:HG3	1.66	0.95
1:I:561:PRO:HB3	1:I:1214:TYR:CD2	2.01	0.95
1:M:359:TYR:HD1	1:M:360:ASP:N	1.64	0.95
1:M:559:PRO:O	1:M:561:PRO:N	2.00	0.95
1:M:561:PRO:HB3	1:M:1214:TYR:CD2	2.01	0.95
1:M:612:ARG:HH12	1:M:1174:ALA:HB1	1.31	0.95
1:A:340:TYR:OH	1:M:409:GLU:HG3	1.65	0.95
1:E:146:GLU:HG3	1:G:111:ARG:HH12	1.32	0.95
1:E:409:GLU:HG3	1:G:340:TYR:OH	1.65	0.95
1:E:559:PRO:O	1:E:561:PRO:N	2.00	0.95
1:G:561:PRO:HB3	1:G:1214:TYR:CD2	2.01	0.95
1:K:882:LEU:HD22	1:K:882:LEU:N	1.78	0.95
1:A:1200:LYS:HE2	1:A:1211:GLN:HB3	1.47	0.95
1:G:1233:VAL:HG11	1:G:1243:ILE:HG12	1.46	0.95
1:I:137:GLN:CG	1:I:173:LEU:HD22	1.96	0.95
1:I:483:TRP:O	1:I:487:LEU:HB3	1.64	0.95
1:I:882:LEU:HD22	1:I:882:LEU:N	1.78	0.95
1:K:146:GLU:HG3	1:M:111:ARG:HH12	1.32	0.95
1:M:137:GLN:CG	1:M:173:LEU:HD22	1.96	0.95
1:M:1200:LYS:HE3	1:M:1211:GLN:HB3	1.11	0.95
3:Q:28:HIS:ND1	4:T:14:LEU:HD21	1.81	0.95
1:A:409:GLU:HG3	1:C:340:TYR:OH	1.65	0.95
1:G:875:VAL:HG11	1:G:915:CYS:SG	2.06	0.95
1:I:1233:VAL:HG11	1:I:1243:ILE:HG12	1.46	0.95
1:K:928:VAL:HG12	1:K:937:VAL:HA	1.48	0.95
1:C:559:PRO:O	1:C:561:PRO:N	2.00	0.95
1:C:876:ALA:HB3	1:C:914:VAL:O	1.66	0.95
1:E:359:TYR:HD1	1:E:360:ASP:N	1.64	0.95
1:E:999:ARG:HD3	1:E:1030:TRP:NE1	1.82	0.95
1:I:409:GLU:HG3	1:K:340:TYR:OH	1.65	0.95
1:I:875:VAL:HG11	1:I:915:CYS:SG	2.06	0.95
1:I:1185:PHE:HE1	1:I:1192:LEU:CG	1.73	0.95
3:R:47:PRO:O	4:S:45:ARG:CD	2.15	0.95
1:A:146:GLU:HG3	1:C:111:ARG:NH1	1.81	0.94
1:C:359:TYR:HD1	1:C:360:ASP:N	1.64	0.94
1:C:1213:PHE:O	1:C:1214:TYR:HB2	1.64	0.94
1:E:146:GLU:HG3	1:G:111:ARG:NH1	1.81	0.94
1:E:1171:GLU:HG3	1:E:1172:GLY:H	1.30	0.94

*Continued on next page...*

*Continued from previous page...*

Atom-1	Atom-2	Interatomic distance (Å)	Clash overlap (Å)
1:E:1185:PHE:HE1	1:E:1192:LEU:CG	1.73	0.94
1:G:146:GLU:HG3	1:I:111:ARG:NH1	1.81	0.94
1:K:146:GLU:HG3	1:M:111:ARG:NH1	1.81	0.94
3:R:19:ASP:O	4:V:64:THR:HG22	1.67	0.94
1:C:540:VAL:HG13	1:C:575:GLU:HB2	1.46	0.94
1:E:876:ALA:HB3	1:E:914:VAL:O	1.66	0.94
1:G:409:GLU:HG3	1:I:340:TYR:OH	1.65	0.94
1:G:862:TYR:HE2	1:G:881:HIS:H	0.97	0.94
1:I:559:PRO:O	1:I:561:PRO:N	2.00	0.94
3:R:79:GLY:CA	4:V:65:ARG:HH22	1.78	0.94
1:A:525:GLU:O	1:A:528:GLU:HG3	1.67	0.94
1:A:540:VAL:HG13	1:A:575:GLU:HB2	1.46	0.94
1:E:171:HIS:HD2	1:E:175:GLU:HB2	1.25	0.94
1:G:230:LEU:CD2	1:G:234:LYS:HG3	1.97	0.94
1:G:544:PHE:HE1	1:G:576:VAL:HG13	1.30	0.94
1:K:137:GLN:CG	1:K:173:LEU:HD22	1.96	0.94
1:K:394:LYS:HB3	1:K:434:ARG:CB	1.98	0.94
1:K:483:TRP:O	1:K:487:LEU:HB3	1.65	0.94
1:C:230:LEU:CD2	1:C:234:LYS:HG3	1.97	0.94
1:E:525:GLU:O	1:E:528:GLU:HG3	1.67	0.94
1:E:544:PHE:HE1	1:E:576:VAL:HG13	1.30	0.94
1:E:928:VAL:HG12	1:E:937:VAL:HA	1.48	0.94
1:K:409:GLU:HG3	1:M:340:TYR:OH	1.66	0.94
1:A:111:ARG:HH12	1:M:146:GLU:HG3	1.32	0.94
1:A:146:GLU:HG3	1:C:111:ARG:HH12	1.32	0.94
1:A:862:TYR:HE2	1:A:881:HIS:H	0.97	0.94
1:G:1176:HIS:HB2	1:G:1218:THR:HG21	1.46	0.94
1:K:875:VAL:HG11	1:K:915:CYS:SG	2.06	0.94
1:A:483:TRP:O	1:A:487:LEU:HB3	1.64	0.94
1:C:875:VAL:HG11	1:C:915:CYS:SG	2.06	0.94
1:C:999:ARG:HD3	1:C:1030:TRP:NE1	1.82	0.94
1:G:928:VAL:HG12	1:G:937:VAL:HA	1.48	0.94
1:G:999:ARG:HD3	1:G:1030:TRP:NE1	1.82	0.94
1:M:876:ALA:HB3	1:M:914:VAL:O	1.66	0.94
3:R:37:ILE:CG2	4:U:60:ILE:HG23	1.97	0.94
4:V:36:ARG:HH11	4:V:37:PRO:CD	1.79	0.94
4:V:36:ARG:NH1	4:V:37:PRO:HB2	1.82	0.94
1:A:559:PRO:O	1:A:561:PRO:N	2.00	0.94
1:A:928:VAL:HG12	1:A:937:VAL:HA	1.48	0.94
1:C:525:GLU:O	1:C:528:GLU:HG3	1.67	0.94
1:C:612:ARG:HH12	1:C:1174:ALA:HB1	1.31	0.94

*Continued on next page...*



*Continued from previous page...*

Atom-1	Atom-2	Interatomic distance (Å)	Clash overlap (Å)
1:G:559:PRO:O	1:G:561:PRO:N	2.00	0.94
1:K:179:PRO:HD2	1:K:237:ARG:NH1	1.81	0.94
1:A:999:ARG:HD3	1:A:1030:TRP:NE1	1.82	0.94
1:C:902:ASP:CG	2:D:72:LYS:HZ2	1.70	0.94
1:C:1171:GLU:HG3	1:C:1172:GLY:H	1.30	0.94
2:H:14:CYS:SG	7:H:201:HEM:CBB	2.56	0.94
1:I:477:GLN:HA	1:I:477:GLN:HE21	1.31	0.94
1:K:657:GLU:HG2	1:K:680:LYS:NZ	1.83	0.94
1:K:999:ARG:HD3	1:K:1030:TRP:NE1	1.82	0.94
1:M:394:LYS:HB3	1:M:434:ARG:CB	1.98	0.94
1:M:882:LEU:HD22	1:M:882:LEU:N	1.78	0.94
1:A:544:PHE:HE1	1:A:576:VAL:HG13	1.30	0.94
1:A:875:VAL:HG11	1:A:915:CYS:SG	2.06	0.94
1:C:158:CYS:HG	1:C:284:SER:HB2	0.86	0.94
2:D:14:CYS:SG	7:D:201:HEM:CBB	2.56	0.94
2:D:17:CYS:HG	7:D:201:HEM:CBC	1.79	0.94
1:E:902:ASP:CG	2:F:72:LYS:HZ2	1.71	0.94
1:K:559:PRO:O	1:K:561:PRO:N	2.00	0.94
1:M:999:ARG:HD3	1:M:1030:TRP:NE1	1.82	0.94
1:C:553:HIS:HB2	1:C:610:VAL:HG11	1.50	0.94
1:C:1200:LYS:HE2	1:C:1211:GLN:HB3	1.47	0.94
1:E:230:LEU:CD2	1:E:234:LYS:HG3	1.98	0.94
1:G:657:GLU:HG2	1:G:680:LYS:NZ	1.83	0.94
1:I:612:ARG:HH12	1:I:1174:ALA:HB1	1.30	0.94
1:I:657:GLU:HG2	1:I:680:LYS:NZ	1.83	0.94
1:I:1200:LYS:HE2	1:I:1211:GLN:HB3	1.47	0.94
1:K:525:GLU:O	1:K:528:GLU:HG3	1.67	0.94
1:M:230:LEU:CD2	1:M:234:LYS:HG3	1.97	0.94
1:A:876:ALA:HB3	1:A:914:VAL:O	1.66	0.93
1:A:1171:GLU:HG3	1:A:1172:GLY:H	1.30	0.93
1:E:359:TYR:CD1	1:E:360:ASP:N	2.36	0.93
1:I:678:ASP:OD2	1:I:680:LYS:HE3	1.69	0.93
1:M:359:TYR:CD1	1:M:360:ASP:N	2.36	0.93
1:C:146:GLU:HG3	1:E:111:ARG:HH12	1.32	0.93
1:E:657:GLU:HG2	1:E:680:LYS:NZ	1.83	0.93
1:I:394:LYS:HB3	1:I:434:ARG:CB	1.98	0.93
1:I:999:ARG:HD3	1:I:1030:TRP:NE1	1.82	0.93
1:K:553:HIS:HB2	1:K:610:VAL:HG11	1.50	0.93
1:M:483:TRP:O	1:M:487:LEU:HB3	1.65	0.93
1:M:657:GLU:HG2	1:M:680:LYS:NZ	1.83	0.93
1:C:928:VAL:HG12	1:C:937:VAL:HA	1.48	0.93

*Continued on next page...*

*Continued from previous page...*

Atom-1	Atom-2	Interatomic distance (Å)	Clash overlap (Å)
1:G:879:ARG:HB3	1:G:921:MET:HE1	1.45	0.93
1:I:525:GLU:O	1:I:528:GLU:HG3	1.67	0.93
1:K:230:LEU:CD2	1:K:234:LYS:HG3	1.98	0.93
3:Q:79:GLY:CA	4:U:36:ARG:HH21	1.80	0.93
1:A:359:TYR:HD1	1:A:360:ASP:N	1.63	0.93
1:A:394:LYS:HB3	1:A:434:ARG:CB	1.98	0.93
1:A:678:ASP:OD2	1:A:680:LYS:HE3	1.68	0.93
1:C:544:PHE:HE1	1:C:576:VAL:HG13	1.30	0.93
1:E:875:VAL:HG11	1:E:915:CYS:SG	2.06	0.93
2:F:14:CYS:SG	7:F:201:HEM:CBB	2.56	0.93
1:G:146:GLU:HG3	1:I:111:ARG:HH12	1.32	0.93
1:G:359:TYR:CD1	1:G:360:ASP:N	2.36	0.93
2:J:14:CYS:SG	7:J:201:HEM:CBB	2.56	0.93
1:M:525:GLU:O	1:M:528:GLU:HG3	1.67	0.93
1:M:540:VAL:HG13	1:M:575:GLU:HB2	1.46	0.93
1:M:678:ASP:OD2	1:M:680:LYS:HE3	1.69	0.93
3:O:24:TYR:HE2	4:S:38:HIS:HB3	1.12	0.93
3:Q:19:ASP:OD1	4:U:64:THR:HA	1.67	0.93
1:A:359:TYR:CD1	1:A:360:ASP:N	2.36	0.93
2:B:14:CYS:SG	7:B:201:HEM:CBB	2.56	0.93
1:I:146:GLU:HG3	1:K:111:ARG:HH12	1.32	0.93
1:K:678:ASP:OD2	1:K:680:LYS:HE3	1.69	0.93
1:A:553:HIS:HB2	1:A:610:VAL:HG11	1.51	0.93
1:G:394:LYS:HB3	1:G:434:ARG:CB	1.98	0.93
1:I:230:LEU:CD2	1:I:234:LYS:HG3	1.97	0.93
1:K:477:GLN:HA	1:K:477:GLN:HE21	1.31	0.93
1:K:1213:PHE:O	1:K:1214:TYR:HB2	1.64	0.93
1:M:553:HIS:HB2	1:M:610:VAL:HG11	1.50	0.93
1:A:111:ARG:NH1	1:M:146:GLU:HG3	1.81	0.93
1:C:1176:HIS:HB2	1:C:1218:THR:HG21	1.46	0.93
1:I:1220:LEU:HG	1:I:1236:ASP:HB3	1.51	0.93
2:N:14:CYS:SG	7:N:201:HEM:CBB	2.56	0.93
1:C:1220:LEU:HG	1:C:1236:ASP:HB3	1.51	0.93
1:E:477:GLN:HE21	1:E:477:GLN:HA	1.31	0.93
1:E:1176:HIS:HB2	1:E:1218:THR:HG21	1.47	0.93
1:G:520:ALA:CB	1:G:648:GLU:HA	1.99	0.93
1:G:678:ASP:OD2	1:G:680:LYS:HE3	1.69	0.93
1:M:477:GLN:HE21	1:M:477:GLN:HA	1.31	0.93
1:C:394:LYS:HB3	1:C:434:ARG:CB	1.98	0.93
1:I:658:ASP:OD2	1:I:677:VAL:CB	2.17	0.93
1:I:902:ASP:CG	2:J:72:LYS:HZ2	1.72	0.93

*Continued on next page...*

*Continued from previous page...*

Atom-1	Atom-2	Interatomic distance (Å)	Clash overlap (Å)
3:Q:31:SER:HA	4:T:11:ARG:CA	1.99	0.93
1:A:230:LEU:CD2	1:A:234:LYS:HG3	1.98	0.92
1:C:359:TYR:CD1	1:C:360:ASP:N	2.36	0.92
1:M:544:PHE:HE1	1:M:576:VAL:HG13	1.30	0.92
1:M:879:ARG:HB3	1:M:921:MET:HE1	1.48	0.92
1:E:520:ALA:CB	1:E:648:GLU:HA	2.00	0.92
1:G:902:ASP:CG	2:H:72:LYS:HZ2	1.70	0.92
1:I:1171:GLU:HG3	1:I:1172:GLY:H	1.30	0.92
2:L:14:CYS:SG	7:L:201:HEM:CBB	2.56	0.92
1:M:179:PRO:HD2	1:M:237:ARG:NH1	1.81	0.92
1:E:394:LYS:HB3	1:E:434:ARG:CB	1.98	0.92
1:E:1220:LEU:HG	1:E:1236:ASP:HB3	1.51	0.92
1:G:658:ASP:OD2	1:G:677:VAL:CB	2.17	0.92
3:Q:24:TYR:CE2	4:U:38:HIS:CB	2.51	0.92
4:U:13:ARG:CD	4:U:59:ILE:HD11	1.99	0.92
1:C:597:TRP:HD1	1:C:1243:ILE:O	1.53	0.92
1:G:876:ALA:HB3	1:G:914:VAL:O	1.66	0.92
1:I:614:HIS:HE1	1:I:640:GLN:CG	1.83	0.92
3:R:47:PRO:C	4:S:45:ARG:HG2	1.89	0.92
1:I:595:LEU:HD11	1:I:1201:TRP:HZ2	0.76	0.92
1:K:612:ARG:HH12	1:K:1174:ALA:HB1	1.31	0.92
1:M:862:TYR:HE2	1:M:881:HIS:H	0.96	0.92
1:A:146:GLU:CG	1:C:111:ARG:NH1	2.33	0.92
1:C:657:GLU:HG2	1:C:680:LYS:NZ	1.83	0.92
1:C:678:ASP:OD2	1:C:680:LYS:HE3	1.69	0.92
1:E:597:TRP:HD1	1:E:1243:ILE:O	1.53	0.92
2:F:18:HIS:HE1	2:F:30:PRO:HD2	1.34	0.92
1:G:1200:LYS:HE2	1:G:1211:GLN:HB3	1.47	0.92
1:I:179:PRO:HD2	1:I:237:ARG:NH1	1.81	0.92
1:K:146:GLU:CG	1:M:111:ARG:NH1	2.33	0.92
1:M:1228:ASP:HB3	1:M:1230:LYS:HG2	1.52	0.92
1:A:477:GLN:HA	1:A:477:GLN:HE21	1.31	0.92
1:G:1220:LEU:HG	1:G:1236:ASP:HB3	1.51	0.92
4:S:52:ARG:CD	4:T:38:HIS:CE1	2.53	0.92
1:A:658:ASP:OD2	1:A:677:VAL:CB	2.17	0.92
1:C:146:GLU:CG	1:E:111:ARG:NH1	2.33	0.92
1:E:553:HIS:HB2	1:E:610:VAL:HG11	1.50	0.92
1:E:658:ASP:OD2	1:E:677:VAL:CB	2.17	0.92
1:I:520:ALA:CB	1:I:648:GLU:HA	1.99	0.92
1:M:928:VAL:HG12	1:M:937:VAL:HA	1.48	0.92
1:A:450:CYS:HA	1:A:453:LEU:HD23	1.52	0.92

*Continued on next page...*

*Continued from previous page...*

Atom-1	Atom-2	Interatomic distance (Å)	Clash overlap (Å)
2:H:18:HIS:HE1	2:H:30:PRO:HD2	1.34	0.92
1:K:1228:ASP:HB3	1:K:1230:LYS:HG2	1.52	0.92
1:E:450:CYS:HA	1:E:453:LEU:HD23	1.52	0.91
1:K:614:HIS:HE1	1:K:640:GLN:CG	1.83	0.91
1:M:928:VAL:HG11	1:M:937:VAL:HG12	1.52	0.91
3:O:48:THR:HG22	3:P:41:GLU:CD	1.90	0.91
1:C:453:LEU:HA	1:C:456:LEU:CD1	2.01	0.91
2:D:18:HIS:HE1	2:D:30:PRO:HD2	1.34	0.91
1:E:595:LEU:HD11	1:E:1201:TRP:HZ2	0.76	0.91
1:E:678:ASP:OD2	1:E:680:LYS:HE3	1.69	0.91
1:G:146:GLU:CG	1:I:111:ARG:NH1	2.33	0.91
1:I:1228:ASP:HB3	1:I:1230:LYS:HG2	1.52	0.91
1:K:127:VAL:H	5:K:1301:DTP:HN61	1.17	0.91
1:M:520:ALA:CB	1:M:648:GLU:HA	1.99	0.91
1:E:146:GLU:CG	1:G:111:ARG:NH1	2.33	0.91
1:E:928:VAL:HG11	1:E:937:VAL:HG12	1.52	0.91
1:I:146:GLU:CG	1:K:111:ARG:NH1	2.33	0.91
1:I:553:HIS:HB2	1:I:610:VAL:HG11	1.50	0.91
1:K:1220:LEU:HG	1:K:1236:ASP:HB3	1.51	0.91
2:L:18:HIS:HE1	2:L:30:PRO:HD2	1.34	0.91
1:A:427:ASP:OD2	1:A:434:ARG:HG2	1.71	0.91
1:A:520:ALA:CB	1:A:648:GLU:HA	2.00	0.91
1:A:1220:LEU:HG	1:A:1236:ASP:HB3	1.51	0.91
1:C:595:LEU:HD13	1:C:1244:LEU:CD2	2.01	0.91
1:G:1228:ASP:HB3	1:G:1230:LYS:HG2	1.52	0.91
1:K:1185:PHE:O	1:K:1229:PHE:CZ	2.24	0.91
3:Q:28:HIS:CA	4:T:14:LEU:HG	1.99	0.91
3:R:37:ILE:HG21	4:U:60:ILE:CG2	2.00	0.91
1:A:657:GLU:HG2	1:A:680:LYS:NZ	1.83	0.91
1:C:450:CYS:HA	1:C:453:LEU:HD23	1.52	0.91
1:C:658:ASP:OD2	1:C:677:VAL:CB	2.17	0.91
1:E:595:LEU:HD13	1:E:1244:LEU:CD2	2.01	0.91
1:G:431:LYS:HZ2	1:I:336:ASN:HB3	1.28	0.91
1:G:525:GLU:O	1:G:528:GLU:HG3	1.67	0.91
1:I:359:TYR:CD1	1:I:360:ASP:N	2.36	0.91
1:K:520:ALA:CB	1:K:648:GLU:HA	2.00	0.91
1:K:879:ARG:HB3	1:K:921:MET:HE1	1.51	0.91
1:M:1185:PHE:O	1:M:1229:PHE:CZ	2.24	0.91
2:N:18:HIS:HE1	2:N:30:PRO:HD2	1.34	0.91
1:A:179:PRO:HB3	3:P:2:ASP:OD1	1.69	0.91
1:C:1185:PHE:O	1:C:1229:PHE:CZ	2.24	0.91

*Continued on next page...*

*Continued from previous page...*

Atom-1	Atom-2	Interatomic distance (Å)	Clash overlap (Å)
1:E:1187:PRO:HG3	1:E:1229:PHE:CG	2.06	0.91
1:G:612:ARG:HH12	1:G:1174:ALA:HB1	1.31	0.91
1:K:359:TYR:CD1	1:K:360:ASP:N	2.36	0.91
1:K:902:ASP:CG	2:L:72:LYS:HZ2	1.74	0.91
3:P:19:ASP:OD1	4:T:64:THR:HA	1.71	0.91
1:A:453:LEU:HA	1:A:456:LEU:CD1	2.01	0.91
1:A:597:TRP:HD1	1:A:1243:ILE:O	1.53	0.91
1:C:127:VAL:H	5:C:1301:DTP:HN61	1.17	0.91
1:G:595:LEU:HD13	1:G:1244:LEU:CD2	2.01	0.91
1:G:928:VAL:HG11	1:G:937:VAL:HG12	1.52	0.91
1:M:127:VAL:H	5:M:1301:DTP:HN61	1.17	0.91
1:M:658:ASP:OD2	1:M:677:VAL:CB	2.17	0.91
1:A:111:ARG:NH1	1:M:146:GLU:CG	2.33	0.91
1:E:453:LEU:HA	1:E:456:LEU:CD1	2.01	0.91
1:K:359:TYR:HD1	1:K:360:ASP:H	0.91	0.91
1:M:450:CYS:HA	1:M:453:LEU:HD23	1.52	0.91
1:A:1176:HIS:HB2	1:A:1218:THR:OG1	1.70	0.91
1:C:179:PRO:HD2	1:C:237:ARG:NH1	1.81	0.91
1:G:179:PRO:HD2	1:G:237:ARG:NH1	1.81	0.91
1:G:595:LEU:HD11	1:G:1201:TRP:HZ2	0.76	0.91
1:I:453:LEU:HA	1:I:456:LEU:CD1	2.00	0.91
3:P:31:SER:HA	4:S:11:ARG:HA	1.53	0.91
4:U:18:GLU:HG3	4:U:52:ARG:NH1	1.85	0.91
1:A:639:LEU:H	1:A:653:ILE:CG2	1.84	0.91
1:C:171:HIS:HD2	1:C:175:GLU:HB2	1.25	0.91
1:G:639:LEU:H	1:G:653:ILE:CG2	1.84	0.91
1:I:1187:PRO:HG3	1:I:1229:PHE:CG	2.06	0.91
1:K:658:ASP:OD2	1:K:677:VAL:CB	2.17	0.91
1:K:928:VAL:HG11	1:K:937:VAL:HG12	1.52	0.91
1:M:639:LEU:H	1:M:653:ILE:CG2	1.84	0.91
1:A:595:LEU:HD13	1:A:1244:LEU:CD2	2.01	0.90
1:A:1185:PHE:O	1:A:1229:PHE:CZ	2.24	0.90
1:C:881:HIS:HD1	1:C:901:SER:HB3	1.34	0.90
1:G:450:CYS:HA	1:G:453:LEU:HD23	1.52	0.90
1:G:453:LEU:HA	1:G:456:LEU:CD1	2.01	0.90
1:G:597:TRP:HD1	1:G:1243:ILE:O	1.53	0.90
1:G:1187:PRO:HG3	1:G:1229:PHE:CG	2.06	0.90
3:R:47:PRO:CB	4:S:45:ARG:CB	2.48	0.90
1:A:158:CYS:HG	1:A:284:SER:HB2	0.96	0.90
1:A:928:VAL:HG11	1:A:937:VAL:HG12	1.52	0.90
1:C:928:VAL:HG11	1:C:937:VAL:HG12	1.52	0.90

*Continued on next page...*

*Continued from previous page...*

Atom-1	Atom-2	Interatomic distance (Å)	Clash overlap (Å)
1:G:158:CYS:HG	1:G:284:SER:HB2	0.89	0.90
2:B:18:HIS:HE1	2:B:30:PRO:HD2	1.34	0.90
1:C:520:ALA:CB	1:C:648:GLU:HA	2.00	0.90
1:C:595:LEU:HD11	1:C:1201:TRP:CH2	2.07	0.90
1:E:127:VAL:H	5:E:1301:DTP:HN61	1.17	0.90
1:E:860:SER:O	1:E:861:GLN:HG3	1.72	0.90
1:M:597:TRP:HD1	1:M:1243:ILE:O	1.53	0.90
1:M:928:VAL:HG22	1:M:1224:HIS:ND1	1.87	0.90
1:M:1187:PRO:HG3	1:M:1229:PHE:CG	2.06	0.90
3:O:1:MET:HG3	3:O:6:ARG:CG	2.00	0.90
3:R:31:SER:O	4:U:11:ARG:CA	2.18	0.90
1:C:1176:HIS:HB2	1:C:1218:THR:OG1	1.70	0.90
1:C:427:ASP:OD2	1:C:434:ARG:HG2	1.71	0.90
1:G:928:VAL:HG22	1:G:1224:HIS:ND1	1.87	0.90
1:I:862:TYR:HE2	1:I:881:HIS:H	0.97	0.90
1:M:614:HIS:HE1	1:M:640:GLN:CG	1.83	0.90
1:M:902:ASP:CG	2:N:72:LYS:HZ2	1.74	0.90
1:A:109:TYR:OH	3:P:4:LYS:HB3	1.72	0.90
1:C:1187:PRO:HG3	1:C:1229:PHE:CG	2.06	0.90
1:E:595:LEU:HD11	1:E:1201:TRP:CH2	2.07	0.90
1:E:1185:PHE:O	1:E:1229:PHE:CZ	2.24	0.90
1:G:595:LEU:HD11	1:G:1201:TRP:CH2	2.07	0.90
1:I:427:ASP:OD2	1:I:434:ARG:HG2	1.71	0.90
1:I:595:LEU:HD13	1:I:1244:LEU:CD2	2.01	0.90
1:K:639:LEU:H	1:K:653:ILE:CG2	1.85	0.90
2:D:17:CYS:HG	7:D:201:HEM:CAC	1.81	0.90
1:G:359:TYR:HD1	1:G:360:ASP:H	0.91	0.90
1:G:1247:LEU:HD12	1:G:1248:GLU:H	1.37	0.90
1:I:595:LEU:HD11	1:I:1201:TRP:CH2	2.06	0.90
1:I:1185:PHE:O	1:I:1229:PHE:CZ	2.24	0.90
1:A:127:VAL:CG2	1:A:294:ILE:HG13	2.02	0.90
1:A:138:GLN:CA	3:W:6:ARG:CZ	2.49	0.90
1:C:1201:TRP:HE3	1:C:1210:SER:HB3	1.37	0.90
1:G:573:THR:HA	1:G:577:TYR:HD2	1.37	0.90
1:K:597:TRP:HD1	1:K:1243:ILE:O	1.53	0.90
1:M:1200:LYS:HG3	1:M:1211:GLN:HA	1.54	0.90
1:M:1220:LEU:HG	1:M:1236:ASP:HB3	1.51	0.90
1:C:639:LEU:H	1:C:653:ILE:CG2	1.84	0.90
1:E:333:ASP:HB2	1:E:334:PHE:CE1	2.07	0.90
1:G:1176:HIS:HB2	1:G:1218:THR:OG1	1.71	0.90
1:I:359:TYR:HD1	1:I:360:ASP:H	0.92	0.90

*Continued on next page...*

*Continued from previous page...*

Atom-1	Atom-2	Interatomic distance (Å)	Clash overlap (Å)
1:K:1187:PRO:HG3	1:K:1229:PHE:CG	2.06	0.90
1:M:127:VAL:CG2	1:M:294:ILE:HG13	2.02	0.90
1:M:453:LEU:HA	1:M:456:LEU:CD1	2.01	0.90
1:M:860:SER:O	1:M:861:GLN:HG3	1.72	0.90
1:A:595:LEU:HD11	1:A:1201:TRP:CH2	2.07	0.90
1:A:928:VAL:HG22	1:A:1224:HIS:ND1	1.87	0.90
1:A:1228:ASP:HB3	1:A:1230:LYS:HG2	1.52	0.90
1:C:860:SER:O	1:C:861:GLN:HG3	1.72	0.90
1:C:1200:LYS:HG3	1:C:1211:GLN:HA	1.53	0.90
1:E:231:MET:O	1:E:236:PRO:HA	1.72	0.90
1:E:614:HIS:HE1	1:E:640:GLN:CG	1.83	0.90
1:I:639:LEU:H	1:I:653:ILE:CG2	1.84	0.90
1:K:333:ASP:HB2	1:K:334:PHE:CE1	2.07	0.90
1:A:1200:LYS:HG3	1:A:1211:GLN:HA	1.54	0.89
1:C:127:VAL:CG2	1:C:294:ILE:HG13	2.02	0.89
1:C:614:HIS:HE1	1:C:640:GLN:CG	1.83	0.89
1:I:127:VAL:H	5:I:1301:DTP:HN61	1.17	0.89
1:K:127:VAL:CG2	1:K:294:ILE:HG13	2.02	0.89
1:K:924:GLN:HB3	1:K:1238:LEU:HG	1.54	0.89
4:U:13:ARG:HD3	4:U:59:ILE:HD11	1.54	0.89
1:A:1187:PRO:HG3	1:A:1229:PHE:CG	2.06	0.89
1:C:520:ALA:HB1	1:C:648:GLU:CA	2.03	0.89
1:G:427:ASP:OD2	1:G:434:ARG:HG2	1.71	0.89
1:G:553:HIS:HB2	1:G:610:VAL:HG11	1.50	0.89
1:I:597:TRP:HD1	1:I:1243:ILE:O	1.53	0.89
2:J:18:HIS:HE1	2:J:30:PRO:HD2	1.34	0.89
1:K:573:THR:HA	1:K:577:TYR:HD2	1.37	0.89
1:K:860:SER:O	1:K:861:GLN:HG3	1.72	0.89
1:A:333:ASP:HB2	1:A:334:PHE:CE1	2.07	0.89
1:E:234:LYS:O	1:E:235:HIS:ND1	2.05	0.89
1:I:544:PHE:CE1	1:I:576:VAL:CG1	2.51	0.89
1:K:453:LEU:HA	1:K:456:LEU:CD1	2.01	0.89
1:A:520:ALA:HB1	1:A:648:GLU:CA	2.03	0.89
1:E:928:VAL:HG22	1:E:1224:HIS:ND1	1.87	0.89
1:I:928:VAL:HG11	1:I:937:VAL:HG12	1.52	0.89
1:K:500:LEU:HD22	1:K:532:ILE:HG12	1.55	0.89
1:M:316:GLU:O	1:M:318:LYS:HG2	1.73	0.89
1:C:500:LEU:HD22	1:C:532:ILE:HG12	1.55	0.89
1:G:595:LEU:HB3	1:G:1244:LEU:HB2	1.55	0.89
1:G:1185:PHE:O	1:G:1229:PHE:CZ	2.24	0.89
1:K:928:VAL:HG22	1:K:1224:HIS:ND1	1.87	0.89

*Continued on next page...*

*Continued from previous page...*

Atom-1	Atom-2	Interatomic distance (Å)	Clash overlap (Å)
3:Q:31:SER:CA	4:T:11:ARG:HA	2.02	0.89
4:V:36:ARG:CD	4:V:37:PRO:HD2	2.03	0.89
1:C:431:LYS:HZ3	1:E:336:ASN:HB3	1.33	0.89
1:E:427:ASP:OD2	1:E:434:ARG:HG2	1.71	0.89
1:E:473:LEU:CD1	1:E:480:CYS:HB2	2.03	0.89
1:I:431:LYS:HZ3	1:K:336:ASN:HB3	1.31	0.89
1:I:450:CYS:HA	1:I:453:LEU:HD23	1.52	0.89
1:I:473:LEU:CD1	1:I:480:CYS:HB2	2.03	0.89
1:I:928:VAL:HG22	1:I:1224:HIS:ND1	1.87	0.89
1:K:450:CYS:HA	1:K:453:LEU:HD23	1.52	0.89
1:K:520:ALA:HB1	1:K:648:GLU:CA	2.03	0.89
1:K:1200:LYS:HG3	1:K:1211:GLN:HA	1.54	0.89
1:M:520:ALA:HB1	1:M:648:GLU:CA	2.02	0.89
4:T:52:ARG:HD2	4:U:38:HIS:CE1	2.04	0.89
1:C:333:ASP:HB2	1:C:334:PHE:CE1	2.08	0.89
1:C:1228:ASP:HB3	1:C:1230:LYS:HG2	1.52	0.89
1:E:595:LEU:HB3	1:E:1244:LEU:HB2	1.55	0.89
1:E:1149:GLY:CA	1:E:1180:VAL:HG22	2.03	0.89
1:E:1228:ASP:HB3	1:E:1230:LYS:HG2	1.52	0.89
1:G:333:ASP:HB2	1:G:334:PHE:CE1	2.07	0.89
1:G:1149:GLY:CA	1:G:1180:VAL:HG22	2.03	0.89
1:I:924:GLN:HB3	1:I:1238:LEU:HG	1.54	0.89
1:K:316:GLU:O	1:K:318:LYS:HG2	1.73	0.89
1:A:364:LEU:HD11	1:A:368:MET:HE1	1.54	0.89
1:G:860:SER:O	1:G:861:GLN:HG3	1.72	0.89
1:I:860:SER:O	1:I:861:GLN:HG3	1.72	0.89
1:K:158:CYS:HG	1:K:284:SER:HB2	0.98	0.89
1:M:427:ASP:OD2	1:M:434:ARG:HG2	1.71	0.89
1:C:595:LEU:HD11	1:C:1201:TRP:HZ2	0.76	0.89
1:C:924:GLN:HB3	1:C:1238:LEU:HG	1.54	0.89
1:E:924:GLN:HB3	1:E:1238:LEU:HG	1.54	0.89
1:M:595:LEU:HD13	1:M:1244:LEU:CD2	2.01	0.89
1:A:1201:TRP:HE3	1:A:1210:SER:HB3	1.37	0.89
1:E:1247:LEU:HD12	1:E:1248:GLU:H	1.37	0.89
1:M:359:TYR:HD1	1:M:360:ASP:H	0.92	0.89
1:M:1200:LYS:CB	1:M:1202:TRP:CZ3	2.56	0.89
1:A:860:SER:O	1:A:861:GLN:HG3	1.72	0.88
1:C:1247:LEU:HD12	1:C:1248:GLU:H	1.37	0.88
1:E:236:PRO:CB	3:O:3:ALA:HB1	2.03	0.88
1:E:595:LEU:HD22	1:E:1244:LEU:HD13	0.89	0.88
1:G:595:LEU:HD22	1:G:1244:LEU:HD13	0.88	0.88

*Continued on next page...*



*Continued from previous page...*

Atom-1	Atom-2	Interatomic distance (Å)	Clash overlap (Å)
1:K:544:PHE:CE1	1:K:576:VAL:CG1	2.52	0.88
1:K:1200:LYS:CB	1:K:1202:TRP:CZ3	2.56	0.88
1:M:573:THR:HA	1:M:577:TYR:HD2	1.38	0.88
1:M:595:LEU:HD11	1:M:1201:TRP:CH2	2.07	0.88
1:M:924:GLN:HB3	1:M:1238:LEU:HG	1.54	0.88
1:A:316:GLU:O	1:A:318:LYS:HG2	1.73	0.88
1:G:127:VAL:H	5:G:1301:DTP:HN61	1.17	0.88
1:G:520:ALA:HB1	1:G:648:GLU:CA	2.02	0.88
1:I:573:THR:HA	1:I:577:TYR:HD2	1.38	0.88
1:K:427:ASP:OD2	1:K:434:ARG:HG2	1.71	0.88
1:K:595:LEU:HD13	1:K:1244:LEU:CD2	2.01	0.88
1:A:500:LEU:HD22	1:A:532:ILE:HG12	1.55	0.88
1:E:316:GLU:O	1:E:318:LYS:HG2	1.73	0.88
1:G:544:PHE:CE1	1:G:576:VAL:CG1	2.52	0.88
1:I:1176:HIS:HB2	1:I:1218:THR:OG1	1.71	0.88
1:C:595:LEU:HB3	1:C:1244:LEU:HB2	1.55	0.88
1:G:127:VAL:CG2	1:G:294:ILE:HG13	2.02	0.88
1:G:316:GLU:O	1:G:318:LYS:HG2	1.73	0.88
1:G:1200:LYS:HG3	1:G:1211:GLN:HA	1.53	0.88
1:K:595:LEU:HD11	1:K:1201:TRP:CH2	2.07	0.88
1:M:500:LEU:HD22	1:M:532:ILE:HG12	1.55	0.88
1:M:1176:HIS:HB2	1:M:1218:THR:OG1	1.73	0.88
3:Q:27:ASP:CG	4:T:17:VAL:HG21	1.93	0.88
3:Q:34:PHE:HZ	3:Q:66:ASP:HB3	1.31	0.88
1:E:127:VAL:CG2	1:E:294:ILE:HG13	2.02	0.88
1:E:573:THR:HA	1:E:577:TYR:HD2	1.37	0.88
1:I:1200:LYS:CB	1:I:1202:TRP:CZ3	2.56	0.88
1:M:333:ASP:HB2	1:M:334:PHE:CE1	2.07	0.88
1:E:394:LYS:CB	1:E:434:ARG:HB2	2.04	0.88
1:E:639:LEU:H	1:E:653:ILE:CG2	1.84	0.88
1:I:544:PHE:HE1	1:I:576:VAL:HG13	1.30	0.88
1:I:595:LEU:HD22	1:I:1244:LEU:HD13	0.88	0.88
1:I:1240:ILE:HG23	1:I:1241:LEU:N	1.89	0.88
1:M:1187:PRO:HG3	1:M:1229:PHE:CD2	2.09	0.88
1:C:595:LEU:HD22	1:C:1244:LEU:HD13	0.88	0.88
1:C:595:LEU:HG	1:C:1201:TRP:CH2	2.09	0.88
1:I:500:LEU:HD22	1:I:532:ILE:HG12	1.55	0.88
1:I:1187:PRO:HG3	1:I:1229:PHE:CD2	2.09	0.88
1:K:544:PHE:HE1	1:K:576:VAL:HG13	1.30	0.88
2:L:103:ASN:O	2:L:104:GLU:O	1.92	0.88
3:X:37:ILE:HG13	4:Y:10:ARG:HH11	1.31	0.88

*Continued on next page...*

*Continued from previous page...*

Atom-1	Atom-2	Interatomic distance (Å)	Clash overlap (Å)
1:A:1167:PRO:C	1:A:1202:TRP:NE1	2.27	0.88
1:C:284:SER:O	1:C:438:HIS:CE1	2.27	0.88
1:E:500:LEU:HD22	1:E:532:ILE:HG12	1.55	0.88
1:E:1240:ILE:HG23	1:E:1241:LEU:N	1.89	0.88
2:F:103:ASN:O	2:F:104:GLU:O	1.92	0.88
1:G:1185:PHE:HD1	1:G:1192:LEU:HG	1.36	0.88
1:G:1200:LYS:CB	1:G:1202:TRP:CZ3	2.56	0.88
1:I:333:ASP:HB2	1:I:334:PHE:CE1	2.07	0.88
1:I:520:ALA:HB1	1:I:648:GLU:CA	2.02	0.88
1:M:595:LEU:HG	1:M:1201:TRP:CH2	2.09	0.88
1:M:595:LEU:HB3	1:M:1244:LEU:HB2	1.55	0.88
1:M:1247:LEU:HD12	1:M:1248:GLU:H	1.37	0.88
1:A:179:PRO:HD2	1:A:237:ARG:NH1	1.81	0.88
1:A:544:PHE:CE1	1:A:576:VAL:CG1	2.52	0.88
1:C:394:LYS:CB	1:C:434:ARG:HB2	2.04	0.88
1:C:1240:ILE:HG23	1:C:1241:LEU:N	1.89	0.88
2:J:103:ASN:O	2:J:104:GLU:O	1.92	0.88
1:K:1176:HIS:HB2	1:K:1218:THR:OG1	1.71	0.88
1:K:1247:LEU:HD12	1:K:1248:GLU:H	1.37	0.88
1:M:158:CYS:HG	1:M:284:SER:HB2	1.05	0.88
1:A:127:VAL:H	5:A:1301:DTP:HN61	1.17	0.88
1:A:284:SER:O	1:A:438:HIS:CE1	2.27	0.88
1:A:336:ASN:HB3	1:M:431:LYS:HZ3	1.34	0.88
1:C:316:GLU:O	1:C:318:LYS:HG2	1.73	0.88
2:D:103:ASN:O	2:D:104:GLU:O	1.92	0.88
2:H:103:ASN:O	2:H:104:GLU:O	1.92	0.88
1:I:922:LEU:CD1	1:I:1241:LEU:HD23	2.04	0.88
1:K:1187:PRO:HG3	1:K:1229:PHE:CD2	2.09	0.88
1:M:716:LEU:HB3	1:M:728:TRP:HB2	1.56	0.88
1:A:716:LEU:HB3	1:A:728:TRP:HB2	1.56	0.87
1:C:544:PHE:CE1	1:C:576:VAL:CG1	2.52	0.87
1:C:922:LEU:CD1	1:C:1241:LEU:HD23	2.04	0.87
1:E:359:TYR:HD1	1:E:360:ASP:H	0.92	0.87
1:E:1185:PHE:HD1	1:E:1192:LEU:HG	1.36	0.87
1:G:394:LYS:CB	1:G:434:ARG:HB2	2.04	0.87
1:G:924:GLN:HB3	1:G:1238:LEU:HG	1.54	0.87
1:I:127:VAL:CG2	1:I:294:ILE:HG13	2.02	0.87
1:I:1200:LYS:HG3	1:I:1211:GLN:HA	1.54	0.87
1:K:595:LEU:HB3	1:K:1244:LEU:HB2	1.55	0.87
1:M:595:LEU:HD22	1:M:1244:LEU:HD13	0.88	0.87
1:A:922:LEU:CD1	1:A:1241:LEU:HD23	2.04	0.87

*Continued on next page...*

*Continued from previous page...*

Atom-1	Atom-2	Interatomic distance (Å)	Clash overlap (Å)
1:I:284:SER:O	1:I:438:HIS:CE1	2.27	0.87
1:I:316:GLU:O	1:I:318:LYS:HG2	1.73	0.87
1:I:595:LEU:HB3	1:I:1244:LEU:HB2	1.55	0.87
1:M:1149:GLY:CA	1:M:1180:VAL:HG22	2.03	0.87
1:G:1187:PRO:HG3	1:G:1229:PHE:CD2	2.09	0.87
1:K:595:LEU:HD22	1:K:1244:LEU:HD13	0.89	0.87
1:A:359:TYR:HD1	1:A:360:ASP:H	0.91	0.87
1:A:456:LEU:O	1:A:459:LYS:N	2.08	0.87
1:A:924:GLN:HB3	1:A:1238:LEU:HG	1.54	0.87
1:C:928:VAL:HG22	1:C:1224:HIS:ND1	1.87	0.87
1:C:1185:PHE:HD1	1:C:1192:LEU:HG	1.36	0.87
1:I:456:LEU:O	1:I:459:LYS:N	2.08	0.87
1:I:1201:TRP:HE3	1:I:1210:SER:HB3	1.37	0.87
1:K:716:LEU:HB3	1:K:728:TRP:HB2	1.56	0.87
3:Q:28:HIS:ND1	4:T:14:LEU:HD11	1.90	0.87
1:E:544:PHE:CE1	1:E:576:VAL:CG1	2.51	0.87
1:G:284:SER:O	1:G:438:HIS:CE1	2.27	0.87
1:I:237:ARG:HH11	1:I:237:ARG:HG2	1.40	0.87
1:K:473:LEU:CD1	1:K:480:CYS:HB2	2.03	0.87
1:K:922:LEU:CD1	1:K:1241:LEU:HD23	2.04	0.87
4:V:36:ARG:HD2	4:V:37:PRO:CD	2.04	0.87
1:C:456:LEU:O	1:C:459:LYS:N	2.08	0.87
1:C:639:LEU:HD21	1:C:653:ILE:HD12	1.57	0.87
1:E:284:SER:O	1:E:438:HIS:CE1	2.27	0.87
1:E:1200:LYS:HG3	1:E:1211:GLN:HA	1.53	0.87
1:G:456:LEU:O	1:G:459:LYS:N	2.08	0.87
1:I:473:LEU:HD21	1:I:484:TYR:CE1	2.10	0.87
1:A:1187:PRO:HG3	1:A:1229:PHE:CD2	2.09	0.87
1:C:431:LYS:NZ	1:E:336:ASN:CB	2.38	0.87
1:C:500:LEU:HD23	1:C:533:LEU:HD13	1.57	0.87
1:C:573:THR:HA	1:C:577:TYR:HD2	1.37	0.87
1:E:520:ALA:HB1	1:E:648:GLU:CA	2.03	0.87
1:E:595:LEU:HG	1:E:1201:TRP:CH2	2.09	0.87
1:E:1200:LYS:CB	1:E:1202:TRP:CZ3	2.56	0.87
1:G:922:LEU:CD1	1:G:1241:LEU:HD23	2.04	0.87
1:G:1164:LEU:HD12	1:G:1164:LEU:H	1.40	0.87
1:K:1149:GLY:CA	1:K:1180:VAL:HG22	2.04	0.87
1:M:882:LEU:CB	1:M:1237:ASN:HD21	1.88	0.87
4:U:18:GLU:HG3	4:U:52:ARG:HH12	1.36	0.87
1:A:595:LEU:HD22	1:A:1244:LEU:HD13	0.89	0.87
1:E:500:LEU:HD23	1:E:533:LEU:HD13	1.57	0.87

*Continued on next page...*

*Continued from previous page...*

Atom-1	Atom-2	Interatomic distance (Å)	Clash overlap (Å)
1:G:882:LEU:CB	1:G:1237:ASN:HD21	1.88	0.87
1:K:882:LEU:CB	1:K:1237:ASN:HD21	1.88	0.87
1:C:579:GLN:NE2	1:C:579:GLN:O	2.08	0.87
1:E:922:LEU:CD1	1:E:1241:LEU:HD23	2.04	0.87
1:G:500:LEU:HD22	1:G:532:ILE:HG12	1.55	0.87
1:I:882:LEU:CB	1:I:1237:ASN:HD21	1.88	0.87
1:K:456:LEU:O	1:K:459:LYS:N	2.08	0.87
1:K:500:LEU:HD23	1:K:533:LEU:HD13	1.57	0.87
1:M:544:PHE:CE1	1:M:576:VAL:CG1	2.51	0.87
2:N:103:ASN:O	2:N:104:GLU:O	1.92	0.87
1:A:137:GLN:HB3	3:W:6:ARG:HH22	1.40	0.86
1:A:431:LYS:NZ	1:C:336:ASN:CB	2.38	0.86
1:A:882:LEU:CB	1:A:1237:ASN:HD21	1.88	0.86
1:I:579:GLN:O	1:I:579:GLN:NE2	2.08	0.86
1:K:1164:LEU:H	1:K:1164:LEU:HD12	1.40	0.86
1:M:284:SER:O	1:M:438:HIS:CE1	2.27	0.86
1:A:902:ASP:CG	2:B:72:LYS:HZ2	1.78	0.86
1:E:1176:HIS:HB2	1:E:1218:THR:OG1	1.73	0.86
1:G:579:GLN:O	1:G:579:GLN:NE2	2.08	0.86
1:G:595:LEU:HG	1:G:1201:TRP:CH2	2.09	0.86
1:G:614:HIS:HE1	1:G:640:GLN:CG	1.83	0.86
1:K:284:SER:O	1:K:438:HIS:CE1	2.27	0.86
1:K:639:LEU:HD21	1:K:653:ILE:HD12	1.57	0.86
3:Q:79:GLY:HA2	4:U:36:ARG:NH2	1.88	0.86
1:A:595:LEU:HG	1:A:1201:TRP:CH2	2.09	0.86
1:A:639:LEU:HD21	1:A:653:ILE:HD12	1.57	0.86
1:A:1167:PRO:CA	1:A:1202:TRP:HE1	1.81	0.86
1:C:237:ARG:HH11	1:C:237:ARG:HG2	1.40	0.86
1:C:294:ILE:HG21	1:C:324:VAL:CG1	2.06	0.86
1:C:359:TYR:HD1	1:C:360:ASP:H	0.92	0.86
1:C:1167:PRO:CA	1:C:1202:TRP:HE1	1.81	0.86
1:E:431:LYS:NZ	1:G:336:ASN:CB	2.38	0.86
1:I:595:LEU:HG	1:I:1201:TRP:CH2	2.09	0.86
1:K:477:GLN:HA	1:K:477:GLN:NE2	1.90	0.86
1:M:500:LEU:HD23	1:M:533:LEU:HD13	1.57	0.86
1:M:922:LEU:CD1	1:M:1241:LEU:HD23	2.04	0.86
1:A:294:ILE:HG21	1:A:324:VAL:CG1	2.06	0.86
1:C:716:LEU:HB3	1:C:728:TRP:HB2	1.56	0.86
1:C:1164:LEU:H	1:C:1164:LEU:HD12	1.40	0.86
1:C:1187:PRO:HG3	1:C:1229:PHE:CD2	2.09	0.86
1:E:1187:PRO:HG3	1:E:1229:PHE:CD2	2.09	0.86

*Continued on next page...*

*Continued from previous page...*

Atom-1	Atom-2	Interatomic distance (Å)	Clash overlap (Å)
1:G:473:LEU:HD21	1:G:484:TYR:CE1	2.10	0.86
1:G:922:LEU:HD12	1:G:1241:LEU:HD23	1.58	0.86
1:K:505:PHE:HZ	1:K:540:VAL:HG11	1.40	0.86
1:A:333:ASP:HB2	1:A:334:PHE:CD1	2.11	0.86
1:A:573:THR:HA	1:A:577:TYR:HD2	1.38	0.86
1:C:473:LEU:HD21	1:C:484:TYR:CE1	2.10	0.86
1:E:1200:LYS:HG3	1:E:1211:GLN:CB	2.05	0.86
1:G:716:LEU:HB3	1:G:728:TRP:HB2	1.57	0.86
1:G:1201:TRP:HE3	1:G:1210:SER:HB3	1.37	0.86
1:I:394:LYS:CB	1:I:434:ARG:HB2	2.04	0.86
1:K:473:LEU:HD21	1:K:484:TYR:CE1	2.10	0.86
1:K:579:GLN:NE2	1:K:579:GLN:O	2.08	0.86
1:K:1167:PRO:C	1:K:1202:TRP:NE1	2.27	0.86
1:A:394:LYS:CB	1:A:434:ARG:HB2	2.04	0.86
1:A:1240:ILE:HG23	1:A:1241:LEU:N	1.89	0.86
1:G:122:ARG:HH21	1:G:126:PHE:HZ	1.24	0.86
1:I:1149:GLY:CA	1:I:1180:VAL:HG22	2.05	0.86
1:I:1167:PRO:HA	1:I:1202:TRP:HD1	1.41	0.86
1:K:595:LEU:HG	1:K:1201:TRP:CH2	2.09	0.86
1:K:1200:LYS:HG3	1:K:1211:GLN:CB	2.05	0.86
1:M:1185:PHE:HD1	1:M:1192:LEU:HG	1.36	0.86
3:R:47:PRO:CA	4:S:45:ARG:CG	2.48	0.86
4:T:52:ARG:HD3	4:U:38:HIS:NE2	1.89	0.86
1:A:922:LEU:HD12	1:A:1241:LEU:HD23	1.57	0.86
2:B:103:ASN:O	2:B:104:GLU:O	1.92	0.86
1:C:1200:LYS:HG3	1:C:1211:GLN:CB	2.05	0.86
1:G:332:ARG:CB	1:G:332:ARG:HH11	1.88	0.86
1:M:639:LEU:HD21	1:M:653:ILE:HD12	1.57	0.86
1:A:473:LEU:CD1	1:A:480:CYS:HB2	2.03	0.86
1:A:595:LEU:CD1	1:A:1201:TRP:CH2	2.59	0.86
1:A:881:HIS:HD1	1:A:901:SER:HB3	1.34	0.86
1:A:1200:LYS:CB	1:A:1202:TRP:CZ3	2.56	0.86
1:C:922:LEU:HD12	1:C:1241:LEU:HD23	1.58	0.86
1:C:1200:LYS:CB	1:C:1202:TRP:CZ3	2.56	0.86
1:E:639:LEU:HD21	1:E:653:ILE:HD12	1.57	0.86
1:E:922:LEU:HD12	1:E:1241:LEU:HD23	1.58	0.86
1:G:473:LEU:CD1	1:G:480:CYS:HB2	2.03	0.86
1:I:158:CYS:HG	1:I:284:SER:HB2	1.06	0.86
1:I:639:LEU:HD21	1:I:653:ILE:HD12	1.57	0.86
1:I:922:LEU:HD12	1:I:1241:LEU:HD23	1.58	0.86
1:I:1247:LEU:HD12	1:I:1248:GLU:H	1.37	0.86

*Continued on next page...*

*Continued from previous page...*

Atom-1	Atom-2	Interatomic distance (Å)	Clash overlap (Å)
1:K:332:ARG:CB	1:K:332:ARG:HH11	1.88	0.86
1:K:1240:ILE:HG23	1:K:1241:LEU:N	1.89	0.86
1:M:477:GLN:HA	1:M:477:GLN:NE2	1.90	0.86
1:M:1240:ILE:HG23	1:M:1241:LEU:N	1.89	0.86
1:C:332:ARG:CB	1:C:332:ARG:HH11	1.88	0.86
1:C:595:LEU:CD1	1:C:1201:TRP:CH2	2.59	0.86
1:E:473:LEU:HD21	1:E:484:TYR:CE1	2.10	0.86
1:E:477:GLN:HA	1:E:477:GLN:NE2	1.90	0.86
1:G:333:ASP:HB2	1:G:334:PHE:CD1	2.11	0.86
1:K:108:SER:O	1:K:111:ARG:HG3	1.76	0.86
1:M:1200:LYS:HG3	1:M:1211:GLN:CB	2.05	0.86
1:A:595:LEU:HB3	1:A:1244:LEU:HB2	1.55	0.86
1:A:1164:LEU:H	1:A:1164:LEU:HD12	1.40	0.86
1:C:108:SER:O	1:C:111:ARG:HG3	1.76	0.86
1:E:231:MET:O	1:E:236:PRO:CA	2.24	0.86
1:E:1164:LEU:H	1:E:1164:LEU:HD12	1.40	0.86
1:K:1200:LYS:HE3	1:K:1211:GLN:HB3	1.11	0.86
1:M:595:LEU:CD1	1:M:1201:TRP:CH2	2.59	0.86
1:M:1164:LEU:H	1:M:1164:LEU:HD12	1.40	0.86
1:A:579:GLN:O	1:A:579:GLN:NE2	2.08	0.85
1:A:1247:LEU:HD12	1:A:1248:GLU:H	1.37	0.85
1:C:520:ALA:CB	1:C:648:GLU:CB	2.53	0.85
1:C:597:TRP:HH2	1:C:603:ILE:CD1	1.89	0.85
1:E:294:ILE:HG21	1:E:324:VAL:CG1	2.06	0.85
1:E:333:ASP:HB2	1:E:334:PHE:CD1	2.11	0.85
1:E:403:LEU:HD12	1:E:403:LEU:O	1.76	0.85
1:E:1167:PRO:HA	1:E:1202:TRP:HD1	1.40	0.85
1:G:1200:LYS:HG3	1:G:1211:GLN:CB	2.05	0.85
1:I:1164:LEU:H	1:I:1164:LEU:HD12	1.40	0.85
1:I:1200:LYS:HG3	1:I:1211:GLN:CB	2.05	0.85
1:K:431:LYS:NZ	1:M:336:ASN:CB	2.38	0.85
1:K:862:TYR:CE1	1:K:881:HIS:HB3	2.11	0.85
1:A:453:LEU:CA	1:A:456:LEU:HD12	2.06	0.85
1:A:473:LEU:HD21	1:A:484:TYR:CE1	2.10	0.85
1:C:477:GLN:HA	1:C:477:GLN:NE2	1.90	0.85
1:I:122:ARG:HH21	1:I:126:PHE:HZ	1.23	0.85
1:I:171:HIS:NE2	1:I:175:GLU:HG3	1.91	0.85
1:I:500:LEU:HD23	1:I:533:LEU:HD13	1.57	0.85
1:I:597:TRP:HH2	1:I:603:ILE:CD1	1.89	0.85
1:K:171:HIS:NE2	1:K:175:GLU:HG3	1.91	0.85
1:K:237:ARG:HH11	1:K:237:ARG:HG2	1.40	0.85

*Continued on next page...*

*Continued from previous page...*

Atom-1	Atom-2	Interatomic distance (Å)	Clash overlap (Å)
1:K:597:TRP:HH2	1:K:603:ILE:CD1	1.89	0.85
1:M:862:TYR:CE1	1:M:881:HIS:HB3	2.11	0.85
1:A:108:SER:O	1:A:111:ARG:HG3	1.76	0.85
1:A:923:LYS:CB	1:A:940:VAL:CG2	2.54	0.85
1:A:1176:HIS:CB	1:A:1218:THR:HG21	2.05	0.85
1:A:1185:PHE:HD1	1:A:1192:LEU:HG	1.36	0.85
1:C:333:ASP:HB2	1:C:334:PHE:CD1	2.11	0.85
1:E:332:ARG:CB	1:E:332:ARG:HH11	1.89	0.85
1:E:595:LEU:CD1	1:E:1201:TRP:CH2	2.59	0.85
1:E:597:TRP:HH2	1:E:603:ILE:CD1	1.89	0.85
1:E:1201:TRP:HE3	1:E:1210:SER:HB3	1.37	0.85
1:G:595:LEU:CD1	1:G:1201:TRP:CH2	2.59	0.85
1:M:456:LEU:O	1:M:459:LYS:N	2.08	0.85
1:A:477:GLN:HA	1:A:477:GLN:NE2	1.90	0.85
1:A:862:TYR:CE1	1:A:881:HIS:HB3	2.11	0.85
1:C:473:LEU:CD1	1:C:480:CYS:HB2	2.03	0.85
1:E:923:LYS:CB	1:E:940:VAL:CG2	2.53	0.85
1:G:1240:ILE:HG23	1:G:1241:LEU:N	1.89	0.85
1:K:595:LEU:CD1	1:K:1201:TRP:CH2	2.59	0.85
1:M:108:SER:O	1:M:111:ARG:HG3	1.76	0.85
1:M:294:ILE:HG21	1:M:324:VAL:CG1	2.06	0.85
1:E:456:LEU:O	1:E:459:LYS:N	2.08	0.85
1:E:579:GLN:NE2	1:E:579:GLN:O	2.08	0.85
1:G:500:LEU:HD23	1:G:533:LEU:HD13	1.57	0.85
1:I:431:LYS:NZ	1:K:336:ASN:CB	2.38	0.85
1:M:597:TRP:HH2	1:M:603:ILE:CD1	1.89	0.85
3:R:79:GLY:HA3	4:V:65:ARG:NH2	1.90	0.85
1:A:597:TRP:HH2	1:A:603:ILE:CD1	1.89	0.85
2:D:17:CYS:SG	7:D:201:HEM:C3C	2.70	0.85
1:G:403:LEU:HD12	1:G:403:LEU:O	1.77	0.85
1:I:294:ILE:HG21	1:I:324:VAL:CG1	2.06	0.85
1:M:333:ASP:HB2	1:M:334:PHE:CD1	2.11	0.85
1:M:473:LEU:HD21	1:M:484:TYR:CE1	2.10	0.85
1:M:579:GLN:NE2	1:M:579:GLN:O	2.08	0.85
1:M:1176:HIS:CB	1:M:1218:THR:HG21	2.06	0.85
1:C:862:TYR:CE1	1:C:881:HIS:HB3	2.11	0.85
1:G:237:ARG:HH11	1:G:237:ARG:HG2	1.40	0.85
1:G:294:ILE:HG21	1:G:324:VAL:CG1	2.06	0.85
1:G:639:LEU:HD21	1:G:653:ILE:HD12	1.57	0.85
1:K:639:LEU:HD23	1:K:653:ILE:CD1	2.07	0.85
1:M:171:HIS:NE2	1:M:175:GLU:HG3	1.91	0.85

*Continued on next page...*

*Continued from previous page...*

Atom-1	Atom-2	Interatomic distance (Å)	Clash overlap (Å)
1:M:332:ARG:CB	1:M:332:ARG:HH11	1.88	0.85
1:M:364:LEU:HD11	1:M:368:MET:HE1	1.58	0.85
1:M:473:LEU:CD1	1:M:480:CYS:HB2	2.03	0.85
1:A:1200:LYS:HG3	1:A:1211:GLN:CB	2.05	0.85
1:C:923:LYS:CB	1:C:940:VAL:CG2	2.54	0.85
2:L:17:CYS:SG	7:L:201:HEM:C3C	2.70	0.85
1:M:639:LEU:HD23	1:M:653:ILE:CD1	2.07	0.85
1:A:332:ARG:CB	1:A:332:ARG:HH11	1.88	0.85
1:A:500:LEU:HD23	1:A:533:LEU:HD13	1.57	0.85
1:A:639:LEU:HD23	1:A:653:ILE:CD1	2.07	0.85
2:B:17:CYS:SG	7:B:201:HEM:C3C	2.70	0.85
1:C:505:PHE:HZ	1:C:540:VAL:HG11	1.41	0.85
1:E:108:SER:O	1:E:111:ARG:HG3	1.76	0.85
1:E:505:PHE:HZ	1:E:540:VAL:HG11	1.40	0.85
1:I:332:ARG:CB	1:I:332:ARG:HH11	1.89	0.85
1:I:520:ALA:CB	1:I:648:GLU:CB	2.53	0.85
1:K:333:ASP:HB2	1:K:334:PHE:CD1	2.11	0.85
1:M:1167:PRO:C	1:M:1202:TRP:NE1	2.27	0.85
1:M:1201:TRP:HE3	1:M:1210:SER:HB3	1.37	0.85
1:A:336:ASN:CB	1:M:431:LYS:NZ	2.38	0.85
1:C:171:HIS:NE2	1:C:175:GLU:HG3	1.91	0.85
1:C:639:LEU:HD23	1:C:653:ILE:CD1	2.07	0.85
1:E:236:PRO:CG	3:O:3:ALA:HB1	2.05	0.85
1:E:1176:HIS:CB	1:E:1218:THR:HG21	2.06	0.85
1:G:597:TRP:HH2	1:G:603:ILE:CD1	1.89	0.85
1:G:862:TYR:CE1	1:G:881:HIS:HB3	2.11	0.85
1:K:294:ILE:HG21	1:K:324:VAL:CG1	2.05	0.85
1:M:453:LEU:CA	1:M:456:LEU:HD12	2.06	0.85
1:A:520:ALA:CB	1:A:648:GLU:CB	2.53	0.84
1:A:844:GLN:OE1	1:A:884:TRP:NE1	2.10	0.84
1:C:403:LEU:HD12	1:C:403:LEU:O	1.76	0.84
1:G:1200:LYS:O	1:G:1202:TRP:HE3	1.60	0.84
2:N:17:CYS:SG	7:N:201:HEM:C3C	2.70	0.84
3:O:48:THR:CG2	3:P:41:GLU:OE2	2.25	0.84
1:A:137:GLN:HB3	3:W:6:ARG:NH2	1.92	0.84
1:A:237:ARG:HH11	1:A:237:ARG:HG2	1.40	0.84
3:Q:27:ASP:OD2	4:T:17:VAL:HG21	1.76	0.84
1:C:1167:PRO:HA	1:C:1202:TRP:HD1	1.41	0.84
1:E:1149:GLY:HA2	1:E:1180:VAL:CG2	2.07	0.84
1:G:431:LYS:NZ	1:I:336:ASN:CB	2.38	0.84
1:G:1200:LYS:HE3	1:G:1211:GLN:CG	2.07	0.84

*Continued on next page...*



*Continued from previous page...*

Atom-1	Atom-2	Interatomic distance (Å)	Clash overlap (Å)
2:H:17:CYS:SG	7:H:201:HEM:C3C	2.70	0.84
1:I:333:ASP:HB2	1:I:334:PHE:CD1	2.11	0.84
1:I:403:LEU:HD12	1:I:403:LEU:O	1.77	0.84
1:I:595:LEU:HG	1:I:1201:TRP:HH2	1.42	0.84
1:I:844:GLN:OE1	1:I:884:TRP:NE1	2.11	0.84
1:K:403:LEU:HD12	1:K:403:LEU:O	1.76	0.84
1:M:237:ARG:HH11	1:M:237:ARG:HG2	1.40	0.84
3:O:79:GLY:HA3	4:S:65:ARG:HH22	0.77	0.84
1:E:716:LEU:HB3	1:E:728:TRP:HB2	1.56	0.84
1:E:862:TYR:CE1	1:E:881:HIS:HB3	2.11	0.84
1:E:1200:LYS:O	1:E:1202:TRP:HE3	1.60	0.84
1:G:595:LEU:HG	1:G:1201:TRP:HH2	1.42	0.84
1:K:453:LEU:CA	1:K:456:LEU:HD12	2.06	0.84
1:K:1201:TRP:HE3	1:K:1210:SER:HB3	1.37	0.84
1:M:394:LYS:CB	1:M:434:ARG:HB2	2.04	0.84
1:M:505:PHE:HZ	1:M:540:VAL:HG11	1.40	0.84
1:M:595:LEU:HD11	1:M:1201:TRP:HZ2	0.76	0.84
1:G:844:GLN:OE1	1:G:884:TRP:NE1	2.10	0.84
1:I:505:PHE:HZ	1:I:540:VAL:HG11	1.40	0.84
1:I:558:GLN:O	1:I:560:PHE:N	2.11	0.84
1:I:1200:LYS:O	1:I:1202:TRP:HE3	1.60	0.84
1:M:614:HIS:CE1	1:M:640:GLN:HG3	2.12	0.84
1:M:922:LEU:HD12	1:M:1241:LEU:HD23	1.57	0.84
1:A:171:HIS:NE2	1:A:175:GLU:HG3	1.91	0.84
1:C:1149:GLY:CA	1:C:1180:VAL:HG22	2.08	0.84
1:G:477:GLN:HA	1:G:477:GLN:NE2	1.90	0.84
1:G:1167:PRO:HA	1:G:1202:TRP:HD1	1.40	0.84
1:I:322:LEU:O	1:I:322:LEU:HD22	1.77	0.84
1:I:639:LEU:HD23	1:I:653:ILE:CD1	2.07	0.84
1:I:716:LEU:HB3	1:I:728:TRP:HB2	1.57	0.84
1:K:394:LYS:CB	1:K:434:ARG:HB2	2.04	0.84
1:K:923:LYS:CB	1:K:940:VAL:CG2	2.54	0.84
3:O:24:TYR:CE2	4:S:38:HIS:CB	2.54	0.84
1:A:1200:LYS:HE3	1:A:1211:GLN:CG	2.07	0.84
1:C:844:GLN:OE1	1:C:884:TRP:NE1	2.10	0.84
1:E:171:HIS:NE2	1:E:175:GLU:HG3	1.91	0.84
1:E:882:LEU:CB	1:E:1237:ASN:HD21	1.88	0.84
1:G:108:SER:O	1:G:111:ARG:HG3	1.76	0.84
1:G:171:HIS:NE2	1:G:175:GLU:HG3	1.91	0.84
1:I:284:SER:O	1:I:438:HIS:HE1	1.61	0.84
1:K:122:ARG:HH21	1:K:126:PHE:HZ	1.23	0.84

*Continued on next page...*

*Continued from previous page...*

Atom-1	Atom-2	Interatomic distance (Å)	Clash overlap (Å)
1:M:322:LEU:O	1:M:322:LEU:HD22	1.77	0.84
1:M:844:GLN:OE1	1:M:884:TRP:NE1	2.10	0.84
1:A:558:GLN:O	1:A:560:PHE:N	2.11	0.84
1:C:284:SER:O	1:C:438:HIS:HE1	1.61	0.84
1:C:322:LEU:O	1:C:322:LEU:HD22	1.77	0.84
1:I:108:SER:O	1:I:111:ARG:HG3	1.76	0.84
1:I:595:LEU:CD1	1:I:1201:TRP:CH2	2.59	0.84
1:K:322:LEU:O	1:K:322:LEU:HD22	1.77	0.84
1:K:614:HIS:CE1	1:K:640:GLN:HG3	2.12	0.84
1:A:505:PHE:HZ	1:A:540:VAL:HG11	1.41	0.84
1:C:525:GLU:O	1:C:528:GLU:CG	2.26	0.84
1:E:614:HIS:CE1	1:E:640:GLN:HG3	2.12	0.84
1:G:453:LEU:CA	1:G:456:LEU:HD12	2.06	0.84
1:G:1176:HIS:CB	1:G:1218:THR:HG21	2.08	0.84
1:E:639:LEU:HD23	1:E:653:ILE:CD1	2.07	0.84
1:E:1200:LYS:HE3	1:E:1211:GLN:CG	2.08	0.84
2:F:17:CYS:SG	7:F:201:HEM:C3C	2.70	0.84
1:G:505:PHE:HZ	1:G:540:VAL:HG11	1.40	0.84
1:I:1167:PRO:CA	1:I:1202:TRP:HE1	1.81	0.84
1:K:510:ILE:O	1:K:514:THR:OG1	1.96	0.84
1:K:844:GLN:OE1	1:K:884:TRP:NE1	2.10	0.84
1:K:922:LEU:HD12	1:K:1241:LEU:HD23	1.58	0.84
1:K:1167:PRO:CA	1:K:1202:TRP:HE1	1.81	0.84
1:M:284:SER:O	1:M:438:HIS:HE1	1.61	0.84
3:O:19:ASP:O	4:S:64:THR:CB	2.25	0.84
1:A:525:GLU:O	1:A:528:GLU:CG	2.26	0.83
1:E:453:LEU:CA	1:E:456:LEU:HD12	2.06	0.83
1:E:862:TYR:HE2	1:E:881:HIS:H	0.97	0.83
1:G:1203:ASN:H	1:G:1208:GLU:HA	1.43	0.83
2:J:17:CYS:SG	7:J:201:HEM:C3C	2.70	0.83
1:K:500:LEU:CD2	1:K:532:ILE:HG12	2.08	0.83
1:A:403:LEU:HD12	1:A:403:LEU:O	1.77	0.83
1:E:1179:TRP:HA	1:E:1179:TRP:CE3	2.13	0.83
1:G:883:SER:OG	1:G:902:ASP:CB	2.26	0.83
1:I:604:THR:H	1:I:1240:ILE:HD13	1.43	0.83
1:K:284:SER:O	1:K:438:HIS:HE1	1.61	0.83
1:M:403:LEU:O	1:M:403:LEU:HD12	1.77	0.83
1:M:883:SER:OG	1:M:902:ASP:CB	2.26	0.83
4:T:13:ARG:HD2	4:T:59:ILE:HD11	1.58	0.83
1:A:614:HIS:CE1	1:A:640:GLN:HG3	2.13	0.83
1:C:614:HIS:CE1	1:C:640:GLN:HG3	2.13	0.83

*Continued on next page...*

*Continued from previous page...*

Atom-1	Atom-2	Interatomic distance (Å)	Clash overlap (Å)
1:C:882:LEU:CB	1:C:1237:ASN:HD21	1.88	0.83
1:C:883:SER:OG	1:C:902:ASP:CB	2.26	0.83
1:E:284:SER:O	1:E:438:HIS:HE1	1.61	0.83
1:E:322:LEU:O	1:E:322:LEU:HD22	1.78	0.83
1:G:284:SER:O	1:G:438:HIS:HE1	1.61	0.83
1:G:505:PHE:CZ	1:G:540:VAL:HG11	2.14	0.83
1:I:364:LEU:HD13	1:I:364:LEU:O	1.78	0.83
1:I:614:HIS:CE1	1:I:640:GLN:HG3	2.12	0.83
1:K:558:GLN:O	1:K:560:PHE:N	2.11	0.83
1:E:525:GLU:O	1:E:528:GLU:CG	2.26	0.83
1:E:1203:ASN:H	1:E:1208:GLU:HA	1.43	0.83
1:G:453:LEU:HD12	1:G:454:GLN:N	1.94	0.83
1:I:862:TYR:CE1	1:I:881:HIS:HB3	2.11	0.83
1:K:1176:HIS:CB	1:K:1218:THR:HG21	2.08	0.83
1:K:1200:LYS:HE3	1:K:1211:GLN:CG	2.08	0.83
2:N:33:HIS:HE1	2:N:104:GLU:O	1.62	0.83
1:A:595:LEU:HG	1:A:1201:TRP:HH2	1.41	0.83
1:C:1200:LYS:HE3	1:C:1211:GLN:CG	2.07	0.83
1:G:639:LEU:HD23	1:G:653:ILE:CD1	2.07	0.83
1:G:1149:GLY:HA2	1:G:1180:VAL:CG2	2.07	0.83
1:I:500:LEU:CD2	1:I:532:ILE:HG12	2.08	0.83
1:I:505:PHE:CZ	1:I:540:VAL:HG11	2.14	0.83
1:M:500:LEU:CD2	1:M:532:ILE:HG12	2.08	0.83
1:M:1200:LYS:HE3	1:M:1211:GLN:CG	2.08	0.83
1:A:364:LEU:HD13	1:A:364:LEU:O	1.78	0.83
1:A:883:SER:OG	1:A:902:ASP:CB	2.26	0.83
1:C:453:LEU:HD12	1:C:454:GLN:N	1.94	0.83
1:C:505:PHE:CZ	1:C:540:VAL:HG11	2.14	0.83
1:E:565:GLN:NE2	1:E:568:LEU:HD11	1.94	0.83
1:G:209:ASP:CG	3:O:62:LYS:HE3	1.99	0.83
2:H:33:HIS:HE1	2:H:104:GLU:O	1.62	0.83
1:I:923:LYS:CB	1:I:940:VAL:CG2	2.54	0.83
2:J:33:HIS:HE1	2:J:104:GLU:O	1.61	0.83
2:L:33:HIS:HE1	2:L:104:GLU:O	1.62	0.83
1:A:845:TYR:OH	1:A:888:VAL:O	1.97	0.83
1:A:1203:ASN:H	1:A:1208:GLU:HA	1.43	0.83
1:G:520:ALA:CB	1:G:648:GLU:CB	2.53	0.83
1:G:1176:HIS:HB2	1:G:1218:THR:CB	2.09	0.83
1:K:525:GLU:O	1:K:528:GLU:CG	2.26	0.83
1:K:565:GLN:NE2	1:K:568:LEU:HD11	1.94	0.83
1:M:845:TYR:OH	1:M:888:VAL:O	1.97	0.83

*Continued on next page...*

*Continued from previous page...*

Atom-1	Atom-2	Interatomic distance (Å)	Clash overlap (Å)
1:M:1181:THR:HG21	1:M:1221:LYS:HA	1.61	0.83
1:A:322:LEU:O	1:A:322:LEU:HD22	1.77	0.83
1:A:505:PHE:CZ	1:A:540:VAL:HG11	2.14	0.83
1:A:1176:HIS:HB2	1:A:1218:THR:CB	2.08	0.83
1:C:948:LEU:HD12	1:C:957:ASP:CG	1.99	0.83
1:E:364:LEU:O	1:E:364:LEU:HD13	1.78	0.83
1:E:453:LEU:HD12	1:E:454:GLN:N	1.94	0.83
1:E:505:PHE:CZ	1:E:540:VAL:HG11	2.14	0.83
1:E:510:ILE:O	1:E:514:THR:OG1	1.96	0.83
1:E:883:SER:OG	1:E:902:ASP:CB	2.26	0.83
1:I:883:SER:OG	1:I:902:ASP:CB	2.26	0.83
1:I:1176:HIS:CB	1:I:1218:THR:HG21	2.08	0.83
1:K:591:GLY:O	1:K:592:MET:HB2	1.79	0.83
1:K:604:THR:H	1:K:1240:ILE:HD13	1.44	0.83
1:K:883:SER:OG	1:K:902:ASP:CB	2.26	0.83
1:A:1200:LYS:O	1:A:1202:TRP:HE3	1.60	0.83
1:C:1176:HIS:HB2	1:C:1218:THR:CB	2.08	0.83
2:D:33:HIS:HE1	2:D:104:GLU:O	1.61	0.83
1:E:558:GLN:O	1:E:560:PHE:N	2.11	0.83
1:E:604:THR:H	1:E:1240:ILE:HD13	1.43	0.83
2:F:33:HIS:HE1	2:F:104:GLU:O	1.61	0.83
1:G:604:THR:H	1:G:1240:ILE:HD13	1.44	0.83
1:I:636:ASP:O	1:I:637:LYS:HD2	1.79	0.83
1:I:1200:LYS:HE3	1:I:1211:GLN:CG	2.08	0.83
1:M:999:ARG:NH2	1:M:1000:PHE:O	2.12	0.83
1:M:1179:TRP:HA	1:M:1179:TRP:CE3	2.14	0.83
1:A:1149:GLY:CA	1:A:1180:VAL:HG22	2.08	0.83
1:A:1181:THR:HG21	1:A:1221:LYS:HA	1.61	0.83
2:B:33:HIS:HE1	2:B:104:GLU:O	1.62	0.83
1:G:500:LEU:CD2	1:G:532:ILE:HG12	2.09	0.83
1:K:636:ASP:O	1:K:637:LYS:HD2	1.79	0.83
1:K:639:LEU:HG	1:K:653:ILE:CG2	2.09	0.83
1:M:558:GLN:O	1:M:560:PHE:N	2.11	0.83
1:M:636:ASP:O	1:M:637:LYS:HD2	1.79	0.83
1:M:923:LYS:CB	1:M:940:VAL:CG2	2.54	0.83
1:M:1200:LYS:O	1:M:1202:TRP:HE3	1.60	0.83
1:E:999:ARG:NH2	1:E:1000:PHE:O	2.12	0.82
1:G:510:ILE:O	1:G:514:THR:OG1	1.96	0.82
1:G:639:LEU:HG	1:G:653:ILE:CG2	2.09	0.82
1:I:603:ILE:HD13	1:I:1242:TYR:HE1	1.44	0.82
1:K:505:PHE:CZ	1:K:540:VAL:HG11	2.14	0.82

*Continued on next page...*

*Continued from previous page...*

Atom-1	Atom-2	Interatomic distance (Å)	Clash overlap (Å)
3:Q:28:HIS:HA	4:T:14:LEU:CG	2.06	0.82
1:A:453:LEU:HD12	1:A:454:GLN:N	1.94	0.82
1:A:604:THR:H	1:A:1240:ILE:HD13	1.44	0.82
1:C:510:ILE:O	1:C:514:THR:OG1	1.96	0.82
1:E:500:LEU:CD2	1:E:532:ILE:HG12	2.09	0.82
1:E:591:GLY:O	1:E:592:MET:HB2	1.79	0.82
1:E:844:GLN:OE1	1:E:884:TRP:NE1	2.11	0.82
1:K:520:ALA:CB	1:K:648:GLU:CB	2.53	0.82
1:K:1185:PHE:HD1	1:K:1192:LEU:HG	1.36	0.82
1:K:1200:LYS:O	1:K:1202:TRP:HE3	1.60	0.82
1:M:639:LEU:HG	1:M:653:ILE:CG2	2.09	0.82
1:C:122:ARG:HH21	1:C:126:PHE:HZ	1.23	0.82
1:C:1203:ASN:H	1:C:1208:GLU:HA	1.43	0.82
1:G:298:PHE:CD2	1:G:328:GLY:HA3	2.15	0.82
1:G:322:LEU:O	1:G:322:LEU:HD22	1.77	0.82
1:G:636:ASP:O	1:G:637:LYS:HD2	1.79	0.82
1:M:505:PHE:CZ	1:M:540:VAL:HG11	2.14	0.82
1:M:565:GLN:NE2	1:M:568:LEU:HD11	1.94	0.82
3:O:24:TYR:HE2	4:S:38:HIS:CB	1.92	0.82
1:A:298:PHE:CD2	1:A:328:GLY:HA3	2.15	0.82
1:A:565:GLN:NE2	1:A:568:LEU:HD11	1.94	0.82
1:C:364:LEU:O	1:C:364:LEU:HD13	1.78	0.82
1:C:999:ARG:NH2	1:C:1000:PHE:O	2.12	0.82
1:G:558:GLN:O	1:G:560:PHE:N	2.11	0.82
1:G:591:GLY:O	1:G:592:MET:HB2	1.79	0.82
1:G:614:HIS:CE1	1:G:640:GLN:HG3	2.12	0.82
1:G:845:TYR:OH	1:G:888:VAL:O	1.97	0.82
1:I:453:LEU:HD12	1:I:454:GLN:N	1.94	0.82
1:K:948:LEU:HD12	1:K:957:ASP:CG	1.99	0.82
1:K:1203:ASN:H	1:K:1208:GLU:HA	1.43	0.82
1:G:565:GLN:NE2	1:G:568:LEU:HD11	1.94	0.82
1:I:525:GLU:O	1:I:528:GLU:CG	2.26	0.82
1:I:948:LEU:HD12	1:I:957:ASP:CG	1.99	0.82
1:I:1185:PHE:HD1	1:I:1192:LEU:HG	1.36	0.82
1:K:1181:THR:HG21	1:K:1221:LYS:HA	1.61	0.82
1:M:364:LEU:O	1:M:364:LEU:HD13	1.78	0.82
1:M:948:LEU:HD12	1:M:957:ASP:CG	2.00	0.82
1:A:510:ILE:O	1:A:514:THR:OG1	1.96	0.82
1:A:999:ARG:NH2	1:A:1000:PHE:O	2.12	0.82
1:C:558:GLN:O	1:C:560:PHE:N	2.11	0.82
1:C:639:LEU:HG	1:C:653:ILE:CG2	2.09	0.82

*Continued on next page...*

*Continued from previous page...*

Atom-1	Atom-2	Interatomic distance (Å)	Clash overlap (Å)
1:I:999:ARG:NH2	1:I:1000:PHE:O	2.12	0.82
1:K:595:LEU:HG	1:K:1201:TRP:HH2	1.42	0.82
1:M:298:PHE:CD2	1:M:328:GLY:HA3	2.15	0.82
1:M:1203:ASN:H	1:M:1208:GLU:HA	1.43	0.82
1:A:1232:TYR:OH	1:A:1234:THR:HB	1.80	0.82
1:C:1176:HIS:CB	1:C:1218:THR:HG21	2.08	0.82
1:E:298:PHE:CD2	1:E:328:GLY:HA3	2.14	0.82
1:E:592:MET:HB3	1:E:594:TYR:CE1	2.15	0.82
1:E:639:LEU:HG	1:E:653:ILE:CG2	2.09	0.82
1:I:453:LEU:CA	1:I:456:LEU:HD12	2.06	0.82
1:I:592:MET:HB3	1:I:594:TYR:CE1	2.15	0.82
1:I:639:LEU:HG	1:I:653:ILE:CG2	2.09	0.82
1:K:999:ARG:NH2	1:K:1000:PHE:O	2.12	0.82
1:A:500:LEU:CD2	1:A:532:ILE:HG12	2.09	0.82
1:A:639:LEU:HG	1:A:653:ILE:CG2	2.09	0.82
1:E:729:ASP:HB2	1:E:736:ARG:HB2	1.62	0.82
1:G:592:MET:HB3	1:G:594:TYR:CE1	2.15	0.82
1:G:603:ILE:HD13	1:G:1242:TYR:HE1	1.44	0.82
1:G:1179:TRP:HA	1:G:1179:TRP:CE3	2.13	0.82
1:I:565:GLN:NE2	1:I:568:LEU:HD11	1.94	0.82
1:K:298:PHE:CD2	1:K:328:GLY:HA3	2.15	0.82
1:K:364:LEU:O	1:K:364:LEU:HD13	1.78	0.82
1:K:592:MET:HB3	1:K:594:TYR:CE1	2.15	0.82
1:K:845:TYR:OH	1:K:888:VAL:O	1.97	0.82
1:K:1167:PRO:HA	1:K:1202:TRP:HD1	1.41	0.82
1:M:525:GLU:O	1:M:528:GLU:CG	2.26	0.82
1:A:174:LEU:HD23	1:A:175:GLU:N	1.95	0.82
1:C:592:MET:HB3	1:C:594:TYR:CE1	2.15	0.82
1:C:1181:THR:HG21	1:C:1221:LYS:HA	1.61	0.82
1:M:174:LEU:HD23	1:M:175:GLU:N	1.95	0.82
1:M:603:ILE:HD13	1:M:1242:TYR:HE1	1.44	0.82
1:C:595:LEU:HG	1:C:1201:TRP:HH2	1.41	0.82
1:C:1200:LYS:HE3	1:C:1211:GLN:HB3	1.11	0.82
1:E:122:ARG:CZ	1:E:126:PHE:CZ	2.63	0.82
1:I:510:ILE:O	1:I:514:THR:OG1	1.96	0.82
1:I:639:LEU:HD23	1:I:653:ILE:HD12	1.62	0.82
1:I:845:TYR:OH	1:I:888:VAL:O	1.97	0.82
3:Q:24:TYR:HA	4:T:52:ARG:HH21	1.44	0.82
1:A:948:LEU:HD12	1:A:957:ASP:CG	1.99	0.81
1:C:171:HIS:CD2	1:C:175:GLU:CB	2.63	0.81
1:C:298:PHE:CD2	1:C:328:GLY:HA3	2.14	0.81

*Continued on next page...*

*Continued from previous page...*

Atom-1	Atom-2	Interatomic distance (Å)	Clash overlap (Å)
1:E:636:ASP:O	1:E:637:LYS:HD2	1.79	0.81
1:E:948:LEU:HD12	1:E:957:ASP:CG	1.99	0.81
1:G:1181:THR:HG21	1:G:1221:LYS:HA	1.61	0.81
1:I:171:HIS:CD2	1:I:175:GLU:CB	2.63	0.81
1:I:174:LEU:HD23	1:I:175:GLU:N	1.95	0.81
1:K:595:LEU:HD11	1:K:1201:TRP:HZ2	0.76	0.81
1:K:1232:TYR:OH	1:K:1234:THR:HB	1.80	0.81
1:C:565:GLN:NE2	1:C:568:LEU:HD11	1.94	0.81
1:G:174:LEU:HD23	1:G:175:GLU:N	1.95	0.81
1:G:525:GLU:O	1:G:528:GLU:CG	2.26	0.81
1:G:729:ASP:HB2	1:G:736:ARG:HB2	1.62	0.81
1:G:1233:VAL:CG1	1:G:1243:ILE:HG12	2.10	0.81
1:K:174:LEU:HD23	1:K:175:GLU:N	1.95	0.81
1:M:1232:TYR:OH	1:M:1234:THR:HB	1.80	0.81
1:A:361:TYR:HE2	1:A:370:ILE:HG13	1.46	0.81
1:A:603:ILE:HD13	1:A:1242:TYR:HE1	1.44	0.81
1:C:122:ARG:CZ	1:C:126:PHE:CZ	2.64	0.81
1:C:174:LEU:HD23	1:C:175:GLU:N	1.95	0.81
1:C:374:MET:HA	1:C:374:MET:CE	2.10	0.81
1:C:500:LEU:CD2	1:C:532:ILE:HG12	2.09	0.81
1:C:591:GLY:O	1:C:592:MET:HB2	1.79	0.81
1:C:636:ASP:O	1:C:637:LYS:HD2	1.79	0.81
1:C:729:ASP:HB2	1:C:736:ARG:HB2	1.62	0.81
1:E:174:LEU:HD23	1:E:175:GLU:N	1.95	0.81
1:E:639:LEU:HD23	1:E:653:ILE:HD12	1.62	0.81
1:E:1176:HIS:HB2	1:E:1218:THR:CB	2.11	0.81
1:I:298:PHE:CD2	1:I:328:GLY:HA3	2.15	0.81
1:I:1233:VAL:CG1	1:I:1243:ILE:HG12	2.10	0.81
1:K:374:MET:HA	1:K:374:MET:CE	2.10	0.81
1:K:453:LEU:HD12	1:K:454:GLN:N	1.94	0.81
1:K:500:LEU:HD23	1:K:533:LEU:CD1	2.10	0.81
1:K:639:LEU:HD23	1:K:653:ILE:HD12	1.62	0.81
1:M:1167:PRO:CA	1:M:1202:TRP:HE1	1.81	0.81
1:E:374:MET:HA	1:E:374:MET:CE	2.10	0.81
1:G:999:ARG:NH2	1:G:1000:PHE:O	2.12	0.81
1:G:1167:PRO:CA	1:G:1202:TRP:HE1	1.81	0.81
1:I:374:MET:HA	1:I:374:MET:CE	2.10	0.81
1:I:1149:GLY:HA2	1:I:1180:VAL:CG2	2.09	0.81
1:M:595:LEU:HG	1:M:1201:TRP:HH2	1.42	0.81
1:E:171:HIS:CD2	1:E:175:GLU:CB	2.63	0.81
1:E:595:LEU:HG	1:E:1201:TRP:HH2	1.41	0.81

*Continued on next page...*

*Continued from previous page...*

Atom-1	Atom-2	Interatomic distance (Å)	Clash overlap (Å)
1:G:122:ARG:CZ	1:G:126:PHE:CZ	2.64	0.81
1:G:171:HIS:CD2	1:G:175:GLU:CB	2.63	0.81
1:K:729:ASP:HB2	1:K:736:ARG:HB2	1.62	0.81
1:M:500:LEU:HD23	1:M:533:LEU:CD1	2.10	0.81
1:A:284:SER:O	1:A:438:HIS:HE1	1.61	0.81
1:A:1199:ILE:CD1	1:A:1232:TYR:HE2	1.94	0.81
1:C:159:GLY:HA2	5:C:1301:DTP:O1A	1.81	0.81
1:C:453:LEU:CA	1:C:456:LEU:HD12	2.06	0.81
1:C:604:THR:H	1:C:1240:ILE:HD13	1.43	0.81
1:C:657:GLU:HG2	1:C:680:LYS:HZ2	1.46	0.81
1:G:364:LEU:O	1:G:364:LEU:HD13	1.78	0.81
1:I:1179:TRP:HA	1:I:1179:TRP:CE3	2.14	0.81
7:L:201:HEM:HBC2	7:L:201:HEM:CMC	2.11	0.81
1:M:510:ILE:O	1:M:514:THR:OG1	1.96	0.81
1:C:845:TYR:OH	1:C:888:VAL:O	1.97	0.81
1:C:1199:ILE:CD1	1:C:1232:TYR:HE2	1.94	0.81
1:E:236:PRO:HB2	3:O:3:ALA:HB1	1.62	0.81
1:E:500:LEU:HD23	1:E:533:LEU:CD1	2.10	0.81
1:E:603:ILE:HD13	1:E:1242:TYR:HE1	1.44	0.81
1:I:477:GLN:HA	1:I:477:GLN:NE2	1.90	0.81
1:I:1151:ILE:H	1:I:1167:PRO:HD2	1.46	0.81
1:I:1176:HIS:HB2	1:I:1218:THR:CB	2.09	0.81
1:I:1232:TYR:OH	1:I:1234:THR:HB	1.80	0.81
1:M:591:GLY:O	1:M:592:MET:HB2	1.79	0.81
1:M:1017:THR:HA	1:M:1031:ASN:HA	1.63	0.81
1:E:845:TYR:OH	1:E:888:VAL:O	1.97	0.81
1:G:374:MET:HA	1:G:374:MET:CE	2.10	0.81
1:G:883:SER:HB2	1:G:902:ASP:HB3	1.63	0.81
1:K:1176:HIS:HB2	1:K:1218:THR:CB	2.09	0.81
1:M:171:HIS:CD2	1:M:175:GLU:CB	2.63	0.81
1:M:453:LEU:HD12	1:M:454:GLN:N	1.94	0.81
1:M:592:MET:HB3	1:M:594:TYR:CE1	2.15	0.81
1:A:374:MET:HA	1:A:374:MET:CE	2.11	0.81
1:A:500:LEU:HD23	1:A:533:LEU:CD1	2.10	0.81
7:B:201:HEM:HBC2	7:B:201:HEM:CMC	2.11	0.81
1:C:1151:ILE:H	1:C:1167:PRO:HD2	1.46	0.81
1:E:361:TYR:HE2	1:E:370:ILE:HG13	1.46	0.81
1:E:595:LEU:CG	1:E:1201:TRP:CH2	2.64	0.81
1:E:1199:ILE:CD1	1:E:1232:TYR:HE2	1.94	0.81
1:G:923:LYS:CB	1:G:940:VAL:CG2	2.54	0.81
1:G:948:LEU:HD12	1:G:957:ASP:CG	1.99	0.81

*Continued on next page...*



*Continued from previous page...*

Atom-1	Atom-2	Interatomic distance (Å)	Clash overlap (Å)
1:G:1232:TYR:OH	1:G:1234:THR:HB	1.80	0.81
1:K:361:TYR:HE2	1:K:370:ILE:HG13	1.46	0.81
1:M:122:ARG:CZ	1:M:126:PHE:CZ	2.64	0.81
1:M:361:TYR:CE2	1:M:370:ILE:HG13	2.16	0.81
1:M:1233:VAL:CG1	1:M:1243:ILE:HG12	2.10	0.81
1:I:862:TYR:CZ	1:I:881:HIS:CA	2.64	0.81
1:K:860:SER:O	1:K:861:GLN:CG	2.29	0.81
1:A:171:HIS:CD2	1:A:175:GLU:CB	2.63	0.80
1:A:592:MET:HB3	1:A:594:TYR:CE1	2.15	0.80
1:A:636:ASP:O	1:A:637:LYS:HD2	1.79	0.80
1:A:729:ASP:HB2	1:A:736:ARG:HB2	1.62	0.80
1:A:1233:VAL:CG1	1:A:1243:ILE:HG12	2.11	0.80
1:C:1240:ILE:CG2	1:C:1241:LEU:N	2.44	0.80
1:E:1201:TRP:HB2	1:E:1210:SER:O	1.81	0.80
7:F:201:HEM:HBC2	7:F:201:HEM:CMC	2.11	0.80
1:G:1218:THR:CG2	1:G:1219:ASN:N	2.45	0.80
1:I:520:ALA:CB	1:I:648:GLU:CA	2.60	0.80
1:I:595:LEU:CG	1:I:1201:TRP:CH2	2.64	0.80
1:I:1203:ASN:H	1:I:1208:GLU:HA	1.43	0.80
1:K:122:ARG:CZ	1:K:126:PHE:CZ	2.64	0.80
1:K:146:GLU:OE1	1:K:147:PRO:CD	2.29	0.80
1:K:171:HIS:CD2	1:K:175:GLU:CB	2.63	0.80
1:K:1212:THR:HG23	1:K:1213:PHE:H	1.47	0.80
1:M:604:THR:H	1:M:1240:ILE:HD13	1.43	0.80
1:M:729:ASP:HB2	1:M:736:ARG:HB2	1.62	0.80
1:M:860:SER:O	1:M:861:GLN:CG	2.29	0.80
3:Q:34:PHE:CZ	3:Q:66:ASP:CB	2.64	0.80
4:V:36:ARG:NH1	4:V:37:PRO:HD2	1.96	0.80
4:V:36:ARG:HH12	4:V:37:PRO:HB2	1.46	0.80
1:A:591:GLY:O	1:A:592:MET:HB2	1.79	0.80
1:A:1176:HIS:CG	1:A:1218:THR:OG1	2.34	0.80
1:E:1181:THR:HG21	1:E:1221:LYS:HA	1.61	0.80
1:E:1233:VAL:CG1	1:E:1243:ILE:HG12	2.10	0.80
1:G:159:GLY:HA2	5:G:1301:DTP:O1A	1.81	0.80
1:G:860:SER:O	1:G:861:GLN:CG	2.29	0.80
1:G:1201:TRP:HB2	1:G:1210:SER:O	1.82	0.80
1:I:361:TYR:HE2	1:I:370:ILE:HG13	1.46	0.80
1:I:860:SER:O	1:I:861:GLN:CG	2.29	0.80
1:K:1201:TRP:HB2	1:K:1210:SER:O	1.82	0.80
1:C:500:LEU:HD23	1:C:533:LEU:CD1	2.10	0.80
1:E:159:GLY:HA2	5:E:1301:DTP:O1A	1.81	0.80

*Continued on next page...*

*Continued from previous page...*

Atom-1	Atom-2	Interatomic distance (Å)	Clash overlap (Å)
1:G:862:TYR:CZ	1:G:881:HIS:CA	2.64	0.80
1:G:1167:PRO:O	1:G:1202:TRP:NE1	2.15	0.80
1:I:500:LEU:HD23	1:I:533:LEU:CD1	2.11	0.80
1:K:883:SER:HB2	1:K:902:ASP:HB3	1.63	0.80
1:K:1199:ILE:CD1	1:K:1232:TYR:HE2	1.94	0.80
1:K:1233:VAL:CG1	1:K:1243:ILE:HG12	2.11	0.80
1:M:146:GLU:OE1	1:M:147:PRO:CD	2.30	0.80
3:Q:32:ASP:OD2	3:Q:70:SER:OG	1.97	0.80
1:A:595:LEU:CG	1:A:1201:TRP:CH2	2.65	0.80
1:C:1232:TYR:OH	1:C:1234:THR:HB	1.80	0.80
1:E:633:CYS:SG	1:E:660:VAL:HG11	2.22	0.80
1:E:1240:ILE:CG2	1:E:1241:LEU:N	2.45	0.80
1:G:500:LEU:HD23	1:G:533:LEU:CD1	2.10	0.80
1:I:1181:THR:HG21	1:I:1221:LYS:HA	1.61	0.80
1:K:361:TYR:CE2	1:K:370:ILE:HG13	2.16	0.80
1:K:597:TRP:CH2	1:K:603:ILE:CD1	2.65	0.80
4:U:15:ARG:O	4:U:19:GLU:HB2	1.81	0.80
1:A:361:TYR:CE2	1:A:370:ILE:HG13	2.16	0.80
1:E:862:TYR:CZ	1:E:881:HIS:CA	2.64	0.80
1:I:999:ARG:HG2	1:I:1030:TRP:CG	2.17	0.80
1:I:1212:THR:HG23	1:I:1213:PHE:H	1.46	0.80
1:M:595:LEU:CG	1:M:1201:TRP:CH2	2.65	0.80
1:M:1176:HIS:HB2	1:M:1218:THR:CB	2.10	0.80
1:M:1218:THR:CG2	1:M:1219:ASN:N	2.45	0.80
1:A:122:ARG:CZ	1:A:126:PHE:CZ	2.64	0.80
1:A:657:GLU:HG2	1:A:680:LYS:HZ2	1.47	0.80
1:A:1017:THR:HA	1:A:1031:ASN:HA	1.63	0.80
1:G:361:TYR:HE2	1:G:370:ILE:HG13	1.46	0.80
1:G:520:ALA:CB	1:G:648:GLU:CA	2.60	0.80
1:G:595:LEU:CG	1:G:1201:TRP:CH2	2.64	0.80
1:G:1199:ILE:CD1	1:G:1232:TYR:HE2	1.94	0.80
1:G:1212:THR:HG23	1:G:1213:PHE:H	1.47	0.80
1:I:146:GLU:OE1	1:I:147:PRO:CD	2.29	0.80
1:I:591:GLY:O	1:I:592:MET:HB2	1.79	0.80
1:I:633:CYS:SG	1:I:660:VAL:HG11	2.22	0.80
1:K:1017:THR:HA	1:K:1031:ASN:HA	1.63	0.80
1:M:361:TYR:HE2	1:M:370:ILE:HG13	1.46	0.80
1:M:520:ALA:CB	1:M:648:GLU:CA	2.60	0.80
1:M:633:CYS:SG	1:M:660:VAL:HG11	2.22	0.80
1:A:597:TRP:CH2	1:A:603:ILE:CD1	2.65	0.80
1:A:633:CYS:SG	1:A:660:VAL:HG11	2.22	0.80

*Continued on next page...*

*Continued from previous page...*

Atom-1	Atom-2	Interatomic distance (Å)	Clash overlap (Å)
1:A:1167:PRO:HA	1:A:1202:TRP:HD1	1.41	0.80
1:C:639:LEU:HD23	1:C:653:ILE:HD12	1.62	0.80
1:C:1233:VAL:CG1	1:C:1243:ILE:HG12	2.10	0.80
1:E:456:LEU:O	1:E:459:LYS:HB3	1.82	0.80
1:E:883:SER:HB2	1:E:902:ASP:HB3	1.64	0.80
1:E:1232:TYR:OH	1:E:1234:THR:HB	1.80	0.80
1:G:639:LEU:HD23	1:G:653:ILE:HD12	1.62	0.80
1:M:374:MET:HA	1:M:374:MET:CE	2.10	0.80
1:M:883:SER:HB2	1:M:902:ASP:HB3	1.63	0.80
1:C:603:ILE:HD12	1:C:604:THR:OG1	1.82	0.80
1:E:860:SER:O	1:E:861:GLN:CG	2.29	0.80
1:G:146:GLU:OE1	1:G:147:PRO:CD	2.29	0.80
1:G:603:ILE:HD12	1:G:604:THR:OG1	1.82	0.80
1:I:1201:TRP:HB2	1:I:1210:SER:O	1.82	0.80
1:I:1218:THR:CG2	1:I:1219:ASN:N	2.45	0.80
1:K:639:LEU:CD2	1:K:653:ILE:CD1	2.60	0.80
1:K:1149:GLY:HA2	1:K:1180:VAL:CG2	2.08	0.80
1:M:603:ILE:HD12	1:M:604:THR:OG1	1.82	0.80
4:T:13:ARG:HH22	4:T:60:ILE:CG1	1.95	0.80
1:A:639:LEU:CD2	1:A:653:ILE:CD1	2.60	0.80
1:C:146:GLU:OE1	1:C:147:PRO:CD	2.29	0.80
1:C:241:ILE:C	1:C:242:LEU:HD12	2.02	0.80
1:G:208:GLN:HE22	3:O:62:LYS:HD3	1.46	0.80
1:G:361:TYR:CE2	1:G:370:ILE:HG13	2.16	0.80
1:G:999:ARG:HG2	1:G:1030:TRP:CG	2.17	0.80
7:H:201:HEM:HBC2	7:H:201:HEM:CMC	2.11	0.80
1:I:603:ILE:HD12	1:I:604:THR:OG1	1.82	0.80
1:K:159:GLY:HA2	5:K:1301:DTP:O1A	1.81	0.80
1:K:999:ARG:HG2	1:K:1030:TRP:CG	2.17	0.80
1:M:241:ILE:C	1:M:242:LEU:HD12	2.02	0.80
1:A:456:LEU:O	1:A:459:LYS:HB3	1.82	0.80
1:C:603:ILE:HD13	1:C:1242:TYR:HE1	1.44	0.80
1:C:633:CYS:SG	1:C:660:VAL:HG11	2.22	0.80
1:C:1179:TRP:CE3	1:C:1179:TRP:HA	2.17	0.80
1:E:657:GLU:HG2	1:E:680:LYS:HZ2	1.47	0.80
1:I:122:ARG:CZ	1:I:126:PHE:CZ	2.64	0.80
1:I:1183:LEU:HB3	1:I:1192:LEU:HD21	1.64	0.80
1:I:1240:ILE:CG2	1:I:1241:LEU:N	2.44	0.80
1:K:603:ILE:HD13	1:K:1242:TYR:HE1	1.44	0.80
1:K:633:CYS:SG	1:K:660:VAL:HG11	2.22	0.80
1:M:122:ARG:HH21	1:M:126:PHE:HZ	1.24	0.80

*Continued on next page...*

*Continued from previous page...*

Atom-1	Atom-2	Interatomic distance (Å)	Clash overlap (Å)
1:M:153:HIS:CD2	1:M:267:LYS:HB3	2.17	0.80
1:M:217:PRO:HB3	1:M:222:GLU:HG2	1.64	0.80
1:M:456:LEU:O	1:M:459:LYS:HB3	1.82	0.80
1:M:639:LEU:HD23	1:M:653:ILE:HD12	1.62	0.80
1:M:1212:THR:HG23	1:M:1213:PHE:H	1.47	0.80
4:T:13:ARG:CD	4:T:59:ILE:CD1	2.59	0.80
1:A:862:TYR:CZ	1:A:881:HIS:CA	2.65	0.79
1:A:883:SER:HB2	1:A:902:ASP:HB3	1.63	0.79
1:A:1240:ILE:CG2	1:A:1241:LEU:N	2.45	0.79
1:E:361:TYR:CE2	1:E:370:ILE:HG13	2.16	0.79
1:E:520:ALA:CB	1:E:648:GLU:CB	2.53	0.79
1:E:1017:THR:HA	1:E:1031:ASN:HA	1.63	0.79
1:E:1183:LEU:HB3	1:E:1192:LEU:HD21	1.64	0.79
1:G:456:LEU:O	1:G:459:LYS:HB3	1.81	0.79
1:G:633:CYS:SG	1:G:660:VAL:HG11	2.22	0.79
1:G:639:LEU:CD2	1:G:653:ILE:CD1	2.60	0.79
1:I:595:LEU:CD1	1:I:1244:LEU:HD22	2.10	0.79
1:I:729:ASP:HB2	1:I:736:ARG:HB2	1.62	0.79
1:I:883:SER:HB2	1:I:902:ASP:HB3	1.63	0.79
1:I:1199:ILE:CD1	1:I:1232:TYR:HE2	1.94	0.79
1:K:595:LEU:CG	1:K:1201:TRP:CH2	2.65	0.79
1:K:603:ILE:HD12	1:K:604:THR:OG1	1.82	0.79
1:K:862:TYR:OH	1:K:881:HIS:CB	2.16	0.79
1:K:1240:ILE:CG2	1:K:1241:LEU:N	2.45	0.79
1:M:159:GLY:HA2	5:M:1301:DTP:O1A	1.81	0.79
1:M:862:TYR:CZ	1:M:881:HIS:CA	2.64	0.79
1:M:1201:TRP:HB2	1:M:1210:SER:O	1.81	0.79
4:Y:15:ARG:CD	4:Y:19:GLU:OE2	2.30	0.79
1:A:138:GLN:CB	3:W:6:ARG:NH1	2.44	0.79
1:A:146:GLU:OE1	1:A:147:PRO:CD	2.30	0.79
1:A:159:GLY:HA2	5:A:1301:DTP:O1A	1.81	0.79
1:C:361:TYR:CE2	1:C:370:ILE:HG13	2.16	0.79
1:C:1017:THR:HA	1:C:1031:ASN:HA	1.63	0.79
1:C:1183:LEU:HB3	1:C:1192:LEU:HD21	1.64	0.79
1:E:180:GLY:N	1:E:237:ARG:HB3	1.96	0.79
1:G:1183:LEU:HB3	1:G:1192:LEU:HD21	1.64	0.79
1:K:862:TYR:CZ	1:K:881:HIS:CA	2.64	0.79
1:M:595:LEU:CG	1:M:1201:TRP:HH2	1.96	0.79
1:C:595:LEU:CG	1:C:1201:TRP:CH2	2.65	0.79
1:C:860:SER:O	1:C:861:GLN:CG	2.29	0.79
1:E:146:GLU:OE1	1:E:147:PRO:CD	2.29	0.79

*Continued on next page...*

*Continued from previous page...*

Atom-1	Atom-2	Interatomic distance (Å)	Clash overlap (Å)
1:E:179:PRO:HD2	1:E:237:ARG:NH1	1.87	0.79
1:E:1151:ILE:H	1:E:1167:PRO:HD2	1.46	0.79
1:K:153:HIS:CD2	1:K:267:LYS:HB3	2.17	0.79
1:M:1199:ILE:CD1	1:M:1232:TYR:HE2	1.94	0.79
1:A:217:PRO:HB3	1:A:222:GLU:HG2	1.64	0.79
1:C:595:LEU:CG	1:C:1201:TRP:HH2	1.96	0.79
1:C:862:TYR:CZ	1:C:881:HIS:CA	2.64	0.79
1:I:1167:PRO:O	1:I:1202:TRP:NE1	2.15	0.79
1:K:1218:THR:CG2	1:K:1219:ASN:N	2.45	0.79
1:A:146:GLU:O	1:A:147:PRO:O	2.01	0.79
1:A:860:SER:O	1:A:861:GLN:CG	2.29	0.79
1:C:361:TYR:HE2	1:C:370:ILE:HG13	1.46	0.79
1:C:597:TRP:CH2	1:C:603:ILE:CD1	2.65	0.79
1:C:1201:TRP:HB2	1:C:1210:SER:O	1.81	0.79
1:E:237:ARG:HH11	1:E:237:ARG:HG2	1.48	0.79
1:E:1212:THR:HG23	1:E:1213:PHE:H	1.47	0.79
1:G:153:HIS:CD2	1:G:267:LYS:HB3	2.17	0.79
1:G:1240:ILE:CG2	1:G:1241:LEU:N	2.45	0.79
1:I:159:GLY:HA2	5:I:1301:DTP:O1A	1.81	0.79
1:K:903:ASP:O	1:K:904:GLN:HB2	1.83	0.79
1:A:482:TYR:CD1	1:A:486:PHE:CD1	2.71	0.79
1:C:146:GLU:O	1:C:147:PRO:O	2.01	0.79
1:C:456:LEU:O	1:C:459:LYS:HB3	1.82	0.79
1:C:1218:THR:CG2	1:C:1219:ASN:N	2.45	0.79
1:E:146:GLU:O	1:E:147:PRO:O	2.01	0.79
1:E:241:ILE:C	1:E:242:LEU:HD12	2.02	0.79
1:G:241:ILE:C	1:G:242:LEU:HD12	2.02	0.79
1:G:597:TRP:CH2	1:G:603:ILE:CD1	2.65	0.79
1:I:482:TYR:CD1	1:I:486:PHE:CD1	2.71	0.79
1:K:241:ILE:C	1:K:242:LEU:HD12	2.02	0.79
1:K:513:LYS:O	1:K:517:VAL:HB	1.83	0.79
1:K:1151:ILE:H	1:K:1167:PRO:HD2	1.46	0.79
1:M:195:LEU:HD12	1:M:195:LEU:O	1.83	0.79
3:P:27:ASP:HA	4:S:13:ARG:HG2	1.63	0.79
1:A:153:HIS:CD2	1:A:267:LYS:HB3	2.17	0.79
1:A:520:ALA:CB	1:A:648:GLU:CA	2.60	0.79
1:A:1151:ILE:H	1:A:1167:PRO:HD2	1.46	0.79
1:C:883:SER:HB2	1:C:902:ASP:HB3	1.64	0.79
1:E:513:LYS:O	1:E:517:VAL:HB	1.83	0.79
1:I:513:LYS:O	1:I:517:VAL:HB	1.82	0.79
7:J:201:HEM:HBC2	7:J:201:HEM:CMC	2.11	0.79

*Continued on next page...*

*Continued from previous page...*

Atom-1	Atom-2	Interatomic distance (Å)	Clash overlap (Å)
1:K:456:LEU:O	1:K:459:LYS:HB3	1.82	0.79
1:K:1233:VAL:HB	1:K:1242:TYR:O	1.83	0.79
1:M:520:ALA:CB	1:M:648:GLU:CB	2.53	0.79
1:M:1240:ILE:CG2	1:M:1241:LEU:N	2.45	0.79
3:O:48:THR:HG21	3:P:41:GLU:OE2	1.82	0.79
1:A:1167:PRO:O	1:A:1202:TRP:NE1	2.15	0.79
1:C:419:VAL:CG1	1:C:426:CYS:SG	2.71	0.79
1:E:217:PRO:HB3	1:E:222:GLU:HG2	1.64	0.79
1:E:520:ALA:CB	1:E:648:GLU:CA	2.60	0.79
1:E:639:LEU:CD2	1:E:653:ILE:CD1	2.60	0.79
1:I:361:TYR:CE2	1:I:370:ILE:HG13	2.16	0.79
1:I:419:VAL:CG1	1:I:426:CYS:SG	2.71	0.79
1:K:175:GLU:OE2	1:K:175:GLU:C	2.20	0.79
1:K:482:TYR:CD1	1:K:486:PHE:CD1	2.71	0.79
1:M:419:VAL:CG1	1:M:426:CYS:SG	2.71	0.79
1:A:195:LEU:HD12	1:A:195:LEU:O	1.83	0.79
1:C:866:LEU:HD22	1:C:914:VAL:HB	1.65	0.79
1:C:999:ARG:HG2	1:C:1030:TRP:CG	2.17	0.79
1:E:153:HIS:CD2	1:E:267:LYS:HB3	2.17	0.79
1:E:195:LEU:HD12	1:E:195:LEU:O	1.83	0.79
1:I:903:ASP:O	1:I:904:GLN:HB2	1.83	0.79
1:K:195:LEU:O	1:K:195:LEU:HD12	1.83	0.79
1:K:1176:HIS:CG	1:K:1218:THR:OG1	2.36	0.79
1:K:1183:LEU:HB3	1:K:1192:LEU:HD21	1.64	0.79
1:M:264:THR:OG1	1:M:265:ARG:N	2.16	0.79
1:A:603:ILE:HD12	1:A:604:THR:OG1	1.82	0.79
1:A:999:ARG:HG2	1:A:1030:TRP:CG	2.17	0.79
1:A:1218:THR:CG2	1:A:1219:ASN:N	2.45	0.79
1:A:1220:LEU:HG	1:A:1236:ASP:CB	2.13	0.79
2:B:18:HIS:CE1	2:B:29:GLY:CA	2.66	0.79
1:C:520:ALA:CB	1:C:648:GLU:CA	2.60	0.79
1:E:179:PRO:HD2	1:E:237:ARG:CG	2.04	0.79
1:E:603:ILE:HD12	1:E:604:THR:OG1	1.82	0.79
1:I:153:HIS:CD2	1:I:267:LYS:HB3	2.17	0.79
1:I:1200:LYS:CG	1:I:1211:GLN:CB	2.61	0.79
1:K:1167:PRO:CB	1:K:1202:TRP:CE2	2.64	0.79
1:M:482:TYR:CD1	1:M:486:PHE:CD1	2.71	0.79
1:M:558:GLN:CB	1:M:559:PRO:HD3	2.14	0.79
1:M:903:ASP:O	1:M:904:GLN:HB2	1.83	0.79
1:M:1167:PRO:HA	1:M:1202:TRP:HD1	1.41	0.79
1:M:1233:VAL:HB	1:M:1242:TYR:O	1.83	0.79

*Continued on next page...*

*Continued from previous page...*

Atom-1	Atom-2	Interatomic distance (Å)	Clash overlap (Å)
3:P:31:SER:HB3	4:S:11:ARG:O	1.83	0.79
1:A:108:SER:O	1:A:111:ARG:CG	2.31	0.78
1:C:153:HIS:CD2	1:C:267:LYS:HB3	2.17	0.78
1:C:595:LEU:CD1	1:C:1244:LEU:HD22	2.10	0.78
1:C:639:LEU:CD2	1:C:653:ILE:CD1	2.60	0.78
1:C:1212:THR:HG23	1:C:1213:PHE:H	1.47	0.78
1:E:482:TYR:CD1	1:E:486:PHE:CD1	2.71	0.78
1:E:529:TYR:O	1:E:532:ILE:CG2	2.31	0.78
1:E:999:ARG:HG2	1:E:1030:TRP:CG	2.17	0.78
1:G:595:LEU:CG	1:G:1201:TRP:HH2	1.95	0.78
1:G:866:LEU:HD22	1:G:914:VAL:HB	1.65	0.78
1:G:1017:THR:HA	1:G:1031:ASN:HA	1.63	0.78
1:I:108:SER:O	1:I:111:ARG:CG	2.31	0.78
1:I:597:TRP:CH2	1:I:603:ILE:CD1	2.65	0.78
1:I:883:SER:OG	1:I:902:ASP:HB2	1.83	0.78
1:K:264:THR:OG1	1:K:265:ARG:N	2.16	0.78
1:M:771:ASP:HB2	1:M:778:ARG:HB2	1.65	0.78
1:M:1167:PRO:O	1:M:1202:TRP:NE1	2.15	0.78
4:U:13:ARG:HD3	4:U:59:ILE:CD1	2.13	0.78
1:A:241:ILE:C	1:A:242:LEU:HD12	2.03	0.78
1:A:1212:THR:HG23	1:A:1213:PHE:H	1.47	0.78
1:C:1167:PRO:C	1:C:1202:TRP:NE1	2.27	0.78
1:E:883:SER:OG	1:E:902:ASP:HB2	1.83	0.78
1:E:1167:PRO:CA	1:E:1202:TRP:HE1	1.81	0.78
1:E:1218:THR:CG2	1:E:1219:ASN:N	2.45	0.78
1:G:1183:LEU:HB3	1:G:1192:LEU:CD2	2.14	0.78
1:I:771:ASP:HB2	1:I:778:ARG:HB2	1.65	0.78
1:I:1017:THR:HA	1:I:1031:ASN:HA	1.63	0.78
1:K:558:GLN:CB	1:K:559:PRO:HD3	2.13	0.78
1:M:513:LYS:O	1:M:517:VAL:HB	1.83	0.78
1:A:140:LEU:HD13	1:A:140:LEU:O	1.84	0.78
1:E:866:LEU:HD22	1:E:914:VAL:HB	1.65	0.78
1:E:1183:LEU:HB3	1:E:1192:LEU:CD2	2.14	0.78
1:G:513:LYS:O	1:G:517:VAL:HB	1.83	0.78
1:G:529:TYR:O	1:G:532:ILE:CG2	2.32	0.78
1:I:217:PRO:HB3	1:I:222:GLU:HG2	1.64	0.78
1:I:1183:LEU:HB3	1:I:1192:LEU:CD2	2.14	0.78
1:K:771:ASP:HB2	1:K:778:ARG:HB2	1.66	0.78
1:K:1200:LYS:CG	1:K:1211:GLN:CB	2.61	0.78
1:M:1151:ILE:H	1:M:1167:PRO:HD2	1.46	0.78
1:M:1220:LEU:HG	1:M:1236:ASP:CB	2.13	0.78

*Continued on next page...*

*Continued from previous page...*

Atom-1	Atom-2	Interatomic distance (Å)	Clash overlap (Å)
1:A:584:ALA:O	1:A:588:VAL:HG22	1.84	0.78
1:E:1167:PRO:O	1:E:1202:TRP:NE1	2.15	0.78
1:E:1200:LYS:CG	1:E:1211:GLN:CB	2.62	0.78
1:G:195:LEU:HD12	1:G:195:LEU:O	1.83	0.78
1:G:558:GLN:CB	1:G:559:PRO:HD3	2.13	0.78
1:I:558:GLN:CB	1:I:559:PRO:HD3	2.14	0.78
1:A:513:LYS:O	1:A:517:VAL:HB	1.83	0.78
1:A:1183:LEU:HB3	1:A:1192:LEU:HD21	1.64	0.78
1:A:1201:TRP:HB2	1:A:1210:SER:O	1.81	0.78
1:C:195:LEU:HD12	1:C:195:LEU:O	1.83	0.78
1:E:233:ARG:O	3:O:10:LEU:HD12	1.83	0.78
1:E:234:LYS:CA	3:O:10:LEU:HD13	2.11	0.78
1:E:1176:HIS:CG	1:E:1218:THR:OG1	2.36	0.78
1:G:419:VAL:CG1	1:G:426:CYS:SG	2.71	0.78
1:G:1233:VAL:HB	1:G:1242:TYR:O	1.83	0.78
1:K:217:PRO:HB3	1:K:222:GLU:HG2	1.64	0.78
1:K:419:VAL:CG1	1:K:426:CYS:SG	2.71	0.78
1:A:558:GLN:CB	1:A:559:PRO:HD3	2.13	0.78
1:E:1233:VAL:HB	1:E:1242:TYR:O	1.83	0.78
1:G:1167:PRO:CB	1:G:1202:TRP:CE2	2.64	0.78
1:I:195:LEU:HD12	1:I:195:LEU:O	1.83	0.78
1:I:334:PHE:CB	1:I:337:ARG:HD2	2.14	0.78
1:I:1176:HIS:CG	1:I:1218:THR:OG1	2.37	0.78
1:K:1167:PRO:O	1:K:1202:TRP:NE1	2.15	0.78
7:N:201:HEM:HBC2	7:N:201:HEM:CMC	2.11	0.78
1:C:140:LEU:O	1:C:140:LEU:HD13	1.84	0.78
1:C:482:TYR:CD1	1:C:486:PHE:CD1	2.71	0.78
1:C:513:LYS:O	1:C:517:VAL:HB	1.83	0.78
1:C:595:LEU:HD12	1:C:1201:TRP:CZ2	2.19	0.78
1:C:1183:LEU:HB3	1:C:1192:LEU:CD2	2.14	0.78
1:C:1200:LYS:CG	1:C:1211:GLN:CB	2.62	0.78
1:E:234:LYS:CA	3:O:10:LEU:CD1	2.60	0.78
1:G:108:SER:O	1:G:111:ARG:CG	2.31	0.78
1:G:480:CYS:O	1:G:483:TRP:HB2	1.84	0.78
1:I:456:LEU:O	1:I:459:LYS:HB3	1.82	0.78
1:M:140:LEU:O	1:M:140:LEU:HD13	1.84	0.78
1:M:1200:LYS:CG	1:M:1211:GLN:CB	2.61	0.78
1:A:480:CYS:O	1:A:483:TRP:HB2	1.84	0.78
1:A:595:LEU:CG	1:A:1201:TRP:HH2	1.96	0.78
1:A:1183:LEU:HB3	1:A:1192:LEU:CD2	2.13	0.78
1:A:1233:VAL:HB	1:A:1242:TYR:O	1.83	0.78

*Continued on next page...*



*Continued from previous page...*

Atom-1	Atom-2	Interatomic distance (Å)	Clash overlap (Å)
1:C:217:PRO:HB3	1:C:222:GLU:HG2	1.64	0.78
1:C:862:TYR:OH	1:C:881:HIS:CB	2.16	0.78
1:C:883:SER:OG	1:C:902:ASP:HB2	1.83	0.78
1:G:482:TYR:CD1	1:G:486:PHE:CD1	2.71	0.78
1:I:262:LEU:HD21	1:I:270:THR:HG21	1.66	0.78
1:I:364:LEU:HD11	1:I:368:MET:CE	2.14	0.78
1:I:1220:LEU:HG	1:I:1236:ASP:CB	2.13	0.78
1:K:480:CYS:O	1:K:483:TRP:HB2	1.84	0.78
1:K:866:LEU:HD22	1:K:914:VAL:HB	1.65	0.78
1:M:999:ARG:HG2	1:M:1030:TRP:CG	2.17	0.78
1:M:1183:LEU:HB3	1:M:1192:LEU:CD2	2.14	0.78
3:P:37:ILE:HG12	4:S:10:ARG:HD3	1.66	0.78
1:A:122:ARG:HH21	1:A:126:PHE:HZ	1.24	0.78
1:A:138:GLN:HB2	3:W:6:ARG:HD3	1.64	0.78
1:A:364:LEU:HD11	1:A:368:MET:CE	2.14	0.78
1:A:771:ASP:HB2	1:A:778:ARG:HB2	1.66	0.78
1:A:1200:LYS:CG	1:A:1211:GLN:CB	2.62	0.78
1:C:584:ALA:O	1:C:588:VAL:HG22	1.84	0.78
1:C:1200:LYS:O	1:C:1202:TRP:HE3	1.60	0.78
1:C:1233:VAL:HB	1:C:1242:TYR:O	1.83	0.78
1:E:264:THR:OG1	1:E:265:ARG:N	2.16	0.78
1:G:217:PRO:HB3	1:G:222:GLU:HG2	1.64	0.78
1:G:1151:ILE:H	1:G:1167:PRO:HD2	1.46	0.78
1:G:1200:LYS:CG	1:G:1211:GLN:CB	2.61	0.78
1:I:241:ILE:C	1:I:242:LEU:HD12	2.02	0.78
1:I:639:LEU:CD2	1:I:653:ILE:CD1	2.60	0.78
1:I:1233:VAL:HB	1:I:1242:TYR:O	1.83	0.78
1:K:108:SER:O	1:K:111:ARG:CG	2.31	0.78
1:K:1179:TRP:CE3	1:K:1179:TRP:HA	2.19	0.78
1:K:1183:LEU:HB3	1:K:1192:LEU:CD2	2.13	0.78
2:L:18:HIS:CE1	2:L:29:GLY:CA	2.66	0.78
1:M:595:LEU:HD12	1:M:1201:TRP:CZ2	2.19	0.78
1:M:597:TRP:CH2	1:M:603:ILE:CD1	2.65	0.78
4:T:13:ARG:NH2	4:T:60:ILE:CG1	2.47	0.78
1:E:334:PHE:CB	1:E:337:ARG:HD2	2.14	0.78
1:E:1220:LEU:HG	1:E:1236:ASP:CB	2.13	0.78
1:I:595:LEU:CG	1:I:1201:TRP:HH2	1.95	0.78
1:K:149:TRP:CH2	1:K:273:VAL:HG11	2.19	0.78
1:K:595:LEU:CG	1:K:1201:TRP:HH2	1.96	0.78
1:M:146:GLU:O	1:M:147:PRO:O	2.01	0.78
1:M:1176:HIS:CG	1:M:1218:THR:OG1	2.36	0.78

*Continued on next page...*

*Continued from previous page...*

Atom-1	Atom-2	Interatomic distance (Å)	Clash overlap (Å)
1:A:1220:LEU:H	1:A:1220:LEU:CD1	1.97	0.77
1:C:480:CYS:O	1:C:483:TRP:HB2	1.84	0.77
1:C:903:ASP:O	1:C:904:GLN:HB2	1.83	0.77
1:E:480:CYS:O	1:E:483:TRP:HB2	1.84	0.77
1:G:595:LEU:CD1	1:G:1244:LEU:HD22	2.10	0.77
1:I:932:GLU:OE1	1:I:933:ASN:ND2	2.17	0.77
1:K:520:ALA:CB	1:K:648:GLU:CA	2.60	0.77
1:K:932:GLU:OE1	1:K:933:ASN:ND2	2.18	0.77
1:M:932:GLU:OE1	1:M:933:ASN:ND2	2.17	0.77
3:R:47:PRO:HB3	4:S:45:ARG:HB3	1.65	0.77
1:A:595:LEU:CD1	1:A:1244:LEU:HD22	2.10	0.77
1:E:108:SER:O	1:E:111:ARG:CG	2.32	0.77
1:E:584:ALA:O	1:E:588:VAL:HG22	1.84	0.77
1:G:262:LEU:HD21	1:G:270:THR:HG21	1.66	0.77
1:G:540:VAL:HG13	1:G:575:GLU:HB3	1.66	0.77
1:I:140:LEU:HD13	1:I:140:LEU:O	1.84	0.77
1:K:334:PHE:CB	1:K:337:ARG:HD2	2.14	0.77
1:M:386:LEU:HD11	1:M:424:LEU:HD22	1.66	0.77
3:P:31:SER:CB	4:S:11:ARG:O	2.33	0.77
4:U:6:ARG:O	4:U:10:ARG:HG3	1.83	0.77
1:A:558:GLN:HB3	1:A:559:PRO:CD	2.15	0.77
1:A:866:LEU:HD22	1:A:914:VAL:HB	1.65	0.77
1:A:883:SER:OG	1:A:902:ASP:HB2	1.83	0.77
1:C:1176:HIS:CG	1:C:1218:THR:OG1	2.36	0.77
1:E:364:LEU:HD11	1:E:368:MET:CE	2.14	0.77
1:E:558:GLN:CB	1:E:559:PRO:HD3	2.13	0.77
1:G:149:TRP:CH2	1:G:273:VAL:HG11	2.20	0.77
1:G:883:SER:OG	1:G:902:ASP:HB2	1.83	0.77
1:G:1176:HIS:CG	1:G:1218:THR:OG1	2.36	0.77
1:I:149:TRP:CH2	1:I:273:VAL:HG11	2.20	0.77
1:K:595:LEU:HD12	1:K:1201:TRP:CZ2	2.19	0.77
1:C:108:SER:O	1:C:111:ARG:CG	2.31	0.77
1:C:364:LEU:HD11	1:C:368:MET:CE	2.14	0.77
1:E:149:TRP:CH2	1:E:273:VAL:HG11	2.20	0.77
1:E:419:VAL:CG1	1:E:426:CYS:SG	2.71	0.77
1:E:595:LEU:CG	1:E:1201:TRP:HH2	1.95	0.77
1:G:146:GLU:O	1:G:147:PRO:O	2.01	0.77
1:G:334:PHE:CB	1:G:337:ARG:HD2	2.14	0.77
1:G:1194:SER:HB2	1:G:1202:TRP:CE3	2.19	0.77
1:I:862:TYR:CZ	1:I:881:HIS:N	2.53	0.77
1:K:262:LEU:HD21	1:K:270:THR:HG21	1.66	0.77

*Continued on next page...*

*Continued from previous page...*

Atom-1	Atom-2	Interatomic distance (Å)	Clash overlap (Å)
1:K:1220:LEU:HG	1:K:1236:ASP:CB	2.13	0.77
1:M:364:LEU:HD11	1:M:368:MET:CE	2.14	0.77
1:M:1194:SER:HB2	1:M:1202:TRP:CE3	2.19	0.77
3:O:1:MET:N	3:O:6:ARG:HH21	1.81	0.77
1:A:138:GLN:CA	3:W:6:ARG:CD	2.62	0.77
1:A:419:VAL:CG1	1:A:426:CYS:SG	2.71	0.77
1:A:529:TYR:O	1:A:532:ILE:CG2	2.31	0.77
1:C:558:GLN:CB	1:C:559:PRO:HD3	2.13	0.77
1:C:1220:LEU:HG	1:C:1236:ASP:CB	2.14	0.77
1:E:558:GLN:HB3	1:E:559:PRO:CD	2.15	0.77
1:G:140:LEU:O	1:G:140:LEU:HD13	1.84	0.77
1:G:558:GLN:HB3	1:G:559:PRO:CD	2.14	0.77
1:K:146:GLU:O	1:K:147:PRO:O	2.01	0.77
1:M:529:TYR:O	1:M:532:ILE:CG2	2.31	0.77
1:M:1149:GLY:HA2	1:M:1180:VAL:CG2	2.10	0.77
1:M:1183:LEU:HB3	1:M:1192:LEU:HD21	1.64	0.77
3:P:19:ASP:O	4:T:64:THR:HG21	1.84	0.77
4:S:7:ARG:O	4:S:11:ARG:HG2	1.84	0.77
1:A:334:PHE:CB	1:A:337:ARG:HD2	2.14	0.77
1:A:1179:TRP:HA	1:A:1179:TRP:CE3	2.17	0.77
1:C:262:LEU:HD21	1:C:270:THR:HG21	1.66	0.77
1:G:450:CYS:O	1:G:453:LEU:HG	1.85	0.77
1:K:364:LEU:HD11	1:K:368:MET:CE	2.14	0.77
1:K:595:LEU:CD1	1:K:1244:LEU:HD22	2.10	0.77
1:K:1218:THR:O	1:K:1236:ASP:CB	2.32	0.77
1:A:138:GLN:CB	3:W:6:ARG:HD3	2.14	0.77
1:C:386:LEU:HD11	1:C:424:LEU:HD22	1.67	0.77
1:C:932:GLU:OE1	1:C:933:ASN:ND2	2.17	0.77
1:I:146:GLU:O	1:I:147:PRO:O	2.01	0.77
1:I:480:CYS:O	1:I:483:TRP:HB2	1.84	0.77
1:I:1167:PRO:C	1:I:1202:TRP:NE1	2.27	0.77
1:M:108:SER:O	1:M:111:ARG:CG	2.31	0.77
1:A:639:LEU:HD23	1:A:653:ILE:HD12	1.62	0.77
1:C:473:LEU:CD2	1:C:484:TYR:CE1	2.68	0.77
1:G:771:ASP:HB2	1:G:778:ARG:HB2	1.66	0.77
1:I:540:VAL:HG13	1:I:575:GLU:HB3	1.66	0.77
1:K:438:HIS:O	1:K:442:VAL:HG23	1.85	0.77
1:M:237:ARG:NH1	1:M:237:ARG:HG2	1.98	0.77
1:M:480:CYS:O	1:M:483:TRP:HB2	1.84	0.77
1:M:584:ALA:O	1:M:588:VAL:HG22	1.84	0.77
1:C:438:HIS:O	1:C:442:VAL:HG23	1.85	0.77

*Continued on next page...*

*Continued from previous page...*

Atom-1	Atom-2	Interatomic distance (Å)	Clash overlap (Å)
1:E:932:GLU:OE1	1:E:933:ASN:ND2	2.17	0.77
1:E:1194:SER:HB2	1:E:1202:TRP:CE3	2.20	0.77
1:G:932:GLU:OE1	1:G:933:ASN:ND2	2.18	0.77
1:G:1220:LEU:HG	1:G:1236:ASP:CB	2.13	0.77
1:K:140:LEU:O	1:K:140:LEU:HD13	1.84	0.77
1:K:584:ALA:O	1:K:588:VAL:HG22	1.84	0.77
1:M:866:LEU:HD22	1:M:914:VAL:HB	1.65	0.77
1:M:884:TRP:CE3	1:M:885:VAL:O	2.38	0.77
1:A:438:HIS:O	1:A:442:VAL:HG23	1.85	0.77
1:A:540:VAL:HG13	1:A:575:GLU:HB3	1.66	0.77
1:A:637:LYS:HA	1:A:660:VAL:HG23	1.67	0.77
1:C:540:VAL:HG13	1:C:575:GLU:HB3	1.66	0.77
1:E:473:LEU:CD2	1:E:484:TYR:CE1	2.68	0.77
1:E:862:TYR:CZ	1:E:881:HIS:N	2.53	0.77
1:E:884:TRP:CE3	1:E:885:VAL:O	2.38	0.77
1:E:1176:HIS:CB	1:E:1218:THR:CG2	2.62	0.77
1:G:264:THR:OG1	1:G:265:ARG:N	2.16	0.77
1:K:884:TRP:CE3	1:K:885:VAL:O	2.38	0.77
1:M:161:SER:HB2	5:M:1301:DTP:O2A	1.85	0.77
1:M:334:PHE:CB	1:M:337:ARG:HD2	2.14	0.77
1:A:903:ASP:O	1:A:904:GLN:HB2	1.83	0.76
1:E:595:LEU:HD12	1:E:1201:TRP:CZ2	2.19	0.76
1:G:884:TRP:CE3	1:G:885:VAL:O	2.38	0.76
1:G:903:ASP:O	1:G:904:GLN:HB2	1.83	0.76
1:I:237:ARG:NH1	1:I:237:ARG:HG2	1.98	0.76
1:I:866:LEU:HD22	1:I:914:VAL:HB	1.65	0.76
1:K:386:LEU:HD11	1:K:424:LEU:HD22	1.67	0.76
1:K:473:LEU:CD2	1:K:484:TYR:CE1	2.68	0.76
1:M:149:TRP:CH2	1:M:273:VAL:HG11	2.19	0.76
4:T:13:ARG:HH22	4:T:60:ILE:HG12	1.49	0.76
1:A:595:LEU:HD11	1:A:1201:TRP:HZ2	0.76	0.76
1:A:1200:LYS:CG	1:A:1211:GLN:HA	2.15	0.76
1:C:639:LEU:H	1:C:653:ILE:HG21	1.51	0.76
1:E:438:HIS:O	1:E:442:VAL:HG23	1.85	0.76
1:I:179:PRO:CG	1:I:237:ARG:NH1	2.48	0.76
1:I:473:LEU:CD2	1:I:484:TYR:CE1	2.68	0.76
1:K:237:ARG:NH1	1:K:237:ARG:HG2	1.98	0.76
1:K:529:TYR:O	1:K:532:ILE:CG2	2.31	0.76
1:C:334:PHE:CB	1:C:337:ARG:HD2	2.14	0.76
1:E:122:ARG:HH21	1:E:126:PHE:HZ	1.24	0.76
1:E:540:VAL:HG13	1:E:575:GLU:HB3	1.66	0.76

*Continued on next page...*

*Continued from previous page...*

Atom-1	Atom-2	Interatomic distance (Å)	Clash overlap (Å)
1:K:883:SER:OG	1:K:902:ASP:HB2	1.83	0.76
1:K:1194:SER:HB2	1:K:1202:TRP:CE3	2.19	0.76
1:M:639:LEU:CD2	1:M:653:ILE:CD1	2.60	0.76
3:W:47:PRO:HG2	3:W:51:GLN:HE22	1.51	0.76
1:A:386:LEU:HD11	1:A:424:LEU:HD22	1.67	0.76
1:A:505:PHE:HE2	1:A:575:GLU:OE1	1.69	0.76
1:C:264:THR:OG1	1:C:265:ARG:N	2.16	0.76
1:I:438:HIS:O	1:I:442:VAL:HG23	1.85	0.76
1:I:1194:SER:HB2	1:I:1202:TRP:CE3	2.19	0.76
1:A:884:TRP:CE3	1:A:885:VAL:O	2.38	0.76
1:C:1194:SER:HB2	1:C:1202:TRP:CE3	2.19	0.76
2:F:18:HIS:CE1	2:F:29:GLY:CA	2.66	0.76
1:G:179:PRO:CG	1:G:237:ARG:NH1	2.48	0.76
1:I:450:CYS:O	1:I:453:LEU:HG	1.85	0.76
1:I:461:ILE:CD1	1:I:491:MET:HG2	2.16	0.76
1:I:529:TYR:O	1:I:532:ILE:CG2	2.31	0.76
1:I:1220:LEU:H	1:I:1220:LEU:CD1	1.97	0.76
1:K:554:LEU:HD11	1:K:1214:TYR:CE1	2.21	0.76
1:K:558:GLN:HB3	1:K:559:PRO:CD	2.15	0.76
1:M:1200:LYS:CG	1:M:1211:GLN:HA	2.15	0.76
3:Q:35:LEU:HD12	3:Q:39:GLU:OE1	1.86	0.76
1:C:862:TYR:CZ	1:C:881:HIS:N	2.53	0.76
1:E:1167:PRO:CB	1:E:1202:TRP:CE2	2.64	0.76
1:G:364:LEU:HD11	1:G:368:MET:CE	2.14	0.76
1:G:473:LEU:CD2	1:G:484:TYR:CE1	2.68	0.76
1:G:1200:LYS:CG	1:G:1211:GLN:HA	2.15	0.76
1:I:161:SER:HB2	5:I:1301:DTP:O2A	1.85	0.76
1:I:264:THR:OG1	1:I:265:ARG:N	2.16	0.76
1:I:558:GLN:HB3	1:I:559:PRO:CD	2.15	0.76
1:K:461:ILE:CD1	1:K:491:MET:HG2	2.16	0.76
1:K:482:TYR:O	1:K:486:PHE:HD1	1.69	0.76
1:K:505:PHE:HE2	1:K:575:GLU:OE1	1.69	0.76
1:M:883:SER:OG	1:M:902:ASP:HB2	1.83	0.76
3:Q:21:LYS:HD2	4:U:39:MET:HE2	1.68	0.76
1:A:932:GLU:OE1	1:A:933:ASN:ND2	2.18	0.76
1:A:1194:SER:HB2	1:A:1202:TRP:CE3	2.19	0.76
1:C:771:ASP:HB2	1:C:778:ARG:HB2	1.66	0.76
1:E:461:ILE:CD1	1:E:491:MET:HG2	2.16	0.76
1:G:119:VAL:HG12	1:G:184:TRP:CE3	2.21	0.76
1:G:637:LYS:HA	1:G:660:VAL:HG23	1.67	0.76
1:I:119:VAL:HG12	1:I:184:TRP:CE3	2.21	0.76

*Continued on next page...*

*Continued from previous page...*

Atom-1	Atom-2	Interatomic distance (Å)	Clash overlap (Å)
1:I:386:LEU:HD11	1:I:424:LEU:HD22	1.67	0.76
1:I:554:LEU:HD11	1:I:1214:TYR:CE1	2.21	0.76
1:I:1167:PRO:HB3	1:I:1202:TRP:CD2	2.21	0.76
1:A:450:CYS:O	1:A:453:LEU:HG	1.85	0.76
1:A:920:VAL:HG12	1:A:921:MET:H	1.51	0.76
1:C:149:TRP:CH2	1:C:273:VAL:HG11	2.20	0.76
1:C:482:TYR:O	1:C:486:PHE:HD1	1.69	0.76
1:E:140:LEU:O	1:E:140:LEU:HD13	1.84	0.76
1:E:482:TYR:O	1:E:486:PHE:HD1	1.69	0.76
1:E:597:TRP:CH2	1:E:603:ILE:CD1	2.65	0.76
1:E:903:ASP:O	1:E:904:GLN:HB2	1.83	0.76
1:I:1218:THR:O	1:I:1236:ASP:CB	2.32	0.76
1:M:461:ILE:CD1	1:M:491:MET:HG2	2.16	0.76
1:M:473:LEU:CD2	1:M:484:TYR:CE1	2.68	0.76
1:M:554:LEU:HD11	1:M:1214:TYR:CE1	2.21	0.76
1:M:595:LEU:CD1	1:M:1244:LEU:HD22	2.10	0.76
1:M:639:LEU:H	1:M:653:ILE:HG21	1.51	0.76
1:A:161:SER:HB2	5:A:1301:DTP:O2A	1.85	0.76
1:A:482:TYR:O	1:A:486:PHE:HD1	1.69	0.76
1:C:374:MET:HA	1:C:374:MET:HE2	1.67	0.76
1:C:884:TRP:CE3	1:C:885:VAL:O	2.38	0.76
1:I:657:GLU:HG2	1:I:680:LYS:HZ1	1.51	0.76
1:K:179:PRO:CG	1:K:237:ARG:NH1	2.48	0.76
1:K:948:LEU:CD1	1:K:957:ASP:OD2	2.34	0.76
1:A:179:PRO:CG	1:A:237:ARG:NH1	2.48	0.76
1:A:453:LEU:CD1	1:A:454:GLN:HE21	1.97	0.76
1:C:161:SER:HB2	5:C:1301:DTP:O2A	1.85	0.76
1:C:179:PRO:CG	1:C:237:ARG:NH1	2.48	0.76
1:C:450:CYS:O	1:C:453:LEU:HG	1.85	0.76
1:C:948:LEU:CD1	1:C:957:ASP:OD2	2.34	0.76
1:C:1048:LYS:H	1:C:1062:SER:HA	1.51	0.76
1:E:771:ASP:HB2	1:E:778:ARG:HB2	1.66	0.76
1:G:159:GLY:CA	5:G:1301:DTP:O1A	2.34	0.76
1:G:161:SER:HB2	5:G:1301:DTP:O2A	1.85	0.76
1:G:1048:LYS:H	1:G:1062:SER:HA	1.51	0.76
1:G:1167:PRO:HB3	1:G:1202:TRP:CD2	2.21	0.76
1:K:862:TYR:CZ	1:K:881:HIS:N	2.53	0.76
1:M:262:LEU:HD21	1:M:270:THR:HG21	1.66	0.76
3:R:80:TYR:CE1	4:V:64:THR:OG1	2.24	0.76
1:A:109:TYR:CE1	3:P:4:LYS:CB	2.69	0.75
1:A:473:LEU:CD2	1:A:484:TYR:CE1	2.68	0.75

*Continued on next page...*

*Continued from previous page...*

Atom-1	Atom-2	Interatomic distance (Å)	Clash overlap (Å)
1:E:262:LEU:HD21	1:E:270:THR:HG21	1.66	0.75
1:E:561:PRO:O	1:E:563:ILE:HD13	1.86	0.75
1:E:920:VAL:HG12	1:E:921:MET:H	1.51	0.75
1:I:884:TRP:CE3	1:I:885:VAL:O	2.38	0.75
1:K:283:GLU:OE2	1:K:284:SER:N	2.19	0.75
1:K:1200:LYS:CG	1:K:1211:GLN:HA	2.15	0.75
1:A:554:LEU:HD11	1:A:1214:TYR:CE1	2.21	0.75
1:A:1048:LYS:H	1:A:1062:SER:HA	1.51	0.75
1:C:159:GLY:CA	5:C:1301:DTP:O1A	2.34	0.75
1:C:554:LEU:HD11	1:C:1214:TYR:CE1	2.21	0.75
1:E:161:SER:HB2	5:E:1301:DTP:O2A	1.85	0.75
1:E:1200:LYS:CG	1:E:1211:GLN:HA	2.15	0.75
1:G:584:ALA:O	1:G:588:VAL:HG22	1.84	0.75
1:I:505:PHE:HE2	1:I:575:GLU:OE1	1.69	0.75
1:I:584:ALA:O	1:I:588:VAL:HG22	1.84	0.75
1:I:1200:LYS:CG	1:I:1211:GLN:HA	2.15	0.75
1:K:161:SER:HB2	5:K:1301:DTP:O2A	1.85	0.75
1:K:1167:PRO:HB3	1:K:1202:TRP:CD2	2.21	0.75
1:M:450:CYS:O	1:M:453:LEU:HG	1.85	0.75
1:M:505:PHE:HE2	1:M:575:GLU:OE1	1.69	0.75
1:M:558:GLN:HB3	1:M:559:PRO:CD	2.15	0.75
1:M:862:TYR:CZ	1:M:881:HIS:N	2.53	0.75
2:N:18:HIS:CE1	2:N:29:GLY:CA	2.66	0.75
3:Q:30:ILE:HD13	3:Q:35:LEU:HB3	1.67	0.75
1:A:461:ILE:CD1	1:A:491:MET:HG2	2.16	0.75
1:A:902:ASP:CB	2:B:72:LYS:HZ2	1.97	0.75
1:C:637:LYS:HA	1:C:660:VAL:HG23	1.67	0.75
1:C:1167:PRO:O	1:C:1202:TRP:NE1	2.15	0.75
1:G:554:LEU:HD11	1:G:1214:TYR:CE1	2.21	0.75
1:I:637:LYS:HA	1:I:660:VAL:HG23	1.67	0.75
1:I:875:VAL:HG12	1:I:915:CYS:HA	1.69	0.75
1:K:159:GLY:CA	5:K:1301:DTP:O1A	2.35	0.75
1:M:285:SER:O	1:M:319:GLY:CA	2.29	0.75
1:M:637:LYS:HA	1:M:660:VAL:HG23	1.68	0.75
1:A:149:TRP:CH2	1:A:273:VAL:HG11	2.20	0.75
1:C:561:PRO:O	1:C:563:ILE:HD13	1.86	0.75
1:G:283:GLU:OE2	1:G:284:SER:N	2.19	0.75
1:G:639:LEU:H	1:G:653:ILE:HG21	1.50	0.75
1:I:482:TYR:O	1:I:486:PHE:HD1	1.69	0.75
1:K:119:VAL:HG12	1:K:184:TRP:CE3	2.21	0.75
1:K:450:CYS:O	1:K:453:LEU:HG	1.85	0.75

*Continued on next page...*

*Continued from previous page...*

Atom-1	Atom-2	Interatomic distance (Å)	Clash overlap (Å)
1:A:119:VAL:HG12	1:A:184:TRP:CE3	2.21	0.75
1:A:262:LEU:HD21	1:A:270:THR:HG21	1.66	0.75
1:C:283:GLU:OE2	1:C:284:SER:N	2.19	0.75
1:E:146:GLU:OE1	1:E:147:PRO:HD3	1.87	0.75
1:E:450:CYS:O	1:E:453:LEU:HG	1.85	0.75
1:E:453:LEU:CD1	1:E:454:GLN:HE21	1.97	0.75
1:G:438:HIS:O	1:G:442:VAL:HG23	1.85	0.75
1:I:146:GLU:OE1	1:I:147:PRO:HD3	1.87	0.75
2:J:18:HIS:CE1	2:J:29:GLY:CA	2.66	0.75
1:M:179:PRO:CG	1:M:237:ARG:NH1	2.48	0.75
1:A:614:HIS:HE1	1:A:640:GLN:CG	1.83	0.75
1:C:529:TYR:O	1:C:532:ILE:CG2	2.32	0.75
1:C:1247:LEU:HD12	1:C:1248:GLU:N	2.02	0.75
1:E:386:LEU:HD11	1:E:424:LEU:HD22	1.67	0.75
1:G:928:VAL:HG12	1:G:937:VAL:CA	2.17	0.75
1:I:283:GLU:OE2	1:I:284:SER:N	2.19	0.75
1:K:317:CYS:SG	1:K:323:VAL:HG12	2.27	0.75
1:K:540:VAL:HG13	1:K:575:GLU:HB3	1.66	0.75
1:K:924:GLN:HB3	1:K:1238:LEU:CG	2.17	0.75
1:M:438:HIS:O	1:M:442:VAL:HG23	1.85	0.75
1:M:482:TYR:O	1:M:486:PHE:HD1	1.69	0.75
1:M:948:LEU:CD1	1:M:957:ASP:OD2	2.34	0.75
1:M:1220:LEU:H	1:M:1220:LEU:CD1	1.97	0.75
1:A:317:CYS:SG	1:A:323:VAL:HG12	2.27	0.75
1:C:558:GLN:HB3	1:C:559:PRO:CD	2.15	0.75
2:D:18:HIS:CE1	2:D:29:GLY:CA	2.66	0.75
1:G:317:CYS:SG	1:G:323:VAL:HG12	2.27	0.75
1:I:924:GLN:HB3	1:I:1238:LEU:CG	2.17	0.75
1:I:1171:GLU:CG	1:I:1172:GLY:H	2.00	0.75
1:M:146:GLU:OE1	1:M:147:PRO:HD3	1.87	0.75
1:M:159:GLY:CA	5:M:1301:DTP:O1A	2.34	0.75
3:P:28:HIS:NE2	4:S:14:LEU:HD11	2.01	0.75
1:C:317:CYS:SG	1:C:323:VAL:HG12	2.27	0.75
1:C:461:ILE:CD1	1:C:491:MET:HG2	2.16	0.75
1:C:1220:LEU:H	1:C:1220:LEU:CD1	1.97	0.75
1:E:409:GLU:HG3	1:G:340:TYR:CZ	2.22	0.75
1:E:1048:LYS:H	1:E:1062:SER:HA	1.51	0.75
1:G:461:ILE:CD1	1:G:491:MET:HG2	2.16	0.75
1:G:875:VAL:HG12	1:G:915:CYS:HA	1.68	0.75
1:I:597:TRP:CZ2	1:I:603:ILE:HG12	2.22	0.75
1:K:473:LEU:CD1	1:K:480:CYS:CB	2.63	0.75

*Continued on next page...*



*Continued from previous page...*

Atom-1	Atom-2	Interatomic distance (Å)	Clash overlap (Å)
1:K:1171:GLU:CG	1:K:1172:GLY:H	2.00	0.75
1:K:1199:ILE:HD11	1:K:1232:TYR:CE2	2.22	0.75
1:K:1247:LEU:HD12	1:K:1248:GLU:N	2.02	0.75
1:M:920:VAL:HG12	1:M:921:MET:H	1.51	0.75
1:M:1048:LYS:H	1:M:1062:SER:HA	1.51	0.75
1:A:639:LEU:H	1:A:653:ILE:HG21	1.50	0.75
1:A:1167:PRO:CB	1:A:1202:TRP:CE2	2.64	0.75
1:A:1183:LEU:HD12	1:A:1183:LEU:N	2.02	0.75
1:C:520:ALA:HB2	1:C:648:GLU:HA	1.69	0.75
1:C:881:HIS:CE1	1:C:901:SER:CB	2.70	0.75
1:C:1183:LEU:HD12	1:C:1183:LEU:N	2.02	0.75
1:C:1220:LEU:HD23	1:C:1234:THR:HG1	1.52	0.75
1:E:283:GLU:OE2	1:E:284:SER:N	2.19	0.75
1:E:639:LEU:H	1:E:653:ILE:HG21	1.51	0.75
1:G:482:TYR:O	1:G:486:PHE:HD1	1.69	0.75
1:G:924:GLN:HB3	1:G:1238:LEU:CG	2.17	0.75
1:G:948:LEU:CD1	1:G:957:ASP:OD2	2.34	0.75
1:I:317:CYS:SG	1:I:323:VAL:HG12	2.27	0.75
1:I:920:VAL:HG12	1:I:921:MET:H	1.51	0.75
1:K:597:TRP:CZ2	1:K:603:ILE:HG12	2.22	0.75
1:A:146:GLU:OE1	1:A:147:PRO:HD3	1.87	0.74
1:C:505:PHE:HE2	1:C:575:GLU:OE1	1.69	0.74
1:C:551:ASN:O	1:C:555:LEU:HB2	1.87	0.74
1:C:1167:PRO:HB3	1:C:1202:TRP:CD2	2.21	0.74
1:E:931:GLN:O	1:E:932:GLU:CB	2.35	0.74
1:G:920:VAL:HG12	1:G:921:MET:H	1.51	0.74
1:I:159:GLY:CA	5:I:1301:DTP:O1A	2.34	0.74
1:I:1200:LYS:CE	1:I:1211:GLN:HB2	2.02	0.74
1:I:1247:LEU:HD12	1:I:1248:GLU:N	2.02	0.74
1:K:875:VAL:HG12	1:K:915:CYS:HA	1.68	0.74
1:M:127:VAL:HG21	1:M:294:ILE:HG13	1.69	0.74
1:M:283:GLU:OE2	1:M:284:SER:N	2.19	0.74
1:M:551:ASN:O	1:M:555:LEU:HB2	1.87	0.74
1:M:561:PRO:O	1:M:563:ILE:HD13	1.86	0.74
1:M:1167:PRO:HB3	1:M:1202:TRP:CD2	2.21	0.74
1:A:264:THR:OG1	1:A:265:ARG:N	2.16	0.74
1:A:561:PRO:O	1:A:563:ILE:HD13	1.86	0.74
1:A:1167:PRO:HB3	1:A:1202:TRP:CD2	2.21	0.74
1:C:119:VAL:HG12	1:C:184:TRP:CE3	2.21	0.74
1:C:513:LYS:HD3	1:C:522:LEU:HG	1.69	0.74
1:C:1200:LYS:CG	1:C:1211:GLN:HA	2.15	0.74

*Continued on next page...*

*Continued from previous page...*

Atom-1	Atom-2	Interatomic distance (Å)	Clash overlap (Å)
1:E:317:CYS:SG	1:E:323:VAL:HG12	2.27	0.74
1:E:554:LEU:HD11	1:E:1214:TYR:CE1	2.21	0.74
1:E:637:LYS:HA	1:E:660:VAL:HG23	1.68	0.74
1:E:1183:LEU:HD12	1:E:1183:LEU:N	2.02	0.74
1:G:1167:PRO:C	1:G:1202:TRP:NE1	2.27	0.74
1:I:513:LYS:HD3	1:I:522:LEU:HG	1.69	0.74
1:I:866:LEU:HD22	1:I:914:VAL:CG1	2.18	0.74
1:I:928:VAL:HG12	1:I:937:VAL:CA	2.17	0.74
1:K:639:LEU:CG	1:K:653:ILE:HG21	2.16	0.74
1:K:927:ASP:O	1:K:938:LEU:CB	2.24	0.74
1:M:924:GLN:HB3	1:M:1238:LEU:CG	2.17	0.74
1:A:875:VAL:HG12	1:A:915:CYS:HA	1.68	0.74
1:A:1247:LEU:HD12	1:A:1248:GLU:N	2.02	0.74
1:C:237:ARG:NH1	1:C:237:ARG:HG2	1.98	0.74
1:C:1199:ILE:HD11	1:C:1232:TYR:CE2	2.22	0.74
1:E:359:TYR:CE1	1:E:361:TYR:HD1	2.06	0.74
1:E:513:LYS:HD3	1:E:522:LEU:HG	1.69	0.74
1:G:561:PRO:O	1:G:563:ILE:HD13	1.86	0.74
1:G:862:TYR:CZ	1:G:881:HIS:N	2.53	0.74
1:K:146:GLU:OE1	1:K:147:PRO:HD3	1.87	0.74
1:M:540:VAL:HG13	1:M:575:GLU:HB3	1.66	0.74
1:A:1199:ILE:HD11	1:A:1232:TYR:CE2	2.22	0.74
1:E:119:VAL:HG12	1:E:184:TRP:CE3	2.21	0.74
1:E:573:THR:HA	1:E:577:TYR:CD2	2.23	0.74
1:E:1247:LEU:HD12	1:E:1248:GLU:N	2.02	0.74
1:G:127:VAL:HG21	1:G:294:ILE:HG13	1.69	0.74
1:G:866:LEU:HD22	1:G:914:VAL:CG1	2.18	0.74
1:I:453:LEU:CD1	1:I:454:GLN:HE21	1.97	0.74
1:I:551:ASN:O	1:I:555:LEU:HB2	1.87	0.74
1:I:595:LEU:HD12	1:I:1201:TRP:CZ2	2.19	0.74
1:I:1199:ILE:HD11	1:I:1232:TYR:CE2	2.22	0.74
1:K:513:LYS:HD3	1:K:522:LEU:HG	1.69	0.74
1:K:551:ASN:O	1:K:555:LEU:HB2	1.87	0.74
1:K:881:HIS:CE1	1:K:901:SER:CB	2.70	0.74
1:M:875:VAL:HG12	1:M:915:CYS:HA	1.68	0.74
1:M:1247:LEU:HD12	1:M:1248:GLU:N	2.02	0.74
1:A:159:GLY:CA	5:A:1301:DTP:O1A	2.35	0.74
1:A:237:ARG:NH1	1:A:237:ARG:HG2	1.98	0.74
1:C:1167:PRO:HB3	1:C:1202:TRP:CG	2.23	0.74
1:E:561:PRO:HB3	1:E:1214:TYR:CE2	2.23	0.74
1:E:597:TRP:CZ2	1:E:603:ILE:HG12	2.22	0.74

*Continued on next page...*

*Continued from previous page...*

Atom-1	Atom-2	Interatomic distance (Å)	Clash overlap (Å)
1:G:551:ASN:O	1:G:555:LEU:HB2	1.87	0.74
1:G:573:THR:HA	1:G:577:TYR:CD2	2.23	0.74
1:G:881:HIS:ND1	1:G:901:SER:CB	2.48	0.74
1:G:1167:PRO:HB3	1:G:1202:TRP:CG	2.23	0.74
1:K:561:PRO:O	1:K:563:ILE:HD13	1.86	0.74
1:M:119:VAL:HG12	1:M:184:TRP:CE3	2.21	0.74
1:M:881:HIS:CE1	1:M:901:SER:CB	2.70	0.74
1:M:1179:TRP:HA	1:M:1179:TRP:HE3	1.52	0.74
1:M:1199:ILE:HD11	1:M:1232:TYR:CE2	2.22	0.74
3:R:19:ASP:CB	4:V:64:THR:HA	2.14	0.74
1:A:520:ALA:HB2	1:A:648:GLU:HA	1.69	0.74
1:C:597:TRP:CZ2	1:C:603:ILE:HG12	2.22	0.74
1:E:866:LEU:HD22	1:E:914:VAL:CG1	2.18	0.74
1:E:1167:PRO:HB3	1:E:1202:TRP:CD2	2.21	0.74
1:G:386:LEU:HD11	1:G:424:LEU:HD22	1.67	0.74
1:G:505:PHE:HE2	1:G:575:GLU:OE1	1.69	0.74
1:I:409:GLU:HG3	1:K:340:TYR:CZ	2.22	0.74
1:I:948:LEU:CD1	1:I:957:ASP:OD2	2.34	0.74
1:K:453:LEU:CD1	1:K:454:GLN:HE21	1.97	0.74
1:M:317:CYS:SG	1:M:323:VAL:HG12	2.27	0.74
1:M:535:GLU:HA	1:M:538:CYS:SG	2.28	0.74
1:A:513:LYS:HD3	1:A:522:LEU:HG	1.69	0.74
1:C:146:GLU:OE1	1:C:147:PRO:HD3	1.87	0.74
1:C:409:GLU:HG3	1:E:340:TYR:CZ	2.22	0.74
1:C:924:GLN:HB3	1:C:1238:LEU:CG	2.17	0.74
1:C:931:GLN:O	1:C:932:GLU:CB	2.35	0.74
1:E:234:LYS:HA	3:O:10:LEU:HD11	1.69	0.74
1:E:948:LEU:CD1	1:E:957:ASP:OD2	2.34	0.74
1:G:237:ARG:NH1	1:G:237:ARG:HG2	1.98	0.74
1:G:453:LEU:CD1	1:G:454:GLN:HE21	1.97	0.74
1:G:513:LYS:HD3	1:G:522:LEU:HG	1.69	0.74
1:G:1199:ILE:HD11	1:G:1232:TYR:CE2	2.22	0.74
1:I:473:LEU:CD1	1:I:480:CYS:CB	2.63	0.74
1:K:1183:LEU:HD12	1:K:1183:LEU:N	2.02	0.74
1:M:597:TRP:CZ2	1:M:603:ILE:HG12	2.22	0.74
1:A:924:GLN:HB3	1:A:1238:LEU:CG	2.17	0.74
1:C:603:ILE:HD13	1:C:1242:TYR:CE1	2.23	0.74
1:E:159:GLY:CA	5:E:1301:DTP:O1A	2.35	0.74
1:G:359:TYR:CE1	1:G:361:TYR:HD1	2.05	0.74
1:G:597:TRP:CZ2	1:G:603:ILE:HG12	2.22	0.74
1:G:862:TYR:OH	1:G:881:HIS:CB	2.16	0.74

*Continued on next page...*

*Continued from previous page...*

Atom-1	Atom-2	Interatomic distance (Å)	Clash overlap (Å)
1:G:1183:LEU:N	1:G:1183:LEU:HD12	2.02	0.74
1:I:137:GLN:HE21	1:I:173:LEU:HB3	1.53	0.74
1:I:639:LEU:CG	1:I:653:ILE:HG21	2.16	0.74
1:I:881:HIS:CE1	1:I:901:SER:CB	2.70	0.74
1:K:409:GLU:HG3	1:M:340:TYR:CZ	2.22	0.74
1:K:520:ALA:HB2	1:K:648:GLU:HA	1.69	0.74
1:K:657:GLU:HG2	1:K:680:LYS:HZ1	1.49	0.74
1:K:866:LEU:HD22	1:K:914:VAL:CG1	2.18	0.74
1:K:1048:LYS:H	1:K:1062:SER:HA	1.51	0.74
1:M:1183:LEU:N	1:M:1183:LEU:HD12	2.02	0.74
4:Y:7:ARG:O	4:Y:11:ARG:HG3	1.87	0.74
1:A:283:GLU:OE2	1:A:284:SER:N	2.19	0.74
1:A:931:GLN:O	1:A:932:GLU:CB	2.35	0.74
1:C:561:PRO:HB3	1:C:1214:TYR:CE2	2.23	0.74
1:E:1199:ILE:HD11	1:E:1232:TYR:CE2	2.22	0.74
1:G:657:GLU:HG2	1:G:680:LYS:HZ2	1.51	0.74
2:H:18:HIS:CE1	2:H:30:PRO:HD2	2.22	0.74
1:I:535:GLU:HA	1:I:538:CYS:SG	2.28	0.74
1:I:603:ILE:HD13	1:I:1242:TYR:CE1	2.23	0.74
1:I:1183:LEU:HD12	1:I:1183:LEU:N	2.02	0.74
3:P:19:ASP:CA	4:T:64:THR:CG2	2.53	0.74
1:A:597:TRP:CZ2	1:A:603:ILE:HG12	2.22	0.74
1:A:862:TYR:CZ	1:A:881:HIS:N	2.53	0.74
1:A:866:LEU:HD22	1:A:914:VAL:CG1	2.18	0.74
1:C:359:TYR:CE1	1:C:361:TYR:HD1	2.06	0.74
1:C:535:GLU:HA	1:C:538:CYS:SG	2.28	0.74
1:C:573:THR:HA	1:C:577:TYR:CD2	2.23	0.74
1:C:866:LEU:HD22	1:C:914:VAL:CG1	2.18	0.74
1:E:127:VAL:HG21	1:E:294:ILE:HG13	1.69	0.74
1:E:924:GLN:HB3	1:E:1238:LEU:CG	2.17	0.74
1:E:1167:PRO:C	1:E:1202:TRP:NE1	2.27	0.74
1:G:146:GLU:OE1	1:G:147:PRO:HD3	1.87	0.74
1:G:535:GLU:HA	1:G:538:CYS:SG	2.28	0.74
1:G:561:PRO:HB3	1:G:1214:TYR:CE2	2.23	0.74
1:G:927:ASP:O	1:G:938:LEU:CB	2.24	0.74
1:I:461:ILE:HD13	1:I:491:MET:HG2	1.70	0.74
1:I:561:PRO:O	1:I:563:ILE:HD13	1.86	0.74
1:M:513:LYS:HD3	1:M:522:LEU:HG	1.69	0.74
1:M:657:GLU:HG2	1:M:680:LYS:HZ2	1.53	0.74
3:Q:24:TYR:HE2	4:U:38:HIS:HB3	1.51	0.74
1:A:535:GLU:HA	1:A:538:CYS:SG	2.28	0.73

*Continued on next page...*

*Continued from previous page...*

Atom-1	Atom-2	Interatomic distance (Å)	Clash overlap (Å)
1:A:862:TYR:OH	1:A:881:HIS:CB	2.16	0.73
1:A:928:VAL:HG12	1:A:937:VAL:CA	2.17	0.73
1:C:137:GLN:HE21	1:C:173:LEU:HB3	1.53	0.73
1:C:920:VAL:HG12	1:C:921:MET:H	1.51	0.73
1:C:1218:THR:O	1:C:1236:ASP:CB	2.32	0.73
7:D:201:HEM:HBC2	7:D:201:HEM:CMC	2.11	0.73
1:E:540:VAL:CG1	1:E:575:GLU:CB	2.66	0.73
1:G:409:GLU:HG3	1:I:340:TYR:CZ	2.23	0.73
1:G:595:LEU:HD12	1:G:1201:TRP:CZ2	2.19	0.73
1:I:127:VAL:HG21	1:I:294:ILE:HG13	1.69	0.73
1:I:639:LEU:H	1:I:653:ILE:HG21	1.51	0.73
1:I:928:VAL:HG22	1:I:1224:HIS:CE1	2.23	0.73
1:M:359:TYR:CE1	1:M:361:TYR:HD1	2.06	0.73
1:M:657:GLU:HG2	1:M:680:LYS:HZ1	1.51	0.73
1:M:988:LEU:HD11	1:M:993:ASN:HA	1.70	0.73
1:A:109:TYR:HE1	3:P:4:LYS:HA	1.53	0.73
1:A:340:TYR:CZ	1:M:409:GLU:HG3	2.22	0.73
1:A:948:LEU:CD1	1:A:957:ASP:OD2	2.34	0.73
1:C:875:VAL:HG12	1:C:915:CYS:HA	1.69	0.73
1:E:137:GLN:HE21	1:E:173:LEU:HB3	1.53	0.73
1:E:551:ASN:O	1:E:555:LEU:HB2	1.87	0.73
1:K:639:LEU:H	1:K:653:ILE:HG21	1.51	0.73
1:K:928:VAL:HG12	1:K:937:VAL:CA	2.17	0.73
1:M:603:ILE:HD13	1:M:1242:TYR:CE1	2.23	0.73
1:M:639:LEU:CG	1:M:653:ILE:HG21	2.16	0.73
1:A:127:VAL:HG21	1:A:294:ILE:HG13	1.69	0.73
1:A:175:GLU:CG	3:P:4:LYS:HZ1	2.01	0.73
1:A:359:TYR:CE1	1:A:361:TYR:HD1	2.06	0.73
1:A:1167:PRO:HB3	1:A:1202:TRP:CG	2.23	0.73
1:A:1220:LEU:HD12	1:A:1220:LEU:N	2.01	0.73
1:E:285:SER:O	1:E:319:GLY:CA	2.29	0.73
1:E:505:PHE:HE2	1:E:575:GLU:OE1	1.69	0.73
1:E:875:VAL:HG12	1:E:915:CYS:HA	1.68	0.73
1:E:881:HIS:CE1	1:E:901:SER:CB	2.70	0.73
1:E:1171:GLU:CG	1:E:1172:GLY:H	2.00	0.73
1:G:603:ILE:HD13	1:G:1242:TYR:CE1	2.23	0.73
1:K:540:VAL:CG1	1:K:575:GLU:CB	2.66	0.73
1:K:637:LYS:HA	1:K:660:VAL:HG23	1.68	0.73
1:K:931:GLN:O	1:K:932:GLU:CB	2.36	0.73
1:M:928:VAL:HG22	1:M:1224:HIS:CE1	2.23	0.73
1:M:1176:HIS:CB	1:M:1218:THR:CG2	2.62	0.73

*Continued on next page...*

*Continued from previous page...*

Atom-1	Atom-2	Interatomic distance (Å)	Clash overlap (Å)
1:A:573:THR:HA	1:A:577:TYR:CD2	2.23	0.73
1:E:457:HIS:O	1:E:460:ILE:HG22	1.89	0.73
1:G:137:GLN:HE21	1:G:173:LEU:HB3	1.53	0.73
1:G:393:VAL:HG11	1:G:486:PHE:CE2	2.24	0.73
1:G:457:HIS:O	1:G:460:ILE:HG22	1.89	0.73
1:G:461:ILE:HD13	1:G:491:MET:HG2	1.70	0.73
1:I:457:HIS:O	1:I:460:ILE:HG22	1.89	0.73
1:I:1048:LYS:H	1:I:1062:SER:HA	1.51	0.73
1:I:1167:PRO:HB3	1:I:1202:TRP:CG	2.23	0.73
1:K:359:TYR:CE1	1:K:361:TYR:HD1	2.06	0.73
1:K:582:LEU:O	1:K:582:LEU:HD23	1.89	0.73
1:K:920:VAL:HG12	1:K:921:MET:H	1.51	0.73
1:M:520:ALA:HB2	1:M:648:GLU:HA	1.69	0.73
1:M:540:VAL:CG1	1:M:575:GLU:CB	2.66	0.73
1:M:561:PRO:HB3	1:M:1214:TYR:CE2	2.23	0.73
1:M:928:VAL:HG12	1:M:937:VAL:CA	2.17	0.73
1:A:409:GLU:HG3	1:C:340:TYR:CZ	2.22	0.73
1:A:988:LEU:HD11	1:A:993:ASN:HA	1.70	0.73
1:C:928:VAL:HG12	1:C:937:VAL:CA	2.17	0.73
1:E:322:LEU:CD1	1:E:364:LEU:CD2	2.41	0.73
1:E:520:ALA:HB2	1:E:648:GLU:HA	1.69	0.73
1:E:582:LEU:HD23	1:E:582:LEU:O	1.89	0.73
1:E:643:LYS:HD3	1:E:646:THR:HG22	1.71	0.73
1:G:540:VAL:CG1	1:G:575:GLU:CB	2.66	0.73
1:G:988:LEU:HD11	1:G:993:ASN:HA	1.70	0.73
1:I:988:LEU:HD11	1:I:993:ASN:HA	1.70	0.73
1:K:322:LEU:CD1	1:K:364:LEU:CD2	2.42	0.73
1:M:866:LEU:HD22	1:M:914:VAL:CG1	2.18	0.73
3:P:24:TYR:N	3:P:24:TYR:CD1	2.33	0.73
1:E:393:VAL:HG11	1:E:486:PHE:CE2	2.24	0.73
1:E:643:LYS:HD3	1:E:646:THR:CG2	2.19	0.73
1:K:535:GLU:HA	1:K:538:CYS:SG	2.28	0.73
1:A:551:ASN:O	1:A:555:LEU:HB2	1.87	0.73
1:A:595:LEU:CG	1:A:1244:LEU:HD13	2.18	0.73
1:A:595:LEU:HD12	1:A:1201:TRP:CZ2	2.19	0.73
1:C:393:VAL:HG11	1:C:486:PHE:CE2	2.24	0.73
1:C:928:VAL:HG22	1:C:1224:HIS:CE1	2.23	0.73
1:C:1171:GLU:CG	1:C:1172:GLY:H	2.00	0.73
1:E:334:PHE:HB2	1:E:337:ARG:HD2	1.71	0.73
1:E:1218:THR:O	1:E:1236:ASP:CB	2.32	0.73
1:G:582:LEU:HD23	1:G:582:LEU:O	1.89	0.73

*Continued on next page...*

*Continued from previous page...*

Atom-1	Atom-2	Interatomic distance (Å)	Clash overlap (Å)
1:I:359:TYR:CE1	1:I:361:TYR:HD1	2.06	0.73
1:I:582:LEU:O	1:I:582:LEU:HD23	1.89	0.73
1:I:643:LYS:HD3	1:I:646:THR:HG22	1.71	0.73
1:I:881:HIS:CE1	1:I:899:THR:O	2.42	0.73
1:M:596:GLU:O	1:M:1244:LEU:HA	1.89	0.73
1:M:1171:GLU:CG	1:M:1172:GLY:H	2.00	0.73
1:A:643:LYS:HD3	1:A:646:THR:CG2	2.19	0.73
1:A:1171:GLU:CG	1:A:1172:GLY:H	2.00	0.73
1:C:461:ILE:HD13	1:C:491:MET:HG2	1.70	0.73
1:C:540:VAL:CG1	1:C:575:GLU:CB	2.66	0.73
1:C:988:LEU:HD11	1:C:993:ASN:HA	1.70	0.73
1:E:473:LEU:CD1	1:E:480:CYS:CB	2.63	0.73
1:G:595:LEU:CG	1:G:1244:LEU:HD13	2.18	0.73
1:G:596:GLU:O	1:G:1244:LEU:HA	1.89	0.73
1:I:931:GLN:O	1:I:932:GLU:CB	2.35	0.73
2:J:18:HIS:CE1	2:J:30:PRO:HD2	2.22	0.73
1:K:561:PRO:HB3	1:K:1214:TYR:CE2	2.23	0.73
1:K:603:ILE:HD13	1:K:1242:TYR:CE1	2.23	0.73
1:M:494:ALA:O	1:M:495:LYS:HB2	1.89	0.73
3:Q:34:PHE:O	3:Q:63:LYS:NZ	2.19	0.73
4:S:36:ARG:CD	4:S:37:PRO:CD	2.55	0.73
1:A:881:HIS:ND1	1:A:901:SER:CB	2.48	0.73
1:C:473:LEU:CD1	1:C:480:CYS:CB	2.63	0.73
1:C:582:LEU:O	1:C:582:LEU:HD23	1.89	0.73
1:C:881:HIS:CE1	1:C:899:THR:O	2.42	0.73
1:E:461:ILE:HD13	1:E:491:MET:HG2	1.70	0.73
1:E:551:ASN:O	1:E:555:LEU:CB	2.37	0.73
1:G:1200:LYS:CE	1:G:1211:GLN:HB2	2.02	0.73
1:I:147:PRO:CG	1:K:121:GLN:OE1	2.37	0.73
1:I:520:ALA:HB2	1:I:648:GLU:HA	1.69	0.73
1:I:561:PRO:HB3	1:I:1214:TYR:CE2	2.23	0.73
1:I:595:LEU:CG	1:I:1244:LEU:HD13	2.18	0.73
1:I:902:ASP:CG	2:J:72:LYS:NZ	2.42	0.73
1:K:494:ALA:O	1:K:495:LYS:HB2	1.89	0.73
1:M:473:LEU:CD1	1:M:480:CYS:CB	2.63	0.73
1:M:881:HIS:CE1	1:M:899:THR:O	2.42	0.73
4:S:38:HIS:O	4:S:41:GLU:CG	2.37	0.73
1:A:561:PRO:HB3	1:A:1214:TYR:CE2	2.23	0.73
1:A:582:LEU:O	1:A:582:LEU:HD23	1.89	0.73
1:A:881:HIS:CE1	1:A:901:SER:CB	2.70	0.73
1:C:596:GLU:O	1:C:1244:LEU:HA	1.89	0.73

*Continued on next page...*

*Continued from previous page...*

Atom-1	Atom-2	Interatomic distance (Å)	Clash overlap (Å)
1:E:603:ILE:HD13	1:E:1242:TYR:CE1	2.23	0.73
1:E:928:VAL:HG12	1:E:937:VAL:CA	2.17	0.73
1:G:551:ASN:O	1:G:555:LEU:CB	2.37	0.73
1:G:1247:LEU:HD12	1:G:1248:GLU:N	2.02	0.73
1:I:540:VAL:CG1	1:I:575:GLU:CB	2.66	0.73
2:N:18:HIS:CE1	2:N:30:PRO:HD2	2.22	0.73
1:A:551:ASN:O	1:A:555:LEU:CB	2.37	0.72
1:A:1225:VAL:HG11	1:A:1229:PHE:CE1	2.24	0.72
1:C:457:HIS:O	1:C:460:ILE:HG22	1.89	0.72
1:C:595:LEU:CG	1:C:1244:LEU:HD13	2.18	0.72
1:E:535:GLU:HA	1:E:538:CYS:SG	2.28	0.72
1:E:1225:VAL:HG11	1:E:1229:PHE:CE1	2.24	0.72
1:I:334:PHE:HB2	1:I:337:ARG:HD2	1.71	0.72
1:I:596:GLU:O	1:I:1244:LEU:HA	1.89	0.72
1:K:127:VAL:HG21	1:K:294:ILE:HG13	1.69	0.72
1:K:147:PRO:CG	1:M:121:GLN:OE1	2.37	0.72
1:K:334:PHE:HB2	1:K:337:ARG:HD2	1.71	0.72
1:K:596:GLU:O	1:K:1244:LEU:HA	1.89	0.72
1:M:881:HIS:ND1	1:M:901:SER:CB	2.48	0.72
1:A:461:ILE:HD13	1:A:491:MET:HG2	1.70	0.72
1:C:902:ASP:CG	2:D:72:LYS:NZ	2.42	0.72
1:C:1225:VAL:HG11	1:C:1229:PHE:CE1	2.24	0.72
1:E:881:HIS:ND1	1:E:901:SER:CB	2.48	0.72
1:G:1171:GLU:CG	1:G:1172:GLY:H	2.00	0.72
1:I:537:ASP:O	1:I:540:VAL:N	2.22	0.72
1:K:461:ILE:HD13	1:K:491:MET:HG2	1.70	0.72
1:K:881:HIS:ND1	1:K:901:SER:CB	2.48	0.72
1:K:928:VAL:CG1	1:K:937:VAL:HG12	2.19	0.72
1:K:1167:PRO:HB3	1:K:1202:TRP:CG	2.23	0.72
1:M:928:VAL:CG1	1:M:937:VAL:HG12	2.19	0.72
4:Y:87:SER:O	4:Y:91:THR:HG23	1.89	0.72
1:A:393:VAL:HG11	1:A:486:PHE:CE2	2.24	0.72
1:A:540:VAL:CG1	1:A:575:GLU:CB	2.66	0.72
1:A:928:VAL:HG22	1:A:1224:HIS:CE1	2.24	0.72
1:C:553:HIS:HB2	1:C:610:VAL:CG1	2.20	0.72
1:G:928:VAL:HG22	1:G:1224:HIS:CE1	2.24	0.72
1:I:1027:ILE:HB	1:I:1040:LEU:HB2	1.72	0.72
1:I:1200:LYS:CG	1:I:1211:GLN:CA	2.67	0.72
1:K:393:VAL:HG11	1:K:486:PHE:CE2	2.24	0.72
1:K:928:VAL:HG22	1:K:1224:HIS:CE1	2.23	0.72
1:M:551:ASN:O	1:M:555:LEU:CB	2.37	0.72

*Continued on next page...*



*Continued from previous page...*

Atom-1	Atom-2	Interatomic distance (Å)	Clash overlap (Å)
1:A:881:HIS:CE1	1:A:899:THR:O	2.42	0.72
1:C:494:ALA:O	1:C:495:LYS:HB2	1.89	0.72
1:G:639:LEU:CG	1:G:653:ILE:HG21	2.16	0.72
1:G:643:LYS:HD3	1:G:646:THR:CG2	2.19	0.72
1:G:1225:VAL:HG11	1:G:1229:PHE:CE1	2.24	0.72
1:I:1225:VAL:HG11	1:I:1229:PHE:CE1	2.24	0.72
1:K:537:ASP:O	1:K:540:VAL:N	2.22	0.72
1:M:137:GLN:HE21	1:M:173:LEU:HB3	1.53	0.72
1:M:457:HIS:O	1:M:460:ILE:HG22	1.89	0.72
1:M:537:ASP:O	1:M:540:VAL:N	2.22	0.72
1:A:553:HIS:HB2	1:A:610:VAL:CG1	2.20	0.72
1:C:334:PHE:HB2	1:C:337:ARG:HD2	1.71	0.72
1:E:881:HIS:CE1	1:E:899:THR:O	2.42	0.72
1:E:928:VAL:HG22	1:E:1224:HIS:CE1	2.23	0.72
1:E:1167:PRO:HB3	1:E:1202:TRP:CG	2.23	0.72
1:G:1027:ILE:HB	1:G:1040:LEU:HB2	1.71	0.72
1:K:285:SER:O	1:K:319:GLY:CA	2.29	0.72
1:K:881:HIS:CE1	1:K:899:THR:O	2.42	0.72
1:K:1027:ILE:HB	1:K:1040:LEU:HB2	1.72	0.72
1:K:1200:LYS:CG	1:K:1211:GLN:CA	2.67	0.72
1:M:1167:PRO:HB3	1:M:1202:TRP:CG	2.23	0.72
3:R:19:ASP:C	4:V:64:THR:HB	2.10	0.72
1:A:109:TYR:CZ	3:P:4:LYS:HB3	2.24	0.72
1:A:137:GLN:HE21	1:A:173:LEU:HB3	1.53	0.72
1:A:381:ASP:O	1:A:384:THR:CG2	2.36	0.72
1:A:882:LEU:CD2	1:A:882:LEU:N	2.39	0.72
1:A:1218:THR:O	1:A:1236:ASP:CB	2.32	0.72
1:C:551:ASN:O	1:C:555:LEU:CB	2.37	0.72
1:E:559:PRO:O	1:E:561:PRO:CD	2.38	0.72
1:E:1176:HIS:HD2	1:E:1197:GLY:HA3	1.55	0.72
1:G:494:ALA:O	1:G:495:LYS:HB2	1.89	0.72
1:I:551:ASN:O	1:I:555:LEU:CB	2.37	0.72
1:I:862:TYR:OH	1:I:881:HIS:CB	2.16	0.72
1:K:137:GLN:HE21	1:K:173:LEU:HB3	1.53	0.72
1:K:364:LEU:CD1	1:K:368:MET:HE1	2.20	0.72
2:L:18:HIS:CE1	2:L:30:PRO:HD2	2.22	0.72
1:M:1233:VAL:HG12	1:M:1243:ILE:HA	1.71	0.72
1:A:147:PRO:CG	1:C:121:GLN:OE1	2.37	0.72
1:A:149:TRP:CZ3	1:A:273:VAL:HG11	2.25	0.72
1:A:1176:HIS:HD2	1:A:1197:GLY:HA3	1.54	0.72
1:C:643:LYS:HD3	1:C:646:THR:CG2	2.19	0.72

*Continued on next page...*

*Continued from previous page...*

Atom-1	Atom-2	Interatomic distance (Å)	Clash overlap (Å)
1:E:573:THR:O	1:E:577:TYR:HB2	1.90	0.72
1:E:595:LEU:CG	1:E:1244:LEU:HD13	2.18	0.72
1:E:927:ASP:O	1:E:938:LEU:CB	2.24	0.72
1:G:147:PRO:CG	1:I:121:GLN:OE1	2.37	0.72
1:G:537:ASP:O	1:G:540:VAL:N	2.22	0.72
1:G:928:VAL:CG1	1:G:937:VAL:HG12	2.19	0.72
1:K:902:ASP:CG	2:L:72:LYS:NZ	2.42	0.72
1:K:1220:LEU:HD12	1:K:1220:LEU:N	2.01	0.72
1:M:149:TRP:CZ3	1:M:273:VAL:HG11	2.25	0.72
1:M:461:ILE:HD13	1:M:491:MET:HG2	1.70	0.72
1:M:553:HIS:HB2	1:M:610:VAL:CG1	2.20	0.72
1:M:573:THR:O	1:M:577:TYR:HB2	1.90	0.72
1:M:595:LEU:CG	1:M:1244:LEU:HD13	2.18	0.72
1:M:1027:ILE:HB	1:M:1040:LEU:HB2	1.72	0.72
1:A:121:GLN:OE1	1:M:147:PRO:CG	2.37	0.72
1:C:147:PRO:CG	1:E:121:GLN:OE1	2.37	0.72
1:C:285:SER:O	1:C:319:GLY:CA	2.29	0.72
1:G:520:ALA:HB2	1:G:648:GLU:HA	1.69	0.72
1:G:902:ASP:CG	2:H:72:LYS:NZ	2.42	0.72
1:K:457:HIS:O	1:K:460:ILE:HG22	1.89	0.72
1:K:595:LEU:CG	1:K:1244:LEU:HD13	2.18	0.72
1:M:559:PRO:O	1:M:561:PRO:CD	2.38	0.72
1:M:643:LYS:HD3	1:M:646:THR:CG2	2.19	0.72
1:M:816:ALA:HB3	1:M:846:CYS:SG	2.30	0.72
1:A:334:PHE:HB2	1:A:337:ARG:HD2	1.70	0.72
1:A:473:LEU:CD1	1:A:480:CYS:CB	2.63	0.72
1:A:596:GLU:O	1:A:1244:LEU:HA	1.89	0.72
1:A:902:ASP:CG	2:B:72:LYS:NZ	2.42	0.72
1:E:553:HIS:HB2	1:E:610:VAL:CG1	2.20	0.72
1:E:595:LEU:CD1	1:E:1244:LEU:HD22	2.10	0.72
1:G:473:LEU:CD1	1:G:480:CYS:CB	2.63	0.72
1:M:1109:ALA:HB3	1:M:1123:LEU:HB2	1.72	0.72
1:M:1220:LEU:HD12	1:M:1220:LEU:N	2.01	0.72
3:Q:28:HIS:N	4:T:14:LEU:HG	2.03	0.72
1:A:494:ALA:O	1:A:495:LYS:HB2	1.89	0.72
1:E:147:PRO:CG	1:G:121:GLN:OE1	2.37	0.72
1:E:1218:THR:HG22	1:E:1219:ASN:HB2	1.72	0.72
1:I:494:ALA:O	1:I:495:LYS:HB2	1.89	0.72
1:I:1167:PRO:CB	1:I:1202:TRP:CE2	2.64	0.72
1:K:551:ASN:O	1:K:555:LEU:CB	2.37	0.72
1:K:643:LYS:HD3	1:K:646:THR:CG2	2.19	0.72

*Continued on next page...*

*Continued from previous page...*

Atom-1	Atom-2	Interatomic distance (Å)	Clash overlap (Å)
1:K:643:LYS:HD3	1:K:646:THR:HG22	1.71	0.72
1:M:1176:HIS:HD2	1:M:1197:GLY:HA3	1.55	0.72
3:P:28:HIS:CE1	4:S:14:LEU:HD11	2.24	0.72
1:A:816:ALA:HB3	1:A:846:CYS:SG	2.30	0.71
1:A:1109:ALA:HB3	1:A:1123:LEU:HB2	1.72	0.71
1:C:816:ALA:HB3	1:C:846:CYS:SG	2.30	0.71
1:E:988:LEU:HD11	1:E:993:ASN:HA	1.70	0.71
1:G:720:SER:OG	1:G:722:ASP:OD1	2.08	0.71
1:G:881:HIS:CE1	1:G:899:THR:O	2.42	0.71
1:G:1233:VAL:HG12	1:G:1243:ILE:HA	1.71	0.71
1:I:559:PRO:O	1:I:561:PRO:CD	2.38	0.71
1:I:643:LYS:HD3	1:I:646:THR:CG2	2.19	0.71
1:K:816:ALA:HB3	1:K:846:CYS:SG	2.30	0.71
1:K:988:LEU:HD11	1:K:993:ASN:HA	1.70	0.71
1:K:1200:LYS:CE	1:K:1211:GLN:HB2	2.02	0.71
1:K:1218:THR:HG22	1:K:1219:ASN:HB2	1.72	0.71
1:M:453:LEU:CD1	1:M:454:GLN:HE21	1.97	0.71
1:M:1200:LYS:CG	1:M:1211:GLN:CA	2.67	0.71
1:C:127:VAL:HG21	1:C:294:ILE:HG13	1.69	0.71
1:C:537:ASP:O	1:C:540:VAL:N	2.23	0.71
1:C:1109:ALA:HB3	1:C:1123:LEU:HB2	1.72	0.71
1:E:149:TRP:CZ3	1:E:273:VAL:HG11	2.25	0.71
1:E:596:GLU:O	1:E:1244:LEU:HA	1.89	0.71
2:F:18:HIS:CE1	2:F:30:PRO:HD2	2.22	0.71
1:G:334:PHE:HB2	1:G:337:ARG:HD2	1.71	0.71
1:G:816:ALA:HB3	1:G:846:CYS:SG	2.30	0.71
1:I:393:VAL:HG11	1:I:486:PHE:CE2	2.24	0.71
1:K:559:PRO:O	1:K:561:PRO:CD	2.38	0.71
1:K:1109:ALA:HB3	1:K:1123:LEU:HB2	1.72	0.71
1:K:1233:VAL:HG12	1:K:1243:ILE:HA	1.71	0.71
3:Q:24:TYR:CG	4:T:52:ARG:NH2	2.57	0.71
1:A:457:HIS:O	1:A:460:ILE:HG22	1.89	0.71
1:A:603:ILE:HD13	1:A:1242:TYR:CE1	2.23	0.71
1:A:928:VAL:CG1	1:A:937:VAL:HG12	2.19	0.71
1:C:149:TRP:CZ3	1:C:273:VAL:HG11	2.25	0.71
1:C:381:ASP:O	1:C:384:THR:CG2	2.36	0.71
1:C:419:VAL:HG11	1:C:426:CYS:HG	1.54	0.71
1:C:1218:THR:HG22	1:C:1219:ASN:HB2	1.72	0.71
1:E:610:VAL:HG22	1:E:907:ARG:HG3	1.73	0.71
1:I:285:SER:O	1:I:319:GLY:CA	2.29	0.71
1:I:332:ARG:HH11	1:I:332:ARG:HB2	1.55	0.71

*Continued on next page...*

*Continued from previous page...*

Atom-1	Atom-2	Interatomic distance (Å)	Clash overlap (Å)
1:I:720:SER:OG	1:I:722:ASP:OD1	2.08	0.71
1:M:317:CYS:C	1:M:318:LYS:HG2	2.11	0.71
1:M:582:LEU:HD23	1:M:582:LEU:O	1.89	0.71
1:M:902:ASP:CG	2:N:72:LYS:NZ	2.42	0.71
1:M:1225:VAL:HG11	1:M:1229:PHE:CE1	2.24	0.71
1:C:453:LEU:CD1	1:C:454:GLN:HE21	1.97	0.71
1:C:559:PRO:O	1:C:561:PRO:CD	2.38	0.71
1:C:1149:GLY:HA2	1:C:1180:VAL:CG2	2.17	0.71
1:G:610:VAL:HG22	1:G:907:ARG:HG3	1.73	0.71
1:K:553:HIS:HB2	1:K:610:VAL:CG1	2.20	0.71
1:K:902:ASP:CB	2:L:72:LYS:HZ2	2.03	0.71
1:K:1220:LEU:H	1:K:1220:LEU:CD1	1.97	0.71
1:K:1225:VAL:HG11	1:K:1229:PHE:CE1	2.24	0.71
1:M:266:ASP:OD1	1:M:266:ASP:N	2.24	0.71
1:M:393:VAL:HG11	1:M:486:PHE:CE2	2.24	0.71
3:Q:19:ASP:O	4:U:64:THR:CG2	2.38	0.71
1:A:172:SER:O	3:W:7:ASN:ND2	2.23	0.71
1:A:179:PRO:HB3	3:P:2:ASP:OD2	1.90	0.71
1:A:537:ASP:O	1:A:540:VAL:N	2.22	0.71
1:A:559:PRO:O	1:A:561:PRO:CD	2.38	0.71
1:A:1027:ILE:HB	1:A:1040:LEU:HB2	1.72	0.71
1:C:643:LYS:HD3	1:C:646:THR:HG22	1.71	0.71
1:C:862:TYR:H	1:C:884:TRP:HD1	1.39	0.71
1:E:155:MET:HE3	1:E:441:GLN:HE21	1.55	0.71
1:I:266:ASP:N	1:I:266:ASP:OD1	2.24	0.71
1:M:322:LEU:HD12	1:M:364:LEU:HD23	0.74	0.71
1:M:374:MET:HA	1:M:374:MET:HE2	1.73	0.71
1:M:920:VAL:C	1:M:921:MET:HG2	2.11	0.71
3:X:37:ILE:CG1	4:Y:10:ARG:HH11	2.03	0.71
1:C:927:ASP:O	1:C:938:LEU:CB	2.24	0.71
1:E:902:ASP:CG	2:F:72:LYS:NZ	2.42	0.71
1:E:928:VAL:CG1	1:E:937:VAL:HG12	2.19	0.71
1:G:149:TRP:CZ3	1:G:273:VAL:HG11	2.25	0.71
1:G:657:GLU:HG2	1:G:680:LYS:HZ1	1.52	0.71
1:I:928:VAL:CG1	1:I:937:VAL:HG12	2.20	0.71
1:M:334:PHE:HB2	1:M:337:ARG:HD2	1.71	0.71
1:M:720:SER:OG	1:M:722:ASP:OD1	2.08	0.71
1:A:427:ASP:OD2	1:A:434:ARG:HG3	1.91	0.71
1:E:137:GLN:HG2	1:E:173:LEU:CD2	2.20	0.71
1:E:494:ALA:O	1:E:495:LYS:HB2	1.89	0.71
1:E:639:LEU:CG	1:E:653:ILE:HG21	2.16	0.71

*Continued on next page...*

*Continued from previous page...*

Atom-1	Atom-2	Interatomic distance (Å)	Clash overlap (Å)
1:G:931:GLN:O	1:G:932:GLU:CB	2.35	0.71
1:I:146:GLU:OE1	1:I:147:PRO:HD2	1.91	0.71
1:K:149:TRP:CZ3	1:K:273:VAL:HG11	2.25	0.71
1:M:381:ASP:O	1:M:384:THR:CG2	2.36	0.71
3:P:31:SER:HA	4:S:11:ARG:CA	2.18	0.71
1:E:1027:ILE:HB	1:E:1040:LEU:HB2	1.71	0.71
1:E:1187:PRO:CG	1:E:1229:PHE:CG	2.74	0.71
1:G:137:GLN:HG2	1:G:173:LEU:CD2	2.20	0.71
1:I:540:VAL:CG1	1:I:575:GLU:HB2	2.21	0.71
1:I:610:VAL:HG22	1:I:907:ARG:HG3	1.73	0.71
1:I:1218:THR:HG22	1:I:1219:ASN:HB2	1.72	0.71
1:A:862:TYR:H	1:A:884:TRP:HD1	1.39	0.71
1:C:1027:ILE:HB	1:C:1040:LEU:HB2	1.71	0.71
1:E:537:ASP:O	1:E:540:VAL:N	2.22	0.71
1:E:1109:ALA:HB3	1:E:1123:LEU:HB2	1.72	0.71
1:E:1233:VAL:HG12	1:E:1243:ILE:HA	1.71	0.71
1:G:881:HIS:CE1	1:G:901:SER:CB	2.70	0.71
1:I:924:GLN:OE1	1:I:924:GLN:N	2.24	0.71
1:I:1187:PRO:CG	1:I:1229:PHE:CG	2.74	0.71
1:M:427:ASP:OD2	1:M:434:ARG:HG3	1.91	0.71
1:M:862:TYR:OH	1:M:881:HIS:CB	2.16	0.71
1:M:1218:THR:HG22	1:M:1219:ASN:HB2	1.72	0.71
1:A:179:PRO:HG2	1:A:237:ARG:NH1	2.06	0.71
1:A:1233:VAL:HG12	1:A:1243:ILE:HA	1.71	0.71
1:C:317:CYS:C	1:C:318:LYS:HG2	2.11	0.71
1:G:427:ASP:OD2	1:G:434:ARG:HG3	1.90	0.71
1:G:540:VAL:CG1	1:G:575:GLU:HB2	2.21	0.71
1:G:643:LYS:HD3	1:G:646:THR:HG22	1.71	0.71
1:I:816:ALA:HB3	1:I:846:CYS:SG	2.30	0.71
1:I:1171:GLU:HG3	1:I:1172:GLY:N	2.06	0.71
1:I:1187:PRO:HG3	1:I:1229:PHE:CB	2.21	0.71
1:K:1187:PRO:HG3	1:K:1229:PHE:CB	2.21	0.71
1:M:179:PRO:HG2	1:M:237:ARG:NH1	2.06	0.71
1:M:902:ASP:CB	2:N:72:LYS:HZ2	2.03	0.71
3:O:24:TYR:OH	4:S:39:MET:HA	1.91	0.71
1:A:146:GLU:OE1	1:A:147:PRO:HD2	1.91	0.70
1:A:641:VAL:HB	1:A:651:LEU:CB	2.21	0.70
1:C:928:VAL:CG1	1:C:937:VAL:HG12	2.19	0.70
1:E:604:THR:H	1:E:1240:ILE:CD1	2.04	0.70
1:G:920:VAL:C	1:G:921:MET:HG2	2.11	0.70
2:H:18:HIS:CE1	2:H:29:GLY:CA	2.66	0.70

*Continued on next page...*

*Continued from previous page...*

Atom-1	Atom-2	Interatomic distance (Å)	Clash overlap (Å)
1:K:332:ARG:HH11	1:K:332:ARG:HB2	1.55	0.70
1:M:617:ALA:O	1:M:635:ALA:N	2.24	0.70
3:Q:19:ASP:O	4:U:64:THR:HG21	1.91	0.70
1:A:540:VAL:CG1	1:A:575:GLU:HB2	2.21	0.70
1:A:720:SER:OG	1:A:722:ASP:OD1	2.08	0.70
1:C:573:THR:O	1:C:577:TYR:HB2	1.90	0.70
1:E:862:TYR:OH	1:E:881:HIS:CB	2.16	0.70
1:G:146:GLU:OE1	1:G:147:PRO:HD2	1.91	0.70
1:G:553:HIS:CB	1:G:610:VAL:HG11	2.22	0.70
1:G:604:THR:H	1:G:1240:ILE:CD1	2.04	0.70
1:G:1218:THR:HG22	1:G:1219:ASN:HB2	1.72	0.70
1:I:149:TRP:CZ3	1:I:273:VAL:HG11	2.25	0.70
1:I:179:PRO:HG2	1:I:237:ARG:NH1	2.06	0.70
1:I:427:ASP:OD2	1:I:434:ARG:HG3	1.90	0.70
1:K:344:GLN:O	1:K:347:ASN:HB2	1.91	0.70
1:K:540:VAL:CG1	1:K:575:GLU:HB2	2.21	0.70
1:K:720:SER:OG	1:K:722:ASP:OD1	2.08	0.70
1:K:1187:PRO:CG	1:K:1229:PHE:CG	2.74	0.70
1:K:1240:ILE:HG23	1:K:1241:LEU:H	1.56	0.70
1:M:332:ARG:HH11	1:M:332:ARG:HB2	1.55	0.70
1:M:1213:PHE:CE2	1:M:1215:THR:HG22	2.27	0.70
1:A:927:ASP:O	1:A:938:LEU:CB	2.24	0.70
1:A:1143:ALA:CB	1:A:1183:LEU:HD22	2.22	0.70
1:A:1218:THR:HG22	1:A:1219:ASN:HB2	1.72	0.70
1:C:137:GLN:HG2	1:C:173:LEU:CD2	2.20	0.70
1:C:595:LEU:HD23	1:C:1246:THR:HB	1.74	0.70
1:E:317:CYS:C	1:E:318:LYS:HG2	2.11	0.70
1:G:285:SER:O	1:G:319:GLY:CA	2.29	0.70
1:G:559:PRO:O	1:G:561:PRO:CD	2.38	0.70
1:G:1218:THR:O	1:G:1236:ASP:CB	2.32	0.70
1:I:553:HIS:CB	1:I:610:VAL:HG11	2.21	0.70
1:I:597:TRP:CH2	1:I:603:ILE:CG1	2.74	0.70
1:I:1179:TRP:HA	1:I:1179:TRP:HE3	1.56	0.70
1:I:1233:VAL:HG12	1:I:1243:ILE:HA	1.71	0.70
1:K:597:TRP:CH2	1:K:603:ILE:CG1	2.74	0.70
1:M:127:VAL:HG23	1:M:294:ILE:HG13	1.73	0.70
1:A:155:MET:HE3	1:A:441:GLN:HE21	1.56	0.70
1:A:920:VAL:C	1:A:921:MET:HG2	2.11	0.70
1:C:1187:PRO:CG	1:C:1229:PHE:CG	2.74	0.70
1:E:720:SER:OG	1:E:722:ASP:OD1	2.08	0.70
1:E:816:ALA:HB3	1:E:846:CYS:SG	2.30	0.70

*Continued on next page...*

*Continued from previous page...*

Atom-1	Atom-2	Interatomic distance (Å)	Clash overlap (Å)
1:E:1187:PRO:HG3	1:E:1229:PHE:CB	2.21	0.70
1:E:1220:LEU:CD2	1:E:1234:THR:HG21	2.22	0.70
1:G:553:HIS:HB2	1:G:610:VAL:CG1	2.20	0.70
1:G:1171:GLU:HG3	1:G:1172:GLY:N	2.06	0.70
1:G:1187:PRO:HG3	1:G:1229:PHE:CB	2.21	0.70
1:I:641:VAL:HB	1:I:651:LEU:CB	2.21	0.70
1:I:881:HIS:ND1	1:I:901:SER:CB	2.48	0.70
1:M:146:GLU:OE1	1:M:147:PRO:HD2	1.91	0.70
1:M:1167:PRO:CB	1:M:1202:TRP:CE2	2.64	0.70
1:A:461:ILE:CD1	1:A:491:MET:CG	2.70	0.70
1:C:1176:HIS:HD2	1:C:1197:GLY:HA3	1.56	0.70
1:C:1187:PRO:HG3	1:C:1229:PHE:CB	2.21	0.70
1:G:322:LEU:HD12	1:G:364:LEU:HD23	0.74	0.70
1:I:137:GLN:HG2	1:I:173:LEU:CD2	2.20	0.70
1:I:578:GLN:O	1:I:578:GLN:NE2	2.25	0.70
1:I:920:VAL:C	1:I:921:MET:HG2	2.11	0.70
1:I:1176:HIS:HD2	1:I:1197:GLY:HA3	1.55	0.70
1:K:317:CYS:C	1:K:318:LYS:HG2	2.11	0.70
1:M:553:HIS:CB	1:M:610:VAL:HG11	2.21	0.70
1:M:924:GLN:N	1:M:924:GLN:OE1	2.24	0.70
1:M:1187:PRO:HG3	1:M:1229:PHE:CB	2.21	0.70
1:A:285:SER:O	1:A:319:GLY:CA	2.29	0.70
1:A:573:THR:O	1:A:577:TYR:HB2	1.90	0.70
1:A:1220:LEU:CD2	1:A:1234:THR:HG21	2.22	0.70
1:C:146:GLU:OE1	1:C:147:PRO:HD2	1.90	0.70
1:C:720:SER:OG	1:C:722:ASP:OD1	2.08	0.70
1:C:920:VAL:C	1:C:921:MET:HG2	2.11	0.70
1:G:461:ILE:CD1	1:G:491:MET:CG	2.70	0.70
1:I:1213:PHE:CE2	1:I:1215:THR:HG22	2.27	0.70
1:I:1240:ILE:HG23	1:I:1241:LEU:H	1.56	0.70
1:K:146:GLU:OE1	1:K:147:PRO:HD2	1.91	0.70
1:K:657:GLU:HG2	1:K:680:LYS:HZ2	1.54	0.70
1:M:610:VAL:HG22	1:M:907:ARG:HG3	1.73	0.70
1:M:1143:ALA:CB	1:M:1183:LEU:HD22	2.22	0.70
1:A:332:ARG:HH11	1:A:332:ARG:HB2	1.55	0.70
1:A:553:HIS:CB	1:A:610:VAL:HG11	2.22	0.70
1:A:643:LYS:HD3	1:A:646:THR:HG22	1.71	0.70
1:A:1171:GLU:HG3	1:A:1172:GLY:N	2.06	0.70
1:C:344:GLN:O	1:C:347:ASN:HB2	1.91	0.70
1:C:604:THR:H	1:C:1240:ILE:CD1	2.04	0.70
1:C:610:VAL:HG22	1:C:907:ARG:HG3	1.73	0.70

*Continued on next page...*

*Continued from previous page...*

Atom-1	Atom-2	Interatomic distance (Å)	Clash overlap (Å)
1:C:1220:LEU:CD2	1:C:1234:THR:HG21	2.22	0.70
1:E:332:ARG:HH11	1:E:332:ARG:HB2	1.55	0.70
1:E:553:HIS:CB	1:E:610:VAL:HG11	2.22	0.70
1:G:1187:PRO:CG	1:G:1229:PHE:CG	2.74	0.70
1:K:578:GLN:NE2	1:K:578:GLN:O	2.25	0.70
1:K:1143:ALA:CB	1:K:1183:LEU:HD22	2.22	0.70
1:K:1176:HIS:HD2	1:K:1197:GLY:HA3	1.55	0.70
4:U:13:ARG:NE	4:U:59:ILE:HD11	2.05	0.70
3:W:47:PRO:HG2	3:W:51:GLN:NE2	2.07	0.70
1:A:595:LEU:HD23	1:A:1246:THR:HB	1.74	0.70
1:A:610:VAL:HG22	1:A:907:ARG:HG3	1.72	0.70
1:A:881:HIS:HE1	1:A:899:THR:O	1.75	0.70
1:A:1187:PRO:CG	1:A:1229:PHE:CG	2.74	0.70
1:C:431:LYS:HZ2	1:E:336:ASN:HB3	1.56	0.70
1:C:1175:THR:O	1:C:1177:GLY:N	2.22	0.70
1:E:427:ASP:OD2	1:E:434:ARG:HG3	1.91	0.70
1:E:862:TYR:H	1:E:884:TRP:HD1	1.39	0.70
1:E:881:HIS:HE1	1:E:899:THR:O	1.75	0.70
1:E:1213:PHE:CE2	1:E:1215:THR:HG22	2.27	0.70
1:G:127:VAL:HG23	1:G:294:ILE:HG13	1.74	0.70
1:G:344:GLN:O	1:G:347:ASN:HB2	1.91	0.70
1:G:924:GLN:OE1	1:G:924:GLN:N	2.24	0.70
1:G:1213:PHE:CE2	1:G:1215:THR:HG22	2.27	0.70
1:I:1109:ALA:HB3	1:I:1123:LEU:HB2	1.72	0.70
1:K:409:GLU:HG2	1:K:410:GLU:N	2.07	0.70
1:K:617:ALA:O	1:K:635:ALA:N	2.24	0.70
1:K:641:VAL:HB	1:K:651:LEU:CB	2.21	0.70
1:M:409:GLU:HG2	1:M:410:GLU:N	2.07	0.70
1:M:643:LYS:HD3	1:M:646:THR:HG22	1.71	0.70
3:R:32:ASP:C	4:U:11:ARG:HE	1.94	0.70
4:V:36:ARG:NH1	4:V:37:PRO:CB	2.54	0.70
1:A:1176:HIS:CB	1:A:1218:THR:CG2	2.60	0.70
1:C:597:TRP:CH2	1:C:603:ILE:CG1	2.75	0.70
1:C:641:VAL:HB	1:C:651:LEU:CB	2.21	0.70
1:C:641:VAL:HB	1:C:651:LEU:HB3	1.74	0.70
1:E:344:GLN:O	1:E:347:ASN:HB2	1.91	0.70
1:G:1109:ALA:HB3	1:G:1123:LEU:HB2	1.72	0.70
1:I:322:LEU:HD12	1:I:364:LEU:HD23	0.74	0.70
1:I:574:SER:OG	1:I:576:VAL:HG23	1.92	0.70
1:I:604:THR:H	1:I:1240:ILE:CD1	2.04	0.70
1:I:641:VAL:HB	1:I:651:LEU:HB3	1.74	0.70

*Continued on next page...*



*Continued from previous page...*

Atom-1	Atom-2	Interatomic distance (Å)	Clash overlap (Å)
1:K:127:VAL:HG23	1:K:294:ILE:HG13	1.74	0.70
1:K:573:THR:HA	1:K:577:TYR:CD2	2.23	0.70
1:K:595:LEU:HD23	1:K:1246:THR:HB	1.74	0.70
1:K:1171:GLU:HG3	1:K:1172:GLY:N	2.06	0.70
1:M:578:GLN:NE2	1:M:578:GLN:O	2.25	0.70
1:M:862:TYR:N	1:M:884:TRP:CD1	2.60	0.70
1:M:1187:PRO:CG	1:M:1229:PHE:CG	2.74	0.70
4:T:13:ARG:HD3	4:T:59:ILE:CD1	2.22	0.70
1:A:317:CYS:C	1:A:318:LYS:HG2	2.11	0.70
1:A:597:TRP:CH2	1:A:603:ILE:CG1	2.75	0.70
1:A:1184:CYS:HB3	1:A:1193:ILE:HB	1.74	0.70
1:C:1143:ALA:CB	1:C:1183:LEU:HD22	2.22	0.70
1:E:641:VAL:HB	1:E:651:LEU:CB	2.21	0.70
1:E:641:VAL:HB	1:E:651:LEU:HB3	1.74	0.70
1:G:633:CYS:CB	1:G:660:VAL:HG11	2.22	0.70
1:I:461:ILE:CD1	1:I:491:MET:CG	2.70	0.70
1:I:553:HIS:HB2	1:I:610:VAL:CG1	2.20	0.70
1:I:657:GLU:HG2	1:I:680:LYS:HZ2	1.53	0.70
1:I:1176:HIS:CB	1:I:1218:THR:CG2	2.64	0.70
1:M:597:TRP:CH2	1:M:603:ILE:CG1	2.74	0.70
1:M:1240:ILE:HG23	1:M:1241:LEU:H	1.57	0.70
3:Q:28:HIS:CE1	4:T:14:LEU:HD11	2.26	0.70
3:Q:28:HIS:NE2	4:T:14:LEU:HD11	2.05	0.70
1:A:266:ASP:N	1:A:266:ASP:OD1	2.24	0.69
1:A:1167:PRO:HA	1:A:1202:TRP:NE1	1.93	0.69
1:A:1187:PRO:HG3	1:A:1229:PHE:CB	2.21	0.69
1:E:127:VAL:HG23	1:E:294:ILE:HG13	1.73	0.69
1:E:409:GLU:HG2	1:E:410:GLU:N	2.07	0.69
1:E:633:CYS:CB	1:E:660:VAL:HG11	2.22	0.69
1:E:1200:LYS:CE	1:E:1211:GLN:HB2	2.02	0.69
1:G:862:TYR:N	1:G:884:TRP:CD1	2.60	0.69
1:G:1143:ALA:HB3	1:G:1183:LEU:HD22	1.75	0.69
1:M:461:ILE:CD1	1:M:491:MET:CG	2.70	0.69
1:M:574:SER:OG	1:M:576:VAL:HG23	1.92	0.69
1:M:595:LEU:HD23	1:M:1246:THR:HB	1.73	0.69
1:M:1218:THR:O	1:M:1236:ASP:CB	2.32	0.69
1:A:127:VAL:HG23	1:A:294:ILE:HG13	1.74	0.69
1:A:604:THR:H	1:A:1240:ILE:CD1	2.04	0.69
1:A:1212:THR:HG23	1:A:1213:PHE:N	2.07	0.69
1:C:179:PRO:HG2	1:C:237:ARG:NH1	2.06	0.69
1:C:881:HIS:ND1	1:C:901:SER:CB	2.48	0.69

*Continued on next page...*

*Continued from previous page...*

Atom-1	Atom-2	Interatomic distance (Å)	Clash overlap (Å)
1:C:1233:VAL:HG12	1:C:1243:ILE:HA	1.71	0.69
1:E:862:TYR:CE2	1:E:881:HIS:CA	2.76	0.69
1:E:924:GLN:N	1:E:924:GLN:OE1	2.24	0.69
1:E:1212:THR:HG23	1:E:1213:PHE:N	2.07	0.69
1:G:317:CYS:C	1:G:318:LYS:HG2	2.11	0.69
1:G:862:TYR:CE2	1:G:881:HIS:CA	2.76	0.69
1:G:1184:CYS:HB3	1:G:1193:ILE:HB	1.74	0.69
1:I:344:GLN:O	1:I:347:ASN:HB2	1.91	0.69
1:I:862:TYR:N	1:I:884:TRP:CD1	2.60	0.69
1:I:1143:ALA:HB3	1:I:1183:LEU:HD22	1.75	0.69
1:K:294:ILE:CG2	1:K:324:VAL:HG11	2.21	0.69
1:K:1212:THR:HG23	1:K:1213:PHE:N	2.07	0.69
1:M:641:VAL:HB	1:M:651:LEU:CB	2.21	0.69
1:M:862:TYR:CE2	1:M:881:HIS:CA	2.76	0.69
3:Q:28:HIS:HA	4:T:14:LEU:CD1	2.23	0.69
1:A:597:TRP:CD1	1:A:1243:ILE:O	2.43	0.69
1:C:332:ARG:HH11	1:C:332:ARG:HB2	1.55	0.69
1:C:427:ASP:OD2	1:C:434:ARG:HG3	1.91	0.69
1:E:597:TRP:CH2	1:E:603:ILE:CG1	2.74	0.69
1:E:1187:PRO:HD3	1:E:1229:PHE:CD1	2.27	0.69
1:G:1176:HIS:HD2	1:G:1197:GLY:HA3	1.55	0.69
1:K:574:SER:OG	1:K:576:VAL:HG23	1.92	0.69
1:K:610:VAL:HG22	1:K:907:ARG:HG3	1.73	0.69
1:K:862:TYR:CE2	1:K:881:HIS:CA	2.76	0.69
1:M:540:VAL:CG1	1:M:575:GLU:HB2	2.21	0.69
1:A:137:GLN:HG2	1:A:173:LEU:CD2	2.20	0.69
1:C:1187:PRO:HD3	1:C:1229:PHE:CD1	2.28	0.69
1:C:1213:PHE:CE2	1:C:1215:THR:HG22	2.27	0.69
1:E:862:TYR:N	1:E:884:TRP:CD1	2.60	0.69
1:G:578:GLN:NE2	1:G:578:GLN:O	2.25	0.69
1:G:641:VAL:HB	1:G:651:LEU:CB	2.21	0.69
1:G:1220:LEU:CD2	1:G:1234:THR:HG21	2.22	0.69
1:K:553:HIS:NE2	1:K:554:LEU:HB2	2.08	0.69
1:K:641:VAL:HB	1:K:651:LEU:HB3	1.74	0.69
1:K:920:VAL:C	1:K:921:MET:HG2	2.11	0.69
1:M:553:HIS:NE2	1:M:554:LEU:HB2	2.08	0.69
1:M:604:THR:H	1:M:1240:ILE:CD1	2.04	0.69
1:A:294:ILE:CG2	1:A:324:VAL:HG11	2.22	0.69
1:A:1179:TRP:HA	1:A:1179:TRP:HE3	1.55	0.69
1:C:461:ILE:CD1	1:C:491:MET:CG	2.70	0.69
1:C:633:CYS:CB	1:C:660:VAL:HG11	2.22	0.69

*Continued on next page...*

*Continued from previous page...*

Atom-1	Atom-2	Interatomic distance (Å)	Clash overlap (Å)
1:C:639:LEU:CG	1:C:653:ILE:HG21	2.16	0.69
1:C:1179:TRP:HA	1:C:1179:TRP:HE3	1.55	0.69
1:G:554:LEU:O	1:G:554:LEU:HD13	1.93	0.69
1:G:595:LEU:HD23	1:G:1246:THR:HB	1.73	0.69
1:G:641:VAL:HB	1:G:651:LEU:HB3	1.74	0.69
1:G:1175:THR:O	1:G:1177:GLY:N	2.22	0.69
1:G:1179:TRP:HA	1:G:1179:TRP:HE3	1.57	0.69
1:I:317:CYS:C	1:I:318:LYS:HG2	2.11	0.69
1:I:1166:ALA:N	1:I:1167:PRO:HD3	2.08	0.69
1:I:1184:CYS:HB3	1:I:1193:ILE:HB	1.74	0.69
1:K:409:GLU:O	1:M:337:ARG:NH2	2.25	0.69
1:K:553:HIS:CB	1:K:610:VAL:HG11	2.21	0.69
1:K:604:THR:H	1:K:1240:ILE:CD1	2.04	0.69
1:K:633:CYS:CB	1:K:660:VAL:HG11	2.22	0.69
1:M:344:GLN:O	1:M:347:ASN:HB2	1.91	0.69
1:M:573:THR:HA	1:M:577:TYR:CD2	2.23	0.69
1:M:633:CYS:CB	1:M:660:VAL:HG11	2.22	0.69
1:M:1184:CYS:HB3	1:M:1193:ILE:HB	1.74	0.69
1:M:1187:PRO:CG	1:M:1229:PHE:CB	2.71	0.69
1:M:1212:THR:HG23	1:M:1213:PHE:N	2.07	0.69
1:M:1220:LEU:CD2	1:M:1234:THR:HG21	2.22	0.69
1:A:574:SER:OG	1:A:576:VAL:HG23	1.92	0.69
1:C:394:LYS:HD3	1:C:434:ARG:HG3	1.74	0.69
1:C:409:GLU:HG2	1:C:410:GLU:N	2.07	0.69
1:C:427:ASP:CB	1:C:434:ARG:HG2	2.23	0.69
1:C:554:LEU:O	1:C:554:LEU:HD13	1.93	0.69
1:C:1167:PRO:CB	1:C:1202:TRP:CE2	2.64	0.69
1:C:1240:ILE:HG23	1:C:1241:LEU:H	1.56	0.69
2:D:18:HIS:CE1	2:D:30:PRO:HD2	2.22	0.69
1:E:146:GLU:OE1	1:E:147:PRO:HD2	1.91	0.69
1:E:381:ASP:O	1:E:384:THR:CG2	2.36	0.69
1:E:553:HIS:NE2	1:E:554:LEU:HB2	2.07	0.69
1:E:578:GLN:NE2	1:E:578:GLN:O	2.25	0.69
1:E:920:VAL:C	1:E:921:MET:HG2	2.11	0.69
1:G:597:TRP:CH2	1:G:603:ILE:CG1	2.75	0.69
1:G:881:HIS:HE1	1:G:899:THR:O	1.75	0.69
1:G:1166:ALA:N	1:G:1167:PRO:HD3	2.08	0.69
1:G:1187:PRO:CG	1:G:1229:PHE:CB	2.71	0.69
1:I:554:LEU:O	1:I:554:LEU:HD22	1.93	0.69
1:I:633:CYS:CB	1:I:660:VAL:HG11	2.22	0.69
1:K:175:GLU:OE2	1:K:175:GLU:O	2.11	0.69

*Continued on next page...*

*Continued from previous page...*

Atom-1	Atom-2	Interatomic distance (Å)	Clash overlap (Å)
1:K:381:ASP:O	1:K:384:THR:CG2	2.36	0.69
1:K:881:HIS:HE1	1:K:899:THR:O	1.75	0.69
1:M:554:LEU:O	1:M:554:LEU:HD13	1.93	0.69
1:M:862:TYR:H	1:M:884:TRP:HD1	1.39	0.69
1:M:1199:ILE:HD13	1:M:1232:TYR:HE2	1.58	0.69
1:A:578:GLN:O	1:A:578:GLN:NE2	2.25	0.69
1:A:924:GLN:OE1	1:A:924:GLN:N	2.24	0.69
1:A:1187:PRO:CG	1:A:1229:PHE:CB	2.71	0.69
1:E:1166:ALA:N	1:E:1167:PRO:HD3	2.08	0.69
1:I:597:TRP:CD1	1:I:1243:ILE:O	2.43	0.69
1:I:1002:HIS:NE2	1:I:1028:GLN:OE1	2.26	0.69
1:K:137:GLN:HG2	1:K:173:LEU:CD2	2.20	0.69
1:K:374:MET:HA	1:K:374:MET:HE2	1.74	0.69
1:K:461:ILE:CD1	1:K:491:MET:CG	2.70	0.69
1:K:1213:PHE:CE2	1:K:1215:THR:HG22	2.27	0.69
1:A:554:LEU:O	1:A:554:LEU:HD22	1.93	0.69
1:A:862:TYR:CE2	1:A:881:HIS:CA	2.76	0.69
1:C:266:ASP:OD1	1:C:266:ASP:N	2.24	0.69
1:C:553:HIS:CB	1:C:610:VAL:HG11	2.21	0.69
1:C:578:GLN:O	1:C:578:GLN:NE2	2.25	0.69
1:C:862:TYR:CE2	1:C:881:HIS:CA	2.76	0.69
1:E:236:PRO:HD3	3:O:7:ASN:HB2	1.74	0.69
1:E:461:ILE:CD1	1:E:491:MET:CG	2.70	0.69
1:E:1143:ALA:HB3	1:E:1183:LEU:HD22	1.74	0.69
1:E:1143:ALA:CB	1:E:1183:LEU:HD22	2.22	0.69
1:E:1184:CYS:HB3	1:E:1193:ILE:HB	1.74	0.69
1:G:179:PRO:HG2	1:G:237:ARG:NH1	2.06	0.69
1:G:332:ARG:HH11	1:G:332:ARG:HB2	1.55	0.69
1:G:554:LEU:O	1:G:554:LEU:HD22	1.93	0.69
1:G:617:ALA:O	1:G:635:ALA:N	2.24	0.69
1:G:867:TRP:HA	1:G:874:LYS:HA	1.75	0.69
1:I:554:LEU:O	1:I:554:LEU:HD13	1.93	0.69
1:I:557:ARG:NH2	1:I:1174:ALA:HB2	2.08	0.69
1:K:266:ASP:OD1	1:K:266:ASP:N	2.23	0.69
1:K:554:LEU:O	1:K:554:LEU:HD13	1.93	0.69
1:K:924:GLN:OE1	1:K:924:GLN:N	2.24	0.69
1:M:881:HIS:HE1	1:M:899:THR:O	1.75	0.69
3:O:24:TYR:OH	4:S:42:ASP:HB2	1.92	0.69
3:Q:24:TYR:CE2	4:U:38:HIS:HB2	2.27	0.69
3:Q:79:GLY:C	4:U:65:ARG:HH22	1.96	0.69
3:R:79:GLY:HA3	4:V:65:ARG:HH12	1.58	0.69

*Continued on next page...*

*Continued from previous page...*

Atom-1	Atom-2	Interatomic distance (Å)	Clash overlap (Å)
4:Y:15:ARG:HD3	4:Y:19:GLU:OE2	1.92	0.69
1:A:633:CYS:CB	1:A:660:VAL:HG11	2.22	0.69
2:B:33:HIS:CE1	2:B:104:GLU:O	2.46	0.69
1:C:1184:CYS:HB3	1:C:1193:ILE:HB	1.74	0.69
1:E:554:LEU:O	1:E:554:LEU:HD22	1.93	0.69
1:E:574:SER:OG	1:E:576:VAL:HG23	1.92	0.69
1:E:1187:PRO:CG	1:E:1229:PHE:CB	2.71	0.69
1:G:409:GLU:HG2	1:G:410:GLU:N	2.07	0.69
1:G:553:HIS:NE2	1:G:554:LEU:HB2	2.07	0.69
1:G:1143:ALA:CB	1:G:1183:LEU:HD22	2.22	0.69
1:G:1187:PRO:HD3	1:G:1229:PHE:CD1	2.28	0.69
1:I:155:MET:HE3	1:I:441:GLN:HE21	1.58	0.69
1:I:381:ASP:O	1:I:384:THR:CG2	2.36	0.69
1:I:1187:PRO:CG	1:I:1229:PHE:CB	2.71	0.69
1:I:1187:PRO:HD3	1:I:1229:PHE:CD1	2.28	0.69
1:K:1143:ALA:HB3	1:K:1183:LEU:HD22	1.74	0.69
4:T:13:ARG:NH2	4:T:60:ILE:HG13	2.08	0.69
1:A:867:TRP:HA	1:A:874:LYS:HA	1.75	0.69
1:A:1187:PRO:HD3	1:A:1229:PHE:CD1	2.28	0.69
1:A:1213:PHE:CE2	1:A:1215:THR:HG22	2.27	0.69
2:B:18:HIS:CE1	2:B:30:PRO:HD2	2.22	0.69
1:C:574:SER:OG	1:C:576:VAL:HG23	1.92	0.69
1:E:540:VAL:CG1	1:E:575:GLU:HB2	2.21	0.69
1:G:574:SER:OG	1:G:576:VAL:HG23	1.93	0.69
1:G:1212:THR:HG23	1:G:1213:PHE:N	2.07	0.69
1:I:374:MET:HA	1:I:374:MET:HE2	1.74	0.69
1:I:553:HIS:NE2	1:I:554:LEU:HB2	2.07	0.69
4:T:17:VAL:O	4:T:51:ARG:NH2	2.26	0.69
1:A:344:GLN:O	1:A:347:ASN:HB2	1.91	0.68
1:C:881:HIS:HE1	1:C:899:THR:O	1.75	0.68
1:E:236:PRO:CD	3:O:7:ASN:HB2	2.22	0.68
1:E:427:ASP:CB	1:E:434:ARG:HG2	2.23	0.68
1:E:554:LEU:O	1:E:554:LEU:HD13	1.93	0.68
1:E:867:TRP:HA	1:E:874:LYS:HA	1.75	0.68
1:I:573:THR:HA	1:I:577:TYR:CD2	2.23	0.68
1:I:860:SER:C	1:I:861:GLN:CG	2.62	0.68
1:I:862:TYR:CE2	1:I:881:HIS:CA	2.76	0.68
1:I:1143:ALA:CB	1:I:1183:LEU:HD22	2.22	0.68
1:K:427:ASP:CB	1:K:434:ARG:HG2	2.23	0.68
1:K:860:SER:C	1:K:861:GLN:HG2	2.14	0.68
1:K:1184:CYS:HB3	1:K:1193:ILE:HB	1.74	0.68

*Continued on next page...*

*Continued from previous page...*

Atom-1	Atom-2	Interatomic distance (Å)	Clash overlap (Å)
4:S:17:VAL:O	4:S:51:ARG:NH2	2.26	0.68
1:A:641:VAL:HB	1:A:651:LEU:HB3	1.74	0.68
1:A:860:SER:C	1:A:861:GLN:CG	2.62	0.68
1:C:153:HIS:HA	1:C:160:LYS:HD2	1.76	0.68
1:C:359:TYR:CE1	1:C:361:TYR:CD1	2.82	0.68
1:C:862:TYR:N	1:C:884:TRP:CD1	2.60	0.68
1:C:1166:ALA:N	1:C:1167:PRO:HD3	2.08	0.68
1:C:1212:THR:HG23	1:C:1213:PHE:N	2.07	0.68
1:E:266:ASP:OD1	1:E:266:ASP:N	2.24	0.68
1:G:1240:ILE:HG23	1:G:1241:LEU:H	1.56	0.68
1:I:409:GLU:HG2	1:I:410:GLU:N	2.07	0.68
1:I:595:LEU:HD23	1:I:1246:THR:HB	1.74	0.68
1:I:1199:ILE:HD13	1:I:1232:TYR:HE2	1.58	0.68
1:K:153:HIS:HA	1:K:160:LYS:HD2	1.76	0.68
1:K:862:TYR:N	1:K:884:TRP:CD1	2.60	0.68
1:M:155:MET:CE	1:M:441:GLN:NE2	2.55	0.68
1:M:641:VAL:HB	1:M:651:LEU:HB3	1.74	0.68
3:O:48:THR:CG2	3:P:41:GLU:CD	2.62	0.68
1:A:155:MET:CE	1:A:441:GLN:NE2	2.55	0.68
1:A:359:TYR:CE1	1:A:361:TYR:CD1	2.82	0.68
1:A:394:LYS:HD3	1:A:434:ARG:HG3	1.75	0.68
1:A:409:GLU:HG2	1:A:410:GLU:N	2.07	0.68
1:A:557:ARG:HG3	1:A:559:PRO:HD2	1.76	0.68
1:C:127:VAL:HG23	1:C:294:ILE:HG13	1.73	0.68
1:C:155:MET:CE	1:C:441:GLN:NE2	2.55	0.68
1:C:1200:LYS:CG	1:C:1211:GLN:CA	2.67	0.68
1:E:359:TYR:CE1	1:E:361:TYR:CD1	2.82	0.68
1:G:860:SER:C	1:G:861:GLN:HG2	2.14	0.68
1:I:127:VAL:HG23	1:I:294:ILE:HG13	1.74	0.68
1:M:427:ASP:CB	1:M:434:ARG:HG2	2.23	0.68
1:M:557:ARG:HG3	1:M:559:PRO:HD2	1.76	0.68
1:M:636:ASP:O	1:M:637:LYS:CG	2.42	0.68
1:M:1166:ALA:N	1:M:1167:PRO:HD3	2.08	0.68
1:M:1187:PRO:HD3	1:M:1229:PHE:CD1	2.28	0.68
3:R:47:PRO:CB	4:S:45:ARG:HB3	2.18	0.68
1:A:336:ASN:HB3	1:M:431:LYS:HZ2	1.55	0.68
1:A:902:ASP:HB3	2:B:72:LYS:HZ2	1.56	0.68
1:E:394:LYS:HD3	1:E:434:ARG:HG3	1.74	0.68
1:E:617:ALA:O	1:E:635:ALA:N	2.24	0.68
1:E:1002:HIS:NE2	1:E:1028:GLN:OE1	2.26	0.68
1:E:1171:GLU:HG3	1:E:1172:GLY:N	2.06	0.68

*Continued on next page...*

*Continued from previous page...*

Atom-1	Atom-2	Interatomic distance (Å)	Clash overlap (Å)
1:G:266:ASP:N	1:G:266:ASP:OD1	2.24	0.68
1:G:427:ASP:CB	1:G:434:ARG:HG2	2.23	0.68
1:K:179:PRO:HG2	1:K:237:ARG:NH1	2.06	0.68
1:K:573:THR:O	1:K:577:TYR:HB2	1.90	0.68
1:M:1002:HIS:NE2	1:M:1028:GLN:OE1	2.26	0.68
4:U:16:LEU:HD23	4:U:85:LEU:HD21	1.74	0.68
1:A:427:ASP:CB	1:A:434:ARG:HG2	2.23	0.68
1:A:553:HIS:NE2	1:A:554:LEU:HB2	2.07	0.68
1:A:636:ASP:O	1:A:637:LYS:CG	2.42	0.68
1:A:1166:ALA:N	1:A:1167:PRO:HD3	2.08	0.68
1:C:867:TRP:HA	1:C:874:LYS:HA	1.75	0.68
1:C:1187:PRO:CG	1:C:1229:PHE:CB	2.71	0.68
1:C:1199:ILE:CD1	1:C:1232:TYR:CE2	2.77	0.68
1:K:557:ARG:NH2	1:K:1174:ALA:HB2	2.08	0.68
1:K:636:ASP:O	1:K:637:LYS:CG	2.42	0.68
1:K:1002:HIS:NE2	1:K:1028:GLN:OE1	2.26	0.68
1:K:1187:PRO:CG	1:K:1229:PHE:CB	2.71	0.68
1:K:1220:LEU:CD2	1:K:1234:THR:HG21	2.22	0.68
1:M:554:LEU:O	1:M:554:LEU:HD22	1.93	0.68
1:M:600:LYS:HD3	1:M:600:LYS:H	1.59	0.68
3:Q:21:LYS:NZ	4:U:61:ASP:OD1	2.26	0.68
1:C:294:ILE:CG2	1:C:324:VAL:HG11	2.22	0.68
1:C:617:ALA:O	1:C:635:ALA:N	2.24	0.68
1:E:1240:ILE:HG23	1:E:1241:LEU:H	1.56	0.68
1:G:557:ARG:NH2	1:G:1174:ALA:HB2	2.09	0.68
1:G:860:SER:C	1:G:861:GLN:CG	2.62	0.68
1:G:875:VAL:CG1	1:G:915:CYS:HA	2.23	0.68
1:K:554:LEU:O	1:K:554:LEU:HD22	1.93	0.68
1:K:875:VAL:CG1	1:K:915:CYS:HA	2.24	0.68
1:K:1199:ILE:CD1	1:K:1232:TYR:CE2	2.77	0.68
1:M:137:GLN:HG2	1:M:173:LEU:CD2	2.20	0.68
1:A:153:HIS:HA	1:A:160:LYS:HD2	1.76	0.68
1:A:179:PRO:HD2	1:A:237:ARG:HG2	1.76	0.68
1:A:554:LEU:O	1:A:554:LEU:HD13	1.93	0.68
1:A:657:GLU:HG2	1:A:680:LYS:HZ1	1.56	0.68
1:A:1143:ALA:HB3	1:A:1183:LEU:HD22	1.74	0.68
1:C:119:VAL:HG12	1:C:184:TRP:HE3	1.59	0.68
1:C:1002:HIS:NE2	1:C:1028:GLN:OE1	2.26	0.68
1:E:557:ARG:NH2	1:E:1174:ALA:HB2	2.09	0.68
1:E:1199:ILE:CD1	1:E:1232:TYR:CE2	2.77	0.68
1:G:409:GLU:O	1:I:337:ARG:NH2	2.25	0.68

*Continued on next page...*

*Continued from previous page...*

Atom-1	Atom-2	Interatomic distance (Å)	Clash overlap (Å)
1:G:1002:HIS:NE2	1:G:1028:GLN:OE1	2.26	0.68
1:I:881:HIS:HE1	1:I:899:THR:O	1.75	0.68
1:I:1212:THR:HG23	1:I:1213:PHE:N	2.07	0.68
1:I:1220:LEU:CD2	1:I:1234:THR:HG21	2.22	0.68
1:K:394:LYS:HD3	1:K:434:ARG:HG3	1.74	0.68
1:K:1094:SER:O	1:K:1095:HIS:HB2	1.94	0.68
1:K:1166:ALA:N	1:K:1167:PRO:HD3	2.08	0.68
1:K:1187:PRO:HD3	1:K:1229:PHE:CD1	2.28	0.68
1:M:153:HIS:HA	1:M:160:LYS:HD2	1.76	0.68
1:M:239:LEU:HD12	1:M:239:LEU:C	2.14	0.68
1:M:860:SER:C	1:M:861:GLN:CG	2.62	0.68
1:M:1171:GLU:HG3	1:M:1172:GLY:N	2.06	0.68
1:A:860:SER:C	1:A:861:GLN:HG2	2.14	0.68
1:A:1002:HIS:NE2	1:A:1028:GLN:OE1	2.26	0.68
1:C:322:LEU:CD1	1:C:364:LEU:CD2	2.41	0.68
1:C:409:GLU:O	1:E:337:ARG:NH2	2.25	0.68
1:C:636:ASP:O	1:C:637:LYS:CD	2.42	0.68
1:I:427:ASP:CB	1:I:434:ARG:HG2	2.23	0.68
1:I:860:SER:C	1:I:861:GLN:HG2	2.14	0.68
1:K:860:SER:C	1:K:861:GLN:CG	2.62	0.68
1:M:155:MET:HE3	1:M:441:GLN:HE21	1.58	0.68
1:M:927:ASP:O	1:M:938:LEU:CB	2.24	0.68
3:Q:19:ASP:O	4:U:64:THR:HB	1.93	0.68
1:A:119:VAL:HG12	1:A:184:TRP:HE3	1.59	0.68
1:A:1199:ILE:HD13	1:A:1232:TYR:HE2	1.58	0.68
1:A:1240:ILE:HG23	1:A:1241:LEU:H	1.56	0.68
1:C:427:ASP:CG	1:C:434:ARG:HG2	2.14	0.68
1:C:557:ARG:NH2	1:C:1174:ALA:HB2	2.08	0.68
1:C:600:LYS:H	1:C:600:LYS:HD3	1.59	0.68
1:C:860:SER:C	1:C:861:GLN:CG	2.62	0.68
1:E:153:HIS:HA	1:E:160:LYS:HD2	1.76	0.68
1:E:595:LEU:HD23	1:E:1246:THR:HB	1.74	0.68
1:E:860:SER:C	1:E:861:GLN:CG	2.62	0.68
1:G:636:ASP:O	1:G:637:LYS:CG	2.42	0.68
1:I:409:GLU:O	1:K:337:ARG:NH2	2.25	0.68
1:I:427:ASP:CG	1:I:434:ARG:HG2	2.14	0.68
1:I:617:ALA:O	1:I:635:ALA:N	2.24	0.68
1:I:1199:ILE:CD1	1:I:1232:TYR:CE2	2.77	0.68
1:K:359:TYR:CE1	1:K:361:TYR:CD1	2.82	0.68
1:K:427:ASP:OD2	1:K:434:ARG:HG3	1.90	0.68
1:K:636:ASP:O	1:K:637:LYS:CD	2.42	0.68

*Continued on next page...*



*Continued from previous page...*

Atom-1	Atom-2	Interatomic distance (Å)	Clash overlap (Å)
1:M:394:LYS:HD3	1:M:434:ARG:HG3	1.74	0.68
1:M:636:ASP:O	1:M:637:LYS:CD	2.42	0.68
1:M:875:VAL:CG1	1:M:915:CYS:HA	2.24	0.68
3:Q:28:HIS:HD1	4:T:14:LEU:HD21	1.59	0.68
4:U:12:CYS:HG	4:U:88:PHE:HE2	1.40	0.68
1:C:158:CYS:HG	1:C:284:SER:CB	1.83	0.68
1:C:1218:THR:HG23	1:C:1219:ASN:N	2.09	0.68
1:E:322:LEU:HD12	1:E:364:LEU:HD23	0.74	0.68
1:E:636:ASP:O	1:E:637:LYS:CG	2.42	0.68
1:E:1200:LYS:CG	1:E:1211:GLN:CA	2.67	0.68
1:I:394:LYS:HD3	1:I:434:ARG:HG3	1.74	0.68
1:I:1185:PHE:HE1	1:I:1192:LEU:HD12	1.53	0.68
1:K:1179:TRP:HA	1:K:1179:TRP:HE3	1.58	0.68
1:M:604:THR:N	1:M:1240:ILE:HD13	2.09	0.68
3:R:79:GLY:CA	4:V:65:ARG:HH12	2.07	0.68
1:A:600:LYS:H	1:A:600:LYS:HD3	1.59	0.67
1:A:1199:ILE:CD1	1:A:1232:TYR:CE2	2.77	0.67
1:A:1218:THR:HG23	1:A:1219:ASN:N	2.09	0.67
1:C:143:LEU:H	1:C:143:LEU:HD22	1.60	0.67
1:C:553:HIS:NE2	1:C:554:LEU:HB2	2.07	0.67
1:E:875:VAL:CG1	1:E:915:CYS:HA	2.23	0.67
1:E:1218:THR:HG23	1:E:1219:ASN:N	2.09	0.67
1:G:561:PRO:HB3	1:G:1214:TYR:HD2	1.59	0.67
1:G:862:TYR:CE2	1:G:881:HIS:CB	2.75	0.67
1:I:239:LEU:HD12	1:I:239:LEU:C	2.15	0.67
1:I:867:TRP:HA	1:I:874:LYS:HA	1.75	0.67
1:K:155:MET:CE	1:K:441:GLN:NE2	2.55	0.67
1:K:427:ASP:CG	1:K:434:ARG:HG2	2.14	0.67
3:O:24:TYR:CD2	4:S:38:HIS:CB	2.72	0.67
3:R:37:ILE:CG2	4:U:60:ILE:CG2	2.66	0.67
1:A:143:LEU:H	1:A:143:LEU:HD22	1.60	0.67
1:A:322:LEU:HD12	1:A:364:LEU:HD23	0.74	0.67
1:C:544:PHE:CD1	1:C:576:VAL:CG1	2.77	0.67
1:C:554:LEU:O	1:C:554:LEU:HD22	1.93	0.67
1:C:570:GLU:CD	1:C:571:PRO:HD2	2.15	0.67
1:C:604:THR:N	1:C:1240:ILE:HD13	2.09	0.67
1:E:860:SER:C	1:E:861:GLN:HG2	2.14	0.67
1:G:862:TYR:H	1:G:884:TRP:HD1	1.39	0.67
1:I:573:THR:O	1:I:577:TYR:HB2	1.90	0.67
1:I:600:LYS:H	1:I:600:LYS:HD3	1.59	0.67
1:I:1175:THR:O	1:I:1177:GLY:N	2.22	0.67

*Continued on next page...*

*Continued from previous page...*

Atom-1	Atom-2	Interatomic distance (Å)	Clash overlap (Å)
2:J:33:HIS:CE1	2:J:104:GLU:O	2.46	0.67
1:K:179:PRO:HD2	1:K:237:ARG:HG2	1.76	0.67
1:M:359:TYR:CE1	1:M:361:TYR:CD1	2.82	0.67
2:N:33:HIS:CE1	2:N:104:GLU:O	2.46	0.67
1:C:860:SER:C	1:C:861:GLN:HG2	2.14	0.67
1:E:239:LEU:HD12	1:E:239:LEU:C	2.15	0.67
1:E:597:TRP:CH2	1:E:600:LYS:HA	2.30	0.67
1:G:359:TYR:CE1	1:G:361:TYR:CD1	2.82	0.67
1:G:381:ASP:O	1:G:384:THR:CG2	2.36	0.67
1:G:597:TRP:CD1	1:G:1243:ILE:O	2.43	0.67
1:G:1218:THR:HG23	1:G:1219:ASN:N	2.09	0.67
1:I:322:LEU:CD1	1:I:364:LEU:CD2	2.41	0.67
1:I:427:ASP:HB3	1:I:434:ARG:HG2	1.77	0.67
1:I:636:ASP:C	1:I:637:LYS:HG3	2.15	0.67
1:I:862:TYR:HD1	1:I:885:VAL:H	1.43	0.67
1:K:427:ASP:HB3	1:K:434:ARG:HG2	1.77	0.67
1:K:1199:ILE:HD13	1:K:1232:TYR:HE2	1.58	0.67
1:M:597:TRP:CH2	1:M:600:LYS:HA	2.30	0.67
4:V:17:VAL:O	4:V:51:ARG:NH2	2.27	0.67
1:A:427:ASP:CG	1:A:434:ARG:HG2	2.14	0.67
1:A:597:TRP:CH2	1:A:600:LYS:HA	2.30	0.67
1:C:179:PRO:HD2	1:C:237:ARG:HG2	1.76	0.67
1:C:928:VAL:CG2	1:C:1224:HIS:ND1	2.58	0.67
1:C:1143:ALA:HB3	1:C:1183:LEU:HD22	1.75	0.67
1:E:600:LYS:HD3	1:E:600:LYS:H	1.59	0.67
1:E:636:ASP:O	1:E:637:LYS:CD	2.42	0.67
1:G:387:SER:HA	1:G:445:LEU:HD13	1.77	0.67
1:G:394:LYS:HD3	1:G:434:ARG:HG3	1.74	0.67
1:I:862:TYR:CE1	1:I:885:VAL:HG12	2.21	0.67
1:K:387:SER:HA	1:K:445:LEU:HD13	1.77	0.67
1:K:862:TYR:H	1:K:884:TRP:HD1	1.39	0.67
1:K:867:TRP:HA	1:K:874:LYS:HA	1.75	0.67
1:M:179:PRO:HD2	1:M:237:ARG:HG2	1.76	0.67
1:M:557:ARG:NH2	1:M:1174:ALA:HB2	2.09	0.67
1:M:867:TRP:HA	1:M:874:LYS:HA	1.75	0.67
1:M:1199:ILE:CD1	1:M:1232:TYR:CE2	2.77	0.67
4:T:13:ARG:NE	4:T:59:ILE:HD11	2.08	0.67
1:A:557:ARG:NH2	1:A:1174:ALA:HB2	2.08	0.67
1:A:570:GLU:CD	1:A:571:PRO:HD2	2.15	0.67
1:A:617:ALA:O	1:A:635:ALA:N	2.24	0.67
1:A:1094:SER:O	1:A:1095:HIS:HB2	1.94	0.67

*Continued on next page...*

*Continued from previous page...*

Atom-1	Atom-2	Interatomic distance (Å)	Clash overlap (Å)
1:C:322:LEU:HD12	1:C:364:LEU:HD23	0.74	0.67
1:C:636:ASP:O	1:C:637:LYS:CG	2.42	0.67
1:G:604:THR:N	1:G:1240:ILE:HD13	2.10	0.67
1:I:153:HIS:HA	1:I:160:LYS:HD2	1.76	0.67
1:I:636:ASP:O	1:I:637:LYS:CD	2.42	0.67
1:I:927:ASP:O	1:I:938:LEU:CB	2.24	0.67
1:M:143:LEU:HD22	1:M:143:LEU:H	1.60	0.67
1:M:364:LEU:CD1	1:M:368:MET:HE2	2.24	0.67
1:M:597:TRP:CD1	1:M:1243:ILE:O	2.43	0.67
1:A:1200:LYS:CE	1:A:1211:GLN:HB2	2.02	0.67
1:C:1094:SER:O	1:C:1095:HIS:HB2	1.94	0.67
1:C:1199:ILE:HD13	1:C:1232:TYR:HE2	1.57	0.67
1:G:427:ASP:CG	1:G:434:ARG:HG2	2.14	0.67
1:G:557:ARG:HG3	1:G:559:PRO:HD2	1.75	0.67
1:G:862:TYR:HD1	1:G:885:VAL:H	1.42	0.67
1:I:359:TYR:CE1	1:I:361:TYR:CD1	2.82	0.67
1:I:636:ASP:O	1:I:637:LYS:CG	2.42	0.67
1:K:597:TRP:CH2	1:K:600:LYS:HA	2.30	0.67
1:M:427:ASP:CG	1:M:434:ARG:HG2	2.14	0.67
1:M:564:VAL:HG13	1:M:583:GLN:HG2	1.77	0.67
1:M:860:SER:C	1:M:861:GLN:HG2	2.14	0.67
1:M:1094:SER:O	1:M:1095:HIS:HB2	1.94	0.67
3:X:37:ILE:CG1	4:Y:10:ARG:NH1	2.57	0.67
1:A:409:GLU:O	1:C:337:ARG:NH2	2.25	0.67
1:C:261:LEU:C	1:C:261:LEU:HD12	2.15	0.67
1:C:557:ARG:HG3	1:C:559:PRO:HD2	1.75	0.67
1:C:1185:PHE:O	1:C:1229:PHE:HZ	1.78	0.67
1:G:294:ILE:CG2	1:G:324:VAL:HG11	2.22	0.67
1:G:1199:ILE:HD13	1:G:1232:TYR:HE2	1.58	0.67
1:I:875:VAL:CG1	1:I:915:CYS:HA	2.24	0.67
1:I:1220:LEU:CG	1:I:1236:ASP:HB3	2.24	0.67
1:K:928:VAL:CG2	1:K:1224:HIS:ND1	2.58	0.67
1:K:1218:THR:HG23	1:K:1219:ASN:N	2.09	0.67
1:A:875:VAL:CG1	1:A:915:CYS:HA	2.24	0.67
1:C:597:TRP:CH2	1:C:600:LYS:HA	2.30	0.67
1:C:866:LEU:HD22	1:C:914:VAL:CB	2.25	0.67
1:E:570:GLU:CD	1:E:571:PRO:HD2	2.15	0.67
1:G:322:LEU:CD1	1:G:364:LEU:CD2	2.42	0.67
1:G:573:THR:O	1:G:577:TYR:HB2	1.90	0.67
1:G:600:LYS:HD3	1:G:600:LYS:H	1.59	0.67
1:G:636:ASP:C	1:G:637:LYS:HG3	2.15	0.67

*Continued on next page...*

*Continued from previous page...*

Atom-1	Atom-2	Interatomic distance (Å)	Clash overlap (Å)
1:G:1200:LYS:CG	1:G:1211:GLN:CA	2.67	0.67
1:I:535:GLU:O	1:I:538:CYS:HB2	1.95	0.67
1:K:322:LEU:HD12	1:K:364:LEU:HD23	0.74	0.67
1:K:557:ARG:HG3	1:K:559:PRO:HD2	1.75	0.67
1:M:427:ASP:HB3	1:M:434:ARG:HG2	1.77	0.67
1:M:1143:ALA:HB3	1:M:1183:LEU:HD22	1.75	0.67
1:M:1176:HIS:HD2	1:M:1197:GLY:CA	2.08	0.67
3:P:19:ASP:O	4:T:64:THR:CG2	2.43	0.67
1:A:639:LEU:CG	1:A:653:ILE:HG21	2.16	0.67
1:A:928:VAL:CG2	1:A:1224:HIS:ND1	2.58	0.67
1:A:1220:LEU:CA	1:A:1236:ASP:HB3	2.25	0.67
1:C:403:LEU:HD12	1:C:403:LEU:C	2.15	0.67
1:C:657:GLU:HG2	1:C:680:LYS:HZ1	1.58	0.67
2:D:33:HIS:CE1	2:D:104:GLU:O	2.46	0.67
1:E:174:LEU:HD23	1:E:174:LEU:C	2.16	0.67
1:E:604:THR:N	1:E:1240:ILE:HD13	2.09	0.67
1:G:535:GLU:O	1:G:538:CYS:HB2	1.95	0.67
1:G:597:TRP:CH2	1:G:600:LYS:HA	2.30	0.67
1:G:636:ASP:O	1:G:637:LYS:CD	2.42	0.67
1:G:1220:LEU:H	1:G:1220:LEU:CD1	1.97	0.67
1:K:143:LEU:HD22	1:K:143:LEU:H	1.60	0.67
1:M:261:LEU:C	1:M:261:LEU:HD12	2.15	0.67
1:M:387:SER:HA	1:M:445:LEU:HD13	1.77	0.67
1:M:928:VAL:CG2	1:M:1224:HIS:ND1	2.58	0.67
1:A:261:LEU:C	1:A:261:LEU:HD12	2.15	0.67
1:A:564:VAL:HG13	1:A:583:GLN:HG2	1.77	0.67
1:C:260:ILE:CG1	1:C:260:ILE:O	2.43	0.67
1:E:427:ASP:CG	1:E:434:ARG:HG2	2.14	0.67
1:E:1220:LEU:HD21	1:E:1234:THR:HG21	1.78	0.67
1:G:174:LEU:HD23	1:G:174:LEU:C	2.15	0.67
1:I:294:ILE:CG2	1:I:324:VAL:HG11	2.22	0.67
1:I:597:TRP:CH2	1:I:600:LYS:HA	2.30	0.67
1:K:597:TRP:CD1	1:K:1243:ILE:O	2.43	0.67
1:K:600:LYS:H	1:K:600:LYS:HD3	1.59	0.67
1:K:1220:LEU:CG	1:K:1236:ASP:HB3	2.24	0.67
1:K:1220:LEU:CA	1:K:1236:ASP:HB3	2.25	0.67
1:A:174:LEU:HD23	1:A:174:LEU:C	2.15	0.66
1:A:862:TYR:CE2	1:A:881:HIS:CB	2.75	0.66
1:G:1220:LEU:HD12	1:G:1220:LEU:N	2.01	0.66
1:G:1220:LEU:CA	1:G:1236:ASP:HB3	2.25	0.66
2:H:33:HIS:CE1	2:H:104:GLU:O	2.46	0.66

*Continued on next page...*

*Continued from previous page...*

Atom-1	Atom-2	Interatomic distance (Å)	Clash overlap (Å)
1:I:557:ARG:HG3	1:I:559:PRO:HD2	1.76	0.66
1:I:1176:HIS:HD2	1:I:1197:GLY:CA	2.08	0.66
1:I:1218:THR:HG23	1:I:1219:ASN:N	2.09	0.66
1:K:294:ILE:CG2	1:K:324:VAL:CG1	2.74	0.66
1:K:866:LEU:HD22	1:K:914:VAL:CB	2.25	0.66
1:M:127:VAL:N	5:M:1301:DTP:HN61	1.93	0.66
1:M:1218:THR:HG23	1:M:1219:ASN:N	2.09	0.66
3:P:37:ILE:HD11	4:S:10:ARG:HG2	1.78	0.66
3:R:90:GLY:O	3:R:91:ILE:HB	1.95	0.66
4:U:18:GLU:CG	4:U:52:ARG:HH12	2.07	0.66
1:A:179:PRO:CB	3:P:2:ASP:OD1	2.43	0.66
1:A:403:LEU:HD12	1:A:403:LEU:C	2.15	0.66
1:C:307:PRO:HG2	1:C:338:TRP:CZ3	2.31	0.66
1:C:924:GLN:OE1	1:C:924:GLN:N	2.24	0.66
1:C:1220:LEU:CA	1:C:1236:ASP:HB3	2.25	0.66
1:E:119:VAL:HG12	1:E:184:TRP:HE3	1.59	0.66
1:E:155:MET:CE	1:E:441:GLN:NE2	2.55	0.66
1:E:179:PRO:HG2	1:E:237:ARG:HH11	1.32	0.66
1:E:307:PRO:HG2	1:E:338:TRP:CZ3	2.31	0.66
1:E:387:SER:HA	1:E:445:LEU:HD13	1.77	0.66
1:E:862:TYR:HD1	1:E:885:VAL:H	1.42	0.66
1:E:1199:ILE:HD13	1:E:1232:TYR:HE2	1.58	0.66
1:G:143:LEU:HD22	1:G:143:LEU:H	1.60	0.66
1:G:155:MET:CE	1:G:441:GLN:NE2	2.55	0.66
1:I:387:SER:HA	1:I:445:LEU:HD13	1.77	0.66
1:I:1220:LEU:CA	1:I:1236:ASP:HB3	2.25	0.66
1:K:999:ARG:CZ	1:K:1000:PHE:H	2.08	0.66
3:R:47:PRO:HB3	4:S:45:ARG:CG	2.23	0.66
4:S:38:HIS:O	4:S:41:GLU:HG3	1.95	0.66
1:C:239:LEU:HD12	1:C:239:LEU:C	2.15	0.66
1:E:143:LEU:HD22	1:E:143:LEU:H	1.60	0.66
1:E:261:LEU:C	1:E:261:LEU:HD12	2.15	0.66
1:E:427:ASP:HB3	1:E:434:ARG:HG2	1.77	0.66
1:E:657:GLU:HG2	1:E:680:LYS:HZ1	1.56	0.66
1:E:1094:SER:O	1:E:1095:HIS:HB2	1.94	0.66
1:G:403:LEU:HD12	1:G:403:LEU:C	2.15	0.66
1:G:1094:SER:O	1:G:1095:HIS:HB2	1.94	0.66
1:I:570:GLU:CD	1:I:571:PRO:HD2	2.15	0.66
1:I:1094:SER:O	1:I:1095:HIS:HB2	1.94	0.66
1:C:294:ILE:CG2	1:C:324:VAL:CG1	2.74	0.66
1:C:540:VAL:CG1	1:C:575:GLU:HB2	2.21	0.66

*Continued on next page...*

*Continued from previous page...*

Atom-1	Atom-2	Interatomic distance (Å)	Clash overlap (Å)
1:G:153:HIS:HA	1:G:160:LYS:HD2	1.75	0.66
1:G:179:PRO:HD2	1:G:237:ARG:HG2	1.76	0.66
1:G:239:LEU:HD12	1:G:239:LEU:C	2.15	0.66
1:I:174:LEU:HD23	1:I:174:LEU:C	2.15	0.66
1:I:301:MET:HG3	1:I:306:LEU:HD21	1.77	0.66
1:I:902:ASP:CB	2:J:72:LYS:HZ2	2.06	0.66
1:K:307:PRO:HG2	1:K:338:TRP:CZ3	2.31	0.66
1:A:636:ASP:O	1:A:637:LYS:CD	2.42	0.66
1:A:999:ARG:CZ	1:A:1000:PHE:H	2.09	0.66
1:C:174:LEU:HD23	1:C:174:LEU:C	2.15	0.66
1:C:875:VAL:CG1	1:C:915:CYS:HA	2.24	0.66
1:C:1217:GLY:O	1:C:1218:THR:HB	1.96	0.66
1:G:140:LEU:HD13	1:G:140:LEU:C	2.16	0.66
1:G:301:MET:HG3	1:G:306:LEU:HD21	1.77	0.66
1:G:866:LEU:HD22	1:G:914:VAL:CB	2.25	0.66
1:G:1176:HIS:HD2	1:G:1197:GLY:CA	2.09	0.66
1:G:1199:ILE:CD1	1:G:1232:TYR:CE2	2.77	0.66
1:K:260:ILE:CG1	1:K:260:ILE:O	2.43	0.66
1:K:636:ASP:C	1:K:637:LYS:HG3	2.15	0.66
1:A:294:ILE:CG2	1:A:324:VAL:CG1	2.74	0.66
1:A:307:PRO:HG2	1:A:338:TRP:CZ3	2.31	0.66
1:A:535:GLU:O	1:A:538:CYS:HB2	1.95	0.66
1:E:1179:TRP:HA	1:E:1179:TRP:HE3	1.57	0.66
1:G:427:ASP:HB3	1:G:434:ARG:HG2	1.77	0.66
1:G:570:GLU:CD	1:G:571:PRO:HD2	2.15	0.66
1:G:1112:TRP:HB3	1:G:1119:PRO:HA	1.78	0.66
1:I:261:LEU:C	1:I:261:LEU:HD12	2.16	0.66
1:I:564:VAL:HG13	1:I:583:GLN:HG2	1.77	0.66
1:I:862:TYR:H	1:I:884:TRP:HD1	1.39	0.66
1:K:535:GLU:O	1:K:538:CYS:HB2	1.95	0.66
1:K:564:VAL:HG13	1:K:583:GLN:HG2	1.77	0.66
1:K:1226:SER:O	1:K:1229:PHE:N	2.29	0.66
3:Q:24:TYR:HA	4:T:52:ARG:NH2	2.11	0.66
1:A:604:THR:N	1:A:1240:ILE:HD13	2.09	0.66
1:C:364:LEU:CD1	1:C:368:MET:HE1	2.25	0.66
1:C:427:ASP:HB3	1:C:434:ARG:HG2	1.77	0.66
1:C:1226:SER:O	1:C:1229:PHE:N	2.29	0.66
1:E:678:ASP:O	1:E:679:LYS:HB2	1.96	0.66
1:E:999:ARG:CZ	1:E:1000:PHE:H	2.09	0.66
1:G:928:VAL:CG2	1:G:1224:HIS:ND1	2.58	0.66
1:G:1220:LEU:HD21	1:G:1234:THR:HG21	1.78	0.66

*Continued on next page...*

*Continued from previous page...*

Atom-1	Atom-2	Interatomic distance (Å)	Clash overlap (Å)
1:I:119:VAL:HG12	1:I:184:TRP:HE3	1.59	0.66
1:I:155:MET:CE	1:I:441:GLN:NE2	2.55	0.66
1:K:261:LEU:C	1:K:261:LEU:HD12	2.15	0.66
1:K:604:THR:N	1:K:1240:ILE:HD13	2.09	0.66
2:L:33:HIS:CE1	2:L:104:GLU:O	2.46	0.66
1:M:1175:THR:O	1:M:1177:GLY:N	2.22	0.66
3:R:60:ILE:HA	3:R:63:LYS:HD2	1.77	0.66
1:A:239:LEU:HD12	1:A:239:LEU:C	2.15	0.66
1:C:999:ARG:CZ	1:C:1000:PHE:H	2.09	0.66
1:C:1171:GLU:HG3	1:C:1172:GLY:N	2.06	0.66
1:E:557:ARG:HG3	1:E:559:PRO:HD2	1.75	0.66
1:E:928:VAL:CG2	1:E:1224:HIS:ND1	2.58	0.66
1:E:1226:SER:O	1:E:1229:PHE:N	2.29	0.66
1:G:1220:LEU:CG	1:G:1236:ASP:HB3	2.25	0.66
1:I:179:PRO:HD2	1:I:237:ARG:HG2	1.76	0.66
1:I:561:PRO:HB3	1:I:1214:TYR:HD2	1.59	0.66
1:K:1176:HIS:HD2	1:K:1197:GLY:CA	2.09	0.66
1:K:1217:GLY:O	1:K:1218:THR:HB	1.96	0.66
1:M:119:VAL:HG12	1:M:184:TRP:HE3	1.59	0.66
1:M:403:LEU:HD12	1:M:403:LEU:C	2.16	0.66
1:M:453:LEU:HD12	1:M:453:LEU:C	2.16	0.66
3:P:60:ILE:HA	3:P:63:LYS:HD2	1.77	0.66
1:A:140:LEU:HD13	1:A:140:LEU:C	2.16	0.66
1:A:301:MET:HG3	1:A:306:LEU:HD21	1.77	0.66
1:A:416:GLN:NE2	1:A:416:GLN:HA	2.11	0.66
1:A:427:ASP:HB3	1:A:434:ARG:O	1.96	0.66
1:A:1176:HIS:HD2	1:A:1197:GLY:CA	2.08	0.66
1:C:427:ASP:HB3	1:C:434:ARG:O	1.96	0.66
1:E:597:TRP:CD1	1:E:1243:ILE:O	2.43	0.66
1:E:636:ASP:C	1:E:637:LYS:HG3	2.15	0.66
1:E:862:TYR:CE2	1:E:881:HIS:CB	2.75	0.66
1:G:999:ARG:CZ	1:G:1000:PHE:H	2.09	0.66
1:I:140:LEU:HD13	1:I:140:LEU:C	2.16	0.66
1:I:147:PRO:HG2	1:K:121:GLN:OE1	1.96	0.66
1:I:307:PRO:HG2	1:I:338:TRP:CZ3	2.31	0.66
1:I:1220:LEU:HD12	1:I:1220:LEU:N	2.01	0.66
1:K:862:TYR:HD1	1:K:885:VAL:H	1.42	0.66
1:K:862:TYR:CE2	1:K:881:HIS:CB	2.75	0.66
1:M:140:LEU:HD13	1:M:140:LEU:C	2.16	0.66
1:M:174:LEU:HD23	1:M:174:LEU:C	2.15	0.66
1:M:427:ASP:HB3	1:M:434:ARG:O	1.96	0.66

*Continued on next page...*

*Continued from previous page...*

Atom-1	Atom-2	Interatomic distance (Å)	Clash overlap (Å)
1:M:535:GLU:O	1:M:538:CYS:HB2	1.95	0.66
1:M:862:TYR:HD1	1:M:885:VAL:H	1.42	0.66
1:M:866:LEU:HD22	1:M:914:VAL:CB	2.25	0.66
1:M:999:ARG:CZ	1:M:1000:PHE:H	2.08	0.66
1:A:337:ARG:NH2	1:M:409:GLU:O	2.25	0.66
1:C:301:MET:HG3	1:C:306:LEU:HD21	1.77	0.66
1:C:636:ASP:C	1:C:637:LYS:HG3	2.15	0.66
1:C:862:TYR:CE1	1:C:885:VAL:HG12	2.21	0.66
1:E:140:LEU:HD13	1:E:140:LEU:C	2.16	0.66
1:E:427:ASP:HB3	1:E:434:ARG:O	1.96	0.66
1:E:1112:TRP:HB3	1:E:1119:PRO:HA	1.78	0.66
1:E:1220:LEU:CG	1:E:1236:ASP:HB3	2.25	0.66
1:G:147:PRO:HG2	1:I:121:GLN:OE1	1.96	0.66
1:I:143:LEU:H	1:I:143:LEU:HD22	1.60	0.66
1:I:334:PHE:CG	1:I:337:ARG:HD2	2.31	0.66
1:K:334:PHE:CG	1:K:337:ARG:HD2	2.31	0.66
1:K:416:GLN:HA	1:K:416:GLN:NE2	2.11	0.66
1:K:678:ASP:O	1:K:679:LYS:HB2	1.96	0.66
1:M:570:GLU:CD	1:M:571:PRO:HD2	2.15	0.66
1:M:904:GLN:NE2	1:M:1174:ALA:O	2.29	0.66
1:M:1220:LEU:CA	1:M:1236:ASP:HB3	2.25	0.66
3:O:47:PRO:HG2	3:O:51:GLN:NE2	2.11	0.66
3:O:60:ILE:HA	3:O:63:LYS:HD2	1.77	0.66
3:P:47:PRO:HG2	3:P:51:GLN:NE2	2.11	0.66
1:A:172:SER:C	3:W:7:ASN:ND2	2.50	0.65
1:A:387:SER:HA	1:A:445:LEU:HD13	1.77	0.65
1:A:489:TYR:O	1:A:489:TYR:HD1	1.79	0.65
1:A:636:ASP:C	1:A:637:LYS:HG3	2.15	0.65
1:A:862:TYR:N	1:A:884:TRP:CD1	2.60	0.65
1:C:387:SER:HA	1:C:445:LEU:HD13	1.77	0.65
1:C:513:LYS:HD3	1:C:522:LEU:CG	2.27	0.65
1:C:1220:LEU:HD21	1:C:1234:THR:HG21	1.78	0.65
1:E:294:ILE:CG2	1:E:324:VAL:HG11	2.22	0.65
1:E:403:LEU:HD12	1:E:403:LEU:C	2.15	0.65
1:E:489:TYR:O	1:E:489:TYR:HD1	1.80	0.65
1:E:535:GLU:O	1:E:538:CYS:HB2	1.95	0.65
1:E:1176:HIS:HD2	1:E:1197:GLY:CA	2.08	0.65
1:E:1220:LEU:HD12	1:E:1220:LEU:N	2.01	0.65
1:E:1220:LEU:CA	1:E:1236:ASP:HB3	2.25	0.65
1:G:307:PRO:HG2	1:G:338:TRP:CZ3	2.31	0.65
1:I:866:LEU:HD22	1:I:914:VAL:CB	2.25	0.65

*Continued on next page...*



*Continued from previous page...*

Atom-1	Atom-2	Interatomic distance (Å)	Clash overlap (Å)
1:K:174:LEU:HD23	1:K:174:LEU:C	2.15	0.65
1:K:427:ASP:HB3	1:K:434:ARG:O	1.96	0.65
1:K:999:ARG:CD	1:K:1030:TRP:NE1	2.59	0.65
1:M:294:ILE:CG2	1:M:324:VAL:CG1	2.74	0.65
1:M:1226:SER:O	1:M:1229:PHE:N	2.29	0.65
3:Q:60:ILE:HA	3:Q:63:LYS:HD2	1.77	0.65
4:Y:6:ARG:O	4:Y:10:ARG:HG2	1.95	0.65
1:A:158:CYS:SG	1:A:284:SER:CA	2.84	0.65
1:A:866:LEU:HD22	1:A:914:VAL:CB	2.25	0.65
1:A:904:GLN:NE2	1:A:1174:ALA:O	2.29	0.65
1:A:1217:GLY:O	1:A:1218:THR:HB	1.96	0.65
1:C:535:GLU:O	1:C:538:CYS:HB2	1.95	0.65
1:C:597:TRP:CD1	1:C:1243:ILE:O	2.43	0.65
1:C:1220:LEU:CG	1:C:1236:ASP:HB3	2.25	0.65
1:E:416:GLN:HA	1:E:416:GLN:NE2	2.11	0.65
1:E:513:LYS:HD3	1:E:522:LEU:CG	2.27	0.65
1:G:261:LEU:C	1:G:261:LEU:HD12	2.15	0.65
1:G:564:VAL:HG13	1:G:583:GLN:HG2	1.77	0.65
1:G:999:ARG:CD	1:G:1030:TRP:NE1	2.59	0.65
1:G:1226:SER:O	1:G:1229:PHE:N	2.29	0.65
1:I:427:ASP:HB3	1:I:434:ARG:O	1.96	0.65
1:I:1217:GLY:O	1:I:1218:THR:HB	1.96	0.65
1:K:570:GLU:CD	1:K:571:PRO:HD2	2.15	0.65
1:K:1220:LEU:HD21	1:K:1234:THR:HG21	1.78	0.65
1:M:1220:LEU:CG	1:M:1236:ASP:HB3	2.25	0.65
1:A:260:ILE:O	1:A:260:ILE:CG1	2.43	0.65
1:A:453:LEU:HD12	1:A:453:LEU:C	2.16	0.65
1:A:922:LEU:HD11	1:A:1241:LEU:HD23	1.78	0.65
1:A:1226:SER:O	1:A:1229:PHE:N	2.29	0.65
1:C:334:PHE:CG	1:C:337:ARG:HD2	2.31	0.65
1:C:862:TYR:HD1	1:C:885:VAL:H	1.42	0.65
1:C:883:SER:CB	1:C:902:ASP:HB3	2.27	0.65
1:E:883:SER:CB	1:E:902:ASP:HB3	2.27	0.65
1:E:985:ILE:HD11	1:E:1006:VAL:HG21	1.78	0.65
1:G:364:LEU:CD1	1:G:368:MET:CE	2.74	0.65
1:I:158:CYS:SG	1:I:284:SER:CA	2.84	0.65
1:I:489:TYR:O	1:I:489:TYR:HD1	1.79	0.65
1:K:752:SER:OG	1:K:754:ASP:O	2.15	0.65
1:M:307:PRO:HG2	1:M:338:TRP:CZ3	2.31	0.65
1:M:1200:LYS:CE	1:M:1211:GLN:HB2	2.02	0.65
3:O:48:THR:CG2	3:P:41:GLU:OE1	2.34	0.65

*Continued on next page...*

*Continued from previous page...*

Atom-1	Atom-2	Interatomic distance (Å)	Clash overlap (Å)
3:Q:47:PRO:HG2	3:Q:51:GLN:NE2	2.11	0.65
3:Q:90:GLY:O	3:Q:91:ILE:HB	1.95	0.65
1:A:121:GLN:OE1	1:M:147:PRO:HG2	1.96	0.65
1:A:322:LEU:CD1	1:A:364:LEU:CD2	2.41	0.65
1:C:147:PRO:HG2	1:E:121:GLN:OE1	1.96	0.65
1:C:212:PHE:CD2	1:C:230:LEU:HD21	2.32	0.65
1:C:1176:HIS:HD2	1:C:1197:GLY:CA	2.09	0.65
1:E:544:PHE:CD1	1:E:576:VAL:CG1	2.77	0.65
1:E:1185:PHE:O	1:E:1229:PHE:HZ	1.78	0.65
1:G:334:PHE:CG	1:G:337:ARG:HD2	2.31	0.65
1:G:513:LYS:HD3	1:G:522:LEU:CG	2.27	0.65
1:I:212:PHE:CD2	1:I:230:LEU:HD21	2.32	0.65
1:I:639:LEU:N	1:I:653:ILE:CG2	2.60	0.65
1:I:1112:TRP:HB3	1:I:1119:PRO:HA	1.78	0.65
1:I:1226:SER:O	1:I:1229:PHE:N	2.29	0.65
1:M:301:MET:HG3	1:M:306:LEU:HD21	1.77	0.65
1:M:416:GLN:HA	1:M:416:GLN:NE2	2.11	0.65
3:R:80:TYR:HE1	4:V:64:THR:CB	2.09	0.65
1:A:147:PRO:HG2	1:C:121:GLN:OE1	1.96	0.65
1:A:334:PHE:CG	1:A:337:ARG:HD2	2.31	0.65
1:A:364:LEU:CD1	1:A:368:MET:CE	2.74	0.65
1:A:427:ASP:HB3	1:A:434:ARG:HG2	1.77	0.65
1:A:597:TRP:HH2	1:A:603:ILE:CG1	2.10	0.65
1:A:1220:LEU:CG	1:A:1236:ASP:HB3	2.25	0.65
1:C:140:LEU:HD13	1:C:140:LEU:C	2.16	0.65
1:E:564:VAL:HG13	1:E:583:GLN:HG2	1.77	0.65
1:E:752:SER:OG	1:E:754:ASP:O	2.15	0.65
1:E:862:TYR:CE1	1:E:885:VAL:HG12	2.21	0.65
1:E:1220:LEU:HG	1:E:1236:ASP:CG	2.17	0.65
1:I:364:LEU:CD1	1:I:368:MET:CE	2.74	0.65
1:I:597:TRP:HH2	1:I:603:ILE:CG1	2.10	0.65
1:I:904:GLN:NE2	1:I:1174:ALA:O	2.29	0.65
1:K:140:LEU:HD13	1:K:140:LEU:C	2.16	0.65
1:K:239:LEU:HD12	1:K:239:LEU:C	2.15	0.65
1:K:403:LEU:HD12	1:K:403:LEU:C	2.15	0.65
1:K:1200:LYS:CD	1:K:1211:GLN:CB	2.75	0.65
1:M:922:LEU:HD11	1:M:1241:LEU:HD23	1.78	0.65
1:M:931:GLN:O	1:M:932:GLU:CB	2.35	0.65
1:M:1200:LYS:CD	1:M:1211:GLN:CB	2.75	0.65
3:R:47:PRO:O	4:S:45:ARG:CG	2.44	0.65
1:A:212:PHE:CD2	1:A:230:LEU:HD21	2.32	0.65

*Continued on next page...*

*Continued from previous page...*

Atom-1	Atom-2	Interatomic distance (Å)	Clash overlap (Å)
1:C:489:TYR:O	1:C:489:TYR:HD1	1.79	0.65
1:E:147:PRO:HG2	1:G:121:GLN:OE1	1.96	0.65
1:E:409:GLU:O	1:G:337:ARG:NH2	2.25	0.65
1:E:1185:PHE:HE1	1:E:1192:LEU:HD12	1.53	0.65
1:G:294:ILE:CG2	1:G:324:VAL:CG1	2.74	0.65
1:G:752:SER:OG	1:G:754:ASP:O	2.14	0.65
1:I:678:ASP:O	1:I:679:LYS:HB2	1.96	0.65
1:I:928:VAL:CG2	1:I:1224:HIS:ND1	2.58	0.65
1:I:999:ARG:CZ	1:I:1000:PHE:H	2.09	0.65
1:I:1151:ILE:HG12	1:I:1167:PRO:HG2	1.79	0.65
1:K:453:LEU:HD12	1:K:453:LEU:C	2.16	0.65
1:K:883:SER:CB	1:K:902:ASP:HB3	2.26	0.65
1:M:294:ILE:CG2	1:M:324:VAL:HG11	2.22	0.65
1:M:636:ASP:C	1:M:637:LYS:HG3	2.15	0.65
1:M:1151:ILE:HG12	1:M:1167:PRO:HG2	1.79	0.65
3:R:47:PRO:HG2	3:R:51:GLN:NE2	2.11	0.65
1:A:883:SER:CB	1:A:902:ASP:HB3	2.26	0.65
1:C:904:GLN:NE2	1:C:1174:ALA:O	2.29	0.65
1:E:364:LEU:CD1	1:E:368:MET:CE	2.74	0.65
1:E:1220:LEU:H	1:E:1220:LEU:CD1	1.97	0.65
1:G:256:SER:O	1:G:257:GLN:HB2	1.97	0.65
1:G:678:ASP:O	1:G:679:LYS:HB2	1.96	0.65
1:G:904:GLN:NE2	1:G:1174:ALA:O	2.29	0.65
1:I:1220:LEU:HG	1:I:1236:ASP:CG	2.17	0.65
1:K:364:LEU:CD1	1:K:368:MET:CE	2.74	0.65
1:K:1151:ILE:HG12	1:K:1167:PRO:HG2	1.79	0.65
1:M:334:PHE:CG	1:M:337:ARG:HD2	2.31	0.65
1:A:564:VAL:HG11	1:A:583:GLN:HG3	1.79	0.65
1:A:1220:LEU:HG	1:A:1236:ASP:CG	2.17	0.65
1:A:1220:LEU:HD21	1:A:1234:THR:HG21	1.78	0.65
1:C:364:LEU:CD1	1:C:368:MET:CE	2.74	0.65
1:C:564:VAL:HG13	1:C:583:GLN:HG2	1.77	0.65
1:C:678:ASP:O	1:C:679:LYS:HB2	1.96	0.65
1:C:1220:LEU:HG	1:C:1236:ASP:CG	2.17	0.65
1:C:1235:VAL:O	1:C:1235:VAL:HG22	1.97	0.65
1:E:236:PRO:C	1:E:238:SER:H	2.00	0.65
1:E:294:ILE:CG2	1:E:324:VAL:CG1	2.74	0.65
1:E:564:VAL:HG11	1:E:583:GLN:HG3	1.79	0.65
1:G:119:VAL:HG12	1:G:184:TRP:HE3	1.59	0.65
1:G:883:SER:CB	1:G:902:ASP:HB3	2.26	0.65
1:I:1110:LYS:HD3	1:I:1119:PRO:HG3	1.79	0.65

*Continued on next page...*

*Continued from previous page...*

Atom-1	Atom-2	Interatomic distance (Å)	Clash overlap (Å)
1:I:1185:PHE:O	1:I:1229:PHE:HZ	1.78	0.65
1:K:658:ASP:OD2	1:K:677:VAL:CG1	2.45	0.65
1:K:904:GLN:NE2	1:K:1174:ALA:O	2.29	0.65
1:M:212:PHE:CD2	1:M:230:LEU:HD21	2.32	0.65
1:M:364:LEU:CD1	1:M:368:MET:CE	2.74	0.65
1:M:489:TYR:O	1:M:489:TYR:HD1	1.80	0.65
1:M:678:ASP:O	1:M:679:LYS:HB2	1.96	0.65
4:T:12:CYS:HG	4:T:88:PHE:HE2	1.45	0.65
1:A:262:LEU:HD21	1:A:270:THR:CG2	2.27	0.65
1:A:678:ASP:O	1:A:679:LYS:HB2	1.96	0.65
1:A:862:TYR:HD1	1:A:885:VAL:H	1.42	0.65
1:C:1200:LYS:CE	1:C:1211:GLN:HB2	2.02	0.65
1:E:212:PHE:CD2	1:E:230:LEU:HD21	2.32	0.65
1:E:301:MET:HG3	1:E:306:LEU:HD21	1.77	0.65
1:E:334:PHE:CG	1:E:337:ARG:HD2	2.31	0.65
1:G:1185:PHE:O	1:G:1229:PHE:HZ	1.78	0.65
1:K:212:PHE:CD2	1:K:230:LEU:HD21	2.32	0.65
1:K:985:ILE:HD11	1:K:1006:VAL:HG21	1.78	0.65
1:A:1201:TRP:CE3	1:A:1210:SER:CB	2.80	0.65
1:C:127:VAL:N	5:C:1301:DTP:HN61	1.93	0.65
1:C:862:TYR:N	1:C:884:TRP:HD1	1.95	0.65
1:C:985:ILE:HD11	1:C:1006:VAL:HG21	1.78	0.65
1:E:262:LEU:HD21	1:E:270:THR:CG2	2.27	0.65
1:G:985:ILE:HD11	1:G:1006:VAL:HG21	1.78	0.65
1:G:1110:LYS:HD3	1:G:1119:PRO:HG3	1.79	0.65
1:I:262:LEU:HD11	1:I:270:THR:CG2	2.27	0.65
1:I:290:LYS:O	1:I:293:GLU:HB3	1.97	0.65
1:I:403:LEU:HD12	1:I:403:LEU:C	2.15	0.65
1:I:416:GLN:NE2	1:I:416:GLN:HA	2.11	0.65
1:I:461:ILE:HD13	1:I:491:MET:CG	2.27	0.65
1:I:604:THR:N	1:I:1240:ILE:HD13	2.09	0.65
1:K:158:CYS:SG	1:K:284:SER:CA	2.84	0.65
1:K:262:LEU:HD11	1:K:270:THR:CG2	2.27	0.65
1:K:301:MET:HG3	1:K:306:LEU:HD21	1.77	0.65
1:M:597:TRP:HH2	1:M:603:ILE:CG1	2.10	0.65
3:Q:28:HIS:CE1	4:T:14:LEU:HD21	2.32	0.65
3:Q:79:GLY:O	4:U:65:ARG:NH2	2.30	0.65
1:C:639:LEU:N	1:C:653:ILE:CG2	2.60	0.64
1:E:453:LEU:HD12	1:E:453:LEU:C	2.16	0.64
1:E:658:ASP:OD2	1:E:677:VAL:CG1	2.45	0.64
1:E:866:LEU:HD22	1:E:914:VAL:CB	2.25	0.64

*Continued on next page...*

*Continued from previous page...*

Atom-1	Atom-2	Interatomic distance (Å)	Clash overlap (Å)
1:E:904:GLN:NE2	1:E:1174:ALA:O	2.29	0.64
1:E:922:LEU:HD11	1:E:1241:LEU:HD23	1.78	0.64
1:G:158:CYS:SG	1:G:284:SER:CA	2.84	0.64
1:G:427:ASP:HB3	1:G:434:ARG:O	1.96	0.64
1:G:489:TYR:HD1	1:G:489:TYR:O	1.79	0.64
1:I:260:ILE:O	1:I:260:ILE:CG1	2.43	0.64
1:I:658:ASP:OD2	1:I:677:VAL:CG1	2.45	0.64
1:I:999:ARG:CD	1:I:1030:TRP:NE1	2.59	0.64
1:K:1110:LYS:HD3	1:K:1119:PRO:HG3	1.79	0.64
1:M:158:CYS:SG	1:M:284:SER:CA	2.84	0.64
1:M:256:SER:O	1:M:257:GLN:HB2	1.97	0.64
1:M:658:ASP:OD2	1:M:677:VAL:CG1	2.45	0.64
1:M:752:SER:OG	1:M:754:ASP:O	2.14	0.64
1:M:862:TYR:N	1:M:884:TRP:HD1	1.95	0.64
1:M:985:ILE:HD11	1:M:1006:VAL:HG21	1.78	0.64
1:M:1220:LEU:HD21	1:M:1234:THR:HG21	1.78	0.64
1:A:1151:ILE:HG12	1:A:1167:PRO:HG2	1.79	0.64
1:C:158:CYS:SG	1:C:284:SER:CA	2.84	0.64
1:E:158:CYS:SG	1:E:284:SER:CA	2.84	0.64
1:G:260:ILE:O	1:G:260:ILE:CG1	2.43	0.64
1:G:1217:GLY:O	1:G:1218:THR:HB	1.96	0.64
1:I:256:SER:O	1:I:257:GLN:HB2	1.97	0.64
1:I:752:SER:OG	1:I:754:ASP:O	2.15	0.64
1:K:262:LEU:HD21	1:K:270:THR:CG2	2.27	0.64
1:K:544:PHE:CD1	1:K:576:VAL:CG1	2.76	0.64
1:K:639:LEU:N	1:K:653:ILE:CG2	2.60	0.64
1:M:883:SER:CB	1:M:902:ASP:HB3	2.27	0.64
1:A:513:LYS:HD3	1:A:522:LEU:CG	2.27	0.64
1:E:283:GLU:CD	1:E:284:SER:N	2.51	0.64
1:E:902:ASP:CB	2:F:72:LYS:HZ2	2.10	0.64
1:G:283:GLU:CD	1:G:284:SER:N	2.51	0.64
1:G:416:GLN:HA	1:G:416:GLN:NE2	2.11	0.64
1:G:1235:VAL:HG22	1:G:1235:VAL:O	1.97	0.64
1:I:283:GLU:CD	1:I:284:SER:N	2.51	0.64
1:I:883:SER:CB	1:I:902:ASP:HB3	2.26	0.64
1:I:1220:LEU:HD21	1:I:1234:THR:HG21	1.78	0.64
1:K:489:TYR:O	1:K:489:TYR:HD1	1.80	0.64
1:M:262:LEU:HD21	1:M:270:THR:CG2	2.27	0.64
1:M:1220:LEU:HG	1:M:1236:ASP:CG	2.17	0.64
1:C:262:LEU:HD11	1:C:270:THR:CG2	2.27	0.64
1:C:453:LEU:HD11	1:C:454:GLN:NE2	2.00	0.64

*Continued on next page...*

*Continued from previous page...*

Atom-1	Atom-2	Interatomic distance (Å)	Clash overlap (Å)
1:C:453:LEU:HD12	1:C:453:LEU:C	2.16	0.64
1:C:1220:LEU:HD12	1:C:1220:LEU:N	2.01	0.64
1:E:179:PRO:HD3	1:E:237:ARG:NH1	2.10	0.64
1:E:290:LYS:O	1:E:293:GLU:HB3	1.97	0.64
1:G:290:LYS:O	1:G:293:GLU:HB3	1.97	0.64
1:I:513:LYS:HD3	1:I:522:LEU:CG	2.27	0.64
1:I:1218:THR:HG23	1:I:1219:ASN:H	1.63	0.64
1:I:1235:VAL:O	1:I:1235:VAL:HG22	1.97	0.64
1:K:147:PRO:HG2	1:M:121:GLN:OE1	1.96	0.64
1:K:256:SER:O	1:K:257:GLN:HB2	1.97	0.64
1:K:290:LYS:O	1:K:293:GLU:HB3	1.97	0.64
3:O:90:GLY:O	3:O:91:ILE:HB	1.95	0.64
3:P:27:ASP:HB3	4:S:14:LEU:HD23	1.79	0.64
3:R:47:PRO:HB3	4:S:45:ARG:CB	2.24	0.64
1:A:461:ILE:HD13	1:A:491:MET:CG	2.27	0.64
1:A:561:PRO:HB3	1:A:1214:TYR:HD2	1.60	0.64
1:C:416:GLN:HA	1:C:416:GLN:NE2	2.11	0.64
1:E:1110:LYS:HD3	1:E:1119:PRO:HG3	1.79	0.64
1:G:658:ASP:OD2	1:G:677:VAL:CG1	2.45	0.64
1:G:1220:LEU:HG	1:G:1236:ASP:CG	2.17	0.64
1:K:283:GLU:CD	1:K:284:SER:N	2.51	0.64
1:M:290:LYS:O	1:M:293:GLU:HB3	1.97	0.64
1:M:1143:ALA:HB1	1:M:1183:LEU:CD2	2.28	0.64
3:P:90:GLY:O	3:P:91:ILE:HB	1.95	0.64
1:A:127:VAL:N	5:A:1301:DTP:HN61	1.93	0.64
1:A:1143:ALA:HB1	1:A:1183:LEU:CD2	2.28	0.64
1:C:553:HIS:C	1:C:553:HIS:CD2	2.71	0.64
1:C:1151:ILE:HG12	1:C:1167:PRO:HG2	1.79	0.64
1:E:233:ARG:O	3:O:10:LEU:CD1	2.45	0.64
1:E:262:LEU:HD11	1:E:270:THR:CG2	2.27	0.64
1:E:597:TRP:HH2	1:E:603:ILE:CG1	2.10	0.64
1:E:639:LEU:N	1:E:653:ILE:CG2	2.60	0.64
1:E:948:LEU:HD12	1:E:957:ASP:CB	2.28	0.64
1:G:262:LEU:HD11	1:G:270:THR:CG2	2.27	0.64
1:G:453:LEU:HD12	1:G:453:LEU:C	2.16	0.64
1:G:1200:LYS:CD	1:G:1211:GLN:CB	2.75	0.64
1:G:1232:TYR:CZ	1:G:1234:THR:HB	2.33	0.64
1:I:453:LEU:HD12	1:I:453:LEU:C	2.16	0.64
1:I:544:PHE:CD1	1:I:576:VAL:CG1	2.77	0.64
1:I:1200:LYS:CD	1:I:1211:GLN:CB	2.75	0.64
1:K:461:ILE:HD13	1:K:491:MET:CG	2.27	0.64

*Continued on next page...*

*Continued from previous page...*

Atom-1	Atom-2	Interatomic distance (Å)	Clash overlap (Å)
1:M:1232:TYR:CZ	1:M:1234:THR:HB	2.33	0.64
1:A:283:GLU:CD	1:A:284:SER:N	2.51	0.64
1:A:1112:TRP:HB3	1:A:1119:PRO:HA	1.78	0.64
1:A:1149:GLY:HA2	1:A:1180:VAL:CG2	2.17	0.64
1:C:262:LEU:HD21	1:C:270:THR:CG2	2.27	0.64
1:C:461:ILE:HD13	1:C:491:MET:CG	2.27	0.64
1:C:1143:ALA:HB1	1:C:1183:LEU:CD2	2.28	0.64
1:E:1200:LYS:CD	1:E:1211:GLN:CB	2.75	0.64
1:E:1217:GLY:O	1:E:1218:THR:HB	1.96	0.64
1:G:212:PHE:CD2	1:G:230:LEU:HD21	2.32	0.64
1:G:461:ILE:HD13	1:G:491:MET:CG	2.27	0.64
1:K:1112:TRP:HB3	1:K:1119:PRO:HA	1.78	0.64
1:K:1143:ALA:HB1	1:K:1183:LEU:CD2	2.28	0.64
1:M:513:LYS:HD3	1:M:522:LEU:CG	2.27	0.64
1:M:862:TYR:CE2	1:M:881:HIS:CB	2.75	0.64
1:A:256:SER:O	1:A:257:GLN:HB2	1.97	0.64
1:C:283:GLU:CD	1:C:284:SER:N	2.51	0.64
1:C:752:SER:OG	1:C:754:ASP:O	2.14	0.64
1:C:1200:LYS:CD	1:C:1211:GLN:CB	2.75	0.64
1:E:235:HIS:HA	3:O:7:ASN:OD1	1.97	0.64
1:E:1151:ILE:HG12	1:E:1167:PRO:HG2	1.79	0.64
1:K:1199:ILE:HD11	1:K:1232:TYR:HE2	1.61	0.64
1:K:1218:THR:HG23	1:K:1219:ASN:H	1.63	0.64
1:M:561:PRO:HB3	1:M:1214:TYR:HD2	1.60	0.64
1:M:1217:GLY:O	1:M:1218:THR:HB	1.96	0.64
3:Q:79:GLY:C	4:U:65:ARG:NH2	2.51	0.64
1:A:290:LYS:O	1:A:293:GLU:HB3	1.97	0.64
1:C:948:LEU:HD12	1:C:957:ASP:CB	2.28	0.64
1:E:553:HIS:C	1:E:553:HIS:CD2	2.71	0.64
1:E:1175:THR:O	1:E:1177:GLY:N	2.22	0.64
1:E:1232:TYR:CZ	1:E:1234:THR:HB	2.33	0.64
1:G:212:PHE:CE2	1:G:230:LEU:HD21	2.33	0.64
1:G:948:LEU:HD12	1:G:957:ASP:CB	2.28	0.64
1:I:146:GLU:HB3	1:I:147:PRO:HD2	1.80	0.64
1:I:876:ALA:CB	1:I:914:VAL:O	2.45	0.64
1:K:561:PRO:HB3	1:K:1214:TYR:HD2	1.60	0.64
1:K:922:LEU:HD11	1:K:1241:LEU:HD23	1.79	0.64
1:K:948:LEU:HD12	1:K:957:ASP:CB	2.28	0.64
1:M:260:ILE:O	1:M:260:ILE:CG1	2.43	0.64
1:M:262:LEU:HD11	1:M:270:THR:CG2	2.27	0.64
1:M:1112:TRP:HB3	1:M:1119:PRO:HA	1.78	0.64

*Continued on next page...*

*Continued from previous page...*

Atom-1	Atom-2	Interatomic distance (Å)	Clash overlap (Å)
3:Q:19:ASP:O	4:U:64:THR:CB	2.45	0.64
1:A:301:MET:HG3	1:A:306:LEU:CD2	2.29	0.64
1:A:558:GLN:CB	1:A:559:PRO:CD	2.75	0.64
1:A:862:TYR:N	1:A:884:TRP:HD1	1.95	0.64
1:A:985:ILE:HD11	1:A:1006:VAL:HG21	1.78	0.64
1:C:1112:TRP:HB3	1:C:1119:PRO:HA	1.78	0.64
1:C:1218:THR:HG23	1:C:1219:ASN:H	1.63	0.64
1:E:999:ARG:CD	1:E:1030:TRP:NE1	2.59	0.64
1:G:862:TYR:N	1:G:884:TRP:HD1	1.95	0.64
1:I:364:LEU:CD1	1:I:368:MET:HE1	2.24	0.64
1:I:553:HIS:C	1:I:553:HIS:CD2	2.71	0.64
1:I:985:ILE:HD11	1:I:1006:VAL:HG21	1.78	0.64
1:K:334:PHE:HB2	1:K:337:ARG:CD	2.28	0.64
1:M:725:LEU:HB2	1:M:739:MET:HB2	1.80	0.64
1:M:876:ALA:CB	1:M:914:VAL:O	2.45	0.64
1:M:948:LEU:HD12	1:M:957:ASP:CB	2.28	0.64
1:M:999:ARG:CD	1:M:1030:TRP:NE1	2.59	0.64
1:A:212:PHE:CE2	1:A:230:LEU:HD21	2.33	0.63
1:A:752:SER:OG	1:A:754:ASP:O	2.14	0.63
1:C:290:LYS:O	1:C:293:GLU:HB3	1.97	0.63
1:C:658:ASP:OD2	1:C:677:VAL:CG1	2.45	0.63
1:C:1232:TYR:CZ	1:C:1234:THR:HB	2.33	0.63
1:E:256:SER:O	1:E:257:GLN:HB2	1.97	0.63
1:E:999:ARG:CD	1:E:1030:TRP:CD1	2.76	0.63
1:E:1235:VAL:O	1:E:1235:VAL:HG22	1.97	0.63
1:G:1151:ILE:HG12	1:G:1167:PRO:HG2	1.79	0.63
1:I:212:PHE:CE2	1:I:230:LEU:HD21	2.34	0.63
1:I:294:ILE:CG2	1:I:324:VAL:CG1	2.74	0.63
1:I:637:LYS:HD3	1:I:658:ASP:O	1.98	0.63
1:I:1201:TRP:CE3	1:I:1210:SER:CB	2.80	0.63
1:K:1220:LEU:HD23	1:K:1234:THR:CG2	2.28	0.63
1:K:1220:LEU:HG	1:K:1236:ASP:CG	2.17	0.63
1:K:1232:TYR:CZ	1:K:1234:THR:HB	2.33	0.63
1:K:1235:VAL:O	1:K:1235:VAL:HG22	1.97	0.63
1:A:173:LEU:CA	3:W:7:ASN:ND2	2.47	0.63
1:A:658:ASP:OD2	1:A:677:VAL:CG1	2.45	0.63
1:A:1235:VAL:HG22	1:A:1235:VAL:O	1.97	0.63
1:C:301:MET:HG3	1:C:306:LEU:CD2	2.29	0.63
1:E:461:ILE:HD13	1:E:491:MET:CG	2.27	0.63
1:E:924:GLN:CB	1:E:1238:LEU:HG	2.28	0.63
1:E:1143:ALA:HB1	1:E:1183:LEU:CD2	2.28	0.63

*Continued on next page...*



*Continued from previous page...*

Atom-1	Atom-2	Interatomic distance (Å)	Clash overlap (Å)
1:E:1218:THR:HG23	1:E:1219:ASN:H	1.63	0.63
1:E:1225:VAL:HG11	1:E:1229:PHE:CZ	2.34	0.63
1:G:334:PHE:HB2	1:G:337:ARG:CD	2.29	0.63
1:G:1220:LEU:HD23	1:G:1234:THR:CG2	2.28	0.63
1:I:922:LEU:HD11	1:I:1241:LEU:HD23	1.78	0.63
1:I:1232:TYR:CZ	1:I:1234:THR:HB	2.33	0.63
1:K:553:HIS:C	1:K:553:HIS:CD2	2.71	0.63
1:M:666:SER:HB3	1:M:671:PHE:HB2	1.80	0.63
1:A:544:PHE:CD1	1:A:576:VAL:CG1	2.77	0.63
1:A:666:SER:HB3	1:A:671:PHE:HB2	1.80	0.63
1:A:948:LEU:HD12	1:A:957:ASP:CB	2.28	0.63
1:A:1110:LYS:HD3	1:A:1119:PRO:HG3	1.79	0.63
1:A:1200:LYS:CD	1:A:1211:GLN:CB	2.75	0.63
1:A:1218:THR:HG23	1:A:1219:ASN:H	1.63	0.63
1:A:1225:VAL:HG11	1:A:1229:PHE:CZ	2.34	0.63
1:C:564:VAL:HG11	1:C:583:GLN:HG3	1.79	0.63
1:G:209:ASP:OD1	3:O:62:LYS:NZ	2.31	0.63
1:G:301:MET:HG3	1:G:306:LEU:CD2	2.28	0.63
1:G:597:TRP:HH2	1:G:603:ILE:CG1	2.10	0.63
1:I:683:ILE:HB	1:I:693:HIS:HB2	1.80	0.63
1:I:1220:LEU:HD23	1:I:1234:THR:CG2	2.29	0.63
1:K:127:VAL:N	5:K:1301:DTP:HN61	1.93	0.63
1:M:146:GLU:HB3	1:M:147:PRO:HD2	1.80	0.63
1:M:461:ILE:HD13	1:M:491:MET:CG	2.27	0.63
1:M:544:PHE:CD1	1:M:576:VAL:CG1	2.76	0.63
1:M:564:VAL:HG11	1:M:583:GLN:HG3	1.79	0.63
1:M:637:LYS:HD3	1:M:658:ASP:O	1.98	0.63
1:A:262:LEU:HD11	1:A:270:THR:CG2	2.27	0.63
1:A:862:TYR:CE1	1:A:885:VAL:HG12	2.21	0.63
1:A:924:GLN:CB	1:A:1238:LEU:HG	2.28	0.63
1:C:558:GLN:CB	1:C:559:PRO:CD	2.75	0.63
1:C:924:GLN:CB	1:C:1238:LEU:HG	2.28	0.63
1:E:212:PHE:CE2	1:E:230:LEU:HD21	2.33	0.63
1:E:725:LEU:HB2	1:E:739:MET:HB2	1.80	0.63
1:E:862:TYR:N	1:E:884:TRP:HD1	1.95	0.63
1:G:146:GLU:HB3	1:G:147:PRO:HD2	1.80	0.63
1:G:922:LEU:HD11	1:G:1241:LEU:HD23	1.79	0.63
1:G:1218:THR:HG23	1:G:1219:ASN:H	1.63	0.63
1:G:1225:VAL:HG11	1:G:1229:PHE:CZ	2.34	0.63
1:I:301:MET:HG3	1:I:306:LEU:CD2	2.28	0.63
1:I:1143:ALA:HB1	1:I:1183:LEU:CD2	2.28	0.63

*Continued on next page...*

*Continued from previous page...*

Atom-1	Atom-2	Interatomic distance (Å)	Clash overlap (Å)
1:K:252:LYS:HA	1:K:252:LYS:HE3	1.81	0.63
1:K:637:LYS:HD3	1:K:658:ASP:O	1.98	0.63
1:M:322:LEU:CD1	1:M:364:LEU:CD2	2.42	0.63
1:C:212:PHE:CE2	1:C:230:LEU:HD21	2.33	0.63
1:C:597:TRP:HH2	1:C:603:ILE:CG1	2.10	0.63
1:E:597:TRP:HE1	1:E:1243:ILE:H	1.47	0.63
1:G:666:SER:HB3	1:G:671:PHE:HB2	1.80	0.63
1:G:862:TYR:CE1	1:G:885:VAL:HG12	2.21	0.63
1:K:543:ASN:CB	1:K:574:SER:HB2	2.29	0.63
1:M:283:GLU:CD	1:M:284:SER:N	2.51	0.63
1:M:553:HIS:C	1:M:553:HIS:CD2	2.71	0.63
1:A:173:LEU:N	3:W:7:ASN:HD21	1.96	0.63
1:A:683:ILE:HB	1:A:693:HIS:HB2	1.80	0.63
1:A:725:LEU:HB2	1:A:739:MET:HB2	1.80	0.63
1:A:1132:CYS:O	1:A:1145:GLY:N	2.32	0.63
1:A:1232:TYR:CZ	1:A:1234:THR:HB	2.33	0.63
1:C:252:LYS:HA	1:C:252:LYS:HE3	1.81	0.63
1:C:922:LEU:HD11	1:C:1241:LEU:HD23	1.78	0.63
1:E:155:MET:CE	1:E:441:GLN:HE21	2.12	0.63
1:E:431:LYS:HZ2	1:G:336:ASN:HB3	1.61	0.63
1:G:564:VAL:HG11	1:G:583:GLN:HG3	1.79	0.63
1:G:684:TRP:HA	1:G:691:LEU:HA	1.81	0.63
1:I:262:LEU:HD21	1:I:270:THR:CG2	2.27	0.63
1:K:301:MET:HG3	1:K:306:LEU:CD2	2.28	0.63
1:A:553:HIS:C	1:A:553:HIS:CD2	2.71	0.63
1:C:637:LYS:HD3	1:C:658:ASP:O	1.98	0.63
2:F:33:HIS:CE1	2:F:104:GLU:O	2.46	0.63
1:G:637:LYS:HD3	1:G:658:ASP:O	1.98	0.63
1:G:882:LEU:CD2	1:G:882:LEU:N	2.39	0.63
1:I:862:TYR:N	1:I:884:TRP:HD1	1.95	0.63
1:K:513:LYS:HD3	1:K:522:LEU:CG	2.27	0.63
1:K:683:ILE:HB	1:K:693:HIS:HB2	1.80	0.63
1:K:725:LEU:HB2	1:K:739:MET:HB2	1.80	0.63
1:K:876:ALA:CB	1:K:914:VAL:O	2.45	0.63
1:M:1110:LYS:HD3	1:M:1119:PRO:HG3	1.79	0.63
1:A:678:ASP:OD2	1:A:680:LYS:CE	2.46	0.63
1:C:1110:LYS:HD3	1:C:1119:PRO:HG3	1.79	0.63
1:C:1220:LEU:HD23	1:C:1234:THR:CG2	2.28	0.63
1:G:544:PHE:CD1	1:G:576:VAL:CG1	2.77	0.63
1:G:683:ILE:HB	1:G:693:HIS:HB2	1.80	0.63
1:G:1201:TRP:CE3	1:G:1210:SER:CB	2.80	0.63

*Continued on next page...*

*Continued from previous page...*

Atom-1	Atom-2	Interatomic distance (Å)	Clash overlap (Å)
1:I:155:MET:CE	1:I:441:GLN:HE21	2.12	0.63
1:I:948:LEU:HD12	1:I:957:ASP:CB	2.28	0.63
1:I:999:ARG:CD	1:I:1030:TRP:CD1	2.76	0.63
1:K:212:PHE:CE2	1:K:230:LEU:HD21	2.33	0.63
1:M:252:LYS:HA	1:M:252:LYS:HE3	1.81	0.63
1:M:639:LEU:N	1:M:653:ILE:CG2	2.60	0.63
1:M:1235:VAL:O	1:M:1235:VAL:HG22	1.97	0.63
3:R:27:ASP:O	3:R:31:SER:OG	2.17	0.63
1:A:374:MET:HA	1:A:374:MET:HE3	1.80	0.63
1:E:637:LYS:HD3	1:E:658:ASP:O	1.98	0.63
1:G:553:HIS:CD2	1:G:553:HIS:C	2.71	0.63
1:I:666:SER:HB3	1:I:671:PHE:HB2	1.80	0.63
1:I:862:TYR:HA	1:I:885:VAL:HG13	1.81	0.63
1:K:137:GLN:HG2	1:K:173:LEU:HD13	1.80	0.63
1:K:666:SER:HB3	1:K:671:PHE:HB2	1.80	0.63
1:K:862:TYR:CE1	1:K:885:VAL:HG12	2.21	0.63
1:M:301:MET:HG3	1:M:306:LEU:CD2	2.28	0.63
4:T:52:ARG:CD	4:U:38:HIS:NE2	2.55	0.63
1:A:137:GLN:HG2	1:A:173:LEU:HD13	1.80	0.62
1:C:1167:PRO:HA	1:C:1202:TRP:NE1	1.94	0.62
1:E:260:ILE:O	1:E:260:ILE:CG1	2.43	0.62
1:E:301:MET:HG3	1:E:306:LEU:CD2	2.28	0.62
1:G:262:LEU:HD21	1:G:270:THR:CG2	2.27	0.62
1:I:543:ASN:CB	1:I:574:SER:HB2	2.29	0.62
1:K:1225:VAL:HG11	1:K:1229:PHE:CZ	2.34	0.62
1:M:683:ILE:HB	1:M:693:HIS:HB2	1.80	0.62
1:M:1199:ILE:HD11	1:M:1232:TYR:OH	1.99	0.62
3:O:1:MET:N	3:O:6:ARG:HE	1.96	0.62
3:R:80:TYR:CD1	4:V:64:THR:O	2.52	0.62
1:A:252:LYS:HA	1:A:252:LYS:HE3	1.81	0.62
1:C:256:SER:O	1:C:257:GLN:HB2	1.97	0.62
1:C:1185:PHE:HE1	1:C:1192:LEU:HD12	1.53	0.62
1:E:543:ASN:CB	1:E:574:SER:HB2	2.29	0.62
1:K:597:TRP:HE1	1:K:1243:ILE:H	1.47	0.62
1:K:862:TYR:HA	1:K:885:VAL:HG13	1.81	0.62
1:M:1220:LEU:HD23	1:M:1234:THR:CG2	2.28	0.62
3:R:79:GLY:HA3	4:V:65:ARG:NH1	2.13	0.62
1:A:1199:ILE:HD11	1:A:1232:TYR:OH	1.99	0.62
1:A:1220:LEU:HD23	1:A:1234:THR:CG2	2.28	0.62
1:C:137:GLN:HG2	1:C:173:LEU:HD13	1.80	0.62
1:C:1178:GLY:O	1:C:1179:TRP:HB2	1.99	0.62

*Continued on next page...*

*Continued from previous page...*

Atom-1	Atom-2	Interatomic distance (Å)	Clash overlap (Å)
1:G:725:LEU:HB2	1:G:739:MET:HB2	1.80	0.62
1:G:1143:ALA:HB1	1:G:1183:LEU:CD2	2.28	0.62
1:I:1008:HIS:HE1	1:I:1010:GLN:HB2	1.64	0.62
1:M:212:PHE:CE2	1:M:230:LEU:HD21	2.33	0.62
3:Q:26:MET:O	3:Q:30:ILE:HG12	1.99	0.62
1:E:374:MET:HA	1:E:374:MET:HE2	1.80	0.62
1:E:666:SER:HB3	1:E:671:PHE:HB2	1.80	0.62
1:E:684:TRP:HA	1:E:691:LEU:HA	1.81	0.62
1:M:334:PHE:HB2	1:M:337:ARG:CD	2.28	0.62
1:M:1225:VAL:HG11	1:M:1229:PHE:CZ	2.34	0.62
3:R:79:GLY:CA	4:V:65:ARG:NH2	2.54	0.62
4:S:38:HIS:O	4:S:41:GLU:HG2	1.98	0.62
1:A:146:GLU:HB3	1:A:147:PRO:HD2	1.80	0.62
1:A:597:TRP:HE1	1:A:1243:ILE:H	1.47	0.62
1:A:637:LYS:HD3	1:A:658:ASP:O	1.99	0.62
1:C:1008:HIS:HE1	1:C:1010:GLN:HB2	1.65	0.62
1:C:1094:SER:HB3	1:C:1135:PHE:CD1	2.35	0.62
1:E:252:LYS:HA	1:E:252:LYS:HE3	1.81	0.62
1:E:597:TRP:CZ3	1:E:600:LYS:HB3	2.35	0.62
1:E:801:VAL:HA	1:E:817:ALA:HB2	1.81	0.62
1:G:543:ASN:CB	1:G:574:SER:HB2	2.29	0.62
1:I:252:LYS:HA	1:I:252:LYS:HE3	1.81	0.62
1:I:566:LEU:HG	1:I:566:LEU:O	2.00	0.62
1:I:1225:VAL:HG11	1:I:1229:PHE:CZ	2.34	0.62
1:K:119:VAL:HG12	1:K:184:TRP:HE3	1.59	0.62
1:K:146:GLU:HB3	1:K:147:PRO:HD2	1.80	0.62
1:M:1008:HIS:HE1	1:M:1010:GLN:HB2	1.65	0.62
1:M:1132:CYS:O	1:M:1145:GLY:N	2.32	0.62
1:C:146:GLU:HB3	1:C:147:PRO:HD2	1.81	0.62
1:C:1201:TRP:CE3	1:C:1210:SER:CB	2.80	0.62
1:E:334:PHE:HB2	1:E:337:ARG:CD	2.29	0.62
1:E:1200:LYS:C	1:E:1202:TRP:CZ3	2.73	0.62
1:G:137:GLN:HG2	1:G:173:LEU:HD13	1.80	0.62
1:G:767:LEU:HD21	1:G:815:VAL:HG11	1.82	0.62
1:G:801:VAL:HA	1:G:817:ALA:HB2	1.81	0.62
1:I:564:VAL:HG11	1:I:583:GLN:HG3	1.79	0.62
1:I:725:LEU:HB2	1:I:739:MET:HB2	1.80	0.62
1:K:339:GLU:O	1:K:342:LEU:HB3	2.00	0.62
1:K:1175:THR:O	1:K:1177:GLY:N	2.22	0.62
1:M:363:ALA:O	1:M:366:GLU:HB3	2.00	0.62
1:M:543:ASN:CB	1:M:574:SER:HB2	2.29	0.62

*Continued on next page...*

*Continued from previous page...*

Atom-1	Atom-2	Interatomic distance (Å)	Clash overlap (Å)
1:M:862:TYR:HA	1:M:885:VAL:HG13	1.82	0.62
1:M:1218:THR:HG23	1:M:1219:ASN:H	1.63	0.62
3:Q:24:TYR:CD2	4:U:38:HIS:HB3	2.34	0.62
1:A:639:LEU:N	1:A:653:ILE:CG2	2.60	0.62
1:C:999:ARG:CD	1:C:1030:TRP:CD1	2.76	0.62
1:C:1182:ASP:HB3	1:C:1223:ILE:CG2	2.30	0.62
1:E:1130:VAL:HG11	1:E:1144:THR:HB	1.82	0.62
1:G:924:GLN:CB	1:G:1238:LEU:HG	2.28	0.62
1:G:1130:VAL:HG11	1:G:1144:THR:HB	1.82	0.62
1:I:363:ALA:O	1:I:366:GLU:HB3	2.00	0.62
1:I:1094:SER:HB3	1:I:1135:PHE:CD1	2.35	0.62
1:K:564:VAL:HG11	1:K:583:GLN:HG3	1.79	0.62
1:K:698:HIS:CD2	1:K:702:VAL:HG22	2.35	0.62
1:K:767:LEU:HD21	1:K:815:VAL:HG11	1.82	0.62
1:K:801:VAL:HA	1:K:817:ALA:HB2	1.81	0.62
1:M:155:MET:CE	1:M:441:GLN:HE21	2.12	0.62
1:A:1008:HIS:HE1	1:A:1010:GLN:HB2	1.64	0.62
1:C:543:ASN:CB	1:C:574:SER:HB2	2.29	0.62
1:C:559:PRO:O	1:C:561:PRO:HD3	2.00	0.62
1:C:666:SER:HB3	1:C:671:PHE:HB2	1.80	0.62
1:C:725:LEU:HB2	1:C:739:MET:HB2	1.80	0.62
1:C:862:TYR:CE2	1:C:881:HIS:CB	2.75	0.62
1:E:339:GLU:O	1:E:342:LEU:HB3	2.00	0.62
1:G:566:LEU:HG	1:G:566:LEU:O	2.00	0.62
1:G:1094:SER:HB3	1:G:1135:PHE:CD1	2.35	0.62
1:I:334:PHE:HB2	1:I:337:ARG:CD	2.29	0.62
1:I:431:LYS:HZ2	1:K:336:ASN:HB3	1.59	0.62
1:K:363:ALA:O	1:K:366:GLU:HB3	2.00	0.62
1:K:528:GLU:HG3	1:K:529:TYR:N	2.15	0.62
1:K:597:TRP:HH2	1:K:603:ILE:CG1	2.10	0.62
1:K:1094:SER:HB3	1:K:1135:PHE:CD1	2.35	0.62
1:K:1200:LYS:C	1:K:1202:TRP:CZ3	2.73	0.62
1:M:137:GLN:HG2	1:M:173:LEU:HD13	1.80	0.62
1:M:339:GLU:O	1:M:342:LEU:HB3	2.00	0.62
1:M:801:VAL:HA	1:M:817:ALA:HB2	1.81	0.62
1:M:1094:SER:HB3	1:M:1135:PHE:CD1	2.35	0.62
3:R:28:HIS:CD2	4:U:14:LEU:CD1	2.78	0.62
1:A:1094:SER:HB3	1:A:1135:PHE:CD1	2.35	0.62
1:C:698:HIS:CD2	1:C:702:VAL:HG22	2.35	0.62
1:E:127:VAL:N	5:E:1301:DTP:HN61	1.93	0.62
1:E:558:GLN:CB	1:E:559:PRO:CD	2.75	0.62

*Continued on next page...*

*Continued from previous page...*

Atom-1	Atom-2	Interatomic distance (Å)	Clash overlap (Å)
1:E:1178:GLY:O	1:E:1179:TRP:HB2	2.00	0.62
1:E:1220:LEU:HD23	1:E:1234:THR:CG2	2.28	0.62
1:G:155:MET:CE	1:G:441:GLN:HE21	2.12	0.62
1:G:1199:ILE:HD11	1:G:1232:TYR:OH	1.99	0.62
1:I:928:VAL:CG1	1:I:937:VAL:HA	2.28	0.62
1:K:155:MET:CE	1:K:441:GLN:HE21	2.12	0.62
1:M:684:TRP:HA	1:M:691:LEU:HA	1.81	0.62
4:U:36:ARG:HG3	4:U:37:PRO:HD2	1.81	0.62
1:C:683:ILE:HB	1:C:693:HIS:HB2	1.81	0.62
1:C:1130:VAL:HG11	1:C:1144:THR:HB	1.82	0.62
1:E:683:ILE:HB	1:E:693:HIS:HB2	1.80	0.62
1:E:862:TYR:HA	1:E:885:VAL:HG13	1.81	0.62
1:G:453:LEU:HD11	1:G:454:GLN:NE2	2.00	0.62
1:I:611:VAL:HG12	1:I:613:PRO:HD3	1.82	0.62
1:I:684:TRP:HA	1:I:691:LEU:HA	1.81	0.62
1:I:879:ARG:HB3	1:I:921:MET:HE2	1.81	0.62
1:I:1178:GLY:O	1:I:1179:TRP:HB2	1.99	0.62
1:K:1199:ILE:HD11	1:K:1232:TYR:OH	1.99	0.62
1:M:597:TRP:CZ3	1:M:600:LYS:HB3	2.35	0.62
1:A:364:LEU:CD1	1:A:368:MET:HE2	2.29	0.61
1:A:1225:VAL:HG11	1:A:1229:PHE:CD1	2.35	0.61
1:C:334:PHE:HB2	1:C:337:ARG:CD	2.29	0.61
1:C:1225:VAL:HG11	1:C:1229:PHE:CD1	2.35	0.61
1:E:453:LEU:HD11	1:E:454:GLN:NE2	2.00	0.61
1:E:1199:ILE:HD11	1:E:1232:TYR:OH	1.99	0.61
1:G:529:TYR:HA	1:G:532:ILE:CG2	2.30	0.61
1:G:597:TRP:HE1	1:G:1243:ILE:H	1.47	0.61
1:G:862:TYR:HA	1:G:885:VAL:HG13	1.81	0.61
1:I:322:LEU:HD22	1:I:322:LEU:C	2.20	0.61
1:I:1132:CYS:O	1:I:1145:GLY:N	2.32	0.61
1:I:1199:ILE:HD11	1:I:1232:TYR:OH	2.00	0.61
1:K:678:ASP:OD2	1:K:680:LYS:CE	2.46	0.61
1:K:1182:ASP:HB3	1:K:1223:ILE:CG2	2.30	0.61
1:M:565:GLN:HE22	1:M:568:LEU:HD11	1.65	0.61
1:M:597:TRP:HE1	1:M:1243:ILE:H	1.47	0.61
1:M:1185:PHE:O	1:M:1229:PHE:HZ	1.78	0.61
1:A:334:PHE:HB2	1:A:337:ARG:CD	2.28	0.61
1:A:431:LYS:HZ2	1:C:336:ASN:HB3	1.64	0.61
1:A:496:MET:CE	1:A:496:MET:HA	2.30	0.61
1:A:528:GLU:HG3	1:A:529:TYR:N	2.15	0.61
1:A:543:ASN:CB	1:A:574:SER:HB2	2.29	0.61

*Continued on next page...*

*Continued from previous page...*

Atom-1	Atom-2	Interatomic distance (Å)	Clash overlap (Å)
1:A:597:TRP:CZ3	1:A:600:LYS:HB3	2.35	0.61
1:A:1200:LYS:C	1:A:1202:TRP:CZ3	2.73	0.61
1:E:137:GLN:HG2	1:E:173:LEU:HD13	1.80	0.61
1:E:146:GLU:HB3	1:E:147:PRO:HD2	1.80	0.61
1:E:1089:LEU:HB2	1:E:1105:ALA:HA	1.83	0.61
1:G:136:ILE:O	1:G:140:LEU:N	2.33	0.61
1:G:1225:VAL:HG11	1:G:1229:PHE:CD1	2.35	0.61
1:I:1200:LYS:C	1:I:1202:TRP:CZ3	2.73	0.61
1:K:1008:HIS:HE1	1:K:1010:GLN:HB2	1.65	0.61
1:K:1132:CYS:O	1:K:1145:GLY:N	2.32	0.61
4:V:35:PHE:HB2	4:V:40:ILE:HD11	1.83	0.61
1:A:566:LEU:HG	1:A:566:LEU:O	1.99	0.61
1:C:339:GLU:O	1:C:342:LEU:HB3	2.00	0.61
1:C:1200:LYS:C	1:C:1202:TRP:CZ3	2.73	0.61
1:E:698:HIS:CD2	1:E:702:VAL:HG22	2.35	0.61
1:E:1182:ASP:HB3	1:E:1223:ILE:CG2	2.30	0.61
1:E:1225:VAL:HG11	1:E:1229:PHE:CD1	2.35	0.61
1:G:374:MET:HA	1:G:374:MET:HE2	1.82	0.61
1:G:496:MET:HA	1:G:496:MET:CE	2.31	0.61
1:G:565:GLN:HE22	1:G:568:LEU:HD11	1.64	0.61
1:I:339:GLU:O	1:I:342:LEU:HB3	2.00	0.61
1:I:698:HIS:CD2	1:I:702:VAL:HG22	2.35	0.61
1:I:1130:VAL:HG11	1:I:1144:THR:HB	1.82	0.61
1:K:252:LYS:HA	1:K:252:LYS:CE	2.30	0.61
1:K:529:TYR:HA	1:K:532:ILE:CG2	2.30	0.61
1:M:767:LEU:HD21	1:M:815:VAL:HG11	1.82	0.61
3:R:31:SER:CA	4:U:10:ARG:O	2.42	0.61
1:A:496:MET:HA	1:A:496:MET:HE3	1.81	0.61
1:A:801:VAL:HA	1:A:817:ALA:HB2	1.81	0.61
1:C:252:LYS:HA	1:C:252:LYS:CE	2.31	0.61
1:C:529:TYR:HA	1:C:532:ILE:CG2	2.30	0.61
1:C:678:ASP:OD2	1:C:680:LYS:CE	2.46	0.61
1:C:801:VAL:HA	1:C:817:ALA:HB2	1.81	0.61
1:C:1199:ILE:HD11	1:C:1232:TYR:OH	1.99	0.61
1:E:496:MET:HA	1:E:496:MET:CE	2.30	0.61
1:E:767:LEU:HD21	1:E:815:VAL:HG11	1.82	0.61
1:G:143:LEU:O	1:G:143:LEU:HD23	2.01	0.61
1:G:456:LEU:O	1:G:459:LYS:CB	2.49	0.61
1:G:1089:LEU:HB2	1:G:1105:ALA:HA	1.82	0.61
1:G:1185:PHE:CD1	1:G:1192:LEU:CG	2.63	0.61
1:I:143:LEU:HD23	1:I:143:LEU:O	2.01	0.61

*Continued on next page...*

*Continued from previous page...*

Atom-1	Atom-2	Interatomic distance (Å)	Clash overlap (Å)
1:I:1225:VAL:HG11	1:I:1229:PHE:CD1	2.35	0.61
1:A:363:ALA:O	1:A:366:GLU:HB3	2.00	0.61
1:A:1182:ASP:HB3	1:A:1223:ILE:CG2	2.30	0.61
1:C:496:MET:HA	1:C:496:MET:CE	2.31	0.61
1:C:564:VAL:CG1	1:C:583:GLN:CG	2.79	0.61
1:C:566:LEU:O	1:C:566:LEU:HG	2.00	0.61
1:C:597:TRP:CZ3	1:C:600:LYS:HB3	2.35	0.61
1:C:684:TRP:HA	1:C:691:LEU:HA	1.81	0.61
1:C:1200:LYS:O	1:C:1202:TRP:HZ3	1.81	0.61
1:C:1225:VAL:HG11	1:C:1229:PHE:CZ	2.34	0.61
1:E:566:LEU:HG	1:E:566:LEU:O	2.00	0.61
1:I:597:TRP:CZ3	1:I:600:LYS:HB3	2.35	0.61
1:I:801:VAL:HA	1:I:817:ALA:HB2	1.81	0.61
1:K:611:VAL:HG12	1:K:613:PRO:HD3	1.83	0.61
1:K:684:TRP:HA	1:K:691:LEU:HA	1.81	0.61
1:M:999:ARG:CD	1:M:1030:TRP:CD1	2.76	0.61
1:M:1200:LYS:C	1:M:1202:TRP:CZ3	2.73	0.61
1:M:1233:VAL:CG1	1:M:1243:ILE:HA	2.31	0.61
4:S:45:ARG:HA	4:S:45:ARG:HE	1.65	0.61
1:A:138:GLN:CB	3:W:6:ARG:CD	2.78	0.61
1:A:155:MET:CE	1:A:441:GLN:HE21	2.12	0.61
1:A:252:LYS:HA	1:A:252:LYS:CE	2.30	0.61
1:E:565:GLN:HE22	1:E:568:LEU:HD11	1.64	0.61
1:E:1201:TRP:CE3	1:E:1210:SER:CB	2.80	0.61
1:G:127:VAL:N	5:G:1301:DTP:HN61	1.93	0.61
1:G:363:ALA:O	1:G:366:GLU:HB3	2.00	0.61
1:G:611:VAL:HG12	1:G:613:PRO:HD3	1.83	0.61
1:G:1167:PRO:HA	1:G:1202:TRP:NE1	1.94	0.61
1:G:1178:GLY:O	1:G:1179:TRP:HB2	2.00	0.61
1:I:137:GLN:HG2	1:I:173:LEU:HD13	1.81	0.61
1:I:308:GLU:HA	1:I:308:GLU:OE2	2.00	0.61
1:I:529:TYR:HA	1:I:532:ILE:CG2	2.30	0.61
1:K:565:GLN:HE22	1:K:568:LEU:HD11	1.65	0.61
1:K:1089:LEU:HB2	1:K:1105:ALA:HA	1.83	0.61
1:M:698:HIS:CD2	1:M:702:VAL:HG22	2.35	0.61
1:M:924:GLN:CB	1:M:1238:LEU:HG	2.28	0.61
1:M:1182:ASP:HB3	1:M:1223:ILE:CG2	2.30	0.61
1:A:143:LEU:HD23	1:A:143:LEU:O	2.01	0.61
1:A:559:PRO:O	1:A:561:PRO:HD3	2.00	0.61
1:A:1233:VAL:CG1	1:A:1243:ILE:HA	2.31	0.61
1:C:999:ARG:CD	1:C:1030:TRP:NE1	2.59	0.61

*Continued on next page...*



*Continued from previous page...*

Atom-1	Atom-2	Interatomic distance (Å)	Clash overlap (Å)
1:C:1235:VAL:O	1:C:1235:VAL:CG2	2.49	0.61
1:E:322:LEU:HD22	1:E:322:LEU:C	2.20	0.61
1:E:883:SER:CB	1:E:902:ASP:CB	2.79	0.61
1:G:1132:CYS:O	1:G:1145:GLY:N	2.32	0.61
1:G:1182:ASP:HB3	1:G:1223:ILE:CG2	2.30	0.61
1:G:1208:GLU:HG3	1:G:1211:GLN:HG2	1.83	0.61
1:G:1233:VAL:CG1	1:G:1243:ILE:HA	2.31	0.61
1:I:1089:LEU:HB2	1:I:1105:ALA:HA	1.83	0.61
1:I:1182:ASP:HB3	1:I:1223:ILE:CG2	2.30	0.61
1:K:1185:PHE:O	1:K:1229:PHE:HZ	1.78	0.61
1:M:528:GLU:HG3	1:M:529:TYR:N	2.15	0.61
1:M:611:VAL:HG12	1:M:613:PRO:HD3	1.82	0.61
1:M:862:TYR:HE2	1:M:881:HIS:N	1.82	0.61
3:Q:21:LYS:HD2	4:U:39:MET:CE	2.30	0.61
3:Q:24:TYR:CD2	3:Q:78:GLU:CD	2.74	0.61
1:C:155:MET:CE	1:C:441:GLN:HE21	2.12	0.61
1:C:334:PHE:HB2	1:C:337:ARG:CG	2.31	0.61
1:C:597:TRP:HE1	1:C:1243:ILE:H	1.47	0.61
1:C:862:TYR:HA	1:C:885:VAL:HG13	1.81	0.61
1:E:559:PRO:O	1:E:561:PRO:HD3	2.00	0.61
1:E:876:ALA:CB	1:E:914:VAL:O	2.45	0.61
1:E:1094:SER:HB3	1:E:1135:PHE:CD1	2.35	0.61
1:G:252:LYS:HA	1:G:252:LYS:HE3	1.81	0.61
1:G:1008:HIS:HE1	1:G:1010:GLN:HB2	1.64	0.61
1:I:666:SER:OG	1:I:670:ARG:N	2.34	0.61
1:K:496:MET:HA	1:K:496:MET:CE	2.31	0.61
1:K:564:VAL:CG1	1:K:583:GLN:CG	2.79	0.61
1:K:666:SER:OG	1:K:670:ARG:N	2.34	0.61
1:K:1235:VAL:O	1:K:1235:VAL:CG2	2.49	0.61
1:M:237:ARG:HH11	1:M:237:ARG:CG	2.14	0.61
1:M:496:MET:HA	1:M:496:MET:CE	2.30	0.61
1:M:1225:VAL:HG11	1:M:1229:PHE:CD1	2.35	0.61
4:S:35:PHE:HB2	4:S:40:ILE:HD11	1.83	0.61
1:A:564:VAL:CG1	1:A:583:GLN:CG	2.79	0.61
1:A:698:HIS:CD2	1:A:702:VAL:HG22	2.35	0.61
1:A:883:SER:CB	1:A:902:ASP:CB	2.79	0.61
1:A:999:ARG:CD	1:A:1030:TRP:NE1	2.59	0.61
1:C:174:LEU:HD23	1:C:175:GLU:CA	2.31	0.61
1:C:876:ALA:CB	1:C:914:VAL:O	2.45	0.61
1:E:928:VAL:CG1	1:E:937:VAL:HA	2.28	0.61
1:E:1208:GLU:HG3	1:E:1211:GLN:HG2	1.83	0.61

*Continued on next page...*

*Continued from previous page...*

Atom-1	Atom-2	Interatomic distance (Å)	Clash overlap (Å)
1:G:334:PHE:HB2	1:G:337:ARG:CG	2.31	0.61
1:G:528:GLU:HG3	1:G:529:TYR:N	2.15	0.61
1:K:1185:PHE:HE1	1:K:1192:LEU:HD12	1.53	0.61
1:K:1233:VAL:CG1	1:K:1243:ILE:HA	2.31	0.61
1:M:143:LEU:O	1:M:143:LEU:HD23	2.01	0.61
1:M:212:PHE:HE2	1:M:230:LEU:CD2	2.14	0.61
1:M:252:LYS:HA	1:M:252:LYS:CE	2.30	0.61
1:M:529:TYR:HA	1:M:532:ILE:CG2	2.30	0.61
1:M:657:GLU:CB	1:M:680:LYS:HD2	2.31	0.61
3:R:32:ASP:O	4:U:11:ARG:NE	2.33	0.61
3:R:80:TYR:HD1	4:V:64:THR:O	1.83	0.61
4:T:35:PHE:HB2	4:T:40:ILE:HD11	1.83	0.61
4:U:35:PHE:HB2	4:U:40:ILE:HD11	1.83	0.61
4:V:28:VAL:HG11	4:V:79:ASP:OD1	2.01	0.61
1:A:334:PHE:HB2	1:A:337:ARG:CG	2.31	0.61
1:A:635:ALA:O	1:A:637:LYS:HG3	2.01	0.61
1:A:1178:GLY:O	1:A:1179:TRP:HB2	1.99	0.61
1:C:143:LEU:HD23	1:C:143:LEU:O	2.01	0.61
1:C:149:TRP:CZ3	1:C:251:LEU:HD22	2.36	0.61
1:C:308:GLU:HA	1:C:308:GLU:OE2	2.00	0.61
1:C:883:SER:CB	1:C:902:ASP:CB	2.79	0.61
1:E:143:LEU:O	1:E:143:LEU:HD23	2.01	0.61
1:E:456:LEU:O	1:E:459:LYS:CB	2.49	0.61
1:E:635:ALA:O	1:E:637:LYS:HG3	2.01	0.61
1:E:821:ILE:HB	1:E:835:ILE:HB	1.83	0.61
1:E:1008:HIS:HE1	1:E:1010:GLN:HB2	1.64	0.61
1:G:597:TRP:CZ3	1:G:600:LYS:HB3	2.35	0.61
1:I:149:TRP:CZ3	1:I:251:LEU:HD22	2.36	0.61
1:I:252:LYS:HA	1:I:252:LYS:CE	2.31	0.61
1:I:883:SER:CB	1:I:902:ASP:CB	2.79	0.61
1:I:1233:VAL:CG1	1:I:1243:ILE:HA	2.31	0.61
1:K:212:PHE:HE2	1:K:230:LEU:CD2	2.14	0.61
1:K:1200:LYS:HG3	1:K:1211:GLN:C	2.22	0.61
1:M:149:TRP:CZ3	1:M:251:LEU:HD22	2.36	0.61
3:X:44:ARG:HH12	4:Y:56:ARG:HD3	1.65	0.61
1:A:339:GLU:O	1:A:342:LEU:HB3	2.00	0.60
1:A:565:GLN:HE22	1:A:568:LEU:HD11	1.64	0.60
1:A:666:SER:OG	1:A:670:ARG:N	2.34	0.60
1:C:363:ALA:O	1:C:366:GLU:HB3	2.00	0.60
1:C:456:LEU:O	1:C:459:LYS:CB	2.49	0.60
1:C:1089:LEU:HB2	1:C:1105:ALA:HA	1.83	0.60

*Continued on next page...*

*Continued from previous page...*

Atom-1	Atom-2	Interatomic distance (Å)	Clash overlap (Å)
1:E:174:LEU:HD23	1:E:175:GLU:CA	2.31	0.60
1:E:285:SER:OG	1:E:286:LEU:N	2.34	0.60
1:E:564:VAL:CG1	1:E:583:GLN:CG	2.79	0.60
1:G:332:ARG:HH11	1:G:332:ARG:CG	2.14	0.60
1:G:698:HIS:CD2	1:G:702:VAL:HG22	2.35	0.60
1:K:174:LEU:HD23	1:K:175:GLU:CA	2.31	0.60
1:K:924:GLN:CB	1:K:1238:LEU:HG	2.28	0.60
1:K:1225:VAL:HG11	1:K:1229:PHE:CD1	2.35	0.60
1:M:559:PRO:O	1:M:561:PRO:HD3	2.00	0.60
1:M:666:SER:OG	1:M:670:ARG:N	2.34	0.60
1:M:902:ASP:HB3	2:N:72:LYS:HZ2	1.66	0.60
1:M:1167:PRO:HA	1:M:1202:TRP:NE1	1.93	0.60
4:S:28:VAL:HG11	4:S:79:ASP:OD1	2.01	0.60
1:A:107:THR:HB	1:A:110:VAL:HG23	1.84	0.60
1:A:862:TYR:HA	1:A:885:VAL:HG13	1.81	0.60
1:A:1067:VAL:HB	1:A:1081:PHE:HB2	1.84	0.60
1:C:322:LEU:HD22	1:C:322:LEU:C	2.20	0.60
1:C:528:GLU:HG3	1:C:529:TYR:N	2.15	0.60
1:E:308:GLU:HA	1:E:308:GLU:OE2	2.00	0.60
1:E:678:ASP:OD2	1:E:680:LYS:CE	2.46	0.60
1:G:149:TRP:CZ3	1:G:251:LEU:HD22	2.36	0.60
1:G:308:GLU:HA	1:G:308:GLU:OE2	2.01	0.60
1:G:507:LEU:HD21	1:G:544:PHE:CZ	2.36	0.60
1:G:639:LEU:N	1:G:653:ILE:CG2	2.60	0.60
1:I:528:GLU:HG3	1:I:529:TYR:N	2.15	0.60
1:I:565:GLN:HE22	1:I:568:LEU:HD11	1.65	0.60
1:I:862:TYR:CE2	1:I:881:HIS:CB	2.75	0.60
1:K:143:LEU:O	1:K:143:LEU:HD23	2.01	0.60
1:M:107:THR:HB	1:M:110:VAL:HG23	1.84	0.60
1:M:136:ILE:O	1:M:140:LEU:N	2.33	0.60
1:M:174:LEU:HD23	1:M:175:GLU:CA	2.31	0.60
1:M:564:VAL:CG1	1:M:583:GLN:CG	2.79	0.60
1:A:684:TRP:HA	1:A:691:LEU:HA	1.81	0.60
1:A:767:LEU:HD21	1:A:815:VAL:HG11	1.82	0.60
1:A:884:TRP:O	1:A:885:VAL:O	2.20	0.60
1:C:332:ARG:HH11	1:C:332:ARG:CG	2.14	0.60
1:C:657:GLU:CB	1:C:680:LYS:HD2	2.31	0.60
1:C:939:ALA:HB3	1:C:947:GLN:O	2.02	0.60
1:C:1067:VAL:HB	1:C:1081:PHE:HB2	1.83	0.60
1:E:149:TRP:CZ3	1:E:251:LEU:HD22	2.36	0.60
1:E:529:TYR:HA	1:E:532:ILE:CG2	2.30	0.60

*Continued on next page...*

*Continued from previous page...*

Atom-1	Atom-2	Interatomic distance (Å)	Clash overlap (Å)
1:E:1212:THR:CG2	1:E:1213:PHE:H	2.12	0.60
1:G:322:LEU:HD22	1:G:322:LEU:C	2.20	0.60
1:G:821:ILE:HB	1:G:835:ILE:HB	1.84	0.60
1:G:884:TRP:O	1:G:885:VAL:O	2.20	0.60
1:G:1247:LEU:CD1	1:G:1248:GLU:H	2.14	0.60
1:I:127:VAL:N	5:I:1301:DTP:HN61	1.93	0.60
1:I:597:TRP:HE1	1:I:1243:ILE:H	1.47	0.60
1:I:678:ASP:OD2	1:I:680:LYS:CE	2.46	0.60
1:I:924:GLN:CB	1:I:1238:LEU:HG	2.28	0.60
1:I:1208:GLU:HG3	1:I:1211:GLN:HG2	1.83	0.60
1:K:453:LEU:HD11	1:K:454:GLN:NE2	2.00	0.60
1:K:635:ALA:O	1:K:637:LYS:HG3	2.02	0.60
1:M:179:PRO:HD3	1:M:237:ARG:NH1	2.14	0.60
1:M:678:ASP:OD2	1:M:680:LYS:CE	2.46	0.60
1:M:1178:GLY:O	1:M:1179:TRP:HB2	2.00	0.60
1:M:1200:LYS:O	1:M:1202:TRP:HZ3	1.81	0.60
1:A:529:TYR:HA	1:A:532:ILE:CG2	2.30	0.60
1:A:864:VAL:CG2	1:A:885:VAL:HG11	2.32	0.60
1:C:635:ALA:O	1:C:637:LYS:HG3	2.02	0.60
1:C:767:LEU:HD21	1:C:815:VAL:HG11	1.81	0.60
1:C:879:ARG:HB3	1:C:921:MET:SD	2.42	0.60
1:E:496:MET:HA	1:E:496:MET:HE3	1.83	0.60
1:E:528:GLU:HG3	1:E:529:TYR:N	2.16	0.60
1:G:179:PRO:HD3	1:G:237:ARG:NH1	2.14	0.60
1:G:252:LYS:HA	1:G:252:LYS:CE	2.31	0.60
1:G:285:SER:OG	1:G:286:LEU:N	2.34	0.60
1:G:1200:LYS:C	1:G:1202:TRP:CZ3	2.73	0.60
1:I:507:LEU:HD21	1:I:544:PHE:CZ	2.37	0.60
1:I:564:VAL:CG1	1:I:583:GLN:CG	2.79	0.60
1:I:821:ILE:HB	1:I:835:ILE:HB	1.83	0.60
1:I:884:TRP:O	1:I:885:VAL:O	2.19	0.60
1:K:559:PRO:O	1:K:561:PRO:HD3	2.00	0.60
1:K:862:TYR:N	1:K:884:TRP:HD1	1.95	0.60
1:K:883:SER:CB	1:K:902:ASP:CB	2.79	0.60
1:K:1130:VAL:HG11	1:K:1144:THR:HB	1.82	0.60
1:K:1178:GLY:O	1:K:1179:TRP:HB2	2.01	0.60
1:K:1185:PHE:CD1	1:K:1192:LEU:CG	2.63	0.60
1:K:1185:PHE:CZ	1:K:1192:LEU:HD11	2.35	0.60
1:K:1201:TRP:CE3	1:K:1210:SER:CB	2.80	0.60
4:U:28:VAL:HG11	4:U:79:ASP:OD1	2.01	0.60
1:A:1175:THR:O	1:A:1177:GLY:N	2.27	0.60

*Continued on next page...*

*Continued from previous page...*

Atom-1	Atom-2	Interatomic distance (Å)	Clash overlap (Å)
1:C:122:ARG:CZ	1:C:126:PHE:CE2	2.85	0.60
1:E:212:PHE:HE2	1:E:230:LEU:CD2	2.14	0.60
1:E:363:ALA:O	1:E:366:GLU:HB3	2.00	0.60
1:I:285:SER:OG	1:I:286:LEU:N	2.34	0.60
1:I:1235:VAL:O	1:I:1235:VAL:CG2	2.49	0.60
1:K:122:ARG:CZ	1:K:126:PHE:CE2	2.85	0.60
1:K:149:TRP:CZ3	1:K:251:LEU:HD22	2.36	0.60
1:K:657:GLU:CB	1:K:680:LYS:HD2	2.31	0.60
1:K:939:ALA:HB3	1:K:947:GLN:O	2.02	0.60
1:M:939:ALA:HB3	1:M:947:GLN:O	2.02	0.60
1:A:265:ARG:NH1	5:A:1301:DTP:O1G	2.35	0.60
1:C:611:VAL:HG12	1:C:613:PRO:HD3	1.83	0.60
1:C:884:TRP:O	1:C:885:VAL:O	2.19	0.60
1:C:1176:HIS:CB	1:C:1218:THR:CG2	2.65	0.60
1:E:122:ARG:CZ	1:E:126:PHE:CE2	2.85	0.60
1:G:339:GLU:O	1:G:342:LEU:HB3	2.00	0.60
1:G:635:ALA:O	1:G:637:LYS:HG3	2.02	0.60
1:G:678:ASP:OD2	1:G:680:LYS:CE	2.46	0.60
1:G:861:GLN:CA	1:G:884:TRP:HD1	2.15	0.60
1:G:1235:VAL:O	1:G:1235:VAL:CG2	2.49	0.60
1:I:122:ARG:CZ	1:I:126:PHE:CE2	2.85	0.60
1:I:332:ARG:HH11	1:I:332:ARG:CG	2.14	0.60
1:I:334:PHE:HB2	1:I:337:ARG:CG	2.31	0.60
1:I:716:LEU:HB2	1:I:730:LEU:HD21	1.84	0.60
1:I:1200:LYS:HG3	1:I:1211:GLN:C	2.22	0.60
1:K:212:PHE:HE2	1:K:230:LEU:HD23	1.67	0.60
1:K:507:LEU:HD21	1:K:544:PHE:CZ	2.37	0.60
1:K:597:TRP:CZ3	1:K:600:LYS:HB3	2.35	0.60
1:K:902:ASP:HB3	2:L:72:LYS:HZ2	1.66	0.60
1:K:1143:ALA:CB	1:K:1183:LEU:CD2	2.80	0.60
1:M:322:LEU:HD22	1:M:322:LEU:C	2.20	0.60
1:M:334:PHE:HB2	1:M:337:ARG:CG	2.31	0.60
1:M:883:SER:CB	1:M:902:ASP:CB	2.79	0.60
1:M:884:TRP:O	1:M:885:VAL:O	2.19	0.60
1:M:1067:VAL:HB	1:M:1081:PHE:HB2	1.84	0.60
1:M:1089:LEU:HB2	1:M:1105:ALA:HA	1.82	0.60
1:A:1143:ALA:CB	1:A:1183:LEU:CD2	2.80	0.60
1:A:1235:VAL:O	1:A:1235:VAL:CG2	2.49	0.60
1:C:1132:CYS:O	1:C:1145:GLY:N	2.32	0.60
1:E:252:LYS:HA	1:E:252:LYS:CE	2.31	0.60
1:E:265:ARG:NH1	5:E:1301:DTP:O1G	2.35	0.60

*Continued on next page...*

*Continued from previous page...*

Atom-1	Atom-2	Interatomic distance (Å)	Clash overlap (Å)
1:E:334:PHE:HB2	1:E:337:ARG:CG	2.31	0.60
1:E:1132:CYS:O	1:E:1145:GLY:N	2.32	0.60
1:G:212:PHE:HE2	1:G:230:LEU:CD2	2.14	0.60
1:G:564:VAL:CG1	1:G:583:GLN:CG	2.79	0.60
1:G:1143:ALA:CB	1:G:1183:LEU:CD2	2.80	0.60
1:I:496:MET:CE	1:I:496:MET:HA	2.31	0.60
1:K:136:ILE:O	1:K:140:LEU:N	2.33	0.60
1:K:566:LEU:O	1:K:566:LEU:HG	2.00	0.60
1:M:308:GLU:HA	1:M:308:GLU:OE2	2.01	0.60
1:M:864:VAL:CG2	1:M:885:VAL:HG11	2.32	0.60
1:M:1201:TRP:CE3	1:M:1210:SER:CB	2.80	0.60
1:A:212:PHE:HE2	1:A:230:LEU:CD2	2.14	0.60
1:A:308:GLU:HA	1:A:308:GLU:OE2	2.00	0.60
1:A:507:LEU:HD21	1:A:544:PHE:CZ	2.36	0.60
1:C:861:GLN:CA	1:C:884:TRP:HD1	2.15	0.60
1:C:1233:VAL:HG11	1:C:1243:ILE:CG1	2.28	0.60
1:G:999:ARG:HG2	1:G:1030:TRP:CD2	2.37	0.60
1:G:1176:HIS:CB	1:G:1218:THR:CB	2.79	0.60
1:G:1200:LYS:HG3	1:G:1211:GLN:C	2.22	0.60
1:I:657:GLU:CB	1:I:680:LYS:HD2	2.31	0.60
1:K:265:ARG:NH1	5:K:1301:DTP:O1G	2.35	0.60
1:K:864:VAL:CG2	1:K:885:VAL:HG11	2.32	0.60
1:K:879:ARG:HB3	1:K:921:MET:SD	2.42	0.60
1:M:716:LEU:HB2	1:M:730:LEU:HD21	1.84	0.60
3:P:19:ASP:HB3	4:T:64:THR:HB	1.83	0.60
3:P:48:THR:HG22	3:Q:41:GLU:OE1	2.02	0.60
4:T:28:VAL:HG11	4:T:79:ASP:OD1	2.01	0.60
1:A:174:LEU:HD23	1:A:175:GLU:CA	2.31	0.60
1:A:1130:VAL:HG11	1:A:1144:THR:HB	1.82	0.60
1:C:507:LEU:HD21	1:C:544:PHE:CZ	2.36	0.60
1:E:861:GLN:CA	1:E:884:TRP:HD1	2.15	0.60
1:E:1067:VAL:HB	1:E:1081:PHE:HB2	1.83	0.60
1:G:559:PRO:O	1:G:561:PRO:HD3	2.00	0.60
1:G:883:SER:CB	1:G:902:ASP:CB	2.79	0.60
1:I:559:PRO:O	1:I:561:PRO:HD3	2.00	0.60
1:I:658:ASP:HB2	1:I:678:ASP:HB2	1.84	0.60
1:I:1143:ALA:CB	1:I:1183:LEU:CD2	2.80	0.60
1:I:1185:PHE:CZ	1:I:1192:LEU:HD11	2.35	0.60
1:K:456:LEU:O	1:K:459:LYS:CB	2.49	0.60
1:K:658:ASP:HB2	1:K:678:ASP:HB2	1.84	0.60
1:K:862:TYR:HE2	1:K:881:HIS:N	1.82	0.60

*Continued on next page...*

*Continued from previous page...*

Atom-1	Atom-2	Interatomic distance (Å)	Clash overlap (Å)
1:K:999:ARG:HG2	1:K:1030:TRP:CD2	2.37	0.60
1:M:849:SER:HB3	1:M:854:LEU:HB2	1.84	0.60
1:M:879:ARG:HB3	1:M:921:MET:SD	2.42	0.60
1:A:109:TYR:HE1	3:P:4:LYS:CA	2.14	0.60
1:A:322:LEU:HD22	1:A:322:LEU:C	2.20	0.60
1:A:716:LEU:HB2	1:A:730:LEU:HD21	1.84	0.60
1:C:666:SER:OG	1:C:670:ARG:N	2.34	0.60
1:C:864:VAL:CG2	1:C:885:VAL:HG11	2.32	0.60
1:C:1233:VAL:CG1	1:C:1243:ILE:HA	2.31	0.60
1:E:146:GLU:CG	1:G:111:ARG:HH11	2.15	0.60
1:E:332:ARG:HH11	1:E:332:ARG:CG	2.15	0.60
1:E:657:GLU:CB	1:E:680:LYS:HD2	2.31	0.60
1:E:1233:VAL:CG1	1:E:1243:ILE:HA	2.31	0.60
1:G:146:GLU:CG	1:I:111:ARG:HH11	2.15	0.60
1:K:212:PHE:CE2	1:K:230:LEU:CD2	2.85	0.60
1:K:821:ILE:HB	1:K:835:ILE:HB	1.83	0.60
1:M:122:ARG:CZ	1:M:126:PHE:CE2	2.85	0.60
1:M:212:PHE:CE2	1:M:230:LEU:CD2	2.85	0.60
1:M:456:LEU:O	1:M:459:LYS:CB	2.49	0.60
1:M:507:LEU:HD21	1:M:544:PHE:CZ	2.36	0.60
1:M:1177:GLY:HA2	1:M:1197:GLY:HA2	1.81	0.60
1:A:657:GLU:CB	1:A:680:LYS:HD2	2.31	0.59
1:A:861:GLN:CA	1:A:884:TRP:HD1	2.15	0.59
1:A:1089:LEU:HB2	1:A:1105:ALA:HA	1.83	0.59
1:C:107:THR:HB	1:C:110:VAL:HG23	1.84	0.59
1:E:611:VAL:HG12	1:E:613:PRO:HD3	1.83	0.59
1:E:939:ALA:HB3	1:E:947:GLN:O	2.02	0.59
1:G:265:ARG:NH1	5:G:1301:DTP:O1G	2.35	0.59
1:G:716:LEU:HB2	1:G:730:LEU:HD21	1.84	0.59
1:I:767:LEU:HD21	1:I:815:VAL:HG11	1.82	0.59
1:I:861:GLN:CA	1:I:884:TRP:HD1	2.15	0.59
1:I:939:ALA:HB3	1:I:947:GLN:O	2.02	0.59
1:K:107:THR:HB	1:K:110:VAL:HG23	1.84	0.59
1:K:308:GLU:HA	1:K:308:GLU:OE2	2.01	0.59
1:M:212:PHE:HE2	1:M:230:LEU:HD23	1.67	0.59
3:X:43:VAL:O	3:X:52:ARG:HG3	2.01	0.59
1:A:136:ILE:O	1:A:140:LEU:N	2.33	0.59
1:A:456:LEU:O	1:A:459:LYS:CB	2.49	0.59
1:A:611:VAL:HG12	1:A:613:PRO:HD3	1.83	0.59
1:C:658:ASP:HB2	1:C:678:ASP:HB2	1.84	0.59
1:C:1176:HIS:CB	1:C:1218:THR:CB	2.79	0.59

*Continued on next page...*

*Continued from previous page...*

Atom-1	Atom-2	Interatomic distance (Å)	Clash overlap (Å)
1:E:507:LEU:HD21	1:E:544:PHE:CZ	2.36	0.59
1:E:879:ARG:HB3	1:E:921:MET:SD	2.42	0.59
1:E:1176:HIS:CB	1:E:1218:THR:CB	2.77	0.59
1:G:208:GLN:OE1	3:O:62:LYS:HB3	2.02	0.59
1:I:635:ALA:O	1:I:637:LYS:HG3	2.02	0.59
1:I:849:SER:HB3	1:I:854:LEU:HB2	1.84	0.59
1:M:285:SER:OG	1:M:286:LEU:N	2.34	0.59
1:M:1130:VAL:HG11	1:M:1144:THR:HB	1.82	0.59
1:A:266:ASP:HB2	1:A:269:VAL:HG23	1.85	0.59
1:A:1200:LYS:O	1:A:1202:TRP:HZ3	1.81	0.59
1:C:212:PHE:CE2	1:C:230:LEU:CD2	2.86	0.59
1:E:212:PHE:CE2	1:E:230:LEU:CD2	2.86	0.59
1:E:553:HIS:CD2	1:E:554:LEU:HB2	2.38	0.59
1:E:884:TRP:O	1:E:885:VAL:O	2.20	0.59
1:E:1200:LYS:HG3	1:E:1211:GLN:C	2.22	0.59
1:E:1235:VAL:O	1:E:1235:VAL:CG2	2.49	0.59
1:E:1247:LEU:CD1	1:E:1248:GLU:H	2.13	0.59
1:G:107:THR:HB	1:G:110:VAL:HG23	1.84	0.59
1:G:558:GLN:CB	1:G:559:PRO:CD	2.75	0.59
1:G:657:GLU:CB	1:G:680:LYS:HD2	2.31	0.59
1:G:928:VAL:CG1	1:G:937:VAL:HA	2.28	0.59
1:I:456:LEU:O	1:I:459:LYS:CB	2.49	0.59
1:I:553:HIS:CD2	1:I:554:LEU:HB2	2.38	0.59
1:K:334:PHE:HB2	1:K:337:ARG:CG	2.31	0.59
1:K:884:TRP:O	1:K:885:VAL:O	2.20	0.59
1:M:566:LEU:HG	1:M:566:LEU:O	2.00	0.59
1:M:861:GLN:CA	1:M:884:TRP:HD1	2.15	0.59
3:Q:19:ASP:CA	4:U:64:THR:CG2	2.65	0.59
1:A:121:GLN:NE2	1:M:147:PRO:HG3	2.18	0.59
1:A:1233:VAL:HG11	1:A:1243:ILE:CG1	2.28	0.59
1:C:146:GLU:HG2	1:E:111:ARG:HH11	1.68	0.59
1:C:285:SER:OG	1:C:286:LEU:N	2.35	0.59
1:C:553:HIS:CD2	1:C:554:LEU:HB2	2.37	0.59
1:C:556:GLY:O	1:C:557:ARG:C	2.41	0.59
1:C:1237:ASN:O	1:C:1238:LEU:HB2	2.02	0.59
1:E:107:THR:HB	1:E:110:VAL:HG23	1.83	0.59
1:E:666:SER:OG	1:E:670:ARG:N	2.34	0.59
1:E:1143:ALA:CB	1:E:1183:LEU:CD2	2.80	0.59
1:G:939:ALA:HB3	1:G:947:GLN:O	2.02	0.59
1:G:1212:THR:CG2	1:G:1213:PHE:H	2.12	0.59
1:I:147:PRO:HG3	1:K:121:GLN:NE2	2.18	0.59

*Continued on next page...*



*Continued from previous page...*

Atom-1	Atom-2	Interatomic distance (Å)	Clash overlap (Å)
1:I:212:PHE:HE2	1:I:230:LEU:HD23	1.67	0.59
1:K:553:HIS:CD2	1:K:554:LEU:HB2	2.38	0.59
1:K:1237:ASN:O	1:K:1238:LEU:HB2	2.02	0.59
1:M:635:ALA:O	1:M:637:LYS:HG3	2.02	0.59
1:M:1185:PHE:CZ	1:M:1192:LEU:HD11	2.35	0.59
3:R:79:GLY:HA3	4:V:65:ARG:CZ	2.32	0.59
1:A:111:ARG:HH11	1:M:146:GLU:HG2	1.68	0.59
1:A:122:ARG:CZ	1:A:126:PHE:CE2	2.85	0.59
1:A:813:ILE:HD12	1:A:826:ILE:HG21	1.85	0.59
1:C:821:ILE:HB	1:C:835:ILE:HB	1.84	0.59
1:E:885:VAL:HG23	1:E:886:HIS:N	2.18	0.59
1:G:212:PHE:CE2	1:G:230:LEU:CD2	2.86	0.59
1:G:431:LYS:HZ1	1:I:336:ASN:HB3	1.64	0.59
1:G:553:HIS:CD2	1:G:554:LEU:HB2	2.38	0.59
1:G:666:SER:OG	1:G:670:ARG:N	2.34	0.59
1:I:266:ASP:HB2	1:I:269:VAL:HG23	1.85	0.59
1:K:332:ARG:HH11	1:K:332:ARG:CG	2.14	0.59
1:K:556:GLY:O	1:K:557:ARG:C	2.41	0.59
1:K:716:LEU:HB2	1:K:730:LEU:HD21	1.84	0.59
1:K:861:GLN:CA	1:K:884:TRP:HD1	2.15	0.59
1:M:266:ASP:HB2	1:M:269:VAL:HG23	1.84	0.59
1:M:813:ILE:HD12	1:M:826:ILE:HG21	1.85	0.59
1:M:1143:ALA:CB	1:M:1183:LEU:CD2	2.80	0.59
1:M:1208:GLU:HG3	1:M:1211:GLN:HG2	1.83	0.59
3:P:19:ASP:CB	4:T:64:THR:HG22	2.32	0.59
1:A:149:TRP:CZ3	1:A:251:LEU:HD22	2.36	0.59
1:A:939:ALA:HB3	1:A:947:GLN:O	2.02	0.59
1:A:1208:GLU:HG3	1:A:1211:GLN:HG2	1.83	0.59
1:C:212:PHE:HE2	1:C:230:LEU:HD23	1.67	0.59
1:C:212:PHE:HE2	1:C:230:LEU:CD2	2.14	0.59
1:E:212:PHE:HE2	1:E:230:LEU:HD23	1.67	0.59
1:G:122:ARG:CZ	1:G:126:PHE:CE2	2.85	0.59
1:G:147:PRO:HG3	1:I:121:GLN:NE2	2.18	0.59
1:G:174:LEU:HD23	1:G:175:GLU:CA	2.31	0.59
1:G:879:ARG:HB3	1:G:921:MET:SD	2.42	0.59
1:G:1185:PHE:HE1	1:G:1192:LEU:HD12	1.53	0.59
1:I:265:ARG:NH1	5:I:1301:DTP:O1G	2.35	0.59
1:I:864:VAL:CG2	1:I:885:VAL:HG11	2.32	0.59
1:K:345:LEU:HD11	1:K:353:ILE:HD13	1.85	0.59
1:K:849:SER:HB3	1:K:854:LEU:HB2	1.84	0.59
1:K:879:ARG:HB3	1:K:921:MET:HE2	1.78	0.59

*Continued on next page...*

*Continued from previous page...*

Atom-1	Atom-2	Interatomic distance (Å)	Clash overlap (Å)
1:K:1208:GLU:HG3	1:K:1211:GLN:HG2	1.83	0.59
1:M:879:ARG:HB3	1:M:921:MET:HE2	1.81	0.59
1:M:1200:LYS:HG3	1:M:1211:GLN:C	2.22	0.59
1:A:138:GLN:N	3:W:6:ARG:CZ	2.65	0.59
1:A:146:GLU:HG2	1:C:111:ARG:HH11	1.68	0.59
1:A:849:SER:HB3	1:A:854:LEU:HB2	1.84	0.59
1:A:1199:ILE:HD11	1:A:1232:TYR:HE2	1.62	0.59
1:C:885:VAL:HG23	1:C:886:HIS:N	2.18	0.59
1:C:1208:GLU:HG3	1:C:1211:GLN:HG2	1.83	0.59
1:E:333:ASP:CB	1:E:334:PHE:CE1	2.85	0.59
1:G:400:LEU:HB3	1:G:404:TRP:HZ3	1.68	0.59
1:G:556:GLY:O	1:G:557:ARG:C	2.41	0.59
1:G:658:ASP:HB2	1:G:678:ASP:HB2	1.84	0.59
1:I:212:PHE:CE2	1:I:230:LEU:CD2	2.86	0.59
1:I:345:LEU:HD11	1:I:353:ILE:HD13	1.85	0.59
1:K:266:ASP:HB2	1:K:269:VAL:HG23	1.85	0.59
1:K:400:LEU:HB3	1:K:404:TRP:HZ3	1.68	0.59
1:M:553:HIS:CD2	1:M:554:LEU:HB2	2.38	0.59
1:M:1237:ASN:O	1:M:1238:LEU:HB2	2.02	0.59
1:A:285:SER:OG	1:A:286:LEU:N	2.35	0.59
1:A:317:CYS:SG	1:A:324:VAL:HG23	2.43	0.59
1:A:553:HIS:CD2	1:A:554:LEU:HB2	2.38	0.59
1:A:879:ARG:HB3	1:A:921:MET:HE2	1.81	0.59
1:A:1028:GLN:HE21	1:A:1030:TRP:HB2	1.68	0.59
1:A:1200:LYS:HG3	1:A:1211:GLN:C	2.22	0.59
1:C:147:PRO:HG3	1:E:121:GLN:NE2	2.18	0.59
1:C:317:CYS:SG	1:C:324:VAL:HG23	2.43	0.59
1:C:565:GLN:HE22	1:C:568:LEU:HD11	1.65	0.59
1:E:122:ARG:NE	1:E:126:PHE:CZ	2.71	0.59
1:E:1028:GLN:HE21	1:E:1030:TRP:HB2	1.68	0.59
1:G:266:ASP:HB2	1:G:269:VAL:HG23	1.85	0.59
1:G:345:LEU:HD11	1:G:353:ILE:HD13	1.85	0.59
1:G:921:MET:HA	1:G:1240:ILE:HG13	1.85	0.59
1:I:212:PHE:HE2	1:I:230:LEU:CD2	2.14	0.59
1:I:879:ARG:HB3	1:I:921:MET:SD	2.42	0.59
1:K:147:PRO:HG3	1:M:121:GLN:NE2	2.18	0.59
1:K:179:PRO:HD3	1:K:237:ARG:NH1	2.14	0.59
1:K:390:GLN:HB3	1:K:393:VAL:HG13	1.85	0.59
1:M:332:ARG:HH11	1:M:332:ARG:CG	2.15	0.59
1:M:345:LEU:HD11	1:M:353:ILE:HD13	1.85	0.59
1:M:658:ASP:HB2	1:M:678:ASP:HB2	1.84	0.59

*Continued on next page...*

*Continued from previous page...*

Atom-1	Atom-2	Interatomic distance (Å)	Clash overlap (Å)
1:A:147:PRO:HG3	1:C:121:GLN:NE2	2.17	0.59
1:A:879:ARG:HB3	1:A:921:MET:SD	2.42	0.59
1:C:155:MET:HE3	1:C:441:GLN:HE21	1.61	0.59
1:C:1185:PHE:CZ	1:C:1192:LEU:HD11	2.35	0.59
1:E:556:GLY:O	1:E:557:ARG:C	2.41	0.59
1:E:864:VAL:CG2	1:E:885:VAL:HG11	2.32	0.59
1:G:317:CYS:SG	1:G:324:VAL:HG23	2.43	0.59
1:G:1176:HIS:CB	1:G:1218:THR:CG2	2.65	0.59
1:I:174:LEU:HD23	1:I:175:GLU:CA	2.31	0.59
1:I:229:ILE:HG22	1:I:233:ARG:CD	2.28	0.59
1:I:317:CYS:SG	1:I:324:VAL:HG23	2.43	0.59
1:I:748:HIS:HD2	1:I:804:CYS:HB2	1.68	0.59
1:I:921:MET:HA	1:I:1240:ILE:HG13	1.85	0.59
1:I:999:ARG:HG2	1:I:1030:TRP:CD2	2.37	0.59
1:I:1067:VAL:HB	1:I:1081:PHE:HB2	1.84	0.59
1:M:1235:VAL:O	1:M:1235:VAL:CG2	2.49	0.59
1:A:212:PHE:CE2	1:A:230:LEU:CD2	2.85	0.59
1:A:984:ALA:CA	1:A:999:ARG:O	2.47	0.59
1:C:122:ARG:NE	1:C:126:PHE:CZ	2.71	0.59
1:C:251:LEU:HD12	1:C:269:VAL:HG12	1.85	0.59
1:C:265:ARG:NH1	5:C:1301:DTP:O1G	2.35	0.59
1:C:482:TYR:O	1:C:486:PHE:CD1	2.55	0.59
1:C:554:LEU:HD11	1:C:1214:TYR:CZ	2.38	0.59
1:C:1143:ALA:CB	1:C:1183:LEU:CD2	2.80	0.59
1:E:921:MET:HA	1:E:1240:ILE:HG13	1.85	0.59
1:G:864:VAL:CG2	1:G:885:VAL:HG11	2.32	0.59
1:K:122:ARG:NE	1:K:126:PHE:CZ	2.71	0.59
1:K:285:SER:OG	1:K:286:LEU:N	2.34	0.59
1:K:1177:GLY:HA2	1:K:1197:GLY:HA2	1.81	0.59
1:A:554:LEU:HD11	1:A:1214:TYR:CZ	2.38	0.58
1:C:716:LEU:HB2	1:C:730:LEU:HD21	1.84	0.58
1:C:921:MET:HA	1:C:1240:ILE:HG13	1.85	0.58
1:C:1200:LYS:HG3	1:C:1211:GLN:C	2.22	0.58
1:E:317:CYS:SG	1:E:324:VAL:HG23	2.43	0.58
1:E:658:ASP:HB2	1:E:678:ASP:HB2	1.84	0.58
1:E:748:HIS:HD2	1:E:804:CYS:HB2	1.68	0.58
1:E:999:ARG:HG2	1:E:1030:TRP:CD2	2.37	0.58
1:G:138:GLN:HE21	1:G:139:LYS:N	2.01	0.58
1:G:212:PHE:HE2	1:G:230:LEU:HD23	1.67	0.58
1:G:390:GLN:HB3	1:G:393:VAL:HG13	1.85	0.58
1:G:849:SER:HB3	1:G:854:LEU:HB2	1.84	0.58

*Continued on next page...*

*Continued from previous page...*

Atom-1	Atom-2	Interatomic distance (Å)	Clash overlap (Å)
1:G:999:ARG:CD	1:G:1030:TRP:CD1	2.76	0.58
1:I:390:GLN:HB3	1:I:393:VAL:HG13	1.85	0.58
1:K:196:LEU:O	1:K:196:LEU:HD12	2.03	0.58
1:M:138:GLN:HE21	1:M:139:LYS:N	2.01	0.58
1:M:231:MET:SD	1:M:258:CYS:SG	2.97	0.58
1:M:265:ARG:NH1	5:M:1301:DTP:O1G	2.35	0.58
1:M:482:TYR:O	1:M:486:PHE:CD1	2.55	0.58
3:R:21:LYS:HD3	3:R:49:GLN:NE2	2.17	0.58
1:A:138:GLN:HG3	3:W:61:LEU:O	2.04	0.58
1:A:251:LEU:HD12	1:A:269:VAL:HG12	1.85	0.58
1:A:332:ARG:HH11	1:A:332:ARG:CG	2.14	0.58
1:A:1185:PHE:HE1	1:A:1192:LEU:HD12	1.53	0.58
1:A:1201:TRP:HB2	1:A:1210:SER:C	2.23	0.58
1:C:266:ASP:HB2	1:C:269:VAL:HG23	1.85	0.58
1:E:1237:ASN:O	1:E:1238:LEU:HB2	2.02	0.58
1:G:251:LEU:HD12	1:G:269:VAL:HG12	1.85	0.58
1:I:882:LEU:O	1:I:882:LEU:HD23	2.04	0.58
1:I:1028:GLN:HE21	1:I:1030:TRP:HB2	1.68	0.58
1:I:1201:TRP:HE3	1:I:1210:SER:CB	2.14	0.58
1:K:146:GLU:HG2	1:M:111:ARG:HH11	1.68	0.58
1:K:317:CYS:SG	1:K:324:VAL:HG23	2.43	0.58
1:M:556:GLY:O	1:M:557:ARG:C	2.41	0.58
1:M:1201:TRP:HB2	1:M:1210:SER:C	2.23	0.58
3:Q:19:ASP:CG	4:U:64:THR:HA	2.24	0.58
1:A:109:TYR:CE1	3:P:4:LYS:HB2	2.36	0.58
1:A:556:GLY:O	1:A:557:ARG:C	2.41	0.58
1:A:658:ASP:HB2	1:A:678:ASP:HB2	1.84	0.58
1:A:1220:LEU:CD2	1:A:1234:THR:CB	2.74	0.58
1:E:146:GLU:HG2	1:G:111:ARG:HH11	1.68	0.58
1:E:364:LEU:HD13	1:E:364:LEU:C	2.24	0.58
1:G:122:ARG:NE	1:G:126:PHE:CZ	2.71	0.58
1:G:1237:ASN:O	1:G:1238:LEU:HB2	2.02	0.58
1:I:122:ARG:NE	1:I:126:PHE:CZ	2.71	0.58
1:I:400:LEU:HB3	1:I:404:TRP:HZ3	1.68	0.58
1:I:505:PHE:CE2	1:I:575:GLU:HG2	2.39	0.58
1:I:556:GLY:O	1:I:557:ARG:C	2.41	0.58
1:K:813:ILE:HD12	1:K:826:ILE:HG21	1.85	0.58
1:K:1028:GLN:HE21	1:K:1030:TRP:HB2	1.68	0.58
1:M:390:GLN:HB3	1:M:393:VAL:HG13	1.85	0.58
1:M:999:ARG:HG2	1:M:1030:TRP:CD2	2.37	0.58
1:M:1201:TRP:HE3	1:M:1210:SER:CB	2.14	0.58

*Continued on next page...*

*Continued from previous page...*

Atom-1	Atom-2	Interatomic distance (Å)	Clash overlap (Å)
4:S:21:GLN:H	4:S:82:GLN:HE22	1.51	0.58
1:A:111:ARG:NH1	1:M:146:GLU:HG2	2.18	0.58
1:A:400:LEU:HB3	1:A:404:TRP:HZ3	1.68	0.58
1:C:400:LEU:HB3	1:C:404:TRP:HZ3	1.68	0.58
1:C:505:PHE:CE2	1:C:575:GLU:HG2	2.38	0.58
1:C:1028:GLN:HE21	1:C:1030:TRP:HB2	1.68	0.58
7:D:201:HEM:CBC	7:D:201:HEM:HMC1	2.28	0.58
1:E:147:PRO:HG3	1:G:121:GLN:NE2	2.18	0.58
1:E:196:LEU:HD12	1:E:196:LEU:O	2.03	0.58
1:E:505:PHE:CE2	1:E:575:GLU:HG2	2.39	0.58
1:G:1067:VAL:HB	1:G:1081:PHE:HB2	1.84	0.58
1:I:107:THR:HB	1:I:110:VAL:HG23	1.83	0.58
1:I:1200:LYS:CD	1:I:1211:GLN:HB2	2.34	0.58
1:I:1237:ASN:O	1:I:1238:LEU:HB2	2.02	0.58
1:K:322:LEU:HD22	1:K:322:LEU:C	2.20	0.58
1:K:505:PHE:CE2	1:K:575:GLU:HG2	2.39	0.58
1:K:748:HIS:HD2	1:K:804:CYS:HB2	1.68	0.58
1:M:122:ARG:NE	1:M:126:PHE:CZ	2.71	0.58
1:M:821:ILE:HB	1:M:835:ILE:HB	1.83	0.58
1:M:882:LEU:O	1:M:882:LEU:HD23	2.04	0.58
4:S:40:ILE:O	4:S:44:GLN:HG3	2.04	0.58
1:A:146:GLU:HG2	1:C:111:ARG:NH1	2.19	0.58
1:A:333:ASP:CB	1:A:334:PHE:CE1	2.85	0.58
1:A:748:HIS:HD2	1:A:804:CYS:HB2	1.68	0.58
1:A:1176:HIS:CB	1:A:1218:THR:CB	2.74	0.58
1:C:1201:TRP:HB2	1:C:1210:SER:C	2.23	0.58
1:E:345:LEU:HD11	1:E:353:ILE:HD13	1.85	0.58
1:E:1027:ILE:HD11	1:E:1047:VAL:HG11	1.86	0.58
1:G:748:HIS:HD2	1:G:804:CYS:HB2	1.68	0.58
1:G:1201:TRP:HB2	1:G:1210:SER:C	2.23	0.58
3:R:47:PRO:C	4:S:45:ARG:CG	2.66	0.58
4:U:12:CYS:SG	4:U:88:PHE:HE2	2.25	0.58
1:A:345:LEU:HD11	1:A:353:ILE:HD13	1.85	0.58
1:A:821:ILE:HB	1:A:835:ILE:HB	1.84	0.58
1:C:999:ARG:HG2	1:C:1030:TRP:CD2	2.37	0.58
1:C:1027:ILE:HD11	1:C:1047:VAL:HG11	1.86	0.58
1:E:138:GLN:HE21	1:E:139:LYS:N	2.01	0.58
1:E:236:PRO:HG3	3:O:3:ALA:O	2.03	0.58
1:E:251:LEU:HD12	1:E:269:VAL:HG12	1.85	0.58
1:E:561:PRO:HB3	1:E:1214:TYR:HD2	1.59	0.58
1:E:716:LEU:HB2	1:E:730:LEU:HD21	1.84	0.58

*Continued on next page...*

*Continued from previous page...*

Atom-1	Atom-2	Interatomic distance (Å)	Clash overlap (Å)
1:E:1201:TRP:HB2	1:E:1210:SER:C	2.23	0.58
1:G:196:LEU:HD12	1:G:196:LEU:O	2.04	0.58
1:G:885:VAL:HG23	1:G:886:HIS:N	2.18	0.58
1:G:1028:GLN:HE21	1:G:1030:TRP:HB2	1.68	0.58
1:G:1185:PHE:CZ	1:G:1192:LEU:HD11	2.35	0.58
1:I:146:GLU:HG2	1:K:111:ARG:HH11	1.68	0.58
1:K:1067:VAL:HB	1:K:1081:PHE:HB2	1.84	0.58
1:K:1200:LYS:CD	1:K:1211:GLN:HB2	2.34	0.58
1:M:1094:SER:HB3	1:M:1135:PHE:CG	2.39	0.58
4:U:13:ARG:CZ	4:U:59:ILE:HD11	2.34	0.58
4:U:40:ILE:O	4:U:44:GLN:HG3	2.04	0.58
1:A:122:ARG:NE	1:A:126:PHE:CZ	2.71	0.58
1:A:212:PHE:HE2	1:A:230:LEU:HD23	1.67	0.58
1:A:237:ARG:HH11	1:A:237:ARG:CG	2.14	0.58
1:A:1136:SER:HA	1:A:1185:PHE:CD2	2.39	0.58
1:A:1185:PHE:O	1:A:1229:PHE:HZ	1.78	0.58
1:A:1220:LEU:CD2	1:A:1234:THR:CG2	2.81	0.58
1:C:138:GLN:HE21	1:C:139:LYS:N	2.02	0.58
1:C:813:ILE:HD12	1:C:826:ILE:HG21	1.85	0.58
1:C:882:LEU:O	1:C:882:LEU:HD23	2.04	0.58
1:C:902:ASP:CB	2:D:72:LYS:HZ2	2.16	0.58
1:C:1094:SER:HB3	1:C:1135:PHE:CG	2.39	0.58
1:C:1136:SER:HA	1:C:1185:PHE:CD2	2.38	0.58
1:E:390:GLN:HB3	1:E:393:VAL:HG13	1.85	0.58
1:E:882:LEU:CD2	1:E:882:LEU:N	2.39	0.58
1:E:882:LEU:O	1:E:882:LEU:HD23	2.03	0.58
1:K:138:GLN:HE21	1:K:139:LYS:N	2.01	0.58
1:M:505:PHE:CE2	1:M:575:GLU:HG2	2.39	0.58
1:M:554:LEU:HD11	1:M:1214:TYR:CZ	2.38	0.58
3:O:58:LYS:O	3:O:62:LYS:HE2	2.04	0.58
3:P:24:TYR:CE2	4:T:38:HIS:HD2	2.22	0.58
3:P:28:HIS:NE2	4:S:14:LEU:CD1	2.66	0.58
4:U:21:GLN:H	4:U:82:GLN:HE22	1.51	0.58
1:A:482:TYR:O	1:A:486:PHE:CD1	2.55	0.58
1:A:1237:ASN:O	1:A:1238:LEU:HB2	2.02	0.58
1:C:849:SER:HB3	1:C:854:LEU:HB2	1.84	0.58
1:C:948:LEU:HD12	1:C:957:ASP:HB3	1.86	0.58
1:C:1233:VAL:HG12	1:C:1243:ILE:HG23	1.86	0.58
1:E:554:LEU:HD11	1:E:1214:TYR:CZ	2.38	0.58
1:G:1220:LEU:CD2	1:G:1234:THR:CG2	2.81	0.58
1:I:138:GLN:HE21	1:I:139:LYS:N	2.01	0.58

*Continued on next page...*

*Continued from previous page...*

Atom-1	Atom-2	Interatomic distance (Å)	Clash overlap (Å)
1:I:189:LYS:O	1:I:190:GLN:OE1	2.22	0.58
1:I:251:LEU:HD12	1:I:269:VAL:HG12	1.85	0.58
1:I:1094:SER:HB3	1:I:1135:PHE:CG	2.39	0.58
1:I:1136:SER:HA	1:I:1185:PHE:CD2	2.39	0.58
1:I:1220:LEU:CD2	1:I:1234:THR:CB	2.74	0.58
1:K:882:LEU:O	1:K:882:LEU:HD23	2.03	0.58
1:K:948:LEU:HD12	1:K:957:ASP:HB3	1.86	0.58
1:M:189:LYS:O	1:M:190:GLN:OE1	2.22	0.58
1:A:1027:ILE:HD11	1:A:1047:VAL:HG11	1.86	0.58
1:A:1094:SER:HB3	1:A:1135:PHE:CG	2.39	0.58
1:C:561:PRO:HB3	1:C:1214:TYR:HD2	1.59	0.58
1:C:1220:LEU:CD2	1:C:1234:THR:CG2	2.81	0.58
1:E:849:SER:HB3	1:E:854:LEU:HB2	1.84	0.58
1:E:946:LEU:HD11	1:E:959:LEU:HD12	1.86	0.58
1:G:146:GLU:HG2	1:I:111:ARG:HH11	1.68	0.58
1:G:364:LEU:HD13	1:G:364:LEU:C	2.24	0.58
1:G:505:PHE:CE2	1:G:575:GLU:HG2	2.39	0.58
1:G:882:LEU:HD23	1:G:882:LEU:O	2.03	0.58
1:I:554:LEU:HD11	1:I:1214:TYR:CZ	2.38	0.58
1:K:189:LYS:O	1:K:190:GLN:OE1	2.22	0.58
1:K:708:THR:HG22	1:K:710:SER:H	1.69	0.58
1:K:1113:SER:H	1:K:1120:LEU:HD13	1.69	0.58
1:K:1136:SER:HA	1:K:1185:PHE:CD2	2.38	0.58
3:Q:14:GLU:O	3:Q:18:LYS:HE2	2.04	0.58
4:V:38:HIS:O	4:V:41:GLU:HG2	2.04	0.58
1:A:364:LEU:HD13	1:A:364:LEU:C	2.23	0.58
1:A:540:VAL:CG1	1:A:575:GLU:HB3	2.33	0.58
1:A:999:ARG:HG2	1:A:1030:TRP:CD2	2.37	0.58
1:C:364:LEU:HD13	1:C:364:LEU:C	2.24	0.58
1:E:1136:SER:HA	1:E:1185:PHE:CD2	2.38	0.58
1:G:876:ALA:CB	1:G:914:VAL:O	2.45	0.58
1:K:984:ALA:CA	1:K:999:ARG:O	2.47	0.58
1:K:1094:SER:HB3	1:K:1135:PHE:CG	2.39	0.58
1:K:1200:LYS:O	1:K:1202:TRP:HZ3	1.81	0.58
1:M:196:LEU:HD12	1:M:196:LEU:O	2.04	0.58
1:M:862:TYR:CE1	1:M:885:VAL:HG12	2.21	0.58
1:M:997:GLN:HG3	1:M:1033:GLN:H	1.69	0.58
1:M:1027:ILE:HD11	1:M:1047:VAL:HG11	1.86	0.58
3:R:21:LYS:HE3	3:R:49:GLN:HE21	1.69	0.58
3:R:32:ASP:C	4:U:11:ARG:NE	2.56	0.58
4:T:40:ILE:O	4:T:44:GLN:HG3	2.04	0.58

*Continued on next page...*

*Continued from previous page...*

Atom-1	Atom-2	Interatomic distance (Å)	Clash overlap (Å)
1:A:505:PHE:CE2	1:A:575:GLU:HG2	2.39	0.57
1:A:1233:VAL:HG12	1:A:1243:ILE:HG23	1.86	0.57
1:C:196:LEU:O	1:C:196:LEU:HD12	2.03	0.57
1:E:266:ASP:HB2	1:E:269:VAL:HG23	1.85	0.57
1:E:1213:PHE:CD2	1:E:1214:TYR:N	2.72	0.57
1:G:189:LYS:O	1:G:190:GLN:OE1	2.22	0.57
1:G:813:ILE:HD12	1:G:826:ILE:HG21	1.85	0.57
1:G:1094:SER:HB3	1:G:1135:PHE:CG	2.39	0.57
1:I:179:PRO:CD	1:I:237:ARG:HH12	2.15	0.57
1:I:196:LEU:HD12	1:I:196:LEU:O	2.03	0.57
1:I:885:VAL:HG23	1:I:886:HIS:N	2.18	0.57
1:I:1233:VAL:HG12	1:I:1243:ILE:HG23	1.86	0.57
1:K:251:LEU:HD12	1:K:269:VAL:HG12	1.85	0.57
1:K:360:ASP:C	1:K:361:TYR:CD1	2.78	0.57
1:K:1201:TRP:HB2	1:K:1210:SER:C	2.23	0.57
1:K:1220:LEU:CD2	1:K:1234:THR:CG2	2.81	0.57
1:M:364:LEU:HD13	1:M:364:LEU:C	2.24	0.57
1:M:520:ALA:HB2	1:M:647:GLY:O	2.04	0.57
1:M:882:LEU:CD2	1:M:882:LEU:N	2.39	0.57
1:M:1220:LEU:CD2	1:M:1234:THR:CG2	2.81	0.57
1:A:138:GLN:HE21	1:A:139:LYS:N	2.01	0.57
1:A:882:LEU:O	1:A:882:LEU:HD23	2.04	0.57
1:A:921:MET:HA	1:A:1240:ILE:HG13	1.85	0.57
1:C:540:VAL:CG1	1:C:575:GLU:HB3	2.34	0.57
1:C:657:GLU:O	1:C:658:ASP:HB2	2.04	0.57
1:C:748:HIS:HD2	1:C:804:CYS:HB2	1.68	0.57
1:E:229:ILE:HG22	1:E:233:ARG:CD	2.28	0.57
1:G:360:ASP:C	1:G:361:TYR:CD1	2.78	0.57
1:G:948:LEU:HD12	1:G:957:ASP:HB3	1.86	0.57
1:I:904:GLN:HE22	1:I:1174:ALA:HA	1.69	0.57
1:I:948:LEU:HD12	1:I:957:ASP:HB3	1.86	0.57
1:K:554:LEU:HD11	1:K:1214:TYR:CZ	2.38	0.57
1:K:921:MET:HA	1:K:1240:ILE:HG13	1.85	0.57
1:M:206:LEU:HD21	1:M:235:HIS:CD2	2.39	0.57
1:A:657:GLU:O	1:A:658:ASP:HB2	2.04	0.57
1:C:333:ASP:CB	1:C:334:PHE:CE1	2.85	0.57
1:C:334:PHE:CD1	1:C:334:PHE:N	2.73	0.57
1:C:334:PHE:HB3	1:C:337:ARG:HG2	1.86	0.57
1:C:345:LEU:HD11	1:C:353:ILE:HD13	1.85	0.57
1:C:902:ASP:CB	2:D:72:LYS:NZ	2.67	0.57
1:E:360:ASP:C	1:E:361:TYR:CD1	2.78	0.57

*Continued on next page...*



*Continued from previous page...*

Atom-1	Atom-2	Interatomic distance (Å)	Clash overlap (Å)
1:E:904:GLN:HE22	1:E:1174:ALA:HA	1.69	0.57
1:E:1094:SER:HB3	1:E:1135:PHE:CG	2.39	0.57
1:E:1220:LEU:CD2	1:E:1234:THR:CG2	2.81	0.57
1:G:596:GLU:HB2	1:G:1245:GLN:O	2.05	0.57
1:G:997:GLN:HG3	1:G:1033:GLN:H	1.69	0.57
1:G:1027:ILE:HD11	1:G:1047:VAL:HG11	1.86	0.57
1:G:1136:SER:HA	1:G:1185:PHE:CD2	2.39	0.57
1:I:596:GLU:HB2	1:I:1245:GLN:O	2.04	0.57
1:K:603:ILE:HD13	1:K:1240:ILE:HG21	1.87	0.57
1:K:885:VAL:HG23	1:K:886:HIS:N	2.18	0.57
1:K:1213:PHE:CD2	1:K:1214:TYR:N	2.73	0.57
1:M:317:CYS:SG	1:M:324:VAL:HG23	2.43	0.57
1:A:316:GLU:O	1:A:318:LYS:CG	2.50	0.57
1:A:708:THR:HG22	1:A:710:SER:H	1.69	0.57
1:C:140:LEU:O	1:C:143:LEU:CD2	2.53	0.57
1:C:146:GLU:HG2	1:E:111:ARG:NH1	2.19	0.57
1:C:360:ASP:C	1:C:361:TYR:CD1	2.78	0.57
1:C:1008:HIS:CE1	1:C:1010:GLN:HB2	2.40	0.57
1:C:1113:SER:H	1:C:1120:LEU:HD13	1.69	0.57
1:E:136:ILE:O	1:E:140:LEU:N	2.33	0.57
1:E:678:ASP:OD2	1:E:680:LYS:HG3	2.05	0.57
1:E:1113:SER:H	1:E:1120:LEU:HD13	1.69	0.57
1:G:206:LEU:HD21	1:G:235:HIS:CD2	2.40	0.57
1:G:902:ASP:CB	2:H:72:LYS:HZ2	2.17	0.57
1:G:904:GLN:HE22	1:G:1174:ALA:HA	1.69	0.57
1:G:1177:GLY:CA	1:G:1197:GLY:HA3	2.27	0.57
1:I:813:ILE:HD12	1:I:826:ILE:HG21	1.85	0.57
1:I:1181:THR:HG22	1:I:1182:ASP:HB2	1.86	0.57
1:I:1213:PHE:HE2	1:I:1215:THR:HG22	1.69	0.57
1:K:364:LEU:HD13	1:K:364:LEU:C	2.24	0.57
1:K:1149:GLY:CA	1:K:1180:VAL:CG2	2.78	0.57
1:M:904:GLN:HE22	1:M:1174:ALA:HA	1.69	0.57
1:M:931:GLN:O	1:M:931:GLN:HG3	2.04	0.57
1:M:1136:SER:HA	1:M:1185:PHE:CD2	2.38	0.57
1:M:1200:LYS:CA	1:M:1202:TRP:CZ3	2.88	0.57
1:A:278:TYR:N	1:A:278:TYR:CD1	2.73	0.57
1:A:596:GLU:HB2	1:A:1245:GLN:O	2.05	0.57
1:A:904:GLN:HE22	1:A:1174:ALA:HA	1.69	0.57
1:C:946:LEU:HD11	1:C:959:LEU:HD12	1.86	0.57
1:C:1218:THR:HG22	1:C:1219:ASN:N	2.19	0.57
1:G:554:LEU:HD11	1:G:1214:TYR:CZ	2.38	0.57

*Continued on next page...*

*Continued from previous page...*

Atom-1	Atom-2	Interatomic distance (Å)	Clash overlap (Å)
1:G:946:LEU:HD11	1:G:959:LEU:HD12	1.86	0.57
1:G:1213:PHE:HE2	1:G:1215:THR:HG22	1.69	0.57
1:G:1233:VAL:HG12	1:G:1243:ILE:HG23	1.86	0.57
1:I:364:LEU:HD13	1:I:364:LEU:C	2.24	0.57
1:I:708:THR:HG22	1:I:710:SER:H	1.69	0.57
1:K:206:LEU:HD21	1:K:235:HIS:CD2	2.39	0.57
1:K:997:GLN:HG3	1:K:1033:GLN:H	1.70	0.57
1:K:1181:THR:HG22	1:K:1182:ASP:HB2	1.87	0.57
1:M:251:LEU:HD12	1:M:269:VAL:HG12	1.85	0.57
1:M:360:ASP:C	1:M:361:TYR:CD1	2.78	0.57
3:P:4:LYS:HB3	3:P:4:LYS:HZ2	1.69	0.57
3:R:14:GLU:O	3:R:18:LYS:HE2	2.04	0.57
3:R:79:GLY:O	4:V:65:ARG:NH2	2.37	0.57
4:V:40:ILE:O	4:V:44:GLN:HG3	2.04	0.57
1:A:171:HIS:NE2	1:A:175:GLU:CG	2.66	0.57
1:A:334:PHE:HB3	1:A:337:ARG:HG2	1.87	0.57
1:A:390:GLN:HB3	1:A:393:VAL:HG13	1.85	0.57
1:A:603:ILE:HB	1:A:1240:ILE:HG21	1.87	0.57
1:A:876:ALA:CB	1:A:914:VAL:O	2.45	0.57
1:A:885:VAL:HG23	1:A:886:HIS:N	2.18	0.57
1:A:931:GLN:O	1:A:931:GLN:HG3	2.05	0.57
1:A:948:LEU:HD12	1:A:957:ASP:HB3	1.86	0.57
1:C:146:GLU:CG	1:E:111:ARG:HH11	2.15	0.57
1:C:189:LYS:O	1:C:190:GLN:OE1	2.22	0.57
1:E:278:TYR:N	1:E:278:TYR:CD1	2.73	0.57
1:E:813:ILE:HD12	1:E:826:ILE:HG21	1.85	0.57
1:E:948:LEU:HD12	1:E:957:ASP:HB3	1.86	0.57
1:E:1181:THR:HG22	1:E:1182:ASP:HB2	1.86	0.57
1:G:208:GLN:NE2	3:O:62:LYS:HD3	2.16	0.57
1:G:1200:LYS:CA	1:G:1202:TRP:CZ3	2.88	0.57
1:I:360:ASP:C	1:I:361:TYR:CD1	2.78	0.57
1:I:902:ASP:CB	2:J:72:LYS:NZ	2.67	0.57
1:I:1220:LEU:CD2	1:I:1234:THR:CG2	2.81	0.57
1:K:278:TYR:N	1:K:278:TYR:CD1	2.73	0.57
1:M:316:GLU:O	1:M:318:LYS:CG	2.50	0.57
1:M:1028:GLN:HE21	1:M:1030:TRP:HB2	1.68	0.57
1:M:1200:LYS:CD	1:M:1211:GLN:HB2	2.34	0.57
3:O:14:GLU:O	3:O:18:LYS:HE2	2.04	0.57
1:A:196:LEU:HD12	1:A:196:LEU:O	2.04	0.57
1:A:997:GLN:HG3	1:A:1033:GLN:H	1.69	0.57
1:A:1113:SER:H	1:A:1120:LEU:HD13	1.69	0.57

*Continued on next page...*

*Continued from previous page...*

Atom-1	Atom-2	Interatomic distance (Å)	Clash overlap (Å)
1:A:1213:PHE:CD2	1:A:1214:TYR:N	2.73	0.57
1:C:136:ILE:O	1:C:140:LEU:N	2.33	0.57
1:C:151:THR:HB	1:C:279:VAL:HG12	1.87	0.57
1:E:334:PHE:HB3	1:E:337:ARG:HG2	1.86	0.57
1:E:400:LEU:HB3	1:E:404:TRP:HZ3	1.68	0.57
1:G:1181:THR:HG22	1:G:1182:ASP:HB2	1.87	0.57
1:I:334:PHE:HB3	1:I:337:ARG:HG2	1.87	0.57
1:I:1008:HIS:CE1	1:I:1010:GLN:HB2	2.40	0.57
1:I:1201:TRP:HB2	1:I:1210:SER:C	2.24	0.57
1:K:596:GLU:HB2	1:K:1245:GLN:O	2.05	0.57
1:K:1200:LYS:CA	1:K:1202:TRP:CZ3	2.88	0.57
1:M:140:LEU:O	1:M:143:LEU:CD2	2.53	0.57
1:M:603:ILE:HB	1:M:1240:ILE:HG21	1.87	0.57
3:Q:80:TYR:CE1	4:U:65:ARG:NH1	2.73	0.57
1:A:231:MET:SD	1:A:258:CYS:SG	2.97	0.57
1:A:360:ASP:C	1:A:361:TYR:CD1	2.78	0.57
1:A:400:LEU:HB3	1:A:404:TRP:CZ3	2.40	0.57
1:A:520:ALA:HB2	1:A:647:GLY:O	2.05	0.57
1:C:609:LEU:HB3	1:C:908:LEU:HB3	1.87	0.57
1:E:140:LEU:O	1:E:143:LEU:CD2	2.53	0.57
1:E:151:THR:HB	1:E:279:VAL:HG12	1.87	0.57
1:E:233:ARG:NH1	3:O:6:ARG:HH12	2.02	0.57
1:E:1200:LYS:CA	1:E:1202:TRP:CZ3	2.88	0.57
1:G:140:LEU:O	1:G:143:LEU:CD2	2.53	0.57
1:G:902:ASP:CB	2:H:72:LYS:NZ	2.68	0.57
1:I:997:GLN:HG3	1:I:1033:GLN:H	1.69	0.57
1:I:1213:PHE:CD2	1:I:1214:TYR:N	2.73	0.57
1:K:883:SER:OG	1:K:902:ASP:CA	2.53	0.57
1:K:1176:HIS:CB	1:K:1218:THR:CB	2.79	0.57
1:M:603:ILE:HD13	1:M:1240:ILE:HG21	1.87	0.57
1:M:883:SER:OG	1:M:902:ASP:CA	2.53	0.57
1:M:921:MET:HA	1:M:1240:ILE:HG13	1.85	0.57
1:M:1113:SER:H	1:M:1120:LEU:HD13	1.69	0.57
1:M:1247:LEU:CD1	1:M:1248:GLU:H	2.14	0.57
3:P:27:ASP:HA	4:S:13:ARG:CG	2.33	0.57
4:V:36:ARG:HH11	4:V:37:PRO:CB	2.18	0.57
1:A:206:LEU:HD21	1:A:235:HIS:CD2	2.39	0.57
1:A:1220:LEU:HA	1:A:1236:ASP:HB3	1.87	0.57
1:C:171:HIS:NE2	1:C:175:GLU:CG	2.66	0.57
1:C:206:LEU:HD21	1:C:235:HIS:CD2	2.39	0.57
1:C:708:THR:HG22	1:C:710:SER:H	1.69	0.57

*Continued on next page...*

*Continued from previous page...*

Atom-1	Atom-2	Interatomic distance (Å)	Clash overlap (Å)
1:C:1187:PRO:HG2	1:C:1229:PHE:HB3	1.87	0.57
1:E:295:LEU:O	1:E:299:VAL:HG22	2.05	0.57
1:E:334:PHE:CD1	1:E:334:PHE:N	2.73	0.57
1:E:520:ALA:HB2	1:E:647:GLY:O	2.05	0.57
1:E:657:GLU:O	1:E:658:ASP:HB2	2.04	0.57
1:E:997:GLN:HG3	1:E:1033:GLN:H	1.70	0.57
1:G:334:PHE:CD1	1:G:334:PHE:N	2.73	0.57
1:G:1213:PHE:CD2	1:G:1214:TYR:N	2.73	0.57
1:I:295:LEU:O	1:I:299:VAL:HG22	2.05	0.57
1:I:883:SER:OG	1:I:902:ASP:CA	2.53	0.57
1:K:146:GLU:HG2	1:M:111:ARG:NH1	2.19	0.57
1:K:176:GLY:HA3	3:Q:3:ALA:HB1	1.87	0.57
1:K:334:PHE:HB3	1:K:337:ARG:HG2	1.87	0.57
1:K:520:ALA:HB2	1:K:647:GLY:O	2.05	0.57
1:K:1233:VAL:HG12	1:K:1243:ILE:HG23	1.86	0.57
1:M:902:ASP:CB	2:N:72:LYS:NZ	2.67	0.57
3:O:24:TYR:HE2	4:S:38:HIS:C	2.07	0.57
3:P:14:GLU:O	3:P:18:LYS:HE2	2.04	0.57
3:Q:7:ASN:C	3:Q:7:ASN:HD22	2.07	0.57
1:A:179:PRO:CD	1:A:237:ARG:HH12	2.15	0.57
1:A:525:GLU:O	1:A:528:GLU:HG2	2.05	0.57
1:A:639:LEU:H	1:A:653:ILE:HG23	1.70	0.57
1:C:241:ILE:O	1:C:242:LEU:HD12	2.05	0.57
1:C:603:ILE:HB	1:C:1240:ILE:HG21	1.87	0.57
1:E:189:LYS:O	1:E:190:GLN:OE1	2.22	0.57
1:E:596:GLU:HB2	1:E:1245:GLN:O	2.05	0.57
1:E:603:ILE:HD13	1:E:1240:ILE:HG21	1.87	0.57
1:E:609:LEU:HB3	1:E:908:LEU:HB3	1.87	0.57
1:G:525:GLU:O	1:G:528:GLU:HG2	2.05	0.57
1:G:657:GLU:O	1:G:658:ASP:HB2	2.04	0.57
1:G:678:ASP:OD2	1:G:680:LYS:HG3	2.05	0.57
1:G:708:THR:HG22	1:G:710:SER:H	1.69	0.57
1:I:1200:LYS:CA	1:I:1202:TRP:CZ3	2.88	0.57
1:K:1008:HIS:CE1	1:K:1010:GLN:HB2	2.40	0.57
1:M:151:THR:HB	1:M:279:VAL:HG12	1.87	0.57
1:M:928:VAL:CG1	1:M:937:VAL:HA	2.28	0.57
4:T:21:GLN:H	4:T:82:GLN:HE22	1.51	0.57
4:V:21:GLN:H	4:V:82:GLN:HE22	1.51	0.57
1:A:151:THR:HB	1:A:279:VAL:HG12	1.87	0.56
1:A:172:SER:OG	3:W:3:ALA:HB3	2.04	0.56
1:A:946:LEU:HD11	1:A:959:LEU:HD12	1.86	0.56

*Continued on next page...*

*Continued from previous page...*

Atom-1	Atom-2	Interatomic distance (Å)	Clash overlap (Å)
1:A:1185:PHE:CZ	1:A:1192:LEU:HD11	2.35	0.56
1:A:1187:PRO:HG2	1:A:1229:PHE:HB3	1.87	0.56
1:A:1218:THR:HG22	1:A:1219:ASN:N	2.19	0.56
1:C:390:GLN:HB3	1:C:393:VAL:HG13	1.85	0.56
1:C:997:GLN:HG3	1:C:1033:GLN:H	1.70	0.56
1:C:1213:PHE:CD2	1:C:1214:TYR:N	2.72	0.56
1:C:1220:LEU:HA	1:C:1236:ASP:HB3	1.87	0.56
1:E:708:THR:HG22	1:E:710:SER:H	1.69	0.56
1:E:902:ASP:CB	2:F:72:LYS:NZ	2.67	0.56
1:E:1218:THR:HG22	1:E:1219:ASN:N	2.19	0.56
1:E:1233:VAL:HG12	1:E:1243:ILE:HG23	1.86	0.56
1:G:1113:SER:H	1:G:1120:LEU:HD13	1.69	0.56
1:G:1200:LYS:CD	1:G:1211:GLN:HB2	2.33	0.56
1:I:333:ASP:CB	1:I:334:PHE:CE1	2.85	0.56
1:I:603:ILE:HD13	1:I:1240:ILE:HG21	1.87	0.56
1:I:639:LEU:N	1:I:653:ILE:HG21	2.18	0.56
1:I:678:ASP:OD2	1:I:680:LYS:HG3	2.05	0.56
1:K:1027:ILE:HD11	1:K:1047:VAL:HG11	1.86	0.56
1:K:1201:TRP:HE3	1:K:1210:SER:CB	2.14	0.56
1:M:748:HIS:HD2	1:M:804:CYS:HB2	1.68	0.56
1:M:1213:PHE:CD2	1:M:1214:TYR:N	2.72	0.56
3:Q:19:ASP:HB3	4:U:64:THR:HB	1.87	0.56
1:A:241:ILE:O	1:A:242:LEU:HD12	2.05	0.56
1:C:179:PRO:HD3	1:C:237:ARG:NH1	2.15	0.56
1:C:564:VAL:CG1	1:C:583:GLN:HG2	2.35	0.56
1:C:603:ILE:HD13	1:C:1240:ILE:HG21	1.87	0.56
1:C:904:GLN:HE22	1:C:1174:ALA:HA	1.69	0.56
1:C:1092:ASP:HB2	1:C:1133:SER:O	2.05	0.56
1:E:597:TRP:HZ2	1:E:603:ILE:HG12	1.71	0.56
1:I:140:LEU:O	1:I:143:LEU:CD2	2.53	0.56
1:I:984:ALA:CA	1:I:999:ARG:O	2.47	0.56
1:I:1182:ASP:C	1:I:1183:LEU:HD12	2.26	0.56
7:J:201:HEM:CBC	7:J:201:HEM:HMC1	2.28	0.56
1:K:140:LEU:O	1:K:143:LEU:CD2	2.53	0.56
1:K:237:ARG:HH11	1:K:237:ARG:CG	2.14	0.56
1:K:931:GLN:O	1:K:931:GLN:HG3	2.05	0.56
1:K:946:LEU:HD11	1:K:959:LEU:HD12	1.86	0.56
1:K:1187:PRO:HG2	1:K:1229:PHE:HB3	1.87	0.56
1:K:1213:PHE:CE2	1:K:1215:THR:HA	2.40	0.56
1:K:1213:PHE:HE2	1:K:1215:THR:HG22	1.69	0.56
1:M:885:VAL:HG23	1:M:886:HIS:N	2.18	0.56

*Continued on next page...*

*Continued from previous page...*

Atom-1	Atom-2	Interatomic distance (Å)	Clash overlap (Å)
1:M:946:LEU:HD11	1:M:959:LEU:HD12	1.86	0.56
1:M:1182:ASP:C	1:M:1183:LEU:HD12	2.26	0.56
1:M:1233:VAL:HG12	1:M:1243:ILE:HG23	1.86	0.56
1:A:189:LYS:O	1:A:190:GLN:OE1	2.22	0.56
1:A:295:LEU:O	1:A:299:VAL:HG22	2.05	0.56
1:A:334:PHE:CD1	1:A:334:PHE:N	2.73	0.56
1:A:1092:ASP:HB2	1:A:1133:SER:O	2.05	0.56
1:C:564:VAL:CG1	1:C:583:GLN:HG3	2.35	0.56
1:C:678:ASP:OD2	1:C:680:LYS:HG3	2.05	0.56
1:C:931:GLN:O	1:C:931:GLN:HG3	2.05	0.56
1:C:970:SER:OG	1:C:973:LEU:O	2.24	0.56
1:C:984:ALA:CA	1:C:999:ARG:O	2.47	0.56
1:C:1213:PHE:CE2	1:C:1215:THR:HA	2.41	0.56
1:E:237:ARG:NH1	1:E:237:ARG:HG2	2.19	0.56
1:E:1008:HIS:CE1	1:E:1010:GLN:HB2	2.40	0.56
1:E:1092:ASP:HB2	1:E:1133:SER:O	2.05	0.56
1:G:400:LEU:HB3	1:G:404:TRP:CZ3	2.40	0.56
1:G:597:TRP:HZ2	1:G:603:ILE:HG12	1.71	0.56
1:G:1008:HIS:CE1	1:G:1010:GLN:HB2	2.40	0.56
1:G:1046:THR:O	1:G:1062:SER:HB2	2.05	0.56
1:I:278:TYR:N	1:I:278:TYR:CD1	2.73	0.56
1:I:615:THR:O	1:I:904:GLN:OE1	2.23	0.56
1:I:970:SER:OG	1:I:973:LEU:O	2.24	0.56
1:I:1027:ILE:HD11	1:I:1047:VAL:HG11	1.86	0.56
1:I:1113:SER:H	1:I:1120:LEU:HD13	1.69	0.56
1:K:595:LEU:CD2	1:K:1244:LEU:CD1	2.48	0.56
1:K:639:LEU:H	1:K:653:ILE:HG23	1.70	0.56
1:K:657:GLU:O	1:K:658:ASP:HB2	2.04	0.56
1:K:678:ASP:OD2	1:K:680:LYS:HG3	2.05	0.56
1:K:902:ASP:CB	2:L:72:LYS:NZ	2.67	0.56
1:K:1046:THR:O	1:K:1062:SER:HB2	2.05	0.56
1:K:1216:ASN:HB3	1:K:1242:TYR:OH	2.05	0.56
1:M:400:LEU:HB3	1:M:404:TRP:HZ3	1.68	0.56
1:M:525:GLU:O	1:M:528:GLU:HG2	2.05	0.56
1:M:540:VAL:CG1	1:M:575:GLU:HB3	2.34	0.56
1:M:596:GLU:HB2	1:M:1245:GLN:O	2.05	0.56
1:M:948:LEU:HD12	1:M:957:ASP:HB3	1.86	0.56
1:A:140:LEU:O	1:A:143:LEU:CD2	2.53	0.56
1:A:1030:TRP:HD1	1:A:1037:CYS:HG	1.54	0.56
1:A:1200:LYS:CA	1:A:1202:TRP:CZ3	2.88	0.56
1:A:1213:PHE:CE2	1:A:1215:THR:HA	2.40	0.56

*Continued on next page...*

*Continued from previous page...*

Atom-1	Atom-2	Interatomic distance (Å)	Clash overlap (Å)
1:C:596:GLU:HB2	1:C:1245:GLN:O	2.04	0.56
1:C:1030:TRP:HD1	1:C:1037:CYS:HG	1.54	0.56
1:E:788:LEU:HG	1:E:790:LEU:HG	1.88	0.56
1:G:278:TYR:N	1:G:278:TYR:CD1	2.73	0.56
1:G:520:ALA:HB2	1:G:647:GLY:O	2.05	0.56
1:G:609:LEU:HB3	1:G:908:LEU:HB3	1.87	0.56
1:G:639:LEU:N	1:G:653:ILE:HG21	2.18	0.56
1:I:946:LEU:HD11	1:I:959:LEU:HD12	1.86	0.56
1:I:1218:THR:HG22	1:I:1219:ASN:N	2.20	0.56
1:K:241:ILE:O	1:K:242:LEU:HD12	2.05	0.56
1:K:603:ILE:HB	1:K:1240:ILE:HG21	1.87	0.56
1:M:278:TYR:N	1:M:278:TYR:CD1	2.73	0.56
1:M:1187:PRO:HG2	1:M:1229:PHE:HB3	1.87	0.56
4:U:15:ARG:CD	4:U:88:PHE:CD2	2.89	0.56
1:A:639:LEU:N	1:A:653:ILE:HG21	2.18	0.56
1:A:1151:ILE:CG1	1:A:1167:PRO:HG2	2.36	0.56
1:A:1182:ASP:C	1:A:1183:LEU:HD12	2.26	0.56
1:A:1201:TRP:HE3	1:A:1210:SER:CB	2.14	0.56
1:A:1233:VAL:CB	1:A:1242:TYR:O	2.54	0.56
1:C:1216:ASN:HB3	1:C:1242:TYR:OH	2.05	0.56
1:E:241:ILE:O	1:E:242:LEU:HD12	2.05	0.56
1:E:540:VAL:CG1	1:E:575:GLU:HB3	2.34	0.56
1:E:564:VAL:CG1	1:E:583:GLN:HG2	2.36	0.56
1:E:1213:PHE:O	1:E:1214:TYR:CB	2.49	0.56
1:G:1182:ASP:C	1:G:1183:LEU:HD12	2.26	0.56
1:I:136:ILE:O	1:I:140:LEU:N	2.33	0.56
1:I:597:TRP:HZ2	1:I:603:ILE:HG12	1.70	0.56
1:I:1176:HIS:CB	1:I:1218:THR:CB	2.78	0.56
1:K:333:ASP:CB	1:K:334:PHE:CE1	2.85	0.56
1:M:241:ILE:O	1:M:242:LEU:HD12	2.05	0.56
1:M:295:LEU:O	1:M:299:VAL:HG22	2.05	0.56
1:M:543:ASN:CG	1:M:574:SER:HB2	2.26	0.56
1:M:636:ASP:C	1:M:637:LYS:CG	2.74	0.56
1:M:708:THR:HG22	1:M:710:SER:H	1.69	0.56
1:M:788:LEU:HG	1:M:790:LEU:HG	1.88	0.56
1:M:1213:PHE:HE2	1:M:1215:THR:HG22	1.69	0.56
1:M:1218:THR:HG22	1:M:1219:ASN:N	2.20	0.56
1:A:149:TRP:HZ3	1:A:251:LEU:HD22	1.70	0.56
1:A:636:ASP:C	1:A:637:LYS:CG	2.74	0.56
1:A:999:ARG:CD	1:A:1030:TRP:CD1	2.76	0.56
1:A:1008:HIS:CE1	1:A:1010:GLN:HB2	2.40	0.56

*Continued on next page...*

*Continued from previous page...*

Atom-1	Atom-2	Interatomic distance (Å)	Clash overlap (Å)
1:A:1200:LYS:CD	1:A:1211:GLN:HB2	2.34	0.56
1:A:1216:ASN:HB3	1:A:1242:TYR:OH	2.06	0.56
1:A:1240:ILE:HG22	1:A:1242:TYR:CE1	2.41	0.56
1:C:278:TYR:N	1:C:278:TYR:CD1	2.73	0.56
1:C:316:GLU:O	1:C:318:LYS:CG	2.50	0.56
1:C:520:ALA:HB2	1:C:647:GLY:O	2.05	0.56
1:E:564:VAL:CG1	1:E:583:GLN:HG3	2.35	0.56
1:E:1177:GLY:O	1:E:1178:GLY:C	2.44	0.56
1:E:1213:PHE:CE2	1:E:1215:THR:HA	2.40	0.56
1:E:1220:LEU:HA	1:E:1236:ASP:HB3	1.88	0.56
1:G:149:TRP:HZ3	1:G:251:LEU:HD22	1.70	0.56
1:G:1213:PHE:CE2	1:G:1215:THR:HA	2.40	0.56
1:I:121:GLN:HA	1:I:169:ARG:HH22	1.71	0.56
1:I:206:LEU:HD21	1:I:235:HIS:CD2	2.40	0.56
1:I:241:ILE:O	1:I:242:LEU:HD12	2.05	0.56
1:I:334:PHE:CD1	1:I:334:PHE:N	2.73	0.56
1:I:657:GLU:O	1:I:658:ASP:HB2	2.05	0.56
1:I:931:GLN:O	1:I:931:GLN:HG3	2.05	0.56
1:M:1046:THR:O	1:M:1062:SER:HB2	2.05	0.56
1:M:1181:THR:HG22	1:M:1182:ASP:HB2	1.86	0.56
3:P:4:LYS:CB	3:P:4:LYS:HZ2	2.19	0.56
4:V:2:ASP:O	4:V:6:ARG:CG	2.47	0.56
1:A:249:TRP:O	1:A:252:LYS:HB2	2.06	0.56
1:A:1046:THR:O	1:A:1062:SER:HB2	2.05	0.56
1:A:1181:THR:HG22	1:A:1182:ASP:HB2	1.87	0.56
1:C:862:TYR:HA	1:C:885:VAL:CG1	2.36	0.56
1:C:1151:ILE:CG1	1:C:1167:PRO:HG2	2.36	0.56
1:C:1182:ASP:C	1:C:1183:LEU:HD12	2.26	0.56
1:C:1200:LYS:CA	1:C:1202:TRP:CZ3	2.88	0.56
1:C:1240:ILE:HG22	1:C:1242:TYR:CE1	2.41	0.56
1:E:603:ILE:HB	1:E:1240:ILE:HG21	1.87	0.56
1:E:944:ARG:NE	1:E:961:GLU:O	2.39	0.56
1:E:984:ALA:CA	1:E:999:ARG:O	2.47	0.56
1:G:231:MET:SD	1:G:258:CYS:SG	2.97	0.56
1:I:400:LEU:HB3	1:I:404:TRP:CZ3	2.40	0.56
1:I:1213:PHE:CE2	1:I:1215:THR:HA	2.40	0.56
1:I:1240:ILE:HG22	1:I:1242:TYR:CE1	2.41	0.56
1:K:143:LEU:HG	1:K:259:GLN:NE2	2.21	0.56
1:K:151:THR:HB	1:K:279:VAL:HG12	1.87	0.56
1:K:419:VAL:HG22	1:K:424:LEU:O	2.06	0.56
1:K:615:THR:O	1:K:904:GLN:OE1	2.23	0.56

*Continued on next page...*



*Continued from previous page...*

Atom-1	Atom-2	Interatomic distance (Å)	Clash overlap (Å)
1:K:639:LEU:N	1:K:653:ILE:HG21	2.18	0.56
1:M:609:LEU:HB3	1:M:908:LEU:HB3	1.87	0.56
1:M:1008:HIS:CE1	1:M:1010:GLN:HB2	2.40	0.56
1:M:1213:PHE:CE2	1:M:1215:THR:HA	2.40	0.56
3:Q:24:TYR:CD2	3:Q:78:GLU:OE1	2.59	0.56
1:A:121:GLN:OE1	1:M:147:PRO:HG3	2.06	0.56
1:A:543:ASN:CG	1:A:574:SER:HB2	2.26	0.56
1:A:564:VAL:CG1	1:A:583:GLN:HG3	2.35	0.56
1:A:788:LEU:HG	1:A:790:LEU:HG	1.88	0.56
1:A:883:SER:OG	1:A:902:ASP:CA	2.53	0.56
1:A:1177:GLY:O	1:A:1178:GLY:C	2.44	0.56
1:C:149:TRP:HZ3	1:C:251:LEU:HD22	1.70	0.56
1:C:295:LEU:O	1:C:299:VAL:HG22	2.05	0.56
1:C:400:LEU:HB3	1:C:404:TRP:CZ3	2.40	0.56
1:C:419:VAL:HG22	1:C:424:LEU:O	2.06	0.56
1:C:883:SER:OG	1:C:902:ASP:CA	2.53	0.56
1:C:1046:THR:O	1:C:1062:SER:HB2	2.05	0.56
1:C:1181:THR:HG22	1:C:1182:ASP:HB2	1.86	0.56
1:E:249:TRP:O	1:E:252:LYS:HB2	2.06	0.56
1:E:1046:THR:O	1:E:1062:SER:HB2	2.05	0.56
1:G:121:GLN:HA	1:G:169:ARG:HH22	1.71	0.56
1:G:170:ASP:OD1	1:G:171:HIS:N	2.39	0.56
1:G:482:TYR:O	1:G:486:PHE:CD1	2.55	0.56
1:G:564:VAL:CG1	1:G:583:GLN:HG3	2.35	0.56
1:G:603:ILE:HB	1:G:1240:ILE:HG21	1.87	0.56
1:G:788:LEU:HG	1:G:790:LEU:HG	1.88	0.56
1:G:1092:ASP:HB2	1:G:1133:SER:O	2.05	0.56
1:I:1233:VAL:HG11	1:I:1243:ILE:CG1	2.29	0.56
1:K:316:GLU:O	1:K:318:LYS:CG	2.50	0.56
1:K:904:GLN:HE22	1:K:1174:ALA:HA	1.69	0.56
1:K:1182:ASP:C	1:K:1183:LEU:HD12	2.26	0.56
1:M:334:PHE:CD1	1:M:334:PHE:N	2.73	0.56
1:M:678:ASP:OD2	1:M:680:LYS:HG3	2.05	0.56
3:P:30:ILE:HG22	4:S:10:ARG:O	2.06	0.56
1:C:121:GLN:HA	1:C:169:ARG:HH22	1.71	0.56
1:C:639:LEU:N	1:C:653:ILE:HG21	2.18	0.56
1:E:147:PRO:HG3	1:G:121:GLN:OE1	2.06	0.56
1:E:345:LEU:HD11	1:E:353:ILE:CD1	2.36	0.56
1:E:400:LEU:HB3	1:E:404:TRP:CZ3	2.40	0.56
1:E:862:TYR:HA	1:E:885:VAL:CG1	2.36	0.56
1:E:1182:ASP:C	1:E:1183:LEU:HD12	2.26	0.56

*Continued on next page...*

*Continued from previous page...*

Atom-1	Atom-2	Interatomic distance (Å)	Clash overlap (Å)
1:E:1213:PHE:HE2	1:E:1215:THR:HG22	1.69	0.56
1:G:249:TRP:O	1:G:252:LYS:HB2	2.06	0.56
1:G:334:PHE:HB3	1:G:337:ARG:HG2	1.87	0.56
1:G:883:SER:OG	1:G:902:ASP:CA	2.53	0.56
1:G:1233:VAL:HG11	1:G:1243:ILE:CG1	2.28	0.56
1:I:170:ASP:OD1	1:I:171:HIS:N	2.39	0.56
1:I:171:HIS:NE2	1:I:175:GLU:CG	2.66	0.56
1:I:482:TYR:O	1:I:486:PHE:CD1	2.55	0.56
1:K:231:MET:SD	1:K:258:CYS:SG	2.97	0.56
1:K:1092:ASP:HB2	1:K:1133:SER:O	2.05	0.56
4:S:27:ASP:OD2	4:V:13:ARG:CG	2.53	0.56
4:V:36:ARG:HH11	4:V:37:PRO:CG	2.19	0.56
1:A:564:VAL:CG1	1:A:583:GLN:HG2	2.35	0.56
1:A:595:LEU:CD1	1:A:1244:LEU:HD13	2.36	0.56
1:A:1046:THR:CG2	1:A:1063:PHE:CE2	2.89	0.56
1:G:564:VAL:CG1	1:G:583:GLN:HG2	2.36	0.56
1:G:931:GLN:O	1:G:931:GLN:HG3	2.05	0.56
1:G:1017:THR:HG21	1:G:1073:ILE:HG12	1.88	0.56
1:I:525:GLU:O	1:I:528:GLU:HG2	2.05	0.56
1:I:603:ILE:HB	1:I:1240:ILE:HG21	1.87	0.56
1:I:609:LEU:HB3	1:I:908:LEU:HB3	1.87	0.56
1:I:1017:THR:HG21	1:I:1073:ILE:HG12	1.88	0.56
1:K:400:LEU:HB3	1:K:404:TRP:CZ3	2.40	0.56
1:K:543:ASN:CG	1:K:574:SER:HB2	2.26	0.56
1:K:788:LEU:HG	1:K:790:LEU:HG	1.88	0.56
1:K:970:SER:OG	1:K:973:LEU:O	2.24	0.56
1:K:1046:THR:CG2	1:K:1063:PHE:CE2	2.89	0.56
1:K:1218:THR:HG22	1:K:1219:ASN:N	2.20	0.56
1:K:1240:ILE:HG22	1:K:1242:TYR:CE1	2.40	0.56
1:M:143:LEU:HG	1:M:259:GLN:NE2	2.21	0.56
1:M:149:TRP:HZ3	1:M:251:LEU:HD22	1.70	0.56
1:M:170:ASP:OD1	1:M:171:HIS:N	2.39	0.56
1:M:1125:GLY:O	1:M:1152:ARG:NH1	2.39	0.56
1:M:1213:PHE:HE2	1:M:1215:THR:HA	1.71	0.56
1:M:1216:ASN:HB3	1:M:1242:TYR:OH	2.05	0.56
1:M:1240:ILE:HG22	1:M:1242:TYR:CE1	2.41	0.56
4:S:45:ARG:HE	4:S:45:ARG:CA	2.19	0.56
4:T:41:GLU:HB2	4:T:45:ARG:HH21	1.71	0.56
1:A:513:LYS:CD	1:A:522:LEU:HG	2.36	0.55
1:A:609:LEU:HB3	1:A:908:LEU:HB3	1.87	0.55
1:C:147:PRO:HG3	1:E:121:GLN:OE1	2.06	0.55

*Continued on next page...*

*Continued from previous page...*

Atom-1	Atom-2	Interatomic distance (Å)	Clash overlap (Å)
1:C:636:ASP:C	1:C:637:LYS:CG	2.74	0.55
1:C:1177:GLY:HA2	1:C:1197:GLY:HA2	1.81	0.55
1:E:543:ASN:CG	1:E:574:SER:HB2	2.26	0.55
1:E:1151:ILE:CG1	1:E:1167:PRO:HG2	2.36	0.55
1:E:1185:PHE:CZ	1:E:1192:LEU:HD11	2.35	0.55
1:E:1213:PHE:HE2	1:E:1215:THR:HA	1.72	0.55
1:G:615:THR:O	1:G:904:GLN:OE1	2.23	0.55
1:G:637:LYS:CA	1:G:660:VAL:HG23	2.36	0.55
1:G:1200:LYS:C	1:G:1202:TRP:CE3	2.80	0.55
1:G:1220:LEU:HA	1:G:1236:ASP:HB3	1.87	0.55
1:I:419:VAL:HG22	1:I:424:LEU:O	2.06	0.55
1:I:564:VAL:CG1	1:I:583:GLN:HG2	2.36	0.55
1:I:595:LEU:CD1	1:I:1244:LEU:HD13	2.36	0.55
1:I:1182:ASP:HB3	1:I:1223:ILE:HG21	1.88	0.55
1:I:1187:PRO:HG2	1:I:1229:PHE:HB3	1.87	0.55
1:K:170:ASP:OD1	1:K:171:HIS:N	2.39	0.55
1:K:344:GLN:HA	1:K:347:ASN:HD22	1.71	0.55
1:K:1182:ASP:HB3	1:K:1223:ILE:HG21	1.88	0.55
1:K:1225:VAL:CG1	1:K:1229:PHE:CD1	2.89	0.55
1:M:344:GLN:HA	1:M:347:ASN:HD22	1.71	0.55
1:M:657:GLU:O	1:M:658:ASP:HB2	2.05	0.55
1:M:1220:LEU:HA	1:M:1236:ASP:HB3	1.88	0.55
3:O:24:TYR:CE2	4:S:38:HIS:C	2.79	0.55
4:S:2:ASP:O	4:S:6:ARG:HG3	2.07	0.55
1:A:340:TYR:HH	1:M:409:GLU:HG3	1.69	0.55
1:A:902:ASP:CB	2:B:72:LYS:NZ	2.67	0.55
1:A:928:VAL:CG1	1:A:937:VAL:HA	2.28	0.55
1:C:615:THR:O	1:C:904:GLN:OE1	2.24	0.55
1:C:788:LEU:HG	1:C:790:LEU:HG	1.88	0.55
1:C:944:ARG:NE	1:C:961:GLU:O	2.39	0.55
1:C:1177:GLY:O	1:C:1178:GLY:C	2.44	0.55
1:E:883:SER:OG	1:E:902:ASP:CA	2.53	0.55
1:E:1125:GLY:O	1:E:1152:ARG:NH1	2.39	0.55
1:E:1187:PRO:HG2	1:E:1229:PHE:HB3	1.87	0.55
1:G:1046:THR:CG2	1:G:1063:PHE:CE2	2.89	0.55
1:G:1177:GLY:O	1:G:1178:GLY:C	2.44	0.55
1:G:1200:LYS:O	1:G:1202:TRP:HZ3	1.81	0.55
1:G:1216:ASN:HB3	1:G:1242:TYR:OH	2.05	0.55
1:I:231:MET:SD	1:I:258:CYS:SG	2.97	0.55
1:I:419:VAL:HG11	1:I:426:CYS:HG	1.71	0.55
1:I:520:ALA:HB2	1:I:647:GLY:O	2.05	0.55

*Continued on next page...*

*Continued from previous page...*

Atom-1	Atom-2	Interatomic distance (Å)	Clash overlap (Å)
1:I:862:TYR:HA	1:I:885:VAL:CG1	2.36	0.55
1:I:1046:THR:O	1:I:1062:SER:HB2	2.05	0.55
1:K:295:LEU:O	1:K:299:VAL:HG22	2.05	0.55
1:K:862:TYR:HA	1:K:885:VAL:CG1	2.36	0.55
1:M:249:TRP:O	1:M:252:LYS:HB2	2.06	0.55
1:M:400:LEU:HB3	1:M:404:TRP:CZ3	2.40	0.55
1:M:1092:ASP:HB2	1:M:1133:SER:O	2.05	0.55
3:R:28:HIS:CG	4:U:14:LEU:HD11	2.41	0.55
1:A:138:GLN:HA	3:W:6:ARG:HD2	1.86	0.55
1:A:147:PRO:HG3	1:C:121:GLN:OE1	2.06	0.55
1:A:175:GLU:CG	3:P:4:LYS:NZ	2.69	0.55
1:A:419:VAL:HG22	1:A:424:LEU:O	2.06	0.55
1:A:1136:SER:HB3	1:A:1141:LEU:HB2	1.89	0.55
1:C:636:ASP:O	1:C:637:LYS:CB	2.55	0.55
1:E:171:HIS:NE2	1:E:175:GLU:CG	2.67	0.55
1:E:1200:LYS:CD	1:E:1211:GLN:HB2	2.34	0.55
1:E:1240:ILE:HG22	1:E:1242:TYR:CE1	2.41	0.55
1:G:108:SER:O	1:G:111:ARG:HG2	2.07	0.55
1:G:171:HIS:NE2	1:G:175:GLU:CG	2.66	0.55
1:G:241:ILE:O	1:G:242:LEU:HD12	2.05	0.55
1:G:295:LEU:O	1:G:299:VAL:HG22	2.05	0.55
1:I:179:PRO:HD3	1:I:237:ARG:NH1	2.15	0.55
1:I:564:VAL:CG1	1:I:583:GLN:HG3	2.35	0.55
1:I:636:ASP:C	1:I:637:LYS:CG	2.74	0.55
1:I:1092:ASP:HB2	1:I:1133:SER:O	2.05	0.55
1:K:146:GLU:CG	1:M:111:ARG:HH11	2.15	0.55
1:K:334:PHE:CD1	1:K:334:PHE:N	2.73	0.55
1:K:345:LEU:HD11	1:K:353:ILE:CD1	2.36	0.55
1:K:950:ASN:OD1	1:K:951:GLY:N	2.40	0.55
1:M:121:GLN:HA	1:M:169:ARG:HH22	1.71	0.55
1:M:334:PHE:HB3	1:M:337:ARG:HG2	1.87	0.55
1:M:636:ASP:O	1:M:637:LYS:CB	2.55	0.55
1:M:1136:SER:HB3	1:M:1141:LEU:HB2	1.89	0.55
3:Q:27:ASP:HB3	4:T:14:LEU:HD23	1.88	0.55
4:S:30:LEU:HD13	4:V:10:ARG:HD2	1.88	0.55
1:A:111:ARG:HH11	1:M:146:GLU:CG	2.15	0.55
1:A:603:ILE:HD13	1:A:1240:ILE:HG21	1.87	0.55
1:A:615:THR:O	1:A:904:GLN:OE1	2.24	0.55
1:A:678:ASP:OD2	1:A:680:LYS:HG3	2.05	0.55
1:A:862:TYR:HA	1:A:885:VAL:CG1	2.36	0.55
1:A:1125:GLY:O	1:A:1152:ARG:NH1	2.39	0.55

*Continued on next page...*

*Continued from previous page...*

Atom-1	Atom-2	Interatomic distance (Å)	Clash overlap (Å)
1:C:249:TRP:O	1:C:252:LYS:HB2	2.06	0.55
1:C:1200:LYS:CD	1:C:1211:GLN:HB2	2.34	0.55
1:E:513:LYS:CD	1:E:522:LEU:HG	2.36	0.55
1:E:1171:GLU:CG	1:E:1172:GLY:N	2.68	0.55
1:E:1216:ASN:HB3	1:E:1242:TYR:OH	2.05	0.55
1:G:151:THR:HB	1:G:279:VAL:HG12	1.87	0.55
1:G:1136:SER:HB3	1:G:1141:LEU:HB2	1.88	0.55
1:I:143:LEU:HG	1:I:259:GLN:NE2	2.21	0.55
1:I:149:TRP:HZ3	1:I:251:LEU:HD22	1.70	0.55
1:I:316:GLU:O	1:I:318:LYS:CG	2.50	0.55
1:I:409:GLU:HG3	1:K:340:TYR:HH	1.69	0.55
1:I:637:LYS:CA	1:I:660:VAL:HG23	2.36	0.55
1:I:1213:PHE:HE2	1:I:1215:THR:HA	1.71	0.55
1:M:615:THR:O	1:M:904:GLN:OE1	2.23	0.55
1:M:950:ASN:OD1	1:M:951:GLY:N	2.40	0.55
1:M:1046:THR:CG2	1:M:1063:PHE:CE2	2.89	0.55
3:P:4:LYS:HG3	3:P:5:ALA:N	2.19	0.55
4:T:2:ASP:O	4:T:6:ARG:HG3	2.07	0.55
1:C:229:ILE:HG22	1:C:233:ARG:CD	2.28	0.55
1:C:345:LEU:HD11	1:C:353:ILE:CD1	2.36	0.55
1:C:950:ASN:OD1	1:C:951:GLY:N	2.40	0.55
1:C:1177:GLY:CA	1:C:1197:GLY:HA3	2.27	0.55
1:E:419:VAL:HG22	1:E:424:LEU:O	2.06	0.55
1:E:505:PHE:HZ	1:E:540:VAL:CG1	2.17	0.55
1:E:615:THR:O	1:E:904:GLN:OE1	2.23	0.55
1:G:333:ASP:CB	1:G:334:PHE:CE1	2.85	0.55
1:G:603:ILE:HD13	1:G:1240:ILE:HG21	1.87	0.55
1:G:1125:GLY:O	1:G:1152:ARG:NH1	2.39	0.55
1:G:1240:ILE:HG22	1:G:1242:TYR:CE1	2.41	0.55
1:I:1136:SER:HB3	1:I:1141:LEU:HB2	1.89	0.55
1:I:1177:GLY:HA2	1:I:1197:GLY:HA2	1.81	0.55
1:I:1220:LEU:HA	1:I:1236:ASP:HB3	1.88	0.55
1:K:121:GLN:HA	1:K:169:ARG:HH22	1.71	0.55
1:K:564:VAL:CG1	1:K:583:GLN:HG3	2.35	0.55
1:K:609:LEU:HB3	1:K:908:LEU:HB3	1.87	0.55
1:M:333:ASP:CB	1:M:334:PHE:CE1	2.85	0.55
1:M:419:VAL:HG22	1:M:424:LEU:O	2.06	0.55
1:A:950:ASN:OD1	1:A:951:GLY:N	2.40	0.55
1:A:1094:SER:HA	1:A:1135:PHE:HB2	1.89	0.55
1:A:1200:LYS:C	1:A:1202:TRP:CE3	2.80	0.55
1:A:1213:PHE:HE2	1:A:1215:THR:HA	1.72	0.55

*Continued on next page...*

*Continued from previous page...*

Atom-1	Atom-2	Interatomic distance (Å)	Clash overlap (Å)
1:A:1247:LEU:CD1	1:A:1248:GLU:H	2.14	0.55
1:C:1017:THR:HG21	1:C:1073:ILE:HG12	1.88	0.55
1:C:1046:THR:CG2	1:C:1063:PHE:CE2	2.89	0.55
1:C:1200:LYS:C	1:C:1202:TRP:CE3	2.80	0.55
1:E:931:GLN:O	1:E:931:GLN:HG3	2.05	0.55
1:I:595:LEU:HD22	1:I:1244:LEU:HD12	1.78	0.55
1:I:862:TYR:HE2	1:I:881:HIS:N	1.82	0.55
1:I:1046:THR:CG2	1:I:1063:PHE:CE2	2.89	0.55
1:I:1151:ILE:H	1:I:1167:PRO:CD	2.19	0.55
1:I:1216:ASN:HB3	1:I:1242:TYR:OH	2.06	0.55
1:K:944:ARG:NE	1:K:961:GLU:O	2.39	0.55
1:K:1151:ILE:CG1	1:K:1167:PRO:HG2	2.36	0.55
1:K:1220:LEU:HA	1:K:1236:ASP:HB3	1.88	0.55
1:K:1247:LEU:CD1	1:K:1248:GLU:H	2.14	0.55
1:M:345:LEU:HD11	1:M:353:ILE:CD1	2.36	0.55
1:M:513:LYS:CD	1:M:522:LEU:HG	2.36	0.55
1:A:970:SER:OG	1:A:973:LEU:O	2.24	0.55
1:A:980:ASP:OD1	1:A:981:GLU:N	2.40	0.55
1:A:1017:THR:HG21	1:A:1073:ILE:HG12	1.88	0.55
1:A:1213:PHE:HE2	1:A:1215:THR:HG22	1.69	0.55
1:C:363:ALA:O	1:C:366:GLU:CB	2.55	0.55
1:E:950:ASN:OD1	1:E:951:GLY:N	2.40	0.55
1:E:1225:VAL:CG1	1:E:1229:PHE:CD1	2.89	0.55
1:G:950:ASN:OD1	1:G:951:GLY:N	2.40	0.55
1:G:970:SER:OG	1:G:973:LEU:O	2.24	0.55
1:G:1092:ASP:OD2	1:G:1134:ALA:HA	2.07	0.55
1:G:1094:SER:HA	1:G:1135:PHE:HB2	1.89	0.55
1:G:1151:ILE:CG1	1:G:1167:PRO:HG2	2.36	0.55
1:G:1182:ASP:HB3	1:G:1223:ILE:HG21	1.88	0.55
1:I:543:ASN:CG	1:I:574:SER:HB2	2.26	0.55
1:I:1125:GLY:O	1:I:1152:ARG:NH1	2.39	0.55
1:K:379:ILE:HD11	1:K:417:GLU:OE1	2.07	0.55
1:K:482:TYR:O	1:K:486:PHE:CD1	2.55	0.55
1:K:1233:VAL:CB	1:K:1242:TYR:O	2.54	0.55
1:M:639:LEU:N	1:M:653:ILE:HG21	2.18	0.55
1:M:1092:ASP:OD2	1:M:1134:ALA:HA	2.07	0.55
1:M:1151:ILE:CG1	1:M:1167:PRO:HG2	2.36	0.55
1:M:1185:PHE:HE1	1:M:1192:LEU:HD12	1.53	0.55
1:M:1225:VAL:CG1	1:M:1229:PHE:CD1	2.89	0.55
1:A:108:SER:O	1:A:111:ARG:HG2	2.07	0.55
1:A:138:GLN:CA	3:W:6:ARG:NH1	2.69	0.55

*Continued on next page...*

*Continued from previous page...*

Atom-1	Atom-2	Interatomic distance (Å)	Clash overlap (Å)
1:A:146:GLU:CB	1:A:147:PRO:HD2	2.37	0.55
1:A:322:LEU:O	1:A:326:LEU:HB2	2.07	0.55
1:A:1225:VAL:CG1	1:A:1229:PHE:CD1	2.89	0.55
7:B:201:HEM:CBC	7:B:201:HEM:HMC1	2.28	0.55
1:C:143:LEU:HD23	1:C:143:LEU:C	2.27	0.55
1:C:543:ASN:CG	1:C:574:SER:HB2	2.26	0.55
1:C:980:ASP:OD1	1:C:981:GLU:N	2.40	0.55
1:C:1213:PHE:HE2	1:C:1215:THR:HA	1.72	0.55
1:E:143:LEU:HD23	1:E:143:LEU:C	2.27	0.55
1:E:344:GLN:HA	1:E:347:ASN:HD22	1.72	0.55
1:E:639:LEU:N	1:E:653:ILE:HG21	2.18	0.55
1:G:179:PRO:CD	1:G:237:ARG:HH12	2.15	0.55
1:G:513:LYS:CD	1:G:522:LEU:HG	2.36	0.55
1:G:595:LEU:CD1	1:G:1244:LEU:HD13	2.36	0.55
1:G:1225:VAL:CG1	1:G:1229:PHE:CD1	2.89	0.55
1:I:143:LEU:HD23	1:I:143:LEU:C	2.27	0.55
1:I:249:TRP:O	1:I:252:LYS:HB2	2.06	0.55
1:I:379:ILE:HD11	1:I:417:GLU:OE1	2.07	0.55
1:I:788:LEU:HG	1:I:790:LEU:HG	1.88	0.55
1:I:950:ASN:OD1	1:I:951:GLY:N	2.39	0.55
1:I:1225:VAL:CG1	1:I:1229:PHE:CD1	2.89	0.55
1:K:249:TRP:O	1:K:252:LYS:HB2	2.06	0.55
1:K:564:VAL:CG1	1:K:583:GLN:HG2	2.36	0.55
1:K:999:ARG:CD	1:K:1030:TRP:CD1	2.76	0.55
1:K:1136:SER:HB3	1:K:1141:LEU:HB2	1.89	0.55
1:K:1200:LYS:CG	1:K:1211:GLN:HB3	2.33	0.55
1:M:564:VAL:CG1	1:M:583:GLN:HG3	2.35	0.55
1:M:595:LEU:CD1	1:M:1244:LEU:HD13	2.37	0.55
1:C:108:SER:O	1:C:111:ARG:HG2	2.07	0.55
1:C:344:GLN:HA	1:C:347:ASN:HD22	1.71	0.55
1:E:146:GLU:CB	1:E:147:PRO:HD2	2.37	0.55
1:E:149:TRP:HZ3	1:E:251:LEU:HD22	1.70	0.55
1:E:1046:THR:CG2	1:E:1063:PHE:CE2	2.89	0.55
1:E:1092:ASP:OD2	1:E:1134:ALA:HA	2.07	0.55
1:E:1177:GLY:CA	1:E:1197:GLY:HA3	2.27	0.55
1:G:146:GLU:CB	1:G:147:PRO:HD2	2.37	0.55
1:G:862:TYR:HA	1:G:885:VAL:CG1	2.36	0.55
1:G:984:ALA:CA	1:G:999:ARG:O	2.47	0.55
1:G:1218:THR:HG22	1:G:1219:ASN:N	2.19	0.55
1:G:1233:VAL:CB	1:G:1242:TYR:O	2.54	0.55
1:K:143:LEU:HD23	1:K:143:LEU:C	2.27	0.55

*Continued on next page...*

*Continued from previous page...*

Atom-1	Atom-2	Interatomic distance (Å)	Clash overlap (Å)
1:K:1125:GLY:O	1:K:1152:ARG:NH1	2.40	0.55
1:M:560:PHE:O	1:M:561:PRO:C	2.45	0.55
1:M:970:SER:OG	1:M:973:LEU:O	2.24	0.55
1:A:143:LEU:HG	1:A:259:GLN:NE2	2.21	0.55
1:A:146:GLU:CG	1:C:111:ARG:HH11	2.15	0.55
1:A:345:LEU:HD11	1:A:353:ILE:CD1	2.37	0.55
1:A:944:ARG:NE	1:A:961:GLU:O	2.39	0.55
1:C:1067:VAL:N	1:C:1081:PHE:O	2.40	0.55
1:C:1125:GLY:O	1:C:1152:ARG:NH1	2.40	0.55
1:C:1225:VAL:CG1	1:C:1229:PHE:CD1	2.90	0.55
1:E:363:ALA:O	1:E:366:GLU:CB	2.55	0.55
1:E:637:LYS:CA	1:E:660:VAL:HG23	2.36	0.55
1:E:678:ASP:O	1:E:679:LYS:CB	2.55	0.55
1:E:769:LEU:HD13	1:E:826:ILE:HD12	1.89	0.55
1:E:1094:SER:HA	1:E:1135:PHE:HB2	1.89	0.55
1:G:246:TRP:O	1:G:247:ASP:OD1	2.26	0.55
1:I:151:THR:HB	1:I:279:VAL:HG12	1.87	0.55
1:I:344:GLN:HA	1:I:347:ASN:HD22	1.71	0.55
1:I:1177:GLY:O	1:I:1178:GLY:C	2.44	0.55
1:K:513:LYS:CD	1:K:522:LEU:HG	2.36	0.55
2:L:103:ASN:O	2:L:104:GLU:C	2.46	0.55
1:M:246:TRP:O	1:M:247:ASP:OD1	2.25	0.55
1:M:363:ALA:O	1:M:366:GLU:CB	2.55	0.55
1:M:823:LEU:HB3	1:M:833:GLY:HA3	1.89	0.55
1:M:944:ARG:NE	1:M:961:GLU:O	2.39	0.55
1:M:1177:GLY:CA	1:M:1197:GLY:HA3	2.27	0.55
3:O:91:ILE:O	3:O:91:ILE:HG12	2.07	0.55
1:A:1177:GLY:O	1:A:1178:GLY:O	2.25	0.54
1:A:1200:LYS:CG	1:A:1211:GLN:HB3	2.33	0.54
1:C:427:ASP:CB	1:C:434:ARG:O	2.55	0.54
1:C:678:ASP:O	1:C:679:LYS:CB	2.55	0.54
1:C:1136:SER:HB3	1:C:1141:LEU:HB2	1.89	0.54
1:E:639:LEU:H	1:E:653:ILE:HG23	1.70	0.54
1:E:1233:VAL:HG11	1:E:1243:ILE:CG1	2.28	0.54
1:G:344:GLN:HA	1:G:347:ASN:HD22	1.71	0.54
1:G:419:VAL:HG22	1:G:424:LEU:O	2.06	0.54
1:G:980:ASP:OD1	1:G:981:GLU:N	2.40	0.54
1:G:1187:PRO:HG2	1:G:1229:PHE:HB3	1.88	0.54
1:I:147:PRO:HG3	1:K:121:GLN:OE1	2.06	0.54
1:I:322:LEU:O	1:I:326:LEU:HB2	2.07	0.54
1:I:363:ALA:O	1:I:366:GLU:CB	2.55	0.54

*Continued on next page...*



*Continued from previous page...*

Atom-1	Atom-2	Interatomic distance (Å)	Clash overlap (Å)
1:K:678:ASP:O	1:K:679:LYS:CB	2.55	0.54
1:K:1017:THR:HG21	1:K:1073:ILE:HG12	1.88	0.54
1:K:1046:THR:CG2	1:K:1063:PHE:CD2	2.91	0.54
1:M:427:ASP:CB	1:M:434:ARG:O	2.55	0.54
1:M:769:LEU:HD13	1:M:826:ILE:HD12	1.89	0.54
1:M:1182:ASP:HB3	1:M:1223:ILE:HG21	1.88	0.54
3:X:68:TYR:CE1	3:X:91:ILE:HD13	2.42	0.54
1:C:1213:PHE:HE2	1:C:1215:THR:HG22	1.69	0.54
1:E:121:GLN:HA	1:E:169:ARG:HH22	1.71	0.54
1:E:170:ASP:OD1	1:E:171:HIS:N	2.39	0.54
1:E:1017:THR:HG21	1:E:1073:ILE:HG12	1.88	0.54
1:G:322:LEU:O	1:G:326:LEU:HB2	2.07	0.54
1:G:597:TRP:HE1	1:G:1242:TYR:HA	1.73	0.54
1:K:560:PHE:O	1:K:561:PRO:C	2.45	0.54
1:K:769:LEU:HD13	1:K:826:ILE:HD12	1.89	0.54
7:L:201:HEM:CBC	7:L:201:HEM:HMC1	2.28	0.54
1:M:862:TYR:HA	1:M:885:VAL:CG1	2.36	0.54
1:M:1151:ILE:H	1:M:1167:PRO:CD	2.19	0.54
1:M:1233:VAL:CB	1:M:1242:TYR:O	2.54	0.54
3:Q:91:ILE:O	3:Q:91:ILE:HG12	2.08	0.54
4:S:52:ARG:HD2	4:T:38:HIS:CE1	2.38	0.54
1:A:1069:VAL:HB	1:A:1079:LYS:HB2	1.89	0.54
1:A:1200:LYS:CG	1:A:1211:GLN:CA	2.67	0.54
1:C:170:ASP:OD1	1:C:171:HIS:N	2.39	0.54
1:C:597:TRP:HE1	1:C:1242:TYR:HA	1.73	0.54
1:C:1094:SER:HA	1:C:1135:PHE:HB2	1.89	0.54
1:C:1233:VAL:CB	1:C:1242:TYR:O	2.54	0.54
1:E:236:PRO:C	1:E:238:SER:N	2.61	0.54
1:E:427:ASP:CB	1:E:434:ARG:O	2.55	0.54
1:E:560:PHE:O	1:E:561:PRO:C	2.45	0.54
1:E:595:LEU:CD1	1:E:1244:LEU:HD13	2.36	0.54
1:E:1046:THR:CG2	1:E:1063:PHE:CD2	2.91	0.54
1:G:363:ALA:O	1:G:366:GLU:CB	2.55	0.54
1:G:769:LEU:HD13	1:G:826:ILE:HD12	1.89	0.54
1:G:1213:PHE:HE2	1:G:1215:THR:HA	1.71	0.54
1:I:317:CYS:SG	1:I:324:VAL:CG2	2.96	0.54
1:I:747:ASN:ND2	1:I:801:VAL:O	2.38	0.54
1:I:1069:VAL:HB	1:I:1079:LYS:HB2	1.89	0.54
1:I:1151:ILE:CG1	1:I:1167:PRO:HG2	2.36	0.54
1:I:1200:LYS:O	1:I:1202:TRP:HZ3	1.81	0.54
1:K:146:GLU:CB	1:K:147:PRO:HD2	2.37	0.54

*Continued on next page...*

*Continued from previous page...*

Atom-1	Atom-2	Interatomic distance (Å)	Clash overlap (Å)
1:K:171:HIS:NE2	1:K:175:GLU:CG	2.66	0.54
1:K:363:ALA:O	1:K:366:GLU:CB	2.55	0.54
1:K:1200:LYS:C	1:K:1202:TRP:CE3	2.80	0.54
1:M:564:VAL:CG1	1:M:583:GLN:HG2	2.36	0.54
1:M:570:GLU:HA	1:M:570:GLU:OE2	2.08	0.54
1:M:1094:SER:HA	1:M:1135:PHE:HB2	1.89	0.54
1:M:1171:GLU:CG	1:M:1172:GLY:N	2.68	0.54
3:P:31:SER:CA	4:S:11:ARG:HA	2.33	0.54
1:A:109:TYR:HH	3:P:4:LYS:HB3	1.71	0.54
1:A:121:GLN:HA	1:A:169:ARG:HH22	1.71	0.54
1:A:143:LEU:HD23	1:A:143:LEU:C	2.27	0.54
1:C:484:TYR:HA	1:C:509:TRP:HZ2	1.73	0.54
1:C:1092:ASP:OD2	1:C:1134:ALA:HA	2.07	0.54
1:E:108:SER:O	1:E:111:ARG:HG2	2.07	0.54
1:E:322:LEU:O	1:E:326:LEU:HB2	2.07	0.54
1:E:364:LEU:CD1	1:E:368:MET:HE2	2.37	0.54
1:E:480:CYS:HA	1:E:483:TRP:HD1	1.73	0.54
1:E:484:TYR:HA	1:E:509:TRP:HZ2	1.73	0.54
1:E:1136:SER:HB3	1:E:1141:LEU:HB2	1.89	0.54
1:G:143:LEU:HG	1:G:259:GLN:NE2	2.21	0.54
1:I:345:LEU:HD11	1:I:353:ILE:CD1	2.36	0.54
1:I:823:LEU:HB3	1:I:833:GLY:HA3	1.90	0.54
1:I:1092:ASP:OD2	1:I:1134:ALA:HA	2.07	0.54
1:K:520:ALA:CB	1:K:647:GLY:O	2.56	0.54
1:K:595:LEU:CD1	1:K:1244:LEU:HD13	2.36	0.54
1:K:597:TRP:HZ2	1:K:603:ILE:HG12	1.71	0.54
1:K:823:LEU:HB3	1:K:833:GLY:HA3	1.90	0.54
1:M:1017:THR:HG21	1:M:1073:ILE:HG12	1.89	0.54
3:P:19:ASP:CG	4:T:64:THR:HA	2.27	0.54
1:A:246:TRP:O	1:A:247:ASP:OD1	2.26	0.54
1:A:573:THR:O	1:A:574:SER:O	2.26	0.54
1:A:636:ASP:O	1:A:637:LYS:CB	2.55	0.54
1:A:823:LEU:HB3	1:A:833:GLY:HA3	1.90	0.54
1:C:143:LEU:HG	1:C:259:GLN:NE2	2.21	0.54
1:C:379:ILE:HD11	1:C:417:GLU:OE1	2.07	0.54
1:C:595:LEU:CD1	1:C:1244:LEU:HD13	2.36	0.54
1:C:1146:ASP:HB2	1:C:1150:GLU:HB3	1.90	0.54
1:C:1182:ASP:HB3	1:C:1223:ILE:HG21	1.88	0.54
1:E:520:ALA:CB	1:E:647:GLY:O	2.56	0.54
1:E:1146:ASP:HB2	1:E:1150:GLU:HB3	1.90	0.54
1:E:1200:LYS:C	1:E:1202:TRP:CE3	2.80	0.54

*Continued on next page...*

*Continued from previous page...*

Atom-1	Atom-2	Interatomic distance (Å)	Clash overlap (Å)
1:G:379:ILE:HD11	1:G:417:GLU:OE1	2.07	0.54
1:G:1201:TRP:HE3	1:G:1210:SER:CB	2.14	0.54
1:I:146:GLU:CB	1:I:147:PRO:HD2	2.37	0.54
1:I:757:LEU:HB3	1:I:769:LEU:HD11	1.90	0.54
1:I:1046:THR:CG2	1:I:1063:PHE:CD2	2.90	0.54
1:K:525:GLU:O	1:K:528:GLU:HG2	2.05	0.54
1:K:757:LEU:HB3	1:K:769:LEU:HD11	1.90	0.54
1:K:928:VAL:CG1	1:K:937:VAL:HA	2.28	0.54
1:K:1092:ASP:OD2	1:K:1134:ALA:HA	2.07	0.54
1:K:1177:GLY:O	1:K:1178:GLY:C	2.44	0.54
1:M:143:LEU:HD23	1:M:143:LEU:C	2.27	0.54
1:M:520:ALA:CB	1:M:647:GLY:O	2.56	0.54
1:M:714:LEU:HB3	1:M:730:LEU:HB2	1.90	0.54
4:U:14:LEU:O	4:U:18:GLU:HB2	2.08	0.54
4:Y:8:LEU:HD23	4:Y:8:LEU:C	2.27	0.54
4:Y:15:ARG:HD2	4:Y:19:GLU:OE2	2.07	0.54
1:A:143:LEU:H	1:A:143:LEU:CD2	2.21	0.54
1:A:170:ASP:OD1	1:A:171:HIS:N	2.39	0.54
1:A:363:ALA:O	1:A:366:GLU:CB	2.55	0.54
1:A:520:ALA:CB	1:A:647:GLY:O	2.56	0.54
1:A:570:GLU:HA	1:A:570:GLU:OE2	2.08	0.54
1:A:714:LEU:HB3	1:A:730:LEU:HB2	1.90	0.54
1:A:1182:ASP:HB3	1:A:1223:ILE:HG21	1.88	0.54
1:A:1199:ILE:HD11	1:A:1232:TYR:CZ	2.42	0.54
1:C:374:MET:CE	1:C:374:MET:CA	2.85	0.54
1:C:551:ASN:O	1:C:555:LEU:HB3	2.08	0.54
1:C:1046:THR:CG2	1:C:1063:PHE:CD2	2.91	0.54
1:C:1069:VAL:HB	1:C:1079:LYS:HB2	1.89	0.54
1:E:246:TRP:O	1:E:247:ASP:OD1	2.26	0.54
1:E:482:TYR:O	1:E:486:PHE:CD1	2.55	0.54
1:E:505:PHE:CZ	1:E:540:VAL:CG1	2.90	0.54
1:E:570:GLU:HA	1:E:570:GLU:OE2	2.08	0.54
1:E:595:LEU:CD2	1:E:1244:LEU:CD1	2.48	0.54
1:E:636:ASP:C	1:E:637:LYS:CG	2.74	0.54
1:E:1149:GLY:H	1:E:1180:VAL:CG2	2.20	0.54
1:G:526:PHE:O	1:G:529:TYR:HB3	2.08	0.54
1:G:1177:GLY:O	1:G:1178:GLY:O	2.26	0.54
1:I:246:TRP:O	1:I:247:ASP:OD1	2.25	0.54
1:I:636:ASP:O	1:I:637:LYS:CB	2.55	0.54
1:I:678:ASP:O	1:I:679:LYS:CB	2.55	0.54
1:I:1094:SER:HA	1:I:1135:PHE:HB2	1.89	0.54

*Continued on next page...*

*Continued from previous page...*

Atom-1	Atom-2	Interatomic distance (Å)	Clash overlap (Å)
1:K:636:ASP:O	1:K:637:LYS:CB	2.55	0.54
1:M:144:LYS:HG2	1:M:145:GLY:N	2.23	0.54
1:M:171:HIS:NE2	1:M:175:GLU:CG	2.66	0.54
1:M:374:MET:CE	1:M:374:MET:CA	2.85	0.54
1:M:984:ALA:CA	1:M:999:ARG:O	2.47	0.54
1:M:1046:THR:CG2	1:M:1063:PHE:CD2	2.91	0.54
1:M:1069:VAL:HB	1:M:1079:LYS:HB2	1.89	0.54
3:Q:28:HIS:ND1	4:T:14:LEU:CD2	2.63	0.54
4:V:41:GLU:O	4:V:45:ARG:HG3	2.07	0.54
1:A:106:ILE:HG22	1:A:107:THR:O	2.08	0.54
1:A:374:MET:CE	1:A:374:MET:CA	2.86	0.54
1:A:379:ILE:HD11	1:A:417:GLU:OE1	2.07	0.54
1:A:427:ASP:CB	1:A:434:ARG:O	2.55	0.54
1:A:484:TYR:HA	1:A:509:TRP:HZ2	1.73	0.54
1:A:526:PHE:O	1:A:529:TYR:HB3	2.08	0.54
1:A:769:LEU:HD13	1:A:826:ILE:HD12	1.89	0.54
1:C:560:PHE:O	1:C:561:PRO:C	2.46	0.54
1:E:143:LEU:HG	1:E:259:GLN:NE2	2.22	0.54
1:E:379:ILE:HD11	1:E:417:GLU:OE1	2.07	0.54
1:E:714:LEU:HB3	1:E:730:LEU:HB2	1.90	0.54
2:F:103:ASN:O	2:F:104:GLU:C	2.46	0.54
1:G:345:LEU:HD11	1:G:353:ILE:CD1	2.37	0.54
1:G:543:ASN:CG	1:G:574:SER:HB2	2.26	0.54
1:G:573:THR:O	1:G:574:SER:O	2.26	0.54
1:G:1069:VAL:HB	1:G:1079:LYS:HB2	1.90	0.54
1:G:1171:GLU:CG	1:G:1172:GLY:N	2.68	0.54
1:I:980:ASP:OD1	1:I:981:GLU:N	2.40	0.54
1:K:246:TRP:O	1:K:247:ASP:OD1	2.25	0.54
1:K:540:VAL:CG1	1:K:575:GLU:HB3	2.34	0.54
1:K:637:LYS:CA	1:K:660:VAL:HG23	2.36	0.54
1:K:1067:VAL:N	1:K:1081:PHE:O	2.40	0.54
1:M:322:LEU:O	1:M:326:LEU:HB2	2.07	0.54
1:M:379:ILE:HD11	1:M:417:GLU:OE1	2.07	0.54
1:A:480:CYS:HA	1:A:483:TRP:HD1	1.73	0.54
1:A:551:ASN:O	1:A:555:LEU:HB3	2.08	0.54
1:C:146:GLU:CB	1:C:147:PRO:HD2	2.37	0.54
1:E:143:LEU:H	1:E:143:LEU:CD2	2.21	0.54
1:E:144:LYS:HG2	1:E:145:GLY:N	2.23	0.54
1:E:757:LEU:HB3	1:E:769:LEU:HD11	1.90	0.54
1:E:1201:TRP:HE3	1:E:1210:SER:CB	2.14	0.54
1:G:1046:THR:CG2	1:G:1063:PHE:CD2	2.90	0.54

*Continued on next page...*

*Continued from previous page...*

Atom-1	Atom-2	Interatomic distance (Å)	Clash overlap (Å)
1:G:1149:GLY:CA	1:G:1180:VAL:CG2	2.77	0.54
1:I:573:THR:O	1:I:574:SER:O	2.26	0.54
1:K:505:PHE:CZ	1:K:540:VAL:CG1	2.90	0.54
1:K:570:GLU:HA	1:K:570:GLU:OE2	2.08	0.54
1:K:1233:VAL:HG11	1:K:1243:ILE:CG1	2.29	0.54
1:M:496:MET:HA	1:M:496:MET:HE3	1.89	0.54
1:M:505:PHE:CZ	1:M:540:VAL:CG1	2.90	0.54
1:M:678:ASP:O	1:M:679:LYS:CB	2.55	0.54
1:M:747:ASN:ND2	1:M:801:VAL:O	2.38	0.54
4:V:61:ASP:O	4:V:64:THR:HG23	2.08	0.54
1:A:344:GLN:HA	1:A:347:ASN:HD22	1.71	0.54
1:A:1029:VAL:HG11	1:A:1073:ILE:HA	1.90	0.54
1:A:1151:ILE:H	1:A:1167:PRO:CD	2.19	0.54
1:C:513:LYS:CD	1:C:522:LEU:HG	2.36	0.54
1:C:714:LEU:HB3	1:C:730:LEU:HB2	1.90	0.54
1:C:1177:GLY:O	1:C:1178:GLY:O	2.26	0.54
1:C:1200:LYS:CG	1:C:1211:GLN:HB3	2.33	0.54
1:E:106:ILE:HG22	1:E:107:THR:O	2.08	0.54
1:E:567:GLY:O	1:E:569:CYS:N	2.41	0.54
1:E:879:ARG:CB	1:E:921:MET:CE	2.73	0.54
1:E:1182:ASP:HB3	1:E:1223:ILE:HG21	1.88	0.54
1:G:520:ALA:CB	1:G:647:GLY:O	2.56	0.54
1:G:540:VAL:CG1	1:G:575:GLU:HB3	2.34	0.54
1:G:560:PHE:O	1:G:561:PRO:C	2.45	0.54
1:G:570:GLU:OE2	1:G:570:GLU:HA	2.08	0.54
1:G:636:ASP:O	1:G:637:LYS:CB	2.55	0.54
1:G:678:ASP:O	1:G:679:LYS:CB	2.55	0.54
1:G:1146:ASP:HB2	1:G:1150:GLU:HB3	1.90	0.54
1:I:520:ALA:CB	1:I:647:GLY:O	2.56	0.54
1:I:639:LEU:H	1:I:653:ILE:HG23	1.70	0.54
1:I:1018:LEU:HB3	1:I:1030:TRP:O	2.08	0.54
1:I:1200:LYS:CG	1:I:1211:GLN:HB3	2.32	0.54
2:J:103:ASN:O	2:J:104:GLU:C	2.46	0.54
1:K:149:TRP:HZ3	1:K:251:LEU:HD22	1.70	0.54
1:K:526:PHE:O	1:K:529:TYR:HB3	2.08	0.54
1:K:1018:LEU:HB3	1:K:1030:TRP:O	2.08	0.54
1:M:106:ILE:HG22	1:M:107:THR:O	2.08	0.54
1:M:453:LEU:HD11	1:M:454:GLN:NE2	2.00	0.54
1:M:526:PHE:O	1:M:529:TYR:HB3	2.08	0.54
1:M:1200:LYS:C	1:M:1202:TRP:CE3	2.80	0.54
4:V:36:ARG:NH1	4:V:37:PRO:CG	2.71	0.54

*Continued on next page...*

*Continued from previous page...*

Atom-1	Atom-2	Interatomic distance (Å)	Clash overlap (Å)
1:A:678:ASP:O	1:A:679:LYS:CB	2.55	0.54
1:A:1046:THR:CG2	1:A:1063:PHE:CD2	2.91	0.54
1:A:1092:ASP:OD2	1:A:1134:ALA:HA	2.07	0.54
1:C:322:LEU:O	1:C:326:LEU:HB2	2.07	0.54
1:C:570:GLU:HA	1:C:570:GLU:OE2	2.08	0.54
1:C:769:LEU:HD13	1:C:826:ILE:HD12	1.89	0.54
1:G:144:LYS:HG2	1:G:145:GLY:N	2.23	0.54
1:G:427:ASP:CB	1:G:434:ARG:O	2.55	0.54
1:G:1149:GLY:H	1:G:1180:VAL:CG2	2.20	0.54
1:I:484:TYR:HA	1:I:509:TRP:HZ2	1.73	0.54
1:K:106:ILE:HG22	1:K:107:THR:O	2.08	0.54
1:K:229:ILE:HG22	1:K:233:ARG:CD	2.28	0.54
1:K:317:CYS:SG	1:K:324:VAL:CG2	2.96	0.54
1:K:322:LEU:O	1:K:326:LEU:HB2	2.07	0.54
1:K:597:TRP:HA	1:K:1243:ILE:O	2.08	0.54
1:K:1094:SER:HA	1:K:1135:PHE:HB2	1.89	0.54
1:M:317:CYS:SG	1:M:324:VAL:CG2	2.96	0.54
1:M:573:THR:O	1:M:574:SER:O	2.26	0.54
3:Q:24:TYR:HE2	4:U:38:HIS:CB	2.10	0.54
4:T:13:ARG:HD3	4:T:59:ILE:HD12	1.86	0.54
1:A:560:PHE:O	1:A:561:PRO:C	2.45	0.53
1:A:1239:GLY:O	1:A:1240:ILE:HB	2.08	0.53
2:B:103:ASN:O	2:B:104:GLU:C	2.46	0.53
1:C:317:CYS:SG	1:C:324:VAL:CG2	2.96	0.53
1:C:520:ALA:CB	1:C:647:GLY:O	2.56	0.53
1:C:526:PHE:O	1:C:529:TYR:HB3	2.08	0.53
1:C:639:LEU:H	1:C:653:ILE:HG23	1.69	0.53
1:E:1177:GLY:O	1:E:1178:GLY:O	2.26	0.53
1:G:143:LEU:HD23	1:G:143:LEU:C	2.27	0.53
1:G:1199:ILE:HD11	1:G:1232:TYR:CZ	2.43	0.53
2:H:18:HIS:CE1	7:H:201:HEM:ND	2.76	0.53
2:H:103:ASN:O	2:H:104:GLU:C	2.46	0.53
1:I:106:ILE:HG22	1:I:107:THR:O	2.08	0.53
1:I:1177:GLY:O	1:I:1178:GLY:O	2.26	0.53
1:M:597:TRP:HE1	1:M:1242:TYR:HA	1.73	0.53
1:M:757:LEU:HB3	1:M:769:LEU:HD11	1.90	0.53
1:M:1199:ILE:HD11	1:M:1232:TYR:CZ	2.42	0.53
1:M:1239:GLY:O	1:M:1240:ILE:HB	2.09	0.53
3:R:91:ILE:HG12	3:R:91:ILE:O	2.07	0.53
1:A:144:LYS:HG2	1:A:145:GLY:N	2.23	0.53
1:A:317:CYS:SG	1:A:324:VAL:CG2	2.96	0.53

*Continued on next page...*

*Continued from previous page...*

Atom-1	Atom-2	Interatomic distance (Å)	Clash overlap (Å)
1:A:778:ARG:HG2	1:A:779:LYS:HG3	1.91	0.53
1:C:1029:VAL:HG11	1:C:1073:ILE:HA	1.90	0.53
1:C:1199:ILE:HD11	1:C:1232:TYR:CZ	2.42	0.53
2:D:103:ASN:O	2:D:104:GLU:C	2.46	0.53
1:E:636:ASP:O	1:E:637:LYS:CB	2.55	0.53
2:F:103:ASN:C	2:F:104:GLU:O	2.46	0.53
1:G:364:LEU:CD1	1:G:368:MET:HE2	2.38	0.53
1:I:496:MET:HA	1:I:496:MET:HE3	1.90	0.53
1:I:560:PHE:O	1:I:561:PRO:C	2.45	0.53
1:I:597:TRP:HE1	1:I:1242:TYR:HA	1.73	0.53
1:K:573:THR:O	1:K:574:SER:O	2.26	0.53
1:M:1029:VAL:HG11	1:M:1073:ILE:HA	1.90	0.53
2:N:103:ASN:O	2:N:104:GLU:C	2.46	0.53
2:N:103:ASN:C	2:N:104:GLU:O	2.46	0.53
1:C:106:ILE:HG22	1:C:107:THR:O	2.08	0.53
1:C:298:PHE:CZ	1:C:325:SER:HA	2.42	0.53
1:C:480:CYS:HA	1:C:483:TRP:HD1	1.73	0.53
1:C:902:ASP:HB3	2:D:72:LYS:NZ	2.24	0.53
1:C:1239:GLY:O	1:C:1240:ILE:HB	2.09	0.53
2:D:18:HIS:CE1	7:D:201:HEM:ND	2.76	0.53
1:E:1069:VAL:HB	1:E:1079:LYS:HB2	1.89	0.53
1:E:1199:ILE:HD11	1:E:1232:TYR:CZ	2.42	0.53
1:G:317:CYS:SG	1:G:324:VAL:CG2	2.96	0.53
1:I:597:TRP:HA	1:I:1243:ILE:O	2.08	0.53
1:K:143:LEU:H	1:K:143:LEU:CD2	2.21	0.53
1:K:427:ASP:CB	1:K:434:ARG:O	2.55	0.53
1:K:1233:VAL:HA	1:K:1242:TYR:O	2.09	0.53
2:L:18:HIS:NE2	7:L:201:HEM:CHD	2.72	0.53
1:M:986:GLU:HA	1:M:997:GLN:O	2.09	0.53
4:U:7:ARG:O	4:U:11:ARG:HG2	2.07	0.53
1:A:928:VAL:CG2	1:A:1224:HIS:CG	2.92	0.53
2:B:18:HIS:NE2	7:B:201:HEM:CHD	2.72	0.53
1:C:231:MET:SD	1:C:258:CYS:SG	2.97	0.53
1:C:757:LEU:HB3	1:C:769:LEU:HD11	1.90	0.53
1:C:1201:TRP:HE3	1:C:1210:SER:CB	2.14	0.53
1:E:526:PHE:O	1:E:529:TYR:HB3	2.08	0.53
1:E:823:LEU:HB3	1:E:833:GLY:HA3	1.90	0.53
1:G:143:LEU:H	1:G:143:LEU:CD2	2.21	0.53
1:G:296:SER:O	1:G:300:ASN:N	2.42	0.53
1:G:597:TRP:HA	1:G:1243:ILE:O	2.08	0.53
1:G:902:ASP:HB3	2:H:72:LYS:NZ	2.24	0.53

*Continued on next page...*

*Continued from previous page...*

Atom-1	Atom-2	Interatomic distance (Å)	Clash overlap (Å)
1:I:513:LYS:CD	1:I:522:LEU:HG	2.36	0.53
1:K:108:SER:O	1:K:111:ARG:HG2	2.07	0.53
1:K:567:GLY:O	1:K:569:CYS:N	2.41	0.53
1:M:146:GLU:CB	1:M:147:PRO:HD2	2.37	0.53
1:M:179:PRO:CD	1:M:237:ARG:HH12	2.15	0.53
1:M:980:ASP:OD1	1:M:981:GLU:N	2.40	0.53
1:M:1200:LYS:CG	1:M:1211:GLN:HB3	2.32	0.53
7:N:201:HEM:CBC	7:N:201:HEM:HMC1	2.28	0.53
3:R:30:ILE:HG22	4:U:13:ARG:HB2	1.90	0.53
3:W:13:ARG:O	3:W:17:GLU:HG3	2.09	0.53
1:A:597:TRP:HE1	1:A:1242:TYR:HA	1.73	0.53
1:A:1146:ASP:HB2	1:A:1150:GLU:HB3	1.90	0.53
1:C:144:LYS:HG2	1:C:145:GLY:N	2.23	0.53
1:C:179:PRO:CD	1:C:237:ARG:HH12	2.15	0.53
1:C:246:TRP:O	1:C:247:ASP:OD1	2.25	0.53
1:C:573:THR:O	1:C:574:SER:O	2.26	0.53
1:C:778:ARG:HG2	1:C:779:LYS:HG3	1.91	0.53
1:G:147:PRO:HG3	1:I:121:GLN:OE1	2.06	0.53
1:G:400:LEU:O	1:G:404:TRP:HE3	1.91	0.53
1:G:778:ARG:HG2	1:G:779:LYS:HG3	1.91	0.53
1:G:823:LEU:HB3	1:G:833:GLY:HA3	1.90	0.53
1:I:944:ARG:NE	1:I:961:GLU:O	2.39	0.53
1:I:1146:ASP:HB2	1:I:1150:GLU:HB3	1.90	0.53
1:I:1233:VAL:CB	1:I:1242:TYR:O	2.54	0.53
1:K:928:VAL:CG2	1:K:1224:HIS:CG	2.92	0.53
1:K:1069:VAL:HB	1:K:1079:LYS:HB2	1.90	0.53
1:M:390:GLN:HB3	1:M:393:VAL:HG22	1.91	0.53
1:M:928:VAL:CG2	1:M:1224:HIS:CG	2.92	0.53
1:M:1018:LEU:HB3	1:M:1030:TRP:O	2.08	0.53
3:Q:46:GLU:HB2	3:Q:52:ARG:HG2	1.91	0.53
1:C:334:PHE:CB	1:C:337:ARG:CD	2.87	0.53
1:C:1212:THR:CG2	1:C:1213:PHE:H	2.12	0.53
1:C:1220:LEU:CD2	1:C:1234:THR:CB	2.74	0.53
1:C:1226:SER:OG	1:C:1227:PRO:HD2	2.09	0.53
1:E:400:LEU:O	1:E:404:TRP:HE3	1.91	0.53
1:E:573:THR:O	1:E:574:SER:O	2.26	0.53
1:E:597:TRP:HE1	1:E:1242:TYR:HA	1.73	0.53
1:E:884:TRP:CH2	2:F:81:ILE:HD11	2.44	0.53
1:E:980:ASP:OD1	1:E:981:GLU:N	2.40	0.53
1:E:1030:TRP:HD1	1:E:1037:CYS:HG	1.57	0.53
1:E:1240:ILE:HG22	1:E:1242:TYR:CD1	2.44	0.53

*Continued on next page...*



*Continued from previous page...*

Atom-1	Atom-2	Interatomic distance (Å)	Clash overlap (Å)
1:G:316:GLU:O	1:G:318:LYS:CG	2.50	0.53
1:G:390:GLN:OE1	1:G:489:TYR:HE2	1.92	0.53
1:G:484:TYR:HA	1:G:509:TRP:HZ2	1.73	0.53
1:G:703:ASN:ND2	1:G:746:VAL:O	2.42	0.53
1:G:1018:LEU:HB3	1:G:1030:TRP:O	2.08	0.53
1:I:427:ASP:CB	1:I:434:ARG:O	2.55	0.53
1:I:902:ASP:HB3	2:J:72:LYS:NZ	2.24	0.53
1:I:1199:ILE:HD11	1:I:1232:TYR:CZ	2.42	0.53
1:I:1240:ILE:HG22	1:I:1242:TYR:CD1	2.44	0.53
2:J:18:HIS:NE2	7:J:201:HEM:CHD	2.72	0.53
1:K:144:LYS:HG2	1:K:145:GLY:N	2.23	0.53
1:K:147:PRO:HG3	1:M:121:GLN:OE1	2.06	0.53
1:K:636:ASP:C	1:K:637:LYS:CG	2.74	0.53
1:K:714:LEU:HB3	1:K:730:LEU:HB2	1.90	0.53
1:K:1240:ILE:HG22	1:K:1242:TYR:CD1	2.44	0.53
2:L:103:ASN:C	2:L:104:GLU:O	2.46	0.53
1:M:108:SER:O	1:M:111:ARG:HG2	2.07	0.53
1:M:390:GLN:OE1	1:M:489:TYR:HE2	1.92	0.53
1:M:1177:GLY:O	1:M:1178:GLY:C	2.44	0.53
1:M:1177:GLY:O	1:M:1178:GLY:O	2.26	0.53
3:R:22:THR:HG22	3:R:56:LEU:HD12	1.91	0.53
4:U:13:ARG:HH22	4:U:60:ILE:CG1	2.21	0.53
4:U:29:LEU:HD22	4:U:34:LEU:HD23	1.91	0.53
1:A:390:GLN:HB3	1:A:393:VAL:HG22	1.91	0.53
1:A:400:LEU:O	1:A:404:TRP:HE3	1.91	0.53
1:A:554:LEU:CD1	1:A:1214:TYR:CE1	2.91	0.53
1:A:1226:SER:OG	1:A:1227:PRO:HD2	2.09	0.53
1:C:1018:LEU:HB3	1:C:1030:TRP:O	2.08	0.53
1:E:986:GLU:HA	1:E:997:GLN:O	2.09	0.53
1:E:1176:HIS:HB3	1:E:1218:THR:OG1	2.04	0.53
1:G:639:LEU:H	1:G:653:ILE:HG23	1.70	0.53
1:G:714:LEU:HB3	1:G:730:LEU:HB2	1.90	0.53
1:G:928:VAL:CG2	1:G:1224:HIS:CG	2.92	0.53
1:I:137:GLN:NE2	1:I:173:LEU:HB3	2.23	0.53
1:I:334:PHE:CB	1:I:337:ARG:CD	2.87	0.53
1:I:570:GLU:HA	1:I:570:GLU:OE2	2.08	0.53
1:I:703:ASN:ND2	1:I:746:VAL:O	2.42	0.53
1:I:769:LEU:HD13	1:I:826:ILE:HD12	1.89	0.53
1:I:1233:VAL:HA	1:I:1242:TYR:O	2.09	0.53
2:J:103:ASN:C	2:J:104:GLU:O	2.47	0.53
1:K:390:GLN:HB3	1:K:393:VAL:HG22	1.91	0.53

*Continued on next page...*

*Continued from previous page...*

Atom-1	Atom-2	Interatomic distance (Å)	Clash overlap (Å)
1:K:452:GLN:HB3	1:K:456:LEU:HD11	1.91	0.53
1:K:882:LEU:CD2	1:K:882:LEU:N	2.39	0.53
1:K:1146:ASP:HB2	1:K:1150:GLU:HB3	1.90	0.53
1:K:1177:GLY:O	1:K:1178:GLY:O	2.26	0.53
1:M:452:GLN:HB3	1:M:456:LEU:HD11	1.91	0.53
1:M:597:TRP:HA	1:M:1243:ILE:O	2.08	0.53
1:M:703:ASN:ND2	1:M:746:VAL:O	2.42	0.53
1:M:1146:ASP:HB2	1:M:1150:GLU:HB3	1.90	0.53
3:O:46:GLU:HB2	3:O:52:ARG:HG2	1.91	0.53
4:U:38:HIS:O	4:U:41:GLU:HG2	2.08	0.53
1:A:1240:ILE:HG22	1:A:1242:TYR:CD1	2.44	0.53
1:C:390:GLN:OE1	1:C:489:TYR:HE2	1.92	0.53
1:C:884:TRP:CH2	2:D:81:ILE:HD11	2.44	0.53
1:E:316:GLU:O	1:E:318:LYS:CG	2.50	0.53
1:E:778:ARG:HG2	1:E:779:LYS:HG3	1.91	0.53
1:E:926:VAL:CG1	1:E:938:LEU:O	2.57	0.53
1:E:928:VAL:CG2	1:E:1224:HIS:CG	2.92	0.53
1:G:757:LEU:HB3	1:G:769:LEU:HD11	1.90	0.53
1:G:1226:SER:OG	1:G:1227:PRO:HD2	2.09	0.53
1:G:1233:VAL:HA	1:G:1242:TYR:O	2.09	0.53
1:G:1239:GLY:O	1:G:1240:ILE:HB	2.08	0.53
1:I:296:SER:O	1:I:300:ASN:N	2.42	0.53
1:I:373:GLU:HA	1:I:373:GLU:OE2	2.09	0.53
1:I:480:CYS:HA	1:I:483:TRP:HD1	1.73	0.53
1:K:400:LEU:O	1:K:404:TRP:HE3	1.91	0.53
1:K:1213:PHE:HE2	1:K:1215:THR:HA	1.72	0.53
1:M:400:LEU:O	1:M:404:TRP:HE3	1.91	0.53
1:M:884:TRP:CH2	2:N:81:ILE:HD11	2.44	0.53
1:M:1240:ILE:HG22	1:M:1242:TYR:CD1	2.44	0.53
3:P:26:MET:O	3:P:30:ILE:HG12	2.09	0.53
3:P:31:SER:HA	4:S:11:ARG:C	2.29	0.53
3:P:91:ILE:O	3:P:91:ILE:HG12	2.08	0.53
3:R:38:SER:O	3:R:41:GLU:HG3	2.09	0.53
1:A:597:TRP:HA	1:A:1243:ILE:O	2.08	0.53
1:A:703:ASN:ND2	1:A:746:VAL:O	2.42	0.53
1:A:884:TRP:CH2	2:B:81:ILE:HD11	2.44	0.53
1:A:1067:VAL:N	1:A:1081:PHE:O	2.40	0.53
1:C:597:TRP:CH2	1:C:603:ILE:HG12	2.43	0.53
1:C:637:LYS:CA	1:C:660:VAL:HG23	2.36	0.53
1:C:1026:GLU:HG2	1:C:1041:ARG:HA	1.91	0.53
1:C:1247:LEU:CD1	1:C:1248:GLU:H	2.13	0.53

*Continued on next page...*

*Continued from previous page...*

Atom-1	Atom-2	Interatomic distance (Å)	Clash overlap (Å)
1:E:317:CYS:SG	1:E:324:VAL:CG2	2.96	0.53
1:E:390:GLN:HB3	1:E:393:VAL:HG22	1.91	0.53
1:E:551:ASN:O	1:E:555:LEU:HB3	2.08	0.53
1:E:1018:LEU:HB3	1:E:1030:TRP:O	2.08	0.53
1:E:1177:GLY:HA2	1:E:1197:GLY:HA2	1.81	0.53
2:F:18:HIS:CE1	7:F:201:HEM:ND	2.76	0.53
1:G:567:GLY:O	1:G:569:CYS:N	2.41	0.53
1:G:1067:VAL:N	1:G:1081:PHE:O	2.40	0.53
1:G:1177:GLY:HA2	1:G:1197:GLY:HA2	1.81	0.53
1:G:1240:ILE:HG22	1:G:1242:TYR:CD1	2.44	0.53
1:I:298:PHE:CZ	1:I:325:SER:HA	2.42	0.53
1:I:1247:LEU:CD1	1:I:1248:GLU:H	2.13	0.53
1:K:298:PHE:CZ	1:K:325:SER:HA	2.42	0.53
1:K:484:TYR:HA	1:K:509:TRP:HZ2	1.73	0.53
1:K:551:ASN:O	1:K:555:LEU:HB3	2.08	0.53
1:K:597:TRP:HE1	1:K:1242:TYR:HA	1.73	0.53
1:K:1199:ILE:HD11	1:K:1232:TYR:CZ	2.42	0.53
1:K:1239:GLY:O	1:K:1240:ILE:HB	2.08	0.53
1:M:1176:HIS:HB3	1:M:1218:THR:OG1	2.05	0.53
1:M:1233:VAL:HA	1:M:1242:TYR:O	2.09	0.53
3:O:26:MET:O	3:O:30:ILE:HG12	2.09	0.53
3:P:21:LYS:HD2	4:T:39:MET:HE2	1.91	0.53
3:Q:38:SER:O	3:Q:41:GLU:HG3	2.09	0.53
4:T:36:ARG:HD3	4:T:37:PRO:HD2	1.90	0.53
4:T:38:HIS:O	4:T:41:GLU:HG2	2.08	0.53
1:A:1200:LYS:HG3	1:A:1211:GLN:HB2	1.91	0.53
1:C:400:LEU:O	1:C:404:TRP:HE3	1.91	0.53
1:C:554:LEU:CD1	1:C:1214:TYR:CE1	2.91	0.53
1:C:823:LEU:HB3	1:C:833:GLY:HA3	1.90	0.53
1:E:1200:LYS:CG	1:E:1211:GLN:HB3	2.33	0.53
1:G:884:TRP:CH2	2:H:81:ILE:HD11	2.44	0.53
1:I:144:LYS:HG2	1:I:145:GLY:N	2.23	0.53
1:I:400:LEU:O	1:I:404:TRP:HE3	1.91	0.53
1:I:986:GLU:HA	1:I:997:GLN:O	2.09	0.53
1:I:1226:SER:OG	1:I:1227:PRO:HD2	2.09	0.53
1:K:564:VAL:HG11	1:K:583:GLN:CG	2.39	0.53
1:K:902:ASP:HB3	2:L:72:LYS:NZ	2.24	0.53
1:K:926:VAL:CG1	1:K:938:LEU:O	2.57	0.53
1:K:1149:GLY:H	1:K:1180:VAL:CG2	2.22	0.53
1:K:1226:SER:OG	1:K:1227:PRO:HD2	2.09	0.53
2:N:18:HIS:CE1	7:N:201:HEM:ND	2.76	0.53

*Continued on next page...*

*Continued from previous page...*

Atom-1	Atom-2	Interatomic distance (Å)	Clash overlap (Å)
3:P:22:THR:HG22	3:P:56:LEU:HD12	1.91	0.53
3:P:37:ILE:HG12	4:S:10:ARG:CD	2.36	0.53
4:T:13:ARG:HD2	4:T:17:VAL:HG13	1.90	0.53
1:A:179:PRO:HD3	1:A:237:ARG:NH1	2.14	0.52
1:C:1240:ILE:HG22	1:C:1242:TYR:CD1	2.44	0.52
1:E:237:ARG:HH11	1:E:237:ARG:CG	2.21	0.52
1:E:525:GLU:O	1:E:528:GLU:HG2	2.06	0.52
1:E:903:ASP:O	1:E:904:GLN:CB	2.57	0.52
1:E:1226:SER:OG	1:E:1227:PRO:HD2	2.09	0.52
1:G:373:GLU:HA	1:G:373:GLU:OE2	2.09	0.52
1:I:551:ASN:O	1:I:555:LEU:HB3	2.08	0.52
1:I:926:VAL:CG1	1:I:938:LEU:O	2.57	0.52
1:K:473:LEU:CD1	1:K:480:CYS:HB3	2.39	0.52
1:K:537:ASP:HA	1:K:540:VAL:HG23	1.92	0.52
1:M:373:GLU:OE2	1:M:373:GLU:HA	2.09	0.52
1:M:484:TYR:HA	1:M:509:TRP:HZ2	1.73	0.52
1:M:551:ASN:O	1:M:555:LEU:HB3	2.08	0.52
3:P:38:SER:O	3:P:41:GLU:HG3	2.09	0.52
4:U:41:GLU:O	4:U:45:ARG:HG3	2.08	0.52
1:A:296:SER:O	1:A:300:ASN:N	2.42	0.52
1:C:525:GLU:HA	1:C:528:GLU:HG2	1.91	0.52
1:E:231:MET:SD	1:E:258:CYS:SG	2.97	0.52
1:E:525:GLU:HA	1:E:528:GLU:HG2	1.92	0.52
1:E:902:ASP:HB3	2:F:72:LYS:NZ	2.24	0.52
1:E:1167:PRO:HA	1:E:1202:TRP:NE1	1.94	0.52
1:E:1233:VAL:HA	1:E:1242:TYR:O	2.09	0.52
1:G:344:GLN:CD	1:G:352:ARG:HG3	2.30	0.52
1:G:452:GLN:HB3	1:G:456:LEU:HD11	1.91	0.52
1:G:849:SER:HB2	1:G:890:PHE:CZ	2.45	0.52
1:G:986:GLU:HA	1:G:997:GLN:O	2.09	0.52
1:I:526:PHE:O	1:I:529:TYR:HB3	2.08	0.52
1:I:540:VAL:CG1	1:I:575:GLU:HB3	2.34	0.52
1:I:778:ARG:HG2	1:I:779:LYS:HG3	1.91	0.52
1:I:928:VAL:CG2	1:I:1224:HIS:CG	2.92	0.52
1:K:137:GLN:NE2	1:K:173:LEU:HB3	2.23	0.52
1:K:317:CYS:SG	1:K:323:VAL:CG1	2.98	0.52
1:K:703:ASN:ND2	1:K:746:VAL:O	2.42	0.52
1:K:1026:GLU:HG2	1:K:1041:ARG:HA	1.91	0.52
1:K:1177:GLY:CA	1:K:1197:GLY:HA3	2.27	0.52
1:M:639:LEU:H	1:M:653:ILE:HG23	1.70	0.52
1:M:902:ASP:HB3	2:N:72:LYS:NZ	2.23	0.52

*Continued on next page...*

*Continued from previous page...*

Atom-1	Atom-2	Interatomic distance (Å)	Clash overlap (Å)
1:M:1176:HIS:CB	1:M:1218:THR:CB	2.77	0.52
1:M:1233:VAL:HG11	1:M:1243:ILE:CG1	2.28	0.52
3:O:38:SER:O	3:O:41:GLU:HG3	2.08	0.52
3:P:46:GLU:HB2	3:P:52:ARG:HG2	1.91	0.52
4:S:29:LEU:HD22	4:S:34:LEU:HD23	1.91	0.52
1:A:986:GLU:HA	1:A:997:GLN:O	2.09	0.52
1:A:1026:GLU:HG2	1:A:1041:ARG:HA	1.92	0.52
1:C:147:PRO:HG3	1:E:121:GLN:CD	2.30	0.52
1:C:525:GLU:O	1:C:528:GLU:HG2	2.05	0.52
1:C:928:VAL:CG2	1:C:1224:HIS:CG	2.92	0.52
1:C:1151:ILE:H	1:C:1167:PRO:CD	2.19	0.52
2:D:18:HIS:NE2	7:D:201:HEM:CHD	2.72	0.52
1:E:160:LYS:CB	1:E:160:LYS:NZ	2.73	0.52
1:E:703:ASN:ND2	1:E:746:VAL:O	2.42	0.52
1:G:390:GLN:HB3	1:G:393:VAL:HG22	1.91	0.52
1:G:551:ASN:O	1:G:555:LEU:HB3	2.08	0.52
1:G:762:SER:OG	1:G:764:ASP:OD1	2.25	0.52
1:G:926:VAL:CG1	1:G:938:LEU:O	2.57	0.52
1:I:143:LEU:H	1:I:143:LEU:CD2	2.21	0.52
1:I:513:LYS:CE	1:I:522:LEU:HG	2.40	0.52
1:I:537:ASP:HA	1:I:540:VAL:HG23	1.92	0.52
1:I:845:TYR:HB3	1:I:858:ALA:HB3	1.92	0.52
1:I:1029:VAL:HG11	1:I:1073:ILE:HA	1.90	0.52
1:M:143:LEU:H	1:M:143:LEU:CD2	2.21	0.52
1:M:480:CYS:HA	1:M:483:TRP:HD1	1.73	0.52
1:M:513:LYS:CE	1:M:522:LEU:HG	2.40	0.52
1:M:597:TRP:HZ2	1:M:603:ILE:HG12	1.71	0.52
1:M:778:ARG:HG2	1:M:779:LYS:HG3	1.91	0.52
3:R:26:MET:O	3:R:30:ILE:HG12	2.09	0.52
1:A:373:GLU:HA	1:A:373:GLU:OE2	2.09	0.52
1:A:390:GLN:OE1	1:A:489:TYR:HE2	1.92	0.52
1:C:246:TRP:CH2	1:C:370:ILE:HG22	2.45	0.52
1:C:473:LEU:CD1	1:C:480:CYS:HB3	2.40	0.52
1:C:564:VAL:HG11	1:C:583:GLN:CG	2.39	0.52
1:C:597:TRP:HA	1:C:1243:ILE:O	2.08	0.52
1:C:703:ASN:ND2	1:C:746:VAL:O	2.42	0.52
1:C:747:ASN:ND2	1:C:801:VAL:O	2.38	0.52
1:E:296:SER:O	1:E:300:ASN:N	2.42	0.52
1:E:849:SER:HB2	1:E:890:PHE:CZ	2.44	0.52
1:G:657:GLU:HB3	1:G:680:LYS:HD2	1.92	0.52
1:G:944:ARG:NE	1:G:961:GLU:O	2.39	0.52

*Continued on next page...*

*Continued from previous page...*

Atom-1	Atom-2	Interatomic distance (Å)	Clash overlap (Å)
1:G:1220:LEU:CD2	1:G:1234:THR:CB	2.74	0.52
1:I:246:TRP:CH2	1:I:370:ILE:HG22	2.45	0.52
1:I:344:GLN:CD	1:I:352:ARG:HG3	2.30	0.52
1:I:452:GLN:HB3	1:I:456:LEU:HD11	1.91	0.52
1:I:1200:LYS:C	1:I:1202:TRP:CE3	2.80	0.52
1:K:122:ARG:NE	1:K:126:PHE:CE2	2.78	0.52
1:K:260:ILE:O	1:K:260:ILE:HG13	2.06	0.52
1:K:505:PHE:HZ	1:K:540:VAL:CG1	2.17	0.52
1:M:122:ARG:NE	1:M:126:PHE:CE2	2.78	0.52
1:M:487:LEU:HG	1:M:503:LEU:CD2	2.40	0.52
1:M:1026:GLU:HG2	1:M:1041:ARG:HA	1.91	0.52
1:M:1212:THR:CG2	1:M:1213:PHE:H	2.12	0.52
1:M:1213:PHE:O	1:M:1214:TYR:CB	2.49	0.52
3:P:19:ASP:HB3	4:T:64:THR:CB	2.39	0.52
3:R:46:GLU:HB2	3:R:52:ARG:HG2	1.91	0.52
4:V:36:ARG:NH1	4:V:37:PRO:CD	2.60	0.52
1:A:206:LEU:HD21	1:A:235:HIS:HD2	1.75	0.52
1:A:525:GLU:HA	1:A:528:GLU:HG2	1.91	0.52
1:A:757:LEU:HB3	1:A:769:LEU:HD11	1.90	0.52
1:C:137:GLN:NE2	1:C:173:LEU:HB3	2.24	0.52
1:C:862:TYR:HE2	1:C:881:HIS:N	1.82	0.52
1:C:926:VAL:CG1	1:C:938:LEU:O	2.57	0.52
1:C:928:VAL:CG1	1:C:937:VAL:HA	2.28	0.52
1:E:246:TRP:CH2	1:E:370:ILE:HG22	2.45	0.52
1:E:390:GLN:OE1	1:E:489:TYR:HE2	1.92	0.52
1:E:461:ILE:CD1	1:E:491:MET:HG3	2.40	0.52
1:E:473:LEU:CD1	1:E:480:CYS:HB3	2.40	0.52
1:E:597:TRP:HA	1:E:1243:ILE:O	2.08	0.52
1:E:1233:VAL:CA	1:E:1242:TYR:O	2.58	0.52
1:G:106:ILE:HG22	1:G:107:THR:O	2.08	0.52
1:G:122:ARG:NE	1:G:126:PHE:CE2	2.78	0.52
1:G:1149:GLY:N	1:G:1180:VAL:CG2	2.72	0.52
1:I:849:SER:HB2	1:I:890:PHE:CZ	2.45	0.52
1:I:884:TRP:CH2	2:J:81:ILE:HD11	2.44	0.52
1:I:902:ASP:HB3	2:J:72:LYS:HZ2	1.72	0.52
1:K:1167:PRO:HA	1:K:1202:TRP:NE1	1.94	0.52
1:M:242:LEU:N	1:M:242:LEU:CD1	2.73	0.52
1:M:344:GLN:CD	1:M:352:ARG:HG3	2.30	0.52
1:M:473:LEU:CD1	1:M:480:CYS:HB3	2.39	0.52
1:M:525:GLU:HA	1:M:528:GLU:HG2	1.92	0.52
3:Q:22:THR:HG22	3:Q:56:LEU:HD12	1.90	0.52

*Continued on next page...*

*Continued from previous page...*

Atom-1	Atom-2	Interatomic distance (Å)	Clash overlap (Å)
1:A:121:GLN:CD	1:M:147:PRO:HG3	2.30	0.52
1:A:849:SER:HB2	1:A:890:PHE:CZ	2.45	0.52
1:A:902:ASP:HB3	2:B:72:LYS:NZ	2.24	0.52
1:A:903:ASP:O	1:A:904:GLN:CB	2.57	0.52
1:A:1183:LEU:N	1:A:1183:LEU:CD1	2.73	0.52
1:C:845:TYR:HB3	1:C:858:ALA:HB3	1.92	0.52
1:C:986:GLU:HA	1:C:997:GLN:O	2.09	0.52
2:D:103:ASN:C	2:D:104:GLU:O	2.46	0.52
1:E:1149:GLY:N	1:E:1180:VAL:CG2	2.72	0.52
1:E:1200:LYS:O	1:E:1202:TRP:HZ3	1.81	0.52
1:G:487:LEU:HG	1:G:503:LEU:CD2	2.40	0.52
1:G:564:VAL:HG11	1:G:583:GLN:CG	2.39	0.52
1:I:554:LEU:CD1	1:I:1214:TYR:CE1	2.91	0.52
1:I:597:TRP:CH2	1:I:603:ILE:HG12	2.43	0.52
1:K:296:SER:O	1:K:300:ASN:N	2.42	0.52
1:K:334:PHE:CB	1:K:337:ARG:CG	2.87	0.52
1:K:374:MET:CE	1:K:374:MET:CA	2.85	0.52
1:K:1029:VAL:HG11	1:K:1073:ILE:HA	1.90	0.52
2:L:18:HIS:CE1	7:L:201:HEM:ND	2.76	0.52
1:M:334:PHE:CB	1:M:337:ARG:CG	2.87	0.52
1:M:505:PHE:HZ	1:M:540:VAL:CG1	2.17	0.52
1:M:849:SER:HB2	1:M:890:PHE:CZ	2.44	0.52
1:M:926:VAL:CG1	1:M:938:LEU:O	2.57	0.52
1:M:1226:SER:OG	1:M:1227:PRO:HD2	2.09	0.52
3:R:48:THR:HG21	4:S:41:GLU:CA	2.34	0.52
1:A:779:LYS:NZ	1:A:827:HIS:O	2.43	0.52
1:A:926:VAL:CG1	1:A:938:LEU:O	2.57	0.52
2:B:103:ASN:C	2:B:104:GLU:O	2.46	0.52
1:C:143:LEU:H	1:C:143:LEU:CD2	2.21	0.52
1:C:334:PHE:CB	1:C:337:ARG:CG	2.87	0.52
1:C:505:PHE:HZ	1:C:540:VAL:CG1	2.17	0.52
1:E:364:LEU:CD1	1:E:368:MET:HE1	2.29	0.52
1:E:416:GLN:NE2	1:E:416:GLN:CA	2.73	0.52
1:E:487:LEU:HG	1:E:503:LEU:CD2	2.40	0.52
1:G:298:PHE:CZ	1:G:325:SER:HA	2.42	0.52
1:G:480:CYS:HA	1:G:483:TRP:HD1	1.73	0.52
1:G:1029:VAL:HG11	1:G:1073:ILE:HA	1.90	0.52
1:I:147:PRO:HG3	1:K:121:GLN:CD	2.30	0.52
1:I:260:ILE:O	1:I:260:ILE:HG13	2.05	0.52
1:I:505:PHE:CZ	1:I:540:VAL:CG1	2.90	0.52
1:I:657:GLU:HB3	1:I:680:LYS:HD2	1.92	0.52

*Continued on next page...*

*Continued from previous page...*

Atom-1	Atom-2	Interatomic distance (Å)	Clash overlap (Å)
1:I:714:LEU:HB3	1:I:730:LEU:HB2	1.90	0.52
1:I:1239:GLY:O	1:I:1240:ILE:HB	2.09	0.52
1:K:174:LEU:HD23	1:K:175:GLU:HA	1.92	0.52
1:K:373:GLU:HA	1:K:373:GLU:OE2	2.09	0.52
1:K:416:GLN:NE2	1:K:416:GLN:CA	2.73	0.52
1:K:480:CYS:HA	1:K:483:TRP:HD1	1.73	0.52
1:K:837:THR:HG21	1:K:843:ILE:HD11	1.92	0.52
3:O:1:MET:N	3:O:6:ARG:NH2	2.56	0.52
4:U:17:VAL:O	4:U:51:ARG:NH2	2.41	0.52
4:U:68:GLN:O	4:U:72:LEU:HB2	2.10	0.52
1:A:505:PHE:CZ	1:A:540:VAL:CG1	2.90	0.52
1:A:1187:PRO:HD3	1:A:1229:PHE:CG	2.45	0.52
1:C:496:MET:HA	1:C:496:MET:HE3	1.90	0.52
1:E:122:ARG:NE	1:E:126:PHE:CE2	2.78	0.52
1:E:146:GLU:HG2	1:G:111:ARG:NH1	2.19	0.52
1:E:242:LEU:CD1	1:E:242:LEU:N	2.73	0.52
1:E:334:PHE:CB	1:E:337:ARG:CG	2.87	0.52
1:E:1149:GLY:CA	1:E:1180:VAL:CG2	2.77	0.52
1:G:879:ARG:HB3	1:G:921:MET:HE2	1.84	0.52
1:I:317:CYS:SG	1:I:323:VAL:CG1	2.98	0.52
1:I:374:MET:CE	1:I:374:MET:CA	2.85	0.52
1:I:390:GLN:OE1	1:I:489:TYR:HE2	1.92	0.52
1:I:1149:GLY:CA	1:I:1180:VAL:CG2	2.79	0.52
1:K:246:TRP:CH2	1:K:370:ILE:HG22	2.45	0.52
1:K:389:LEU:HD21	1:K:395:VAL:CG2	2.40	0.52
1:K:525:GLU:HA	1:K:528:GLU:HG2	1.91	0.52
1:K:884:TRP:CH2	2:L:81:ILE:HD11	2.44	0.52
1:K:986:GLU:HA	1:K:997:GLN:O	2.09	0.52
1:M:567:GLY:O	1:M:569:CYS:N	2.41	0.52
2:N:18:HIS:NE2	7:N:201:HEM:CHD	2.72	0.52
4:T:29:LEU:HD22	4:T:34:LEU:HD23	1.91	0.52
1:A:334:PHE:CB	1:A:337:ARG:CD	2.87	0.52
1:A:637:LYS:CA	1:A:660:VAL:HG23	2.36	0.52
1:A:1018:LEU:HB3	1:A:1030:TRP:O	2.08	0.52
1:A:1233:VAL:HA	1:A:1242:TYR:O	2.09	0.52
1:C:537:ASP:HA	1:C:540:VAL:HG23	1.92	0.52
1:C:598:ILE:O	1:C:598:ILE:HG13	2.10	0.52
1:E:179:PRO:CD	1:E:237:ARG:HH12	2.13	0.52
1:E:970:SER:OG	1:E:973:LEU:O	2.24	0.52
1:E:1029:VAL:HG11	1:E:1073:ILE:HA	1.90	0.52
1:E:1187:PRO:HD3	1:E:1229:PHE:CG	2.45	0.52

*Continued on next page...*



*Continued from previous page...*

Atom-1	Atom-2	Interatomic distance (Å)	Clash overlap (Å)
1:G:160:LYS:NZ	1:G:160:LYS:CB	2.73	0.52
1:G:334:PHE:CB	1:G:337:ARG:CG	2.87	0.52
1:G:1200:LYS:CG	1:G:1211:GLN:HB3	2.32	0.52
1:I:206:LEU:HD21	1:I:235:HIS:HD2	1.75	0.52
1:I:334:PHE:CB	1:I:337:ARG:CG	2.87	0.52
1:I:779:LYS:NZ	1:I:827:HIS:O	2.43	0.52
1:K:147:PRO:HG3	1:M:121:GLN:CD	2.30	0.52
1:K:206:LEU:HD21	1:K:235:HIS:HD2	1.75	0.52
1:K:390:GLN:OE1	1:K:489:TYR:HE2	1.92	0.52
1:K:513:LYS:CE	1:K:522:LEU:HG	2.40	0.52
1:K:657:GLU:HB3	1:K:680:LYS:HD2	1.92	0.52
1:K:1236:ASP:OD1	1:K:1236:ASP:N	2.43	0.52
1:K:1247:LEU:CD1	1:K:1248:GLU:N	2.73	0.52
1:M:537:ASP:HA	1:M:540:VAL:HG23	1.92	0.52
1:M:1187:PRO:CG	1:M:1229:PHE:HB3	2.40	0.52
1:M:1233:VAL:CA	1:M:1242:TYR:O	2.58	0.52
4:V:68:GLN:O	4:V:72:LEU:HB2	2.10	0.52
1:A:122:ARG:NE	1:A:126:PHE:CE2	2.78	0.52
1:A:318:LYS:HD3	1:A:439:ASP:CB	2.40	0.52
1:A:452:GLN:HB3	1:A:456:LEU:HD11	1.91	0.52
1:A:1031:ASN:HB3	1:A:1036:LYS:HB2	1.92	0.52
2:B:18:HIS:CE1	7:B:201:HEM:ND	2.76	0.52
1:C:373:GLU:HA	1:C:373:GLU:OE2	2.09	0.52
1:C:389:LEU:HD21	1:C:395:VAL:CG2	2.40	0.52
1:C:452:GLN:HB3	1:C:456:LEU:HD11	1.91	0.52
1:E:317:CYS:SG	1:E:323:VAL:CG1	2.98	0.52
1:E:327:ILE:HD13	1:E:353:ILE:CG2	2.40	0.52
1:E:373:GLU:OE2	1:E:373:GLU:HA	2.09	0.52
1:E:554:LEU:CD1	1:E:1214:TYR:CE1	2.91	0.52
1:E:597:TRP:CH2	1:E:603:ILE:HG12	2.43	0.52
1:E:1031:ASN:HB3	1:E:1036:LYS:HB2	1.92	0.52
1:E:1233:VAL:CB	1:E:1242:TYR:O	2.54	0.52
1:G:1187:PRO:HD3	1:G:1229:PHE:CG	2.45	0.52
1:G:1233:VAL:CA	1:G:1242:TYR:O	2.58	0.52
2:H:18:HIS:NE2	7:H:201:HEM:CHD	2.72	0.52
1:I:108:SER:O	1:I:111:ARG:HG2	2.07	0.52
1:I:180:GLY:H	1:I:237:ARG:HB3	1.75	0.52
1:I:487:LEU:HG	1:I:503:LEU:CD2	2.40	0.52
1:I:926:VAL:HB	1:I:938:LEU:O	2.10	0.52
1:I:1067:VAL:N	1:I:1081:PHE:O	2.40	0.52
1:K:778:ARG:HG2	1:K:779:LYS:HG3	1.91	0.52

*Continued on next page...*

*Continued from previous page...*

Atom-1	Atom-2	Interatomic distance (Å)	Clash overlap (Å)
1:K:1233:VAL:CA	1:K:1242:TYR:O	2.58	0.52
1:M:903:ASP:O	1:M:904:GLN:CB	2.56	0.52
3:R:47:PRO:HA	4:S:45:ARG:CG	2.39	0.52
1:A:242:LEU:N	1:A:242:LEU:CD1	2.73	0.51
1:A:487:LEU:HG	1:A:503:LEU:CD2	2.40	0.51
1:A:513:LYS:CE	1:A:522:LEU:HG	2.40	0.51
1:C:837:THR:HG21	1:C:843:ILE:HD11	1.91	0.51
1:C:1031:ASN:HB3	1:C:1036:LYS:HB2	1.92	0.51
1:E:344:GLN:CD	1:E:352:ARG:HG3	2.30	0.51
1:E:945:ARG:HG2	1:E:946:LEU:HG	1.92	0.51
1:E:1026:GLU:HG2	1:E:1041:ARG:HA	1.91	0.51
1:G:389:LEU:HD21	1:G:395:VAL:CG2	2.40	0.51
1:G:525:GLU:HA	1:G:528:GLU:HG2	1.91	0.51
1:G:554:LEU:CD1	1:G:1214:TYR:CE1	2.91	0.51
1:G:597:TRP:CH2	1:G:603:ILE:HG12	2.43	0.51
1:I:528:GLU:O	1:I:532:ILE:HG22	2.10	0.51
1:I:564:VAL:HG11	1:I:583:GLN:CG	2.39	0.51
1:I:762:SER:OG	1:I:764:ASP:OD1	2.26	0.51
1:I:1187:PRO:HD3	1:I:1229:PHE:CG	2.45	0.51
1:K:1213:PHE:O	1:K:1214:TYR:CB	2.49	0.51
1:M:246:TRP:CH2	1:M:370:ILE:HG22	2.45	0.51
1:M:657:GLU:HB3	1:M:680:LYS:HD2	1.92	0.51
1:M:884:TRP:CZ3	1:M:885:VAL:O	2.64	0.51
1:M:945:ARG:HG2	1:M:946:LEU:HG	1.92	0.51
3:Q:21:LYS:HZ1	4:U:61:ASP:CG	2.14	0.51
4:U:13:ARG:NH2	4:U:60:ILE:HG13	2.25	0.51
1:A:125:VAL:O	1:A:125:VAL:HG12	2.11	0.51
1:A:461:ILE:CD1	1:A:491:MET:HG3	2.40	0.51
1:A:597:TRP:HZ2	1:A:603:ILE:HG12	1.70	0.51
1:C:487:LEU:HG	1:C:503:LEU:CD2	2.40	0.51
1:C:513:LYS:CE	1:C:522:LEU:HG	2.40	0.51
1:C:1187:PRO:CG	1:C:1229:PHE:HB3	2.40	0.51
1:C:1233:VAL:HA	1:C:1242:TYR:O	2.09	0.51
1:E:452:GLN:HB3	1:E:456:LEU:HD11	1.91	0.51
1:E:513:LYS:CE	1:E:522:LEU:HG	2.40	0.51
1:E:537:ASP:HA	1:E:540:VAL:HG23	1.91	0.51
1:G:242:LEU:N	1:G:242:LEU:CD1	2.73	0.51
1:G:513:LYS:CE	1:G:522:LEU:HG	2.40	0.51
1:G:926:VAL:HB	1:G:938:LEU:O	2.10	0.51
1:G:945:ARG:HG2	1:G:946:LEU:HG	1.92	0.51
1:I:122:ARG:NE	1:I:126:PHE:CE2	2.78	0.51

*Continued on next page...*

*Continued from previous page...*

Atom-1	Atom-2	Interatomic distance (Å)	Clash overlap (Å)
1:I:390:GLN:HB3	1:I:393:VAL:HG22	1.91	0.51
1:I:473:LEU:CD1	1:I:480:CYS:HB3	2.39	0.51
1:I:598:ILE:O	1:I:598:ILE:HG13	2.10	0.51
1:K:242:LEU:N	1:K:242:LEU:CD1	2.73	0.51
1:K:461:ILE:CD1	1:K:491:MET:HG3	2.40	0.51
1:K:554:LEU:CD1	1:K:1214:TYR:CE1	2.91	0.51
1:K:598:ILE:O	1:K:598:ILE:HG13	2.10	0.51
1:K:747:ASN:ND2	1:K:801:VAL:O	2.38	0.51
1:K:845:TYR:HB3	1:K:858:ALA:HB3	1.92	0.51
1:K:879:ARG:CB	1:K:921:MET:CE	2.73	0.51
1:K:1151:ILE:H	1:K:1167:PRO:CD	2.20	0.51
1:M:296:SER:O	1:M:300:ASN:N	2.42	0.51
1:M:416:GLN:NE2	1:M:416:GLN:CA	2.73	0.51
1:M:1247:LEU:CD1	1:M:1248:GLU:N	2.73	0.51
3:O:48:THR:HG22	3:P:41:GLU:OE2	1.96	0.51
4:S:70:LEU:O	4:S:74:ILE:HG13	2.10	0.51
1:A:173:LEU:N	3:W:7:ASN:ND2	2.58	0.51
1:A:845:TYR:HB3	1:A:858:ALA:HB3	1.92	0.51
1:C:390:GLN:HB3	1:C:393:VAL:HG22	1.91	0.51
1:C:461:ILE:CD1	1:C:491:MET:HG3	2.40	0.51
1:C:1187:PRO:HD3	1:C:1229:PHE:CG	2.45	0.51
1:E:389:LEU:HD21	1:E:395:VAL:CG2	2.40	0.51
1:E:1151:ILE:H	1:E:1167:PRO:CD	2.20	0.51
1:E:1239:GLY:O	1:E:1240:ILE:HB	2.08	0.51
1:G:206:LEU:HD21	1:G:235:HIS:HD2	1.75	0.51
1:G:332:ARG:CG	1:G:332:ARG:NH1	2.73	0.51
1:G:385:ASP:OD2	1:G:403:LEU:HD11	2.11	0.51
1:G:537:ASP:HA	1:G:540:VAL:HG23	1.92	0.51
1:I:398:LYS:O	1:I:402:ILE:HG12	2.10	0.51
1:I:1026:GLU:HG2	1:I:1041:ARG:HA	1.92	0.51
1:K:160:LYS:NZ	1:K:160:LYS:CB	2.73	0.51
1:K:398:LYS:O	1:K:402:ILE:HG12	2.10	0.51
1:K:487:LEU:HG	1:K:503:LEU:CD2	2.40	0.51
1:M:327:ILE:HD13	1:M:353:ILE:CG2	2.41	0.51
1:M:528:GLU:O	1:M:532:ILE:HG22	2.10	0.51
1:M:554:LEU:CD1	1:M:1214:TYR:CE1	2.91	0.51
1:M:1187:PRO:HD3	1:M:1229:PHE:CG	2.45	0.51
3:O:22:THR:HG22	3:O:56:LEU:HD12	1.91	0.51
4:U:8:LEU:O	4:U:8:LEU:HD22	2.10	0.51
1:A:147:PRO:HG3	1:C:121:GLN:CD	2.30	0.51
1:A:389:LEU:HD21	1:A:395:VAL:CG2	2.40	0.51

*Continued on next page...*

*Continued from previous page...*

Atom-1	Atom-2	Interatomic distance (Å)	Clash overlap (Å)
1:A:453:LEU:HD11	1:A:454:GLN:NE2	2.00	0.51
1:C:174:LEU:HD23	1:C:175:GLU:HA	1.92	0.51
1:C:206:LEU:HD21	1:C:235:HIS:HD2	1.75	0.51
1:C:296:SER:O	1:C:300:ASN:N	2.42	0.51
1:C:431:LYS:HZ3	1:E:336:ASN:CB	2.12	0.51
1:E:528:GLU:O	1:E:532:ILE:HG22	2.10	0.51
1:E:597:TRP:CZ2	1:E:603:ILE:CG1	2.94	0.51
1:E:657:GLU:HB3	1:E:680:LYS:HD2	1.92	0.51
1:E:837:THR:HG21	1:E:843:ILE:HD11	1.92	0.51
1:E:926:VAL:HB	1:E:938:LEU:O	2.10	0.51
1:G:327:ILE:HD13	1:G:353:ILE:CG2	2.41	0.51
1:G:496:MET:HA	1:G:496:MET:HE3	1.91	0.51
1:G:1168:LEU:HD11	1:G:1171:GLU:CG	2.41	0.51
1:K:327:ILE:HD13	1:K:353:ILE:CG2	2.41	0.51
1:K:528:GLU:O	1:K:532:ILE:HG22	2.10	0.51
1:K:945:ARG:HG2	1:K:946:LEU:HG	1.92	0.51
1:M:229:ILE:HG22	1:M:233:ARG:CD	2.28	0.51
1:M:385:ASP:OD2	1:M:403:LEU:HD11	2.11	0.51
1:M:529:TYR:HA	1:M:532:ILE:HG21	1.93	0.51
1:M:845:TYR:HB3	1:M:858:ALA:HB3	1.92	0.51
1:M:926:VAL:HB	1:M:938:LEU:O	2.10	0.51
1:M:1164:LEU:H	1:M:1164:LEU:CD1	2.17	0.51
1:M:1200:LYS:HG3	1:M:1211:GLN:HB2	1.91	0.51
3:Q:28:HIS:CE1	4:T:14:LEU:CD1	2.91	0.51
4:T:8:LEU:HD12	4:T:70:LEU:HD11	1.92	0.51
4:U:70:LEU:O	4:U:74:ILE:HG13	2.11	0.51
1:A:137:GLN:NE2	1:A:173:LEU:HB3	2.24	0.51
1:A:229:ILE:HG22	1:A:233:ARG:CD	2.28	0.51
1:A:334:PHE:CB	1:A:337:ARG:CG	2.87	0.51
1:A:920:VAL:HG12	1:A:921:MET:N	2.25	0.51
1:C:416:GLN:NE2	1:C:416:GLN:CA	2.73	0.51
1:C:1200:LYS:CD	1:C:1211:GLN:HB3	2.33	0.51
1:E:327:ILE:HD13	1:E:353:ILE:HG21	1.92	0.51
1:G:180:GLY:H	1:G:237:ARG:HB3	1.76	0.51
1:G:229:ILE:HG22	1:G:233:ARG:CD	2.28	0.51
1:G:246:TRP:CH2	1:G:370:ILE:HG22	2.45	0.51
1:G:505:PHE:HZ	1:G:540:VAL:CG1	2.17	0.51
1:G:625:GLU:HG3	1:G:667:THR:HA	1.93	0.51
1:G:1031:ASN:HB3	1:G:1036:LYS:HB2	1.92	0.51
1:G:1200:LYS:CD	1:G:1211:GLN:HB3	2.33	0.51
1:I:125:VAL:O	1:I:125:VAL:HG12	2.11	0.51

*Continued on next page...*

*Continued from previous page...*

Atom-1	Atom-2	Interatomic distance (Å)	Clash overlap (Å)
1:I:242:LEU:N	1:I:242:LEU:CD1	2.73	0.51
1:I:244:ASP:O	1:I:245:VAL:HB	2.11	0.51
1:I:453:LEU:HD11	1:I:454:GLN:NE2	2.00	0.51
1:I:1187:PRO:CG	1:I:1229:PHE:HB3	2.40	0.51
1:I:1233:VAL:CA	1:I:1242:TYR:O	2.58	0.51
1:M:206:LEU:HD21	1:M:235:HIS:HD2	1.75	0.51
1:M:546:GLU:HB3	1:M:570:GLU:OE1	2.11	0.51
1:M:598:ILE:HG13	1:M:598:ILE:O	2.10	0.51
1:M:637:LYS:CA	1:M:660:VAL:HG23	2.36	0.51
4:S:68:GLN:O	4:S:72:LEU:HB2	2.10	0.51
1:A:180:GLY:H	1:A:237:ARG:HB3	1.75	0.51
1:A:327:ILE:HD13	1:A:353:ILE:CG2	2.40	0.51
1:A:344:GLN:CD	1:A:352:ARG:HG3	2.30	0.51
1:A:621:ALA:HA	1:A:631:ALA:O	2.11	0.51
1:A:1176:HIS:HB3	1:A:1218:THR:OG1	2.03	0.51
1:C:179:PRO:HD3	1:C:237:ARG:HH12	1.75	0.51
1:C:344:GLN:CD	1:C:352:ARG:HG3	2.30	0.51
1:C:364:LEU:CD1	1:C:368:MET:HE2	2.40	0.51
1:C:409:GLU:HG3	1:E:340:TYR:HH	1.70	0.51
1:C:561:PRO:O	1:C:563:ILE:N	2.44	0.51
1:C:667:THR:OG1	1:C:708:THR:O	2.29	0.51
1:C:849:SER:HB2	1:C:890:PHE:CZ	2.45	0.51
1:C:945:ARG:HG2	1:C:946:LEU:HG	1.92	0.51
1:C:1236:ASP:OD1	1:C:1236:ASP:N	2.43	0.51
1:E:374:MET:HA	1:E:374:MET:HE3	1.92	0.51
1:E:546:GLU:HB3	1:E:570:GLU:OE1	2.11	0.51
1:E:845:TYR:HB3	1:E:858:ALA:HB3	1.92	0.51
1:G:147:PRO:HG3	1:I:121:GLN:CD	2.30	0.51
1:G:179:PRO:HD3	1:G:237:ARG:HH12	1.75	0.51
1:G:317:CYS:SG	1:G:323:VAL:CG1	2.98	0.51
1:G:398:LYS:O	1:G:402:ILE:HG12	2.10	0.51
1:G:416:GLN:NE2	1:G:416:GLN:CA	2.73	0.51
1:G:546:GLU:HB3	1:G:570:GLU:OE1	2.11	0.51
1:G:621:ALA:HA	1:G:631:ALA:O	2.11	0.51
1:G:845:TYR:HB3	1:G:858:ALA:HB3	1.92	0.51
1:G:903:ASP:O	1:G:904:GLN:CB	2.56	0.51
1:I:389:LEU:HD21	1:I:395:VAL:CG2	2.40	0.51
1:I:923:LYS:CB	1:I:940:VAL:HG21	2.41	0.51
2:J:18:HIS:CE1	7:J:201:HEM:ND	2.77	0.51
1:K:244:ASP:O	1:K:245:VAL:HB	2.11	0.51
1:K:326:LEU:HD23	1:K:353:ILE:CG2	2.41	0.51

*Continued on next page...*

*Continued from previous page...*

Atom-1	Atom-2	Interatomic distance (Å)	Clash overlap (Å)
1:K:431:LYS:HZ2	1:M:336:ASN:HB3	1.67	0.51
1:K:1168:LEU:HD11	1:K:1171:GLU:CG	2.41	0.51
1:M:326:LEU:HD23	1:M:353:ILE:CG2	2.41	0.51
1:M:327:ILE:HD13	1:M:353:ILE:HG21	1.92	0.51
1:M:461:ILE:CD1	1:M:491:MET:HG3	2.40	0.51
1:M:1031:ASN:HB3	1:M:1036:LYS:HB2	1.92	0.51
3:R:68:TYR:CD1	3:R:91:ILE:HG22	2.46	0.51
4:T:70:LEU:O	4:T:74:ILE:HG13	2.10	0.51
4:V:70:LEU:O	4:V:74:ILE:HG13	2.11	0.51
4:Y:32:ARG:HD2	4:Y:76:CYS:SG	2.51	0.51
1:A:528:GLU:O	1:A:532:ILE:HG22	2.10	0.51
1:A:546:GLU:HB3	1:A:570:GLU:OE1	2.11	0.51
1:A:1200:LYS:HE3	1:A:1211:GLN:CD	2.31	0.51
1:C:122:ARG:NE	1:C:126:PHE:CE2	2.78	0.51
1:C:318:LYS:HD3	1:C:439:ASP:CB	2.41	0.51
1:C:333:ASP:OD1	1:C:333:ASP:N	2.44	0.51
1:C:398:LYS:O	1:C:402:ILE:HG12	2.11	0.51
1:E:1168:LEU:HD11	1:E:1171:GLU:CG	2.41	0.51
1:G:461:ILE:CD1	1:G:491:MET:HG3	2.40	0.51
1:G:744:ASN:HB3	1:G:763:ALA:HB3	1.93	0.51
1:G:884:TRP:CZ3	1:G:885:VAL:O	2.64	0.51
1:G:1026:GLU:HG2	1:G:1041:ARG:HA	1.91	0.51
1:I:561:PRO:O	1:I:563:ILE:N	2.44	0.51
1:I:1185:PHE:CD1	1:I:1192:LEU:CG	2.64	0.51
1:K:125:VAL:O	1:K:125:VAL:HG12	2.11	0.51
1:K:849:SER:HB2	1:K:890:PHE:CZ	2.44	0.51
1:K:1212:THR:CG2	1:K:1213:PHE:H	2.12	0.51
1:M:174:LEU:HD23	1:M:175:GLU:HA	1.92	0.51
1:M:318:LYS:HD3	1:M:439:ASP:CB	2.41	0.51
3:P:68:TYR:CD1	3:P:91:ILE:HG22	2.46	0.51
1:A:175:GLU:HG2	3:P:4:LYS:NZ	2.25	0.51
1:A:561:PRO:O	1:A:563:ILE:N	2.44	0.51
1:A:561:PRO:CB	1:A:1214:TYR:CD2	2.87	0.51
1:A:1233:VAL:CA	1:A:1242:TYR:O	2.58	0.51
1:C:180:GLY:H	1:C:237:ARG:HB3	1.75	0.51
1:E:744:ASN:HB3	1:E:763:ALA:HB3	1.93	0.51
1:E:884:TRP:CZ3	1:E:885:VAL:O	2.64	0.51
1:G:244:ASP:O	1:G:245:VAL:CB	2.59	0.51
1:G:528:GLU:O	1:G:532:ILE:HG22	2.11	0.51
1:G:529:TYR:HA	1:G:532:ILE:HG21	1.93	0.51
1:G:597:TRP:CZ2	1:G:603:ILE:CG1	2.94	0.51

*Continued on next page...*

*Continued from previous page...*

Atom-1	Atom-2	Interatomic distance (Å)	Clash overlap (Å)
1:G:667:THR:OG1	1:G:708:THR:O	2.29	0.51
1:I:327:ILE:HD13	1:I:353:ILE:CG2	2.41	0.51
1:I:353:ILE:O	1:I:354:ARG:HG2	2.11	0.51
1:I:385:ASP:OD2	1:I:403:LEU:HD11	2.11	0.51
1:I:416:GLN:NE2	1:I:416:GLN:CA	2.73	0.51
1:I:525:GLU:HA	1:I:528:GLU:HG2	1.92	0.51
1:I:667:THR:OG1	1:I:708:THR:O	2.29	0.51
1:I:882:LEU:CD2	1:I:882:LEU:N	2.39	0.51
1:I:1200:LYS:HE3	1:I:1211:GLN:HB3	1.11	0.51
1:K:344:GLN:CD	1:K:352:ARG:HG3	2.30	0.51
1:K:546:GLU:HB3	1:K:570:GLU:OE1	2.11	0.51
1:K:884:TRP:CZ3	1:K:885:VAL:O	2.64	0.51
1:K:1228:ASP:O	1:K:1229:PHE:CB	2.59	0.51
1:M:398:LYS:O	1:M:402:ILE:HG12	2.10	0.51
1:M:564:VAL:HG11	1:M:583:GLN:CG	2.39	0.51
1:M:1149:GLY:CA	1:M:1180:VAL:CG2	2.82	0.51
3:Q:29:MET:O	3:Q:32:ASP:N	2.43	0.51
3:R:47:PRO:HB2	4:S:45:ARG:HB2	1.83	0.51
4:T:10:ARG:O	4:T:13:ARG:HB2	2.10	0.51
4:U:13:ARG:HD2	4:U:17:VAL:CG1	2.41	0.51
1:A:246:TRP:CH2	1:A:370:ILE:HG22	2.45	0.51
1:A:298:PHE:CZ	1:A:325:SER:HA	2.42	0.51
1:A:347:ASN:C	1:A:348:LYS:HG2	2.31	0.51
1:A:416:GLN:NE2	1:A:416:GLN:CA	2.73	0.51
1:A:557:ARG:NH2	1:A:1174:ALA:CB	2.74	0.51
1:C:317:CYS:SG	1:C:323:VAL:CG1	2.98	0.51
1:C:327:ILE:HD13	1:C:353:ILE:HG21	1.92	0.51
1:C:353:ILE:O	1:C:354:ARG:HG2	2.11	0.51
1:C:744:ASN:HB3	1:C:763:ALA:HB3	1.93	0.51
1:C:926:VAL:HB	1:C:938:LEU:O	2.10	0.51
1:C:1233:VAL:CA	1:C:1242:TYR:O	2.58	0.51
1:E:244:ASP:O	1:E:245:VAL:CB	2.59	0.51
1:E:244:ASP:O	1:E:245:VAL:HB	2.11	0.51
1:E:318:LYS:HD3	1:E:439:ASP:CB	2.40	0.51
1:E:334:PHE:CB	1:E:337:ARG:CD	2.87	0.51
1:E:595:LEU:HD13	1:E:1244:LEU:HD13	1.93	0.51
1:E:625:GLU:HG3	1:E:667:THR:HA	1.93	0.51
1:G:244:ASP:O	1:G:245:VAL:HB	2.11	0.51
1:G:333:ASP:N	1:G:333:ASP:OD1	2.44	0.51
1:G:374:MET:CE	1:G:374:MET:CA	2.85	0.51
1:G:595:LEU:HD13	1:G:1244:LEU:HD13	1.93	0.51

*Continued on next page...*

*Continued from previous page...*

Atom-1	Atom-2	Interatomic distance (Å)	Clash overlap (Å)
1:I:160:LYS:NZ	1:I:160:LYS:CB	2.73	0.51
1:I:546:GLU:HB3	1:I:570:GLU:OE1	2.11	0.51
1:K:149:TRP:CZ3	1:K:260:ILE:HD11	2.46	0.51
1:M:561:PRO:O	1:M:563:ILE:N	2.44	0.51
1:M:779:LYS:NZ	1:M:827:HIS:O	2.43	0.51
1:A:172:SER:C	3:W:7:ASN:HD22	2.14	0.51
1:A:537:ASP:HA	1:A:540:VAL:HG23	1.92	0.51
1:A:837:THR:HG21	1:A:843:ILE:HD11	1.92	0.51
1:A:853:HIS:O	1:A:869:THR:N	2.39	0.51
1:A:926:VAL:HB	1:A:938:LEU:O	2.10	0.51
1:E:621:ALA:HA	1:E:631:ALA:O	2.11	0.51
1:E:1228:ASP:O	1:E:1229:PHE:CB	2.59	0.51
1:G:149:TRP:CZ3	1:G:260:ILE:HD11	2.46	0.51
1:G:480:CYS:HA	1:G:483:TRP:CD1	2.46	0.51
1:I:149:TRP:CZ3	1:I:260:ILE:HD11	2.46	0.51
1:K:353:ILE:O	1:K:354:ARG:HG2	2.11	0.51
1:M:389:LEU:HD21	1:M:395:VAL:CG2	2.40	0.51
3:R:28:HIS:HE1	3:R:78:GLU:OE2	1.94	0.51
4:V:29:LEU:HD22	4:V:34:LEU:HD23	1.91	0.51
1:A:244:ASP:O	1:A:245:VAL:HB	2.11	0.50
1:A:326:LEU:HD23	1:A:353:ILE:CG2	2.41	0.50
1:A:398:LYS:O	1:A:402:ILE:HG12	2.10	0.50
1:A:598:ILE:O	1:A:598:ILE:HG13	2.10	0.50
1:A:744:ASN:HB3	1:A:763:ALA:HB3	1.93	0.50
1:C:242:LEU:N	1:C:242:LEU:CD1	2.73	0.50
1:C:246:TRP:C	1:C:247:ASP:OD1	2.50	0.50
1:C:347:ASN:C	1:C:348:LYS:HG2	2.31	0.50
1:C:621:ALA:HA	1:C:631:ALA:O	2.11	0.50
1:E:326:LEU:HD23	1:E:353:ILE:CG2	2.41	0.50
1:E:333:ASP:OD1	1:E:333:ASP:N	2.44	0.50
1:E:557:ARG:NH2	1:E:1174:ALA:CB	2.74	0.50
1:G:137:GLN:NE2	1:G:173:LEU:HB3	2.23	0.50
1:G:174:LEU:HD23	1:G:175:GLU:HA	1.92	0.50
1:G:561:PRO:O	1:G:563:ILE:N	2.44	0.50
1:G:779:LYS:NZ	1:G:827:HIS:O	2.43	0.50
1:G:1151:ILE:H	1:G:1167:PRO:CD	2.19	0.50
1:G:1193:ILE:HG12	1:G:1201:TRP:CD1	2.46	0.50
1:I:174:LEU:HD23	1:I:175:GLU:HA	1.92	0.50
1:I:179:PRO:HD3	1:I:237:ARG:HH12	1.75	0.50
1:I:480:CYS:HA	1:I:483:TRP:CD1	2.46	0.50
1:I:625:GLU:HG3	1:I:667:THR:HA	1.93	0.50

*Continued on next page...*



*Continued from previous page...*

Atom-1	Atom-2	Interatomic distance (Å)	Clash overlap (Å)
1:I:884:TRP:CZ3	1:I:885:VAL:O	2.64	0.50
1:K:327:ILE:HD13	1:K:353:ILE:HG21	1.92	0.50
1:K:347:ASN:C	1:K:348:LYS:HG2	2.31	0.50
1:K:762:SER:OG	1:K:764:ASP:OD1	2.26	0.50
1:K:1187:PRO:HD3	1:K:1229:PHE:CG	2.45	0.50
1:M:179:PRO:HD3	1:M:237:ARG:HH12	1.75	0.50
1:M:781:ILE:HD11	1:M:826:ILE:HA	1.94	0.50
1:M:837:THR:HG21	1:M:843:ILE:HD11	1.92	0.50
1:M:1067:VAL:N	1:M:1081:PHE:O	2.40	0.50
1:M:1200:LYS:HE3	1:M:1211:GLN:CD	2.31	0.50
3:Q:68:TYR:CD1	3:Q:91:ILE:HG22	2.46	0.50
4:T:68:GLN:O	4:T:72:LEU:HB2	2.10	0.50
1:A:639:LEU:O	1:A:653:ILE:HG21	2.07	0.50
1:A:945:ARG:HG2	1:A:946:LEU:HG	1.92	0.50
1:A:1187:PRO:CG	1:A:1229:PHE:HB3	2.40	0.50
1:C:389:LEU:HD21	1:C:395:VAL:CG1	2.42	0.50
1:C:595:LEU:HD13	1:C:1244:LEU:HD13	1.93	0.50
1:C:1200:LYS:HE3	1:C:1211:GLN:CD	2.31	0.50
1:E:147:PRO:HG3	1:G:121:GLN:CD	2.30	0.50
1:E:149:TRP:CZ3	1:E:260:ILE:HD11	2.46	0.50
1:E:229:ILE:O	1:E:233:ARG:HG2	2.11	0.50
1:E:337:ARG:HD3	1:E:341:TYR:HE2	1.76	0.50
1:E:1187:PRO:CG	1:E:1229:PHE:HB3	2.40	0.50
1:E:1236:ASP:OD1	1:E:1236:ASP:N	2.43	0.50
1:G:242:LEU:HD12	1:G:242:LEU:N	2.26	0.50
1:G:326:LEU:HD23	1:G:353:ILE:CG2	2.41	0.50
1:G:1187:PRO:CG	1:G:1229:PHE:HB3	2.41	0.50
1:G:1228:ASP:O	1:G:1229:PHE:CB	2.59	0.50
1:I:244:ASP:O	1:I:245:VAL:CB	2.59	0.50
1:I:318:LYS:HD3	1:I:439:ASP:CB	2.40	0.50
1:K:337:ARG:HD3	1:K:341:TYR:HE2	1.76	0.50
1:K:625:GLU:HG3	1:K:667:THR:HA	1.93	0.50
1:K:1201:TRP:CB	1:K:1210:SER:O	2.58	0.50
1:M:260:ILE:O	1:M:260:ILE:HG13	2.05	0.50
1:M:1183:LEU:N	1:M:1183:LEU:CD1	2.73	0.50
3:Q:28:HIS:NE2	4:T:14:LEU:CD1	2.67	0.50
4:U:6:ARG:O	4:U:10:ARG:NH1	2.44	0.50
4:U:7:ARG:HA	4:U:10:ARG:CZ	2.41	0.50
1:A:160:LYS:NZ	1:A:160:LYS:CB	2.73	0.50
1:A:595:LEU:HD13	1:A:1244:LEU:HD13	1.94	0.50
1:C:244:ASP:O	1:C:245:VAL:HB	2.11	0.50

*Continued on next page...*

*Continued from previous page...*

Atom-1	Atom-2	Interatomic distance (Å)	Clash overlap (Å)
1:C:326:LEU:HD23	1:C:353:ILE:CG2	2.41	0.50
1:C:528:GLU:O	1:C:532:ILE:HG22	2.10	0.50
1:C:884:TRP:CZ3	1:C:885:VAL:O	2.64	0.50
1:E:137:GLN:NE2	1:E:173:LEU:HB3	2.24	0.50
1:E:353:ILE:O	1:E:354:ARG:HG2	2.11	0.50
1:E:398:LYS:O	1:E:402:ILE:HG12	2.11	0.50
1:E:480:CYS:HA	1:E:483:TRP:CD1	2.46	0.50
1:E:853:HIS:O	1:E:869:THR:N	2.39	0.50
1:E:1176:HIS:HB2	1:E:1218:THR:HG23	1.84	0.50
1:G:318:LYS:HD3	1:G:439:ASP:CB	2.41	0.50
1:G:327:ILE:HD13	1:G:353:ILE:HG21	1.92	0.50
1:G:337:ARG:HD3	1:G:341:TYR:HE2	1.77	0.50
1:G:353:ILE:O	1:G:354:ARG:HG2	2.11	0.50
1:G:862:TYR:HE2	1:G:881:HIS:N	1.82	0.50
1:I:146:GLU:CG	1:K:111:ARG:HH11	2.15	0.50
1:I:837:THR:HG21	1:I:843:ILE:HD11	1.92	0.50
1:I:1212:THR:CG2	1:I:1213:PHE:H	2.12	0.50
1:I:1213:PHE:O	1:I:1214:TYR:CB	2.48	0.50
1:I:1247:LEU:CD1	1:I:1248:GLU:N	2.73	0.50
1:K:318:LYS:HD3	1:K:439:ASP:CB	2.41	0.50
1:K:529:TYR:HA	1:K:532:ILE:HG21	1.93	0.50
1:K:561:PRO:O	1:K:563:ILE:N	2.44	0.50
1:K:781:ILE:HD11	1:K:826:ILE:HA	1.94	0.50
1:K:926:VAL:HB	1:K:938:LEU:O	2.10	0.50
1:K:1031:ASN:HB3	1:K:1036:LYS:HB2	1.92	0.50
1:K:1228:ASP:O	1:K:1229:PHE:HB2	2.12	0.50
1:M:246:TRP:C	1:M:247:ASP:OD1	2.50	0.50
1:M:347:ASN:C	1:M:348:LYS:HG2	2.31	0.50
1:M:479:ASP:CG	1:M:483:TRP:HE1	2.15	0.50
1:M:744:ASN:HB3	1:M:763:ALA:HB3	1.93	0.50
1:M:1168:LEU:HD11	1:M:1171:GLU:CG	2.41	0.50
1:A:229:ILE:O	1:A:233:ARG:HG2	2.11	0.50
1:A:353:ILE:O	1:A:354:ARG:HG2	2.11	0.50
1:A:1168:LEU:HD11	1:A:1171:GLU:CG	2.41	0.50
1:A:1212:THR:CG2	1:A:1213:PHE:H	2.12	0.50
1:A:1213:PHE:O	1:A:1214:TYR:CB	2.49	0.50
1:C:229:ILE:O	1:C:233:ARG:HG2	2.12	0.50
1:C:327:ILE:HD13	1:C:353:ILE:CG2	2.40	0.50
1:C:657:GLU:HB3	1:C:680:LYS:HD2	1.92	0.50
1:E:174:LEU:HD23	1:E:175:GLU:HA	1.92	0.50
1:E:246:TRP:C	1:E:247:ASP:OD1	2.50	0.50

*Continued on next page...*

*Continued from previous page...*

Atom-1	Atom-2	Interatomic distance (Å)	Clash overlap (Å)
1:E:347:ASN:C	1:E:348:LYS:HG2	2.31	0.50
1:E:385:ASP:OD2	1:E:403:LEU:HD11	2.11	0.50
1:E:1200:LYS:HE3	1:E:1211:GLN:CD	2.31	0.50
7:F:201:HEM:CBC	7:F:201:HEM:HMC1	2.28	0.50
1:G:862:TYR:OH	1:G:881:HIS:N	2.45	0.50
1:G:1228:ASP:O	1:G:1229:PHE:HB2	2.12	0.50
1:I:347:ASN:C	1:I:348:LYS:HG2	2.31	0.50
1:I:621:ALA:HA	1:I:631:ALA:O	2.11	0.50
1:I:781:ILE:HD11	1:I:826:ILE:HA	1.94	0.50
1:I:945:ARG:HG2	1:I:946:LEU:HG	1.93	0.50
1:I:1177:GLY:CA	1:I:1197:GLY:HA3	2.27	0.50
1:K:179:PRO:HD3	1:K:237:ARG:HH12	1.75	0.50
1:K:229:ILE:O	1:K:233:ARG:HG2	2.11	0.50
1:K:385:ASP:OD2	1:K:403:LEU:HD11	2.11	0.50
1:K:980:ASP:OD1	1:K:981:GLU:N	2.40	0.50
1:K:1187:PRO:CG	1:K:1229:PHE:HB3	2.40	0.50
1:M:108:SER:HA	1:M:111:ARG:HD2	1.94	0.50
1:M:160:LYS:CB	1:M:160:LYS:NZ	2.73	0.50
1:M:244:ASP:O	1:M:245:VAL:HB	2.11	0.50
1:M:333:ASP:N	1:M:333:ASP:OD1	2.44	0.50
1:A:389:LEU:HD21	1:A:395:VAL:CG1	2.42	0.50
1:A:479:ASP:CG	1:A:483:TRP:HE1	2.15	0.50
1:A:523:ILE:HG12	1:A:548:LEU:HD13	1.94	0.50
1:A:567:GLY:O	1:A:569:CYS:N	2.41	0.50
1:A:595:LEU:HD22	1:A:1244:LEU:HD12	1.78	0.50
1:A:1153:ILE:HD11	1:A:1192:LEU:CD1	2.42	0.50
1:C:337:ARG:HD3	1:C:341:TYR:HE2	1.77	0.50
1:G:473:LEU:CD1	1:G:480:CYS:HB3	2.39	0.50
1:G:557:ARG:NH2	1:G:1174:ALA:CB	2.74	0.50
1:G:837:THR:HG21	1:G:843:ILE:HD11	1.92	0.50
1:G:1200:LYS:HE3	1:G:1211:GLN:CD	2.32	0.50
1:I:246:TRP:C	1:I:247:ASP:OD1	2.50	0.50
1:I:326:LEU:HD23	1:I:353:ILE:CG2	2.41	0.50
1:I:347:ASN:O	1:I:348:LYS:CB	2.59	0.50
1:I:364:LEU:CD1	1:I:368:MET:HE2	2.42	0.50
1:I:879:ARG:CB	1:I:921:MET:CE	2.73	0.50
1:I:903:ASP:O	1:I:904:GLN:CB	2.56	0.50
1:I:1168:LEU:HD11	1:I:1171:GLU:CG	2.41	0.50
1:K:108:SER:HA	1:K:111:ARG:HD2	1.94	0.50
1:K:480:CYS:HA	1:K:483:TRP:CD1	2.46	0.50
1:K:1193:ILE:HG12	1:K:1201:TRP:CD1	2.47	0.50

*Continued on next page...*

*Continued from previous page...*

Atom-1	Atom-2	Interatomic distance (Å)	Clash overlap (Å)
1:M:149:TRP:CZ3	1:M:260:ILE:HD11	2.46	0.50
1:M:340:TYR:OH	1:M:352:ARG:HD2	2.12	0.50
1:M:1228:ASP:O	1:M:1229:PHE:HB2	2.12	0.50
3:X:28:HIS:HA	4:Y:14:LEU:CD2	2.42	0.50
1:A:244:ASP:O	1:A:245:VAL:CB	2.59	0.50
1:A:385:ASP:OD2	1:A:403:LEU:HD11	2.10	0.50
1:A:473:LEU:CD1	1:A:480:CYS:HB3	2.39	0.50
1:A:572:GLU:OE1	1:A:572:GLU:HA	2.11	0.50
1:A:1171:GLU:CG	1:A:1172:GLY:N	2.68	0.50
1:A:1236:ASP:OD1	1:A:1236:ASP:N	2.43	0.50
1:C:108:SER:HA	1:C:111:ARG:HD2	1.94	0.50
1:C:149:TRP:CZ3	1:C:260:ILE:HD11	2.46	0.50
1:C:160:LYS:NZ	1:C:160:LYS:CB	2.73	0.50
1:C:385:ASP:OD2	1:C:403:LEU:HD11	2.11	0.50
1:C:572:GLU:OE1	1:C:572:GLU:HA	2.11	0.50
1:E:347:ASN:O	1:E:348:LYS:CB	2.59	0.50
1:E:374:MET:CE	1:E:374:MET:CA	2.85	0.50
1:E:564:VAL:HG11	1:E:583:GLN:CG	2.39	0.50
2:F:18:HIS:NE2	7:F:201:HEM:CHD	2.72	0.50
1:G:229:ILE:O	1:G:233:ARG:HG2	2.11	0.50
1:G:347:ASN:C	1:G:348:LYS:HG2	2.31	0.50
1:G:598:ILE:HG13	1:G:598:ILE:O	2.10	0.50
1:G:639:LEU:HD23	1:G:653:ILE:HD13	1.93	0.50
1:G:781:ILE:HD11	1:G:826:ILE:HA	1.93	0.50
1:I:595:LEU:CD2	1:I:1244:LEU:CD1	2.48	0.50
1:I:1149:GLY:H	1:I:1180:VAL:CG2	2.24	0.50
1:I:1200:LYS:HE3	1:I:1211:GLN:CD	2.31	0.50
1:I:1228:ASP:O	1:I:1229:PHE:HB2	2.12	0.50
1:K:340:TYR:OH	1:K:352:ARG:HD2	2.12	0.50
1:K:572:GLU:OE1	1:K:572:GLU:HA	2.11	0.50
1:K:1149:GLY:N	1:K:1180:VAL:CG2	2.74	0.50
1:M:180:GLY:H	1:M:237:ARG:HB3	1.75	0.50
1:M:244:ASP:O	1:M:245:VAL:CB	2.59	0.50
3:P:55:MET:O	3:P:59:MET:HG3	2.12	0.50
1:A:1136:SER:HB2	1:A:1139:SER:HB3	1.94	0.50
1:C:125:VAL:O	1:C:125:VAL:HG12	2.11	0.50
1:C:244:ASP:O	1:C:245:VAL:CB	2.59	0.50
1:C:391:LYS:HA	1:C:442:VAL:HG21	1.94	0.50
1:C:1168:LEU:HD11	1:C:1171:GLU:CG	2.41	0.50
1:C:1168:LEU:HD11	1:C:1171:GLU:HG2	1.94	0.50
1:E:389:LEU:HD21	1:E:395:VAL:CG1	2.42	0.50

*Continued on next page...*

*Continued from previous page...*

Atom-1	Atom-2	Interatomic distance (Å)	Clash overlap (Å)
1:E:507:LEU:CD1	1:E:579:GLN:HG2	2.42	0.50
1:E:561:PRO:O	1:E:563:ILE:N	2.44	0.50
1:G:347:ASN:O	1:G:348:LYS:CB	2.59	0.50
1:G:364:LEU:CD1	1:G:368:MET:HE1	2.28	0.50
1:G:1236:ASP:N	1:G:1236:ASP:OD1	2.43	0.50
7:H:201:HEM:CBC	7:H:201:HEM:HMC1	2.28	0.50
1:I:327:ILE:HD13	1:I:353:ILE:HG21	1.92	0.50
1:I:333:ASP:N	1:I:333:ASP:OD1	2.44	0.50
1:I:529:TYR:HA	1:I:532:ILE:HG21	1.93	0.50
1:I:1153:ILE:HD11	1:I:1192:LEU:CD1	2.42	0.50
1:I:1193:ILE:HG12	1:I:1201:TRP:CD1	2.47	0.50
1:K:1200:LYS:HE3	1:K:1211:GLN:CD	2.31	0.50
1:K:1200:LYS:HG3	1:K:1211:GLN:HB2	1.91	0.50
1:M:125:VAL:O	1:M:125:VAL:HG12	2.11	0.50
1:M:353:ILE:O	1:M:354:ARG:HG2	2.11	0.50
1:M:572:GLU:OE1	1:M:572:GLU:HA	2.12	0.50
3:O:68:TYR:CD1	3:O:91:ILE:HG22	2.46	0.50
4:U:8:LEU:HD12	4:U:70:LEU:HD11	1.94	0.50
4:Y:16:LEU:O	4:Y:20:LEU:HB2	2.12	0.50
1:A:143:LEU:CD2	1:A:143:LEU:N	2.75	0.50
1:A:179:PRO:HD3	1:A:237:ARG:HH12	1.75	0.50
1:A:317:CYS:SG	1:A:323:VAL:CG1	2.98	0.50
1:A:327:ILE:HD13	1:A:353:ILE:HG21	1.92	0.50
1:A:340:TYR:OH	1:A:352:ARG:HD2	2.12	0.50
1:A:557:ARG:HG3	1:A:558:GLN:N	2.27	0.50
1:A:923:LYS:CG	1:A:940:VAL:HG23	2.42	0.50
1:A:1247:LEU:CD1	1:A:1248:GLU:N	2.73	0.50
1:C:143:LEU:CD2	1:C:143:LEU:N	2.75	0.50
1:C:903:ASP:O	1:C:904:GLN:CB	2.57	0.50
1:E:108:SER:HA	1:E:111:ARG:HD2	1.94	0.50
1:E:298:PHE:CZ	1:E:325:SER:HA	2.42	0.50
1:E:561:PRO:CB	1:E:1214:TYR:CD2	2.86	0.50
1:E:779:LYS:NZ	1:E:827:HIS:O	2.43	0.50
1:E:1067:VAL:N	1:E:1081:PHE:O	2.40	0.50
1:E:1225:VAL:HG12	1:E:1229:PHE:HA	1.94	0.50
1:G:246:TRP:C	1:G:247:ASP:OD1	2.50	0.50
1:G:677:VAL:HG13	1:G:701:GLN:HG2	1.94	0.50
1:G:923:LYS:CB	1:G:940:VAL:HG21	2.41	0.50
1:I:332:ARG:CG	1:I:332:ARG:NH1	2.73	0.50
1:I:607:SER:CB	1:I:907:ARG:HG2	2.42	0.50
1:I:1031:ASN:HB3	1:I:1036:LYS:HB2	1.93	0.50

*Continued on next page...*

*Continued from previous page...*

Atom-1	Atom-2	Interatomic distance (Å)	Clash overlap (Å)
1:K:176:GLY:CA	3:Q:3:ALA:HB1	2.41	0.50
1:K:244:ASP:O	1:K:245:VAL:CB	2.59	0.50
1:K:347:ASN:O	1:K:348:LYS:CB	2.59	0.50
1:K:570:GLU:CG	1:K:571:PRO:HD2	2.42	0.50
1:M:229:ILE:O	1:M:233:ARG:HG2	2.11	0.50
1:M:489:TYR:CD1	1:M:489:TYR:C	2.85	0.50
1:M:677:VAL:HG13	1:M:701:GLN:HG2	1.94	0.50
3:P:28:HIS:HE1	3:P:78:GLU:OE2	1.94	0.50
1:A:149:TRP:CZ3	1:A:260:ILE:HD11	2.46	0.50
1:A:246:TRP:C	1:A:247:ASP:OD1	2.50	0.50
1:A:677:VAL:HG13	1:A:701:GLN:HG2	1.94	0.50
1:A:747:ASN:ND2	1:A:801:VAL:O	2.38	0.50
1:A:884:TRP:CZ3	1:A:885:VAL:O	2.64	0.50
1:C:479:ASP:CG	1:C:483:TRP:HE1	2.15	0.50
1:C:779:LYS:NZ	1:C:827:HIS:O	2.43	0.50
1:E:125:VAL:O	1:E:125:VAL:HG12	2.11	0.50
1:E:572:GLU:OE1	1:E:572:GLU:HA	2.11	0.50
1:E:1153:ILE:HD11	1:E:1192:LEU:CD1	2.42	0.50
1:G:116:GLU:OE2	3:O:6:ARG:NH2	2.45	0.50
1:G:607:SER:CB	1:G:907:ARG:HG2	2.42	0.50
1:G:636:ASP:C	1:G:637:LYS:CG	2.74	0.50
1:G:747:ASN:ND2	1:G:801:VAL:O	2.38	0.50
1:I:143:LEU:CD2	1:I:143:LEU:N	2.75	0.50
1:I:862:TYR:OH	1:I:881:HIS:N	2.45	0.50
1:I:1200:LYS:HG3	1:I:1211:GLN:HB2	1.91	0.50
1:K:391:LYS:HA	1:K:442:VAL:HG21	1.94	0.50
1:K:473:LEU:HD21	1:K:484:TYR:OH	2.11	0.50
1:M:389:LEU:HD21	1:M:395:VAL:CG1	2.41	0.50
1:M:557:ARG:NH2	1:M:1174:ALA:CB	2.74	0.50
1:M:1153:ILE:HD11	1:M:1192:LEU:CD1	2.42	0.50
3:P:27:ASP:CB	4:S:14:LEU:HD23	2.42	0.50
1:A:108:SER:HA	1:A:111:ARG:HD2	1.94	0.49
1:A:174:LEU:HD23	1:A:175:GLU:HA	1.93	0.49
1:A:245:VAL:C	1:A:246:TRP:CD1	2.86	0.49
1:A:391:LYS:HA	1:A:442:VAL:HG21	1.94	0.49
1:A:489:TYR:C	1:A:489:TYR:CD1	2.85	0.49
1:A:507:LEU:CD1	1:A:579:GLN:HG2	2.42	0.49
1:A:1181:THR:HG21	1:A:1221:LYS:CA	2.39	0.49
1:A:1187:PRO:HG2	1:A:1229:PHE:CB	2.42	0.49
1:A:1228:ASP:O	1:A:1229:PHE:CB	2.59	0.49
1:C:523:ILE:HG12	1:C:548:LEU:HD13	1.94	0.49

*Continued on next page...*

*Continued from previous page...*

Atom-1	Atom-2	Interatomic distance (Å)	Clash overlap (Å)
1:C:1153:ILE:HD11	1:C:1192:LEU:CD1	2.42	0.49
1:E:598:ILE:HG13	1:E:598:ILE:O	2.10	0.49
1:G:572:GLU:OE1	1:G:572:GLU:HA	2.11	0.49
1:G:1136:SER:HB2	1:G:1139:SER:HB3	1.94	0.49
1:I:389:LEU:HD21	1:I:395:VAL:CG1	2.42	0.49
1:I:391:LYS:HA	1:I:442:VAL:HG21	1.94	0.49
1:I:461:ILE:CD1	1:I:491:MET:HG3	2.40	0.49
1:I:1136:SER:HB2	1:I:1139:SER:HB3	1.94	0.49
1:I:1201:TRP:CB	1:I:1210:SER:O	2.58	0.49
1:K:246:TRP:C	1:K:247:ASP:OD1	2.50	0.49
1:K:389:LEU:HD21	1:K:395:VAL:CG1	2.42	0.49
1:M:347:ASN:O	1:M:348:LYS:CB	2.59	0.49
1:M:607:SER:CB	1:M:907:ARG:HG2	2.42	0.49
3:Q:10:LEU:HD23	3:Q:13:ARG:HD2	1.94	0.49
3:R:55:MET:O	3:R:59:MET:HG3	2.12	0.49
1:A:138:GLN:NE2	1:A:139:LYS:N	2.60	0.49
1:A:480:CYS:HA	1:A:483:TRP:CD1	2.46	0.49
1:C:237:ARG:HH11	1:C:237:ARG:CG	2.14	0.49
1:C:245:VAL:C	1:C:246:TRP:CD1	2.86	0.49
1:C:546:GLU:HB3	1:C:570:GLU:OE1	2.11	0.49
1:C:570:GLU:CG	1:C:571:PRO:HD2	2.42	0.49
1:C:597:TRP:HZ2	1:C:603:ILE:HG12	1.70	0.49
1:C:607:SER:CB	1:C:907:ARG:HG2	2.42	0.49
1:C:1228:ASP:O	1:C:1229:PHE:CB	2.59	0.49
1:E:529:TYR:HA	1:E:532:ILE:HG21	1.93	0.49
1:E:557:ARG:HG3	1:E:558:GLN:N	2.28	0.49
1:E:570:GLU:CG	1:E:571:PRO:HD2	2.42	0.49
1:E:1168:LEU:HD11	1:E:1171:GLU:HG2	1.94	0.49
1:E:1247:LEU:CD1	1:E:1248:GLU:N	2.73	0.49
1:G:143:LEU:CD2	1:G:143:LEU:N	2.75	0.49
1:G:245:VAL:C	1:G:246:TRP:CD1	2.86	0.49
1:G:1187:PRO:HG2	1:G:1229:PHE:CB	2.42	0.49
1:I:138:GLN:NE2	1:I:139:LYS:N	2.60	0.49
1:I:337:ARG:HD3	1:I:341:TYR:HE2	1.76	0.49
1:M:337:ARG:HD3	1:M:341:TYR:HE2	1.76	0.49
1:M:595:LEU:HD13	1:M:1244:LEU:HD13	1.94	0.49
1:M:621:ALA:HA	1:M:631:ALA:O	2.11	0.49
1:M:923:LYS:CB	1:M:940:VAL:HG21	2.41	0.49
1:M:923:LYS:CG	1:M:940:VAL:HG23	2.42	0.49
1:M:1200:LYS:HG3	1:M:1211:GLN:O	2.12	0.49
3:P:10:LEU:HD23	3:P:13:ARG:HD2	1.94	0.49

*Continued on next page...*

*Continued from previous page...*

Atom-1	Atom-2	Interatomic distance (Å)	Clash overlap (Å)
4:S:7:ARG:HH11	4:S:7:ARG:HG3	1.77	0.49
1:A:337:ARG:HD3	1:A:341:TYR:HE2	1.76	0.49
1:A:347:ASN:O	1:A:348:LYS:CB	2.59	0.49
1:A:607:SER:CB	1:A:907:ARG:HG2	2.42	0.49
1:A:862:TYR:HE2	1:A:881:HIS:N	1.82	0.49
1:A:1016:LYS:HA	1:A:1032:TRP:NE1	2.28	0.49
1:A:1193:ILE:HG12	1:A:1201:TRP:CD1	2.47	0.49
1:C:480:CYS:HA	1:C:483:TRP:CD1	2.46	0.49
1:C:557:ARG:HG3	1:C:558:GLN:N	2.28	0.49
1:C:625:GLU:HG3	1:C:667:THR:HA	1.93	0.49
1:C:781:ILE:HD11	1:C:826:ILE:HA	1.94	0.49
1:C:1193:ILE:HG12	1:C:1201:TRP:CD1	2.47	0.49
1:C:1200:LYS:HG3	1:C:1211:GLN:O	2.13	0.49
1:C:1225:VAL:HG12	1:C:1229:PHE:HA	1.94	0.49
1:E:677:VAL:HG13	1:E:701:GLN:HG2	1.94	0.49
1:E:1136:SER:HB2	1:E:1139:SER:HB3	1.94	0.49
1:E:1193:ILE:HG12	1:E:1201:TRP:CD1	2.47	0.49
1:G:457:HIS:CD2	1:G:493:SER:HB2	2.47	0.49
1:G:1153:ILE:HD11	1:G:1192:LEU:CD1	2.42	0.49
1:I:507:LEU:CD1	1:I:579:GLN:HG2	2.42	0.49
1:K:332:ARG:CG	1:K:332:ARG:NH1	2.73	0.49
1:K:479:ASP:CG	1:K:483:TRP:HE1	2.15	0.49
1:K:507:LEU:CD1	1:K:579:GLN:HG2	2.42	0.49
1:K:548:LEU:O	1:K:551:ASN:N	2.45	0.49
1:K:1153:ILE:HD11	1:K:1192:LEU:CD1	2.42	0.49
1:M:143:LEU:CD2	1:M:143:LEU:N	2.75	0.49
1:M:317:CYS:SG	1:M:323:VAL:CG1	2.98	0.49
1:M:570:GLU:CG	1:M:571:PRO:HD2	2.42	0.49
1:M:862:TYR:OH	1:M:881:HIS:N	2.45	0.49
1:M:1201:TRP:CB	1:M:1210:SER:O	2.58	0.49
3:Q:28:HIS:CE1	4:T:14:LEU:CD2	2.95	0.49
3:R:48:THR:HG21	4:S:41:GLU:HB2	0.61	0.49
4:S:8:LEU:O	4:S:8:LEU:HD22	2.12	0.49
1:A:175:GLU:HG2	3:P:4:LYS:HZ1	1.77	0.49
1:A:591:GLY:O	1:A:592:MET:CB	2.56	0.49
1:A:1176:HIS:HB2	1:A:1218:THR:HG23	1.82	0.49
1:C:347:ASN:O	1:C:348:LYS:CB	2.59	0.49
1:C:489:TYR:CD1	1:C:489:TYR:C	2.85	0.49
1:C:557:ARG:NH2	1:C:1174:ALA:CB	2.74	0.49
1:C:862:TYR:OH	1:C:881:HIS:N	2.45	0.49
1:C:879:ARG:CB	1:C:921:MET:CE	2.73	0.49

*Continued on next page...*



*Continued from previous page...*

Atom-1	Atom-2	Interatomic distance (Å)	Clash overlap (Å)
1:C:1136:SER:HB2	1:C:1139:SER:HB3	1.94	0.49
1:E:457:HIS:CD2	1:E:493:SER:HB2	2.48	0.49
1:E:607:SER:CB	1:E:907:ARG:HG2	2.42	0.49
1:E:862:TYR:OH	1:E:881:HIS:N	2.45	0.49
1:G:531:HIS:ND1	1:G:531:HIS:N	2.61	0.49
1:G:557:ARG:HG3	1:G:558:GLN:N	2.27	0.49
1:I:237:ARG:HH11	1:I:237:ARG:CG	2.14	0.49
1:I:523:ILE:HG12	1:I:548:LEU:HD13	1.94	0.49
1:I:572:GLU:OE1	1:I:572:GLU:HA	2.11	0.49
1:I:639:LEU:HD23	1:I:653:ILE:HD13	1.93	0.49
1:I:1228:ASP:O	1:I:1229:PHE:CB	2.59	0.49
1:K:245:VAL:C	1:K:246:TRP:CD1	2.86	0.49
1:K:920:VAL:HG12	1:K:921:MET:N	2.25	0.49
1:M:480:CYS:HA	1:M:483:TRP:CD1	2.46	0.49
1:M:1193:ILE:HG12	1:M:1201:TRP:CD1	2.47	0.49
3:O:10:LEU:HD23	3:O:13:ARG:HD2	1.94	0.49
3:O:28:HIS:HE1	3:O:78:GLU:OE2	1.95	0.49
1:A:332:ARG:CG	1:A:332:ARG:NH1	2.73	0.49
1:A:781:ILE:HD11	1:A:826:ILE:HA	1.93	0.49
1:C:332:ARG:CG	1:C:332:ARG:NH1	2.73	0.49
1:C:529:TYR:HA	1:C:532:ILE:HG21	1.93	0.49
1:C:543:ASN:CG	1:C:574:SER:CB	2.81	0.49
1:C:595:LEU:CD2	1:C:1244:LEU:CD1	2.48	0.49
1:C:1136:SER:HA	1:C:1185:PHE:HD2	1.78	0.49
1:E:138:GLN:NE2	1:E:139:LYS:N	2.60	0.49
1:E:242:LEU:HD12	1:E:242:LEU:N	2.26	0.49
1:E:245:VAL:C	1:E:246:TRP:CD1	2.86	0.49
1:E:479:ASP:CG	1:E:483:TRP:HE1	2.15	0.49
1:E:1228:ASP:O	1:E:1229:PHE:HB2	2.12	0.49
1:G:389:LEU:HD21	1:G:395:VAL:CG1	2.42	0.49
1:G:394:LYS:CB	1:G:434:ARG:CB	2.80	0.49
1:G:570:GLU:CG	1:G:571:PRO:HD2	2.42	0.49
1:G:1225:VAL:HG12	1:G:1229:PHE:HA	1.94	0.49
1:I:489:TYR:C	1:I:489:TYR:CD1	2.85	0.49
1:I:548:LEU:O	1:I:551:ASN:N	2.45	0.49
1:I:567:GLY:O	1:I:569:CYS:N	2.41	0.49
1:I:920:VAL:HG12	1:I:921:MET:N	2.24	0.49
1:I:1171:GLU:CG	1:I:1172:GLY:N	2.68	0.49
1:I:1187:PRO:HG2	1:I:1229:PHE:CB	2.42	0.49
1:I:1200:LYS:CD	1:I:1211:GLN:HB3	2.33	0.49
1:I:1213:PHE:HE2	1:I:1215:THR:CA	2.26	0.49

*Continued on next page...*

*Continued from previous page...*

Atom-1	Atom-2	Interatomic distance (Å)	Clash overlap (Å)
1:K:557:ARG:HG3	1:K:558:GLN:N	2.27	0.49
1:K:607:SER:CB	1:K:907:ARG:HG2	2.42	0.49
1:K:677:VAL:HG13	1:K:701:GLN:HG2	1.94	0.49
4:V:8:LEU:O	4:V:8:LEU:HD22	2.12	0.49
1:A:246:TRP:CD1	1:A:246:TRP:N	2.81	0.49
1:A:489:TYR:HD1	1:A:489:TYR:C	2.16	0.49
1:A:564:VAL:HG11	1:A:583:GLN:CG	2.39	0.49
1:A:625:GLU:HG3	1:A:667:THR:HA	1.93	0.49
1:A:862:TYR:OH	1:A:881:HIS:N	2.45	0.49
1:A:1136:SER:HA	1:A:1185:PHE:HD2	1.78	0.49
1:C:507:LEU:CD1	1:C:579:GLN:HG2	2.42	0.49
1:C:818:LYS:HD3	1:C:842:THR:HG23	1.95	0.49
1:E:340:TYR:OH	1:E:352:ARG:HD2	2.12	0.49
1:E:531:HIS:ND1	1:E:531:HIS:N	2.61	0.49
1:E:923:LYS:CG	1:E:940:VAL:HG23	2.42	0.49
1:G:1016:LYS:HA	1:G:1032:TRP:NE1	2.28	0.49
1:G:1200:LYS:HG3	1:G:1211:GLN:HB2	1.91	0.49
1:I:108:SER:HA	1:I:111:ARG:HD2	1.94	0.49
1:I:473:LEU:HD21	1:I:484:TYR:OH	2.11	0.49
1:I:557:ARG:HG3	1:I:558:GLN:N	2.27	0.49
1:I:1016:LYS:HA	1:I:1032:TRP:NE1	2.28	0.49
1:K:180:GLY:H	1:K:237:ARG:HB3	1.76	0.49
1:K:457:HIS:CD2	1:K:493:SER:HB2	2.47	0.49
1:K:862:TYR:OH	1:K:881:HIS:N	2.45	0.49
1:M:246:TRP:N	1:M:246:TRP:CD1	2.81	0.49
1:M:457:HIS:CD2	1:M:493:SER:HB2	2.47	0.49
3:Q:55:MET:O	3:Q:59:MET:HG3	2.12	0.49
3:R:33:GLY:HA3	4:U:11:ARG:CD	2.43	0.49
3:R:79:GLY:C	4:V:65:ARG:NH1	2.66	0.49
1:A:1006:VAL:HA	1:A:1022:SER:HB2	1.94	0.49
1:A:1213:PHE:HE2	1:A:1215:THR:CA	2.26	0.49
2:B:14:CYS:CB	7:B:201:HEM:HAB	2.43	0.49
1:C:457:HIS:CD2	1:C:493:SER:HB2	2.47	0.49
1:C:489:TYR:HD1	1:C:489:TYR:C	2.16	0.49
1:E:391:LYS:HA	1:E:442:VAL:HG21	1.94	0.49
1:E:1016:LYS:HA	1:E:1032:TRP:NE1	2.28	0.49
1:E:1220:LEU:CD2	1:E:1234:THR:CB	2.74	0.49
1:G:489:TYR:CD1	1:G:489:TYR:C	2.85	0.49
1:G:853:HIS:O	1:G:869:THR:N	2.38	0.49
1:G:1213:PHE:HE2	1:G:1215:THR:CA	2.26	0.49
1:I:744:ASN:HB3	1:I:763:ALA:HB3	1.93	0.49

*Continued on next page...*

*Continued from previous page...*

Atom-1	Atom-2	Interatomic distance (Å)	Clash overlap (Å)
1:K:143:LEU:CD2	1:K:143:LEU:N	2.75	0.49
1:M:245:VAL:C	1:M:246:TRP:CD1	2.86	0.49
1:M:283:GLU:OE1	1:M:284:SER:O	2.31	0.49
1:M:332:ARG:CG	1:M:332:ARG:NH1	2.73	0.49
1:M:507:LEU:CD1	1:M:579:GLN:HG2	2.42	0.49
1:M:531:HIS:ND1	1:M:531:HIS:N	2.60	0.49
1:M:1136:SER:HA	1:M:1185:PHE:HD2	1.78	0.49
4:T:8:LEU:C	4:T:8:LEU:HD13	2.32	0.49
1:A:327:ILE:CD1	1:A:353:ILE:HG21	2.43	0.49
1:A:505:PHE:HZ	1:A:540:VAL:CG1	2.17	0.49
1:A:1225:VAL:HG12	1:A:1229:PHE:HA	1.94	0.49
1:C:853:HIS:O	1:C:869:THR:N	2.39	0.49
1:C:864:VAL:HG22	1:C:885:VAL:HG11	1.95	0.49
1:C:1016:LYS:HA	1:C:1032:TRP:NE1	2.28	0.49
1:C:1228:ASP:O	1:C:1229:PHE:HB2	2.12	0.49
1:E:236:PRO:O	1:E:238:SER:N	2.46	0.49
1:E:327:ILE:CD1	1:E:353:ILE:HG21	2.43	0.49
1:G:108:SER:HA	1:G:111:ARG:HD2	1.94	0.49
1:G:138:GLN:NE2	1:G:139:LYS:N	2.60	0.49
1:G:196:LEU:HD11	1:G:200:GLN:HE21	1.78	0.49
1:G:523:ILE:HG12	1:G:548:LEU:HD13	1.94	0.49
1:G:548:LEU:O	1:G:551:ASN:N	2.45	0.49
1:G:1168:LEU:HD11	1:G:1171:GLU:HG2	1.94	0.49
1:I:479:ASP:CG	1:I:483:TRP:HE1	2.15	0.49
2:J:14:CYS:CB	7:J:201:HEM:HAB	2.43	0.49
1:K:138:GLN:NE2	1:K:139:LYS:N	2.60	0.49
1:K:621:ALA:HA	1:K:631:ALA:O	2.11	0.49
1:M:298:PHE:CZ	1:M:325:SER:HA	2.42	0.49
1:M:391:LYS:HA	1:M:442:VAL:HG21	1.94	0.49
1:M:523:ILE:HG12	1:M:548:LEU:HD13	1.94	0.49
1:M:1006:VAL:HA	1:M:1022:SER:HB2	1.94	0.49
1:M:1187:PRO:HG2	1:M:1229:PHE:CB	2.42	0.49
1:M:1200:LYS:CD	1:M:1211:GLN:HB3	2.33	0.49
1:A:140:LEU:O	1:A:143:LEU:HD22	2.13	0.49
1:A:434:ARG:HG3	1:A:434:ARG:NH2	2.28	0.49
1:A:570:GLU:CG	1:A:571:PRO:HD2	2.42	0.49
1:A:657:GLU:HB3	1:A:680:LYS:HD2	1.92	0.49
1:A:667:THR:OG1	1:A:708:THR:O	2.29	0.49
1:A:762:SER:OG	1:A:764:ASP:OD1	2.25	0.49
1:A:864:VAL:HG22	1:A:885:VAL:HG11	1.95	0.49
1:A:1200:LYS:HG3	1:A:1211:GLN:O	2.12	0.49

*Continued on next page...*

*Continued from previous page...*

Atom-1	Atom-2	Interatomic distance (Å)	Clash overlap (Å)
1:C:1006:VAL:HA	1:C:1022:SER:HB2	1.94	0.49
1:E:260:ILE:O	1:E:260:ILE:HG13	2.05	0.49
1:E:781:ILE:HD11	1:E:826:ILE:HA	1.94	0.49
1:E:862:TYR:HE2	1:E:881:HIS:N	1.82	0.49
1:E:1212:THR:CG2	1:E:1213:PHE:N	2.72	0.49
1:G:922:LEU:CD1	1:G:1241:LEU:CD2	2.87	0.49
1:I:196:LEU:HD11	1:I:200:GLN:HE21	1.78	0.49
1:I:229:ILE:O	1:I:233:ARG:HG2	2.12	0.49
1:I:283:GLU:OE1	1:I:284:SER:O	2.31	0.49
1:I:457:HIS:CD2	1:I:493:SER:HB2	2.47	0.49
1:I:818:LYS:HD3	1:I:842:THR:HG23	1.95	0.49
1:I:1168:LEU:HD11	1:I:1171:GLU:HG2	1.94	0.49
1:K:140:LEU:O	1:K:143:LEU:HD22	2.13	0.49
1:K:333:ASP:OD1	1:K:333:ASP:N	2.44	0.49
1:K:610:VAL:HG22	1:K:907:ARG:CG	2.43	0.49
1:K:879:ARG:CB	1:K:921:MET:SD	3.01	0.49
1:K:1168:LEU:HD11	1:K:1171:GLU:HG2	1.94	0.49
1:K:1225:VAL:HG12	1:K:1229:PHE:HA	1.94	0.49
1:M:595:LEU:HD22	1:M:1244:LEU:HD12	1.78	0.49
4:T:8:LEU:O	4:T:8:LEU:HD22	2.13	0.49
1:A:473:LEU:HD21	1:A:484:TYR:OH	2.11	0.49
1:A:494:ALA:HB1	1:A:496:MET:HG2	1.95	0.49
1:A:543:ASN:CG	1:A:574:SER:CB	2.81	0.49
1:A:595:LEU:CD2	1:A:1244:LEU:CD1	2.48	0.49
1:A:879:ARG:CB	1:A:921:MET:SD	3.01	0.49
1:A:1233:VAL:CB	1:A:1243:ILE:HA	2.43	0.49
1:C:171:HIS:NE2	1:C:175:GLU:CB	2.76	0.49
1:C:561:PRO:CB	1:C:1214:TYR:CD2	2.86	0.49
1:C:999:ARG:CD	1:C:1030:TRP:CE2	2.96	0.49
1:C:1152:ARG:NE	1:C:1164:LEU:HD23	2.28	0.49
1:C:1183:LEU:N	1:C:1183:LEU:CD1	2.73	0.49
1:E:143:LEU:CD2	1:E:143:LEU:N	2.75	0.49
1:G:125:VAL:O	1:G:125:VAL:HG12	2.11	0.49
1:G:340:TYR:OH	1:G:352:ARG:HD2	2.12	0.49
1:G:1247:LEU:CD1	1:G:1248:GLU:N	2.73	0.49
1:I:246:TRP:N	1:I:246:TRP:CD1	2.81	0.49
1:I:327:ILE:CD1	1:I:353:ILE:HG21	2.43	0.49
1:I:595:LEU:HD13	1:I:1244:LEU:HD13	1.93	0.49
1:I:1006:VAL:HA	1:I:1022:SER:HB2	1.94	0.49
1:K:553:HIS:CB	1:K:610:VAL:CG1	2.89	0.49
1:K:582:LEU:HD23	1:K:582:LEU:C	2.33	0.49

*Continued on next page...*

*Continued from previous page...*

Atom-1	Atom-2	Interatomic distance (Å)	Clash overlap (Å)
1:K:595:LEU:HD22	1:K:1244:LEU:HD12	1.78	0.49
1:K:595:LEU:HD13	1:K:1244:LEU:HD13	1.93	0.49
1:K:779:LYS:NZ	1:K:827:HIS:O	2.43	0.49
1:K:818:LYS:HD3	1:K:842:THR:HG23	1.95	0.49
1:K:1181:THR:CG2	1:K:1221:LYS:HA	2.40	0.49
1:M:138:GLN:NE2	1:M:139:LYS:N	2.60	0.49
1:M:434:ARG:HG3	1:M:434:ARG:NH2	2.28	0.49
1:M:543:ASN:CG	1:M:574:SER:CB	2.81	0.49
1:M:879:ARG:CB	1:M:921:MET:SD	3.01	0.49
1:M:922:LEU:CD1	1:M:1241:LEU:CD2	2.87	0.49
1:M:1136:SER:HB2	1:M:1139:SER:HB3	1.94	0.49
3:O:55:MET:O	3:O:59:MET:HG3	2.12	0.49
1:A:579:GLN:NE2	1:A:583:GLN:HB2	2.28	0.48
1:A:1232:TYR:OH	1:A:1234:THR:CB	2.58	0.48
1:E:246:TRP:CD1	1:E:246:TRP:N	2.81	0.48
1:E:667:THR:OG1	1:E:708:THR:O	2.29	0.48
1:E:818:LYS:HD3	1:E:842:THR:HG23	1.95	0.48
1:E:879:ARG:CB	1:E:921:MET:SD	3.01	0.48
1:E:1136:SER:HA	1:E:1185:PHE:HD2	1.78	0.48
1:E:1187:PRO:HG2	1:E:1229:PHE:CB	2.42	0.48
1:G:283:GLU:OE1	1:G:284:SER:O	2.31	0.48
1:G:342:LEU:O	1:G:346:GLN:HG2	2.13	0.48
1:G:818:LYS:HD3	1:G:842:THR:HG23	1.95	0.48
1:G:1152:ARG:NE	1:G:1164:LEU:HD23	2.28	0.48
1:G:1233:VAL:CB	1:G:1243:ILE:HA	2.43	0.48
1:I:245:VAL:C	1:I:246:TRP:CD1	2.86	0.48
1:I:340:TYR:OH	1:I:352:ARG:HD2	2.12	0.48
1:I:342:LEU:O	1:I:346:GLN:HG2	2.13	0.48
1:I:879:ARG:CB	1:I:921:MET:SD	3.01	0.48
1:I:923:LYS:CG	1:I:940:VAL:HG23	2.42	0.48
1:I:1149:GLY:N	1:I:1180:VAL:CG2	2.76	0.48
1:K:196:LEU:HD11	1:K:200:GLN:HE21	1.78	0.48
1:K:523:ILE:HG12	1:K:548:LEU:HD13	1.94	0.48
1:K:744:ASN:HB3	1:K:763:ALA:HB3	1.93	0.48
1:K:903:ASP:O	1:K:904:GLN:CB	2.56	0.48
1:K:1136:SER:HB2	1:K:1139:SER:HB3	1.94	0.48
1:K:1200:LYS:HG3	1:K:1211:GLN:O	2.12	0.48
1:M:140:LEU:O	1:M:143:LEU:HD22	2.13	0.48
1:M:489:TYR:HD1	1:M:489:TYR:C	2.16	0.48
1:M:557:ARG:HG3	1:M:558:GLN:N	2.27	0.48
1:M:579:GLN:NE2	1:M:583:GLN:HB2	2.28	0.48

*Continued on next page...*

*Continued from previous page...*

Atom-1	Atom-2	Interatomic distance (Å)	Clash overlap (Å)
1:M:582:LEU:HD23	1:M:582:LEU:C	2.33	0.48
1:M:741:GLY:HA3	1:M:770:TRP:HZ2	1.78	0.48
1:M:853:HIS:O	1:M:869:THR:N	2.38	0.48
1:M:864:VAL:HG22	1:M:885:VAL:HG11	1.95	0.48
1:M:879:ARG:CB	1:M:921:MET:CE	2.73	0.48
1:M:1016:LYS:HA	1:M:1032:TRP:NE1	2.28	0.48
1:M:1225:VAL:HG12	1:M:1229:PHE:HA	1.94	0.48
3:Q:19:ASP:OD1	4:U:63:GLU:O	2.30	0.48
3:Q:27:ASP:C	4:T:14:LEU:HG	2.33	0.48
1:C:579:GLN:NE2	1:C:583:GLN:HB2	2.28	0.48
1:C:582:LEU:HD23	1:C:582:LEU:C	2.33	0.48
1:C:595:LEU:HD22	1:C:1244:LEU:HD12	1.78	0.48
1:C:741:GLY:HA3	1:C:770:TRP:HZ2	1.78	0.48
1:E:342:LEU:O	1:E:346:GLN:HG2	2.13	0.48
1:E:434:ARG:HG3	1:E:434:ARG:NH2	2.28	0.48
1:E:579:GLN:NE2	1:E:583:GLN:HB2	2.28	0.48
1:E:1200:LYS:HG3	1:E:1211:GLN:HB2	1.91	0.48
1:G:473:LEU:HD21	1:G:484:TYR:OH	2.11	0.48
1:G:494:ALA:HB1	1:G:496:MET:HG2	1.95	0.48
1:G:507:LEU:CD1	1:G:579:GLN:HG2	2.42	0.48
1:G:543:ASN:CG	1:G:574:SER:CB	2.81	0.48
1:G:1006:VAL:HA	1:G:1022:SER:HB2	1.94	0.48
2:H:14:CYS:CB	7:H:201:HEM:HAB	2.43	0.48
1:I:394:LYS:CB	1:I:434:ARG:CB	2.80	0.48
1:I:543:ASN:CG	1:I:574:SER:CB	2.81	0.48
1:I:557:ARG:NH2	1:I:1174:ALA:CB	2.74	0.48
1:I:1152:ARG:NE	1:I:1164:LEU:HD23	2.29	0.48
1:K:171:HIS:NE2	1:K:175:GLU:CB	2.76	0.48
1:M:667:THR:OG1	1:M:708:THR:O	2.29	0.48
1:M:999:ARG:CD	1:M:1030:TRP:CE2	2.96	0.48
1:C:242:LEU:HD12	1:C:242:LEU:N	2.26	0.48
1:C:283:GLU:OE1	1:C:284:SER:O	2.31	0.48
1:C:340:TYR:OH	1:C:352:ARG:HD2	2.12	0.48
1:C:473:LEU:HD21	1:C:484:TYR:OH	2.11	0.48
1:C:1171:GLU:CG	1:C:1172:GLY:N	2.68	0.48
1:E:196:LEU:HD11	1:E:200:GLN:HE21	1.78	0.48
1:E:359:TYR:HE1	1:E:361:TYR:CD1	2.32	0.48
1:I:677:VAL:HG13	1:I:701:GLN:HG2	1.94	0.48
1:I:1233:VAL:CB	1:I:1243:ILE:HA	2.43	0.48
1:K:334:PHE:CB	1:K:337:ARG:CD	2.87	0.48
1:K:531:HIS:ND1	1:K:531:HIS:N	2.61	0.48

*Continued on next page...*

*Continued from previous page...*

Atom-1	Atom-2	Interatomic distance (Å)	Clash overlap (Å)
1:M:625:GLU:HG3	1:M:667:THR:HA	1.93	0.48
1:M:920:VAL:HG12	1:M:921:MET:N	2.24	0.48
1:M:1181:THR:HG21	1:M:1221:LYS:CA	2.38	0.48
4:U:13:ARG:NH2	4:U:60:ILE:CG1	2.76	0.48
1:A:283:GLU:OE1	1:A:284:SER:O	2.31	0.48
1:A:457:HIS:CD2	1:A:493:SER:HB2	2.47	0.48
1:A:741:GLY:HA3	1:A:770:TRP:HZ2	1.79	0.48
1:A:818:LYS:HD3	1:A:842:THR:HG23	1.95	0.48
1:C:138:GLN:NE2	1:C:139:LYS:N	2.60	0.48
1:C:196:LEU:HD11	1:C:200:GLN:HE21	1.78	0.48
1:E:374:MET:N	1:E:374:MET:SD	2.87	0.48
1:E:494:ALA:HB1	1:E:496:MET:HG2	1.95	0.48
1:E:543:ASN:CG	1:E:574:SER:CB	2.81	0.48
1:E:741:GLY:HA3	1:E:770:TRP:HZ2	1.78	0.48
1:E:1208:GLU:HG3	1:E:1211:GLN:CG	2.44	0.48
1:G:246:TRP:CD1	1:G:246:TRP:N	2.81	0.48
1:G:391:LYS:HA	1:G:442:VAL:HG21	1.94	0.48
1:G:923:LYS:CG	1:G:940:VAL:HG23	2.42	0.48
1:I:1236:ASP:N	1:I:1236:ASP:OD1	2.43	0.48
1:K:543:ASN:CG	1:K:574:SER:CB	2.81	0.48
1:K:597:TRP:CZ2	1:K:603:ILE:CG1	2.94	0.48
1:K:864:VAL:HG22	1:K:885:VAL:HG11	1.95	0.48
1:K:1208:GLU:HG3	1:K:1211:GLN:CG	2.44	0.48
1:M:374:MET:N	1:M:374:MET:SD	2.87	0.48
1:M:585:LYS:CA	1:M:588:VAL:HG23	2.44	0.48
1:M:762:SER:OG	1:M:764:ASP:OD1	2.26	0.48
1:M:1220:LEU:CD2	1:M:1234:THR:CB	2.74	0.48
1:M:1228:ASP:O	1:M:1229:PHE:CB	2.59	0.48
1:A:333:ASP:N	1:A:333:ASP:OD1	2.44	0.48
1:A:461:ILE:HD11	1:A:491:MET:CG	2.44	0.48
1:A:507:LEU:HA	1:A:510:ILE:HD12	1.96	0.48
1:C:585:LYS:CA	1:C:588:VAL:HG23	2.44	0.48
1:C:677:VAL:HG13	1:C:701:GLN:HG2	1.94	0.48
1:C:1200:LYS:HG3	1:C:1211:GLN:HB2	1.91	0.48
1:E:473:LEU:HD21	1:E:484:TYR:OH	2.11	0.48
1:E:489:TYR:CD1	1:E:489:TYR:C	2.85	0.48
1:E:570:GLU:OE2	1:E:571:PRO:HD2	2.14	0.48
1:E:1006:VAL:HA	1:E:1022:SER:HB2	1.94	0.48
1:G:479:ASP:CG	1:G:483:TRP:HE1	2.15	0.48
1:G:505:PHE:CZ	1:G:540:VAL:CG1	2.90	0.48
1:G:564:VAL:HG13	1:G:583:GLN:CG	2.44	0.48

*Continued on next page...*

*Continued from previous page...*

Atom-1	Atom-2	Interatomic distance (Å)	Clash overlap (Å)
1:G:879:ARG:CB	1:G:921:MET:SD	3.01	0.48
1:I:582:LEU:HD23	1:I:582:LEU:C	2.33	0.48
1:I:1167:PRO:HA	1:I:1202:TRP:NE1	1.94	0.48
1:I:1225:VAL:HG12	1:I:1229:PHE:HA	1.94	0.48
1:K:283:GLU:OE1	1:K:284:SER:O	2.31	0.48
1:K:489:TYR:CD1	1:K:489:TYR:C	2.85	0.48
1:K:557:ARG:NH2	1:K:1174:ALA:CB	2.74	0.48
1:K:923:LYS:CG	1:K:940:VAL:HG23	2.42	0.48
1:K:999:ARG:CD	1:K:1030:TRP:CE2	2.97	0.48
1:M:507:LEU:HA	1:M:510:ILE:HD12	1.96	0.48
1:A:109:TYR:CZ	3:P:4:LYS:CB	2.92	0.48
1:A:374:MET:SD	1:A:374:MET:N	2.87	0.48
1:A:999:ARG:CD	1:A:1030:TRP:CE2	2.97	0.48
1:A:1168:LEU:HD11	1:A:1171:GLU:HG2	1.94	0.48
1:A:1228:ASP:O	1:A:1229:PHE:HB2	2.12	0.48
1:C:246:TRP:CD1	1:C:246:TRP:N	2.81	0.48
1:C:327:ILE:CD1	1:C:353:ILE:HG21	2.43	0.48
1:C:505:PHE:CZ	1:C:540:VAL:CG1	2.90	0.48
1:E:489:TYR:HD1	1:E:489:TYR:C	2.16	0.48
1:E:747:ASN:ND2	1:E:801:VAL:O	2.38	0.48
1:E:922:LEU:CD1	1:E:1241:LEU:CD2	2.87	0.48
1:G:171:HIS:NE2	1:G:175:GLU:CB	2.76	0.48
1:G:741:GLY:HA3	1:G:770:TRP:HZ2	1.78	0.48
2:H:103:ASN:C	2:H:104:GLU:O	2.46	0.48
1:I:570:GLU:OE2	1:I:571:PRO:HD2	2.14	0.48
1:K:147:PRO:HG3	1:M:121:GLN:HE22	1.79	0.48
1:K:342:LEU:O	1:K:346:GLN:HG2	2.13	0.48
1:K:453:LEU:CD1	1:K:454:GLN:N	2.73	0.48
1:K:494:ALA:HB1	1:K:496:MET:HG2	1.95	0.48
1:K:741:GLY:HA3	1:K:770:TRP:HZ2	1.78	0.48
1:K:1016:LYS:HA	1:K:1032:TRP:NE1	2.28	0.48
1:K:1200:LYS:CD	1:K:1211:GLN:HB3	2.33	0.48
1:M:1152:ARG:NE	1:M:1164:LEU:HD23	2.28	0.48
1:M:1168:LEU:HD11	1:M:1171:GLU:HG2	1.94	0.48
1:M:1213:PHE:HE2	1:M:1215:THR:CA	2.26	0.48
1:M:1233:VAL:CB	1:M:1243:ILE:HA	2.43	0.48
3:R:10:LEU:HD23	3:R:13:ARG:HD2	1.94	0.48
3:R:21:LYS:CE	3:R:49:GLN:HE21	2.25	0.48
1:C:140:LEU:O	1:C:143:LEU:HD22	2.13	0.48
1:C:374:MET:N	1:C:374:MET:SD	2.87	0.48
1:C:507:LEU:HA	1:C:510:ILE:HD12	1.96	0.48

*Continued on next page...*



*Continued from previous page...*

Atom-1	Atom-2	Interatomic distance (Å)	Clash overlap (Å)
1:E:128:THR:HG22	1:E:166:GLU:OE1	2.14	0.48
1:G:1200:LYS:HG3	1:G:1211:GLN:O	2.12	0.48
1:I:489:TYR:HD1	1:I:489:TYR:C	2.16	0.48
1:I:531:HIS:N	1:I:531:HIS:ND1	2.61	0.48
1:K:1136:SER:HA	1:K:1185:PHE:HD2	1.77	0.48
1:K:1181:THR:HG21	1:K:1221:LYS:CA	2.39	0.48
1:K:1213:PHE:HE2	1:K:1215:THR:CA	2.26	0.48
1:M:196:LEU:HD11	1:M:200:GLN:HE21	1.78	0.48
1:M:342:LEU:O	1:M:346:GLN:HG2	2.13	0.48
1:M:597:TRP:CH2	1:M:603:ILE:HG12	2.43	0.48
3:P:27:ASP:OD1	4:S:13:ARG:CG	2.61	0.48
4:T:13:ARG:HD2	4:T:59:ILE:CD1	2.35	0.48
1:A:242:LEU:HD12	1:A:242:LEU:N	2.26	0.48
1:A:529:TYR:HA	1:A:532:ILE:HG21	1.93	0.48
1:A:582:LEU:HD23	1:A:582:LEU:C	2.33	0.48
1:A:1208:GLU:N	1:A:1208:GLU:OE1	2.47	0.48
1:C:342:LEU:O	1:C:346:GLN:HG2	2.13	0.48
1:C:567:GLY:O	1:C:569:CYS:N	2.41	0.48
1:E:236:PRO:HG3	3:O:3:ALA:C	2.33	0.48
1:E:523:ILE:HG12	1:E:548:LEU:HD13	1.94	0.48
1:E:582:LEU:HD23	1:E:582:LEU:C	2.33	0.48
1:E:855:ALA:HB2	1:E:869:THR:HG23	1.96	0.48
1:E:1183:LEU:N	1:E:1183:LEU:CD1	2.73	0.48
1:E:1233:VAL:CB	1:E:1243:ILE:HA	2.43	0.48
1:G:461:ILE:HD11	1:G:491:MET:CG	2.44	0.48
1:G:884:TRP:O	1:G:885:VAL:C	2.52	0.48
1:I:145:GLY:O	1:I:146:GLU:HB2	2.14	0.48
1:I:579:GLN:NE2	1:I:583:GLN:HB2	2.28	0.48
1:I:741:GLY:HA3	1:I:770:TRP:HZ2	1.78	0.48
1:I:855:ALA:HB2	1:I:869:THR:HG23	1.96	0.48
1:K:270:THR:O	1:K:270:THR:OG1	2.32	0.48
1:K:597:TRP:CH2	1:K:603:ILE:HG12	2.43	0.48
1:M:359:TYR:CD1	1:M:359:TYR:C	2.85	0.48
1:M:473:LEU:HD21	1:M:484:TYR:OH	2.11	0.48
1:M:581:LYS:HD2	1:M:581:LYS:HA	1.68	0.48
1:A:244:ASP:HB3	1:A:245:VAL:H	1.51	0.48
1:C:128:THR:HG22	1:C:166:GLU:OE1	2.14	0.48
1:C:494:ALA:HB1	1:C:496:MET:HG2	1.95	0.48
1:C:762:SER:OG	1:C:764:ASP:OD1	2.25	0.48
1:C:879:ARG:HB3	1:C:921:MET:HE2	1.87	0.48
1:C:1094:SER:HA	1:C:1135:PHE:CB	2.44	0.48

*Continued on next page...*

*Continued from previous page...*

Atom-1	Atom-2	Interatomic distance (Å)	Clash overlap (Å)
1:E:283:GLU:OE1	1:E:284:SER:O	2.31	0.48
1:E:700:GLU:HB3	1:E:721:SER:HB2	1.96	0.48
1:E:1213:PHE:HE2	1:E:1215:THR:CA	2.26	0.48
1:G:327:ILE:CD1	1:G:353:ILE:HG21	2.43	0.48
1:G:374:MET:N	1:G:374:MET:SD	2.87	0.48
1:G:561:PRO:CB	1:G:1214:TYR:CD2	2.86	0.48
1:G:855:ALA:HB2	1:G:869:THR:HG23	1.96	0.48
1:G:999:ARG:CD	1:G:1030:TRP:CE2	2.97	0.48
1:I:570:GLU:CG	1:I:571:PRO:HD2	2.42	0.48
1:I:610:VAL:HG22	1:I:907:ARG:CG	2.43	0.48
1:I:1200:LYS:HG3	1:I:1211:GLN:O	2.12	0.48
1:K:1208:GLU:OE1	1:K:1208:GLU:N	2.47	0.48
1:M:548:LEU:O	1:M:551:ASN:N	2.45	0.48
1:A:319:GLY:O	1:A:321:PRO:HD3	2.14	0.48
1:A:533:LEU:HB3	1:A:534:ASP:H	1.59	0.48
1:A:879:ARG:CB	1:A:921:MET:CE	2.73	0.48
1:A:1176:HIS:CD2	1:A:1197:GLY:O	2.67	0.48
1:C:252:LYS:CE	1:C:252:LYS:CA	2.92	0.48
1:C:434:ARG:HG3	1:C:434:ARG:NH2	2.28	0.48
1:C:1208:GLU:OE1	1:C:1208:GLU:N	2.47	0.48
1:E:140:LEU:O	1:E:143:LEU:HD22	2.13	0.48
1:E:548:LEU:O	1:E:551:ASN:N	2.45	0.48
1:E:662:CYS:SG	1:E:704:CYS:HA	2.54	0.48
1:G:147:PRO:HG3	1:I:121:GLN:HE22	1.79	0.48
1:G:489:TYR:HD1	1:G:489:TYR:C	2.16	0.48
1:G:1201:TRP:CB	1:G:1210:SER:O	2.58	0.48
1:I:1208:GLU:N	1:I:1208:GLU:OE1	2.47	0.48
1:K:507:LEU:HA	1:K:510:ILE:HD12	1.96	0.48
1:K:862:TYR:HD1	1:K:885:VAL:N	2.11	0.48
1:M:330:LEU:HD12	1:M:330:LEU:HA	1.74	0.48
1:M:484:TYR:HA	1:M:509:TRP:CZ2	2.49	0.48
1:M:1057:ARG:HA	1:M:1071:ASN:HA	1.96	0.48
1:A:121:GLN:HE22	1:M:147:PRO:HG3	1.79	0.47
1:A:171:HIS:NE2	1:A:175:GLU:CB	2.76	0.47
1:A:342:LEU:O	1:A:346:GLN:HG2	2.13	0.47
1:A:718:THR:OG1	1:A:726:LYS:HB2	2.14	0.47
1:A:1152:ARG:NE	1:A:1164:LEU:HD23	2.29	0.47
1:C:484:TYR:HA	1:C:509:TRP:CZ2	2.49	0.47
1:C:531:HIS:ND1	1:C:531:HIS:N	2.61	0.47
1:C:879:ARG:CB	1:C:921:MET:SD	3.01	0.47
1:C:1232:TYR:OH	1:C:1234:THR:CB	2.59	0.47

*Continued on next page...*

*Continued from previous page...*

Atom-1	Atom-2	Interatomic distance (Å)	Clash overlap (Å)
2:D:14:CYS:CB	7:D:201:HEM:HAB	2.43	0.47
1:E:564:VAL:HG13	1:E:583:GLN:CG	2.44	0.47
1:E:1200:LYS:HG3	1:E:1211:GLN:O	2.13	0.47
1:G:140:LEU:O	1:G:143:LEU:HD22	2.13	0.47
1:G:145:GLY:O	1:G:146:GLU:HB2	2.14	0.47
1:G:434:ARG:HG3	1:G:434:ARG:NH2	2.28	0.47
1:G:484:TYR:HA	1:G:509:TRP:CZ2	2.49	0.47
1:I:155:MET:HE2	1:I:155:MET:HB2	1.88	0.47
1:I:561:PRO:CB	1:I:1214:TYR:CD2	2.87	0.47
1:I:864:VAL:HG22	1:I:885:VAL:HG11	1.95	0.47
1:I:884:TRP:O	1:I:885:VAL:C	2.53	0.47
1:K:667:THR:OG1	1:K:708:THR:O	2.29	0.47
1:K:1057:ARG:HA	1:K:1071:ASN:HA	1.96	0.47
1:M:137:GLN:NE2	1:M:173:LEU:HB3	2.23	0.47
1:M:494:ALA:HB1	1:M:496:MET:HG2	1.95	0.47
1:M:1236:ASP:OD1	1:M:1236:ASP:N	2.44	0.47
3:Q:78:GLU:OE1	4:U:36:ARG:HG2	2.14	0.47
1:A:484:TYR:HA	1:A:509:TRP:CZ2	2.49	0.47
1:A:923:LYS:CB	1:A:940:VAL:HG21	2.41	0.47
1:A:1057:ARG:HA	1:A:1071:ASN:HA	1.96	0.47
1:C:553:HIS:CB	1:C:610:VAL:CG1	2.89	0.47
1:C:570:GLU:OE2	1:C:571:PRO:HD2	2.14	0.47
1:C:1213:PHE:HE2	1:C:1215:THR:CA	2.26	0.47
1:C:1233:VAL:CB	1:C:1243:ILE:HA	2.43	0.47
1:C:1247:LEU:CD1	1:C:1248:GLU:N	2.73	0.47
1:E:171:HIS:NE2	1:E:175:GLU:CB	2.76	0.47
1:E:568:LEU:H	1:E:568:LEU:HG	1.51	0.47
1:E:999:ARG:CD	1:E:1030:TRP:CE2	2.96	0.47
1:G:579:GLN:NE2	1:G:583:GLN:HB2	2.28	0.47
1:G:662:CYS:SG	1:G:704:CYS:HA	2.54	0.47
1:G:718:THR:OG1	1:G:726:LYS:HB2	2.14	0.47
1:G:1181:THR:HG21	1:G:1221:LYS:CA	2.39	0.47
1:I:171:HIS:NE2	1:I:175:GLU:CB	2.76	0.47
1:I:319:GLY:O	1:I:321:PRO:HD3	2.14	0.47
1:I:662:CYS:SG	1:I:704:CYS:HA	2.54	0.47
1:I:742:HIS:CE1	1:I:768:LYS:HD2	2.50	0.47
1:K:244:ASP:HB3	1:K:245:VAL:H	1.52	0.47
1:K:489:TYR:HD1	1:K:489:TYR:C	2.16	0.47
1:K:568:LEU:H	1:K:568:LEU:HG	1.50	0.47
1:M:171:HIS:NE2	1:M:175:GLU:CB	2.76	0.47
1:M:319:GLY:O	1:M:321:PRO:HD3	2.14	0.47

*Continued on next page...*

*Continued from previous page...*

Atom-1	Atom-2	Interatomic distance (Å)	Clash overlap (Å)
1:M:718:THR:OG1	1:M:726:LYS:HB2	2.14	0.47
3:Q:19:ASP:HB3	4:U:64:THR:CB	2.44	0.47
4:S:32:ARG:HD2	4:S:76:CYS:SG	2.55	0.47
1:A:229:ILE:CG2	1:A:233:ARG:HD3	2.31	0.47
1:A:453:LEU:CD1	1:A:454:GLN:N	2.73	0.47
1:A:1094:SER:HA	1:A:1135:PHE:CB	2.44	0.47
1:C:591:GLY:O	1:C:592:MET:CB	2.56	0.47
1:E:330:LEU:HD12	1:E:330:LEU:HA	1.74	0.47
1:E:384:THR:HB	1:E:449:ASN:OD1	2.15	0.47
1:E:742:HIS:CE1	1:E:768:LYS:HD2	2.50	0.47
1:E:1094:SER:HA	1:E:1135:PHE:CB	2.44	0.47
1:E:1201:TRP:CB	1:E:1210:SER:O	2.58	0.47
1:G:226:ARG:O	1:G:230:LEU:HG	2.14	0.47
1:G:319:GLY:O	1:G:321:PRO:HD3	2.14	0.47
1:G:374:MET:HA	1:G:374:MET:HE3	1.91	0.47
1:G:1094:SER:HA	1:G:1135:PHE:CB	2.44	0.47
1:G:1208:GLU:HG3	1:G:1211:GLN:CG	2.44	0.47
1:I:140:LEU:O	1:I:143:LEU:HD22	2.13	0.47
1:I:374:MET:SD	1:I:374:MET:N	2.87	0.47
1:I:999:ARG:CD	1:I:1030:TRP:CE2	2.97	0.47
1:K:579:GLN:NE2	1:K:583:GLN:HB2	2.28	0.47
1:K:639:LEU:HD23	1:K:653:ILE:HD13	1.93	0.47
1:K:1087:THR:CG2	2:L:39:LYS:CD	2.75	0.47
1:M:818:LYS:HD3	1:M:842:THR:HG23	1.95	0.47
2:N:14:CYS:CB	7:N:201:HEM:HAB	2.43	0.47
1:A:570:GLU:OE2	1:A:571:PRO:HD2	2.14	0.47
1:A:657:GLU:HB2	1:A:680:LYS:HD2	1.96	0.47
1:C:226:ARG:O	1:C:230:LEU:HG	2.14	0.47
1:C:379:ILE:CD1	1:C:417:GLU:OE1	2.63	0.47
1:C:662:CYS:SG	1:C:704:CYS:HA	2.54	0.47
1:C:718:THR:OG1	1:C:726:LYS:HB2	2.14	0.47
1:C:923:LYS:CG	1:C:940:VAL:HG23	2.42	0.47
1:E:657:GLU:HB2	1:E:680:LYS:HD2	1.96	0.47
1:E:864:VAL:HG22	1:E:885:VAL:HG11	1.95	0.47
1:E:1208:GLU:OE1	1:E:1208:GLU:N	2.47	0.47
1:G:330:LEU:HD22	1:G:353:ILE:HG22	1.97	0.47
1:G:334:PHE:CB	1:G:337:ARG:CD	2.87	0.47
1:G:384:THR:HB	1:G:449:ASN:OD1	2.15	0.47
1:G:582:LEU:HD23	1:G:582:LEU:C	2.33	0.47
1:G:610:VAL:HG22	1:G:907:ARG:CG	2.43	0.47
1:G:657:GLU:HB2	1:G:680:LYS:HD2	1.96	0.47

*Continued on next page...*

*Continued from previous page...*

Atom-1	Atom-2	Interatomic distance (Å)	Clash overlap (Å)
1:G:1022:SER:OG	1:G:1023:ASP:N	2.48	0.47
1:G:1135:PHE:CD1	1:G:1142:LEU:HD13	2.50	0.47
1:I:330:LEU:HD22	1:I:353:ILE:HG22	1.97	0.47
1:I:718:THR:OG1	1:I:726:LYS:HB2	2.14	0.47
1:I:1208:GLU:HG3	1:I:1211:GLN:CG	2.44	0.47
1:K:327:ILE:CD1	1:K:353:ILE:HG21	2.43	0.47
1:K:379:ILE:CD1	1:K:417:GLU:OE1	2.63	0.47
1:K:855:ALA:HB2	1:K:869:THR:HG23	1.96	0.47
1:K:1152:ARG:NE	1:K:1164:LEU:HD23	2.28	0.47
1:K:1166:ALA:N	1:K:1167:PRO:CD	2.78	0.47
1:K:1183:LEU:N	1:K:1183:LEU:CD1	2.73	0.47
1:M:327:ILE:CD1	1:M:353:ILE:HG21	2.43	0.47
1:M:1149:GLY:H	1:M:1180:VAL:CG2	2.27	0.47
1:M:1232:TYR:OH	1:M:1234:THR:CB	2.59	0.47
3:R:32:ASP:O	4:U:11:ARG:CZ	2.62	0.47
1:A:226:ARG:O	1:A:230:LEU:HG	2.14	0.47
1:A:585:LYS:CA	1:A:588:VAL:HG23	2.44	0.47
1:A:1022:SER:OG	1:A:1023:ASP:N	2.48	0.47
1:A:1176:HIS:CA	1:A:1218:THR:HG21	2.44	0.47
1:A:1201:TRP:CB	1:A:1210:SER:O	2.58	0.47
1:C:145:GLY:O	1:C:146:GLU:HB2	2.14	0.47
1:C:359:TYR:CD1	1:C:359:TYR:C	2.86	0.47
1:C:585:LYS:HA	1:C:588:VAL:HG23	1.96	0.47
1:C:922:LEU:CD1	1:C:1241:LEU:CD2	2.87	0.47
1:C:1044:GLN:HG2	1:C:1068:LYS:HZ2	1.80	0.47
1:C:1176:HIS:HB2	1:C:1218:THR:HG23	1.89	0.47
1:C:1233:VAL:CG1	1:C:1243:ILE:HG23	2.45	0.47
1:E:145:GLY:O	1:E:146:GLU:HB2	2.14	0.47
1:E:233:ARG:HB3	3:O:6:ARG:HH11	1.80	0.47
1:E:1152:ARG:NE	1:E:1164:LEU:HD23	2.29	0.47
1:E:1185:PHE:CD1	1:E:1192:LEU:CG	2.63	0.47
1:E:1233:VAL:CG1	1:E:1243:ILE:HG23	2.45	0.47
1:G:700:GLU:HB3	1:G:721:SER:HB2	1.96	0.47
1:G:742:HIS:CE1	1:G:768:LYS:HD2	2.50	0.47
1:G:1208:GLU:OE1	1:G:1208:GLU:N	2.47	0.47
1:I:494:ALA:HB1	1:I:496:MET:HG2	1.95	0.47
1:K:434:ARG:HG3	1:K:434:ARG:NH2	2.28	0.47
1:M:570:GLU:OE2	1:M:571:PRO:HD2	2.14	0.47
3:P:31:SER:CA	4:S:11:ARG:O	2.63	0.47
3:Q:30:ILE:CG2	4:T:10:ARG:HB3	2.45	0.47
1:A:137:GLN:HG2	1:A:173:LEU:CD1	2.45	0.47

*Continued on next page...*

*Continued from previous page...*

Atom-1	Atom-2	Interatomic distance (Å)	Clash overlap (Å)
1:A:379:ILE:CD1	1:A:417:GLU:OE1	2.63	0.47
1:A:446:THR:O	1:A:450:CYS:HB3	2.15	0.47
1:A:681:VAL:HG11	1:A:716:LEU:HD21	1.97	0.47
1:A:844:GLN:HB3	1:A:884:TRP:HZ2	1.80	0.47
1:C:700:GLU:HB3	1:C:721:SER:HB2	1.96	0.47
1:C:742:HIS:CE1	1:C:768:LYS:HD2	2.50	0.47
1:C:1101:SER:HB3	1:C:1112:TRP:NE1	2.30	0.47
1:C:1135:PHE:CD1	1:C:1142:LEU:HD13	2.50	0.47
1:E:507:LEU:HA	1:E:510:ILE:HD12	1.95	0.47
1:E:1135:PHE:CD1	1:E:1142:LEU:HD13	2.50	0.47
1:G:128:THR:HG22	1:G:166:GLU:OE1	2.14	0.47
1:I:434:ARG:HG3	1:I:434:ARG:NH2	2.28	0.47
1:I:446:THR:O	1:I:450:CYS:HB3	2.15	0.47
1:I:461:ILE:HD11	1:I:491:MET:CG	2.44	0.47
1:I:657:GLU:HB2	1:I:680:LYS:HD2	1.96	0.47
1:K:330:LEU:HD22	1:K:353:ILE:HG22	1.97	0.47
1:K:461:ILE:HD11	1:K:491:MET:CG	2.44	0.47
1:K:585:LYS:CA	1:K:588:VAL:HG23	2.44	0.47
1:K:742:HIS:CE1	1:K:768:LYS:HD2	2.50	0.47
1:K:861:GLN:N	1:K:884:TRP:CD1	2.83	0.47
1:K:884:TRP:O	1:K:885:VAL:C	2.52	0.47
1:K:1006:VAL:HA	1:K:1022:SER:HB2	1.95	0.47
2:L:14:CYS:CB	7:L:201:HEM:HAB	2.43	0.47
1:M:334:PHE:CB	1:M:337:ARG:CD	2.87	0.47
1:M:379:ILE:CD1	1:M:417:GLU:OE1	2.63	0.47
1:M:585:LYS:HA	1:M:588:VAL:HG23	1.96	0.47
1:M:861:GLN:N	1:M:884:TRP:CD1	2.83	0.47
1:M:1176:HIS:CD2	1:M:1197:GLY:O	2.68	0.47
1:M:1208:GLU:OE1	1:M:1208:GLU:N	2.47	0.47
3:R:79:GLY:CA	4:V:65:ARG:NH1	2.75	0.47
4:V:32:ARG:HD2	4:V:76:CYS:SG	2.54	0.47
1:A:128:THR:HG22	1:A:166:GLU:OE1	2.14	0.47
1:A:147:PRO:HG3	1:C:121:GLN:HE22	1.79	0.47
1:A:200:GLN:O	1:A:203:CYS:HB3	2.15	0.47
1:A:461:ILE:HD11	1:A:491:MET:HG3	1.97	0.47
1:A:999:ARG:HD2	1:A:999:ARG:HA	1.74	0.47
1:C:461:ILE:HD11	1:C:491:MET:HG3	1.97	0.47
1:C:862:TYR:HD1	1:C:885:VAL:N	2.11	0.47
1:C:1208:GLU:HG3	1:C:1211:GLN:CG	2.44	0.47
1:E:209:ASP:O	1:E:210:GLU:CB	2.63	0.47
1:E:330:LEU:HD22	1:E:353:ILE:HG22	1.96	0.47

*Continued on next page...*

*Continued from previous page...*

Atom-1	Atom-2	Interatomic distance (Å)	Clash overlap (Å)
1:E:585:LYS:CA	1:E:588:VAL:HG23	2.44	0.47
1:E:923:LYS:CB	1:E:940:VAL:HG21	2.41	0.47
1:E:1044:GLN:HG2	1:E:1068:LYS:HZ2	1.78	0.47
1:G:160:LYS:CB	1:G:160:LYS:HZ2	2.26	0.47
1:G:544:PHE:HE1	1:G:576:VAL:CG1	2.14	0.47
1:G:553:HIS:CB	1:G:610:VAL:CG1	2.89	0.47
1:G:570:GLU:OE2	1:G:571:PRO:HD2	2.14	0.47
1:G:585:LYS:CA	1:G:588:VAL:HG23	2.44	0.47
1:G:1176:HIS:CD2	1:G:1197:GLY:O	2.68	0.47
1:G:1204:VAL:HG12	1:G:1205:VAL:HG23	1.97	0.47
1:I:128:THR:HG22	1:I:166:GLU:OE1	2.14	0.47
1:I:384:THR:HB	1:I:449:ASN:OD1	2.15	0.47
1:I:529:TYR:HE1	1:I:533:LEU:HD13	1.80	0.47
1:I:553:HIS:CB	1:I:610:VAL:CG1	2.89	0.47
1:I:585:LYS:HA	1:I:588:VAL:HG23	1.96	0.47
1:I:844:GLN:HB3	1:I:884:TRP:HZ2	1.80	0.47
1:I:861:GLN:N	1:I:884:TRP:CD1	2.83	0.47
1:I:1101:SER:HB3	1:I:1112:TRP:NE1	2.30	0.47
1:I:1135:PHE:CD1	1:I:1142:LEU:HD13	2.49	0.47
1:K:128:THR:HG22	1:K:166:GLU:OE1	2.14	0.47
1:K:145:GLY:O	1:K:146:GLU:HB2	2.14	0.47
1:K:374:MET:N	1:K:374:MET:SD	2.87	0.47
1:K:496:MET:HA	1:K:496:MET:HE3	1.97	0.47
1:K:570:GLU:OE2	1:K:571:PRO:HD2	2.14	0.47
1:K:662:CYS:SG	1:K:704:CYS:HA	2.54	0.47
1:K:718:THR:OG1	1:K:726:LYS:HB2	2.14	0.47
1:K:844:GLN:HB3	1:K:884:TRP:HZ2	1.80	0.47
1:K:1101:SER:HB3	1:K:1112:TRP:NE1	2.30	0.47
1:K:1171:GLU:CG	1:K:1172:GLY:N	2.68	0.47
1:K:1232:TYR:OH	1:K:1234:THR:CB	2.59	0.47
1:K:1233:VAL:CG1	1:K:1243:ILE:HG23	2.45	0.47
1:K:1233:VAL:CB	1:K:1243:ILE:HA	2.43	0.47
1:M:226:ARG:O	1:M:230:LEU:HG	2.14	0.47
1:M:662:CYS:SG	1:M:704:CYS:HA	2.54	0.47
1:M:681:VAL:HG11	1:M:716:LEU:HD21	1.97	0.47
1:M:844:GLN:HB3	1:M:884:TRP:HZ2	1.80	0.47
1:M:855:ALA:HB2	1:M:869:THR:HG23	1.96	0.47
3:Q:31:SER:HB3	4:T:11:ARG:C	2.18	0.47
3:Q:31:SER:C	4:T:11:ARG:HA	2.34	0.47
3:R:80:TYR:HE1	4:V:64:THR:HG1	0.67	0.47
4:T:32:ARG:HD2	4:T:76:CYS:SG	2.54	0.47

*Continued on next page...*

*Continued from previous page...*

Atom-1	Atom-2	Interatomic distance (Å)	Clash overlap (Å)
4:U:18:GLU:CG	4:U:52:ARG:NH1	2.67	0.47
1:A:855:ALA:HB2	1:A:869:THR:HG23	1.96	0.47
1:A:1200:LYS:CD	1:A:1211:GLN:HB3	2.33	0.47
1:C:359:TYR:HE1	1:C:361:TYR:CD1	2.32	0.47
1:E:461:ILE:HD11	1:E:491:MET:HG3	1.97	0.47
1:G:585:LYS:HA	1:G:588:VAL:HG23	1.96	0.47
1:I:1022:SER:OG	1:I:1023:ASP:N	2.48	0.47
1:I:1176:HIS:CD2	1:I:1197:GLY:O	2.68	0.47
1:K:200:GLN:O	1:K:203:CYS:HB3	2.15	0.47
1:K:226:ARG:O	1:K:230:LEU:HG	2.14	0.47
1:K:246:TRP:CD1	1:K:246:TRP:N	2.81	0.47
1:M:128:THR:HG22	1:M:166:GLU:OE1	2.14	0.47
1:M:742:HIS:CE1	1:M:768:LYS:HD2	2.50	0.47
3:Q:79:GLY:HA3	4:U:65:ARG:NH2	2.30	0.47
1:A:336:ASN:CB	1:M:431:LYS:HZ3	2.12	0.47
1:A:585:LYS:HA	1:A:588:VAL:HG23	1.96	0.47
1:A:629:ARG:HB2	1:A:642:PHE:O	2.15	0.47
1:A:742:HIS:CE1	1:A:768:LYS:HD2	2.50	0.47
1:C:306:LEU:HA	1:C:307:PRO:HD3	1.76	0.47
1:C:681:VAL:HG11	1:C:716:LEU:HD21	1.97	0.47
1:E:226:ARG:O	1:E:230:LEU:HG	2.14	0.47
1:E:319:GLY:O	1:E:321:PRO:HD3	2.14	0.47
1:E:484:TYR:HA	1:E:509:TRP:CZ2	2.49	0.47
1:G:534:ASP:O	1:G:538:CYS:SG	2.68	0.47
1:G:861:GLN:N	1:G:884:TRP:CD1	2.83	0.47
1:G:864:VAL:HG22	1:G:885:VAL:HG11	1.95	0.47
1:G:1233:VAL:CG1	1:G:1243:ILE:HG23	2.45	0.47
1:I:1057:ARG:HA	1:I:1071:ASN:HA	1.97	0.47
1:I:1176:HIS:HB2	1:I:1218:THR:HG23	1.87	0.47
1:I:1204:VAL:HG12	1:I:1205:VAL:HG23	1.97	0.47
1:K:209:ASP:O	1:K:210:GLU:CB	2.63	0.47
1:K:1187:PRO:HG2	1:K:1229:PHE:CB	2.42	0.47
1:M:568:LEU:H	1:M:568:LEU:HG	1.51	0.47
1:M:639:LEU:O	1:M:653:ILE:HG21	2.07	0.47
1:M:700:GLU:HB3	1:M:721:SER:HB2	1.96	0.47
1:A:330:LEU:HD22	1:A:353:ILE:HG22	1.97	0.47
1:A:529:TYR:HE1	1:A:533:LEU:HD13	1.80	0.47
1:C:384:THR:HB	1:C:449:ASN:OD1	2.15	0.47
1:C:629:ARG:HB2	1:C:642:PHE:O	2.15	0.47
1:C:884:TRP:O	1:C:885:VAL:C	2.53	0.47
1:E:718:THR:OG1	1:E:726:LYS:HB2	2.14	0.47

*Continued on next page...*



*Continued from previous page...*

Atom-1	Atom-2	Interatomic distance (Å)	Clash overlap (Å)
1:E:861:GLN:N	1:E:884:TRP:CD1	2.83	0.47
1:E:1057:ARG:HA	1:E:1071:ASN:HA	1.96	0.47
1:E:1181:THR:HG21	1:E:1221:LYS:CA	2.39	0.47
1:G:681:VAL:HG11	1:G:716:LEU:HD21	1.97	0.47
1:I:1233:VAL:CG1	1:I:1243:ILE:HG23	2.45	0.47
1:K:252:LYS:CE	1:K:252:LYS:CA	2.92	0.47
1:M:384:THR:HB	1:M:449:ASN:OD1	2.15	0.47
1:M:461:ILE:HD11	1:M:491:MET:CG	2.44	0.47
1:M:1204:VAL:HG12	1:M:1205:VAL:HG23	1.97	0.47
3:R:31:SER:O	4:U:11:ARG:C	2.53	0.47
4:T:7:ARG:HA	4:T:10:ARG:CZ	2.44	0.47
1:A:334:PHE:CB	1:A:337:ARG:HG2	2.45	0.46
1:A:398:LYS:O	1:A:401:CYS:HB2	2.15	0.46
1:A:445:LEU:O	1:A:449:ASN:N	2.48	0.46
1:A:531:HIS:N	1:A:531:HIS:ND1	2.61	0.46
1:A:662:CYS:SG	1:A:704:CYS:HA	2.54	0.46
1:A:1065:GLY:HA2	1:A:1088:VAL:HG23	1.97	0.46
1:A:1204:VAL:HG12	1:A:1205:VAL:HG23	1.97	0.46
1:C:529:TYR:HE1	1:C:533:LEU:HD13	1.80	0.46
1:C:861:GLN:N	1:C:884:TRP:CD1	2.83	0.46
1:C:1208:GLU:HG3	1:C:1211:GLN:NE2	2.31	0.46
1:E:610:VAL:HG22	1:E:907:ARG:CG	2.43	0.46
1:E:1204:VAL:HG12	1:E:1205:VAL:HG23	1.97	0.46
1:G:591:GLY:O	1:G:592:MET:CB	2.56	0.46
1:G:879:ARG:CB	1:G:921:MET:CE	2.73	0.46
1:G:1136:SER:HA	1:G:1185:PHE:HD2	1.78	0.46
1:I:379:ILE:CD1	1:I:417:GLU:OE1	2.63	0.46
1:I:585:LYS:CA	1:I:588:VAL:HG23	2.44	0.46
1:I:671:PHE:HE1	1:I:692:VAL:HG11	1.80	0.46
1:K:334:PHE:CB	1:K:337:ARG:HG2	2.45	0.46
1:K:446:THR:O	1:K:450:CYS:HB3	2.15	0.46
1:K:1135:PHE:CD1	1:K:1142:LEU:HD13	2.50	0.46
1:M:561:PRO:CB	1:M:1214:TYR:CD2	2.87	0.46
1:M:1065:GLY:HA2	1:M:1088:VAL:HG23	1.97	0.46
1:M:1135:PHE:CD1	1:M:1142:LEU:HD13	2.49	0.46
1:M:1176:HIS:HB2	1:M:1218:THR:HG23	1.85	0.46
4:U:32:ARG:HD2	4:U:76:CYS:SG	2.54	0.46
1:A:196:LEU:HD11	1:A:200:GLN:HE21	1.78	0.46
1:A:448:LYS:HG2	1:A:448:LYS:O	2.16	0.46
1:A:861:GLN:N	1:A:884:TRP:CD1	2.83	0.46
1:A:924:GLN:HB3	1:A:1238:LEU:CD1	2.45	0.46

*Continued on next page...*

*Continued from previous page...*

Atom-1	Atom-2	Interatomic distance (Å)	Clash overlap (Å)
1:A:1145:GLY:HA2	1:A:1151:ILE:HD13	1.98	0.46
1:C:209:ASP:O	1:C:210:GLU:CB	2.63	0.46
1:C:319:GLY:O	1:C:321:PRO:HD3	2.14	0.46
1:C:727:LEU:HD13	1:C:758:LEU:HD22	1.98	0.46
1:C:855:ALA:HB2	1:C:869:THR:HG23	1.96	0.46
1:E:200:GLN:O	1:E:203:CYS:HB3	2.15	0.46
1:G:334:PHE:CB	1:G:337:ARG:HG2	2.46	0.46
1:G:928:VAL:HG12	1:G:937:VAL:CB	2.46	0.46
1:I:226:ARG:O	1:I:230:LEU:HG	2.14	0.46
1:I:507:LEU:HA	1:I:510:ILE:HD12	1.96	0.46
1:I:727:LEU:HD13	1:I:758:LEU:HD22	1.98	0.46
1:I:753:PRO:HG3	1:I:810:GLY:HA3	1.97	0.46
1:K:130:LYS:HE2	1:K:130:LYS:HB2	1.74	0.46
1:K:585:LYS:HA	1:K:588:VAL:HG23	1.96	0.46
1:K:753:PRO:HG3	1:K:810:GLY:HA3	1.97	0.46
1:K:1065:GLY:HA2	1:K:1088:VAL:HG23	1.97	0.46
1:K:1094:SER:HA	1:K:1135:PHE:CB	2.44	0.46
1:M:179:PRO:HD2	1:M:237:ARG:CG	2.45	0.46
1:M:629:ARG:HB2	1:M:642:PHE:O	2.15	0.46
1:M:999:ARG:HA	1:M:999:ARG:HD2	1.73	0.46
1:M:1022:SER:OG	1:M:1023:ASP:N	2.48	0.46
1:M:1166:ALA:N	1:M:1167:PRO:CD	2.78	0.46
1:M:1208:GLU:HG3	1:M:1211:GLN:CG	2.44	0.46
3:R:79:GLY:O	4:V:65:ARG:CZ	2.62	0.46
1:A:359:TYR:CD1	1:A:359:TYR:C	2.86	0.46
1:A:727:LEU:HD13	1:A:758:LEU:HD22	1.97	0.46
1:C:147:PRO:HG3	1:E:121:GLN:HE22	1.79	0.46
1:C:461:ILE:HD11	1:C:491:MET:CG	2.44	0.46
1:E:379:ILE:CD1	1:E:417:GLU:OE1	2.63	0.46
1:E:629:ARG:HB2	1:E:642:PHE:O	2.15	0.46
1:E:861:GLN:N	1:E:884:TRP:HD1	2.14	0.46
1:E:1022:SER:OG	1:E:1023:ASP:N	2.48	0.46
1:E:1182:ASP:CB	1:E:1223:ILE:HG23	2.45	0.46
1:G:461:ILE:HD11	1:G:491:MET:HG3	1.97	0.46
1:G:753:PRO:HG3	1:G:810:GLY:HA3	1.97	0.46
1:G:1057:ARG:HA	1:G:1071:ASN:HA	1.97	0.46
1:I:505:PHE:HZ	1:I:540:VAL:CG1	2.17	0.46
1:K:639:LEU:O	1:K:653:ILE:HG21	2.07	0.46
1:K:700:GLU:HB3	1:K:721:SER:HB2	1.96	0.46
1:K:853:HIS:O	1:K:869:THR:N	2.39	0.46
1:K:922:LEU:CD1	1:K:1241:LEU:CD2	2.87	0.46

*Continued on next page...*

*Continued from previous page...*

Atom-1	Atom-2	Interatomic distance (Å)	Clash overlap (Å)
1:M:138:GLN:O	1:M:141:SER:HB3	2.16	0.46
1:M:446:THR:O	1:M:450:CYS:HB3	2.15	0.46
1:M:884:TRP:O	1:M:885:VAL:C	2.52	0.46
1:M:1233:VAL:CG1	1:M:1243:ILE:HG23	2.45	0.46
4:T:12:CYS:SG	4:T:88:PHE:HE2	2.38	0.46
3:X:9:LEU:HD23	3:X:68:TYR:CE2	2.50	0.46
1:A:700:GLU:HB3	1:A:721:SER:HB2	1.96	0.46
1:A:1135:PHE:CD1	1:A:1142:LEU:HD13	2.50	0.46
1:A:1208:GLU:HG3	1:A:1211:GLN:CG	2.44	0.46
1:A:1208:GLU:HG3	1:A:1211:GLN:NE2	2.30	0.46
1:C:138:GLN:O	1:C:141:SER:HB3	2.15	0.46
1:C:448:LYS:HG2	1:C:448:LYS:O	2.16	0.46
1:C:651:LEU:HD22	1:C:651:LEU:HA	1.79	0.46
1:C:657:GLU:HB2	1:C:680:LYS:HD2	1.96	0.46
1:C:1057:ARG:HA	1:C:1071:ASN:HA	1.97	0.46
1:C:1201:TRP:CB	1:C:1210:SER:O	2.58	0.46
1:E:231:MET:O	1:E:236:PRO:CB	2.63	0.46
1:E:332:ARG:CG	1:E:332:ARG:NH1	2.73	0.46
1:E:585:LYS:HA	1:E:588:VAL:HG23	1.96	0.46
1:E:762:SER:OG	1:E:764:ASP:OD1	2.25	0.46
1:G:629:ARG:HB2	1:G:642:PHE:O	2.15	0.46
1:G:727:LEU:HD13	1:G:758:LEU:HD22	1.97	0.46
1:G:1213:PHE:HD2	1:G:1214:TYR:H	1.63	0.46
1:I:244:ASP:O	1:I:245:VAL:HG23	2.16	0.46
1:I:252:LYS:CE	1:I:252:LYS:CA	2.92	0.46
1:I:398:LYS:O	1:I:401:CYS:HB2	2.16	0.46
1:I:681:VAL:HG11	1:I:716:LEU:HD21	1.97	0.46
1:K:681:VAL:HG11	1:K:716:LEU:HD21	1.97	0.46
1:M:209:ASP:O	1:M:210:GLU:CB	2.63	0.46
1:M:1181:THR:CG2	1:M:1221:LYS:HA	2.40	0.46
1:M:1182:ASP:CB	1:M:1223:ILE:HG23	2.45	0.46
1:A:671:PHE:HE1	1:A:692:VAL:HG11	1.80	0.46
1:A:884:TRP:O	1:A:885:VAL:C	2.53	0.46
1:C:137:GLN:HG2	1:C:173:LEU:CD1	2.45	0.46
1:C:398:LYS:O	1:C:401:CYS:HB2	2.16	0.46
1:C:861:GLN:N	1:C:884:TRP:HD1	2.14	0.46
1:C:924:GLN:HB3	1:C:1238:LEU:CD1	2.45	0.46
1:C:1176:HIS:CD2	1:C:1197:GLY:O	2.68	0.46
1:C:1213:PHE:HD2	1:C:1214:TYR:H	1.63	0.46
1:E:241:ILE:C	1:E:242:LEU:CD1	2.81	0.46
1:E:310:ALA:O	1:E:313:ILE:HG22	2.16	0.46

*Continued on next page...*

*Continued from previous page...*

Atom-1	Atom-2	Interatomic distance (Å)	Clash overlap (Å)
1:E:445:LEU:O	1:E:449:ASN:N	2.48	0.46
1:E:753:PRO:HG3	1:E:810:GLY:HA3	1.97	0.46
1:E:1166:ALA:N	1:E:1167:PRO:CD	2.78	0.46
1:E:1213:PHE:HD2	1:E:1214:TYR:H	1.63	0.46
1:G:379:ILE:CD1	1:G:417:GLU:OE1	2.63	0.46
1:G:390:GLN:NE2	1:G:489:TYR:HE2	2.14	0.46
1:I:209:ASP:O	1:I:210:GLU:CB	2.63	0.46
1:I:1094:SER:HA	1:I:1135:PHE:CB	2.44	0.46
1:I:1208:GLU:HG3	1:I:1211:GLN:NE2	2.31	0.46
1:K:319:GLY:O	1:K:321:PRO:HD3	2.14	0.46
1:K:384:THR:HB	1:K:449:ASN:OD1	2.15	0.46
1:K:529:TYR:HE1	1:K:533:LEU:HD13	1.80	0.46
1:K:657:GLU:HB2	1:K:680:LYS:HD2	1.96	0.46
1:K:1176:HIS:CD2	1:K:1197:GLY:O	2.68	0.46
1:M:200:GLN:O	1:M:203:CYS:HB3	2.15	0.46
1:M:334:PHE:CB	1:M:337:ARG:HG2	2.45	0.46
1:M:529:TYR:HE1	1:M:533:LEU:HD13	1.80	0.46
1:M:1094:SER:HA	1:M:1135:PHE:CB	2.45	0.46
1:M:1101:SER:HB3	1:M:1112:TRP:NE1	2.30	0.46
3:O:79:GLY:CA	4:S:65:ARG:NH2	2.49	0.46
3:Q:34:PHE:CE1	3:Q:66:ASP:HB2	2.50	0.46
1:A:390:GLN:NE2	1:A:489:TYR:HE2	2.14	0.46
1:A:1051:ARG:O	1:A:1058:LEU:HD12	2.16	0.46
1:A:1101:SER:HB3	1:A:1112:TRP:NE1	2.30	0.46
1:C:310:ALA:O	1:C:313:ILE:HG22	2.16	0.46
1:C:445:LEU:O	1:C:449:ASN:N	2.48	0.46
1:C:446:THR:O	1:C:450:CYS:HB3	2.15	0.46
1:C:481:MET:O	1:C:485:ASN:ND2	2.49	0.46
1:C:1145:GLY:HA2	1:C:1151:ILE:HD13	1.98	0.46
1:C:1204:VAL:HG12	1:C:1205:VAL:HG23	1.96	0.46
1:E:390:GLN:NE2	1:E:489:TYR:HE2	2.14	0.46
1:E:431:LYS:HZ3	1:G:336:ASN:CB	2.12	0.46
1:E:461:ILE:HD11	1:E:491:MET:CG	2.44	0.46
1:E:622:CYS:HA	1:E:889:MET:HE1	1.98	0.46
1:E:727:LEU:HD13	1:E:758:LEU:HD22	1.97	0.46
1:E:1176:HIS:CD2	1:E:1197:GLY:O	2.68	0.46
1:G:179:PRO:HD2	1:G:237:ARG:CG	2.45	0.46
1:G:244:ASP:O	1:G:245:VAL:HG23	2.16	0.46
1:G:310:ALA:O	1:G:313:ILE:HG22	2.16	0.46
1:G:581:LYS:HD2	1:G:581:LYS:HA	1.68	0.46
1:G:1101:SER:HB3	1:G:1112:TRP:NE1	2.30	0.46

*Continued on next page...*

*Continued from previous page...*

Atom-1	Atom-2	Interatomic distance (Å)	Clash overlap (Å)
1:G:1182:ASP:CB	1:G:1223:ILE:HG23	2.45	0.46
1:I:147:PRO:HG3	1:K:121:GLN:HE22	1.79	0.46
1:I:700:GLU:HB3	1:I:721:SER:HB2	1.96	0.46
1:I:928:VAL:HG12	1:I:937:VAL:CB	2.46	0.46
1:I:1182:ASP:CB	1:I:1223:ILE:HG23	2.45	0.46
1:K:394:LYS:CB	1:K:434:ARG:CB	2.80	0.46
1:K:727:LEU:HD13	1:K:758:LEU:HD22	1.97	0.46
1:K:926:VAL:HG11	1:K:938:LEU:O	2.16	0.46
1:M:448:LYS:O	1:M:448:LYS:HG2	2.15	0.46
1:M:507:LEU:HD23	1:M:510:ILE:HD12	1.98	0.46
1:M:657:GLU:HB2	1:M:680:LYS:HD2	1.96	0.46
1:M:836:HIS:ND1	1:M:837:THR:O	2.49	0.46
1:M:1213:PHE:HD2	1:M:1214:TYR:H	1.63	0.46
3:P:31:SER:HA	4:S:11:ARG:O	2.16	0.46
1:A:145:GLY:O	1:A:146:GLU:HB2	2.14	0.46
1:A:548:LEU:O	1:A:551:ASN:N	2.45	0.46
1:A:836:HIS:ND1	1:A:837:THR:O	2.49	0.46
1:A:866:LEU:HG	1:A:875:VAL:HB	1.98	0.46
1:A:1185:PHE:CD1	1:A:1192:LEU:CG	2.64	0.46
1:A:1202:TRP:HE3	1:A:1202:TRP:H	1.64	0.46
1:C:260:ILE:O	1:C:260:ILE:HG13	2.05	0.46
1:C:641:VAL:HB	1:C:651:LEU:HB2	1.97	0.46
1:C:1022:SER:OG	1:C:1023:ASP:N	2.48	0.46
1:E:179:PRO:HD3	1:E:237:ARG:HH12	1.78	0.46
1:E:534:ASP:O	1:E:538:CYS:SG	2.68	0.46
1:E:844:GLN:HB3	1:E:884:TRP:HZ2	1.80	0.46
1:G:200:GLN:O	1:G:203:CYS:HB3	2.15	0.46
1:G:836:HIS:ND1	1:G:837:THR:O	2.49	0.46
1:G:924:GLN:HB3	1:G:1238:LEU:CD1	2.45	0.46
1:I:359:TYR:CD1	1:I:359:TYR:C	2.86	0.46
1:I:431:LYS:HZ3	1:K:336:ASN:CB	2.12	0.46
1:K:310:ALA:O	1:K:313:ILE:HG22	2.16	0.46
1:K:507:LEU:HD23	1:K:510:ILE:HD12	1.98	0.46
1:K:629:ARG:HB2	1:K:642:PHE:O	2.15	0.46
1:K:836:HIS:ND1	1:K:837:THR:O	2.49	0.46
1:K:866:LEU:HG	1:K:875:VAL:HB	1.98	0.46
1:K:1204:VAL:HG12	1:K:1205:VAL:HG23	1.97	0.46
1:K:1208:GLU:HG3	1:K:1211:GLN:NE2	2.31	0.46
1:M:244:ASP:O	1:M:245:VAL:HG23	2.16	0.46
1:M:505:PHE:CE2	1:M:575:GLU:OE1	2.60	0.46
1:M:866:LEU:HG	1:M:875:VAL:HB	1.98	0.46

*Continued on next page...*

*Continued from previous page...*

Atom-1	Atom-2	Interatomic distance (Å)	Clash overlap (Å)
3:O:13:ARG:HA	3:O:16:LEU:HD12	1.98	0.46
3:O:17:GLU:HG3	3:O:57:ILE:HD12	1.98	0.46
4:S:52:ARG:CD	4:T:38:HIS:NE2	2.61	0.46
3:X:17:GLU:OE2	3:X:54:ALA:HB2	2.16	0.46
3:X:44:ARG:HH12	4:Y:56:ARG:CD	2.28	0.46
1:A:209:ASP:O	1:A:210:GLU:CB	2.63	0.46
1:A:310:ALA:O	1:A:313:ILE:HG22	2.16	0.46
1:A:420:ASN:C	1:A:422:SER:H	2.20	0.46
1:A:922:LEU:CD1	1:A:1241:LEU:CD2	2.87	0.46
1:C:548:LEU:O	1:C:551:ASN:N	2.45	0.46
1:C:920:VAL:HG12	1:C:921:MET:N	2.25	0.46
1:C:920:VAL:CG1	1:C:921:MET:H	2.23	0.46
1:C:1051:ARG:O	1:C:1058:LEU:HD12	2.16	0.46
2:D:16:GLN:OE1	2:D:16:GLN:N	2.47	0.46
1:E:446:THR:O	1:E:450:CYS:HB3	2.15	0.46
1:E:448:LYS:O	1:E:448:LYS:HG2	2.16	0.46
1:E:681:VAL:HG11	1:E:716:LEU:HD21	1.97	0.46
1:E:924:GLN:HB3	1:E:1238:LEU:CD1	2.45	0.46
1:E:1065:GLY:HA2	1:E:1088:VAL:HG23	1.97	0.46
1:E:1101:SER:HB3	1:E:1112:TRP:NE1	2.30	0.46
1:E:1145:GLY:HA2	1:E:1151:ILE:HD13	1.98	0.46
1:G:138:GLN:O	1:G:141:SER:HB3	2.16	0.46
1:G:446:THR:O	1:G:450:CYS:HB3	2.15	0.46
2:H:16:GLN:OE1	2:H:16:GLN:N	2.47	0.46
1:I:310:ALA:O	1:I:313:ILE:HG22	2.16	0.46
1:I:496:MET:SD	1:I:496:MET:N	2.89	0.46
1:I:853:HIS:O	1:I:869:THR:N	2.38	0.46
1:M:145:GLY:O	1:M:146:GLU:HB2	2.14	0.46
1:M:453:LEU:CD1	1:M:454:GLN:N	2.73	0.46
1:M:641:VAL:HB	1:M:651:LEU:HB2	1.97	0.46
1:M:671:PHE:HE1	1:M:692:VAL:HG11	1.80	0.46
3:P:4:LYS:HD3	3:P:90:GLY:HA2	1.97	0.46
3:P:13:ARG:HA	3:P:16:LEU:HD12	1.98	0.46
3:P:37:ILE:CG1	4:S:10:ARG:HD3	2.42	0.46
3:Q:13:ARG:HA	3:Q:16:LEU:HD12	1.98	0.46
1:A:244:ASP:O	1:A:245:VAL:HG23	2.16	0.46
1:A:409:GLU:HG3	1:C:340:TYR:HH	1.76	0.46
1:A:496:MET:SD	1:A:496:MET:N	2.89	0.46
1:C:330:LEU:HD22	1:C:353:ILE:HG22	1.97	0.46
1:C:390:GLN:NE2	1:C:489:TYR:HE2	2.14	0.46
1:E:190:GLN:OE1	1:E:190:GLN:HA	2.16	0.46

*Continued on next page...*

*Continued from previous page...*

Atom-1	Atom-2	Interatomic distance (Å)	Clash overlap (Å)
1:E:252:LYS:CE	1:E:252:LYS:CA	2.92	0.46
1:E:318:LYS:HD3	1:E:439:ASP:HB2	1.98	0.46
1:E:591:GLY:O	1:E:592:MET:CB	2.56	0.46
1:G:507:LEU:HA	1:G:510:ILE:HD12	1.96	0.46
1:I:507:LEU:HD23	1:I:510:ILE:HD12	1.98	0.46
1:I:861:GLN:N	1:I:884:TRP:HD1	2.14	0.46
1:I:1232:TYR:OH	1:I:1234:THR:CB	2.59	0.46
1:K:398:LYS:O	1:K:401:CYS:HB2	2.16	0.46
1:K:461:ILE:HD11	1:K:491:MET:HG3	1.97	0.46
1:K:484:TYR:HA	1:K:509:TRP:CZ2	2.49	0.46
1:K:603:ILE:CB	1:K:1240:ILE:HG21	2.46	0.46
1:K:1182:ASP:CB	1:K:1223:ILE:HG23	2.45	0.46
1:M:252:LYS:CE	1:M:252:LYS:CA	2.92	0.46
1:M:753:PRO:HG3	1:M:810:GLY:HA3	1.97	0.46
1:M:887:GLY:O	1:M:900:SER:N	2.49	0.46
1:M:1202:TRP:HE3	1:M:1202:TRP:H	1.64	0.46
3:Q:17:GLU:HG3	3:Q:57:ILE:HD12	1.98	0.46
1:A:447:GLU:OE1	1:A:447:GLU:HA	2.16	0.46
1:A:1182:ASP:CB	1:A:1223:ILE:HG23	2.45	0.46
1:A:1233:VAL:CG1	1:A:1243:ILE:HG23	2.45	0.46
1:C:844:GLN:HB3	1:C:884:TRP:HZ2	1.80	0.46
1:E:394:LYS:CB	1:E:434:ARG:CB	2.80	0.46
1:E:866:LEU:HD22	1:E:914:VAL:HG12	1.98	0.46
1:E:884:TRP:O	1:E:885:VAL:C	2.53	0.46
1:E:920:VAL:HG12	1:E:921:MET:N	2.25	0.46
1:G:398:LYS:O	1:G:401:CYS:HB2	2.16	0.46
1:G:507:LEU:HD23	1:G:510:ILE:HD12	1.98	0.46
1:G:529:TYR:HE1	1:G:533:LEU:HD13	1.80	0.46
1:G:862:TYR:HD1	1:G:885:VAL:N	2.11	0.46
1:G:926:VAL:HG11	1:G:938:LEU:O	2.16	0.46
1:I:200:GLN:O	1:I:203:CYS:HB3	2.15	0.46
1:I:924:GLN:HB3	1:I:1238:LEU:CD1	2.45	0.46
1:M:229:ILE:CG2	1:M:233:ARG:HD3	2.31	0.46
1:M:330:LEU:HD22	1:M:353:ILE:HG22	1.97	0.46
1:M:928:VAL:HG12	1:M:937:VAL:CB	2.46	0.46
3:R:15:ALA:O	3:R:19:ASP:OD2	2.33	0.46
4:U:2:ASP:O	4:U:6:ARG:HG3	2.14	0.46
1:A:190:GLN:OE1	1:A:190:GLN:HA	2.16	0.45
1:A:256:SER:O	1:A:257:GLN:CB	2.65	0.45
1:C:190:GLN:OE1	1:C:190:GLN:HA	2.16	0.45
1:C:883:SER:OG	1:C:902:ASP:N	2.50	0.45

*Continued on next page...*

*Continued from previous page...*

Atom-1	Atom-2	Interatomic distance (Å)	Clash overlap (Å)
1:E:641:VAL:HB	1:E:651:LEU:HB2	1.97	0.45
1:E:836:HIS:ND1	1:E:837:THR:O	2.49	0.45
1:E:902:ASP:HB3	2:F:72:LYS:HZ2	1.77	0.45
1:E:926:VAL:HG11	1:E:938:LEU:O	2.16	0.45
1:G:318:LYS:HD3	1:G:439:ASP:HB2	1.98	0.45
1:G:671:PHE:HE1	1:G:692:VAL:HG11	1.81	0.45
1:I:484:TYR:HA	1:I:509:TRP:CZ2	2.49	0.45
1:I:597:TRP:CZ2	1:I:603:ILE:CG1	2.94	0.45
1:I:629:ARG:HB2	1:I:642:PHE:O	2.15	0.45
1:I:1181:THR:HG21	1:I:1221:LYS:CA	2.39	0.45
1:K:445:LEU:O	1:K:449:ASN:N	2.48	0.45
1:K:642:PHE:CE2	1:K:644:ALA:HA	2.51	0.45
1:M:190:GLN:OE1	1:M:190:GLN:HA	2.16	0.45
3:Q:79:GLY:CA	4:U:65:ARG:HH22	2.28	0.45
1:A:507:LEU:HD23	1:A:510:ILE:HD12	1.98	0.45
1:A:753:PRO:HG3	1:A:810:GLY:HA3	1.97	0.45
1:A:861:GLN:N	1:A:884:TRP:HD1	2.14	0.45
1:C:923:LYS:CB	1:C:940:VAL:HG21	2.41	0.45
1:C:926:VAL:HG11	1:C:938:LEU:O	2.16	0.45
1:C:928:VAL:HG12	1:C:937:VAL:CB	2.46	0.45
1:C:1182:ASP:HB3	1:C:1223:ILE:HG23	1.98	0.45
1:E:147:PRO:HG3	1:G:121:GLN:HE22	1.79	0.45
1:E:1182:ASP:HB3	1:E:1223:ILE:HG23	1.98	0.45
1:E:1208:GLU:HG3	1:E:1211:GLN:NE2	2.31	0.45
1:G:209:ASP:O	1:G:210:GLU:CB	2.63	0.45
1:G:359:TYR:HE1	1:G:361:TYR:CD1	2.32	0.45
1:G:448:LYS:O	1:G:448:LYS:HG2	2.16	0.45
1:I:445:LEU:O	1:I:449:ASN:N	2.48	0.45
1:I:448:LYS:HG2	1:I:448:LYS:O	2.15	0.45
1:I:529:TYR:C	1:I:532:ILE:CG2	2.85	0.45
1:I:866:LEU:HG	1:I:875:VAL:HB	1.98	0.45
1:K:496:MET:N	1:K:496:MET:SD	2.89	0.45
1:K:883:SER:OG	1:K:902:ASP:N	2.50	0.45
1:K:924:GLN:HB3	1:K:1238:LEU:CD1	2.45	0.45
1:M:171:HIS:CD2	1:M:171:HIS:O	2.70	0.45
1:M:447:GLU:OE1	1:M:447:GLU:HA	2.17	0.45
1:M:727:LEU:HD13	1:M:758:LEU:HD22	1.98	0.45
3:Q:37:ILE:HG13	4:T:63:GLU:OE2	2.17	0.45
4:S:14:LEU:HD13	4:S:18:GLU:OE2	2.15	0.45
1:A:384:THR:O	1:A:387:SER:CB	2.65	0.45
1:A:384:THR:HB	1:A:449:ASN:OD1	2.15	0.45

*Continued on next page...*



*Continued from previous page...*

Atom-1	Atom-2	Interatomic distance (Å)	Clash overlap (Å)
1:A:434:ARG:CG	1:A:434:ARG:HH21	2.30	0.45
1:A:641:VAL:HB	1:A:651:LEU:HB2	1.97	0.45
1:A:887:GLY:O	1:A:900:SER:N	2.49	0.45
1:A:928:VAL:HG12	1:A:937:VAL:CB	2.46	0.45
1:A:1166:ALA:N	1:A:1167:PRO:CD	2.78	0.45
1:C:160:LYS:CB	1:C:160:LYS:HZ2	2.29	0.45
1:C:384:THR:O	1:C:387:SER:CB	2.65	0.45
1:C:447:GLU:OE1	1:C:447:GLU:HA	2.17	0.45
1:E:130:LYS:HE2	1:E:130:LYS:HB2	1.74	0.45
1:E:137:GLN:HG2	1:E:173:LEU:CD1	2.45	0.45
1:E:244:ASP:O	1:E:245:VAL:HG23	2.16	0.45
1:E:334:PHE:CB	1:E:337:ARG:HG2	2.45	0.45
1:E:398:LYS:O	1:E:401:CYS:HB2	2.16	0.45
1:E:603:ILE:CB	1:E:1240:ILE:HG21	2.46	0.45
1:E:887:GLY:O	1:E:900:SER:N	2.49	0.45
1:G:294:ILE:HG22	1:G:295:LEU:N	2.32	0.45
1:G:330:LEU:HD12	1:G:330:LEU:HA	1.74	0.45
1:G:359:TYR:CD1	1:G:359:TYR:C	2.86	0.45
1:G:1187:PRO:HG3	1:G:1229:PHE:HB2	1.98	0.45
1:I:190:GLN:OE1	1:I:190:GLN:HA	2.17	0.45
1:I:384:THR:O	1:I:387:SER:CB	2.65	0.45
1:I:461:ILE:HD11	1:I:491:MET:HG3	1.97	0.45
1:I:1166:ALA:N	1:I:1167:PRO:CD	2.78	0.45
1:K:671:PHE:HE1	1:K:692:VAL:HG11	1.80	0.45
1:K:1245:GLN:HE21	1:K:1245:GLN:HB3	1.59	0.45
1:M:816:ALA:HB2	1:M:821:ILE:HG12	1.99	0.45
1:M:1051:ARG:O	1:M:1058:LEU:HD12	2.16	0.45
3:P:27:ASP:OD1	4:S:13:ARG:CD	2.65	0.45
3:R:17:GLU:HG3	3:R:57:ILE:HD12	1.98	0.45
1:A:221:GLU:O	1:A:224:LYS:HB3	2.17	0.45
1:A:359:TYR:HE1	1:A:361:TYR:CD1	2.32	0.45
1:A:431:LYS:HZ1	1:C:336:ASN:CB	2.29	0.45
1:A:642:PHE:CE2	1:A:644:ALA:HA	2.51	0.45
1:A:926:VAL:HG11	1:A:938:LEU:O	2.16	0.45
1:C:149:TRP:HZ2	1:C:255:ASP:HA	1.82	0.45
1:C:171:HIS:CD2	1:C:171:HIS:O	2.70	0.45
1:C:200:GLN:O	1:C:203:CYS:HB3	2.15	0.45
1:C:581:LYS:HA	1:C:581:LYS:HD2	1.68	0.45
1:C:1106:ASP:HA	1:C:1129:CYS:HB3	1.99	0.45
1:C:1182:ASP:CB	1:C:1223:ILE:HG23	2.45	0.45
1:E:529:TYR:HE1	1:E:533:LEU:HD13	1.80	0.45

*Continued on next page...*

*Continued from previous page...*

Atom-1	Atom-2	Interatomic distance (Å)	Clash overlap (Å)
1:E:1025:ALA:CB	1:E:1044:GLN:O	2.65	0.45
1:E:1051:ARG:O	1:E:1058:LEU:HD12	2.16	0.45
1:E:1232:TYR:OH	1:E:1234:THR:CB	2.59	0.45
1:G:231:MET:HG2	1:G:258:CYS:HB2	1.98	0.45
1:G:393:VAL:CG1	1:G:486:PHE:CE2	2.99	0.45
1:G:496:MET:N	1:G:496:MET:SD	2.89	0.45
1:G:844:GLN:HB3	1:G:884:TRP:HZ2	1.80	0.45
1:G:866:LEU:HD22	1:G:914:VAL:HG12	1.98	0.45
1:G:1051:ARG:O	1:G:1058:LEU:HD12	2.16	0.45
1:G:1183:LEU:N	1:G:1183:LEU:CD1	2.73	0.45
1:G:1202:TRP:HE3	1:G:1202:TRP:H	1.64	0.45
1:I:138:GLN:O	1:I:141:SER:HB3	2.16	0.45
1:I:318:LYS:HD3	1:I:439:ASP:HB2	1.98	0.45
1:I:1136:SER:HA	1:I:1185:PHE:HD2	1.78	0.45
1:K:138:GLN:O	1:K:141:SER:HB3	2.16	0.45
1:K:448:LYS:HG2	1:K:448:LYS:O	2.15	0.45
1:K:573:THR:C	1:K:577:TYR:HB3	2.29	0.45
1:K:862:TYR:OH	1:K:881:HIS:CG	2.69	0.45
1:K:928:VAL:HG12	1:K:937:VAL:CB	2.46	0.45
1:K:1202:TRP:HE3	1:K:1202:TRP:H	1.64	0.45
1:M:244:ASP:HB3	1:M:245:VAL:H	1.51	0.45
1:M:310:ALA:O	1:M:313:ILE:HG22	2.16	0.45
1:M:398:LYS:O	1:M:401:CYS:HB2	2.16	0.45
1:M:1208:GLU:HG3	1:M:1211:GLN:NE2	2.31	0.45
3:Q:27:ASP:CB	4:T:14:LEU:HD23	2.46	0.45
4:S:44:GLN:C	4:S:45:ARG:HE	2.20	0.45
4:T:8:LEU:HD13	4:T:9:LEU:N	2.30	0.45
4:Y:90:ARG:NH2	4:Y:90:ARG:HG2	2.31	0.45
1:A:171:HIS:CD2	1:A:171:HIS:O	2.70	0.45
1:A:456:LEU:O	1:A:459:LYS:CA	2.65	0.45
1:A:597:TRP:CD1	1:A:1243:ILE:N	2.85	0.45
1:C:136:ILE:HD13	1:C:152:ILE:HD13	1.99	0.45
1:C:334:PHE:CB	1:C:337:ARG:HG2	2.45	0.45
1:C:610:VAL:HG22	1:C:907:ARG:CG	2.43	0.45
1:C:642:PHE:CE2	1:C:644:ALA:HA	2.52	0.45
1:C:887:GLY:O	1:C:900:SER:N	2.49	0.45
1:E:236:PRO:CD	1:E:237:ARG:H	2.30	0.45
1:E:671:PHE:HE1	1:E:692:VAL:HG11	1.80	0.45
2:F:14:CYS:CB	7:F:201:HEM:HAB	2.43	0.45
1:G:116:GLU:OE2	3:O:6:ARG:CZ	2.64	0.45
1:G:171:HIS:CD2	1:G:171:HIS:O	2.70	0.45

*Continued on next page...*

*Continued from previous page...*

Atom-1	Atom-2	Interatomic distance (Å)	Clash overlap (Å)
1:G:384:THR:O	1:G:387:SER:CB	2.65	0.45
1:G:456:LEU:O	1:G:459:LYS:CA	2.65	0.45
1:G:1065:GLY:HA2	1:G:1088:VAL:HG23	1.97	0.45
1:G:1145:GLY:HA2	1:G:1151:ILE:HD13	1.98	0.45
1:I:146:GLU:HG2	1:K:111:ARG:NH1	2.19	0.45
1:I:887:GLY:O	1:I:900:SER:N	2.49	0.45
1:K:259:GLN:H	1:K:259:GLN:HG2	1.56	0.45
1:K:420:ASN:C	1:K:422:SER:H	2.20	0.45
1:K:816:ALA:HB2	1:K:821:ILE:HG12	1.99	0.45
1:M:461:ILE:HD11	1:M:491:MET:HG3	1.97	0.45
1:M:642:PHE:CE2	1:M:644:ALA:HA	2.51	0.45
4:Y:10:ARG:HG2	4:Y:10:ARG:H	1.60	0.45
1:A:179:PRO:HD2	1:A:237:ARG:CG	2.45	0.45
1:A:610:VAL:HG22	1:A:907:ARG:CG	2.43	0.45
1:A:1087:THR:CG2	2:B:39:LYS:CD	2.75	0.45
1:C:195:LEU:HD12	1:C:195:LEU:C	2.36	0.45
1:C:673:ALA:H	1:C:707:PHE:HE2	1.65	0.45
1:C:1025:ALA:CB	1:C:1044:GLN:O	2.65	0.45
1:E:149:TRP:HZ2	1:E:255:ASP:HA	1.81	0.45
1:E:294:ILE:HG22	1:E:295:LEU:N	2.32	0.45
1:E:447:GLU:OE1	1:E:447:GLU:HA	2.17	0.45
1:E:481:MET:O	1:E:485:ASN:ND2	2.49	0.45
1:E:673:ALA:H	1:E:707:PHE:HE2	1.65	0.45
1:E:1202:TRP:HE3	1:E:1202:TRP:H	1.64	0.45
1:G:149:TRP:HZ2	1:G:255:ASP:HA	1.81	0.45
1:G:221:GLU:O	1:G:224:LYS:HB3	2.17	0.45
1:G:866:LEU:HG	1:G:875:VAL:HB	1.98	0.45
1:G:1063:PHE:HA	1:G:1087:THR:HG22	1.99	0.45
1:I:171:HIS:CD2	1:I:171:HIS:O	2.70	0.45
1:I:221:GLU:O	1:I:224:LYS:HB3	2.17	0.45
1:I:231:MET:HG2	1:I:258:CYS:HB2	1.98	0.45
1:I:390:GLN:NE2	1:I:489:TYR:HE2	2.14	0.45
1:I:434:ARG:CG	1:I:434:ARG:HH21	2.30	0.45
1:I:487:LEU:HG	1:I:503:LEU:HD21	1.99	0.45
1:K:195:LEU:HD12	1:K:195:LEU:C	2.36	0.45
1:K:242:LEU:HD12	1:K:242:LEU:N	2.26	0.45
1:K:384:THR:O	1:K:387:SER:CB	2.65	0.45
1:K:1176:HIS:HB2	1:K:1218:THR:HG23	1.88	0.45
1:K:1182:ASP:HB3	1:K:1223:ILE:HG23	1.98	0.45
1:M:456:LEU:O	1:M:459:LYS:CA	2.65	0.45
1:M:529:TYR:C	1:M:532:ILE:CG2	2.85	0.45

*Continued on next page...*

*Continued from previous page...*

Atom-1	Atom-2	Interatomic distance (Å)	Clash overlap (Å)
1:M:544:PHE:HE1	1:M:576:VAL:CG1	2.14	0.45
1:M:603:ILE:CB	1:M:1240:ILE:HG21	2.47	0.45
1:M:639:LEU:HD23	1:M:653:ILE:HD13	1.93	0.45
1:M:926:VAL:HG11	1:M:938:LEU:O	2.16	0.45
1:M:1145:GLY:HA2	1:M:1151:ILE:HD13	1.98	0.45
1:A:138:GLN:O	1:A:141:SER:HB3	2.16	0.45
1:A:175:GLU:CD	3:P:4:LYS:NZ	2.70	0.45
1:A:294:ILE:HG22	1:A:295:LEU:N	2.32	0.45
1:A:883:SER:OG	1:A:902:ASP:N	2.50	0.45
1:A:1063:PHE:HA	1:A:1087:THR:HG22	1.99	0.45
1:A:1106:ASP:HA	1:A:1129:CYS:HB3	1.99	0.45
1:A:1185:PHE:CE1	1:A:1192:LEU:HD12	2.39	0.45
1:C:244:ASP:O	1:C:245:VAL:HG23	2.16	0.45
1:C:753:PRO:HG3	1:C:810:GLY:HA3	1.97	0.45
1:C:866:LEU:HG	1:C:875:VAL:HB	1.98	0.45
1:C:1011:PHE:HE1	1:C:1018:LEU:HD13	1.82	0.45
1:C:1032:TRP:O	1:C:1034:LEU:N	2.50	0.45
1:E:138:GLN:O	1:E:141:SER:HB3	2.16	0.45
1:E:171:HIS:CD2	1:E:171:HIS:O	2.70	0.45
1:E:337:ARG:HD3	1:E:341:TYR:CE2	2.52	0.45
1:E:529:TYR:O	1:E:529:TYR:CD1	2.70	0.45
1:E:866:LEU:HG	1:E:875:VAL:HB	1.98	0.45
1:G:136:ILE:HD13	1:G:152:ILE:HD13	1.99	0.45
1:G:190:GLN:OE1	1:G:190:GLN:HA	2.16	0.45
1:G:481:MET:O	1:G:485:ASN:ND2	2.49	0.45
1:G:597:TRP:CD1	1:G:1243:ILE:N	2.85	0.45
1:G:642:PHE:CE2	1:G:644:ALA:HA	2.51	0.45
1:G:861:GLN:N	1:G:884:TRP:HD1	2.14	0.45
1:G:1025:ALA:CB	1:G:1044:GLN:O	2.65	0.45
1:I:557:ARG:CG	1:I:558:GLN:N	2.79	0.45
1:I:603:ILE:CB	1:I:1240:ILE:HG21	2.47	0.45
1:I:883:SER:OG	1:I:902:ASP:N	2.50	0.45
1:I:926:VAL:HG11	1:I:938:LEU:O	2.16	0.45
1:I:1151:ILE:N	1:I:1167:PRO:HD2	2.24	0.45
1:K:529:TYR:C	1:K:532:ILE:CG2	2.85	0.45
1:K:887:GLY:O	1:K:900:SER:N	2.49	0.45
1:K:923:LYS:CB	1:K:940:VAL:HG21	2.41	0.45
1:K:1145:GLY:HA2	1:K:1151:ILE:HD13	1.98	0.45
1:K:1220:LEU:CD2	1:K:1234:THR:CB	2.74	0.45
1:M:256:SER:O	1:M:257:GLN:CB	2.65	0.45
1:M:496:MET:N	1:M:496:MET:SD	2.89	0.45

*Continued on next page...*

*Continued from previous page...*

Atom-1	Atom-2	Interatomic distance (Å)	Clash overlap (Å)
1:M:553:HIS:CB	1:M:610:VAL:CG1	2.89	0.45
1:M:556:GLY:O	1:M:557:ARG:O	2.35	0.45
1:M:924:GLN:HB3	1:M:1238:LEU:CD1	2.45	0.45
3:P:19:ASP:C	4:T:64:THR:CG2	2.84	0.45
1:A:149:TRP:HZ2	1:A:255:ASP:HA	1.81	0.45
1:A:251:LEU:HD11	1:A:262:LEU:HD13	1.99	0.45
1:A:557:ARG:CG	1:A:558:GLN:N	2.79	0.45
1:A:581:LYS:HA	1:A:581:LYS:HD2	1.68	0.45
1:C:556:GLY:O	1:C:557:ARG:O	2.35	0.45
1:C:603:ILE:CB	1:C:1240:ILE:HG21	2.47	0.45
1:C:671:PHE:HE1	1:C:692:VAL:HG11	1.80	0.45
1:C:875:VAL:CG1	1:C:915:CYS:SG	2.94	0.45
1:E:434:ARG:CG	1:E:434:ARG:HH21	2.30	0.45
1:E:573:THR:C	1:E:577:TYR:HB3	2.28	0.45
1:E:1176:HIS:CA	1:E:1218:THR:HG21	2.47	0.45
1:G:445:LEU:O	1:G:449:ASN:N	2.48	0.45
1:G:1226:SER:CB	1:G:1227:PRO:HD2	2.47	0.45
1:I:642:PHE:CE2	1:I:644:ALA:HA	2.52	0.45
1:I:1025:ALA:CB	1:I:1044:GLN:O	2.65	0.45
1:I:1051:ARG:O	1:I:1058:LEU:HD12	2.16	0.45
1:I:1063:PHE:HA	1:I:1087:THR:HG22	1.99	0.45
1:I:1065:GLY:HA2	1:I:1088:VAL:HG23	1.97	0.45
1:I:1198:TYR:HB2	1:I:1215:THR:H	1.82	0.45
1:K:190:GLN:OE1	1:K:190:GLN:HA	2.16	0.45
1:K:1051:ARG:O	1:K:1058:LEU:HD12	2.16	0.45
1:M:208:GLN:H	1:M:208:GLN:HG3	1.48	0.45
1:M:221:GLU:O	1:M:224:LYS:HB3	2.17	0.45
1:M:242:LEU:HD12	1:M:242:LEU:N	2.26	0.45
1:M:558:GLN:CB	1:M:559:PRO:CD	2.75	0.45
1:M:597:TRP:CD1	1:M:1243:ILE:N	2.85	0.45
1:M:1216:ASN:CB	1:M:1242:TYR:OH	2.65	0.45
3:Q:34:PHE:O	3:Q:63:LYS:CE	2.65	0.45
4:T:1:MET:HE3	4:T:69:ALA:HB3	1.98	0.45
1:A:109:TYR:CE1	3:P:4:LYS:HB3	2.43	0.45
1:A:364:LEU:HD22	1:A:364:LEU:HA	1.81	0.45
1:A:487:LEU:HG	1:A:503:LEU:HD21	1.99	0.45
1:A:556:GLY:O	1:A:557:ARG:O	2.35	0.45
1:A:816:ALA:HB2	1:A:821:ILE:HG12	1.99	0.45
1:C:681:VAL:O	1:C:694:THR:HA	2.17	0.45
1:C:1065:GLY:HA2	1:C:1088:VAL:HG23	1.97	0.45
1:C:1181:THR:CG2	1:C:1221:LYS:HA	2.40	0.45

*Continued on next page...*

*Continued from previous page...*

Atom-1	Atom-2	Interatomic distance (Å)	Clash overlap (Å)
1:E:237:ARG:NH1	1:E:237:ARG:CG	2.79	0.45
1:E:529:TYR:C	1:E:532:ILE:CG2	2.85	0.45
1:E:642:PHE:CE2	1:E:644:ALA:HA	2.51	0.45
1:E:1106:ASP:HA	1:E:1129:CYS:HB3	1.99	0.45
1:G:252:LYS:CE	1:G:252:LYS:CA	2.92	0.45
1:G:460:ILE:HD13	1:G:490:HIS:CD2	2.52	0.45
1:G:560:PHE:HA	1:G:561:PRO:HD2	1.68	0.45
1:G:1208:GLU:HG3	1:G:1211:GLN:NE2	2.30	0.45
1:I:251:LEU:HD11	1:I:262:LEU:HD13	1.99	0.45
1:I:641:VAL:HB	1:I:651:LEU:HB2	1.97	0.45
1:I:816:ALA:HB2	1:I:821:ILE:HG12	1.99	0.45
1:I:836:HIS:ND1	1:I:837:THR:O	2.49	0.45
1:I:1182:ASP:HB3	1:I:1223:ILE:HG23	1.98	0.45
1:I:1183:LEU:N	1:I:1183:LEU:CD1	2.73	0.45
1:I:1202:TRP:HE3	1:I:1202:TRP:H	1.64	0.45
1:K:231:MET:HG2	1:K:258:CYS:HB2	1.98	0.45
1:K:1216:ASN:CB	1:K:1242:TYR:OH	2.65	0.45
1:M:390:GLN:NE2	1:M:489:TYR:HE2	2.14	0.45
1:M:481:MET:O	1:M:485:ASN:ND2	2.49	0.45
1:M:487:LEU:HG	1:M:503:LEU:HD21	1.99	0.45
1:M:673:ALA:H	1:M:707:PHE:HE2	1.65	0.45
1:M:877:ASP:OD1	1:M:878:CYS:N	2.50	0.45
1:M:1063:PHE:HA	1:M:1087:THR:HG22	1.99	0.45
1:M:1178:GLY:O	1:M:1179:TRP:CB	2.65	0.45
3:P:27:ASP:OD2	4:S:17:VAL:HG21	2.17	0.45
3:W:19:ASP:O	4:Y:64:THR:HB	2.17	0.45
1:A:597:TRP:CH2	1:A:603:ILE:HG12	2.43	0.45
1:A:681:VAL:O	1:A:694:THR:HA	2.17	0.45
1:A:1181:THR:CG2	1:A:1221:LYS:HA	2.40	0.45
1:C:140:LEU:C	1:C:140:LEU:CD1	2.86	0.45
1:C:318:LYS:HD3	1:C:439:ASP:HB2	1.99	0.45
1:C:456:LEU:O	1:C:459:LYS:CA	2.65	0.45
1:C:496:MET:N	1:C:496:MET:SD	2.89	0.45
1:C:500:LEU:HD11	1:C:504:MET:SD	2.57	0.45
1:C:505:PHE:CE2	1:C:575:GLU:OE1	2.60	0.45
1:C:1198:TYR:HB2	1:C:1215:THR:H	1.82	0.45
1:E:251:LEU:HD22	1:E:260:ILE:HD11	1.99	0.45
1:E:391:LYS:H	1:E:391:LYS:HG2	1.60	0.45
1:E:877:ASP:OD1	1:E:878:CYS:N	2.50	0.45
1:G:246:TRP:HH2	1:G:370:ILE:HG22	1.82	0.45
1:G:390:GLN:CD	1:G:489:TYR:HE2	2.21	0.45

*Continued on next page...*

*Continued from previous page...*

Atom-1	Atom-2	Interatomic distance (Å)	Clash overlap (Å)
1:G:487:LEU:HG	1:G:503:LEU:HD21	1.99	0.45
1:G:1030:TRP:HD1	1:G:1037:CYS:HG	1.65	0.45
1:G:1232:TYR:O	1:G:1244:LEU:HD23	2.17	0.45
1:I:390:GLN:CD	1:I:489:TYR:HE2	2.20	0.45
1:I:999:ARG:HD2	1:I:999:ARG:HA	1.73	0.45
1:K:149:TRP:HZ2	1:K:255:ASP:HA	1.81	0.45
1:K:244:ASP:O	1:K:245:VAL:HG23	2.16	0.45
1:K:294:ILE:HG22	1:K:295:LEU:N	2.32	0.45
1:K:390:GLN:HB3	1:K:393:VAL:CG1	2.47	0.45
1:K:487:LEU:HG	1:K:503:LEU:HD21	1.99	0.45
1:K:922:LEU:HD12	1:K:1241:LEU:CD2	2.39	0.45
1:K:999:ARG:HA	1:K:999:ARG:HD2	1.73	0.45
1:K:1011:PHE:HE1	1:K:1018:LEU:HD13	1.82	0.45
1:M:390:GLN:CD	1:M:489:TYR:HE2	2.21	0.45
3:P:17:GLU:HG3	3:P:57:ILE:HD12	1.98	0.45
3:P:24:TYR:CZ	4:T:38:HIS:CD2	3.05	0.45
3:R:31:SER:O	4:U:11:ARG:O	2.33	0.45
1:A:179:PRO:CB	3:P:2:ASP:CG	2.67	0.44
1:A:318:LYS:HD3	1:A:439:ASP:HB2	1.98	0.44
1:A:603:ILE:CB	1:A:1240:ILE:HG21	2.47	0.44
1:A:673:ALA:H	1:A:707:PHE:HE2	1.65	0.44
1:A:877:ASP:OD1	1:A:878:CYS:N	2.50	0.44
1:A:884:TRP:CE3	1:A:884:TRP:O	2.70	0.44
1:A:1182:ASP:HB3	1:A:1223:ILE:HG23	1.98	0.44
1:C:337:ARG:HD3	1:C:341:TYR:CE2	2.52	0.44
1:C:836:HIS:ND1	1:C:837:THR:O	2.49	0.44
1:C:999:ARG:HA	1:C:999:ARG:HD2	1.74	0.44
1:C:1202:TRP:HE3	1:C:1202:TRP:H	1.64	0.44
1:C:1232:TYR:O	1:C:1244:LEU:HD23	2.17	0.44
1:E:231:MET:HG2	1:E:258:CYS:HB2	1.98	0.44
1:E:496:MET:N	1:E:496:MET:SD	2.89	0.44
1:E:507:LEU:HD23	1:E:510:ILE:HD12	1.98	0.44
1:E:928:VAL:HG12	1:E:937:VAL:CB	2.46	0.44
1:E:1232:TYR:O	1:E:1244:LEU:HD23	2.17	0.44
1:G:237:ARG:HH11	1:G:237:ARG:CG	2.13	0.44
1:G:500:LEU:HD11	1:G:504:MET:SD	2.57	0.44
1:G:1011:PHE:HE1	1:G:1018:LEU:HD13	1.82	0.44
1:G:1048:LYS:HD3	1:G:1063:PHE:CZ	2.52	0.44
1:G:1198:TYR:HB2	1:G:1215:THR:H	1.82	0.44
1:G:1198:TYR:HB2	1:G:1215:THR:HG23	2.00	0.44
1:I:149:TRP:HZ2	1:I:255:ASP:HA	1.81	0.44

*Continued on next page...*

*Continued from previous page...*

Atom-1	Atom-2	Interatomic distance (Å)	Clash overlap (Å)
1:I:556:GLY:O	1:I:557:ARG:O	2.35	0.44
1:I:1011:PHE:HE1	1:I:1018:LEU:HD13	1.82	0.44
1:I:1106:ASP:HA	1:I:1129:CYS:HB3	1.99	0.44
1:K:171:HIS:CD2	1:K:171:HIS:O	2.70	0.44
1:K:337:ARG:HD3	1:K:341:TYR:CE2	2.52	0.44
1:K:597:TRP:CD1	1:K:1243:ILE:N	2.85	0.44
1:K:673:ALA:H	1:K:707:PHE:HE2	1.65	0.44
1:K:1046:THR:HG22	1:K:1063:PHE:CD2	2.52	0.44
1:K:1106:ASP:HA	1:K:1129:CYS:HB3	1.99	0.44
1:M:294:ILE:HG22	1:M:295:LEU:N	2.32	0.44
1:M:384:THR:O	1:M:387:SER:CB	2.65	0.44
1:M:618:VAL:HA	1:M:634:GLY:HA2	2.00	0.44
1:M:883:SER:OG	1:M:902:ASP:N	2.50	0.44
1:M:1025:ALA:CB	1:M:1044:GLN:O	2.65	0.44
1:M:1226:SER:CB	1:M:1227:PRO:HD2	2.47	0.44
4:U:13:ARG:HD2	4:U:17:VAL:HG13	1.98	0.44
1:A:231:MET:HG2	1:A:258:CYS:HB2	1.98	0.44
1:A:862:TYR:HD1	1:A:885:VAL:N	2.11	0.44
1:A:875:VAL:CG1	1:A:915:CYS:SG	2.94	0.44
1:A:999:ARG:CG	1:A:1030:TRP:CD2	3.00	0.44
1:A:1226:SER:CB	1:A:1227:PRO:HD2	2.47	0.44
1:A:1235:VAL:HA	1:A:1240:ILE:O	2.18	0.44
1:C:231:MET:HG2	1:C:258:CYS:HB2	1.98	0.44
1:C:1048:LYS:HD3	1:C:1063:PHE:CZ	2.52	0.44
1:C:1216:ASN:CB	1:C:1242:TYR:OH	2.65	0.44
1:E:208:GLN:H	1:E:208:GLN:HG3	1.48	0.44
1:E:420:ASN:C	1:E:422:SER:H	2.20	0.44
1:E:456:LEU:O	1:E:459:LYS:CA	2.65	0.44
1:E:500:LEU:HD11	1:E:504:MET:SD	2.57	0.44
1:E:557:ARG:CG	1:E:558:GLN:N	2.79	0.44
1:E:741:GLY:HA3	1:E:770:TRP:CZ2	2.53	0.44
1:E:999:ARG:CG	1:E:1030:TRP:CD2	3.00	0.44
1:E:1181:THR:CG2	1:E:1221:LYS:HA	2.40	0.44
1:G:529:TYR:O	1:G:529:TYR:CD1	2.70	0.44
1:G:883:SER:OG	1:G:902:ASP:N	2.50	0.44
1:G:1166:ALA:N	1:G:1167:PRO:CD	2.78	0.44
1:G:1216:ASN:CB	1:G:1242:TYR:OH	2.65	0.44
1:I:179:PRO:HD2	1:I:237:ARG:CG	2.45	0.44
1:I:456:LEU:O	1:I:459:LYS:CA	2.65	0.44
1:I:530:ARG:HG2	1:I:538:CYS:SG	2.58	0.44
1:I:681:VAL:O	1:I:694:THR:HA	2.17	0.44

*Continued on next page...*



*Continued from previous page...*

Atom-1	Atom-2	Interatomic distance (Å)	Clash overlap (Å)
1:I:1232:TYR:O	1:I:1244:LEU:HD23	2.17	0.44
1:K:221:GLU:O	1:K:224:LYS:HB3	2.17	0.44
1:K:447:GLU:OE1	1:K:447:GLU:HA	2.16	0.44
1:M:149:TRP:CH2	1:M:273:VAL:CG1	2.98	0.44
1:M:246:TRP:HH2	1:M:370:ILE:HG22	1.82	0.44
1:M:390:GLN:HB3	1:M:393:VAL:CG1	2.47	0.44
1:M:813:ILE:HG22	1:M:815:VAL:HG13	1.99	0.44
1:M:861:GLN:N	1:M:884:TRP:HD1	2.14	0.44
1:M:1011:PHE:HE1	1:M:1018:LEU:HD13	1.82	0.44
3:R:13:ARG:HA	3:R:16:LEU:HD12	1.98	0.44
3:X:40:GLU:HG2	3:X:44:ARG:HD2	1.99	0.44
1:A:553:HIS:CB	1:A:610:VAL:CG1	2.89	0.44
1:A:568:LEU:H	1:A:568:LEU:HG	1.51	0.44
1:A:1216:ASN:CB	1:A:1242:TYR:OH	2.65	0.44
1:C:212:PHE:CB	1:C:226:ARG:NH1	2.57	0.44
1:C:429:ASN:HD22	1:C:429:ASN:HA	1.66	0.44
1:C:507:LEU:HD23	1:C:510:ILE:HD12	1.98	0.44
1:C:513:LYS:O	1:C:517:VAL:CB	2.62	0.44
1:C:741:GLY:HA3	1:C:770:TRP:CZ2	2.53	0.44
1:C:1176:HIS:HB3	1:C:1218:THR:OG1	2.11	0.44
1:E:403:LEU:HD11	1:E:459:LYS:HZ2	1.82	0.44
1:E:429:ASN:HD22	1:E:429:ASN:HA	1.66	0.44
1:E:597:TRP:CD1	1:E:1243:ILE:N	2.85	0.44
1:E:766:THR:HG22	1:E:782:ASN:HA	2.00	0.44
1:E:1048:LYS:HD3	1:E:1063:PHE:CZ	2.52	0.44
1:G:505:PHE:CE2	1:G:575:GLU:OE1	2.60	0.44
1:G:556:GLY:O	1:G:557:ARG:O	2.35	0.44
1:G:681:VAL:O	1:G:694:THR:HA	2.17	0.44
1:G:887:GLY:O	1:G:900:SER:N	2.49	0.44
1:G:1181:THR:CG2	1:G:1221:LYS:HA	2.40	0.44
1:G:1182:ASP:HB3	1:G:1223:ILE:HG23	1.98	0.44
1:I:137:GLN:HG2	1:I:173:LEU:CD1	2.45	0.44
1:I:246:TRP:HH2	1:I:370:ILE:HG22	1.82	0.44
1:I:390:GLN:HB3	1:I:393:VAL:CG1	2.47	0.44
1:I:447:GLU:OE1	1:I:447:GLU:HA	2.16	0.44
1:I:481:MET:O	1:I:485:ASN:ND2	2.49	0.44
1:I:1048:LYS:HD3	1:I:1063:PHE:CZ	2.52	0.44
1:I:1216:ASN:CB	1:I:1242:TYR:OH	2.65	0.44
1:I:1235:VAL:HA	1:I:1240:ILE:O	2.18	0.44
1:K:140:LEU:HD11	1:K:178:PHE:HE2	1.83	0.44
1:K:390:GLN:NE2	1:K:489:TYR:HE2	2.14	0.44

*Continued on next page...*

*Continued from previous page...*

Atom-1	Atom-2	Interatomic distance (Å)	Clash overlap (Å)
1:K:456:LEU:O	1:K:459:LYS:CA	2.65	0.44
1:K:530:ARG:HG2	1:K:538:CYS:SG	2.57	0.44
1:K:813:ILE:HG22	1:K:815:VAL:HG13	2.00	0.44
1:K:999:ARG:CG	1:K:1030:TRP:CD2	3.00	0.44
1:K:1044:GLN:HG2	1:K:1068:LYS:HZ2	1.81	0.44
1:K:1063:PHE:HA	1:K:1087:THR:HG22	1.99	0.44
1:M:251:LEU:HD11	1:M:262:LEU:HD13	1.99	0.44
1:M:434:ARG:CG	1:M:434:ARG:HH21	2.30	0.44
1:M:741:GLY:HA3	1:M:770:TRP:CZ2	2.53	0.44
1:M:910:GLU:HG2	1:M:912:LYS:H	1.83	0.44
3:R:43:VAL:HG22	3:R:55:MET:HG3	2.00	0.44
1:A:246:TRP:HH2	1:A:370:ILE:HG22	1.82	0.44
1:A:252:LYS:CE	1:A:252:LYS:CA	2.92	0.44
1:A:1198:TYR:HB2	1:A:1215:THR:H	1.82	0.44
1:A:1232:TYR:O	1:A:1244:LEU:HD23	2.17	0.44
1:C:139:LYS:HD2	1:C:278:TYR:CB	2.48	0.44
1:C:251:LEU:HD11	1:C:262:LEU:HD13	1.99	0.44
1:C:529:TYR:O	1:C:529:TYR:CD1	2.70	0.44
1:C:597:TRP:CD1	1:C:1243:ILE:N	2.85	0.44
1:C:816:ALA:HB2	1:C:821:ILE:HG12	1.99	0.44
1:C:1226:SER:CB	1:C:1227:PRO:HD2	2.47	0.44
1:C:1235:VAL:HA	1:C:1240:ILE:O	2.18	0.44
1:E:460:ILE:HD13	1:E:490:HIS:CD2	2.52	0.44
1:E:556:GLY:O	1:E:557:ARG:O	2.35	0.44
1:E:816:ALA:HB2	1:E:821:ILE:HG12	1.99	0.44
1:E:883:SER:OG	1:E:902:ASP:N	2.50	0.44
1:E:1011:PHE:HE1	1:E:1018:LEU:HD13	1.82	0.44
1:E:1063:PHE:HA	1:E:1087:THR:HG22	1.99	0.44
1:E:1198:TYR:HB2	1:E:1215:THR:HG23	2.00	0.44
1:G:251:LEU:HD11	1:G:262:LEU:HD13	1.99	0.44
1:G:516:LEU:HD12	1:G:516:LEU:HA	1.83	0.44
1:G:557:ARG:CG	1:G:558:GLN:N	2.79	0.44
1:G:641:VAL:HB	1:G:651:LEU:HB2	1.97	0.44
1:G:877:ASP:OD1	1:G:878:CYS:N	2.50	0.44
1:G:999:ARG:CG	1:G:1030:TRP:CD2	3.00	0.44
1:I:139:LYS:HD2	1:I:278:TYR:CB	2.48	0.44
1:I:460:ILE:HD13	1:I:490:HIS:CD2	2.52	0.44
1:I:529:TYR:O	1:I:529:TYR:CD1	2.70	0.44
1:I:766:THR:HG22	1:I:782:ASN:HA	2.00	0.44
1:I:884:TRP:CE3	1:I:884:TRP:O	2.71	0.44
1:I:923:LYS:CG	1:I:940:VAL:CG2	2.96	0.44

*Continued on next page...*

*Continued from previous page...*

Atom-1	Atom-2	Interatomic distance (Å)	Clash overlap (Å)
1:I:1046:THR:HG22	1:I:1063:PHE:CD2	2.52	0.44
1:I:1213:PHE:HD2	1:I:1214:TYR:H	1.63	0.44
1:K:261:LEU:HD12	1:K:261:LEU:O	2.18	0.44
1:K:460:ILE:HD13	1:K:490:HIS:CD2	2.52	0.44
1:K:529:TYR:O	1:K:529:TYR:CD1	2.70	0.44
1:K:557:ARG:CG	1:K:558:GLN:N	2.79	0.44
1:K:861:GLN:N	1:K:884:TRP:HD1	2.14	0.44
1:K:875:VAL:CG1	1:K:915:CYS:SG	2.94	0.44
1:K:1025:ALA:CB	1:K:1044:GLN:O	2.65	0.44
1:M:337:ARG:HD3	1:M:341:TYR:CE2	2.52	0.44
1:M:885:VAL:HG23	1:M:887:GLY:N	2.33	0.44
1:M:999:ARG:CG	1:M:1030:TRP:CD2	3.00	0.44
3:O:77:HIS:O	4:S:36:ARG:HG3	2.17	0.44
4:S:70:LEU:HD13	4:S:93:ARG:HD2	1.99	0.44
4:U:13:ARG:NH1	4:U:59:ILE:CD1	2.80	0.44
3:X:68:TYR:CD1	3:X:91:ILE:HD13	2.52	0.44
1:A:260:ILE:O	1:A:260:ILE:HG13	2.06	0.44
1:A:390:GLN:CD	1:A:489:TYR:HE2	2.21	0.44
1:A:529:TYR:C	1:A:532:ILE:CG2	2.85	0.44
1:A:741:GLY:HA3	1:A:770:TRP:CZ2	2.53	0.44
1:A:1225:VAL:HG11	1:A:1229:PHE:CE2	2.52	0.44
1:C:221:GLU:O	1:C:224:LYS:HB3	2.17	0.44
1:C:460:ILE:HD13	1:C:490:HIS:CD2	2.52	0.44
1:C:487:LEU:HG	1:C:503:LEU:HD21	1.99	0.44
1:C:530:ARG:HG2	1:C:538:CYS:SG	2.58	0.44
1:C:547:PHE:O	1:C:551:ASN:ND2	2.50	0.44
1:C:1198:TYR:HB2	1:C:1215:THR:HG23	2.00	0.44
1:E:139:LYS:HD2	1:E:278:TYR:CB	2.48	0.44
1:E:140:LEU:HD11	1:E:178:PHE:HE2	1.83	0.44
1:E:221:GLU:O	1:E:224:LYS:HB3	2.17	0.44
1:E:487:LEU:HG	1:E:503:LEU:HD21	1.99	0.44
1:E:681:VAL:O	1:E:694:THR:HA	2.17	0.44
1:G:337:ARG:HD3	1:G:341:TYR:CE2	2.52	0.44
1:G:390:GLN:HB3	1:G:393:VAL:CG1	2.47	0.44
1:G:434:ARG:CG	1:G:434:ARG:HH21	2.30	0.44
1:G:529:TYR:C	1:G:532:ILE:CG2	2.85	0.44
1:G:595:LEU:CD2	1:G:1244:LEU:CD1	2.48	0.44
1:G:673:ALA:H	1:G:707:PHE:HE2	1.65	0.44
1:G:685:ASN:OD1	1:G:686:SER:N	2.51	0.44
1:G:816:ALA:HB2	1:G:821:ILE:HG12	1.99	0.44
1:G:1232:TYR:OH	1:G:1234:THR:CB	2.59	0.44

*Continued on next page...*

*Continued from previous page...*

Atom-1	Atom-2	Interatomic distance (Å)	Clash overlap (Å)
1:I:685:ASN:OD1	1:I:686:SER:N	2.51	0.44
1:I:813:ILE:HG22	1:I:815:VAL:HG13	2.00	0.44
1:I:1145:GLY:HA2	1:I:1151:ILE:HD13	1.98	0.44
1:K:251:LEU:HD22	1:K:260:ILE:HD11	1.99	0.44
1:K:681:VAL:O	1:K:694:THR:HA	2.17	0.44
1:K:885:VAL:HG23	1:K:887:GLY:N	2.33	0.44
1:K:1198:TYR:HB2	1:K:1215:THR:H	1.82	0.44
1:M:685:ASN:OD1	1:M:686:SER:N	2.51	0.44
1:M:1087:THR:CG2	2:N:39:LYS:CD	2.75	0.44
3:Q:19:ASP:HB3	4:U:64:THR:CA	2.46	0.44
4:U:15:ARG:HD2	4:U:88:PHE:CE2	2.52	0.44
1:A:136:ILE:HD13	1:A:152:ILE:HD13	1.99	0.44
1:A:137:GLN:C	3:W:6:ARG:NH2	2.71	0.44
1:A:642:PHE:HE2	1:A:644:ALA:HA	1.83	0.44
1:C:360:ASP:O	1:C:361:TYR:CD1	2.71	0.44
1:C:434:ARG:CG	1:C:434:ARG:HH21	2.30	0.44
1:C:453:LEU:CD1	1:C:454:GLN:N	2.73	0.44
1:C:529:TYR:C	1:C:532:ILE:CG2	2.85	0.44
1:C:622:CYS:HA	1:C:889:MET:HE1	2.00	0.44
1:C:877:ASP:OD1	1:C:878:CYS:N	2.50	0.44
1:E:261:LEU:HD12	1:E:261:LEU:O	2.18	0.44
1:E:384:THR:O	1:E:387:SER:CB	2.65	0.44
1:E:530:ARG:HG2	1:E:538:CYS:SG	2.58	0.44
1:E:923:LYS:CG	1:E:940:VAL:CG2	2.96	0.44
1:E:1187:PRO:HG3	1:E:1229:PHE:HB2	1.99	0.44
1:E:1220:LEU:CB	1:E:1236:ASP:HB3	2.48	0.44
1:E:1226:SER:CB	1:E:1227:PRO:HD2	2.47	0.44
1:G:132:LEU:HA	1:G:132:LEU:HD23	1.76	0.44
1:G:149:TRP:CH2	1:G:273:VAL:CG1	2.98	0.44
1:G:407:GLU:H	1:G:407:GLU:HG2	1.47	0.44
1:G:447:GLU:OE1	1:G:447:GLU:HA	2.17	0.44
1:G:530:ARG:HG2	1:G:538:CYS:SG	2.58	0.44
1:G:603:ILE:CB	1:G:1240:ILE:HG21	2.47	0.44
1:G:813:ILE:HG22	1:G:815:VAL:HG13	2.00	0.44
1:G:1176:HIS:CA	1:G:1218:THR:HG21	2.48	0.44
1:I:140:LEU:HD11	1:I:178:PHE:HE2	1.83	0.44
1:I:251:LEU:HD22	1:I:260:ILE:HD11	1.99	0.44
1:I:337:ARG:HD3	1:I:341:TYR:CE2	2.52	0.44
1:I:673:ALA:H	1:I:707:PHE:HE2	1.65	0.44
1:I:1200:LYS:CG	1:I:1211:GLN:HB2	2.47	0.44
1:I:1245:GLN:HE21	1:I:1245:GLN:HB3	1.59	0.44

*Continued on next page...*

*Continued from previous page...*

Atom-1	Atom-2	Interatomic distance (Å)	Clash overlap (Å)
1:K:251:LEU:HD11	1:K:262:LEU:HD13	1.99	0.44
1:K:318:LYS:HD3	1:K:439:ASP:HB2	1.98	0.44
1:K:359:TYR:HE1	1:K:361:TYR:CD1	2.32	0.44
1:K:642:PHE:HE2	1:K:644:ALA:HA	1.83	0.44
1:M:140:LEU:HD11	1:M:178:PHE:HE2	1.83	0.44
1:M:394:LYS:HB3	1:M:434:ARG:CG	2.48	0.44
1:M:460:ILE:HD13	1:M:490:HIS:CD2	2.52	0.44
1:M:681:VAL:O	1:M:694:THR:HA	2.17	0.44
1:M:1046:THR:HG22	1:M:1063:PHE:CD2	2.53	0.44
1:M:1198:TYR:HB2	1:M:1215:THR:H	1.82	0.44
4:V:11:ARG:HG3	4:V:12:CYS:N	2.32	0.44
1:A:500:LEU:HD11	1:A:504:MET:SD	2.57	0.44
1:A:622:CYS:HA	1:A:889:MET:HE1	2.00	0.44
1:A:923:LYS:CG	1:A:940:VAL:CG2	2.96	0.44
1:A:1177:GLY:HA2	1:A:1197:GLY:N	2.32	0.44
1:C:390:GLN:CD	1:C:489:TYR:HE2	2.21	0.44
1:C:568:LEU:H	1:C:568:LEU:HG	1.50	0.44
1:C:885:VAL:HG23	1:C:887:GLY:N	2.33	0.44
1:E:642:PHE:HE2	1:E:644:ALA:HA	1.83	0.44
1:E:947:GLN:HB3	1:E:956:ILE:HG23	2.00	0.44
1:E:1216:ASN:CB	1:E:1242:TYR:OH	2.65	0.44
1:G:139:LYS:HD2	1:G:278:TYR:CB	2.48	0.44
1:G:766:THR:HG22	1:G:782:ASN:HA	2.00	0.44
1:G:885:VAL:HG23	1:G:887:GLY:N	2.33	0.44
1:I:140:LEU:C	1:I:140:LEU:CD1	2.86	0.44
1:I:261:LEU:HD12	1:I:261:LEU:O	2.18	0.44
1:I:534:ASP:O	1:I:538:CYS:SG	2.68	0.44
1:I:560:PHE:HA	1:I:561:PRO:HD2	1.68	0.44
1:I:597:TRP:CD1	1:I:1243:ILE:N	2.85	0.44
1:I:999:ARG:CG	1:I:1030:TRP:CD2	3.00	0.44
1:I:1044:GLN:HG2	1:I:1068:LYS:HZ2	1.82	0.44
1:I:1139:SER:OG	1:I:1140:THR:N	2.51	0.44
1:K:564:VAL:HG13	1:K:583:GLN:CG	2.44	0.44
1:K:685:ASN:OD1	1:K:686:SER:N	2.51	0.44
1:K:766:THR:HG22	1:K:782:ASN:HA	2.00	0.44
1:K:877:ASP:OD1	1:K:878:CYS:N	2.50	0.44
1:K:1213:PHE:HD2	1:K:1214:TYR:H	1.63	0.44
1:M:318:LYS:HD3	1:M:439:ASP:HB2	1.99	0.44
1:M:500:LEU:HD11	1:M:504:MET:SD	2.57	0.44
1:M:947:GLN:HB3	1:M:956:ILE:HG23	2.00	0.44
1:M:1106:ASP:HA	1:M:1129:CYS:HB3	1.99	0.44

*Continued on next page...*

*Continued from previous page...*

Atom-1	Atom-2	Interatomic distance (Å)	Clash overlap (Å)
1:M:1235:VAL:HA	1:M:1240:ILE:O	2.18	0.44
1:A:337:ARG:HD3	1:A:341:TYR:CE2	2.52	0.44
1:A:360:ASP:O	1:A:361:TYR:CD1	2.71	0.44
1:A:560:PHE:HA	1:A:561:PRO:HD2	1.68	0.44
1:A:639:LEU:HD23	1:A:653:ILE:HD13	1.93	0.44
1:A:885:VAL:HG23	1:A:887:GLY:N	2.33	0.44
1:A:1025:ALA:CB	1:A:1044:GLN:O	2.65	0.44
1:A:1151:ILE:N	1:A:1167:PRO:HD2	2.24	0.44
1:C:251:LEU:HD22	1:C:260:ILE:HD11	1.99	0.44
1:C:534:ASP:O	1:C:538:CYS:SG	2.69	0.44
1:C:1065:GLY:HA3	1:C:1086:GLY:O	2.18	0.44
1:E:251:LEU:HD11	1:E:262:LEU:HD13	1.99	0.44
1:E:390:GLN:HB3	1:E:393:VAL:CG1	2.47	0.44
1:E:390:GLN:CD	1:E:489:TYR:HE2	2.21	0.44
1:E:553:HIS:CB	1:E:610:VAL:CG1	2.89	0.44
1:E:884:TRP:CE3	1:E:884:TRP:O	2.71	0.44
1:E:885:VAL:HG23	1:E:887:GLY:N	2.33	0.44
1:E:910:GLU:HG2	1:E:912:LYS:H	1.82	0.44
1:E:1046:THR:HG22	1:E:1063:PHE:CD2	2.53	0.44
1:E:1225:VAL:HG11	1:E:1229:PHE:CE2	2.53	0.44
1:G:741:GLY:HA3	1:G:770:TRP:CZ2	2.53	0.44
1:G:1007:TRP:HZ3	1:G:1048:LYS:HA	1.83	0.44
1:G:1235:VAL:HA	1:G:1240:ILE:O	2.18	0.44
1:I:363:ALA:O	1:I:366:GLU:N	2.51	0.44
1:I:500:LEU:HD11	1:I:504:MET:SD	2.57	0.44
1:I:1198:TYR:HB2	1:I:1215:THR:HG23	1.99	0.44
1:I:1225:VAL:HG11	1:I:1229:PHE:CE2	2.53	0.44
1:I:1233:VAL:HB	1:I:1243:ILE:HA	2.00	0.44
1:K:132:LEU:HA	1:K:132:LEU:HD23	1.76	0.44
1:K:390:GLN:CD	1:K:489:TYR:HE2	2.21	0.44
1:K:481:MET:O	1:K:485:ASN:ND2	2.49	0.44
1:K:1225:VAL:HG11	1:K:1229:PHE:CE2	2.53	0.44
1:M:136:ILE:HD13	1:M:152:ILE:HD13	1.99	0.44
1:M:610:VAL:HG22	1:M:907:ARG:CG	2.43	0.44
1:M:1176:HIS:CA	1:M:1218:THR:HG21	2.47	0.44
1:M:1220:LEU:CB	1:M:1236:ASP:HB3	2.48	0.44
4:T:70:LEU:HD13	4:T:93:ARG:HD2	1.99	0.44
4:Y:41:GLU:HA	4:Y:44:GLN:HE21	1.83	0.44
1:A:251:LEU:HD22	1:A:260:ILE:HD11	1.99	0.44
1:A:862:TYR:OH	1:A:881:HIS:CG	2.69	0.44
1:A:1213:PHE:HD2	1:A:1214:TYR:H	1.63	0.44

*Continued on next page...*

*Continued from previous page...*

Atom-1	Atom-2	Interatomic distance (Å)	Clash overlap (Å)
1:A:1220:LEU:CB	1:A:1236:ASP:HB3	2.48	0.44
1:C:140:LEU:HD11	1:C:178:PHE:HE2	1.83	0.44
1:C:884:TRP:CE3	1:C:884:TRP:O	2.71	0.44
1:C:1091:CYS:SG	1:C:1103:THR:HB	2.58	0.44
1:C:1220:LEU:CB	1:C:1236:ASP:HB3	2.48	0.44
1:E:136:ILE:HD13	1:E:152:ILE:HD13	1.99	0.44
1:E:360:ASP:O	1:E:361:TYR:CD1	2.71	0.44
1:E:505:PHE:CE2	1:E:575:GLU:OE1	2.60	0.44
1:E:557:ARG:HA	1:E:557:ARG:HD3	1.87	0.44
1:E:622:CYS:SG	1:E:664:ALA:HA	2.58	0.44
1:E:1160:GLU:O	1:E:1162:LEU:N	2.49	0.44
1:E:1168:LEU:HD11	1:E:1171:GLU:HB3	2.00	0.44
1:G:251:LEU:HD22	1:G:260:ILE:HD11	1.99	0.44
1:G:1046:THR:HG22	1:G:1063:PHE:CD2	2.52	0.44
1:G:1080:ASP:O	1:G:1081:PHE:HD1	2.01	0.44
1:G:1106:ASP:HA	1:G:1129:CYS:HB3	1.99	0.44
1:G:1160:GLU:O	1:G:1162:LEU:N	2.49	0.44
1:I:242:LEU:HD12	1:I:242:LEU:N	2.26	0.44
1:I:420:ASN:C	1:I:422:SER:H	2.20	0.44
1:I:453:LEU:CD1	1:I:454:GLN:N	2.73	0.44
1:I:618:VAL:HA	1:I:634:GLY:HA2	2.00	0.44
1:I:885:VAL:HG23	1:I:887:GLY:N	2.33	0.44
1:I:1226:SER:CB	1:I:1227:PRO:HD2	2.47	0.44
1:K:171:HIS:HD2	1:K:171:HIS:O	2.01	0.44
1:K:557:ARG:HA	1:K:557:ARG:HD3	1.87	0.44
1:K:884:TRP:CE3	1:K:884:TRP:O	2.70	0.44
1:K:1220:LEU:CB	1:K:1236:ASP:HB3	2.48	0.44
1:M:149:TRP:HZ2	1:M:255:ASP:HA	1.81	0.44
1:M:529:TYR:O	1:M:529:TYR:CD1	2.70	0.44
1:M:530:ARG:HG2	1:M:538:CYS:SG	2.58	0.44
1:M:557:ARG:HA	1:M:557:ARG:HD3	1.86	0.44
1:M:642:PHE:HE2	1:M:644:ALA:HA	1.83	0.44
1:M:1160:GLU:O	1:M:1162:LEU:N	2.49	0.44
1:M:1194:SER:CB	1:M:1202:TRP:CE3	2.98	0.44
4:U:70:LEU:HD13	4:U:93:ARG:HD2	1.99	0.44
1:A:407:GLU:H	1:A:407:GLU:HG2	1.47	0.43
1:A:736:ARG:NH1	1:A:772:ALA:O	2.39	0.43
1:A:1046:THR:HG22	1:A:1063:PHE:CD2	2.53	0.43
1:A:1198:TYR:HB2	1:A:1215:THR:HG23	2.00	0.43
1:C:947:GLN:HB3	1:C:956:ILE:HG23	2.00	0.43
1:C:999:ARG:CG	1:C:1030:TRP:CD2	3.00	0.43

*Continued on next page...*

*Continued from previous page...*

Atom-1	Atom-2	Interatomic distance (Å)	Clash overlap (Å)
1:C:1139:SER:OG	1:C:1140:THR:N	2.51	0.43
1:E:256:SER:O	1:E:257:GLN:CB	2.65	0.43
1:E:364:LEU:HD22	1:E:364:LEU:HA	1.81	0.43
1:E:703:ASN:HD22	1:E:746:VAL:HB	1.83	0.43
1:E:813:ILE:HG22	1:E:815:VAL:HG13	2.00	0.43
1:E:862:TYR:CD1	1:E:885:VAL:N	2.84	0.43
1:G:363:ALA:O	1:G:366:GLU:N	2.51	0.43
1:G:420:ASN:C	1:G:422:SER:H	2.20	0.43
1:G:835:ILE:HG12	1:G:869:THR:HA	1.99	0.43
1:G:1187:PRO:CD	1:G:1229:PHE:CG	3.01	0.43
1:I:136:ILE:HD13	1:I:152:ILE:HD13	1.99	0.43
1:I:294:ILE:HG22	1:I:295:LEU:N	2.32	0.43
1:I:547:PHE:O	1:I:551:ASN:ND2	2.50	0.43
1:I:622:CYS:SG	1:I:664:ALA:HA	2.58	0.43
1:I:877:ASP:OD1	1:I:878:CYS:N	2.50	0.43
1:K:137:GLN:HG2	1:K:173:LEU:CD1	2.45	0.43
1:K:306:LEU:HA	1:K:307:PRO:HD3	1.76	0.43
1:K:543:ASN:CB	1:K:574:SER:CB	2.96	0.43
1:K:641:VAL:HB	1:K:651:LEU:HB2	1.97	0.43
1:K:835:ILE:HG12	1:K:869:THR:HA	1.99	0.43
1:K:910:GLU:HG2	1:K:912:LYS:H	1.83	0.43
1:K:1091:CYS:SG	1:K:1103:THR:HB	2.58	0.43
1:M:139:LYS:HD2	1:M:278:TYR:CB	2.48	0.43
1:M:363:ALA:O	1:M:366:GLU:N	2.51	0.43
1:M:393:VAL:CG1	1:M:486:PHE:CE2	2.99	0.43
1:M:407:GLU:H	1:M:407:GLU:HG2	1.47	0.43
1:M:659:GLU:HG3	1:M:659:GLU:O	2.18	0.43
1:M:1232:TYR:O	1:M:1244:LEU:HD23	2.17	0.43
1:A:140:LEU:HD11	1:A:178:PHE:HE2	1.83	0.43
1:A:363:ALA:O	1:A:366:GLU:N	2.51	0.43
1:A:529:TYR:O	1:A:529:TYR:CD1	2.70	0.43
1:A:882:LEU:HD23	1:A:903:ASP:HB2	2.01	0.43
1:A:1011:PHE:HE1	1:A:1018:LEU:HD13	1.82	0.43
1:C:363:ALA:O	1:C:366:GLU:N	2.51	0.43
1:C:543:ASN:HB3	1:C:574:SER:CB	2.49	0.43
1:C:685:ASN:OD1	1:C:686:SER:N	2.51	0.43
1:E:246:TRP:HH2	1:E:370:ILE:HG22	1.82	0.43
1:E:270:THR:O	1:E:270:THR:OG1	2.32	0.43
1:E:320:SER:O	1:E:320:SER:OG	2.36	0.43
1:E:363:ALA:O	1:E:366:GLU:N	2.51	0.43
1:E:1007:TRP:HZ3	1:E:1048:LYS:HA	1.83	0.43

*Continued on next page...*



*Continued from previous page...*

Atom-1	Atom-2	Interatomic distance (Å)	Clash overlap (Å)
1:E:1065:GLY:HA3	1:E:1086:GLY:O	2.18	0.43
1:E:1081:PHE:HE1	1:E:1117:LEU:HA	1.84	0.43
1:G:347:ASN:O	1:G:348:LYS:HB2	2.19	0.43
1:G:1091:CYS:SG	1:G:1103:THR:HB	2.58	0.43
1:I:270:THR:O	1:I:270:THR:OG1	2.32	0.43
1:I:327:ILE:HD13	1:I:327:ILE:HA	1.82	0.43
1:I:835:ILE:HG12	1:I:869:THR:HA	2.00	0.43
1:K:359:TYR:CD1	1:K:359:TYR:C	2.86	0.43
1:K:543:ASN:HB3	1:K:574:SER:CB	2.48	0.43
1:K:882:LEU:HD23	1:K:903:ASP:HB2	2.00	0.43
1:K:1226:SER:CB	1:K:1227:PRO:HD2	2.47	0.43
1:M:231:MET:HG2	1:M:258:CYS:HB2	1.98	0.43
1:M:261:LEU:HD12	1:M:261:LEU:O	2.17	0.43
1:M:595:LEU:CD2	1:M:1244:LEU:CD1	2.48	0.43
1:M:882:LEU:HD23	1:M:903:ASP:HB2	2.01	0.43
1:M:884:TRP:CE3	1:M:884:TRP:O	2.71	0.43
1:M:1065:GLY:HA3	1:M:1086:GLY:O	2.18	0.43
1:M:1081:PHE:HE1	1:M:1117:LEU:HA	1.83	0.43
1:M:1225:VAL:HG11	1:M:1229:PHE:CE2	2.53	0.43
1:A:139:LYS:HD2	1:A:278:TYR:CB	2.48	0.43
1:A:835:ILE:HG12	1:A:869:THR:HA	1.99	0.43
1:A:947:GLN:HB3	1:A:956:ILE:HG23	2.00	0.43
1:C:835:ILE:HG12	1:C:869:THR:HA	1.99	0.43
1:C:1168:LEU:HD11	1:C:1171:GLU:HB3	2.00	0.43
1:C:1181:THR:HG22	1:C:1182:ASP:N	2.34	0.43
1:E:543:ASN:HB3	1:E:574:SER:CB	2.49	0.43
1:E:618:VAL:HA	1:E:634:GLY:HA2	2.00	0.43
1:E:835:ILE:HG12	1:E:869:THR:HA	1.99	0.43
1:E:923:LYS:HD3	1:E:923:LYS:HA	1.82	0.43
1:E:1067:VAL:HG11	1:E:1112:TRP:CZ2	2.54	0.43
1:E:1080:ASP:O	1:E:1081:PHE:HD1	2.01	0.43
1:G:114:LEU:HD13	1:G:114:LEU:HA	1.76	0.43
1:G:140:LEU:HD11	1:G:178:PHE:HE2	1.83	0.43
1:G:642:PHE:HE2	1:G:644:ALA:HA	1.83	0.43
1:I:659:GLU:O	1:I:659:GLU:HG3	2.18	0.43
1:I:923:LYS:HA	1:I:923:LYS:HD3	1.82	0.43
1:I:1007:TRP:HZ3	1:I:1048:LYS:HA	1.83	0.43
1:K:494:ALA:O	1:K:495:LYS:CB	2.62	0.43
1:K:500:LEU:HD11	1:K:504:MET:SD	2.57	0.43
1:K:556:GLY:O	1:K:557:ARG:O	2.35	0.43
1:K:923:LYS:CG	1:K:940:VAL:CG2	2.96	0.43

*Continued on next page...*

*Continued from previous page...*

Atom-1	Atom-2	Interatomic distance (Å)	Clash overlap (Å)
1:M:360:ASP:O	1:M:361:TYR:CD1	2.71	0.43
1:M:564:VAL:HG13	1:M:583:GLN:CG	2.44	0.43
1:M:622:CYS:SG	1:M:664:ALA:HA	2.58	0.43
1:M:835:ILE:HG12	1:M:869:THR:HA	1.99	0.43
1:M:923:LYS:CG	1:M:940:VAL:CG2	2.96	0.43
3:P:43:VAL:HG22	3:P:55:MET:HG3	2.00	0.43
3:Q:21:LYS:NZ	4:U:61:ASP:CG	2.71	0.43
3:R:48:THR:CG2	4:S:41:GLU:CB	2.43	0.43
1:A:239:LEU:HD12	1:A:240:LEU:H	1.76	0.43
1:A:526:PHE:HA	1:A:529:TYR:HB3	2.01	0.43
1:A:600:LYS:HG2	1:A:601:LYS:N	2.34	0.43
1:A:622:CYS:SG	1:A:664:ALA:HA	2.58	0.43
1:A:910:GLU:HG2	1:A:912:LYS:H	1.82	0.43
1:A:1194:SER:CB	1:A:1202:TRP:CE3	2.98	0.43
1:C:261:LEU:HD12	1:C:261:LEU:O	2.18	0.43
1:C:347:ASN:O	1:C:348:LYS:HB2	2.19	0.43
1:C:391:LYS:H	1:C:391:LYS:HG2	1.61	0.43
1:C:420:ASN:C	1:C:422:SER:H	2.20	0.43
1:C:449:ASN:HD22	1:C:449:ASN:HA	1.65	0.43
1:C:923:LYS:CG	1:C:940:VAL:CG2	2.96	0.43
1:C:1063:PHE:HA	1:C:1087:THR:HG22	1.99	0.43
1:C:1081:PHE:HE1	1:C:1117:LEU:HA	1.83	0.43
1:C:1149:GLY:H	1:C:1180:VAL:CG2	2.30	0.43
1:C:1181:THR:HG21	1:C:1221:LYS:CA	2.39	0.43
1:E:171:HIS:HD2	1:E:171:HIS:O	2.01	0.43
1:E:347:ASN:O	1:E:348:LYS:HB2	2.19	0.43
1:E:685:ASN:OD1	1:E:686:SER:N	2.51	0.43
1:E:805:SER:HB2	1:E:814:MET:HB3	2.00	0.43
1:E:866:LEU:CD2	1:E:914:VAL:HB	2.43	0.43
1:G:137:GLN:HG2	1:G:173:LEU:CD1	2.45	0.43
1:G:261:LEU:HD12	1:G:261:LEU:O	2.18	0.43
1:G:883:SER:HB2	1:G:902:ASP:CB	2.39	0.43
1:G:884:TRP:CE3	1:G:884:TRP:O	2.71	0.43
1:G:920:VAL:HG12	1:G:921:MET:N	2.25	0.43
1:G:999:ARG:HD2	1:G:999:ARG:HA	1.73	0.43
1:G:1067:VAL:HG11	1:G:1112:TRP:CZ2	2.54	0.43
1:G:1225:VAL:HG11	1:G:1229:PHE:CE2	2.53	0.43
1:I:347:ASN:O	1:I:348:LYS:HB2	2.19	0.43
1:I:429:ASN:HD22	1:I:429:ASN:HA	1.66	0.43
1:I:543:ASN:CB	1:I:574:SER:CB	2.97	0.43
1:I:862:TYR:HD1	1:I:885:VAL:N	2.12	0.43

*Continued on next page...*

*Continued from previous page...*

Atom-1	Atom-2	Interatomic distance (Å)	Clash overlap (Å)
1:I:1091:CYS:SG	1:I:1103:THR:HB	2.58	0.43
1:I:1176:HIS:CA	1:I:1218:THR:HG21	2.48	0.43
1:I:1177:GLY:HA2	1:I:1197:GLY:N	2.32	0.43
1:K:526:PHE:HA	1:K:529:TYR:HB3	2.00	0.43
1:K:750:ARG:HH11	1:K:806:TRP:HD1	1.67	0.43
1:M:1149:GLY:N	1:M:1180:VAL:CG2	2.81	0.43
4:T:29:LEU:CD2	4:T:34:LEU:HD23	2.49	0.43
4:U:29:LEU:CD2	4:U:34:LEU:HD23	2.49	0.43
1:A:390:GLN:HB3	1:A:393:VAL:CG1	2.47	0.43
1:A:460:ILE:HD13	1:A:490:HIS:CD2	2.52	0.43
1:A:530:ARG:HG2	1:A:538:CYS:SG	2.58	0.43
1:A:1139:SER:OG	1:A:1140:THR:N	2.51	0.43
1:A:1149:GLY:H	1:A:1180:VAL:CG2	2.31	0.43
1:C:149:TRP:CH2	1:C:273:VAL:CG1	2.98	0.43
1:C:390:GLN:HB3	1:C:393:VAL:CG1	2.47	0.43
1:C:766:THR:HG22	1:C:782:ASN:HA	2.00	0.43
1:C:1046:THR:HG22	1:C:1063:PHE:CD2	2.52	0.43
1:C:1187:PRO:CD	1:C:1229:PHE:CG	3.01	0.43
1:E:639:LEU:HD23	1:E:653:ILE:HD13	1.93	0.43
1:E:750:ARG:HH11	1:E:806:TRP:HD1	1.67	0.43
1:E:945:ARG:HG3	1:E:964:VAL:HG13	2.01	0.43
1:G:241:ILE:C	1:G:242:LEU:CD1	2.81	0.43
1:G:543:ASN:CB	1:G:574:SER:CB	2.97	0.43
1:G:585:LYS:HA	1:G:588:VAL:CG2	2.49	0.43
1:G:618:VAL:HA	1:G:634:GLY:HA2	2.00	0.43
1:G:945:ARG:HG3	1:G:964:VAL:HG13	2.01	0.43
1:G:1065:GLY:HA3	1:G:1086:GLY:O	2.18	0.43
1:I:171:HIS:HD2	1:I:171:HIS:O	2.02	0.43
1:I:403:LEU:HD11	1:I:459:LYS:HZ2	1.83	0.43
1:I:526:PHE:HA	1:I:529:TYR:HB3	2.01	0.43
1:I:642:PHE:HE2	1:I:644:ALA:HA	1.83	0.43
1:I:1080:ASP:O	1:I:1081:PHE:HD1	2.01	0.43
1:I:1176:HIS:HB3	1:I:1218:THR:OG1	2.09	0.43
1:K:659:GLU:O	1:K:659:GLU:HG3	2.18	0.43
1:K:1048:LYS:HD3	1:K:1063:PHE:CZ	2.52	0.43
1:K:1080:ASP:O	1:K:1081:PHE:HD1	2.01	0.43
1:K:1233:VAL:HB	1:K:1243:ILE:HA	2.01	0.43
1:M:420:ASN:C	1:M:422:SER:H	2.20	0.43
1:M:1032:TRP:O	1:M:1034:LEU:N	2.49	0.43
1:M:1091:CYS:SG	1:M:1103:THR:HB	2.58	0.43
3:Q:79:GLY:CA	4:U:36:ARG:NH2	2.61	0.43

*Continued on next page...*

*Continued from previous page...*

Atom-1	Atom-2	Interatomic distance (Å)	Clash overlap (Å)
4:S:29:LEU:CD2	4:S:34:LEU:HD23	2.49	0.43
4:V:70:LEU:HD13	4:V:93:ARG:HD2	1.99	0.43
1:A:481:MET:O	1:A:485:ASN:ND2	2.49	0.43
1:A:543:ASN:CB	1:A:574:SER:CB	2.97	0.43
1:A:1233:VAL:HB	1:A:1243:ILE:HA	2.00	0.43
1:C:246:TRP:HH2	1:C:370:ILE:HG22	1.82	0.43
1:C:307:PRO:HD2	1:C:338:TRP:CH2	2.54	0.43
1:C:396:PRO:O	1:C:399:VAL:HG22	2.19	0.43
1:C:526:PHE:HA	1:C:529:TYR:HB3	2.01	0.43
1:C:529:TYR:O	1:C:529:TYR:HD1	2.02	0.43
1:C:597:TRP:CZ3	1:C:600:LYS:CB	3.02	0.43
1:C:622:CYS:SG	1:C:664:ALA:HA	2.58	0.43
1:C:639:LEU:HD23	1:C:653:ILE:HD13	1.93	0.43
1:C:750:ARG:HH11	1:C:806:TRP:HD1	1.67	0.43
1:C:866:LEU:O	1:C:875:VAL:N	2.45	0.43
1:C:1225:VAL:HG11	1:C:1229:PHE:CE2	2.53	0.43
1:E:140:LEU:C	1:E:140:LEU:CD1	2.86	0.43
1:E:230:LEU:CD2	1:E:234:LYS:CG	2.85	0.43
1:E:396:PRO:O	1:E:399:VAL:HG22	2.19	0.43
1:E:895:SER:C	1:E:911:THR:OG1	2.57	0.43
1:E:922:LEU:HD12	1:E:1241:LEU:CD2	2.39	0.43
1:E:1091:CYS:SG	1:E:1103:THR:HB	2.58	0.43
1:E:1235:VAL:HA	1:E:1240:ILE:O	2.18	0.43
1:G:327:ILE:HD13	1:G:327:ILE:HA	1.82	0.43
1:G:480:CYS:HA	1:G:483:TRP:HB2	2.00	0.43
1:G:923:LYS:CG	1:G:940:VAL:CG2	2.96	0.43
1:G:947:GLN:HB3	1:G:956:ILE:HG23	2.00	0.43
1:I:360:ASP:O	1:I:361:TYR:CD1	2.71	0.43
1:I:544:PHE:HE1	1:I:576:VAL:CG1	2.14	0.43
1:I:1168:LEU:HD11	1:I:1171:GLU:HB3	2.00	0.43
1:I:1208:GLU:CG	1:I:1211:GLN:HG2	2.49	0.43
1:K:529:TYR:O	1:K:529:TYR:HD1	2.02	0.43
1:K:618:VAL:HA	1:K:634:GLY:HA2	2.00	0.43
1:K:741:GLY:HA3	1:K:770:TRP:CZ2	2.52	0.43
1:K:1065:GLY:HA3	1:K:1086:GLY:O	2.18	0.43
1:K:1177:GLY:HA2	1:K:1197:GLY:N	2.32	0.43
1:K:1181:THR:HG22	1:K:1182:ASP:N	2.34	0.43
1:K:1232:TYR:O	1:K:1244:LEU:HD23	2.17	0.43
1:M:750:ARG:HH11	1:M:806:TRP:HD1	1.67	0.43
1:M:1067:VAL:HG11	1:M:1112:TRP:CZ2	2.54	0.43
1:M:1181:THR:HG22	1:M:1182:ASP:N	2.34	0.43

*Continued on next page...*

*Continued from previous page...*

Atom-1	Atom-2	Interatomic distance (Å)	Clash overlap (Å)
3:Q:28:HIS:CA	4:T:14:LEU:CD1	2.94	0.43
3:R:50:GLN:HG2	4:S:38:HIS:HE1	1.83	0.43
4:S:36:ARG:HD3	4:S:37:PRO:CD	2.45	0.43
3:X:19:ASP:HB2	3:X:83:LEU:HD11	2.00	0.43
1:A:543:ASN:HB3	1:A:574:SER:CB	2.49	0.43
1:A:945:ARG:HG3	1:A:964:VAL:HG13	2.01	0.43
1:A:1168:LEU:HD11	1:A:1171:GLU:HB3	2.00	0.43
1:A:1181:THR:HG22	1:A:1182:ASP:N	2.34	0.43
1:C:294:ILE:HG22	1:C:295:LEU:N	2.32	0.43
1:C:862:TYR:OH	1:C:881:HIS:CG	2.69	0.43
1:C:1176:HIS:CA	1:C:1218:THR:HG21	2.48	0.43
1:E:516:LEU:HD12	1:E:516:LEU:HA	1.83	0.43
1:E:1228:ASP:CB	1:E:1230:LYS:HG2	2.37	0.43
1:G:171:HIS:HD2	1:G:171:HIS:O	2.01	0.43
1:G:248:SER:O	1:G:249:TRP:C	2.57	0.43
1:G:396:PRO:O	1:G:399:VAL:HG22	2.19	0.43
1:G:622:CYS:SG	1:G:664:ALA:HA	2.58	0.43
1:G:970:SER:HB3	1:G:975:TYR:HB2	2.01	0.43
1:I:359:TYR:HE1	1:I:361:TYR:CD1	2.32	0.43
1:I:600:LYS:HG2	1:I:601:LYS:N	2.33	0.43
1:I:910:GLU:HG2	1:I:912:LYS:H	1.82	0.43
1:I:1181:THR:CG2	1:I:1221:LYS:HA	2.40	0.43
1:K:246:TRP:HH2	1:K:370:ILE:HG22	1.82	0.43
1:K:307:PRO:HD2	1:K:338:TRP:CH2	2.54	0.43
1:K:364:LEU:CD1	1:K:368:MET:HE2	2.47	0.43
1:K:703:ASN:HD22	1:K:746:VAL:HB	1.84	0.43
1:K:947:GLN:HB3	1:K:956:ILE:HG23	2.00	0.43
1:M:543:ASN:HB3	1:M:574:SER:CB	2.49	0.43
1:M:600:LYS:HG2	1:M:601:LYS:N	2.34	0.43
1:M:945:ARG:HG3	1:M:964:VAL:HG13	2.01	0.43
1:M:999:ARG:HB2	1:M:1030:TRP:CE3	2.54	0.43
1:M:1048:LYS:HD3	1:M:1063:PHE:CZ	2.52	0.43
1:M:1187:PRO:CD	1:M:1229:PHE:CG	3.01	0.43
4:S:8:LEU:HD22	4:S:12:CYS:SG	2.58	0.43
4:V:29:LEU:CD2	4:V:34:LEU:HD23	2.49	0.43
1:A:585:LYS:HA	1:A:588:VAL:CG2	2.49	0.43
1:A:618:VAL:HA	1:A:634:GLY:HA2	2.00	0.43
1:A:685:ASN:OD1	1:A:686:SER:N	2.51	0.43
1:A:703:ASN:HD22	1:A:746:VAL:HB	1.84	0.43
1:A:766:THR:HG22	1:A:782:ASN:HA	2.00	0.43
1:A:1065:GLY:HA3	1:A:1086:GLY:O	2.18	0.43

*Continued on next page...*

*Continued from previous page...*

Atom-1	Atom-2	Interatomic distance (Å)	Clash overlap (Å)
1:C:111:ARG:HG2	1:C:111:ARG:H	1.63	0.43
1:C:618:VAL:HA	1:C:634:GLY:HA2	2.00	0.43
1:C:882:LEU:HD23	1:C:903:ASP:HB2	2.01	0.43
1:C:1007:TRP:HZ3	1:C:1048:LYS:HA	1.83	0.43
1:C:1228:ASP:CB	1:C:1230:LYS:HG2	2.37	0.43
1:E:234:LYS:O	1:E:235:HIS:CG	2.69	0.43
1:G:307:PRO:HD2	1:G:338:TRP:CH2	2.54	0.43
1:G:360:ASP:O	1:G:361:TYR:CD1	2.71	0.43
1:I:307:PRO:HD2	1:I:338:TRP:CH2	2.54	0.43
1:I:320:SER:O	1:I:320:SER:OG	2.36	0.43
1:I:396:PRO:O	1:I:399:VAL:HG22	2.19	0.43
1:I:529:TYR:O	1:I:529:TYR:HD1	2.02	0.43
1:I:557:ARG:HA	1:I:557:ARG:HD3	1.87	0.43
1:I:564:VAL:HG13	1:I:583:GLN:CG	2.44	0.43
1:I:639:LEU:CA	1:I:653:ILE:HG21	2.49	0.43
1:K:360:ASP:O	1:K:361:TYR:CD1	2.71	0.43
1:K:403:LEU:HD11	1:K:459:LYS:HZ2	1.83	0.43
1:K:1007:TRP:HZ3	1:K:1048:LYS:HA	1.83	0.43
1:K:1187:PRO:HG3	1:K:1229:PHE:HB2	1.99	0.43
1:K:1235:VAL:HA	1:K:1240:ILE:O	2.18	0.43
1:M:251:LEU:HD22	1:M:260:ILE:HD11	1.99	0.43
1:M:585:LYS:HA	1:M:588:VAL:CG2	2.49	0.43
1:M:862:TYR:HD1	1:M:885:VAL:HG12	0.72	0.43
3:P:48:THR:CG2	3:Q:41:GLU:OE1	2.66	0.43
3:Q:19:ASP:CB	4:U:64:THR:HA	2.48	0.43
1:A:307:PRO:HD2	1:A:338:TRP:CH2	2.54	0.43
1:A:639:LEU:CA	1:A:653:ILE:HG21	2.49	0.43
1:A:813:ILE:HG22	1:A:815:VAL:HG13	2.00	0.43
1:A:1048:LYS:HD3	1:A:1063:PHE:CZ	2.53	0.43
1:A:1067:VAL:HG11	1:A:1112:TRP:CZ2	2.54	0.43
1:A:1200:LYS:HG2	1:A:1211:GLN:HA	2.00	0.43
1:C:270:THR:O	1:C:270:THR:OG1	2.32	0.43
1:C:813:ILE:HG22	1:C:815:VAL:HG13	2.00	0.43
1:C:1067:VAL:HG11	1:C:1112:TRP:CZ2	2.54	0.43
1:C:1187:PRO:HG2	1:C:1229:PHE:CB	2.42	0.43
1:E:222:GLU:OE2	1:G:204:THR:HG21	2.19	0.43
1:E:307:PRO:HD2	1:E:338:TRP:CH2	2.54	0.43
1:E:597:TRP:CZ3	1:E:600:LYS:CB	3.02	0.43
1:E:970:SER:HB3	1:E:975:TYR:HB2	2.01	0.43
1:E:1187:PRO:CD	1:E:1229:PHE:CG	3.01	0.43
1:G:453:LEU:CD1	1:G:454:GLN:N	2.73	0.43

*Continued on next page...*

*Continued from previous page...*

Atom-1	Atom-2	Interatomic distance (Å)	Clash overlap (Å)
1:G:482:TYR:CE1	1:G:486:PHE:CD1	3.07	0.43
1:G:750:ARG:HH11	1:G:806:TRP:HD1	1.67	0.43
1:G:805:SER:HB2	1:G:814:MET:HB3	2.00	0.43
1:I:208:GLN:H	1:I:208:GLN:HG3	1.48	0.43
1:I:480:CYS:HA	1:I:483:TRP:HB2	2.01	0.43
1:I:741:GLY:HA3	1:I:770:TRP:CZ2	2.53	0.43
1:I:1067:VAL:HG11	1:I:1112:TRP:CZ2	2.54	0.43
1:I:1220:LEU:CB	1:I:1236:ASP:HB3	2.48	0.43
1:K:179:PRO:CD	1:K:237:ARG:HH12	2.15	0.43
1:K:330:LEU:HD12	1:K:330:LEU:HA	1.74	0.43
1:K:396:PRO:O	1:K:399:VAL:HG22	2.19	0.43
1:K:407:GLU:H	1:K:407:GLU:HG2	1.47	0.43
1:K:505:PHE:CE2	1:K:575:GLU:OE1	2.60	0.43
1:K:547:PHE:O	1:K:551:ASN:ND2	2.50	0.43
1:K:622:CYS:SG	1:K:664:ALA:HA	2.58	0.43
1:K:1067:VAL:HG11	1:K:1112:TRP:CZ2	2.54	0.43
1:K:1168:LEU:HD11	1:K:1171:GLU:HB3	2.00	0.43
1:K:1187:PRO:CD	1:K:1229:PHE:CG	3.01	0.43
1:M:244:ASP:OD1	1:M:246:TRP:NE1	2.50	0.43
1:M:248:SER:O	1:M:249:TRP:C	2.57	0.43
1:M:394:LYS:CB	1:M:434:ARG:CB	2.80	0.43
1:M:639:LEU:CA	1:M:653:ILE:HG21	2.49	0.43
1:M:883:SER:O	1:M:884:TRP:O	2.37	0.43
1:M:938:LEU:HD13	1:M:938:LEU:HA	1.86	0.43
3:Q:14:GLU:C	3:Q:18:LYS:HE2	2.39	0.43
4:V:8:LEU:HD22	4:V:12:CYS:SG	2.58	0.43
1:A:895:SER:C	1:A:911:THR:OG1	2.57	0.43
1:A:1091:CYS:SG	1:A:1103:THR:HB	2.58	0.43
2:B:16:GLN:OE1	2:B:16:GLN:N	2.47	0.43
1:C:603:ILE:CD1	1:C:1242:TYR:CE1	3.00	0.43
1:C:642:PHE:HE2	1:C:644:ALA:HA	1.83	0.43
1:C:703:ASN:HD22	1:C:746:VAL:HB	1.84	0.43
1:C:910:GLU:HG2	1:C:912:LYS:H	1.83	0.43
1:C:945:ARG:HG3	1:C:964:VAL:HG13	2.01	0.43
1:C:1213:PHE:O	1:C:1214:TYR:CB	2.49	0.43
1:E:477:GLN:NE2	1:E:477:GLN:CA	2.73	0.43
1:E:480:CYS:HA	1:E:483:TRP:HB2	2.00	0.43
1:E:585:LYS:HA	1:E:588:VAL:CG2	2.49	0.43
1:E:862:TYR:HD1	1:E:885:VAL:N	2.11	0.43
1:G:222:GLU:OE2	1:I:204:THR:HG21	2.19	0.43
1:G:326:LEU:HD23	1:G:353:ILE:HG22	2.01	0.43

*Continued on next page...*

*Continued from previous page...*

Atom-1	Atom-2	Interatomic distance (Å)	Clash overlap (Å)
1:G:543:ASN:HB3	1:G:574:SER:CB	2.49	0.43
1:G:645:GLU:C	1:G:647:GLY:H	2.23	0.43
1:G:862:TYR:OH	1:G:881:HIS:CG	2.69	0.43
1:G:866:LEU:CD2	1:G:914:VAL:HB	2.43	0.43
1:G:1081:PHE:HE1	1:G:1117:LEU:HA	1.84	0.43
1:G:1087:THR:CG2	2:H:39:LYS:CD	2.75	0.43
1:G:1168:LEU:HD11	1:G:1171:GLU:HB3	2.00	0.43
1:G:1185:PHE:CE1	1:G:1192:LEU:HD12	2.39	0.43
1:G:1220:LEU:CB	1:G:1236:ASP:HB3	2.48	0.43
1:G:1233:VAL:CB	1:G:1243:ILE:HG12	2.49	0.43
1:I:393:VAL:CG1	1:I:486:PHE:CE2	2.99	0.43
1:I:505:PHE:CE2	1:I:575:GLU:OE1	2.60	0.43
1:I:862:TYR:OH	1:I:881:HIS:CG	2.69	0.43
1:I:895:SER:C	1:I:911:THR:OG1	2.57	0.43
1:K:136:ILE:HD13	1:K:152:ILE:HD13	1.99	0.43
1:K:347:ASN:O	1:K:348:LYS:HB2	2.19	0.43
1:K:600:LYS:HG2	1:K:601:LYS:N	2.34	0.43
1:K:1139:SER:OG	1:K:1140:THR:N	2.51	0.43
1:K:1160:GLU:O	1:K:1162:LEU:N	2.49	0.43
1:M:140:LEU:C	1:M:140:LEU:CD1	2.86	0.43
1:M:326:LEU:HD23	1:M:353:ILE:HG22	2.01	0.43
1:M:703:ASN:HD22	1:M:746:VAL:HB	1.83	0.43
1:M:766:THR:HG22	1:M:782:ASN:HA	2.00	0.43
1:M:862:TYR:OH	1:M:881:HIS:CG	2.69	0.43
1:M:970:SER:CB	1:M:975:TYR:HB2	2.49	0.43
3:P:14:GLU:C	3:P:18:LYS:HE2	2.39	0.43
3:P:43:VAL:O	3:P:52:ARG:HG2	2.19	0.43
1:A:204:THR:HG21	1:M:222:GLU:OE2	2.19	0.42
1:A:320:SER:HG	1:A:323:VAL:HB	1.84	0.42
1:A:394:LYS:HB3	1:A:434:ARG:CG	2.48	0.42
1:A:480:CYS:HA	1:A:483:TRP:HB2	2.01	0.42
1:A:563:ILE:O	1:A:567:GLY:N	2.51	0.42
1:A:564:VAL:HG13	1:A:583:GLN:CG	2.43	0.42
1:A:1007:TRP:HZ3	1:A:1048:LYS:HA	1.83	0.42
1:A:1072:ILE:O	1:A:1074:THR:N	2.52	0.42
1:A:1080:ASP:O	1:A:1081:PHE:HD1	2.01	0.42
1:C:132:LEU:HD23	1:C:132:LEU:HA	1.76	0.42
1:E:301:MET:O	1:E:302:LYS:C	2.57	0.42
1:E:526:PHE:HA	1:E:529:TYR:HB3	2.00	0.42
1:E:639:LEU:O	1:E:653:ILE:HG21	2.07	0.42
1:E:1198:TYR:HB2	1:E:1215:THR:H	1.82	0.42

*Continued on next page...*



*Continued from previous page...*

Atom-1	Atom-2	Interatomic distance (Å)	Clash overlap (Å)
1:G:529:TYR:O	1:G:529:TYR:HD1	2.02	0.42
1:G:922:LEU:HD12	1:G:1241:LEU:CD2	2.39	0.42
1:G:1072:ILE:O	1:G:1074:THR:N	2.52	0.42
1:I:320:SER:HG	1:I:323:VAL:HB	1.84	0.42
1:I:543:ASN:HB3	1:I:574:SER:CB	2.49	0.42
1:I:703:ASN:HD22	1:I:746:VAL:HB	1.84	0.42
1:I:1065:GLY:HA3	1:I:1086:GLY:O	2.18	0.42
1:I:1187:PRO:CD	1:I:1229:PHE:CG	3.01	0.42
1:K:139:LYS:HD2	1:K:278:TYR:CB	2.48	0.42
1:K:262:LEU:HG	1:K:262:LEU:O	2.19	0.42
1:K:883:SER:HB2	1:K:902:ASP:CB	2.39	0.42
1:K:999:ARG:HB2	1:K:1030:TRP:CE3	2.54	0.42
1:K:1072:ILE:O	1:K:1074:THR:N	2.52	0.42
1:M:295:LEU:HD22	1:M:295:LEU:HA	1.75	0.42
1:M:359:TYR:HE1	1:M:361:TYR:CD1	2.32	0.42
1:M:364:LEU:HD13	1:M:368:MET:HE2	1.98	0.42
3:P:24:TYR:CZ	4:T:38:HIS:HD2	2.36	0.42
3:Q:31:SER:O	4:T:11:ARG:HA	2.19	0.42
1:A:156:ALA:HB2	1:A:265:ARG:NH2	2.34	0.42
1:A:262:LEU:HG	1:A:262:LEU:O	2.19	0.42
1:A:374:MET:HA	1:A:374:MET:HE2	1.93	0.42
1:A:396:PRO:O	1:A:399:VAL:HG22	2.19	0.42
1:A:482:TYR:CE1	1:A:486:PHE:CD1	3.07	0.42
1:A:659:GLU:HG3	1:A:659:GLU:O	2.18	0.42
1:A:713:HIS:ND1	1:A:755:ASP:OD2	2.53	0.42
1:A:920:VAL:C	1:A:921:MET:CG	2.85	0.42
1:A:1032:TRP:O	1:A:1034:LEU:N	2.50	0.42
1:A:1081:PHE:HE1	1:A:1117:LEU:HA	1.84	0.42
1:A:1225:VAL:CG1	1:A:1229:PHE:CE1	3.01	0.42
1:A:1228:ASP:CB	1:A:1230:LYS:HG2	2.37	0.42
1:C:127:VAL:CG1	1:C:293:GLU:HG2	2.49	0.42
1:C:480:CYS:HA	1:C:483:TRP:HB2	2.00	0.42
1:C:600:LYS:HG2	1:C:601:LYS:N	2.34	0.42
1:C:659:GLU:O	1:C:659:GLU:HG3	2.18	0.42
1:C:805:SER:HB2	1:C:814:MET:HB3	2.00	0.42
1:C:895:SER:C	1:C:911:THR:OG1	2.57	0.42
1:C:1178:GLY:O	1:C:1179:TRP:CB	2.67	0.42
1:E:127:VAL:CG1	1:E:293:GLU:HG2	2.50	0.42
1:E:244:ASP:HB3	1:E:245:VAL:H	1.51	0.42
1:E:389:LEU:HD21	1:E:395:VAL:HG21	2.02	0.42
1:E:547:PHE:O	1:E:551:ASN:ND2	2.50	0.42

*Continued on next page...*

*Continued from previous page...*

Atom-1	Atom-2	Interatomic distance (Å)	Clash overlap (Å)
1:E:1208:GLU:CG	1:E:1211:GLN:HG2	2.49	0.42
1:G:127:VAL:CG1	1:G:293:GLU:HG2	2.49	0.42
1:G:416:GLN:CA	1:G:416:GLN:HE21	2.32	0.42
1:G:482:TYR:CE1	1:G:486:PHE:CG	3.08	0.42
1:G:513:LYS:O	1:G:517:VAL:CB	2.62	0.42
1:G:659:GLU:HG3	1:G:659:GLU:O	2.18	0.42
1:G:895:SER:C	1:G:911:THR:OG1	2.57	0.42
1:G:910:GLU:HG2	1:G:912:LYS:H	1.83	0.42
1:I:334:PHE:CB	1:I:337:ARG:HG2	2.45	0.42
1:I:750:ARG:HH11	1:I:806:TRP:HD1	1.67	0.42
1:I:882:LEU:HD23	1:I:903:ASP:HB2	2.01	0.42
1:I:883:SER:HB2	1:I:902:ASP:CB	2.39	0.42
1:I:947:GLN:HB3	1:I:956:ILE:HG23	2.00	0.42
1:I:970:SER:CB	1:I:975:TYR:HB2	2.49	0.42
1:K:363:ALA:O	1:K:366:GLU:N	2.51	0.42
1:K:651:LEU:HD22	1:K:651:LEU:HA	1.79	0.42
1:K:657:GLU:O	1:K:658:ASP:CB	2.67	0.42
1:K:727:LEU:HB2	1:K:739:MET:HE1	2.01	0.42
1:K:1032:TRP:O	1:K:1034:LEU:N	2.49	0.42
1:K:1185:PHE:CE1	1:K:1192:LEU:HD12	2.39	0.42
2:L:18:HIS:CE1	2:L:30:PRO:CD	3.00	0.42
1:M:137:GLN:HG2	1:M:173:LEU:CD1	2.45	0.42
1:M:262:LEU:O	1:M:262:LEU:HG	2.19	0.42
1:M:391:LYS:H	1:M:391:LYS:HG2	1.60	0.42
1:M:526:PHE:HA	1:M:529:TYR:HB3	2.00	0.42
1:M:895:SER:C	1:M:911:THR:OG1	2.57	0.42
1:M:1072:ILE:O	1:M:1074:THR:N	2.52	0.42
1:M:1080:ASP:O	1:M:1081:PHE:HD1	2.01	0.42
3:P:22:THR:O	3:P:26:MET:HG3	2.19	0.42
3:Q:19:ASP:C	4:U:64:THR:CG2	2.87	0.42
4:U:36:ARG:HD3	4:U:37:PRO:HD2	2.01	0.42
4:Y:90:ARG:HG2	4:Y:90:ARG:HH21	1.85	0.42
1:A:171:HIS:HD2	1:A:171:HIS:O	2.01	0.42
1:A:180:GLY:H	1:A:237:ARG:CB	2.33	0.42
1:A:326:LEU:HD23	1:A:353:ILE:HG22	2.01	0.42
1:A:361:TYR:HB3	1:A:366:GLU:HG2	2.02	0.42
1:A:529:TYR:O	1:A:529:TYR:HD1	2.02	0.42
1:A:678:ASP:OD2	1:A:680:LYS:CD	2.67	0.42
1:A:750:ARG:HH11	1:A:806:TRP:HD1	1.67	0.42
1:A:883:SER:O	1:A:884:TRP:O	2.37	0.42
1:A:1187:PRO:HG3	1:A:1229:PHE:HB2	1.98	0.42

*Continued on next page...*

*Continued from previous page...*

Atom-1	Atom-2	Interatomic distance (Å)	Clash overlap (Å)
1:C:155:MET:HE2	1:C:155:MET:HB2	1.84	0.42
1:C:678:ASP:OD2	1:C:680:LYS:CD	2.67	0.42
1:C:866:LEU:CD2	1:C:914:VAL:HB	2.43	0.42
1:C:1080:ASP:O	1:C:1081:PHE:HD1	2.01	0.42
1:E:322:LEU:HG	1:E:359:TYR:HE2	1.85	0.42
1:E:361:TYR:HB3	1:E:366:GLU:HG2	2.02	0.42
1:E:416:GLN:CA	1:E:416:GLN:HE21	2.32	0.42
1:E:713:HIS:ND1	1:E:755:ASP:OD2	2.53	0.42
1:E:862:TYR:OH	1:E:881:HIS:CG	2.69	0.42
1:E:883:SER:HB2	1:E:902:ASP:CB	2.39	0.42
1:E:1139:SER:OG	1:E:1140:THR:N	2.51	0.42
1:G:639:LEU:CA	1:G:653:ILE:HG21	2.49	0.42
1:G:786:PHE:CE1	1:G:819:ASN:HB2	2.55	0.42
1:G:875:VAL:CG1	1:G:915:CYS:SG	2.94	0.42
1:G:1151:ILE:N	1:G:1167:PRO:HD2	2.24	0.42
1:I:162:VAL:O	1:I:166:GLU:HB2	2.20	0.42
1:I:262:LEU:HG	1:I:262:LEU:O	2.19	0.42
1:I:306:LEU:HA	1:I:307:PRO:HD3	1.76	0.42
1:I:330:LEU:HD12	1:I:330:LEU:HA	1.74	0.42
1:I:406:MET:O	1:I:411:VAL:CG2	2.68	0.42
1:I:482:TYR:CE1	1:I:486:PHE:CD1	3.07	0.42
1:I:513:LYS:O	1:I:517:VAL:CB	2.62	0.42
1:I:585:LYS:HA	1:I:588:VAL:CG2	2.49	0.42
1:I:1081:PHE:HE1	1:I:1117:LEU:HA	1.84	0.42
1:K:148:GLY:C	1:K:149:TRP:HD1	2.23	0.42
1:K:241:ILE:C	1:K:242:LEU:CD1	2.81	0.42
1:K:406:MET:O	1:K:411:VAL:CG2	2.68	0.42
1:K:434:ARG:CG	1:K:434:ARG:HH21	2.30	0.42
1:K:585:LYS:HA	1:K:588:VAL:CG2	2.49	0.42
1:K:895:SER:C	1:K:911:THR:OG1	2.57	0.42
1:K:1081:PHE:HE1	1:K:1117:LEU:HA	1.83	0.42
1:M:171:HIS:HD2	1:M:171:HIS:O	2.01	0.42
1:M:235:HIS:HB3	1:M:238:SER:HB3	2.01	0.42
1:M:307:PRO:HD2	1:M:338:TRP:CH2	2.54	0.42
1:M:482:TYR:CE1	1:M:486:PHE:CG	3.07	0.42
1:M:529:TYR:O	1:M:529:TYR:HD1	2.02	0.42
1:M:543:ASN:CB	1:M:574:SER:CB	2.97	0.42
1:M:1182:ASP:HB3	1:M:1223:ILE:HG23	1.98	0.42
3:O:1:MET:H3	3:O:6:ARG:HH21	1.61	0.42
3:O:14:GLU:C	3:O:18:LYS:HE2	2.39	0.42
3:O:24:TYR:CZ	4:S:39:MET:HA	2.54	0.42

*Continued on next page...*

Continued from previous page...

Atom-1	Atom-2	Interatomic distance (Å)	Clash overlap (Å)
3:O:43:VAL:HG22	3:O:55:MET:HG3	2.00	0.42
1:A:306:LEU:HA	1:A:307:PRO:HD3	1.76	0.42
1:A:330:LEU:HA	1:A:330:LEU:HD12	1.74	0.42
1:A:403:LEU:C	1:A:403:LEU:CD1	2.86	0.42
1:A:727:LEU:HB2	1:A:739:MET:HE1	2.00	0.42
1:A:999:ARG:HB2	1:A:1030:TRP:CE3	2.54	0.42
1:A:1177:GLY:CA	1:A:1197:GLY:HA3	2.30	0.42
1:A:1212:THR:OG1	1:A:1213:PHE:N	2.53	0.42
1:C:156:ALA:HB2	1:C:265:ARG:NH2	2.34	0.42
1:C:260:ILE:O	1:C:260:ILE:HG12	2.20	0.42
1:C:320:SER:HG	1:C:323:VAL:HB	1.84	0.42
1:C:999:ARG:HB2	1:C:1030:TRP:CE3	2.54	0.42
1:C:1160:GLU:O	1:C:1162:LEU:N	2.49	0.42
1:E:482:TYR:CE1	1:E:486:PHE:CG	3.08	0.42
1:E:999:ARG:HB2	1:E:1030:TRP:CE3	2.54	0.42
1:G:406:MET:O	1:G:411:VAL:CG2	2.68	0.42
1:G:578:GLN:NE2	1:G:578:GLN:C	2.73	0.42
1:G:597:TRP:CZ3	1:G:600:LYS:HA	2.54	0.42
1:G:600:LYS:HG2	1:G:601:LYS:N	2.34	0.42
1:G:882:LEU:HD23	1:G:903:ASP:HB2	2.01	0.42
1:G:1032:TRP:O	1:G:1034:LEU:N	2.49	0.42
1:I:568:LEU:H	1:I:568:LEU:HG	1.50	0.42
1:I:597:TRP:CZ3	1:I:600:LYS:HA	2.55	0.42
1:I:678:ASP:OD2	1:I:680:LYS:CD	2.67	0.42
1:I:862:TYR:CD1	1:I:885:VAL:N	2.84	0.42
2:J:16:GLN:OE1	2:J:16:GLN:N	2.47	0.42
1:K:235:HIS:HB3	1:K:238:SER:HB3	2.01	0.42
1:K:883:SER:O	1:K:884:TRP:O	2.37	0.42
1:K:970:SER:CB	1:K:975:TYR:HB2	2.49	0.42
1:M:156:ALA:HB2	1:M:265:ARG:NH2	2.34	0.42
1:M:230:LEU:CD2	1:M:234:LYS:CG	2.85	0.42
3:Q:43:VAL:HG22	3:Q:55:MET:HG3	2.00	0.42
3:Q:43:VAL:O	3:Q:52:ARG:HG2	2.19	0.42
3:R:22:THR:O	3:R:26:MET:HG3	2.19	0.42
3:R:79:GLY:C	4:V:65:ARG:HH12	2.21	0.42
1:A:146:GLU:C	1:A:147:PRO:O	2.58	0.42
1:A:416:GLN:CA	1:A:416:GLN:HE21	2.33	0.42
1:A:651:LEU:HD22	1:A:651:LEU:HA	1.79	0.42
1:C:171:HIS:HD2	1:C:171:HIS:O	2.01	0.42
1:C:230:LEU:CD2	1:C:234:LYS:CG	2.85	0.42
1:C:259:GLN:H	1:C:259:GLN:HG2	1.56	0.42

Continued on next page...

*Continued from previous page...*

Atom-1	Atom-2	Interatomic distance (Å)	Clash overlap (Å)
1:C:322:LEU:HG	1:C:359:TYR:HE2	1.85	0.42
1:C:585:LYS:HA	1:C:588:VAL:CG2	2.49	0.42
1:C:595:LEU:HD13	1:C:1244:LEU:CG	2.50	0.42
1:C:597:TRP:CZ3	1:C:600:LYS:HA	2.55	0.42
1:C:639:LEU:CA	1:C:653:ILE:HG21	2.49	0.42
1:C:1072:ILE:O	1:C:1074:THR:N	2.52	0.42
2:D:14:CYS:CB	7:D:201:HEM:CAB	2.96	0.42
1:E:156:ALA:HB2	1:E:265:ARG:NH2	2.34	0.42
1:E:231:MET:O	1:E:236:PRO:HB3	2.19	0.42
1:E:326:LEU:HD23	1:E:353:ILE:HG22	2.01	0.42
1:E:409:GLU:CG	1:G:340:TYR:CZ	3.00	0.42
1:E:600:LYS:HG2	1:E:601:LYS:N	2.34	0.42
1:E:645:GLU:C	1:E:647:GLY:N	2.73	0.42
1:E:1233:VAL:HB	1:E:1243:ILE:HA	2.00	0.42
1:G:526:PHE:HA	1:G:529:TYR:HB3	2.01	0.42
1:G:713:HIS:ND1	1:G:755:ASP:OD2	2.53	0.42
1:G:1177:GLY:HA2	1:G:1197:GLY:N	2.32	0.42
1:G:1208:GLU:CG	1:G:1211:GLN:HG2	2.49	0.42
1:G:1212:THR:OG1	1:G:1213:PHE:N	2.53	0.42
1:G:1233:VAL:HB	1:G:1243:ILE:HA	2.01	0.42
1:I:645:GLU:C	1:I:647:GLY:H	2.23	0.42
1:I:713:HIS:ND1	1:I:755:ASP:OD2	2.53	0.42
1:I:805:SER:HB2	1:I:814:MET:HB3	2.01	0.42
1:I:1072:ILE:O	1:I:1074:THR:N	2.52	0.42
1:K:179:PRO:HD2	1:K:237:ARG:CG	2.45	0.42
1:K:394:LYS:HB3	1:K:434:ARG:CG	2.48	0.42
1:K:544:PHE:HE1	1:K:576:VAL:CG1	2.14	0.42
1:K:597:TRP:CZ3	1:K:600:LYS:CB	3.02	0.42
1:M:402:ILE:HG12	1:M:402:ILE:H	1.64	0.42
1:M:403:LEU:CD1	1:M:459:LYS:HZ3	2.32	0.42
1:M:563:ILE:O	1:M:567:GLY:N	2.51	0.42
1:M:713:HIS:ND1	1:M:755:ASP:OD2	2.53	0.42
1:M:970:SER:HB3	1:M:975:TYR:HB2	2.01	0.42
1:M:1198:TYR:HB2	1:M:1215:THR:HG23	2.00	0.42
3:P:46:GLU:HB2	3:P:52:ARG:CG	2.50	0.42
4:Y:34:LEU:HD12	4:Y:34:LEU:HA	1.93	0.42
1:A:259:GLN:H	1:A:259:GLN:HG2	1.55	0.42
1:C:713:HIS:ND1	1:C:755:ASP:OD2	2.53	0.42
1:C:786:PHE:CE1	1:C:819:ASN:HB2	2.55	0.42
1:C:923:LYS:HA	1:C:923:LYS:HD3	1.82	0.42
1:C:1151:ILE:N	1:C:1167:PRO:HD2	2.24	0.42

*Continued on next page...*

*Continued from previous page...*

Atom-1	Atom-2	Interatomic distance (Å)	Clash overlap (Å)
1:C:1233:VAL:HB	1:C:1243:ILE:HA	2.00	0.42
1:E:162:VAL:O	1:E:166:GLU:HB2	2.20	0.42
1:E:231:MET:HA	1:E:235:HIS:O	2.19	0.42
1:E:244:ASP:OD1	1:E:246:TRP:NE1	2.50	0.42
1:E:320:SER:HG	1:E:323:VAL:HB	1.85	0.42
1:E:406:MET:O	1:E:411:VAL:CG2	2.68	0.42
1:E:453:LEU:CD1	1:E:454:GLN:N	2.73	0.42
1:E:1072:ILE:O	1:E:1074:THR:N	2.52	0.42
1:G:148:GLY:C	1:G:149:TRP:HD1	2.23	0.42
1:G:322:LEU:HG	1:G:359:TYR:HE2	1.85	0.42
1:G:703:ASN:HD22	1:G:746:VAL:HB	1.84	0.42
1:I:156:ALA:HB2	1:I:265:ARG:NH2	2.34	0.42
1:I:222:GLU:OE2	1:K:204:THR:HG21	2.19	0.42
1:I:245:VAL:C	1:I:246:TRP:HD1	2.23	0.42
1:I:317:CYS:C	1:I:318:LYS:CG	2.85	0.42
1:I:603:ILE:HD12	1:I:604:THR:HG1	1.83	0.42
1:I:883:SER:O	1:I:884:TRP:O	2.37	0.42
1:I:970:SER:HB3	1:I:975:TYR:HB2	2.01	0.42
1:K:180:GLY:H	1:K:237:ARG:CB	2.33	0.42
1:K:389:LEU:HD21	1:K:395:VAL:HG21	2.02	0.42
1:K:393:VAL:CG1	1:K:486:PHE:CE2	2.99	0.42
1:K:431:LYS:HZ1	1:M:336:ASN:CB	2.28	0.42
1:K:482:TYR:CE1	1:K:486:PHE:CG	3.08	0.42
1:K:678:ASP:OD2	1:K:680:LYS:CD	2.68	0.42
1:K:713:HIS:ND1	1:K:755:ASP:OD2	2.53	0.42
1:K:945:ARG:HG3	1:K:964:VAL:HG13	2.01	0.42
1:K:1176:HIS:CA	1:K:1218:THR:HG21	2.48	0.42
1:K:1198:TYR:HB2	1:K:1215:THR:HG23	2.00	0.42
1:M:206:LEU:CD2	1:M:235:HIS:CD2	3.03	0.42
1:M:301:MET:O	1:M:302:LYS:C	2.57	0.42
1:M:482:TYR:CE1	1:M:486:PHE:CD1	3.07	0.42
1:M:573:THR:C	1:M:577:TYR:HB3	2.28	0.42
1:M:786:PHE:CE1	1:M:819:ASN:HB2	2.55	0.42
1:M:1163:HIS:HB3	1:M:1205:VAL:HG13	2.02	0.42
1:M:1233:VAL:HB	1:M:1243:ILE:HA	2.01	0.42
3:O:43:VAL:O	3:O:52:ARG:HG2	2.19	0.42
3:P:19:ASP:OD1	4:T:63:GLU:O	2.38	0.42
3:P:27:ASP:CB	4:S:13:ARG:HG3	2.49	0.42
4:U:13:ARG:HE	4:U:56:ARG:HG3	1.85	0.42
1:A:222:GLU:OE2	1:C:204:THR:HG21	2.20	0.42
1:A:645:GLU:C	1:A:647:GLY:H	2.22	0.42

*Continued on next page...*

*Continued from previous page...*

Atom-1	Atom-2	Interatomic distance (Å)	Clash overlap (Å)
1:A:657:GLU:O	1:A:658:ASP:CB	2.67	0.42
1:A:1030:TRP:HA	1:A:1036:LYS:O	2.20	0.42
1:A:1187:PRO:CD	1:A:1229:PHE:CG	3.01	0.42
1:C:180:GLY:H	1:C:237:ARG:CB	2.32	0.42
1:C:248:SER:O	1:C:249:TRP:C	2.57	0.42
1:C:262:LEU:HG	1:C:262:LEU:O	2.20	0.42
1:C:295:LEU:HD22	1:C:295:LEU:HA	1.75	0.42
1:C:389:LEU:HD21	1:C:395:VAL:HG21	2.02	0.42
1:C:403:LEU:HD11	1:C:459:LYS:HZ2	1.85	0.42
1:C:482:TYR:CE1	1:C:486:PHE:CD1	3.07	0.42
1:C:573:THR:C	1:C:577:TYR:HB3	2.28	0.42
1:C:578:GLN:NE2	1:C:578:GLN:C	2.73	0.42
1:C:657:GLU:O	1:C:658:ASP:CB	2.67	0.42
1:E:529:TYR:O	1:E:529:TYR:HD1	2.02	0.42
1:E:529:TYR:CA	1:E:532:ILE:CG2	2.98	0.42
1:E:645:GLU:C	1:E:647:GLY:H	2.23	0.42
1:E:659:GLU:HG3	1:E:659:GLU:O	2.18	0.42
1:E:852:ASN:HB2	1:E:854:LEU:HG	2.02	0.42
1:G:162:VAL:O	1:G:166:GLU:HB2	2.20	0.42
1:G:245:VAL:C	1:G:246:TRP:HD1	2.23	0.42
1:G:999:ARG:HB2	1:G:1030:TRP:CE3	2.54	0.42
1:I:127:VAL:CG1	1:I:293:GLU:HG2	2.50	0.42
1:I:235:HIS:HB3	1:I:238:SER:HB3	2.01	0.42
1:I:431:LYS:HZ1	1:K:336:ASN:CB	2.30	0.42
1:I:595:LEU:HD13	1:I:1244:LEU:CD1	2.50	0.42
1:I:945:ARG:HG3	1:I:964:VAL:HG13	2.01	0.42
1:I:999:ARG:HB2	1:I:1030:TRP:CE3	2.54	0.42
2:J:14:CYS:CB	7:J:201:HEM:CAB	2.96	0.42
2:J:18:HIS:NE2	7:J:201:HEM:C4C	2.88	0.42
1:K:162:VAL:O	1:K:166:GLU:HB2	2.20	0.42
1:K:295:LEU:HD22	1:K:295:LEU:HA	1.75	0.42
1:K:320:SER:HG	1:K:323:VAL:HB	1.85	0.42
1:K:639:LEU:CA	1:K:653:ILE:HG21	2.49	0.42
1:K:805:SER:HB2	1:K:814:MET:HB3	2.00	0.42
1:K:1022:SER:OG	1:K:1023:ASP:N	2.48	0.42
1:K:1233:VAL:CB	1:K:1243:ILE:HG12	2.49	0.42
1:M:148:GLY:C	1:M:149:TRP:HD1	2.23	0.42
1:M:396:PRO:O	1:M:399:VAL:HG22	2.19	0.42
1:M:416:GLN:CA	1:M:416:GLN:HE21	2.32	0.42
1:M:480:CYS:HA	1:M:483:TRP:HB2	2.00	0.42
1:M:595:LEU:HD13	1:M:1244:LEU:CD1	2.50	0.42

*Continued on next page...*

*Continued from previous page...*

Atom-1	Atom-2	Interatomic distance (Å)	Clash overlap (Å)
1:M:1007:TRP:HZ3	1:M:1048:LYS:HA	1.83	0.42
1:M:1168:LEU:HD11	1:M:1171:GLU:HB3	2.00	0.42
3:R:20:ILE:HA	4:V:64:THR:HB	2.01	0.42
4:U:52:ARG:NH1	4:V:38:HIS:CE1	2.87	0.42
4:Y:7:ARG:HA	4:Y:10:ARG:HG3	2.02	0.42
1:A:148:GLY:C	1:A:149:TRP:HD1	2.23	0.42
1:A:172:SER:OG	3:W:3:ALA:CB	2.66	0.42
1:A:261:LEU:HD12	1:A:261:LEU:O	2.18	0.42
1:A:582:LEU:C	1:A:582:LEU:CD2	2.88	0.42
1:A:595:LEU:HD13	1:A:1244:LEU:CD1	2.50	0.42
1:A:970:SER:HB3	1:A:975:TYR:HB2	2.01	0.42
1:C:162:VAL:O	1:C:166:GLU:HB2	2.20	0.42
1:C:235:HIS:HB3	1:C:238:SER:HB3	2.01	0.42
1:C:406:MET:O	1:C:411:VAL:CG2	2.68	0.42
1:C:482:TYR:CE1	1:C:486:PHE:CG	3.08	0.42
1:C:1030:TRP:HA	1:C:1036:LYS:O	2.20	0.42
1:E:482:TYR:CE1	1:E:486:PHE:CD1	3.07	0.42
1:E:543:ASN:CB	1:E:574:SER:CB	2.97	0.42
1:E:786:PHE:CE1	1:E:819:ASN:HB2	2.55	0.42
1:E:970:SER:HA	1:E:1011:PHE:CD2	2.55	0.42
1:G:137:GLN:HG3	1:G:173:LEU:HD22	1.95	0.42
1:G:155:MET:HE2	1:G:155:MET:HB2	1.84	0.42
1:G:301:MET:O	1:G:302:LYS:C	2.57	0.42
1:G:389:LEU:HD21	1:G:395:VAL:HG21	2.02	0.42
1:G:453:LEU:CD1	1:G:453:LEU:C	2.87	0.42
1:G:595:LEU:HD13	1:G:1244:LEU:CD1	2.50	0.42
1:G:883:SER:O	1:G:884:TRP:O	2.37	0.42
1:G:1030:TRP:HA	1:G:1036:LYS:O	2.20	0.42
1:G:1113:SER:N	1:G:1120:LEU:HD13	2.35	0.42
1:G:1139:SER:OG	1:G:1140:THR:N	2.51	0.42
1:G:1181:THR:HG22	1:G:1182:ASP:N	2.34	0.42
2:H:10:PHE:CD1	2:H:14:CYS:HB2	2.55	0.42
1:I:248:SER:O	1:I:249:TRP:C	2.57	0.42
1:I:389:LEU:HD21	1:I:395:VAL:HG21	2.02	0.42
1:I:394:LYS:HB3	1:I:434:ARG:CG	2.48	0.42
1:I:595:LEU:HD13	1:I:1244:LEU:CG	2.50	0.42
1:I:597:TRP:CZ3	1:I:600:LYS:CB	3.02	0.42
1:I:657:GLU:O	1:I:658:ASP:CB	2.67	0.42
1:I:1160:GLU:O	1:I:1162:LEU:N	2.49	0.42
1:I:1164:LEU:H	1:I:1164:LEU:CD1	2.17	0.42
1:I:1225:VAL:HG11	1:I:1229:PHE:CG	2.55	0.42

*Continued on next page...*



*Continued from previous page...*

Atom-1	Atom-2	Interatomic distance (Å)	Clash overlap (Å)
1:K:222:GLU:OE2	1:M:204:THR:HG21	2.20	0.42
1:K:493:SER:O	1:K:495:LYS:HG3	2.20	0.42
1:K:750:ARG:HB2	1:K:806:TRP:HE1	1.85	0.42
1:M:347:ASN:O	1:M:348:LYS:HB2	2.19	0.42
1:M:452:GLN:O	1:M:456:LEU:HG	2.20	0.42
1:M:875:VAL:CG1	1:M:915:CYS:SG	2.94	0.42
3:O:22:THR:O	3:O:26:MET:HG3	2.19	0.42
4:U:16:LEU:HD21	4:U:89:LEU:HD11	2.01	0.42
4:V:16:LEU:HD23	4:V:85:LEU:HD21	2.02	0.42
1:A:174:LEU:O	1:A:178:PHE:HB2	2.20	0.42
1:A:493:SER:O	1:A:495:LYS:HG3	2.20	0.42
1:A:1233:VAL:CB	1:A:1243:ILE:HG12	2.49	0.42
1:C:507:LEU:CD1	1:C:579:GLN:CG	2.98	0.42
1:C:529:TYR:CA	1:C:532:ILE:CG2	2.98	0.42
1:C:883:SER:O	1:C:884:TRP:O	2.37	0.42
1:C:970:SER:CB	1:C:975:TYR:HB2	2.49	0.42
1:E:259:GLN:H	1:E:259:GLN:HG2	1.56	0.42
1:E:394:LYS:HB3	1:E:434:ARG:CG	2.48	0.42
1:E:678:ASP:OD2	1:E:680:LYS:CD	2.67	0.42
1:E:882:LEU:HD23	1:E:903:ASP:HB2	2.01	0.42
1:E:970:SER:CB	1:E:975:TYR:HB2	2.49	0.42
1:E:1030:TRP:HA	1:E:1036:LYS:O	2.20	0.42
1:E:1151:ILE:N	1:E:1167:PRO:HD2	2.24	0.42
1:E:1212:THR:OG1	1:E:1213:PHE:N	2.53	0.42
1:G:862:TYR:CD1	1:G:885:VAL:N	2.84	0.42
1:G:970:SER:CB	1:G:975:TYR:HB2	2.50	0.42
1:G:1225:VAL:HG11	1:G:1229:PHE:CG	2.55	0.42
1:I:148:GLY:C	1:I:149:TRP:HD1	2.23	0.42
1:I:326:LEU:HD23	1:I:353:ILE:HG22	2.01	0.42
1:K:156:ALA:HB2	1:K:265:ARG:NH2	2.35	0.42
1:K:174:LEU:O	1:K:178:PHE:HB2	2.20	0.42
1:K:326:LEU:HD23	1:K:353:ILE:HG22	2.01	0.42
1:K:409:GLU:HG3	1:M:340:TYR:HH	1.81	0.42
1:K:561:PRO:CB	1:K:1214:TYR:CD2	2.87	0.42
1:K:866:LEU:CD2	1:K:914:VAL:HB	2.43	0.42
2:L:18:HIS:NE2	7:L:201:HEM:C4C	2.88	0.42
1:M:127:VAL:CG1	1:M:293:GLU:HG2	2.50	0.42
1:M:449:ASN:HD22	1:M:449:ASN:HA	1.65	0.42
1:M:578:GLN:NE2	1:M:578:GLN:C	2.73	0.42
1:M:645:GLU:C	1:M:647:GLY:H	2.23	0.42
3:Q:29:MET:C	3:Q:31:SER:N	2.73	0.42

*Continued on next page...*

*Continued from previous page...*

Atom-1	Atom-2	Interatomic distance (Å)	Clash overlap (Å)
3:R:30:ILE:O	4:U:10:ARG:O	2.37	0.42
3:R:43:VAL:O	3:R:52:ARG:HG2	2.19	0.42
4:T:13:ARG:HH21	4:T:60:ILE:HD11	1.85	0.42
1:A:301:MET:O	1:A:302:LYS:C	2.58	0.42
1:A:529:TYR:CA	1:A:532:ILE:CG2	2.98	0.42
1:A:1044:GLN:HG2	1:A:1068:LYS:HZ2	1.85	0.42
2:B:10:PHE:CD1	2:B:14:CYS:HB2	2.55	0.42
1:C:208:GLN:H	1:C:208:GLN:HG3	1.48	0.42
1:E:195:LEU:HD12	1:E:195:LEU:C	2.36	0.42
1:E:286:LEU:HD13	1:E:286:LEU:HA	1.98	0.42
1:E:639:LEU:CA	1:E:653:ILE:HG21	2.49	0.42
1:E:883:SER:O	1:E:884:TRP:O	2.37	0.42
1:E:938:LEU:HD13	1:E:938:LEU:HA	1.85	0.42
1:E:978:PHE:CZ	1:E:986:GLU:HB2	2.55	0.42
1:E:1181:THR:HG22	1:E:1182:ASP:N	2.34	0.42
1:G:244:ASP:HB3	1:G:245:VAL:H	1.51	0.42
1:G:394:LYS:HB3	1:G:434:ARG:CG	2.48	0.42
1:G:657:GLU:O	1:G:658:ASP:CB	2.67	0.42
1:I:301:MET:O	1:I:302:LYS:C	2.58	0.42
1:I:416:GLN:CA	1:I:416:GLN:HE21	2.32	0.42
2:J:18:HIS:CE1	2:J:30:PRO:CD	3.00	0.42
1:K:208:GLN:H	1:K:208:GLN:HG3	1.48	0.42
1:K:320:SER:OG	1:K:323:VAL:HG23	2.20	0.42
1:K:416:GLN:CA	1:K:416:GLN:HE21	2.32	0.42
1:K:1225:VAL:HG11	1:K:1229:PHE:CG	2.55	0.42
1:M:389:LEU:HD21	1:M:395:VAL:HG21	2.02	0.42
1:M:493:SER:O	1:M:495:LYS:HG3	2.20	0.42
1:M:805:SER:HB2	1:M:814:MET:HB3	2.00	0.42
1:M:862:TYR:HD1	1:M:885:VAL:N	2.12	0.42
1:M:1212:THR:OG1	1:M:1213:PHE:N	2.53	0.42
3:Q:29:MET:O	3:Q:31:SER:N	2.53	0.42
1:A:162:VAL:O	1:A:166:GLU:HB2	2.20	0.41
1:A:406:MET:O	1:A:411:VAL:CG2	2.68	0.41
1:A:786:PHE:CE1	1:A:819:ASN:HB2	2.55	0.41
1:A:805:SER:HB2	1:A:814:MET:HB3	2.01	0.41
1:A:1163:HIS:HB3	1:A:1205:VAL:HG13	2.02	0.41
1:A:1245:GLN:HE21	1:A:1245:GLN:HB3	1.59	0.41
1:C:320:SER:OG	1:C:323:VAL:HG23	2.20	0.41
1:C:326:LEU:HD23	1:C:353:ILE:HG22	2.01	0.41
1:C:582:LEU:C	1:C:582:LEU:CD2	2.88	0.41
1:C:645:GLU:C	1:C:647:GLY:N	2.73	0.41

*Continued on next page...*

*Continued from previous page...*

Atom-1	Atom-2	Interatomic distance (Å)	Clash overlap (Å)
1:C:1225:VAL:HG11	1:C:1229:PHE:CG	2.55	0.41
7:D:201:HEM:CBC	7:D:201:HEM:CMC	2.88	0.41
1:E:236:PRO:HG2	3:O:3:ALA:HB1	1.95	0.41
1:E:248:SER:O	1:E:249:TRP:C	2.57	0.41
1:E:359:TYR:CD1	1:E:359:TYR:C	2.85	0.41
1:E:507:LEU:CD1	1:E:579:GLN:CG	2.98	0.41
1:G:156:ALA:HB2	1:G:265:ARG:NH2	2.34	0.41
1:G:160:LYS:HZ2	1:G:160:LYS:HB2	1.85	0.41
1:G:409:GLU:CG	1:I:340:TYR:CZ	3.00	0.41
1:G:678:ASP:OD2	1:G:680:LYS:CD	2.68	0.41
1:G:852:ASN:HB2	1:G:854:LEU:HG	2.02	0.41
2:H:18:HIS:NE2	7:H:201:HEM:C4C	2.88	0.41
1:I:391:LYS:H	1:I:391:LYS:HG2	1.61	0.41
1:I:578:GLN:NE2	1:I:578:GLN:C	2.73	0.41
1:I:786:PHE:CE1	1:I:819:ASN:HB2	2.55	0.41
1:I:1030:TRP:HA	1:I:1036:LYS:O	2.20	0.41
1:I:1233:VAL:CB	1:I:1243:ILE:HG12	2.49	0.41
1:K:452:GLN:O	1:K:456:LEU:HG	2.20	0.41
1:K:482:TYR:CE1	1:K:486:PHE:CD1	3.07	0.41
1:K:507:LEU:CD1	1:K:579:GLN:CG	2.98	0.41
1:K:910:GLU:HB3	1:K:913:LYS:HG3	2.02	0.41
1:K:923:LYS:HD3	1:K:923:LYS:HA	1.82	0.41
2:L:52:ASN:OD1	7:L:201:HEM:HBD1	2.20	0.41
1:M:162:VAL:O	1:M:166:GLU:HB2	2.20	0.41
1:M:320:SER:OG	1:M:323:VAL:HG23	2.20	0.41
1:M:486:PHE:HA	1:M:489:TYR:HB3	2.03	0.41
1:M:597:TRP:CZ3	1:M:600:LYS:HA	2.55	0.41
4:T:50:SER:HB2	4:U:45:ARG:CZ	2.50	0.41
1:A:206:LEU:CD2	1:A:235:HIS:CD2	3.03	0.41
1:A:669:ASP:O	1:A:686:SER:OG	2.27	0.41
1:A:1175:THR:OG1	1:A:1176:HIS:CE1	2.73	0.41
1:C:245:VAL:C	1:C:246:TRP:HD1	2.23	0.41
1:C:493:SER:O	1:C:495:LYS:HG3	2.20	0.41
1:C:500:LEU:HD23	1:C:533:LEU:HD12	2.00	0.41
1:C:553:HIS:CG	1:C:554:LEU:N	2.88	0.41
1:C:645:GLU:C	1:C:647:GLY:H	2.23	0.41
1:C:910:GLU:HB3	1:C:913:LYS:HG3	2.02	0.41
1:C:1126:HIS:CD2	1:C:1128:GLY:H	2.38	0.41
2:D:10:PHE:CD1	2:D:14:CYS:HB2	2.55	0.41
1:E:245:VAL:C	1:E:246:TRP:HD1	2.23	0.41
1:E:326:LEU:CD2	1:E:353:ILE:HB	2.51	0.41

*Continued on next page...*

*Continued from previous page...*

Atom-1	Atom-2	Interatomic distance (Å)	Clash overlap (Å)
1:E:452:GLN:O	1:E:456:LEU:HG	2.20	0.41
1:E:563:ILE:O	1:E:567:GLY:N	2.51	0.41
1:E:597:TRP:CZ3	1:E:600:LYS:HA	2.54	0.41
1:E:1126:HIS:CD2	1:E:1128:GLY:H	2.38	0.41
1:E:1233:VAL:CB	1:E:1243:ILE:HG12	2.49	0.41
2:F:10:PHE:CD1	2:F:14:CYS:HB2	2.55	0.41
1:G:256:SER:O	1:G:257:GLN:CB	2.64	0.41
1:G:259:GLN:H	1:G:259:GLN:HG2	1.56	0.41
1:G:361:TYR:HB3	1:G:366:GLU:HG2	2.02	0.41
1:G:419:VAL:HG11	1:G:426:CYS:HG	1.78	0.41
1:G:645:GLU:C	1:G:647:GLY:N	2.73	0.41
1:G:821:ILE:HD11	1:G:857:VAL:HG21	2.03	0.41
1:I:206:LEU:CD2	1:I:235:HIS:CD2	3.03	0.41
1:I:482:TYR:CE1	1:I:486:PHE:CG	3.08	0.41
1:I:821:ILE:HD11	1:I:857:VAL:HG21	2.03	0.41
1:I:1181:THR:HG22	1:I:1182:ASP:N	2.34	0.41
1:K:474:SER:HB2	1:K:475:PRO:HD2	2.02	0.41
1:K:578:GLN:NE2	1:K:578:GLN:C	2.73	0.41
1:K:786:PHE:CE1	1:K:819:ASN:HB2	2.55	0.41
1:K:1163:HIS:HB3	1:K:1205:VAL:HG13	2.02	0.41
1:M:582:LEU:C	1:M:582:LEU:CD2	2.88	0.41
1:M:597:TRP:CZ2	1:M:603:ILE:CG1	2.94	0.41
1:M:750:ARG:HB2	1:M:806:TRP:HE1	1.85	0.41
1:M:970:SER:HA	1:M:1011:PHE:CD2	2.55	0.41
2:N:10:PHE:CD1	2:N:14:CYS:HB2	2.55	0.41
3:O:46:GLU:HB2	3:O:52:ARG:CG	2.50	0.41
3:W:21:LYS:HE2	4:Y:61:ASP:CG	2.40	0.41
1:A:127:VAL:CG1	1:A:293:GLU:HG2	2.49	0.41
1:A:140:LEU:C	1:A:140:LEU:CD1	2.86	0.41
1:A:235:HIS:HB3	1:A:238:SER:HB3	2.01	0.41
1:A:260:ILE:O	1:A:260:ILE:HG12	2.20	0.41
1:A:393:VAL:CG1	1:A:486:PHE:CE2	2.99	0.41
1:A:452:GLN:O	1:A:456:LEU:HG	2.20	0.41
1:A:507:LEU:CD1	1:A:579:GLN:CG	2.98	0.41
1:A:597:TRP:CZ3	1:A:600:LYS:HA	2.54	0.41
1:A:750:ARG:HB2	1:A:806:TRP:HE1	1.85	0.41
1:A:970:SER:HA	1:A:1011:PHE:CD2	2.55	0.41
1:A:970:SER:CB	1:A:975:TYR:HB2	2.49	0.41
1:C:326:LEU:CD2	1:C:353:ILE:HB	2.50	0.41
1:C:474:SER:HB2	1:C:475:PRO:HD2	2.02	0.41
1:C:486:PHE:HA	1:C:489:TYR:HB3	2.02	0.41

*Continued on next page...*

*Continued from previous page...*

Atom-1	Atom-2	Interatomic distance (Å)	Clash overlap (Å)
1:C:852:ASN:HB2	1:C:854:LEU:HG	2.02	0.41
1:C:1166:ALA:N	1:C:1167:PRO:CD	2.78	0.41
1:C:1200:LYS:HA	1:C:1211:GLN:O	2.21	0.41
1:C:1233:VAL:O	1:C:1233:VAL:CG2	2.68	0.41
1:E:262:LEU:O	1:E:262:LEU:HG	2.19	0.41
1:E:474:SER:HB2	1:E:475:PRO:HD2	2.03	0.41
1:E:578:GLN:NE2	1:E:578:GLN:C	2.73	0.41
1:E:637:LYS:CG	1:E:658:ASP:O	2.69	0.41
1:E:815:VAL:O	1:E:821:ILE:HG23	2.21	0.41
1:E:821:ILE:HD11	1:E:857:VAL:HG21	2.03	0.41
1:E:1233:VAL:O	1:E:1233:VAL:CG2	2.68	0.41
2:F:18:HIS:NE2	7:F:201:HEM:C4C	2.88	0.41
1:G:452:GLN:O	1:G:456:LEU:HG	2.20	0.41
1:G:493:SER:O	1:G:495:LYS:HG3	2.20	0.41
1:G:547:PHE:O	1:G:551:ASN:ND2	2.50	0.41
1:G:595:LEU:HD13	1:G:1244:LEU:CG	2.50	0.41
1:G:970:SER:HA	1:G:1011:PHE:CD2	2.55	0.41
1:I:279:VAL:O	1:I:279:VAL:HG23	2.21	0.41
1:I:320:SER:OG	1:I:323:VAL:HG23	2.20	0.41
1:I:529:TYR:CA	1:I:532:ILE:CG2	2.98	0.41
1:I:922:LEU:HD12	1:I:1241:LEU:CD2	2.39	0.41
1:K:140:LEU:C	1:K:140:LEU:CD1	2.86	0.41
1:K:245:VAL:C	1:K:246:TRP:HD1	2.23	0.41
1:K:301:MET:O	1:K:302:LYS:C	2.58	0.41
1:K:480:CYS:HA	1:K:483:TRP:HB2	2.00	0.41
1:K:1111:ILE:O	1:K:1120:LEU:N	2.54	0.41
1:M:513:LYS:O	1:M:517:VAL:CB	2.62	0.41
1:M:645:GLU:C	1:M:647:GLY:N	2.73	0.41
1:M:852:ASN:HB2	1:M:854:LEU:HG	2.02	0.41
1:M:978:PHE:CZ	1:M:986:GLU:HB2	2.55	0.41
1:M:1126:HIS:CD2	1:M:1128:GLY:H	2.38	0.41
2:N:18:HIS:NE2	7:N:201:HEM:C4C	2.88	0.41
2:N:52:ASN:OD1	7:N:201:HEM:HBD1	2.20	0.41
3:Q:46:GLU:HB2	3:Q:52:ARG:CG	2.50	0.41
4:U:77:LEU:HD12	4:U:77:LEU:HA	1.96	0.41
3:W:10:LEU:CD2	3:W:13:ARG:NH2	2.83	0.41
1:A:155:MET:HE2	1:A:155:MET:HB2	1.91	0.41
1:A:241:ILE:C	1:A:242:LEU:CD1	2.81	0.41
1:A:389:LEU:HD21	1:A:395:VAL:HG21	2.01	0.41
1:A:1225:VAL:HG11	1:A:1229:PHE:CG	2.55	0.41
1:C:239:LEU:HD12	1:C:240:LEU:H	1.76	0.41

*Continued on next page...*

*Continued from previous page...*

Atom-1	Atom-2	Interatomic distance (Å)	Clash overlap (Å)
1:C:403:LEU:HD11	1:C:459:LYS:NZ	2.36	0.41
1:C:858:ALA:HB2	1:C:864:VAL:HG22	2.03	0.41
1:C:882:LEU:CD2	1:C:882:LEU:N	2.39	0.41
1:C:1187:PRO:HG3	1:C:1229:PHE:HB2	1.98	0.41
1:E:146:GLU:C	1:E:147:PRO:O	2.58	0.41
1:E:279:VAL:O	1:E:279:VAL:HG23	2.20	0.41
1:E:320:SER:OG	1:E:323:VAL:HG23	2.20	0.41
1:E:486:PHE:HA	1:E:489:TYR:HB3	2.02	0.41
1:E:1140:THR:OG1	1:E:1155:ASN:OD1	2.31	0.41
1:E:1225:VAL:HG11	1:E:1229:PHE:CG	2.55	0.41
1:G:146:GLU:HG2	1:I:111:ARG:NH1	2.19	0.41
1:G:529:TYR:CA	1:G:532:ILE:CG2	2.98	0.41
1:G:920:VAL:C	1:G:921:MET:CG	2.85	0.41
1:G:978:PHE:CZ	1:G:986:GLU:HB2	2.55	0.41
1:G:1194:SER:CB	1:G:1202:TRP:CE3	2.98	0.41
1:I:137:GLN:HG3	1:I:173:LEU:HD22	1.95	0.41
1:I:409:GLU:CG	1:K:340:TYR:CZ	3.00	0.41
1:I:750:ARG:HB2	1:I:806:TRP:HE1	1.85	0.41
1:I:910:GLU:HB3	1:I:913:LYS:HG3	2.02	0.41
1:I:1233:VAL:O	1:I:1233:VAL:CG2	2.68	0.41
2:J:10:PHE:CD1	2:J:14:CYS:HB2	2.55	0.41
1:K:206:LEU:CD2	1:K:235:HIS:CD2	3.03	0.41
1:K:1164:LEU:H	1:K:1164:LEU:CD1	2.17	0.41
1:K:1247:LEU:HD12	1:K:1248:GLU:OE1	2.21	0.41
1:M:180:GLY:H	1:M:237:ARG:CB	2.33	0.41
1:M:406:MET:O	1:M:411:VAL:CG2	2.68	0.41
1:M:622:CYS:HA	1:M:889:MET:HE1	2.02	0.41
1:M:678:ASP:OD2	1:M:680:LYS:CD	2.67	0.41
1:M:1111:ILE:O	1:M:1120:LEU:N	2.54	0.41
1:M:1247:LEU:HD12	1:M:1248:GLU:OE1	2.21	0.41
3:Q:22:THR:O	3:Q:26:MET:HG3	2.19	0.41
3:Q:23:SER:HB2	4:T:56:ARG:NH2	2.35	0.41
3:R:14:GLU:C	3:R:18:LYS:HE2	2.39	0.41
3:X:68:TYR:HE1	3:X:91:ILE:HD13	1.85	0.41
1:A:322:LEU:HG	1:A:359:TYR:HE2	1.85	0.41
1:A:347:ASN:O	1:A:348:LYS:HB2	2.19	0.41
1:A:403:LEU:HD11	1:A:459:LYS:HZ2	1.85	0.41
1:A:578:GLN:NE2	1:A:578:GLN:C	2.73	0.41
1:A:852:ASN:HB2	1:A:854:LEU:HG	2.02	0.41
1:A:924:GLN:H	1:A:1238:LEU:HD21	1.86	0.41
1:A:978:PHE:CZ	1:A:986:GLU:HB2	2.55	0.41

*Continued on next page...*

*Continued from previous page...*

Atom-1	Atom-2	Interatomic distance (Å)	Clash overlap (Å)
1:A:1200:LYS:HA	1:A:1211:GLN:O	2.21	0.41
1:C:148:GLY:C	1:C:149:TRP:HD1	2.23	0.41
1:C:361:TYR:HB3	1:C:366:GLU:HG2	2.01	0.41
1:C:416:GLN:CA	1:C:416:GLN:HE21	2.32	0.41
1:C:564:VAL:HG13	1:C:583:GLN:CG	2.44	0.41
1:C:727:LEU:HB2	1:C:739:MET:HE1	2.02	0.41
1:C:970:SER:HB3	1:C:975:TYR:HB2	2.01	0.41
1:C:1247:LEU:HD12	1:C:1248:GLU:OE1	2.21	0.41
2:D:18:HIS:NE2	7:D:201:HEM:C4C	2.88	0.41
1:E:148:GLY:C	1:E:149:TRP:HD1	2.23	0.41
1:E:582:LEU:C	1:E:582:LEU:CD2	2.88	0.41
1:E:595:LEU:HD22	1:E:1244:LEU:HD12	1.78	0.41
1:E:603:ILE:HD12	1:E:604:THR:HG1	1.84	0.41
1:E:657:GLU:O	1:E:658:ASP:CB	2.67	0.41
2:F:16:GLN:OE1	2:F:16:GLN:N	2.47	0.41
1:G:180:GLY:H	1:G:237:ARG:CB	2.33	0.41
1:G:326:LEU:CD2	1:G:353:ILE:HB	2.50	0.41
1:G:496:MET:CE	1:G:496:MET:CA	2.98	0.41
1:G:582:LEU:C	1:G:582:LEU:CD2	2.88	0.41
1:I:130:LYS:HB2	1:I:130:LYS:HE2	1.74	0.41
1:I:322:LEU:HG	1:I:359:TYR:HE2	1.85	0.41
1:I:563:ILE:O	1:I:567:GLY:N	2.51	0.41
1:I:582:LEU:C	1:I:582:LEU:CD2	2.88	0.41
1:I:645:GLU:C	1:I:647:GLY:N	2.73	0.41
1:I:1111:ILE:O	1:I:1120:LEU:N	2.54	0.41
1:I:1225:VAL:CG1	1:I:1229:PHE:CE1	3.01	0.41
1:K:595:LEU:HD13	1:K:1244:LEU:CD1	2.50	0.41
1:K:645:GLU:C	1:K:647:GLY:H	2.23	0.41
1:M:320:SER:HG	1:M:323:VAL:HB	1.85	0.41
1:M:1225:VAL:CG1	1:M:1229:PHE:CE1	3.01	0.41
1:A:1247:LEU:HD12	1:A:1248:GLU:OE1	2.21	0.41
1:C:174:LEU:O	1:C:178:PHE:HB2	2.20	0.41
1:C:206:LEU:CD2	1:C:235:HIS:CD2	3.03	0.41
1:C:375:LEU:H	1:C:375:LEU:HG	1.69	0.41
1:C:639:LEU:CD1	1:C:641:VAL:HG23	2.51	0.41
1:C:1233:VAL:CB	1:C:1243:ILE:HG12	2.49	0.41
1:E:429:ASN:O	1:E:432:SER:O	2.39	0.41
1:E:639:LEU:CD1	1:E:641:VAL:HG23	2.51	0.41
1:E:1200:LYS:HA	1:E:1211:GLN:O	2.21	0.41
1:G:212:PHE:HD1	1:G:212:PHE:HA	1.79	0.41
1:G:235:HIS:HB3	1:G:238:SER:HB3	2.01	0.41

*Continued on next page...*

*Continued from previous page...*

Atom-1	Atom-2	Interatomic distance (Å)	Clash overlap (Å)
1:G:260:ILE:O	1:G:260:ILE:HG12	2.20	0.41
1:G:507:LEU:CD1	1:G:579:GLN:CG	2.98	0.41
1:G:1228:ASP:CB	1:G:1230:LYS:HG2	2.37	0.41
1:I:146:GLU:OE1	1:I:146:GLU:HA	2.21	0.41
1:I:261:LEU:C	1:I:261:LEU:CD1	2.85	0.41
1:I:507:LEU:HD11	1:I:579:GLN:HG2	2.03	0.41
1:I:639:LEU:CD1	1:I:641:VAL:HG23	2.51	0.41
1:I:920:VAL:C	1:I:921:MET:CG	2.85	0.41
1:K:127:VAL:CG1	1:K:293:GLU:HG2	2.50	0.41
1:K:374:MET:HA	1:K:374:MET:HE3	1.99	0.41
1:K:403:LEU:HD11	1:K:459:LYS:NZ	2.36	0.41
1:K:637:LYS:CG	1:K:658:ASP:O	2.69	0.41
1:K:637:LYS:CD	1:K:658:ASP:O	2.68	0.41
1:K:645:GLU:C	1:K:647:GLY:N	2.73	0.41
1:K:1126:HIS:CD2	1:K:1128:GLY:H	2.38	0.41
2:L:10:PHE:CD1	2:L:14:CYS:HB2	2.55	0.41
1:M:160:LYS:CB	1:M:160:LYS:HZ2	2.32	0.41
1:M:361:TYR:HB3	1:M:366:GLU:HG2	2.01	0.41
1:M:882:LEU:CB	1:M:1237:ASN:ND2	2.62	0.41
4:T:80:THR:O	4:T:80:THR:HG22	2.20	0.41
1:A:138:GLN:CG	3:W:6:ARG:HD3	2.49	0.41
1:A:429:ASN:O	1:A:432:SER:O	2.39	0.41
1:A:482:TYR:CE1	1:A:486:PHE:CG	3.08	0.41
1:A:818:LYS:O	1:A:843:ILE:HG13	2.21	0.41
1:C:429:ASN:O	1:C:432:SER:O	2.39	0.41
1:C:441:GLN:O	1:C:445:LEU:HG	2.21	0.41
1:C:563:ILE:O	1:C:567:GLY:N	2.51	0.41
1:C:978:PHE:CZ	1:C:986:GLU:HB2	2.55	0.41
1:E:507:LEU:HD11	1:E:579:GLN:HG2	2.03	0.41
1:E:595:LEU:HD13	1:E:1244:LEU:CD1	2.50	0.41
1:G:403:LEU:HD11	1:G:459:LYS:HZ2	1.86	0.41
1:G:441:GLN:O	1:G:445:LEU:HG	2.21	0.41
1:G:637:LYS:CD	1:G:658:ASP:O	2.68	0.41
1:G:639:LEU:CD1	1:G:641:VAL:HG23	2.51	0.41
1:G:815:VAL:O	1:G:821:ILE:HG23	2.21	0.41
1:I:637:LYS:CG	1:I:658:ASP:O	2.69	0.41
1:I:852:ASN:HB2	1:I:854:LEU:HG	2.02	0.41
1:I:1046:THR:CG2	1:I:1063:PHE:HE2	2.34	0.41
1:K:326:LEU:CD2	1:K:353:ILE:HB	2.51	0.41
1:K:486:PHE:HA	1:K:489:TYR:HB3	2.02	0.41
1:K:582:LEU:C	1:K:582:LEU:CD2	2.88	0.41

*Continued on next page...*



*Continued from previous page...*

Atom-1	Atom-2	Interatomic distance (Å)	Clash overlap (Å)
1:K:866:LEU:O	1:K:875:VAL:N	2.44	0.41
1:K:939:ALA:O	1:K:946:LEU:HB2	2.21	0.41
1:K:970:SER:HB3	1:K:975:TYR:HB2	2.01	0.41
1:K:1208:GLU:CG	1:K:1211:GLN:HG2	2.49	0.41
1:M:326:LEU:CD2	1:M:353:ILE:HB	2.51	0.41
1:M:445:LEU:O	1:M:449:ASN:N	2.48	0.41
1:M:477:GLN:NE2	1:M:477:GLN:CA	2.73	0.41
1:M:529:TYR:CA	1:M:532:ILE:CG2	2.98	0.41
1:M:924:GLN:H	1:M:1238:LEU:HD21	1.86	0.41
3:R:46:GLU:HB2	3:R:52:ARG:CG	2.50	0.41
1:A:245:VAL:C	1:A:246:TRP:HD1	2.23	0.41
1:A:486:PHE:HA	1:A:489:TYR:HB3	2.03	0.41
1:A:560:PHE:O	1:A:561:PRO:O	2.39	0.41
1:A:639:LEU:CD1	1:A:641:VAL:HG23	2.51	0.41
1:A:1176:HIS:CD2	1:A:1197:GLY:C	2.94	0.41
1:C:543:ASN:OD1	1:C:574:SER:HB2	2.21	0.41
1:E:875:VAL:CG1	1:E:915:CYS:SG	2.94	0.41
1:E:924:GLN:H	1:E:1238:LEU:HD21	1.86	0.41
1:E:1089:LEU:H	1:E:1105:ALA:HB2	1.86	0.41
1:G:320:SER:HG	1:G:323:VAL:HB	1.85	0.41
1:G:320:SER:OG	1:G:323:VAL:HG23	2.20	0.41
1:G:474:SER:HB2	1:G:475:PRO:HD2	2.02	0.41
1:G:485:ASN:ND2	1:G:485:ASN:H	2.19	0.41
1:G:750:ARG:HB2	1:G:806:TRP:HE1	1.85	0.41
1:G:818:LYS:O	1:G:843:ILE:HG13	2.21	0.41
1:G:1149:GLY:N	1:G:1180:VAL:HG22	2.36	0.41
1:G:1200:LYS:HA	1:G:1211:GLN:O	2.21	0.41
1:I:260:ILE:O	1:I:260:ILE:HG12	2.20	0.41
1:I:402:ILE:HG12	1:I:402:ILE:H	1.65	0.41
1:I:493:SER:O	1:I:495:LYS:HG3	2.20	0.41
1:I:553:HIS:CG	1:I:554:LEU:N	2.89	0.41
1:I:622:CYS:HA	1:I:889:MET:HE1	2.03	0.41
1:I:866:LEU:CD2	1:I:914:VAL:HB	2.43	0.41
2:J:52:ASN:OD1	7:J:201:HEM:HBD1	2.20	0.41
1:K:279:VAL:O	1:K:279:VAL:HG23	2.20	0.41
1:K:364:LEU:HD22	1:K:364:LEU:HA	1.82	0.41
1:K:402:ILE:HG12	1:K:402:ILE:H	1.64	0.41
1:K:1030:TRP:HA	1:K:1036:LYS:O	2.20	0.41
1:K:1217:GLY:HA3	1:K:1236:ASP:O	2.21	0.41
1:M:403:LEU:HD11	1:M:459:LYS:NZ	2.36	0.41
3:R:10:LEU:HA	3:R:13:ARG:HD2	2.03	0.41

*Continued on next page...*

*Continued from previous page...*

Atom-1	Atom-2	Interatomic distance (Å)	Clash overlap (Å)
4:S:16:LEU:HD23	4:S:85:LEU:HD21	2.02	0.41
3:X:34:PHE:CZ	3:X:66:ASP:HB3	2.55	0.41
1:A:279:VAL:HG23	1:A:279:VAL:O	2.20	0.41
1:A:320:SER:OG	1:A:323:VAL:HG23	2.20	0.41
1:A:420:ASN:C	1:A:422:SER:N	2.74	0.41
1:A:543:ASN:OD1	1:A:574:SER:HB2	2.21	0.41
1:A:551:ASN:OD1	1:A:555:LEU:HG	2.21	0.41
1:A:597:TRP:CZ2	1:A:603:ILE:CG1	2.94	0.41
1:A:603:ILE:O	1:A:604:THR:HB	2.21	0.41
1:A:922:LEU:HD12	1:A:1241:LEU:CD2	2.39	0.41
1:A:999:ARG:CZ	1:A:1000:PHE:N	2.82	0.41
1:A:1126:HIS:CD2	1:A:1128:GLY:H	2.38	0.41
1:A:1208:GLU:CG	1:A:1211:GLN:HG2	2.49	0.41
2:B:52:ASN:OD1	7:B:201:HEM:HBD1	2.20	0.41
1:C:130:LYS:HB2	1:C:130:LYS:HE2	1.73	0.41
1:C:140:LEU:HD12	1:C:173:LEU:HD11	2.03	0.41
1:C:146:GLU:OE1	1:C:146:GLU:HA	2.21	0.41
1:C:179:PRO:HD2	1:C:237:ARG:CG	2.45	0.41
1:C:246:TRP:HE3	1:C:374:MET:HG2	1.86	0.41
1:C:393:VAL:CG1	1:C:486:PHE:CE2	2.99	0.41
1:C:452:GLN:O	1:C:456:LEU:HG	2.20	0.41
1:C:595:LEU:HD13	1:C:1244:LEU:CD1	2.50	0.41
1:C:597:TRP:NE1	1:C:1242:TYR:HA	2.36	0.41
1:C:750:ARG:HB2	1:C:806:TRP:HE1	1.85	0.41
1:C:924:GLN:H	1:C:1238:LEU:HD21	1.86	0.41
1:E:236:PRO:HD2	1:E:237:ARG:H	1.84	0.41
1:E:246:TRP:HE3	1:E:374:MET:HG2	1.86	0.41
1:E:420:ASN:C	1:E:422:SER:N	2.74	0.41
1:E:551:ASN:OD1	1:E:555:LEU:HG	2.21	0.41
1:E:597:TRP:NE1	1:E:1242:TYR:HA	2.36	0.41
1:E:603:ILE:O	1:E:604:THR:HB	2.21	0.41
1:E:727:LEU:HB2	1:E:739:MET:HE1	2.02	0.41
1:E:868:ASN:HB2	1:E:875:VAL:HG23	2.03	0.41
1:E:920:VAL:C	1:E:921:MET:CG	2.85	0.41
1:E:1087:THR:CG2	2:F:39:LYS:CD	2.75	0.41
1:E:1163:HIS:HB3	1:E:1205:VAL:HG13	2.02	0.41
1:E:1178:GLY:O	1:E:1179:TRP:CB	2.68	0.41
1:G:146:GLU:C	1:G:147:PRO:O	2.58	0.41
1:G:279:VAL:HG23	1:G:279:VAL:O	2.20	0.41
1:G:403:LEU:HD11	1:G:459:LYS:NZ	2.36	0.41
1:G:597:TRP:CZ3	1:G:600:LYS:CB	3.02	0.41

*Continued on next page...*

*Continued from previous page...*

Atom-1	Atom-2	Interatomic distance (Å)	Clash overlap (Å)
1:G:612:ARG:HD3	1:G:614:HIS:O	2.21	0.41
1:G:858:ALA:HB2	1:G:864:VAL:HG22	2.03	0.41
1:G:1093:ILE:O	1:G:1093:ILE:HG13	2.21	0.41
1:G:1111:ILE:O	1:G:1120:LEU:N	2.54	0.41
1:G:1239:GLY:O	1:G:1240:ILE:HD12	2.21	0.41
1:I:139:LYS:O	1:I:142:LYS:HB3	2.21	0.41
1:I:174:LEU:O	1:I:178:PHE:HB2	2.20	0.41
1:I:180:GLY:H	1:I:237:ARG:CB	2.33	0.41
1:I:246:TRP:HE3	1:I:374:MET:HG2	1.86	0.41
1:I:400:LEU:O	1:I:404:TRP:CE3	2.74	0.41
1:I:441:GLN:O	1:I:445:LEU:HG	2.21	0.41
1:I:485:ASN:ND2	1:I:485:ASN:H	2.19	0.41
1:I:507:LEU:CD1	1:I:579:GLN:CG	2.98	0.41
1:I:551:ASN:OD1	1:I:555:LEU:HG	2.21	0.41
1:I:560:PHE:O	1:I:561:PRO:O	2.39	0.41
1:I:593:LEU:O	1:I:1201:TRP:CZ3	2.74	0.41
1:I:970:SER:HA	1:I:1011:PHE:CD2	2.55	0.41
1:I:1089:LEU:H	1:I:1105:ALA:HB2	1.86	0.41
1:I:1113:SER:N	1:I:1120:LEU:HD13	2.35	0.41
1:I:1217:GLY:HA3	1:I:1236:ASP:O	2.21	0.41
1:I:1247:LEU:HD12	1:I:1248:GLU:OE1	2.21	0.41
1:K:111:ARG:HG2	1:K:111:ARG:H	1.63	0.41
1:K:137:GLN:HE21	1:K:173:LEU:HD22	1.86	0.41
1:K:146:GLU:OE1	1:K:146:GLU:HA	2.21	0.41
1:K:230:LEU:CD2	1:K:234:LYS:CG	2.85	0.41
1:K:248:SER:O	1:K:249:TRP:C	2.57	0.41
1:K:261:LEU:C	1:K:261:LEU:CD1	2.85	0.41
1:K:441:GLN:O	1:K:445:LEU:HG	2.21	0.41
1:K:485:ASN:ND2	1:K:485:ASN:H	2.19	0.41
1:K:507:LEU:HD12	1:K:579:GLN:HG2	2.03	0.41
1:K:563:ILE:O	1:K:567:GLY:N	2.51	0.41
1:K:593:LEU:O	1:K:1201:TRP:CZ3	2.74	0.41
1:K:597:TRP:CZ3	1:K:600:LYS:HA	2.55	0.41
1:K:724:PHE:CE1	1:K:740:PHE:HB3	2.56	0.41
1:K:821:ILE:HD11	1:K:857:VAL:HG21	2.03	0.41
1:K:852:ASN:HB2	1:K:854:LEU:HG	2.02	0.41
1:K:858:ALA:HB2	1:K:864:VAL:HG22	2.03	0.41
1:K:862:TYR:CD1	1:K:885:VAL:N	2.84	0.41
1:K:970:SER:HA	1:K:1011:PHE:CD2	2.55	0.41
1:K:978:PHE:CZ	1:K:986:GLU:HB2	2.55	0.41
1:K:997:GLN:HB3	1:K:1030:TRP:HH2	1.86	0.41

*Continued on next page...*

*Continued from previous page...*

Atom-1	Atom-2	Interatomic distance (Å)	Clash overlap (Å)
1:K:1046:THR:CG2	1:K:1063:PHE:HE2	2.34	0.41
1:K:1089:LEU:H	1:K:1105:ALA:HB2	1.86	0.41
1:K:1194:SER:CB	1:K:1202:TRP:CE3	2.98	0.41
1:K:1212:THR:OG1	1:K:1213:PHE:N	2.53	0.41
1:M:174:LEU:O	1:M:178:PHE:HB2	2.20	0.41
1:M:241:ILE:C	1:M:242:LEU:CD1	2.81	0.41
1:M:246:TRP:HE3	1:M:374:MET:HG2	1.86	0.41
1:M:261:LEU:C	1:M:261:LEU:CD1	2.85	0.41
1:M:322:LEU:HG	1:M:359:TYR:HE2	1.85	0.41
1:M:364:LEU:HD22	1:M:364:LEU:HA	1.82	0.41
1:M:420:ASN:C	1:M:422:SER:N	2.74	0.41
1:M:485:ASN:ND2	1:M:485:ASN:H	2.19	0.41
1:M:507:LEU:CD1	1:M:579:GLN:CG	2.98	0.41
1:M:560:PHE:HA	1:M:561:PRO:HD2	1.68	0.41
1:M:724:PHE:CE1	1:M:740:PHE:HB3	2.56	0.41
1:M:818:LYS:O	1:M:843:ILE:HG13	2.21	0.41
1:M:910:GLU:HB3	1:M:913:LYS:HG3	2.02	0.41
1:M:920:VAL:C	1:M:921:MET:CG	2.85	0.41
1:M:1140:THR:OG1	1:M:1155:ASN:OD1	2.31	0.41
1:M:1208:GLU:CG	1:M:1211:GLN:HG2	2.49	0.41
2:N:18:HIS:CE1	2:N:30:PRO:CD	3.00	0.41
3:P:19:ASP:O	4:T:64:THR:CB	2.68	0.41
3:P:56:LEU:HD22	3:P:60:ILE:HD11	2.03	0.41
3:Q:14:GLU:O	3:Q:18:LYS:HG3	2.21	0.41
3:Q:24:TYR:CE1	4:T:52:ARG:NH2	2.65	0.41
3:Q:30:ILE:HD11	3:Q:40:GLU:HB2	2.03	0.41
3:Q:77:HIS:O	4:U:36:ARG:HD2	2.20	0.41
3:R:14:GLU:O	3:R:18:LYS:HG3	2.21	0.41
4:U:40:ILE:HD13	4:U:40:ILE:HA	1.94	0.41
4:U:80:THR:HG22	4:U:80:THR:O	2.20	0.41
3:X:46:GLU:O	3:X:52:ARG:HD3	2.21	0.41
1:A:246:TRP:HE3	1:A:374:MET:HG2	1.86	0.41
1:A:248:SER:O	1:A:249:TRP:C	2.57	0.41
1:A:910:GLU:HB3	1:A:913:LYS:HG3	2.02	0.41
1:A:1233:VAL:O	1:A:1233:VAL:CG2	2.68	0.41
1:C:222:GLU:OE2	1:E:204:THR:HG21	2.20	0.41
1:C:818:LYS:O	1:C:843:ILE:HG13	2.21	0.41
1:C:821:ILE:HD11	1:C:857:VAL:HG21	2.03	0.41
1:C:1163:HIS:HB3	1:C:1205:VAL:HG13	2.02	0.41
2:D:52:ASN:OD1	7:D:201:HEM:HBD1	2.20	0.41
1:E:138:GLN:HE21	1:E:139:LYS:CA	2.35	0.41

*Continued on next page...*

*Continued from previous page...*

Atom-1	Atom-2	Interatomic distance (Å)	Clash overlap (Å)
1:E:146:GLU:OE1	1:E:146:GLU:HA	2.21	0.41
1:E:174:LEU:O	1:E:178:PHE:HB2	2.20	0.41
1:E:441:GLN:O	1:E:445:LEU:HG	2.21	0.41
1:E:493:SER:O	1:E:495:LYS:HG3	2.20	0.41
1:E:612:ARG:HD3	1:E:614:HIS:O	2.21	0.41
1:E:651:LEU:HD22	1:E:651:LEU:HA	1.79	0.41
1:E:866:LEU:O	1:E:875:VAL:N	2.44	0.41
1:E:1182:ASP:CG	1:E:1223:ILE:HD13	2.42	0.41
1:G:139:LYS:O	1:G:142:LYS:HB3	2.21	0.41
1:G:1217:GLY:HA3	1:G:1236:ASP:O	2.21	0.41
1:I:474:SER:HB2	1:I:475:PRO:HD2	2.02	0.41
1:I:658:ASP:OD2	1:I:677:VAL:HG12	2.21	0.41
1:I:818:LYS:O	1:I:843:ILE:HG13	2.21	0.41
1:I:868:ASN:HB2	1:I:875:VAL:HG23	2.03	0.41
1:I:1093:ILE:O	1:I:1093:ILE:HG13	2.21	0.41
1:I:1187:PRO:HG3	1:I:1229:PHE:HB2	1.99	0.41
1:K:209:ASP:O	1:K:210:GLU:HB2	2.21	0.41
1:K:420:ASN:C	1:K:422:SER:N	2.74	0.41
1:K:560:PHE:O	1:K:561:PRO:O	2.39	0.41
1:K:572:GLU:HB3	1:K:573:THR:H	1.70	0.41
1:M:132:LEU:HA	1:M:132:LEU:HD23	1.77	0.41
1:M:209:ASP:O	1:M:210:GLU:HB2	2.21	0.41
1:M:516:LEU:HD12	1:M:516:LEU:HA	1.83	0.41
1:M:557:ARG:CG	1:M:558:GLN:N	2.79	0.41
1:M:591:GLY:O	1:M:592:MET:CB	2.56	0.41
1:M:595:LEU:HD13	1:M:1244:LEU:CG	2.50	0.41
1:M:597:TRP:CZ3	1:M:600:LYS:CB	3.02	0.41
1:M:1177:GLY:HA2	1:M:1197:GLY:N	2.32	0.41
1:M:1217:GLY:HA3	1:M:1236:ASP:O	2.21	0.41
1:M:1225:VAL:HG11	1:M:1229:PHE:CG	2.55	0.41
3:P:14:GLU:O	3:P:18:LYS:HG3	2.21	0.41
3:Q:27:ASP:OD2	4:T:52:ARG:NH2	2.54	0.41
3:R:9:LEU:HD23	3:R:9:LEU:HA	1.91	0.41
4:S:80:THR:O	4:S:80:THR:HG22	2.20	0.41
4:T:13:ARG:NH2	4:T:60:ILE:HD11	2.36	0.41
4:U:15:ARG:HD3	4:U:88:PHE:CD2	2.56	0.41
1:A:140:LEU:HD12	1:A:173:LEU:HD11	2.03	0.40
1:A:394:LYS:CB	1:A:434:ARG:CB	2.80	0.40
1:A:645:GLU:C	1:A:647:GLY:N	2.73	0.40
1:A:658:ASP:OD2	1:A:677:VAL:HG12	2.21	0.40
1:C:149:TRP:CZ3	1:C:251:LEU:HB3	2.56	0.40

*Continued on next page...*

*Continued from previous page...*

Atom-1	Atom-2	Interatomic distance (Å)	Clash overlap (Å)
1:C:1212:THR:OG1	1:C:1213:PHE:N	2.53	0.40
1:C:1239:GLY:O	1:C:1240:ILE:HD12	2.21	0.40
1:E:209:ASP:O	1:E:210:GLU:HB2	2.21	0.40
1:E:403:LEU:HD11	1:E:459:LYS:NZ	2.36	0.40
1:E:1111:ILE:O	1:E:1120:LEU:N	2.54	0.40
1:E:1175:THR:OG1	1:E:1176:HIS:CE1	2.74	0.40
1:E:1176:HIS:CD2	1:E:1197:GLY:C	2.95	0.40
1:E:1247:LEU:HD12	1:E:1248:GLU:OE1	2.21	0.40
2:F:52:ASN:OD1	7:F:201:HEM:HBD1	2.20	0.40
1:G:140:LEU:HD12	1:G:173:LEU:HD11	2.03	0.40
1:G:146:GLU:OE1	1:G:146:GLU:HA	2.21	0.40
1:G:149:TRP:CZ3	1:G:251:LEU:HB3	2.57	0.40
1:G:209:ASP:O	1:G:210:GLU:HB2	2.21	0.40
1:G:229:ILE:CG2	1:G:233:ARG:HD3	2.31	0.40
1:G:295:LEU:HD22	1:G:295:LEU:HA	1.75	0.40
1:G:409:GLU:HG3	1:I:340:TYR:HH	1.76	0.40
1:G:431:LYS:HZ3	1:I:336:ASN:CB	2.29	0.40
1:G:595:LEU:HD22	1:G:1244:LEU:HD12	1.78	0.40
1:G:724:PHE:CE1	1:G:740:PHE:HB3	2.56	0.40
1:G:924:GLN:H	1:G:1238:LEU:HD21	1.86	0.40
1:G:1126:HIS:CD2	1:G:1128:GLY:H	2.38	0.40
1:G:1176:HIS:HB3	1:G:1218:THR:OG1	2.10	0.40
1:G:1178:GLY:O	1:G:1179:TRP:CB	2.69	0.40
1:G:1213:PHE:O	1:G:1214:TYR:CB	2.49	0.40
1:G:1225:VAL:CG1	1:G:1229:PHE:CE1	3.01	0.40
1:I:403:LEU:HD11	1:I:459:LYS:NZ	2.36	0.40
1:I:581:LYS:HD2	1:I:581:LYS:HA	1.68	0.40
1:I:1126:HIS:CD2	1:I:1128:GLY:H	2.38	0.40
1:I:1163:HIS:HB3	1:I:1205:VAL:HG13	2.02	0.40
1:I:1212:THR:OG1	1:I:1213:PHE:N	2.53	0.40
1:K:581:LYS:HD2	1:K:581:LYS:HA	1.68	0.40
1:K:815:VAL:O	1:K:821:ILE:HG23	2.21	0.40
1:M:279:VAL:HG23	1:M:279:VAL:O	2.20	0.40
1:M:551:ASN:OD1	1:M:555:LEU:HG	2.21	0.40
1:M:560:PHE:O	1:M:561:PRO:O	2.39	0.40
1:M:603:ILE:O	1:M:604:THR:HB	2.21	0.40
1:M:866:LEU:HD22	1:M:914:VAL:HG12	1.98	0.40
1:M:922:LEU:HD12	1:M:1241:LEU:CD2	2.39	0.40
1:M:1030:TRP:HA	1:M:1036:LYS:O	2.20	0.40
1:M:1139:SER:OG	1:M:1140:THR:N	2.51	0.40
4:S:45:ARG:CA	4:S:45:ARG:NE	2.84	0.40

*Continued on next page...*

*Continued from previous page...*

Atom-1	Atom-2	Interatomic distance (Å)	Clash overlap (Å)
1:A:326:LEU:CD2	1:A:353:ILE:HB	2.50	0.40
1:A:385:ASP:HB3	1:A:403:LEU:HD21	2.03	0.40
1:A:612:ARG:HD3	1:A:614:HIS:O	2.21	0.40
1:A:938:LEU:HD13	1:A:938:LEU:HA	1.85	0.40
1:A:939:ALA:O	1:A:946:LEU:HB2	2.21	0.40
1:A:1178:GLY:O	1:A:1179:TRP:CB	2.67	0.40
1:A:1239:GLY:O	1:A:1240:ILE:HD12	2.22	0.40
1:C:146:GLU:C	1:C:147:PRO:O	2.58	0.40
1:C:209:ASP:O	1:C:210:GLU:HB2	2.21	0.40
1:C:279:VAL:O	1:C:279:VAL:HG23	2.20	0.40
1:C:551:ASN:OD1	1:C:555:LEU:HG	2.21	0.40
1:C:560:PHE:O	1:C:561:PRO:O	2.39	0.40
1:C:815:VAL:O	1:C:821:ILE:HG23	2.21	0.40
1:E:139:LYS:O	1:E:142:LYS:HB3	2.21	0.40
1:G:551:ASN:OD1	1:G:555:LEU:HG	2.21	0.40
1:G:593:LEU:O	1:G:1201:TRP:CZ3	2.74	0.40
1:G:910:GLU:HB3	1:G:913:LYS:HG3	2.02	0.40
1:G:939:ALA:O	1:G:946:LEU:HB2	2.21	0.40
1:I:256:SER:O	1:I:257:GLN:CB	2.65	0.40
1:I:452:GLN:O	1:I:456:LEU:HG	2.20	0.40
1:I:507:LEU:HD12	1:I:579:GLN:HG2	2.03	0.40
1:I:922:LEU:CD1	1:I:1241:LEU:CD2	2.87	0.40
1:I:978:PHE:CZ	1:I:986:GLU:HB2	2.55	0.40
1:I:1032:TRP:O	1:I:1034:LEU:N	2.49	0.40
1:K:327:ILE:HD13	1:K:327:ILE:HA	1.82	0.40
1:K:389:LEU:HD21	1:K:395:VAL:HG11	2.03	0.40
1:K:513:LYS:O	1:K:517:VAL:CB	2.62	0.40
1:K:639:LEU:CD1	1:K:641:VAL:HG23	2.51	0.40
1:M:389:LEU:HD21	1:M:395:VAL:HG11	2.03	0.40
1:M:474:SER:HB2	1:M:475:PRO:HD2	2.02	0.40
1:M:593:LEU:O	1:M:1201:TRP:CZ3	2.74	0.40
1:M:637:LYS:CG	1:M:658:ASP:O	2.69	0.40
1:M:1182:ASP:CG	1:M:1223:ILE:HD13	2.42	0.40
1:M:1239:GLY:O	1:M:1240:ILE:HD12	2.21	0.40
2:N:18:HIS:NE2	2:N:29:GLY:HA3	2.29	0.40
3:O:10:LEU:HA	3:O:13:ARG:HD2	2.03	0.40
3:Q:28:HIS:CA	4:T:14:LEU:CG	2.79	0.40
4:T:21:GLN:H	4:T:82:GLN:NE2	2.18	0.40
1:A:149:TRP:CZ3	1:A:251:LEU:HB3	2.56	0.40
1:A:474:SER:HB2	1:A:475:PRO:HD2	2.03	0.40
1:A:573:THR:C	1:A:577:TYR:HB3	2.29	0.40

*Continued on next page...*

*Continued from previous page...*

Atom-1	Atom-2	Interatomic distance (Å)	Clash overlap (Å)
1:A:595:LEU:HD13	1:A:1244:LEU:CG	2.50	0.40
1:A:637:LYS:CG	1:A:658:ASP:O	2.69	0.40
1:A:858:ALA:HB2	1:A:864:VAL:HG22	2.03	0.40
2:B:18:HIS:NE2	7:B:201:HEM:C4C	2.88	0.40
1:C:385:ASP:HB3	1:C:403:LEU:HD21	2.03	0.40
1:C:507:LEU:HD11	1:C:579:GLN:HG2	2.03	0.40
1:C:557:ARG:CG	1:C:558:GLN:N	2.79	0.40
1:C:637:LYS:CG	1:C:658:ASP:O	2.69	0.40
1:C:645:GLU:HB3	1:C:646:THR:H	1.70	0.40
1:C:1089:LEU:H	1:C:1105:ALA:HB2	1.86	0.40
1:E:507:LEU:HD12	1:E:579:GLN:HG2	2.03	0.40
1:E:724:PHE:CE1	1:E:740:PHE:HB3	2.56	0.40
1:E:818:LYS:O	1:E:843:ILE:HG13	2.21	0.40
1:E:910:GLU:HB3	1:E:913:LYS:HG3	2.02	0.40
1:G:137:GLN:HE21	1:G:173:LEU:HD22	1.87	0.40
1:G:174:LEU:O	1:G:178:PHE:HB2	2.20	0.40
1:G:262:LEU:HG	1:G:262:LEU:O	2.19	0.40
1:G:429:ASN:O	1:G:432:SER:O	2.39	0.40
1:G:553:HIS:CG	1:G:554:LEU:N	2.89	0.40
1:G:868:ASN:HB2	1:G:875:VAL:HG23	2.03	0.40
1:I:137:GLN:HE21	1:I:173:LEU:HD22	1.86	0.40
1:I:603:ILE:O	1:I:604:THR:HB	2.21	0.40
1:I:815:VAL:O	1:I:821:ILE:HG23	2.21	0.40
1:I:1176:HIS:CD2	1:I:1197:GLY:C	2.95	0.40
1:K:155:MET:HE2	1:K:155:MET:HB2	1.83	0.40
1:K:361:TYR:HB3	1:K:366:GLU:HG2	2.01	0.40
1:K:429:ASN:O	1:K:432:SER:O	2.39	0.40
1:K:818:LYS:O	1:K:843:ILE:HG13	2.21	0.40
1:K:868:ASN:HB2	1:K:875:VAL:HG23	2.03	0.40
1:K:999:ARG:CZ	1:K:1000:PHE:N	2.82	0.40
1:K:1176:HIS:HB3	1:K:1218:THR:OG1	2.10	0.40
1:K:1182:ASP:CG	1:K:1223:ILE:HD13	2.42	0.40
1:K:1200:LYS:HA	1:K:1211:GLN:O	2.21	0.40
1:K:1239:GLY:O	1:K:1240:ILE:HD12	2.21	0.40
1:M:127:VAL:HG11	1:M:293:GLU:HG2	2.04	0.40
1:M:146:GLU:OE1	1:M:146:GLU:HA	2.21	0.40
1:M:149:TRP:CZ3	1:M:251:LEU:HB3	2.56	0.40
1:M:245:VAL:C	1:M:246:TRP:HD1	2.23	0.40
1:M:390:GLN:HB3	1:M:393:VAL:CG2	2.51	0.40
1:M:543:ASN:OD1	1:M:574:SER:HB2	2.21	0.40
1:M:549:SER:OG	1:M:608:ARG:O	2.37	0.40

*Continued on next page...*



*Continued from previous page...*

Atom-1	Atom-2	Interatomic distance (Å)	Clash overlap (Å)
1:M:815:VAL:O	1:M:821:ILE:HG23	2.21	0.40
1:M:1233:VAL:O	1:M:1233:VAL:CG2	2.68	0.40
3:Q:10:LEU:HA	3:Q:13:ARG:HD2	2.04	0.40
4:S:7:ARG:HG3	4:S:7:ARG:NH1	2.37	0.40
4:V:13:ARG:HD3	4:V:59:ILE:HD11	2.04	0.40
1:A:1182:ASP:CG	1:A:1223:ILE:HD13	2.42	0.40
1:A:1232:TYR:HD2	1:A:1244:LEU:HD21	1.87	0.40
1:C:137:GLN:HE21	1:C:173:LEU:HD22	1.87	0.40
1:C:138:GLN:HE21	1:C:139:LYS:CA	2.35	0.40
1:C:146:GLU:O	1:C:147:PRO:C	2.60	0.40
1:C:407:GLU:H	1:C:407:GLU:HG2	1.47	0.40
1:C:868:ASN:HB2	1:C:875:VAL:HG23	2.03	0.40
1:C:970:SER:HA	1:C:1011:PHE:CD2	2.55	0.40
1:C:1182:ASP:CG	1:C:1223:ILE:HD13	2.42	0.40
1:C:1194:SER:CB	1:C:1202:TRP:CE3	2.98	0.40
1:E:251:LEU:CD1	1:E:269:VAL:HG12	2.52	0.40
1:E:385:ASP:HB3	1:E:403:LEU:HD21	2.03	0.40
1:E:529:TYR:CD1	1:E:529:TYR:C	2.95	0.40
1:E:543:ASN:OD1	1:E:574:SER:HB2	2.21	0.40
1:E:572:GLU:HB3	1:E:573:THR:H	1.70	0.40
1:E:593:LEU:O	1:E:1201:TRP:CZ3	2.74	0.40
1:E:603:ILE:CD1	1:E:1242:TYR:CE1	3.00	0.40
1:E:999:ARG:HD2	1:E:999:ARG:HA	1.74	0.40
1:E:1232:TYR:HD2	1:E:1244:LEU:HD21	1.87	0.40
1:G:127:VAL:HG11	1:G:293:GLU:HG2	2.04	0.40
1:G:270:THR:O	1:G:270:THR:OG1	2.32	0.40
1:G:393:VAL:O	1:G:393:VAL:HG23	2.22	0.40
1:G:400:LEU:O	1:G:404:TRP:CE3	2.74	0.40
1:G:486:PHE:HA	1:G:489:TYR:HB3	2.03	0.40
1:G:507:LEU:HD12	1:G:579:GLN:HG2	2.03	0.40
1:G:1163:HIS:HB3	1:G:1205:VAL:HG13	2.02	0.40
1:G:1247:LEU:HD12	1:G:1248:GLU:OE1	2.21	0.40
2:H:52:ASN:OD1	7:H:201:HEM:HBD1	2.21	0.40
1:I:360:ASP:O	1:I:361:TYR:CG	2.75	0.40
1:I:364:LEU:CD1	1:I:364:LEU:C	2.90	0.40
1:I:460:ILE:HG23	1:I:461:ILE:N	2.37	0.40
1:K:147:PRO:HB3	1:K:257:GLN:O	2.22	0.40
1:K:149:TRP:CZ3	1:K:251:LEU:HB3	2.57	0.40
1:K:407:GLU:O	1:K:411:VAL:HG23	2.22	0.40
1:K:533:LEU:HB3	1:K:534:ASP:H	1.59	0.40
1:K:603:ILE:O	1:K:604:THR:HB	2.21	0.40

*Continued on next page...*

*Continued from previous page...*

Atom-1	Atom-2	Interatomic distance (Å)	Clash overlap (Å)
1:K:1244:LEU:HD12	1:K:1244:LEU:C	2.42	0.40
1:M:137:GLN:HE21	1:M:173:LEU:HD22	1.86	0.40
1:M:286:LEU:HD13	1:M:286:LEU:HA	1.98	0.40
1:M:327:ILE:CD1	1:M:353:ILE:CG2	3.00	0.40
1:M:639:LEU:CD1	1:M:641:VAL:HG23	2.51	0.40
1:M:923:LYS:HA	1:M:923:LYS:HD3	1.82	0.40
1:M:1046:THR:CG2	1:M:1063:PHE:HE2	2.34	0.40
3:Q:19:ASP:C	4:U:64:THR:HB	2.42	0.40
4:S:52:ARG:HD2	4:T:38:HIS:ND1	2.37	0.40
4:V:80:THR:O	4:V:80:THR:HG22	2.20	0.40
4:Y:20:LEU:HD21	4:Y:77:LEU:HD21	2.04	0.40
1:A:127:VAL:HG11	1:A:293:GLU:HG2	2.04	0.40
1:A:138:GLN:HE21	1:A:139:LYS:CA	2.35	0.40
1:A:149:TRP:CH2	1:A:273:VAL:CG1	2.98	0.40
1:A:208:GLN:H	1:A:208:GLN:HG3	1.48	0.40
1:A:230:LEU:CD2	1:A:234:LYS:CG	2.85	0.40
1:A:295:LEU:HD22	1:A:295:LEU:HA	1.76	0.40
1:A:390:GLN:HB3	1:A:393:VAL:CG2	2.52	0.40
1:A:434:ARG:HG3	1:A:434:ARG:HH21	1.86	0.40
1:A:507:LEU:HD11	1:A:579:GLN:HG2	2.03	0.40
1:A:553:HIS:CG	1:A:554:LEU:N	2.88	0.40
1:A:724:PHE:CE1	1:A:740:PHE:HB3	2.56	0.40
1:A:862:TYR:CD1	1:A:885:VAL:N	2.84	0.40
1:A:866:LEU:CD2	1:A:914:VAL:HB	2.43	0.40
1:A:1111:ILE:O	1:A:1120:LEU:N	2.54	0.40
1:A:1160:GLU:O	1:A:1162:LEU:N	2.49	0.40
2:B:14:CYS:CB	7:B:201:HEM:CAB	2.96	0.40
1:C:160:LYS:HZ2	1:C:160:LYS:HB2	1.87	0.40
1:C:251:LEU:CD1	1:C:269:VAL:HG12	2.52	0.40
1:C:364:LEU:CD1	1:C:364:LEU:C	2.90	0.40
1:C:389:LEU:HD21	1:C:395:VAL:HG11	2.03	0.40
1:C:402:ILE:HG12	1:C:402:ILE:H	1.65	0.40
1:E:137:GLN:HE21	1:E:173:LEU:HD22	1.86	0.40
1:E:460:ILE:HG23	1:E:461:ILE:N	2.37	0.40
1:E:750:ARG:HB2	1:E:806:TRP:HE1	1.85	0.40
1:E:1032:TRP:O	1:E:1034:LEU:N	2.50	0.40
1:E:1093:ILE:O	1:E:1093:ILE:HG13	2.21	0.40
1:E:1244:LEU:HD12	1:E:1244:LEU:C	2.42	0.40
1:G:140:LEU:C	1:G:140:LEU:CD1	2.86	0.40
1:G:1244:LEU:HD12	1:G:1244:LEU:C	2.42	0.40
1:I:140:LEU:HD12	1:I:173:LEU:HD11	2.03	0.40

*Continued on next page...*

Continued from previous page...

Atom-1	Atom-2	Interatomic distance (Å)	Clash overlap (Å)
1:I:389:LEU:HD21	1:I:395:VAL:HG11	2.03	0.40
1:I:434:ARG:HG3	1:I:434:ARG:HH21	1.87	0.40
1:I:727:LEU:HB2	1:I:739:MET:HE1	2.02	0.40
1:I:882:LEU:O	1:I:883:SER:CB	2.70	0.40
1:I:924:GLN:H	1:I:1238:LEU:HD21	1.86	0.40
1:I:938:LEU:HD13	1:I:938:LEU:HA	1.85	0.40
1:I:997:GLN:HB3	1:I:1030:TRP:HH2	1.86	0.40
1:I:1182:ASP:CG	1:I:1223:ILE:HD13	2.42	0.40
1:I:1200:LYS:HA	1:I:1211:GLN:O	2.21	0.40
1:I:1244:LEU:HD12	1:I:1244:LEU:C	2.42	0.40
1:K:507:LEU:HD11	1:K:579:GLN:HG2	2.03	0.40
1:K:558:GLN:CB	1:K:559:PRO:CD	2.75	0.40
1:K:882:LEU:O	1:K:883:SER:CB	2.70	0.40
1:K:884:TRP:CH2	2:L:81:ILE:CD1	3.05	0.40
1:M:260:ILE:O	1:M:260:ILE:HG12	2.20	0.40
1:M:533:LEU:HB3	1:M:534:ASP:H	1.59	0.40
1:M:821:ILE:HD11	1:M:857:VAL:HG21	2.03	0.40
1:M:866:LEU:CD2	1:M:914:VAL:HB	2.43	0.40
1:M:997:GLN:HB3	1:M:1030:TRP:HH2	1.86	0.40
1:M:1089:LEU:H	1:M:1105:ALA:HB2	1.87	0.40
4:U:72:LEU:HD12	4:U:72:LEU:HA	1.95	0.40
4:Y:8:LEU:HD23	4:Y:8:LEU:O	2.22	0.40

There are no symmetry-related clashes.

## 5.3 Torsion angles [i](#)

### 5.3.1 Protein backbone [i](#)

In the following table, the Percentiles column shows the percent Ramachandran outliers of the chain as a percentile score with respect to all PDB entries followed by that with respect to all EM entries.

The Analysed column shows the number of residues for which the backbone conformation was analysed, and the total number of residues.

Mol	Chain	Analysed	Favoured	Allowed	Outliers	Percentiles	
1	A	1142/1248 (92%)	1002 (88%)	93 (8%)	47 (4%)	2	18
1	C	1142/1248 (92%)	1002 (88%)	94 (8%)	46 (4%)	2	19
1	E	1142/1248 (92%)	999 (88%)	95 (8%)	48 (4%)	2	18

Continued on next page...

Continued from previous page...

Mol	Chain	Analysed	Favoured	Allowed	Outliers	Percentiles	
1	G	1142/1248 (92%)	1002 (88%)	93 (8%)	47 (4%)	2	18
1	I	1142/1248 (92%)	1002 (88%)	93 (8%)	47 (4%)	2	18
1	K	1142/1248 (92%)	1002 (88%)	93 (8%)	47 (4%)	2	18
1	M	1142/1248 (92%)	1002 (88%)	93 (8%)	47 (4%)	2	18
2	B	102/105 (97%)	100 (98%)	2 (2%)	0	100	100
2	D	102/105 (97%)	100 (98%)	2 (2%)	0	100	100
2	F	102/105 (97%)	100 (98%)	2 (2%)	0	100	100
2	H	102/105 (97%)	100 (98%)	2 (2%)	0	100	100
2	J	102/105 (97%)	100 (98%)	2 (2%)	0	100	100
2	L	102/105 (97%)	100 (98%)	2 (2%)	0	100	100
2	N	102/105 (97%)	100 (98%)	2 (2%)	0	100	100
3	O	89/102 (87%)	86 (97%)	3 (3%)	0	100	100
3	P	89/102 (87%)	87 (98%)	2 (2%)	0	100	100
3	Q	89/102 (87%)	86 (97%)	3 (3%)	0	100	100
3	R	89/102 (87%)	87 (98%)	2 (2%)	0	100	100
3	W	93/102 (91%)	93 (100%)	0	0	100	100
3	X	90/102 (88%)	90 (100%)	0	0	100	100
4	S	94/100 (94%)	92 (98%)	2 (2%)	0	100	100
4	T	94/100 (94%)	91 (97%)	3 (3%)	0	100	100
4	U	94/100 (94%)	88 (94%)	6 (6%)	0	100	100
4	V	94/100 (94%)	92 (98%)	2 (2%)	0	100	100
4	Y	93/100 (93%)	92 (99%)	1 (1%)	0	100	100
All	All	9716/10583 (92%)	8695 (90%)	692 (7%)	329 (3%)	5	21

All (329) Ramachandran outliers are listed below:

Mol	Chain	Res	Type
1	A	147	PRO
1	A	557	ARG
1	A	560	PHE
1	A	562	ASN
1	A	574	SER
1	A	645	GLU
1	A	795	GLU

Continued on next page...

*Continued from previous page...*

<b>Mol</b>	<b>Chain</b>	<b>Res</b>	<b>Type</b>
1	A	841	SER
1	A	885	VAL
1	A	904	GLN
1	A	932	GLU
1	A	1176	HIS
1	A	1212	THR
1	A	1240	ILE
1	C	147	PRO
1	C	557	ARG
1	C	560	PHE
1	C	562	ASN
1	C	574	SER
1	C	645	GLU
1	C	795	GLU
1	C	841	SER
1	C	885	VAL
1	C	904	GLN
1	C	932	GLU
1	C	1176	HIS
1	C	1212	THR
1	C	1240	ILE
1	E	147	PRO
1	E	557	ARG
1	E	560	PHE
1	E	562	ASN
1	E	574	SER
1	E	645	GLU
1	E	795	GLU
1	E	841	SER
1	E	885	VAL
1	E	904	GLN
1	E	932	GLU
1	E	1176	HIS
1	E	1212	THR
1	E	1240	ILE
1	G	147	PRO
1	G	557	ARG
1	G	560	PHE
1	G	562	ASN
1	G	574	SER
1	G	645	GLU
1	G	795	GLU

*Continued on next page...*

*Continued from previous page...*

<b>Mol</b>	<b>Chain</b>	<b>Res</b>	<b>Type</b>
1	G	841	SER
1	G	885	VAL
1	G	904	GLN
1	G	932	GLU
1	G	1176	HIS
1	G	1212	THR
1	G	1240	ILE
1	I	147	PRO
1	I	557	ARG
1	I	560	PHE
1	I	562	ASN
1	I	574	SER
1	I	645	GLU
1	I	795	GLU
1	I	841	SER
1	I	885	VAL
1	I	904	GLN
1	I	932	GLU
1	I	1176	HIS
1	I	1212	THR
1	I	1240	ILE
1	K	147	PRO
1	K	557	ARG
1	K	560	PHE
1	K	562	ASN
1	K	574	SER
1	K	645	GLU
1	K	795	GLU
1	K	841	SER
1	K	885	VAL
1	K	904	GLN
1	K	932	GLU
1	K	1176	HIS
1	K	1212	THR
1	K	1240	ILE
1	M	147	PRO
1	M	557	ARG
1	M	560	PHE
1	M	562	ASN
1	M	574	SER
1	M	645	GLU
1	M	795	GLU

*Continued on next page...*

*Continued from previous page...*

<b>Mol</b>	<b>Chain</b>	<b>Res</b>	<b>Type</b>
1	M	841	SER
1	M	885	VAL
1	M	904	GLN
1	M	932	GLU
1	M	1176	HIS
1	M	1212	THR
1	M	1240	ILE
1	A	245	VAL
1	A	558	GLN
1	A	561	PRO
1	A	573	THR
1	A	884	TRP
1	A	1178	GLY
1	A	1214	TYR
1	C	245	VAL
1	C	558	GLN
1	C	561	PRO
1	C	573	THR
1	C	884	TRP
1	C	1178	GLY
1	C	1214	TYR
1	E	237	ARG
1	E	245	VAL
1	E	558	GLN
1	E	561	PRO
1	E	573	THR
1	E	884	TRP
1	E	1178	GLY
1	E	1214	TYR
1	G	245	VAL
1	G	558	GLN
1	G	561	PRO
1	G	573	THR
1	G	884	TRP
1	G	1178	GLY
1	G	1214	TYR
1	I	245	VAL
1	I	558	GLN
1	I	561	PRO
1	I	573	THR
1	I	884	TRP
1	I	1178	GLY

*Continued on next page...*

*Continued from previous page...*

<b>Mol</b>	<b>Chain</b>	<b>Res</b>	<b>Type</b>
1	I	1214	TYR
1	K	245	VAL
1	K	558	GLN
1	K	561	PRO
1	K	573	THR
1	K	884	TRP
1	K	1178	GLY
1	K	1214	TYR
1	M	245	VAL
1	M	558	GLN
1	M	561	PRO
1	M	573	THR
1	M	884	TRP
1	M	1178	GLY
1	M	1214	TYR
1	A	281	PRO
1	A	559	PRO
1	A	568	LEU
1	A	572	GLU
1	A	679	LYS
1	A	921	MET
1	A	1158	ASN
1	A	1171	GLU
1	A	1206	THR
1	C	281	PRO
1	C	559	PRO
1	C	568	LEU
1	C	572	GLU
1	C	679	LYS
1	C	921	MET
1	C	1158	ASN
1	C	1171	GLU
1	C	1206	THR
1	E	236	PRO
1	E	281	PRO
1	E	559	PRO
1	E	568	LEU
1	E	572	GLU
1	E	679	LYS
1	E	1158	ASN
1	E	1171	GLU
1	E	1206	THR

*Continued on next page...*



*Continued from previous page...*

<b>Mol</b>	<b>Chain</b>	<b>Res</b>	<b>Type</b>
1	G	281	PRO
1	G	559	PRO
1	G	568	LEU
1	G	572	GLU
1	G	679	LYS
1	G	921	MET
1	G	1158	ASN
1	G	1171	GLU
1	G	1206	THR
1	I	281	PRO
1	I	559	PRO
1	I	568	LEU
1	I	572	GLU
1	I	679	LYS
1	I	921	MET
1	I	1158	ASN
1	I	1171	GLU
1	I	1206	THR
1	K	281	PRO
1	K	559	PRO
1	K	568	LEU
1	K	572	GLU
1	K	679	LYS
1	K	921	MET
1	K	1158	ASN
1	K	1171	GLU
1	K	1206	THR
1	M	281	PRO
1	M	559	PRO
1	M	568	LEU
1	M	572	GLU
1	M	679	LYS
1	M	921	MET
1	M	1158	ASN
1	M	1171	GLU
1	M	1206	THR
1	A	697	GLU
1	A	963	GLN
1	A	1022	SER
1	A	1129	CYS
1	A	1205	VAL
1	C	697	GLU

*Continued on next page...*

*Continued from previous page...*

<b>Mol</b>	<b>Chain</b>	<b>Res</b>	<b>Type</b>
1	C	963	GLN
1	C	1022	SER
1	C	1129	CYS
1	C	1205	VAL
1	E	697	GLU
1	E	921	MET
1	E	963	GLN
1	E	1022	SER
1	E	1129	CYS
1	E	1179	TRP
1	E	1205	VAL
1	G	697	GLU
1	G	963	GLN
1	G	1022	SER
1	G	1129	CYS
1	G	1179	TRP
1	G	1205	VAL
1	I	697	GLU
1	I	963	GLN
1	I	1022	SER
1	I	1129	CYS
1	I	1179	TRP
1	I	1205	VAL
1	K	697	GLU
1	K	963	GLN
1	K	1022	SER
1	K	1129	CYS
1	K	1179	TRP
1	K	1205	VAL
1	M	697	GLU
1	M	963	GLN
1	M	1022	SER
1	M	1129	CYS
1	M	1205	VAL
1	A	637	LYS
1	A	919	ALA
1	A	1002	HIS
1	A	1007	TRP
1	A	1073	ILE
1	A	1107	LYS
1	A	1179	TRP
1	C	637	LYS

*Continued on next page...*

*Continued from previous page...*

<b>Mol</b>	<b>Chain</b>	<b>Res</b>	<b>Type</b>
1	C	919	ALA
1	C	1007	TRP
1	C	1073	ILE
1	C	1107	LYS
1	C	1179	TRP
1	E	637	LYS
1	E	919	ALA
1	E	1007	TRP
1	E	1073	ILE
1	E	1107	LYS
1	G	637	LYS
1	G	919	ALA
1	G	1007	TRP
1	G	1073	ILE
1	G	1107	LYS
1	I	637	LYS
1	I	919	ALA
1	I	1007	TRP
1	I	1073	ILE
1	I	1107	LYS
1	K	637	LYS
1	K	919	ALA
1	K	1007	TRP
1	K	1073	ILE
1	K	1107	LYS
1	M	637	LYS
1	M	919	ALA
1	M	1007	TRP
1	M	1073	ILE
1	M	1107	LYS
1	A	741	GLY
1	A	883	SER
1	C	741	GLY
1	C	1002	HIS
1	E	741	GLY
1	E	1002	HIS
1	G	741	GLY
1	G	883	SER
1	G	1002	HIS
1	I	741	GLY
1	I	883	SER
1	I	1002	HIS

*Continued on next page...*

*Continued from previous page...*

Mol	Chain	Res	Type
1	K	741	GLY
1	K	883	SER
1	K	1002	HIS
1	M	741	GLY
1	M	883	SER
1	M	1002	HIS
1	M	1179	TRP
1	A	146	GLU
1	A	571	PRO
1	C	146	GLU
1	C	571	PRO
1	E	146	GLU
1	E	571	PRO
1	G	146	GLU
1	G	571	PRO
1	I	146	GLU
1	I	571	PRO
1	K	146	GLU
1	K	571	PRO
1	M	146	GLU
1	M	571	PRO
1	A	920	VAL
1	C	920	VAL
1	E	920	VAL
1	G	920	VAL
1	I	920	VAL
1	K	920	VAL
1	M	920	VAL

### 5.3.2 Protein sidechains [i](#)

In the following table, the Percentiles column shows the percent sidechain outliers of the chain as a percentile score with respect to all PDB entries followed by that with respect to all EM entries.

The Analysed column shows the number of residues for which the sidechain conformation was analysed, and the total number of residues.

Mol	Chain	Analysed	Rotameric	Outliers	Percentiles
1	A	1027/1119 (92%)	840 (82%)	187 (18%)	<b>1</b> <b>9</b>
1	C	1027/1119 (92%)	840 (82%)	187 (18%)	<b>1</b> <b>9</b>
1	E	1027/1119 (92%)	840 (82%)	187 (18%)	<b>1</b> <b>9</b>

*Continued on next page...*

Continued from previous page...

Mol	Chain	Analysed	Rotameric	Outliers	Percentiles	
1	G	1027/1119 (92%)	840 (82%)	187 (18%)	1	9
1	I	1027/1119 (92%)	840 (82%)	187 (18%)	1	9
1	K	1027/1119 (92%)	839 (82%)	188 (18%)	1	8
1	M	1027/1119 (92%)	840 (82%)	187 (18%)	1	9
2	B	86/87 (99%)	80 (93%)	6 (7%)	12	33
2	D	86/87 (99%)	81 (94%)	5 (6%)	17	38
2	F	86/87 (99%)	80 (93%)	6 (7%)	12	33
2	H	86/87 (99%)	81 (94%)	5 (6%)	17	38
2	J	86/87 (99%)	80 (93%)	6 (7%)	12	33
2	L	86/87 (99%)	80 (93%)	6 (7%)	12	33
2	N	86/87 (99%)	80 (93%)	6 (7%)	12	33
3	O	80/90 (89%)	77 (96%)	3 (4%)	28	50
3	P	80/90 (89%)	76 (95%)	4 (5%)	20	42
3	Q	80/90 (89%)	76 (95%)	4 (5%)	20	42
3	R	80/90 (89%)	76 (95%)	4 (5%)	20	42
3	W	84/90 (93%)	82 (98%)	2 (2%)	44	63
3	X	81/90 (90%)	79 (98%)	2 (2%)	42	62
4	S	85/89 (96%)	73 (86%)	12 (14%)	3	14
4	T	85/89 (96%)	80 (94%)	5 (6%)	16	38
4	U	85/89 (96%)	79 (93%)	6 (7%)	12	32
4	V	85/89 (96%)	77 (91%)	8 (9%)	7	23
4	Y	84/89 (94%)	77 (92%)	7 (8%)	9	28
All	All	8700/9427 (92%)	7293 (84%)	1407 (16%)	4	11

All (1407) residues with a non-rotameric sidechain are listed below:

Mol	Chain	Res	Type
1	A	114	LEU
1	A	116	GLU
1	A	122	ARG
1	A	126	PHE
1	A	128	THR
1	A	129	ARG
1	A	130	LYS

Continued on next page...

*Continued from previous page...*

<b>Mol</b>	<b>Chain</b>	<b>Res</b>	<b>Type</b>
1	A	138	GLN
1	A	139	LYS
1	A	142	LYS
1	A	143	LEU
1	A	144	LYS
1	A	153	HIS
1	A	155	MET
1	A	158	CYS
1	A	160	LYS
1	A	166	GLU
1	A	173	LEU
1	A	174	LEU
1	A	189	LYS
1	A	198	LYS
1	A	206	LEU
1	A	208	GLN
1	A	213	SER
1	A	225	ASP
1	A	226	ARG
1	A	231	MET
1	A	233	ARG
1	A	234	LYS
1	A	237	ARG
1	A	239	LEU
1	A	240	LEU
1	A	243	ASP
1	A	244	ASP
1	A	248	SER
1	A	252	LYS
1	A	256	SER
1	A	259	GLN
1	A	260	ILE
1	A	261	LEU
1	A	262	LEU
1	A	266	ASP
1	A	267	LYS
1	A	268	SER
1	A	273	VAL
1	A	277	LYS
1	A	278	TYR
1	A	283	GLU
1	A	286	LEU

*Continued on next page...*

*Continued from previous page...*

<b>Mol</b>	<b>Chain</b>	<b>Res</b>	<b>Type</b>
1	A	288	LYS
1	A	290	LYS
1	A	293	GLU
1	A	294	ILE
1	A	295	LEU
1	A	298	PHE
1	A	301	MET
1	A	302	LYS
1	A	303	LYS
1	A	308	GLU
1	A	309	GLN
1	A	311	HIS
1	A	317	CYS
1	A	318	LYS
1	A	322	LEU
1	A	325	SER
1	A	326	LEU
1	A	332	ARG
1	A	333	ASP
1	A	334	PHE
1	A	337	ARG
1	A	348	LYS
1	A	352	ARG
1	A	353	ILE
1	A	357	SER
1	A	358	SER
1	A	359	TYR
1	A	360	ASP
1	A	362	GLU
1	A	368	MET
1	A	373	GLU
1	A	374	MET
1	A	376	ARG
1	A	383	TYR
1	A	384	THR
1	A	386	LEU
1	A	389	LEU
1	A	391	LYS
1	A	397	THR
1	A	402	ILE
1	A	403	LEU
1	A	404	TRP

*Continued on next page...*

*Continued from previous page...*

<b>Mol</b>	<b>Chain</b>	<b>Res</b>	<b>Type</b>
1	A	405	ASP
1	A	406	MET
1	A	407	GLU
1	A	416	GLN
1	A	426	CYS
1	A	428	ARG
1	A	429	ASN
1	A	431	LYS
1	A	434	ARG
1	A	438	HIS
1	A	439	ASP
1	A	443	ASP
1	A	449	ASN
1	A	450	CYS
1	A	455	ASP
1	A	456	LEU
1	A	476	ASP
1	A	477	GLN
1	A	489	TYR
1	A	490	HIS
1	A	493	SER
1	A	505	PHE
1	A	514	THR
1	A	515	GLU
1	A	522	LEU
1	A	524	HIS
1	A	528	GLU
1	A	529	TYR
1	A	530	ARG
1	A	531	HIS
1	A	532	ILE
1	A	533	LEU
1	A	534	ASP
1	A	537	ASP
1	A	546	GLU
1	A	550	LEU
1	A	553	HIS
1	A	557	ARG
1	A	562	ASN
1	A	568	LEU
1	A	572	GLU
1	A	573	THR

*Continued on next page...*



*Continued from previous page...*

<b>Mol</b>	<b>Chain</b>	<b>Res</b>	<b>Type</b>
1	A	576	VAL
1	A	578	GLN
1	A	585	LYS
1	A	586	GLN
1	A	587	GLU
1	A	588	VAL
1	A	596	GLU
1	A	598	ILE
1	A	600	LYS
1	A	616	ASP
1	A	619	TYR
1	A	633	CYS
1	A	643	LYS
1	A	645	GLU
1	A	646	THR
1	A	649	LYS
1	A	651	LEU
1	A	654	LYS
1	A	657	GLU
1	A	658	ASP
1	A	659	GLU
1	A	879	ARG
1	A	881	HIS
1	A	882	LEU
1	A	902	ASP
1	A	907	ARG
1	A	918	SER
1	A	921	MET
1	A	925	GLU
1	A	938	LEU
1	A	940	VAL
1	A	948	LEU
1	A	999	ARG
1	A	1078	GLU
1	A	1164	LEU
1	A	1165	CYS
1	A	1168	LEU
1	A	1170	GLU
1	A	1171	GLU
1	A	1179	TRP
1	A	1181	THR
1	A	1182	ASP

*Continued on next page...*

*Continued from previous page...*

<b>Mol</b>	<b>Chain</b>	<b>Res</b>	<b>Type</b>
1	A	1183	LEU
1	A	1192	LEU
1	A	1211	GLN
1	A	1218	THR
1	A	1219	ASN
1	A	1220	LEU
1	A	1226	SER
1	A	1229	PHE
1	A	1232	TYR
1	A	1240	ILE
1	A	1245	GLN
1	A	1247	LEU
2	B	12	GLN
2	B	38	ARG
2	B	39	LYS
2	B	52	ASN
2	B	53	LYS
2	B	86	LYS
1	C	114	LEU
1	C	116	GLU
1	C	122	ARG
1	C	126	PHE
1	C	128	THR
1	C	129	ARG
1	C	130	LYS
1	C	138	GLN
1	C	139	LYS
1	C	142	LYS
1	C	143	LEU
1	C	144	LYS
1	C	153	HIS
1	C	155	MET
1	C	158	CYS
1	C	160	LYS
1	C	166	GLU
1	C	173	LEU
1	C	174	LEU
1	C	189	LYS
1	C	198	LYS
1	C	206	LEU
1	C	208	GLN
1	C	213	SER

*Continued on next page...*

*Continued from previous page...*

<b>Mol</b>	<b>Chain</b>	<b>Res</b>	<b>Type</b>
1	C	225	ASP
1	C	226	ARG
1	C	231	MET
1	C	233	ARG
1	C	234	LYS
1	C	237	ARG
1	C	239	LEU
1	C	240	LEU
1	C	243	ASP
1	C	244	ASP
1	C	248	SER
1	C	252	LYS
1	C	256	SER
1	C	259	GLN
1	C	260	ILE
1	C	261	LEU
1	C	262	LEU
1	C	266	ASP
1	C	267	LYS
1	C	268	SER
1	C	273	VAL
1	C	277	LYS
1	C	278	TYR
1	C	283	GLU
1	C	286	LEU
1	C	288	LYS
1	C	290	LYS
1	C	293	GLU
1	C	294	ILE
1	C	295	LEU
1	C	298	PHE
1	C	301	MET
1	C	302	LYS
1	C	303	LYS
1	C	308	GLU
1	C	309	GLN
1	C	311	HIS
1	C	317	CYS
1	C	318	LYS
1	C	322	LEU
1	C	325	SER
1	C	326	LEU

*Continued on next page...*

*Continued from previous page...*

<b>Mol</b>	<b>Chain</b>	<b>Res</b>	<b>Type</b>
1	C	332	ARG
1	C	333	ASP
1	C	334	PHE
1	C	337	ARG
1	C	348	LYS
1	C	352	ARG
1	C	353	ILE
1	C	357	SER
1	C	358	SER
1	C	359	TYR
1	C	360	ASP
1	C	362	GLU
1	C	368	MET
1	C	373	GLU
1	C	374	MET
1	C	376	ARG
1	C	383	TYR
1	C	384	THR
1	C	386	LEU
1	C	389	LEU
1	C	391	LYS
1	C	397	THR
1	C	402	ILE
1	C	403	LEU
1	C	404	TRP
1	C	405	ASP
1	C	406	MET
1	C	407	GLU
1	C	416	GLN
1	C	426	CYS
1	C	428	ARG
1	C	429	ASN
1	C	431	LYS
1	C	434	ARG
1	C	438	HIS
1	C	439	ASP
1	C	443	ASP
1	C	449	ASN
1	C	450	CYS
1	C	455	ASP
1	C	456	LEU
1	C	476	ASP

*Continued on next page...*

*Continued from previous page...*

<b>Mol</b>	<b>Chain</b>	<b>Res</b>	<b>Type</b>
1	C	477	GLN
1	C	489	TYR
1	C	490	HIS
1	C	493	SER
1	C	505	PHE
1	C	514	THR
1	C	515	GLU
1	C	522	LEU
1	C	524	HIS
1	C	528	GLU
1	C	529	TYR
1	C	530	ARG
1	C	531	HIS
1	C	532	ILE
1	C	533	LEU
1	C	534	ASP
1	C	537	ASP
1	C	546	GLU
1	C	550	LEU
1	C	553	HIS
1	C	557	ARG
1	C	562	ASN
1	C	568	LEU
1	C	572	GLU
1	C	573	THR
1	C	576	VAL
1	C	578	GLN
1	C	585	LYS
1	C	586	GLN
1	C	587	GLU
1	C	588	VAL
1	C	596	GLU
1	C	598	ILE
1	C	600	LYS
1	C	616	ASP
1	C	619	TYR
1	C	633	CYS
1	C	643	LYS
1	C	645	GLU
1	C	646	THR
1	C	649	LYS
1	C	651	LEU

*Continued on next page...*

*Continued from previous page...*

<b>Mol</b>	<b>Chain</b>	<b>Res</b>	<b>Type</b>
1	C	654	LYS
1	C	657	GLU
1	C	658	ASP
1	C	659	GLU
1	C	879	ARG
1	C	881	HIS
1	C	882	LEU
1	C	902	ASP
1	C	907	ARG
1	C	918	SER
1	C	921	MET
1	C	925	GLU
1	C	938	LEU
1	C	940	VAL
1	C	948	LEU
1	C	999	ARG
1	C	1078	GLU
1	C	1164	LEU
1	C	1165	CYS
1	C	1168	LEU
1	C	1170	GLU
1	C	1171	GLU
1	C	1179	TRP
1	C	1181	THR
1	C	1182	ASP
1	C	1183	LEU
1	C	1192	LEU
1	C	1211	GLN
1	C	1218	THR
1	C	1219	ASN
1	C	1220	LEU
1	C	1226	SER
1	C	1229	PHE
1	C	1232	TYR
1	C	1240	ILE
1	C	1245	GLN
1	C	1247	LEU
2	D	12	GLN
2	D	38	ARG
2	D	39	LYS
2	D	52	ASN
2	D	86	LYS

*Continued on next page...*

*Continued from previous page...*

<b>Mol</b>	<b>Chain</b>	<b>Res</b>	<b>Type</b>
1	E	114	LEU
1	E	116	GLU
1	E	122	ARG
1	E	126	PHE
1	E	128	THR
1	E	129	ARG
1	E	130	LYS
1	E	138	GLN
1	E	139	LYS
1	E	142	LYS
1	E	143	LEU
1	E	144	LYS
1	E	153	HIS
1	E	155	MET
1	E	158	CYS
1	E	160	LYS
1	E	166	GLU
1	E	173	LEU
1	E	174	LEU
1	E	189	LYS
1	E	198	LYS
1	E	206	LEU
1	E	208	GLN
1	E	213	SER
1	E	225	ASP
1	E	226	ARG
1	E	231	MET
1	E	233	ARG
1	E	234	LYS
1	E	237	ARG
1	E	239	LEU
1	E	240	LEU
1	E	243	ASP
1	E	244	ASP
1	E	248	SER
1	E	252	LYS
1	E	256	SER
1	E	259	GLN
1	E	260	ILE
1	E	261	LEU
1	E	262	LEU
1	E	266	ASP

*Continued on next page...*

*Continued from previous page...*

<b>Mol</b>	<b>Chain</b>	<b>Res</b>	<b>Type</b>
1	E	267	LYS
1	E	268	SER
1	E	273	VAL
1	E	277	LYS
1	E	278	TYR
1	E	283	GLU
1	E	286	LEU
1	E	288	LYS
1	E	290	LYS
1	E	293	GLU
1	E	294	ILE
1	E	295	LEU
1	E	298	PHE
1	E	301	MET
1	E	302	LYS
1	E	303	LYS
1	E	308	GLU
1	E	309	GLN
1	E	311	HIS
1	E	317	CYS
1	E	318	LYS
1	E	322	LEU
1	E	325	SER
1	E	326	LEU
1	E	332	ARG
1	E	333	ASP
1	E	334	PHE
1	E	337	ARG
1	E	348	LYS
1	E	352	ARG
1	E	353	ILE
1	E	357	SER
1	E	358	SER
1	E	359	TYR
1	E	360	ASP
1	E	362	GLU
1	E	368	MET
1	E	373	GLU
1	E	374	MET
1	E	376	ARG
1	E	383	TYR
1	E	384	THR

*Continued on next page...*



*Continued from previous page...*

<b>Mol</b>	<b>Chain</b>	<b>Res</b>	<b>Type</b>
1	E	386	LEU
1	E	389	LEU
1	E	391	LYS
1	E	397	THR
1	E	402	ILE
1	E	403	LEU
1	E	404	TRP
1	E	405	ASP
1	E	406	MET
1	E	407	GLU
1	E	416	GLN
1	E	426	CYS
1	E	428	ARG
1	E	429	ASN
1	E	431	LYS
1	E	434	ARG
1	E	438	HIS
1	E	439	ASP
1	E	443	ASP
1	E	449	ASN
1	E	450	CYS
1	E	455	ASP
1	E	456	LEU
1	E	476	ASP
1	E	477	GLN
1	E	489	TYR
1	E	490	HIS
1	E	493	SER
1	E	505	PHE
1	E	514	THR
1	E	515	GLU
1	E	522	LEU
1	E	524	HIS
1	E	528	GLU
1	E	529	TYR
1	E	530	ARG
1	E	531	HIS
1	E	532	ILE
1	E	533	LEU
1	E	534	ASP
1	E	537	ASP
1	E	546	GLU

*Continued on next page...*

*Continued from previous page...*

<b>Mol</b>	<b>Chain</b>	<b>Res</b>	<b>Type</b>
1	E	550	LEU
1	E	553	HIS
1	E	557	ARG
1	E	562	ASN
1	E	568	LEU
1	E	572	GLU
1	E	573	THR
1	E	576	VAL
1	E	578	GLN
1	E	585	LYS
1	E	586	GLN
1	E	587	GLU
1	E	588	VAL
1	E	596	GLU
1	E	598	ILE
1	E	600	LYS
1	E	616	ASP
1	E	619	TYR
1	E	633	CYS
1	E	643	LYS
1	E	645	GLU
1	E	646	THR
1	E	649	LYS
1	E	651	LEU
1	E	654	LYS
1	E	657	GLU
1	E	658	ASP
1	E	659	GLU
1	E	879	ARG
1	E	881	HIS
1	E	882	LEU
1	E	902	ASP
1	E	907	ARG
1	E	918	SER
1	E	921	MET
1	E	925	GLU
1	E	938	LEU
1	E	940	VAL
1	E	948	LEU
1	E	999	ARG
1	E	1078	GLU
1	E	1164	LEU

*Continued on next page...*

*Continued from previous page...*

<b>Mol</b>	<b>Chain</b>	<b>Res</b>	<b>Type</b>
1	E	1165	CYS
1	E	1168	LEU
1	E	1170	GLU
1	E	1171	GLU
1	E	1179	TRP
1	E	1181	THR
1	E	1182	ASP
1	E	1183	LEU
1	E	1192	LEU
1	E	1211	GLN
1	E	1218	THR
1	E	1219	ASN
1	E	1220	LEU
1	E	1226	SER
1	E	1229	PHE
1	E	1232	TYR
1	E	1240	ILE
1	E	1245	GLN
1	E	1247	LEU
2	F	12	GLN
2	F	38	ARG
2	F	39	LYS
2	F	52	ASN
2	F	53	LYS
2	F	86	LYS
1	G	114	LEU
1	G	116	GLU
1	G	122	ARG
1	G	126	PHE
1	G	128	THR
1	G	129	ARG
1	G	130	LYS
1	G	138	GLN
1	G	139	LYS
1	G	142	LYS
1	G	143	LEU
1	G	144	LYS
1	G	153	HIS
1	G	155	MET
1	G	158	CYS
1	G	160	LYS
1	G	166	GLU

*Continued on next page...*

*Continued from previous page...*

<b>Mol</b>	<b>Chain</b>	<b>Res</b>	<b>Type</b>
1	G	173	LEU
1	G	174	LEU
1	G	189	LYS
1	G	198	LYS
1	G	206	LEU
1	G	208	GLN
1	G	213	SER
1	G	225	ASP
1	G	226	ARG
1	G	231	MET
1	G	233	ARG
1	G	234	LYS
1	G	237	ARG
1	G	239	LEU
1	G	240	LEU
1	G	243	ASP
1	G	244	ASP
1	G	248	SER
1	G	252	LYS
1	G	256	SER
1	G	259	GLN
1	G	260	ILE
1	G	261	LEU
1	G	262	LEU
1	G	266	ASP
1	G	267	LYS
1	G	268	SER
1	G	273	VAL
1	G	277	LYS
1	G	278	TYR
1	G	283	GLU
1	G	286	LEU
1	G	288	LYS
1	G	290	LYS
1	G	293	GLU
1	G	294	ILE
1	G	295	LEU
1	G	298	PHE
1	G	301	MET
1	G	302	LYS
1	G	303	LYS
1	G	308	GLU

*Continued on next page...*

*Continued from previous page...*

<b>Mol</b>	<b>Chain</b>	<b>Res</b>	<b>Type</b>
1	G	309	GLN
1	G	311	HIS
1	G	317	CYS
1	G	318	LYS
1	G	322	LEU
1	G	325	SER
1	G	326	LEU
1	G	332	ARG
1	G	333	ASP
1	G	334	PHE
1	G	337	ARG
1	G	348	LYS
1	G	352	ARG
1	G	353	ILE
1	G	357	SER
1	G	358	SER
1	G	359	TYR
1	G	360	ASP
1	G	362	GLU
1	G	368	MET
1	G	373	GLU
1	G	374	MET
1	G	376	ARG
1	G	383	TYR
1	G	384	THR
1	G	386	LEU
1	G	389	LEU
1	G	391	LYS
1	G	397	THR
1	G	402	ILE
1	G	403	LEU
1	G	404	TRP
1	G	405	ASP
1	G	406	MET
1	G	407	GLU
1	G	416	GLN
1	G	426	CYS
1	G	428	ARG
1	G	429	ASN
1	G	431	LYS
1	G	434	ARG
1	G	438	HIS

*Continued on next page...*

*Continued from previous page...*

<b>Mol</b>	<b>Chain</b>	<b>Res</b>	<b>Type</b>
1	G	439	ASP
1	G	443	ASP
1	G	449	ASN
1	G	450	CYS
1	G	455	ASP
1	G	456	LEU
1	G	476	ASP
1	G	477	GLN
1	G	489	TYR
1	G	490	HIS
1	G	493	SER
1	G	505	PHE
1	G	514	THR
1	G	515	GLU
1	G	522	LEU
1	G	524	HIS
1	G	528	GLU
1	G	529	TYR
1	G	530	ARG
1	G	531	HIS
1	G	532	ILE
1	G	533	LEU
1	G	534	ASP
1	G	537	ASP
1	G	546	GLU
1	G	550	LEU
1	G	553	HIS
1	G	557	ARG
1	G	562	ASN
1	G	568	LEU
1	G	572	GLU
1	G	573	THR
1	G	576	VAL
1	G	578	GLN
1	G	585	LYS
1	G	586	GLN
1	G	587	GLU
1	G	588	VAL
1	G	596	GLU
1	G	598	ILE
1	G	600	LYS
1	G	616	ASP

*Continued on next page...*

*Continued from previous page...*

<b>Mol</b>	<b>Chain</b>	<b>Res</b>	<b>Type</b>
1	G	619	TYR
1	G	633	CYS
1	G	643	LYS
1	G	645	GLU
1	G	646	THR
1	G	649	LYS
1	G	651	LEU
1	G	654	LYS
1	G	657	GLU
1	G	658	ASP
1	G	659	GLU
1	G	879	ARG
1	G	881	HIS
1	G	882	LEU
1	G	902	ASP
1	G	907	ARG
1	G	918	SER
1	G	921	MET
1	G	925	GLU
1	G	938	LEU
1	G	940	VAL
1	G	948	LEU
1	G	999	ARG
1	G	1078	GLU
1	G	1164	LEU
1	G	1165	CYS
1	G	1168	LEU
1	G	1170	GLU
1	G	1171	GLU
1	G	1179	TRP
1	G	1181	THR
1	G	1182	ASP
1	G	1183	LEU
1	G	1192	LEU
1	G	1211	GLN
1	G	1218	THR
1	G	1219	ASN
1	G	1220	LEU
1	G	1226	SER
1	G	1229	PHE
1	G	1232	TYR
1	G	1240	ILE

*Continued on next page...*

*Continued from previous page...*

<b>Mol</b>	<b>Chain</b>	<b>Res</b>	<b>Type</b>
1	G	1245	GLN
1	G	1247	LEU
2	H	12	GLN
2	H	38	ARG
2	H	39	LYS
2	H	52	ASN
2	H	86	LYS
1	I	114	LEU
1	I	116	GLU
1	I	122	ARG
1	I	126	PHE
1	I	128	THR
1	I	129	ARG
1	I	130	LYS
1	I	138	GLN
1	I	139	LYS
1	I	142	LYS
1	I	143	LEU
1	I	144	LYS
1	I	153	HIS
1	I	155	MET
1	I	158	CYS
1	I	160	LYS
1	I	166	GLU
1	I	173	LEU
1	I	174	LEU
1	I	189	LYS
1	I	198	LYS
1	I	206	LEU
1	I	208	GLN
1	I	213	SER
1	I	225	ASP
1	I	226	ARG
1	I	231	MET
1	I	233	ARG
1	I	234	LYS
1	I	237	ARG
1	I	239	LEU
1	I	240	LEU
1	I	243	ASP
1	I	244	ASP
1	I	248	SER

*Continued on next page...*



*Continued from previous page...*

<b>Mol</b>	<b>Chain</b>	<b>Res</b>	<b>Type</b>
1	I	252	LYS
1	I	256	SER
1	I	259	GLN
1	I	260	ILE
1	I	261	LEU
1	I	262	LEU
1	I	266	ASP
1	I	267	LYS
1	I	268	SER
1	I	273	VAL
1	I	277	LYS
1	I	278	TYR
1	I	283	GLU
1	I	286	LEU
1	I	288	LYS
1	I	290	LYS
1	I	293	GLU
1	I	294	ILE
1	I	295	LEU
1	I	298	PHE
1	I	301	MET
1	I	302	LYS
1	I	303	LYS
1	I	308	GLU
1	I	309	GLN
1	I	311	HIS
1	I	317	CYS
1	I	318	LYS
1	I	322	LEU
1	I	325	SER
1	I	326	LEU
1	I	332	ARG
1	I	333	ASP
1	I	334	PHE
1	I	337	ARG
1	I	348	LYS
1	I	352	ARG
1	I	353	ILE
1	I	357	SER
1	I	358	SER
1	I	359	TYR
1	I	360	ASP

*Continued on next page...*

*Continued from previous page...*

<b>Mol</b>	<b>Chain</b>	<b>Res</b>	<b>Type</b>
1	I	362	GLU
1	I	368	MET
1	I	373	GLU
1	I	374	MET
1	I	376	ARG
1	I	383	TYR
1	I	384	THR
1	I	386	LEU
1	I	389	LEU
1	I	391	LYS
1	I	397	THR
1	I	402	ILE
1	I	403	LEU
1	I	404	TRP
1	I	405	ASP
1	I	406	MET
1	I	407	GLU
1	I	416	GLN
1	I	426	CYS
1	I	428	ARG
1	I	429	ASN
1	I	431	LYS
1	I	434	ARG
1	I	438	HIS
1	I	439	ASP
1	I	443	ASP
1	I	449	ASN
1	I	450	CYS
1	I	455	ASP
1	I	456	LEU
1	I	476	ASP
1	I	477	GLN
1	I	489	TYR
1	I	490	HIS
1	I	493	SER
1	I	505	PHE
1	I	514	THR
1	I	515	GLU
1	I	522	LEU
1	I	524	HIS
1	I	528	GLU
1	I	529	TYR

*Continued on next page...*

*Continued from previous page...*

<b>Mol</b>	<b>Chain</b>	<b>Res</b>	<b>Type</b>
1	I	530	ARG
1	I	531	HIS
1	I	532	ILE
1	I	533	LEU
1	I	534	ASP
1	I	537	ASP
1	I	546	GLU
1	I	550	LEU
1	I	553	HIS
1	I	557	ARG
1	I	562	ASN
1	I	568	LEU
1	I	572	GLU
1	I	573	THR
1	I	576	VAL
1	I	578	GLN
1	I	585	LYS
1	I	586	GLN
1	I	587	GLU
1	I	588	VAL
1	I	596	GLU
1	I	598	ILE
1	I	600	LYS
1	I	616	ASP
1	I	619	TYR
1	I	633	CYS
1	I	643	LYS
1	I	645	GLU
1	I	646	THR
1	I	649	LYS
1	I	651	LEU
1	I	654	LYS
1	I	657	GLU
1	I	658	ASP
1	I	659	GLU
1	I	879	ARG
1	I	881	HIS
1	I	882	LEU
1	I	902	ASP
1	I	907	ARG
1	I	918	SER
1	I	921	MET

*Continued on next page...*

*Continued from previous page...*

<b>Mol</b>	<b>Chain</b>	<b>Res</b>	<b>Type</b>
1	I	925	GLU
1	I	938	LEU
1	I	940	VAL
1	I	948	LEU
1	I	999	ARG
1	I	1078	GLU
1	I	1164	LEU
1	I	1165	CYS
1	I	1168	LEU
1	I	1170	GLU
1	I	1171	GLU
1	I	1179	TRP
1	I	1181	THR
1	I	1182	ASP
1	I	1183	LEU
1	I	1192	LEU
1	I	1211	GLN
1	I	1218	THR
1	I	1219	ASN
1	I	1220	LEU
1	I	1226	SER
1	I	1229	PHE
1	I	1232	TYR
1	I	1240	ILE
1	I	1245	GLN
1	I	1247	LEU
2	J	12	GLN
2	J	38	ARG
2	J	39	LYS
2	J	52	ASN
2	J	53	LYS
2	J	86	LYS
1	K	114	LEU
1	K	116	GLU
1	K	122	ARG
1	K	126	PHE
1	K	128	THR
1	K	129	ARG
1	K	130	LYS
1	K	138	GLN
1	K	139	LYS
1	K	142	LYS

*Continued on next page...*

*Continued from previous page...*

<b>Mol</b>	<b>Chain</b>	<b>Res</b>	<b>Type</b>
1	K	143	LEU
1	K	144	LYS
1	K	153	HIS
1	K	155	MET
1	K	158	CYS
1	K	160	LYS
1	K	166	GLU
1	K	173	LEU
1	K	174	LEU
1	K	175	GLU
1	K	189	LYS
1	K	198	LYS
1	K	206	LEU
1	K	208	GLN
1	K	213	SER
1	K	225	ASP
1	K	226	ARG
1	K	231	MET
1	K	233	ARG
1	K	234	LYS
1	K	237	ARG
1	K	239	LEU
1	K	240	LEU
1	K	243	ASP
1	K	244	ASP
1	K	248	SER
1	K	252	LYS
1	K	256	SER
1	K	259	GLN
1	K	260	ILE
1	K	261	LEU
1	K	262	LEU
1	K	266	ASP
1	K	267	LYS
1	K	268	SER
1	K	273	VAL
1	K	277	LYS
1	K	278	TYR
1	K	283	GLU
1	K	286	LEU
1	K	288	LYS
1	K	290	LYS

*Continued on next page...*

*Continued from previous page...*

<b>Mol</b>	<b>Chain</b>	<b>Res</b>	<b>Type</b>
1	K	293	GLU
1	K	294	ILE
1	K	295	LEU
1	K	298	PHE
1	K	301	MET
1	K	302	LYS
1	K	303	LYS
1	K	308	GLU
1	K	309	GLN
1	K	311	HIS
1	K	317	CYS
1	K	318	LYS
1	K	322	LEU
1	K	325	SER
1	K	326	LEU
1	K	332	ARG
1	K	333	ASP
1	K	334	PHE
1	K	337	ARG
1	K	348	LYS
1	K	352	ARG
1	K	353	ILE
1	K	357	SER
1	K	358	SER
1	K	359	TYR
1	K	360	ASP
1	K	362	GLU
1	K	368	MET
1	K	373	GLU
1	K	374	MET
1	K	376	ARG
1	K	383	TYR
1	K	384	THR
1	K	386	LEU
1	K	389	LEU
1	K	391	LYS
1	K	397	THR
1	K	402	ILE
1	K	403	LEU
1	K	404	TRP
1	K	405	ASP
1	K	406	MET

*Continued on next page...*

*Continued from previous page...*

<b>Mol</b>	<b>Chain</b>	<b>Res</b>	<b>Type</b>
1	K	407	GLU
1	K	416	GLN
1	K	426	CYS
1	K	428	ARG
1	K	429	ASN
1	K	431	LYS
1	K	434	ARG
1	K	438	HIS
1	K	439	ASP
1	K	443	ASP
1	K	449	ASN
1	K	450	CYS
1	K	455	ASP
1	K	456	LEU
1	K	476	ASP
1	K	477	GLN
1	K	489	TYR
1	K	490	HIS
1	K	493	SER
1	K	505	PHE
1	K	514	THR
1	K	515	GLU
1	K	522	LEU
1	K	524	HIS
1	K	528	GLU
1	K	529	TYR
1	K	530	ARG
1	K	531	HIS
1	K	532	ILE
1	K	533	LEU
1	K	534	ASP
1	K	537	ASP
1	K	546	GLU
1	K	550	LEU
1	K	553	HIS
1	K	557	ARG
1	K	562	ASN
1	K	568	LEU
1	K	572	GLU
1	K	573	THR
1	K	576	VAL
1	K	578	GLN

*Continued on next page...*

*Continued from previous page...*

<b>Mol</b>	<b>Chain</b>	<b>Res</b>	<b>Type</b>
1	K	585	LYS
1	K	586	GLN
1	K	587	GLU
1	K	588	VAL
1	K	596	GLU
1	K	598	ILE
1	K	600	LYS
1	K	616	ASP
1	K	619	TYR
1	K	633	CYS
1	K	643	LYS
1	K	645	GLU
1	K	646	THR
1	K	649	LYS
1	K	651	LEU
1	K	654	LYS
1	K	657	GLU
1	K	658	ASP
1	K	659	GLU
1	K	879	ARG
1	K	881	HIS
1	K	882	LEU
1	K	902	ASP
1	K	907	ARG
1	K	918	SER
1	K	921	MET
1	K	925	GLU
1	K	938	LEU
1	K	940	VAL
1	K	948	LEU
1	K	999	ARG
1	K	1078	GLU
1	K	1164	LEU
1	K	1165	CYS
1	K	1168	LEU
1	K	1170	GLU
1	K	1171	GLU
1	K	1179	TRP
1	K	1181	THR
1	K	1182	ASP
1	K	1183	LEU
1	K	1192	LEU

*Continued on next page...*



*Continued from previous page...*

<b>Mol</b>	<b>Chain</b>	<b>Res</b>	<b>Type</b>
1	K	1211	GLN
1	K	1218	THR
1	K	1219	ASN
1	K	1220	LEU
1	K	1226	SER
1	K	1229	PHE
1	K	1232	TYR
1	K	1240	ILE
1	K	1245	GLN
1	K	1247	LEU
2	L	12	GLN
2	L	38	ARG
2	L	39	LYS
2	L	52	ASN
2	L	53	LYS
2	L	86	LYS
1	M	114	LEU
1	M	116	GLU
1	M	122	ARG
1	M	126	PHE
1	M	128	THR
1	M	129	ARG
1	M	130	LYS
1	M	138	GLN
1	M	139	LYS
1	M	142	LYS
1	M	143	LEU
1	M	144	LYS
1	M	153	HIS
1	M	155	MET
1	M	158	CYS
1	M	160	LYS
1	M	166	GLU
1	M	173	LEU
1	M	174	LEU
1	M	189	LYS
1	M	198	LYS
1	M	206	LEU
1	M	208	GLN
1	M	213	SER
1	M	225	ASP
1	M	226	ARG

*Continued on next page...*

*Continued from previous page...*

<b>Mol</b>	<b>Chain</b>	<b>Res</b>	<b>Type</b>
1	M	231	MET
1	M	233	ARG
1	M	234	LYS
1	M	237	ARG
1	M	239	LEU
1	M	240	LEU
1	M	243	ASP
1	M	244	ASP
1	M	248	SER
1	M	252	LYS
1	M	256	SER
1	M	259	GLN
1	M	260	ILE
1	M	261	LEU
1	M	262	LEU
1	M	266	ASP
1	M	267	LYS
1	M	268	SER
1	M	273	VAL
1	M	277	LYS
1	M	278	TYR
1	M	283	GLU
1	M	286	LEU
1	M	288	LYS
1	M	290	LYS
1	M	293	GLU
1	M	294	ILE
1	M	295	LEU
1	M	298	PHE
1	M	301	MET
1	M	302	LYS
1	M	303	LYS
1	M	308	GLU
1	M	309	GLN
1	M	311	HIS
1	M	317	CYS
1	M	318	LYS
1	M	322	LEU
1	M	325	SER
1	M	326	LEU
1	M	332	ARG
1	M	333	ASP

*Continued on next page...*

*Continued from previous page...*

<b>Mol</b>	<b>Chain</b>	<b>Res</b>	<b>Type</b>
1	M	334	PHE
1	M	337	ARG
1	M	348	LYS
1	M	352	ARG
1	M	353	ILE
1	M	357	SER
1	M	358	SER
1	M	359	TYR
1	M	360	ASP
1	M	362	GLU
1	M	368	MET
1	M	373	GLU
1	M	374	MET
1	M	376	ARG
1	M	383	TYR
1	M	384	THR
1	M	386	LEU
1	M	389	LEU
1	M	391	LYS
1	M	397	THR
1	M	402	ILE
1	M	403	LEU
1	M	404	TRP
1	M	405	ASP
1	M	406	MET
1	M	407	GLU
1	M	416	GLN
1	M	426	CYS
1	M	428	ARG
1	M	429	ASN
1	M	431	LYS
1	M	434	ARG
1	M	438	HIS
1	M	439	ASP
1	M	443	ASP
1	M	449	ASN
1	M	450	CYS
1	M	455	ASP
1	M	456	LEU
1	M	476	ASP
1	M	477	GLN
1	M	489	TYR

*Continued on next page...*

*Continued from previous page...*

<b>Mol</b>	<b>Chain</b>	<b>Res</b>	<b>Type</b>
1	M	490	HIS
1	M	493	SER
1	M	505	PHE
1	M	514	THR
1	M	515	GLU
1	M	522	LEU
1	M	524	HIS
1	M	528	GLU
1	M	529	TYR
1	M	530	ARG
1	M	531	HIS
1	M	532	ILE
1	M	533	LEU
1	M	534	ASP
1	M	537	ASP
1	M	546	GLU
1	M	550	LEU
1	M	553	HIS
1	M	557	ARG
1	M	562	ASN
1	M	568	LEU
1	M	572	GLU
1	M	573	THR
1	M	576	VAL
1	M	578	GLN
1	M	585	LYS
1	M	586	GLN
1	M	587	GLU
1	M	588	VAL
1	M	596	GLU
1	M	598	ILE
1	M	600	LYS
1	M	616	ASP
1	M	619	TYR
1	M	633	CYS
1	M	643	LYS
1	M	645	GLU
1	M	646	THR
1	M	649	LYS
1	M	651	LEU
1	M	654	LYS
1	M	657	GLU

*Continued on next page...*

*Continued from previous page...*

<b>Mol</b>	<b>Chain</b>	<b>Res</b>	<b>Type</b>
1	M	658	ASP
1	M	659	GLU
1	M	879	ARG
1	M	881	HIS
1	M	882	LEU
1	M	902	ASP
1	M	907	ARG
1	M	918	SER
1	M	921	MET
1	M	925	GLU
1	M	938	LEU
1	M	940	VAL
1	M	948	LEU
1	M	999	ARG
1	M	1078	GLU
1	M	1164	LEU
1	M	1165	CYS
1	M	1168	LEU
1	M	1170	GLU
1	M	1171	GLU
1	M	1179	TRP
1	M	1181	THR
1	M	1182	ASP
1	M	1183	LEU
1	M	1192	LEU
1	M	1211	GLN
1	M	1218	THR
1	M	1219	ASN
1	M	1220	LEU
1	M	1226	SER
1	M	1229	PHE
1	M	1232	TYR
1	M	1240	ILE
1	M	1245	GLN
1	M	1247	LEU
2	N	12	GLN
2	N	38	ARG
2	N	39	LYS
2	N	52	ASN
2	N	53	LYS
2	N	86	LYS
3	O	6	ARG

*Continued on next page...*

*Continued from previous page...*

<b>Mol</b>	<b>Chain</b>	<b>Res</b>	<b>Type</b>
3	O	44	ARG
3	O	56	LEU
3	P	4	LYS
3	P	24	TYR
3	P	44	ARG
3	P	56	LEU
3	Q	7	ASN
3	Q	24	TYR
3	Q	44	ARG
3	Q	56	LEU
3	R	31	SER
3	R	44	ARG
3	R	50	GLN
3	R	56	LEU
4	S	8	LEU
4	S	13	ARG
4	S	14	LEU
4	S	20	LEU
4	S	36	ARG
4	S	38	HIS
4	S	42	ASP
4	S	45	ARG
4	S	64	THR
4	S	70	LEU
4	S	77	LEU
4	S	85	LEU
4	T	20	LEU
4	T	36	ARG
4	T	70	LEU
4	T	77	LEU
4	T	85	LEU
4	U	13	ARG
4	U	20	LEU
4	U	52	ARG
4	U	70	LEU
4	U	77	LEU
4	U	85	LEU
4	V	6	ARG
4	V	8	LEU
4	V	13	ARG
4	V	20	LEU
4	V	64	THR

*Continued on next page...*

*Continued from previous page...*

<b>Mol</b>	<b>Chain</b>	<b>Res</b>	<b>Type</b>
4	V	70	LEU
4	V	77	LEU
4	V	85	LEU
3	W	58	LYS
3	W	81	LYS
3	X	6	ARG
3	X	9	LEU
4	Y	10	ARG
4	Y	14	LEU
4	Y	20	LEU
4	Y	34	LEU
4	Y	87	SER
4	Y	92	ASN
4	Y	93	ARG

Sometimes sidechains can be flipped to improve hydrogen bonding and reduce clashes. All (242) such sidechains are listed below:

<b>Mol</b>	<b>Chain</b>	<b>Res</b>	<b>Type</b>
1	A	134	ASN
1	A	137	GLN
1	A	138	GLN
1	A	183	HIS
1	A	200	GLN
1	A	235	HIS
1	A	259	GLN
1	A	347	ASN
1	A	416	GLN
1	A	420	ASN
1	A	438	HIS
1	A	441	GLN
1	A	454	GLN
1	A	457	HIS
1	A	553	HIS
1	A	562	ASN
1	A	579	GLN
1	A	583	GLN
1	A	614	HIS
1	A	703	ASN
1	A	709	ASN
1	A	840	HIS
1	A	881	HIS
1	A	904	GLN

*Continued on next page...*

*Continued from previous page...*

<b>Mol</b>	<b>Chain</b>	<b>Res</b>	<b>Type</b>
1	A	1126	HIS
1	A	1176	HIS
1	A	1211	GLN
1	A	1219	ASN
1	A	1237	ASN
1	A	1245	GLN
2	B	33	HIS
1	C	137	GLN
1	C	138	GLN
1	C	183	HIS
1	C	200	GLN
1	C	235	HIS
1	C	259	GLN
1	C	347	ASN
1	C	416	GLN
1	C	420	ASN
1	C	438	HIS
1	C	441	GLN
1	C	454	GLN
1	C	457	HIS
1	C	553	HIS
1	C	562	ASN
1	C	579	GLN
1	C	583	GLN
1	C	614	HIS
1	C	703	ASN
1	C	709	ASN
1	C	840	HIS
1	C	881	HIS
1	C	904	GLN
1	C	1126	HIS
1	C	1176	HIS
1	C	1211	GLN
1	C	1219	ASN
1	C	1237	ASN
1	C	1245	GLN
2	D	33	HIS
1	E	137	GLN
1	E	138	GLN
1	E	183	HIS
1	E	200	GLN
1	E	259	GLN

*Continued on next page...*



*Continued from previous page...*

<b>Mol</b>	<b>Chain</b>	<b>Res</b>	<b>Type</b>
1	E	347	ASN
1	E	416	GLN
1	E	420	ASN
1	E	438	HIS
1	E	441	GLN
1	E	454	GLN
1	E	457	HIS
1	E	553	HIS
1	E	562	ASN
1	E	579	GLN
1	E	583	GLN
1	E	614	HIS
1	E	703	ASN
1	E	709	ASN
1	E	840	HIS
1	E	881	HIS
1	E	904	GLN
1	E	1126	HIS
1	E	1176	HIS
1	E	1211	GLN
1	E	1219	ASN
1	E	1237	ASN
1	E	1245	GLN
2	F	33	HIS
1	G	137	GLN
1	G	138	GLN
1	G	183	HIS
1	G	200	GLN
1	G	235	HIS
1	G	259	GLN
1	G	347	ASN
1	G	416	GLN
1	G	420	ASN
1	G	438	HIS
1	G	441	GLN
1	G	454	GLN
1	G	457	HIS
1	G	553	HIS
1	G	562	ASN
1	G	579	GLN
1	G	583	GLN
1	G	614	HIS

*Continued on next page...*

*Continued from previous page...*

<b>Mol</b>	<b>Chain</b>	<b>Res</b>	<b>Type</b>
1	G	703	ASN
1	G	709	ASN
1	G	840	HIS
1	G	881	HIS
1	G	904	GLN
1	G	1126	HIS
1	G	1176	HIS
1	G	1211	GLN
1	G	1219	ASN
1	G	1237	ASN
1	G	1245	GLN
2	H	33	HIS
1	I	137	GLN
1	I	138	GLN
1	I	183	HIS
1	I	200	GLN
1	I	235	HIS
1	I	259	GLN
1	I	347	ASN
1	I	416	GLN
1	I	420	ASN
1	I	438	HIS
1	I	441	GLN
1	I	454	GLN
1	I	457	HIS
1	I	553	HIS
1	I	562	ASN
1	I	579	GLN
1	I	583	GLN
1	I	614	HIS
1	I	703	ASN
1	I	709	ASN
1	I	840	HIS
1	I	881	HIS
1	I	904	GLN
1	I	1126	HIS
1	I	1176	HIS
1	I	1211	GLN
1	I	1219	ASN
1	I	1237	ASN
1	I	1245	GLN
2	J	33	HIS

*Continued on next page...*

*Continued from previous page...*

<b>Mol</b>	<b>Chain</b>	<b>Res</b>	<b>Type</b>
1	K	137	GLN
1	K	138	GLN
1	K	183	HIS
1	K	200	GLN
1	K	235	HIS
1	K	259	GLN
1	K	347	ASN
1	K	416	GLN
1	K	420	ASN
1	K	438	HIS
1	K	441	GLN
1	K	454	GLN
1	K	457	HIS
1	K	553	HIS
1	K	562	ASN
1	K	579	GLN
1	K	583	GLN
1	K	614	HIS
1	K	703	ASN
1	K	709	ASN
1	K	840	HIS
1	K	881	HIS
1	K	904	GLN
1	K	1126	HIS
1	K	1176	HIS
1	K	1211	GLN
1	K	1219	ASN
1	K	1237	ASN
1	K	1245	GLN
2	L	33	HIS
1	M	137	GLN
1	M	138	GLN
1	M	183	HIS
1	M	200	GLN
1	M	235	HIS
1	M	259	GLN
1	M	347	ASN
1	M	416	GLN
1	M	420	ASN
1	M	438	HIS
1	M	441	GLN
1	M	454	GLN

*Continued on next page...*

*Continued from previous page...*

<b>Mol</b>	<b>Chain</b>	<b>Res</b>	<b>Type</b>
1	M	457	HIS
1	M	553	HIS
1	M	562	ASN
1	M	579	GLN
1	M	583	GLN
1	M	614	HIS
1	M	703	ASN
1	M	709	ASN
1	M	840	HIS
1	M	881	HIS
1	M	904	GLN
1	M	1126	HIS
1	M	1176	HIS
1	M	1211	GLN
1	M	1219	ASN
1	M	1237	ASN
1	M	1245	GLN
2	N	33	HIS
3	O	28	HIS
3	O	45	ASN
3	O	51	GLN
3	O	65	ASN
3	P	28	HIS
3	P	45	ASN
3	P	51	GLN
3	P	65	ASN
3	Q	45	ASN
3	Q	51	GLN
3	Q	65	ASN
3	R	28	HIS
3	R	45	ASN
3	R	49	GLN
3	R	51	GLN
3	R	65	ASN
4	S	24	GLN
4	S	38	HIS
4	S	44	GLN
4	T	38	HIS
4	T	44	GLN
4	U	44	GLN
4	V	44	GLN
4	V	68	GLN

*Continued on next page...*

Continued from previous page...

Mol	Chain	Res	Type
3	W	7	ASN
3	W	11	GLN
3	W	51	GLN
3	X	7	ASN
3	X	11	GLN
3	X	51	GLN
4	Y	44	GLN
4	Y	92	ASN

### 5.3.3 RNA [i](#)

There are no RNA molecules in this entry.

### 5.4 Non-standard residues in protein, DNA, RNA chains [i](#)

There are no non-standard protein/DNA/RNA residues in this entry.

### 5.5 Carbohydrates [i](#)

There are no oligosaccharides in this entry.

### 5.6 Ligand geometry [i](#)

Of 21 ligands modelled in this entry, 7 are monoatomic - leaving 14 for Mogul analysis.

In the following table, the Counts columns list the number of bonds (or angles) for which Mogul statistics could be retrieved, the number of bonds (or angles) that are observed in the model and the number of bonds (or angles) that are defined in the Chemical Component Dictionary. The Link column lists molecule types, if any, to which the group is linked. The Z score for a bond length (or angle) is the number of standard deviations the observed value is removed from the expected value. A bond length (or angle) with  $|Z| > 2$  is considered an outlier worth inspection. RMSZ is the root-mean-square of all Z scores of the bond lengths (or angles).

Mol	Type	Chain	Res	Link	Bond lengths			Bond angles		
					Counts	RMSZ	$\# Z  > 2$	Counts	RMSZ	$\# Z  > 2$
7	HEM	J	201	2	41,50,50	1.32	6 (14%)	45,82,82	1.73	6 (13%)
5	DTP	C	1301	6	26,32,32	0.85	1 (3%)	30,50,50	1.56	4 (13%)
5	DTP	M	1301	6	26,32,32	0.86	1 (3%)	30,50,50	1.56	4 (13%)
7	HEM	B	201	2	41,50,50	1.31	6 (14%)	45,82,82	1.74	6 (13%)
7	HEM	D	201	2	41,50,50	1.32	5 (12%)	45,82,82	1.74	6 (13%)

Mol	Type	Chain	Res	Link	Bond lengths			Bond angles		
					Counts	RMSZ	# Z  > 2	Counts	RMSZ	# Z  > 2
7	HEM	H	201	2	41,50,50	1.31	6 (14%)	45,82,82	1.73	6 (13%)
7	HEM	L	201	2	41,50,50	1.31	6 (14%)	45,82,82	1.72	6 (13%)
5	DTP	G	1301	6	26,32,32	0.86	1 (3%)	30,50,50	1.55	5 (16%)
5	DTP	A	1301	6	26,32,32	0.87	1 (3%)	30,50,50	1.56	4 (13%)
5	DTP	I	1301	6	26,32,32	0.86	1 (3%)	30,50,50	1.55	4 (13%)
5	DTP	K	1301	6	26,32,32	0.85	1 (3%)	30,50,50	1.56	4 (13%)
7	HEM	F	201	2	41,50,50	1.32	5 (12%)	45,82,82	1.73	6 (13%)
7	HEM	N	201	2	41,50,50	1.31	5 (12%)	45,82,82	1.73	6 (13%)
5	DTP	E	1301	6	26,32,32	0.87	1 (3%)	30,50,50	1.57	4 (13%)

In the following table, the Chirals column lists the number of chiral outliers, the number of chiral centers analysed, the number of these observed in the model and the number defined in the Chemical Component Dictionary. Similar counts are reported in the Torsion and Rings columns. '-' means no outliers of that kind were identified.

Mol	Type	Chain	Res	Link	Chirals	Torsions	Rings
7	HEM	J	201	2	-	7/12/54/54	-
5	DTP	C	1301	6	-	5/18/34/34	0/3/3/3
5	DTP	M	1301	6	-	5/18/34/34	0/3/3/3
7	HEM	B	201	2	-	7/12/54/54	-
7	HEM	D	201	2	-	7/12/54/54	-
7	HEM	H	201	2	-	7/12/54/54	-
7	HEM	L	201	2	-	7/12/54/54	-
5	DTP	G	1301	6	-	5/18/34/34	0/3/3/3
5	DTP	A	1301	6	-	5/18/34/34	0/3/3/3
5	DTP	I	1301	6	-	5/18/34/34	0/3/3/3
5	DTP	K	1301	6	-	5/18/34/34	0/3/3/3
7	HEM	F	201	2	-	7/12/54/54	-
7	HEM	N	201	2	-	7/12/54/54	-
5	DTP	E	1301	6	-	5/18/34/34	0/3/3/3

All (46) bond length outliers are listed below:

Mol	Chain	Res	Type	Atoms	Z	Observed(Å)	Ideal(Å)
7	J	201	HEM	C1B-NB	-3.47	1.34	1.40
7	N	201	HEM	C1B-NB	-3.43	1.34	1.40
7	B	201	HEM	C1B-NB	-3.39	1.34	1.40

*Continued on next page...*

*Continued from previous page...*

Mol	Chain	Res	Type	Atoms	Z	Observed(Å)	Ideal(Å)
7	H	201	HEM	C1B-NB	-3.37	1.34	1.40
7	F	201	HEM	C1B-NB	-3.37	1.34	1.40
7	D	201	HEM	C4D-ND	-3.32	1.34	1.40
7	L	201	HEM	C1B-NB	-3.32	1.34	1.40
7	D	201	HEM	C1B-NB	-3.28	1.34	1.40
7	F	201	HEM	C4D-ND	-3.21	1.34	1.40
7	J	201	HEM	C4D-ND	-3.19	1.34	1.40
7	B	201	HEM	C4D-ND	-3.19	1.34	1.40
7	N	201	HEM	C4D-ND	-3.19	1.34	1.40
7	H	201	HEM	C4D-ND	-3.19	1.34	1.40
7	L	201	HEM	C4D-ND	-3.16	1.34	1.40
7	D	201	HEM	FE-NB	2.79	2.10	1.96
7	J	201	HEM	FE-NB	2.78	2.10	1.96
7	L	201	HEM	FE-NB	2.78	2.10	1.96
7	B	201	HEM	FE-NB	2.77	2.10	1.96
7	H	201	HEM	FE-NB	2.77	2.10	1.96
7	F	201	HEM	FE-NB	2.76	2.10	1.96
7	N	201	HEM	FE-NB	2.75	2.10	1.96
5	E	1301	DTP	C5-C4	2.52	1.47	1.40
5	A	1301	DTP	C5-C4	2.50	1.47	1.40
5	G	1301	DTP	C5-C4	2.50	1.47	1.40
5	I	1301	DTP	C5-C4	2.49	1.47	1.40
5	C	1301	DTP	C5-C4	2.49	1.47	1.40
5	K	1301	DTP	C5-C4	2.48	1.47	1.40
5	M	1301	DTP	C5-C4	2.45	1.47	1.40
7	F	201	HEM	CHB-C1B	2.24	1.40	1.35
7	J	201	HEM	CHB-C1B	2.24	1.40	1.35
7	N	201	HEM	CHB-C1B	2.23	1.40	1.35
7	L	201	HEM	CHB-C1B	2.22	1.40	1.35
7	H	201	HEM	CHB-C1B	2.22	1.40	1.35
7	B	201	HEM	CHB-C1B	2.20	1.40	1.35
7	D	201	HEM	CHB-C1B	2.17	1.40	1.35
7	N	201	HEM	C1D-ND	-2.11	1.34	1.38
7	F	201	HEM	C1D-ND	-2.10	1.34	1.38
7	J	201	HEM	C1D-ND	-2.06	1.34	1.38
7	L	201	HEM	FE-ND	-2.04	1.86	1.96
7	L	201	HEM	C1D-ND	-2.04	1.34	1.38
7	H	201	HEM	C1D-ND	-2.04	1.34	1.38
7	D	201	HEM	C1D-ND	-2.03	1.34	1.38
7	B	201	HEM	C1D-ND	-2.02	1.34	1.38
7	J	201	HEM	FE-ND	-2.01	1.86	1.96
7	H	201	HEM	FE-ND	-2.01	1.86	1.96

*Continued on next page...*

*Continued from previous page...*

Mol	Chain	Res	Type	Atoms	Z	Observed(Å)	Ideal(Å)
7	B	201	HEM	FE-ND	-2.00	1.87	1.96

All (71) bond angle outliers are listed below:

Mol	Chain	Res	Type	Atoms	Z	Observed(°)	Ideal(°)
7	D	201	HEM	C1B-NB-C4B	4.70	109.93	105.07
7	D	201	HEM	CHC-C4B-NB	4.70	129.54	124.43
7	B	201	HEM	C1B-NB-C4B	4.70	109.93	105.07
7	J	201	HEM	CHC-C4B-NB	4.70	129.53	124.43
7	H	201	HEM	CHC-C4B-NB	4.68	129.52	124.43
7	B	201	HEM	CHC-C4B-NB	4.65	129.48	124.43
7	N	201	HEM	CHC-C4B-NB	4.64	129.47	124.43
7	L	201	HEM	CHC-C4B-NB	4.63	129.46	124.43
7	F	201	HEM	CHC-C4B-NB	4.63	129.46	124.43
7	L	201	HEM	C1B-NB-C4B	4.61	109.84	105.07
7	H	201	HEM	C1B-NB-C4B	4.61	109.83	105.07
7	J	201	HEM	C1B-NB-C4B	4.60	109.83	105.07
7	F	201	HEM	C1B-NB-C4B	4.58	109.81	105.07
7	N	201	HEM	C1B-NB-C4B	4.58	109.80	105.07
5	E	1301	DTP	PB-O3B-PG	-3.62	120.39	132.83
5	A	1301	DTP	PB-O3B-PG	-3.62	120.41	132.83
5	E	1301	DTP	PA-O3A-PB	-3.59	120.49	132.83
5	I	1301	DTP	PB-O3B-PG	-3.59	120.49	132.83
5	C	1301	DTP	PB-O3B-PG	-3.59	120.52	132.83
5	M	1301	DTP	PB-O3B-PG	-3.58	120.53	132.83
5	K	1301	DTP	PA-O3A-PB	-3.58	120.53	132.83
5	A	1301	DTP	PA-O3A-PB	-3.58	120.55	132.83
5	M	1301	DTP	PA-O3A-PB	-3.58	120.55	132.83
5	I	1301	DTP	PA-O3A-PB	-3.58	120.56	132.83
5	G	1301	DTP	PA-O3A-PB	-3.57	120.56	132.83
5	C	1301	DTP	PA-O3A-PB	-3.57	120.58	132.83
5	G	1301	DTP	PB-O3B-PG	-3.56	120.59	132.83
5	K	1301	DTP	PB-O3B-PG	-3.56	120.61	132.83
7	D	201	HEM	CHD-C1D-ND	3.50	128.24	124.43
7	H	201	HEM	CHD-C1D-ND	3.50	128.23	124.43
7	J	201	HEM	CHD-C1D-ND	3.46	128.19	124.43
7	L	201	HEM	CHD-C1D-ND	3.46	128.19	124.43
7	F	201	HEM	CHD-C1D-ND	3.45	128.18	124.43
7	N	201	HEM	CHD-C1D-ND	3.44	128.17	124.43
7	B	201	HEM	CHD-C1D-ND	3.39	128.11	124.43
7	D	201	HEM	CHA-C4D-ND	3.30	128.45	124.38
7	F	201	HEM	CHA-C4D-ND	3.28	128.43	124.38

*Continued on next page...*



Continued from previous page...

Mol	Chain	Res	Type	Atoms	Z	Observed(°)	Ideal(°)
7	N	201	HEM	CHA-C4D-ND	3.27	128.43	124.38
7	B	201	HEM	CHA-C4D-ND	3.27	128.42	124.38
7	L	201	HEM	CHA-C4D-ND	3.25	128.39	124.38
7	J	201	HEM	CHA-C4D-ND	3.23	128.37	124.38
5	E	1301	DTP	N3-C2-N1	-3.20	123.68	128.68
5	C	1301	DTP	N3-C2-N1	-3.19	123.69	128.68
7	H	201	HEM	CHA-C4D-ND	3.17	128.30	124.38
5	M	1301	DTP	N3-C2-N1	-3.17	123.72	128.68
5	K	1301	DTP	N3-C2-N1	-3.16	123.74	128.68
7	D	201	HEM	C4D-ND-C1D	3.12	108.30	105.07
5	A	1301	DTP	N3-C2-N1	-3.12	123.80	128.68
5	G	1301	DTP	N3-C2-N1	-3.12	123.80	128.68
5	I	1301	DTP	N3-C2-N1	-3.11	123.82	128.68
7	N	201	HEM	C4D-ND-C1D	3.08	108.26	105.07
7	F	201	HEM	C4D-ND-C1D	3.08	108.25	105.07
7	J	201	HEM	C4D-ND-C1D	3.07	108.25	105.07
7	L	201	HEM	C4D-ND-C1D	3.06	108.24	105.07
7	H	201	HEM	C4D-ND-C1D	3.05	108.22	105.07
7	B	201	HEM	C4D-ND-C1D	3.04	108.21	105.07
5	C	1301	DTP	C4-C5-N7	-2.83	106.45	109.40
5	M	1301	DTP	C4-C5-N7	-2.78	106.50	109.40
5	G	1301	DTP	C4-C5-N7	-2.76	106.52	109.40
5	A	1301	DTP	C4-C5-N7	-2.75	106.53	109.40
5	I	1301	DTP	C4-C5-N7	-2.74	106.54	109.40
7	B	201	HEM	CHB-C1B-NB	2.73	127.76	124.38
5	K	1301	DTP	C4-C5-N7	-2.73	106.56	109.40
5	E	1301	DTP	C4-C5-N7	-2.71	106.57	109.40
7	N	201	HEM	CHB-C1B-NB	2.70	127.72	124.38
7	H	201	HEM	CHB-C1B-NB	2.69	127.70	124.38
7	L	201	HEM	CHB-C1B-NB	2.65	127.65	124.38
7	F	201	HEM	CHB-C1B-NB	2.65	127.65	124.38
7	D	201	HEM	CHB-C1B-NB	2.63	127.63	124.38
7	J	201	HEM	CHB-C1B-NB	2.57	127.56	124.38
5	G	1301	DTP	C2'-C1'-N9	-2.01	109.63	114.27

There are no chirality outliers.

All (84) torsion outliers are listed below:

Mol	Chain	Res	Type	Atoms
5	A	1301	DTP	C5'-O5'-PA-O2A
5	A	1301	DTP	C5'-O5'-PA-O3A
5	C	1301	DTP	C5'-O5'-PA-O2A

Continued on next page...

*Continued from previous page...*

Mol	Chain	Res	Type	Atoms
5	C	1301	DTP	C5'-O5'-PA-O3A
5	E	1301	DTP	C5'-O5'-PA-O2A
5	E	1301	DTP	C5'-O5'-PA-O3A
5	G	1301	DTP	C5'-O5'-PA-O2A
5	G	1301	DTP	C5'-O5'-PA-O3A
5	I	1301	DTP	C5'-O5'-PA-O2A
5	I	1301	DTP	C5'-O5'-PA-O3A
5	K	1301	DTP	C5'-O5'-PA-O2A
5	K	1301	DTP	C5'-O5'-PA-O3A
5	M	1301	DTP	C5'-O5'-PA-O2A
5	M	1301	DTP	C5'-O5'-PA-O3A
5	A	1301	DTP	O4'-C4'-C5'-O5'
5	A	1301	DTP	C3'-C4'-C5'-O5'
5	C	1301	DTP	O4'-C4'-C5'-O5'
5	C	1301	DTP	C3'-C4'-C5'-O5'
5	E	1301	DTP	O4'-C4'-C5'-O5'
5	E	1301	DTP	C3'-C4'-C5'-O5'
5	G	1301	DTP	O4'-C4'-C5'-O5'
5	G	1301	DTP	C3'-C4'-C5'-O5'
5	I	1301	DTP	O4'-C4'-C5'-O5'
5	I	1301	DTP	C3'-C4'-C5'-O5'
5	K	1301	DTP	O4'-C4'-C5'-O5'
5	K	1301	DTP	C3'-C4'-C5'-O5'
5	M	1301	DTP	O4'-C4'-C5'-O5'
5	M	1301	DTP	C3'-C4'-C5'-O5'
7	B	201	HEM	C2B-C3B-CAB-CBB
7	D	201	HEM	C2B-C3B-CAB-CBB
7	F	201	HEM	C2B-C3B-CAB-CBB
7	H	201	HEM	C2B-C3B-CAB-CBB
7	J	201	HEM	C2B-C3B-CAB-CBB
7	L	201	HEM	C2B-C3B-CAB-CBB
7	N	201	HEM	C2B-C3B-CAB-CBB
7	B	201	HEM	C2A-CAA-CBA-CGA
7	D	201	HEM	C2A-CAA-CBA-CGA
7	F	201	HEM	C2A-CAA-CBA-CGA
7	H	201	HEM	C2A-CAA-CBA-CGA
7	J	201	HEM	C2A-CAA-CBA-CGA
7	L	201	HEM	C2A-CAA-CBA-CGA
7	N	201	HEM	C2A-CAA-CBA-CGA
7	B	201	HEM	C1A-C2A-CAA-CBA
7	B	201	HEM	C3A-C2A-CAA-CBA
7	D	201	HEM	C1A-C2A-CAA-CBA

*Continued on next page...*

*Continued from previous page...*

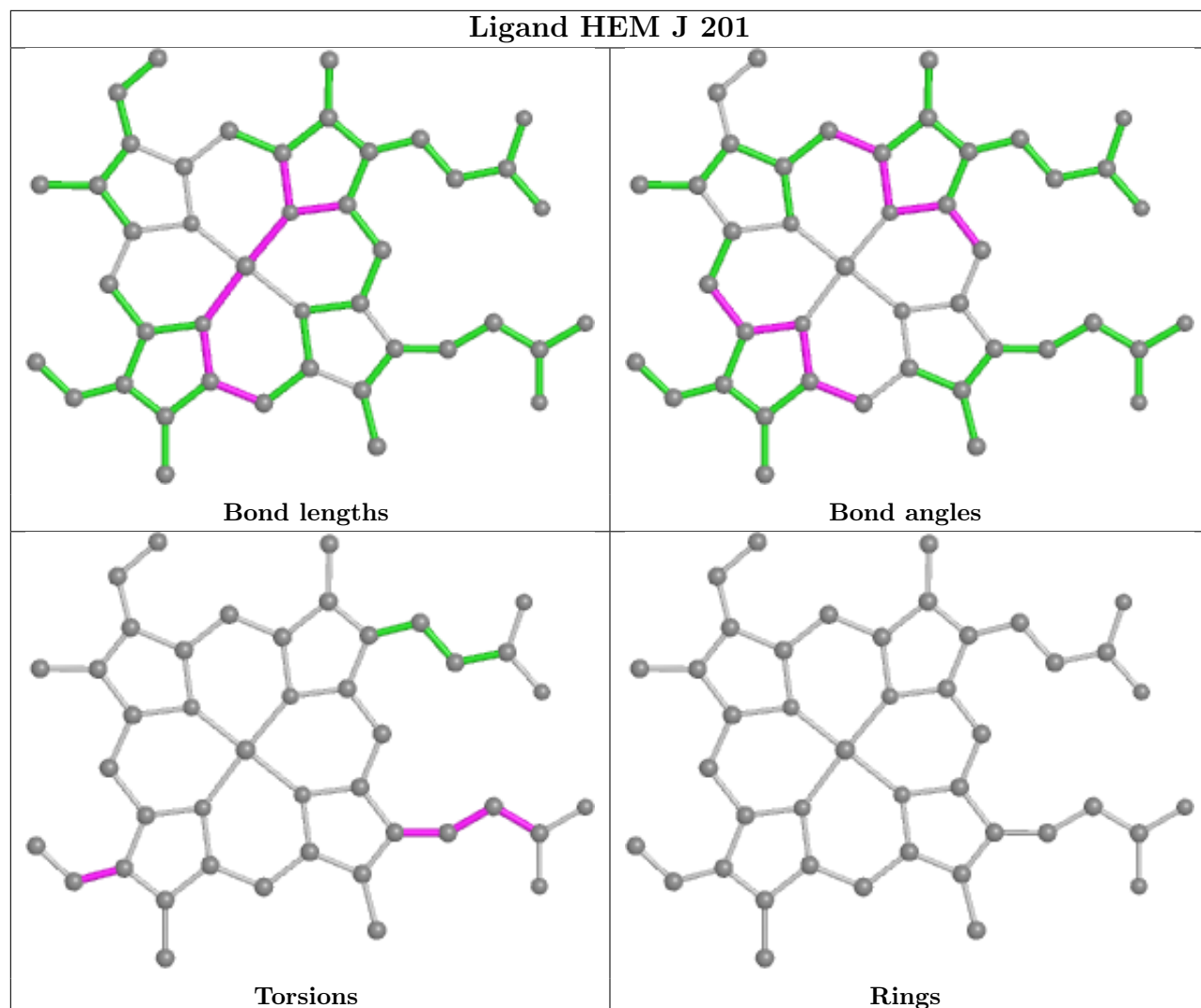
Mol	Chain	Res	Type	Atoms
7	D	201	HEM	C3A-C2A-CAA-CBA
7	F	201	HEM	C1A-C2A-CAA-CBA
7	F	201	HEM	C3A-C2A-CAA-CBA
7	H	201	HEM	C1A-C2A-CAA-CBA
7	H	201	HEM	C3A-C2A-CAA-CBA
7	J	201	HEM	C1A-C2A-CAA-CBA
7	J	201	HEM	C3A-C2A-CAA-CBA
7	L	201	HEM	C1A-C2A-CAA-CBA
7	L	201	HEM	C3A-C2A-CAA-CBA
7	N	201	HEM	C1A-C2A-CAA-CBA
7	N	201	HEM	C3A-C2A-CAA-CBA
7	B	201	HEM	C4B-C3B-CAB-CBB
7	D	201	HEM	C4B-C3B-CAB-CBB
7	F	201	HEM	C4B-C3B-CAB-CBB
7	H	201	HEM	C4B-C3B-CAB-CBB
7	J	201	HEM	C4B-C3B-CAB-CBB
7	L	201	HEM	C4B-C3B-CAB-CBB
7	N	201	HEM	C4B-C3B-CAB-CBB
7	D	201	HEM	CAA-CBA-CGA-O1A
7	F	201	HEM	CAA-CBA-CGA-O1A
7	H	201	HEM	CAA-CBA-CGA-O1A
7	J	201	HEM	CAA-CBA-CGA-O1A
7	L	201	HEM	CAA-CBA-CGA-O1A
7	N	201	HEM	CAA-CBA-CGA-O1A
7	B	201	HEM	CAA-CBA-CGA-O1A
7	J	201	HEM	CAA-CBA-CGA-O2A
7	B	201	HEM	CAA-CBA-CGA-O2A
7	D	201	HEM	CAA-CBA-CGA-O2A
7	F	201	HEM	CAA-CBA-CGA-O2A
7	H	201	HEM	CAA-CBA-CGA-O2A
7	L	201	HEM	CAA-CBA-CGA-O2A
7	N	201	HEM	CAA-CBA-CGA-O2A
5	A	1301	DTP	C5'-O5'-PA-O1A
5	C	1301	DTP	C5'-O5'-PA-O1A
5	E	1301	DTP	C5'-O5'-PA-O1A
5	G	1301	DTP	C5'-O5'-PA-O1A
5	I	1301	DTP	C5'-O5'-PA-O1A
5	K	1301	DTP	C5'-O5'-PA-O1A
5	M	1301	DTP	C5'-O5'-PA-O1A

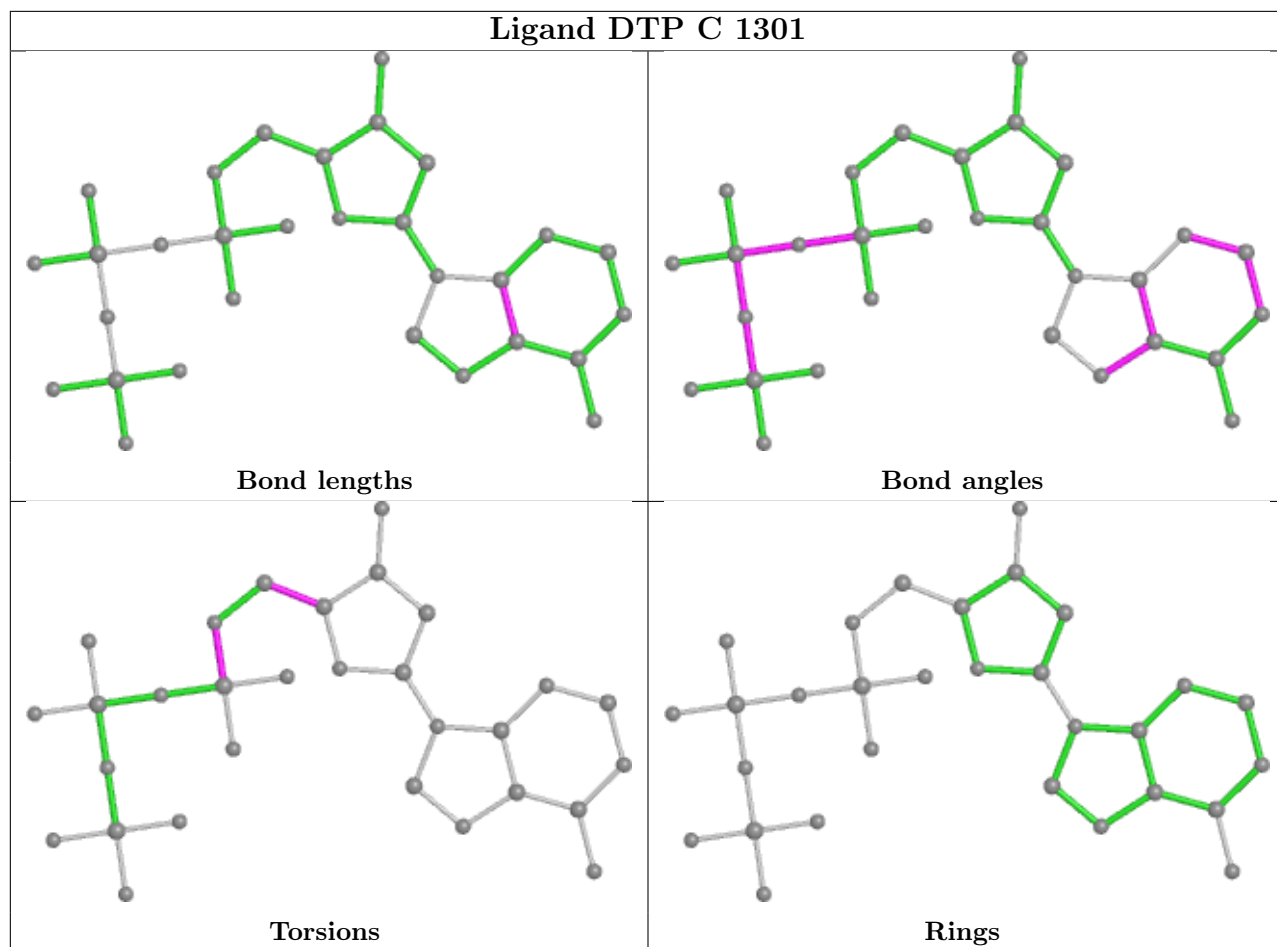
There are no ring outliers.

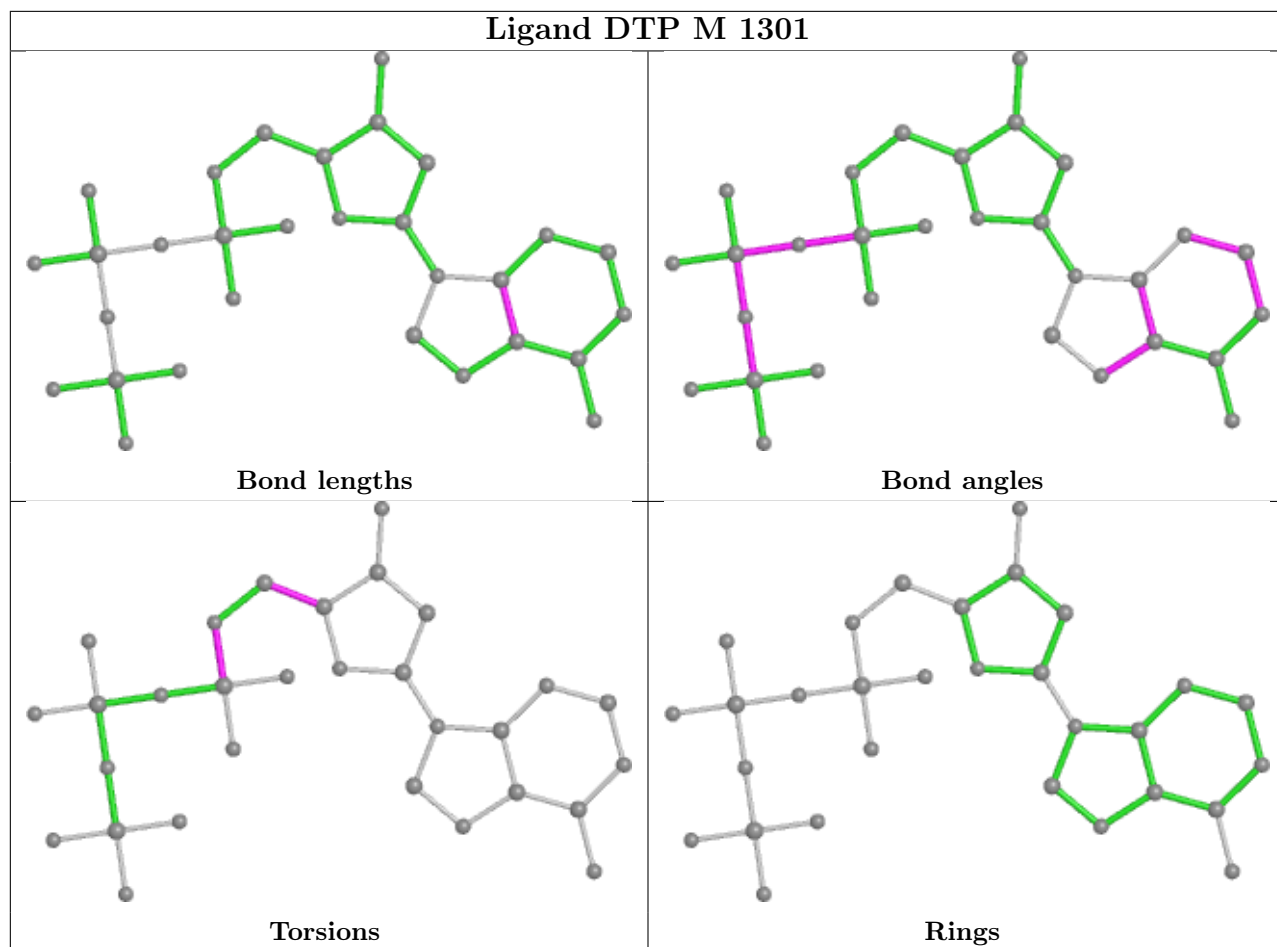
14 monomers are involved in 148 short contacts:

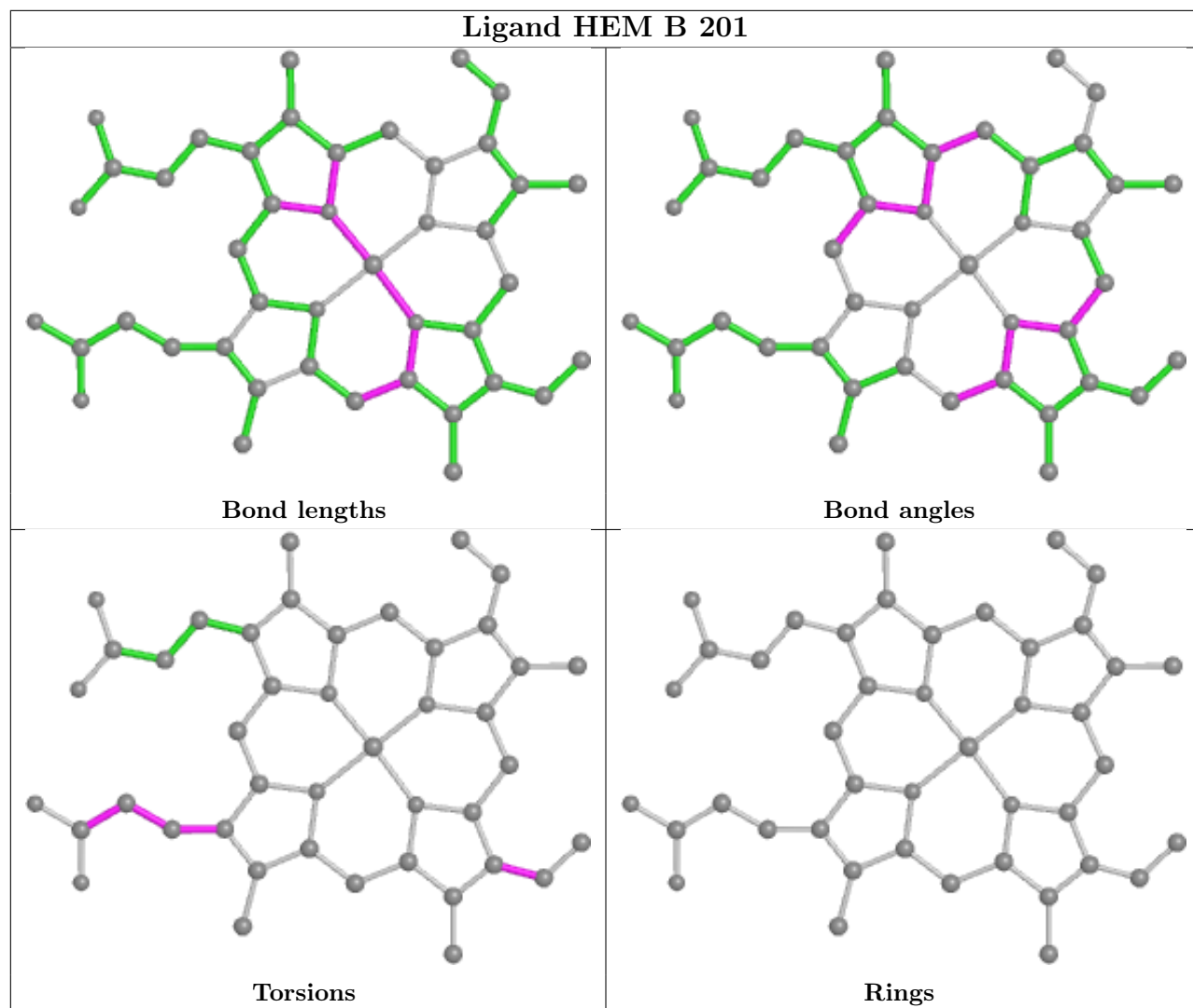
Mol	Chain	Res	Type	Clashes	Symm-Clashes
7	J	201	HEM	15	0
5	C	1301	DTP	6	0
5	M	1301	DTP	6	0
7	B	201	HEM	15	0
7	D	201	HEM	18	0
7	H	201	HEM	14	0
7	L	201	HEM	14	0
5	G	1301	DTP	6	0
5	A	1301	DTP	6	0
5	I	1301	DTP	6	0
5	K	1301	DTP	6	0
7	F	201	HEM	14	0
7	N	201	HEM	16	0
5	E	1301	DTP	6	0

The following is a two-dimensional graphical depiction of Mogul quality analysis of bond lengths, bond angles, torsion angles, and ring geometry for all instances of the Ligand of Interest. In addition, ligands with molecular weight > 250 and outliers as shown on the validation Tables will also be included. For torsion angles, if less than 5% of the Mogul distribution of torsion angles is within 10 degrees of the torsion angle in question, then that torsion angle is considered an outlier. Any bond that is central to one or more torsion angles identified as an outlier by Mogul will be highlighted in the graph. For rings, the root-mean-square deviation (RMSD) between the ring in question and similar rings identified by Mogul is calculated over all ring torsion angles. If the average RMSD is greater than 60 degrees and the minimal RMSD between the ring in question and any Mogul-identified rings is also greater than 60 degrees, then that ring is considered an outlier. The outliers are highlighted in purple. The color gray indicates Mogul did not find sufficient equivalents in the CSD to analyse the geometry.

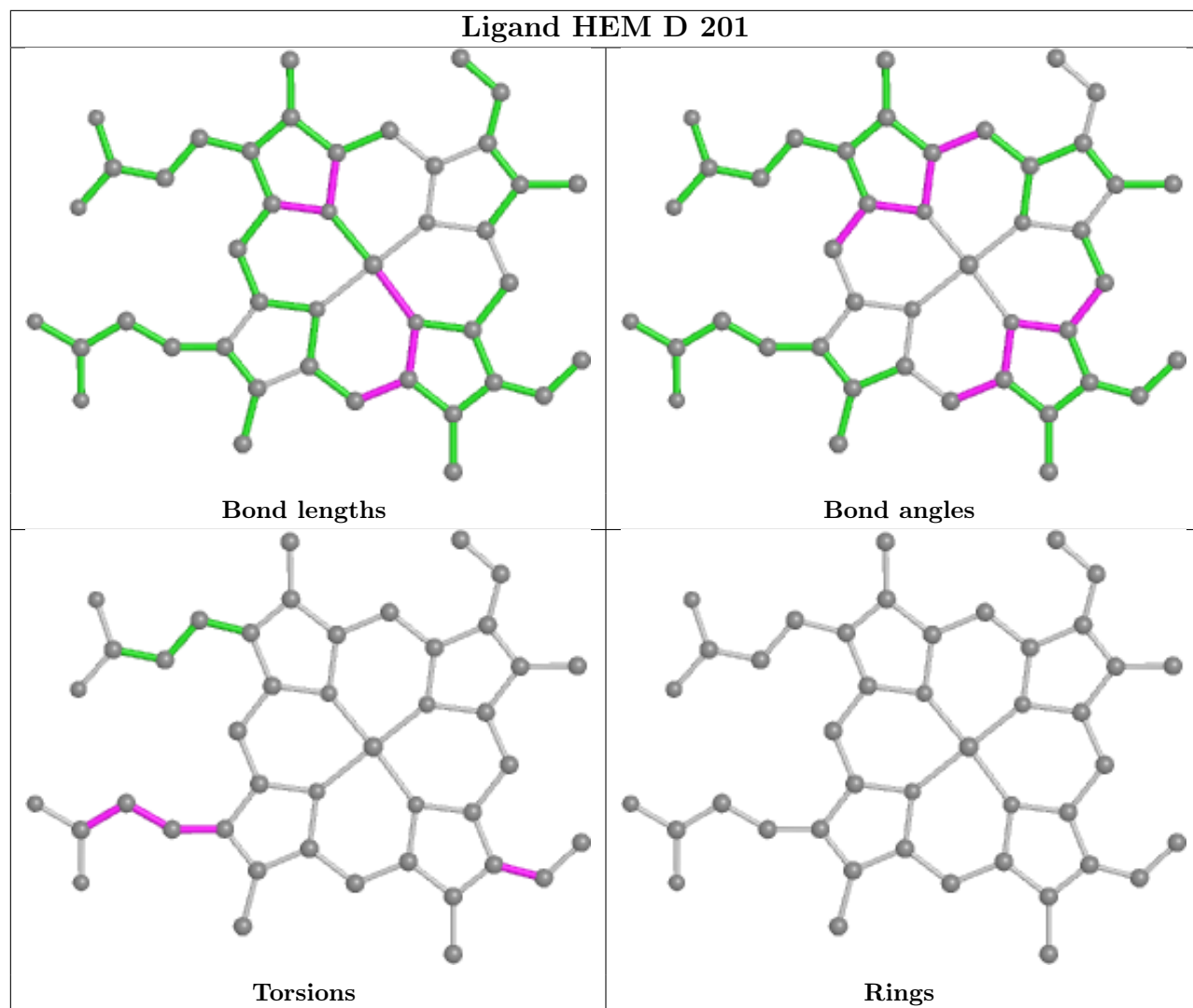


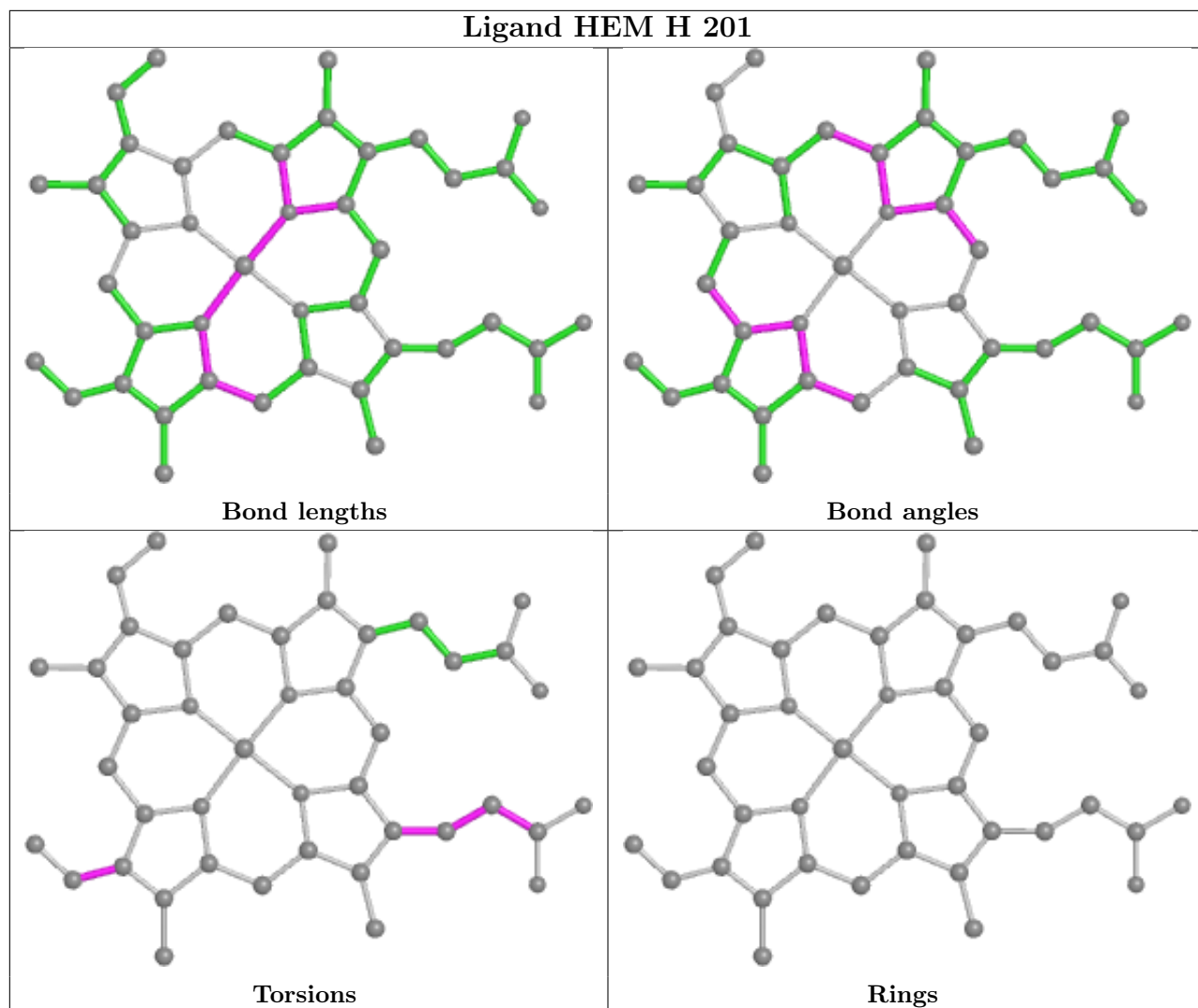


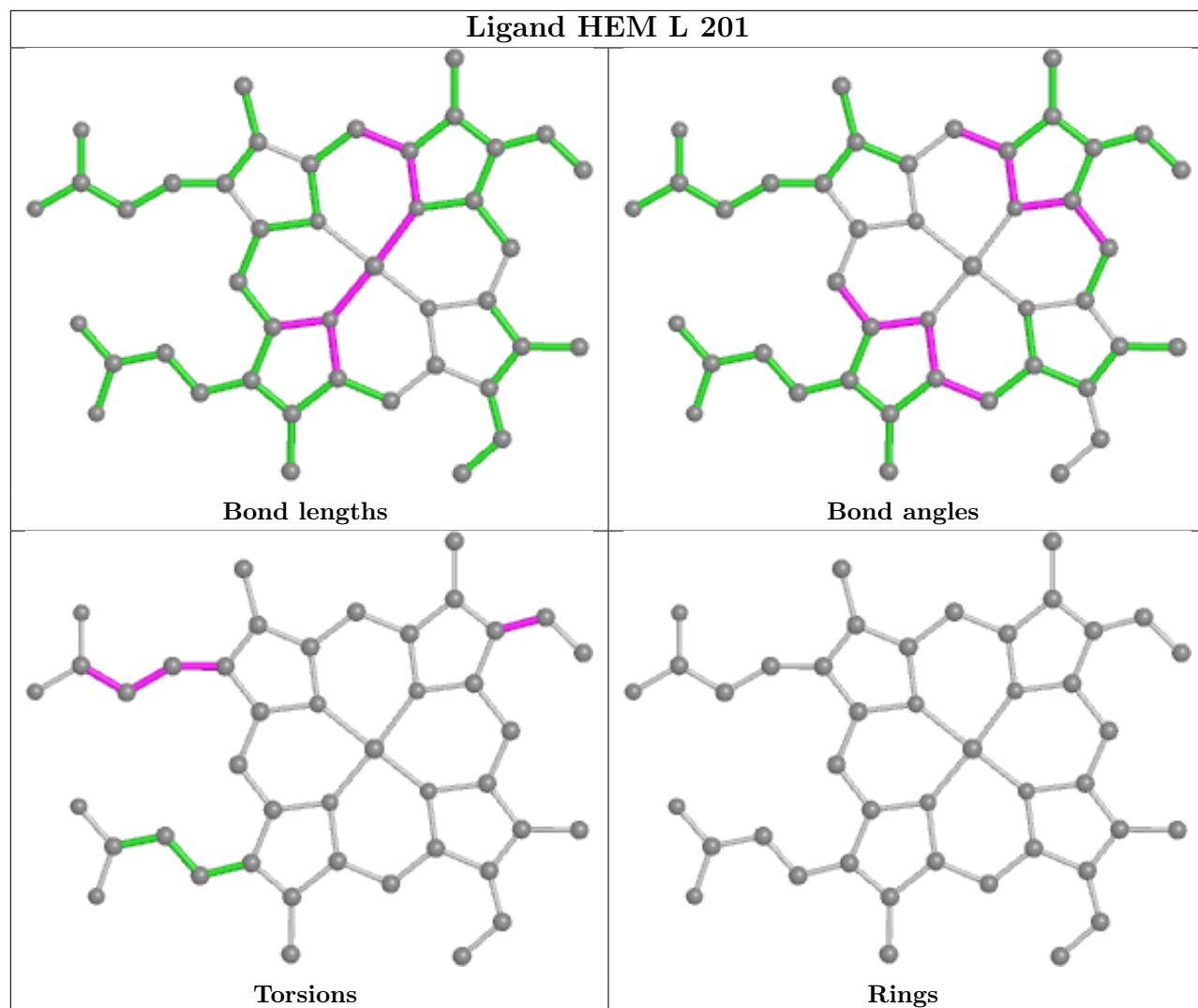


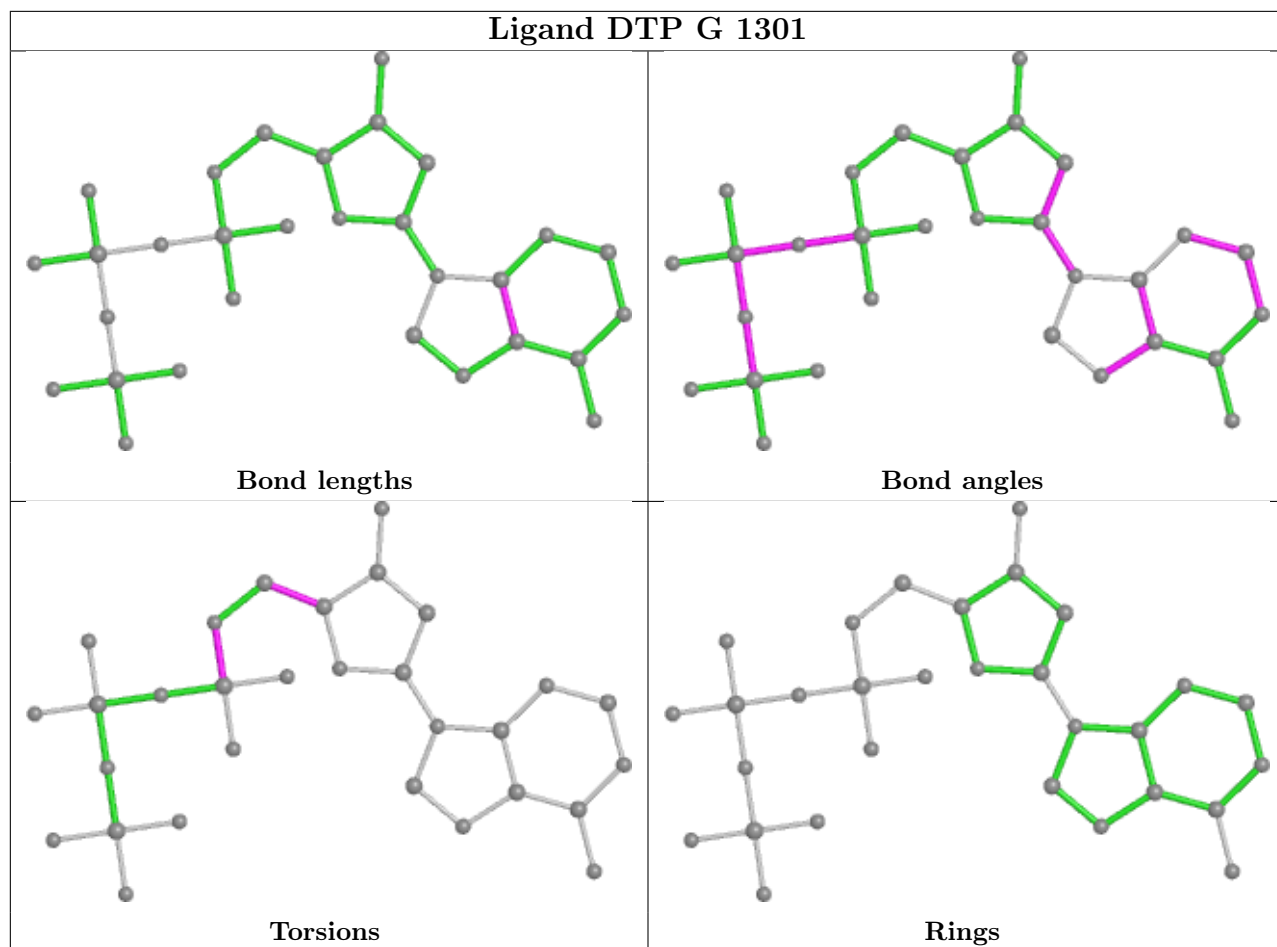


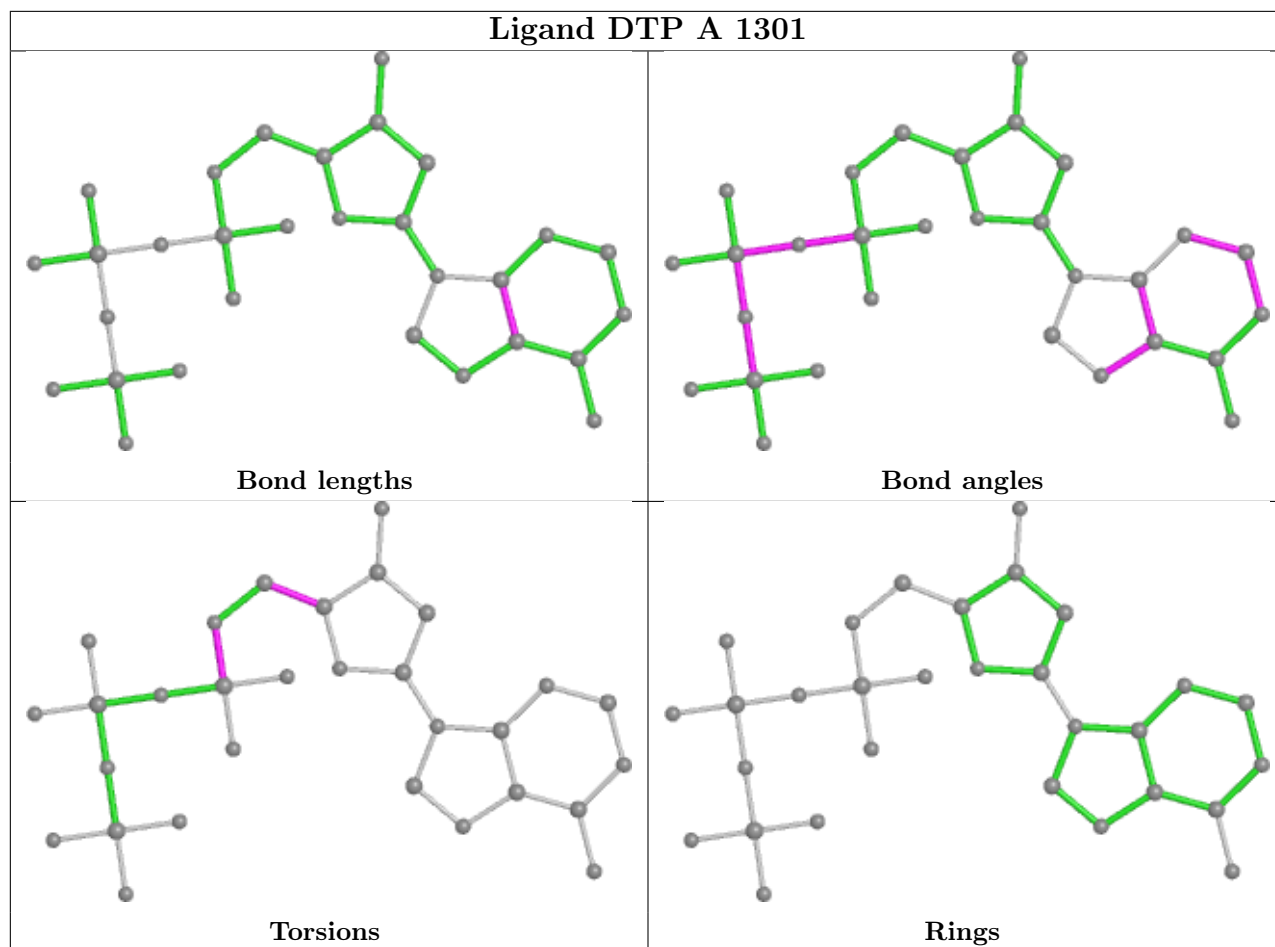


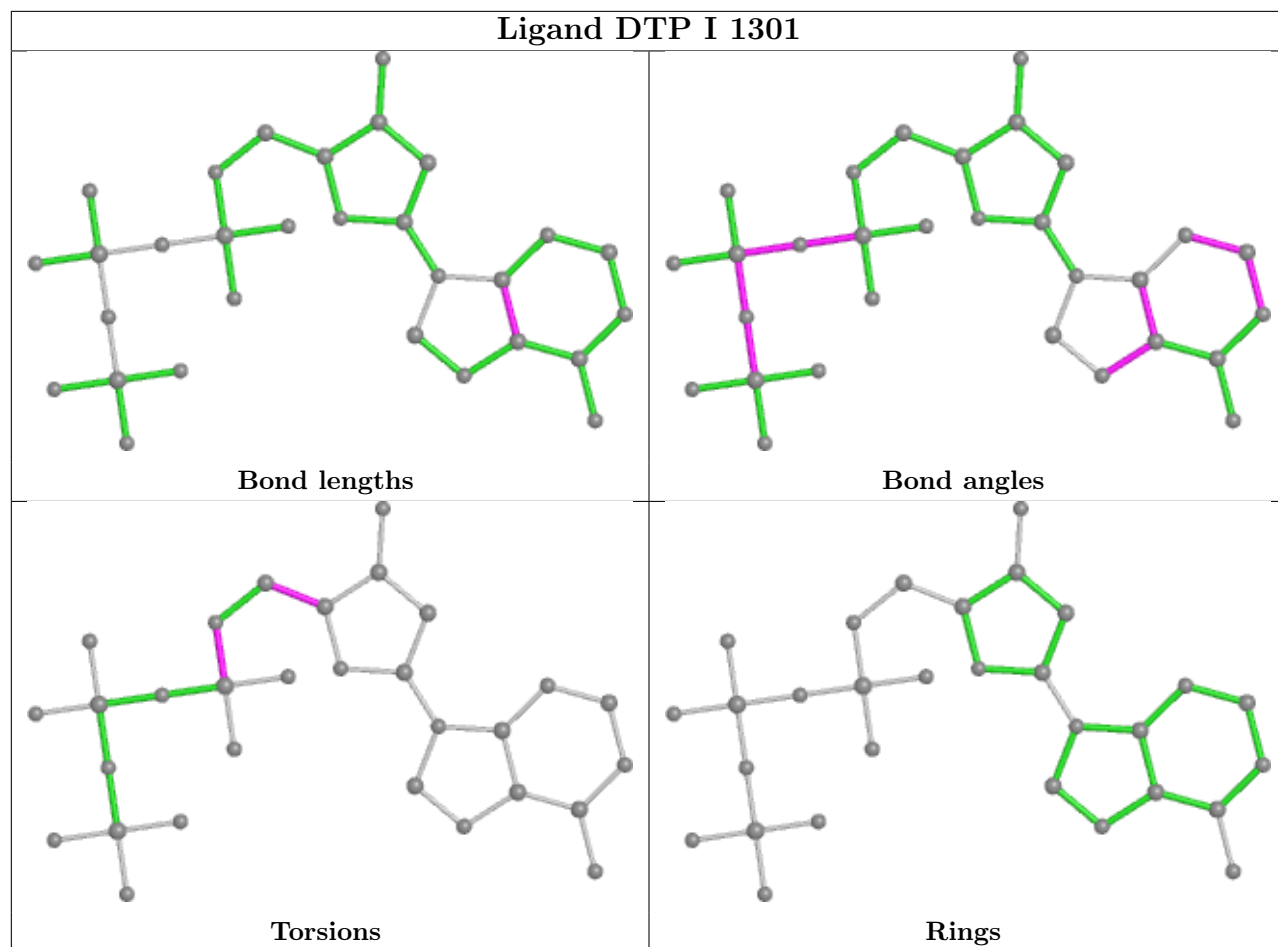


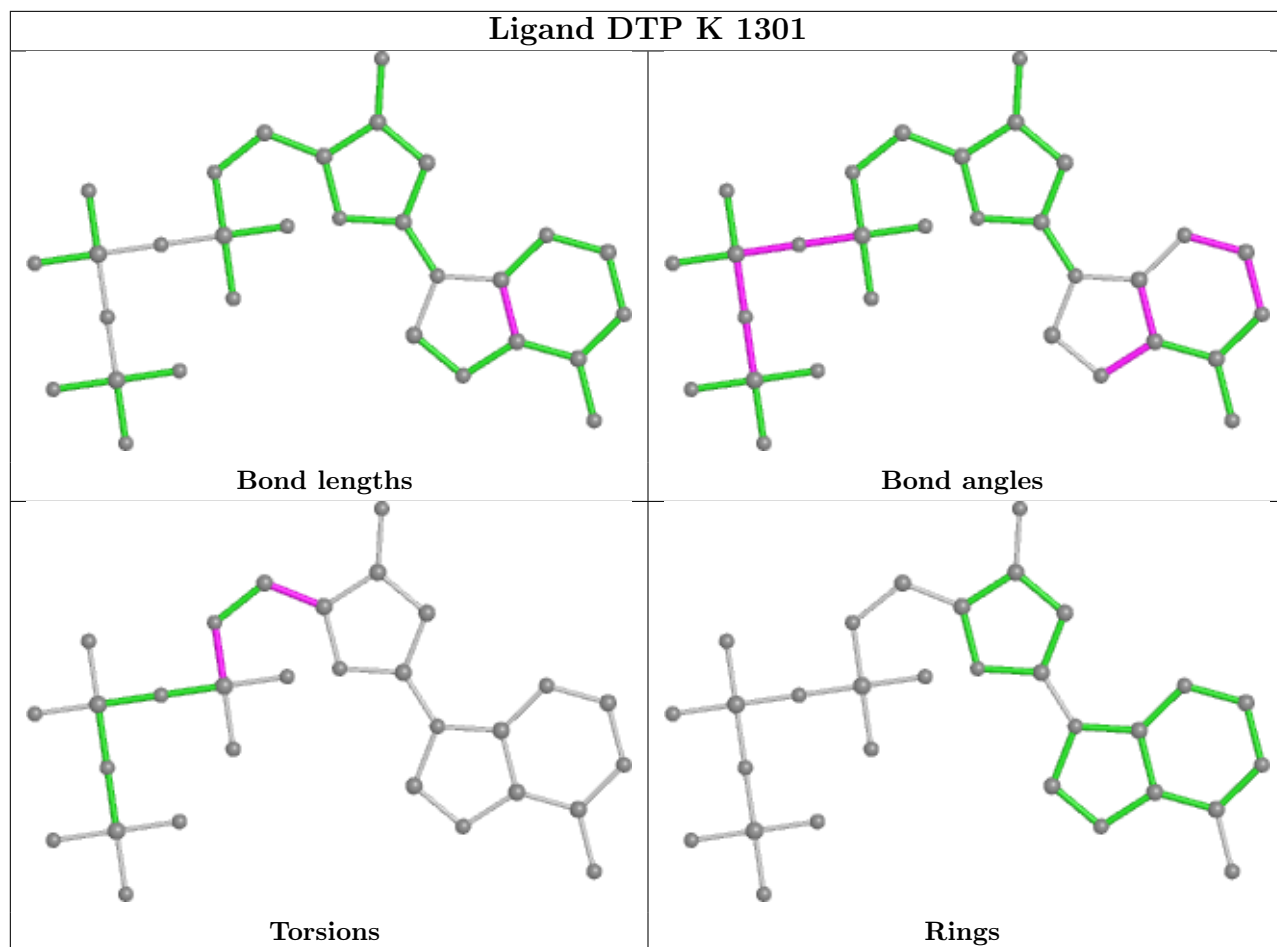


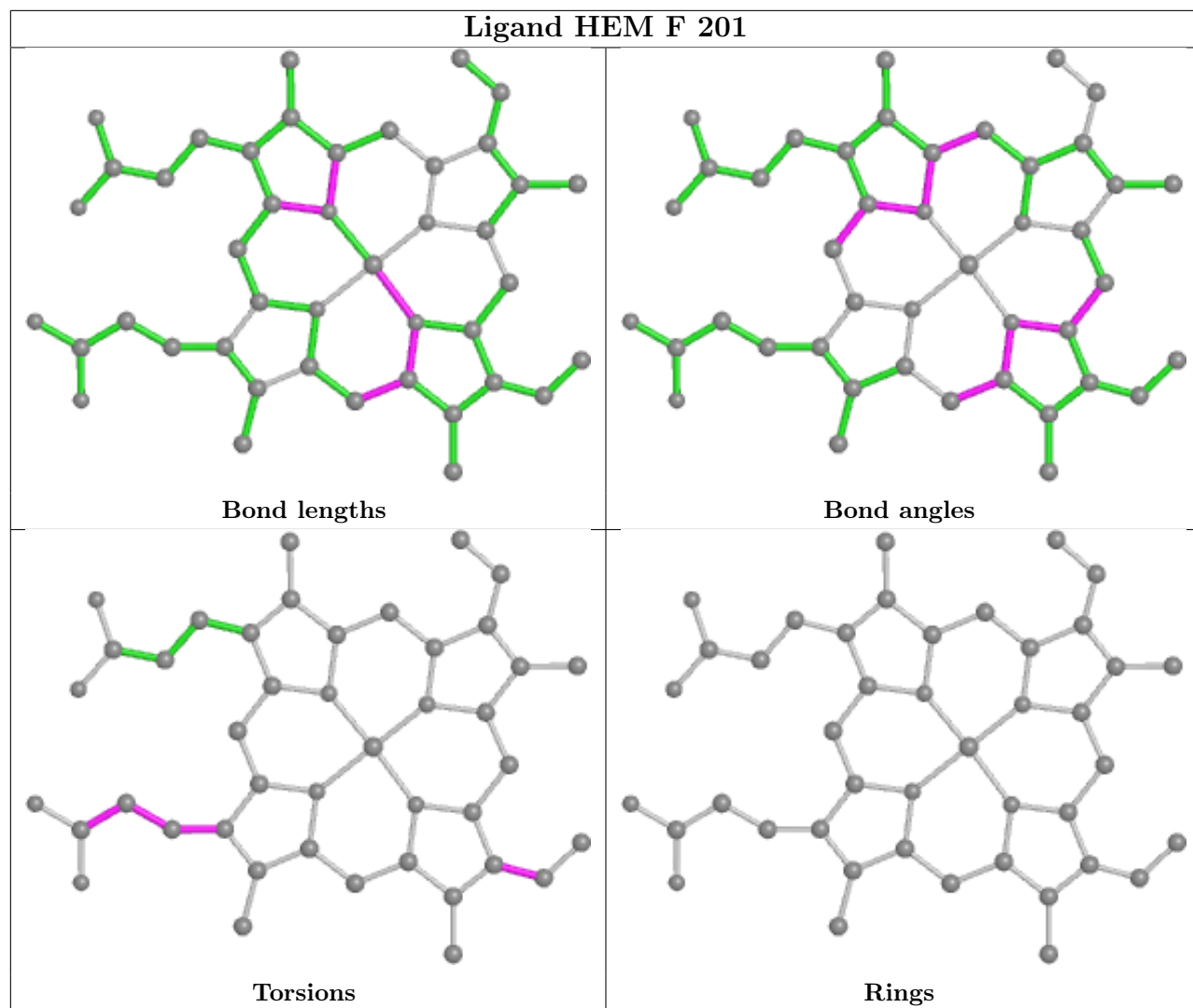




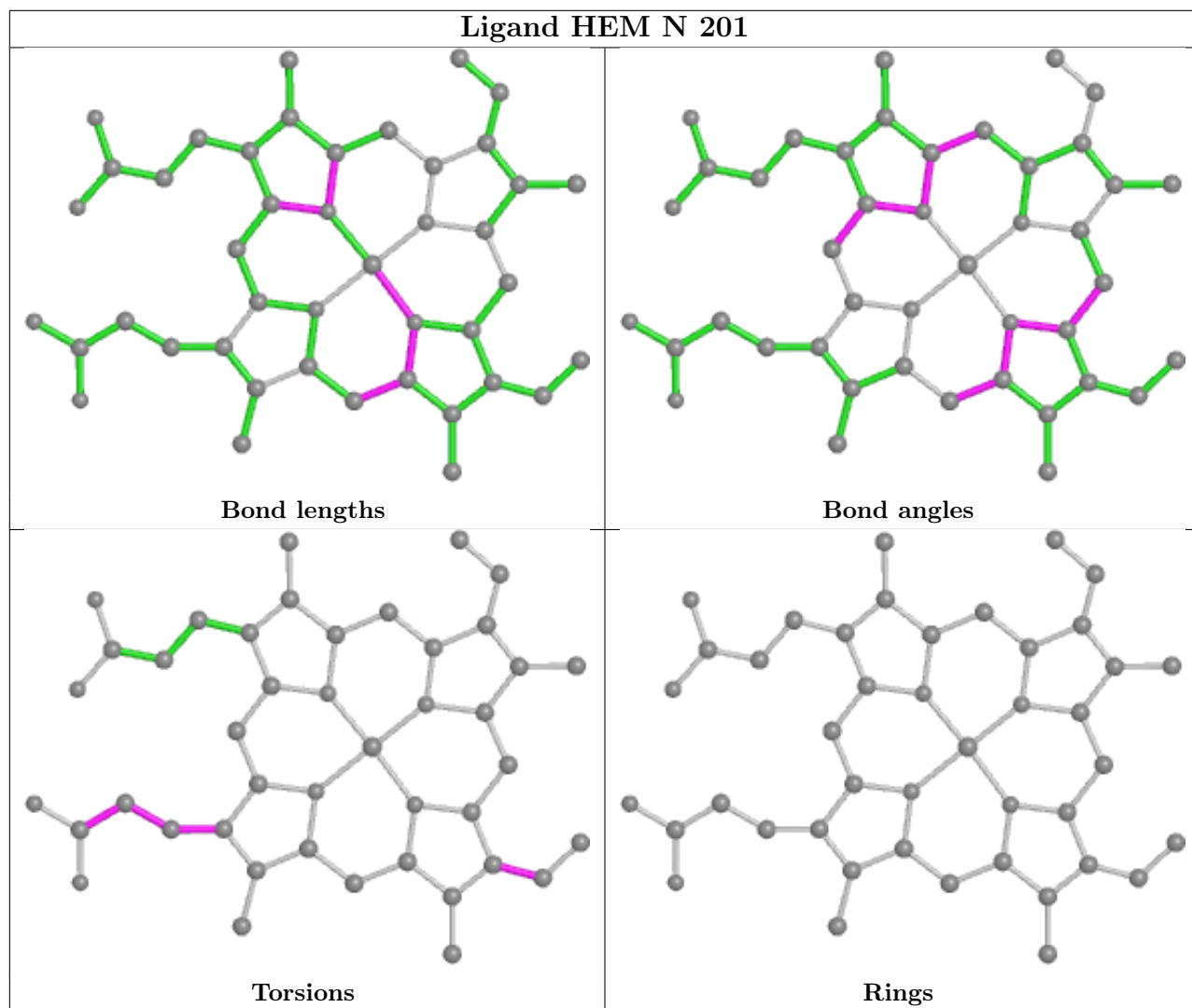


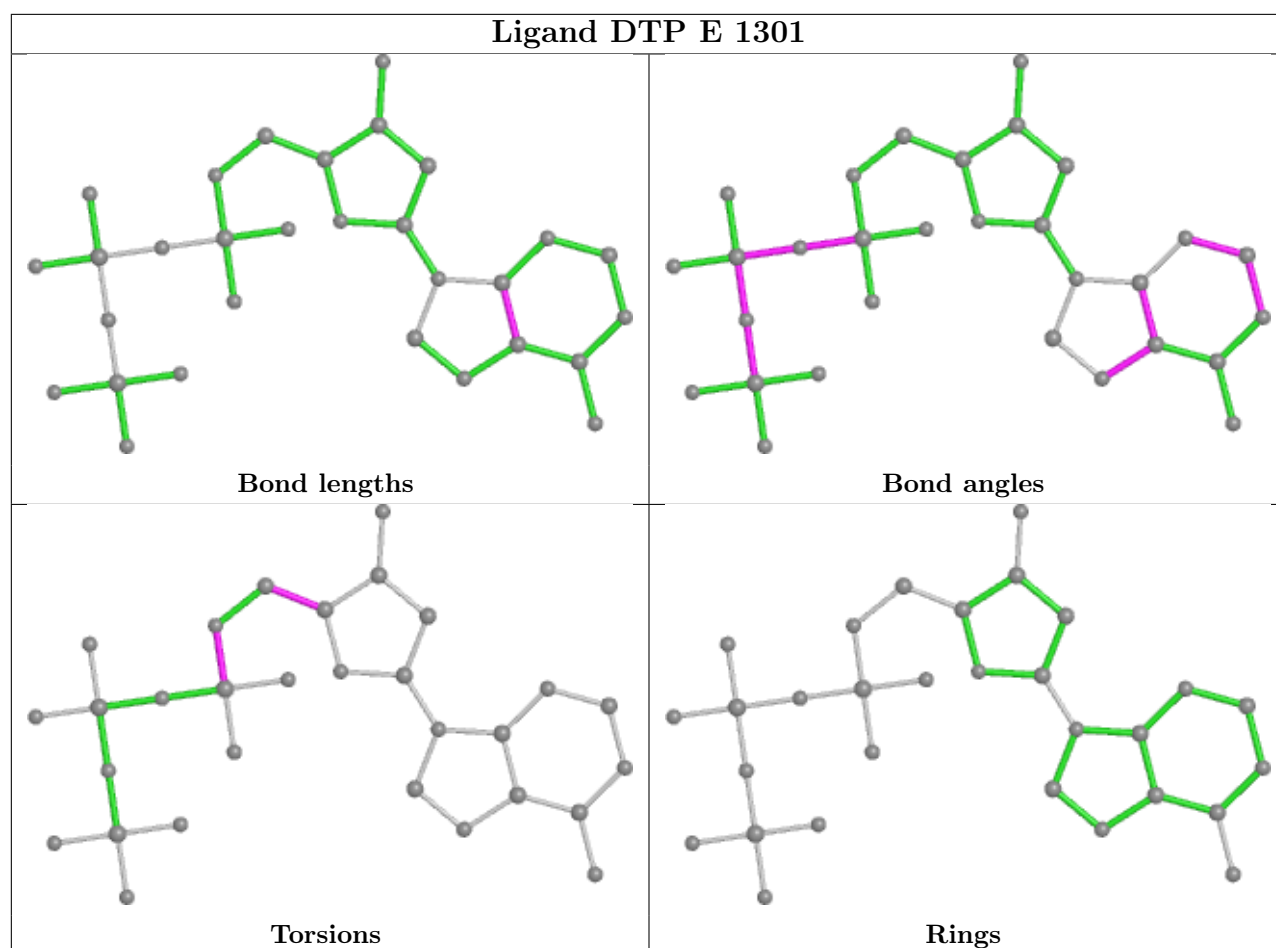












## 5.7 Other polymers [i](#)

There are no such residues in this entry.

## 5.8 Polymer linkage issues [i](#)

The following chains have linkage breaks:

Mol	Chain	Number of breaks
1	K	1

All chain breaks are listed below:

Model	Chain	Residue-1	Atom-1	Residue-2	Atom-2	Distance (Å)
1	K	1179:TRP	C	1180:VAL	N	1.19

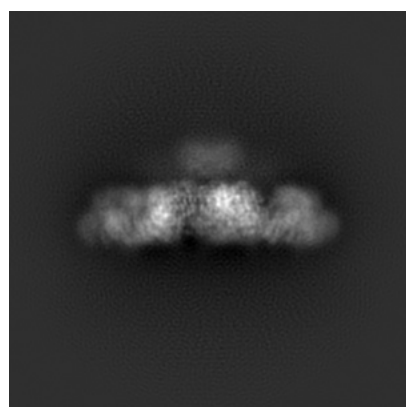
## 6 Map visualisation [i](#)

This section contains visualisations of the EMDB entry EMD-6690. These allow visual inspection of the internal detail of the map and identification of artifacts.

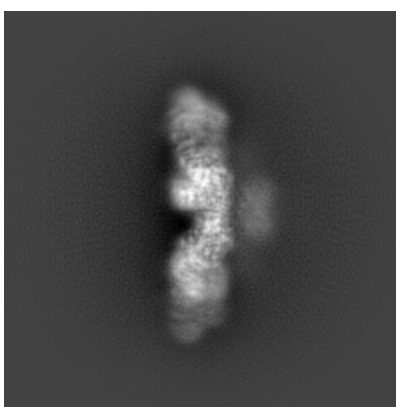
No raw map or half-maps were deposited for this entry and therefore no images, graphs, etc. pertaining to the raw map can be shown.

### 6.1 Orthogonal projections [i](#)

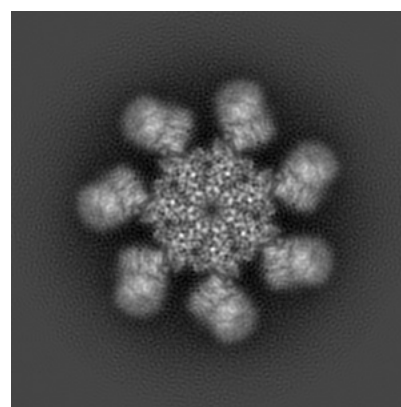
#### 6.1.1 Primary map



X



Y

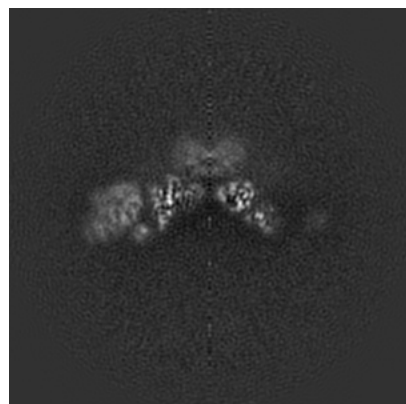


Z

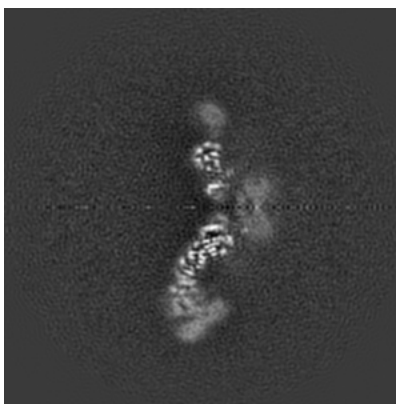
The images above show the map projected in three orthogonal directions.

### 6.2 Central slices [i](#)

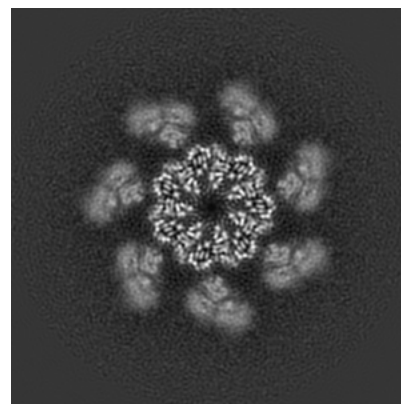
#### 6.2.1 Primary map



X Index: 160



Y Index: 160

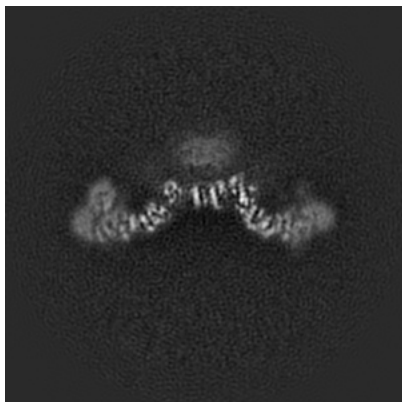


Z Index: 160

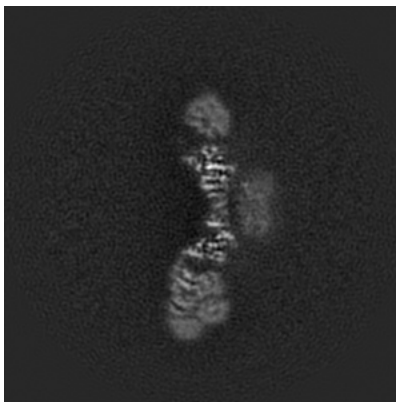
The images above show central slices of the map in three orthogonal directions.

## 6.3 Largest variance slices [i](#)

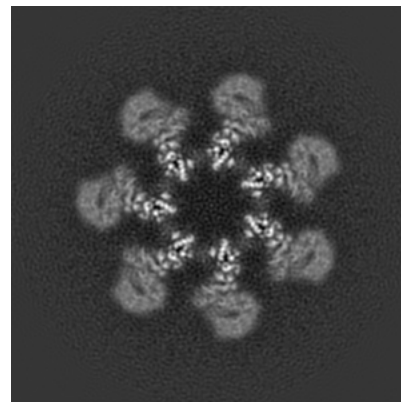
### 6.3.1 Primary map



X Index: 174



Y Index: 168

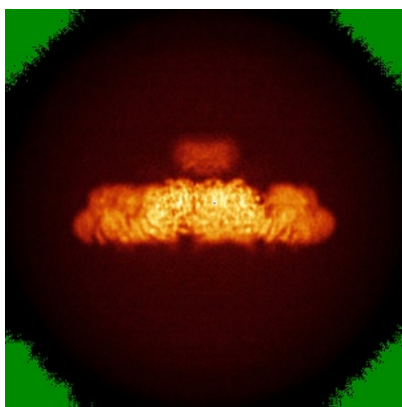


Z Index: 149

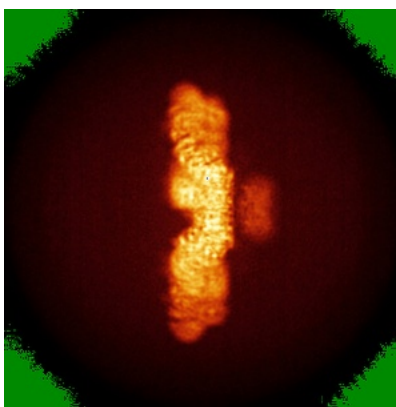
The images above show the largest variance slices of the map in three orthogonal directions.

## 6.4 Orthogonal standard-deviation projections (False-color) [i](#)

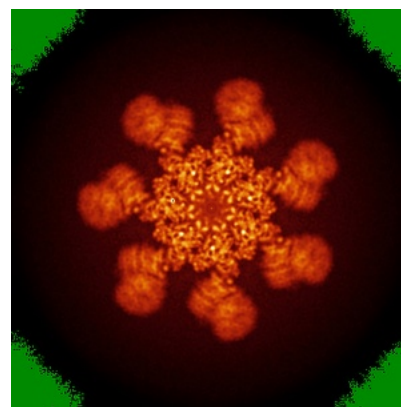
### 6.4.1 Primary map



X



Y




Z

The images above show the map standard deviation projections with false color in three orthogonal directions. Minimum values are shown in green, max in blue, and dark to light orange shades represent small to large values respectively.

## 6.5 Orthogonal surface views [i](#)

### 6.5.1 Primary map



The images above show the 3D surface view of the map at the recommended contour level 0.06. These images, in conjunction with the slice images, may facilitate assessment of whether an appropriate contour level has been provided.

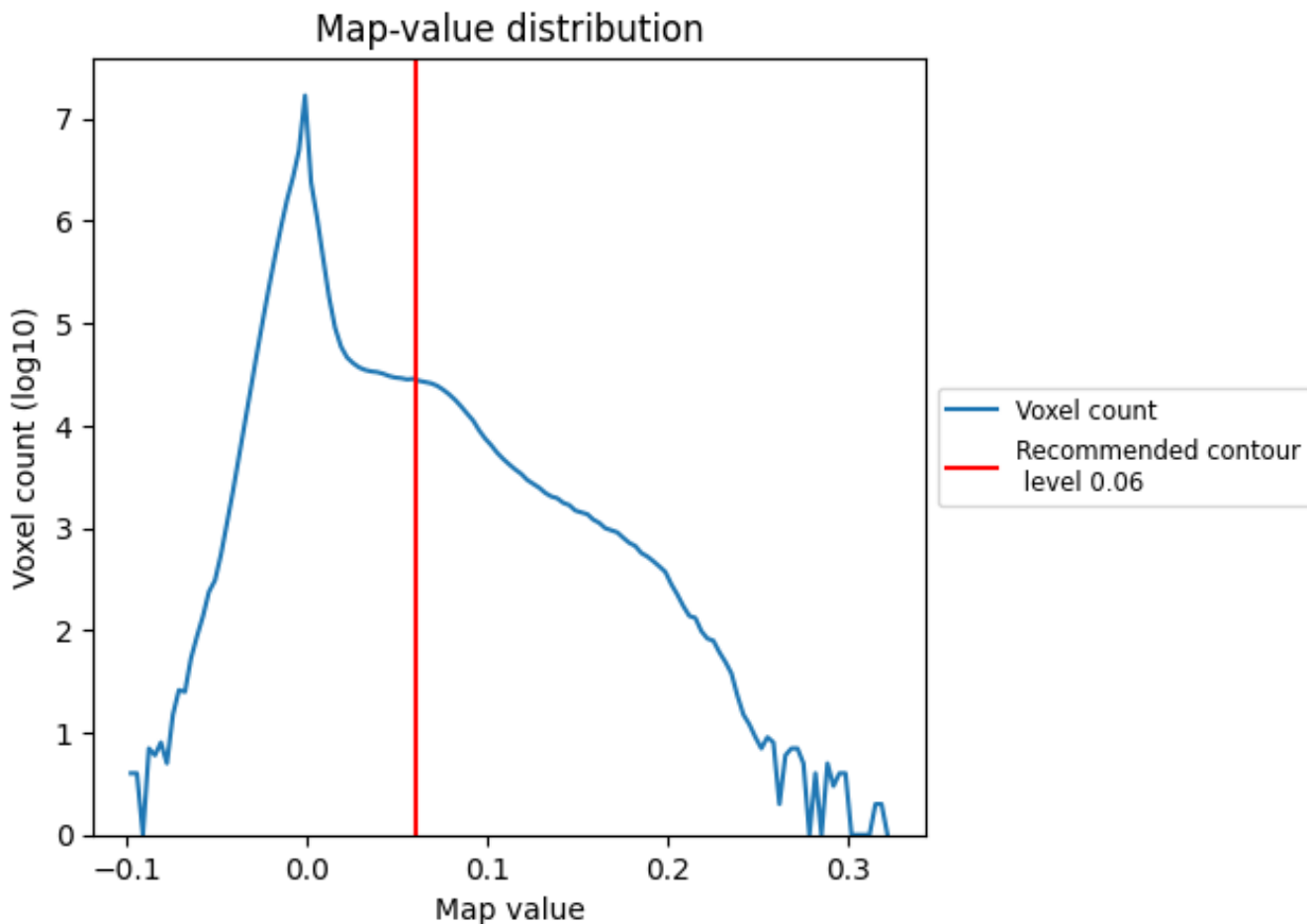
## 6.6 Mask visualisation [i](#)

This section was not generated. No masks/segmentation were deposited.

## 7 Map analysis [i](#)

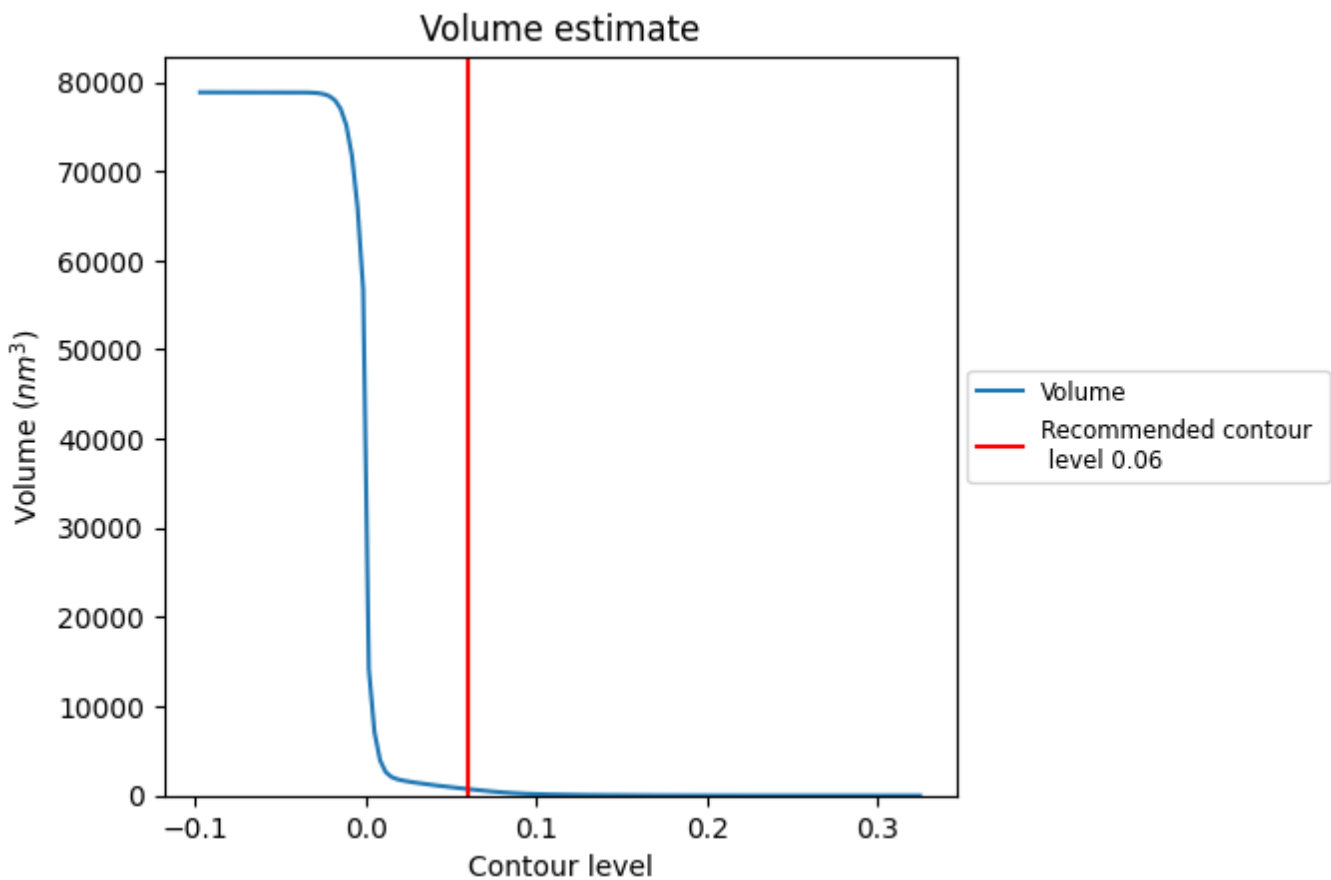
This section contains the results of statistical analysis of the map.

### 7.1 Map-value distribution [i](#)



The map-value distribution is plotted in 128 intervals along the x-axis. The y-axis is logarithmic. A spike in this graph at zero usually indicates that the volume has been masked.

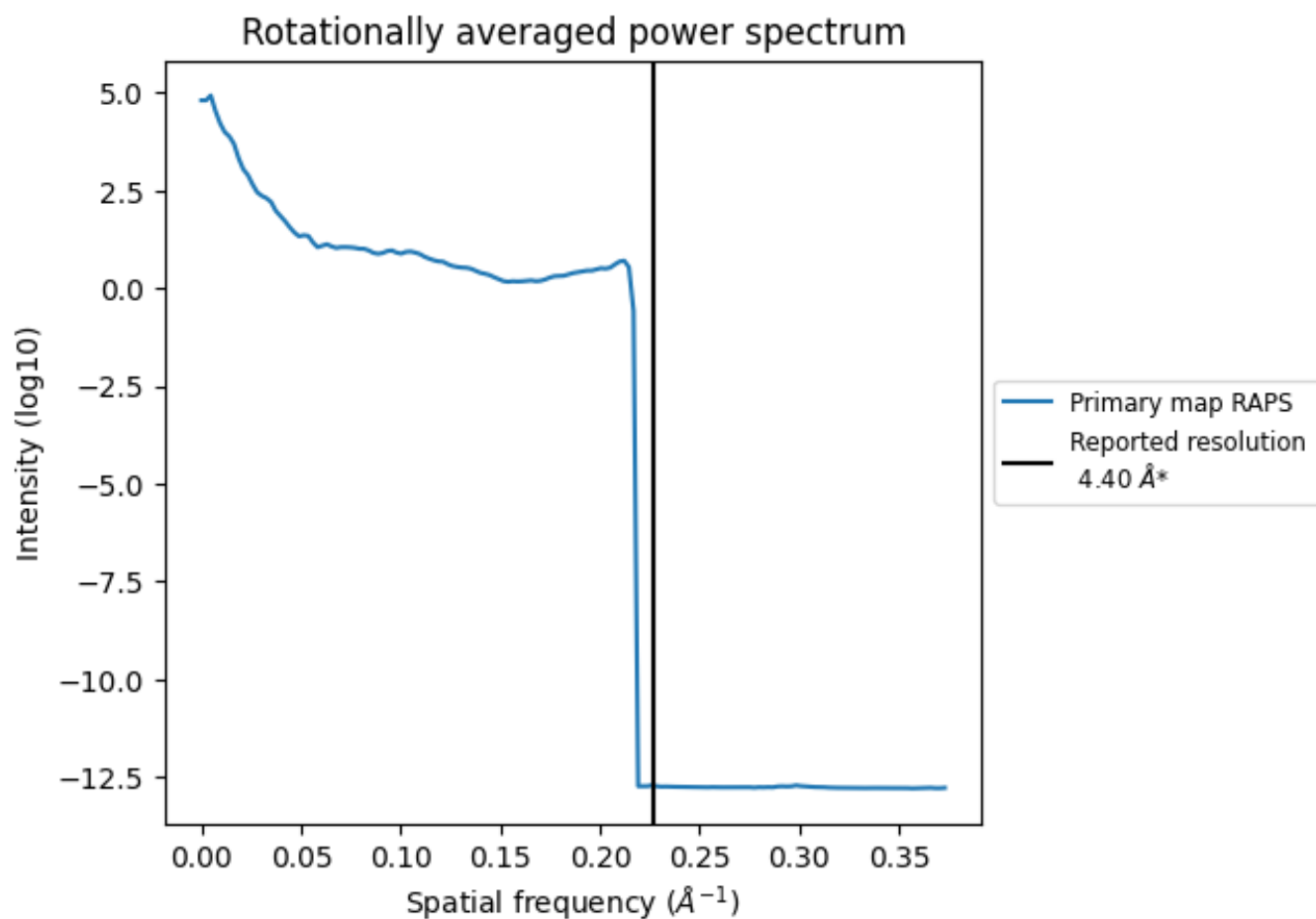
## 7.2 Volume estimate [i](#)



The volume at the recommended contour level is 726 nm<sup>3</sup>; this corresponds to an approximate mass of 656 kDa.

The volume estimate graph shows how the enclosed volume varies with the contour level. The recommended contour level is shown as a vertical line and the intersection between the line and the curve gives the volume of the enclosed surface at the given level.

### 7.3 Rotationally averaged power spectrum i



\*Reported resolution corresponds to spatial frequency of 0.227 Å<sup>-1</sup>



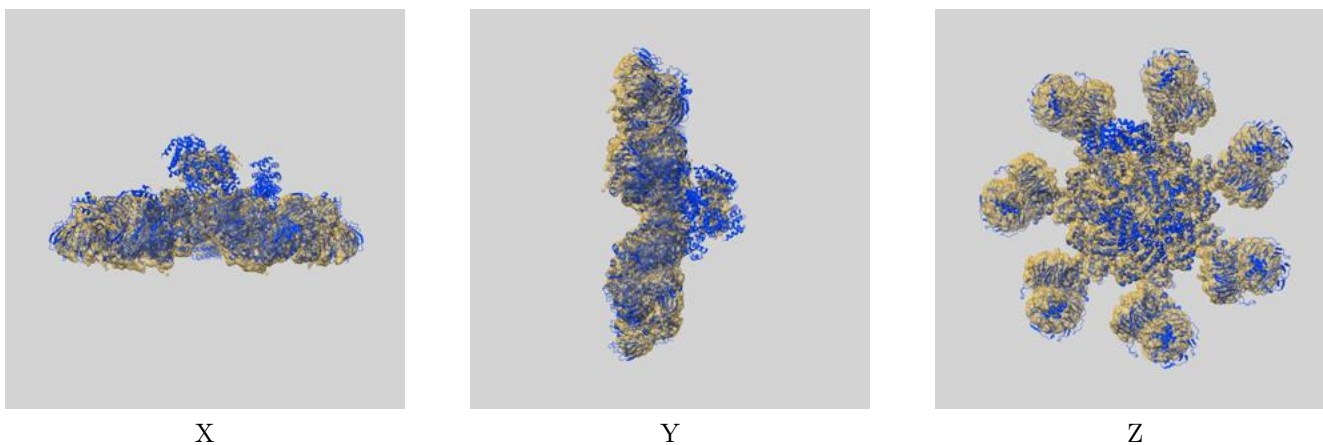
## 8 Fourier-Shell correlation

This section was not generated. No FSC curve or half-maps provided.

## 9 Map-model fit [i](#)


This section contains information regarding the fit between EMDB map EMD-6690 and PDB model 5WVE. Per-residue inclusion information can be found in section 3 on page 8.

### 9.1 Map-model overlay [i](#)



The images above show the 3D surface view of the map at the recommended contour level 0.06 at 50% transparency in yellow overlaid with a ribbon representation of the model coloured in blue. These images allow for the visual assessment of the quality of fit between the atomic model and the map.

## 9.2 Q-score mapped to coordinate model [i](#)



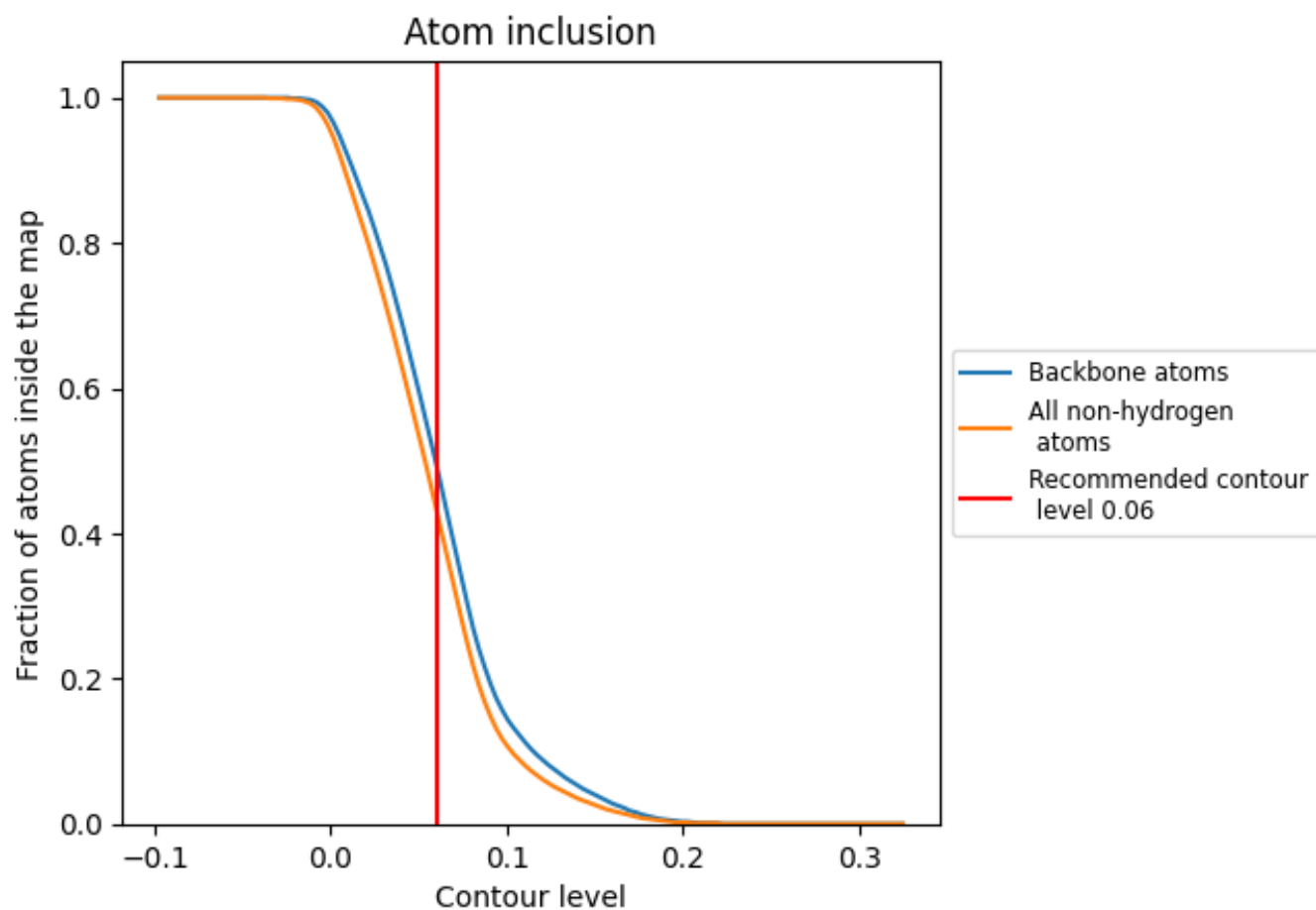
The images above show the model with each residue coloured according to its Q-score. This shows their resolvability in the map with higher Q-score values reflecting better resolvability. Please note: Q-score is calculating the resolvability of atoms, and thus high values are only expected at resolutions at which atoms can be resolved. Low Q-score values may therefore be expected for many entries.

## 9.3 Atom inclusion mapped to coordinate model [i](#)



The images above show the model with each residue coloured according to its atom inclusion. This shows to what extent they are inside the map at the recommended contour level (0.06).





















































## 9.4 Atom inclusion [i](#)



At the recommended contour level, 49% of all backbone atoms, 43% of all non-hydrogen atoms, are inside the map.

## 9.5 Map-model fit summary

The table lists the average atom inclusion at the recommended contour level (0.06) and Q-score for the entire model and for each chain.

Chain	Atom inclusion	Q-score
All	 0.4330	 0.0380
A	 0.5310	 0.0810
B	 0.4410	 0.0420
C	 0.5080	 0.0470
D	 0.5300	 0.0170
E	 0.4460	 0.0150
F	 0.5270	 0.0380
G	 0.4650	 0.0260
H	 0.4850	 -0.0000
I	 0.4880	 0.0440
J	 0.4140	 0.0310
K	 0.4470	 0.0360
L	 0.3330	 0.0170
M	 0.4550	 0.0380
N	 0.3340	 0.0140
O	 0.0800	 0.0250
P	 0.1380	 0.0500
Q	 0.1450	 0.0310
R	 0.1290	 0.0130
S	 0.2820	 0.0140
T	 0.1300	 0.0600
U	 0.0360	 0.0300
V	 0.0280	 0.0440
W	 0.0000	 0.0410
X	 0.0000	 -0.0170
Y	 0.0000	 -0.0060

