



Full wwPDB EM Validation Report ⓘ

Oct 12, 2024 – 03:30 PM EDT

PDB ID : 5TAU
EMDB ID : EMD-8385
Title : Structure of rabbit RyR1 (Caffeine/ATP/EGTA dataset, class 3)
Authors : Clarke, O.B.; des Georges, A.; Zalk, R.; Marks, A.R.; Hendrickson, W.A.;
Frank, J.
Deposited on : 2016-09-10
Resolution : 6.20 Å(reported)

This is a Full wwPDB EM Validation Report for a publicly released PDB entry.

We welcome your comments at validation@mail.wwpdb.org

A user guide is available at

<https://www.wwpdb.org/validation/2017/EMValidationReportHelp>

with specific help available everywhere you see the ⓘ symbol.

The types of validation reports are described at

<http://www.wwpdb.org/validation/2017/FAQs#types>.

The following versions of software and data (see [references ⓘ](#)) were used in the production of this report:

EMDB validation analysis : 0.0.1.dev113
Mogul : 2022.3.0, CSD as543be (2022)
MolProbity : 4.02b-467
buster-report : 1.1.7 (2018)
Percentile statistics : 20231227.v01 (using entries in the PDB archive December 27th 2023)
MapQ : 1.9.13
Ideal geometry (proteins) : Engh & Huber (2001)
Ideal geometry (DNA, RNA) : Parkinson et al. (1996)
Validation Pipeline (wwPDB-VP) : 2.39

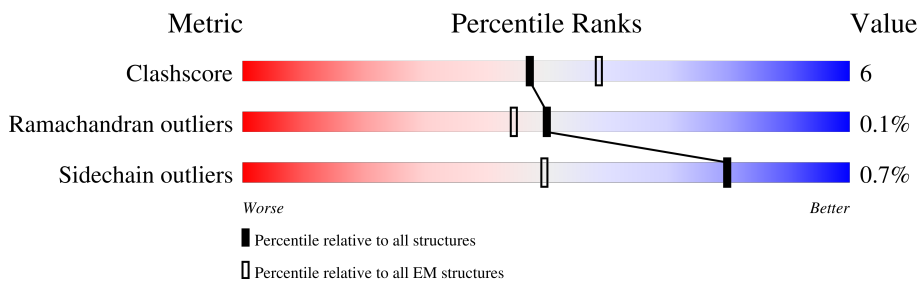
1 Overall quality at a glance

The following experimental techniques were used to determine the structure:

ELECTRON MICROSCOPY

The reported resolution of this entry is 6.20 Å.

Percentile scores (ranging between 0-100) for global validation metrics of the entry are shown in the following graphic. The table shows the number of entries on which the scores are based.



Metric	Whole archive (#Entries)	EM structures (#Entries)
Clashscore	210492	15764
Ramachandran outliers	207382	16835
Sidechain outliers	206894	16415

The table below summarises the geometric issues observed across the polymeric chains and their fit to the map. The red, orange, yellow and green segments of the bar indicate the fraction of residues that contain outliers for ≥ 3 , 2, 1 and 0 types of geometric quality criteria respectively. A grey segment represents the fraction of residues that are not modelled. The numeric value for each fraction is indicated below the corresponding segment, with a dot representing fractions $\leq 5\%$. The upper red bar (where present) indicates the fraction of residues that have poor fit to the EM map (all-atom inclusion $< 40\%$). The numeric value is given above the bar.

Mol	Chain	Length	Quality of chain
1	A	108	
1	F	108	
1	H	108	
1	J	108	
2	B	4416	
2	E	4416	
2	G	4416	
2	I	4416	

2 Entry composition [i](#)

There are 5 unique types of molecules in this entry. The entry contains 121436 atoms, of which 0 are hydrogens and 0 are deuteriums.

In the tables below, the AltConf column contains the number of residues with at least one atom in alternate conformation and the Trace column contains the number of residues modelled with at most 2 atoms.

- Molecule 1 is a protein called Peptidyl-prolyl cis-trans isomerase FKBP1B.

Mol	Chain	Residues	Atoms					AltConf	Trace
			Total	C	N	O	S		
1	F	107	818	516	144	154	4	0	0
1	A	107	818	516	144	154	4	0	0
1	H	107	818	516	144	154	4	0	0
1	J	107	818	516	144	154	4	0	0

- Molecule 2 is a protein called Ryanodine receptor 1.

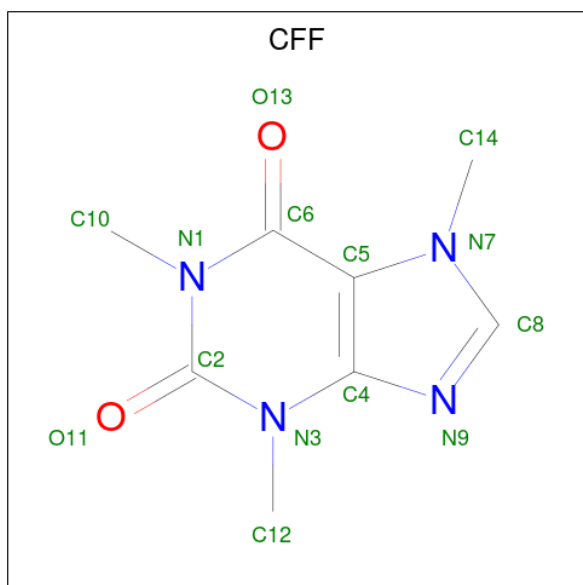
Mol	Chain	Residues	Atoms					AltConf	Trace
			Total	C	N	O	S		
2	B	4194	29495	18683	5227	5428	157	0	0
2	I	4194	29495	18683	5227	5428	157	0	0
2	E	4194	29495	18683	5227	5428	157	0	0
2	G	4194	29495	18683	5227	5428	157	0	0

- Molecule 3 is ADENOSINE-5'-TRIPHOSPHATE (three-letter code: ATP) (formula: $C_{10}H_{16}N_5O_{13}P_3$).



Mol	Chain	Residues	Atoms					AltConf
			Total	C	N	O	P	
3	B	1	Total	C	N	O	P	0
			31	10	5	13	3	
3	I	1	Total	C	N	O	P	0
			31	10	5	13	3	
3	E	1	Total	C	N	O	P	0
			31	10	5	13	3	
3	G	1	Total	C	N	O	P	0
			31	10	5	13	3	

- Molecule 4 is CAFFEINE (three-letter code: CFF) (formula: $C_8H_{10}N_4O_2$).



Mol	Chain	Residues	Atoms				AltConf
4	B	1	Total	C	N	O	0
			14	8	4	2	
4	I	1	Total	C	N	O	0
			14	8	4	2	
4	E	1	Total	C	N	O	0
			14	8	4	2	
4	G	1	Total	C	N	O	0
			14	8	4	2	

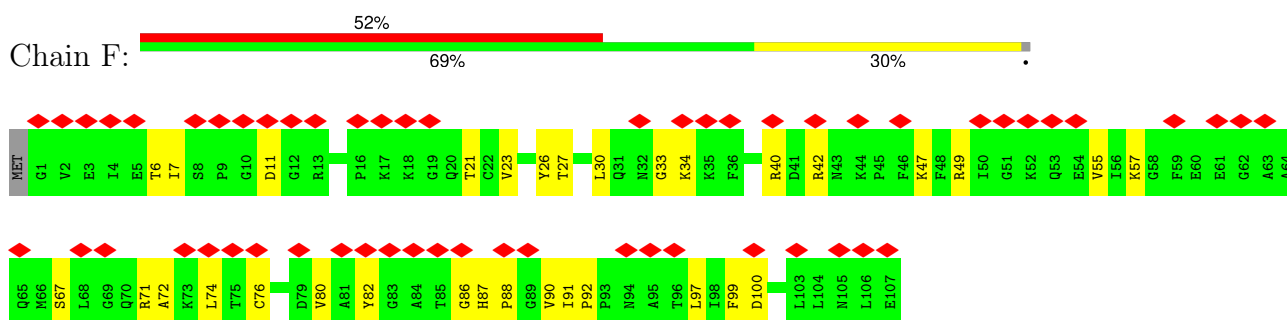
- Molecule 5 is ZINC ION (three-letter code: ZN) (formula: Zn).

Mol	Chain	Residues	Atoms		AltConf
5	B	1	Total	Zn	0
			1	1	
5	I	1	Total	Zn	0
			1	1	
5	E	1	Total	Zn	0
			1	1	
5	G	1	Total	Zn	0
			1	1	

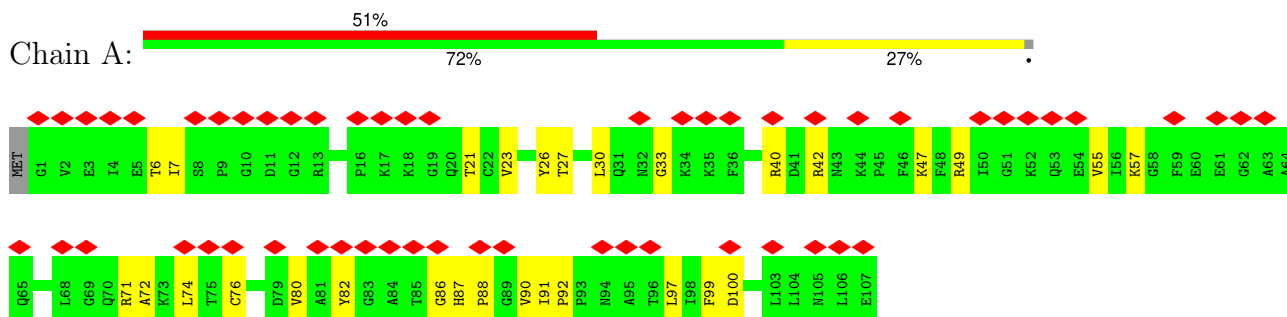
3 Residue-property plots [i](#)

These plots are drawn for all protein, RNA, DNA and oligosaccharide chains in the entry. The first graphic for a chain summarises the proportions of the various outlier classes displayed in the second graphic. The second graphic shows the sequence view annotated by issues in geometry and atom inclusion in map density. Residues are color-coded according to the number of geometric quality criteria for which they contain at least one outlier: green = 0, yellow = 1, orange = 2 and red = 3 or more. A red diamond above a residue indicates a poor fit to the EM map for this residue (all-atom inclusion < 40%). Stretches of 2 or more consecutive residues without any outlier are shown as a green connector. Residues present in the sample, but not in the model, are shown in grey.

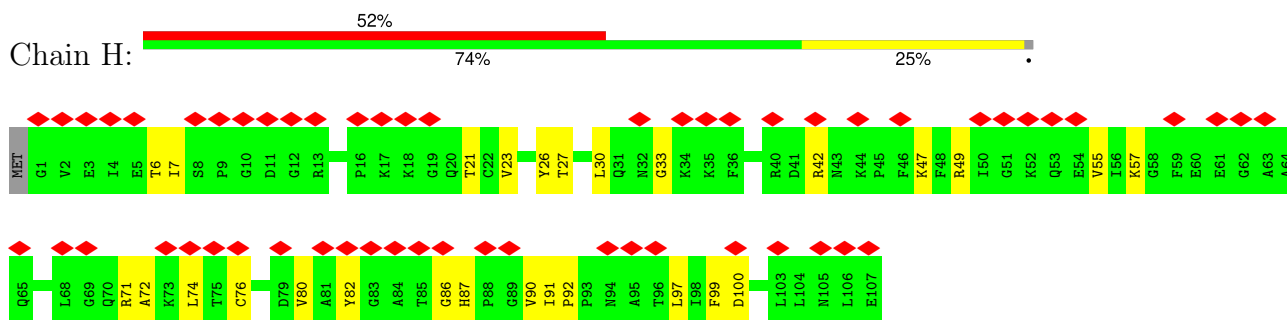
- Molecule 1: Peptidyl-prolyl cis-trans isomerase FKBP1B



- Molecule 1: Peptidyl-prolyl cis-trans isomerase FKBP1B

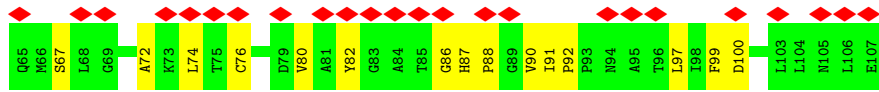
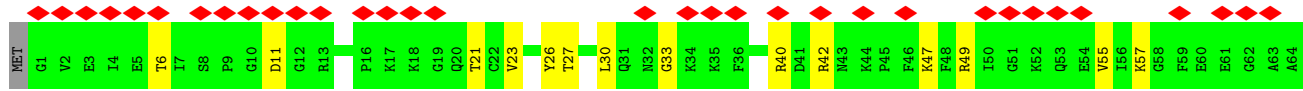


- Molecule 1: Peptidyl-prolyl cis-trans isomerase FKBP1B

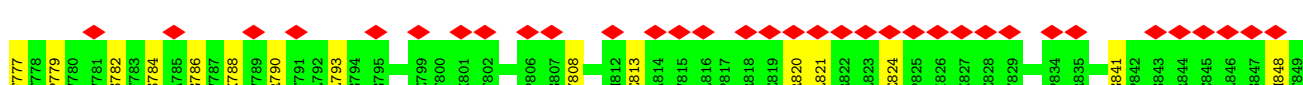
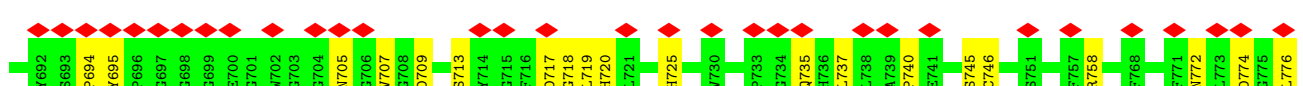
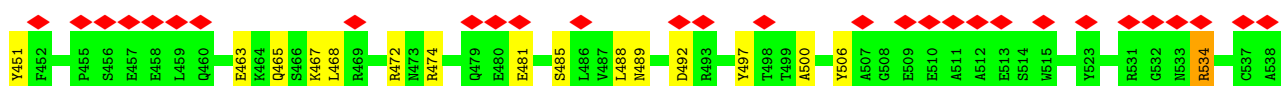
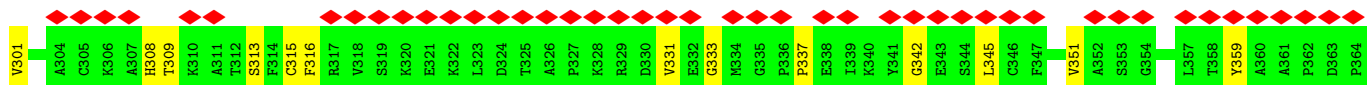
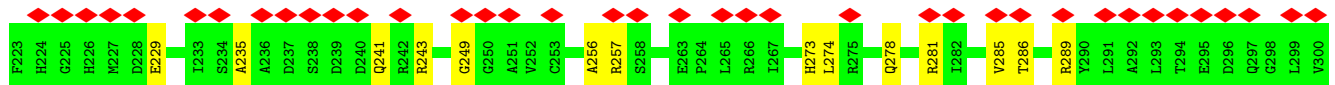
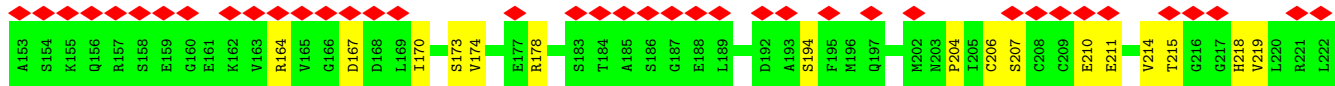
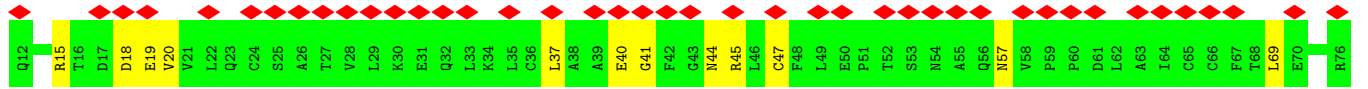
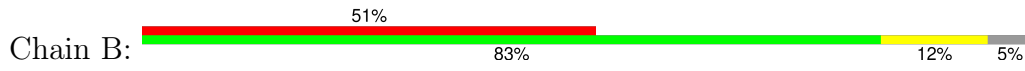


- Molecule 1: Peptidyl-prolyl cis-trans isomerase FKBP1B





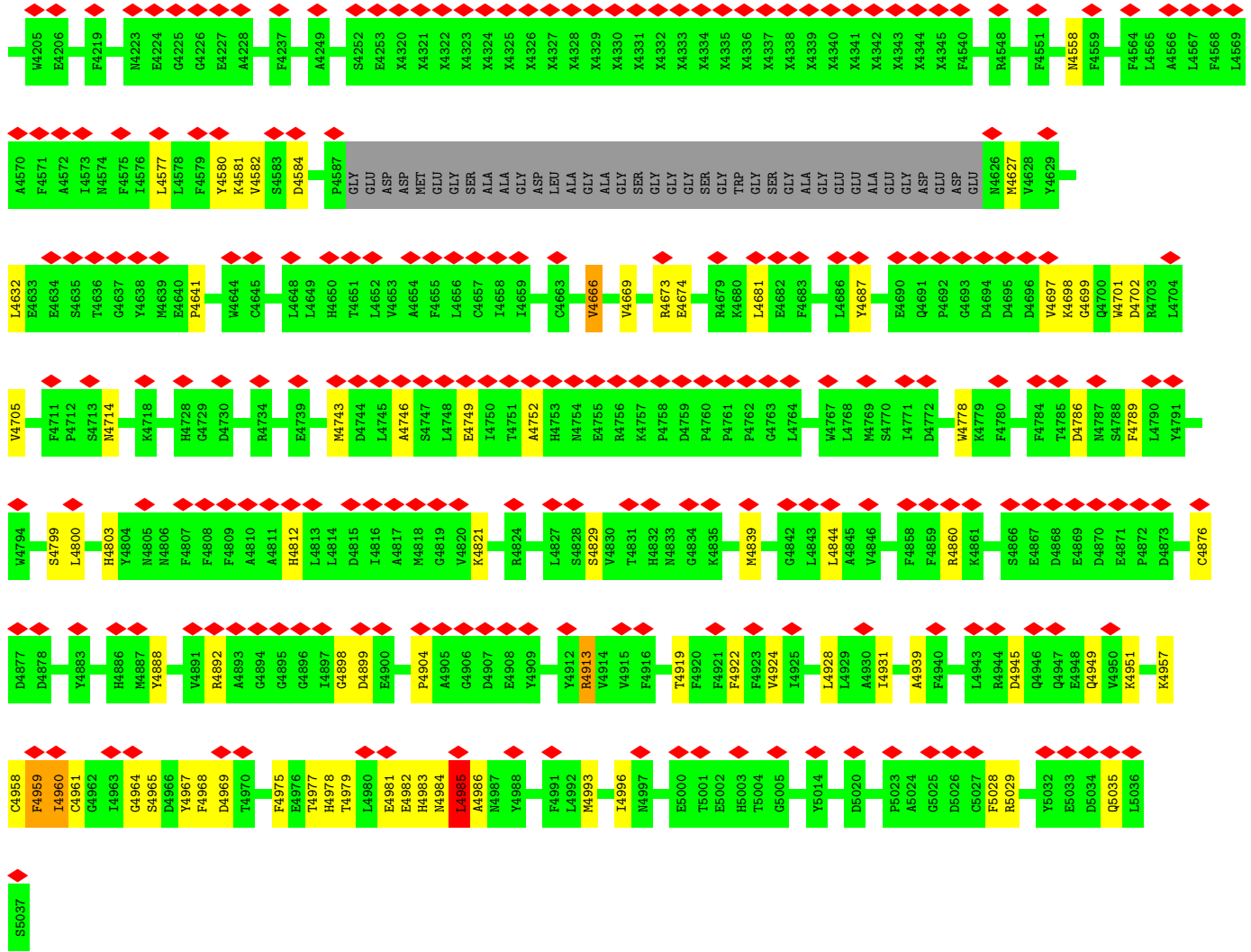
• Molecule 2: Ryanodine receptor 1



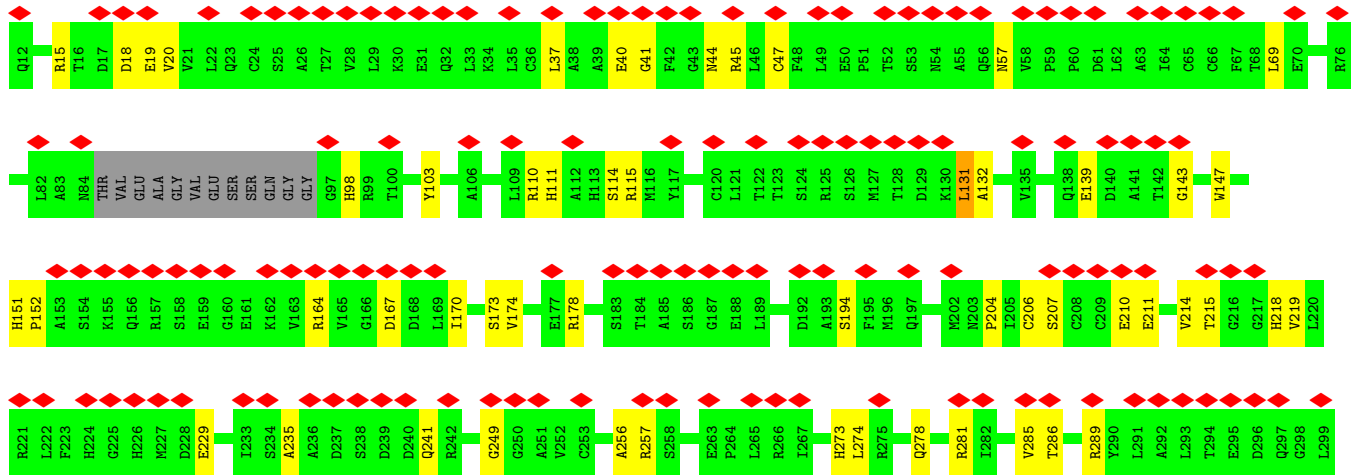
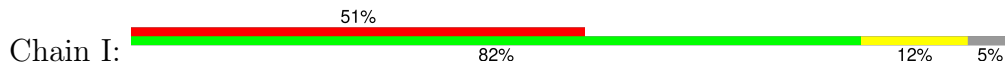



C2042	C2043	C2044	C2045	L2046	E2047	C2048	GLU	GLU	GLU	PRO	GLU	GLU	THR	SER	SER	ARG	ARG	ARG	LEU	LEU	LEU	VAL	VAL	LYS	LYS	LYS	GLU	GLU	LEU	PRO	ALA	GLU	K2089	K2090	P2091	Q2092	S2093	D2109	Q2112	H2118	H2125																			
R2126	Q2127	Y2128	D2129	G2130	L2131	G2132	R2136	A2141	S2145	P2146	S2147	E2150	L2155	L2166	M2170	N2187	N2188	K2189	V2190	F2191	Y2192	N2196	R2199	A2200	H2204	N2213	V2214	L2215	G2216	G2217	G2218	E2219	T2220	K2221	E2222	I2223	Q2308	S2309	C2310	C2311	M2312	L2313	L2314	A2315	K2316	P2319	D2320													
I2321	N2324	P2325	C2326	G2327	K2328	E2329	R2330	F2334	F2337	V2341	N2342	G2343	V2346	E2347	E2348	M2351	R2385	I2358	R2389	E2362	C2363	F2364	G2365	P2366	A2367	L2368	R2369	G2370	E2371	G2372	G2373	S2374	L2377	A2378	A2379	I2380	E2381	E2382	A2383	I2384	E2388	D2389	P2390	A2391	R2392	D2393	G2394													
P2395	GLY	VAL	ARG	ARG	ASP	ARG	ARG	ARG	GLU	HIS	PHE	GLY	GLU	PRO	PRO	GLU	GLU	N2414	R2415	V2416	G2419	H2420	D2431	P2438	E2439	M2440	H2441	L2442	I2443	K2447	R2452	L2457	R2458	S2459	L2460	L2463	D2464	D2465	L2466	V2467	G2468	I2469	I2470	S2471	L2472	P2473	L2474	Q2475	L2476	P2477	L2478									
L2479	X2487	X2488	X2489	X2490	X2493	X2502	X2511	X2512	X2513	X2514	X2517	X2521	X2522	X2523	X2524	X2529	X2530	X2531	X2532	X2533	X2536	X2537	X2555	X2556	X2557	X2561	X2562	X2563	X2564	X2565	X2566	X2567	X2568	X2569	X2581	X2582	X2583	X2584	X2585	X2586	X2589	X2595	X2596	X2597	X2598	X2600	X2601	X2602												
X2605	X2606	X2607	X2614	X2617	X2618	X2619	X2620	X2621	X2622	X2623	X2624	X2625	X2626	X2627	X2628	X2629	X2644	X2645	X2646	X2647	X2648	X2649	X2650	X2651	X2652	X2653	X2654	X2657	X2658	X2668	X2669	X2670	X2671	X2672	X2673	X2674	X2677	X2678	X2679	X2680	X2681	X2682	X2683	X2684	X2685	X2686	X2687	X2688	X2689	X2690	X2691	X2692								
X2693	X2694	X2695	X2696	X2697	X2698	X2699	X2700	X2701	X2702	X2703	N2734	F2735	D2736	P2737	R2738	P2739	V2740	E2741	T2742	L2743	N2744	V2745	I2746	I2747	P2748	E2749	K2750	L2751	D2752	S2753	F2754	I2755	N2756	K2757	F2758	A2759	E2760	V2761	T2762	H2763	E2764	K2765	V2766	A2767	F2768	D2769	K2770	I2771	Q2772	N2773	N2774	W2775	I2777	G2778	E2779	N2780	V2781	D2782		
E2783	E2784	L2785	K2786	T2787	H2788	P2789	M2790	L2791	R2792	P2793	Y2794	T2795	K2796	F2797	S2798	E2799	K2800	D2801	K2802	E2803	I2804	Y2805	R2806	N2807	P2808	I2809	K2810	E2811	S2812	L2813	K2814	A2815	N2816	I2817	A2818	W2819	E2820	W2821	T2822	I2823	E2824	K2825	A2826	R2827	E2828	G2829	E2830	GLU	GLU	ARG	THR	GLY	LYS	LYS	LYS	THR	THR	ARG	LYS	ILE
SER	GLN	THR	ALA	THR	TYR	ASP	PRO	ARG	GLU	GLY	Y2855	N2856	P2857	Q2858	P2859	P2860	D2861	L2862	S2863	G2864	V2865	T2866	L2867	S2868	R2869	E2870	L2871	Q2872	A2873	M2874	E2875	A2876	E2877	L2878	A2879	E2880	N2881	Y2882	H2883	T2884	S2885	W2886	G2887	R2888	K2889	K2890	K2891	Q2892	E2893	L2894	L2895	A2896	E2897	G2898	S2899	G2900	T2901	H2902		
P2903	L2904	L2905	V2906	P2907	Y2908	D2909	T2910	L2911	L2912	A2913	K2914	E2915	K2916	A2917	R2918	D2919	R2920	E2921	K2922	Q2923	E2925	L2926	L2927	L2928	F2929	L2930	Q2931	M2932	M2933	G2934	Y2935	A2936	V2937	T2938	R2939	E2942	X2943	X2944	X2945	X2946	X2947	X2948	X2949	X2950	X2951	X2952	X2953	X2954	X2955	X2956	X2957	X2958	X2959	X2960	X2961	X2964	X2965			
X2966	X2967	X2968	X2969	X2970	X2971	X2972	X2973	X2974	X2975	X2976	X2995	X2996	X2997	X2998	X2999	X3000	X3003	X3006	X3010	X3014	X3015	X3016	X3017	X3018	X3019	X3020	X3021	X3022	X3023	X3024	X3025	X3026	X3027	X3028	X3029	X3032	X3033	X3034	X3035	X3036	X3037	X3038	X3039	X3040	X3041	X3042	X3043	X3044	X3045	X3046	X3047	X3048	X3049	X3050						
X3051	X3052	X3055	X3056	X3057	X3058	X3059	X3060	X3061	X3062	X3063	X3134	X3135	X3136	X3137	X3138	X3139	X3140	X3141	X3142	X3143	X3144	X3145	X3146	X3147	X3148	X3149	X3150	X3151	X3152	X3153	X3154	X3155	X3156	X3157	X3158	X3159	X3160	X3161	X3162	X3163	X3170	X3171	X3172	X3173	X3174	X3175	X3176	X3177	X3178	X3179	X3188	X3189	X3190	X3191	X3192	X3193	X3194			


E4119	E4120	E4121	E4122	E4123	E4124	F4125	E4126	A4129	M4130	R4131	F4132	A4136	E4152	H4153	H4156	R4159	L4160	R4161	M4162	F4163	L4164	E4165	A4167	E4168	S4169	E4172	V4173	F4174	R4175	F4176	V4177	L4178	G4179	R4180	L4181	E4182	L4183	M4184	G4185	A4186	S4187	R4188	R4189	L4190	F4191	R4192	L4193	Y4194	L4197	R4202	D4118																										
E4050	S4053	M4054	M4057	L4058	L4059	F4062	D4063	M4064	F4065	K4069	D4070	I4071	V4072	G4073	S4074	E4075	A4076	F4077	Q4078	D4079	Y4080	V4081	T4082	D4083	P4084	R4085	G4086	L4087	K4090	K4091	D4092	F4093	Q4094	K4095	A4096	M4097	D4098	S4099	Q4100	K4101	Q4102	F4103	T4104	G4105	P4106	F4110	S4113	C4114	S4115	E4116	A4117	D4118																									
S3784	A3785	C3786	K3787	G3788	E3789	T3790	I3802	L3805	N3806	G3807	G3808	N3809	M3816	L3817	K3821	D3822	K3823	E3824	V3826	C3827	F3828	F3829	Q3830	S3831	I3832	L3835	T3838	C3839	S3840	V3841	L3842	D3843	F3847	E3848	R3849	Q3850	A3853	E3854	G3855	L3856	G3857	M3858	V3859	N3860	E3861	D3862	G3863	K3940	D3941	V3865	I3866																										
N3867	R3868	Q3869	N3870	G3871	E3872	K3873	V3874	A3875	N3876	D3877	E3878	F3880	T3881	Q3882	D3883	L3884	F3885	R3886	Q3889	L3890	L3891	C3892	E3893	G3894	H3895	N3896	N3897	D3898	F3899	N3901	T3905	Q3906	T3907	G3908	N3909	T3910	T3911	T3912	I3913	Y3922	R3925	S3929	D3932	Y3936	Y3937	S3938	G3939	K3940	D3941	V3942																											
I3943	E3944	M3955	K3959	Q3960	V3961	F3962	N3963	E3967	D3970	M3971	C3973	N3976	A3981	H3982	S3983	R3984	L3985	V3986	F3992	F3996	M4000	M4001	K4002	L4003	A4004	Q4005	D4006	S4007	S4008	N3909	Q4009	D4018	L4019	D4022	L4030	L4031	E4032	G4033	M4034	V4035	V4036	M4037	G4038	A4041	V4049																																
E3548	F3549	X3550	X3551	X3552	X3553	X3554	X3555	X3556	X3557	X3558	X3559	X3560	X3561	X3562	X3563	X3564	X3565	X3566	X3567	X3568	X3569	X3570	X3571	X3572	X3573	X3574	X3575	X3576	X3577	X3578	X3579	X3580	X3581	X3582	X3583	X3584	X3585	X3586	X3587	X3588	X3589	X3590	X3591	X3592	X3593	X3594	X3595	X3596	X3597	X3598	X3599	X3600	X3601	X3602	X3603	X3604	X3605	X3606	X3607																		
X3608	X3609	X3610	X3611	X3612	X3613	X3614	X3615	X3616	X3617	X3618	X3619	X3620	X3621	X3622	X3623	X3624	X3625	X3626	X3627	X3628	X3629	X3630	X3631	X3632	X3633	X3634	X3635	X3636	X3637	X3638	X3639	X3640	X3641	X3642	X3643	X3644	H3647	S3656	Y3657	K3658	A3659	A3660	W3661	I3662	L3663	T3664	E3665	D3666	H3667	X3668	X3669	X3670	D3671	R3672	M3673	I3674	S3678	K3679	A3680	G3681	E3682	Q3683	E3684	E3685	E3686	E3687	X3688	X3689	X3690	E3691	E3692	K3693	K3694	P3695	Q3700	H3704	R3707
L3710	T3711	E3712	K3713	S3714	K3715	L3716	D3717	E3718	D3719	Y3720	M3723	H3729	A3730	Y3657	K3731	C3733	H3734	L3735	E3736	E3737	G3738	G3739	E3740	M3741	GLY	ALA	GLU	E3747	E3748	V3749	E3750	V3751	S3752	F3753	E3754	E3755	K3756	R3762	Y3765	Q3766	Q3767	S3768	R3769	L3770	R3773	G3774	A3775	A3776	L3780	Q3781																											
X3385	X3386	X3387	X3388	X3389	X3390	X3391	X3392	X3393	X3394	X3395	X3396	X3397	X3398	X3399	X3400	X3401	X3402	X3403	X3404	X3405	X3406	X3407	X3408	X3409	X3410	X3411	X3412	X3413	X3414	X3415	X3416	X3417	X3418	X3419	X3420	X3421	X3422	X3423	X3424	X3425	X3426	X3427	X3428	X3429	X3430	X3431	X3432	X3433	X3434	X3435	X3436	X3437	X3438	X3439	X3440	X3441	X3442	X3443	X3444																		
X3445	X3446	X3447	X3450	X3451	X3452	X3453	X3454	X3455	X3456	X3457	X3458	X3459	X3460	X3461	X3462	X3463	X3464	X3465	X3466	X3467	X3468	X3511	X3512	X3513	X3514	X3515	X3516	X3517	X3518	X3519	X3520	X3521	X3522	X3523	X3524	X3525	X3526	X3527	X3528	X3529	X3530	X3531	X3532	X3533	X3534	X3535	X3536	X3537	X3538	X3539	X3540	X3541	X3542	X3543	X3544	X3545	X3546	X3547																			
X3265	X3266	X3267	X3268	X3269	X3270	X3271	X3272	X3273	X3274	X3275	X3276	X3277	X3278	X3279	X3280	X3281	X3282	X3283	X3284	X3285	X3286	X3287	X3288	X3289	X3290	X3291	X3292	X3293	X3294	X3295	X3296	X3297	X3298	X3299	X3300	X3301	X3302	X3303	X3304	X3305	X3306	X3307	X3308	X3309	X3310	X3311	X3312	X3313	X3314	X3315	X3316	X3317	X3318	X3319	X3320	X3321	X3322	X3323	X3324																		
X3195	X3196	X3197	X3198	X3199	X3200	X3201	X3202	X3203	X3204	X3205	X3206	X3207	X3208	X3209	X3210	X3211	X3212	X3213	X3214	X3215	X3216	X3217	X3218	X3219	X3220	X3221	X3222	X3223	X3224	X3225	X3226	X3227	X3228	X3229	X3230	X3231	X3232	X3233	X3234	X3235	X3236	X3237	X3238	X3239	X3240	X3241	X3242	X3243	X3244	X3245	X3246	X3247	X3248	X3249	X3250	X3251	X3252	X3253	X3254	X3255	X3256																




● Molecule 2: Ryanodine receptor 1




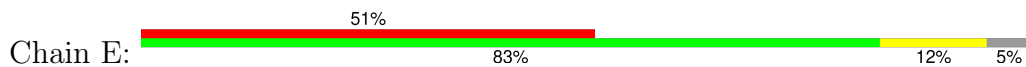









• Molecule 2: Ryanodine receptor 1

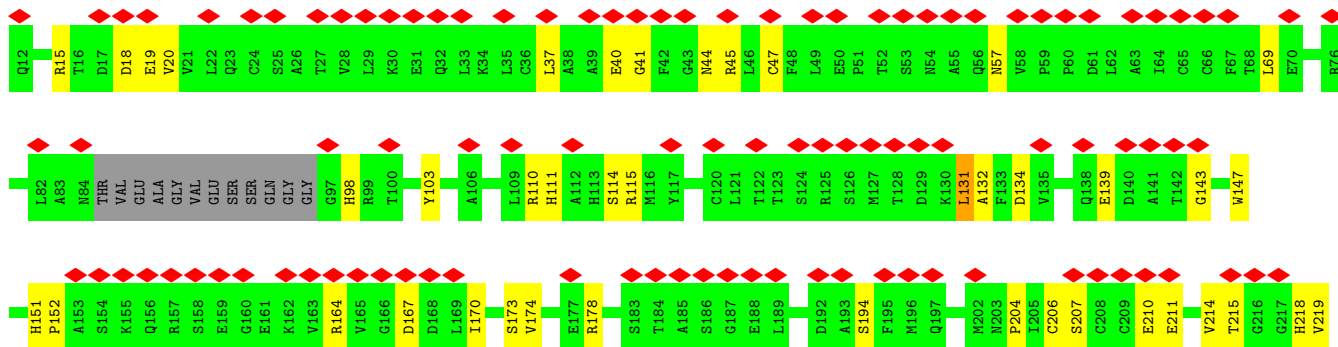
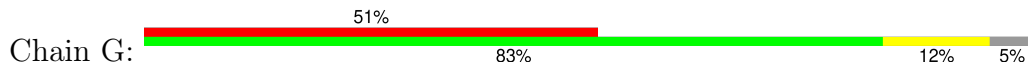





M4057	M4058	L4059	F4062	D4063	M4064	F4065	K4069	D4070	L4071	V4072	A3981	H3982	S3983	R3984	L3985	M3986	F3992	F3996	A3997	M4000	M4001	K4002	L4003	A4004	Q4005	D4006	S4007	S4008	Q4009	D4018	L4019	D4022	L4030	L4031	E4032	G4033	M4034	V4035	V4036	M4037	G4038	A4041	V4049	E4050	S4053	M4054	M4120	E4121	M4122	L4123																																																																						
E3789	T3790	I3802	L3805	M3806	G3807	G3808	M3809	M3816	L3817	K3821	D3822	L3890	L3891	C3892	E3893	G3894	H3895	N3896	D3897	L3898	F3899	Q3900	N3901	R3904	T3905	Q3906	T3907	G3908	N3909	T3910	T3911	T3912	L3913	Y3922	R3925	G3955	L3856	G3957	M3958	V3959	S3937	G3938	G3939	G3940	D3941	V3942	L3943	V3965	N3967	R3968	Q3969	N3970	K3985	K3989																																																																		
S3714	K3715	L3716	D3717	E3718	D3719	Y3720	M3723	M3729	A3730	C3733	H3734	L3735	E3736	E3737	G3738	G3739	N3741	GLY	GLU	ALA	GLU	GLU	E3747	E3748	V3749	E3750	V3751	S3752	F3753	E3754	E3755	K3756	R3762	Y3765	Q3766	Q3767	E3687	E3688	E3689	V3690	E3691	E3692	K3693	G3694	F3695	Q3700	H3704	R3707	L3710	T3711	E3712	K3713																																																																				
X3550	X3551	X3552	X3553	X3554	X3555	X3556	X3557	X3558	X3559	X3560	X3561	X3562	X3563	X3564	X3565	X3566	X3567	X3568	X3569	X3570	X3571	X3572	X3573	X3574	X3575	X3576	X3577	X3578	X3579	X3580	X3581	X3582	X3583	X3584	X3585	X3586	X3587	X3588	X3589	X3590	X3591	X3592	X3593	X3594	X3595	X3596	X3597	X3598	X3599	X3600	X3601	X3602	X3603	X3604	X3605	X3606	X3607	X3608	X3609																																																													
X3447	X3450	X3451	X3452	X3453	X3454	X3455	X3456	X3457	X3458	X3459	X3460	X3461	X3462	X3463	X3464	X3465	X3466	X3467	X3468	X3511	X3512	X3513	X3514	X3515	X3516	X3517	X3518	X3519	X3520	X3521	X3522	X3523	X3524	X3525	X3526	X3527	X3528	X3529	X3530	X3531	X3532	X3533	X3534	X3535	X3536	X3537	X3538	X3539	X3540	X3541	X3542	X3543	X3544	X3545	X3546	X3547	X3548	X3549																																																														
X3387	X3388	X3389	X3390	X3391	X3392	X3393	X3394	X3395	X3396	X3397	X3398	X3399	X3400	X3401	X3402	X3403	X3404	X3405	X3406	X3407	X3408	X3409	X3410	X3411	X3412	X3413	X3414	X3415	X3416	X3417	X3418	X3419	X3420	X3421	X3422	X3423	X3424	X3425	X3426	X3427	X3428	X3429	X3430	X3431	X3432	X3433	X3434	X3435	X3436	X3437	X3438	X3439	X3440	X3441	X3442	X3443	X3444	X3445	X3446																																																													
X3327	X3328	X3329	X3330	X3331	X3332	X3333	X3334	X3335	X3336	X3337	X3338	X3339	X3340	X3341	X3342	X3343	X3344	X3345	X3346	X3347	X3348	X3349	X3350	X3351	X3352	X3353	X3354	X3355	X3356	X3357	X3358	X3359	X3360	X3361	X3362	X3363	X3364	X3365	X3366	X3367	X3368	X3369	X3370	X3371	X3372	X3373	X3374	X3375	X3376	X3377	X3378	X3379	X3380	X3381	X3382	X3383	X3384	X3385	X3386	X3387																																																												
X3267	X3268	X3269	X3270	X3271	X3272	X3273	X3274	X3275	X3276	X3277	X3278	X3279	X3280	X3281	X3282	X3283	X3284	X3285	X3286	X3287	X3288	X3289	X3290	X3291	X3292	X3293	X3294	X3295	X3296	X3297	X3298	X3299	X3300	X3301	X3302	X3303	X3304	X3305	X3306	X3307	X3308	X3309	X3310	X3311	X3312	X3313	X3314	X3315	X3316	X3317	X3318	X3319	X3320	X3321	X3322	X3323	X3324	X3325	X3326	X3327	X3328	X3329	X3330	X3331	X3332	X3333	X3334	X3335	X3336	X3337	X3338	X3339	X3340	X3341	X3342	X3343	X3344	X3345	X3346	X3347	X3348	X3349	X3350	X3351	X3352	X3353	X3354	X3355	X3356	X3357	X3358	X3359	X3360	X3361	X3362	X3363	X3364	X3365	X3366	X3367	X3368	X3369	X3370	X3371	X3372	X3373	X3374	X3375	X3376	X3377	X3378	X3379	X3380	X3381	X3382	X3383	X3384	X3385	X3386	X3387
X3197	X3198	X3199	X3200	X3201	X3202	X3203	X3204	X3205	X3206	X3207	X3208	X3209	X3210	X3211	X3212	X3213	X3214	X3215	X3216	X3217	X3218	X3219	X3220	X3221	X3222	X3223	X3224	X3225	X3226	X3227	X3228	X3229	X3230	X3231	X3232	X3233	X3234	X3235	X3236	X3237	X3238	X3239	X3240	X3241	X3242	X3243	X3244	X3245	X3246	X3247	X3248	X3249	X3250	X3251	X3252	X3253	X3254	X3255	X3256	X3257	X3258	X3259	X3260	X3261	X3262	X3263	X3264	X3265	X3266																																																			
X3055	X3056	X3057	X3058	X3059	X3060	X3061	X3062	X3063	X3134	X3135	X3136	X3137	X3138	X3139	X3140	X3141	X3142	X3143	X3144	X3145	X3146	X3147	X3148	X3149	X3150	X3151	X3152	X3153	X3154	X3155	X3156	X3157	X3158	X3159	X3160	X3161	X3162	X3163	X3170	X3171	X3172	X3173	X3174	X3175	X3176	X3177	X3178	X3179	X3188	X3189	X3190	X3191	X3192	X3193	X3194	X3195	X3196																																																															



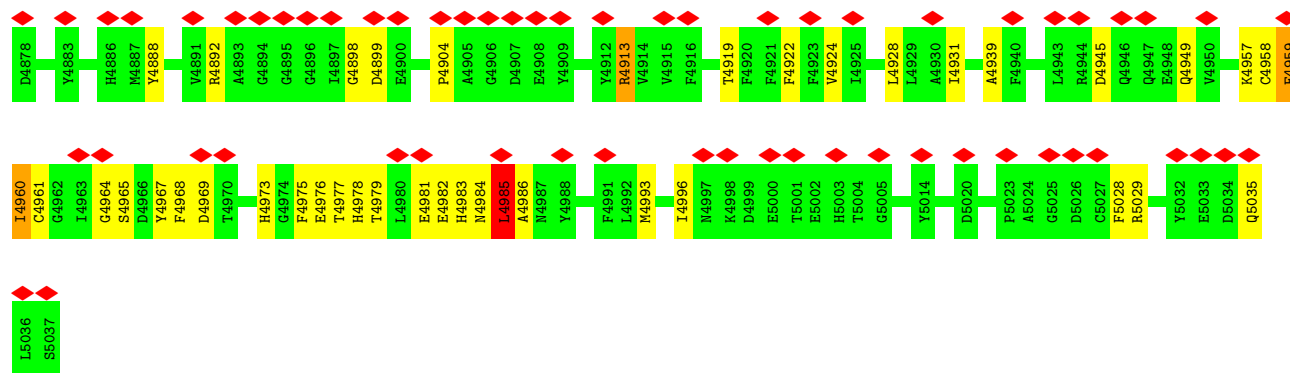
• Molecule 2: Ryanodine receptor 1



L220	R221	L222	F223	H224	G225	H226	H227	D228	E229	I233	S234	A235	A236	D237	S238	D239	D240	Q241	R242	G249	G250	A251	V252	C253	A256	R257	S258	E263	P264	L265	R266	I267	H273	L274	R275	Q278	R281	I282	V285	T286	R289	Y290	L291	A292	L293	T294	E295	D296	Q297	G298									
L299	V300	A304	C305	K306	A307	H308	T309	K310	A311	T312	S313	F314	C315	F316	R317	V318	S319	K320	E321	K322	L323	D324	T325	A326	P327	K328	R329	D330	V331	E332	G333	M334	G335	R336	P337	E338	I339	K340	Y341	C342	E343	S344	L345	C346	F347	V351	A352	S353	G354	L357	T358	Y359	A361	P362	D363				
P364	K365	A366	L367	R368	L369	G370	V371	L372	K373	A376	H379	Q380	E381	G382	H383	M384	D385	D386	A387	L388	F389	L390	T391	R392	C393	Q394	Q395	E396	E397	I404	Q413	F414	F421	S422	G423	K424	P425	R426	G427	S428	G429	P430	P431	A432	G433	P434	A435	L436	L443	Q446	I449								
G450	Y451	F452	P455	S456	E457	E458	L459	Q460	E463	K464	Q465	S466	K467	L468	R469	R472	M473	R474	Q479	E480	E481	S485	L486	Y487	L488	N489	D492	R493	Y497	T498	T499	A500	Y506	A507	G508	E509	E510	A511	A512	E513	S514	G515	P430	P431	A432	G433	P434	A435	L436	L443	Q446	I449							
A538	L539	F540	S541	T542	H546	S549	K550	L551	D552	R553	L554	S555	A556	S557	S558	L568	I569	E573	V574	L575	I578	Q579	E580	N581	H582	L583	L589	H593	G594	R595	V599	L600	D601	C604	S605	L606	C607	V608	C609	N610	G611	V612	A613	V614	N615	S616	N617												
L620	L621	L625	L626	P627	G628	R629	E630	L631	L632	L633	O634	T635	N636	L637	L638	N639	Y640	V641	T642	S643	R645	P646	N647	L648	F649	V650	G651	R652	A653	E654	G655	S656	T657	Q658	Y659	F664	V671	F674	L675	T676	A677	Q678	A679	T680	H681	R682	L683	A687	L688	T689	S693	P694							
Y695	P696	G697	G698	G699	E700	G704	N705	G706	V707	G708	D709	S713	Y714	G715	F716	D717	G718	H720	L721	R645	P646	N647	L648	F649	V650	G651	R652	A653	E654	G655	S656	T657	Q658	Y659	F664	V671	F674	L675	T676	A677	Q678	A679	T680	H681	R682	L683	A687	L688	T689	S693	P694								
Y695	P696	G697	G698	G699	E700	G704	N705	G706	V707	G708	D709	S713	Y714	G715	F716	D717	G718	H720	L721	R645	P646	N647	L648	F649	V650	G651	R652	A653	E654	G655	S656	T657	Q658	Y659	F664	V671	F674	L675	T676	A677	Q678	A679	T680	H681	R682	L683	A687	L688	T689	S693	P694								
F783	S784	A785	K788	V789	R790	F791	L792	L793	G794	G795	E799	F800	R801	F802	P806	G807	Y808	H812	E813	A814	H815	L816	P817	R818	E819	R820	L821	H822	L823	E824	P825	R827	S745	C746	S751	F757	R758	F768	F771	N772	L773	D774	H775	L776	F777	P779	V780	V781	S782										
VAL	GLN	I861	H862	L863	P864	H865	H866	E868	R869	I870	R871	L874	I878	L881	H882	A883	L884	T885	R886	I887	E888	Q889	G890	H891	T892	H893	G894	P895	H896	R897	D898	D899	N900	R901	R902	C906	L907	V908	N909	F910	H911	S912	L913	P914	E915	F916	E917	R918	N919	Y920	L922	N924							
S925	G926	E927	T928	L929	K930	T931	L932	L933	A934	L935	G936	C937	H938	V939	G940	N941	A942	D943	E944	K945	A946	E947	D948	A1105	Q1041	A1042	V1043	R1044	T1045	L1046	L1047	L1048	G1049	Y1049	G1050	Y1051	N1052	I1053	E1054	PRO	PRO	ASP	GLN	GLU	PRO	SER	GLN	VAL	GLU	ASN	SER	TRP	D1070	R1071	S1145	G1146	D1147	V1148	V1149
I1074	F1075	R1076	A1077	E1078	K1079	S1080	Y1081	Q1084	F1090	E1091	F1092	A1093	A1094	V1095	T1096	G1098	M1100	R1101	V1102	G1103	M1104	R1106	P1107	E1108	L1109	R1110	P1111	L1112	V1113	E1114	L1115	G1116	A1117	D1118	E1119	L1120	A1121	Y1122	H1127	R1128	R1131	L1134	R1141	Q1144	S1145	G1146	D1147	V1148	V1149										
G1150	C1151	M1152	D1153	L1154	L1155	T1156	E1157	N1158	T1159	L1160	L1161	F1162	E1163	L1164	N1165	V1168	L1169	M1170	S1171	D1172	S1173	G1174	S1175	E1176	T1177	F1179	R1180	E1181	L1182	E1183	L1184	G1185	D1186	G1187	L1189	S1193	V1199	G1200	H1201	L1202	N1203	L1204	G1205	Q1206	D1207	V1208	S1209	S1210	L1211	R1212	F1213	F1214	A1215	L1216					



X2489	X2490	X2493	X2502	X2511	X2512	X2513	X2514	X2517	X2521	X2522	X2523	X2524	X2529	X2530	X2531	X2532	X2533	X2536	X2537	X2555	X2556	X2557	X2561	X2562	X2563	X2564	X2565	X2566	X2567	X2568	X2569	X2581	X2582	X2583	X2584	X2585	X2586	X2595	X2596	X2597	X2598	X2599	X2600	X2601	X2602	X2605	X2606																																											
X2607	X2617	X2618	X2619	X2620	X2621	X2622	X2623	X2624	X2625	X2626	X2627	X2628	X2629	X2644	X2645	X2646	X2647	X2648	X2649	X2650	X2651	X2652	X2653	X2654	X2657	X2658	X2668	X2669	X2670	X2671	X2672	X2673	X2674	X2677	X2678	X2679	X2680	X2681	X2682	X2683	X2684	X2685	X2686	X2687	X2688	X2689	X2690	X2691	X2692	X2693	X2694	X2695	X2696	X2697																																				
X2698	X2699	X2700	X2701	X2702	X2703	X2704	X2705	X2706	X2707	X2708	X2709	X2710	X2711	X2712	X2713	X2714	X2715	X2716	X2717	X2718	X2719	X2720	X2721	X2722	X2723	X2724	X2725	X2726	X2727	X2728	X2729	X2730	X2731	X2732	X2733	X2734	X2735	X2736	X2737	X2738	X2739	X2740	X2741	X2742	X2743	X2744	X2745	X2746	X2747	X2748	X2749	X2750	X2751	X2752	X2753	X2754	X2755	X2756	X2757	X2758	X2759	X2760	X2761	X2762	X2763	X2764	X2765	X2766	X2767	X2768	X2769	X2770	X2771	X2772	X2773	X2774	X2775	X2776	X2777	X2778	X2779	X2780	X2781	X2782	X2783	X2784	X2785	X2786	X2787	X2788
H2788	P2789	M2790	L2791	R2792	P2793	Y2794	K2795	T2796	F2797	S2798	E2799	D2800	K2801	L2802	E2803	L2804	Y2805	R2806	V2807	P2808	E2809	L2810	E2811	A2812	L2813	K2814	A2815	M2816	L2817	A2818	N2819	E2820	Y2821	T2822	L2823	E2824	K2825	A2826	R2827	E2828	G2829	E2830	GLU	ARG	THR	GLU	LYS	LYS	S2776	P2777	G2778	E2779	N2780	GLN	THR	ALA	GLN	P2907																																
THR	TYR	ASP	PRO	ARG	GLU	GLY	Y2855	M2856	P2857	Q2858	P2859	P2860	D2861	L2862	S2863	G2864	V2865	T2866	L2867	S2868	R2869	E2870	L2871	Q2872	A2873	M2874	A2875	E2876	Q2877	L2878	A2879	E2880	N2881	Y2882	H2883	M2884	T2885	V2886	G2887	R2888	K2889	K2890	K2891	Q2892	E2893	L2894	E2895	A2896	K2897	L2898	G2899	G2900	T2901	H2902	P2903	L2904	L2905	V2906	P2907																															
Y2908	D2909	T2910	L2911	T2912	A2913	X2914	E2915	K2916	A2917	R2918	D2919	E2920	E2921	K2922	A2923	Q2924	E2925	L2926	L2927	K2928	F2929	L2930	Q2931	N2932	N2933	G2934	Y2935	A2936	V2937	T2938	R2939	K2940	X2941	X2942	X2943	X2944	X2945	X2946	X2947	X2948	X2949	X2950	X2951	X2952	X2953	X2954	X2955	X2956	X2957	X2958	X2959	X2960	X2961	X2964	X2965	X2966	X2967	X2968	X2969	X2970																														
X2971	X2972	X2973	X2974	X2975	X2976	X2995	X2996	X2997	X2998	X2999	X3000	X3003	X3006	X3010	X3014	X3015	X3016	X3017	X3018	X3019	X3020	X3021	X3022	X3023	X3024	X3025	X3026	X3027	X3028	X3029	X3032	X3033	X3034	X3035	X3036	X3037	X3038	X3039	X3040	X3041	X3042	X3043	X3044	X3045	X3046	X3047	X3048	X3049	X3050	X3051	X3052	X3055	X3056																																					
X3057	X3058	X3059	X3060	X3061	X3062	X3063	X3134	X3135	X3136	X3137	X3138	X3139	X3140	X3141	X3142	X3143	X3144	X3145	X3146	X3147	X3148	X3149	X3150	X3151	X3152	X3153	X3154	X3155	X3156	X3157	X3158	X3159	X3160	X3161	X3162	X3163	X3170	X3171	X3172	X3173	X3174	X3175	X3176	X3177	X3178	X3179	X3186	X3187	X3188	X3189	X3190	X3191	X3192	X3193	X3194	X3195	X3196	X3197																																
X3198	X3199	X3200	X3201	X3202	X3203	X3204	X3205	X3206	X3207	X3208	X3209	X3210	X3211	X3212	X3213	X3214	X3215	X3216	X3217	X3218	X3219	X3220	X3221	X3222	X3223	X3224	X3225	X3226	X3227	X3228	X3229	X3230	X3231	X3232	X3233	X3234	X3235	X3236	X3241	X3242	X3243	X3244	X3245	X3246	X3247	X3248	X3249	X3250	X3251	X3252	X3253	X3254	X3255	X3256	X3257																																			
X3268	X3269	X3270	X3271	X3272	X3273	X3274	X3275	X3276	X3277	X3278	X3279	X3280	X3281	X3282	X3283	X3284	X3285	X3286	X3287	X3288	X3289	X3290	X3291	X3292	X3293	X3294	X3295	X3296	X3297	X3298	X3299	X3300	X3301	X3302	X3303	X3304	X3305	X3306	X3307	X3308	X3309	X3310	X3311	X3312	X3313	X3314	X3315	X3316	X3317	X3318	X3319	X3320	X3321	X3322	X3323	X3324	X3325	X3326	X3327																															
X3328	X3329	X3330	X3331	X3332	X3333	X3334	X3335	X3336	X3337	X3338	X3339	X3340	X3341	X3342	X3343	X3344	X3345	X3346	X3347	X3348	X3349	X3350	X3351	X3352	X3353	X3354	X3355	X3356	X3357	X3358	X3359	X3360	X3361	X3362	X3363	X3364	X3365	X3366	X3367	X3368	X3369	X3370	X3371	X3372	X3373	X3374	X3375	X3376	X3377	X3378	X3379	X3380	X3381	X3382	X3383	X3384	X3385	X3386	X3387																															
X3388	X3389	X3390	X3391	X3392	X3393	X3394	X3395	X3396	X3397	X3398	X3399	X3400	X3401	X3402	X3403	X3404	X3405	X3406	X3407	X3408	X3409	X3410	X3411	X3412	X3413	X3414	X3415	X3416	X3417	X3418	X3419	X3420	X3421	X3422	X3423	X3424	X3425	X3426	X3427	X3428	X3429	X3430	X3431	X3432	X3433	X3434	X3435	X3436	X3437	X3438	X3439	X3440	X3441	X3442	X3443	X3444	X3445	X3446	X3447																															
X3450	X3451	X3452	X3453	X3454	X3455	X3456	X3457	X3458	X3459	X3460	X3461	X3462	X3463	X3464	X3465	X3466	X3467	X3468	X3511	X3512	X3513	X3514	X3515	X3516	X3517	X3518	X3519	X3520	X3521	X3522	X3523	X3524	X3525	X3526	X3527	X3528	X3529	X3530	X3531	X3532	X3533	X3534	X3535	X3536	X3537	X3538	X3539	X3540	X3541	X3542	X3543	X3544	X3545	X3546	X3547	X3548	X3549	X3550																																



4 Experimental information

Property	Value	Source
EM reconstruction method	SINGLE PARTICLE	Depositor
Imposed symmetry	POINT, Not provided	
Number of particles used	55564	Depositor
Resolution determination method	FSC 0.143 CUT-OFF	Depositor
CTF correction method	PHASE FLIPPING AND AMPLITUDE CORRECTION	Depositor
Microscope	FEI POLARA 300	Depositor
Voltage (kV)	300	Depositor
Electron dose ($e^-/\text{\AA}^2$)	50	Depositor
Minimum defocus (nm)	Not provided	
Maximum defocus (nm)	Not provided	
Magnification	Not provided	
Image detector	GATAN K2 SUMMIT (4k x 4k)	Depositor
Maximum map value	0.076	Depositor
Minimum map value	-0.032	Depositor
Average map value	-0.000	Depositor
Map value standard deviation	0.004	Depositor
Recommended contour level	0.032	Depositor
Map size (Å)	502.0, 502.0, 502.0	wwPDB
Map dimensions	400, 400, 400	wwPDB
Map angles (°)	90.0, 90.0, 90.0	wwPDB
Pixel spacing (Å)	1.255, 1.255, 1.255	Depositor

5 Model quality i

5.1 Standard geometry i

Bond lengths and bond angles in the following residue types are not validated in this section: ATP, CFF, ZN

The Z score for a bond length (or angle) is the number of standard deviations the observed value is removed from the expected value. A bond length (or angle) with $|Z| > 5$ is considered an outlier worth inspection. RMSZ is the root-mean-square of all Z scores of the bond lengths (or angles).

Mol	Chain	Bond lengths		Bond angles	
		RMSZ	# Z >5	RMSZ	# Z >5
1	A	0.30	0/834	0.52	0/1123
1	F	0.30	0/834	0.52	0/1123
1	H	0.30	0/834	0.52	0/1123
1	J	0.30	0/834	0.52	0/1123
2	B	0.29	0/25424	0.53	8/34530 (0.0%)
2	E	0.29	0/25424	0.53	9/34530 (0.0%)
2	G	0.29	0/25424	0.53	8/34530 (0.0%)
2	I	0.29	0/25424	0.53	8/34530 (0.0%)
All	All	0.29	0/105032	0.53	33/142612 (0.0%)

Chiral center outliers are detected by calculating the chiral volume of a chiral center and verifying if the center is modelled as a planar moiety or with the opposite hand. A planarity outlier is detected by checking planarity of atoms in a peptide group, atoms in a mainchain group or atoms of a sidechain that are expected to be planar.

Mol	Chain	#Chirality outliers	#Planarity outliers
2	B	0	13
2	E	0	13
2	G	0	13
2	I	0	13
All	All	0	52

There are no bond length outliers.

All (33) bond angle outliers are listed below:

Mol	Chain	Res	Type	Atoms	Z	Observed(°)	Ideal(°)
2	B	131	LEU	CA-CB-CG	8.24	134.26	115.30
2	E	131	LEU	CA-CB-CG	8.24	134.25	115.30
2	I	131	LEU	CA-CB-CG	8.23	134.24	115.30
2	G	131	LEU	CA-CB-CG	8.23	134.22	115.30

Continued on next page...

Continued from previous page...

Mol	Chain	Res	Type	Atoms	Z	Observed(°)	Ideal(°)
2	E	4985	LEU	CA-CB-CG	7.85	133.36	115.30
2	G	4985	LEU	CA-CB-CG	7.85	133.35	115.30
2	B	4985	LEU	CA-CB-CG	7.84	133.33	115.30
2	I	4985	LEU	CA-CB-CG	7.82	133.29	115.30
2	E	1600	LEU	CA-CB-CG	6.92	131.21	115.30
2	B	1600	LEU	CA-CB-CG	6.90	131.17	115.30
2	I	1600	LEU	CA-CB-CG	6.90	131.17	115.30
2	G	1600	LEU	CA-CB-CG	6.90	131.16	115.30
2	G	1676	LEU	CA-CB-CG	6.54	130.34	115.30
2	B	1676	LEU	CA-CB-CG	6.53	130.32	115.30
2	I	1676	LEU	CA-CB-CG	6.52	130.31	115.30
2	E	1676	LEU	CA-CB-CG	6.52	130.29	115.30
2	G	977	LEU	CA-CB-CG	5.94	128.96	115.30
2	E	977	LEU	CA-CB-CG	5.93	128.94	115.30
2	B	977	LEU	CA-CB-CG	5.93	128.94	115.30
2	I	977	LEU	CA-CB-CG	5.93	128.94	115.30
2	I	2290	LEU	CA-CB-CG	5.65	128.30	115.30
2	E	2290	LEU	CA-CB-CG	5.65	128.29	115.30
2	B	2290	LEU	CA-CB-CG	5.64	128.27	115.30
2	G	2290	LEU	CA-CB-CG	5.63	128.25	115.30
2	G	1667	LEU	CA-CB-CG	5.36	127.63	115.30
2	I	1667	LEU	CA-CB-CG	5.36	127.62	115.30
2	E	1667	LEU	CA-CB-CG	5.35	127.60	115.30
2	B	1667	LEU	CA-CB-CG	5.34	127.59	115.30
2	I	688	LEU	CA-CB-CG	5.32	127.53	115.30
2	G	688	LEU	CA-CB-CG	5.30	127.50	115.30
2	B	688	LEU	CA-CB-CG	5.30	127.49	115.30
2	E	688	LEU	CA-CB-CG	5.29	127.47	115.30
2	E	719	LEU	CA-CB-CG	5.00	126.80	115.30

There are no chirality outliers.

All (52) planarity outliers are listed below:

Mol	Chain	Res	Type	Group
2	B	139	GLU	Peptide
2	B	1676	LEU	Peptide
2	B	1712	TYR	Peptide
2	B	1795	PRO	Peptide
2	B	1828	ASP	Peptide
2	B	2291	GLN	Peptide
2	B	2343	GLY	Peptide
2	B	2472	LEU	Peptide

Continued on next page...

Continued from previous page...

Mol	Chain	Res	Type	Group
2	B	2807	TRP	Peptide
2	B	3971	GLY	Peptide
2	B	4666	VAL	Peptide
2	B	694	PRO	Peptide
2	B	808	TYR	Peptide
2	E	139	GLU	Peptide
2	E	1676	LEU	Peptide
2	E	1712	TYR	Peptide
2	E	1795	PRO	Peptide
2	E	1828	ASP	Peptide
2	E	2291	GLN	Peptide
2	E	2343	GLY	Peptide
2	E	2472	LEU	Peptide
2	E	2807	TRP	Peptide
2	E	3971	GLY	Peptide
2	E	4666	VAL	Peptide
2	E	694	PRO	Peptide
2	E	808	TYR	Peptide
2	G	139	GLU	Peptide
2	G	1676	LEU	Peptide
2	G	1712	TYR	Peptide
2	G	1795	PRO	Peptide
2	G	1828	ASP	Peptide
2	G	2291	GLN	Peptide
2	G	2343	GLY	Peptide
2	G	2472	LEU	Peptide
2	G	2807	TRP	Peptide
2	G	3971	GLY	Peptide
2	G	4666	VAL	Peptide
2	G	694	PRO	Peptide
2	G	808	TYR	Peptide
2	I	139	GLU	Peptide
2	I	1676	LEU	Peptide
2	I	1712	TYR	Peptide
2	I	1795	PRO	Peptide
2	I	1828	ASP	Peptide
2	I	2291	GLN	Peptide
2	I	2343	GLY	Peptide
2	I	2472	LEU	Peptide
2	I	2807	TRP	Peptide
2	I	3971	GLY	Peptide
2	I	4666	VAL	Peptide

Continued on next page...

Continued from previous page...

Mol	Chain	Res	Type	Group
2	I	694	PRO	Peptide
2	I	808	TYR	Peptide

5.2 Too-close contacts [i](#)

In the following table, the Non-H and H(model) columns list the number of non-hydrogen atoms and hydrogen atoms in the chain respectively. The H(added) column lists the number of hydrogen atoms added and optimized by MolProbity. The Clashes column lists the number of clashes within the asymmetric unit, whereas Symm-Clashes lists symmetry-related clashes.

Mol	Chain	Non-H	H(model)	H(added)	Clashes	Symm-Clashes
1	A	818	0	824	18	0
1	F	818	0	824	20	0
1	H	818	0	824	15	0
1	J	818	0	824	17	0
2	B	29495	0	24734	313	0
2	E	29495	0	24734	312	0
2	G	29495	0	24734	310	0
2	I	29495	0	24734	314	0
3	B	31	0	12	1	0
3	E	31	0	12	1	0
3	G	31	0	12	1	0
3	I	31	0	12	1	0
4	B	14	0	10	0	0
4	E	14	0	10	0	0
4	G	14	0	10	0	0
4	I	14	0	10	0	0
5	B	1	0	0	0	0
5	E	1	0	0	0	0
5	G	1	0	0	0	0
5	I	1	0	0	0	0
All	All	121436	0	102320	1289	0

The all-atom clashscore is defined as the number of clashes found per 1000 atoms (including hydrogen atoms). The all-atom clashscore for this structure is 6.

All (1289) close contacts within the same asymmetric unit are listed below, sorted by their clash magnitude.

Atom-1	Atom-2	Interatomic distance (Å)	Clash overlap (Å)
2:B:4968:PHE:CZ	2:B:4978:HIS:CE1	2.60	0.90

Continued on next page...

Continued from previous page...

Atom-1	Atom-2	Interatomic distance (Å)	Clash overlap (Å)
2:E:4968:PHE:CZ	2:E:4978:HIS:CE1	2.60	0.90
2:G:4968:PHE:CZ	2:G:4978:HIS:CE1	2.60	0.89
2:I:4968:PHE:CZ	2:I:4978:HIS:CE1	2.60	0.89
2:B:4975:PHE:O	2:B:4979:THR:HG23	1.86	0.76
2:E:4975:PHE:O	2:E:4979:THR:HG23	1.86	0.75
2:G:4975:PHE:O	2:G:4979:THR:HG23	1.86	0.75
2:I:4975:PHE:O	2:I:4979:THR:HG23	1.86	0.74
2:I:788:LYS:HG2	2:I:1630:CYS:H	1.54	0.72
2:E:4960:ILE:HD13	2:E:4960:ILE:N	2.04	0.72
2:G:788:LYS:HG2	2:G:1630:CYS:H	1.54	0.72
2:B:4960:ILE:N	2:B:4960:ILE:HD13	2.04	0.72
2:I:4960:ILE:N	2:I:4960:ILE:HD13	2.04	0.71
2:B:788:LYS:HG2	2:B:1630:CYS:H	1.54	0.71
2:E:788:LYS:HG2	2:E:1630:CYS:H	1.54	0.70
2:G:4960:ILE:N	2:G:4960:ILE:HD13	2.04	0.70
2:I:4978:HIS:HA	2:I:4982:GLU:HB2	1.75	0.69
2:E:4978:HIS:HA	2:E:4982:GLU:HB2	1.75	0.69
2:B:4968:PHE:CE2	2:B:4978:HIS:CE1	2.81	0.69
2:B:4978:HIS:HA	2:B:4982:GLU:HB2	1.75	0.69
2:E:379:HIS:HD2	2:E:382:GLY:H	1.40	0.69
2:I:2291:GLN:HB3	2:I:2294:ASP:H	1.58	0.68
2:G:4968:PHE:CE2	2:G:4978:HIS:CE1	2.81	0.68
2:B:379:HIS:HD2	2:B:382:GLY:H	1.40	0.68
2:B:2291:GLN:HB3	2:B:2294:ASP:H	1.58	0.68
2:I:4968:PHE:CE2	2:I:4978:HIS:CE1	2.81	0.68
2:E:4968:PHE:CE2	2:E:4978:HIS:CE1	2.81	0.68
2:G:4978:HIS:HA	2:G:4982:GLU:HB2	1.75	0.68
2:G:2291:GLN:HB3	2:G:2294:ASP:H	1.58	0.68
2:E:2291:GLN:HB3	2:E:2294:ASP:H	1.58	0.67
2:B:1764:GLY:HA3	2:B:1859:VAL:HG11	1.77	0.67
2:G:379:HIS:HD2	2:G:382:GLY:H	1.40	0.67
2:B:745:SER:HB2	2:B:758:ARG:HB3	1.77	0.66
2:E:2291:GLN:HB2	2:E:2295:LEU:HG	1.78	0.66
2:I:745:SER:HB2	2:I:758:ARG:HB3	1.77	0.66
2:I:1764:GLY:HA3	2:I:1859:VAL:HG11	1.77	0.66
2:I:379:HIS:HD2	2:I:382:GLY:H	1.40	0.66
2:I:2291:GLN:HB2	2:I:2295:LEU:HG	1.78	0.66
2:G:2291:GLN:HB2	2:G:2295:LEU:HG	1.78	0.66
2:I:4674:GLU:HG3	2:I:4714:ASN:HB3	1.78	0.65
2:B:4674:GLU:HG3	2:B:4714:ASN:HB3	1.78	0.65
2:E:1764:GLY:HA3	2:E:1859:VAL:HG11	1.77	0.65

Continued on next page...

Continued from previous page...

Atom-1	Atom-2	Interatomic distance (Å)	Clash overlap (Å)
2:G:1764:GLY:HA3	2:G:1859:VAL:HG11	1.77	0.65
2:G:4674:GLU:HG3	2:G:4714:ASN:HB3	1.78	0.65
2:B:2291:GLN:HB2	2:B:2295:LEU:HG	1.78	0.65
2:E:745:SER:HB2	2:E:758:ARG:HB3	1.77	0.65
2:G:745:SER:HB2	2:G:758:ARG:HB3	1.77	0.64
2:E:2755:ILE:HD13	2:E:2810:LYS:HG2	1.79	0.64
2:E:331:VAL:HG12	2:E:333:GLY:H	1.62	0.64
2:B:110:ARG:HH21	2:B:115:ARG:HB3	1.62	0.64
2:G:110:ARG:HH21	2:G:115:ARG:HB3	1.62	0.64
2:G:331:VAL:HG12	2:G:333:GLY:H	1.62	0.64
2:I:2755:ILE:HD13	2:I:2810:LYS:HG2	1.79	0.64
2:G:2755:ILE:HD13	2:G:2810:LYS:HG2	1.79	0.64
2:E:4674:GLU:HG3	2:E:4714:ASN:HB3	1.78	0.64
2:I:110:ARG:HH21	2:I:115:ARG:HB3	1.62	0.63
2:I:173:SER:HB3	2:I:178:ARG:H	1.64	0.63
2:I:683:ARG:HB2	2:I:782:SER:HB3	1.81	0.63
2:E:664:PHE:HB2	2:E:746:CYS:HB2	1.81	0.63
2:B:683:ARG:HB2	2:B:782:SER:HB3	1.81	0.63
2:E:110:ARG:HH21	2:E:115:ARG:HB3	1.62	0.63
2:B:173:SER:HB3	2:B:178:ARG:H	1.64	0.63
2:B:2755:ILE:HD13	2:B:2810:LYS:HG2	1.79	0.63
2:B:664:PHE:HB2	2:B:746:CYS:HB2	1.81	0.63
2:I:664:PHE:HB2	2:I:746:CYS:HB2	1.81	0.63
2:G:173:SER:HB3	2:G:178:ARG:H	1.64	0.63
2:G:683:ARG:HB2	2:G:782:SER:HB3	1.81	0.63
2:I:1092:PHE:HB3	2:I:1149:VAL:HB	1.82	0.62
2:G:1671:ARG:NH2	2:G:1710:GLY:O	2.32	0.62
2:G:664:PHE:HB2	2:G:746:CYS:HB2	1.81	0.62
2:B:331:VAL:HG12	2:B:333:GLY:H	1.62	0.62
2:B:1092:PHE:HB3	2:B:1149:VAL:HB	1.82	0.62
2:B:1671:ARG:NH2	2:B:1710:GLY:O	2.32	0.62
2:B:4860:ARG:HD2	2:E:4582:VAL:HG11	1.80	0.62
2:I:1671:ARG:NH2	2:I:1710:GLY:O	2.32	0.62
2:I:4582:VAL:HG11	2:G:4860:ARG:HD2	1.80	0.62
2:E:1671:ARG:NH2	2:E:1710:GLY:O	2.32	0.62
2:E:426:ARG:HB2	2:E:506:TYR:HA	1.82	0.62
2:E:173:SER:HB3	2:E:178:ARG:H	1.64	0.62
2:E:683:ARG:HB2	2:E:782:SER:HB3	1.81	0.62
2:E:4860:ARG:HD2	2:G:4582:VAL:HG11	1.80	0.62
2:G:1092:PHE:HB3	2:G:1149:VAL:HB	1.82	0.62
2:B:580:GLU:HG2	2:B:583:ILE:HD11	1.82	0.62

Continued on next page...

Continued from previous page...

Atom-1	Atom-2	Interatomic distance (Å)	Clash overlap (Å)
2:G:426:ARG:HB2	2:G:506:TYR:HA	1.82	0.62
2:G:580:GLU:HG2	2:G:583:ILE:HD11	1.82	0.61
2:B:4582:VAL:HG11	2:I:4860:ARG:HD2	1.81	0.61
2:E:1092:PHE:HB3	2:E:1149:VAL:HB	1.81	0.61
2:I:331:VAL:HG12	2:I:333:GLY:H	1.62	0.61
2:I:580:GLU:HG2	2:I:583:ILE:HD11	1.82	0.61
2:G:3937:TYR:O	2:G:4002:LYS:NZ	2.33	0.61
2:I:3937:TYR:O	2:I:4002:LYS:NZ	2.33	0.61
2:E:580:GLU:HG2	2:E:583:ILE:HD11	1.82	0.61
2:B:18:ASP:HB2	2:B:69:LEU:HD12	1.83	0.61
2:I:18:ASP:HB2	2:I:69:LEU:HD12	1.83	0.61
2:I:3955:MET:HG3	2:I:4019:LEU:HD22	1.83	0.61
2:E:4968:PHE:CZ	2:E:4978:HIS:HE1	2.19	0.61
2:G:3955:MET:HG3	2:G:4019:LEU:HD22	1.83	0.61
2:B:3937:TYR:O	2:B:4002:LYS:NZ	2.33	0.60
2:E:3937:TYR:O	2:E:4002:LYS:NZ	2.34	0.60
2:B:1743:ARG:O	2:B:1964:ARG:NH2	2.34	0.60
2:I:426:ARG:HB2	2:I:506:TYR:HA	1.82	0.60
2:B:2748:PRO:HD2	2:B:2751:LEU:HD12	1.84	0.60
2:G:1743:ARG:O	2:G:1964:ARG:NH2	2.34	0.60
2:I:4104:THR:HG22	2:I:4106:PRO:HD2	1.83	0.60
2:E:4104:THR:HG22	2:E:4106:PRO:HD2	1.83	0.60
2:B:313:SER:HB3	2:B:351:VAL:HB	1.84	0.60
2:B:1079:LYS:NZ	2:B:1107:PRO:O	2.35	0.60
2:B:3955:MET:HG3	2:B:4019:LEU:HD22	1.83	0.59
2:E:18:ASP:HB2	2:E:69:LEU:HD12	1.83	0.59
2:E:313:SER:HB3	2:E:351:VAL:HB	1.84	0.59
2:G:18:ASP:HB2	2:G:69:LEU:HD12	1.83	0.59
2:G:4104:THR:HG22	2:G:4106:PRO:HD2	1.83	0.59
2:I:4844:LEU:HD13	2:I:4928:LEU:HG	1.84	0.59
2:E:3955:MET:HG3	2:E:4019:LEU:HD22	1.83	0.59
2:G:281:ARG:NH2	2:G:309:THR:OG1	2.34	0.59
2:B:111:HIS:HD2	2:B:114:SER:H	1.51	0.59
2:B:4844:LEU:HD13	2:B:4928:LEU:HG	1.85	0.59
2:B:4968:PHE:CZ	2:B:4978:HIS:HE1	2.19	0.59
2:I:281:ARG:NH2	2:I:309:THR:OG1	2.34	0.59
2:E:1079:LYS:NZ	2:E:1107:PRO:O	2.35	0.59
2:E:2748:PRO:HD2	2:E:2751:LEU:HD12	1.84	0.59
1:F:6:THR:HA	1:F:72:ALA:HA	1.84	0.59
2:B:426:ARG:HB2	2:B:506:TYR:HA	1.82	0.59
2:I:1519:UNK:HA	2:I:1526:UNK:HA	1.84	0.59

Continued on next page...

Continued from previous page...

Atom-1	Atom-2	Interatomic distance (Å)	Clash overlap (Å)
2:E:4844:LEU:HD13	2:E:4928:LEU:HG	1.85	0.59
2:G:1079:LYS:NZ	2:G:1107:PRO:O	2.35	0.59
2:I:111:HIS:HD2	2:I:114:SER:H	1.51	0.59
2:B:1519:UNK:HA	2:B:1526:UNK:HA	1.84	0.59
2:G:111:HIS:HD2	2:G:114:SER:H	1.51	0.59
2:G:4844:LEU:HD13	2:G:4928:LEU:HG	1.84	0.59
2:I:2748:PRO:HD2	2:I:2751:LEU:HD12	1.84	0.59
2:E:111:HIS:HD2	2:E:114:SER:H	1.51	0.59
1:A:6:THR:HA	1:A:72:ALA:HA	1.84	0.59
1:J:6:THR:HA	1:J:72:ALA:HA	1.84	0.59
2:B:4104:THR:HG22	2:B:4106:PRO:HD2	1.83	0.59
2:E:281:ARG:NH2	2:E:309:THR:OG1	2.34	0.58
2:E:1519:UNK:HA	2:E:1526:UNK:HA	1.84	0.58
1:H:6:THR:HA	1:H:72:ALA:HA	1.84	0.58
2:G:1519:UNK:HA	2:G:1526:UNK:HA	1.84	0.58
2:I:1079:LYS:NZ	2:I:1107:PRO:O	2.35	0.58
2:I:1700:ASP:OD2	2:I:1708:ARG:NH2	2.36	0.58
2:G:2748:PRO:HD2	2:G:2751:LEU:HD12	1.84	0.58
1:J:74:LEU:HB2	1:J:99:PHE:HB2	1.85	0.58
2:E:4180:ARG:HH22	2:E:4981:GLU:HA	1.68	0.58
2:G:313:SER:HB3	2:G:351:VAL:HB	1.84	0.58
2:I:313:SER:HB3	2:I:351:VAL:HB	1.84	0.58
2:I:1743:ARG:O	2:I:1964:ARG:NH2	2.34	0.58
2:E:1700:ASP:OD2	2:E:1708:ARG:NH2	2.36	0.58
2:B:609:CYS:SG	2:B:610:ASN:N	2.77	0.58
2:B:4190:ILE:HG21	2:B:5028:PHE:HA	1.86	0.58
1:H:74:LEU:HB2	1:H:99:PHE:HB2	1.85	0.57
2:B:2452:ARG:NH1	2:I:174:VAL:O	2.36	0.57
2:E:1743:ARG:O	2:E:1964:ARG:NH2	2.34	0.57
2:G:609:CYS:SG	2:G:610:ASN:N	2.77	0.57
2:I:4180:ARG:HH22	2:I:4981:GLU:HA	1.68	0.57
2:I:4190:ILE:HG21	2:I:5028:PHE:HA	1.86	0.57
2:E:463:GLU:OE2	2:E:467:LYS:NZ	2.38	0.57
2:E:609:CYS:SG	2:E:610:ASN:N	2.77	0.57
2:G:497:TYR:HB3	2:G:500:ALA:HB2	1.87	0.57
2:E:497:TYR:HB3	2:E:500:ALA:HB2	1.87	0.57
1:A:74:LEU:HB2	1:A:99:PHE:HB2	1.85	0.57
2:I:609:CYS:SG	2:I:610:ASN:N	2.77	0.57
2:B:1700:ASP:OD2	2:B:1708:ARG:NH2	2.36	0.57
2:G:4180:ARG:HH22	2:G:4981:GLU:HA	1.68	0.57
1:F:74:LEU:HB2	1:F:99:PHE:HB2	1.85	0.57

Continued on next page...

Continued from previous page...

Atom-1	Atom-2	Interatomic distance (Å)	Clash overlap (Å)
2:E:1667:LEU:HD23	2:E:1671:ARG:HH12	1.70	0.57
2:I:463:GLU:OE2	2:I:467:LYS:NZ	2.38	0.57
2:B:463:GLU:OE2	2:B:467:LYS:NZ	2.38	0.56
2:B:497:TYR:HB3	2:B:500:ALA:HB2	1.87	0.56
2:I:1667:LEU:HD23	2:I:1671:ARG:HH12	1.70	0.56
2:G:1667:LEU:HD23	2:G:1671:ARG:HH12	1.70	0.56
2:B:281:ARG:NH2	2:B:309:THR:OG1	2.34	0.56
2:B:4180:ARG:HH22	2:B:4981:GLU:HA	1.68	0.56
2:E:4190:ILE:HG21	2:E:5028:PHE:HA	1.86	0.56
2:G:4945:ASP:O	2:G:4949:GLN:NE2	2.38	0.56
2:B:229:GLU:HA	2:B:249:GLY:HA2	1.87	0.56
2:B:4945:ASP:O	2:B:4949:GLN:NE2	2.38	0.56
2:G:463:GLU:OE2	2:G:467:LYS:NZ	2.38	0.56
2:G:4190:ILE:HG21	2:G:5028:PHE:HA	1.86	0.56
2:B:4666:VAL:HG23	2:B:4669:VAL:HB	1.87	0.56
2:B:4892:ARG:NH2	2:I:4899:ASP:OD1	2.38	0.56
2:B:4899:ASP:OD1	2:E:4892:ARG:NH2	2.39	0.56
2:I:2189:LYS:HA	2:I:2192:TYR:HD2	1.71	0.56
2:I:4945:ASP:O	2:I:4949:GLN:NE2	2.38	0.56
2:E:174:VAL:O	2:G:2452:ARG:NH1	2.38	0.56
2:B:1685:LEU:HA	2:B:1688:HIS:HD2	1.71	0.56
2:I:2452:ARG:NH1	2:G:174:VAL:O	2.38	0.56
2:I:4666:VAL:HG23	2:I:4669:VAL:HB	1.87	0.56
2:E:229:GLU:HA	2:E:249:GLY:HA2	1.87	0.56
1:F:27:THR:HB	1:F:100:ASP:HB3	1.88	0.56
2:B:641:VAL:HG21	2:B:705:ASN:HA	1.88	0.56
2:I:4892:ARG:NH2	2:G:4899:ASP:OD1	2.39	0.56
2:E:4666:VAL:HG23	2:E:4669:VAL:HB	1.87	0.56
2:E:4945:ASP:O	2:E:4949:GLN:NE2	2.38	0.56
1:J:27:THR:HB	1:J:100:ASP:HB3	1.88	0.56
2:B:1667:LEU:HD23	2:B:1671:ARG:HH12	1.70	0.56
2:B:2189:LYS:HA	2:B:2192:TYR:HD2	1.71	0.56
2:I:497:TYR:HB3	2:I:500:ALA:HB2	1.87	0.56
2:I:4968:PHE:CZ	2:I:4978:HIS:HE1	2.19	0.56
2:E:1109:LEU:HA	2:E:1120:LEU:HD21	1.88	0.56
2:B:1152:MET:HB2	2:B:1161:ILE:HB	1.88	0.55
2:E:1152:MET:HB2	2:E:1161:ILE:HB	1.88	0.55
2:G:4666:VAL:HG23	2:G:4669:VAL:HB	1.87	0.55
2:I:641:VAL:HG21	2:I:705:ASN:HA	1.88	0.55
2:E:2189:LYS:HA	2:E:2192:TYR:HD2	1.71	0.55
2:G:1152:MET:HB2	2:G:1161:ILE:HB	1.88	0.55

Continued on next page...

Continued from previous page...

Atom-1	Atom-2	Interatomic distance (Å)	Clash overlap (Å)
2:G:1685:LEU:HA	2:G:1688:HIS:HD2	1.71	0.55
2:E:1685:LEU:HA	2:E:1688:HIS:HD2	1.71	0.55
2:G:2189:LYS:HA	2:G:2192:TYR:HD2	1.71	0.55
1:A:27:THR:HB	1:A:100:ASP:HB3	1.88	0.55
2:B:1109:LEU:HA	2:B:1120:LEU:HD21	1.88	0.55
2:E:4860:ARG:HG3	2:E:4876:CYS:HB3	1.89	0.55
2:G:621:ILE:O	2:G:625:LEU:N	2.40	0.55
2:G:4829:SER:HB2	2:G:4939:ALA:HB1	1.88	0.55
1:F:26:TYR:OH	1:F:42:ARG:NH2	2.40	0.55
2:I:1152:MET:HB2	2:I:1161:ILE:HB	1.88	0.55
2:G:229:GLU:HA	2:G:249:GLY:HA2	1.87	0.55
2:B:3897:ASN:O	2:B:3901:ASN:ND2	2.40	0.55
2:I:1649:ASP:HB3	2:I:1652:GLU:HG2	1.89	0.55
2:I:1685:LEU:HA	2:I:1688:HIS:HD2	1.71	0.55
2:G:641:VAL:HG21	2:G:705:ASN:HA	1.88	0.55
2:G:1649:ASP:HB3	2:G:1652:GLU:HG2	1.89	0.55
1:H:27:THR:HB	1:H:100:ASP:HB3	1.88	0.55
2:B:174:VAL:O	2:E:2452:ARG:NH1	2.39	0.55
2:B:972:LEU:O	2:B:1044:ARG:NH2	2.40	0.55
2:B:1808:ARG:HD2	2:B:1854:PHE:HA	1.89	0.55
2:I:229:GLU:HA	2:I:249:GLY:HA2	1.87	0.55
2:I:4829:SER:HB2	2:I:4939:ALA:HB1	1.88	0.55
2:E:4899:ASP:OD1	2:G:4892:ARG:NH2	2.40	0.55
2:G:1109:LEU:HA	2:G:1120:LEU:HD21	1.88	0.55
2:G:4968:PHE:CZ	2:G:4978:HIS:HE1	2.19	0.55
2:I:938:HIS:HB2	2:I:1054:GLU:HB2	1.89	0.55
2:I:1808:ARG:HD2	2:I:1854:PHE:HA	1.89	0.55
2:E:621:ILE:O	2:E:625:LEU:N	2.40	0.55
2:G:938:HIS:HB2	2:G:1054:GLU:HB2	1.89	0.55
2:B:3973:CYS:SG	2:B:3976:ASN:ND2	2.81	0.55
2:I:1105:ALA:HB1	2:I:1109:LEU:HD21	1.89	0.55
2:G:3805:LEU:HA	2:G:3809:ASN:HD22	1.72	0.55
2:G:3889:GLN:OE1	2:G:3960:GLN:NE2	2.40	0.55
2:E:641:VAL:HG21	2:E:705:ASN:HA	1.88	0.54
2:E:3897:ASN:O	2:E:3901:ASN:ND2	2.40	0.54
2:E:3973:CYS:SG	2:E:3976:ASN:ND2	2.80	0.54
2:G:2803:GLU:OE2	2:G:2806:ARG:NH1	2.41	0.54
1:H:26:TYR:OH	1:H:42:ARG:NH2	2.40	0.54
1:J:26:TYR:OH	1:J:42:ARG:NH2	2.40	0.54
2:B:4673:ARG:HH22	2:B:4698:LYS:HB2	1.72	0.54
2:E:4829:SER:HB2	2:E:4939:ALA:HB1	1.88	0.54

Continued on next page...

Continued from previous page...

Atom-1	Atom-2	Interatomic distance (Å)	Clash overlap (Å)
2:I:132:ALA:HA	2:I:194:SER:HB2	1.89	0.54
2:I:3805:LEU:HA	2:I:3809:ASN:HD22	1.72	0.54
2:I:3889:GLN:OE1	2:I:3960:GLN:NE2	2.40	0.54
2:I:3973:CYS:SG	2:I:3976:ASN:ND2	2.81	0.54
2:I:4860:ARG:HG3	2:I:4876:CYS:HB3	1.89	0.54
2:E:886:ARG:HB3	2:E:891:TRP:HB2	1.90	0.54
2:E:2420:HIS:ND1	2:E:2493:UNK:O	2.40	0.54
2:G:132:ALA:HA	2:G:194:SER:HB2	1.89	0.54
2:G:3973:CYS:SG	2:G:3976:ASN:ND2	2.81	0.54
2:B:4829:SER:HB2	2:B:4939:ALA:HB1	1.88	0.54
2:E:1808:ARG:HD3	2:E:1853:ILE:HG22	1.90	0.54
2:G:972:LEU:O	2:G:1044:ARG:NH2	2.40	0.54
2:G:3897:ASN:O	2:G:3901:ASN:ND2	2.40	0.54
2:G:4673:ARG:HH22	2:G:4698:LYS:HB2	1.72	0.54
2:G:4860:ARG:HG3	2:G:4876:CYS:HB3	1.89	0.54
2:B:3889:GLN:OE1	2:B:3960:GLN:NE2	2.40	0.54
2:B:4860:ARG:HG3	2:B:4876:CYS:HB3	1.89	0.54
2:I:1109:LEU:HA	2:I:1120:LEU:HD21	1.88	0.54
2:I:2803:GLU:OE2	2:I:2806:ARG:NH1	2.41	0.54
2:E:671:VAL:HG22	2:E:740:PRO:HG3	1.90	0.54
2:E:683:ARG:NH1	2:E:707:VAL:O	2.39	0.54
1:A:26:TYR:OH	1:A:42:ARG:NH2	2.40	0.54
2:B:886:ARG:HB3	2:B:891:TRP:HB2	1.90	0.54
2:B:1105:ALA:HB1	2:B:1109:LEU:HD21	1.89	0.54
2:B:1649:ASP:HB3	2:B:1652:GLU:HG2	1.89	0.54
2:B:2803:GLU:OE2	2:B:2806:ARG:NH1	2.41	0.54
2:I:972:LEU:O	2:I:1044:ARG:NH2	2.40	0.54
2:I:2420:HIS:ND1	2:I:2493:UNK:O	2.40	0.54
2:B:4786:ASP:OD2	2:B:4789:PHE:N	2.41	0.54
2:I:621:ILE:O	2:I:625:LEU:N	2.40	0.54
2:E:1105:ALA:HB1	2:E:1109:LEU:HD21	1.89	0.54
2:E:1808:ARG:HD2	2:E:1854:PHE:HA	1.89	0.54
2:E:3889:GLN:OE1	2:E:3960:GLN:NE2	2.40	0.54
2:B:2420:HIS:ND1	2:B:2493:UNK:O	2.40	0.54
2:I:646:PRO:HD2	2:I:779:PRO:HB2	1.90	0.54
2:I:671:VAL:HG22	2:I:740:PRO:HG3	1.90	0.54
2:I:3897:ASN:O	2:I:3901:ASN:ND2	2.40	0.54
2:E:972:LEU:O	2:E:1044:ARG:NH2	2.40	0.54
2:B:671:VAL:HG22	2:B:740:PRO:HG3	1.90	0.54
2:B:938:HIS:HB2	2:B:1054:GLU:HB2	1.89	0.54
2:E:695:TYR:OH	2:E:1073:ARG:NH1	2.41	0.54

Continued on next page...

Continued from previous page...

Atom-1	Atom-2	Interatomic distance (Å)	Clash overlap (Å)
2:E:1649:ASP:HB3	2:E:1652:GLU:HG2	1.89	0.54
2:E:1735:ILE:HG23	2:E:1771:LEU:HD23	1.90	0.54
2:E:4673:ARG:HH22	2:E:4698:LYS:HB2	1.72	0.54
2:B:621:ILE:O	2:B:625:LEU:N	2.40	0.54
2:I:1808:ARG:HD3	2:I:1853:ILE:HG22	1.90	0.54
2:E:2803:GLU:OE2	2:E:2806:ARG:NH1	2.41	0.54
2:I:4673:ARG:HH22	2:I:4698:LYS:HB2	1.72	0.53
2:I:4786:ASP:OD2	2:I:4789:PHE:N	2.41	0.53
2:E:132:ALA:HA	2:E:194:SER:HB2	1.89	0.53
2:E:938:HIS:HB2	2:E:1054:GLU:HB2	1.89	0.53
2:G:1735:ILE:HG23	2:G:1771:LEU:HD23	1.89	0.53
2:G:671:VAL:HG22	2:G:740:PRO:HG3	1.90	0.53
2:I:695:TYR:OH	2:I:1073:ARG:NH1	2.41	0.53
2:E:219:VAL:HG13	2:E:285:VAL:HG21	1.90	0.53
2:G:695:TYR:OH	2:G:1073:ARG:NH1	2.41	0.53
2:B:1735:ILE:HG23	2:B:1771:LEU:HD23	1.89	0.53
2:B:132:ALA:HA	2:B:194:SER:HB2	1.89	0.53
2:B:695:TYR:OH	2:B:1073:ARG:NH1	2.41	0.53
2:E:646:PRO:HD2	2:E:779:PRO:HB2	1.90	0.53
2:E:717:ASP:OD1	2:E:720:HIS:ND1	2.42	0.53
2:G:1808:ARG:HD2	2:G:1854:PHE:HA	1.89	0.53
2:G:1808:ARG:HD3	2:G:1853:ILE:HG22	1.90	0.53
2:G:4577:LEU:HG	2:G:4580:TYR:HE2	1.73	0.53
2:I:1735:ILE:HG23	2:I:1771:LEU:HD23	1.90	0.53
2:I:3910:THR:HG23	2:I:3911:THR:HG23	1.91	0.53
2:E:4577:LEU:HG	2:E:4580:TYR:HE2	1.73	0.53
2:G:1105:ALA:HB1	2:G:1109:LEU:HD21	1.89	0.53
2:B:717:ASP:OD1	2:B:720:HIS:ND1	2.42	0.53
2:B:3910:THR:HG23	2:B:3911:THR:HG23	1.91	0.53
2:E:3805:LEU:HA	2:E:3809:ASN:HD22	1.72	0.53
2:I:717:ASP:OD1	2:I:720:HIS:ND1	2.42	0.53
2:I:2770:LYS:HB3	2:I:2775:TRP:HB2	1.91	0.53
2:I:4577:LEU:HG	2:I:4580:TYR:HE2	1.73	0.53
2:E:2770:LYS:HB3	2:E:2775:TRP:HB2	1.91	0.53
2:E:4584:ASP:HA	2:E:4627:MET:HA	1.91	0.53
2:G:886:ARG:HB3	2:G:891:TRP:HB2	1.90	0.53
2:G:4584:ASP:HA	2:G:4627:MET:HA	1.91	0.53
2:B:219:VAL:HG13	2:B:285:VAL:HG21	1.90	0.53
2:B:534:ARG:NH2	2:B:573:GLU:OE2	2.42	0.53
2:B:3805:LEU:HA	2:B:3809:ASN:HD22	1.72	0.53
2:I:683:ARG:NH1	2:I:707:VAL:O	2.39	0.53

Continued on next page...

Continued from previous page...

Atom-1	Atom-2	Interatomic distance (Å)	Clash overlap (Å)
2:E:4687:TYR:OH	2:E:4699:GLY:O	2.27	0.53
2:G:1700:ASP:OD2	2:G:1708:ARG:NH2	2.36	0.53
2:B:1848:LEU:HD22	2:B:1853:ILE:HG13	1.92	0.52
2:I:719:LEU:HD22	2:I:735:GLN:HG2	1.91	0.52
2:I:886:ARG:HB3	2:I:891:TRP:HB2	1.90	0.52
2:G:646:PRO:HD2	2:G:779:PRO:HB2	1.90	0.52
2:B:646:PRO:HD2	2:B:779:PRO:HB2	1.90	0.52
2:I:1457:UNK:N	2:I:1497:UNK:O	2.43	0.52
2:G:719:LEU:HD22	2:G:735:GLN:HG2	1.91	0.52
2:G:3910:THR:HG23	2:G:3911:THR:HG23	1.91	0.52
2:I:1848:LEU:HD22	2:I:1853:ILE:HG13	1.91	0.52
2:E:103:TYR:HB3	2:E:152:PRO:HD3	1.91	0.52
2:E:1457:UNK:N	2:E:1497:UNK:O	2.43	0.52
2:G:645:ARG:N	2:G:824:GLU:O	2.41	0.52
2:G:717:ASP:OD1	2:G:720:HIS:ND1	2.42	0.52
2:G:2420:HIS:ND1	2:G:2493:UNK:O	2.40	0.52
2:G:2770:LYS:HB3	2:G:2775:TRP:HB2	1.91	0.52
2:G:4786:ASP:OD2	2:G:4789:PHE:N	2.41	0.52
2:I:4584:ASP:HA	2:I:4627:MET:HA	1.91	0.52
2:B:1457:UNK:N	2:B:1497:UNK:O	2.43	0.52
2:B:1808:ARG:HD3	2:B:1853:ILE:HG22	1.90	0.52
2:B:4584:ASP:HA	2:B:4627:MET:HA	1.91	0.52
2:G:683:ARG:NH1	2:G:707:VAL:O	2.39	0.52
2:G:1848:LEU:HD22	2:G:1853:ILE:HG13	1.92	0.52
2:B:2770:LYS:HB3	2:B:2775:TRP:HB2	1.91	0.52
2:I:219:VAL:HG13	2:I:285:VAL:HG21	1.90	0.52
2:E:3910:THR:HG23	2:E:3911:THR:HG23	1.91	0.52
2:E:4786:ASP:OD2	2:E:4789:PHE:N	2.41	0.52
2:G:111:HIS:CD2	2:G:114:SER:H	2.28	0.52
2:B:111:HIS:CD2	2:B:114:SER:H	2.28	0.52
2:B:395:GLN:NE2	2:B:397:GLU:OE1	2.43	0.52
2:B:2042:CYS:SG	2:B:2043:GLY:N	2.83	0.52
2:E:210:GLU:HG3	2:E:337:PRO:HG3	1.92	0.52
2:E:451:TYR:O	2:E:474:ARG:NH1	2.43	0.52
1:A:55:VAL:HA	2:B:1784:ALA:HA	1.91	0.52
1:J:55:VAL:HA	2:I:1784:ALA:HA	1.90	0.52
2:B:103:TYR:HB3	2:B:152:PRO:HD3	1.91	0.52
2:B:4577:LEU:HG	2:B:4580:TYR:HE2	1.73	0.52
2:I:111:HIS:CD2	2:I:114:SER:H	2.28	0.52
2:I:4687:TYR:OH	2:I:4699:GLY:O	2.27	0.52
2:E:534:ARG:NH2	2:E:573:GLU:OE2	2.42	0.52

Continued on next page...

Continued from previous page...

Atom-1	Atom-2	Interatomic distance (Å)	Clash overlap (Å)
2:I:534:ARG:NH2	2:I:573:GLU:OE2	2.42	0.52
2:I:2042:CYS:SG	2:I:2043:GLY:N	2.83	0.52
2:E:395:GLN:NE2	2:E:397:GLU:OE1	2.43	0.52
2:G:219:VAL:HG13	2:G:285:VAL:HG21	1.90	0.52
2:I:451:TYR:O	2:I:474:ARG:NH1	2.43	0.51
2:E:1848:LEU:HD22	2:E:1853:ILE:HG13	1.92	0.51
2:G:451:TYR:O	2:G:474:ARG:NH1	2.43	0.51
2:B:4924:VAL:HA	2:B:4928:LEU:HD23	1.93	0.51
2:G:210:GLU:HG3	2:G:337:PRO:HG3	1.92	0.51
2:G:534:ARG:NH2	2:G:573:GLU:OE2	2.42	0.51
1:H:55:VAL:HA	2:G:1784:ALA:HA	1.92	0.51
1:J:87:HIS:H	1:J:91:ILE:HB	1.75	0.51
2:I:103:TYR:HB3	2:I:152:PRO:HD3	1.91	0.51
2:E:1838:PHE:HB3	2:E:1842:LEU:HD11	1.92	0.51
2:G:978:THR:HB	2:G:980:ALA:H	1.75	0.51
2:B:4152:GLU:OE1	2:B:4194:TYR:OH	2.29	0.51
2:I:395:GLN:NE2	2:I:397:GLU:OE1	2.43	0.51
2:I:978:THR:HB	2:I:980:ALA:H	1.75	0.51
2:E:111:HIS:CD2	2:E:114:SER:H	2.28	0.51
2:G:4687:TYR:OH	2:G:4699:GLY:O	2.27	0.51
1:F:87:HIS:H	1:F:91:ILE:HB	1.75	0.51
1:H:23:VAL:HG22	1:H:47:LYS:HG2	1.93	0.51
2:B:719:LEU:HD22	2:B:735:GLN:HG2	1.91	0.51
2:B:3940:LYS:O	2:B:4002:LYS:NZ	2.41	0.51
2:I:210:GLU:HG3	2:I:337:PRO:HG3	1.92	0.51
2:I:645:ARG:N	2:I:824:GLU:O	2.41	0.51
2:I:1838:PHE:HB3	2:I:1842:LEU:HD11	1.92	0.51
2:I:4928:LEU:HD13	2:I:4931:ILE:HD12	1.93	0.51
2:G:1838:PHE:HB3	2:G:1842:LEU:HD11	1.92	0.51
2:G:4152:GLU:OE1	2:G:4194:TYR:OH	2.29	0.51
1:H:87:HIS:H	1:H:91:ILE:HB	1.75	0.51
2:B:210:GLU:HG3	2:B:337:PRO:HG3	1.92	0.51
2:B:4687:TYR:OH	2:B:4699:GLY:O	2.27	0.51
2:B:451:TYR:O	2:B:474:ARG:NH1	2.43	0.51
2:B:978:THR:HB	2:B:980:ALA:H	1.75	0.51
2:I:241:GLN:O	2:I:289:ARG:NH1	2.38	0.51
2:E:1796:ALA:HB1	2:E:1797:ARG:HH21	1.76	0.51
2:G:103:TYR:HB3	2:G:152:PRO:HD3	1.91	0.51
2:G:395:GLN:NE2	2:G:397:GLU:OE1	2.43	0.51
2:G:1457:UNK:N	2:G:1497:UNK:O	2.43	0.51
1:A:87:HIS:H	1:A:91:ILE:HB	1.75	0.51

Continued on next page...

Continued from previous page...

Atom-1	Atom-2	Interatomic distance (Å)	Clash overlap (Å)
2:B:465:GLN:HG3	2:B:3710:LEU:HB3	1.93	0.51
2:B:1796:ALA:HB1	2:B:1797:ARG:HH21	1.76	0.51
2:B:1838:PHE:HB3	2:B:1842:LEU:HD11	1.92	0.51
2:E:719:LEU:HD22	2:E:735:GLN:HG2	1.91	0.51
2:E:978:THR:HB	2:E:980:ALA:H	1.75	0.51
2:I:465:GLN:HG3	2:I:3710:LEU:HB3	1.93	0.51
2:I:887:ILE:HG21	2:I:959:TYR:HA	1.93	0.51
2:E:2758:PHE:O	2:E:2762:THR:N	2.44	0.51
2:E:4928:LEU:HD13	2:E:4931:ILE:HD12	1.93	0.51
2:G:485:SER:O	2:G:489:ASN:N	2.40	0.51
2:B:635:THR:HB	2:B:1639:LEU:HD23	1.93	0.50
2:I:635:THR:HB	2:I:1639:LEU:HD23	1.93	0.50
2:I:1796:ALA:HB1	2:I:1797:ARG:HH21	1.76	0.50
2:E:465:GLN:HG3	2:E:3710:LEU:HB3	1.93	0.50
2:E:4924:VAL:HA	2:E:4928:LEU:HD23	1.93	0.50
2:G:1815:LEU:HD22	2:G:1845:VAL:HG21	1.94	0.50
1:A:23:VAL:HG22	1:A:47:LYS:HG2	1.93	0.50
2:B:214:VAL:HG12	2:B:274:LEU:HD12	1.94	0.50
2:E:214:VAL:HG12	2:E:274:LEU:HD12	1.93	0.50
2:G:465:GLN:HG3	2:G:3710:LEU:HB3	1.93	0.50
2:G:1796:ALA:HB1	2:G:1797:ARG:HH21	1.76	0.50
2:G:4928:LEU:HD13	2:G:4931:ILE:HD12	1.93	0.50
2:B:887:ILE:HG21	2:B:959:TYR:HA	1.93	0.50
2:E:1815:LEU:HD22	2:E:1845:VAL:HG21	1.94	0.50
2:E:2457:LEU:HD23	2:E:2460:LEU:HD12	1.94	0.50
2:G:214:VAL:HG12	2:G:274:LEU:HD12	1.93	0.50
2:G:635:THR:HB	2:G:1639:LEU:HD23	1.93	0.50
1:A:21:THR:HA	1:A:49:ARG:HA	1.93	0.50
2:B:2751:LEU:HD11	2:B:2823:ILE:HG21	1.94	0.50
2:I:4152:GLU:OE1	2:I:4194:TYR:OH	2.29	0.50
2:E:635:THR:HB	2:E:1639:LEU:HD23	1.93	0.50
2:G:647:ASN:ND2	2:G:820:ARG:O	2.43	0.50
2:B:40:GLU:HB3	2:B:44:ASN:HB3	1.94	0.50
2:I:2751:LEU:HD11	2:I:2823:ILE:HG21	1.94	0.50
2:I:3781:GLN:HA	2:I:3784:SER:HB3	1.94	0.50
2:E:647:ASN:ND2	2:E:820:ARG:O	2.43	0.50
2:E:4152:GLU:OE1	2:E:4194:TYR:OH	2.29	0.50
2:G:4924:VAL:HA	2:G:4928:LEU:HD23	1.93	0.50
1:J:21:THR:HA	1:J:49:ARG:HA	1.93	0.50
2:B:647:ASN:ND2	2:B:820:ARG:O	2.43	0.50
2:I:4059:LEU:HD13	2:I:4167:ALA:HB2	1.94	0.50

Continued on next page...

Continued from previous page...

Atom-1	Atom-2	Interatomic distance (Å)	Clash overlap (Å)
2:B:15:ARG:HD3	2:B:98:HIS:HB3	1.93	0.50
2:I:214:VAL:HG12	2:I:274:LEU:HD12	1.94	0.50
2:E:2290:LEU:HB3	2:E:3849:ARG:HH12	1.77	0.50
2:E:4049:VAL:HG21	2:E:4159:ARG:HD2	1.93	0.50
2:B:776:LEU:HG	2:B:848:HIS:HA	1.94	0.50
2:B:2290:LEU:HB3	2:B:3849:ARG:HH12	1.77	0.50
2:B:2457:LEU:HD23	2:B:2460:LEU:HD12	1.94	0.50
2:B:3781:GLN:HA	2:B:3784:SER:HB3	1.94	0.50
2:I:315:CYS:SG	2:I:316:PHE:N	2.85	0.50
2:I:772:ASN:ND2	2:I:774:ASP:OD2	2.45	0.50
2:G:241:GLN:O	2:G:289:ARG:NH1	2.38	0.50
2:G:813:GLU:OE2	2:G:1020:ARG:N	2.45	0.50
2:G:2042:CYS:SG	2:G:2043:GLY:N	2.83	0.50
1:H:21:THR:HA	1:H:49:ARG:HA	1.93	0.49
2:B:4049:VAL:HG21	2:B:4159:ARG:HD2	1.93	0.49
2:I:2347:GLU:O	2:I:2351:ASN:N	2.34	0.49
2:I:4924:VAL:HA	2:I:4928:LEU:HD23	1.93	0.49
2:E:645:ARG:N	2:E:824:GLU:O	2.41	0.49
2:E:3766:GLN:O	2:E:3770:LEU:N	2.45	0.49
2:G:2457:LEU:HD23	2:G:2460:LEU:HD12	1.94	0.49
1:J:23:VAL:HG22	1:J:47:LYS:HG2	1.93	0.49
2:B:315:CYS:SG	2:B:316:PHE:N	2.85	0.49
2:B:4898:GLY:O	2:E:4892:ARG:NH2	2.45	0.49
2:E:485:SER:O	2:E:489:ASN:N	2.40	0.49
2:E:650:VAL:HB	2:E:777:PHE:HB2	1.94	0.49
2:E:4898:GLY:O	2:G:4892:ARG:NH2	2.45	0.49
2:G:2290:LEU:HB3	2:G:3849:ARG:HH12	1.77	0.49
2:G:4059:LEU:HD13	2:G:4167:ALA:HB2	1.94	0.49
2:I:40:GLU:HB3	2:I:44:ASN:HB3	1.94	0.49
2:E:315:CYS:SG	2:E:316:PHE:N	2.85	0.49
2:E:1727:ARG:NH2	2:E:1773:PRO:O	2.41	0.49
2:G:15:ARG:HD3	2:G:98:HIS:HB3	1.93	0.49
2:B:2002:PRO:HA	2:B:2005:GLN:HB3	1.94	0.49
2:B:2758:PHE:O	2:B:2762:THR:N	2.44	0.49
2:B:4928:LEU:HD13	2:B:4931:ILE:HD12	1.93	0.49
2:I:1815:LEU:HD22	2:I:1845:VAL:HG21	1.94	0.49
2:E:776:LEU:HG	2:E:848:HIS:HA	1.94	0.49
2:E:813:GLU:OE2	2:E:1020:ARG:N	2.45	0.49
2:E:4059:LEU:HD13	2:E:4167:ALA:HB2	1.94	0.49
2:B:4892:ARG:NH2	2:I:4898:GLY:O	2.46	0.49
2:G:315:CYS:SG	2:G:316:PHE:N	2.85	0.49

Continued on next page...

Continued from previous page...

Atom-1	Atom-2	Interatomic distance (Å)	Clash overlap (Å)
2:G:2758:PHE:O	2:G:2762:THR:N	2.44	0.49
1:F:21:THR:HA	1:F:49:ARG:HA	1.93	0.49
2:B:2255:SER:HA	2:B:2258:LEU:HB3	1.94	0.49
2:I:2868:SER:O	2:I:2872:GLN:N	2.43	0.49
2:E:4957:LYS:HG2	2:E:4964:GLY:HA2	1.95	0.49
1:J:87:HIS:HD2	1:J:90:VAL:HB	1.78	0.49
2:B:4965:SER:O	2:B:4969:ASP:N	2.45	0.49
2:I:2002:PRO:HA	2:I:2005:GLN:HB3	1.94	0.49
2:I:2290:LEU:HB3	2:I:3849:ARG:HH12	1.77	0.49
2:I:4965:SER:O	2:I:4969:ASP:N	2.45	0.49
2:E:887:ILE:HG21	2:E:959:TYR:HA	1.93	0.49
2:G:650:VAL:HB	2:G:777:PHE:HB2	1.94	0.49
2:G:4965:SER:O	2:G:4969:ASP:N	2.45	0.49
2:B:650:VAL:HB	2:B:777:PHE:HB2	1.94	0.49
2:B:1815:LEU:HD22	2:B:1845:VAL:HG21	1.94	0.49
2:B:2326:CYS:SG	2:B:2327:GLY:N	2.86	0.49
2:I:650:VAL:HB	2:I:777:PHE:HB2	1.94	0.49
2:I:813:GLU:OE2	2:I:1020:ARG:N	2.45	0.49
2:E:15:ARG:HD3	2:E:98:HIS:HB3	1.93	0.49
2:E:772:ASN:ND2	2:E:774:ASP:OD2	2.45	0.49
2:G:887:ILE:HG21	2:G:959:TYR:HA	1.93	0.49
2:G:2751:LEU:HD11	2:G:2823:ILE:HG21	1.94	0.49
1:F:23:VAL:HG22	1:F:47:LYS:HG2	1.93	0.49
1:A:87:HIS:HD2	1:A:90:VAL:HB	1.78	0.49
2:B:772:ASN:ND2	2:B:774:ASP:OD2	2.45	0.49
2:B:1653:LEU:HB3	2:B:1660:GLN:HB2	1.94	0.49
2:B:3766:GLN:O	2:B:3770:LEU:N	2.45	0.49
2:I:15:ARG:HD3	2:I:98:HIS:HB3	1.93	0.49
2:I:2457:LEU:HD23	2:I:2460:LEU:HD12	1.94	0.49
2:E:485:SER:HA	2:E:488:LEU:HB2	1.95	0.49
2:E:942:ALA:HB2	2:E:1052:ASN:HB2	1.95	0.49
2:E:2042:CYS:SG	2:E:2043:GLY:N	2.83	0.49
2:E:2255:SER:HA	2:E:2258:LEU:HB3	1.94	0.49
2:E:2751:LEU:HD11	2:E:2823:ILE:HG21	1.94	0.49
2:G:485:SER:HA	2:G:488:LEU:HB2	1.95	0.49
2:G:1698:LEU:N	2:G:1712:TYR:OH	2.46	0.49
2:G:2255:SER:HA	2:G:2258:LEU:HB3	1.94	0.49
2:B:1698:LEU:N	2:B:1712:TYR:OH	2.46	0.49
2:I:2255:SER:HA	2:I:2258:LEU:HB3	1.94	0.49
2:I:2326:CYS:SG	2:I:2327:GLY:N	2.86	0.49
2:I:4892:ARG:NH2	2:G:4898:GLY:O	2.46	0.49

Continued on next page...

Continued from previous page...

Atom-1	Atom-2	Interatomic distance (Å)	Clash overlap (Å)
2:E:1698:LEU:N	2:E:1712:TYR:OH	2.46	0.49
1:F:55:VAL:HA	2:E:1784:ALA:HA	1.94	0.48
2:I:4049:VAL:HG21	2:I:4159:ARG:HD2	1.93	0.48
2:E:211:GLU:OE2	2:E:3907:THR:OG1	2.31	0.48
2:E:1516:UNK:N	2:E:1529:UNK:O	2.46	0.48
2:E:2326:CYS:SG	2:E:2327:GLY:N	2.86	0.48
2:G:776:LEU:HG	2:G:848:HIS:HA	1.94	0.48
2:G:1721:GLU:OE2	2:G:1725:ARG:NH2	2.46	0.48
2:G:2326:CYS:SG	2:G:2327:GLY:N	2.86	0.48
2:G:4049:VAL:HG21	2:G:4159:ARG:HD2	1.93	0.48
2:B:614:VAL:HG22	2:B:616:SER:H	1.78	0.48
2:I:485:SER:O	2:I:489:ASN:N	2.40	0.48
2:I:1698:LEU:N	2:I:1712:TYR:OH	2.46	0.48
2:E:575:LEU:HD22	2:E:609:CYS:HB3	1.95	0.48
2:G:1516:UNK:N	2:G:1529:UNK:O	2.46	0.48
2:G:2002:PRO:HA	2:G:2005:GLN:HB3	1.94	0.48
1:H:87:HIS:HD2	1:H:90:VAL:HB	1.78	0.48
2:B:683:ARG:NH1	2:B:707:VAL:O	2.39	0.48
2:B:813:GLU:OE2	2:B:1020:ARG:N	2.45	0.48
2:B:1284:UNK:HA	2:B:1463:UNK:HA	1.96	0.48
2:B:1516:UNK:N	2:B:1529:UNK:O	2.46	0.48
2:B:3850:GLN:HA	2:B:3853:ALA:HB3	1.96	0.48
2:I:485:SER:HA	2:I:488:LEU:HB2	1.95	0.48
2:I:1865:MET:SD	2:I:1865:MET:N	2.86	0.48
2:E:472:ARG:NH2	2:E:3712:GLU:OE2	2.46	0.48
2:G:3781:GLN:HA	2:G:3784:SER:HB3	1.94	0.48
2:B:2862:LEU:HB3	2:B:2928:LYS:HB3	1.96	0.48
2:B:4059:LEU:HD13	2:B:4167:ALA:HB2	1.94	0.48
2:B:4957:LYS:HG2	2:B:4964:GLY:HA2	1.95	0.48
2:G:211:GLU:OE2	2:G:3907:THR:OG1	2.31	0.48
2:G:942:ALA:HB2	2:G:1052:ASN:HB2	1.95	0.48
2:E:2002:PRO:HA	2:E:2005:GLN:HB3	1.94	0.48
2:E:3781:GLN:HA	2:E:3784:SER:HB3	1.94	0.48
2:G:40:GLU:HB3	2:G:44:ASN:HB3	1.94	0.48
2:G:575:LEU:HD22	2:G:609:CYS:HB3	1.96	0.48
2:G:772:ASN:ND2	2:G:774:ASP:OD2	2.45	0.48
2:B:241:GLN:O	2:B:289:ARG:NH1	2.38	0.48
2:I:647:ASN:ND2	2:I:820:ARG:O	2.43	0.48
2:I:776:LEU:HG	2:I:848:HIS:HA	1.94	0.48
2:I:1721:GLU:OE2	2:I:1725:ARG:NH2	2.46	0.48
2:E:40:GLU:HB3	2:E:44:ASN:HB3	1.94	0.48

Continued on next page...

Continued from previous page...

Atom-1	Atom-2	Interatomic distance (Å)	Clash overlap (Å)
2:E:1865:MET:SD	2:E:1865:MET:N	2.87	0.48
2:E:4919:THR:HA	2:E:4922:PHE:HD2	1.79	0.48
1:A:92:PRO:HD3	2:B:627:PRO:HB2	1.96	0.48
2:B:989:ALA:O	2:B:1035:ASN:ND2	2.47	0.48
2:I:1653:LEU:HB3	2:I:1660:GLN:HB2	1.95	0.48
2:E:614:VAL:HG22	2:E:616:SER:H	1.78	0.48
2:E:1991:THR:O	2:E:1995:THR:OG1	2.32	0.48
2:E:3850:GLN:HA	2:E:3853:ALA:HB3	1.96	0.48
2:G:1653:LEU:HB3	2:G:1660:GLN:HB2	1.95	0.48
2:G:4800:LEU:HA	2:G:4803:HIS:HD2	1.79	0.48
2:I:614:VAL:HG22	2:I:616:SER:H	1.78	0.48
2:I:1516:UNK:N	2:I:1529:UNK:O	2.46	0.48
2:I:2277:ALA:HB1	2:I:2337:PHE:HD2	1.79	0.48
2:E:1653:LEU:HB3	2:E:1660:GLN:HB2	1.95	0.48
2:G:1991:THR:O	2:G:1995:THR:OG1	2.32	0.48
2:B:1865:MET:SD	2:B:1865:MET:N	2.87	0.48
2:B:2277:ALA:HB1	2:B:2337:PHE:HD2	1.79	0.48
2:I:4957:LYS:HG2	2:I:4964:GLY:HA2	1.95	0.48
2:E:989:ALA:O	2:E:1035:ASN:ND2	2.47	0.48
2:G:4919:THR:HA	2:G:4922:PHE:HD2	1.79	0.48
2:B:942:ALA:HB2	2:B:1052:ASN:HB2	1.95	0.48
2:I:1284:UNK:HA	2:I:1463:UNK:HA	1.96	0.48
2:I:2257:LEU:HD11	2:I:2276:ALA:HB2	1.96	0.48
2:B:2257:LEU:HD11	2:B:2276:ALA:HB2	1.96	0.47
2:E:1076:ARG:HD3	2:E:1237:TRP:HB2	1.96	0.47
2:E:1721:GLU:OE2	2:E:1725:ARG:NH2	2.46	0.47
2:G:19:GLU:HB2	2:G:206:CYS:HB3	1.96	0.47
2:G:614:VAL:HG22	2:G:616:SER:H	1.78	0.47
2:G:2277:ALA:HB1	2:G:2337:PHE:HD2	1.79	0.47
2:G:4957:LYS:HG2	2:G:4964:GLY:HA2	1.95	0.47
2:B:211:GLU:OE2	2:B:3907:THR:OG1	2.31	0.47
2:B:575:LEU:HD22	2:B:609:CYS:HB3	1.96	0.47
2:B:1727:ARG:NH2	2:B:1773:PRO:O	2.41	0.47
2:B:4743:MET:HB3	2:B:4746:ALA:HB3	1.96	0.47
2:I:1105:ALA:N	2:I:1189:LEU:O	2.48	0.47
2:I:1808:ARG:NH1	2:I:1853:ILE:O	2.42	0.47
2:E:1284:UNK:HA	2:E:1463:UNK:HA	1.96	0.47
2:E:4965:SER:O	2:E:4969:ASP:N	2.45	0.47
2:G:1960:ALA:O	2:G:1964:ARG:NE	2.47	0.47
2:G:3940:LYS:O	2:G:4002:LYS:NZ	2.41	0.47
2:G:4743:MET:HB3	2:G:4746:ALA:HB3	1.96	0.47

Continued on next page...

Continued from previous page...

Atom-1	Atom-2	Interatomic distance (Å)	Clash overlap (Å)
2:B:4919:THR:HA	2:B:4922:PHE:HD2	1.79	0.47
2:B:4960:ILE:HD13	2:B:4960:ILE:H	1.79	0.47
2:I:575:LEU:HD22	2:I:609:CYS:HB3	1.96	0.47
2:I:4919:THR:HA	2:I:4922:PHE:HD2	1.79	0.47
2:E:4800:LEU:HA	2:E:4803:HIS:HD2	1.79	0.47
1:H:92:PRO:HD3	2:G:627:PRO:HB2	1.96	0.47
2:B:485:SER:HA	2:B:488:LEU:HB2	1.95	0.47
2:I:1865:MET:HB3	2:I:1926:LEU:HB2	1.96	0.47
2:I:3842:LEU:O	2:I:3929:SER:OG	2.33	0.47
2:E:19:GLU:HB2	2:E:206:CYS:HB3	1.96	0.47
2:G:143:GLY:HA3	2:G:147:TRP:HE1	1.80	0.47
2:G:1865:MET:SD	2:G:1865:MET:N	2.87	0.47
2:B:1076:ARG:HD3	2:B:1237:TRP:HB2	1.96	0.47
2:B:4961:CYS:HB3	2:B:4983:HIS:CE1	2.49	0.47
2:I:596:ASN:HB3	2:I:599:VAL:HG22	1.97	0.47
2:I:1960:ALA:O	2:I:1964:ARG:NE	2.47	0.47
2:I:3827:GLY:HA2	2:I:3830:GLN:HE21	1.79	0.47
2:B:1991:THR:O	2:B:1995:THR:OG1	2.32	0.47
2:I:1991:THR:O	2:I:1995:THR:OG1	2.32	0.47
2:I:3766:GLN:O	2:I:3770:LEU:N	2.45	0.47
2:E:2277:ALA:HB1	2:E:2337:PHE:HD2	1.79	0.47
1:F:87:HIS:HD2	1:F:90:VAL:HB	1.78	0.47
2:B:488:LEU:O	2:B:492:ASP:N	2.45	0.47
2:B:1105:ALA:N	2:B:1189:LEU:O	2.48	0.47
2:B:4800:LEU:HA	2:B:4803:HIS:HD2	1.79	0.47
2:I:942:ALA:HB2	2:I:1052:ASN:HB2	1.95	0.47
2:I:2758:PHE:O	2:I:2762:THR:N	2.44	0.47
2:E:1865:MET:HB3	2:E:1926:LEU:HB2	1.96	0.47
2:E:4961:CYS:HB3	2:E:4983:HIS:CE1	2.49	0.47
2:G:596:ASN:HB3	2:G:599:VAL:HG22	1.97	0.47
2:G:1284:UNK:HA	2:G:1463:UNK:HA	1.96	0.47
2:G:3827:GLY:HA2	2:G:3830:GLN:HE21	1.79	0.47
2:G:3850:GLN:HA	2:G:3853:ALA:HB3	1.96	0.47
2:G:4961:CYS:HB3	2:G:4983:HIS:CE1	2.49	0.47
1:J:92:PRO:HD3	2:I:627:PRO:HB2	1.97	0.47
2:B:143:GLY:HA3	2:B:147:TRP:HE1	1.80	0.47
2:B:596:ASN:HB3	2:B:599:VAL:HG22	1.97	0.47
2:B:1960:ALA:O	2:B:1964:ARG:NE	2.47	0.47
2:B:3842:LEU:O	2:B:3929:SER:OG	2.33	0.47
2:I:4800:LEU:HA	2:I:4803:HIS:HD2	1.79	0.47
2:I:4961:CYS:HB3	2:I:4983:HIS:CE1	2.49	0.47

Continued on next page...

Continued from previous page...

Atom-1	Atom-2	Interatomic distance (Å)	Clash overlap (Å)
2:E:2862:LEU:HB3	2:E:2928:LYS:HB3	1.96	0.47
2:G:2862:LEU:HB3	2:G:2928:LYS:HB3	1.96	0.47
2:B:2737:PRO:O	2:B:2888:ARG:NH2	2.48	0.47
2:I:3850:GLN:HA	2:I:3853:ALA:HB3	1.96	0.47
2:E:551:LEU:HD11	2:E:589:LEU:HD13	1.97	0.47
2:E:2737:PRO:O	2:E:2888:ARG:NH2	2.48	0.47
2:G:45:ARG:HG2	2:G:443:LEU:HD21	1.97	0.47
2:G:151:HIS:HB2	2:G:170:ILE:HB	1.97	0.47
2:G:1076:ARG:HD3	2:G:1237:TRP:HB2	1.96	0.47
2:G:1727:ARG:NH2	2:G:1773:PRO:O	2.41	0.47
2:G:1865:MET:HB3	2:G:1926:LEU:HB2	1.96	0.47
2:G:2257:LEU:HD11	2:G:2276:ALA:HB2	1.96	0.47
2:B:3840:SER:O	2:B:3922:TYR:OH	2.33	0.47
2:I:19:GLU:HB2	2:I:206:CYS:HB3	1.96	0.47
2:I:143:GLY:HA3	2:I:147:TRP:HE1	1.80	0.47
2:I:211:GLU:OE2	2:I:3907:THR:OG1	2.31	0.47
2:I:472:ARG:NH2	2:I:3712:GLU:OE2	2.46	0.47
2:I:1076:ARG:HD3	2:I:1237:TRP:HB2	1.96	0.47
2:E:151:HIS:HB2	2:E:170:ILE:HB	1.97	0.47
2:E:2003:GLN:O	2:E:2007:ASN:ND2	2.49	0.47
2:E:2271:THR:HG22	2:E:2273:LEU:H	1.80	0.47
2:B:1865:MET:HB3	2:B:1926:LEU:HB2	1.96	0.46
2:B:2003:GLN:O	2:B:2007:ASN:ND2	2.49	0.46
2:I:2466:LEU:HA	2:I:2469:ILE:HD12	1.97	0.46
2:E:1032:LYS:O	2:E:1036:ARG:N	2.47	0.46
2:G:551:LEU:HD11	2:G:589:LEU:HD13	1.97	0.46
2:G:2737:PRO:O	2:G:2888:ARG:NH2	2.48	0.46
2:G:4960:ILE:HD13	2:G:4960:ILE:H	1.79	0.46
2:B:345:LEU:HD23	2:B:389:PHE:HB3	1.97	0.46
2:B:2271:THR:HG22	2:B:2273:LEU:H	1.80	0.46
2:I:989:ALA:O	2:I:1035:ASN:ND2	2.47	0.46
2:I:4743:MET:HB3	2:I:4746:ALA:HB3	1.96	0.46
2:E:2257:LEU:HD11	2:E:2276:ALA:HB2	1.96	0.46
2:E:4749:GLU:HA	2:E:4752:ALA:HB3	1.97	0.46
2:B:19:GLU:HB2	2:B:206:CYS:HB3	1.96	0.46
2:B:1808:ARG:NH1	2:B:1853:ILE:O	2.42	0.46
2:B:2337:PHE:HA	2:B:2340:PHE:HB2	1.98	0.46
2:I:151:HIS:HB2	2:I:170:ILE:HB	1.97	0.46
2:I:2737:PRO:O	2:I:2888:ARG:NH2	2.48	0.46
2:I:4960:ILE:CD1	2:I:4985:LEU:HD23	2.46	0.46
2:E:143:GLY:HA3	2:E:147:TRP:HE1	1.80	0.46

Continued on next page...

Continued from previous page...

Atom-1	Atom-2	Interatomic distance (Å)	Clash overlap (Å)
2:E:241:GLN:O	2:E:289:ARG:NH1	2.38	0.46
2:E:488:LEU:O	2:E:492:ASP:N	2.45	0.46
2:E:2196:ASN:OD1	2:E:2199:ARG:NH1	2.41	0.46
2:G:345:LEU:HD23	2:G:389:PHE:HB3	1.98	0.46
2:G:3842:LEU:O	2:G:3929:SER:OG	2.33	0.46
2:I:551:LEU:HD11	2:I:589:LEU:HD13	1.97	0.46
2:I:2271:THR:HG22	2:I:2273:LEU:H	1.80	0.46
2:I:2337:PHE:HA	2:I:2340:PHE:HB2	1.98	0.46
2:I:2862:LEU:HB3	2:I:2928:LYS:HB3	1.96	0.46
2:I:3767:GLN:HA	2:I:3770:LEU:HB2	1.97	0.46
2:I:4749:GLU:HA	2:I:4752:ALA:HB3	1.97	0.46
2:E:345:LEU:HD23	2:E:389:PHE:HB3	1.98	0.46
2:E:1105:ALA:N	2:E:1189:LEU:O	2.48	0.46
2:G:989:ALA:O	2:G:1035:ASN:ND2	2.47	0.46
2:B:2466:LEU:HA	2:B:2469:ILE:HD12	1.97	0.46
2:I:45:ARG:HG2	2:I:443:LEU:HD21	1.97	0.46
2:E:3842:LEU:O	2:E:3929:SER:OG	2.33	0.46
2:E:4743:MET:HB3	2:E:4746:ALA:HB3	1.96	0.46
2:G:2003:GLN:O	2:G:2007:ASN:ND2	2.48	0.46
2:G:2337:PHE:HA	2:G:2340:PHE:HB2	1.98	0.46
2:I:345:LEU:HD23	2:I:389:PHE:HB3	1.98	0.46
2:E:1960:ALA:O	2:E:1964:ARG:NE	2.47	0.46
2:E:2347:GLU:O	2:E:2351:ASN:N	2.34	0.46
2:E:3840:SER:O	2:E:3922:TYR:OH	2.33	0.46
2:G:2466:LEU:HA	2:G:2469:ILE:HD12	1.97	0.46
2:B:45:ARG:HG2	2:B:443:LEU:HD21	1.97	0.46
2:B:151:HIS:HB2	2:B:170:ILE:HB	1.97	0.46
2:I:342:GLY:N	2:I:390:LEU:O	2.49	0.46
2:E:342:GLY:N	2:E:390:LEU:O	2.49	0.46
2:E:596:ASN:HB3	2:E:599:VAL:HG22	1.97	0.46
2:G:4960:ILE:CD1	2:G:4985:LEU:HD23	2.46	0.46
2:E:2337:PHE:HA	2:E:2340:PHE:HB2	1.98	0.46
2:E:4960:ILE:CD1	2:E:4985:LEU:HD23	2.46	0.46
2:G:3766:GLN:O	2:G:3770:LEU:N	2.45	0.46
2:G:3840:SER:O	2:G:3922:TYR:OH	2.33	0.46
2:E:3827:GLY:HA2	2:E:3830:GLN:HE21	1.79	0.46
2:E:2466:LEU:HA	2:E:2469:ILE:HD12	1.97	0.46
2:G:488:LEU:O	2:G:492:ASP:N	2.45	0.46
1:F:76:CYS:HB2	1:F:97:LEU:HB2	1.97	0.45
1:A:30:LEU:HD23	1:A:33:GLY:HA3	1.98	0.45
2:B:1727:ARG:HH21	2:B:1775:HIS:CE1	2.34	0.45

Continued on next page...

Continued from previous page...

Atom-1	Atom-2	Interatomic distance (Å)	Clash overlap (Å)
2:B:3827:GLY:HA2	2:B:3830:GLN:HE21	1.79	0.45
2:B:4172:GLU:HA	2:B:4175:ARG:HE	1.81	0.45
2:I:4799:SER:HA	2:I:4812:HIS:HE1	1.82	0.45
2:E:2868:SER:O	2:E:2872:GLN:N	2.43	0.45
2:E:3767:GLN:HA	2:E:3770:LEU:HB2	1.98	0.45
2:E:4172:GLU:HA	2:E:4175:ARG:HE	1.81	0.45
2:G:2271:THR:HG22	2:G:2273:LEU:H	1.80	0.45
2:G:3767:GLN:HA	2:G:3770:LEU:HB2	1.97	0.45
2:G:4749:GLU:HA	2:G:4752:ALA:HB3	1.97	0.45
1:A:76:CYS:HB2	1:A:97:LEU:HB2	1.97	0.45
1:J:30:LEU:HD23	1:J:33:GLY:HA3	1.98	0.45
2:B:864:PRO:HD2	2:B:867:LEU:HD12	1.98	0.45
2:B:4960:ILE:CD1	2:B:4985:LEU:HD23	2.46	0.45
2:I:446:GLN:HA	2:I:449:ILE:HD12	1.99	0.45
2:I:790:ARG:HG2	2:I:1627:ALA:HA	1.98	0.45
2:I:864:PRO:HD2	2:I:867:LEU:HD12	1.98	0.45
2:G:3817:LEU:HD13	2:G:3899:PHE:HD1	1.81	0.45
2:B:551:LEU:HD11	2:B:589:LEU:HD13	1.97	0.45
2:B:940:GLY:O	2:B:1052:ASN:N	2.50	0.45
2:B:4984:ASN:C	2:B:4986:ALA:H	2.20	0.45
2:I:1725:ARG:HA	2:I:1728:ARG:HG2	1.99	0.45
2:I:2003:GLN:O	2:I:2007:ASN:ND2	2.48	0.45
1:J:76:CYS:HB2	1:J:97:LEU:HB2	1.97	0.45
2:B:4749:GLU:HA	2:B:4752:ALA:HB3	1.97	0.45
2:B:4799:SER:HA	2:B:4812:HIS:HE1	1.82	0.45
2:E:3817:LEU:HD13	2:E:3899:PHE:HD1	1.81	0.45
2:G:1707:LEU:HG	2:G:1708:ARG:HG3	1.98	0.45
2:G:1725:ARG:HA	2:G:1728:ARG:HG2	1.99	0.45
2:G:4888:TYR:O	2:G:4892:ARG:NE	2.39	0.45
2:B:1721:GLU:OE2	2:B:1725:ARG:NH2	2.46	0.45
2:B:2155:LEU:HD13	2:B:2188:ASN:HD21	1.82	0.45
2:I:359:TYR:HA	2:I:376:ALA:HA	1.98	0.45
2:I:1727:ARG:HH21	2:I:1775:HIS:CE1	2.35	0.45
2:E:1727:ARG:HH21	2:E:1775:HIS:CE1	2.34	0.45
2:G:4581:LYS:HD2	2:G:4632:LEU:HD22	1.99	0.45
2:G:4799:SER:HA	2:G:4812:HIS:HE1	1.82	0.45
2:B:1707:LEU:HG	2:B:1708:ARG:HG3	1.98	0.45
2:B:4581:LYS:HD2	2:B:4632:LEU:HD22	1.99	0.45
2:E:45:ARG:HG2	2:E:443:LEU:HD21	1.97	0.45
2:E:446:GLN:HA	2:E:449:ILE:HD12	1.99	0.45
1:F:30:LEU:HD23	1:F:33:GLY:HA3	1.98	0.45

Continued on next page...

Continued from previous page...

Atom-1	Atom-2	Interatomic distance (Å)	Clash overlap (Å)
2:B:1090:PHE:HD2	2:B:1202:LEU:HD11	1.82	0.45
2:I:940:GLY:O	2:I:1052:ASN:N	2.50	0.45
2:I:1707:LEU:HG	2:I:1708:ARG:HG3	1.98	0.45
2:E:864:PRO:HD2	2:E:867:LEU:HD12	1.98	0.45
2:E:940:GLY:O	2:E:1052:ASN:N	2.50	0.45
2:E:2132:GLY:O	2:E:2136:ARG:N	2.50	0.45
2:G:342:GLY:N	2:G:390:LEU:O	2.49	0.45
2:G:446:GLN:HA	2:G:449:ILE:HD12	1.99	0.45
2:B:3767:GLN:HA	2:B:3770:LEU:HB2	1.98	0.45
2:G:864:PRO:HD2	2:G:867:LEU:HD12	1.98	0.45
2:G:2155:LEU:HD13	2:G:2188:ASN:HD21	1.81	0.45
1:H:76:CYS:HB2	1:H:97:LEU:HB2	1.97	0.45
2:I:2155:LEU:HD13	2:I:2188:ASN:HD21	1.82	0.45
2:E:1090:PHE:HD2	2:E:1202:LEU:HD11	1.82	0.45
2:E:1725:ARG:HA	2:E:1728:ARG:HG2	1.99	0.45
1:H:30:LEU:HD23	1:H:33:GLY:HA3	1.98	0.45
2:B:446:GLN:HA	2:B:449:ILE:HD12	1.99	0.45
2:B:790:ARG:HG2	2:B:1627:ALA:HA	1.98	0.45
2:B:1032:LYS:O	2:B:1036:ARG:N	2.47	0.45
2:B:2347:GLU:O	2:B:2351:ASN:N	2.34	0.45
2:I:1727:ARG:NH2	2:I:1773:PRO:O	2.41	0.45
2:I:4581:LYS:HD2	2:I:4632:LEU:HD22	1.99	0.45
2:E:606:LEU:O	2:E:617:ASN:ND2	2.50	0.45
2:E:790:ARG:HG2	2:E:1627:ALA:HA	1.98	0.45
2:G:790:ARG:HG2	2:G:1627:ALA:HA	1.98	0.45
2:G:1247:PRO:HA	2:G:1598:GLN:HA	1.98	0.45
2:G:1727:ARG:HH21	2:G:1775:HIS:CE1	2.34	0.45
2:G:4172:GLU:HA	2:G:4175:ARG:HE	1.81	0.45
2:G:4702:ASP:HA	2:G:4778:TRP:HE1	1.82	0.45
2:G:4763:GLY:O	2:G:4766:THR:OG1	2.29	0.45
2:B:342:GLY:N	2:B:390:LEU:O	2.49	0.44
2:B:1650:ILE:HG13	2:B:1707:LEU:HD21	1.99	0.44
2:B:1725:ARG:HA	2:B:1728:ARG:HG2	1.99	0.44
2:B:4888:TYR:O	2:B:4892:ARG:NE	2.39	0.44
2:I:4172:GLU:HA	2:I:4175:ARG:HE	1.81	0.44
2:I:4702:ASP:HA	2:I:4778:TRP:HE1	1.82	0.44
2:E:359:TYR:HA	2:E:376:ALA:HA	1.98	0.44
2:E:4581:LYS:HD2	2:E:4632:LEU:HD22	1.99	0.44
2:G:235:ALA:HA	2:G:257:ARG:HD3	1.99	0.44
2:G:1105:ALA:N	2:G:1189:LEU:O	2.47	0.44
2:G:1973:GLN:O	2:G:1977:TYR:N	2.48	0.44

Continued on next page...

Continued from previous page...

Atom-1	Atom-2	Interatomic distance (Å)	Clash overlap (Å)
2:I:1247:PRO:HA	2:I:1598:GLN:HA	1.98	0.44
2:I:1718:ILE:HG13	2:I:1719:HIS:CD2	2.53	0.44
2:I:3817:LEU:HD13	2:I:3899:PHE:HD1	1.81	0.44
2:I:4174:PHE:HA	2:I:4177:TYR:HD2	1.83	0.44
2:E:1247:PRO:HA	2:E:1598:GLN:HA	1.98	0.44
2:E:4799:SER:HA	2:E:4812:HIS:HE1	1.82	0.44
2:G:940:GLY:O	2:G:1052:ASN:N	2.50	0.44
2:B:359:TYR:HA	2:B:376:ALA:HA	1.98	0.44
2:B:3889:GLN:HE22	2:B:3963:ASN:HB3	1.83	0.44
2:B:4968:PHE:CE2	2:B:4978:HIS:ND1	2.86	0.44
2:I:1090:PHE:HD2	2:I:1202:LEU:HD11	1.82	0.44
2:I:4984:ASN:C	2:I:4986:ALA:H	2.20	0.44
2:E:206:CYS:SG	2:E:207:SER:N	2.91	0.44
2:E:3695:PRO:HB2	2:E:3700:GLN:HG3	2.00	0.44
2:E:4174:PHE:HA	2:E:4177:TYR:HD2	1.83	0.44
2:G:1718:ILE:HG13	2:G:1719:HIS:CD2	2.53	0.44
2:G:4174:PHE:HA	2:G:4177:TYR:HD2	1.83	0.44
2:B:206:CYS:SG	2:B:207:SER:N	2.91	0.44
2:B:243:ARG:NH1	2:B:301:VAL:O	2.42	0.44
2:B:468:LEU:HB3	2:B:472:ARG:HH12	1.83	0.44
2:B:3695:PRO:HB2	2:B:3700:GLN:HG3	2.00	0.44
2:B:3817:LEU:HD13	2:B:3899:PHE:HD1	1.81	0.44
2:B:4702:ASP:HA	2:B:4778:TRP:HE1	1.82	0.44
2:E:1707:LEU:HG	2:E:1708:ARG:HG3	1.98	0.44
2:E:2155:LEU:HD13	2:E:2188:ASN:HD21	1.82	0.44
2:E:4968:PHE:CE2	2:E:4978:HIS:ND1	2.86	0.44
2:G:4984:ASN:C	2:G:4986:ALA:H	2.20	0.44
2:B:1247:PRO:HA	2:B:1598:GLN:HA	1.98	0.44
2:I:1095:VAL:HB	2:I:1199:VAL:HG23	1.99	0.44
2:I:3695:PRO:HB2	2:I:3700:GLN:HG3	2.00	0.44
2:I:3772:THR:OG1	2:I:3815:LYS:NZ	2.47	0.44
2:I:3889:GLN:HE22	2:I:3963:ASN:HB3	1.83	0.44
2:E:1973:GLN:O	2:E:1977:TYR:N	2.48	0.44
2:G:472:ARG:NH2	2:G:3712:GLU:OE2	2.46	0.44
2:G:606:LEU:O	2:G:617:ASN:ND2	2.50	0.44
2:G:1650:ILE:HG13	2:G:1707:LEU:HD21	2.00	0.44
2:B:485:SER:O	2:B:489:ASN:N	2.40	0.44
2:I:606:LEU:O	2:I:617:ASN:ND2	2.50	0.44
2:I:1078:GLU:HB3	2:I:1081:TYR:HD2	1.83	0.44
2:I:1650:ILE:HG13	2:I:1707:LEU:HD21	1.99	0.44
2:I:2034:PHE:O	2:I:2038:LEU:N	2.51	0.44

Continued on next page...

Continued from previous page...

Atom-1	Atom-2	Interatomic distance (Å)	Clash overlap (Å)
2:E:468:LEU:HB3	2:E:472:ARG:HH12	1.83	0.44
2:E:709:ASP:HA	2:E:725:HIS:H	1.82	0.44
2:E:2034:PHE:O	2:E:2038:LEU:N	2.51	0.44
2:E:4702:ASP:HA	2:E:4778:TRP:HE1	1.82	0.44
2:G:359:TYR:HA	2:G:376:ALA:HA	1.98	0.44
2:G:2868:SER:O	2:G:2872:GLN:N	2.43	0.44
2:G:3695:PRO:HB2	2:G:3700:GLN:HG3	2.00	0.44
2:G:4201:ASN:ND2	2:G:4204:GLN:OE1	2.48	0.44
2:B:404:ILE:HG21	2:B:481:GLU:HG3	2.00	0.44
2:B:1718:ILE:HG13	2:B:1719:HIS:CD2	2.52	0.44
2:I:404:ILE:HG21	2:I:481:GLU:HG3	2.00	0.44
2:I:4201:ASN:ND2	2:I:4204:GLN:OE1	2.48	0.44
2:E:2286:LEU:HA	2:E:2289:ALA:HB3	2.00	0.44
2:E:4984:ASN:C	2:E:4986:ALA:H	2.20	0.44
2:G:4968:PHE:CE2	2:G:4978:HIS:ND1	2.86	0.44
2:B:606:LEU:O	2:B:617:ASN:ND2	2.50	0.44
2:B:1802:ILE:HG21	2:B:1807:LEU:HD22	1.99	0.44
2:B:3766:GLN:HA	2:B:3769:ARG:HG2	2.00	0.44
2:I:1802:ILE:HG21	2:I:1807:LEU:HD22	1.99	0.44
2:I:1948:ASP:OD1	2:I:2126:ARG:NH2	2.50	0.44
2:E:707:VAL:HG23	2:E:713:SER:HB2	2.00	0.44
2:E:1025:ARG:O	2:E:1032:LYS:NZ	2.37	0.44
2:E:1659:LEU:O	2:E:1663:HIS:N	2.47	0.44
2:G:681:HIS:HB3	2:G:784:SER:HB3	2.00	0.44
2:G:1260:MET:HB2	2:G:1269:CYS:H	1.83	0.44
2:G:1859:VAL:HA	2:G:1862:ILE:HG12	2.00	0.44
2:G:2347:GLU:O	2:G:2351:ASN:N	2.34	0.44
2:B:215:THR:HG22	2:B:273:HIS:HA	2.00	0.44
2:B:472:ARG:NH2	2:B:3712:GLU:OE2	2.46	0.44
2:B:645:ARG:N	2:B:824:GLU:O	2.41	0.44
2:B:709:ASP:HA	2:B:725:HIS:H	1.82	0.44
2:B:4961:CYS:HB3	2:B:4983:HIS:HE1	1.82	0.44
2:I:1663:HIS:O	2:I:1667:LEU:N	2.50	0.44
2:E:1802:ILE:HG21	2:E:1807:LEU:HD22	1.99	0.44
2:E:3889:GLN:HE22	2:E:3963:ASN:HB3	1.83	0.44
2:G:404:ILE:HG21	2:G:481:GLU:HG3	2.00	0.44
2:G:1090:PHE:HD2	2:G:1202:LEU:HD11	1.82	0.44
2:G:1948:ASP:OD1	2:G:2126:ARG:NH2	2.50	0.44
2:G:3889:GLN:HE22	2:G:3963:ASN:HB3	1.83	0.44
2:B:3829:PHE:HA	2:B:3832:ILE:HD12	2.00	0.43
2:B:4993:MET:HA	2:B:4996:ILE:HB	2.00	0.43

Continued on next page...

Continued from previous page...

Atom-1	Atom-2	Interatomic distance (Å)	Clash overlap (Å)
2:I:3840:SER:O	2:I:3922:TYR:OH	2.33	0.43
2:I:4960:ILE:HD13	2:I:4960:ILE:H	1.79	0.43
2:E:1078:GLU:HB3	2:E:1081:TYR:HD2	1.83	0.43
2:E:1718:ILE:HG13	2:E:1719:HIS:CD2	2.52	0.43
2:G:1802:ILE:HG21	2:G:1807:LEU:HD22	1.99	0.43
2:B:1859:VAL:HA	2:B:1862:ILE:HG12	2.00	0.43
2:B:2286:LEU:HA	2:B:2289:ALA:HB3	2.00	0.43
2:B:4063:ASP:OD1	2:B:4169:SER:OG	2.36	0.43
2:I:206:CYS:SG	2:I:207:SER:N	2.91	0.43
2:I:235:ALA:HA	2:I:257:ARG:HD3	1.99	0.43
2:I:2257:LEU:O	2:I:2261:SER:N	2.51	0.43
2:I:3817:LEU:HD22	2:I:3899:PHE:HB2	2.00	0.43
2:I:4977:THR:HG22	2:I:4981:GLU:HB2	2.01	0.43
2:E:404:ILE:HG21	2:E:481:GLU:HG3	2.00	0.43
2:E:1859:VAL:HA	2:E:1862:ILE:HG12	2.00	0.43
2:G:1032:LYS:O	2:G:1036:ARG:N	2.47	0.43
2:G:4063:ASP:OD1	2:G:4169:SER:OG	2.36	0.43
2:B:681:HIS:HB3	2:B:784:SER:HB3	2.00	0.43
2:B:1095:VAL:HB	2:B:1199:VAL:HG23	1.99	0.43
2:I:2517:UNK:O	2:I:2521:UNK:N	2.52	0.43
2:E:1650:ILE:HG13	2:E:1707:LEU:HD21	1.99	0.43
2:E:4063:ASP:OD1	2:E:4169:SER:OG	2.36	0.43
2:G:206:CYS:SG	2:G:207:SER:N	2.91	0.43
2:G:468:LEU:HB3	2:G:472:ARG:HH12	1.83	0.43
2:B:41:GLY:O	2:B:45:ARG:NH1	2.52	0.43
2:B:4174:PHE:HA	2:B:4177:TYR:HD2	1.83	0.43
2:I:709:ASP:HA	2:I:725:HIS:H	1.82	0.43
2:I:2039:LEU:HA	2:I:2042:CYS:HB3	2.01	0.43
2:I:3766:GLN:HA	2:I:3769:ARG:HG2	2.00	0.43
2:I:4063:ASP:OD1	2:I:4169:SER:OG	2.36	0.43
2:E:681:HIS:HB3	2:E:784:SER:HB3	2.00	0.43
2:E:1260:MET:HB2	2:E:1269:CYS:H	1.83	0.43
2:E:4961:CYS:HB3	2:E:4983:HIS:HE1	1.82	0.43
2:B:707:VAL:HG23	2:B:713:SER:HB2	2.00	0.43
2:B:1078:GLU:HB3	2:B:1081:TYR:HD2	1.83	0.43
2:B:1817:GLU:O	2:B:1821:ASP:N	2.51	0.43
2:B:2004:GLU:HA	2:B:2007:ASN:HD22	1.84	0.43
2:I:164:ARG:N	2:I:167:ASP:OD2	2.52	0.43
2:I:1154:ASP:HB3	2:I:1157:GLU:HB3	2.01	0.43
2:I:4904:PRO:HB3	2:I:4913:ARG:HD2	2.00	0.43
2:E:235:ALA:HA	2:E:257:ARG:HD3	1.99	0.43

Continued on next page...

Continued from previous page...

Atom-1	Atom-2	Interatomic distance (Å)	Clash overlap (Å)
2:E:1171:SER:OG	2:E:1175:SER:N	2.45	0.43
2:E:1269:CYS:HA	2:E:1473:UNK:HA	2.01	0.43
2:E:1808:ARG:NH1	2:E:1853:ILE:O	2.42	0.43
2:E:4977:THR:HG22	2:E:4981:GLU:HB2	2.01	0.43
2:G:2004:GLU:HA	2:G:2007:ASN:HD22	1.84	0.43
2:G:2196:ASN:OD1	2:G:2199:ARG:NH1	2.41	0.43
2:G:3766:GLN:HA	2:G:3769:ARG:HG2	2.00	0.43
2:G:3905:THR:HA	2:G:3912:THR:HG23	2.00	0.43
2:G:4977:THR:HG22	2:G:4981:GLU:HB2	2.01	0.43
1:F:92:PRO:HD3	2:E:627:PRO:HB2	2.01	0.43
1:J:87:HIS:HA	1:J:88:PRO:HD3	1.89	0.43
2:B:1260:MET:HB2	2:B:1269:CYS:H	1.83	0.43
2:B:3817:LEU:HD22	2:B:3899:PHE:HB2	2.00	0.43
2:I:468:LEU:HB3	2:I:472:ARG:HH12	1.83	0.43
2:I:841:GLY:HA2	2:I:1073:ARG:HD2	2.00	0.43
2:I:1032:LYS:O	2:I:1036:ARG:N	2.47	0.43
2:E:41:GLY:O	2:E:45:ARG:NH1	2.52	0.43
2:E:1095:VAL:HB	2:E:1199:VAL:HG23	1.99	0.43
2:E:2517:UNK:O	2:E:2521:UNK:N	2.52	0.43
2:G:1154:ASP:HB3	2:G:1157:GLU:HB3	2.01	0.43
2:G:2132:GLY:O	2:G:2136:ARG:N	2.50	0.43
2:G:4180:ARG:HH11	2:G:4192:ARG:HH12	1.67	0.43
2:G:4904:PRO:HB3	2:G:4913:ARG:HD2	2.00	0.43
2:B:218:HIS:HB3	2:B:392:ARG:HD3	2.01	0.43
2:B:1154:ASP:HB3	2:B:1157:GLU:HB3	2.01	0.43
2:B:2257:LEU:O	2:B:2261:SER:N	2.51	0.43
2:I:1817:GLU:O	2:I:1821:ASP:N	2.51	0.43
2:I:4968:PHE:CE2	2:I:4978:HIS:ND1	2.86	0.43
2:E:215:THR:HG22	2:E:273:HIS:HA	2.00	0.43
2:E:4993:MET:HA	2:E:4996:ILE:HB	2.00	0.43
2:G:3829:PHE:HA	2:G:3832:ILE:HD12	2.00	0.43
1:H:7:ILE:N	1:H:71:ARG:O	2.49	0.43
2:B:2517:UNK:O	2:B:2521:UNK:N	2.52	0.43
2:B:2927:LEU:HD23	2:B:2930:LEU:HD12	2.01	0.43
2:B:4180:ARG:HH11	2:B:4192:ARG:HH12	1.67	0.43
2:I:41:GLY:O	2:I:45:ARG:NH1	2.52	0.43
2:I:215:THR:HG22	2:I:273:HIS:HA	2.00	0.43
2:I:681:HIS:HB3	2:I:784:SER:HB3	2.00	0.43
2:I:707:VAL:HG23	2:I:713:SER:HB2	2.00	0.43
2:I:4961:CYS:HB3	2:I:4983:HIS:HE1	1.83	0.43
2:E:278:GLN:N	2:E:315:CYS:SG	2.92	0.43

Continued on next page...

Continued from previous page...

Atom-1	Atom-2	Interatomic distance (Å)	Clash overlap (Å)
2:E:1663:HIS:O	2:E:1667:LEU:N	2.50	0.43
2:E:4036:VAL:HG11	2:E:5035:GLN:HB3	2.01	0.43
2:G:2286:LEU:HA	2:G:2289:ALA:HB3	2.00	0.43
2:G:2517:UNK:O	2:G:2521:UNK:N	2.52	0.43
1:F:7:ILE:N	1:F:71:ARG:O	2.49	0.43
2:B:164:ARG:N	2:B:167:ASP:OD2	2.52	0.43
2:B:4958:CYS:HB2	3:B:5101:ATP:N6	2.34	0.43
2:B:4977:THR:HG22	2:B:4981:GLU:HB2	2.01	0.43
2:I:2286:LEU:HA	2:I:2289:ALA:HB3	2.00	0.43
2:I:3905:THR:HA	2:I:3912:THR:HG23	2.00	0.43
2:I:4958:CYS:HB2	3:I:5101:ATP:N6	2.34	0.43
2:E:164:ARG:N	2:E:167:ASP:OD2	2.52	0.43
2:E:218:HIS:HB3	2:E:392:ARG:HD3	2.01	0.43
2:E:2004:GLU:HA	2:E:2007:ASN:HD22	1.84	0.43
2:E:2927:LEU:HD23	2:E:2930:LEU:HD12	2.01	0.43
2:E:4904:PRO:HB3	2:E:4913:ARG:HD2	2.00	0.43
2:G:218:HIS:HB3	2:G:392:ARG:HD3	2.01	0.43
2:G:379:HIS:CD2	2:G:381:GLU:H	2.37	0.43
2:G:841:GLY:HA2	2:G:1073:ARG:HD2	2.00	0.43
2:G:4958:CYS:HB2	3:G:5101:ATP:N6	2.34	0.43
2:G:4967:TYR:HE2	2:G:5029:ARG:HG3	1.84	0.43
1:F:42:ARG:HG2	2:E:1691:GLN:HG2	2.01	0.43
2:B:2132:GLY:O	2:B:2136:ARG:N	2.50	0.43
2:I:57:ASN:HD22	2:I:308:HIS:HB2	1.84	0.43
2:I:379:HIS:CD2	2:I:381:GLU:H	2.37	0.43
2:I:1260:MET:HB2	2:I:1269:CYS:H	1.83	0.43
2:I:1269:CYS:HA	2:I:1473:UNK:HA	2.01	0.43
2:I:4967:TYR:HE2	2:I:5029:ARG:HG3	1.84	0.43
2:E:1154:ASP:HB3	2:E:1157:GLU:HB3	2.01	0.43
2:E:2257:LEU:O	2:E:2261:SER:N	2.51	0.43
2:E:4180:ARG:HH11	2:E:4192:ARG:HH12	1.67	0.43
2:G:41:GLY:O	2:G:45:ARG:NH1	2.52	0.43
2:G:1269:CYS:HA	2:G:1473:UNK:HA	2.01	0.43
2:G:1659:LEU:O	2:G:1663:HIS:N	2.47	0.43
2:G:2257:LEU:O	2:G:2261:SER:N	2.51	0.43
2:G:2927:LEU:HD23	2:G:2930:LEU:HD12	2.01	0.43
2:B:841:GLY:HA2	2:B:1073:ARG:HD2	2.00	0.42
2:B:3905:THR:HA	2:B:3912:THR:HG23	2.00	0.42
2:B:4957:LYS:HB2	2:B:4957:LYS:HZ3	1.84	0.42
2:I:488:LEU:O	2:I:492:ASP:N	2.45	0.42
2:I:3940:LYS:O	2:I:4002:LYS:NZ	2.41	0.42

Continued on next page...

Continued from previous page...

Atom-1	Atom-2	Interatomic distance (Å)	Clash overlap (Å)
2:I:4180:ARG:HH11	2:I:4192:ARG:HH12	1.67	0.42
2:I:4236:SER:HG	2:I:4675:LYS:HZ1	1.60	0.42
2:E:379:HIS:CD2	2:E:381:GLU:H	2.37	0.42
2:E:2039:LEU:HA	2:E:2042:CYS:HB3	2.01	0.42
2:E:3766:GLN:HA	2:E:3769:ARG:HG2	2.00	0.42
2:E:4958:CYS:HB2	3:E:5101:ATP:N6	2.34	0.42
2:G:164:ARG:N	2:G:167:ASP:OD2	2.52	0.42
2:G:215:THR:HG22	2:G:273:HIS:HA	2.00	0.42
2:G:1095:VAL:HB	2:G:1199:VAL:HG23	1.99	0.42
2:G:2039:LEU:HA	2:G:2042:CYS:HB3	2.01	0.42
2:B:57:ASN:HD22	2:B:308:HIS:HB2	1.84	0.42
2:I:1859:VAL:HA	2:I:1862:ILE:HG12	2.00	0.42
2:I:2132:GLY:O	2:I:2136:ARG:N	2.50	0.42
2:I:2327:GLY:HA2	2:I:2330:ARG:HD3	2.00	0.42
2:I:4959:PHE:HD2	2:I:4960:ILE:HD13	1.84	0.42
2:G:1078:GLU:HB3	2:G:1081:TYR:HD2	1.83	0.42
2:G:3817:LEU:HD22	2:G:3899:PHE:HB2	2.00	0.42
2:G:4183:ILE:O	2:G:4191:GLU:N	2.43	0.42
2:B:278:GLN:N	2:B:315:CYS:SG	2.92	0.42
2:B:379:HIS:CD2	2:B:381:GLU:H	2.37	0.42
2:B:4904:PRO:HB3	2:B:4913:ARG:HD2	2.00	0.42
2:I:2004:GLU:HA	2:I:2007:ASN:HD22	1.84	0.42
2:I:2927:LEU:HD23	2:I:2930:LEU:HD12	2.01	0.42
2:I:4960:ILE:HD12	2:I:4985:LEU:HD23	2.02	0.42
2:I:4993:MET:HA	2:I:4996:ILE:HB	2.00	0.42
2:E:2327:GLY:HA2	2:E:2330:ARG:HD3	2.00	0.42
2:E:3658:LYS:HA	2:E:3661:TRP:CD2	2.54	0.42
2:E:3829:PHE:HA	2:E:3832:ILE:HD12	2.00	0.42
2:E:4960:ILE:HD13	2:E:4960:ILE:H	1.79	0.42
2:G:57:ASN:HD22	2:G:308:HIS:HB2	1.84	0.42
2:G:278:GLN:N	2:G:315:CYS:SG	2.92	0.42
2:G:1111:PRO:HD3	2:G:1605:TRP:HE1	1.85	0.42
2:B:235:ALA:HA	2:B:257:ARG:HD3	1.99	0.42
2:B:2034:PHE:O	2:B:2038:LEU:N	2.51	0.42
2:B:4036:VAL:HG11	2:B:5035:GLN:HB3	2.01	0.42
2:B:4951:LYS:HE2	2:B:4951:LYS:HB3	1.91	0.42
2:B:4959:PHE:HD2	2:B:4960:ILE:HD13	1.84	0.42
2:I:3829:PHE:HA	2:I:3832:ILE:HD12	2.00	0.42
2:E:4138:ASP:OD1	2:E:4138:ASP:N	2.52	0.42
2:G:709:ASP:HA	2:G:725:HIS:H	1.83	0.42
2:G:2327:GLY:HA2	2:G:2330:ARG:HD3	2.00	0.42

Continued on next page...

Continued from previous page...

Atom-1	Atom-2	Interatomic distance (Å)	Clash overlap (Å)
2:B:1269:CYS:HA	2:B:1473:UNK:HA	2.01	0.42
2:B:2039:LEU:HA	2:B:2042:CYS:HB3	2.01	0.42
2:B:2231:SER:HA	2:B:2234:ARG:HG2	2.01	0.42
2:B:2868:SER:O	2:B:2872:GLN:N	2.43	0.42
2:I:218:HIS:HB3	2:I:392:ARG:HD3	2.01	0.42
2:I:3658:LYS:HA	2:I:3661:TRP:CD2	2.54	0.42
2:E:1131:ARG:N	2:E:1137:GLU:O	2.53	0.42
1:F:11:ASP:OD1	1:F:67:SER:OG	2.28	0.42
1:F:34:LYS:HD3	2:E:629:ARG:HD2	2.00	0.42
1:F:57:LYS:HB2	1:F:80:VAL:HB	2.02	0.42
2:B:1973:GLN:HA	2:B:1976:ARG:HB3	2.02	0.42
2:I:1111:PRO:HD3	2:I:1605:TRP:HE1	1.85	0.42
2:E:1077:ALA:HB1	2:E:1234:VAL:HG11	2.02	0.42
2:G:395:GLN:HG3	2:G:397:GLU:H	1.85	0.42
2:G:4959:PHE:HD2	2:G:4960:ILE:HD13	1.84	0.42
2:G:4993:MET:HA	2:G:4996:ILE:HB	2.00	0.42
1:A:42:ARG:HG2	2:B:1691:GLN:HG2	2.02	0.42
2:B:256:ALA:HB1	2:B:286:THR:HG21	2.02	0.42
2:E:57:ASN:HD22	2:E:308:HIS:HB2	1.84	0.42
2:E:718:GLY:HA3	2:E:737:LEU:HA	2.02	0.42
2:E:3817:LEU:HD22	2:E:3899:PHE:HB2	2.00	0.42
2:G:2034:PHE:O	2:G:2038:LEU:N	2.51	0.42
2:G:4826:ILE:O	2:G:4829:SER:OG	2.33	0.42
1:F:40:ARG:NH2	2:E:675:LEU:O	2.52	0.42
1:A:57:LYS:HB2	1:A:80:VAL:HB	2.02	0.42
2:B:2327:GLY:HA2	2:B:2330:ARG:HD3	2.00	0.42
2:E:256:ALA:HB1	2:E:286:THR:HG21	2.02	0.42
2:E:675:LEU:HD11	2:E:1633:PRO:HB3	2.02	0.42
2:E:841:GLY:HA2	2:E:1073:ARG:HD2	2.00	0.42
2:E:3905:THR:HA	2:E:3912:THR:HG23	2.00	0.42
2:E:4201:ASN:ND2	2:E:4204:GLN:OE1	2.48	0.42
2:G:718:GLY:HA3	2:G:737:LEU:HA	2.02	0.42
2:G:1171:SER:OG	2:G:1175:SER:N	2.46	0.42
2:G:1817:GLU:O	2:G:1821:ASP:N	2.51	0.42
2:G:2231:SER:HA	2:G:2234:ARG:HG2	2.01	0.42
2:B:675:LEU:HD11	2:B:1633:PRO:HB3	2.02	0.42
2:B:2196:ASN:OD1	2:B:2199:ARG:NH1	2.41	0.42
2:B:2810:LYS:O	2:B:2814:LYS:N	2.48	0.42
2:B:3658:LYS:HA	2:B:3661:TRP:CD2	2.54	0.42
2:I:2021:CYS:HA	2:I:2022:PRO:HD3	1.93	0.42
2:I:2231:SER:HA	2:I:2234:ARG:HG2	2.01	0.42

Continued on next page...

Continued from previous page...

Atom-1	Atom-2	Interatomic distance (Å)	Clash overlap (Å)
2:G:4681:LEU:HD21	2:G:4687:TYR:HD2	1.85	0.42
2:G:4961:CYS:HB3	2:G:4983:HIS:HE1	1.82	0.42
1:A:40:ARG:NH2	2:B:675:LEU:O	2.52	0.42
2:B:1111:PRO:HD3	2:B:1605:TRP:HE1	1.85	0.42
2:B:4697:VAL:O	2:B:4701:TRP:N	2.53	0.42
2:I:1812:LEU:HD21	2:I:1861:GLN:HG2	2.02	0.42
2:E:4681:LEU:HD21	2:E:4687:TYR:HD2	1.85	0.42
2:G:707:VAL:HG23	2:G:713:SER:HB2	2.00	0.42
2:G:4960:ILE:HD12	2:G:4985:LEU:HD23	2.02	0.42
2:B:395:GLN:HG3	2:B:397:GLU:H	1.85	0.41
2:I:1659:LEU:O	2:I:1663:HIS:N	2.47	0.41
2:I:1973:GLN:HA	2:I:1976:ARG:HB3	2.02	0.41
2:I:2145:SER:HB2	2:I:3647:HIS:CE1	2.55	0.41
2:I:2248:ARG:NH2	2:I:2285:GLU:OE1	2.53	0.41
2:G:2145:SER:HB2	2:G:3647:HIS:CE1	2.55	0.41
2:G:4036:VAL:HG11	2:G:5035:GLN:HB3	2.01	0.41
2:B:414:PHE:HE1	2:B:436:LEU:HB3	1.85	0.41
2:B:1665:HIS:HA	2:B:1668:ARG:HG2	2.02	0.41
2:B:2145:SER:HB2	2:B:3647:HIS:CE1	2.55	0.41
2:B:2248:ARG:NH2	2:B:2285:GLU:OE1	2.53	0.41
2:I:626:LEU:HG	2:I:628:GLY:H	1.84	0.41
2:E:414:PHE:HE1	2:E:436:LEU:HB3	1.85	0.41
2:E:626:LEU:HG	2:E:628:GLY:H	1.84	0.41
2:E:4959:PHE:HD2	2:E:4960:ILE:HD13	1.84	0.41
2:G:1973:GLN:HA	2:G:1976:ARG:HB3	2.02	0.41
2:G:4138:ASP:OD1	2:G:4138:ASP:N	2.52	0.41
2:B:626:LEU:HG	2:B:628:GLY:H	1.84	0.41
2:B:1077:ALA:HB1	2:B:1234:VAL:HG11	2.02	0.41
2:I:395:GLN:HG3	2:I:397:GLU:H	1.85	0.41
2:I:709:ASP:HB3	2:I:725:HIS:CE1	2.56	0.41
2:I:4036:VAL:HG11	2:I:5035:GLN:HB3	2.01	0.41
2:E:1665:HIS:HA	2:E:1668:ARG:HG2	2.02	0.41
2:E:2248:ARG:NH2	2:E:2285:GLU:OE1	2.54	0.41
2:G:256:ALA:HB1	2:G:286:THR:HG21	2.02	0.41
2:G:3658:LYS:HA	2:G:3661:TRP:CD2	2.54	0.41
1:H:57:LYS:HB2	1:H:80:VAL:HB	2.02	0.41
2:B:2305:CYS:O	2:B:2324:ASN:ND2	2.54	0.41
2:B:4960:ILE:HD12	2:B:4985:LEU:HD23	2.02	0.41
2:B:4967:TYR:HE2	2:B:5029:ARG:HG3	1.84	0.41
2:I:1665:HIS:HA	2:I:1668:ARG:HG2	2.02	0.41
2:E:2145:SER:HB2	2:E:3647:HIS:CE1	2.55	0.41

Continued on next page...

Continued from previous page...

Atom-1	Atom-2	Interatomic distance (Å)	Clash overlap (Å)
2:E:2231:SER:HA	2:E:2234:ARG:HG2	2.01	0.41
2:E:4697:VAL:O	2:E:4701:TRP:N	2.53	0.41
2:G:4705:VAL:HB	2:G:4778:TRP:CG	2.56	0.41
1:J:57:LYS:HB2	1:J:80:VAL:HB	2.01	0.41
2:B:709:ASP:HB3	2:B:725:HIS:CE1	2.56	0.41
2:B:1101:ARG:HH21	2:B:1115:LEU:HB3	1.85	0.41
2:B:4681:LEU:HD21	2:B:4687:TYR:HD2	1.85	0.41
2:I:675:LEU:HD11	2:I:1633:PRO:HB3	2.02	0.41
2:I:1973:GLN:O	2:I:1977:TYR:N	2.48	0.41
2:I:2103:VAL:O	2:I:2107:GLN:N	2.48	0.41
2:E:134:ASP:N	2:E:134:ASP:OD1	2.54	0.41
2:E:1111:PRO:HD3	2:E:1605:TRP:HE1	1.85	0.41
2:E:2810:LYS:O	2:E:2814:LYS:N	2.48	0.41
2:E:4967:TYR:HE2	2:E:5029:ARG:HG3	1.84	0.41
2:G:1101:ARG:HH21	2:G:1115:LEU:HB3	1.85	0.41
2:G:1665:HIS:HA	2:G:1668:ARG:HG2	2.03	0.41
2:G:3959:LYS:O	2:G:3963:ASN:ND2	2.54	0.41
1:F:87:HIS:HA	1:F:88:PRO:HD3	1.89	0.41
2:B:1973:GLN:O	2:B:1977:TYR:N	2.48	0.41
2:B:3674:ILE:HG13	2:B:3732:SER:HB3	2.03	0.41
2:I:256:ALA:HB1	2:I:286:THR:HG21	2.02	0.41
2:I:414:PHE:HE1	2:I:436:LEU:HB3	1.85	0.41
2:I:580:GLU:HG3	2:I:620:LEU:HD22	2.03	0.41
2:I:4681:LEU:HD21	2:I:4687:TYR:HD2	1.85	0.41
2:E:580:GLU:HG3	2:E:620:LEU:HD22	2.03	0.41
2:E:637:LEU:HD23	2:E:1637:MET:HB3	2.02	0.41
2:G:414:PHE:HE1	2:G:436:LEU:HB3	1.85	0.41
2:G:1812:LEU:HD21	2:G:1861:GLN:HG2	2.02	0.41
2:B:3880:PHE:O	2:B:3884:LEU:N	2.54	0.41
2:I:1077:ALA:HB1	2:I:1234:VAL:HG11	2.02	0.41
2:I:1101:ARG:HH21	2:I:1115:LEU:HB3	1.85	0.41
2:I:1131:ARG:N	2:I:1137:GLU:O	2.53	0.41
2:I:3948:LYS:NZ	2:I:4008:SER:O	2.54	0.41
2:E:4763:GLY:O	2:E:4766:THR:OG1	2.29	0.41
2:G:20:VAL:HG12	2:G:204:PRO:HA	2.03	0.41
2:G:675:LEU:HD11	2:G:1633:PRO:HB3	2.02	0.41
2:G:939:VAL:HG22	2:G:1053:ILE:HG23	2.03	0.41
1:A:7:ILE:N	1:A:71:ARG:O	2.49	0.41
1:J:82:TYR:O	1:J:86:GLY:N	2.54	0.41
2:B:718:GLY:HA3	2:B:737:LEU:HA	2.02	0.41
2:B:3959:LYS:O	2:B:3963:ASN:ND2	2.54	0.41

Continued on next page...

Continued from previous page...

Atom-1	Atom-2	Interatomic distance (Å)	Clash overlap (Å)
2:B:4960:ILE:N	2:B:4960:ILE:CD1	2.73	0.41
2:I:2196:ASN:OD1	2:I:2199:ARG:NH1	2.41	0.41
2:E:1101:ARG:HH21	2:E:1115:LEU:HB3	1.85	0.41
2:E:3959:LYS:O	2:E:3963:ASN:ND2	2.54	0.41
2:E:4235:VAL:O	2:E:4239:GLU:N	2.44	0.41
2:E:4960:ILE:HD12	2:E:4985:LEU:HD23	2.02	0.41
2:G:37:LEU:HD11	2:G:47:CYS:HB3	2.03	0.41
2:G:792:LEU:HD22	2:G:799:GLU:H	1.86	0.41
2:G:1077:ALA:HB1	2:G:1234:VAL:HG11	2.02	0.41
2:G:2466:LEU:HD23	2:G:2469:ILE:HD12	2.03	0.41
1:A:82:TYR:O	1:A:86:GLY:N	2.54	0.41
1:J:40:ARG:NH2	2:I:675:LEU:O	2.54	0.41
2:B:583:ILE:H	2:B:583:ILE:HG13	1.71	0.41
2:B:3765:TYR:HD2	2:B:3769:ARG:HH21	1.69	0.41
2:I:37:LEU:HD11	2:I:47:CYS:HB3	2.03	0.41
2:I:1141:ARG:HD2	2:I:1141:ARG:H	1.86	0.41
2:I:2466:LEU:HD23	2:I:2469:ILE:HD12	2.03	0.41
2:I:4138:ASP:OD1	2:I:4138:ASP:N	2.52	0.41
2:I:4705:VAL:HB	2:I:4778:TRP:CG	2.56	0.41
2:E:20:VAL:HG12	2:E:204:PRO:HA	2.03	0.41
2:E:37:LEU:HD11	2:E:47:CYS:HB3	2.03	0.41
2:E:709:ASP:HB3	2:E:725:HIS:CE1	2.56	0.41
2:E:1141:ARG:H	2:E:1141:ARG:HD2	1.86	0.41
2:E:1812:LEU:HD21	2:E:1861:GLN:HG2	2.02	0.41
2:G:580:GLU:HG3	2:G:620:LEU:HD22	2.03	0.41
2:G:709:ASP:HB3	2:G:725:HIS:CE1	2.56	0.41
2:G:1105:ALA:O	2:G:1189:LEU:N	2.54	0.41
2:G:1238:PHE:O	2:G:1606:SER:N	2.45	0.41
2:G:3880:PHE:O	2:G:3884:LEU:N	2.54	0.41
2:B:37:LEU:HD11	2:B:47:CYS:HB3	2.03	0.41
2:I:939:VAL:HG22	2:I:1053:ILE:HG23	2.03	0.41
2:E:395:GLN:HG3	2:E:397:GLU:H	1.85	0.41
2:E:1973:GLN:HA	2:E:1976:ARG:HB3	2.02	0.41
2:G:2248:ARG:NH2	2:G:2285:GLU:OE1	2.53	0.41
2:G:3674:ILE:HG13	2:G:3732:SER:HB3	2.03	0.41
1:F:82:TYR:O	1:F:86:GLY:N	2.54	0.40
2:B:786:GLY:HA2	2:B:1631:GLN:HA	2.03	0.40
2:B:793:LEU:HD22	2:B:821:LEU:HD13	2.04	0.40
2:B:2466:LEU:HD23	2:B:2469:ILE:HD12	2.03	0.40
2:B:3780:LEU:HD11	2:B:3816:MET:HG3	2.02	0.40
2:I:637:LEU:HD23	2:I:1637:MET:HB3	2.03	0.40

Continued on next page...

Continued from previous page...

Atom-1	Atom-2	Interatomic distance (Å)	Clash overlap (Å)
2:I:786:GLY:HA2	2:I:1631:GLN:HA	2.03	0.40
2:I:2742:THR:OG1	2:I:2811:GLU:OE1	2.35	0.40
2:I:4763:GLY:O	2:I:4766:THR:OG1	2.29	0.40
2:E:2305:CYS:O	2:E:2324:ASN:ND2	2.54	0.40
2:G:309:THR:O	2:G:313:SER:OG	2.39	0.40
2:G:2121:PHE:O	2:G:3725:TYR:OH	2.39	0.40
1:H:82:TYR:O	1:H:86:GLY:N	2.54	0.40
1:J:11:ASP:OD1	1:J:67:SER:OG	2.28	0.40
2:B:20:VAL:HG12	2:B:204:PRO:HA	2.03	0.40
2:B:637:LEU:HD23	2:B:1637:MET:HB3	2.03	0.40
2:B:1663:HIS:NE2	2:B:1711:TYR:OH	2.39	0.40
2:B:1812:LEU:HD21	2:B:1861:GLN:HG2	2.02	0.40
2:B:4821:LYS:HE2	2:B:4821:LYS:HB3	1.96	0.40
2:I:20:VAL:HG12	2:I:204:PRO:HA	2.03	0.40
2:I:793:LEU:HD22	2:I:821:LEU:HD13	2.04	0.40
2:I:1171:SER:OG	2:I:1175:SER:N	2.45	0.40
2:I:3880:PHE:O	2:I:3884:LEU:N	2.54	0.40
2:E:1948:ASP:OD1	2:E:2126:ARG:NH2	2.50	0.40
2:E:4928:LEU:HA	2:E:4931:ILE:HD12	2.03	0.40
2:G:1154:ASP:O	2:G:1158:ASN:N	2.54	0.40
2:G:2021:CYS:HA	2:G:2022:PRO:HD3	1.93	0.40
2:G:2305:CYS:O	2:G:2324:ASN:ND2	2.54	0.40
2:B:4558:ASN:OD1	2:B:4558:ASN:N	2.54	0.40
2:I:278:GLN:N	2:I:315:CYS:SG	2.92	0.40
2:I:379:HIS:CD2	2:I:382:GLY:H	2.30	0.40
2:I:718:GLY:HA3	2:I:737:LEU:HA	2.02	0.40
2:I:792:LEU:HD22	2:I:799:GLU:H	1.86	0.40
2:I:870:ILE:HD12	2:I:870:ILE:HA	1.96	0.40
2:I:2305:CYS:O	2:I:2324:ASN:ND2	2.54	0.40
2:E:309:THR:O	2:E:313:SER:OG	2.39	0.40
2:E:3765:TYR:HD2	2:E:3769:ARG:HH21	1.69	0.40
2:E:3901:ASN:OD1	2:E:3904:ARG:NH1	2.50	0.40
2:G:4928:LEU:HA	2:G:4931:ILE:HD12	2.03	0.40
1:A:87:HIS:HA	1:A:88:PRO:HD3	1.89	0.40
2:B:864:PRO:HA	2:B:865:PRO:HD3	1.96	0.40
2:B:4705:VAL:HB	2:B:4778:TRP:CG	2.56	0.40
2:I:3674:ILE:HG13	2:I:3732:SER:HB3	2.03	0.40
2:I:3959:LYS:O	2:I:3963:ASN:ND2	2.54	0.40
2:E:1154:ASP:O	2:E:1158:ASN:N	2.54	0.40
2:E:3780:LEU:HD11	2:E:3816:MET:HG3	2.02	0.40
2:E:4705:VAL:HB	2:E:4778:TRP:CG	2.56	0.40

Continued on next page...

Continued from previous page...

Atom-1	Atom-2	Interatomic distance (Å)	Clash overlap (Å)
2:G:626:LEU:HG	2:G:628:GLY:H	1.85	0.40
2:G:4973:HIS:HB3	2:G:4976:GLU:HB3	2.04	0.40
2:B:580:GLU:HG3	2:B:620:LEU:HD22	2.03	0.40
2:B:583:ILE:HA	2:B:586:ILE:HD12	2.04	0.40
2:B:615:ARG:NH2	2:B:1677:GLY:O	2.55	0.40
2:B:1141:ARG:HD2	2:B:1141:ARG:H	1.86	0.40
2:B:1154:ASP:O	2:B:1158:ASN:N	2.54	0.40
2:B:1948:ASP:OD1	2:B:2126:ARG:NH2	2.50	0.40
2:I:1105:ALA:O	2:I:1189:LEU:N	2.54	0.40
2:I:3662:ILE:H	2:I:3662:ILE:HG13	1.77	0.40
2:E:742:ASP:HA	2:E:760:ASN:HD21	1.87	0.40
2:E:2199:ARG:NH2	2:E:2246:ASN:OD1	2.55	0.40
2:E:3977:GLN:NE2	2:E:4032:GLU:OE1	2.55	0.40
2:E:4973:HIS:HB3	2:E:4976:GLU:HB3	2.04	0.40
2:G:134:ASP:N	2:G:134:ASP:OD1	2.54	0.40
2:G:793:LEU:HD22	2:G:821:LEU:HD13	2.04	0.40
2:G:3765:TYR:HD2	2:G:3769:ARG:HH21	1.69	0.40

There are no symmetry-related clashes.

5.3 Torsion angles [i](#)

5.3.1 Protein backbone [i](#)

In the following table, the Percentiles column shows the percent Ramachandran outliers of the chain as a percentile score with respect to all PDB entries followed by that with respect to all EM entries.

The Analysed column shows the number of residues for which the backbone conformation was analysed, and the total number of residues.

Mol	Chain	Analysed	Favoured	Allowed	Outliers	Percentiles	
1	A	105/108 (97%)	95 (90%)	10 (10%)	0	100	100
1	F	105/108 (97%)	95 (90%)	10 (10%)	0	100	100
1	H	105/108 (97%)	95 (90%)	10 (10%)	0	100	100
1	J	105/108 (97%)	95 (90%)	10 (10%)	0	100	100
2	B	3235/4416 (73%)	2926 (90%)	304 (9%)	5 (0%)	44	78
2	E	3235/4416 (73%)	2924 (90%)	306 (10%)	5 (0%)	44	78
2	G	3235/4416 (73%)	2925 (90%)	305 (9%)	5 (0%)	44	78

Continued on next page...

Continued from previous page...

Mol	Chain	Analysed	Favoured	Allowed	Outliers	Percentiles	
2	I	3235/4416 (73%)	2922 (90%)	308 (10%)	5 (0%)	44	78
All	All	13360/18096 (74%)	12077 (90%)	1263 (10%)	20 (0%)	50	83

All (20) Ramachandran outliers are listed below:

Mol	Chain	Res	Type
2	B	4985	LEU
2	I	4985	LEU
2	E	4985	LEU
2	G	4985	LEU
2	B	1708	ARG
2	B	1932	PRO
2	I	1708	ARG
2	I	1932	PRO
2	E	1708	ARG
2	E	1932	PRO
2	G	1708	ARG
2	G	1932	PRO
2	B	1840	PRO
2	G	1840	PRO
2	I	1840	PRO
2	E	1840	PRO
2	B	4641	PRO
2	I	4641	PRO
2	E	4641	PRO
2	G	4641	PRO

5.3.2 Protein sidechains [i](#)

In the following table, the Percentiles column shows the percent sidechain outliers of the chain as a percentile score with respect to all PDB entries followed by that with respect to all EM entries.

The Analysed column shows the number of residues for which the sidechain conformation was analysed, and the total number of residues.

Mol	Chain	Analysed	Rotameric	Outliers	Percentiles	
1	A	88/89 (99%)	88 (100%)	0	100	100
1	F	88/89 (99%)	88 (100%)	0	100	100
1	H	88/89 (99%)	88 (100%)	0	100	100

Continued on next page...

Continued from previous page...

Mol	Chain	Analysed	Rotameric	Outliers	Percentiles	
1	J	88/89 (99%)	88 (100%)	0	100	100
2	B	2492/3022 (82%)	2473 (99%)	19 (1%)	79	85
2	E	2492/3022 (82%)	2473 (99%)	19 (1%)	79	85
2	G	2492/3022 (82%)	2473 (99%)	19 (1%)	79	85
2	I	2492/3022 (82%)	2473 (99%)	19 (1%)	79	85
All	All	10320/12444 (83%)	10244 (99%)	76 (1%)	80	87

All (76) residues with a non-rotameric sidechain are listed below:

Mol	Chain	Res	Type
2	B	131	LEU
2	B	534	ARG
2	B	553	ARG
2	B	1076	ARG
2	B	1141	ARG
2	B	1600	LEU
2	B	1676	LEU
2	B	1964	ARG
2	B	3663	LEU
2	B	3762	ARG
2	B	3787	LYS
2	B	3896	ASN
2	B	4034	ASN
2	B	4085	ARG
2	B	4120	ASN
2	B	4839	MET
2	B	4913	ARG
2	B	4959	PHE
2	B	4960	ILE
2	I	131	LEU
2	I	534	ARG
2	I	553	ARG
2	I	1076	ARG
2	I	1141	ARG
2	I	1600	LEU
2	I	1676	LEU
2	I	1964	ARG
2	I	3663	LEU
2	I	3762	ARG
2	I	3787	LYS

Continued on next page...

Continued from previous page...

Mol	Chain	Res	Type
2	I	3896	ASN
2	I	4034	ASN
2	I	4085	ARG
2	I	4120	ASN
2	I	4839	MET
2	I	4913	ARG
2	I	4959	PHE
2	I	4960	ILE
2	E	131	LEU
2	E	534	ARG
2	E	553	ARG
2	E	1076	ARG
2	E	1141	ARG
2	E	1600	LEU
2	E	1676	LEU
2	E	1964	ARG
2	E	3663	LEU
2	E	3762	ARG
2	E	3787	LYS
2	E	3896	ASN
2	E	4034	ASN
2	E	4085	ARG
2	E	4120	ASN
2	E	4839	MET
2	E	4913	ARG
2	E	4959	PHE
2	E	4960	ILE
2	G	131	LEU
2	G	534	ARG
2	G	553	ARG
2	G	1076	ARG
2	G	1141	ARG
2	G	1600	LEU
2	G	1676	LEU
2	G	1964	ARG
2	G	3663	LEU
2	G	3762	ARG
2	G	3787	LYS
2	G	3896	ASN
2	G	4034	ASN
2	G	4085	ARG
2	G	4120	ASN

Continued on next page...

Continued from previous page...

Mol	Chain	Res	Type
2	G	4839	MET
2	G	4913	ARG
2	G	4959	PHE
2	G	4960	ILE

Sometimes sidechains can be flipped to improve hydrogen bonding and reduce clashes. All (154) such sidechains are listed below:

Mol	Chain	Res	Type
1	F	43	ASN
1	F	87	HIS
1	A	43	ASN
1	A	87	HIS
1	H	43	ASN
1	H	87	HIS
1	J	43	ASN
1	J	87	HIS
2	B	57	ASN
2	B	111	HIS
2	B	113	HIS
2	B	273	HIS
2	B	379	HIS
2	B	383	HIS
2	B	395	GLN
2	B	413	GLN
2	B	479	GLN
2	B	582	HIS
2	B	838	HIS
2	B	1598	GLN
2	B	1640	HIS
2	B	1679	ASN
2	B	1688	HIS
2	B	1691	GLN
2	B	1719	HIS
2	B	1775	HIS
2	B	2127	GLN
2	B	3809	ASN
2	B	3830	GLN
2	B	3889	GLN
2	B	3896	ASN
2	B	3946	GLN
2	B	3950	ASN
2	B	3960	GLN

Continued on next page...

Continued from previous page...

Mol	Chain	Res	Type
2	B	3963	ASN
2	B	3976	ASN
2	B	3994	HIS
2	B	4034	ASN
2	B	4054	ASN
2	B	4120	ASN
2	B	4142	ASN
2	B	4946	GLN
2	B	4949	GLN
2	B	5003	HIS
2	I	57	ASN
2	I	111	HIS
2	I	113	HIS
2	I	156	GLN
2	I	273	HIS
2	I	379	HIS
2	I	383	HIS
2	I	395	GLN
2	I	413	GLN
2	I	479	GLN
2	I	582	HIS
2	I	838	HIS
2	I	1598	GLN
2	I	1640	HIS
2	I	1679	ASN
2	I	1688	HIS
2	I	1691	GLN
2	I	1719	HIS
2	I	1775	HIS
2	I	1941	ASN
2	I	2127	GLN
2	I	3809	ASN
2	I	3830	GLN
2	I	3889	GLN
2	I	3896	ASN
2	I	3946	GLN
2	I	3950	ASN
2	I	3960	GLN
2	I	3963	ASN
2	I	3976	ASN
2	I	3994	HIS
2	I	4034	ASN

Continued on next page...

Continued from previous page...

Mol	Chain	Res	Type
2	I	4054	ASN
2	I	4120	ASN
2	I	4142	ASN
2	I	4946	GLN
2	I	4949	GLN
2	I	5003	HIS
2	E	57	ASN
2	E	111	HIS
2	E	113	HIS
2	E	156	GLN
2	E	273	HIS
2	E	379	HIS
2	E	383	HIS
2	E	395	GLN
2	E	413	GLN
2	E	479	GLN
2	E	582	HIS
2	E	838	HIS
2	E	1598	GLN
2	E	1640	HIS
2	E	1679	ASN
2	E	1688	HIS
2	E	1691	GLN
2	E	1719	HIS
2	E	1775	HIS
2	E	1941	ASN
2	E	2127	GLN
2	E	3809	ASN
2	E	3830	GLN
2	E	3889	GLN
2	E	3896	ASN
2	E	3946	GLN
2	E	3950	ASN
2	E	3960	GLN
2	E	3963	ASN
2	E	3976	ASN
2	E	3994	HIS
2	E	4034	ASN
2	E	4054	ASN
2	E	4120	ASN
2	E	4946	GLN
2	E	4949	GLN

Continued on next page...

Continued from previous page...

Mol	Chain	Res	Type
2	E	5003	HIS
2	G	57	ASN
2	G	111	HIS
2	G	113	HIS
2	G	273	HIS
2	G	379	HIS
2	G	383	HIS
2	G	395	GLN
2	G	413	GLN
2	G	479	GLN
2	G	582	HIS
2	G	838	HIS
2	G	1598	GLN
2	G	1640	HIS
2	G	1679	ASN
2	G	1688	HIS
2	G	1719	HIS
2	G	1775	HIS
2	G	1941	ASN
2	G	2127	GLN
2	G	3809	ASN
2	G	3830	GLN
2	G	3889	GLN
2	G	3896	ASN
2	G	3946	GLN
2	G	3950	ASN
2	G	3960	GLN
2	G	3963	ASN
2	G	3976	ASN
2	G	3994	HIS
2	G	4034	ASN
2	G	4054	ASN
2	G	4120	ASN
2	G	4946	GLN
2	G	4949	GLN
2	G	5003	HIS

5.3.3 RNA

There are no RNA molecules in this entry.

5.4 Non-standard residues in protein, DNA, RNA chains [i](#)

There are no non-standard protein/DNA/RNA residues in this entry.

5.5 Carbohydrates [i](#)

There are no oligosaccharides in this entry.

5.6 Ligand geometry [i](#)

Of 12 ligands modelled in this entry, 4 are monoatomic - leaving 8 for Mogul analysis.

In the following table, the Counts columns list the number of bonds (or angles) for which Mogul statistics could be retrieved, the number of bonds (or angles) that are observed in the model and the number of bonds (or angles) that are defined in the Chemical Component Dictionary. The Link column lists molecule types, if any, to which the group is linked. The Z score for a bond length (or angle) is the number of standard deviations the observed value is removed from the expected value. A bond length (or angle) with $|Z| > 2$ is considered an outlier worth inspection. RMSZ is the root-mean-square of all Z scores of the bond lengths (or angles).

Mol	Type	Chain	Res	Link	Bond lengths			Bond angles		
					Counts	RMSZ	# Z > 2	Counts	RMSZ	# Z > 2
4	CFF	B	5102	-	8,15,15	2.12	3 (37%)	8,23,23	1.34	1 (12%)
3	ATP	E	5101	-	28,33,33	0.98	1 (3%)	34,52,52	1.21	2 (5%)
4	CFF	I	5102	-	8,15,15	2.13	3 (37%)	8,23,23	1.36	2 (25%)
4	CFF	E	5102	-	8,15,15	2.12	3 (37%)	8,23,23	1.34	1 (12%)
3	ATP	B	5101	-	28,33,33	0.98	1 (3%)	34,52,52	1.21	2 (5%)
4	CFF	G	5102	-	8,15,15	2.12	3 (37%)	8,23,23	1.34	1 (12%)
3	ATP	G	5101	-	28,33,33	0.98	1 (3%)	34,52,52	1.21	2 (5%)
3	ATP	I	5101	-	28,33,33	0.99	1 (3%)	34,52,52	1.21	2 (5%)

In the following table, the Chirals column lists the number of chiral outliers, the number of chiral centers analysed, the number of these observed in the model and the number defined in the Chemical Component Dictionary. Similar counts are reported in the Torsion and Rings columns. '-' means no outliers of that kind were identified.

Mol	Type	Chain	Res	Link	Chirals	Torsions	Rings
4	CFF	B	5102	-	-	-	0/2/2/2
3	ATP	E	5101	-	-	5/18/38/38	0/3/3/3
4	CFF	I	5102	-	-	-	0/2/2/2
4	CFF	E	5102	-	-	-	0/2/2/2
3	ATP	B	5101	-	-	5/18/38/38	0/3/3/3

Continued on next page...

Continued from previous page...

Mol	Type	Chain	Res	Link	Chirals	Torsions	Rings
4	CFF	G	5102	-	-	-	0/2/2/2
3	ATP	G	5101	-	-	5/18/38/38	0/3/3/3
3	ATP	I	5101	-	-	5/18/38/38	0/3/3/3

All (16) bond length outliers are listed below:

Mol	Chain	Res	Type	Atoms	Z	Observed(Å)	Ideal(Å)
4	G	5102	CFF	C5-C4	-3.55	1.33	1.39
4	B	5102	CFF	C5-C4	-3.55	1.33	1.39
4	E	5102	CFF	C5-C4	-3.55	1.33	1.39
4	I	5102	CFF	C5-C4	-3.54	1.33	1.39
4	I	5102	CFF	C6-N1	-3.30	1.32	1.38
4	E	5102	CFF	C6-N1	-3.29	1.32	1.38
4	G	5102	CFF	C6-N1	-3.27	1.32	1.38
4	B	5102	CFF	C6-N1	-3.26	1.32	1.38
4	B	5102	CFF	O13-C6	-2.49	1.18	1.24
4	I	5102	CFF	O13-C6	-2.49	1.18	1.24
4	E	5102	CFF	O13-C6	-2.49	1.18	1.24
4	G	5102	CFF	O13-C6	-2.49	1.18	1.24
3	I	5101	ATP	PA-O3A	2.11	1.61	1.59
3	E	5101	ATP	PA-O3A	2.05	1.61	1.59
3	B	5101	ATP	PA-O3A	2.04	1.61	1.59
3	G	5101	ATP	PA-O3A	2.00	1.61	1.59

All (13) bond angle outliers are listed below:

Mol	Chain	Res	Type	Atoms	Z	Observed(°)	Ideal(°)
3	G	5101	ATP	N3-C2-N1	-3.56	123.83	128.67
3	E	5101	ATP	N3-C2-N1	-3.54	123.87	128.67
3	I	5101	ATP	N3-C2-N1	-3.53	123.88	128.67
3	B	5101	ATP	N3-C2-N1	-3.53	123.88	128.67
3	E	5101	ATP	C4-C5-N7	-2.79	106.39	109.34
4	G	5102	CFF	C14-N7-C8	-2.78	112.07	125.43
3	B	5101	ATP	C4-C5-N7	-2.77	106.41	109.34
4	B	5102	CFF	C14-N7-C8	-2.77	112.11	125.43
4	I	5102	CFF	C14-N7-C8	-2.77	112.11	125.43
3	G	5101	ATP	C4-C5-N7	-2.76	106.42	109.34
4	E	5102	CFF	C14-N7-C8	-2.76	112.14	125.43
3	I	5101	ATP	C4-C5-N7	-2.71	106.47	109.34
4	I	5102	CFF	C5-C6-N1	2.01	120.23	118.20

There are no chirality outliers.

All (20) torsion outliers are listed below:

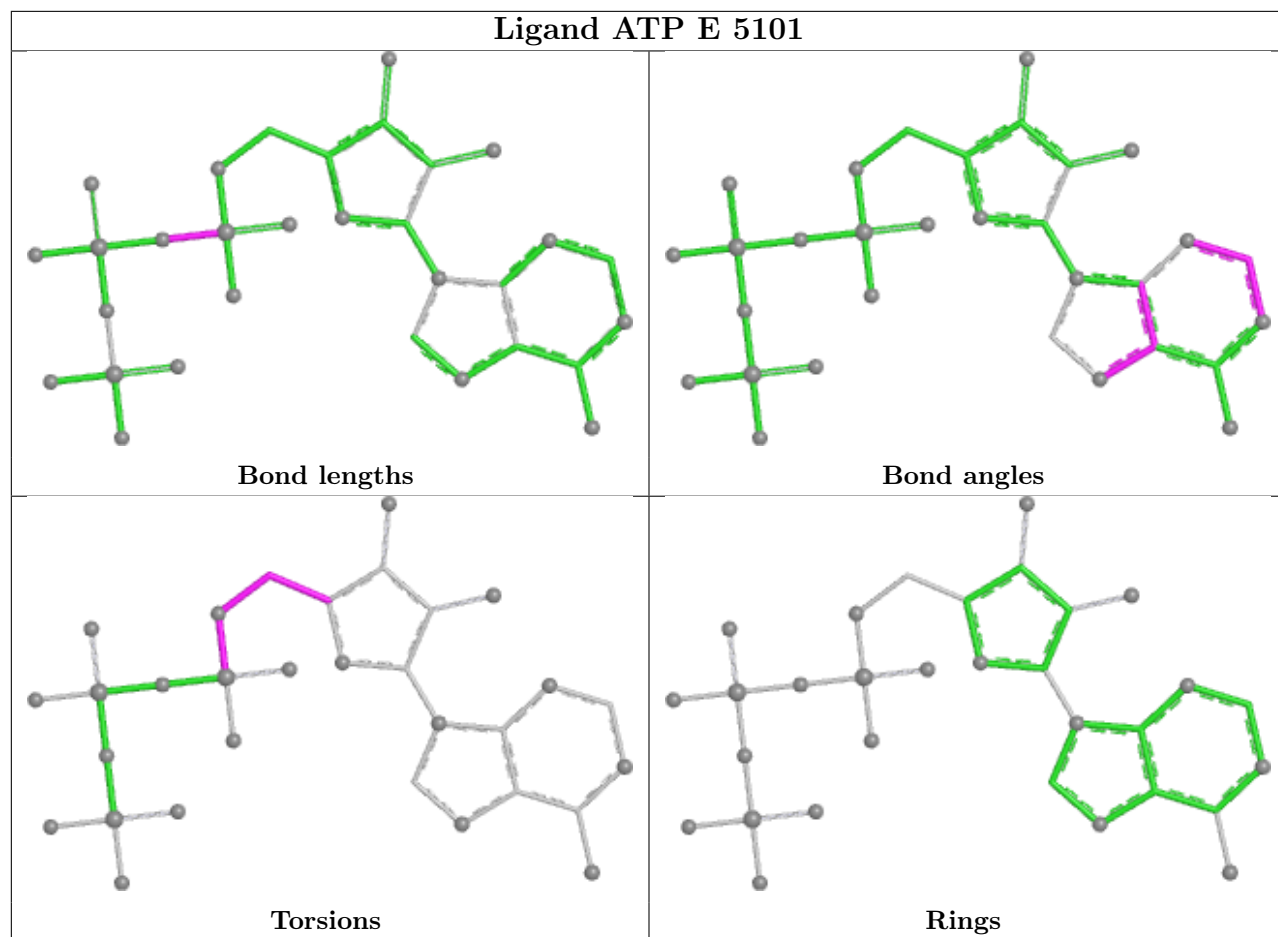
Mol	Chain	Res	Type	Atoms
3	B	5101	ATP	C5'-O5'-PA-O1A
3	B	5101	ATP	C5'-O5'-PA-O2A
3	B	5101	ATP	C5'-O5'-PA-O3A
3	I	5101	ATP	C5'-O5'-PA-O1A
3	I	5101	ATP	C5'-O5'-PA-O2A
3	I	5101	ATP	C5'-O5'-PA-O3A
3	E	5101	ATP	C5'-O5'-PA-O1A
3	E	5101	ATP	C5'-O5'-PA-O2A
3	E	5101	ATP	C5'-O5'-PA-O3A
3	G	5101	ATP	C5'-O5'-PA-O1A
3	G	5101	ATP	C5'-O5'-PA-O2A
3	G	5101	ATP	C5'-O5'-PA-O3A
3	B	5101	ATP	O4'-C4'-C5'-O5'
3	I	5101	ATP	O4'-C4'-C5'-O5'
3	E	5101	ATP	O4'-C4'-C5'-O5'
3	G	5101	ATP	O4'-C4'-C5'-O5'
3	B	5101	ATP	C4'-C5'-O5'-PA
3	I	5101	ATP	C4'-C5'-O5'-PA
3	E	5101	ATP	C4'-C5'-O5'-PA
3	G	5101	ATP	C4'-C5'-O5'-PA

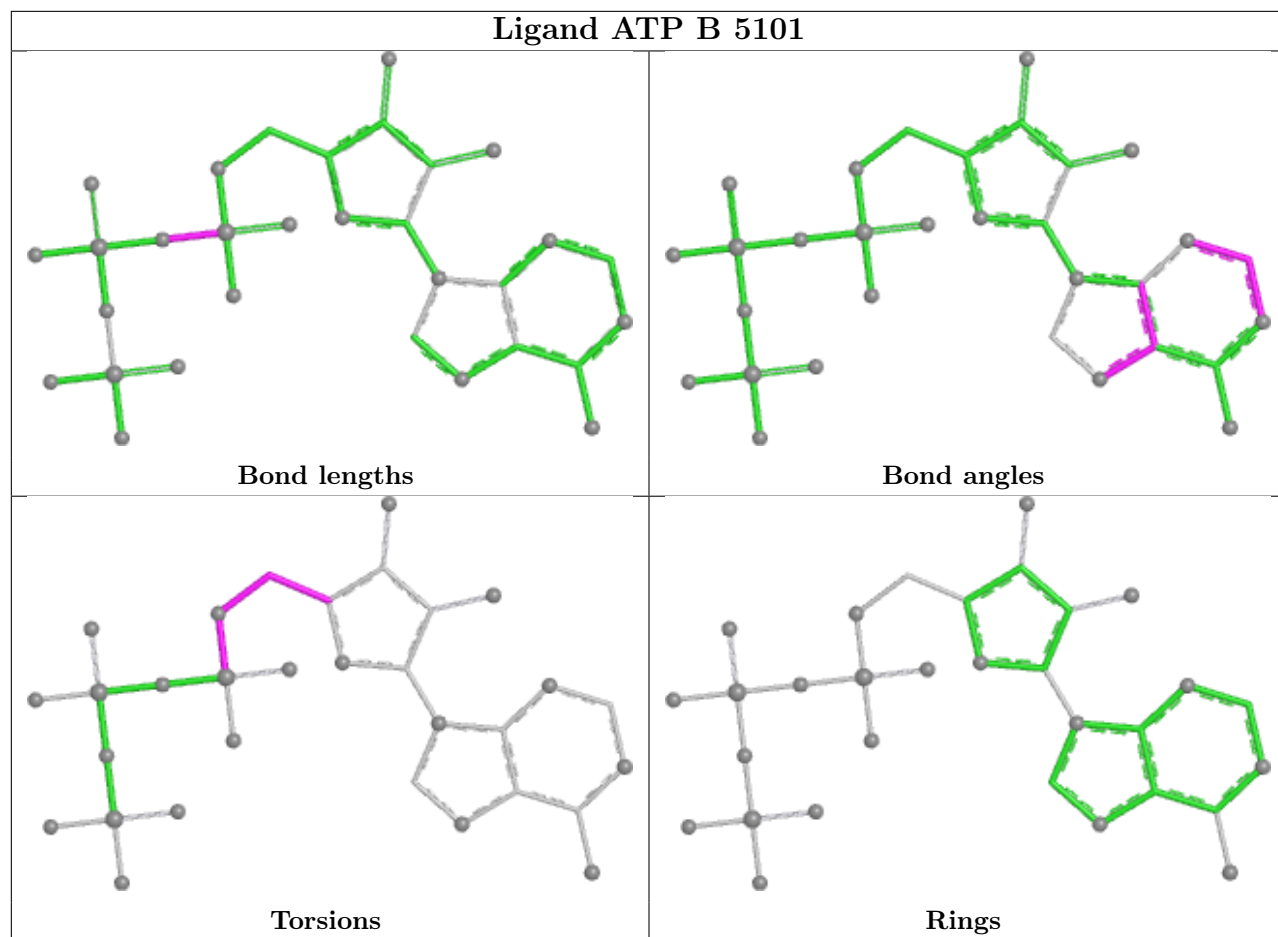
There are no ring outliers.

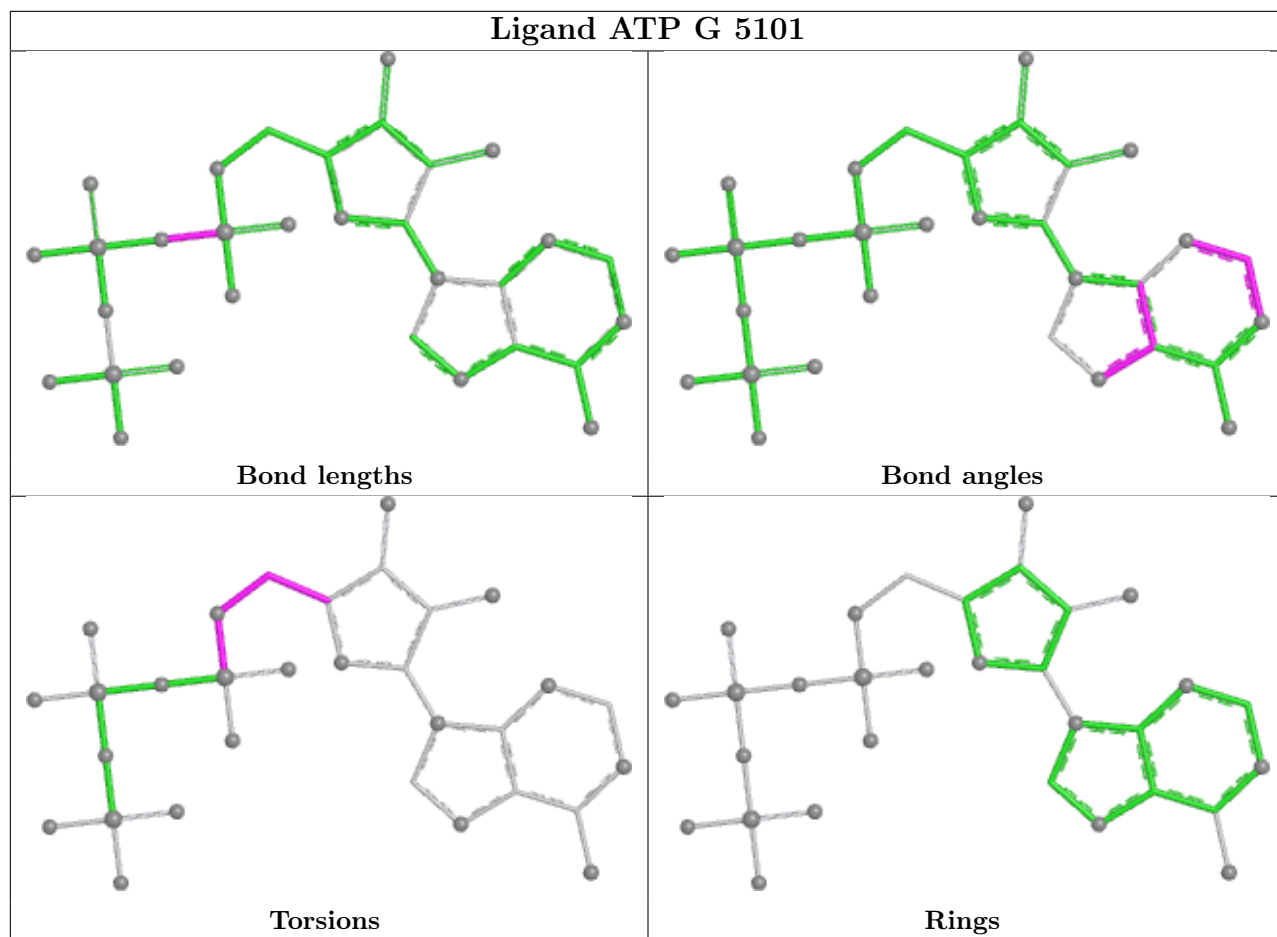
4 monomers are involved in 4 short contacts:

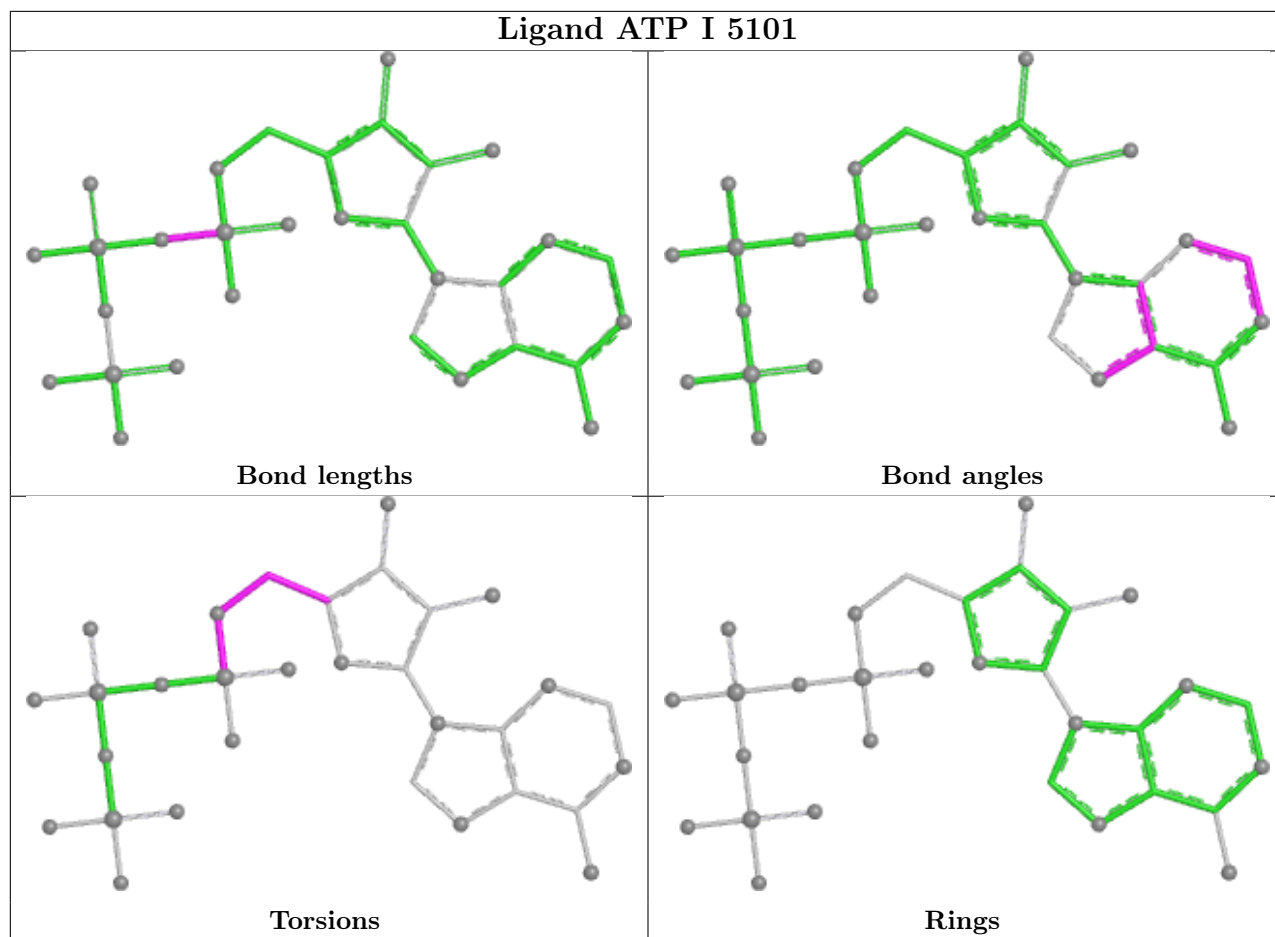
Mol	Chain	Res	Type	Clashes	Symm-Clashes
3	E	5101	ATP	1	0
3	B	5101	ATP	1	0
3	G	5101	ATP	1	0
3	I	5101	ATP	1	0

The following is a two-dimensional graphical depiction of Mogul quality analysis of bond lengths, bond angles, torsion angles, and ring geometry for all instances of the Ligand of Interest. In addition, ligands with molecular weight > 250 and outliers as shown on the validation Tables will also be included. For torsion angles, if less than 5% of the Mogul distribution of torsion angles is within 10 degrees of the torsion angle in question, then that torsion angle is considered an outlier. Any bond that is central to one or more torsion angles identified as an outlier by Mogul will be highlighted in the graph. For rings, the root-mean-square deviation (RMSD) between the ring in question and similar rings identified by Mogul is calculated over all ring torsion angles. If the average RMSD is greater than 60 degrees and the minimal RMSD between the ring in question and any Mogul-identified rings is also greater than 60 degrees, then that ring is considered an outlier. The outliers are highlighted in purple. The color gray indicates Mogul did not find sufficient equivalents in the CSD to analyse the geometry.









5.7 Other polymers [\(i\)](#)

There are no such residues in this entry.

5.8 Polymer linkage issues [\(i\)](#)

The following chains have linkage breaks:

Mol	Chain	Number of breaks
2	B	14
2	I	14
2	E	14
2	G	14

All chain breaks are listed below:

Model	Chain	Residue-1	Atom-1	Residue-2	Atom-2	Distance (Å)
1	B	4345:UNK	C	4540:PHE	N	72.97
1	I	4345:UNK	C	4540:PHE	N	72.97

Continued on next page...

Continued from previous page...

Model	Chain	Residue-1	Atom-1	Residue-2	Atom-2	Distance (Å)
1	E	4345:UNK	C	4540:PHE	N	72.97
1	G	4345:UNK	C	4540:PHE	N	72.97
1	B	3613:UNK	C	3639:THR	N	44.25
1	I	3613:UNK	C	3639:THR	N	44.25
1	E	3613:UNK	C	3639:THR	N	44.25
1	G	3613:UNK	C	3639:THR	N	44.25
1	B	4253:GLU	C	4320:UNK	N	27.48
1	I	4253:GLU	C	4320:UNK	N	27.48
1	E	4253:GLU	C	4320:UNK	N	27.48
1	G	4253:GLU	C	4320:UNK	N	27.48
1	B	3163:UNK	C	3170:UNK	N	16.07
1	I	3163:UNK	C	3170:UNK	N	16.07
1	E	3163:UNK	C	3170:UNK	N	16.07
1	G	3163:UNK	C	3170:UNK	N	16.07
1	B	3063:UNK	C	3134:UNK	N	15.01
1	I	3063:UNK	C	3134:UNK	N	15.01
1	E	3063:UNK	C	3134:UNK	N	15.01
1	G	3063:UNK	C	3134:UNK	N	15.01
1	B	3468:UNK	C	3511:UNK	N	14.60
1	I	3468:UNK	C	3511:UNK	N	14.60
1	E	3468:UNK	C	3511:UNK	N	14.60
1	G	3468:UNK	C	3511:UNK	N	14.60
1	B	2703:UNK	C	2734:ASN	N	14.12
1	I	2703:UNK	C	2734:ASN	N	14.12
1	E	2703:UNK	C	2734:ASN	N	14.12
1	G	2703:UNK	C	2734:ASN	N	14.12
1	B	3236:UNK	C	3241:UNK	N	13.51
1	I	3236:UNK	C	3241:UNK	N	13.51
1	E	3236:UNK	C	3241:UNK	N	13.51
1	G	3236:UNK	C	3241:UNK	N	13.51
1	B	1564:UNK	C	1573:MET	N	12.36
1	I	1564:UNK	C	1573:MET	N	12.36
1	E	1564:UNK	C	1573:MET	N	12.36
1	G	1564:UNK	C	1573:MET	N	12.36
1	B	2976:UNK	C	2995:UNK	N	12.31
1	I	2976:UNK	C	2995:UNK	N	12.31
1	E	2976:UNK	C	2995:UNK	N	12.31
1	G	2976:UNK	C	2995:UNK	N	12.31
1	I	3254:UNK	C	3261:UNK	N	8.30
1	B	3254:UNK	C	3261:UNK	N	8.29
1	E	3254:UNK	C	3261:UNK	N	8.29
1	G	3254:UNK	C	3261:UNK	N	8.29

Continued on next page...

Continued from previous page...

Model	Chain	Residue-1	Atom-1	Residue-2	Atom-2	Distance (Å)
1	B	1297:UNK	C	1430:UNK	N	5.73
1	I	1297:UNK	C	1430:UNK	N	5.73
1	E	1297:UNK	C	1430:UNK	N	5.73
1	G	1297:UNK	C	1430:UNK	N	5.73
1	B	2939:ARG	C	2942:UNK	N	3.51
1	I	2939:ARG	C	2942:UNK	N	3.51
1	E	2939:ARG	C	2942:UNK	N	3.51
1	G	2939:ARG	C	2942:UNK	N	3.51
1	B	2479:LEU	C	2487:UNK	N	3.41
1	I	2479:LEU	C	2487:UNK	N	3.41
1	E	2479:LEU	C	2487:UNK	N	3.41
1	G	2479:LEU	C	2487:UNK	N	3.41

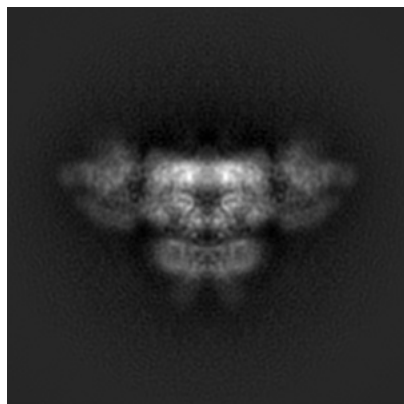
6 Map visualisation [i](#)

This section contains visualisations of the EMDB entry EMD-8385. These allow visual inspection of the internal detail of the map and identification of artifacts.

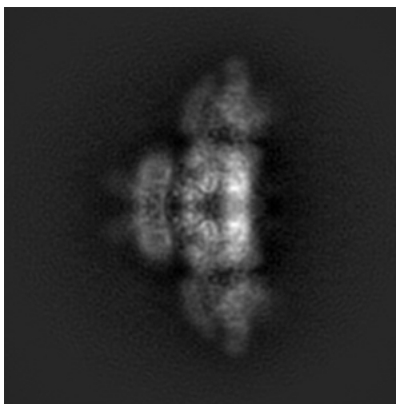
Images derived from a raw map, generated by summing the deposited half-maps, are presented below the corresponding image components of the primary map to allow further visual inspection and comparison with those of the primary map.

6.1 Orthogonal projections [i](#)


6.1.1 Primary map



X

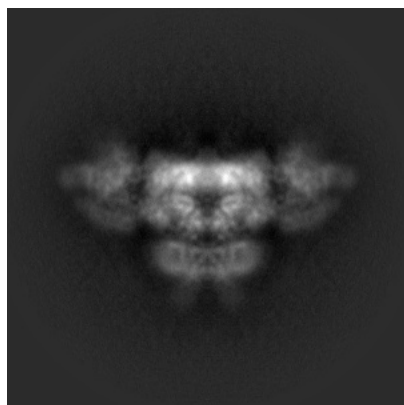


Y

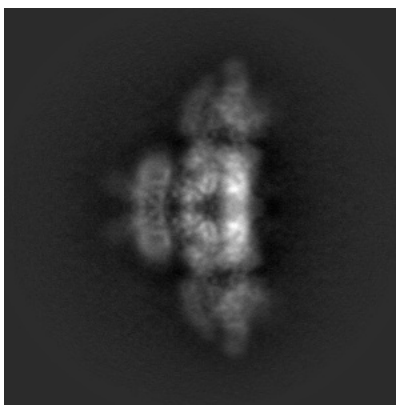


Z

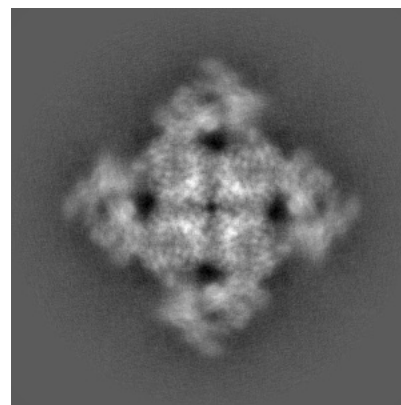
6.1.2 Raw map



X



Y

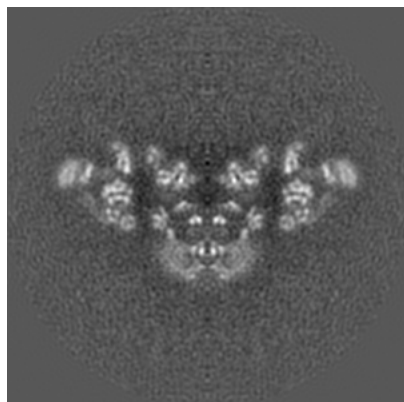


Z

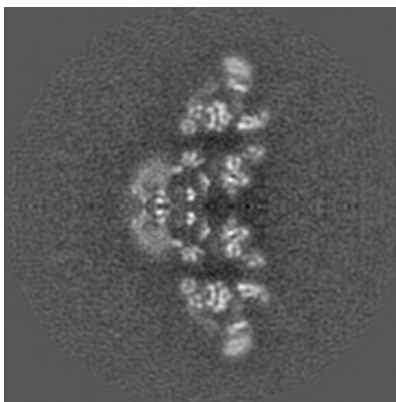
The images above show the map projected in three orthogonal directions.

6.2 Central slices [i](#)

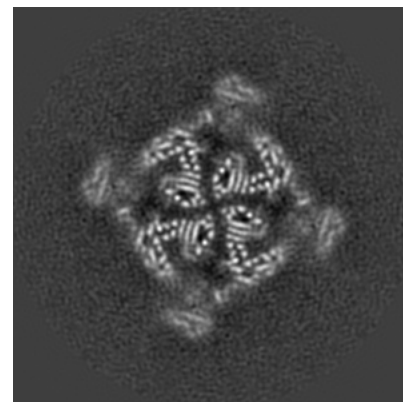
6.2.1 Primary map



X Index: 200

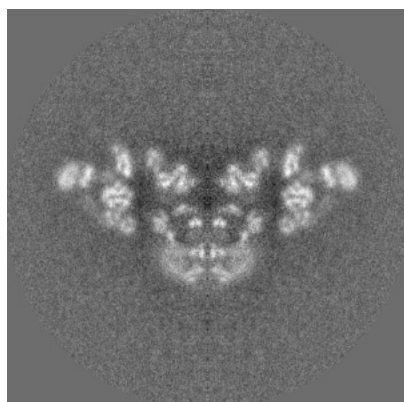


Y Index: 200

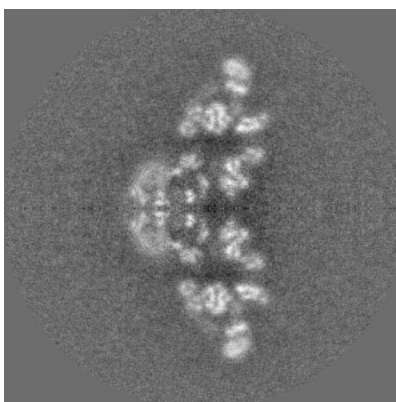


Z Index: 200

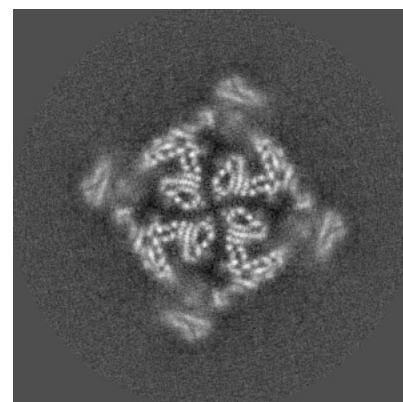
6.2.2 Raw map



X Index: 200



Y Index: 200

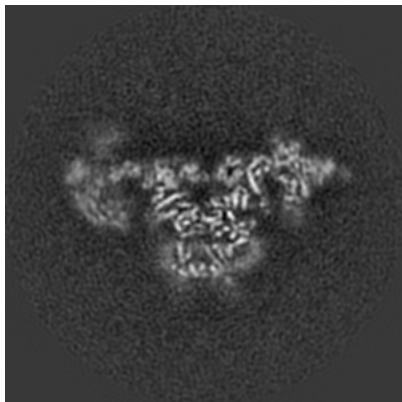


Z Index: 200

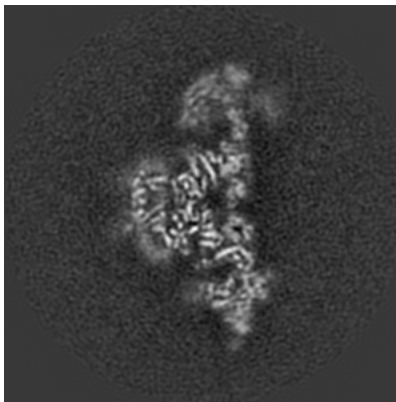
The images above show central slices of the map in three orthogonal directions.

6.3 Largest variance slices [i](#)

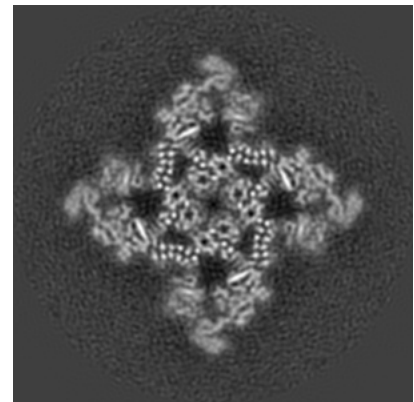
6.3.1 Primary map



X Index: 184

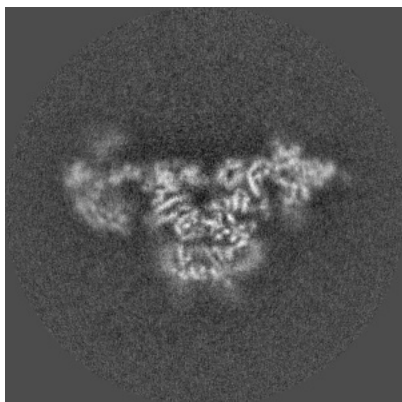


Y Index: 184

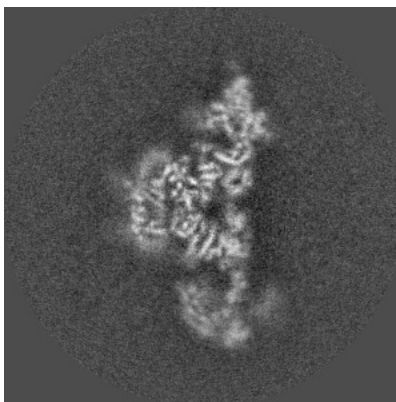


Z Index: 227

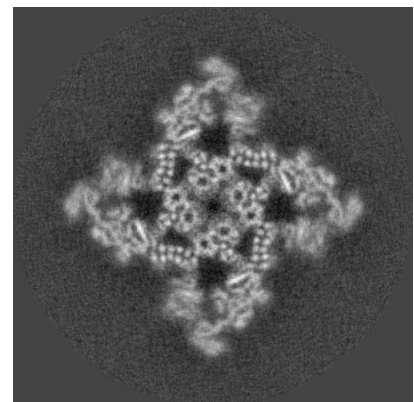
6.3.2 Raw map



X Index: 184



Y Index: 216

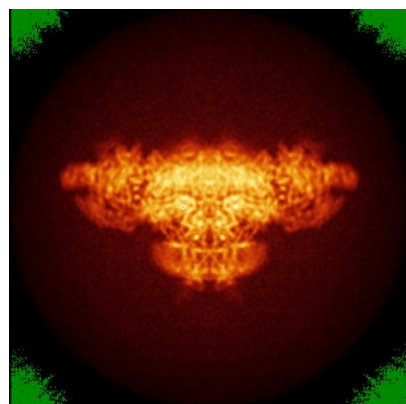


Z Index: 226

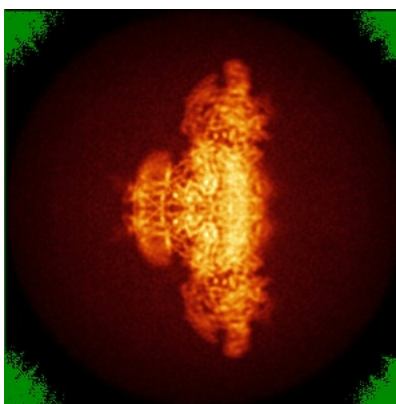
The images above show the largest variance slices of the map in three orthogonal directions.

6.4 Orthogonal standard-deviation projections (False-color) [i](#)

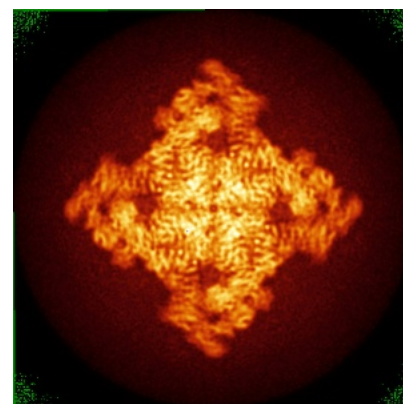
6.4.1 Primary map



X




Y




Z


6.4.2 Raw map



X



Y



Z

The images above show the map standard deviation projections with false color in three orthogonal directions. Minimum values are shown in green, max in blue, and dark to light orange shades represent small to large values respectively.

6.5 Orthogonal surface views [i](#)

6.5.1 Primary map



The images above show the 3D surface view of the map at the recommended contour level 0.032. These images, in conjunction with the slice images, may facilitate assessment of whether an appropriate contour level has been provided.

6.5.2 Raw map



These images show the 3D surface of the raw map. The raw map's contour level was selected so that its surface encloses the same volume as the primary map does at its recommended contour level.

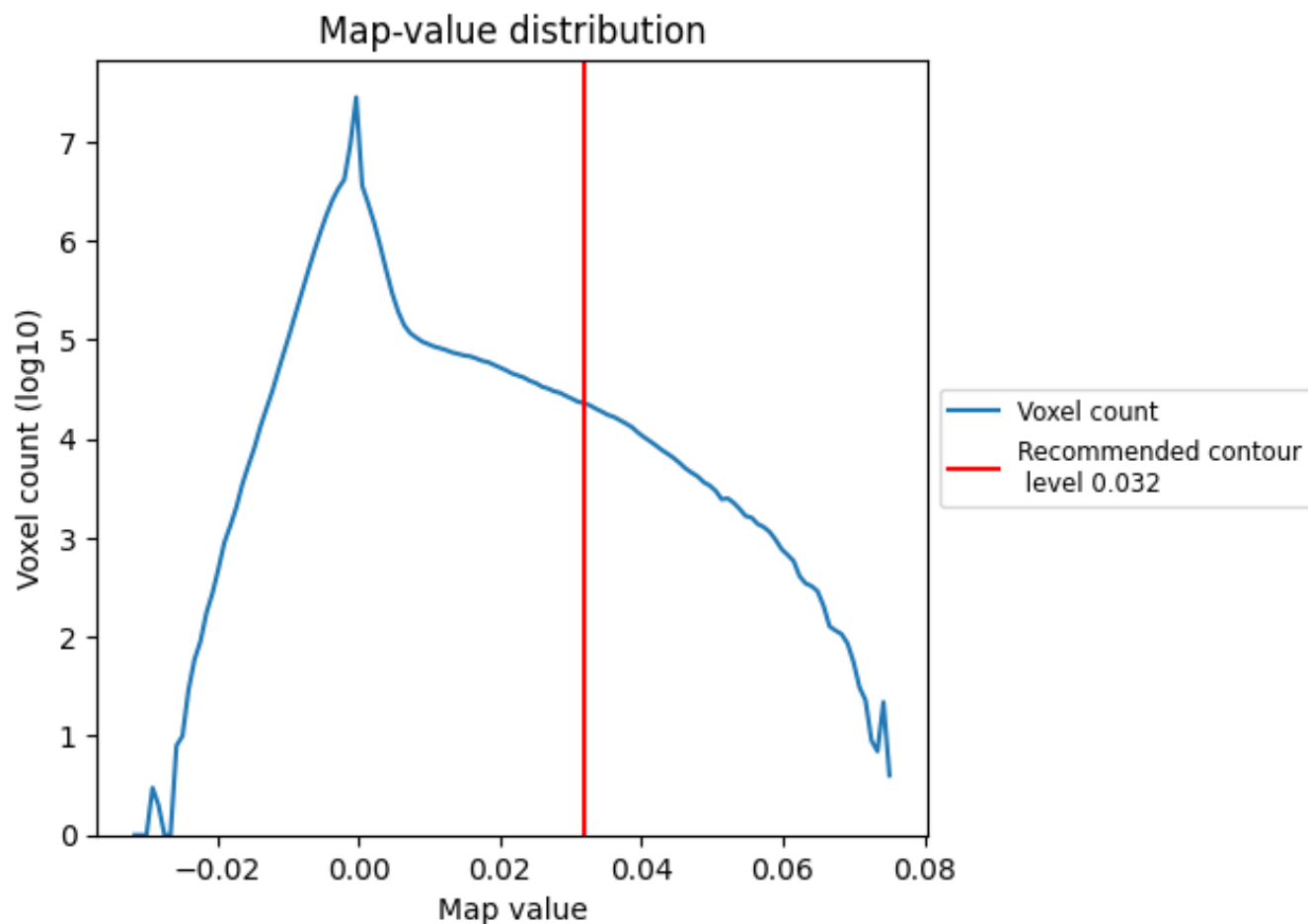
6.6 Mask visualisation [i](#)

This section was not generated. No masks/segmentation were deposited.

7 Map analysis [i](#)

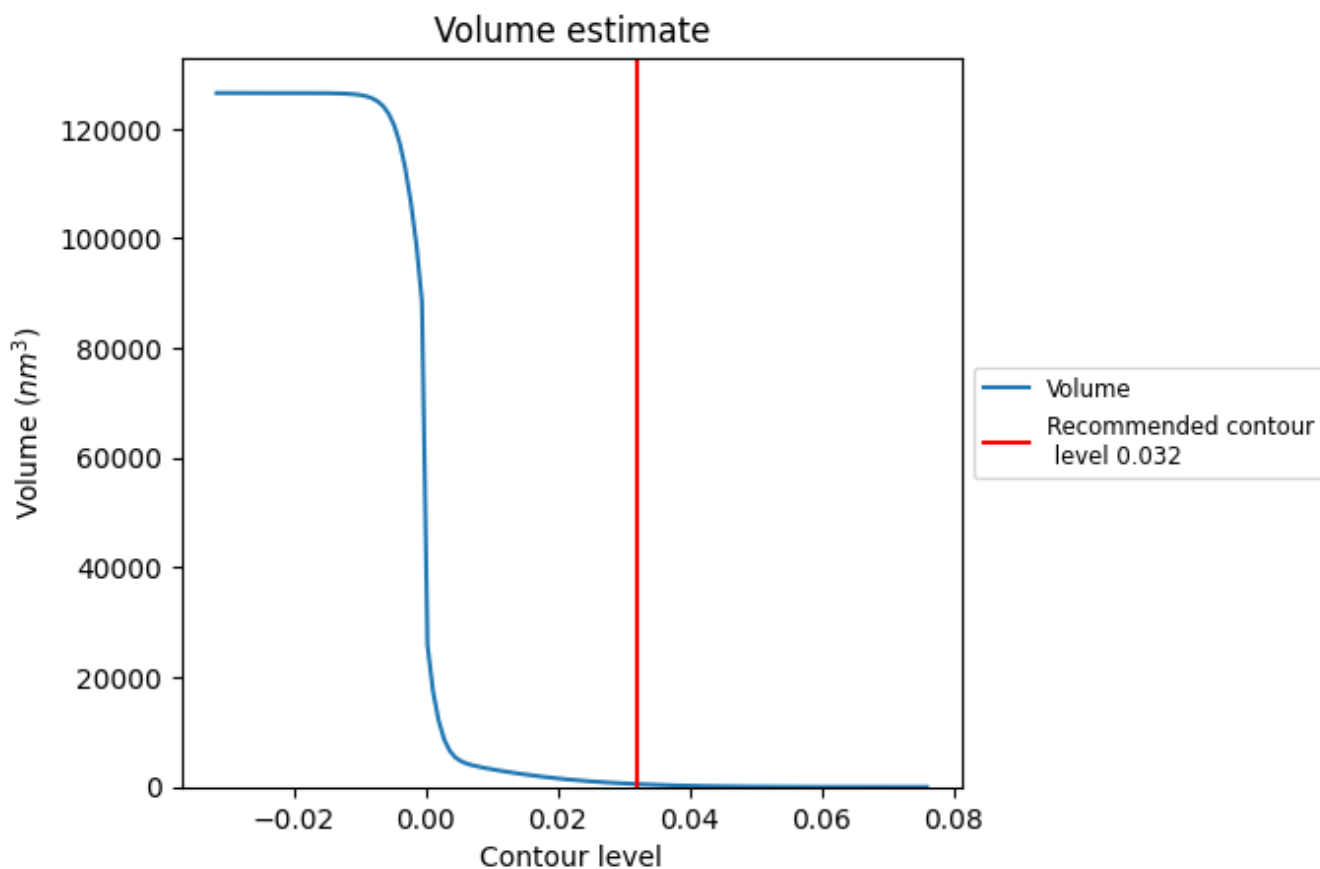
This section contains the results of statistical analysis of the map.

7.1 Map-value distribution [i](#)



The map-value distribution is plotted in 128 intervals along the x-axis. The y-axis is logarithmic. A spike in this graph at zero usually indicates that the volume has been masked.

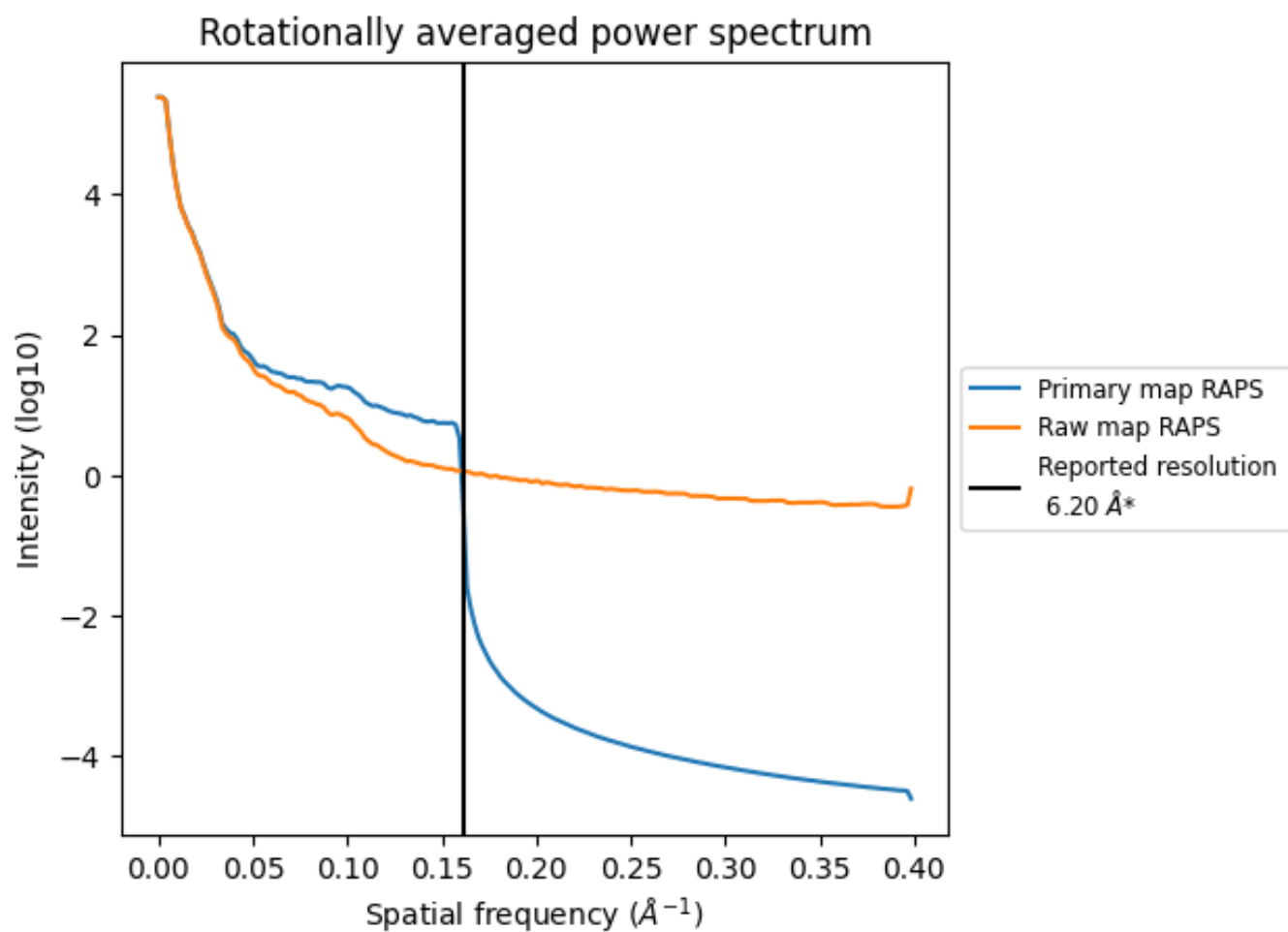
7.2 Volume estimate [\(i\)](#)



The volume at the recommended contour level is 533 nm^3 ; this corresponds to an approximate mass of 482 kDa.

The volume estimate graph shows how the enclosed volume varies with the contour level. The recommended contour level is shown as a vertical line and the intersection between the line and the curve gives the volume of the enclosed surface at the given level.

7.3 Rotationally averaged power spectrum [\(i\)](#)

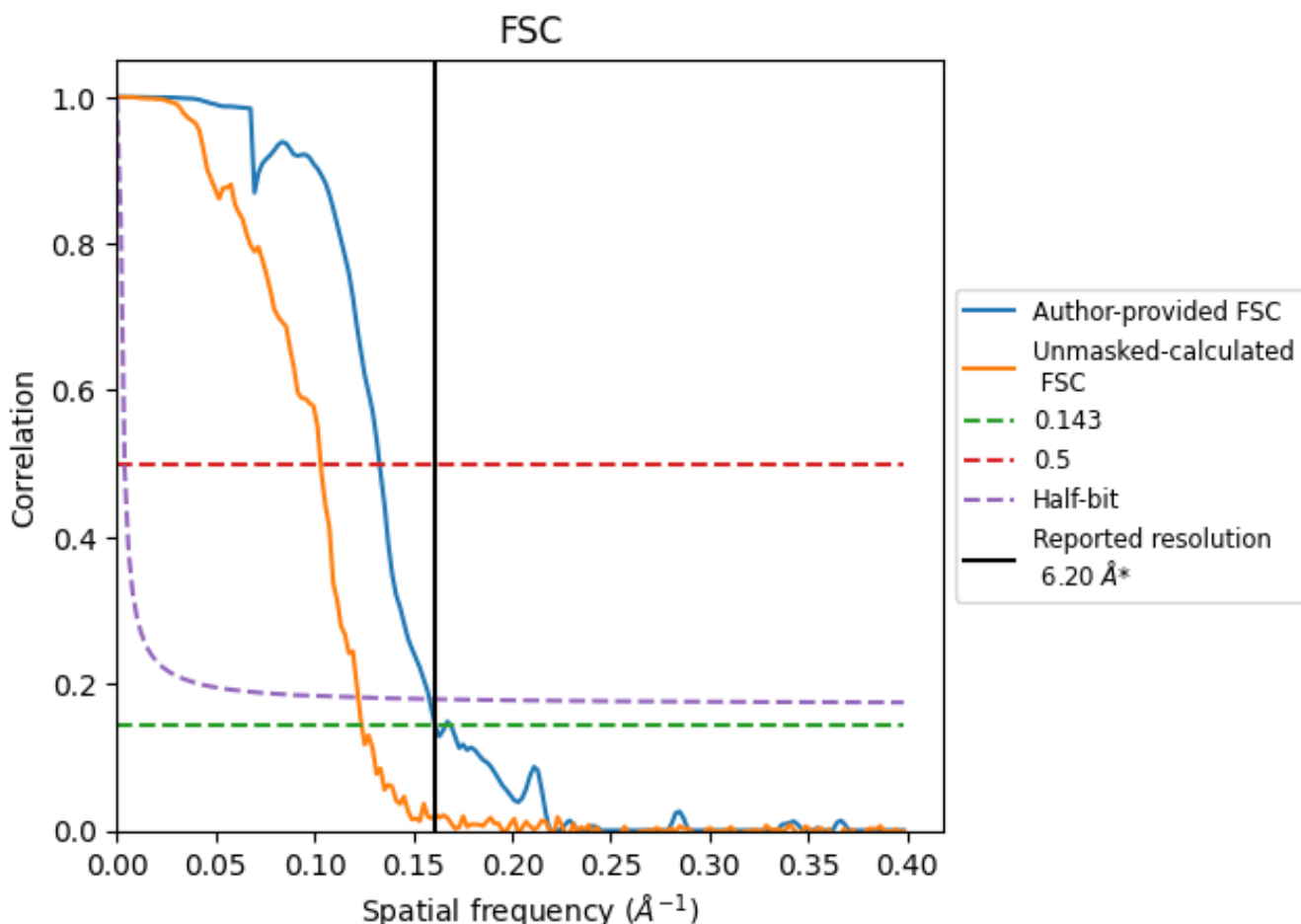


*Reported resolution corresponds to spatial frequency of 0.161 Å⁻¹

8 Fourier-Shell correlation [i](#)

Fourier-Shell Correlation (FSC) is the most commonly used method to estimate the resolution of single-particle and subtomogram-averaged maps. The shape of the curve depends on the imposed symmetry, mask and whether or not the two 3D reconstructions used were processed from a common reference. The reported resolution is shown as a black line. A curve is displayed for the half-bit criterion in addition to lines showing the 0.143 gold standard cut-off and 0.5 cut-off.

8.1 FSC [i](#)



*Reported resolution corresponds to spatial frequency of 0.161\AA^{-1}

8.2 Resolution estimates [i](#)

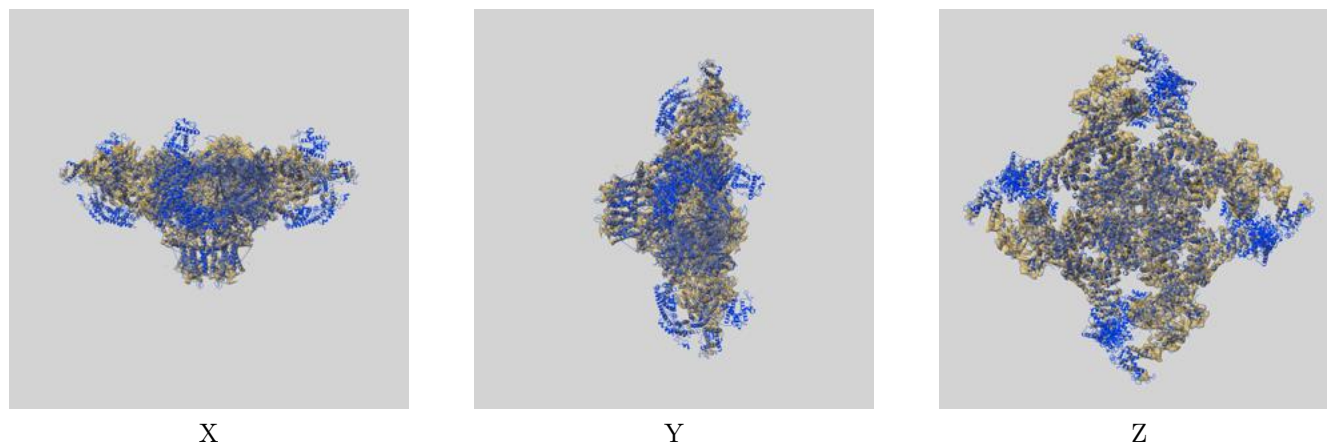
Resolution estimate (Å)	Estimation criterion (FSC cut-off)		
	0.143	0.5	Half-bit
Reported by author	6.20	-	-
Author-provided FSC curve	6.21	7.52	6.32
Unmasked-calculated*	8.06	9.69	8.18

*Resolution estimate based on FSC curve calculated by comparison of deposited half-maps. The value from deposited half-maps intersecting FSC 0.143 CUT-OFF 8.06 differs from the reported value 6.2 by more than 10 %

9 Map-model fit [i](#)

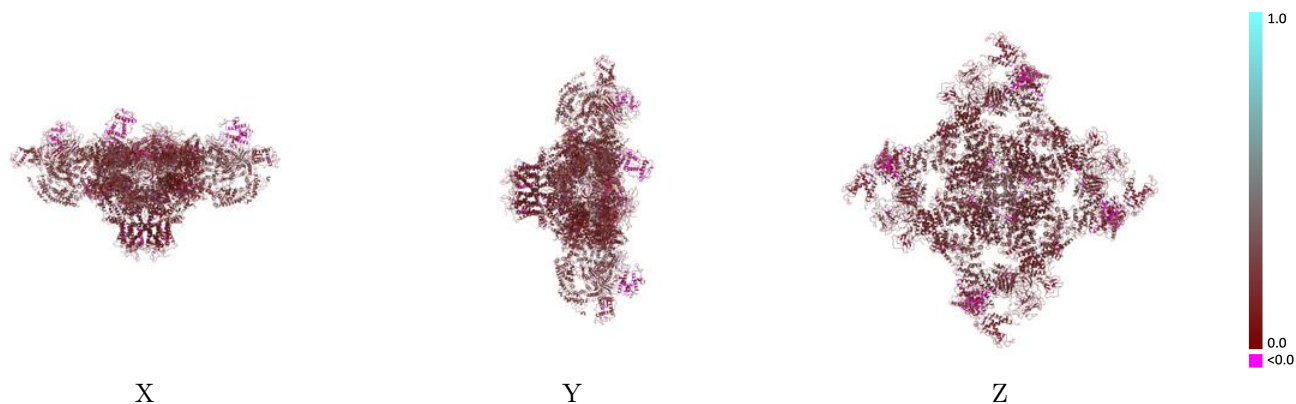
This section contains information regarding the fit between EMDB map EMD-8385 and PDB model 5TAU. Per-residue inclusion information can be found in section 3 on page 6.

9.1 Map-model overlay [i](#)



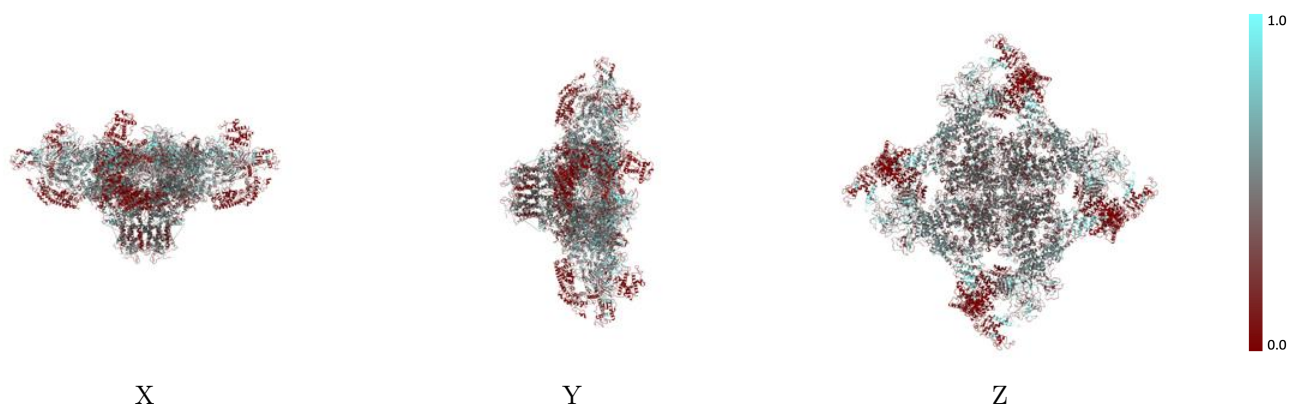
The images above show the 3D surface view of the map at the recommended contour level 0.032 at 50% transparency in yellow overlaid with a ribbon representation of the model coloured in blue. These images allow for the visual assessment of the quality of fit between the atomic model and the map.

9.2 Q-score mapped to coordinate model [\(i\)](#)



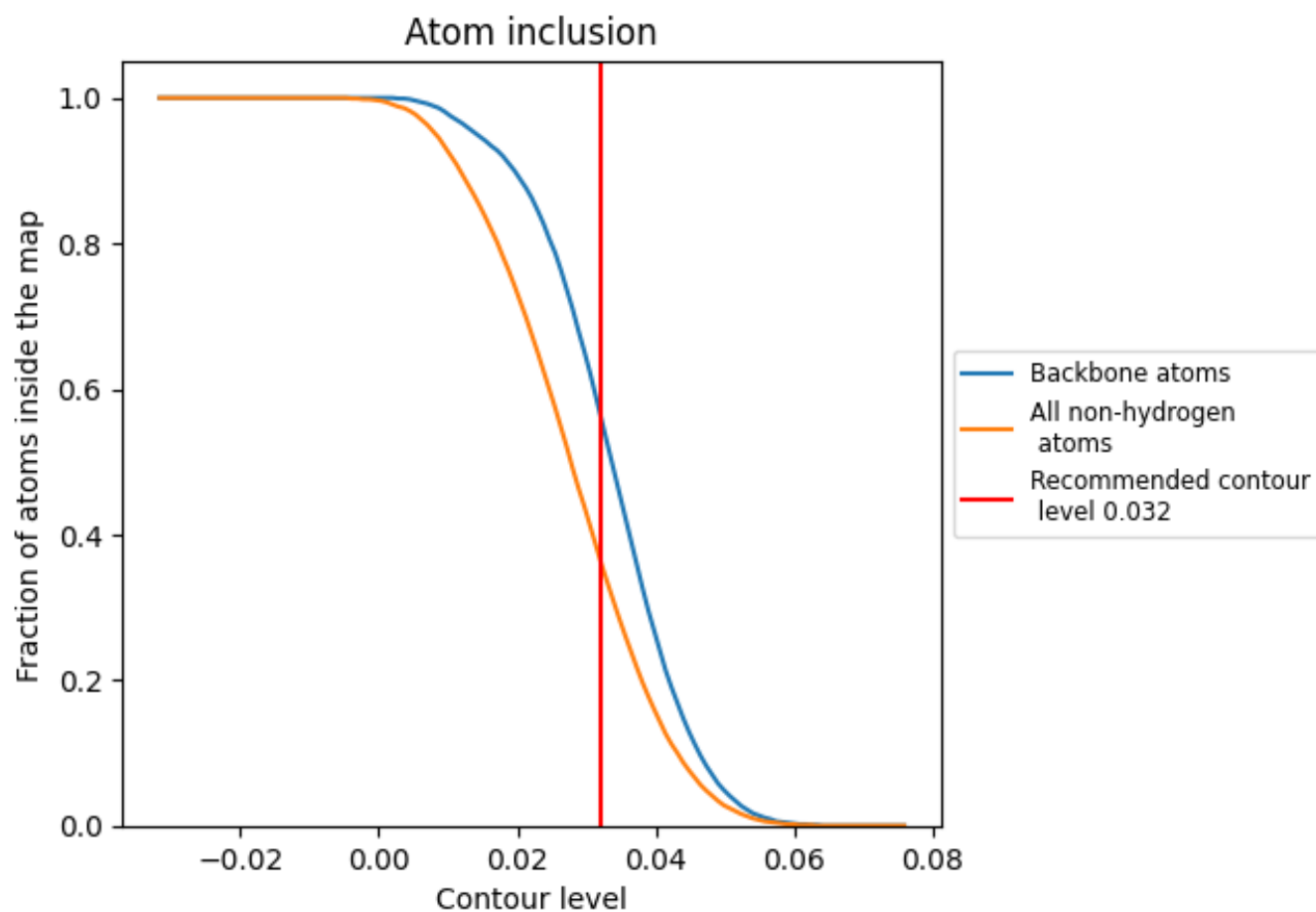
The images above show the model with each residue coloured according to its Q-score. This shows their resolvability in the map with higher Q-score values reflecting better resolvability. Please note: Q-score is calculating the resolvability of atoms, and thus high values are only expected at resolutions at which atoms can be resolved. Low Q-score values may therefore be expected for many entries.

9.3 Atom inclusion mapped to coordinate model [\(i\)](#)



The images above show the model with each residue coloured according to its atom inclusion. This shows to what extent they are inside the map at the recommended contour level (0.032).



















9.4 Atom inclusion [i](#)



At the recommended contour level, 56% of all backbone atoms, 37% of all non-hydrogen atoms, are inside the map.

9.5 Map-model fit summary [i](#)

The table lists the average atom inclusion at the recommended contour level (0.032) and Q-score for the entire model and for each chain.

Chain	Atom inclusion	Q-score
All	 0.3660	 0.1880
A	 0.3960	 0.1860
B	 0.3640	 0.1880
E	 0.3640	 0.1880
F	 0.3980	 0.1900
G	 0.3650	 0.1880
H	 0.3930	 0.1880
I	 0.3650	 0.1880
J	 0.3870	 0.1880

