



Full wwPDB EM Validation Report ⓘ

Apr 16, 2024 – 04:26 am BST

PDB ID : 5ME0
EMDB ID : EMD-3494
Title : Structure of the 30S Pre-Initiation Complex 1 (30S IC-1) Stalled by GE81112
Authors : Lopez-Alonso, J.P.; Fabbretti, A.; Kaminishi, T.; Iturrioz, I.; Brandi, L.; Gil Carton, D.; Gualerzi, C.; Fucini, P.; Connell, S.
Deposited on : 2016-11-14
Resolution : 13.50 Å (reported)
Based on initial models : 3JCN, 1HR0, 1TIF, 2IFE, 4YBB

This is a Full wwPDB EM Validation Report for a publicly released PDB entry.

We welcome your comments at validation@mail.wwpdb.org

A user guide is available at

<https://www.wwpdb.org/validation/2017/EMValidationReportHelp>

with specific help available everywhere you see the ⓘ symbol.

The types of validation reports are described at

<http://www.wwpdb.org/validation/2017/FAQs#types>.

The following versions of software and data (see [references ⓘ](#)) were used in the production of this report:

EMDB validation analysis : 0.0.1.dev92
Mogul : 1.8.4, CSD as541be (2020)
MolProbity : 4.02b-467
Percentile statistics : 20191225.v01 (using entries in the PDB archive December 25th 2019)
MapQ : 1.9.13
Ideal geometry (proteins) : Engh & Huber (2001)
Ideal geometry (DNA, RNA) : Parkinson et al. (1996)
Validation Pipeline (wwPDB-VP) : 2.36

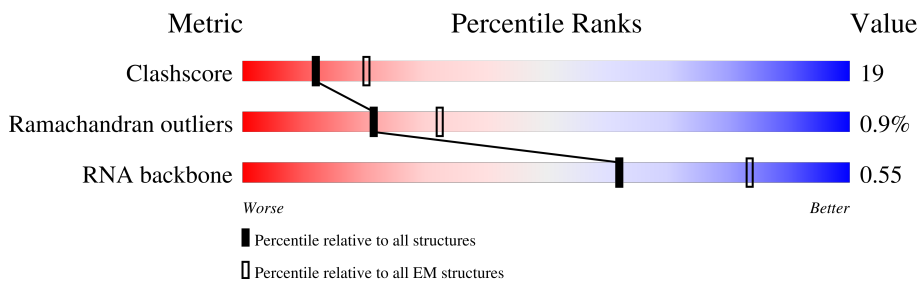
1 Overall quality at a glance

The following experimental techniques were used to determine the structure:

ELECTRON MICROSCOPY

The reported resolution of this entry is 13.50 Å.

Percentile scores (ranging between 0-100) for global validation metrics of the entry are shown in the following graphic. The table shows the number of entries on which the scores are based.














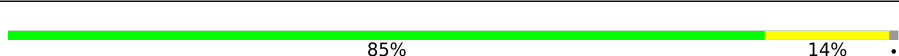
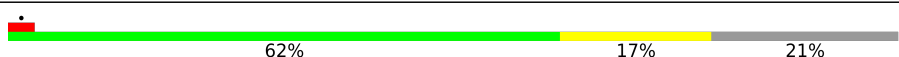

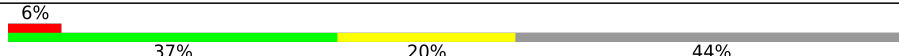

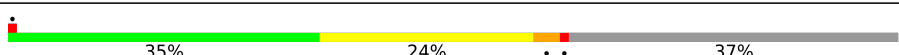

Metric	Whole archive (#Entries)	EM structures (#Entries)
Clashscore	158937	4297
Ramachandran outliers	154571	4023
RNA backbone	4643	859

The table below summarises the geometric issues observed across the polymeric chains and their fit to the map. The red, orange, yellow and green segments of the bar indicate the fraction of residues that contain outliers for ≥ 3 , 2, 1 and 0 types of geometric quality criteria respectively. A grey segment represents the fraction of residues that are not modelled. The numeric value for each fraction is indicated below the corresponding segment, with a dot representing fractions $\leq 5\%$. The upper red bar (where present) indicates the fraction of residues that have poor fit to the EM map (all-atom inclusion $< 40\%$). The numeric value is given above the bar.

Mol	Chain	Length	Quality of chain
1	A	1534	
2	B	241	
3	C	233	
4	D	206	
5	E	167	
6	F	131	
7	G	156	
8	H	130	

Continued on next page...

Continued from previous page...

Mol	Chain	Length	Quality of chain
9	I	130	
10	J	103	
11	K	129	
12	L	123	
13	M	118	
14	N	101	
15	O	89	
16	P	102	
17	Q	84	
18	R	75	
19	S	92	
20	T	87	
21	U	71	
22	V	72	
23	W	890	
24	Y	171	
25	Z	144	
26	X	77	

The following table lists non-polymeric compounds, carbohydrate monomers and non-standard residues in protein, DNA, RNA chains that are outliers for geometric or electron-density-fit criteria:

Mol	Type	Chain	Res	Chirality	Geometry	Clashes	Electron density
26	4SU	X	8	-	-	X	-
27	FME	X	101	-	-	X	-

2 Entry composition [i](#)

There are 27 unique types of molecules in this entry. The entry contains 59063 atoms, of which 1 is hydrogen and 0 are deuteriums.

In the tables below, the AltConf column contains the number of residues with at least one atom in alternate conformation and the Trace column contains the number of residues modelled with at most 2 atoms.

- Molecule 1 is a RNA chain called 16S ribosomal RNA.

Mol	Chain	Residues	Atoms					AltConf	Trace
			Total	C	N	O	P		
1	A	1534	32930	14694	6041	10661	1534	0	0

- Molecule 2 is a protein called 30S ribosomal protein S2.

Mol	Chain	Residues	Atoms					AltConf	Trace
			Total	C	N	O	S		
2	B	224	1753	1109	315	321	8	0	0

- Molecule 3 is a protein called 30S ribosomal protein S3.

Mol	Chain	Residues	Atoms					AltConf	Trace
			Total	C	N	O	S		
3	C	206	1624	1028	305	288	3	0	0

- Molecule 4 is a protein called 30S ribosomal protein S4.

Mol	Chain	Residues	Atoms					AltConf	Trace
			Total	C	N	O	S		
4	D	205	1643	1026	315	298	4	0	0

- Molecule 5 is a protein called 30S ribosomal protein S5.

Mol	Chain	Residues	Atoms					AltConf	Trace
			Total	C	N	O	S		
5	E	155	1144	711	216	211	6	0	0

- Molecule 6 is a protein called 30S ribosomal protein S6.

Mol	Chain	Residues	Atoms					AltConf	Trace
			Total	C	N	O	S		
6	F	106	862	545	156	154	7	0	0

- Molecule 7 is a protein called 30S ribosomal protein S7.

Mol	Chain	Residues	Atoms					AltConf	Trace
			Total	C	N	O	S		
7	G	151	1181	735	227	215	4	0	0

- Molecule 8 is a protein called 30S ribosomal protein S8.

Mol	Chain	Residues	Atoms					AltConf	Trace
			Total	C	N	O	S		
8	H	129	979	616	173	184	6	0	0

- Molecule 9 is a protein called 30S ribosomal protein S9.

Mol	Chain	Residues	Atoms					AltConf	Trace
			Total	C	N	O	S		
9	I	127	1022	634	206	179	3	0	0

- Molecule 10 is a protein called 30S ribosomal protein S10.

Mol	Chain	Residues	Atoms					AltConf	Trace
			Total	C	N	O	S		
10	J	99	795	498	152	144	1	0	0

- Molecule 11 is a protein called 30S ribosomal protein S11.

Mol	Chain	Residues	Atoms					AltConf	Trace
			Total	C	N	O	S		
11	K	117	877	540	174	160	3	0	0

- Molecule 12 is a protein called 30S ribosomal protein S12.

Mol	Chain	Residues	Atoms					AltConf	Trace
			Total	C	N	O	S		
12	L	123	957	591	196	165	5	0	0

- Molecule 13 is a protein called 30S ribosomal protein S13.

Mol	Chain	Residues	Atoms					AltConf	Trace
			Total	C	N	O	S		
13	M	114	883	546	178	156	3	0	0

- Molecule 14 is a protein called 30S ribosomal protein S14.

Mol	Chain	Residues	Atoms					AltConf	Trace
14	N	100	Total	C	N	O	S	0	0
			805	499	164	139	3		

- Molecule 15 is a protein called 30S ribosomal protein S15.

Mol	Chain	Residues	Atoms					AltConf	Trace
15	O	88	Total	C	N	O	S	0	0
			714	439	144	130	1		

- Molecule 16 is a protein called 30S ribosomal protein S16.

Mol	Chain	Residues	Atoms					AltConf	Trace
16	P	82	Total	C	N	O	S	0	0
			649	406	128	114	1		

- Molecule 17 is a protein called 30S ribosomal protein S17.

Mol	Chain	Residues	Atoms					AltConf	Trace
17	Q	80	Total	C	N	O	S	0	0
			648	411	121	113	3		

- Molecule 18 is a protein called 30S ribosomal protein S18.

Mol	Chain	Residues	Atoms				AltConf	Trace
18	R	55	Total	C	N	O	0	0
			455	288	86	81		

- Molecule 19 is a protein called 30S ribosomal protein S19.

Mol	Chain	Residues	Atoms					AltConf	Trace
19	S	79	Total	C	N	O	S	0	0
			637	408	120	107	2		

- Molecule 20 is a protein called 30S ribosomal protein S20.

Mol	Chain	Residues	Atoms					AltConf	Trace
20	T	86	Total	C	N	O	S	0	0
			670	414	138	115	3		

- Molecule 21 is a protein called 30S ribosomal protein S21.

Mol	Chain	Residues	Atoms					AltConf	Trace
21	U	56	Total	C	N	O	S	0	0
			465	290	96	78	1		

- Molecule 22 is a protein called Translation initiation factor IF-1.

Mol	Chain	Residues	Atoms					AltConf	Trace
22	V	71	Total	C	N	O	S	0	0
			570	362	103	103	2		

- Molecule 23 is a protein called Translation initiation factor IF-2.

Mol	Chain	Residues	Atoms					AltConf	Trace
23	W	501	Total	C	N	O	S	0	0
			3781	2368	663	735	15		

- Molecule 24 is a protein called Translation initiation factor IF-3.

Mol	Chain	Residues	Atoms					AltConf	Trace
24	Y	76	Total	C	N	O	S	0	0
			623	390	119	112	2		

- Molecule 25 is a protein called Translation initiation factor IF-3.

Mol	Chain	Residues	Atoms					AltConf	Trace
25	Z	91	Total	C	N	O	S	0	0
			743	470	135	134	4		

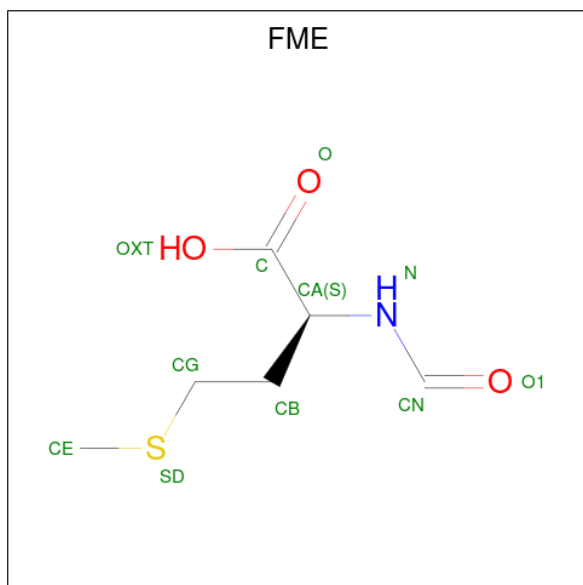
There is a discrepancy between the modelled and reference sequences:

Chain	Residue	Modelled	Actual	Comment	Reference
Z	37	MET	-	initiating methionine	UNP P0A707

- Molecule 26 is a RNA chain called fMet-tRNA.

Mol	Chain	Residues	Atoms					AltConf	Trace	
26	X	77	Total	C	N	O	P	S	0	0
			1643	733	297	535	77	1		

- Molecule 27 is N-FORMYLMETHIONINE (three-letter code: FME) (formula: C₆H₁₁NO₃S).

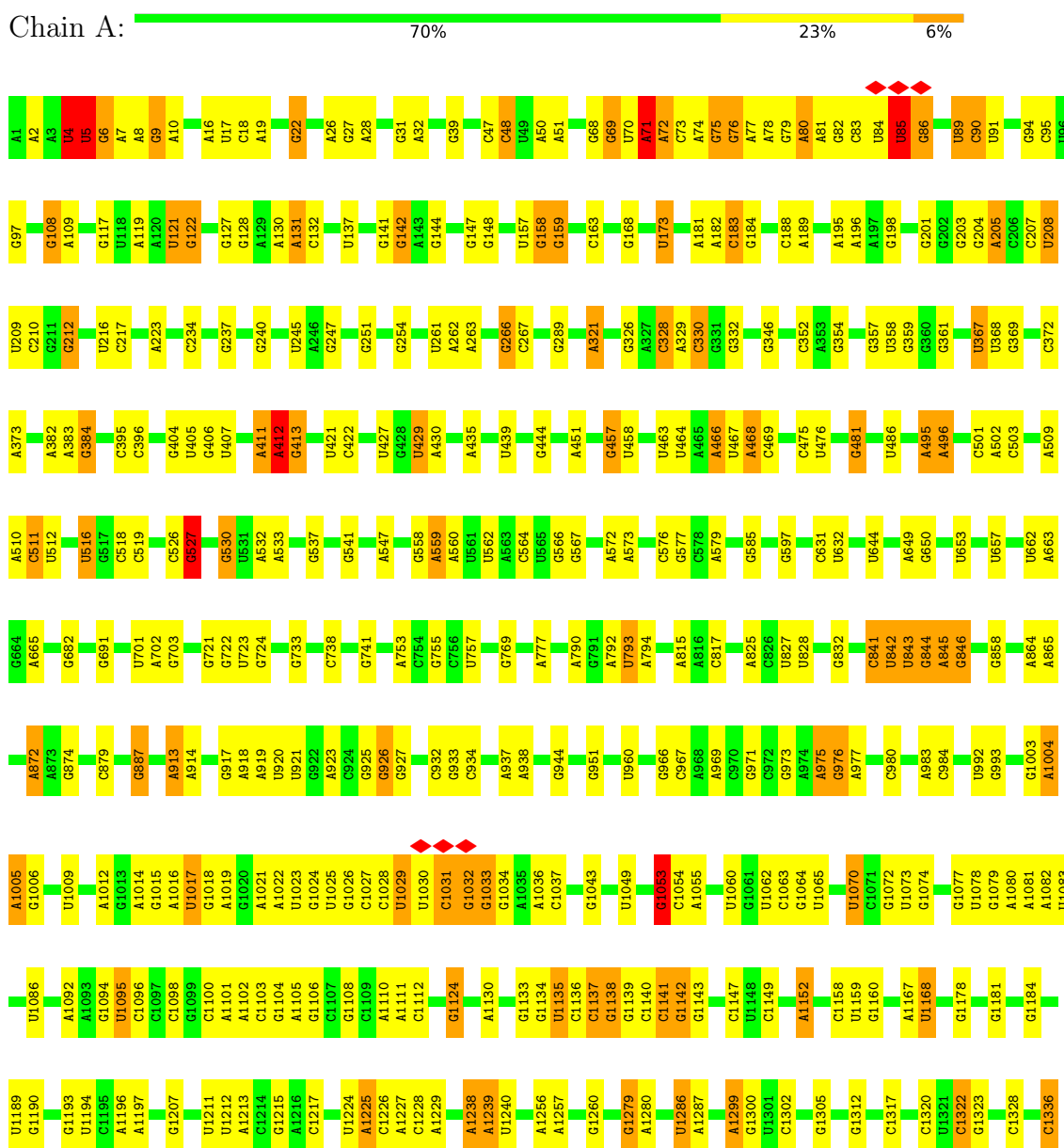


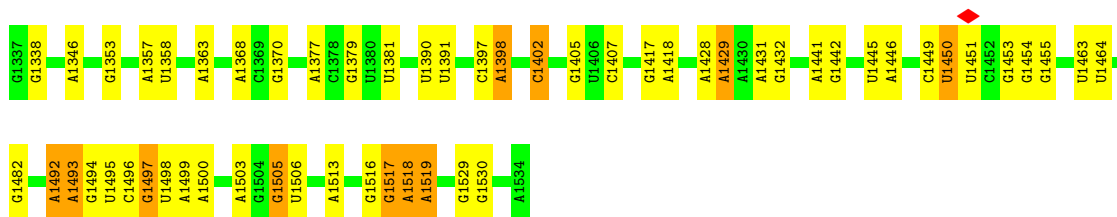
Mol	Chain	Residues	Atoms					AltConf	
			Total	C	H	N	O		S
27	X	1	10	6	1	1	1	1	0

3 Residue-property plots

These plots are drawn for all protein, RNA, DNA and oligosaccharide chains in the entry. The first graphic for a chain summarises the proportions of the various outlier classes displayed in the second graphic. The second graphic shows the sequence view annotated by issues in geometry and atom inclusion in map density. Residues are color-coded according to the number of geometric quality criteria for which they contain at least one outlier: green = 0, yellow = 1, orange = 2 and red = 3 or more. A red diamond above a residue indicates a poor fit to the EM map for this residue (all-atom inclusion < 40%). Stretches of 2 or more consecutive residues without any outlier are shown as a green connector. Residues present in the sample, but not in the model, are shown in grey.

- Molecule 1: 16S ribosomal RNA

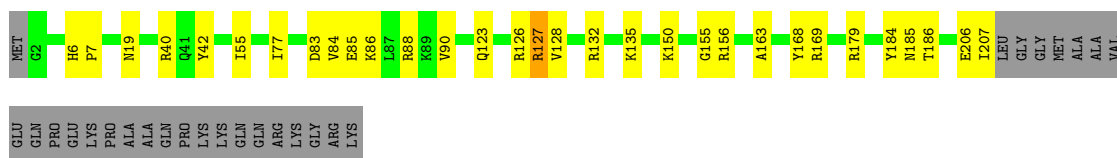




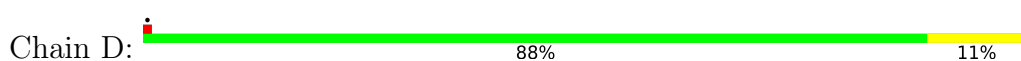
• Molecule 2: 30S ribosomal protein S2



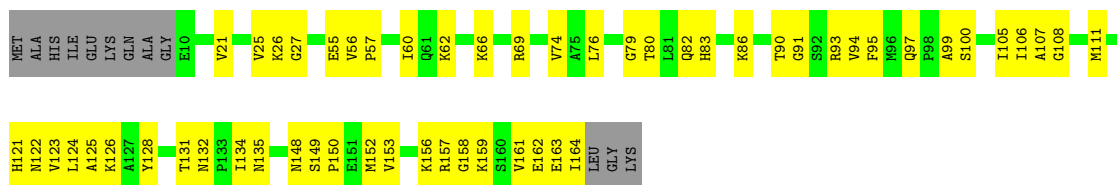
• Molecule 3: 30S ribosomal protein S3



• Molecule 4: 30S ribosomal protein S4

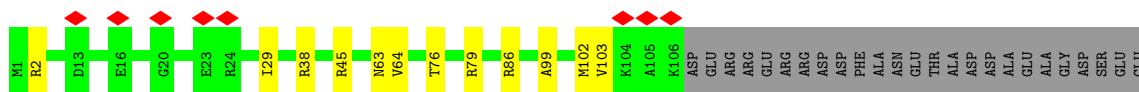


• Molecule 5: 30S ribosomal protein S5

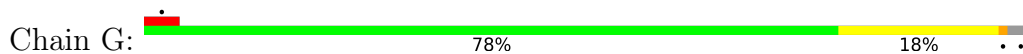


• Molecule 6: 30S ribosomal protein S6

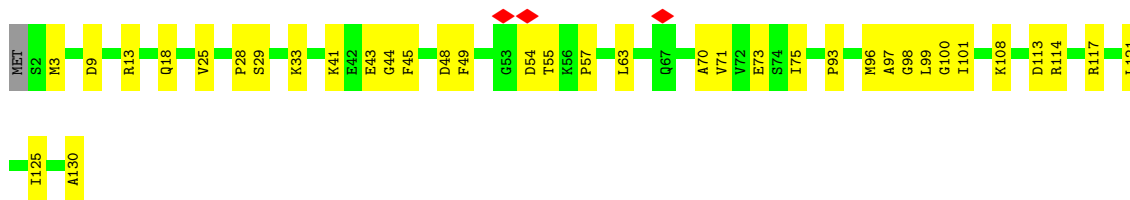




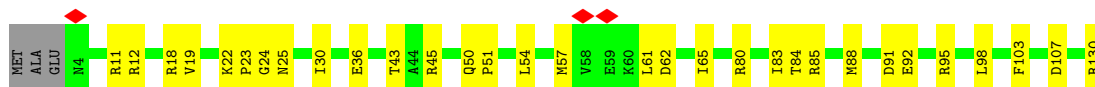
- Molecule 7: 30S ribosomal protein S7



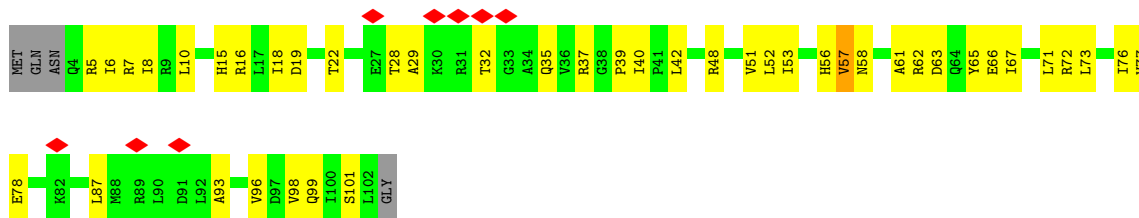
- Molecule 8: 30S ribosomal protein S8



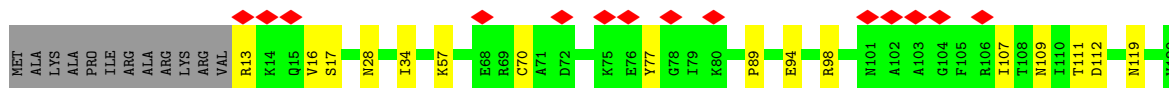
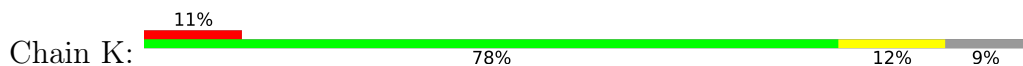
- Molecule 9: 30S ribosomal protein S9




- Molecule 10: 30S ribosomal protein S10

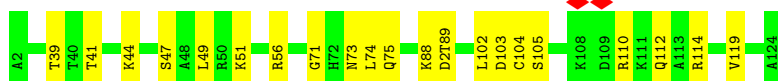


- Molecule 11: 30S ribosomal protein S11



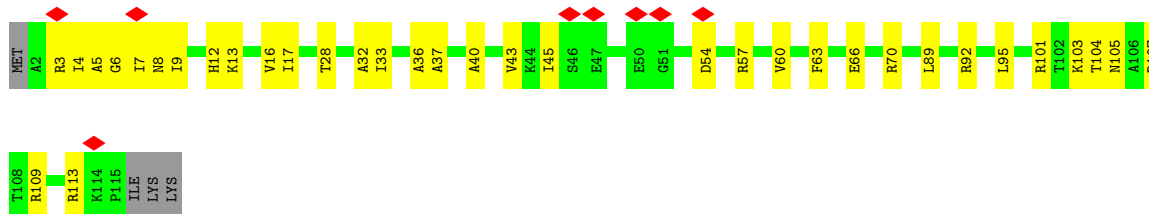
- Molecule 12: 30S ribosomal protein S12

Chain L:  83% 17%



- Molecule 13: 30S ribosomal protein S13

Chain M:  7% 67% 30%




- Molecule 14: 30S ribosomal protein S14

Chain N:  72% 27%





- Molecule 15: 30S ribosomal protein S15

Chain O:  6% 90% 8%




- Molecule 16: 30S ribosomal protein S16

Chain P:  75% 20%

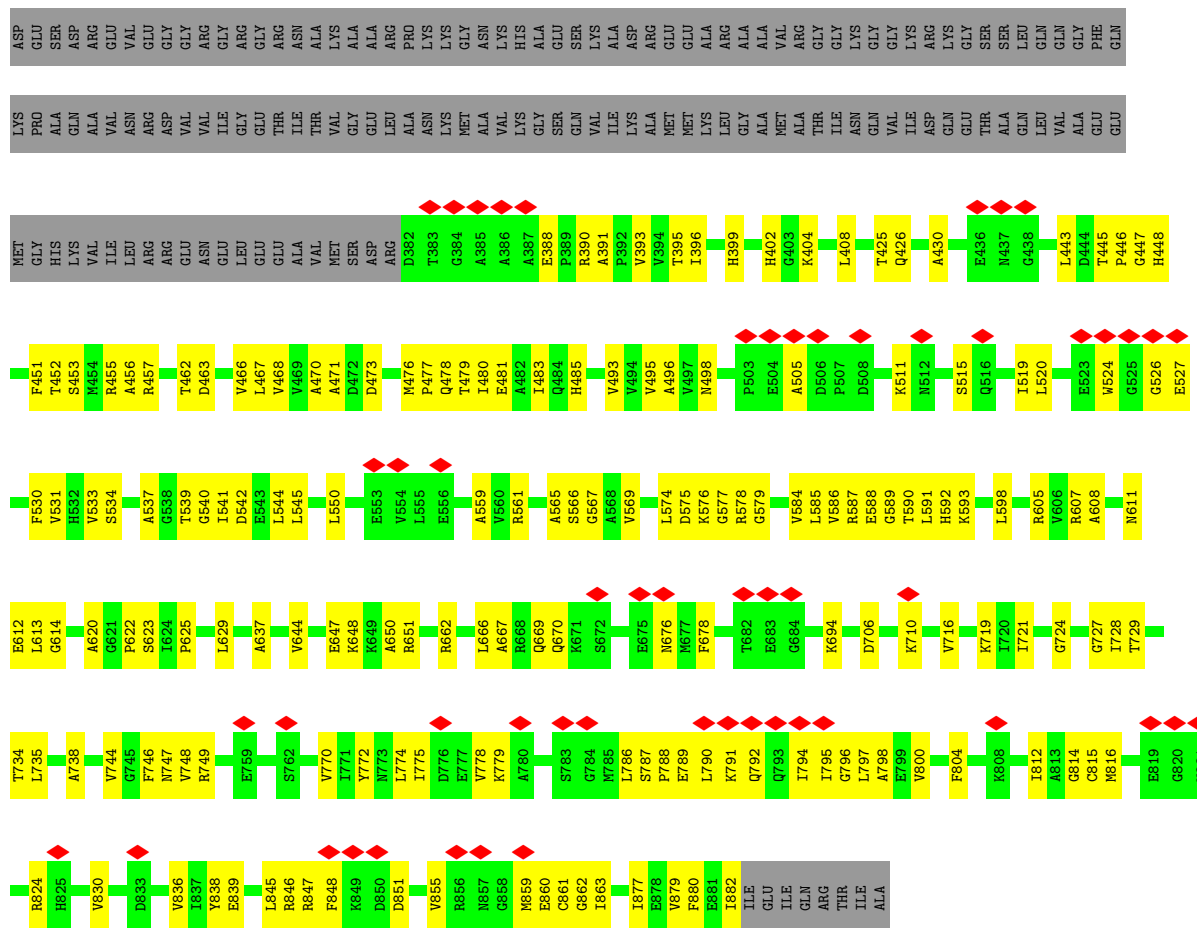


- Molecule 17: 30S ribosomal protein S17

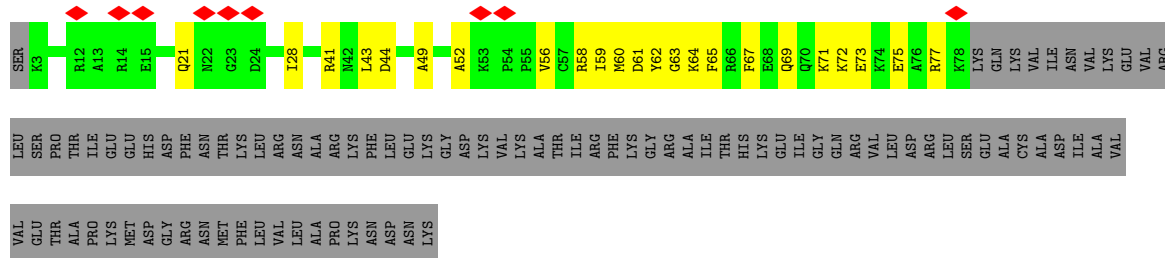
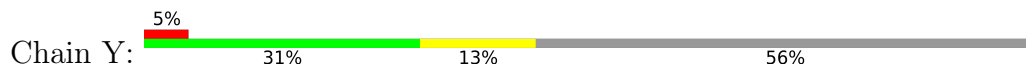
Chain Q:  77% 18% 5%



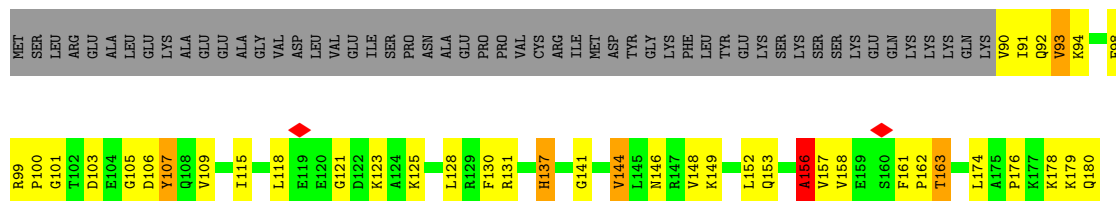
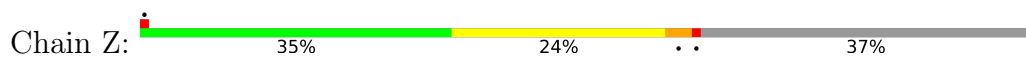
- Molecule 18: 30S ribosomal protein S18



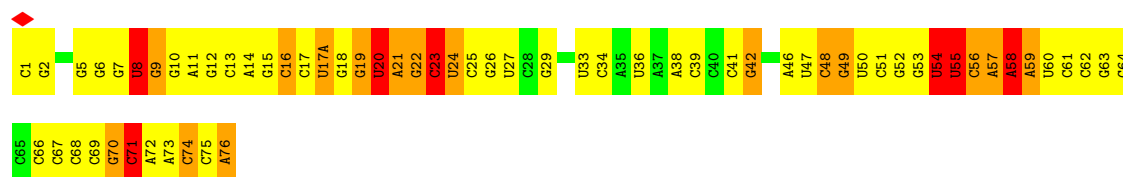
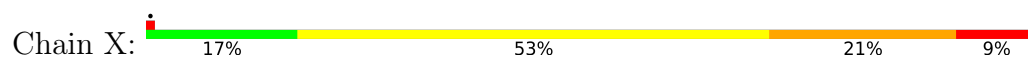
• Molecule 24: Translation initiation factor IF-3



• Molecule 25: Translation initiation factor IF-3



• Molecule 26: fMet-tRNA



4 Experimental information

Property	Value	Source
EM reconstruction method	SINGLE PARTICLE	Depositor
Imposed symmetry	POINT, C1	Depositor
Number of particles used	23112	Depositor
Resolution determination method	FSC 0.143 CUT-OFF	Depositor
CTF correction method	PHASE FLIPPING AND AMPLITUDE CORRECTION	Depositor
Microscope	JEOL 2200FSC	Depositor
Voltage (kV)	200	Depositor
Electron dose ($e^-/\text{\AA}^2$)	17	Depositor
Minimum defocus (nm)	Not provided	
Maximum defocus (nm)	Not provided	
Magnification	74183	Depositor
Image detector	GATAN ULTRASCAN 4000 (4k x 4k)	Depositor
Maximum map value	0.347	Depositor
Minimum map value	-0.083	Depositor
Average map value	0.006	Depositor
Map value standard deviation	0.031	Depositor
Recommended contour level	0.0747	Depositor
Map size (Å)	363.6, 363.6, 363.6	wwPDB
Map dimensions	180, 180, 180	wwPDB
Map angles (°)	90.0, 90.0, 90.0	wwPDB
Pixel spacing (Å)	2.02, 2.02, 2.02	Depositor

5 Model quality i

5.1 Standard geometry i

Bond lengths and bond angles in the following residue types are not validated in this section: H2U, G7M, 4SU, 5MC, MA6, UR3, FME, 2MG, D2T, 4OC, PSU, 5MU

The Z score for a bond length (or angle) is the number of standard deviations the observed value is removed from the expected value. A bond length (or angle) with $|Z| > 5$ is considered an outlier worth inspection. RMSZ is the root-mean-square of all Z scores of the bond lengths (or angles).

Mol	Chain	Bond lengths		Bond angles	
		RMSZ	# Z >5	RMSZ	# Z >5
1	A	0.58	0/36591	0.98	33/57073 (0.1%)
2	B	0.36	0/1784	0.55	0/2403
3	C	0.39	0/1651	0.55	0/2225
4	D	0.37	0/1665	0.53	0/2227
5	E	0.48	0/1157	0.61	0/1557
6	F	0.43	0/881	0.56	0/1189
7	G	0.35	0/1195	0.51	0/1602
8	H	0.43	0/989	0.58	0/1326
9	I	0.37	0/1034	0.60	0/1375
10	J	0.57	0/805	0.68	0/1089
11	K	0.39	0/893	0.54	0/1205
12	L	0.49	0/960	0.65	0/1286
13	M	0.38	0/892	0.63	0/1193
14	N	0.41	0/817	0.60	0/1088
15	O	0.42	0/722	0.52	0/964
16	P	0.40	0/659	0.59	0/884
17	Q	0.44	0/657	0.61	0/881
18	R	0.41	0/462	0.55	0/621
19	S	0.38	0/652	0.56	0/877
20	T	0.40	0/676	0.53	0/895
21	U	0.53	0/472	0.57	0/627
22	V	0.39	0/580	0.70	0/782
23	W	0.25	0/3828	0.46	1/5173 (0.0%)
24	Y	0.32	0/629	0.62	0/838
25	Z	1.18	0/751	1.61	13/999 (1.3%)
26	X	0.23	0/1746	0.81	5/2721 (0.2%)
All	All	0.52	0/63148	0.86	52/93100 (0.1%)

Chiral center outliers are detected by calculating the chiral volume of a chiral center and verifying if the center is modelled as a planar moiety or with the opposite hand. A planarity outlier is detected by checking planarity of atoms in a peptide group, atoms in a mainchain group or atoms of a

sidechain that are expected to be planar.

Mol	Chain	#Chirality outliers	#Planarity outliers
25	Z	0	6

There are no bond length outliers.

All (52) bond angle outliers are listed below:

Mol	Chain	Res	Type	Atoms	Z	Observed(°)	Ideal(°)
1	A	117	G	O5'-P-OP2	-9.51	97.14	105.70
25	Z	107	TYR	CB-CG-CD2	-8.06	116.17	121.00
26	X	71	C	N1-C1'-C2'	-7.48	103.77	112.00
25	Z	144	VAL	CA-CB-CG2	-7.43	99.75	110.90
25	Z	156	ALA	CB-CA-C	-6.97	99.65	110.10
1	A	4	U	C2-N1-C1'	6.88	125.95	117.70
1	A	1279	G	C4-N9-C1'	6.85	135.40	126.50
1	A	330	C	C2-N3-C4	6.84	123.32	119.90
1	A	887	G	O5'-P-OP2	-6.78	99.60	105.70
1	A	330	C	C5-C6-N1	6.61	124.31	121.00
1	A	1053	G	OP2-P-O3'	6.33	119.12	105.20
1	A	579	A	O5'-P-OP2	-6.22	100.10	105.70
25	Z	152	LEU	CB-CA-C	-6.14	98.54	110.20
1	A	330	C	C6-N1-C2	-6.09	117.86	120.30
26	X	71	C	C4'-C3'-O3'	6.09	125.18	113.00
1	A	971	G	O4'-C1'-N9	6.09	113.07	108.20
1	A	321	A	O5'-P-OP2	-6.08	100.23	105.70
1	A	328	C	N1-C2-O2	6.05	122.53	118.90
1	A	330	C	C2-N1-C1'	6.00	125.39	118.80
1	A	872	A	O4'-C1'-N9	5.98	112.99	108.20
1	A	844	G	C2-N3-C4	5.98	114.89	111.90
25	Z	163	THR	N-CA-CB	-5.88	99.14	110.30
1	A	328	C	N3-C2-O2	-5.79	117.85	121.90
25	Z	162	PRO	C-N-CA	5.78	136.14	121.70
1	A	412	A	N9-C1'-C2'	5.71	121.43	114.00
25	Z	156	ALA	N-CA-CB	5.70	118.08	110.10
1	A	330	C	N1-C2-O2	5.69	122.31	118.90
1	A	1279	G	C8-N9-C1'	-5.64	119.67	127.00
1	A	1279	G	N7-C8-N9	5.61	115.91	113.10
1	A	85	U	C2-N1-C1'	5.60	124.42	117.70
1	A	183	C	C6-N1-C2	-5.46	118.11	120.30
1	A	71	A	N1-C6-N6	5.44	121.86	118.60
1	A	412	A	O4'-C1'-N9	5.41	112.53	108.20
1	A	1418	A	C8-N9-C4	-5.40	103.64	105.80
23	W	787	SER	C-N-CD	5.39	139.72	128.40

Continued on next page...

Continued from previous page...

Mol	Chain	Res	Type	Atoms	Z	Observed(°)	Ideal(°)
1	A	22	G	O5'-P-OP2	-5.38	100.86	105.70
26	X	23	C	N1-C1'-C2'	-5.36	106.10	112.00
26	X	23	C	C2'-C3'-O3'	-5.33	97.76	109.50
1	A	792	A	O4'-C1'-N9	5.23	112.38	108.20
26	X	58	A	C2'-C3'-O3'	-5.19	98.08	109.50
25	Z	146	ASN	CA-CB-CG	5.16	124.76	113.40
1	A	5	U	C5-C6-N1	5.16	125.28	122.70
1	A	328	C	C2-N1-C1'	5.16	124.47	118.80
25	Z	115	ILE	CB-CA-C	-5.13	101.34	111.60
1	A	1286	U	C2-N1-C1'	5.12	123.84	117.70
1	A	858	G	N3-C4-N9	5.11	129.07	126.00
25	Z	93	VAL	CG1-CB-CG2	-5.09	102.76	110.90
25	Z	152	LEU	C-N-CA	5.08	134.39	121.70
25	Z	107	TYR	CA-CB-CG	5.06	123.02	113.40
1	A	330	C	N3-C4-C5	-5.04	119.89	121.90
1	A	1168	U	C2-N1-C1'	5.00	123.71	117.70
25	Z	157	VAL	CB-CA-C	-5.00	101.90	111.40

There are no chirality outliers.

All (6) planarity outliers are listed below:

Mol	Chain	Res	Type	Group
25	Z	103	ASP	Peptide
25	Z	107	TYR	Sidechain
25	Z	137	HIS	Peptide
25	Z	156	ALA	Peptide
25	Z	161	PHE	Peptide,Sidechain

5.2 Too-close contacts [i](#)

In the following table, the Non-H and H(model) columns list the number of non-hydrogen atoms and hydrogen atoms in the chain respectively. The H(added) column lists the number of hydrogen atoms added and optimized by MolProbity. The Clashes column lists the number of clashes within the asymmetric unit, whereas Symm-Clashes lists symmetry-related clashes.

Mol	Chain	Non-H	H(model)	H(added)	Clashes	Symm-Clashes
1	A	32930	0	16574	824	0
2	B	1753	0	1771	174	0
3	C	1624	0	1696	63	0
4	D	1643	0	1707	26	0
5	E	1144	0	1173	224	0

Continued on next page...

Continued from previous page...

Mol	Chain	Non-H	H(model)	H(added)	Clashes	Symm-Clashes
6	F	862	0	864	8	0
7	G	1181	0	1238	21	0
8	H	979	0	1029	93	0
9	I	1022	0	1070	27	0
10	J	795	0	836	39	0
11	K	877	0	887	13	0
12	L	957	0	1015	78	0
13	M	883	0	941	31	0
14	N	805	0	844	27	0
15	O	714	0	734	5	0
16	P	649	0	666	3	0
17	Q	648	0	691	11	0
18	R	455	0	478	6	0
19	S	637	0	665	14	0
20	T	670	0	719	11	0
21	U	465	0	491	9	0
22	V	570	0	594	195	0
23	W	3781	0	3831	362	0
24	Y	623	0	649	95	0
25	Z	743	0	779	209	0
26	X	1643	0	828	355	0
27	X	9	1	9	19	0
All	All	59062	1	42779	1942	0

The all-atom clashscore is defined as the number of clashes found per 1000 atoms (including hydrogen atoms). The all-atom clashscore for this structure is 19.

All (1942) close contacts within the same asymmetric unit are listed below, sorted by their clash magnitude.

Atom-1	Atom-2	Interatomic distance (Å)	Clash overlap (Å)
1:A:1112:C:P	2:B:131:LYS:HB2	1.24	1.65
1:A:919:A:C2	1:A:1080:A:C2	1.85	1.64
1:A:864:A:H1'	1:A:1078:U:C5	1.32	1.60
26:X:71:C:H2'	26:X:72:A:C8	1.32	1.59
1:A:1390:U:C6	1:A:1391:U:C5	1.84	1.59
25:Z:176:PRO:CD	26:X:12:G:H4'	1.17	1.57
1:A:864:A:C1'	1:A:1078:U:C5	1.84	1.56
24:Y:49:ALA:HB2	26:X:19:G:C6	1.39	1.55
25:Z:125:LYS:NZ	26:X:26:G:C4'	1.68	1.54
12:L:105:SER:HB3	23:W:666:LEU:CD2	1.31	1.54
5:E:157:ARG:HG2	8:H:45:PHE:CE2	1.35	1.54

Continued on next page...

Continued from previous page...

Atom-1	Atom-2	Interatomic distance (Å)	Clash overlap (Å)
25:Z:176:PRO:HG2	26:X:12:G:C3'	1.34	1.52
1:A:1492:A:C2	22:V:35:TYR:HB3	1.39	1.52
24:Y:77:ARG:NH2	26:X:16:C:C5	1.77	1.52
1:A:7:A:C3'	5:E:106:ILE:HD11	1.37	1.52
24:Y:49:ALA:CB	26:X:19:G:C6	1.88	1.51
1:A:17:U:C2'	1:A:1079:G:H2'	1.04	1.50
1:A:1493:A:C8	22:V:18:PRO:O	1.64	1.50
25:Z:176:PRO:HD2	26:X:12:G:C4'	1.38	1.49
1:A:7:A:H3'	5:E:106:ILE:CD1	1.05	1.48
1:A:1110:A:C2	2:B:136:MET:HG3	1.44	1.47
1:A:7:A:C3'	5:E:106:ILE:CD1	1.90	1.46
1:A:17:U:C2'	1:A:1079:G:C2'	1.90	1.46
1:A:864:A:O2'	1:A:1078:U:C5	1.67	1.46
1:A:1106:G:OP1	2:B:113:ARG:CZ	1.64	1.46
1:A:7:A:C8	5:E:124:LEU:HD13	1.51	1.45
1:A:519:C:H5'	22:V:66:ARG:NH2	1.22	1.45
5:E:161:VAL:HB	8:H:114:ARG:NH1	1.27	1.45
1:A:18:C:H2'	1:A:1078:U:C2	1.51	1.44
1:A:864:A:C2'	1:A:1078:U:H5	1.31	1.44
5:E:153:VAL:CG1	8:H:99:LEU:HB3	1.47	1.43
1:A:925:G:C6	1:A:927:G:C6	2.06	1.43
24:Y:49:ALA:HB1	26:X:19:G:N1	1.28	1.43
25:Z:179:LYS:CB	26:X:68:C:O2	1.67	1.43
1:A:358:U:H5''	23:W:607:ARG:NH1	1.13	1.43
1:A:1390:U:C2	1:A:1391:U:C4	2.06	1.42
24:Y:72:LYS:CE	26:X:17(A):U:H1'	1.49	1.42
24:Y:77:ARG:NH1	26:X:16:C:H41	0.95	1.41
1:A:1110:A:N3	2:B:136:MET:HG3	1.11	1.41
1:A:519:C:C5'	22:V:66:ARG:NH2	1.81	1.40
25:Z:94:LYS:CD	26:X:24:U:O2'	1.68	1.40
1:A:918:A:C2	1:A:1079:G:N1	1.87	1.40
25:Z:125:LYS:NZ	26:X:26:G:H4'	1.08	1.39
1:A:701:U:C3'	24:Y:64:LYS:H	1.35	1.38
1:A:1078:U:O2'	5:E:135:ASN:ND2	1.56	1.38
24:Y:77:ARG:NH1	26:X:16:C:N4	1.69	1.38
24:Y:49:ALA:HB2	26:X:19:G:O6	1.23	1.37
25:Z:92:GLN:HG2	26:X:12:G:N2	1.33	1.37
5:E:157:ARG:HG2	8:H:45:PHE:CZ	1.60	1.36
1:A:1493:A:C2'	22:V:21:THR:N	1.75	1.36
1:A:16:A:N3	1:A:1080:A:H2'	1.40	1.36
25:Z:90:VAL:N	26:X:22:G:N1	1.67	1.36

Continued on next page...

Continued from previous page...

Atom-1	Atom-2	Interatomic distance (Å)	Clash overlap (Å)
25:Z:179:LYS:HD3	26:X:5:G:N2	1.40	1.36
5:E:153:VAL:CG1	8:H:99:LEU:CB	2.03	1.36
1:A:358:U:O3'	23:W:579:GLY:CA	1.71	1.35
1:A:16:A:C4	1:A:1080:A:O2'	1.75	1.35
1:A:530:G:H1'	22:V:39:LYS:CD	1.54	1.35
1:A:395:C:C4'	23:W:647:GLU:OE2	1.75	1.34
5:E:156:LYS:CD	8:H:130:ALA:OXT	1.76	1.34
1:A:358:U:C5'	23:W:607:ARG:NH1	1.90	1.34
1:A:530:G:H1'	22:V:39:LYS:CE	1.56	1.34
1:A:919:A:C2	1:A:1080:A:N1	1.95	1.34
1:A:1494:G:C8	22:V:18:PRO:CA	2.10	1.33
5:E:156:LYS:HD2	8:H:130:ALA:OXT	1.24	1.33
1:A:18:C:C6	1:A:1079:G:H1'	1.09	1.33
1:A:925:G:C6	1:A:927:G:C5	2.16	1.33
25:Z:90:VAL:N	26:X:22:G:H1	0.85	1.33
1:A:6:G:C6	5:E:99:ALA:HB1	1.64	1.32
1:A:701:U:H3'	24:Y:64:LYS:N	1.01	1.32
26:X:71:C:C2'	26:X:72:A:H8	1.40	1.32
23:W:812:ILE:HG12	26:X:76:A:C1'	1.59	1.32
1:A:919:A:N3	1:A:1080:A:N1	1.78	1.32
1:A:1494:G:N7	22:V:18:PRO:CB	1.91	1.32
1:A:18:C:C6	1:A:1079:G:C1'	1.93	1.31
12:L:104:CYS:O	23:W:662:ARG:NH1	1.62	1.31
25:Z:91:ILE:HD13	26:X:13:C:O4'	1.26	1.31
1:A:1112:C:P	2:B:131:LYS:CB	2.17	1.31
5:E:157:ARG:CG	8:H:45:PHE:CE2	2.14	1.31
1:A:7:A:C2'	5:E:106:ILE:HD11	1.59	1.30
1:A:1494:G:N7	22:V:18:PRO:HB3	0.99	1.30
1:A:1494:G:H8	22:V:18:PRO:CA	1.41	1.30
1:A:1390:U:C2	1:A:1391:U:N3	1.99	1.30
1:A:1493:A:C2'	22:V:21:THR:H	1.34	1.30
25:Z:125:LYS:NZ	26:X:26:G:C5'	1.96	1.29
1:A:1493:A:C8	22:V:19:ASN:HB2	1.67	1.29
1:A:519:C:C5'	22:V:66:ARG:HH21	1.40	1.28
1:A:925:G:C2'	1:A:927:G:H5''	1.61	1.28
1:A:16:A:H2'	1:A:1080:A:O2'	1.27	1.28
1:A:1494:G:C8	22:V:18:PRO:CB	2.15	1.28
2:B:129:LEU:CA	3:C:179:ARG:HE	1.46	1.27
1:A:358:U:H4'	23:W:578:ARG:O	1.12	1.27
23:W:814:GLY:HA3	27:X:101:FME:SD	1.73	1.27
1:A:1078:U:C4'	5:E:90:THR:OG1	1.82	1.27

Continued on next page...

Continued from previous page...

Atom-1	Atom-2	Interatomic distance (Å)	Clash overlap (Å)
1:A:7:A:C8	5:E:124:LEU:CD1	2.17	1.27
25:Z:90:VAL:HG13	26:X:22:G:O6	1.19	1.26
1:A:1105:A:OP1	2:B:144:LEU:CD2	1.83	1.26
25:Z:91:ILE:CD1	26:X:12:G:H2'	1.63	1.26
1:A:16:A:N3	1:A:1080:A:C2'	1.96	1.26
1:A:1492:A:C2	22:V:35:TYR:CB	2.18	1.26
25:Z:125:LYS:HZ2	26:X:26:G:C4'	1.33	1.26
1:A:358:U:O3'	23:W:579:GLY:HA3	1.26	1.26
1:A:1495:U:O2'	25:Z:101:GLY:HA3	1.31	1.26
25:Z:176:PRO:HG2	26:X:12:G:O3'	1.12	1.25
1:A:1494:G:C8	22:V:18:PRO:N	2.03	1.25
1:A:1494:G:C8	22:V:18:PRO:HB3	1.69	1.25
12:L:75:GLN:HE21	23:W:669:GLN:CD	1.19	1.25
24:Y:72:LYS:HD2	26:X:17(A):U:N1	1.50	1.25
2:B:129:LEU:HA	3:C:179:ARG:NE	1.50	1.25
1:A:18:C:H6	1:A:1079:G:C1'	1.38	1.24
1:A:864:A:O2'	1:A:1078:U:H5	1.03	1.24
1:A:918:A:C2	1:A:1079:G:C2	2.24	1.24
25:Z:94:LYS:HD3	26:X:24:U:O2'	1.08	1.24
25:Z:176:PRO:CG	26:X:12:G:O3'	1.85	1.24
1:A:917:G:N2	1:A:1078:U:O4	1.71	1.24
12:L:51:LYS:HE3	22:V:60:TYR:CD2	1.72	1.23
1:A:358:U:H4'	23:W:578:ARG:C	1.58	1.23
23:W:791:LYS:O	23:W:880:PHE:CE1	1.92	1.23
25:Z:179:LYS:HB3	26:X:68:C:O2	1.09	1.23
1:A:16:A:C2'	1:A:1080:A:O2'	1.86	1.23
1:A:920:U:C1'	1:A:1081:A:O2'	1.86	1.23
5:E:159:LYS:CE	8:H:43:GLU:OE1	1.73	1.22
23:W:846:ARG:HB3	26:X:76:A:C2	1.74	1.22
1:A:560:A:O2'	5:E:128:TYR:HB3	1.37	1.22
25:Z:90:VAL:CG1	26:X:22:G:O6	1.85	1.22
1:A:921:U:H5'	1:A:1082:A:OP1	1.36	1.22
1:A:864:A:H1'	1:A:1078:U:C4	1.75	1.21
22:V:49:PRO:CD	25:Z:131:ARG:NH1	2.03	1.21
1:A:17:U:H2'	1:A:1079:G:C2'	1.53	1.21
12:L:102:LEU:O	23:W:662:ARG:CD	1.87	1.21
1:A:1390:U:O2	1:A:1391:U:C2	1.94	1.21
1:A:1110:A:C2	2:B:136:MET:CG	2.24	1.21
1:A:925:G:O6	1:A:927:G:O6	1.57	1.20
1:A:1105:A:OP1	2:B:144:LEU:HD21	1.05	1.20
1:A:7:A:H8	5:E:124:LEU:CD1	1.54	1.20

Continued on next page...

Continued from previous page...

Atom-1	Atom-2	Interatomic distance (Å)	Clash overlap (Å)
23:W:531:VAL:HG11	23:W:544:LEU:HB2	1.20	1.20
1:A:18:C:O2'	1:A:1078:U:C6	1.94	1.20
1:A:701:U:C3'	24:Y:64:LYS:N	1.97	1.19
12:L:105:SER:CB	23:W:666:LEU:HD22	1.73	1.19
25:Z:91:ILE:CD1	26:X:13:C:O4'	1.90	1.19
1:A:567:G:H4'	5:E:93:ARG:NH1	1.56	1.19
1:A:921:U:C5'	1:A:1082:A:OP1	1.91	1.19
1:A:925:G:O6	1:A:927:G:C6	1.96	1.19
1:A:1096:C:H4'	2:B:139:ARG:HH21	1.05	1.18
5:E:163:GLU:HB3	8:H:114:ARG:CZ	1.51	1.18
1:A:920:U:O2'	1:A:1081:A:O3'	1.59	1.18
1:A:1112:C:H5''	2:B:131:LYS:HG2	1.22	1.18
5:E:153:VAL:HG11	8:H:99:LEU:CB	1.67	1.18
23:W:804:PHE:HB2	23:W:812:ILE:CG2	1.73	1.18
23:W:814:GLY:CA	27:X:101:FME:SD	2.32	1.18
1:A:18:C:C2'	1:A:1078:U:C2	2.27	1.17
1:A:1110:A:N3	2:B:136:MET:CG	2.06	1.17
1:A:793:U:O4	25:Z:109:VAL:HG11	1.43	1.17
12:L:75:GLN:CD	23:W:669:GLN:CG	2.05	1.17
22:V:48:LEU:HA	25:Z:131:ARG:HH12	1.01	1.17
1:A:530:G:C1'	22:V:39:LYS:HE2	1.74	1.17
1:A:1111:A:O3'	2:B:131:LYS:CB	1.92	1.16
5:E:153:VAL:HG13	8:H:99:LEU:CB	1.71	1.16
24:Y:72:LYS:CE	26:X:17(A):U:C1'	2.23	1.16
25:Z:176:PRO:CG	26:X:12:G:H4'	1.74	1.16
2:B:128:LYS:CB	3:C:207:ILE:HD12	1.74	1.16
25:Z:91:ILE:HD12	26:X:12:G:C2'	1.74	1.16
26:X:8:4SU:S4	26:X:14:A:N7	2.19	1.16
1:A:1492:A:H2'	22:V:19:ASN:O	1.44	1.16
12:L:105:SER:CB	23:W:666:LEU:CD2	2.21	1.16
25:Z:92:GLN:CG	26:X:12:G:N2	2.06	1.16
24:Y:72:LYS:HE2	26:X:17(A):U:C1'	1.77	1.16
25:Z:179:LYS:CD	26:X:5:G:H21	1.58	1.16
1:A:1106:G:OP1	2:B:113:ARG:NH2	1.80	1.15
1:A:6:G:H2'	5:E:124:LEU:CD2	1.75	1.15
1:A:864:A:H4'	1:A:1078:U:H6	1.02	1.15
1:A:1390:U:C2	1:A:1391:U:C2	2.33	1.15
5:E:159:LYS:HD2	8:H:43:GLU:HA	1.29	1.15
1:A:926:G:C8	1:A:927:G:OP1	2.00	1.14
1:A:6:G:C1'	5:E:124:LEU:HD11	1.76	1.14
1:A:1096:C:H4'	2:B:139:ARG:NH2	1.61	1.14

Continued on next page...

Continued from previous page...

Atom-1	Atom-2	Interatomic distance (Å)	Clash overlap (Å)
5:E:157:ARG:HD3	8:H:45:PHE:HE2	1.10	1.14
25:Z:125:LYS:HZ2	26:X:26:G:C5'	1.57	1.14
1:A:790:A:OP2	26:X:39:C:H4'	1.47	1.14
1:A:519:C:O2	22:V:2:LYS:HE2	1.48	1.13
12:L:104:CYS:N	23:W:662:ARG:HH22	1.45	1.13
1:A:918:A:C2	1:A:1079:G:N2	2.16	1.13
1:A:920:U:O3'	1:A:1082:A:C5'	1.96	1.13
25:Z:176:PRO:CG	26:X:12:G:C3'	2.25	1.13
5:E:159:LYS:HE3	8:H:43:GLU:OE1	1.41	1.13
25:Z:92:GLN:CG	26:X:12:G:H22	1.56	1.12
12:L:105:SER:HB3	23:W:666:LEU:HD21	1.32	1.12
24:Y:49:ALA:CB	26:X:19:G:O6	1.85	1.12
1:A:6:G:H2'	5:E:124:LEU:HD21	1.25	1.12
1:A:8:A:H1'	5:E:108:GLY:HA2	1.26	1.12
1:A:357:G:O3'	23:W:607:ARG:NE	1.81	1.12
23:W:812:ILE:HG12	26:X:76:A:N9	1.63	1.11
24:Y:72:LYS:NZ	26:X:17(A):U:H1'	1.65	1.11
24:Y:77:ARG:NH2	26:X:16:C:H5	1.21	1.11
25:Z:90:VAL:HG22	26:X:22:G:C6	1.84	1.11
1:A:701:U:O2'	24:Y:62:TYR:N	1.81	1.11
1:A:864:A:C4'	1:A:1078:U:C6	2.33	1.11
24:Y:72:LYS:HD2	26:X:17(A):U:C6	1.86	1.11
24:Y:77:ARG:CZ	26:X:16:C:C5	2.32	1.11
1:A:1111:A:OP2	2:B:132:LYS:NZ	1.83	1.11
1:A:1390:U:N1	1:A:1391:U:C5	1.79	1.11
1:A:1495:U:O2'	25:Z:101:GLY:CA	1.97	1.10
22:V:49:PRO:HD2	25:Z:131:ARG:HH11	1.16	1.10
1:A:702:A:C5'	24:Y:64:LYS:HD3	1.80	1.10
1:A:793:U:C4	25:Z:109:VAL:HG11	1.86	1.10
1:A:1110:A:H2	2:B:136:MET:CB	1.64	1.10
1:A:917:G:H1	1:A:1079:G:N2	1.50	1.10
1:A:918:A:C2	1:A:1080:A:N1	2.20	1.10
23:W:791:LYS:HB3	23:W:792:GLN:O	1.34	1.10
24:Y:49:ALA:HB1	26:X:19:G:C6	1.69	1.10
1:A:357:G:O3'	23:W:607:ARG:CD	2.00	1.10
25:Z:121:GLY:HA3	26:X:13:C:H4'	1.33	1.10
1:A:18:C:H2'	1:A:1078:U:N3	1.66	1.09
1:A:6:G:C5	5:E:99:ALA:HA	1.87	1.09
23:W:540:GLY:HA2	23:W:541:ILE:HG22	1.25	1.09
26:X:21:A:N6	26:X:48:C:OP1	1.84	1.09
25:Z:90:VAL:HB	26:X:12:G:O6	1.51	1.09

Continued on next page...

Continued from previous page...

Atom-1	Atom-2	Interatomic distance (Å)	Clash overlap (Å)
1:A:1110:A:H3'	2:B:132:LYS:HZ1	1.17	1.09
1:A:864:A:H4'	1:A:1078:U:C6	1.87	1.09
1:A:6:G:N7	5:E:99:ALA:HA	1.67	1.08
1:A:1096:C:C4'	2:B:139:ARG:HH21	1.66	1.08
1:A:1493:A:H8	22:V:19:ASN:CB	1.67	1.08
24:Y:72:LYS:HE2	26:X:17(A):U:H1'	1.09	1.08
1:A:925:G:C5	1:A:927:G:N7	2.21	1.08
1:A:919:A:N3	1:A:1080:A:C6	2.21	1.08
1:A:16:A:N9	1:A:1080:A:O2'	1.87	1.08
1:A:920:U:O3'	1:A:1082:A:H5''	1.54	1.08
1:A:1494:G:H8	22:V:18:PRO:HA	1.18	1.08
25:Z:180:GLN:OXT	26:X:67:C:H2'	1.54	1.08
12:L:102:LEU:O	23:W:662:ARG:HD2	0.92	1.07
1:A:790:A:OP2	26:X:39:C:C4'	2.01	1.07
22:V:49:PRO:HD3	25:Z:131:ARG:NH1	1.66	1.07
1:A:1111:A:H1'	2:B:133:GLU:N	1.47	1.07
1:A:6:G:C2'	5:E:124:LEU:HD11	1.85	1.07
22:V:49:PRO:HD2	25:Z:131:ARG:NH1	1.65	1.07
1:A:357:G:C4'	23:W:607:ARG:HD2	1.82	1.07
1:A:16:A:C2	1:A:1080:A:H2'	1.88	1.06
1:A:1078:U:C5'	5:E:90:THR:OG1	2.03	1.06
23:W:534:SER:CB	23:W:537:ALA:HB3	1.84	1.06
23:W:812:ILE:HG12	26:X:76:A:H1'	1.38	1.06
25:Z:176:PRO:CD	26:X:12:G:C4'	2.07	1.06
22:V:49:PRO:CD	25:Z:131:ARG:HH11	1.66	1.06
1:A:17:U:C3'	1:A:1079:G:C2'	2.20	1.06
1:A:530:G:H1'	22:V:39:LYS:HE2	1.28	1.06
1:A:923:A:OP1	5:E:26:LYS:HE2	1.56	1.06
1:A:17:U:O2'	1:A:1079:G:H2'	1.54	1.06
1:A:1390:U:C2	1:A:1391:U:C5	2.36	1.06
23:W:804:PHE:HB2	23:W:812:ILE:HG23	1.37	1.06
1:A:864:A:C2'	1:A:1078:U:C5	2.15	1.05
1:A:1106:G:OP1	2:B:113:ARG:NE	1.87	1.05
2:B:129:LEU:CA	3:C:179:ARG:NE	2.14	1.05
1:A:7:A:H3'	5:E:106:ILE:HD13	1.06	1.05
1:A:7:A:C8	5:E:124:LEU:HB3	1.92	1.05
1:A:920:U:H1'	1:A:1081:A:O2'	1.55	1.05
25:Z:176:PRO:CG	26:X:12:G:C4'	2.34	1.05
26:X:71:C:C2'	26:X:72:A:C8	2.22	1.05
1:A:702:A:C8	24:Y:64:LYS:CG	2.40	1.05
1:A:1493:A:C1'	22:V:21:THR:N	2.07	1.05

Continued on next page...

Continued from previous page...

Atom-1	Atom-2	Interatomic distance (Å)	Clash overlap (Å)
12:L:105:SER:HB3	23:W:666:LEU:HD22	1.13	1.05
23:W:789:GLU:C	23:W:792:GLN:NE2	2.10	1.05
1:A:530:G:H1'	22:V:39:LYS:HD3	1.36	1.04
1:A:6:G:C6	5:E:99:ALA:CB	2.21	1.04
1:A:7:A:O2'	5:E:125:ALA:N	1.87	1.04
1:A:567:G:H4'	5:E:93:ARG:HH12	0.90	1.04
1:A:701:U:O2'	24:Y:61:ASP:C	1.96	1.04
1:A:864:A:C4'	1:A:1078:U:H6	1.69	1.04
24:Y:77:ARG:CZ	26:X:16:C:H41	1.70	1.04
1:A:567:G:C4'	5:E:93:ARG:HH12	1.70	1.04
2:B:128:LYS:HB2	3:C:207:ILE:HD12	1.40	1.04
2:B:129:LEU:C	3:C:179:ARG:HE	1.59	1.04
23:W:591:LEU:HD12	23:W:620:ALA:HB3	1.36	1.04
25:Z:179:LYS:HD2	26:X:6:G:H1'	1.33	1.04
1:A:925:G:O3'	1:A:927:G:C5'	2.04	1.04
25:Z:179:LYS:CD	26:X:6:G:H1'	1.88	1.04
5:E:148:ASN:ND2	8:H:96:MET:HE1	1.40	1.04
12:L:75:GLN:NE2	23:W:669:GLN:CB	2.19	1.04
1:A:6:G:C5	5:E:99:ALA:HB1	1.93	1.03
1:A:1390:U:C5	1:A:1391:U:C5	2.42	1.03
1:A:1493:A:H2'	22:V:21:THR:H	0.87	1.03
1:A:925:G:C2	1:A:927:G:C4	2.45	1.03
1:A:7:A:H3'	5:E:106:ILE:HD12	1.40	1.03
1:A:559:A:OP2	5:E:126:LYS:NZ	1.92	1.03
5:E:159:LYS:NZ	8:H:43:GLU:OE1	1.91	1.03
1:A:918:A:N1	1:A:1080:A:C2	2.27	1.03
2:B:129:LEU:O	3:C:179:ARG:NH2	1.92	1.03
1:A:358:U:C4'	23:W:578:ARG:O	2.05	1.02
1:A:918:A:N1	1:A:1080:A:N1	2.06	1.02
1:A:702:A:OP2	24:Y:61:ASP:CB	2.03	1.02
23:W:540:GLY:HA2	23:W:541:ILE:CG2	1.88	1.02
25:Z:93:VAL:N	26:X:25:C:C6	2.14	1.02
1:A:1112:C:OP1	2:B:131:LYS:HB2	1.57	1.02
1:A:1492:A:N3	22:V:35:TYR:CB	2.21	1.02
12:L:39:THR:OG1	22:V:61:ASP:CB	2.07	1.02
12:L:41:THR:HG23	22:V:64:ARG:NH1	1.75	1.02
12:L:104:CYS:C	23:W:662:ARG:HH12	1.61	1.02
1:A:6:G:C5	5:E:99:ALA:CB	2.42	1.01
1:A:7:A:C8	5:E:124:LEU:CB	2.43	1.01
1:A:701:U:H5'	24:Y:63:GLY:HA3	1.40	1.01
1:A:925:G:C3'	1:A:927:G:H5''	1.88	1.01

Continued on next page...

Continued from previous page...

Atom-1	Atom-2	Interatomic distance (Å)	Clash overlap (Å)
1:A:918:A:N1	1:A:1079:G:N2	2.08	1.01
1:A:6:G:C5	5:E:99:ALA:CA	2.39	1.01
1:A:357:G:H4'	23:W:607:ARG:HD2	1.01	1.01
1:A:1078:U:H4'	5:E:90:THR:OG1	1.23	1.01
1:A:1112:C:OP1	2:B:131:LYS:CB	2.08	1.01
1:A:358:U:O3'	23:W:579:GLY:HA2	1.55	1.00
5:E:163:GLU:CB	8:H:114:ARG:CZ	2.32	1.00
1:A:790:A:OP2	26:X:39:C:C5'	2.09	1.00
1:A:1111:A:O3'	2:B:131:LYS:HB2	1.53	1.00
5:E:148:ASN:ND2	8:H:96:MET:HE2	1.67	1.00
2:B:129:LEU:O	3:C:179:ARG:CZ	2.09	1.00
5:E:153:VAL:HG11	8:H:99:LEU:HB2	1.43	1.00
25:Z:94:LYS:HZ2	26:X:24:U:H1'	1.25	1.00
23:W:848:PHE:H	27:X:101:FME:CN	1.73	1.00
24:Y:77:ARG:HH11	26:X:16:C:H41	1.06	1.00
1:A:702:A:C8	24:Y:64:LYS:HG3	1.96	1.00
1:A:1390:U:C6	1:A:1391:U:C4	2.50	1.00
1:A:918:A:H2	1:A:1079:G:N1	1.36	1.00
1:A:1492:A:N3	22:V:35:TYR:HB2	1.76	1.00
5:E:157:ARG:HB3	8:H:43:GLU:HB3	1.38	1.00
3:C:168:TYR:CE1	5:E:55:GLU:CD	2.34	0.99
1:A:395:C:H4'	23:W:647:GLU:OE2	0.83	0.99
2:B:128:LYS:HB3	3:C:207:ILE:HD12	1.40	0.99
5:E:161:VAL:CB	8:H:114:ARG:NH1	2.24	0.99
5:E:161:VAL:HB	8:H:114:ARG:HH12	1.25	0.99
1:A:16:A:N3	1:A:1080:A:O2'	1.88	0.99
1:A:925:G:N1	1:A:927:G:C5	2.30	0.99
5:E:148:ASN:ND2	8:H:96:MET:CE	0.84	0.99
5:E:157:ARG:CD	8:H:45:PHE:HE2	1.75	0.99
22:V:14:THR:HB	22:V:23:ARG:HB3	1.40	0.99
24:Y:49:ALA:CB	26:X:19:G:N1	2.11	0.99
1:A:359:G:H5'	23:W:579:GLY:HA2	1.38	0.99
1:A:1096:C:C5'	2:B:139:ARG:HH21	1.75	0.99
1:A:1112:C:H5''	2:B:131:LYS:CG	1.81	0.99
2:B:105:LYS:HE2	5:E:66:LYS:HD3	1.45	0.99
1:A:18:C:O2'	1:A:1078:U:N1	1.94	0.98
26:X:22:G:C4	26:X:23:C:C5	2.51	0.98
1:A:6:G:N9	5:E:124:LEU:HD11	1.76	0.98
1:A:530:G:C1'	22:V:39:LYS:CE	2.23	0.98
5:E:82:GLN:O	8:H:97:ALA:HB2	1.64	0.98
24:Y:77:ARG:NH1	26:X:16:C:C4	2.32	0.98

Continued on next page...

Continued from previous page...

Atom-1	Atom-2	Interatomic distance (Å)	Clash overlap (Å)
25:Z:176:PRO:HG2	26:X:12:G:C4'	1.92	0.98
1:A:702:A:H8	24:Y:64:LYS:CG	1.77	0.97
1:A:6:G:C2'	5:E:124:LEU:CD1	2.42	0.97
5:E:157:ARG:CG	8:H:45:PHE:CZ	2.36	0.97
1:A:925:G:C5	1:A:927:G:C5	2.51	0.97
1:A:702:A:H8	24:Y:64:LYS:CD	1.76	0.97
1:A:6:G:N1	5:E:99:ALA:HB1	1.78	0.97
1:A:702:A:H8	24:Y:64:LYS:HD2	1.28	0.97
1:A:925:G:C2'	1:A:927:G:C5'	2.42	0.97
12:L:104:CYS:N	23:W:662:ARG:NH2	2.10	0.97
25:Z:176:PRO:HG2	26:X:12:G:C2'	1.93	0.97
1:A:8:A:H1'	5:E:108:GLY:CA	1.83	0.97
5:E:157:ARG:HD3	8:H:45:PHE:CE2	1.99	0.97
5:E:157:ARG:CD	8:H:45:PHE:CE2	2.47	0.96
25:Z:176:PRO:CG	26:X:12:G:O2'	2.13	0.96
2:B:128:LYS:CB	3:C:207:ILE:CD1	2.44	0.96
1:A:357:G:H4'	23:W:607:ARG:CD	1.93	0.96
1:A:16:A:C1'	1:A:1080:A:O2'	2.13	0.96
1:A:1103:C:H5'	2:B:98:GLY:N	1.80	0.96
12:L:103:ASP:C	23:W:662:ARG:NH2	2.18	0.96
2:B:128:LYS:O	3:C:179:ARG:HD3	1.63	0.96
26:X:76:A:O2'	27:X:101:FME:O1	1.82	0.96
23:W:812:ILE:CD1	26:X:76:A:C4	2.48	0.95
1:A:358:U:C5'	23:W:607:ARG:HH11	1.63	0.95
2:B:129:LEU:HA	3:C:179:ARG:CZ	1.96	0.95
1:A:368:U:H5''	23:W:593:LYS:HE3	1.48	0.95
1:A:7:A:H2'	5:E:106:ILE:HD11	1.49	0.95
1:A:530:G:C1'	22:V:39:LYS:CD	2.43	0.95
24:Y:72:LYS:CD	26:X:17(A):U:N1	2.30	0.95
5:E:156:LYS:O	8:H:44:GLY:O	1.84	0.95
1:A:1494:G:O2'	22:V:16:ALA:O	1.69	0.95
25:Z:179:LYS:HD3	26:X:5:G:H21	0.96	0.95
1:A:1111:A:O5'	2:B:132:LYS:HE3	1.67	0.94
12:L:75:GLN:CD	23:W:669:GLN:HG2	1.72	0.94
1:A:1103:C:H5'	2:B:98:GLY:H	1.32	0.94
1:A:1111:A:H2'	2:B:130:THR:C	1.86	0.94
2:B:129:LEU:O	3:C:179:ARG:NE	2.00	0.94
1:A:925:G:C4	1:A:927:G:C8	2.55	0.94
5:E:148:ASN:ND2	8:H:96:MET:HE3	1.29	0.94
1:A:1494:G:C8	22:V:18:PRO:CD	2.49	0.94
1:A:1518:MA6:H103	1:A:1519:MA6:H102	1.50	0.94

Continued on next page...

Continued from previous page...

Atom-1	Atom-2	Interatomic distance (Å)	Clash overlap (Å)
1:A:925:G:N1	1:A:927:G:C6	2.35	0.94
1:A:518:C:O2'	22:V:38:GLY:HA3	1.66	0.94
1:A:701:U:H5'	24:Y:63:GLY:CA	1.97	0.94
12:L:51:LYS:CE	22:V:60:TYR:CD2	2.50	0.94
24:Y:77:ARG:CZ	26:X:16:C:H5	1.77	0.93
1:A:1105:A:H5''	2:B:113:ARG:HG2	1.49	0.93
1:A:1110:A:H3'	2:B:132:LYS:NZ	1.84	0.93
23:W:727:GLY:HA2	23:W:748:VAL:HG23	1.49	0.93
24:Y:49:ALA:HB1	26:X:19:G:H1	1.22	0.93
1:A:530:G:C1'	22:V:39:LYS:HD3	1.99	0.93
1:A:7:A:H8	5:E:124:LEU:HD13	0.76	0.93
24:Y:77:ARG:CZ	26:X:16:C:N4	2.28	0.93
1:A:16:A:H2'	1:A:1080:A:C2'	1.87	0.92
1:A:1110:A:C2	2:B:136:MET:CB	2.52	0.92
1:A:702:A:C8	24:Y:64:LYS:HD2	2.04	0.92
3:C:168:TYR:CD1	5:E:55:GLU:OE1	2.23	0.92
1:A:359:G:C5'	23:W:579:GLY:HA2	2.00	0.92
5:E:157:ARG:NH2	8:H:100:GLY:O	2.02	0.92
25:Z:94:LYS:HZ2	26:X:24:U:C1'	1.82	0.92
12:L:39:THR:OG1	22:V:61:ASP:HB2	1.67	0.92
25:Z:94:LYS:CE	26:X:24:U:O2'	2.17	0.92
1:A:8:A:H5''	5:E:125:ALA:O	1.68	0.92
1:A:926:G:P	1:A:927:G:C5'	2.57	0.92
24:Y:77:ARG:NH1	26:X:16:C:C5	2.38	0.92
1:A:1073:U:O2'	2:B:105:LYS:HG2	1.70	0.91
1:A:1078:U:H5'	5:E:90:THR:OG1	1.71	0.91
1:A:925:G:O2'	1:A:927:G:H5''	1.69	0.91
1:A:1105:A:P	2:B:144:LEU:HD21	2.09	0.91
1:A:359:G:O4'	23:W:576:LYS:O	1.86	0.91
25:Z:179:LYS:HA	26:X:69:C:C1'	2.01	0.91
1:A:6:G:H2'	5:E:124:LEU:CD1	2.01	0.91
1:A:358:U:O2'	23:W:579:GLY:N	2.03	0.91
23:W:812:ILE:HD13	26:X:76:A:C4	2.05	0.91
1:A:519:C:C2	22:V:2:LYS:HE2	2.05	0.91
12:L:105:SER:HA	23:W:662:ARG:NH1	1.86	0.90
1:A:1110:A:H2'	2:B:132:LYS:HE3	1.54	0.90
12:L:75:GLN:NE2	23:W:669:GLN:CG	0.79	0.90
1:A:864:A:C1'	1:A:1078:U:C6	2.54	0.90
1:A:864:A:O4'	1:A:1078:U:C6	2.24	0.90
26:X:22:G:HO2'	26:X:23:C:H6	0.95	0.90
1:A:790:A:OP2	26:X:39:C:H5'	1.69	0.90

Continued on next page...

Continued from previous page...

Atom-1	Atom-2	Interatomic distance (Å)	Clash overlap (Å)
1:A:361:G:OP1	23:W:729:THR:HB	1.71	0.90
1:A:701:U:H3'	24:Y:63:GLY:C	1.87	0.90
12:L:75:GLN:HE21	23:W:669:GLN:CG	0.43	0.90
1:A:919:A:H2	1:A:1080:A:C2	1.60	0.89
23:W:565:ALA:HB2	23:W:590:THR:CG2	2.03	0.89
23:W:812:ILE:HD12	23:W:863:ILE:O	1.72	0.89
25:Z:156:ALA:HB1	25:Z:174:LEU:HD11	1.54	0.89
25:Z:179:LYS:HB3	26:X:68:C:C2	2.07	0.89
22:V:48:LEU:HA	25:Z:131:ARG:NH1	1.86	0.89
1:A:1492:A:H2	22:V:35:TYR:HB3	1.07	0.89
11:K:94:GLU:OE2	11:K:98:ARG:NH2	2.06	0.89
24:Y:72:LYS:HD2	26:X:17(A):U:C2	2.08	0.89
25:Z:93:VAL:O	26:X:24:U:H2'	1.72	0.89
1:A:10:A:OP2	5:E:131:THR:OG1	1.90	0.89
1:A:790:A:H5''	26:X:39:C:H5'	1.52	0.89
23:W:531:VAL:HG21	23:W:544:LEU:HA	1.54	0.89
25:Z:180:GLN:NE2	26:X:69:C:OP2	2.05	0.89
22:V:48:LEU:CA	25:Z:131:ARG:HH12	1.84	0.88
1:A:925:G:O3'	1:A:927:G:H5''	1.69	0.88
1:A:927:G:N1	1:A:1391:U:O2	2.05	0.88
23:W:812:ILE:HG21	26:X:76:A:O4'	1.73	0.88
1:A:1493:A:H8	22:V:19:ASN:HB2	0.77	0.88
22:V:45:ILE:HD13	22:V:70:ARG:HD3	1.55	0.88
25:Z:90:VAL:HG22	26:X:22:G:N1	1.87	0.88
1:A:1390:U:C6	1:A:1391:U:H5	1.60	0.88
25:Z:125:LYS:HZ3	26:X:26:G:C5'	1.81	0.88
1:A:1130:A:OP1	9:I:18:ARG:NH1	2.07	0.88
25:Z:94:LYS:NZ	26:X:24:U:O2'	2.07	0.88
1:A:357:G:O3'	23:W:607:ARG:CZ	2.22	0.88
1:A:1493:A:N9	22:V:18:PRO:O	2.07	0.88
1:A:917:G:N1	1:A:1079:G:N2	2.20	0.87
25:Z:179:LYS:C	26:X:68:C:O2	2.12	0.87
1:A:519:C:C4'	22:V:66:ARG:NH2	2.37	0.87
1:A:925:G:C3'	1:A:927:G:C5'	2.51	0.87
3:C:168:TYR:CE1	5:E:55:GLU:OE2	2.27	0.87
1:A:1074:G:O4'	2:B:103:ASN:CG	2.13	0.87
1:A:368:U:H5''	23:W:593:LYS:CE	2.05	0.87
26:X:71:C:C4	26:X:72:A:C5	2.63	0.87
2:B:128:LYS:HB2	3:C:207:ILE:CD1	2.02	0.87
11:K:13:ARG:NH2	11:K:77:TYR:OH	2.07	0.87
1:A:702:A:O5'	24:Y:64:LYS:HD3	1.74	0.87

Continued on next page...

Continued from previous page...

Atom-1	Atom-2	Interatomic distance (Å)	Clash overlap (Å)
12:L:39:THR:OG1	22:V:61:ASP:OD2	1.92	0.87
5:E:156:LYS:NZ	8:H:73:GLU:HB2	1.89	0.86
23:W:540:GLY:HA2	23:W:541:ILE:CB	2.05	0.86
2:B:133:GLU:CB	3:C:179:ARG:HH22	1.88	0.86
3:C:168:TYR:CZ	5:E:55:GLU:OE2	2.28	0.86
25:Z:91:ILE:O	26:X:11:A:N1	2.08	0.86
1:A:8:A:C5'	5:E:125:ALA:O	2.22	0.86
1:A:519:C:C5'	22:V:66:ARG:CZ	2.52	0.86
1:A:927:G:C2	1:A:1391:U:O2	2.29	0.86
12:L:104:CYS:O	23:W:662:ARG:CZ	2.23	0.86
1:A:701:U:C5'	24:Y:63:GLY:HA3	2.05	0.86
1:A:358:U:H5''	23:W:607:ARG:HH12	1.33	0.86
25:Z:179:LYS:HD3	26:X:5:G:C2	2.10	0.86
1:A:1493:A:H2'	22:V:21:THR:N	1.60	0.86
26:X:11:A:N6	26:X:24:U:O4	2.08	0.86
1:A:19:A:C8	1:A:1078:U:N3	2.37	0.85
1:A:1390:U:N3	1:A:1391:U:N3	2.09	0.85
25:Z:125:LYS:NZ	26:X:26:G:O5'	2.09	0.85
3:C:132:ARG:HH12	4:D:47:ARG:NH2	1.73	0.85
22:V:48:LEU:HD23	25:Z:131:ARG:CZ	2.06	0.85
1:A:1111:A:O5'	2:B:132:LYS:CE	2.25	0.85
25:Z:92:GLN:HG2	26:X:12:G:H21	1.34	0.85
23:W:534:SER:OG	23:W:537:ALA:CB	2.25	0.85
24:Y:77:ARG:CZ	26:X:16:C:C4	2.59	0.85
1:A:358:U:H5''	23:W:607:ARG:HH11	1.02	0.85
1:A:920:U:O4'	1:A:1081:A:O2'	1.95	0.85
25:Z:91:ILE:HD11	26:X:13:C:C5'	2.06	0.84
25:Z:94:LYS:NZ	26:X:24:U:C1'	2.39	0.84
1:A:919:A:H1'	1:A:1080:A:H61	1.41	0.84
1:A:1074:G:O4'	2:B:103:ASN:CB	2.25	0.84
23:W:728:ILE:HG13	23:W:748:VAL:HG21	1.56	0.84
24:Y:72:LYS:CD	26:X:17(A):U:C2	2.61	0.84
23:W:789:GLU:CA	23:W:792:GLN:HE21	1.90	0.84
1:A:530:G:C8	22:V:39:LYS:N	2.46	0.84
1:A:368:U:H3'	23:W:593:LYS:NZ	1.93	0.83
1:A:918:A:H2	1:A:1079:G:C2	1.74	0.83
23:W:531:VAL:HG11	23:W:544:LEU:CB	2.06	0.83
2:B:129:LEU:C	3:C:179:ARG:HH21	1.80	0.83
5:E:157:ARG:HH21	8:H:100:GLY:C	1.82	0.83
22:V:17:LEU:HB3	22:V:18:PRO:HD2	1.60	0.83
26:X:71:C:C6	26:X:72:A:N7	2.47	0.83

Continued on next page...

Continued from previous page...

Atom-1	Atom-2	Interatomic distance (Å)	Clash overlap (Å)
1:A:6:G:H2'	5:E:124:LEU:HD11	1.59	0.83
1:A:8:A:C4	5:E:107:ALA:O	2.31	0.83
1:A:920:U:O3'	1:A:1082:A:H5'	1.78	0.83
2:B:133:GLU:HB2	3:C:179:ARG:NH2	1.94	0.83
5:E:156:LYS:CE	8:H:130:ALA:OXT	2.27	0.83
1:A:1111:A:H1'	2:B:133:GLU:H	1.41	0.83
22:V:25:LYS:HA	22:V:31:GLU:HB3	1.61	0.83
5:E:163:GLU:HG3	8:H:98:GLY:O	1.79	0.82
2:B:128:LYS:HB3	3:C:207:ILE:CD1	2.08	0.82
1:A:518:C:OP2	22:V:39:LYS:HE2	1.78	0.82
1:A:702:A:OP2	24:Y:61:ASP:HB3	1.77	0.82
1:A:1072:G:OP1	5:E:62:LYS:NZ	2.07	0.82
25:Z:176:PRO:CB	26:X:12:G:O3'	2.26	0.82
23:W:534:SER:HB3	23:W:537:ALA:HB3	1.61	0.82
12:L:75:GLN:HE21	23:W:669:GLN:CB	1.82	0.82
26:X:22:G:N3	26:X:23:C:C6	2.47	0.82
12:L:56:ARG:NH1	23:W:738:ALA:HB2	1.95	0.82
1:A:920:U:C3'	1:A:1082:A:H5'	2.09	0.82
1:A:925:G:H2'	1:A:927:G:C5'	2.10	0.82
25:Z:94:LYS:NZ	26:X:24:U:H1'	1.95	0.82
26:X:71:C:C2	26:X:72:A:C8	2.67	0.82
12:L:73:ASN:HB3	23:W:670:GLN:HG3	1.62	0.82
23:W:789:GLU:HB2	23:W:792:GLN:NE2	1.93	0.82
24:Y:73:GLU:OE1	26:X:17(A):U:O2	1.98	0.82
1:A:1390:U:C2	1:A:1391:U:C6	2.58	0.81
1:A:1492:A:H2	22:V:35:TYR:CB	1.76	0.81
5:E:156:LYS:NZ	8:H:130:ALA:OXT	2.13	0.81
12:L:104:CYS:C	23:W:662:ARG:HH22	1.83	0.81
23:W:426:GLN:HE22	23:W:770:VAL:HB	1.44	0.81
23:W:790:LEU:N	23:W:792:GLN:NE2	2.28	0.81
23:W:795:ILE:HG22	23:W:879:VAL:HG13	1.61	0.81
1:A:359:G:P	23:W:579:GLY:HA2	2.19	0.81
1:A:926:G:OP2	1:A:927:G:H5'	1.79	0.81
5:E:153:VAL:HG13	8:H:99:LEU:HB3	0.82	0.81
22:V:15:GLU:HB3	22:V:23:ARG:HB2	1.62	0.81
25:Z:92:GLN:HG2	26:X:12:G:H22	1.01	0.81
25:Z:179:LYS:CG	26:X:5:G:H21	1.93	0.81
1:A:1194:U:H5'	5:E:27:GLY:HA2	1.62	0.81
1:A:702:A:H5'	24:Y:64:LYS:HD3	1.62	0.81
12:L:105:SER:HB3	23:W:666:LEU:HD23	1.59	0.81
1:A:358:U:O2'	23:W:577:GLY:C	2.19	0.81

Continued on next page...

Continued from previous page...

Atom-1	Atom-2	Interatomic distance (Å)	Clash overlap (Å)
1:A:1074:G:O4'	2:B:103:ASN:HB2	1.80	0.81
26:X:8:4SU:H6	26:X:21:A:H2	1.45	0.80
1:A:358:U:C4'	23:W:578:ARG:C	2.47	0.80
23:W:812:ILE:HD11	26:X:76:A:N3	1.96	0.80
23:W:795:ILE:CG2	23:W:879:VAL:HG13	2.11	0.80
1:A:1496:C:H5'	25:Z:100:PRO:O	1.82	0.80
22:V:52:ARG:HH11	22:V:52:ARG:HB2	1.44	0.80
25:Z:91:ILE:HD13	26:X:13:C:C1'	2.12	0.80
1:A:7:A:N9	5:E:124:LEU:HB3	1.97	0.80
1:A:357:G:O3'	23:W:607:ARG:HD3	1.79	0.80
1:A:927:G:N2	1:A:1391:U:O2	2.15	0.80
12:L:71:GLY:HA2	22:V:60:TYR:OH	1.80	0.80
23:W:589:GLY:HA3	23:W:622:PRO:N	1.97	0.80
1:A:1111:A:C2'	2:B:130:THR:C	2.50	0.80
22:V:48:LEU:HD23	25:Z:131:ARG:NH2	1.97	0.80
1:A:926:G:H8	1:A:927:G:OP1	1.60	0.79
1:A:1110:A:H3'	2:B:132:LYS:CE	2.12	0.79
26:X:69:C:C2'	26:X:70:G:H5'	2.12	0.79
1:A:368:U:H3'	23:W:593:LYS:HZ1	1.47	0.79
1:A:865:A:C4'	1:A:1077:G:O2'	2.29	0.79
12:L:104:CYS:CA	23:W:662:ARG:HH22	1.96	0.79
22:V:15:GLU:H	22:V:23:ARG:HB2	1.47	0.79
1:A:518:C:O2'	22:V:38:GLY:CA	2.30	0.79
1:A:920:U:O2'	1:A:1081:A:O2'	2.00	0.79
12:L:103:ASP:C	23:W:662:ARG:HH22	1.83	0.79
25:Z:179:LYS:HB2	26:X:68:C:O2	1.79	0.79
1:A:925:G:N1	1:A:927:G:C4	2.50	0.79
2:B:128:LYS:HG2	3:C:207:ILE:HG13	1.64	0.79
12:L:73:ASN:HB3	23:W:670:GLN:CG	2.12	0.79
25:Z:176:PRO:HG3	26:X:12:G:O2'	1.81	0.79
1:A:864:A:O2'	1:A:1078:U:C6	2.35	0.79
4:D:100:ASN:OD1	4:D:111:ARG:NH1	2.16	0.79
1:A:926:G:C8	1:A:927:G:P	2.77	0.78
1:A:1111:A:C1'	2:B:133:GLU:N	2.38	0.78
1:A:358:U:C5'	23:W:607:ARG:CZ	2.62	0.78
1:A:519:C:O2	22:V:2:LYS:CE	2.30	0.78
1:A:127:G:O2'	17:Q:6:ARG:NH1	2.15	0.78
5:E:156:LYS:HZ3	8:H:73:GLU:HB2	1.45	0.78
1:A:7:A:C2'	5:E:124:LEU:HB3	2.14	0.78
1:A:926:G:P	1:A:927:G:H5'	2.24	0.78
1:A:1110:A:H2	2:B:136:MET:CG	1.80	0.78

Continued on next page...

Continued from previous page...

Atom-1	Atom-2	Interatomic distance (Å)	Clash overlap (Å)
12:L:47:SER:OG	22:V:35:TYR:CE1	2.35	0.78
22:V:34:ALA:HA	22:V:65:GLY:O	1.84	0.78
7:G:68:ASN:O	7:G:138:ARG:NH1	2.17	0.77
12:L:51:LYS:HE3	22:V:60:TYR:CG	2.19	0.77
1:A:359:G:C5'	23:W:575:ASP:O	2.32	0.77
23:W:565:ALA:HB2	23:W:590:THR:HG23	1.66	0.77
25:Z:180:GLN:OXT	26:X:67:C:C2'	2.30	0.77
25:Z:91:ILE:HD11	26:X:13:C:O5'	1.83	0.77
23:W:812:ILE:CG1	26:X:76:A:N9	2.46	0.77
5:E:82:GLN:O	8:H:97:ALA:CB	2.31	0.77
25:Z:90:VAL:CG2	26:X:22:G:C6	2.66	0.77
1:A:18:C:C2'	1:A:1078:U:N1	2.46	0.77
1:A:1105:A:OP1	2:B:144:LEU:CG	2.32	0.77
1:A:1110:A:C2'	2:B:132:LYS:HE3	2.15	0.77
1:A:1111:A:P	2:B:132:LYS:NZ	2.57	0.77
1:A:864:A:O4'	1:A:1078:U:C5	2.35	0.77
1:A:1147:C:O2	9:I:18:ARG:NH2	2.18	0.77
23:W:537:ALA:HB3	23:W:539:THR:HG23	1.65	0.77
23:W:789:GLU:CB	23:W:792:GLN:NE2	2.47	0.77
24:Y:72:LYS:NZ	26:X:17(A):U:C1'	2.41	0.77
1:A:920:U:C2'	1:A:1081:A:O2'	2.33	0.77
26:X:71:C:N1	26:X:72:A:C8	2.53	0.77
1:A:1100:C:N4	2:B:95:ARG:NE	2.34	0.76
1:A:1111:A:O3'	2:B:131:LYS:CA	2.33	0.76
1:A:920:U:O2'	1:A:1081:A:C3'	2.33	0.76
1:A:1493:A:N7	22:V:18:PRO:O	2.18	0.76
23:W:613:LEU:HD12	23:W:614:GLY:N	1.99	0.76
25:Z:179:LYS:CA	26:X:68:C:O2	2.32	0.76
26:X:18:G:O2'	26:X:19:G:H5'	1.85	0.76
1:A:919:A:H1'	1:A:1080:A:N6	1.99	0.76
12:L:39:THR:OG1	22:V:61:ASP:CG	2.24	0.76
1:A:357:G:C4'	23:W:607:ARG:CD	2.59	0.76
7:G:111:ARG:NH1	7:G:123:GLU:OE2	2.19	0.76
23:W:791:LYS:O	23:W:880:PHE:CZ	2.39	0.76
23:W:534:SER:OG	23:W:537:ALA:HB3	1.85	0.76
23:W:812:ILE:CG1	26:X:76:A:C1'	2.54	0.75
1:A:790:A:C5'	26:X:38:A:O3'	2.33	0.75
1:A:7:A:C8	5:E:124:LEU:CG	2.70	0.75
1:A:919:A:N1	1:A:1080:A:C2	2.51	0.75
1:A:560:A:H2'	5:E:128:TYR:CD1	2.21	0.75
1:A:920:U:O2'	1:A:1082:A:H5'	1.85	0.75

Continued on next page...

Continued from previous page...

Atom-1	Atom-2	Interatomic distance (Å)	Clash overlap (Å)
1:A:1103:C:C5'	2:B:98:GLY:N	2.49	0.75
23:W:791:LYS:CB	23:W:792:GLN:O	2.04	0.75
23:W:814:GLY:HA2	27:X:101:FME:CB	2.16	0.75
23:W:540:GLY:CA	23:W:541:ILE:HG22	2.13	0.75
1:A:530:G:O4'	22:V:39:LYS:HE2	1.85	0.75
26:X:8:4SU:H1'	26:X:21:A:C2	2.22	0.75
1:A:359:G:P	23:W:579:GLY:CA	2.75	0.75
1:A:925:G:C4	1:A:927:G:N7	2.54	0.75
22:V:54:VAL:HB	22:V:69:TYR:HB2	1.69	0.75
1:A:368:U:P	23:W:607:ARG:HA	2.26	0.74
2:B:128:LYS:O	3:C:179:ARG:CD	2.35	0.74
12:L:41:THR:HG23	22:V:64:ARG:HH11	1.52	0.74
25:Z:94:LYS:HA	26:X:25:C:C4'	2.17	0.74
1:A:518:C:OP2	22:V:39:LYS:CE	2.35	0.74
25:Z:92:GLN:NE2	26:X:12:G:H22	1.85	0.74
1:A:1494:G:O2'	22:V:16:ALA:C	2.25	0.74
25:Z:180:GLN:CB	26:X:69:C:OP2	2.27	0.74
1:A:8:A:C5'	5:E:107:ALA:HA	2.15	0.74
1:A:17:U:H2'	1:A:1079:G:H2'	0.76	0.74
3:C:40:ARG:NH1	3:C:55:ILE:O	2.21	0.74
22:V:52:ARG:HB2	22:V:52:ARG:NH1	2.02	0.74
1:A:1493:A:C8	22:V:19:ASN:CB	2.54	0.74
23:W:812:ILE:CG1	26:X:76:A:H1'	2.14	0.74
1:A:8:A:N9	5:E:107:ALA:O	2.14	0.73
24:Y:72:LYS:CD	26:X:17(A):U:C1'	2.65	0.73
1:A:1492:A:N3	22:V:35:TYR:HB3	1.87	0.73
1:A:701:U:H5'	24:Y:63:GLY:C	2.09	0.73
1:A:925:G:H2'	1:A:927:G:O4'	1.89	0.73
25:Z:90:VAL:CB	26:X:12:G:O6	2.34	0.73
25:Z:179:LYS:HA	26:X:69:C:H1'	1.69	0.73
2:B:129:LEU:C	3:C:179:ARG:NE	2.31	0.73
26:X:58:A:O2'	26:X:60:U:H5	1.72	0.73
1:A:519:C:H5'	22:V:66:ARG:HH21	0.60	0.73
25:Z:180:GLN:CD	26:X:69:C:OP2	2.27	0.73
26:X:41:C:H3'	26:X:42:G:H5''	1.71	0.73
22:V:25:LYS:HE3	22:V:29:GLY:O	1.89	0.73
25:Z:94:LYS:CG	26:X:24:U:O2'	2.36	0.73
1:A:6:G:C1'	5:E:124:LEU:CD1	2.61	0.73
1:A:7:A:H2'	5:E:124:LEU:HB3	1.71	0.73
25:Z:90:VAL:CA	26:X:22:G:H1	1.99	0.73
1:A:702:A:C8	24:Y:64:LYS:CD	2.61	0.72

Continued on next page...

Continued from previous page...

Atom-1	Atom-2	Interatomic distance (Å)	Clash overlap (Å)
1:A:1110:A:H2	2:B:136:MET:HB3	1.53	0.72
5:E:156:LYS:HD3	8:H:130:ALA:OXT	1.87	0.72
12:L:105:SER:OG	23:W:666:LEU:HD22	1.86	0.72
26:X:71:C:C5	26:X:72:A:C5	2.77	0.72
1:A:18:C:C6	1:A:1079:G:C2'	2.72	0.72
22:V:48:LEU:CD2	25:Z:131:ARG:CZ	2.68	0.72
26:X:8:4SU:H6	26:X:21:A:C2	2.23	0.72
23:W:789:GLU:CA	23:W:792:GLN:NE2	2.52	0.72
26:X:17:C:H2'	26:X:17(A):U:H5	1.55	0.72
1:A:8:A:C1'	5:E:108:GLY:CA	2.59	0.71
1:A:1390:U:C2	1:A:1391:U:N1	2.58	0.71
5:E:161:VAL:HB	8:H:114:ARG:HH11	1.50	0.71
1:A:519:C:H4'	22:V:66:ARG:NH2	2.04	0.71
1:A:1070:U:OP1	5:E:25:VAL:HG11	1.91	0.71
12:L:75:GLN:CD	23:W:669:GLN:HG3	1.87	0.71
25:Z:91:ILE:O	26:X:11:A:C6	2.43	0.71
1:A:7:A:N7	5:E:124:LEU:CD1	2.53	0.71
25:Z:94:LYS:CA	26:X:25:C:C4'	2.69	0.71
24:Y:71:LYS:O	24:Y:75:GLU:HG2	1.91	0.71
1:A:920:U:H4'	1:A:1082:A:H5'	1.73	0.71
1:A:1518:MA6:H103	1:A:1519:MA6:C10	2.21	0.71
1:A:396:C:OP1	23:W:648:LYS:HB2	1.90	0.70
23:W:716:VAL:HG21	23:W:786:LEU:HD21	1.73	0.70
23:W:804:PHE:CB	23:W:812:ILE:CG2	2.64	0.70
23:W:812:ILE:HD13	26:X:76:A:C5	2.26	0.70
25:Z:91:ILE:CD1	26:X:13:C:O5'	2.38	0.70
25:Z:179:LYS:CD	26:X:5:G:N2	2.27	0.70
1:A:920:U:C1'	1:A:1081:A:HO2'	1.99	0.70
25:Z:94:LYS:CA	26:X:25:C:H4'	2.21	0.70
1:A:927:G:OP1	1:A:1505:G:N2	2.24	0.70
22:V:15:GLU:H	22:V:23:ARG:CB	2.04	0.70
25:Z:90:VAL:N	26:X:22:G:C2	2.57	0.70
25:Z:92:GLN:O	26:X:11:A:H2	1.73	0.70
1:A:6:G:H2'	5:E:124:LEU:CG	2.22	0.70
1:A:359:G:H5'	23:W:575:ASP:O	1.91	0.70
1:A:790:A:C5'	26:X:39:C:H5'	2.21	0.70
9:I:12:ARG:NH2	9:I:107:ASP:OD2	2.24	0.70
1:A:5:U:O2'	5:E:100:SER:HB3	1.90	0.70
1:A:6:G:C2'	5:E:124:LEU:HD21	2.14	0.70
25:Z:92:GLN:CD	26:X:12:G:H22	1.95	0.70
26:X:58:A:H1'	26:X:60:U:O4	1.92	0.70

Continued on next page...

Continued from previous page...

Atom-1	Atom-2	Interatomic distance (Å)	Clash overlap (Å)
1:A:16:A:C2	1:A:1080:A:C2'	2.60	0.70
1:A:1492:A:C2'	22:V:19:ASN:O	2.32	0.70
23:W:848:PHE:H	27:X:101:FME:HCN	1.54	0.70
1:A:1073:U:P	5:E:66:LYS:NZ	2.65	0.70
3:C:132:ARG:NH1	4:D:47:ARG:NH2	2.39	0.70
3:C:168:TYR:CE1	5:E:55:GLU:OE1	2.44	0.70
25:Z:91:ILE:HD12	26:X:12:G:H2'	0.78	0.70
5:E:83:HIS:CG	8:H:96:MET:HA	2.27	0.69
23:W:812:ILE:CD1	26:X:76:A:N3	2.55	0.69
22:V:45:ILE:CD1	22:V:70:ARG:HD3	2.22	0.69
1:A:17:U:HO2'	1:A:1080:A:P	2.15	0.69
22:V:52:ARG:HH11	22:V:52:ARG:CB	2.05	0.69
1:A:845:A:O3'	18:R:48:ARG:NH2	2.25	0.69
23:W:846:ARG:CB	26:X:76:A:C2	2.65	0.69
1:A:921:U:H5'	1:A:1082:A:P	2.31	0.69
23:W:533:VAL:HG12	23:W:541:ILE:H	1.57	0.69
26:X:20:H2U:H4'	26:X:21:A:OP2	1.87	0.69
1:A:8:A:H5'	5:E:107:ALA:HA	1.74	0.69
26:X:70:G:H2'	26:X:71:C:C6	2.27	0.69
1:A:702:A:O4'	24:Y:64:LYS:CD	2.40	0.69
22:V:48:LEU:CD2	25:Z:131:ARG:NH1	2.56	0.69
23:W:797:LEU:HD23	23:W:798:ALA:N	2.08	0.69
1:A:1111:A:O3'	2:B:131:LYS:HB3	1.90	0.69
25:Z:121:GLY:CA	26:X:13:C:H4'	2.18	0.68
21:U:31:GLU:OE2	21:U:34:ARG:NH2	2.25	0.68
26:X:20:H2U:O5'	26:X:21:A:OP2	2.12	0.68
1:A:1494:G:H8	22:V:18:PRO:N	1.63	0.68
24:Y:72:LYS:HD2	26:X:17(A):U:C1'	2.24	0.68
1:A:921:U:P	1:A:1082:A:H5''	2.32	0.68
1:A:1074:G:C1'	2:B:103:ASN:HB2	2.23	0.68
1:A:738:C:OP1	6:F:2:ARG:NH2	2.27	0.68
1:A:1110:A:H2'	2:B:132:LYS:CE	2.23	0.68
1:A:701:U:C4'	24:Y:63:GLY:HA3	2.24	0.68
1:A:357:G:C3'	23:W:607:ARG:CD	2.71	0.68
25:Z:94:LYS:HA	26:X:25:C:C5'	2.23	0.68
1:A:1112:C:OP1	2:B:131:LYS:CG	2.41	0.68
1:A:1111:A:C2'	2:B:131:LYS:N	2.54	0.68
23:W:848:PHE:N	27:X:101:FME:CN	2.55	0.68
1:A:8:A:C8	5:E:107:ALA:N	2.62	0.67
1:A:925:G:H2'	1:A:927:G:H5''	1.62	0.67
1:A:980:C:O3'	14:N:13:ARG:NH2	2.27	0.67

Continued on next page...

Continued from previous page...

Atom-1	Atom-2	Interatomic distance (Å)	Clash overlap (Å)
5:E:163:GLU:HB3	8:H:114:ARG:NH1	2.08	0.67
23:W:426:GLN:HE22	23:W:770:VAL:CB	2.06	0.67
23:W:550:LEU:HD23	23:W:550:LEU:C	2.14	0.67
25:Z:178:LYS:O	26:X:69:C:O4'	2.12	0.67
25:Z:180:GLN:NE2	26:X:69:C:P	2.67	0.67
26:X:22:G:C4	26:X:23:C:C6	2.82	0.67
1:A:412:A:H1'	1:A:413:G:H5'	1.76	0.67
1:A:919:A:H2	1:A:1080:A:N3	1.93	0.67
23:W:790:LEU:HD23	23:W:790:LEU:O	1.94	0.67
23:W:796:GLY:O	23:W:879:VAL:HG12	1.94	0.67
1:A:1110:A:C3'	2:B:132:LYS:CE	2.72	0.67
1:A:18:C:H6	1:A:1079:G:C2'	2.03	0.67
5:E:156:LYS:NZ	8:H:130:ALA:C	2.48	0.67
5:E:161:VAL:HB	8:H:114:ARG:CZ	2.18	0.67
23:W:789:GLU:CB	23:W:792:GLN:HE21	2.06	0.67
23:W:812:ILE:HG12	26:X:76:A:C4	2.30	0.67
24:Y:21:GLN:HE21	24:Y:21:GLN:H	1.40	0.67
24:Y:77:ARG:HH12	26:X:16:C:N4	1.82	0.67
25:Z:94:LYS:HZ1	26:X:24:U:C4'	2.07	0.67
1:A:6:G:C2	5:E:99:ALA:HB1	2.29	0.67
1:A:530:G:C2'	22:V:39:LYS:HD3	2.25	0.67
23:W:396:ILE:CG2	23:W:404:LYS:HG3	2.25	0.67
23:W:396:ILE:HG22	23:W:404:LYS:HG3	1.77	0.67
23:W:789:GLU:C	23:W:792:GLN:HE21	1.92	0.67
1:A:920:U:C4'	1:A:1082:A:H5'	2.25	0.67
23:W:789:GLU:HB2	23:W:792:GLN:HE21	1.60	0.67
1:A:6:G:C2'	5:E:124:LEU:CD2	2.66	0.66
23:W:812:ILE:HD12	23:W:863:ILE:C	2.15	0.66
25:Z:94:LYS:HA	26:X:25:C:H5'	1.77	0.66
1:A:1073:U:C2	2:B:106:THR:HG21	2.30	0.66
1:A:1111:A:P	2:B:132:LYS:HZ2	2.18	0.66
22:V:66:ARG:HB3	22:V:66:ARG:NH1	2.10	0.66
23:W:589:GLY:HA3	23:W:622:PRO:CD	2.25	0.66
23:W:847:ARG:HA	27:X:101:FME:CN	2.26	0.66
1:A:920:U:C4'	1:A:1081:A:O2'	2.44	0.66
2:B:105:LYS:CE	5:E:66:LYS:HD3	2.22	0.66
7:G:138:ARG:NH2	7:G:139:GLU:OE2	2.29	0.66
13:M:4:ILE:O	13:M:6:GLY:N	2.28	0.66
22:V:48:LEU:HD23	25:Z:131:ARG:NH1	2.09	0.66
1:A:1111:A:O3'	2:B:131:LYS:C	2.31	0.66
25:Z:123:LYS:HB2	26:X:12:G:C1'	2.26	0.66

Continued on next page...

Continued from previous page...

Atom-1	Atom-2	Interatomic distance (Å)	Clash overlap (Å)
25:Z:90:VAL:HG21	26:X:9:G:N7	2.11	0.66
22:V:15:GLU:CB	22:V:23:ARG:HB2	2.25	0.66
1:A:1112:C:OP1	2:B:131:LYS:HG3	1.95	0.66
23:W:540:GLY:CA	23:W:542:ASP:H	2.08	0.66
25:Z:156:ALA:CB	25:Z:174:LEU:HD11	2.26	0.66
12:L:105:SER:CA	23:W:662:ARG:HH12	2.08	0.66
13:M:4:ILE:O	13:M:7:ILE:N	2.26	0.66
3:C:179:ARG:NH1	3:C:206:GLU:OE1	2.29	0.65
12:L:102:LEU:O	23:W:662:ARG:NH2	2.29	0.65
25:Z:91:ILE:HG13	26:X:12:G:H3'	1.78	0.65
1:A:368:U:O5'	23:W:607:ARG:HA	1.95	0.65
1:A:793:U:N3	25:Z:109:VAL:HG11	2.11	0.65
1:A:1110:A:C3'	2:B:132:LYS:HE3	2.27	0.65
1:A:263:A:OP2	20:T:74:ARG:NH1	2.29	0.65
1:A:17:U:O2'	1:A:1079:G:C2'	2.25	0.65
3:C:19:ASN:ND2	14:N:90:ARG:O	2.29	0.65
23:W:393:VAL:HG12	23:W:462:THR:HG22	1.79	0.65
23:W:569:VAL:HG22	23:W:584:VAL:HG22	1.78	0.65
25:Z:91:ILE:CG1	26:X:12:G:H2'	2.27	0.65
26:X:58:A:HO2'	26:X:60:U:H5	1.36	0.65
26:X:69:C:O2'	26:X:70:G:H5'	1.96	0.65
2:B:133:GLU:CB	3:C:179:ARG:NH2	2.53	0.65
2:B:133:GLU:HG3	3:C:179:ARG:NH2	2.11	0.65
1:A:1073:U:O5'	5:E:66:LYS:NZ	2.28	0.65
1:A:1494:G:C8	22:V:18:PRO:HA	2.05	0.65
5:E:158:GLY:HA3	8:H:44:GLY:HA3	1.78	0.65
12:L:75:GLN:NE2	23:W:669:GLN:CD	1.90	0.65
23:W:544:LEU:HD23	23:W:544:LEU:C	2.17	0.65
23:W:565:ALA:HB2	23:W:590:THR:HG22	1.77	0.65
23:W:855:VAL:HG11	23:W:861:CYS:CB	2.27	0.65
9:I:22:LYS:O	9:I:62:ASP:N	2.29	0.65
1:A:8:A:H5'	5:E:125:ALA:O	1.97	0.64
23:W:468:VAL:HB	23:W:498:ASN:HD21	1.63	0.64
1:A:358:U:C3'	23:W:579:GLY:CA	2.76	0.64
1:A:1096:C:C5'	2:B:139:ARG:NH2	2.55	0.64
2:B:133:GLU:CG	3:C:179:ARG:HH22	2.09	0.64
23:W:533:VAL:HG12	23:W:541:ILE:N	2.11	0.64
25:Z:91:ILE:CD1	26:X:12:G:C2'	2.52	0.64
25:Z:94:LYS:HA	26:X:25:C:H4'	1.79	0.64
1:A:368:U:C5'	23:W:593:LYS:CE	2.75	0.64
1:A:530:G:H1'	22:V:39:LYS:CG	2.26	0.64

Continued on next page...

Continued from previous page...

Atom-1	Atom-2	Interatomic distance (Å)	Clash overlap (Å)
5:E:79:GLY:O	5:E:121:HIS:N	2.28	0.64
1:A:845:A:O2'	18:R:48:ARG:NH2	2.31	0.64
25:Z:94:LYS:HD3	26:X:24:U:C2'	2.24	0.64
1:A:701:U:O2	24:Y:44:ASP:OD2	2.16	0.64
8:H:54:ASP:OD1	8:H:55:THR:N	2.30	0.64
25:Z:90:VAL:CB	26:X:22:G:O6	2.45	0.64
26:X:54:5MU:H72	26:X:55:PSU:O2	1.97	0.64
1:A:8:A:C6	4:D:206:LYS:HB3	2.33	0.64
1:A:919:A:C4	1:A:1080:A:N1	2.64	0.64
26:X:66:C:H2'	26:X:67:C:C6	2.32	0.64
1:A:6:G:C8	5:E:124:LEU:HD11	2.32	0.64
11:K:119:ASN:OD1	21:U:35:ARG:NH1	2.31	0.64
24:Y:52:ALA:HB2	26:X:19:G:H1	1.62	0.64
26:X:22:G:O2'	26:X:23:C:O5'	2.15	0.64
1:A:7:A:O2'	5:E:124:LEU:C	2.35	0.63
1:A:702:A:O4'	24:Y:64:LYS:HD3	1.98	0.63
1:A:1494:G:C8	22:V:18:PRO:HD3	2.33	0.63
1:A:918:A:C2	1:A:1080:A:C6	2.87	0.63
23:W:848:PHE:N	27:X:101:FME:O1	2.27	0.63
25:Z:176:PRO:HD2	26:X:12:G:H4'	0.63	0.63
26:X:67:C:H2'	26:X:68:C:C6	2.33	0.63
23:W:814:GLY:HA2	27:X:101:FME:HB2	1.79	0.63
1:A:7:A:N7	5:E:124:LEU:HD12	2.14	0.63
12:L:104:CYS:C	23:W:662:ARG:NH2	2.51	0.63
23:W:812:ILE:CG1	26:X:76:A:C4	2.81	0.63
25:Z:128:LEU:HD11	25:Z:141:GLY:HA2	1.81	0.63
26:X:8:4SU:H5''	26:X:8:4SU:O2	1.98	0.63
1:A:919:A:C2	1:A:1080:A:H2	1.99	0.63
1:A:925:G:H2'	1:A:927:G:C8	2.33	0.63
1:A:1096:C:H5''	2:B:139:ARG:HH21	1.62	0.63
19:S:36:ARG:NH2	19:S:75:ALA:O	2.32	0.63
25:Z:92:GLN:HE21	26:X:12:G:H22	1.44	0.63
1:A:1110:A:H2	2:B:136:MET:HB2	1.63	0.63
1:A:1112:C:O5'	2:B:131:LYS:HB2	1.69	0.63
26:X:51:C:H2'	26:X:52:G:C8	2.34	0.63
26:X:71:C:C5	26:X:72:A:N7	2.66	0.63
23:W:716:VAL:CG2	23:W:786:LEU:HD21	2.29	0.63
26:X:8:4SU:H1'	26:X:21:A:N1	2.14	0.63
26:X:22:G:N3	26:X:23:C:C5	2.66	0.63
26:X:41:C:C3'	26:X:42:G:H5''	2.28	0.63
1:A:1492:A:H2	22:V:35:TYR:CA	2.11	0.63

Continued on next page...

Continued from previous page...

Atom-1	Atom-2	Interatomic distance (Å)	Clash overlap (Å)
26:X:22:G:C5	26:X:23:C:C5	2.86	0.63
1:A:6:G:C4	5:E:99:ALA:HB1	2.33	0.63
23:W:814:GLY:HA2	27:X:101:FME:SD	2.36	0.63
23:W:847:ARG:HA	27:X:101:FME:HCN	1.79	0.63
5:E:157:ARG:HD3	8:H:101:ILE:HG12	1.81	0.62
22:V:5:ASP:O	22:V:59:PRO:HD3	1.99	0.62
1:A:921:U:C4'	1:A:1082:A:OP1	2.47	0.62
22:V:36:ILE:O	22:V:41:ARG:HD2	1.98	0.62
23:W:830:VAL:HG22	23:W:877:ILE:HG12	1.81	0.62
25:Z:125:LYS:HZ3	26:X:26:G:H5'	1.59	0.62
2:B:129:LEU:C	3:C:179:ARG:NH2	2.45	0.62
12:L:41:THR:CG2	22:V:64:ARG:HH11	2.12	0.62
1:A:359:G:C4'	23:W:576:LYS:HA	2.29	0.62
1:A:925:G:C2	1:A:927:G:C5	2.83	0.62
23:W:540:GLY:HA3	23:W:542:ASP:H	1.63	0.62
1:A:17:U:O3'	1:A:1080:A:C5'	2.21	0.62
1:A:1073:U:P	5:E:66:LYS:HZ2	2.23	0.62
2:B:128:LYS:HB3	3:C:207:ILE:CG1	2.29	0.62
23:W:537:ALA:CB	23:W:539:THR:HG23	2.29	0.62
25:Z:176:PRO:HD2	26:X:12:G:C5'	2.23	0.62
26:X:8:4SU:O2	26:X:8:4SU:H3'	1.99	0.62
1:A:702:A:C4'	24:Y:64:LYS:HD3	2.30	0.62
12:L:105:SER:CB	23:W:666:LEU:HD21	2.07	0.62
23:W:483:ILE:HD12	23:W:519:ILE:HG21	1.82	0.62
23:W:534:SER:OG	23:W:537:ALA:HB2	1.99	0.62
1:A:1105:A:H5''	2:B:113:ARG:CG	2.25	0.62
22:V:36:ILE:HG22	22:V:41:ARG:HG3	1.80	0.62
1:A:359:G:H1'	23:W:576:LYS:HG3	1.81	0.62
1:A:921:U:H5''	1:A:1082:A:OP1	1.94	0.62
26:X:71:C:C4	26:X:72:A:C6	2.88	0.62
17:Q:60:GLU:OE1	17:Q:77:ARG:NE	2.33	0.61
22:V:66:ARG:HB3	22:V:66:ARG:HH11	1.65	0.61
26:X:56:C:O2'	26:X:57:A:H5'	2.00	0.61
1:A:7:A:C8	5:E:124:LEU:HD12	2.32	0.61
1:A:918:A:N3	1:A:1079:G:N1	2.19	0.61
1:A:919:A:C2	1:A:1080:A:C6	2.78	0.61
25:Z:90:VAL:N	26:X:22:G:C6	2.65	0.61
25:Z:91:ILE:CG1	26:X:12:G:C2'	2.77	0.61
25:Z:123:LYS:HB2	26:X:12:G:H1'	1.81	0.61
5:E:153:VAL:CG1	8:H:99:LEU:HB2	2.07	0.61
22:V:5:ASP:HB2	22:V:59:PRO:HG3	1.82	0.61

Continued on next page...

Continued from previous page...

Atom-1	Atom-2	Interatomic distance (Å)	Clash overlap (Å)
23:W:611:ASN:O	23:W:612:GLU:HG2	2.00	0.61
26:X:8:4SU:C6	26:X:21:A:H2	2.13	0.61
1:A:405:U:OP2	4:D:3:ARG:NH1	2.32	0.61
1:A:925:G:O3'	1:A:927:G:O5'	2.14	0.61
1:A:1073:U:O2	2:B:106:THR:HB	2.01	0.61
1:A:1112:C:H6	2:B:130:THR:O	1.81	0.61
1:A:1225:A:H2'	1:A:1226:C:C5	2.35	0.61
1:A:17:U:O3'	1:A:1080:A:H5'	1.68	0.61
1:A:411:A:OP2	4:D:26:ARG:NH2	2.33	0.61
1:A:1494:G:C8	22:V:17:LEU:C	2.72	0.61
11:K:112:ASP:HB3	21:U:2:PRO:HG2	1.83	0.61
13:M:3:ARG:O	13:M:57:ARG:NH2	2.33	0.61
5:E:157:ARG:C	8:H:44:GLY:HA3	2.21	0.61
2:B:120:GLN:O	2:B:125:THR:N	2.34	0.61
12:L:41:THR:CG2	22:V:64:ARG:NH1	2.58	0.61
25:Z:91:ILE:CD1	26:X:13:C:C5'	2.78	0.61
25:Z:178:LYS:C	26:X:68:C:O2'	2.39	0.61
1:A:358:U:H5'	23:W:607:ARG:NH1	2.07	0.61
1:A:359:G:H5''	23:W:574:LEU:HD11	1.83	0.61
1:A:519:C:N3	22:V:2:LYS:HE2	2.14	0.60
1:A:920:U:O2'	1:A:1081:A:C2'	2.47	0.60
1:A:1103:C:O2'	2:B:97:LEU:HD12	2.01	0.60
18:R:37:GLY:O	18:R:63:ARG:NH2	2.34	0.60
1:A:368:U:OP2	23:W:607:ARG:HG2	2.01	0.60
1:A:1111:A:H3'	2:B:132:LYS:HD2	1.82	0.60
1:A:1193:G:O2'	5:E:27:GLY:HA3	2.01	0.60
10:J:63:ASP:HB3	10:J:65:TYR:CE1	2.36	0.60
12:L:103:ASP:C	23:W:662:ARG:HH21	2.02	0.60
26:X:33:U:N3	26:X:36:U:OP2	2.34	0.60
22:V:45:ILE:HG23	22:V:71:LYS:HE3	1.82	0.60
1:A:359:G:C1'	23:W:576:LYS:O	2.48	0.60
1:A:844:G:H2'	1:A:844:G:N3	2.16	0.60
12:L:110:ARG:NH1	12:L:112:GLN:O	2.34	0.60
16:P:1:MET:N	16:P:1:MET:SD	2.64	0.60
1:A:1110:A:C2'	2:B:132:LYS:CE	2.79	0.60
2:B:128:LYS:C	3:C:179:ARG:HD3	2.21	0.60
23:W:531:VAL:CG1	23:W:544:LEU:HB2	2.14	0.60
23:W:814:GLY:C	27:X:101:FME:SD	2.79	0.60
26:X:6:G:O2'	26:X:7:G:H5'	2.02	0.60
1:A:6:G:O2'	5:E:124:LEU:HD13	2.01	0.60
2:B:128:LYS:CG	3:C:207:ILE:HG13	2.31	0.60

Continued on next page...

Continued from previous page...

Atom-1	Atom-2	Interatomic distance (Å)	Clash overlap (Å)
9:I:88:MET:SD	9:I:95:ARG:HG2	2.42	0.60
9:I:95:ARG:O	9:I:98:LEU:N	2.35	0.60
1:A:560:A:H2'	5:E:128:TYR:HD1	1.65	0.60
23:W:855:VAL:HG11	23:W:861:CYS:HB3	1.82	0.60
25:Z:91:ILE:HD13	26:X:13:C:C6	2.36	0.60
1:A:10:A:OP2	5:E:131:THR:CB	2.50	0.60
1:A:17:U:O2'	1:A:1079:G:C3'	2.49	0.60
1:A:1178:G:N2	1:A:1181:G:OP2	2.34	0.60
25:Z:90:VAL:HG13	26:X:22:G:C6	2.25	0.60
25:Z:178:LYS:O	26:X:68:C:O2'	2.19	0.60
1:A:17:U:O2'	1:A:1080:A:P	2.60	0.60
1:A:19:A:H1'	1:A:1078:U:O4	1.90	0.60
25:Z:179:LYS:HA	26:X:69:C:O4'	2.02	0.60
7:G:90:GLU:N	7:G:90:GLU:OE2	2.34	0.59
23:W:855:VAL:HG13	23:W:859:MET:CE	2.32	0.59
1:A:359:G:H5'	23:W:579:GLY:CA	2.25	0.59
1:A:530:G:N7	22:V:38:GLY:HA3	2.16	0.59
5:E:159:LYS:HD2	8:H:43:GLU:CA	2.18	0.59
22:V:70:ARG:C	22:V:71:LYS:HD2	2.23	0.59
23:W:797:LEU:HD23	23:W:797:LEU:C	2.23	0.59
22:V:45:ILE:HG12	22:V:70:ARG:HH11	1.68	0.59
23:W:471:ALA:HB3	23:W:505:ALA:HB1	1.84	0.59
26:X:71:C:C2	26:X:72:A:N9	2.70	0.59
1:A:8:A:N6	4:D:202:GLU:O	2.34	0.59
1:A:567:G:C4'	5:E:93:ARG:NH1	2.45	0.59
1:A:703:G:N7	24:Y:61:ASP:OD2	2.35	0.59
5:E:157:ARG:C	8:H:44:GLY:CA	2.71	0.59
19:S:29:LYS:HB3	19:S:30:PRO:HD2	1.85	0.59
2:B:137:ARG:HH22	3:C:206:GLU:CD	2.06	0.59
14:N:31:ILE:HA	14:N:34:VAL:HG23	1.84	0.59
1:A:925:G:N1	1:A:927:G:N1	2.51	0.59
5:E:157:ARG:HB3	8:H:43:GLU:CB	2.24	0.59
5:E:161:VAL:HG12	5:E:162:GLU:H	1.67	0.59
24:Y:73:GLU:OE1	26:X:17(A):U:C2	2.56	0.59
25:Z:91:ILE:O	26:X:24:U:C4	2.56	0.59
1:A:368:U:C5'	23:W:593:LYS:HE2	2.32	0.59
1:A:7:A:H2'	5:E:124:LEU:CB	2.32	0.58
1:A:1496:C:H4'	25:Z:99:ARG:NE	2.18	0.58
4:D:78:GLU:OE2	4:D:81:ARG:NH2	2.36	0.58
23:W:399:HIS:CB	23:W:402:HIS:HE1	2.17	0.58
23:W:586:VAL:HG23	23:W:622:PRO:HA	1.86	0.58

Continued on next page...

Continued from previous page...

Atom-1	Atom-2	Interatomic distance (Å)	Clash overlap (Å)
5:E:156:LYS:NZ	8:H:73:GLU:CB	2.63	0.58
10:J:48:ARG:NH1	10:J:66:GLU:OE1	2.37	0.58
12:L:39:THR:CG2	22:V:61:ASP:HB2	2.33	0.58
24:Y:21:GLN:H	24:Y:21:GLN:NE2	2.01	0.58
1:A:1228:C:P	13:M:107:ARG:HH22	2.26	0.58
8:H:113:ASP:OD1	8:H:117:ARG:NH2	2.37	0.58
1:A:358:U:H5'	23:W:607:ARG:HH11	1.61	0.58
1:A:359:G:O4'	23:W:576:LYS:HA	2.03	0.58
1:A:359:G:H4'	23:W:575:ASP:O	2.04	0.58
25:Z:90:VAL:CG2	26:X:22:G:O6	2.51	0.58
26:X:73:A:C2	26:X:74:C:N3	2.72	0.58
1:A:80:A:C2	1:A:90:C:N3	2.71	0.58
1:A:1073:U:O3'	2:B:105:LYS:HD3	2.03	0.58
5:E:156:LYS:HZ3	8:H:130:ALA:C	2.06	0.58
23:W:848:PHE:N	27:X:101:FME:HCN	2.18	0.58
1:A:1096:C:H5''	2:B:139:ARG:NH2	2.19	0.58
1:A:1493:A:C8	22:V:18:PRO:C	2.67	0.58
23:W:448:HIS:HD2	23:W:772:TYR:OH	1.85	0.58
25:Z:179:LYS:HB3	26:X:5:G:N2	2.18	0.58
1:A:865:A:H4'	1:A:1077:G:O2'	2.02	0.58
14:N:21:PHE:HA	14:N:25:ALA:HB3	1.85	0.58
22:V:20:ALA:HB1	22:V:36:ILE:HD12	1.84	0.58
22:V:25:LYS:HA	22:V:31:GLU:CB	2.34	0.58
23:W:396:ILE:HG12	23:W:466:VAL:HB	1.86	0.58
26:X:71:C:C2'	26:X:72:A:O5'	2.51	0.58
1:A:395:C:C3'	23:W:647:GLU:OE2	2.51	0.58
25:Z:180:GLN:HE21	26:X:69:C:P	2.26	0.58
26:X:20:H2U:C4'	26:X:21:A:OP2	2.51	0.58
12:L:51:LYS:HE3	22:V:60:TYR:HD2	1.56	0.58
26:X:56:C:H2'	26:X:57:A:C8	2.38	0.57
1:A:16:A:C4	1:A:1080:A:C2'	2.61	0.57
1:A:825:A:O2'	8:H:13:ARG:NH1	2.37	0.57
1:A:567:G:C5'	5:E:93:ARG:HH12	2.17	0.57
1:A:1060:U:OP1	14:N:85:ARG:NH2	2.37	0.57
10:J:57:VAL:HG22	10:J:58:ASN:H	1.70	0.57
23:W:746:PHE:O	23:W:747:ASN:OD1	2.22	0.57
1:A:207:C:N4	1:A:212:G:O6	2.37	0.57
1:A:701:U:HO2'	24:Y:62:TYR:N	1.98	0.57
3:C:132:ARG:HH12	4:D:47:ARG:HH21	1.50	0.57
3:C:135:LYS:HE2	5:E:57:PRO:HG3	1.87	0.57
12:L:104:CYS:O	23:W:662:ARG:NH2	2.37	0.57

Continued on next page...

Continued from previous page...

Atom-1	Atom-2	Interatomic distance (Å)	Clash overlap (Å)
2:B:129:LEU:CA	3:C:179:ARG:NH2	2.68	0.57
25:Z:91:ILE:CD1	26:X:13:C:C4'	2.83	0.57
26:X:17:C:H2'	26:X:17(A):U:C5	2.37	0.57
26:X:19:G:O2'	26:X:20:H2U:OP2	2.17	0.57
1:A:1517:G:C5	25:Z:106:ASP:OD1	2.58	0.57
2:B:133:GLU:HG3	3:C:179:ARG:HH22	1.69	0.57
22:V:25:LYS:CA	22:V:31:GLU:HB3	2.31	0.57
23:W:544:LEU:HD23	23:W:544:LEU:O	2.05	0.57
26:X:69:C:H2'	26:X:70:G:H5'	1.84	0.57
1:A:865:A:OP1	1:A:1077:G:C5'	2.53	0.57
5:E:161:VAL:C	8:H:114:ARG:NH2	2.58	0.57
23:W:399:HIS:CD2	23:W:476:MET:CB	2.88	0.57
1:A:18:C:O2	1:A:1078:U:C4	2.58	0.56
5:E:157:ARG:HD2	8:H:43:GLU:HB3	1.85	0.56
12:L:56:ARG:NH1	23:W:738:ALA:CB	2.66	0.56
1:A:261:U:OP2	20:T:74:ARG:NH2	2.38	0.56
1:A:558:G:H5''	5:E:126:LYS:HE3	1.87	0.56
1:A:925:G:C4	1:A:927:G:C5	2.93	0.56
1:A:1189:U:OP1	14:N:98:LYS:NZ	2.39	0.56
2:B:129:LEU:CA	3:C:179:ARG:HH21	2.18	0.56
25:Z:94:LYS:NZ	26:X:24:U:O4'	2.38	0.56
26:X:57:A:O2'	26:X:58:A:O5'	2.20	0.56
1:A:559:A:P	5:E:126:LYS:NZ	2.78	0.56
12:L:103:ASP:CA	23:W:662:ARG:HH21	2.18	0.56
12:L:105:SER:N	23:W:662:ARG:HH12	2.03	0.56
23:W:727:GLY:O	23:W:728:ILE:HG13	2.05	0.56
23:W:791:LYS:O	23:W:880:PHE:CD1	2.54	0.56
1:A:7:A:HO2'	5:E:125:ALA:N	2.02	0.56
1:A:427:U:O2'	1:A:541:G:OP1	2.21	0.56
1:A:925:G:C2	1:A:927:G:N3	2.74	0.56
1:A:1104:G:H4'	2:B:110:SER:CB	2.35	0.56
1:A:1217:C:P	14:N:9:ARG:HH21	2.29	0.56
10:J:7:ARG:HG2	10:J:101:SER:HB2	1.87	0.56
25:Z:176:PRO:CG	26:X:12:G:C2'	2.66	0.56
25:Z:178:LYS:C	26:X:68:C:HO2'	2.09	0.56
26:X:71:C:C6	26:X:72:A:C8	2.94	0.56
23:W:721:ILE:HG22	23:W:735:LEU:HD21	1.86	0.56
23:W:748:VAL:HG22	23:W:749:ARG:N	2.21	0.56
24:Y:72:LYS:CE	26:X:17(A):U:N1	2.60	0.56
1:A:1494:G:N9	22:V:18:PRO:HD3	2.21	0.56
23:W:457:ARG:HH12	23:W:637:ALA:HB3	1.71	0.56

Continued on next page...

Continued from previous page...

Atom-1	Atom-2	Interatomic distance (Å)	Clash overlap (Å)
23:W:589:GLY:HA3	23:W:622:PRO:HD3	1.86	0.56
1:A:1100:C:H41	2:B:95:ARG:NE	2.02	0.56
2:B:27:MET:HE1	2:B:187:VAL:HG12	1.88	0.56
3:C:126:ARG:O	3:C:127:ARG:HB2	2.05	0.56
26:X:23:C:O2'	26:X:24:U:O5'	2.24	0.56
8:H:48:ASP:OD1	8:H:49:PHE:N	2.38	0.55
1:A:203:G:N2	1:A:204:G:O6	2.39	0.55
1:A:1135:U:N3	1:A:1137:C:O2	2.39	0.55
9:I:84:THR:HG21	9:I:103:PHE:HB3	1.87	0.55
23:W:399:HIS:HB3	23:W:402:HIS:CE1	2.41	0.55
25:Z:179:LYS:CE	26:X:6:G:H1'	2.36	0.55
22:V:40:MET:HE2	22:V:47:ILE:HD11	1.88	0.55
25:Z:91:ILE:O	26:X:24:U:O4	2.23	0.55
25:Z:93:VAL:O	26:X:24:U:C2'	2.50	0.55
1:A:357:G:C3'	23:W:607:ARG:HD2	2.33	0.55
1:A:925:G:C3'	1:A:927:G:H5'	2.36	0.55
1:A:925:G:H2'	1:A:927:G:H8	1.71	0.55
11:K:16:VAL:HG23	11:K:17:SER:H	1.72	0.55
22:V:40:MET:HE3	22:V:70:ARG:HB3	1.88	0.55
23:W:694:LYS:HG2	23:W:724:GLY:HA3	1.88	0.55
1:A:519:C:H4'	22:V:66:ARG:CZ	2.36	0.55
1:A:358:U:C3'	23:W:579:GLY:HA3	2.31	0.55
3:C:7:PRO:HG2	3:C:184:TYR:CG	2.42	0.55
1:A:407:U:OP1	4:D:3:ARG:NH2	2.40	0.55
1:A:1226:C:N4	13:M:103:LYS:HE3	2.22	0.55
12:L:104:CYS:C	23:W:662:ARG:NH1	2.36	0.55
1:A:1110:A:C2	2:B:136:MET:HB3	2.33	0.55
1:A:1111:A:C1'	2:B:133:GLU:H	2.12	0.55
10:J:40:ILE:CG1	10:J:73:LEU:HB3	2.37	0.55
13:M:6:GLY:CA	13:M:66:GLU:HG3	2.37	0.55
1:A:18:C:HO2'	1:A:1078:U:N1	1.45	0.55
2:B:105:LYS:HB3	5:E:69:ARG:CZ	2.36	0.55
22:V:58:THR:CG2	22:V:60:TYR:HB2	2.37	0.55
1:A:1495:U:HO2'	25:Z:101:GLY:CA	2.18	0.55
23:W:467:LEU:HB2	23:W:495:VAL:HG12	1.88	0.55
1:A:7:A:C3'	5:E:106:ILE:HD13	1.98	0.54
1:A:530:G:N7	22:V:39:LYS:N	2.56	0.54
1:A:1074:G:H5'	2:B:103:ASN:HA	1.88	0.54
5:E:157:ARG:HG2	8:H:45:PHE:CD2	2.24	0.54
10:J:40:ILE:HG12	10:J:73:LEU:HB3	1.89	0.54
1:A:18:C:O2	1:A:1078:U:O4	2.25	0.54

Continued on next page...

Continued from previous page...

Atom-1	Atom-2	Interatomic distance (Å)	Clash overlap (Å)
1:A:842:U:H3'	1:A:843:U:C5'	2.37	0.54
1:A:925:G:N1	1:A:927:G:C2	2.75	0.54
1:A:951:G:OP2	13:M:101:ARG:NH2	2.41	0.54
23:W:567:GLY:HA2	23:W:587:ARG:HG3	1.88	0.54
1:A:359:G:C4'	23:W:575:ASP:O	2.56	0.54
1:A:865:A:C5'	1:A:1077:G:O2'	2.55	0.54
25:Z:94:LYS:C	26:X:25:C:H4'	2.27	0.54
1:A:359:G:H4'	23:W:576:LYS:HA	1.90	0.54
25:Z:118:LEU:HD22	25:Z:156:ALA:HB2	1.89	0.54
1:A:530:G:H8	22:V:39:LYS:HG2	1.72	0.54
22:V:61:ASP:OD1	22:V:63:THR:HB	2.06	0.54
23:W:830:VAL:O	23:W:836:VAL:HG23	2.08	0.54
1:A:923:A:OP1	5:E:26:LYS:CE	2.43	0.54
5:E:156:LYS:HB3	8:H:45:PHE:CE1	2.41	0.54
25:Z:93:VAL:O	26:X:25:C:C6	2.60	0.54
23:W:795:ILE:HG23	23:W:796:GLY:N	2.23	0.54
23:W:882:ILE:O	23:W:882:ILE:HG13	2.07	0.54
25:Z:93:VAL:HG22	25:Z:123:LYS:HD3	1.89	0.54
12:L:75:GLN:HE22	23:W:669:GLN:CB	2.00	0.54
23:W:589:GLY:N	23:W:622:PRO:HB3	2.22	0.54
23:W:789:GLU:C	23:W:792:GLN:HE22	2.08	0.54
23:W:812:ILE:HG23	23:W:812:ILE:O	2.08	0.54
1:A:404:G:N7	4:D:2:ALA:HB3	2.23	0.54
5:E:156:LYS:HZ1	8:H:73:GLU:HB2	1.70	0.54
15:O:20:ASN:O	15:O:22:THR:N	2.41	0.54
25:Z:94:LYS:HZ2	26:X:24:U:C2'	2.20	0.54
26:X:56:C:H2'	26:X:57:A:H8	1.74	0.54
2:B:129:LEU:HA	3:C:179:ARG:NH2	2.22	0.53
26:X:71:C:N3	26:X:72:A:C4	2.76	0.53
1:A:7:A:O5'	5:E:124:LEU:HD22	2.08	0.53
1:A:1096:C:H5''	2:B:139:ARG:HE	1.72	0.53
1:A:1494:G:C8	22:V:18:PRO:CG	2.87	0.53
1:A:1495:U:O2'	25:Z:101:GLY:HA2	2.04	0.53
24:Y:72:LYS:HE2	26:X:17(A):U:O4'	2.08	0.53
25:Z:180:GLN:OE1	26:X:68:C:P	2.66	0.53
1:A:367:U:H4'	23:W:605:ARG:HD2	1.91	0.53
1:A:369:G:C5'	23:W:593:LYS:HZ1	2.21	0.53
22:V:15:GLU:HG3	22:V:17:LEU:HG	1.90	0.53
1:A:19:A:OP1	5:E:135:ASN:ND2	2.40	0.53
1:A:843:U:OP1	1:A:846:G:N2	2.42	0.53
1:A:976:G:OP2	1:A:1358:U:O2'	2.25	0.53

Continued on next page...

Continued from previous page...

Atom-1	Atom-2	Interatomic distance (Å)	Clash overlap (Å)
1:A:1032:G:H2'	1:A:1033:G:H4'	1.90	0.53
1:A:1124:G:H5'	10:J:37:ARG:HH11	1.73	0.53
1:A:1379:G:N7	7:G:2:PRO:HB2	2.24	0.53
23:W:846:ARG:HB3	26:X:76:A:N3	2.18	0.53
1:A:1060:U:H4'	10:J:53:ILE:HG23	1.91	0.53
2:B:133:GLU:OE2	2:B:137:ARG:NH1	2.39	0.53
13:M:12:HIS:ND1	13:M:45:ILE:HG13	2.24	0.53
22:V:58:THR:HG22	22:V:60:TYR:HB2	1.90	0.53
23:W:540:GLY:HA2	23:W:541:ILE:HB	1.88	0.53
1:A:6:G:C8	5:E:124:LEU:CD1	2.92	0.53
1:A:530:G:N7	22:V:38:GLY:C	2.62	0.53
13:M:8:ASN:OD1	13:M:9:ILE:N	2.42	0.53
1:A:526:C:C2'	1:A:527:G7M:H5'	2.39	0.53
1:A:702:A:C8	24:Y:64:LYS:HG2	2.39	0.53
1:A:702:A:O4'	24:Y:64:LYS:HD2	2.07	0.53
1:A:790:A:H5''	26:X:38:A:O3'	2.07	0.53
1:A:938:A:H5'	7:G:76:LYS:NZ	2.23	0.53
10:J:6:ILE:HG13	10:J:76:ILE:HB	1.91	0.53
22:V:49:PRO:CD	25:Z:131:ARG:HH12	1.99	0.53
23:W:395:THR:HB	23:W:462:THR:HG21	1.90	0.53
26:X:26:G:H2'	26:X:27:U:H5'	1.91	0.53
1:A:769:G:H4'	1:A:1513:A:H4'	1.90	0.53
5:E:149:SER:HB3	5:E:152:MET:CG	2.39	0.53
22:V:15:GLU:N	22:V:23:ARG:HB2	2.19	0.53
26:X:51:C:H1'	26:X:64:G:N2	2.24	0.53
1:A:790:A:OP1	26:X:38:A:O2'	2.27	0.53
1:A:920:U:C2'	1:A:1082:A:H5'	2.38	0.53
1:A:926:G:H8	1:A:927:G:P	2.26	0.53
5:E:156:LYS:HD3	8:H:71:VAL:O	2.09	0.53
22:V:44:TYR:O	22:V:45:ILE:HB	2.07	0.53
23:W:566:SER:HB3	23:W:588:GLU:OE1	2.08	0.53
26:X:22:G:O2'	26:X:23:C:H6	1.76	0.53
1:A:19:A:C8	1:A:1078:U:C2	2.96	0.52
8:H:3:MET:SD	8:H:3:MET:N	2.73	0.52
24:Y:49:ALA:HB3	24:Y:56:VAL:HB	1.90	0.52
25:Z:91:ILE:HD11	26:X:13:C:H5''	1.89	0.52
1:A:701:U:OP2	24:Y:67:PHE:HB2	2.09	0.52
9:I:85:ARG:HA	9:I:88:MET:CE	2.39	0.52
15:O:26:GLU:OE1	15:O:26:GLU:N	2.34	0.52
25:Z:94:LYS:HE3	26:X:24:U:H4'	1.90	0.52
26:X:14:A:H2'	26:X:15:G:O4'	2.09	0.52

Continued on next page...

Continued from previous page...

Atom-1	Atom-2	Interatomic distance (Å)	Clash overlap (Å)
1:A:691:G:O6	11:K:57:LYS:NZ	2.33	0.52
23:W:847:ARG:HG3	23:W:847:ARG:O	2.09	0.52
25:Z:93:VAL:O	26:X:25:C:H6	1.93	0.52
1:A:181:A:N6	1:A:195:A:OP2	2.43	0.52
9:I:130:ARG:HH22	26:X:34:C:H4'	1.73	0.52
10:J:65:TYR:HB3	14:N:96:LEU:HD11	1.91	0.52
13:M:12:HIS:HA	13:M:45:ILE:CG1	2.39	0.52
23:W:399:HIS:CD2	23:W:476:MET:HB3	2.44	0.52
2:B:126:PHE:C	2:B:128:LYS:H	2.13	0.52
5:E:157:ARG:NH2	8:H:100:GLY:C	2.55	0.52
12:L:75:GLN:NE2	23:W:669:GLN:HG3	0.85	0.52
12:L:75:GLN:HE22	23:W:669:GLN:CG	1.17	0.52
23:W:391:ALA:HB3	23:W:623:SER:HB2	1.91	0.52
1:A:702:A:O5'	24:Y:64:LYS:CD	2.38	0.52
1:A:741:G:OP1	15:O:35:GLN:NE2	2.43	0.52
1:A:1111:A:C2'	2:B:130:THR:O	2.57	0.52
23:W:585:LEU:HD23	23:W:625:PRO:HB3	1.90	0.52
23:W:800:VAL:HG12	23:W:815:CYS:HB3	1.91	0.52
26:X:59:A:H2'	26:X:60:U:O4'	2.10	0.52
1:A:537:G:OP1	12:L:110:ARG:NH2	2.43	0.52
1:A:722:G:H3'	1:A:722:G:N3	2.25	0.52
23:W:855:VAL:HG11	23:W:861:CYS:HB2	1.91	0.52
25:Z:92:GLN:O	26:X:11:A:C2	2.60	0.52
25:Z:98:PHE:HB3	25:Z:144:VAL:HG11	1.91	0.52
1:A:558:G:C5'	5:E:126:LYS:HE3	2.40	0.52
1:A:1428:A:H2'	1:A:1429:A:O4'	2.10	0.52
3:C:132:ARG:HH22	4:D:47:ARG:HH21	1.57	0.52
1:A:157:U:C2'	1:A:158:G:H5'	2.40	0.52
1:A:411:A:P	4:D:26:ARG:HH22	2.33	0.52
1:A:1103:C:O2'	2:B:107:VAL:HG13	2.09	0.52
1:A:1449:C:C2'	1:A:1450:U:H5'	2.40	0.52
23:W:612:GLU:HG3	23:W:613:LEU:N	2.24	0.52
26:X:53:G:N1	26:X:61:C:N3	2.51	0.52
26:X:10:G:N2	26:X:26:G:H1'	2.25	0.51
22:V:32:ILE:H	22:V:32:ILE:HD13	1.75	0.51
23:W:744:VAL:HG21	23:W:774:LEU:HD13	1.92	0.51
23:W:815:CYS:SG	23:W:861:CYS:C	2.89	0.51
25:Z:94:LYS:NZ	26:X:24:U:C4'	2.73	0.51
25:Z:94:LYS:HZ1	26:X:24:U:H4'	1.75	0.51
26:X:22:G:C2	26:X:23:C:C4	2.98	0.51
22:V:7:ILE:HG22	22:V:8:ARG:N	2.25	0.51

Continued on next page...

Continued from previous page...

Atom-1	Atom-2	Interatomic distance (Å)	Clash overlap (Å)
22:V:17:LEU:HB3	22:V:18:PRO:CD	2.37	0.51
23:W:816:MET:SD	23:W:860:GLU:HA	2.49	0.51
1:A:368:U:H5'	23:W:593:LYS:HE2	1.91	0.51
1:A:1299:A:N3	1:A:1299:A:H2'	2.26	0.51
1:A:1493:A:C8	22:V:19:ASN:CA	2.93	0.51
23:W:804:PHE:HB2	23:W:812:ILE:HG22	1.80	0.51
26:X:1:C:OP2	26:X:2:G:H3'	2.11	0.51
7:G:88:PRO:HG2	7:G:152:ALA:HB2	1.93	0.51
14:N:27:LEU:O	14:N:31:ILE:HG12	2.11	0.51
26:X:22:G:C2	26:X:23:C:C5	2.99	0.51
1:A:9:G:H5'	5:E:108:GLY:HA3	1.93	0.51
10:J:15:HIS:CE1	10:J:16:ARG:HD3	2.46	0.51
14:N:42:TRP:HD1	14:N:44:ALA:N	2.09	0.51
22:V:1:ALA:O	22:V:2:LYS:HB2	2.10	0.51
26:X:49:G:N2	26:X:66:C:H1'	2.26	0.51
6:F:29:ILE:HD13	6:F:64:VAL:HG11	1.93	0.51
13:M:12:HIS:HA	13:M:45:ILE:HG12	1.93	0.51
23:W:812:ILE:CD1	23:W:863:ILE:O	2.54	0.51
23:W:447:GLY:HA2	23:W:455:ARG:HD3	1.93	0.51
25:Z:176:PRO:HG3	26:X:12:G:HO2'	1.75	0.51
1:A:121:U:H5''	1:A:122:G:OP2	2.11	0.51
1:A:1073:U:C2'	2:B:105:LYS:HG2	2.41	0.51
25:Z:91:ILE:CD1	26:X:13:C:C6	2.94	0.51
1:A:216:U:H2'	1:A:217:C:C6	2.46	0.51
1:A:395:C:C5'	23:W:647:GLU:OE2	2.55	0.51
23:W:795:ILE:CG2	23:W:796:GLY:N	2.74	0.51
1:A:5:U:O2'	5:E:100:SER:CB	2.59	0.50
1:A:918:A:N1	1:A:1080:A:H2	2.04	0.50
1:A:1111:A:P	2:B:132:LYS:CE	2.99	0.50
6:F:38:ARG:HB3	6:F:63:ASN:HB2	1.91	0.50
19:S:29:LYS:HB3	19:S:30:PRO:CD	2.41	0.50
22:V:2:LYS:NZ	22:V:2:LYS:HB3	2.26	0.50
1:A:516:PSU:O3'	22:V:2:LYS:HE3	2.09	0.50
1:A:865:A:O4'	1:A:1077:G:O2'	2.26	0.50
1:A:920:U:H4'	1:A:1082:A:C5'	2.40	0.50
5:E:162:GLU:N	8:H:114:ARG:NH2	2.59	0.50
1:A:7:A:C1'	5:E:124:LEU:HB3	2.41	0.50
1:A:17:U:H2'	1:A:1079:G:C1'	2.36	0.50
13:M:95:LEU:C	13:M:109:ARG:HG2	2.32	0.50
23:W:727:GLY:O	23:W:748:VAL:HG21	2.11	0.50
24:Y:72:LYS:HG2	26:X:17(A):U:C2	2.47	0.50

Continued on next page...

Continued from previous page...

Atom-1	Atom-2	Interatomic distance (Å)	Clash overlap (Å)
26:X:8:4SU:O2'	26:X:9:G:O5'	2.28	0.50
1:A:18:C:C2'	1:A:1078:U:N3	2.56	0.50
1:A:412:A:H1'	1:A:413:G:C5'	2.39	0.50
19:S:50:ALA:HB1	19:S:57:HIS:HB3	1.93	0.50
1:A:7:A:H2'	5:E:124:LEU:HD22	1.93	0.50
1:A:358:U:C5'	23:W:578:ARG:O	2.59	0.50
1:A:457:G:N2	1:A:476:U:O2	2.45	0.50
1:A:1105:A:OP2	2:B:143:LYS:NZ	2.33	0.50
2:B:117:LEU:HA	2:B:120:GLN:HG2	1.93	0.50
8:H:9:ASP:OD2	8:H:13:ARG:HD2	2.12	0.50
23:W:814:GLY:HA2	27:X:101:FME:HB3	1.94	0.50
1:A:530:G:H8	22:V:39:LYS:H	1.58	0.50
23:W:795:ILE:HG23	23:W:879:VAL:HG13	1.94	0.50
1:A:204:G:C3'	1:A:205:A:H5''	2.42	0.50
4:D:99:ASP:OD1	4:D:100:ASN:N	2.45	0.50
26:X:71:C:C4	26:X:72:A:C4	2.99	0.50
1:A:559:A:P	5:E:126:LYS:HZ1	2.35	0.50
1:A:1016:A:H2'	1:A:1016:A:N3	2.26	0.50
6:F:76:THR:O	6:F:79:ARG:N	2.44	0.50
1:A:841:C:C5	1:A:843:U:H5'	2.47	0.49
22:V:48:LEU:HD22	25:Z:131:ARG:NH1	2.27	0.49
26:X:58:A:O2'	26:X:60:U:C5	2.51	0.49
1:A:701:U:C2	24:Y:44:ASP:OD2	2.65	0.49
1:A:920:U:O2'	1:A:1082:A:P	2.68	0.49
1:A:1096:C:H5''	2:B:139:ARG:NE	2.27	0.49
1:A:1111:A:C3'	2:B:132:LYS:HD2	2.42	0.49
2:B:128:LYS:CB	3:C:207:ILE:CG1	2.89	0.49
5:E:83:HIS:HB3	8:H:97:ALA:N	2.27	0.49
13:M:16:VAL:HG12	13:M:17:ILE:HD12	1.93	0.49
20:T:44:LYS:HG3	20:T:45:ALA:N	2.27	0.49
23:W:452:THR:HG23	23:W:453:SER:N	2.27	0.49
23:W:591:LEU:HD12	23:W:620:ALA:CB	2.24	0.49
23:W:612:GLU:HG3	23:W:613:LEU:H	1.76	0.49
23:W:613:LEU:HD12	23:W:613:LEU:C	2.32	0.49
23:W:728:ILE:HG22	23:W:729:THR:N	2.27	0.49
23:W:855:VAL:HG13	23:W:859:MET:HE3	1.94	0.49
1:A:1005:A:H3'	1:A:1006:G:C8	2.47	0.49
1:A:1073:U:P	5:E:66:LYS:HZ3	2.35	0.49
26:X:18:G:O2'	26:X:19:G:C5'	2.57	0.49
26:X:51:C:H42	26:X:62:C:H42	1.60	0.49
10:J:53:ILE:HG13	14:N:85:ARG:CZ	2.42	0.49

Continued on next page...

Continued from previous page...

Atom-1	Atom-2	Interatomic distance (Å)	Clash overlap (Å)
23:W:399:HIS:CD2	23:W:476:MET:HB2	2.48	0.49
23:W:611:ASN:C	23:W:612:GLU:HG2	2.33	0.49
1:A:793:U:O4	25:Z:109:VAL:CG1	2.36	0.49
12:L:39:THR:CB	22:V:61:ASP:HB2	2.42	0.49
22:V:31:GLU:H	22:V:31:GLU:CD	2.16	0.49
23:W:789:GLU:HG3	23:W:789:GLU:O	2.12	0.49
2:B:15:HIS:HB3	2:B:43:LEU:HD11	1.95	0.49
5:E:158:GLY:CA	8:H:44:GLY:HA3	2.43	0.49
5:E:163:GLU:CB	8:H:114:ARG:NE	2.75	0.49
22:V:7:ILE:HG22	22:V:9:THR:H	1.78	0.49
23:W:855:VAL:HG13	23:W:859:MET:HE2	1.94	0.49
1:A:147:G:H2'	1:A:148:G:C8	2.47	0.49
1:A:973:G:H1'	10:J:56:HIS:HD2	1.78	0.49
1:A:1390:U:O2	1:A:1391:U:N1	2.39	0.49
23:W:519:ILE:HG12	23:W:520:LEU:HD12	1.95	0.49
23:W:539:THR:O	23:W:541:ILE:HB	2.13	0.49
23:W:795:ILE:CG2	23:W:879:VAL:CG1	2.88	0.49
1:A:526:C:H2'	1:A:527:G7M:H5'	1.93	0.49
1:A:702:A:OP2	24:Y:64:LYS:HE2	2.13	0.49
1:A:975:A:H8	1:A:1357:A:HO2'	1.61	0.49
6:F:86:ARG:NH1	18:R:64:TYR:O	2.46	0.49
8:H:18:GLN:CG	8:H:70:ALA:HB1	2.42	0.49
11:K:16:VAL:HG23	11:K:17:SER:N	2.28	0.49
23:W:778:VAL:HG23	23:W:779:LYS:N	2.27	0.49
23:W:836:VAL:O	23:W:836:VAL:HG13	2.12	0.49
1:A:567:G:C5'	5:E:93:ARG:NH1	2.75	0.49
2:B:129:LEU:N	3:C:179:ARG:HE	2.08	0.49
13:M:40:ALA:HB3	13:M:43:VAL:CG2	2.43	0.49
1:A:18:C:H2'	1:A:1078:U:C4	2.45	0.49
1:A:109:A:C6	1:A:326:G:C6	3.00	0.49
1:A:1194:U:C5'	5:E:27:GLY:HA2	2.38	0.49
5:E:56:VAL:N	5:E:57:PRO:HD2	2.28	0.49
24:Y:21:GLN:HE22	24:Y:41:ARG:HH11	1.59	0.49
25:Z:123:LYS:HB2	26:X:12:G:O4'	2.12	0.49
1:A:16:A:H2'	1:A:1080:A:C4'	2.35	0.48
1:A:369:G:H5'	23:W:593:LYS:HZ1	1.77	0.48
1:A:429:U:H5'	4:D:9:LEU:HD12	1.95	0.48
1:A:920:U:H4'	1:A:1082:A:C4'	2.43	0.48
18:R:21:ILE:HG21	18:R:54:GLN:HB3	1.95	0.48
3:C:185:ASN:OD1	3:C:186:THR:N	2.45	0.48
10:J:76:ILE:CD1	10:J:87:LEU:HD11	2.42	0.48

Continued on next page...

Continued from previous page...

Atom-1	Atom-2	Interatomic distance (Å)	Clash overlap (Å)
26:X:58:A:C6	26:X:61:C:H1'	2.47	0.48
1:A:1016:A:C2	1:A:1017:U:H4'	2.48	0.48
1:A:1062:U:H2'	1:A:1063:C:C6	2.48	0.48
22:V:44:TYR:N	22:V:44:TYR:CD1	2.82	0.48
1:A:383:A:C5	1:A:384:G:H1'	2.49	0.48
1:A:1102:A:H2	2:B:103:ASN:HD22	1.61	0.48
1:A:1111:A:H2'	2:B:130:THR:CB	2.44	0.48
2:B:120:GLN:HG3	2:B:121:SER:N	2.28	0.48
1:A:1100:C:N4	2:B:95:ARG:CZ	2.77	0.48
1:A:1137:C:H1'	1:A:1138:G:N2	2.28	0.48
3:C:132:ARG:NH1	4:D:47:ARG:HH21	2.08	0.48
1:A:925:G:N2	1:A:927:G:N3	2.61	0.48
1:A:1238:A:H5'	1:A:1336:C:H41	1.77	0.48
5:E:156:LYS:HZ1	8:H:73:GLU:CD	2.16	0.48
12:L:75:GLN:NE2	23:W:669:GLN:HG2	0.81	0.48
13:M:107:ARG:HH21	13:M:113:ARG:HB3	1.79	0.48
25:Z:91:ILE:HG13	26:X:12:G:C3'	2.42	0.48
1:A:7:A:C3'	5:E:106:ILE:HD12	2.14	0.48
1:A:19:A:H8	1:A:1078:U:C2	2.32	0.48
1:A:71:A:O2'	1:A:72:A:OP2	2.27	0.48
1:A:266:G:H3'	17:Q:69:LYS:HB2	1.95	0.48
1:A:518:C:O2'	22:V:38:GLY:N	2.47	0.48
1:A:1003:G:N2	1:A:1004:A:O2'	2.46	0.48
4:D:17:THR:HG22	4:D:18:ASP:N	2.29	0.48
10:J:8:ILE:HA	10:J:99:GLN:O	2.14	0.48
22:V:45:ILE:HG22	22:V:45:ILE:O	2.14	0.48
23:W:812:ILE:CG2	26:X:76:A:O4'	2.52	0.48
1:A:26:A:H2'	1:A:27:G:H5'	1.95	0.48
1:A:530:G:C8	22:V:39:LYS:HG2	2.48	0.48
1:A:1100:C:H41	2:B:95:ARG:CD	2.27	0.48
1:A:1111:A:P	2:B:132:LYS:HE3	2.53	0.48
23:W:772:TYR:HA	23:W:775:ILE:HG22	1.96	0.48
25:Z:91:ILE:HG22	26:X:11:A:C2	2.49	0.48
26:X:53:G:O2'	26:X:54:5MU:O5'	2.26	0.48
1:A:207:C:H2'	1:A:208:U:C2	2.49	0.48
5:E:162:GLU:HG3	5:E:163:GLU:N	2.28	0.48
10:J:53:ILE:CG2	10:J:61:ALA:HB1	2.44	0.48
25:Z:179:LYS:HE2	26:X:6:G:O4'	2.14	0.48
26:X:54:5MU:C5	26:X:55:PSU:C2	3.01	0.48
1:A:7:A:C8	5:E:124:LEU:HB2	2.43	0.47
1:A:76:G:N3	1:A:76:G:H2'	2.29	0.47

Continued on next page...

Continued from previous page...

Atom-1	Atom-2	Interatomic distance (Å)	Clash overlap (Å)
10:J:7:ARG:CG	10:J:101:SER:HB2	2.44	0.47
25:Z:118:LEU:HD21	25:Z:176:PRO:HA	1.96	0.47
25:Z:178:LYS:O	26:X:69:C:C4'	2.61	0.47
12:L:56:ARG:NH2	23:W:734:THR:HG22	2.29	0.47
14:N:10:GLU:HG3	14:N:63:ARG:HD2	1.96	0.47
1:A:8:A:O3'	5:E:108:GLY:CA	2.63	0.47
1:A:75:G:C2	1:A:76:G:H1'	2.50	0.47
1:A:560:A:C8	5:E:128:TYR:CE1	3.03	0.47
1:A:1016:A:N1	1:A:1017:U:O2'	2.44	0.47
5:E:94:VAL:HG22	5:E:111:MET:CE	2.45	0.47
1:A:1493:A:H3'	22:V:18:PRO:C	1.98	0.47
9:I:23:PRO:HA	9:I:61:LEU:HA	1.95	0.47
23:W:591:LEU:O	23:W:592:HIS:CG	2.68	0.47
26:X:8:4SU:S4	26:X:14:A:C8	3.02	0.47
23:W:611:ASN:O	23:W:612:GLU:CG	2.62	0.47
23:W:847:ARG:CA	27:X:101:FME:HCN	2.45	0.47
24:Y:28:ILE:N	24:Y:28:ILE:HD12	2.29	0.47
1:A:1074:G:O4'	2:B:103:ASN:OD1	2.31	0.47
1:A:19:A:H8	1:A:1078:U:O2	1.97	0.47
1:A:367:U:O5'	23:W:605:ARG:NH2	2.47	0.47
8:H:28:PRO:O	8:H:33:LYS:NZ	2.38	0.47
9:I:19:VAL:HG13	9:I:65:ILE:HG22	1.97	0.47
13:M:6:GLY:HA3	13:M:66:GLU:HG3	1.97	0.47
19:S:7:LYS:H	19:S:7:LYS:HD2	1.79	0.47
22:V:20:ALA:HB1	22:V:36:ILE:CG1	2.45	0.47
22:V:36:ILE:CG2	22:V:41:ARG:HG3	2.44	0.47
25:Z:130:PHE:CE1	25:Z:137:HIS:CD2	3.03	0.47
26:X:8:4SU:H3'	26:X:8:4SU:C2	2.44	0.47
1:A:159:G:H8	1:A:159:G:H5''	1.79	0.47
12:L:75:GLN:HE22	23:W:669:GLN:CA	2.27	0.47
14:N:42:TRP:CD1	14:N:43:ASN:N	2.83	0.47
1:A:369:G:C5'	23:W:593:LYS:NZ	2.78	0.47
1:A:1073:U:O2	2:B:106:THR:CB	2.60	0.47
10:J:42:LEU:HB2	10:J:71:LEU:HB3	1.96	0.47
10:J:51:VAL:HB	14:N:81:ARG:HB2	1.96	0.47
22:V:20:ALA:HB1	22:V:36:ILE:CD1	2.44	0.47
23:W:590:THR:O	23:W:591:LEU:HG	2.15	0.47
25:Z:92:GLN:C	26:X:11:A:C2	2.88	0.47
1:A:131:A:H2'	1:A:132:C:C6	2.49	0.47
1:A:793:U:N3	25:Z:109:VAL:CG1	2.77	0.47
6:F:102:MET:CE	18:R:24:LYS:HB3	2.45	0.47

Continued on next page...

Continued from previous page...

Atom-1	Atom-2	Interatomic distance (Å)	Clash overlap (Å)
1:A:1096:C:C4'	2:B:139:ARG:NH2	2.41	0.46
1:A:1103:C:O2'	2:B:107:VAL:CG1	2.64	0.46
3:C:123:GLN:HG2	3:C:128:VAL:HG21	1.97	0.46
13:M:32:ALA:O	13:M:36:ALA:N	2.47	0.46
1:A:701:U:O2'	24:Y:61:ASP:CA	2.61	0.46
1:A:701:U:C5'	24:Y:63:GLY:C	2.81	0.46
1:A:913:A:OP1	12:L:88:LYS:NZ	2.47	0.46
1:A:937:A:O2'	7:G:76:LYS:NZ	2.38	0.46
1:A:1111:A:H2'	2:B:130:THR:O	2.12	0.46
1:A:1492:A:H4'	12:L:44:LYS:HE2	1.97	0.46
24:Y:43:LEU:HD23	24:Y:59:ILE:HG22	1.98	0.46
26:X:66:C:H2'	26:X:67:C:H6	1.76	0.46
1:A:872:A:C8	1:A:874:G:C8	3.04	0.46
1:A:925:G:H2'	1:A:927:G:C4'	2.45	0.46
2:B:27:MET:HE2	2:B:189:THR:HA	1.96	0.46
5:E:80:THR:OG1	5:E:122:ASN:O	2.32	0.46
22:V:17:LEU:HD11	22:V:23:ARG:NH1	2.31	0.46
23:W:526:GLY:O	23:W:527:GLU:HG2	2.15	0.46
25:Z:92:GLN:HE21	26:X:12:G:N2	2.13	0.46
26:X:71:C:N4	26:X:72:A:C6	2.83	0.46
1:A:109:A:H2'	1:A:326:G:N2	2.31	0.46
1:A:237:G:OP1	17:Q:42:THR:OG1	2.30	0.46
1:A:368:U:C3'	23:W:593:LYS:HZ1	2.24	0.46
5:E:156:LYS:HZ1	8:H:73:GLU:CB	2.27	0.46
7:G:130:ASN:HA	7:G:135:VAL:HG11	1.96	0.46
13:M:33:ILE:HD11	13:M:63:PHE:CE2	2.50	0.46
26:X:62:C:H2'	26:X:63:G:O4'	2.16	0.46
1:A:361:G:OP1	23:W:729:THR:CB	2.54	0.46
1:A:451:A:H61	1:A:481:G:H5'	1.80	0.46
8:H:108:LYS:HG3	8:H:121:LEU:HD11	1.97	0.46
12:L:104:CYS:C	23:W:662:ARG:CZ	2.81	0.46
22:V:66:ARG:NH1	22:V:66:ARG:CB	2.77	0.46
2:B:20:THR:HG22	2:B:39:HIS:CE1	2.50	0.46
4:D:58:LYS:HD2	4:D:204:TYR:OH	2.16	0.46
12:L:75:GLN:HE22	23:W:669:GLN:HG3	0.86	0.46
22:V:37:SER:HB3	22:V:67:ILE:O	2.15	0.46
26:X:71:C:C5	26:X:72:A:C6	3.03	0.46
1:A:359:G:O4'	23:W:576:LYS:C	2.53	0.46
1:A:468:A:C8	1:A:469:C:C6	3.03	0.46
1:A:1072:G:H4'	5:E:62:LYS:HE2	1.84	0.46
25:Z:94:LYS:CE	26:X:24:U:H4'	2.45	0.46

Continued on next page...

Continued from previous page...

Atom-1	Atom-2	Interatomic distance (Å)	Clash overlap (Å)
26:X:71:C:C1'	26:X:72:A:C8	2.97	0.46
1:A:2:A:O2'	4:D:83:LYS:NZ	2.43	0.46
1:A:1111:A:H2'	2:B:130:THR:HG22	1.98	0.46
1:A:1112:C:C5'	2:B:131:LYS:HG2	2.14	0.46
1:A:1228:C:P	13:M:107:ARG:NH2	2.88	0.46
1:A:1492:A:C2	22:V:35:TYR:CA	2.89	0.46
1:A:1493:A:C4	22:V:18:PRO:O	2.69	0.46
2:B:129:LEU:HD22	2:B:134:ALA:HB2	1.97	0.46
14:N:21:PHE:HA	14:N:25:ALA:CB	2.45	0.46
22:V:32:ILE:HD13	22:V:32:ILE:N	2.29	0.46
23:W:430:ALA:HB2	23:W:443:LEU:HD13	1.98	0.46
23:W:727:GLY:CA	23:W:748:VAL:HG23	2.33	0.46
25:Z:90:VAL:CG2	26:X:12:G:O6	2.63	0.46
26:X:71:C:H2'	26:X:72:A:O5'	2.16	0.46
26:X:73:A:N3	26:X:74:C:N3	2.64	0.46
1:A:254:G:H4'	17:Q:17:MET:HE2	1.98	0.46
1:A:864:A:C4'	1:A:1078:U:C5	2.84	0.46
11:K:111:THR:HG23	21:U:3:VAL:HG22	1.98	0.46
22:V:54:VAL:CB	22:V:69:TYR:HB2	2.43	0.46
23:W:786:LEU:N	23:W:786:LEU:HD23	2.30	0.46
25:Z:93:VAL:N	26:X:25:C:C2	2.67	0.46
1:A:184:G:O2'	20:T:69:LYS:NZ	2.36	0.46
1:A:702:A:OP2	24:Y:61:ASP:HB2	2.06	0.46
2:B:10:LEU:HD12	2:B:15:HIS:ND1	2.31	0.46
12:L:73:ASN:CB	23:W:670:GLN:CG	2.86	0.46
20:T:44:LYS:HB3	20:T:87:ALA:HB3	1.98	0.46
26:X:22:G:C6	26:X:23:C:N4	2.82	0.46
5:E:153:VAL:HG11	8:H:100:GLY:N	2.10	0.45
25:Z:91:ILE:HD12	26:X:13:C:O5'	2.15	0.45
1:A:405:U:O4	4:D:2:ALA:N	2.50	0.45
1:A:1074:G:H1'	2:B:103:ASN:HB2	1.99	0.45
1:A:1081:A:OP1	5:E:21:VAL:HB	2.15	0.45
7:G:16:PRO:HB3	9:I:43:THR:HG23	1.99	0.45
9:I:19:VAL:HG11	9:I:83:ILE:HA	1.98	0.45
10:J:15:HIS:CG	10:J:16:ARG:N	2.84	0.45
10:J:35:GLN:HG3	10:J:78:GLU:HG2	1.98	0.45
14:N:21:PHE:HB2	14:N:55:SER:O	2.16	0.45
1:A:5:U:H3'	1:A:5:U:H6	1.81	0.45
1:A:8:A:O3'	5:E:108:GLY:HA3	2.16	0.45
1:A:1018:G:N3	1:A:1018:G:H2'	2.30	0.45
1:A:1074:G:H4'	2:B:102:THR:O	2.17	0.45

Continued on next page...

Continued from previous page...

Atom-1	Atom-2	Interatomic distance (Å)	Clash overlap (Å)
1:A:1152:A:H5''	10:J:15:HIS:HB2	1.98	0.45
1:A:1229:A:OP2	13:M:113:ARG:NH1	2.48	0.45
1:A:1390:U:C6	1:A:1391:U:C6	2.62	0.45
7:G:83:SER:HB2	7:G:85:TYR:CE2	2.51	0.45
22:V:25:LYS:HD2	22:V:30:PRO:O	2.16	0.45
23:W:456:ALA:HA	23:W:485:HIS:HD2	1.82	0.45
23:W:534:SER:CB	23:W:539:THR:HG23	2.46	0.45
24:Y:72:LYS:CG	26:X:17(A):U:C2	2.98	0.45
25:Z:94:LYS:HG2	26:X:24:U:O2'	2.14	0.45
26:X:22:G:N1	26:X:23:C:C4	2.84	0.45
1:A:369:G:H5''	23:W:593:LYS:NZ	2.31	0.45
1:A:1074:G:C4'	2:B:103:ASN:HB2	2.45	0.45
5:E:159:LYS:NZ	8:H:43:GLU:CD	2.64	0.45
10:J:6:ILE:CG1	10:J:76:ILE:HB	2.46	0.45
14:N:18:ASP:OD1	14:N:19:LYS:N	2.49	0.45
23:W:812:ILE:CD1	23:W:863:ILE:C	2.85	0.45
1:A:657:U:O2	15:O:22:THR:HG23	2.16	0.45
1:A:790:A:P	26:X:39:C:H5'	2.54	0.45
1:A:1134:G:H2'	1:A:1135:U:C6	2.51	0.45
1:A:1322:C:P	19:S:78:ARG:HH22	2.40	0.45
1:A:1494:G:O2'	22:V:16:ALA:HB3	2.17	0.45
5:E:74:VAL:HG22	5:E:76:LEU:HD23	1.99	0.45
12:L:110:ARG:HB2	12:L:119:VAL:HG21	1.98	0.45
23:W:396:ILE:HG21	23:W:404:LYS:HG3	1.96	0.45
23:W:666:LEU:HD12	23:W:667:ALA:N	2.32	0.45
1:A:864:A:H4'	1:A:1078:U:O5'	2.17	0.45
7:G:62:PHE:HE1	7:G:66:LEU:HD22	1.81	0.45
22:V:31:GLU:CD	22:V:31:GLU:N	2.70	0.45
23:W:496:ALA:HB2	23:W:544:LEU:HD12	1.97	0.45
1:A:31:G:O2'	1:A:48:C:N4	2.50	0.45
1:A:85:U:H6	1:A:86:G:N1	2.15	0.45
1:A:1029:U:O2'	1:A:1032:G:N1	2.49	0.45
1:A:1328:C:H5''	13:M:28:THR:HG21	1.99	0.45
10:J:52:LEU:HD23	10:J:62:ARG:HD3	1.97	0.45
13:M:54:ASP:HA	13:M:57:ARG:HD2	1.98	0.45
1:A:495:A:C2	1:A:496:A:C6	3.05	0.45
10:J:67:ILE:HG13	14:N:96:LEU:HD13	1.99	0.45
22:V:6:THR:HG22	22:V:7:ILE:N	2.32	0.45
23:W:544:LEU:C	23:W:544:LEU:CD2	2.85	0.45
24:Y:77:ARG:HG3	26:X:16:C:N4	2.32	0.45
26:X:16:C:H4'	26:X:60:U:O2'	2.17	0.45

Continued on next page...

Continued from previous page...

Atom-1	Atom-2	Interatomic distance (Å)	Clash overlap (Å)
26:X:18:G:H4'	26:X:60:U:O2	2.17	0.45
26:X:22:G:C2	26:X:23:C:C6	3.04	0.45
1:A:757:U:O2'	1:A:879:C:O2	2.34	0.45
1:A:865:A:C4'	1:A:1077:G:HO2'	2.29	0.45
1:A:1031:C:O2'	1:A:1032:G:OP2	2.26	0.45
3:C:150:LYS:HB3	3:C:169:ARG:CG	2.46	0.45
9:I:85:ARG:HA	9:I:88:MET:HE2	1.98	0.45
10:J:22:THR:CG2	10:J:39:PRO:HB3	2.46	0.45
19:S:29:LYS:CB	19:S:30:PRO:HD2	2.46	0.45
23:W:396:ILE:HD12	23:W:408:LEU:HD11	1.98	0.45
23:W:399:HIS:HB2	23:W:479:THR:HG23	1.99	0.45
23:W:481:GLU:O	23:W:485:HIS:ND1	2.45	0.45
26:X:8:4SU:H1'	26:X:21:A:H2	1.74	0.45
26:X:22:G:C6	26:X:23:C:C4	3.05	0.45
1:A:1111:A:C2'	2:B:133:GLU:H	2.30	0.45
3:C:77:ILE:HA	3:C:84:VAL:CG2	2.47	0.45
3:C:132:ARG:NH2	4:D:47:ARG:HH21	2.14	0.45
22:V:58:THR:HG22	22:V:60:TYR:H	1.82	0.45
25:Z:123:LYS:N	26:X:12:G:H1'	2.32	0.45
1:A:6:G:H1'	5:E:124:LEU:CD1	2.45	0.44
2:B:121:SER:HA	2:B:126:PHE:CE1	2.53	0.44
3:C:6:HIS:CG	14:N:89:MET:HB3	2.52	0.44
3:C:42:TYR:CZ	3:C:90:VAL:HG21	2.53	0.44
3:C:83:ASP:HA	3:C:86:LYS:HG2	1.99	0.44
23:W:586:VAL:HG23	23:W:586:VAL:O	2.17	0.44
23:W:797:LEU:C	23:W:797:LEU:CD2	2.86	0.44
5:E:156:LYS:HZ3	8:H:73:GLU:CB	2.21	0.44
26:X:21:A:O2'	26:X:22:G:C8	2.70	0.44
1:A:1312:G:C5'	19:S:6:LYS:HE2	2.47	0.44
25:Z:128:LEU:CD1	25:Z:141:GLY:HA2	2.45	0.44
26:X:54:5MU:C4	26:X:55:PSU:O2	2.70	0.44
2:B:133:GLU:CG	3:C:179:ARG:NH2	2.72	0.44
5:E:153:VAL:HG11	8:H:99:LEU:CA	2.02	0.44
10:J:10:LEU:CD2	10:J:98:VAL:HG12	2.48	0.44
10:J:28:THR:O	10:J:32:THR:HG22	2.18	0.44
22:V:40:MET:SD	22:V:67:ILE:HG22	2.57	0.44
23:W:791:LYS:CG	23:W:792:GLN:O	2.52	0.44
1:A:865:A:P	1:A:1077:G:H5''	2.57	0.44
1:A:927:G:N1	1:A:1391:U:C2	2.72	0.44
1:A:944:G:N1	1:A:1338:G:OP2	2.41	0.44
2:B:9:MET:CE	2:B:50:PHE:HD2	2.31	0.44

Continued on next page...

Continued from previous page...

Atom-1	Atom-2	Interatomic distance (Å)	Clash overlap (Å)
13:M:66:GLU:OE1	13:M:70:ARG:NH2	2.48	0.44
14:N:21:PHE:CD1	14:N:55:SER:HB3	2.52	0.44
26:X:24:U:H2'	26:X:25:C:H6	1.83	0.44
1:A:158:G:H2'	1:A:159:G:H5''	1.99	0.44
1:A:530:G:N7	22:V:38:GLY:CA	2.78	0.44
2:B:213:TYR:O	2:B:217:VAL:HG23	2.18	0.44
5:E:156:LYS:HZ2	8:H:130:ALA:C	2.20	0.44
11:K:34:ILE:HG12	11:K:70:CYS:SG	2.58	0.44
20:T:44:LYS:HG3	20:T:45:ALA:H	1.83	0.44
23:W:511:LYS:HG3	23:W:530:PHE:HE2	1.83	0.44
1:A:502:A:H2'	1:A:503:C:O4'	2.18	0.44
1:A:1111:A:O2'	2:B:133:GLU:N	2.49	0.44
1:A:1517:G:N7	25:Z:106:ASP:OD1	2.50	0.44
2:B:129:LEU:O	2:B:130:THR:OG1	2.33	0.44
2:B:217:VAL:O	2:B:221:VAL:HG23	2.17	0.44
12:L:73:ASN:HB2	23:W:666:LEU:HB2	2.00	0.44
20:T:27:MET:CE	20:T:57:ILE:HG12	2.48	0.44
23:W:515:SER:OG	23:W:524:TRP:CZ3	2.70	0.44
23:W:716:VAL:HG21	23:W:786:LEU:CD2	2.46	0.44
23:W:727:GLY:C	23:W:728:ILE:HG13	2.38	0.44
25:Z:179:LYS:HE2	26:X:6:G:C1'	2.48	0.44
26:X:56:C:OP1	26:X:56:C:C6	2.70	0.44
1:A:18:C:O2'	1:A:1078:U:C2'	2.66	0.44
5:E:105:ILE:HG23	5:E:123:VAL:HG23	2.00	0.44
5:E:149:SER:O	8:H:99:LEU:HB3	2.17	0.44
13:M:4:ILE:CG2	13:M:60:VAL:HG11	2.48	0.44
13:M:107:ARG:HH11	13:M:107:ARG:HG2	1.83	0.44
14:N:30:ILE:O	14:N:34:VAL:HG23	2.17	0.44
23:W:846:ARG:HA	23:W:851:ASP:HA	2.00	0.44
25:Z:94:LYS:NZ	26:X:24:U:H4'	2.33	0.44
1:A:75:G:C4	1:A:76:G:C8	3.06	0.44
1:A:560:A:C2'	5:E:128:TYR:HB3	2.39	0.44
1:A:1463:U:H2'	1:A:1464:U:C6	2.53	0.44
7:G:135:VAL:HG23	7:G:136:LYS:N	2.33	0.44
8:H:25:VAL:HG22	8:H:63:LEU:HD21	1.99	0.44
12:L:105:SER:HG	23:W:666:LEU:HD22	1.82	0.44
17:Q:7:THR:HG21	17:Q:60:GLU:CG	2.48	0.44
17:Q:8:LEU:HD13	17:Q:25:ILE:HG13	1.99	0.44
23:W:838:TYR:CZ	23:W:839:GLU:O	2.71	0.44
25:Z:176:PRO:HB2	26:X:12:G:O3'	2.14	0.44
1:A:702:A:OP2	24:Y:61:ASP:OD2	2.31	0.43

Continued on next page...

Continued from previous page...

Atom-1	Atom-2	Interatomic distance (Å)	Clash overlap (Å)
1:A:918:A:H2	1:A:1080:A:C6	2.35	0.43
1:A:1014:A:OP1	19:S:18:LYS:NZ	2.51	0.43
1:A:1031:C:H4'	1:A:1032:G:O5'	2.17	0.43
25:Z:91:ILE:O	26:X:24:U:N3	2.46	0.43
25:Z:128:LEU:HD22	25:Z:130:PHE:CE1	2.53	0.43
25:Z:158:VAL:HA	25:Z:174:LEU:HA	1.99	0.43
25:Z:179:LYS:HB3	26:X:5:G:H22	1.83	0.43
1:A:464:U:C2	1:A:466:A:H5''	2.53	0.43
1:A:1102:A:O2'	2:B:98:GLY:HA3	2.18	0.43
7:G:80:VAL:HG12	7:G:81:GLY:N	2.34	0.43
8:H:41:LYS:HD2	8:H:48:ASP:HA	2.00	0.43
12:L:47:SER:OG	22:V:35:TYR:CZ	2.71	0.43
17:Q:49:GLU:O	17:Q:50:ASN:HB2	2.18	0.43
23:W:647:GLU:O	23:W:651:ARG:HG3	2.18	0.43
25:Z:123:LYS:HG3	26:X:11:A:O2'	2.18	0.43
26:X:71:C:H2'	26:X:72:A:H8	0.48	0.43
1:A:7:A:C2'	5:E:106:ILE:CD1	2.52	0.43
2:B:138:THR:O	2:B:142:GLU:N	2.42	0.43
5:E:83:HIS:HB3	8:H:97:ALA:HB2	2.00	0.43
8:H:93:PRO:HG3	8:H:125:ILE:HD13	2.00	0.43
10:J:5:ARG:HG2	10:J:77:VAL:HA	1.99	0.43
23:W:451:PHE:CD1	23:W:451:PHE:N	2.86	0.43
23:W:575:ASP:OD1	23:W:576:LYS:N	2.51	0.43
25:Z:92:GLN:C	26:X:11:A:H2	2.22	0.43
1:A:1493:A:C5	22:V:18:PRO:O	2.72	0.43
2:B:19:GLN:HA	2:B:38:VAL:HA	2.01	0.43
2:B:28:LYS:N	2:B:29:PRO:CD	2.81	0.43
2:B:126:PHE:CG	2:B:127:ASP:N	2.84	0.43
9:I:36:GLU:HA	9:I:45:ARG:HE	1.83	0.43
9:I:91:ASP:O	9:I:92:GLU:CB	2.67	0.43
23:W:796:GLY:H	23:W:879:VAL:HG13	1.83	0.43
24:Y:58:ARG:HD2	24:Y:60:MET:CE	2.49	0.43
25:Z:149:LYS:HE3	25:Z:158:VAL:HG21	1.99	0.43
1:A:7:A:H2'	5:E:124:LEU:CD2	2.47	0.43
1:A:80:A:N6	1:A:89:U:O4	2.45	0.43
1:A:368:U:H3'	23:W:593:LYS:HZ2	1.79	0.43
4:D:95:GLU:OE2	4:D:104:ARG:CZ	2.67	0.43
7:G:72:THR:HG22	7:G:142:HIS:NE2	2.33	0.43
10:J:53:ILE:HG22	10:J:61:ALA:O	2.18	0.43
21:U:6:VAL:HG22	21:U:15:ALA:HB1	1.99	0.43
23:W:390:ARG:HD3	23:W:559:ALA:HB2	2.01	0.43

Continued on next page...

Continued from previous page...

Atom-1	Atom-2	Interatomic distance (Å)	Clash overlap (Å)
26:X:29:G:H1	26:X:41:C:H42	1.66	0.43
1:A:701:U:H3'	24:Y:64:LYS:H	0.60	0.43
1:A:1103:C:C5'	2:B:98:GLY:H	2.14	0.43
1:A:1493:A:H1'	22:V:20:ALA:O	1.61	0.43
1:A:1494:G:N9	22:V:18:PRO:CD	2.77	0.43
5:E:95:PHE:CZ	5:E:97:GLN:HG3	2.54	0.43
7:G:111:ARG:O	7:G:119:ARG:NH2	2.48	0.43
9:I:50:GLN:N	9:I:51:PRO:HD2	2.34	0.43
13:M:89:LEU:HD23	13:M:92:ARG:HH21	1.84	0.43
22:V:17:LEU:HB2	22:V:21:THR:HB	2.00	0.43
26:X:76:A:C2'	27:X:101:FME:O1	2.64	0.43
1:A:1111:A:O5'	2:B:132:LYS:CD	2.67	0.43
14:N:54:ASP:OD1	14:N:59:ARG:NE	2.47	0.43
22:V:23:ARG:O	22:V:24:VAL:C	2.57	0.43
23:W:390:ARG:NH1	23:W:463:ASP:OD2	2.52	0.43
23:W:566:SER:O	23:W:587:ARG:N	2.50	0.43
23:W:790:LEU:O	23:W:791:LYS:HD3	2.19	0.43
23:W:794:ILE:HA	23:W:880:PHE:HB3	2.00	0.43
26:X:22:G:O2'	26:X:23:C:P	2.77	0.43
26:X:51:C:H1'	26:X:64:G:H22	1.83	0.43
26:X:51:C:H42	26:X:62:C:N4	2.16	0.43
1:A:920:U:O2'	1:A:1082:A:C5'	2.61	0.43
1:A:1496:C:H4'	25:Z:99:ARG:HE	1.84	0.43
1:A:1497:G:OP1	25:Z:99:ARG:CD	2.66	0.43
22:V:15:GLU:CD	22:V:16:ALA:H	2.21	0.43
23:W:644:VAL:HG21	23:W:650:ALA:HB2	2.01	0.43
23:W:794:ILE:HA	23:W:880:PHE:CB	2.48	0.43
25:Z:179:LYS:HG2	26:X:69:C:O2	2.19	0.43
1:A:566:G:H5''	5:E:86:LYS:HZ1	1.84	0.43
1:A:1141:C:HO2'	1:A:1142:G:P	2.41	0.43
1:A:1152:A:H5''	10:J:15:HIS:CD2	2.54	0.43
5:E:90:THR:HG22	5:E:91:GLY:N	2.34	0.43
11:K:107:ILE:HG13	21:U:12:PHE:CE1	2.54	0.43
22:V:33:LEU:O	22:V:34:ALA:O	2.36	0.43
23:W:470:ALA:HB3	23:W:473:ASP:HB2	2.01	0.43
25:Z:144:VAL:O	25:Z:148:VAL:HG23	2.19	0.43
1:A:157:U:H2'	1:A:158:G:H5'	2.01	0.43
3:C:155:GLY:HA2	3:C:163:ALA:HB1	2.00	0.43
10:J:56:HIS:O	10:J:57:VAL:HG12	2.19	0.43
24:Y:65:PHE:O	24:Y:69:GLN:HG2	2.19	0.43
1:A:1102:A:O2'	2:B:98:GLY:CA	2.67	0.42

Continued on next page...

Continued from previous page...

Atom-1	Atom-2	Interatomic distance (Å)	Clash overlap (Å)
4:D:58:LYS:HD3	4:D:203:LEU:HD23	2.01	0.42
5:E:94:VAL:HG13	5:E:111:MET:CE	2.49	0.42
5:E:132:ASN:OD1	5:E:134:ILE:HG22	2.18	0.42
19:S:63:THR:HG22	19:S:65:GLU:H	1.84	0.42
22:V:7:ILE:O	22:V:56:GLU:HA	2.19	0.42
22:V:22:PHE:HE1	22:V:36:ILE:HD11	1.84	0.42
26:X:2:G:H2'	26:X:2:G:N3	2.33	0.42
1:A:141:G:H2'	1:A:142:G:H5''	2.01	0.42
1:A:518:C:OP2	22:V:39:LYS:HE3	2.17	0.42
1:A:920:U:O3'	1:A:1082:A:C4'	2.65	0.42
1:A:1494:G:N7	22:V:18:PRO:CG	2.77	0.42
2:B:47:VAL:N	2:B:48:PRO:HD2	2.34	0.42
16:P:75:ILE:HA	16:P:78:VAL:HG12	2.01	0.42
20:T:28:MET:HE2	20:T:32:ILE:HD11	2.01	0.42
23:W:445:THR:OG1	23:W:446:PRO:HD2	2.19	0.42
23:W:812:ILE:HG12	26:X:76:A:O4'	2.10	0.42
25:Z:94:LYS:NZ	26:X:24:U:C2'	2.81	0.42
26:X:46:A:O2'	26:X:47:U:H5''	2.19	0.42
2:B:124:GLY:O	2:B:125:THR:HG22	2.19	0.42
3:C:156:ARG:H	3:C:163:ALA:HA	1.83	0.42
5:E:161:VAL:CB	8:H:114:ARG:HH12	2.13	0.42
8:H:29:SER:HB3	8:H:57:PRO:HB2	2.00	0.42
10:J:22:THR:HG21	10:J:39:PRO:CB	2.49	0.42
23:W:396:ILE:HA	23:W:466:VAL:O	2.19	0.42
23:W:540:GLY:CA	23:W:542:ASP:N	2.81	0.42
23:W:804:PHE:C	23:W:812:ILE:HG22	2.40	0.42
1:A:1193:G:O2'	5:E:27:GLY:CA	2.67	0.42
9:I:24:GLY:N	9:I:61:LEU:HA	2.34	0.42
11:K:28:ASN:O	11:K:57:LYS:HD3	2.20	0.42
14:N:54:ASP:HA	14:N:59:ARG:HD3	2.02	0.42
23:W:727:GLY:C	23:W:748:VAL:HG21	2.38	0.42
23:W:838:TYR:CG	23:W:839:GLU:N	2.87	0.42
24:Y:49:ALA:HB2	26:X:19:G:C5	2.28	0.42
26:X:2:G:N3	26:X:2:G:C2'	2.82	0.42
26:X:41:C:C2'	26:X:42:G:H5''	2.49	0.42
4:D:11:LEU:O	4:D:15:GLU:HG2	2.20	0.42
5:E:157:ARG:CD	8:H:101:ILE:HG12	2.45	0.42
6:F:99:ALA:HB1	6:F:103:VAL:HB	2.01	0.42
10:J:29:ALA:HA	10:J:32:THR:HG22	2.00	0.42
23:W:495:VAL:HG11	23:W:520:LEU:HD11	2.01	0.42
25:Z:176:PRO:HD2	26:X:12:G:O4'	2.08	0.42

Continued on next page...

Continued from previous page...

Atom-1	Atom-2	Interatomic distance (Å)	Clash overlap (Å)
26:X:23:C:O2'	26:X:24:U:P	2.78	0.42
1:A:7:A:O2'	5:E:124:LEU:CA	2.67	0.42
1:A:1111:A:C5'	2:B:132:LYS:HE3	2.48	0.42
5:E:163:GLU:CG	8:H:98:GLY:O	2.61	0.42
12:L:74:LEU:HD21	12:L:104:CYS:SG	2.60	0.42
22:V:66:ARG:CZ	22:V:66:ARG:CB	2.98	0.42
23:W:578:ARG:HB3	23:W:629:LEU:HD11	2.01	0.42
1:A:68:G:C5	1:A:69:G:H1'	2.55	0.42
1:A:475:C:H2'	1:A:476:U:O4'	2.19	0.42
1:A:501:C:OP1	12:L:114:ARG:NH2	2.52	0.42
1:A:925:G:N9	1:A:927:G:C8	2.88	0.42
1:A:1431:A:C6	1:A:1432:G:C6	3.08	0.42
5:E:157:ARG:HG3	8:H:45:PHE:CZ	2.42	0.42
5:E:161:VAL:O	5:E:164:ILE:N	2.47	0.42
13:M:103:LYS:HG2	13:M:104:THR:HG23	2.01	0.42
23:W:477:PRO:HA	23:W:480:ILE:HG22	2.01	0.42
26:X:20:H2U:O2	26:X:20:H2U:H2'	2.19	0.42
1:A:1417:G:C6	1:A:1482:G:C6	3.08	0.42
25:Z:90:VAL:CG2	26:X:22:G:N1	2.69	0.42
26:X:38:A:H2'	26:X:39:C:O4'	2.19	0.42
26:X:53:G:H2'	26:X:54:5MU:O4'	2.20	0.42
1:A:1082:A:H2'	1:A:1083:U:O4'	2.20	0.42
1:A:1494:G:H1'	22:V:17:LEU:HA	1.26	0.42
10:J:93:ALA:HB3	10:J:96:VAL:HG23	2.01	0.42
20:T:29:ARG:O	20:T:33:LYS:HG3	2.20	0.42
22:V:43:HIS:O	22:V:45:ILE:HG13	2.20	0.42
23:W:748:VAL:CG2	23:W:749:ARG:N	2.81	0.42
23:W:778:VAL:CG2	23:W:779:LYS:N	2.82	0.42
9:I:24:GLY:H	9:I:61:LEU:HA	1.84	0.42
22:V:38:GLY:O	22:V:39:LYS:C	2.58	0.42
23:W:598:LEU:HD12	23:W:650:ALA:HB1	2.01	0.42
23:W:774:LEU:O	23:W:778:VAL:HG13	2.20	0.42
1:A:16:A:C2'	1:A:1080:A:C2'	2.70	0.41
1:A:368:U:C5	23:W:608:ALA:HB2	2.55	0.41
1:A:865:A:P	1:A:1077:G:C5'	3.08	0.41
1:A:933:G:O6	7:G:3:ARG:NH1	2.49	0.41
1:A:1064:G:H1'	1:A:1190:G:N2	2.35	0.41
1:A:1377:A:N3	7:G:2:PRO:HG3	2.35	0.41
1:A:1397:C:O2'	1:A:1398:A:OP1	2.34	0.41
22:V:40:MET:CE	22:V:70:ARG:HB3	2.50	0.41
23:W:493:VAL:HG11	23:W:519:ILE:HD11	2.01	0.41

Continued on next page...

Continued from previous page...

Atom-1	Atom-2	Interatomic distance (Å)	Clash overlap (Å)
23:W:796:GLY:O	23:W:879:VAL:CG1	2.65	0.41
23:W:838:TYR:CE2	23:W:839:GLU:O	2.74	0.41
1:A:1217:C:OP2	14:N:9:ARG:NH2	2.43	0.41
7:G:44:TYR:O	7:G:48:GLU:N	2.40	0.41
8:H:75:ILE:HG23	8:H:75:ILE:O	2.19	0.41
9:I:30:ILE:HA	9:I:65:ILE:HG13	2.02	0.41
9:I:57:MET:HG3	9:I:61:LEU:H	1.85	0.41
9:I:80:ARG:O	9:I:84:THR:HG23	2.20	0.41
23:W:404:LYS:NZ	23:W:445:THR:O	2.46	0.41
1:A:585:G:N3	1:A:879:C:H4'	2.34	0.41
1:A:662:U:H2'	1:A:663:A:C8	2.56	0.41
1:A:842:U:H3'	1:A:843:U:H4'	2.02	0.41
1:A:1074:G:C4'	2:B:103:ASN:CB	2.97	0.41
1:A:1096:C:C5'	2:B:139:ARG:HE	2.31	0.41
3:C:85:GLU:HB2	3:C:88:ARG:NH2	2.36	0.41
7:G:6:VAL:HG12	7:G:7:ILE:N	2.36	0.41
10:J:35:GLN:HB2	10:J:77:VAL:HB	2.01	0.41
13:M:6:GLY:HA2	13:M:66:GLU:HG3	2.01	0.41
22:V:70:ARG:O	22:V:71:LYS:HD2	2.19	0.41
23:W:388:GLU:HG3	23:W:561:ARG:HG2	2.02	0.41
24:Y:28:ILE:HD12	24:Y:28:ILE:H	1.84	0.41
25:Z:93:VAL:C	26:X:24:U:H2'	2.39	0.41
1:A:1402:4OC:HM42	1:A:1500:A:H61	1.85	0.41
1:A:1405:G:O4'	1:A:1519:MA6:H4'	2.20	0.41
13:M:107:ARG:NH2	13:M:113:ARG:HB3	2.35	0.41
15:O:87:LEU:O	15:O:88:ARG:CB	2.68	0.41
22:V:23:ARG:HH21	22:V:33:LEU:CD2	2.33	0.41
23:W:794:ILE:HA	23:W:880:PHE:HA	2.03	0.41
1:A:367:U:H4'	23:W:605:ARG:HH21	1.85	0.41
1:A:559:A:P	5:E:126:LYS:HZ2	2.42	0.41
13:M:12:HIS:HA	13:M:45:ILE:HG13	2.02	0.41
23:W:399:HIS:CD2	23:W:478:GLN:HB3	2.55	0.41
23:W:862:GLY:HA2	27:X:101:FME:HB2	2.02	0.41
1:A:263:A:P	20:T:74:ARG:HH11	2.43	0.41
1:A:510:A:H5''	1:A:511:C:P	2.61	0.41
5:E:94:VAL:HG22	5:E:111:MET:HE1	2.01	0.41
16:P:48:GLU:HG2	16:P:49:GLY:H	1.85	0.41
1:A:920:U:C4'	1:A:1081:A:HO2'	2.28	0.41
1:A:925:G:C2	1:A:927:G:N9	2.86	0.41
5:E:107:ALA:HB2	5:E:125:ALA:HB3	2.02	0.41
10:J:65:TYR:CB	14:N:96:LEU:HD11	2.50	0.41

Continued on next page...

Continued from previous page...

Atom-1	Atom-2	Interatomic distance (Å)	Clash overlap (Å)
13:M:33:ILE:O	13:M:37:ALA:N	2.46	0.41
22:V:26:LEU:N	22:V:30:PRO:O	2.53	0.41
23:W:540:GLY:CA	23:W:541:ILE:CB	2.85	0.41
23:W:545:LEU:HD12	23:W:545:LEU:HA	1.83	0.41
23:W:676:ASN:ND2	23:W:678:PHE:O	2.53	0.41
1:A:1224:U:H3'	1:A:1225:A:H5'	2.03	0.41
1:A:1449:C:C2	1:A:1455:G:C2	3.08	0.41
4:D:58:LYS:NZ	4:D:59:GLN:OE1	2.48	0.41
9:I:85:ARG:HA	9:I:88:MET:HE3	2.03	0.41
12:L:102:LEU:C	23:W:662:ARG:HH21	2.21	0.41
23:W:396:ILE:HG22	23:W:404:LYS:CG	2.50	0.41
24:Y:77:ARG:HH22	26:X:16:C:H5	0.66	0.41
1:A:18:C:O2'	1:A:1078:U:C1'	2.66	0.41
1:A:108:G:H5'	1:A:108:G:N3	2.36	0.41
1:A:108:G:N3	1:A:108:G:C5'	2.84	0.41
1:A:501:C:H2'	1:A:502:A:C8	2.55	0.41
1:A:841:C:C6	1:A:843:U:H5'	2.55	0.41
1:A:925:G:N7	1:A:927:G:N7	2.64	0.41
1:A:1095:U:H2'	1:A:1096:C:C6	2.56	0.41
1:A:1152:A:H5'	10:J:72:ARG:HH22	1.85	0.41
1:A:1494:G:C1'	22:V:16:ALA:C	2.62	0.41
9:I:30:ILE:HB	9:I:65:ILE:HD11	2.03	0.41
17:Q:10:GLY:HA3	17:Q:25:ILE:HD13	2.03	0.41
19:S:40:ILE:HD11	19:S:71:LEU:HD23	2.03	0.41
23:W:706:ASP:O	23:W:710:LYS:HG3	2.21	0.41
25:Z:90:VAL:N	26:X:22:G:N2	2.69	0.41
25:Z:125:LYS:NZ	26:X:26:G:H5'	2.09	0.41
25:Z:179:LYS:CB	26:X:5:G:N2	2.83	0.41
26:X:22:G:O2'	26:X:23:C:C5'	2.69	0.41
1:A:17:U:O2'	1:A:1080:A:O5'	2.14	0.41
1:A:188:C:H2'	1:A:189:A:O4'	2.21	0.41
1:A:196:A:OP1	20:T:64:LYS:NZ	2.47	0.41
1:A:358:U:H5'	23:W:607:ARG:CZ	2.49	0.41
1:A:597:G:C2	1:A:644:U:C2	3.09	0.41
1:A:1053:G:H5''	1:A:1055:A:OP1	2.21	0.41
4:D:95:GLU:OE2	4:D:104:ARG:NH1	2.53	0.41
5:E:149:SER:H	5:E:152:MET:HG3	1.86	0.41
12:L:49:LEU:O	12:L:51:LYS:NZ	2.48	0.41
17:Q:59:VAL:HG21	17:Q:75:LEU:HD13	2.03	0.41
19:S:31:LEU:N	19:S:31:LEU:HD12	2.36	0.41
22:V:6:THR:HG21	22:V:56:GLU:HG2	2.03	0.41

Continued on next page...

Continued from previous page...

Atom-1	Atom-2	Interatomic distance (Å)	Clash overlap (Å)
22:V:11:GLY:HA3	22:V:26:LEU:HA	2.03	0.41
23:W:589:GLY:H	23:W:622:PRO:HB3	1.85	0.41
23:W:728:ILE:C	23:W:729:THR:CG2	2.89	0.41
23:W:824:ARG:HE	23:W:845:LEU:HB3	1.86	0.41
1:A:6:G:H1'	5:E:124:LEU:HD11	1.85	0.40
1:A:234:C:H4'	17:Q:66:PRO:HG3	2.03	0.40
1:A:925:G:C2'	1:A:927:G:O4'	2.64	0.40
1:A:1049:U:H2'	14:N:3:LYS:HE3	2.03	0.40
1:A:1149:C:OP2	9:I:11:ARG:NH2	2.54	0.40
1:A:1239:A:H62	1:A:1299:A:N6	2.19	0.40
21:U:4:ILE:HG23	21:U:18:ARG:NH1	2.36	0.40
23:W:425:THR:O	23:W:446:PRO:HB3	2.21	0.40
23:W:728:ILE:CG2	23:W:729:THR:N	2.84	0.40
23:W:815:CYS:N	27:X:101:FME:SD	2.93	0.40
26:X:47:U:C4	26:X:50:U:H5''	2.56	0.40
1:A:18:C:O2'	1:A:1078:U:H3'	2.22	0.40
1:A:182:A:N1	1:A:223:A:O2'	2.53	0.40
7:G:131:LYS:HA	7:G:135:VAL:HG21	2.02	0.40
9:I:19:VAL:HA	9:I:65:ILE:HG22	2.02	0.40
22:V:25:LYS:HD2	22:V:26:LEU:N	2.37	0.40
1:A:4:U:C2'	1:A:5:U:OP2	2.69	0.40
1:A:925:G:N3	1:A:927:G:N9	2.68	0.40
1:A:983:A:H5''	1:A:984:C:OP2	2.22	0.40
1:A:1095:U:H2'	1:A:1096:C:O4'	2.21	0.40
5:E:82:GLN:CD	5:E:150:PRO:HD3	2.41	0.40
6:F:45:ARG:HH21	6:F:102:MET:HG3	1.87	0.40
11:K:89:PRO:HG3	21:U:32:VAL:HG11	2.02	0.40
11:K:109:ASN:ND2	21:U:5:LYS:HB3	2.36	0.40
19:S:29:LYS:CB	19:S:30:PRO:CD	2.99	0.40
22:V:20:ALA:CB	22:V:36:ILE:HD12	2.49	0.40
25:Z:123:LYS:HB3	26:X:11:A:C2	2.55	0.40
1:A:173:U:H6	1:A:198:G:HO2'	1.69	0.40
1:A:702:A:P	24:Y:64:LYS:HE2	2.62	0.40
1:A:1096:C:H5''	2:B:139:ARG:CZ	2.52	0.40
1:A:1111:A:C5	2:B:130:THR:HG21	2.57	0.40
1:A:1312:G:H5'	19:S:6:LYS:CE	2.51	0.40
5:E:161:VAL:HG12	5:E:162:GLU:N	2.35	0.40
9:I:54:LEU:HD12	9:I:54:LEU:N	2.36	0.40
23:W:716:VAL:CG2	23:W:786:LEU:CD2	2.98	0.40
1:A:1390:U:H4'	1:A:1391:U:H5'	1.61	0.40
1:A:1449:C:H2'	1:A:1450:U:H5'	2.03	0.40

Continued on next page...

Continued from previous page...

Atom-1	Atom-2	Interatomic distance (Å)	Clash overlap (Å)
5:E:57:PRO:HA	5:E:60:ILE:CG1	2.51	0.40
10:J:18:ILE:CG2	10:J:19:ASP:N	2.85	0.40
14:N:62:ASN:HB3	14:N:73:PHE:CD2	2.56	0.40
23:W:719:LYS:HG3	23:W:721:ILE:HD11	2.04	0.40

There are no symmetry-related clashes.

5.3 Torsion angles [i](#)

5.3.1 Protein backbone [i](#)

In the following table, the Percentiles column shows the percent Ramachandran outliers of the chain as a percentile score with respect to all PDB entries followed by that with respect to all EM entries.

The Analysed column shows the number of residues for which the backbone conformation was analysed, and the total number of residues.

Mol	Chain	Analysed	Favoured	Allowed	Outliers	Percentiles	
2	B	222/241 (92%)	209 (94%)	11 (5%)	2 (1%)	17	57
3	C	204/233 (88%)	193 (95%)	10 (5%)	1 (0%)	29	69
4	D	203/206 (98%)	199 (98%)	4 (2%)	0	100	100
5	E	153/167 (92%)	145 (95%)	8 (5%)	0	100	100
6	F	104/131 (79%)	96 (92%)	8 (8%)	0	100	100
7	G	149/156 (96%)	138 (93%)	10 (7%)	1 (1%)	22	63
8	H	127/130 (98%)	119 (94%)	8 (6%)	0	100	100
9	I	125/130 (96%)	111 (89%)	13 (10%)	1 (1%)	19	60
10	J	97/103 (94%)	88 (91%)	8 (8%)	1 (1%)	15	55
11	K	115/129 (89%)	104 (90%)	11 (10%)	0	100	100
12	L	120/123 (98%)	111 (92%)	9 (8%)	0	100	100
13	M	112/118 (95%)	101 (90%)	8 (7%)	3 (3%)	5	31
14	N	98/101 (97%)	91 (93%)	7 (7%)	0	100	100
15	O	86/89 (97%)	80 (93%)	3 (4%)	3 (4%)	3	25
16	P	80/102 (78%)	72 (90%)	7 (9%)	1 (1%)	12	48
17	Q	78/84 (93%)	73 (94%)	5 (6%)	0	100	100

Continued on next page...

Continued from previous page...

Mol	Chain	Analysed	Favoured	Allowed	Outliers	Percentiles	
18	R	53/75 (71%)	51 (96%)	1 (2%)	1 (2%)	8	38
19	S	77/92 (84%)	69 (90%)	7 (9%)	1 (1%)	12	48
20	T	84/87 (97%)	83 (99%)	1 (1%)	0	100	100
21	U	54/71 (76%)	53 (98%)	1 (2%)	0	100	100
22	V	69/72 (96%)	47 (68%)	14 (20%)	8 (12%)	0	6
23	W	497/890 (56%)	479 (96%)	17 (3%)	1 (0%)	47	81
24	Y	74/171 (43%)	73 (99%)	1 (1%)	0	100	100
25	Z	89/144 (62%)	76 (85%)	10 (11%)	3 (3%)	3	26
All	All	3070/3845 (80%)	2861 (93%)	182 (6%)	27 (1%)	21	57

All (27) Ramachandran outliers are listed below:

Mol	Chain	Res	Type
2	B	130	THR
3	C	127	ARG
9	I	25	ASN
10	J	57	VAL
13	M	5	ALA
22	V	24	VAL
22	V	28	SER
22	V	34	ALA
25	Z	153	GLN
25	Z	163	THR
13	M	13	LYS
15	O	88	ARG
22	V	9	THR
25	Z	105	GLY
2	B	126	PHE
16	P	48	GLU
18	R	73	ARG
22	V	30	PRO
7	G	80	VAL
15	O	18	ASP
15	O	21	ASP
22	V	3	GLU
13	M	105	ASN
23	W	788	PRO
19	S	29	LYS
22	V	45	ILE

Continued on next page...

Continued from previous page...

Mol	Chain	Res	Type
22	V	49	PRO

5.3.2 Protein sidechains [i](#)

There are no protein residues with a non-rotameric sidechain to report in this entry.

5.3.3 RNA [i](#)

Mol	Chain	Analysed	Backbone Outliers	Pucker Outliers
1	A	1528/1534 (99%)	257 (16%)	9 (0%)
26	X	76/77 (98%)	24 (31%)	11 (14%)
All	All	1604/1611 (99%)	281 (17%)	20 (1%)

All (281) RNA backbone outliers are listed below:

Mol	Chain	Res	Type
1	A	5	U
1	A	6	G
1	A	9	G
1	A	22	G
1	A	28	A
1	A	32	A
1	A	39	G
1	A	47	C
1	A	48	C
1	A	50	A
1	A	51	A
1	A	69	G
1	A	70	U
1	A	71	A
1	A	72	A
1	A	73	C
1	A	74	A
1	A	75	G
1	A	76	G
1	A	77	A
1	A	78	A
1	A	79	G
1	A	80	A
1	A	81	A
1	A	82	G

Continued on next page...

Continued from previous page...

Mol	Chain	Res	Type
1	A	83	C
1	A	84	U
1	A	85	U
1	A	86	G
1	A	89	U
1	A	90	C
1	A	91	U
1	A	94	G
1	A	95	C
1	A	97	G
1	A	108	G
1	A	119	A
1	A	121	U
1	A	122	G
1	A	128	G
1	A	130	A
1	A	131	A
1	A	137	U
1	A	142	G
1	A	144	G
1	A	158	G
1	A	159	G
1	A	163	C
1	A	168	G
1	A	173	U
1	A	183	C
1	A	201	G
1	A	205	A
1	A	208	U
1	A	209	U
1	A	210	C
1	A	212	G
1	A	240	G
1	A	245	U
1	A	247	G
1	A	251	G
1	A	262	A
1	A	266	G
1	A	267	C
1	A	289	G
1	A	321	A
1	A	328	C

Continued on next page...

Continued from previous page...

Mol	Chain	Res	Type
1	A	329	A
1	A	330	C
1	A	332	G
1	A	346	G
1	A	352	C
1	A	354	G
1	A	367	U
1	A	372	C
1	A	373	A
1	A	382	A
1	A	384	G
1	A	406	G
1	A	411	A
1	A	412	A
1	A	413	G
1	A	421	U
1	A	422	C
1	A	429	U
1	A	430	A
1	A	435	A
1	A	439	U
1	A	444	G
1	A	457	G
1	A	458	U
1	A	463	U
1	A	466	A
1	A	467	U
1	A	468	A
1	A	481	G
1	A	486	U
1	A	495	A
1	A	496	A
1	A	509	A
1	A	511	C
1	A	512	U
1	A	527	G7M
1	A	530	G
1	A	532	A
1	A	533	A
1	A	547	A
1	A	559	A
1	A	562	U

Continued on next page...

Continued from previous page...

Mol	Chain	Res	Type
1	A	564	C
1	A	572	A
1	A	573	A
1	A	576	C
1	A	577	G
1	A	631	C
1	A	632	U
1	A	649	A
1	A	650	G
1	A	653	U
1	A	665	A
1	A	682	G
1	A	721	G
1	A	723	U
1	A	724	G
1	A	733	G
1	A	753	A
1	A	755	G
1	A	777	A
1	A	793	U
1	A	794	A
1	A	815	A
1	A	817	C
1	A	827	U
1	A	828	U
1	A	832	G
1	A	841	C
1	A	842	U
1	A	843	U
1	A	845	A
1	A	846	G
1	A	887	G
1	A	913	A
1	A	914	A
1	A	926	G
1	A	932	C
1	A	934	C
1	A	960	U
1	A	969	A
1	A	975	A
1	A	976	G
1	A	977	A

Continued on next page...

Continued from previous page...

Mol	Chain	Res	Type
1	A	992	U
1	A	993	G
1	A	1004	A
1	A	1005	A
1	A	1009	U
1	A	1012	A
1	A	1015	G
1	A	1017	U
1	A	1019	A
1	A	1021	A
1	A	1022	A
1	A	1023	U
1	A	1025	U
1	A	1026	G
1	A	1027	C
1	A	1028	C
1	A	1029	U
1	A	1030	U
1	A	1031	C
1	A	1032	G
1	A	1033	G
1	A	1034	G
1	A	1036	A
1	A	1037	C
1	A	1043	G
1	A	1053	G
1	A	1054	C
1	A	1065	U
1	A	1070	U
1	A	1086	U
1	A	1092	A
1	A	1094	G
1	A	1095	U
1	A	1098	C
1	A	1101	A
1	A	1108	G
1	A	1124	G
1	A	1133	G
1	A	1135	U
1	A	1136	C
1	A	1137	C
1	A	1138	G

Continued on next page...

Continued from previous page...

Mol	Chain	Res	Type
1	A	1139	G
1	A	1140	C
1	A	1141	C
1	A	1142	G
1	A	1143	G
1	A	1152	A
1	A	1158	C
1	A	1159	U
1	A	1160	G
1	A	1167	A
1	A	1168	U
1	A	1184	G
1	A	1196	A
1	A	1197	A
1	A	1212	U
1	A	1213	A
1	A	1215	G
1	A	1225	A
1	A	1227	A
1	A	1238	A
1	A	1239	A
1	A	1240	U
1	A	1256	A
1	A	1257	A
1	A	1260	G
1	A	1279	G
1	A	1280	A
1	A	1286	U
1	A	1287	A
1	A	1299	A
1	A	1300	G
1	A	1302	C
1	A	1305	G
1	A	1317	C
1	A	1320	C
1	A	1322	C
1	A	1323	G
1	A	1336	C
1	A	1346	A
1	A	1353	G
1	A	1363	A
1	A	1368	A

Continued on next page...

Continued from previous page...

Mol	Chain	Res	Type
1	A	1370	G
1	A	1381	U
1	A	1398	A
1	A	1429	A
1	A	1441	A
1	A	1442	G
1	A	1445	U
1	A	1446	A
1	A	1450	U
1	A	1451	U
1	A	1453	G
1	A	1454	G
1	A	1492	A
1	A	1493	A
1	A	1497	G
1	A	1499	A
1	A	1503	A
1	A	1505	G
1	A	1506	U
1	A	1517	G
1	A	1529	G
1	A	1530	G
26	X	8	4SU
26	X	9	G
26	X	16	C
26	X	17(A)	U
26	X	19	G
26	X	20	H2U
26	X	21	A
26	X	22	G
26	X	23	C
26	X	24	U
26	X	42	G
26	X	48	C
26	X	49	G
26	X	54	5MU
26	X	55	PSU
26	X	56	C
26	X	57	A
26	X	58	A
26	X	59	A
26	X	70	G

Continued on next page...

Continued from previous page...

Mol	Chain	Res	Type
26	X	71	C
26	X	74	C
26	X	75	C
26	X	76	A

All (20) RNA pucker outliers are listed below:

Mol	Chain	Res	Type
1	A	4	U
1	A	209	U
1	A	412	A
1	A	429	U
1	A	653	U
1	A	793	U
1	A	1024	G
1	A	1031	C
1	A	1211	U
26	X	8	4SU
26	X	19	G
26	X	20	H2U
26	X	21	A
26	X	22	G
26	X	23	C
26	X	55	PSU
26	X	56	C
26	X	57	A
26	X	58	A
26	X	70	G

5.4 Non-standard residues in protein, DNA, RNA chains

16 non-standard protein/DNA/RNA residues are modelled in this entry.

In the following table, the Counts columns list the number of bonds (or angles) for which Mogul statistics could be retrieved, the number of bonds (or angles) that are observed in the model and the number of bonds (or angles) that are defined in the Chemical Component Dictionary. The Link column lists molecule types, if any, to which the group is linked. The Z score for a bond length (or angle) is the number of standard deviations the observed value is removed from the expected value. A bond length (or angle) with $|Z| > 2$ is considered an outlier worth inspection. RMSZ is the root-mean-square of all Z scores of the bond lengths (or angles).

Mol	Type	Chain	Res	Link	Bond lengths			Bond angles		
					Counts	RMSZ	# Z > 2	Counts	RMSZ	# Z > 2
1	MA6	A	1518	1	18,26,27	0.95	1 (5%)	19,38,41	1.16	3 (15%)
26	H2U	X	20	26	18,21,22	0.80	0	21,30,33	1.13	2 (9%)
1	2MG	A	1516	1	18,26,27	0.79	1 (5%)	16,38,41	1.37	3 (18%)
1	4OC	A	1402	1	20,23,24	0.78	0	26,32,35	0.95	1 (3%)
1	5MC	A	1407	1	18,22,23	1.06	2 (11%)	26,32,35	1.14	2 (7%)
26	4SU	X	8	26	18,21,22	1.86	5 (27%)	26,30,33	2.53	11 (42%)
1	MA6	A	1519	1	18,26,27	0.93	0	19,38,41	1.45	4 (21%)
1	2MG	A	966	1	18,26,27	0.86	0	16,38,41	1.28	3 (18%)
26	PSU	X	55	26	18,21,22	1.30	2 (11%)	22,30,33	2.05	4 (18%)
1	UR3	A	1498	1	19,22,23	0.97	1 (5%)	26,32,35	1.64	4 (15%)
12	D2T	L	89	12	7,9,10	1.52	1 (14%)	6,11,13	1.56	2 (33%)
1	PSU	A	516	22,1	18,21,22	0.94	2 (11%)	22,30,33	1.88	3 (13%)
1	2MG	A	1207	1	18,26,27	0.85	1 (5%)	16,38,41	1.25	4 (25%)
1	5MC	A	967	1	18,22,23	0.99	1 (5%)	26,32,35	1.12	2 (7%)
1	G7M	A	527	1	20,26,27	1.18	2 (10%)	17,39,42	1.00	0
26	5MU	X	54	26	19,22,23	1.42	6 (31%)	28,32,35	2.16	7 (25%)

In the following table, the Chirals column lists the number of chiral outliers, the number of chiral centers analysed, the number of these observed in the model and the number defined in the Chemical Component Dictionary. Similar counts are reported in the Torsion and Rings columns. '2' means no outliers of that kind were identified.

Mol	Type	Chain	Res	Link	Chirals	Torsions	Rings
1	MA6	A	1518	1	-	0/7/29/30	0/3/3/3
26	H2U	X	20	26	-	3/7/38/39	0/2/2/2
1	2MG	A	1516	1	-	0/5/27/28	0/3/3/3
1	4OC	A	1402	1	-	0/9/29/30	0/2/2/2
1	5MC	A	1407	1	-	0/7/25/26	0/2/2/2
26	4SU	X	8	26	-	3/7/25/26	0/2/2/2
1	MA6	A	1519	1	-	1/7/29/30	0/3/3/3
1	2MG	A	966	1	-	2/5/27/28	0/3/3/3
26	PSU	X	55	26	-	1/7/25/26	0/2/2/2
1	UR3	A	1498	1	-	0/7/25/26	0/2/2/2
12	D2T	L	89	12	-	1/7/12/14	-
1	PSU	A	516	22,1	-	0/7/25/26	0/2/2/2
1	2MG	A	1207	1	-	0/5/27/28	0/3/3/3
1	5MC	A	967	1	-	0/7/25/26	0/2/2/2
1	G7M	A	527	1	-	0/3/25/26	0/3/3/3

Continued on next page...

Continued from previous page...

Mol	Type	Chain	Res	Link	Chirals	Torsions	Rings
26	5MU	X	54	26	-	3/7/25/26	0/2/2/2

All (25) bond length outliers are listed below:

Mol	Chain	Res	Type	Atoms	Z	Observed(Å)	Ideal(Å)
26	X	8	4SU	C4-S4	-4.41	1.60	1.68
26	X	8	4SU	C4-N3	-3.78	1.33	1.37
26	X	55	PSU	C6-C5	3.22	1.39	1.35
1	A	1407	5MC	C6-C5	3.00	1.39	1.34
1	A	967	5MC	C6-C5	2.97	1.39	1.34
1	A	527	G7M	C5-C4	2.83	1.44	1.39
26	X	54	5MU	C6-C5	2.75	1.39	1.34
12	L	89	D2T	CB-SB	2.74	1.85	1.82
1	A	516	PSU	C6-C5	2.63	1.38	1.35
26	X	55	PSU	C4-N3	-2.57	1.34	1.38
26	X	54	5MU	C4-N3	-2.54	1.34	1.38
26	X	8	4SU	C2-N3	-2.48	1.33	1.38
26	X	8	4SU	C2-N1	2.46	1.42	1.38
26	X	54	5MU	C4-C5	2.46	1.48	1.44
1	A	527	G7M	C6-N1	-2.44	1.34	1.37
26	X	8	4SU	C5-C4	-2.39	1.39	1.42
1	A	1518	MA6	C5-C4	2.33	1.47	1.40
1	A	1207	2MG	C6-N1	-2.20	1.34	1.37
26	X	54	5MU	C6-N1	-2.19	1.34	1.38
1	A	516	PSU	C4-C5	-2.18	1.38	1.44
26	X	54	5MU	C2-N1	2.07	1.41	1.38
1	A	1516	2MG	C6-N1	-2.06	1.34	1.37
1	A	1498	UR3	C6-C5	2.03	1.39	1.35
26	X	54	5MU	C2-N3	-2.00	1.34	1.38
1	A	1407	5MC	C6-N1	-2.00	1.34	1.38

All (55) bond angle outliers are listed below:

Mol	Chain	Res	Type	Atoms	Z	Observed(°)	Ideal(°)
26	X	8	4SU	C4-N3-C2	-6.59	120.94	127.34
1	A	1498	UR3	C4-N3-C2	-6.03	118.88	124.56
26	X	55	PSU	N1-C2-N3	5.95	121.87	115.13
26	X	8	4SU	C5-C4-N3	5.66	119.94	114.69
26	X	54	5MU	C4-N3-C2	-5.20	120.62	127.35
1	A	516	PSU	C4-N3-C2	-4.90	119.28	126.34
26	X	54	5MU	N3-C2-N1	4.89	121.39	114.89
26	X	8	4SU	N3-C2-N1	4.45	120.79	114.89

Continued on next page...

Continued from previous page...

Mol	Chain	Res	Type	Atoms	Z	Observed(°)	Ideal(°)
26	X	54	5MU	C5-C4-N3	4.43	119.09	115.31
1	A	516	PSU	O2-C2-N1	-4.35	118.00	122.79
1	A	516	PSU	N1-C2-N3	4.31	120.01	115.13
26	X	55	PSU	C4-N3-C2	-4.02	120.55	126.34
26	X	54	5MU	C5-C6-N1	-3.90	119.33	123.34
26	X	54	5MU	O4-C4-C5	-3.80	120.50	124.90
1	A	1519	MA6	N3-C2-N1	-3.56	123.11	128.68
1	A	967	5MC	C5-C6-N1	-3.53	119.71	123.34
26	X	55	PSU	C3'-C2'-C1'	3.52	105.74	101.64
26	X	8	4SU	C5-C4-S4	-3.47	120.00	124.47
1	A	1407	5MC	C5-C4-N3	-3.44	117.97	121.67
26	X	55	PSU	O2-C2-N1	-3.33	119.12	122.79
26	X	8	4SU	O3'-C3'-C4'	3.26	120.47	111.05
1	A	1407	5MC	C5-C6-N1	-3.21	120.04	123.34
1	A	1519	MA6	C4-C5-N7	-3.19	106.08	109.40
1	A	1498	UR3	C3U-N3-C2	3.07	122.69	117.31
1	A	1498	UR3	C1'-N1-C2	3.06	122.15	116.99
26	X	20	H2U	C4-N3-C2	-2.89	123.39	125.79
1	A	1518	MA6	N3-C2-N1	-2.86	124.20	128.68
1	A	1516	2MG	O6-C6-C5	-2.82	118.87	124.37
1	A	1516	2MG	C5-C6-N1	2.76	118.82	113.95
26	X	8	4SU	O3'-C3'-C2'	2.72	120.61	111.82
26	X	8	4SU	O4'-C4'-C3'	-2.64	99.89	105.11
26	X	54	5MU	O2-C2-N1	-2.61	119.31	122.79
26	X	8	4SU	C3'-C2'-C1'	-2.56	96.55	101.43
26	X	8	4SU	C1'-N1-C2	2.50	122.10	117.57
1	A	1402	4OC	CM4-N4-C4	-2.49	117.59	122.45
1	A	966	2MG	CM2-N2-C2	-2.44	118.47	123.86
26	X	54	5MU	C3'-C2'-C1'	2.43	106.04	101.43
12	L	89	D2T	OD1-CG-CB	-2.43	117.35	122.44
1	A	1519	MA6	C1'-N9-C4	-2.34	122.54	126.64
26	X	20	H2U	C3'-C2'-C1'	2.33	105.86	101.43
1	A	1498	UR3	C6-N1-C2	-2.33	119.70	121.79
1	A	966	2MG	C8-N7-C5	2.32	107.40	102.99
1	A	1207	2MG	CM2-N2-C2	-2.31	118.75	123.86
26	X	8	4SU	O2-C2-N3	-2.29	117.24	121.50
1	A	1518	MA6	C4-C5-N7	-2.27	107.03	109.40
1	A	1207	2MG	C8-N7-C5	2.26	107.29	102.99
12	L	89	D2T	CB-CA-N	2.21	113.82	109.10
1	A	1207	2MG	C5-C6-N1	2.21	117.86	113.95
1	A	966	2MG	O6-C6-C5	-2.20	120.07	124.37
1	A	1207	2MG	O6-C6-C5	-2.18	120.11	124.37

Continued on next page...

Continued from previous page...

Mol	Chain	Res	Type	Atoms	Z	Observed(°)	Ideal(°)
1	A	1516	2MG	C8-N7-C5	2.15	107.08	102.99
1	A	967	5MC	C5-C4-N3	-2.10	119.41	121.67
1	A	1518	MA6	N1-C6-N6	2.04	119.21	117.06
26	X	8	4SU	O4'-C1'-N1	2.03	113.01	108.36
1	A	1519	MA6	N1-C6-N6	2.01	119.17	117.06

There are no chirality outliers.

All (14) torsion outliers are listed below:

Mol	Chain	Res	Type	Atoms
1	A	966	2MG	N1-C2-N2-CM2
1	A	966	2MG	N3-C2-N2-CM2
26	X	8	4SU	O4'-C1'-N1-C2
26	X	8	4SU	O4'-C1'-N1-C6
26	X	20	H2U	O4'-C1'-N1-C6
26	X	8	4SU	O4'-C4'-C5'-O5'
26	X	54	5MU	O4'-C1'-N1-C6
12	L	89	D2T	CG-CB-SB-CB1
26	X	20	H2U	O4'-C1'-N1-C2
26	X	54	5MU	O4'-C1'-N1-C2
1	A	1519	MA6	O4'-C4'-C5'-O5'
26	X	55	PSU	O4'-C1'-C5-C6
26	X	20	H2U	O4'-C4'-C5'-O5'
26	X	54	5MU	C2'-C1'-N1-C2

There are no ring outliers.

9 monomers are involved in 29 short contacts:

Mol	Chain	Res	Type	Clashes	Symm-Clashes
1	A	1518	MA6	2	0
26	X	20	H2U	5	0
1	A	1402	4OC	1	0
26	X	8	4SU	12	0
1	A	1519	MA6	3	0
26	X	55	PSU	3	0
1	A	516	PSU	1	0
1	A	527	G7M	2	0
26	X	54	5MU	5	0

5.5 Carbohydrates [i](#)

There are no monosaccharides in this entry.

5.6 Ligand geometry [i](#)

1 ligand is modelled in this entry.

In the following table, the Counts columns list the number of bonds (or angles) for which Mogul statistics could be retrieved, the number of bonds (or angles) that are observed in the model and the number of bonds (or angles) that are defined in the Chemical Component Dictionary. The Link column lists molecule types, if any, to which the group is linked. The Z score for a bond length (or angle) is the number of standard deviations the observed value is removed from the expected value. A bond length (or angle) with $|Z| > 2$ is considered an outlier worth inspection. RMSZ is the root-mean-square of all Z scores of the bond lengths (or angles).

Mol	Type	Chain	Res	Link	Bond lengths			Bond angles		
					Counts	RMSZ	# Z > 2	Counts	RMSZ	# Z > 2
27	FME	X	101	26	8,8,10	0.39	0	7,8,11	0.93	0

In the following table, the Chirals column lists the number of chiral outliers, the number of chiral centers analysed, the number of these observed in the model and the number defined in the Chemical Component Dictionary. Similar counts are reported in the Torsion and Rings columns. '-' means no outliers of that kind were identified.

Mol	Type	Chain	Res	Link	Chirals	Torsions	Rings
27	FME	X	101	26	-	0/7/7/11	-

There are no bond length outliers.

There are no bond angle outliers.

There are no chirality outliers.

There are no torsion outliers.

There are no ring outliers.

1 monomer is involved in 19 short contacts:

Mol	Chain	Res	Type	Clashes	Symm-Clashes
27	X	101	FME	19	0

5.7 Other polymers [i](#)

There are no such residues in this entry.

5.8 Polymer linkage issues

The following chains have linkage breaks:

Mol	Chain	Number of breaks
1	A	2
23	W	1

All chain breaks are listed below:

Model	Chain	Residue-1	Atom-1	Residue-2	Atom-2	Distance (Å)
1	W	791:LYS	C	792:GLN	N	5.71
1	A	926:G	O3'	927:G	P	2.61
1	A	1390:U	O3'	1391:U	P	2.53

6 Map visualisation [i](#)

This section contains visualisations of the EMDB entry EMD-3494. These allow visual inspection of the internal detail of the map and identification of artifacts.

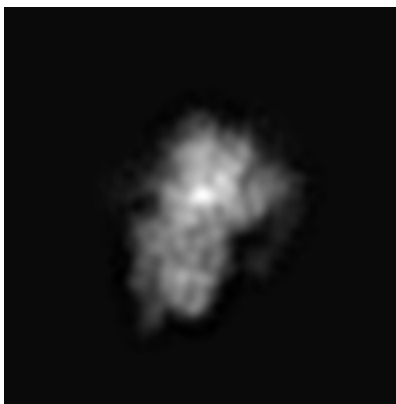
Images derived from a raw map, generated by summing the deposited half-maps, are presented below the corresponding image components of the primary map to allow further visual inspection and comparison with those of the primary map.

6.1 Orthogonal projections [i](#)

6.1.1 Primary map



X

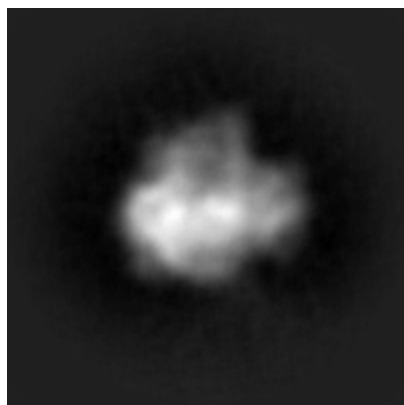


Y

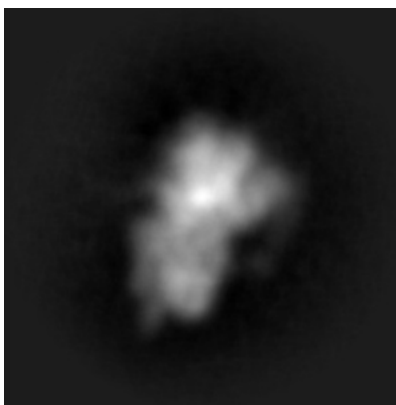


Z

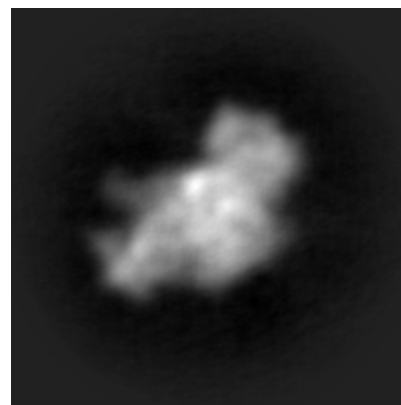
6.1.2 Raw map



X



Y



Z

The images above show the map projected in three orthogonal directions.

6.2 Central slices [i](#)

6.2.1 Primary map



X Index: 90

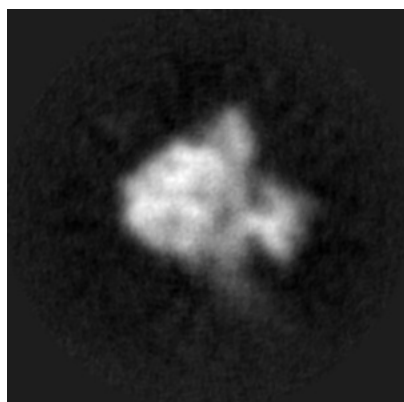


Y Index: 90

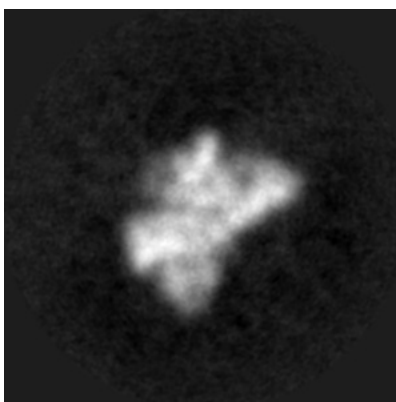


Z Index: 90

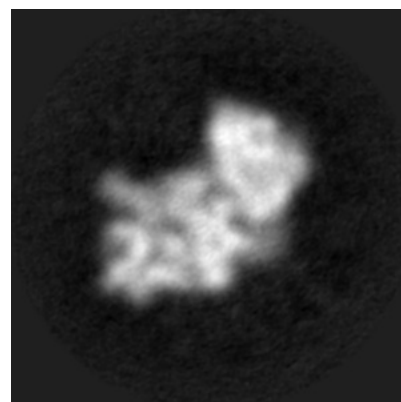
6.2.2 Raw map



X Index: 90



Y Index: 90



Z Index: 90

The images above show central slices of the map in three orthogonal directions.

6.3 Largest variance slices [i](#)

6.3.1 Primary map



X Index: 95

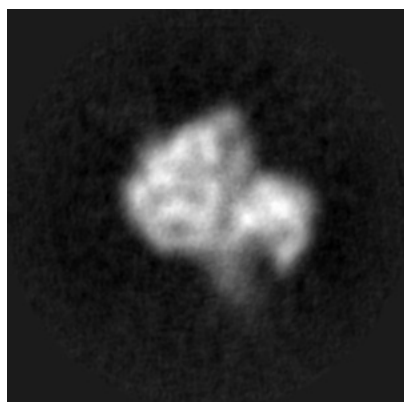


Y Index: 74

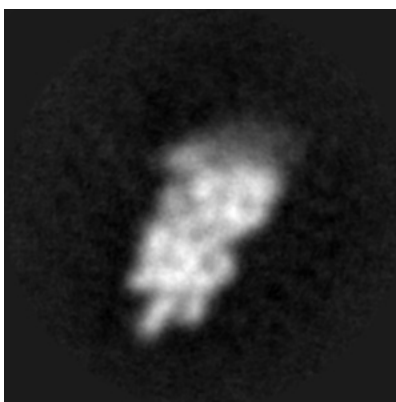


Z Index: 86

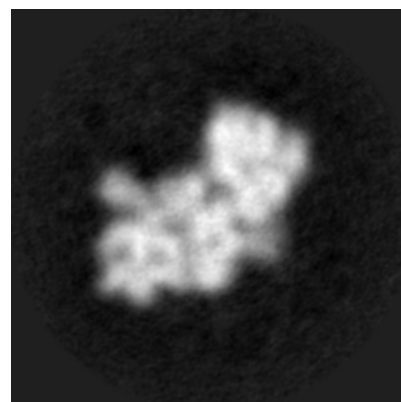
6.3.2 Raw map



X Index: 96



Y Index: 74



Z Index: 87


The images above show the largest variance slices of the map in three orthogonal directions.

6.4 Orthogonal standard-deviation projections (False-color) [i](#)


6.4.1 Primary map



X




Y

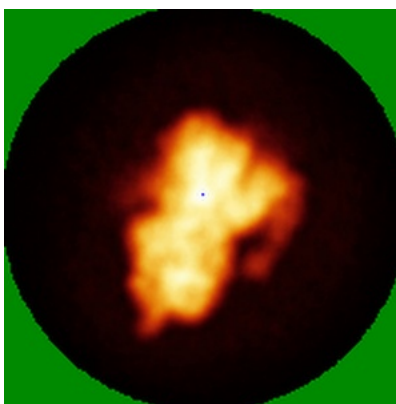


Z


6.4.2 Raw map



X



Y

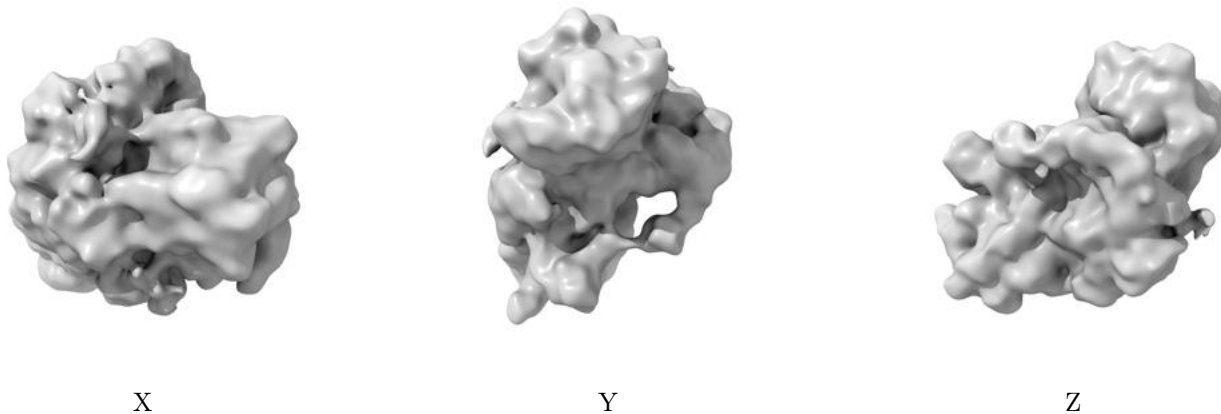


Z

The images above show the map standard deviation projections with false color in three orthogonal directions. Minimum values are shown in green, max in blue, and dark to light orange shades represent small to large values respectively.

6.5 Orthogonal surface views [i](#)

6.5.1 Primary map



The images above show the 3D surface view of the map at the recommended contour level 0.0747. These images, in conjunction with the slice images, may facilitate assessment of whether an appropriate contour level has been provided.

6.5.2 Raw map



These images show the 3D surface of the raw map. The raw map's contour level was selected so that its surface encloses the same volume as the primary map does at its recommended contour level.


6.6 Mask visualisation [i](#)

This section shows the 3D surface view of the primary map at 50% transparency overlaid with the specified mask at 0% transparency


A mask typically either:

- Encompasses the whole structure
- Separates out a domain, a functional unit, a monomer or an area of interest from a larger structure


6.6.1 emd_3494_msk_1.map [i](#)



X



Y

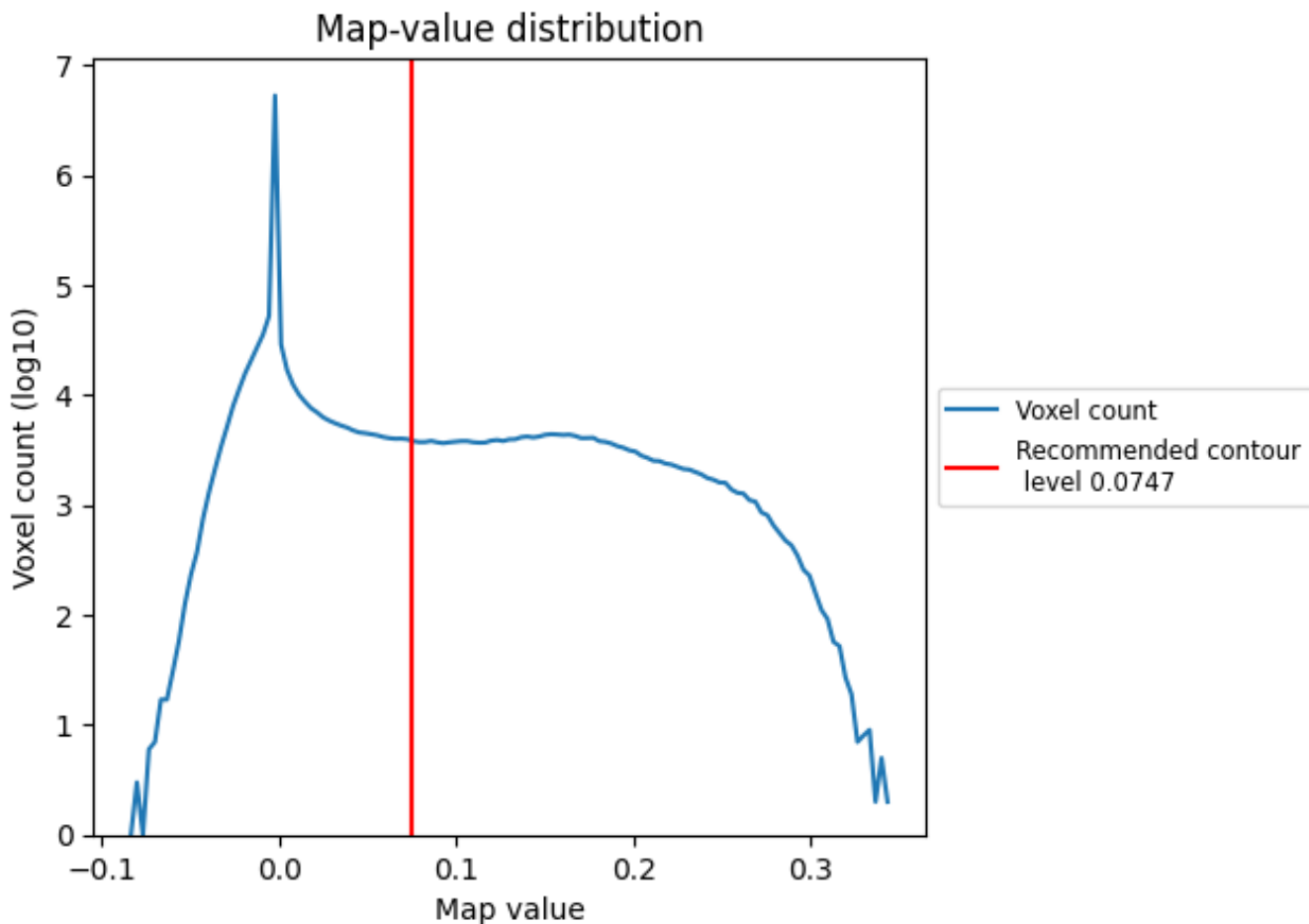


Z

7 Map analysis [i](#)

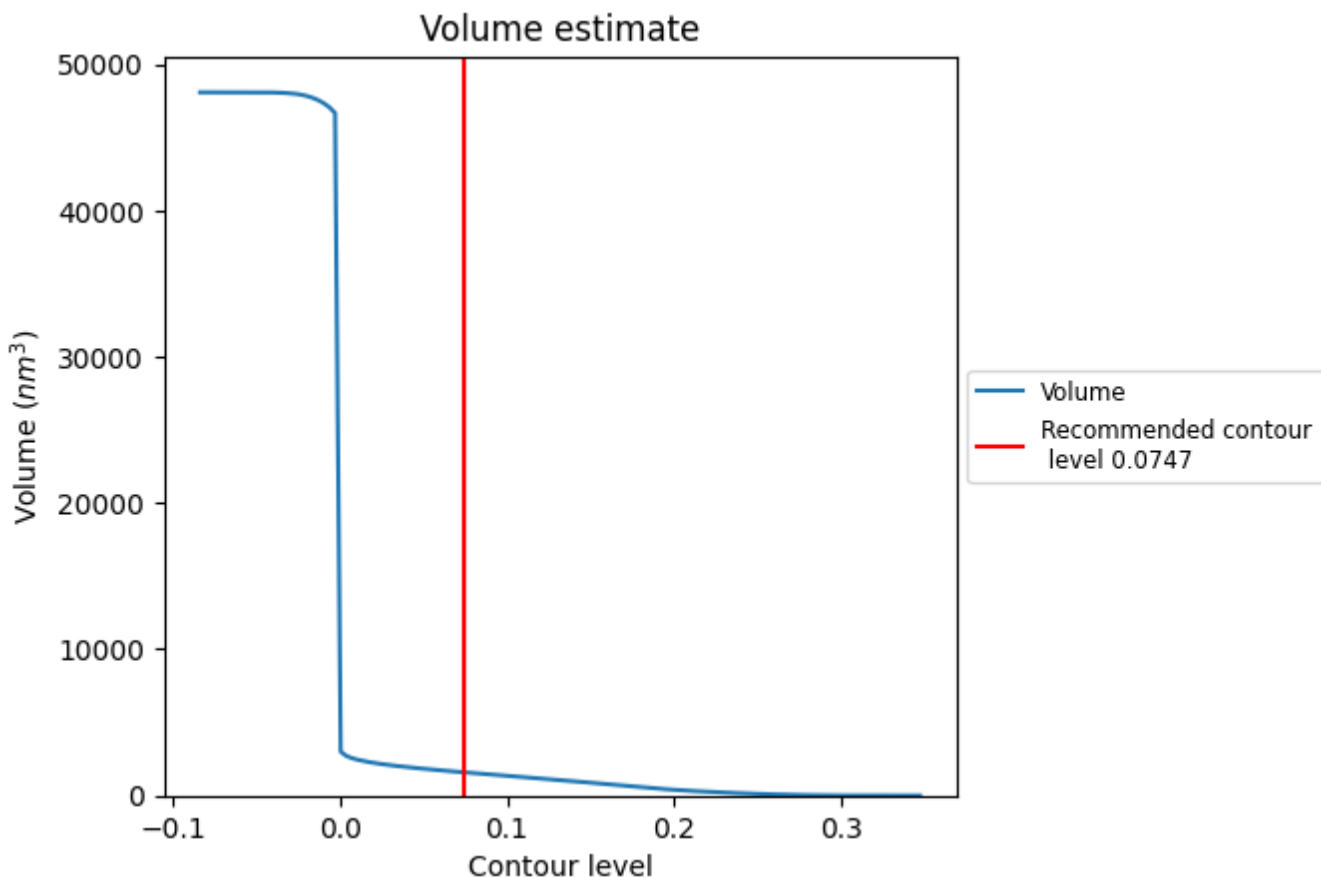
This section contains the results of statistical analysis of the map.

7.1 Map-value distribution [i](#)



The map-value distribution is plotted in 128 intervals along the x-axis. The y-axis is logarithmic. A spike in this graph at zero usually indicates that the volume has been masked.

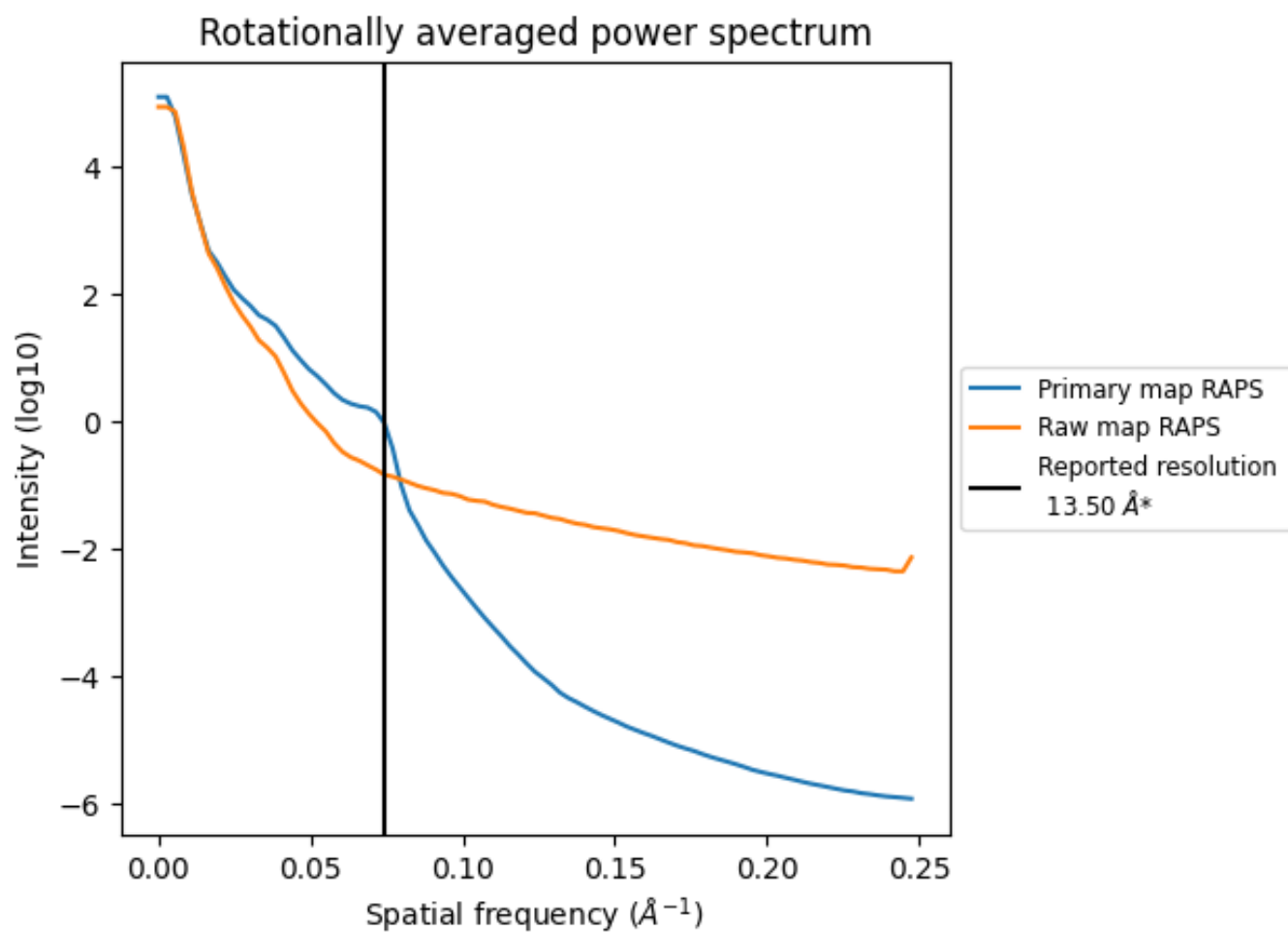
7.2 Volume estimate [i](#)



The volume at the recommended contour level is 1582 nm³; this corresponds to an approximate mass of 1429 kDa.

The volume estimate graph shows how the enclosed volume varies with the contour level. The recommended contour level is shown as a vertical line and the intersection between the line and the curve gives the volume of the enclosed surface at the given level.

7.3 Rotationally averaged power spectrum i

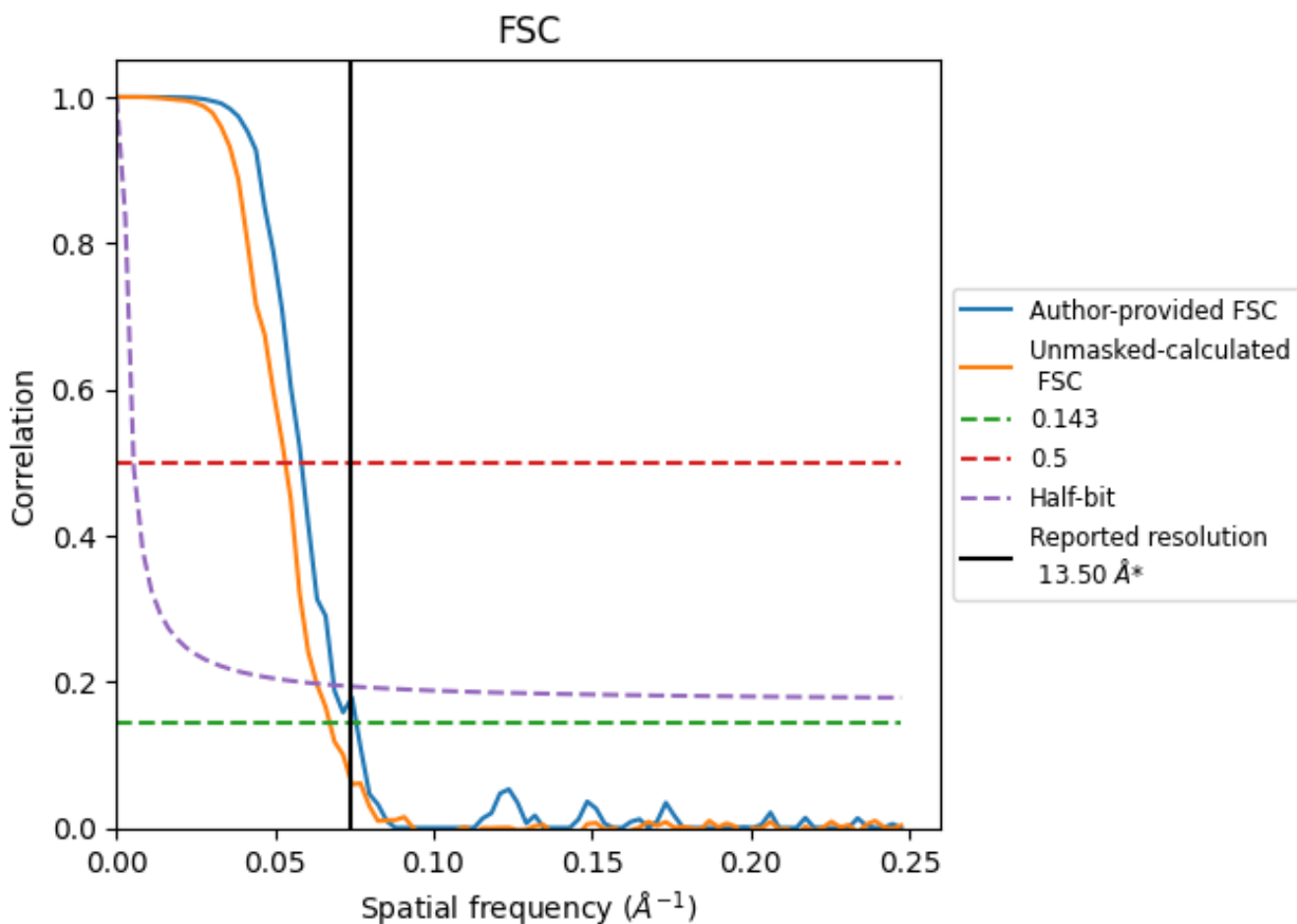


*Reported resolution corresponds to spatial frequency of 0.074 Å⁻¹

8 Fourier-Shell correlation [i](#)

Fourier-Shell Correlation (FSC) is the most commonly used method to estimate the resolution of single-particle and subtomogram-averaged maps. The shape of the curve depends on the imposed symmetry, mask and whether or not the two 3D reconstructions used were processed from a common reference. The reported resolution is shown as a black line. A curve is displayed for the half-bit criterion in addition to lines showing the 0.143 gold standard cut-off and 0.5 cut-off.

8.1 FSC [i](#)



*Reported resolution corresponds to spatial frequency of 0.074 Å⁻¹

8.2 Resolution estimates

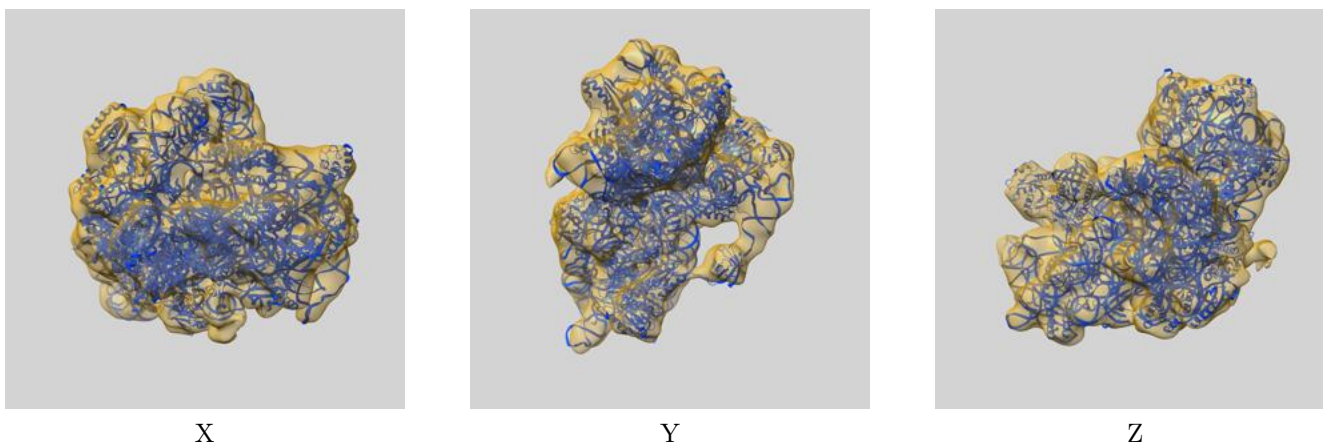
Resolution estimate (Å)	Estimation criterion (FSC cut-off)		
	0.143	0.5	Half-bit
Reported by author	13.50	-	-
Author-provided FSC curve	13.21	17.15	14.58
Unmasked-calculated*	14.86	18.80	15.85

*Resolution estimate based on FSC curve calculated by comparison of deposited half-maps. The value from deposited half-maps intersecting FSC 0.143 CUT-OFF 14.86 differs from the reported value 13.5 by more than 10 %

9 Map-model fit [i](#)

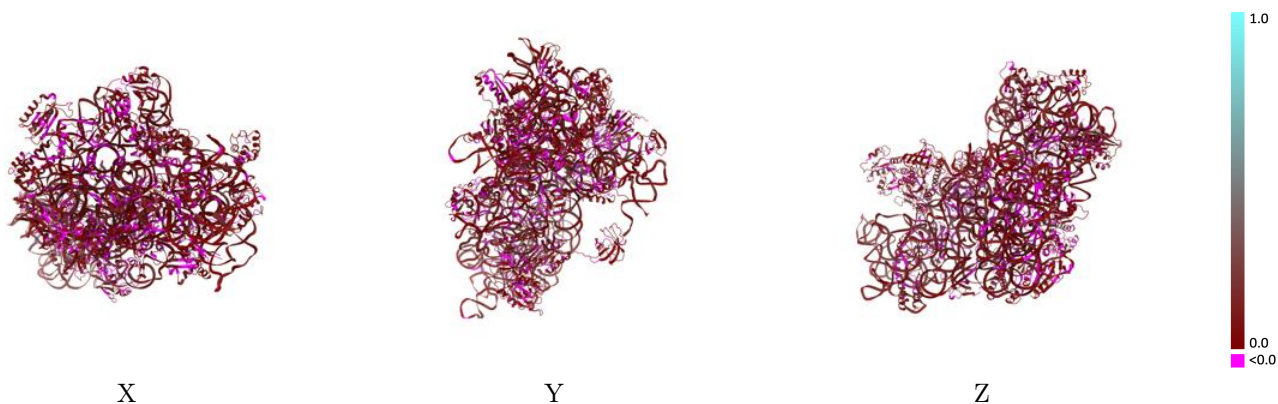
This section contains information regarding the fit between EMDB map EMD-3494 and PDB model 5ME0. Per-residue inclusion information can be found in section 3 on page 9.

9.1 Map-model overlay [i](#)



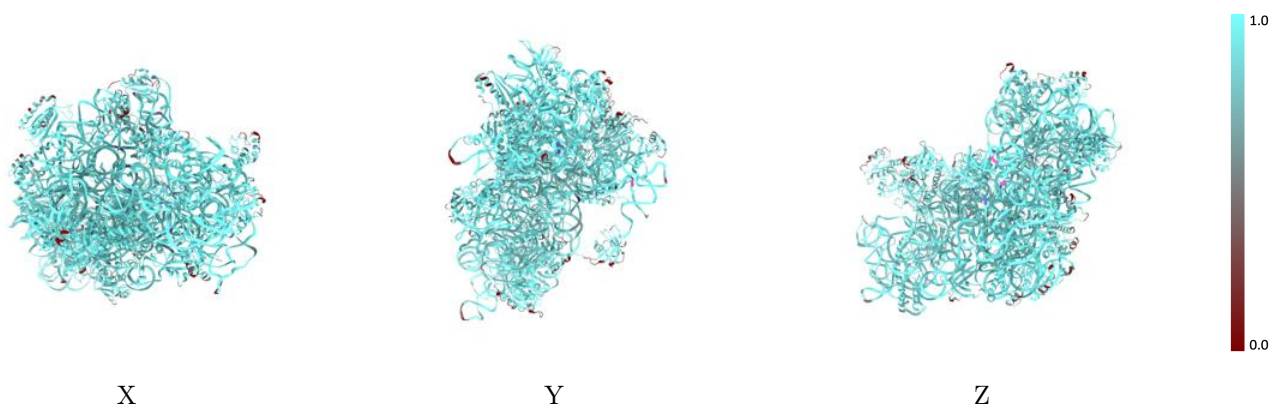
The images above show the 3D surface view of the map at the recommended contour level 0.0747 at 50% transparency in yellow overlaid with a ribbon representation of the model coloured in blue. These images allow for the visual assessment of the quality of fit between the atomic model and the map.

9.2 Q-score mapped to coordinate model [i](#)



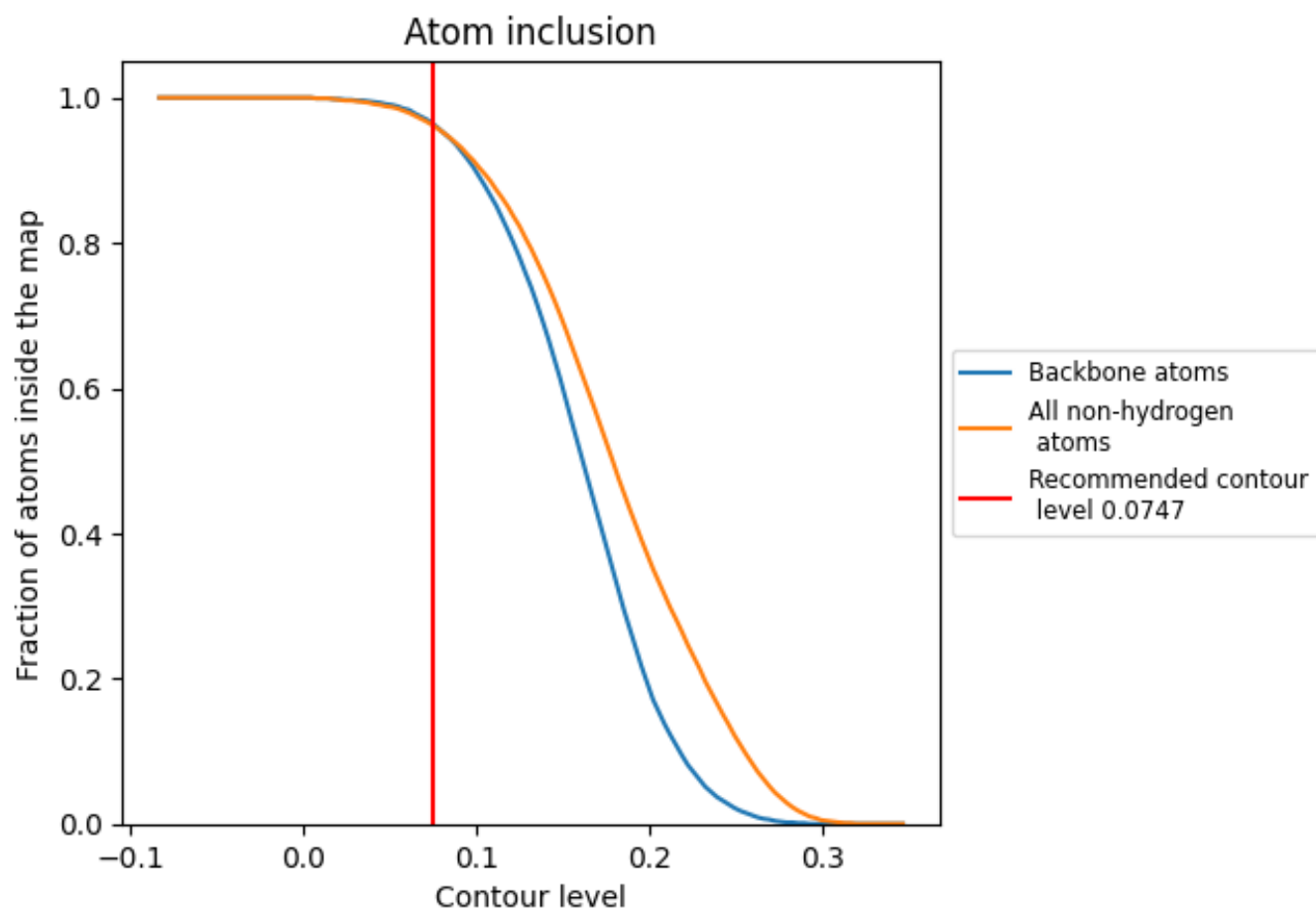
The images above show the model with each residue coloured according to its Q-score. This shows their resolvability in the map with higher Q-score values reflecting better resolvability. Please note: Q-score is calculating the resolvability of atoms, and thus high values are only expected at resolutions at which atoms can be resolved. Low Q-score values may therefore be expected for many entries.

9.3 Atom inclusion mapped to coordinate model [i](#)



The images above show the model with each residue coloured according to its atom inclusion. This shows to what extent they are inside the map at the recommended contour level (0.0747).























































9.4 Atom inclusion [i](#)



At the recommended contour level, 96% of all backbone atoms, 96% of all non-hydrogen atoms, are inside the map.

9.5 Map-model fit summary

The table lists the average atom inclusion at the recommended contour level (0.0747) and Q-score for the entire model and for each chain.

Chain	Atom inclusion	Q-score
All	 0.9620	 0.0700
A	 0.9860	 0.0860
B	 0.9260	 0.0470
C	 0.9840	 0.0550
D	 0.9680	 0.0250
E	 0.9960	 0.0510
F	 0.8930	 0.0700
G	 0.9420	 0.0680
H	 0.9780	 0.0370
I	 0.9640	 0.0300
J	 0.8960	 -0.0080
K	 0.8460	 0.0450
L	 0.9810	 -0.0010
M	 0.8710	 0.0590
N	 0.9640	 0.0350
O	 0.9130	 0.0800
P	 0.9760	 0.0180
Q	 0.9560	 0.0560
R	 0.9930	 0.0220
S	 0.8990	 0.0490
T	 0.9620	 0.0140
U	 0.9300	 0.0160
V	 0.9640	 0.0680
W	 0.8530	 0.0730
X	 0.9720	 0.0980
Y	 0.8470	 0.0610
Z	 0.9320	 0.0570

