



Full wwPDB EM Validation Report ⓘ

Oct 12, 2024 – 02:05 PM EDT

PDB ID : 5KPX
EMDB ID : EMD-8282
Title : Structure of RelA bound to ribosome in presence of A/R tRNA (Structure IV)
Authors : Loveland, A.B.; Bah, E.; Madireddy, R.; Zhang, Y.; Brilot, A.F.; Grigorieff, N.; Korostelev, A.A.
Deposited on : 2016-07-05
Resolution : 3.90 Å(reported)

This is a Full wwPDB EM Validation Report for a publicly released PDB entry.

We welcome your comments at validation@mail.wwpdb.org

A user guide is available at

<https://www.wwpdb.org/validation/2017/EMValidationReportHelp>

with specific help available everywhere you see the ⓘ symbol.

The types of validation reports are described at

<http://www.wwpdb.org/validation/2017/FAQs#types>.

The following versions of software and data (see [references ⓘ](#)) were used in the production of this report:

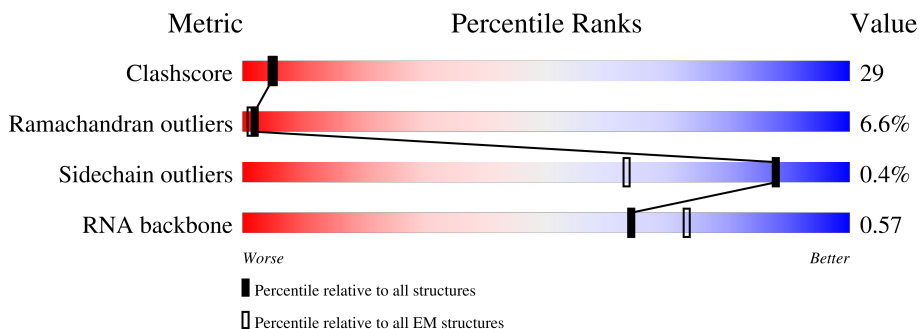
EMDB validation analysis : 0.0.1.dev113
MolProbity : 4.02b-467
Percentile statistics : 20231227.v01 (using entries in the PDB archive December 27th 2023)
MapQ : 1.9.13
Ideal geometry (proteins) : Engh & Huber (2001)
Ideal geometry (DNA, RNA) : Parkinson et al. (1996)
Validation Pipeline (wwPDB-VP) : 2.39

1 Overall quality at a glance

The following experimental techniques were used to determine the structure:
ELECTRON MICROSCOPY

The reported resolution of this entry is 3.90 Å.

Percentile scores (ranging between 0-100) for global validation metrics of the entry are shown in the following graphic. The table shows the number of entries on which the scores are based.



Metric	Whole archive (#Entries)	EM structures (#Entries)
Clashscore	210492	15764
Ramachandran outliers	207382	16835
Sidechain outliers	206894	16415
RNA backbone	6643	2191

The table below summarises the geometric issues observed across the polymeric chains and their fit to the map. The red, orange, yellow and green segments of the bar indicate the fraction of residues that contain outliers for ≥ 3 , 2, 1 and 0 types of geometric quality criteria respectively. A grey segment represents the fraction of residues that are not modelled. The numeric value for each fraction is indicated below the corresponding segment, with a dot representing fractions $\leq 5\%$. The upper red bar (where present) indicates the fraction of residues that have poor fit to the EM map (all-atom inclusion $< 40\%$). The numeric value is given above the bar.

Mol	Chain	Length	Quality of chain
1	A	273	44% (green), 51% (yellow), 5% (orange), 0% (red), 0% (grey)
2	B	209	44% (green), 56% (yellow), 0% (orange), 0% (red), 0% (grey)
3	C	201	5% (red), 36% (green), 58% (yellow), 6% (orange), 0% (grey)
4	D	179	39% (green), 57% (yellow), 0% (orange), 0% (red), 0% (grey)
5	E	177	45% (green), 53% (yellow), 0% (orange), 0% (red), 0% (grey)
6	F	149	38% (green), 55% (yellow), 7% (orange), 0% (red), 0% (grey)
7	G	165	24% (green), 50% (yellow), 21% (grey), 0% (orange), 0% (red)


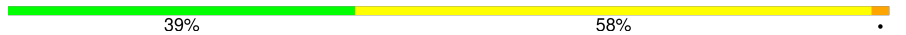
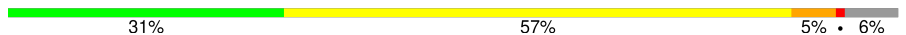
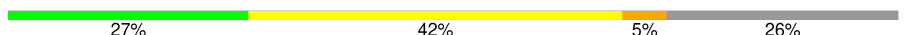



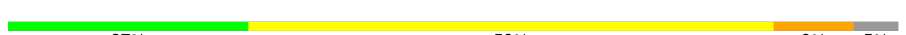











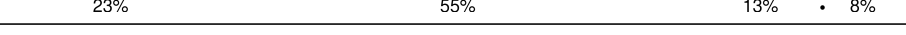




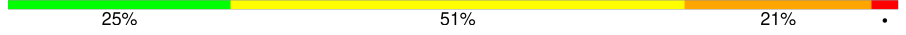
Continued on next page...

Continued from previous page...

Mol	Chain	Length	Quality of chain
8	H	142	
9	I	142	
10	J	123	
11	K	144	
12	L	136	
13	M	127	
14	N	117	
15	O	115	
16	P	118	
17	Q	103	
18	R	110	
19	S	100	
20	T	104	
21	U	94	
22	V	85	
23	W	78	
24	X	63	
25	Y	59	
26	Z	70	
27	1	57	
28	2	55	
29	3	46	
30	4	65	
31	5	38	
32	6	241	

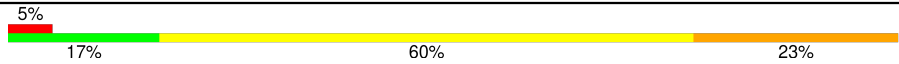

Continued on next page...

Continued from previous page...

Mol	Chain	Length	Quality of chain
33	7	233	
34	8	206	
35	9	167	
36	10	135	
37	11	179	
38	12	130	
39	13	130	
40	14	103	
41	15	129	
42	16	124	
43	17	118	
44	18	101	
45	19	89	
46	20	82	
47	21	84	
48	22	75	
49	23	92	
50	24	87	
51	25	71	
52	26	1539	
53	27	2903	
54	28	120	
55	29	20	
56	30	76	
57	31	77	

Continued on next page...

Continued from previous page...

Mol	Chain	Length	Quality of chain
58	32	77	
59	33	750	

2 Entry composition [i](#)

There are 59 unique types of molecules in this entry. The entry contains 154603 atoms, of which 0 are hydrogens and 0 are deuteriums.

In the tables below, the AltConf column contains the number of residues with at least one atom in alternate conformation and the Trace column contains the number of residues modelled with at most 2 atoms.

- Molecule 1 is a protein called 50S ribosomal protein L2.

Mol	Chain	Residues	Atoms					AltConf	Trace
			Total	C	N	O	S		
1	A	271	2082	1288	423	364	7	0	0

- Molecule 2 is a protein called 50S ribosomal protein L3.

Mol	Chain	Residues	Atoms					AltConf	Trace
			Total	C	N	O	S		
2	B	209	1565	979	288	294	4	0	0

- Molecule 3 is a protein called 50S ribosomal protein L4.

Mol	Chain	Residues	Atoms					AltConf	Trace
			Total	C	N	O	S		
3	C	201	1552	974	283	290	5	0	0

- Molecule 4 is a protein called 50S ribosomal protein L5.

Mol	Chain	Residues	Atoms					AltConf	Trace
			Total	C	N	O	S		
4	D	177	1410	899	249	256	6	0	0

- Molecule 5 is a protein called 50S ribosomal protein L6.

Mol	Chain	Residues	Atoms					AltConf	Trace
			Total	C	N	O	S		
5	E	176	1323	832	243	246	2	0	0

- Molecule 6 is a protein called 50S ribosomal protein L9.

Mol	Chain	Residues	Atoms					AltConf	Trace
			Total	C	N	O	S		
6	F	149	1111	699	197	214	1	0	0

- Molecule 7 is a protein called 50S ribosomal protein L10.

Mol	Chain	Residues	Atoms					AltConf	Trace
			Total	C	N	O	S		
7	G	131	988	625	175	183	5	0	0

- Molecule 8 is a protein called 50S ribosomal protein L11.

Mol	Chain	Residues	Atoms					AltConf	Trace
			Total	C	N	O	S		
8	H	141	1032	651	179	196	6	0	0

- Molecule 9 is a protein called 50S ribosomal protein L13.

Mol	Chain	Residues	Atoms					AltConf	Trace
			Total	C	N	O	S		
9	I	142	1129	714	212	199	4	0	0

- Molecule 10 is a protein called 50S ribosomal protein L14.

Mol	Chain	Residues	Atoms					AltConf	Trace
			Total	C	N	O	S		
10	J	122	938	587	180	165	6	0	0

- Molecule 11 is a protein called 50S ribosomal protein L15.

Mol	Chain	Residues	Atoms					AltConf	Trace
			Total	C	N	O	S		
11	K	143	1045	649	206	189	1	0	0

- Molecule 12 is a protein called 50S ribosomal protein L16.

Mol	Chain	Residues	Atoms					AltConf	Trace
			Total	C	N	O	S		
12	L	136	1074	686	205	177	6	0	0

- Molecule 13 is a protein called 50S ribosomal protein L17.

Mol	Chain	Residues	Atoms					AltConf	Trace
			Total	C	N	O	S		
13	M	120	960	593	196	166	5	0	0

- Molecule 14 is a protein called 50S ribosomal protein L18.

Mol	Chain	Residues	Atoms				AltConf	Trace
14	N	116	Total	C	N	O	0	0
			892	552	178	162		

- Molecule 15 is a protein called 50S ribosomal protein L19.

Mol	Chain	Residues	Atoms					AltConf	Trace
15	O	114	Total	C	N	O	S	0	0
			917	574	179	163	1		

- Molecule 16 is a protein called 50S ribosomal protein L20.

Mol	Chain	Residues	Atoms				AltConf	Trace
16	P	117	Total	C	N	O	0	0
			947	604	192	151		

- Molecule 17 is a protein called 50S ribosomal protein L21.

Mol	Chain	Residues	Atoms					AltConf	Trace
17	Q	103	Total	C	N	O	S	0	0
			816	516	153	145	2		

- Molecule 18 is a protein called 50S ribosomal protein L22.

Mol	Chain	Residues	Atoms					AltConf	Trace
18	R	110	Total	C	N	O	S	0	0
			857	532	166	156	3		

- Molecule 19 is a protein called 50S ribosomal protein L23.

Mol	Chain	Residues	Atoms					AltConf	Trace
19	S	93	Total	C	N	O	S	0	0
			738	466	139	131	2		

- Molecule 20 is a protein called 50S ribosomal protein L24.

Mol	Chain	Residues	Atoms				AltConf	Trace
20	T	102	Total	C	N	O	0	0
			779	492	146	141		

- Molecule 21 is a protein called 50S ribosomal protein L25.

Mol	Chain	Residues	Atoms					AltConf	Trace
21	U	94	Total	C	N	O	S	0	0
			753	479	137	134	3		

- Molecule 22 is a protein called 50S ribosomal protein L27.

Mol	Chain	Residues	Atoms					AltConf	Trace
22	V	75	Total	C	N	O	S	0	0
			575	356	116	102	1		

- Molecule 23 is a protein called 50S ribosomal protein L28.

Mol	Chain	Residues	Atoms					AltConf	Trace
23	W	77	Total	C	N	O	S	0	0
			625	388	129	106	2		

- Molecule 24 is a protein called 50S ribosomal protein L29.

Mol	Chain	Residues	Atoms					AltConf	Trace
24	X	63	Total	C	N	O	S	0	0
			509	313	99	95	2		

- Molecule 25 is a protein called 50S ribosomal protein L30.

Mol	Chain	Residues	Atoms					AltConf	Trace
25	Y	58	Total	C	N	O	S	0	0
			449	281	87	79	2		

- Molecule 26 is a protein called 50S ribosomal protein L31.

Mol	Chain	Residues	Atoms					AltConf	Trace
26	Z	66	Total	C	N	O	S	0	0
			522	323	99	94	6		

- Molecule 27 is a protein called 50S ribosomal protein L32.

Mol	Chain	Residues	Atoms					AltConf	Trace
27	1	56	Total	C	N	O	S	0	0
			444	269	94	80	1		

- Molecule 28 is a protein called 50S ribosomal protein L33.

Mol	Chain	Residues	Atoms				AltConf	Trace
28	2	50	Total	C	N	O	0	0
			409	263	75	71		

- Molecule 29 is a protein called 50S ribosomal protein L34.

Mol	Chain	Residues	Atoms					AltConf	Trace
29	3	46	Total	C	N	O	S	0	0
			377	228	90	57	2		

- Molecule 30 is a protein called 50S ribosomal protein L35.

Mol	Chain	Residues	Atoms					AltConf	Trace
30	4	64	Total	C	N	O	S	0	0
			504	323	105	74	2		

- Molecule 31 is a protein called 50S ribosomal protein L36.

Mol	Chain	Residues	Atoms					AltConf	Trace
31	5	38	Total	C	N	O	S	0	0
			302	185	65	48	4		

- Molecule 32 is a protein called 30S ribosomal protein S2.

Mol	Chain	Residues	Atoms					AltConf	Trace
32	6	218	Total	C	N	O	S	0	0
			1704	1081	305	311	7		

- Molecule 33 is a protein called 30S ribosomal protein S3.

Mol	Chain	Residues	Atoms					AltConf	Trace
33	7	206	Total	C	N	O	S	0	0
			1624	1028	305	288	3		

- Molecule 34 is a protein called 30S ribosomal protein S4.

Mol	Chain	Residues	Atoms					AltConf	Trace
34	8	205	Total	C	N	O	S	0	0
			1643	1026	315	298	4		

- Molecule 35 is a protein called 30S ribosomal protein S5.

Mol	Chain	Residues	Atoms					AltConf	Trace
			Total	C	N	O	S		
35	9	157	1156	719	218	213	6	0	0

- Molecule 36 is a protein called 30S ribosomal protein S6.

Mol	Chain	Residues	Atoms					AltConf	Trace
			Total	C	N	O	S		
36	10	100	817	515	148	148	6	0	0

- Molecule 37 is a protein called 30S ribosomal protein S7.

Mol	Chain	Residues	Atoms					AltConf	Trace
			Total	C	N	O	S		
37	11	151	1181	735	227	215	4	0	0

- Molecule 38 is a protein called 30S ribosomal protein S8.

Mol	Chain	Residues	Atoms					AltConf	Trace
			Total	C	N	O	S		
38	12	129	979	616	173	184	6	0	0

- Molecule 39 is a protein called 30S ribosomal protein S9.

Mol	Chain	Residues	Atoms					AltConf	Trace
			Total	C	N	O	S		
39	13	127	1022	634	206	179	3	0	0

- Molecule 40 is a protein called 30S ribosomal protein S10.

Mol	Chain	Residues	Atoms					AltConf	Trace
			Total	C	N	O	S		
40	14	98	786	493	150	142	1	0	0

- Molecule 41 is a protein called 30S ribosomal protein S11.

Mol	Chain	Residues	Atoms					AltConf	Trace
			Total	C	N	O	S		
41	15	116	869	535	173	158	3	0	0

- Molecule 42 is a protein called 30S ribosomal protein S12.

Mol	Chain	Residues	Atoms					AltConf	Trace
			Total	C	N	O	S		
42	16	123	955	590	196	165	4	0	0

- Molecule 43 is a protein called 30S ribosomal protein S13.

Mol	Chain	Residues	Atoms					AltConf	Trace
			Total	C	N	O	S		
43	17	114	883	546	178	156	3	0	0

- Molecule 44 is a protein called 30S ribosomal protein S14.

Mol	Chain	Residues	Atoms					AltConf	Trace
			Total	C	N	O	S		
44	18	100	805	499	164	139	3	0	0

- Molecule 45 is a protein called 30S ribosomal protein S15.

Mol	Chain	Residues	Atoms					AltConf	Trace
			Total	C	N	O	S		
45	19	88	714	439	144	130	1	0	0

- Molecule 46 is a protein called 30S ribosomal protein S16.

Mol	Chain	Residues	Atoms					AltConf	Trace
			Total	C	N	O	S		
46	20	82	649	406	128	114	1	0	0

- Molecule 47 is a protein called 30S ribosomal protein S17.

Mol	Chain	Residues	Atoms					AltConf	Trace
			Total	C	N	O	S		
47	21	80	648	411	121	113	3	0	0

- Molecule 48 is a protein called 30S ribosomal protein S18.

Mol	Chain	Residues	Atoms					AltConf	Trace
			Total	C	N	O	S		
48	22	65	535	339	100	95	1	0	0

- Molecule 49 is a protein called 30S ribosomal protein S19.

Mol	Chain	Residues	Atoms					AltConf	Trace
49	23	79	Total	C	N	O	S	0	0
			637	408	120	107	2		

- Molecule 50 is a protein called 30S ribosomal protein S20.

Mol	Chain	Residues	Atoms					AltConf	Trace
50	24	85	Total	C	N	O	S	0	0
			665	411	137	114	3		

- Molecule 51 is a protein called 30S ribosomal protein S21.

Mol	Chain	Residues	Atoms					AltConf	Trace
51	25	65	Total	C	N	O	S	0	0
			544	335	117	91	1		

- Molecule 52 is a RNA chain called 16S ribosomal RNA.

Mol	Chain	Residues	Atoms					AltConf	Trace
52	26	1539	Total	C	N	O	P	0	0
			33016	14725	6052	10700	1539		

- Molecule 53 is a RNA chain called 23S ribosomal RNA.

Mol	Chain	Residues	Atoms					AltConf	Trace
53	27	2903	Total	C	N	O	P	0	0
			62322	27801	11468	20150	2903		

There are 2 discrepancies between the modelled and reference sequences:

Chain	Residue	Modelled	Actual	Comment	Reference
27	747	C	U	conflict	GB 802133627
27	1847	G	A	conflict	GB 802133627

- Molecule 54 is a RNA chain called 5S ribosomal RNA.

Mol	Chain	Residues	Atoms					AltConf	Trace
54	28	120	Total	C	N	O	P	0	0
			2572	1145	471	836	120		

There is a discrepancy between the modelled and reference sequences:

Chain	Residue	Modelled	Actual	Comment	Reference
28	120	A	-	conflict	GB 1028475309

- Molecule 55 is a RNA chain called mRNA.

Mol	Chain	Residues	Atoms					AltConf	Trace
			Total	C	N	O	P		
55	29	20	432	195	86	132	19	0	0

- Molecule 56 is a RNA chain called A-site tRNAPhe.

Mol	Chain	Residues	Atoms					AltConf	Trace
			Total	C	N	O	P		
56	30	76	1623	723	290	534	76	0	0

- Molecule 57 is a RNA chain called P-site tRNAfMet.

Mol	Chain	Residues	Atoms					AltConf	Trace
			Total	C	N	O	P		
57	31	77	1644	732	297	538	77	0	0

- Molecule 58 is a RNA chain called E-site tRNAfMet.

Mol	Chain	Residues	Atoms					AltConf	Trace
			Total	C	N	O	P		
58	32	77	1643	732	297	537	77	0	0

- Molecule 59 is a protein called GTP pyrophosphokinase.

Mol	Chain	Residues	Atoms					AltConf	Trace
			Total	C	N	O	S		
59	33	675	4911	3070	904	915	22	0	0

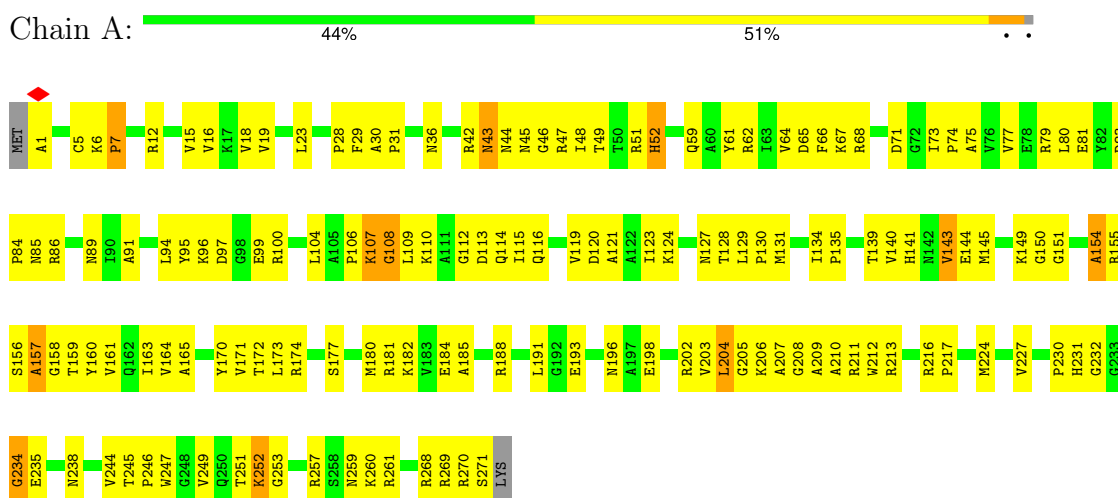
There are 7 discrepancies between the modelled and reference sequences:

Chain	Residue	Modelled	Actual	Comment	Reference
33	-5	MET	-	expression tag	UNP P0AG20
33	-4	HIS	-	expression tag	UNP P0AG20
33	-3	HIS	-	expression tag	UNP P0AG20
33	-2	HIS	-	expression tag	UNP P0AG20
33	-1	HIS	-	expression tag	UNP P0AG20
33	0	HIS	-	expression tag	UNP P0AG20
33	1	HIS	-	expression tag	UNP P0AG20

3 Residue-property plots

These plots are drawn for all protein, RNA, DNA and oligosaccharide chains in the entry. The first graphic for a chain summarises the proportions of the various outlier classes displayed in the second graphic. The second graphic shows the sequence view annotated by issues in geometry and atom inclusion in map density. Residues are color-coded according to the number of geometric quality criteria for which they contain at least one outlier: green = 0, yellow = 1, orange = 2 and red = 3 or more. A red diamond above a residue indicates a poor fit to the EM map for this residue (all-atom inclusion < 40%). Stretches of 2 or more consecutive residues without any outlier are shown as a green connector. Residues present in the sample, but not in the model, are shown in grey.

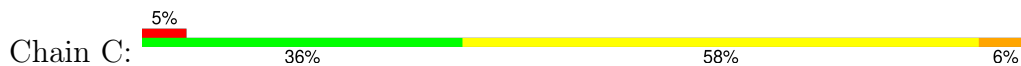
- Molecule 1: 50S ribosomal protein L2

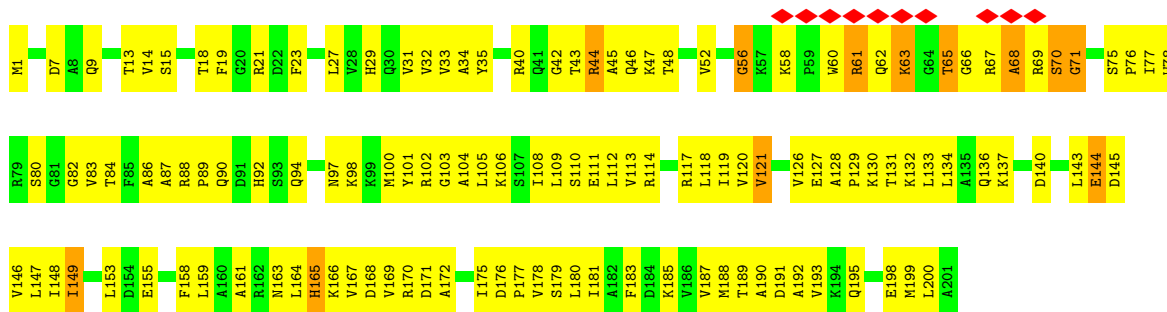


- Molecule 2: 50S ribosomal protein L3

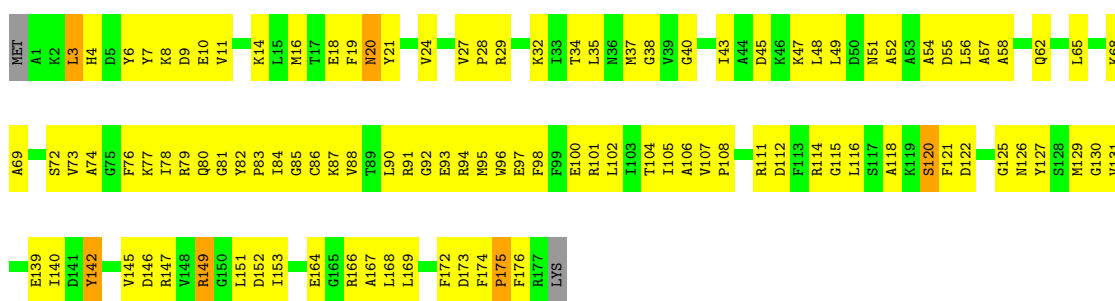
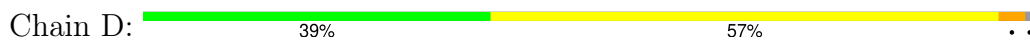


- Molecule 3: 50S ribosomal protein L4

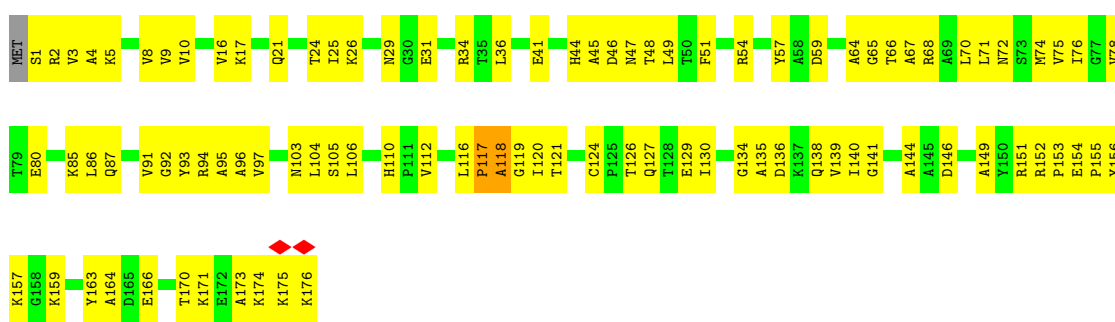




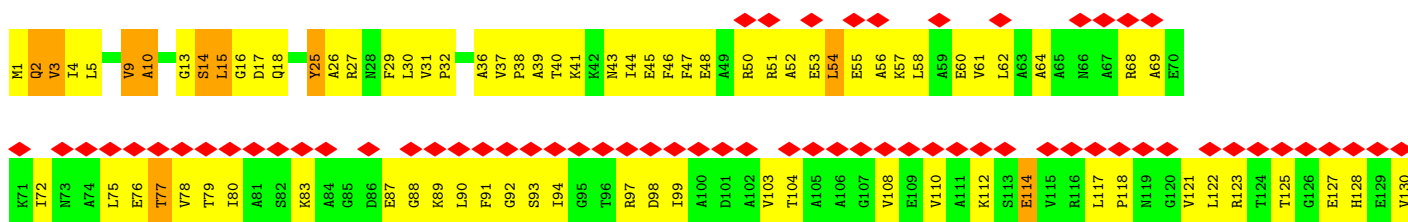
• Molecule 4: 50S ribosomal protein L5

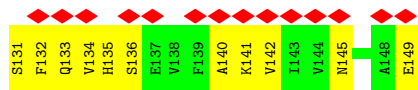


• Molecule 5: 50S ribosomal protein L6

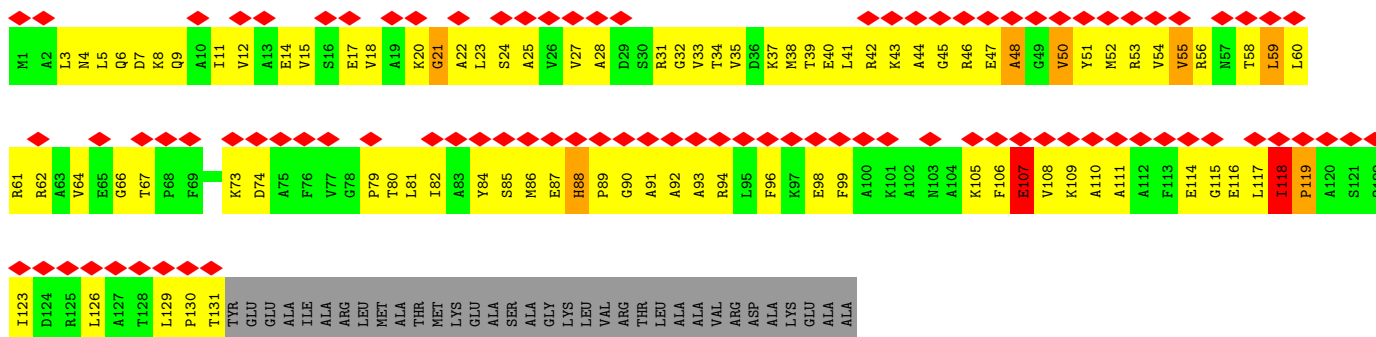


• Molecule 6: 50S ribosomal protein L9





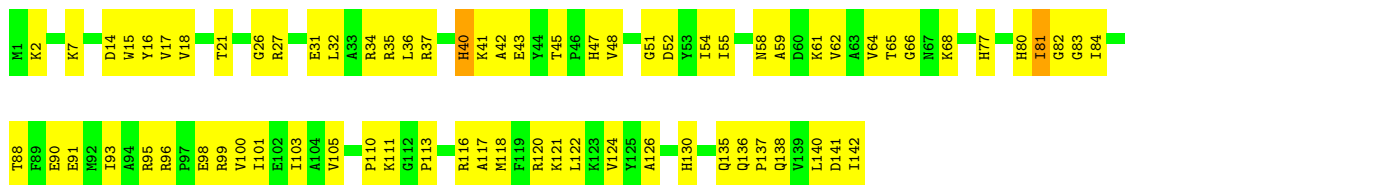
• Molecule 7: 50S ribosomal protein L10



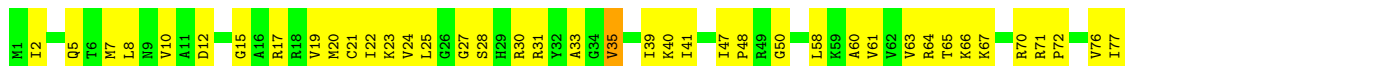
• Molecule 8: 50S ribosomal protein L11




• Molecule 9: 50S ribosomal protein L13



• Molecule 10: 50S ribosomal protein L14

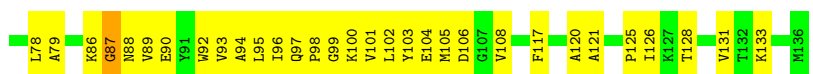
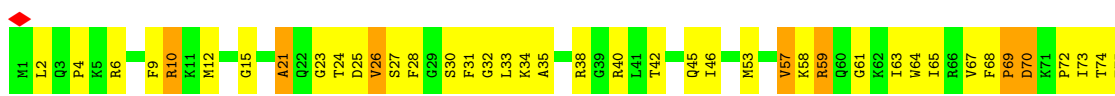




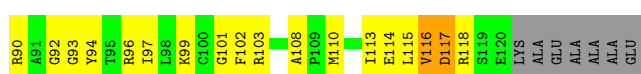
• Molecule 11: 50S ribosomal protein L15




• Molecule 12: 50S ribosomal protein L16



• Molecule 13: 50S ribosomal protein L17

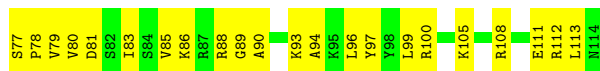


• Molecule 14: 50S ribosomal protein L18


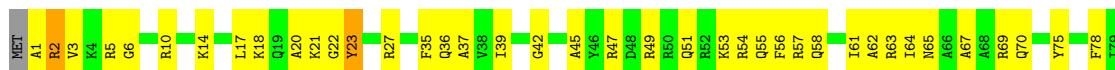


• Molecule 15: 50S ribosomal protein L19

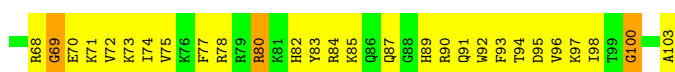
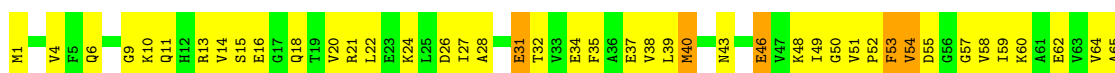




• Molecule 16: 50S ribosomal protein L20



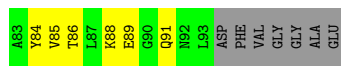
• Molecule 17: 50S ribosomal protein L21



• Molecule 18: 50S ribosomal protein L22

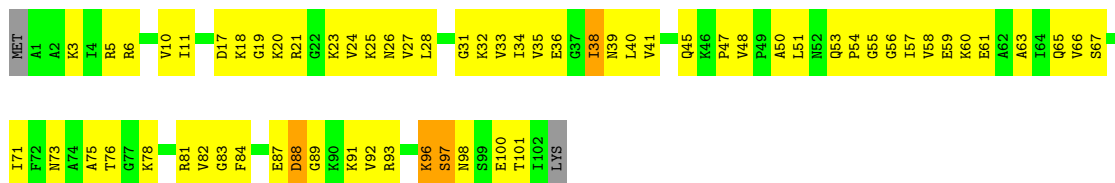


• Molecule 19: 50S ribosomal protein L23

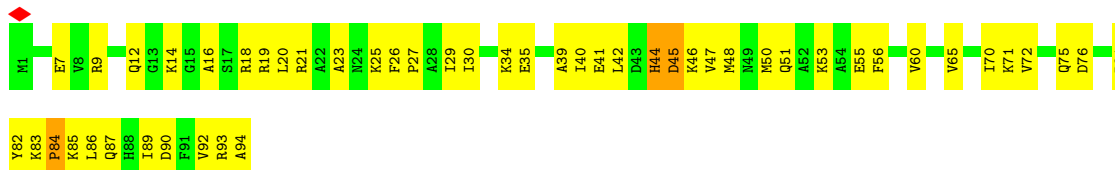


• Molecule 20: 50S ribosomal protein L24

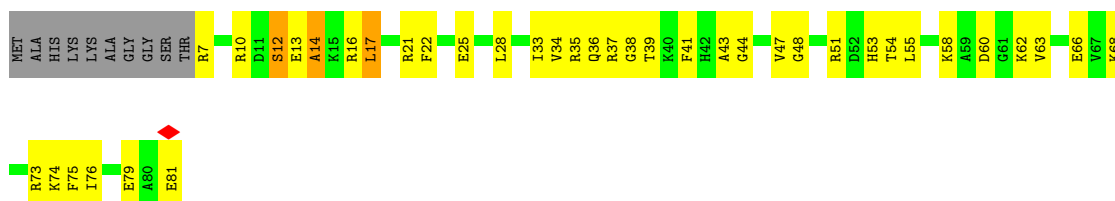




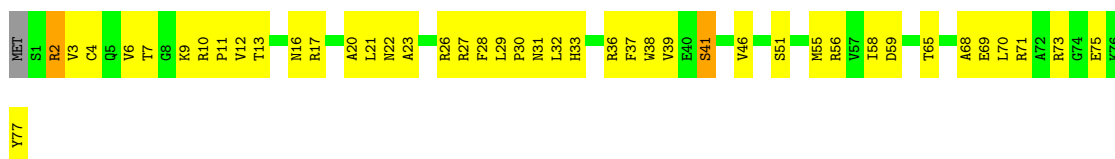
• Molecule 21: 50S ribosomal protein L25



• Molecule 22: 50S ribosomal protein L27



• Molecule 23: 50S ribosomal protein L28

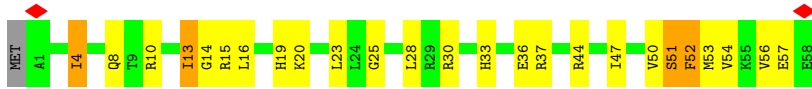


• Molecule 24: 50S ribosomal protein L29

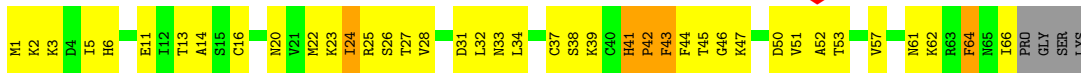


• Molecule 25: 50S ribosomal protein L30

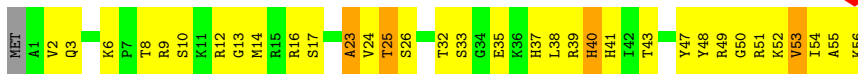




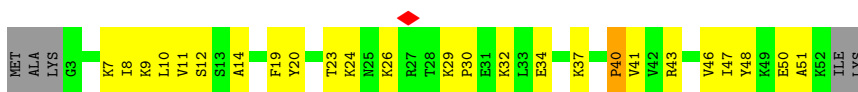
- Molecule 26: 50S ribosomal protein L31



- Molecule 27: 50S ribosomal protein L32



- Molecule 28: 50S ribosomal protein L33



- Molecule 29: 50S ribosomal protein L34



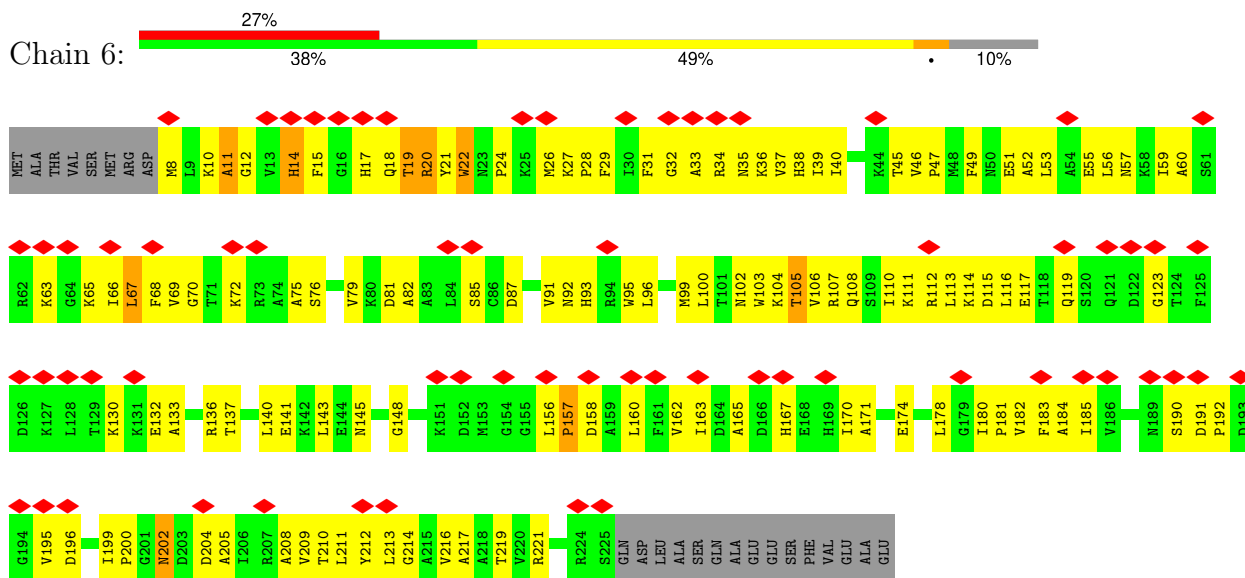
- Molecule 30: 50S ribosomal protein L35



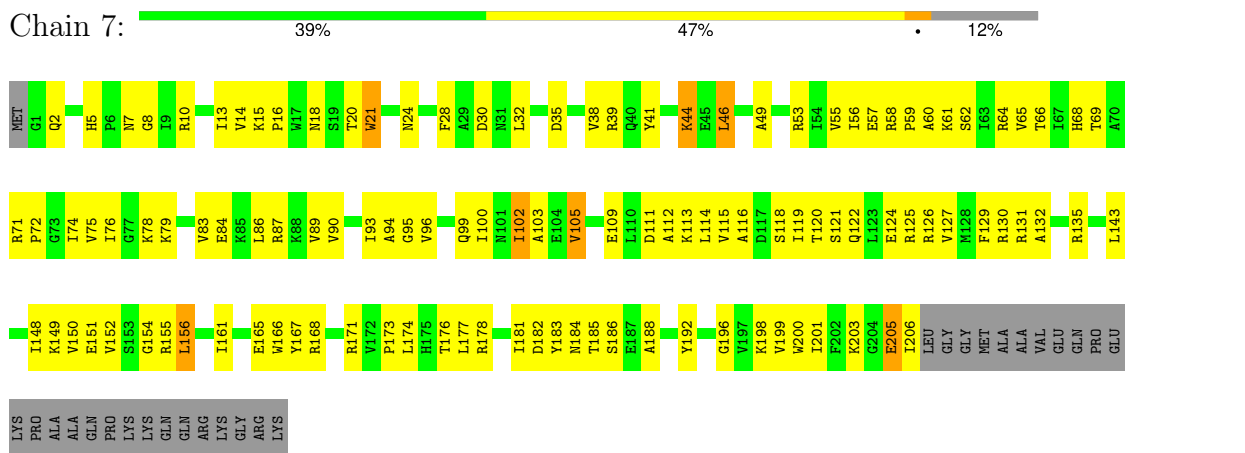
- Molecule 31: 50S ribosomal protein L36



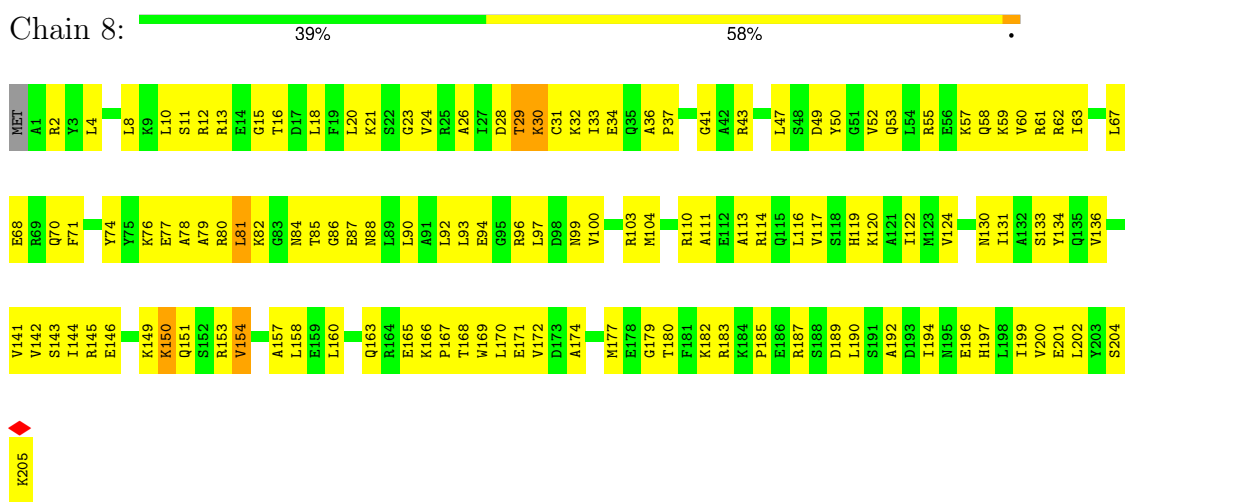
- Molecule 32: 30S ribosomal protein S2



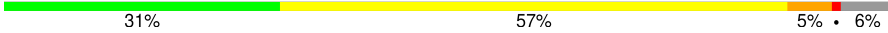
• Molecule 33: 30S ribosomal protein S3

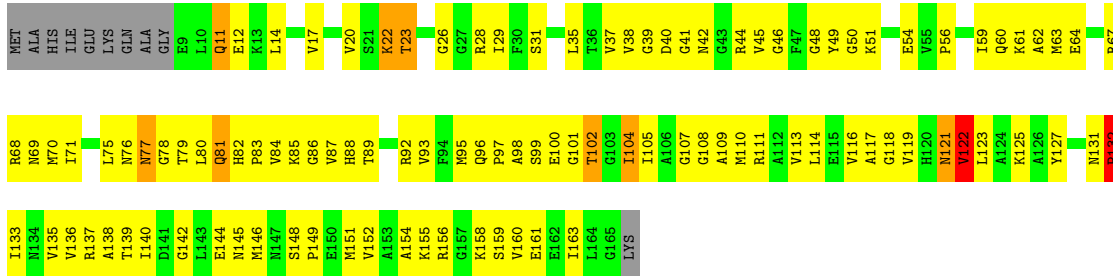


• Molecule 34: 30S ribosomal protein S4



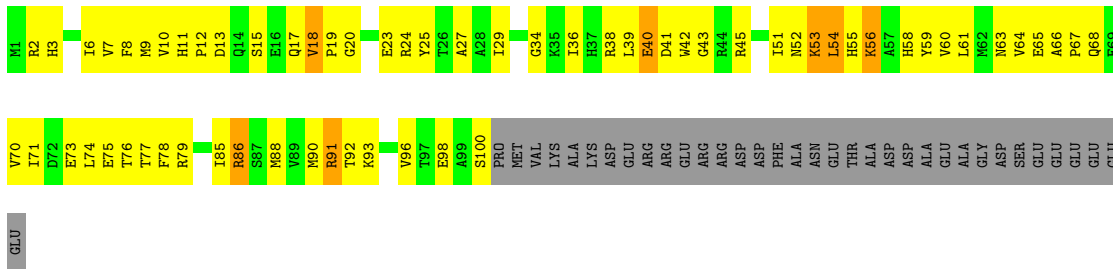
• Molecule 35: 30S ribosomal protein S5

Chain 9: 



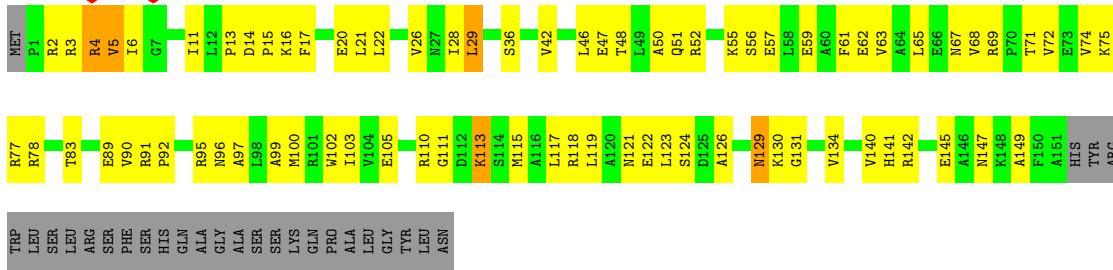
• Molecule 36: 30S ribosomal protein S6

Chain 10: 



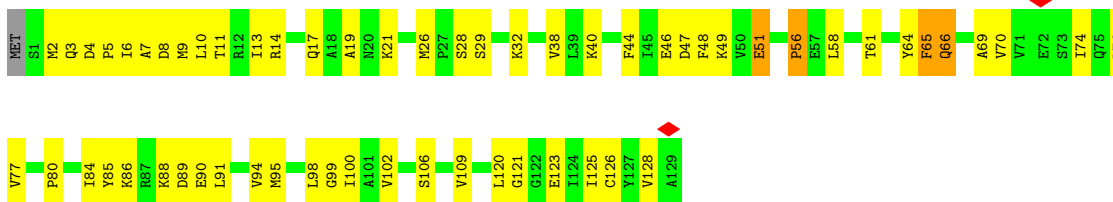
• Molecule 37: 30S ribosomal protein S7

Chain 11: 


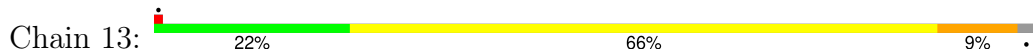


• Molecule 38: 30S ribosomal protein S8

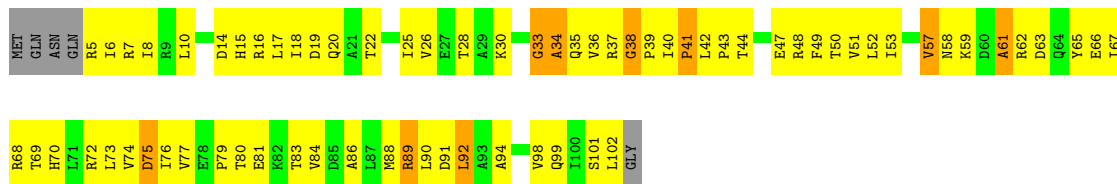
Chain 12: 



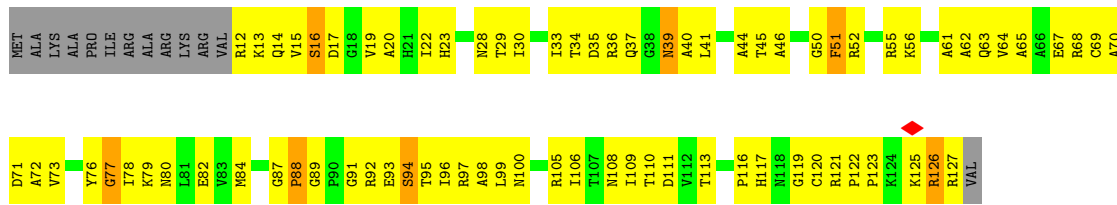
• Molecule 39: 30S ribosomal protein S9



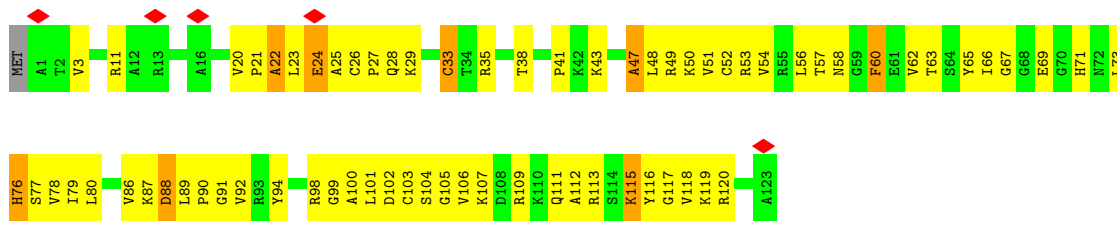
• Molecule 40: 30S ribosomal protein S10



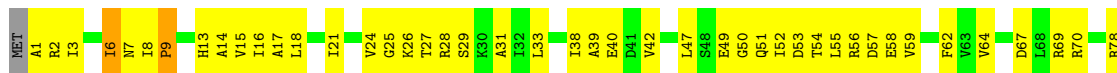
• Molecule 41: 30S ribosomal protein S11



• Molecule 42: 30S ribosomal protein S12


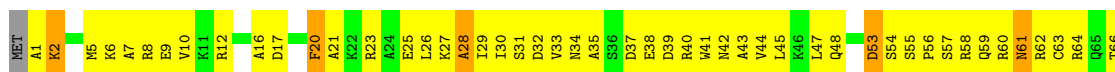


• Molecule 43: 30S ribosomal protein S13

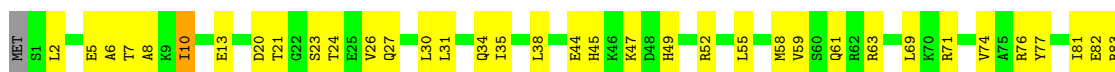




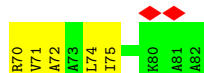
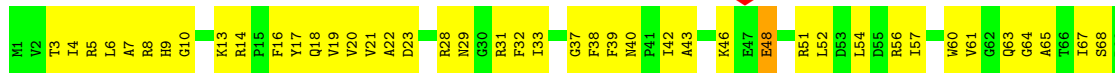
• Molecule 44: 30S ribosomal protein S14



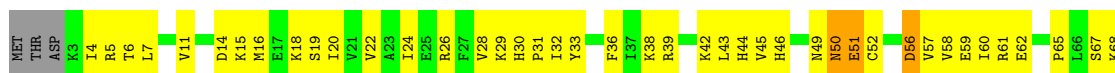
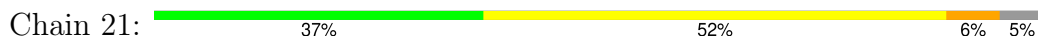
• Molecule 45: 30S ribosomal protein S15



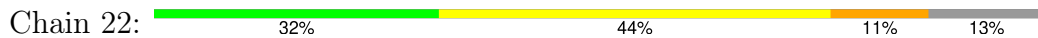
• Molecule 46: 30S ribosomal protein S16

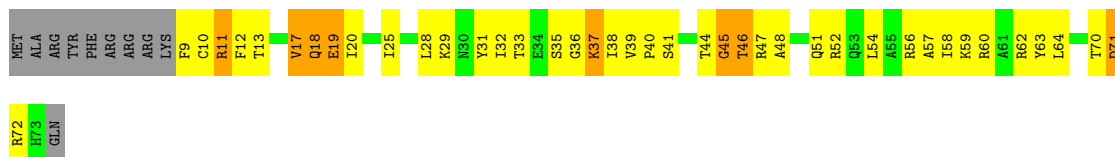


• Molecule 47: 30S ribosomal protein S17

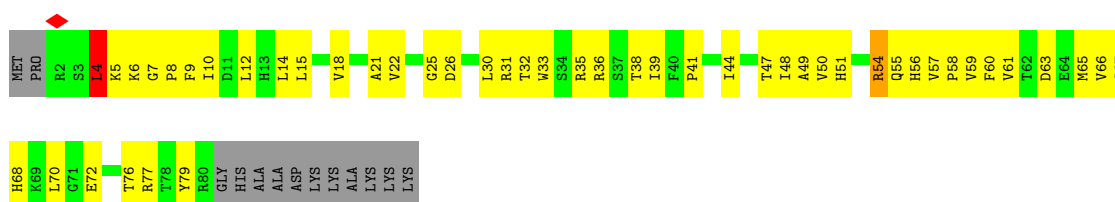



• Molecule 48: 30S ribosomal protein S18





• Molecule 49: 30S ribosomal protein S19



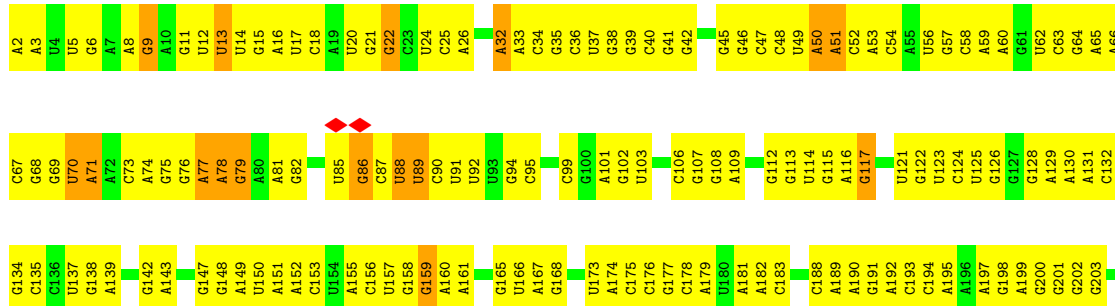
• Molecule 50: 30S ribosomal protein S20



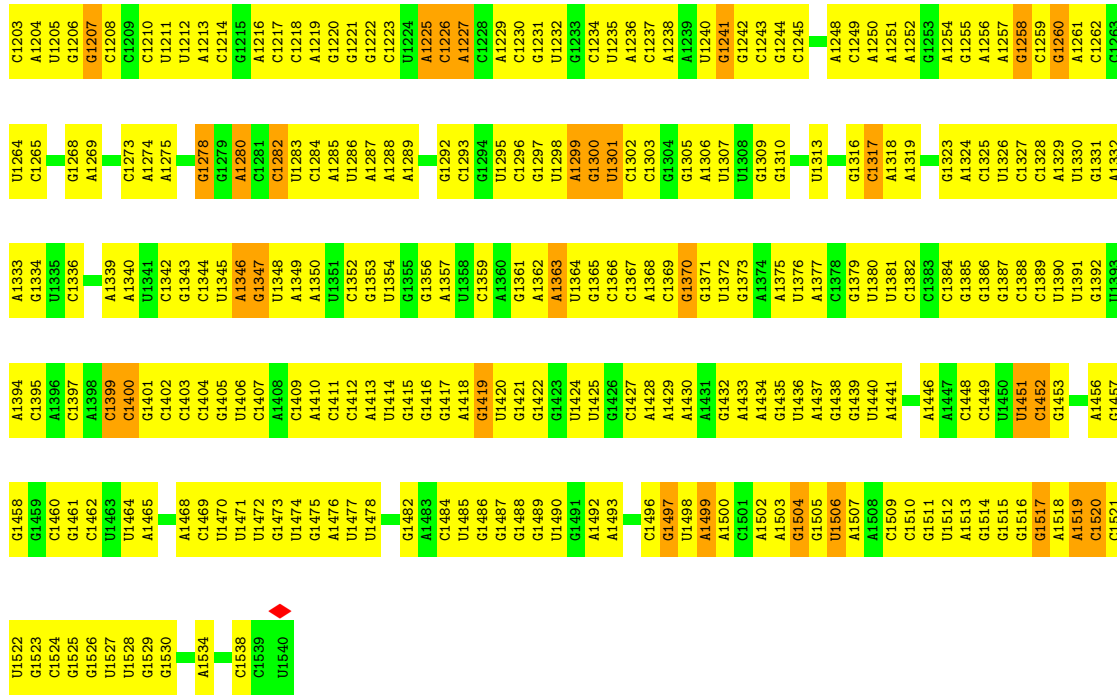
• Molecule 51: 30S ribosomal protein S21



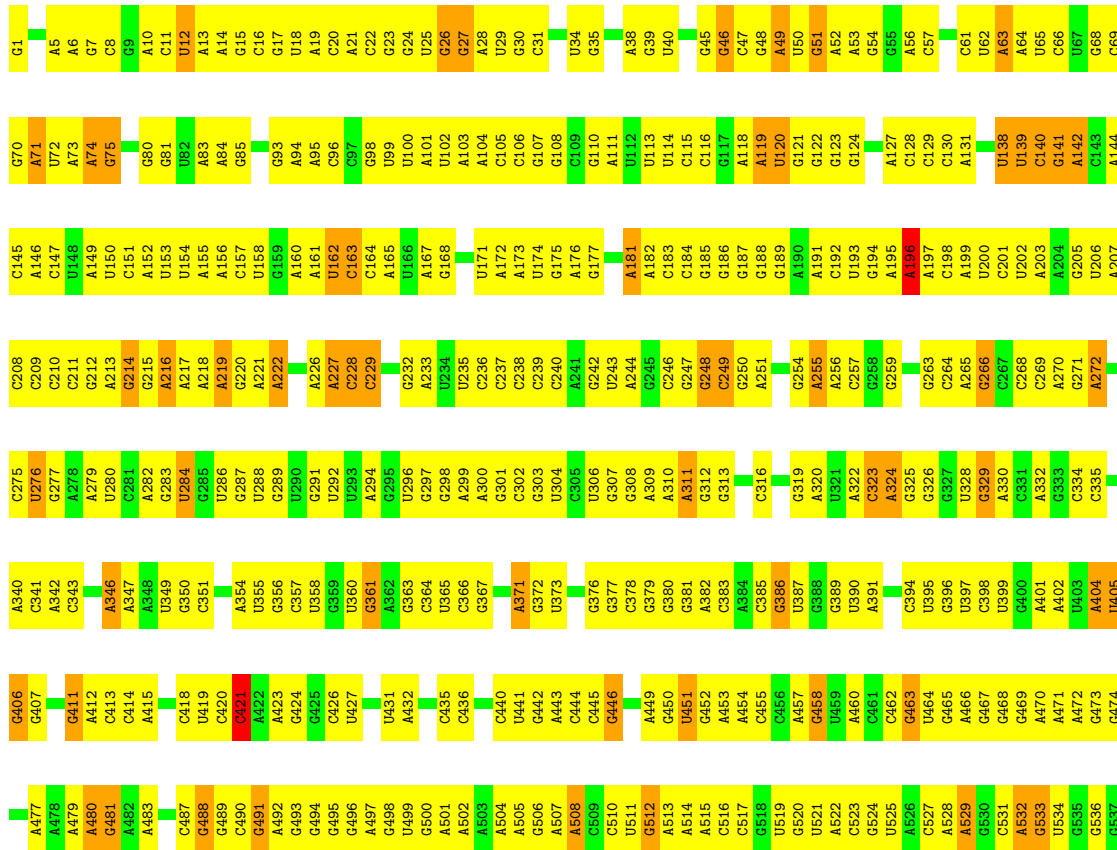
• Molecule 52: 16S ribosomal RNA



C207	C208	U209	C210	G211	G212	G213	C214	C215	U216	C217	U218	U219	G220	C221	C222	A223	U224	C225	G226	G227	G228	A246	G247	C248	U249	A250	G251	U252	A253	G254	G255	U256	G257	G258	G259	G260	U261	A262	A263	C264	G265	G266	C267	U268	C269	A270																	
C271	C277	G278	C279	A280	G281	C284	C285	C286	U287	A288	G289	C290	C291	G292	C295	U296	G297	A298	G299	A300	G301	G305	U306	C307	A308	C309	C310	C311	C312	C313	C314	A315	C316	U317	G318	G319	A320	A321	C322	U323	G324	A325	G326	A327	C328	A329	C330	G331	C332	U333	G334	C335	A336	G337	A338								
C339	U340	C341	C342	U343	A344	C345	G346	A349	G350	C351	G352	A353	G354	C355	A356	G357	U358	C359	G360	A361	G362	A363	A364	U367	U368	U369	U370	U371	U372	U373	U374	U375	U376	U377	U378	C379	G380	A381	A382	A383	G384	C385	A389	U390	G391	C392	A393	G394	C395	G396	A397	U398	C399	U400	U401	U402							
G403	G404	U405	G406	U407	A408	U409	G410	A411	A412	U413	A414	C418	C419	U420	U421	U422	U423	U424	U425	U426	U427	U428	U429	A430	A431	U432	U433	U434	U435	A436	U437	U438	U439	U440	A441	G442	C443	G444	U448	A449	G450	A451	A452	G453	U458	A459	A460	A461	G462	U463	U464	A465	A466	U467	A468								
C469	C470	U471	U472	U473	U474	C475	U476	U477	A478	U479	U480	U481	A482	U483	U484	U485	U486	U487	U488	U489	C490	G491	U492	U493	U494	U495	U496	U497	U498	U499	U500	U501	U502	U503	U504	U505	A510	C511	U512	C513	C514	U515	U516	U517	C518	C519	A520	G521	G522	A523	G524	C525	G526	U527	G528	U529	U530	U531					
A532	A533	U534	C535	G536	A601	G537	G538	A539	G540	G541	G542	U543	U544	G545	G546	U547	U548	U549	U550	U551	U552	A553	A554	U555	U556	U557	U558	A559	U560	U561	U562	A563	U564	U565	U566	U567	U568	U569	A570	A571	A572	A573	A574	G575	U576	G577	G578	A579	C580	U581	G584	G585	G586	G587	U588	U589	U590	U591	G592	G593	A673	G674	
A596	G597	U598	C599	A600	G601	A602	U603	U604	U605	U606	U607	A608	U609	C613	G614	G615	G616	G617	G618	A621	A622	U623	U624	U625	U626	U627	U628	U629	U630	U631	U632	U633	U634	A635	U636	A642	C643	U644	G645	G656	U657	U658	U659	C660	G661	G664	A665	G666	G667	U668	G669	A673	G674										
A675	A676	U677	U678	C679	G680	A681	G682	G683	U684	G685	U686	C689	G690	U691	U692	G693	A694	A695	A696	U697	G703	U704	G705	A706	U707	U708	U709	U710	U711	U712	U713	U714	U715	U716	C720	G721	G722	U723	U724	G725	C726	U727	A728	G731	G734	C735	U736	U737	G738	U739	U740	G741	U742	A743									
G744	G745	A746	A747	G748	U749	G750	U751	G752	A753	G754	G755	G756	U757	C758	A759	U762	G763	G764	G765	A766	A767	A768	U769	C770	U771	U772	G773	U774	G775	U776	A777	U778	U779	A780	U781	U782	C783	A784	G785	G786	A787	U792	U793	A794	C795	G796	U797	U798	G799	A802	U806	A807	C808	U809	C810								
C811	G812	A815	U816	C817	G818	A819	U820	C821	G824	A825	C826	U827	U828	U829	C830	U831	U832	U833	U834	U835	U836	U837	U838	C839	U840	C841	U842	U843	U844	U845	U846	U847	U848	U849	U850	U851	U852	U853	U854	U855	C856	C857	U858	C861	U864	A865	C866	U867	C868	C869	U870	U871	A872	U873	A874	U875	U876	U877					
U875	C876	G877	A878	C879	G880	C881	C882	U883	U884	U885	G886	A889	U890	U891	U892	C893	U894	U895	U896	U897	U898	U899	U900	U901	G902	G903	U904	U905	U906	U907	U908	U909	C910	U911	U912	U913	U914	U915	U916	U917	U918	U919	U920	U921	U922	U923	U924	U925	U926	U927	U928	U929	U930	U931	U932	U933	U934	U935	U936				
A937	G942	U943	G944	U945	A946	G947	C948	U949	U950	U951	U952	G953	U954	U955	U956	U957	U958	U959	U960	U961	U962	U963	U964	U965	U966	C967	U968	U969	U970	U971	C972	U973	U974	U975	U976	U977	U978	C979	U980	U981	U982	U983	C984	U985	U986	U987	U988	U989	U990	U991	U992	U993	U994	U995	U996	U997	U998	U999	U1000	U1001	U1002	U1003	U1004
A1005	U1006	U1007	U1008	U1009	U1010	C1011	A1014	G1015	G1018	A1019	U1024	U1025	U1026	U1027	U1028	U1029	U1030	C1031	U1032	U1033	U1034	C1037	C1038	U1039	U1040	U1041	C1045	A1046	U1047	U1048	U1049	U1050	C1051	U1052	U1053	U1054	A1055	U1056	U1057	U1058	C1059	U1060	U1061	U1062	U1063	U1064	U1065	U1066	C1069	U1070	C1071	U1072	U1073										
G1074	U1075	U1076	U1077	U1078	G1079	A1080	A1081	U1084	U1085	G1088	U1090	U1091	U1092	U1093	U1094	U1095	U1096	C1097	U1098	U1099	C1100	A1101	A1102	C1103	U1106	U1107	U1108	U1109	A1110	U1111	U1112	U1113	U1114	U1115	U1116	U1117	U1118	U1119	U1120	U1121	U1122	U1123	U1124	U1125	U1126	U1127	U1128	U1129	U1130	U1131	U1132	U1133	U1137	U1138									
G1139	C1140	C1141	G1142	G1143	G1144	A1145	A1146	C1147	U1148	U1149	U1150	A1151	A1152	A1155	U1156	U1157	C1158	U1159	U1160	C1161	C1162	A1163	U1166	U1167	U1168	A1169	U1170	A1171	C1172	U1175	U1176	U1177	U1178	A1179	U1180	U1181	U1182	U1183	U1184	U1187	U1188	U1189	U1190	A1191	C1192	U1193	U1194	U1195	U1196	U1197	U1198	U1199	C1200	A1201	U1202								

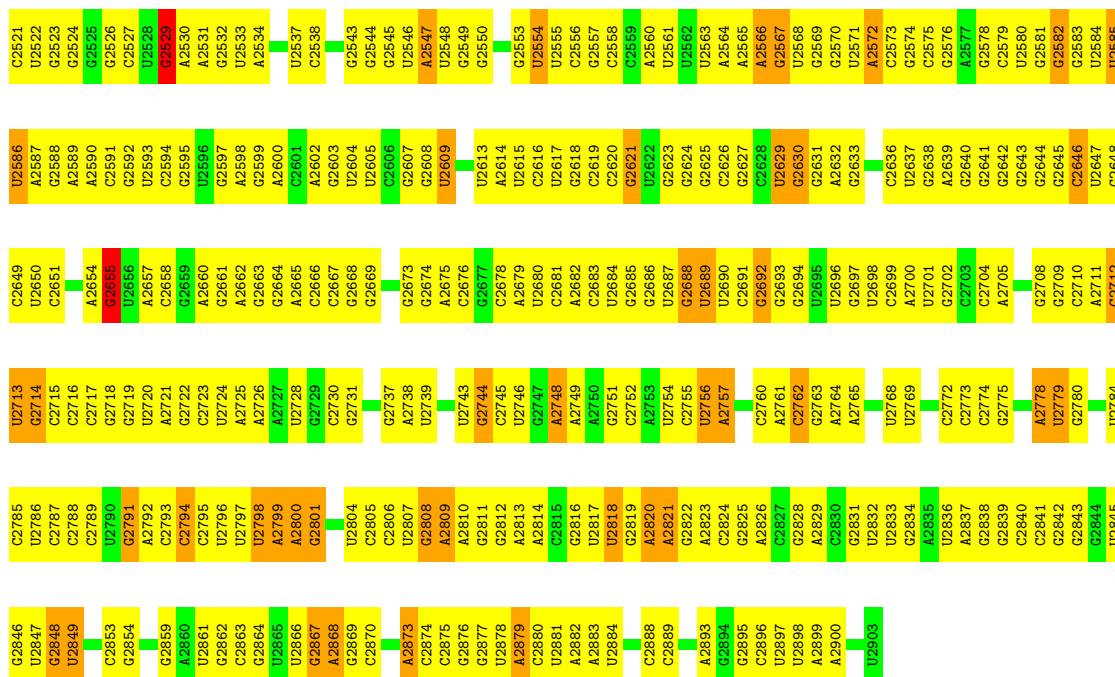


• Molecule 53: 23S ribosomal RNA

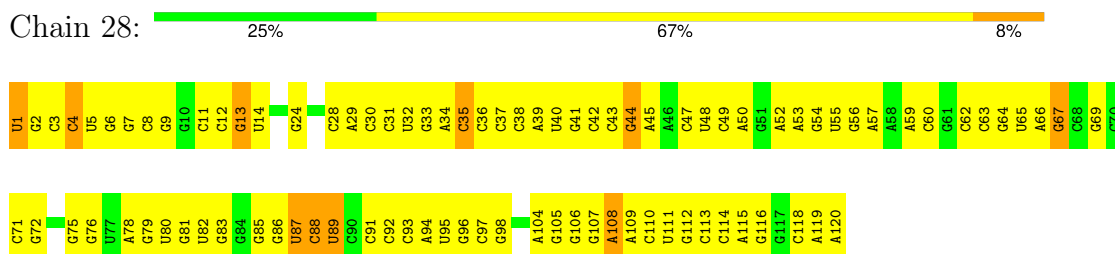


G1482	G1483	G1484	G1485	G1486	G1487	G1488	G1489	G1490	G1491	G1492	G1493	G1494	G1495	G1496	G1497	G1498	G1499	G1500	G1501	G1502	G1503	G1504	G1505	G1506	G1507	G1508	G1509	G1510	G1511	G1512	G1513	G1514	G1515	G1516	G1517	G1518	G1519	G1520	G1521	G1522	G1523	G1524	G1525	G1526	G1527	G1528	G1529	G1530	G1531	G1532	G1533	G1534	G1535	G1536	G1537	G1538	G1539	G1540	G1541	G1542	G1543	G1544	G1545	G1546	G1547	G1548	G1549	G1550	G1551	G1552	G1553	G1554	G1555	G1556	G1557	G1558	G1559	G1560	G1561	G1562	G1563	G1564	G1565	G1566	G1567	G1568	G1569	G1570	G1571	G1572	G1573	G1574	G1575	G1576	G1577	G1578	G1579	G1580	G1581	G1582	G1583	G1584	G1585	G1586	G1587	G1588	G1589	G1590	G1591	G1592	G1593	G1594	G1595	G1596	G1597	G1598	G1599	G1600	G1601	G1602																																																																																												
G1408	G1409	G1410	G1411	G1412	G1413	G1414	G1415	G1416	G1417	G1418	G1419	G1420	G1421	G1422	G1423	G1424	G1425	G1426	G1427	G1428	G1429	G1430	G1431	G1432	G1433	G1434	G1435	G1436	G1437	G1438	G1439	G1440	G1441	G1442	G1443	G1444	G1445	G1446	G1447	G1448	G1449	G1450	G1451	G1452	G1453	G1454	G1455	G1456	G1457	G1458	G1459	G1460	G1461	G1462	G1463	G1464	G1465	G1466	G1467	G1468	G1469	G1470	G1471	G1472	G1473	G1474	G1475	G1476	G1477	G1478	G1479	G1480	G1481																																																																																																																																											
G1266	G1267	G1268	G1269	G1270	G1271	G1272	G1273	G1274	G1275	G1276	G1277	G1278	G1279	G1280	G1281	G1282	G1283	G1284	G1285	G1286	G1287	G1288	G1289	G1290	G1291	G1292	G1293	G1294	G1295	G1296	G1297	G1298	G1299	G1300	G1301	G1302	G1303	G1304	G1305	G1306	G1307	G1308	G1309	G1310	G1311	G1312	G1313	G1314	G1315	G1316	G1317	G1318	G1319	G1320	G1321	G1322	G1323	G1324	G1325	G1326	G1327	G1328	G1329	G1330	G1331	G1332	G1333	G1334	G1335	G1336	G1337	G1338	G1339	G1340	G1341	G1342	G1343	G1344	G1345	G1346	G1347	G1348	G1349	G1350	G1351	G1352	G1353	G1354	G1355	G1356	G1357	G1358	G1359	G1360	G1361	G1362	G1363	G1364	G1365	G1366	G1367	G1368	G1369	G1370	G1371	G1372	G1373	G1374	G1375	G1376	G1377	G1378	G1379	G1380	G1381	G1382	G1383	G1384	G1385	G1386	G1387	G1388	G1389	G1390	G1391	G1392	G1393	G1394	G1395	G1396	G1397	G1398	G1399	G1400	G1401	G1402	G1403	G1404	G1405	G1406	G1407																																																																							
G1195	G1196	G1197	G1198	G1199	G1200	G1201	G1202	G1203	G1204	G1205	G1206	G1207	G1208	G1209	G1210	G1211	G1212	G1213	G1214	G1215	G1216	G1217	G1218	G1219	G1220	G1221	G1222	G1223	G1224	G1225	G1226	G1227	G1228	G1229	G1230	G1231	G1232	G1233	G1234	G1235	G1236	G1237	G1238	G1239	G1240	G1241	G1242	G1243	G1244	G1245	G1246	G1247	G1248	G1249	G1250	G1251	G1252	G1253	G1254	G1255	G1256	G1257	G1258	G1259	G1260	G1261	G1262	G1263	G1264	G1265	G1266	G1267	G1268	G1269	G1270	G1271	G1272	G1273	G1274	G1275	G1276	G1277	G1278	G1279	G1280	G1281	G1282	G1283	G1284	G1285	G1286	G1287	G1288	G1289	G1290	G1291	G1292	G1293	G1294	G1295	G1296	G1297	G1298	G1299	G1300	G1301	G1302	G1303	G1304	G1305	G1306	G1307	G1308	G1309	G1310	G1311	G1312	G1313	G1314	G1315	G1316	G1317	G1318	G1319	G1320	G1321	G1322	G1323	G1324	G1325	G1326	G1327	G1328	G1329	G1330	G1331	G1332	G1333	G1334	G1335	G1336	G1337	G1338	G1339	G1340	G1341	G1342	G1343	G1344	G1345	G1346	G1347	G1348	G1349	G1350	G1351	G1352	G1353	G1354	G1355	G1356	G1357	G1358	G1359	G1360	G1361	G1362	G1363	G1364	G1365	G1366	G1367	G1368	G1369	G1370	G1371	G1372	G1373	G1374	G1375	G1376	G1377	G1378	G1379	G1380	G1381	G1382	G1383	G1384	G1385	G1386	G1387	G1388	G1389	G1390	G1391	G1392	G1393	G1394	G1395	G1396	G1397	G1398	G1399	G1400	G1401	G1402	G1403	G1404	G1405	G1406	G1407
G1130	G1131	G1132	G1133	G1134	G1135	G1136	G1137	G1138	G1139	G1140	G1141	G1142	G1143	G1144	G1145	G1146	G1147	G1148	G1149	G1150	G1151	G1152	G1153	G1154	G1155	G1156	G1157	G1158	G1159	G1160	G1161	G1162	G1163	G1164	G1165	G1166	G1167	G1168	G1169	G1170	G1171	G1172	G1173	G1174	G1175	G1176	G1177	G1178	G1179	G1180	G1181	G1182	G1183	G1184	G1185	G1186	G1187	G1188	G1189	G1190	G1191	G1192	G1193	G1194																																																																																																																																																				
G1069	G1070	G1071	G1072	G1073	G1074	G1075	G1076	G1077	G1078	G1079	G1080	G1081	G1082	G1083	G1084	G1085	G1086	G1087	G1088	G1089	G1090	G1091	G1092	G1093	G1094	G1095	G1096	G1097	G1098	G1099	G1100	G1101	G1102	G1103	G1104	G1105	G1106	G1107	G1108	G1109	G1110	G1111	G1112	G1113	G1114	G1115	G1116	G1117	G1118	G1119	G1120	G1121	G1122	G1123	G1124	G1125	G1126	G1127	G1128	G1129																																																																																																																																																								
G1002	G1003	G1004	G1005	G1006	G1007	G1008	G1009	G1010	G1011	G1012	G1013	G1014	G1015	G1016	G1017	G1018	G1019	G1020	G1021	G1022	G1023	G1024	G1025	G1026	G1027	G1028	G1029	G1030	G1031	G1032	G1033	G1034	G1035	G1036	G1037	G1038	G1039	G1040	G1041	G1042	G1043	G1044	G1045	G1046	G1047	G1048	G1049	G1050	G1051	G1052	G1053	G1054	G1055	G1056	G1057	G1058	G1059	G1060	G1061	G1062	G1063	G1064	G1065	G1066	G1067																																																																																																																																																			
G939	G940	G941	G942	G943	G944	G945	G946	G947	G948	G949	G950	G951	G952	G953	G954	G955	G956	G957	G958	G959	G960	G961	G962	G963	G964	G965	G966	G967	G968	G969	G970	G971	G972	G973	G974	G975	G976	G977	G978	G979	G980	G981	G982	G983	G984	G985	G986	G987	G988	G989	G990	G991	G992	G993	G994	G995	G996	G997	G998	G999	G1000	G1001																																																																																																																																																						
U860	U861	U862	U863	U864	U865	U866	U867	U868	U869	U870	U871	U872	U873	U874	U875	U876	U877	U878	U879	U880	U881	U882	U883	U884	U885	U886	U887	U888	U889	U890	U891	U892	U893	U894	U895	U896	U897	U898	U899	U900	U901	U902	U903	U904	U905	U906	U907	U908	U909	U910	U911	U912	U913	U914	U915	U916	U917	U918	U919	U920	U921	U922	U923	U924	U925	U926	U927	U928	U929	U930	U931	U932	U933	U934	U935	U936	U937	U938	U939																																																																																																																																					
C795	C796	C797	C798	C799	C800	C801	C802	C803	C804	C805	C806	C807	C808	C809	C810	C811	C812	C813	C814	C815	C816	C817	C818	C819	C820	C821	C822	C823	C824	C825	C826	C827	C828	C829	C830	C831	C832	C833	C834	C835	C836	C837	C838	C839	C840	C841	C842	C843	C844	C845	C846	C847	C848	C849	C850	C851	C852	C853	C854	C855	C856	C857	C858	C859	C860	C861	C862	C863	C864	C865	C866	C867	C868	C869	C870	C871	C872	C873	C874	C875	C876	C877	C878	C879	C880	C881	C882	C883	C884	C885	C886	C887	C888	C889	C890	C891	C892	C893	C894	C895	C896	C897	C898	C899	C900	C901	C902	C903	C904	C905	C906	C907	C908	C909	C910	C911	C912	C913	C914	C915	C916	C917	C918	C919	C920	C921	C922	C923	C924	C925	C926	C927	C928	C929	C930	C931	C932	C933	C934	C935	C936	C937	C938	C939																																																																				
U603	U604	U605	U606	U607	U608	U609	U610	U611	U612	U613	U614	U615	U616	U617	U618	U619	U620	U621	U622	U623	U624	U625	U626	U627	U628	U629	U630	U631	U632	U633	U634	U635	U636	U637	U638	U639	U640	U641	U642	U643	U644	U645	U646	U647	U648	U649	U650	U651	U652	U653	U654	U655	U656	U657	U658	U659	U660	U661	U662	U663	U664	U665	U666	U667	U668	U669	U670	U671	U672	U673	U674	U675	U676	U677	U678	U679	U680	U681	U682	U683	U684	U685	U686	U687	U688	U689	U690	U691	U692	U693	U694	U695	U696	U697	U698	U699	U700	U701	U702	U703	U704	U705	U706	U707	U708	U709	U710	U711	U712	U713	U714	U715	U716	U717	U718	U719	U720	U721	U722	U723	U724	U725	U726	U727	U728	U729	U730	U731	U732																																																																																			
A538	A539	A540	A541	A542	A543	A544	A545	A546	A547	A548	A549	A550	A551	A552	A553	A554	A555	A556	A557	A558	A559	A560	A561	A562	A563	A564	A565	A566	A567	A568	A569	A570	A571	A572	A573	A574	A575	A576	A577	A578	A579	A580	A581	A582	A583	A584	A585	A586	A587	A588	A589	A590	A591	A592	A593	A594	A595	A596	A597	A598	A599	A600	A601	A602																																																																																																																																																				

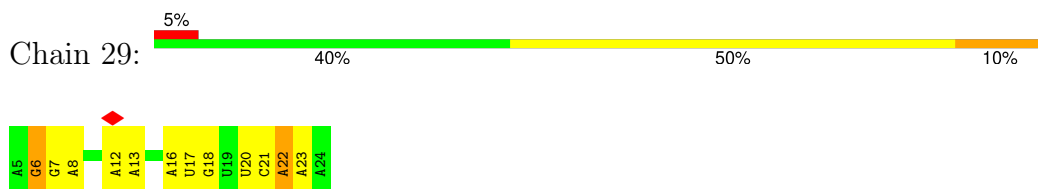
G2454	A2388	U2245	C2178	U2113	G2048	A1977	G1906	C1836	A1773	G1697	A1632	G1555
G2455	G2389	G2246	C2179	A2114	G2049	A1978	G1907	C1837	C1774	A1698	A1633	A1560
C2456	U2390	A2247	U2182	G2116	C2050	A1979	C1908	G1838	U1775	G1699	G1633	C1561
U2460	A2392	C2248	U2185	A2117	A2051	G1980	C1909	G1839	U1776	A1706	U1636	U1562
C2462	C2394	G2249	U2186	U2118	A2052	A1981	G1910	G1842	U1777	C1705	A1637	C1563
C2463	G2396	G2251	U2187	A2119	G2053	U1982	A1911	C1843	U1778	G1707	C1638	C1564
C2466	G2397	G2252	U2188	G2120	A2054	G1983	A1912	C1844	U1779	C1708	C1639	C1565
C2467	U2398	U2256	U2189	G2121	G2055	U1984	C1913	G1845	U1780	U1709	A1640	U1566
A2468	G2399	G2257	G2122	U2123	G2056	C1985	U1915	G1846	U1781	G1710	A1641	G1567
G2470	U2402	C2258	A2191	G2124	A2058	C1986	A1916	G1847	U1782	U1709	U1647	U1568
G2472	U2406	C2261	U2194	G2125	A2059	U1981	U1917	G1848	U1783	A1714	A1569	A1570
G2475	G2405	U2262	U2195	A2126	A2060	G1982	U1923	G1850	U1784	U1715	A1571	A1572
A2476	A2406	G2263	G2127	G2128	G2061	U1983	C1924	A1853	A1787	U1720	G1651	C1575
U2477	U2408	C2264	U2129	C2129	A2062	C1984	C1925	A1854	U1788	G1721	G1652	U1576
C2480	G2410	A2267	U2130	U2131	C2063	U1985	G1929	G1857	U1789	U1725	A1655	C1577
G2481	A2411	G2268	U2132	G2133	C2065	C1986	G1930	A1858	C1792	C1726	C1656	U1578
A2482	A2412	G2269	U2133	U2134	G2066	C2001	G1931	G1863	C1793	U1727	U1657	U1584
C2483	G2415	A2270	G2134	A2135	G2067	C2002	G1932	U1864	U1794	C1728	C1658	C1585
G2484	C2416	U2271	U2135	G2136	A2070	C2003	G1933	U1865	A1801	U1729	G1659	C1586
G2485	C2417	G2272	G2136	U2137	A2071	U2007	G1934	U1866	A1802	U1730	G1660	A1586
G2486	A2418	A2273	G2137	G2138	C2072	C2008	A1935	G1867	A1803	G1731	G1661	G1587
G2487	U2419	G2274	U2138	U2139	C2073	A2009	A1936	C1868	C1804	C1732	U1662	A1591
C2488	C2420	C2275	A2142	A2143	U2074	G2010	A1937	C1869	A1805	G1733	G1663	C1592
U2489	G2421	A2276	U2144	C2143	U2075	U2011	C1941	U1870	C1806	U1734	A1664	C1593
C2490	C2422	C2277	G2144	G2145	C2076	G2012	G1942	C1871	A1807	A1735	A1665	U1594
U2491	A2423	A2278	C2145	C2146	U2077	A2013	U1943	C1872	A1808	U1736	G1666	C1595
G2494	U2424	G2279	U2078	U2079	A2080	U2016	U1946	G1873	C1804	G1738	A1668	A1596
G2495	A2426	G2280	A2081	A2082	U2081	U2017	C1947	C1874	A1805	A1738	A1669	A1597
C2498	G2428	A2281	U2082	G2148	C2083	G2018	G1948	U1875	C1806	A1744	C1670	U1598
U2500	U2429	G2282	G2084	U2149	C2084	A2019	G1949	A1876	U1807	U1745	A1671	U1599
C2501	A2431	U2283	U2085	C2150	U2085	C2021	U1950	G1878	A1809	U1747	A1672	C1600
U2504	G2432	G2284	U2086	U2155	U2086	U2022	A1952	C1879	A1810	C1748	G1674	A1603
G2505	A2434	A2285	C2160	G2161	U2092	U2028	A1953	C1880	G1811	A1749	C1675	C1604
U2506	G2436	G2286	C2162	U2156	G2093	G2029	G1954	C1881	U1812	U1750	A1676	C1605
C2507	U2441	A2287	G2165	G2166	A2094	A2030	U1955	C1882	U1813	G1751	A1677	C1606
G2508	C2442	G2288	U2167	U2168	A2097	G2032	G1956	U1883	A1814	U1752	A1678	C1607
G2509	C2443	U2289	G2169	A2170	U2098	A2033	U1957	G1884	A1815	A1754	A1679	A1608
C2510	G2444	A2300	A2171	U2172	C2104	U2034	C1958	C1894	G1816	A1755	U1680	A1609
U2511	U2445	A2301	A2172	A2173	U2105	G2036	G1959	G1894	U1817	G1756	G1681	A1610
C2512	G2446	C2310	A2173	G2174	U2106	C2037	A1960	C1895	U1818	U1757	G1682	C1611
A2513	U2447	A2311	A2174	U2175	G2107	G2038	C1961	G1896	U1819	U1758	U1683	C1612
C2514	A2448	U2312	U2176	A2177	G2108	U2039	C1962	A1900	U1820	A1759	G1684	A1613
A2515	U2449	C2313	A2178	U2109	A2108	A1970	U1963	C1893	A1821	C1760	C1685	A1614
C2516	A2450	U2384	U2109	U2110	A2108	G2040	G1964	C1894	A1822	C1761	C1686	C1615
U2517	A2451	G2316	U2110	U2111	U2109	G2041	U1965	C1895	G1823	A1762	U1687	A1616
A2518	C2452	U2317	U2111	U2112	U2110	U2042	G1972	G1895	U1824	U1763	U1688	C1617
U2519	A2453	G2318	G2112	C2117	U2111	A2042	G1973	C1896	G1825	C1764	A1689	A1618
C2520					U2112	A2043	C1974	G1897	U1826	U1765	A1690	G1619
									U1827	C1766	C1691	G1620
									U1828	G1766	U1692	U1621
									A1829		U1693	G1622
									C1830		G1694	G1623
									G1831		G1695	U1629



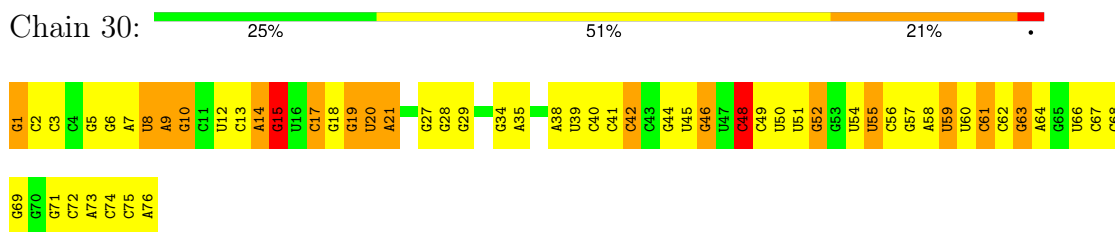
• Molecule 54: 5S ribosomal RNA



• Molecule 55: mRNA

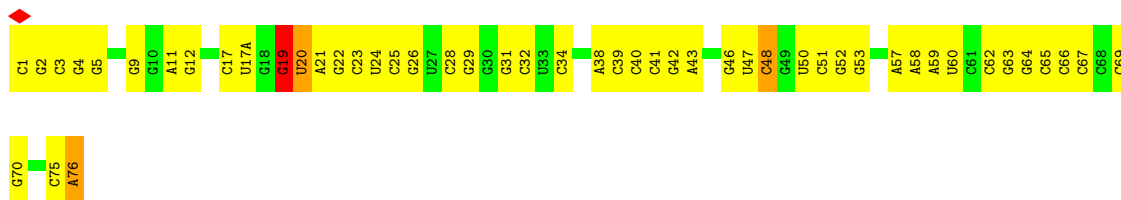


• Molecule 56: A-site tRNA^{Phe}



• Molecule 57: P-site tRNA^{fMet}

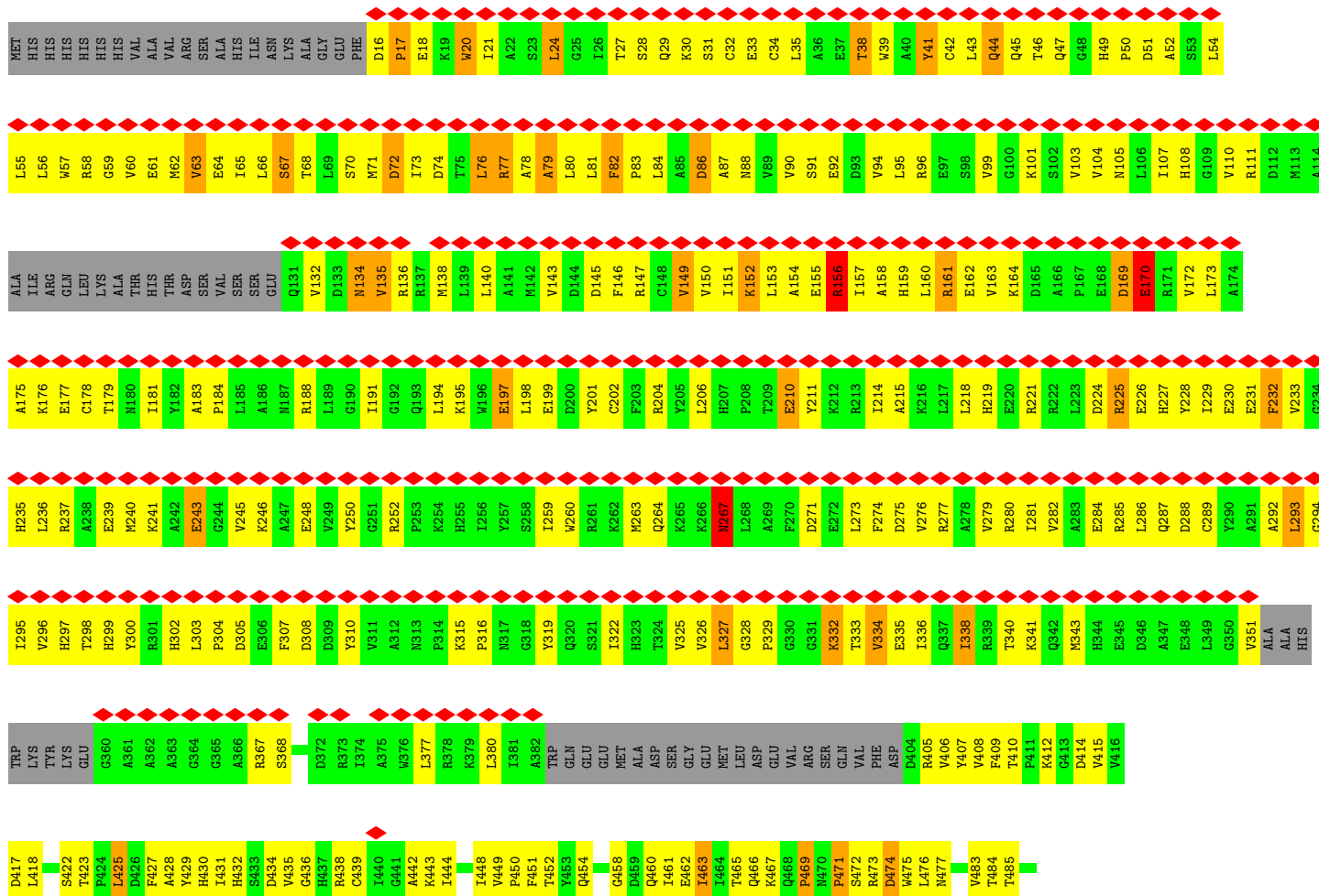


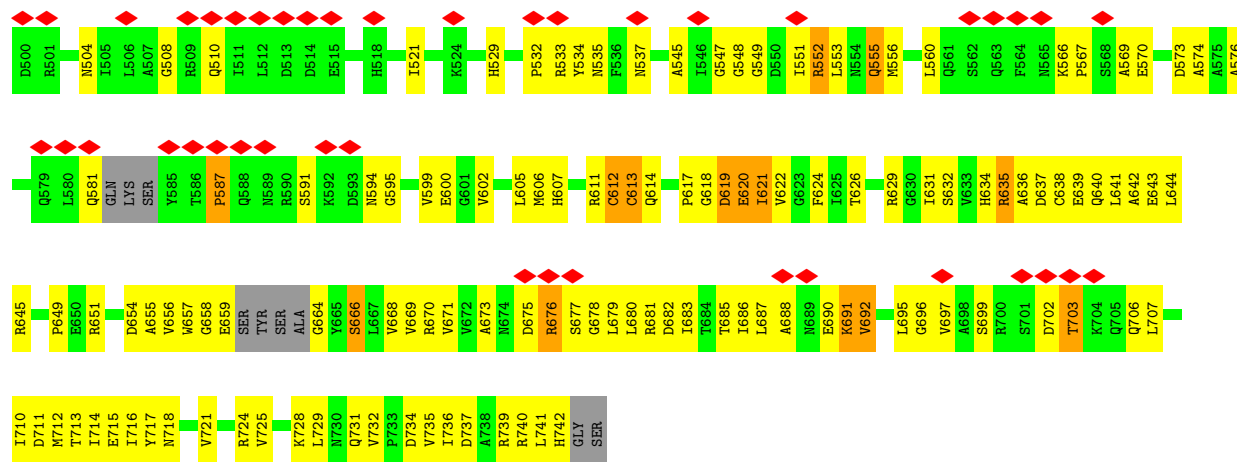


- Molecule 58: E-site tRNA^{fMet}



- Molecule 59: GTP pyrophosphokinase





4 Experimental information

Property	Value	Source
EM reconstruction method	SINGLE PARTICLE	Depositor
Imposed symmetry	POINT, Not provided	
Number of particles used	57430	Depositor
Resolution determination method	FSC 0.143 CUT-OFF	Depositor
CTF correction method	PHASE FLIPPING AND AMPLITUDE CORRECTION	Depositor
Microscope	FEI TITAN KRIOS	Depositor
Voltage (kV)	300	Depositor
Electron dose ($e^-/\text{\AA}^2$)	1.6	Depositor
Minimum defocus (nm)	500	Depositor
Maximum defocus (nm)	2200	Depositor
Magnification	30488	Depositor
Image detector	GATAN K2 SUMMIT (4k x 4k)	Depositor
Maximum map value	0.490	Depositor
Minimum map value	-0.157	Depositor
Average map value	-0.006	Depositor
Map value standard deviation	0.043	Depositor
Recommended contour level	0.1	Depositor
Map size (Å)	393.6, 393.6, 393.6	wwPDB
Map dimensions	480, 480, 480	wwPDB
Map angles (°)	90.0, 90.0, 90.0	wwPDB
Pixel spacing (Å)	0.82, 0.82, 0.82	Depositor

5 Model quality

5.1 Standard geometry

The Z score for a bond length (or angle) is the number of standard deviations the observed value is removed from the expected value. A bond length (or angle) with $|Z| > 5$ is considered an outlier worth inspection. RMSZ is the root-mean-square of all Z scores of the bond lengths (or angles).

Mol	Chain	Bond lengths		Bond angles	
		RMSZ	# Z >5	RMSZ	# Z >5
1	A	0.34	0/2121	0.70	0/2852
2	B	0.37	0/1586	0.67	0/2134
3	C	0.39	0/1571	0.71	1/2113 (0.0%)
4	D	0.36	0/1434	0.66	0/1926
5	E	0.35	0/1343	0.69	0/1816
6	F	0.44	0/1122	0.64	0/1515
7	G	0.50	0/1001	0.79	2/1350 (0.1%)
8	H	0.49	0/1046	0.69	1/1410 (0.1%)
9	I	0.33	0/1152	0.63	0/1551
10	J	0.35	0/947	0.68	0/1268
11	K	0.36	0/1054	0.71	1/1403 (0.1%)
12	L	0.35	0/1093	0.64	0/1460
13	M	0.33	0/973	0.64	0/1301
14	N	0.32	0/902	0.63	0/1209
15	O	0.34	0/929	0.73	1/1242 (0.1%)
16	P	0.37	0/960	0.57	0/1278
17	Q	0.39	0/829	0.77	1/1107 (0.1%)
18	R	0.33	0/864	0.68	0/1156
19	S	0.34	0/744	0.66	0/994
20	T	0.35	0/787	0.76	1/1051 (0.1%)
21	U	0.36	0/766	0.63	0/1025
22	V	0.37	0/582	0.62	0/769
23	W	0.37	0/635	0.70	0/848
24	X	0.36	0/510	0.62	0/677
25	Y	0.34	0/453	0.62	0/605
26	Z	0.42	0/531	0.71	1/709 (0.1%)
27	1	0.35	0/450	0.72	0/599
28	2	0.37	0/416	0.60	0/554
29	3	0.41	0/380	0.64	0/498
30	4	0.35	0/513	0.70	0/676
31	5	0.33	0/303	0.68	0/397
32	6	0.42	0/1735	0.68	1/2338 (0.0%)
33	7	0.35	0/1651	0.63	1/2225 (0.0%)
34	8	0.36	0/1665	0.64	0/2227

Mol	Chain	Bond lengths		Bond angles	
		RMSZ	# Z >5	RMSZ	# Z >5
35	9	0.35	0/1169	0.69	0/1573
36	10	0.38	0/835	0.69	0/1128
37	11	0.34	0/1195	0.65	0/1602
38	12	0.34	0/989	0.68	0/1326
39	13	0.36	0/1034	0.72	0/1375
40	14	0.38	0/796	0.72	1/1077 (0.1%)
41	15	0.36	0/885	0.75	0/1195
42	16	0.36	0/969	0.76	3/1300 (0.2%)
43	17	0.32	0/892	0.62	0/1193
44	18	0.33	0/817	0.58	0/1088
45	19	0.33	0/722	0.60	0/964
46	20	0.39	0/659	0.67	0/884
47	21	0.36	0/657	0.71	0/881
48	22	0.38	0/544	0.73	0/731
49	23	0.37	0/652	0.70	1/877 (0.1%)
50	24	0.32	0/671	0.56	0/888
51	25	0.42	0/550	0.73	1/728 (0.1%)
52	26	0.55	1/36967 (0.0%)	0.71	3/57666 (0.0%)
53	27	0.60	1/69801 (0.0%)	0.72	10/108894 (0.0%)
54	28	0.45	1/2876 (0.0%)	0.69	1/4483 (0.0%)
55	29	0.63	0/486	0.67	0/757
56	30	0.67	1/1813 (0.1%)	0.78	1/2823 (0.0%)
57	31	0.49	1/1836 (0.1%)	0.69	1/2859 (0.0%)
58	32	0.87	1/1835 (0.1%)	0.78	0/2857
59	33	0.67	6/4985 (0.1%)	1.09	37/6770 (0.5%)
All	All	0.54	12/167683 (0.0%)	0.72	70/250202 (0.0%)

Chiral center outliers are detected by calculating the chiral volume of a chiral center and verifying if the center is modelled as a planar moiety or with the opposite hand. A planarity outlier is detected by checking planarity of atoms in a peptide group, atoms in a mainchain group or atoms of a sidechain that are expected to be planar.

Mol	Chain	#Chirality outliers	#Planarity outliers
52	26	0	16
53	27	0	37
56	30	0	2
58	32	0	1
59	33	0	2
All	All	0	58

All (12) bond length outliers are listed below:

Mol	Chain	Res	Type	Atoms	Z	Observed(Å)	Ideal(Å)
59	33	156	ARG	CZ-NH2	-10.57	1.19	1.33
59	33	152	LYS	CD-CE	-7.77	1.31	1.51
59	33	17	PRO	CA-CB	-7.25	1.39	1.53
57	31	1	C	OP3-P	-6.97	1.52	1.61
56	30	1	G	OP3-P	-6.93	1.52	1.61
53	27	1	G	OP3-P	-6.90	1.52	1.61
52	26	2	A	OP3-P	-6.89	1.52	1.61
54	28	1	U	OP3-P	-6.82	1.52	1.61
58	32	1	C	OP3-P	-6.72	1.53	1.61
59	33	20	TRP	NE1-CE2	-6.56	1.29	1.37
59	33	20	TRP	CG-CD1	-6.00	1.28	1.36
59	33	20	TRP	CD2-CE2	-5.19	1.35	1.41

All (70) bond angle outliers are listed below:

Mol	Chain	Res	Type	Atoms	Z	Observed(°)	Ideal(°)
59	33	156	ARG	NE-CZ-NH1	19.92	130.26	120.30
59	33	156	ARG	NH1-CZ-NH2	-13.88	104.13	119.40
59	33	17	PRO	N-CA-CB	-11.14	89.93	103.30
59	33	17	PRO	CA-CB-CG	10.28	124.33	104.80
59	33	63	VAL	CG1-CB-CG2	-9.24	96.12	110.90
59	33	156	ARG	NE-CZ-NH2	-9.19	115.71	120.30
56	30	15	G	N9-C1'-C2'	8.98	125.67	114.00
59	33	152	LYS	CD-CE-NZ	8.56	131.38	111.70
59	33	38	THR	CA-CB-CG2	-8.37	100.69	112.40
59	33	332	LYS	CA-CB-CG	8.33	131.72	113.40
59	33	197	GLU	OE1-CD-OE2	-8.24	113.41	123.30
59	33	232	PHE	CD1-CE1-CZ	7.83	129.49	120.10
59	33	24	LEU	CB-CG-CD2	-7.69	97.93	111.00
59	33	327	LEU	CD1-CG-CD2	-7.29	88.62	110.50
53	27	2502	G	N9-C1'-C2'	7.26	123.44	114.00
59	33	152	LYS	CB-CG-CD	-7.26	92.71	111.60
52	26	89	U	N1-C1'-C2'	7.19	123.35	114.00
59	33	17	PRO	CB-CA-C	-6.89	94.78	112.00
59	33	169	ASP	CB-CG-OD1	6.59	124.23	118.30
59	33	351	VAL	CB-CA-C	6.33	123.43	111.40
59	33	86	ASP	CB-CG-OD1	-6.30	112.63	118.30
59	33	225	ARG	NE-CZ-NH2	-6.10	117.25	120.30
59	33	469	PRO	N-CA-CB	6.08	110.60	103.30
51	25	20	ARG	N-CA-C	-6.03	94.73	111.00
59	33	170	GLU	OE1-CD-OE2	6.02	130.52	123.30
59	33	76	LEU	N-CA-CB	-5.94	98.53	110.40
59	33	79	ALA	CB-CA-C	5.93	118.99	110.10

Continued on next page...

Continued from previous page...

Mol	Chain	Res	Type	Atoms	Z	Observed(°)	Ideal(°)
53	27	421	C	N1-C1'-C2'	5.92	121.70	114.00
53	27	2287	A	N9-C1'-C2'	5.89	121.66	114.00
59	33	587	PRO	N-CA-CB	5.86	110.33	103.30
59	33	149	VAL	CA-CB-CG1	-5.82	102.17	110.90
42	16	22	ALA	N-CA-C	-5.81	95.32	111.00
59	33	77	ARG	NE-CZ-NH2	5.76	123.18	120.30
40	14	38	GLY	N-CA-C	5.74	127.44	113.10
53	27	1320	C	N1-C1'-C2'	5.74	121.46	114.00
59	33	82	PHE	CB-CG-CD2	5.65	124.76	120.80
59	33	225	ARG	NE-CZ-NH1	5.49	123.05	120.30
3	C	56	GLY	N-CA-C	5.49	126.82	113.10
53	27	301	G	N9-C1'-C2'	5.45	121.09	114.00
59	33	293	LEU	CB-CG-CD1	-5.43	101.76	111.00
32	6	32	GLY	N-CA-C	-5.42	99.55	113.10
17	Q	46	GLU	N-CA-C	5.38	125.53	111.00
59	33	243	GLU	OE1-CD-OE2	5.36	129.73	123.30
20	T	96	LYS	N-CA-C	-5.35	96.55	111.00
8	H	66	PHE	N-CA-C	5.35	125.44	111.00
59	33	232	PHE	CG-CD1-CE1	-5.34	114.93	120.80
57	31	19	G	N9-C1'-C2'	5.29	120.87	114.00
49	23	4	LEU	CA-CB-CG	5.29	127.46	115.30
59	33	210	GLU	CA-CB-CG	-5.27	101.81	113.40
42	16	105	GLY	N-CA-C	-5.25	99.97	113.10
53	27	746	U	N1-C1'-C2'	5.25	120.83	114.00
52	26	1504	G	N9-C1'-C2'	5.23	120.80	114.00
59	33	67	SER	O-C-N	-5.22	114.34	122.70
26	Z	41	HIS	N-CA-C	-5.20	96.96	111.00
33	7	105	VAL	N-CA-C	-5.20	96.97	111.00
53	27	2655	G	C1'-O4'-C4'	-5.19	105.75	109.90
59	33	161	ARG	NE-CZ-NH1	5.17	122.89	120.30
7	G	118	ILE	N-CA-C	-5.15	97.09	111.00
15	O	34	GLY	N-CA-C	-5.15	100.22	113.10
52	26	572	A	N9-C1'-C2'	5.12	120.66	114.00
53	27	2134	A	O4'-C1'-N9	5.12	112.29	108.20
59	33	471	PRO	N-CA-CB	5.11	109.44	103.30
59	33	197	GLU	CG-CD-OE2	5.06	128.43	118.30
53	27	1395	A	N9-C1'-C2'	5.05	120.57	114.00
11	K	93	ASN	N-CA-C	-5.05	97.36	111.00
59	33	555	GLN	N-CA-C	-5.05	97.37	111.00
42	16	115	LYS	N-CA-C	-5.03	97.42	111.00
53	27	2529	G	N9-C1'-C2'	5.03	120.53	114.00
7	G	107	GLU	N-CA-C	-5.01	97.48	111.00

Continued on next page...

Continued from previous page...

Mol	Chain	Res	Type	Atoms	Z	Observed(°)	Ideal(°)
54	28	87	U	N1-C1'-C2'	5.00	120.51	114.00

There are no chirality outliers.

All (58) planarity outliers are listed below:

Mol	Chain	Res	Type	Group
52	26	1026	G	Sidechain
52	26	1055	A	Sidechain
52	26	1151	A	Sidechain
52	26	1167	A	Sidechain
52	26	117	G	Sidechain
52	26	1194	U	Sidechain
52	26	1299	A	Sidechain
52	26	1345	U	Sidechain
52	26	1504	G	Sidechain
52	26	159	G	Sidechain
52	26	239	U	Sidechain
52	26	266	G	Sidechain
52	26	438	U	Sidechain
52	26	529	G	Sidechain
52	26	820	U	Sidechain
52	26	898	G	Sidechain
53	27	1126	A	Sidechain
53	27	1186	G	Sidechain
53	27	1241	A	Sidechain
53	27	1251	C	Sidechain
53	27	1663	G	Sidechain
53	27	1769	U	Sidechain
53	27	1784	A	Sidechain
53	27	1802	A	Sidechain
53	27	1937	A	Sidechain
53	27	196	A	Sidechain
53	27	1961	C	Sidechain
53	27	1981	A	Sidechain
53	27	1982	U	Sidechain
53	27	1993	U	Sidechain
53	27	2139	U	Sidechain
53	27	214	G	Sidechain
53	27	2155	U	Sidechain
53	27	2187	U	Sidechain
53	27	2273	A	Sidechain
53	27	2489	U	Sidechain

Continued on next page...

Continued from previous page...

Mol	Chain	Res	Type	Group
53	27	2516	A	Sidechain
53	27	2518	A	Sidechain
53	27	2529	G	Sidechain
53	27	2532	G	Sidechain
53	27	26	G	Sidechain
53	27	2688	G	Sidechain
53	27	2692	G	Sidechain
53	27	27	G	Sidechain
53	27	446	G	Sidechain
53	27	463	G	Sidechain
53	27	488	G	Sidechain
53	27	512	G	Sidechain
53	27	562	U	Sidechain
53	27	683	U	Sidechain
53	27	734	A	Sidechain
53	27	800	A	Sidechain
53	27	975	A	Sidechain
56	30	15	G	Sidechain
56	30	48	C	Sidechain
58	32	46	A	Sidechain
59	33	156	ARG	Sidechain
59	33	41	TYR	Sidechain

5.2 Too-close contacts [i](#)

In the following table, the Non-H and H(model) columns list the number of non-hydrogen atoms and hydrogen atoms in the chain respectively. The H(added) column lists the number of hydrogen atoms added and optimized by MolProbity. The Clashes column lists the number of clashes within the asymmetric unit, whereas Symm-Clashes lists symmetry-related clashes.

Mol	Chain	Non-H	H(model)	H(added)	Clashes	Symm-Clashes
1	A	2082	0	2157	166	0
2	B	1565	0	1616	126	0
3	C	1552	0	1619	123	0
4	D	1410	0	1447	111	0
5	E	1323	0	1374	81	0
6	F	1111	0	1148	85	0
7	G	988	0	1025	114	0
8	H	1032	0	1088	101	0
9	I	1129	0	1162	73	0
10	J	938	0	1012	59	0
11	K	1045	0	1117	85	0

Continued on next page...

Continued from previous page...

Mol	Chain	Non-H	H(model)	H(added)	Clashes	Symm-Clashes
12	L	1074	0	1157	67	0
13	M	960	0	1000	65	0
14	N	892	0	923	68	0
15	O	917	0	965	75	0
16	P	947	0	1022	82	0
17	Q	816	0	839	86	0
18	R	857	0	922	47	0
19	S	738	0	807	48	0
20	T	779	0	834	50	0
21	U	753	0	780	49	0
22	V	575	0	592	35	0
23	W	625	0	655	39	0
24	X	509	0	543	33	0
25	Y	449	0	491	18	0
26	Z	522	0	521	46	0
27	1	444	0	461	39	0
28	2	409	0	440	25	0
29	3	377	0	418	35	0
30	4	504	0	574	41	0
31	5	302	0	343	33	0
32	6	1704	0	1732	105	0
33	7	1624	0	1699	111	0
34	8	1643	0	1710	145	0
35	9	1156	0	1199	122	0
36	10	817	0	808	74	0
37	11	1181	0	1240	74	0
38	12	979	0	1034	70	0
39	13	1022	0	1070	109	0
40	14	786	0	828	82	0
41	15	869	0	878	90	0
42	16	955	0	1019	97	0
43	17	883	0	944	77	0
44	18	805	0	847	104	0
45	19	714	0	737	31	0
46	20	649	0	666	70	0
47	21	648	0	691	64	0
48	22	535	0	552	51	0
49	23	637	0	665	55	0
50	24	665	0	714	60	0
51	25	544	0	579	72	0
52	26	33016	0	16617	1357	0
53	27	62322	0	31345	2394	0

Continued on next page...

Continued from previous page...

Mol	Chain	Non-H	H(model)	H(added)	Clashes	Symm-Clashes
54	28	2572	0	1302	112	0
55	29	432	0	218	15	0
56	30	1623	0	821	58	0
57	31	1644	0	836	33	0
58	32	1643	0	836	78	0
59	33	4911	0	4550	627	0
All	All	154603	0	105189	7602	0

The all-atom clashscore is defined as the number of clashes found per 1000 atoms (including hydrogen atoms). The all-atom clashscore for this structure is 29.

All (7602) close contacts within the same asymmetric unit are listed below, sorted by their clash magnitude.

Atom-1	Atom-2	Interatomic distance (Å)	Clash overlap (Å)
59:33:188:ARG:NH1	59:33:377:LEU:HA	1.23	1.40
59:33:24:LEU:HD21	59:33:70:SER:HA	1.19	1.16
59:33:17:PRO:HB3	59:33:39:TRP:NE1	1.58	1.15
34:8:84:ASN:HD22	34:8:87:GLU:HG3	0.98	1.15
59:33:188:ARG:NH1	59:33:377:LEU:CA	2.09	1.14
36:10:6:ILE:HD11	36:10:71:ILE:HD11	1.28	1.12
59:33:65:ILE:HG21	59:33:157:ILE:HD11	1.31	1.11
56:30:41:C:H2'	56:30:42:C:H5''	1.29	1.10
40:14:7:ARG:HH12	52:26:1125:U:H4'	1.17	1.09
53:27:45:G:H5''	53:27:46:G:H5'	1.14	1.08
26:Z:61:ASN:HA	26:Z:64:PHE:HB2	1.24	1.08
59:33:63:VAL:HG11	59:33:80:LEU:HG	1.34	1.08
7:G:62:ARG:HH12	53:27:1106:G:H5''	0.94	1.07
53:27:2092:U:H4'	53:27:2093:G:H5''	1.35	1.07
29:3:7:PRO:HB2	53:27:1309:G:H4'	1.37	1.06
59:33:31:SER:HB3	59:33:73:ILE:HG21	1.38	1.06
9:I:81:ILE:HG23	9:I:82:GLY:H	1.14	1.05
54:28:3:C:H2'	54:28:4:C:H5''	1.31	1.04
56:30:7:A:H3'	56:30:8:U:H5''	1.38	1.03
51:25:9:GLU:HG2	51:25:10:PRO:HD3	1.40	1.03
59:33:59:GLY:HA2	59:33:82:PHE:CE1	1.92	1.03
11:K:95:LEU:HD22	11:K:100:ILE:HD11	1.35	1.02
59:33:188:ARG:HH12	59:33:377:LEU:CA	1.71	1.02
11:K:18:ARG:HH22	53:27:1249:U:H2'	1.24	1.01
34:8:190:LEU:HD12	34:8:192:ALA:H	1.24	1.01
53:27:275:C:H2'	53:27:276:U:H4'	1.38	1.01
57:31:75:C:H3'	57:31:76:A:H5''	1.42	1.01

Continued on next page...

Continued from previous page...

Atom-1	Atom-2	Interatomic distance (Å)	Clash overlap (Å)
3:C:97:ASN:HB2	3:C:100:MET:HG2	1.43	1.01
59:33:232:PHE:CE1	59:33:329:PRO:HD2	1.97	1.00
53:27:1868:C:H3'	53:27:1869:G:H5''	1.40	1.00
23:W:17:ARG:HE	23:W:23:ALA:HB2	1.24	0.99
29:3:34:ARG:HE	29:3:39:ARG:HD2	1.22	0.99
59:33:77:ARG:HH12	59:33:103:VAL:HG21	1.24	0.99
17:Q:65:ALA:HB3	17:Q:95:ASP:HB2	1.43	0.99
3:C:127:GLU:HB2	3:C:133:LEU:HD13	1.43	0.99
48:22:11:ARG:HD3	52:26:845:A:H1'	1.44	0.99
59:33:66:LEU:HD12	59:33:79:ALA:HB2	1.44	0.98
59:33:44:GLN:HB3	59:33:45:GLN:HB2	1.46	0.98
33:7:171:ARG:HG2	33:7:173:PRO:HD3	1.47	0.97
59:33:696:GLY:HA3	59:33:713:THR:H	1.29	0.97
7:G:62:ARG:NH1	53:27:1106:G:H5''	1.78	0.97
34:8:30:LYS:HD3	52:26:429:U:H6	1.29	0.97
13:M:2:ARG:HA	13:M:5:LYS:HD3	1.47	0.96
37:11:111:GLY:HA2	37:11:118:ARG:HD3	1.47	0.96
43:17:38:ILE:HD11	43:17:51:GLN:HB3	1.47	0.96
34:8:84:ASN:ND2	34:8:87:GLU:HG3	1.80	0.96
8:H:21:PRO:HB2	8:H:22:PRO:HD3	1.47	0.95
53:27:2629:U:O2'	53:27:2630:G:H5''	1.65	0.95
58:32:69:C:H2'	58:32:70:G:H5''	1.48	0.95
53:27:1801:A:H5''	53:27:2203:U:H2'	1.49	0.95
59:33:574:ALA:HB2	59:33:680:LEU:HD21	1.46	0.95
59:33:62:MET:CE	59:33:79:ALA:HA	1.97	0.95
42:16:73:LEU:HD21	42:16:79:ILE:HG21	1.47	0.94
53:27:1304:A:H2'	53:27:1305:C:H5''	1.48	0.94
59:33:49:HIS:HB3	59:33:50:PRO:HD2	1.47	0.94
59:33:95:LEU:O	59:33:99:VAL:HG12	1.66	0.94
16:P:3:VAL:HG22	53:27:1199:U:H1'	1.49	0.94
52:26:1130:A:H61	52:26:1144:G:H1'	1.29	0.94
37:11:69:ARG:HG2	37:11:95:ARG:HG2	1.46	0.94
53:27:1936:A:H2	53:27:1943:U:H3	1.06	0.94
16:P:54:ARG:HE	53:27:1155:A:H5''	1.33	0.93
52:26:1206:G:H2'	52:26:1207:G:H5''	1.50	0.93
59:33:169:ASP:O	59:33:170:GLU:HG3	1.67	0.93
38:12:28:SER:HB3	38:12:56:PRO:HB2	1.50	0.93
6:F:76:GLU:HA	6:F:142:VAL:HG13	1.51	0.93
32:6:33:ALA:HB2	32:6:39:ILE:HG13	1.49	0.93
50:24:23:ARG:HH21	52:26:176:C:H5''	1.32	0.93
59:33:327:LEU:HA	59:33:332:LYS:HA	1.49	0.93

Continued on next page...

Continued from previous page...

Atom-1	Atom-2	Interatomic distance (Å)	Clash overlap (Å)
21:U:86:LEU:HD23	21:U:89:ILE:HD11	1.50	0.93
48:22:33:THR:HG23	48:22:35:SER:H	1.34	0.93
56:30:51:U:H2'	56:30:52:G:C8	2.04	0.92
56:30:54:U:H3'	56:30:55:U:H5''	1.51	0.92
2:B:5:VAL:H	2:B:32:ASN:HD21	1.03	0.92
34:8:146:GLU:HA	34:8:149:LYS:HB2	1.52	0.92
53:27:2443:C:H2'	53:27:2444:G:H8	1.33	0.92
9:I:80:HIS:HD1	9:I:81:ILE:HG22	1.33	0.92
54:28:65:U:H3'	54:28:108:A:H61	1.32	0.92
1:A:180:MET:HB2	1:A:268:ARG:HB3	1.52	0.91
18:R:73:LYS:HB2	18:R:106:VAL:HB	1.51	0.91
52:26:411:A:H61	52:26:430:A:H62	1.17	0.91
7:G:62:ARG:HH12	53:27:1106:G:C5'	1.83	0.90
53:27:1454:C:HO2'	53:27:1455:G:H8	1.12	0.90
59:33:38:THR:HG21	59:33:77:ARG:HB3	1.53	0.90
52:26:1412:C:H2'	52:26:1413:A:H8	1.35	0.90
53:27:807:U:H2'	53:27:808:G:H8	1.36	0.90
26:Z:42:PRO:HB2	26:Z:46:GLY:HA3	1.51	0.90
59:33:214:ILE:HD11	59:33:260:TRP:HE3	1.35	0.90
59:33:670:ARG:HB2	59:33:741:LEU:HD12	1.50	0.90
48:22:11:ARG:HG3	48:22:12:PHE:H	1.37	0.90
35:9:137:ARG:HH12	52:26:1078:U:H4'	1.34	0.90
6:F:97:ARG:HH11	6:F:112:LYS:HD2	1.37	0.90
53:27:581:C:H2'	53:27:582:A:C8	2.07	0.90
53:27:821:A:H5''	53:27:822:G:H5''	1.52	0.90
53:27:612:G:H1'	53:27:616:A:H61	1.35	0.89
53:27:2111:U:H3	53:27:2147:A:H1'	1.38	0.89
53:27:1664:A:H61	53:27:1996:C:H42	1.18	0.89
10:J:65:THR:HG22	10:J:67:LYS:H	1.36	0.89
27:1:37:HIS:HB3	27:1:43:THR:HG22	1.54	0.89
53:27:2208:C:H2'	53:27:2209:G:C8	2.08	0.89
31:5:19:ARG:HH12	31:5:26:ILE:HD11	1.38	0.89
58:32:36:U:H2'	58:32:37:A:H5'	1.54	0.89
53:27:581:C:H2'	53:27:582:A:H8	1.38	0.88
10:J:121:GLU:HG2	10:J:122:VAL:HG23	1.55	0.88
42:16:98:ARG:HH21	42:16:106:VAL:HA	1.35	0.88
52:26:1512:U:H2'	52:26:1513:A:C8	2.08	0.88
13:M:63:ARG:HA	13:M:80:PHE:HE2	1.35	0.88
7:G:118:ILE:HB	7:G:119:PRO:HD3	1.55	0.88
46:20:14:ARG:HH12	52:26:618:C:H1'	1.38	0.88
39:13:23:GLY:H	39:13:60:LEU:HA	1.39	0.88

Continued on next page...

Continued from previous page...

Atom-1	Atom-2	Interatomic distance (Å)	Clash overlap (Å)
54:28:3:C:C2'	54:28:4:C:H5''	2.03	0.88
59:33:81:LEU:HA	59:33:84:LEU:HD13	1.54	0.88
59:33:82:PHE:CG	59:33:83:PRO:HD3	2.08	0.88
3:C:143:LEU:HB3	3:C:146:VAL:HG11	1.53	0.88
14:N:49:VAL:HG21	14:N:82:ALA:HA	1.56	0.88
53:27:582:A:H2'	53:27:583:G:C8	2.09	0.88
42:16:109:ARG:NH1	52:26:537:G:H5''	1.89	0.88
59:33:676:ARG:HG3	59:33:677:SER:H	1.35	0.88
59:33:284:GLU:OE2	59:33:341:LYS:HE2	1.74	0.87
53:27:690:G:H2'	53:27:691:C:H6	1.38	0.87
59:33:24:LEU:CD2	59:33:70:SER:HA	2.02	0.87
59:33:62:MET:HE3	59:33:79:ALA:HA	1.56	0.87
35:9:83:PRO:HB3	35:9:96:GLN:HG3	1.55	0.87
53:27:2604:U:H2'	53:27:2605:U:H6	1.40	0.87
56:30:41:C:C2'	56:30:42:C:H5''	2.04	0.87
59:33:96:ARG:HG2	59:33:104:VAL:HG11	1.54	0.87
59:33:143:VAL:HG22	59:33:145:ASP:H	1.37	0.87
12:L:53:MET:HE3	12:L:63:ILE:HD13	1.55	0.87
18:R:29:VAL:HG11	18:R:55:ILE:HD11	1.55	0.87
52:26:767:A:H2'	52:26:768:A:H8	1.39	0.87
59:33:63:VAL:HG11	59:33:80:LEU:CG	2.05	0.87
53:27:2537:U:H2'	53:27:2538:C:C6	2.10	0.87
54:28:44:G:H1'	54:28:47:C:H42	1.39	0.87
59:33:20:TRP:CE2	59:33:63:VAL:HB	2.10	0.87
10:J:103:VAL:HG12	10:J:104:THR:H	1.39	0.86
29:3:34:ARG:NE	29:3:39:ARG:HD2	1.88	0.86
53:27:878:A:H3'	53:27:879:G:H8	1.40	0.86
59:33:175:ALA:HA	59:33:178:CYS:SG	2.14	0.86
52:26:695:A:H2'	52:26:696:A:C8	2.10	0.86
8:H:108:ILE:O	8:H:112:LYS:HB3	1.75	0.86
38:12:11:THR:HG21	52:26:876:C:H1'	1.56	0.86
53:27:1326:U:H2'	53:27:1327:A:H8	1.39	0.86
58:32:46:A:H2'	58:32:47:U:H5''	1.58	0.86
53:27:1779:U:H5''	53:27:1780:A:H5''	1.58	0.86
45:19:71:ARG:NH2	52:26:754:C:H5'	1.91	0.86
54:28:88:C:H5''	54:28:89:U:OP1	1.76	0.86
53:27:1434:A:H2'	53:27:1435:G:C8	2.08	0.86
59:33:91:SER:O	59:33:94:VAL:HG12	1.76	0.86
53:27:1857:G:H1'	53:27:1885:A:H61	1.39	0.86
59:33:300:TYR:CE1	59:33:329:PRO:HD3	2.10	0.86
43:17:25:GLY:H	52:26:1329:A:H5''	1.37	0.85

Continued on next page...

Continued from previous page...

Atom-1	Atom-2	Interatomic distance (Å)	Clash overlap (Å)
11:K:61:LEU:HA	30:4:26:ALA:HB2	1.58	0.85
47:21:5:ARG:NH2	52:26:128:G:H5'	1.90	0.85
8:H:73:PRO:HB2	8:H:78:LEU:HD11	1.58	0.85
13:M:55:ALA:HA	13:M:80:PHE:CE1	2.12	0.85
39:13:51:LEU:HD11	39:13:62:LEU:HD11	1.58	0.85
53:27:2508:G:H2'	53:27:2509:G:H8	1.40	0.85
59:33:74:ASP:HA	59:33:77:ARG:NH2	1.91	0.85
59:33:225:ARG:HD2	59:33:276:VAL:HG13	1.56	0.85
6:F:78:VAL:HG21	6:F:103:VAL:HG22	1.58	0.85
41:15:88:PRO:HD3	51:25:28:LEU:HD13	1.57	0.85
59:33:20:TRP:CH2	59:33:76:LEU:HB3	2.11	0.85
4:D:114:ARG:HE	43:17:70:ARG:HH21	1.25	0.85
4:D:130:GLY:HA3	53:27:2305:U:H5''	1.58	0.85
36:10:88:MET:HG2	48:22:64:LEU:HD21	1.58	0.85
59:33:17:PRO:HG3	59:33:39:TRP:CZ2	2.12	0.85
59:33:197:GLU:HG2	59:33:201:TYR:CE2	2.12	0.85
59:33:61:GLU:O	59:33:64:GLU:HG2	1.76	0.85
27:1:54:ILE:HG23	27:1:56:LYS:H	1.41	0.85
26:Z:66:ILE:HD11	44:18:38:GLU:HA	1.58	0.85
53:27:582:A:H2'	53:27:583:G:H8	1.40	0.85
59:33:293:LEU:HD12	59:33:322:ILE:HG21	1.59	0.84
52:26:1130:A:N6	52:26:1144:G:H1'	1.93	0.84
4:D:3:LEU:HA	4:D:6:TYR:HB3	1.58	0.84
52:26:1259:C:H3'	52:26:1260:G:H5''	1.58	0.84
53:27:2136:G:O6	53:27:2156:G:H1'	1.78	0.84
53:27:528:A:C2	53:27:2042:A:H2'	2.13	0.84
53:27:955:U:H5	53:27:962:G:H1	1.24	0.84
41:15:121:ARG:HH21	51:25:35:GLU:HG2	1.43	0.84
52:26:1062:U:H2'	52:26:1063:C:C6	2.12	0.84
44:18:60:ARG:HG2	52:26:981:U:H4'	1.58	0.84
52:26:628:G:H2'	52:26:629:A:H8	1.43	0.84
34:8:8:LEU:HD21	34:8:31:CYS:HB3	1.60	0.83
52:26:405:U:H3'	52:26:406:G:H5'	1.58	0.83
52:26:1144:G:H21	52:26:1146:A:H62	1.22	0.83
40:14:57:VAL:HG22	40:14:58:ASN:H	1.42	0.83
52:26:714:G:H2'	52:26:715:A:C8	2.13	0.83
52:26:628:G:H2'	52:26:629:A:C8	2.14	0.83
5:E:176:LYS:HD3	53:27:2660:A:N6	1.92	0.83
41:15:34:THR:HG22	41:15:40:ALA:HA	1.60	0.83
43:17:100:ARG:HH22	52:26:950:U:H3'	1.44	0.83
11:K:62:PRO:HD3	30:4:26:ALA:HB2	1.61	0.83

Continued on next page...

Continued from previous page...

Atom-1	Atom-2	Interatomic distance (Å)	Clash overlap (Å)
59:33:463:ILE:H	59:33:463:ILE:HD12	1.44	0.83
23:W:17:ARG:NE	23:W:23:ALA:HB2	1.94	0.83
44:18:12:ARG:HD3	44:18:58:ARG:O	1.77	0.83
53:27:1101:U:H2'	53:27:1102:C:H5'	1.59	0.82
59:33:30:LYS:O	59:33:33:GLU:HG2	1.79	0.82
8:H:109:ALA:O	8:H:113:ALA:HB3	1.78	0.82
17:Q:49:ILE:HB	17:Q:51:VAL:O	1.79	0.82
9:I:81:ILE:HG23	9:I:82:GLY:N	1.92	0.82
34:8:97:LEU:HB2	34:8:134:TYR:HB3	1.61	0.82
59:33:147:ARG:HA	59:33:150:VAL:HG12	1.60	0.82
40:14:5:ARG:HG2	40:14:79:PRO:HB3	1.61	0.82
48:22:41:SER:HB3	48:22:51:GLN:HE21	1.42	0.82
52:26:960:U:H4'	52:26:961:U:O5'	1.80	0.82
59:33:188:ARG:HH11	59:33:377:LEU:HA	1.41	0.82
53:27:1111:A:O2'	53:27:1112:G:H4'	1.79	0.82
22:V:62:LYS:HB3	22:V:79:GLU:HB3	1.62	0.82
49:23:31:ARG:HD3	59:33:602:VAL:HG21	1.61	0.82
2:B:49:GLN:NE2	2:B:79:LEU:HD13	1.95	0.82
8:H:85:ILE:HD13	8:H:137:LEU:HD21	1.62	0.82
52:26:1219:A:H2'	52:26:1220:G:H8	1.45	0.82
22:V:33:ILE:HG22	22:V:34:VAL:HG23	1.62	0.81
38:12:80:PRO:HG2	52:26:878:A:H5''	1.62	0.81
53:27:184:C:H2'	53:27:185:G:H8	1.44	0.81
53:27:2604:U:H2'	53:27:2605:U:C6	2.14	0.81
59:33:65:ILE:HG21	59:33:157:ILE:CD1	2.09	0.81
53:27:1821:A:H2'	53:27:1822:C:C6	2.15	0.81
21:U:75:GLN:HB2	21:U:92:VAL:HG23	1.61	0.81
35:9:107:GLY:HA3	52:26:9:G:H5'	1.63	0.81
52:26:392:C:H2'	52:26:393:A:H8	1.45	0.81
52:26:1171:A:H2'	52:26:1172:C:C6	2.15	0.81
52:26:1219:A:H2'	52:26:1220:G:C8	2.15	0.81
53:27:2443:C:H2'	53:27:2444:G:C8	2.13	0.81
19:S:2:ILE:HD11	53:27:144:A:H5''	1.62	0.81
40:14:62:ARG:HH12	52:26:1367:C:H5'	1.45	0.81
52:26:352:C:H4'	52:26:354:G:OP1	1.79	0.81
53:27:1300:G:H4'	53:27:1301:A:H5'	1.62	0.81
1:A:149:LYS:HD3	53:27:2204:G:H4'	1.60	0.81
59:33:43:LEU:HG	59:33:44:GLN:OE1	1.81	0.81
59:33:599:VAL:HA	59:33:655:ALA:HB2	1.61	0.81
53:27:2174:C:H2'	53:27:2175:C:H5'	1.61	0.81
59:33:58:ARG:O	59:33:61:GLU:HG2	1.81	0.81

Continued on next page...

Continued from previous page...

Atom-1	Atom-2	Interatomic distance (Å)	Clash overlap (Å)
52:26:1352:C:H2'	52:26:1353:G:C8	2.15	0.81
8:H:88:GLY:HA3	53:27:1063:G:O2'	1.81	0.80
40:14:8:ILE:HB	40:14:74:VAL:HB	1.60	0.80
53:27:807:U:H2'	53:27:808:G:C8	2.15	0.80
59:33:696:GLY:HA3	59:33:713:THR:N	1.95	0.80
8:H:55:PRO:HD3	8:H:74:PRO:HD3	1.62	0.80
53:27:2817:U:H3'	53:27:2818:U:H5''	1.61	0.80
4:D:43:ILE:HG21	4:D:78:ILE:HG22	1.64	0.80
6:F:32:PRO:HB3	23:W:38:TRP:HB2	1.61	0.80
13:M:55:ALA:HA	13:M:80:PHE:HE1	1.44	0.80
52:26:85:U:H5''	52:26:86:G:H5'	1.63	0.80
52:26:1412:C:H2'	52:26:1413:A:C8	2.16	0.80
53:27:884:U:H4'	59:33:612:CYS:SG	2.22	0.80
54:28:93:C:H2'	54:28:94:A:H8	1.46	0.80
42:16:73:LEU:HD11	42:16:103:CYS:HA	1.63	0.80
59:33:24:LEU:HD21	59:33:70:SER:CA	2.07	0.80
15:O:29:VAL:HG13	15:O:79:VAL:HG22	1.61	0.80
36:10:51:ILE:HD13	36:10:86:ARG:HH12	1.47	0.80
37:11:113:LYS:NZ	52:26:1297:G:H1'	1.96	0.80
57:31:75:C:H3'	57:31:76:A:C5'	2.11	0.80
59:33:188:ARG:HH11	59:33:377:LEU:CA	1.94	0.80
9:I:35:ARG:HA	9:I:40:HIS:HD2	1.46	0.80
53:27:2788:C:H2'	53:27:2789:C:C6	2.16	0.80
3:C:146:VAL:HG12	3:C:185:LYS:HB2	1.64	0.80
6:F:27:ARG:HE	23:W:55:MET:HE2	1.46	0.80
31:5:36:ARG:HG2	31:5:37:GLN:N	1.98	0.79
52:26:35:G:H2'	52:26:36:C:C6	2.17	0.79
52:26:56:U:H2'	52:26:57:G:H8	1.46	0.79
37:11:50:ALA:HB2	37:11:57:GLU:HG2	1.64	0.79
53:27:878:A:H3'	53:27:879:G:C8	2.16	0.79
59:33:621:ILE:HG22	59:33:635:ARG:HA	1.65	0.79
59:33:721:VAL:HG13	59:33:724:ARG:HE	1.47	0.79
41:15:87:GLY:N	41:15:113:THR:HG22	1.98	0.79
52:26:1206:G:C2'	52:26:1207:G:H5''	2.11	0.79
53:27:1503:A:H3'	53:27:1504:A:H5''	1.63	0.79
11:K:57:LEU:HB2	11:K:60:ARG:HH11	1.45	0.79
17:Q:6:GLN:HE21	17:Q:9:GLY:HA2	1.47	0.79
53:27:851:C:H2'	53:27:852:U:C6	2.17	0.79
59:33:45:GLN:HG2	59:33:46:THR:HG23	1.63	0.79
51:25:36:PHE:HB2	51:25:39:LYS:HB3	1.64	0.79
53:27:1293:C:H2'	53:27:1294:U:H5''	1.64	0.79

Continued on next page...

Continued from previous page...

Atom-1	Atom-2	Interatomic distance (Å)	Clash overlap (Å)
53:27:2060:A:H3'	53:27:2060:A:N3	1.97	0.79
53:27:2188:U:H2'	53:27:2189:U:O4'	1.82	0.79
50:24:55:PRO:HG2	50:24:56:ILE:HD12	1.65	0.79
52:26:835:U:H2'	52:26:836:G:H5''	1.62	0.79
53:27:1061:U:H5'	53:27:1070:A:H1'	1.62	0.79
53:27:848:C:H2'	53:27:849:A:H8	1.48	0.78
59:33:17:PRO:HG3	59:33:39:TRP:HZ2	1.46	0.78
40:14:36:VAL:HG22	40:14:38:GLY:H	1.48	0.78
52:26:673:A:H2'	52:26:674:G:C8	2.18	0.78
52:26:1170:A:H2'	52:26:1171:A:O4'	1.83	0.78
59:33:159:HIS:O	59:33:163:VAL:HB	1.83	0.78
13:M:30:ARG:HH11	13:M:75:ILE:HD11	1.47	0.78
53:27:2292:U:H2'	53:27:2293:G:H8	1.48	0.78
16:P:27:ARG:HH12	53:27:532:A:H5''	1.46	0.78
46:20:67:ILE:HD12	46:20:67:ILE:H	1.48	0.78
53:27:2296:U:H5''	53:27:2297:A:OP1	1.83	0.78
54:28:95:U:H2'	54:28:96:G:C8	2.18	0.78
48:22:17:VAL:HG12	48:22:18:GLN:HG3	1.64	0.78
1:A:77:VAL:HG21	1:A:109:LEU:HD11	1.65	0.78
1:A:209:ALA:HA	1:A:212:TRP:CE2	2.19	0.78
12:L:45:GLN:NE2	53:27:2485:G:H5''	1.98	0.78
46:20:6:LEU:HD22	46:20:17:TYR:HB3	1.64	0.78
47:21:5:ARG:HH22	52:26:128:G:H5'	1.48	0.78
12:L:33:LEU:HD11	12:L:121:ALA:HB2	1.66	0.78
13:M:96:ARG:HH22	13:M:116:VAL:HG13	1.49	0.78
19:S:8:LEU:HD22	24:X:22:LEU:HA	1.65	0.78
41:15:33:ILE:HG22	41:15:41:LEU:HD12	1.65	0.78
41:15:126:ARG:NH2	52:26:692:U:H5''	1.98	0.78
59:33:293:LEU:HD11	59:33:307:PHE:HE2	1.49	0.78
20:T:27:VAL:HA	20:T:33:VAL:HG12	1.64	0.78
28:2:46:VAL:HG12	28:2:47:ILE:H	1.48	0.78
50:24:28:ARG:O	50:24:32:LYS:HG2	1.83	0.78
53:27:546:U:H2'	53:27:547:A:C8	2.19	0.78
59:33:59:GLY:HA2	59:33:82:PHE:CZ	2.18	0.78
7:G:3:LEU:HD12	7:G:5:LEU:H	1.49	0.78
9:I:81:ILE:CG2	9:I:82:GLY:H	1.96	0.78
35:9:63:MET:HB3	35:9:67:ARG:HH12	1.48	0.78
38:12:28:SER:HB2	38:12:58:LEU:HB2	1.66	0.78
39:13:91:GLU:HA	39:13:94:ARG:HB2	1.64	0.78
53:27:193:U:H2'	53:27:194:G:H8	1.47	0.78
20:T:45:GLN:O	53:27:483:A:H4'	1.83	0.78

Continued on next page...

Continued from previous page...

Atom-1	Atom-2	Interatomic distance (Å)	Clash overlap (Å)
41:15:84:MET:HG2	41:15:110:THR:HB	1.65	0.78
44:18:66:THR:HB	52:26:1202:U:O2'	1.84	0.78
52:26:112:G:H21	52:26:354:G:H5'	1.49	0.78
52:26:1088:G:H21	52:26:1167:A:H61	1.30	0.78
59:33:43:LEU:HA	59:33:56:LEU:HD12	1.65	0.78
59:33:293:LEU:HD11	59:33:307:PHE:CE2	2.19	0.78
9:I:65:THR:HG22	9:I:66:GLY:H	1.48	0.77
31:5:33:HIS:O	31:5:35:GLN:HG3	1.84	0.77
52:26:549:C:H2'	52:26:550:G:H5''	1.65	0.77
53:27:1434:A:H2'	53:27:1435:G:H8	1.49	0.77
56:30:7:A:H3'	56:30:8:U:C5'	2.12	0.77
59:33:59:GLY:HA2	59:33:82:PHE:HE1	1.45	0.77
46:20:10:GLY:HA2	52:26:624:C:H4'	1.66	0.77
43:17:100:ARG:NH2	52:26:950:U:H3'	1.99	0.77
53:27:1341:G:H2'	53:27:1397:U:O2	1.84	0.77
58:32:38:A:H2'	58:32:39:C:O4'	1.84	0.77
52:26:151:A:H2'	52:26:152:A:O4'	1.85	0.77
53:27:215:G:H4'	53:27:216:A:H4'	1.66	0.77
53:27:1096:A:H3'	53:27:1097:U:H5''	1.63	0.77
53:27:1584:U:H2'	53:27:1585:C:H5'	1.66	0.77
3:C:105:LEU:HD23	3:C:108:ILE:HD12	1.67	0.77
35:9:22:LYS:HB3	35:9:29:ILE:HG22	1.65	0.77
52:26:830:G:H2'	52:26:831:A:H8	1.49	0.77
53:27:580:U:H2'	53:27:581:C:C6	2.20	0.77
58:32:69:C:C2'	58:32:70:G:H5''	2.13	0.77
6:F:9:VAL:HB	6:F:13:GLY:HA2	1.67	0.77
52:26:1397:C:N4	55:29:22:A:H2'	1.99	0.77
53:27:2114:A:H3'	53:27:2115:G:H5''	1.66	0.77
59:33:77:ARG:NH1	59:33:103:VAL:HG21	1.98	0.77
2:B:5:VAL:H	2:B:32:ASN:ND2	1.81	0.77
6:F:26:ALA:HA	6:F:30:LEU:HB2	1.67	0.77
9:I:140:LEU:HD23	9:I:141:ASP:N	2.00	0.77
18:R:83:LYS:HD3	18:R:95:ARG:HH12	1.49	0.77
32:6:156:LEU:HD11	32:6:178:LEU:HD13	1.66	0.77
50:24:73:ARG:HH22	52:26:263:A:P	2.08	0.77
54:28:44:G:H1'	54:28:47:C:N4	1.99	0.77
58:32:65:C:H2'	58:32:66:C:C6	2.19	0.77
59:33:63:VAL:HG12	59:33:79:ALA:HB3	1.67	0.77
2:B:148:GLN:HB2	2:B:152:PRO:HG2	1.64	0.77
41:15:23:HIS:HB3	41:15:30:ILE:HB	1.65	0.77
52:26:1305:G:HO2'	52:26:1306:A:H8	1.31	0.77

Continued on next page...

Continued from previous page...

Atom-1	Atom-2	Interatomic distance (Å)	Clash overlap (Å)
53:27:1304:A:C2'	53:27:1305:C:H5''	2.14	0.77
59:33:17:PRO:HB3	59:33:39:TRP:CE2	2.20	0.77
7:G:11:ILE:HD12	7:G:66:GLY:HA3	1.65	0.77
34:8:205:LYS:HA	52:26:8:A:N7	2.00	0.77
39:13:33:SER:HB3	39:13:36:GLN:HG2	1.66	0.77
53:27:779:U:H2'	53:27:780:G:C8	2.20	0.77
39:13:123:ARG:HD3	39:13:124:PRO:HD2	1.67	0.76
52:26:70:U:H5''	52:26:71:A:OP1	1.83	0.76
52:26:212:G:H2'	52:26:213:G:H8	1.50	0.76
59:33:327:LEU:HD23	59:33:332:LYS:CB	2.15	0.76
39:13:123:ARG:HB3	52:26:1343:G:H4'	1.67	0.76
41:15:126:ARG:HH21	52:26:692:U:H5''	1.48	0.76
44:18:100:TRP:HZ2	52:26:1368:A:H5''	1.50	0.76
45:19:69:LEU:HD11	45:19:76:ARG:HD2	1.67	0.76
50:24:9:ARG:HG2	52:26:108:G:N1	2.00	0.76
53:27:2065:C:H2'	53:27:2066:C:C6	2.20	0.76
59:33:101:LYS:HE3	59:33:105:ASN:HD21	1.51	0.76
8:H:60:VAL:HA	8:H:66:PHE:HB3	1.66	0.76
34:8:131:ILE:HD12	34:8:134:TYR:HB2	1.64	0.76
35:9:137:ARG:NH1	52:26:1078:U:H4'	2.00	0.76
44:18:92:ILE:H	44:18:92:ILE:HD12	1.50	0.76
53:27:184:C:H2'	53:27:185:G:C8	2.19	0.76
53:27:283:G:H3'	53:27:284:U:H5''	1.68	0.76
59:33:57:TRP:O	59:33:60:VAL:HG22	1.84	0.76
59:33:315:LYS:HB3	59:33:316:PRO:HD2	1.67	0.76
7:G:114:GLU:HG3	7:G:115:GLY:H	1.50	0.76
41:15:17:ASP:HB2	41:15:36:ARG:HH22	1.51	0.76
52:26:884:U:H4'	52:26:885:G:H5''	1.68	0.76
59:33:292:ALA:O	59:33:296:VAL:HG13	1.84	0.76
8:H:72:THR:HG21	8:H:112:LYS:HA	1.68	0.76
12:L:42:THR:HA	12:L:93:VAL:HG12	1.66	0.76
37:11:142:ARG:HD2	58:32:41:C:O2'	1.85	0.76
52:26:516:U:H5	52:26:533:A:H62	1.34	0.76
52:26:1305:G:H22	52:26:1331:G:H2'	1.50	0.76
11:K:93:ASN:O	11:K:95:LEU:N	2.18	0.76
36:10:42:TRP:HB2	36:10:59:TYR:HB2	1.67	0.76
40:14:7:ARG:NH1	52:26:1125:U:H4'	1.96	0.76
53:27:612:G:H1'	53:27:616:A:N6	2.00	0.76
1:A:16:VAL:HB	1:A:203:VAL:HG22	1.66	0.76
2:B:118:PHE:HB2	53:27:2823:A:OP1	1.86	0.76
12:L:33:LEU:HD12	12:L:117:PHE:HB3	1.68	0.76

Continued on next page...

Continued from previous page...

Atom-1	Atom-2	Interatomic distance (Å)	Clash overlap (Å)
59:33:65:ILE:HG12	59:33:161:ARG:NH2	2.00	0.76
53:27:598:U:H2'	53:27:599:A:C8	2.20	0.76
53:27:1141:U:H4'	53:27:1142:A:O4'	1.86	0.76
53:27:1857:G:H1'	53:27:1885:A:N6	2.01	0.76
12:L:12:MET:HA	53:27:910:A:H62	1.50	0.76
34:8:30:LYS:HD3	52:26:429:U:C6	2.19	0.76
52:26:473:U:H2'	52:26:474:G:C8	2.21	0.76
52:26:767:A:H2'	52:26:768:A:C8	2.20	0.76
39:13:4:GLN:HE22	52:26:1131:G:H5'	1.50	0.76
59:33:99:VAL:HG13	59:33:103:VAL:HB	1.67	0.76
52:26:664:G:H22	52:26:741:G:H1	1.33	0.75
38:12:85:TYR:CE1	38:12:123:GLU:HB2	2.21	0.75
53:27:2329:U:H2'	53:27:2330:G:C8	2.20	0.75
59:33:279:VAL:CG1	59:33:336:ILE:HG12	2.17	0.75
59:33:368:SER:HA	59:33:409:PHE:CE2	2.21	0.75
6:F:44:ILE:O	6:F:48:GLU:HG3	1.86	0.75
17:Q:40:MET:HG3	17:Q:48:LYS:HA	1.67	0.75
21:U:30:ILE:HG13	21:U:40:ILE:HG13	1.69	0.75
44:18:5:MET:HB3	44:18:62:ARG:NH2	2.01	0.75
52:26:20:U:H2'	52:26:21:G:O4'	1.85	0.75
52:26:32:A:H2'	52:26:33:A:C8	2.21	0.75
52:26:114:U:H2'	52:26:115:G:C8	2.21	0.75
58:32:59:A:H5''	58:32:60:U:C5	2.22	0.75
7:G:67:THR:HG21	7:G:74:ASP:HB2	1.68	0.75
11:K:62:PRO:HB2	30:4:29:ARG:HH11	1.50	0.75
53:27:1181:U:H2'	53:27:1182:G:C8	2.22	0.75
59:33:226:GLU:O	59:33:229:ILE:HG12	1.87	0.75
35:9:149:PRO:O	35:9:152:VAL:HG22	1.87	0.75
48:22:70:THR:HG23	48:22:71:ASP:H	1.52	0.75
53:27:1550:C:H2'	53:27:1551:A:C8	2.21	0.75
53:27:2816:G:H2'	53:27:2817:U:C6	2.22	0.75
59:33:20:TRP:CD1	59:33:64:GLU:HA	2.20	0.75
59:33:183:ALA:HB3	59:33:184:PRO:HD3	1.68	0.75
33:7:64:ARG:HG2	33:7:99:GLN:HB2	1.68	0.75
35:9:105:ILE:HD11	35:9:123:LEU:HA	1.66	0.75
46:20:46:LYS:HG3	46:20:48:GLU:H	1.52	0.75
52:26:1432:G:H1'	52:26:1468:A:N6	2.02	0.75
53:27:310:A:C2'	53:27:311:A:H5''	2.17	0.75
53:27:2486:C:H2'	53:27:2487:G:H5''	1.69	0.75
59:33:634:HIS:HB3	59:33:641:LEU:HD22	1.69	0.75
9:I:35:ARG:HA	9:I:40:HIS:CD2	2.22	0.75

Continued on next page...

Continued from previous page...

Atom-1	Atom-2	Interatomic distance (Å)	Clash overlap (Å)
22:V:39:THR:H	53:27:2331:G:H4'	1.51	0.75
2:B:48:ILE:HG12	2:B:84:LEU:HD11	1.68	0.75
9:I:80:HIS:ND1	9:I:81:ILE:HG22	2.02	0.75
52:26:1513:A:H2'	52:26:1514:G:H8	1.51	0.75
34:8:120:LYS:HE3	52:26:439:U:H4'	1.69	0.74
38:12:77:VAL:HG12	38:12:84:ILE:HD12	1.68	0.74
53:27:2230:G:H2'	53:27:2231:U:C6	2.22	0.74
53:27:2498:C:O2'	53:27:2499:C:H5'	1.87	0.74
59:33:232:PHE:HE1	59:33:329:PRO:HD2	1.46	0.74
33:7:84:GLU:HA	33:7:87:ARG:HG2	1.68	0.74
53:27:690:G:H2'	53:27:691:C:C6	2.22	0.74
53:27:2591:C:H2'	53:27:2592:G:H8	1.52	0.74
29:3:24:THR:HG23	29:3:27:GLY:H	1.52	0.74
38:12:9:MET:HB2	38:12:26:MET:SD	2.27	0.74
40:14:89:ARG:HH12	40:14:90:LEU:HD12	1.52	0.74
52:26:50:A:H4'	52:26:51:A:H5'	1.67	0.74
52:26:337:G:H2'	52:26:338:A:C8	2.23	0.74
53:27:2287:A:O2'	53:27:2288:A:H2'	1.86	0.74
53:27:2328:A:H2'	53:27:2329:U:C6	2.21	0.74
59:33:20:TRP:CZ2	59:33:63:VAL:HB	2.22	0.74
59:33:188:ARG:HH12	59:33:377:LEU:HA	0.81	0.74
10:J:21:CYS:HA	10:J:41:ILE:HG22	1.69	0.74
41:15:87:GLY:H	41:15:113:THR:HG22	1.48	0.74
52:26:473:U:H2'	52:26:474:G:H8	1.51	0.74
53:27:2340:A:H5'	54:28:41:G:H21	1.53	0.74
53:27:2646:C:H2'	53:27:2647:U:O4'	1.88	0.74
59:33:20:TRP:HD1	59:33:64:GLU:HA	1.52	0.74
59:33:96:ARG:HE	59:33:104:VAL:HG21	1.52	0.74
16:P:35:PHE:CZ	16:P:39:ILE:HD11	2.23	0.74
46:20:61:VAL:HG22	46:20:67:ILE:HD11	1.67	0.74
54:28:104:A:H2'	54:28:105:G:O4'	1.88	0.74
59:33:62:MET:HE2	59:33:82:PHE:CD1	2.22	0.74
33:7:122:GLN:HB3	33:7:127:VAL:HG11	1.70	0.74
34:8:36:ALA:HA	34:8:41:GLY:HA3	1.67	0.74
37:11:113:LYS:HZ1	52:26:1297:G:H1'	1.50	0.74
39:13:14:SER:HB2	39:13:69:GLY:HA3	1.68	0.74
39:13:113:LYS:HG3	39:13:119:LYS:HA	1.70	0.74
40:14:28:THR:HG22	40:14:86:ALA:HB1	1.69	0.74
53:27:1331:G:O2'	53:27:1332:G:H5''	1.88	0.74
59:33:43:LEU:HG	59:33:44:GLN:CD	2.07	0.74
4:D:92:GLY:O	4:D:95:MET:HG2	1.87	0.74

Continued on next page...

Continued from previous page...

Atom-1	Atom-2	Interatomic distance (Å)	Clash overlap (Å)
6:F:40:THR:HB	6:F:43:ASN:HD22	1.52	0.74
56:30:58:A:H1'	56:30:60:U:OP2	1.86	0.74
5:E:9:VAL:HA	5:E:48:THR:HA	1.68	0.74
40:14:30:LYS:HG3	40:14:34:ALA:HA	1.70	0.74
44:18:2:LYS:HG2	52:26:1048:G:H5''	1.70	0.74
52:26:1010:U:H2'	52:26:1011:C:H6	1.51	0.74
27:1:3:GLN:HE22	27:1:6:LYS:HA	1.52	0.74
42:16:20:VAL:HG21	52:26:553:A:H5''	1.69	0.74
52:26:1513:A:H2'	52:26:1514:G:C8	2.23	0.74
53:27:12:U:H2'	53:27:13:A:H5'	1.69	0.74
53:27:2591:C:H2'	53:27:2592:G:C8	2.22	0.74
59:33:66:LEU:CD1	59:33:79:ALA:HB2	2.17	0.74
29:3:13:ASN:O	29:3:17:GLY:N	2.20	0.73
53:27:45:G:C5'	53:27:46:G:H5'	2.08	0.73
53:27:1363:C:H2'	53:27:1364:G:H8	1.51	0.73
7:G:126:LEU:HD13	7:G:129:LEU:HD21	1.70	0.73
44:18:20:PHE:HE1	44:18:47:LEU:HD11	1.52	0.73
53:27:1102:C:H2'	53:27:1103:A:C8	2.23	0.73
53:27:1441:G:H2'	53:27:1442:U:C6	2.23	0.73
53:27:1957:C:H2'	53:27:1958:C:C6	2.23	0.73
53:27:2043:C:H1'	53:27:2779:U:O4	1.88	0.73
59:33:17:PRO:HB3	59:33:39:TRP:CD1	2.22	0.73
59:33:27:THR:HG23	59:33:28:SER:H	1.52	0.73
1:A:144:GLU:HA	1:A:151:GLY:HA2	1.70	0.73
16:P:20:ALA:HA	16:P:23:TYR:CE2	2.24	0.73
40:14:66:GLU:HB3	44:18:98:ALA:HB2	1.70	0.73
51:25:13:VAL:HG13	51:25:15:LEU:HG	1.71	0.73
53:27:1565:C:O2'	53:27:1566:A:H2'	1.87	0.73
34:8:28:ASP:HB2	34:8:31:CYS:SG	2.28	0.73
59:33:31:SER:HB3	59:33:73:ILE:CG2	2.17	0.73
59:33:153:LEU:O	59:33:157:ILE:HG23	1.88	0.73
6:F:57:LYS:N	6:F:57:LYS:HD2	2.04	0.73
41:15:100:ASN:HB2	41:15:106:ILE:HD11	1.70	0.73
52:26:909:A:H2'	52:26:910:C:O4'	1.87	0.73
53:27:742:A:H2'	53:27:743:A:C8	2.23	0.73
12:L:45:GLN:HE21	53:27:2485:G:H5''	1.54	0.73
34:8:94:GLU:HA	34:8:99:ASN:ND2	2.04	0.73
45:19:87:ARG:HG3	45:19:88:ARG:H	1.54	0.73
52:26:477:C:H2'	52:26:478:A:C8	2.24	0.73
52:26:1409:C:H2'	52:26:1410:A:H8	1.54	0.73
59:33:225:ARG:CD	59:33:276:VAL:HG13	2.19	0.73

Continued on next page...

Continued from previous page...

Atom-1	Atom-2	Interatomic distance (Å)	Clash overlap (Å)
51:25:17:ARG:C	51:25:19:LYS:H	1.92	0.73
53:27:488:G:N2	53:27:491:G:H5''	2.02	0.73
53:27:1252:G:O2'	53:27:1253:A:H5''	1.87	0.73
53:27:1320:C:O2'	53:27:1321:A:H5''	1.88	0.73
53:27:2807:U:H3'	53:27:2808:G:H5''	1.69	0.73
6:F:112:LYS:HE2	53:27:2220:U:H5''	1.71	0.73
52:26:219:U:H2'	52:26:220:G:H8	1.54	0.73
53:27:208:C:H2'	53:27:209:C:H6	1.52	0.73
53:27:1370:C:H2'	53:27:1371:G:O4'	1.89	0.73
53:27:2073:C:H2'	53:27:2074:U:H6	1.51	0.73
53:27:2620:C:H2'	53:27:2621:G:H5''	1.71	0.73
56:30:19:G:N3	56:30:57:G:H1'	2.04	0.73
5:E:96:ALA:HB3	5:E:103:ASN:HB3	1.70	0.73
36:10:51:ILE:HD13	36:10:86:ARG:NH1	2.03	0.73
53:27:799:G:H5''	53:27:800:A:H2'	1.70	0.73
56:30:54:U:H3'	56:30:55:U:C5'	2.17	0.73
59:33:96:ARG:HG2	59:33:104:VAL:CG1	2.18	0.73
59:33:160:LEU:HD12	59:33:198:LEU:CD2	2.18	0.73
20:T:92:VAL:HG11	20:T:101:THR:HG23	1.68	0.73
52:26:216:U:H2'	52:26:217:C:C6	2.23	0.73
53:27:198:C:O2'	53:27:199:A:H5'	1.89	0.73
53:27:634:C:H2'	53:27:635:C:C6	2.24	0.73
53:27:833:A:H2'	53:27:834:G:C8	2.24	0.73
14:N:33:ARG:O	14:N:34:HIS:HB2	1.89	0.72
53:27:882:G:H3'	53:27:883:G:H5''	1.71	0.72
10:J:58:LEU:HD11	10:J:86:LEU:HD22	1.71	0.72
20:T:65:GLN:HE21	53:27:328:U:H4'	1.52	0.72
36:10:90:MET:HG2	36:10:91:ARG:H	1.52	0.72
52:26:359:G:H5''	59:33:451:PHE:CD2	2.24	0.72
52:26:440:C:H2'	52:26:441:A:H5''	1.69	0.72
53:27:796:C:H2'	53:27:797:G:C8	2.25	0.72
59:33:160:LEU:HD12	59:33:198:LEU:HD22	1.69	0.72
59:33:279:VAL:HG11	59:33:336:ILE:HG12	1.70	0.72
1:A:74:PRO:HG3	1:A:116:GLN:HE22	1.54	0.72
10:J:98:ARG:C	10:J:99:ILE:HD12	2.09	0.72
37:11:11:ILE:HD11	37:11:20:GLU:HB2	1.70	0.72
42:16:78:VAL:HG12	42:16:101:LEU:HD23	1.70	0.72
52:26:714:G:H2'	52:26:715:A:H8	1.54	0.72
53:27:1721:G:H2'	53:27:1738:G:H22	1.53	0.72
15:O:47:ILE:HA	15:O:96:LEU:HD12	1.70	0.72
52:26:56:U:H2'	52:26:57:G:C8	2.23	0.72

Continued on next page...

Continued from previous page...

Atom-1	Atom-2	Interatomic distance (Å)	Clash overlap (Å)
52:26:1010:U:H2'	52:26:1011:C:C6	2.24	0.72
11:K:57:LEU:HB2	11:K:60:ARG:NH1	2.04	0.72
32:6:185:ILE:HG22	32:6:199:ILE:HB	1.71	0.72
48:22:11:ARG:HD3	52:26:845:A:C1'	2.19	0.72
52:26:413:G:H1'	52:26:428:G:N2	2.03	0.72
53:27:1258:U:H2'	53:27:1259:G:C8	2.24	0.72
53:27:1636:U:H2'	53:27:1637:A:H8	1.55	0.72
7:G:94:ARG:HH21	7:G:131:THR:HG22	1.55	0.72
27:1:3:GLN:HA	53:27:2615:U:C2	2.25	0.72
34:8:94:GLU:HG2	34:8:185:PRO:HG2	1.71	0.72
42:16:113:ARG:HE	42:16:120:ARG:HA	1.52	0.72
52:26:106:C:H2'	52:26:107:G:H8	1.54	0.72
53:27:1807:G:H2'	53:27:1808:A:H5'	1.70	0.72
59:33:66:LEU:HD12	59:33:79:ALA:CB	2.19	0.72
4:D:122:ASP:OD2	4:D:126:ASN:HB2	1.89	0.72
17:Q:14:VAL:HG23	17:Q:98:ILE:HG13	1.71	0.72
49:23:5:LYS:HG3	49:23:6:LYS:HG2	1.71	0.72
52:26:632:U:H3'	52:26:633:G:H5'	1.71	0.72
53:27:1403:A:H2'	53:27:1404:C:C6	2.24	0.72
2:B:4:LEU:HD23	2:B:29:VAL:HG11	1.69	0.72
13:M:63:ARG:HA	13:M:80:PHE:CE2	2.23	0.72
24:X:39:GLN:HE21	24:X:42:LEU:HD11	1.55	0.72
50:24:23:ARG:HH21	52:26:176:C:C5'	2.03	0.72
56:30:66:U:H2'	56:30:67:C:C6	2.24	0.72
52:26:751:U:H2'	52:26:752:G:O4'	1.90	0.72
53:27:1021:A:C8	53:27:1023:U:H1'	2.24	0.72
59:33:31:SER:CB	59:33:73:ILE:HG21	2.16	0.72
59:33:686:ILE:O	59:33:690:GLU:HB2	1.90	0.72
1:A:149:LYS:CD	53:27:2204:G:H4'	2.19	0.72
6:F:133:GLN:HE21	6:F:136:SER:HA	1.55	0.72
59:33:241:LYS:HD3	59:33:246:LYS:NZ	2.04	0.72
8:H:102:ARG:O	8:H:106:GLN:HG3	1.90	0.71
11:K:62:PRO:HD3	30:4:26:ALA:CB	2.19	0.71
33:7:13:ILE:HG22	33:7:14:VAL:HG23	1.70	0.71
51:25:65:ARG:O	51:25:66:ARG:HB2	1.90	0.71
59:33:54:LEU:HB2	59:33:57:TRP:CD1	2.25	0.71
59:33:293:LEU:O	59:33:296:VAL:HG22	1.90	0.71
12:L:30:SER:H	12:L:106:ASP:HB3	1.55	0.71
48:22:59:LYS:HD3	52:26:735:C:H5'	1.72	0.71
7:G:32:GLY:O	53:27:1055:G:H5'	1.89	0.71
27:1:3:GLN:NE2	27:1:6:LYS:HA	2.04	0.71

Continued on next page...

Continued from previous page...

Atom-1	Atom-2	Interatomic distance (Å)	Clash overlap (Å)
34:8:141:VAL:HA	34:8:180:THR:HA	1.71	0.71
36:10:10:VAL:HB	36:10:58:HIS:HB3	1.72	0.71
51:25:64:ALA:O	51:25:66:ARG:N	2.23	0.71
52:26:576:C:OP2	52:26:577:G:H5''	1.90	0.71
38:12:106:SER:HA	52:26:642:A:N7	2.06	0.71
52:26:75:G:H2'	52:26:76:G:C8	2.26	0.71
53:27:1066:U:H1'	53:27:1073:A:H61	1.55	0.71
53:27:1406:U:H2'	53:27:1407:G:H5''	1.72	0.71
53:27:2467:C:H2'	53:27:2468:A:O4'	1.91	0.71
54:28:115:A:H2'	54:28:116:G:C8	2.25	0.71
6:F:64:ALA:O	6:F:68:ARG:HG3	1.90	0.71
7:G:41:LEU:HB2	53:27:1082:U:O2'	1.90	0.71
13:M:90:ARG:NH2	53:27:2881:U:H5'	2.06	0.71
31:5:19:ARG:NH1	31:5:26:ILE:HD11	2.06	0.71
42:16:71:HIS:HA	42:16:98:ARG:HH12	1.55	0.71
52:26:484:G:H4'	52:26:485:U:C5'	2.19	0.71
53:27:1537:G:C6	53:27:1538:G:H1'	2.26	0.71
32:6:160:LEU:HB3	32:6:182:VAL:HG12	1.71	0.71
45:19:44:GLU:HG3	45:19:45:HIS:ND1	2.05	0.71
50:24:41:GLY:HA2	50:24:85:LEU:HD11	1.72	0.71
52:26:360:G:OP1	59:33:472:SER:HA	1.91	0.71
52:26:762:U:H2'	52:26:763:G:H8	1.54	0.71
52:26:1162:C:H2'	52:26:1163:A:H8	1.56	0.71
52:26:1402:C:H2'	52:26:1403:C:O4'	1.90	0.71
53:27:45:G:H5''	53:27:46:G:C5'	2.09	0.71
53:27:971:G:H2'	53:27:972:A:O4'	1.91	0.71
53:27:2019:A:H2	53:27:2035:G:H22	1.36	0.71
53:27:2144:G:H4'	53:27:2145:C:C5	2.25	0.71
53:27:2208:C:H2'	53:27:2209:G:H8	1.55	0.71
3:C:155:GLU:O	3:C:159:LEU:HG	1.90	0.71
30:4:61:LEU:HD13	30:4:64:ALA:HB3	1.73	0.71
52:26:1318:A:H2'	52:26:1319:A:H5'	1.71	0.71
53:27:1664:A:H61	53:27:1996:C:N4	1.89	0.71
53:27:2065:C:H2'	53:27:2066:C:H6	1.54	0.71
53:27:2710:C:H2'	53:27:2711:A:H8	1.56	0.71
59:33:20:TRP:HH2	59:33:76:LEU:HB3	1.50	0.71
59:33:88:ASN:HD22	59:33:90:VAL:HG13	1.54	0.71
59:33:327:LEU:HD23	59:33:332:LYS:CA	2.20	0.71
52:26:46:G:OP1	52:26:307:C:H4'	1.90	0.71
53:27:1447:C:H2'	53:27:1448:G:H8	1.54	0.71
53:27:1758:U:C5	53:27:2696:U:H5'	2.26	0.71

Continued on next page...

Continued from previous page...

Atom-1	Atom-2	Interatomic distance (Å)	Clash overlap (Å)
8:H:92:PRO:HD2	53:27:1076:C:H1'	1.73	0.71
32:6:69:VAL:HG23	32:6:160:LEU:HD11	1.72	0.71
52:26:842:U:H2'	52:26:844:G:H5'	1.73	0.71
52:26:1509:C:H2'	52:26:1510:C:H6	1.56	0.71
59:33:82:PHE:CD2	59:33:83:PRO:HD3	2.25	0.71
59:33:466:GLN:HG3	59:33:467:LYS:H	1.56	0.71
24:X:16:THR:HA	24:X:19:LEU:HD12	1.73	0.71
39:13:36:GLN:HA	39:13:40:ARG:HG3	1.72	0.71
43:17:54:THR:O	43:17:58:GLU:HG2	1.90	0.71
52:26:1109:C:H2'	52:26:1110:A:O4'	1.91	0.71
52:26:1346:A:O2'	52:26:1347:G:H4'	1.89	0.71
53:27:821:A:C5'	53:27:822:G:H5''	2.19	0.71
54:28:4:C:H6	54:28:4:C:H5'	1.56	0.71
59:33:731:GLN:HG3	59:33:732:VAL:N	2.04	0.71
3:C:90:GLN:OE1	3:C:90:GLN:N	2.23	0.70
5:E:9:VAL:HB	5:E:48:THR:HG22	1.73	0.70
11:K:135:ILE:HD12	11:K:142:ILE:HD11	1.71	0.70
34:8:171:GLU:HG2	34:8:182:LYS:HD2	1.71	0.70
51:25:3:ILE:N	51:25:19:LYS:HG2	2.05	0.70
52:26:1218:C:H2'	52:26:1219:A:C8	2.26	0.70
53:27:18:U:H2'	53:27:19:A:C8	2.26	0.70
53:27:680:C:H2'	53:27:681:G:C8	2.26	0.70
59:33:132:VAL:HG11	59:33:136:ARG:HB2	1.73	0.70
11:K:18:ARG:HH22	53:27:1249:U:C2'	2.03	0.70
14:N:24:THR:HG22	14:N:42:PRO:HD3	1.72	0.70
16:P:54:ARG:NE	53:27:1155:A:H5''	2.06	0.70
53:27:1533:C:H2'	53:27:1534:U:H5''	1.74	0.70
53:27:2545:G:H2'	53:27:2546:U:O4'	1.91	0.70
53:27:2710:C:H2'	53:27:2711:A:C8	2.26	0.70
59:33:286:LEU:HD21	59:33:343:MET:CE	2.21	0.70
12:L:26:VAL:HG12	12:L:104:GLU:HG2	1.73	0.70
34:8:84:ASN:HD22	34:8:87:GLU:CG	1.91	0.70
53:27:248:G:H5'	53:27:249:C:H5'	1.71	0.70
53:27:1297:C:OP1	53:27:2710:C:H4'	1.90	0.70
54:28:6:G:H2'	54:28:7:G:H8	1.56	0.70
59:33:327:LEU:HD23	59:33:332:LYS:HA	1.71	0.70
1:A:224:MET:O	1:A:232:GLY:HA3	1.90	0.70
14:N:38:GLN:HB3	14:N:47:VAL:HG11	1.73	0.70
35:9:76:ASN:O	35:9:78:GLY:N	2.24	0.70
41:15:116:PRO:HB2	41:15:119:GLY:H	1.57	0.70
52:26:335:C:H2'	52:26:336:A:C8	2.26	0.70

Continued on next page...

Continued from previous page...

Atom-1	Atom-2	Interatomic distance (Å)	Clash overlap (Å)
52:26:1511:G:H2'	52:26:1512:U:O4'	1.91	0.70
53:27:248:G:C5'	53:27:249:C:H5'	2.22	0.70
59:33:64:GLU:O	59:33:68:THR:HG23	1.90	0.70
13:M:42:LYS:HZ1	53:27:2817:U:H5''	1.54	0.70
36:10:29:ILE:HG22	36:10:34:GLY:HA3	1.72	0.70
53:27:1005:C:H2'	53:27:1006:C:H6	1.55	0.70
59:33:82:PHE:CD1	59:33:83:PRO:HD3	2.25	0.70
1:A:28:PRO:HG3	1:A:62:ARG:HH21	1.55	0.70
15:O:59:THR:HG22	15:O:72:VAL:HG12	1.73	0.70
35:9:79:THR:HB	35:9:121:ASN:HD21	1.56	0.70
44:18:92:ILE:HG21	44:18:95:LEU:HD22	1.73	0.70
52:26:203:G:H1'	52:26:466:A:H2	1.57	0.70
53:27:522:A:H2'	53:27:523:C:C6	2.26	0.70
53:27:1790:C:H3'	53:27:1828:G:N2	2.07	0.70
53:27:1794:A:H2'	53:27:1795:C:H6	1.55	0.70
56:30:62:C:H2'	56:30:63:G:C8	2.27	0.70
58:32:13:C:H2'	58:32:22:G:H22	1.55	0.70
1:A:155:ARG:HD3	53:27:1818:U:H6	1.57	0.70
7:G:31:ARG:H	7:G:108:VAL:HG21	1.55	0.70
40:14:41:PRO:O	40:14:42:LEU:HB2	1.90	0.70
52:26:830:G:H2'	52:26:831:A:C8	2.25	0.70
53:27:145:C:H2'	53:27:146:A:C8	2.27	0.70
53:27:1551:A:H2'	53:27:1552:A:O4'	1.91	0.70
53:27:1709:U:H2'	53:27:1710:G:H8	1.56	0.70
59:33:74:ASP:HA	59:33:77:ARG:CZ	2.22	0.70
59:33:718:ASN:HB2	59:33:721:VAL:HG23	1.73	0.70
19:S:28:ASN:HB3	19:S:91:GLN:HE22	1.56	0.70
40:14:6:ILE:HG12	40:14:102:LEU:HD12	1.72	0.70
52:26:131:A:H2'	52:26:132:C:C6	2.27	0.70
53:27:2800:A:H3'	53:27:2801:G:C5'	2.22	0.70
53:27:2846:G:H2'	53:27:2847:U:O4'	1.92	0.70
13:M:42:LYS:NZ	53:27:2817:U:H5''	2.06	0.70
39:13:83:THR:HG21	39:13:102:PHE:HB3	1.74	0.70
53:27:1087:G:H2'	53:27:1088:A:H4'	1.74	0.70
53:27:2588:G:H2'	53:27:2589:A:O4'	1.90	0.70
1:A:106:PRO:HD2	1:A:109:LEU:HD22	1.73	0.69
30:4:61:LEU:O	30:4:61:LEU:HD12	1.92	0.69
46:20:6:LEU:HD12	52:26:375:U:H4'	1.73	0.69
48:22:9:PHE:O	48:22:11:ARG:HG2	1.92	0.69
53:27:2128:G:O6	53:27:2160:C:H2'	1.90	0.69
7:G:45:GLY:HA2	7:G:50:VAL:H	1.54	0.69

Continued on next page...

Continued from previous page...

Atom-1	Atom-2	Interatomic distance (Å)	Clash overlap (Å)
27:1:53:VAL:HG23	27:1:54:ILE:H	1.57	0.69
39:13:44:ARG:O	39:13:47:VAL:HG22	1.91	0.69
52:26:1031:C:O3'	52:26:1033:G:H1'	1.91	0.69
53:27:639:U:H2'	53:27:640:C:C6	2.26	0.69
53:27:784:G:H5'	53:27:785:G:OP1	1.92	0.69
53:27:2327:A:H2'	53:27:2328:A:C8	2.27	0.69
57:31:75:C:H2'	57:31:76:A:C2	2.27	0.69
2:B:73:VAL:CG1	2:B:93:GLY:HA2	2.21	0.69
10:J:102:PRO:HG3	15:O:69:VAL:HG21	1.73	0.69
53:27:1727:C:H2'	53:27:1728:C:O4'	1.91	0.69
53:27:2789:C:H3'	53:27:2893:A:H62	1.57	0.69
54:28:66:A:N1	54:28:107:G:H2'	2.07	0.69
18:R:29:VAL:CG1	18:R:55:ILE:HD11	2.22	0.69
21:U:9:ARG:HG2	21:U:41:GLU:HB2	1.74	0.69
42:16:86:VAL:HG21	42:16:89:LEU:HB2	1.73	0.69
53:27:481:G:H1'	53:27:506:G:N2	2.08	0.69
53:27:729:G:H2'	53:27:1775:U:H1'	1.74	0.69
53:27:871:U:H2'	53:27:872:U:C6	2.26	0.69
59:33:39:TRP:CH2	59:33:43:LEU:HD22	2.27	0.69
59:33:77:ARG:HH12	59:33:99:VAL:CG2	2.04	0.69
59:33:225:ARG:O	59:33:229:ILE:HG23	1.92	0.69
11:K:18:ARG:NH2	53:27:1249:U:H2'	2.02	0.69
32:6:33:ALA:HB3	32:6:37:VAL:O	1.92	0.69
58:32:29:G:H2'	58:32:30:G:C8	2.27	0.69
58:32:37:A:H2'	58:32:38:A:O4'	1.92	0.69
59:33:274:PHE:CD1	59:33:277:ARG:NH1	2.60	0.69
1:A:206:LYS:NZ	53:27:729:G:OP2	2.25	0.69
7:G:4:ASN:HD21	7:G:8:LYS:HE3	1.58	0.69
39:13:125:GLN:NE2	52:26:942:G:H21	1.90	0.69
45:19:13:GLU:HG2	45:19:83:ARG:HH21	1.56	0.69
49:23:54:ARG:HD3	52:26:958:A:C4	2.27	0.69
52:26:484:G:C5	52:26:486:U:H1'	2.28	0.69
53:27:955:U:H5	53:27:962:G:N1	1.89	0.69
4:D:7:TYR:OH	4:D:29:ARG:HB3	1.92	0.69
6:F:127:GLU:HB2	6:F:145:ASN:HA	1.75	0.69
23:W:65:THR:O	23:W:69:GLU:HG3	1.93	0.69
52:26:631:C:OP1	52:26:632:U:H4'	1.92	0.69
53:27:141:G:H3'	53:27:142:A:O4'	1.93	0.69
53:27:145:C:H2'	53:27:146:A:H8	1.58	0.69
53:27:464:U:H2'	53:27:465:G:O4'	1.93	0.69
53:27:1796:U:H2'	53:27:1797:G:H8	1.57	0.69

Continued on next page...

Continued from previous page...

Atom-1	Atom-2	Interatomic distance (Å)	Clash overlap (Å)
53:27:2352:A:H2'	53:27:2353:G:H5'	1.74	0.69
1:A:48:ILE:HD11	1:A:51:ARG:HA	1.75	0.69
1:A:119:VAL:HG21	6:F:91:PHE:O	1.93	0.69
20:T:31:GLY:O	20:T:66:VAL:HG23	1.93	0.69
21:U:21:ARG:HH21	21:U:87:GLN:HB3	1.57	0.69
27:1:54:ILE:HG13	27:1:56:LYS:HB3	1.75	0.69
33:7:10:ARG:HA	33:7:13:ILE:HD13	1.75	0.69
34:8:18:LEU:HB2	34:8:20:LEU:HG	1.73	0.69
52:26:668:G:H2'	52:26:669:G:H8	1.57	0.69
53:27:570:G:H2'	53:27:2030:A:N7	2.07	0.69
53:27:594:U:H2'	53:27:595:C:C6	2.27	0.69
53:27:1096:A:C3'	53:27:1097:U:H5''	2.22	0.69
53:27:2553:G:H3'	53:27:2554:U:H5''	1.74	0.69
59:33:38:THR:HG21	59:33:77:ARG:CB	2.23	0.69
59:33:39:TRP:CA	59:33:80:LEU:HD13	2.23	0.69
59:33:65:ILE:CD1	59:33:161:ARG:HH21	2.05	0.69
8:H:46:ASP:HA	8:H:50:LYS:HD3	1.75	0.69
10:J:25:LEU:HD11	10:J:40:LYS:HG2	1.75	0.69
32:6:165:ALA:HB3	32:6:190:SER:HB3	1.74	0.69
36:10:45:ARG:HD2	36:10:59:TYR:HE2	1.57	0.69
52:26:484:G:H4'	52:26:485:U:H5''	1.75	0.69
53:27:2147:A:C5	53:27:2148:G:H1'	2.28	0.69
52:26:676:A:H2'	52:26:677:U:C6	2.28	0.69
52:26:1052:U:H2'	52:26:1200:C:H41	1.56	0.69
52:26:1306:A:N6	52:26:1331:G:H1'	2.08	0.69
52:26:1406:U:H2'	52:26:1407:C:O4'	1.93	0.69
59:33:27:THR:HG23	59:33:31:SER:HB2	1.75	0.69
34:8:94:GLU:HA	34:8:99:ASN:HD22	1.57	0.68
34:8:113:ALA:O	34:8:117:VAL:HG23	1.93	0.68
42:16:109:ARG:HH12	52:26:537:G:H5''	1.56	0.68
51:25:66:ARG:HG3	52:26:1099:G:H5'	1.75	0.68
52:26:309:A:H2'	52:26:310:G:H8	1.58	0.68
53:27:1363:C:H2'	53:27:1364:G:C8	2.28	0.68
53:27:1844:C:H2'	53:27:1845:G:H8	1.57	0.68
12:L:78:LEU:HD23	12:L:79:ALA:N	2.08	0.68
47:21:18:LYS:HA	47:21:50:ASN:HB3	1.73	0.68
14:N:45:SER:O	54:28:112:G:N2	2.24	0.68
52:26:817:C:H4'	52:26:818:G:OP1	1.92	0.68
53:27:1636:U:H2'	53:27:1637:A:C8	2.28	0.68
58:32:36:U:C2'	58:32:37:A:H5'	2.22	0.68
42:16:27:PRO:HB2	42:16:28:GLN:NE2	2.09	0.68

Continued on next page...

Continued from previous page...

Atom-1	Atom-2	Interatomic distance (Å)	Clash overlap (Å)
52:26:762:U:H2'	52:26:763:G:C8	2.28	0.68
52:26:1038:C:H2'	52:26:1039:G:C8	2.29	0.68
53:27:191:A:O2'	53:27:192:C:H5'	1.93	0.68
53:27:310:A:H2'	53:27:311:A:H5''	1.75	0.68
53:27:1744:A:H3'	53:27:1745:A:H8	1.57	0.68
59:33:157:ILE:O	59:33:161:ARG:HG2	1.93	0.68
3:C:40:ARG:HD2	3:C:92:HIS:CG	2.28	0.68
7:G:88:HIS:H	7:G:89:PRO:CD	2.07	0.68
34:8:31:CYS:SG	34:8:33:ILE:HB	2.34	0.68
37:11:36:SER:HA	39:13:42:THR:HG21	1.75	0.68
43:17:38:ILE:HG13	43:17:55:LEU:HD11	1.75	0.68
52:26:34:C:H2'	52:26:35:G:C8	2.28	0.68
52:26:123:U:OP1	52:26:312:C:H5'	1.93	0.68
53:27:140:C:H2'	53:27:141:G:H4'	1.76	0.68
53:27:680:C:H2'	53:27:681:G:H8	1.59	0.68
53:27:1607:C:H4'	53:27:1608:A:O5'	1.93	0.68
53:27:1790:C:H2'	53:27:1791:A:C5	2.29	0.68
53:27:2788:C:H2'	53:27:2789:C:H6	1.59	0.68
59:33:432:HIS:HB3	59:33:435:VAL:HG23	1.75	0.68
33:7:148:ILE:HD12	33:7:200:TRP:O	1.94	0.68
44:18:12:ARG:HB3	44:18:59:GLN:OE1	1.92	0.68
52:26:296:U:H2'	52:26:297:G:C8	2.28	0.68
53:27:1386:C:H2'	53:27:1387:A:C8	2.29	0.68
59:33:622:VAL:HG23	59:33:636:ALA:HA	1.75	0.68
8:H:100:ILE:HG13	8:H:100:ILE:O	1.92	0.68
32:6:53:LEU:HB3	32:6:219:THR:HG21	1.76	0.68
35:9:35:LEU:HD22	35:9:133:ILE:HG13	1.75	0.68
46:20:43:ALA:HB1	46:20:46:LYS:CD	2.23	0.68
48:22:25:ILE:O	48:22:29:LYS:HG2	1.94	0.68
53:27:39:G:H2'	53:27:40:U:C6	2.29	0.68
53:27:732:C:H2'	53:27:733:G:O4'	1.94	0.68
53:27:1464:G:H2'	53:27:1465:G:H8	1.59	0.68
53:27:2494:G:H2'	53:27:2495:G:H8	1.58	0.68
54:28:65:U:H3'	54:28:108:A:N6	2.07	0.68
59:33:241:LYS:HG3	59:33:246:LYS:HD3	1.75	0.68
26:Z:42:PRO:HB2	26:Z:46:GLY:CA	2.22	0.68
50:24:66:ILE:HG23	50:24:70:LYS:HD3	1.75	0.68
52:26:501:C:H2'	52:26:502:A:C8	2.29	0.68
53:27:809:G:O2'	53:27:810:U:H5'	1.93	0.68
53:27:2590:A:H2'	53:27:2591:C:H6	1.58	0.68
8:H:125:THR:O	8:H:129:GLU:HG3	1.94	0.68

Continued on next page...

Continued from previous page...

Atom-1	Atom-2	Interatomic distance (Å)	Clash overlap (Å)
11:K:61:LEU:HA	30:4:26:ALA:CB	2.24	0.68
30:4:39:ARG:HD2	53:27:2363:G:OP2	1.94	0.68
32:6:117:GLU:HG3	32:6:140:LEU:HD11	1.76	0.68
48:22:13:THR:HG21	48:22:20:ILE:HD11	1.76	0.68
51:25:11:PHE:O	51:25:13:VAL:N	2.27	0.68
52:26:235:C:H2'	52:26:236:A:C8	2.29	0.68
53:27:1336:A:H2'	53:27:1337:G:C8	2.29	0.68
53:27:1853:A:H2'	53:27:1854:A:C8	2.29	0.68
53:27:2316:G:H2'	53:27:2317:A:C8	2.28	0.68
59:33:418:LEU:HD21	59:33:430:HIS:CD2	2.29	0.68
2:B:13:ARG:HH11	15:O:55:HIS:HA	1.58	0.68
9:I:17:VAL:HG23	9:I:137:PRO:HB2	1.74	0.68
42:16:113:ARG:NE	42:16:120:ARG:HA	2.08	0.68
53:27:2118:U:C5	53:27:2149:U:H1'	2.29	0.68
53:27:2578:G:O2'	53:27:2579:C:H5'	1.94	0.68
59:33:679:LEU:O	59:33:683:ILE:HD12	1.94	0.68
7:G:61:ARG:HG3	53:27:1047:G:C8	2.29	0.67
29:3:12:ARG:HH22	53:27:464:U:H4'	1.59	0.67
52:26:556:C:H2'	52:26:557:G:H8	1.59	0.67
53:27:1908:C:H2'	53:27:1909:C:H6	1.58	0.67
53:27:2007:U:H2'	53:27:2008:C:H6	1.59	0.67
53:27:2233:U:H2'	53:27:2234:G:C8	2.29	0.67
53:27:2508:G:H1	53:27:2580:U:H3	1.42	0.67
59:33:17:PRO:HB3	59:33:39:TRP:HE1	1.59	0.67
59:33:210:GLU:HG3	59:33:260:TRP:CH2	2.29	0.67
12:L:34:LYS:HE3	12:L:131:VAL:HG11	1.76	0.67
35:9:104:ILE:HD11	35:9:114:LEU:HB3	1.74	0.67
47:21:26:ARG:NH2	47:21:39:ARG:HG2	2.08	0.67
53:27:1191:G:H2'	53:27:1192:G:H8	1.60	0.67
53:27:1550:C:H2'	53:27:1551:A:H8	1.59	0.67
53:27:2427:C:H5''	53:27:2428:G:H5''	1.76	0.67
19:S:65:GLY:HA3	19:S:77:ARG:O	1.93	0.67
22:V:36:GLN:NE2	22:V:39:THR:HA	2.08	0.67
23:W:2:ARG:O	23:W:11:PRO:HD3	1.94	0.67
36:10:18:VAL:H	36:10:19:PRO:HD3	1.60	0.67
37:11:52:ARG:HD2	37:11:124:SER:OG	1.94	0.67
51:25:33:ARG:HG3	51:25:34:ARG:HG2	1.76	0.67
52:26:513:C:H2'	52:26:514:C:C6	2.29	0.67
52:26:524:G:H2'	52:26:525:C:C6	2.29	0.67
52:26:1206:G:C3'	52:26:1207:G:H5''	2.24	0.67
53:27:1662:U:H2'	53:27:1663:G:H8	1.59	0.67

Continued on next page...

Continued from previous page...

Atom-1	Atom-2	Interatomic distance (Å)	Clash overlap (Å)
53:27:2786:U:H2'	53:27:2787:C:H6	1.60	0.67
54:28:66:A:H5''	54:28:67:G:OP1	1.92	0.67
59:33:188:ARG:HH22	59:33:380:LEU:CB	2.07	0.67
5:E:44:HIS:HA	5:E:49:LEU:HD23	1.76	0.67
16:P:107:ALA:CB	17:Q:46:GLU:HG3	2.24	0.67
36:10:9:MET:HE3	36:10:86:ARG:HB3	1.76	0.67
52:26:1432:G:H1'	52:26:1468:A:H62	1.59	0.67
53:27:796:C:H2'	53:27:797:G:H8	1.58	0.67
58:32:59:A:H5''	58:32:60:U:H5	1.58	0.67
1:A:128:THR:HG22	1:A:188:ARG:HD3	1.76	0.67
15:O:90:ALA:HB2	15:O:112:ARG:HA	1.75	0.67
53:27:1066:U:H2'	53:27:1068:G:OP2	1.93	0.67
53:27:1258:U:H2'	53:27:1259:G:H8	1.59	0.67
53:27:1440:U:H2'	53:27:1441:G:C8	2.29	0.67
59:33:634:HIS:ND1	59:33:634:HIS:O	2.26	0.67
34:8:49:ASP:O	34:8:52:VAL:HG22	1.94	0.67
44:18:27:LYS:O	44:18:31:SER:HB2	1.95	0.67
47:21:20:ILE:HG23	47:21:45:VAL:HB	1.76	0.67
52:26:1061:G:H2'	52:26:1062:U:O4'	1.94	0.67
53:27:839:U:H2'	53:27:840:C:C6	2.28	0.67
53:27:1199:U:H2'	53:27:1200:C:C6	2.28	0.67
53:27:1394:U:H4'	53:27:1603:A:H4'	1.76	0.67
53:27:1597:A:H5''	53:27:1598:A:H5'	1.77	0.67
53:27:2161:C:H5'	53:27:2171:A:H62	1.59	0.67
35:9:121:ASN:O	35:9:122:VAL:HG22	1.95	0.67
53:27:70:G:H4'	53:27:71:A:OP1	1.94	0.67
53:27:805:G:H22	53:27:828:U:H5''	1.60	0.67
53:27:1059:G:H2'	53:27:1060:U:C5	2.28	0.67
22:V:74:LYS:HE3	53:27:858:G:OP1	1.95	0.67
35:9:64:GLU:HB3	35:9:68:ARG:HH22	1.59	0.67
41:15:121:ARG:HE	51:25:35:GLU:CD	1.97	0.67
47:21:4:ILE:HD12	47:21:61:ARG:HD3	1.77	0.67
53:27:657:U:H2'	53:27:658:U:C6	2.30	0.67
53:27:1213:A:N6	53:27:1236:G:H1'	2.09	0.67
58:32:34:C:H3'	58:32:35:A:H5''	1.75	0.67
2:B:179:ARG:HB3	2:B:188:LEU:HD12	1.77	0.67
9:I:105:VAL:HG11	9:I:122:LEU:HD22	1.75	0.67
12:L:63:ILE:HG22	12:L:64:TRP:N	2.09	0.67
28:2:7:LYS:HA	28:2:23:THR:HA	1.75	0.67
47:21:31:PRO:HB2	47:21:32:ILE:HD12	1.76	0.67
52:26:1515:G:H2'	52:26:1516:G:C8	2.29	0.67

Continued on next page...

Continued from previous page...

Atom-1	Atom-2	Interatomic distance (Å)	Clash overlap (Å)
53:27:1069:A:H4'	53:27:1070:A:H5''	1.75	0.67
59:33:188:ARG:HH11	59:33:377:LEU:CB	2.08	0.67
4:D:98:PHE:HA	4:D:101:ARG:NH2	2.10	0.67
11:K:4:ASN:O	53:27:1243:C:H1'	1.95	0.67
11:K:80:SER:HB3	11:K:114:GLY:HA3	1.77	0.67
14:N:18:LEU:HD23	14:N:25:ARG:HB3	1.76	0.67
27:1:52:LYS:NZ	27:1:55:ALA:HA	2.10	0.67
33:7:109:GLU:HB2	33:7:143:LEU:HD12	1.77	0.67
40:14:30:LYS:HA	40:14:34:ALA:H	1.59	0.67
31:5:1:MET:CE	31:5:36:ARG:HB2	2.24	0.66
36:10:29:ILE:HD13	36:10:64:VAL:HG21	1.75	0.66
52:26:52:C:H2'	52:26:53:A:C8	2.30	0.66
52:26:1384:C:H2'	52:26:1385:G:H8	1.60	0.66
53:27:154:U:H2'	53:27:155:A:C8	2.30	0.66
53:27:1061:U:C5'	53:27:1070:A:H1'	2.24	0.66
58:32:19:G:H5''	58:32:20:U:C5	2.30	0.66
5:E:1:SER:HB3	53:27:2749:A:H5''	1.77	0.66
31:5:1:MET:HE1	31:5:36:ARG:HB2	1.77	0.66
33:7:76:ILE:HA	33:7:83:VAL:HG23	1.77	0.66
35:9:98:ALA:HB1	35:9:101:GLY:HA3	1.77	0.66
42:16:73:LEU:CD2	42:16:79:ILE:HG21	2.24	0.66
52:26:392:C:H2'	52:26:393:A:C8	2.29	0.66
52:26:405:U:H1'	52:26:498:A:H2'	1.76	0.66
52:26:440:C:C3'	52:26:441:A:H5''	2.26	0.66
15:O:97:TYR:O	15:O:100:ARG:HB3	1.96	0.66
33:7:121:SER:O	33:7:125:ARG:HG2	1.95	0.66
43:17:3:ILE:HD11	43:17:21:ILE:HD11	1.77	0.66
53:27:123:G:H5''	53:27:1375:U:O2'	1.95	0.66
53:27:1213:A:H61	53:27:1236:G:H1'	1.60	0.66
53:27:1825:U:H2'	53:27:1826:G:C8	2.30	0.66
53:27:2195:U:H2'	53:27:2196:C:H6	1.60	0.66
56:30:1:G:H2'	56:30:2:C:C6	2.30	0.66
56:30:74:C:C5	59:33:432:HIS:HA	2.29	0.66
56:30:76:A:N3	59:33:412:LYS:HG3	2.10	0.66
58:32:17:C:H3'	58:32:17(A):U:H6	1.60	0.66
59:33:63:VAL:HG12	59:33:79:ALA:CB	2.24	0.66
59:33:281:ILE:HD11	59:33:338:ILE:CG1	2.25	0.66
8:H:55:PRO:HG2	8:H:71:LYS:HB2	1.77	0.66
8:H:124:MET:O	8:H:128:ILE:HG12	1.96	0.66
15:O:23:ASP:O	15:O:25:VAL:HG23	1.94	0.66
42:16:113:ARG:NH2	42:16:120:ARG:HG3	2.11	0.66

Continued on next page...

Continued from previous page...

Atom-1	Atom-2	Interatomic distance (Å)	Clash overlap (Å)
53:27:634:C:H2'	53:27:635:C:H6	1.57	0.66
53:27:1709:U:H2'	53:27:1710:G:C8	2.30	0.66
53:27:2834:G:H2'	53:27:2879:A:H61	1.61	0.66
2:B:151:THR:OG1	2:B:152:PRO:HD3	1.95	0.66
8:H:101:SER:O	8:H:104:GLN:HG2	1.95	0.66
10:J:113:MET:HA	10:J:116:ILE:HD12	1.78	0.66
33:7:183:TYR:OH	33:7:198:LYS:HE3	1.96	0.66
38:12:46:GLU:O	38:12:61:THR:HB	1.95	0.66
40:14:36:VAL:HG23	40:14:76:ILE:HG12	1.78	0.66
46:20:54:LEU:HA	46:20:57:ILE:HD12	1.77	0.66
47:21:26:ARG:NH2	52:26:237:G:H5''	2.11	0.66
34:8:201:GLU:HA	34:8:204:SER:HB2	1.77	0.66
41:15:17:ASP:HB2	41:15:36:ARG:NH2	2.11	0.66
42:16:89:LEU:O	42:16:91:GLY:N	2.29	0.66
43:17:27:THR:HG21	52:26:1328:C:H5''	1.78	0.66
46:20:70:ARG:HG3	52:26:375:U:H5''	1.78	0.66
52:26:422:C:H4'	52:26:423:G:C4	2.31	0.66
53:27:569:U:H1'	53:27:947:A:O4'	1.96	0.66
53:27:1868:C:C3'	53:27:1869:G:H5''	2.22	0.66
53:27:2393:U:H2'	53:27:2394:C:H6	1.60	0.66
59:33:44:GLN:CB	59:33:45:GLN:HB2	2.21	0.66
4:D:118:ALA:HB1	4:D:166:ARG:HE	1.61	0.66
7:G:54:VAL:HA	7:G:84:TYR:O	1.95	0.66
16:P:2:ARG:HB2	53:27:1248:G:C5	2.30	0.66
49:23:77:ARG:HD2	52:26:1225:A:O2'	1.96	0.66
52:26:333:U:H2'	52:26:334:C:C6	2.31	0.66
52:26:458:U:H2'	52:26:459:A:C8	2.31	0.66
52:26:695:A:H2'	52:26:696:A:H8	1.55	0.66
52:26:1128:C:H2'	52:26:1129:C:O4'	1.96	0.66
53:27:2554:U:H2'	53:27:2555:U:C6	2.30	0.66
5:E:2:ARG:HD3	53:27:2751:G:C4	2.31	0.66
47:21:69:THR:HB	52:26:254:G:OP1	1.96	0.66
53:27:528:A:H2	53:27:2042:A:H2'	1.57	0.66
53:27:882:G:C3'	53:27:883:G:H5''	2.26	0.66
53:27:2149:U:H2'	53:27:2150:C:C6	2.30	0.66
53:27:2511:U:H2'	53:27:2512:C:C6	2.31	0.66
53:27:2697:G:H2'	53:27:2698:U:O4'	1.95	0.66
56:30:5:G:H2'	56:30:6:G:H8	1.61	0.66
34:8:120:LYS:HG2	34:8:130:ASN:OD1	1.95	0.66
48:22:11:ARG:HG3	48:22:12:PHE:N	2.11	0.66
52:26:835:U:C2'	52:26:836:G:H5''	2.26	0.66

Continued on next page...

Continued from previous page...

Atom-1	Atom-2	Interatomic distance (Å)	Clash overlap (Å)
52:26:1439:G:H2'	52:26:1440:U:O4'	1.96	0.66
52:26:1464:U:H2'	52:26:1465:A:C8	2.30	0.66
53:27:5:A:H2'	53:27:6:A:H8	1.60	0.66
53:27:758:C:O2	53:27:758:C:H2'	1.96	0.66
53:27:1326:U:H2'	53:27:1327:A:C8	2.28	0.66
53:27:2895:G:H2'	53:27:2896:C:C6	2.31	0.66
54:28:91:C:H2'	54:28:92:C:H6	1.61	0.66
59:33:35:LEU:HD11	59:33:73:ILE:HA	1.78	0.66
59:33:95:LEU:HD13	59:33:107:ILE:HD12	1.77	0.66
2:B:91:THR:HG23	2:B:94:GLN:HB2	1.77	0.66
26:Z:13:THR:HG22	26:Z:23:LYS:HG2	1.77	0.66
35:9:114:LEU:HD23	35:9:122:VAL:HG21	1.78	0.66
52:26:129:A:H1'	52:26:130:A:C8	2.31	0.66
52:26:709:U:H2'	52:26:710:G:H8	1.61	0.66
52:26:1512:U:H2'	52:26:1513:A:H8	1.58	0.66
53:27:656:G:H2'	53:27:657:U:O4'	1.95	0.66
53:27:2834:G:H2'	53:27:2879:A:N6	2.10	0.66
53:27:2861:U:H2'	53:27:2862:G:H8	1.61	0.66
2:B:49:GLN:HE21	2:B:79:LEU:HD13	1.59	0.65
5:E:51:PHE:CE1	5:E:71:LEU:HD12	2.32	0.65
19:S:58:VAL:HG12	19:S:85:VAL:HG22	1.78	0.65
39:13:5:TYR:CE1	39:13:88:GLU:HA	2.32	0.65
52:26:1493:A:H2'	53:27:1913:A:N1	2.11	0.65
53:27:947:A:H2'	53:27:948:C:H6	1.61	0.65
59:33:16:ASP:OD1	59:33:17:PRO:HD2	1.96	0.65
59:33:218:LEU:HD21	59:33:259:ILE:HD13	1.78	0.65
6:F:43:ASN:HA	6:F:46:PHE:HD2	1.60	0.65
18:R:25:ARG:HH22	53:27:519:U:H5''	1.60	0.65
34:8:58:GLN:HG3	52:26:544:G:OP1	1.96	0.65
51:25:19:LYS:O	51:25:22:CYS:HB2	1.96	0.65
52:26:425:G:H2'	52:26:426:U:O4'	1.95	0.65
54:28:30:C:H2'	54:28:31:C:H5'	1.78	0.65
2:B:109:VAL:HG11	2:B:193:VAL:HB	1.78	0.65
11:K:127:VAL:HG21	11:K:142:ILE:HD13	1.79	0.65
33:7:89:VAL:O	33:7:93:ILE:HG13	1.96	0.65
36:10:88:MET:HB3	48:22:63:TYR:CE2	2.31	0.65
41:15:34:THR:HA	41:15:41:LEU:HG	1.78	0.65
43:17:9:PRO:HG2	43:17:17:ALA:HB1	1.78	0.65
50:24:28:ARG:HD3	52:26:1438:G:OP1	1.96	0.65
52:26:431:A:H2'	52:26:432:A:O4'	1.96	0.65
53:27:1912:A:H62	53:27:1917:U:H5	1.42	0.65

Continued on next page...

Continued from previous page...

Atom-1	Atom-2	Interatomic distance (Å)	Clash overlap (Å)
54:28:3:C:H2'	54:28:4:C:C5'	2.17	0.65
6:F:57:LYS:HD2	6:F:57:LYS:H	1.62	0.65
7:G:114:GLU:HG3	7:G:115:GLY:N	2.11	0.65
10:J:10:VAL:HG23	10:J:17:ARG:O	1.97	0.65
14:N:33:ARG:HG2	14:N:34:HIS:CD2	2.31	0.65
16:P:86:SER:OG	17:Q:52:PRO:HD3	1.97	0.65
24:X:48:ARG:O	24:X:51:ALA:HB3	1.96	0.65
52:26:626:G:H2'	52:26:627:G:C8	2.31	0.65
52:26:1171:A:H2'	52:26:1172:C:H6	1.60	0.65
53:27:1139:G:O2'	53:27:1140:C:H5'	1.96	0.65
53:27:1174:U:H2'	53:27:1175:A:H4'	1.78	0.65
53:27:1475:G:HO2'	53:27:1476:U:H6	1.44	0.65
53:27:2026:U:H2'	53:27:2027:G:H8	1.61	0.65
53:27:2258:C:O2'	53:27:2426:A:H4'	1.97	0.65
2:B:133:THR:HG22	53:27:1993:U:H4'	1.79	0.65
5:E:26:LYS:HD3	5:E:31:GLU:HB2	1.78	0.65
14:N:46:GLU:HB2	54:28:113:C:O2'	1.96	0.65
32:6:163:ILE:HD11	32:6:209:VAL:HG12	1.78	0.65
43:17:82:LEU:HD23	43:17:84:CYS:HB3	1.77	0.65
44:18:30:ILE:CG2	44:18:43:ALA:HB2	2.26	0.65
48:22:11:ARG:HB3	48:22:47:ARG:HH12	1.61	0.65
48:22:33:THR:HG22	48:22:36:GLY:O	1.96	0.65
52:26:374:A:H2'	52:26:375:U:C6	2.32	0.65
52:26:1096:C:H2'	52:26:1097:C:C6	2.32	0.65
53:27:70:G:O2'	53:27:113:U:H4'	1.96	0.65
53:27:247:G:H4'	53:27:386:G:C2	2.32	0.65
53:27:49:A:H4'	53:27:50:U:H5''	1.78	0.65
53:27:584:C:H2'	53:27:585:G:C8	2.31	0.65
53:27:1266:G:H22	53:27:2012:G:H2'	1.60	0.65
53:27:2133:G:H2'	53:27:2158:A:C2	2.32	0.65
53:27:2817:U:C3'	53:27:2818:U:H5''	2.26	0.65
59:33:39:TRP:CZ3	59:33:43:LEU:HD22	2.32	0.65
59:33:617:PRO:HA	59:33:657:TRP:CD2	2.32	0.65
10:J:24:VAL:HA	10:J:39:ILE:HG22	1.79	0.65
17:Q:64:VAL:HG21	17:Q:97:LYS:HE3	1.79	0.65
27:1:33:SER:OG	27:1:35:GLU:HG3	1.96	0.65
52:26:629:A:H2'	52:26:630:A:O4'	1.95	0.65
53:27:2248:C:C2'	53:27:2249:U:H5'	2.27	0.65
58:32:12:G:H22	58:32:23:C:H2'	1.62	0.65
59:33:20:TRP:NE1	59:33:63:VAL:C	2.50	0.65
59:33:73:ILE:O	59:33:77:ARG:HG3	1.96	0.65

Continued on next page...

Continued from previous page...

Atom-1	Atom-2	Interatomic distance (Å)	Clash overlap (Å)
59:33:179:THR:HG21	59:33:206:LEU:HD12	1.76	0.65
59:33:622:VAL:HB	59:33:641:LEU:HD21	1.78	0.65
2:B:173:GLN:HE22	2:B:208:LYS:HE2	1.61	0.65
13:M:96:ARG:NH2	13:M:116:VAL:HG13	2.11	0.65
21:U:42:LEU:HD13	21:U:47:VAL:HG21	1.77	0.65
29:3:31:LEU:HG	29:3:42:LEU:HD21	1.77	0.65
52:26:52:C:H2'	52:26:53:A:H8	1.61	0.65
52:26:216:U:H2'	52:26:217:C:H6	1.61	0.65
52:26:396:C:H2'	52:26:397:A:H5''	1.78	0.65
52:26:918:A:H2'	52:26:919:A:C8	2.32	0.65
53:27:1937:A:O2'	53:27:1938:A:H3'	1.97	0.65
54:28:93:C:H2'	54:28:94:A:C8	2.31	0.65
2:B:73:VAL:HG11	2:B:93:GLY:HA2	1.79	0.65
4:D:91:ARG:HA	4:D:95:MET:HB3	1.79	0.65
24:X:2:LYS:HE2	53:27:102:U:H1'	1.78	0.65
28:2:12:SER:HB2	28:2:48:TYR:CE1	2.32	0.65
34:8:60:VAL:HA	34:8:63:ILE:HD12	1.79	0.65
40:14:49:PHE:HB2	40:14:65:TYR:HB2	1.79	0.65
51:25:35:GLU:O	51:25:37:TYR:N	2.30	0.65
52:26:778:G:H2'	52:26:779:C:O4'	1.97	0.65
52:26:1273:C:H2'	52:26:1274:A:O4'	1.97	0.65
53:27:1946:U:H2'	53:27:1947:C:C6	2.32	0.65
56:30:21:A:N6	56:30:46:G:H2'	2.11	0.65
58:32:8:U:O4	58:32:13:C:H3'	1.96	0.65
59:33:58:ARG:HD3	59:33:159:HIS:CE1	2.31	0.65
6:F:97:ARG:NH1	6:F:112:LYS:HD2	2.12	0.65
8:H:76:ALA:CB	53:27:1063:G:H5'	2.27	0.65
8:H:124:MET:HE2	53:27:1081:U:H4'	1.79	0.65
16:P:104:ALA:HA	17:Q:46:GLU:CD	2.16	0.65
42:16:120:ARG:CZ	52:26:500:G:H5'	2.26	0.65
43:17:8:ILE:N	43:17:9:PRO:HD3	2.12	0.65
52:26:255:G:H2'	52:26:256:U:C6	2.32	0.65
53:27:1266:G:N2	53:27:2012:G:H2'	2.12	0.65
53:27:1427:A:H4'	53:27:1428:C:O4'	1.96	0.65
53:27:2231:U:H2'	53:27:2232:C:H6	1.61	0.65
53:27:2508:G:H2'	53:27:2509:G:C8	2.29	0.65
2:B:38:LYS:HB2	2:B:47:ALA:HB3	1.76	0.64
4:D:28:PRO:HB2	4:D:168:LEU:HD12	1.79	0.64
44:18:45:LEU:HD21	49:23:12:LEU:HD13	1.78	0.64
45:19:7:THR:HA	45:19:10:ILE:HD12	1.79	0.64
45:19:71:ARG:HH21	52:26:754:C:H5'	1.60	0.64

Continued on next page...

Continued from previous page...

Atom-1	Atom-2	Interatomic distance (Å)	Clash overlap (Å)
52:26:193:C:H2'	52:26:194:C:C6	2.32	0.64
52:26:512:U:H2'	52:26:513:C:C6	2.33	0.64
53:27:1721:G:H2'	53:27:1738:G:N2	2.12	0.64
53:27:2352:A:C2'	53:27:2353:G:H5'	2.27	0.64
56:30:76:A:H2'	59:33:431:ILE:HD13	1.79	0.64
59:33:325:VAL:HG22	59:33:335:GLU:HG2	1.78	0.64
3:C:189:THR:HG22	3:C:191:ASP:H	1.61	0.64
29:3:21:ARG:O	29:3:27:GLY:HA3	1.97	0.64
47:21:30:HIS:HD2	47:21:33:TYR:H	1.45	0.64
51:25:67:THR:HA	52:26:1167:A:C5	2.31	0.64
52:26:1343:G:H2'	52:26:1344:C:C6	2.32	0.64
53:27:7:G:H2'	53:27:8:C:C6	2.33	0.64
53:27:2155:U:H2'	53:27:2156:G:H5'	1.79	0.64
59:33:20:TRP:CD1	59:33:63:VAL:HG23	2.30	0.64
16:P:93:ILE:HG21	17:Q:4:VAL:HG11	1.78	0.64
33:7:111:ASP:OD2	33:7:114:LEU:HG	1.96	0.64
42:16:117:GLY:HA2	52:26:35:G:O2'	1.98	0.64
49:23:58:PRO:HG2	59:33:631:ILE:HG13	1.79	0.64
52:26:542:G:H2'	52:26:543:U:C6	2.32	0.64
52:26:1347:G:N2	52:26:1373:G:H2'	2.12	0.64
53:27:1830:C:H2'	53:27:1831:G:H8	1.63	0.64
59:33:240:MET:O	59:33:243:GLU:HG2	1.98	0.64
4:D:4:HIS:O	4:D:7:TYR:HB3	1.97	0.64
29:3:7:PRO:CB	53:27:1309:G:H4'	2.22	0.64
34:8:149:LYS:O	34:8:150:LYS:HG2	1.98	0.64
37:11:50:ALA:HB2	37:11:57:GLU:CG	2.28	0.64
39:13:70:GLY:HA3	52:26:1371:G:O3'	1.97	0.64
52:26:1326:U:H2'	52:26:1327:C:C6	2.33	0.64
52:26:1356:G:H2'	52:26:1357:A:C8	2.31	0.64
53:27:397:U:H2'	53:27:398:C:C6	2.31	0.64
53:27:815:C:H2'	53:27:816:C:H6	1.61	0.64
53:27:1594:U:H2'	53:27:1595:C:C6	2.32	0.64
53:27:2557:G:H2'	53:27:2558:C:C6	2.32	0.64
53:27:2685:G:H2'	53:27:2686:G:H8	1.63	0.64
3:C:23:PHE:HB2	3:C:114:ARG:NH2	2.13	0.64
11:K:62:PRO:HB3	53:27:2393:U:H5''	1.79	0.64
14:N:94:ARG:HB3	14:N:97:PHE:O	1.97	0.64
22:V:38:GLY:HA2	53:27:2330:G:H21	1.62	0.64
34:8:169:TRP:CZ3	34:8:189:ASP:HB3	2.33	0.64
35:9:110:MET:HG3	35:9:139:THR:HG21	1.80	0.64
40:14:15:HIS:HB3	40:14:70:HIS:CE1	2.32	0.64

Continued on next page...

Continued from previous page...

Atom-1	Atom-2	Interatomic distance (Å)	Clash overlap (Å)
52:26:355:C:H2'	52:26:356:A:O4'	1.97	0.64
52:26:1413:A:H2	52:26:1487:G:H22	1.44	0.64
53:27:11:C:H2'	53:27:12:U:H5''	1.79	0.64
53:27:302:C:H2'	53:27:303:G:H8	1.61	0.64
53:27:947:A:H2'	53:27:948:C:C6	2.33	0.64
53:27:1026:G:H2'	53:27:1027:A:H8	1.62	0.64
53:27:1447:C:H2'	53:27:1448:G:C8	2.33	0.64
53:27:2114:A:H3'	53:27:2115:G:C5'	2.25	0.64
29:3:10:LEU:HD23	53:27:770:G:H5''	1.79	0.64
52:26:399:G:H2'	52:26:400:C:C6	2.32	0.64
52:26:513:C:H2'	52:26:514:C:H6	1.60	0.64
53:27:207:A:H2'	53:27:208:C:O4'	1.98	0.64
53:27:395:U:H2'	53:27:396:G:C8	2.33	0.64
53:27:622:G:H2'	53:27:623:C:H6	1.62	0.64
53:27:1637:A:H2'	53:27:1638:C:C6	2.33	0.64
53:27:1708:C:H2'	53:27:1709:U:C6	2.32	0.64
53:27:2698:U:H2'	53:27:2699:C:C6	2.33	0.64
59:33:612:CYS:HG	59:33:634:HIS:CD2	2.15	0.64
7:G:59:LEU:HA	53:27:1107:G:OP1	1.97	0.64
7:G:118:ILE:HB	7:G:119:PRO:CD	2.26	0.64
20:T:25:LYS:CG	20:T:36:GLU:HB2	2.28	0.64
39:13:16:ALA:HB2	39:13:66:VAL:HG23	1.79	0.64
40:14:33:GLY:O	40:14:34:ALA:HB3	1.98	0.64
41:15:92:ARG:HH21	51:25:24:LYS:HD3	1.63	0.64
46:20:31:ARG:HB2	52:26:310:G:H5''	1.79	0.64
47:21:11:VAL:CG1	47:21:20:ILE:HD11	2.28	0.64
52:26:265:G:O2'	52:26:266:G:H5'	1.98	0.64
52:26:1161:C:H2'	52:26:1162:C:C6	2.33	0.64
53:27:189:G:H2'	53:27:205:G:H22	1.62	0.64
53:27:1310:G:H3'	53:27:1311:G:C8	2.33	0.64
53:27:2124:G:H3'	53:27:2125:G:C5'	2.27	0.64
53:27:2297:A:N1	53:27:2321:U:C5	2.66	0.64
53:27:2660:A:H2'	53:27:2661:G:O4'	1.97	0.64
54:28:113:C:H2'	54:28:114:C:C6	2.33	0.64
2:B:8:LYS:HB2	2:B:201:LEU:HD11	1.80	0.64
4:D:48:LEU:HA	4:D:51:ASN:HD22	1.63	0.64
7:G:61:ARG:HG3	53:27:1047:G:N7	2.12	0.64
29:3:12:ARG:HE	29:3:44:VAL:HG21	1.63	0.64
38:12:14:ARG:HG3	38:12:74:ILE:HG22	1.79	0.64
39:13:17:ARG:HB2	39:13:65:THR:HB	1.79	0.64
44:18:17:ASP:HA	44:18:21:ALA:HB2	1.80	0.64

Continued on next page...

Continued from previous page...

Atom-1	Atom-2	Interatomic distance (Å)	Clash overlap (Å)
52:26:285:C:H2'	52:26:286:C:C6	2.32	0.64
52:26:864:A:H2'	52:26:865:A:C8	2.32	0.64
53:27:420:C:H2'	53:27:421:C:H6	1.61	0.64
53:27:1536:C:H4'	53:27:1537:G:N2	2.13	0.64
53:27:1539:U:H2'	53:27:1540:G:H8	1.63	0.64
53:27:2799:A:C2'	53:27:2800:A:H5'	2.28	0.64
59:33:77:ARG:NH1	59:33:99:VAL:CG2	2.61	0.64
5:E:70:LEU:O	5:E:74:MET:HG3	1.97	0.64
52:26:312:C:H2'	52:26:313:A:C8	2.32	0.64
52:26:1202:U:H2'	52:26:1203:C:H5'	1.78	0.64
53:27:1098:A:H2'	53:27:1099:G:O4'	1.98	0.64
53:27:1301:A:O2'	53:27:1302:A:H5''	1.98	0.64
53:27:2884:U:O2	53:27:2884:U:H3'	1.98	0.64
54:28:40:U:H1'	54:28:43:C:H5	1.63	0.64
56:30:40:C:H2'	56:30:41:C:C6	2.33	0.64
59:33:17:PRO:CB	59:33:39:TRP:CE2	2.81	0.64
17:Q:68:ARG:HH11	17:Q:90:ARG:HB2	1.63	0.64
21:U:20:LEU:HB3	21:U:25:LYS:O	1.98	0.64
21:U:23:ALA:O	21:U:25:LYS:HG2	1.98	0.64
26:Z:14:ALA:HB3	26:Z:22:MET:O	1.98	0.64
41:15:121:ARG:NH2	51:25:35:GLU:HG2	2.13	0.64
52:26:59:A:H3'	52:26:331:G:H22	1.63	0.64
52:26:656:G:O2'	52:26:657:U:H5'	1.97	0.64
52:26:868:C:H2'	52:26:869:G:O4'	1.98	0.64
52:26:1384:C:H2'	52:26:1385:G:C8	2.32	0.64
53:27:593:U:H2'	53:27:594:U:C6	2.33	0.64
53:27:767:U:O2'	53:27:768:G:H5'	1.97	0.64
59:33:18:GLU:O	59:33:21:ILE:HG12	1.98	0.64
59:33:274:PHE:HB3	59:33:333:THR:HB	1.80	0.64
59:33:281:ILE:HD11	59:33:338:ILE:HG13	1.78	0.64
59:33:285:ARG:HG3	59:33:288:ASP:H	1.61	0.64
1:A:259:ASN:C	1:A:261:ARG:H	2.01	0.63
8:H:18:ASN:H	8:H:19:PRO:HD2	1.63	0.63
16:P:20:ALA:HA	16:P:23:TYR:HE2	1.61	0.63
36:10:53:LYS:O	36:10:54:LEU:HG	1.97	0.63
39:13:56:MET:O	39:13:58:GLU:N	2.31	0.63
46:20:51:ARG:C	46:20:52:LEU:HD12	2.18	0.63
52:26:1349:A:H2'	52:26:1350:A:O4'	1.98	0.63
53:27:1506:U:H2'	53:27:1507:C:C6	2.33	0.63
53:27:2079:U:H2'	53:27:2080:A:H5''	1.79	0.63
53:27:2292:U:H2'	53:27:2293:G:C8	2.32	0.63

Continued on next page...

Continued from previous page...

Atom-1	Atom-2	Interatomic distance (Å)	Clash overlap (Å)
53:27:2590:A:H2'	53:27:2591:C:C6	2.33	0.63
58:32:50:U:H2'	58:32:51:C:C6	2.33	0.63
59:33:63:VAL:HG11	59:33:80:LEU:CD2	2.28	0.63
59:33:300:TYR:CZ	59:33:329:PRO:HD3	2.33	0.63
59:33:425:LEU:H	59:33:425:LEU:HD12	1.62	0.63
7:G:7:ASP:O	7:G:11:ILE:HG12	1.98	0.63
11:K:103:ILE:HD12	53:27:259:G:H4'	1.79	0.63
16:P:22:GLY:HA2	53:27:18:U:O3'	1.98	0.63
36:10:9:MET:HG2	36:10:59:TYR:CD1	2.34	0.63
37:11:115:MET:HA	37:11:118:ARG:NE	2.13	0.63
42:16:98:ARG:NH2	42:16:106:VAL:HA	2.12	0.63
51:25:67:THR:HA	52:26:1167:A:N7	2.12	0.63
53:27:1278:C:H2'	53:27:1279:G:C8	2.33	0.63
59:33:147:ARG:HA	59:33:150:VAL:CG1	2.28	0.63
4:D:69:ALA:H	4:D:82:TYR:H	1.47	0.63
16:P:64:ILE:HD11	16:P:91:ARG:O	1.97	0.63
17:Q:34:GLU:HG2	17:Q:60:LYS:HA	1.79	0.63
52:26:1409:C:H2'	52:26:1410:A:C8	2.32	0.63
52:26:1509:C:H2'	52:26:1510:C:C6	2.32	0.63
52:26:1517:G:H2'	52:26:1518:A:O4'	1.96	0.63
53:27:1041:G:H2'	53:27:1042:G:H8	1.62	0.63
58:32:41:C:H2'	58:32:42:G:C8	2.33	0.63
46:20:43:ALA:HB1	46:20:46:LYS:HD3	1.80	0.63
49:23:30:LEU:HD13	49:23:48:ILE:HG22	1.81	0.63
52:26:560:A:H5'	52:26:566:G:N2	2.13	0.63
52:26:988:G:H1'	52:26:1014:A:H61	1.63	0.63
52:26:1142:G:H3'	52:26:1143:G:H8	1.63	0.63
53:27:84:A:N1	53:27:99:U:H5'	2.14	0.63
53:27:150:U:H2'	53:27:151:C:C6	2.33	0.63
53:27:443:A:N3	53:27:1201:U:H1'	2.14	0.63
53:27:2092:U:C4'	53:27:2093:G:H5''	2.21	0.63
53:27:2816:G:H2'	53:27:2817:U:H6	1.63	0.63
8:H:106:GLN:O	8:H:110:GLN:HG3	1.98	0.63
48:22:38:ILE:H	48:22:38:ILE:HD12	1.64	0.63
52:26:102:G:H2'	52:26:103:U:C6	2.33	0.63
58:32:8:U:H4'	58:32:48:C:H4'	1.79	0.63
59:33:147:ARG:CA	59:33:150:VAL:HG12	2.29	0.63
59:33:232:PHE:HE1	59:33:329:PRO:CD	2.11	0.63
5:E:163:TYR:HB2	5:E:166:GLU:HB2	1.80	0.63
10:J:19:VAL:HB	10:J:41:ILE:HD12	1.80	0.63
35:9:80:LEU:HD21	35:9:95:MET:HE2	1.79	0.63

Continued on next page...

Continued from previous page...

Atom-1	Atom-2	Interatomic distance (Å)	Clash overlap (Å)
53:27:2104:C:H2'	53:27:2105:U:C6	2.33	0.63
58:32:42:G:H2'	58:32:43:A:H8	1.63	0.63
59:33:88:ASN:ND2	59:33:90:VAL:HG13	2.13	0.63
19:S:73:ARG:HG3	19:S:73:ARG:HH21	1.63	0.63
44:18:99:SER:OG	52:26:1114:C:H1'	1.99	0.63
47:21:6:THR:HA	47:21:60:ILE:O	1.99	0.63
52:26:440:C:C2'	52:26:441:A:H5''	2.27	0.63
52:26:501:C:H2'	52:26:502:A:H8	1.64	0.63
52:26:1254:A:H2'	52:26:1255:G:C8	2.34	0.63
52:26:1434:A:H2'	52:26:1435:G:O4'	1.98	0.63
52:26:1464:U:H2'	52:26:1465:A:H8	1.63	0.63
53:27:884:U:H5'	59:33:612:CYS:HB3	1.79	0.63
53:27:2286:G:H5''	53:27:2287:A:OP1	1.99	0.63
1:A:159:THR:HG22	1:A:160:TYR:H	1.63	0.63
1:A:207:ALA:HB2	53:27:1790:C:O2'	1.99	0.63
32:6:137:THR:O	32:6:141:GLU:HG3	1.99	0.63
39:13:4:GLN:NE2	52:26:1131:G:H5'	2.14	0.63
41:15:122:PRO:HG2	51:25:34:ARG:O	1.99	0.63
46:20:33:ILE:HD12	46:20:33:ILE:N	2.14	0.63
53:27:692:C:H2'	53:27:693:A:C8	2.34	0.63
53:27:801:G:H3'	53:27:802:A:H5''	1.79	0.63
53:27:2632:A:H2'	53:27:2633:G:C8	2.34	0.63
53:27:2693:G:O2'	53:27:2694:G:H5'	1.99	0.63
58:32:42:G:H2'	58:32:43:A:C8	2.34	0.63
1:A:28:PRO:HG3	1:A:62:ARG:NH2	2.14	0.63
3:C:84:THR:HG21	53:27:586:A:H5'	1.80	0.63
11:K:47:ARG:HH21	53:27:251:A:H4'	1.63	0.63
22:V:22:PHE:CD2	53:27:922:C:H1'	2.33	0.63
31:5:24:ARG:NH2	31:5:36:ARG:HG3	2.13	0.63
43:17:7:ASN:C	43:17:9:PRO:HD3	2.19	0.63
43:17:16:ILE:H	43:17:16:ILE:HD12	1.64	0.63
52:26:539:A:H2'	52:26:540:G:H8	1.64	0.63
52:26:634:C:H2'	52:26:635:A:C8	2.34	0.63
52:26:1162:C:H2'	52:26:1163:A:C8	2.34	0.63
53:27:123:G:H2'	53:27:124:G:H8	1.64	0.63
53:27:154:U:H2'	53:27:155:A:H8	1.62	0.63
53:27:1060:U:C2	53:27:1062:G:H5'	2.34	0.63
53:27:2220:U:H2'	53:27:2221:G:H8	1.64	0.63
53:27:2297:A:N1	53:27:2321:U:H5	1.95	0.63
53:27:2837:A:H2'	53:27:2838:G:H8	1.64	0.63
59:33:54:LEU:HB2	59:33:57:TRP:NE1	2.13	0.63

Continued on next page...

Continued from previous page...

Atom-1	Atom-2	Interatomic distance (Å)	Clash overlap (Å)
2:B:46:ARG:NH2	2:B:88:GLU:O	2.31	0.62
15:O:52:ARG:H	15:O:56:SER:HB2	1.64	0.62
19:S:4:GLU:HA	19:S:7:LEU:HD12	1.81	0.62
26:Z:44:PHE:HD1	26:Z:45:THR:HG23	1.64	0.62
36:10:86:ARG:HE	52:26:673:A:H4'	1.64	0.62
51:25:20:ARG:CZ	55:29:7:G:H21	2.11	0.62
52:26:147:G:H2'	52:26:148:G:C8	2.34	0.62
52:26:216:U:H4'	52:26:464:U:H4'	1.80	0.62
52:26:1379:G:O2'	52:26:1380:U:H5'	1.99	0.62
53:27:1485:U:H2'	53:27:1486:U:C6	2.34	0.62
53:27:2839:G:H2'	53:27:2840:C:C6	2.34	0.62
54:28:95:U:H2'	54:28:96:G:H8	1.63	0.62
20:T:10:VAL:O	20:T:21:ARG:HB2	1.99	0.62
21:U:86:LEU:N	21:U:86:LEU:HD12	2.14	0.62
33:7:122:GLN:O	33:7:127:VAL:HG12	1.99	0.62
35:9:154:ALA:HB1	38:12:65:PHE:CZ	2.34	0.62
52:26:328:C:H4'	52:26:329:A:H5'	1.81	0.62
52:26:708:C:H2'	52:26:709:U:C6	2.34	0.62
53:27:1872:A:H2'	53:27:1873:G:O4'	1.99	0.62
59:33:62:MET:CE	59:33:82:PHE:CD1	2.82	0.62
59:33:232:PHE:CZ	59:33:329:PRO:HD2	2.33	0.62
59:33:282:VAL:HG12	59:33:341:LYS:HG2	1.80	0.62
1:A:155:ARG:HD3	53:27:1818:U:C6	2.33	0.62
3:C:117:ARG:NH2	3:C:181:ILE:O	2.31	0.62
5:E:16:VAL:HG12	5:E:17:LYS:N	2.15	0.62
7:G:4:ASN:ND2	7:G:8:LYS:HE3	2.13	0.62
19:S:28:ASN:HB3	19:S:91:GLN:NE2	2.14	0.62
35:9:39:GLY:HA2	35:9:44:ARG:O	1.99	0.62
39:13:51:LEU:HB3	39:13:56:MET:HB3	1.80	0.62
41:15:37:GLN:HB2	41:15:39:ASN:ND2	2.15	0.62
48:22:11:ARG:CB	48:22:47:ARG:HH12	2.12	0.62
52:26:950:U:H2'	52:26:951:G:H8	1.64	0.62
53:27:397:U:H2'	53:27:398:C:H6	1.64	0.62
53:27:1358:G:H2'	53:27:1372:U:O4	1.99	0.62
53:27:1509:A:H2'	53:27:1510:G:C8	2.34	0.62
53:27:1773:A:H2'	53:27:1774:C:O4'	1.99	0.62
53:27:2093:G:H1'	53:27:2198:A:C2	2.33	0.62
59:33:17:PRO:CB	59:33:39:TRP:NE1	2.50	0.62
2:B:51:THR:HB	2:B:79:LEU:HD23	1.81	0.62
6:F:94:ILE:HB	6:F:122:LEU:HB2	1.81	0.62
13:M:1:MET:HG3	13:M:3:HIS:ND1	2.15	0.62

Continued on next page...

Continued from previous page...

Atom-1	Atom-2	Interatomic distance (Å)	Clash overlap (Å)
30:4:12:ARG:HH12	53:27:250:G:P	2.22	0.62
34:8:58:GLN:O	34:8:62:ARG:HG2	1.99	0.62
37:11:2:ARG:HA	52:26:1380:U:O4	1.99	0.62
52:26:471:U:H2'	52:26:472:U:C6	2.35	0.62
52:26:660:C:H2'	52:26:661:G:O4'	1.98	0.62
53:27:811:U:H1'	53:27:1251:C:H5'	1.82	0.62
53:27:1657:U:H2'	53:27:1658:C:C6	2.35	0.62
22:V:44:GLY:H	22:V:47:VAL:HB	1.63	0.62
27:1:49:ARG:HG2	53:27:2884:U:C6	2.34	0.62
38:12:64:TYR:HD1	38:12:69:ALA:HA	1.64	0.62
39:13:26:LYS:HG3	39:13:61:ASP:OD1	2.00	0.62
39:13:120:ALA:HB1	52:26:1348:U:H5''	1.81	0.62
52:26:233:C:H2'	52:26:234:C:C6	2.35	0.62
53:27:123:G:H2'	53:27:124:G:C8	2.34	0.62
53:27:598:U:H2'	53:27:599:A:H8	1.61	0.62
53:27:1435:G:O2'	53:27:1436:G:H5'	1.98	0.62
53:27:1669:A:H2'	53:27:1670:C:H5'	1.80	0.62
53:27:2644:G:H3'	53:27:2645:G:N2	2.14	0.62
53:27:2786:U:H2'	53:27:2787:C:C6	2.35	0.62
57:31:57:A:H2'	57:31:58:A:H5'	1.82	0.62
59:33:29:GLN:HA	59:33:32:CYS:SG	2.39	0.62
16:P:51:GLN:HG2	16:P:54:ARG:NH1	2.14	0.62
33:7:71:ARG:HE	33:7:74:ILE:HD12	1.63	0.62
33:7:125:ARG:O	33:7:126:ARG:HB2	1.98	0.62
39:13:108:ARG:HG2	52:26:1347:G:O5'	2.00	0.62
52:26:946:A:H2'	52:26:947:G:C8	2.34	0.62
53:27:532:A:N1	53:27:2020:A:H1'	2.15	0.62
54:28:30:C:C2'	54:28:31:C:H5'	2.30	0.62
1:A:184:GLU:OE2	53:27:2222:C:H4'	2.00	0.62
21:U:14:LYS:HB2	54:28:98:G:H1	1.64	0.62
44:18:35:ALA:O	44:18:40:ARG:HB2	1.99	0.62
52:26:285:C:H2'	52:26:286:C:H6	1.64	0.62
52:26:490:C:H2'	52:26:491:G:H8	1.63	0.62
53:27:613:A:H3'	53:27:613:A:N3	2.14	0.62
53:27:721:A:H2'	53:27:722:A:C8	2.34	0.62
53:27:1779:U:H5	53:27:1784:A:N7	1.98	0.62
59:33:147:ARG:O	59:33:150:VAL:HG12	1.99	0.62
1:A:123:ILE:HG23	1:A:191:LEU:HD13	1.82	0.62
7:G:35:VAL:HG23	53:27:1056:G:OP1	1.98	0.62
11:K:21:ARG:NE	53:27:811:U:C5	2.68	0.62
23:W:26:ARG:NH1	23:W:28:PHE:CE1	2.68	0.62

Continued on next page...

Continued from previous page...

Atom-1	Atom-2	Interatomic distance (Å)	Clash overlap (Å)
40:14:52:LEU:HB2	44:18:80:ARG:HD2	1.81	0.62
49:23:66:VAL:HG23	49:23:67:GLY:H	1.63	0.62
50:24:67:HIS:ND1	52:26:262:A:H4'	2.15	0.62
51:25:19:LYS:HG3	51:25:22:CYS:SG	2.39	0.62
52:26:16:A:O2'	52:26:17:U:H5'	2.00	0.62
53:27:105:C:H2'	53:27:106:C:H6	1.64	0.62
53:27:666:A:H2'	53:27:667:U:C6	2.35	0.62
53:27:1463:C:H2'	53:27:1464:G:C8	2.35	0.62
53:27:2455:G:H2'	53:27:2456:C:C6	2.35	0.62
59:33:676:ARG:HG3	59:33:677:SER:N	2.12	0.62
2:B:129:THR:HG23	2:B:140:HIS:O	2.00	0.62
5:E:10:VAL:HG12	5:E:47:ASN:O	2.00	0.62
28:2:46:VAL:HG12	28:2:47:ILE:N	2.12	0.62
36:10:45:ARG:HD2	36:10:59:TYR:CE2	2.34	0.62
38:12:77:VAL:HG12	38:12:84:ILE:CD1	2.30	0.62
52:26:181:A:H61	52:26:194:C:H2'	1.65	0.62
52:26:234:C:H2'	52:26:235:C:C6	2.35	0.62
52:26:1229:A:H2'	52:26:1230:C:H6	1.65	0.62
52:26:1469:C:H2'	52:26:1470:U:O4'	2.00	0.62
56:30:2:C:H2'	56:30:3:C:C6	2.34	0.62
59:33:210:GLU:CG	59:33:260:TRP:CH2	2.83	0.62
2:B:118:PHE:CE1	2:B:163:GLY:HA2	2.35	0.62
6:F:87:GLU:OE1	36:10:17:GLN:HB2	2.00	0.62
10:J:7:MET:C	10:J:8:LEU:HD12	2.20	0.62
11:K:14:LYS:O	11:K:15:ALA:HB3	1.99	0.62
32:6:56:LEU:HD13	32:6:216:VAL:HG13	1.82	0.62
36:10:38:ARG:HB3	36:10:63:ASN:HB2	1.82	0.62
36:10:67:PRO:HG2	36:10:70:VAL:CG2	2.29	0.62
39:13:66:VAL:HB	39:13:78:ILE:HD11	1.82	0.62
42:16:65:TYR:HE2	42:16:67:GLY:HA2	1.65	0.62
53:27:226:A:H3'	53:27:227:A:H8	1.63	0.62
53:27:1176:U:H2'	53:27:1177:G:C8	2.34	0.62
53:27:2231:U:H2'	53:27:2232:C:C6	2.35	0.62
53:27:2617:U:H2'	53:27:2618:G:O4'	2.00	0.62
56:30:40:C:H2'	56:30:41:C:H6	1.63	0.62
58:32:40:C:H2'	58:32:41:C:C6	2.35	0.62
59:33:154:ALA:O	59:33:157:ILE:HG12	1.98	0.62
2:B:56:LYS:NZ	53:27:2831:G:OP1	2.33	0.61
18:R:51:LEU:HD12	18:R:54:ALA:HB3	1.81	0.61
20:T:96:LYS:O	20:T:97:SER:HB3	2.00	0.61
22:V:35:ARG:HD2	22:V:54:THR:HG23	1.82	0.61

Continued on next page...

Continued from previous page...

Atom-1	Atom-2	Interatomic distance (Å)	Clash overlap (Å)
34:8:61:ARG:HH21	34:8:68:GLU:N	1.97	0.61
35:9:108:GLY:O	35:9:110:MET:N	2.33	0.61
41:15:111:ASP:HB2	51:25:16:ARG:HH22	1.64	0.61
43:17:6:ILE:HD12	43:17:7:ASN:H	1.63	0.61
52:26:715:A:H2'	52:26:716:A:C8	2.35	0.61
52:26:715:A:H2'	52:26:716:A:H8	1.65	0.61
53:27:644:A:H2'	53:27:645:C:H5''	1.81	0.61
58:32:61:C:O2'	58:32:62:C:H5'	2.00	0.61
10:J:64:ARG:HD2	10:J:79:PHE:CD1	2.34	0.61
28:2:37:LYS:HB2	28:2:48:TYR:CD2	2.35	0.61
41:15:22:ILE:HD13	41:15:95:THR:HG23	1.82	0.61
41:15:30:ILE:HD12	52:26:705:G:H21	1.63	0.61
52:26:41:G:H2'	52:26:42:G:H8	1.65	0.61
52:26:280:C:H4'	52:26:281:G:OP2	2.00	0.61
52:26:664:G:N2	52:26:741:G:H1	1.98	0.61
52:26:1261:A:H3'	52:26:1262:C:H6	1.65	0.61
52:26:1436:U:H2'	52:26:1437:A:C8	2.34	0.61
53:27:1021:A:H2'	53:27:1022:G:H4'	1.82	0.61
53:27:2147:A:C4	53:27:2148:G:H1'	2.35	0.61
59:33:42:CYS:HA	59:33:84:LEU:HD21	1.81	0.61
59:33:286:LEU:O	59:33:289:CYS:SG	2.54	0.61
59:33:721:VAL:HG13	59:33:724:ARG:NE	2.14	0.61
4:D:68:LYS:HE3	54:28:41:G:O6	1.99	0.61
18:R:25:ARG:NH2	53:27:519:U:H5''	2.15	0.61
18:R:57:ASN:HD21	53:27:495:G:C1'	2.13	0.61
20:T:25:LYS:HG2	20:T:36:GLU:HB2	1.82	0.61
23:W:39:VAL:HG21	23:W:46:VAL:HG23	1.81	0.61
26:Z:61:ASN:CA	26:Z:64:PHE:HB2	2.15	0.61
31:5:17:VAL:HG11	31:5:19:ARG:NH1	2.15	0.61
35:9:41:GLY:O	35:9:118:GLY:HA3	2.00	0.61
52:26:117:G:O6	52:26:289:G:H1'	1.99	0.61
52:26:247:G:H2'	52:26:248:C:C6	2.35	0.61
52:26:555:U:H2'	52:26:556:C:C6	2.36	0.61
52:26:1106:G:O2'	52:26:1107:C:H5'	2.00	0.61
53:27:162:U:O2'	53:27:163:C:H5'	1.99	0.61
53:27:980:A:N7	53:27:981:A:C6	2.68	0.61
53:27:1036:G:H2'	53:27:1037:G:H8	1.63	0.61
53:27:2087:G:H2'	53:27:2088:A:C8	2.35	0.61
54:28:4:C:H6	54:28:4:C:C5'	2.13	0.61
59:33:61:GLU:OE2	59:33:158:ALA:HB1	2.00	0.61
59:33:62:MET:SD	59:33:155:GLU:OE1	2.58	0.61

Continued on next page...

Continued from previous page...

Atom-1	Atom-2	Interatomic distance (Å)	Clash overlap (Å)
59:33:96:ARG:HG2	59:33:104:VAL:CB	2.30	0.61
15:O:2:ASN:HD21	53:27:2876:G:H5''	1.65	0.61
31:5:33:HIS:O	31:5:35:GLN:N	2.34	0.61
32:6:24:PRO:HB3	52:26:828:U:H2'	1.82	0.61
44:18:80:ARG:HA	44:18:83:VAL:HG12	1.82	0.61
52:26:539:A:H2'	52:26:540:G:C8	2.33	0.61
52:26:631:C:C5'	52:26:632:U:H5'	2.31	0.61
52:26:690:G:H2'	52:26:691:G:O4'	2.00	0.61
52:26:1030:U:H5''	52:26:1031:C:C5	2.34	0.61
52:26:1376:U:H2'	52:26:1377:A:C8	2.36	0.61
53:27:1386:C:H2'	53:27:1387:A:H8	1.65	0.61
53:27:2038:G:H2'	53:27:2039:U:O4'	2.01	0.61
53:27:2623:G:H2'	53:27:2624:G:H8	1.64	0.61
56:30:48:C:H2'	56:30:59:U:H5'	1.81	0.61
59:33:96:ARG:NE	59:33:104:VAL:HG21	2.15	0.61
1:A:230:PRO:HB2	1:A:244:VAL:HG21	1.82	0.61
7:G:20:LYS:HB2	7:G:88:HIS:CE1	2.35	0.61
11:K:116:VAL:HG22	11:K:117:THR:N	2.15	0.61
20:T:6:ARG:O	20:T:24:VAL:HB	2.00	0.61
43:17:101:THR:HG22	52:26:1226:C:H2'	1.82	0.61
44:18:20:PHE:CE1	44:18:47:LEU:HD11	2.34	0.61
52:26:270:A:H2'	52:26:271:C:C6	2.35	0.61
52:26:601:G:H2'	52:26:602:A:H8	1.65	0.61
52:26:1502:A:C8	52:26:1505:G:N2	2.69	0.61
53:27:1906:G:C3'	53:27:1907:G:H5''	2.30	0.61
53:27:2410:G:H2'	53:27:2411:A:O4'	2.00	0.61
53:27:2428:G:H5''	53:27:2429:G:OP1	2.01	0.61
57:31:19:G:H5''	57:31:20:U:C4	2.35	0.61
59:33:204:ARG:HG3	59:33:211:TYR:CD2	2.36	0.61
1:A:159:THR:HG22	1:A:160:TYR:N	2.15	0.61
1:A:206:LYS:HG3	1:A:209:ALA:H	1.65	0.61
8:H:93:ASN:OD1	53:27:1077:A:H4'	2.00	0.61
9:I:65:THR:HG22	9:I:66:GLY:N	2.15	0.61
14:N:6:ALA:O	14:N:9:ARG:HG2	2.01	0.61
23:W:16:ASN:ND2	23:W:26:ARG:HB3	2.15	0.61
32:6:53:LEU:HD23	32:6:56:LEU:HD12	1.83	0.61
32:6:158:ASP:O	32:6:180:ILE:HG23	2.01	0.61
35:9:98:ALA:HB2	35:9:123:LEU:HG	1.83	0.61
49:23:35:ARG:HG2	49:23:50:VAL:CG1	2.31	0.61
51:25:20:ARG:NH2	55:29:7:G:H21	1.98	0.61
52:26:543:U:H2'	52:26:544:G:H8	1.65	0.61

Continued on next page...

Continued from previous page...

Atom-1	Atom-2	Interatomic distance (Å)	Clash overlap (Å)
52:26:1229:A:H2'	52:26:1230:C:C6	2.35	0.61
53:27:121:G:H4'	53:27:149:A:H5'	1.83	0.61
53:27:507:A:H5''	53:27:508:A:H2'	1.82	0.61
53:27:655:A:H4'	53:27:656:G:H5'	1.82	0.61
53:27:737:C:H2'	53:27:738:G:O4'	2.00	0.61
53:27:783:A:H2'	53:27:784:G:H5'	1.81	0.61
53:27:2447:G:C4	53:27:2500:U:C5	2.89	0.61
53:27:2469:A:H2'	53:27:2470:G:H5'	1.82	0.61
53:27:2786:U:O2'	53:27:2787:C:H5'	2.01	0.61
58:32:71:C:H2'	58:32:72:A:O4'	1.99	0.61
59:33:49:HIS:HB3	59:33:50:PRO:CD	2.28	0.61
59:33:425:LEU:HD11	59:33:451:PHE:HB3	1.82	0.61
3:C:84:THR:HG21	53:27:586:A:C5'	2.30	0.61
4:D:76:PHE:HB3	53:27:2311:A:C2	2.36	0.61
15:O:39:LEU:HD13	15:O:81:ASP:OD2	2.00	0.61
15:O:74:GLN:HB2	15:O:77:SER:HB2	1.83	0.61
31:5:27:CYS:SG	31:5:33:HIS:ND1	2.68	0.61
38:12:80:PRO:HG2	52:26:878:A:C5'	2.31	0.61
52:26:574:A:N3	52:26:883:C:H1'	2.16	0.61
53:27:115:C:O2'	53:27:116:C:H5'	2.01	0.61
53:27:766:U:H2'	53:27:767:U:C6	2.36	0.61
53:27:1255:U:H5''	53:27:1256:G:H5''	1.81	0.61
59:33:157:ILE:HG22	59:33:198:LEU:HD21	1.83	0.61
10:J:66:LYS:HA	10:J:79:PHE:O	2.01	0.61
11:K:88:GLY:O	11:K:121:THR:N	2.32	0.61
16:P:75:TYR:O	16:P:78:PHE:HB3	2.01	0.61
33:7:13:ILE:HD12	33:7:13:ILE:N	2.16	0.61
33:7:113:LYS:HB2	33:7:184:ASN:ND2	2.16	0.61
52:26:67:C:H2'	52:26:68:G:C8	2.35	0.61
52:26:584:G:H2'	52:26:585:G:H8	1.65	0.61
52:26:971:G:C8	52:26:1365:G:H4'	2.36	0.61
52:26:1301:U:H2'	52:26:1301:U:O2	1.99	0.61
53:27:63:A:O2'	53:27:64:A:H5'	2.01	0.61
53:27:587:C:C5	53:27:671:C:H1'	2.36	0.61
53:27:1269:A:H2'	53:27:1270:C:C6	2.36	0.61
53:27:1405:U:H2'	53:27:1406:U:C6	2.36	0.61
53:27:1916:A:H2'	53:27:1917:U:O2	2.00	0.61
53:27:2105:U:H2'	53:27:2106:U:O4'	2.01	0.61
55:29:13:A:H61	58:32:35:A:N6	1.98	0.61
59:33:444:ILE:HD11	59:33:449:VAL:HG11	1.82	0.61
2:B:48:ILE:HG23	2:B:84:LEU:HD11	1.83	0.61

Continued on next page...

Continued from previous page...

Atom-1	Atom-2	Interatomic distance (Å)	Clash overlap (Å)
2:B:133:THR:CG2	53:27:1993:U:H4'	2.31	0.61
7:G:34:THR:HA	7:G:37:LYS:HB3	1.82	0.61
7:G:43:LYS:O	7:G:47:GLU:HG3	2.01	0.61
11:K:90:VAL:HG13	11:K:95:LEU:HD21	1.83	0.61
14:N:71:ALA:HB1	14:N:106:LEU:HB2	1.82	0.61
21:U:86:LEU:HD12	21:U:86:LEU:H	1.66	0.61
34:8:10:LEU:HD13	34:8:62:ARG:HD2	1.82	0.61
38:12:14:ARG:HD3	38:12:74:ILE:O	2.01	0.61
40:14:81:GLU:O	40:14:84:VAL:HG12	2.00	0.61
44:18:25:GLU:HG3	44:18:26:LEU:N	2.15	0.61
46:20:70:ARG:O	46:20:74:LEU:HG	2.01	0.61
53:27:5:A:H2'	53:27:6:A:C8	2.34	0.61
53:27:892:A:H2'	53:27:893:C:C6	2.36	0.61
53:27:1030:C:H2'	53:27:1031:G:C8	2.36	0.61
59:33:61:GLU:HA	59:33:64:GLU:OE1	2.01	0.61
1:A:18:VAL:HG21	1:A:202:ARG:HH21	1.66	0.61
18:R:53:SER:O	18:R:57:ASN:HB2	2.01	0.61
42:16:99:GLY:HA3	42:16:117:GLY:HA3	1.82	0.61
52:26:21:G:H2'	52:26:22:G:C8	2.36	0.61
52:26:601:G:H2'	52:26:602:A:C8	2.36	0.61
52:26:1397:C:H42	55:29:22:A:H2'	1.65	0.61
53:27:176:A:O2'	53:27:177:G:H5'	2.00	0.61
53:27:547:A:H3'	53:27:547:A:N3	2.16	0.61
53:27:1094:U:H1'	53:27:1097:U:H5	1.66	0.61
53:27:1306:C:H2'	53:27:1307:A:H8	1.64	0.61
53:27:1426:G:H8	53:27:1426:G:O5'	1.84	0.61
53:27:2644:G:H3'	53:27:2645:G:H21	1.66	0.61
59:33:293:LEU:CD1	59:33:322:ILE:HG21	2.29	0.61
59:33:434:ASP:O	59:33:438:ARG:HG3	2.01	0.61
12:L:65:ILE:HG22	12:L:67:VAL:H	1.64	0.60
16:P:91:ARG:HH22	53:27:998:C:P	2.24	0.60
38:12:95:MET:O	38:12:98:LEU:HG	2.01	0.60
40:14:36:VAL:HG22	40:14:38:GLY:N	2.13	0.60
42:16:33:CYS:HA	42:16:54:VAL:HA	1.83	0.60
42:16:111:GLN:HB3	52:26:538:G:OP2	2.01	0.60
53:27:890:C:H2'	53:27:891:G:O4'	2.00	0.60
53:27:1794:A:H2'	53:27:1795:C:C6	2.35	0.60
59:33:79:ALA:O	59:33:82:PHE:CD1	2.53	0.60
59:33:286:LEU:HD21	59:33:343:MET:HE1	1.81	0.60
1:A:270:ARG:HG2	1:A:271:SER:N	2.17	0.60
2:B:151:THR:HG23	53:27:2032:G:H21	1.66	0.60

Continued on next page...

Continued from previous page...

Atom-1	Atom-2	Interatomic distance (Å)	Clash overlap (Å)
6:F:54:LEU:N	6:F:57:LYS:HD3	2.15	0.60
22:V:14:ALA:HB1	53:27:2271:G:OP1	2.00	0.60
23:W:13:THR:HG22	23:W:27:ARG:HA	1.81	0.60
40:14:59:LYS:HG3	40:14:62:ARG:HH21	1.65	0.60
45:19:30:LEU:HD21	52:26:658:C:H5'	1.83	0.60
53:27:107:G:H2'	53:27:108:G:H8	1.65	0.60
54:28:113:C:H2'	54:28:114:C:H6	1.65	0.60
2:B:105:LYS:O	2:B:177:VAL:HG12	2.01	0.60
12:L:57:VAL:O	12:L:59:ARG:N	2.34	0.60
32:6:33:ALA:CB	32:6:39:ILE:HG13	2.25	0.60
39:13:24:ASN:HA	39:13:58:GLU:O	2.00	0.60
47:21:29:LYS:HB2	47:21:36:PHE:CE1	2.36	0.60
52:26:478:A:H2'	52:26:479:U:H5''	1.82	0.60
52:26:841:C:O2'	52:26:843:U:H4'	2.00	0.60
52:26:1405:G:O2'	52:26:1406:U:H5'	2.01	0.60
53:27:601:C:H2'	53:27:602:A:O4'	2.01	0.60
53:27:1810:A:C2'	53:27:1811:G:H5'	2.31	0.60
53:27:2174:C:C2'	53:27:2175:C:H5'	2.30	0.60
59:33:581:GLN:HA	59:33:695:LEU:HD22	1.83	0.60
5:E:2:ARG:HA	5:E:5:LYS:HE2	1.83	0.60
5:E:25:ILE:HG22	5:E:78:VAL:HG21	1.84	0.60
8:H:122:GLU:O	8:H:126:ARG:HG2	2.01	0.60
17:Q:14:VAL:CG2	17:Q:98:ILE:HG13	2.31	0.60
21:U:30:ILE:HG22	21:U:93:ARG:HD3	1.84	0.60
37:11:118:ARG:HA	37:11:121:ASN:HD22	1.66	0.60
50:24:8:LYS:O	50:24:11:ILE:HG13	2.01	0.60
51:25:32:ARG:HG3	51:25:33:ARG:H	1.65	0.60
52:26:70:U:H2'	52:26:94:G:N7	2.17	0.60
52:26:215:C:H2'	52:26:216:U:C6	2.36	0.60
52:26:621:A:H2'	52:26:622:A:O4'	2.01	0.60
53:27:2172:U:OP2	53:27:2173:A:H5'	2.02	0.60
59:33:161:ARG:O	59:33:162:GLU:HG2	2.01	0.60
59:33:438:ARG:HG2	59:33:467:LYS:O	2.01	0.60
10:J:110:GLU:HA	10:J:113:MET:HG2	1.82	0.60
32:6:209:VAL:O	32:6:213:LEU:HB3	2.01	0.60
34:8:12:ARG:HG2	34:8:34:GLU:H	1.66	0.60
37:11:13:PRO:HA	37:11:20:GLU:HA	1.84	0.60
42:16:41:PRO:HB3	42:16:88:ASP:OD2	2.02	0.60
53:27:226:A:H3'	53:27:227:A:C8	2.36	0.60
53:27:818:G:N1	53:27:1187:G:H2'	2.17	0.60
53:27:1506:U:H2'	53:27:1507:C:H6	1.67	0.60

Continued on next page...

Continued from previous page...

Atom-1	Atom-2	Interatomic distance (Å)	Clash overlap (Å)
53:27:1682:G:C4	53:27:1757:A:H1'	2.36	0.60
53:27:1825:U:H2'	53:27:1826:G:H8	1.66	0.60
53:27:2432:A:H2'	53:27:2433:A:C8	2.37	0.60
59:33:175:ALA:O	59:33:178:CYS:SG	2.59	0.60
59:33:281:ILE:HG13	59:33:338:ILE:HG23	1.83	0.60
18:R:2:GLU:HA	18:R:108:SER:HB2	1.82	0.60
27:1:38:LEU:HD23	27:1:39:ARG:N	2.16	0.60
27:1:39:ARG:CZ	53:27:2884:U:H3	2.14	0.60
40:14:6:ILE:CG1	40:14:102:LEU:HD12	2.32	0.60
52:26:81:A:H2'	52:26:82:G:C8	2.35	0.60
52:26:549:C:C2'	52:26:550:G:H5''	2.30	0.60
53:27:904:G:H2'	53:27:905:A:C8	2.37	0.60
53:27:2685:G:H2'	53:27:2686:G:C8	2.36	0.60
59:33:74:ASP:OD1	59:33:103:VAL:HG22	2.02	0.60
59:33:621:ILE:HD11	59:33:655:ALA:HB3	1.82	0.60
59:33:668:VAL:HA	59:33:713:THR:HA	1.82	0.60
7:G:39:THR:HA	7:G:42:ARG:HB3	1.83	0.60
19:S:3:ARG:O	19:S:7:LEU:HG	2.01	0.60
30:4:30:HIS:ND1	30:4:31:ILE:HG13	2.17	0.60
32:6:95:TRP:CZ3	32:6:171:ALA:HA	2.36	0.60
53:27:319:G:H2'	53:27:320:A:O4'	2.02	0.60
53:27:1228:G:H2'	53:27:1229:C:C6	2.37	0.60
53:27:1315:C:H2'	53:27:1316:U:C6	2.37	0.60
53:27:2026:U:H2'	53:27:2027:G:C8	2.37	0.60
53:27:2130:U:H2'	53:27:2131:U:H5''	1.84	0.60
53:27:2242:G:H8	53:27:2242:G:O5'	1.82	0.60
57:31:59:A:H2'	57:31:60:U:H5'	1.83	0.60
9:I:31:GLU:HG2	9:I:142:ILE:HG12	1.83	0.60
10:J:5:GLN:HA	10:J:20:MET:SD	2.42	0.60
14:N:101:GLY:HA3	54:28:49:C:OP1	2.01	0.60
17:Q:28:ALA:HB3	17:Q:31:GLU:HG2	1.84	0.60
28:2:32:LYS:HA	28:2:50:GLU:OE1	2.01	0.60
33:7:168:ARG:NH2	52:26:1106:G:H1'	2.17	0.60
36:10:18:VAL:HG11	36:10:58:HIS:NE2	2.16	0.60
38:12:14:ARG:CG	38:12:74:ILE:HG22	2.32	0.60
39:13:108:ARG:HD2	52:26:1347:G:C8	2.37	0.60
41:15:80:ASN:HB3	41:15:105:ARG:HB3	1.83	0.60
52:26:13:U:O2'	52:26:14:U:H5'	2.01	0.60
52:26:147:G:H2'	52:26:148:G:H8	1.67	0.60
52:26:845:A:N3	52:26:845:A:H2'	2.15	0.60
52:26:923:A:H2'	52:26:924:C:C6	2.36	0.60

Continued on next page...

Continued from previous page...

Atom-1	Atom-2	Interatomic distance (Å)	Clash overlap (Å)
52:26:1057:G:H2'	52:26:1058:G:C8	2.36	0.60
53:27:639:U:H2'	53:27:640:C:H6	1.67	0.60
53:27:938:G:H2'	53:27:939:G:H8	1.67	0.60
53:27:1584:U:C2'	53:27:1585:C:H5'	2.31	0.60
53:27:2241:A:H2'	53:27:2242:G:C8	2.37	0.60
53:27:2281:A:O2'	53:27:2282:G:H5'	2.01	0.60
9:I:18:VAL:HG22	9:I:140:LEU:HB3	1.83	0.60
32:6:182:VAL:HG23	32:6:195:VAL:HG13	1.84	0.60
37:11:14:ASP:CG	37:11:22:LEU:HD23	2.22	0.60
52:26:556:C:H2'	52:26:557:G:C8	2.36	0.60
52:26:769:G:H4'	52:26:1513:A:H4'	1.84	0.60
52:26:1029:U:H2'	52:26:1031:C:C2	2.36	0.60
53:27:19:A:H2'	53:27:20:C:C6	2.37	0.60
53:27:23:G:H2'	53:27:24:G:H8	1.67	0.60
53:27:157:C:H2'	53:27:158:U:O4'	2.00	0.60
53:27:243:U:H2'	53:27:244:A:H5'	1.84	0.60
53:27:357:C:H2'	53:27:358:U:C6	2.37	0.60
53:27:567:U:H2'	53:27:568:U:O4'	2.02	0.60
53:27:1010:A:N3	53:27:1153:C:H1'	2.17	0.60
53:27:1287:A:O2'	53:27:1288:G:H5'	2.00	0.60
53:27:1720:U:H2'	53:27:1721:G:O4'	2.02	0.60
53:27:1801:A:H5''	53:27:2203:U:C2'	2.29	0.60
53:27:2511:U:H2'	53:27:2512:C:H6	1.67	0.60
53:27:2682:A:O2'	53:27:2683:C:H5'	2.01	0.60
53:27:2754:U:H2'	53:27:2755:C:H5''	1.82	0.60
2:B:115:GLY:O	13:M:3:HIS:NE2	2.35	0.60
11:K:85:VAL:CG1	11:K:94:THR:HG22	2.32	0.60
32:6:91:VAL:HG21	32:6:95:TRP:HD1	1.67	0.60
35:9:11:GLN:HB2	35:9:39:GLY:O	2.01	0.60
36:10:29:ILE:CG2	36:10:34:GLY:HA3	2.32	0.60
45:19:6:ALA:O	45:19:10:ILE:HG13	2.02	0.60
52:26:335:C:H2'	52:26:336:A:H8	1.66	0.60
53:27:2503:A:H1'	53:27:2505:G:OP2	2.01	0.60
53:27:2582:G:O2'	53:27:2583:G:H5'	2.02	0.60
59:33:65:ILE:HG12	59:33:161:ARG:HH21	1.65	0.60
59:33:439:CYS:HA	59:33:465:THR:HG22	1.83	0.60
4:D:72:SER:HB2	4:D:80:GLN:H	1.67	0.59
5:E:29:ASN:HD22	5:E:78:VAL:C	2.05	0.59
13:M:79:LEU:O	13:M:81:ASN:N	2.35	0.59
34:8:116:LEU:HD11	34:8:153:ARG:HD2	1.83	0.59
49:23:79:TYR:CZ	52:26:1226:C:H4'	2.37	0.59

Continued on next page...

Continued from previous page...

Atom-1	Atom-2	Interatomic distance (Å)	Clash overlap (Å)
52:26:470:C:H2'	52:26:471:U:C6	2.37	0.59
53:27:2721:A:H2'	53:27:2722:G:O4'	2.02	0.59
58:32:32:C:H2'	58:32:33:U:O4'	2.02	0.59
1:A:269:ARG:NH2	53:27:1798:U:OP1	2.35	0.59
5:E:36:LEU:HD11	5:E:67:ALA:HB1	1.84	0.59
7:G:24:SER:H	7:G:118:ILE:HG13	1.66	0.59
14:N:51:ALA:HB3	14:N:78:VAL:HG22	1.83	0.59
33:7:115:VAL:O	33:7:118:SER:HB3	2.02	0.59
34:8:142:VAL:HG12	34:8:179:GLY:O	2.01	0.59
39:13:98:ARG:NH2	52:26:1178:G:C5	2.70	0.59
42:16:52:CYS:SG	42:16:66:ILE:HD11	2.42	0.59
52:26:543:U:H2'	52:26:544:G:C8	2.36	0.59
52:26:1401:G:H2'	52:26:1402:C:O4'	2.01	0.59
53:27:20:C:H2'	53:27:21:A:H8	1.67	0.59
53:27:61:C:C2'	53:27:62:U:H5'	2.31	0.59
53:27:547:A:H4'	53:27:548:G:C4	2.37	0.59
53:27:1444:G:H2'	53:27:1445:G:C8	2.36	0.59
53:27:2248:C:H2'	53:27:2249:U:H5'	1.83	0.59
53:27:2271:G:H2'	53:27:2272:U:C6	2.36	0.59
53:27:2607:G:H2'	53:27:2608:G:O4'	2.02	0.59
53:27:2620:C:C2'	53:27:2621:G:H5'	2.31	0.59
1:A:246:PRO:HD2	1:A:247:TRP:CZ3	2.37	0.59
2:B:66:GLY:HA3	53:27:2787:C:H5'	1.83	0.59
23:W:36:ARG:HD3	53:27:2200:C:OP2	2.02	0.59
34:8:104:MET:CE	34:8:172:VAL:HB	2.32	0.59
52:26:88:U:H2'	52:26:89:U:C4'	2.32	0.59
52:26:950:U:H2'	52:26:951:G:C8	2.37	0.59
52:26:1506:U:O2'	52:26:1507:A:H5'	2.02	0.59
53:27:464:U:C6	53:27:788:A:C2	2.91	0.59
53:27:1005:C:O5'	53:27:1005:C:H6	1.85	0.59
53:27:1199:U:H2'	53:27:1200:C:H6	1.67	0.59
53:27:1664:A:N6	53:27:1996:C:H42	1.95	0.59
53:27:1843:C:H2'	53:27:1844:C:C6	2.38	0.59
53:27:2016:U:H2'	53:27:2017:U:O4'	2.02	0.59
53:27:2393:U:H2'	53:27:2394:C:C6	2.37	0.59
53:27:2512:C:H2'	53:27:2513:A:O4'	2.02	0.59
59:33:224:ASP:O	59:33:228:TYR:CD1	2.55	0.59
2:B:158:GLY:HA3	9:I:80:HIS:NE2	2.17	0.59
3:C:132:LYS:O	3:C:136:GLN:HB2	2.01	0.59
16:P:47:ARG:NH2	16:P:51:GLN:OE1	2.35	0.59
19:S:29:THR:HG23	19:S:85:VAL:C	2.22	0.59

Continued on next page...

Continued from previous page...

Atom-1	Atom-2	Interatomic distance (Å)	Clash overlap (Å)
21:U:30:ILE:CG2	21:U:93:ARG:HD3	2.32	0.59
36:10:3:HIS:O	36:10:92:THR:HA	2.00	0.59
38:12:94:VAL:HB	38:12:99:GLY:O	2.02	0.59
42:16:63:THR:HG23	42:16:92:VAL:HA	1.82	0.59
46:20:5:ARG:HH12	52:26:377:G:H5'	1.66	0.59
50:24:2:ASN:CG	50:24:3:ILE:H	2.05	0.59
52:26:1201:A:H1'	52:26:1202:U:OP2	2.03	0.59
52:26:1414:U:H2'	52:26:1415:G:H8	1.66	0.59
53:27:1197:G:H2'	53:27:1198:U:C6	2.38	0.59
53:27:1868:C:H3'	53:27:1869:G:C5'	2.25	0.59
58:32:60:U:H2'	58:32:61:C:C5	2.37	0.59
8:H:37:PHE:O	8:H:41:PHE:HB2	2.02	0.59
11:K:19:LEU:HG	11:K:31:GLY:HA3	1.83	0.59
29:3:42:LEU:HD23	29:3:43:THR:HG23	1.85	0.59
43:17:2:ARG:HA	43:17:6:ILE:O	2.01	0.59
52:26:218:U:H2'	52:26:219:U:O4'	2.02	0.59
53:27:858:G:H4'	53:27:859:G:OP2	2.01	0.59
53:27:1304:A:C3'	53:27:1305:C:H5''	2.33	0.59
53:27:1306:C:H2'	53:27:1307:A:C8	2.38	0.59
53:27:1401:G:H2'	53:27:1402:U:O4'	2.02	0.59
53:27:1906:G:H2'	53:27:1907:G:H5''	1.83	0.59
53:27:2024:G:H2'	53:27:2025:C:O4'	2.02	0.59
53:27:2507:C:H2'	53:27:2508:G:H8	1.68	0.59
53:27:2619:C:H2'	53:27:2620:C:C6	2.37	0.59
54:28:1:U:H2'	54:28:2:G:C8	2.38	0.59
59:33:65:ILE:HD13	59:33:157:ILE:CD1	2.33	0.59
59:33:240:MET:HB3	59:33:295:ILE:HD12	1.84	0.59
3:C:148:ILE:HG13	3:C:187:VAL:HG11	1.84	0.59
4:D:24:VAL:O	4:D:27:VAL:HG12	2.02	0.59
39:13:112:ARG:HH12	39:13:114:LYS:HA	1.68	0.59
41:15:71:ASP:O	41:15:72:ALA:HB3	2.01	0.59
52:26:17:U:H2'	52:26:18:C:C6	2.37	0.59
52:26:741:G:H2'	52:26:742:G:H8	1.68	0.59
52:26:891:U:H2'	52:26:892:A:H8	1.66	0.59
52:26:1202:U:C2'	52:26:1203:C:H5'	2.33	0.59
53:27:1061:U:H5'	53:27:1070:A:N3	2.17	0.59
53:27:1725:U:H2'	53:27:1726:C:C6	2.37	0.59
53:27:1881:C:H2'	53:27:1882:U:O4'	2.01	0.59
53:27:2086:U:H2'	53:27:2087:G:C8	2.37	0.59
53:27:2514:U:H2'	53:27:2515:C:H6	1.67	0.59
56:30:13:C:H2'	56:30:14:A:H5''	1.84	0.59

Continued on next page...

Continued from previous page...

Atom-1	Atom-2	Interatomic distance (Å)	Clash overlap (Å)
58:32:31:G:H3'	58:32:32:C:C6	2.38	0.59
13:M:30:ARG:NH1	13:M:75:ILE:HD11	2.18	0.59
24:X:14:LEU:O	24:X:17:GLU:HB3	2.03	0.59
24:X:18:LEU:O	24:X:22:LEU:HB3	2.03	0.59
39:13:11:ARG:HB3	39:13:77:ALA:N	2.17	0.59
40:14:5:ARG:N	40:14:77:VAL:HA	2.16	0.59
51:25:9:GLU:CG	51:25:10:PRO:HD3	2.23	0.59
52:26:349:A:H2'	52:26:350:G:C8	2.37	0.59
53:27:538:A:H2'	53:27:539:G:C8	2.38	0.59
53:27:2110:G:H5'	53:27:2111:U:H5''	1.83	0.59
8:H:59:THR:HB	8:H:67:THR:O	2.03	0.59
10:J:15:GLY:O	10:J:47:ILE:HG12	2.02	0.59
17:Q:1:MET:N	17:Q:43:ASN:HA	2.17	0.59
28:2:12:SER:HB2	28:2:48:TYR:CZ	2.38	0.59
32:6:96:LEU:O	32:6:99:MET:HG2	2.02	0.59
49:23:49:ALA:HA	49:23:58:PRO:HA	1.84	0.59
50:24:2:ASN:OD1	50:24:3:ILE:N	2.35	0.59
52:26:744:C:H2'	52:26:745:G:H8	1.68	0.59
53:27:975:A:H1'	53:27:990:A:N1	2.17	0.59
53:27:1153:C:H2'	53:27:1154:G:O4'	2.03	0.59
53:27:1285:A:H2'	53:27:1286:A:H5'	1.85	0.59
53:27:1931:U:H2'	53:27:1932:A:H8	1.67	0.59
54:28:38:C:O2	54:28:48:U:H1'	2.03	0.59
3:C:149:ILE:HG23	3:C:188:MET:HG3	1.85	0.59
8:H:76:ALA:HB3	53:27:1063:G:H5'	1.83	0.59
12:L:31:PHE:O	12:L:105:MET:N	2.31	0.59
21:U:86:LEU:CD2	21:U:89:ILE:HD11	2.29	0.59
40:14:5:ARG:NH1	40:14:79:PRO:HG3	2.17	0.59
41:15:17:ASP:CB	41:15:36:ARG:HH22	2.15	0.59
41:15:109:ILE:H	41:15:109:ILE:HD12	1.66	0.59
43:17:15:VAL:HG23	43:17:40:GLU:O	2.02	0.59
52:26:418:C:H2'	52:26:419:C:C6	2.37	0.59
52:26:579:A:H2'	52:26:580:C:C6	2.38	0.59
53:27:286:U:H2'	53:27:287:G:C8	2.37	0.59
53:27:1331:G:C2'	53:27:1332:G:H5''	2.33	0.59
53:27:2505:G:N3	53:27:2505:G:H2'	2.18	0.59
8:H:42:ASN:O	8:H:46:ASP:HB3	2.01	0.59
11:K:63:LYS:HA	30:4:12:ARG:HG2	1.85	0.59
35:9:79:THR:HB	35:9:121:ASN:ND2	2.18	0.59
35:9:137:ARG:HH12	52:26:1078:U:C4'	2.12	0.59
35:9:137:ARG:HH22	52:26:1078:U:H4'	1.68	0.59

Continued on next page...

Continued from previous page...

Atom-1	Atom-2	Interatomic distance (Å)	Clash overlap (Å)
41:15:22:ILE:HG21	41:15:95:THR:HG21	1.84	0.59
52:26:40:C:O2'	52:26:41:G:H5'	2.03	0.59
52:26:420:U:H4'	52:26:421:U:H5	1.68	0.59
52:26:768:A:H4'	52:26:1523:G:N2	2.16	0.59
52:26:988:G:H21	52:26:1015:G:N2	2.01	0.59
53:27:2845:U:H2'	53:27:2846:G:C8	2.38	0.59
59:33:428:ALA:HB1	59:33:435:VAL:HG12	1.85	0.59
6:F:27:ARG:NE	23:W:55:MET:HE2	2.16	0.58
27:1:51:ARG:HG3	27:1:53:VAL:HG13	1.85	0.58
33:7:174:LEU:HD23	33:7:181:ILE:HD13	1.85	0.58
37:11:62:GLU:HA	37:11:65:LEU:HB3	1.83	0.58
39:13:16:ALA:HB1	39:13:65:THR:O	2.03	0.58
43:17:88:LEU:HA	43:17:91:ARG:HE	1.67	0.58
52:26:197:A:N3	52:26:198:G:H1'	2.18	0.58
52:26:202:G:H2'	52:26:203:G:C8	2.38	0.58
52:26:572:A:H4'	52:26:917:G:H5'	1.84	0.58
52:26:692:U:H1'	52:26:695:A:N7	2.18	0.58
52:26:1292:G:H2'	52:26:1293:C:C6	2.38	0.58
53:27:296:U:H2'	53:27:297:G:C8	2.38	0.58
53:27:787:C:H3'	53:27:791:C:H41	1.68	0.58
53:27:2037:A:H2'	53:27:2038:G:C8	2.38	0.58
53:27:2373:G:H2'	53:27:2374:C:C6	2.38	0.58
53:27:2739:U:H5''	53:27:2763:G:O6	2.03	0.58
1:A:59:GLN:NE2	1:A:84:PRO:HB2	2.18	0.58
1:A:227:VAL:HG11	53:27:784:G:C2	2.37	0.58
8:H:2:LYS:NZ	8:H:62:ALA:HB2	2.18	0.58
14:N:40:ILE:HD11	54:28:8:C:H4'	1.85	0.58
16:P:61:ILE:HG12	16:P:91:ARG:HD3	1.85	0.58
26:Z:61:ASN:HA	26:Z:64:PHE:CB	2.15	0.58
34:8:146:GLU:HA	34:8:149:LYS:CB	2.29	0.58
39:13:89:TYR:O	39:13:90:ASP:HB3	2.02	0.58
44:18:37:ASP:OD1	44:18:39:ASP:HB3	2.03	0.58
52:26:1176:A:H2'	52:26:1177:G:O4'	2.03	0.58
53:27:2070:A:H2'	53:27:2071:A:C8	2.38	0.58
2:B:6:GLY:HA3	2:B:29:VAL:HG22	1.86	0.58
2:B:121:THR:HB	2:B:127:PHE:CD2	2.38	0.58
6:F:14:SER:HB2	6:F:17:ASP:OD2	2.03	0.58
9:I:37:ARG:HH21	9:I:37:ARG:HG3	1.68	0.58
35:9:28:ARG:HH12	52:26:15:G:H4'	1.69	0.58
44:18:71:GLY:HA2	52:26:975:A:O2'	2.03	0.58
47:21:58:VAL:HG22	47:21:59:GLU:O	2.03	0.58

Continued on next page...

Continued from previous page...

Atom-1	Atom-2	Interatomic distance (Å)	Clash overlap (Å)
49:23:48:ILE:O	49:23:59:VAL:HG22	2.04	0.58
52:26:333:U:H2'	52:26:334:C:H6	1.68	0.58
52:26:406:G:H2'	52:26:407:U:H6	1.68	0.58
52:26:1225:A:H5'	52:26:1226:C:OP2	2.03	0.58
52:26:1522:U:H2'	52:26:1523:G:H8	1.68	0.58
53:27:288:U:H2'	53:27:289:G:C8	2.39	0.58
53:27:1637:A:H5'	53:27:1760:C:O2'	2.02	0.58
59:33:74:ASP:CA	59:33:77:ARG:NH2	2.66	0.58
8:H:13:ALA:HA	8:H:53:PRO:HA	1.86	0.58
10:J:76:VAL:H	15:O:72:VAL:HG22	1.68	0.58
21:U:60:VAL:HG11	21:U:71:LYS:HB3	1.86	0.58
32:6:210:THR:O	32:6:214:GLY:HA3	2.04	0.58
42:16:113:ARG:HH21	42:16:120:ARG:HG3	1.66	0.58
48:22:17:VAL:CG1	48:22:18:GLN:HG3	2.31	0.58
52:26:102:G:H2'	52:26:103:U:H6	1.67	0.58
52:26:505:G:H5'	52:26:534:U:H2'	1.85	0.58
52:26:580:C:H2'	52:26:581:G:C8	2.38	0.58
53:27:414:C:H2'	53:27:415:A:C8	2.38	0.58
53:27:1297:C:H2'	53:27:1298:C:H6	1.68	0.58
53:27:2256:G:H2'	53:27:2257:U:H6	1.67	0.58
53:27:2475:C:H2'	53:27:2476:A:H5'	1.84	0.58
53:27:2849:U:H1'	53:27:2866:U:O2	2.03	0.58
59:33:155:GLU:O	59:33:159:HIS:CD2	2.56	0.58
1:A:1:ALA:N	1:A:19:VAL:O	2.30	0.58
3:C:163:ASN:HB2	53:27:322:A:OP2	2.03	0.58
4:D:139:GLU:HA	26:Z:28:VAL:HG12	1.85	0.58
9:I:59:ALA:HB1	9:I:101:ILE:HG13	1.83	0.58
23:W:71:ARG:HH11	23:W:77:TYR:HE2	1.48	0.58
37:11:110:ARG:HD3	37:11:122:GLU:OE2	2.02	0.58
50:24:9:ARG:HG2	52:26:108:G:C6	2.38	0.58
52:26:81:A:H2'	52:26:82:G:H8	1.67	0.58
52:26:128:G:O2'	52:26:129:A:H5'	2.03	0.58
53:27:110:G:H2'	53:27:111:A:C8	2.38	0.58
53:27:435:C:H2'	53:27:436:C:H5'	1.84	0.58
53:27:1293:C:C2'	53:27:1294:U:H5''	2.32	0.58
53:27:1662:U:H2'	53:27:1663:G:C8	2.38	0.58
53:27:2011:U:H2'	53:27:2012:G:O4'	2.04	0.58
53:27:2039:U:H2'	53:27:2040:G:C8	2.39	0.58
53:27:2329:U:H2'	53:27:2330:G:H8	1.64	0.58
53:27:2620:C:C3'	53:27:2621:G:H5''	2.33	0.58
59:33:61:GLU:C	59:33:64:GLU:HG2	2.24	0.58

Continued on next page...

Continued from previous page...

Atom-1	Atom-2	Interatomic distance (Å)	Clash overlap (Å)
59:33:279:VAL:HG13	59:33:336:ILE:HG23	1.85	0.58
59:33:634:HIS:NE2	59:33:640:GLN:HB2	2.18	0.58
2:B:4:LEU:HD11	2:B:100:LEU:HD22	1.85	0.58
15:O:99:LEU:O	15:O:99:LEU:HD23	2.02	0.58
21:U:16:ALA:O	21:U:20:LEU:HD13	2.03	0.58
26:Z:11:GLU:HA	26:Z:25:ARG:HG2	1.85	0.58
34:8:149:LYS:O	34:8:151:GLN:N	2.37	0.58
43:17:38:ILE:HD12	43:17:47:LEU:HD11	1.86	0.58
43:17:54:THR:HA	43:17:57:ASP:OD2	2.03	0.58
50:24:4:LYS:HE3	52:26:60:A:H3'	1.85	0.58
52:26:1129:C:H2'	52:26:1139:G:O6	2.04	0.58
53:27:1053:C:H5'	53:27:1053:C:H6	1.66	0.58
53:27:1622:G:H2'	53:27:1623:G:H8	1.68	0.58
53:27:1726:C:H2'	53:27:1727:C:C6	2.37	0.58
53:27:2071:A:H2'	53:27:2072:C:C6	2.38	0.58
53:27:2799:A:H2'	53:27:2800:A:H5'	1.84	0.58
53:27:2800:A:H3'	53:27:2801:G:H5'	1.85	0.58
53:27:2800:A:C2	53:27:2895:G:H1'	2.38	0.58
59:33:294:GLY:O	59:33:298:THR:HG23	2.03	0.58
16:P:36:GLN:HE21	53:27:563:A:C2'	2.16	0.58
17:Q:1:MET:N	17:Q:43:ASN:HD22	2.02	0.58
17:Q:4:VAL:HG22	17:Q:13:ARG:HA	1.86	0.58
21:U:46:LYS:O	21:U:50:MET:HG2	2.04	0.58
22:V:16:ARG:HD3	53:27:2271:G:H5'	1.86	0.58
24:X:39:GLN:HE21	24:X:42:LEU:CD1	2.16	0.58
40:14:22:THR:HA	40:14:25:ILE:HG22	1.84	0.58
41:15:121:ARG:HE	51:25:35:GLU:CG	2.16	0.58
44:18:8:ARG:HG2	44:18:12:ARG:NH1	2.19	0.58
45:19:23:SER:HA	52:26:751:U:H4'	1.84	0.58
52:26:478:A:C3'	52:26:479:U:H5''	2.34	0.58
52:26:1028:C:H2'	52:26:1029:U:H4'	1.85	0.58
52:26:1323:G:H2'	52:26:1324:A:C8	2.38	0.58
53:27:279:A:N6	53:27:361:G:HO2'	2.00	0.58
53:27:523:C:O2'	53:27:524:G:H5'	2.03	0.58
53:27:1263:U:H2'	53:27:1264:A:C4	2.38	0.58
53:27:1869:G:N2	53:27:1871:A:H5''	2.18	0.58
53:27:2756:U:H1'	53:27:2757:A:H5''	1.84	0.58
56:30:50:U:H2'	56:30:51:U:O4'	2.03	0.58
59:33:30:LYS:HD2	59:33:33:GLU:OE2	2.03	0.58
59:33:63:VAL:CG1	59:33:80:LEU:HG	2.20	0.58
59:33:267:ASN:H	59:33:267:ASN:HD22	1.49	0.58

Continued on next page...

Continued from previous page...

Atom-1	Atom-2	Interatomic distance (Å)	Clash overlap (Å)
59:33:699:SER:OG	59:33:710:ILE:HG23	2.04	0.58
1:A:207:ALA:HB1	53:27:1790:C:H4'	1.86	0.58
8:H:99:LYS:HG3	8:H:140:GLU:HG2	1.85	0.58
10:J:10:VAL:HG12	10:J:12:ASP:H	1.67	0.58
14:N:67:ASN:O	14:N:70:ALA:N	2.32	0.58
16:P:67:ALA:O	16:P:70:GLN:HB3	2.03	0.58
20:T:87:GLU:O	20:T:88:ASP:HB3	2.03	0.58
33:7:112:ALA:HB1	33:7:199:VAL:HG13	1.85	0.58
34:8:100:VAL:O	34:8:104:MET:HG2	2.04	0.58
36:10:39:LEU:O	36:10:41:ASP:N	2.36	0.58
42:16:87:LYS:O	42:16:88:ASP:HB2	2.04	0.58
47:21:7:LEU:HD23	47:21:24:ILE:HD13	1.84	0.58
50:24:32:LYS:HE2	52:26:1439:G:OP1	2.03	0.58
51:25:61:ARG:O	51:25:63:ASN:N	2.35	0.58
52:26:212:G:H2'	52:26:213:G:C8	2.35	0.58
53:27:904:G:H2'	53:27:905:A:H8	1.68	0.58
53:27:1659:G:H2'	53:27:1660:G:H5''	1.84	0.58
53:27:1901:A:H2'	53:27:1902:C:C6	2.39	0.58
53:27:2543:G:H2'	53:27:2544:G:C8	2.38	0.58
53:27:2840:C:H2'	53:27:2841:C:C6	2.38	0.58
59:33:61:GLU:HA	59:33:64:GLU:CD	2.24	0.58
1:A:140:VAL:HG12	1:A:191:LEU:HA	1.84	0.58
8:H:21:PRO:CB	8:H:22:PRO:HD3	2.28	0.58
8:H:32:VAL:HG22	8:H:60:VAL:HG21	1.86	0.58
8:H:60:VAL:HA	8:H:66:PHE:CB	2.33	0.58
20:T:73:ASN:OD1	20:T:75:ALA:HB3	2.04	0.58
32:6:93:HIS:CE1	32:6:145:ASN:HB2	2.39	0.58
35:9:133:ILE:H	35:9:133:ILE:HD12	1.68	0.58
38:12:14:ARG:HH12	52:26:876:C:P	2.27	0.58
47:21:22:VAL:HG21	47:21:60:ILE:HD11	1.86	0.58
49:23:39:ILE:HB	49:23:66:VAL:HA	1.86	0.58
52:26:912:C:H2'	52:26:913:A:C8	2.39	0.58
52:26:949:A:H1'	52:26:1364:U:O2	2.04	0.58
52:26:1415:G:H2'	52:26:1416:G:H8	1.68	0.58
53:27:1169:A:H61	53:27:1180:U:H3	1.52	0.58
53:27:1746:A:H2'	53:27:1747:U:C6	2.39	0.58
53:27:2515:C:O2'	53:27:2516:A:H5'	2.03	0.58
53:27:2547:A:H2'	53:27:2548:U:C6	2.38	0.58
54:28:3:C:C3'	54:28:4:C:H5''	2.34	0.58
59:33:47:GLN:OE1	59:33:55:LEU:HD13	2.04	0.58
59:33:65:ILE:CG1	59:33:161:ARG:HH21	2.17	0.58

Continued on next page...

Continued from previous page...

Atom-1	Atom-2	Interatomic distance (Å)	Clash overlap (Å)
10:J:22:ILE:HB	53:27:1952:A:C2	2.39	0.58
12:L:46:ILE:HD12	12:L:69:PRO:HG3	1.86	0.58
38:12:40:LYS:HD3	38:12:47:ASP:H	1.68	0.58
52:26:1037:C:H2'	52:26:1038:C:H6	1.68	0.58
52:26:1096:C:H2'	52:26:1097:C:H6	1.68	0.58
53:27:29:U:H2'	53:27:30:G:C8	2.39	0.58
53:27:538:A:H2'	53:27:539:G:O4'	2.03	0.58
53:27:2340:A:H2'	53:27:2341:G:H8	1.69	0.58
9:I:113:PRO:HG3	53:27:529:A:OP2	2.04	0.57
13:M:101:GLY:H	27:1:41:HIS:HD2	1.51	0.57
30:4:63:TYR:HE1	53:27:593:U:H5'	1.69	0.57
33:7:60:ALA:C	33:7:62:SER:H	2.07	0.57
34:8:8:LEU:HB3	52:26:430:A:OP1	2.04	0.57
39:13:38:PHE:HA	39:13:41:GLU:OE1	2.02	0.57
40:14:88:MET:O	40:14:89:ARG:HB3	2.04	0.57
45:19:55:LEU:O	45:19:59:VAL:HG23	2.04	0.57
47:21:46:HIS:HA	47:21:70:LYS:HD2	1.85	0.57
49:23:30:LEU:HD22	49:23:48:ILE:HG22	1.86	0.57
49:23:68:HIS:HB3	49:23:72:GLU:OE1	2.04	0.57
52:26:88:U:H2'	52:26:89:U:H4'	1.86	0.57
52:26:1347:G:H22	52:26:1373:G:H2'	1.69	0.57
53:27:479:A:H4'	53:27:480:A:OP1	2.04	0.57
53:27:1182:G:H2'	53:27:1183:U:O4'	2.04	0.57
53:27:1810:A:H2'	53:27:1811:G:H5'	1.85	0.57
53:27:1866:A:H2'	53:27:1867:G:O4'	2.04	0.57
53:27:2081:U:H2'	53:27:2082:A:H8	1.67	0.57
58:32:57:A:C2'	58:32:58:A:H5'	2.34	0.57
59:33:79:ALA:O	59:33:82:PHE:CE1	2.57	0.57
59:33:236:LEU:O	59:33:240:MET:HG2	2.04	0.57
3:C:48:THR:HG22	3:C:86:ALA:HB3	1.86	0.57
11:K:55:MET:HG2	53:27:2392:A:C2	2.38	0.57
16:P:80:ASN:HB2	53:27:1151:A:O2'	2.04	0.57
19:S:70:HIS:O	19:S:72:GLN:N	2.37	0.57
30:4:25:HIS:HB3	30:4:43:LEU:HD22	1.85	0.57
37:11:102:TRP:CH2	37:11:140:VAL:HG21	2.39	0.57
41:15:63:GLN:HG3	41:15:98:ALA:CB	2.34	0.57
42:16:29:LYS:HE2	42:16:58:ASN:ND2	2.19	0.57
42:16:87:LYS:HE3	52:26:526:C:OP2	2.04	0.57
46:20:40:ASN:CG	46:20:43:ALA:HB2	2.25	0.57
53:27:1188:U:O2'	53:27:1189:A:H5'	2.04	0.57
53:27:1537:G:N1	53:27:1538:G:H1'	2.19	0.57

Continued on next page...

Continued from previous page...

Atom-1	Atom-2	Interatomic distance (Å)	Clash overlap (Å)
53:27:2195:U:H2'	53:27:2196:C:C6	2.39	0.57
53:27:2446:G:H2'	53:27:2447:G:H5''	1.85	0.57
56:30:12:U:H2'	56:30:13:C:O4'	2.04	0.57
59:33:179:THR:HG21	59:33:206:LEU:CD1	2.34	0.57
59:33:197:GLU:HG2	59:33:201:TYR:CZ	2.39	0.57
59:33:267:ASN:HD22	59:33:267:ASN:N	2.02	0.57
6:F:3:VAL:HA	6:F:39:ALA:N	2.19	0.57
19:S:5:GLU:HA	19:S:8:LEU:HD12	1.86	0.57
33:7:86:LEU:O	33:7:90:VAL:HG23	2.04	0.57
35:9:46:GLY:HA3	35:9:69:ASN:O	2.03	0.57
39:13:56:MET:O	39:13:59:LYS:HG2	2.04	0.57
41:15:12:ARG:O	41:15:14:GLN:N	2.37	0.57
43:17:109:LYS:HE3	52:26:1227:A:OP2	2.03	0.57
52:26:265:G:H2'	52:26:267:C:H5	1.69	0.57
52:26:579:A:H2'	52:26:580:C:H6	1.69	0.57
53:27:1144:A:H2'	53:27:1145:C:C6	2.39	0.57
53:27:1821:A:H2'	53:27:1822:C:H6	1.67	0.57
54:28:53:A:H2'	54:28:54:G:H5'	1.86	0.57
59:33:228:TYR:HB2	59:33:277:ARG:HH21	1.68	0.57
1:A:64:VAL:HB	1:A:66:PHE:HE1	1.69	0.57
1:A:94:LEU:HD21	53:27:1501:G:H4'	1.85	0.57
1:A:107:LYS:O	1:A:109:LEU:N	2.38	0.57
2:B:62:LYS:HB2	2:B:63:PRO:HD3	1.85	0.57
14:N:52:SER:OG	14:N:54:VAL:HG12	2.04	0.57
14:N:98:GLN:O	14:N:100:HIS:N	2.37	0.57
17:Q:52:PRO:O	17:Q:53:PHE:HB2	2.05	0.57
35:9:154:ALA:HB1	38:12:65:PHE:CE2	2.39	0.57
36:10:18:VAL:H	36:10:19:PRO:CD	2.17	0.57
37:11:78:ARG:HD3	52:26:1382:C:H1'	1.85	0.57
39:13:12:LYS:O	39:13:14:SER:N	2.35	0.57
40:14:59:LYS:HE2	40:14:62:ARG:NH2	2.19	0.57
42:16:41:PRO:HG3	42:16:49:ARG:HG2	1.84	0.57
52:26:460:A:H2'	52:26:461:A:C8	2.39	0.57
52:26:741:G:H2'	52:26:742:G:C8	2.39	0.57
52:26:865:A:H2	52:26:918:A:H4'	1.70	0.57
53:27:371:A:H5''	53:27:423:A:C2	2.40	0.57
53:27:721:A:H2'	53:27:722:A:H8	1.70	0.57
53:27:975:A:H1'	53:27:990:A:C6	2.39	0.57
53:27:1316:U:H2'	53:27:1317:G:H8	1.70	0.57
53:27:1564:C:H2'	53:27:1565:C:O4'	2.05	0.57
53:27:2405:G:H2'	53:27:2411:A:H62	1.68	0.57

Continued on next page...

Continued from previous page...

Atom-1	Atom-2	Interatomic distance (Å)	Clash overlap (Å)
53:27:2760:C:O2'	53:27:2761:A:H5'	2.03	0.57
59:33:20:TRP:HE1	59:33:63:VAL:C	2.07	0.57
59:33:657:TRP:O	59:33:659:GLU:N	2.37	0.57
3:C:23:PHE:HD1	3:C:111:GLU:HB2	1.70	0.57
20:T:98:ASN:O	20:T:100:GLU:HG2	2.05	0.57
39:13:112:ARG:NH1	39:13:114:LYS:HA	2.19	0.57
52:26:1359:C:H4'	52:26:1362:A:N6	2.19	0.57
53:27:1028:A:H2'	53:27:1029:A:C8	2.39	0.57
53:27:1403:A:H2'	53:27:1404:C:H6	1.66	0.57
53:27:2134:A:C5	53:27:2157:G:H4'	2.39	0.57
58:32:9:G:H2'	58:32:11:A:N7	2.20	0.57
58:32:34:C:H2'	58:32:35:A:C8	2.40	0.57
59:33:154:ALA:HA	59:33:157:ILE:CD1	2.34	0.57
59:33:504:ASN:CB	59:33:547:GLY:HA3	2.34	0.57
4:D:87:LYS:HD3	53:27:2313:C:H5''	1.85	0.57
11:K:28:GLY:O	11:K:29:LYS:HB3	2.05	0.57
20:T:67:SER:HB2	53:27:335:C:O2	2.04	0.57
23:W:70:LEU:HB3	23:W:75:GLU:HB2	1.85	0.57
26:Z:64:PHE:C	26:Z:66:ILE:H	2.07	0.57
46:20:3:THR:HG22	46:20:22:ALA:O	2.04	0.57
46:20:6:LEU:HB3	46:20:17:TYR:HD1	1.69	0.57
49:23:9:PHE:CD2	52:26:1318:A:H4'	2.40	0.57
52:26:357:G:O2'	52:26:358:U:H5'	2.04	0.57
52:26:406:G:H2'	52:26:407:U:C6	2.40	0.57
52:26:1028:C:C3'	52:26:1029:U:H4'	2.35	0.57
53:27:140:C:H3'	53:27:140:C:OP2	2.04	0.57
53:27:366:C:H2'	53:27:367:G:O4'	2.02	0.57
53:27:723:C:H2'	53:27:724:U:O4'	2.03	0.57
53:27:2093:G:O2'	53:27:2094:A:H5'	2.04	0.57
54:28:111:U:H2'	54:28:112:G:C8	2.38	0.57
2:B:5:VAL:N	2:B:32:ASN:HD21	1.88	0.57
3:C:149:ILE:HD12	3:C:170:ARG:O	2.05	0.57
4:D:90:LEU:HD12	4:D:90:LEU:O	2.04	0.57
9:I:42:ALA:O	16:P:63:ARG:HG3	2.05	0.57
11:K:115:GLU:HG3	11:K:116:VAL:H	1.69	0.57
12:L:28:PHE:N	12:L:104:GLU:OE1	2.36	0.57
18:R:59:GLU:HA	18:R:64:ALA:HA	1.86	0.57
19:S:15:HIS:HE1	53:27:1339:G:OP2	1.87	0.57
32:6:51:GLU:O	32:6:55:GLU:HG2	2.05	0.57
50:24:9:ARG:HG2	52:26:108:G:H1	1.68	0.57
52:26:88:U:C2	52:26:89:U:H1'	2.39	0.57

Continued on next page...

Continued from previous page...

Atom-1	Atom-2	Interatomic distance (Å)	Clash overlap (Å)
52:26:106:C:C2	52:26:107:G:C8	2.92	0.57
52:26:569:C:H5'	52:26:574:A:N6	2.19	0.57
53:27:138:U:H2'	53:27:139:U:H5''	1.84	0.57
53:27:445:C:O2'	53:27:446:G:H5'	2.04	0.57
53:27:1024:G:H21	53:27:1144:A:H5'	1.70	0.57
53:27:1149:G:H2'	53:27:1150:C:C6	2.40	0.57
53:27:1336:A:H2'	53:27:1337:G:H8	1.68	0.57
53:27:1432:G:H2'	53:27:1433:A:C8	2.39	0.57
58:32:17:C:H3'	58:32:17(A):U:C6	2.40	0.57
58:32:34:C:H2'	58:32:35:A:N7	2.19	0.57
59:33:86:ASP:OD1	59:33:111:ARG:HD2	2.04	0.57
59:33:214:ILE:HD11	59:33:260:TRP:CE3	2.28	0.57
59:33:286:LEU:HD21	59:33:343:MET:HE3	1.85	0.57
1:A:180:MET:CB	1:A:268:ARG:HB3	2.32	0.57
10:J:23:LYS:HG2	10:J:24:VAL:O	2.04	0.57
10:J:88:ASN:O	10:J:90:ASN:N	2.37	0.57
14:N:11:ALA:O	14:N:15:ARG:HG2	2.05	0.57
15:O:4:ILE:O	15:O:8:GLU:HG3	2.05	0.57
33:7:76:ILE:HA	33:7:83:VAL:CG2	2.34	0.57
43:17:28:ARG:HH21	43:17:62:PHE:HB2	1.69	0.57
52:26:336:A:H2'	52:26:337:G:H8	1.70	0.57
52:26:1207:G:H2'	52:26:1208:C:O4'	2.05	0.57
52:26:1418:A:H3'	52:26:1419:G:H5''	1.87	0.57
53:27:65:U:H2'	53:27:66:C:C6	2.40	0.57
53:27:297:G:H2'	53:27:298:G:O4'	2.05	0.57
53:27:754:U:H2'	53:27:755:U:C6	2.39	0.57
53:27:1354:A:H2'	53:27:1355:G:O4'	2.05	0.57
53:27:1529:G:H2'	53:27:1530:G:O4'	2.05	0.57
53:27:2074:U:H2'	53:27:2075:U:C6	2.39	0.57
53:27:2149:U:H2'	53:27:2150:C:H6	1.69	0.57
56:30:71:G:H2'	56:30:72:C:C6	2.40	0.57
59:33:16:ASP:OD2	59:33:17:PRO:HG2	2.04	0.57
3:C:63:LYS:C	3:C:65:THR:N	2.57	0.57
4:D:40:GLY:HA2	4:D:84:ILE:HD11	1.86	0.57
41:15:22:ILE:HD13	41:15:95:THR:CG2	2.35	0.57
42:16:106:VAL:O	42:16:118:VAL:HG21	2.05	0.57
46:20:17:TYR:HB2	46:20:39:PHE:HB3	1.84	0.57
52:26:142:G:H2'	52:26:143:A:O4'	2.04	0.57
52:26:338:A:H2'	52:26:339:C:O4'	2.05	0.57
52:26:1097:C:H2'	52:26:1098:C:C6	2.40	0.57
52:26:1218:C:H2'	52:26:1219:A:H8	1.69	0.57

Continued on next page...

Continued from previous page...

Atom-1	Atom-2	Interatomic distance (Å)	Clash overlap (Å)
52:26:1401:G:C2	52:26:1402:C:H1'	2.40	0.57
53:27:175:G:H2'	53:27:176:A:O4'	2.04	0.57
53:27:383:C:H2'	53:27:383:C:O2	2.04	0.57
53:27:1115:G:H2'	53:27:1116:G:H8	1.70	0.57
53:27:1960:A:O2'	53:27:1961:C:H5'	2.04	0.57
53:27:2061:G:OP1	53:27:2061:G:H4'	2.04	0.57
53:27:2131:U:H5'	53:27:2132:U:C5'	2.34	0.57
53:27:2704:C:H2'	53:27:2705:A:O4'	2.04	0.57
53:27:2730:C:O2'	53:27:2731:G:H5'	2.04	0.57
3:C:60:TRP:HZ2	3:C:63:LYS:HA	1.70	0.57
10:J:103:VAL:HG12	10:J:104:THR:N	2.15	0.57
22:V:48:GLY:H	22:V:58:LYS:HG3	1.70	0.57
23:W:26:ARG:NH1	53:27:2232:C:OP1	2.38	0.57
37:11:117:LEU:HD23	37:11:121:ASN:HD21	1.69	0.57
42:16:26:CYS:SG	42:16:29:LYS:HD3	2.45	0.57
49:23:9:PHE:CE2	52:26:1318:A:H4'	2.40	0.57
52:26:540:G:H2'	52:26:541:G:C8	2.40	0.57
52:26:677:U:H2'	52:26:678:U:C6	2.40	0.57
52:26:708:C:H2'	52:26:709:U:H6	1.68	0.57
52:26:1342:C:H2'	52:26:1343:G:C8	2.39	0.57
53:27:390:U:H4'	53:27:391:A:H5'	1.85	0.57
53:27:657:U:H2'	53:27:658:U:H6	1.68	0.57
53:27:2087:G:H2'	53:27:2088:A:H8	1.69	0.57
53:27:2097:A:H2'	53:27:2098:U:O4'	2.05	0.57
53:27:2586:U:H2'	53:27:2587:A:H8	1.70	0.57
54:28:40:U:H1'	54:28:43:C:C5	2.40	0.57
59:33:621:ILE:HA	59:33:636:ALA:N	2.19	0.57
11:K:33:ARG:HG2	11:K:40:SER:HA	1.86	0.56
23:W:37:PHE:CE2	23:W:58:ILE:HD13	2.40	0.56
31:5:4:ARG:HB3	53:27:2466:C:OP1	2.05	0.56
32:6:91:VAL:HG21	32:6:95:TRP:CD1	2.40	0.56
50:24:2:ASN:HB3	52:26:332:G:OP2	2.05	0.56
50:24:3:ILE:O	50:24:4:LYS:HG2	2.04	0.56
52:26:632:U:H3'	52:26:633:G:C5'	2.34	0.56
52:26:908:A:H2'	52:26:909:A:H8	1.70	0.56
52:26:1305:G:N2	52:26:1331:G:H2'	2.19	0.56
53:27:572:A:C2	53:27:2033:A:C2	2.93	0.56
53:27:815:C:H2'	53:27:816:C:C6	2.39	0.56
53:27:1785:A:OP2	53:27:1982:U:H5'	2.05	0.56
53:27:1924:C:H2'	53:27:1925:C:C6	2.40	0.56
53:27:1936:A:H2	53:27:1943:U:N3	1.91	0.56

Continued on next page...

Continued from previous page...

Atom-1	Atom-2	Interatomic distance (Å)	Clash overlap (Å)
53:27:2124:G:H3'	53:27:2125:G:H5''	1.87	0.56
59:33:229:ILE:HG22	59:33:277:ARG:HG3	1.87	0.56
59:33:281:ILE:CD1	59:33:338:ILE:HG13	2.34	0.56
7:G:44:ALA:HB2	7:G:52:MET:HB2	1.86	0.56
8:H:14:ALA:HB2	8:H:52:LEU:N	2.19	0.56
20:T:50:ALA:O	20:T:51:LEU:HB2	2.06	0.56
24:X:41:HIS:NE2	53:27:96:C:H4'	2.20	0.56
32:6:107:ARG:HG3	32:6:108:GLN:N	2.20	0.56
33:7:18:ASN:HD22	33:7:53:ARG:NH2	2.03	0.56
33:7:161:ILE:HG21	55:29:23:A:C2	2.40	0.56
37:11:97:ALA:HA	37:11:100:MET:HE2	1.86	0.56
52:26:1161:C:H2'	52:26:1162:C:H6	1.71	0.56
53:27:52:A:O2'	53:27:53:A:H5'	2.05	0.56
53:27:118:A:OP2	53:27:119:A:H5''	2.05	0.56
53:27:312:G:H2'	53:27:313:G:H8	1.70	0.56
53:27:545:U:C2	53:27:546:U:H1'	2.40	0.56
53:27:1842:G:H2'	53:27:1843:C:C6	2.40	0.56
53:27:1908:C:H2'	53:27:1909:C:C6	2.40	0.56
59:33:34:CYS:SG	59:33:77:ARG:HD3	2.45	0.56
59:33:406:VAL:O	59:33:418:LEU:N	2.38	0.56
1:A:170:TYR:HE1	1:A:184:GLU:HG2	1.71	0.56
3:C:58:LYS:HD3	3:C:70:SER:HB3	1.86	0.56
4:D:43:ILE:HG21	4:D:78:ILE:CG2	2.34	0.56
4:D:114:ARG:HE	43:17:70:ARG:NH2	2.00	0.56
6:F:56:ALA:O	6:F:60:GLU:HG2	2.05	0.56
8:H:20:SER:O	8:H:25:PRO:HD2	2.04	0.56
11:K:85:VAL:HG12	11:K:94:THR:HG22	1.87	0.56
13:M:90:ARG:HH21	53:27:2881:U:H5'	1.69	0.56
15:O:27:VAL:HG12	15:O:29:VAL:HG23	1.86	0.56
15:O:90:ALA:HB2	15:O:112:ARG:CA	2.34	0.56
17:Q:1:MET:H2	17:Q:43:ASN:ND2	2.02	0.56
23:W:20:ALA:O	23:W:21:LEU:HB2	2.04	0.56
23:W:22:ASN:ND2	53:27:2079:U:O2'	2.38	0.56
23:W:37:PHE:HE2	23:W:58:ILE:HD13	1.70	0.56
27:1:12:ARG:NH2	53:27:517:C:OP1	2.38	0.56
29:3:24:THR:CG2	29:3:27:GLY:H	2.17	0.56
32:6:20:ARG:HA	32:6:38:HIS:HE1	1.71	0.56
33:7:130:ARG:HD3	35:9:54:GLU:OE1	2.06	0.56
39:13:18:VAL:HG21	39:13:81:GLY:C	2.25	0.56
39:13:89:TYR:HB3	39:13:93:LEU:HD21	1.86	0.56
43:17:6:ILE:HD12	43:17:7:ASN:N	2.20	0.56

Continued on next page...

Continued from previous page...

Atom-1	Atom-2	Interatomic distance (Å)	Clash overlap (Å)
43:17:113:LYS:HB2	43:17:114:PRO:CD	2.35	0.56
46:20:43:ALA:HB1	46:20:46:LYS:HD2	1.87	0.56
52:26:193:C:H2'	52:26:194:C:H6	1.70	0.56
52:26:359:G:H4'	59:33:451:PHE:CE2	2.41	0.56
52:26:606:G:H5''	52:26:607:A:H5'	1.85	0.56
52:26:709:U:H2'	52:26:710:G:C8	2.39	0.56
52:26:731:G:H5'	52:26:766:A:H4'	1.87	0.56
52:26:923:A:H2'	52:26:924:C:H6	1.69	0.56
52:26:1399:C:H1'	52:26:1400:C:OP2	2.06	0.56
53:27:1785:A:O2'	53:27:1786:A:H2'	2.05	0.56
53:27:1878:G:H2'	53:27:1879:C:O4'	2.05	0.56
53:27:2768:U:H2'	53:27:2769:U:O4'	2.05	0.56
59:33:17:PRO:CG	59:33:39:TRP:CZ2	2.88	0.56
59:33:95:LEU:HD13	59:33:107:ILE:CD1	2.35	0.56
59:33:96:ARG:HE	59:33:104:VAL:CG2	2.18	0.56
59:33:553:LEU:C	59:33:555:GLN:H	2.08	0.56
18:R:57:ASN:OD1	53:27:495:G:H1'	2.05	0.56
19:S:12:ARG:HB2	19:S:33:LYS:O	2.05	0.56
34:8:53:GLN:HE22	34:8:201:GLU:HB2	1.70	0.56
36:10:73:GLU:O	36:10:77:THR:HG23	2.04	0.56
44:18:45:LEU:HD21	49:23:12:LEU:HD22	1.88	0.56
48:22:28:LEU:HD23	48:22:58:ILE:HD13	1.86	0.56
52:26:295:C:H2'	52:26:296:U:C6	2.41	0.56
52:26:358:U:H2'	52:26:359:G:O4'	2.05	0.56
53:27:195:A:H2'	53:27:198:C:N4	2.20	0.56
53:27:600:G:H2'	53:27:601:C:C6	2.41	0.56
53:27:1912:A:N7	53:27:1917:U:O4	2.38	0.56
53:27:2897:U:H2'	53:27:2898:U:C6	2.41	0.56
54:28:5:U:H2'	54:28:6:G:H8	1.69	0.56
54:28:111:U:H2'	54:28:112:G:H8	1.71	0.56
59:33:24:LEU:HD22	59:33:67:SER:HA	1.87	0.56
59:33:39:TRP:HA	59:33:80:LEU:HD13	1.85	0.56
59:33:731:GLN:HG3	59:33:732:VAL:H	1.69	0.56
1:A:205:GLY:O	53:27:1791:A:H1'	2.06	0.56
8:H:12:VAL:HG23	8:H:56:VAL:HG11	1.86	0.56
13:M:53:THR:OG1	53:27:2840:C:H5''	2.05	0.56
13:M:63:ARG:HG2	53:27:1454:C:O4'	2.05	0.56
33:7:5:HIS:CE1	33:7:7:ASN:HB3	2.40	0.56
34:8:150:LYS:HA	34:8:154:VAL:HG11	1.87	0.56
40:14:53:ILE:HG13	44:18:84:ARG:NE	2.20	0.56
41:15:41:LEU:HD13	41:15:78:ILE:HD11	1.88	0.56

Continued on next page...

Continued from previous page...

Atom-1	Atom-2	Interatomic distance (Å)	Clash overlap (Å)
44:18:1:ALA:HB1	52:26:1049:U:C5	2.41	0.56
48:22:37:LYS:NZ	51:25:22:CYS:O	2.38	0.56
52:26:202:G:H2'	52:26:203:G:H8	1.70	0.56
52:26:458:U:H2'	52:26:459:A:H8	1.70	0.56
52:26:977:A:H1'	52:26:1223:C:N3	2.20	0.56
53:27:539:G:O2'	53:27:540:C:H5'	2.05	0.56
53:27:755:U:H2'	53:27:756:A:C8	2.41	0.56
53:27:1198:U:H2'	53:27:1199:U:C6	2.40	0.56
53:27:1509:A:H2'	53:27:1510:G:H8	1.69	0.56
53:27:2036:C:H2'	53:27:2037:A:C8	2.41	0.56
53:27:2507:C:H2'	53:27:2508:G:C8	2.41	0.56
53:27:2784:U:H2'	53:27:2785:C:H6	1.70	0.56
59:33:210:GLU:CD	59:33:260:TRP:CH2	2.78	0.56
2:B:152:PRO:O	2:B:154:LYS:N	2.39	0.56
3:C:143:LEU:HB3	3:C:146:VAL:CG1	2.32	0.56
4:D:68:LYS:HA	4:D:82:TYR:O	2.06	0.56
5:E:51:PHE:CZ	5:E:68:ARG:HA	2.41	0.56
17:Q:83:TYR:OH	17:Q:85:LYS:HE2	2.05	0.56
30:4:33:THR:HG23	30:4:34:LYS:N	2.21	0.56
33:7:87:ARG:HB3	33:7:100:ILE:HG21	1.88	0.56
39:13:109:GLN:NE2	52:26:1117:A:H5'	2.21	0.56
45:19:23:SER:HB3	45:19:26:VAL:HG23	1.88	0.56
50:24:27:MET:SD	50:24:66:ILE:HG13	2.46	0.56
52:26:224:U:H2'	52:26:225:C:C6	2.41	0.56
53:27:151:C:H2'	53:27:152:A:C8	2.40	0.56
53:27:1464:G:H2'	53:27:1465:G:C8	2.39	0.56
53:27:2108:A:H3'	53:27:2109:U:H6	1.70	0.56
53:27:2580:U:H2'	53:27:2581:G:H5'	1.86	0.56
53:27:2678:C:H2'	53:27:2679:A:O4'	2.05	0.56
59:33:239:GLU:CB	59:33:299:HIS:CE1	2.88	0.56
59:33:432:HIS:HD2	59:33:434:ASP:HB3	1.71	0.56
59:33:690:GLU:O	59:33:691:LYS:HB2	2.05	0.56
17:Q:32:THR:HG23	17:Q:32:THR:O	2.06	0.56
19:S:44:LYS:HG3	19:S:55:VAL:HG11	1.87	0.56
24:X:56:LEU:O	24:X:60:LYS:HG2	2.06	0.56
32:6:26:MET:HG3	32:6:192:PRO:HD3	1.87	0.56
33:7:93:ILE:HG22	33:7:93:ILE:O	2.04	0.56
38:12:120:LEU:HD12	38:12:120:LEU:O	2.06	0.56
40:14:50:THR:HG21	52:26:1367:C:H4'	1.87	0.56
41:15:111:ASP:OD1	41:15:113:THR:HG23	2.05	0.56
52:26:45:G:H2'	52:26:46:G:C8	2.41	0.56

Continued on next page...

Continued from previous page...

Atom-1	Atom-2	Interatomic distance (Å)	Clash overlap (Å)
52:26:297:G:H4'	52:26:557:G:H4'	1.88	0.56
52:26:449:G:H2'	52:26:450:G:C8	2.41	0.56
52:26:1488:G:H2'	52:26:1489:G:H8	1.71	0.56
53:27:329:G:O4'	53:27:477:A:H1'	2.05	0.56
53:27:692:C:H2'	53:27:693:A:H8	1.70	0.56
53:27:1071:G:H1'	53:27:1089:A:C5	2.40	0.56
53:27:1889:A:H1'	53:27:2086:U:O2'	2.06	0.56
59:33:34:CYS:SG	59:33:77:ARG:CD	2.94	0.56
1:A:207:ALA:CB	53:27:1790:C:H4'	2.36	0.56
2:B:101:PHE:HD1	2:B:104:VAL:HG21	1.71	0.56
3:C:63:LYS:C	3:C:65:THR:H	2.08	0.56
14:N:40:ILE:HG22	14:N:41:ALA:O	2.06	0.56
21:U:9:ARG:NH2	21:U:12:GLN:HA	2.21	0.56
22:V:34:VAL:HG12	22:V:36:GLN:H	1.69	0.56
30:4:31:ILE:O	30:4:31:ILE:HG22	2.05	0.56
33:7:30:ASP:HA	44:18:64:ARG:HH12	1.70	0.56
36:10:23:GLU:O	36:10:27:ALA:HB2	2.06	0.56
41:15:120:CYS:HB2	52:26:778:G:H1'	1.87	0.56
43:17:104:ASN:HB3	52:26:948:C:OP2	2.06	0.56
45:19:5:GLU:O	45:19:8:ALA:HB3	2.05	0.56
52:26:231:U:H2'	52:26:232:G:H8	1.71	0.56
52:26:339:C:H2'	52:26:340:U:C6	2.41	0.56
52:26:634:C:H2'	52:26:635:A:H8	1.70	0.56
52:26:744:C:H2'	52:26:745:G:C8	2.40	0.56
52:26:1324:A:H2'	52:26:1325:C:C6	2.40	0.56
53:27:404:A:H1'	53:27:406:G:C4	2.41	0.56
53:27:1138:G:H2'	53:27:1139:G:O4'	2.06	0.56
53:27:2162:G:H4'	53:27:2171:A:H5'	1.88	0.56
53:27:2839:G:H2'	53:27:2840:C:H6	1.69	0.56
58:32:10:G:H2'	58:32:11:A:O4'	2.06	0.56
59:33:409:PHE:HA	59:33:415:VAL:HG22	1.88	0.56
5:E:85:LYS:C	5:E:86:LEU:HD12	2.26	0.56
12:L:40:ARG:HG2	12:L:95:LEU:HD23	1.88	0.56
24:X:49:ASP:O	24:X:53:VAL:HG23	2.06	0.56
35:9:28:ARG:NH1	52:26:15:G:H4'	2.21	0.56
40:14:91:ASP:O	40:14:92:LEU:HB2	2.06	0.56
41:15:126:ARG:NH2	52:26:692:U:O3'	2.38	0.56
52:26:71:A:H61	52:26:99:C:H1'	1.71	0.56
53:27:443:A:H5''	53:27:444:C:C5'	2.35	0.56
53:27:942:G:H2'	53:27:943:A:O4'	2.06	0.56
53:27:2170:A:H2'	53:27:2171:A:H4'	1.88	0.56

Continued on next page...

Continued from previous page...

Atom-1	Atom-2	Interatomic distance (Å)	Clash overlap (Å)
56:30:20:U:H5''	59:33:724:ARG:NH1	2.21	0.56
59:33:62:MET:HE2	59:33:79:ALA:HA	1.85	0.56
1:A:12:ARG:HA	1:A:15:VAL:HG23	1.87	0.56
4:D:114:ARG:HA	26:Z:47:LYS:HD3	1.88	0.56
8:H:100:ILE:HG12	8:H:138:VAL:O	2.05	0.56
24:X:41:HIS:CD2	53:27:96:C:H4'	2.41	0.56
27:1:13:GLY:HA3	53:27:16:C:H5'	1.88	0.56
39:13:74:GLN:O	39:13:78:ILE:HG12	2.06	0.56
40:14:62:ARG:NH1	52:26:1367:C:H5'	2.17	0.56
48:22:72:ARG:HH22	51:25:4:LYS:HZ3	1.54	0.56
50:24:66:ILE:HD12	50:24:70:LYS:HD3	1.87	0.56
52:26:130:A:O2'	52:26:264:C:H5'	2.04	0.56
52:26:401:C:O2'	52:26:402:G:H5'	2.06	0.56
52:26:409:U:H2'	52:26:410:G:O4'	2.05	0.56
52:26:725:G:O2'	52:26:726:C:H5'	2.06	0.56
52:26:1009:U:H2'	52:26:1010:U:C6	2.41	0.56
52:26:1123:U:O2'	52:26:1124:G:H5'	2.06	0.56
53:27:27:G:N2	53:27:512:G:H1'	2.20	0.56
53:27:197:A:H4'	53:27:2069:G:OP2	2.06	0.56
53:27:364:C:H2'	53:27:365:U:C6	2.41	0.56
53:27:689:A:H2'	53:27:690:G:C8	2.41	0.56
53:27:2616:C:H2'	53:27:2617:U:H6	1.70	0.56
59:33:243:GLU:CD	59:33:295:ILE:HG21	2.25	0.56
3:C:176:ASP:OD1	3:C:179:SER:HB2	2.05	0.55
29:3:34:ARG:CZ	29:3:39:ARG:HD2	2.35	0.55
35:9:104:ILE:HG23	35:9:104:ILE:O	2.06	0.55
52:26:109:A:H2'	52:26:326:G:N2	2.21	0.55
52:26:750:C:O2'	52:26:751:U:H5'	2.06	0.55
52:26:1033:G:H2'	52:26:1034:G:H5''	1.88	0.55
52:26:1534:A:H8	52:26:1534:A:O5'	1.88	0.55
53:27:1170:C:H2'	53:27:1171:G:C8	2.41	0.55
53:27:1515:A:H2'	53:27:1516:G:O4'	2.06	0.55
53:27:1656:C:H2'	53:27:1657:U:H6	1.70	0.55
53:27:2394:C:H2'	53:27:2395:C:H6	1.71	0.55
54:28:6:G:H2'	54:28:7:G:C8	2.39	0.55
58:32:7:G:H3'	58:32:8:U:H5'	1.87	0.55
58:32:27:U:O2'	58:32:28:C:H5'	2.06	0.55
59:33:101:LYS:HA	59:33:104:VAL:HG12	1.87	0.55
4:D:28:PRO:HG2	4:D:164:GLU:HG2	1.88	0.55
6:F:104:THR:HA	6:F:108:VAL:O	2.05	0.55
7:G:35:VAL:CG2	53:27:1057:A:H4'	2.37	0.55

Continued on next page...

Continued from previous page...

Atom-1	Atom-2	Interatomic distance (Å)	Clash overlap (Å)
7:G:108:VAL:HG12	7:G:109:LYS:HG2	1.88	0.55
11:K:52:GLY:O	53:27:826:U:H1'	2.07	0.55
11:K:68:SER:HB2	53:27:632:A:O3'	2.05	0.55
12:L:69:PRO:HA	12:L:94:ALA:HB2	1.87	0.55
13:M:116:VAL:HG21	53:27:2881:U:H4'	1.87	0.55
18:R:88:ARG:HB2	18:R:92:ARG:O	2.05	0.55
32:6:76:SER:OG	32:6:92:ASN:HB2	2.06	0.55
33:7:59:PRO:HB3	40:14:94:ALA:HB1	1.88	0.55
36:10:2:ARG:HD2	36:10:68:GLN:NE2	2.21	0.55
37:11:67:ASN:ND2	37:11:126:ALA:O	2.40	0.55
42:16:51:VAL:HG22	42:16:52:CYS:H	1.70	0.55
44:18:45:LEU:HD11	49:23:12:LEU:HD13	1.88	0.55
52:26:561:U:O2	52:26:561:U:H2'	2.05	0.55
52:26:773:G:H3'	52:26:774:G:H5''	1.88	0.55
52:26:880:C:O2'	52:26:881:G:H5'	2.06	0.55
52:26:922:G:H2'	52:26:923:A:C8	2.41	0.55
52:26:974:A:H4'	52:26:975:A:O5'	2.06	0.55
52:26:1079:G:H2'	52:26:1080:A:C8	2.40	0.55
52:26:1327:C:H2'	52:26:1328:C:H6	1.70	0.55
53:27:161:A:H3'	53:27:162:U:H5''	1.87	0.55
53:27:848:C:H2'	53:27:849:A:C8	2.37	0.55
53:27:968:C:H2'	53:27:969:G:C8	2.41	0.55
53:27:1220:G:H2'	53:27:1221:C:C6	2.42	0.55
53:27:1525:A:H2'	53:27:1526:C:O4'	2.06	0.55
53:27:1607:C:H5''	53:27:1608:A:H5'	1.88	0.55
59:33:241:LYS:HD3	59:33:246:LYS:HZ3	1.68	0.55
2:B:11:MET:HG2	2:B:25:THR:HA	1.87	0.55
14:N:33:ARG:HB2	54:28:52:A:N6	2.22	0.55
14:N:38:GLN:HB3	14:N:47:VAL:CG1	2.35	0.55
14:N:56:LYS:O	14:N:60:GLU:HG3	2.06	0.55
19:S:33:LYS:HG2	19:S:80:TRP:CZ3	2.40	0.55
21:U:27:PRO:HA	21:U:41:GLU:HA	1.88	0.55
26:Z:44:PHE:CD1	26:Z:45:THR:HG23	2.42	0.55
33:7:122:GLN:HB3	33:7:127:VAL:CG1	2.34	0.55
34:8:80:ARG:HE	52:26:613:C:P	2.30	0.55
42:16:49:ARG:NH1	52:26:523:A:H61	2.04	0.55
47:21:16:MET:HE2	47:21:19:SER:HB3	1.88	0.55
52:26:3:A:N3	52:26:613:C:H1'	2.22	0.55
52:26:901:A:C5	52:26:902:G:H1'	2.41	0.55
52:26:1074:G:H2'	52:26:1075:U:C6	2.41	0.55
52:26:1305:G:O2'	52:26:1306:A:H8	1.89	0.55

Continued on next page...

Continued from previous page...

Atom-1	Atom-2	Interatomic distance (Å)	Clash overlap (Å)
52:26:1516:G:H2'	52:26:1518:A:OP2	2.05	0.55
53:27:296:U:H2'	53:27:297:G:H8	1.70	0.55
53:27:1056:G:H5''	53:27:1057:A:O4'	2.06	0.55
53:27:1061:U:C4'	53:27:1070:A:H1'	2.35	0.55
53:27:1321:A:H2'	53:27:1321:A:N3	2.20	0.55
53:27:1979:U:O2'	53:27:1980:G:H5'	2.06	0.55
53:27:2475:C:H42	53:27:2529:G:H22	1.53	0.55
56:30:2:C:H2'	56:30:3:C:H6	1.69	0.55
56:30:59:U:H2'	56:30:60:U:C2	2.41	0.55
57:31:69:C:H2'	57:31:70:G:H8	1.71	0.55
12:L:9:PHE:CZ	53:27:911:A:H2'	2.42	0.55
19:S:15:HIS:CD2	19:S:16:VAL:H	2.25	0.55
31:5:36:ARG:HG2	31:5:37:GLN:H	1.69	0.55
33:7:156:LEU:HD12	33:7:156:LEU:O	2.07	0.55
33:7:205:GLU:HG3	33:7:206:ILE:N	2.21	0.55
37:11:69:ARG:CG	37:11:95:ARG:HG2	2.29	0.55
41:15:51:PHE:CE2	41:15:64:VAL:HG11	2.42	0.55
45:19:13:GLU:HG2	45:19:83:ARG:NH2	2.21	0.55
45:19:38:LEU:HD23	45:19:55:LEU:HD13	1.88	0.55
47:21:44:HIS:O	47:21:70:LYS:HG3	2.06	0.55
51:25:18:PHE:C	51:25:19:LYS:HD2	2.27	0.55
52:26:631:C:H5''	52:26:632:U:H5'	1.88	0.55
52:26:781:A:OP1	52:26:1523:G:H5'	2.07	0.55
52:26:1121:U:H2'	52:26:1122:U:C6	2.41	0.55
52:26:1318:A:C2'	52:26:1319:A:H5'	2.37	0.55
53:27:16:C:O2'	53:27:17:G:H5'	2.07	0.55
53:27:127:A:H5''	53:27:128:C:O4'	2.07	0.55
53:27:163:C:H2'	53:27:164:C:O4'	2.06	0.55
53:27:742:A:H2'	53:27:743:A:H8	1.68	0.55
53:27:1242:U:H2'	53:27:1243:C:C6	2.41	0.55
53:27:1475:G:O2'	53:27:1476:U:H6	1.88	0.55
53:27:1570:A:H2'	53:27:1571:A:C8	2.41	0.55
53:27:1591:A:H2'	53:27:1592:C:C6	2.41	0.55
53:27:2328:A:H2'	53:27:2329:U:H6	1.72	0.55
53:27:2689:U:O2	53:27:2713:U:H5''	2.06	0.55
54:28:106:G:H2'	54:28:107:G:O4'	2.06	0.55
59:33:714:ILE:HD12	59:33:716:ILE:HB	1.87	0.55
3:C:7:ASP:O	3:C:9:GLN:HG3	2.06	0.55
4:D:62:GLN:HE21	4:D:88:VAL:HG13	1.71	0.55
4:D:91:ARG:HA	4:D:95:MET:SD	2.47	0.55
5:E:29:ASN:HB2	5:E:78:VAL:HA	1.88	0.55

Continued on next page...

Continued from previous page...

Atom-1	Atom-2	Interatomic distance (Å)	Clash overlap (Å)
7:G:50:VAL:CG1	53:27:1082:U:H5''	2.37	0.55
7:G:94:ARG:O	7:G:98:GLU:HG2	2.07	0.55
8:H:123:ALA:HB1	53:27:1081:U:H5''	1.88	0.55
16:P:51:GLN:O	16:P:55:GLN:HG3	2.07	0.55
28:2:24:LYS:HZ2	28:2:26:LYS:HA	1.72	0.55
31:5:11:CYS:HB3	31:5:33:HIS:CE1	2.41	0.55
33:7:55:VAL:HB	33:7:66:THR:HB	1.88	0.55
35:9:98:ALA:O	35:9:100:GLU:N	2.39	0.55
37:11:119:LEU:HA	37:11:122:GLU:HG2	1.89	0.55
40:14:57:VAL:HG22	40:14:58:ASN:N	2.18	0.55
41:15:28:ASN:HD21	41:15:56:LYS:HE3	1.71	0.55
49:23:41:PRO:O	49:23:44:ILE:HG13	2.07	0.55
52:26:844:G:N3	52:26:844:G:H2'	2.21	0.55
52:26:947:G:H2'	52:26:948:C:H6	1.71	0.55
53:27:1967:C:H2'	53:27:1968:G:H5'	1.87	0.55
53:27:2121:G:N2	53:27:2177:C:O2	2.39	0.55
53:27:2789:C:H3'	53:27:2893:A:N6	2.21	0.55
54:28:28:C:H2'	54:28:29:A:C8	2.42	0.55
59:33:587:PRO:O	59:33:591:SER:N	2.37	0.55
59:33:679:LEU:HD12	59:33:682:ASP:HB2	1.88	0.55
12:L:61:GLY:HA3	12:L:108:VAL:HG13	1.88	0.55
16:P:2:ARG:HB2	53:27:1248:G:N7	2.22	0.55
36:10:9:MET:HG2	36:10:59:TYR:HD1	1.70	0.55
52:26:250:A:H4'	52:26:251:G:O5'	2.07	0.55
52:26:587:G:O2'	52:26:588:G:H5'	2.06	0.55
52:26:838:G:H2'	52:26:839:C:C6	2.41	0.55
52:26:855:U:H2'	52:26:856:C:C6	2.42	0.55
53:27:962:G:H2'	53:27:963:U:O4'	2.06	0.55
53:27:1124:G:H2'	53:27:1125:G:O4'	2.05	0.55
53:27:1287:A:C2'	53:27:1288:G:H5'	2.37	0.55
53:27:1967:C:C2'	53:27:1968:G:H5'	2.36	0.55
53:27:2108:A:H3'	53:27:2109:U:C6	2.42	0.55
53:27:2121:G:H2'	53:27:2122:U:O4'	2.07	0.55
53:27:2662:A:H2'	53:27:2663:G:O4'	2.07	0.55
59:33:38:THR:OG1	59:33:80:LEU:HD12	2.07	0.55
1:A:30:ALA:HB3	1:A:31:PRO:HD3	1.89	0.55
2:B:27:ILE:HD11	2:B:193:VAL:HG11	1.89	0.55
4:D:7:TYR:HB2	4:D:172:PHE:CZ	2.42	0.55
5:E:51:PHE:HE1	5:E:71:LEU:HD12	1.71	0.55
7:G:58:THR:HG23	7:G:82:ILE:HG12	1.89	0.55
17:Q:68:ARG:NH1	17:Q:90:ARG:HB2	2.22	0.55

Continued on next page...

Continued from previous page...

Atom-1	Atom-2	Interatomic distance (Å)	Clash overlap (Å)
21:U:82:TYR:O	21:U:84:PRO:HD3	2.06	0.55
22:V:17:LEU:HD21	22:V:37:ARG:HH21	1.72	0.55
34:8:117:VAL:HG12	34:8:130:ASN:O	2.06	0.55
34:8:143:SER:HA	34:8:177:MET:O	2.07	0.55
47:21:60:ILE:CG2	47:21:72:TRP:HB3	2.36	0.55
50:24:73:ARG:NH2	52:26:263:A:OP1	2.40	0.55
51:25:41:THR:O	51:25:45:LYS:HG2	2.07	0.55
52:26:428:G:H4'	52:26:429:U:O5'	2.07	0.55
52:26:503:C:H2'	52:26:504:C:H6	1.72	0.55
52:26:824:G:H2'	52:26:825:A:H8	1.71	0.55
52:26:877:G:H2'	52:26:878:A:H8	1.72	0.55
52:26:1258:G:H2'	52:26:1259:C:C6	2.42	0.55
53:27:2453:A:H2'	53:27:2454:G:O4'	2.07	0.55
53:27:2481:G:HO2'	53:27:2482:A:H8	1.54	0.55
53:27:2709:G:H2'	53:27:2710:C:C6	2.41	0.55
54:28:48:U:H2'	54:28:49:C:C6	2.42	0.55
59:33:679:LEU:HD13	59:33:734:ASP:HB2	1.88	0.55
2:B:186:LEU:HD13	15:O:7:LEU:HD11	1.88	0.55
5:E:104:LEU:HB2	5:E:112:VAL:HB	1.89	0.55
6:F:133:GLN:NE2	6:F:136:SER:HA	2.20	0.55
12:L:24:THR:HG23	12:L:99:GLY:O	2.07	0.55
17:Q:1:MET:H2	17:Q:43:ASN:HD22	1.55	0.55
17:Q:16:GLU:OE2	17:Q:100:GLY:HA2	2.07	0.55
18:R:3:THR:HG21	18:R:58:ALA:HA	1.89	0.55
32:6:205:ALA:HB3	32:6:208:ALA:HB2	1.88	0.55
39:13:35:GLU:HA	39:13:39:GLY:HA3	1.88	0.55
40:14:48:ARG:HH21	44:18:100:TRP:HB3	1.71	0.55
41:15:126:ARG:HB2	51:25:33:ARG:HD2	1.88	0.55
42:16:106:VAL:HG23	42:16:116:TYR:HB3	1.88	0.55
46:20:16:PHE:CE1	52:26:625:U:H4'	2.41	0.55
52:26:288:A:H2'	52:26:289:G:H4'	1.88	0.55
52:26:313:A:H2'	52:26:314:C:C6	2.42	0.55
52:26:1142:G:C2	52:26:1143:G:H1'	2.41	0.55
53:27:501:A:H2'	53:27:502:A:C8	2.41	0.55
53:27:960:A:C8	53:27:962:G:C8	2.95	0.55
53:27:1058:U:O2'	53:27:1059:G:H5'	2.07	0.55
53:27:1173:U:H2'	53:27:1174:U:H4'	1.88	0.55
53:27:1528:A:H2'	53:27:1529:G:H5'	1.87	0.55
53:27:1545:A:H2'	53:27:1546:G:O4'	2.07	0.55
53:27:1777:U:H2'	53:27:1778:U:H6	1.70	0.55
53:27:2642:G:O2'	53:27:2643:G:H5'	2.06	0.55

Continued on next page...

Continued from previous page...

Atom-1	Atom-2	Interatomic distance (Å)	Clash overlap (Å)
53:27:2682:A:H61	53:27:2728:U:H1'	1.72	0.55
54:28:114:C:H2'	54:28:115:A:C8	2.41	0.55
58:32:30:G:H2'	58:32:31:G:O4'	2.07	0.55
1:A:253:GLY:O	53:27:1843:C:O2'	2.25	0.55
19:S:29:THR:HG23	19:S:85:VAL:O	2.06	0.55
34:8:169:TRP:HZ3	34:8:189:ASP:HB3	1.71	0.55
50:24:2:ASN:OD1	50:24:3:ILE:HG13	2.07	0.55
52:26:65:A:H5'	52:26:200:G:C5'	2.36	0.55
52:26:397:A:O2'	52:26:398:U:H3'	2.07	0.55
52:26:872:A:H3'	52:26:872:A:OP1	2.06	0.55
52:26:1328:C:H2'	52:26:1329:A:O4'	2.07	0.55
52:26:1522:U:H2'	52:26:1523:G:C8	2.41	0.55
53:27:183:C:C2'	53:27:184:C:H5'	2.36	0.55
53:27:528:A:C8	53:27:528:A:H3'	2.42	0.55
53:27:768:G:H2'	53:27:769:U:O4'	2.07	0.55
53:27:1180:U:H2'	53:27:1181:U:O4'	2.07	0.55
53:27:1871:A:H3'	53:27:1872:A:C8	2.42	0.55
53:27:2075:U:H2'	53:27:2238:G:H22	1.72	0.55
53:27:2257:U:O2'	53:27:2258:C:H5'	2.05	0.55
53:27:2631:G:O2'	53:27:2632:A:H5'	2.07	0.55
59:33:43:LEU:HD13	59:33:56:LEU:HD13	1.89	0.55
59:33:368:SER:HA	59:33:409:PHE:CZ	2.42	0.55
2:B:112:THR:HG23	2:B:167:ASN:O	2.07	0.55
4:D:56:LEU:HD12	4:D:86:CYS:SG	2.47	0.55
6:F:83:LYS:HA	6:F:149:GLU:OE1	2.07	0.55
10:J:109:SER:O	10:J:111:LYS:N	2.39	0.55
13:M:49:GLU:OE1	53:27:2839:G:H4'	2.07	0.55
34:8:77:GLU:O	34:8:81:LEU:HB2	2.07	0.55
35:9:75:LEU:HD12	35:9:75:LEU:O	2.06	0.55
42:16:98:ARG:HD2	42:16:103:CYS:SG	2.47	0.55
44:18:8:ARG:HH21	52:26:1217:C:P	2.30	0.55
47:21:11:VAL:HG11	47:21:20:ILE:HD11	1.88	0.55
52:26:320:A:H2'	52:26:321:A:C8	2.42	0.55
52:26:459:A:H2'	52:26:460:A:C8	2.41	0.55
52:26:842:U:H5''	52:26:846:G:C6	2.42	0.55
53:27:12:U:C2'	53:27:13:A:H5'	2.36	0.55
53:27:609:A:H2'	53:27:610:C:O4'	2.07	0.55
53:27:840:C:H2'	53:27:841:G:H8	1.71	0.55
53:27:962:G:O2'	53:27:963:U:H5'	2.07	0.55
53:27:983:A:C6	53:27:984:A:C2	2.94	0.55
53:27:1130:U:O2'	53:27:1131:G:OP1	2.24	0.55

Continued on next page...

Continued from previous page...

Atom-1	Atom-2	Interatomic distance (Å)	Clash overlap (Å)
53:27:1993:U:H2'	53:27:1994:C:H6	1.72	0.55
53:27:1999:C:H5''	53:27:2723:C:O2'	2.07	0.55
53:27:2256:G:H2'	53:27:2257:U:C6	2.42	0.55
53:27:2318:G:H2'	53:27:2319:G:O4'	2.06	0.55
53:27:2480:C:H2'	53:27:2481:G:O4'	2.07	0.55
53:27:2494:G:H2'	53:27:2495:G:C8	2.41	0.55
53:27:2863:C:H2'	53:27:2864:G:H8	1.72	0.55
59:33:422:SER:O	59:33:454:GLN:HA	2.07	0.55
3:C:60:TRP:O	3:C:61:ARG:HB2	2.07	0.54
3:C:105:LEU:O	3:C:109:LEU:HD13	2.07	0.54
4:D:90:LEU:HD13	4:D:95:MET:HA	1.89	0.54
4:D:142:TYR:CE2	43:17:8:ILE:HG21	2.41	0.54
13:M:63:ARG:NE	13:M:80:PHE:HD2	2.05	0.54
24:X:15:ASN:O	24:X:19:LEU:HG	2.06	0.54
26:Z:66:ILE:CD1	44:18:41:TRP:HB2	2.36	0.54
27:1:49:ARG:HG2	53:27:2884:U:C5	2.42	0.54
32:6:56:LEU:HG	32:6:183:PHE:CE2	2.41	0.54
35:9:22:LYS:CB	35:9:29:ILE:HG22	2.36	0.54
50:24:22:SER:OG	50:24:23:ARG:NH1	2.39	0.54
50:24:47:GLN:O	50:24:50:PHE:HB3	2.06	0.54
52:26:613:C:H2'	52:26:614:C:C6	2.41	0.54
52:26:1026:G:H21	52:26:1027:C:N4	2.04	0.54
53:27:1109:C:H2'	53:27:1110:G:O4'	2.06	0.54
53:27:1266:G:N2	53:27:2012:G:C4	2.75	0.54
53:27:1744:A:H3'	53:27:1745:A:C8	2.42	0.54
53:27:1900:A:H1'	53:27:1970:A:H2'	1.89	0.54
53:27:2580:U:C2'	53:27:2581:G:H5'	2.37	0.54
54:28:5:U:H2'	54:28:6:G:C8	2.42	0.54
59:33:92:GLU:O	59:33:96:ARG:HG3	2.07	0.54
2:B:66:GLY:HA3	53:27:2786:U:O2'	2.07	0.54
3:C:23:PHE:HB2	3:C:114:ARG:HH21	1.71	0.54
3:C:40:ARG:HD2	3:C:92:HIS:CD2	2.43	0.54
10:J:77:ILE:HG12	15:O:71:ARG:HG3	1.88	0.54
15:O:2:ASN:ND2	53:27:2876:G:H5''	2.22	0.54
20:T:24:VAL:HG22	20:T:35:VAL:HG22	1.88	0.54
34:8:81:LEU:O	34:8:82:LYS:HB2	2.06	0.54
36:10:18:VAL:HG11	36:10:58:HIS:CD2	2.42	0.54
39:13:6:TYR:O	39:13:85:ALA:HA	2.07	0.54
40:14:73:LEU:HD21	40:14:75:ASP:HB2	1.89	0.54
47:21:51:GLU:OE1	47:21:51:GLU:N	2.40	0.54
52:26:106:C:O2	52:26:379:C:H4'	2.07	0.54

Continued on next page...

Continued from previous page...

Atom-1	Atom-2	Interatomic distance (Å)	Clash overlap (Å)
53:27:547:A:H4'	53:27:548:G:C5	2.43	0.54
53:27:1520:U:H2'	53:27:1521:G:O4'	2.06	0.54
53:27:2075:U:H2'	53:27:2238:G:N2	2.22	0.54
53:27:2345:G:H21	53:27:2381:A:H3'	1.72	0.54
53:27:2588:G:C2'	53:27:2589:A:H5'	2.37	0.54
5:E:36:LEU:HD11	5:E:67:ALA:CB	2.36	0.54
8:H:93:ASN:HA	8:H:96:LYS:NZ	2.23	0.54
12:L:74:THR:HG21	12:L:86:LYS:HE3	1.89	0.54
17:Q:39:LEU:O	17:Q:40:MET:HB2	2.07	0.54
27:1:52:LYS:HZ2	27:1:55:ALA:HA	1.70	0.54
34:8:30:LYS:HA	52:26:413:G:O6	2.08	0.54
43:17:113:LYS:HB2	43:17:114:PRO:HD3	1.89	0.54
52:26:190:A:H2'	52:26:191:G:O4'	2.06	0.54
52:26:781:A:N6	52:26:802:A:H1'	2.22	0.54
53:27:110:G:H2'	53:27:111:A:H8	1.72	0.54
53:27:803:U:H2'	53:27:804:A:O4'	2.07	0.54
53:27:938:G:H2'	53:27:939:G:C8	2.42	0.54
53:27:1036:G:H2'	53:27:1037:G:C8	2.42	0.54
53:27:1406:U:C2'	53:27:1407:G:H5''	2.38	0.54
53:27:1444:G:H2'	53:27:1445:G:H8	1.71	0.54
53:27:1880:U:H2'	53:27:1881:C:C6	2.42	0.54
59:33:407:TYR:O	59:33:458:GLY:HA2	2.07	0.54
1:A:115:ILE:HD12	1:A:116:GLN:N	2.22	0.54
3:C:58:LYS:HD3	3:C:70:SER:CB	2.36	0.54
3:C:144:GLU:H	3:C:146:VAL:HG13	1.73	0.54
5:E:3:VAL:HG23	53:27:2751:G:H4'	1.89	0.54
22:V:22:PHE:H	22:V:25:GLU:CD	2.10	0.54
30:4:63:TYR:CE2	53:27:242:G:H5''	2.41	0.54
33:7:174:LEU:HD23	33:7:181:ILE:CD1	2.36	0.54
35:9:12:GLU:HB3	35:9:38:VAL:HG12	1.88	0.54
42:16:98:ARG:HB2	42:16:116:TYR:HA	1.89	0.54
51:25:29:ALA:HA	51:25:32:ARG:HD3	1.90	0.54
51:25:65:ARG:O	51:25:66:ARG:CB	2.56	0.54
52:26:211:G:C2'	52:26:212:G:H5'	2.37	0.54
52:26:374:A:H2'	52:26:375:U:H6	1.73	0.54
52:26:684:U:H2'	52:26:685:G:O4'	2.08	0.54
53:27:215:G:C4'	53:27:216:A:H4'	2.36	0.54
53:27:1443:U:H2'	53:27:1444:G:C8	2.42	0.54
53:27:2078:C:H2'	53:27:2079:U:O4'	2.07	0.54
53:27:2487:G:H2'	53:27:2488:G:H8	1.71	0.54
59:33:281:ILE:HG13	59:33:338:ILE:HA	1.89	0.54

Continued on next page...

Continued from previous page...

Atom-1	Atom-2	Interatomic distance (Å)	Clash overlap (Å)
59:33:666:SER:H	59:33:715:GLU:HA	1.71	0.54
1:A:43:ASN:HD21	53:27:1806:C:H1'	1.72	0.54
4:D:104:THR:HA	26:Z:38:SER:HB3	1.90	0.54
6:F:58:LEU:HA	6:F:61:VAL:HG22	1.90	0.54
8:H:14:ALA:HB2	8:H:52:LEU:H	1.71	0.54
8:H:33:ASN:ND2	8:H:64:ARG:HB3	2.23	0.54
46:20:20:VAL:HG22	46:20:21:VAL:O	2.07	0.54
46:20:21:VAL:HG12	46:20:33:ILE:HD13	1.89	0.54
48:22:11:ARG:HG2	48:22:11:ARG:HH11	1.72	0.54
50:24:4:LYS:C	50:24:6:ALA:H	2.10	0.54
52:26:259:G:H2'	52:26:260:G:H8	1.73	0.54
52:26:337:G:H2'	52:26:338:A:H8	1.72	0.54
52:26:674:G:H2'	52:26:675:A:H8	1.72	0.54
52:26:1210:C:H2'	52:26:1211:U:O4'	2.07	0.54
52:26:1305:G:H1'	52:26:1332:A:N6	2.22	0.54
53:27:451:U:O4	53:27:453:A:H2'	2.08	0.54
53:27:552:U:H2'	53:27:553:G:C8	2.42	0.54
53:27:741:U:H2'	53:27:742:A:C8	2.42	0.54
53:27:1789:A:H2'	53:27:1790:C:O4'	2.07	0.54
53:27:1849:G:H2'	53:27:1850:G:C8	2.43	0.54
53:27:1849:G:H2'	53:27:1850:G:H8	1.73	0.54
53:27:2271:G:H2'	53:27:2272:U:H6	1.73	0.54
53:27:2848:G:N2	53:27:2867:G:H2'	2.21	0.54
59:33:243:GLU:OE2	59:33:295:ILE:HG21	2.05	0.54
59:33:308:ASP:OD2	59:33:310:TYR:CZ	2.61	0.54
2:B:166:GLY:C	2:B:168:GLU:H	2.11	0.54
4:D:19:PHE:HB2	4:D:21:TYR:CE2	2.43	0.54
6:F:9:VAL:HG12	6:F:10:ALA:N	2.22	0.54
6:F:32:PRO:HB3	23:W:38:TRP:CB	2.34	0.54
7:G:44:ALA:HB1	7:G:51:TYR:H	1.73	0.54
18:R:29:VAL:HG11	18:R:55:ILE:CD1	2.31	0.54
26:Z:20:ASN:CG	26:Z:39:LYS:HD3	2.28	0.54
32:6:82:ALA:HB3	32:6:213:LEU:HG	1.89	0.54
33:7:152:VAL:HA	33:7:196:GLY:O	2.07	0.54
34:8:167:PRO:HB3	34:8:169:TRP:CZ2	2.43	0.54
36:10:15:SER:HB2	36:10:58:HIS:HB2	1.89	0.54
38:12:4:ASP:HB2	38:12:80:PRO:HG3	1.88	0.54
52:26:575:G:H4'	52:26:576:C:O5'	2.07	0.54
52:26:677:U:H2'	52:26:678:U:H6	1.72	0.54
52:26:1486:G:H2'	52:26:1487:G:O4'	2.08	0.54
53:27:795:C:H2'	53:27:796:C:C6	2.42	0.54

Continued on next page...

Continued from previous page...

Atom-1	Atom-2	Interatomic distance (Å)	Clash overlap (Å)
53:27:833:A:H2'	53:27:834:G:H8	1.70	0.54
53:27:2127:G:H1'	53:27:2173:A:N3	2.22	0.54
53:27:2391:G:H2'	53:27:2424:C:N4	2.23	0.54
53:27:2619:C:H2'	53:27:2620:C:H6	1.72	0.54
59:33:43:LEU:O	59:33:44:GLN:HB2	2.08	0.54
59:33:160:LEU:CD1	59:33:198:LEU:HD22	2.38	0.54
59:33:425:LEU:H	59:33:425:LEU:CD1	2.20	0.54
1:A:44:ASN:ND2	53:27:1812:U:H1'	2.22	0.54
3:C:31:VAL:HG11	3:C:177:PRO:HG2	1.90	0.54
3:C:105:LEU:HB3	3:C:200:LEU:HD21	1.89	0.54
4:D:7:TYR:HB2	4:D:172:PHE:HZ	1.73	0.54
5:E:119:GLY:O	5:E:120:ILE:HD13	2.08	0.54
5:E:176:LYS:HD3	53:27:2660:A:H62	1.70	0.54
7:G:42:ARG:C	7:G:45:GLY:H	2.10	0.54
8:H:40:ALA:HA	8:H:43:ALA:HB3	1.89	0.54
18:R:73:LYS:HB2	18:R:106:VAL:CB	2.32	0.54
31:5:37:GLN:OE1	53:27:1124:G:O2'	2.19	0.54
31:5:38:GLY:O	53:27:1031:G:N2	2.41	0.54
34:8:80:ARG:HH21	52:26:613:C:P	2.31	0.54
34:8:205:LYS:HA	52:26:8:A:C5	2.42	0.54
36:10:20:GLY:O	36:10:24:ARG:HG3	2.08	0.54
44:18:25:GLU:HA	44:18:28:ALA:HB3	1.90	0.54
47:21:14:ASP:C	47:21:16:MET:H	2.10	0.54
47:21:39:ARG:HH11	52:26:280:C:H1'	1.73	0.54
48:22:56:ARG:HB3	48:22:60:ARG:NH1	2.23	0.54
51:25:5:VAL:HG11	51:25:16:ARG:HB3	1.89	0.54
52:26:885:G:H2'	52:26:886:G:H8	1.72	0.54
53:27:671:C:H2'	53:27:672:C:C6	2.43	0.54
53:27:1097:U:H2'	53:27:1098:A:H5'	1.90	0.54
53:27:1191:G:H2'	53:27:1192:G:C8	2.42	0.54
53:27:1804:C:H2'	53:27:1805:A:H8	1.72	0.54
53:27:1924:C:H2'	53:27:1925:C:H6	1.72	0.54
53:27:2024:G:OP2	53:27:2034:U:H4'	2.08	0.54
53:27:2036:C:H2'	53:27:2037:A:H8	1.73	0.54
53:27:2220:U:H2'	53:27:2221:G:C8	2.43	0.54
53:27:2393:U:O2'	53:27:2394:C:H5'	2.08	0.54
53:27:2502:G:H5'	53:27:2503:A:H5'	1.89	0.54
57:31:31:G:H2'	57:31:32:C:C6	2.42	0.54
59:33:30:LYS:HD2	59:33:33:GLU:CD	2.28	0.54
59:33:63:VAL:HG21	59:33:80:LEU:HD21	1.90	0.54
6:F:89:LYS:O	6:F:125:THR:HG23	2.08	0.54

Continued on next page...

Continued from previous page...

Atom-1	Atom-2	Interatomic distance (Å)	Clash overlap (Å)
13:M:12:ARG:HD3	13:M:16:HIS:CE1	2.42	0.54
16:P:57:ARG:NH1	53:27:1154:G:OP2	2.40	0.54
20:T:81:ARG:HH12	53:27:300:A:P	2.30	0.54
28:2:8:ILE:HD12	28:2:50:GLU:HG3	1.90	0.54
33:7:21:TRP:HB2	33:7:58:ARG:HB3	1.90	0.54
39:13:39:GLY:O	39:13:44:ARG:NE	2.41	0.54
48:22:32:ILE:HD12	48:22:32:ILE:O	2.08	0.54
49:23:7:GLY:O	49:23:9:PHE:N	2.41	0.54
52:26:573:A:H2'	52:26:574:A:O4'	2.08	0.54
52:26:1014:A:H2'	52:26:1015:G:O4'	2.08	0.54
53:27:152:A:H2'	53:27:153:U:C6	2.43	0.54
53:27:286:U:H2'	53:27:287:G:H8	1.72	0.54
53:27:1812:U:H2'	53:27:1813:G:C8	2.42	0.54
53:27:1906:G:C2'	53:27:1907:G:H5''	2.38	0.54
53:27:2136:G:C5	53:27:2137:U:H1'	2.42	0.54
53:27:2286:G:H5'	53:27:2287:A:C1'	2.38	0.54
53:27:2583:G:H2'	53:27:2584:U:O4'	2.08	0.54
59:33:158:ALA:O	59:33:161:ARG:O	2.26	0.54
59:33:240:MET:HB3	59:33:295:ILE:CD1	2.38	0.54
4:D:49:LEU:HD22	4:D:83:PRO:O	2.08	0.54
5:E:21:GLN:HE21	5:E:36:LEU:HB3	1.73	0.54
6:F:112:LYS:CE	53:27:2220:U:H5''	2.38	0.54
7:G:23:LEU:HD11	7:G:116:GLU:O	2.07	0.54
13:M:103:ARG:HB2	13:M:110:MET:HG2	1.90	0.54
17:Q:49:ILE:HG22	17:Q:54:VAL:N	2.23	0.54
18:R:69:LEU:HD11	18:R:107:VAL:HG22	1.90	0.54
26:Z:66:ILE:CD1	44:18:38:GLU:HA	2.34	0.54
33:7:161:ILE:HG21	55:29:23:A:H2	1.71	0.54
33:7:174:LEU:HD21	33:7:200:TRP:CD1	2.43	0.54
37:11:91:ARG:O	37:11:95:ARG:N	2.41	0.54
39:13:89:TYR:CB	39:13:93:LEU:HD21	2.37	0.54
41:15:96:ILE:HG13	41:15:97:ARG:N	2.23	0.54
52:26:510:A:N3	52:26:543:U:H1'	2.22	0.54
53:27:1361:G:H2'	53:27:1362:C:C6	2.43	0.54
53:27:1501:G:O2'	53:27:1502:A:H5'	2.08	0.54
59:33:232:PHE:CE1	59:33:329:PRO:CD	2.81	0.54
59:33:620:GLU:O	59:33:621:ILE:HG23	2.07	0.54
1:A:86:ARG:NH2	53:27:1817:G:OP1	2.41	0.54
2:B:164:GLN:HE22	53:27:2822:G:H5''	1.73	0.54
29:3:3:ARG:NH1	53:27:752:A:OP1	2.41	0.54
34:8:8:LEU:O	34:8:11:SER:HB3	2.09	0.54

Continued on next page...

Continued from previous page...

Atom-1	Atom-2	Interatomic distance (Å)	Clash overlap (Å)
37:11:68:VAL:HG23	37:11:99:ALA:HB1	1.90	0.54
37:11:102:TRP:O	37:11:105:GLU:HB3	2.07	0.54
39:13:34:LEU:HD11	39:13:47:VAL:HG21	1.88	0.54
40:14:80:THR:HB	40:14:83:THR:OG1	2.08	0.54
44:18:53:ASP:O	44:18:55:SER:N	2.39	0.54
46:20:28:ARG:HE	46:20:29:ASN:ND2	2.06	0.54
48:22:18:GLN:HB3	48:22:19:GLU:OE1	2.08	0.54
48:22:71:ASP:OD1	48:22:72:ARG:N	2.41	0.54
52:26:91:U:H2'	52:26:92:U:C6	2.43	0.54
52:26:755:G:H2'	52:26:756:C:H6	1.73	0.54
52:26:1514:G:H2'	52:26:1515:G:H8	1.73	0.54
53:27:801:G:H3'	53:27:802:A:C5'	2.38	0.54
53:27:972:A:H3'	53:27:973:A:H2'	1.90	0.54
53:27:2673:G:H2'	53:27:2674:G:H8	1.73	0.54
54:28:71:C:H2'	54:28:72:G:C8	2.43	0.54
59:33:645:ARG:HA	59:33:649:PRO:HB3	1.89	0.54
1:A:66:PHE:HZ	1:A:86:ARG:HH21	1.56	0.53
1:A:141:HIS:O	1:A:143:VAL:N	2.38	0.53
2:B:101:PHE:O	2:B:103:ASP:N	2.33	0.53
3:C:47:LYS:NZ	53:27:451:U:H4'	2.23	0.53
12:L:35:ALA:HB1	12:L:126:ILE:HD12	1.90	0.53
37:11:59:GLU:HA	37:11:62:GLU:OE1	2.09	0.53
42:16:28:GLN:HG3	42:16:80:LEU:HD21	1.90	0.53
52:26:106:C:H2'	52:26:107:G:C8	2.40	0.53
52:26:123:U:H5''	52:26:311:C:O2'	2.08	0.53
52:26:376:G:H2'	52:26:377:G:H8	1.73	0.53
53:27:222:A:N6	53:27:232:G:H1'	2.24	0.53
53:27:1548:A:H2'	53:27:1549:A:H8	1.74	0.53
53:27:1709:U:O2'	53:27:2859:G:H1'	2.07	0.53
53:27:2127:G:H1'	53:27:2173:A:H1'	1.89	0.53
53:27:2639:A:H2'	53:27:2640:G:O4'	2.08	0.53
53:27:2680:U:H2'	53:27:2681:C:C6	2.43	0.53
59:33:27:THR:HG23	59:33:28:SER:N	2.21	0.53
59:33:71:MET:O	59:33:76:LEU:HD13	2.07	0.53
1:A:43:ASN:ND2	53:27:1806:C:H1'	2.23	0.53
2:B:38:LYS:HA	2:B:43:ASP:OD2	2.08	0.53
8:H:72:THR:HG21	8:H:112:LYS:CA	2.38	0.53
8:H:98:GLY:HA3	8:H:137:LEU:HD23	1.90	0.53
14:N:35:ILE:HG22	14:N:53:THR:HG23	1.89	0.53
16:P:3:VAL:HG22	53:27:1199:U:C1'	2.33	0.53
17:Q:83:TYR:CZ	53:27:1187:G:H5''	2.43	0.53

Continued on next page...

Continued from previous page...

Atom-1	Atom-2	Interatomic distance (Å)	Clash overlap (Å)
29:3:34:ARG:HH21	29:3:39:ARG:CD	2.21	0.53
33:7:69:THR:O	33:7:105:VAL:HG12	2.09	0.53
40:14:38:GLY:O	40:14:74:VAL:HA	2.08	0.53
41:15:80:ASN:CB	41:15:105:ARG:HB3	2.37	0.53
42:16:23:LEU:HG	42:16:24:GLU:H	1.73	0.53
45:19:21:THR:O	52:26:750:C:H1'	2.08	0.53
46:20:57:ILE:O	46:20:61:VAL:HG23	2.08	0.53
47:21:14:ASP:O	47:21:16:MET:N	2.40	0.53
51:25:11:PHE:CE2	51:25:13:VAL:HA	2.42	0.53
52:26:745:G:H2'	52:26:746:A:C8	2.43	0.53
52:26:755:G:H2'	52:26:756:C:C6	2.44	0.53
52:26:900:A:C2	52:26:901:A:C4	2.97	0.53
52:26:1496:C:H1'	52:26:1517:G:H22	1.74	0.53
53:27:191:A:H2'	53:27:192:C:C6	2.43	0.53
53:27:376:G:H2'	53:27:377:G:H8	1.73	0.53
53:27:595:C:H2'	53:27:596:U:C6	2.43	0.53
53:27:969:G:H2'	53:27:970:U:H6	1.73	0.53
53:27:2073:C:O2'	53:27:2074:U:H5'	2.08	0.53
53:27:2261:C:O2'	53:27:2262:U:H5'	2.07	0.53
59:33:60:VAL:O	59:33:63:VAL:HG22	2.08	0.53
59:33:81:LEU:CD2	59:33:84:LEU:HD22	2.38	0.53
59:33:175:ALA:CA	59:33:178:CYS:SG	2.94	0.53
59:33:444:ILE:HG22	59:33:461:ILE:HA	1.91	0.53
1:A:171:VAL:HG13	1:A:185:ALA:HB2	1.90	0.53
2:B:8:LYS:HB2	2:B:201:LEU:CD1	2.38	0.53
3:C:148:ILE:HA	3:C:187:VAL:HG13	1.90	0.53
4:D:78:ILE:HG13	4:D:78:ILE:O	2.07	0.53
6:F:18:GLN:HE22	6:F:39:ALA:CB	2.21	0.53
7:G:59:LEU:CA	53:27:1107:G:OP1	2.56	0.53
7:G:114:GLU:HB2	7:G:123:ILE:HA	1.90	0.53
13:M:41:ALA:HB1	13:M:97:ILE:HD12	1.90	0.53
15:O:13:LYS:HE3	15:O:76:HIS:C	2.28	0.53
35:9:45:VAL:HG21	35:9:117:ALA:HA	1.90	0.53
52:26:13:U:O2	52:26:914:A:H3'	2.08	0.53
52:26:451:A:H4'	52:26:452:A:O4'	2.08	0.53
52:26:900:A:H2'	52:26:901:A:C8	2.44	0.53
52:26:1268:G:H2'	52:26:1269:A:C8	2.43	0.53
52:26:1292:G:H2'	52:26:1293:C:H6	1.72	0.53
53:27:527:C:H2'	53:27:2779:U:O2	2.09	0.53
53:27:1680:U:H2'	53:27:1681:G:O4'	2.08	0.53
53:27:1726:C:H2'	53:27:1727:C:H6	1.73	0.53

Continued on next page...

Continued from previous page...

Atom-1	Atom-2	Interatomic distance (Å)	Clash overlap (Å)
53:27:1734:G:H2'	53:27:1735:A:C8	2.43	0.53
53:27:2743:U:H2'	53:27:2744:G:O4'	2.08	0.53
55:29:13:A:H61	58:32:35:A:H62	1.54	0.53
6:F:117:LEU:HD13	6:F:121:VAL:HA	1.91	0.53
8:H:21:PRO:HB2	8:H:22:PRO:CD	2.29	0.53
9:I:21:THR:HG23	9:I:61:LYS:HB3	1.91	0.53
16:P:49:ARG:HH21	17:Q:72:VAL:HB	1.72	0.53
20:T:28:LEU:HD12	20:T:32:LYS:HB2	1.89	0.53
23:W:6:VAL:HG21	23:W:58:ILE:HD11	1.89	0.53
24:X:23:ARG:O	24:X:25:GLN:N	2.42	0.53
30:4:56:LEU:O	30:4:60:CYS:HB2	2.09	0.53
38:12:65:PHE:CD2	38:12:66:GLN:HG2	2.43	0.53
39:13:115:VAL:HG23	52:26:1367:C:H5''	1.90	0.53
44:18:68:ARG:HD2	52:26:1202:U:O4'	2.08	0.53
52:26:211:G:H2'	52:26:212:G:H5'	1.90	0.53
52:26:247:G:H2'	52:26:248:C:H6	1.73	0.53
52:26:1349:A:H3'	52:26:1350:A:H8	1.74	0.53
53:27:364:C:H2'	53:27:365:U:H6	1.72	0.53
53:27:471:A:H2'	53:27:472:A:O4'	2.08	0.53
53:27:968:C:H2'	53:27:969:G:H8	1.73	0.53
53:27:1967:C:H2'	53:27:1968:G:C5'	2.37	0.53
53:27:2637:U:H2'	53:27:2638:G:O4'	2.09	0.53
53:27:2818:U:H2'	53:27:2819:G:C8	2.43	0.53
56:30:34:G:H2'	56:30:35:A:C8	2.44	0.53
59:33:617:PRO:HG2	59:33:664:GLY:HA2	1.90	0.53
4:D:98:PHE:HA	4:D:101:ARG:CZ	2.38	0.53
5:E:153:PRO:HG2	5:E:166:GLU:OE2	2.08	0.53
5:E:171:LYS:NZ	53:27:2530:A:N7	2.51	0.53
7:G:50:VAL:HG11	53:27:1082:U:OP1	2.09	0.53
9:I:113:PRO:HA	9:I:116:ARG:NH2	2.23	0.53
17:Q:77:PHE:HD1	17:Q:84:ARG:HB3	1.74	0.53
35:9:40:ASP:OD1	35:9:44:ARG:HB2	2.08	0.53
52:26:201:G:H2'	52:26:202:G:O4'	2.08	0.53
52:26:317:U:H2'	52:26:318:G:H8	1.72	0.53
52:26:377:G:H2'	52:26:378:G:H8	1.74	0.53
52:26:1074:G:H2'	52:26:1075:U:H6	1.74	0.53
53:27:597:G:H2'	53:27:598:U:O4'	2.08	0.53
53:27:1352:U:O2'	53:27:1353:A:H5'	2.08	0.53
53:27:2641:G:H2'	53:27:2642:G:H8	1.74	0.53
58:32:59:A:H3'	58:32:60:U:H6	1.72	0.53
59:33:35:LEU:HD11	59:33:73:ILE:CA	2.39	0.53

Continued on next page...

Continued from previous page...

Atom-1	Atom-2	Interatomic distance (Å)	Clash overlap (Å)
59:33:134:ASN:O	59:33:135:VAL:HB	2.08	0.53
59:33:210:GLU:HB3	59:33:260:TRP:CZ3	2.43	0.53
3:C:58:LYS:HZ2	3:C:70:SER:HB2	1.73	0.53
4:D:37:MET:HE3	4:D:151:LEU:HB3	1.91	0.53
4:D:101:ARG:HD2	4:D:139:GLU:OE2	2.09	0.53
5:E:156:TYR:CE2	53:27:2531:A:H4'	2.43	0.53
9:I:58:ASN:HA	9:I:126:ALA:O	2.09	0.53
14:N:28:VAL:HG22	14:N:29:HIS:H	1.73	0.53
20:T:17:ASP:HB3	20:T:20:LYS:HB3	1.89	0.53
20:T:39:ASN:O	20:T:61:GLU:HA	2.08	0.53
22:V:79:GLU:HG3	22:V:81:GLU:HG2	1.89	0.53
33:7:132:ALA:O	33:7:135:ARG:HB3	2.08	0.53
40:14:14:ASP:OD1	40:14:16:ARG:HG2	2.09	0.53
41:15:35:ASP:OD1	41:15:36:ARG:N	2.42	0.53
43:17:1:ALA:O	43:17:8:ILE:HG13	2.09	0.53
46:20:5:ARG:NH1	52:26:377:G:H5'	2.23	0.53
47:21:68:LYS:O	52:26:254:G:OP1	2.26	0.53
51:25:36:PHE:O	51:25:38:GLU:N	2.35	0.53
52:26:1254:A:H2'	52:26:1255:G:H8	1.72	0.53
53:27:208:C:H2'	53:27:209:C:C6	2.40	0.53
53:27:399:U:OP1	53:27:2090:A:H5''	2.09	0.53
53:27:463:G:C2	53:27:467:G:C6	2.97	0.53
53:27:584:C:H2'	53:27:585:G:H8	1.73	0.53
53:27:1666:G:C2'	53:27:1667:G:H5'	2.39	0.53
53:27:1771:C:H2'	53:27:1772:A:C8	2.43	0.53
53:27:1998:A:H2'	53:27:1999:C:H6	1.72	0.53
53:27:2544:G:O2'	53:27:2545:G:H5'	2.08	0.53
54:28:30:C:H2'	54:28:31:C:C5'	2.38	0.53
59:33:20:TRP:CD1	59:33:64:GLU:CA	2.90	0.53
59:33:73:ILE:HG13	59:33:74:ASP:N	2.24	0.53
2:B:108:ASP:CG	2:B:206:ALA:HA	2.29	0.53
8:H:23:VAL:HG13	8:H:24:GLY:H	1.72	0.53
8:H:35:MET:HB2	8:H:39:LYS:NZ	2.23	0.53
32:6:49:PHE:O	32:6:52:ALA:HB3	2.08	0.53
33:7:87:ARG:HB3	33:7:100:ILE:CG2	2.39	0.53
34:8:171:GLU:HB2	34:8:180:THR:HB	1.91	0.53
36:10:18:VAL:N	36:10:19:PRO:CD	2.72	0.53
39:13:118:ARG:O	39:13:119:LYS:HB3	2.08	0.53
44:18:17:ASP:O	44:18:21:ALA:HB3	2.09	0.53
52:26:34:C:H2'	52:26:35:G:H8	1.72	0.53
52:26:882:C:O2'	52:26:883:C:H5'	2.08	0.53

Continued on next page...

Continued from previous page...

Atom-1	Atom-2	Interatomic distance (Å)	Clash overlap (Å)
52:26:1390:U:H2'	52:26:1391:U:C6	2.43	0.53
53:27:19:A:H2'	53:27:20:C:H6	1.73	0.53
53:27:552:U:H2'	53:27:553:G:H8	1.73	0.53
53:27:689:A:H2	53:27:779:U:H4'	1.74	0.53
53:27:2185:U:H2'	53:27:2186:G:C8	2.43	0.53
53:27:2263:C:H2'	53:27:2264:C:H6	1.72	0.53
53:27:2648:G:H2'	53:27:2649:C:O4'	2.09	0.53
54:28:91:C:H2'	54:28:92:C:C6	2.41	0.53
59:33:43:LEU:HA	59:33:56:LEU:CD1	2.38	0.53
59:33:423:THR:HB	59:33:425:LEU:HD13	1.90	0.53
1:A:99:GLU:HB2	53:27:1491:G:HI'	1.90	0.53
2:B:109:VAL:HG21	2:B:193:VAL:HG12	1.90	0.53
4:D:172:PHE:O	4:D:174:PHE:N	2.41	0.53
6:F:18:GLN:HE22	6:F:39:ALA:HB1	1.73	0.53
6:F:50:ARG:HD2	6:F:51:ARG:HH12	1.74	0.53
11:K:38:GLN:HB3	53:27:832:U:OP1	2.09	0.53
16:P:54:ARG:HG3	53:27:1155:A:OP1	2.08	0.53
25:Y:8:GLN:HB2	25:Y:28:LEU:HD13	1.90	0.53
34:8:50:TYR:O	34:8:53:GLN:HB2	2.08	0.53
34:8:149:LYS:HE2	34:8:177:MET:HG2	1.91	0.53
34:8:169:TRP:CG	34:8:185:PRO:HG3	2.44	0.53
35:9:84:VAL:HG22	35:9:85:LYS:O	2.08	0.53
35:9:104:ILE:HG23	35:9:111:ARG:HH11	1.74	0.53
35:9:104:ILE:HA	35:9:121:ASN:O	2.09	0.53
36:10:88:MET:HB3	48:22:63:TYR:HE2	1.72	0.53
46:20:33:ILE:HD12	46:20:33:ILE:H	1.73	0.53
46:20:67:ILE:HD12	46:20:67:ILE:N	2.22	0.53
52:26:370:C:O2'	52:26:371:A:H5'	2.09	0.53
52:26:1168:U:H5''	52:26:1169:A:OP2	2.09	0.53
52:26:1329:A:O2'	52:26:1330:U:H5'	2.09	0.53
52:26:1451:U:H5''	52:26:1452:C:C5	2.43	0.53
53:27:570:G:H22	53:27:2499:C:H5'	1.74	0.53
53:27:679:C:H2'	53:27:680:C:C6	2.44	0.53
53:27:681:G:H2'	53:27:682:G:O4'	2.08	0.53
53:27:1278:C:H2'	53:27:1279:G:H8	1.72	0.53
53:27:2486:C:H2'	53:27:2487:G:C5'	2.36	0.53
53:27:2486:C:C2'	53:27:2487:G:H5''	2.38	0.53
53:27:2514:U:H2'	53:27:2515:C:C6	2.43	0.53
53:27:2643:G:H2'	53:27:2644:G:O4'	2.09	0.53
53:27:2881:U:H2'	53:27:2882:A:C8	2.43	0.53
54:28:94:A:H2'	54:28:95:U:O4'	2.09	0.53

Continued on next page...

Continued from previous page...

Atom-1	Atom-2	Interatomic distance (Å)	Clash overlap (Å)
56:30:55:U:C6	56:30:58:A:H2'	2.44	0.53
59:33:99:VAL:CG2	59:33:103:VAL:HG21	2.39	0.53
59:33:135:VAL:HG22	59:33:136:ARG:HG2	1.90	0.53
59:33:155:GLU:O	59:33:159:HIS:HD2	1.89	0.53
59:33:210:GLU:OE1	59:33:260:TRP:CZ3	2.62	0.53
1:A:170:TYR:CE1	1:A:184:GLU:HG2	2.44	0.53
13:M:96:ARG:HG3	13:M:116:VAL:HG22	1.91	0.53
14:N:51:ALA:HB3	14:N:78:VAL:CG2	2.38	0.53
16:P:53:LYS:NZ	53:27:994:C:OP2	2.42	0.53
21:U:9:ARG:NH1	54:28:76:G:OP1	2.42	0.53
23:W:73:ARG:HB3	23:W:75:GLU:HG2	1.91	0.53
33:7:20:THR:O	33:7:57:GLU:HA	2.09	0.53
34:8:131:ILE:CD1	34:8:134:TYR:HB2	2.37	0.53
34:8:142:VAL:O	34:8:179:GLY:N	2.42	0.53
40:14:37:ARG:HB2	40:14:75:ASP:HB3	1.89	0.53
52:26:237:G:H2'	52:26:238:A:H8	1.74	0.53
52:26:1261:A:H3'	52:26:1262:C:C6	2.44	0.53
53:27:140:C:H3'	53:27:140:C:P	2.48	0.53
53:27:622:G:H2'	53:27:623:C:C6	2.43	0.53
53:27:999:U:H5''	53:27:1154:G:O6	2.09	0.53
53:27:1055:G:H2'	53:27:1056:G:O4'	2.09	0.53
53:27:1463:C:H2'	53:27:1464:G:H8	1.73	0.53
53:27:1956:U:H2'	53:27:1957:C:H5'	1.91	0.53
53:27:2396:G:H2'	53:27:2397:G:H8	1.74	0.53
53:27:2570:G:H2'	53:27:2571:U:O4'	2.08	0.53
56:30:9:A:H5'	56:30:10:G:OP2	2.07	0.53
58:32:11:A:H2	58:32:24:U:H3	1.50	0.53
59:33:210:GLU:CD	59:33:260:TRP:CZ3	2.83	0.53
1:A:64:VAL:HB	1:A:66:PHE:CE1	2.43	0.53
2:B:112:THR:O	2:B:195:GLY:HA2	2.09	0.53
7:G:17:GLU:OE2	7:G:53:ARG:HB3	2.08	0.53
13:M:3:HIS:HD2	53:27:2820:A:O3'	1.92	0.53
14:N:25:ARG:NH1	54:28:8:C:O3'	2.41	0.53
19:S:25:GLU:HG3	19:S:26:LYS:N	2.23	0.53
24:X:39:GLN:HA	53:27:95:A:H4'	1.91	0.53
32:6:45:THR:OG1	32:6:200:PRO:HB2	2.09	0.53
35:9:14:LEU:HD12	35:9:14:LEU:C	2.29	0.53
35:9:114:LEU:O	35:9:119:VAL:HG22	2.08	0.53
37:11:72:VAL:HG12	37:11:89:GLU:HA	1.91	0.53
47:21:5:ARG:HD3	52:26:636:U:C5'	2.38	0.53
48:22:10:CYS:O	48:22:11:ARG:HG3	2.09	0.53

Continued on next page...

Continued from previous page...

Atom-1	Atom-2	Interatomic distance (Å)	Clash overlap (Å)
52:26:33:A:O2'	52:26:34:C:H5'	2.09	0.53
52:26:70:U:H1'	52:26:71:A:N7	2.24	0.53
53:27:216:A:H2'	53:27:217:A:O4'	2.09	0.53
53:27:551:G:O2'	53:27:552:U:H5'	2.09	0.53
53:27:672:C:O2'	53:27:673:C:H5'	2.09	0.53
53:27:1801:A:C5'	53:27:2203:U:H2'	2.30	0.53
59:33:42:CYS:HB2	59:33:84:LEU:HD11	1.91	0.53
59:33:367:ARG:O	59:33:409:PHE:HZ	1.92	0.53
2:B:5:VAL:HG11	2:B:80:TRP:CZ3	2.44	0.52
3:C:65:THR:HG23	53:27:2059:A:OP1	2.09	0.52
6:F:29:PHE:O	6:F:32:PRO:HG2	2.09	0.52
13:M:31:HIS:CD2	53:27:1279:G:H4'	2.44	0.52
15:O:105:LYS:O	15:O:108:ARG:NH2	2.43	0.52
18:R:7:HIS:HB2	18:R:50:VAL:HG22	1.91	0.52
18:R:90:LYS:HA	53:27:751:A:H5'	1.90	0.52
19:S:70:HIS:C	19:S:72:GLN:H	2.12	0.52
20:T:39:ASN:O	20:T:41:VAL:N	2.43	0.52
34:8:70:GLN:HG2	34:8:74:TYR:CE2	2.44	0.52
36:10:11:HIS:CE1	36:10:54:LEU:HD22	2.44	0.52
37:11:71:THR:O	37:11:90:VAL:HG12	2.09	0.52
52:26:963:G:H2'	52:26:964:A:H8	1.73	0.52
52:26:1127:G:H5'	52:26:1280:A:O2'	2.10	0.52
52:26:1244:G:H2'	52:26:1245:C:C6	2.45	0.52
53:27:340:A:H2'	53:27:341:C:O4'	2.08	0.52
53:27:563:A:C6	53:27:2018:G:C5	2.97	0.52
53:27:599:A:H2'	53:27:600:G:H8	1.74	0.52
53:27:669:G:N3	53:27:669:G:H2'	2.24	0.52
53:27:1486:U:H2'	53:27:1487:U:H6	1.73	0.52
53:27:2398:U:H2'	53:27:2399:G:C8	2.45	0.52
53:27:2603:G:O2'	53:27:2604:U:H5'	2.09	0.52
53:27:2751:G:O2'	53:27:2752:C:H5'	2.09	0.52
59:33:20:TRP:HD1	59:33:64:GLU:CA	2.21	0.52
59:33:43:LEU:CD2	59:33:44:GLN:HE22	2.22	0.52
59:33:81:LEU:CA	59:33:84:LEU:HD13	2.33	0.52
59:33:96:ARG:CG	59:33:104:VAL:HG21	2.38	0.52
5:E:71:LEU:HD23	5:E:74:MET:SD	2.50	0.52
5:E:85:LYS:HB2	5:E:164:ALA:HB2	1.91	0.52
11:K:58:TYR:O	30:4:12:ARG:NH2	2.43	0.52
19:S:54:GLU:H	19:S:54:GLU:CD	2.12	0.52
21:U:29:ILE:HD12	54:28:75:G:O4'	2.09	0.52
42:16:20:VAL:O	42:16:22:ALA:N	2.39	0.52

Continued on next page...

Continued from previous page...

Atom-1	Atom-2	Interatomic distance (Å)	Clash overlap (Å)
42:16:98:ARG:HA	42:16:103:CYS:SG	2.49	0.52
52:26:49:U:O2'	52:26:50:A:H2'	2.09	0.52
52:26:336:A:H2'	52:26:337:G:C8	2.45	0.52
52:26:1147:C:H2'	52:26:1148:U:C6	2.45	0.52
52:26:1436:U:H2'	52:26:1437:A:H8	1.74	0.52
53:27:202:U:H2'	53:27:203:A:O4'	2.08	0.52
53:27:235:U:H2'	53:27:236:C:H6	1.74	0.52
53:27:566:U:H4'	53:27:809:G:OP2	2.09	0.52
53:27:717:C:H2'	53:27:718:A:H5'	1.89	0.52
53:27:2136:G:C6	53:27:2137:U:H1'	2.45	0.52
53:27:2370:G:H2'	53:27:2371:G:C8	2.44	0.52
53:27:2863:C:H2'	53:27:2864:G:C8	2.44	0.52
59:33:47:GLN:CD	59:33:55:LEU:HD13	2.29	0.52
59:33:59:GLY:O	59:33:63:VAL:HG13	2.09	0.52
59:33:410:THR:HG23	59:33:414:ASP:O	2.10	0.52
8:H:98:GLY:HA3	8:H:137:LEU:CD2	2.39	0.52
9:I:84:ILE:HG13	9:I:84:ILE:O	2.09	0.52
11:K:23:ILE:H	11:K:23:ILE:HD12	1.73	0.52
16:P:2:ARG:HB2	53:27:1248:G:C8	2.44	0.52
16:P:65:ASN:HB2	16:P:75:TYR:HB2	1.91	0.52
20:T:5:ARG:HD2	20:T:93:ARG:HH11	1.75	0.52
33:7:18:ASN:O	33:7:55:VAL:HA	2.09	0.52
41:15:92:ARG:O	41:15:94:SER:N	2.42	0.52
41:15:123:PRO:O	51:25:34:ARG:N	2.42	0.52
43:17:78:ARG:HH12	49:23:68:HIS:HE1	1.56	0.52
50:24:48:LYS:HA	50:24:51:ASN:HD22	1.75	0.52
52:26:947:G:H2'	52:26:948:C:C6	2.44	0.52
52:26:1404:C:H2'	52:26:1405:G:C8	2.44	0.52
53:27:173:A:H2'	53:27:174:U:C6	2.45	0.52
53:27:373:U:H3	53:27:401:A:H62	1.56	0.52
53:27:559:G:O5'	53:27:559:G:H8	1.93	0.52
53:27:859:G:O2'	53:27:860:U:P	2.66	0.52
53:27:967:U:H2'	53:27:968:C:C6	2.44	0.52
53:27:1041:G:H2'	53:27:1042:G:C8	2.44	0.52
53:27:1685:C:H2'	53:27:1686:C:C6	2.44	0.52
53:27:2131:U:H5'	53:27:2132:U:H5''	1.91	0.52
53:27:2373:G:H2'	53:27:2374:C:H6	1.73	0.52
54:28:114:C:H2'	54:28:115:A:H8	1.74	0.52
58:32:57:A:O2'	58:32:58:A:H5'	2.09	0.52
58:32:58:A:H1'	58:32:60:U:C5	2.44	0.52
59:33:620:GLU:HG2	59:33:621:ILE:N	2.25	0.52

Continued on next page...

Continued from previous page...

Atom-1	Atom-2	Interatomic distance (Å)	Clash overlap (Å)
1:A:157:ALA:HB1	1:A:196:ASN:O	2.09	0.52
1:A:230:PRO:CB	1:A:244:VAL:HG21	2.39	0.52
7:G:35:VAL:HG22	53:27:1057:A:O2'	2.10	0.52
18:R:5:ALA:CB	18:R:54:ALA:HA	2.40	0.52
34:8:149:LYS:C	34:8:150:LYS:HG2	2.29	0.52
35:9:131:ASN:O	35:9:133:ILE:N	2.43	0.52
42:16:50:LYS:HD2	42:16:50:LYS:N	2.24	0.52
50:24:53:MET:HG3	50:24:54:GLN:N	2.23	0.52
52:26:112:G:H22	52:26:315:A:H2	1.56	0.52
52:26:1205:U:H2'	52:26:1206:G:C8	2.45	0.52
52:26:1487:G:O2'	52:26:1488:G:H5'	2.10	0.52
53:27:276:U:C2	53:27:277:G:H1'	2.45	0.52
53:27:356:G:H2'	53:27:357:C:O4'	2.10	0.52
53:27:689:A:H2'	53:27:690:G:H8	1.74	0.52
53:27:863:A:H2'	53:27:864:G:C8	2.44	0.52
53:27:945:A:C5	53:27:2448:A:C2	2.98	0.52
53:27:1083:U:H2'	53:27:1085:A:OP2	2.09	0.52
53:27:1782:U:H2'	53:27:1783:A:H5'	1.90	0.52
53:27:1876:A:H2'	53:27:1877:A:O4'	2.08	0.52
53:27:2000:C:O2'	53:27:2001:C:H5'	2.10	0.52
53:27:2106:U:H2'	53:27:2107:G:H8	1.75	0.52
53:27:2162:G:O3'	53:27:2171:A:H5''	2.09	0.52
53:27:2795:C:C2'	53:27:2796:U:H5'	2.39	0.52
59:33:607:HIS:HA	59:33:631:ILE:O	2.09	0.52
59:33:621:ILE:HA	59:33:636:ALA:H	1.74	0.52
3:C:128:ALA:HB1	3:C:129:PRO:CD	2.39	0.52
4:D:105:ILE:HD13	26:Z:24:ILE:HD11	1.92	0.52
5:E:8:VAL:HG21	5:E:68:ARG:HG3	1.91	0.52
5:E:140:ILE:HD12	5:E:141:GLY:N	2.24	0.52
12:L:35:ALA:HA	12:L:128:THR:HG22	1.90	0.52
12:L:63:ILE:CG2	12:L:64:TRP:N	2.71	0.52
13:M:38:LEU:HB3	13:M:39:PRO:HD3	1.91	0.52
13:M:51:LEU:O	13:M:54:LEU:HB3	2.10	0.52
13:M:73:ASN:HA	13:M:76:VAL:HG12	1.92	0.52
29:3:10:LEU:HD11	29:3:14:ARG:HD2	1.92	0.52
32:6:113:LEU:HD13	32:6:143:LEU:CB	2.40	0.52
34:8:2:ARG:O	34:8:4:LEU:HG	2.09	0.52
34:8:187:ARG:HD2	34:8:190:LEU:HD21	1.90	0.52
34:8:187:ARG:O	34:8:190:LEU:HG	2.08	0.52
35:9:45:VAL:CG2	35:9:117:ALA:HA	2.39	0.52
36:10:68:GLN:O	36:10:71:ILE:HG22	2.10	0.52

Continued on next page...

Continued from previous page...

Atom-1	Atom-2	Interatomic distance (Å)	Clash overlap (Å)
38:12:85:TYR:HE1	38:12:123:GLU:HB2	1.74	0.52
38:12:102:VAL:HG12	38:12:125:ILE:HD12	1.90	0.52
39:13:59:LYS:HG3	39:13:60:LEU:HG	1.92	0.52
41:15:121:ARG:HE	51:25:35:GLU:HG2	1.73	0.52
49:23:47:THR:HG22	49:23:60:PHE:HD1	1.74	0.52
52:26:502:A:H2'	52:26:503:C:C6	2.45	0.52
52:26:1088:G:N2	52:26:1167:A:H61	2.05	0.52
53:27:323:C:H2'	53:27:1205:A:N1	2.24	0.52
53:27:753:A:H2'	53:27:754:U:C6	2.45	0.52
53:27:819:A:C4	53:27:1189:A:C2	2.98	0.52
53:27:985:C:H2'	53:27:986:C:C6	2.44	0.52
53:27:1406:U:H2'	53:27:1407:G:O4'	2.08	0.52
53:27:2346:A:H3'	53:27:2347:C:C5'	2.39	0.52
53:27:2450:A:O2'	53:27:2451:A:H5'	2.10	0.52
57:31:21:A:H61	57:31:46:G:H2'	1.75	0.52
59:33:27:THR:CG2	59:33:28:SER:H	2.20	0.52
59:33:35:LEU:HD11	59:33:73:ILE:CB	2.40	0.52
59:33:72:ASP:OD1	59:33:74:ASP:N	2.43	0.52
59:33:156:ARG:O	59:33:160:LEU:HG	2.10	0.52
59:33:169:ASP:O	59:33:169:ASP:OD1	2.27	0.52
8:H:96:LYS:HD2	8:H:138:VAL:HG13	1.92	0.52
12:L:35:ALA:O	12:L:99:GLY:N	2.43	0.52
15:O:80:VAL:HG23	15:O:80:VAL:O	2.09	0.52
16:P:18:LYS:O	16:P:21:LYS:HG2	2.09	0.52
35:9:137:ARG:NH2	52:26:1078:U:H4'	2.25	0.52
39:13:7:GLY:HA3	39:13:85:ALA:HB2	1.91	0.52
42:16:51:VAL:HG22	42:16:52:CYS:N	2.25	0.52
46:20:13:LYS:N	52:26:392:C:OP1	2.35	0.52
46:20:71:VAL:O	46:20:75:ILE:HG13	2.10	0.52
52:26:1327:C:H2'	52:26:1328:C:C6	2.44	0.52
53:27:595:C:H2'	53:27:596:U:H6	1.74	0.52
53:27:811:U:O2	53:27:1251:C:C6	2.62	0.52
53:27:1948:G:H2'	53:27:1949:G:H8	1.75	0.52
53:27:2838:G:H2'	53:27:2839:G:O4'	2.10	0.52
57:31:59:A:C2'	57:31:60:U:H5'	2.39	0.52
59:33:31:SER:O	59:33:35:LEU:HD13	2.08	0.52
59:33:63:VAL:HA	59:33:79:ALA:CB	2.39	0.52
59:33:227:HIS:O	59:33:231:GLU:HG3	2.10	0.52
59:33:427:PHE:HE2	59:33:463:ILE:HD11	1.75	0.52
1:A:140:VAL:O	1:A:161:VAL:N	2.42	0.52
1:A:202:ARG:HH11	1:A:213:ARG:HH22	1.57	0.52

Continued on next page...

Continued from previous page...

Atom-1	Atom-2	Interatomic distance (Å)	Clash overlap (Å)
1:A:259:ASN:O	1:A:260:LYS:HB2	2.09	0.52
6:F:69:ALA:HA	6:F:72:ILE:HD12	1.90	0.52
7:G:31:ARG:HB3	53:27:1054:A:H4'	1.92	0.52
10:J:70:ARG:NH1	53:27:2684:U:O4'	2.42	0.52
13:M:94:TYR:O	13:M:116:VAL:N	2.39	0.52
18:R:14:ALA:HB2	18:R:78:GLU:HB3	1.90	0.52
18:R:23:LEU:HD11	27:1:23:ALA:CA	2.39	0.52
20:T:24:VAL:HA	20:T:35:VAL:HA	1.91	0.52
24:X:9:LYS:HG2	24:X:11:VAL:H	1.73	0.52
29:3:10:LEU:O	29:3:14:ARG:HG3	2.10	0.52
32:6:181:PRO:HA	32:6:196:ASP:OD2	2.10	0.52
34:8:169:TRP:CD2	34:8:185:PRO:HG3	2.45	0.52
35:9:46:GLY:HA3	35:9:70:MET:HA	1.91	0.52
35:9:86:GLY:O	35:9:138:ALA:HB1	2.08	0.52
35:9:96:GLN:CG	35:9:97:PRO:HD2	2.40	0.52
36:10:67:PRO:HG2	36:10:70:VAL:HG21	1.91	0.52
42:16:21:PRO:C	42:16:23:LEU:N	2.56	0.52
49:23:50:VAL:HG21	49:23:70:LEU:HB3	1.92	0.52
52:26:262:A:H2'	52:26:263:A:C8	2.44	0.52
52:26:398:U:H2'	52:26:399:G:C8	2.44	0.52
53:27:95:A:H2'	53:27:96:C:O4'	2.09	0.52
53:27:421:C:O2	53:27:421:C:H2'	2.07	0.52
53:27:454:A:H4'	53:27:455:C:OP2	2.10	0.52
53:27:1192:G:O2'	53:27:1193:G:H5'	2.10	0.52
53:27:1779:U:H2'	53:27:1783:A:N7	2.24	0.52
53:27:2719:G:O2'	53:27:2720:U:H5'	2.09	0.52
54:28:55:U:H2'	54:28:56:G:C8	2.44	0.52
56:30:7:A:C3'	56:30:8:U:H5''	2.26	0.52
58:32:3:C:H2'	58:32:4:G:C8	2.45	0.52
59:33:179:THR:HG23	59:33:202:CYS:HB3	1.92	0.52
6:F:112:LYS:CD	53:27:2220:U:H5''	2.40	0.52
9:I:117:ALA:HA	9:I:120:ARG:NH2	2.25	0.52
14:N:40:ILE:HD13	54:28:8:C:O2'	2.10	0.52
15:O:113:LEU:HD21	52:26:1441:A:N1	2.24	0.52
35:9:12:GLU:HA	35:9:37:VAL:O	2.10	0.52
35:9:104:ILE:HG23	35:9:111:ARG:NH1	2.24	0.52
36:10:12:PRO:O	36:10:15:SER:HB3	2.10	0.52
44:18:30:ILE:HG21	44:18:43:ALA:HB2	1.91	0.52
45:19:74:VAL:O	45:19:77:TYR:HB3	2.09	0.52
48:22:31:TYR:CG	48:22:54:LEU:HD11	2.44	0.52
52:26:484:G:N7	52:26:486:U:H1'	2.23	0.52

Continued on next page...

Continued from previous page...

Atom-1	Atom-2	Interatomic distance (Å)	Clash overlap (Å)
52:26:843:U:OP1	52:26:846:G:H1'	2.10	0.52
52:26:1018:G:O2'	52:26:1019:A:H5'	2.09	0.52
53:27:309:A:H1'	53:27:329:G:N3	2.25	0.52
53:27:616:A:H2'	53:27:617:G:O4'	2.10	0.52
53:27:1111:A:C2	53:27:1112:G:H1'	2.45	0.52
53:27:1417:C:H2'	53:27:1418:G:O4'	2.10	0.52
53:27:1448:G:H2'	53:27:1449:G:C8	2.45	0.52
53:27:1448:G:H2'	53:27:1449:G:H8	1.74	0.52
53:27:1604:C:H2'	53:27:1605:C:H6	1.74	0.52
53:27:2588:G:O2'	53:27:2589:A:H5'	2.10	0.52
53:27:2779:U:OP1	53:27:2780:G:H2'	2.09	0.52
53:27:2899:A:H2'	53:27:2900:A:C8	2.45	0.52
56:30:14:A:H2'	56:30:15:G:C4'	2.40	0.52
59:33:221:ARG:NH2	59:33:273:LEU:HD11	2.25	0.52
59:33:231:GLU:O	59:33:235:HIS:CD2	2.63	0.52
1:A:36:ASN:HB2	1:A:61:TYR:HB2	1.91	0.52
2:B:68:PHE:O	2:B:72:GLY:N	2.42	0.52
5:E:116:LEU:HB3	5:E:117:PRO:HD2	1.91	0.52
9:I:98:GLU:CD	9:I:98:GLU:H	2.13	0.52
13:M:2:ARG:CA	13:M:5:LYS:HD3	2.31	0.52
17:Q:69:GLY:N	17:Q:91:GLN:O	2.34	0.52
26:Z:1:MET:HB2	54:28:43:C:OP1	2.09	0.52
41:15:15:VAL:HG22	41:15:16:SER:N	2.25	0.52
43:17:3:ILE:HD11	43:17:21:ILE:CD1	2.39	0.52
46:20:18:GLN:OE1	46:20:38:PHE:HB3	2.10	0.52
51:25:36:PHE:HD1	51:25:40:PRO:HD3	1.73	0.52
52:26:257:G:H2'	52:26:258:G:H8	1.75	0.52
52:26:323:U:H2'	52:26:324:G:O4'	2.10	0.52
52:26:478:A:C2'	52:26:479:U:H5''	2.40	0.52
52:26:599:C:H2'	52:26:600:A:H8	1.74	0.52
52:26:825:A:H2'	52:26:826:C:H6	1.75	0.52
52:26:1141:C:H2'	52:26:1142:G:H8	1.75	0.52
53:27:291:G:H2'	53:27:292:U:C6	2.44	0.52
53:27:697:G:H2'	53:27:698:C:C6	2.45	0.52
53:27:784:G:N7	53:27:792:A:C5	2.78	0.52
53:27:1400:U:O2'	53:27:1401:G:H5'	2.10	0.52
53:27:1404:C:O2'	53:27:1405:U:H5'	2.10	0.52
53:27:1713:A:H61	53:27:1745:A:H61	1.57	0.52
53:27:1788:C:H2'	53:27:1789:A:C8	2.45	0.52
53:27:2026:U:C2	53:27:2027:G:C8	2.98	0.52
53:27:2070:A:H2'	53:27:2071:A:O4'	2.09	0.52

Continued on next page...

Continued from previous page...

Atom-1	Atom-2	Interatomic distance (Å)	Clash overlap (Å)
54:28:79:G:H2'	54:28:80:U:O4'	2.10	0.52
59:33:20:TRP:CZ2	59:33:76:LEU:CG	2.92	0.52
59:33:35:LEU:HA	59:33:77:ARG:HG2	1.92	0.52
59:33:65:ILE:HD11	59:33:161:ARG:HH21	1.73	0.52
59:33:281:ILE:CG1	59:33:338:ILE:HG13	2.40	0.52
3:C:23:PHE:CD1	3:C:111:GLU:HB2	2.44	0.52
7:G:37:LYS:HG3	7:G:40:GLU:OE1	2.09	0.52
15:O:30:TRP:CD2	15:O:37:LYS:HE3	2.45	0.52
17:Q:24:LYS:HA	17:Q:94:THR:OG1	2.10	0.52
17:Q:57:GLY:HA2	17:Q:103:ALA:C	2.29	0.52
19:S:89:GLU:H	19:S:89:GLU:CD	2.14	0.52
20:T:91:LYS:HE3	53:27:83:A:OP1	2.10	0.52
32:6:165:ALA:HB3	32:6:190:SER:CB	2.40	0.52
34:8:71:PHE:HE1	34:8:93:LEU:HD11	1.75	0.52
38:12:38:VAL:HG21	38:12:109:VAL:HG12	1.92	0.52
39:13:105:ARG:NE	52:26:1118:U:OP1	2.41	0.52
40:14:15:HIS:HA	40:14:18:ILE:HG22	1.92	0.52
46:20:7:ALA:O	46:20:8:ARG:HB3	2.10	0.52
47:21:58:VAL:HG21	47:21:74:LEU:HG	1.91	0.52
50:24:55:PRO:HB2	50:24:59:ARG:HH22	1.74	0.52
52:26:236:A:H2'	52:26:237:G:C8	2.44	0.52
52:26:1026:G:H21	52:26:1027:C:H41	1.57	0.52
52:26:1179:A:H2'	52:26:1180:A:O4'	2.10	0.52
52:26:1333:A:H2'	52:26:1334:G:O4'	2.10	0.52
52:26:1353:G:H2'	52:26:1354:U:C6	2.45	0.52
53:27:418:C:H2'	53:27:419:U:C6	2.45	0.52
53:27:1108:U:O5'	53:27:1108:U:H6	1.93	0.52
53:27:2298:A:H2'	53:27:2299:U:O4'	2.10	0.52
53:27:2417:C:O2'	53:27:2418:A:H5'	2.10	0.52
53:27:2805:C:H2'	53:27:2806:C:C6	2.45	0.52
59:33:611:ARG:HA	59:33:614:GLN:NE2	2.24	0.52
1:A:119:VAL:HG12	1:A:130:PRO:HG2	1.92	0.51
4:D:175:PRO:O	4:D:176:PHE:HB2	2.10	0.51
6:F:3:VAL:HG22	6:F:38:PRO:HA	1.92	0.51
14:N:18:LEU:HD23	14:N:25:ARG:CB	2.40	0.51
15:O:29:VAL:CG1	15:O:79:VAL:HG22	2.38	0.51
16:P:57:ARG:HD2	53:27:997:G:OP2	2.10	0.51
20:T:84:PHE:HB2	53:27:298:G:P	2.50	0.51
22:V:33:ILE:HG21	22:V:76:ILE:HG21	1.92	0.51
36:10:76:THR:O	36:10:79:ARG:HB3	2.10	0.51
39:13:113:LYS:HZ1	52:26:1367:C:P	2.34	0.51

Continued on next page...

Continued from previous page...

Atom-1	Atom-2	Interatomic distance (Å)	Clash overlap (Å)
41:15:35:ASP:HB3	41:15:39:ASN:OD1	2.10	0.51
42:16:29:LYS:HA	52:26:363:A:H5'	1.92	0.51
43:17:6:ILE:HD11	43:17:21:ILE:HG23	1.92	0.51
50:24:4:LYS:C	50:24:6:ALA:N	2.62	0.51
52:26:134:G:H2'	52:26:135:C:O4'	2.10	0.51
52:26:452:A:H61	52:26:480:U:H3	1.58	0.51
52:26:1202:U:H2'	52:26:1203:C:C5'	2.40	0.51
52:26:1306:A:H62	52:26:1331:G:H1'	1.75	0.51
52:26:1332:A:H2'	52:26:1333:A:H8	1.74	0.51
53:27:783:A:H2'	53:27:784:G:C5'	2.40	0.51
53:27:1268:A:H2'	53:27:1269:A:O4'	2.09	0.51
53:27:2037:A:H2'	53:27:2038:G:H8	1.74	0.51
53:27:2343:U:H2'	53:27:2344:U:C6	2.45	0.51
59:33:39:TRP:N	59:33:80:LEU:HD13	2.25	0.51
59:33:58:ARG:NH1	59:33:159:HIS:ND1	2.58	0.51
59:33:613:CYS:HB2	59:33:635:ARG:HB3	1.91	0.51
1:A:80:LEU:HD21	1:A:109:LEU:HD23	1.92	0.51
3:C:131:THR:HG21	53:27:320:A:H2'	1.92	0.51
3:C:148:ILE:HG13	3:C:187:VAL:CG1	2.40	0.51
4:D:116:LEU:HD13	4:D:175:PRO:HB2	1.92	0.51
6:F:46:PHE:O	6:F:50:ARG:HB2	2.10	0.51
7:G:117:LEU:HD12	7:G:117:LEU:O	2.11	0.51
10:J:61:VAL:HB	10:J:87:LEU:HD11	1.92	0.51
11:K:65:GLY:HA2	53:27:2415:G:H4'	1.92	0.51
11:K:135:ILE:CD1	11:K:142:ILE:HD11	2.38	0.51
12:L:68:PHE:CZ	53:27:871:U:H5''	2.45	0.51
16:P:53:LYS:HE3	53:27:994:C:H3'	1.92	0.51
18:R:23:LEU:HD11	27:1:23:ALA:HA	1.92	0.51
33:7:151:GLU:HA	33:7:165:GLU:O	2.09	0.51
34:8:103:ARG:HD2	34:8:167:PRO:HG2	1.92	0.51
37:11:63:VAL:O	37:11:67:ASN:ND2	2.43	0.51
40:14:7:ARG:HA	40:14:75:ASP:HA	1.92	0.51
45:19:81:ILE:HD12	45:19:82:GLU:N	2.26	0.51
47:21:6:THR:C	47:21:7:LEU:HD12	2.31	0.51
48:22:56:ARG:O	48:22:60:ARG:HG3	2.09	0.51
50:24:34:VAL:O	50:24:38:ILE:HG13	2.10	0.51
50:24:57:VAL:HG13	50:24:58:ASP:N	2.25	0.51
52:26:260:G:H2'	52:26:261:U:C6	2.46	0.51
53:27:2523:G:O2'	53:27:2524:G:H5'	2.09	0.51
53:27:2564:A:C2	53:27:2647:U:H4'	2.45	0.51
53:27:2688:G:H1'	53:27:2721:A:H61	1.74	0.51

Continued on next page...

Continued from previous page...

Atom-1	Atom-2	Interatomic distance (Å)	Clash overlap (Å)
54:28:87:U:H5'	54:28:88:C:OP2	2.10	0.51
59:33:20:TRP:CG	59:33:63:VAL:HG23	2.45	0.51
59:33:95:LEU:CD1	59:33:107:ILE:HD12	2.41	0.51
59:33:99:VAL:HG21	59:33:103:VAL:HG11	1.93	0.51
2:B:194:PRO:HA	53:27:2680:U:H5'	1.92	0.51
4:D:91:ARG:CA	4:D:95:MET:HB3	2.41	0.51
6:F:89:LYS:O	6:F:90:LEU:HG	2.10	0.51
7:G:105:LYS:O	7:G:106:PHE:HB3	2.10	0.51
16:P:36:GLN:NE2	53:27:563:A:H2'	2.26	0.51
21:U:86:LEU:H	21:U:86:LEU:CD1	2.24	0.51
26:Z:5:ILE:HG13	26:Z:6:HIS:N	2.24	0.51
27:1:12:ARG:HD2	27:1:16:ARG:CZ	2.41	0.51
34:8:82:LYS:O	34:8:88:ASN:ND2	2.42	0.51
37:11:4:ARG:O	37:11:6:ILE:N	2.43	0.51
37:11:47:GLU:HA	37:11:57:GLU:OE2	2.10	0.51
41:15:39:ASN:HA	52:26:683:G:N2	2.25	0.51
44:18:1:ALA:O	44:18:2:LYS:HB2	2.10	0.51
46:20:14:ARG:HH12	52:26:618:C:C1'	2.17	0.51
48:22:54:LEU:O	48:22:57:ALA:HB3	2.09	0.51
49:23:50:VAL:HG12	49:23:51:HIS:O	2.10	0.51
52:26:584:G:H2'	52:26:585:G:C8	2.43	0.51
52:26:911:U:H2'	52:26:912:C:C6	2.46	0.51
52:26:1309:G:O2'	52:26:1310:G:H5'	2.10	0.51
53:27:84:A:H4'	53:27:85:G:O5'	2.10	0.51
53:27:473:G:H2'	53:27:474:G:H8	1.74	0.51
53:27:557:C:H2'	53:27:558:U:H6	1.75	0.51
53:27:1889:A:H2'	53:27:1890:A:C8	2.46	0.51
53:27:2249:U:H3'	53:27:2250:G:C5'	2.40	0.51
53:27:2544:G:H2'	53:27:2545:G:H8	1.75	0.51
53:27:2832:U:H1'	53:27:2834:G:C4	2.45	0.51
58:32:8:U:H5'	58:32:49:G:H5'	1.92	0.51
59:33:228:TYR:HB2	59:33:277:ARG:NH2	2.26	0.51
1:A:79:ARG:HG3	1:A:81:GLU:OE2	2.11	0.51
4:D:100:GLU:O	4:D:104:THR:HB	2.11	0.51
6:F:93:SER:OG	6:F:123:ARG:HG2	2.10	0.51
6:F:135:HIS:CD2	6:F:136:SER:H	2.29	0.51
12:L:73:ILE:HG12	12:L:93:VAL:HG22	1.93	0.51
16:P:86:SER:O	17:Q:52:PRO:HD3	2.10	0.51
22:V:7:ARG:O	22:V:7:ARG:HG2	2.10	0.51
26:Z:11:GLU:OE2	26:Z:23:LYS:HB3	2.09	0.51
33:7:129:PHE:CG	33:7:130:ARG:N	2.78	0.51

Continued on next page...

Continued from previous page...

Atom-1	Atom-2	Interatomic distance (Å)	Clash overlap (Å)
35:9:20:VAL:CG2	35:9:31:SER:HB3	2.40	0.51
39:13:6:TYR:CG	39:13:7:GLY:N	2.78	0.51
41:15:109:ILE:HD12	41:15:109:ILE:N	2.25	0.51
47:21:26:ARG:CZ	52:26:237:G:H5''	2.40	0.51
48:22:31:TYR:CD2	48:22:54:LEU:HD11	2.45	0.51
49:23:48:ILE:HD11	49:23:70:LEU:HD21	1.92	0.51
52:26:403:C:O2'	52:26:404:G:H5'	2.09	0.51
52:26:735:C:H2'	52:26:736:C:H6	1.76	0.51
52:26:775:G:H2'	52:26:776:G:O4'	2.10	0.51
52:26:1496:C:H2'	52:26:1497:G:O4'	2.11	0.51
53:27:394:C:H2'	53:27:395:U:O4'	2.11	0.51
53:27:533:G:H2'	53:27:534:U:O4'	2.10	0.51
53:27:738:G:N2	53:27:759:G:C4	2.79	0.51
53:27:853:C:H2'	53:27:854:C:C6	2.45	0.51
53:27:1260:A:O2'	53:27:1261:C:H5'	2.11	0.51
53:27:1721:G:N2	53:27:1738:G:H2'	2.25	0.51
53:27:1930:G:H2'	53:27:1968:G:C6	2.45	0.51
53:27:2161:C:C5'	53:27:2171:A:H62	2.23	0.51
53:27:2793:C:H2'	53:27:2794:C:C6	2.45	0.51
59:33:147:ARG:C	59:33:150:VAL:HG12	2.30	0.51
59:33:600:GLU:N	59:33:654:ASP:O	2.39	0.51
1:A:68:ARG:HB2	1:A:128:THR:HG21	1.91	0.51
1:A:202:ARG:HH11	1:A:213:ARG:NH2	2.08	0.51
3:C:1:MET:O	3:C:13:THR:HA	2.11	0.51
4:D:32:LYS:HD3	4:D:91:ARG:CZ	2.40	0.51
6:F:53:GLU:O	6:F:54:LEU:HB2	2.10	0.51
9:I:43:GLU:OE1	9:I:43:GLU:N	2.31	0.51
10:J:8:LEU:O	10:J:19:VAL:HG22	2.11	0.51
10:J:24:VAL:HG12	10:J:33:ALA:HB2	1.92	0.51
11:K:21:ARG:HE	53:27:811:U:H5	1.56	0.51
11:K:62:PRO:HD3	30:4:26:ALA:CA	2.40	0.51
11:K:76:GLU:HB2	11:K:111:ILE:HD13	1.91	0.51
13:M:28:LEU:HD23	13:M:48:VAL:HG21	1.91	0.51
14:N:33:ARG:O	14:N:34:HIS:CB	2.57	0.51
15:O:28:LYS:HB3	15:O:39:LEU:HD21	1.91	0.51
16:P:36:GLN:HE21	53:27:563:A:H2'	1.76	0.51
30:4:37:THR:HA	30:4:40:LYS:HD3	1.93	0.51
30:4:63:TYR:CD2	53:27:242:G:H5''	2.45	0.51
34:8:157:ALA:O	34:8:160:LEU:HB3	2.10	0.51
35:9:40:ASP:OD2	35:9:42:ASN:HB2	2.10	0.51
35:9:105:ILE:CD1	35:9:123:LEU:HA	2.36	0.51

Continued on next page...

Continued from previous page...

Atom-1	Atom-2	Interatomic distance (Å)	Clash overlap (Å)
39:13:72:SER:HB3	52:26:1373:G:OP2	2.10	0.51
42:16:65:TYR:CE2	42:16:67:GLY:HA2	2.46	0.51
48:22:38:ILE:HD12	48:22:62:ARG:NH2	2.25	0.51
52:26:478:A:H3'	52:26:479:U:H5''	1.92	0.51
52:26:768:A:H1'	52:26:1512:U:O2'	2.11	0.51
52:26:1064:G:H1'	52:26:1190:G:H21	1.75	0.51
52:26:1250:A:H2'	52:26:1251:A:C8	2.46	0.51
52:26:1456:A:H2'	52:26:1457:G:O4'	2.11	0.51
53:27:564:C:H2'	53:27:565:C:C6	2.46	0.51
53:27:919:U:O2'	54:28:81:G:H4'	2.09	0.51
53:27:1234:U:H2'	53:27:1235:G:O4'	2.09	0.51
53:27:1534:U:H2'	53:27:1536:C:O4'	2.11	0.51
53:27:2118:U:H5	53:27:2149:U:H1'	1.73	0.51
53:27:2215:C:H2'	53:27:2216:G:H8	1.76	0.51
53:27:2655:G:H22	53:27:2664:G:H2'	1.75	0.51
53:27:2849:U:H4'	53:27:2868:A:C2	2.46	0.51
2:B:32:ASN:N	2:B:96:ILE:O	2.44	0.51
3:C:71:GLY:HA3	53:27:674:G:H5''	1.91	0.51
8:H:11:GLN:HE21	8:H:53:PRO:HB3	1.75	0.51
9:I:99:ARG:O	9:I:103:ILE:HG13	2.11	0.51
11:K:60:ARG:HH21	53:27:2360:G:H1'	1.76	0.51
11:K:79:LEU:HD11	11:K:112:LEU:HA	1.93	0.51
15:O:30:TRP:CE3	15:O:37:LYS:HG2	2.46	0.51
30:4:35:LYS:HG2	30:4:39:ARG:HH22	1.76	0.51
32:6:205:ALA:O	32:6:208:ALA:HB3	2.11	0.51
35:9:79:THR:OG1	35:9:80:LEU:N	2.42	0.51
41:15:67:GLU:O	41:15:70:ALA:HB3	2.10	0.51
43:17:52:ILE:HG22	43:17:56:ARG:NH1	2.26	0.51
46:20:8:ARG:NH2	52:26:392:C:OP1	2.44	0.51
46:20:28:ARG:HE	46:20:29:ASN:HD21	1.59	0.51
48:22:56:ARG:HB3	48:22:60:ARG:HH12	1.75	0.51
51:25:65:ARG:HG3	51:25:66:ARG:N	2.26	0.51
51:25:67:THR:HG23	52:26:1167:A:H62	1.76	0.51
52:26:430:A:C2'	52:26:431:A:H5'	2.40	0.51
52:26:575:G:HO2'	52:26:821:G:H5'	1.75	0.51
52:26:643:C:H2'	52:26:644:U:C6	2.45	0.51
53:27:662:G:H2'	53:27:663:G:H8	1.75	0.51
53:27:1219:U:H2'	53:27:1220:G:H8	1.76	0.51
53:27:2422:C:H6	53:27:2422:C:H5''	1.76	0.51
53:27:2724:U:H2'	53:27:2725:A:C8	2.45	0.51
53:27:2875:C:O2'	53:27:2876:G:H5'	2.10	0.51

Continued on next page...

Continued from previous page...

Atom-1	Atom-2	Interatomic distance (Å)	Clash overlap (Å)
57:31:31:G:H2'	57:31:32:C:H6	1.76	0.51
59:33:599:VAL:HB	59:33:605:LEU:HD12	1.92	0.51
2:B:15:PHE:CD2	15:O:78:PRO:HD3	2.46	0.51
3:C:108:ILE:O	3:C:111:GLU:HB3	2.10	0.51
5:E:54:ARG:HD2	5:E:57:TYR:CE2	2.46	0.51
13:M:92:GLY:HA2	13:M:94:TYR:CE2	2.46	0.51
14:N:25:ARG:HH12	54:28:9:G:P	2.33	0.51
20:T:26:ASN:HB3	20:T:34:ILE:HB	1.93	0.51
32:6:65:LYS:O	32:6:66:ILE:HD13	2.11	0.51
34:8:165:GLU:N	34:8:165:GLU:OE1	2.40	0.51
37:11:129:ASN:C	37:11:134:VAL:HG21	2.31	0.51
48:22:44:THR:O	48:22:46:THR:HG22	2.11	0.51
52:26:943:U:H2'	52:26:944:G:H8	1.75	0.51
52:26:1051:C:H2'	52:26:1052:U:O4'	2.11	0.51
52:26:1157:A:H4'	52:26:1158:C:O5'	2.11	0.51
52:26:1385:G:O2'	52:26:1386:G:H5'	2.10	0.51
52:26:1448:C:H2'	52:26:1449:C:C6	2.45	0.51
53:27:167:A:H2'	53:27:168:G:O4'	2.11	0.51
53:27:1730:C:H1'	53:27:1731:G:C6	2.46	0.51
53:27:2638:G:H1'	53:27:2778:A:H61	1.75	0.51
53:27:2717:C:H2'	53:27:2718:G:O4'	2.09	0.51
53:27:2813:A:H2'	53:27:2814:A:C8	2.46	0.51
58:32:59:A:H3'	58:32:60:U:C6	2.45	0.51
59:33:20:TRP:CZ2	59:33:76:LEU:CB	2.94	0.51
8:H:20:SER:HB3	8:H:21:PRO:HD3	1.92	0.51
9:I:35:ARG:NE	9:I:140:LEU:HD11	2.26	0.51
11:K:21:ARG:HD3	53:27:811:U:C6	2.46	0.51
34:8:163:GLN:OE1	34:8:163:GLN:N	2.40	0.51
36:10:43:GLY:HA2	36:10:58:HIS:CE1	2.45	0.51
38:12:9:MET:CB	38:12:26:MET:SD	2.98	0.51
52:26:197:A:N6	52:26:221:C:H4'	2.24	0.51
52:26:476:U:H2'	52:26:477:C:C6	2.46	0.51
52:26:540:G:H2'	52:26:541:G:O4'	2.10	0.51
52:26:779:C:O2'	52:26:780:A:H5'	2.10	0.51
53:27:276:U:H2'	53:27:277:G:O4'	2.11	0.51
53:27:984:A:H5''	53:27:985:C:OP2	2.10	0.51
53:27:1443:U:H2'	53:27:1444:G:H8	1.74	0.51
53:27:1503:A:C3'	53:27:1504:A:H5''	2.35	0.51
53:27:2297:A:H2'	53:27:2298:A:H5'	1.93	0.51
53:27:2593:U:H2'	53:27:2594:C:C6	2.46	0.51
53:27:2861:U:H2'	53:27:2862:G:C8	2.44	0.51

Continued on next page...

Continued from previous page...

Atom-1	Atom-2	Interatomic distance (Å)	Clash overlap (Å)
56:30:28:G:O2'	56:30:29:G:H5'	2.11	0.51
58:32:46:A:C2'	58:32:47:U:H5''	2.37	0.51
59:33:29:GLN:O	59:33:32:CYS:SG	2.62	0.51
59:33:43:LEU:CD1	59:33:56:LEU:HD13	2.40	0.51
3:C:179:SER:O	3:C:183:PHE:HD2	1.94	0.51
4:D:52:ALA:HB2	4:D:149:ARG:HD2	1.93	0.51
11:K:62:PRO:CD	30:4:26:ALA:HB2	2.38	0.51
12:L:75:GLU:OE1	12:L:90:GLU:HG3	2.11	0.51
13:M:99:LYS:HE2	53:27:2816:G:H5''	1.93	0.51
16:P:10:ARG:HH12	53:27:28:A:H2	1.57	0.51
29:3:4:THR:CG2	53:27:788:A:H1'	2.40	0.51
29:3:34:ARG:NH1	53:27:466:A:OP1	2.24	0.51
33:7:69:THR:C	33:7:105:VAL:HG12	2.31	0.51
40:14:57:VAL:HG23	52:26:972:C:O2'	2.11	0.51
43:17:38:ILE:HD11	43:17:51:GLN:CB	2.32	0.51
44:18:39:ASP:HA	44:18:42:ASN:ND2	2.26	0.51
44:18:99:SER:HG	52:26:1114:C:H1'	1.76	0.51
51:25:32:ARG:HG3	51:25:33:ARG:N	2.26	0.51
52:26:155:A:H2'	52:26:156:C:C6	2.46	0.51
52:26:1520:C:H2'	52:26:1521:C:H6	1.76	0.51
53:27:420:C:H2'	53:27:421:C:C6	2.45	0.51
53:27:1077:A:C2	53:27:1088:A:H3'	2.45	0.51
53:27:1084:A:H2	53:27:1106:G:H1'	1.76	0.51
53:27:1804:C:H2'	53:27:1805:A:C8	2.46	0.51
53:27:2007:U:O2'	53:27:2008:C:H5'	2.11	0.51
53:27:2446:G:C2'	53:27:2447:G:H5''	2.41	0.51
59:33:732:VAL:HB	59:33:735:VAL:CG2	2.40	0.51
1:A:48:ILE:HG23	1:A:48:ILE:O	2.11	0.51
4:D:104:THR:HG21	26:Z:22:MET:SD	2.51	0.51
7:G:34:THR:HA	7:G:37:LYS:CB	2.40	0.51
7:G:50:VAL:CG2	53:27:1082:U:H5''	2.40	0.51
11:K:79:LEU:HD12	11:K:113:ALA:H	1.76	0.51
15:O:51:ASN:O	53:27:2845:U:H5''	2.11	0.51
18:R:79:GLY:H	18:R:101:SER:HA	1.76	0.51
25:Y:13:ILE:HG22	25:Y:14:GLY:N	2.25	0.51
25:Y:25:GLY:HA2	53:27:929:U:O2	2.11	0.51
33:7:102:ILE:O	33:7:102:ILE:HG13	2.11	0.51
36:10:71:ILE:HD12	36:10:74:LEU:HD13	1.91	0.51
37:11:2:ARG:HA	52:26:1380:U:C4	2.46	0.51
37:11:62:GLU:OE1	37:11:62:GLU:N	2.42	0.51
37:11:142:ARG:HD3	58:32:41:C:H4'	1.92	0.51

Continued on next page...

Continued from previous page...

Atom-1	Atom-2	Interatomic distance (Å)	Clash overlap (Å)
38:12:28:SER:OG	38:12:29:SER:N	2.44	0.51
45:19:49:HIS:O	45:19:52:ARG:HB3	2.11	0.51
48:22:33:THR:HG23	48:22:35:SER:N	2.15	0.51
51:25:65:ARG:HG3	51:25:66:ARG:H	1.75	0.51
52:26:257:G:H2'	52:26:258:G:C8	2.46	0.51
53:27:72:U:O2'	53:27:73:A:H5'	2.10	0.51
53:27:751:A:C6	53:27:789:A:N7	2.79	0.51
53:27:821:A:C4'	53:27:822:G:H5''	2.41	0.51
53:27:822:G:OP2	53:27:946:C:H5''	2.11	0.51
53:27:1005:C:H2'	53:27:1006:C:C6	2.42	0.51
53:27:1271:G:C2	53:27:1617:C:H4'	2.46	0.51
53:27:2812:G:H2'	53:27:2813:A:C8	2.45	0.51
59:33:38:THR:HG21	59:33:77:ARG:HD2	1.93	0.51
59:33:556:MET:O	59:33:560:LEU:N	2.43	0.51
1:A:129:LEU:HD11	1:A:134:ILE:HG12	1.92	0.50
1:A:235:GLU:HG3	53:27:2600:A:N7	2.27	0.50
2:B:108:ASP:OD2	2:B:206:ALA:HA	2.11	0.50
7:G:45:GLY:HA2	7:G:50:VAL:N	2.23	0.50
16:P:92:LYS:O	16:P:95:ALA:HB3	2.12	0.50
18:R:88:ARG:HG3	18:R:94:ASP:OD2	2.11	0.50
34:8:13:ARG:NH2	34:8:37:PRO:HB2	2.26	0.50
36:10:88:MET:O	36:10:88:MET:HG3	2.10	0.50
38:12:76:ARG:NH1	38:12:125:ILE:HG23	2.26	0.50
40:14:10:LEU:HD11	40:14:72:ARG:HB2	1.93	0.50
41:15:28:ASN:ND2	41:15:56:LYS:HE3	2.25	0.50
49:23:18:VAL:O	49:23:22:VAL:HG23	2.10	0.50
52:26:399:G:H2'	52:26:400:C:H6	1.74	0.50
52:26:797:C:H2'	52:26:798:U:C6	2.46	0.50
52:26:950:U:H4'	52:26:971:G:C2	2.46	0.50
52:26:984:C:O5'	52:26:984:C:H6	1.92	0.50
52:26:1251:A:H2'	52:26:1252:A:O4'	2.12	0.50
52:26:1391:U:H2'	52:26:1392:G:C8	2.47	0.50
52:26:1399:C:H4'	52:26:1400:C:H2'	1.93	0.50
53:27:487:C:H2'	53:27:488:G:O4'	2.11	0.50
53:27:622:G:O2'	53:27:623:C:H5'	2.11	0.50
53:27:1437:C:H2'	53:27:1438:U:C6	2.46	0.50
53:27:2798:U:H6	53:27:2798:U:P	2.33	0.50
54:28:63:C:H2'	54:28:64:G:H8	1.75	0.50
2:B:84:LEU:HD21	2:B:90:PHE:HD2	1.74	0.50
3:C:147:LEU:HB2	3:C:183:PHE:CG	2.46	0.50
8:H:23:VAL:HG13	8:H:24:GLY:N	2.27	0.50

Continued on next page...

Continued from previous page...

Atom-1	Atom-2	Interatomic distance (Å)	Clash overlap (Å)
34:8:31:CYS:O	34:8:32:LYS:HB2	2.11	0.50
34:8:53:GLN:HB3	34:8:202:LEU:HD12	1.91	0.50
35:9:87:VAL:HG22	35:9:88:HIS:N	2.25	0.50
44:18:47:LEU:HD21	52:26:1317:C:H4'	1.92	0.50
52:26:24:U:O2'	52:26:25:C:H5'	2.11	0.50
52:26:68:G:H22	52:26:101:A:H2	1.59	0.50
52:26:502:A:H2'	52:26:503:C:O4'	2.11	0.50
52:26:599:C:H2'	52:26:600:A:C8	2.45	0.50
52:26:1130:A:H61	52:26:1144:G:C1'	2.13	0.50
53:27:832:U:H2'	53:27:833:A:C8	2.46	0.50
53:27:1794:A:O2'	53:27:1795:C:H5'	2.11	0.50
53:27:2066:C:H2'	53:27:2067:G:C8	2.46	0.50
53:27:2372:U:H2'	53:27:2373:G:C8	2.46	0.50
53:27:2486:C:H2'	53:27:2487:G:O4'	2.11	0.50
53:27:2779:U:P	53:27:2779:U:H3'	2.52	0.50
54:28:28:C:H2'	54:28:29:A:O4'	2.11	0.50
54:28:80:U:H2'	54:28:81:G:C8	2.46	0.50
58:32:19:G:C5'	58:32:20:U:C5	2.93	0.50
59:33:221:ARG:CZ	59:33:273:LEU:HD11	2.40	0.50
59:33:545:ALA:O	59:33:549:GLY:N	2.40	0.50
8:H:33:ASN:HD22	8:H:64:ARG:HB3	1.76	0.50
14:N:3:LYS:NZ	54:28:47:C:OP2	2.44	0.50
23:W:68:ALA:HA	23:W:71:ARG:NH2	2.26	0.50
26:Z:26:SER:OG	26:Z:27:THR:N	2.44	0.50
27:1:9:ARG:O	27:1:12:ARG:HB3	2.12	0.50
27:1:39:ARG:C	27:1:41:HIS:H	2.14	0.50
34:8:61:ARG:HD2	34:8:71:PHE:CD2	2.46	0.50
35:9:71:ILE:HG21	35:9:144:GLU:HB3	1.92	0.50
36:10:53:LYS:HE3	52:26:710:G:OP1	2.11	0.50
39:13:79:ARG:HD2	39:13:102:PHE:HE1	1.76	0.50
42:16:21:PRO:C	42:16:23:LEU:H	2.07	0.50
42:16:53:ARG:HH11	42:16:63:THR:HB	1.77	0.50
43:17:21:ILE:HB	43:17:24:VAL:CG1	2.41	0.50
52:26:410:G:C6	52:26:429:U:H1'	2.47	0.50
52:26:440:C:H3'	52:26:441:A:H5''	1.92	0.50
52:26:765:G:C6	52:26:812:G:C4	2.99	0.50
52:26:848:C:H2'	52:26:849:G:C4'	2.42	0.50
53:27:712:G:H2'	53:27:713:G:H5'	1.94	0.50
53:27:914:G:H5'	53:27:915:C:OP2	2.12	0.50
53:27:2070:A:H2'	53:27:2071:A:H8	1.76	0.50
53:27:2116:G:H1	53:27:2165:C:H1'	1.77	0.50

Continued on next page...

Continued from previous page...

Atom-1	Atom-2	Interatomic distance (Å)	Clash overlap (Å)
53:27:2713:U:H3'	53:27:2714:G:H5''	1.92	0.50
53:27:2853:C:H2'	53:27:2854:G:C8	2.46	0.50
58:32:29:G:H2'	58:32:30:G:H8	1.73	0.50
59:33:20:TRP:CZ2	59:33:76:LEU:HG	2.46	0.50
1:A:75:ALA:HB2	1:A:95:TYR:HA	1.92	0.50
1:A:216:ARG:NH2	53:27:781:A:OP1	2.45	0.50
3:C:113:VAL:HG12	3:C:118:LEU:HD23	1.92	0.50
3:C:134:LEU:CD2	3:C:161:ALA:HA	2.42	0.50
6:F:41:LYS:O	6:F:45:GLU:HG3	2.11	0.50
7:G:52:MET:CE	7:G:54:VAL:HB	2.41	0.50
9:I:7:LYS:HE3	53:27:538:A:H5''	1.94	0.50
9:I:14:ASP:O	9:I:52:ASP:HB3	2.11	0.50
19:S:57:VAL:HG22	19:S:58:VAL:N	2.27	0.50
20:T:32:LYS:HB3	20:T:63:ALA:CB	2.41	0.50
23:W:17:ARG:NH2	53:27:201:C:OP1	2.44	0.50
29:3:34:ARG:NH2	29:3:39:ARG:HD2	2.27	0.50
31:5:11:CYS:HB3	31:5:33:HIS:HE1	1.75	0.50
32:6:217:ALA:O	32:6:221:ARG:HB2	2.12	0.50
33:7:122:GLN:OE1	33:7:132:ALA:HB1	2.11	0.50
40:14:53:ILE:HG23	52:26:1060:U:H4'	1.93	0.50
42:16:20:VAL:C	42:16:22:ALA:H	2.14	0.50
43:17:62:PHE:O	43:17:64:VAL:HG13	2.12	0.50
46:20:67:ILE:HG22	46:20:68:SER:O	2.11	0.50
52:26:57:G:H2'	52:26:58:C:C6	2.46	0.50
52:26:382:A:H2'	52:26:383:A:C8	2.47	0.50
52:26:431:A:H2'	52:26:432:A:C8	2.46	0.50
52:26:736:C:H2'	52:26:737:C:C6	2.46	0.50
52:26:965:U:H4'	52:26:969:A:C8	2.47	0.50
52:26:1004:A:H3'	52:26:1024:G:N2	2.26	0.50
52:26:1175:G:O2'	52:26:1176:A:H5'	2.12	0.50
52:26:1258:G:H2'	52:26:1259:C:H6	1.76	0.50
52:26:1306:A:H2'	52:26:1307:U:O4'	2.11	0.50
52:26:1498:U:H1'	52:26:1499:A:N7	2.26	0.50
53:27:149:A:H2'	53:27:150:U:C6	2.46	0.50
53:27:149:A:H2'	53:27:150:U:H6	1.76	0.50
53:27:720:U:H2'	53:27:721:A:C8	2.46	0.50
53:27:851:C:H2'	53:27:852:U:H6	1.75	0.50
53:27:853:C:H2'	53:27:854:C:H6	1.76	0.50
53:27:1682:G:C2	53:27:1757:A:H1'	2.46	0.50
53:27:1914:C:O2	53:27:1914:C:O4'	2.29	0.50
53:27:2028:U:O5'	53:27:2028:U:H6	1.94	0.50

Continued on next page...

Continued from previous page...

Atom-1	Atom-2	Interatomic distance (Å)	Clash overlap (Å)
53:27:2167:U:H1'	53:27:2169:A:C8	2.46	0.50
53:27:2196:C:O2'	53:27:2197:U:H5'	2.11	0.50
53:27:2442:C:O2'	53:27:2443:C:H5'	2.12	0.50
59:33:55:LEU:HD23	59:33:55:LEU:C	2.32	0.50
59:33:99:VAL:HG22	59:33:103:VAL:HG21	1.93	0.50
59:33:195:LYS:O	59:33:199:GLU:HG3	2.12	0.50
59:33:409:PHE:HB2	59:33:460:GLN:HA	1.93	0.50
59:33:671:VAL:HA	59:33:737:ASP:O	2.11	0.50
2:B:9:VAL:HG12	15:O:4:ILE:HD11	1.93	0.50
4:D:102:LEU:O	4:D:107:VAL:HG23	2.12	0.50
5:E:1:SER:CB	53:27:2749:A:H5''	2.40	0.50
14:N:7:ARG:HD2	14:N:97:PHE:CZ	2.47	0.50
16:P:65:ASN:CB	16:P:75:TYR:HB2	2.41	0.50
27:1:24:VAL:O	27:1:26:SER:N	2.44	0.50
40:14:33:GLY:O	40:14:34:ALA:CB	2.58	0.50
43:17:53:ASP:OD1	43:17:54:THR:N	2.44	0.50
43:17:100:ARG:HD3	43:17:103:THR:HB	1.93	0.50
47:21:6:THR:OG1	47:21:59:GLU:HB3	2.12	0.50
52:26:89:U:O2	52:26:89:U:H2'	2.10	0.50
52:26:545:C:H2'	52:26:546:A:C8	2.46	0.50
52:26:626:G:H2'	52:26:627:G:H8	1.74	0.50
52:26:1033:G:H3'	52:26:1034:G:H5'	1.93	0.50
52:26:1169:A:H2'	52:26:1170:A:C8	2.47	0.50
52:26:1511:G:O2'	52:26:1512:U:H5'	2.11	0.50
53:27:182:A:H2'	53:27:183:C:C6	2.46	0.50
53:27:235:U:H2'	53:27:236:C:C6	2.46	0.50
53:27:243:U:C2'	53:27:244:A:H5'	2.42	0.50
53:27:279:A:N6	53:27:361:G:H1'	2.26	0.50
53:27:548:G:H2'	53:27:549:G:O4'	2.12	0.50
53:27:971:G:H4'	53:27:983:A:O2'	2.11	0.50
53:27:1045:C:H4'	53:27:1047:G:C8	2.46	0.50
53:27:1666:G:O2'	53:27:1667:G:H5'	2.12	0.50
53:27:1672:A:H4'	53:27:2553:G:H4'	1.93	0.50
53:27:2345:G:H5'	53:27:2347:C:O4'	2.10	0.50
53:27:2773:C:H2'	53:27:2774:C:H6	1.77	0.50
59:33:226:GLU:HA	59:33:229:ILE:CD1	2.42	0.50
59:33:305:ASP:O	59:33:305:ASP:OD1	2.29	0.50
1:A:109:LEU:HG	1:A:110:LYS:N	2.26	0.50
2:B:12:THR:HG21	15:O:8:GLU:HG2	1.93	0.50
2:B:85:ALA:N	2:B:88:GLU:OE2	2.43	0.50
3:C:192:ALA:O	3:C:195:GLN:HB2	2.11	0.50

Continued on next page...

Continued from previous page...

Atom-1	Atom-2	Interatomic distance (Å)	Clash overlap (Å)
9:I:136:GLN:HE21	53:27:2899:A:C5'	2.25	0.50
16:P:5:ARG:CD	53:27:1250:G:H5''	2.42	0.50
16:P:56:PHE:CZ	53:27:536:G:H4'	2.47	0.50
32:6:79:VAL:HA	32:6:213:LEU:HD21	1.94	0.50
32:6:110:ILE:HG22	32:6:114:LYS:HE2	1.92	0.50
34:8:94:GLU:CG	34:8:185:PRO:HG2	2.39	0.50
35:9:46:GLY:HA2	35:9:140:ILE:HD11	1.93	0.50
36:10:42:TRP:CH2	36:10:100:SER:HA	2.46	0.50
42:16:86:VAL:HG23	42:16:87:LYS:N	2.26	0.50
44:18:61:ASN:ND2	44:18:72:PHE:CE2	2.78	0.50
47:21:4:ILE:CD1	47:21:61:ARG:HD3	2.42	0.50
49:23:60:PHE:CE1	59:33:651:ARG:HG2	2.46	0.50
52:26:259:G:H2'	52:26:260:G:C8	2.46	0.50
52:26:331:G:O5'	52:26:331:G:H8	1.94	0.50
52:26:476:U:H2'	52:26:477:C:H6	1.77	0.50
52:26:865:A:C2	52:26:918:A:H4'	2.47	0.50
52:26:1242:G:O2'	52:26:1243:C:H5'	2.12	0.50
52:26:1346:A:N3	52:26:1346:A:H2'	2.27	0.50
53:27:176:A:C2'	53:27:177:G:H5'	2.42	0.50
53:27:268:C:H2'	53:27:269:C:H6	1.77	0.50
53:27:665:U:H2'	53:27:666:A:H8	1.76	0.50
53:27:871:U:H2'	53:27:872:U:H6	1.73	0.50
53:27:1062:G:H2'	53:27:1063:G:C8	2.47	0.50
53:27:1640:A:O2'	53:27:1641:A:H5'	2.11	0.50
53:27:1995:U:H2'	53:27:1996:C:C5	2.46	0.50
53:27:2186:G:O2'	53:27:2187:U:H5'	2.11	0.50
53:27:2533:U:H2'	53:27:2534:A:O4'	2.12	0.50
53:27:2597:G:H2'	53:27:2598:A:C8	2.47	0.50
57:31:38:A:H2'	57:31:39:C:O4'	2.11	0.50
59:33:60:VAL:HA	59:33:63:VAL:HG22	1.93	0.50
59:33:634:HIS:HE1	59:33:638:CYS:SG	2.34	0.50
1:A:106:PRO:O	1:A:108:GLY:N	2.44	0.50
3:C:137:LYS:O	3:C:140:ASP:HB2	2.11	0.50
4:D:139:GLU:HA	26:Z:28:VAL:CG1	2.42	0.50
7:G:28:ALA:H	7:G:111:ALA:H	1.59	0.50
19:S:50:LEU:HD13	24:X:26:PHE:CE2	2.47	0.50
27:1:54:ILE:HG23	27:1:56:LYS:N	2.19	0.50
34:8:70:GLN:HE22	34:8:133:SER:HB2	1.75	0.50
37:11:69:ARG:HA	37:11:99:ALA:HB2	1.92	0.50
41:15:100:ASN:CB	41:15:106:ILE:HD11	2.40	0.50
42:16:69:GLU:HB3	52:26:521:G:O5'	2.12	0.50

Continued on next page...

Continued from previous page...

Atom-1	Atom-2	Interatomic distance (Å)	Clash overlap (Å)
52:26:411:A:H4'	52:26:412:A:O5'	2.11	0.50
52:26:413:G:H1'	52:26:428:G:H22	1.77	0.50
52:26:1144:G:N2	52:26:1146:A:H62	2.01	0.50
53:27:418:C:H2'	53:27:419:U:O4'	2.12	0.50
53:27:554:U:H2'	53:27:555:G:O4'	2.12	0.50
53:27:1310:G:H3'	53:27:1311:G:H8	1.76	0.50
53:27:1432:G:H2'	53:27:1433:A:H8	1.75	0.50
53:27:1682:G:H2'	53:27:1683:U:C6	2.47	0.50
53:27:1790:C:H3'	53:27:1828:G:H21	1.77	0.50
53:27:2299:U:H2'	53:27:2300:C:C6	2.47	0.50
54:28:13:G:H1	54:28:69:G:HO2'	1.59	0.50
59:33:333:THR:O	59:33:335:GLU:N	2.45	0.50
59:33:599:VAL:HA	59:33:655:ALA:CB	2.37	0.50
2:B:48:ILE:HG23	2:B:84:LEU:CD1	2.42	0.50
2:B:145:SER:HB2	53:27:2578:G:N7	2.27	0.50
3:C:48:THR:CG2	3:C:86:ALA:HB3	2.42	0.50
5:E:72:ASN:O	5:E:76:ILE:HG12	2.12	0.50
9:I:52:ASP:O	9:I:54:ILE:HG13	2.11	0.50
16:P:90:ASP:OD2	17:Q:11:GLN:HB2	2.12	0.50
17:Q:34:GLU:HA	17:Q:59:ILE:O	2.12	0.50
33:7:185:THR:HG22	33:7:186:SER:N	2.26	0.50
34:8:12:ARG:C	34:8:15:GLY:H	2.15	0.50
34:8:70:GLN:HE22	34:8:133:SER:CB	2.24	0.50
35:9:12:GLU:HG3	35:9:63:MET:CE	2.42	0.50
38:12:8:ASP:OD1	52:26:825:A:H1'	2.10	0.50
40:14:59:LYS:O	40:14:62:ARG:NE	2.44	0.50
44:18:7:ALA:HB1	52:26:995:C:H5'	1.94	0.50
49:23:32:THR:C	49:23:33:TRP:HD1	2.14	0.50
52:26:512:U:H2'	52:26:513:C:H6	1.76	0.50
52:26:644:U:H2'	52:26:645:G:H8	1.76	0.50
52:26:773:G:C3'	52:26:774:G:H5''	2.42	0.50
52:26:797:C:H2'	52:26:798:U:H6	1.77	0.50
52:26:1057:G:H2'	52:26:1058:G:H8	1.76	0.50
52:26:1143:G:H2'	52:26:1144:G:H8	1.75	0.50
53:27:780:G:H21	53:27:783:A:H62	1.59	0.50
53:27:804:A:H2'	53:27:806:C:C4	2.47	0.50
53:27:911:A:H8	53:27:911:A:O5'	1.93	0.50
53:27:1992:G:H5'	53:27:1994:C:H41	1.77	0.50
53:27:2093:G:H1'	53:27:2198:A:H2	1.74	0.50
53:27:2372:U:H2'	53:27:2373:G:H8	1.77	0.50
53:27:2592:G:C2'	53:27:2593:U:H5'	2.42	0.50

Continued on next page...

Continued from previous page...

Atom-1	Atom-2	Interatomic distance (Å)	Clash overlap (Å)
58:32:11:A:C2	58:32:24:U:N3	2.71	0.50
59:33:20:TRP:HZ2	59:33:76:LEU:HG	1.77	0.50
59:33:107:ILE:HG13	59:33:108:HIS:N	2.27	0.50
59:33:154:ALA:HA	59:33:157:ILE:HG12	1.94	0.50
59:33:732:VAL:HB	59:33:735:VAL:HB	1.94	0.50
4:D:131:VAL:CG2	4:D:151:LEU:HG	2.41	0.50
6:F:37:VAL:HG13	6:F:38:PRO:HD2	1.94	0.50
6:F:130:VAL:HB	6:F:142:VAL:O	2.11	0.50
16:P:17:LEU:HA	16:P:20:ALA:HB3	1.94	0.50
16:P:90:ASP:O	16:P:94:LEU:HG	2.11	0.50
32:6:82:ALA:CB	32:6:213:LEU:HG	2.42	0.50
34:8:103:ARG:HG3	34:8:170:LEU:HD21	1.93	0.50
34:8:116:LEU:HD23	34:8:122:ILE:HD11	1.94	0.50
36:10:24:ARG:O	36:10:27:ALA:HB3	2.12	0.50
37:11:147:ASN:C	37:11:149:ALA:H	2.16	0.50
39:13:79:ARG:HD2	39:13:102:PHE:CE1	2.47	0.50
44:18:1:ALA:N	44:18:6:LYS:HE3	2.27	0.50
47:21:11:VAL:HB	47:21:56:ASP:OD1	2.11	0.50
52:26:519:C:N4	52:26:520:A:C6	2.79	0.50
52:26:635:A:H2'	52:26:636:U:C6	2.46	0.50
52:26:842:U:H5''	52:26:846:G:N1	2.27	0.50
52:26:943:U:H2'	52:26:944:G:O4'	2.12	0.50
52:26:1388:C:H2'	52:26:1389:C:H6	1.76	0.50
53:27:83:A:H2'	53:27:84:A:C8	2.47	0.50
53:27:212:G:O2'	53:27:213:A:H5'	2.12	0.50
53:27:527:C:P	53:27:2779:U:H3	2.35	0.50
53:27:587:C:H5''	53:27:588:U:H5'	1.94	0.50
53:27:974:G:C6	53:27:1186:G:C5	3.00	0.50
53:27:1654:A:O2'	53:27:1655:A:H5'	2.12	0.50
53:27:1672:A:C2	53:27:2582:G:H5'	2.47	0.50
53:27:2364:C:C2'	53:27:2365:G:H5'	2.42	0.50
53:27:2391:G:H2'	53:27:2424:C:H41	1.77	0.50
53:27:2716:C:H2'	53:27:2717:C:C6	2.47	0.50
54:28:4:C:H5'	54:28:4:C:C6	2.42	0.50
56:30:54:U:C3'	56:30:55:U:H5''	2.35	0.50
1:A:171:VAL:HG13	1:A:185:ALA:CB	2.41	0.49
5:E:8:VAL:CG2	5:E:68:ARG:HG3	2.41	0.49
8:H:17:ALA:HB1	8:H:38:CYS:HA	1.93	0.49
17:Q:37:GLU:HB2	17:Q:53:PHE:CE1	2.47	0.49
18:R:83:LYS:NZ	53:27:1260:A:OP1	2.45	0.49
23:W:3:VAL:HG22	23:W:10:ARG:HB3	1.93	0.49

Continued on next page...

Continued from previous page...

Atom-1	Atom-2	Interatomic distance (Å)	Clash overlap (Å)
32:6:116:LEU:HA	32:6:119:GLN:HG2	1.94	0.49
35:9:104:ILE:HD13	35:9:119:VAL:HG23	1.94	0.49
36:10:74:LEU:HG	36:10:78:PHE:HE2	1.76	0.49
37:11:46:LEU:HB3	37:11:57:GLU:OE1	2.12	0.49
40:14:8:ILE:HB	40:14:74:VAL:CB	2.37	0.49
44:18:7:ALA:O	44:18:10:VAL:HG12	2.12	0.49
44:18:21:ALA:HA	52:26:1257:A:N1	2.27	0.49
52:26:925:G:C2	52:26:927:G:C8	3.00	0.49
53:27:350:G:H2'	53:27:351:C:O4'	2.12	0.49
53:27:498:G:O2'	53:27:499:U:H5'	2.11	0.49
53:27:2201:G:H2'	53:27:2202:U:O4'	2.12	0.49
53:27:2290:G:H2'	53:27:2291:U:O4'	2.11	0.49
59:33:435:VAL:HA	59:33:438:ARG:HD3	1.93	0.49
1:A:206:LYS:HB2	53:27:729:G:C5	2.47	0.49
2:B:186:LEU:HD21	15:O:3:ILE:HG21	1.94	0.49
5:E:71:LEU:O	5:E:75:VAL:HG23	2.12	0.49
6:F:14:SER:O	6:F:15:LEU:HB3	2.12	0.49
13:M:77:ALA:O	13:M:81:ASN:HB2	2.12	0.49
14:N:34:HIS:HA	14:N:53:THR:OG1	2.12	0.49
19:S:61:LEU:HB3	53:27:1341:G:H5'	1.94	0.49
26:Z:14:ALA:HA	26:Z:31:ASP:OD1	2.12	0.49
29:3:34:ARG:HH21	29:3:39:ARG:HD2	1.77	0.49
36:10:52:ASN:O	36:10:53:LYS:HB2	2.11	0.49
39:13:87:MET:HA	39:13:90:ASP:HA	1.93	0.49
40:14:72:ARG:HH22	52:26:1152:A:P	2.34	0.49
52:26:434:U:H2'	52:26:435:A:C8	2.47	0.49
52:26:1326:U:O2'	52:26:1327:C:H5'	2.13	0.49
53:27:419:U:H2'	53:27:420:C:C6	2.47	0.49
53:27:635:C:H2'	53:27:636:G:O4'	2.11	0.49
53:27:729:G:H4'	53:27:763:G:H5'	1.94	0.49
53:27:863:A:H2'	53:27:864:G:H8	1.76	0.49
53:27:1280:G:O2'	53:27:1281:G:H5'	2.12	0.49
53:27:1669:A:C2'	53:27:1670:C:H5'	2.42	0.49
53:27:1772:A:H2'	53:27:1773:A:H4'	1.94	0.49
53:27:1985:C:O2'	53:27:1986:C:H5'	2.12	0.49
53:27:2081:U:H2'	53:27:2082:A:C8	2.48	0.49
53:27:2144:G:H4'	53:27:2145:C:C4	2.47	0.49
53:27:2316:G:H2'	53:27:2317:A:H8	1.76	0.49
53:27:2351:G:H2'	53:27:2365:G:H22	1.77	0.49
59:33:239:GLU:HG3	59:33:299:HIS:CE1	2.47	0.49
59:33:304:PRO:O	59:33:305:ASP:HB3	2.12	0.49

Continued on next page...

Continued from previous page...

Atom-1	Atom-2	Interatomic distance (Å)	Clash overlap (Å)
59:33:741:LEU:HD23	59:33:742:HIS:N	2.27	0.49
2:B:85:ALA:O	2:B:87:GLY:N	2.43	0.49
2:B:135:GLY:HA2	53:27:743:A:OP1	2.12	0.49
3:C:60:TRP:CH2	3:C:67:ARG:HB3	2.47	0.49
13:M:115:LEU:O	13:M:115:LEU:HD12	2.12	0.49
16:P:51:GLN:HA	16:P:54:ARG:NH1	2.27	0.49
23:W:4:CYS:HB2	23:W:51:SER:HB3	1.94	0.49
32:6:46:VAL:HB	32:6:47:PRO:HD3	1.94	0.49
32:6:132:GLU:O	32:6:136:ARG:HG2	2.12	0.49
36:10:2:ARG:HD2	36:10:68:GLN:HE21	1.77	0.49
37:11:113:LYS:HZ3	52:26:1297:G:H1'	1.75	0.49
42:16:99:GLY:O	52:26:35:G:H5''	2.13	0.49
44:18:66:THR:HG22	52:26:1203:C:H4'	1.93	0.49
45:19:45:HIS:O	45:19:47:LYS:N	2.39	0.49
52:26:54:C:C2	52:26:352:C:H5	2.30	0.49
52:26:237:G:H2'	52:26:238:A:C8	2.47	0.49
52:26:300:A:H2'	52:26:301:G:O4'	2.13	0.49
52:26:363:A:H2'	52:26:364:A:O4'	2.13	0.49
52:26:524:G:H2'	52:26:525:C:H6	1.74	0.49
52:26:737:C:H2'	52:26:738:C:C6	2.47	0.49
52:26:827:U:H2'	52:26:870:U:O4	2.12	0.49
52:26:848:C:H2'	52:26:849:G:H5''	1.93	0.49
52:26:920:U:H2'	52:26:921:U:C6	2.48	0.49
52:26:948:C:O2'	52:26:949:A:H5'	2.12	0.49
52:26:953:G:H2'	52:26:954:G:O4'	2.13	0.49
52:26:1288:A:H2'	52:26:1289:A:O4'	2.12	0.49
53:27:818:G:H1	53:27:1187:G:H2'	1.77	0.49
53:27:1114:C:H2'	53:27:1115:G:C8	2.47	0.49
53:27:1222:U:H2'	53:27:1223:G:C8	2.47	0.49
53:27:1273:U:H4'	53:27:1275:A:OP1	2.11	0.49
53:27:1548:A:H2'	53:27:1549:A:C8	2.47	0.49
53:27:1585:C:H2'	53:27:1586:A:H5'	1.94	0.49
56:30:55:U:H6	56:30:58:A:H2'	1.77	0.49
59:33:204:ARG:HG3	59:33:211:TYR:CE2	2.46	0.49
1:A:94:LEU:HD13	1:A:100:ARG:HG2	1.93	0.49
1:A:257:ARG:HD2	53:27:1799:G:OP1	2.13	0.49
4:D:40:GLY:HA2	4:D:84:ILE:CD1	2.42	0.49
4:D:101:ARG:HG3	4:D:105:ILE:HD11	1.95	0.49
8:H:76:ALA:HB1	53:27:1063:G:H5'	1.95	0.49
15:O:30:TRP:CE2	15:O:37:LYS:HE3	2.47	0.49
20:T:56:GLY:O	20:T:58:VAL:N	2.46	0.49

Continued on next page...

Continued from previous page...

Atom-1	Atom-2	Interatomic distance (Å)	Clash overlap (Å)
22:V:34:VAL:HG12	22:V:36:GLN:N	2.26	0.49
33:7:155:ARG:HG3	33:7:192:TYR:HB3	1.94	0.49
34:8:190:LEU:HD12	34:8:192:ALA:N	2.08	0.49
40:14:19:ASP:O	40:14:22:THR:HB	2.13	0.49
44:18:6:LYS:HE2	44:18:67:GLY:HA3	1.95	0.49
47:21:28:VAL:HG22	47:21:29:LYS:N	2.28	0.49
52:26:65:A:H5'	52:26:200:G:H5''	1.95	0.49
52:26:746:A:H2'	52:26:747:A:C8	2.47	0.49
52:26:848:C:C3'	52:26:849:G:H5''	2.43	0.49
52:26:1474:U:H2'	52:26:1475:G:O4'	2.12	0.49
53:27:171:U:H2'	53:27:172:A:H8	1.77	0.49
53:27:250:G:C6	53:27:251:A:C6	3.00	0.49
53:27:322:A:H5'	53:27:340:A:H1'	1.94	0.49
53:27:566:U:O2'	53:27:567:U:H5'	2.11	0.49
53:27:594:U:H2'	53:27:595:C:H6	1.75	0.49
53:27:974:G:H1'	53:27:975:A:C8	2.47	0.49
53:27:1528:A:C2'	53:27:1529:G:H5'	2.42	0.49
53:27:2452:C:C2	53:27:2504:U:O4	2.65	0.49
59:33:188:ARG:NH1	59:33:377:LEU:CB	2.70	0.49
59:33:296:VAL:HG23	59:33:297:HIS:CD2	2.47	0.49
59:33:696:GLY:CA	59:33:713:THR:H	2.13	0.49
1:A:74:PRO:O	1:A:96:LYS:HG2	2.13	0.49
2:B:106:LYS:HE2	2:B:176:ASP:OD1	2.12	0.49
3:C:29:HIS:O	3:C:33:VAL:HG23	2.13	0.49
6:F:54:LEU:H	6:F:57:LYS:HD3	1.77	0.49
8:H:100:ILE:HA	8:H:104:GLN:NE2	2.28	0.49
12:L:26:VAL:HG11	12:L:32:GLY:HA3	1.94	0.49
14:N:40:ILE:CD1	54:28:8:C:H4'	2.42	0.49
14:N:106:LEU:HD23	14:N:106:LEU:C	2.32	0.49
20:T:6:ARG:HB2	53:27:85:G:OP2	2.11	0.49
29:3:5:PHE:HD1	53:27:464:U:H5'	1.78	0.49
29:3:21:ARG:HG2	29:3:31:LEU:HD11	1.94	0.49
31:5:24:ARG:HG2	31:5:24:ARG:HH21	1.76	0.49
43:17:3:ILE:HG12	43:17:7:ASN:HD22	1.77	0.49
52:26:197:A:C6	52:26:221:C:H4'	2.46	0.49
52:26:376:G:H2'	52:26:377:G:C8	2.48	0.49
52:26:591:U:H2'	52:26:592:G:H8	1.77	0.49
52:26:721:G:H4'	52:26:722:G:O4'	2.13	0.49
52:26:1237:C:H4'	52:26:1300:G:N2	2.28	0.49
53:27:1485:U:H2'	53:27:1486:U:H6	1.77	0.49
53:27:1660:G:H2'	53:27:1661:G:H8	1.77	0.49

Continued on next page...

Continued from previous page...

Atom-1	Atom-2	Interatomic distance (Å)	Clash overlap (Å)
53:27:1708:C:H2'	53:27:1709:U:H6	1.74	0.49
54:28:35:C:H2'	54:28:36:C:H5'	1.93	0.49
57:31:24:U:H2'	57:31:25:C:C6	2.48	0.49
59:33:154:ALA:C	59:33:157:ILE:HG12	2.33	0.49
59:33:177:GLU:HG3	59:33:181:ILE:HD12	1.95	0.49
59:33:228:TYR:CD2	59:33:277:ARG:NH2	2.81	0.49
2:B:149:ASN:HB3	53:27:2572:A:OP2	2.13	0.49
3:C:35:TYR:CE1	53:27:615:U:H2'	2.47	0.49
7:G:34:THR:CB	53:27:1085:A:H61	2.25	0.49
7:G:87:GLU:HG2	7:G:92:ALA:N	2.28	0.49
11:K:62:PRO:HB2	30:4:29:ARG:NH1	2.24	0.49
21:U:39:ALA:O	21:U:40:ILE:HD13	2.12	0.49
27:1:25:THR:OG1	27:1:26:SER:N	2.46	0.49
33:7:46:LEU:HD11	33:7:75:VAL:HG22	1.94	0.49
33:7:178:ARG:O	33:7:205:GLU:HA	2.13	0.49
34:8:103:ARG:NH2	34:8:110:ARG:HH21	2.10	0.49
37:11:102:TRP:HH2	37:11:140:VAL:HG21	1.78	0.49
40:14:14:ASP:O	40:14:18:ILE:HG22	2.12	0.49
49:23:54:ARG:HB3	52:26:958:A:C2	2.47	0.49
52:26:1471:U:O2'	52:26:1472:U:H5'	2.11	0.49
53:27:26:G:O2'	53:27:27:G:H5'	2.12	0.49
53:27:171:U:H2'	53:27:172:A:C8	2.48	0.49
53:27:389:G:O2'	53:27:412:A:H1'	2.13	0.49
53:27:462:C:H2'	53:27:463:G:O4'	2.13	0.49
53:27:499:U:H2'	53:27:500:G:O4'	2.13	0.49
53:27:783:A:C2'	53:27:784:G:H5'	2.43	0.49
53:27:1836:C:O2'	53:27:1837:C:H5'	2.13	0.49
53:27:2064:C:H2'	53:27:2065:C:C6	2.47	0.49
53:27:2128:G:H1	53:27:2161:C:H4'	1.77	0.49
53:27:2267:A:H3'	53:27:2267:A:N3	2.28	0.49
53:27:2471:A:H2'	53:27:2472:G:H5'	1.95	0.49
53:27:2650:U:H2'	53:27:2651:C:H6	1.78	0.49
2:B:13:ARG:HA	2:B:23:PRO:HA	1.94	0.49
6:F:3:VAL:HG13	6:F:37:VAL:O	2.13	0.49
7:G:23:LEU:HD12	7:G:118:ILE:CG1	2.43	0.49
12:L:97:GLN:OE1	12:L:97:GLN:N	2.46	0.49
18:R:20:VAL:HG11	18:R:44:ALA:HA	1.95	0.49
19:S:56:GLU:HB3	19:S:86:THR:O	2.13	0.49
32:6:70:GLY:HA2	32:6:163:ILE:HG22	1.94	0.49
32:6:115:ASP:O	32:6:119:GLN:HG2	2.13	0.49
39:13:100:ALA:HB1	39:13:102:PHE:HE2	1.76	0.49

Continued on next page...

Continued from previous page...

Atom-1	Atom-2	Interatomic distance (Å)	Clash overlap (Å)
40:14:89:ARG:NH1	40:14:90:LEU:HB2	2.28	0.49
51:25:38:GLU:OE1	52:26:1526:G:H3'	2.13	0.49
52:26:291:U:O2'	52:26:292:G:H5'	2.12	0.49
52:26:955:U:H1'	52:26:1227:A:H61	1.77	0.49
52:26:1147:C:H2'	52:26:1148:U:H6	1.77	0.49
53:27:100:U:H4'	53:27:101:A:O4'	2.13	0.49
53:27:105:C:H2'	53:27:106:C:C6	2.44	0.49
53:27:452:G:N2	53:27:458:G:C4	2.81	0.49
53:27:649:G:H2'	53:27:650:C:O4'	2.12	0.49
53:27:677:A:H2'	53:27:678:C:H6	1.78	0.49
53:27:797:G:H2'	53:27:798:G:H8	1.77	0.49
53:27:1023:U:O2'	53:27:1122:G:H5'	2.13	0.49
53:27:1300:G:H4'	53:27:1301:A:C5'	2.38	0.49
53:27:1930:G:H2'	53:27:1968:G:O6	2.13	0.49
53:27:1957:C:H2'	53:27:1958:C:H6	1.75	0.49
53:27:2221:G:O2'	53:27:2222:C:H5'	2.13	0.49
58:32:51:C:H2'	58:32:52:G:H8	1.78	0.49
59:33:20:TRP:CZ2	59:33:76:LEU:HB3	2.45	0.49
59:33:65:ILE:HD13	59:33:157:ILE:HG13	1.93	0.49
59:33:134:ASN:C	59:33:135:VAL:HG12	2.33	0.49
59:33:198:LEU:O	59:33:202:CYS:SG	2.70	0.49
59:33:226:GLU:C	59:33:229:ILE:HG12	2.33	0.49
59:33:425:LEU:HD12	59:33:425:LEU:N	2.28	0.49
59:33:721:VAL:O	59:33:725:VAL:HG23	2.12	0.49
1:A:245:THR:CG2	1:A:249:VAL:HB	2.43	0.49
4:D:121:PHE:CE1	4:D:127:TYR:HB2	2.47	0.49
6:F:79:THR:HG23	6:F:145:ASN:O	2.13	0.49
8:H:67:THR:HG23	8:H:69:VAL:HG23	1.95	0.49
12:L:26:VAL:HG23	12:L:133:LYS:HB2	1.95	0.49
14:N:49:VAL:HG13	14:N:81:ARG:HB2	1.95	0.49
26:Z:31:ASP:OD1	26:Z:32:LEU:N	2.45	0.49
31:5:13:ASN:O	31:5:15:LYS:HG2	2.13	0.49
32:6:8:MET:O	32:6:10:LYS:HG3	2.12	0.49
32:6:57:ASN:HA	32:6:60:ALA:HB3	1.95	0.49
32:6:93:HIS:ND1	32:6:145:ASN:O	2.45	0.49
32:6:108:GLN:NE2	32:6:111:LYS:HD3	2.28	0.49
35:9:156:ARG:HD2	38:12:44:PHE:CZ	2.48	0.49
36:10:18:VAL:CG1	36:10:19:PRO:HD3	2.43	0.49
41:15:108:ASN:HD22	51:25:4:LYS:HE3	1.78	0.49
41:15:126:ARG:HA	41:15:126:ARG:HD3	1.59	0.49
42:16:56:LEU:HD12	42:16:60:PHE:HB2	1.93	0.49

Continued on next page...

Continued from previous page...

Atom-1	Atom-2	Interatomic distance (Å)	Clash overlap (Å)
46:20:7:ALA:O	46:20:29:ASN:ND2	2.45	0.49
46:20:67:ILE:H	46:20:67:ILE:CD1	2.20	0.49
51:25:19:LYS:C	51:25:22:CYS:H	2.15	0.49
52:26:203:G:H1'	52:26:466:A:C2	2.41	0.49
52:26:825:A:H2'	52:26:826:C:C6	2.48	0.49
52:26:831:A:H2'	52:26:832:G:O4'	2.12	0.49
52:26:1032:G:N3	52:26:1032:G:H2'	2.27	0.49
52:26:1225:A:H2'	52:26:1225:A:N3	2.27	0.49
53:27:1183:U:H2'	53:27:1184:U:C6	2.47	0.49
53:27:1484:U:H2'	53:27:1485:U:C6	2.48	0.49
53:27:1826:G:C6	53:27:1827:U:C4	3.01	0.49
53:27:1908:C:O5'	53:27:1908:C:H6	1.96	0.49
53:27:2415:G:C5	53:27:2416:C:C4	3.01	0.49
53:27:2702:G:H2'	53:27:2702:G:N3	2.27	0.49
59:33:63:VAL:HA	59:33:79:ALA:HB3	1.94	0.49
59:33:86:ASP:OD1	59:33:111:ARG:CD	2.61	0.49
59:33:728:LYS:C	59:33:729:LEU:HD12	2.33	0.49
1:A:104:LEU:O	1:A:106:PRO:HD3	2.13	0.49
1:A:270:ARG:NH2	53:27:1798:U:OP2	2.45	0.49
3:C:75:SER:O	3:C:78:TRP:HB2	2.12	0.49
6:F:4:ILE:N	6:F:37:VAL:O	2.46	0.49
7:G:114:GLU:CG	7:G:115:GLY:H	2.22	0.49
8:H:89:SER:HB2	8:H:97:VAL:HG22	1.94	0.49
17:Q:31:GLU:O	17:Q:62:GLU:HG3	2.12	0.49
17:Q:39:LEU:HD12	17:Q:49:ILE:HG21	1.95	0.49
17:Q:39:LEU:CD1	17:Q:53:PHE:H	2.26	0.49
22:V:73:ARG:NH2	53:27:2333:A:OP2	2.44	0.49
25:Y:50:VAL:O	25:Y:52:PHE:N	2.46	0.49
28:2:20:TYR:HE2	28:2:37:LYS:HB3	1.77	0.49
30:4:23:HIS:ND1	30:4:24:LYS:O	2.44	0.49
31:5:1:MET:HE2	31:5:36:ARG:HB2	1.95	0.49
32:6:15:PHE:O	32:6:40:ILE:N	2.45	0.49
42:16:29:LYS:HE2	42:16:58:ASN:HD22	1.77	0.49
52:26:299:G:C6	52:26:300:A:C6	3.01	0.49
52:26:484:G:H4'	52:26:485:U:H5'	1.92	0.49
52:26:963:G:C4	52:26:964:A:C8	3.01	0.49
52:26:1457:G:O2'	52:26:1458:G:H5'	2.13	0.49
53:27:141:G:OP1	53:27:142:A:C6	2.66	0.49
53:27:155:A:H2'	53:27:156:A:C8	2.48	0.49
53:27:155:A:H2'	53:27:156:A:H8	1.78	0.49
53:27:760:G:H2'	53:27:761:A:O4'	2.12	0.49

Continued on next page...

Continued from previous page...

Atom-1	Atom-2	Interatomic distance (Å)	Clash overlap (Å)
53:27:813:U:H2'	53:27:814:C:C6	2.47	0.49
53:27:1094:U:H2'	53:27:1096:A:OP2	2.13	0.49
53:27:1117:C:H2'	53:27:1118:C:C6	2.47	0.49
53:27:1998:A:H2'	53:27:1999:C:C6	2.47	0.49
53:27:2487:G:H2'	53:27:2488:G:C8	2.47	0.49
53:27:2655:G:N2	53:27:2664:G:H2'	2.28	0.49
54:28:35:C:C2'	54:28:36:C:H5'	2.42	0.49
59:33:101:LYS:O	59:33:104:VAL:HG12	2.12	0.49
59:33:210:GLU:OE1	59:33:260:TRP:HZ3	1.96	0.49
59:33:340:THR:OG1	59:33:343:MET:HG3	2.12	0.49
59:33:681:ARG:O	59:33:685:THR:N	2.27	0.49
1:A:139:THR:HG21	1:A:193:GLU:OE2	2.13	0.49
7:G:23:LEU:HB3	7:G:87:GLU:OE1	2.13	0.49
11:K:47:ARG:NH2	53:27:195:A:H4'	2.28	0.49
13:M:103:ARG:HB3	13:M:108:ALA:HB3	1.95	0.49
24:X:23:ARG:HA	24:X:27:ASN:OD1	2.13	0.49
29:3:4:THR:HG23	53:27:788:A:H1'	1.95	0.49
34:8:88:ASN:O	34:8:92:LEU:HG	2.12	0.49
52:26:600:A:O2'	52:26:601:G:H5'	2.13	0.49
52:26:915:A:H2'	52:26:916:U:O4'	2.13	0.49
52:26:950:U:H4'	52:26:971:G:N2	2.28	0.49
52:26:1296:C:H4'	52:26:1302:C:N4	2.28	0.49
53:27:250:G:C5	53:27:251:A:C5	3.01	0.49
53:27:255:A:H2'	53:27:256:A:O4'	2.13	0.49
53:27:514:A:H2'	53:27:515:A:O4'	2.12	0.49
53:27:754:U:H2'	53:27:755:U:H6	1.76	0.49
53:27:883:G:H2'	53:27:884:U:C6	2.47	0.49
53:27:1934:C:O2'	53:27:1935:G:H5'	2.13	0.49
53:27:2124:G:O6	53:27:2175:C:H1'	2.13	0.49
53:27:2251:G:C2	53:27:2252:G:C4	3.01	0.49
53:27:2358:A:H2'	53:27:2359:C:O4'	2.13	0.49
59:33:41:TYR:OH	59:33:94:VAL:HG22	2.13	0.49
6:F:44:ILE:O	6:F:48:GLU:N	2.46	0.48
7:G:88:HIS:HB2	7:G:89:PRO:HD3	1.95	0.48
8:H:75:ALA:HB3	53:27:1060:U:H5	1.78	0.48
11:K:75:ALA:HB2	11:K:105:ILE:HD12	1.95	0.48
18:R:62:ASP:N	18:R:62:ASP:OD1	2.45	0.48
19:S:79:ASP:N	19:S:79:ASP:OD1	2.44	0.48
26:Z:41:HIS:CE1	26:Z:43:PHE:HB3	2.48	0.48
29:3:39:ARG:NH2	53:27:468:G:N7	2.61	0.48
34:8:171:GLU:CG	34:8:182:LYS:HD2	2.41	0.48

Continued on next page...

Continued from previous page...

Atom-1	Atom-2	Interatomic distance (Å)	Clash overlap (Å)
35:9:51:LYS:NZ	52:26:1081:A:OP2	2.45	0.48
35:9:88:HIS:CE1	35:9:137:ARG:HG2	2.48	0.48
35:9:160:VAL:O	35:9:163:ILE:HG13	2.13	0.48
37:11:91:ARG:HG3	37:11:92:PRO:HD2	1.95	0.48
41:15:52:ARG:H	41:15:55:ARG:HB2	1.78	0.48
42:16:88:ASP:HB2	52:26:523:A:N1	2.27	0.48
44:18:2:LYS:HA	52:26:1048:G:OP1	2.13	0.48
44:18:48:GLN:NE2	49:23:9:PHE:HE1	2.10	0.48
52:26:192:A:H2'	52:26:193:C:C6	2.48	0.48
52:26:452:A:H2'	52:26:453:G:O4'	2.13	0.48
52:26:1222:G:O2'	52:26:1223:C:H5'	2.12	0.48
53:27:1030:C:H2'	53:27:1031:G:H8	1.76	0.48
53:27:1259:G:H2'	53:27:1260:A:C8	2.47	0.48
53:27:1479:G:O2'	53:27:1480:C:H5'	2.13	0.48
53:27:1504:A:H2'	53:27:1505:A:O4'	2.13	0.48
53:27:1632:A:H2'	53:27:1633:G:O4'	2.12	0.48
53:27:1770:G:C6	53:27:1983:G:C5	3.01	0.48
53:27:1844:C:H2'	53:27:1845:G:C8	2.42	0.48
53:27:2623:G:H5'	53:27:2826:A:O2'	2.13	0.48
58:32:34:C:H3'	58:32:35:A:C5'	2.42	0.48
59:33:65:ILE:HD13	59:33:157:ILE:HD11	1.93	0.48
5:E:41:GLU:HG3	5:E:54:ARG:HA	1.96	0.48
7:G:34:THR:HG21	53:27:1085:A:H61	1.78	0.48
7:G:34:THR:O	7:G:38:MET:HG3	2.13	0.48
7:G:40:GLU:O	7:G:43:LYS:HB3	2.13	0.48
12:L:53:MET:HB2	12:L:120:ALA:HB2	1.94	0.48
14:N:49:VAL:HG21	14:N:82:ALA:CA	2.34	0.48
22:V:16:ARG:HG3	53:27:2356:U:H4'	1.95	0.48
33:7:94:ALA:O	33:7:96:VAL:HG22	2.13	0.48
34:8:68:GLU:HB3	52:26:546:A:P	2.53	0.48
41:15:78:ILE:HG22	41:15:79:LYS:O	2.13	0.48
44:18:2:LYS:HE3	44:18:5:MET:HG2	1.95	0.48
44:18:48:GLN:OE1	44:18:48:GLN:N	2.37	0.48
44:18:92:ILE:HD12	44:18:92:ILE:N	2.24	0.48
52:26:37:U:H2'	52:26:38:G:C8	2.48	0.48
52:26:41:G:H2'	52:26:42:G:C8	2.48	0.48
52:26:78:A:H2'	52:26:79:G:N7	2.28	0.48
52:26:320:A:H2'	52:26:321:A:H8	1.75	0.48
52:26:676:A:H2'	52:26:677:U:H6	1.75	0.48
52:26:810:C:H2'	52:26:811:C:O4'	2.13	0.48
52:26:945:G:C2	52:26:946:A:C8	3.02	0.48

Continued on next page...

Continued from previous page...

Atom-1	Atom-2	Interatomic distance (Å)	Clash overlap (Å)
53:27:528:A:N1	53:27:2042:A:H2'	2.28	0.48
53:27:583:G:H2'	53:27:584:C:C6	2.48	0.48
53:27:801:G:H4'	53:27:802:A:OP2	2.12	0.48
53:27:1533:C:C2'	53:27:1534:U:H5''	2.41	0.48
53:27:1732:C:O2'	53:27:1733:G:H5'	2.13	0.48
53:27:1793:C:H2'	53:27:1794:A:H8	1.78	0.48
53:27:2262:U:H2'	53:27:2263:C:C6	2.49	0.48
53:27:2537:U:H2'	53:27:2538:C:H6	1.73	0.48
58:32:48:C:O2	58:32:59:A:H1'	2.13	0.48
59:33:49:HIS:CB	59:33:50:PRO:HD2	2.33	0.48
59:33:101:LYS:HA	59:33:104:VAL:CG1	2.43	0.48
59:33:443:LYS:HB2	59:33:462:GLU:HB2	1.95	0.48
1:A:165:ALA:HB3	1:A:172:THR:HB	1.95	0.48
3:C:98:LYS:O	3:C:102:ARG:HG2	2.13	0.48
4:D:54:ALA:O	4:D:57:ALA:HB3	2.13	0.48
6:F:69:ALA:O	6:F:72:ILE:HB	2.14	0.48
8:H:11:GLN:NE2	8:H:74:PRO:HG2	2.28	0.48
8:H:60:VAL:HG12	8:H:61:TYR:N	2.29	0.48
10:J:66:LYS:HD3	53:27:1666:G:P	2.54	0.48
12:L:34:LYS:HD3	21:U:81:PRO:O	2.14	0.48
13:M:37:THR:HG22	13:M:110:MET:HE1	1.94	0.48
13:M:96:ARG:HD3	53:27:2882:A:OP1	2.14	0.48
18:R:23:LEU:HD11	27:1:23:ALA:N	2.28	0.48
33:7:39:ARG:NH2	33:7:56:ILE:HG12	2.28	0.48
33:7:95:GLY:O	33:7:96:VAL:HG13	2.13	0.48
37:11:48:THR:O	37:11:51:GLN:HB3	2.14	0.48
39:13:70:GLY:O	39:13:74:GLN:HG3	2.13	0.48
40:14:18:ILE:HG23	40:14:19:ASP:N	2.27	0.48
43:17:13:HIS:HB2	43:17:16:ILE:HD13	1.95	0.48
46:20:7:ALA:HB1	46:20:9:HIS:CE1	2.47	0.48
49:23:14:LEU:HD12	49:23:32:THR:OG1	2.12	0.48
52:26:1282:C:H2'	52:26:1283:U:C6	2.47	0.48
52:26:1370:G:C2	52:26:1371:G:C8	3.01	0.48
53:27:870:U:C2'	53:27:871:U:H5'	2.43	0.48
53:27:926:G:H2'	53:27:927:A:H8	1.77	0.48
53:27:1390:U:O2'	53:27:1391:U:H5'	2.13	0.48
53:27:1900:A:C2	53:27:1970:A:C5	3.01	0.48
53:27:2247:A:H2'	53:27:2248:C:C6	2.48	0.48
53:27:2369:A:H2'	53:27:2370:G:H8	1.77	0.48
53:27:2603:G:C2'	53:27:2604:U:H5'	2.44	0.48
56:30:14:A:H2'	56:30:15:G:H4'	1.95	0.48

Continued on next page...

Continued from previous page...

Atom-1	Atom-2	Interatomic distance (Å)	Clash overlap (Å)
56:30:61:C:O2'	56:30:62:C:H5'	2.13	0.48
59:33:20:TRP:CZ2	59:33:76:LEU:HD23	2.48	0.48
2:B:112:THR:HG22	2:B:113:SER:O	2.14	0.48
2:B:145:SER:O	53:27:2512:C:H1'	2.14	0.48
4:D:55:ASP:O	4:D:58:ALA:HB3	2.13	0.48
5:E:173:ALA:O	5:E:175:LYS:N	2.46	0.48
16:P:27:ARG:HH11	53:27:532:A:H2'	1.79	0.48
18:R:31:GLN:O	18:R:35:ILE:HG13	2.12	0.48
29:3:5:PHE:CD1	53:27:464:U:H5'	2.49	0.48
32:6:112:ARG:O	32:6:116:LEU:HB2	2.14	0.48
38:12:17:GLN:NE2	38:12:69:ALA:HB1	2.28	0.48
38:12:106:SER:HA	52:26:642:A:C8	2.48	0.48
39:13:51:LEU:HD11	39:13:62:LEU:CD1	2.38	0.48
42:16:106:VAL:HB	42:16:109:ARG:HG3	1.95	0.48
51:25:7:GLU:OE2	51:25:14:ALA:HA	2.13	0.48
52:26:738:C:H2'	52:26:739:C:C6	2.48	0.48
52:26:834:U:H2'	52:26:835:U:C6	2.48	0.48
52:26:917:G:H2'	52:26:918:A:C8	2.48	0.48
52:26:1248:A:H2'	52:26:1249:C:C6	2.49	0.48
52:26:1332:A:H2'	52:26:1333:A:C8	2.48	0.48
52:26:1476:A:H2'	52:26:1477:U:O4'	2.14	0.48
53:27:61:C:H2'	53:27:62:U:H5'	1.95	0.48
53:27:524:G:H2'	53:27:525:U:C6	2.48	0.48
53:27:690:G:O2'	53:27:691:C:H5'	2.13	0.48
53:27:1270:C:H5''	53:27:1271:G:O5'	2.14	0.48
53:27:1468:U:H2'	53:27:1522:A:N6	2.28	0.48
53:27:2026:U:H2'	53:27:2027:G:O4'	2.13	0.48
53:27:2419:U:H2'	53:27:2420:C:C6	2.49	0.48
55:29:6:G:H2'	55:29:7:G:O4'	2.13	0.48
59:33:16:ASP:CG	59:33:17:PRO:HD2	2.34	0.48
59:33:73:ILE:HG13	59:33:74:ASP:H	1.78	0.48
59:33:79:ALA:O	59:33:82:PHE:HD1	1.96	0.48
59:33:243:GLU:OE1	59:33:295:ILE:HG21	2.13	0.48
3:C:163:ASN:HB2	53:27:322:A:P	2.53	0.48
7:G:59:LEU:HD23	7:G:61:ARG:H	1.79	0.48
9:I:32:LEU:CD2	9:I:54:ILE:HG21	2.44	0.48
13:M:55:ALA:HA	13:M:80:PHE:CD1	2.49	0.48
16:P:107:ALA:HB3	17:Q:46:GLU:HG3	1.94	0.48
17:Q:22:LEU:HD13	17:Q:96:VAL:HG22	1.96	0.48
20:T:27:VAL:HG11	53:27:85:G:C5'	2.43	0.48
21:U:45:ASP:O	21:U:48:MET:HB3	2.14	0.48

Continued on next page...

Continued from previous page...

Atom-1	Atom-2	Interatomic distance (Å)	Clash overlap (Å)
22:V:21:ARG:HA	22:V:25:GLU:OE1	2.14	0.48
27:1:48:TYR:CE2	27:1:49:ARG:HG3	2.49	0.48
33:7:56:ILE:CD1	33:7:65:VAL:HG13	2.44	0.48
34:8:43:ARG:HH21	52:26:512:U:P	2.36	0.48
34:8:61:ARG:HH21	34:8:68:GLU:H	1.62	0.48
36:10:66:ALA:HB1	36:10:67:PRO:HD2	1.95	0.48
38:12:88:LYS:O	38:12:91:LEU:HG	2.13	0.48
43:17:78:ARG:O	43:17:82:LEU:HB2	2.14	0.48
52:26:137:U:H2'	52:26:138:G:H8	1.78	0.48
52:26:608:A:H2'	52:26:609:A:C8	2.48	0.48
52:26:1070:U:H2'	52:26:1071:C:C6	2.48	0.48
52:26:1406:U:C2'	52:26:1407:C:H5'	2.44	0.48
53:27:1054:A:H2'	53:27:1055:G:H8	1.79	0.48
53:27:1076:C:O2'	53:27:1077:A:H5'	2.14	0.48
53:27:1683:U:H2'	53:27:1684:G:H8	1.79	0.48
53:27:1783:A:N1	53:27:2587:A:H2'	2.28	0.48
53:27:1914:C:H2'	53:27:1915:U:O4'	2.13	0.48
53:27:2073:C:H2'	53:27:2074:U:C6	2.40	0.48
53:27:2586:U:H2'	53:27:2587:A:C8	2.48	0.48
59:33:62:MET:SD	59:33:155:GLU:HB2	2.53	0.48
59:33:101:LYS:C	59:33:104:VAL:HG12	2.34	0.48
59:33:333:THR:O	59:33:333:THR:CG2	2.62	0.48
59:33:333:THR:O	59:33:333:THR:HG22	2.13	0.48
59:33:671:VAL:HG13	59:33:710:ILE:HB	1.96	0.48
1:A:251:THR:OG1	1:A:252:LYS:N	2.45	0.48
2:B:5:VAL:HG11	2:B:80:TRP:CE3	2.48	0.48
4:D:84:ILE:HG21	53:27:2312:U:H5'	1.95	0.48
4:D:115:GLY:O	4:D:116:LEU:HD12	2.13	0.48
8:H:77:VAL:HG23	53:27:1063:G:OP1	2.14	0.48
11:K:65:GLY:C	53:27:2415:G:H4'	2.34	0.48
14:N:26:LEU:HD23	14:N:92:PHE:HD1	1.79	0.48
14:N:80:GLU:O	14:N:84:GLU:HG3	2.14	0.48
15:O:4:ILE:HG22	15:O:8:GLU:CD	2.34	0.48
20:T:48:VAL:H	20:T:53:GLN:HA	1.77	0.48
30:4:54:LEU:O	30:4:58:ILE:HG13	2.14	0.48
32:6:107:ARG:HG3	32:6:108:GLN:H	1.79	0.48
35:9:77:ASN:OD1	35:9:78:GLY:N	2.43	0.48
44:18:92:ILE:H	44:18:92:ILE:CD1	2.23	0.48
46:20:21:VAL:HG21	46:20:60:TRP:CD1	2.49	0.48
52:26:1004:A:H3'	52:26:1024:G:H22	1.78	0.48
53:27:47:C:H2'	53:27:48:G:H8	1.79	0.48

Continued on next page...

Continued from previous page...

Atom-1	Atom-2	Interatomic distance (Å)	Clash overlap (Å)
53:27:310:A:O2'	53:27:311:A:H5''	2.13	0.48
53:27:1529:G:H2'	53:27:1530:G:C1'	2.43	0.48
53:27:1542:U:H2'	53:27:1543:G:O4'	2.14	0.48
53:27:1549:A:H2'	53:27:1550:C:H6	1.78	0.48
53:27:1575:C:H2'	53:27:1576:U:C6	2.49	0.48
53:27:1770:G:C5	53:27:1983:G:C6	3.02	0.48
53:27:2626:C:H2'	53:27:2627:G:C8	2.49	0.48
59:33:20:TRP:HZ3	59:33:35:LEU:HB3	1.78	0.48
59:33:327:LEU:HD23	59:33:332:LYS:HB2	1.93	0.48
4:D:146:ASP:CG	4:D:147:ARG:H	2.16	0.48
4:D:151:LEU:HD12	4:D:152:ASP:N	2.29	0.48
5:E:117:PRO:HG2	5:E:118:ALA:H	1.77	0.48
8:H:72:THR:CG2	8:H:112:LYS:HA	2.42	0.48
14:N:34:HIS:ND1	14:N:53:THR:OG1	2.42	0.48
15:O:20:ARG:HD3	15:O:112:ARG:NE	2.29	0.48
16:P:88:GLU:HG2	17:Q:52:PRO:HB3	1.96	0.48
18:R:65:ASP:OD2	18:R:68:ASP:N	2.46	0.48
20:T:3:LYS:HB3	20:T:82:VAL:HG21	1.95	0.48
21:U:44:HIS:CE1	21:U:48:MET:HB2	2.49	0.48
27:1:38:LEU:HD22	27:1:41:HIS:ND1	2.29	0.48
28:2:40:PRO:HG2	28:2:41:VAL:H	1.79	0.48
32:6:162:VAL:O	32:6:184:ALA:HA	2.13	0.48
32:6:182:VAL:C	32:6:183:PHE:HD1	2.17	0.48
36:10:8:PHE:CG	36:10:78:PHE:HE1	2.31	0.48
38:12:46:GLU:HB3	38:12:61:THR:HG22	1.95	0.48
39:13:29:ILE:HA	39:13:64:ILE:O	2.13	0.48
43:17:96:VAL:C	43:17:98:GLY:H	2.17	0.48
44:18:9:GLU:O	44:18:12:ARG:HB2	2.13	0.48
47:21:67:SER:OG	47:21:68:LYS:N	2.47	0.48
52:26:25:C:H2'	52:26:26:A:C8	2.49	0.48
52:26:908:A:H2'	52:26:909:A:C8	2.47	0.48
52:26:1387:G:H2'	52:26:1388:C:C6	2.49	0.48
53:27:121:G:H2'	53:27:122:G:C8	2.49	0.48
53:27:887:U:O2'	53:27:888:C:H5''	2.14	0.48
53:27:1177:G:H2'	53:27:1178:C:O4'	2.14	0.48
53:27:1186:G:N2	53:27:1187:G:H1'	2.29	0.48
53:27:1259:G:H2'	53:27:1260:A:H8	1.77	0.48
53:27:2190:G:H2'	53:27:2191:A:C8	2.49	0.48
53:27:2555:U:H2'	53:27:2556:C:H5'	1.96	0.48
53:27:2821:A:H2'	53:27:2822:G:C8	2.49	0.48
59:33:410:THR:N	59:33:414:ASP:O	2.45	0.48

Continued on next page...

Continued from previous page...

Atom-1	Atom-2	Interatomic distance (Å)	Clash overlap (Å)
1:A:109:LEU:HG	1:A:110:LYS:H	1.78	0.48
1:A:124:LYS:HB3	1:A:127:ASN:ND2	2.29	0.48
1:A:170:TYR:HB3	1:A:182:LYS:HG2	1.95	0.48
3:C:34:ALA:HB2	3:C:94:GLN:HE21	1.78	0.48
3:C:45:ALA:HA	3:C:87:ALA:O	2.14	0.48
3:C:52:VAL:HG13	53:27:452:G:OP1	2.13	0.48
4:D:97:GLU:OE1	26:Z:25:ARG:HD2	2.14	0.48
6:F:1:MET:HG3	6:F:3:VAL:HG23	1.95	0.48
8:H:106:GLN:O	8:H:109:ALA:HB3	2.13	0.48
10:J:63:VAL:HG23	10:J:64:ARG:HG3	1.95	0.48
32:6:15:PHE:O	32:6:40:ILE:HB	2.13	0.48
33:7:177:LEU:HG	52:26:1112:C:N3	2.29	0.48
34:8:59:LYS:O	34:8:63:ILE:HG13	2.13	0.48
34:8:131:ILE:HG22	52:26:403:C:H5'	1.96	0.48
40:14:53:ILE:HD13	52:26:1060:U:H5''	1.95	0.48
44:18:63:CYS:HB3	44:18:67:GLY:H	1.79	0.48
48:22:48:ALA:O	48:22:51:GLN:HB3	2.13	0.48
50:24:70:LYS:O	50:24:73:ARG:HB3	2.14	0.48
52:26:177:G:H2'	52:26:178:C:H5'	1.96	0.48
52:26:971:G:H3'	52:26:971:G:OP1	2.14	0.48
52:26:1301:U:O2	52:26:1301:U:C2'	2.61	0.48
52:26:1477:U:H2'	52:26:1478:U:C6	2.49	0.48
53:27:300:A:N3	53:27:319:G:H1'	2.29	0.48
53:27:528:A:H2	53:27:2043:C:H5'	1.79	0.48
53:27:770:G:H2'	53:27:771:G:H8	1.79	0.48
53:27:1797:G:C5	53:27:1798:U:C4	3.01	0.48
53:27:2502:G:H5'	53:27:2503:A:C5'	2.44	0.48
53:27:2556:C:H2'	53:27:2557:G:O4'	2.13	0.48
53:27:2568:U:C4	53:27:2569:G:N7	2.82	0.48
59:33:81:LEU:HD22	59:33:84:LEU:HD22	1.96	0.48
1:A:206:LYS:CG	1:A:209:ALA:H	2.26	0.48
4:D:111:ARG:O	4:D:112:ASP:HB3	2.14	0.48
7:G:43:LYS:HD2	7:G:98:GLU:HB3	1.96	0.48
11:K:47:ARG:NH1	53:27:196:A:OP2	2.47	0.48
14:N:85:LYS:HB2	14:N:87:ILE:HG12	1.96	0.48
19:S:60:THR:O	53:27:1341:G:H4'	2.13	0.48
33:7:174:LEU:HD21	33:7:200:TRP:HD1	1.78	0.48
34:8:2:ARG:HD2	34:8:114:ARG:HE	1.79	0.48
36:10:38:ARG:NH2	36:10:40:GLU:OE1	2.47	0.48
41:15:40:ALA:O	52:26:684:U:O2'	2.26	0.48
44:18:58:ARG:HH12	52:26:979:C:C2'	2.27	0.48

Continued on next page...

Continued from previous page...

Atom-1	Atom-2	Interatomic distance (Å)	Clash overlap (Å)
48:22:39:VAL:HG13	48:22:40:PRO:HD2	1.96	0.48
51:25:17:ARG:C	51:25:19:LYS:N	2.60	0.48
52:26:255:G:H2'	52:26:256:U:H6	1.78	0.48
52:26:540:G:H2'	52:26:541:G:H8	1.77	0.48
52:26:1029:U:H2'	52:26:1031:C:O2	2.13	0.48
52:26:1205:U:H2'	52:26:1206:G:H8	1.79	0.48
53:27:279:A:H2'	53:27:280:U:O4'	2.14	0.48
53:27:354:A:H2'	53:27:355:U:O4'	2.14	0.48
53:27:581:C:O5'	53:27:581:C:H6	1.96	0.48
53:27:819:A:C2	53:27:820:A:C4	3.02	0.48
53:27:927:A:H2'	53:27:928:A:C8	2.49	0.48
53:27:1076:C:C2'	53:27:1077:A:H5'	2.44	0.48
53:27:1539:U:H2'	53:27:1540:G:C8	2.47	0.48
53:27:2470:G:O2'	53:27:2471:A:H5'	2.14	0.48
59:33:56:LEU:O	59:33:60:VAL:HG13	2.13	0.48
59:33:327:LEU:CD2	59:33:332:LYS:CB	2.87	0.48
2:B:26:VAL:HG22	2:B:188:LEU:CD2	2.44	0.48
3:C:43:THR:O	53:27:38:A:H1'	2.13	0.48
3:C:175:ILE:HB	3:C:180:LEU:HD11	1.96	0.48
4:D:131:VAL:HG21	4:D:151:LEU:HG	1.95	0.48
5:E:155:PRO:O	5:E:170:THR:HA	2.13	0.48
6:F:58:LEU:O	6:F:61:VAL:HG22	2.14	0.48
28:2:24:LYS:NZ	28:2:26:LYS:HA	2.29	0.48
43:17:28:ARG:O	43:17:31:ALA:HB3	2.14	0.48
44:18:80:ARG:O	44:18:83:VAL:HG12	2.14	0.48
52:26:575:G:O2'	52:26:821:G:H5'	2.13	0.48
52:26:768:A:O2'	52:26:769:G:H5'	2.13	0.48
52:26:772:U:H2'	52:26:773:G:C8	2.49	0.48
53:27:191:A:C2	53:27:192:C:C2	3.02	0.48
53:27:306:U:H2'	53:27:307:G:O4'	2.14	0.48
53:27:531:C:C5	53:27:2035:G:C2	3.02	0.48
53:27:647:G:H8	53:27:647:G:OP2	1.96	0.48
53:27:910:A:H2'	53:27:911:A:C8	2.48	0.48
53:27:974:G:C8	53:27:990:A:N6	2.79	0.48
53:27:1293:C:H2'	53:27:1294:U:O4'	2.14	0.48
53:27:2116:G:N1	53:27:2165:C:H1'	2.29	0.48
53:27:2661:G:C6	53:27:2662:A:C2	3.02	0.48
53:27:2812:G:H2'	53:27:2813:A:O4'	2.13	0.48
54:28:29:A:H2'	54:28:30:C:C6	2.48	0.48
54:28:53:A:C2'	54:28:54:G:H5'	2.44	0.48
59:33:35:LEU:HD21	59:33:76:LEU:HD22	1.95	0.48

Continued on next page...

Continued from previous page...

Atom-1	Atom-2	Interatomic distance (Å)	Clash overlap (Å)
59:33:51:ASP:HB2	59:33:164:LYS:HD2	1.96	0.48
1:A:68:ARG:HH21	1:A:115:ILE:HD13	1.79	0.47
1:A:131:MET:HG2	1:A:134:ILE:HD12	1.96	0.47
2:B:13:ARG:O	2:B:14:ILE:HD13	2.14	0.47
2:B:43:ASP:OD1	53:27:2784:U:H4'	2.13	0.47
7:G:14:GLU:O	7:G:18:VAL:HG23	2.14	0.47
7:G:25:ALA:HB3	7:G:85:SER:C	2.35	0.47
7:G:50:VAL:HG13	53:27:1082:U:H5''	1.96	0.47
10:J:60:ALA:HA	10:J:87:LEU:HG	1.95	0.47
15:O:30:TRP:NE1	15:O:81:ASP:OD1	2.47	0.47
18:R:62:ASP:CG	18:R:63:GLY:H	2.18	0.47
28:2:14:ALA:HB2	28:2:46:VAL:HG21	1.96	0.47
33:7:174:LEU:HB2	52:26:1108:G:OP1	2.13	0.47
33:7:184:ASN:OD1	33:7:185:THR:N	2.47	0.47
34:8:84:ASN:HB3	34:8:87:GLU:OE1	2.14	0.47
35:9:12:GLU:OE1	35:9:12:GLU:N	2.48	0.47
35:9:76:ASN:HB2	35:9:81:GLN:OE1	2.14	0.47
35:9:148:SER:HB2	35:9:149:PRO:HD2	1.95	0.47
35:9:155:LYS:HG3	35:9:156:ARG:H	1.78	0.47
36:10:40:GLU:HB3	36:10:61:LEU:HD23	1.96	0.47
37:11:26:VAL:HG22	37:11:42:VAL:HG21	1.95	0.47
38:12:7:ALA:O	38:12:11:THR:HG23	2.14	0.47
38:12:64:TYR:CD1	38:12:69:ALA:HA	2.45	0.47
49:23:10:ILE:HG22	49:23:38:THR:N	2.29	0.47
52:26:197:A:H1'	52:26:198:G:O4'	2.14	0.47
52:26:265:G:H2'	52:26:267:C:C5	2.49	0.47
52:26:562:U:H5	52:26:884:U:HO2'	1.61	0.47
52:26:696:A:H1'	52:26:786:G:O2'	2.14	0.47
52:26:1053:G:N7	52:26:1199:U:H3'	2.29	0.47
52:26:1376:U:H2'	52:26:1377:A:H8	1.79	0.47
53:27:197:A:C6	53:27:198:C:C2	3.02	0.47
53:27:648:G:O4'	53:27:2351:G:H5''	2.13	0.47
53:27:666:A:H2'	53:27:667:U:H6	1.78	0.47
53:27:671:C:H2'	53:27:672:C:H6	1.78	0.47
53:27:752:A:H62	53:27:2609:U:H3	1.62	0.47
53:27:799:G:H3'	53:27:800:A:H8	1.79	0.47
53:27:1656:C:H2'	53:27:1657:U:C6	2.47	0.47
53:27:1895:C:C3'	53:27:1896:G:H5''	2.44	0.47
53:27:2407:A:H2'	53:27:2408:U:C6	2.48	0.47
59:33:96:ARG:HG2	59:33:104:VAL:HB	1.96	0.47
59:33:551:ILE:O	59:33:552:ARG:CB	2.61	0.47

Continued on next page...

Continued from previous page...

Atom-1	Atom-2	Interatomic distance (Å)	Clash overlap (Å)
59:33:671:VAL:HG22	59:33:671:VAL:O	2.14	0.47
1:A:140:VAL:HG12	1:A:191:LEU:HD23	1.95	0.47
1:A:259:ASN:C	1:A:261:ARG:N	2.67	0.47
2:B:2:ILE:HD13	2:B:90:PHE:CZ	2.48	0.47
4:D:52:ALA:CB	4:D:149:ARG:HD2	2.44	0.47
8:H:18:ASN:N	8:H:19:PRO:HD2	2.27	0.47
9:I:45:THR:HB	9:I:48:VAL:HB	1.96	0.47
13:M:116:VAL:O	13:M:117:ASP:HB2	2.14	0.47
22:V:12:SER:HB2	53:27:2262:U:OP2	2.14	0.47
32:6:31:PHE:HB2	32:6:39:ILE:HB	1.96	0.47
52:26:430:A:H2'	52:26:431:A:H5'	1.96	0.47
52:26:737:C:H2'	52:26:738:C:H6	1.80	0.47
52:26:1028:C:C2'	52:26:1029:U:H4'	2.43	0.47
53:27:287:G:O2'	53:27:288:U:H5'	2.13	0.47
53:27:615:U:H5''	53:27:616:A:OP2	2.14	0.47
53:27:629:G:H5''	53:27:650:C:O2'	2.14	0.47
53:27:965:C:O2'	53:27:966:G:H5'	2.14	0.47
53:27:1174:U:H5'	53:27:1175:A:OP2	2.14	0.47
53:27:1209:U:C2'	53:27:1210:G:H5''	2.44	0.47
53:27:1396:U:H5''	53:27:1397:U:OP2	2.14	0.47
53:27:1421:G:C2	53:27:1422:G:C8	3.02	0.47
53:27:1474:U:H2'	53:27:1475:G:O4'	2.14	0.47
53:27:2385:C:O2'	53:27:2386:A:H5'	2.14	0.47
53:27:2489:U:H2'	53:27:2490:G:O4'	2.14	0.47
59:33:108:HIS:CE1	59:33:111:ARG:HH21	2.32	0.47
59:33:686:ILE:HG22	59:33:690:GLU:OE1	2.14	0.47
1:A:158:GLY:HA3	53:27:1820:U:N3	2.29	0.47
1:A:204:LEU:HD21	1:A:213:ARG:NE	2.29	0.47
2:B:114:LYS:HD3	53:27:2723:C:OP1	2.14	0.47
2:B:123:LYS:HE2	13:M:1:MET:CE	2.44	0.47
5:E:51:PHE:CZ	5:E:71:LEU:HD12	2.49	0.47
7:G:6:GLN:O	7:G:9:GLN:HB3	2.14	0.47
7:G:35:VAL:HG22	53:27:1057:A:H4'	1.94	0.47
8:H:79:LEU:HD21	8:H:128:ILE:HG22	1.96	0.47
9:I:2:LYS:HA	53:27:995:C:C4	2.49	0.47
9:I:120:ARG:NE	53:27:2780:G:OP2	2.46	0.47
14:N:72:ALA:HA	14:N:109:ALA:HB2	1.94	0.47
17:Q:70:GLU:O	17:Q:90:ARG:HA	2.14	0.47
27:1:13:GLY:HA3	53:27:16:C:C5'	2.43	0.47
32:6:113:LEU:HD13	32:6:143:LEU:HB2	1.96	0.47
34:8:96:ARG:O	34:8:100:VAL:HG23	2.14	0.47

Continued on next page...

Continued from previous page...

Atom-1	Atom-2	Interatomic distance (Å)	Clash overlap (Å)
34:8:120:LYS:HG2	34:8:130:ASN:CG	2.35	0.47
35:9:137:ARG:CZ	52:26:1078:U:H4'	2.44	0.47
37:11:6:ILE:HD12	37:11:6:ILE:O	2.14	0.47
42:16:113:ARG:HE	42:16:120:ARG:CA	2.25	0.47
52:26:192:A:H2'	52:26:193:C:H6	1.79	0.47
52:26:1004:A:H2'	52:26:1005:A:C8	2.49	0.47
52:26:1137:C:H4'	52:26:1138:G:H5'	1.95	0.47
53:27:346:A:H5'	53:27:346:A:C8	2.50	0.47
53:27:401:A:C2	53:27:402:A:C4	3.02	0.47
53:27:727:A:H2'	53:27:728:G:O4'	2.14	0.47
53:27:837:C:H2'	53:27:838:C:H5'	1.97	0.47
53:27:1026:G:H2'	53:27:1027:A:C8	2.47	0.47
53:27:1416:G:H2'	53:27:1417:C:C6	2.49	0.47
53:27:1663:G:N1	53:27:1998:A:C6	2.82	0.47
53:27:1805:A:H2'	53:27:1806:C:H6	1.79	0.47
53:27:1949:G:H2'	53:27:1950:G:C8	2.49	0.47
53:27:2021:C:H3'	53:27:2022:U:H5''	1.96	0.47
53:27:2508:G:C4	53:27:2509:G:C8	3.02	0.47
53:27:2625:G:H2'	53:27:2626:C:C6	2.48	0.47
59:33:161:ARG:O	59:33:162:GLU:CG	2.63	0.47
59:33:679:LEU:HD22	59:33:734:ASP:HB3	1.96	0.47
1:A:1:ALA:N	1:A:198:GLU:OE1	2.47	0.47
1:A:51:ARG:O	1:A:52:HIS:HB2	2.15	0.47
6:F:90:LEU:HG	6:F:123:ARG:O	2.14	0.47
6:F:122:LEU:CD2	6:F:128:HIS:HB2	2.43	0.47
7:G:27:VAL:HG12	7:G:110:ALA:HB1	1.96	0.47
9:I:18:VAL:CG2	9:I:140:LEU:HB3	2.44	0.47
9:I:36:LEU:HD22	9:I:121:LYS:HB2	1.96	0.47
11:K:95:LEU:HB2	11:K:101:ILE:CD1	2.45	0.47
14:N:74:VAL:O	14:N:78:VAL:HG23	2.14	0.47
15:O:59:THR:CG2	15:O:72:VAL:HG12	2.44	0.47
16:P:47:ARG:NH2	53:27:560:C:O2'	2.47	0.47
16:P:61:ILE:HG23	16:P:75:TYR:CZ	2.49	0.47
16:P:80:ASN:OD1	53:27:1151:A:H4'	2.14	0.47
17:Q:49:ILE:HD12	17:Q:49:ILE:O	2.14	0.47
24:X:26:PHE:HD1	24:X:29:ARG:HH11	1.62	0.47
34:8:68:GLU:HG2	52:26:545:C:H5''	1.96	0.47
34:8:196:GLU:OE1	34:8:196:GLU:N	2.48	0.47
37:11:103:ILE:HG21	37:11:123:LEU:HD21	1.96	0.47
39:13:64:ILE:HG21	39:13:78:ILE:HD12	1.96	0.47
39:13:105:ARG:HG2	52:26:1118:U:H5'	1.96	0.47

Continued on next page...

Continued from previous page...

Atom-1	Atom-2	Interatomic distance (Å)	Clash overlap (Å)
40:14:44:THR:HG23	40:14:69:THR:C	2.35	0.47
42:16:23:LEU:O	42:16:25:ALA:N	2.48	0.47
47:21:52:CYS:SG	47:21:74:LEU:HD11	2.54	0.47
48:22:45:GLY:O	48:22:46:THR:O	2.32	0.47
49:23:31:ARG:HA	49:23:56:HIS:NE2	2.29	0.47
52:26:66:A:H4'	52:26:173:U:H5	1.77	0.47
52:26:124:C:O2'	52:26:125:U:H5'	2.14	0.47
52:26:160:A:C2	52:26:343:U:H4'	2.49	0.47
52:26:668:G:H2'	52:26:669:G:C8	2.44	0.47
52:26:714:G:N2	52:26:777:A:H1'	2.29	0.47
52:26:766:A:H2'	52:26:767:A:O4'	2.14	0.47
52:26:936:C:H2'	52:26:937:A:O4'	2.15	0.47
52:26:994:A:C8	52:26:1216:A:H4'	2.50	0.47
52:26:1058:G:H2'	52:26:1059:C:O4'	2.14	0.47
53:27:160:A:N3	53:27:2208:C:O2'	2.47	0.47
53:27:291:G:H2'	53:27:292:U:H6	1.77	0.47
53:27:547:A:H4'	53:27:548:G:C8	2.50	0.47
53:27:1219:U:H2'	53:27:1220:G:C8	2.49	0.47
53:27:1604:C:H2'	53:27:1605:C:C6	2.50	0.47
53:27:1758:U:H5	53:27:2696:U:H5'	1.76	0.47
53:27:2573:C:OP1	53:27:2574:G:H5''	2.14	0.47
56:30:63:G:H2'	56:30:64:A:H8	1.79	0.47
58:32:57:A:H2'	58:32:58:A:H5'	1.95	0.47
59:33:228:TYR:CB	59:33:277:ARG:NH2	2.78	0.47
59:33:239:GLU:HB2	59:33:299:HIS:CE1	2.48	0.47
59:33:326:VAL:HG22	59:33:334:VAL:HG13	1.96	0.47
2:B:18:ASP:OD1	2:B:19:GLY:N	2.46	0.47
3:C:77:ILE:HG13	3:C:78:TRP:HD1	1.80	0.47
3:C:118:LEU:HG	3:C:120:VAL:HG23	1.96	0.47
6:F:5:LEU:HD22	6:F:14:SER:OG	2.14	0.47
7:G:34:THR:CG2	53:27:1084:A:H62	2.28	0.47
8:H:2:LYS:HB3	8:H:7:TYR:CD2	2.48	0.47
12:L:75:GLU:O	12:L:87:GLY:HA3	2.13	0.47
14:N:67:ASN:O	14:N:68:LYS:C	2.52	0.47
16:P:107:ALA:HB2	17:Q:46:GLU:HG3	1.97	0.47
17:Q:20:VAL:O	17:Q:96:VAL:HG22	2.14	0.47
21:U:83:LYS:O	21:U:85:LYS:N	2.48	0.47
35:9:64:GLU:HB3	35:9:68:ARG:NH2	2.28	0.47
35:9:125:LYS:HG2	35:9:127:TYR:CZ	2.49	0.47
35:9:155:LYS:CB	38:12:70:VAL:HG13	2.45	0.47
36:10:70:VAL:HA	36:10:73:GLU:OE1	2.14	0.47

Continued on next page...

Continued from previous page...

Atom-1	Atom-2	Interatomic distance (Å)	Clash overlap (Å)
38:12:77:VAL:HG23	38:12:126:CYS:HA	1.96	0.47
39:13:33:SER:CB	39:13:36:GLN:HG2	2.41	0.47
42:16:78:VAL:O	42:16:102:ASP:HB3	2.14	0.47
42:16:113:ARG:HG2	42:16:113:ARG:HH11	1.78	0.47
44:18:23:ARG:O	44:18:23:ARG:HG2	2.15	0.47
46:20:63:GLN:NE2	52:26:227:G:O2'	2.46	0.47
48:22:10:CYS:O	48:22:12:PHE:N	2.48	0.47
50:24:48:LYS:O	50:24:52:GLU:HG3	2.14	0.47
52:26:720:C:H2'	52:26:721:G:C8	2.48	0.47
52:26:767:A:C4	52:26:768:A:C8	3.02	0.47
52:26:1359:C:H2'	52:26:1361:G:OP2	2.14	0.47
53:27:29:U:H2'	53:27:30:G:H8	1.76	0.47
53:27:360:U:H2'	53:27:361:G:N9	2.29	0.47
53:27:602:A:H1'	53:27:656:G:N2	2.30	0.47
53:27:687:C:H6	53:27:687:C:H5''	1.78	0.47
53:27:1498:C:H2'	53:27:1499:C:C6	2.49	0.47
53:27:1647:U:P	53:27:1647:U:H3'	2.55	0.47
53:27:2345:G:N3	53:27:2381:A:H2'	2.29	0.47
53:27:2629:U:HO2'	53:27:2630:G:H5''	1.75	0.47
59:33:327:LEU:CD2	59:33:332:LYS:HB3	2.45	0.47
1:A:6:LYS:HG3	1:A:7:PRO:HD2	1.96	0.47
2:B:84:LEU:HD23	2:B:88:GLU:HG3	1.95	0.47
5:E:17:LYS:HB2	5:E:24:THR:HB	1.96	0.47
5:E:126:THR:HB	5:E:129:GLU:OE1	2.14	0.47
7:G:25:ALA:HA	7:G:96:PHE:CE1	2.50	0.47
7:G:43:LYS:O	7:G:46:ARG:HG2	2.15	0.47
8:H:11:GLN:HB3	53:27:1061:U:C5	2.50	0.47
8:H:112:LYS:HE2	8:H:116:MET:HG2	1.97	0.47
8:H:123:ALA:HB1	53:27:1081:U:C5'	2.44	0.47
16:P:62:ALA:HB2	53:27:1009:A:H5''	1.97	0.47
21:U:21:ARG:NH2	21:U:87:GLN:HB3	2.25	0.47
28:2:43:ARG:HH11	53:27:2370:G:H1'	1.80	0.47
33:7:129:PHE:CD1	33:7:130:ARG:N	2.83	0.47
34:8:33:ILE:HG12	34:8:34:GLU:N	2.30	0.47
41:15:20:ALA:HB2	41:15:33:ILE:HG12	1.96	0.47
41:15:80:ASN:HB2	41:15:105:ARG:O	2.14	0.47
43:17:78:ARG:HH12	49:23:68:HIS:CE1	2.31	0.47
43:17:102:LYS:HG3	52:26:1226:C:C4	2.50	0.47
52:26:1010:U:O2'	52:26:1011:C:H5'	2.15	0.47
52:26:1064:G:H1'	52:26:1190:G:N2	2.29	0.47
52:26:1282:C:H2'	52:26:1283:U:H6	1.79	0.47

Continued on next page...

Continued from previous page...

Atom-1	Atom-2	Interatomic distance (Å)	Clash overlap (Å)
53:27:20:C:H2'	53:27:21:A:C8	2.47	0.47
53:27:49:A:H5'	53:27:51:G:O4'	2.14	0.47
53:27:689:A:C2	53:27:779:U:H4'	2.50	0.47
53:27:1059:G:H2'	53:27:1060:U:C6	2.50	0.47
53:27:1549:A:H2'	53:27:1550:C:C6	2.49	0.47
53:27:2131:U:O4'	53:27:2133:G:H4'	2.14	0.47
53:27:2592:G:H2'	53:27:2593:U:O4'	2.15	0.47
59:33:267:ASN:N	59:33:267:ASN:ND2	2.62	0.47
1:A:51:ARG:O	1:A:52:HIS:CB	2.63	0.47
1:A:134:ILE:HG22	1:A:135:PRO:O	2.14	0.47
1:A:203:VAL:O	1:A:205:GLY:N	2.48	0.47
2:B:13:ARG:HD2	2:B:21:SER:OG	2.14	0.47
2:B:24:VAL:HG12	2:B:190:LYS:HA	1.96	0.47
2:B:123:LYS:HE2	13:M:1:MET:HE1	1.95	0.47
2:B:171:THR:HG22	2:B:172:VAL:N	2.30	0.47
3:C:147:LEU:CD1	3:C:168:ASP:HB3	2.44	0.47
3:C:164:LEU:HD22	3:C:167:VAL:HG23	1.96	0.47
5:E:64:ALA:O	5:E:67:ALA:HB3	2.14	0.47
10:J:2:ILE:HB	10:J:33:ALA:HB3	1.96	0.47
10:J:22:ILE:HD11	10:J:40:LYS:HB2	1.97	0.47
12:L:4:PRO:CG	12:L:70:ASP:HA	2.43	0.47
12:L:53:MET:HE1	12:L:63:ILE:HG21	1.96	0.47
16:P:36:GLN:NE2	53:27:563:A:N3	2.54	0.47
18:R:3:THR:HG21	18:R:58:ALA:CA	2.44	0.47
19:S:25:GLU:HG3	19:S:26:LYS:H	1.78	0.47
32:6:130:LYS:HD2	32:6:133:ALA:HB3	1.95	0.47
33:7:111:ASP:OD1	33:7:112:ALA:N	2.47	0.47
34:8:201:GLU:O	34:8:204:SER:N	2.48	0.47
35:9:75:LEU:HD12	35:9:75:LEU:C	2.34	0.47
35:9:135:VAL:HG23	35:9:136:VAL:N	2.30	0.47
39:13:5:TYR:CD2	39:13:88:GLU:HG2	2.49	0.47
39:13:9:GLY:HA3	39:13:81:GLY:N	2.29	0.47
40:14:48:ARG:HA	40:14:65:TYR:O	2.14	0.47
41:15:19:VAL:HG22	41:15:82:GLU:HB2	1.96	0.47
43:17:16:ILE:HD12	43:17:16:ILE:N	2.29	0.47
45:19:27:GLN:O	45:19:31:LEU:HG	2.14	0.47
48:22:72:ARG:NH2	51:25:4:LYS:HD3	2.30	0.47
50:24:73:ARG:NH2	52:26:261:U:C4	2.83	0.47
52:26:109:A:C6	52:26:326:G:C6	3.03	0.47
52:26:219:U:H2'	52:26:220:G:C8	2.42	0.47
52:26:418:C:H2'	52:26:419:C:H6	1.78	0.47

Continued on next page...

Continued from previous page...

Atom-1	Atom-2	Interatomic distance (Å)	Clash overlap (Å)
52:26:609:A:H8	52:26:609:A:O5'	1.97	0.47
52:26:658:C:H2'	52:26:659:U:C6	2.50	0.47
52:26:848:C:H2'	52:26:849:G:O4'	2.15	0.47
52:26:884:U:H4'	52:26:885:G:C5'	2.41	0.47
52:26:1028:C:H3'	52:26:1029:U:H4'	1.94	0.47
52:26:1365:G:H2'	52:26:1366:C:H6	1.80	0.47
53:27:18:U:H2'	53:27:19:A:H8	1.75	0.47
53:27:239:C:H2'	53:27:240:C:O4'	2.15	0.47
53:27:324:A:H2'	53:27:325:G:O4'	2.15	0.47
53:27:406:G:H2'	53:27:407:G:H8	1.78	0.47
53:27:516:C:H2'	53:27:517:C:C6	2.50	0.47
53:27:520:G:H2'	53:27:521:U:C6	2.49	0.47
53:27:532:A:H2'	53:27:532:A:N3	2.30	0.47
53:27:668:A:H2'	53:27:670:A:H62	1.78	0.47
53:27:729:G:H4'	53:27:763:G:C5'	2.44	0.47
53:27:743:A:O2'	53:27:744:U:H5'	2.14	0.47
53:27:744:U:H2'	53:27:745:G:O4'	2.15	0.47
53:27:926:G:H2'	53:27:927:A:C8	2.50	0.47
53:27:1127:A:H2'	53:27:1128:G:H5''	1.97	0.47
53:27:1431:A:O2'	53:27:1432:G:H5'	2.15	0.47
53:27:1736:U:H2'	53:27:1737:G:C8	2.49	0.47
53:27:1788:C:H2'	53:27:1789:A:H8	1.78	0.47
53:27:1882:U:O2'	53:27:1883:U:H5'	2.14	0.47
53:27:2249:U:H3'	53:27:2250:G:H5'	1.96	0.47
53:27:2286:G:C5'	53:27:2287:A:O4'	2.63	0.47
54:28:110:C:C2'	54:28:111:U:H5'	2.45	0.47
59:33:58:ARG:NH1	59:33:159:HIS:CE1	2.83	0.47
59:33:210:GLU:HB3	59:33:260:TRP:CE3	2.50	0.47
59:33:241:LYS:HD3	59:33:246:LYS:HZ2	1.76	0.47
59:33:432:HIS:CD2	59:33:434:ASP:H	2.33	0.47
59:33:504:ASN:O	59:33:508:GLY:N	2.47	0.47
59:33:534:TYR:O	59:33:535:ASN:C	2.53	0.47
59:33:639:GLU:O	59:33:643:GLU:HG3	2.15	0.47
59:33:696:GLY:O	59:33:712:MET:HA	2.14	0.47
4:D:147:ARG:HB3	4:D:149:ARG:NH1	2.29	0.47
10:J:15:GLY:HA2	10:J:47:ILE:HD11	1.97	0.47
16:P:55:GLN:HA	16:P:58:GLN:HG2	1.97	0.47
23:W:56:ARG:O	23:W:59:ASP:HB3	2.15	0.47
35:9:80:LEU:HB2	35:9:97:PRO:HA	1.97	0.47
39:13:17:ARG:NH2	52:26:1147:C:H1'	2.29	0.47
39:13:94:ARG:HA	39:13:97:LEU:CB	2.44	0.47

Continued on next page...

Continued from previous page...

Atom-1	Atom-2	Interatomic distance (Å)	Clash overlap (Å)
40:14:59:LYS:HD3	52:26:973:G:OP1	2.15	0.47
41:15:50:GLY:O	41:15:51:PHE:HB2	2.15	0.47
42:16:43:LYS:HE3	55:29:21:C:OP1	2.15	0.47
44:18:72:PHE:CE2	44:18:74:ARG:HA	2.50	0.47
47:21:5:ARG:HD3	52:26:636:U:H5'	1.97	0.47
50:24:25:SER:HA	50:24:28:ARG:HD2	1.96	0.47
52:26:68:G:C2	52:26:69:G:H1'	2.49	0.47
52:26:518:C:H2'	52:26:530:G:C4	2.50	0.47
52:26:554:A:H2'	52:26:555:U:C6	2.50	0.47
52:26:1226:C:H4'	52:26:1227:A:OP1	2.14	0.47
52:26:1488:G:C4	52:26:1489:G:C8	3.02	0.47
53:27:173:A:H2'	53:27:174:U:H6	1.78	0.47
53:27:201:C:O2'	53:27:202:U:H5'	2.15	0.47
53:27:1097:U:C2'	53:27:1098:A:H5'	2.45	0.47
53:27:1313:U:H2'	53:27:1610:A:C2	2.50	0.47
53:27:1824:G:O2'	53:27:1825:U:H5'	2.14	0.47
53:27:1924:C:O2'	53:27:1925:C:H5'	2.14	0.47
53:27:2081:U:C4	53:27:2237:G:C2	3.02	0.47
53:27:2115:G:OP1	53:27:2166:U:H1'	2.15	0.47
53:27:2347:C:H2'	53:27:2348:U:C6	2.50	0.47
53:27:2553:G:H2'	53:27:2554:U:C4'	2.45	0.47
59:33:673:ALA:HB1	59:33:734:ASP:O	2.15	0.47
1:A:206:LYS:HB2	53:27:729:G:N7	2.30	0.47
4:D:140:ILE:HD12	4:D:140:ILE:N	2.30	0.47
11:K:126:ARG:NH1	53:27:635:C:OP2	2.48	0.47
15:O:52:ARG:H	15:O:56:SER:CB	2.28	0.47
25:Y:23:LEU:HD11	25:Y:53:MET:SD	2.55	0.47
43:17:101:THR:HG21	52:26:1226:C:OP2	2.15	0.47
47:21:50:ASN:OD1	47:21:50:ASN:N	2.47	0.47
52:26:279:A:H5''	52:26:280:C:H3'	1.97	0.47
52:26:300:A:H1'	52:26:565:U:O2	2.15	0.47
52:26:309:A:H2'	52:26:310:G:C8	2.44	0.47
53:27:595:C:O2'	53:27:596:U:H5'	2.15	0.47
53:27:694:U:H2'	53:27:695:G:C8	2.49	0.47
53:27:819:A:H3'	53:27:973:A:N6	2.30	0.47
53:27:922:C:C2	53:27:923:G:C8	3.03	0.47
53:27:1571:A:H2'	53:27:1572:A:C8	2.50	0.47
53:27:1613:G:H3'	53:27:1614:A:C5'	2.45	0.47
53:27:2079:U:C2'	53:27:2080:A:H5''	2.45	0.47
53:27:2272:U:H5''	53:27:2273:A:OP1	2.15	0.47
53:27:2821:A:O2'	53:27:2822:G:H5'	2.15	0.47

Continued on next page...

Continued from previous page...

Atom-1	Atom-2	Interatomic distance (Å)	Clash overlap (Å)
59:33:24:LEU:HD12	59:33:24:LEU:N	2.30	0.47
59:33:315:LYS:HB2	59:33:319:TYR:HB3	1.97	0.47
59:33:710:ILE:N	59:33:710:ILE:HD12	2.30	0.47
1:A:77:VAL:HG13	1:A:91:ALA:HB1	1.97	0.47
2:B:83:ARG:NH2	53:27:2637:U:H5''	2.30	0.47
11:K:41:ARG:HH21	11:K:41:ARG:HG3	1.80	0.47
24:X:20:ASN:HA	24:X:24:GLU:OE1	2.15	0.47
24:X:58:ASN:O	24:X:63:ALA:HB2	2.15	0.47
25:Y:13:ILE:O	25:Y:15:ARG:N	2.46	0.47
25:Y:56:VAL:HG22	25:Y:57:GLU:N	2.30	0.47
32:6:91:VAL:HG11	32:6:95:TRP:CD1	2.50	0.47
36:10:75:GLU:O	36:10:78:PHE:HB2	2.14	0.47
43:17:6:ILE:CD1	43:17:7:ASN:H	2.27	0.47
43:17:25:GLY:N	52:26:1329:A:H5''	2.18	0.47
45:19:87:ARG:HG3	45:19:88:ARG:N	2.25	0.47
49:23:5:LYS:HG3	49:23:6:LYS:N	2.29	0.47
50:24:59:ARG:O	50:24:63:LYS:HB2	2.14	0.47
52:26:252:U:O2	52:26:252:U:H2'	2.15	0.47
52:26:591:U:H2'	52:26:592:G:C8	2.50	0.47
52:26:692:U:H2'	52:26:694:A:OP2	2.15	0.47
52:26:826:C:O2'	52:26:827:U:H5'	2.15	0.47
53:27:652:U:H2'	53:27:653:U:H5'	1.97	0.47
53:27:959:A:O2'	53:27:960:A:H5'	2.15	0.47
53:27:1096:A:C2'	53:27:1097:U:H5''	2.45	0.47
53:27:1173:U:C3'	53:27:1174:U:H4'	2.45	0.47
53:27:1186:G:H2'	53:27:1187:G:C8	2.50	0.47
53:27:1677:A:H2'	53:27:1678:A:C8	2.50	0.47
53:27:1695:G:H2'	53:27:1696:G:O4'	2.15	0.47
53:27:2351:G:H1'	53:27:2366:A:H61	1.79	0.47
53:27:2657:A:H2'	53:27:2658:C:O4'	2.15	0.47
53:27:2686:G:H2'	53:27:2687:U:O4'	2.15	0.47
53:27:2812:G:H2'	53:27:2813:A:H8	1.80	0.47
57:31:22:G:O2'	57:31:23:C:H5'	2.15	0.47
59:33:99:VAL:CG1	59:33:103:VAL:HB	2.39	0.47
1:A:154:ALA:CB	1:A:161:VAL:HG23	2.45	0.46
1:A:204:LEU:CD2	1:A:213:ARG:HE	2.28	0.46
5:E:21:GLN:OE1	5:E:54:ARG:NH2	2.48	0.46
6:F:54:LEU:O	6:F:58:LEU:N	2.30	0.46
11:K:111:ILE:HD11	53:27:636:G:C6	2.51	0.46
15:O:8:GLU:O	15:O:11:GLN:HB3	2.15	0.46
15:O:50:ARG:CZ	15:O:52:ARG:HG3	2.44	0.46

Continued on next page...

Continued from previous page...

Atom-1	Atom-2	Interatomic distance (Å)	Clash overlap (Å)
22:V:43:ALA:HB1	22:V:47:VAL:O	2.15	0.46
26:Z:16:CYS:SG	26:Z:34:LEU:HB2	2.55	0.46
27:1:32:THR:OG1	27:1:50:GLY:HA2	2.15	0.46
32:6:20:ARG:HD2	52:26:831:A:OP1	2.15	0.46
32:6:70:GLY:HA2	32:6:163:ILE:CG2	2.45	0.46
34:8:149:LYS:O	34:8:151:GLN:HG2	2.14	0.46
39:13:24:ASN:O	39:13:60:LEU:N	2.44	0.46
41:15:121:ARG:NH1	52:26:779:C:O2'	2.48	0.46
43:17:7:ASN:OD1	43:17:9:PRO:HD3	2.15	0.46
48:22:41:SER:CB	48:22:51:GLN:HE21	2.22	0.46
52:26:176:C:H2'	52:26:177:G:N3	2.31	0.46
52:26:321:A:O2'	52:26:322:C:H5'	2.14	0.46
52:26:951:G:O2'	52:26:952:U:H5'	2.15	0.46
52:26:955:U:H2'	52:26:956:U:H6	1.79	0.46
52:26:981:U:H5	52:26:982:U:HO2'	1.62	0.46
52:26:1300:G:O2'	52:26:1301:U:O5'	2.34	0.46
52:26:1365:G:H2'	52:26:1366:C:C6	2.50	0.46
52:26:1527:U:O2'	52:26:1528:U:H5'	2.16	0.46
53:27:35:G:C4	53:27:454:A:C2	3.03	0.46
53:27:435:C:C2'	53:27:436:C:H5'	2.46	0.46
53:27:449:A:H2'	53:27:450:G:O4'	2.15	0.46
53:27:1314:C:H2'	53:27:1315:C:H6	1.80	0.46
53:27:1685:C:H2'	53:27:1686:C:H6	1.80	0.46
53:27:1773:A:H2	53:27:1977:A:N1	2.13	0.46
53:27:2216:G:H2'	53:27:2217:G:H8	1.80	0.46
53:27:2888:C:H2'	53:27:2889:C:C6	2.50	0.46
1:A:95:TYR:HB2	1:A:99:GLU:O	2.15	0.46
1:A:269:ARG:HG2	1:A:270:ARG:N	2.31	0.46
2:B:120:GLY:HA2	53:27:1655:A:O2'	2.16	0.46
8:H:55:PRO:HD3	8:H:74:PRO:CD	2.40	0.46
9:I:77:HIS:HA	9:I:83:GLY:O	2.15	0.46
13:M:31:HIS:O	13:M:32:GLU:HB2	2.16	0.46
17:Q:57:GLY:HA2	17:Q:103:ALA:OXT	2.15	0.46
17:Q:74:ILE:HB	17:Q:87:GLN:HB3	1.98	0.46
38:12:14:ARG:CD	38:12:74:ILE:HG22	2.45	0.46
38:12:86:LYS:HD2	38:12:90:GLU:HG2	1.97	0.46
42:16:49:ARG:NH1	42:16:88:ASP:OD2	2.48	0.46
43:17:28:ARG:NH2	43:17:62:PHE:HB2	2.30	0.46
48:22:10:CYS:HB2	48:22:45:GLY:HA3	1.98	0.46
52:26:532:A:H4'	52:26:533:A:OP2	2.15	0.46
52:26:689:C:C2'	52:26:690:G:H5'	2.45	0.46

Continued on next page...

Continued from previous page...

Atom-1	Atom-2	Interatomic distance (Å)	Clash overlap (Å)
52:26:1127:G:H22	52:26:1145:A:H2	1.62	0.46
53:27:20:C:O2'	53:27:21:A:H5'	2.16	0.46
53:27:979:A:H2'	53:27:982:C:H42	1.80	0.46
53:27:1019:U:H3	53:27:1142:A:H62	1.63	0.46
53:27:1162:G:H2'	53:27:1163:G:H8	1.79	0.46
53:27:1229:C:H2'	53:27:1230:A:H8	1.81	0.46
53:27:1810:A:H2'	53:27:1811:G:C5'	2.46	0.46
53:27:2124:G:O5'	53:27:2124:G:H8	1.97	0.46
53:27:2285:C:O2'	53:27:2287:A:H1'	2.15	0.46
53:27:2405:G:O2'	53:27:2411:A:N6	2.48	0.46
54:28:32:U:H2'	54:28:33:G:C8	2.49	0.46
58:32:49:G:H2'	58:32:49:G:N3	2.31	0.46
59:33:229:ILE:HG13	59:33:230:GLU:N	2.31	0.46
59:33:281:ILE:HG13	59:33:281:ILE:O	2.14	0.46
4:D:120:SER:HB2	4:D:127:TYR:CE1	2.50	0.46
5:E:97:VAL:HG23	5:E:124:CYS:SG	2.56	0.46
6:F:2:GLN:HB3	6:F:39:ALA:HB3	1.97	0.46
7:G:8:LYS:O	7:G:12:VAL:HG23	2.15	0.46
7:G:34:THR:CG2	53:27:1085:A:H61	2.28	0.46
7:G:55:VAL:HG23	7:G:55:VAL:O	2.15	0.46
9:I:68:LYS:HD3	53:27:1022:G:N7	2.30	0.46
11:K:109:LYS:HE3	11:K:128:THR:HG22	1.97	0.46
16:P:93:ILE:HG13	17:Q:11:GLN:HB3	1.96	0.46
25:Y:47:ILE:O	25:Y:51:SER:N	2.47	0.46
35:9:142:GLY:O	35:9:145:ASN:HB3	2.15	0.46
36:10:65:GLU:O	36:10:66:ALA:HB2	2.15	0.46
38:12:9:MET:HG3	38:12:10:LEU:N	2.29	0.46
50:24:23:ARG:NH2	52:26:176:C:C5'	2.77	0.46
52:26:389:A:H3'	52:26:390:U:C6	2.51	0.46
52:26:624:C:H2'	52:26:625:U:H6	1.81	0.46
52:26:798:U:H2'	52:26:799:G:O4'	2.15	0.46
52:26:1317:C:H5'	52:26:1318:A:OP2	2.15	0.46
52:26:1375:A:H2'	52:26:1376:U:O4'	2.15	0.46
53:27:279:A:H61	53:27:361:G:H1'	1.80	0.46
53:27:308:G:C8	53:27:501:A:O4'	2.68	0.46
53:27:589:U:O2'	53:27:590:A:H5'	2.15	0.46
53:27:778:G:C6	53:27:779:U:N3	2.83	0.46
53:27:975:A:H5'	53:27:976:G:OP2	2.16	0.46
53:27:1895:C:H2'	53:27:1896:G:O4'	2.15	0.46
53:27:1980:G:O2'	53:27:1981:A:H5''	2.15	0.46
53:27:2053:G:O6	53:27:2614:A:H2	1.98	0.46

Continued on next page...

Continued from previous page...

Atom-1	Atom-2	Interatomic distance (Å)	Clash overlap (Å)
54:28:85:G:H2'	54:28:86:G:H8	1.81	0.46
56:30:63:G:H2'	56:30:64:A:C8	2.50	0.46
59:33:241:LYS:CD	59:33:246:LYS:HZ3	2.29	0.46
3:C:153:LEU:HD11	3:C:158:PHE:HB2	1.97	0.46
5:E:152:ARG:HH21	5:E:152:ARG:HG3	1.80	0.46
7:G:25:ALA:HB3	7:G:85:SER:O	2.15	0.46
8:H:67:THR:CG2	8:H:69:VAL:HG23	2.46	0.46
8:H:76:ALA:HA	8:H:79:LEU:HD12	1.98	0.46
12:L:4:PRO:HG2	12:L:70:ASP:HA	1.98	0.46
12:L:88:ASN:O	12:L:90:GLU:N	2.49	0.46
14:N:28:VAL:HG12	14:N:93:ASP:O	2.16	0.46
15:O:50:ARG:O	15:O:56:SER:HA	2.16	0.46
16:P:107:ALA:O	16:P:110:GLU:HB2	2.15	0.46
17:Q:21:ARG:C	17:Q:22:LEU:HD12	2.35	0.46
18:R:7:HIS:CD2	53:27:492:A:H2	2.33	0.46
20:T:59:GLU:OE1	20:T:59:GLU:N	2.48	0.46
24:X:24:GLU:O	24:X:28:LEU:HG	2.16	0.46
25:Y:4:ILE:HG23	25:Y:4:ILE:O	2.14	0.46
26:Z:66:ILE:HD11	44:18:41:TRP:HB2	1.98	0.46
35:9:135:VAL:O	35:9:139:THR:HG23	2.15	0.46
37:11:14:ASP:OD2	37:11:17:PHE:N	2.49	0.46
37:11:29:LEU:HD23	37:11:29:LEU:O	2.15	0.46
42:16:62:VAL:HG11	42:16:94:TYR:CE2	2.50	0.46
44:18:16:ALA:HA	44:18:54:SER:O	2.16	0.46
46:20:19:VAL:H	46:20:38:PHE:HA	1.80	0.46
49:23:76:THR:OG1	49:23:77:ARG:N	2.48	0.46
50:24:28:ARG:C	50:24:32:LYS:HG2	2.36	0.46
50:24:55:PRO:HA	52:26:193:C:O2'	2.16	0.46
52:26:764:C:H2'	52:26:765:G:O4'	2.16	0.46
52:26:877:G:H2'	52:26:878:A:C8	2.48	0.46
52:26:1109:C:H2'	52:26:1110:A:C8	2.50	0.46
52:26:1198:G:H2'	52:26:1199:U:C6	2.51	0.46
52:26:1410:A:H2'	52:26:1411:C:C6	2.51	0.46
52:26:1473:G:O2'	52:26:1474:U:H5'	2.15	0.46
53:27:214:G:H21	53:27:216:A:H1'	1.81	0.46
53:27:488:G:H1'	53:27:492:A:N6	2.30	0.46
53:27:563:A:C6	53:27:2018:G:C4	3.04	0.46
53:27:768:G:N2	53:27:1379:U:O2'	2.48	0.46
53:27:819:A:OP2	53:27:1187:G:N2	2.45	0.46
53:27:1196:C:H2'	53:27:1197:G:C8	2.50	0.46
53:27:1216:G:N2	53:27:1234:U:H1'	2.31	0.46

Continued on next page...

Continued from previous page...

Atom-1	Atom-2	Interatomic distance (Å)	Clash overlap (Å)
53:27:1357:C:H2'	53:27:1358:G:O4'	2.15	0.46
53:27:1609:A:H1'	53:27:1616:A:C1'	2.45	0.46
53:27:1843:C:H2'	53:27:1844:C:H6	1.77	0.46
53:27:2589:A:H2'	53:27:2590:A:H8	1.80	0.46
57:31:48:C:H2'	57:31:59:A:H4'	1.98	0.46
57:31:50:U:H2'	57:31:51:C:C6	2.51	0.46
59:33:27:THR:CG2	59:33:31:SER:HB2	2.45	0.46
59:33:49:HIS:NE2	59:33:55:LEU:HG	2.30	0.46
59:33:573:ASP:O	59:33:576:ALA:HB3	2.16	0.46
5:E:110:HIS:HE1	53:27:2667:C:O2'	1.98	0.46
9:I:41:LYS:HE2	9:I:43:GLU:OE2	2.15	0.46
16:P:87:VAL:HA	17:Q:49:ILE:HD11	1.97	0.46
20:T:26:ASN:OD1	20:T:27:VAL:N	2.48	0.46
21:U:92:VAL:O	21:U:94:ALA:N	2.48	0.46
31:5:24:ARG:NH2	31:5:24:ARG:HG2	2.31	0.46
33:7:21:TRP:CB	33:7:58:ARG:HB3	2.45	0.46
34:8:133:SER:HB3	52:26:403:C:OP1	2.15	0.46
34:8:187:ARG:NH1	34:8:190:LEU:HD11	2.30	0.46
35:9:107:GLY:HA2	52:26:8:A:H1'	1.98	0.46
37:11:3:ARG:O	37:11:5:VAL:N	2.49	0.46
42:16:106:VAL:CG2	42:16:116:TYR:HB3	2.45	0.46
44:18:85:GLU:O	44:18:89:ARG:NH1	2.48	0.46
48:22:40:PRO:HB3	52:26:720:C:OP1	2.15	0.46
50:24:24:ARG:HH22	52:26:323:U:P	2.39	0.46
52:26:138:G:C2'	52:26:139:A:H5'	2.46	0.46
52:26:490:C:H2'	52:26:491:G:C8	2.46	0.46
52:26:538:G:H2'	52:26:539:A:C8	2.51	0.46
52:26:580:C:H2'	52:26:581:G:H8	1.76	0.46
52:26:763:G:H2'	52:26:764:C:H6	1.81	0.46
52:26:924:C:H2'	52:26:925:G:C8	2.50	0.46
52:26:981:U:H2'	52:26:982:U:C5	2.51	0.46
52:26:1033:G:H2'	52:26:1033:G:N3	2.31	0.46
52:26:1298:U:H4'	52:26:1299:A:C4	2.50	0.46
53:27:118:A:H2'	53:27:120:U:O4	2.15	0.46
53:27:586:A:H2	53:27:809:G:N3	2.14	0.46
53:27:1268:A:H1'	53:27:2013:A:N6	2.31	0.46
53:27:1394:U:H5''	53:27:1603:A:O3'	2.14	0.46
53:27:1967:C:H2'	53:27:1968:G:O4'	2.16	0.46
53:27:2128:G:N3	53:27:2173:A:H4'	2.31	0.46
53:27:2226:C:H3'	53:27:2227:A:H8	1.80	0.46
53:27:2286:G:H4'	53:27:2287:A:O4'	2.14	0.46

Continued on next page...

Continued from previous page...

Atom-1	Atom-2	Interatomic distance (Å)	Clash overlap (Å)
53:27:2287:A:HO2'	53:27:2288:A:H2'	1.79	0.46
53:27:2516:A:O2'	53:27:2517:C:H5'	2.16	0.46
53:27:2795:C:H2'	53:27:2796:U:H5'	1.98	0.46
59:33:96:ARG:HG3	59:33:104:VAL:HG21	1.97	0.46
59:33:157:ILE:HG13	59:33:158:ALA:N	2.31	0.46
1:A:42:ARG:HD3	1:A:46:GLY:O	2.15	0.46
2:B:115:GLY:HA3	53:27:2821:A:OP2	2.15	0.46
3:C:31:VAL:CG1	3:C:177:PRO:HG2	2.46	0.46
3:C:178:VAL:HG13	3:C:179:SER:N	2.30	0.46
6:F:99:ILE:HD13	6:F:130:VAL:HG11	1.97	0.46
11:K:65:GLY:CA	53:27:2415:G:H4'	2.45	0.46
12:L:24:THR:O	12:L:24:THR:HG22	2.14	0.46
23:W:22:ASN:OD1	23:W:22:ASN:O	2.34	0.46
33:7:46:LEU:HD11	33:7:75:VAL:HG13	1.97	0.46
34:8:144:ILE:CG2	34:8:149:LYS:HA	2.45	0.46
39:13:94:ARG:HA	39:13:97:LEU:HB3	1.96	0.46
39:13:128:LYS:NZ	57:31:34:C:OP2	2.43	0.46
40:14:17:LEU:O	40:14:20:GLN:HG2	2.16	0.46
41:15:70:ALA:O	41:15:73:VAL:HG22	2.16	0.46
42:16:115:LYS:O	42:16:116:TYR:CB	2.63	0.46
52:26:12:U:C3'	52:26:13:U:H5''	2.46	0.46
52:26:49:U:H3	52:26:362:G:H1'	1.81	0.46
52:26:58:C:O2'	52:26:59:A:H5'	2.15	0.46
52:26:345:C:H4'	52:26:346:G:C2	2.51	0.46
52:26:393:A:C2	52:26:394:G:C8	3.04	0.46
52:26:1417:G:H2'	52:26:1482:G:N2	2.31	0.46
53:27:360:U:H2'	53:27:361:G:C8	2.51	0.46
53:27:780:G:H5''	53:27:781:A:OP1	2.16	0.46
53:27:2297:A:N6	53:27:2319:G:H1'	2.31	0.46
53:27:2339:C:H2'	53:27:2340:A:C8	2.50	0.46
53:27:2881:U:H2'	53:27:2882:A:H8	1.79	0.46
56:30:68:C:H2'	56:30:69:G:C8	2.51	0.46
1:A:67:LYS:HG2	1:A:150:GLY:HA2	1.97	0.46
2:B:2:ILE:HD11	2:B:100:LEU:HD21	1.98	0.46
3:C:191:ASP:O	3:C:195:GLN:HG2	2.16	0.46
14:N:28:VAL:HG22	14:N:29:HIS:N	2.30	0.46
17:Q:73:LYS:O	17:Q:75:VAL:HG23	2.16	0.46
18:R:93:ALA:HB2	53:27:1614:A:C2	2.51	0.46
19:S:57:VAL:HG12	19:S:86:THR:OG1	2.16	0.46
22:V:17:LEU:HD21	22:V:37:ARG:NH2	2.30	0.46
25:Y:30:ARG:O	25:Y:33:HIS:HB2	2.15	0.46

Continued on next page...

Continued from previous page...

Atom-1	Atom-2	Interatomic distance (Å)	Clash overlap (Å)
26:Z:57:VAL:HG23	49:23:63:ASP:OD1	2.15	0.46
30:4:41:ARG:HA	30:4:44:ARG:NH1	2.31	0.46
31:5:19:ARG:HG2	53:27:2756:U:OP2	2.16	0.46
31:5:36:ARG:O	31:5:37:GLN:HB3	2.16	0.46
33:7:60:ALA:O	33:7:62:SER:N	2.49	0.46
37:11:118:ARG:O	37:11:122:GLU:HG2	2.15	0.46
39:13:24:ASN:HB3	39:13:58:GLU:HG2	1.97	0.46
39:13:123:ARG:HB3	52:26:1343:G:C4'	2.42	0.46
40:14:6:ILE:HA	40:14:101:SER:O	2.15	0.46
40:14:40:ILE:O	40:14:73:LEU:N	2.45	0.46
41:15:84:MET:HA	41:15:110:THR:O	2.15	0.46
43:17:33:LEU:CD2	43:17:40:GLU:HA	2.46	0.46
52:26:128:G:H2'	52:26:129:A:C8	2.51	0.46
52:26:207:C:H2'	52:26:208:U:O4'	2.15	0.46
52:26:226:G:O2'	52:26:227:G:H5'	2.15	0.46
52:26:1177:G:H2'	52:26:1178:G:O4'	2.15	0.46
52:26:1220:G:H2'	52:26:1221:G:O4'	2.15	0.46
52:26:1353:G:H2'	52:26:1354:U:H6	1.79	0.46
53:27:83:A:H2'	53:27:84:A:N7	2.30	0.46
53:27:195:A:H2'	53:27:198:C:H42	1.79	0.46
53:27:218:A:H3'	53:27:219:A:H8	1.81	0.46
53:27:426:C:H2'	53:27:427:U:H6	1.80	0.46
53:27:588:U:O4	53:27:670:A:H1'	2.16	0.46
53:27:784:G:C8	53:27:792:A:N7	2.84	0.46
53:27:785:G:C6	53:27:786:C:C4	3.04	0.46
53:27:1313:U:C2	53:27:1610:A:H2	2.32	0.46
53:27:1555:G:H5'	53:27:1555:G:C8	2.51	0.46
53:27:2472:G:H2'	53:27:2529:G:N2	2.31	0.46
53:27:2520:C:C6	53:27:2567:G:H1'	2.51	0.46
53:27:2526:G:H2'	53:27:2527:C:C6	2.51	0.46
53:27:2682:A:C2	53:27:2683:C:C2	3.03	0.46
53:27:2688:G:H1'	53:27:2721:A:N6	2.30	0.46
53:27:2708:G:H2'	53:27:2709:G:H8	1.80	0.46
56:30:74:C:N4	59:33:429:TYR:O	2.47	0.46
59:33:35:LEU:HD11	59:33:73:ILE:HG22	1.98	0.46
59:33:327:LEU:HD23	59:33:332:LYS:HB3	1.93	0.46
1:A:131:MET:HA	1:A:134:ILE:HD12	1.97	0.46
3:C:130:LYS:HB2	3:C:133:LEU:CD1	2.46	0.46
10:J:28:SER:HB3	53:27:2563:U:O2'	2.16	0.46
11:K:57:LEU:CB	11:K:60:ARG:HH11	2.21	0.46
13:M:114:GLU:OE1	13:M:118:ARG:NH2	2.49	0.46

Continued on next page...

Continued from previous page...

Atom-1	Atom-2	Interatomic distance (Å)	Clash overlap (Å)
17:Q:48:LYS:HG3	17:Q:49:ILE:N	2.31	0.46
17:Q:72:VAL:HG22	17:Q:89:HIS:O	2.15	0.46
20:T:96:LYS:HZ1	53:27:299:A:P	2.38	0.46
30:4:11:LYS:NZ	53:27:249:C:O2	2.41	0.46
31:5:19:ARG:HH22	31:5:26:ILE:HD11	1.80	0.46
32:6:27:LYS:HB3	32:6:28:PRO:HD3	1.98	0.46
32:6:103:TRP:O	32:6:107:ARG:HG2	2.15	0.46
33:7:46:LEU:HD12	33:7:49:ALA:HB3	1.98	0.46
33:7:72:PRO:O	33:7:76:ILE:HG12	2.16	0.46
33:7:131:ARG:HA	33:7:131:ARG:HD2	1.76	0.46
33:7:154:GLY:O	33:7:156:LEU:HG	2.15	0.46
34:8:144:ILE:CD1	34:8:177:MET:HB3	2.45	0.46
42:16:23:LEU:C	42:16:25:ALA:H	2.19	0.46
42:16:38:THR:HA	42:16:49:ARG:O	2.16	0.46
47:21:32:ILE:HD12	47:21:32:ILE:N	2.29	0.46
50:24:34:VAL:HG11	50:24:78:LEU:HD23	1.98	0.46
51:25:17:ARG:O	51:25:19:LYS:N	2.48	0.46
52:26:66:A:H4'	52:26:173:U:C5	2.50	0.46
52:26:158:G:H2'	52:26:159:G:O4'	2.15	0.46
52:26:603:U:H2'	52:26:604:G:C8	2.50	0.46
52:26:604:G:H2'	52:26:605:U:O4'	2.15	0.46
52:26:771:G:H2'	52:26:772:U:C6	2.51	0.46
52:26:831:A:H3'	52:26:832:G:H5''	1.98	0.46
52:26:848:C:H3'	52:26:849:G:H5''	1.98	0.46
52:26:1072:G:C5	52:26:1073:U:C4	3.03	0.46
53:27:17:G:H2'	53:27:18:U:C6	2.51	0.46
53:27:21:A:H2'	53:27:22:C:O4'	2.15	0.46
53:27:709:U:H2'	53:27:710:U:H6	1.81	0.46
53:27:817:C:H2'	53:27:818:G:O4'	2.16	0.46
53:27:1705:A:C5	53:27:1706:C:C4	3.04	0.46
53:27:1746:A:H2'	53:27:1747:U:H6	1.76	0.46
53:27:2462:C:H1'	53:27:2491:U:O4	2.15	0.46
53:27:2504:U:H2'	53:27:2505:G:H5'	1.96	0.46
54:28:79:G:O2'	54:28:80:U:H5'	2.16	0.46
55:29:20:U:H2'	55:29:21:C:C6	2.51	0.46
58:32:24:U:O5'	58:32:24:U:H6	1.97	0.46
59:33:43:LEU:HG	59:33:44:GLN:NE2	2.30	0.46
59:33:303:LEU:HD12	59:33:304:PRO:HD2	1.97	0.46
59:33:408:VAL:HA	59:33:458:GLY:HA2	1.97	0.46
1:A:207:ALA:HA	53:27:1791:A:H5'	1.98	0.46
3:C:21:ARG:HG2	3:C:110:SER:OG	2.15	0.46

Continued on next page...

Continued from previous page...

Atom-1	Atom-2	Interatomic distance (Å)	Clash overlap (Å)
3:C:164:LEU:HD22	3:C:167:VAL:CG2	2.46	0.46
7:G:34:THR:HB	53:27:1085:A:H61	1.81	0.46
8:H:37:PHE:HB2	8:H:66:PHE:CZ	2.51	0.46
11:K:14:LYS:O	11:K:15:ALA:CB	2.63	0.46
12:L:53:MET:SD	12:L:117:PHE:HE1	2.39	0.46
16:P:55:GLN:NE2	53:27:559:G:H1'	2.30	0.46
19:S:61:LEU:HD21	19:S:82:LYS:HD2	1.98	0.46
28:2:20:TYR:CE2	28:2:37:LYS:HB3	2.50	0.46
34:8:104:MET:HE2	34:8:179:GLY:HA2	1.98	0.46
37:11:2:ARG:HB3	52:26:933:G:OP2	2.16	0.46
42:16:25:ALA:O	52:26:553:A:O2'	2.34	0.46
44:18:63:CYS:HB2	44:18:79:SER:HB2	1.96	0.46
44:18:89:ARG:HB2	44:18:89:ARG:CZ	2.45	0.46
51:25:17:ARG:CZ	52:26:1538:C:O2'	2.64	0.46
52:26:41:G:O2'	52:26:42:G:H5'	2.16	0.46
52:26:178:C:H2'	52:26:179:A:H8	1.80	0.46
52:26:735:C:H2'	52:26:736:C:C6	2.51	0.46
53:27:5:A:O2'	53:27:6:A:H5'	2.16	0.46
53:27:183:C:O2'	53:27:184:C:H5'	2.16	0.46
53:27:528:A:H8	53:27:528:A:O5'	1.99	0.46
53:27:587:C:C6	53:27:671:C:H1'	2.51	0.46
53:27:825:A:H2'	53:27:826:U:C6	2.51	0.46
53:27:1190:G:H2'	53:27:1191:G:H8	1.81	0.46
53:27:1451:C:H4'	53:27:1452:G:N9	2.30	0.46
53:27:1640:A:H2'	53:27:1641:A:O4'	2.16	0.46
53:27:2028:U:O2'	53:27:2029:G:H5'	2.16	0.46
53:27:2592:G:H2'	53:27:2593:U:H5'	1.98	0.46
53:27:2620:C:H2'	53:27:2621:G:C5'	2.44	0.46
56:30:14:A:H2'	56:30:15:G:C1'	2.46	0.46
56:30:38:A:H2'	56:30:39:U:O4'	2.16	0.46
59:33:82:PHE:CD2	59:33:83:PRO:CD	2.98	0.46
59:33:160:LEU:HD12	59:33:198:LEU:HD23	1.97	0.46
3:C:132:LYS:HE2	53:27:320:A:OP2	2.16	0.46
3:C:178:VAL:HG13	3:C:179:SER:H	1.81	0.46
5:E:154:GLU:HG3	5:E:157:LYS:H	1.80	0.46
7:G:48:ALA:HB3	7:G:51:TYR:CD2	2.51	0.46
10:J:28:SER:HB2	53:27:2566:A:N1	2.30	0.46
13:M:34:ILE:HG22	53:27:1279:G:H5'	1.98	0.46
14:N:81:ARG:O	14:N:85:LYS:HG2	2.16	0.46
17:Q:15:SER:O	17:Q:18:GLN:HG2	2.15	0.46
19:S:4:GLU:O	19:S:8:LEU:HG	2.16	0.46

Continued on next page...

Continued from previous page...

Atom-1	Atom-2	Interatomic distance (Å)	Clash overlap (Å)
26:Z:32:LEU:O	26:Z:34:LEU:N	2.48	0.46
37:11:75:LYS:NZ	37:11:77:ARG:HD3	2.30	0.46
42:16:23:LEU:HG	42:16:24:GLU:N	2.31	0.46
43:17:49:GLU:C	43:17:51:GLN:H	2.20	0.46
44:18:12:ARG:NH2	52:26:980:C:O3'	2.49	0.46
47:21:68:LYS:HB2	52:26:267:C:OP1	2.16	0.46
52:26:106:C:H2'	52:26:107:G:O4'	2.15	0.46
52:26:376:G:O2'	52:26:377:G:H5'	2.16	0.46
52:26:405:U:C3'	52:26:406:G:H5'	2.39	0.46
52:26:447:G:H8	52:26:447:G:O5'	1.98	0.46
52:26:549:C:C3'	52:26:550:G:H5''	2.45	0.46
53:27:325:G:H2'	53:27:326:G:H8	1.81	0.46
53:27:996:A:O2'	53:27:997:G:H5'	2.15	0.46
53:27:1748:C:H2'	53:27:1749:A:C8	2.51	0.46
53:27:1935:G:H3'	53:27:1962:C:H42	1.80	0.46
53:27:1948:G:H2'	53:27:1949:G:C8	2.51	0.46
53:27:2194:U:H2'	53:27:2195:U:C6	2.51	0.46
53:27:2737:G:H2'	53:27:2738:A:O4'	2.16	0.46
53:27:2873:A:O2'	53:27:2874:C:H5'	2.16	0.46
54:28:37:C:H2'	54:28:38:C:O4'	2.16	0.46
59:33:226:GLU:HA	59:33:229:ILE:HG12	1.97	0.46
59:33:285:ARG:HE	59:33:287:GLN:HB3	1.81	0.46
2:B:56:LYS:NZ	53:27:2831:G:P	2.89	0.45
2:B:110:THR:HG21	2:B:169:ARG:NH1	2.31	0.45
2:B:130:GLN:NE2	53:27:2578:G:N2	2.64	0.45
3:C:44:ARG:NE	53:27:444:C:OP2	2.48	0.45
4:D:49:LEU:CD2	4:D:83:PRO:HB2	2.46	0.45
6:F:25:TYR:CD1	53:27:2094:A:H5'	2.52	0.45
6:F:93:SER:HB3	6:F:121:VAL:HG23	1.99	0.45
11:K:55:MET:HG2	53:27:2392:A:H2	1.80	0.45
15:O:89:GLY:C	15:O:112:ARG:HG3	2.36	0.45
18:R:69:LEU:HA	18:R:109:ASP:HA	1.98	0.45
21:U:70:ILE:HG22	21:U:72:VAL:HG13	1.98	0.45
23:W:73:ARG:HD2	23:W:75:GLU:HG2	1.99	0.45
31:5:36:ARG:CG	31:5:37:GLN:N	2.74	0.45
38:12:49:LYS:HB3	38:12:51:GLU:HG3	1.98	0.45
40:14:63:ASP:OD2	44:18:84:ARG:NE	2.42	0.45
43:17:99:GLN:NE2	52:26:1307:U:OP1	2.44	0.45
52:26:160:A:N6	52:26:161:A:C2	2.84	0.45
52:26:1404:C:H2'	52:26:1405:G:H8	1.80	0.45
53:27:93:G:H2'	53:27:94:A:O4'	2.15	0.45

Continued on next page...

Continued from previous page...

Atom-1	Atom-2	Interatomic distance (Å)	Clash overlap (Å)
53:27:492:A:H2'	53:27:493:G:O4'	2.15	0.45
53:27:858:G:H8	53:27:858:G:OP2	1.99	0.45
53:27:1078:U:H5''	53:27:1079:C:O5'	2.15	0.45
53:27:1091:G:O2'	53:27:1092:C:H5'	2.16	0.45
53:27:2861:U:O2'	53:27:2862:G:H5'	2.16	0.45
58:32:39:C:H2'	58:32:40:C:C6	2.51	0.45
59:33:38:THR:HG21	59:33:77:ARG:CG	2.46	0.45
59:33:240:MET:HA	59:33:243:GLU:HG2	1.98	0.45
2:B:37:VAL:HG23	2:B:92:VAL:HG22	1.97	0.45
2:B:135:GLY:O	53:27:2580:U:H5''	2.16	0.45
3:C:84:THR:CB	53:27:586:A:H5'	2.46	0.45
5:E:85:LYS:O	5:E:164:ALA:N	2.46	0.45
7:G:81:LEU:O	7:G:82:ILE:HD13	2.16	0.45
8:H:112:LYS:HE2	8:H:116:MET:CG	2.46	0.45
10:J:121:GLU:OE2	15:O:62:LYS:NZ	2.49	0.45
12:L:42:THR:OG1	12:L:45:GLN:HG3	2.17	0.45
17:Q:34:GLU:OE2	17:Q:60:LYS:HG2	2.17	0.45
17:Q:71:LYS:N	17:Q:90:ARG:HG2	2.32	0.45
17:Q:77:PHE:CD1	17:Q:84:ARG:HB3	2.52	0.45
18:R:4:ILE:HG22	18:R:106:VAL:HG22	1.98	0.45
20:T:32:LYS:HB3	20:T:63:ALA:HB1	1.98	0.45
23:W:22:ASN:HA	53:27:200:U:H5''	1.97	0.45
25:Y:52:PHE:CD1	54:28:83:G:H4'	2.51	0.45
28:2:40:PRO:O	28:2:43:ARG:HG2	2.16	0.45
31:5:11:CYS:N	31:5:14:CYS:SG	2.88	0.45
32:6:49:PHE:CD1	32:6:199:ILE:HD13	2.52	0.45
34:8:117:VAL:O	34:8:130:ASN:HA	2.17	0.45
35:9:155:LYS:HB2	38:12:70:VAL:HG13	1.97	0.45
41:15:44:ALA:HB3	41:15:69:CYS:HB2	1.98	0.45
42:16:25:ALA:HB1	52:26:554:A:H5'	1.98	0.45
46:20:5:ARG:HD2	52:26:376:G:H5''	1.97	0.45
47:21:57:VAL:HG12	47:21:78:VAL:HG23	1.98	0.45
52:26:317:U:H2'	52:26:318:G:C8	2.49	0.45
52:26:1088:G:H21	52:26:1167:A:N6	2.06	0.45
52:26:1112:C:O5'	52:26:1112:C:H6	2.00	0.45
52:26:1129:C:H2'	52:26:1139:G:C6	2.51	0.45
53:27:443:A:H5''	53:27:444:C:H5''	1.97	0.45
53:27:513:A:H4'	53:27:1217:U:H5'	1.98	0.45
53:27:685:A:H1'	53:27:688:U:O4	2.16	0.45
53:27:969:G:H2'	53:27:970:U:C6	2.51	0.45
53:27:1029:A:O5'	53:27:1029:A:H8	2.00	0.45

Continued on next page...

Continued from previous page...

Atom-1	Atom-2	Interatomic distance (Å)	Clash overlap (Å)
53:27:1268:A:H2'	53:27:1269:A:C8	2.51	0.45
53:27:1372:U:H2'	53:27:1373:A:H8	1.81	0.45
53:27:1381:G:O2'	53:27:1382:G:H5'	2.16	0.45
53:27:2114:A:N3	53:27:2114:A:H2'	2.31	0.45
53:27:2356:U:H2'	53:27:2357:G:O4'	2.16	0.45
53:27:2772:C:H2'	53:27:2773:C:C6	2.52	0.45
56:30:7:A:O2'	56:30:49:C:H5'	2.16	0.45
57:31:28:C:H2'	57:31:29:G:H8	1.81	0.45
58:32:68:C:O2'	58:32:69:C:H5'	2.15	0.45
59:33:699:SER:HA	59:33:710:ILE:HA	1.96	0.45
1:A:210:ALA:O	1:A:213:ARG:HB2	2.16	0.45
2:B:13:ARG:NH1	15:O:55:HIS:HA	2.28	0.45
4:D:91:ARG:HG2	54:28:43:C:O2'	2.15	0.45
5:E:66:THR:OG1	53:27:2748:A:H1'	2.16	0.45
7:G:11:ILE:O	7:G:15:VAL:HG23	2.17	0.45
7:G:33:VAL:HA	53:27:1055:G:H4'	1.98	0.45
32:6:35:ASN:O	32:6:37:VAL:N	2.46	0.45
33:7:32:LEU:O	33:7:35:ASP:HB3	2.16	0.45
34:8:103:ARG:NH2	34:8:110:ARG:NH2	2.64	0.45
35:9:113:VAL:HG13	35:9:114:LEU:CD1	2.46	0.45
36:10:25:TYR:O	36:10:29:ILE:HG13	2.16	0.45
38:12:9:MET:HB2	38:12:26:MET:CE	2.47	0.45
42:16:27:PRO:HD2	52:26:363:A:C4	2.51	0.45
44:18:66:THR:HG21	52:26:1202:U:O2	2.17	0.45
46:20:6:LEU:HD12	52:26:375:U:O3'	2.16	0.45
47:21:30:HIS:CD2	47:21:32:ILE:H	2.34	0.45
52:26:305:G:H5''	52:26:306:A:OP1	2.16	0.45
52:26:607:A:H2'	52:26:608:A:C8	2.52	0.45
52:26:895:G:H2'	52:26:896:C:C6	2.52	0.45
52:26:928:G:O2'	52:26:929:G:H5'	2.17	0.45
52:26:1417:G:N2	52:26:1482:G:H2'	2.31	0.45
53:27:14:A:N6	53:27:15:G:C2	2.84	0.45
53:27:64:A:H2'	53:27:65:U:C6	2.52	0.45
53:27:709:U:H2'	53:27:710:U:C6	2.52	0.45
53:27:828:U:H2'	53:27:829:A:C8	2.51	0.45
53:27:1111:A:N3	53:27:1112:G:H1'	2.31	0.45
53:27:1385:A:C4	53:27:1386:C:C5	3.03	0.45
53:27:1793:C:H2'	53:27:1794:A:C8	2.51	0.45
53:27:2122:U:H2'	53:27:2123:G:O4'	2.16	0.45
53:27:2233:U:H2'	53:27:2234:G:H8	1.78	0.45
53:27:2418:A:H2'	53:27:2419:U:O4'	2.17	0.45

Continued on next page...

Continued from previous page...

Atom-1	Atom-2	Interatomic distance (Å)	Clash overlap (Å)
53:27:2712:C:O2'	53:27:2713:U:OP1	2.28	0.45
53:27:2774:C:H2'	53:27:2775:G:O4'	2.16	0.45
53:27:2828:G:C2	53:27:2829:A:C8	3.05	0.45
56:30:60:U:H5''	56:30:61:C:OP2	2.16	0.45
59:33:221:ARG:NE	59:33:224:ASP:OD2	2.49	0.45
59:33:418:LEU:HD21	59:33:430:HIS:HD2	1.79	0.45
1:A:259:ASN:O	1:A:261:ARG:N	2.43	0.45
2:B:3:GLY:C	2:B:4:LEU:HD12	2.36	0.45
3:C:171:ASP:O	3:C:172:ALA:C	2.54	0.45
4:D:48:LEU:HD21	4:D:147:ARG:HE	1.81	0.45
4:D:94:ARG:HH21	26:Z:1:MET:HE3	1.81	0.45
6:F:132:PHE:CE2	6:F:142:VAL:HB	2.51	0.45
11:K:116:VAL:CG2	11:K:117:THR:N	2.79	0.45
12:L:125:PRO:HG2	12:L:126:ILE:H	1.81	0.45
16:P:14:LYS:O	16:P:18:LYS:HG3	2.15	0.45
20:T:23:LYS:C	20:T:35:VAL:HG13	2.37	0.45
34:8:58:GLN:OE1	34:8:61:ARG:NH1	2.49	0.45
34:8:160:LEU:HD23	34:8:160:LEU:C	2.37	0.45
44:18:72:PHE:CE1	44:18:77:GLY:HA2	2.52	0.45
46:20:72:ALA:O	46:20:75:ILE:HB	2.16	0.45
50:24:11:ILE:C	50:24:11:ILE:HD12	2.37	0.45
50:24:24:ARG:O	50:24:28:ARG:HG3	2.16	0.45
52:26:122:G:C6	52:26:123:U:C4	3.05	0.45
52:26:130:A:H1'	52:26:264:C:O4'	2.16	0.45
52:26:234:C:H2'	52:26:235:C:H6	1.77	0.45
52:26:314:C:O2'	52:26:315:A:H5'	2.17	0.45
52:26:545:C:O2'	52:26:546:A:H5'	2.16	0.45
52:26:563:A:C2	52:26:567:G:C5	3.04	0.45
52:26:796:C:O2'	52:26:797:C:H5'	2.16	0.45
52:26:997:U:O2'	52:26:998:C:H5'	2.17	0.45
52:26:1090:U:O2'	52:26:1091:U:H5'	2.17	0.45
53:27:183:C:H2'	53:27:184:C:H5'	1.99	0.45
53:27:242:G:N2	53:27:254:G:H2'	2.31	0.45
53:27:600:G:H2'	53:27:601:C:H6	1.82	0.45
53:27:644:A:H2'	53:27:645:C:C5'	2.44	0.45
53:27:704:G:H2'	53:27:726:G:N1	2.31	0.45
53:27:1096:A:H3'	53:27:1097:U:C5'	2.42	0.45
53:27:1754:A:H2'	53:27:1755:A:C8	2.51	0.45
53:27:2515:C:H2'	53:27:2516:A:C8	2.52	0.45
53:27:2648:G:H2'	53:27:2649:C:H6	1.81	0.45
57:31:69:C:H2'	57:31:70:G:C8	2.49	0.45

Continued on next page...

Continued from previous page...

Atom-1	Atom-2	Interatomic distance (Å)	Clash overlap (Å)
58:32:7:G:H3'	58:32:8:U:C5'	2.46	0.45
59:33:43:LEU:CG	59:33:44:GLN:OE1	2.59	0.45
59:33:271:ASP:O	59:33:275:ASP:HB2	2.16	0.45
59:33:300:TYR:CE1	59:33:329:PRO:CD	2.92	0.45
59:33:315:LYS:CB	59:33:316:PRO:HD2	2.42	0.45
59:33:639:GLU:O	59:33:643:GLU:N	2.49	0.45
6:F:61:VAL:HG23	6:F:62:LEU:N	2.31	0.45
9:I:18:VAL:CG2	9:I:140:LEU:HD22	2.47	0.45
9:I:88:THR:OG1	9:I:91:GLU:HG3	2.15	0.45
10:J:48:PRO:HG3	52:26:1422:G:H5'	1.98	0.45
16:P:65:ASN:HD21	16:P:69:ARG:HH11	1.65	0.45
17:Q:49:ILE:HG22	17:Q:54:VAL:CA	2.47	0.45
20:T:48:VAL:C	20:T:53:GLN:HB3	2.37	0.45
27:1:43:THR:HG1	27:1:47:TYR:N	2.14	0.45
38:12:5:PRO:O	38:12:8:ASP:HB3	2.17	0.45
40:14:25:ILE:HG23	40:14:26:VAL:N	2.32	0.45
40:14:66:GLU:HB3	44:18:98:ALA:CB	2.44	0.45
42:16:28:GLN:NE2	52:26:33:A:O2'	2.50	0.45
46:20:7:ALA:CB	46:20:18:GLN:HB3	2.46	0.45
50:24:4:LYS:HB3	50:24:6:ALA:HB3	1.99	0.45
52:26:45:G:H2'	52:26:46:G:H8	1.81	0.45
52:26:298:A:H2'	52:26:299:G:O4'	2.17	0.45
52:26:892:A:C6	52:26:893:C:C4	3.04	0.45
52:26:976:G:H1'	52:26:1363:A:N6	2.31	0.45
52:26:978:A:H2	52:26:1319:A:O4'	1.99	0.45
52:26:1095:U:O2'	52:26:1096:C:H5'	2.17	0.45
52:26:1179:A:C2'	52:26:1180:A:H5'	2.47	0.45
52:26:1305:G:N2	52:26:1331:G:C2'	2.80	0.45
52:26:1403:C:O5'	52:26:1403:C:H6	1.99	0.45
52:26:1461:G:H2'	52:26:1462:C:C6	2.51	0.45
52:26:1468:A:O2'	52:26:1469:C:H5'	2.16	0.45
52:26:1488:G:H2'	52:26:1489:G:C8	2.51	0.45
53:27:30:G:H2'	53:27:31:C:C6	2.51	0.45
53:27:319:G:H2'	53:27:320:A:C8	2.51	0.45
53:27:776:G:C5	53:27:793:A:C8	3.05	0.45
53:27:1111:A:O2'	53:27:1112:G:OP1	2.32	0.45
53:27:1206:G:H2'	53:27:1207:C:C6	2.51	0.45
53:27:1304:A:H2'	53:27:1305:C:C5'	2.34	0.45
53:27:1316:U:H2'	53:27:1317:G:C8	2.51	0.45
53:27:1408:G:H2'	53:27:1409:U:O4'	2.17	0.45
53:27:1670:C:C5	53:27:1671:U:C4	3.04	0.45

Continued on next page...

Continued from previous page...

Atom-1	Atom-2	Interatomic distance (Å)	Clash overlap (Å)
53:27:1748:C:H2'	53:27:1749:A:H8	1.81	0.45
53:27:1796:U:H2'	53:27:1797:G:C8	2.44	0.45
53:27:2648:G:H2'	53:27:2649:C:C6	2.52	0.45
53:27:2784:U:O2'	53:27:2785:C:H5'	2.17	0.45
53:27:2809:A:H5'	53:27:2810:A:OP2	2.17	0.45
54:28:119:A:C2	54:28:120:A:H1'	2.52	0.45
59:33:56:LEU:HD23	59:33:56:LEU:C	2.37	0.45
59:33:161:ARG:C	59:33:162:GLU:HG2	2.37	0.45
59:33:675:ASP:HB2	59:33:706:GLN:CG	2.47	0.45
59:33:690:GLU:OE2	59:33:725:VAL:HG22	2.16	0.45
1:A:177:SER:HB3	53:27:1799:G:O6	2.16	0.45
2:B:12:THR:HG23	15:O:55:HIS:CE1	2.52	0.45
6:F:140:ALA:C	6:F:141:LYS:HD2	2.37	0.45
7:G:11:ILE:O	7:G:14:GLU:HB3	2.17	0.45
8:H:2:LYS:HZ3	8:H:62:ALA:HB2	1.79	0.45
8:H:75:ALA:CB	8:H:131:THR:HG21	2.47	0.45
9:I:37:ARG:HG3	9:I:37:ARG:NH2	2.30	0.45
11:K:134:ALA:O	11:K:137:ALA:HB3	2.16	0.45
15:O:50:ARG:NH2	53:27:2683:C:OP1	2.47	0.45
22:V:13:GLU:O	22:V:14:ALA:C	2.53	0.45
23:W:39:VAL:HG12	23:W:41:SER:HB3	1.97	0.45
34:8:100:VAL:HG21	34:8:136:VAL:HG21	1.99	0.45
34:8:119:HIS:ND1	52:26:437:U:O2'	2.39	0.45
34:8:149:LYS:C	34:8:151:GLN:H	2.19	0.45
37:11:141:HIS:O	37:11:145:GLU:HG2	2.16	0.45
39:13:10:ARG:HH21	52:26:1149:C:P	2.39	0.45
39:13:60:LEU:HD12	39:13:60:LEU:O	2.17	0.45
41:15:108:ASN:HA	51:25:6:ARG:HA	1.97	0.45
42:16:49:ARG:NH1	52:26:523:A:N6	2.63	0.45
42:16:49:ARG:HH12	52:26:523:A:H61	1.63	0.45
43:17:33:LEU:HD23	43:17:40:GLU:HA	1.99	0.45
46:20:6:LEU:CD1	52:26:375:U:H4'	2.42	0.45
49:23:57:VAL:HA	49:23:58:PRO:HD3	1.67	0.45
52:26:78:A:H2'	52:26:79:G:C8	2.51	0.45
52:26:286:C:H2'	52:26:287:U:H6	1.82	0.45
52:26:606:G:N2	52:26:631:C:H3'	2.32	0.45
52:26:918:A:H2'	52:26:919:A:O4'	2.17	0.45
52:26:926:G:C6	52:26:1505:G:N7	2.85	0.45
52:26:982:U:H4'	52:26:983:A:O5'	2.17	0.45
52:26:1084:G:H1'	52:26:1103:C:H41	1.82	0.45
52:26:1236:A:H2'	52:26:1237:C:C6	2.51	0.45

Continued on next page...

Continued from previous page...

Atom-1	Atom-2	Interatomic distance (Å)	Clash overlap (Å)
53:27:494:G:O2'	53:27:495:G:H5'	2.16	0.45
53:27:809:G:H2'	53:27:810:U:H6	1.82	0.45
53:27:1565:C:HO2'	53:27:1566:A:H2'	1.81	0.45
53:27:1721:G:H22	53:27:1738:G:H2'	1.81	0.45
53:27:1809:A:N7	53:27:1810:A:C6	2.85	0.45
53:27:1904:G:N2	53:27:1905:C:H1'	2.31	0.45
53:27:1935:G:H1'	53:27:1964:G:N2	2.32	0.45
53:27:1979:U:C2'	53:27:1980:G:H5'	2.47	0.45
53:27:2521:C:H2'	53:27:2522:U:O4'	2.16	0.45
57:31:17:C:H2'	57:31:17(A):U:H5	1.81	0.45
59:33:101:LYS:HE3	59:33:105:ASN:ND2	2.25	0.45
59:33:259:ILE:O	59:33:263:MET:HG3	2.17	0.45
59:33:279:VAL:HG13	59:33:336:ILE:HA	1.99	0.45
2:B:166:GLY:O	2:B:168:GLU:N	2.46	0.45
7:G:22:ALA:HB1	7:G:91:ALA:HB1	1.97	0.45
7:G:51:TYR:HE1	7:G:89:PRO:HG2	1.81	0.45
7:G:60:LEU:HA	7:G:64:VAL:CG2	2.47	0.45
9:I:27:ARG:NH2	53:27:1142:A:H4'	2.32	0.45
10:J:22:ILE:HD11	10:J:40:LYS:CB	2.46	0.45
18:R:65:ASP:OD2	18:R:68:ASP:HB3	2.16	0.45
20:T:45:GLN:O	20:T:55:GLY:HA2	2.16	0.45
29:3:18:PHE:O	29:3:21:ARG:HB3	2.17	0.45
33:7:196:GLY:N	52:26:1057:G:H4'	2.32	0.45
35:9:82:HIS:HE1	35:9:146:MET:HA	1.81	0.45
35:9:110:MET:O	35:9:113:VAL:HG12	2.17	0.45
36:10:36:ILE:HD11	36:10:39:LEU:HG	1.97	0.45
37:11:129:ASN:O	37:11:134:VAL:HG21	2.16	0.45
39:13:17:ARG:CB	39:13:65:THR:HB	2.46	0.45
40:14:10:LEU:CD1	40:14:72:ARG:HB2	2.46	0.45
43:17:3:ILE:HD12	43:17:59:VAL:HG11	1.98	0.45
44:18:29:ILE:O	44:18:32:ASP:HB3	2.17	0.45
44:18:81:ILE:HG21	52:26:1202:U:C2	2.52	0.45
51:25:19:LYS:HB3	51:25:24:LYS:HE3	1.99	0.45
52:26:90:C:H6	52:26:90:C:H5''	1.81	0.45
52:26:461:A:H2'	52:26:462:G:C8	2.51	0.45
52:26:538:G:H2'	52:26:539:A:H8	1.82	0.45
52:26:596:A:H2'	52:26:597:G:H8	1.82	0.45
52:26:810:C:O2'	52:26:811:C:H5'	2.17	0.45
52:26:811:C:H4'	52:26:900:A:N6	2.31	0.45
52:26:1415:G:C4	52:26:1416:G:C8	3.05	0.45
53:27:24:G:C2	53:27:25:U:C2	3.04	0.45

Continued on next page...

Continued from previous page...

Atom-1	Atom-2	Interatomic distance (Å)	Clash overlap (Å)
53:27:237:C:H2'	53:27:238:C:H6	1.81	0.45
53:27:528:A:C8	53:27:528:A:C3'	3.00	0.45
53:27:826:U:H5''	53:27:2428:G:O3'	2.17	0.45
53:27:1353:A:H2'	53:27:1354:A:C8	2.51	0.45
53:27:1505:A:H2'	53:27:1506:U:C6	2.52	0.45
53:27:1660:G:C2	53:27:1661:G:C5	3.04	0.45
53:27:1858:A:H1'	53:27:1885:A:C2	2.52	0.45
53:27:2051:A:H2'	53:27:2614:A:N6	2.32	0.45
53:27:2262:U:H2'	53:27:2263:C:H6	1.81	0.45
53:27:2297:A:C2	53:27:2321:U:H5	2.34	0.45
53:27:2415:G:H2'	53:27:2416:C:C6	2.51	0.45
53:27:2556:C:C5	53:27:2557:G:N7	2.85	0.45
59:33:20:TRP:CD1	59:33:64:GLU:N	2.85	0.45
59:33:60:VAL:O	59:33:63:VAL:CG2	2.64	0.45
59:33:63:VAL:CG1	59:33:80:LEU:N	2.80	0.45
59:33:276:VAL:O	59:33:276:VAL:HG22	2.16	0.45
59:33:634:HIS:O	59:33:635:ARG:HB3	2.16	0.45
3:C:109:LEU:HA	3:C:112:LEU:HD12	1.99	0.45
9:I:15:TRP:CZ2	9:I:135:GLN:HG3	2.52	0.45
9:I:36:LEU:O	9:I:51:GLY:HA3	2.17	0.45
16:P:14:LYS:HE3	53:27:1218:G:OP2	2.17	0.45
21:U:21:ARG:NH2	21:U:87:GLN:O	2.50	0.45
31:5:11:CYS:SG	31:5:33:HIS:CE1	3.09	0.45
32:6:19:THR:OG1	32:6:20:ARG:N	2.49	0.45
32:6:27:LYS:O	32:6:29:PHE:N	2.45	0.45
32:6:204:ASP:OD1	32:6:205:ALA:N	2.46	0.45
33:7:10:ARG:HH11	33:7:10:ARG:HG3	1.81	0.45
33:7:21:TRP:CE2	44:18:93:PRO:HG2	2.51	0.45
39:13:80:HIS:CD2	39:13:84:ARG:HG2	2.52	0.45
40:14:102:LEU:HD23	40:14:102:LEU:C	2.37	0.45
41:15:62:ALA:O	41:15:65:ALA:HB3	2.16	0.45
47:21:42:LYS:HZ3	52:26:277:C:P	2.39	0.45
49:23:31:ARG:HD3	59:33:602:VAL:CG2	2.40	0.45
50:24:56:ILE:HD12	50:24:56:ILE:H	1.82	0.45
50:24:57:VAL:HG13	50:24:58:ASP:H	1.81	0.45
52:26:390:U:H2'	52:26:391:G:H8	1.81	0.45
52:26:422:C:O2'	52:26:423:G:H5''	2.17	0.45
52:26:895:G:H2'	52:26:896:C:H6	1.81	0.45
52:26:1031:C:H4'	52:26:1033:G:N3	2.32	0.45
52:26:1064:G:O2'	52:26:1190:G:N2	2.49	0.45
52:26:1516:G:N2	52:26:1520:C:C2	2.85	0.45

Continued on next page...

Continued from previous page...

Atom-1	Atom-2	Interatomic distance (Å)	Clash overlap (Å)
53:27:210:C:H2'	53:27:211:C:H6	1.82	0.45
53:27:302:C:O2'	53:27:303:G:H5'	2.17	0.45
53:27:341:C:H2'	53:27:342:A:C8	2.51	0.45
53:27:496:G:H2'	53:27:497:A:O4'	2.17	0.45
53:27:599:A:H2'	53:27:600:G:C8	2.50	0.45
53:27:638:G:H2'	53:27:639:U:O4'	2.17	0.45
53:27:807:U:O2'	53:27:808:G:H5'	2.17	0.45
53:27:1166:G:O2'	53:27:1167:C:H5'	2.17	0.45
53:27:1345:C:H5'	53:27:1345:C:H6	1.81	0.45
53:27:2248:C:H2'	53:27:2249:U:C5'	2.46	0.45
54:28:59:A:H2'	54:28:60:C:O4'	2.17	0.45
59:33:232:PHE:O	59:33:236:LEU:HG	2.16	0.45
59:33:293:LEU:HD11	59:33:307:PHE:CZ	2.51	0.45
59:33:406:VAL:HG23	59:33:418:LEU:HB2	1.99	0.45
59:33:678:GLY:O	59:33:681:ARG:HB2	2.17	0.45
1:A:230:PRO:HB2	1:A:244:VAL:CG2	2.45	0.45
1:A:234:GLY:CA	1:A:238:ASN:HD22	2.30	0.45
3:C:189:THR:O	3:C:193:VAL:HG23	2.17	0.45
6:F:9:VAL:HB	6:F:13:GLY:CA	2.43	0.45
8:H:88:GLY:H	53:27:1064:C:H5'	1.82	0.45
13:M:52:ILE:O	13:M:55:ALA:N	2.48	0.45
15:O:29:VAL:HG21	15:O:73:PHE:HE1	1.82	0.45
15:O:108:ARG:NH1	52:26:1464:U:P	2.90	0.45
17:Q:93:PHE:C	17:Q:93:PHE:CD1	2.90	0.45
29:3:24:THR:OG1	29:3:25:LYS:N	2.50	0.45
29:3:34:ARG:HH12	53:27:466:A:P	2.37	0.45
32:6:56:LEU:HG	32:6:183:PHE:HE2	1.82	0.45
34:8:111:ALA:O	34:8:114:ARG:HB3	2.17	0.45
34:8:168:THR:HB	34:8:183:ARG:HH22	1.82	0.45
35:9:23:THR:HA	35:9:28:ARG:HA	1.99	0.45
39:13:36:GLN:HB2	39:13:40:ARG:HH11	1.81	0.45
49:23:30:LEU:HD22	49:23:48:ILE:CG2	2.47	0.45
52:26:384:G:H2'	52:26:385:C:C6	2.52	0.45
52:26:413:G:H1'	52:26:428:G:H21	1.78	0.45
52:26:466:A:H5''	52:26:467:U:OP1	2.17	0.45
52:26:686:U:O4	52:26:703:G:H2'	2.16	0.45
52:26:880:C:H2'	52:26:881:G:H8	1.81	0.45
52:26:1002:G:H2'	52:26:1003:G:O4'	2.17	0.45
52:26:1006:G:O2'	52:26:1007:U:H5'	2.16	0.45
53:27:441:U:H2'	53:27:442:G:C8	2.52	0.45
53:27:466:A:N3	53:27:683:U:H1'	2.32	0.45

Continued on next page...

Continued from previous page...

Atom-1	Atom-2	Interatomic distance (Å)	Clash overlap (Å)
53:27:910:A:C6	53:27:911:A:C6	3.05	0.45
53:27:1080:A:O2'	53:27:1081:U:H5'	2.17	0.45
53:27:1293:C:H2'	53:27:1294:U:C5'	2.42	0.45
53:27:1909:C:H2'	53:27:1910:G:H8	1.82	0.45
53:27:2190:G:H2'	53:27:2191:A:H8	1.82	0.45
53:27:2398:U:H2'	53:27:2399:G:H8	1.80	0.45
53:27:2407:A:H2'	53:27:2408:U:H6	1.80	0.45
53:27:2632:A:H2'	53:27:2633:G:H8	1.81	0.45
53:27:2681:C:C4	53:27:2724:U:C5	3.05	0.45
53:27:2805:C:H2'	53:27:2806:C:H6	1.80	0.45
53:27:2821:A:C2	53:27:2822:G:C4	3.05	0.45
59:33:47:GLN:HE22	59:33:87:ALA:HB1	1.82	0.45
59:33:274:PHE:HB3	59:33:333:THR:CB	2.47	0.45
2:B:148:GLN:OE1	2:B:148:GLN:N	2.50	0.45
3:C:119:ILE:HB	3:C:187:VAL:HA	1.99	0.45
5:E:16:VAL:CG1	5:E:17:LYS:N	2.80	0.45
6:F:75:LEU:O	6:F:77:THR:HG22	2.17	0.45
7:G:25:ALA:HA	7:G:96:PHE:HE1	1.82	0.45
8:H:93:ASN:O	8:H:94:LYS:HG3	2.17	0.45
9:I:17:VAL:CG2	9:I:137:PRO:HB2	2.44	0.45
11:K:19:LEU:HD23	11:K:20:GLY:N	2.32	0.45
11:K:54:GLN:NE2	53:27:2358:A:H61	2.14	0.45
15:O:105:LYS:HG2	52:26:1432:G:O5'	2.17	0.45
26:Z:66:ILE:HG21	44:18:40:ARG:NH2	2.32	0.45
33:7:131:ARG:HE	33:7:135:ARG:HH21	1.65	0.45
33:7:149:LYS:HA	33:7:167:TYR:O	2.17	0.45
34:8:78:ALA:HB1	34:8:85:THR:O	2.17	0.45
44:18:25:GLU:O	44:18:28:ALA:HB3	2.17	0.45
52:26:68:G:H2'	52:26:69:G:O4'	2.16	0.45
52:26:181:A:N6	52:26:194:C:H2'	2.29	0.45
52:26:363:A:O2'	52:26:364:A:H5'	2.17	0.45
52:26:406:G:O6	52:26:495:A:H2'	2.17	0.45
52:26:408:A:H2'	52:26:409:U:C6	2.52	0.45
52:26:1329:A:H2'	52:26:1330:U:O4'	2.16	0.45
53:27:164:C:H2'	53:27:165:A:H5'	1.98	0.45
53:27:214:G:O2'	53:27:215:G:H5'	2.17	0.45
53:27:538:A:H2'	53:27:539:G:H8	1.78	0.45
53:27:840:C:O5'	53:27:840:C:H6	1.99	0.45
53:27:1115:G:H2'	53:27:1116:G:C8	2.51	0.45
53:27:1351:C:O2'	53:27:1571:A:H1'	2.17	0.45
53:27:1790:C:H5''	53:27:1791:A:OP1	2.17	0.45

Continued on next page...

Continued from previous page...

Atom-1	Atom-2	Interatomic distance (Å)	Clash overlap (Å)
53:27:1901:A:H2'	53:27:1902:C:H6	1.78	0.45
53:27:1977:A:H2'	53:27:1978:A:O4'	2.17	0.45
53:27:2107:G:H2'	53:27:2108:A:C1'	2.47	0.45
53:27:2135:A:C6	53:27:2136:G:H1'	2.51	0.45
53:27:2294:G:H2'	53:27:2295:C:H6	1.82	0.45
53:27:2589:A:H2'	53:27:2590:A:C8	2.52	0.45
53:27:2591:C:C2	53:27:2592:G:N7	2.85	0.45
53:27:2665:A:O2'	53:27:2666:C:H5'	2.17	0.45
53:27:2876:G:H2'	53:27:2877:G:O4'	2.17	0.45
58:32:7:G:H2'	58:32:49:G:O4'	2.16	0.45
58:32:60:U:H2'	58:32:61:C:H5	1.77	0.45
59:33:675:ASP:HB2	59:33:706:GLN:HG2	1.99	0.45
59:33:676:ARG:O	59:33:679:LEU:HB2	2.17	0.45
1:A:227:VAL:HG11	53:27:784:G:N1	2.32	0.44
2:B:133:THR:HG23	2:B:134:HIS:N	2.32	0.44
5:E:93:TYR:HA	5:E:105:SER:O	2.16	0.44
9:I:117:ALA:HA	9:I:120:ARG:HH22	1.81	0.44
15:O:31:VAL:HG12	15:O:38:ARG:O	2.17	0.44
16:P:105:PHE:O	16:P:109:VAL:HG23	2.17	0.44
17:Q:21:ARG:O	17:Q:22:LEU:HD12	2.16	0.44
17:Q:78:ARG:NH2	17:Q:78:ARG:CB	2.80	0.44
21:U:51:GLN:HA	21:U:56:PHE:CD2	2.51	0.44
30:4:51:LYS:HD2	53:27:937:C:OP1	2.17	0.44
32:6:67:LEU:HD23	32:6:68:PHE:N	2.32	0.44
32:6:156:LEU:HA	32:6:157:PRO:HD3	1.84	0.44
33:7:24:ASN:O	33:7:28:PHE:N	2.50	0.44
35:9:59:ILE:HG13	35:9:60:GLN:N	2.32	0.44
35:9:96:GLN:HG3	35:9:97:PRO:HD2	1.98	0.44
37:11:3:ARG:HD3	37:11:4:ARG:NH1	2.32	0.44
37:11:15:PRO:HA	39:13:45:MET:SD	2.56	0.44
42:16:120:ARG:HH22	52:26:500:G:P	2.40	0.44
43:17:15:VAL:HG22	43:17:33:LEU:HD22	1.99	0.44
44:18:20:PHE:HA	44:18:23:ARG:C	2.38	0.44
46:20:19:VAL:HB	46:20:37:GLY:C	2.37	0.44
46:20:42:ILE:HD12	46:20:42:ILE:O	2.17	0.44
52:26:21:G:H1'	52:26:915:A:H61	1.82	0.44
52:26:122:G:H8	52:26:122:G:O5'	1.99	0.44
52:26:680:C:H2'	52:26:681:A:H8	1.81	0.44
52:26:1040:U:O2'	52:26:1041:G:H5'	2.17	0.44
52:26:1369:C:H2'	52:26:1370:G:C8	2.52	0.44
53:27:282:A:H2'	53:27:283:G:C8	2.51	0.44

Continued on next page...

Continued from previous page...

Atom-1	Atom-2	Interatomic distance (Å)	Clash overlap (Å)
53:27:1687:G:H2'	53:27:1688:U:C6	2.52	0.44
53:27:1691:C:O2'	53:27:1692:U:H5'	2.17	0.44
53:27:1842:G:H2'	53:27:1843:C:H6	1.81	0.44
53:27:2016:U:O5'	53:27:2016:U:H6	1.99	0.44
53:27:2039:U:H2'	53:27:2040:G:H8	1.81	0.44
53:27:2049:G:C4	53:27:2050:C:C5	3.06	0.44
53:27:2135:A:C5	53:27:2136:G:H1'	2.51	0.44
53:27:2675:A:O2'	53:27:2676:C:H5'	2.16	0.44
57:31:25:C:C2	57:31:26:G:C8	3.05	0.44
59:33:42:CYS:CB	59:33:84:LEU:HD11	2.47	0.44
59:33:78:ALA:CB	59:33:151:ILE:HD13	2.47	0.44
59:33:101:LYS:CA	59:33:104:VAL:HG12	2.47	0.44
59:33:274:PHE:CE1	59:33:277:ARG:NH1	2.85	0.44
1:A:245:THR:HG23	1:A:249:VAL:O	2.17	0.44
2:B:121:THR:HB	2:B:127:PHE:CE2	2.51	0.44
7:G:47:GLU:HB2	7:G:51:TYR:HE2	1.82	0.44
9:I:15:TRP:CE2	9:I:135:GLN:HG3	2.51	0.44
9:I:98:GLU:HB3	9:I:124:VAL:CG2	2.46	0.44
14:N:24:THR:OG1	14:N:90:VAL:HG22	2.16	0.44
15:O:16:VAL:HG13	15:O:83:ILE:HD12	1.99	0.44
16:P:5:ARG:HD2	53:27:1250:G:H5''	1.99	0.44
19:S:2:ILE:HG22	19:S:5:GLU:OE1	2.16	0.44
24:X:23:ARG:O	24:X:24:GLU:C	2.55	0.44
25:Y:53:MET:HG3	25:Y:54:VAL:HG13	1.99	0.44
28:2:29:LYS:HD2	53:27:2286:G:OP1	2.17	0.44
40:14:53:ILE:HG22	40:14:61:ALA:O	2.17	0.44
41:15:29:THR:HG21	41:15:62:ALA:HB2	1.98	0.44
51:25:49:ALA:O	51:25:53:LYS:HG3	2.17	0.44
52:26:24:U:H2'	52:26:25:C:C6	2.52	0.44
52:26:86:G:H21	52:26:87:C:N4	2.16	0.44
52:26:341:C:O2'	52:26:342:C:H5'	2.16	0.44
52:26:1074:G:C6	52:26:1102:A:N6	2.85	0.44
52:26:1509:C:C6	52:26:1510:C:H5	2.35	0.44
53:27:383:C:O2	53:27:383:C:C2'	2.65	0.44
53:27:677:A:H2'	53:27:678:C:C6	2.51	0.44
53:27:973:A:H5'	53:27:1188:U:H1'	1.99	0.44
53:27:1209:U:O2'	53:27:1210:G:H5''	2.17	0.44
53:27:1869:G:C2	53:27:1871:A:H5''	2.52	0.44
53:27:2060:A:N3	53:27:2060:A:C3'	2.74	0.44
53:27:2162:G:H4'	53:27:2171:A:C5'	2.46	0.44
53:27:2178:C:H2'	53:27:2179:C:C6	2.53	0.44

Continued on next page...

Continued from previous page...

Atom-1	Atom-2	Interatomic distance (Å)	Clash overlap (Å)
53:27:2335:A:N7	53:27:2337:G:C5	2.85	0.44
54:28:35:C:H2'	54:28:36:C:C5'	2.47	0.44
57:31:2:G:H2'	57:31:3:C:C6	2.52	0.44
59:33:473:ARG:HA	59:33:477:ASN:H	1.82	0.44
59:33:676:ARG:CG	59:33:677:SER:H	2.17	0.44
12:L:95:LEU:O	12:L:96:ILE:HD13	2.18	0.44
17:Q:32:THR:HA	17:Q:62:GLU:HA	2.00	0.44
20:T:10:VAL:HG12	20:T:71:ILE:HA	1.99	0.44
22:V:36:GLN:OE1	22:V:41:PHE:N	2.50	0.44
31:5:7:VAL:HG12	31:5:35:GLN:HB3	2.00	0.44
32:6:18:GLN:O	32:6:19:THR:HB	2.17	0.44
35:9:148:SER:OG	35:9:151:MET:HG2	2.17	0.44
37:11:131:GLY:O	37:11:134:VAL:HG22	2.18	0.44
38:12:2:MET:HG3	38:12:2:MET:O	2.17	0.44
41:15:111:ASP:OD2	51:25:24:LYS:HG2	2.17	0.44
43:17:28:ARG:HG2	43:17:62:PHE:CE2	2.53	0.44
44:18:44:VAL:O	44:18:48:GLN:NE2	2.47	0.44
52:26:734:G:H2'	52:26:735:C:C6	2.52	0.44
53:27:23:G:H2'	53:27:24:G:C8	2.51	0.44
53:27:308:G:H2'	53:27:309:A:C8	2.52	0.44
53:27:764:A:O2'	53:27:765:C:H5'	2.17	0.44
53:27:780:G:H2'	53:27:782:A:N7	2.31	0.44
53:27:869:G:H2'	53:27:870:U:O4'	2.17	0.44
53:27:1309:G:H2'	53:27:1310:G:O4'	2.16	0.44
53:27:1651:G:C2	53:27:1652:A:C4	3.05	0.44
53:27:1810:A:H2'	53:27:1811:G:O4'	2.17	0.44
53:27:2391:G:H1'	53:27:2429:G:N2	2.33	0.44
53:27:2471:A:C2'	53:27:2472:G:H5'	2.47	0.44
53:27:2565:A:H5''	53:27:2566:A:OP2	2.16	0.44
59:33:293:LEU:HD23	59:33:293:LEU:C	2.37	0.44
59:33:461:ILE:HG22	59:33:462:GLU:N	2.32	0.44
59:33:599:VAL:HG21	59:33:631:ILE:CD1	2.47	0.44
1:A:160:TYR:HB3	1:A:193:GLU:HB3	1.98	0.44
1:A:164:VAL:HG23	1:A:174:ARG:HB2	2.00	0.44
4:D:104:THR:O	26:Z:38:SER:HB3	2.16	0.44
14:N:30:ARG:NH2	54:28:48:U:P	2.90	0.44
15:O:13:LYS:HB3	15:O:13:LYS:HE2	1.77	0.44
17:Q:21:ARG:HG3	17:Q:95:ASP:OD1	2.17	0.44
17:Q:78:ARG:HB3	17:Q:78:ARG:HH21	1.83	0.44
21:U:7:GLU:HA	21:U:65:VAL:HG23	1.99	0.44
21:U:86:LEU:N	21:U:86:LEU:CD1	2.80	0.44

Continued on next page...

Continued from previous page...

Atom-1	Atom-2	Interatomic distance (Å)	Clash overlap (Å)
34:8:86:GLY:O	34:8:90:LEU:HG	2.17	0.44
37:11:115:MET:O	37:11:118:ARG:HG2	2.17	0.44
39:13:11:ARG:NH1	39:13:12:LYS:HB2	2.32	0.44
39:13:121:ARG:HH12	52:26:1346:A:P	2.40	0.44
41:15:51:PHE:HE2	41:15:64:VAL:HG11	1.82	0.44
42:16:112:ALA:HA	52:26:502:A:OP1	2.18	0.44
43:17:25:GLY:H	52:26:1329:A:C5'	2.20	0.44
44:18:40:ARG:O	44:18:43:ALA:HB3	2.17	0.44
52:26:1120:C:H2'	52:26:1121:U:H6	1.82	0.44
53:27:197:A:C4	53:27:2430:A:C6	3.06	0.44
53:27:588:U:H2'	53:27:589:U:C6	2.52	0.44
53:27:995:C:H5'	53:27:995:C:C6	2.53	0.44
53:27:1637:A:H2'	53:27:1638:C:H6	1.82	0.44
53:27:2206:C:H2'	53:27:2207:C:H6	1.83	0.44
53:27:2216:G:H2'	53:27:2217:G:C8	2.52	0.44
53:27:2475:C:C2'	53:27:2476:A:H5'	2.47	0.44
53:27:2636:C:O2'	53:27:2637:U:H5'	2.17	0.44
53:27:2824:C:C4	53:27:2825:G:C5	3.04	0.44
59:33:692:VAL:CG1	59:33:716:ILE:HG13	2.47	0.44
2:B:2:ILE:O	2:B:2:ILE:HG13	2.18	0.44
2:B:62:LYS:N	2:B:63:PRO:CD	2.81	0.44
2:B:77:ARG:O	2:B:77:ARG:HG3	2.18	0.44
3:C:94:GLN:OE1	53:27:660:C:H5''	2.17	0.44
3:C:158:PHE:HD1	3:C:169:VAL:HB	1.83	0.44
4:D:45:ASP:HB2	4:D:48:LEU:HB3	1.99	0.44
5:E:120:ILE:HG23	5:E:134:GLY:HA3	1.99	0.44
9:I:80:HIS:O	9:I:82:GLY:N	2.51	0.44
10:J:25:LEU:HD21	10:J:40:LYS:HG2	1.98	0.44
10:J:76:VAL:HG12	15:O:72:VAL:CG2	2.48	0.44
10:J:98:ARG:HA	10:J:98:ARG:HD3	1.74	0.44
11:K:84:LYS:HG2	11:K:84:LYS:O	2.18	0.44
17:Q:26:ASP:O	17:Q:27:ILE:HD13	2.17	0.44
24:X:26:PHE:O	24:X:30:MET:HG2	2.18	0.44
33:7:56:ILE:HD12	33:7:65:VAL:HG22	1.98	0.44
33:7:105:VAL:HG13	33:7:105:VAL:O	2.18	0.44
35:9:137:ARG:O	35:9:140:ILE:HG22	2.18	0.44
35:9:148:SER:O	35:9:151:MET:HB2	2.18	0.44
42:16:113:ARG:HG2	42:16:113:ARG:NH1	2.31	0.44
43:17:39:ALA:O	43:17:42:VAL:HG22	2.17	0.44
47:21:11:VAL:HG13	47:21:20:ILE:HD11	1.99	0.44
51:25:11:PHE:CZ	51:25:13:VAL:HA	2.53	0.44

Continued on next page...

Continued from previous page...

Atom-1	Atom-2	Interatomic distance (Å)	Clash overlap (Å)
52:26:229:U:H2'	52:26:230:G:C8	2.53	0.44
52:26:552:U:O2'	52:26:553:A:H5'	2.17	0.44
52:26:707:U:H2'	52:26:708:C:C6	2.53	0.44
52:26:731:G:C5'	52:26:766:A:H4'	2.46	0.44
52:26:806:C:O2'	52:26:807:A:H5'	2.18	0.44
52:26:1093:A:O2'	52:26:1094:G:H5'	2.17	0.44
52:26:1339:A:H2'	52:26:1340:A:O4'	2.17	0.44
52:26:1515:G:H2'	52:26:1516:G:H8	1.78	0.44
53:27:68:G:H2'	53:27:69:C:O4'	2.18	0.44
53:27:84:A:C6	53:27:99:U:H5'	2.52	0.44
53:27:103:A:H2'	53:27:104:A:O4'	2.17	0.44
53:27:222:A:H61	53:27:232:G:H1'	1.81	0.44
53:27:603:A:H4'	53:27:604:G:O5'	2.17	0.44
53:27:637:A:C6	53:27:652:U:H4'	2.53	0.44
53:27:745:G:O2'	53:27:748:G:H1'	2.18	0.44
53:27:1683:U:H2'	53:27:1684:G:C8	2.53	0.44
53:27:1999:C:H2'	53:27:2000:C:C6	2.53	0.44
53:27:2248:C:H3'	53:27:2249:U:C6	2.53	0.44
53:27:2448:A:H3'	53:27:2449:U:H2'	1.98	0.44
53:27:2549:G:O2'	53:27:2550:G:H5'	2.17	0.44
53:27:2668:G:H2'	53:27:2669:G:H8	1.83	0.44
59:33:325:VAL:HG12	59:33:332:LYS:O	2.18	0.44
59:33:428:ALA:HB3	59:33:436:GLY:HA2	1.99	0.44
59:33:621:ILE:C	59:33:621:ILE:HD12	2.38	0.44
2:B:112:THR:O	2:B:195:GLY:CA	2.65	0.44
3:C:44:ARG:NH1	53:27:1248:G:OP1	2.51	0.44
3:C:46:GLN:O	3:C:86:ALA:HB1	2.17	0.44
4:D:127:TYR:CE2	4:D:129:MET:HB3	2.52	0.44
5:E:2:ARG:CD	53:27:2751:G:C4	3.00	0.44
6:F:114:GLU:OE2	6:F:134:VAL:HA	2.18	0.44
7:G:21:GLY:HA2	7:G:86:MET:CE	2.48	0.44
8:H:108:ILE:HG23	8:H:112:LYS:HB3	1.99	0.44
12:L:9:PHE:HZ	53:27:911:A:H2'	1.82	0.44
14:N:95:SER:HB2	14:N:97:PHE:HD2	1.82	0.44
18:R:9:HIS:CE1	18:R:80:PRO:HG2	2.51	0.44
20:T:35:VAL:HB	20:T:38:ILE:HG13	1.98	0.44
24:X:59:GLU:HA	24:X:63:ALA:CB	2.47	0.44
32:6:11:ALA:HB2	32:6:211:LEU:HD21	1.98	0.44
32:6:66:ILE:HG22	32:6:67:LEU:N	2.32	0.44
32:6:95:TRP:HH2	32:6:174:GLU:HB3	1.81	0.44
35:9:163:ILE:C	35:9:163:ILE:HD12	2.38	0.44

Continued on next page...

Continued from previous page...

Atom-1	Atom-2	Interatomic distance (Å)	Clash overlap (Å)
36:10:11:HIS:CD2	36:10:13:ASP:H	2.36	0.44
41:15:127:ARG:HD2	52:26:1506:U:O2	2.17	0.44
45:19:34:GLN:HB3	45:19:58:MET:HE2	2.00	0.44
50:24:53:MET:O	50:24:57:VAL:HG12	2.18	0.44
52:26:193:C:O2'	52:26:194:C:H5'	2.18	0.44
52:26:589:U:H2'	52:26:590:U:C6	2.52	0.44
52:26:893:C:H2'	52:26:894:G:C8	2.52	0.44
52:26:1120:C:H2'	52:26:1121:U:C6	2.53	0.44
52:26:1130:A:H2'	52:26:1131:G:O4'	2.18	0.44
53:27:47:C:H2'	53:27:48:G:C8	2.53	0.44
53:27:80:G:N2	53:27:81:G:H1'	2.33	0.44
53:27:307:G:H2'	53:27:309:A:OP2	2.17	0.44
53:27:556:A:H3'	53:27:557:C:H6	1.83	0.44
53:27:568:U:C6	53:27:570:G:OP2	2.71	0.44
53:27:678:C:H2'	53:27:679:C:H6	1.82	0.44
53:27:795:C:H2'	53:27:796:C:H6	1.83	0.44
53:27:985:C:H2'	53:27:986:C:H6	1.81	0.44
53:27:1387:A:H2'	53:27:1388:G:C8	2.52	0.44
53:27:1678:A:H8	53:27:1678:A:O5'	2.00	0.44
53:27:1765:U:O2'	53:27:1766:G:H5'	2.17	0.44
53:27:2159:G:C2'	53:27:2160:C:H5'	2.48	0.44
53:27:2574:G:H2'	53:27:2575:C:O4'	2.18	0.44
53:27:2791:G:H2'	53:27:2792:A:O4'	2.16	0.44
54:28:48:U:H2'	54:28:49:C:H6	1.80	0.44
56:30:27:G:H2'	56:30:28:G:C8	2.53	0.44
56:30:57:G:H2'	56:30:58:A:H5'	2.00	0.44
59:33:191:ILE:HG22	59:33:194:LEU:HD13	1.99	0.44
59:33:408:VAL:O	59:33:415:VAL:HA	2.17	0.44
59:33:673:ALA:C	59:33:707:LEU:HD12	2.38	0.44
1:A:61:TYR:CE1	53:27:1816:C:H3'	2.52	0.44
3:C:31:VAL:HG21	3:C:104:ALA:CB	2.48	0.44
3:C:66:GLY:H	53:27:2060:A:H5''	1.83	0.44
3:C:84:THR:OG1	53:27:586:A:H5'	2.17	0.44
3:C:177:PRO:O	3:C:181:ILE:HG13	2.18	0.44
6:F:47:PHE:O	6:F:52:ALA:N	2.49	0.44
7:G:52:MET:HE3	7:G:99:PHE:CE1	2.53	0.44
11:K:109:LYS:HE2	53:27:636:G:N7	2.32	0.44
13:M:2:ARG:NH1	53:27:2822:G:O6	2.48	0.44
13:M:28:LEU:CD2	13:M:48:VAL:HG21	2.47	0.44
13:M:47:VAL:C	13:M:50:PRO:HD2	2.38	0.44
14:N:18:LEU:HD21	14:N:91:SER:HB2	1.99	0.44

Continued on next page...

Continued from previous page...

Atom-1	Atom-2	Interatomic distance (Å)	Clash overlap (Å)
24:X:38:GLN:HB3	24:X:39:GLN:OE1	2.18	0.44
34:8:31:CYS:HA	52:26:429:U:OP2	2.17	0.44
34:8:71:PHE:O	34:8:74:TYR:HB2	2.17	0.44
35:9:76:ASN:O	35:9:77:ASN:C	2.56	0.44
35:9:156:ARG:HH11	38:12:100:ILE:CG2	2.30	0.44
38:12:3:GLN:O	52:26:587:G:H4'	2.17	0.44
39:13:117:LEU:HG	39:13:123:ARG:HE	1.83	0.44
41:15:76:TYR:O	41:15:78:ILE:N	2.51	0.44
42:16:109:ARG:NH1	52:26:537:G:C5'	2.73	0.44
44:18:56:PRO:HA	44:18:59:GLN:HG2	2.00	0.44
47:21:39:ARG:HA	52:26:280:C:O2	2.17	0.44
52:26:152:A:H2'	52:26:153:C:H5'	1.99	0.44
52:26:166:U:H2'	52:26:167:A:H8	1.81	0.44
52:26:229:U:H2'	52:26:230:G:O4'	2.18	0.44
52:26:409:U:O5'	52:26:409:U:H6	2.00	0.44
52:26:924:C:H2'	52:26:925:G:H8	1.82	0.44
52:26:1114:C:O2'	52:26:1115:U:H5'	2.18	0.44
53:27:130:C:H2'	53:27:131:A:O4'	2.18	0.44
53:27:237:C:H2'	53:27:238:C:C6	2.53	0.44
53:27:406:G:H2'	53:27:407:G:C8	2.52	0.44
53:27:809:G:C5	53:27:810:U:C5	3.06	0.44
53:27:1185:G:H5''	53:27:1186:G:OP1	2.18	0.44
53:27:1195:G:C2	53:27:1196:C:C5	3.05	0.44
53:27:1223:G:C6	53:27:1227:G:C6	3.06	0.44
53:27:1430:G:H2'	53:27:1431:A:C8	2.53	0.44
53:27:1486:U:H2'	53:27:1487:U:C6	2.53	0.44
53:27:1609:A:H1'	53:27:1616:A:O4'	2.18	0.44
53:27:1930:G:H2'	53:27:1931:U:OP2	2.17	0.44
59:33:78:ALA:HB1	59:33:151:ILE:HD13	2.00	0.44
59:33:173:LEU:HD23	59:33:173:LEU:C	2.38	0.44
59:33:210:GLU:OE1	59:33:210:GLU:HA	2.17	0.44
59:33:642:ALA:HA	59:33:645:ARG:HD2	1.98	0.44
1:A:83:ASP:OD1	1:A:84:PRO:HD2	2.17	0.44
1:A:205:GLY:O	53:27:1791:A:C1'	2.65	0.44
2:B:28:GLU:HA	2:B:185:ASN:O	2.18	0.44
3:C:14:VAL:HG21	3:C:19:PHE:CD2	2.53	0.44
4:D:37:MET:SD	4:D:52:ALA:HB1	2.58	0.44
4:D:104:THR:CA	26:Z:38:SER:HB3	2.48	0.44
9:I:27:ARG:HH21	53:27:1141:U:H5''	1.82	0.44
9:I:90:GLU:O	9:I:93:ILE:HB	2.17	0.44
11:K:81:ASP:OD1	11:K:82:LEU:N	2.50	0.44

Continued on next page...

Continued from previous page...

Atom-1	Atom-2	Interatomic distance (Å)	Clash overlap (Å)
16:P:23:TYR:HD1	53:27:533:G:O5'	1.99	0.44
21:U:14:LYS:HB2	54:28:98:G:N1	2.30	0.44
29:3:33:ARG:O	29:3:36:ALA:HB3	2.17	0.44
29:3:34:ARG:HA	29:3:34:ARG:HD2	1.61	0.44
32:6:108:GLN:HE22	32:6:111:LYS:HD3	1.83	0.44
33:7:182:ASP:OD1	33:7:183:TYR:N	2.51	0.44
34:8:150:LYS:HB3	34:8:177:MET:HE2	2.00	0.44
42:16:87:LYS:HE3	52:26:526:C:P	2.58	0.44
43:17:24:VAL:HA	52:26:1329:A:H5''	2.00	0.44
52:26:62:U:H2'	52:26:63:C:C6	2.53	0.44
52:26:211:G:H2'	52:26:212:G:C4'	2.48	0.44
52:26:811:C:H4'	52:26:900:A:H62	1.83	0.44
52:26:971:G:H1'	52:26:1365:G:O2'	2.18	0.44
52:26:978:A:C2	52:26:1319:A:C4	3.05	0.44
52:26:994:A:C5	52:26:1216:A:H4'	2.53	0.44
52:26:1008:U:H2'	52:26:1009:U:C6	2.52	0.44
52:26:1032:G:H3'	52:26:1033:G:H4'	1.99	0.44
52:26:1453:G:H3'	52:26:1453:G:N3	2.32	0.44
53:27:181:A:O2'	53:27:182:A:H5'	2.16	0.44
53:27:520:G:H2'	53:27:521:U:H6	1.83	0.44
53:27:758:C:O2	53:27:758:C:C2'	2.63	0.44
53:27:891:G:H2'	53:27:892:A:H8	1.82	0.44
53:27:996:A:H2'	53:27:997:G:H8	1.82	0.44
53:27:1130:U:C2	53:27:2025:C:H5''	2.53	0.44
53:27:1406:U:C3'	53:27:1407:G:H5''	2.48	0.44
53:27:1425:G:H2'	53:27:1426:G:C8	2.53	0.44
53:27:1838:C:H4'	53:27:1839:G:H8	1.82	0.44
53:27:2083:G:H2'	53:27:2084:C:C6	2.53	0.44
57:31:66:C:H2'	57:31:67:C:H6	1.82	0.44
59:33:20:TRP:CE2	59:33:63:VAL:CB	2.93	0.44
59:33:65:ILE:HD13	59:33:157:ILE:CG1	2.48	0.44
59:33:191:ILE:CG2	59:33:194:LEU:HD13	2.47	0.44
59:33:240:MET:HB2	59:33:245:VAL:HG13	2.00	0.44
59:33:444:ILE:HG13	59:33:444:ILE:O	2.18	0.44
59:33:675:ASP:HB2	59:33:706:GLN:HE21	1.83	0.44
1:A:174:ARG:HD3	1:A:180:MET:SD	2.58	0.44
3:C:44:ARG:CD	3:C:90:GLN:HE22	2.31	0.44
4:D:16:MET:O	4:D:20:ASN:HA	2.18	0.44
4:D:93:GLU:HA	4:D:96:TRP:HD1	1.83	0.44
11:K:28:GLY:HA2	53:27:811:U:OP2	2.18	0.44
15:O:113:LEU:HD11	52:26:1441:A:C2	2.53	0.44

Continued on next page...

Continued from previous page...

Atom-1	Atom-2	Interatomic distance (Å)	Clash overlap (Å)
23:W:73:ARG:HD2	23:W:75:GLU:CG	2.47	0.44
24:X:45:GLN:HG3	24:X:46:VAL:N	2.31	0.44
30:4:18:LYS:HB3	53:27:651:G:OP1	2.17	0.44
32:6:95:TRP:CH2	32:6:171:ALA:HA	2.53	0.44
33:7:205:GLU:HG3	33:7:206:ILE:H	1.83	0.44
35:9:12:GLU:HG3	35:9:63:MET:HE1	2.00	0.44
35:9:20:VAL:HG23	35:9:31:SER:HB3	2.00	0.44
38:12:14:ARG:HD3	38:12:74:ILE:HG22	1.99	0.44
39:13:89:TYR:O	39:13:90:ASP:CB	2.66	0.44
39:13:115:VAL:HG21	40:14:62:ARG:HG3	2.00	0.44
40:14:72:ARG:NH2	52:26:1152:A:O5'	2.49	0.44
43:17:24:VAL:HG23	43:17:28:ARG:HB3	1.99	0.44
45:19:58:MET:O	45:19:61:GLN:HB3	2.17	0.44
51:25:34:ARG:HB3	51:25:36:PHE:HD2	1.83	0.44
52:26:70:U:H4'	52:26:71:A:O5'	2.18	0.44
52:26:77:A:H61	52:26:92:U:H3	1.66	0.44
52:26:151:A:O2'	52:26:152:A:H5'	2.18	0.44
52:26:220:G:O2'	52:26:221:C:H5'	2.17	0.44
52:26:726:C:H2'	52:26:727:G:O4'	2.18	0.44
52:26:783:C:H2'	52:26:784:A:C8	2.53	0.44
52:26:1428:A:H2'	52:26:1429:A:O4'	2.17	0.44
52:26:1520:C:H2'	52:26:1521:C:C6	2.51	0.44
53:27:188:G:H3'	53:27:189:G:H8	1.83	0.44
53:27:291:G:O2'	53:27:292:U:H5'	2.18	0.44
53:27:395:U:H2'	53:27:396:G:H8	1.80	0.44
53:27:551:G:C2'	53:27:552:U:H5'	2.48	0.44
53:27:1668:A:C5	53:27:1674:G:C5	3.06	0.44
53:27:1811:G:C6	53:27:1812:U:C4	3.05	0.44
53:27:1997:C:H2'	53:27:1998:A:H8	1.83	0.44
53:27:2057:G:H2'	53:27:2058:A:H8	1.83	0.44
53:27:2079:U:H2'	53:27:2080:A:O4'	2.18	0.44
56:30:17:C:H5'	56:30:19:G:OP1	2.18	0.44
58:32:69:C:C3'	58:32:70:G:H5''	2.47	0.44
59:33:62:MET:HE3	59:33:79:ALA:CA	2.37	0.44
59:33:233:VAL:O	59:33:237:ARG:HG3	2.17	0.44
1:A:12:ARG:HA	1:A:15:VAL:CG2	2.47	0.43
2:B:37:VAL:HG12	2:B:39:ASP:OD1	2.18	0.43
2:B:154:LYS:HD3	53:27:2024:G:H4'	2.00	0.43
5:E:87:GLN:OE1	5:E:164:ALA:HA	2.18	0.43
5:E:152:ARG:HG3	5:E:152:ARG:NH2	2.33	0.43
7:G:87:GLU:HB3	7:G:90:GLY:O	2.18	0.43

Continued on next page...

Continued from previous page...

Atom-1	Atom-2	Interatomic distance (Å)	Clash overlap (Å)
8:H:103:ALA:O	8:H:107:GLU:HG3	2.17	0.43
10:J:90:ASN:OD1	10:J:91:SER:N	2.51	0.43
17:Q:35:PHE:O	17:Q:58:VAL:HA	2.18	0.43
17:Q:83:TYR:CE1	53:27:1187:G:H5''	2.52	0.43
23:W:12:VAL:O	23:W:28:PHE:HB2	2.18	0.43
32:6:20:ARG:O	32:6:22:TRP:N	2.51	0.43
33:7:173:PRO:HB2	33:7:176:THR:OG1	2.18	0.43
39:13:98:ARG:NH2	52:26:1180:A:OP2	2.39	0.43
39:13:129:ARG:OXT	39:13:129:ARG:HG3	2.18	0.43
41:15:28:ASN:HD21	41:15:56:LYS:CE	2.31	0.43
41:15:61:ALA:O	41:15:64:VAL:HG12	2.17	0.43
44:18:30:ILE:HG22	44:18:43:ALA:HB2	1.99	0.43
46:20:4:ILE:HG12	46:20:21:VAL:HG22	1.99	0.43
52:26:165:G:H2'	52:26:166:U:C6	2.52	0.43
52:26:696:A:O2'	52:26:697:U:H5'	2.19	0.43
52:26:747:A:H2'	52:26:748:G:O4'	2.17	0.43
53:27:263:G:H2'	53:27:264:C:O4'	2.18	0.43
53:27:271:G:O2'	53:27:272:A:H5''	2.17	0.43
53:27:555:G:HO2'	53:27:556:A:H8	1.66	0.43
53:27:1078:U:H4'	53:27:1088:A:OP1	2.17	0.43
53:27:1562:U:H2'	53:27:1563:U:O4'	2.18	0.43
53:27:1672:A:C4'	53:27:2553:G:H4'	2.48	0.43
53:27:1853:A:C6	53:27:1889:A:C5	3.06	0.43
54:28:42:C:C2'	54:28:43:C:H5'	2.48	0.43
54:28:71:C:H2'	54:28:72:G:H8	1.80	0.43
59:33:62:MET:HE2	59:33:82:PHE:CE1	2.53	0.43
59:33:99:VAL:HG11	59:33:103:VAL:CG1	2.48	0.43
59:33:177:GLU:O	59:33:181:ILE:HB	2.18	0.43
59:33:716:ILE:HD11	59:33:721:VAL:HB	2.00	0.43
1:A:140:VAL:CG1	1:A:191:LEU:HD23	2.48	0.43
2:B:84:LEU:HD21	2:B:90:PHE:CD2	2.53	0.43
3:C:110:SER:O	3:C:114:ARG:HG3	2.18	0.43
4:D:9:ASP:CG	4:D:10:GLU:H	2.20	0.43
6:F:108:VAL:HG12	6:F:110:VAL:N	2.33	0.43
8:H:7:TYR:CE1	8:H:60:VAL:HB	2.54	0.43
8:H:75:ALA:HB3	53:27:1060:U:C5	2.53	0.43
11:K:89:VAL:HA	11:K:121:THR:O	2.18	0.43
14:N:7:ARG:HG3	14:N:10:ARG:HH11	1.83	0.43
17:Q:91:GLN:HE22	53:27:1162:G:H21	1.64	0.43
26:Z:51:VAL:O	26:Z:53:THR:N	2.51	0.43
32:6:158:ASP:O	32:6:181:PRO:HD2	2.17	0.43

Continued on next page...

Continued from previous page...

Atom-1	Atom-2	Interatomic distance (Å)	Clash overlap (Å)
33:7:15:LYS:HA	33:7:16:PRO:HD2	1.93	0.43
34:8:12:ARG:HD3	34:8:33:ILE:HA	2.00	0.43
35:9:56:PRO:O	35:9:59:ILE:HG12	2.17	0.43
38:12:121:GLY:C	52:26:599:C:H4'	2.38	0.43
41:15:68:ARG:O	41:15:71:ASP:HB3	2.18	0.43
42:16:113:ARG:HD2	42:16:118:VAL:O	2.16	0.43
52:26:130:A:H1'	52:26:264:C:C4'	2.47	0.43
52:26:299:G:C6	52:26:300:A:N1	2.86	0.43
52:26:589:U:H2'	52:26:590:U:H6	1.82	0.43
52:26:770:C:H2'	52:26:771:G:H8	1.82	0.43
52:26:878:A:H2'	52:26:879:C:C6	2.53	0.43
52:26:1103:C:O5'	52:26:1103:C:H6	2.01	0.43
52:26:1125:U:O2'	52:26:1126:U:H2'	2.17	0.43
53:27:283:G:H3'	53:27:284:U:C5'	2.42	0.43
53:27:544:C:H5'	53:27:545:U:OP1	2.18	0.43
53:27:696:G:O2'	53:27:697:G:H5'	2.18	0.43
53:27:2207:C:H2'	53:27:2208:C:C6	2.53	0.43
53:27:2584:U:H3'	53:27:2585:U:H5''	2.00	0.43
53:27:2745:C:H2'	53:27:2746:U:C6	2.52	0.43
59:33:281:ILE:HG12	59:33:338:ILE:HG13	1.99	0.43
4:D:93:GLU:O	4:D:96:TRP:HB2	2.18	0.43
6:F:15:LEU:HD12	6:F:16:GLY:N	2.33	0.43
9:I:35:ARG:HB2	9:I:54:ILE:HD11	2.00	0.43
13:M:12:ARG:O	13:M:17:ARG:NH2	2.51	0.43
14:N:100:HIS:HD2	54:28:48:U:H4'	1.83	0.43
22:V:10:ARG:NH2	53:27:2279:G:N7	2.66	0.43
26:Z:62:LYS:HD3	26:Z:62:LYS:HA	1.70	0.43
34:8:97:LEU:CB	34:8:134:TYR:HB3	2.41	0.43
36:10:63:ASN:ND2	36:10:96:VAL:HG21	2.33	0.43
38:12:94:VAL:HG12	38:12:95:MET:HG3	2.01	0.43
39:13:51:LEU:O	39:13:55:ASP:N	2.51	0.43
40:14:89:ARG:HG2	40:14:90:LEU:N	2.33	0.43
44:18:26:LEU:O	44:18:30:ILE:HB	2.19	0.43
46:20:23:ASP:OD2	52:26:230:G:H5'	2.18	0.43
47:21:16:MET:HG3	47:21:19:SER:HB3	1.99	0.43
52:26:235:C:H2'	52:26:236:A:H8	1.79	0.43
52:26:371:A:H4'	52:26:482:A:H4'	2.00	0.43
52:26:631:C:O5'	52:26:632:U:H5'	2.18	0.43
52:26:836:G:H2'	52:26:837:U:O4'	2.17	0.43
52:26:1237:C:H4'	52:26:1300:G:H22	1.83	0.43
53:27:191:A:H2'	53:27:192:C:H6	1.79	0.43

Continued on next page...

Continued from previous page...

Atom-1	Atom-2	Interatomic distance (Å)	Clash overlap (Å)
53:27:211:C:H2'	53:27:212:G:C8	2.53	0.43
53:27:287:G:C2'	53:27:288:U:H5'	2.48	0.43
53:27:346:A:C2	53:27:347:A:H1'	2.53	0.43
53:27:377:G:C6	53:27:378:C:C4	3.07	0.43
53:27:540:C:H2'	53:27:541:A:O4'	2.18	0.43
53:27:776:G:H4'	53:27:777:G:O5'	2.19	0.43
53:27:852:U:H2'	53:27:853:C:C6	2.53	0.43
53:27:955:U:H5	53:27:962:G:C6	2.36	0.43
53:27:1228:G:H2'	53:27:1229:C:H6	1.81	0.43
53:27:1536:C:H4'	53:27:1537:G:C2	2.53	0.43
53:27:1923:U:H5''	57:31:24:U:O2'	2.18	0.43
53:27:2364:C:H2'	53:27:2365:G:H5'	1.99	0.43
53:27:2595:G:N1	53:27:2599:G:C6	2.87	0.43
54:28:33:G:H2'	54:28:34:A:O4'	2.18	0.43
58:32:16:C:H4'	58:32:59:A:N1	2.32	0.43
59:33:24:LEU:CD1	59:33:67:SER:O	2.66	0.43
59:33:172:VAL:CG2	59:33:176:LYS:HE2	2.48	0.43
59:33:302:HIS:HE1	59:33:325:VAL:H	1.66	0.43
3:C:104:ALA:O	3:C:108:ILE:HG13	2.19	0.43
3:C:105:LEU:CB	3:C:200:LEU:HD21	2.47	0.43
4:D:34:THR:C	4:D:35:LEU:HD12	2.38	0.43
6:F:88:GLY:HA2	6:F:125:THR:OG1	2.18	0.43
6:F:122:LEU:HD23	6:F:128:HIS:HB2	2.00	0.43
7:G:6:GLN:OE1	7:G:6:GLN:N	2.48	0.43
9:I:113:PRO:HD2	53:27:558:U:OP1	2.18	0.43
11:K:30:THR:O	11:K:32:GLY:N	2.51	0.43
13:M:67:PHE:O	13:M:71:ARG:HA	2.18	0.43
17:Q:82:HIS:ND1	17:Q:82:HIS:O	2.51	0.43
19:S:84:TYR:CD2	53:27:1341:G:C4	3.07	0.43
30:4:16:THR:HG21	30:4:48:MET:SD	2.59	0.43
32:6:81:ASP:O	32:6:85:SER:N	2.48	0.43
32:6:95:TRP:O	32:6:170:ILE:HD11	2.18	0.43
33:7:10:ARG:NH2	33:7:174:LEU:O	2.51	0.43
33:7:174:LEU:HA	33:7:181:ILE:HD12	2.00	0.43
33:7:201:ILE:O	33:7:203:LYS:NZ	2.51	0.43
38:12:13:ILE:O	38:12:17:GLN:HG2	2.19	0.43
38:12:14:ARG:NH1	52:26:875:U:O2'	2.51	0.43
39:13:11:ARG:HH12	39:13:12:LYS:HE3	1.83	0.43
39:13:113:LYS:HE2	39:13:118:ARG:C	2.38	0.43
40:14:48:ARG:NE	44:18:100:TRP:CD2	2.85	0.43
45:19:47:LYS:O	45:19:49:HIS:N	2.47	0.43

Continued on next page...

Continued from previous page...

Atom-1	Atom-2	Interatomic distance (Å)	Clash overlap (Å)
47:21:56:ASP:OD1	47:21:56:ASP:N	2.51	0.43
52:26:222:C:H2'	52:26:223:A:C8	2.54	0.43
52:26:1053:G:N7	52:26:1200:C:H5'	2.34	0.43
52:26:1397:C:H41	55:29:22:A:H2'	1.82	0.43
52:26:1427:C:H2'	52:26:1428:A:H8	1.83	0.43
53:27:458:G:N2	53:27:469:G:H2'	2.34	0.43
53:27:1075:C:O2'	53:27:1076:C:H5'	2.18	0.43
53:27:1164:C:O2'	53:27:1165:A:H5'	2.18	0.43
53:27:1599:U:H2'	53:27:1600:C:H6	1.83	0.43
53:27:2142:A:H2'	53:27:2142:A:N3	2.34	0.43
53:27:2809:A:H3'	53:27:2810:A:H8	1.83	0.43
53:27:2878:U:H6	53:27:2878:U:O5'	2.02	0.43
3:C:90:GLN:NE2	3:C:92:HIS:HE1	2.17	0.43
5:E:106:LEU:O	5:E:151:ARG:NH2	2.52	0.43
6:F:25:TYR:O	6:F:29:PHE:HB3	2.17	0.43
6:F:51:ARG:HA	6:F:55:GLU:HG2	2.01	0.43
8:H:2:LYS:HB3	8:H:7:TYR:CE2	2.53	0.43
8:H:112:LYS:O	8:H:116:MET:HG3	2.18	0.43
9:I:98:GLU:HB3	9:I:124:VAL:HG21	1.99	0.43
27:1:8:THR:CG2	27:1:10:SER:HB3	2.49	0.43
28:2:10:LEU:HD23	28:2:50:GLU:HA	2.00	0.43
32:6:22:TRP:CH2	32:6:24:PRO:HA	2.53	0.43
41:15:88:PRO:HG2	41:15:89:GLY:H	1.83	0.43
42:16:80:LEU:HB2	42:16:101:LEU:HD13	2.01	0.43
42:16:109:ARG:HH12	52:26:537:G:C5'	2.26	0.43
49:23:9:PHE:HE2	49:23:36:ARG:HE	1.65	0.43
51:25:27:VAL:O	51:25:31:VAL:N	2.32	0.43
52:26:107:G:N2	52:26:108:G:H1'	2.33	0.43
52:26:465:A:H2'	52:26:466:A:O4'	2.18	0.43
52:26:734:G:H2'	52:26:735:C:H6	1.84	0.43
52:26:766:A:C2'	52:26:767:A:H5'	2.48	0.43
52:26:956:U:O2'	52:26:957:U:H5'	2.17	0.43
52:26:965:U:H5''	52:26:966:G:OP1	2.18	0.43
52:26:1524:C:H2'	52:26:1525:G:C8	2.52	0.43
53:27:182:A:O2'	53:27:183:C:H5'	2.19	0.43
53:27:205:G:O2'	53:27:206:U:P	2.76	0.43
53:27:418:C:H2'	53:27:419:U:H6	1.84	0.43
53:27:585:G:H3'	53:27:1251:C:N4	2.33	0.43
53:27:840:C:H2'	53:27:841:G:C8	2.53	0.43
53:27:1178:C:H2'	53:27:1179:G:C8	2.53	0.43
53:27:1372:U:H2'	53:27:1373:A:C8	2.53	0.43

Continued on next page...

Continued from previous page...

Atom-1	Atom-2	Interatomic distance (Å)	Clash overlap (Å)
53:27:1669:A:O3'	53:27:2549:G:H5'	2.19	0.43
53:27:1912:A:N6	53:27:1917:U:H5	2.13	0.43
53:27:2111:U:N3	53:27:2147:A:H1'	2.18	0.43
53:27:2661:G:H2'	53:27:2662:A:O4'	2.19	0.43
56:30:44:G:H2'	56:30:45:U:H5'	2.00	0.43
59:33:241:LYS:CD	59:33:246:LYS:NZ	2.77	0.43
1:A:43:ASN:HB3	1:A:49:THR:HG21	2.01	0.43
1:A:52:HIS:O	1:A:216:ARG:N	2.44	0.43
1:A:211:ARG:HA	1:A:211:ARG:HD2	1.80	0.43
2:B:13:ARG:HH22	15:O:74:GLN:CD	2.22	0.43
4:D:7:TYR:HA	4:D:11:VAL:CG2	2.49	0.43
4:D:100:GLU:C	4:D:102:LEU:H	2.22	0.43
8:H:79:LEU:HD11	8:H:128:ILE:O	2.18	0.43
9:I:16:TYR:CD1	9:I:140:LEU:HB2	2.54	0.43
12:L:10:ARG:CZ	12:L:10:ARG:HB2	2.48	0.43
14:N:7:ARG:HD2	14:N:97:PHE:CE2	2.53	0.43
15:O:62:LYS:HE2	15:O:64:SER:HB2	2.00	0.43
16:P:42:GLY:O	16:P:45:ALA:HB3	2.19	0.43
17:Q:24:LYS:HE2	53:27:1163:G:H5'	2.00	0.43
17:Q:49:ILE:HG22	17:Q:54:VAL:HA	2.00	0.43
23:W:7:THR:OG1	23:W:9:LYS:HG3	2.19	0.43
28:2:11:VAL:HG12	28:2:12:SER:N	2.34	0.43
32:6:182:VAL:CG2	32:6:195:VAL:HA	2.48	0.43
33:7:41:TYR:O	33:7:44:LYS:HB2	2.19	0.43
34:8:141:VAL:HG12	34:8:180:THR:HG23	2.00	0.43
35:9:100:GLU:C	35:9:102:THR:N	2.72	0.43
40:14:68:ARG:HH22	52:26:1115:U:P	2.40	0.43
42:16:119:LYS:HA	52:26:36:C:H5''	2.00	0.43
46:20:14:ARG:NH1	52:26:618:C:H1'	2.20	0.43
51:25:16:ARG:O	51:25:19:LYS:HB2	2.18	0.43
51:25:18:PHE:O	51:25:19:LYS:HD2	2.18	0.43
52:26:379:C:H2'	52:26:380:G:C8	2.54	0.43
52:26:423:G:H3'	52:26:423:G:N3	2.33	0.43
52:26:667:G:H2'	52:26:668:G:C8	2.52	0.43
52:26:836:G:C5	52:26:851:G:C6	3.07	0.43
52:26:1415:G:C6	52:26:1486:G:C6	3.06	0.43
52:26:1499:A:H2'	52:26:1500:A:H8	1.84	0.43
53:27:481:G:H1'	53:27:506:G:H22	1.78	0.43
53:27:1112:G:H2'	53:27:1113:U:O4'	2.19	0.43
53:27:1173:U:C2'	53:27:1174:U:H4'	2.49	0.43
53:27:1184:U:O2'	53:27:1185:G:H5'	2.19	0.43

Continued on next page...

Continued from previous page...

Atom-1	Atom-2	Interatomic distance (Å)	Clash overlap (Å)
53:27:1279:G:C4	53:27:1280:G:C8	3.06	0.43
53:27:2021:C:H3'	53:27:2022:U:C5'	2.49	0.43
53:27:2576:G:H2'	53:27:2576:G:N3	2.34	0.43
53:27:2620:C:H3'	53:27:2621:G:H5''	2.00	0.43
56:30:5:G:H2'	56:30:6:G:C8	2.47	0.43
56:30:5:G:O2'	56:30:6:G:H5'	2.18	0.43
57:31:4:G:H2'	57:31:5:G:H8	1.84	0.43
59:33:338:ILE:HD12	59:33:338:ILE:N	2.34	0.43
59:33:624:PHE:CG	59:33:644:LEU:HD13	2.54	0.43
1:A:71:ASP:OD2	1:A:188:ARG:NH2	2.49	0.43
1:A:253:GLY:N	53:27:1796:U:H4'	2.34	0.43
7:G:23:LEU:HA	7:G:118:ILE:HG13	2.00	0.43
7:G:117:LEU:HD12	7:G:117:LEU:C	2.39	0.43
8:H:11:GLN:CD	8:H:74:PRO:HG2	2.39	0.43
9:I:111:LYS:HE3	9:I:111:LYS:HB2	1.89	0.43
10:J:30:ARG:HD2	53:27:2674:G:H4'	1.99	0.43
10:J:109:SER:O	10:J:111:LYS:HG2	2.19	0.43
12:L:26:VAL:HA	12:L:104:GLU:CD	2.38	0.43
12:L:70:ASP:C	12:L:70:ASP:OD1	2.57	0.43
18:R:1:MET:HG3	18:R:2:GLU:N	2.33	0.43
20:T:41:VAL:HG23	20:T:60:LYS:HB2	2.00	0.43
25:Y:10:ARG:NH2	25:Y:52:PHE:O	2.51	0.43
34:8:2:ARG:HH21	34:8:111:ALA:HB1	1.84	0.43
35:9:110:MET:HA	35:9:113:VAL:HG12	2.00	0.43
39:13:5:TYR:CD1	39:13:88:GLU:HA	2.54	0.43
39:13:9:GLY:HA3	39:13:81:GLY:CA	2.49	0.43
39:13:30:ASN:O	39:13:32:ARG:N	2.51	0.43
41:15:63:GLN:HG3	41:15:98:ALA:HB1	2.00	0.43
41:15:76:TYR:O	41:15:77:GLY:C	2.56	0.43
42:16:100:ALA:HB2	52:26:35:G:H5'	2.01	0.43
44:18:89:ARG:HB3	44:18:91:GLU:HG2	2.00	0.43
45:19:24:THR:HG21	45:19:69:LEU:HB2	2.01	0.43
50:24:78:LEU:O	50:24:81:GLN:HB2	2.19	0.43
52:26:228:A:H2'	52:26:229:U:C6	2.53	0.43
52:26:841:C:H1'	52:26:843:U:H1'	2.01	0.43
52:26:861:G:H21	52:26:874:G:C4'	2.32	0.43
52:26:1166:G:O2'	52:26:1169:A:N6	2.51	0.43
52:26:1203:C:H2'	52:26:1204:A:C8	2.54	0.43
52:26:1256:A:N7	52:26:1278:G:H1'	2.34	0.43
52:26:1325:C:O2'	52:26:1326:U:H5'	2.19	0.43
52:26:1448:C:H2'	52:26:1449:C:H6	1.83	0.43

Continued on next page...

Continued from previous page...

Atom-1	Atom-2	Interatomic distance (Å)	Clash overlap (Å)
52:26:1514:G:H2'	52:26:1515:G:C8	2.52	0.43
53:27:270:A:OP1	53:27:271:G:H8	2.02	0.43
53:27:488:G:H22	53:27:491:G:H5''	1.82	0.43
53:27:496:G:C2	53:27:497:A:H1'	2.53	0.43
53:27:858:G:C4'	53:27:859:G:OP2	2.65	0.43
53:27:1575:C:H2'	53:27:1576:U:H6	1.84	0.43
53:27:1892:C:H2'	53:27:1893:C:C6	2.53	0.43
53:27:2359:C:O2'	53:27:2360:G:H5'	2.19	0.43
53:27:2428:G:O5'	53:27:2428:G:H8	2.02	0.43
53:27:2591:C:C2	53:27:2592:G:C8	3.07	0.43
53:27:2616:C:H2'	53:27:2617:U:C6	2.51	0.43
58:32:12:G:H22	58:32:23:C:C2'	2.31	0.43
59:33:146:PHE:O	59:33:149:VAL:HG22	2.19	0.43
59:33:194:LEU:O	59:33:198:LEU:HG	2.19	0.43
59:33:669:VAL:HG23	59:33:739:ARG:C	2.39	0.43
59:33:686:ILE:HG21	59:33:729:LEU:HD11	1.99	0.43
1:A:48:ILE:HG22	53:27:779:U:P	2.59	0.43
2:B:133:THR:OG1	2:B:134:HIS:N	2.51	0.43
3:C:34:ALA:CB	3:C:94:GLN:HE21	2.32	0.43
3:C:109:LEU:N	3:C:109:LEU:HD12	2.33	0.43
4:D:164:GLU:O	4:D:167:ALA:HB3	2.18	0.43
7:G:50:VAL:HG22	53:27:1082:U:H5''	2.00	0.43
8:H:73:PRO:HA	8:H:74:PRO:HD3	1.77	0.43
10:J:71:ARG:HB3	10:J:72:PRO:HD2	2.00	0.43
17:Q:16:GLU:HG3	17:Q:100:GLY:HA2	2.01	0.43
29:3:12:ARG:NE	29:3:44:VAL:HG21	2.32	0.43
31:5:26:ILE:HG22	31:5:27:CYS:N	2.34	0.43
34:8:8:LEU:CB	52:26:430:A:OP1	2.67	0.43
34:8:28:ASP:O	34:8:29:THR:C	2.57	0.43
35:9:159:SER:HB2	35:9:161:GLU:HG2	2.00	0.43
37:11:147:ASN:C	37:11:149:ALA:N	2.71	0.43
47:21:49:ASN:O	47:21:50:ASN:C	2.57	0.43
52:26:742:G:O2'	52:26:743:A:H5'	2.18	0.43
52:26:878:A:H2'	52:26:879:C:H6	1.83	0.43
52:26:915:A:C2'	52:26:916:U:H5'	2.48	0.43
52:26:992:U:H1'	52:26:993:G:C2	2.54	0.43
52:26:1371:G:H2'	52:26:1372:U:O4'	2.19	0.43
53:27:26:G:H2'	53:27:27:G:O4'	2.18	0.43
53:27:146:A:H2'	53:27:147:C:C6	2.54	0.43
53:27:192:C:H2'	53:27:193:U:O4'	2.19	0.43
53:27:308:G:O4'	53:27:501:A:H5'	2.18	0.43

Continued on next page...

Continued from previous page...

Atom-1	Atom-2	Interatomic distance (Å)	Clash overlap (Å)
53:27:404:A:O2'	53:27:405:U:H5'	2.17	0.43
53:27:1293:C:C3'	53:27:1294:U:H5''	2.48	0.43
53:27:1313:U:H2'	53:27:1313:U:O2	2.18	0.43
53:27:1682:G:N3	53:27:1757:A:H1'	2.34	0.43
53:27:1747:U:O2'	53:27:1748:C:H5'	2.18	0.43
53:27:1804:C:H6	53:27:1804:C:O5'	2.01	0.43
53:27:2576:G:H3'	53:27:2576:G:OP1	2.18	0.43
53:27:2618:G:C6	53:27:2619:C:C4	3.07	0.43
59:33:103:VAL:O	59:33:107:ILE:HG23	2.18	0.43
59:33:248:GLU:HG2	59:33:250:TYR:CD2	2.54	0.43
59:33:334:VAL:HG13	59:33:334:VAL:O	2.18	0.43
59:33:442:ALA:O	59:33:448:ILE:HG13	2.19	0.43
1:A:5:CYS:SG	1:A:12:ARG:NE	2.92	0.43
1:A:29:PHE:CE2	1:A:31:PRO:HB2	2.54	0.43
2:B:56:LYS:HZ3	53:27:2831:G:P	2.42	0.43
9:I:130:HIS:ND1	9:I:130:HIS:O	2.51	0.43
10:J:40:LYS:HE2	53:27:2561:U:O3'	2.19	0.43
11:K:62:PRO:HD2	30:4:24:LYS:HB3	2.00	0.43
11:K:85:VAL:HG21	11:K:90:VAL:HG22	1.99	0.43
12:L:21:ALA:HA	12:L:97:GLN:HG2	2.00	0.43
14:N:66:GLY:HA2	14:N:102:ARG:NH2	2.33	0.43
17:Q:39:LEU:O	17:Q:49:ILE:HG23	2.19	0.43
17:Q:91:GLN:HE21	53:27:993:G:H1'	1.83	0.43
18:R:57:ASN:HD21	53:27:495:G:H1'	1.84	0.43
20:T:76:THR:O	20:T:78:LYS:HG2	2.17	0.43
22:V:28:LEU:HA	22:V:60:ASP:OD1	2.19	0.43
26:Z:26:SER:OG	26:Z:28:VAL:HG13	2.19	0.43
29:3:3:ARG:HH12	53:27:752:A:P	2.42	0.43
32:6:113:LEU:HD13	32:6:143:LEU:HB3	2.01	0.43
34:8:154:VAL:O	34:8:158:LEU:HD13	2.19	0.43
35:9:76:ASN:N	35:9:79:THR:O	2.52	0.43
37:11:68:VAL:HG21	37:11:103:ILE:CG1	2.48	0.43
47:21:45:VAL:HG21	47:21:60:ILE:HD13	2.00	0.43
49:23:49:ALA:HB1	49:23:56:HIS:O	2.19	0.43
52:26:89:U:O2	52:26:90:C:C5	2.72	0.43
52:26:149:A:O2'	52:26:150:U:H5'	2.19	0.43
52:26:360:G:C6	52:26:361:G:C6	3.07	0.43
52:26:436:C:H2'	52:26:437:U:C6	2.54	0.43
52:26:505:G:OP2	52:26:535:A:H5'	2.18	0.43
52:26:878:A:H2'	52:26:879:C:O4'	2.18	0.43
52:26:963:G:N2	52:26:972:C:O2	2.48	0.43

Continued on next page...

Continued from previous page...

Atom-1	Atom-2	Interatomic distance (Å)	Clash overlap (Å)
52:26:1119:C:H2'	52:26:1120:C:C6	2.54	0.43
53:27:276:U:H2'	53:27:277:G:C4'	2.49	0.43
53:27:648:G:H1'	53:27:2351:G:OP1	2.18	0.43
53:27:674:G:H2'	53:27:804:A:H61	1.83	0.43
53:27:1096:A:H2'	53:27:1097:U:H5''	2.01	0.43
53:27:1164:C:H2'	53:27:1165:A:C8	2.54	0.43
53:27:1164:C:H2'	53:27:1165:A:H8	1.82	0.43
53:27:1313:U:O2	53:27:1313:U:C2'	2.66	0.43
53:27:1659:G:C2'	53:27:1660:G:H5''	2.48	0.43
53:27:1906:G:H1'	53:27:1929:G:C6	2.54	0.43
53:27:2066:C:H2'	53:27:2067:G:H8	1.83	0.43
53:27:2156:G:C2'	53:27:2157:G:H5'	2.49	0.43
53:27:2333:A:H4'	53:27:2334:U:O5'	2.19	0.43
54:28:85:G:H2'	54:28:86:G:C8	2.53	0.43
58:32:51:C:H2'	58:32:52:G:C8	2.54	0.43
59:33:61:GLU:HA	59:33:64:GLU:HG2	2.00	0.43
1:A:130:PRO:HA	1:A:188:ARG:HA	2.00	0.43
7:G:94:ARG:HH21	7:G:131:THR:CG2	2.25	0.43
8:H:74:PRO:O	8:H:78:LEU:HG	2.19	0.43
11:K:60:ARG:NH2	53:27:2428:G:N2	2.67	0.43
12:L:4:PRO:HG3	12:L:68:PHE:HE2	1.83	0.43
12:L:78:LEU:HD23	12:L:79:ALA:HB2	2.01	0.43
13:M:96:ARG:O	13:M:113:ILE:HA	2.19	0.43
15:O:22:GLY:O	15:O:89:GLY:HA3	2.19	0.43
16:P:42:GLY:HA3	17:Q:75:VAL:HG21	2.00	0.43
17:Q:80:ARG:HH12	53:27:571:U:P	2.42	0.43
19:S:44:LYS:HG3	19:S:55:VAL:CG1	2.48	0.43
34:8:2:ARG:HD2	34:8:114:ARG:NE	2.34	0.43
38:12:3:GLN:NE2	52:26:755:G:H21	2.17	0.43
39:13:11:ARG:HG2	39:13:76:GLY:HA3	2.00	0.43
43:17:15:VAL:HG21	43:17:40:GLU:HB2	2.00	0.43
43:17:69:ARG:HG2	43:17:69:ARG:HH11	1.84	0.43
44:18:5:MET:HB3	44:18:62:ARG:HH21	1.79	0.43
46:20:6:LEU:HD12	52:26:375:U:C4'	2.46	0.43
52:26:395:C:C4	52:26:396:C:N4	2.87	0.43
52:26:422:C:OP2	52:26:422:C:C6	2.72	0.43
52:26:808:C:H2'	52:26:809:G:O4'	2.19	0.43
52:26:1259:C:H3'	52:26:1260:G:C5'	2.39	0.43
52:26:1484:C:H2'	52:26:1485:U:O4'	2.19	0.43
53:27:80:G:H2'	53:27:81:G:O4'	2.18	0.43
53:27:236:C:O2'	53:27:431:U:H4'	2.19	0.43

Continued on next page...

Continued from previous page...

Atom-1	Atom-2	Interatomic distance (Å)	Clash overlap (Å)
53:27:563:A:C6	53:27:564:C:C4	3.07	0.43
53:27:586:A:C2	53:27:1254:A:C2	3.06	0.43
53:27:610:C:H2'	53:27:611:C:H6	1.83	0.43
53:27:784:G:OP2	53:27:2589:A:OP1	2.37	0.43
53:27:1065:U:H1'	53:27:1074:G:N2	2.34	0.43
53:27:1361:G:C6	53:27:1371:G:N2	2.87	0.43
53:27:1666:G:H2'	53:27:1667:G:H5'	2.00	0.43
53:27:1951:U:O2	53:27:1953:A:H8	2.02	0.43
53:27:2312:U:C2'	53:27:2313:C:H5'	2.48	0.43
53:27:2388:A:H5'	53:27:2389:G:OP2	2.19	0.43
53:27:2584:U:C3'	53:27:2585:U:H5''	2.49	0.43
53:27:2679:A:O2'	53:27:2680:U:H5'	2.19	0.43
54:28:11:C:C2'	54:28:12:C:H5'	2.49	0.43
54:28:30:C:H2'	54:28:31:C:O4'	2.19	0.43
59:33:24:LEU:CD2	59:33:67:SER:O	2.67	0.43
59:33:197:GLU:CG	59:33:201:TYR:CE2	2.92	0.43
59:33:729:LEU:O	59:33:735:VAL:HG11	2.18	0.43
3:C:68:ALA:O	3:C:70:SER:N	2.51	0.42
5:E:91:VAL:HG22	5:E:92:GLY:N	2.33	0.42
8:H:102:ARG:HA	8:H:105:LEU:HD12	2.00	0.42
15:O:13:LYS:HE3	15:O:76:HIS:O	2.19	0.42
17:Q:37:GLU:OE1	17:Q:37:GLU:N	2.51	0.42
17:Q:64:VAL:HG21	17:Q:97:LYS:HB2	2.01	0.42
19:S:48:GLN:O	19:S:52:GLU:HA	2.19	0.42
21:U:53:LYS:HB3	21:U:55:GLU:OE1	2.19	0.42
21:U:93:ARG:HA	21:U:93:ARG:HD2	1.88	0.42
44:18:30:ILE:O	44:18:40:ARG:HG3	2.19	0.42
44:18:95:LEU:HG	44:18:95:LEU:O	2.18	0.42
46:20:14:ARG:HH21	46:20:42:ILE:HD11	1.83	0.42
52:26:290:C:O5'	52:26:290:C:H6	2.02	0.42
52:26:431:A:H2'	52:26:432:A:H8	1.85	0.42
52:26:529:G:H4'	52:26:533:A:C2	2.54	0.42
52:26:890:G:O2'	52:26:906:A:N6	2.52	0.42
52:26:1069:C:O2'	52:26:1192:C:H1'	2.19	0.42
52:26:1187:G:O2'	52:26:1188:A:H5'	2.19	0.42
53:27:193:U:H2'	53:27:194:G:C8	2.38	0.42
53:27:527:C:C4	53:27:2779:U:H2'	2.54	0.42
53:27:556:A:H3'	53:27:557:C:C6	2.54	0.42
53:27:957:C:O2'	53:27:958:U:H5''	2.19	0.42
53:27:1178:C:C2	53:27:1179:G:N7	2.87	0.42
53:27:1912:A:N7	53:27:1917:U:C5	2.87	0.42

Continued on next page...

Continued from previous page...

Atom-1	Atom-2	Interatomic distance (Å)	Clash overlap (Å)
53:27:1930:G:H2'	53:27:1968:G:N1	2.33	0.42
53:27:1973:G:H2'	53:27:1974:C:O4'	2.18	0.42
53:27:2248:C:H2'	53:27:2249:U:O4'	2.19	0.42
53:27:2312:U:O2'	53:27:2313:C:H5'	2.19	0.42
53:27:2617:U:H3'	53:27:2618:G:H8	1.84	0.42
53:27:2636:C:H2'	53:27:2637:U:C6	2.54	0.42
53:27:2869:G:H2'	53:27:2870:C:C6	2.54	0.42
54:28:82:U:H2'	54:28:83:G:H8	1.84	0.42
56:30:62:C:H2'	56:30:63:G:N9	2.34	0.42
58:32:12:G:H2'	58:32:13:C:O4'	2.19	0.42
59:33:57:TRP:O	59:33:60:VAL:CG2	2.63	0.42
59:33:84:LEU:HB3	59:33:90:VAL:HG21	2.01	0.42
59:33:172:VAL:HG13	59:33:173:LEU:N	2.34	0.42
59:33:281:ILE:HD13	59:33:281:ILE:HG21	1.80	0.42
3:C:76:PRO:HA	3:C:82:GLY:HA3	2.01	0.42
5:E:10:VAL:HG13	5:E:10:VAL:O	2.19	0.42
5:E:95:ALA:HB3	5:E:127:GLN:O	2.19	0.42
6:F:131:SER:OG	6:F:141:LYS:HE3	2.18	0.42
7:G:20:LYS:O	7:G:22:ALA:N	2.45	0.42
8:H:93:ASN:OD1	8:H:133:ARG:O	2.38	0.42
9:I:34:ARG:HH11	9:I:34:ARG:HG3	1.84	0.42
9:I:136:GLN:HE21	53:27:2899:A:H5'	1.83	0.42
11:K:63:LYS:HA	30:4:11:LYS:O	2.19	0.42
13:M:22:ARG:HG3	13:M:70:THR:HA	2.01	0.42
13:M:33:ILE:O	13:M:33:ILE:HG23	2.19	0.42
13:M:51:LEU:HD11	13:M:70:THR:HG23	2.01	0.42
14:N:32:PRO:O	14:N:102:ARG:NH1	2.50	0.42
14:N:49:VAL:HG11	14:N:78:VAL:O	2.19	0.42
17:Q:38:VAL:HG22	17:Q:40:MET:H	1.83	0.42
25:Y:25:GLY:O	53:27:929:U:H1'	2.19	0.42
32:6:116:LEU:HA	32:6:119:GLN:CG	2.48	0.42
33:7:2:GLN:HE21	52:26:1191:A:P	2.42	0.42
33:7:38:VAL:HG23	33:7:39:ARG:N	2.34	0.42
35:9:92:ARG:HB2	35:9:127:TYR:HB2	2.01	0.42
41:15:30:ILE:HD13	41:15:45:THR:HG23	2.01	0.42
47:21:6:THR:O	47:21:7:LEU:HD12	2.18	0.42
48:22:32:ILE:HD12	48:22:33:THR:O	2.19	0.42
48:22:33:THR:HG22	48:22:37:LYS:HB3	2.01	0.42
52:26:73:C:H2'	52:26:74:A:H8	1.83	0.42
52:26:786:G:C4	52:26:787:A:C8	3.07	0.42
52:26:943:U:H2'	52:26:944:G:C8	2.53	0.42

Continued on next page...

Continued from previous page...

Atom-1	Atom-2	Interatomic distance (Å)	Clash overlap (Å)
52:26:961:U:P	52:26:1223:C:H4'	2.58	0.42
52:26:1073:U:C4	52:26:1074:G:N7	2.87	0.42
52:26:1429:A:H2'	52:26:1430:A:H8	1.83	0.42
53:27:564:C:H2'	53:27:565:C:H6	1.81	0.42
53:27:572:A:C6	53:27:573:U:N3	2.88	0.42
53:27:691:C:O2'	53:27:692:C:H5'	2.19	0.42
53:27:976:G:H4'	53:27:1156:A:N7	2.34	0.42
53:27:1360:G:C8	53:27:1361:G:C8	3.08	0.42
53:27:1736:U:H2'	53:27:1737:G:O4'	2.20	0.42
53:27:1842:G:C6	53:27:1843:C:C4	3.06	0.42
53:27:1842:G:C5	53:27:1843:C:C4	3.06	0.42
53:27:2110:G:H5'	53:27:2111:U:C5'	2.48	0.42
53:27:2363:G:H2'	53:27:2364:C:C6	2.54	0.42
53:27:2568:U:H2'	53:27:2569:G:O4'	2.19	0.42
58:32:40:C:H2'	58:32:41:C:H6	1.82	0.42
1:A:47:ARG:NH1	53:27:1807:G:OP1	2.50	0.42
2:B:157:LYS:HA	53:27:2619:C:H5''	2.00	0.42
3:C:45:ALA:CB	53:27:38:A:H4'	2.49	0.42
4:D:65:LEU:HD23	4:D:87:LYS:HE2	2.00	0.42
5:E:91:VAL:HG12	5:E:159:LYS:HE2	2.00	0.42
5:E:144:ALA:HB1	5:E:163:TYR:HE1	1.84	0.42
6:F:80:ILE:HD13	6:F:98:ASP:OD2	2.19	0.42
7:G:38:MET:HE1	53:27:1058:U:H5'	2.00	0.42
7:G:52:MET:HE3	7:G:99:PHE:CZ	2.54	0.42
8:H:73:PRO:CB	8:H:78:LEU:HD21	2.49	0.42
9:I:15:TRP:O	9:I:138:GLN:HB3	2.20	0.42
11:K:54:GLN:HE22	53:27:2358:A:H61	1.66	0.42
19:S:73:ARG:HG3	19:S:73:ARG:NH2	2.29	0.42
26:Z:66:ILE:HD13	44:18:41:TRP:HB2	2.01	0.42
32:6:202:ASN:HD21	32:6:208:ALA:HB2	1.83	0.42
34:8:131:ILE:HD12	34:8:131:ILE:O	2.19	0.42
35:9:113:VAL:HG13	35:9:114:LEU:HD13	2.01	0.42
35:9:152:VAL:C	35:9:154:ALA:N	2.71	0.42
37:11:117:LEU:HD23	37:11:121:ASN:ND2	2.34	0.42
40:14:50:THR:HB	52:26:975:A:H62	1.84	0.42
40:14:98:VAL:HG22	40:14:99:GLN:N	2.34	0.42
46:20:8:ARG:HG3	46:20:8:ARG:O	2.19	0.42
49:23:21:ALA:O	49:23:25:GLY:N	2.50	0.42
49:23:55:GLN:NE2	59:33:606:MET:HA	2.34	0.42
52:26:199:A:O2'	52:26:200:G:H5'	2.19	0.42
52:26:705:G:H2'	52:26:706:A:H5'	1.99	0.42

Continued on next page...

Continued from previous page...

Atom-1	Atom-2	Interatomic distance (Å)	Clash overlap (Å)
52:26:756:C:H2'	52:26:757:U:H6	1.85	0.42
52:26:793:U:H5'	52:26:794:A:O5'	2.18	0.42
52:26:1118:U:H1'	52:26:1179:A:C4	2.55	0.42
52:26:1241:G:H2'	52:26:1242:G:H8	1.84	0.42
53:27:279:A:N6	53:27:361:G:O2'	2.51	0.42
53:27:522:A:H2'	53:27:523:C:H6	1.81	0.42
53:27:532:A:H4'	53:27:533:G:C8	2.53	0.42
53:27:784:G:C5'	53:27:785:G:OP1	2.63	0.42
53:27:823:C:C4	53:27:824:U:C4	3.07	0.42
53:27:870:U:O2'	53:27:871:U:H5'	2.19	0.42
53:27:1001:A:H2'	53:27:1002:G:O4'	2.19	0.42
53:27:1277:G:H2'	53:27:1278:C:C6	2.55	0.42
53:27:1310:G:O2'	53:27:1611:C:H5''	2.18	0.42
53:27:1629:U:H1'	53:27:2698:U:H5''	2.01	0.42
53:27:2061:G:C8	53:27:2503:A:O4'	2.72	0.42
53:27:2691:C:O2'	53:27:2692:G:H5'	2.19	0.42
55:29:17:U:H2'	55:29:18:G:C8	2.54	0.42
59:33:18:GLU:O	59:33:21:ILE:CG1	2.68	0.42
59:33:232:PHE:HE1	59:33:329:PRO:CG	2.32	0.42
1:A:217:PRO:HB2	53:27:1789:A:O3'	2.19	0.42
3:C:84:THR:CG2	53:27:586:A:H5'	2.45	0.42
3:C:132:LYS:HD3	53:27:319:G:OP2	2.20	0.42
5:E:16:VAL:HG12	5:E:17:LYS:H	1.85	0.42
7:G:34:THR:HG21	53:27:1085:A:N6	2.34	0.42
7:G:44:ALA:O	7:G:50:VAL:N	2.52	0.42
9:I:16:TYR:O	9:I:55:ILE:N	2.52	0.42
9:I:26:GLY:HA3	53:27:1140:C:H5'	2.01	0.42
10:J:31:ARG:HH12	53:27:2676:C:P	2.42	0.42
14:N:49:VAL:CG2	14:N:82:ALA:HA	2.37	0.42
17:Q:37:GLU:CD	17:Q:37:GLU:H	2.22	0.42
18:R:11:ARG:HH21	53:27:1322:A:H5'	1.83	0.42
21:U:18:ARG:HH21	54:28:78:A:P	2.42	0.42
29:3:12:ARG:NH2	53:27:686:U:O4	2.52	0.42
32:6:191:ASP:OD1	32:6:192:PRO:HD2	2.19	0.42
33:7:86:LEU:HA	33:7:89:VAL:CG2	2.50	0.42
36:10:54:LEU:HD12	36:10:55:HIS:N	2.35	0.42
37:11:2:ARG:NH2	52:26:935:A:C2	2.87	0.42
39:13:43:ALA:O	39:13:46:VAL:HG22	2.19	0.42
41:15:71:ASP:O	41:15:72:ALA:CB	2.66	0.42
41:15:126:ARG:HB2	51:25:33:ARG:CD	2.48	0.42
44:18:33:VAL:O	44:18:33:VAL:HG23	2.19	0.42

Continued on next page...

Continued from previous page...

Atom-1	Atom-2	Interatomic distance (Å)	Clash overlap (Å)
45:19:71:ARG:HH22	52:26:754:C:H5'	1.78	0.42
47:21:26:ARG:CZ	47:21:39:ARG:HG2	2.50	0.42
49:23:10:ILE:CD1	49:23:15:LEU:HB2	2.48	0.42
52:26:5:U:H4'	52:26:6:G:C4	2.54	0.42
52:26:123:U:H2'	52:26:124:C:C6	2.55	0.42
52:26:157:U:H1'	52:26:165:G:C2	2.54	0.42
52:26:496:A:C2	52:26:497:G:C5	3.07	0.42
52:26:967:C:H2'	52:26:968:A:C8	2.54	0.42
52:26:969:A:O2'	52:26:970:C:H5'	2.20	0.42
52:26:1054:C:OP2	52:26:1197:A:OP2	2.37	0.42
52:26:1234:C:C2'	52:26:1235:U:H5'	2.49	0.42
53:27:483:A:N7	53:27:497:A:H2	2.18	0.42
53:27:635:C:H2'	53:27:636:G:C8	2.55	0.42
53:27:770:G:C4	53:27:771:G:C8	3.07	0.42
53:27:860:U:H1'	53:27:2268:A:H5'	2.01	0.42
53:27:996:A:C6	53:27:1160:G:N1	2.87	0.42
53:27:1356:G:C5	53:27:1357:C:C5	3.08	0.42
53:27:1669:A:OP2	53:27:1670:C:OP2	2.37	0.42
53:27:1786:A:H1'	53:27:1938:A:N6	2.34	0.42
53:27:1869:G:H2'	53:27:1871:A:H2	1.85	0.42
53:27:1909:C:H2'	53:27:1910:G:C8	2.54	0.42
53:27:1923:U:H2'	53:27:1924:C:C6	2.54	0.42
53:27:1999:C:H1'	53:27:2687:U:O2'	2.19	0.42
53:27:2048:G:H2'	53:27:2049:G:O4'	2.20	0.42
53:27:2071:A:C6	53:27:2072:C:N4	2.87	0.42
53:27:2075:U:C4	53:27:2238:G:C6	3.08	0.42
53:27:2460:U:H2'	53:27:2461:A:H8	1.83	0.42
59:33:38:THR:CG2	59:33:77:ARG:HD2	2.49	0.42
59:33:622:VAL:CB	59:33:641:LEU:HD21	2.48	0.42
59:33:664:GLY:N	59:33:717:TYR:O	2.52	0.42
20:T:82:VAL:HG12	20:T:83:GLY:N	2.34	0.42
23:W:32:LEU:O	23:W:33:HIS:CG	2.72	0.42
24:X:7:ARG:HG3	24:X:8:GLU:N	2.34	0.42
30:4:38:LYS:HG3	30:4:41:ARG:NH1	2.35	0.42
32:6:76:SER:HB2	32:6:92:ASN:O	2.19	0.42
32:6:105:THR:N	32:6:107:ARG:HG2	2.35	0.42
35:9:63:MET:HB3	35:9:67:ARG:NH1	2.25	0.42
41:15:96:ILE:O	41:15:99:LEU:HB3	2.18	0.42
42:16:112:ALA:HA	52:26:502:A:P	2.59	0.42
52:26:177:G:O2'	52:26:1448:C:H4'	2.20	0.42
52:26:207:C:H1'	52:26:212:G:H22	1.84	0.42

Continued on next page...

Continued from previous page...

Atom-1	Atom-2	Interatomic distance (Å)	Clash overlap (Å)
52:26:542:G:H2'	52:26:543:U:H6	1.79	0.42
52:26:711:G:H2'	52:26:712:A:H8	1.84	0.42
52:26:880:C:H2'	52:26:881:G:O4'	2.19	0.42
52:26:900:A:H2'	52:26:901:A:O4'	2.19	0.42
52:26:922:G:C6	52:26:923:A:C6	3.08	0.42
52:26:1414:U:H2'	52:26:1415:G:C8	2.50	0.42
52:26:1434:A:O2'	52:26:1435:G:H5'	2.18	0.42
53:27:303:G:H2'	53:27:304:U:O4'	2.19	0.42
53:27:1049:C:H1'	53:27:1113:U:H4'	2.02	0.42
53:27:1105:U:H2'	53:27:1106:G:H8	1.84	0.42
53:27:1255:U:C5'	53:27:1256:G:H5''	2.49	0.42
53:27:1620:G:O2'	53:27:1621:U:H5'	2.19	0.42
53:27:1891:G:H2'	53:27:1892:C:H6	1.83	0.42
53:27:2090:A:H2'	53:27:2091:C:H6	1.83	0.42
53:27:2662:A:C4	53:27:2663:G:H1'	2.55	0.42
54:28:56:G:H4'	54:28:57:A:H8	1.83	0.42
55:29:13:A:O5'	55:29:13:A:H8	2.02	0.42
59:33:197:GLU:CG	59:33:201:TYR:CZ	3.02	0.42
59:33:599:VAL:N	59:33:602:VAL:O	2.53	0.42
1:A:154:ALA:HB2	1:A:161:VAL:HG23	2.00	0.42
2:B:104:VAL:O	2:B:177:VAL:HG11	2.20	0.42
3:C:103:GLY:O	3:C:106:LYS:HB2	2.19	0.42
4:D:102:LEU:HA	4:D:106:ALA:HB3	2.02	0.42
4:D:114:ARG:NH1	43:17:67:ASP:OD1	2.50	0.42
14:N:100:HIS:H	14:N:103:VAL:HG23	1.85	0.42
16:P:53:LYS:HE2	53:27:994:C:C6	2.54	0.42
20:T:38:ILE:HG22	20:T:39:ASN:N	2.34	0.42
21:U:60:VAL:HG13	21:U:72:VAL:O	2.20	0.42
30:4:3:ILE:N	30:4:63:TYR:OH	2.52	0.42
33:7:46:LEU:CD1	33:7:75:VAL:HG13	2.50	0.42
34:8:67:LEU:HD23	34:8:67:LEU:HA	1.88	0.42
35:9:35:LEU:HD12	35:9:48:GLY:O	2.19	0.42
35:9:101:GLY:O	35:9:102:THR:O	2.36	0.42
37:11:28:ILE:O	37:11:28:ILE:HG22	2.20	0.42
41:15:40:ALA:HB3	52:26:685:G:O4'	2.20	0.42
43:17:28:ARG:HG2	43:17:62:PHE:CD2	2.55	0.42
44:18:26:LEU:HA	44:18:30:ILE:HD12	2.00	0.42
45:19:35:ILE:HG12	45:19:55:LEU:HD11	2.02	0.42
46:20:21:VAL:O	46:20:32:PHE:HB2	2.20	0.42
51:25:27:VAL:O	51:25:31:VAL:HG12	2.19	0.42
52:26:88:U:C2'	52:26:89:U:H4'	2.49	0.42

Continued on next page...

Continued from previous page...

Atom-1	Atom-2	Interatomic distance (Å)	Clash overlap (Å)
52:26:137:U:O2'	52:26:138:G:H5'	2.19	0.42
52:26:236:A:H2'	52:26:237:G:H8	1.84	0.42
52:26:434:U:H2'	52:26:435:A:H8	1.85	0.42
52:26:731:G:H5'	52:26:766:A:C4'	2.49	0.42
52:26:1026:G:H2'	52:26:1026:G:N3	2.33	0.42
52:26:1037:C:H2'	52:26:1038:C:C6	2.52	0.42
52:26:1114:C:H2'	52:26:1115:U:O4'	2.18	0.42
52:26:1231:G:O2'	52:26:1232:U:H5'	2.19	0.42
52:26:1415:G:N3	52:26:1416:G:C8	2.88	0.42
53:27:426:C:H2'	53:27:427:U:C6	2.54	0.42
53:27:687:C:H5'	53:27:688:U:OP2	2.19	0.42
53:27:1070:A:H2'	53:27:1097:U:OP1	2.20	0.42
53:27:1187:G:H8	53:27:1187:G:O5'	2.03	0.42
53:27:2007:U:H2'	53:27:2008:C:C6	2.46	0.42
53:27:2107:G:H2'	53:27:2108:A:O4'	2.19	0.42
53:27:2341:G:H2'	53:27:2342:C:H6	1.85	0.42
53:27:2654:A:N1	53:27:2665:A:H5''	2.35	0.42
53:27:2800:A:H3'	53:27:2801:G:H5''	2.01	0.42
54:28:34:A:H2'	54:28:44:G:O6	2.18	0.42
58:32:40:C:C2	58:32:41:C:C5	3.06	0.42
59:33:30:LYS:C	59:33:33:GLU:HG2	2.37	0.42
59:33:72:ASP:O	59:33:76:LEU:HD13	2.20	0.42
59:33:175:ALA:O	59:33:179:THR:HG23	2.19	0.42
59:33:260:TRP:NE1	59:33:264:GLN:NE2	2.67	0.42
59:33:432:HIS:HB3	59:33:435:VAL:CG2	2.46	0.42
59:33:702:ASP:OD1	59:33:703:THR:N	2.48	0.42
1:A:12:ARG:HD2	53:27:728:G:H4'	2.02	0.42
4:D:14:LYS:O	4:D:18:GLU:HG3	2.19	0.42
4:D:18:GLU:C	4:D:20:ASN:H	2.23	0.42
4:D:72:SER:OG	4:D:79:ARG:HA	2.20	0.42
6:F:3:VAL:HA	6:F:39:ALA:H	1.84	0.42
7:G:82:ILE:HB	7:G:84:TYR:CE2	2.55	0.42
9:I:62:VAL:HG11	9:I:101:ILE:HD11	2.01	0.42
9:I:95:ARG:HG3	9:I:96:ARG:HG2	2.02	0.42
10:J:22:ILE:HD12	10:J:23:LYS:HB3	2.02	0.42
14:N:15:ARG:HD2	14:N:25:ARG:NH2	2.34	0.42
15:O:1:SER:N	15:O:4:ILE:HD12	2.35	0.42
15:O:85:VAL:HG12	15:O:86:LYS:N	2.35	0.42
15:O:93:LYS:HD3	53:27:2717:C:O2'	2.19	0.42
16:P:27:ARG:HH21	16:P:37:ALA:HA	1.84	0.42
19:S:48:GLN:HB2	19:S:55:VAL:HG21	2.01	0.42

Continued on next page...

Continued from previous page...

Atom-1	Atom-2	Interatomic distance (Å)	Clash overlap (Å)
20:T:11:ILE:HD11	20:T:19:GLY:HA2	2.02	0.42
25:Y:20:LYS:O	25:Y:23:LEU:HB2	2.19	0.42
32:6:91:VAL:HG11	32:6:95:TRP:HD1	1.83	0.42
32:6:185:ILE:HG22	32:6:199:ILE:CB	2.47	0.42
33:7:68:HIS:HA	33:7:103:ALA:O	2.19	0.42
34:8:84:ASN:O	34:8:88:ASN:ND2	2.53	0.42
34:8:144:ILE:HG22	34:8:149:LYS:HA	2.01	0.42
37:11:110:ARG:HG2	37:11:110:ARG:O	2.20	0.42
42:16:104:SER:HB2	42:16:107:LYS:HZ1	1.84	0.42
44:18:57:SER:OG	52:26:1316:G:H4'	2.20	0.42
46:20:6:LEU:HD13	46:20:17:TYR:CD1	2.54	0.42
48:22:13:THR:CG2	48:22:20:ILE:HD11	2.48	0.42
52:26:357:G:OP1	52:26:367:U:H2'	2.19	0.42
52:26:441:A:H61	52:26:493:A:H2	1.67	0.42
52:26:514:C:H2'	52:26:515:G:C8	2.53	0.42
52:26:602:A:H2'	52:26:603:U:C6	2.54	0.42
52:26:848:C:H2'	52:26:849:G:C5'	2.49	0.42
52:26:1001:C:H2'	52:26:1002:G:C8	2.54	0.42
52:26:1064:G:C2	52:26:1066:C:N4	2.88	0.42
53:27:514:A:O2'	53:27:515:A:H5'	2.20	0.42
53:27:1387:A:O2'	53:27:1388:G:H5'	2.19	0.42
53:27:1528:A:H2'	53:27:1529:G:C5'	2.50	0.42
53:27:1542:U:H2'	53:27:1543:G:C8	2.55	0.42
53:27:1772:A:H2'	53:27:1773:A:O3'	2.20	0.42
53:27:2287:A:C5	53:27:2289:G:C8	3.08	0.42
53:27:2452:C:C2	53:27:2504:U:C4	3.08	0.42
53:27:2828:G:O2'	53:27:2829:A:H5'	2.20	0.42
59:33:407:TYR:O	59:33:408:VAL:HG13	2.19	0.42
1:A:44:ASN:HD21	53:27:1812:U:C1'	2.31	0.42
1:A:163:ILE:HG12	1:A:173:LEU:CD2	2.49	0.42
1:A:204:LEU:HD21	1:A:213:ARG:HE	1.85	0.42
2:B:4:LEU:HD13	2:B:101:PHE:CE2	2.55	0.42
5:E:34:ARG:CG	5:E:74:MET:SD	3.08	0.42
5:E:85:LYS:HB2	5:E:164:ALA:CB	2.50	0.42
8:H:127:SER:CA	53:27:1059:G:H21	2.33	0.42
9:I:118:MET:O	9:I:121:LYS:HG2	2.20	0.42
12:L:67:VAL:HG12	12:L:100:LYS:HE3	2.01	0.42
12:L:69:PRO:CA	12:L:94:ALA:HB2	2.48	0.42
12:L:86:LYS:HZ3	53:27:955:U:P	2.42	0.42
14:N:69:ASP:N	14:N:69:ASP:OD1	2.52	0.42
15:O:52:ARG:NH2	53:27:2720:U:H5''	2.34	0.42

Continued on next page...

Continued from previous page...

Atom-1	Atom-2	Interatomic distance (Å)	Clash overlap (Å)
15:O:63:ILE:H	15:O:63:ILE:HG13	1.53	0.42
16:P:90:ASP:OD1	16:P:90:ASP:C	2.56	0.42
19:S:88:LYS:O	19:S:91:GLN:HB3	2.18	0.42
28:2:34:GLU:HA	28:2:48:TYR:O	2.19	0.42
31:5:19:ARG:HH12	31:5:26:ILE:CD1	2.20	0.42
33:7:76:ILE:CA	33:7:83:VAL:HG23	2.49	0.42
33:7:121:SER:O	33:7:124:GLU:HB3	2.19	0.42
33:7:196:GLY:H	52:26:1057:G:H4'	1.85	0.42
39:13:86:LEU:HA	39:13:86:LEU:HD23	1.78	0.42
42:16:113:ARG:HH21	42:16:120:ARG:CG	2.32	0.42
46:20:54:LEU:O	46:20:57:ILE:HB	2.20	0.42
49:23:30:LEU:N	49:23:30:LEU:HD12	2.34	0.42
52:26:123:U:H2'	52:26:124:C:H6	1.85	0.42
52:26:222:C:H2'	52:26:223:A:H8	1.84	0.42
52:26:321:A:H2'	52:26:322:C:C6	2.54	0.42
52:26:487:A:H2'	52:26:488:C:O4'	2.19	0.42
52:26:573:A:C6	52:26:574:A:N1	2.88	0.42
52:26:579:A:H5'	52:26:728:A:H1'	2.02	0.42
52:26:785:G:O2'	52:26:786:G:H5'	2.19	0.42
53:27:256:A:O2'	53:27:257:C:H5'	2.20	0.42
53:27:341:C:H2'	53:27:342:A:H8	1.83	0.42
53:27:342:A:H2'	53:27:343:C:O4'	2.20	0.42
53:27:868:U:C4	53:27:869:G:N7	2.88	0.42
53:27:884:U:O5'	53:27:884:U:H6	2.03	0.42
53:27:942:G:H2'	53:27:943:A:H8	1.85	0.42
53:27:1126:A:H8	53:27:1126:A:OP1	2.03	0.42
53:27:1272:A:C2	53:27:1618:A:C2	3.08	0.42
53:27:1795:C:C4	53:27:1796:U:C4	3.08	0.42
53:27:1815:A:H8	53:27:1815:A:OP1	2.02	0.42
53:27:2010:G:O2'	53:27:2011:U:H5'	2.20	0.42
53:27:2173:A:H2'	53:27:2174:C:C5	2.55	0.42
59:33:18:GLU:HA	59:33:21:ILE:CD1	2.50	0.42
59:33:54:LEU:HB2	59:33:57:TRP:HE1	1.84	0.42
59:33:326:VAL:HG22	59:33:334:VAL:CG1	2.50	0.42
59:33:566:LYS:CB	59:33:569:ALA:HB3	2.50	0.42
1:A:75:ALA:CB	1:A:95:TYR:HA	2.49	0.42
2:B:49:GLN:HE21	2:B:79:LEU:HB3	1.85	0.42
2:B:183:GLU:OE1	2:B:183:GLU:N	2.52	0.42
4:D:34:THR:HA	4:D:88:VAL:O	2.20	0.42
10:J:76:VAL:H	15:O:72:VAL:CG2	2.30	0.42
11:K:41:ARG:NH1	53:27:807:U:OP2	2.52	0.42

Continued on next page...

Continued from previous page...

Atom-1	Atom-2	Interatomic distance (Å)	Clash overlap (Å)
14:N:9:ARG:HG3	14:N:10:ARG:N	2.35	0.42
17:Q:37:GLU:HB2	17:Q:53:PHE:HE1	1.84	0.42
18:R:66:ILE:O	18:R:69:LEU:HB3	2.19	0.42
19:S:81:LYS:NZ	53:27:1600:C:OP1	2.43	0.42
23:W:17:ARG:HD3	23:W:17:ARG:HA	1.95	0.42
26:Z:43:PHE:HB2	26:Z:47:LYS:NZ	2.34	0.42
30:4:8:GLY:O	30:4:12:ARG:NH2	2.53	0.42
31:5:24:ARG:HH22	31:5:36:ARG:HG3	1.84	0.42
35:9:132:PRO:O	35:9:135:VAL:HG22	2.20	0.42
42:16:101:LEU:HB3	42:16:102:ASP:H	1.53	0.42
47:21:60:ILE:HG22	47:21:72:TRP:HE3	1.85	0.42
51:25:38:GLU:OE1	52:26:1527:U:OP2	2.38	0.42
52:26:267:C:O2'	52:26:268:U:H5'	2.19	0.42
52:26:605:U:H2'	52:26:606:G:H8	1.85	0.42
52:26:849:G:H2'	52:26:850:U:O4'	2.20	0.42
52:26:852:G:C5	52:26:853:C:C5	3.08	0.42
52:26:1143:G:H2'	52:26:1144:G:C8	2.55	0.42
53:27:864:G:O2'	53:27:865:C:H5'	2.19	0.42
53:27:962:G:H21	53:27:2250:G:H22	1.68	0.42
53:27:1271:G:O3'	53:27:1272:A:H4'	2.20	0.42
53:27:1528:A:H2'	53:27:1529:G:O4'	2.19	0.42
53:27:2340:A:H2'	53:27:2341:G:C8	2.54	0.42
53:27:2543:G:H2'	53:27:2544:G:H8	1.82	0.42
53:27:2553:G:H2'	53:27:2554:U:O4'	2.20	0.42
53:27:2623:G:H2'	53:27:2624:G:C8	2.51	0.42
54:28:118:C:H2'	54:28:119:A:H8	1.84	0.42
57:31:52:G:H2'	57:31:53:G:O4'	2.20	0.42
57:31:66:C:O2'	57:31:67:C:H5'	2.20	0.42
59:33:61:GLU:HA	59:33:64:GLU:CG	2.49	0.42
59:33:450:PRO:C	59:33:452:THR:H	2.20	0.42
59:33:599:VAL:HG11	59:33:631:ILE:CD1	2.49	0.42
1:A:47:ARG:NH2	53:27:777:G:O2'	2.53	0.42
1:A:62:ARG:NH2	53:27:1568:G:OP2	2.44	0.42
1:A:155:ARG:NH1	53:27:1818:U:H5	2.18	0.42
3:C:109:LEU:HD11	3:C:180:LEU:HD23	2.01	0.42
7:G:59:LEU:HD23	7:G:61:ARG:N	2.35	0.42
19:S:11:LEU:HD21	19:S:47:VAL:HG22	2.02	0.42
19:S:57:VAL:HG22	19:S:58:VAL:H	1.85	0.42
21:U:26:PHE:CZ	21:U:86:LEU:HD22	2.55	0.42
24:X:59:GLU:HA	24:X:63:ALA:HB2	2.02	0.42
38:12:10:LEU:HD22	38:12:74:ILE:HD13	2.02	0.42

Continued on next page...

Continued from previous page...

Atom-1	Atom-2	Interatomic distance (Å)	Clash overlap (Å)
38:12:56:PRO:O	38:12:58:LEU:N	2.52	0.42
39:13:122:ARG:HB2	52:26:1349:A:OP1	2.20	0.42
44:18:93:PRO:O	44:18:94:GLY:C	2.59	0.42
46:20:5:ARG:HB2	52:26:376:G:H5''	2.01	0.42
46:20:20:VAL:HG21	46:20:32:PHE:CG	2.55	0.42
51:25:17:ARG:NH2	52:26:1538:C:O2'	2.53	0.42
52:26:24:U:H4'	52:26:524:G:O2'	2.20	0.42
52:26:236:A:H8	52:26:236:A:O5'	2.03	0.42
52:26:374:A:H2	52:26:390:U:HO2'	1.60	0.42
52:26:429:U:H4'	52:26:430:A:O5'	2.20	0.42
52:26:469:C:H2'	52:26:470:C:H5'	2.01	0.42
52:26:792:A:H1'	52:26:794:A:C8	2.55	0.42
52:26:824:G:O2'	52:26:825:A:H5'	2.19	0.42
52:26:892:A:H2'	52:26:893:C:H6	1.84	0.42
52:26:1155:A:H2'	52:26:1156:G:O4'	2.20	0.42
53:27:185:G:H2'	53:27:186:G:O4'	2.20	0.42
53:27:283:G:H2'	53:27:284:U:H4'	2.02	0.42
53:27:719:C:H2'	53:27:720:U:O4'	2.20	0.42
53:27:1306:C:O2'	53:27:1307:A:H5'	2.20	0.42
53:27:1555:G:H5'	53:27:1555:G:H8	1.84	0.42
53:27:1820:U:H4'	53:27:1821:A:OP2	2.20	0.42
53:27:2027:G:C2	53:27:2028:U:C2	3.07	0.42
53:27:2037:A:C6	53:27:2038:G:C6	3.08	0.42
54:28:35:C:H2'	54:28:36:C:O4'	2.19	0.42
59:33:65:ILE:HG12	59:33:161:ARG:HH22	1.83	0.42
59:33:82:PHE:CG	59:33:83:PRO:CD	2.93	0.42
59:33:134:ASN:O	59:33:135:VAL:CB	2.68	0.42
59:33:154:ALA:CA	59:33:157:ILE:HG12	2.50	0.42
59:33:197:GLU:OE2	59:33:201:TYR:OH	2.35	0.42
59:33:215:ALA:O	59:33:219:HIS:ND1	2.53	0.42
59:33:252:ARG:HD3	59:33:280:ARG:NH2	2.35	0.42
59:33:473:ARG:O	59:33:475:TRP:N	2.53	0.42
1:A:145:MET:HE3	1:A:181:ARG:HE	1.85	0.41
1:A:208:GLY:O	1:A:211:ARG:N	2.53	0.41
3:C:132:LYS:HE3	3:C:132:LYS:HB2	1.87	0.41
7:G:24:SER:N	7:G:118:ILE:HG13	2.32	0.41
8:H:109:ALA:HB1	8:H:121:ILE:HG23	2.02	0.41
10:J:12:ASP:HB2	10:J:98:ARG:O	2.20	0.41
15:O:77:SER:O	15:O:80:VAL:HG22	2.20	0.41
15:O:88:ARG:N	15:O:111:GLU:OE2	2.53	0.41
17:Q:10:LYS:CE	53:27:994:C:H1'	2.50	0.41

Continued on next page...

Continued from previous page...

Atom-1	Atom-2	Interatomic distance (Å)	Clash overlap (Å)
25:Y:44:ARG:HH22	25:Y:56:VAL:HG21	1.85	0.41
26:Z:1:MET:HA	54:28:44:G:OP2	2.20	0.41
27:1:51:ARG:CG	27:1:53:VAL:HG13	2.48	0.41
30:4:44:ARG:N	30:4:45:PRO:HD2	2.35	0.41
32:6:17:HIS:CG	32:6:202:ASN:HB3	2.55	0.41
35:9:26:GLY:O	52:26:1194:U:H5'	2.20	0.41
36:10:6:ILE:HD13	36:10:74:LEU:HD21	2.00	0.41
37:11:21:LEU:C	37:11:21:LEU:HD23	2.40	0.41
39:13:9:GLY:HA3	39:13:81:GLY:HA2	2.02	0.41
41:15:30:ILE:HD13	41:15:45:THR:CG2	2.50	0.41
42:16:109:ARG:NH2	42:16:116:TYR:HE2	2.18	0.41
47:21:42:LYS:NZ	52:26:278:G:OP2	2.35	0.41
51:25:28:LEU:O	51:25:30:GLU:N	2.44	0.41
52:26:90:C:H2'	52:26:91:U:H5'	2.01	0.41
52:26:113:G:H1'	52:26:354:G:H5''	2.02	0.41
52:26:122:G:C5	52:26:123:U:C5	3.07	0.41
52:26:296:U:H2'	52:26:297:G:H8	1.80	0.41
52:26:312:C:H2'	52:26:313:A:H8	1.79	0.41
52:26:325:A:H2'	52:26:326:G:O4'	2.20	0.41
52:26:496:A:H2'	52:26:497:G:C8	2.55	0.41
52:26:514:C:H2'	52:26:515:G:H8	1.85	0.41
52:26:545:C:H2'	52:26:546:A:H8	1.85	0.41
52:26:1109:C:H2'	52:26:1110:A:H8	1.85	0.41
52:26:1197:A:O2'	52:26:1198:G:H5'	2.20	0.41
52:26:1353:G:O2'	52:26:1354:U:H5'	2.20	0.41
53:27:128:C:H2'	53:27:129:C:H6	1.85	0.41
53:27:316:C:O5'	53:27:316:C:H6	2.03	0.41
53:27:379:G:H4'	53:27:2232:C:H5''	2.01	0.41
53:27:524:G:C6	53:27:525:U:C4	3.08	0.41
53:27:565:C:H6	53:27:565:C:O5'	2.03	0.41
53:27:950:G:H2'	53:27:951:C:H6	1.85	0.41
53:27:1052:C:H2'	53:27:1053:C:H5'	2.01	0.41
53:27:1110:G:H2'	53:27:1111:A:C8	2.55	0.41
53:27:1172:C:H2'	53:27:1173:U:C2	2.55	0.41
53:27:1577:C:H2'	53:27:1578:U:C6	2.55	0.41
53:27:1874:C:H2'	53:27:1875:G:O4'	2.20	0.41
53:27:2066:C:O2'	53:27:2067:G:H5'	2.19	0.41
53:27:2069:G:C2	53:27:2070:A:C8	3.07	0.41
53:27:2544:G:H2'	53:27:2545:G:C8	2.55	0.41
53:27:2650:U:H2'	53:27:2651:C:C6	2.55	0.41
53:27:2714:G:O2'	53:27:2715:C:H5'	2.20	0.41

Continued on next page...

Continued from previous page...

Atom-1	Atom-2	Interatomic distance (Å)	Clash overlap (Å)
58:32:26:G:O6	58:32:44:A:C2	2.73	0.41
59:33:687:LEU:HA	59:33:690:GLU:OE1	2.19	0.41
1:A:164:VAL:CG2	1:A:174:ARG:HB2	2.50	0.41
2:B:184:ARG:O	2:B:186:LEU:HG	2.20	0.41
4:D:72:SER:OG	4:D:79:ARG:HG2	2.20	0.41
8:H:54:ILE:HA	8:H:73:PRO:HA	2.02	0.41
9:I:110:PRO:HB3	53:27:1007:C:O3'	2.20	0.41
10:J:23:LYS:HE3	53:27:2561:U:O2	2.19	0.41
11:K:81:ASP:OD1	11:K:81:ASP:C	2.58	0.41
13:M:66:ALA:O	13:M:69:ARG:O	2.38	0.41
14:N:68:LYS:HG3	54:28:50:A:OP1	2.20	0.41
14:N:100:HIS:H	14:N:103:VAL:CG2	2.33	0.41
15:O:28:LYS:HA	15:O:41:ALA:HA	2.02	0.41
19:S:12:ARG:HD3	19:S:12:ARG:HA	1.82	0.41
20:T:27:VAL:HG11	53:27:85:G:H5''	2.02	0.41
21:U:42:LEU:CD1	21:U:47:VAL:HG21	2.46	0.41
23:W:16:ASN:OD1	23:W:26:ARG:HD2	2.19	0.41
32:6:100:LEU:O	32:6:103:TRP:HB2	2.20	0.41
33:7:28:PHE:HE2	44:18:76:PHE:HD1	1.68	0.41
33:7:120:THR:HG23	33:7:188:ALA:CB	2.50	0.41
34:8:59:LYS:CD	34:8:194:ILE:HG22	2.50	0.41
38:12:84:ILE:HG22	38:12:85:TYR:N	2.35	0.41
42:16:29:LYS:O	42:16:80:LEU:HD12	2.20	0.41
46:20:38:PHE:CE2	46:20:51:ARG:HB3	2.55	0.41
52:26:189:A:H2'	52:26:190:A:C8	2.55	0.41
52:26:398:U:H2'	52:26:399:G:H8	1.84	0.41
52:26:855:U:H2'	52:26:856:C:H6	1.83	0.41
52:26:1097:C:H2'	52:26:1098:C:H6	1.82	0.41
52:26:1264:U:H2'	52:26:1265:C:C6	2.55	0.41
53:27:16:C:O5'	53:27:16:C:H6	2.03	0.41
53:27:458:G:N2	53:27:469:G:C4	2.88	0.41
53:27:528:A:C2	53:27:2043:C:H5'	2.55	0.41
53:27:624:C:H2'	53:27:625:G:O4'	2.20	0.41
53:27:635:C:H2'	53:27:636:G:H8	1.85	0.41
53:27:714:U:H2'	53:27:716:A:N7	2.35	0.41
53:27:727:A:C6	53:27:728:G:C6	3.08	0.41
53:27:755:U:H2'	53:27:756:A:H8	1.81	0.41
53:27:814:C:O2'	53:27:815:C:H5'	2.20	0.41
53:27:820:A:H2'	53:27:821:A:C8	2.55	0.41
53:27:1015:U:H2'	53:27:1016:G:H8	1.84	0.41
53:27:1127:A:C2'	53:27:1128:G:H5''	2.50	0.41

Continued on next page...

Continued from previous page...

Atom-1	Atom-2	Interatomic distance (Å)	Clash overlap (Å)
53:27:1312:U:H4'	53:27:1313:U:O5'	2.21	0.41
53:27:1358:G:C2	53:27:1372:U:C5	3.08	0.41
53:27:1361:G:C6	53:27:1362:C:N4	2.87	0.41
53:27:1656:C:C2	53:27:1657:U:C5	3.08	0.41
53:27:1689:A:N6	53:27:1697:G:H2'	2.35	0.41
53:27:1706:C:O2'	53:27:1757:A:H5'	2.20	0.41
53:27:1878:G:O2'	53:27:1879:C:H5'	2.20	0.41
53:27:1906:G:H3'	53:27:1907:G:H5''	2.02	0.41
53:27:2025:C:H2'	53:27:2026:U:C6	2.54	0.41
53:27:2040:G:H2'	53:27:2041:U:O4'	2.20	0.41
53:27:2291:U:O2'	53:27:2374:C:H1'	2.20	0.41
53:27:2454:G:C4	53:27:2455:G:C8	3.08	0.41
53:27:2773:C:H2'	53:27:2774:C:C6	2.55	0.41
58:32:21:A:H62	58:32:47:U:H4'	1.84	0.41
58:32:36:U:H2'	58:32:37:A:C5'	2.38	0.41
59:33:292:ALA:HA	59:33:295:ILE:HG12	2.02	0.41
59:33:293:LEU:C	59:33:296:VAL:HG22	2.39	0.41
59:33:300:TYR:CD1	59:33:328:GLY:HA2	2.55	0.41
59:33:668:VAL:HG12	59:33:669:VAL:N	2.34	0.41
1:A:202:ARG:NH1	1:A:213:ARG:HH22	2.16	0.41
3:C:65:THR:O	3:C:65:THR:HG22	2.20	0.41
3:C:164:LEU:HD23	3:C:165:HIS:N	2.36	0.41
9:I:45:THR:HG22	9:I:47:HIS:H	1.85	0.41
16:P:1:ALA:O	16:P:3:VAL:N	2.53	0.41
16:P:2:ARG:HA	53:27:1248:G:O2'	2.20	0.41
17:Q:91:GLN:OE1	17:Q:92:TRP:N	2.54	0.41
18:R:74:ILE:HG13	18:R:104:THR:O	2.21	0.41
22:V:55:LEU:HD23	22:V:55:LEU:HA	1.83	0.41
28:2:9:LYS:HG3	28:2:19:PHE:CD1	2.56	0.41
28:2:46:VAL:CG1	28:2:47:ILE:H	2.25	0.41
30:4:2:LYS:HB2	53:27:242:G:C8	2.55	0.41
32:6:22:TRP:H	32:6:22:TRP:HD1	1.69	0.41
32:6:59:ILE:O	32:6:63:LYS:N	2.54	0.41
33:7:8:GLY:HA3	44:18:88:MET:HE3	2.02	0.41
33:7:86:LEU:HA	33:7:89:VAL:HG22	2.02	0.41
33:7:116:ALA:O	33:7:119:ILE:HB	2.20	0.41
35:9:37:VAL:HG12	35:9:116:VAL:HG21	2.02	0.41
35:9:70:MET:O	35:9:71:ILE:HD13	2.20	0.41
35:9:154:ALA:HB1	38:12:65:PHE:CE1	2.54	0.41
38:12:19:ALA:C	38:12:21:LYS:N	2.72	0.41
38:12:19:ALA:HB3	38:12:21:LYS:HB2	2.01	0.41

Continued on next page...

Continued from previous page...

Atom-1	Atom-2	Interatomic distance (Å)	Clash overlap (Å)
39:13:102:PHE:O	39:13:104:THR:N	2.53	0.41
40:14:7:ARG:O	40:14:101:SER:HB2	2.21	0.41
40:14:34:ALA:O	40:14:36:VAL:HG12	2.21	0.41
42:16:24:GLU:C	42:16:26:CYS:N	2.71	0.41
43:17:18:LEU:HD22	43:17:21:ILE:HD11	2.02	0.41
43:17:90:HIS:HE2	52:26:1309:G:P	2.42	0.41
44:18:97:LYS:HE2	52:26:1189:U:OP1	2.21	0.41
52:26:166:U:O2'	52:26:167:A:H5'	2.21	0.41
52:26:232:G:C2'	52:26:233:C:H5'	2.50	0.41
52:26:720:C:C5	52:26:721:G:C4	3.08	0.41
52:26:926:G:O6	55:29:16:A:OP2	2.39	0.41
52:26:955:U:H2'	52:26:956:U:C6	2.56	0.41
53:27:71:A:H3'	53:27:71:A:OP2	2.21	0.41
53:27:186:G:H2'	53:27:187:G:H8	1.85	0.41
53:27:413:C:O2'	53:27:414:C:H5'	2.20	0.41
53:27:489:G:C5	53:27:1284:A:C2	3.08	0.41
53:27:524:G:C5	53:27:525:U:C4	3.08	0.41
53:27:696:G:H2'	53:27:697:G:H8	1.85	0.41
53:27:852:U:H2'	53:27:853:C:H6	1.85	0.41
53:27:2582:G:OP2	53:27:2583:G:OP2	2.37	0.41
54:28:24:G:N2	54:28:28:C:C2	2.88	0.41
54:28:62:C:O2'	54:28:63:C:H5'	2.20	0.41
56:30:44:G:C2'	56:30:45:U:H5'	2.51	0.41
59:33:214:ILE:HG21	59:33:214:ILE:HD13	1.79	0.41
59:33:231:GLU:O	59:33:235:HIS:HD2	2.03	0.41
1:A:23:LEU:HD21	1:A:89:ASN:CG	2.40	0.41
1:A:206:LYS:HD3	53:27:729:G:C8	2.54	0.41
2:B:61:THR:HB	2:B:63:PRO:HD2	2.01	0.41
4:D:142:TYR:O	4:D:145:VAL:HG22	2.21	0.41
6:F:90:LEU:HB3	6:F:92:GLY:H	1.86	0.41
8:H:102:ARG:HD3	8:H:105:LEU:HD12	2.02	0.41
8:H:134:SER:HB2	53:27:1062:G:H21	1.85	0.41
10:J:58:LEU:CD1	10:J:86:LEU:HD22	2.48	0.41
12:L:72:PRO:HB3	12:L:92:TRP:CZ3	2.56	0.41
13:M:65:LEU:HD11	13:M:69:ARG:HH22	1.86	0.41
16:P:2:ARG:HD2	53:27:1248:G:C2	2.55	0.41
21:U:40:ILE:HG22	21:U:41:GLU:N	2.36	0.41
25:Y:36:GLU:O	25:Y:37:ARG:NH1	2.50	0.41
32:6:75:ALA:O	32:6:79:VAL:HG23	2.20	0.41
33:7:83:VAL:O	33:7:86:LEU:HB2	2.20	0.41
35:9:104:ILE:O	35:9:104:ILE:HG13	2.21	0.41

Continued on next page...

Continued from previous page...

Atom-1	Atom-2	Interatomic distance (Å)	Clash overlap (Å)
36:10:9:MET:HE1	36:10:86:ARG:HD2	2.02	0.41
37:11:130:LYS:HB2	37:11:130:LYS:HE3	1.84	0.41
38:12:29:SER:OG	38:12:32:LYS:HG3	2.21	0.41
39:13:33:SER:HB3	39:13:36:GLN:CG	2.44	0.41
42:16:49:ARG:HA	42:16:49:ARG:HD3	1.79	0.41
43:17:14:ALA:HA	43:17:17:ALA:HB3	2.01	0.41
43:17:18:LEU:HD12	43:17:33:LEU:CD1	2.50	0.41
44:18:48:GLN:NE2	49:23:9:PHE:CE1	2.86	0.41
47:21:57:VAL:O	47:21:77:VAL:HG13	2.19	0.41
50:24:9:ARG:NH2	52:26:107:G:N7	2.68	0.41
51:25:38:GLU:HB2	52:26:1526:G:OP2	2.20	0.41
52:26:88:U:O2	52:26:89:U:H1'	2.21	0.41
52:26:89:U:C2	52:26:90:C:C5	3.07	0.41
52:26:188:C:H2'	52:26:189:A:O4'	2.21	0.41
52:26:581:G:H8	52:26:581:G:O5'	2.03	0.41
52:26:1129:C:O2'	52:26:1130:A:N7	2.47	0.41
52:26:1142:G:H3'	52:26:1143:G:C8	2.49	0.41
52:26:1368:A:O2'	52:26:1369:C:H5'	2.21	0.41
52:26:1519:A:C8	52:26:1519:A:H3'	2.56	0.41
53:27:69:C:O2'	53:27:70:G:H5'	2.20	0.41
53:27:210:C:H2'	53:27:211:C:C6	2.56	0.41
53:27:1027:A:C6	53:27:1126:A:C4	3.08	0.41
53:27:1266:G:H22	53:27:2012:G:C2'	2.31	0.41
53:27:1378:A:C4	53:27:1380:G:N7	2.88	0.41
53:27:1750:G:O2'	53:27:1751:U:H5'	2.19	0.41
53:27:1776:G:C6	53:27:1777:U:C4	3.08	0.41
53:27:1911:U:H3'	53:27:1911:U:O2	2.20	0.41
53:27:1930:G:C2'	53:27:1931:U:OP2	2.68	0.41
53:27:1934:C:H2'	53:27:1935:G:O4'	2.20	0.41
53:27:2405:G:H2'	53:27:2411:A:N6	2.35	0.41
53:27:2405:G:H1'	53:27:2412:A:N6	2.36	0.41
53:27:2520:C:H2'	53:27:2521:C:H6	1.85	0.41
53:27:2564:A:OP1	53:27:2648:G:H4'	2.20	0.41
53:27:2578:G:C2'	53:27:2579:C:H5'	2.50	0.41
53:27:2592:G:C2	53:27:2593:U:H1'	2.56	0.41
53:27:2737:G:H2'	53:27:2738:A:C8	2.55	0.41
59:33:135:VAL:HA	59:33:138:MET:HB3	2.02	0.41
59:33:721:VAL:O	59:33:724:ARG:HG2	2.20	0.41
59:33:728:LYS:O	59:33:731:GLN:HG2	2.21	0.41
59:33:732:VAL:O	59:33:735:VAL:HB	2.20	0.41
1:A:113:ASP:OD1	1:A:114:GLN:N	2.54	0.41

Continued on next page...

Continued from previous page...

Atom-1	Atom-2	Interatomic distance (Å)	Clash overlap (Å)
2:B:4:LEU:HG	2:B:32:ASN:HD22	1.86	0.41
3:C:147:LEU:HD22	3:C:183:PHE:CD2	2.55	0.41
3:C:175:ILE:O	3:C:175:ILE:HG13	2.21	0.41
4:D:48:LEU:O	4:D:51:ASN:HB2	2.21	0.41
4:D:73:VAL:O	4:D:73:VAL:HG23	2.20	0.41
5:E:95:ALA:HB1	5:E:130:ILE:HD11	2.01	0.41
5:E:136:ASP:OD2	5:E:138:GLN:HB3	2.20	0.41
9:I:65:THR:HG21	53:27:1141:U:H2'	2.02	0.41
10:J:112:PHE:O	10:J:116:ILE:HG13	2.20	0.41
16:P:101:ASP:OD2	16:P:104:ALA:HB2	2.19	0.41
17:Q:24:LYS:CE	53:27:1163:G:H5'	2.51	0.41
20:T:5:ARG:HB2	53:27:85:G:OP1	2.21	0.41
27:1:8:THR:HG23	27:1:10:SER:HB3	2.02	0.41
28:2:29:LYS:HA	28:2:30:PRO:HD2	1.91	0.41
30:4:30:HIS:O	30:4:32:LEU:HD23	2.20	0.41
34:8:63:ILE:HG22	34:8:110:ARG:HH12	1.86	0.41
34:8:144:ILE:HG22	34:8:145:ARG:O	2.20	0.41
35:9:28:ARG:HH12	52:26:15:G:C4'	2.30	0.41
36:10:64:VAL:HG22	36:10:65:GLU:N	2.36	0.41
38:12:74:ILE:HG13	38:12:128:VAL:HG22	2.03	0.41
39:13:24:ASN:HB2	39:13:26:LYS:HG2	2.03	0.41
39:13:35:GLU:OE1	39:13:35:GLU:N	2.41	0.41
42:16:20:VAL:C	42:16:22:ALA:N	2.74	0.41
43:17:3:ILE:CD1	43:17:7:ASN:HD22	2.33	0.41
43:17:7:ASN:OD1	43:17:9:PRO:CD	2.68	0.41
44:18:45:LEU:CD2	49:23:12:LEU:HD22	2.48	0.41
45:19:87:ARG:CG	45:19:88:ARG:N	2.83	0.41
46:20:28:ARG:NH2	52:26:390:U:H4'	2.35	0.41
46:20:33:ILE:N	46:20:33:ILE:CD1	2.84	0.41
49:23:4:LEU:HD21	49:23:9:PHE:H	1.84	0.41
49:23:5:LYS:HB2	52:26:1313:U:OP1	2.20	0.41
52:26:155:A:H2'	52:26:156:C:O4'	2.21	0.41
52:26:181:A:H2'	52:26:182:A:C8	2.56	0.41
52:26:616:G:O2'	52:26:617:G:H5'	2.20	0.41
52:26:842:U:C2'	52:26:844:G:H5'	2.48	0.41
52:26:857:C:H2'	52:26:858:G:C8	2.56	0.41
52:26:1005:A:H2'	52:26:1006:G:O4'	2.20	0.41
52:26:1137:C:H5'	52:26:1138:G:H5'	2.02	0.41
52:26:1295:U:H2'	52:26:1296:C:C6	2.55	0.41
52:26:1452:C:H5''	52:26:1453:G:C2	2.55	0.41
53:27:30:G:H2'	53:27:31:C:H6	1.86	0.41

Continued on next page...

Continued from previous page...

Atom-1	Atom-2	Interatomic distance (Å)	Clash overlap (Å)
53:27:269:C:C2	53:27:270:A:C8	3.09	0.41
53:27:414:C:H5''	53:27:1879:C:O2'	2.21	0.41
53:27:460:A:C2	53:27:470:A:C4	3.08	0.41
53:27:701:G:N2	53:27:702:U:H1'	2.35	0.41
53:27:717:C:C2'	53:27:718:A:H5'	2.51	0.41
53:27:780:G:H5''	53:27:781:A:P	2.60	0.41
53:27:882:G:C2'	53:27:883:G:H5''	2.51	0.41
53:27:1090:A:H61	53:27:1101:U:H3	1.67	0.41
53:27:1216:G:H2'	53:27:1217:U:O4'	2.21	0.41
53:27:1676:A:H8	53:27:1676:A:O5'	2.03	0.41
53:27:1863:G:H2'	53:27:1864:U:O4'	2.20	0.41
53:27:2333:A:H5''	53:27:2334:U:OP1	2.20	0.41
53:27:2463:C:O5'	53:27:2463:C:H6	2.04	0.41
57:31:40:C:H2'	57:31:41:C:H6	1.86	0.41
59:33:67:SER:CB	59:33:76:LEU:HD21	2.50	0.41
59:33:136:ARG:NH1	59:33:136:ARG:HG3	2.36	0.41
59:33:279:VAL:HG12	59:33:335:GLU:O	2.20	0.41
59:33:634:HIS:CE1	59:33:638:CYS:SG	3.13	0.41
1:A:206:LYS:HD3	1:A:208:GLY:HA3	2.01	0.41
2:B:171:THR:HG1	53:27:2773:C:P	2.44	0.41
3:C:195:GLN:O	3:C:198:GLU:HB3	2.20	0.41
7:G:126:LEU:HB3	7:G:129:LEU:HG	2.01	0.41
9:I:18:VAL:HG22	9:I:140:LEU:HD22	2.01	0.41
12:L:32:GLY:HA2	12:L:103:TYR:O	2.20	0.41
16:P:23:TYR:CE1	53:27:533:G:H4'	2.56	0.41
20:T:48:VAL:O	20:T:48:VAL:HG13	2.20	0.41
22:V:37:ARG:HD2	53:27:2387:U:H1'	2.01	0.41
26:Z:1:MET:O	26:Z:3:LYS:N	2.53	0.41
27:1:10:SER:O	27:1:14:MET:HG2	2.20	0.41
31:5:19:ARG:NH2	31:5:26:ILE:HD11	2.36	0.41
32:6:12:GLY:H	32:6:14:HIS:CE1	2.38	0.41
37:11:61:PHE:CE2	37:11:65:LEU:HD22	2.56	0.41
43:17:49:GLU:O	43:17:51:GLN:N	2.53	0.41
48:22:38:ILE:HD12	48:22:62:ARG:HH22	1.85	0.41
48:22:59:LYS:HD3	52:26:734:G:O2'	2.21	0.41
50:24:36:ALA:O	50:24:39:GLU:HB2	2.20	0.41
52:26:51:A:H4'	52:26:52:C:C5'	2.50	0.41
52:26:768:A:H4'	52:26:1523:G:H21	1.83	0.41
52:26:922:G:H2'	52:26:923:A:H8	1.86	0.41
52:26:957:U:H2'	52:26:959:A:OP2	2.21	0.41
52:26:1460:C:H2'	52:26:1461:G:H8	1.86	0.41

Continued on next page...

Continued from previous page...

Atom-1	Atom-2	Interatomic distance (Å)	Clash overlap (Å)
53:27:149:A:O2'	53:27:150:U:H5'	2.21	0.41
53:27:381:G:O2'	53:27:382:A:H5'	2.21	0.41
53:27:571:U:C4	53:27:2030:A:C6	3.09	0.41
53:27:821:A:H4'	53:27:822:G:H5''	2.03	0.41
53:27:921:C:O2'	53:27:922:C:H5'	2.20	0.41
53:27:1064:C:H2'	53:27:1065:U:O4'	2.20	0.41
53:27:1277:G:H2'	53:27:1278:C:O4'	2.21	0.41
53:27:1319:C:O2'	53:27:1320:C:H5'	2.20	0.41
53:27:1429:G:O2'	53:27:1430:G:H5'	2.21	0.41
53:27:1696:G:C6	53:27:1697:G:C4	3.09	0.41
53:27:1930:G:O2'	53:27:1931:U:C6	2.73	0.41
53:27:2330:G:H2'	53:27:2331:G:O4'	2.21	0.41
53:27:2633:G:H5'	53:27:2811:G:O2'	2.21	0.41
54:28:97:C:C2'	54:28:98:G:H5'	2.51	0.41
56:30:12:U:C2	56:30:13:C:H1'	2.55	0.41
58:32:9:G:H5''	58:32:11:A:C8	2.56	0.41
58:32:26:G:N7	58:32:44:A:C2	2.89	0.41
58:32:35:A:H2'	58:32:36:U:O4'	2.20	0.41
59:33:77:ARG:NH1	59:33:99:VAL:HG23	2.34	0.41
59:33:104:VAL:O	59:33:107:ILE:HG12	2.21	0.41
59:33:624:PHE:CD2	59:33:644:LEU:HD13	2.56	0.41
1:A:15:VAL:HG22	1:A:204:LEU:O	2.21	0.41
1:A:158:GLY:HA3	53:27:1820:U:C4	2.55	0.41
2:B:164:GLN:OE1	2:B:165:MET:N	2.54	0.41
3:C:18:THR:HG22	3:C:19:PHE:CD1	2.56	0.41
3:C:88:ARG:O	3:C:89:PRO:C	2.56	0.41
6:F:31:VAL:HA	6:F:36:ALA:O	2.21	0.41
8:H:72:THR:OG1	8:H:115:ASP:HB2	2.21	0.41
11:K:141:LYS:HE2	11:K:143:GLU:HB3	2.02	0.41
12:L:59:ARG:NE	59:33:736:ILE:HD12	2.36	0.41
12:L:63:ILE:CG2	12:L:64:TRP:H	2.34	0.41
13:M:93:GLY:HA2	53:27:2838:G:N2	2.36	0.41
16:P:36:GLN:NE2	53:27:563:A:C2'	2.82	0.41
31:5:30:GLU:HB2	31:5:33:HIS:CE1	2.56	0.41
32:6:113:LEU:O	32:6:117:GLU:HB2	2.21	0.41
33:7:35:ASP:O	33:7:38:VAL:HG22	2.21	0.41
35:9:113:VAL:HG13	35:9:114:LEU:N	2.36	0.41
36:10:55:HIS:O	36:10:56:LYS:HB2	2.21	0.41
36:10:71:ILE:HD12	36:10:71:ILE:HA	1.87	0.41
37:11:78:ARG:HD3	52:26:1382:C:C1'	2.50	0.41
38:12:88:LYS:HG3	38:12:89:ASP:N	2.35	0.41

Continued on next page...

Continued from previous page...

Atom-1	Atom-2	Interatomic distance (Å)	Clash overlap (Å)
40:14:53:ILE:HD11	44:18:84:ARG:NH2	2.35	0.41
41:15:30:ILE:HD12	52:26:705:G:N2	2.34	0.41
44:18:66:THR:CG2	44:18:82:LYS:HD3	2.50	0.41
47:21:39:ARG:NH1	52:26:280:C:H1'	2.34	0.41
50:24:54:GLN:NE2	52:26:192:A:N3	2.64	0.41
52:26:60:A:P	52:26:60:A:H8	2.44	0.41
52:26:64:G:H4'	52:26:65:A:H3'	2.02	0.41
52:26:201:G:H2'	52:26:202:G:C8	2.56	0.41
52:26:246:A:H4'	52:26:247:G:OP1	2.20	0.41
52:26:903:G:C6	52:26:904:U:C4	3.09	0.41
52:26:1329:A:C2'	52:26:1330:U:H5'	2.51	0.41
53:27:56:A:O2'	53:27:57:C:H5'	2.20	0.41
53:27:246:C:O2'	53:27:385:C:H4'	2.21	0.41
53:27:325:G:H2'	53:27:326:G:C8	2.56	0.41
53:27:411:G:OP2	53:27:2407:A:OP2	2.39	0.41
53:27:876:C:C2'	53:27:877:A:H5'	2.50	0.41
53:27:1082:U:H3'	53:27:1083:U:H5''	2.03	0.41
53:27:1097:U:H2'	53:27:1098:A:C5'	2.50	0.41
53:27:1209:U:H2'	53:27:1210:G:H21	1.85	0.41
53:27:1376:C:H2'	53:27:1377:G:O4'	2.20	0.41
53:27:1967:C:O2'	53:27:1968:G:H5'	2.21	0.41
53:27:2060:A:N6	53:27:2502:G:N3	2.69	0.41
53:27:2211:A:H5'	53:27:2212:A:OP2	2.20	0.41
53:27:2382:G:H5'	53:27:2383:G:OP1	2.20	0.41
53:27:2631:G:C2'	53:27:2632:A:H5'	2.51	0.41
58:32:33:U:H2'	58:32:36:U:OP2	2.20	0.41
59:33:670:ARG:HG3	59:33:711:ASP:OD1	2.21	0.41
59:33:712:MET:HG3	59:33:714:ILE:HG23	2.02	0.41
1:A:45:ASN:O	53:27:773:U:H5''	2.21	0.41
1:A:73:ILE:HA	1:A:74:PRO:HD3	1.93	0.41
2:B:4:LEU:HD22	2:B:101:PHE:HE2	1.85	0.41
3:C:165:HIS:CD2	3:C:165:HIS:C	2.94	0.41
4:D:56:LEU:HD23	4:D:56:LEU:HA	1.93	0.41
4:D:169:LEU:HB2	4:D:176:PHE:CZ	2.56	0.41
5:E:136:ASP:OD2	5:E:139:VAL:HG23	2.21	0.41
8:H:82:ALA:HB1	8:H:104:GLN:CD	2.40	0.41
10:J:35:VAL:HG13	10:J:106:GLU:HG3	2.03	0.41
14:N:88:LYS:HE2	14:N:116:GLN:HG3	2.01	0.41
14:N:102:ARG:N	54:28:49:C:OP1	2.48	0.41
15:O:23:ASP:OD1	15:O:89:GLY:N	2.54	0.41
15:O:94:ALA:HB2	53:27:2848:G:H8	1.86	0.41

Continued on next page...

Continued from previous page...

Atom-1	Atom-2	Interatomic distance (Å)	Clash overlap (Å)
16:P:5:ARG:HD3	53:27:1250:G:H5'	2.02	0.41
16:P:106:THR:O	16:P:110:GLU:HG2	2.21	0.41
21:U:25:LYS:HB3	21:U:41:GLU:OE2	2.21	0.41
32:6:11:ALA:CB	32:6:211:LEU:HD21	2.51	0.41
35:9:26:GLY:O	52:26:1194:U:C5'	2.68	0.41
36:10:90:MET:CG	36:10:91:ARG:H	2.22	0.41
38:12:3:GLN:HE22	52:26:755:G:H21	1.68	0.41
39:13:6:TYR:CZ	52:26:1147:C:H4'	2.55	0.41
41:15:33:ILE:O	41:15:41:LEU:HB2	2.21	0.41
44:18:53:ASP:O	44:18:54:SER:OG	2.32	0.41
45:19:44:GLU:O	45:19:45:HIS:HB2	2.20	0.41
47:21:45:VAL:HG13	47:21:72:TRP:O	2.20	0.41
47:21:59:GLU:C	47:21:60:ILE:HG13	2.41	0.41
52:26:70:U:H4'	52:26:71:A:H8	1.86	0.41
52:26:443:C:O2'	52:26:444:G:H5'	2.21	0.41
52:26:558:G:C4	52:26:559:A:C2	3.09	0.41
52:26:1196:A:H2'	52:26:1196:A:N3	2.35	0.41
52:26:1489:G:C6	52:26:1490:U:C4	3.09	0.41
52:26:1522:U:O2'	52:26:1523:G:H5'	2.20	0.41
53:27:74:A:H4'	53:27:75:G:O5'	2.20	0.41
53:27:176:A:HO2'	53:27:177:G:H5'	1.85	0.41
53:27:607:U:O4	53:27:619:G:H2'	2.21	0.41
53:27:628:G:O2'	53:27:629:G:H5'	2.21	0.41
53:27:654:A:H3'	53:27:654:A:N3	2.34	0.41
53:27:786:C:H2'	53:27:787:C:H6	1.85	0.41
53:27:1384:A:H2'	53:27:1385:A:C5'	2.51	0.41
53:27:1385:A:C6	53:27:1403:A:C6	3.08	0.41
53:27:1584:U:O5'	53:27:1584:U:H6	2.03	0.41
53:27:1672:A:C6	53:27:1673:G:C6	3.09	0.41
53:27:1788:C:O2'	53:27:1789:A:H5'	2.21	0.41
53:27:1941:C:O2	53:27:1941:C:H2'	2.21	0.41
53:27:2116:G:H1	53:27:2165:C:C1'	2.33	0.41
53:27:2364:C:O2'	53:27:2365:G:H5'	2.21	0.41
53:27:2469:A:C2'	53:27:2470:G:H5'	2.49	0.41
53:27:2510:C:H2'	53:27:2511:U:C6	2.56	0.41
54:28:39:A:C2	54:28:44:G:C2	3.09	0.41
56:30:13:C:H2'	56:30:13:C:O2	2.20	0.41
59:33:63:VAL:HG12	59:33:80:LEU:N	2.36	0.41
59:33:138:MET:C	59:33:140:LEU:N	2.74	0.41
59:33:594:ASN:CG	59:33:595:GLY:H	2.23	0.41
1:A:51:ARG:H	1:A:51:ARG:HG2	1.61	0.41

Continued on next page...

Continued from previous page...

Atom-1	Atom-2	Interatomic distance (Å)	Clash overlap (Å)
1:A:65:ASP:OD2	1:A:68:ARG:HD2	2.20	0.41
1:A:216:ARG:HG2	1:A:216:ARG:HH11	1.85	0.41
2:B:148:GLN:O	53:27:2052:A:H4'	2.21	0.41
3:C:1:MET:N	3:C:13:THR:HG23	2.36	0.41
3:C:126:VAL:HG22	3:C:127:GLU:N	2.36	0.41
4:D:37:MET:CE	4:D:151:LEU:HB3	2.50	0.41
4:D:104:THR:HA	26:Z:38:SER:CB	2.50	0.41
5:E:4:ALA:HB2	5:E:65:GLY:N	2.35	0.41
5:E:94:ARG:HB2	5:E:105:SER:HB2	2.02	0.41
5:E:146:ASP:O	5:E:149:ALA:HB3	2.21	0.41
5:E:154:GLU:HG3	5:E:157:LYS:N	2.35	0.41
7:G:88:HIS:N	7:G:89:PRO:CD	2.76	0.41
8:H:73:PRO:O	8:H:112:LYS:HD3	2.21	0.41
8:H:92:PRO:HD3	53:27:1063:G:H21	1.86	0.41
10:J:22:ILE:HG13	10:J:40:LYS:O	2.21	0.41
10:J:47:ILE:HA	10:J:48:PRO:HD3	1.91	0.41
11:K:57:LEU:HA	11:K:60:ARG:HE	1.86	0.41
12:L:25:ASP:O	12:L:27:SER:N	2.54	0.41
12:L:101:VAL:O	12:L:102:LEU:HD23	2.21	0.41
13:M:69:ARG:C	13:M:71:ARG:H	2.23	0.41
13:M:102:PHE:HA	13:M:108:ALA:O	2.20	0.41
15:O:97:TYR:HB2	53:27:2718:G:OP1	2.21	0.41
19:S:14:PRO:HA	19:S:32:LEU:HB3	2.03	0.41
20:T:47:PRO:HB2	20:T:53:GLN:HB2	2.03	0.41
21:U:19:ARG:NH1	54:28:94:A:OP1	2.54	0.41
22:V:21:ARG:HA	22:V:21:ARG:HD3	1.89	0.41
25:Y:16:LEU:HB2	25:Y:19:HIS:CD2	2.56	0.41
27:1:40:HIS:HA	27:1:48:TYR:OH	2.21	0.41
27:1:43:THR:OG1	27:1:47:TYR:N	2.53	0.41
33:7:49:ALA:HB1	33:7:75:VAL:HG22	2.02	0.41
33:7:121:SER:O	33:7:125:ARG:NH1	2.54	0.41
34:8:21:LYS:HE3	52:26:429:U:O2'	2.20	0.41
34:8:55:ARG:NE	34:8:55:ARG:HA	2.35	0.41
34:8:57:LYS:HA	34:8:199:ILE:CD1	2.51	0.41
34:8:122:ILE:HG22	34:8:142:VAL:CG2	2.51	0.41
34:8:124:VAL:HG23	34:8:141:VAL:O	2.20	0.41
34:8:197:HIS:O	34:8:200:VAL:HB	2.21	0.41
35:9:82:HIS:O	35:9:83:PRO:C	2.59	0.41
35:9:131:ASN:HA	35:9:132:PRO:HD2	1.87	0.41
36:10:38:ARG:HA	36:10:38:ARG:HD2	1.85	0.41
36:10:38:ARG:HH21	36:10:40:GLU:HB2	1.84	0.41

Continued on next page...

Continued from previous page...

Atom-1	Atom-2	Interatomic distance (Å)	Clash overlap (Å)
36:10:85:ILE:O	36:10:86:ARG:HB3	2.21	0.41
37:11:13:PRO:HB3	37:11:20:GLU:HB3	2.03	0.41
37:11:21:LEU:CD1	37:11:96:ASN:HD22	2.33	0.41
37:11:74:VAL:O	37:11:74:VAL:HG23	2.21	0.41
38:12:6:ILE:HD13	38:12:6:ILE:N	2.36	0.41
39:13:10:ARG:O	39:13:105:ARG:CZ	2.69	0.41
41:15:29:THR:OG1	41:15:46:ALA:HB2	2.20	0.41
42:16:20:VAL:N	42:16:21:PRO:HD3	2.36	0.41
43:17:3:ILE:HG12	43:17:7:ASN:CB	2.50	0.41
44:18:92:ILE:HA	44:18:93:PRO:HD3	1.94	0.41
46:20:68:SER:HB3	46:20:71:VAL:HG23	2.02	0.41
47:21:39:ARG:HA	47:21:39:ARG:HD3	1.93	0.41
47:21:43:LEU:HD13	47:21:72:TRP:CE2	2.56	0.41
47:21:57:VAL:HG12	47:21:58:VAL:N	2.35	0.41
49:23:60:PHE:CZ	59:33:651:ARG:HG2	2.56	0.41
49:23:61:VAL:HA	49:23:65:MET:SD	2.61	0.41
50:24:11:ILE:HG13	50:24:12:GLN:N	2.36	0.41
50:24:38:ILE:HD13	50:24:81:GLN:HB3	2.03	0.41
50:24:68:LYS:O	50:24:71:ALA:HB3	2.21	0.41
50:24:79:THR:HA	50:24:82:ILE:HG12	2.01	0.41
51:25:32:ARG:CG	51:25:33:ARG:N	2.84	0.41
51:25:46:ARG:HA	51:25:46:ARG:HD3	1.86	0.41
52:26:54:C:C4	52:26:352:C:C5	3.09	0.41
52:26:116:A:H2'	52:26:117:G:O4'	2.21	0.41
52:26:129:A:O2'	52:26:130:A:H5''	2.20	0.41
52:26:248:C:O2'	52:26:249:U:H5'	2.21	0.41
52:26:519:C:C4	52:26:520:A:C5	3.09	0.41
52:26:635:A:H2'	52:26:636:U:H6	1.86	0.41
52:26:792:A:H1'	52:26:794:A:N7	2.36	0.41
52:26:818:G:H2'	52:26:820:U:C5	2.55	0.41
52:26:892:A:H2'	52:26:893:C:C6	2.55	0.41
52:26:930:C:O2	52:26:1387:G:N2	2.52	0.41
52:26:1168:U:H3'	52:26:1168:U:OP2	2.21	0.41
52:26:1203:C:H2'	52:26:1204:A:H8	1.86	0.41
52:26:1234:C:O2'	52:26:1235:U:H5'	2.21	0.41
52:26:1303:C:O2	52:26:1303:C:H2'	2.21	0.41
52:26:1424:U:H2'	52:26:1425:U:O4'	2.20	0.41
53:27:440:C:H2'	53:27:441:U:H6	1.85	0.41
53:27:510:C:H2'	53:27:511:U:C6	2.56	0.41
53:27:531:C:H5''	53:27:532:A:C5	2.55	0.41
53:27:644:A:H2'	53:27:645:C:C4'	2.51	0.41

Continued on next page...

Continued from previous page...

Atom-1	Atom-2	Interatomic distance (Å)	Clash overlap (Å)
53:27:818:G:O2'	53:27:819:A:H5''	2.20	0.41
53:27:818:G:H2'	53:27:1187:G:N2	2.36	0.41
53:27:1438:U:O2'	53:27:1439:A:H5'	2.21	0.41
53:27:1537:G:N3	53:27:1537:G:H5''	2.36	0.41
53:27:1655:A:C8	53:27:1656:C:C5	3.09	0.41
53:27:1789:A:O2'	53:27:1790:C:H5'	2.20	0.41
53:27:1791:A:C2	53:27:1829:A:O4'	2.73	0.41
53:27:2079:U:C3'	53:27:2080:A:H5''	2.51	0.41
53:27:2089:C:H2'	53:27:2090:A:C8	2.55	0.41
53:27:2186:G:C2'	53:27:2187:U:H5'	2.51	0.41
53:27:2212:A:H4'	53:27:2213:U:O4	2.21	0.41
53:27:2244:U:H2'	53:27:2245:U:O4'	2.20	0.41
53:27:2549:G:C6	53:27:2560:A:C6	3.09	0.41
53:27:2641:G:H2'	53:27:2642:G:C8	2.53	0.41
53:27:2643:G:C6	53:27:2644:G:C5	3.09	0.41
54:28:14:U:OP2	54:28:71:C:H5'	2.20	0.41
54:28:82:U:H2'	54:28:83:G:C8	2.55	0.41
56:30:42:C:H5'	56:30:42:C:H6	1.85	0.41
56:30:73:A:C2	56:30:74:C:C4	3.09	0.41
57:31:42:G:O2'	57:31:43:A:H5'	2.21	0.41
59:33:35:LEU:N	59:33:35:LEU:HD12	2.36	0.41
59:33:81:LEU:HD23	59:33:84:LEU:HD22	2.03	0.41
59:33:405:ARG:HE	59:33:417:ASP:HB3	1.85	0.41
59:33:570:GLU:HA	59:33:681:ARG:HD3	2.02	0.41
59:33:619:ASP:O	59:33:620:GLU:O	2.38	0.41
1:A:75:ALA:HB2	1:A:95:TYR:CD1	2.56	0.41
1:A:245:THR:HG21	1:A:249:VAL:HB	2.02	0.41
3:C:15:SER:HB2	3:C:18:THR:OG1	2.21	0.41
3:C:29:HIS:O	3:C:32:VAL:HG12	2.21	0.41
5:E:171:LYS:HZ2	53:27:2529:G:P	2.44	0.41
7:G:87:GLU:OE2	7:G:96:PHE:HB2	2.21	0.41
12:L:2:LEU:HD12	12:L:2:LEU:HA	1.93	0.41
13:M:40:LYS:HE3	53:27:1651:G:OP1	2.20	0.41
15:O:28:LYS:HB3	15:O:39:LEU:HD11	2.03	0.41
22:V:62:LYS:HG2	22:V:63:VAL:H	1.86	0.41
23:W:29:LEU:HA	23:W:30:PRO:HD2	1.91	0.41
27:1:8:THR:HB	53:27:2020:A:H5'	2.03	0.41
33:7:78:LYS:HG2	33:7:79:LYS:HD3	2.03	0.41
34:8:36:ALA:CA	34:8:41:GLY:HA3	2.44	0.41
34:8:171:GLU:HB2	34:8:180:THR:O	2.21	0.41
35:9:156:ARG:C	35:9:158:LYS:H	2.24	0.41

Continued on next page...

Continued from previous page...

Atom-1	Atom-2	Interatomic distance (Å)	Clash overlap (Å)
36:10:9:MET:HG2	36:10:59:TYR:CE1	2.56	0.41
36:10:15:SER:HG	36:10:58:HIS:CG	2.39	0.41
36:10:54:LEU:HD12	36:10:54:LEU:C	2.41	0.41
38:12:46:GLU:HB3	38:12:61:THR:CG2	2.51	0.41
38:12:74:ILE:HG13	38:12:128:VAL:HA	2.03	0.41
40:14:40:ILE:HA	40:14:41:PRO:HD2	1.76	0.41
41:15:20:ALA:HA	41:15:33:ILE:HA	2.02	0.41
44:18:87:ALA:CA	44:18:92:ILE:HD13	2.50	0.41
47:21:16:MET:HE2	47:21:19:SER:CB	2.50	0.41
49:23:6:LYS:HA	49:23:6:LYS:HD3	1.80	0.41
50:24:29:THR:O	50:24:33:LYS:HG2	2.21	0.41
51:25:58:LYS:HG3	51:25:59:LEU:HD12	2.03	0.41
52:26:300:A:O5'	52:26:300:A:H8	2.04	0.41
52:26:835:U:C3'	52:26:836:G:H5''	2.50	0.41
52:26:848:C:C2'	52:26:849:G:H5''	2.52	0.41
52:26:1005:A:H4'	52:26:1037:C:O2'	2.21	0.41
53:27:53:A:C8	53:27:54:G:C8	3.09	0.41
53:27:189:G:C4	53:27:205:G:N2	2.89	0.41
53:27:228:C:H4'	53:27:229:C:C6	2.56	0.41
53:27:558:U:H2'	53:27:559:G:C8	2.56	0.41
53:27:882:G:H2'	53:27:883:G:H5''	2.02	0.41
53:27:896:A:H5''	53:27:897:C:OP2	2.22	0.41
53:27:1065:U:H2'	53:27:1066:U:O4'	2.21	0.41
53:27:1130:U:O2'	53:27:1131:G:P	2.79	0.41
53:27:1803:A:N6	53:27:1814:G:H1'	2.36	0.41
53:27:2716:C:H2'	53:27:2717:C:H6	1.86	0.41
53:27:2804:U:H2'	53:27:2805:C:C6	2.56	0.41
53:27:2837:A:H2'	53:27:2838:G:C8	2.48	0.41
54:28:49:C:H2'	54:28:50:A:C8	2.56	0.41
57:31:62:C:H2'	57:31:63:G:C8	2.56	0.41
59:33:239:GLU:HB2	59:33:299:HIS:HE1	1.86	0.41
59:33:281:ILE:CG1	59:33:338:ILE:HG23	2.49	0.41
59:33:292:ALA:O	59:33:295:ILE:HG12	2.21	0.41
1:A:52:HIS:CD2	53:27:1824:G:OP2	2.74	0.40
3:C:189:THR:HG22	3:C:191:ASP:N	2.32	0.40
4:D:19:PHE:HB2	4:D:21:TYR:CZ	2.56	0.40
4:D:74:ALA:C	4:D:77:LYS:H	2.24	0.40
5:E:76:ILE:O	5:E:80:GLU:N	2.55	0.40
5:E:120:ILE:HG22	5:E:121:THR:N	2.36	0.40
5:E:120:ILE:HG21	5:E:140:ILE:HG22	2.03	0.40
7:G:22:ALA:O	7:G:119:PRO:HD3	2.21	0.40

Continued on next page...

Continued from previous page...

Atom-1	Atom-2	Interatomic distance (Å)	Clash overlap (Å)
7:G:53:ARG:HA	7:G:53:ARG:HD3	1.88	0.40
11:K:78:ARG:HH11	53:27:626:A:H2'	1.86	0.40
11:K:95:LEU:HB2	11:K:101:ILE:HD11	2.03	0.40
16:P:81:GLY:O	16:P:85:ALA:N	2.51	0.40
19:S:2:ILE:O	19:S:3:ARG:C	2.60	0.40
19:S:34:VAL:HG21	19:S:43:ILE:HD11	2.03	0.40
21:U:26:PHE:O	21:U:26:PHE:CG	2.74	0.40
22:V:66:GLU:HB2	22:V:75:PHE:HB2	2.03	0.40
32:6:102:ASN:O	32:6:106:VAL:HG23	2.21	0.40
34:8:76:LYS:O	34:8:79:ALA:HB3	2.22	0.40
35:9:42:ASN:HA	35:9:75:LEU:HD21	2.03	0.40
37:11:78:ARG:HB3	37:11:83:THR:HG23	2.03	0.40
39:13:33:SER:O	39:13:36:GLN:HG2	2.21	0.40
40:14:67:ILE:HG23	44:18:94:GLY:O	2.21	0.40
43:17:26:LYS:O	43:17:29:SER:HB3	2.20	0.40
46:20:56:ARG:HD2	46:20:56:ARG:HA	1.89	0.40
52:26:11:G:H2'	52:26:12:U:O4'	2.21	0.40
52:26:86:G:H21	52:26:87:C:H42	1.70	0.40
52:26:125:U:H2'	52:26:126:G:C8	2.56	0.40
52:26:201:G:O2'	52:26:469:C:O2'	2.39	0.40
53:27:219:A:H5'	53:27:220:G:OP2	2.21	0.40
53:27:265:A:H4'	53:27:266:G:OP1	2.21	0.40
53:27:820:A:H2'	53:27:821:A:O4'	2.21	0.40
53:27:1264:A:N7	53:27:1265:A:C5	2.90	0.40
53:27:1648:U:H5''	53:27:1648:U:H6	1.86	0.40
53:27:2114:A:H62	53:27:2115:G:H21	1.68	0.40
53:27:2197:U:O3'	53:27:2198:A:H2'	2.21	0.40
53:27:2230:G:H2'	53:27:2231:U:H6	1.80	0.40
53:27:2626:C:H2'	53:27:2627:G:H8	1.86	0.40
53:27:2679:A:H2'	53:27:2680:U:H6	1.86	0.40
53:27:2784:U:H2'	53:27:2785:C:C6	2.54	0.40
53:27:2884:U:O2	53:27:2884:U:C3'	2.65	0.40
54:28:118:C:H2'	54:28:119:A:C8	2.56	0.40
59:33:110:VAL:HG13	59:33:152:LYS:HD3	2.04	0.40
59:33:286:LEU:HA	59:33:289:CYS:SG	2.61	0.40
59:33:673:ALA:HB3	59:33:679:LEU:HD21	2.03	0.40
1:A:49:THR:HB	53:27:1805:A:N3	2.36	0.40
3:C:130:LYS:NZ	53:27:320:A:OP1	2.53	0.40
4:D:72:SER:HB2	4:D:80:GLN:N	2.34	0.40
4:D:169:LEU:HB2	4:D:176:PHE:HZ	1.86	0.40
9:I:17:VAL:N	9:I:138:GLN:O	2.48	0.40

Continued on next page...

Continued from previous page...

Atom-1	Atom-2	Interatomic distance (Å)	Clash overlap (Å)
11:K:33:ARG:HD3	11:K:40:SER:O	2.21	0.40
12:L:30:SER:N	12:L:106:ASP:HB3	2.29	0.40
12:L:53:MET:CE	12:L:63:ILE:HG21	2.51	0.40
14:N:95:SER:HB2	14:N:97:PHE:CD2	2.56	0.40
15:O:29:VAL:HG22	15:O:80:VAL:HA	2.02	0.40
15:O:105:LYS:HD3	52:26:1433:A:OP1	2.21	0.40
18:R:25:ARG:NH1	53:27:519:U:H5''	2.37	0.40
18:R:25:ARG:HG2	18:R:74:ILE:HG22	2.03	0.40
24:X:47:ARG:HD2	53:27:73:A:OP2	2.22	0.40
30:4:40:LYS:NZ	53:27:2419:U:OP1	2.52	0.40
39:13:11:ARG:H	39:13:77:ALA:HA	1.85	0.40
39:13:93:LEU:O	39:13:96:GLU:HB3	2.21	0.40
42:16:47:ALA:C	42:16:48:LEU:HD12	2.41	0.40
42:16:57:THR:OG1	52:26:362:G:OP1	2.39	0.40
43:17:57:ASP:C	43:17:57:ASP:OD1	2.60	0.40
47:21:38:LYS:HD3	52:26:585:G:OP1	2.21	0.40
48:22:52:ARG:HH21	52:26:664:G:P	2.44	0.40
51:25:17:ARG:HH12	51:25:20:ARG:HE	1.69	0.40
52:26:88:U:H2'	52:26:89:U:O4'	2.22	0.40
52:26:174:A:C2'	52:26:175:C:H5'	2.52	0.40
52:26:284:C:H2'	52:26:285:C:C6	2.56	0.40
52:26:440:C:H2'	52:26:441:A:O4'	2.22	0.40
52:26:891:U:H2'	52:26:892:A:C8	2.51	0.40
53:27:197:A:OP1	53:27:198:C:OP2	2.39	0.40
53:27:275:C:C2'	53:27:276:U:H4'	2.26	0.40
53:27:740:C:O2'	53:27:741:U:H5'	2.22	0.40
53:27:818:G:C2'	53:27:819:A:H5''	2.51	0.40
53:27:941:A:H2'	53:27:942:G:O4'	2.22	0.40
53:27:947:A:H2'	53:27:948:C:O4'	2.20	0.40
53:27:1275:A:H4'	53:27:1276:A:O5'	2.21	0.40
53:27:1331:G:C2'	53:27:1332:G:C5'	2.99	0.40
53:27:1469:A:H2'	53:27:1470:A:C8	2.56	0.40
53:27:1659:G:C3'	53:27:1660:G:H5''	2.51	0.40
53:27:2080:A:C5	53:27:2081:U:C4	3.09	0.40
53:27:2165:C:H6	53:27:2165:C:O5'	2.04	0.40
53:27:2296:U:C5'	53:27:2297:A:OP1	2.64	0.40
53:27:2453:A:O2'	53:27:2454:G:H5'	2.21	0.40
53:27:2520:C:O2'	53:27:2521:C:H5'	2.21	0.40
53:27:2673:G:H2'	53:27:2674:G:C8	2.55	0.40
53:27:2715:C:O5'	53:27:2715:C:H6	2.04	0.40
53:27:2762:C:H5'	53:27:2763:G:OP2	2.21	0.40

Continued on next page...

Continued from previous page...

Atom-1	Atom-2	Interatomic distance (Å)	Clash overlap (Å)
53:27:2809:A:H3'	53:27:2810:A:C8	2.56	0.40
54:28:56:G:H4'	54:28:57:A:C8	2.56	0.40
57:31:11:A:O2'	57:31:12:G:H5'	2.21	0.40
57:31:64:G:H2'	57:31:65:C:C6	2.56	0.40
59:33:326:VAL:CG2	59:33:334:VAL:CG1	2.99	0.40
59:33:626:THR:HG23	59:33:632:SER:HB2	2.03	0.40
1:A:124:LYS:HB3	1:A:127:ASN:HD21	1.87	0.40
2:B:130:GLN:HE22	53:27:2578:G:N2	2.19	0.40
3:C:145:ASP:OD2	3:C:183:PHE:HA	2.21	0.40
4:D:32:LYS:HD3	4:D:91:ARG:NH2	2.36	0.40
4:D:140:ILE:HG22	4:D:142:TYR:H	1.86	0.40
7:G:79:PRO:O	7:G:80:THR:OG1	2.33	0.40
7:G:107:GLU:O	7:G:108:VAL:HB	2.22	0.40
12:L:59:ARG:CZ	59:33:736:ILE:HD12	2.52	0.40
14:N:77:ALA:O	14:N:81:ARG:HG3	2.22	0.40
15:O:13:LYS:HE3	15:O:76:HIS:HA	2.04	0.40
18:R:8:ARG:HE	18:R:102:HIS:CE1	2.39	0.40
19:S:10:VAL:HG21	19:S:42:GLU:HG2	2.03	0.40
19:S:13:ALA:HB1	24:X:33:ALA:HB1	2.03	0.40
21:U:76:ASP:H	21:U:90:ASP:HB2	1.86	0.40
24:X:39:GLN:HG3	24:X:41:HIS:HE1	1.86	0.40
24:X:48:ARG:HD3	24:X:48:ARG:HA	1.90	0.40
28:2:9:LYS:O	28:2:51:ALA:HB3	2.21	0.40
31:5:36:ARG:HG2	31:5:36:ARG:HH11	1.85	0.40
33:7:150:VAL:O	33:7:166:TRP:HA	2.22	0.40
33:7:171:ARG:HG3	52:26:1107:C:OP1	2.21	0.40
37:11:91:ARG:CG	37:11:92:PRO:HD2	2.51	0.40
39:13:49:GLN:N	39:13:50:PRO:HD2	2.36	0.40
40:14:6:ILE:N	40:14:76:ILE:O	2.54	0.40
41:15:20:ALA:CB	41:15:33:ILE:HG12	2.50	0.40
46:20:16:PHE:CZ	52:26:625:U:H4'	2.55	0.40
47:21:62:GLU:OE2	52:26:128:G:H1'	2.21	0.40
50:24:22:SER:OG	50:24:23:ARG:N	2.54	0.40
50:24:74:HIS:O	50:24:78:LEU:HB2	2.21	0.40
52:26:75:G:H2'	52:26:76:G:H8	1.83	0.40
52:26:357:G:C2	52:26:358:U:C5	3.09	0.40
52:26:478:A:H2'	52:26:479:U:C5'	2.51	0.40
52:26:872:A:C5	52:26:874:G:C8	3.09	0.40
52:26:1284:C:H3'	52:26:1285:A:C8	2.57	0.40
52:26:1415:G:C2	52:26:1416:G:C8	3.10	0.40
53:27:216:A:C8	53:27:432:A:C6	3.10	0.40

Continued on next page...

Continued from previous page...

Atom-1	Atom-2	Interatomic distance (Å)	Clash overlap (Å)
53:27:431:U:O2'	53:27:432:A:H5'	2.21	0.40
53:27:1221:C:O2	53:27:1221:C:H2'	2.21	0.40
53:27:1268:A:H2'	53:27:1269:A:H8	1.86	0.40
53:27:1287:A:H2'	53:27:1288:G:H5'	2.04	0.40
53:27:1430:G:H2'	53:27:1431:A:H8	1.87	0.40
53:27:1761:C:C5	53:27:1762:A:C6	3.10	0.40
53:27:1777:U:C2	53:27:1778:U:C5	3.10	0.40
53:27:1805:A:H2'	53:27:1806:C:C6	2.56	0.40
53:27:1868:C:H2'	53:27:1869:G:C4'	2.51	0.40
53:27:1869:G:H2'	53:27:1871:A:C2	2.56	0.40
53:27:2391:G:H4'	53:27:2392:A:OP1	2.21	0.40
53:27:2700:A:H2'	53:27:2701:U:C6	2.56	0.40
53:27:2796:U:H6	53:27:2796:U:H3'	1.86	0.40
53:27:2796:U:O2	53:27:2801:G:N1	2.53	0.40
53:27:2836:U:H6	53:27:2836:U:O5'	2.04	0.40
53:27:2842:G:H2'	53:27:2843:G:H8	1.85	0.40
57:31:17:C:H2'	57:31:17(A):U:C5	2.57	0.40
2:B:142:VAL:HB	2:B:143:PRO:HD2	2.03	0.40
3:C:121:VAL:O	3:C:190:ALA:N	2.55	0.40
4:D:38:GLY:HA2	4:D:85:GLY:HA3	2.04	0.40
7:G:60:LEU:HA	7:G:64:VAL:HG23	2.04	0.40
11:K:116:VAL:HG22	11:K:117:THR:H	1.86	0.40
12:L:38:ARG:HB2	12:L:98:PRO:HD3	2.02	0.40
16:P:111:LYS:NZ	17:Q:50:GLY:O	2.44	0.40
21:U:18:ARG:HG3	21:U:18:ARG:HH11	1.85	0.40
21:U:35:GLU:H	21:U:35:GLU:CD	2.24	0.40
30:4:25:HIS:HB2	30:4:43:LEU:O	2.21	0.40
32:6:49:PHE:HD1	32:6:199:ILE:HG21	1.87	0.40
33:7:173:PRO:HB2	33:7:176:THR:CB	2.52	0.40
35:9:49:TYR:O	35:9:62:ALA:HB2	2.21	0.40
36:10:7:VAL:HA	36:10:60:VAL:O	2.21	0.40
39:13:11:ARG:HH11	39:13:12:LYS:HB2	1.87	0.40
42:16:76:HIS:O	42:16:77:SER:HB2	2.20	0.40
45:19:63:ARG:HA	45:19:63:ARG:HD2	1.84	0.40
46:20:22:ALA:HA	46:20:33:ILE:HD12	2.02	0.40
46:20:60:TRP:O	46:20:64:GLY:N	2.55	0.40
50:24:23:ARG:HB2	50:24:65:LEU:HD22	2.03	0.40
52:26:36:C:H2'	52:26:37:U:O4'	2.22	0.40
52:26:211:G:H2'	52:26:212:G:C5'	2.52	0.40
52:26:256:U:H2'	52:26:257:G:C8	2.56	0.40
52:26:865:A:H2'	52:26:866:C:O4'	2.20	0.40

Continued on next page...

Continued from previous page...

Atom-1	Atom-2	Interatomic distance (Å)	Clash overlap (Å)
52:26:1038:C:H2'	52:26:1039:G:H8	1.83	0.40
52:26:1045:C:H2'	52:26:1046:A:O4'	2.22	0.40
52:26:1097:C:H2'	52:26:1098:C:O4'	2.21	0.40
52:26:1388:C:H2'	52:26:1389:C:C6	2.55	0.40
53:27:30:G:H2'	53:27:31:C:O4'	2.22	0.40
53:27:792:A:C3'	53:27:793:A:H5'	2.51	0.40
53:27:955:U:O2	53:27:955:U:O4'	2.40	0.40
53:27:976:G:H2'	53:27:977:G:H8	1.87	0.40
53:27:1111:A:O2'	53:27:1112:G:P	2.78	0.40
53:27:1664:A:C5	53:27:2726:A:N7	2.89	0.40
53:27:1754:A:C6	53:27:1755:A:C6	3.09	0.40
53:27:1810:A:H2'	53:27:1811:G:C4'	2.51	0.40
53:27:1846:G:C6	53:27:1847:G:N1	2.89	0.40
53:27:1891:G:H2'	53:27:1892:C:C6	2.57	0.40
53:27:2088:A:O2'	53:27:2089:C:H5'	2.22	0.40
53:27:2369:A:H2'	53:27:2370:G:C8	2.57	0.40
53:27:2396:G:C2	53:27:2421:G:C2	3.09	0.40
53:27:2472:G:O6	53:27:2476:A:H4'	2.21	0.40
53:27:2476:A:H2'	53:27:2477:U:O4'	2.22	0.40
53:27:2757:A:N3	53:27:2757:A:H2'	2.35	0.40
59:33:154:ALA:HA	59:33:157:ILE:CG1	2.52	0.40
59:33:285:ARG:CZ	59:33:288:ASP:OD1	2.70	0.40
59:33:407:TYR:HB2	59:33:415:VAL:CG1	2.52	0.40
59:33:429:TYR:CZ	59:33:436:GLY:HA3	2.57	0.40
59:33:473:ARG:O	59:33:474:ASP:C	2.59	0.40
2:B:37:VAL:HG13	2:B:48:ILE:HG22	2.02	0.40
4:D:47:LYS:HE3	4:D:47:LYS:HB2	1.94	0.40
4:D:108:PRO:HA	26:Z:41:HIS:CD2	2.57	0.40
4:D:152:ASP:OD1	4:D:153:ILE:N	2.55	0.40
6:F:2:GLN:H	6:F:2:GLN:CD	2.22	0.40
7:G:27:VAL:O	7:G:82:ILE:HA	2.22	0.40
7:G:56:ARG:H	53:27:1084:A:H5'	1.87	0.40
11:K:103:ILE:CD1	53:27:259:G:H4'	2.49	0.40
12:L:45:GLN:HE21	53:27:2485:G:C5'	2.29	0.40
13:M:33:ILE:HD12	13:M:114:GLU:OE1	2.21	0.40
22:V:51:ARG:C	22:V:53:HIS:H	2.24	0.40
23:W:36:ARG:N	53:27:2200:C:OP1	2.53	0.40
28:2:20:TYR:OH	53:27:2348:U:H5'	2.21	0.40
32:6:183:PHE:N	32:6:183:PHE:CD1	2.89	0.40
34:8:11:SER:O	34:8:16:THR:N	2.50	0.40
34:8:103:ARG:HG3	34:8:167:PRO:HG2	2.03	0.40

Continued on next page...

Continued from previous page...

Atom-1	Atom-2	Interatomic distance (Å)	Clash overlap (Å)
34:8:174:ALA:C	34:8:177:MET:H	2.24	0.40
35:9:60:GLN:HG3	35:9:61:LYS:N	2.37	0.40
38:12:47:ASP:OD1	38:12:48:PHE:N	2.51	0.40
39:13:20:ILE:HD11	39:13:60:LEU:HB2	2.03	0.40
39:13:48:ARG:O	39:13:51:LEU:HB2	2.22	0.40
40:14:5:ARG:CZ	40:14:79:PRO:HG3	2.51	0.40
40:14:14:ASP:OD1	40:14:15:HIS:N	2.54	0.40
40:14:51:VAL:HG22	40:14:63:ASP:O	2.22	0.40
41:15:33:ILE:HG13	41:15:69:CYS:SG	2.62	0.40
46:20:60:TRP:HB3	46:20:65:ALA:HB2	2.03	0.40
47:21:26:ARG:HG2	47:21:26:ARG:HH11	1.86	0.40
49:23:32:THR:O	49:23:56:HIS:HE1	2.04	0.40
52:26:50:A:H1'	52:26:52:C:C6	2.56	0.40
52:26:232:G:H1'	52:26:262:A:N1	2.36	0.40
52:26:356:A:N3	52:26:368:U:O2'	2.47	0.40
52:26:1077:G:N2	52:26:1080:A:OP2	2.54	0.40
52:26:1420:U:O2'	52:26:1421:G:H5'	2.22	0.40
53:27:332:A:C5	53:27:335:C:C4	3.09	0.40
53:27:426:C:O2'	53:27:427:U:H5'	2.22	0.40
53:27:648:G:H2'	53:27:649:G:H8	1.87	0.40
53:27:743:A:H2'	53:27:744:U:C6	2.56	0.40
53:27:1020:A:H1'	53:27:1021:A:OP2	2.21	0.40
53:27:1186:G:C2	53:27:1187:G:H1'	2.57	0.40
53:27:1277:G:H2'	53:27:1278:C:H6	1.86	0.40
53:27:1394:U:O3'	53:27:1603:A:H5''	2.21	0.40
53:27:2116:G:C6	53:27:2165:C:H1'	2.57	0.40
53:27:2286:G:H5'	53:27:2287:A:H1'	2.03	0.40
53:27:2364:C:H2'	53:27:2365:G:C5'	2.51	0.40
58:32:14:A:C8	58:32:22:G:N2	2.89	0.40
59:33:74:ASP:CA	59:33:77:ARG:HH21	2.35	0.40
59:33:281:ILE:CG1	59:33:338:ILE:HA	2.51	0.40

There are no symmetry-related clashes.

5.3 Torsion angles [i](#)

5.3.1 Protein backbone [i](#)

In the following table, the Percentiles column shows the percent Ramachandran outliers of the chain as a percentile score with respect to all PDB entries followed by that with respect to all EM entries.

The Analysed column shows the number of residues for which the backbone conformation was analysed, and the total number of residues.

Mol	Chain	Analysed	Favoured	Allowed	Outliers	Percentiles	
1	A	269/273 (98%)	218 (81%)	34 (13%)	17 (6%)	1	16
2	B	207/209 (99%)	175 (84%)	25 (12%)	7 (3%)	3	25
3	C	199/201 (99%)	157 (79%)	23 (12%)	19 (10%)	0	9
4	D	175/179 (98%)	143 (82%)	23 (13%)	9 (5%)	1	18
5	E	174/177 (98%)	148 (85%)	19 (11%)	7 (4%)	2	22
6	F	147/149 (99%)	116 (79%)	20 (14%)	11 (8%)	1	13
7	G	129/165 (78%)	91 (70%)	27 (21%)	11 (8%)	0	10
8	H	139/142 (98%)	107 (77%)	21 (15%)	11 (8%)	1	12
9	I	140/142 (99%)	120 (86%)	16 (11%)	4 (3%)	3	27
10	J	120/123 (98%)	94 (78%)	19 (16%)	7 (6%)	1	16
11	K	141/144 (98%)	108 (77%)	18 (13%)	15 (11%)	0	6
12	L	134/136 (98%)	104 (78%)	17 (13%)	13 (10%)	0	8
13	M	118/127 (93%)	95 (80%)	18 (15%)	5 (4%)	2	21
14	N	114/117 (97%)	92 (81%)	16 (14%)	6 (5%)	1	18
15	O	112/115 (97%)	96 (86%)	13 (12%)	3 (3%)	4	29
16	P	115/118 (98%)	99 (86%)	13 (11%)	3 (3%)	4	29
17	Q	101/103 (98%)	74 (73%)	19 (19%)	8 (8%)	1	12
18	R	108/110 (98%)	84 (78%)	17 (16%)	7 (6%)	1	15
19	S	91/100 (91%)	76 (84%)	13 (14%)	2 (2%)	5	32
20	T	100/104 (96%)	81 (81%)	11 (11%)	8 (8%)	1	12
21	U	92/94 (98%)	75 (82%)	13 (14%)	4 (4%)	2	21
22	V	73/85 (86%)	64 (88%)	5 (7%)	4 (6%)	1	18
23	W	75/78 (96%)	65 (87%)	7 (9%)	3 (4%)	2	22
24	X	61/63 (97%)	53 (87%)	2 (3%)	6 (10%)	0	8
25	Y	56/59 (95%)	48 (86%)	4 (7%)	4 (7%)	1	14
26	Z	64/70 (91%)	49 (77%)	8 (12%)	7 (11%)	0	6
27	1	54/57 (95%)	39 (72%)	9 (17%)	6 (11%)	0	6
28	2	48/55 (87%)	39 (81%)	8 (17%)	1 (2%)	5	33
29	3	44/46 (96%)	38 (86%)	4 (9%)	2 (4%)	2	20
30	4	62/65 (95%)	49 (79%)	11 (18%)	2 (3%)	3	26

Continued on next page...

Continued from previous page...

Mol	Chain	Analysed	Favoured	Allowed	Outliers	Percentiles	
31	5	36/38 (95%)	28 (78%)	5 (14%)	3 (8%)	0	11
32	6	216/241 (90%)	158 (73%)	40 (18%)	18 (8%)	0	11
33	7	204/233 (88%)	174 (85%)	24 (12%)	6 (3%)	3	27
34	8	203/206 (98%)	166 (82%)	27 (13%)	10 (5%)	2	19
35	9	155/167 (93%)	119 (77%)	20 (13%)	16 (10%)	0	7
36	10	98/135 (73%)	71 (72%)	18 (18%)	9 (9%)	0	10
37	11	149/179 (83%)	125 (84%)	16 (11%)	8 (5%)	1	18
38	12	127/130 (98%)	109 (86%)	14 (11%)	4 (3%)	3	26
39	13	125/130 (96%)	93 (74%)	16 (13%)	16 (13%)	0	4
40	14	96/103 (93%)	74 (77%)	10 (10%)	12 (12%)	0	4
41	15	114/129 (88%)	89 (78%)	15 (13%)	10 (9%)	0	10
42	16	121/124 (98%)	90 (74%)	21 (17%)	10 (8%)	0	11
43	17	112/118 (95%)	89 (80%)	15 (13%)	8 (7%)	1	14
44	18	98/101 (97%)	74 (76%)	16 (16%)	8 (8%)	1	11
45	19	86/89 (97%)	73 (85%)	10 (12%)	3 (4%)	3	24
46	20	80/82 (98%)	59 (74%)	20 (25%)	1 (1%)	10	41
47	21	78/84 (93%)	57 (73%)	14 (18%)	7 (9%)	0	10
48	22	63/75 (84%)	44 (70%)	11 (18%)	8 (13%)	0	4
49	23	77/92 (84%)	62 (80%)	11 (14%)	4 (5%)	1	18
50	24	83/87 (95%)	71 (86%)	9 (11%)	3 (4%)	3	24
51	25	63/71 (89%)	36 (57%)	14 (22%)	13 (21%)	0	1
59	33	663/750 (88%)	559 (84%)	61 (9%)	43 (6%)	1	15
All	All	6509/6970 (93%)	5217 (80%)	860 (13%)	432 (7%)	2	15

All (432) Ramachandran outliers are listed below:

Mol	Chain	Res	Type
1	A	97	ASP
1	A	107	LYS
1	A	121	ALA
1	A	143	VAL
1	A	154	ALA
3	C	61	ARG
3	C	71	GLY

Continued on next page...

Continued from previous page...

Mol	Chain	Res	Type
3	C	199	MET
5	E	45	ALA
5	E	59	ASP
5	E	117	PRO
5	E	174	LYS
6	F	2	GLN
6	F	10	ALA
6	F	54	LEU
7	G	55	VAL
7	G	88	HIS
7	G	93	ALA
8	H	18	ASN
8	H	24	GLY
9	I	81	ILE
10	J	50	GLY
10	J	89	ASN
10	J	107	LEU
10	J	110	GLU
11	K	31	GLY
11	K	38	GLN
11	K	94	THR
12	L	87	GLY
13	M	117	ASP
14	N	68	LYS
16	P	2	ARG
17	Q	54	VAL
17	Q	80	ARG
18	R	62	ASP
20	T	57	ILE
23	W	2	ARG
24	X	24	GLU
24	X	25	GLN
25	Y	13	ILE
26	Z	52	ALA
27	1	23	ALA
30	4	26	ALA
31	5	34	LYS
32	6	14	HIS
32	6	21	TYR
32	6	72	LYS
32	6	87	ASP
32	6	167	HIS

Continued on next page...

Continued from previous page...

Mol	Chain	Res	Type
33	7	156	LEU
33	7	205	GLU
34	8	47	LEU
34	8	81	LEU
34	8	150	LYS
35	9	77	ASN
35	9	99	SER
35	9	121	ASN
35	9	122	VAL
35	9	132	PRO
36	10	91	ARG
37	11	4	ARG
39	13	12	LYS
39	13	55	ASP
39	13	58	GLU
39	13	71	ILE
40	14	34	ALA
40	14	41	PRO
41	15	125	LYS
42	16	76	HIS
42	16	88	ASP
43	17	9	PRO
43	17	104	ASN
48	22	11	ARG
48	22	46	THR
50	24	67	HIS
51	25	14	ALA
51	25	32	ARG
51	25	36	PHE
51	25	65	ARG
51	25	66	ARG
59	33	72	ASP
59	33	134	ASN
59	33	135	VAL
59	33	170	GLU
59	33	469	PRO
59	33	471	PRO
59	33	484	THR
59	33	485	THR
59	33	612	CYS
59	33	620	GLU
59	33	688	ALA

Continued on next page...

Continued from previous page...

Mol	Chain	Res	Type
1	A	43	ASN
1	A	108	GLY
1	A	120	ASP
1	A	157	ALA
1	A	234	GLY
1	A	252	LYS
2	B	102	ALA
2	B	103	ASP
2	B	153	GLY
3	C	42	GLY
3	C	56	GLY
3	C	70	SER
3	C	144	GLU
3	C	165	HIS
4	D	8	LYS
4	D	20	ASN
4	D	81	GLY
4	D	175	PRO
5	E	135	ALA
6	F	3	VAL
6	F	114	GLU
6	F	118	PRO
7	G	73	LYS
7	G	107	GLU
8	H	5	GLN
8	H	8	VAL
11	K	4	ASN
11	K	36	LYS
11	K	85	VAL
12	L	15	GLY
12	L	21	ALA
12	L	59	ARG
12	L	89	VAL
13	M	59	SER
14	N	99	TYR
14	N	101	GLY
18	R	2	GLU
19	S	71	GLY
20	T	54	PRO
21	U	45	ASP
21	U	84	PRO
22	V	12	SER

Continued on next page...

Continued from previous page...

Mol	Chain	Res	Type
22	V	68	LYS
23	W	41	SER
24	X	23	ARG
26	Z	33	ASN
26	Z	50	ASP
27	1	2	VAL
27	1	17	SER
27	1	25	THR
30	4	62	PRO
31	5	11	CYS
31	5	29	ALA
32	6	20	ARG
32	6	34	ARG
32	6	123	GLY
32	6	148	GLY
32	6	157	PRO
32	6	212	TYR
34	8	24	VAL
34	8	26	ALA
34	8	29	THR
34	8	30	LYS
34	8	154	VAL
35	9	11	GLN
35	9	50	GLY
35	9	93	VAL
35	9	102	THR
36	10	40	GLU
36	10	54	LEU
37	11	29	LEU
37	11	55	LYS
37	11	129	ASN
38	12	51	GLU
38	12	66	GLN
39	13	38	PHE
39	13	57	VAL
39	13	103	VAL
40	14	47	GLU
40	14	57	VAL
41	15	13	LYS
41	15	16	SER
41	15	88	PRO
41	15	91	GLY

Continued on next page...

Continued from previous page...

Mol	Chain	Res	Type
41	15	93	GLU
41	15	94	SER
42	16	11	ARG
42	16	47	ALA
42	16	90	PRO
43	17	6	ILE
43	17	98	GLY
44	18	28	ALA
44	18	53	ASP
44	18	94	GLY
45	19	20	ASP
47	21	15	LYS
47	21	81	ALA
48	22	17	VAL
48	22	37	LYS
48	22	45	GLY
48	22	71	ASP
49	23	54	ARG
50	24	65	LEU
50	24	68	LYS
51	25	30	GLU
51	25	62	GLU
59	33	521	ILE
59	33	533	ARG
59	33	552	ARG
59	33	613	CYS
59	33	629	ARG
59	33	658	GLY
59	33	666	SER
59	33	676	ARG
59	33	691	LYS
59	33	703	THR
1	A	7	PRO
2	B	194	PRO
3	C	68	ALA
3	C	69	ARG
3	C	101	TYR
3	C	166	LYS
4	D	120	SER
4	D	142	TYR
4	D	149	ARG
5	E	46	ASP

Continued on next page...

Continued from previous page...

Mol	Chain	Res	Type
5	E	118	ALA
6	F	9	VAL
7	G	118	ILE
8	H	49	GLU
8	H	75	ALA
8	H	94	LYS
8	H	97	VAL
11	K	14	LYS
11	K	93	ASN
11	K	111	ILE
11	K	113	ALA
11	K	129	LYS
12	L	58	LYS
12	L	69	PRO
13	M	71	ARG
14	N	114	GLY
16	P	23	TYR
17	Q	31	GLU
17	Q	55	ASP
17	Q	69	GLY
17	Q	100	GLY
18	R	3	THR
18	R	89	ALA
20	T	18	LYS
21	U	34	LYS
21	U	44	HIS
22	V	14	ALA
22	V	17	LEU
25	Y	51	SER
25	Y	52	PHE
26	Z	2	LYS
27	1	53	VAL
28	2	40	PRO
32	6	11	ALA
32	6	19	THR
32	6	22	TRP
32	6	36	LYS
32	6	104	LYS
32	6	105	THR
32	6	202	ASN
33	7	44	LYS
34	8	23	GLY

Continued on next page...

Continued from previous page...

Mol	Chain	Res	Type
35	9	22	LYS
35	9	81	GLN
35	9	89	THR
35	9	109	ALA
36	10	56	LYS
37	11	16	LYS
38	12	56	PRO
39	13	23	GLY
39	13	102	PHE
39	13	107	ALA
40	14	35	GLN
40	14	43	PRO
40	14	92	LEU
41	15	51	PHE
42	16	33	CYS
42	16	35	ARG
43	17	113	LYS
45	19	2	LEU
46	20	48	GLU
47	21	50	ASN
47	21	56	ASP
49	23	26	ASP
51	25	12	ASP
51	25	23	GLU
51	25	60	ALA
59	33	267	ASN
59	33	334	VAL
59	33	474	ASP
59	33	476	LEU
59	33	510	GLN
59	33	529	HIS
59	33	618	GLY
59	33	619	ASP
59	33	635	ARG
59	33	637	ASP
59	33	697	VAL
59	33	740	ARG
1	A	52	HIS
1	A	112	GLY
1	A	204	LEU
1	A	231	HIS
2	B	138	LEU

Continued on next page...

Continued from previous page...

Mol	Chain	Res	Type
3	C	62	GLN
3	C	65	THR
3	C	80	SER
4	D	125	GLY
4	D	173	ASP
6	F	14	SER
6	F	25	TYR
6	F	77	THR
8	H	13	ALA
9	I	40	HIS
10	J	35	VAL
11	K	29	LYS
11	K	37	GLY
12	L	6	ARG
13	M	70	THR
13	M	116	VAL
14	N	88	LYS
17	Q	53	PHE
18	R	59	GLU
19	S	72	GLN
20	T	40	LEU
20	T	88	ASP
23	W	31	ASN
24	X	22	LEU
26	Z	42	PRO
27	1	40	HIS
29	3	4	THR
29	3	8	SER
33	7	21	TRP
33	7	46	LEU
36	10	86	ARG
36	10	93	LYS
36	10	98	GLU
37	11	56	SER
37	11	113	LYS
38	12	65	PHE
39	13	13	SER
39	13	90	ASP
39	13	119	LYS
40	14	75	ASP
40	14	89	ARG
41	15	77	GLY

Continued on next page...

Continued from previous page...

Mol	Chain	Res	Type
44	18	34	ASN
44	18	61	ASN
48	22	18	GLN
48	22	19	GLU
49	23	4	LEU
49	23	8	PRO
51	25	18	PHE
59	33	52	ALA
59	33	532	PRO
59	33	537	ASN
59	33	548	GLY
59	33	567	PRO
59	33	656	VAL
2	B	10	GLY
2	B	86	GLU
3	C	27	LEU
3	C	63	LYS
3	C	83	VAL
6	F	15	LEU
7	G	48	ALA
7	G	119	PRO
11	K	15	ALA
11	K	84	LYS
12	L	10	ARG
12	L	26	VAL
14	N	100	HIS
15	O	64	SER
17	Q	40	MET
18	R	63	GLY
20	T	97	SER
25	Y	4	ILE
26	Z	24	ILE
26	Z	64	PHE
34	8	166	LYS
36	10	53	LYS
39	13	9	GLY
39	13	31	GLN
39	13	42	THR
40	14	33	GLY
40	14	39	PRO
40	14	61	ALA
41	15	126	ARG

Continued on next page...

Continued from previous page...

Mol	Chain	Res	Type
42	16	24	GLU
42	16	60	PHE
43	17	97	ARG
44	18	2	LYS
44	18	20	PHE
44	18	91	GLU
47	21	51	GLU
47	21	65	PRO
47	21	69	THR
51	25	10	PRO
1	A	85	ASN
7	G	50	VAL
7	G	130	PRO
9	I	64	VAL
12	L	70	ASP
15	O	35	SER
20	T	89	GLY
24	X	20	ASN
24	X	55	THR
33	7	61	LYS
35	9	17	VAL
35	9	23	THR
36	10	18	VAL
43	17	93	GLY
59	33	44	GLN
59	33	621	ILE
59	33	692	VAL
8	H	21	PRO
9	I	100	VAL
15	O	63	ILE
16	P	6	GLY
45	19	10	ILE
7	G	21	GLY
12	L	23	GLY
43	17	50	GLY
59	33	483	VAL
3	C	121	VAL
18	R	74	ILE
35	9	104	ILE
8	H	73	PRO
10	J	27	GLY
12	L	57	VAL

Continued on next page...

Continued from previous page...

Mol	Chain	Res	Type
20	T	38	ILE
37	11	5	VAL
42	16	3	VAL
51	25	9	GLU
10	J	93	GLN

5.3.2 Protein sidechains [i](#)

In the following table, the Percentiles column shows the percent sidechain outliers of the chain as a percentile score with respect to all PDB entries followed by that with respect to all EM entries.

The Analysed column shows the number of residues for which the sidechain conformation was analysed, and the total number of residues.

Mol	Chain	Analysed	Rotameric	Outliers	Percentiles	
1	A	216/218 (99%)	215 (100%)	1 (0%)	86	90
2	B	164/164 (100%)	164 (100%)	0	100	100
3	C	165/165 (100%)	163 (99%)	2 (1%)	67	78
4	D	148/150 (99%)	147 (99%)	1 (1%)	81	86
5	E	137/138 (99%)	137 (100%)	0	100	100
6	F	114/114 (100%)	114 (100%)	0	100	100
7	G	100/123 (81%)	99 (99%)	1 (1%)	73	81
8	H	109/110 (99%)	109 (100%)	0	100	100
9	I	116/116 (100%)	116 (100%)	0	100	100
10	J	103/104 (99%)	103 (100%)	0	100	100
11	K	102/103 (99%)	101 (99%)	1 (1%)	73	81
12	L	109/109 (100%)	109 (100%)	0	100	100
13	M	100/103 (97%)	99 (99%)	1 (1%)	73	81
14	N	86/87 (99%)	86 (100%)	0	100	100
15	O	99/100 (99%)	99 (100%)	0	100	100
16	P	89/90 (99%)	89 (100%)	0	100	100
17	Q	84/84 (100%)	84 (100%)	0	100	100
18	R	93/93 (100%)	93 (100%)	0	100	100
19	S	80/84 (95%)	80 (100%)	0	100	100
20	T	83/85 (98%)	83 (100%)	0	100	100

Continued on next page...

Continued from previous page...

Mol	Chain	Analysed	Rotameric	Outliers	Percentiles	
21	U	78/78 (100%)	78 (100%)	0	100	100
22	V	57/63 (90%)	57 (100%)	0	100	100
23	W	67/68 (98%)	67 (100%)	0	100	100
24	X	55/55 (100%)	55 (100%)	0	100	100
25	Y	48/49 (98%)	48 (100%)	0	100	100
26	Z	59/62 (95%)	57 (97%)	2 (3%)	32	55
27	1	47/48 (98%)	47 (100%)	0	100	100
28	2	45/49 (92%)	45 (100%)	0	100	100
29	3	38/38 (100%)	38 (100%)	0	100	100
30	4	51/52 (98%)	51 (100%)	0	100	100
31	5	34/34 (100%)	34 (100%)	0	100	100
32	6	180/199 (90%)	179 (99%)	1 (1%)	84	88
33	7	170/190 (90%)	169 (99%)	1 (1%)	84	88
34	8	172/173 (99%)	172 (100%)	0	100	100
35	9	119/126 (94%)	117 (98%)	2 (2%)	56	72
36	10	87/116 (75%)	87 (100%)	0	100	100
37	11	124/147 (84%)	124 (100%)	0	100	100
38	12	104/105 (99%)	104 (100%)	0	100	100
39	13	105/107 (98%)	103 (98%)	2 (2%)	52	70
40	14	86/90 (96%)	86 (100%)	0	100	100
41	15	89/99 (90%)	87 (98%)	2 (2%)	47	65
42	16	103/104 (99%)	103 (100%)	0	100	100
43	17	92/96 (96%)	92 (100%)	0	100	100
44	18	83/84 (99%)	83 (100%)	0	100	100
45	19	76/77 (99%)	76 (100%)	0	100	100
46	20	65/65 (100%)	65 (100%)	0	100	100
47	21	74/78 (95%)	73 (99%)	1 (1%)	62	75
48	22	56/65 (86%)	56 (100%)	0	100	100
49	23	70/79 (89%)	70 (100%)	0	100	100
50	24	65/66 (98%)	65 (100%)	0	100	100
51	25	55/61 (90%)	54 (98%)	1 (2%)	54	71

Continued on next page...

Continued from previous page...

Mol	Chain	Analysed	Rotameric	Outliers	Percentiles	
59	33	452/635 (71%)	448 (99%)	4 (1%)	75	83
All	All	5303/5698 (93%)	5280 (100%)	23 (0%)	88	91

All (23) residues with a non-rotameric sidechain are listed below:

Mol	Chain	Res	Type
1	A	156	SER
3	C	44	ARG
3	C	149	ILE
4	D	3	LEU
7	G	59	LEU
11	K	62	PRO
13	M	51	LEU
26	Z	37	CYS
26	Z	43	PHE
32	6	67	LEU
33	7	102	ILE
35	9	122	VAL
35	9	132	PRO
39	13	60	LEU
39	13	93	LEU
41	15	39	ASN
41	15	117	HIS
47	21	78	VAL
51	25	18	PHE
59	33	267	ASN
59	33	338	ILE
59	33	425	LEU
59	33	463	ILE

Sometimes sidechains can be flipped to improve hydrogen bonding and reduce clashes. All (94) such sidechains are listed below:

Mol	Chain	Res	Type
1	A	89	ASN
1	A	116	GLN
1	A	225	ASN
1	A	238	ASN
1	A	242	HIS
2	B	32	ASN
2	B	49	GLN
2	B	173	GLN

Continued on next page...

Continued from previous page...

Mol	Chain	Res	Type
3	C	62	GLN
3	C	92	HIS
3	C	94	GLN
4	D	51	ASN
4	D	62	GLN
4	D	80	GLN
5	E	29	ASN
5	E	47	ASN
5	E	110	HIS
6	F	18	GLN
6	F	43	ASN
6	F	73	ASN
6	F	133	GLN
6	F	135	HIS
7	G	4	ASN
7	G	9	GLN
8	H	11	GLN
8	H	33	ASN
8	H	104	GLN
9	I	58	ASN
9	I	136	GLN
10	J	3	GLN
11	K	54	GLN
12	L	22	GLN
13	M	81	ASN
14	N	100	HIS
17	Q	6	GLN
17	Q	43	ASN
19	S	15	HIS
20	T	39	ASN
20	T	65	GLN
20	T	73	ASN
21	U	44	HIS
22	V	8	ASN
22	V	72	ASN
23	W	16	ASN
23	W	22	ASN
24	X	58	ASN
25	Y	8	GLN
26	Z	20	ASN
26	Z	30	HIS
27	1	4	GLN

Continued on next page...

Continued from previous page...

Mol	Chain	Res	Type
32	6	35	ASN
32	6	38	HIS
32	6	57	ASN
32	6	108	GLN
33	7	18	ASN
33	7	24	ASN
34	8	35	GLN
34	8	70	GLN
34	8	84	ASN
34	8	99	ASN
34	8	125	ASN
34	8	151	GLN
35	9	42	ASN
36	10	11	HIS
36	10	63	ASN
37	11	67	ASN
37	11	121	ASN
38	12	20	ASN
39	13	4	GLN
39	13	30	ASN
39	13	36	GLN
39	13	125	GLN
41	15	108	ASN
42	16	4	ASN
42	16	28	GLN
43	17	13	HIS
45	19	45	HIS
45	19	49	HIS
46	20	9	HIS
46	20	26	ASN
46	20	29	ASN
46	20	63	GLN
47	21	30	HIS
48	22	51	GLN
49	23	68	HIS
50	24	51	ASN
59	33	88	ASN
59	33	235	HIS
59	33	264	GLN
59	33	267	ASN
59	33	432	HIS
59	33	437	HIS

Continued on next page...

Continued from previous page...

Mol	Chain	Res	Type
59	33	614	GLN
59	33	720	GLN

5.3.3 RNA [i](#)

Mol	Chain	Analysed	Backbone Outliers	Pucker Outliers
52	26	1538/1539 (99%)	190 (12%)	8 (0%)
53	27	2902/2903 (99%)	410 (14%)	22 (0%)
54	28	119/120 (99%)	9 (7%)	1 (0%)
55	29	19/20 (95%)	4 (21%)	0
56	30	75/76 (98%)	20 (26%)	1 (1%)
57	31	76/77 (98%)	6 (7%)	0
58	32	76/77 (98%)	22 (28%)	1 (1%)
All	All	4805/4812 (99%)	661 (13%)	33 (0%)

All (661) RNA backbone outliers are listed below:

Mol	Chain	Res	Type
52	26	9	G
52	26	13	U
52	26	22	G
52	26	32	A
52	26	39	G
52	26	47	C
52	26	48	C
52	26	50	A
52	26	51	A
52	26	70	U
52	26	71	A
52	26	77	A
52	26	78	A
52	26	79	G
52	26	86	G
52	26	88	U
52	26	95	C
52	26	121	U
52	26	168	G
52	26	183	C
52	26	195	A
52	26	210	C
52	26	212	G

Continued on next page...

Continued from previous page...

Mol	Chain	Res	Type
52	26	240	G
52	26	247	G
52	26	251	G
52	26	266	G
52	26	267	C
52	26	281	G
52	26	289	G
52	26	306	A
52	26	328	C
52	26	330	C
52	26	345	C
52	26	346	G
52	26	352	C
52	26	354	G
52	26	363	A
52	26	367	U
52	26	372	C
52	26	398	U
52	26	412	A
52	26	414	A
52	26	421	U
52	26	422	C
52	26	423	G
52	26	429	U
52	26	441	A
52	26	448	A
52	26	462	G
52	26	463	U
52	26	467	U
52	26	479	U
52	26	484	G
52	26	485	U
52	26	486	U
52	26	495	A
52	26	510	A
52	26	518	C
52	26	527	G
52	26	531	U
52	26	534	U
52	26	547	A
52	26	550	G
52	26	559	A

Continued on next page...

Continued from previous page...

Mol	Chain	Res	Type
52	26	561	U
52	26	564	C
52	26	566	G
52	26	572	A
52	26	573	A
52	26	574	A
52	26	575	G
52	26	576	C
52	26	577	G
52	26	633	G
52	26	642	A
52	26	661	G
52	26	665	A
52	26	703	G
52	26	713	G
52	26	721	G
52	26	723	U
52	26	724	G
52	26	755	G
52	26	759	A
52	26	774	G
52	26	777	A
52	26	794	A
52	26	815	A
52	26	817	C
52	26	818	G
52	26	819	A
52	26	820	U
52	26	832	G
52	26	836	G
52	26	842	U
52	26	843	U
52	26	845	A
52	26	849	G
52	26	871	U
52	26	872	A
52	26	873	A
52	26	889	A
52	26	902	G
52	26	934	C
52	26	935	A
52	26	960	U

Continued on next page...

Continued from previous page...

Mol	Chain	Res	Type
52	26	961	U
52	26	966	G
52	26	969	A
52	26	971	G
52	26	975	A
52	26	976	G
52	26	977	A
52	26	992	U
52	26	993	G
52	26	994	A
52	26	1004	A
52	26	1026	G
52	26	1027	C
52	26	1029	U
52	26	1030	U
52	26	1031	C
52	26	1033	G
52	26	1034	G
52	26	1053	G
52	26	1054	C
52	26	1055	A
52	26	1085	U
52	26	1094	G
52	26	1101	A
52	26	1130	A
52	26	1133	G
52	26	1137	C
52	26	1138	G
52	26	1139	G
52	26	1140	C
52	26	1151	A
52	26	1159	U
52	26	1168	U
52	26	1182	G
52	26	1184	G
52	26	1196	A
52	26	1197	A
52	26	1201	A
52	26	1202	U
52	26	1207	G
52	26	1212	U
52	26	1213	A

Continued on next page...

Continued from previous page...

Mol	Chain	Res	Type
52	26	1214	C
52	26	1225	A
52	26	1226	C
52	26	1227	A
52	26	1238	A
52	26	1240	U
52	26	1241	G
52	26	1258	G
52	26	1260	G
52	26	1275	A
52	26	1278	G
52	26	1280	A
52	26	1282	C
52	26	1286	U
52	26	1287	A
52	26	1300	G
52	26	1301	U
52	26	1317	C
52	26	1336	C
52	26	1346	A
52	26	1347	G
52	26	1363	A
52	26	1370	G
52	26	1381	U
52	26	1394	A
52	26	1395	C
52	26	1400	C
52	26	1419	G
52	26	1446	A
52	26	1451	U
52	26	1452	C
52	26	1492	A
52	26	1497	G
52	26	1499	A
52	26	1503	A
52	26	1506	U
52	26	1517	G
52	26	1519	A
52	26	1520	C
52	26	1529	G
52	26	1530	G
53	27	10	A

Continued on next page...

Continued from previous page...

Mol	Chain	Res	Type
53	27	12	U
53	27	34	U
53	27	46	G
53	27	49	A
53	27	51	G
53	27	63	A
53	27	71	A
53	27	74	A
53	27	75	G
53	27	98	G
53	27	114	U
53	27	119	A
53	27	120	U
53	27	138	U
53	27	139	U
53	27	140	C
53	27	141	G
53	27	142	A
53	27	162	U
53	27	163	C
53	27	181	A
53	27	196	A
53	27	216	A
53	27	219	A
53	27	221	A
53	27	222	A
53	27	228	C
53	27	229	C
53	27	233	A
53	27	248	G
53	27	249	C
53	27	255	A
53	27	266	G
53	27	272	A
53	27	276	U
53	27	284	U
53	27	294	A
53	27	311	A
53	27	323	C
53	27	324	A
53	27	329	G
53	27	330	A

Continued on next page...

Continued from previous page...

Mol	Chain	Res	Type
53	27	334	C
53	27	346	A
53	27	349	U
53	27	361	G
53	27	363	G
53	27	371	A
53	27	372	G
53	27	380	G
53	27	386	G
53	27	387	U
53	27	404	A
53	27	405	U
53	27	406	G
53	27	411	G
53	27	421	C
53	27	424	G
53	27	451	U
53	27	457	A
53	27	458	G
53	27	480	A
53	27	481	G
53	27	491	G
53	27	504	A
53	27	505	A
53	27	508	A
53	27	529	A
53	27	532	A
53	27	533	G
53	27	545	U
53	27	546	U
53	27	563	A
53	27	573	U
53	27	575	A
53	27	586	A
53	27	588	U
53	27	603	A
53	27	614	A
53	27	615	U
53	27	616	A
53	27	627	A
53	27	637	A
53	27	646	U

Continued on next page...

Continued from previous page...

Mol	Chain	Res	Type
53	27	654	A
53	27	655	A
53	27	669	G
53	27	686	U
53	27	687	C
53	27	694	U
53	27	695	G
53	27	711	G
53	27	730	A
53	27	734	A
53	27	747	C
53	27	752	A
53	27	757	G
53	27	764	A
53	27	775	G
53	27	776	G
53	27	782	A
53	27	784	G
53	27	805	G
53	27	812	C
53	27	819	A
53	27	822	G
53	27	827	U
53	27	828	U
53	27	830	G
53	27	845	A
53	27	846	U
53	27	847	U
53	27	858	G
53	27	859	G
53	27	860	U
53	27	878	A
53	27	883	G
53	27	888	C
53	27	893	C
53	27	896	A
53	27	902	C
53	27	907	G
53	27	910	A
53	27	915	C
53	27	932	U
53	27	941	A

Continued on next page...

Continued from previous page...

Mol	Chain	Res	Type
53	27	945	A
53	27	946	C
53	27	953	G
53	27	961	C
53	27	962	G
53	27	974	G
53	27	975	A
53	27	983	A
53	27	990	A
53	27	995	C
53	27	996	A
53	27	999	U
53	27	1012	U
53	27	1013	C
53	27	1021	A
53	27	1022	G
53	27	1033	U
53	27	1045	C
53	27	1046	A
53	27	1047	G
53	27	1053	C
53	27	1060	U
53	27	1061	U
53	27	1070	A
53	27	1071	G
53	27	1073	A
53	27	1083	U
53	27	1088	A
53	27	1090	A
53	27	1097	U
53	27	1111	A
53	27	1112	G
53	27	1119	U
53	27	1129	A
53	27	1131	G
53	27	1132	U
53	27	1135	C
53	27	1143	A
53	27	1157	G
53	27	1173	U
53	27	1174	U
53	27	1175	A

Continued on next page...

Continued from previous page...

Mol	Chain	Res	Type
53	27	1177	G
53	27	1180	U
53	27	1206	G
53	27	1212	G
53	27	1221	C
53	27	1238	G
53	27	1250	G
53	27	1251	C
53	27	1253	A
53	27	1256	G
53	27	1271	G
53	27	1272	A
53	27	1273	U
53	27	1294	U
53	27	1300	G
53	27	1301	A
53	27	1302	A
53	27	1305	C
53	27	1314	C
53	27	1321	A
53	27	1332	G
53	27	1345	C
53	27	1365	A
53	27	1378	A
53	27	1379	U
53	27	1383	A
53	27	1395	A
53	27	1407	G
53	27	1416	G
53	27	1419	A
53	27	1420	A
53	27	1421	G
53	27	1428	C
53	27	1452	G
53	27	1453	A
53	27	1461	C
53	27	1482	G
53	27	1490	A
53	27	1504	A
53	27	1508	A
53	27	1509	A
53	27	1515	A

Continued on next page...

Continued from previous page...

Mol	Chain	Res	Type
53	27	1524	G
53	27	1530	G
53	27	1534	U
53	27	1535	A
53	27	1536	C
53	27	1555	G
53	27	1560	G
53	27	1569	A
53	27	1578	U
53	27	1587	G
53	27	1608	A
53	27	1616	A
53	27	1647	U
53	27	1648	U
53	27	1660	G
53	27	1674	G
53	27	1694	C
53	27	1699	G
53	27	1715	G
53	27	1729	U
53	27	1730	C
53	27	1731	G
53	27	1735	A
53	27	1738	G
53	27	1757	A
53	27	1758	U
53	27	1763	G
53	27	1764	C
53	27	1773	A
53	27	1782	U
53	27	1791	A
53	27	1800	C
53	27	1801	A
53	27	1808	A
53	27	1816	C
53	27	1848	A
53	27	1869	G
53	27	1871	A
53	27	1896	G
53	27	1900	A
53	27	1901	A
53	27	1906	G

Continued on next page...

Continued from previous page...

Mol	Chain	Res	Type
53	27	1907	G
53	27	1913	A
53	27	1929	G
53	27	1930	G
53	27	1931	U
53	27	1937	A
53	27	1955	U
53	27	1967	C
53	27	1970	A
53	27	1971	U
53	27	1972	G
53	27	1982	U
53	27	1991	U
53	27	1993	U
53	27	1997	C
53	27	2022	U
53	27	2023	C
53	27	2031	A
53	27	2033	A
53	27	2036	C
53	27	2043	C
53	27	2052	A
53	27	2055	C
53	27	2056	G
53	27	2060	A
53	27	2061	G
53	27	2062	A
53	27	2069	G
53	27	2072	C
53	27	2080	A
53	27	2093	G
53	27	2108	A
53	27	2110	G
53	27	2111	U
53	27	2112	G
53	27	2115	G
53	27	2118	U
53	27	2119	A
53	27	2125	G
53	27	2131	U
53	27	2132	U
53	27	2133	G

Continued on next page...

Continued from previous page...

Mol	Chain	Res	Type
53	27	2136	G
53	27	2143	C
53	27	2145	C
53	27	2149	U
53	27	2157	G
53	27	2166	U
53	27	2167	U
53	27	2170	A
53	27	2171	A
53	27	2172	U
53	27	2173	A
53	27	2182	U
53	27	2189	U
53	27	2198	A
53	27	2204	G
53	27	2211	A
53	27	2213	U
53	27	2225	A
53	27	2238	G
53	27	2239	G
53	27	2243	U
53	27	2250	G
53	27	2269	G
53	27	2279	G
53	27	2283	C
53	27	2287	A
53	27	2297	A
53	27	2305	U
53	27	2309	A
53	27	2311	A
53	27	2325	G
53	27	2327	A
53	27	2334	U
53	27	2335	A
53	27	2347	C
53	27	2350	C
53	27	2357	G
53	27	2361	G
53	27	2382	G
53	27	2383	G
53	27	2385	C
53	27	2392	A

Continued on next page...

Continued from previous page...

Mol	Chain	Res	Type
53	27	2402	U
53	27	2406	A
53	27	2423	U
53	27	2427	C
53	27	2428	G
53	27	2429	G
53	27	2430	A
53	27	2435	A
53	27	2436	G
53	27	2441	U
53	27	2445	G
53	27	2448	A
53	27	2476	A
53	27	2484	G
53	27	2487	G
53	27	2498	C
53	27	2502	G
53	27	2503	A
53	27	2504	U
53	27	2505	G
53	27	2506	U
53	27	2518	A
53	27	2520	C
53	27	2529	G
53	27	2547	A
53	27	2554	U
53	27	2566	A
53	27	2567	G
53	27	2572	A
53	27	2582	G
53	27	2585	U
53	27	2586	U
53	27	2602	A
53	27	2609	U
53	27	2613	U
53	27	2621	G
53	27	2629	U
53	27	2630	G
53	27	2646	C
53	27	2655	G
53	27	2689	U
53	27	2690	U

Continued on next page...

Continued from previous page...

Mol	Chain	Res	Type
53	27	2713	U
53	27	2714	G
53	27	2744	G
53	27	2748	A
53	27	2757	A
53	27	2762	C
53	27	2764	A
53	27	2765	A
53	27	2778	A
53	27	2779	U
53	27	2791	G
53	27	2794	C
53	27	2797	U
53	27	2798	U
53	27	2799	A
53	27	2800	A
53	27	2801	G
53	27	2808	G
53	27	2809	A
53	27	2818	U
53	27	2820	A
53	27	2821	A
53	27	2833	U
53	27	2848	G
53	27	2849	U
53	27	2867	G
53	27	2868	A
53	27	2873	A
53	27	2879	A
53	27	2880	C
53	27	2883	A
54	28	4	C
54	28	13	G
54	28	35	C
54	28	44	G
54	28	45	A
54	28	67	G
54	28	89	U
54	28	108	A
54	28	109	A
55	29	6	G
55	29	8	A

Continued on next page...

Continued from previous page...

Mol	Chain	Res	Type
55	29	12	A
55	29	22	A
56	30	8	U
56	30	9	A
56	30	10	G
56	30	14	A
56	30	15	G
56	30	17	C
56	30	18	G
56	30	19	G
56	30	20	U
56	30	21	A
56	30	42	C
56	30	46	G
56	30	48	C
56	30	52	G
56	30	55	U
56	30	56	C
56	30	59	U
56	30	61	C
56	30	63	G
56	30	75	C
57	31	9	G
57	31	19	G
57	31	20	U
57	31	47	U
57	31	48	C
57	31	76	A
58	32	8	U
58	32	9	G
58	32	10	G
58	32	12	G
58	32	13	C
58	32	14	A
58	32	16	C
58	32	17	C
58	32	17(A)	U
58	32	18	G
58	32	19	G
58	32	21	A
58	32	22	G
58	32	34	C

Continued on next page...

Continued from previous page...

Mol	Chain	Res	Type
58	32	35	A
58	32	45	G
58	32	48	C
58	32	59	A
58	32	64	G
58	32	70	G
58	32	75	C
58	32	76	A

All (33) RNA pucker outliers are listed below:

Mol	Chain	Res	Type
52	26	70	U
52	26	246	A
52	26	280	C
52	26	758	C
52	26	960	U
52	26	1201	A
52	26	1300	G
52	26	1399	C
53	27	227	A
53	27	405	U
53	27	490	C
53	27	774	G
53	27	858	G
53	27	859	G
53	27	1020	A
53	27	1111	A
53	27	1130	U
53	27	1378	A
53	27	1730	C
53	27	1847	G
53	27	1930	G
53	27	2286	G
53	27	2296	U
53	27	2326	C
53	27	2333	A
53	27	2391	G
53	27	2428	G
53	27	2712	C
53	27	2756	U
53	27	2873	A

Continued on next page...

Continued from previous page...

Mol	Chain	Res	Type
54	28	88	C
56	30	15	G
58	32	16	C

5.4 Non-standard residues in protein, DNA, RNA chains [i](#)

There are no non-standard protein/DNA/RNA residues in this entry.

5.5 Carbohydrates [i](#)

There are no oligosaccharides in this entry.

5.6 Ligand geometry [i](#)

There are no ligands in this entry.

5.7 Other polymers [i](#)

There are no such residues in this entry.

5.8 Polymer linkage issues [i](#)

There are no chain breaks in this entry.

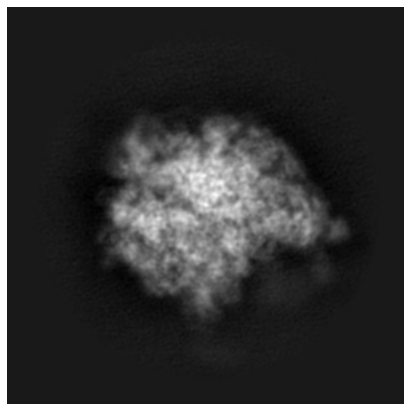
6 Map visualisation [i](#)

This section contains visualisations of the EMDB entry EMD-8282. These allow visual inspection of the internal detail of the map and identification of artifacts.

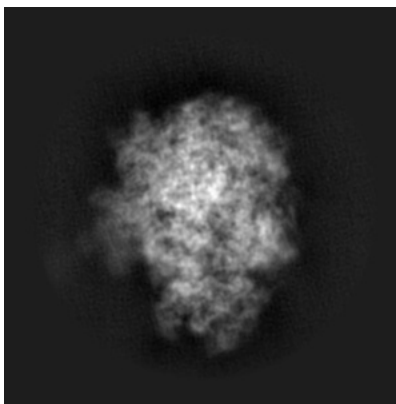
Images derived from a raw map, generated by summing the deposited half-maps, are presented below the corresponding image components of the primary map to allow further visual inspection and comparison with those of the primary map.

6.1 Orthogonal projections [i](#)

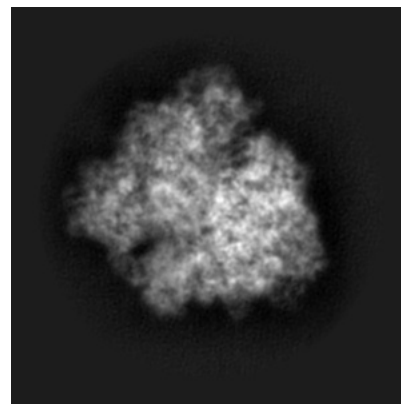
6.1.1 Primary map



X

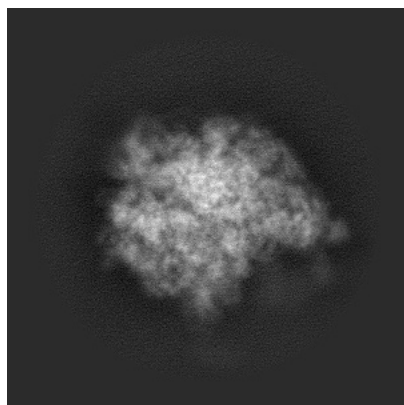


Y

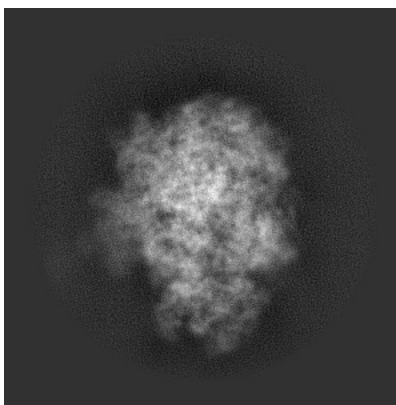


Z

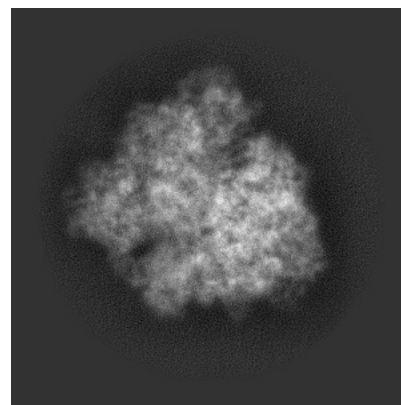
6.1.2 Raw map



X



Y

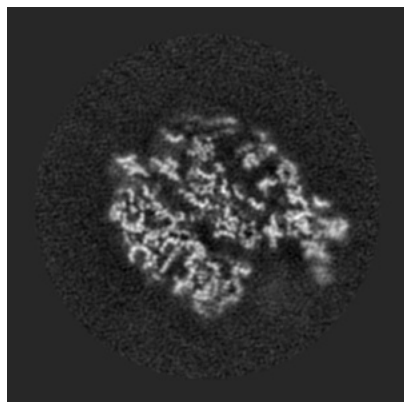


Z

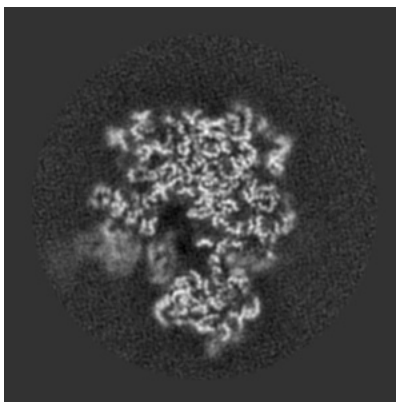
The images above show the map projected in three orthogonal directions.

6.2 Central slices [i](#)

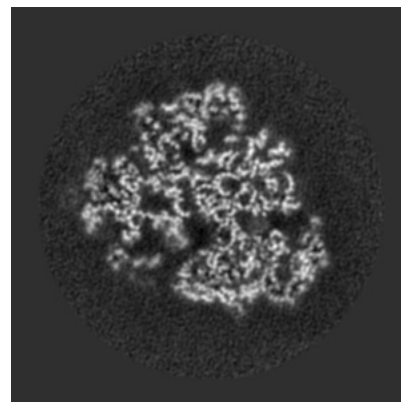
6.2.1 Primary map



X Index: 240

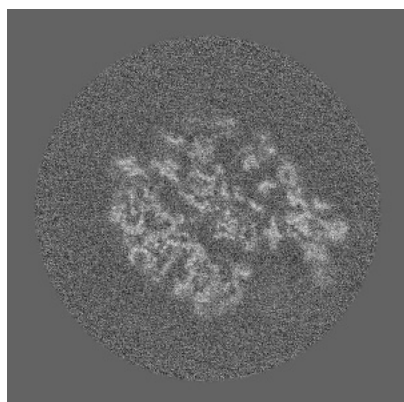


Y Index: 240

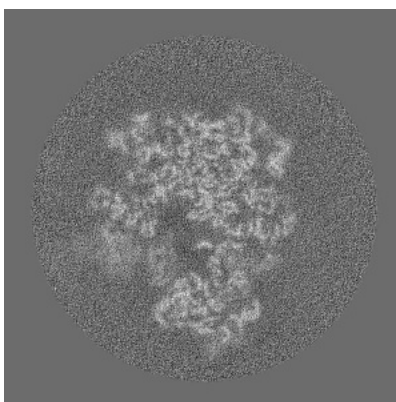


Z Index: 240

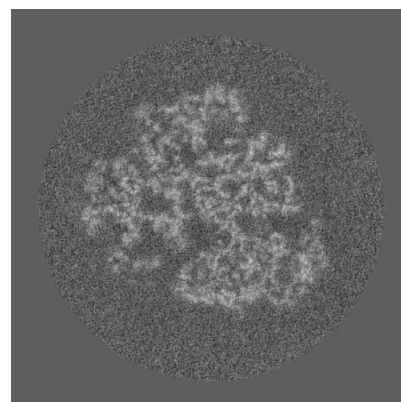
6.2.2 Raw map



X Index: 240



Y Index: 240

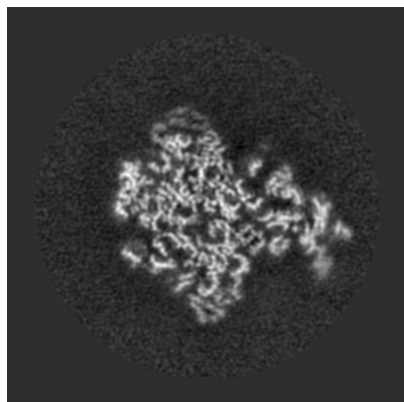


Z Index: 240

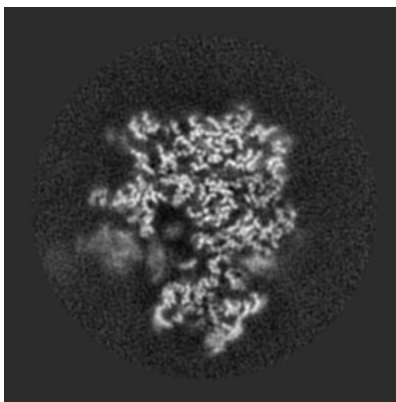
The images above show central slices of the map in three orthogonal directions.

6.3 Largest variance slices [i](#)

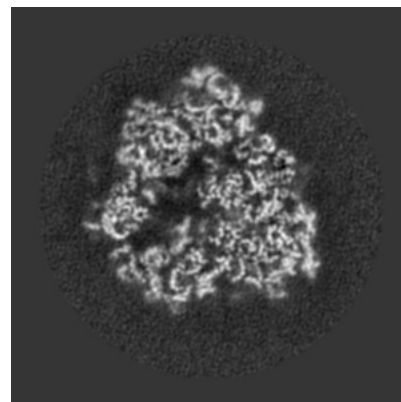
6.3.1 Primary map



X Index: 250

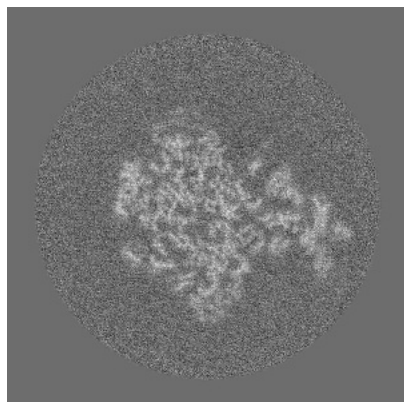


Y Index: 247

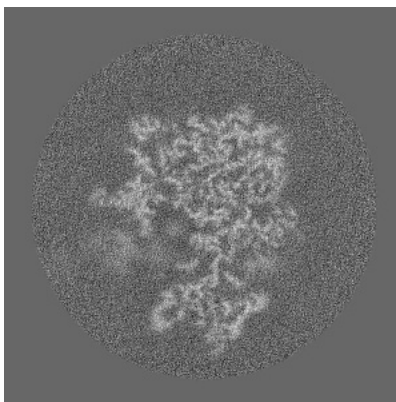


Z Index: 220

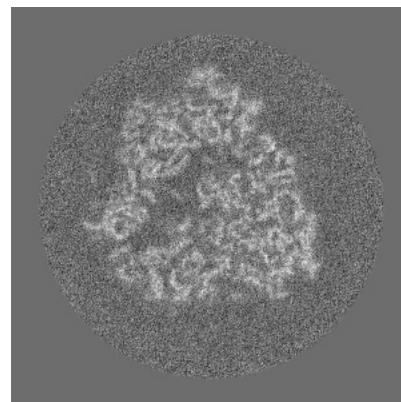
6.3.2 Raw map



X Index: 250



Y Index: 250




Z Index: 222


The images above show the largest variance slices of the map in three orthogonal directions.

6.4 Orthogonal standard-deviation projections (False-color) [i](#)


6.4.1 Primary map



X




Y




Z


6.4.2 Raw map



X



Y



Z

The images above show the map standard deviation projections with false color in three orthogonal directions. Minimum values are shown in green, max in blue, and dark to light orange shades represent small to large values respectively.

6.5 Orthogonal surface views [i](#)

6.5.1 Primary map



X




Y




Z

The images above show the 3D surface view of the map at the recommended contour level 0.1. These images, in conjunction with the slice images, may facilitate assessment of whether an appropriate contour level has been provided.


6.5.2 Raw map



X



Y



Z

These images show the 3D surface of the raw map. The raw map's contour level was selected so that its surface encloses the same volume as the primary map does at its recommended contour level.

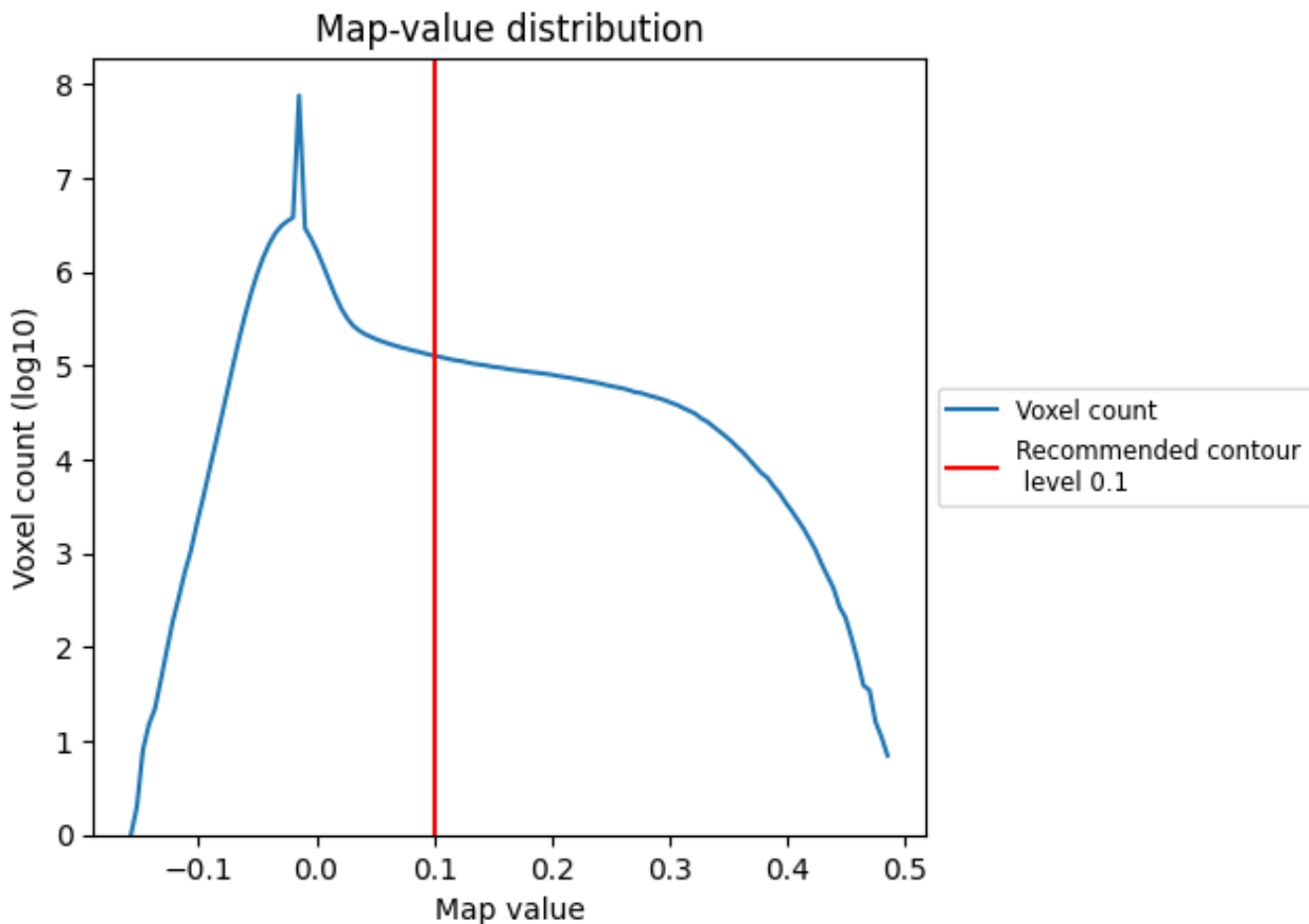
6.6 Mask visualisation [i](#)

This section was not generated. No masks/segmentation were deposited.

7 Map analysis [i](#)

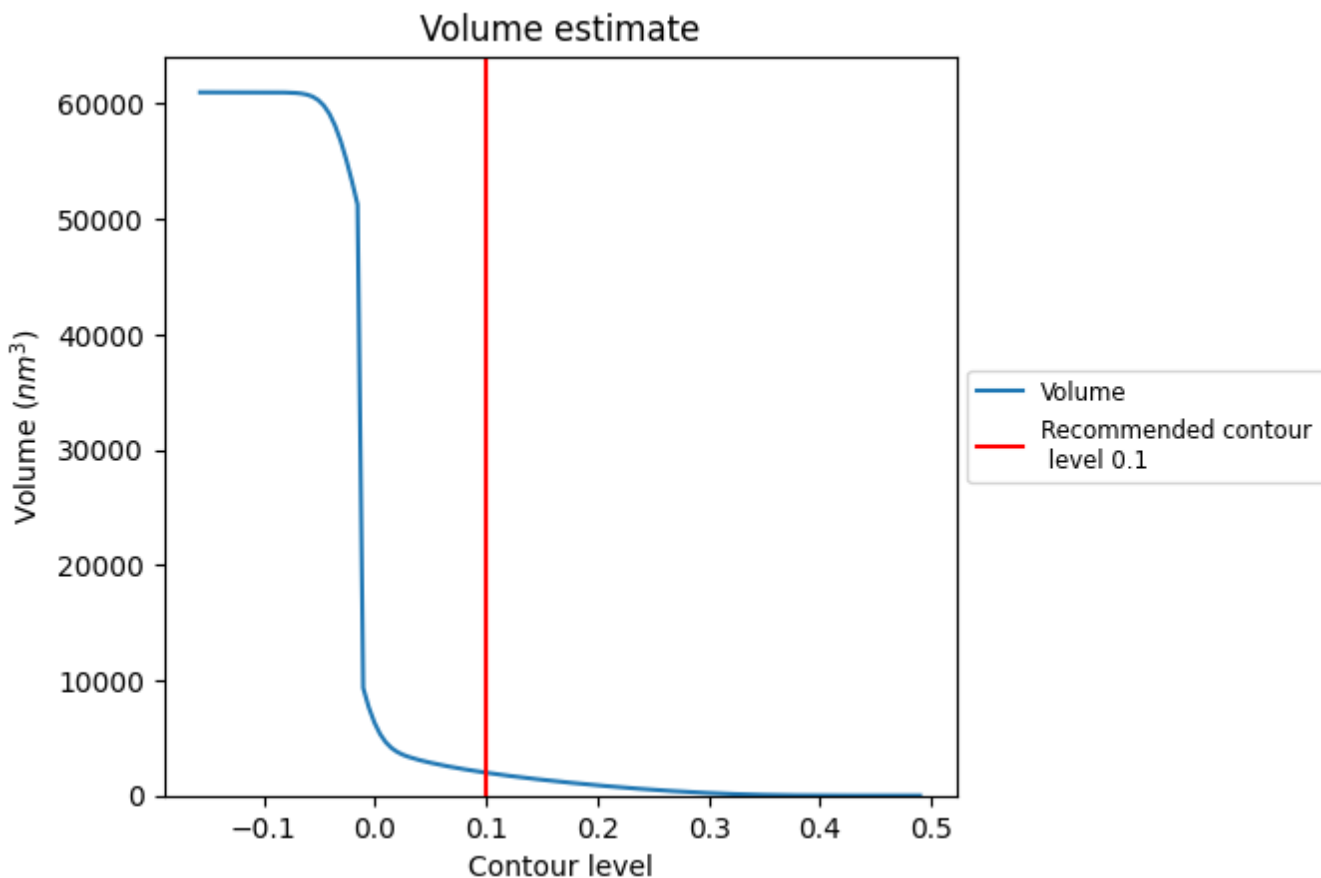
This section contains the results of statistical analysis of the map.

7.1 Map-value distribution [i](#)



The map-value distribution is plotted in 128 intervals along the x-axis. The y-axis is logarithmic. A spike in this graph at zero usually indicates that the volume has been masked.

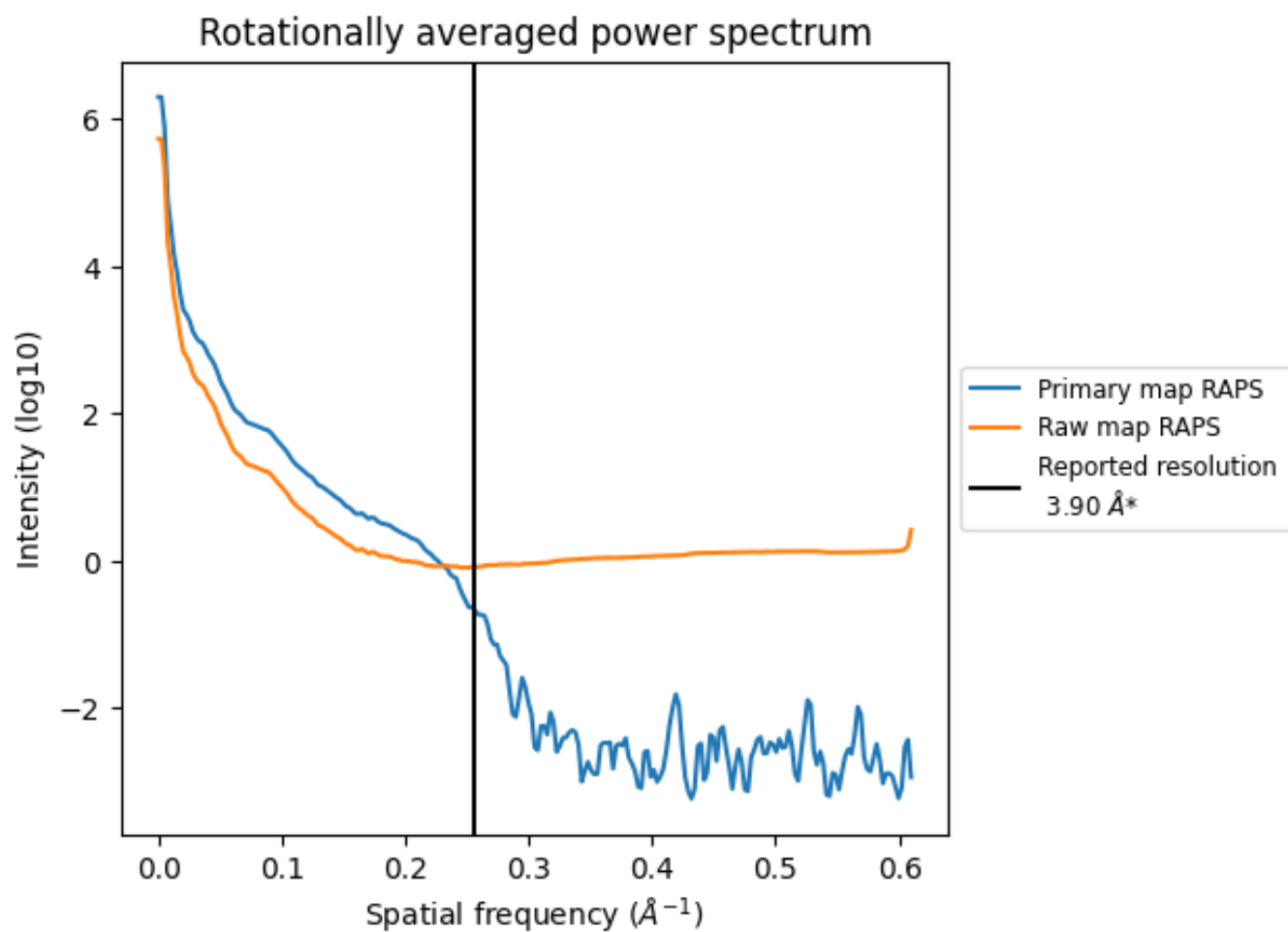
7.2 Volume estimate [i](#)



The volume at the recommended contour level is 1983 nm³; this corresponds to an approximate mass of 1791 kDa.

The volume estimate graph shows how the enclosed volume varies with the contour level. The recommended contour level is shown as a vertical line and the intersection between the line and the curve gives the volume of the enclosed surface at the given level.

7.3 Rotationally averaged power spectrum [i](#)

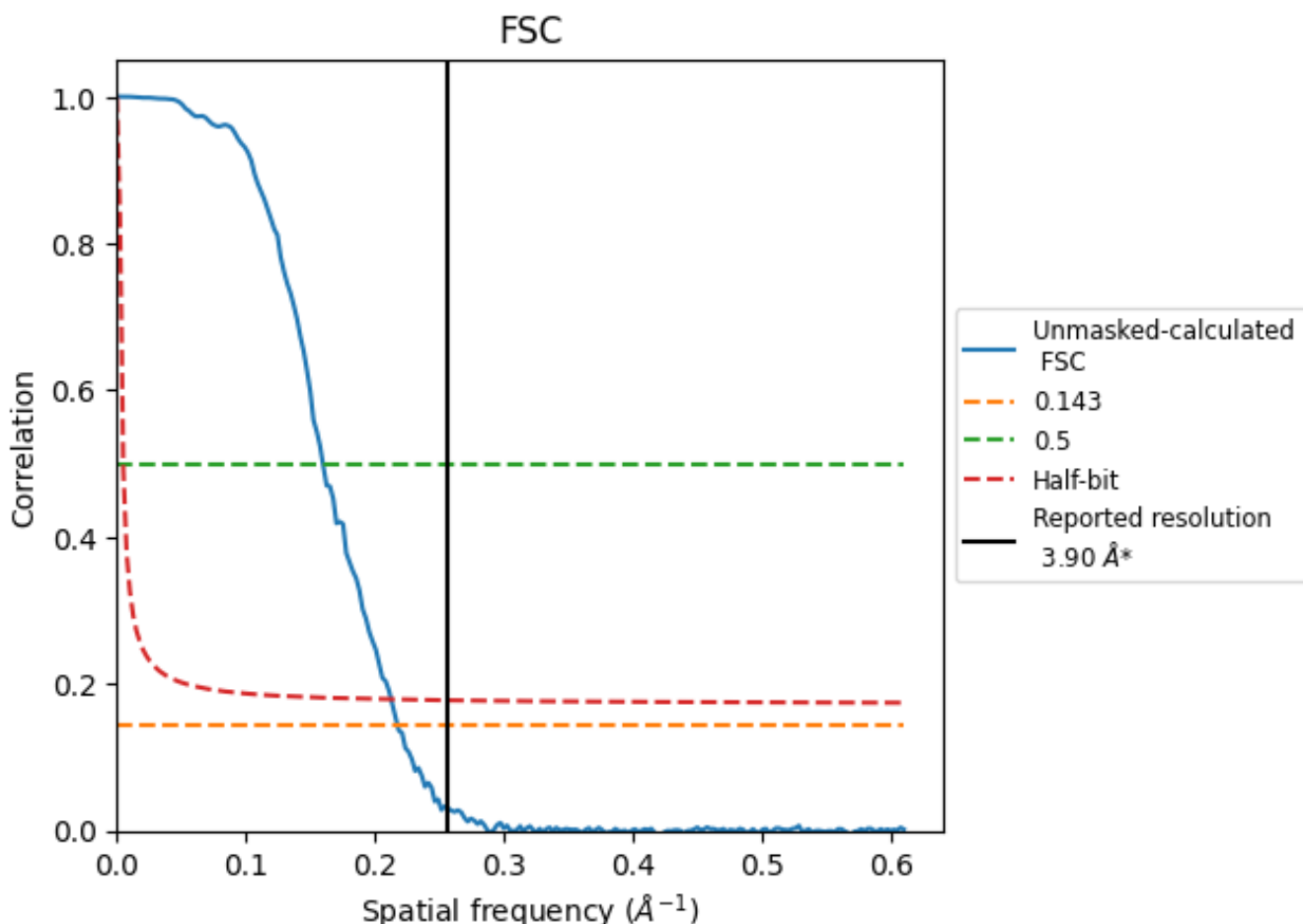


*Reported resolution corresponds to spatial frequency of 0.256 Å⁻¹

8 Fourier-Shell correlation [i](#)

Fourier-Shell Correlation (FSC) is the most commonly used method to estimate the resolution of single-particle and subtomogram-averaged maps. The shape of the curve depends on the imposed symmetry, mask and whether or not the two 3D reconstructions used were processed from a common reference. The reported resolution is shown as a black line. A curve is displayed for the half-bit criterion in addition to lines showing the 0.143 gold standard cut-off and 0.5 cut-off.

8.1 FSC [i](#)



*Reported resolution corresponds to spatial frequency of 0.256 Å⁻¹

8.2 Resolution estimates [i](#)

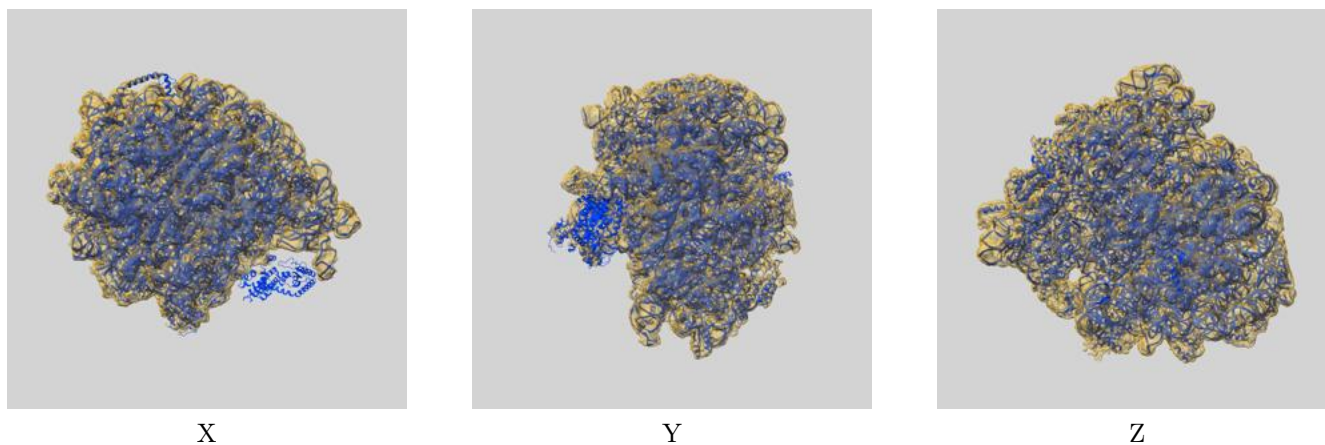
Resolution estimate (Å)	Estimation criterion (FSC cut-off)		
	0.143	0.5	Half-bit
Reported by author	3.90	-	-
Author-provided FSC curve	-	-	-
Unmasked-calculated*	4.60	6.27	4.70

*Resolution estimate based on FSC curve calculated by comparison of deposited half-maps. The value from deposited half-maps intersecting FSC 0.143 CUT-OFF 4.60 differs from the reported value 3.9 by more than 10 %

9 Map-model fit [i](#)

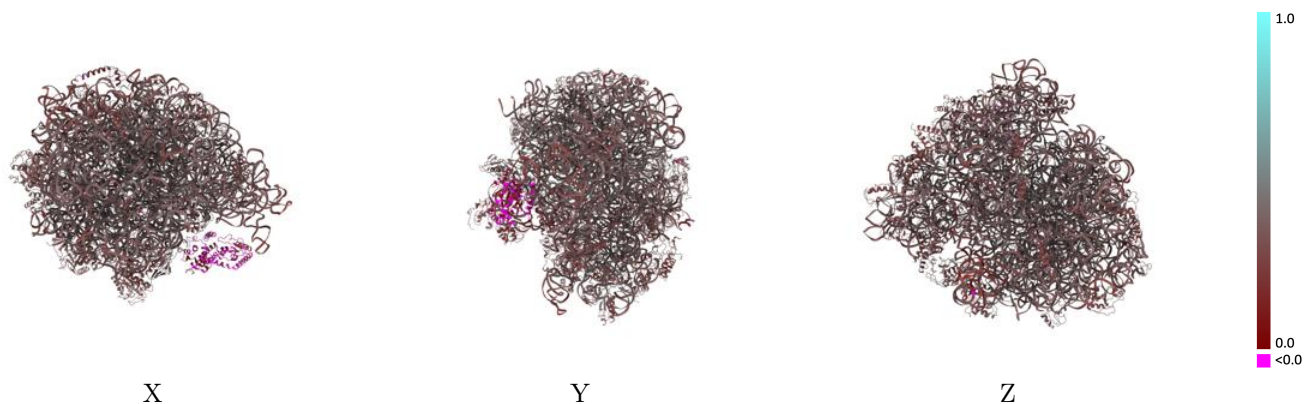
This section contains information regarding the fit between EMDB map EMD-8282 and PDB model 5KPX. Per-residue inclusion information can be found in section 3 on page 15.

9.1 Map-model overlay [i](#)



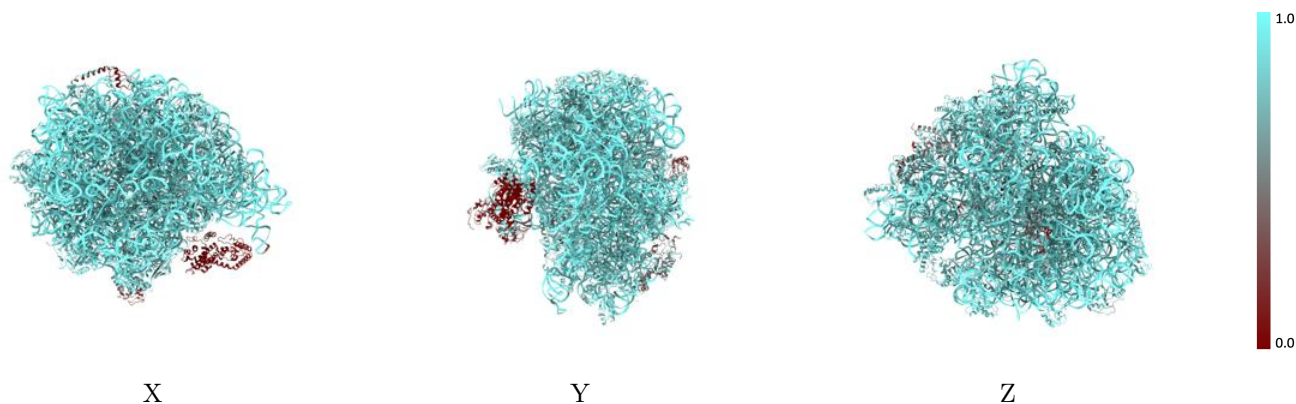
The images above show the 3D surface view of the map at the recommended contour level 0.1 at 50% transparency in yellow overlaid with a ribbon representation of the model coloured in blue. These images allow for the visual assessment of the quality of fit between the atomic model and the map.

9.2 Q-score mapped to coordinate model [i](#)



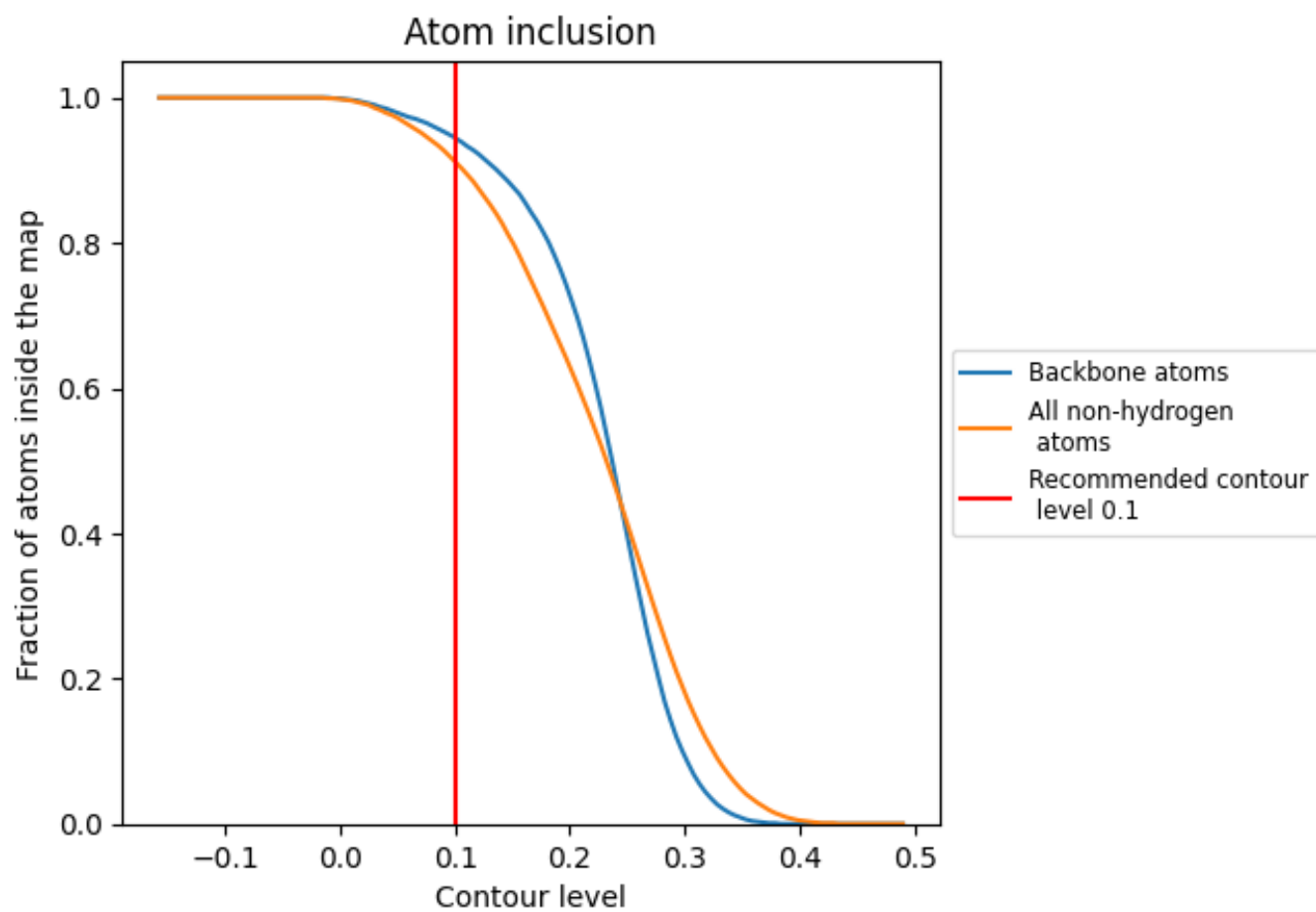
The images above show the model with each residue coloured according to its Q-score. This shows their resolvability in the map with higher Q-score values reflecting better resolvability. Please note: Q-score is calculating the resolvability of atoms, and thus high values are only expected at resolutions at which atoms can be resolved. Low Q-score values may therefore be expected for many entries.

9.3 Atom inclusion mapped to coordinate model [i](#)



The images above show the model with each residue coloured according to its atom inclusion. This shows to what extent they are inside the map at the recommended contour level (0.1).







































































9.4 Atom inclusion [i](#)



At the recommended contour level, 94% of all backbone atoms, 91% of all non-hydrogen atoms, are inside the map.

9.5 Map-model fit summary



















































The table lists the average atom inclusion at the recommended contour level (0.1) and Q-score for the entire model and for each chain.

Chain	Atom inclusion	Q-score
All	 0.9120	 0.3580
1	 0.8690	 0.3750
10	 0.8790	 0.3680
11	 0.8610	 0.3410
12	 0.8490	 0.3650
13	 0.8740	 0.3400
14	 0.8200	 0.3440
15	 0.8770	 0.3640
16	 0.7890	 0.3860
17	 0.8580	 0.3420
18	 0.8590	 0.3500
19	 0.8670	 0.3410
2	 0.7850	 0.3840
20	 0.8610	 0.3570
21	 0.8590	 0.3780
22	 0.8870	 0.3740
23	 0.8650	 0.3510
24	 0.8620	 0.3240
25	 0.7700	 0.3200
26	 0.9900	 0.3690
27	 0.9880	 0.3720
28	 0.9940	 0.3690
29	 0.9260	 0.3270
3	 0.8730	 0.3670
30	 0.9530	 0.2870
31	 0.9650	 0.3590
32	 0.8090	 0.2580
33	 0.3570	 0.1640
4	 0.8330	 0.3790
5	 0.8600	 0.3810
6	 0.4950	 0.3230
7	 0.8330	 0.3720
8	 0.8290	 0.3240
9	 0.8540	 0.3800
A	 0.8500	 0.3970



Continued on next page...

Continued from previous page...

Chain	Atom inclusion	Q-score
B	 0.8620	 0.3950
C	 0.7900	 0.3460
D	 0.8670	 0.3520
E	 0.8760	 0.3640
F	 0.4120	 0.3110
G	 0.2890	 0.2640
H	 0.3830	 0.2580
I	 0.8740	 0.3680
J	 0.8010	 0.4000
K	 0.8680	 0.3750
L	 0.8240	 0.3960
M	 0.8850	 0.3680
N	 0.8920	 0.3440
O	 0.8580	 0.3920
P	 0.8770	 0.3470
Q	 0.8790	 0.3790
R	 0.8210	 0.3720
S	 0.8640	 0.3700
T	 0.8890	 0.3650
U	 0.8350	 0.3680
V	 0.8640	 0.3950
W	 0.8700	 0.3670
X	 0.8430	 0.2950
Y	 0.8470	 0.3630
Z	 0.8650	 0.3540